

8 DATE TUESDAY 4/30/24

Activity: Weekly

Team: JV/NN

Location: RHBFST

PPE: Level D

Ref: E2 HSP/WP/Navy PPM

0830: Arrive on site (AG)

0855: Cal PID + Safety Briefing

0900: Arrive @ SVMP-02

0917: Arrive @ SVMP-03/04

0937: Arrive @ SVMP-05/06

0954: Arrive @ SVMP-07/08

1013: Arrive @ SVMP-09/10

1029: Arrive @ SVMP-11/12

Perform Cal check on PID

1047: Arrive @ SVMP-13/14

1103: Arrive @ SVMP-15/16

1119: Arrive @ SVMP-17/18

1135: Arrive @ SVMP-20

1145: Cal check on PID

1155: E2 demo/Exit A+it6

1205: E2 offsite

All silicon mats & sandbags
were placed on SVMPs



DAILY INSTRUMENT CALIBRATION LOG

Date: 4/20/24 E2 Team: SW/NN

Instrument Type, Model/Serial No.: PID, ppBRAE 3000 (PGM-7340) / 594-906662

INITIAL CALIBRATION: * All calibration is conducted with moisture filter attached.

Zero Calibration			Notes
Zeroing Tube (Make/P/N/Batch No.) OR Zeroing Gas (Manufacturer/Lot No./Exp.)	Calibration Reading (ppbv)	Pass? (Y/N)	
GASCO/#304-402761509-1/6/20/2027	4	Y	
Span Calibration			
Calibration Gas – 10 ppm, Isobutylene (Manufacturer/Lot No./Exp.)	Calibration Reading (ppbv)	Pass? (Y/N)	
GASCO/#304-402544200-1/00/03/2026	9999	Y	
Calibration Pass Criteria*: (1) Zero calibration = ± 100 ppb, (2) Span Calibration = ± 3% (300 ppb)			

Temperature (°F) (measured from PID): 75

Background Reading (ppbv) (moisture filter attached): 0

CALIBRATION CHECK: *Calibration checks are conducted with moisture filter on. At minimum, one check at midpoint and one check at the end of monitoring. Additional checks conducted, as needed, to verify initial consecutive zero readings or suspected drift in PID readings.

Time	Calibration Gas – Concentration as indicated on initial span calibration (specify if other)			Notes (e.g., Location)
	Manufacturer/Lot No./Exp.	Calibration Reading (ppbv)	Pass? (Y/N)	
1029	GASCO/#304-402544200-1/00/03/2026	10003	Y	SUMP-11/12
1145	" "	10160	Y	SUMP-20
Calibration Check Pass Criteria*: Span Calibration Gas = ± 10% (1,000 ppb)				

Date: _____

*Note: If any parameter fails to meet the acceptable range, perform maintenance as needed and re-calibrate PID.

Soil Vapor Monitoring Log

Contract No.: N62742-17-D-1802 CTO N6274221F0148 Date: 4/30/24
 E2 Job No.: 210045
 Project Title: Long-Term Monitoring, Red Hill Bulk Fuel Storage Facility (RHBFSF) Location: RHBFSF, JBPBH, Hawaii
 Personnel: SV/NN
 Instrument Model: ppBRAE 3000 (PGM-7340) Serial No.: 594-906662
 Calibration: per SOP (see Instrument Calibration Log)

SVMP No. (Material)	Purge Start Time	Sample Start Time	PID Reading ²			Reading Time	Background PID Reading	Notes
			1	2	3			
SV02 S _(C)	0906	0908	0	0	0	910	129	
SV02 M _(C)	0906	0908	5	5	5	910		
SV02 D _(C)	0906	0908	3	0	0	912		
SV03 S _(S)	920	921	91	18	18	924	213	
SV03 M _(S)	920	927	124	116	102	928		
SV03 D _(S)	920	927	124 76	70	64	932		
SV04 S _(S)	920	921	57	54	49	933	265	
SV04 M _(S)	923	923	49	44	40	934		
SV04 D _(S)	924	925	42	40	37	935		
SV05 S _(S)	939	940	302	530	652	945	251	
SV05 M _(S)	939	942	465	806	912	946		
SV05 D _(S)	943	940	155	218	241	949		
SV06 S _(C)	939	941	4293	4683	5708	950	341	
SV06 M _(C)	942	944	687	553	422	951		
SV07 S _(S)	956	957	128	130	129	1000	313	
SV07 M _(S)	956	1000	193	198	201	1001		
SV07 D _(S)	1000	1001	227	231	232	1003		
SV08 S _(S)	956	957	113	106	102	1005	308	
SV08 M _(S)	959	1000	116	113	111	1006		
SV08 D _(S)	1002	1003	151	146	143	1010		
SV09 S _(S)	1015	1016	152	145	146	1026	460	
SV09 M _(S)	1015	1020	163	155	151	1022		
SV09 D _(S)	1020	1022	148	140	139	1024		
SV10 S _(C)	1015	1017	153	147	146	1025	450	
SV10 M/D _(C)	1018	1020	161	156	158	1026		

1. S - Shallow/Front (Yellow); M - Middle (Blue); M/D - Middle to Deep (Blue & White); D - Deep/Back (White); MD - Marine diesel (F-76); C - Copper tubing (O.D. ~1/4-in.); S - Stainless Steel Tubing (O.D. ~3/16 in.)
 2. Readings are measured in part per billion by volume (ppbv) unless otherwise noted. Threshold for summa canister sampling for jet fuels (JP-5, F-24) is 50,000 ppbv and for marine diesel (F-76) is 8,000 ppbv.

Comments:

Date: _____

Soil Vapor Monitoring Log

SVMP No.	Purge Start Time	Sample Start Time	PID Reading ²			Reading Time	Background PID Reading	Notes
			1	2	3			
SV11 S _(C)	1033	1035	152	154	150	1036	420	
SV11 M/D _(C)	1033	1036	127	124	128	1037		
SV12 S _(C)	1031	1033	169	168	170	1041	360	
SV12 M _(C)	1035	1037	174	177	174	1042		
SV12 D _(C)	1036	1038	165	166	165	1042		
SV13 S _(S)	1049	1050	157	155	157	1053	446	
SV13 M _(S)	1049	1053	164	169	184	1055		
SV13 D _(S)	1053	1055	199	205	217	1058		
SV14 S _(C)	1049	1051	250	251	245	1059	497	
SV14 M _(C)	1052	1054	219	215	210	1100		
SV14 D _(C)	1055	1057	198	203	204	1101		
MD SV15 S _(S)	1106	1107	135	120	122	1111	410	
MD SV15 M _(S)	1106	1110	128	149	154	1112		
MD SV15 D _(S)	1106	1110	128	149	154	1112		
MD SV16 S _(S)	1105	1107	151	179	183	1115	420	
MD SV16 M _(C)	1105	1107	151	179	183	1115		
MD SV16 D _(C)	1108	1110	181	207	226	1116		
SV17 S _(S)	1122	1122	120	110	108	1120	291	
SV17 M _(S)	1122	1120	105	100	101	1128		
SV17 D _(S)	1120	1128	136	137	139	1130		
SV18 S _(S)	1122	1128	1114	1138	1187	1131	565	
SV18 D _(S)	1125	1126	1675	1742	1844	1132		
SV20 S _(S)	1136	1138	204	197	192	1140	358	
SV20 M _(S)	1136	1137	259	252	254	1141		
SV20 D _(S)	1135	1141	271	270	268	1143		

1. S - Shallow/Front (Yellow); M - Middle (Blue); M/D - Middle to Deep (Blue & White); D - Deep/Back (White); MD - Marine diesel (F-76); C - Coppertubing (O.D. ~1/4-in.); S - Stainless Steel Tubing (O.D. ~3/16 in.)
2. Readings are measured in part per billion by volume (ppbv) unless otherwise noted. Threshold for summa cannister sampling for both jet fuels (JP-5, F-24) is 50,000 ppbv and for marine diesel (F-76) is 8,000 ppbv.

Comments:

04/30/2024 Red Hill SVMP Photographs



Photo 1. SVMP-02




Photo 2. SVMP-3




Photo 3. SVMP-04



Photo 4. SVMP-05



Photo 5. SVMP-06



Photo 6. SVMP-07



Photo 7. SVMP-08




Photo 8. SVMP-09



Photo 9. SVMP-10



Photo 10. SVMP-11




Photo 11. SVMP-12



Photo 12. SVMP-13



Photo 13. SVMP-14



Photo 14. SVMP-15



Photo 15. SVMP-16



Photo 16. SVMP-17



Photo 17. SVMP-18



Photo 18. SVMP-20