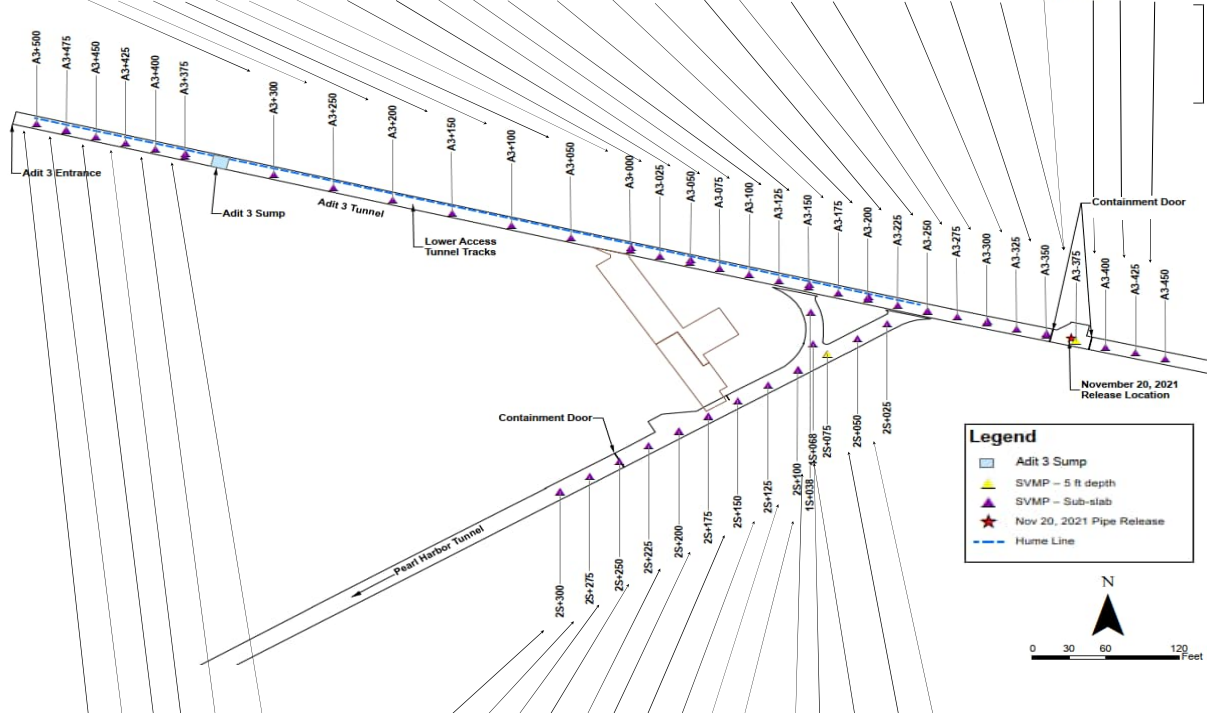


Event No	Date	A3-300	A3-375	A3-400	A3-425	A3-450	A3-500	A3-550	A3-600	A3-650	A3-700	A3-750	A3-800	A3-850	A3-900	A3-950	A3-1000	A3-1050	A3-1100	A3-1150	A3-1200	A3-1250	A3-1300	A3-1350	A3-1400	A3-1450	A3-1500	A3-1550	A3-1600	A3-1650	A3-1700	A3-1750	A3-1800	A3-1850	A3-1900	A3-1950	A3-2000			
44	1/9/2023	0	0	0	0	0	0	0	0	0	0	0	0	0	0	0	0	0	0	0	0	0	0	0	0	0	0	0	0	0	0	0	0	0	0	0	0	0	0	
45	2/1/2023*	11	2	2	24	1	2	8	126	9	1	1	Tight	28	Tight	2	4	9	1	5	Tight	9	70	2	2	14	11	24	32	12	0	0	0	0	0	0	0	0	0	0
46	2/6/2023*	2	2	3	10	1	9	1	46	1	1	2	Tight	10	Tight	2	2	1	2	3	Tight	10	36	3	2	10	6	13	13	5	0	0	0	0	0	0	0	0	0	0
47	2/13/2023*	4	3	4	10	5	19	1	42	1	1	2	Tight	9	Tight	2	2	1	2	2	Tight	12	43	4	3	7	5	11	10	4	0	0	0	0	0	0	0	0	0	0
48	2/23/2023*	4	1	1	10	1	1	1	44	0	0	0	Tight	10	Tight	1	2	9	1	4	Tight	15	60	1	2	14	9	21	13	4	0	0	0	0	0	0	0	0	0	0



Event No	Date	A3-300	A3-375	A3-400	A3-425	A3-450	A3-500	A3-550	A3-600	A3-650	A3-700	A3-750	A3-800	A3-850	A3-900	A3-950	A3-1000	A3-1050	A3-1100	A3-1150	A3-1200	A3-1250	A3-1300	A3-1350	A3-1400	A3-1450	A3-1500	A3-1550	A3-1600	A3-1650	A3-1700	A3-1750	A3-1800	A3-1850	A3-1900	A3-1950			
44	1/9/2023	1	0	0	0	0	0	0	1	0																													
45	2/1/2023*	3	0	0	1	1	4	1																															
46	2/6/2023*	1	1	1	1	1	2	1																															
47	2/13/2023*	2	1	1	1	2	3	2																															
48	2/23/2023*	1	0	0	0	0	2	1																															

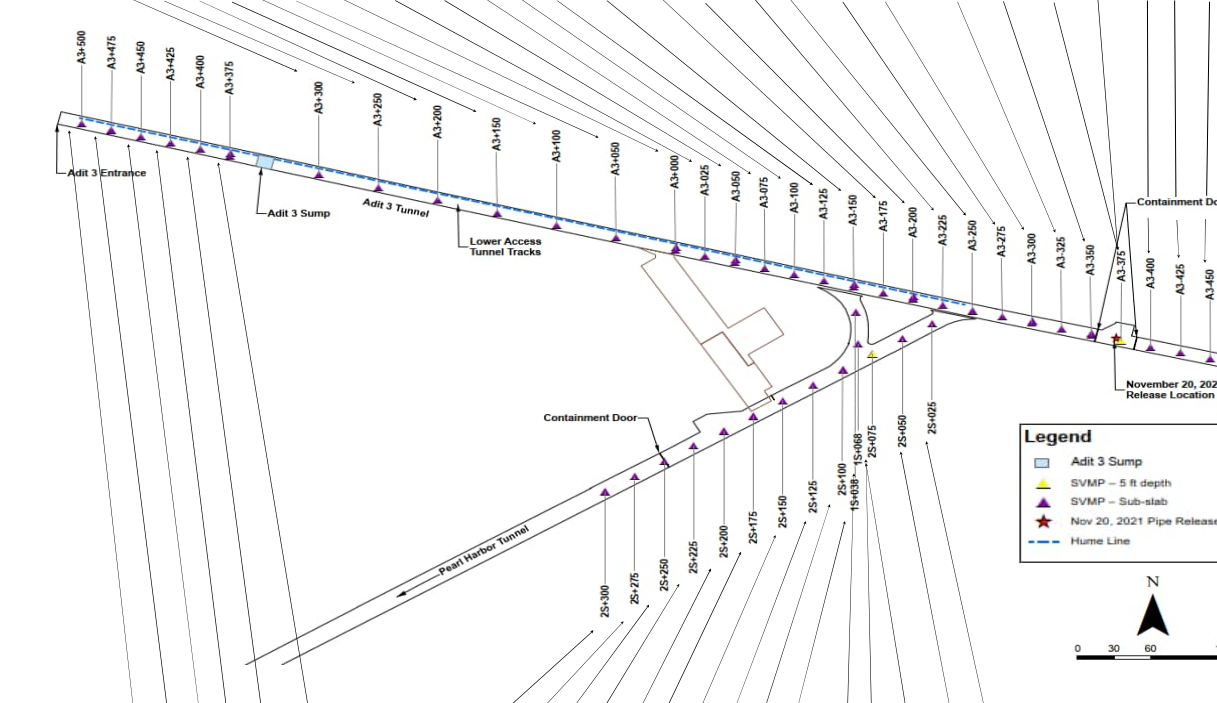
Date	ZS-300	ZS-375	ZS-400	ZS-425	ZS-450	ZS-500	ZS-550	ZS-600	ZS-650	ZS-700	ZS-750	ZS-800	ZS-850	ZS-900	ZS-950	ZS-1000	ZS-1050	ZS-1100	ZS-1150	ZS-1200	ZS-1250	ZS-1300	ZS-1350	ZS-1400	ZS-1450	ZS-1500	ZS-1550	ZS-1600	ZS-1650	ZS-1700	ZS-1750	ZS-1800	ZS-1850	ZS-1900	ZS-1950		
1/9/2023	0	0	0	0	0	0	0	0	0	0	5	31	0	0	50	10	18	8																			
2/1/2023*	0	0	0	1	1	1	1	1	1	1	21	22	0	0	23	4	8	5																			
2/6/2023*	0	1	1	1	1	1	2	2	5	20	1	1	21	6	7	5																					
2/13/2023*	0	0	0	1	1	2	2	9	20	1	1	21	5	6	5																						
2/23/2023*	0	0	0	0	0	1	1	2	20	0	1	4	31	9	4																						

Figure 1a. Soil Vapor Monitoring Point Results January 9, 2023 - February 23, 2023 Adit 3 Tunnel and Pearl Harbor Tunnel

Notes
 * denotes out-of-frequency sampling events that were conducted in response to a significant air event that exceeded 1 inch in 24 hours. An additional follow-up sampling event is conducted 7 days after the initial event.



Event No.	Date	A3-300	A3-375	A3-400	A3-425	A3-450	A3-300	A3-375	A3-400	A3-425	A3-450	A3-300	A3-375	A3-400	A3-425	A3-450	A3-300	A3-375	A3-400	A3-425	A3-450	A3-300	A3-375	A3-400	A3-425	A3-450			
1	12/17/2021	NT	NT	NT	NT	NT	NT	NT	NT	NT	NT	NT	NT	NT	NT	NT	NT	NT	NT	NT	NT	NT	NT	NT	NT	NT			
2	12/20/2021	55	196	51	62	67	45	60	62	56	65	42	56	85	36	45	7	30	50	23	35	22	41	149	76	NA	17	NA	NA



Event No.	Date	A3-300	A3-375	A3-400	A3-425	A3-450	ZS-025	ZS-050	ZS-075	ZS-100	ZS-125	ZS-150	ZS-175	ZS-200	ZS-225	ZS-250	ZS-275	ZS-300	ZS-325	ZS-350	ZS-375	ZS-400	ZS-425	
1	12/17/2021	NT	NT	NT	NT	NT	NT	NT	NT	NT	NT	NT	NT	NT	NT	NT	NT	NT	NT	NT	NT	NT	NT	NT
3	12/21/2021	NT	NT	NT	NT	NT	NT	NT	NT	NT	NT	NT	NT	NT	NT	NT	NT	NT	NT	NT	NT	NT	NT	NT
4	12/22/2021	56	41	43	50	64	115	114																

Figure 1b. Soil Vapor Monitoring Point Results December 17, 2021 - December 27, 2022
Adit 3 Tunnel and Pearl Harbor Tunnel

Notes: * denotes out-of-frequency sampling events that were conducted in response to a significant call-out with exceeding 1 inch to 24 hours. An additional follow-up sampling event is conducted 7 days after the initial event.

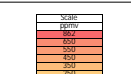


Figure 2: Rain Gauge MOAH1 Chart
Moanalua 2N, No. 1900B66A
Provisional Data

