

ANALYTICAL REPORT

Job Number: 580-111589-1

Job Description: Red Hill NOI GWCV18F0126

For:

AECOM

1001 Bishop Street

Honolulu, HI 96813

Attention: Alethea Ramos



Approved for release.
Elaine M Walker
Project Manager II
4/8/2022 11:43 AM

Elaine M Walker, Project Manager II
5755 8th Street East, Tacoma, WA, 98424

(253)248-4972

M.Elaine.Walker@et.eurofinsus.com

04/08/2022

Revision: 1

This report is issued solely for the use of the person or company to whom it is addressed. Any use, copying or disclosure other than by the intended recipient is unauthorized. If you have received this report in error, please notify the sender and destroy this report immediately. This report shall not be reproduced except in full, without prior express written approval by the laboratory.

The data in the report relate to the field sample(s) as received by the laboratory and associated QC. All results have been reviewed and have been found to be compliant with laboratory and accreditation requirements, with the exception of the noted deviation(s). For questions, please contact the Project Manager.

The test results in this report relate only to the samples as received by the laboratory and will meet all requirements of the methodology, with any exceptions noted. This report shall not be reproduced except in full, without the express written approval of the laboratory. All questions should be directed to the Eurofins Environment Testing Northwest, LLC Project Manager.

This report has been electronically signed and authorized by the signatory. Electronic signature is intended to be the legally binding equivalent of a traditionally handwritten signature.

Eurofins Seattle

5755 8th Street East, Tacoma, WA 98424

Tel (253) 922-2310 www.EurofinsUS.com

Table of Contents

Cover Title Page	1
Data Summaries	4
Definitions	4
Case Narrative	5
Detection Summary	7
Client Sample Results	8
Default Detection Limits	12
Surrogate Summary	14
QC Sample Results	15
QC Association	21
Chronicle	22
Certification Summary	23
Method Summary	24
Sample Summary	25
Manual Integration Summary	26
Reagent Traceability	45
COAs	73
Organic Sample Data	132
GC/MS Semi VOA	132
8270E_DOD5	132
8270E_DOD5 QC Summary	133
8270E_DOD5 Sample Data	145
Standards Data	168
8270E_DOD5 ICAL Data	168
8270E_DOD5 CCAL Data	360
Raw QC Data	401

Table of Contents

8270E_DOD5 Tune Data	401
8270E_DOD5 Blank Data	419
8270E_DOD5 LCS/LCSD Data	430
8270E_DOD5 Run Logs	450
8270E_DOD5 Prep Data	452
8270E_SIM_DOD5	454
8270E_SIM_DOD5 QC Summary	455
8270E_SIM_DOD5 Sample Data	463
Standards Data	488
8270E_SIM_DOD5 ICAL Data	488
8270E_SIM_DOD5 Resolution Data	696
8270E_SIM_DOD5 CCAL Data	698
Raw QC Data	720
8270E_SIM_DOD5 Tune Data	720
8270E_SIM_DOD5 Blank Data	738
8270E_SIM_DOD5 LCS/LCSD Data	746
8270E_SIM_DOD5 Run Logs	760
8270E_SIM_DOD5 Prep Data	762
Shipping and Receiving Documents	764
Client Chain of Custody	765
Sample Receipt Checklist	766

Definitions/Glossary

Client: AECOM
Project/Site: Red Hill NOI GWCV18F0126

Job ID: 580-111589-1

Qualifiers

GC/MS Semi VOA

Qualifier	Qualifier Description
B	Blank contamination: The analyte was detected above one-half the reporting limit in an associated blank.
J	Estimated: The analyte was positively identified; the quantitation is an estimation
M	Manual integrated compound.
Q	One or more quality control criteria failed.
U	Undetected at the Limit of Detection.

Glossary

Abbreviation	These commonly used abbreviations may or may not be present in this report.
α	Listed under the "D" column to designate that the result is reported on a dry weight basis
%R	Percent Recovery
CFL	Contains Free Liquid
CFU	Colony Forming Unit
CNF	Contains No Free Liquid
DER	Duplicate Error Ratio (normalized absolute difference)
Dil Fac	Dilution Factor
DL	Detection Limit (DoD/DOE)
DL, RA, RE, IN	Indicates a Dilution, Re-analysis, Re-extraction, or additional Initial metals/anion analysis of the sample
DLC	Decision Level Concentration (Radiochemistry)
EDL	Estimated Detection Limit (Dioxin)
LOD	Limit of Detection (DoD/DOE)
LOQ	Limit of Quantitation (DoD/DOE)
MCL	EPA recommended "Maximum Contaminant Level"
MDA	Minimum Detectable Activity (Radiochemistry)
MDC	Minimum Detectable Concentration (Radiochemistry)
MDL	Method Detection Limit
ML	Minimum Level (Dioxin)
MPN	Most Probable Number
MQL	Method Quantitation Limit
NC	Not Calculated
ND	Not Detected at the reporting limit (or MDL or EDL if shown)
NEG	Negative / Absent
POS	Positive / Present
PQL	Practical Quantitation Limit
PRES	Presumptive
QC	Quality Control
RER	Relative Error Ratio (Radiochemistry)
RL	Reporting Limit or Requested Limit (Radiochemistry)
RPD	Relative Percent Difference, a measure of the relative difference between two points
TEF	Toxicity Equivalent Factor (Dioxin)
TEQ	Toxicity Equivalent Quotient (Dioxin)
TNTC	Too Numerous To Count

CASE NARRATIVE
Client: AECOM
Project: Red Hill NOI GW CV18F0126
Report Number: 580-111589-1

REVISION 1: APRIL 8, 2022

The report was revised to add a "B" flag to Diethyl phthalate in the 8270E analysis for samples ERH2790 (OWDFMW08A) (580-111589-1) and ERH2791 (OWDFMW08A FD) (580-111589-2) per client request.

This case narrative is in the form of an exception report, where only the anomalies related to this report, method specific performance and/or QA/QC issues are discussed. If there are no issues to report, this narrative will include a statement that documents that there are no relevant data issues.

Following DoD QSM guidelines, manual integrations were performed only when necessary and are in compliance with the laboratory's standard operating procedure, Acceptable Manual Integration Practices, SOP No.: Q-S-002. The reason(s) for manual integration have been documented on the affected chromatogram(s), which is/are provided in the raw data package. The raw data also includes the original chromatogram(s) prior to any manual integration being performed. Manual integrations are detailed in the manual integration summary forms following this narrative.

It should be noted that samples with elevated Limits of Quantitation (LOQs) resulting from a dilution may not be able to satisfy customer reporting limits in some cases. Such increases in the LOQs are an unavoidable but acceptable consequence of sample dilution that enables quantification of target analytes within the calibration range of the instrument or that reduces the interferences thereby enabling the quantification of target analytes.

Calculations are performed before rounding to avoid round-off errors in calculated results.

All holding times were met and proper preservation noted for the methods performed on these samples, unless otherwise detailed in the individual sections below.

RECEIPT

Two samples were received on 3/19/2022 9:25 AM. Unless otherwise noted below, the samples arrived in good condition, and where required, properly preserved and on ice. The temperature of the cooler at receipt was 2.0° C.

Note: All samples which require thermal preservation are considered acceptable if the arrival temperature is within 2C of the required temperature or method specified range. For samples with a specified temperature of 4C, samples with a temperature ranging from just above freezing temperature of water to 6C shall be acceptable. Samples that are hand delivered immediately following collection may not meet these criteria, however they will be deemed acceptable according to NELAC standards, if there is evidence that the chilling process has begun, such as arrival on ice, etc.

SEMIVOLATILE ORGANIC COMPOUNDS (GC-MS)

Samples ERH2790 (OWDFMW08A) (580-111589-1) and ERH2791 (OWDFMW08A FD) (580-111589-2) were analyzed for semivolatile organic compounds (GC-MS) in accordance with 8270E. The samples were prepared on 03/24/2022 and analyzed on 03/25/2022.

Diethyl phthalate was detected in method blank MB 580-384957/1-A at a level that was above the method detection limit but below the reporting limit. The value should be considered an estimate. If the associated sample reported a result above the MDL and/or RL, the result has been flagged. This target analyte concentration was less than half the reporting limit (1/2RL); therefore, re-extraction and reanalysis of samples was not performed.

The continuing calibration verification (CCV) associated with batch 580-385127 recovered above the upper control limit for Diethyl phthalate. The samples associated with this CCV were below project action limits for the affected analytes; therefore, the data have been reported with client approval.

The minimum response factor (RF) criteria for the continuing calibration verification (CCV) analyzed in batch 580-385127 was outside criteria for the following analyte: N-Nitrosodi-n-propylamine. As indicated in the reference method, sample analysis may proceed; however, any detection or non-detection for the affected analyte(s) is considered estimated.

The LCS associated with preparation batch 580-384957 and analytical batch 580-385127 recovered below control limits for analyte Hexachlorobenzene (52%, low limit 53%). The LCSD recovered below limits for Pyridine (15%, low limit 20%). Samples are non-detect for these targets, therefore data has been reported per client approval. Pyridine exceeded the RPD limit.

Compound identification of Diethyl phthalate has been confirmed for sample ERH2790 (OWDFMW08A) (580-111589-1).

No additional analytical or quality issues were noted, other than those described above or in the Definitions/Glossary page.

SEMIVOLATILE ORGANIC COMPOUNDS (GC-MS - SIM)

Samples ERH2790 (OWDFMW08A) (580-111589-1) and ERH2791 (OWDFMW08A FD) (580-111589-2) were analyzed for semivolatile

organic compounds (GC-MS - SIM) in accordance with 8270E SIM. The samples were prepared on 03/24/2022 and analyzed on 03/26/2022.

No analytical or quality issues were noted, other than those described above or in the Definitions/Glossary page.

Detection Summary

Client: AECOM
Project/Site: Red Hill NOI GWCV18F0126

Job ID: 580-111589-1

Client Sample ID: ERH2790 (OWDFMW08A)

Lab Sample ID: 580-111589-1

Analyte	Result	Qualifier	LOQ	DL	Unit	Dil Fac	D	Method	Prep Type
Diethyl phthalate	0.17	J Q B	1.0	0.15	ug/L	1		8270E	Total/NA

Client Sample ID: ERH2791 (OWDFMW08A FD)

Lab Sample ID: 580-111589-2

No Detections.

This Detection Summary does not include radiochemical test results.

Client Sample Results

Client: AECOM
Project/Site: Red Hill NOI GWCV18F0126

Job ID: 580-111589-1

Client Sample ID: ERH2790 (OWDFMW08A)

Lab Sample ID: 580-111589-1

Date Collected: 03/17/22 12:25

Matrix: Water

Date Received: 03/19/22 09:25

Method: 8270E SIM - Semivolatile Organic Compounds (GC/MS SIM)

Analyte	Result	Qualifier	LOQ	DL	Unit	D	Prepared	Analyzed	Dil Fac
1-Methylnaphthalene	0.032	U M	0.10	0.019	ug/L		03/24/22 09:08	03/26/22 22:36	1
2-Methylnaphthalene	0.080	U	0.20	0.039	ug/L		03/24/22 09:08	03/26/22 22:36	1
Acenaphthene	0.032	U M	0.10	0.014	ug/L		03/24/22 09:08	03/26/22 22:36	1
Acenaphthylene	0.032	U M	0.050	0.0090	ug/L		03/24/22 09:08	03/26/22 22:36	1
Anthracene	0.080	U M	0.10	0.022	ug/L		03/24/22 09:08	03/26/22 22:36	1
Benzo[a]anthracene	0.032	U M	0.050	0.014	ug/L		03/24/22 09:08	03/26/22 22:36	1
Benzo[a]pyrene	0.032	U M	0.10	0.011	ug/L		03/24/22 09:08	03/26/22 22:36	1
Benzo[b]fluoranthene	0.032	U	0.050	0.011	ug/L		03/24/22 09:08	03/26/22 22:36	1
Benzo[g,h,i]perylene	0.032	U M	0.050	0.012	ug/L		03/24/22 09:08	03/26/22 22:36	1
Benzo[k]fluoranthene	0.032	U	0.050	0.012	ug/L		03/24/22 09:08	03/26/22 22:36	1
Chrysene	0.032	U M	0.10	0.016	ug/L		03/24/22 09:08	03/26/22 22:36	1
Dibenz(a,h)anthracene	0.032	U	0.10	0.026	ug/L		03/24/22 09:08	03/26/22 22:36	1
Fluoranthene	0.032	U M	0.20	0.018	ug/L		03/24/22 09:08	03/26/22 22:36	1
Fluorene	0.032	U M	0.10	0.017	ug/L		03/24/22 09:08	03/26/22 22:36	1
Indeno[1,2,3-cd]pyrene	0.032	U	0.050	0.014	ug/L		03/24/22 09:08	03/26/22 22:36	1
Naphthalene	0.080	U M	0.10	0.031	ug/L		03/24/22 09:08	03/26/22 22:36	1
Phenanthrene	0.080	U	0.10	0.031	ug/L		03/24/22 09:08	03/26/22 22:36	1
Pyrene	0.080	U	0.10	0.033	ug/L		03/24/22 09:08	03/26/22 22:36	1

Surrogate	%Recovery	Qualifier	Limits	Prepared	Analyzed	Dil Fac
2-methylnaphthalene-d10	65		40 - 140	03/24/22 09:08	03/26/22 22:36	1
Fluoranthene-d10 (Surr)	87		40 - 140	03/24/22 09:08	03/26/22 22:36	1
Terphenyl-d14	93		58 - 132	03/24/22 09:08	03/26/22 22:36	1

Method: 8270E - Semivolatile Organic Compounds (GC/MS)

Analyte	Result	Qualifier	LOQ	DL	Unit	D	Prepared	Analyzed	Dil Fac
1,2,4-Trichlorobenzene	0.30	U	0.40	0.090	ug/L		03/24/22 09:08	03/25/22 21:31	1
1,2-Dichlorobenzene	0.15	U	0.40	0.050	ug/L		03/24/22 09:08	03/25/22 21:31	1
1,3-Dichlorobenzene	0.090	U	0.40	0.040	ug/L		03/24/22 09:08	03/25/22 21:31	1
1,4-Dichlorobenzene	0.090	U	0.40	0.040	ug/L		03/24/22 09:08	03/25/22 21:31	1
2,4,5-Trichlorophenol	0.30	U	0.40	0.10	ug/L		03/24/22 09:08	03/25/22 21:31	1
2,4,6-Trichlorophenol	0.30	U	0.60	0.10	ug/L		03/24/22 09:08	03/25/22 21:31	1
2,4-Dichlorophenol	0.50	U	1.0	0.20	ug/L		03/24/22 09:08	03/25/22 21:31	1
2,4-Dimethylphenol	0.50	U	4.0	0.16	ug/L		03/24/22 09:08	03/25/22 21:31	1
2,4-Dinitrophenol	3.2	U	5.0	1.6	ug/L		03/24/22 09:08	03/25/22 21:31	1
2,4-Dinitrotoluene	0.30	U	1.0	0.10	ug/L		03/24/22 09:08	03/25/22 21:31	1
2,6-Dinitrotoluene	0.30	U M	0.40	0.10	ug/L		03/24/22 09:08	03/25/22 21:31	1
2-Chloronaphthalene	0.15	U	1.0	0.070	ug/L		03/24/22 09:08	03/25/22 21:31	1
2-Chlorophenol	0.15	U	1.0	0.050	ug/L		03/24/22 09:08	03/25/22 21:31	1
2-Nitrophenol	0.15	U	1.0	0.070	ug/L		03/24/22 09:08	03/25/22 21:31	1
3,3'-Dichlorobenzidine	0.60	U M	1.0	0.26	ug/L		03/24/22 09:08	03/25/22 21:31	1
4,6-Dinitro-2-methylphenol	1.2	U	2.0	0.55	ug/L		03/24/22 09:08	03/25/22 21:31	1
4-Bromophenyl phenyl ether	0.15	U	0.60	0.060	ug/L		03/24/22 09:08	03/25/22 21:31	1
4-Chloro-3-methylphenol	0.30	U M	0.60	0.13	ug/L		03/24/22 09:08	03/25/22 21:31	1
4-Chlorophenyl phenyl ether	0.15	U	0.60	0.050	ug/L		03/24/22 09:08	03/25/22 21:31	1
4-Nitrophenol	6.0	U	10	1.7	ug/L		03/24/22 09:08	03/25/22 21:31	1
Azobenzene	0.15	U M	2.0	0.060	ug/L		03/24/22 09:08	03/25/22 21:31	1
bis (2-chloroisopropyl) ether	0.15	U M	0.25	0.060	ug/L		03/24/22 09:08	03/25/22 21:31	1
Bis(2-chloroethoxy)methane	0.15	U	0.60	0.050	ug/L		03/24/22 09:08	03/25/22 21:31	1
Bis(2-chloroethyl)ether	0.090	U	0.10	0.030	ug/L		03/24/22 09:08	03/25/22 21:31	1

Client Sample Results

Client: AECOM
Project/Site: Red Hill NOI GWCV18F0126

Job ID: 580-111589-1

Client Sample ID: ERH2790 (OWDFMW08A)

Lab Sample ID: 580-111589-1

Date Collected: 03/17/22 12:25

Matrix: Water

Date Received: 03/19/22 09:25

Method: 8270E - Semivolatile Organic Compounds (GC/MS) (Continued)

Analyte	Result	Qualifier	LOQ	DL	Unit	D	Prepared	Analyzed	Dil Fac
Bis(2-ethylhexyl) phthalate	1.6	U	3.0	0.74	ug/L		03/24/22 09:08	03/25/22 21:31	1
Butyl benzyl phthalate	0.60	U	4.0	0.27	ug/L		03/24/22 09:08	03/25/22 21:31	1
Diethyl phthalate	0.17	J Q B	1.0	0.15	ug/L		03/24/22 09:08	03/25/22 21:31	1
Dimethyl phthalate	0.15	U	0.60	0.060	ug/L		03/24/22 09:08	03/25/22 21:31	1
Di-n-butyl phthalate	0.50	U	3.0	0.19	ug/L		03/24/22 09:08	03/25/22 21:31	1
Di-n-octyl phthalate	0.30	U M	1.0	0.13	ug/L		03/24/22 09:08	03/25/22 21:31	1
Hexachlorobenzene	0.090	U Q	0.60	0.040	ug/L		03/24/22 09:08	03/25/22 21:31	1
Hexachlorobutadiene	0.15	U	1.0	0.060	ug/L		03/24/22 09:08	03/25/22 21:31	1
Hexachlorocyclopentadiene	0.30	U	1.0	0.14	ug/L		03/24/22 09:08	03/25/22 21:31	1
Hexachloroethane	0.15	U	1.0	0.050	ug/L		03/24/22 09:08	03/25/22 21:31	1
Isophorone	0.30	U	0.40	0.10	ug/L		03/24/22 09:08	03/25/22 21:31	1
m+p-Cresol	0.30	U	0.60	0.10	ug/L		03/24/22 09:08	03/25/22 21:31	1
Nitrobenzene	0.090	U	1.0	0.040	ug/L		03/24/22 09:08	03/25/22 21:31	1
N-Nitrosodimethylamine	0.60	U	2.0	0.26	ug/L		03/24/22 09:08	03/25/22 21:31	1
N-Nitrosodi-n-propylamine	0.090	U	0.40	0.060	ug/L		03/24/22 09:08	03/25/22 21:31	1
N-Nitrosodiphenylamine	0.15	U	1.0	0.070	ug/L		03/24/22 09:08	03/25/22 21:31	1
o-Cresol	0.15	U	0.60	0.050	ug/L		03/24/22 09:08	03/25/22 21:31	1
Pentachlorophenol	1.0	U	10	0.51	ug/L		03/24/22 09:08	03/25/22 21:31	1
Phenol	0.60	U	1.0	0.36	ug/L		03/24/22 09:08	03/25/22 21:31	1
Pyrene	0.090	U	1.0	0.040	ug/L		03/24/22 09:08	03/25/22 21:31	1
Pyridine	3.2	U Q	10	1.1	ug/L		03/24/22 09:08	03/25/22 21:31	1

Surrogate	%Recovery	Qualifier	Limits	Prepared	Analyzed	Dil Fac
2,4,6-Tribromophenol (Surr)	78		43 - 140	03/24/22 09:08	03/25/22 21:31	1
2-Fluorobiphenyl	74		44 - 119	03/24/22 09:08	03/25/22 21:31	1
2-Fluorophenol (Surr)	46		19 - 119	03/24/22 09:08	03/25/22 21:31	1
Nitrobenzene-d5 (Surr)	77		44 - 120	03/24/22 09:08	03/25/22 21:31	1
Phenol-d5 (Surr)	27		10 - 120	03/24/22 09:08	03/25/22 21:31	1
Terphenyl-d14	87		50 - 134	03/24/22 09:08	03/25/22 21:31	1

Client Sample ID: ERH2791 (OWDFMW08A FD)

Lab Sample ID: 580-111589-2

Date Collected: 03/17/22 12:25

Matrix: Water

Date Received: 03/19/22 09:25

Method: 8270E SIM - Semivolatile Organic Compounds (GC/MS SIM)

Analyte	Result	Qualifier	LOQ	DL	Unit	D	Prepared	Analyzed	Dil Fac
1-Methylnaphthalene	0.030	U M	0.095	0.018	ug/L		03/24/22 09:08	03/26/22 22:55	1
2-Methylnaphthalene	0.076	U M	0.19	0.037	ug/L		03/24/22 09:08	03/26/22 22:55	1
Acenaphthene	0.030	U M	0.095	0.013	ug/L		03/24/22 09:08	03/26/22 22:55	1
Acenaphthylene	0.030	U	0.048	0.0086	ug/L		03/24/22 09:08	03/26/22 22:55	1
Anthracene	0.076	U	0.095	0.021	ug/L		03/24/22 09:08	03/26/22 22:55	1
Benzo[a]anthracene	0.030	U	0.048	0.013	ug/L		03/24/22 09:08	03/26/22 22:55	1
Benzo[a]pyrene	0.030	U	0.095	0.010	ug/L		03/24/22 09:08	03/26/22 22:55	1
Benzo[b]fluoranthene	0.030	U	0.048	0.010	ug/L		03/24/22 09:08	03/26/22 22:55	1
Benzo[g,h,i]perylene	0.030	U	0.048	0.011	ug/L		03/24/22 09:08	03/26/22 22:55	1
Benzo[k]fluoranthene	0.030	U	0.048	0.011	ug/L		03/24/22 09:08	03/26/22 22:55	1
Chrysene	0.030	U	0.095	0.015	ug/L		03/24/22 09:08	03/26/22 22:55	1
Dibenz(a,h)anthracene	0.030	U	0.095	0.025	ug/L		03/24/22 09:08	03/26/22 22:55	1
Fluoranthene	0.030	U	0.19	0.017	ug/L		03/24/22 09:08	03/26/22 22:55	1
Fluorene	0.030	U	0.095	0.016	ug/L		03/24/22 09:08	03/26/22 22:55	1

Client Sample Results

Client: AECOM
Project/Site: Red Hill NOI GWCV18F0126

Job ID: 580-111589-1

Client Sample ID: ERH2791 (OWDFMW08A FD)

Lab Sample ID: 580-111589-2

Date Collected: 03/17/22 12:25

Matrix: Water

Date Received: 03/19/22 09:25

Method: 8270E SIM - Semivolatile Organic Compounds (GC/MS SIM) (Continued)

Analyte	Result	Qualifier	LOQ	DL	Unit	D	Prepared	Analyzed	Dil Fac
Indeno[1,2,3-cd]pyrene	0.030	U	0.048	0.013	ug/L		03/24/22 09:08	03/26/22 22:55	1
Naphthalene	0.076	U M	0.095	0.029	ug/L		03/24/22 09:08	03/26/22 22:55	1
Phenanthrene	0.076	U M	0.095	0.029	ug/L		03/24/22 09:08	03/26/22 22:55	1
Pyrene	0.076	U M	0.095	0.031	ug/L		03/24/22 09:08	03/26/22 22:55	1

Surrogate	%Recovery	Qualifier	Limits	Prepared	Analyzed	Dil Fac
2-methylnaphthalene-d10	69		40 - 140	03/24/22 09:08	03/26/22 22:55	1
Fluoranthene-d10 (Surr)	92		40 - 140	03/24/22 09:08	03/26/22 22:55	1
Terphenyl-d14	98		58 - 132	03/24/22 09:08	03/26/22 22:55	1

Method: 8270E - Semivolatile Organic Compounds (GC/MS)

Analyte	Result	Qualifier	LOQ	DL	Unit	D	Prepared	Analyzed	Dil Fac
1,2,4-Trichlorobenzene	0.29	U	0.38	0.086	ug/L		03/24/22 09:08	03/25/22 21:54	1
1,2-Dichlorobenzene	0.14	U	0.38	0.048	ug/L		03/24/22 09:08	03/25/22 21:54	1
1,3-Dichlorobenzene	0.086	U	0.38	0.038	ug/L		03/24/22 09:08	03/25/22 21:54	1
1,4-Dichlorobenzene	0.086	U	0.38	0.038	ug/L		03/24/22 09:08	03/25/22 21:54	1
2,4,5-Trichlorophenol	0.29	U	0.38	0.095	ug/L		03/24/22 09:08	03/25/22 21:54	1
2,4,6-Trichlorophenol	0.29	U	0.57	0.095	ug/L		03/24/22 09:08	03/25/22 21:54	1
2,4-Dichlorophenol	0.48	U	0.95	0.19	ug/L		03/24/22 09:08	03/25/22 21:54	1
2,4-Dimethylphenol	0.48	U	3.8	0.15	ug/L		03/24/22 09:08	03/25/22 21:54	1
2,4-Dinitrophenol	3.0	U	4.8	1.5	ug/L		03/24/22 09:08	03/25/22 21:54	1
2,4-Dinitrotoluene	0.29	U	0.95	0.095	ug/L		03/24/22 09:08	03/25/22 21:54	1
2,6-Dinitrotoluene	0.29	U	0.38	0.095	ug/L		03/24/22 09:08	03/25/22 21:54	1
2-Chloronaphthalene	0.14	U	0.95	0.067	ug/L		03/24/22 09:08	03/25/22 21:54	1
2-Chlorophenol	0.14	U	0.95	0.048	ug/L		03/24/22 09:08	03/25/22 21:54	1
2-Nitrophenol	0.14	U	0.95	0.067	ug/L		03/24/22 09:08	03/25/22 21:54	1
3,3'-Dichlorobenzidine	0.57	U	0.95	0.25	ug/L		03/24/22 09:08	03/25/22 21:54	1
4,6-Dinitro-2-methylphenol	1.1	U	1.9	0.52	ug/L		03/24/22 09:08	03/25/22 21:54	1
4-Bromophenyl phenyl ether	0.14	U	0.57	0.057	ug/L		03/24/22 09:08	03/25/22 21:54	1
4-Chloro-3-methylphenol	0.29	U	0.57	0.12	ug/L		03/24/22 09:08	03/25/22 21:54	1
4-Chlorophenyl phenyl ether	0.14	U	0.57	0.048	ug/L		03/24/22 09:08	03/25/22 21:54	1
4-Nitrophenol	5.7	U	9.5	1.6	ug/L		03/24/22 09:08	03/25/22 21:54	1
Azobenzene	0.14	U M	1.9	0.057	ug/L		03/24/22 09:08	03/25/22 21:54	1
bis (2-chloroisopropyl) ether	0.14	U M	0.24	0.057	ug/L		03/24/22 09:08	03/25/22 21:54	1
Bis(2-chloroethoxy)methane	0.14	U	0.57	0.048	ug/L		03/24/22 09:08	03/25/22 21:54	1
Bis(2-chloroethyl)ether	0.086	U	0.095	0.029	ug/L		03/24/22 09:08	03/25/22 21:54	1
Bis(2-ethylhexyl) phthalate	1.5	U	2.9	0.70	ug/L		03/24/22 09:08	03/25/22 21:54	1
Butyl benzyl phthalate	0.57	U	3.8	0.26	ug/L		03/24/22 09:08	03/25/22 21:54	1
Diethyl phthalate	0.29	U Q B	0.95	0.14	ug/L		03/24/22 09:08	03/25/22 21:54	1
Dimethyl phthalate	0.14	U	0.57	0.057	ug/L		03/24/22 09:08	03/25/22 21:54	1
Di-n-butyl phthalate	0.48	U	2.9	0.18	ug/L		03/24/22 09:08	03/25/22 21:54	1
Di-n-octyl phthalate	0.29	U M	0.95	0.12	ug/L		03/24/22 09:08	03/25/22 21:54	1
Hexachlorobenzene	0.086	U Q	0.57	0.038	ug/L		03/24/22 09:08	03/25/22 21:54	1
Hexachlorobutadiene	0.14	U	0.95	0.057	ug/L		03/24/22 09:08	03/25/22 21:54	1
Hexachlorocyclopentadiene	0.29	U	0.95	0.13	ug/L		03/24/22 09:08	03/25/22 21:54	1
Hexachloroethane	0.14	U	0.95	0.048	ug/L		03/24/22 09:08	03/25/22 21:54	1
Isophorone	0.29	U	0.38	0.095	ug/L		03/24/22 09:08	03/25/22 21:54	1
m+p-Cresol	0.29	U	0.57	0.095	ug/L		03/24/22 09:08	03/25/22 21:54	1
Nitrobenzene	0.086	U	0.95	0.038	ug/L		03/24/22 09:08	03/25/22 21:54	1
N-Nitrosodimethylamine	0.57	U	1.9	0.25	ug/L		03/24/22 09:08	03/25/22 21:54	1

Client Sample Results

Client: AECOM
 Project/Site: Red Hill NOI GWCV18F0126

Job ID: 580-111589-1

Client Sample ID: ERH2791 (OWDFMW08A FD)

Lab Sample ID: 580-111589-2

Date Collected: 03/17/22 12:25

Matrix: Water

Date Received: 03/19/22 09:25

Method: 8270E - Semivolatile Organic Compounds (GC/MS) (Continued)

Analyte	Result	Qualifier	LOQ	DL	Unit	D	Prepared	Analyzed	Dil Fac
N-Nitrosodi-n-propylamine	0.086	U	0.38	0.057	ug/L		03/24/22 09:08	03/25/22 21:54	1
N-Nitrosodiphenylamine	0.14	U	0.95	0.067	ug/L		03/24/22 09:08	03/25/22 21:54	1
o-Cresol	0.14	U	0.57	0.048	ug/L		03/24/22 09:08	03/25/22 21:54	1
Pentachlorophenol	0.95	U	9.5	0.48	ug/L		03/24/22 09:08	03/25/22 21:54	1
Phenol	0.57	U M	0.95	0.34	ug/L		03/24/22 09:08	03/25/22 21:54	1
Pyrene	0.086	U	0.95	0.038	ug/L		03/24/22 09:08	03/25/22 21:54	1
Pyridine	3.0	U Q	9.5	1.0	ug/L		03/24/22 09:08	03/25/22 21:54	1

Surrogate	%Recovery	Qualifier	Limits	Prepared	Analyzed	Dil Fac
2,4,6-Tribromophenol (Surr)	88		43 - 140	03/24/22 09:08	03/25/22 21:54	1
2-Fluorobiphenyl	78		44 - 119	03/24/22 09:08	03/25/22 21:54	1
2-Fluorophenol (Surr)	49		19 - 119	03/24/22 09:08	03/25/22 21:54	1
Nitrobenzene-d5 (Surr)	89		44 - 120	03/24/22 09:08	03/25/22 21:54	1
Phenol-d5 (Surr)	31		10 - 120	03/24/22 09:08	03/25/22 21:54	1
Terphenyl-d14	103		50 - 134	03/24/22 09:08	03/25/22 21:54	1

Default Detection Limits

Client: AECOM
Project/Site: Red Hill NOI GWCV18F0126

Job ID: 580-111589-1

Method: 8270E SIM - Semivolatile Organic Compounds (GC/MS SIM)

Prep: 3510C

Analyte	LOQ	DL	Units
1-Methylnaphthalene	0.10	0.019	ug/L
2-Methylnaphthalene	0.20	0.039	ug/L
Acenaphthene	0.10	0.014	ug/L
Acenaphthylene	0.050	0.0090	ug/L
Anthracene	0.10	0.022	ug/L
Benzo[a]anthracene	0.050	0.014	ug/L
Benzo[a]pyrene	0.10	0.011	ug/L
Benzo[b]fluoranthene	0.050	0.011	ug/L
Benzo[g,h,i]perylene	0.050	0.012	ug/L
Benzo[k]fluoranthene	0.050	0.012	ug/L
Chrysene	0.10	0.016	ug/L
Dibenz(a,h)anthracene	0.10	0.026	ug/L
Fluoranthene	0.20	0.018	ug/L
Fluorene	0.10	0.017	ug/L
Indeno[1,2,3-cd]pyrene	0.050	0.014	ug/L
Naphthalene	0.10	0.031	ug/L
Phenanthrene	0.10	0.031	ug/L
Pyrene	0.10	0.033	ug/L

Method: 8270E - Semivolatile Organic Compounds (GC/MS)

Prep: 3510C

Analyte	LOQ	DL	Units
1,2,4-Trichlorobenzene	0.40	0.090	ug/L
1,2-Dichlorobenzene	0.40	0.050	ug/L
1,3-Dichlorobenzene	0.40	0.040	ug/L
1,4-Dichlorobenzene	0.40	0.040	ug/L
2,4,5-Trichlorophenol	0.40	0.10	ug/L
2,4,6-Trichlorophenol	0.60	0.10	ug/L
2,4-Dichlorophenol	1.0	0.20	ug/L
2,4-Dimethylphenol	4.0	0.16	ug/L
2,4-Dinitrophenol	5.0	1.6	ug/L
2,4-Dinitrotoluene	1.0	0.10	ug/L
2,6-Dinitrotoluene	0.40	0.10	ug/L
2-Chloronaphthalene	1.0	0.070	ug/L
2-Chlorophenol	1.0	0.050	ug/L
2-Nitrophenol	1.0	0.070	ug/L
3,3'-Dichlorobenzidine	1.0	0.26	ug/L
4,6-Dinitro-2-methylphenol	2.0	0.55	ug/L
4-Bromophenyl phenyl ether	0.60	0.060	ug/L
4-Chloro-3-methylphenol	0.60	0.13	ug/L
4-Chlorophenyl phenyl ether	0.60	0.050	ug/L
4-Nitrophenol	10	1.7	ug/L
Azobenzene	2.0	0.060	ug/L
bis (2-chloroisopropyl) ether	0.25	0.060	ug/L
Bis(2-chloroethoxy)methane	0.60	0.050	ug/L
Bis(2-chloroethyl)ether	0.10	0.030	ug/L
Bis(2-ethylhexyl) phthalate	3.0	0.74	ug/L
Butyl benzyl phthalate	4.0	0.27	ug/L
Diethyl phthalate	1.0	0.15	ug/L
Dimethyl phthalate	0.60	0.060	ug/L
Di-n-butyl phthalate	3.0	0.19	ug/L

Default Detection Limits

Client: AECOM
Project/Site: Red Hill NOI GWCV18F0126

Job ID: 580-111589-1

Method: 8270E - Semivolatile Organic Compounds (GC/MS) (Continued)

Prep: 3510C

Analyte	LOQ	DL	Units
Di-n-octyl phthalate	1.0	0.13	ug/L
Hexachlorobenzene	0.60	0.040	ug/L
Hexachlorobutadiene	1.0	0.060	ug/L
Hexachlorocyclopentadiene	1.0	0.14	ug/L
Hexachloroethane	1.0	0.050	ug/L
Isophorone	0.40	0.10	ug/L
m+p-Cresol	0.60	0.10	ug/L
Nitrobenzene	1.0	0.040	ug/L
N-Nitrosodimethylamine	2.0	0.26	ug/L
N-Nitrosodi-n-propylamine	0.40	0.060	ug/L
N-Nitrosodiphenylamine	1.0	0.070	ug/L
o-Cresol	0.60	0.050	ug/L
Pentachlorophenol	10	0.51	ug/L
Phenol	1.0	0.36	ug/L
Pyrene	1.0	0.040	ug/L
Pyridine	10	1.1	ug/L

Surrogate Summary

Client: AECOM
Project/Site: Red Hill NOI GWCV18F0126

Job ID: 580-111589-1

Method: 8270E - Semivolatile Organic Compounds (GC/MS)

Matrix: Water

Prep Type: Total/NA

Lab Sample ID	Client Sample ID	Percent Surrogate Recovery (Acceptance Limits)					
		TBP (43-140)	FBP (44-119)	2FP (19-119)	NBZ (44-120)	PHL (10-120)	TPHL (50-134)
580-111589-1	ERH2790 (OWDFMW08A)	78	74	46	77	27	87
580-111589-2	ERH2791 (OWDFMW08A FD)	88	78	49	89	31	103
LCS 580-384957/2-A	Lab Control Sample	84	73	48	72	31	95
LCSD 580-384957/3-A	Lab Control Sample Dup	81	69	54	77	35	95
MB 580-384957/1-A	Method Blank	73	71	58	78	35	103

Surrogate Legend

TBP = 2,4,6-Tribromophenol (Surr)

FBP = 2-Fluorobiphenyl

2FP = 2-Fluorophenol (Surr)

NBZ = Nitrobenzene-d5 (Surr)

PHL = Phenol-d5 (Surr)

TPHL = Terphenyl-d14

Method: 8270E SIM - Semivolatile Organic Compounds (GC/MS SIM)

Matrix: Water

Prep Type: Total/NA

Lab Sample ID	Client Sample ID	Percent Surrogate Recovery (Acceptance Limits)		
		2MN (40-140)	FLN10 (40-140)	TPHL (58-132)
580-111589-1	ERH2790 (OWDFMW08A)	65	87	93
580-111589-2	ERH2791 (OWDFMW08A FD)	69	92	98
LCS 580-384957/2-A	Lab Control Sample	65	84	91
LCSD 580-384957/3-A	Lab Control Sample Dup	60	88	96
MB 580-384957/1-A	Method Blank	62	86	94

Surrogate Legend

2MN = 2-methylnaphthalene-d10

FLN10 = Fluoranthene-d10 (Surr)

TPHL = Terphenyl-d14

QC Sample Results

Client: AECOM
Project/Site: Red Hill NOI GWCV18F0126

Job ID: 580-111589-1

Method: 8270E - Semivolatile Organic Compounds (GC/MS)

Lab Sample ID: MB 580-384957/1-A

Matrix: Water

Analysis Batch: 385127

Client Sample ID: Method Blank

Prep Type: Total/NA

Prep Batch: 384957

Analyte	MB	MB	LOQ	DL	Unit	D	Prepared	Analyzed	Dil Fac
	Result	Qualifier							
1,2,4-Trichlorobenzene	0.30	U	0.40	0.090	ug/L		03/24/22 09:08	03/25/22 15:17	1
1,2-Dichlorobenzene	0.15	U	0.40	0.050	ug/L		03/24/22 09:08	03/25/22 15:17	1
1,3-Dichlorobenzene	0.090	U	0.40	0.040	ug/L		03/24/22 09:08	03/25/22 15:17	1
1,4-Dichlorobenzene	0.090	U	0.40	0.040	ug/L		03/24/22 09:08	03/25/22 15:17	1
2,4,5-Trichlorophenol	0.30	U	0.40	0.10	ug/L		03/24/22 09:08	03/25/22 15:17	1
2,4,6-Trichlorophenol	0.30	U	0.60	0.10	ug/L		03/24/22 09:08	03/25/22 15:17	1
2,4-Dichlorophenol	0.50	U	1.0	0.20	ug/L		03/24/22 09:08	03/25/22 15:17	1
2,4-Dimethylphenol	0.50	U	4.0	0.16	ug/L		03/24/22 09:08	03/25/22 15:17	1
2,4-Dinitrophenol	3.2	U	5.0	1.6	ug/L		03/24/22 09:08	03/25/22 15:17	1
2,4-Dinitrotoluene	0.30	U	1.0	0.10	ug/L		03/24/22 09:08	03/25/22 15:17	1
2,6-Dinitrotoluene	0.30	U	0.40	0.10	ug/L		03/24/22 09:08	03/25/22 15:17	1
2-Chloronaphthalene	0.15	U	1.0	0.070	ug/L		03/24/22 09:08	03/25/22 15:17	1
2-Chlorophenol	0.15	U	1.0	0.050	ug/L		03/24/22 09:08	03/25/22 15:17	1
2-Nitrophenol	0.15	U	1.0	0.070	ug/L		03/24/22 09:08	03/25/22 15:17	1
3,3'-Dichlorobenzidine	0.60	U	1.0	0.26	ug/L		03/24/22 09:08	03/25/22 15:17	1
4,6-Dinitro-2-methylphenol	1.2	U	2.0	0.55	ug/L		03/24/22 09:08	03/25/22 15:17	1
4-Bromophenyl phenyl ether	0.15	U	0.60	0.060	ug/L		03/24/22 09:08	03/25/22 15:17	1
4-Chloro-3-methylphenol	0.30	U	0.60	0.13	ug/L		03/24/22 09:08	03/25/22 15:17	1
4-Chlorophenyl phenyl ether	0.15	U	0.60	0.050	ug/L		03/24/22 09:08	03/25/22 15:17	1
4-Nitrophenol	6.0	U	10	1.7	ug/L		03/24/22 09:08	03/25/22 15:17	1
Azobenzene	0.15	U M	2.0	0.060	ug/L		03/24/22 09:08	03/25/22 15:17	1
bis (2-chloroisopropyl) ether	0.15	U M	0.25	0.060	ug/L		03/24/22 09:08	03/25/22 15:17	1
Bis(2-chloroethoxy)methane	0.15	U	0.60	0.050	ug/L		03/24/22 09:08	03/25/22 15:17	1
Bis(2-chloroethyl)ether	0.090	U	0.10	0.030	ug/L		03/24/22 09:08	03/25/22 15:17	1
Bis(2-ethylhexyl) phthalate	1.6	U	3.0	0.74	ug/L		03/24/22 09:08	03/25/22 15:17	1
Butyl benzyl phthalate	0.60	U	4.0	0.27	ug/L		03/24/22 09:08	03/25/22 15:17	1
Diethyl phthalate	0.277	J B	1.0	0.15	ug/L		03/24/22 09:08	03/25/22 15:17	1
Dimethyl phthalate	0.15	U	0.60	0.060	ug/L		03/24/22 09:08	03/25/22 15:17	1
Di-n-butyl phthalate	0.50	U	3.0	0.19	ug/L		03/24/22 09:08	03/25/22 15:17	1
Di-n-octyl phthalate	0.30	U M	1.0	0.13	ug/L		03/24/22 09:08	03/25/22 15:17	1
Hexachlorobenzene	0.090	U	0.60	0.040	ug/L		03/24/22 09:08	03/25/22 15:17	1
Hexachlorobutadiene	0.15	U	1.0	0.060	ug/L		03/24/22 09:08	03/25/22 15:17	1
Hexachlorocyclopentadiene	0.30	U	1.0	0.14	ug/L		03/24/22 09:08	03/25/22 15:17	1
Hexachloroethane	0.15	U	1.0	0.050	ug/L		03/24/22 09:08	03/25/22 15:17	1
Isophorone	0.30	U	0.40	0.10	ug/L		03/24/22 09:08	03/25/22 15:17	1
m+p-Cresol	0.30	U	0.60	0.10	ug/L		03/24/22 09:08	03/25/22 15:17	1
Nitrobenzene	0.090	U	1.0	0.040	ug/L		03/24/22 09:08	03/25/22 15:17	1
N-Nitrosodimethylamine	0.60	U	2.0	0.26	ug/L		03/24/22 09:08	03/25/22 15:17	1
N-Nitrosodi-n-propylamine	0.090	U	0.40	0.060	ug/L		03/24/22 09:08	03/25/22 15:17	1
N-Nitrosodiphenylamine	0.15	U	1.0	0.070	ug/L		03/24/22 09:08	03/25/22 15:17	1
o-Cresol	0.15	U M	0.60	0.050	ug/L		03/24/22 09:08	03/25/22 15:17	1
Pentachlorophenol	1.0	U	10	0.51	ug/L		03/24/22 09:08	03/25/22 15:17	1
Phenol	0.60	U	1.0	0.36	ug/L		03/24/22 09:08	03/25/22 15:17	1
Pyrene	0.090	U	1.0	0.040	ug/L		03/24/22 09:08	03/25/22 15:17	1
Pyridine	3.2	U	10	1.1	ug/L		03/24/22 09:08	03/25/22 15:17	1

Surrogate	MB	MB	Limits	Prepared	Analyzed	Dil Fac
	%Recovery	Qualifier				
2,4,6-Tribromophenol (Surr)	73		43 - 140	03/24/22 09:08	03/25/22 15:17	1

QC Sample Results

Client: AECOM
Project/Site: Red Hill NOI GWCV18F0126

Job ID: 580-111589-1

Method: 8270E - Semivolatile Organic Compounds (GC/MS) (Continued)

Lab Sample ID: MB 580-384957/1-A
Matrix: Water
Analysis Batch: 385127

Client Sample ID: Method Blank
Prep Type: Total/NA
Prep Batch: 384957

Surrogate	MB MB		Limits	Prepared	Analyzed	Dil Fac
	%Recovery	Qualifier				
2-Fluorobiphenyl	71		44 - 119	03/24/22 09:08	03/25/22 15:17	1
2-Fluorophenol (Surr)	58		19 - 119	03/24/22 09:08	03/25/22 15:17	1
Nitrobenzene-d5 (Surr)	78		44 - 120	03/24/22 09:08	03/25/22 15:17	1
Phenol-d5 (Surr)	35		10 - 120	03/24/22 09:08	03/25/22 15:17	1
Terphenyl-d14	103		50 - 134	03/24/22 09:08	03/25/22 15:17	1

Lab Sample ID: LCS 580-384957/2-A
Matrix: Water
Analysis Batch: 385127

Client Sample ID: Lab Control Sample
Prep Type: Total/NA
Prep Batch: 384957

Analyte	Spike Added	LCS Result	LCS Qualifier	Unit	D	%Rec	%Rec	Limits
1,2,4-Trichlorobenzene	2.00	0.901		ug/L		45		29 - 116
1,2-Dichlorobenzene	2.00	0.830		ug/L		42		32 - 111
1,3-Dichlorobenzene	2.00	0.790		ug/L		40		28 - 110
1,4-Dichlorobenzene	2.00	0.771		ug/L		39		29 - 112
2,4,5-Trichlorophenol	2.00	1.55		ug/L		77		53 - 123
2,4,6-Trichlorophenol	2.00	1.63		ug/L		82		50 - 125
2,4-Dichlorophenol	2.00	1.44		ug/L		72		47 - 121
2,4-Dimethylphenol	2.00	1.41	J	ug/L		70		31 - 124
2,4-Dinitrophenol	4.00	3.81	J M	ug/L		95		23 - 143
2,4-Dinitrotoluene	2.00	1.75	M	ug/L		88		57 - 128
2,6-Dinitrotoluene	2.00	1.69		ug/L		84		57 - 124
2-Chloronaphthalene	2.00	1.21		ug/L		61		40 - 116
2-Chlorophenol	2.00	1.37		ug/L		69		38 - 117
2-Nitrophenol	2.00	1.54		ug/L		77		47 - 123
3,3'-Dichlorobenzidine	4.00	2.72		ug/L		68		27 - 129
4,6-Dinitro-2-methylphenol	4.00	3.22		ug/L		81		44 - 137
4-Bromophenyl phenyl ether	2.00	1.53		ug/L		77		55 - 124
4-Chloro-3-methylphenol	2.00	1.65	M	ug/L		83		52 - 119
4-Chlorophenyl phenyl ether	2.00	1.48		ug/L		74		53 - 121
4-Nitrophenol	4.00	2.43	J	ug/L		61		35 - 145
Azobenzene	2.00	1.56	J	ug/L		78		61 - 116
bis (2-chloroisopropyl) ether	2.00	1.76		ug/L		88		37 - 130
Bis(2-chloroethoxy)methane	2.00	1.54		ug/L		77		48 - 120
Bis(2-chloroethyl)ether	2.00	1.39	M	ug/L		70		43 - 118
Bis(2-ethylhexyl) phthalate	2.00	2.08	J	ug/L		104		55 - 135
Butyl benzyl phthalate	2.00	1.99	J	ug/L		99		53 - 134
Diethyl phthalate	2.00	2.04		ug/L		102		56 - 125
Dimethyl phthalate	2.00	1.84		ug/L		92		45 - 127
Di-n-butyl phthalate	2.00	1.77	J	ug/L		88		59 - 127
Di-n-octyl phthalate	2.00	2.14		ug/L		107		51 - 140
Hexachlorobenzene	2.00	1.05	Q	ug/L		52		53 - 125
Hexachlorobutadiene	2.00	0.659	J	ug/L		33		22 - 124
Hexachlorocyclopentadiene	2.00	0.549	J	ug/L		27		20 - 125
Hexachloroethane	2.00	0.716	J	ug/L		36		21 - 115
Isophorone	2.00	1.45		ug/L		73		42 - 124
m+p-Cresol	2.00	1.20		ug/L		60		29 - 110
Nitrobenzene	2.00	1.35		ug/L		68		45 - 121

QC Sample Results

Client: AECOM
Project/Site: Red Hill NOI GWCV18F0126

Job ID: 580-111589-1

Method: 8270E - Semivolatile Organic Compounds (GC/MS) (Continued)

Lab Sample ID: LCS 580-384957/2-A
Matrix: Water
Analysis Batch: 385127

Client Sample ID: Lab Control Sample
Prep Type: Total/NA
Prep Batch: 384957

Analyte	Spike Added	LCS Result	LCS Qualifier	Unit	D	%Rec	%Rec Limits
N-Nitrosodimethylamine	2.00	1.05	J	ug/L		52	45 - 125
N-Nitrosodi-n-propylamine	2.00	1.41		ug/L		70	49 - 119
N-Nitrosodiphenylamine	2.00	1.83		ug/L		91	51 - 123
o-Cresol	2.00	1.40		ug/L		70	30 - 117
Pentachlorophenol	4.00	3.31	J	ug/L		83	35 - 138
Phenol	2.00	0.636	J	ug/L		32	13 - 120
Pyrene	2.00	1.57		ug/L		79	57 - 126
Pyridine	4.00	1.13	J	ug/L		28	20 - 125

Surrogate	LCS %Recovery	LCS Qualifier	Limits
2,4,6-Tribromophenol (Surr)	84		43 - 140
2-Fluorobiphenyl	73		44 - 119
2-Fluorophenol (Surr)	48		19 - 119
Nitrobenzene-d5 (Surr)	72		44 - 120
Phenol-d5 (Surr)	31		10 - 120
Terphenyl-d14	95		50 - 134

Lab Sample ID: LCSD 580-384957/3-A
Matrix: Water
Analysis Batch: 385127

Client Sample ID: Lab Control Sample Dup
Prep Type: Total/NA
Prep Batch: 384957

Analyte	Spike Added	LCSD Result	LCSD Qualifier	Unit	D	%Rec	%Rec Limits	RPD	RPD Limit
1,2,4-Trichlorobenzene	2.00	0.969		ug/L		48	29 - 116	7	20
1,2-Dichlorobenzene	2.00	0.975		ug/L		49	32 - 111	16	20
1,3-Dichlorobenzene	2.00	0.906		ug/L		45	28 - 110	14	20
1,4-Dichlorobenzene	2.00	0.919		ug/L		46	29 - 112	18	20
2,4,5-Trichlorophenol	2.00	1.61		ug/L		81	53 - 123	4	20
2,4,6-Trichlorophenol	2.00	1.73		ug/L		87	50 - 125	6	20
2,4-Dichlorophenol	2.00	1.53		ug/L		76	47 - 121	6	20
2,4-Dimethylphenol	2.00	1.68	J	ug/L		84	31 - 124	18	20
2,4-Dinitrophenol	4.00	4.10	J M	ug/L		103	23 - 143	7	20
2,4-Dinitrotoluene	2.00	2.04		ug/L		102	57 - 128	15	20
2,6-Dinitrotoluene	2.00	1.83		ug/L		92	57 - 124	8	20
2-Chloronaphthalene	2.00	1.39		ug/L		70	40 - 116	14	20
2-Chlorophenol	2.00	1.64		ug/L		82	38 - 117	18	20
2-Nitrophenol	2.00	1.62		ug/L		81	47 - 123	5	20
3,3'-Dichlorobenzidine	4.00	2.91		ug/L		73	27 - 129	7	20
4,6-Dinitro-2-methylphenol	4.00	3.54		ug/L		88	44 - 137	9	20
4-Bromophenyl phenyl ether	2.00	1.43		ug/L		71	55 - 124	7	20
4-Chloro-3-methylphenol	2.00	1.95		ug/L		98	52 - 119	17	20
4-Chlorophenyl phenyl ether	2.00	1.77		ug/L		88	53 - 121	18	20
4-Nitrophenol	4.00	2.58	J M	ug/L		64	35 - 145	6	20
Azobenzene	2.00	1.70	J	ug/L		85	61 - 116	9	20
bis (2-chloroisopropyl) ether	2.00	2.09		ug/L		105	37 - 130	17	20
Bis(2-chloroethoxy)methane	2.00	1.79		ug/L		90	48 - 120	15	20
Bis(2-chloroethyl)ether	2.00	1.64		ug/L		82	43 - 118	17	20
Bis(2-ethylhexyl) phthalate	2.00	2.45	J	ug/L		123	55 - 135	16	20
Butyl benzyl phthalate	2.00	2.25	J	ug/L		113	53 - 134	13	20

QC Sample Results

Client: AECOM
Project/Site: Red Hill NOI GWCV18F0126

Job ID: 580-111589-1

Method: 8270E - Semivolatile Organic Compounds (GC/MS) (Continued)

Lab Sample ID: LCSD 580-384957/3-A
Matrix: Water
Analysis Batch: 385127

Client Sample ID: Lab Control Sample Dup
Prep Type: Total/NA
Prep Batch: 384957

Analyte	Spike Added	LCSD Result	LCSD Qualifier	Unit	D	%Rec	%Rec		RPD	Limit
							Limits	RPD		
Diethyl phthalate	2.00	2.32		ug/L		116	56 - 125	13	20	
Dimethyl phthalate	2.00	2.11		ug/L		105	45 - 127	13	20	
Di-n-butyl phthalate	2.00	1.96	J	ug/L		98	59 - 127	10	20	
Di-n-octyl phthalate	2.00	2.28		ug/L		114	51 - 140	6	20	
Hexachlorobenzene	2.00	1.07		ug/L		53	53 - 125	2	20	
Hexachlorobutadiene	2.00	0.735	J	ug/L		37	22 - 124	11	20	
Hexachlorocyclopentadiene	2.00	0.655	J	ug/L		33	20 - 125	18	20	
Hexachloroethane	2.00	0.845	J	ug/L		42	21 - 115	17	20	
Isophorone	2.00	1.72		ug/L		86	42 - 124	17	20	
m+p-Cresol	2.00	1.42		ug/L		71	29 - 110	17	20	
Nitrobenzene	2.00	1.50		ug/L		75	45 - 121	10	20	
N-Nitrosodimethylamine	2.00	1.27	J	ug/L		64	45 - 125	19	20	
N-Nitrosodi-n-propylamine	2.00	1.65		ug/L		82	49 - 119	16	20	
N-Nitrosodiphenylamine	2.00	1.94		ug/L		97	51 - 123	6	20	
o-Cresol	2.00	1.59		ug/L		80	30 - 117	13	20	
Pentachlorophenol	4.00	3.39	J	ug/L		85	35 - 138	2	20	
Phenol	2.00	0.754	J	ug/L		38	13 - 120	17	20	
Pyrene	2.00	1.69		ug/L		85	57 - 126	7	20	
Pyridine	4.00	3.2	U Q	ug/L		15	20 - 125	61	20	

Surrogate	LCSD		Limits
	%Recovery	Qualifier	
2,4,6-Tribromophenol (Surr)	81		43 - 140
2-Fluorobiphenyl	69		44 - 119
2-Fluorophenol (Surr)	54		19 - 119
Nitrobenzene-d5 (Surr)	77		44 - 120
Phenol-d5 (Surr)	35		10 - 120
Terphenyl-d14	95		50 - 134

Method: 8270E SIM - Semivolatile Organic Compounds (GC/MS SIM)

Lab Sample ID: MB 580-384957/1-A
Matrix: Water
Analysis Batch: 385266

Client Sample ID: Method Blank
Prep Type: Total/NA
Prep Batch: 384957

Analyte	MB		LOQ	DL	Unit	D	Prepared	Analyzed	Dil Fac
	Result	Qualifier							
1-Methylnaphthalene	0.032	U M	0.10	0.019	ug/L		03/24/22 09:08	03/26/22 16:58	1
2-Methylnaphthalene	0.080	U M	0.20	0.039	ug/L		03/24/22 09:08	03/26/22 16:58	1
Acenaphthene	0.032	U	0.10	0.014	ug/L		03/24/22 09:08	03/26/22 16:58	1
Acenaphthylene	0.032	U M	0.050	0.0090	ug/L		03/24/22 09:08	03/26/22 16:58	1
Anthracene	0.080	U	0.10	0.022	ug/L		03/24/22 09:08	03/26/22 16:58	1
Benzo[a]anthracene	0.032	U	0.050	0.014	ug/L		03/24/22 09:08	03/26/22 16:58	1
Benzo[a]pyrene	0.032	U	0.10	0.011	ug/L		03/24/22 09:08	03/26/22 16:58	1
Benzo[b]fluoranthene	0.032	U	0.050	0.011	ug/L		03/24/22 09:08	03/26/22 16:58	1
Benzo[g,h,i]perylene	0.032	U	0.050	0.012	ug/L		03/24/22 09:08	03/26/22 16:58	1
Benzo[k]fluoranthene	0.032	U	0.050	0.012	ug/L		03/24/22 09:08	03/26/22 16:58	1
Chrysene	0.032	U	0.10	0.016	ug/L		03/24/22 09:08	03/26/22 16:58	1
Dibenz(a,h)anthracene	0.032	U	0.10	0.026	ug/L		03/24/22 09:08	03/26/22 16:58	1
Fluoranthene	0.032	U	0.20	0.018	ug/L		03/24/22 09:08	03/26/22 16:58	1
Fluorene	0.032	U	0.10	0.017	ug/L		03/24/22 09:08	03/26/22 16:58	1

Eurofins Seattle

QC Sample Results

Client: AECOM
Project/Site: Red Hill NOI GWCV18F0126

Job ID: 580-111589-1

Method: 8270E SIM - Semivolatile Organic Compounds (GC/MS SIM) (Continued)

Lab Sample ID: MB 580-384957/1-A
Matrix: Water
Analysis Batch: 385266

Client Sample ID: Method Blank
Prep Type: Total/NA
Prep Batch: 384957

Analyte	MB MB		LOQ	DL	Unit	D	Prepared	Analyzed	Dil Fac
	Result	Qualifier							
Indeno[1,2,3-cd]pyrene	0.032	U	0.050	0.014	ug/L		03/24/22 09:08	03/26/22 16:58	1
Naphthalene	0.080	U M	0.10	0.031	ug/L		03/24/22 09:08	03/26/22 16:58	1
Phenanthrene	0.080	U M	0.10	0.031	ug/L		03/24/22 09:08	03/26/22 16:58	1
Pyrene	0.080	U M	0.10	0.033	ug/L		03/24/22 09:08	03/26/22 16:58	1

Surrogate	MB MB		Limits	Prepared	Analyzed	Dil Fac
	%Recovery	Qualifier				
2-methylnaphthalene-d10	62		40 - 140	03/24/22 09:08	03/26/22 16:58	1
Fluoranthene-d10 (Surr)	86		40 - 140	03/24/22 09:08	03/26/22 16:58	1
Terphenyl-d14	94		58 - 132	03/24/22 09:08	03/26/22 16:58	1

Lab Sample ID: LCS 580-384957/2-A
Matrix: Water
Analysis Batch: 385266

Client Sample ID: Lab Control Sample
Prep Type: Total/NA
Prep Batch: 384957

Analyte	Spike Added	LCS Result	LCS Qualifier	Unit	D	%Rec	Limits
2-Methylnaphthalene	2.00	1.07		ug/L	53	39 - 114	
Acenaphthene	2.00	1.25		ug/L	63	48 - 114	
Acenaphthylene	2.00	1.21		ug/L	61	35 - 121	
Anthracene	2.00	1.43		ug/L	72	53 - 119	
Benzo[a]anthracene	2.00	1.52		ug/L	76	59 - 120	
Benzo[a]pyrene	2.00	1.38		ug/L	69	53 - 120	
Benzo[b]fluoranthene	2.00	1.49		ug/L	75	53 - 126	
Benzo[g,h,i]perylene	2.00	1.41		ug/L	71	44 - 128	
Benzo[k]fluoranthene	2.00	1.58		ug/L	79	54 - 125	
Chrysene	2.00	1.44		ug/L	72	57 - 120	
Dibenz(a,h)anthracene	2.00	1.42	M	ug/L	71	44 - 131	
Fluoranthene	2.00	1.61		ug/L	81	58 - 120	
Fluorene	2.00	1.39		ug/L	70	50 - 118	
Indeno[1,2,3-cd]pyrene	2.00	1.45	M	ug/L	73	48 - 130	
Naphthalene	2.00	1.10		ug/L	55	43 - 114	
Phenanthrene	2.00	1.43		ug/L	72	53 - 115	
Pyrene	2.00	1.58		ug/L	79	53 - 121	

Surrogate	LCS LCS		Limits
	%Recovery	Qualifier	
2-methylnaphthalene-d10	65		40 - 140
Fluoranthene-d10 (Surr)	84		40 - 140
Terphenyl-d14	91		58 - 132

Lab Sample ID: LCSD 580-384957/3-A
Matrix: Water
Analysis Batch: 385266

Client Sample ID: Lab Control Sample Dup
Prep Type: Total/NA
Prep Batch: 384957

Analyte	Spike Added	LCSD Result	LCSD Qualifier	Unit	D	%Rec	Limits	RPD	
								RPD	Limit
1-Methylnaphthalene	2.00	1.14		ug/L		57	41 - 115	0	20
2-Methylnaphthalene	2.00	1.07		ug/L		54	39 - 114	0	20
Acenaphthene	2.00	1.29		ug/L		65	48 - 114	3	20
Acenaphthylene	2.00	1.26		ug/L		63	35 - 121	4	20

QC Sample Results

Client: AECOM
 Project/Site: Red Hill NOI GWCV18F0126

Job ID: 580-111589-1

Method: 8270E SIM - Semivolatile Organic Compounds (GC/MS SIM) (Continued)

Lab Sample ID: LCSD 580-384957/3-A
Matrix: Water
Analysis Batch: 385266

Client Sample ID: Lab Control Sample Dup
Prep Type: Total/NA
Prep Batch: 384957

Analyte	Spike Added	LCSD Result	LCSD Qualifier	Unit	D	%Rec	%Rec Limits	RPD	RPD Limit
Anthracene	2.00	1.56		ug/L		78	53 - 119	8	20
Benzo[a]anthracene	2.00	1.71		ug/L		85	59 - 120	12	20
Benzo[a]pyrene	2.00	1.54		ug/L		77	53 - 120	11	20
Benzo[b]fluoranthene	2.00	1.72		ug/L		86	53 - 126	14	20
Benzo[g,h,i]perylene	2.00	1.59		ug/L		80	44 - 128	12	20
Benzo[k]fluoranthene	2.00	1.70		ug/L		85	54 - 125	8	20
Chrysene	2.00	1.63		ug/L		81	57 - 120	12	20
Dibenz(a,h)anthracene	2.00	1.60	M	ug/L		80	44 - 131	11	20
Fluoranthene	2.00	1.78		ug/L		89	58 - 120	10	20
Fluorene	2.00	1.44		ug/L		72	50 - 118	4	20
Indeno[1,2,3-cd]pyrene	2.00	1.59	M	ug/L		80	48 - 130	9	20
Naphthalene	2.00	1.12		ug/L		56	43 - 114	2	20
Phenanthrene	2.00	1.54		ug/L		77	53 - 115	8	20
Pyrene	2.00	1.74		ug/L		87	53 - 121	10	20

Surrogate	LCSD %Recovery	LCSD Qualifier	Limits
2-methylnaphthalene-d10	60		40 - 140
Fluoranthene-d10 (Surr)	88		40 - 140
Terphenyl-d14	96		58 - 132

QC Association Summary

Client: AECOM
Project/Site: Red Hill NOI GWCV18F0126

Job ID: 580-111589-1

GC/MS Semi VOA

Prep Batch: 384957

Lab Sample ID	Client Sample ID	Prep Type	Matrix	Method	Prep Batch
580-111589-1	ERH2790 (OWDFMW08A)	Total/NA	Water	3510C	
580-111589-2	ERH2791 (OWDFMW08A FD)	Total/NA	Water	3510C	
MB 580-384957/1-A	Method Blank	Total/NA	Water	3510C	
LCS 580-384957/2-A	Lab Control Sample	Total/NA	Water	3510C	
LCSD 580-384957/3-A	Lab Control Sample Dup	Total/NA	Water	3510C	

Analysis Batch: 385127

Lab Sample ID	Client Sample ID	Prep Type	Matrix	Method	Prep Batch
580-111589-1	ERH2790 (OWDFMW08A)	Total/NA	Water	8270E	384957
580-111589-2	ERH2791 (OWDFMW08A FD)	Total/NA	Water	8270E	384957
MB 580-384957/1-A	Method Blank	Total/NA	Water	8270E	384957
LCS 580-384957/2-A	Lab Control Sample	Total/NA	Water	8270E	384957
LCSD 580-384957/3-A	Lab Control Sample Dup	Total/NA	Water	8270E	384957

Analysis Batch: 385266

Lab Sample ID	Client Sample ID	Prep Type	Matrix	Method	Prep Batch
580-111589-1	ERH2790 (OWDFMW08A)	Total/NA	Water	8270E SIM	384957
580-111589-2	ERH2791 (OWDFMW08A FD)	Total/NA	Water	8270E SIM	384957
MB 580-384957/1-A	Method Blank	Total/NA	Water	8270E SIM	384957
LCS 580-384957/2-A	Lab Control Sample	Total/NA	Water	8270E SIM	384957
LCSD 580-384957/3-A	Lab Control Sample Dup	Total/NA	Water	8270E SIM	384957

Lab Chronicle

Client: AECOM
Project/Site: Red Hill NOI GWCV18F0126

Job ID: 580-111589-1

Client Sample ID: ERH2790 (OWDFMW08A)

Lab Sample ID: 580-111589-1

Date Collected: 03/17/22 12:25

Matrix: Water

Date Received: 03/19/22 09:25

Prep Type	Batch Type	Batch Method	Run	Dilution Factor	Batch Number	Prepared or Analyzed	Analyst	Lab
Total/NA	Prep	3510C			384957	03/24/22 09:08	ASL	FGS SEA
Total/NA	Analysis	8270E		1	385127	03/25/22 21:31	TL1	FGS SEA
Total/NA	Prep	3510C			384957	03/24/22 09:08	ASL	FGS SEA
Total/NA	Analysis	8270E SIM		1	385266	03/26/22 22:36	W1T	FGS SEA

Client Sample ID: ERH2791 (OWDFMW08A FD)

Lab Sample ID: 580-111589-2

Date Collected: 03/17/22 12:25

Matrix: Water

Date Received: 03/19/22 09:25

Prep Type	Batch Type	Batch Method	Run	Dilution Factor	Batch Number	Prepared or Analyzed	Analyst	Lab
Total/NA	Prep	3510C			384957	03/24/22 09:08	ASL	FGS SEA
Total/NA	Analysis	8270E		1	385127	03/25/22 21:54	TL1	FGS SEA
Total/NA	Prep	3510C			384957	03/24/22 09:08	ASL	FGS SEA
Total/NA	Analysis	8270E SIM		1	385266	03/26/22 22:55	W1T	FGS SEA

Laboratory References:

FGS SEA = Eurofins Seattle, 5755 8th Street East, Tacoma, WA 98424, TEL (253)922-2310

Accreditation/Certification Summary

Client: AECOM
Project/Site: Red Hill NOI GWCV18F0126

Job ID: 580-111589-1

Laboratory: Eurofins Seattle

The accreditations/certifications listed below are applicable to this report.

Authority	Program	Identification Number	Expiration Date
ANAB	Dept. of Defense ELAP	L2236	01-19-25

Method Summary

Client: AECOM

Job ID: 580-111589-1

Project/Site: Red Hill NOI GWCV18F0126

Method	Method Description	Protocol	Laboratory
8270E	Semivolatile Organic Compounds (GC/MS)	SW846	FGS SEA
8270E SIM	Semivolatile Organic Compounds (GC/MS SIM)	SW846	FGS SEA
3510C	Liquid-Liquid Extraction (Separatory Funnel)	SW846	FGS SEA

Protocol References:

SW846 = "Test Methods For Evaluating Solid Waste, Physical/Chemical Methods", Third Edition, November 1986 And Its Updates.

Laboratory References:

FGS SEA = Eurofins Seattle, 5755 8th Street East, Tacoma, WA 98424, TEL (253)922-2310

Sample Summary

Client: AECOM
Project/Site: Red Hill NOI GWCV18F0126

Job ID: 580-111589-1

Lab Sample ID	Client Sample ID	Matrix	Collected	Received
580-111589-1	ERH2790 (OWDFMW08A)	Water	03/17/22 12:25	03/19/22 09:25
580-111589-2	ERH2791 (OWDFMW08A FD)	Water	03/17/22 12:25	03/19/22 09:25

GC/MS SEMI VOA MANUAL INTEGRATION SUMMARY

Lab Name: Eurofins Seattle Job No.: 580-111589-1

SDG No.: _____

Instrument ID: TAC051 Analysis Batch Number: 379142Lab Sample ID: STD10 580-379142/4 IC Client Sample ID: _____Date Analyzed: 01/24/22 17:04 Lab File ID: 0124A10.D GC Column: ZB-SV ID: 0.25 (mm)

COMPOUND NAME	RETENTION TIME	MANUAL INTEGRATION		
		REASON	ANALYST	DATE
Aniline	4.24	Peak assignment corrected	limmere	01/27/22 13:41
1,4-Dichlorobenzene-d4 (IS)	4.49	Peak assignment corrected	limmere	01/27/22 13:41
bis (2-chloroisopropyl) ether	4.72	Peak assignment corrected	limmere	01/27/22 13:41
Benzoic acid	5.41	Peak assignment corrected	limmere	01/27/22 13:41
2,4-Dinitrophenol	7.00	Peak assignment corrected	limmere	01/27/22 13:41

Lab Sample ID: STD9 580-379142/5 IC Client Sample ID: _____Date Analyzed: 01/24/22 17:28 Lab File ID: 0124A11.D GC Column: ZB-SV ID: 0.25 (mm)

COMPOUND NAME	RETENTION TIME	MANUAL INTEGRATION		
		REASON	ANALYST	DATE
bis (2-chloroisopropyl) ether	4.72	Peak assignment corrected	limmere	01/27/22 13:42
Benzoic acid	5.37	Peak assignment corrected	mohammedj	01/27/22 14:45
2,4-Dinitrophenol	6.99	Peak assignment corrected	limmere	01/27/22 13:41

Lab Sample ID: STD8 580-379142/6 IC Client Sample ID: _____Date Analyzed: 01/24/22 17:51 Lab File ID: 0124A12.D GC Column: ZB-SV ID: 0.25 (mm)

COMPOUND NAME	RETENTION TIME	MANUAL INTEGRATION		
		REASON	ANALYST	DATE
1,4-Dichlorobenzene-d4 (IS)	4.49	Peak assignment corrected	limmere	01/27/22 13:42
bis (2-chloroisopropyl) ether	4.72	Peak assignment corrected	limmere	01/27/22 13:42
2,4-Dinitrophenol	6.99	Peak assignment corrected	limmere	01/27/22 13:42

GC/MS SEMI VOA MANUAL INTEGRATION SUMMARY

Lab Name: Eurofins Seattle Job No.: 580-111589-1

SDG No.: _____

Instrument ID: TAC051 Analysis Batch Number: 379142Lab Sample ID: STD7IS 580-379142/7 ICI Client Sample ID: _____Date Analyzed: 01/24/22 18:14 Lab File ID: 0124A13.D GC Column: ZB-SV ID: 0.25 (mm)

COMPOUND NAME	RETENTION TIME	MANUAL INTEGRATION		
		REASON	ANALYST	DATE
bis (2-chloroisopropyl) ether	4.72	Peak assignment corrected	mohammedj	01/27/22 14:42
2,4-Dinitrophenol	6.99	Peak assignment corrected	limmere	01/27/22 13:40

Lab Sample ID: STD6 580-379142/8 IC Client Sample ID: _____Date Analyzed: 01/24/22 18:37 Lab File ID: 0124A14.D GC Column: ZB-SV ID: 0.25 (mm)

COMPOUND NAME	RETENTION TIME	MANUAL INTEGRATION		
		REASON	ANALYST	DATE
bis (2-chloroisopropyl) ether	4.72	Peak assignment corrected	mohammedj	01/27/22 14:41
Benzoic acid	5.29	Peak assignment corrected	limmere	01/27/22 13:55
2,4-Dinitrophenol	6.99	Peak assignment corrected	limmere	01/27/22 13:43
4-Nitroaniline	7.40	Incomplete Integration	mohammedj	01/27/22 14:41
Benzofluoranthene	11.46	Peak assignment corrected	limmere	01/27/22 13:43

Lab Sample ID: STD5 580-379142/9 IC Client Sample ID: _____Date Analyzed: 01/24/22 19:00 Lab File ID: 0124A15.D GC Column: ZB-SV ID: 0.25 (mm)

COMPOUND NAME	RETENTION TIME	MANUAL INTEGRATION		
		REASON	ANALYST	DATE
Aniline	4.24	Peak assignment corrected	limmere	01/27/22 13:55
bis (2-chloroisopropyl) ether	4.72	Peak assignment corrected	limmere	01/27/22 13:55
Benzoic acid	5.29	Incomplete Integration	mohammedj	01/27/22 14:40
3-Nitroaniline	6.91	Incomplete Integration	mohammedj	01/27/22 14:39
2,4-Dinitrophenol	7.00	Peak assignment corrected	limmere	01/27/22 13:55
4-Nitroaniline	7.42	Incomplete Integration	mohammedj	01/27/22 14:39

GC/MS SEMI VOA MANUAL INTEGRATION SUMMARY

Lab Name: Eurofins Seattle Job No.: 580-111589-1

SDG No.: _____

Instrument ID: TAC051 Analysis Batch Number: 379142Lab Sample ID: STD4 580-379142/10 IC Client Sample ID: _____Date Analyzed: 01/24/22 19:23 Lab File ID: 0124A16_.D GC Column: ZB-SV ID: 0.25 (mm)

COMPOUND NAME	RETENTION TIME	MANUAL INTEGRATION		
		REASON	ANALYST	DATE
bis (2-chloroisopropyl) ether	4.72	Peak assignment corrected	mohammedj	01/27/22 14:38
2,4,5-Trichlorophenol	6.35	Peak assignment corrected	limmere	01/27/22 13:56
2-Nitroaniline	6.57	Incomplete Integration	boylea	01/28/22 16:57
2,4-Dinitrotoluene	7.10	Peak assignment corrected	mohammedj	01/27/22 14:38
2,3,5,6-Tetrachlorophenol	7.17	Peak assignment corrected	limmere	01/27/22 13:56
Pentachlorophenol	7.99	Peak assignment corrected	mohammedj	01/27/22 14:38
Benzofluoranthene	11.43	Peak assignment corrected	limmere	01/27/22 13:56

Lab Sample ID: STD3 580-379142/11 IC Client Sample ID: _____Date Analyzed: 01/24/22 19:45 Lab File ID: 0124A17_.D GC Column: ZB-SV ID: 0.25 (mm)

COMPOUND NAME	RETENTION TIME	MANUAL INTEGRATION		
		REASON	ANALYST	DATE
2,4,5-Trichlorophenol	6.36	Peak assignment corrected	limmere	01/27/22 13:57
Carbazole	8.35	Incomplete Integration	mohammedj	01/27/22 14:36
3,3'-Dichlorobenzidine	10.32	Incomplete Integration	mohammedj	01/27/22 14:36
Benzofluoranthene	11.46	Peak assignment corrected	limmere	01/27/22 13:57
Indeno[1,2,3-cd]pyrene	13.17	Incomplete Integration	mohammedj	01/27/22 14:35

GC/MS SEMI VOA MANUAL INTEGRATION SUMMARY

Lab Name: Eurofins Seattle Job No.: 580-111589-1

SDG No.: _____

Instrument ID: TAC051 Analysis Batch Number: 379142Lab Sample ID: STD2 580-379142/12 IC Client Sample ID: _____Date Analyzed: 01/24/22 20:08 Lab File ID: 0124A18.D GC Column: ZB-SV ID: 0.25 (mm)

COMPOUND NAME	RETENTION TIME	MANUAL INTEGRATION		
		REASON	ANALYST	DATE
2-Fluorophenol (Surr)	3.49	Peak assignment corrected	limmere	01/27/22 13:57
bis (2-chloroisopropyl) ether	4.71	Peak assignment corrected	limmere	01/27/22 13:58
2-Nitrophenol	5.20	Peak assignment corrected	limmere	01/27/22 13:58
Bis(2-chloroethoxy)methane	5.32	Peak assignment corrected	mohammedj	01/27/22 15:08
Anthracene	8.20	Peak assignment corrected	mohammedj	01/27/22 14:34
Benzo[a]anthracene	10.33	Peak assignment corrected	mohammedj	01/27/22 14:34
Bis(2-ethylhexyl) phthalate	10.40	Peak assignment corrected	mohammedj	01/27/22 14:34
Benzofluoranthene	11.43	Peak assignment corrected	mohammedj	01/27/22 14:34
Benzo[k]fluoranthene	11.46	Peak assignment corrected	mohammedj	01/27/22 14:34
Benzo[g,h,i]perylene	13.50	Incomplete Integration	mohammedj	01/27/22 14:35

Lab Sample ID: ICV 580-379142/15 Client Sample ID: _____Date Analyzed: 01/24/22 21:17 Lab File ID: 0124A21.D GC Column: ZB-SV ID: 0.25 (mm)

COMPOUND NAME	RETENTION TIME	MANUAL INTEGRATION		
		REASON	ANALYST	DATE
bis (2-chloroisopropyl) ether	4.72	Peak assignment corrected	limmere	01/27/22 12:07
Benzoic acid	5.30	Baseline	limmere	01/27/22 12:08
2,4-Dinitrophenol	6.99	Baseline	limmere	01/27/22 12:09
4-Nitrophenol	7.05	Peak Tail	boylea	01/28/22 17:05
Benzofluoranthene	11.43	Baseline	limmere	01/27/22 12:09
Perylene-d12	11.86	Incomplete Integration	mohammedj	01/27/22 14:58
Benzo[g,h,i]perylene	13.49	Baseline	limmere	01/27/22 12:09

GC/MS SEMI VOA MANUAL INTEGRATION SUMMARY

Lab Name: Eurofins Seattle Job No.: 580-111589-1

SDG No.: _____

Instrument ID: TAC051 Analysis Batch Number: 385127Lab Sample ID: CCVIS 580-385127/3 Client Sample ID: _____Date Analyzed: 03/25/22 13:46 Lab File ID: 32522A08.D GC Column: ZB-SV ID: 0.25 (mm)

COMPOUND NAME	RETENTION TIME	MANUAL INTEGRATION		
		REASON	ANALYST	DATE
Aniline	4.18	Baseline	limmere	03/25/22 14:33
Hexachlorocyclopentadiene	6.17	Baseline	limmere	03/25/22 14:34
2,4,5-Trichlorophenol	6.33	Baseline	limmere	03/25/22 14:34
2,4-Dinitrophenol	6.97	Peak assignment corrected	limwirojt	03/28/22 08:07
4-Nitrophenol	7.09	Baseline	limwirojt	03/28/22 09:34
Diethyl phthalate	7.26	Baseline	limwirojt	03/28/22 09:36
4-Nitroaniline	7.38	Baseline	limwirojt	03/28/22 09:34
2,4,6-Tribromophenol (Surr)	7.54	Baseline	limmere	03/25/22 14:33
Indeno[1,2,3-cd]pyrene	13.12	Split Peak	limwirojt	03/28/22 08:08

Lab Sample ID: MB 580-384957/1-A Client Sample ID: _____Date Analyzed: 03/25/22 15:17 Lab File ID: 32522A11.D GC Column: ZB-SV ID: 0.25 (mm)

COMPOUND NAME	RETENTION TIME	MANUAL INTEGRATION		
		REASON	ANALYST	DATE
Azobenzene		Invalid Compound ID	limwirojt	03/28/22 08:15
bis (2-chloroisopropyl) ether		Invalid Compound ID	limwirojt	03/28/22 08:15
Di-n-octyl phthalate		Invalid Compound ID	limwirojt	03/28/22 08:15
o-Cresol		Invalid Compound ID	limwirojt	03/28/22 08:15

Lab Sample ID: LCS 580-384957/2-A Client Sample ID: _____Date Analyzed: 03/25/22 16:26 Lab File ID: 32522A14.D GC Column: ZB-SV ID: 0.25 (mm)

COMPOUND NAME	RETENTION TIME	MANUAL INTEGRATION		
		REASON	ANALYST	DATE
Bis(2-chloroethyl) ether	4.24	Baseline	limwirojt	03/28/22 09:39
4-Chloro-3-methylphenol	5.96	Baseline	limwirojt	03/28/22 09:38
2,4-Dinitrophenol	6.97	Peak assignment corrected	limwirojt	03/28/22 08:23
2,4-Dinitrotoluene	7.06	Baseline	limwirojt	03/28/22 09:37

GC/MS SEMI VOA MANUAL INTEGRATION SUMMARY

Lab Name: Eurofins Seattle Job No.: 580-111589-1

SDG No.: _____

Instrument ID: TAC051 Analysis Batch Number: 385127Lab Sample ID: LCSD 580-384957/3-A Client Sample ID: _____Date Analyzed: 03/25/22 16:50 Lab File ID: 32522A15.D GC Column: ZB-SV ID: 0.25 (mm)

COMPOUND NAME	RETENTION TIME	MANUAL INTEGRATION		
		REASON	ANALYST	DATE
2,4-Dinitrophenol	6.97	Peak assignment corrected	limwirojt	03/28/22 08:25
4-Nitrophenol	7.09	Peak assignment corrected	limwirojt	03/28/22 08:25

Lab Sample ID: 580-111589-1 Client Sample ID: ERH2790 (OWDFMW08A)Date Analyzed: 03/25/22 21:31 Lab File ID: 32522A27.D GC Column: ZB-SV ID: 0.25 (mm)

COMPOUND NAME	RETENTION TIME	MANUAL INTEGRATION		
		REASON	ANALYST	DATE
2,6-Dinitrotoluene		Invalid Compound ID	limwirojt	03/28/22 09:05
3,3'-Dichlorobenzidine		Invalid Compound ID	limwirojt	03/28/22 09:06
4-Chloro-3-methylphenol		Invalid Compound ID	limwirojt	03/28/22 09:05
Azobenzene		Invalid Compound ID	limwirojt	03/28/22 09:06
bis (2-chloroisopropyl) ether		Invalid Compound ID	limwirojt	03/28/22 09:05
Di-n-octyl phthalate		Invalid Compound ID	limwirojt	03/28/22 09:06

Lab Sample ID: 580-111589-2 Client Sample ID: ERH2791 (OWDFMW08A FD)Date Analyzed: 03/25/22 21:54 Lab File ID: 32522A28.D GC Column: ZB-SV ID: 0.25 (mm)

COMPOUND NAME	RETENTION TIME	MANUAL INTEGRATION		
		REASON	ANALYST	DATE
Azobenzene		Invalid Compound ID	limwirojt	03/28/22 09:08
bis (2-chloroisopropyl) ether		Invalid Compound ID	limwirojt	03/28/22 09:07
Di-n-octyl phthalate		Invalid Compound ID	limwirojt	03/28/22 09:08
Phenol		Invalid Compound ID	limwirojt	03/28/22 09:07

GC/MS SEMI VOA MANUAL INTEGRATION SUMMARY

Lab Name: Eurofins Seattle Job No.: 580-111589-1

SDG No.: _____

Instrument ID: TAC051 Analysis Batch Number: 385127Lab Sample ID: CCVC 580-385127/26 Client Sample ID: _____Date Analyzed: 03/25/22 23:04 Lab File ID: 32522A31.D GC Column: ZB-SV ID: 0.25 (mm)

COMPOUND NAME	RETENTION TIME	MANUAL INTEGRATION		
		REASON	ANALYST	DATE
Aniline	4.19	Peak assignment corrected	limwirojt	03/28/22 09:19
2,4-Dinitrophenol	6.97	Peak assignment corrected	linnat	03/26/22 14:49
Benzofluoranthene	11.41	Peak assignment corrected	linnat	03/26/22 14:49
Indeno[1,2,3-cd]pyrene	13.12	Split Peak	limwirojt	03/28/22 09:19

GC/MS SEMI VOA MANUAL INTEGRATION SUMMARY

Lab Name: Eurofins Seattle Job No.: 580-111589-1

SDG No.: _____

Instrument ID: TAC050 Analysis Batch Number: 378263Lab Sample ID: STD13 580-378263/4 IC Client Sample ID: _____Date Analyzed: 01/14/22 01:16 Lab File ID: SIM011322b014.D GC Column: ZB-SV ID: 0.25 (mm)

COMPOUND NAME	RETENTION TIME	MANUAL INTEGRATION		
		REASON	ANALYST	DATE
Benzo[a]anthracene	11.03	Incomplete Integration	boylea	01/14/22 13:59

Lab Sample ID: STD12 580-378263/5 IC Client Sample ID: _____Date Analyzed: 01/14/22 01:35 Lab File ID: SIM011322b015.D GC Column: ZB-SV ID: 0.25 (mm)

COMPOUND NAME	RETENTION TIME	MANUAL INTEGRATION		
		REASON	ANALYST	DATE
Benzo[a]anthracene	11.02	Incomplete Integration	boylea	01/14/22 13:59
Bis(2-ethylhexyl) phthalate	11.90	Incomplete Integration	boylea	01/14/22 13:58

Lab Sample ID: STD11 580-378263/6 IC Client Sample ID: _____Date Analyzed: 01/14/22 01:54 Lab File ID: SIM011322b016.D GC Column: ZB-SV ID: 0.25 (mm)

COMPOUND NAME	RETENTION TIME	MANUAL INTEGRATION		
		REASON	ANALYST	DATE
Benzo[a]anthracene	11.02	Incomplete Integration	boylea	01/14/22 14:00
Bis(2-ethylhexyl) phthalate	11.90	Incomplete Integration	boylea	01/14/22 13:58

Lab Sample ID: STD10 580-378263/7 IC Client Sample ID: _____Date Analyzed: 01/14/22 02:13 Lab File ID: SIM011322b017.D GC Column: ZB-SV ID: 0.25 (mm)

COMPOUND NAME	RETENTION TIME	MANUAL INTEGRATION		
		REASON	ANALYST	DATE
Benzo[a]anthracene	11.01	Incomplete Integration	boylea	01/14/22 14:01
Bis(2-ethylhexyl) phthalate	11.90	Incomplete Integration	boylea	01/14/22 14:01
Benzo[b]fluoranthene	12.47	Peak assignment corrected	boylea	01/14/22 14:01

GC/MS SEMI VOA MANUAL INTEGRATION SUMMARY

Lab Name: Eurofins Seattle Job No.: 580-111589-1

SDG No.: _____

Instrument ID: TAC050 Analysis Batch Number: 378263Lab Sample ID: STD9IS 580-378263/8 IC Client Sample ID: _____Date Analyzed: 01/14/22 02:32 Lab File ID: SIM011322b018.D GC Column: ZB-SV ID: 0.25 (mm)

COMPOUND NAME	RETENTION TIME	MANUAL INTEGRATION		
		REASON	ANALYST	DATE
2-Fluorobiphenyl	6.19	Peak assignment corrected	boylea	01/14/22 14:01
Benzo[a]anthracene	11.01	Incomplete Integration	boylea	01/14/22 14:02
Bis(2-ethylhexyl) phthalate	11.90	Incomplete Integration	boylea	01/14/22 14:02
Benzo[b]fluoranthene	12.47	Incomplete Integration	boylea	01/14/22 14:02

Lab Sample ID: STD8 580-378263/9 IC Client Sample ID: _____Date Analyzed: 01/14/22 02:51 Lab File ID: SIM011322b019.D GC Column: ZB-SV ID: 0.25 (mm)

COMPOUND NAME	RETENTION TIME	MANUAL INTEGRATION		
		REASON	ANALYST	DATE
2-Fluorobiphenyl	6.19	Incomplete Integration	boylea	01/14/22 14:07
Benzo[a]anthracene	11.01	Incomplete Integration	boylea	01/14/22 14:07
Bis(2-ethylhexyl) phthalate	11.89	Assign Peak	boylea	01/14/22 14:07
Benzo[b]fluoranthene	12.47	Split Peak	boylea	01/14/22 14:06
Indeno[1,2,3-cd]pyrene	14.94	Split Peak	boylea	01/14/22 14:06
Dibenz(a,h)anthracene	14.98	Peak assignment corrected	boylea	01/14/22 14:06

Lab Sample ID: STD7 580-378263/10 IC Client Sample ID: _____Date Analyzed: 01/14/22 03:10 Lab File ID: SIM011322b020.D GC Column: ZB-SV ID: 0.25 (mm)

COMPOUND NAME	RETENTION TIME	MANUAL INTEGRATION		
		REASON	ANALYST	DATE
Naphthalene	5.19	Shouldering	boylea	01/14/22 14:12
2-Fluorobiphenyl	6.19	Assign Peak	boylea	01/14/22 14:12
Pentachlorophenol	8.13	Incomplete Integration	boylea	01/14/22 14:12
Pyrene	9.75	Incomplete Integration	boylea	01/14/22 14:12
Bis(2-ethylhexyl) phthalate	11.89	Assign Peak	boylea	01/14/22 14:13
Benzo[b]fluoranthene	12.47	Incomplete Integration	boylea	01/14/22 14:13
Indeno[1,2,3-cd]pyrene	14.94	Split Peak	boylea	01/14/22 14:13
Dibenz(a,h)anthracene	14.98	Split Peak	boylea	01/14/22 14:13

GC/MS SEMI VOA MANUAL INTEGRATION SUMMARY

Lab Name: Eurofins Seattle Job No.: 580-111589-1

SDG No.: _____

Instrument ID: TAC050 Analysis Batch Number: 378263Lab Sample ID: STD6 580-378263/11 IC Client Sample ID: _____Date Analyzed: 01/14/22 03:29 Lab File ID: SIM011322b021.D GC Column: ZB-SV ID: 0.25 (mm)

COMPOUND NAME	RETENTION TIME	MANUAL INTEGRATION		
		REASON	ANALYST	DATE
Naphthalene	5.19	Shouldering	boylea	01/14/22 14:15
2-Fluorobiphenyl	6.19	Assign Peak	boylea	01/14/22 14:15
Pentachlorophenol	8.13	Assign Peak	boylea	01/14/22 14:15
Bis(2-ethylhexyl) phthalate	11.89	Assign Peak	boylea	01/14/22 14:15
Benzo[b]fluoranthene	12.47	Incomplete Integration	boylea	01/14/22 14:14
Indeno[1,2,3-cd]pyrene	14.94	Split Peak	boylea	01/14/22 14:14
Dibenz(a,h)anthracene	14.99	Incomplete Integration	boylea	01/14/22 14:14
Benzo[g,h,i]perylene	15.43	Incomplete Integration	boylea	01/14/22 14:14

Lab Sample ID: STD5 580-378263/12 IC Client Sample ID: _____Date Analyzed: 01/14/22 03:48 Lab File ID: SIM011322b022.D GC Column: ZB-SV ID: 0.25 (mm)

COMPOUND NAME	RETENTION TIME	MANUAL INTEGRATION		
		REASON	ANALYST	DATE
Naphthalene	5.19	Assign Peak	boylea	01/14/22 14:16
2-Fluorobiphenyl	6.19	Assign Peak	boylea	01/14/22 14:16
2,4,6-Tribromophenol (Surr)	7.63	Assign Peak	boylea	01/14/22 14:16
Pentachlorophenol	8.15	Assign Peak	boylea	01/14/22 14:16
Benzo[a]anthracene	11.02	Incomplete Integration	boylea	01/14/22 14:17
Bis(2-ethylhexyl) phthalate	11.89	Assign Peak	boylea	01/14/22 14:18
Benzo[b]fluoranthene	12.47	Incomplete Integration	boylea	01/14/22 14:18
Benzo[k]fluoranthene	12.52	Incomplete Integration	boylea	01/14/22 14:18
Benzo[a]pyrene	12.99	Incomplete Integration	boylea	01/14/22 14:18
Indeno[1,2,3-cd]pyrene	14.94	Split Peak	boylea	01/14/22 14:18
Dibenz(a,h)anthracene	14.99	Assign Peak	boylea	01/14/22 14:19
Benzo[g,h,i]perylene	15.43	Incomplete Integration	boylea	01/14/22 14:19

GC/MS SEMI VOA MANUAL INTEGRATION SUMMARY

Lab Name: Eurofins Seattle Job No.: 580-111589-1

SDG No.: _____

Instrument ID: TAC050 Analysis Batch Number: 378263Lab Sample ID: STD4 580-378263/13 IC Client Sample ID: _____Date Analyzed: 01/14/22 04:07 Lab File ID: SIM011322b023.D GC Column: ZB-SV ID: 0.25 (mm)

COMPOUND NAME	RETENTION TIME	MANUAL INTEGRATION		
		REASON	ANALYST	DATE
Naphthalene	5.19	Incomplete Integration	boylea	01/14/22 14:23
2-Fluorobiphenyl	6.19	Assign Peak	boylea	01/14/22 14:23
Fluorene	7.39	Incomplete Integration	boylea	01/14/22 14:22
2,4,6-Tribromophenol (Surr)	7.64	Incomplete Integration	boylea	01/14/22 14:23
Anthracene	8.39	Incomplete Integration	boylea	01/14/22 14:21
Fluoranthene-d10 (Surr)	9.51	Incomplete Integration	boylea	01/14/22 14:23
Fluoranthene	9.52	Assign Peak	boylea	01/14/22 14:21
Pyrene	9.75	Assign Peak	boylea	01/14/22 14:21
Terphenyl-d14	9.90	Incomplete Integration	boylea	01/14/22 14:23
Benzo[a]anthracene	11.02	Assign Peak	boylea	01/14/22 14:21
Chrysene-d12	11.03	Incomplete Integration	boylea	01/14/22 14:36
Chrysene	11.06	Assign Peak	boylea	01/14/22 14:21
Bis(2-ethylhexyl) phthalate	11.90	Assign Peak	boylea	01/14/22 14:21
Benzo[b]fluoranthene	12.47	Assign Peak	boylea	01/14/22 14:21
Benzo[k]fluoranthene	12.52	Assign Peak	boylea	01/14/22 14:21
Benzo[a]pyrene	12.99	Assign Peak	boylea	01/14/22 14:19
Indeno[1,2,3-cd]pyrene	14.95	Assign Peak	boylea	01/14/22 14:19
Dibenz(a,h)anthracene	15.00	Assign Peak	boylea	01/14/22 14:19
Benzo[g,h,i]perylene	15.43	Assign Peak	boylea	01/14/22 14:19

GC/MS SEMI VOA MANUAL INTEGRATION SUMMARY

Lab Name: Eurofins Seattle Job No.: 580-111589-1

SDG No.: _____

Instrument ID: TAC050 Analysis Batch Number: 378263Lab Sample ID: STD3 580-378263/14 IC Client Sample ID: _____Date Analyzed: 01/14/22 04:26 Lab File ID: SIM011322b024.D GC Column: ZB-SV ID: 0.25 (mm)

COMPOUND NAME	RETENTION TIME	MANUAL INTEGRATION		
		REASON	ANALYST	DATE
Naphthalene	5.19	Assign Peak	boylea	01/14/22 14:25
2-methylnaphthalene-d10	5.81	Assign Peak	boylea	01/14/22 14:24
2-Methylnaphthalene	5.84	Assign Peak	boylea	01/14/22 14:25
1-Methylnaphthalene	5.94	Assign Peak	boylea	01/14/22 14:25
2-Fluorobiphenyl	6.19	Assign Peak	boylea	01/14/22 14:24
Acenaphthylene	6.72	Assign Peak	boylea	01/14/22 14:25
Fluorene	7.39	Assign Peak	boylea	01/14/22 14:25
2,4,6-Tribromophenol (Surr)	7.64	Assign Peak	boylea	01/14/22 14:24
Phenanthrene	8.34	Assign Peak	boylea	01/14/22 14:25
Anthracene	8.39	Assign Peak	boylea	01/14/22 14:25
Fluoranthene-d10 (Surr)	9.51	Assign Peak	boylea	01/14/22 14:24
Fluoranthene	9.52	Assign Peak	boylea	01/14/22 14:26
Pyrene	9.75	Assign Peak	boylea	01/14/22 14:26
Terphenyl-d14	9.90	Assign Peak	boylea	01/14/22 14:25
Benzo[a]anthracene	11.01	Assign Peak	boylea	01/14/22 14:26
Chrysene	11.06	Assign Peak	boylea	01/14/22 14:26
Bis(2-ethylhexyl) phthalate	11.89	Assign Peak	boylea	01/14/22 14:26
Benzo[b]fluoranthene	12.47	Assign Peak	boylea	01/14/22 14:26
Benzo[k]fluoranthene	12.52	Assign Peak	boylea	01/14/22 14:26
Benzo[a]pyrene	12.98	Assign Peak	boylea	01/14/22 14:27
Indeno[1,2,3-cd]pyrene	14.94	Assign Peak	boylea	01/14/22 14:27
Dibenz(a,h)anthracene	15.00	Assign Peak	boylea	01/14/22 14:27
Benzo[g,h,i]perylene	15.43	Assign Peak	boylea	01/14/22 14:27

GC/MS SEMI VOA MANUAL INTEGRATION SUMMARY

Lab Name: Eurofins Seattle Job No.: 580-111589-1

SDG No.: _____

Instrument ID: TAC050 Analysis Batch Number: 378263Lab Sample ID: STD2 580-378263/15 IC Client Sample ID: _____Date Analyzed: 01/14/22 04:45 Lab File ID: SIM011322b025.D GC Column: ZB-SV ID: 0.25 (mm)

COMPOUND NAME	RETENTION TIME	MANUAL INTEGRATION		
		REASON	ANALYST	DATE
Naphthalene	5.19	Assign Peak	boylea	01/14/22 14:29
2-methylnaphthalene-d10	5.81	Assign Peak	boylea	01/14/22 14:28
2-Methylnaphthalene	5.84	Assign Peak	boylea	01/14/22 14:30
1-Methylnaphthalene	5.94	Assign Peak	boylea	01/14/22 14:30
2-Fluorobiphenyl	6.19	Assign Peak	boylea	01/14/22 14:29
Acenaphthylene	6.72	Assign Peak	boylea	01/14/22 14:30
Acenaphthene	6.88	Assign Peak	boylea	01/14/22 14:30
Fluorene	7.39	Assign Peak	boylea	01/14/22 14:31
2,4,6-Tribromophenol (Surr)	7.64	Assign Peak	boylea	01/14/22 14:29
Phenanthrene	8.34	Assign Peak	boylea	01/14/22 14:31
Anthracene	8.39	Assign Peak	boylea	01/14/22 14:31
Fluoranthene-d10 (Surr)	9.51	Assign Peak	boylea	01/14/22 14:29
Fluoranthene	9.53	Assign Peak	boylea	01/14/22 14:31
Pyrene	9.75	Assign Peak	boylea	01/14/22 14:31
Terphenyl-d14	9.90	Assign Peak	boylea	01/14/22 14:29
Benzo[a]anthracene	11.02	Assign Peak	boylea	01/14/22 14:32
Chrysene	11.06	Assign Peak	boylea	01/14/22 14:32
Bis(2-ethylhexyl) phthalate	11.90	Assign Peak	boylea	01/14/22 14:32
Benzo[b]fluoranthene	12.48	Assign Peak	boylea	01/14/22 14:32
Benzo[k]fluoranthene	12.52	Assign Peak	boylea	01/14/22 14:32
Benzo[a]pyrene	12.99	Assign Peak	boylea	01/14/22 14:32
Indeno[1,2,3-cd]pyrene	14.95	Assign Peak	boylea	01/14/22 14:32
Dibenz(a,h)anthracene	15.00	Assign Peak	boylea	01/14/22 14:32
Benzo[g,h,i]perylene	15.44	Assign Peak	boylea	01/14/22 14:33

GC/MS SEMI VOA MANUAL INTEGRATION SUMMARY

Lab Name: Eurofins Seattle Job No.: 580-111589-1

SDG No.: _____

Instrument ID: TAC050 Analysis Batch Number: 378263Lab Sample ID: STD1 580-378263/16 IC Client Sample ID: _____Date Analyzed: 01/14/22 05:04 Lab File ID: SIM011322b026.D GC Column: ZB-SV ID: 0.25 (mm)

COMPOUND NAME	RETENTION TIME	MANUAL INTEGRATION		
		REASON	ANALYST	DATE
Naphthalene	5.19	Assign Peak	boylea	01/14/22 14:37
2-methylnaphthalene-d10	5.81	Assign Peak	boylea	01/14/22 14:36
2-Methylnaphthalene	5.84	Assign Peak	boylea	01/14/22 14:37
1-Methylnaphthalene	5.94	Assign Peak	boylea	01/14/22 14:37
2-Fluorobiphenyl	6.19	Assign Peak	boylea	01/14/22 14:37
Acenaphthylene	6.72	Assign Peak	boylea	01/14/22 14:37
Acenaphthene	6.89	Assign Peak	boylea	01/14/22 14:37
Fluorene	7.39	Assign Peak	boylea	01/14/22 14:37
Phenanthrene	8.34	Assign Peak	boylea	01/14/22 14:38
Anthracene	8.40	Assign Peak	boylea	01/14/22 14:38
Fluoranthene-d10 (Surr)	9.51	Assign Peak	boylea	01/14/22 14:37
Fluoranthene	9.53	Assign Peak	boylea	01/14/22 14:38
Pyrene	9.75	Assign Peak	boylea	01/14/22 14:38
Terphenyl-d14	9.90	Assign Peak	boylea	01/14/22 14:37
Benzo[a]anthracene	11.02	Assign Peak	boylea	01/14/22 14:38
Chrysene	11.06	Assign Peak	boylea	01/14/22 14:38
Bis(2-ethylhexyl) phthalate	11.89	Assign Peak	boylea	01/14/22 14:38
Benzo[b]fluoranthene	12.48	Assign Peak	boylea	01/14/22 14:38
Benzo[k]fluoranthene	12.52	Assign Peak	boylea	01/14/22 14:38
Benzo[a]pyrene	12.99	Assign Peak	boylea	01/14/22 14:39
Indeno[1,2,3-cd]pyrene	14.96	Assign Peak	boylea	01/14/22 14:39
Dibenz(a,h)anthracene	15.01	Assign Peak	boylea	01/14/22 14:39
Benzo[g,h,i]perylene	15.44	Assign Peak	boylea	01/14/22 14:39

GC/MS SEMI VOA MANUAL INTEGRATION SUMMARY

Lab Name: Eurofins Seattle Job No.: 580-111589-1

SDG No.: _____

Instrument ID: TAC050 Analysis Batch Number: 378263

Lab Sample ID: ICV 580-378263/18 Client Sample ID: _____

Date Analyzed: 01/14/22 05:42 Lab File ID: SIM011322b028.D GC Column: ZB-SV ID: 0.25 (mm)

COMPOUND NAME	RETENTION TIME	MANUAL INTEGRATION		
		REASON	ANALYST	DATE
Benzo[a]anthracene	11.01	Incomplete Integration	boylea	01/14/22 15:39
Bis(2-ethylhexyl) phthalate	11.90	Incomplete Integration	boylea	01/14/22 15:39
Benzo[b]fluoranthene	12.47	Incomplete Integration	boylea	01/14/22 15:39

GC/MS SEMI VOA MANUAL INTEGRATION SUMMARY

Lab Name: Eurofins Seattle Job No.: 580-111589-1

SDG No.: _____

Instrument ID: TAC050 Analysis Batch Number: 385266Lab Sample ID: CCVIS 580-385266/3 Client Sample ID: _____Date Analyzed: 03/26/22 14:49 Lab File ID: SIM032622a004.D GC Column: ZB-SV ID: 0.25 (mm)

COMPOUND NAME	RETENTION TIME	MANUAL INTEGRATION		
		REASON	ANALYST	DATE
Chrysene-d12	11.01	Incomplete Integration	linnat	03/26/22 15:10
Bis(2-ethylhexyl) phthalate	11.86	Incomplete Integration	linnat	03/26/22 15:09
Indeno[1,2,3-cd]pyrene	14.92	Incomplete Integration	thaneerat w	03/28/22 11:21
Dibenz(a,h)anthracene	14.96	Incomplete Integration	linnat	03/26/22 15:10

Lab Sample ID: MB 580-384957/1-A Client Sample ID: _____Date Analyzed: 03/26/22 16:58 Lab File ID: SIM032622a010.D GC Column: ZB-SV ID: 0.25 (mm)

COMPOUND NAME	RETENTION TIME	MANUAL INTEGRATION		
		REASON	ANALYST	DATE
Naphthalene	5.17	Incomplete Integration	thaneerat w	03/28/22 11:32
2-Methylnaphthalene	5.82	Incomplete Integration	thaneerat w	03/28/22 11:32
1-Methylnaphthalene	5.91	Incomplete Integration	thaneerat w	03/28/22 11:32
Acenaphthylene	6.70	Incomplete Integration	thaneerat w	03/28/22 11:32
Phenanthrene		Invalid Compound ID	thaneerat w	03/28/22 11:33
Pyrene		Invalid Compound ID	thaneerat w	03/28/22 11:33

GC/MS SEMI VOA MANUAL INTEGRATION SUMMARY

Lab Name: Eurofins Seattle Job No.: 580-111589-1

SDG No.: _____

Instrument ID: TAC050 Analysis Batch Number: 385266Lab Sample ID: LCS 580-384957/2-A Client Sample ID: _____Date Analyzed: 03/26/22 17:18 Lab File ID: SIM032622a011.D GC Column: ZB-SV ID: 0.25 (mm)

COMPOUND NAME	RETENTION TIME	MANUAL INTEGRATION		
		REASON	ANALYST	DATE
Indeno[1,2,3-cd]pyrene	14.91	Incomplete Integration	thaneerat w	03/28/22 11:34
Dibenz(a,h)anthracene	14.96	Incomplete Integration	thaneerat w	03/28/22 11:34

Lab Sample ID: LCSD 580-384957/3-A Client Sample ID: _____Date Analyzed: 03/26/22 17:38 Lab File ID: SIM032622a012.D GC Column: ZB-SV ID: 0.25 (mm)

COMPOUND NAME	RETENTION TIME	MANUAL INTEGRATION		
		REASON	ANALYST	DATE
Indeno[1,2,3-cd]pyrene	14.92	Incomplete Integration	thaneerat w	03/28/22 11:35
Dibenz(a,h)anthracene	14.96	Incomplete Integration	thaneerat w	03/28/22 11:35

GC/MS SEMI VOA MANUAL INTEGRATION SUMMARY

Lab Name: Eurofins Seattle Job No.: 580-111589-1

SDG No.: _____

Instrument ID: TAC050 Analysis Batch Number: 385266Lab Sample ID: 580-111589-1 Client Sample ID: ERH2790 (OWDFMW08A)Date Analyzed: 03/26/22 22:36 Lab File ID: SIM032622a027.D GC Column: ZB-SV ID: 0.25 (mm)

COMPOUND NAME	RETENTION TIME	MANUAL INTEGRATION		
		REASON	ANALYST	DATE
Naphthalene	5.17	Incomplete Integration	thaneerat w	03/28/22 12:34
1-Methylnaphthalene	5.91	Incomplete Integration	thaneerat w	03/28/22 12:35
Acenaphthylene	6.69	Incomplete Integration	thaneerat w	03/28/22 12:35
Acenaphthene	6.86	Incomplete Integration	thaneerat w	03/28/22 12:35
Fluorene	7.37	Incomplete Integration	thaneerat w	03/28/22 12:35
Anthracene	8.37	Incomplete Integration	thaneerat w	03/28/22 12:35
Fluoranthene	9.50	Incomplete Integration	thaneerat w	03/28/22 12:36
Benzo[a]anthracene	10.99	Incomplete Integration	thaneerat w	03/28/22 12:36
Chrysene	11.04	Incomplete Integration	thaneerat w	03/28/22 12:36
Benzo[a]pyrene	12.97	Incomplete Integration	thaneerat w	03/28/22 12:36
Benzo[g,h,i]perylene	15.42	Incomplete Integration	thaneerat w	03/28/22 12:36

GC/MS SEMI VOA MANUAL INTEGRATION SUMMARY

Lab Name: Eurofins Seattle Job No.: 580-111589-1

SDG No.: _____

Instrument ID: TAC050 Analysis Batch Number: 385266Lab Sample ID: 580-111589-2 Client Sample ID: ERH2791 (OWDFMW08A FD)Date Analyzed: 03/26/22 22:55 Lab File ID: SIM032622a028.D GC Column: ZB-SV ID: 0.25 (mm)

COMPOUND NAME	RETENTION TIME	MANUAL INTEGRATION		
		REASON	ANALYST	DATE
Naphthalene	5.17	Incomplete Integration	thaneerat w	03/28/22 12:38
2-Methylnaphthalene	5.82	Incomplete Integration	thaneerat w	03/28/22 12:38
1-Methylnaphthalene	5.91	Incomplete Integration	thaneerat w	03/28/22 12:38
Acenaphthene	6.86	Incomplete Integration	thaneerat w	03/28/22 12:39
Pyrene	9.73	Incomplete Integration	thaneerat w	03/28/22 12:39
Phenanthrene		Invalid Compound ID	thaneerat w	03/28/22 12:39

Lab Sample ID: CCVC 580-385266/27 Client Sample ID: _____Date Analyzed: 03/26/22 23:14 Lab File ID: SIM032622a029.D GC Column: ZB-SV ID: 0.25 (mm)

COMPOUND NAME	RETENTION TIME	MANUAL INTEGRATION		
		REASON	ANALYST	DATE
Bis(2-ethylhexyl) phthalate	11.85	Incomplete Integration	thaneerat w	03/28/22 12:40
Indeno[1,2,3-cd]pyrene	14.92	Incomplete Integration	thaneerat w	03/28/22 12:41
Dibenz(a,h)anthracene	14.96	Incomplete Integration	thaneerat w	03/28/22 12:41

REAGENT TRACEABILITY SUMMARY

Lab Name: Eurofins Seattle

Job No.: 580-111589-1

SDG No.:

Reagent ID	Exp Date	Prep Date	Dilutant Used	Reagent Final Volume	Parent Reagent		Analyte	Concentration
					Reagent ID	Volume Added		
8270_ic_stk_00062	03/31/22	09/15/21	DCM, Lot DCM CT#211	10 mL	2356TCP_00004	1 mL	2,3,5,6-Tetrachlorophenol	100 ug/mL
					8270Mega_1stk_00016	1 mL	1,1'-Biphenyl	100 ug/mL
							1,2,4,5-Tetrachlorobenzene	100 ug/mL
							1,2,4-Trichlorobenzene	100 ug/mL
							1,2-Dichlorobenzene	100 ug/mL
							1,3-Dichlorobenzene	100 ug/mL
							1,3-Dinitrobenzene	100 ug/mL
							1,4-Dichlorobenzene	100 ug/mL
							1-Methylnaphthalene	100 ug/mL
							2,3,4,6-Tetrachlorophenol	100 ug/mL
							2,4,5-Trichlorophenol	100 ug/mL
							2,4,6-Trichlorophenol	100 ug/mL
							2,4-Dichlorophenol	100 ug/mL
							2,4-Dimethylphenol	100 ug/mL
							2,4-Dinitrophenol	200 ug/mL
							2,4-Dinitrotoluene	100 ug/mL
							2,6-Dichlorophenol	100 ug/mL
							2,6-Dinitrotoluene	100 ug/mL
							2-Chloronaphthalene	100 ug/mL
							2-Chlorophenol	100 ug/mL
							2-Methylnaphthalene	100 ug/mL
							2-Nitroaniline	100 ug/mL
							2-Nitrophenol	100 ug/mL
							3-Nitroaniline	100 ug/mL
							4,6-Dinitro-2-methylphenol	200 ug/mL
							4-Bromophenyl phenyl ether	100 ug/mL
							4-Chloro-3-methylphenol	100 ug/mL
							4-Chloroaniline	100 ug/mL
							4-Chlorophenyl phenyl ether	100 ug/mL
							4-Nitroaniline	100 ug/mL
							4-Nitrophenol	200 ug/mL
							Acenaphthene	100 ug/mL
							Acenaphthylene	100 ug/mL
							Acetophenone	100 ug/mL
							Aniline	100 ug/mL
							Anthracene	100 ug/mL
							Azobenzene	100 ug/mL
							Benzo[a]anthracene	100 ug/mL
							Benzo[a]pyrene	100 ug/mL
							Benzo[b]fluoranthene	100 ug/mL
							Benzo[g,h,i]perylene	100 ug/mL
		Benzo[k]fluoranthene	100 ug/mL					
		Benzofluoranthene	200 ug/mL					
		Benzyl alcohol	100 ug/mL					
		bis (2-chloroisopropyl) ether	100 ug/mL					
		Bis (2-chloroethoxy)methane	100 ug/mL					
		Bis (2-chloroethyl) ether	100 ug/mL					

REAGENT TRACEABILITY SUMMARY

Lab Name: Eurofins Seattle

Job No.: 580-111589-1

SDG No.:

Reagent ID	Exp Date	Prep Date	Dilutant Used	Reagent Final Volume	Parent Reagent		Analyte	Concentration	
					Reagent ID	Volume Added			
							Bis(2-ethylhexyl) phthalate	100 ug/mL	
							Butyl benzyl phthalate	100 ug/mL	
							Carbazole	100 ug/mL	
							Chrysene	100 ug/mL	
							Di-n-butyl phthalate	100 ug/mL	
							Di-n-octyl phthalate	100 ug/mL	
							Dibenz(a,h)anthracene	100 ug/mL	
							Dibenzofuran	100 ug/mL	
							Diethyl phthalate	100 ug/mL	
							Dimethyl phthalate	100 ug/mL	
							Fluoranthene	100 ug/mL	
							Fluorene	100 ug/mL	
							Hexachlorobenzene	100 ug/mL	
							Hexachlorobutadiene	100 ug/mL	
							Hexachlorocyclopentadiene	100 ug/mL	
							Hexachloroethane	100 ug/mL	
							Indeno[1,2,3-cd]pyrene	100 ug/mL	
							Isophorone	100 ug/mL	
							m+p-Cresol	100 ug/mL	
							n-Decane	100 ug/mL	
							N-Nitrosodi-n-propylamine	100 ug/mL	
							N-Nitrosodimethylamine	100 ug/mL	
							N-Nitrosodiphenylamine	100 ug/mL	
							n-Octadecane	100 ug/mL	
							Naphthalene	100 ug/mL	
							Nitrobenzene	100 ug/mL	
							o-Cresol	100 ug/mL	
							Pentachlorophenol	200 ug/mL	
							Phenanthrene	100 ug/mL	
							Phenol	100 ug/mL	
							Pyrene	100 ug/mL	
							Pyridine	200 ug/mL	
					8270S#10_1stk_00016	1 mL	Benzoic acid	200 ug/mL	
					8270S#11_1stk_00011	500 uL	Atrazine	100 ug/mL	
					8270S#9_1stk_00015	1 mL	3,3'-Dichlorobenzidine	200 ug/mL	
							Benzenidine	200 ug/mL	
					8270SSstkPhen_00004	0.2 mL	2,4,6-Tribromophenol (Surr)	100 ug/mL	
							2-Fluorobiphenyl	100 ug/mL	
							2-Fluorophenol (Surr)	100 ug/mL	
							2-methylnaphthalene-d10	100 ug/mL	
							Fluoranthene-d10 (Surr)	100 ug/mL	
							Nitrobenzene-d5 (Surr)	100 ug/mL	
							Phenol-d5 (Surr)	100 ug/mL	
							Terphenyl-d14	100 ug/mL	
.2356TCP_00004	03/10/24		SPEX CertiPrep, Lot AA210304019				(Purchased Reagent)	2,3,5,6-Tetrachlorophenol	1000 ug/mL
.8270Mega_1stk_00016	03/31/22		Restek, Lot A0164427				(Purchased Reagent)	1,1'-Biphenyl	1000 ug/mL
								1,2,4,5-Tetrachlorobenzene	1000 ug/mL
								1,2,4-Trichlorobenzene	1000 ug/mL

REAGENT TRACEABILITY SUMMARY

Lab Name: Eurofins Seattle

Job No.: 580-111589-1

SDG No.:

Reagent ID	Exp Date	Prep Date	Dilutant Used	Reagent Final Volume	Parent Reagent		Analyte	Concentration
					Reagent ID	Volume Added		
							1,2-Dichlorobenzene	1000 ug/mL
							1,3-Dichlorobenzene	1000 ug/mL
							1,3-Dinitrobenzene	1000 ug/mL
							1,4-Dichlorobenzene	1000 ug/mL
							1-Methylnaphthalene	1000 ug/mL
							2,3,4,6-Tetrachlorophenol	1000 ug/mL
							2,4,5-Trichlorophenol	1000 ug/mL
							2,4,6-Trichlorophenol	1000 ug/mL
							2,4-Dichlorophenol	1000 ug/mL
							2,4-Dimethylphenol	1000 ug/mL
							2,4-Dinitrophenol	2000 ug/mL
							2,4-Dinitrotoluene	1000 ug/mL
							2,6-Dichlorophenol	1000 ug/mL
							2,6-Dinitrotoluene	1000 ug/mL
							2-Chloronaphthalene	1000 ug/mL
							2-Chlorophenol	1000 ug/mL
							2-Methylnaphthalene	1000 ug/mL
							2-Nitroaniline	1000 ug/mL
							2-Nitrophenol	1000 ug/mL
							3-Nitroaniline	1000 ug/mL
							4,6-Dinitro-2-methylphenol	2000 ug/mL
							4-Bromophenyl phenyl ether	1000 ug/mL
							4-Chloro-3-methylphenol	1000 ug/mL
							4-Chloroaniline	1000 ug/mL
							4-Chlorophenyl phenyl ether	1000 ug/mL
							4-Nitroaniline	1000 ug/mL
							4-Nitrophenol	2000 ug/mL
							Acenaphthene	1000 ug/mL
							Acenaphthylene	1000 ug/mL
							Acetophenone	1000 ug/mL
							Aniline	1000 ug/mL
							Anthracene	1000 ug/mL
							Azobenzene	1000 ug/mL
							Benzo[a]anthracene	1000 ug/mL
							Benzo[a]pyrene	1000 ug/mL
							Benzo[b]fluoranthene	1000 ug/mL
							Benzo[g,h,i]perylene	1000 ug/mL
							Benzo[k]fluoranthene	1000 ug/mL
							Benzofluoranthene	2000 ug/mL
							Benzyl alcohol	1000 ug/mL
							bis (2-chloroisopropyl) ether	1000 ug/mL
							Bis (2-chloroethoxy)methane	1000 ug/mL
							Bis (2-chloroethyl) ether	1000 ug/mL
							Bis (2-ethylhexyl) phthalate	1000 ug/mL
							Butyl benzyl phthalate	1000 ug/mL
							Carbazole	1000 ug/mL
							Chrysene	1000 ug/mL
							Di-n-butyl phthalate	1000 ug/mL

REAGENT TRACEABILITY SUMMARY

Lab Name: Eurofins Seattle

Job No.: 580-111589-1

SDG No.:

Reagent ID	Exp Date	Prep Date	Dilutant Used	Reagent Final Volume	Parent Reagent		Analyte	Concentration
					Reagent ID	Volume Added		
							Di-n-octyl phthalate	1000 ug/mL
							Dibenz(a,h)anthracene	1000 ug/mL
							Dibenzofuran	1000 ug/mL
							Diethyl phthalate	1000 ug/mL
							Dimethyl phthalate	1000 ug/mL
							Fluoranthene	1000 ug/mL
							Fluorene	1000 ug/mL
							Hexachlorobenzene	1000 ug/mL
							Hexachlorobutadiene	1000 ug/mL
							Hexachlorocyclopentadiene	1000 ug/mL
							Hexachloroethane	1000 ug/mL
							Indeno[1,2,3-cd]pyrene	1000 ug/mL
							Isophorone	1000 ug/mL
							m+p-Cresol	1000 ug/mL
							n-Decane	1000 ug/mL
							N-Nitrosodi-n-propylamine	1000 ug/mL
							N-Nitrosodimethylamine	1000 ug/mL
							N-Nitrosodiphenylamine	1000 ug/mL
							n-Octadecane	1000 ug/mL
							Naphthalene	1000 ug/mL
							Nitrobenzene	1000 ug/mL
							o-Cresol	1000 ug/mL
							Pentachlorophenol	2000 ug/mL
							Phenanthrene	1000 ug/mL
							Phenol	1000 ug/mL
							Pyrene	1000 ug/mL
							Pyridine	2000 ug/mL
.8270S#10_1stk_00016	03/31/22		Restek, Lot A0164214		(Purchased Reagent)		Benzoic acid	2000 ug/mL
.8270S#11_1stk_00011	03/31/22		Restek, Lot A0164387		(Purchased Reagent)		Atrazine	2000 ug/mL
.8270S#9_1stk_00015	07/31/22		Restek, Lot A0167791		(Purchased Reagent)		3,3'-Dichlorobenzidine	2000 ug/mL
							Benidine	2000 ug/mL
.8270SSstkPhen_00004	08/31/23		Phenova, Lot CL12771		(Purchased Reagent)		2,4,6-Tribromophenol (Surr)	5000 ug/mL
							2-Fluorobiphenyl	5000 ug/mL
							2-Fluorophenol (Surr)	5000 ug/mL
							2-methylnaphthalene-d10	5000 ug/mL
							Fluoranthene-d10 (Surr)	5000 ug/mL
							Nitrobenzene-d5 (Surr)	5000 ug/mL
							Phenol-d5 (Surr)	5000 ug/mL
							Terphenyl-d14	5000 ug/mL
8270ccv1_50_00039	03/31/22	11/09/21	DCM, Lot 266183	10 mL	8270_ic_stk_00062	5 uL	2,3,5,6-Tetrachlorophenol	50 ug/L
							1,1'-Biphenyl	50 ug/L
							1,2,4,5-Tetrachlorobenzene	50 ug/L
							1,2,4-Trichlorobenzene	50 ug/L
							1,2-Dichlorobenzene	50 ug/L
							1,3-Dichlorobenzene	50 ug/L
							1,3-Dinitrobenzene	50 ug/L
							1,4-Dichlorobenzene	50 ug/L

REAGENT TRACEABILITY SUMMARY

Lab Name: Eurofins Seattle

Job No.: 580-111589-1

SDG No.:

Reagent ID	Exp Date	Prep Date	Dilutant Used	Reagent Final Volume	Parent Reagent		Analyte	Concentration
					Reagent ID	Volume Added		
							1-Methylnaphthalene	50 ug/L
							2,3,4,6-Tetrachlorophenol	50 ug/L
							2,4,5-Trichlorophenol	50 ug/L
							2,4,6-Trichlorophenol	50 ug/L
							2,4-Dichlorophenol	50 ug/L
							2,4-Dimethylphenol	50 ug/L
							2,4-Dinitrophenol	100 ug/L
							2,4-Dinitrotoluene	50 ug/L
							2,6-Dichlorophenol	50 ug/L
							2,6-Dinitrotoluene	50 ug/L
							2-Chloronaphthalene	50 ug/L
							2-Chlorophenol	50 ug/L
							2-Methylnaphthalene	50 ug/L
							2-Nitroaniline	50 ug/L
							2-Nitrophenol	50 ug/L
							3-Nitroaniline	50 ug/L
							4,6-Dinitro-2-methylphenol	100 ug/L
							4-Bromophenyl phenyl ether	50 ug/L
							4-Chloro-3-methylphenol	50 ug/L
							4-Chloroaniline	50 ug/L
							4-Chlorophenyl phenyl ether	50 ug/L
							4-Nitroaniline	50 ug/L
							4-Nitrophenol	100 ug/L
							Acenaphthene	50 ug/L
							Acenaphthylene	50 ug/L
							Acetophenone	50 ug/L
							Aniline	50 ug/L
							Anthracene	50 ug/L
							Azobenzene	50 ug/L
							Benzo[a]anthracene	50 ug/L
							Benzo[a]pyrene	50 ug/L
							Benzo[b]fluoranthene	50 ug/L
							Benzo[g,h,i]perylene	50 ug/L
							Benzo[k]fluoranthene	50 ug/L
							Benzofluoranthene	100 ug/L
							Benzyl alcohol	50 ug/L
							bis (2-chloroisopropyl) ether	50 ug/L
							Bis (2-chloroethoxy)methane	50 ug/L
							Bis (2-chloroethyl) ether	50 ug/L
							Bis (2-ethylhexyl) phthalate	50 ug/L
							Butyl benzyl phthalate	50 ug/L
							Carbazole	50 ug/L
							Chrysene	50 ug/L
							Di-n-butyl phthalate	50 ug/L
							Di-n-octyl phthalate	50 ug/L
							Dibenz (a,h) anthracene	50 ug/L
							Dibenzofuran	50 ug/L
							Diethyl phthalate	50 ug/L

REAGENT TRACEABILITY SUMMARY

Lab Name: Eurofins Seattle

Job No.: 580-111589-1

SDG No.:

Reagent ID	Exp Date	Prep Date	Dilutant Used	Reagent Final Volume	Parent Reagent		Analyte	Concentration
					Reagent ID	Volume Added		
							Dimethyl phthalate	50 ug/L
							Fluoranthene	50 ug/L
							Fluorene	50 ug/L
							Hexachlorobenzene	50 ug/L
							Hexachlorobutadiene	50 ug/L
							Hexachlorocyclopentadiene	50 ug/L
							Hexachloroethane	50 ug/L
							Indeno[1,2,3-cd]pyrene	50 ug/L
							Isophorone	50 ug/L
							m+p-Cresol	50 ug/L
							n-Decane	50 ug/L
							N-Nitrosodi-n-propylamine	50 ug/L
							N-Nitrosodimethylamine	50 ug/L
							N-Nitrosodiphenylamine	50 ug/L
							n-Octadecane	50 ug/L
							Naphthalene	50 ug/L
							Nitrobenzene	50 ug/L
							o-Cresol	50 ug/L
							Pentachlorophenol	100 ug/L
							Phenanthrene	50 ug/L
							Phenol	50 ug/L
							Pyrene	50 ug/L
							Pyridine	100 ug/L
							Benzoic acid	100 ug/L
							Atrazine	50 ug/L
							3,3'-Dichlorobenzidine	100 ug/L
							Benzidine	100 ug/L
							2,4,6-Tribromophenol (Surr)	50 ug/L
							2-Fluorobiphenyl	50 ug/L
							2-Fluorophenol (Surr)	50 ug/L
							2-methylnaphthalene-d10	50 ug/L
							Fluoranthene-d10 (Surr)	50 ug/L
							Nitrobenzene-d5 (Surr)	50 ug/L
Phenol-d5 (Surr)	50 ug/L							
Terphenyl-d14	50 ug/L							
8270SIM_IS_00067	100 uL	1,4-Dichlorobenzene-d4	100 ug/L					
		Acenaphthene-d10	100 ug/L					
		Chrysene-d12	100 ug/L					
		Naphthalene-d8	100 ug/L					
		Perylene-d12	100 ug/L					
		Phenanthrene-d10	100 ug/L					
.8270_ic_stk_00062	03/31/22	09/15/21	DCM, Lot DCM CT#211	10 mL	2356TCP_00004	1 mL	2,3,5,6-Tetrachlorophenol	100 ug/mL
					8270Mega_1stk_00016	1 mL	1,1'-Biphenyl	100 ug/mL
							1,2,4,5-Tetrachlorobenzene	100 ug/mL
							1,2,4-Trichlorobenzene	100 ug/mL
							1,2-Dichlorobenzene	100 ug/mL
							1,3-Dichlorobenzene	100 ug/mL
							1,3-Dinitrobenzene	100 ug/mL

REAGENT TRACEABILITY SUMMARY

Lab Name: Eurofins Seattle

Job No.: 580-111589-1

SDG No.:

Reagent ID	Exp Date	Prep Date	Dilutant Used	Reagent Final Volume	Parent Reagent		Analyte	Concentration
					Reagent ID	Volume Added		
							1,4-Dichlorobenzene	100 ug/mL
							1-Methylnaphthalene	100 ug/mL
							2,3,4,6-Tetrachlorophenol	100 ug/mL
							2,4,5-Trichlorophenol	100 ug/mL
							2,4,6-Trichlorophenol	100 ug/mL
							2,4-Dichlorophenol	100 ug/mL
							2,4-Dimethylphenol	100 ug/mL
							2,4-Dinitrophenol	200 ug/mL
							2,4-Dinitrotoluene	100 ug/mL
							2,6-Dichlorophenol	100 ug/mL
							2,6-Dinitrotoluene	100 ug/mL
							2-Chloronaphthalene	100 ug/mL
							2-Chlorophenol	100 ug/mL
							2-Methylnaphthalene	100 ug/mL
							2-Nitroaniline	100 ug/mL
							2-Nitrophenol	100 ug/mL
							3-Nitroaniline	100 ug/mL
							4,6-Dinitro-2-methylphenol	200 ug/mL
							4-Bromophenyl phenyl ether	100 ug/mL
							4-Chloro-3-methylphenol	100 ug/mL
							4-Chloroaniline	100 ug/mL
							4-Chlorophenyl phenyl ether	100 ug/mL
							4-Nitroaniline	100 ug/mL
							4-Nitrophenol	200 ug/mL
							Acenaphthene	100 ug/mL
							Acenaphthylene	100 ug/mL
							Acetophenone	100 ug/mL
							Aniline	100 ug/mL
							Anthracene	100 ug/mL
							Azobenzene	100 ug/mL
							Benzo[a]anthracene	100 ug/mL
							Benzo[a]pyrene	100 ug/mL
							Benzo[b]fluoranthene	100 ug/mL
							Benzo[g,h,i]perylene	100 ug/mL
							Benzo[k]fluoranthene	100 ug/mL
							Benzofluoranthene	200 ug/mL
							Benzyl alcohol	100 ug/mL
							bis (2-chloroisopropyl) ether	100 ug/mL
							Bis (2-chloroethoxy)methane	100 ug/mL
							Bis (2-chloroethyl) ether	100 ug/mL
							Bis (2-ethylhexyl) phthalate	100 ug/mL
							Butyl benzyl phthalate	100 ug/mL
							Carbazole	100 ug/mL
							Chrysene	100 ug/mL
							Di-n-butyl phthalate	100 ug/mL
							Di-n-octyl phthalate	100 ug/mL
							Dibenz (a,h)anthracene	100 ug/mL
							Dibenzofuran	100 ug/mL

REAGENT TRACEABILITY SUMMARY

Lab Name: Eurofins Seattle

Job No.: 580-111589-1

SDG No.:

Reagent ID	Exp Date	Prep Date	Dilutant Used	Reagent Final Volume	Parent Reagent		Analyte	Concentration	
					Reagent ID	Volume Added			
							Diethyl phthalate	100 ug/mL	
							Dimethyl phthalate	100 ug/mL	
							Fluoranthene	100 ug/mL	
							Fluorene	100 ug/mL	
							Hexachlorobenzene	100 ug/mL	
							Hexachlorobutadiene	100 ug/mL	
							Hexachlorocyclopentadiene	100 ug/mL	
							Hexachloroethane	100 ug/mL	
							Indeno[1,2,3-cd]pyrene	100 ug/mL	
							Isophorone	100 ug/mL	
							m+p-Cresol	100 ug/mL	
							n-Decane	100 ug/mL	
							N-Nitrosodi-n-propylamine	100 ug/mL	
							N-Nitrosodimethylamine	100 ug/mL	
							N-Nitrosodiphenylamine	100 ug/mL	
							n-Octadecane	100 ug/mL	
							Naphthalene	100 ug/mL	
							Nitrobenzene	100 ug/mL	
							o-Cresol	100 ug/mL	
							Pentachlorophenol	200 ug/mL	
							Phenanthrene	100 ug/mL	
							Phenol	100 ug/mL	
							Pyrene	100 ug/mL	
							Pyridine	200 ug/mL	
					8270S#10_1stk_00016	1 mL	Benzoic acid	200 ug/mL	
					8270S#11_1stk_00011	500 uL	Atrazine	100 ug/mL	
					8270S#9_1stk_00015	1 mL	3,3'-Dichlorobenzidine	200 ug/mL	
							Benzenidine	200 ug/mL	
					8270SSstkPhen_00004	0.2 mL	2,4,6-Tribromophenol (Surr)	100 ug/mL	
							2-Fluorobiphenyl	100 ug/mL	
							2-Fluorophenol (Surr)	100 ug/mL	
							2-methylnaphthalene-d10	100 ug/mL	
							Fluoranthene-d10 (Surr)	100 ug/mL	
							Nitrobenzene-d5 (Surr)	100 ug/mL	
							Phenol-d5 (Surr)	100 ug/mL	
							Terphenyl-d14	100 ug/mL	
..2356TCP_00004	03/10/24		SPEX CertiPrep, Lot AA210304019				(Purchased Reagent)	2,3,5,6-Tetrachlorophenol	1000 ug/mL
..8270Mega_1stk_00016	03/31/22		Restek, Lot A0164427				(Purchased Reagent)	1,1'-Biphenyl	1000 ug/mL
								1,2,4,5-Tetrachlorobenzene	1000 ug/mL
								1,2,4-Trichlorobenzene	1000 ug/mL
								1,2-Dichlorobenzene	1000 ug/mL
								1,3-Dichlorobenzene	1000 ug/mL
								1,3-Dinitrobenzene	1000 ug/mL
								1,4-Dichlorobenzene	1000 ug/mL
								1-Methylnaphthalene	1000 ug/mL
								2,3,4,6-Tetrachlorophenol	1000 ug/mL
								2,4,5-Trichlorophenol	1000 ug/mL
								2,4,6-Trichlorophenol	1000 ug/mL

REAGENT TRACEABILITY SUMMARY

Lab Name: Eurofins Seattle

Job No.: 580-111589-1

SDG No.:

Reagent ID	Exp Date	Prep Date	Dilutant Used	Reagent Final Volume	Parent Reagent		Analyte	Concentration
					Reagent ID	Volume Added		
							2,4-Dichlorophenol	1000 ug/mL
							2,4-Dimethylphenol	1000 ug/mL
							2,4-Dinitrophenol	2000 ug/mL
							2,4-Dinitrotoluene	1000 ug/mL
							2,6-Dichlorophenol	1000 ug/mL
							2,6-Dinitrotoluene	1000 ug/mL
							2-Chloronaphthalene	1000 ug/mL
							2-Chlorophenol	1000 ug/mL
							2-Methylnaphthalene	1000 ug/mL
							2-Nitroaniline	1000 ug/mL
							2-Nitrophenol	1000 ug/mL
							3-Nitroaniline	1000 ug/mL
							4,6-Dinitro-2-methylphenol	2000 ug/mL
							4-Bromophenyl phenyl ether	1000 ug/mL
							4-Chloro-3-methylphenol	1000 ug/mL
							4-Chloroaniline	1000 ug/mL
							4-Chlorophenyl phenyl ether	1000 ug/mL
							4-Nitroaniline	1000 ug/mL
							4-Nitrophenol	2000 ug/mL
							Acenaphthene	1000 ug/mL
							Acenaphthylene	1000 ug/mL
							Acetophenone	1000 ug/mL
							Aniline	1000 ug/mL
							Anthracene	1000 ug/mL
							Azobenzene	1000 ug/mL
							Benzo[a]anthracene	1000 ug/mL
							Benzo[a]pyrene	1000 ug/mL
							Benzo[b]fluoranthene	1000 ug/mL
							Benzo[g,h,i]perylene	1000 ug/mL
							Benzo[k]fluoranthene	1000 ug/mL
							Benzofluoranthene	2000 ug/mL
							Benzyl alcohol	1000 ug/mL
							bis (2-chloroisopropyl) ether	1000 ug/mL
							Bis (2-chloroethoxy)methane	1000 ug/mL
							Bis (2-chloroethyl) ether	1000 ug/mL
							Bis (2-ethylhexyl) phthalate	1000 ug/mL
							Butyl benzyl phthalate	1000 ug/mL
							Carbazole	1000 ug/mL
							Chrysene	1000 ug/mL
							Di-n-butyl phthalate	1000 ug/mL
							Di-n-octyl phthalate	1000 ug/mL
							Dibenz (a,h) anthracene	1000 ug/mL
							Dibenzofuran	1000 ug/mL
							Diethyl phthalate	1000 ug/mL
							Dimethyl phthalate	1000 ug/mL
							Fluoranthene	1000 ug/mL
							Fluorene	1000 ug/mL
							Hexachlorobenzene	1000 ug/mL

REAGENT TRACEABILITY SUMMARY

Lab Name: Eurofins Seattle

Job No.: 580-111589-1

SDG No.:

Reagent ID	Exp Date	Prep Date	Dilutant Used	Reagent Final Volume	Parent Reagent		Analyte	Concentration
					Reagent ID	Volume Added		
							Hexachlorobutadiene	1000 ug/mL
							Hexachlorocyclopentadiene	1000 ug/mL
							Hexachloroethane	1000 ug/mL
							Indeno[1,2,3-cd]pyrene	1000 ug/mL
							Isophorone	1000 ug/mL
							m+p-Cresol	1000 ug/mL
							n-Decane	1000 ug/mL
							N-Nitrosodi-n-propylamine	1000 ug/mL
							N-Nitrosodimethylamine	1000 ug/mL
							N-Nitrosodiphenylamine	1000 ug/mL
							n-Octadecane	1000 ug/mL
							Naphthalene	1000 ug/mL
							Nitrobenzene	1000 ug/mL
							o-Cresol	1000 ug/mL
							Pentachlorophenol	2000 ug/mL
							Phenanthrene	1000 ug/mL
							Phenol	1000 ug/mL
							Pyrene	1000 ug/mL
							Pyridine	2000 ug/mL
..8270S#10_1stk_00016	03/31/22		Restek, Lot A0164214		(Purchased Reagent)		Benzoic acid	2000 ug/mL
..8270S#11_1stk_00011	03/31/22		Restek, Lot A0164387		(Purchased Reagent)		Atrazine	2000 ug/mL
..8270S#9_1stk_00015	07/31/22		Restek, Lot A0167791		(Purchased Reagent)		3,3'-Dichlorobenzidine	2000 ug/mL
							Benzdine	2000 ug/mL
..8270SSstkPhen_00004	08/31/23		Phenova, Lot CL12771		(Purchased Reagent)		2,4,6-Tribromophenol (Surr)	5000 ug/mL
							2-Fluorobiphenyl	5000 ug/mL
							2-Fluorophenol (Surr)	5000 ug/mL
							2-methylnaphthalene-d10	5000 ug/mL
							Fluoranthene-d10 (Surr)	5000 ug/mL
							Nitrobenzene-d5 (Surr)	5000 ug/mL
							Phenol-d5 (Surr)	5000 ug/mL
							Terphenyl-d14	5000 ug/mL
.8270SIM_IS_00067	06/07/22	06/07/21	DCM, Lot CT#211	50 mL	8270ISstk_00007	250 uL	1,4-Dichlorobenzene-d4	10 ug/mL
							Acenaphthene-d10	10 ug/mL
							Chrysene-d12	10 ug/mL
							Naphthalene-d8	10 ug/mL
							Perylene-d12	10 ug/mL
							Phenanthrene-d10	10 ug/mL
..8270ISstk_00007	09/30/24		Restek, Lot A0153348		(Purchased Reagent)		1,4-Dichlorobenzene-d4	2000 ug/mL
							Acenaphthene-d10	2000 ug/mL
							Chrysene-d12	2000 ug/mL
							Naphthalene-d8	2000 ug/mL
							Perylene-d12	2000 ug/mL
							Phenanthrene-d10	2000 ug/mL
8270f1spk_00297	11/30/22	03/20/22	Acetone/DCM, Lot 236884/MeCl_CT201	50 mL	8270Mega_1stk_00018	1 mL	1,1'-Biphenyl	20 ug/mL
							1,2,4,5-Tetrachlorobenzene	20 ug/mL
							1,2,4-Trichlorobenzene	20 ug/mL
							1,2-Dichlorobenzene	20 ug/mL

REAGENT TRACEABILITY SUMMARY

Lab Name: Eurofins Seattle

Job No.: 580-111589-1

SDG No.:

Reagent ID	Exp Date	Prep Date	Dilutant Used	Reagent Final Volume	Parent Reagent		Analyte	Concentration
					Reagent ID	Volume Added		
							1,3-Dichlorobenzene	20 ug/mL
							1,3-Dinitrobenzene	20 ug/mL
							1,4-Dichlorobenzene	20 ug/mL
							1,4-Dioxane	20 ug/mL
							1-Methylnaphthalene	20 ug/mL
							2,3,4,6-Tetrachlorophenol	20 ug/mL
							2,4,5-Trichlorophenol	20 ug/mL
							2,4,6-Trichlorophenol	20 ug/mL
							2,4-Dichlorophenol	20 ug/mL
							2,4-Dimethylphenol	20 ug/mL
							2,4-Dinitrophenol	40 ug/mL
							2,4-Dinitrotoluene	20 ug/mL
							2,6-Dichlorophenol	20 ug/mL
							2,6-Dinitrotoluene	20 ug/mL
							2-Chloronaphthalene	20 ug/mL
							2-Chlorophenol	20 ug/mL
							2-Methylnaphthalene	20 ug/mL
							2-Nitroaniline	20 ug/mL
							2-Nitrophenol	20 ug/mL
							3-Nitroaniline	20 ug/mL
							4,6-Dinitro-2-methylphenol	40 ug/mL
							4-Bromophenyl phenyl ether	20 ug/mL
							4-Chloro-3-methylphenol	20 ug/mL
							4-Chloroaniline	20 ug/mL
							4-Chlorophenyl phenyl ether	20 ug/mL
							4-Nitroaniline	20 ug/mL
							4-Nitrophenol	40 ug/mL
							Acenaphthene	20 ug/mL
							Acenaphthylene	20 ug/mL
							Acetophenone	20 ug/mL
							Aniline	20 ug/mL
							Anthracene	20 ug/mL
							Azobenzene	20 ug/mL
							Benzo[a]anthracene	20 ug/mL
							Benzo[a]pyrene	20 ug/mL
							Benzo[b]fluoranthene	20 ug/mL
							Benzo[g,h,i]perylene	20 ug/mL
							Benzo[k]fluoranthene	20 ug/mL
							Benzofluoranthene	40 ug/mL
							Benzyl alcohol	20 ug/mL
							bis (2-chloroisopropyl) ether	20 ug/mL
							Bis (2-chloroethoxy)methane	20 ug/mL
							Bis (2-chloroethyl) ether	20 ug/mL
							Bis (2-ethylhexyl) phthalate	20 ug/mL
							Butyl benzyl phthalate	20 ug/mL
							Carbazole	20 ug/mL
							Chrysene	20 ug/mL
							Di-n-butyl phthalate	20 ug/mL

REAGENT TRACEABILITY SUMMARY

Lab Name: Eurofins Seattle

Job No.: 580-111589-1

SDG No.:

Reagent ID	Exp Date	Prep Date	Dilutant Used	Reagent Final Volume	Parent Reagent		Analyte	Concentration						
					Reagent ID	Volume Added								
							Di-n-octyl phthalate	20 ug/mL						
							Dibenz(a,h)anthracene	20 ug/mL						
							Dibenzofuran	20 ug/mL						
							Diethyl phthalate	20 ug/mL						
							Dimethyl phthalate	20 ug/mL						
							Diphenylamine	17 ug/mL						
							Fluoranthene	20 ug/mL						
							Fluorene	20 ug/mL						
							Hexachlorobenzene	20 ug/mL						
							Hexachlorobutadiene	20 ug/mL						
							Hexachlorocyclopentadiene	20 ug/mL						
							Hexachloroethane	20 ug/mL						
							Hexadecane	20 ug/mL						
							Indeno[1,2,3-cd]pyrene	20 ug/mL						
							Isophorone	20 ug/mL						
							m+p-Cresol	20 ug/mL						
							n-Decane	20 ug/mL						
							N-Nitrosodi-n-propylamine	20 ug/mL						
							N-Nitrosodimethylamine	20 ug/mL						
							N-Nitrosodiphenylamine	20 ug/mL						
							n-Octadecane	20 ug/mL						
							Naphthalene	20 ug/mL						
							Nitrobenzene	20 ug/mL						
							o-Cresol	20 ug/mL						
							Pentachlorophenol	40 ug/mL						
							Phenanthrene	20 ug/mL						
							Phenol	20 ug/mL						
							Pyrene	20 ug/mL						
							Pyridine	40 ug/mL						
							8270S#10_1stk_00018					1 mL	Benzoic acid	40 ug/mL
													Indene	40 ug/mL
							8270S#11_1stk_00013					1 mL	Atrazine	40 ug/mL
													Benzaldehyde	40 ug/mL
						Caprolactam	40 ug/mL							
8270S#9_1stk_00017					1 mL	3,3'-Dichlorobenzidine	40 ug/mL							
						Benzenidine	40 ug/mL							
.8270Mega_1stk_00018	02/28/23		Restek, Lot A0175066			(Purchased Reagent)	1,1'-Biphenyl	1000 ug/mL						
							1,2,4,5-Tetrachlorobenzene	1000 ug/mL						
							1,2,4-Trichlorobenzene	1000 ug/mL						
							1,2-Dichlorobenzene	1000 ug/mL						
							1,3-Dichlorobenzene	1000 ug/mL						
							1,3-Dinitrobenzene	1000 ug/mL						
							1,4-Dichlorobenzene	1000 ug/mL						
							1,4-Dioxane	1000 ug/mL						
							1-Methylnaphthalene	1000 ug/mL						
							2,3,4,6-Tetrachlorophenol	1000 ug/mL						
							2,4,5-Trichlorophenol	1000 ug/mL						
							2,4,6-Trichlorophenol	1000 ug/mL						

REAGENT TRACEABILITY SUMMARY

Lab Name: Eurofins Seattle

Job No.: 580-111589-1

SDG No.:

Reagent ID	Exp Date	Prep Date	Dilutant Used	Reagent Final Volume	Parent Reagent		Analyte	Concentration
					Reagent ID	Volume Added		
							2,4-Dichlorophenol	1000 ug/mL
							2,4-Dimethylphenol	1000 ug/mL
							2,4-Dinitrophenol	2000 ug/mL
							2,4-Dinitrotoluene	1000 ug/mL
							2,6-Dichlorophenol	1000 ug/mL
							2,6-Dinitrotoluene	1000 ug/mL
							2-Chloronaphthalene	1000 ug/mL
							2-Chlorophenol	1000 ug/mL
							2-Methylnaphthalene	1000 ug/mL
							2-Nitroaniline	1000 ug/mL
							2-Nitrophenol	1000 ug/mL
							3-Nitroaniline	1000 ug/mL
							4,6-Dinitro-2-methylphenol	2000 ug/mL
							4-Bromophenyl phenyl ether	1000 ug/mL
							4-Chloro-3-methylphenol	1000 ug/mL
							4-Chloroaniline	1000 ug/mL
							4-Chlorophenyl phenyl ether	1000 ug/mL
							4-Nitroaniline	1000 ug/mL
							4-Nitrophenol	2000 ug/mL
							Acenaphthene	1000 ug/mL
							Acenaphthylene	1000 ug/mL
							Acetophenone	1000 ug/mL
							Aniline	1000 ug/mL
							Anthracene	1000 ug/mL
							Azobenzene	1000 ug/mL
							Benzo[a]anthracene	1000 ug/mL
							Benzo[a]pyrene	1000 ug/mL
							Benzo[b]fluoranthene	1000 ug/mL
							Benzo[g,h,i]perylene	1000 ug/mL
							Benzo[k]fluoranthene	1000 ug/mL
							Benzofluoranthene	2000 ug/mL
							Benzyl alcohol	1000 ug/mL
							bis (2-chloroisopropyl) ether	1000 ug/mL
							Bis (2-chloroethoxy)methane	1000 ug/mL
							Bis (2-chloroethyl) ether	1000 ug/mL
							Bis (2-ethylhexyl) phthalate	1000 ug/mL
							Butyl benzyl phthalate	1000 ug/mL
							Carbazole	1000 ug/mL
							Chrysene	1000 ug/mL
							Di-n-butyl phthalate	1000 ug/mL
							Di-n-octyl phthalate	1000 ug/mL
							Dibenz (a,h) anthracene	1000 ug/mL
							Dibenzofuran	1000 ug/mL
							Diethyl phthalate	1000 ug/mL
							Dimethyl phthalate	1000 ug/mL
							Diphenylamine	850 ug/mL
							Fluoranthene	1000 ug/mL
							Fluorene	1000 ug/mL

REAGENT TRACEABILITY SUMMARY

Lab Name: Eurofins Seattle

Job No.: 580-111589-1

SDG No.:

Reagent ID	Exp Date	Prep Date	Dilutant Used	Reagent Final Volume	Parent Reagent		Analyte	Concentration
					Reagent ID	Volume Added		
							Hexachlorobenzene	1000 ug/mL
							Hexachlorobutadiene	1000 ug/mL
							Hexachlorocyclopentadiene	1000 ug/mL
							Hexachloroethane	1000 ug/mL
							Hexadecane	1000 ug/mL
							Indeno[1,2,3-cd]pyrene	1000 ug/mL
							Isophorone	1000 ug/mL
							m+p-Cresol	1000 ug/mL
							n-Decane	1000 ug/mL
							N-Nitrosodi-n-propylamine	1000 ug/mL
							N-Nitrosodimethylamine	1000 ug/mL
							N-Nitrosodiphenylamine	1000 ug/mL
							n-Octadecane	1000 ug/mL
							Naphthalene	1000 ug/mL
							Nitrobenzene	1000 ug/mL
							o-Cresol	1000 ug/mL
							Pentachlorophenol	2000 ug/mL
							Phenanthrene	1000 ug/mL
							Phenol	1000 ug/mL
							Pyrene	1000 ug/mL
							Pyridine	2000 ug/mL
.8270S#10_1stk_00018	12/31/22		Restek, Lot A0173787		(Purchased Reagent)		Benzoic acid	2000 ug/mL
							Indene	2000 ug/mL
.8270S#11_1stk_00013	11/30/22		Restek, Lot A0172244		(Purchased Reagent)		Atrazine	2000 ug/mL
							Benzaldehyde	2000 ug/mL
							Caprolactam	2000 ug/mL
.8270S#9_1stk_00017	02/28/23		Restek, Lot A0175898		(Purchased Reagent)		3,3'-Dichlorobenzidine	2000 ug/mL
							Benzidine	2000 ug/mL
8270SIM_IS_00069	08/24/22	09/25/21	DCM, Lot CT#215	50 mL	8270ISstk_00007	250 uL	1,4-Dichlorobenzene-d4	10 ug/mL
							Acenaphthene-d10	10 ug/mL
							Chrysene-d12	10 ug/mL
							Naphthalene-d8	10 ug/mL
							Perylene-d12	10 ug/mL
							Phenanthrene-d10	10 ug/mL
.8270ISstk_00007	09/30/24		Restek, Lot A0153348		(Purchased Reagent)		1,4-Dichlorobenzene-d4	2000 ug/mL
							Acenaphthene-d10	2000 ug/mL
							Chrysene-d12	2000 ug/mL
							Naphthalene-d8	2000 ug/mL
							Perylene-d12	2000 ug/mL
							Phenanthrene-d10	2000 ug/mL
8270waterSurr_00120	12/29/22	03/23/22	Acetone/DCM, Lot 285502/CT#235	50 mL	8270Surr_Phen_00016	10 mL	1,4-Dioxane-d8	100 ug/mL
							2,4,6-Tribromophenol (Surr)	20 ug/mL
							2-Fluorobiphenyl	20 ug/mL
							2-Fluorophenol (Surr)	20 ug/mL
							2-methylnaphthalene-d10	20 ug/mL
							Fluoranthene-d10 (Surr)	20 ug/mL

REAGENT TRACEABILITY SUMMARY

Lab Name: Eurofins Seattle

Job No.: 580-111589-1

SDG No.:

Reagent ID	Exp Date	Prep Date	Dilutant Used	Reagent Final Volume	Parent Reagent		Analyte	Concentration
					Reagent ID	Volume Added		
.8270Surr_Phen_00016	02/28/27		Phenova, Lot CL18105		(Purchased Reagent)		Nitrobenzene-d5 (Surr)	20 ug/mL
							Phenol-d5 (Surr)	20 ug/mL
							Terphenyl-d14	20 ug/mL
							1,4-Dioxane-d8	500 ug/mL
							2,4,6-Tribromophenol (Surr)	100 ug/mL
							2-Fluorobiphenyl	100 ug/mL
							2-Fluorophenol (Surr)	100 ug/mL
							2-methylnaphthalene-d10	100 ug/mL
							Fluoranthene-d10 (Surr)	100 ug/mL
							Nitrobenzene-d5 (Surr)	100 ug/mL
ccv_8270_1000_00057	03/31/22	09/15/21	DCM, Lot MeC12_CT_00211	10 mL	8270_ic_stk_00062	100 uL	2,3,5,6-Tetrachlorophenol	1000 ug/L
							1,1'-Biphenyl	1000 ug/L
							1,2,4,5-Tetrachlorobenzene	1000 ug/L
							1,2,4-Trichlorobenzene	1000 ug/L
							1,2-Dichlorobenzene	1000 ug/L
							1,3-Dichlorobenzene	1000 ug/L
							1,3-Dinitrobenzene	1000 ug/L
							1,4-Dichlorobenzene	1000 ug/L
							1-Methylnaphthalene	1000 ug/L
							2,3,4,6-Tetrachlorophenol	1000 ug/L
							2,4,5-Trichlorophenol	1000 ug/L
							2,4,6-Trichlorophenol	1000 ug/L
							2,4-Dichlorophenol	1000 ug/L
							2,4-Dimethylphenol	1000 ug/L
							2,4-Dinitrophenol	2000 ug/L
							2,4-Dinitrotoluene	1000 ug/L
							2,6-Dichlorophenol	1000 ug/L
							2,6-Dinitrotoluene	1000 ug/L
							2-Chloronaphthalene	1000 ug/L
							2-Chlorophenol	1000 ug/L
							2-Methylnaphthalene	1000 ug/L
							2-Nitroaniline	1000 ug/L
							2-Nitrophenol	1000 ug/L
							3-Nitroaniline	1000 ug/L
							4,6-Dinitro-2-methylphenol	2000 ug/L
							4-Bromophenyl phenyl ether	1000 ug/L
							4-Chloro-3-methylphenol	1000 ug/L
							4-Chloroaniline	1000 ug/L
							4-Chlorophenyl phenyl ether	1000 ug/L
							4-Nitroaniline	1000 ug/L
							4-Nitrophenol	2000 ug/L
							Acenaphthene	1000 ug/L
							Acenaphthylene	1000 ug/L
Acetophenone	1000 ug/L							
Aniline	1000 ug/L							

REAGENT TRACEABILITY SUMMARY

Lab Name: Eurofins Seattle

Job No.: 580-111589-1

SDG No.:

Reagent ID	Exp Date	Prep Date	Dilutant Used	Reagent Final Volume	Parent Reagent		Analyte	Concentration
					Reagent ID	Volume Added		
							Anthracene	1000 ug/L
							Azobenzene	1000 ug/L
							Benzo[a]anthracene	1000 ug/L
							Benzo[a]pyrene	1000 ug/L
							Benzo[b]fluoranthene	1000 ug/L
							Benzo[g,h,i]perylene	1000 ug/L
							Benzo[k]fluoranthene	1000 ug/L
							Benzofluoranthene	2000 ug/L
							Benzyl alcohol	1000 ug/L
							bis (2-chloroisopropyl) ether	1000 ug/L
							Bis (2-chloroethoxy)methane	1000 ug/L
							Bis (2-chloroethyl) ether	1000 ug/L
							Bis (2-ethylhexyl) phthalate	1000 ug/L
							Butyl benzyl phthalate	1000 ug/L
							Carbazole	1000 ug/L
							Chrysene	1000 ug/L
							Di-n-butyl phthalate	1000 ug/L
							Di-n-octyl phthalate	1000 ug/L
							Dibenz (a,h) anthracene	1000 ug/L
							Dibenzofuran	1000 ug/L
							Diethyl phthalate	1000 ug/L
							Dimethyl phthalate	1000 ug/L
							Fluoranthene	1000 ug/L
							Fluorene	1000 ug/L
							Hexachlorobenzene	1000 ug/L
							Hexachlorobutadiene	1000 ug/L
							Hexachlorocyclopentadiene	1000 ug/L
							Hexachloroethane	1000 ug/L
							Indeno[1,2,3-cd]pyrene	1000 ug/L
							Isophorone	1000 ug/L
							m+p-Cresol	1000 ug/L
							n-Decane	1000 ug/L
							N-Nitrosodi-n-propylamine	1000 ug/L
							N-Nitrosodimethylamine	1000 ug/L
							N-Nitrosodiphenylamine	1000 ug/L
							n-Octadecane	1000 ug/L
							Naphthalene	1000 ug/L
							Nitrobenzene	1000 ug/L
							o-Cresol	1000 ug/L
							Pentachlorophenol	2000 ug/L
							Phenanthrene	1000 ug/L
							Phenol	1000 ug/L
							Pyrene	1000 ug/L
							Pyridine	2000 ug/L
							Benzoic acid	2000 ug/L
							Atrazine	1000 ug/L
							3,3'-Dichlorobenzidine	2000 ug/L
							Benidine	2000 ug/L

REAGENT TRACEABILITY SUMMARY

Lab Name: Eurofins Seattle

Job No.: 580-111589-1

SDG No.:

Reagent ID	Exp Date	Prep Date	Dilutant Used	Reagent Final Volume	Parent Reagent		Analyte	Concentration		
					Reagent ID	Volume Added				
							2,4,6-Tribromophenol (Surr)	1000 ug/L		
							2-Fluorobiphenyl	1000 ug/L		
							2-Fluorophenol (Surr)	1000 ug/L		
							2-methylnaphthalene-d10	1000 ug/L		
							Fluoranthene-d10 (Surr)	1000 ug/L		
							Nitrobenzene-d5 (Surr)	1000 ug/L		
							Phenol-d5 (Surr)	1000 ug/L		
							Terphenyl-d14	1000 ug/L		
							8270SIM_IS_00068	100 uL	1,4-Dichlorobenzene-d4	100 ug/L
									Acenaphthene-d10	100 ug/L
									Chrysene-d12	100 ug/L
									Naphthalene-d8	100 ug/L
									Perylene-d12	100 ug/L
									Phenanthrene-d10	100 ug/L
.8270_ic_stk_00062	03/31/22	09/15/21	DCM, Lot DCM CT#211	10 mL	2356TCP 00004	1 mL	2,3,5,6-Tetrachlorophenol	100 ug/mL		
							8270Mega_1stk_00016	1 mL	1,1'-Biphenyl	100 ug/mL
									1,2,4,5-Tetrachlorobenzene	100 ug/mL
									1,2,4-Trichlorobenzene	100 ug/mL
									1,2-Dichlorobenzene	100 ug/mL
									1,3-Dichlorobenzene	100 ug/mL
									1,3-Dinitrobenzene	100 ug/mL
									1,4-Dichlorobenzene	100 ug/mL
									1-Methylnaphthalene	100 ug/mL
									2,3,4,6-Tetrachlorophenol	100 ug/mL
									2,4,5-Trichlorophenol	100 ug/mL
									2,4,6-Trichlorophenol	100 ug/mL
									2,4-Dichlorophenol	100 ug/mL
									2,4-Dimethylphenol	100 ug/mL
									2,4-Dinitrophenol	200 ug/mL
									2,4-Dinitrotoluene	100 ug/mL
									2,6-Dichlorophenol	100 ug/mL
									2,6-Dinitrotoluene	100 ug/mL
									2-Chloronaphthalene	100 ug/mL
									2-Chlorophenol	100 ug/mL
									2-Methylnaphthalene	100 ug/mL
									2-Nitroaniline	100 ug/mL
									2-Nitrophenol	100 ug/mL
									3-Nitroaniline	100 ug/mL
									4,6-Dinitro-2-methylphenol	200 ug/mL
									4-Bromophenyl phenyl ether	100 ug/mL
									4-Chloro-3-methylphenol	100 ug/mL
									4-Chloroaniline	100 ug/mL
									4-Chlorophenyl phenyl ether	100 ug/mL
									4-Nitroaniline	100 ug/mL
									4-Nitrophenol	200 ug/mL
									Acenaphthene	100 ug/mL
									Acenaphthylene	100 ug/mL
									Acetophenone	100 ug/mL

REAGENT TRACEABILITY SUMMARY

Lab Name: Eurofins Seattle

Job No.: 580-111589-1

SDG No.:

Reagent ID	Exp Date	Prep Date	Dilutant Used	Reagent Final Volume	Parent Reagent		Analyte	Concentration
					Reagent ID	Volume Added		
							Aniline	100 ug/mL
							Anthracene	100 ug/mL
							Azobenzene	100 ug/mL
							Benzo[a]anthracene	100 ug/mL
							Benzo[a]pyrene	100 ug/mL
							Benzo[b]fluoranthene	100 ug/mL
							Benzo[g,h,i]perylene	100 ug/mL
							Benzo[k]fluoranthene	100 ug/mL
							Benzofluoranthene	200 ug/mL
							Benzyl alcohol	100 ug/mL
							bis (2-chloroisopropyl) ether	100 ug/mL
							Bis (2-chloroethoxy)methane	100 ug/mL
							Bis (2-chloroethyl) ether	100 ug/mL
							Bis (2-ethylhexyl) phthalate	100 ug/mL
							Butyl benzyl phthalate	100 ug/mL
							Carbazole	100 ug/mL
							Chrysene	100 ug/mL
							Di-n-butyl phthalate	100 ug/mL
							Di-n-octyl phthalate	100 ug/mL
							Dibenz (a,h) anthracene	100 ug/mL
							Dibenzofuran	100 ug/mL
							Diethyl phthalate	100 ug/mL
							Dimethyl phthalate	100 ug/mL
							Fluoranthene	100 ug/mL
							Fluorene	100 ug/mL
							Hexachlorobenzene	100 ug/mL
							Hexachlorobutadiene	100 ug/mL
							Hexachlorocyclopentadiene	100 ug/mL
							Hexachloroethane	100 ug/mL
							Indeno[1,2,3-cd]pyrene	100 ug/mL
							Isophorone	100 ug/mL
							m+p-Cresol	100 ug/mL
							n-Decane	100 ug/mL
							N-Nitrosodi-n-propylamine	100 ug/mL
							N-Nitrosodimethylamine	100 ug/mL
							N-Nitrosodiphenylamine	100 ug/mL
							n-Octadecane	100 ug/mL
							Naphthalene	100 ug/mL
							Nitrobenzene	100 ug/mL
							o-Cresol	100 ug/mL
							Pentachlorophenol	200 ug/mL
							Phenanthrene	100 ug/mL
							Phenol	100 ug/mL
							Pyrene	100 ug/mL
							Pyridine	200 ug/mL
					8270S#10_1stk_00016	1 mL	Benzoic acid	200 ug/mL
					8270S#11_1stk_00011	500 uL	Atrazine	100 ug/mL
					8270S#9_1stk_00015	1 mL	3,3'-Dichlorobenzidine	200 ug/mL

REAGENT TRACEABILITY SUMMARY

Lab Name: Eurofins Seattle

Job No.: 580-111589-1

SDG No.:

Reagent ID	Exp Date	Prep Date	Dilutant Used	Reagent Final Volume	Parent Reagent		Analyte	Concentration	
					Reagent ID	Volume Added			
					8270SSstkPhen_00004	0.2 mL	Benzidine	200 ug/mL	
							2,4,6-Tribromophenol (Surr)	100 ug/mL	
							2-Fluorobiphenyl	100 ug/mL	
							2-Fluorophenol (Surr)	100 ug/mL	
							2-methylnaphthalene-d10	100 ug/mL	
							Fluoranthene-d10 (Surr)	100 ug/mL	
							Nitrobenzene-d5 (Surr)	100 ug/mL	
							Phenol-d5 (Surr)	100 ug/mL	
							Terphenyl-d14	100 ug/mL	
..2356TCP_00004	03/10/24		SPEX CertiPrep, Lot AA210304019				(Purchased Reagent)	2,3,5,6-Tetrachlorophenol	1000 ug/mL
..8270Mega_1stk_00016	03/31/22		Restek, Lot A0164427				(Purchased Reagent)	1,1'-Biphenyl	1000 ug/mL
								1,2,4,5-Tetrachlorobenzene	1000 ug/mL
								1,2,4-Trichlorobenzene	1000 ug/mL
								1,2-Dichlorobenzene	1000 ug/mL
								1,3-Dichlorobenzene	1000 ug/mL
								1,3-Dinitrobenzene	1000 ug/mL
								1,4-Dichlorobenzene	1000 ug/mL
								1-Methylnaphthalene	1000 ug/mL
								2,3,4,6-Tetrachlorophenol	1000 ug/mL
								2,4,5-Trichlorophenol	1000 ug/mL
								2,4,6-Trichlorophenol	1000 ug/mL
								2,4-Dichlorophenol	1000 ug/mL
								2,4-Dimethylphenol	1000 ug/mL
								2,4-Dinitrophenol	2000 ug/mL
								2,4-Dinitrotoluene	1000 ug/mL
								2,6-Dichlorophenol	1000 ug/mL
								2,6-Dinitrotoluene	1000 ug/mL
								2-Chloronaphthalene	1000 ug/mL
								2-Chlorophenol	1000 ug/mL
								2-Methylnaphthalene	1000 ug/mL
								2-Nitroaniline	1000 ug/mL
								2-Nitrophenol	1000 ug/mL
								3-Nitroaniline	1000 ug/mL
								4,6-Dinitro-2-methylphenol	2000 ug/mL
								4-Bromophenyl phenyl ether	1000 ug/mL
								4-Chloro-3-methylphenol	1000 ug/mL
								4-Chloroaniline	1000 ug/mL
								4-Chlorophenyl phenyl ether	1000 ug/mL
								4-Nitroaniline	1000 ug/mL
								4-Nitrophenol	2000 ug/mL
								Acenaphthene	1000 ug/mL
								Acenaphthylene	1000 ug/mL
								Acetophenone	1000 ug/mL
								Aniline	1000 ug/mL
								Anthracene	1000 ug/mL
								Azobenzene	1000 ug/mL
								Benzo[a]anthracene	1000 ug/mL
								Benzo[a]pyrene	1000 ug/mL

REAGENT TRACEABILITY SUMMARY

Lab Name: Eurofins Seattle

Job No.: 580-111589-1

SDG No.:

Reagent ID	Exp Date	Prep Date	Dilutant Used	Reagent Final Volume	Parent Reagent		Analyte	Concentration
					Reagent ID	Volume Added		
							Benzo[b]fluoranthene	1000 ug/mL
							Benzo[g,h,i]perylene	1000 ug/mL
							Benzo[k]fluoranthene	1000 ug/mL
							Benzofluoranthene	2000 ug/mL
							Benzyl alcohol	1000 ug/mL
							bis (2-chloroisopropyl) ether	1000 ug/mL
							Bis (2-chloroethoxy)methane	1000 ug/mL
							Bis (2-chloroethyl) ether	1000 ug/mL
							Bis (2-ethylhexyl) phthalate	1000 ug/mL
							Butyl benzyl phthalate	1000 ug/mL
							Carbazole	1000 ug/mL
							Chrysene	1000 ug/mL
							Di-n-butyl phthalate	1000 ug/mL
							Di-n-octyl phthalate	1000 ug/mL
							Dibenz (a,h) anthracene	1000 ug/mL
							Dibenzofuran	1000 ug/mL
							Diethyl phthalate	1000 ug/mL
							Dimethyl phthalate	1000 ug/mL
							Fluoranthene	1000 ug/mL
							Fluorene	1000 ug/mL
							Hexachlorobenzene	1000 ug/mL
							Hexachlorobutadiene	1000 ug/mL
							Hexachlorocyclopentadiene	1000 ug/mL
							Hexachloroethane	1000 ug/mL
							Indeno[1,2,3-cd]pyrene	1000 ug/mL
							Isophorone	1000 ug/mL
							m+p-Cresol	1000 ug/mL
							n-Decane	1000 ug/mL
							N-Nitrosodi-n-propylamine	1000 ug/mL
							N-Nitrosodimethylamine	1000 ug/mL
							N-Nitrosodiphenylamine	1000 ug/mL
							n-Octadecane	1000 ug/mL
							Naphthalene	1000 ug/mL
							Nitrobenzene	1000 ug/mL
							o-Cresol	1000 ug/mL
							Pentachlorophenol	2000 ug/mL
							Phenanthrene	1000 ug/mL
							Phenol	1000 ug/mL
							Pyrene	1000 ug/mL
							Pyridine	2000 ug/mL
..8270S#10 1stk 00016	03/31/22		Restek, Lot A0164214		(Purchased Reagent)		Benzoic acid	2000 ug/mL
..8270S#11 1stk 00011	03/31/22		Restek, Lot A0164387		(Purchased Reagent)		Atrazine	2000 ug/mL
..8270S#9 1stk 00015	07/31/22		Restek, Lot A0167791		(Purchased Reagent)		3,3'-Dichlorobenzidine	2000 ug/mL
							Benzidine	2000 ug/mL
..8270SSstkPhen_00004	08/31/23		Phenova, Lot CL12771		(Purchased Reagent)		2,4,6-Tribromophenol (Surr)	5000 ug/mL
							2-Fluorobiphenyl	5000 ug/mL
							2-Fluorophenol (Surr)	5000 ug/mL
							2-methylnaphthalene-d10	5000 ug/mL

REAGENT TRACEABILITY SUMMARY

Lab Name: Eurofins Seattle

Job No.: 580-111589-1

SDG No.:

Reagent ID	Exp Date	Prep Date	Dilutant Used	Reagent Final Volume	Parent Reagent		Analyte	Concentration
					Reagent ID	Volume Added		
							Fluoranthene-d10 (Surr)	5000 ug/mL
							Nitrobenzene-d5 (Surr)	5000 ug/mL
							Phenol-d5 (Surr)	5000 ug/mL
							Terphenyl-d14	5000 ug/mL
.8270SIM_IS_00068	08/24/22	08/24/21	DCM, Lot CT#215	50 mL	8270ISstk_00007	250 uL	1,4-Dichlorobenzene-d4	10 ug/mL
							Acenaphthene-d10	10 ug/mL
							Chrysene-d12	10 ug/mL
							Naphthalene-d8	10 ug/mL
							Perylene-d12	10 ug/mL
							Phenanthrene-d10	10 ug/mL
..8270ISstk_00007	09/30/24		Restek, Lot A0153348			(Purchased Reagent)	1,4-Dichlorobenzene-d4	2000 ug/mL
							Acenaphthene-d10	2000 ug/mL
							Chrysene-d12	2000 ug/mL
							Naphthalene-d8	2000 ug/mL
							Perylene-d12	2000 ug/mL
							Phenanthrene-d10	2000 ug/mL
ccv_SIM_500_00086	03/31/22	11/09/21	DCM, Lot MeC12_CT_00211	10 mL	8270_ic_stk_00062	50 uL	1-Methylnaphthalene	500 ug/L
							2-Methylnaphthalene	500 ug/L
							Acenaphthene	500 ug/L
							Acenaphthylene	500 ug/L
							Anthracene	500 ug/L
							Benzo[a]anthracene	500 ug/L
							Benzo[a]pyrene	500 ug/L
							Benzo[b]fluoranthene	500 ug/L
							Benzo[g,h,i]perylene	500 ug/L
							Benzo[k]fluoranthene	500 ug/L
							Bis(2-ethylhexyl) phthalate	500 ug/L
							Chrysene	500 ug/L
							Dibenz(a,h)anthracene	500 ug/L
							Fluoranthene	500 ug/L
							Fluorene	500 ug/L
							Indeno[1,2,3-cd]pyrene	500 ug/L
							Naphthalene	500 ug/L
							Pentachlorophenol	1000 ug/L
							Phenanthrene	500 ug/L
							Pyrene	500 ug/L
							2,4,6-Tribromophenol (Surr)	500 ug/L
							2-Fluorobiphenyl	500 ug/L
							2-methylnaphthalene-d10	500 ug/L
							Fluoranthene-d10 (Surr)	500 ug/L
							Terphenyl-d14	500 ug/L
					8270SIM_IS_00069	100 uL	Acenaphthene-d10	100 ug/L
							Chrysene-d12	100 ug/L
							Naphthalene-d8	100 ug/L
							Perylene-d12	100 ug/L
							Phenanthrene-d10	100 ug/L
.8270_ic_stk_00062	03/31/22	09/15/21	DCM, Lot DCM CT#211	10 mL	8270Mega_1stk_00016	1 mL	1-Methylnaphthalene	100 ug/mL

REAGENT TRACEABILITY SUMMARY

Lab Name: Eurofins Seattle

Job No.: 580-111589-1

SDG No.:

Reagent ID	Exp Date	Prep Date	Dilutant Used	Reagent Final Volume	Parent Reagent		Analyte	Concentration
					Reagent ID	Volume Added		
							2-Methylnaphthalene	100 ug/mL
							Acenaphthene	100 ug/mL
							Acenaphthylene	100 ug/mL
							Anthracene	100 ug/mL
							Benzo[a]anthracene	100 ug/mL
							Benzo[a]pyrene	100 ug/mL
							Benzo[b]fluoranthene	100 ug/mL
							Benzo[g,h,i]perylene	100 ug/mL
							Benzo[k]fluoranthene	100 ug/mL
							Bis(2-ethylhexyl) phthalate	100 ug/mL
							Chrysene	100 ug/mL
							Dibenz(a,h)anthracene	100 ug/mL
							Fluoranthene	100 ug/mL
							Fluorene	100 ug/mL
							Indeno[1,2,3-cd]pyrene	100 ug/mL
							Naphthalene	100 ug/mL
							Pentachlorophenol	200 ug/mL
							Phenanthrene	100 ug/mL
							Pyrene	100 ug/mL
					8270SSstkPhen_00004	0.2 mL	2,4,6-Tribromophenol (Surr)	100 ug/mL
							2-Fluorobiphenyl	100 ug/mL
							2-methylnaphthalene-d10	100 ug/mL
							Fluoranthene-d10 (Surr)	100 ug/mL
							Terphenyl-d14	100 ug/mL
..8270Mega_1stk_00016	03/31/22		Restek, Lot A0164427			(Purchased Reagent)	1-Methylnaphthalene	1000 ug/mL
							2-Methylnaphthalene	1000 ug/mL
							Acenaphthene	1000 ug/mL
							Acenaphthylene	1000 ug/mL
							Anthracene	1000 ug/mL
							Benzo[a]anthracene	1000 ug/mL
							Benzo[a]pyrene	1000 ug/mL
							Benzo[b]fluoranthene	1000 ug/mL
							Benzo[g,h,i]perylene	1000 ug/mL
							Benzo[k]fluoranthene	1000 ug/mL
							Bis(2-ethylhexyl) phthalate	1000 ug/mL
							Chrysene	1000 ug/mL
							Dibenz(a,h)anthracene	1000 ug/mL
							Fluoranthene	1000 ug/mL
							Fluorene	1000 ug/mL
							Indeno[1,2,3-cd]pyrene	1000 ug/mL
							Naphthalene	1000 ug/mL
							Pentachlorophenol	2000 ug/mL
							Phenanthrene	1000 ug/mL
							Pyrene	1000 ug/mL
..8270SSstkPhen_00004	08/31/23		Phenova, Lot CL12771			(Purchased Reagent)	2,4,6-Tribromophenol (Surr)	5000 ug/mL
							2-Fluorobiphenyl	5000 ug/mL
							2-methylnaphthalene-d10	5000 ug/mL
							Fluoranthene-d10 (Surr)	5000 ug/mL

REAGENT TRACEABILITY SUMMARY

Lab Name: Eurofins Seattle

Job No.: 580-111589-1

SDG No.:

Reagent ID	Exp Date	Prep Date	Dilutant Used	Reagent Final Volume	Parent Reagent		Analyte	Concentration
					Reagent ID	Volume Added		
.8270SIM_IS_00069	08/24/22	09/25/21	DCM, Lot CT#215	50 mL	8270ISstk_00007	250 uL	Terphenyl-d14	5000 ug/mL
							Acenaphthene-d10	10 ug/mL
							Chrysene-d12	10 ug/mL
							Naphthalene-d8	10 ug/mL
							Perylene-d12	10 ug/mL
..8270ISstk_00007	09/30/24		Restek, Lot A0153348		(Purchased Reagent)		Phenanthrene-d10	10 ug/mL
							Acenaphthene-d10	2000 ug/mL
							Chrysene-d12	2000 ug/mL
							Naphthalene-d8	2000 ug/mL
							Perylene-d12	2000 ug/mL
DFTPPx2_00044							4,4'-DDD	
							4,4'-DDE	
							Tentatively Identified Compound	
							TPAH	
							DFTPPSTK_00014	200 uL
.DFTPPSTK_00014	08/31/22		Restek, Lot A0151587		(Purchased Reagent)		Benzidine_T	20 ug/mL
							DFTPP	20 ug/mL
							Pentachlorophenol_T	20 ug/mL
							4,4'-DDT	1000 ug/mL
							Benzidine_T	1000 ug/mL
icv_8270_1000_00014	01/26/22	10/05/21	DCM, Lot CT_211	10 mL	8270SIM_IS_00067	100 uL	DFTPP	1000 ug/mL
							Pentachlorophenol_T	1000 ug/mL
							1,4-Dichlorobenzene-d4	100 ug/L
							Acenaphthene-d10	100 ug/L
							Chrysene-d12	100 ug/L
.8270SIM_IS_00067	06/07/22	06/07/21	DCM, Lot CT#211	50 mL	8270ISstk_00007	250 uL	Naphthalene-d8	100 ug/L
							Perylene-d12	100 ug/L
							Phenanthrene-d10	100 ug/L
							1,4-Dichlorobenzene-d4	10 ug/mL
							Acenaphthene-d10	10 ug/mL
..8270ISstk_00007	09/30/24		Restek, Lot A0153348		(Purchased Reagent)		Chrysene-d12	10 ug/mL
							Naphthalene-d8	10 ug/mL
							Perylene-d12	10 ug/mL
							Phenanthrene-d10	10 ug/mL
							1,4-Dichlorobenzene-d4	2000 ug/mL
icv_8270_1000_00014	01/26/22	10/05/21	DCM, Lot CT_211	10 mL	8270_IC_STK_00065	100 uL	Acenaphthene-d10	2000 ug/mL
							Chrysene-d12	2000 ug/mL
							Naphthalene-d8	2000 ug/mL
							Perylene-d12	2000 ug/mL
							Phenanthrene-d10	2000 ug/mL
							1,2,4-Trichlorobenzene	1000 ug/L
							1,2-Dichlorobenzene	1000 ug/L
							1,3-Dichlorobenzene	1000 ug/L
							1,4-Dichlorobenzene	1000 ug/L
							1-Methylnaphthalene	1000 ug/L

REAGENT TRACEABILITY SUMMARY

Lab Name: Eurofins Seattle

Job No.: 580-111589-1

SDG No.:

Reagent ID	Exp Date	Prep Date	Dilutant Used	Reagent Final Volume	Parent Reagent		Analyte	Concentration
					Reagent ID	Volume Added		
							2,4,5-Trichlorophenol	1000 ug/L
							2,4,6-Trichlorophenol	1000 ug/L
							2,4-Dichlorophenol	1000 ug/L
							2,4-Dimethylphenol	1000 ug/L
							2,4-Dinitrophenol	2000 ug/L
							2,4-Dinitrotoluene	1000 ug/L
							2,6-Dinitrotoluene	1000 ug/L
							2-Chloronaphthalene	1000 ug/L
							2-Chlorophenol	1000 ug/L
							2-Methylnaphthalene	1000 ug/L
							2-Nitrophenol	1000 ug/L
							4,6-Dinitro-2-methylphenol	2000 ug/L
							4-Bromophenyl phenyl ether	1000 ug/L
							4-Chloro-3-methylphenol	1000 ug/L
							4-Chlorophenyl phenyl ether	1000 ug/L
							4-Nitrophenol	2000 ug/L
							Acenaphthene	1000 ug/L
							Acenaphthylene	1000 ug/L
							Anthracene	1000 ug/L
							Azobenzene	1000 ug/L
							Benzo[a]anthracene	1000 ug/L
							Benzo[a]pyrene	1000 ug/L
							Benzo[b]fluoranthene	1000 ug/L
							Benzo[g,h,i]perylene	1000 ug/L
							Benzo[k]fluoranthene	1000 ug/L
							bis (2-chloroisopropyl) ether	1000 ug/L
							Bis (2-chloroethoxy)methane	1000 ug/L
							Bis (2-chloroethyl) ether	1000 ug/L
							Bis (2-ethylhexyl) phthalate	1000 ug/L
							Butyl benzyl phthalate	1000 ug/L
							Chrysene	1000 ug/L
							Di-n-butyl phthalate	1000 ug/L
							Di-n-octyl phthalate	1000 ug/L
							Dibenz (a,h)anthracene	1000 ug/L
							Diethyl phthalate	1000 ug/L
							Dimethyl phthalate	1000 ug/L
							Fluoranthene	1000 ug/L
							Fluorene	1000 ug/L
							Hexachlorobenzene	1000 ug/L
							Hexachlorobutadiene	1000 ug/L
							Hexachlorocyclopentadiene	1000 ug/L
							Hexachloroethane	1000 ug/L
							Indeno[1,2,3-cd]pyrene	1000 ug/L
							Isophorone	1000 ug/L
							m+p-Cresol	1000 ug/L
							N-Nitrosodi-n-propylamine	1000 ug/L
							N-Nitrosodimethylamine	1000 ug/L
							N-Nitrosodiphenylamine	1000 ug/L

REAGENT TRACEABILITY SUMMARY

Lab Name: Eurofins Seattle

Job No.: 580-111589-1

SDG No.:

Reagent ID	Exp Date	Prep Date	Dilutant Used	Reagent Final Volume	Parent Reagent		Analyte	Concentration
					Reagent ID	Volume Added		
							Naphthalene	1000 ug/L
							Nitrobenzene	1000 ug/L
							o-Cresol	1000 ug/L
							Pentachlorophenol	2000 ug/L
							Phenanthrene	1000 ug/L
							Phenol	1000 ug/L
							Pyrene	1000 ug/L
							Pyridine	2000 ug/L
							3,3'-Dichlorobenzidine	2000 ug/L
							2,4,6-Tribromophenol (Surr)	1000 ug/L
							2-Fluorobiphenyl	1000 ug/L
							2-Fluorophenol (Surr)	1000 ug/L
							2-methylnaphthalene-d10	1000 ug/L
							Fluoranthene-d10 (Surr)	1000 ug/L
							Nitrobenzene-d5 (Surr)	1000 ug/L
							Phenol-d5 (Surr)	1000 ug/L
							Terphenyl-d14	1000 ug/L
.8270_IC_STK_00065	01/26/22	10/05/21	DCM, Lot CT#211	10 mL	8270L1S1-S_00011	1 mL	1,2,4-Trichlorobenzene	100000 ug/L
							1,2-Dichlorobenzene	100000 ug/L
							1,3-Dichlorobenzene	100000 ug/L
							1,4-Dichlorobenzene	100000 ug/L
							1-Methylnaphthalene	100000 ug/L
							2,4,5-Trichlorophenol	100000 ug/L
							2,4,6-Trichlorophenol	100000 ug/L
							2,4-Dichlorophenol	100000 ug/L
							2,4-Dimethylphenol	100000 ug/L
							2,4-Dinitrophenol	200000 ug/L
							2,4-Dinitrotoluene	100000 ug/L
							2,6-Dinitrotoluene	100000 ug/L
							2-Chloronaphthalene	100000 ug/L
							2-Chlorophenol	100000 ug/L
							2-Methylnaphthalene	100000 ug/L
							2-Nitrophenol	100000 ug/L
							4,6-Dinitro-2-methylphenol	200000 ug/L
							4-Bromophenyl phenyl ether	100000 ug/L
							4-Chloro-3-methylphenol	100000 ug/L
							4-Chlorophenyl phenyl ether	100000 ug/L
							4-Nitrophenol	200000 ug/L
							Acenaphthene	100000 ug/L
							Acenaphthylene	100000 ug/L
							Anthracene	100000 ug/L
							Azobenzene	100000 ug/L
							Benzo[a]anthracene	100000 ug/L
							Benzo[a]pyrene	100000 ug/L
							Benzo[b]fluoranthene	100000 ug/L
							Benzo[g,h,i]perylene	100000 ug/L
							Benzo[k]fluoranthene	100000 ug/L
							bis (2-chloroisopropyl) ether	100000 ug/L

REAGENT TRACEABILITY SUMMARY

Lab Name: Eurofins Seattle

Job No.: 580-111589-1

SDG No.:

Reagent ID	Exp Date	Prep Date	Dilutant Used	Reagent Final Volume	Parent Reagent		Analyte	Concentration	
					Reagent ID	Volume Added			
							Bis (2-chloroethoxy)methane	100000 ug/L	
							Bis (2-chloroethyl) ether	100000 ug/L	
							Bis (2-ethylhexyl) phthalate	100000 ug/L	
							Butyl benzyl phthalate	100000 ug/L	
							Chrysene	100000 ug/L	
							Di-n-butyl phthalate	100000 ug/L	
							Di-n-octyl phthalate	100000 ug/L	
							Dibenz (a,h) anthracene	100000 ug/L	
							Diethyl phthalate	100000 ug/L	
							Dimethyl phthalate	100000 ug/L	
							Fluoranthene	100000 ug/L	
							Fluorene	100000 ug/L	
							Hexachlorobenzene	100000 ug/L	
							Hexachlorobutadiene	100000 ug/L	
							Hexachlorocyclopentadiene	100000 ug/L	
							Hexachloroethane	100000 ug/L	
							Indeno [1,2,3-cd] pyrene	100000 ug/L	
							Isophorone	100000 ug/L	
							m+p-Cresol	100000 ug/L	
							N-Nitrosodi-n-propylamine	100000 ug/L	
							N-Nitrosodimethylamine	100000 ug/L	
							N-Nitrosodiphenylamine	100000 ug/L	
							Naphthalene	100000 ug/L	
							Nitrobenzene	100000 ug/L	
							o-Cresol	100000 ug/L	
							Pentachlorophenol	200000 ug/L	
							Phenanthrene	100000 ug/L	
							Phenol	100000 ug/L	
							Pyrene	100000 ug/L	
							Pyridine	200000 ug/L	
					8270L1S9-S_00012	1 mL	3,3'-Dichlorobenzidine	200000 ug/L	
					8270SSstkPhen_00004	0.2 mL	2,4,6-Tribromophenol (Surr)	100000 ug/L	
							2-Fluorobiphenyl	100000 ug/L	
							2-Fluorophenol (Surr)	100000 ug/L	
							2-methylnaphthalene-d10	100000 ug/L	
							Fluoranthene-d10 (Surr)	100000 ug/L	
							Nitrobenzene-d5 (Surr)	100000 ug/L	
							Phenol-d5 (Surr)	100000 ug/L	
							Terphenyl-d14	100000 ug/L	
..8270L1S1-S_00011	05/28/22		Restek, Lot A0159459				(Purchased Reagent)	1,2,4-Trichlorobenzene	1000 ug/mL
								1,2-Dichlorobenzene	1000 ug/mL
								1,3-Dichlorobenzene	1000 ug/mL
								1,4-Dichlorobenzene	1000 ug/mL
								1-Methylnaphthalene	1000 ug/mL
								2,4,5-Trichlorophenol	1000 ug/mL
								2,4,6-Trichlorophenol	1000 ug/mL
								2,4-Dichlorophenol	1000 ug/mL
								2,4-Dimethylphenol	1000 ug/mL

REAGENT TRACEABILITY SUMMARY

Lab Name: Eurofins Seattle

Job No.: 580-111589-1

SDG No.:

Reagent ID	Exp Date	Prep Date	Dilutant Used	Reagent Final Volume	Parent Reagent		Analyte	Concentration
					Reagent ID	Volume Added		
							2,4-Dinitrophenol	2000 ug/mL
							2,4-Dinitrotoluene	1000 ug/mL
							2,6-Dinitrotoluene	1000 ug/mL
							2-Chloronaphthalene	1000 ug/mL
							2-Chlorophenol	1000 ug/mL
							2-Methylnaphthalene	1000 ug/mL
							2-Nitrophenol	1000 ug/mL
							4,6-Dinitro-2-methylphenol	2000 ug/mL
							4-Bromophenyl phenyl ether	1000 ug/mL
							4-Chloro-3-methylphenol	1000 ug/mL
							4-Chlorophenyl phenyl ether	1000 ug/mL
							4-Nitrophenol	2000 ug/mL
							Acenaphthene	1000 ug/mL
							Acenaphthylene	1000 ug/mL
							Anthracene	1000 ug/mL
							Azobenzene	1000 ug/mL
							Benzo[a]anthracene	1000 ug/mL
							Benzo[a]pyrene	1000 ug/mL
							Benzo[b]fluoranthene	1000 ug/mL
							Benzo[g,h,i]perylene	1000 ug/mL
							Benzo[k]fluoranthene	1000 ug/mL
							bis (2-chloroisopropyl) ether	1000 ug/mL
							Bis (2-chloroethoxy)methane	1000 ug/mL
							Bis (2-chloroethyl) ether	1000 ug/mL
							Bis (2-ethylhexyl) phthalate	1000 ug/mL
							Butyl benzyl phthalate	1000 ug/mL
							Chrysene	1000 ug/mL
							Di-n-butyl phthalate	1000 ug/mL
							Di-n-octyl phthalate	1000 ug/mL
							Dibenz (a,h) anthracene	1000 ug/mL
							Diethyl phthalate	1000 ug/mL
							Dimethyl phthalate	1000 ug/mL
							Fluoranthene	1000 ug/mL
							Fluorene	1000 ug/mL
							Hexachlorobenzene	1000 ug/mL
							Hexachlorobutadiene	1000 ug/mL
							Hexachlorocyclopentadiene	1000 ug/mL
							Hexachloroethane	1000 ug/mL
							Indeno[1,2,3-cd]pyrene	1000 ug/mL
							Isophorone	1000 ug/mL
							m+p-Cresol	1000 ug/mL
							N-Nitrosodi-n-propylamine	1000 ug/mL
							N-Nitrosodimethylamine	1000 ug/mL
							N-Nitrosodiphenylamine	1000 ug/mL
							Naphthalene	1000 ug/mL
							Nitrobenzene	1000 ug/mL
							o-Cresol	1000 ug/mL
							Pentachlorophenol	2000 ug/mL

REAGENT TRACEABILITY SUMMARY

Lab Name: Eurofins Seattle Job No.: 580-111589-1

SDG No.: _____

Reagent ID	Exp Date	Prep Date	Dilutant Used	Reagent Final Volume	Parent Reagent		Analyte	Concentration
					Reagent ID	Volume Added		
							Phenanthrene	1000 ug/mL
							Phenol	1000 ug/mL
							Pyrene	1000 ug/mL
							Pyridine	2000 ug/mL
..8270L1S9-S 00012	01/26/22		Restek, Lot A0152617			(Purchased Reagent)	3,3'-Dichlorobenzidine	2000 ug/mL
..8270SSstkPhen_00004	08/31/23		Phenova, Lot CL12771			(Purchased Reagent)	2,4,6-Tribromophenol (Surr)	5000 ug/mL
							2-Fluorobiphenyl	5000 ug/mL
							2-Fluorophenol (Surr)	5000 ug/mL
							2-methylnaphthalene-d10	5000 ug/mL
							Fluoranthene-d10 (Surr)	5000 ug/mL
							Nitrobenzene-d5 (Surr)	5000 ug/mL
							Phenol-d5 (Surr)	5000 ug/mL
							Terphenyl-d14	5000 ug/mL

Reagent

2356TCP_00004



SPEXertificate®

Certificate of Reference Material



Catalog Number: S-3410

Lot No. AA210304019

Description: 2,3,5,6-Tetrachlorophenol

Ship Date: December 28, 2021

Matrix: Methanol

Expiration Date: December 27, 2024

This SPEXOrganics® Certified Reference Material, CRM, is intended primarily for use as a calibration standard or quality control standard for organic chromatography instrumentation such as GC, GC-MS, LC, and LC-MS. It can be employed in USEPA, ASTM and other methods relevant to the certified properties listed below.

Certified Compounds:

<u>Compound</u>	<u>CAS #</u>	<u>Labeled</u>	<u>Purity</u>	<u>Certified†</u>	<u>Uncertainty</u>
2,3,5,6-Tetrachlorophenol	935-95-5	1000 µg/mL	98.8%	1004 µg/mL	± 25 µg/mL

* - Isomer ratios (when applicable) are an uncertified parameter.

Final Solution Verification:

Final solution integrity verified by Gas Chromatography/Mass Spectrometry. The mass spectrum of each compound was confirmed against the NIST mass spectral database.

† Certified concentration based on gravimetric weights and corrected for the purity of the compound(s) used to prepare the standard. Analytical balance calibration is verified daily with C1 weight set #23-190006 which is registered with Atlantic Scale, and traceable to NIST and NJ Division of Weights and Measures.

This CRM is guaranteed stable and accurate to within the uncertainty listed for the certified value. This includes uncertainty components due to preparation, homogeneity, short term and long term stability. During the stated period of validity, the purchaser will be notified if this product is recalled due to any significant changes in the stability of the solution. For further information, contact the Sales Support Department at crmsales@spexcsp.com.

Date of Certification: December 28, 2021

Certifying Officer: Shannon Macieira
Shannon Macieira, Operations Manager

Report of Certification

Catalog Number: S-3410

Lot No. AA210304019

Description: 2,3,5,6-Tetrachlorophenol

Matrix: Methanol

Ship Date: December 28, 2021

Expiration Date: December 27, 2024

This Certified Reference Material (CRM) has been prepared and certified under an ISO 9001 (certified by DQS) and ISO 17025 (accredited by A2LA), and ISO 17034 (accredited by A2LA) quality system consistent with the following standards:

- ISO 9001: Quality management systems - Requirements
- ISO/IEC 17025: General requirements for the competence of testing and calibration laboratories
- ISO 17034: General requirements for the competence of reference material producers
- ISO Guide 30: Reference Materials - Selected terms and definitions
- ISO Guide 31: Reference Materials - Contents of certificates and labels
- ISO Guide 35: Reference Materials - General and Statistical principals for certification
- Guide to the Expression of Uncertainty in Measurement, 2008
- EURACHEM/CITAC Guide: Qualifying Uncertainty in Analytical Measurement - Third Edition
- NIST Technical Note 1297

Storage Requirements:

To ensure the stability of the product once it arrives in your laboratory, please store this product in ambient conditions (18°C to 27°C). Note: Shipping conditions may differ from storage conditions. The EXPIRATION DATE is calculated from the SHIPPED DATE using our stability data and is applicable only if the product is stored under the laboratory specified conditions.

Instructions for Use:

Let material come to room temperature before use. Check for precipitate and if necessary sonicate for one minute. If compounds do not dissolve after one minute then sonicate further until the product is dissolved. A clear appearance is acceptable. The minimum recommended amount that should be removed from this vial is 5µL with a 25µL gas tight syringe. All solutions should be thoroughly mixed, by shaking, prior to use. All surfaces that come in contact with the solution must be thoroughly cleaned prior to use. Dilutions should be performed only with Class A volumetric glassware.

Material Source:

All analytes and matrix materials are obtained and verified by SPEX CertiPrep from pre-qualified vendors as per ISO guidelines. Vendor identifications are proprietary, however sources of all materials used in the preparation and testing of SPEX CertiPrep CRMs are tracked and documented. For assistance, please contact sales support at crmsales@spexcsp.com.

Method of Preparation:

Clean laboratory procedures and techniques have been used throughout the preparation. All materials, equipment, and analytical instrumentation have been qualified prior to use. The highest purity solvents and Class A/ calibrated volumetrics have been used in all preparations.

Homogeneity:

The homogeneity of this CRM has been confirmed by procedures consistent with ISO 17025, ISO 17034, and ASTM D6362-98 Appendix X2. Random, replicate samples of the final, packaged material have been analyzed to prove homogeneity in accordance with our internal procedure 4300-HOMOGEN-1A. This is consistent with the intended use of this CRM. The Degree of Homogeneity, as expressed as maximum between-bottle variation, is 1.2%

Statistical Estimator and Confidence Limits:

The Certified value 'X' as listed on the reverse of this document is at the 95% level of confidence and can be expressed as:

- $X = x \pm U$ where X=certified value, U=expanded uncertainty, x=property value
- $U = k u_c$ where k=2 is the coverage factor at the 95% confidence level
- $u_c =$ combined standard uncertainty obtained by combining the individual compound standard uncertainty components u_i , where $u_c = \sqrt{\sum u_i^2}$

Legal Notice:

SPEX CertiPrep Certified Reference Materials are not for any cosmetic, drug, or household application and are to be used only by qualified individuals who are trained in appropriate procedures. No claims against SPEX CertiPrep of any kind whatsoever, whether based on breach of warranty, alleged negligence, or otherwise, with respect to this Reference Material shall be greater than the purchase price. In no event shall SPEX CertiPrep be liable for any loss of profits or any incidental, special, or consequential damages.

SPEX CertiPrep 

Your Science is Our Passion.®

203 Norcross Ave. Metuchen, NJ 08840

www.spexcertiprep.com • E-mail: crmsales@spexcsp.com

Phone: 1-732-549-7144 • Fax 1-732-603-9647



Reagent

8270ISstk_00007



CERTIFIED REFERENCE MATERIAL

110 Benner Circle
Bellefonte, PA 16823-8812
Tel: (800)356-1688
Fax: (814)353-1309

Certificate of Analysis



www.restek.com

FOR LABORATORY USE ONLY-READ SDS PRIOR TO USE.

This Reference Material is intended for Laboratory Use Only as a standard for the qualitative and/or quantitative determination of the analyte(s) listed.

Catalog No. : 567684 **Lot No.:** A0153348

Description : 8270 Internal Standard
8270 Internal Standard 2,000µg/mL, Methylene chloride, 5mL/ampul

Container Size : 5 mL **Pkg Amt:** > 5 mL

Expiration Date : September 30, 2024 **Storage:** 10°C or colder

Handling: Sonication required. Mix is photosensitive.


2529280
ID: 8270ISstk_00007
Exp: 09/30/24 Pppl: E1L
8270 Internal standard st

CERTIFIED VALUES

Elution Order	Compound	Grav. Conc. (weight/volume)	Expanded Uncertainty (95% C.L., K=2)			
1	1,4-Dichlorobenzene-d4	2,001.9 µg/mL	+/-	11.6390	µg/mL	Gravimetric
	CAS # 3855-82-1 (Lot PR-18488)		+/-	90.1653	µg/mL	Unstressed
	Purity 99%		+/-	100.0495	µg/mL	Stressed
2	Naphthalene-d8	2,004.6 µg/mL	+/-	11.6549	µg/mL	Gravimetric
	CAS # 1146-65-2 (Lot M-1452)		+/-	90.2884	µg/mL	Unstressed
	Purity 99%		+/-	100.1861	µg/mL	Stressed
3	Acenaphthene-d10	2,003.3 µg/mL	+/-	11.6476	µg/mL	Gravimetric
	CAS # 15067-26-2 (Lot PR-28021)		+/-	90.2313	µg/mL	Unstressed
	Purity 99%		+/-	100.1228	µg/mL	Stressed
4	Phenanthrene-d10	2,001.9 µg/mL	+/-	11.6390	µg/mL	Gravimetric
	CAS # 1517-22-2 (Lot PR-27621)		+/-	90.1653	µg/mL	Unstressed
	Purity 99%		+/-	100.0495	µg/mL	Stressed
5	Chrysene-d12	2,003.7 µg/mL	+/-	11.6499	µg/mL	Gravimetric
	CAS # 1719-03-5 (Lot PR-29295)		+/-	90.2493	µg/mL	Unstressed
	Purity 99%		+/-	100.1428	µg/mL	Stressed
6	Perylene-d12	2,002.0 µg/mL	+/-	11.6398	µg/mL	Gravimetric
	CAS # 1520-96-3 (Lot PR-27342)		+/-	90.1713	µg/mL	Unstressed
	Purity 99%		+/-	100.0562	µg/mL	Stressed

Solvent: Methylene chloride
CAS # 75-09-2
Purity 99%

Column:
30m x 0.25mm x 0.25µm
Rtx-5 (cat.#10223)

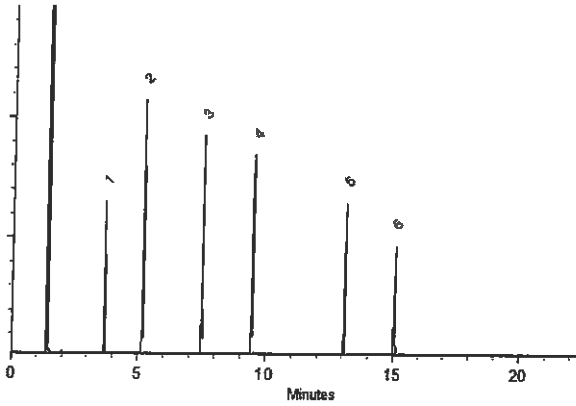
Carrier Gas:
hydrogen-constant pressure 10 psi.

Temp. Program:
75°C (hold 1 min.) to 330°C
@ 20°C/min. (hold 10 min.)

Inj. Temp:
250°C

Det. Temp:
330°C

Det. Type:
FID



This chromatogram represents a general set of testing conditions chosen for product acceptance. For optimal results in your lab, conditions should be adjusted for your specific instrument, method, and application.

Cathleen Soltis

Cathleen Soltis - Mix Technician

Date Mixed: 26-Sep-2019

Balance: B442140311

Justin Albertson

Justin Albertson - Operations Tech-ARM GC

Date Passed: 01-Oct-2019

Manufactured under Restek's ISO 9001:2015
Registered Quality System
Certificate #FM 80397

Reagent

8270Mega_1stk_00016



CERTIFIED REFERENCE MATERIAL

110 Benner Circle
Bellefonte, PA 16823-8812
Tel: (800)356-1688
Fax: (814)353-1309

www.restek.com


Certificate of Analysis



FOR LABORATORY USE ONLY-READ SDS PRIOR TO USE.

This Reference Material is intended for Laboratory Use Only as a standard for the qualitative and/or quantitative determination of the analyte(s) listed.

Catalog No.: 571995 Lot No.: A0164427
Description: 8270 List 1 / Std #1 MegaMix (2017)
8270 List 1 / Std #1 MegaMix (2017) 500-2000 µg/mL, Methylene chloride, 5mL/ampul
Container Size: 10 mL Pkg Amt: > 5 mL
Expiration Date: March 31, 2022 Storage: 0°C or colder
Handling: Carcinogen/reproductive toxin. Shlp: Ambient
Photosensitive. Sonicate.



CERTIFIED VALUES

Table with 7 rows and 7 columns: Elution Order, Compound, Grav. Conc. (weight/volume), Expanded Uncertainty (95% C.L.; K=2), and three additional columns for uncertainty components. Rows include 1,4-Dioxane, N-Nitrosodimethylamine, Pyridine, Phenol, Aniline, Bis(2-chloroethyl)ether, and n-Decane (C10).

8	2-Chlorophenol CAS # 95-57-8 Purity 99%	(Lot STBH7290)	1,003.2 µg/mL	+/- 5.8327 +/- 11.9923 +/- 19.0856	µg/mL µg/mL µg/mL	Gravimetric Unstressed Stressed
9	1,3-Dichlorobenzene CAS # 541-73-1 Purity 99%	(Lot BCBQ7100V)	1,002.9 µg/mL	+/- 5.8309 +/- 11.9887 +/- 19.0799	µg/mL µg/mL µg/mL	Gravimetric Unstressed Stressed
10	1,4-Dichlorobenzene CAS # 106-46-7 Purity 99%	(Lot MKBS4401V)	1,005.8 µg/mL	+/- 5.8478 +/- 12.0234 +/- 19.1351	µg/mL µg/mL µg/mL	Gravimetric Unstressed Stressed
11	Benzyl alcohol CAS # 100-51-6 Purity 99%	(Lot SHBK5943)	1,003.3 µg/mL	+/- 5.8333 +/- 11.9935 +/- 19.0875	µg/mL µg/mL µg/mL	Gravimetric Unstressed Stressed
12	1,2-Dichlorobenzene CAS # 95-50-1 Purity 99%	(Lot SHBK7741)	1,007.3 µg/mL	+/- 5.8565 +/- 12.0413 +/- 19.1636	µg/mL µg/mL µg/mL	Gravimetric Unstressed Stressed
13	2-Methylphenol (o-cresol) CAS # 95-48-7 Purity 99%	(Lot SHBH6379)	1,005.5 µg/mL	+/- 5.8461 +/- 12.0198 +/- 19.1293	µg/mL µg/mL µg/mL	Gravimetric Unstressed Stressed
14	2,2'-oxybis(1-chloropropane) CAS # 108-60-1 Purity 98%	(Lot 9788700)	1,006.6 µg/mL	+/- 5.8522 +/- 12.0325 +/- 19.1495	µg/mL µg/mL µg/mL	Gravimetric Unstressed Stressed
15	Acetophenone CAS # 98-86-2 Purity 99%	(Lot STBH8205)	1,002.3 µg/mL	+/- 5.8275 +/- 11.9816 +/- 19.0685	µg/mL µg/mL µg/mL	Gravimetric Unstressed Stressed
16	3-Methylphenol (m-cresol) CAS # 108-39-4 Purity 99%	(Lot SHBD0627V)	501.7 µg/mL	+/- 2.9237 +/- 6.0006 +/- 9.5468	µg/mL µg/mL µg/mL	Gravimetric Unstressed Stressed
17	4-Methylphenol (p-cresol) CAS # 106-44-5 Purity 99%	(Lot 49396AP)	502.1 µg/mL	+/- 2.9260 +/- 6.0054 +/- 9.5544	µg/mL µg/mL µg/mL	Gravimetric Unstressed Stressed
18	N-Nitroso-di-n-propylamine CAS # 621-64-7 Purity 99%	(Lot 2D5VJ)	1,007.4 µg/mL	+/- 5.8571 +/- 12.0425 +/- 19.1655	µg/mL µg/mL µg/mL	Gravimetric Unstressed Stressed
19	Hexachloroethane CAS # 67-72-1 Purity 99%	(Lot ENSIK)	1,007.9 µg/mL	+/- 5.8600 +/- 12.0485 +/- 19.1750	µg/mL µg/mL µg/mL	Gravimetric Unstressed Stressed
20	Nitrobenzene CAS # 98-95-3 Purity 99%	(Lot SHBJ3622)	1,004.8 µg/mL	+/- 5.8420 +/- 12.0114 +/- 19.1160	µg/mL µg/mL µg/mL	Gravimetric Unstressed Stressed
21	Isophorone CAS # 78-59-1 Purity 99%	(Lot MKCC9506)	1,004.3 µg/mL	+/- 5.8391 +/- 12.0055 +/- 19.1065	µg/mL µg/mL µg/mL	Gravimetric Unstressed Stressed
22	2-Nitrophenol CAS # 88-75-5 Purity 99%	(Lot BCCB2407)	1,007.6 µg/mL	+/- 5.8583 +/- 12.0449 +/- 19.1693	µg/mL µg/mL µg/mL	Gravimetric Unstressed Stressed
23	2,4-Dimethylphenol CAS # 105-67-9 Purity 99%	(Lot 10165155)	1,006.0 µg/mL	+/- 5.8490 +/- 12.0258 +/- 19.1389	µg/mL µg/mL µg/mL	Gravimetric Unstressed Stressed

24	Bis(2-chloroethoxy)methane CAS # 111-91-1 Purity 99%	(Lot 9890600)	1,005.6 µg/mL	+/- 5.8466 +/- 12.0210 +/- 19.1312	µg/mL µg/mL µg/mL	Gravimetric Unstressed Stressed
25	2,4-Dichlorophenol CAS # 120-83-2 Purity 99%	(Lot BCBJ8113V)	1,006.3 µg/mL	+/- 5.8507 +/- 12.0294 +/- 19.1446	µg/mL µg/mL µg/mL	Gravimetric Unstressed Stressed
26	1,2,4-Trichlorobenzene CAS # 120-82-1 Purity 99%	(Lot SHBJ9215)	1,006.9 µg/mL	+/- 5.8542 +/- 12.0365 +/- 19.1560	µg/mL µg/mL µg/mL	Gravimetric Unstressed Stressed
27	Naphthalene CAS # 91-20-3 Purity 99%	(Lot MKBZ8680V)	1,003.6 µg/mL	+/- 5.8350 +/- 11.9971 +/- 19.0932	µg/mL µg/mL µg/mL	Gravimetric Unstressed Stressed
28	2,6-Dichlorophenol CAS # 87-65-0 Purity 99%	(Lot MKCK2863)	1,008.2 µg/mL	+/- 5.8618 +/- 12.0521 +/- 19.1807	µg/mL µg/mL µg/mL	Gravimetric Unstressed Stressed
29	4-Chloroaniline CAS # 106-47-8 Purity 99%	(Lot BCBJ1580V)	1,004.1 µg/mL	+/- 5.8379 +/- 12.0031 +/- 19.1027	µg/mL µg/mL µg/mL	Gravimetric Unstressed Stressed
30	Hexachlorobutadiene CAS # 87-68-3 Purity 98%	(Lot J31X013)	1,004.4 µg/mL	+/- 5.8397 +/- 12.0067 +/- 19.1085	µg/mL µg/mL µg/mL	Gravimetric Unstressed Stressed
31	4-Chloro-3-methylphenol CAS # 59-50-7 Purity 99%	(Lot STBC7309V)	1,007.8 µg/mL	+/- 5.8594 +/- 12.0473 +/- 19.1731	µg/mL µg/mL µg/mL	Gravimetric Unstressed Stressed
32	2-Methylnaphthalene CAS # 91-57-6 Purity 96%	(Lot STBG8884)	999.1 µg/mL	+/- 5.8087 +/- 11.9430 +/- 19.0071	µg/mL µg/mL µg/mL	Gravimetric Unstressed Stressed
33	1-Methylnaphthalene CAS # 90-12-0 Purity 99%	(Lot 523400-9)	1,007.7 µg/mL	+/- 5.8589 +/- 12.0461 +/- 19.1712	µg/mL µg/mL µg/mL	Gravimetric Unstressed Stressed
34	1,2,4,5-Tetrachlorobenzene CAS # 95-94-3 Purity 99%	(Lot MKCG5992)	1,003.1 µg/mL	+/- 5.8321 +/- 11.9911 +/- 19.0837	µg/mL µg/mL µg/mL	Gravimetric Unstressed Stressed
35	Hexachlorocyclopentadiene CAS # 77-47-4 Purity 99%	(Lot 0012019)	1,007.1 µg/mL	+/- 5.8554 +/- 12.0389 +/- 19.1598	µg/mL µg/mL µg/mL	Gravimetric Unstressed Stressed
36	2,4,6-Trichlorophenol CAS # 88-06-2 Purity 99%	(Lot STBH7520)	1,006.1 µg/mL	+/- 5.8496 +/- 12.0270 +/- 19.1408	µg/mL µg/mL µg/mL	Gravimetric Unstressed Stressed
37	2,4,5-Trichlorophenol CAS # 95-95-4 Purity 98%	(Lot FHN01)	1,007.8 µg/mL	+/- 5.8596 +/- 12.0477 +/- 19.1737	µg/mL µg/mL µg/mL	Gravimetric Unstressed Stressed
38	2-Chloronaphthalene CAS # 91-58-7 Purity 99%	(Lot AJ2UJ)	1,006.7 µg/mL	+/- 5.8530 +/- 12.0342 +/- 19.1522	µg/mL µg/mL µg/mL	Gravimetric Unstressed Stressed
39	Biphenyl CAS # 92-52-4 Purity 99%	(Lot MKCD8504)	1,006.6 µg/mL	+/- 5.8525 +/- 12.0330 +/- 19.1503	µg/mL µg/mL µg/mL	Gravimetric Unstressed Stressed

40	2-Nitroaniline CAS # 88-74-4 Purity 99%	(Lot MKCJ8895)	1,004.5 µg/mL	+/- 5.8402 +/- 12.0079 +/- 19.1103	µg/mL µg/mL µg/mL	Gravimetric Unstressed Stressed
41	Acenaphthylene CAS # 208-96-8 Purity 97%	(Lot L02U)	1,004.7 µg/mL	+/- 5.8416 +/- 12.0106 +/- 19.1146	µg/mL µg/mL µg/mL	Gravimetric Unstressed Stressed
42	1,3-Dinitrobenzene CAS # 99-65-0 Purity 99%	(Lot BCBN4329V)	1,003.6 µg/mL	+/- 5.8350 +/- 11.9971 +/- 19.0932	µg/mL µg/mL µg/mL	Gravimetric Unstressed Stressed
43	Dimethylphthalate CAS # 131-11-3 Purity 99%	(Lot 10117699)	1,008.3 µg/mL	+/- 5.8623 +/- 12.0533 +/- 19.1826	µg/mL µg/mL µg/mL	Gravimetric Unstressed Stressed
44	2,6-Dinitrotoluene CAS # 606-20-2 Purity 99%	(Lot BCBB8606)	1,003.4 µg/mL	+/- 5.8339 +/- 11.9947 +/- 19.0894	µg/mL µg/mL µg/mL	Gravimetric Unstressed Stressed
45	3-Nitroaniline CAS # 99-09-2 Purity 99%	(Lot MKCH5457)	1,005.6 µg/mL	+/- 5.8466 +/- 12.0210 +/- 19.1312	µg/mL µg/mL µg/mL	Gravimetric Unstressed Stressed
46	Acenaphthene CAS # 83-32-9 Purity 99%	(Lot MKCK2310)	1,002.2 µg/mL	+/- 5.8269 +/- 11.9804 +/- 19.0666	µg/mL µg/mL µg/mL	Gravimetric Unstressed Stressed
47	2,4-Dinitrophenol CAS # 51-28-5 Purity 99%	(Lot STBH7564)	2,006.6 µg/mL	+/- 11.6665 +/- 23.9870 +/- 38.1750	µg/mL µg/mL µg/mL	Gravimetric Unstressed Stressed
48	Dibenzofuran CAS # 132-64-9 Purity 99%	(Lot MKCD9952)	1,007.5 µg/mL	+/- 5.8577 +/- 12.0437 +/- 19.1674	µg/mL µg/mL µg/mL	Gravimetric Unstressed Stressed
49	4-Nitrophenol CAS # 100-02-7 Purity 99%	(Lot MKCF6111)	2,013.8 µg/mL	+/- 11.7084 +/- 24.0731 +/- 38.3120	µg/mL µg/mL µg/mL	Gravimetric Unstressed Stressed
50	2,4-Dinitrotoluene CAS # 121-14-2 Purity 99%	(Lot MKAA0690V)	1,007.8 µg/mL	+/- 5.8594 +/- 12.0473 +/- 19.1731	µg/mL µg/mL µg/mL	Gravimetric Unstressed Stressed
51	2,3,4,6-Tetrachlorophenol CAS # 58-90-2 Purity 99%	(Lot PR-30126)	1,007.4 µg/mL	+/- 5.8571 +/- 12.0425 +/- 19.1655	µg/mL µg/mL µg/mL	Gravimetric Unstressed Stressed
52	Fluorene CAS # 86-73-7 Purity 99%	(Lot 10217947)	1,003.7 µg/mL	+/- 5.8356 +/- 11.9983 +/- 19.0951	µg/mL µg/mL µg/mL	Gravimetric Unstressed Stressed
53	n-Hexadecane (C16) CAS # 544-76-3 Purity 99%	(Lot SHBJ7508)	1,003.5 µg/mL	+/- 5.8344 +/- 11.9959 +/- 19.0913	µg/mL µg/mL µg/mL	Gravimetric Unstressed Stressed
54	Diethylphthalate CAS # 84-66-2 Purity 99%	(Lot MKCD2547)	1,004.1 µg/mL	+/- 5.8379 +/- 12.0031 +/- 19.1027	µg/mL µg/mL µg/mL	Gravimetric Unstressed Stressed
55	4-Chlorophenyl phenyl ether CAS # 7005-72-3 Purity 99%	(Lot MKCJ6392)	1,006.9 µg/mL	+/- 5.8542 +/- 12.0365 +/- 19.1560	µg/mL µg/mL µg/mL	Gravimetric Unstressed Stressed

56	4-Nitroaniline		1,004.3	µg/mL	+/-	5.8391	µg/mL	Gravimetric
	CAS #	100-01-6	(Lot BCCC2312)		+/-	12.0055	µg/mL	Unstressed
	Purity	99%			+/-	19.1065	µg/mL	Stressed
57	4,6-Dinitro-2-methylphenol (Dinitro- <i>o</i> -cresol)		2,015.2	µg/mL	+/-	11.7165	µg/mL	Gravimetric
	CAS #	534-52-1	(Lot P012019-414)		+/-	24.0898	µg/mL	Unstressed
	Purity	99%			+/-	38.3386	µg/mL	Stressed
58	Diphenylamine		852.2	µg/mL	+/-	4.9662	µg/mL	Gravimetric
	CAS #	122-39-4	(Lot MKBN8295V)		+/-	10.1928	µg/mL	Unstressed
	Purity	99%			+/-	16.2164	µg/mL	Stressed
59	Azobenzene		1,007.4	µg/mL	+/-	5.8571	µg/mL	Gravimetric
	CAS #	103-33-3	(Lot BCCB8438)		+/-	12.0425	µg/mL	Unstressed
	Purity	99%			+/-	19.1655	µg/mL	Stressed
60	4-Bromophenyl phenyl ether		1,006.6	µg/mL	+/-	5.8525	µg/mL	Gravimetric
	CAS #	101-55-3	(Lot STBB9729V)		+/-	12.0330	µg/mL	Unstressed
	Purity	99%			+/-	19.1503	µg/mL	Stressed
61	Hexachlorobenzene		1,007.2	µg/mL	+/-	5.8559	µg/mL	Gravimetric
	CAS #	118-74-1	(Lot CCS-0410)		+/-	12.0401	µg/mL	Unstressed
	Purity	99%			+/-	19.1617	µg/mL	Stressed
62	Pentachlorophenol		2,010.7	µg/mL	+/-	11.6904	µg/mL	Gravimetric
	CAS #	87-86-5	(Lot 200820KJ)		+/-	24.0360	µg/mL	Unstressed
	Purity	99%			+/-	38.2530	µg/mL	Stressed
63	n-Octadecane (C18)		1,005.0	µg/mL	+/-	5.8432	µg/mL	Gravimetric
	CAS #	593-45-3	(Lot RI6FI)		+/-	12.0138	µg/mL	Unstressed
	Purity	99%			+/-	19.1198	µg/mL	Stressed
64	Phenanthrene		1,004.0	µg/mL	+/-	5.8373	µg/mL	Gravimetric
	CAS #	85-01-8	(Lot MKCG6676)		+/-	12.0019	µg/mL	Unstressed
	Purity	99%			+/-	19.1008	µg/mL	Stressed
65	Anthracene		1,004.4	µg/mL	+/-	5.8397	µg/mL	Gravimetric
	CAS #	120-12-7	(Lot MKCM0015)		+/-	12.0067	µg/mL	Unstressed
	Purity	99%			+/-	19.1084	µg/mL	Stressed
66	Carbazole		1,008.9	µg/mL	+/-	5.8658	µg/mL	Gravimetric
	CAS #	86-74-8	(Lot 10455200)		+/-	12.0605	µg/mL	Unstressed
	Purity	99%			+/-	19.1940	µg/mL	Stressed
67	Di-n-butylphthalate		1,003.8	µg/mL	+/-	5.8362	µg/mL	Gravimetric
	CAS #	84-74-2	(Lot MKCJ3790)		+/-	11.9995	µg/mL	Unstressed
	Purity	99%			+/-	19.0970	µg/mL	Stressed
68	Fluoranthene		1,008.1	µg/mL	+/-	5.8613	µg/mL	Gravimetric
	CAS #	206-44-0	(Lot MKBQ6360V)		+/-	12.0512	µg/mL	Unstressed
	Purity	98%			+/-	19.1793	µg/mL	Stressed
69	Pyrene		1,004.1	µg/mL	+/-	5.8379	µg/mL	Gravimetric
	CAS #	129-00-0	(Lot BCCB9880)		+/-	12.0031	µg/mL	Unstressed
	Purity	99%			+/-	19.1027	µg/mL	Stressed
70	Benzyl butyl phthalate		1,007.7	µg/mL	+/-	5.8589	µg/mL	Gravimetric
	CAS #	85-68-7	(Lot MKCF0058)		+/-	12.0461	µg/mL	Unstressed
	Purity	99%			+/-	19.1712	µg/mL	Stressed
71	Benz(a)anthracene		1,008.0	µg/mL	+/-	5.8606	µg/mL	Gravimetric
	CAS #	56-55-3	(Lot RP200715)		+/-	12.0497	µg/mL	Unstressed
	Purity	99%			+/-	19.1769	µg/mL	Stressed

72	Chrysene CAS # 218-01-9 Purity 99%	(Lot 012015)	1,008.9 µg/mL	+/- 5.8658 +/- 12.0605 +/- 19.1940	µg/mL µg/mL µg/mL	Gravimetric Unstressed Stressed
73	Bis(2-ethylhexyl)phthalate CAS # 117-81-7 Purity 99%	(Lot MKCJ1159)	1,002.7 µg/mL	+/- 5.8298 +/- 11.9863 +/- 19.0761	µg/mL µg/mL µg/mL	Gravimetric Unstressed Stressed
74	Di-n-octyl phthalate CAS # 117-84-0 Purity 99%	(Lot 10532100)	1,007.6 µg/mL	+/- 5.8583 +/- 12.0449 +/- 19.1693	µg/mL µg/mL µg/mL	Gravimetric Unstressed Stressed
75	Benzo(b)fluoranthene CAS # 205-99-2 Purity 99%	(Lot 012020B)	1,006.0 µg/mL	+/- 5.8490 +/- 12.0258 +/- 19.1389	µg/mL µg/mL µg/mL	Gravimetric Unstressed Stressed
76	Benzo(k)fluoranthene CAS # 207-08-9 Purity 99%	(Lot 012017K)	1,005.2 µg/mL	+/- 5.8443 +/- 12.0162 +/- 19.1236	µg/mL µg/mL µg/mL	Gravimetric Unstressed Stressed
77	Benzo(a)pyrene CAS # 50-32-8 Purity 99%	(Lot RP200901)	1,005.0 µg/mL	+/- 5.8432 +/- 12.0138 +/- 19.1198	µg/mL µg/mL µg/mL	Gravimetric Unstressed Stressed
78	Indeno(1,2,3-cd)pyrene CAS # 193-39-5 Purity 99%	(Lot 11-FLI-175-4)	1,004.6 µg/mL	+/- 5.8408 +/- 12.0091 +/- 19.1122	µg/mL µg/mL µg/mL	Gravimetric Unstressed Stressed
79	Dibenz(a,h)anthracene CAS # 53-70-3 Purity 99%	(Lot ER032211-01)	1,005.7 µg/mL	+/- 5.8472 +/- 12.0222 +/- 19.1332	µg/mL µg/mL µg/mL	Gravimetric Unstressed Stressed
80	Benzo(g,h,i)perylene CAS # 191-24-2 Purity 99%	(Lot 8GFYJ)	1,003.6 µg/mL	+/- 5.8350 +/- 11.9971 +/- 19.0932	µg/mL µg/mL µg/mL	Gravimetric Unstressed Stressed
Solvent:	Methylene chloride CAS # 75-09-2 Purity 99%					

Specific Reference Material Notes:

N-nitrosodiphenylamine 1000 ug/mL equivalent when used for GC analysis. Actual formulation is diphenylamine 855 ug/mL.

N-Nitrosodiphenylamine is prone to breakdown in the injection port and will be converted to diphenylamine.

N-Nitrosodiphenylamine is also a reactive species that can initiate premature decomposition of other compounds in the mix. For these reasons diphenylamine is used in the preparation of this mixture. When comparing the response of this compound to mixtures manufactured using N-nitrosodiphenylamine, a difference in response will be observed.

This lot was approved even though the %D for 4,6-DN-2-MP was greater than 10%.

Column:
30m x 0.25mm x 0.25µm
Rtx-5 (cat.#10223)

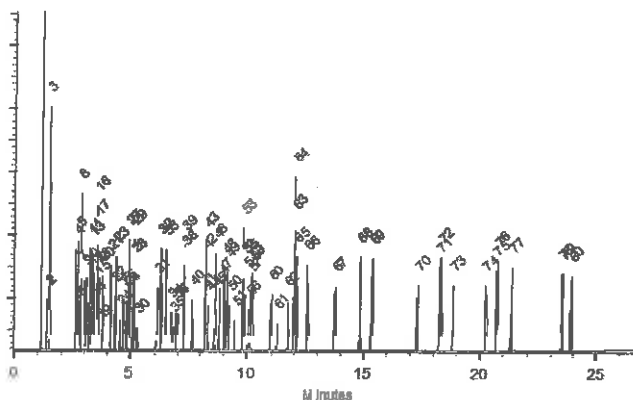
Carrier Gas:
hydrogen-constant flow 1.8 mL/min.

Temp. Program:
80°C (hold 0.1 min.) to 330°C
@ 9.6°C/min. (hold 2.86 min.)

Inj. Temp:
250°C

Det. Temp:
340°C

Det. Type:
FID



This chromatogram represents a general set of testing conditions chosen for product acceptance. For optimal results in your lab, conditions should be adjusted for your specific instrument, method, and application.


Tom Suckal - Mix Technician

Date Mixed: 15-Sep-2020

Balance: B442140311


Justine Allerton - Operations Tech-APM QO

Date Passed: 25-Sep-2020

Manufactured under Restek's ISO 9001:2015
Registered Quality System
Certificate #FM 80397

General Certified Reference Material Notes

Expiration Notes:

- Expiration date valid for unopened ampul stored in compliance with the recommended conditions.
- Uncertainty, concentration, and expiration of the CRM are based on the unopened product being stored according to the recommended condition found in the storage field.

Purity Notes:

- Purity and/or chemical identity are determined by one or more of the following techniques: GC/FID, HPLC, GC/ μ ECD, GC/MS, LC/MS, RI, and/or melting point.
- Compounds with a listed purity of less than 99% have been weight corrected to compensate for impurities and/or salts. A correction factor is used to calculate the amount of compound necessary to achieve the desired concentration of the parent compound in solution.
- Purity of isomeric compounds is reported as the sum of the isomers.
- Purity values are rounded to the nearest whole number.

Certified Uncertainty Value Notes:

- The uncertainties are determined in accordance with ISO 17034 and Guide 35. The certified combined stressed uncertainty value (includes gravimetric uncertainty, homogeneity between-ampul uncertainty, storage stability uncertainty and shipping stability uncertainty and were combined using the following formula:

$$U_{combined\ stressed} = k \sqrt{U_{gravimetric}^2 + U_{homogeneity}^2 + U_{storage\ stability}^2 + U_{shipping\ stability}^2}$$

k is a coverage factor of 2, which gives a level of confidence of approximately 95%.

- It is important to note that the shipping stability uncertainty was obtained under temperature extremes for specific time intervals; therefore, the certified combined stressed uncertainty value should only be applied to the product if it was stored at non-standard temperature conditions up to and including 7 days. Contact Restek Technical Service at www.restek.com/Contact-Us for use recommendations if your shipment was in-transit for more than 7 days at non-standard temperature conditions.
- Apply the certified combined unstressed uncertainty value if the product was received under standard shipping conditions. Apply the certified combined stressed uncertainty value if the product was received under non-standard conditions as specified below.

Label Conditions	Standard Conditions	Non-Standard Conditions
25°C Nominal (Room Temperature)	< 60°C	≥ 60°C up to 7 days
10°C or colder (Refrigerate)	< 40°C	≥ 40°C up to 7 days
0°C or colder (Freezer) -20°C or colder (Deep Freezer)	< 25°C	≥ 25°C up to 7 days

- Separate (not combined) uncertainty values for gravimetric uncertainty are also displayed on the certificate, if needed, separate homogeneity between-ampul uncertainty, storage stability uncertainty and shipping stability uncertainty values are available by contacting Restek Technical Service at www.restek.com/Contact-Us.
- The packaged amount is the minimum sample size for which uncertainty is valid. The ampules are over-filled to ensure that the minimum packaged amount can be sufficiently transferred.

Manufacturing Notes:

- Concentration is based upon gravimetric preparation using either a balance whose calibration has been verified daily using NIST traceable weights, and/or dilutions with Class A glassware.

Handling Notes:

- Stability of the unopened product, when stored in compliance with the recommended conditions, is guaranteed through the expiration displayed on the product label and certificate. Contact Restek for additional opened product stability information, with the knowledge/understanding that open product stability is subject to the specific handling and environmental conditions to which the product is exposed. For your convenience Restek supplies deactivated vials with most standards packed in 2mL ampules. Larger volume deactivated vials are available through Restek as a custom ordered item. Additionally, Restek sells DMDCS for the purpose of glassware deactivation as catalog number 31861, which includes complete instructions.

Reagent

8270Mega_1stk_00018



CERTIFIED REFERENCE MATERIAL

110 Benner Circle
 Bellefonte, PA 16823-8812
 Tel: (800)356-1688
 Fax: (814)353-1309

www.restek.com

Certificate of Analysis



FOR LABORATORY USE ONLY-READ SDS PRIOR TO USE.

This Reference Material is intended for Laboratory Use Only as a standard for the qualitative and/or quantitative determination of the analyte(s) listed.

Catalog No. : 571995 **Lot No.:** A0175066
Description : 8270 List 1 / Std #1 MegaMix (2017)
8270 List 1 / Std #1 MegaMix (2017) 500-2000 µg/mL, Methylene chloride, 5mL/ampul
Container Size : 10 mL **Pkg Amt:** > 5 mL
Expiration Date : February 28, 2023 **Storage:** 0°C or colder
Handling: Carcinogen/reproductive toxin. **Ship:** Ambient
Photosensitive. Sonicate.

CERTIFIED VALUES

Elution Order	Compound	Grav. Conc. (weight/volume)	Expanded Uncertainty (95% C.L.; K=2)		
1	1,4-Dioxane	1,001.8 µg/mL (Lot SHBM9675)	+/-	5.8246	µg/mL Gravimetric
	CAS # 123-91-1		+/-	11.9756	µg/mL Unstressed
	Purity 99%		+/-	19.0590	µg/mL Stressed
2	N-Nitrosodimethylamine	1,002.3 µg/mL (Lot 210512JLM)	+/-	5.8277	µg/mL Gravimetric
	CAS # 62-75-9		+/-	11.9820	µg/mL Unstressed
	Purity 99%		+/-	19.0691	µg/mL Stressed
3	Pyridine	2,001.8 µg/mL (Lot SHBL0433)	+/-	11.6386	µg/mL Gravimetric
	CAS # 110-86-1		+/-	23.9296	µg/mL Unstressed
	Purity 99%		+/-	38.0837	µg/mL Stressed
4	Phenol	1,001.1 µg/mL (Lot MKCK1120)	+/-	5.8207	µg/mL Gravimetric
	CAS # 108-95-2		+/-	11.9676	µg/mL Unstressed
	Purity 99%		+/-	19.0463	µg/mL Stressed
5	Aniline	1,004.1 µg/mL (Lot K22Z462)	+/-	5.8377	µg/mL Gravimetric
	CAS # 62-53-3		+/-	12.0027	µg/mL Unstressed
	Purity 99%		+/-	19.1021	µg/mL Stressed
6	Bis(2-chloroethyl)ether	1,002.4 µg/mL (Lot SHBL6942)	+/-	5.8280	µg/mL Gravimetric
	CAS # 111-44-4		+/-	11.9828	µg/mL Unstressed
	Purity 99%		+/-	19.0704	µg/mL Stressed
7	n-Decane (C10)	1,000.3 µg/mL (Lot SHBJ9898)	+/-	5.8160	µg/mL Gravimetric
	CAS # 124-18-5		+/-	11.9580	µg/mL Unstressed
	Purity 99%		+/-	19.0311	µg/mL Stressed

8	2-Chlorophenol CAS # 95-57-8 Purity 99%	(Lot STBH7290)	1,001.3 µg/mL	+/- 5.8215 +/- 11.9692 +/- 19.0488	µg/mL µg/mL µg/mL	Gravimetric Unstressed Stressed
9	1,3-Dichlorobenzene CAS # 541-73-1 Purity 99%	(Lot BCBZ7498)	1,002.7 µg/mL	+/- 5.8300 +/- 11.9867 +/- 19.0767	µg/mL µg/mL µg/mL	Gravimetric Unstressed Stressed
10	1,4-Dichlorobenzene CAS # 106-46-7 Purity 99%	(Lot MKBS4401V)	1,002.0 µg/mL	+/- 5.8257 +/- 11.9780 +/- 19.0628	µg/mL µg/mL µg/mL	Gravimetric Unstressed Stressed
11	Benzyl alcohol CAS # 100-51-6 Purity 99%	(Lot SHBK5943)	1,001.4 µg/mL	+/- 5.8222 +/- 11.9708 +/- 19.0513	µg/mL µg/mL µg/mL	Gravimetric Unstressed Stressed
12	1,2-Dichlorobenzene CAS # 95-50-1 Purity 99%	(Lot SHBK7741)	1,001.5 µg/mL	+/- 5.8230 +/- 11.9724 +/- 19.0539	µg/mL µg/mL µg/mL	Gravimetric Unstressed Stressed
13	2-Methylphenol (o-cresol) CAS # 95-48-7 Purity 99%	(Lot SHBH6379)	1,000.5 µg/mL	+/- 5.8172 +/- 11.9604 +/- 19.0349	µg/mL µg/mL µg/mL	Gravimetric Unstressed Stressed
14	2,2'-oxybis(1-chloropropane) CAS # 108-60-1 Purity 99%	(Lot 11885400)	1,002.5 µg/mL	+/- 5.8288 +/- 11.9843 +/- 19.0729	µg/mL µg/mL µg/mL	Gravimetric Unstressed Stressed
15	Acetophenone CAS # 98-86-2 Purity 99%	(Lot STBH8205)	1,001.3 µg/mL	+/- 5.8218 +/- 11.9700 +/- 19.0501	µg/mL µg/mL µg/mL	Gravimetric Unstressed Stressed
16	3-Methylphenol (m-cresol) CAS # 108-39-4 Purity 99%	(Lot SHBD0627V)	500.1 µg/mL	+/- 2.9145 +/- 5.9819 +/- 9.5169	µg/mL µg/mL µg/mL	Gravimetric Unstressed Stressed
17	4-Methylphenol (p-cresol) CAS # 106-44-5 Purity 99%	(Lot SHBL4411)	500.2 µg/mL	+/- 2.9149 +/- 5.9827 +/- 9.5182	µg/mL µg/mL µg/mL	Gravimetric Unstressed Stressed
18	N-Nitroso-di-n-propylamine CAS # 621-64-7 Purity 99%	(Lot 2D5VJ)	1,001.5 µg/mL	+/- 5.8230 +/- 11.9724 +/- 19.0539	µg/mL µg/mL µg/mL	Gravimetric Unstressed Stressed
19	Hexachloroethane CAS # 67-72-1 Purity 99%	(Lot ENSIK)	1,000.3 µg/mL	+/- 5.8156 +/- 11.9573 +/- 19.0298	µg/mL µg/mL µg/mL	Gravimetric Unstressed Stressed
20	Nitrobenzene CAS # 98-95-3 Purity 99%	(Lot MKCK4267)	1,002.0 µg/mL	+/- 5.8257 +/- 11.9780 +/- 19.0628	µg/mL µg/mL µg/mL	Gravimetric Unstressed Stressed
21	Isophorone CAS # 78-59-1 Purity 99%	(Lot MKCC9506)	1,001.3 µg/mL	+/- 5.8215 +/- 11.9692 +/- 19.0488	µg/mL µg/mL µg/mL	Gravimetric Unstressed Stressed
22	2-Nitrophenol CAS # 88-75-5 Purity 99%	(Lot BCCB2407)	1,003.5 µg/mL	+/- 5.8342 +/- 11.9955 +/- 19.0907	µg/mL µg/mL µg/mL	Gravimetric Unstressed Stressed
23	2,4-Dimethylphenol CAS # 105-67-9 Purity 99%	(Lot B2L4B)	1,002.1 µg/mL	+/- 5.8261 +/- 11.9788 +/- 19.0640	µg/mL µg/mL µg/mL	Gravimetric Unstressed Stressed

24	Bis(2-chloroethoxy)methane CAS # 111-91-1 Purity 99%	(Lot 9890600)	1,003.0 µg/mL	+/- 5.8315 +/- 11.9899 +/- 19.0818	µg/mL µg/mL µg/mL	Gravimetric Unstressed Stressed
25	2,4-Dichlorophenol CAS # 120-83-2 Purity 99%	(Lot BCBZ6787)	1,000.9 µg/mL	+/- 5.8195 +/- 11.9652 +/- 19.0425	µg/mL µg/mL µg/mL	Gravimetric Unstressed Stressed
26	1,2,4-Trichlorobenzene CAS # 120-82-1 Purity 99%	(Lot SHBM0526)	1,003.4 µg/mL	+/- 5.8339 +/- 11.9947 +/- 19.0894	µg/mL µg/mL µg/mL	Gravimetric Unstressed Stressed
27	Naphthalene CAS # 91-20-3 Purity 99%	(Lot MKCH0219)	1,003.5 µg/mL	+/- 5.8346 +/- 11.9963 +/- 19.0919	µg/mL µg/mL µg/mL	Gravimetric Unstressed Stressed
28	2,6-Dichlorophenol CAS # 87-65-0 Purity 99%	(Lot MKCK2863)	1,000.1 µg/mL	+/- 5.8149 +/- 11.9557 +/- 19.0272	µg/mL µg/mL µg/mL	Gravimetric Unstressed Stressed
29	4-Chloroaniline CAS # 106-47-8 Purity 99%	(Lot BCBJ1580V)	1,001.8 µg/mL	+/- 5.8246 +/- 11.9756 +/- 19.0590	µg/mL µg/mL µg/mL	Gravimetric Unstressed Stressed
30	Hexachlorobutadiene CAS # 87-68-3 Purity 99%	(Lot 664800)	1,001.6 µg/mL	+/- 5.8234 +/- 11.9732 +/- 19.0551	µg/mL µg/mL µg/mL	Gravimetric Unstressed Stressed
31	4-Chloro-3-methylphenol CAS # 59-50-7 Purity 99%	(Lot STBC7309V)	1,000.3 µg/mL	+/- 5.8160 +/- 11.9580 +/- 19.0311	µg/mL µg/mL µg/mL	Gravimetric Unstressed Stressed
32	2-Methylnaphthalene CAS # 91-57-6 Purity 99%	(Lot STBG8884)	1,001.2 µg/mL	+/- 5.8211 +/- 11.9684 +/- 19.0475	µg/mL µg/mL µg/mL	Gravimetric Unstressed Stressed
33	1-Methylnaphthalene CAS # 90-12-0 Purity 99%	(Lot 5234.00-3)	1,001.7 µg/mL	+/- 5.8238 +/- 11.9740 +/- 19.0564	µg/mL µg/mL µg/mL	Gravimetric Unstressed Stressed
34	1,2,4,5-Tetrachlorobenzene CAS # 95-94-3 Purity 99%	(Lot MKCG5992)	1,001.1 µg/mL	+/- 5.8203 +/- 11.9668 +/- 19.0450	µg/mL µg/mL µg/mL	Gravimetric Unstressed Stressed
35	Hexachlorocyclopentadiene CAS # 77-47-4 Purity 99%	(Lot 0012020)	1,001.6 µg/mL	+/- 5.8234 +/- 11.9732 +/- 19.0551	µg/mL µg/mL µg/mL	Gravimetric Unstressed Stressed
36	2,4,6-Trichlorophenol CAS # 88-06-2 Purity 99%	(Lot STBJ5914)	1,001.8 µg/mL	+/- 5.8246 +/- 11.9756 +/- 19.0590	µg/mL µg/mL µg/mL	Gravimetric Unstressed Stressed
37	2,4,5-Trichlorophenol CAS # 95-95-4 Purity 98%	(Lot FHN01)	1,001.4 µg/mL	+/- 5.8220 +/- 11.9704 +/- 19.0507	µg/mL µg/mL µg/mL	Gravimetric Unstressed Stressed
38	2-Chloronaphthalene CAS # 91-58-7 Purity 99%	(Lot TWYRD)	1,000.4 µg/mL	+/- 5.8164 +/- 11.9588 +/- 19.0323	µg/mL µg/mL µg/mL	Gravimetric Unstressed Stressed
39	Biphenyl CAS # 92-52-4 Purity 99%	(Lot MKCJ6240)	1,001.5 µg/mL	+/- 5.8230 +/- 11.9724 +/- 19.0539	µg/mL µg/mL µg/mL	Gravimetric Unstressed Stressed

40	2-Nitroaniline CAS # 88-74-4 Purity 99%	(Lot MKCJ8895)	1,001.1 µg/mL	+/- 5.8203 +/- 11.9668 +/- 19.0450	µg/mL µg/mL µg/mL	Gravimetric Unstressed Stressed
41	Acenaphthylene CAS # 208-96-8 Purity 98%	(Lot P06V)	1,001.0 µg/mL	+/- 5.8197 +/- 11.9657 +/- 19.0432	µg/mL µg/mL µg/mL	Gravimetric Unstressed Stressed
42	1,3-Dinitrobenzene CAS # 99-65-0 Purity 99%	(Lot 1-DXX-24-1)	1,001.9 µg/mL	+/- 5.8249 +/- 11.9764 +/- 19.0602	µg/mL µg/mL µg/mL	Gravimetric Unstressed Stressed
43	Dimethylphthalate CAS # 131-11-3 Purity 99%	(Lot 10117699)	1,002.8 µg/mL	+/- 5.8304 +/- 11.9875 +/- 19.0780	µg/mL µg/mL µg/mL	Gravimetric Unstressed Stressed
44	2,6-Dinitrotoluene CAS # 606-20-2 Purity 99%	(Lot BCBB8606)	1,002.0 µg/mL	+/- 5.8257 +/- 11.9780 +/- 19.0628	µg/mL µg/mL µg/mL	Gravimetric Unstressed Stressed
45	3-Nitroaniline CAS # 99-09-2 Purity 99%	(Lot MKCH5457)	1,000.1 µg/mL	+/- 5.8149 +/- 11.9557 +/- 19.0272	µg/mL µg/mL µg/mL	Gravimetric Unstressed Stressed
46	Acenaphthene CAS # 83-32-9 Purity 99%	(Lot MKCN0610)	1,002.5 µg/mL	+/- 5.8288 +/- 11.9843 +/- 19.0729	µg/mL µg/mL µg/mL	Gravimetric Unstressed Stressed
47	2,4-Dinitrophenol CAS # 51-28-5 Purity 99%	(Lot STBH7564)	2,001.1 µg/mL	+/- 11.6344 +/- 23.9209 +/- 38.0697	µg/mL µg/mL µg/mL	Gravimetric Unstressed Stressed
48	Dibenzofuran CAS # 132-64-9 Purity 99%	(Lot MKCN1772)	1,000.1 µg/mL	+/- 5.8149 +/- 11.9557 +/- 19.0272	µg/mL µg/mL µg/mL	Gravimetric Unstressed Stressed
49	4-Nitrophenol CAS # 100-02-7 Purity 99%	(Lot MKCF6111)	2,004.5 µg/mL	+/- 11.6545 +/- 23.9623 +/- 38.1357	µg/mL µg/mL µg/mL	Gravimetric Unstressed Stressed
50	2,4-Dinitrotoluene CAS # 121-14-2 Purity 99%	(Lot MKAA0690V)	1,002.0 µg/mL	+/- 5.8257 +/- 11.9780 +/- 19.0628	µg/mL µg/mL µg/mL	Gravimetric Unstressed Stressed
51	2,3,4,6-Tetrachlorophenol CAS # 58-90-2 Purity 99%	(Lot PR-30126)	1,000.1 µg/mL	+/- 5.8149 +/- 11.9557 +/- 19.0272	µg/mL µg/mL µg/mL	Gravimetric Unstressed Stressed
52	Fluorene CAS # 86-73-7 Purity 99%	(Lot 094650L18G)	1,000.7 µg/mL	+/- 5.8180 +/- 11.9620 +/- 19.0374	µg/mL µg/mL µg/mL	Gravimetric Unstressed Stressed
53	n-Hexadecane (C16) CAS # 544-76-3 Purity 99%	(Lot SHBL8588)	1,000.9 µg/mL	+/- 5.8191 +/- 11.9644 +/- 19.0412	µg/mL µg/mL µg/mL	Gravimetric Unstressed Stressed
54	Diethylphthalate CAS # 84-66-2 Purity 99%	(Lot MKCD2547)	1,000.7 µg/mL	+/- 5.8183 +/- 11.9628 +/- 19.0387	µg/mL µg/mL µg/mL	Gravimetric Unstressed Stressed
55	4-Chlorophenyl phenyl ether CAS # 7005-72-3 Purity 99%	(Lot MKCN1186)	1,000.6 µg/mL	+/- 5.8176 +/- 11.9612 +/- 19.0361	µg/mL µg/mL µg/mL	Gravimetric Unstressed Stressed

56	4-Nitroaniline		1,000.3	µg/mL	+/-	5.8160	µg/mL	Gravimetric	
	CAS #	100-01-6	(Lot RP210713)			+/-	11.9580	µg/mL	Unstressed
	Purity	99%				+/-	19.0311	µg/mL	Stressed
57	4,6-Dinitro-2-methylphenol (Dinitro-o-cresol)		2,000.9	µg/mL	+/-	11.6336	µg/mL	Gravimetric	
	CAS #	534-52-1	(Lot RP210716)			+/-	23.9193	µg/mL	Unstressed
	Purity	99%				+/-	38.0672	µg/mL	Stressed
58	Diphenylamine		852.9	µg/mL	+/-	4.9590	µg/mL	Gravimetric	
	CAS #	122-39-4	(Lot MKBN8295V)			+/-	10.1960	µg/mL	Unstressed
	Purity	99%				+/-	16.2268	µg/mL	Stressed
59	Azobenzene		1,000.4	µg/mL	+/-	5.8164	µg/mL	Gravimetric	
	CAS #	103-33-3	(Lot BCCC9136)			+/-	11.9588	µg/mL	Unstressed
	Purity	99%				+/-	19.0323	µg/mL	Stressed
60	4-Bromophenyl phenyl ether		1,000.4	µg/mL	+/-	5.8164	µg/mL	Gravimetric	
	CAS #	101-55-3	(Lot STBB9729V)			+/-	11.9588	µg/mL	Unstressed
	Purity	99%				+/-	19.0323	µg/mL	Stressed
61	Hexachlorobenzene		1,000.1	µg/mL	+/-	5.8149	µg/mL	Gravimetric	
	CAS #	118-74-1	(Lot SL210804)			+/-	11.9557	µg/mL	Unstressed
	Purity	99%				+/-	19.0272	µg/mL	Stressed
62	Pentachlorophenol		2,003.5	µg/mL	+/-	11.6487	µg/mL	Gravimetric	
	CAS #	87-86-5	(Lot 210706RSR)			+/-	23.9504	µg/mL	Unstressed
	Purity	99%				+/-	38.1166	µg/mL	Stressed
63	n-Octadecane (C18)		1,000.7	µg/mL	+/-	5.8179	µg/mL	Gravimetric	
	CAS #	593-45-3	(Lot VZKOJ)			+/-	11.9619	µg/mL	Unstressed
	Purity	97%				+/-	19.0371	µg/mL	Stressed
64	Phenanthrene		1,003.0	µg/mL	+/-	5.8315	µg/mL	Gravimetric	
	CAS #	85-01-8	(Lot MKCL7390)			+/-	11.9899	µg/mL	Unstressed
	Purity	99%				+/-	19.0818	µg/mL	Stressed
65	Anthracene		1,002.5	µg/mL	+/-	5.8284	µg/mL	Gravimetric	
	CAS #	120-12-7	(Lot MKCM0015)			+/-	11.9835	µg/mL	Unstressed
	Purity	99%				+/-	19.0716	µg/mL	Stressed
66	Carbazole		1,000.6	µg/mL	+/-	5.8176	µg/mL	Gravimetric	
	CAS #	86-74-8	(Lot 10812100)			+/-	11.9612	µg/mL	Unstressed
	Purity	99%				+/-	19.0361	µg/mL	Stressed
67	Di-n-butylphthalate		1,000.4	µg/mL	+/-	5.8164	µg/mL	Gravimetric	
	CAS #	84-74-2	(Lot MKCL9573)			+/-	11.9588	µg/mL	Unstressed
	Purity	99%				+/-	19.0323	µg/mL	Stressed
68	Fluoranthene		1,003.8	µg/mL	+/-	5.8362	µg/mL	Gravimetric	
	CAS #	206-44-0	(Lot MKCF7378)			+/-	11.9995	µg/mL	Unstressed
	Purity	99%				+/-	19.0970	µg/mL	Stressed
69	Pyrene		1,001.1	µg/mL	+/-	5.8207	µg/mL	Gravimetric	
	CAS #	129-00-0	(Lot BCCB9880)			+/-	11.9676	µg/mL	Unstressed
	Purity	99%				+/-	19.0463	µg/mL	Stressed
70	Benzyl butyl phthalate		1,001.2	µg/mL	+/-	5.8211	µg/mL	Gravimetric	
	CAS #	85-68-7	(Lot MKCM1987)			+/-	11.9684	µg/mL	Unstressed
	Purity	99%				+/-	19.0475	µg/mL	Stressed
71	Benz(a)anthracene		1,002.4	µg/mL	+/-	5.8282	µg/mL	Gravimetric	
	CAS #	56-55-3	(Lot RP210125)			+/-	11.9831	µg/mL	Unstressed
	Purity	96%				+/-	19.0710	µg/mL	Stressed

72	Chrysene CAS # 218-01-9 Purity 99%	(Lot STBJ1016)	1,000.2	µg/mL	+/- 5.8152 +/- 11.9565 +/- 19.0285	µg/mL µg/mL µg/mL	Gravimetric Unstressed Stressed
73	Bis(2-ethylhexyl)phthalate CAS # 117-81-7 Purity 99%	(Lot MKCJ1159)	1,001.0	µg/mL	+/- 5.8199 +/- 11.9660 +/- 19.0437	µg/mL µg/mL µg/mL	Gravimetric Unstressed Stressed
74	Di-n-octyl phthalate CAS # 117-84-0 Purity 99%	(Lot 11651800)	1,001.5	µg/mL	+/- 5.8226 +/- 11.9716 +/- 19.0526	µg/mL µg/mL µg/mL	Gravimetric Unstressed Stressed
75	Benzo(b)fluoranthene CAS # 205-99-2 Purity 99%	(Lot 012020B)	1,001.7	µg/mL	+/- 5.8238 +/- 11.9740 +/- 19.0564	µg/mL µg/mL µg/mL	Gravimetric Unstressed Stressed
76	Benzo(k)fluoranthene CAS # 207-08-9 Purity 99%	(Lot 012019K)	1,004.0	µg/mL	+/- 5.8373 +/- 12.0019 +/- 19.1008	µg/mL µg/mL µg/mL	Gravimetric Unstressed Stressed
77	Benzo(a)pyrene CAS # 50-32-8 Purity 99%	(Lot Z8BKF)	1,000.4	µg/mL	+/- 5.8164 +/- 11.9588 +/- 19.0323	µg/mL µg/mL µg/mL	Gravimetric Unstressed Stressed
78	Indeno(1,2,3-cd)pyrene CAS # 193-39-5 Purity 99%	(Lot 1-RAK-33-4)	1,003.7	µg/mL	+/- 5.8358 +/- 11.9987 +/- 19.0957	µg/mL µg/mL µg/mL	Gravimetric Unstressed Stressed
79	Dibenz(a,h)anthracene CAS # 53-70-3 Purity 99%	(Lot ER032211-01)	1,003.3	µg/mL	+/- 5.8335 +/- 11.9939 +/- 19.0881	µg/mL µg/mL µg/mL	Gravimetric Unstressed Stressed
80	Benzo(g,h,i)perylene CAS # 191-24-2 Purity 99%	(Lot 8GFYJ)	1,000.3	µg/mL	+/- 5.8156 +/- 11.9573 +/- 19.0298	µg/mL µg/mL µg/mL	Gravimetric Unstressed Stressed
Solvent:	Methylene chloride CAS # 75-09-2 Purity 99%						

Specific Reference Material Notes:

N-nitrosodiphenylamine 1000 ug/mL equivalent when used for GC analysis. Actual formulation is diphenylamine 855 ug/mL.

N-Nitrosodiphenylamine is prone to breakdown in the injection port and will be converted to diphenylamine.

N-Nitrosodiphenylamine is also a reactive species that can initiate premature decomposition of other compounds in the mix. For these reasons diphenylamine is used in the preparation of this mixture. When comparing the response of this compound to mixtures manufactured using N-nitrosodiphenylamine, a difference in response will be observed.

This lot was approved even though the %D for 4,6-DN-2-MP was greater than 10%.

Column:
 30m x 0.25mm x 0.25µm
 Rtx-5 (cat.#10223)

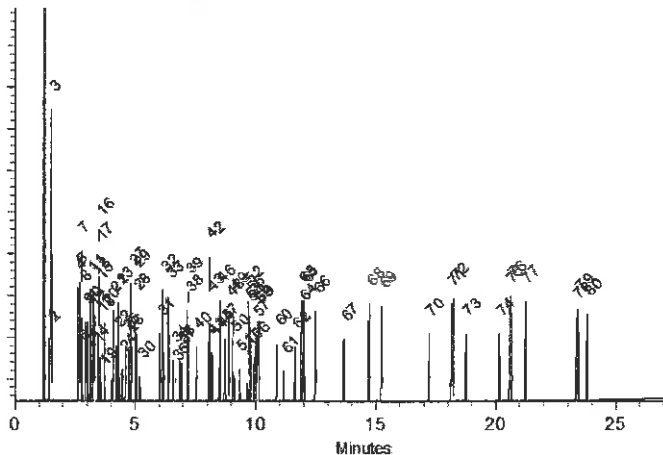
Carrier Gas:
 hydrogen-constant flow 1.8 mL/min.

Temp. Program:
 80°C (hold 0.1 min.) to 330°C
 @ 9.6°C/min. (hold 2.86 min.)

inj. Temp:
 250°C

Det. Temp:
 340°C

Det. Type:
 FID



This chromatogram represents a general set of testing conditions chosen for product acceptance. For optimal results in your lab, conditions should be adjusted for your specific instrument, method, and application.

Cathleen Soitis
 Cathleen Soitis - Mix Technician

Date Mixed: 03-Aug-2021 **Balance:** B442140311

John Lidgett
 John Lidgett - AD Chemist

Date Passed: 23-Aug-2021

Manufactured under Restek's ISO 9001:2015
 Registered Quality System
 Certificate #FM 80397

General Certified Reference Material Notes

Expiration Notes:

- Expiration date valid for unopened ampul stored in compliance with the recommended conditions.
- Uncertainty, concentration, and expiration of the CRM are based on the unopened product being stored according to the recommended condition found in the storage field.

Purity Notes:

- Purity and/or chemical identity are determined by one or more of the following techniques: GC/FID, HPLC, GC/μECD, GC/MS, LC/MS, RI, and/or melting point.
- Compounds with a listed purity of less than 99% have been weight corrected to compensate for impurities and/or salts. A correction factor is used to calculate the amount of compound necessary to achieve the desired concentration of the parent compound in solution.
- Purity of isomeric compounds is reported as the sum of the isomers.
- Purity values are rounded to the nearest whole number.

Certified Uncertainty Value Notes:

- The uncertainties are determined in accordance with ISO 17034 and Guide 35. The certified combined stressed uncertainty value (includes gravimetric uncertainty, homogeneity between-ampul uncertainty, storage stability uncertainty and shipping stability uncertainty and were combined using the following formula:

$$U_{combined\ stressed} = k \sqrt{U_{gravimetric}^2 + U_{homogeneity}^2 + U_{storage\ stability}^2 + U_{shipping\ stability}^2}$$

k is a coverage factor of 2, which gives a level of confidence of approximately 95%.

- It is important to note that the shipping stability uncertainty was obtained under temperature extremes for specific time intervals; therefore, the certified combined stressed uncertainty value should only be applied to the product if it was stored at non-standard temperature conditions up to and including 7 days. Contact Restek Technical Service at www.restek.com/Contact-Us for use recommendations if your shipment was in-transit for more than 7 days at non-standard temperature conditions.
- Apply the certified combined unstressed uncertainty value if the product was received under standard shipping conditions. Apply the certified combined stressed uncertainty value if the product was received under non-standard conditions as specified below.

Label Conditions	Standard Conditions	Non-Standard Conditions
25°C Nominal (Room Temperature)	< 60°C	≥ 60°C up to 7 days
10°C or colder (Refrigerate)	< 40°C	≥ 40°C up to 7 days
0°C or colder (Freezer) -20°C or colder (Deep Freezer)	< 25°C	≥ 25°C up to 7 days

- Separate (not combined) uncertainty values for gravimetric uncertainty are also displayed on the certificate, if needed, separate homogeneity between-ampul uncertainty, storage stability uncertainty and shipping stability uncertainty values are available by contacting Restek Technical Service at www.restek.com/Contact-Us.
- The packaged amount is the minimum sample size for which uncertainty is valid. The ampules are over-filled to ensure that the minimum packaged amount can be sufficiently transferred.

Manufacturing Notes:

- Concentration is based upon gravimetric preparation using either a balance whose calibration has been verified daily using NIST traceable weights, and/or dilutions with Class A glassware.

Handling Notes:

- Stability of the unopened product, when stored in compliance with the recommended conditions, is guaranteed through the expiration displayed on the product label and certificate. Contact Restek for additional opened product stability information, with the knowledge/understanding that open product stability is subject to the specific handling and environmental conditions to which the product is exposed. For your convenience Restek supplies deactivated vials with most standards packed in 2mL ampules. Larger volume deactivated vials are available through Restek as a custom ordered item. Additionally, Restek sells DMDCS for the purpose of glassware deactivation as catalog number 31861, which includes complete instructions.

Reagent

8270S#10_1stk_00016



CERTIFIED REFERENCE MATERIAL

110 Benner Circle
Bellefonte, PA 16823-8812
Tel: (800)356-1688
Fax: (814)353-1309

www.restek.com

Certificate of Analysis



FOR LABORATORY USE ONLY-READ SDS PRIOR TO USE.

This Reference Material is intended for Laboratory Use Only as a standard for the qualitative and/or quantitative determination of the analyte(s) listed.


Catalog No. : 569731 **Lot No.:** A0164214

Description : 8270 List 1 / Std #10
8270 List 1 / Std #10 2000 µg/mL, Methylene chloride, 5mL/ampul

Container Size : 5 mL **Pkg Amt:** > 5 mL

Expiration Date : March 31, 2022 **Storage:** 10°C or colder

Handling: This product is photosensitive. **Ship:** Ambient


2841490
ID: 8270S#10_1Std_00016
Exp: 03/31/22 Pp: JRM Con: 04/07/22
8270 List 1 - Std#10 (p1)

CERTIFIED VALUES

Elution Order	Compound	Grav. Conc. (weight/volume)	Expanded Uncertainty (95% C.L.; K=2)			
1	Indene	2,007.3 µg/mL (Lot MKBT8433V)	+/-	11.6706	µg/mL	Gravimetric
	CAS # 95-13-6		+/-	112.5470	µg/mL	Unstressed
	Purity 97%		+/-	115.1804	µg/mL	Stressed
2	Benzoic acid	2,000.6 µg/mL (Lot MKCG6487)	+/-	11.6318	µg/mL	Gravimetric
	CAS # 65-85-0		+/-	112.1731	µg/mL	Unstressed
	Purity 99%		+/-	114.7978	µg/mL	Stressed

Solvent: Methylene chloride
CAS # 75-09-2
Purity 99%

Column:
30m x 0.25mm x 0.25µm
Rtx-5 (cat.#10223)

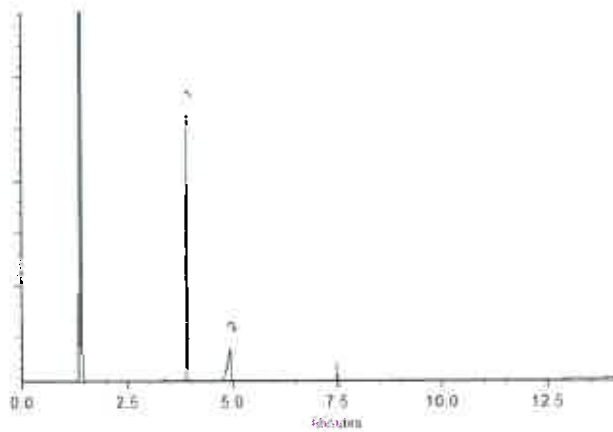
Carrier Gas:
hydrogen-constant pressure 10 psi.

Temp. Program:
75°C (hold 1 min.) to 330°C
@ 20°C/min. (hold 10 min.)

Inj. Temp:
250°C

Det. Temp:
330°C

Det. Type:
FID



This chromatogram represents a general set of testing conditions chosen for product acceptance. For optimal results in your lab, conditions should be adjusted for your specific instrument, method, and application.

Russ Bookhamer - Operations Technician I

Date Mixed: 08-Sep-2020

Balance: 1128360905

Justine Adertson - Operations Tech-ARM GC

Date Passed: 10-Sep-2020

Manufactured under Restek's ISO 9001:2015
Registered Quality System
Certificate #FM 80397

General Certified Reference Material Notes

Expiration Notes:

- Expiration date valid for unopened ampul stored in compliance with the recommended conditions.
- Uncertainty, concentration, and expiration of the CRM are based on the unopened product being stored according to the recommended condition found in the storage field.

Purity Notes:

- Purity and/or chemical identity are determined by one or more of the following techniques: GC/FID, HPLC, GC/μECD, GC/MS, LC/MS, RI, and/or melting point.
- Compounds with a listed purity of less than 99% have been weight corrected to compensate for impurities and/or salts. A correction factor is used to calculate the amount of compound necessary to achieve the desired concentration of the parent compound in solution.
- Purity of isomeric compounds is reported as the sum of the isomers.
- Purity values are rounded to the nearest whole number.

Certified Uncertainty Value Notes:

- The uncertainties are determined in accordance with ISO 17034 and Guide 35. The certified combined stressed uncertainty value (includes gravimetric uncertainty, homogeneity between-ampul uncertainty, storage stability uncertainty and shipping stability uncertainty and were combined using the following formula:

$$U_{combined\ stressed} = k \sqrt{U_{gravimetric}^2 + U_{homogeneity}^2 + U_{storage\ stability}^2 + U_{shipping\ stability}^2}$$

k is a coverage factor of 2, which gives a level of confidence of approximately 95%.

- It is important to note that the shipping stability uncertainty was obtained under temperature extremes for specific time intervals; therefore, the certified combined stressed uncertainty value should only be applied to the product if it was stored at non-standard temperature conditions up to and including 7 days. Contact Restek Technical Service at www.restek.com/Contact-Us for use recommendations if your shipment was in-transit for more than 7 days at non-standard temperature conditions.
- Apply the certified combined unstressed uncertainty value if the product was received under standard shipping conditions. Apply the certified combined stressed uncertainty value if the product was received under non-standard conditions as specified below.

Label Conditions	Standard Conditions	Non-Standard Conditions
25°C Nominal (Room Temperature)	< 60°C	≥ 60°C up to 7 days
10°C or colder (Refrigerate)	< 40°C	≥ 40°C up to 7 days
0°C or colder (Freezer) -20°C or colder (Deep Freezer)	< 25°C	≥ 25°C up to 7 days

- Separate (not combined) uncertainty values for gravimetric uncertainty are also displayed on the certificate, if needed, separate homogeneity between-ampul uncertainty, storage stability uncertainty and shipping stability uncertainty values are available by contacting Restek Technical Service at www.restek.com/Contact-Us.
- The packaged amount is the minimum sample size for which uncertainty is valid. The ampules are over-filled to ensure that the minimum packaged amount can be sufficiently transferred.

Manufacturing Notes:

- Concentration is based upon gravimetric preparation using either a balance whose calibration has been verified daily using NIST traceable weights, and/or dilutions with Class A glassware.

Handling Notes:

- Stability of the unopened product, when stored in compliance with the recommended conditions, is guaranteed through the expiration displayed on the product label and certificate. Contact Restek for additional opened product stability information, with the knowledge/understanding that open product stability is subject to the specific handling and environmental conditions to which the product is exposed. For your convenience Restek supplies deactivated vials with most standards packed in 2mL ampules. Larger volume deactivated vials are available through Restek as a custom ordered item. Additionally, Restek sells DMDCS for the purpose of glassware deactivation as catalog number 31861, which includes complete instructions.

Reagent

8270S#10_1stk_00018



CERTIFIED REFERENCE MATERIAL

110 Benner Circle
Bellefonte, PA 16823-8812
Tel: (800)356-1688
Fax: (814)353-1309

www.restek.com

Certificate of Analysis



FOR LABORATORY USE ONLY-READ SDS PRIOR TO USE.

This Reference Material is intended for Laboratory Use Only as a standard for the qualitative and/or quantitative determination of the analyte(s) listed.

Catalog No. : 569731 **Lot No.:** A0173787

Description : 8270 List 1 / Std #10
8270 List 1 / Std #10 2000 µg/mL, Methylene chloride, 5mL/ampul

Container Size : 5 mL **Pkg Amt:** > 5 mL

Expiration Date : December 31, 2022 **Storage:** 10°C or colder

Handling: This product is photosensitive. **Ship:** Ambient

CERTIFIED VALUES

Elution Order	Compound	Grav. Conc. (weight/volume)	Expanded Uncertainty (95% C.L.: K=2)
1	Indene	2,011.6 µg/mL (Lot DMKCB7043-1211)	+/- 11.6957 µg/mL Gravimetric
	CAS # 95-13-6		+/- 112.7892 µg/mL Unstressed
	Purity 98%		+/- 115.4283 µg/mL Stressed
2	Benzoic acid	2,018.2 µg/mL (Lot MKCG6487)	+/- 11.7340 µg/mL Gravimetric
	CAS # 65-85-0		+/- 113.1585 µg/mL Unstressed
	Purity 99%		+/- 115.8062 µg/mL Stressed

Solvent: Methylene chloride
CAS # 75-09-2
Purity 99%

Column:
30m x 0.25mm x 0.25µm
Rtx-5 (cat.#10223)

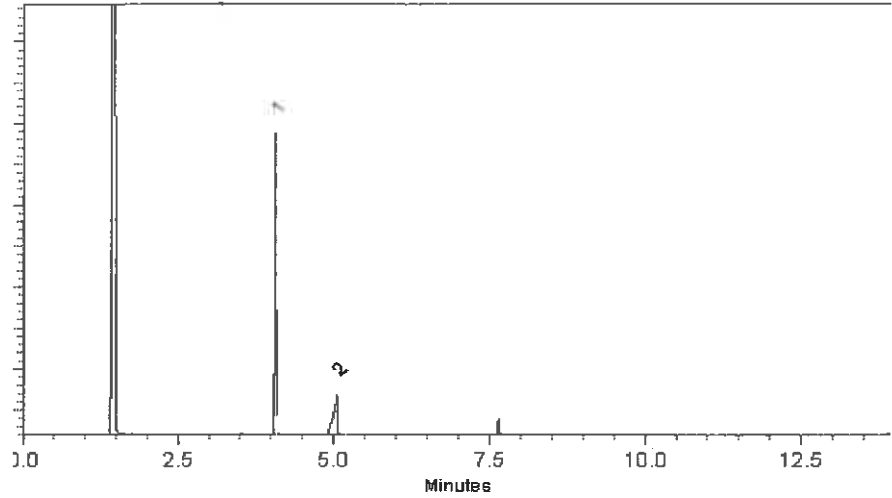
Carrier Gas:
hydrogen-constant pressure 10 psi.

Temp. Program:
75°C (hold 1 min.) to 330°C
@ 20°C/min. (hold 10 min.)

Inj. Temp:
250°C

Det. Temp:
330°C

Det. Type:
FID



This chromatogram represents a general set of testing conditions chosen for product acceptance. For optimal results in your lab, conditions should be adjusted for your specific instrument, method, and application.

Sam Moodler
Sam Moodler - Operations Tech I

Date Mixed: 24-Jun-2021 Balance: 1128360905

Alxis Shelow
Alxis Shelow - Operations Tech I

Date Passed: 28-Jun-2021

Manufactured under Restek's ISO 9001:2015
Registered Quality System
Certificate #FM 80397

General Certified Reference Material Notes

Expiration Notes:

- Expiration date valid for unopened ampul stored in compliance with the recommended conditions.
- Uncertainty, concentration, and expiration of the CRM are based on the unopened product being stored according to the recommended condition found in the storage field.

Purity Notes:

- Purity and/or chemical identity are determined by one or more of the following techniques: GC/FID, HPLC, GC/μECD, GC/MS, LC/MS, RI, and/or melting point.
- Compounds with a listed purity of less than 99% have been weight corrected to compensate for impurities and/or salts. A correction factor is used to calculate the amount of compound necessary to achieve the desired concentration of the parent compound in solution.
- Purity of isomeric compounds is reported as the sum of the isomers.
- Purity values are rounded to the nearest whole number.

Certified Uncertainty Value Notes:

- The uncertainties are determined in accordance with ISO 17034 and Guide 35. The certified combined stressed uncertainty value (includes gravimetric uncertainty, homogeneity between-ampul uncertainty, storage stability uncertainty and shipping stability uncertainty and were combined using the following formula:

$$U_{combined\ stressed} = k \sqrt{U_{gravimetric}^2 + U_{homogeneity}^2 + U_{storage\ stability}^2 + U_{shipping\ stability}^2}$$

k is a coverage factor of 2, which gives a level of confidence of approximately 95%.

- It is important to note that the shipping stability uncertainty was obtained under temperature extremes for specific time intervals; therefore, the certified combined stressed uncertainty value should only be applied to the product if it was stored at non-standard temperature conditions up to and including 7 days. Contact Restek Technical Service at www.restek.com/Contact-Us for use recommendations if your shipment was in-transit for more than 7 days at non-standard temperature conditions.
- Apply the certified combined unstressed uncertainty value if the product was received under standard shipping conditions. Apply the certified combined stressed uncertainty value if the product was received under non-standard conditions as specified below.

Label Conditions	Standard Conditions	Non-Standard Conditions
25°C Nominal (Room Temperature)	< 60°C	≥ 60°C up to 7 days
10°C or colder (Refrigerate)	< 40°C	≥ 40°C up to 7 days
0°C or colder (Freezer) -20°C or colder (Deep Freezer)	< 25°C	≥ 25°C up to 7 days

- Separate (not combined) uncertainty values for gravimetric uncertainty are also displayed on the certificate, if needed, separate homogeneity between-ampul uncertainty, storage stability uncertainty and shipping stability uncertainty values are available by contacting Restek Technical Service at www.restek.com/Contact-Us.
- The packaged amount is the minimum sample size for which uncertainty is valid. The ampules are over-filled to ensure that the minimum packaged amount can be sufficiently transferred.

Manufacturing Notes:

- Concentration is based upon gravimetric preparation using either a balance whose calibration has been verified daily using NIST traceable weights, and/or dilutions with Class A glassware.

Handling Notes:

- Stability of the unopened product, when stored in compliance with the recommended conditions, is guaranteed through the expiration displayed on the product label and certificate. Contact Restek for additional opened product stability information, with the knowledge/understanding that open product stability is subject to the specific handling and environmental conditions to which the product is exposed. For your convenience Restek supplies deactivated vials with most standards packed in 2mL ampules. Larger volume deactivated vials are available through Restek as a custom ordered item. Additionally, Restek sells DMDCS for the purpose of glassware deactivation as catalog number 31861, which includes complete instructions.

Reagent

8270S#11_1stk_00011



CERTIFIED REFERENCE MATERIAL

110 Benner Circle
Bellefonte, PA 16823-8812
Tel: (800)356-1688
Fax: (814)353-1309

www.restek.com

Certificate of Analysis



FOR LABORATORY USE ONLY-READ SDS PRIOR TO USE.

This Reference Material is intended for Laboratory Use Only as a standard for the qualitative and/or quantitative determination of the analyte(s) listed.


Catalog No. : 569732 **Lot No.:** A0164387

Description : 8270 List 1 / Std #11
8270 List 1 / Std #11 2,000µg/mL, Methylene chloride, 5mL/ampul

Container Size : 5 mL **Pkg Amt:** > 5 mL

Expiration Date : March 31, 2022 **Storage:** 10°C or colder

Handling: This product is photosensitive. **Ship:** Ambient



CERTIFIED VALUES

Elution Order	Compound	Grav. Conc. (weight/volume)	Expanded Uncertainty (95% C.L.; K=2)			
1	Benzaldehyde	2,001.8 µg/mL (Lot SHBG8690V)	+/-	11.6383	µg/mL	Gravimetric
	CAS # 100-52-7		+/-	39.9656	µg/mL	Unstressed
	Purity 99%		+/-	89.7049	µg/mL	Stressed
2	epsilon-Caprolactam	2,000.6 µg/mL (Lot I16X016)	+/-	11.6316	µg/mL	Gravimetric
	CAS # 105-60-2		+/-	39.9423	µg/mL	Unstressed
	Purity 99%		+/-	89.6527	µg/mL	Stressed
3	Atrazine	2,000.0 µg/mL (Lot PI8FG)	+/-	11.6282	µg/mL	Gravimetric
	CAS # 1912-24-9		+/-	39.9306	µg/mL	Unstressed
	Purity 99%		+/-	89.6265	µg/mL	Stressed

Solvent: Methylene chloride
CAS # 75-09-2
Purity 99%

Column:
30m x 0.25mm x 0.25µm
Rtx-5 (cat.#10223)

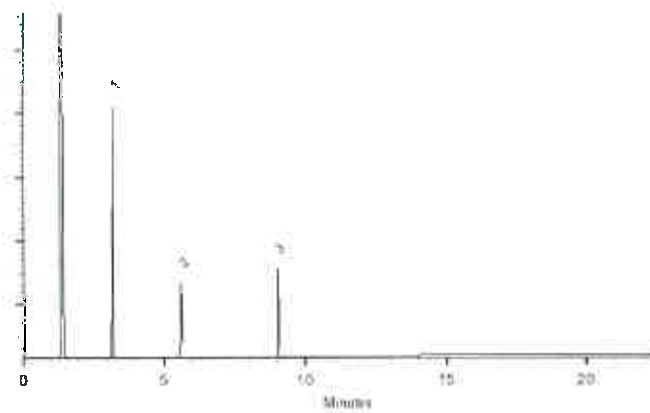
Carrier Gas:
hydrogen-constant pressure 10 psi.

Temp. Program:
75°C (hold 1 min.) to 330°C
@ 20°C/min. (hold 10 min.)

Inj. Temp:
250°C

Det. Temp:
330°C

Det. Type:
FID



This chromatogram represents a general set of testing conditions chosen for product acceptance. For optimal results in your lab, conditions should be adjusted for your specific instrument, method, and application.

Russ Bookhamer - Operations Technician I

Date Mixed: 14-Sep-2020

Balance: 1128360905

Justina Albertson - Operations Tech-ARSM QC

Date Passed: 17-Sep-2020

Manufactured under Restek's ISO 9001:2015
Registered Quality System
Certificate #FM 80397

General Certified Reference Material Notes

Expiration Notes:

- Expiration date valid for unopened ampul stored in compliance with the recommended conditions.
- Uncertainty, concentration, and expiration of the CRM are based on the unopened product being stored according to the recommended condition found in the storage field.

Purity Notes:

- Purity and/or chemical identity are determined by one or more of the following techniques: GC/FID, HPLC, GC/ μ ECD, GC/MS, LC/MS, RI, and/or melting point.
- Compounds with a listed purity of less than 99% have been weight corrected to compensate for impurities and/or salts. A correction factor is used to calculate the amount of compound necessary to achieve the desired concentration of the parent compound in solution.
- Purity of isomeric compounds is reported as the sum of the isomers.
- Purity values are rounded to the nearest whole number.

Certified Uncertainty Value Notes:

- The uncertainties are determined in accordance with ISO 17034 and Guide 35. The certified combined stressed uncertainty value (includes gravimetric uncertainty, homogeneity between-ampul uncertainty, storage stability uncertainty and shipping stability uncertainty and were combined using the following formula:

$$U_{combined\ stressed} = k \sqrt{U_{gravimetric}^2 + U_{homogeneity}^2 + U_{storage\ stability}^2 + U_{shipping\ stability}^2}$$

k is a coverage factor of 2, which gives a level of confidence of approximately 95%.

- It is important to note that the shipping stability uncertainty was obtained under temperature extremes for specific time intervals; therefore, the certified combined stressed uncertainty value should only be applied to the product if it was stored at non-standard temperature conditions up to and including 7 days. Contact Restek Technical Service at www.restek.com/Contact-Us for use recommendations if your shipment was in-transit for more than 7 days at non-standard temperature conditions.
- Apply the certified combined unstressed uncertainty value if the product was received under standard shipping conditions. Apply the certified combined stressed uncertainty value if the product was received under non-standard conditions as specified below.

Label Conditions	Standard Conditions	Non-Standard Conditions
25°C Nominal (Room Temperature)	< 60°C	≥ 60°C up to 7 days
10°C or colder (Refrigerate)	< 40°C	≥ 40°C up to 7 days
0°C or colder (Freezer) -20°C or colder (Deep Freezer)	< 25°C	≥ 25°C up to 7 days

- Separate (not combined) uncertainty values for gravimetric uncertainty are also displayed on the certificate, if needed, separate homogeneity between-ampul uncertainty, storage stability uncertainty and shipping stability uncertainty values are available by contacting Restek Technical Service at www.restek.com/Contact-Us.
- The packaged amount is the minimum sample size for which uncertainty is valid. The ampules are over-filled to ensure that the minimum packaged amount can be sufficiently transferred.

Manufacturing Notes:

- Concentration is based upon gravimetric preparation using either a balance whose calibration has been verified daily using NIST traceable weights, and/or dilutions with Class A glassware.

Handling Notes:

- Stability of the unopened product, when stored in compliance with the recommended conditions, is guaranteed through the expiration displayed on the product label and certificate. Contact Restek for additional opened product stability information, with the knowledge/understanding that open product stability is subject to the specific handling and environmental conditions to which the product is exposed. For your convenience Restek supplies deactivated vials with most standards packed in 2mL ampules. Larger volume deactivated vials are available through Restek as a custom ordered item. Additionally, Restek sells DMDCS for the purpose of glassware deactivation as catalog number 31861, which includes complete instructions.

Reagent

8270S#11_1stk_00013



CERTIFIED REFERENCE MATERIAL

110 Benner Circle
Bellefonte, PA 16823-8812
Tel: (800)356-1688
Fax: (814)353-1309

www.restek.com

Certificate of Analysis



FOR LABORATORY USE ONLY-READ SDS PRIOR TO USE.

This Reference Material is intended for Laboratory Use Only as a standard for the qualitative and/or quantitative determination of the analyte(s) listed.

Catalog No. : 569732 **Lot No.:** A0172244

Description : 8270 List 1 / Std #11
8270 List 1 / Std #11 2,000µg/mL, Methylene chloride, 5mL/ampul

Container Size : 5 mL **Pkg Amt:** > 5 mL

Expiration Date : November 30, 2022 **Storage:** 10°C or colder

Handling: This product is photosensitive. **Ship:** Ambient

CERTIFIED VALUES

Elution Order	Compound	Grav. Conc. (weight/volume)	Expanded Uncertainty (95% C.L.; K=2)			
1	Benzaldehyde	2,015.7 µg/mL	+/-	11.7193	µg/mL	Gravimetric
	CAS # 100-52-7 (Lot RD210106)		+/-	40.2434	µg/mL	Unstressed
	Purity 99%		+/-	90.3286	µg/mL	Stressed
2	epsilon-Caprolactam	2,008.5 µg/mL	+/-	11.6776	µg/mL	Gravimetric
	CAS # 105-60-2 (Lot I16X016)		+/-	40.1003	µg/mL	Unstressed
	Purity 99%		+/-	90.0074	µg/mL	Stressed
3	Atrazine	2,008.5 µg/mL	+/-	11.6776	µg/mL	Gravimetric
	CAS # 1912-24-9 (Lot PI8FG)		+/-	40.1003	µg/mL	Unstressed
	Purity 99%		+/-	90.0074	µg/mL	Stressed

Solvent: Methylene chloride
CAS # 75-09-2
Purity 99%

Column:
30m x 0.25mm x 0.25µm
Rtx-5 (cat.#10223)

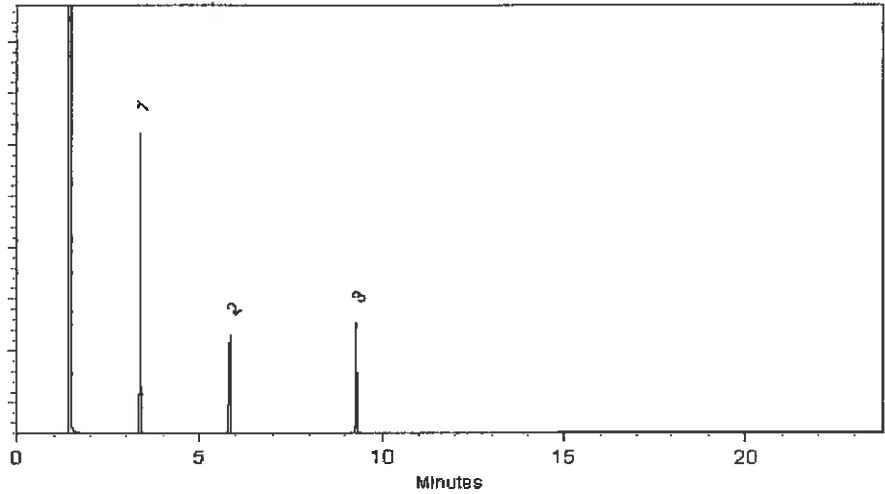
Carrier Gas:
hydrogen-constant pressure 10 psi.

Temp. Program:
75°C (hold 1 min.) to 330°C
@ 20°C/min. (hold 10 min.)

Inj. Temp:
250°C

Det. Temp:
330°C

Det. Type:
FID



This chromatogram represents a general set of testing conditions chosen for product acceptance. For optimal results in your lab, conditions should be adjusted for your specific instrument, method, and application.

Sam Moodler
Sam Moodler - Operations Tech I

Date Mixed: 11-May-2021 **Balance:** 1128360905

Marilina Cowan
Marilina Cowan - Operations Tech I

Date Passed: 12-May-2021

Manufactured under Restek's ISO 9001:2015
Registered Quality System
Certificate #FM 80397

General Certified Reference Material Notes

Expiration Notes:

- Expiration date valid for unopened ampul stored in compliance with the recommended conditions.
- Uncertainty, concentration, and expiration of the CRM are based on the unopened product being stored according to the recommended condition found in the storage field.

Purity Notes:

- Purity and/or chemical identity are determined by one or more of the following techniques: GC/FID, HPLC, GC/μECD, GC/MS, LC/MS, RI, and/or melting point.
- Compounds with a listed purity of less than 99% have been weight corrected to compensate for impurities and/or salts. A correction factor is used to calculate the amount of compound necessary to achieve the desired concentration of the parent compound in solution.
- Purity of isomeric compounds is reported as the sum of the isomers.
- Purity values are rounded to the nearest whole number.

Certified Uncertainty Value Notes:

- The uncertainties are determined in accordance with ISO 17034 and Guide 35. The certified combined stressed uncertainty value (includes gravimetric uncertainty, homogeneity between-ampul uncertainty, storage stability uncertainty and shipping stability uncertainty and were combined using the following formula:

$$U_{combined\ stressed} = k \sqrt{U_{gravimetric}^2 + U_{homogeneity}^2 + U_{storage\ stability}^2 + U_{shipping\ stability}^2}$$

k is a coverage factor of 2, which gives a level of confidence of approximately 95%.

- It is important to note that the shipping stability uncertainty was obtained under temperature extremes for specific time intervals; therefore, the certified combined stressed uncertainty value should only be applied to the product if it was stored at non-standard temperature conditions up to and including 7 days. Contact Restek Technical Service at www.restek.com/Contact-Us for use recommendations if your shipment was in-transit for more than 7 days at non-standard temperature conditions.
- Apply the certified combined unstressed uncertainty value if the product was received under standard shipping conditions. Apply the certified combined stressed uncertainty value if the product was received under non-standard conditions as specified below.

Label Conditions	Standard Conditions	Non-Standard Conditions
25°C Nominal (Room Temperature)	< 60°C	≥ 60°C up to 7 days
10°C or colder (Refrigerate)	< 40°C	≥ 40°C up to 7 days
0°C or colder (Freezer) -20°C or colder (Deep Freezer)	< 25°C	≥ 25°C up to 7 days

- Separate (not combined) uncertainty values for gravimetric uncertainty are also displayed on the certificate, if needed, separate homogeneity between-ampul uncertainty, storage stability uncertainty and shipping stability uncertainty values are available by contacting Restek Technical Service at www.restek.com/Contact-Us.
- The packaged amount is the minimum sample size for which uncertainty is valid. The ampules are over-filled to ensure that the minimum packaged amount can be sufficiently transferred.

Manufacturing Notes:

- Concentration is based upon gravimetric preparation using either a balance whose calibration has been verified daily using NIST traceable weights, and/or dilutions with Class A glassware.

Handling Notes:

- Stability of the unopened product, when stored in compliance with the recommended conditions, is guaranteed through the expiration displayed on the product label and certificate. Contact Restek for additional opened product stability information, with the knowledge/understanding that open product stability is subject to the specific handling and environmental conditions to which the product is exposed. For your convenience Restek supplies deactivated vials with most standards packed in 2mL ampules. Larger volume deactivated vials are available through Restek as a custom ordered item. Additionally, Restek sells DMDCS for the purpose of glassware deactivation as catalog number 31861, which includes complete instructions.

Reagent

8270S#9_1stk_00015



CERTIFIED REFERENCE MATERIAL

110 Benner Circle
Bellefonte, PA 16823-8812
Tel: (800)356-1688
Fax: (814)353-1309

www.restek.com

Certificate of Analysis



FOR LABORATORY USE ONLY-READ SDS PRIOR TO USE.

This Reference Material is intended for Laboratory Use Only as a standard for the qualitative and/or quantitative determination of the analyte(s) listed.

Catalog No. : 569730 **Lot No.:** A0167791

Description : 8270 List 1 / Std #9
8270 List 1 / Std #9 2000 µg/mL, Methylene chloride, 5mL/ampul

Container Size : 10 mL **Pkg Amt:** > 5 mL

Expiration Date : July 31, 2022 **Storage:** 10°C or colder

Handling: Contains carcinogen/reproductive toxin. **Ship:** Ambient



ID: 8270S#9_1stk_00016
Exp 07/31/22 Prod JKIM Cpn 0615/21
8270 List 1 / Std#9 (prim)

CERTIFIED VALUES

Elution Order	Compound	Grav. Conc. (weight/volume)	Expanded Uncertainty (95% C.L.; K=2)			
1	Benzidine	2,002.5 µg/mL (Lot CYGNUSX3)	+/-	11.6427	µg/mL	Gravimetric
	CAS # 92-87-5		+/-	23.9380	µg/mL	Unstressed
	Purity 99%		+/-	38.0970	µg/mL	Stressed
2	3,3'-Dichlorobenzidine	2,006.5 µg/mL (Lot 200824RSR)	+/-	11.6660	µg/mL	Gravimetric
	CAS # 91-94-1		+/-	23.9858	µg/mL	Unstressed
	Purity 99%		+/-	38.1731	µg/mL	Stressed

Solvent: Methylene chloride
CAS # 75-09-2
Purity 99%



2841447
ID: 8270S#9_1stk_00016
Exp 07/31/22 Prod JKIM Cpn 0406/21
8270 List 1 / Std#9 (prim)

Column:
30m x 0.25mm x 0.25µm
Rtx-5 (cat.#10223)

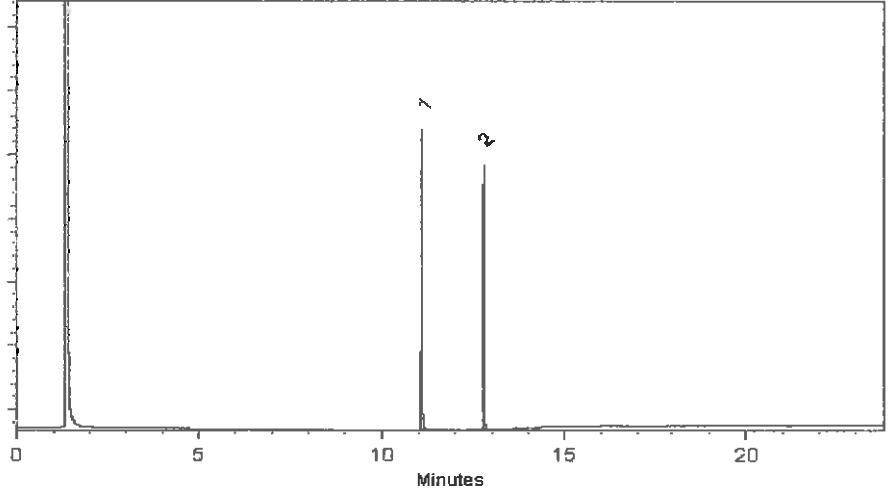
Carrier Gas:
hydrogen-constant pressure 10 psi.

Temp. Program:
75°C (hold 1 min.) to 330°C
@ 20°C/min. (hold 10 min.)

Inj. Temp:
250°C

Det. Temp:
330°C

Det. Type:
FID



This chromatogram represents a general set of testing conditions chosen for product acceptance. For optimal results in your lab, conditions should be adjusted for your specific instrument, method, and application.

Russ Bookhamer - Operations Technician

Date Mixed: 05-Jan-2021 **Balance:** 1128360905

Alexis Shalov - Operations Tech I

Date Passed: 26-Feb-2021

Manufactured under Restek's ISO 9001:2015
Registered Quality System
Certificate #FM 80397

General Certified Reference Material Notes

Expiration Notes:

- Expiration date valid for unopened ampul stored in compliance with the recommended conditions.
- Uncertainty, concentration, and expiration of the CRM are based on the unopened product being stored according to the recommended condition found in the storage field.

Purity Notes:

- Purity and/or chemical identity are determined by one or more of the following techniques: GC/FID, HPLC, GC/ μ ECD, GC/MS, LC/MS, RI, and/or melting point.
- Compounds with a listed purity of less than 99% have been weight corrected to compensate for impurities and/or salts. A correction factor is used to calculate the amount of compound necessary to achieve the desired concentration of the parent compound in solution.
- Purity of isomeric compounds is reported as the sum of the isomers.
- Purity values are rounded to the nearest whole number.

Certified Uncertainty Value Notes:

- The uncertainties are determined in accordance with ISO 17034 and Guide 35. The certified combined stressed uncertainty value (includes gravimetric uncertainty, homogeneity between-ampul uncertainty, storage stability uncertainty and shipping stability uncertainty and were combined using the following formula:

$$U_{combined\ stressed} = k \sqrt{U_{gravimetric}^2 + U_{homogeneity}^2 + U_{storage\ stability}^2 + U_{shipping\ stability}^2}$$

k is a coverage factor of 2, which gives a level of confidence of approximately 95%.

- It is important to note that the shipping stability uncertainty was obtained under temperature extremes for specific time intervals; therefore, the certified combined stressed uncertainty value should only be applied to the product if it was stored at non-standard temperature conditions up to and including 7 days. Contact Restek Technical Service at www.restek.com/Contact-Us for use recommendations if your shipment was in-transit for more than 7 days at non-standard temperature conditions.
- Apply the certified combined unstressed uncertainty value if the product was received under standard shipping conditions. Apply the certified combined stressed uncertainty value if the product was received under non-standard conditions as specified below.

Label Conditions	Standard Conditions	Non-Standard Conditions
25°C Nominal (Room Temperature)	< 60°C	≥ 60°C up to 7 days
10°C or colder (Refrigerate)	< 40°C	≥ 40°C up to 7 days
0°C or colder (Freezer) -20°C or colder (Deep Freezer)	< 25°C	≥ 25°C up to 7 days

- Separate (not combined) uncertainty values for gravimetric uncertainty are also displayed on the certificate, if needed, separate homogeneity between-ampul uncertainty, storage stability uncertainty and shipping stability uncertainty values are available by contacting Restek Technical Service at www.restek.com/Contact-Us.
- The packaged amount is the minimum sample size for which uncertainty is valid. The ampules are over-filled to ensure that the minimum packaged amount can be sufficiently transferred.

Manufacturing Notes:

- Concentration is based upon gravimetric preparation using either a balance whose calibration has been verified daily using NIST traceable weights, and/or dilutions with Class A glassware.

Handling Notes:

- Stability of the unopened product, when stored in compliance with the recommended conditions, is guaranteed through the expiration displayed on the product label and certificate. Contact Restek for additional opened product stability information, with the knowledge/understanding that open product stability is subject to the specific handling and environmental conditions to which the product is exposed. For your convenience Restek supplies deactivated vials with most standards packed in 2mL ampules. Larger volume deactivated vials are available through Restek as a custom ordered item. Additionally, Restek sells DMDCS for the purpose of glassware deactivation as catalog number 31861, which includes complete instructions.

Reagent

8270S#9_1stk_00017



CERTIFIED REFERENCE MATERIAL

110 Benner Circle
Bellefonte, PA 16823-8812
Tel: (800)356-1688
Fax: (814)353-1309

www.restek.com

Certificate of Analysis



FOR LABORATORY USE ONLY-READ SDS PRIOR TO USE.

This Reference Material is intended for Laboratory Use Only as a standard for the qualitative and/or quantitative determination of the analyte(s) listed.

Catalog No. : 569730 **Lot No.:** A0175898

Description : 8270 List 1 / Std #9
8270 List 1 / Std #9 2000 µg/mL, Methylene chloride, 5mL/ampul

Container Size : 10 mL **Pkg Amt:** > 5 mL

Expiration Date : February 28, 2023 **Storage:** 10°C or colder

Handling: Contains carcinogen/reproductive toxin. **Ship:** Ambient

CERTIFIED VALUES

Elution Order	Compound	Grav. Conc. (weight/volume)	Expanded Uncertainty (95% C.L.; K=2)			
1	Benzidine	2,005.0 µg/mL (Lot 210716JLM)	+/-	11.6572	µg/mL	Gravimetric
	CAS # 92-87-5		+/-	23.9679	µg/mL	Unstressed
	Purity 99%		+/-	38.1445	µg/mL	Stressed
2	3,3'-Dichlorobenzidine	2,018.0 µg/mL (Lot 210727RSR)	+/-	11.7328	µg/mL	Gravimetric
	CAS # 91-94-1		+/-	24.1233	µg/mL	Unstressed
	Purity 99%		+/-	38.3919	µg/mL	Stressed

Solvent: Methylene chloride
CAS # 75-09-2
Purity 99%

Column:
30m x 0.25mm x 0.25µm
Rtx-5 (cat.#10223)

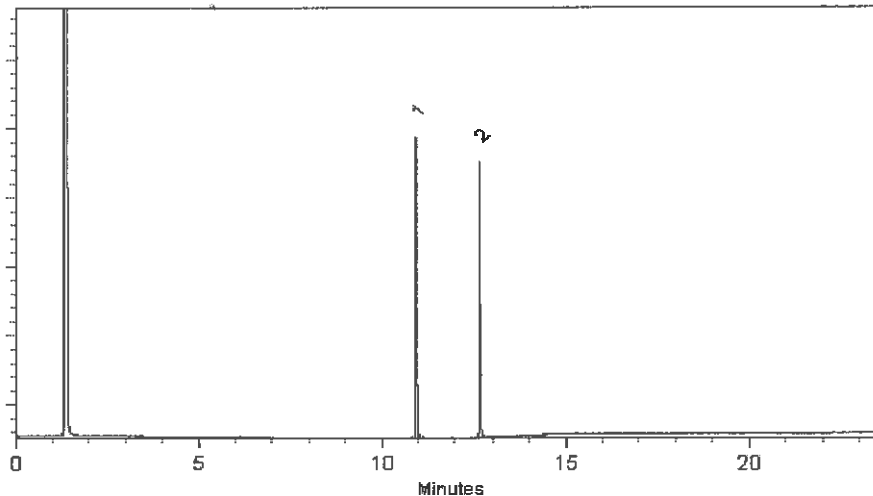
Carrier Gas:
hydrogen-constant pressure 10 psi.

Temp. Program:
75°C (hold 1 min.) to 330°C
@ 20°C/min. (hold 10 min.)

Inj. Temp:
250°C

Det. Temp:
330°C

Det. Type:
FID



This chromatogram represents a general set of testing conditions chosen for product acceptance. For optimal results in your lab, conditions should be adjusted for your specific instrument, method, and application.


Tom Suckal - Mix Technician

Date Mixed: 30-Aug-2021 Balance: 1128360905


Merlina Cowan - Operations Tech I

Date Passed: 07-Sep-2021

Manufactured under Restek's ISO 9001:2015
Registered Quality System
Certificate #FM 80397

General Certified Reference Material Notes

Expiration Notes:

- Expiration date valid for unopened ampul stored in compliance with the recommended conditions.
- Uncertainty, concentration, and expiration of the CRM are based on the unopened product being stored according to the recommended condition found in the storage field.

Purity Notes:

- Purity and/or chemical identity are determined by one or more of the following techniques: GC/FID, HPLC, GC/ μ ECD, GC/MS, LC/MS, RI, and/or melting point.
- Compounds with a listed purity of less than 99% have been weight corrected to compensate for impurities and/or salts. A correction factor is used to calculate the amount of compound necessary to achieve the desired concentration of the parent compound in solution.
- Purity of isomeric compounds is reported as the sum of the isomers.
- Purity values are rounded to the nearest whole number.

Certified Uncertainty Value Notes:

- The uncertainties are determined in accordance with ISO 17034 and Guide 35. The certified combined stressed uncertainty value (includes gravimetric uncertainty, homogeneity between-ampul uncertainty, storage stability uncertainty and shipping stability uncertainty and were combined using the following formula:

$$U_{combined\ stressed} = k \sqrt{U_{gravimetric}^2 + U_{homogeneity}^2 + U_{storage\ stability}^2 + U_{shipping\ stability}^2}$$

k is a coverage factor of 2, which gives a level of confidence of approximately 95%.

- It is important to note that the shipping stability uncertainty was obtained under temperature extremes for specific time intervals; therefore, the certified combined stressed uncertainty value should only be applied to the product if it was stored at non-standard temperature conditions up to and including 7 days. Contact Restek Technical Service at www.restek.com/Contact-Us for use recommendations if your shipment was in-transit for more than 7 days at non-standard temperature conditions.
- Apply the certified combined unstressed uncertainty value if the product was received under standard shipping conditions. Apply the certified combined stressed uncertainty value if the product was received under non-standard conditions as specified below.

Label Conditions	Standard Conditions	Non-Standard Conditions
25°C Nominal (Room Temperature)	< 60°C	≥ 60°C up to 7 days
10°C or colder (Refrigerate)	< 40°C	≥ 40°C up to 7 days
0°C or colder (Freezer) -20°C or colder (Deep Freezer)	< 25°C	≥ 25°C up to 7 days

- Separate (not combined) uncertainty values for gravimetric uncertainty are also displayed on the certificate, if needed, separate homogeneity between-ampul uncertainty, storage stability uncertainty and shipping stability uncertainty values are available by contacting Restek Technical Service at www.restek.com/Contact-Us.
- The packaged amount is the minimum sample size for which uncertainty is valid. The ampules are over-filled to ensure that the minimum packaged amount can be sufficiently transferred.

Manufacturing Notes:

- Concentration is based upon gravimetric preparation using either a balance whose calibration has been verified daily using NIST traceable weights, and/or dilutions with Class A glassware.

Handling Notes:

- Stability of the unopened product, when stored in compliance with the recommended conditions, is guaranteed through the expiration displayed on the product label and certificate. Contact Restek for additional opened product stability information, with the knowledge/understanding that open product stability is subject to the specific handling and environmental conditions to which the product is exposed. For your convenience Restek supplies deactivated vials with most standards packed in 2mL ampules. Larger volume deactivated vials are available through Restek as a custom ordered item. Additionally, Restek sells DMDCS for the purpose of glassware deactivation as catalog number 31861, which includes complete instructions.

Reagent

8270Surr_Phen_00016

Certificate of Analysis

6390 Joyce Dr., #100 Golden, CO 80403 USA • Tel: 1-866-972-2978 • Fax: 1-866-283-0269 • Info@Phenova.com
 Access your MSDS and digital C of A at www.phenomenex.com/mysupport.

Certified Reference Material

This product is included in Phenova's ISO/EIC 17025 and ISO Guide 34 Scopes of Accreditation

Catalog Number: AL0-130489

Lot Number: CL12771

Description: Revised BNA Surrogate Mix

Certification Date: August 29, 2018

Storage: Refrigerate

Expiration Date: August 31, 2023

Provided As: 1 mL in 2 mL Ampoule in Methylene Chloride



Andrea Gill, Certified Reference Material Manager

Component	CAS Number	Certified Value (µg/mL)	Expanded Uncertainty
1,4-Dioxane-d8	17647-74-4	25001	0.213%
Fluoranthene-d10	93951-69-0	5000	0.137%
2-Fluorobiphenyl	321-60-8	5002	0.242%
2-Fluorophenol	367-12-4	5002	0.242%
2-Methylnaphthalene-d10	7297-45-2	5002	0.140%
Nitrobenzene-d5	4165-60-0	4998	0.242%
Phenol-d5	4165-62-2	5000	0.242%
p-Terphenyl-d14	1718-51-0	5001	0.136%
2,4,6-Tribromophenol	118-79-6	5000	0.167%



Reference Material Producer
 Certificate No. 2427.02

Phenova's testing and calibration results are internationally recognized through the ILAC MRA. Phenova is an accredited ISO Guide 34 Reference Material Provider and ISO/IEC 17025 accredited Chemical Testing Laboratory



Chemical Testing Laboratory
 Certificate No. 2427.03



Certificate of Analysis



Produced by Phenova

6390 Joyce Drive STE 100, Golden, CO 80403 USA • Tel: 303-940-0033 • Fax: 303-940-0033 • info@phenova.com
Access your Safety Data Sheets and digital Certificates at www.phenova.com/documents.

Certified Reference Material

This product is certified in accordance with Phenova's ISO 17034 accreditation and supported by Phenova's ISO/ICE 17025 chemical testing accreditation

Catalog Number: AL0-130371

Lot Number: CL18105

Description: Revised BNA Surrogate Spike Mix

Certification Date: March 7, 2022

Storage: Refrigerate (4-10 °C)

Expiration Date: February 28, 2027

Provided As: 25mL in 30mL Vial in Methanol

Andrea Gill, Certified Reference Material Manager

Component	CAS Number	Certified Value (µg/mL)	Expanded Uncertainty
1,4-Dioxane-d8	17647-74-4	500	0.211%
Fluoranthene-d10	93951-69-0	100	0.120%
2-Fluorobiphenyl	321-60-8	100	0.232%
2-Fluorophenol	367-12-4	100	0.232%
2-Methylnaphthalene-d10	7297-45-2	100	0.123%
Nitrobenzene-d5	4165-60-0	100	0.232%
Phenol-d5	4165-62-2	100	0.232%
p-Terphenyl-d14	1718-51-0	100	0.232%
2,4,6-Tribromophenol	118-79-6	100	0.153%



Reference Material Producer
Certificate No. 2427.02



Phenova is an accredited ISO/IEC 17034 Reference Material
Producer and ISO/IEC 17025 accredited Chemical Testing Laboratory.



Chemical Testing Laboratory
Certificate No. 2427.03

Reagent

DFTPPSTK_00014



CERTIFIED REFERENCE MATERIAL

110 Benner Circle
Bellefonte, PA 16823-8812
Tel: (800)356-1688
Fax: (814)353-1309

Certificate of Analysis



www.restek.com

FOR LABORATORY USE ONLY-READ SDS PRIOR TO USE.

This Reference Material is intended for Laboratory Use Only as a standard for the qualitative and/or quantitative determination of the analyte(s) listed.

Catalog No. : 31615 **Lot No.:** A0151587

Description : GC/MS Tuning Mixture
GC/MS Tuning Mixture 1,000µg/mL, Methylene Chloride, 1mL/ampul

Container Size : 2 mL **Pkg Amt:** > 1 mL

Expiration Date : August 31, 2022 **Storage:** 10°C or colder

Handling: Contains carcinogen/reproductive toxin.

2494939
ID: DFTPPSTK_00014
Exp: 08/31/22 Prg: ADB Opn: 10/03/19
GC/MS Tuning Mixture Stoc

CERTIFIED VALUES

Elution Order	Compound	Grav. Conc. (weight/volume)	Expanded Uncertainty (95% C.L., K=2)				
1	Pentachlorophenol	1,002.4 µg/mL (Lot 190227CGKJ)	+/-	5.8826	µg/mL	Gravimetric	
	CAS # 87-86-5		+/-	45.6585	µg/mL	Unstressed	
	Purity 99%		+/-	65.9247	µg/mL	Stressed	
2	DFTPP (Decafluorotriphenylphosphine)	1,008.8 µg/mL (Lot 10198748)	+/-	5.9202	µg/mL	Gravimetric	
	CAS # 5074-71-5		+/-	45.9501	µg/mL	Unstressed	
	Purity 99%		+/-	66.3457	µg/mL	Stressed	
3	Benzidine	1,000.8 µg/mL (Lot 190409JACG)	+/-	5.8733	µg/mL	Gravimetric	
	CAS # 92-87-5		+/-	45.5857	µg/mL	Unstressed	
	Purity 99%		+/-	65.8195	µg/mL	Stressed	
4	4,4'-DDT	1,010.0 µg/mL (Lot S37912V)	+/-	5.9272	µg/mL	Gravimetric	
	CAS # 50-29-3		+/-	46.0047	µg/mL	Unstressed	
	Purity 99%		+/-	66.4246	µg/mL	Stressed	

Solvent: Methylene chloride
CAS # 75-09-2
Purity 99%

Column:

30m x 0.25mm x 0.25µm
Rtx-5 (cat.#10223)

Carrier Gas:

Hydrogen-constant pressure 10 psi.

Temp. Program:

75°C (hold 1 min.) to 330°C
@ 20°C/min. (hold 10 min.)

Inj. Temp:

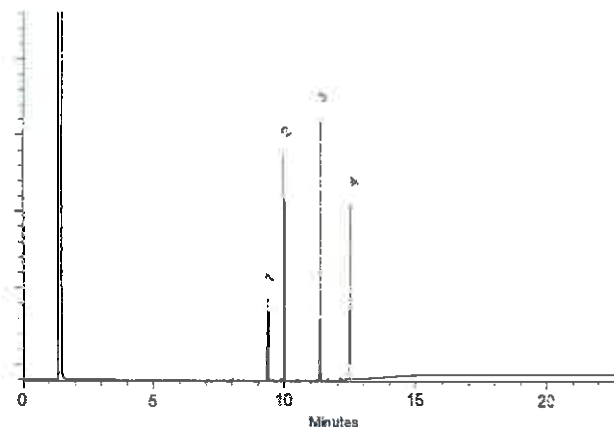
250°C

Det. Temp:

330°C

Det. Type:

FID



This chromatogram represents a general set of testing conditions chosen for product acceptance. For optimal results in your lab, conditions should be adjusted for your specific instrument, method, and application.

Joseph Jaglowski
Joseph Jaglowski - Mix Technician

Date Mixed: 06-Aug-2019 Balance: 1128360905

Justina Albertson
Justina Albertson - Operations Tech-ARM QC

Date Passed: 09-Aug-2019

Manufactured under Restek's ISO 9001:2015
Registered Quality System
Certificate #FM 80397

General Certified Reference Material Notes

Expiration Notes:

- Expiration date valid for unopened ampul stored in compliance with the recommended conditions.
- Uncertainty, concentration, and expiration of the CRM are based on the unopened product being stored according to the recommended condition found in the storage field.

Purity Notes:

- Purity and/or chemical identity are determined by one or more of the following techniques: GC/FID, HPLC, GC/μECD, GC/MS, LC/MS, RI, and/or melting point.
- Compounds with a listed purity of less than 99% have been weight corrected to compensate for impurities and/or salts. A correction factor is used to calculate the amount of compound necessary to achieve the desired concentration of the parent compound in solution.
- Purity of isomeric compounds is reported as the sum of the isomers.
- Purity values are rounded to the nearest whole number.

Certified Uncertainty Value Notes:

- The uncertainties are determined in accordance with ISO 17034 and Guide 35. The certified combined stressed uncertainty value (includes gravimetric uncertainty, homogeneity between-ampul uncertainty, storage stability uncertainty and shipping stability uncertainty and were combined using the following formula:

$$U_{combined\ stressed} = k \sqrt{U_{gravimetric}^2 + U_{homogeneity}^2 + U_{storage\ stability}^2 + U_{shipping\ stability}^2}$$

k is a coverage factor of 2, which gives a level of confidence of approximately 95%.

- It is important to note that the shipping stability uncertainty was obtained under temperature extremes for specific time intervals; therefore, the certified combined stressed uncertainty value should only be applied to the product if it was stored at non-standard temperature conditions up to and including 7 days. Contact Restek Technical Service at www.restek.com/Contact-Us for use recommendations if your shipment was in-transit for more than 7 days at non-standard temperature conditions.
- Apply the certified combined unstressed uncertainty value if the product was received under standard shipping conditions. Apply the certified combined stressed uncertainty value if the product was received under non-standard conditions as specified below.

Label Conditions	Standard Conditions	Non-Standard Conditions
25°C Nominal (Room Temperature)	< 60°C	≥ 60°C up to 7 days
10°C or colder (Refrigerate)	< 40°C	≥ 40°C up to 7 days
0°C or colder (Freezer)	< 25°C	≥ 25°C up to 7 days

- Separate (not combined) uncertainty values for gravimetric uncertainty are also displayed on the certificate, if needed, separate homogeneity between-ampul uncertainty, storage stability uncertainty and shipping stability uncertainty values are available by contacting Restek Technical Service at www.restek.com/Contact-Us.
- The packaged amount is the minimum sample size for which uncertainty is valid. The ampules are over-filled to ensure that the minimum packaged amount can be sufficiently transferred.

Manufacturing Notes:

- Concentration is based upon gravimetric preparation using either a balance whose calibration has been verified daily using NIST traceable weights, and/or dilutions with Class A glassware.

Handling Notes:

- Stability of the unopened product, when stored in compliance with the recommended conditions, is guaranteed through the expiration displayed on the product label and certificate. Contact Restek for additional opened product stability information, with the knowledge/understanding that open product stability is subject to the specific handling and environmental conditions to which the product is exposed. For your convenience Restek supplies deactivated vials with most standards packed in 2mL ampules. Larger volume deactivated vials are available through Restek as a custom ordered item. Additionally, Restek sells DMDCS for the purpose of glassware deactivation as catalog number 31861, which includes complete instructions.
- If any undissolved material is visible inside the ampul, sonicate the unopened ampul until the material is completely dissolved.

8270E_DOD5

Semivolatile Organic Compounds
(GC/MS)

FORM II
GC/MS SEMI VOA SURROGATE RECOVERY

Lab Name: Eurofins Seattle Job No.: 580-111589-1

SDG No.: _____

Matrix: Water Level: Low

GC Column (1): ZB-SV ID: 0.25 (mm)

Client Sample ID	Lab Sample ID	2FP #	PHL #	NBZ #	FBP #	TBP #	TPHL #
ERH2790 (OWDFMW08A)	580-111589-1	46	27	77	74	78	87
ERH2791 (OWDFMW08A FD)	580-111589-2	49	31	89	78	88	103
	MB 580-384957/1-A	58	35	78	71	73	103
	LCS 580-384957/2-A	48	31	72	73	84	95
	LCSD 580-384957/3-A	54	35	77	69	81	95

	<u>QC LIMITS</u>
2FP = 2-Fluorophenol (Surr)	19-119
PHL = Phenol-d5 (Surr)	10-120
NBZ = Nitrobenzene-d5 (Surr)	44-120
FBP = 2-Fluorobiphenyl	44-119
TBP = 2,4,6-Tribromophenol (Surr)	43-140
TPHL = Terphenyl-d14	50-134

Column to be used to flag recovery values

FORM II 8270E

FORM III
GC/MS SEMI VOA LAB CONTROL SAMPLE RECOVERY

Lab Name: Eurofins Seattle Job No.: 580-111589-1

SDG No.: _____

Matrix: Water Level: Low Lab File ID: 32522A14.D

Lab ID: LCS 580-384957/2-A Client ID: _____

COMPOUND	SPIKE ADDED (ug/L)	LCS CONCENTRATION (ug/L)	LCS % REC	QC LIMITS REC	#
1,2,4-Trichlorobenzene	2.00	0.901	45	29-116	
1,2-Dichlorobenzene	2.00	0.830	42	32-111	
1,3-Dichlorobenzene	2.00	0.790	40	28-110	
1,4-Dichlorobenzene	2.00	0.771	39	29-112	
2,4,5-Trichlorophenol	2.00	1.55	77	53-123	
2,4,6-Trichlorophenol	2.00	1.63	82	50-125	
2,4-Dichlorophenol	2.00	1.44	72	47-121	
2,4-Dimethylphenol	2.00	1.41 J	70	31-124	
2,4-Dinitrophenol	4.00	3.81 J	95	23-143	M
2,4-Dinitrotoluene	2.00	1.75	88	57-128	M
2,6-Dinitrotoluene	2.00	1.69	84	57-124	
2-Chloronaphthalene	2.00	1.21	61	40-116	
2-Chlorophenol	2.00	1.37	69	38-117	
2-Nitrophenol	2.00	1.54	77	47-123	
3,3'-Dichlorobenzidine	4.00	2.72	68	27-129	
4,6-Dinitro-2-methylphenol	4.00	3.22	81	44-137	
4-Bromophenyl phenyl ether	2.00	1.53	77	55-124	
4-Chloro-3-methylphenol	2.00	1.65	83	52-119	M
4-Chlorophenyl phenyl ether	2.00	1.48	74	53-121	
4-Nitrophenol	4.00	2.43 J	61	35-145	
Azobenzene	2.00	1.56 J	78	61-116	
bis (2-chloroisopropyl) ether	2.00	1.76	88	37-130	
Bis(2-chloroethoxy)methane	2.00	1.54	77	48-120	
Bis(2-chloroethyl) ether	2.00	1.39	70	43-118	M
Bis(2-ethylhexyl) phthalate	2.00	2.08 J	104	55-135	
Butyl benzyl phthalate	2.00	1.99 J	99	53-134	
Diethyl phthalate	2.00	2.04	102	56-125	
Dimethyl phthalate	2.00	1.84	92	45-127	
Di-n-butyl phthalate	2.00	1.77 J	88	59-127	
Di-n-octyl phthalate	2.00	2.14	107	51-140	
Hexachlorobenzene	2.00	1.05	52	53-125	Q
Hexachlorobutadiene	2.00	0.659 J	33	22-124	
Hexachlorocyclopentadiene	2.00	0.549 J	27	20-125	
Hexachloroethane	2.00	0.716 J	36	21-115	
Isophorone	2.00	1.45	73	42-124	
m+p-Cresol	2.00	1.20	60	29-110	
Nitrobenzene	2.00	1.35	68	45-121	
N-Nitrosodimethylamine	2.00	1.05 J	52	45-125	
N-Nitrosodi-n-propylamine	2.00	1.41	70	49-119	
N-Nitrosodiphenylamine	2.00	1.83	91	51-123	
o-Cresol	2.00	1.40	70	30-117	
Pentachlorophenol	4.00	3.31 J	83	35-138	

Column to be used to flag recovery and RPD values

FORM III
GC/MS SEMI VOA LAB CONTROL SAMPLE RECOVERY

Lab Name: Eurofins Seattle Job No.: 580-111589-1

SDG No.: _____

Matrix: Water Level: Low Lab File ID: 32522A14.D

Lab ID: LCS 580-384957/2-A Client ID: _____

COMPOUND	SPIKE ADDED (ug/L)	LCS CONCENTRATION (ug/L)	LCS % REC	QC LIMITS REC	#
Phenol	2.00	0.636 J	32	13-120	
Pyrene	2.00	1.57	79	57-126	
Pyridine	4.00	1.13 J	28	20-125	

Column to be used to flag recovery and RPD values

FORM III
GC/MS SEMI VOA LAB CONTROL SAMPLE DUPLICATE RECOVERY

Lab Name: Eurofins Seattle Job No.: 580-111589-1
 SDG No.: _____
 Matrix: Water Level: Low Lab File ID: 32522A15.D
 Lab ID: LCSD 580-384957/3-A Client ID: _____

COMPOUND	SPIKE ADDED (ug/L)	LCSD CONCENTRATION (ug/L)	LCSD % REC	% RPD	QC LIMITS		#
					RPD	REC	
1,2,4-Trichlorobenzene	2.00	0.969	48	7	20	29-116	
1,2-Dichlorobenzene	2.00	0.975	49	16	20	32-111	
1,3-Dichlorobenzene	2.00	0.906	45	14	20	28-110	
1,4-Dichlorobenzene	2.00	0.919	46	18	20	29-112	
2,4,5-Trichlorophenol	2.00	1.61	81	4	20	53-123	
2,4,6-Trichlorophenol	2.00	1.73	87	6	20	50-125	
2,4-Dichlorophenol	2.00	1.53	76	6	20	47-121	
2,4-Dimethylphenol	2.00	1.68 J	84	18	20	31-124	
2,4-Dinitrophenol	4.00	4.10 J	103	7	20	23-143	M
2,4-Dinitrotoluene	2.00	2.04	102	15	20	57-128	
2,6-Dinitrotoluene	2.00	1.83	92	8	20	57-124	
2-Chloronaphthalene	2.00	1.39	70	14	20	40-116	
2-Chlorophenol	2.00	1.64	82	18	20	38-117	
2-Nitrophenol	2.00	1.62	81	5	20	47-123	
3,3'-Dichlorobenzidine	4.00	2.91	73	7	20	27-129	
4,6-Dinitro-2-methylphenol	4.00	3.54	88	9	20	44-137	
4-Bromophenyl phenyl ether	2.00	1.43	71	7	20	55-124	
4-Chloro-3-methylphenol	2.00	1.95	98	17	20	52-119	
4-Chlorophenyl phenyl ether	2.00	1.77	88	18	20	53-121	
4-Nitrophenol	4.00	2.58 J	64	6	20	35-145	M
Azobenzene	2.00	1.70 J	85	9	20	61-116	
bis (2-chloroisopropyl) ether	2.00	2.09	105	17	20	37-130	
Bis(2-chloroethoxy)methane	2.00	1.79	90	15	20	48-120	
Bis(2-chloroethyl) ether	2.00	1.64	82	17	20	43-118	
Bis(2-ethylhexyl) phthalate	2.00	2.45 J	123	16	20	55-135	
Butyl benzyl phthalate	2.00	2.25 J	113	13	20	53-134	
Diethyl phthalate	2.00	2.32	116	13	20	56-125	
Dimethyl phthalate	2.00	2.11	105	13	20	45-127	
Di-n-butyl phthalate	2.00	1.96 J	98	10	20	59-127	
Di-n-octyl phthalate	2.00	2.28	114	6	20	51-140	
Hexachlorobenzene	2.00	1.07	53	2	20	53-125	
Hexachlorobutadiene	2.00	0.735 J	37	11	20	22-124	
Hexachlorocyclopentadiene	2.00	0.655 J	33	18	20	20-125	
Hexachloroethane	2.00	0.845 J	42	17	20	21-115	
Isophorone	2.00	1.72	86	17	20	42-124	
m+p-Cresol	2.00	1.42	71	17	20	29-110	
Nitrobenzene	2.00	1.50	75	10	20	45-121	
N-Nitrosodimethylamine	2.00	1.27 J	64	19	20	45-125	
N-Nitrosodi-n-propylamine	2.00	1.65	82	16	20	49-119	
N-Nitrosodiphenylamine	2.00	1.94	97	6	20	51-123	
o-Cresol	2.00	1.59	80	13	20	30-117	
Pentachlorophenol	4.00	3.39 J	85	2	20	35-138	

Column to be used to flag recovery and RPD values

FORM III
GC/MS SEMI VOA LAB CONTROL SAMPLE DUPLICATE RECOVERY

Lab Name: Eurofins Seattle Job No.: 580-111589-1
 SDG No.: _____
 Matrix: Water Level: Low Lab File ID: 32522A15.D
 Lab ID: LCSD 580-384957/3-A Client ID: _____

COMPOUND	SPIKE ADDED (ug/L)	LCSD CONCENTRATION (ug/L)	LCSD % REC	% RPD	QC LIMITS		#
					RPD	REC	
Phenol	2.00	0.754 J	38	17	20	13-120	
Pyrene	2.00	1.69	85	7	20	57-126	
Pyridine	4.00	3.2 U	15	61	20	20-125	Q

Column to be used to flag recovery and RPD values
FORM III 8270E

FORM IV
GC/MS SEMI VOA METHOD BLANK SUMMARY

Lab Name: Eurofins Seattle Job No.: 580-111589-1
 SDG No.: _____
 Lab File ID: 32522A11.D Lab Sample ID: MB 580-384957/1-A
 Matrix: Water Date Extracted: 03/24/2022 09:08
 Instrument ID: TAC051 Date Analyzed: 03/25/2022 15:17
 Level: (Low/Med) Low

THIS METHOD BLANK APPLIES TO THE FOLLOWING SAMPLES:

CLIENT SAMPLE ID	LAB SAMPLE ID	LAB FILE ID	DATE ANALYZED
	LCS 580-384957/2-A	32522A14.D	03/25/2022 16:26
	LCSD 580-384957/3-A	32522A15.D	03/25/2022 16:50
ERH2790 (OWDFMW08A)	580-111589-1	32522A27.D	03/25/2022 21:31
ERH2791 (OWDFMW08A FD)	580-111589-2	32522A28.D	03/25/2022 21:54

FORM V
GC/MS SEMI VOA INSTRUMENT PERFORMANCE CHECK
DECAFLUOROTRIPHENYLPHOSPHINE (DFTPP)

Lab Name: Eurofins Seattle Job No.: 580-111589-1
 SDG No.: _____
 Lab File ID: 0124A08.D DFTPP Injection Date: 01/24/2022
 Instrument ID: TAC051 DFTPP Injection Time: 16:16
 Analysis Batch No.: 379142

M/E	ION ABUNDANCE CRITERIA	% RELATIVE ABUNDANCE
68	Less than 2.0 % of mass 69	0.0 (0.0) 1
69	Mass 69 relative abundance	31.5
70	Less than 2.0 % of mass 69	0.2 (0.6) 1
197	Less than 2.0 % of mass 198	0.0
198	Base Peak, 100% relative abundance	100.0
199	5.0 - 9.0 % of mass 198	6.9
365	Greater than 1.0 % of mass 198	4.4
441	Present but less than mass 443	15.3
442	Greater than 50.0 % of mass 198	99.0
443	15.0 - 24.0 % of mass 442	19.7 (19.9) 2

1-Value is % mass 69

2-Value is % mass 442

THIS CHECK APPLIES TO THE FOLLOWING SAMPLES, MS, MSD, BLANKS AND STANDARDS:

CLIENT SAMPLE ID	LAB SAMPLE ID	LAB FILE ID	DATE ANALYZED	TIME ANALYZED
	STD10 580-379142/4	0124A10.D	01/24/2022	17:04
	STD9 580-379142/5	0124A11.D	01/24/2022	17:28
	STD8 580-379142/6	0124A12.D	01/24/2022	17:51
	STD7IS 580-379142/7	0124A13.D	01/24/2022	18:14
	STD6 580-379142/8	0124A14.D	01/24/2022	18:37
	STD5 580-379142/9	0124A15.D	01/24/2022	19:00
	STD4 580-379142/10	0124A16.D	01/24/2022	19:23
	STD3 580-379142/11	0124A17.D	01/24/2022	19:45
	STD2 580-379142/12	0124A18.D	01/24/2022	20:08
	STD1 580-379142/13	0124A19.D	01/24/2022	20:31
	ICV 580-379142/15	0124A21.D	01/24/2022	21:17

FORM V
GC/MS SEMI VOA INSTRUMENT PERFORMANCE CHECK
DECAFLUOROTRIPHENYLPHOSPHINE (DFTPP)

Lab Name: Eurofins Seattle Job No.: 580-111589-1
 SDG No.: _____
 Lab File ID: 32522A07.D DFTPP Injection Date: 03/25/2022
 Instrument ID: TAC051 DFTPP Injection Time: 13:01
 Analysis Batch No.: 385127

M/E	ION ABUNDANCE CRITERIA	% RELATIVE ABUNDANCE
68	Less than 2.0 % of mass 69	0.1 (0.2) 1
69	Mass 69 relative abundance	30.2
70	Less than 2.0 % of mass 69	0.2 (0.5) 1
197	Less than 2.0 % of mass 198	0.0
198	Base Peak, 100% relative abundance	100.0
199	5.0 - 9.0 % of mass 198	7.0
365	Greater than 1.0 % of mass 198	4.2
441	Present but less than mass 443	13.8
442	Greater than 50.0 % of mass 198	89.2
443	15.0 - 24.0 % of mass 442	17.8 (19.9) 2

1-Value is % mass 69

2-Value is % mass 442

THIS CHECK APPLIES TO THE FOLLOWING SAMPLES, MS, MSD, BLANKS AND STANDARDS:

CLIENT SAMPLE ID	LAB SAMPLE ID	LAB FILE ID	DATE ANALYZED	TIME ANALYZED
	CCVIS 580-385127/3	32522A08.D	03/25/2022	13:46
	MB 580-384957/1-A	32522A11.D	03/25/2022	15:17
	LCS 580-384957/2-A	32522A14.D	03/25/2022	16:26
	LCSD 580-384957/3-A	32522A15.D	03/25/2022	16:50
ERH2790 (OWDFMW08A)	580-111589-1	32522A27.D	03/25/2022	21:31
ERH2791 (OWDFMW08A FD)	580-111589-2	32522A28.D	03/25/2022	21:54
	CCVC 580-385127/26	32522A31.D	03/25/2022	23:04

FORM VIII
GC/MS SEMI VOA INTERNAL STANDARD AREA AND RETENTION TIME SUMMARY

Lab Name: Eurofins Seattle Job No.: 580-111589-1
 SDG No.: _____
 Sample No.: STD7IS 580-379142/7 Date Analyzed: 01/24/2022 18:14
 Instrument ID: TAC051 GC Column: ZB-SV ID: 0.25 (mm)
 Lab File ID (Standard): 0124A13_.D Heated Purge: (Y/N) N
 Calibration ID: 31978

	DCBd4		NPT		ANT	
	AREA #	RT #	AREA #	RT #	AREA #	RT #
INITIAL CALIBRATION MID-POINT	32770	4.49	118298	5.50	65313	6.93
UPPER LIMIT	65540	4.99	236596	6.00	130626	7.43
LOWER LIMIT	16385	3.99	59149	5.00	32657	6.43
LAB SAMPLE ID	CLIENT SAMPLE ID					
ICV 580-379142/15	29129	4.49	96485	5.50	53811	6.93

DCBd4 = 1,4-Dichlorobenzene-d4
 NPT = Naphthalene-d8
 ANT = Acenaphthene-d10

Area Limit = 50%-200% of internal standard area
 RT Limit = ± 0.5 minutes of internal standard RT

Column used to flag values outside QC limits

FORM VIII
GC/MS SEMI VOA INTERNAL STANDARD AREA AND RETENTION TIME SUMMARY

Lab Name: Eurofins Seattle Job No.: 580-111589-1
 SDG No.: _____
 Sample No.: STD7IS 580-379142/7 Date Analyzed: 01/24/2022 18:14
 Instrument ID: TAC051 GC Column: ZB-SV ID: 0.25 (mm)
 Lab File ID (Standard): 0124A13_.D Heated Purge: (Y/N) N
 Calibration ID: 31978

	PHN		CRY		PRY	
	AREA #	RT #	AREA #	RT #	AREA #	RT #
INITIAL CALIBRATION MID-POINT	94680	8.14	77460	10.33	82562	11.86
UPPER LIMIT	189360	8.64	154920	10.83	165124	12.36
LOWER LIMIT	47340	7.64	38730	9.83	41281	11.36
LAB SAMPLE ID	CLIENT SAMPLE ID					
ICV 580-379142/15	77974	8.14	68776	10.33	75719	11.86

PHN = Phenanthrene-d10
 CRY = Chrysene-d12
 PRY = Perylene-d12

Area Limit = 50%-200% of internal standard area
 RT Limit = ± 0.5 minutes of internal standard RT

Column used to flag values outside QC limits

FORM VIII
GC/MS SEMI VOA INTERNAL STANDARD AREA AND RETENTION TIME SUMMARY

Lab Name: Eurofins Seattle Job No.: 580-111589-1
 SDG No.: _____
 Sample No.: CCVIS 580-385127/3 Date Analyzed: 03/25/2022 13:46
 Instrument ID: TAC051 GC Column: ZB-SV ID: 0.25 (mm)
 Lab File ID (Standard): 32522A08.D Heated Purge: (Y/N) N
 Calibration ID: 31978

	DCBd4		NPT		ANT		
	AREA #	RT #	AREA #	RT #	AREA #	RT #	
12/24 HOUR STD	24839	4.44	85439	5.46	44226	6.89	
UPPER LIMIT	49678	4.94	170878	5.96	88452	7.39	
LOWER LIMIT	12420	3.94	42720	4.96	22113	6.39	
LAB SAMPLE ID	CLIENT SAMPLE ID						
MB 580-384957/1-A	16925	4.44	67817	5.46	35892	6.89	
LCS 580-384957/2-A	22129	4.44	78322	5.46	40375	6.89	
LCSD 580-384957/3-A	19738	4.44	75126	5.46	36846	6.88	
580-111589-1	ERH2790 (OWDFMW08A)	20040	4.44	70793	5.46	36147	6.89
580-111589-2	ERH2791 (OWDFMW08A FD)	18784	4.44	65800	5.46	34316	6.89
CCVC 580-385127/26	19493	4.44	87132	5.46	41038	6.88	

DCBd4 = 1,4-Dichlorobenzene-d4
 NPT = Naphthalene-d8
 ANT = Acenaphthene-d10

Area Limit = 50%-200% of internal standard area
 RT Limit = ± 0.5 minutes of internal standard RT

Column used to flag values outside QC limits

FORM VIII
GC/MS SEMI VOA INTERNAL STANDARD AREA AND RETENTION TIME SUMMARY

Lab Name: Eurofins Seattle Job No.: 580-111589-1
 SDG No.: _____
 Sample No.: CCVIS 580-385127/3 Date Analyzed: 03/25/2022 13:46
 Instrument ID: TAC051 GC Column: ZB-SV ID: 0.25 (mm)
 Lab File ID (Standard): 32522A08.D Heated Purge: (Y/N) N
 Calibration ID: 31978

	PHN		CRY		PRY		
	AREA #	RT #	AREA #	RT #	AREA #	RT #	
12/24 HOUR STD	71968	8.10	54796	10.30	60071	11.82	
UPPER LIMIT	143936	8.60	109592	10.80	120142	12.32	
LOWER LIMIT	35984	7.60	27398	9.80	30036	11.32	
LAB SAMPLE ID	CLIENT SAMPLE ID						
MB 580-384957/1-A	58933	8.11	39360	10.30	45137	11.83	
LCS 580-384957/2-A	64385	8.10	48065	10.29	49494	11.82	
LCSD 580-384957/3-A	63392	8.10	44138	10.30	51490	11.82	
580-111589-1	ERH2790 (OWDFMW08A)	66898	8.10	42301	10.30	52730	11.82
580-111589-2	ERH2791 (OWDFMW08A FD)	59546	8.11	42043	10.31	48943	11.83
CCVC 580-385127/26	70297	8.10	54459	10.30	63644	11.82	

PHN = Phenanthrene-d10
 CRY = Chrysene-d12
 PRY = Perylene-d12

Area Limit = 50%-200% of internal standard area
 RT Limit = ± 0.5 minutes of internal standard RT

Column used to flag values outside QC limits

FORM I
GC/MS SEMI VOA ORGANICS ANALYSIS DATA SHEET

Lab Name: Eurofins Seattle Job No.: 580-111589-1
 SDG No.: _____
 Client Sample ID: ERH2790 (OWDFMW08A) Lab Sample ID: 580-111589-1
 Matrix: Water Lab File ID: 32522A27.D
 Analysis Method: 8270E Date Collected: 03/17/2022 12:25
 Extract. Method: 3510C Date Extracted: 03/24/2022 09:08
 Sample wt/vol: 996.5 (mL) Date Analyzed: 03/25/2022 21:31
 Con. Extract Vol.: 2 (mL) Dilution Factor: 1
 Injection Volume: 1 (uL) Level: (low/med) Low
 % Moisture: _____ GPC Cleanup: (Y/N) N
 Analysis Batch No.: 385127 Units: ug/L

CAS NO.	COMPOUND NAME	RESULT	Q	LOQ	LOD	DL
120-82-1	1,2,4-Trichlorobenzene	0.30	U	0.40	0.30	0.090
95-50-1	1,2-Dichlorobenzene	0.15	U	0.40	0.15	0.050
541-73-1	1,3-Dichlorobenzene	0.090	U	0.40	0.090	0.040
106-46-7	1,4-Dichlorobenzene	0.090	U	0.40	0.090	0.040
95-95-4	2,4,5-Trichlorophenol	0.30	U	0.40	0.30	0.10
88-06-2	2,4,6-Trichlorophenol	0.30	U	0.60	0.30	0.10
120-83-2	2,4-Dichlorophenol	0.50	U	1.0	0.50	0.20
105-67-9	2,4-Dimethylphenol	0.50	U	4.0	0.50	0.16
51-28-5	2,4-Dinitrophenol	3.2	U	5.0	3.2	1.6
121-14-2	2,4-Dinitrotoluene	0.30	U	1.0	0.30	0.10
606-20-2	2,6-Dinitrotoluene	0.30	U M	0.40	0.30	0.10
91-58-7	2-Chloronaphthalene	0.15	U	1.0	0.15	0.070
95-57-8	2-Chlorophenol	0.15	U	1.0	0.15	0.050
88-75-5	2-Nitrophenol	0.15	U	1.0	0.15	0.070
91-94-1	3,3'-Dichlorobenzidine	0.60	U M	1.0	0.60	0.26
534-52-1	4,6-Dinitro-2-methylphenol	1.2	U	2.0	1.2	0.55
101-55-3	4-Bromophenyl phenyl ether	0.15	U	0.60	0.15	0.060
59-50-7	4-Chloro-3-methylphenol	0.30	U M	0.60	0.30	0.13
7005-72-3	4-Chlorophenyl phenyl ether	0.15	U	0.60	0.15	0.050
100-02-7	4-Nitrophenol	6.0	U	10	6.0	1.7
103-33-3	Azobenzene	0.15	U M	2.0	0.15	0.060
108-60-1	bis (2-chloroisopropyl) ether	0.15	U M	0.25	0.15	0.060
111-91-1	Bis(2-chloroethoxy)methane	0.15	U	0.60	0.15	0.050
111-44-4	Bis(2-chloroethyl)ether	0.090	U	0.10	0.090	0.030
117-81-7	Bis(2-ethylhexyl) phthalate	1.6	U	3.0	1.6	0.74
85-68-7	Butyl benzyl phthalate	0.60	U	4.0	0.60	0.27
84-66-2	Diethyl phthalate	0.17	J Q B	1.0	0.30	0.15
131-11-3	Dimethyl phthalate	0.15	U	0.60	0.15	0.060
84-74-2	Di-n-butyl phthalate	0.50	U	3.0	0.50	0.19
117-84-0	Di-n-octyl phthalate	0.30	U M	1.0	0.30	0.13
118-74-1	Hexachlorobenzene	0.090	U Q	0.60	0.090	0.040
87-68-3	Hexachlorobutadiene	0.15	U	1.0	0.15	0.060
77-47-4	Hexachlorocyclopentadiene	0.30	U	1.0	0.30	0.14
67-72-1	Hexachloroethane	0.15	U	1.0	0.15	0.050

FORM I
GC/MS SEMI VOA ORGANICS ANALYSIS DATA SHEET

Lab Name: Eurofins Seattle Job No.: 580-111589-1
 SDG No.: _____
 Client Sample ID: ERH2790 (OWDFMW08A) Lab Sample ID: 580-111589-1
 Matrix: Water Lab File ID: 32522A27.D
 Analysis Method: 8270E Date Collected: 03/17/2022 12:25
 Extract. Method: 3510C Date Extracted: 03/24/2022 09:08
 Sample wt/vol: 996.5 (mL) Date Analyzed: 03/25/2022 21:31
 Con. Extract Vol.: 2 (mL) Dilution Factor: 1
 Injection Volume: 1 (uL) Level: (low/med) Low
 % Moisture: _____ GPC Cleanup: (Y/N) N
 Analysis Batch No.: 385127 Units: ug/L

CAS NO.	COMPOUND NAME	RESULT	Q	LOQ	LOD	DL
78-59-1	Isophorone	0.30	U	0.40	0.30	0.10
15831-10-4	m+p-Cresol	0.30	U	0.60	0.30	0.10
98-95-3	Nitrobenzene	0.090	U	1.0	0.090	0.040
62-75-9	N-Nitrosodimethylamine	0.60	U	2.0	0.60	0.26
621-64-7	N-Nitrosodi-n-propylamine	0.090	U	0.40	0.090	0.060
86-30-6	N-Nitrosodiphenylamine	0.15	U	1.0	0.15	0.070
95-48-7	o-Cresol	0.15	U	0.60	0.15	0.050
87-86-5	Pentachlorophenol	1.0	U	10	1.0	0.51
108-95-2	Phenol	0.60	U	1.0	0.60	0.36
129-00-0	Pyrene	0.090	U	1.0	0.090	0.040
110-86-1	Pyridine	3.2	U Q	10	3.2	1.1

CAS NO.	SURROGATE	%REC	Q	LIMITS
118-79-6	2,4,6-Tribromophenol (Surr)	78		43-140
321-60-8	2-Fluorobiphenyl	74		44-119
367-12-4	2-Fluorophenol (Surr)	46		19-119
4165-60-0	Nitrobenzene-d5 (Surr)	77		44-120
4165-62-2	Phenol-d5 (Surr)	27		10-120
1718-51-0	Terphenyl-d14	87		50-134

Eurofins Seattle
Target Compound Quantitation Report

Data File: \\chromfs\Seattle\ChromData\TAC051\20220325-81941.b\32522A27.D
 Lims ID: 580-111589-A-1-A
 Client ID: ERH2790 (OWDFMW08A)
 Sample Type: Client
 Inject. Date: 25-Mar-2022 21:31:30 ALS Bottle#: 22 Worklist Smp#: 22
 Injection Vol: 1.0 ul Dil. Factor: 1.0000
 Sample Info: 580-111589-A-1-A
 Operator ID: JCM Instrument ID: TAC051
 Method: \\chromfs\Seattle\ChromData\TAC051\20220325-81941.b\8270 TAC051.m
 Limit Group: 8270D BNA QSM 5.0
 Last Update: 28-Mar-2022 09:07:11 Calib Date: 24-Jan-2022 20:31:30
 Integrator: RTE ID Type: RT Order ID
 Quant Method: Internal Standard Quant By: Initial Calibration
 Last ICal File: \\chromfs\Seattle\ChromData\TAC051\20220124-81014.b\0124A19_D

Column 1 : Det: MS SCAN
 Process Host: CTX1678

First Level Reviewer: limwirojt

Date: 28-Mar-2022 09:07:11

Compound	Sig	RT (min.)	Adj RT (min.)	Dlt RT (min.)	Q	Response	OnCol Amt ug/L	Flags
* 1 1,4-Dichlorobenzene-d4	152	4.439	4.440	-0.001	80	20040	100.0	
* 2 Naphthalene-d8	136	5.460	5.455	0.005	71	70793	100.0	
* 3 Acenaphthene-d10	164	6.886	6.887	-0.001	83	36147	100.0	
* 4 Phenanthrene-d10	188	8.104	8.100	0.004	88	66898	100.0	
* 5 Chrysene-d12	240	10.300	10.295	0.005	87	42301	100.0	
* 6 Perylene-d12	264	11.822	11.823	-0.001	89	52730	100.0	
\$ 7 2-Fluorophenol	112	3.435	3.436	-0.001	82	84860	458.6	
\$ 8 Phenol-d5	99	4.193	4.189	0.004	96	55247	266.5	
\$ 9 Nitrobenzene-d5	82	4.883	4.895	-0.001	91	129111	766.2	
\$ 10 2-methylnaphthalene-d10	152	6.010	6.011	-0.001	0	292221	NC	
\$ 11 2-Fluorobiphenyl	172	6.346	6.342	0.004	98	356283	741.3	
\$ 12 2,4,6-Tribromophenol	330	7.543	7.541	0.004	81	69559	777.4	
\$ 13 Fluoranthene-d10 (Surr)	212	9.076	9.077	-0.001	0	527161	NC	
\$ 14 Terphenyl-d14	244	9.418	9.424	-0.006	96	433464	865.1	
15 1,4-Dioxane	88	2.350	2.341	0.009	1	801	NC	
22 n-Decane	57	4.322	4.317	0.005	90	23906	151.0	
48 1-Methylnaphthalene	142	6.117	6.122	-0.001	0	1859	4.24	
24 Cyclohexanone	55	6.501	6.496	0.005	1	1843	NC	
68 Diethyl phthalate	149	7.265	7.261	0.004	90	39575	84.5	
80 Phenanthrene	178	8.120	8.121	-0.001	50	10164	11.1	
84 Di-n-butyl phthalate	149	8.606	8.607	-0.001	92	51193	50.1	
89 Pyrene	202	9.279	9.290	-0.001	79	11899	12.4	
94 Butyl benzyl phthalate	149	9.835	9.836	-0.001	51	9167	37.3	
95 4,4'-DDT	235	9.936	9.911	0.035	1	187	NC	
98 Bis(2-ethylhexyl) phthalate	149	10.342	10.349	-0.007	91	57258	147.7	
86 2,3-Dichlorobenzeneamine	161	11.416	11.416	0.000	1	885	NC	
87 2,4'-DDD	235	11.443	11.459	-0.010	1	344	NC	
91 Nonylphenol	135	11.865	11.848	0.017	0	2166	NC	
124 DFTPP								

QC Flag Legend

Processing Flags

NC - Not Calibrated

Reagents:

8270SIM_IS_00069

Amount Added: 10.00

Units: uL

Run Reagent

Eurofins Seattle

Data File: \\chromfs\Seattle\ChromData\TAC051\20220325-81941.b\32522A27.D

Injection Date: 25-Mar-2022 21:31:30

Instrument ID: TAC051

Lims ID: 580-111589-A-1-A

Lab Sample ID: 580-111589-1

Client ID: ERH2790 (OWDFMW08A)

Operator ID: JCM

ALS Bottle#: 22

Worklist Smp#: 22

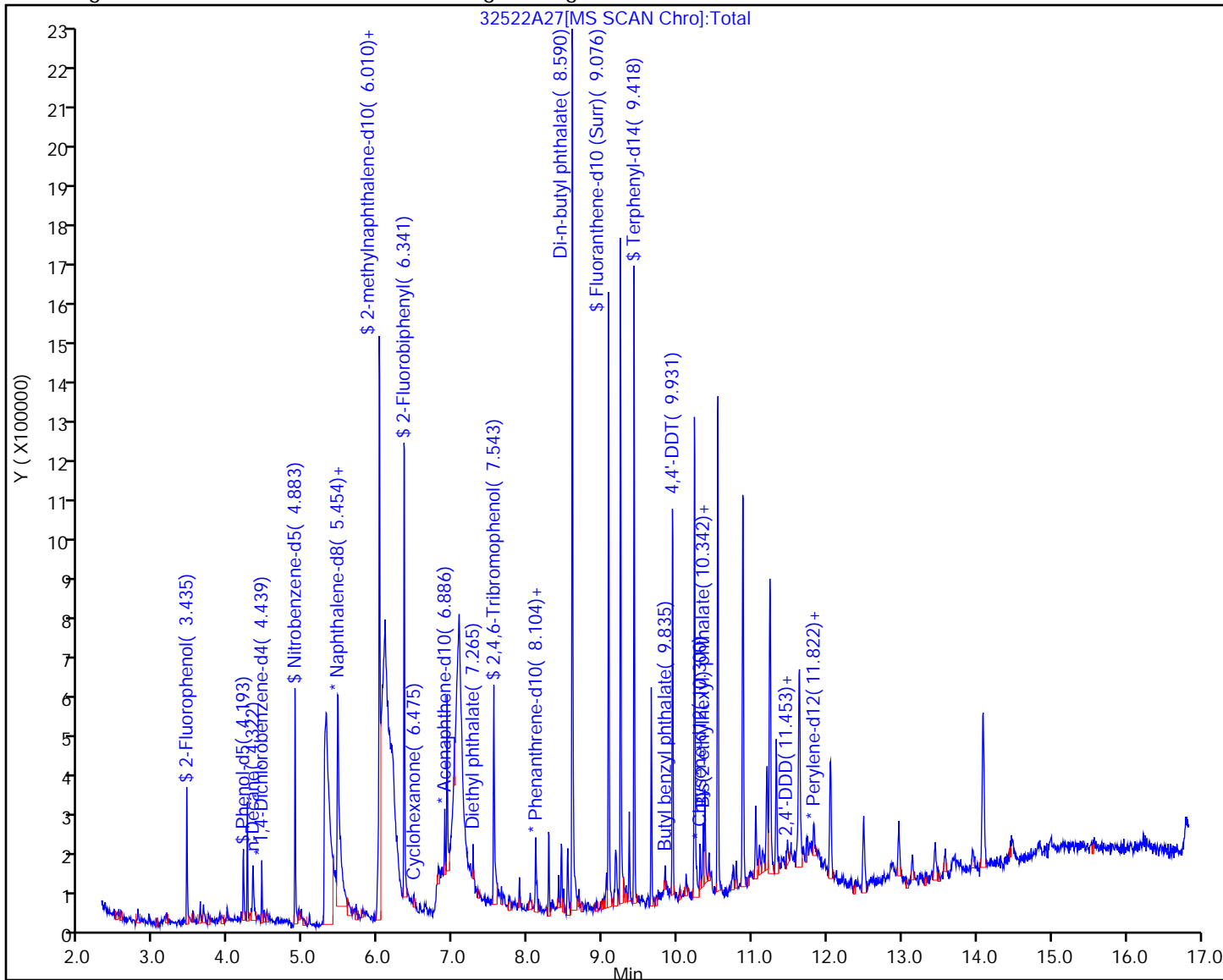
Injection Vol: 1.0 ul

Dil. Factor: 1.0000

Method: 8270 TAC051

Limit Group: 8270D BNA QSM 5.0

Y Scaling: Method Defined: Scale to the Nth Largest Target: 1



Eurofins Seattle
Recovery Report

Data File: \\chromfs\Seattle\ChromData\TAC051\20220325-81941.b\32522A27.D
 Lims ID: 580-111589-A-1-A
 Client ID: ERH2790 (OWDFMW08A)
 Sample Type: Client
 Inject. Date: 25-Mar-2022 21:31:30 ALS Bottle#: 22 Worklist Smp#: 22
 Injection Vol: 1.0 ul Dil. Factor: 1.0000
 Sample Info: 580-111589-A-1-A
 Operator ID: JCM Instrument ID: TAC051
 Method: \\chromfs\Seattle\ChromData\TAC051\20220325-81941.b\8270 TAC051.m
 Limit Group: 8270D BNA QSM 5.0
 Last Update: 28-Mar-2022 09:07:11 Calib Date: 24-Jan-2022 20:31:30
 Integrator: RTE ID Type: RT Order ID
 Quant Method: Internal Standard Quant By: Initial Calibration
 Last ICal File: \\chromfs\Seattle\ChromData\TAC051\20220124-81014.b\0124A19_D
 Column 1 : Det: MS SCAN
 Process Host: CTX1678

First Level Reviewer: limwirojt

Date: 28-Mar-2022 09:07:11

Compound	Amount Added	Amount Recovered	% Rec.
\$ 7 2-Fluorophenol	1000.0	458.6	45.86
\$ 8 Phenol-d5	1000.0	266.5	26.65
\$ 9 Nitrobenzene-d5	1000.0	766.2	76.62
\$ 11 2-Fluorobiphenyl	1000.0	741.3	74.13
\$ 12 2,4,6-Tribromophenol	1000.0	777.4	77.74
\$ 14 Terphenyl-d14	1000.0	865.1	86.51

Eurofins Seattle

Data File: \\chromfs\Seattle\ChromData\TAC051\20220325-81941.b\32522A27.D

Injection Date: 25-Mar-2022 21:31:30

Instrument ID: TAC051

Lims ID: 580-111589-A-1-A

Lab Sample ID: 580-111589-1

Client ID: ERH2790 (OWDFMW08A)

Operator ID: JCM

ALS Bottle#: 22

Worklist Smp#: 22

Injection Vol: 1.0 ul

Dil. Factor: 1.0000

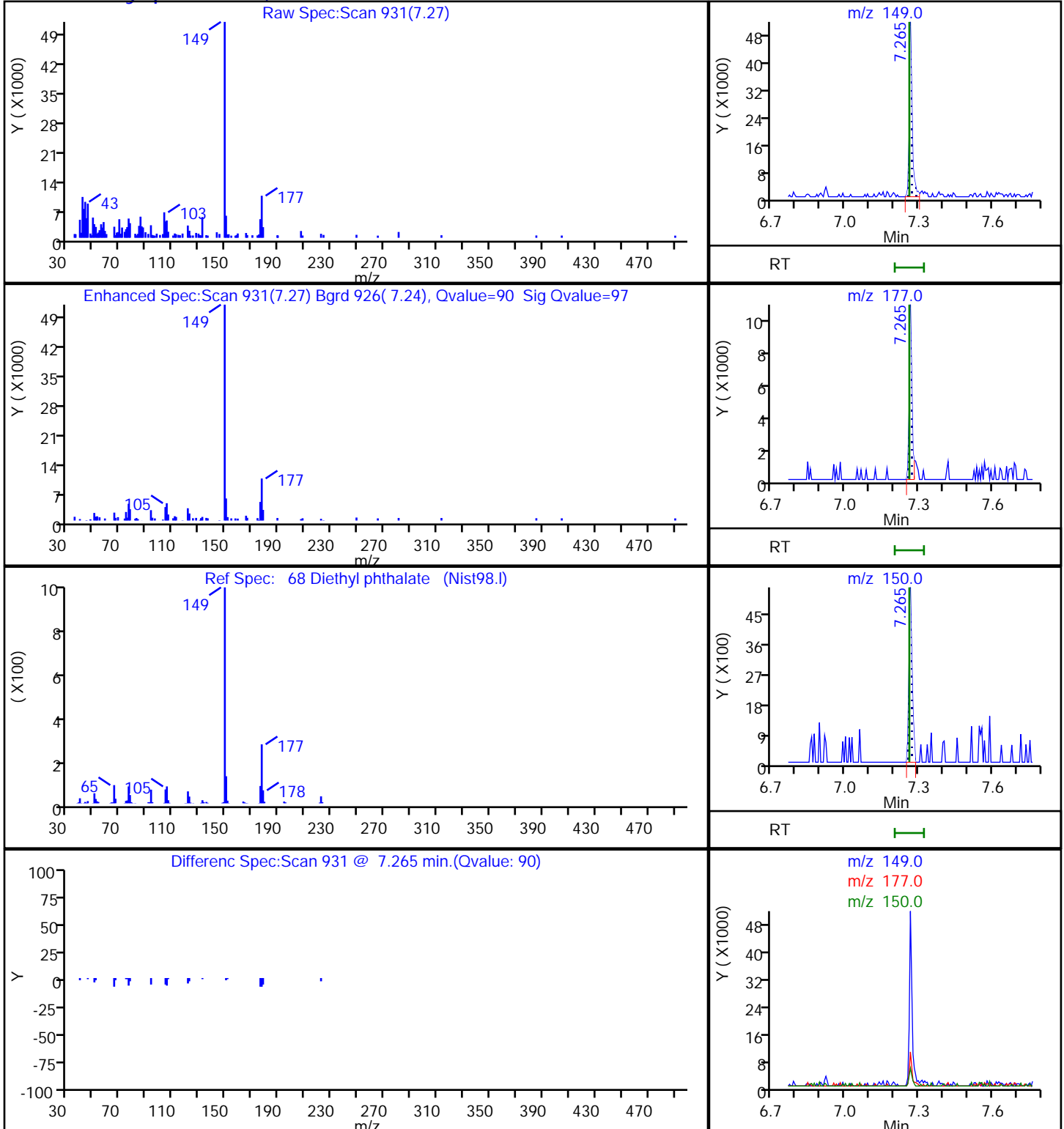
Method: 8270 TAC051

Limit Group: 8270D BNA QSM 5.0

Column:

Detector MS SCAN

68 Diethyl phthalate, CAS: 84-66-2

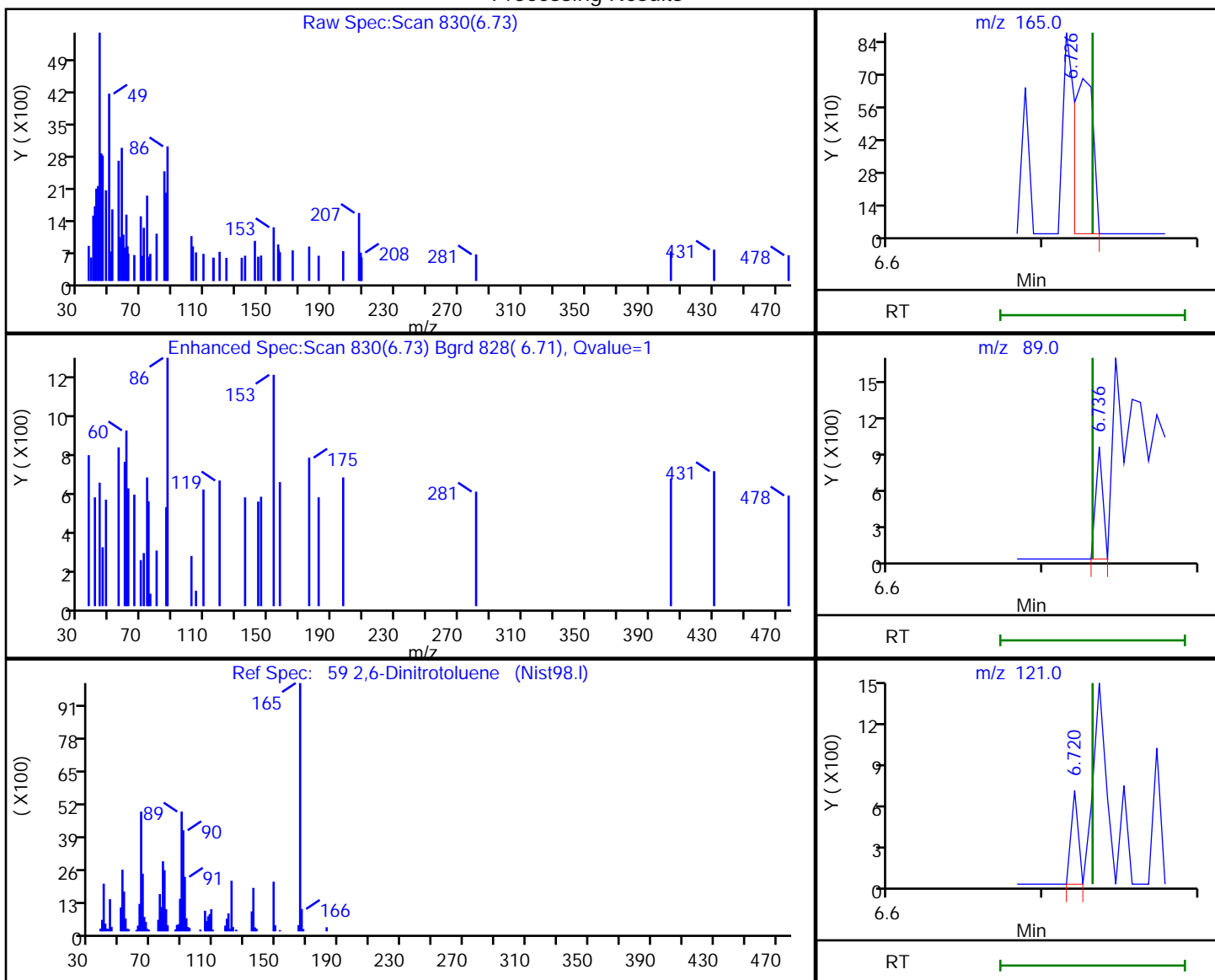


Eurofins Seattle

Data File: \\chromfs\Seattle\ChromData\TAC051\20220325-81941.b\32522A27.D
 Injection Date: 25-Mar-2022 21:31:30 Instrument ID: TAC051
 Lims ID: 580-111589-A-1-A Lab Sample ID: 580-111589-1
 Client ID: ERH2790 (OWDFMW08A)
 Operator ID: JCM ALS Bottle#: 22 Worklist Smp#: 22
 Injection Vol: 1.0 ul Dil. Factor: 1.0000
 Method: 8270 TAC051 Limit Group: 8270D BNA QSM 5.0
 Column: Detector MS SCAN

59 2,6-Dinitrotoluene, CAS: 606-20-2

Processing Results



RT	Mass	Response	Amount
6.73	165.00	604	38.811212
6.74	89.00	292	
6.72	121.00	216	

Reviewer: limwirojt, 28-Mar-2022 09:05:59

Audit Action: Marked Compound Undetected

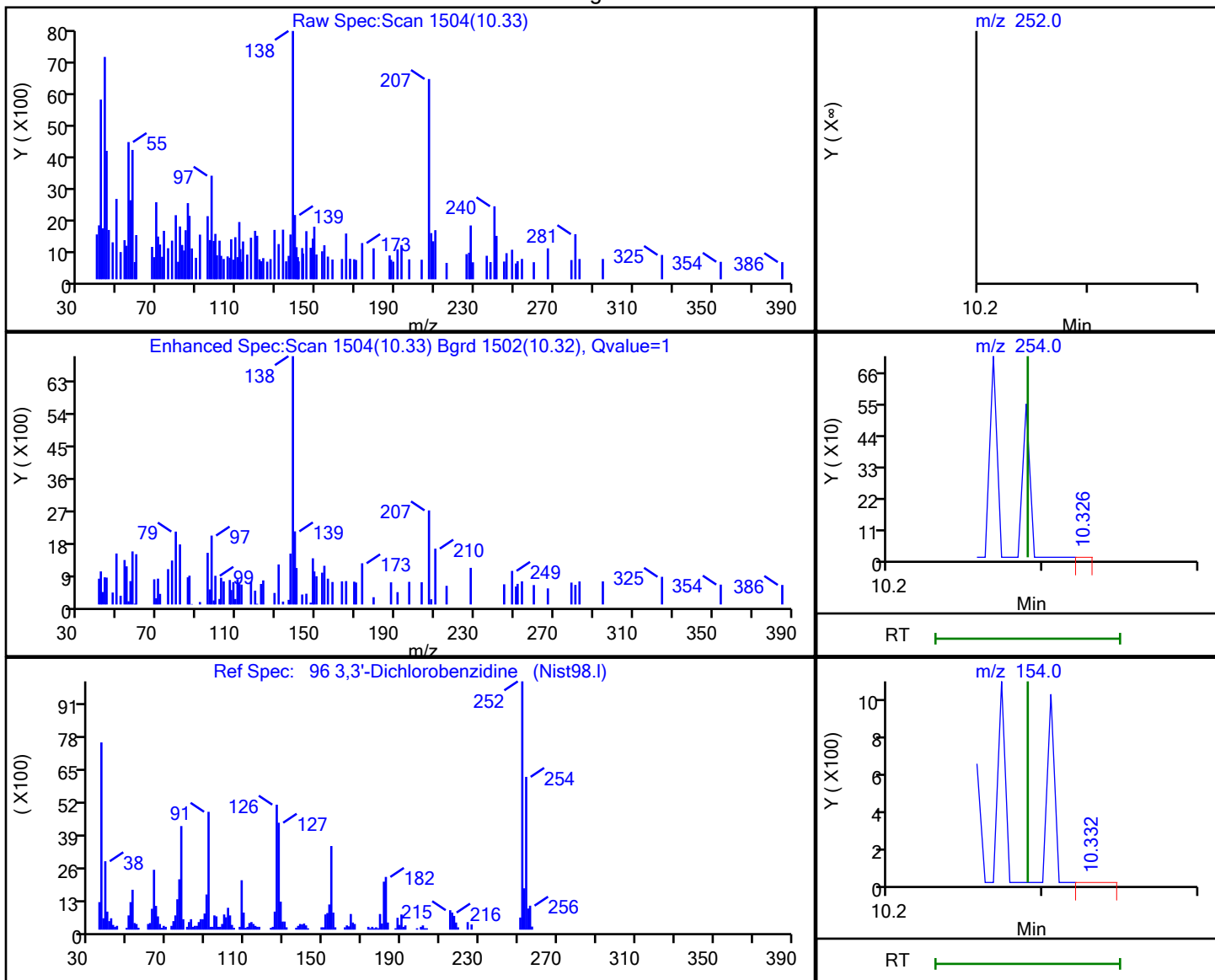
Audit Reason: Invalid Compound ID

Eurofins Seattle

Data File: \\chromfs\Seattle\ChromData\TAC051\20220325-81941.b\32522A27.D
 Injection Date: 25-Mar-2022 21:31:30 Instrument ID: TAC051
 Lims ID: 580-111589-A-1-A Lab Sample ID: 580-111589-1
 Client ID: ERH2790 (OWDFMW08A)
 Operator ID: JCM ALS Bottle#: 22 Worklist Smp#: 22
 Injection Vol: 1.0 ul Dil. Factor: 1.0000
 Method: 8270 TAC051 Limit Group: 8270D BNA QSM 5.0
 Column: Detector MS SCAN

96 3,3'-Dichlorobenzidine, CAS: 91-94-1

Processing Results



RT	Mass	Response	Amount
10.33	252.00	185	27.559906
10.33	254.00	208	
10.33	154.00	1600	

Reviewer: limwirojt, 28-Mar-2022 09:06:34

Audit Action: Marked Compound Undetected

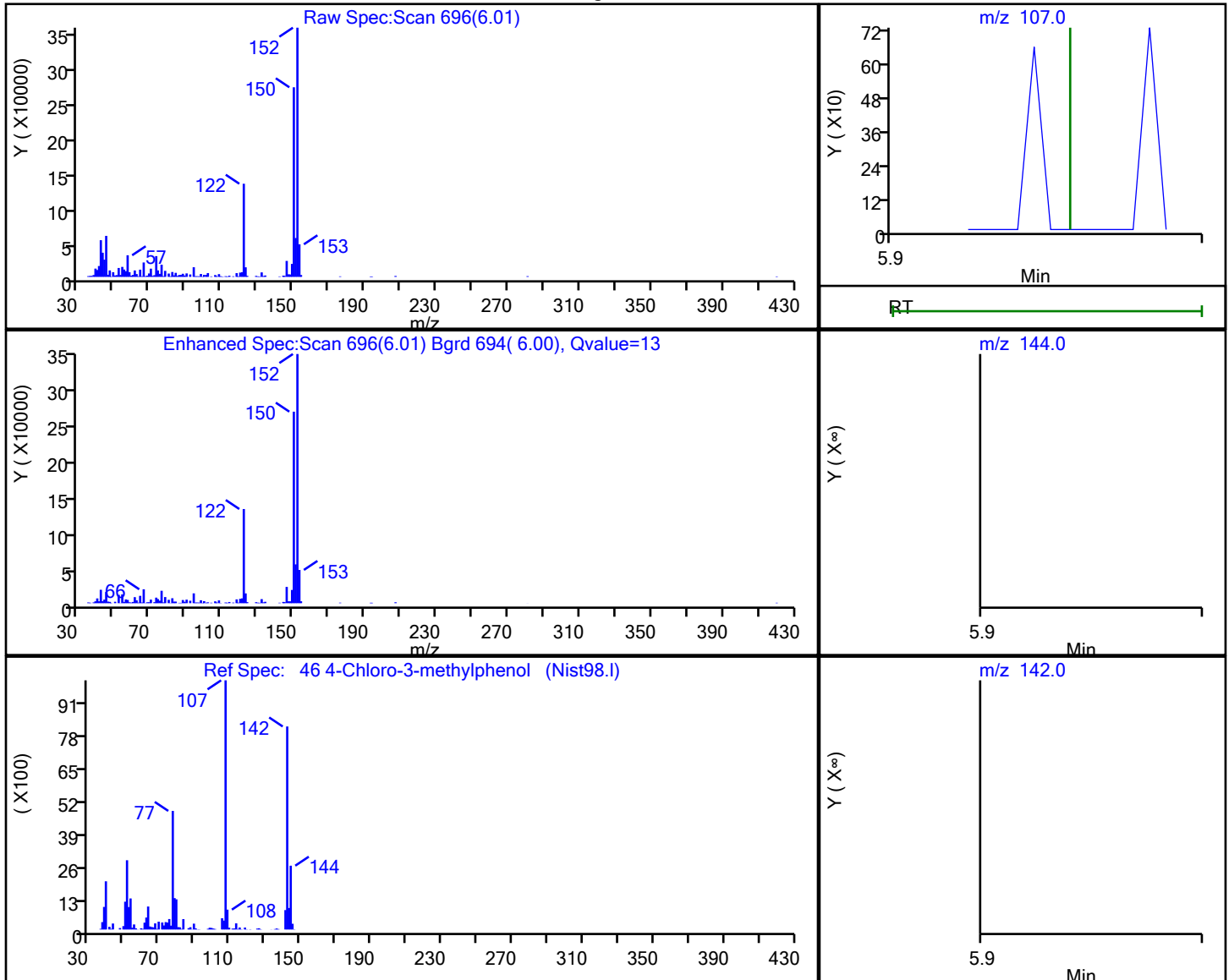
Audit Reason: Invalid Compound ID

Eurofins Seattle

Data File: \\chromfs\Seattle\ChromData\TAC051\20220325-81941.b\32522A27.D
 Injection Date: 25-Mar-2022 21:31:30 Instrument ID: TAC051
 Lims ID: 580-111589-A-1-A Lab Sample ID: 580-111589-1
 Client ID: ERH2790 (OWDFMW08A)
 Operator ID: JCM ALS Bottle#: 22 Worklist Smp#: 22
 Injection Vol: 1.0 ul Dil. Factor: 1.0000
 Method: 8270 TAC051 Limit Group: 8270D BNA QSM 5.0
 Column: Detector MS SCAN

46 4-Chloro-3-methylphenol, CAS: 59-50-7

Processing Results



RT	Mass	Response	Amount
6.01	107.00	564	41.388432
6.01	144.00	975	
6.00	142.00	574	

Reviewer: limwirojt, 28-Mar-2022 09:05:47

Audit Action: Marked Compound Undetected

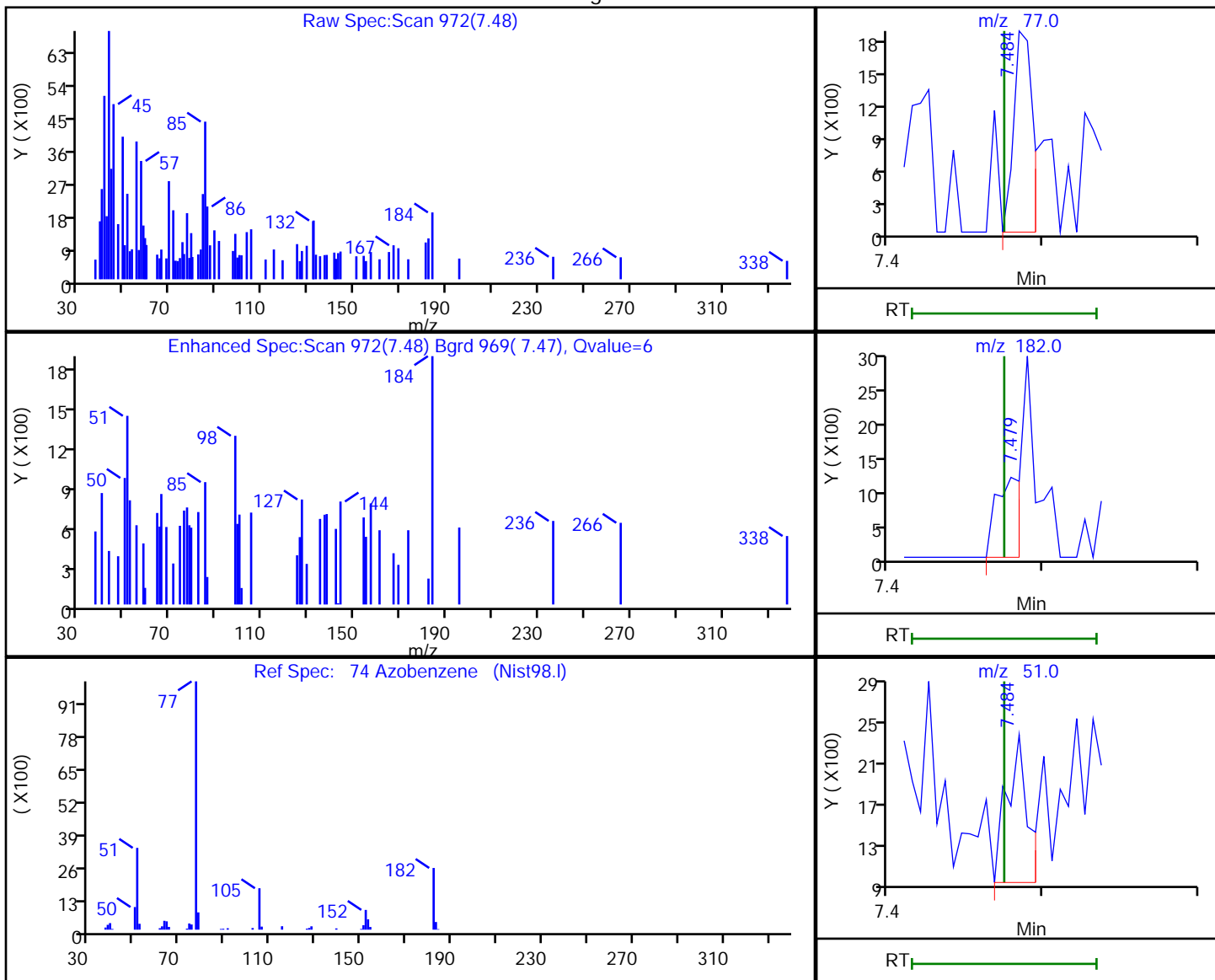
Audit Reason: Invalid Compound ID

Eurofins Seattle

Data File: \\chromfs\Seattle\ChromData\TAC051\20220325-81941.b\32522A27.D
 Injection Date: 25-Mar-2022 21:31:30 Instrument ID: TAC051
 Lims ID: 580-111589-A-1-A Lab Sample ID: 580-111589-1
 Client ID: ERH2790 (OWDFMW08A)
 Operator ID: JCM ALS Bottle#: 22 Worklist Smp#: 22
 Injection Vol: 1.0 ul Dil. Factor: 1.0000
 Method: 8270 TAC051 Limit Group: 8270D BNA QSM 5.0
 Column: Detector MS SCAN

74 Azobenzene, CAS: 103-33-3

Processing Results



RT	Mass	Response	Amount
7.48	77.00	1558	8.024567
7.48	182.00	1330	
7.48	51.00	1295	

Reviewer: limwirojt, 28-Mar-2022 09:06:14

Audit Action: Marked Compound Undetected

Audit Reason: Invalid Compound ID

Eurofins Seattle

Data File: \\chromfs\Seattle\ChromData\TAC051\20220325-81941.b\32522A27.D

Injection Date: 25-Mar-2022 21:31:30

Instrument ID: TAC051

Lims ID: 580-111589-A-1-A

Lab Sample ID: 580-111589-1

Client ID: ERH2790 (OWDFMW08A)

Operator ID: JCM

ALS Bottle#: 22

Worklist Smp#: 22

Injection Vol: 1.0 ul

Dil. Factor: 1.0000

Method: 8270 TAC051

Limit Group: 8270D BNA QSM 5.0

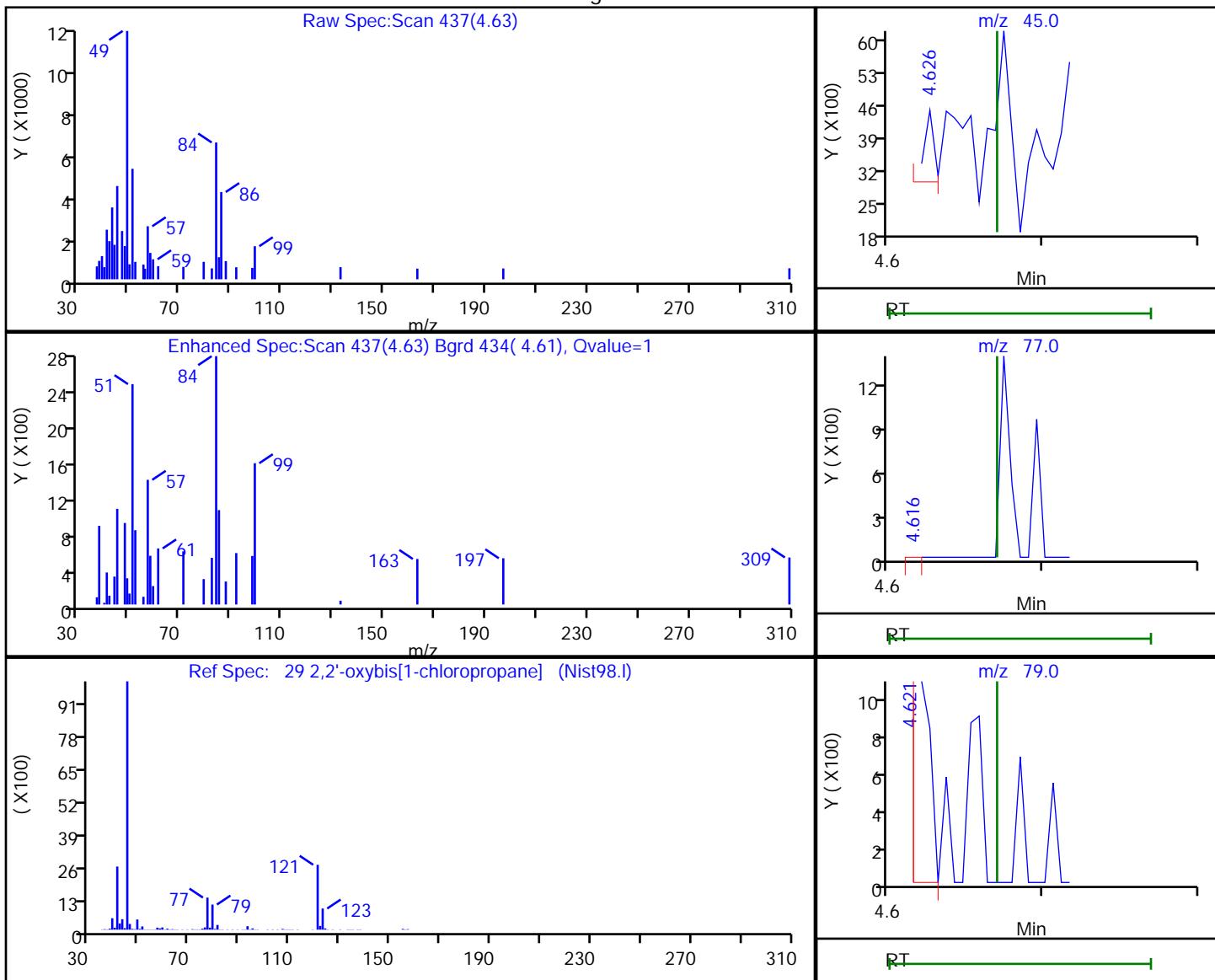
Column:

Detector

MS SCAN

29 2,2'-oxybis[1-chloropropane], CAS: 108-60-1

Processing Results



RT	Mass	Response	Amount
4.63	45.00	671	3.450573
4.62	77.00	215	
4.62	79.00	614	

Reviewer: limwirojt, 28-Mar-2022 09:05:37

Audit Action: Marked Compound Undetected

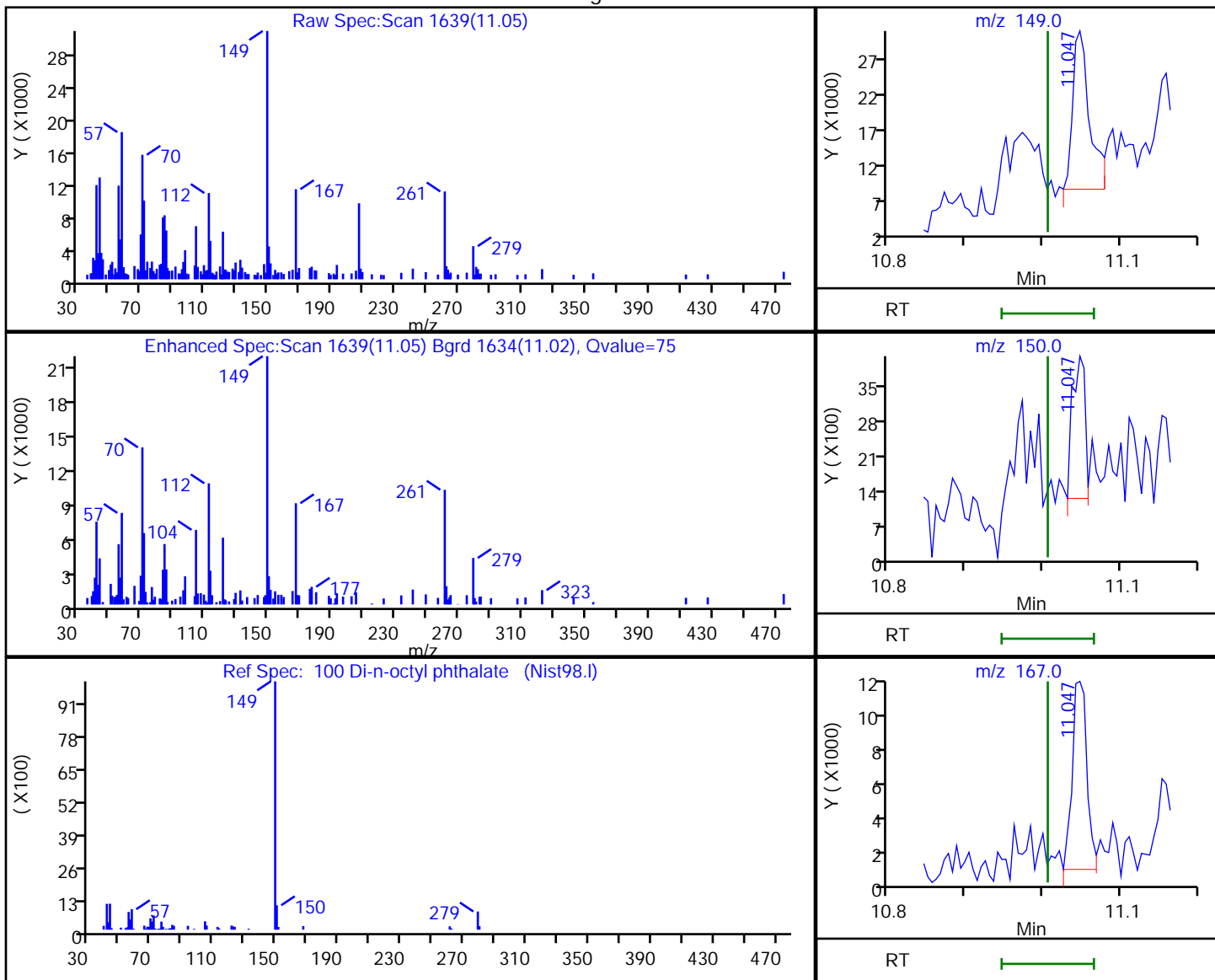
Audit Reason: Invalid Compound ID

Eurofins Seattle

Data File: \\chromfs\Seattle\ChromData\TAC051\20220325-81941.b\32522A27.D
 Injection Date: 25-Mar-2022 21:31:30 Instrument ID: TAC051
 Lims ID: 580-111589-A-1-A Lab Sample ID: 580-111589-1
 Client ID: ERH2790 (OWDFMW08A)
 Operator ID: JCM ALS Bottle#: 22 Worklist Smp#: 22
 Injection Vol: 1.0 ul Dil. Factor: 1.0000
 Method: 8270 TAC051 Limit Group: 8270D BNA QSM 5.0
 Column: Detector MS SCAN

100 Di-n-octyl phthalate, CAS: 117-84-0

Processing Results



RT	Mass	Response	Amount
11.05	149.00	33459	47.926183
11.05	150.00	3224	
11.05	167.00	13014	

Reviewer: limwirojt, 28-Mar-2022 09:06:40
 Audit Action: Marked Compound Undetected

Audit Reason: Invalid Compound ID

FORM I
GC/MS SEMI VOA ORGANICS ANALYSIS DATA SHEET

Lab Name: Eurofins Seattle Job No.: 580-111589-1
 SDG No.: _____
 Client Sample ID: ERH2791 (OWDFMW08A FD) Lab Sample ID: 580-111589-2
 Matrix: Water Lab File ID: 32522A28.D
 Analysis Method: 8270E Date Collected: 03/17/2022 12:25
 Extract. Method: 3510C Date Extracted: 03/24/2022 09:08
 Sample wt/vol: 1052.3 (mL) Date Analyzed: 03/25/2022 21:54
 Con. Extract Vol.: 2 (mL) Dilution Factor: 1
 Injection Volume: 1 (uL) Level: (low/med) Low
 % Moisture: _____ GPC Cleanup: (Y/N) N
 Analysis Batch No.: 385127 Units: ug/L

CAS NO.	COMPOUND NAME	RESULT	Q	LOQ	LOD	DL
120-82-1	1,2,4-Trichlorobenzene	0.29	U	0.38	0.29	0.086
95-50-1	1,2-Dichlorobenzene	0.14	U	0.38	0.14	0.048
541-73-1	1,3-Dichlorobenzene	0.086	U	0.38	0.086	0.038
106-46-7	1,4-Dichlorobenzene	0.086	U	0.38	0.086	0.038
95-95-4	2,4,5-Trichlorophenol	0.29	U	0.38	0.29	0.095
88-06-2	2,4,6-Trichlorophenol	0.29	U	0.57	0.29	0.095
120-83-2	2,4-Dichlorophenol	0.48	U	0.95	0.48	0.19
105-67-9	2,4-Dimethylphenol	0.48	U	3.8	0.48	0.15
51-28-5	2,4-Dinitrophenol	3.0	U	4.8	3.0	1.5
121-14-2	2,4-Dinitrotoluene	0.29	U	0.95	0.29	0.095
606-20-2	2,6-Dinitrotoluene	0.29	U	0.38	0.29	0.095
91-58-7	2-Chloronaphthalene	0.14	U	0.95	0.14	0.067
95-57-8	2-Chlorophenol	0.14	U	0.95	0.14	0.048
88-75-5	2-Nitrophenol	0.14	U	0.95	0.14	0.067
91-94-1	3,3'-Dichlorobenzidine	0.57	U	0.95	0.57	0.25
534-52-1	4,6-Dinitro-2-methylphenol	1.1	U	1.9	1.1	0.52
101-55-3	4-Bromophenyl phenyl ether	0.14	U	0.57	0.14	0.057
59-50-7	4-Chloro-3-methylphenol	0.29	U	0.57	0.29	0.12
7005-72-3	4-Chlorophenyl phenyl ether	0.14	U	0.57	0.14	0.048
100-02-7	4-Nitrophenol	5.7	U	9.5	5.7	1.6
103-33-3	Azobenzene	0.14	U M	1.9	0.14	0.057
108-60-1	bis (2-chloroisopropyl) ether	0.14	U M	0.24	0.14	0.057
111-91-1	Bis(2-chloroethoxy)methane	0.14	U	0.57	0.14	0.048
111-44-4	Bis(2-chloroethyl)ether	0.086	U	0.095	0.086	0.029
117-81-7	Bis(2-ethylhexyl) phthalate	1.5	U	2.9	1.5	0.70
85-68-7	Butyl benzyl phthalate	0.57	U	3.8	0.57	0.26
84-66-2	Diethyl phthalate	0.29	U Q B	0.95	0.29	0.14
131-11-3	Dimethyl phthalate	0.14	U	0.57	0.14	0.057
84-74-2	Di-n-butyl phthalate	0.48	U	2.9	0.48	0.18
117-84-0	Di-n-octyl phthalate	0.29	U M	0.95	0.29	0.12
118-74-1	Hexachlorobenzene	0.086	U Q	0.57	0.086	0.038
87-68-3	Hexachlorobutadiene	0.14	U	0.95	0.14	0.057
77-47-4	Hexachlorocyclopentadiene	0.29	U	0.95	0.29	0.13
67-72-1	Hexachloroethane	0.14	U	0.95	0.14	0.048

FORM I
GC/MS SEMI VOA ORGANICS ANALYSIS DATA SHEET

Lab Name: Eurofins Seattle Job No.: 580-111589-1
 SDG No.: _____
 Client Sample ID: ERH2791 (OWDFMW08A FD) Lab Sample ID: 580-111589-2
 Matrix: Water Lab File ID: 32522A28.D
 Analysis Method: 8270E Date Collected: 03/17/2022 12:25
 Extract. Method: 3510C Date Extracted: 03/24/2022 09:08
 Sample wt/vol: 1052.3 (mL) Date Analyzed: 03/25/2022 21:54
 Con. Extract Vol.: 2 (mL) Dilution Factor: 1
 Injection Volume: 1 (uL) Level: (low/med) Low
 % Moisture: _____ GPC Cleanup: (Y/N) N
 Analysis Batch No.: 385127 Units: ug/L

CAS NO.	COMPOUND NAME	RESULT	Q	LOQ	LOD	DL
78-59-1	Isophorone	0.29	U	0.38	0.29	0.095
15831-10-4	m+p-Cresol	0.29	U	0.57	0.29	0.095
98-95-3	Nitrobenzene	0.086	U	0.95	0.086	0.038
62-75-9	N-Nitrosodimethylamine	0.57	U	1.9	0.57	0.25
621-64-7	N-Nitrosodi-n-propylamine	0.086	U	0.38	0.086	0.057
86-30-6	N-Nitrosodiphenylamine	0.14	U	0.95	0.14	0.067
95-48-7	o-Cresol	0.14	U	0.57	0.14	0.048
87-86-5	Pentachlorophenol	0.95	U	9.5	0.95	0.48
108-95-2	Phenol	0.57	U M	0.95	0.57	0.34
129-00-0	Pyrene	0.086	U	0.95	0.086	0.038
110-86-1	Pyridine	3.0	U Q	9.5	3.0	1.0

CAS NO.	SURROGATE	%REC	Q	LIMITS
118-79-6	2,4,6-Tribromophenol (Surr)	88		43-140
321-60-8	2-Fluorobiphenyl	78		44-119
367-12-4	2-Fluorophenol (Surr)	49		19-119
4165-60-0	Nitrobenzene-d5 (Surr)	89		44-120
4165-62-2	Phenol-d5 (Surr)	31		10-120
1718-51-0	Terphenyl-d14	103		50-134

Eurofins Seattle
Target Compound Quantitation Report

Data File: \\chromfs\Seattle\ChromData\TAC051\20220325-81941.b\32522A28.D
 Lims ID: 580-111589-A-2-A
 Client ID: ERH2791 (OWDFMW08A FD)
 Sample Type: Client
 Inject. Date: 25-Mar-2022 21:54:30 ALS Bottle#: 23 Worklist Smp#: 23
 Injection Vol: 1.0 ul Dil. Factor: 1.0000
 Sample Info: 580-111589-A-2-A
 Operator ID: JCM Instrument ID: TAC051
 Method: \\chromfs\Seattle\ChromData\TAC051\20220325-81941.b\8270 TAC051.m
 Limit Group: 8270D BNA QSM 5.0
 Last Update: 28-Mar-2022 09:09:41 Calib Date: 24-Jan-2022 20:31:30
 Integrator: RTE ID Type: RT Order ID
 Quant Method: Internal Standard Quant By: Initial Calibration
 Last ICal File: \\chromfs\Seattle\ChromData\TAC051\20220124-81014.b\0124A19_D

Column 1 : Det: MS SCAN
 Process Host: CTX1678

First Level Reviewer: limwirojt

Date: 28-Mar-2022 09:09:41

Compound	Sig	RT (min.)	Adj RT (min.)	Dlt RT (min.)	Q	Response	OnCol Amt ug/L	Flags
* 1 1,4-Dichlorobenzene-d4	152	4.442	4.440	0.002	82	18784	100.0	
* 2 Naphthalene-d8	136	5.457	5.455	0.002	92	65800	100.0	
* 3 Acenaphthene-d10	164	6.888	6.887	0.001	86	34316	100.0	
* 4 Phenanthrene-d10	188	8.106	8.100	0.006	89	59546	100.0	
* 5 Chrysene-d12	240	10.307	10.295	0.012	83	42043	100.0	
* 6 Perylene-d12	264	11.830	11.823	0.007	82	48943	100.0	
\$ 7 2-Fluorophenol	112	3.437	3.436	0.001	81	85609	493.2	
\$ 8 Phenol-d5	99	4.191	4.189	0.002	97	59978	308.9	
\$ 9 Nitrobenzene-d5	82	4.885	4.895	0.001	87	139772	892.4	
\$ 10 2-methylnaphthalene-d10	152	6.012	6.011	0.001	0	297562	NC	
\$ 11 2-Fluorobiphenyl	172	6.343	6.342	0.001	99	354244	776.4	
\$ 12 2,4,6-Tribromophenol	330	7.545	7.541	0.006	79	70756	882.8	
\$ 13 Fluoranthene-d10 (Surr)	212	9.079	9.077	0.002	0	590521	NC	
\$ 14 Terphenyl-d14	244	9.420	9.424	-0.004	96	457374	1025.5	
15 1,4-Dioxane	88	2.342	2.341	0.001	14	531	NC	
22 n-Decane	57	4.319	4.317	0.002	84	21970	148.1	
24 Cyclohexanone	55	6.466	6.496	-0.030	1	315	NC	
68 Diethyl phthalate	149	7.268	7.261	0.007	81	30907	69.5	
84 Di-n-butyl phthalate	149	8.608	8.607	0.001	91	36486	39.7	
94 Butyl benzyl phthalate	149	9.832	9.836	-0.004	55	9129	37.3	
98 Bis(2-ethylhexyl) phthalate	149	10.345	10.349	-0.004	92	68530	177.9	
86 2,3-Dichlorobenzamine	161	11.424	11.416	0.008	1	703	NC	
91 Nonylphenol	135	11.830	11.848	-0.018	0	415	NC	
92 2,4'-DDT	235	11.830	11.884	-0.034	1	456	NC	
124 DFTPP								

QC Flag Legend

Processing Flags

NC - Not Calibrated

Reagents:

8270SIM_IS_00069

Amount Added: 10.00

Units: uL

Run Reagent

Eurofins Seattle

Data File: \\chromfs\Seattle\ChromData\TAC051\20220325-81941.b\32522A28.D

Injection Date: 25-Mar-2022 21:54:30

Instrument ID: TAC051

Lims ID: 580-111589-A-2-A

Lab Sample ID: 580-111589-2

Client ID: ERH2791 (OWDFMW08A FD)

Operator ID: JCM

ALS Bottle#: 23

Worklist Smp#: 23

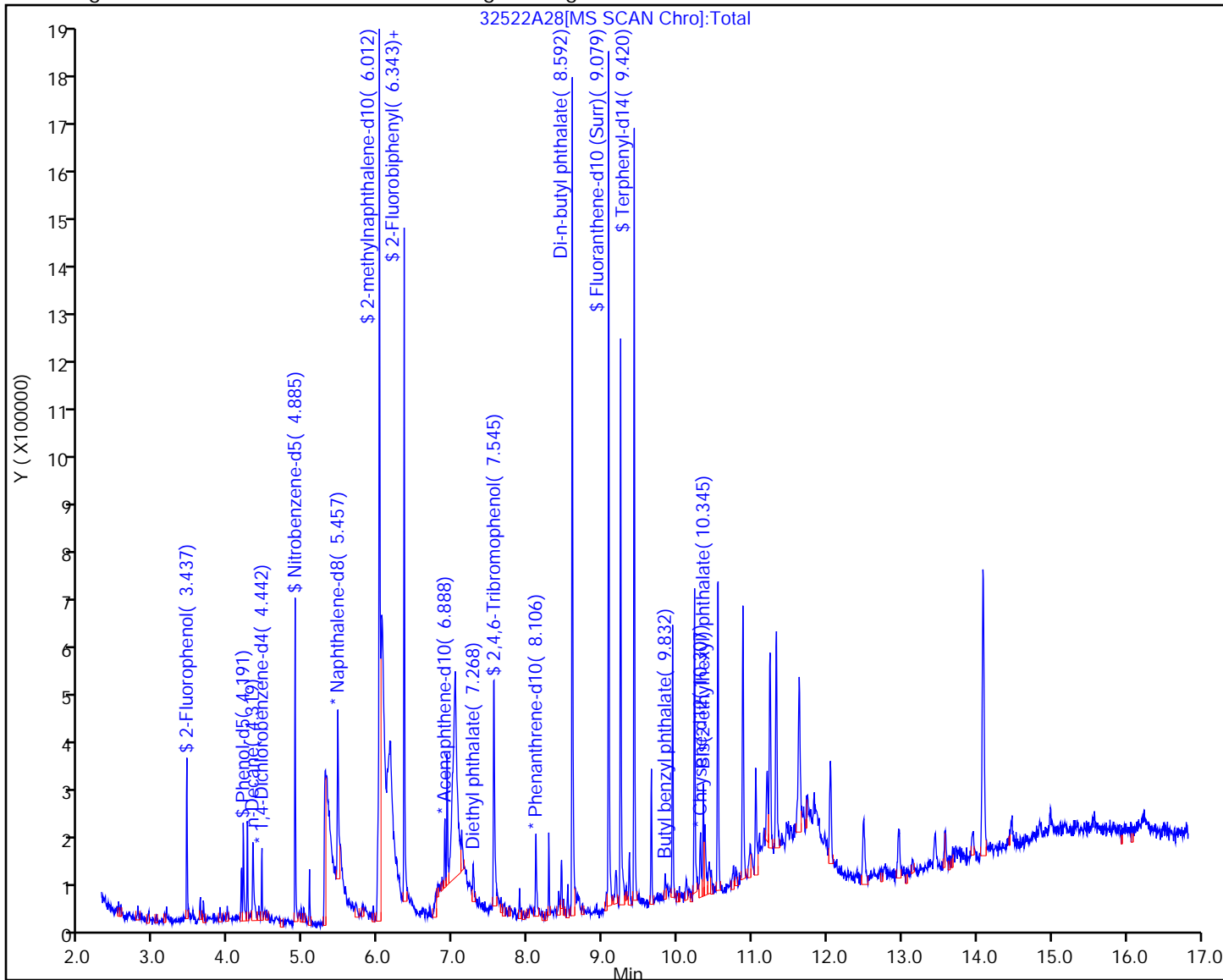
Injection Vol: 1.0 ul

Dil. Factor: 1.0000

Method: 8270 TAC051

Limit Group: 8270D BNA QSM 5.0

Y Scaling: Method Defined: Scale to the Nth Largest Target: 1



Eurofins Seattle
Recovery Report

Data File: \\chromfs\Seattle\ChromData\TAC051\20220325-81941.b\32522A28.D
 Lims ID: 580-111589-A-2-A
 Client ID: ERH2791 (OWDFMW08A FD)
 Sample Type: Client
 Inject. Date: 25-Mar-2022 21:54:30 ALS Bottle#: 23 Worklist Smp#: 23
 Injection Vol: 1.0 ul Dil. Factor: 1.0000
 Sample Info: 580-111589-A-2-A
 Operator ID: JCM Instrument ID: TAC051
 Method: \\chromfs\Seattle\ChromData\TAC051\20220325-81941.b\8270 TAC051.m
 Limit Group: 8270D BNA QSM 5.0
 Last Update: 28-Mar-2022 09:09:41 Calib Date: 24-Jan-2022 20:31:30
 Integrator: RTE ID Type: RT Order ID
 Quant Method: Internal Standard Quant By: Initial Calibration
 Last ICal File: \\chromfs\Seattle\ChromData\TAC051\20220124-81014.b\0124A19_D
 Column 1 : Det: MS SCAN
 Process Host: CTX1678

First Level Reviewer: limwirojt

Date: 28-Mar-2022 09:09:41

Compound	Amount Added	Amount Recovered	% Rec.
\$ 7 2-Fluorophenol	1000.0	493.2	49.32
\$ 8 Phenol-d5	1000.0	308.9	30.89
\$ 9 Nitrobenzene-d5	1000.0	892.4	89.24
\$ 11 2-Fluorobiphenyl	1000.0	776.4	77.64
\$ 12 2,4,6-Tribromophenol	1000.0	882.8	88.28
\$ 14 Terphenyl-d14	1000.0	1025.5	102.56

Eurofins Seattle

Data File: \\chromfs\Seattle\ChromData\TAC051\20220325-81941.b\32522A28.D

Injection Date: 25-Mar-2022 21:54:30

Instrument ID: TAC051

Lims ID: 580-111589-A-2-A

Lab Sample ID: 580-111589-2

Client ID: ERH2791 (OWDFMW08A FD)

Operator ID: JCM

ALS Bottle#: 23 Worklist Smp#: 23

Injection Vol: 1.0 ul

Dil. Factor: 1.0000

Method: 8270 TAC051

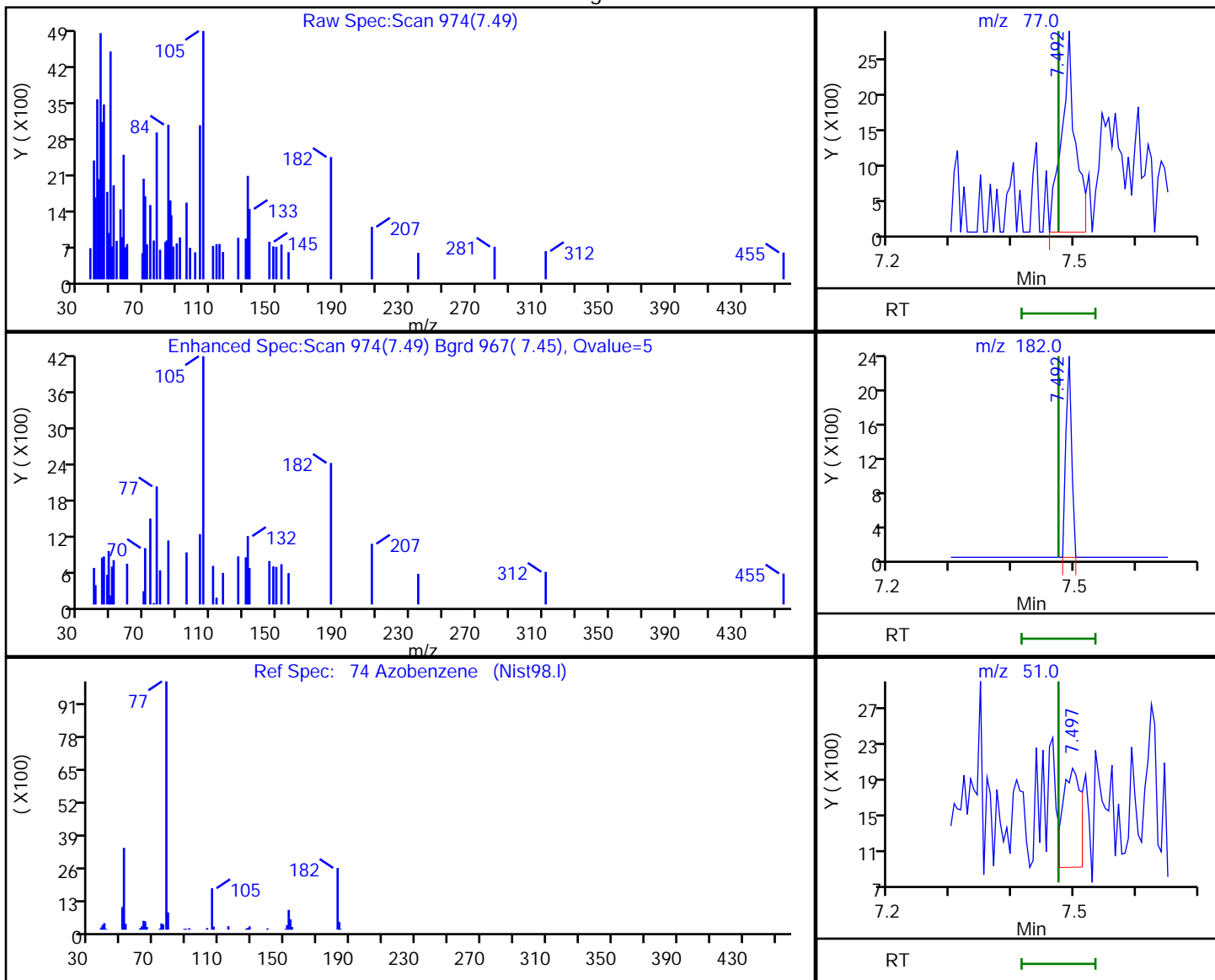
Limit Group: 8270D BNA QSM 5.0

Column:

Detector: MS SCAN

74 Azobenzene, CAS: 103-33-3

Processing Results



RT	Mass	Response	Amount
7.49	77.00	4386	17.121967
7.49	182.00	1521	
7.50	51.00	2132	

Reviewer: limwirojt, 28-Mar-2022 09:08:18

Audit Action: Marked Compound Undetected

Audit Reason: Invalid Compound ID

Eurofins Seattle

Data File: \\chromfs\Seattle\ChromData\TAC051\20220325-81941.b\32522A28.D

Injection Date: 25-Mar-2022 21:54:30

Instrument ID: TAC051

Lims ID: 580-111589-A-2-A

Lab Sample ID: 580-111589-2

Client ID: ERH2791 (OWDFMW08A FD)

Operator ID: JCM

ALS Bottle#: 23

Worklist Smp#: 23

Injection Vol: 1.0 ul

Dil. Factor: 1.0000

Method: 8270 TAC051

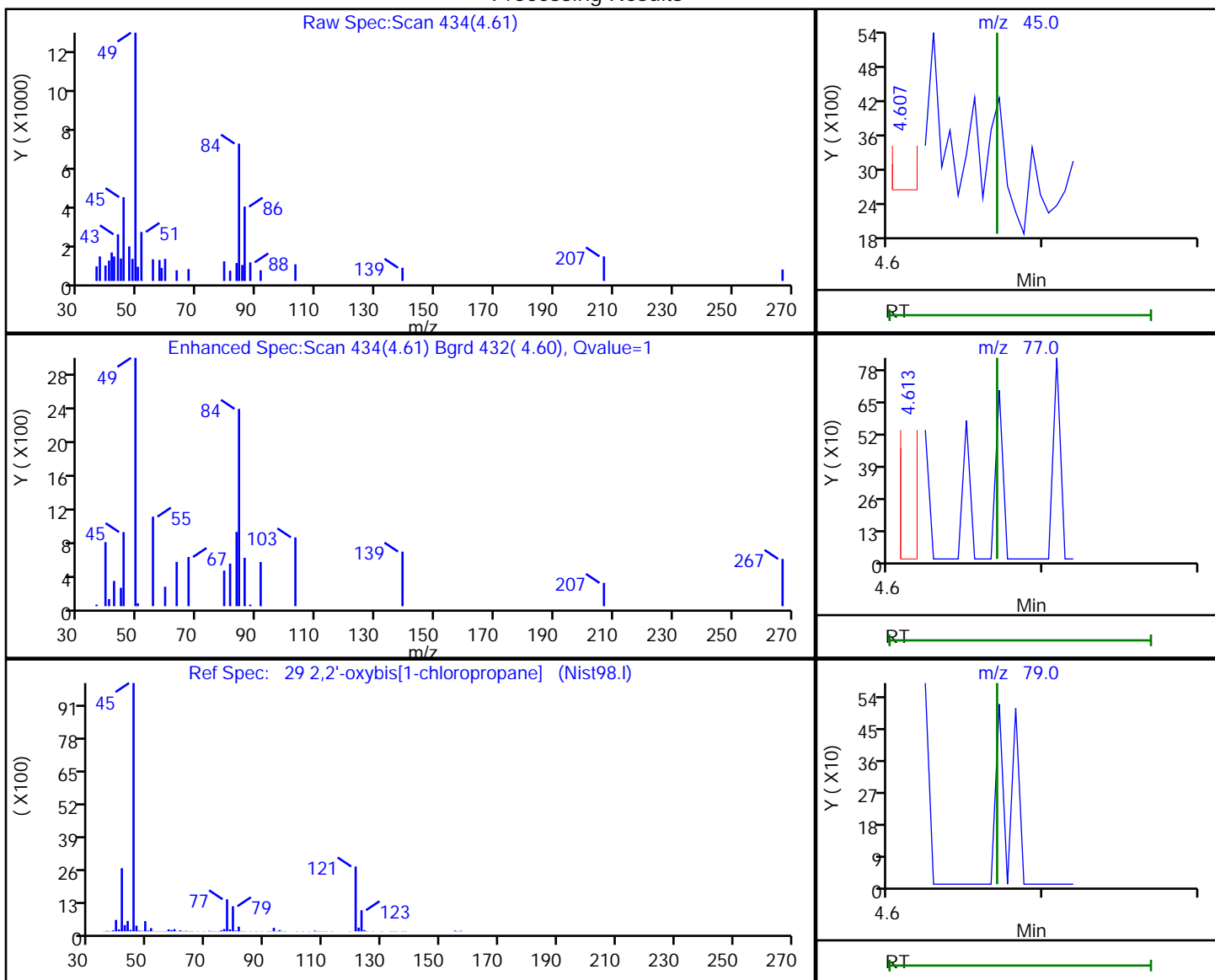
Limit Group: 8270D BNA QSM 5.0

Column:

Detector: MS SCAN

29 2,2'-oxybis[1-chloropropane], CAS: 108-60-1

Processing Results



RT	Mass	Response	Amount
4.61	45.00	866	4.751123
4.61	77.00	225	
4.61	79.00	769	

Reviewer: limwirojt, 28-Mar-2022 09:07:43

Audit Action: Marked Compound Undetected

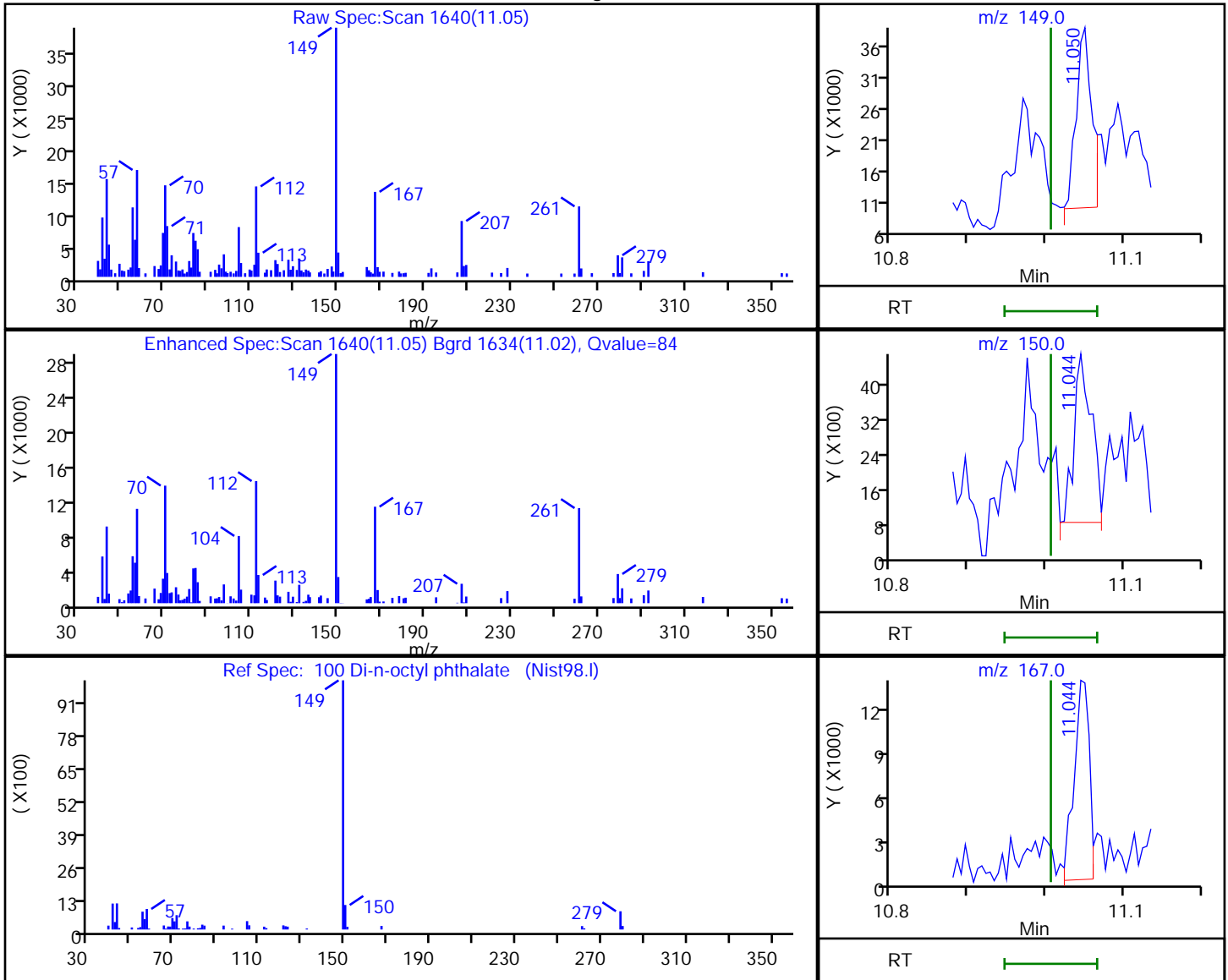
Audit Reason: Invalid Compound ID

Eurofins Seattle

Data File: \\chromfs\Seattle\ChromData\TAC051\20220325-81941.b\32522A28.D
 Injection Date: 25-Mar-2022 21:54:30 Instrument ID: TAC051
 Lims ID: 580-111589-A-2-A Lab Sample ID: 580-111589-2
 Client ID: ERH2791 (OWDFMW08A FD)
 Operator ID: JCM ALS Bottle#: 23 Worklist Smp#: 23
 Injection Vol: 1.0 ul Dil. Factor: 1.0000
 Method: 8270 TAC051 Limit Group: 8270D BNA QSM 5.0
 Column: Detector MS SCAN

100 Di-n-octyl phthalate, CAS: 117-84-0

Processing Results



RT	Mass	Response	Amount
11.05	149.00	39990	61.713258
11.04	150.00	6042	
11.04	167.00	16707	

Reviewer: limwirojt, 28-Mar-2022 09:08:41
 Audit Action: Marked Compound Undetected

Audit Reason: Invalid Compound ID

Eurofins Seattle

Data File: \\chromfs\Seattle\ChromData\TAC051\20220325-81941.b\32522A28.D

Injection Date: 25-Mar-2022 21:54:30

Instrument ID: TAC051

Lims ID: 580-111589-A-2-A

Lab Sample ID: 580-111589-2

Client ID: ERH2791 (OWDFMW08A FD)

Operator ID: JCM

ALS Bottle#: 23 Worklist Smp#: 23

Injection Vol: 1.0 ul

Dil. Factor: 1.0000

Method: 8270 TAC051

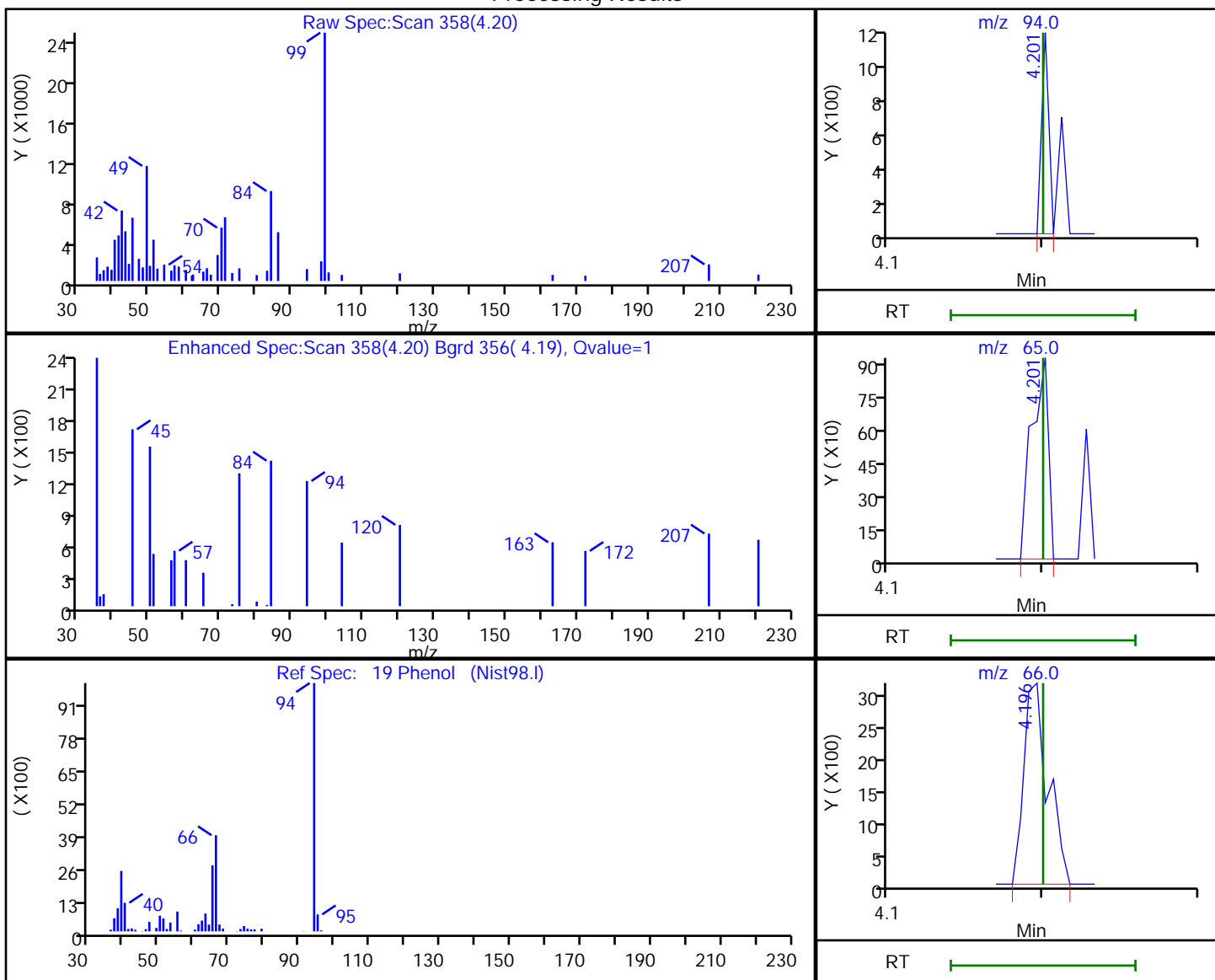
Limit Group: 8270D BNA QSM 5.0

Column:

Detector: MS SCAN

19 Phenol, CAS: 108-95-2

Processing Results



RT	Mass	Response	Amount
4.20	94.00	379	2.008891
4.20	65.00	696	
4.20	66.00	3420	

Reviewer: limwirojt, 28-Mar-2022 09:07:29

Audit Action: Marked Compound Undetected

Audit Reason: Invalid Compound ID

FORM VI
GC/MS SEMI VOA BY INTERNAL STANDARD - INITIAL CALIBRATION DATA
CURVE EVALUATION

Lab Name: Eurofins Seattle Job No.: 580-111589-1 Analy Batch No.: 379142

SDG No.: _____

Instrument ID: TAC051 GC Column: ZB-SV ID: 0.25 (mm) Heated Purge: (Y/N) N

Calibration Start Date: 01/24/2022 17:04 Calibration End Date: 01/24/2022 20:31 Calibration ID: 31978

Calibration Files

LEVEL:	LAB SAMPLE ID:	LAB FILE ID:
Level 1	STD1 580-379142/13	0124A19.D
Level 2	STD2 580-379142/12	0124A18.D
Level 3	STD3 580-379142/11	0124A17.D
Level 4	STD4 580-379142/10	0124A16.D
Level 5	STD5 580-379142/9	0124A15.D
Level 6	STD6 580-379142/8	0124A14.D
Level 7	STD7IS 580-379142/7	0124A13.D
Level 8	STD8 580-379142/6	0124A12.D
Level 9	STD9 580-379142/5	0124A11.D
Level 10	STD10 580-379142/4	0124A10.D

ANALYTE	RRF					CURVE TYPE	COEFFICIENT			#	MIN RRF	%RSD	#	MAX %RSD	R ² OR COD	#	MIN R ² OR COD
	LVL 1 LVL 6	LVL 2 LVL 7	LVL 3 LVL 8	LVL 4 LVL 9	LVL 5 LVL 10		B	M1	M2								
N-Nitrosodimethylamine	++++ 0.4021	++++ 0.4199	0.3263 0.4021	0.2919 0.4644	0.2698 0.4023	Lin1	-10.2 0	0.421 8		0.0100	15.4			0.9950		0.9900	
Pyridine	++++ 0.7280	++++ 0.7237	0.3187 0.7195	0.5682 0.7886	0.6566 0.6805	Lin2	-41.1 3	0.747 7		0.0100	4.9			0.9970		0.9900	
Phenol	0.8502 1.0690	0.8939 1.1325	0.9125 1.0755	0.9258 1.1770	1.0495 0.9577	Ave		1.004 4		0.8000	11.0	15.0					
Aniline	0.4853 1.2273	1.0767 1.2686	1.1385 1.2181	1.0889 1.2781	1.1950 ++++	Lin1	-7.32 0	1.262 0		0.0100	6.6			0.9990		0.9900	
Bis(2-chloroethyl)ether	++++ 0.8489	0.9511 0.8954	0.8804 0.8278	0.8693 0.8818	0.8899 0.7291	Ave		0.863 7		0.7000	7.0	15.0					
2-Chlorophenol	1.1189 1.2519	1.2018 1.2978	1.0803 1.2325	1.2241 1.3664	1.2388 1.0923	Ave		1.210 5		0.8000	7.5	15.0					
n-Decane	0.9999 0.7614	0.8665 0.7813	0.6784 0.7376	0.8122 0.7896	0.8255 0.6457	Ave		0.789 8		0.0100	12.6	15.0					
1,3-Dichlorobenzene	1.6299 1.5215	1.1199 1.5484	1.5195 1.3863	1.5085 1.5131	1.4736 1.1937	Ave		1.441 5		0.0100	11.3	15.0					
1,4-Dichlorobenzene	1.9773 1.5480	1.7303 1.5363	1.4880 1.4315	1.5591 1.5463	1.6024 1.2279	Ave		1.564 7		0.0100	12.4	15.0					
Benzyl alcohol	++++ 0.6023	0.4235 0.6455	0.4995 0.6454	0.4831 0.7134	0.5333 0.6074	Lin2	-4.55 3	0.617 5		0.0100	9.7			0.9900		0.9900	
1,2-Dichlorobenzene	1.6506 1.4421	1.5911 1.4727	1.6448 1.3795	1.3594 1.4796	1.4685 1.1646	Ave		1.465 3		0.0100	10.0	15.0					
o-Cresol	0.7141 0.8521	0.7512 0.9222	0.8155 0.8955	0.7787 0.9823	0.8537 0.8284	Ave		0.839 4		0.7000	9.6	15.0					

Note: The M1 coefficient is the same as Ave RRF for an Ave curve type.

FORM VI
GC/MS SEMI VOA BY INTERNAL STANDARD - INITIAL CALIBRATION DATA
CURVE EVALUATION

Lab Name: Eurofins Seattle Job No.: 580-111589-1 Analy Batch No.: 379142

SDG No.: _____

Instrument ID: TAC051 GC Column: ZB-SV ID: 0.25 (mm) Heated Purge: (Y/N) N

Calibration Start Date: 01/24/2022 17:04 Calibration End Date: 01/24/2022 20:31 Calibration ID: 31978

ANALYTE	RRF					CURVE TYPE	COEFFICIENT			#	MIN RRF	%RSD	#	MAX %RSD	R^2 OR COD	#	MIN R^2 OR COD
	LVL 1	LVL 2	LVL 3	LVL 4	LVL 5		B	M1	M2								
	LVL 6	LVL 7	LVL 8	LVL 9	LVL 10												
bis (2-chloroisopropyl) ether	++++ 1.0161	0.9905 0.9872	0.9522 0.9268	1.0211 1.0177	1.0025 0.8191	Ave		0.970 4		0.0100	6.7		15.0				
Acetophenone	1.4838 1.2782	0.9186 1.3403	1.2772 1.3141	1.1956 1.4416	1.2693 1.1434	Ave		1.266 2		0.0100	12.5		15.0				
N-Nitrosodi-n-propylamine	0.4265 0.5418	0.4403 0.5024	0.5686 0.4977	0.5010 0.5655	0.4736 0.4662	Ave		0.498 4	*	0.5000	9.8		15.0				
m+p-Cresol	++++ 0.9187	0.6470 0.9131	0.7211 0.9022	0.7441 0.9856	0.7990 0.8078	Lin2	-5.43 5	0.880 1		0.6000	8.0			0.9930		0.9900	
Hexachloroethane	++++ 0.5877	0.5559 0.5716	0.6348 0.5371	0.5913 0.5984	0.5431 0.4871	Ave		0.567 5		0.3000	7.5		15.0				
Nitrobenzene	++++ 0.8433	0.4611 0.8836	0.7479 0.8438	0.8081 0.9178	0.7783 0.7513	Lin2	-7.51 1	0.855 8		0.2000	6.3			0.9960		0.9900	
Isophorone	1.5326 1.5102	1.3193 1.5757	1.5700 1.4961	1.3962 1.6326	1.3582 1.3266	Ave		1.471 7		0.4000	7.7		15.0				
2-Nitrophenol	++++ 0.1775	0.1227 0.1887	0.1312 0.1715	0.1327 0.1842	0.1679 0.1739	Lin2	-1.25 3	0.173 5		0.1000	8.9			0.9910		0.9900	
2,4-Dimethylphenol	0.6058 1.0309	0.6125 1.0736	0.8433 1.0380	0.8254 1.1278	1.0418 0.9182	Lin1	-4.68 8	1.000 2		0.2000	10.4			0.9910		0.9900	
Bis(2-chloroethoxy)methane	0.9978 0.9571	0.7685 1.0017	0.8646 0.9323	0.9213 1.0213	0.9386 0.8298	Ave		0.923 3		0.3000	8.8		15.0				
Benzoic acid	++++ 0.1309	++++ 0.1871	++++ 0.2023	++++ 0.2170	0.0536 0.2201	Lin1	-74.9 1	0.223 4		0.0100	5.6			1.0000		0.9900	
2,4-Dichlorophenol	++++ 0.2549	0.0719 0.2787	0.1855 0.2544	0.1995 0.2844	0.2340 0.2626	Lin1	-4.47 5	0.269 3		0.2000	6.6			0.9980		0.9900	
1,2,4-Trichlorobenzene	0.3109 0.3119	0.3372 0.3098	0.3380 0.2708	0.3041 0.2881	0.3186 0.2686	Ave		0.305 8		0.0100	7.9		15.0				
Naphthalene	1.1572 1.0255	1.1768 1.0066	1.0767 0.8874	1.0266 0.8749	1.0103 0.6648	Qua2	1.646 2	1.027 9	-0.000036	0.7000	1.0					0.9900	
4-Chloroaniline	++++ 0.3295	++++ 0.3558	0.2072 0.3284	0.2684 0.3749	0.3058 0.3540	Lin1	-8.90 7	0.358 7		0.0100	5.0			0.9990		0.9900	
2,6-Dichlorophenol	0.1866 0.5261	0.4514 0.5259	0.5953 0.5064	0.4935 0.5116	0.4592 0.4887	Qual	-2.31 4	0.524 8	-0.000003	0.0100	1.0					0.9900	
Hexachlorobutadiene	0.2320 0.1794	0.2115 0.1821	0.1893 0.1569	0.1620 0.1690	0.1739 0.1588	Ave		0.181 5		0.0100	13.3		15.0				
4-Chloro-3-methylphenol	++++ 0.3602	++++ 0.3925	0.1272 0.4099	0.2280 0.4263	0.2731 0.4262	Lin2	-15.1 6	0.403 9		0.2000	7.8			0.9930		0.9900	

Note: The M1 coefficient is the same as Ave RRF for an Ave curve type.

FORM VI
GC/MS SEMI VOA BY INTERNAL STANDARD - INITIAL CALIBRATION DATA
CURVE EVALUATION

Lab Name: Eurofins Seattle Job No.: 580-111589-1 Analy Batch No.: 379142

SDG No.: _____

Instrument ID: TAC051 GC Column: ZB-SV ID: 0.25 (mm) Heated Purge: (Y/N) N

Calibration Start Date: 01/24/2022 17:04 Calibration End Date: 01/24/2022 20:31 Calibration ID: 31978

ANALYTE	RRF					CURVE TYPE	COEFFICIENT			#	MIN RRF	%RSD	#	MAX %RSD	R ² OR COD	#	MIN R ² OR COD
	LVL 1	LVL 2	LVL 3	LVL 4	LVL 5		B	M1	M2								
	LVL 6	LVL 7	LVL 8	LVL 9	LVL 10												
2-Methylnaphthalene	0.6965 0.6601	0.7565 0.6800	0.7161 0.5961	0.6220 0.6103	0.6414 0.5357	Ave		0.651 5		0.4000	9.9		15.0				
1-Methylnaphthalene	0.6077 0.6372	0.6905 0.6552	0.6970 0.5591	0.6175 0.5917	0.6128 0.5190	Ave		0.618 8		0.0100	8.9		15.0				
Hexachlorocyclopentadiene	++++ 0.3720	++++ 0.3584	0.3113 0.3596	0.3541 0.3709	0.3362 0.3599	Ave		0.352 8		0.0500	5.7		15.0				
1,2,4,5-Tetrachlorobenzene	++++ 0.5533	0.7329 0.5308	0.6658 0.5040	0.5791 0.5048	0.5333 0.4752	Qua	4.082 4	0.527 0	-0.000005		1.0					0.9900	
2,4,6-Trichlorophenol	++++ 0.3149	++++ 0.3241	0.1541 0.3326	0.1875 0.3617	0.2426 0.3340	Lin2	-10.3 0	0.331 4		0.2000	8.7			0.9910		0.9900	
2,4,5-Trichlorophenol	++++ 0.3311	++++ 0.3739	0.1016 0.3712	0.1960 0.3874	0.2694 0.3795	Lin1	-16.9 5	0.383 5		0.2000	7.5			1.0000		0.9900	
1,1'-Biphenyl	1.6576 1.4698	1.4706 1.4742	1.6375 1.3901	1.4975 1.3128	1.4676 1.1297	Ave		1.450 7		0.0100	10.5		15.0				
2-Chloronaphthalene	1.0462 1.1482	1.2384 1.1499	1.3854 1.0897	1.2120 1.0548	1.1149 0.9547	Ave		1.139 4		0.8000	10.5		15.0				
2-Nitroaniline	++++ 0.2791	++++ 0.3277	++++ 0.3483	0.1531 0.3878	0.1970 0.3770	Qua2	-20.0 0	0.332 7	0.0000062	0.0100	1.0					0.9900	
Dimethyl phthalate	++++ 1.2730	++++ 1.3105	0.9961 1.2186	1.1727 1.2040	1.2253 1.1300	Lin1	4.066 8	1.171 5		0.0100	11.0			0.9980		0.9900	
1,3-Dinitrobenzene	++++ 0.1431	++++ 0.1705	++++ 0.1930	++++ 0.2109	0.0833 0.2119	Qua2	-23.1 6	0.195 6	0.0000023		1.0					0.9900	
2,6-Dinitrotoluene	++++ 0.2611	++++ 0.2940	0.1825 0.3005	0.1561 0.3099	0.2228 0.2959	Lin1	-10.0 3	0.301 5		0.2000	13.6			0.9990		0.9900	
Acenaphthylene	2.2187 1.7572	1.6063 1.7874	1.8352 1.7081	1.6396 1.5848	1.7128 1.3091	Qua2	3.595 9	1.715 9	-0.000036	0.9000	1.0					0.9900	
3-Nitroaniline	++++ 0.2237	++++ 0.2705	++++ 0.2990	0.0756 0.3082	0.2189 0.3118	Lin2	-22.2 4	0.303 7		0.0100	7.1			0.9940		0.9900	
Acenaphthene	1.2898 1.1754	1.3478 1.1762	1.1649 1.1215	1.1830 1.0835	1.1757 0.9847	Ave		1.170 2		0.9000	8.6		15.0				
2,4-Dinitrophenol	++++ 0.0866	++++ 0.1372	++++ 0.1604	++++ 0.1840	0.0286 0.1901	Lin1	-81.7 1	0.191 0		0.0100	13.2			0.9980		0.9900	
4-Nitrophenol	++++ 0.0679	++++ 0.0951	++++ 0.1558	++++ 0.1763	++++ 0.1913	Lin1	-153. 6	0.195 6		0.0100	10.5			0.9980		0.9900	
2,4-Dinitrotoluene	++++ 0.3385	++++ 0.3956	++++ 0.3900	0.1723 0.3953	0.2550 0.3928	Lin2	-23.8 0	0.398 1		0.2000	4.1			0.9980		0.9900	

Note: The M1 coefficient is the same as Ave RRF for an Ave curve type.

FORM VI
GC/MS SEMI VOA BY INTERNAL STANDARD - INITIAL CALIBRATION DATA
CURVE EVALUATION

Lab Name: Eurofins Seattle Job No.: 580-111589-1 Analy Batch No.: 379142

SDG No.: _____

Instrument ID: TAC051 GC Column: ZB-SV ID: 0.25 (mm) Heated Purge: (Y/N) N

Calibration Start Date: 01/24/2022 17:04 Calibration End Date: 01/24/2022 20:31 Calibration ID: 31978

ANALYTE	RRF					CURVE TYPE	COEFFICIENT			#	MIN RRF	%RSD	#	MAX %RSD	R ² OR COD	#	MIN R ² OR COD
	LVL 1	LVL 2	LVL 3	LVL 4	LVL 5		B	M1	M2								
	LVL 6	LVL 7	LVL 8	LVL 9	LVL 10												
Dibenzofuran	++++ 1.6353	1.1971 1.6446	1.5694 1.5831	1.5563 1.4419	1.5438 1.2191	Ave		1.487 8		0.8000	11.4		15.0				
2,3,5,6-Tetrachlorophenol	++++ 0.2278	++++ 0.2674	0.0706 0.2742	0.1244 0.2781	0.1898 0.2762	Lin2	-10.9 2	0.266 6		0.0100	8.4		0.9920			0.9900	
2,3,4,6-Tetrachlorophenol	++++ 0.3031	++++ 0.3025	0.1474 0.3026	0.2356 0.3066	0.2465 0.3057	Lin2	-8.00 9	0.307 6		0.0100	3.4		0.9990			0.9900	
Diethyl phthalate	++++ 1.3352	1.1535 1.3716	1.4807 1.2856	1.3906 1.2405	1.2637 1.1448	Ave		1.296 3		0.0100	8.5		15.0				
Fluorene	++++ 1.3066	0.9532 1.3135	1.0586 1.2445	1.2180 1.1817	1.3070 1.0729	Ave		1.184 0		0.9000	10.9		15.0				
4-Chlorophenyl phenyl ether	++++ 0.5801	0.4484 0.5808	0.5748 0.5591	0.5497 0.5381	0.5567 0.5173	Ave		0.545 0		0.4000	7.6		15.0				
4-Nitroaniline	++++ 0.2818	++++ 0.2452	++++ 0.2540	0.0475 0.2846	0.2485 0.2860	Lin1	-18.5 5	0.285 2		0.0100	14.0		0.9980			0.9900	
4,6-Dinitro-2-methylphenol	++++ 0.0856	++++ 0.1223	++++ 0.1211	0.0452 0.1389	0.0552 0.1271	Lin1	-23.9 4	0.131 5		0.0100	15.2		0.9960			0.9900	
N-Nitrosodiphenylamine	++++ 0.5733	0.3897 0.6350	0.4605 0.5677	0.5029 0.5878	0.5724 0.4884	Ave		0.530 9		0.0100	14.4		15.0				
Azobenzene	0.3311 0.5308	0.4603 0.6175	0.5245 0.5375	0.5493 0.5559	0.5532 0.4771	Lin2	-2.11 4	0.553 7		0.0100	6.9		0.9950			0.9900	
4-Bromophenyl phenyl ether	++++ 0.2016	0.1072 0.2302	0.1827 0.2110	0.2414 0.2207	0.1908 0.1949	Qua2	-2.26 6	0.226 1	-0.000003	0.1000	1.0					0.9900	
Hexachlorobenzene	++++ 0.2325	++++ 0.2639	0.2856 0.2387	0.2921 0.2481	0.2854 0.2212	Ave		0.258 4		0.1000	10.5		15.0				
Atrazine	++++ 0.3332	++++ 0.3517	0.2147 0.3444	0.2813 0.3412	0.3179 0.3078	Lin2	-6.14 2	0.341 3		0.0100	4.6		0.9980			0.9900	
Pentachlorophenol	++++ 0.1240	++++ 0.1486	++++ 0.1470	0.0535 0.1627	0.0760 0.1497	Lin2	-22.0 9	0.152 7		0.0500	8.4		0.9920			0.9900	
n-Octadecane	0.2025 0.2929	0.3552 0.3371	0.3230 0.2915	0.3238 0.3093	0.3165 0.2773	Qua1	-0.52 6	0.320 7	-0.000004	0.0100	1.0					0.9900	
Phenanthrene	1.4429 1.0942	1.1477 1.1950	1.2665 1.0440	1.2138 1.0114	1.1416 0.7745	Qua2	2.355 9	1.158 4	-0.000037	0.7000	1.0					0.9900	
Anthracene	0.3859 1.0560	0.7248 1.2073	1.1308 1.0709	1.1229 1.0324	1.1312 0.7512	Qua1	-9.14 1	1.220 7	-0.000046	0.7000	1.0					0.9900	
Carbazole	++++ 0.9110	0.5872 0.9741	0.9854 0.8181	0.8384 0.8072	0.8893 0.6854	Qua1	-3.96 3	0.921 5	-0.000024	0.0100	1.0					0.9900	

Note: The M1 coefficient is the same as Ave RRF for an Ave curve type.

FORM VI
GC/MS SEMI VOA BY INTERNAL STANDARD - INITIAL CALIBRATION DATA
CURVE EVALUATION

Lab Name: Eurofins Seattle Job No.: 580-111589-1 Analy Batch No.: 379142

SDG No.: _____

Instrument ID: TAC051 GC Column: ZB-SV ID: 0.25 (mm) Heated Purge: (Y/N) N

Calibration Start Date: 01/24/2022 17:04 Calibration End Date: 01/24/2022 20:31 Calibration ID: 31978

ANALYTE	RRF					CURVE TYPE	COEFFICIENT			#	MIN RRF	%RSD	#	MAX %RSD	R^2 OR COD	#	MIN R^2 OR COD
	LVL 1	LVL 2	LVL 3	LVL 4	LVL 5		B	M1	M2								
	LVL 6	LVL 7	LVL 8	LVL 9	LVL 10												
Di-n-butyl phthalate	++++ 1.2449	1.7958 1.4463	1.7891 1.2964	1.3810 1.2402	1.3111 0.8460	Qua1	2.847 6	1.472 3	-0.000061	0.0100	1.0					0.9900	
Fluoranthene	1.4362 1.0950	1.1765 1.2432	1.1646 1.1013	1.1777 1.0432	1.2040 0.7506	Qua1	-0.75 6	1.245 3	-0.000049	0.6000	1.0					0.9900	
Benzidine	++++ 0.2224	++++ 0.3124	0.0580 0.2297	0.2286 0.2909	0.2134 0.3050	Lin1	-25.7 0	0.294 9		0.0100	14.7		0.9930			0.9900	
Pyrene	1.8923 1.1524	1.1626 1.2685	1.2720 1.1353	1.2749 1.0806	1.2033 0.7940	Qua1	2.027 0	1.274 4	-0.000047	0.6000	1.0					0.9900	
Butyl benzyl phthalate	++++ 0.7074	0.6402 0.7461	0.6583 0.6587	0.5508 0.7209	0.6151 0.6210	Qua1	-5.83 3	0.738 0	-0.000011	0.0100	1.0					0.9900	
3,3'-Dichlorobenzidine	++++ 0.4415	0.1194 0.4230	0.3572 0.3781	0.3175 0.3935	0.3534 0.3671	Qua1	-10.9 7	0.413 8	-0.000002	0.0100	1.0					0.9900	
Benzo[a]anthracene	++++ 1.3454	1.0860 1.3435	0.9620 1.1272	1.1379 1.1619	1.0832 0.9767	Qua1	-9.12 2	1.290 8	-0.000031	0.8000	1.0					0.9900	
Chrysene	++++ 1.4085	2.1037 1.3443	1.7029 1.1495	1.5993 1.1553	1.3007 0.9185	Qua2	15.76 7	1.344 7	-0.000043	0.7000	1.0					0.9900	
Bis(2-ethylhexyl) phthalate	++++ 1.0125	0.9557 1.0425	0.9224 0.9330	0.8006 0.9690	0.8314 ++++	Qua2	0.376 8	0.911 5	0.0000159	0.0100	1.0					0.9900	
Di-n-octyl phthalate	++++ 1.3476	++++ 1.5710	1.2508 1.5543	1.0630 1.4896	1.0989 1.2166	Ave		1.324 0		0.0100	15.0	15.0					
Benzo[b]fluoranthene	++++ 1.1132	1.0106 1.2357	0.9565 1.1496	1.1263 1.1143	1.0981 0.9578	Lin2	-2.57 6	1.110 1		0.7000	7.9		0.9930			0.9900	
Benzofluoranthene	1.4117 1.2271	1.3544 1.3041	1.2710 1.2066	1.2213 1.1043	1.2559 0.9321	Ave		1.228 9			10.9	15.0					
Benzo[k]fluoranthene	1.6294 1.4203	1.3669 1.4171	1.4666 1.3150	1.2271 1.1448	1.4668 0.9705	Ave		1.342 5		0.7000	14.0	15.0					
Benzo[a]pyrene	0.4915 1.0122	0.8185 1.1316	1.0317 1.0445	0.9563 1.0012	0.9591 0.8594	Lin2	-4.93 0	1.023 7		0.7000	8.3		0.9930			0.9900	
Indeno[1,2,3-cd]pyrene	++++ 0.9239	0.5624 1.0827	0.9672 1.0624	0.7695 1.0604	0.9093 0.9954	Lin1	-9.99 8	1.024 6		0.5000	9.4		0.9980			0.9900	
Dibenz(a,h)anthracene	++++ 1.0899	++++ 1.1360	0.8269 1.1592	0.8820 1.1306	1.0416 0.9974	Lin2	-15.4 6	1.107 9		0.4000	5.7		0.9960			0.9900	
Benzo[g,h,i]perylene	0.9553 1.1457	1.2456 1.3291	1.1148 1.2484	1.1760 1.1703	1.1319 1.0220	Qua1	-4.89 3	1.297 7	-0.000027	0.5000	1.0					0.9900	
2-Fluorophenol (Surr)	++++ 0.9168	0.6925 0.9967	0.9127 0.9284	0.8913 1.0360	0.8116 0.8174	Lin2	-4.42 7	0.933 0			8.5		0.9920			0.9900	

Note: The M1 coefficient is the same as Ave RRF for an Ave curve type.

FORM VI
GC/MS SEMI VOA BY INTERNAL STANDARD - INITIAL CALIBRATION DATA
CURVE EVALUATION

Lab Name: Eurofins Seattle Job No.: 580-111589-1 Analy Batch No.: 379142

SDG No.: _____

Instrument ID: TAC051 GC Column: ZB-SV ID: 0.25 (mm) Heated Purge: (Y/N) N

Calibration Start Date: 01/24/2022 17:04 Calibration End Date: 01/24/2022 20:31 Calibration ID: 31978

ANALYTE	RRF					CURVE TYPE	COEFFICIENT			#	MIN RRF	%RSD	#	MAX %RSD	R^2 OR COD	#	MIN R^2 OR COD
	LVL 1	LVL 2	LVL 3	LVL 4	LVL 5		B	M1	M2								
	LVL 6	LVL 7	LVL 8	LVL 9	LVL 10												
Phenol-d5 (Surr)	+++++	+++++	0.9320	0.9700	1.0263	Lin1	1.596	1.028			9.5			0.9910		0.9900	
	1.0919	1.1010	1.0574	1.1667	0.9459		4	7									
Nitrobenzene-d5 (Surr)	0.1933	0.2884	0.2529	0.2138	0.2435	Ave		0.238			10.8		15.0				
	0.2413	0.2545	0.2242	0.2411	0.2271			0									
2-Fluorobiphenyl	1.5431	1.2244	1.5121	1.3684	1.3307	Ave		1.329			10.2		15.0				
	1.3602	1.3552	1.2938	1.2283	1.0806			7									
2,4,6-Tribromophenol (Surr)	+++++	+++++	0.0508	0.0486	0.1166	Lin1	-5.51	0.140		0.0100	13.3			0.9960		0.9900	
	0.1291	0.1468	0.1355	0.1512	0.1342		5	8									
Terphenyl-d14	+++++	+++++	0.8533	0.7543	0.7589	Ave		0.749			9.4		15.0				
	0.7389	0.8074	0.7410	0.7302	0.6079			0									

Note: The M1 coefficient is the same as Ave RRF for an Ave curve type.

FORM VI
GC/MS SEMI VOA BY INTERNAL STANDARD - INITIAL CALIBRATION DATA
RESPONSE AND CONCENTRATION

Lab Name: Eurofins Seattle Job No.: 580-111589-1 Analy Batch No.: 379142

SDG No.: _____

Instrument ID: TAC051 GC Column: ZB-SV ID: 0.25 (mm) Heated Purge: (Y/N) N

Calibration Start Date: 01/24/2022 17:04 Calibration End Date: 01/24/2022 20:31 Calibration ID: 31978

Calibration Files

LEVEL:	LAB SAMPLE ID:	LAB FILE ID:
Level 1	STD1 580-379142/13	0124A19_.D
Level 2	STD2 580-379142/12	0124A18_.D
Level 3	STD3 580-379142/11	0124A17_.D
Level 4	STD4 580-379142/10	0124A16_.D
Level 5	STD5 580-379142/9	0124A15_.D
Level 6	STD6 580-379142/8	0124A14_.D
Level 7	STD7IS 580-379142/7	0124A13_.D
Level 8	STD8 580-379142/6	0124A12_.D
Level 9	STD9 580-379142/5	0124A11_.D
Level 10	STD10 580-379142/4	0124A10_.D

ANALYTE	IS REF	CURVE TYPE	RESPONSE					CONCENTRATION (UG/L)				
			LVL 1 LVL 6	LVL 2 LVL 7	LVL 3 LVL 8	LVL 4 LVL 9	LVL 5 LVL 10	LVL 1 LVL 6	LVL 2 LVL 7	LVL 3 LVL 8	LVL 4 LVL 9	LVL 5 LVL 10
N-Nitrosodimethylamine	DCBd 4	Lin1	+++++	+++++	5516	10054	17806	+++++	+++++	50.0	100	200
			64929	137585	269153	744037	1438003	500	1000	2000	5000	10000
Pyridine	DCBd 4	Lin2	+++++	+++++	10778	39140	86665	+++++	+++++	100	200	400
			235103	474344	963115	2527274	4865097	1000	2000	4000	10000	20000
Phenol	DCBd 4	Ave	2386	5644	15427	31889	69263	10.0	20.0	50.0	100	200
			172626	371134	719856	1885852	3423690	500	1000	2000	5000	10000
Aniline	DCBd 4	Lin1	1362	6798	19248	37504	78860	10.0	20.0	50.0	100	200
			198182	415718	815352	2047944	+++++	500	1000	2000	5000	+++++
Bis(2-chloroethyl)ether	DCBd 4	Ave	+++++	6005	14885	29940	58726	+++++	20.0	50.0	100	200
			137086	293417	554075	1412935	2606332	500	1000	2000	5000	10000
2-Chlorophenol	DCBd 4	Ave	3140	7588	18264	42162	81754	10.0	20.0	50.0	100	200
			202159	425276	824994	2189408	3904697	500	1000	2000	5000	10000
n-Decane	DCBd 4	Ave	2806	5471	11469	27974	54478	10.0	20.0	50.0	100	200
			122949	256033	493704	1265178	2308292	500	1000	2000	5000	10000
1,3-Dichlorobenzene	DCBd 4	Ave	4574	7071	25691	51957	97247	10.0	20.0	50.0	100	200
			245696	507414	927931	2424476	4267220	500	1000	2000	5000	10000

FORM VI
GC/MS SEMI VOA BY INTERNAL STANDARD - INITIAL CALIBRATION DATA
RESPONSE AND CONCENTRATION

Lab Name: Eurofins Seattle Job No.: 580-111589-1 Analy Batch No.: 379142

SDG No.: _____

Instrument ID: TAC051 GC Column: ZB-SV ID: 0.25 (mm) Heated Purge: (Y/N) N

Calibration Start Date: 01/24/2022 17:04 Calibration End Date: 01/24/2022 20:31 Calibration ID: 31978

ANALYTE	IS REF	CURVE TYPE	RESPONSE					CONCENTRATION (UG/L)				
			LVL 1 LVL 6	LVL 2 LVL 7	LVL 3 LVL 8	LVL 4 LVL 9	LVL 5 LVL 10	LVL 1 LVL 6	LVL 2 LVL 7	LVL 3 LVL 8	LVL 4 LVL 9	LVL 5 LVL 10
1,4-Dichlorobenzene	DCBd 4	Ave	5549	10925	25157	53699	105751	10.0	20.0	50.0	100	200
			249973	503454	958150	2477692	4389329	500	1000	2000	5000	10000
Benzyl alcohol	DCBd 4	Lin2	++++	2674	8445	16639	35194	++++	20.0	50.0	100	200
			97253	211530	432001	1143127	2171335	500	1000	2000	5000	10000
1,2-Dichlorobenzene	DCBd 4	Ave	4632	10046	27809	46821	96909	10.0	20.0	50.0	100	200
			232869	482591	923363	2370683	4163295	500	1000	2000	5000	10000
o-Cresol	DCBd 4	Ave	2004	4743	13788	26820	56341	10.0	20.0	50.0	100	200
			137592	302200	599419	1573928	2961293	500	1000	2000	5000	10000
bis (2-chloroisopropyl) ether	DCBd 4	Ave	++++	6254	16099	35169	66159	++++	20.0	50.0	100	200
			164087	323494	620330	1630687	2928233	500	1000	2000	5000	10000
Acetophenone	DCBd 4	Ave	4164	5800	21594	41180	83766	10.0	20.0	50.0	100	200
			206406	439228	879561	2309817	4087296	500	1000	2000	5000	10000
N-Nitrosodi-n-propylamine	DCBd 4	Ave	1197	2780	9614	17256	31256	10.0	20.0	50.0	100	200
			87483	164634	333139	906094	1666435	500	1000	2000	5000	10000
m+p-Cresol	DCBd 4	Lin2	++++	4085	12191	25629	52732	++++	20.0	50.0	100	200
			148354	299221	603891	1579216	2887901	500	1000	2000	5000	10000
Hexachloroethane	DCBd 4	Ave	++++	3510	10733	20367	35842	++++	20.0	50.0	100	200
			94896	187308	359498	958843	1741400	500	1000	2000	5000	10000
Nitrobenzene	DCBd 4	Lin2	++++	2911	12645	27835	51366	++++	20.0	50.0	100	200
			136174	289563	564801	1470537	2685612	500	1000	2000	5000	10000
Isophorone	DCBd 4	Ave	4301	8330	26544	48088	89634	10.0	20.0	50.0	100	200
			243865	516354	1001416	2615844	4742321	500	1000	2000	5000	10000
2-Nitrophenol	NPT	Lin2	++++	2689	7885	16835	40815	++++	20.0	50.0	100	200
			104101	223185	445738	1162420	2128274	500	1000	2000	5000	10000

FORM VI
GC/MS SEMI VOA BY INTERNAL STANDARD - INITIAL CALIBRATION DATA
RESPONSE AND CONCENTRATION

Lab Name: Eurofins Seattle Job No.: 580-111589-1 Analy Batch No.: 379142

SDG No.: _____

Instrument ID: TAC051 GC Column: ZB-SV ID: 0.25 (mm) Heated Purge: (Y/N) N

Calibration Start Date: 01/24/2022 17:04 Calibration End Date: 01/24/2022 20:31 Calibration ID: 31978

ANALYTE	IS REF	CURVE TYPE	RESPONSE					CONCENTRATION (UG/L)				
			LVL 1 LVL 6	LVL 2 LVL 7	LVL 3 LVL 8	LVL 4 LVL 9	LVL 5 LVL 10	LVL 1 LVL 6	LVL 2 LVL 7	LVL 3 LVL 8	LVL 4 LVL 9	LVL 5 LVL 10
2,4-Dimethylphenol	DCBd 4	Lin1	1700	3867	14257	28429	68752	10.0	20.0	50.0	100	200
			166463	351805	694752	1807128	3282248	500	1000	2000	5000	10000
Bis(2-chloroethoxy)methane	DCBd 4	Ave	2800	4852	14617	31732	61943	10.0	20.0	50.0	100	200
			154553	328271	624017	1636469	2966362	500	1000	2000	5000	10000
Benzoic acid	NPT	Lin1	++++	++++	++++	++++	26059	++++	++++	++++	++++	400
			153546	442673	1051632	2738724	5387119	1000	2000	4000	10000	20000
2,4-Dichlorophenol	NPT	Lin1	++++	1576	11144	25309	56883	++++	20.0	50.0	100	200
			149458	329716	661249	1794662	3214581	500	1000	2000	5000	10000
1,2,4-Trichlorobenzene	NPT	Ave	3183	7388	20307	38590	77442	10.0	20.0	50.0	100	200
			182921	366508	703731	1818176	3287546	500	1000	2000	5000	10000
Naphthalene	NPT	Qua2	11849	25785	64682	130261	245615	10.0	20.0	50.0	100	200
			601332	1190797	2306526	5521644	8136693	500	1000	2000	5000	10000
4-Chloroaniline	NPT	Lin1	++++	++++	12448	34056	74339	++++	++++	50.0	100	200
			193225	420896	853626	2365912	4333252	500	1000	2000	5000	10000
2,6-Dichlorophenol	ANT	Qua1	776	4566	16145	28442	55696	10.0	20.0	50.0	100	200
			166011	343493	668074	1778591	3203473	500	1000	2000	5000	10000
Hexachlorobutadiene	NPT	Ave	2375	4635	11375	20550	42285	10.0	20.0	50.0	100	200
			105181	215414	407934	1066820	1944071	500	1000	2000	5000	10000
4-Chloro-3-methylphenol	ANT	Lin2	++++	++++	3449	13141	33119	++++	++++	50.0	100	200
			113656	256346	540762	1482131	2793657	500	1000	2000	5000	10000
2-Methylnaphthalene	NPT	Ave	7132	16577	43019	78916	155926	10.0	20.0	50.0	100	200
			387051	804387	1549313	3851996	6557017	500	1000	2000	5000	10000
1-Methylnaphthalene	NPT	Ave	6222	15130	41871	78343	148970	10.0	20.0	50.0	100	200
			373656	775117	1453189	3734140	6352715	500	1000	2000	5000	10000
Hexachlorocyclopentadiene	ANT	Ave	++++	++++	8444	20411	40776	++++	++++	50.0	100	200
			117382	234068	474427	1289587	2359324	500	1000	2000	5000	10000
1,2,4,5-Tetrachlorobenzene	ANT	Qua	++++	7413	18058	33379	64685	++++	20.0	50.0	100	200
			174594	346660	664954	1755031	3115144	500	1000	2000	5000	10000
2,4,6-Trichlorophenol	ANT	Lin2	++++	++++	4179	10805	29422	++++	++++	50.0	100	200
			99357	211695	438775	1257370	2189506	500	1000	2000	5000	10000
2,4,5-Trichlorophenol	ANT	Lin1	++++	++++	2757	11295	32672	++++	++++	50.0	100	200
			104475	244235	489699	1346813	2487962	500	1000	2000	5000	10000
1,1'-Biphenyl	ANT	Ave	6895	14875	44414	86306	177997	10.0	20.0	50.0	100	200
			463771	962852	1833985	4564025	7405757	500	1000	2000	5000	10000

FORM VI
GC/MS SEMI VOA BY INTERNAL STANDARD - INITIAL CALIBRATION DATA
RESPONSE AND CONCENTRATION

Lab Name: Eurofins Seattle Job No.: 580-111589-1 Analy Batch No.: 379142

SDG No.: _____

Instrument ID: TAC051 GC Column: ZB-SV ID: 0.25 (mm) Heated Purge: (Y/N) N

Calibration Start Date: 01/24/2022 17:04 Calibration End Date: 01/24/2022 20:31 Calibration ID: 31978

ANALYTE	IS REF	CURVE TYPE	RESPONSE					CONCENTRATION (UG/L)				
			LVL 1 LVL 6	LVL 2 LVL 7	LVL 3 LVL 8	LVL 4 LVL 9	LVL 5 LVL 10	LVL 1 LVL 6	LVL 2 LVL 7	LVL 3 LVL 8	LVL 4 LVL 9	LVL 5 LVL 10
2-Chloronaphthalene	ANT	Ave	4352	12526	37577	69851	135219	10.0	20.0	50.0	100	200
			362290	751023	1437621	3667033	6258163	500	1000	2000	5000	10000
2-Nitroaniline	ANT	Qua2	++++	++++	++++	8826	23895	++++	++++	++++	100	200
			88071	214029	459472	1348336	2471645	500	1000	2000	5000	10000
Dimethyl phthalate	ANT	Lin1	++++	++++	27018	67587	148612	++++	++++	50.0	100	200
			401664	855918	1607770	4185506	7407496	500	1000	2000	5000	10000
1,3-Dinitrobenzene	ANT	Qua2	++++	++++	++++	++++	10104	++++	++++	++++	++++	200
			45162	111350	254656	733033	1389291	500	1000	2000	5000	10000
2,6-Dinitrotoluene	ANT	Lin1	++++	++++	4949	8999	27022	++++	++++	50.0	100	200
			82381	192043	396420	1077271	1939446	500	1000	2000	5000	10000
Acenaphthylene	ANT	Qua2	9229	16248	49775	94501	207743	10.0	20.0	50.0	100	200
			554434	1167400	2253492	5509536	8581502	500	1000	2000	5000	10000
3-Nitroaniline	ANT	Lin2	++++	++++	++++	4360	26552	++++	++++	++++	100	200
			70570	176681	394436	1071282	2044039	500	1000	2000	5000	10000
Acenaphthene	ANT	Ave	5365	13633	31595	68184	142603	10.0	20.0	50.0	100	200
			370859	768188	1479588	3766831	6455324	500	1000	2000	5000	10000
2,4-Dinitrophenol	ANT	Lin1	++++	++++	++++	++++	6927	++++	++++	++++	++++	400
			54667	179184	423163	1279146	2491838	1000	2000	4000	10000	20000
4-Nitrophenol	ANT	Lin1	++++	++++	++++	++++	++++	++++	++++	++++	++++	++++
			42833	124182	411039	1225638	2508541	1000	2000	4000	10000	20000
2,4-Dinitrotoluene	ANT	Lin2	++++	++++	++++	9930	30925	++++	++++	++++	100	200
			106809	258359	514538	1374334	2574945	500	1000	2000	5000	10000
Dibenzofuran	ANT	Ave	++++	12109	42568	89695	187239	++++	20.0	50.0	100	200
			515973	1074130	2088576	5012656	7991738	500	1000	2000	5000	10000
2,3,5,6-Tetrachlorophenol	ANT	Lin2	++++	++++	1916	7172	23023	++++	++++	50.0	100	200
			71880	174633	361812	966835	1810251	500	1000	2000	5000	10000
2,3,4,6-Tetrachlorophenol	ANT	Lin2	++++	++++	3997	13581	29903	++++	++++	50.0	100	200
			95647	197558	399267	1066016	2004159	500	1000	2000	5000	10000
Diethyl phthalate	ANT	Ave	++++	11668	40160	80149	153267	++++	20.0	50.0	100	200
			421303	895822	1696159	4312494	7504819	500	1000	2000	5000	10000
Fluorene	ANT	Ave	++++	9642	28712	70202	158527	++++	20.0	50.0	100	200
			412279	857897	1641956	4108288	7033453	500	1000	2000	5000	10000
4-Chlorophenyl phenyl ether	ANT	Ave	++++	4536	15590	31684	67522	++++	20.0	50.0	100	200
			183042	379369	737588	1870819	3390756	500	1000	2000	5000	10000
4-Nitroaniline	ANT	Lin1	++++	++++	++++	2738	30141	++++	++++	++++	100	200
			88921	160171	335166	989483	1875065	500	1000	2000	5000	10000

FORM VI
GC/MS SEMI VOA BY INTERNAL STANDARD - INITIAL CALIBRATION DATA
RESPONSE AND CONCENTRATION

Lab Name: Eurofins Seattle Job No.: 580-111589-1 Analy Batch No.: 379142

SDG No.: _____

Instrument ID: TAC051 GC Column: ZB-SV ID: 0.25 (mm) Heated Purge: (Y/N) N

Calibration Start Date: 01/24/2022 17:04 Calibration End Date: 01/24/2022 20:31 Calibration ID: 31978

ANALYTE	IS REF	CURVE TYPE	RESPONSE					CONCENTRATION (UG/L)				
			LVL 1 LVL 6	LVL 2 LVL 7	LVL 3 LVL 8	LVL 4 LVL 9	LVL 5 LVL 10	LVL 1 LVL 6	LVL 2 LVL 7	LVL 3 LVL 8	LVL 4 LVL 9	LVL 5 LVL 10
4,6-Dinitro-2-methylphenol	PHN	Lin1	++++ 85170	++++ 231561	++++ 499883	7501 1443908	20055 2720777	++++ 1000	++++ 2000	++++ 4000	200 10000	400 20000
N-Nitrosodiphenylamine	PHN	Ave	++++ 285250	5128 601233	17392 1171768	41726 3054845	103990 5228628	++++ 500	20.0 1000	50.0 2000	100 5000	200 10000
Azobenzene	PHN	Lin2	1688 264123	6057 584678	19809 1109354	45578 2889028	100510 5108676	10.0 500	20.0 1000	50.0 2000	100 5000	200 10000
4-Bromophenyl phenyl ether	PHN	Qua2	++++ 100310	1411 217984	6901 435582	20026 1147061	34670 2086983	++++ 500	20.0 1000	50.0 2000	100 5000	200 10000
Hexachlorobenzene	PHN	Ave	++++ 115710	++++ 249823	10787 492581	24235 1289466	51847 2368224	++++ 500	++++ 1000	50.0 2000	100 5000	200 10000
Atrazine	ANT	Lin2	++++ 105144	++++ 229735	5824 454389	16215 1186308	38560 2017804	++++ 500	++++ 1000	50.0 2000	100 5000	200 10000
Pentachlorophenol	PHN	Lin2	++++ 123396	++++ 281395	++++ 606919	8872 1690585	27618 3206551	++++ 1000	++++ 2000	++++ 4000	200 10000	400 20000
n-Octadecane	PHN	Qual	1032 145763	4675 319134	12197 601553	26864 1607173	57505 2968506	10.0 500	20.0 1000	50.0 2000	100 5000	200 10000
Phenanthrene	PHN	Qua2	7355 544462	15103 1131435	47829 2154658	100704 5255844	207412 8291956	10.0 500	20.0 1000	50.0 2000	100 5000	200 10000
Anthracene	PHN	Qual	1967 525427	9538 1143048	42705 2210236	93164 5365074	205516 8042352	10.0 500	20.0 1000	50.0 2000	100 5000	200 10000
Carbazole	PHN	Qual	++++ 453282	7728 922250	37213 1688495	69562 4194838	161571 7337942	++++ 500	20.0 1000	50.0 2000	100 5000	200 10000
Di-n-butyl phthalate	PHN	Qual	++++ 619421	23632 1369355	67567 2675585	114575 6444929	238202 9057674	++++ 500	20.0 1000	50.0 2000	100 5000	200 10000
Fluoranthene	PHN	Qual	7321 544870	15483 1177032	43982 2272893	97710 5421432	218747 8036302	10.0 500	20.0 1000	50.0 2000	100 5000	200 10000
Benzidine	PHN	Lin1	++++ 221350	++++ 591479	4379 948099	37938 3023406	77542 6530017	++++ 1000	++++ 2000	100 4000	200 10000	400 20000
Pyrene	PHN	Qual	9646 573415	15300 1200976	48040 2343078	105780 5615456	218610 8500762	10.0 500	20.0 1000	50.0 2000	100 5000	200 10000
Butyl benzyl phthalate	CRY	Qual	++++ 254853	6796 577966	21653 1169116	37254 3084606	90103 5609656	++++ 500	20.0 1000	50.0 2000	100 5000	200 10000
3,3'-Dichlorobenzidine	CRY	Qual	++++ 318110	2536 655354	23496 1342115	42953 3367556	103543 6632333	++++ 1000	40.0 2000	100 4000	200 10000	400 20000
Benzo[a]anthracene	CRY	Qual	++++ 484681	11529 1040691	31640 2000496	76962 4971440	158668 8822607	++++ 500	20.0 1000	50.0 2000	100 5000	200 10000

FORM VI
GC/MS SEMI VOA BY INTERNAL STANDARD - INITIAL CALIBRATION DATA
RESPONSE AND CONCENTRATION

Lab Name: Eurofins Seattle Job No.: 580-111589-1 Analy Batch No.: 379142

SDG No.: _____

Instrument ID: TAC051 GC Column: ZB-SV ID: 0.25 (mm) Heated Purge: (Y/N) N

Calibration Start Date: 01/24/2022 17:04 Calibration End Date: 01/24/2022 20:31 Calibration ID: 31978

ANALYTE	IS REF	CURVE TYPE	RESPONSE					CONCENTRATION (UG/L)				
			LVL 1 LVL 6	LVL 2 LVL 7	LVL 3 LVL 8	LVL 4 LVL 9	LVL 5 LVL 10	LVL 1 LVL 6	LVL 2 LVL 7	LVL 3 LVL 8	LVL 4 LVL 9	LVL 5 LVL 10
Chrysene	CRY	Qua2	++++ 507398	22332 1041324	56009 2040111	108167 4943043	190523 8297113	++++ 500	20.0 1000	50.0 2000	100 5000	200 10000
Bis(2-ethylhexyl) phthalate	CRY	Qua2	++++ 364738	10145 807522	30339 1655943	54145 4146254	121780 ++++	++++ 500	20.0 1000	50.0 2000	100 5000	200 ++++
Di-n-octyl phthalate	PRY	Ave	++++ 564577	++++ 1297051	42834 2735228	80402 6987870	166908 12039711	++++ 500	++++ 1000	50.0 2000	100 5000	200 10000
Benzo[b]fluoranthene	PRY	Lin2	++++ 466400	11195 1020232	32758 2022914	85190 5227145	166789 9478316	++++ 500	20.0 1000	50.0 2000	100 5000	200 10000
Benzofluoranthene	PRY	Ave	15165 1028183	30007 2153421	87056 4246638	184747 10361259	381511 18448767	20.0 1000	40.0 2000	100 4000	200 10000	400 20000
Benzo[k]fluoranthene	PRY	Ave	8752 595047	15142 1169985	50225 2314015	92812 5370634	222783 9603989	10.0 500	20.0 1000	50.0 2000	100 5000	200 10000
Benzo[a]pyrene	PRY	Lin2	2640 424087	9067 934286	35331 1838099	72333 4696887	145669 8504491	10.0 500	20.0 1000	50.0 2000	100 5000	200 10000
Indeno[1,2,3-cd]pyrene	PRY	Lin1	++++ 387093	6230 893927	33123 1869567	58203 4974655	138112 9850086	++++ 500	20.0 1000	50.0 2000	100 5000	200 10000
Dibenz(a,h)anthracene	PRY	Lin2	++++ 456625	++++ 937866	28319 2039921	66707 5303630	158200 9870204	++++ 500	++++ 1000	50.0 2000	100 5000	200 10000
Benzo[g,h,i]perylene	PRY	Qual	5131 480002	13798 1097303	38178 2196860	88949 5489900	171922 10113906	10.0 500	20.0 1000	50.0 2000	100 5000	200 10000
2-Fluorophenol (Surr)	DCBd 4	Lin2	++++ 148046	4372 326634	15431 621440	30700 1660042	53560 2922164	++++ 500	20.0 1000	50.0 2000	100 5000	200 10000
Phenol-d5 (Surr)	DCBd 4	Lin1	++++ 176312	++++ 360808	15758 707780	33408 1869344	67732 3381391	++++ 500	++++ 1000	50.0 2000	100 5000	200 10000
Nitrobenzene-d5 (Surr)	NPT	Ave	1979 141521	6320 301048	15195 582610	27133 1521900	59203 2779943	10.0 500	20.0 1000	50.0 2000	100 5000	200 10000
2-Fluorobiphenyl	ANT	Ave	6419 429162	12385 885103	41014 1706929	78870 4270070	161393 7083415	10.0 500	20.0 1000	50.0 2000	100 5000	200 10000
2,4,6-Tribromophenol (Surr)	PHN	Lin1	++++ 64213	++++ 139026	1919 279682	4032 785601	21181 1436618	++++ 500	++++ 1000	50.0 2000	100 5000	200 10000
Terphenyl-d14	PHN	Ave	++++ 367653	++++ 764445	32224 1529297	62580 3794742	137870 6508266	++++ 500	++++ 1000	50.0 2000	100 5000	200 10000

FORM VI
GC/MS SEMI VOA BY INTERNAL STANDARD - INITIAL CALIBRATION DATA
RESPONSE AND CONCENTRATION

Lab Name: Eurofins Seattle Job No.: 580-111589-1 Analy Batch No.: 379142

SDG No.: _____

Instrument ID: TAC051 GC Column: ZB-SV ID: 0.25 (mm) Heated Purge: (Y/N) N

Calibration Start Date: 01/24/2022 17:04 Calibration End Date: 01/24/2022 20:31 Calibration ID: 31978

Curve Type Legend

Ave = Average ISTD
Lin1 = Linear 1/conc ISTD
Lin2 = Linear 1/conc ² ISTD
Qua = Quadratic ISTD
Qual = Quadratic 1/conc ISTD
Qua2 = Quadratic 1/conc ² ISTD

FORM VI
GC/MS SEMI VOA BY INTERNAL STANDARD - INITIAL CALIBRATION DATA
READBACK PERCENT ERROR

Lab Name: Eurofins Seattle Job No.: 580-111589-1 Analy Batch No.: 379142

SDG No.: _____

Instrument ID: TAC051 GC Column: ZB-SV ID: 0.25 (mm) Heated Purge: (Y/N) N

Calibration Start Date: 01/24/2022 17:04 Calibration End Date: 01/24/2022 20:31 Calibration ID: 31978

Calibration Files

LEVEL:	LAB SAMPLE ID:	LAB FILE ID:
Level 1	STD1 580-379142/13	0124A19_.D
Level 2	STD2 580-379142/12	0124A18_.D
Level 3	STD3 580-379142/11	0124A17_.D
Level 4	STD4 580-379142/10	0124A16_.D
Level 5	STD5 580-379142/9	0124A15_.D
Level 6	STD6 580-379142/8	0124A14_.D
Level 7	STD7IS 580-379142/7	0124A13_.D
Level 8	STD8 580-379142/6	0124A12_.D
Level 9	STD9 580-379142/5	0124A11_.D
Level 10	STD10 580-379142/4	0124A10_.D

ANALYTE	PERCENT ERROR						PERCENT ERROR LIMIT					
	LVL 1 # LVL 7 #	LVL 2 # LVL 8 #	LVL 3 # LVL 9 #	LVL 4 # LVL 10 #	LVL 5 #	LVL 6 #	LVL 1 LVL 7	LVL 2 LVL 8	LVL 3 LVL 9	LVL 4 LVL 10	LVL 5	LVL 6
N-Nitrosodimethylamine	+++++	+++++	25.7						30			
Pyridine	+++++	+++++	-2.4						30			
Phenol	-15.3						50					
Aniline	-3.5			+++++			30					
Bis(2-chloroethyl)ether	+++++	10.1						50				
2-Chlorophenol	-7.6						50					
n-Decane	26.6						50					
1,3-Dichlorobenzene	13.1						50					
1,4-Dichlorobenzene	26.4						50					
Benzyl alcohol	+++++	5.4						30				
1,2-Dichlorobenzene	12.6						50					
o-Cresol	-14.9						50					
bis (2-chloroisopropyl) ether	+++++	2.1						50				
Acetophenone	17.2						50					

FORM VI
GC/MS SEMI VOA BY INTERNAL STANDARD - INITIAL CALIBRATION DATA
READBACK PERCENT ERROR

Lab Name: Eurofins Seattle Job No.: 580-111589-1 Analy Batch No.: 379142

SDG No.: _____

Instrument ID: TAC051 GC Column: ZB-SV ID: 0.25 (mm) Heated Purge: (Y/N) N

Calibration Start Date: 01/24/2022 17:04 Calibration End Date: 01/24/2022 20:31 Calibration ID: 31978

ANALYTE	PERCENT ERROR						PERCENT ERROR LIMIT					
	LVL 1 #	LVL 2 #	LVL 3 #	LVL 4 #	LVL 5 #	LVL 6 #	LVL 1	LVL 2	LVL 3	LVL 4	LVL 5	LVL 6
	LVL 7 #	LVL 8 #	LVL 9 #	LVL 10 #			LVL 7	LVL 8	LVL 9	LVL 10		
N-Nitrosodi-n-propylamine	-14.4						50					
m+p-Cresol	+++++	4.4						30				
Hexachloroethane	+++++	-2.0						50				
Nitrobenzene	+++++	-2.2						30				
Isophorone	4.1						50					
2-Nitrophenol	+++++	6.8						30				
2,4-Dimethylphenol	7.4						30					
Bis(2-chloroethoxy)methane	8.1						50					
Benzoic acid	+++++	+++++	+++++	+++++	7.8						30	
2,4-Dichlorophenol	+++++	9.8						30				
1,2,4-Trichlorobenzene	1.7						50					
Naphthalene	-3.4						30					
4-Chloroaniline	+++++	+++++	7.4						30			
2,6-Dichlorophenol	-20.3						30					
Hexachlorobutadiene	27.8						50					
4-Chloro-3-methylphenol	+++++	+++++	6.5						30			
2-Methylnaphthalene	6.9						50					
1-Methylnaphthalene	-1.8						50					
Hexachlorocyclopentadiene	+++++	+++++	-11.8						50			
1,2,4,5-Tetrachlorobenzene	+++++	0.4						30				
2,4,6-Trichlorophenol	+++++	+++++	8.7						30			

FORM VI
GC/MS SEMI VOA BY INTERNAL STANDARD - INITIAL CALIBRATION DATA
READBACK PERCENT ERROR

Lab Name: Eurofins Seattle Job No.: 580-111589-1 Analy Batch No.: 379142

SDG No.: _____

Instrument ID: TAC051 GC Column: ZB-SV ID: 0.25 (mm) Heated Purge: (Y/N) N

Calibration Start Date: 01/24/2022 17:04 Calibration End Date: 01/24/2022 20:31 Calibration ID: 31978

ANALYTE	PERCENT ERROR						PERCENT ERROR LIMIT					
	LVL 1 #	LVL 2 #	LVL 3 #	LVL 4 #	LVL 5 #	LVL 6 #	LVL 1	LVL 2	LVL 3	LVL 4	LVL 5	LVL 6
	LVL 7 #	LVL 8 #	LVL 9 #	LVL 10 #			LVL 7	LVL 8	LVL 9	LVL 10		
2,4,5-Trichlorophenol	++++	++++	14.9						30			
1,1'-Biphenyl	14.3						50					
2-Chloronaphthalene	-8.2						50					
2-Nitroaniline	++++	++++	++++	5.9						30		
Dimethyl phthalate	++++	++++	-21.9						30			
1,3-Dinitrobenzene	++++	++++	++++	++++	1.6						30	
2,6-Dinitrotoluene	++++	++++	27.1						30			
Acenaphthylene	8.4						30					
3-Nitroaniline	++++	++++	++++	-1.8						30		
Acenaphthene	10.2						50					
2,4-Dinitrophenol	++++	++++	++++	++++	21.9						30	
4-Nitrophenol	++++	++++	++++	++++	++++	13.2						30
2,4-Dinitrotoluene	++++	++++	++++	3.1						30		
Dibenzofuran	++++	-19.5						50				
2,3,5,6-Tetrachlorophenol	++++	++++	8.5						30			
2,3,4,6-Tetrachlorophenol	++++	++++	0.0						30			
Diethyl phthalate	++++	-11.0						50				
Fluorene	++++	-19.5						50				
4-Chlorophenyl phenyl ether	++++	-17.7						50				
4-Nitroaniline	++++	++++	++++	-18.3						30		
4,6-Dinitro-2-methylphenol	++++	++++	++++	25.4						30		

FORM VI
GC/MS SEMI VOA BY INTERNAL STANDARD - INITIAL CALIBRATION DATA
READBACK PERCENT ERROR

Lab Name: Eurofins Seattle Job No.: 580-111589-1 Analy Batch No.: 379142

SDG No.: _____

Instrument ID: TAC051 GC Column: ZB-SV ID: 0.25 (mm) Heated Purge: (Y/N) N

Calibration Start Date: 01/24/2022 17:04 Calibration End Date: 01/24/2022 20:31 Calibration ID: 31978

ANALYTE	PERCENT ERROR						PERCENT ERROR LIMIT					
	LVL 1 #	LVL 2 #	LVL 3 #	LVL 4 #	LVL 5 #	LVL 6 #	LVL 1	LVL 2	LVL 3	LVL 4	LVL 5	LVL 6
	LVL 7 #	LVL 8 #	LVL 9 #	LVL 10 #			LVL 7	LVL 8	LVL 9	LVL 10		
N-Nitrosodiphenylamine	++++	-26.6						50				
Azobenzene	-2.0						30					
4-Bromophenyl phenyl ether	++++	-2.4						30				
Hexachlorobenzene	++++	++++	10.5						50			
Atrazine	++++	++++	-1.1						30			
Pentachlorophenol	++++	++++	++++	7.3						30		
n-Octadecane	-20.5						30					
Phenanthrene	4.3						30					
Anthracene	6.5						30					
Carbazole	++++	-14.7						30				
Di-n-butyl phthalate	++++	12.4						30				
Fluoranthene	21.5						30					
Benzidine	++++	++++	6.8						30			
Pyrene	32.6 *						30					
Butyl benzyl phthalate	++++	26.3						30				
3,3'-Dichlorobenzidine	++++	-4.9						30				
Benzo[a]anthracene	++++	19.5						30				
Chrysene	++++	-2.1						30				
Bis(2-ethylhexyl) phthalate	++++	2.7		++++				30				
Di-n-octyl phthalate	++++	++++	-5.5						50			
Benzo[b]fluoranthene	++++	2.6						30				

FORM VI
GC/MS SEMI VOA BY INTERNAL STANDARD - INITIAL CALIBRATION DATA
READBACK PERCENT ERROR

Lab Name: Eurofins Seattle Job No.: 580-111589-1 Analy Batch No.: 379142

SDG No.: _____

Instrument ID: TAC051 GC Column: ZB-SV ID: 0.25 (mm) Heated Purge: (Y/N) N

Calibration Start Date: 01/24/2022 17:04 Calibration End Date: 01/24/2022 20:31 Calibration ID: 31978

ANALYTE	PERCENT ERROR						PERCENT ERROR LIMIT					
	LVL 1 #	LVL 2 #	LVL 3 #	LVL 4 #	LVL 5 #	LVL 6 #	LVL 1	LVL 2	LVL 3	LVL 4	LVL 5	LVL 6
	LVL 7 #	LVL 8 #	LVL 9 #	LVL 10 #			LVL 7	LVL 8	LVL 9	LVL 10		
Benzofluoranthene	14.9						50					
Benzo[k]fluoranthene	21.4						50					
Benzo[a]pyrene	-3.8						30					
Indeno[1,2,3-cd]pyrene	+++++	3.7						30				
Dibenz(a,h)anthracene	+++++	+++++	2.6						30			
Benzo[g,h,i]perylene	11.3						30					
2-Fluorophenol (Surr)	+++++	-2.1						30				
Phenol-d5 (Surr)	+++++	+++++	-12.5						30			
Nitrobenzene-d5 (Surr)	-18.8						50					
2-Fluorobiphenyl	16.1						50					
2,4,6-Tribromophenol (Surr)	+++++	+++++	14.4						30			
Terphenyl-d14	+++++	+++++	13.9						50			

Eurofins Seattle
Target Compound Quantitation Report

Data File: \\chromfs\Seattle\ChromData\TAC051\20220124-81014.b\0124A10_.D
 Lims ID: STD10
 Client ID:
 Sample Type: IC Calib Level: 10
 Inject. Date: 24-Jan-2022 17:04:30 ALS Bottle#: 4 Worklist Smp#: 4
 Injection Vol: 1.0 ul Dil. Factor: 1.0000
 Sample Info: 10
 Operator ID: TL Instrument ID: TAC051
 Sublist: chrom-8270 TAC051*sub34

Method: \\chromfs\Seattle\ChromData\TAC051\20220124-81014.b\8270 TAC051.m
 Limit Group: 8270D BNA QSM 5.0
 Last Update: 28-Jan-2022 17:06:38 Calib Date: 24-Jan-2022 20:31:30
 Integrator: RTE ID Type: RT Order ID
 Quant Method: Internal Standard Quant By: Initial Calibration
 Last ICal File: \\chromfs\Seattle\ChromData\TAC051\20220124-81014.b\0124A19_.D

Column 1 : Det: MS SCAN
 Process Host: CTX1607

First Level Reviewer: limmere Date: 25-Jan-2022 15:01:16

Compound	Sig	RT (min.)	Adj RT (min.)	Dlt RT (min.)	Q	Response	Cal Amt ug/L	OnCol Amt ug/L	Flags
* 1 1,4-Dichlorobenzene-d4	152	4.494	4.489	0.005	55	35748	100.0	100.0	a
* 2 Naphthalene-d8	136	5.504	5.499	0.005	89	122401	100.0	100.0	
* 3 Acenaphthene-d10	164	6.925	6.925	0.000	36	65553	100.0	100.0	
* 4 Phenanthrene-d10	188	8.143	8.138	0.005	93	107067	100.0	100.0	
* 5 Chrysene-d12	240	10.344	10.334	0.010	50	90331	100.0	100.0	
* 6 Perylene-d12	264	11.866	11.862	0.004	84	98959	100.0	100.0	
\$ 7 2-Fluorophenol	112	3.484	3.485	-0.001	88	2922164	10000	8766.4	
\$ 8 Phenol-d5	99	4.216	4.212	0.004	97	3381391	10000	9193.9	
\$ 9 Nitrobenzene-d5	82	4.937	4.928	0.009	87	2779943	10000	9541.7	
\$ 10 2-methylnaphthalene-d10	152	6.059	6.055	0.004	0	6214408	NC	NC	
\$ 11 2-Fluorobiphenyl	172	6.390	6.386	0.004	96	7083415	10000	8126.5	
\$ 12 2,4,6-Tribromophenol	330	7.576	7.572	0.004	90	1436618	10000	9566.1	
\$ 13 Fluoranthene-d10 (Surr)	212	9.120	9.116	0.004	0	8740338	NC	NC	e
\$ 14 Terphenyl-d14	244	9.462	9.458	0.004	97	6508266	10000	8116.1	
15 1,4-Dioxane	88	2.405	2.353	0.052	33	8948	NC	NC	
16 N-Nitrosodimethylamine	74	2.469	2.475	-0.006	77	1438003	10000	9561.4	
17 Pyridine	79	2.480	2.492	-0.012	86	4865097	20000	18256	
19 Phenol	94	4.227	4.222	0.005	95	3423690	10000	9535.6	
18 Aniline	93	4.243	4.238	0.005	74	3911742	10000	8676.9	a
20 Bis(2-chloroethyl)ether	93	4.302	4.297	0.005	97	2606332	10000	8441.0	
21 2-Chlorophenol	128	4.328	4.324	0.004	57	3904697	10000	9023.5	
22 n-Decane	57	4.376	4.377	-0.001	90	2308292	10000	8175.6	
23 1,3-Dichlorobenzene	146	4.446	4.447	-0.001	97	4267220	10000	8281.2	
25 1,4-Dichlorobenzene	146	4.505	4.505	0.000	94	4389329	10000	7847.1	
26 Benzyl alcohol	79	4.612	4.607	0.005	92	2171335	10000	9843.5	
27 1,2-Dichlorobenzene	146	4.622	4.623	-0.001	96	4163295	10000	7948.1	
28 2-Methylphenol	108	4.697	4.692	0.005	60	2961293	10000	9869.1	
29 2,2'-oxybis[1-chloropropane]	45	4.718	4.719	-0.001	48	2928233	10000	8441.5	a
30 Acetophenone	105	4.820	4.810	0.010	95	4087296	10000	9029.8	
31 N-Nitrosodi-n-propylamine	70	4.825	4.815	0.010	75	1666435	10000	9353.9	
32 3 & 4 Methylphenol	108	4.831	4.821	0.010	90	2887901	10000	9184.8	

Compound	Sig	RT (min.)	Adj RT (min.)	Dlt RT (min.)	Q	Response	Cal Amt ug/L	OnCol Amt ug/L	Flags
33 Hexachloroethane	117	4.884	4.885	-0.001	92	1741400	10000	8584.5	
34 Nitrobenzene	77	4.953	4.944	0.009	82	2685612	10000	8787.3	
35 Isophorone	82	5.146	5.136	0.010	93	4742321	10000	9013.7	
36 2-Nitrophenol	139	5.204	5.200	0.004	84	2128274	10000	10029	
37 2,4-Dimethylphenol	107	5.247	5.243	0.004	93	3282248	10000	9184.4	
39 Benzoic acid	105	5.407	5.301	0.106	89	5387119	20000	20034	a
38 Bis(2-chloroethoxy)methane	93	5.327	5.323	0.004	97	2966362	10000	8987.4	
40 2,4-Dichlorophenol	162	5.397	5.392	0.005	89	3214581	10000	9770.6	
41 1,2,4-Trichlorobenzene	180	5.461	5.456	0.005	92	3287546	10000	8783.3	
42 Naphthalene	128	5.520	5.515	0.005	97	8136693	10000	9948.1	e
43 4-Chloroaniline	127	5.573	5.569	0.004	82	4333252	10000	9894.3	
44 2,6-Dichlorophenol	162	5.578	5.574	0.004	89	3203473	10000	9981.0	
45 Hexachlorobutadiene	225	5.627	5.622	0.005	94	1944071	10000	8750.8	
46 4-Chloro-3-methylphenol	107	5.979	5.969	0.010	89	2793657	10000	10588	
47 2-Methylnaphthalene	142	6.081	6.081	0.000	82	6557017	10000	8223.0	
48 1-Methylnaphthalene	142	6.161	6.156	0.005	89	6352715	10000	8387.9	
49 Hexachlorocyclopentadiene	237	6.209	6.210	-0.001	87	2359324	10000	10201	
50 1,2,4,5-Tetrachlorobenzene	216	6.220	6.215	0.005	94	3115144	10000	9993.7	
52 2,4,6-Trichlorophenol	196	6.316	6.311	0.005	88	2189506	10000	10110	
53 2,4,5-Trichlorophenol	196	6.348	6.343	0.005	95	2487962	10000	9941.6	
54 1,1'-Biphenyl	154	6.465	6.461	0.004	96	7405757	10000	7787.3	e
55 2-Chloronaphthalene	162	6.476	6.471	0.005	97	6258163	10000	8378.7	
56 2-Nitroaniline	138	6.572	6.568	0.004	92	2471645	10000	9646.6	
57 Dimethyl phthalate	163	6.738	6.722	0.016	98	7407496	10000	9641.9	
58 1,3-Dinitrobenzene	168	6.754	6.744	0.010	92	1389291	10000	9819.6	
59 2,6-Dinitrotoluene	165	6.775	6.765	0.010	72	1939446	10000	9846.6	
60 Acenaphthylene	152	6.812	6.808	0.004	92	8581502	10000	9528.3	e
61 3-Nitroaniline	138	6.914	6.904	0.010	89	2044039	10000	10341	
62 Acenaphthene	153	6.957	6.952	0.005	92	6455324	10000	8414.9	
63 2,4-Dinitrophenol	184	6.999	6.990	0.009	78	2491838	20000	20325	a
64 4-Nitrophenol	109	7.069	7.048	0.021	82	2508541	20000	20345	
65 2,4-Dinitrotoluene	165	7.106	7.096	0.010	70	2574945	10000	9926.0	
66 Dibenzofuran	168	7.101	7.096	0.005	85	7991738	10000	8193.9	e
51 2,3,5,6-Tetrachlorophenol	232	7.170	7.166	0.004	89	1810251	10000	10401	
67 2,3,4,6-Tetrachlorophenol	232	7.208	7.198	0.010	72	2004159	10000	9964.9	
68 Diethyl phthalate	149	7.315	7.299	0.016	98	7504819	10000	8832.0	
69 Fluorene	166	7.379	7.374	0.005	81	7033453	10000	9061.8	
70 4-Chlorophenyl phenyl ether	204	7.389	7.385	0.004	92	3390756	10000	9490.7	
71 4-Nitroaniline	138	7.416	7.401	0.015	40	1875065	10000	10094	
72 4,6-Dinitro-2-methylphenol	198	7.438	7.422	0.016	86	2720777	20000	19509	
73 N-Nitrosodiphenylamine	169	7.491	7.481	0.010	62	5228628	10000	9199.3	
74 Azobenzene	77	7.518	7.513	0.005	92	5108676	10000	8622.0	
75 4-Bromophenyl phenyl ether	248	7.785	7.786	-0.001	62	2086983	10000	9834.8	
76 Hexachlorobenzene	284	7.827	7.818	0.009	86	2368224	10000	8558.8	
77 Atrazine	200	7.940	7.930	0.010	92	2017804	10000	9035.7	
78 Pentachlorophenol	266	7.993	7.983	0.010	86	3206551	20000	19753	
79 n-Octadecane	57	8.084	8.085	-0.001	91	2968506	10000	9928.2	
80 Phenanthrene	178	8.164	8.160	0.005	94	8291956	10000	9656.1	e
81 Anthracene	178	8.207	8.197	0.010	93	8042352	10000	9719.0	e
83 Carbazole	167	8.346	8.336	0.010	84	7337942	10000	10005	
84 Di-n-butyl phthalate	149	8.645	8.646	-0.001	98	9057674	10000	9446.7	e
85 Fluoranthene	202	9.136	9.132	0.004	93	8036302	10000	9702.1	e

Compound	Sig	RT (min.)	Adj RT (min.)	Dlt RT (min.)	Q	Response	Cal Amt ug/L	OnCol Amt ug/L	Flags
88 Benzidine	184	9.265	9.260	0.005	98	6530017	20000	20771	
89 Pyrene	202	9.318	9.313	0.005	87	8500762	10000	9745.8	e
94 Butyl benzyl phthalate	149	9.874	9.869	0.005	95	5609656	10000	9854.3	
96 3,3'-Dichlorobenzidine	252	10.328	10.318	0.010	74	6632333	20000	19984	
97 Benzo[a]anthracene	228	10.333	10.323	0.010	97	8822607	10000	9939.8	
99 Chrysene	228	10.370	10.360	0.010	91	8297113	10000	10141	
98 Bis(2-ethylhexyl) phthalate	149	10.392	10.393	0.000	92	7497857	10000	7989.0	
100 Di-n-octyl phthalate	149	11.065	11.055	0.010	98	12039711	10000	9189.2	e
101 Benzo[b]fluoranthene	252	11.444	11.424	0.020	95	9478316	10000	8630.3	
102 Benzofluoranthene	252	11.471	11.456	0.015	1	18448767	20000	15171	
103 Benzo[k]fluoranthene	252	11.471	11.456	0.015	90	9603989	10000	7229.3	
104 Benzo[a]pyrene	252	11.813	11.792	0.021	76	8504491	10000	8399.9	
105 Indeno[1,2,3-cd]pyrene	276	13.191	13.165	0.026	97	9850086	10000	9724.7	
106 Dibenz(a,h)anthracene	278	13.228	13.208	0.020	82	9870204	10000	9016.3	
107 Benzo[g,h,i]perylene	276	13.528	13.496	0.032	94	10113906	10000	9960.6	

QC Flag Legend

Processing Flags

NC - Not Calibrated

e - Potential Peak Saturated

Review Flags

a - User Assigned ID

Reagents:

8270_ic_stk_00062

Amount Added: 0.10

Units: mL

8270SIM_IS_00069

Amount Added: 10.00

Units: uL

Eurofins Seattle

Data File: \\chromfs\Seattle\ChromData\TAC051\20220124-81014.b\0124A10.D

Injection Date: 24-Jan-2022 17:04:30

Instrument ID: TAC051

Lims ID: STD10

Client ID:

Operator ID: TL

ALS Bottle#: 4

Worklist Smp#: 4

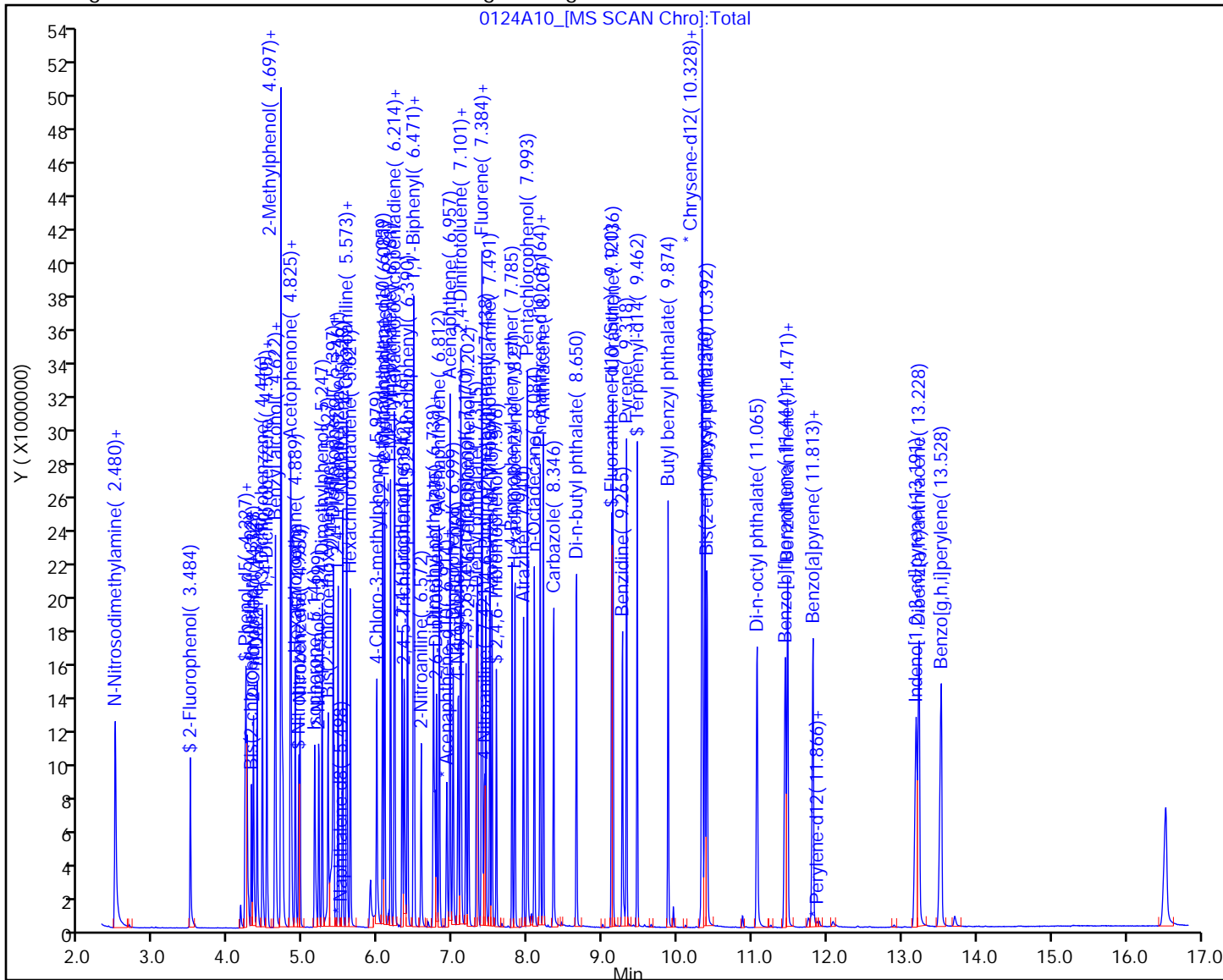
Injection Vol: 1.0 ul

Dil. Factor: 1.0000

Method: 8270 TAC051

Limit Group: 8270D BNA QSM 5.0

Y Scaling: Method Defined: Scale to the Nth Largest Target: 1



Eurofins Seattle

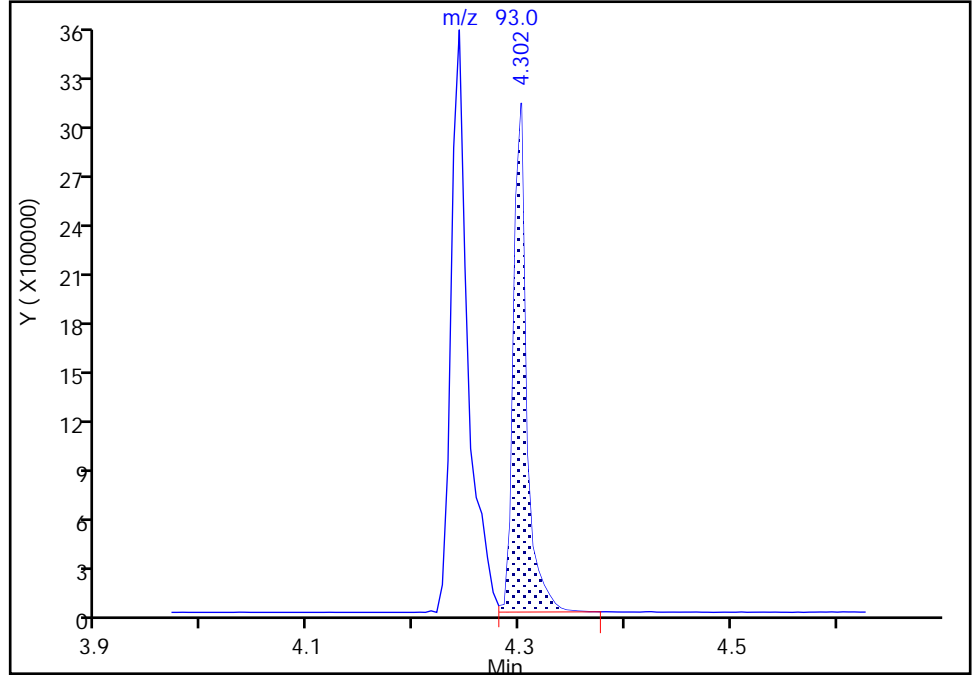
Data File: \\chromfs\Seattle\ChromData\TAC051\20220124-81014.b\0124A10_.D
Injection Date: 24-Jan-2022 17:04:30 Instrument ID: TAC051
Lims ID: STD10
Client ID:
Operator ID: TL ALS Bottle#: 4 Worklist Smp#: 4
Injection Vol: 1.0 ul Dil. Factor: 1.0000
Method: 8270 TAC051 Limit Group: 8270D BNA QSM 5.0
Column: Detector MS SCAN

18 Aniline, CAS: 62-53-3

Signal: 1

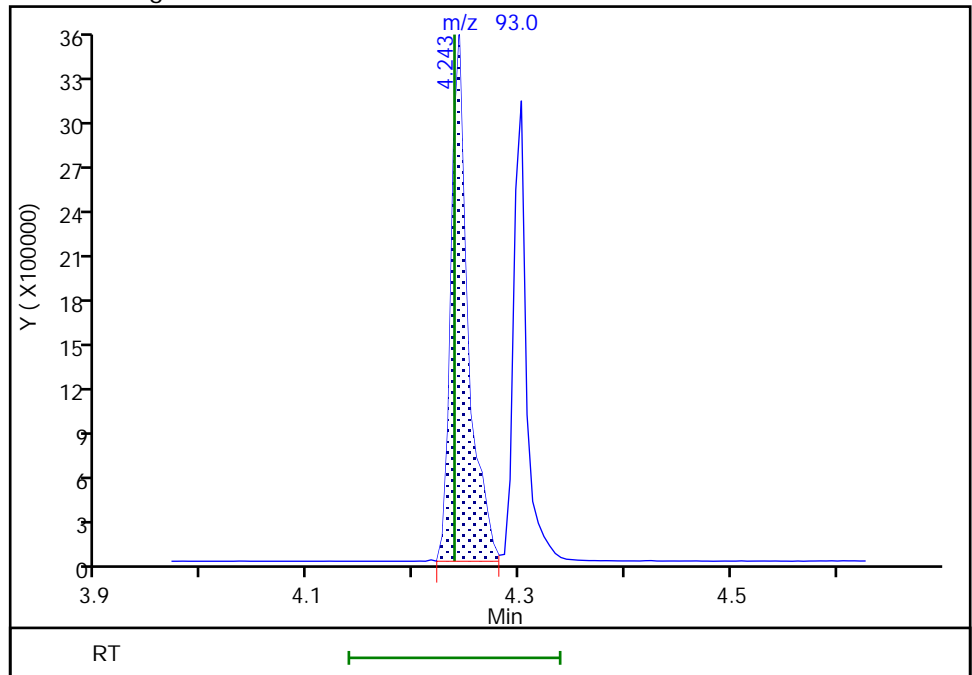
RT: 4.30
Area: 2606332
Amount: 5783.1890
Amount Units: ug/L

Processing Integration Results



RT: 4.24
Area: 3911742
Amount: 8676.8577
Amount Units: ug/L

Manual Integration Results



Reviewer: limmere, 27-Jan-2022 13:41:23
Audit Action: Assigned Compound ID

Audit Reason: Peak assignment corrected

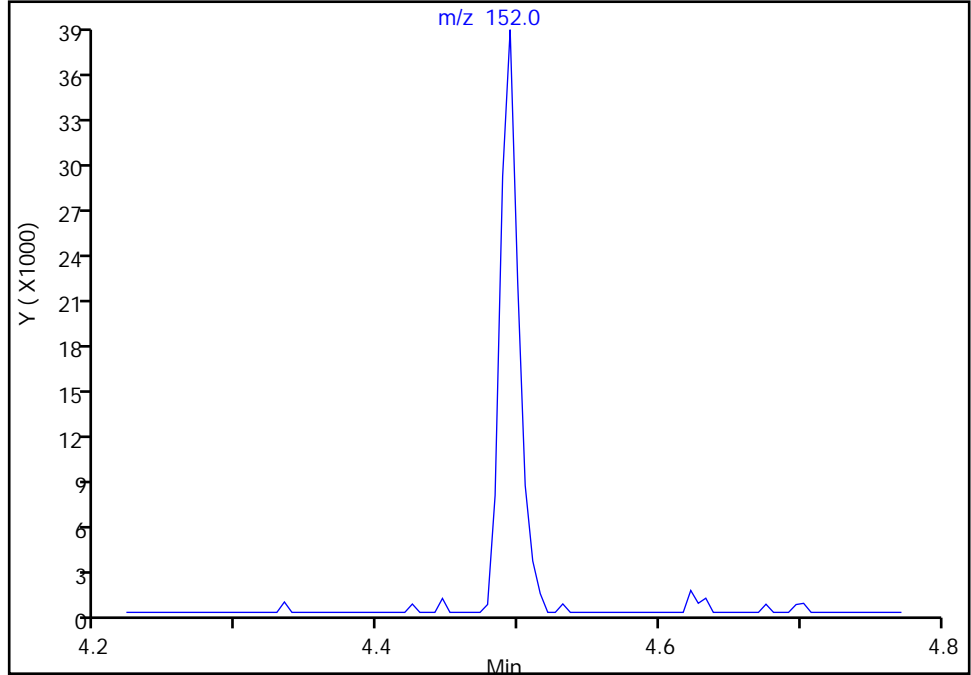
Eurofins Seattle

Data File: \\chromfs\Seattle\ChromData\TAC051\20220124-81014.b\0124A10_.D
Injection Date: 24-Jan-2022 17:04:30 Instrument ID: TAC051
Lims ID: STD10
Client ID:
Operator ID: TL ALS Bottle#: 4 Worklist Smp#: 4
Injection Vol: 1.0 ul Dil. Factor: 1.0000
Method: 8270 TAC051 Limit Group: 8270D BNA QSM 5.0
Column: Detector MS SCAN

* 1,4-Dichlorobenzene-d4, CAS: 3855-82-1
Signal: 1

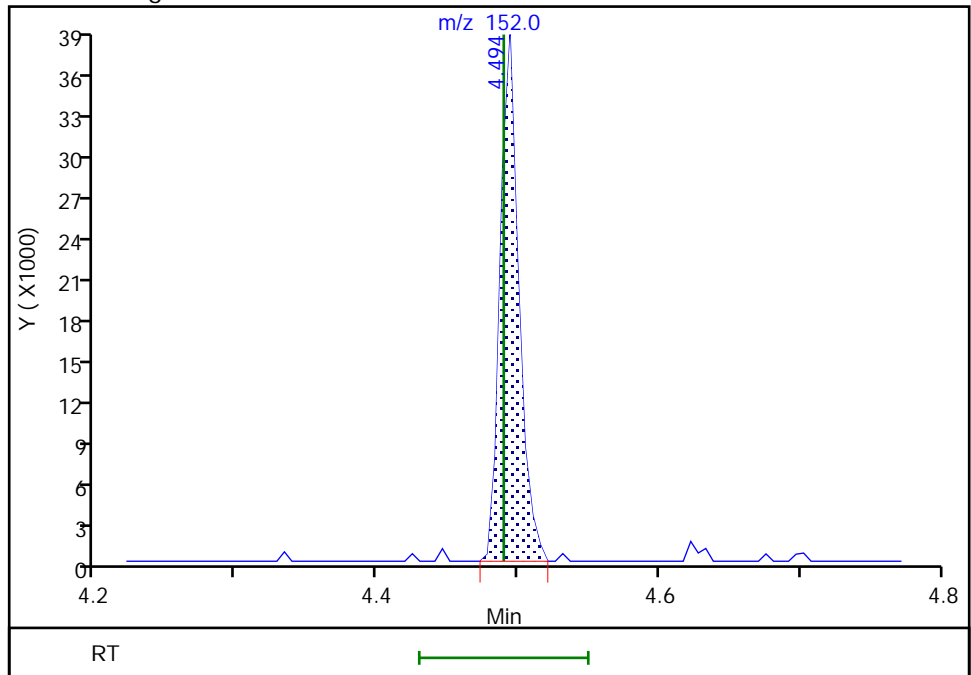
Not Detected
Expected RT: 4.49

Processing Integration Results



Manual Integration Results

RT: 4.49
Area: 35748
Amount: 100.0000
Amount Units: ug/L



Reviewer: limmere, 27-Jan-2022 13:41:14
Audit Action: Assigned Compound ID

Audit Reason: Peak assignment corrected

Eurofins Seattle

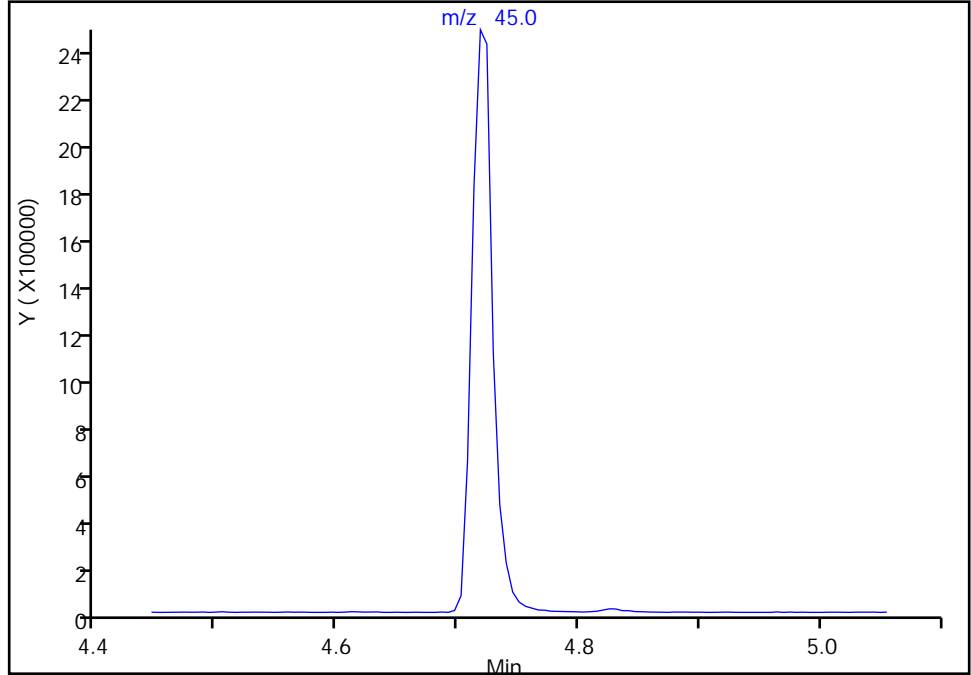
Data File: \\chromfs\Seattle\ChromData\TAC051\20220124-81014.b\0124A10_.D
Injection Date: 24-Jan-2022 17:04:30 Instrument ID: TAC051
Lims ID: STD10
Client ID:
Operator ID: TL ALS Bottle#: 4 Worklist Smp#: 4
Injection Vol: 1.0 ul Dil. Factor: 1.0000
Method: 8270 TAC051 Limit Group: 8270D BNA QSM 5.0
Column: Detector MS SCAN

29 2,2'-oxybis[1-chloropropane], CAS: 108-60-1

Signal: 1

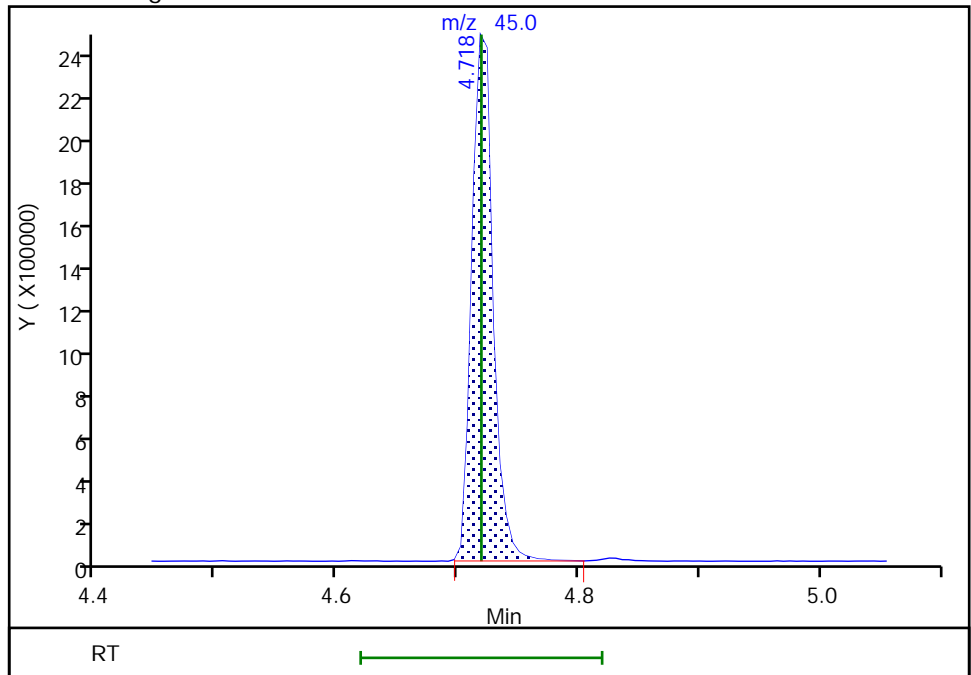
Not Detected
Expected RT: 4.72

Processing Integration Results



RT: 4.72
Area: 2928233
Amount: 8441.5142
Amount Units: ug/L

Manual Integration Results



Reviewer: limmere, 27-Jan-2022 13:41:19
Audit Action: Assigned Compound ID

Audit Reason: Peak assignment corrected

Eurofins Seattle

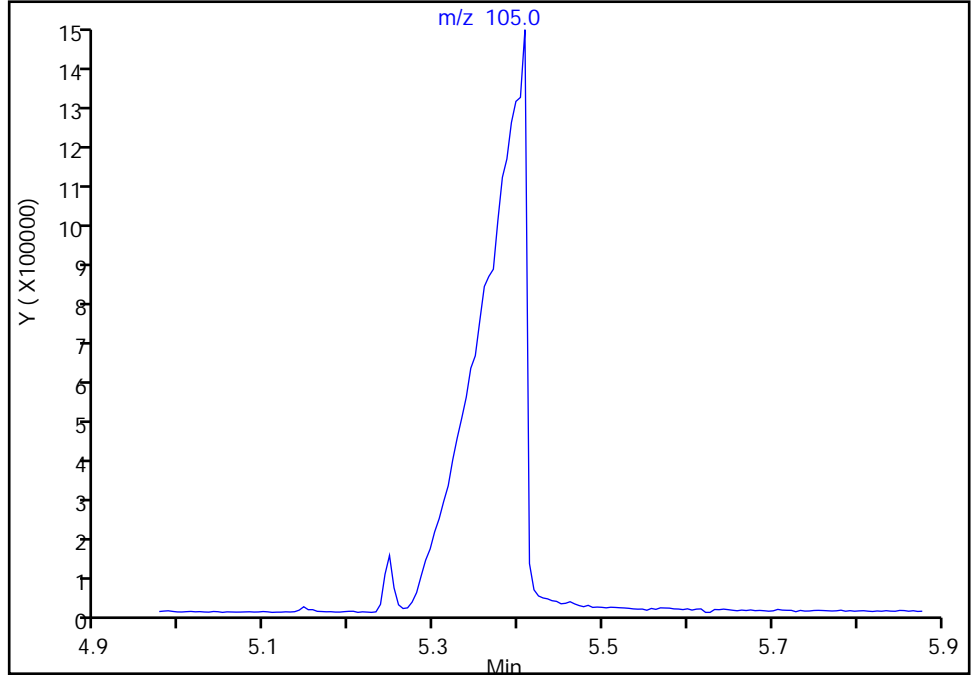
Data File: \\chromfs\Seattle\ChromData\TAC051\20220124-81014.b\0124A10_.D
Injection Date: 24-Jan-2022 17:04:30 Instrument ID: TAC051
Lims ID: STD10
Client ID:
Operator ID: TL ALS Bottle#: 4 Worklist Smp#: 4
Injection Vol: 1.0 ul Dil. Factor: 1.0000
Method: 8270 TAC051 Limit Group: 8270D BNA QSM 5.0
Column: Detector MS SCAN

39 Benzoic acid, CAS: 65-85-0

Signal: 1

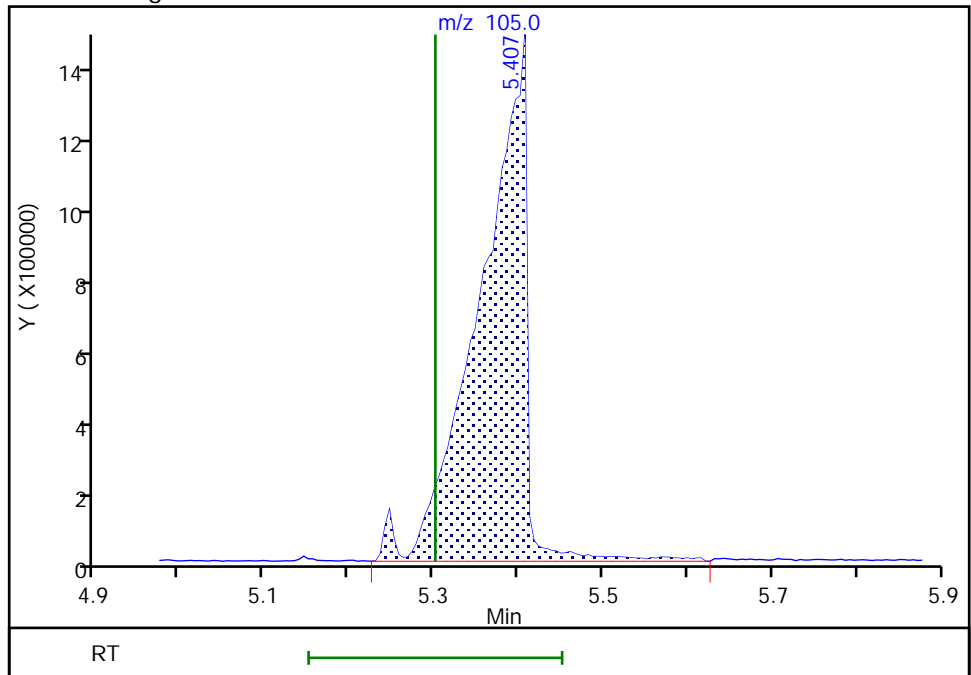
Not Detected
Expected RT: 5.30

Processing Integration Results



RT: 5.41
Area: 5387119
Amount: 20034
Amount Units: ug/L

Manual Integration Results



Reviewer: limmere, 27-Jan-2022 13:41:29
Audit Action: Assigned Compound ID

Audit Reason: Peak assignment corrected

Eurofins Seattle

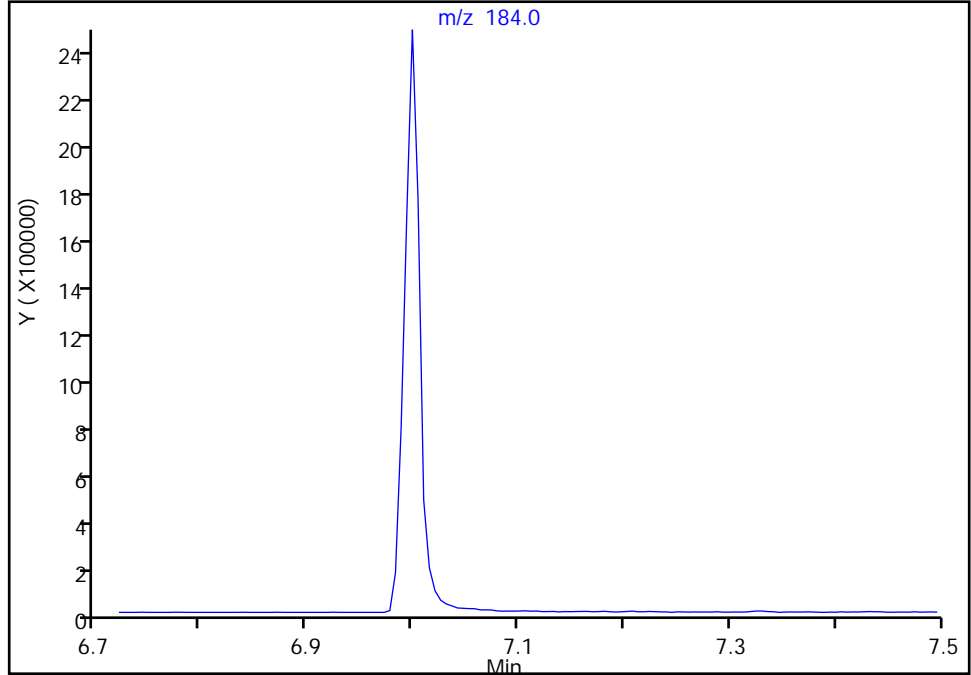
Data File: \\chromfs\Seattle\ChromData\TAC051\20220124-81014.b\0124A10_.D
Injection Date: 24-Jan-2022 17:04:30 Instrument ID: TAC051
Lims ID: STD10
Client ID:
Operator ID: TL ALS Bottle#: 4 Worklist Smp#: 4
Injection Vol: 1.0 ul Dil. Factor: 1.0000
Method: 8270 TAC051 Limit Group: 8270D BNA QSM 5.0
Column: Detector MS SCAN

63 2,4-Dinitrophenol, CAS: 51-28-5

Signal: 1

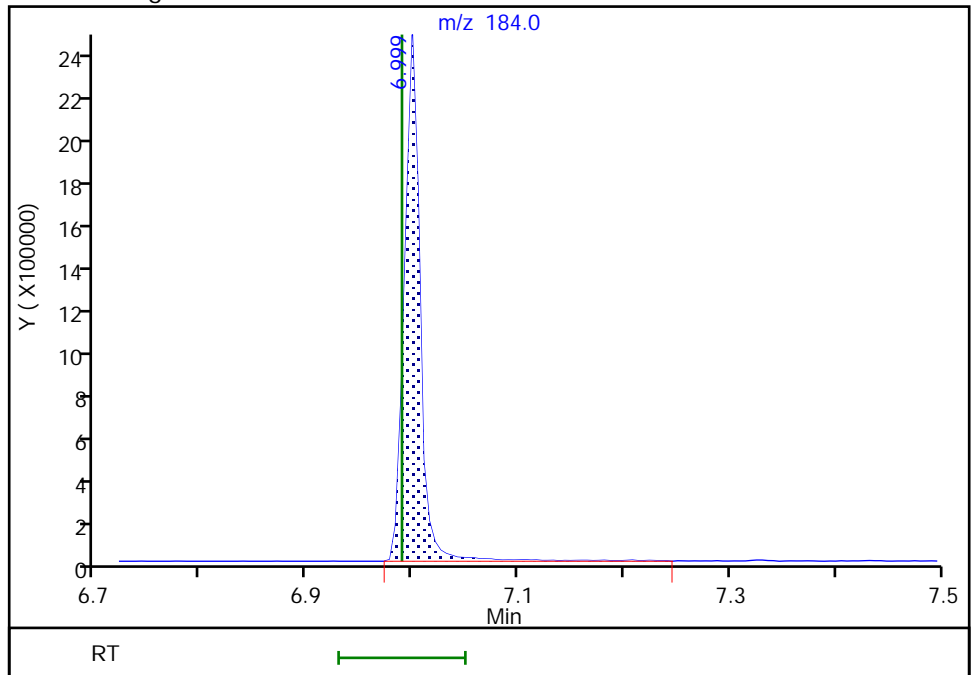
Not Detected
Expected RT: 6.99

Processing Integration Results



Manual Integration Results

RT: 7.00
Area: 2491838
Amount: 20325
Amount Units: ug/L



Reviewer: limmere, 27-Jan-2022 13:41:04
Audit Action: Assigned Compound ID

Audit Reason: Peak assignment corrected

Eurofins Seattle
Target Compound Quantitation Report

Data File: \\chromfs\Seattle\ChromData\TAC051\20220124-81014.b\0124A11_.D
 Lims ID: STD9
 Client ID:
 Sample Type: IC Calib Level: 9
 Inject. Date: 24-Jan-2022 17:28:30 ALS Bottle#: 5 Worklist Smp#: 5
 Injection Vol: 1.0 ul Dil. Factor: 1.0000
 Sample Info: 9
 Operator ID: TL Instrument ID: TAC051
 Sublist: chrom-8270 TAC051*sub34

Method: \\chromfs\Seattle\ChromData\TAC051\20220124-81014.b\8270 TAC051.m
 Limit Group: 8270D BNA QSM 5.0
 Last Update: 28-Jan-2022 17:06:43 Calib Date: 24-Jan-2022 20:31:30
 Integrator: RTE ID Type: RT Order ID
 Quant Method: Internal Standard Quant By: Initial Calibration
 Last ICal File: \\chromfs\Seattle\ChromData\TAC051\20220124-81014.b\0124A19_.D

Column 1 : Det: MS SCAN
 Process Host: CTX1607

First Level Reviewer: limmere

Date: 25-Jan-2022 15:02:30

Compound	Sig	RT (min.)	Adj RT (min.)	Dlt RT (min.)	Q	Response	Cal Amt ug/L	OnCol Amt ug/L	Flags
* 1 1,4-Dichlorobenzene-d4	152	4.493	4.489	0.004	86	32046	100.0	100.0	
* 2 Naphthalene-d8	136	5.503	5.499	0.004	93	126226	100.0	100.0	
* 3 Acenaphthene-d10	164	6.929	6.925	0.004	35	69529	100.0	100.0	
* 4 Phenanthrene-d10	188	8.142	8.138	0.004	93	103934	100.0	100.0	
* 5 Chrysene-d12	240	10.338	10.334	0.004	48	85575	100.0	100.0	
* 6 Perylene-d12	264	11.866	11.862	0.004	89	93823	100.0	100.0	
\$ 7 2-Fluorophenol	112	3.484	3.485	-0.001	87	1660042	5000.0	5557.1	
\$ 8 Phenol-d5	99	4.210	4.212	-0.002	97	1869344	5000.0	5669.3	
\$ 9 Nitrobenzene-d5	82	4.931	4.928	0.003	87	1521900	5000.0	5065.4	
\$ 10 2-methylnaphthalene-d10	152	6.053	6.055	-0.002	0	3587509	NC	NC	
\$ 11 2-Fluorobiphenyl	172	6.385	6.386	-0.001	97	4270070	5000.0	4618.7	
\$ 12 2,4,6-Tribromophenol	330	7.576	7.572	0.004	88	785601	5000.0	5405.9	
\$ 13 Fluoranthene-d10 (Surr)	212	9.120	9.116	0.004	0	5108271	NC	NC	
\$ 14 Terphenyl-d14	244	9.462	9.458	0.004	98	3794742	5000.0	4874.9	
15 1,4-Dioxane	88	2.362	2.353	0.009	0	1793	NC	NC	
16 N-Nitrosodimethylamine	74	2.469	2.475	-0.006	75	744037	5000.0	5528.9	
17 Pyridine	79	2.479	2.492	-0.013	87	2527274	10000	10602	
19 Phenol	94	4.221	4.222	-0.001	97	1885852	5000.0	5859.2	
18 Aniline	93	4.237	4.238	-0.001	67	2047944	5000.0	5069.8	
20 Bis(2-chloroethyl)ether	93	4.296	4.297	-0.001	97	1412935	5000.0	5104.7	
21 2-Chlorophenol	128	4.328	4.324	0.004	66	2189408	5000.0	5644.1	
22 n-Decane	57	4.376	4.377	-0.001	89	1265178	5000.0	4998.7	
23 1,3-Dichlorobenzene	146	4.445	4.447	-0.002	97	2424476	5000.0	5248.6	
25 1,4-Dichlorobenzene	146	4.504	4.505	-0.001	95	2477692	5000.0	4941.3	
26 Benzyl alcohol	79	4.606	4.607	-0.001	92	1143127	5000.0	5783.9	
27 1,2-Dichlorobenzene	146	4.622	4.623	-0.001	97	2370683	5000.0	5048.7	
28 2-Methylphenol	108	4.696	4.692	0.004	57	1573928	5000.0	5851.4	
29 2,2'-oxybis[1-chloropropane]	45	4.718	4.719	-0.001	46	1630687	5000.0	5244.0	a
30 Acetophenone	105	4.814	4.810	0.004	96	2309817	5000.0	5692.4	
31 N-Nitrosodi-n-propylamine	70	4.819	4.815	0.004	73	906094	5000.0	5673.5	
32 3 & 4 Methylphenol	108	4.825	4.821	0.004	89	1579216	5000.0	5605.2	

Compound	Sig	RT (min.)	Adj RT (min.)	Dlt RT (min.)	Q	Response	Cal Amt ug/L	OnCol Amt ug/L	Flags
33 Hexachloroethane	117	4.883	4.885	-0.002	92	958843	5000.0	5272.8	
34 Nitrobenzene	77	4.948	4.944	0.004	86	1470537	5000.0	5370.8	
35 Isophorone	82	5.140	5.136	0.004	94	2615844	5000.0	5546.3	
36 2-Nitrophenol	139	5.199	5.200	-0.001	88	1162420	5000.0	5314.9	
37 2,4-Dimethylphenol	107	5.241	5.243	-0.002	93	1807128	5000.0	5642.7	
39 Benzoic acid	105	5.370	5.301	0.069	82	2738724	10000	10046	a
38 Bis(2-chloroethoxy)methane	93	5.321	5.323	-0.002	98	1636469	5000.0	5530.9	
40 2,4-Dichlorophenol	162	5.391	5.392	-0.001	80	1794662	5000.0	5297.1	
41 1,2,4-Trichlorobenzene	180	5.455	5.456	-0.001	95	1818176	5000.0	4710.4	
42 Naphthalene	128	5.519	5.515	0.004	97	5521644	5000.0	5208.9	
43 4-Chloroaniline	127	5.573	5.569	0.004	82	2365912	5000.0	5250.2	
44 2,6-Dichlorophenol	162	5.573	5.574	-0.001	85	1778591	5000.0	5049.1	
45 Hexachlorobutadiene	225	5.621	5.622	-0.001	93	1066820	5000.0	4656.6	
46 4-Chloro-3-methylphenol	107	5.973	5.969	0.004	87	1482131	5000.0	5314.9	
47 2-Methylnaphthalene	142	6.080	6.081	-0.001	83	3851996	5000.0	4684.3	
48 1-Methylnaphthalene	142	6.160	6.156	0.004	90	3734140	5000.0	4781.0	
49 Hexachlorocyclopentadiene	237	6.208	6.210	-0.002	92	1289587	5000.0	5257.0	
50 1,2,4,5-Tetrachlorobenzene	216	6.214	6.215	-0.001	95	1755031	5000.0	5031.7	
52 2,4,6-Trichlorophenol	196	6.315	6.311	0.004	88	1257370	5000.0	5488.2	
53 2,4,5-Trichlorophenol	196	6.342	6.343	-0.001	94	1346813	5000.0	5095.6	
54 1,1'-Biphenyl	154	6.465	6.461	0.004	96	4564025	5000.0	4524.7	
55 2-Chloronaphthalene	162	6.475	6.471	0.004	97	3667033	5000.0	4628.8	
56 2-Nitroaniline	138	6.566	6.568	-0.002	92	1348336	5000.0	5351.6	
57 Dimethyl phthalate	163	6.732	6.722	0.010	99	4185506	5000.0	5134.9	
58 1,3-Dinitrobenzene	168	6.748	6.744	0.004	80	733033	5000.0	5191.6	
59 2,6-Dinitrotoluene	165	6.775	6.765	0.009	64	1077271	5000.0	5172.4	
60 Acenaphthylene	152	6.812	6.808	0.004	95	5509536	5000.0	5177.3	
61 3-Nitroaniline	138	6.908	6.904	0.004	88	1071282	5000.0	5146.7	
62 Acenaphthene	153	6.956	6.952	0.004	93	3766831	5000.0	4629.5	
63 2,4-Dinitrophenol	184	6.994	6.990	0.004	84	1279146	10000	10057	a
64 4-Nitrophenol	109	7.058	7.048	0.010	83	1225638	10000	9795.4	
65 2,4-Dinitrotoluene	165	7.100	7.096	0.004	62	1374334	5000.0	5024.6	
66 Dibenzofuran	168	7.100	7.096	0.004	87	5012656	5000.0	4845.6	
51 2,3,5,6-Tetrachlorophenol	232	7.164	7.166	-0.002	88	966835	5000.0	5257.8	
67 2,3,4,6-Tetrachlorophenol	232	7.202	7.198	0.004	74	1066016	5000.0	5010.2	
68 Diethyl phthalate	149	7.309	7.299	0.010	98	4312494	5000.0	4784.9	
69 Fluorene	166	7.378	7.374	0.004	82	4108288	5000.0	4990.4	
70 4-Chlorophenyl phenyl ether	204	7.384	7.385	-0.001	88	1870819	5000.0	4937.0	
71 4-Nitroaniline	138	7.410	7.401	0.009	34	989483	5000.0	5054.7	
72 4,6-Dinitro-2-methylphenol	198	7.432	7.422	0.010	84	1443908	10000	10748	
73 N-Nitrosodiphenylamine	169	7.485	7.481	0.004	61	3054845	5000.0	5536.7	
74 Azobenzene	77	7.517	7.513	0.004	91	2889028	5000.0	5024.4	
75 4-Bromophenyl phenyl ether	248	7.784	7.786	-0.002	59	1147061	5000.0	5231.6	
76 Hexachlorobenzene	284	7.822	7.818	0.004	84	1289466	5000.0	4800.6	
77 Atrazine	200	7.934	7.930	0.004	92	1186308	5000.0	5016.5	
78 Pentachlorophenol	266	7.987	7.983	0.004	87	1690585	10000	10794	
79 n-Octadecane	57	8.083	8.085	-0.002	92	1607173	5000.0	5171.0	
80 Phenanthrene	178	8.158	8.160	-0.001	97	5255844	5000.0	5238.1	
81 Anthracene	178	8.201	8.197	0.004	97	5365074	5000.0	5290.5	
83 Carbazole	167	8.340	8.336	0.004	83	4194838	5000.0	5032.9	
84 Di-n-butyl phthalate	149	8.644	8.646	-0.002	100	6444929	5000.0	5435.9	
85 Fluoranthene	202	9.136	9.132	0.004	96	5421432	5000.0	5275.8	

Compound	Sig	RT (min.)	Adj RT (min.)	Dlt RT (min.)	Q	Response	Cal Amt ug/L	OnCol Amt ug/L	Flags
88 Benzidine	184	9.259	9.260	-0.001	98	3023406	10000	9952.6	
89 Pyrene	202	9.317	9.313	0.004	96	5615456	5000.0	5264.1	
94 Butyl benzyl phthalate	149	9.873	9.869	0.004	93	3084606	5000.0	5307.4	
96 3,3'-Dichlorobenzidine	252	10.322	10.318	0.004	72	3367556	10000	10102	
97 Benzo[a]anthracene	228	10.327	10.323	0.004	99	4971440	5000.0	5140.6	
99 Chrysene	228	10.364	10.360	0.004	91	4943043	5000.0	5136.0	
98 Bis(2-ethylhexyl) phthalate	149	10.391	10.393	-0.001	78	4146254	5000.0	4895.7	
100 Di-n-octyl phthalate	149	11.059	11.055	0.004	98	6987870	5000.0	5625.4	
101 Benzo[b]fluoranthene	252	11.433	11.424	0.009	96	5227145	5000.0	5021.0	
102 Benzofluoranthene	252	11.465	11.456	0.009	1	10361259	10000	8986.7	
103 Benzo[k]fluoranthene	252	11.465	11.456	0.009	93	5370634	5000.0	4264.0	
104 Benzo[a]pyrene	252	11.801	11.792	0.009	74	4696887	5000.0	4895.1	
105 Indeno[1,2,3-cd]pyrene	276	13.180	13.165	0.015	91	4974655	5000.0	5184.7	
106 Dibenz(a,h)anthracene	278	13.217	13.208	0.009	75	5303630	5000.0	5116.0	
107 Benzo[g,h,i]perylene	276	13.511	13.496	0.015	93	5489900	5000.0	5047.2	

QC Flag Legend

Processing Flags

NC - Not Calibrated

Review Flags

a - User Assigned ID

Reagents:

8270_ic_stk_00062

Amount Added: 50.00

Units: uL

8270SIM_IS_00069

Amount Added: 10.00

Units: uL

Eurofins Seattle

Data File: \\chromfs\Seattle\ChromData\TAC051\20220124-81014.b0124A11_.D

Injection Date: 24-Jan-2022 17:28:30

Instrument ID: TAC051

Lims ID: STD9

Client ID:

Operator ID: TL

ALS Bottle#: 5

Worklist Smp#: 5

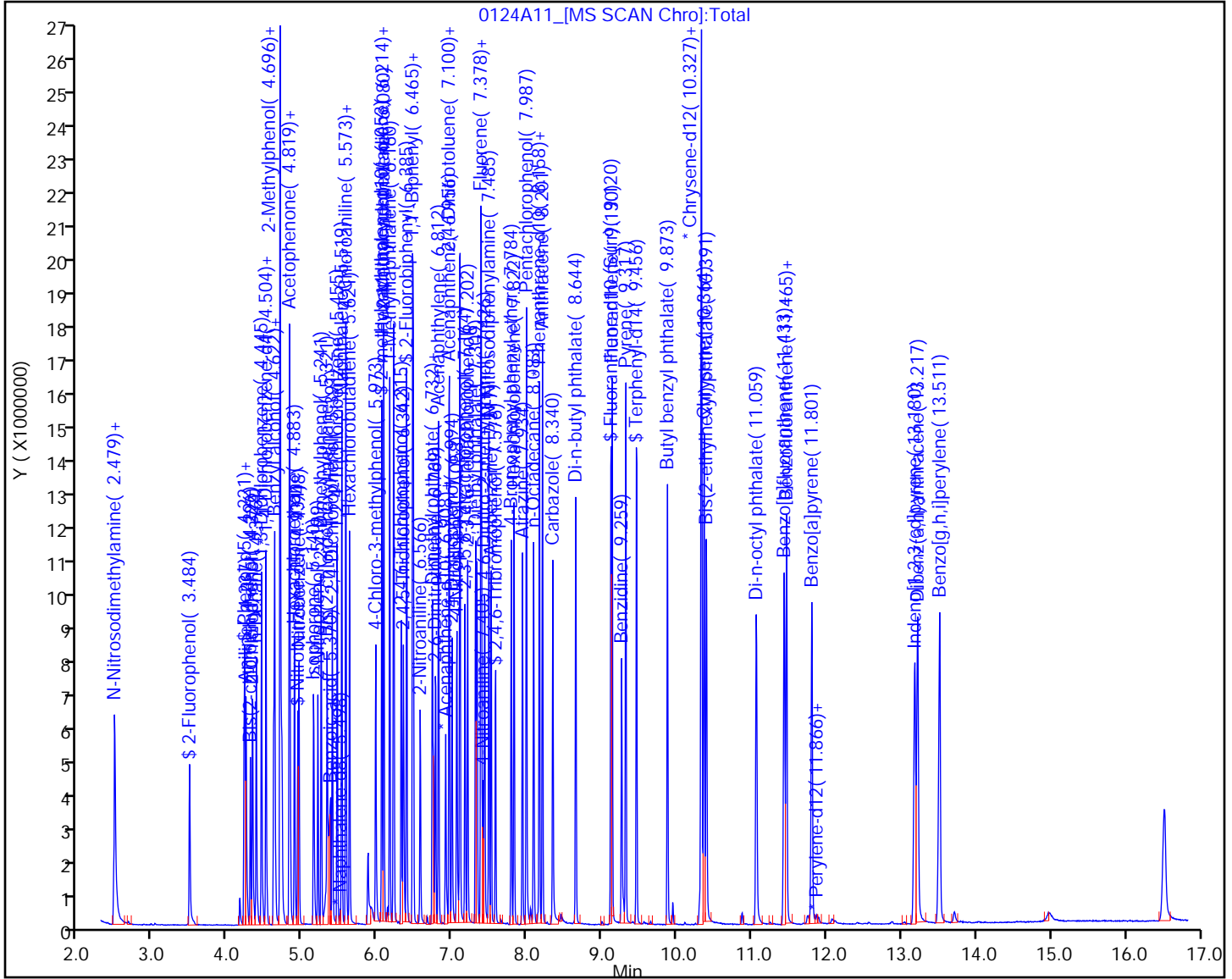
Injection Vol: 1.0 ul

Dil. Factor: 1.0000

Method: 8270 TAC051

Limit Group: 8270D BNA QSM 5.0

Y Scaling: Method Defined: Scale to the Nth Largest Target: 1



Eurofins Seattle

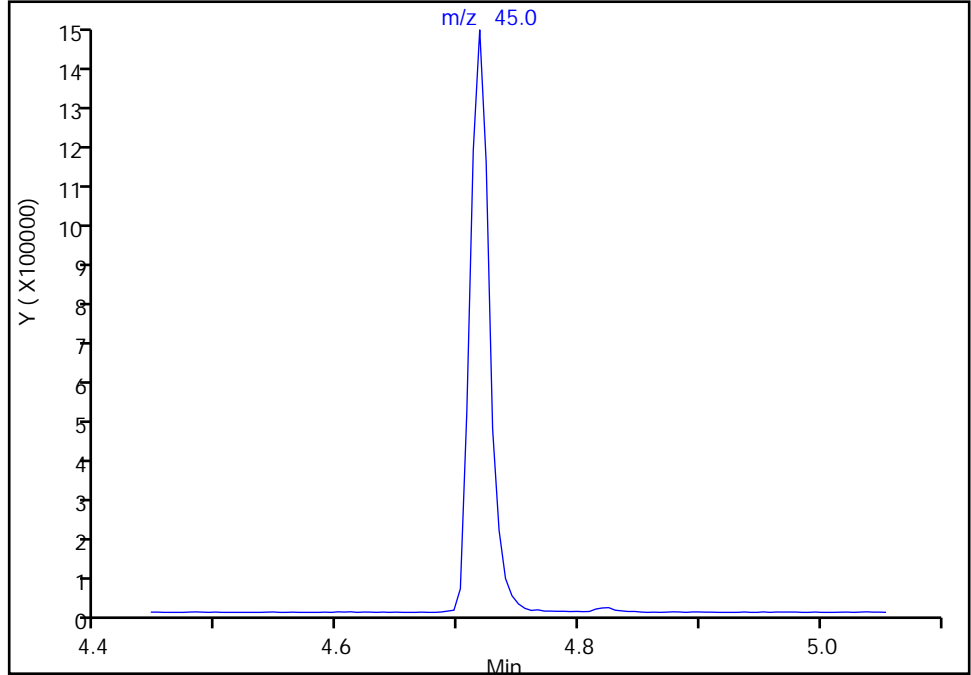
Data File: \\chromfs\Seattle\ChromData\TAC051\20220124-81014.b\0124A11_.D
Injection Date: 24-Jan-2022 17:28:30 Instrument ID: TAC051
Lims ID: STD9
Client ID:
Operator ID: TL ALS Bottle#: 5 Worklist Smp#: 5
Injection Vol: 1.0 ul Dil. Factor: 1.0000
Method: 8270 TAC051 Limit Group: 8270D BNA QSM 5.0
Column: Detector MS SCAN

29 2,2'-oxybis[1-chloropropane], CAS: 108-60-1

Signal: 1

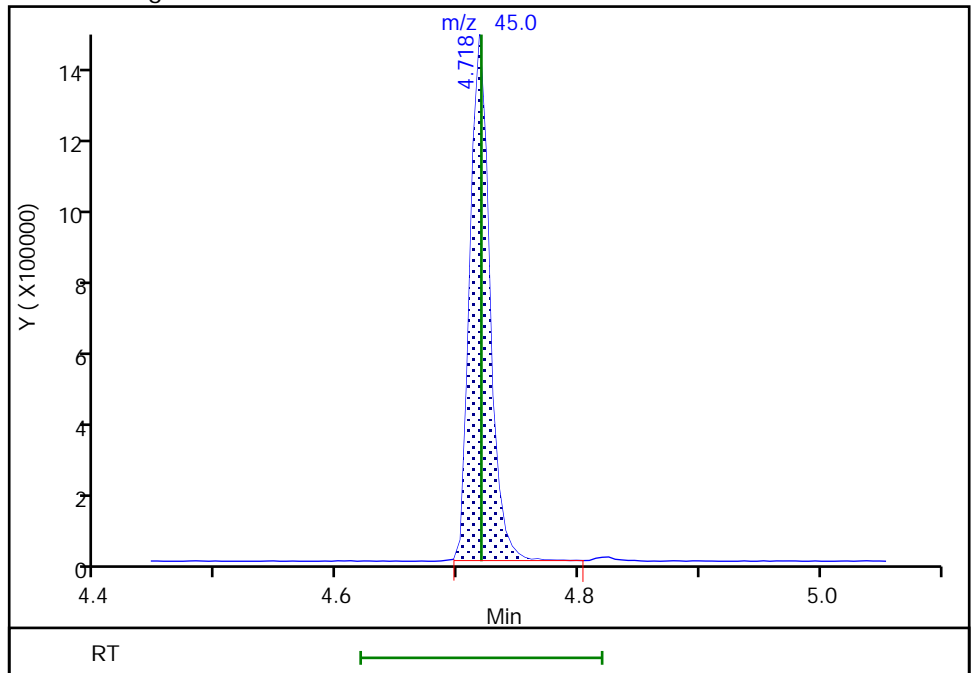
Not Detected
Expected RT: 4.72

Processing Integration Results



RT: 4.72
Area: 1630687
Amount: 5244.0069
Amount Units: ug/L

Manual Integration Results



Reviewer: limmere, 27-Jan-2022 13:42:07
Audit Action: Assigned Compound ID

Audit Reason: Peak assignment corrected

Eurofins Seattle

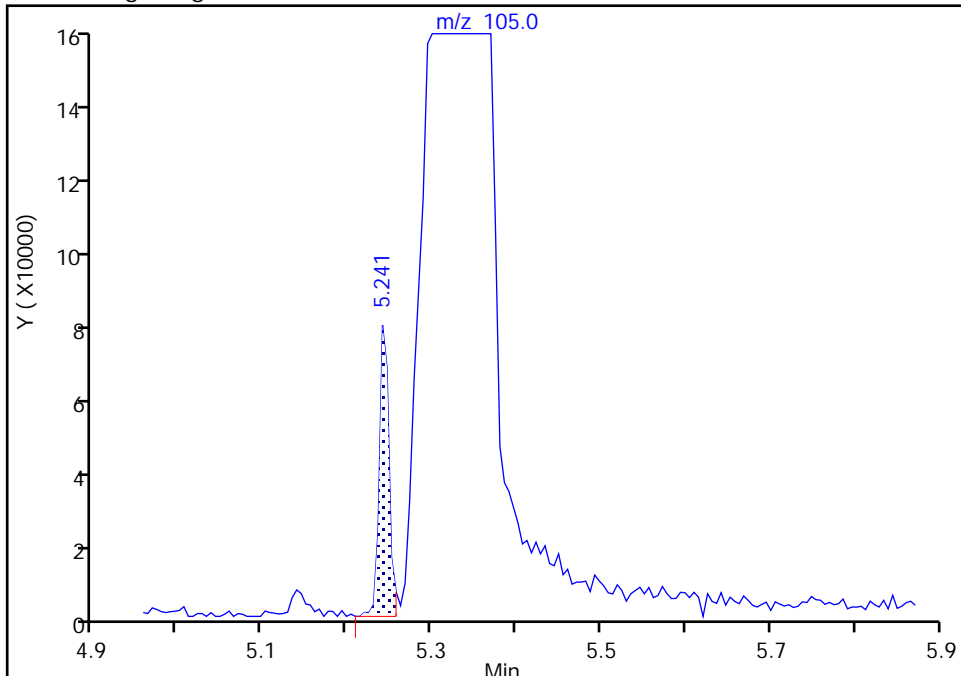
Data File: \\chromfs\Seattle\ChromData\TAC051\20220124-81014.b\0124A11_.D
Injection Date: 24-Jan-2022 17:28:30 Instrument ID: TAC051
Lims ID: STD9
Client ID:
Operator ID: TL ALS Bottle#: 5 Worklist Smp#: 5
Injection Vol: 1.0 ul Dil. Factor: 1.0000
Method: 8270 TAC051 Limit Group: 8270D BNA QSM 5.0
Column: Detector MS SCAN

39 Benzoic acid, CAS: 65-85-0

Signal: 1

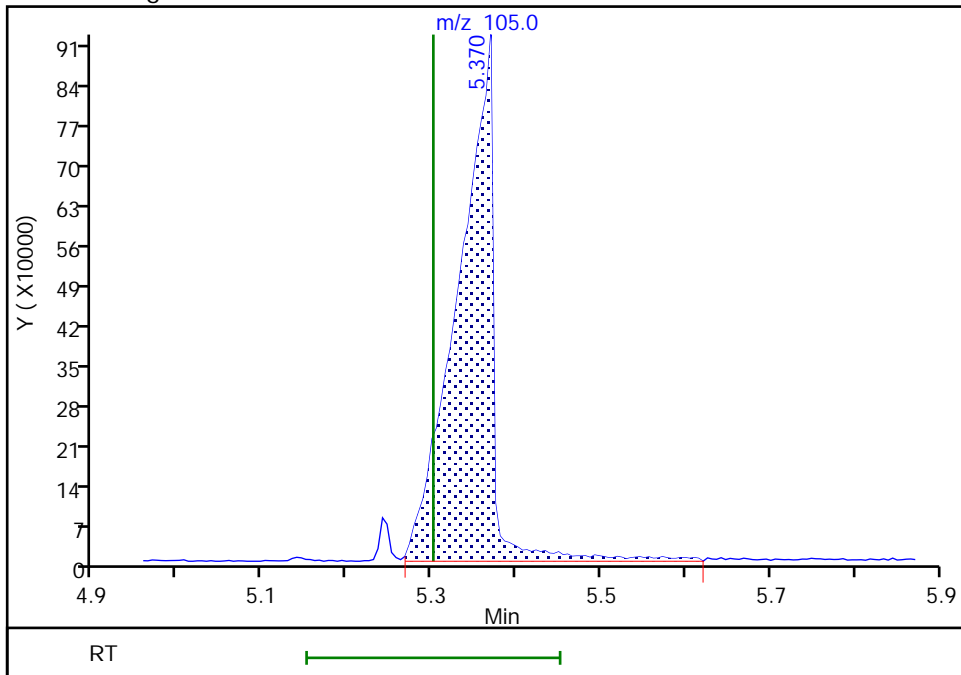
RT: 5.24
Area: 61367
Amount: 536.5393
Amount Units: ug/L

Processing Integration Results



RT: 5.37
Area: 2738724
Amount: 10046
Amount Units: ug/L

Manual Integration Results



Reviewer: mohammedj, 27-Jan-2022 14:45:18
Audit Action: Assigned Compound ID

Audit Reason: Peak assignment corrected

Eurofins Seattle

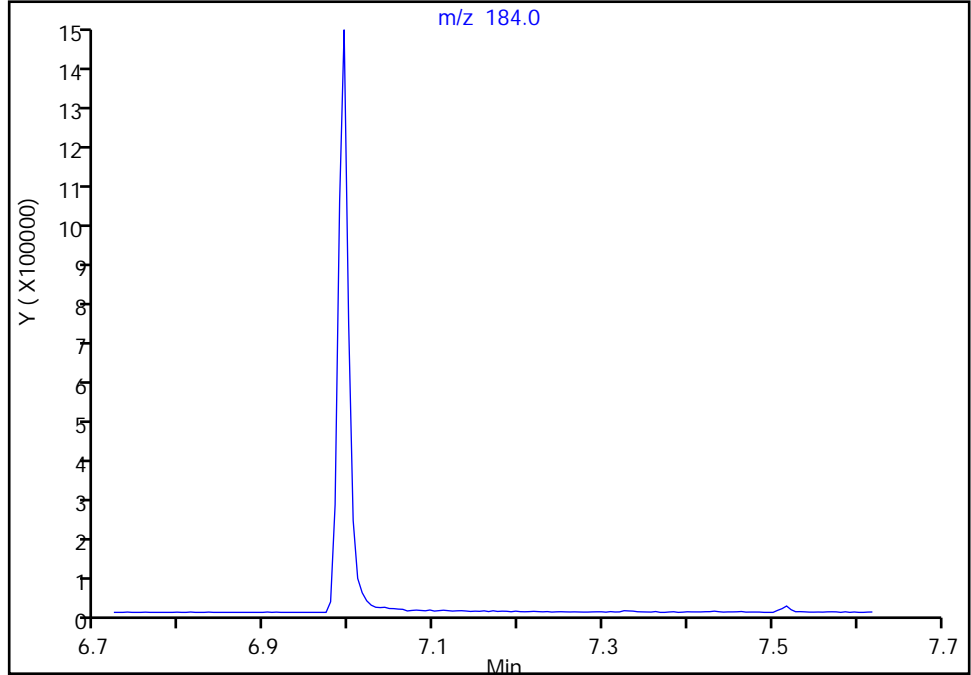
Data File: \\chromfs\Seattle\ChromData\TAC051\20220124-81014.b\0124A11_.D
Injection Date: 24-Jan-2022 17:28:30 Instrument ID: TAC051
Lims ID: STD9
Client ID:
Operator ID: TL ALS Bottle#: 5 Worklist Smp#: 5
Injection Vol: 1.0 ul Dil. Factor: 1.0000
Method: 8270 TAC051 Limit Group: 8270D BNA QSM 5.0
Column: Detector MS SCAN

63 2,4-Dinitrophenol, CAS: 51-28-5

Signal: 1

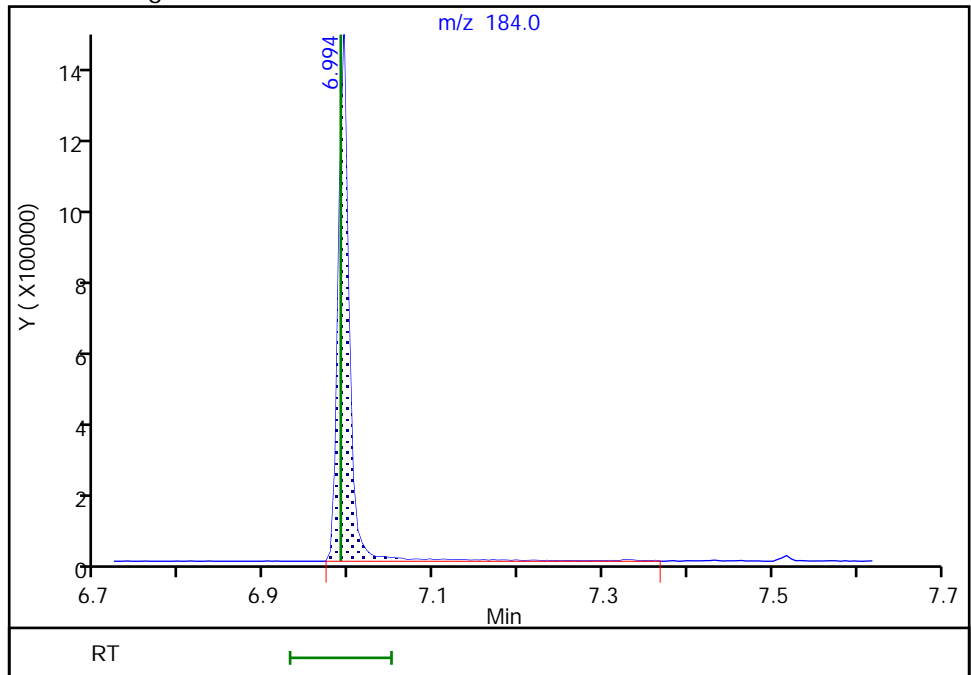
Not Detected
Expected RT: 6.99

Processing Integration Results



RT: 6.99
Area: 1279146
Amount: 10057
Amount Units: ug/L

Manual Integration Results



Reviewer: limmere, 27-Jan-2022 13:41:56
Audit Action: Assigned Compound ID

Audit Reason: Peak assignment corrected

Eurofins Seattle
Target Compound Quantitation Report

Data File: \\chromfs\Seattle\ChromData\TAC051\20220124-81014.b\0124A12_.D
 Lims ID: STD8
 Client ID:
 Sample Type: IC Calib Level: 8
 Inject. Date: 24-Jan-2022 17:51:30 ALS Bottle#: 6 Worklist Smp#: 6
 Injection Vol: 1.0 ul Dil. Factor: 1.0000
 Sample Info: 8
 Operator ID: TL Instrument ID: TAC051
 Sublist: chrom-8270 TAC051*sub34

Method: \\chromfs\Seattle\ChromData\TAC051\20220124-81014.b\8270 TAC051.m
 Limit Group: 8270D BNA QSM 5.0
 Last Update: 28-Jan-2022 17:06:47 Calib Date: 24-Jan-2022 20:31:30
 Integrator: RTE ID Type: RT Order ID
 Quant Method: Internal Standard Quant By: Initial Calibration
 Last ICal File: \\chromfs\Seattle\ChromData\TAC051\20220124-81014.b\0124A19_.D

Column 1 : Det: MS SCAN
 Process Host: CTX1607

First Level Reviewer: limmere

Date: 25-Jan-2022 15:03:07

Compound	Sig	RT (min.)	Adj RT (min.)	Dlt RT (min.)	Q	Response	Cal Amt ug/L	OnCol Amt ug/L	Flags
* 1 1,4-Dichlorobenzene-d4	152	4.491	4.489	0.002	77	33467	100.0	100.0	a
* 2 Naphthalene-d8	136	5.501	5.499	0.002	94	129957	100.0	100.0	
* 3 Acenaphthene-d10	164	6.927	6.925	0.002	42	65966	100.0	100.0	
* 4 Phenanthrene-d10	188	8.140	8.138	0.002	95	103195	100.0	100.0	
* 5 Chrysene-d12	240	10.335	10.334	0.001	44	88740	100.0	100.0	
* 6 Perylene-d12	264	11.858	11.862	-0.004	87	87987	100.0	100.0	
\$ 7 2-Fluorophenol	112	3.481	3.485	-0.004	87	621440	2000.0	1995.0	
\$ 8 Phenol-d5	99	4.208	4.212	-0.004	98	707780	2000.0	2054.4	
\$ 9 Nitrobenzene-d5	82	4.929	4.928	0.001	88	582610	2000.0	1883.5	
\$ 10 2-methylnaphthalene-d10	152	6.051	6.055	-0.004	0	1417896	NC	NC	
\$ 11 2-Fluorobiphenyl	172	6.382	6.386	-0.004	99	1706929	2000.0	1946.0	
\$ 12 2,4,6-Tribromophenol	330	7.573	7.572	0.001	87	279682	2000.0	1963.5	
\$ 13 Fluoranthene-d10 (Surr)	212	9.117	9.116	0.001	0	2072596	NC	NC	
\$ 14 Terphenyl-d14	244	9.459	9.458	0.001	99	1529297	2000.0	1978.7	
15 1,4-Dioxane	88	2.349	2.353	-0.004	1	4137	NC	NC	
16 N-Nitrosodimethylamine	74	2.472	2.475	-0.003	76	269153	2000.0	1930.9	
17 Pyridine	79	2.482	2.492	-0.010	88	963115	4000.0	3903.7	
19 Phenol	94	4.219	4.222	-0.004	97	719856	2000.0	2141.6	
18 Aniline	93	4.240	4.238	0.002	59	815352	2000.0	1936.4	
20 Bis(2-chloroethyl)ether	93	4.293	4.297	-0.004	97	554075	2000.0	1916.8	
21 2-Chlorophenol	128	4.325	4.324	0.001	67	824994	2000.0	2036.5	
22 n-Decane	57	4.373	4.377	-0.004	92	493704	2000.0	1867.8	
23 1,3-Dichlorobenzene	146	4.443	4.447	-0.004	98	927931	2000.0	1923.5	
25 1,4-Dichlorobenzene	146	4.507	4.505	0.002	97	958150	2000.0	1829.7	
26 Benzyl alcohol	79	4.603	4.607	-0.004	93	432001	2000.0	2097.7	
27 1,2-Dichlorobenzene	146	4.619	4.623	-0.004	97	923363	2000.0	1882.9	
28 2-Methylphenol	108	4.694	4.692	0.002	55	599419	2000.0	2133.8	
29 2,2'-oxybis[1-chloropropane]	45	4.715	4.719	-0.004	47	620330	2000.0	1910.2	a
30 Acetophenone	105	4.811	4.810	0.001	96	879561	2000.0	2075.6	
31 N-Nitrosodi-n-propylamine	70	4.817	4.815	0.002	79	333139	2000.0	1997.4	
32 3 & 4 Methylphenol	108	4.822	4.821	0.001	88	603891	2000.0	2056.3	

Compound	Sig	RT (min.)	Adj RT (min.)	Dlt RT (min.)	Q	Response	Cal Amt ug/L	OnCol Amt ug/L	Flags
33 Hexachloroethane	117	4.886	4.885	0.001	88	359498	2000.0	1893.0	
34 Nitrobenzene	77	4.945	4.944	0.001	86	564801	2000.0	1980.8	
35 Isophorone	82	5.137	5.136	0.001	94	1001416	2000.0	2033.1	
36 2-Nitrophenol	139	5.196	5.200	-0.004	89	445738	2000.0	1984.1	
37 2,4-Dimethylphenol	107	5.239	5.243	-0.004	93	694752	2000.0	2080.2	
39 Benzoic acid	105	5.324	5.301	0.023	47	1051632	4000.0	3957.1	
38 Bis(2-chloroethoxy)methane	93	5.319	5.323	-0.004	97	624017	2000.0	2019.5	
40 2,4-Dichlorophenol	162	5.388	5.392	-0.004	89	661249	2000.0	1906.4	
41 1,2,4-Trichlorobenzene	180	5.458	5.456	0.002	92	703731	2000.0	1770.8	
42 Naphthalene	128	5.517	5.515	0.002	96	2306526	2000.0	1844.8	
43 4-Chloroaniline	127	5.570	5.569	0.001	81	853626	2000.0	1856.0	
44 2,6-Dichlorophenol	162	5.570	5.574	-0.004	87	668074	2000.0	1960.0	
45 Hexachlorobutadiene	225	5.623	5.622	0.001	95	407934	2000.0	1729.5	
46 4-Chloro-3-methylphenol	107	5.971	5.969	0.002	88	540762	2000.0	2067.0	
47 2-Methylnaphthalene	142	6.078	6.081	-0.003	79	1549313	2000.0	1830.0	
48 1-Methylnaphthalene	142	6.158	6.156	0.002	81	1453189	2000.0	1807.2	
49 Hexachlorocyclopentadiene	237	6.206	6.210	-0.004	92	474427	2000.0	2038.5	
50 1,2,4,5-Tetrachlorobenzene	216	6.216	6.215	0.001	94	664954	2000.0	1942.3	
52 2,4,6-Trichlorophenol	196	6.313	6.311	0.002	89	438775	2000.0	2038.3	
53 2,4,5-Trichlorophenol	196	6.345	6.343	0.002	96	489699	2000.0	1980.1	
54 1,1'-Biphenyl	154	6.462	6.461	0.001	95	1833985	2000.0	1916.4	
55 2-Chloronaphthalene	162	6.473	6.471	0.002	97	1437621	2000.0	1912.7	
56 2-Nitroaniline	138	6.564	6.568	-0.004	92	459472	2000.0	2073.1	
57 Dimethyl phthalate	163	6.724	6.722	0.002	99	1607770	2000.0	2076.9	
58 1,3-Dinitrobenzene	168	6.740	6.744	-0.004	82	254656	2000.0	2043.0	
59 2,6-Dinitrotoluene	165	6.767	6.765	0.002	68	396420	2000.0	2026.5	
60 Acenaphthylene	152	6.809	6.808	0.001	90	2253492	2000.0	2079.4	
61 3-Nitroaniline	138	6.906	6.904	0.002	85	394436	2000.0	2042.1	
62 Acenaphthene	153	6.954	6.952	0.002	92	1479588	2000.0	1916.6	
63 2,4-Dinitrophenol	184	6.991	6.990	0.001	73	423163	4000.0	3785.4	a
64 4-Nitrophenol	109	7.050	7.048	0.002	85	411039	4000.0	3970.2	
65 2,4-Dinitrotoluene	165	7.093	7.096	-0.003	63	514538	2000.0	2018.9	
66 Dibenzofuran	168	7.098	7.096	0.002	88	2088576	2000.0	2128.0	
51 2,3,5,6-Tetrachlorophenol	232	7.162	7.166	-0.004	88	361812	2000.0	2098.7	
67 2,3,4,6-Tetrachlorophenol	232	7.199	7.198	0.001	72	399267	2000.0	1993.6	
68 Diethyl phthalate	149	7.306	7.299	0.007	97	1696159	2000.0	1983.6	
69 Fluorene	166	7.376	7.374	0.002	83	1641956	2000.0	2102.2	
70 4-Chlorophenyl phenyl ether	204	7.386	7.385	0.001	90	737588	2000.0	2051.6	
71 4-Nitroaniline	138	7.402	7.401	0.001	34	335166	2000.0	1846.5	
72 4,6-Dinitro-2-methylphenol	198	7.424	7.422	0.002	83	499883	4000.0	3866.3	
73 N-Nitrosodiphenylamine	169	7.483	7.481	0.002	59	1171768	2000.0	2139.0	
74 Azobenzene	77	7.515	7.513	0.002	89	1109354	2000.0	1945.5	
75 4-Bromophenyl phenyl ether	248	7.782	7.786	-0.004	60	435582	2000.0	1922.8	
76 Hexachlorobenzene	284	7.819	7.818	0.001	83	492581	2000.0	1847.0	
77 Atrazine	200	7.931	7.930	0.001	94	454389	2000.0	2036.0	
78 Pentachlorophenol	266	7.985	7.983	0.002	86	606919	4000.0	3995.3	
79 n-Octadecane	57	8.081	8.085	-0.004	91	601553	2000.0	1864.5	
80 Phenanthrene	178	8.156	8.160	-0.003	97	2154658	2000.0	1917.7	
81 Anthracene	178	8.198	8.197	0.001	97	2210236	2000.0	1897.7	
83 Carbazole	167	8.337	8.336	0.001	86	1688495	2000.0	1869.4	
84 Di-n-butyl phthalate	149	8.647	8.646	0.001	99	2675585	2000.0	1910.6	
85 Fluoranthene	202	9.133	9.132	0.001	96	2272893	2000.0	1912.0	

Compound	Sig	RT (min.)	Adj RT (min.)	Dlt RT (min.)	Q	Response	Cal Amt ug/L	OnCol Amt ug/L	Flags
88 Benzidine	184	9.256	9.260	-0.004	98	948099	4000.0	3203.0	
89 Pyrene	202	9.315	9.313	0.002	98	2343078	2000.0	1916.0	
94 Butyl benzyl phthalate	149	9.870	9.869	0.001	93	1169116	2000.0	1843.2	
96 3,3'-Dichlorobenzidine	252	10.319	10.318	0.001	70	1342115	4000.0	3759.6	
97 Benzo[a]anthracene	228	10.325	10.323	0.002	99	2000496	2000.0	1834.1	
99 Chrysene	228	10.362	10.360	0.002	93	2040111	2000.0	1803.0	
98 Bis(2-ethylhexyl) phthalate	149	10.394	10.393	0.002	76	1655943	2000.0	1978.3	
100 Di-n-octyl phthalate	149	11.056	11.055	0.001	98	2735228	2000.0	2348.0	
101 Benzo[b]fluoranthene	252	11.425	11.424	0.001	93	2022914	2000.0	2073.4	
102 Benzofluoranthene	252	11.457	11.456	0.001	1	4246638	4000.0	3927.6	
103 Benzo[k]fluoranthene	252	11.457	11.456	0.001	98	2314015	2000.0	1959.1	
104 Benzo[a]pyrene	252	11.794	11.792	0.002	75	1838099	2000.0	2045.5	
105 Indeno[1,2,3-cd]pyrene	276	13.167	13.165	0.002	94	1869567	2000.0	2083.6	
106 Dibenz(a,h)anthracene	278	13.209	13.208	0.001	73	2039921	2000.0	2106.5	
107 Benzo[g,h,i]perylene	276	13.498	13.496	0.002	91	2196860	2000.0	2012.8	

QC Flag Legend

Processing Flags

NC - Not Calibrated

Review Flags

a - User Assigned ID

Reagents:

8270_ic_stk_00062

Amount Added: 20.00

Units: uL

8270SIM_IS_00069

Amount Added: 10.00

Units: uL

Eurofins Seattle

Data File: \\chromfs\Seattle\ChromData\TAC051\20220124-81014.b0124A12_.D

Injection Date: 24-Jan-2022 17:51:30

Instrument ID: TAC051

Lims ID: STD8

Client ID:

Operator ID: TL

ALS Bottle#: 6

Worklist Smp#: 6

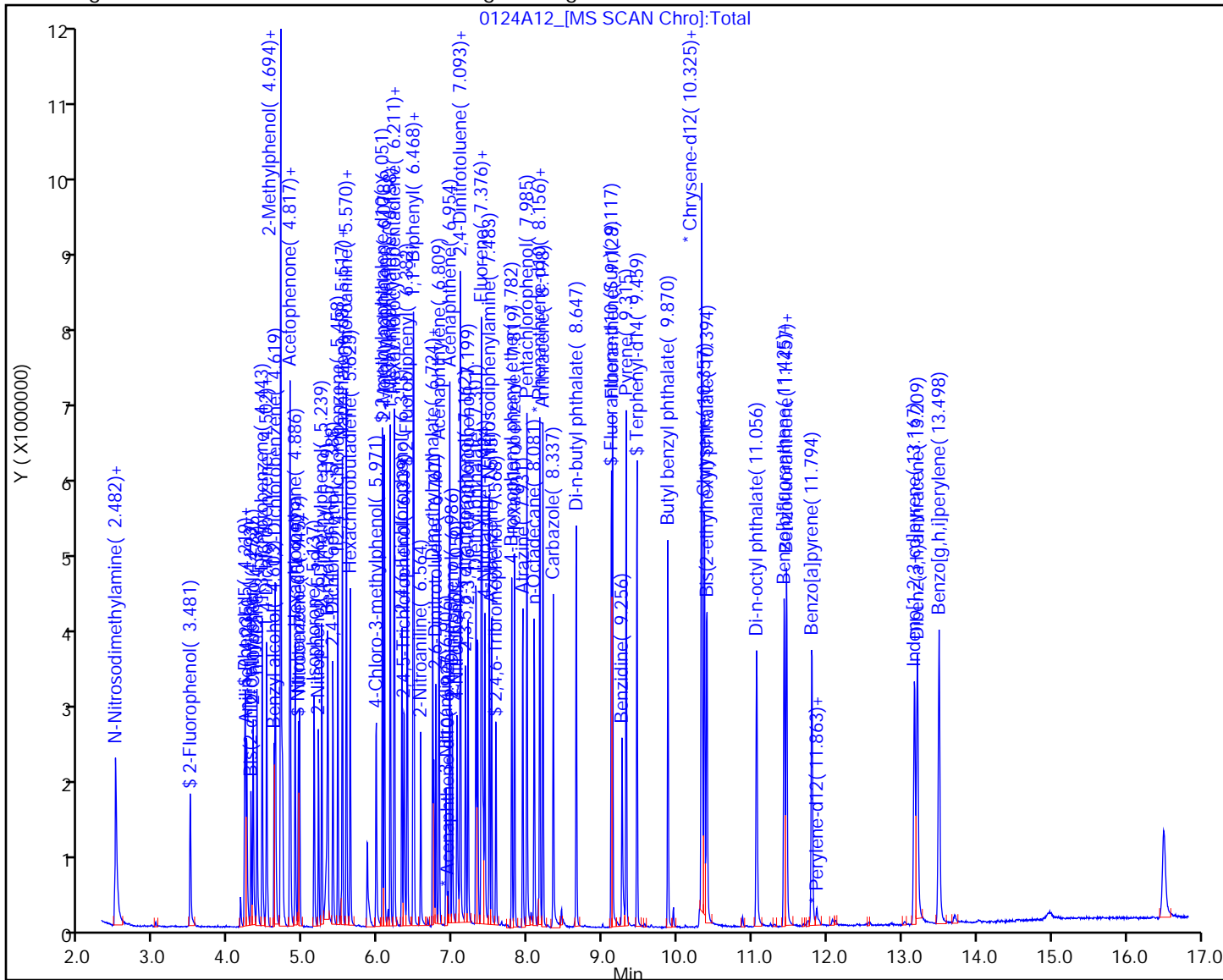
Injection Vol: 1.0 ul

Dil. Factor: 1.0000

Method: 8270 TAC051

Limit Group: 8270D BNA QSM 5.0

Y Scaling: Method Defined: Scale to the Nth Largest Target: 1



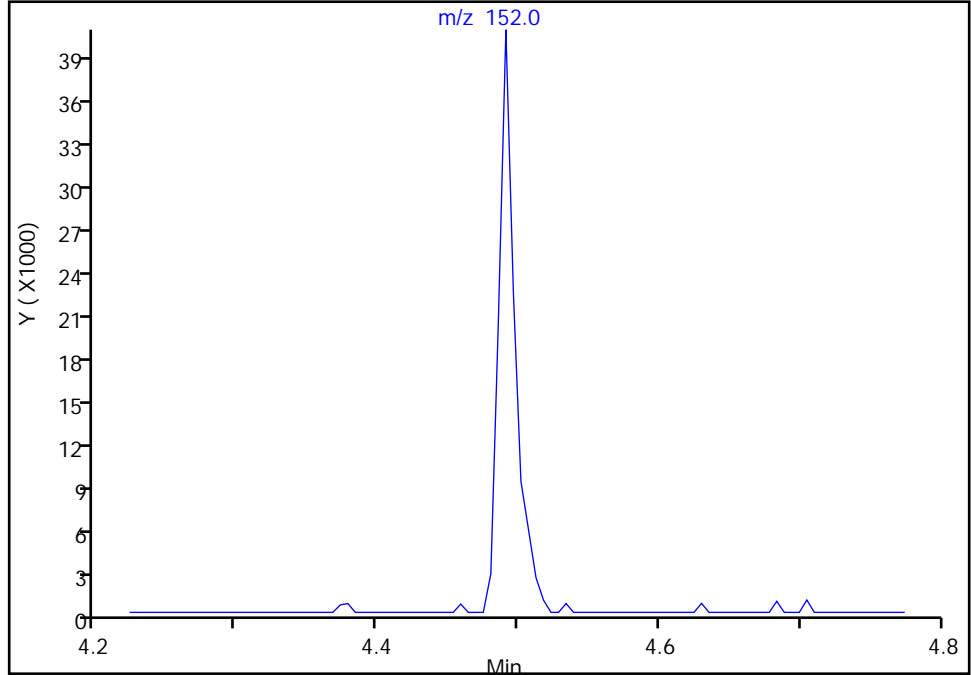
Eurofins Seattle

Data File: \\chromfs\Seattle\ChromData\TAC051\20220124-81014.b\0124A12_.D
Injection Date: 24-Jan-2022 17:51:30 Instrument ID: TAC051
Lims ID: STD8
Client ID:
Operator ID: TL ALS Bottle#: 6 Worklist Smp#: 6
Injection Vol: 1.0 ul Dil. Factor: 1.0000
Method: 8270 TAC051 Limit Group: 8270D BNA QSM 5.0
Column: Detector MS SCAN

* 1,1,4-Dichlorobenzene-d4, CAS: 3855-82-1
Signal: 1

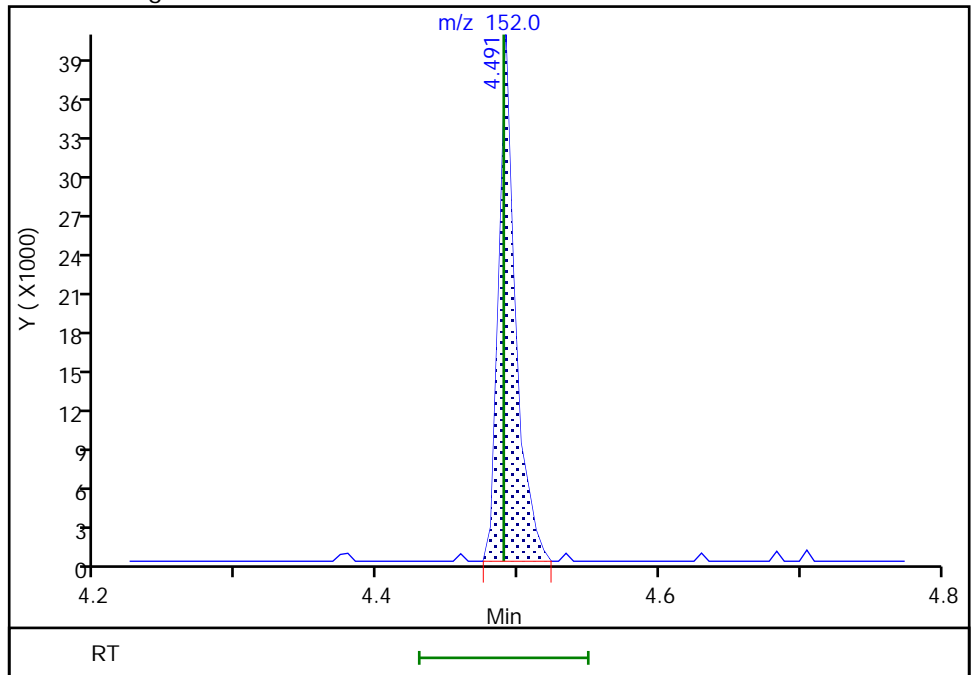
Not Detected
Expected RT: 4.49

Processing Integration Results



Manual Integration Results

RT: 4.49
Area: 33467
Amount: 100.0000
Amount Units: ug/L



Reviewer: limmere, 27-Jan-2022 13:42:26
Audit Action: Assigned Compound ID

Audit Reason: Peak assignment corrected

Eurofins Seattle

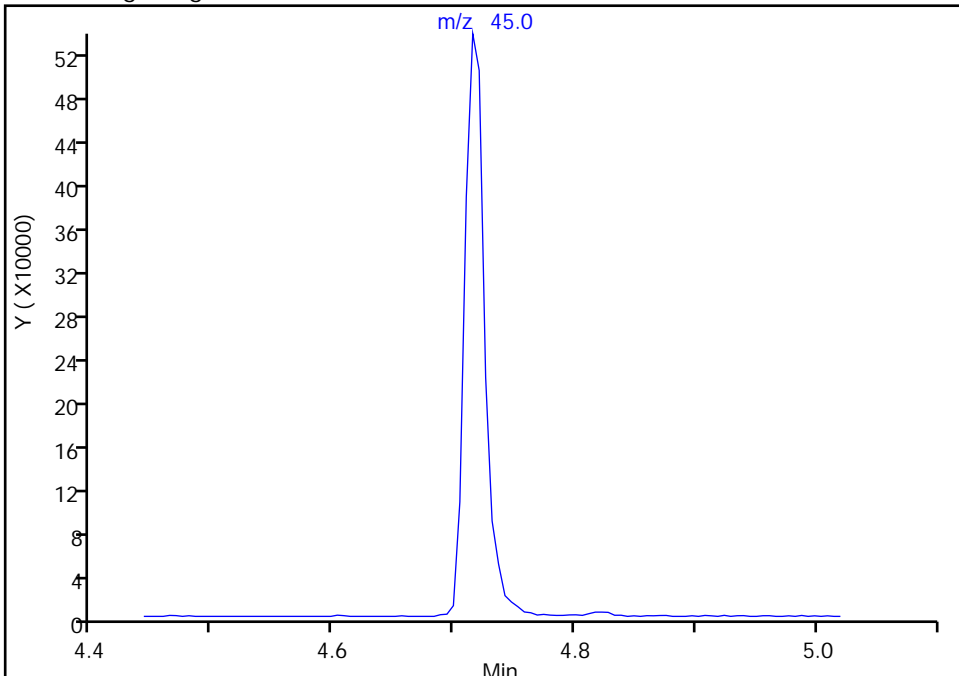
Data File: \\chromfs\Seattle\ChromData\TAC051\20220124-81014.b\0124A12_.D
Injection Date: 24-Jan-2022 17:51:30 Instrument ID: TAC051
Lims ID: STD8
Client ID:
Operator ID: TL ALS Bottle#: 6 Worklist Smp#: 6
Injection Vol: 1.0 ul Dil. Factor: 1.0000
Method: 8270 TAC051 Limit Group: 8270D BNA QSM 5.0
Column: Detector MS SCAN

29 2,2'-oxybis[1-chloropropane], CAS: 108-60-1

Signal: 1

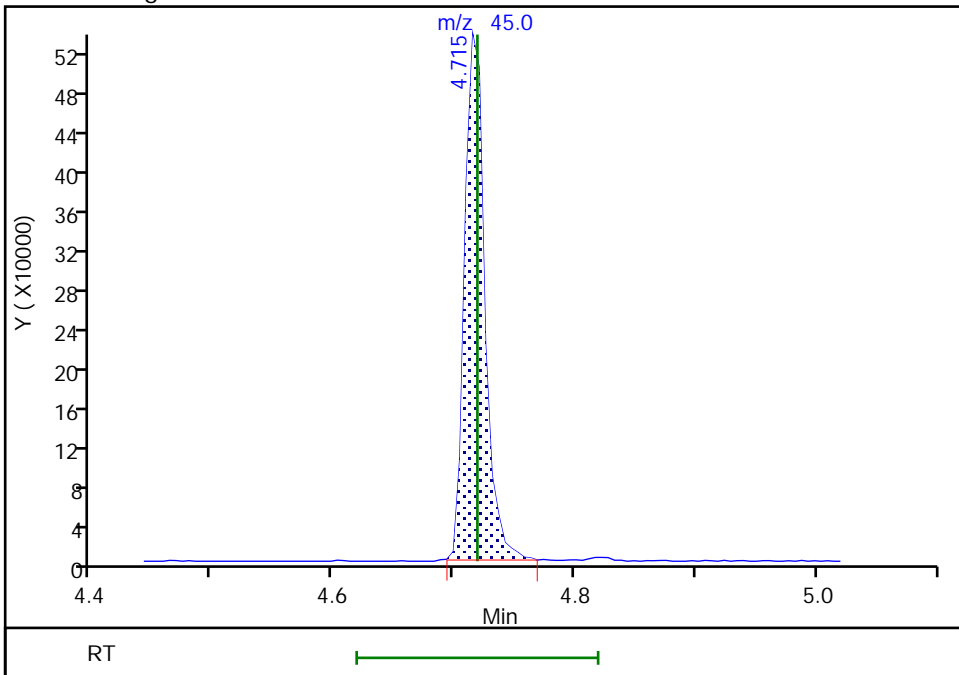
Not Detected
Expected RT: 4.72

Processing Integration Results



RT: 4.72
Area: 620330
Amount: 1910.1720
Amount Units: ug/L

Manual Integration Results



Reviewer: limmere, 27-Jan-2022 13:42:30
Audit Action: Assigned Compound ID

Audit Reason: Peak assignment corrected

Eurofins Seattle

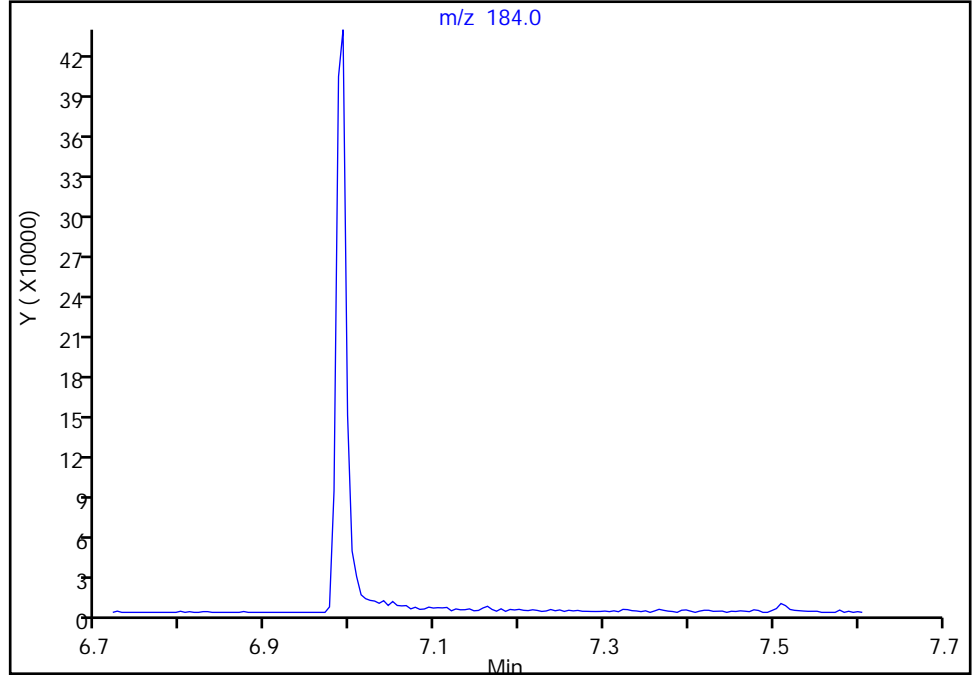
Data File: \\chromfs\Seattle\ChromData\TAC051\20220124-81014.b\0124A12_.D
Injection Date: 24-Jan-2022 17:51:30 Instrument ID: TAC051
Lims ID: STD8
Client ID:
Operator ID: TL ALS Bottle#: 6 Worklist Smp#: 6
Injection Vol: 1.0 ul Dil. Factor: 1.0000
Method: 8270 TAC051 Limit Group: 8270D BNA QSM 5.0
Column: Detector MS SCAN

63 2,4-Dinitrophenol, CAS: 51-28-5

Signal: 1

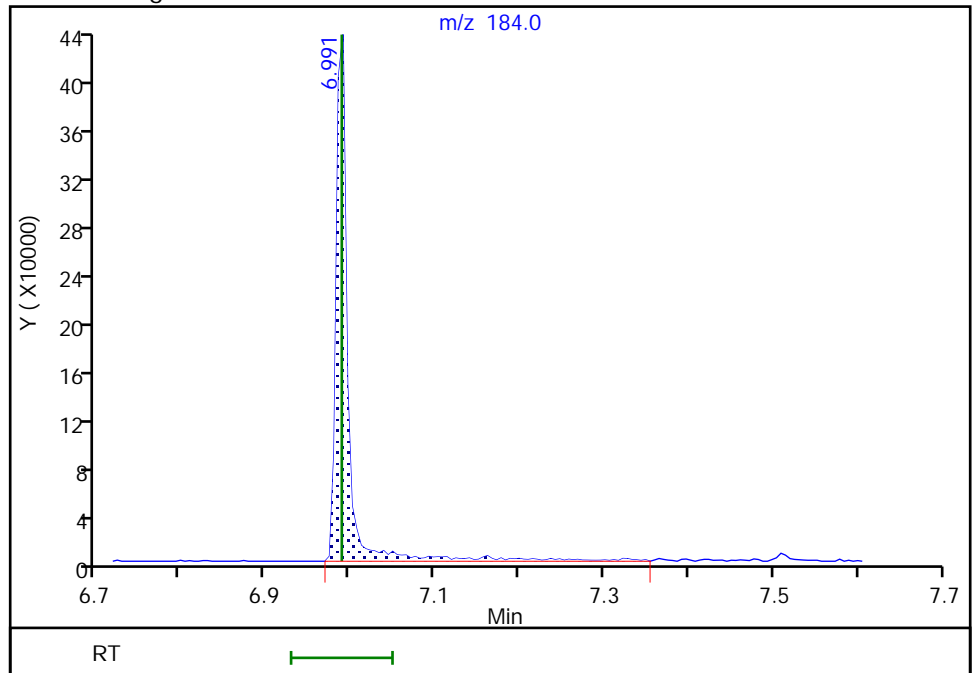
Not Detected
Expected RT: 6.99

Processing Integration Results



RT: 6.99
Area: 423163
Amount: 3785.4448
Amount Units: ug/L

Manual Integration Results



Reviewer: limmere, 27-Jan-2022 13:42:36
Audit Action: Assigned Compound ID

Audit Reason: Peak assignment corrected

Eurofins Seattle
Target Compound Quantitation Report

Data File: \\chromfs\Seattle\ChromData\TAC051\20220124-81014.b\0124A13_.D
 Lims ID: STD7IS
 Client ID:
 Sample Type: ICIS Calib Level: 7
 Inject. Date: 24-Jan-2022 18:14:30 ALS Bottle#: 7 Worklist Smp#: 7
 Injection Vol: 1.0 ul Dil. Factor: 1.0000
 Sample Info: 7
 Operator ID: TL Instrument ID: TAC051
 Sublist: chrom-8270 TAC051*sub34

Method: \\chromfs\Seattle\ChromData\TAC051\20220124-81014.b\8270 TAC051.m
 Limit Group: 8270D BNA QSM 5.0
 Last Update: 28-Jan-2022 17:06:50 Calib Date: 24-Jan-2022 20:31:30
 Integrator: RTE ID Type: RT Order ID
 Quant Method: Internal Standard Quant By: Initial Calibration
 Last ICal File: \\chromfs\Seattle\ChromData\TAC051\20220124-81014.b\0124A19_.D

Column 1 : Det: MS SCAN
 Process Host: CTX1607

First Level Reviewer: boylea

Date: 28-Jan-2022 17:03:48

Compound	Sig	RT (min.)	Adj RT (min.)	Dlt RT (min.)	Q	Response	Cal Amt ug/L	OnCol Amt ug/L	Flags
* 1 1,4-Dichlorobenzene-d4	152	4.489	4.489	0.000	72	32770	100.0	100.0	
* 2 Naphthalene-d8	136	5.499	5.499	0.000	95	118298	100.0	100.0	
* 3 Acenaphthene-d10	164	6.925	6.925	0.000	54	65313	100.0	100.0	
* 4 Phenanthrene-d10	188	8.138	8.138	0.000	94	94680	100.0	100.0	
* 5 Chrysene-d12	240	10.334	10.334	0.000	52	77460	100.0	100.0	
* 6 Perylene-d12	264	11.862	11.862	0.000	87	82562	100.0	100.0	
\$ 7 2-Fluorophenol	112	3.485	3.485	0.000	86	326634	1000.0	1073.1	
\$ 8 Phenol-d5	99	4.212	4.212	0.000	98	360808	1000.0	1068.8	
\$ 9 Nitrobenzene-d5	82	4.928	4.928	0.000	86	301048	1000.0	1069.1	
\$ 10 2-methylnaphthalene-d10	152	6.055	6.055	0.000	0	720455	NC	NC	
\$ 11 2-Fluorobiphenyl	172	6.386	6.386	0.000	98	885103	1000.0	1019.2	
\$ 12 2,4,6-Tribromophenol	330	7.572	7.572	0.000	83	139026	1000.0	1081.7	
\$ 13 Fluoranthene-d10 (Surr)	212	9.116	9.116	0.000	0	1054605	NC	NC	
\$ 14 Terphenyl-d14	244	9.458	9.458	0.000	99	764445	1000.0	1078.0	
15 1,4-Dioxane	88	2.353	2.353	0.000	1	2604	NC	NC	
16 N-Nitrosodimethylamine	74	2.475	2.475	0.000	78	137585	1000.0	1019.6	
17 Pyridine	79	2.492	2.492	0.000	89	474344	2000.0	1990.9	
19 Phenol	94	4.222	4.222	0.000	99	371134	1000.0	1127.6	
18 Aniline	93	4.238	4.238	0.000	21	415718	1000.0	1011.1	
20 Bis(2-chloroethyl)ether	93	4.297	4.297	0.000	95	293417	1000.0	1036.6	
21 2-Chlorophenol	128	4.324	4.324	0.000	83	425276	1000.0	1072.1	
22 n-Decane	57	4.377	4.377	0.000	88	256033	1000.0	989.2	
23 1,3-Dichlorobenzene	146	4.447	4.447	0.000	97	507414	1000.0	1074.2	
25 1,4-Dichlorobenzene	146	4.505	4.505	0.000	96	503454	1000.0	981.9	
26 Benzyl alcohol	79	4.607	4.607	0.000	92	211530	1000.0	1052.7	
27 1,2-Dichlorobenzene	146	4.623	4.623	0.000	97	482591	1000.0	1005.0	
28 2-Methylphenol	108	4.692	4.692	0.000	53	302200	1000.0	1098.7	
29 2,2'-oxybis[1-chloropropane]	45	4.719	4.719	0.000	62	323494	1000.0	1017.3	a
30 Acetophenone	105	4.810	4.810	0.000	95	439228	1000.0	1058.5	
31 N-Nitrosodi-n-propylamine	70	4.815	4.815	0.000	73	164634	1000.0	1008.1	
32 3 & 4 Methylphenol	108	4.821	4.821	0.000	87	299221	1000.0	1043.6	

Compound	Sig	RT (min.)	Adj RT (min.)	Dlt RT (min.)	Q	Response	Cal Amt ug/L	OnCol Amt ug/L	Flags
33 Hexachloroethane	117	4.885	4.885	0.000	89	187308	1000.0	1007.3	
34 Nitrobenzene	77	4.944	4.944	0.000	83	289563	1000.0	1041.3	
35 Isophorone	82	5.136	5.136	0.000	94	516354	1000.0	1070.6	
36 2-Nitrophenol	139	5.200	5.200	0.000	86	223185	1000.0	1094.6	
37 2,4-Dimethylphenol	107	5.243	5.243	0.000	91	351805	1000.0	1078.0	
39 Benzoic acid	105	5.301	5.301	0.000	50	442673	2000.0	2010.1	
38 Bis(2-chloroethoxy)methane	93	5.323	5.323	0.000	87	328271	1000.0	1085.0	
40 2,4-Dichlorophenol	162	5.392	5.392	0.000	87	329716	1000.0	1051.8	
41 1,2,4-Trichlorobenzene	180	5.456	5.456	0.000	94	366508	1000.0	1013.2	
42 Naphthalene	128	5.515	5.515	0.000	96	1190797	1000.0	1013.9	
43 4-Chloroaniline	127	5.569	5.569	0.000	82	420896	1000.0	1016.7	
44 2,6-Dichlorophenol	162	5.574	5.574	0.000	93	343493	1000.0	1013.5	
45 Hexachlorobutadiene	225	5.622	5.622	0.000	93	215414	1000.0	1003.3	
46 4-Chloro-3-methylphenol	107	5.969	5.969	0.000	87	256346	1000.0	1009.2	
47 2-Methylnaphthalene	142	6.081	6.081	0.000	79	804387	1000.0	1043.7	
48 1-Methylnaphthalene	142	6.156	6.156	0.000	90	775117	1000.0	1058.9	
49 Hexachlorocyclopentadiene	237	6.210	6.210	0.000	87	234068	1000.0	1015.8	
50 1,2,4,5-Tetrachlorobenzene	216	6.215	6.215	0.000	94	346660	1000.0	1009.5	
52 2,4,6-Trichlorophenol	196	6.311	6.311	0.000	90	211695	1000.0	1009.2	
53 2,4,5-Trichlorophenol	196	6.343	6.343	0.000	93	244235	1000.0	1019.4	
54 1,1'-Biphenyl	154	6.461	6.461	0.000	95	962852	1000.0	1016.2	
55 2-Chloronaphthalene	162	6.471	6.471	0.000	97	751023	1000.0	1009.2	
56 2-Nitroaniline	138	6.568	6.568	0.000	85	214029	1000.0	1025.4	
57 Dimethyl phthalate	163	6.722	6.722	0.000	99	855918	1000.0	1115.1	
58 1,3-Dinitrobenzene	168	6.744	6.744	0.000	75	111350	1000.0	978.8	
59 2,6-Dinitrotoluene	165	6.765	6.765	0.000	72	192043	1000.0	1008.5	
60 Acenaphthylene	152	6.808	6.808	0.000	90	1167400	1000.0	1063.3	
61 3-Nitroaniline	138	6.904	6.904	0.000	87	176681	1000.0	964.0	
62 Acenaphthene	153	6.952	6.952	0.000	92	768188	1000.0	1005.1	
63 2,4-Dinitrophenol	184	6.990	6.990	0.000	83	179184	2000.0	1863.7	a
64 4-Nitrophenol	109	7.048	7.048	0.000	81	124182	2000.0	1757.0	
65 2,4-Dinitrotoluene	165	7.096	7.096	0.000	59	258359	1000.0	1053.3	
66 Dibenzofuran	168	7.096	7.096	0.000	88	1074130	1000.0	1105.4	
51 2,3,5,6-Tetrachlorophenol	232	7.166	7.166	0.000	89	174633	1000.0	1044.1	
67 2,3,4,6-Tetrachlorophenol	232	7.198	7.198	0.000	74	197558	1000.0	1009.3	
68 Diethyl phthalate	149	7.299	7.299	0.000	97	895822	1000.0	1058.1	
69 Fluorene	166	7.374	7.374	0.000	83	857897	1000.0	1109.4	
70 4-Chlorophenyl phenyl ether	204	7.385	7.385	0.000	91	379369	1000.0	1065.8	
71 4-Nitroaniline	138	7.401	7.401	0.000	33	160171	1000.0	924.9	
72 4,6-Dinitro-2-methylphenol	198	7.422	7.422	0.000	84	231561	2000.0	2042.2	
73 N-Nitrosodiphenylamine	169	7.481	7.481	0.000	61	601233	1000.0	1196.2	
74 Azobenzene	77	7.513	7.513	0.000	91	584678	1000.0	1119.2	
75 4-Bromophenyl phenyl ether	248	7.786	7.786	0.000	56	217984	1000.0	1041.7	
76 Hexachlorobenzene	284	7.818	7.818	0.000	84	249823	1000.0	1021.0	
77 Atrazine	200	7.930	7.930	0.000	92	229735	1000.0	1048.5	
78 Pentachlorophenol	266	7.983	7.983	0.000	82	281395	2000.0	2090.5	
79 n-Octadecane	57	8.085	8.085	0.000	91	319134	1000.0	1067.5	
80 Phenanthrene	178	8.160	8.160	0.000	96	1131435	1000.0	1065.8	
81 Anthracene	178	8.197	8.197	0.000	97	1143048	1000.0	1037.0	
83 Carbazole	167	8.336	8.336	0.000	82	922250	1000.0	1091.9	
84 Di-n-butyl phthalate	149	8.646	8.646	0.000	99	1369355	1000.0	1023.9	
85 Fluoranthene	202	9.132	9.132	0.000	95	1177032	1000.0	1041.2	

Compound	Sig	RT (min.)	Adj RT (min.)	Diff RT (min.)	Q	Response	Cal Amt ug/L	OnCol Amt ug/L	Flags
88 Benzidine	184	9.260	9.260	0.000	98	591479	2000.0	2205.8	
89 Pyrene	202	9.313	9.313	0.000	98	1200976	1000.0	1033.3	
94 Butyl benzyl phthalate	149	9.869	9.869	0.000	93	577966	1000.0	1034.7	
96 3,3'-Dichlorobenzidine	252	10.318	10.318	0.000	74	655354	2000.0	2095.3	
97 Benzo[a]anthracene	228	10.323	10.323	0.000	99	1040691	1000.0	1075.6	
99 Chrysene	228	10.360	10.360	0.000	92	1041324	1000.0	1021.7	
98 Bis(2-ethylhexyl) phthalate	149	10.393	10.393	0.000	90	807522	1000.0	1121.3	
100 Di-n-octyl phthalate	149	11.055	11.055	0.000	98	1297051	1000.0	1186.6	
101 Benzo[b]fluoranthene	252	11.424	11.424	0.000	92	1020232	1000.0	1115.5	
102 Benzofluoranthene	252	11.456	11.456	0.000	1	2153421	2000.0	2122.5	
103 Benzo[k]fluoranthene	252	11.456	11.456	0.000	98	1169985	1000.0	1055.6	
104 Benzo[a]pyrene	252	11.792	11.792	0.000	75	934286	1000.0	1110.2	
105 Indeno[1,2,3-cd]pyrene	276	13.165	13.165	0.000	97	893927	1000.0	1066.5	
106 Dibenz(a,h)anthracene	278	13.208	13.208	0.000	1	937866	1000.0	1039.2	
107 Benzo[g,h,i]perylene	276	13.496	13.496	0.000	92	1097303	1000.0	1051.1	

QC Flag Legend

Processing Flags

NC - Not Calibrated

Review Flags

a - User Assigned ID

Reagents:

ccv_8270_1000_00057

Amount Added: 1.00

Units: mL

Eurofins Seattle

Data File: \\chromfs\Seattle\ChromData\TAC051\20220124-81014.b0124A13_.D

Injection Date: 24-Jan-2022 18:14:30

Instrument ID: TAC051

Lims ID: STD7IS

Client ID:

Operator ID: TL

ALS Bottle#: 7

Worklist Smp#: 7

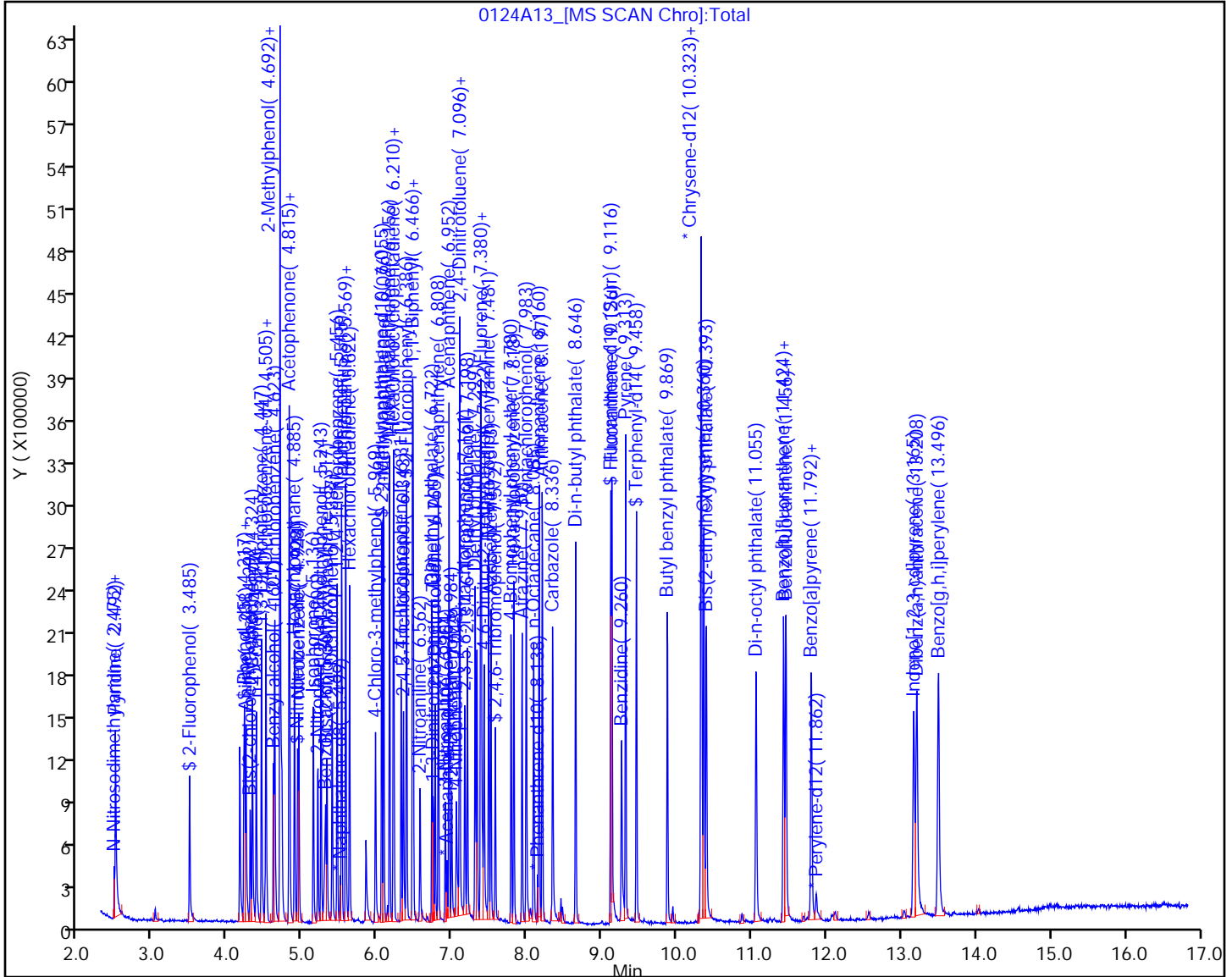
Injection Vol: 1.0 ul

Dil. Factor: 1.0000

Method: 8270 TAC051

Limit Group: 8270D BNA QSM 5.0

Y Scaling: Method Defined: Scale to the Nth Largest Target: 1



Eurofins Seattle

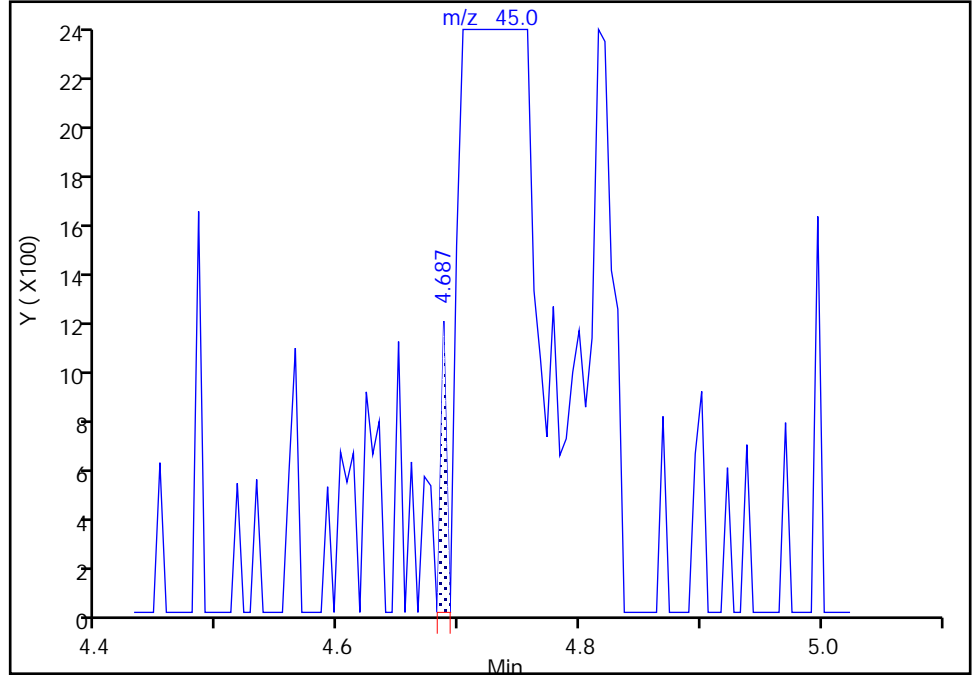
Data File: \\chromfs\Seattle\ChromData\TAC051\20220124-81014.b\0124A13_.D
Injection Date: 24-Jan-2022 18:14:30 Instrument ID: TAC051
Lims ID: STD7IS
Client ID:
Operator ID: TL ALS Bottle#: 7 Worklist Smp#: 7
Injection Vol: 1.0 ul Dil. Factor: 1.0000
Method: 8270 TAC051 Limit Group: 8270D BNA QSM 5.0
Column: Detector MS SCAN

29 2,2'-oxybis[1-chloropropane], CAS: 108-60-1

Signal: 1

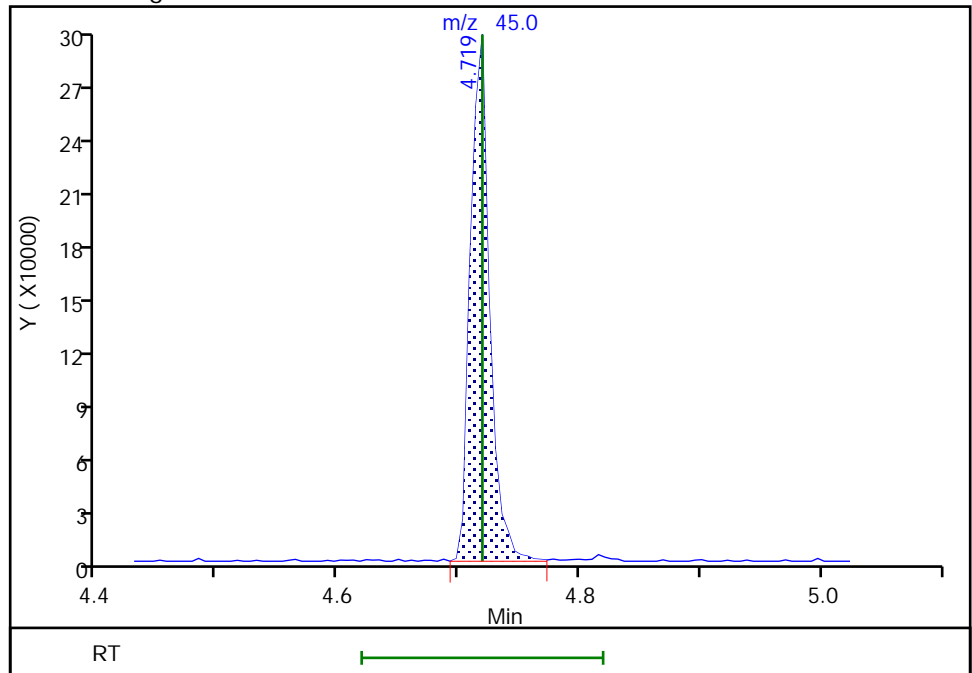
RT: 4.69
Area: 373
Amount: 1.322296
Amount Units: ug/L

Processing Integration Results



RT: 4.72
Area: 323494
Amount: 1017.3169
Amount Units: ug/L

Manual Integration Results



Reviewer: mohammedj, 27-Jan-2022 14:42:49
Audit Action: Assigned Compound ID

Audit Reason: Peak assignment corrected

Eurofins Seattle

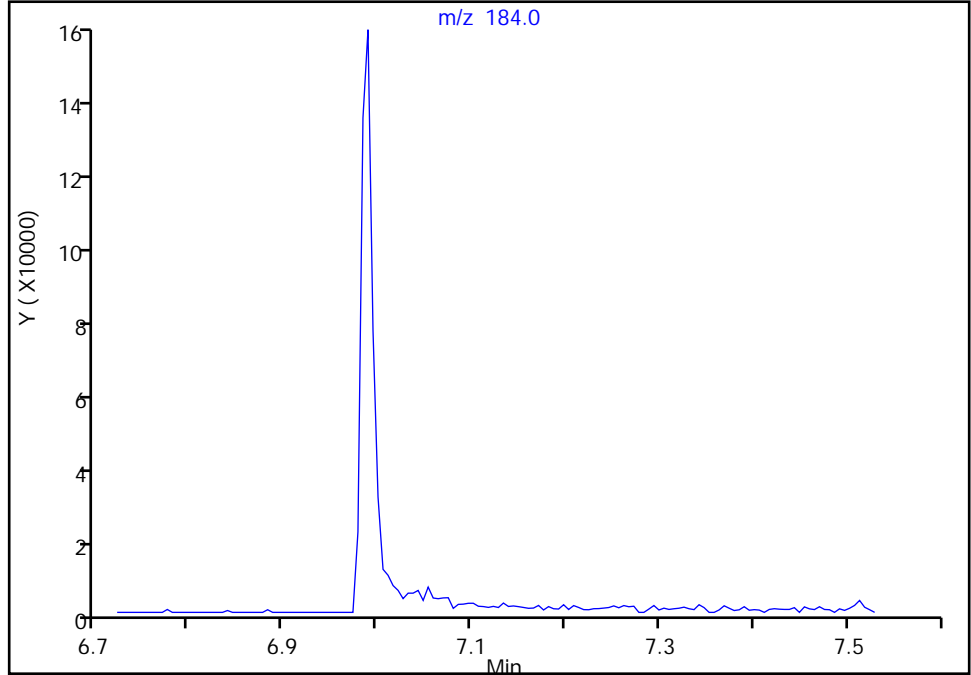
Data File: \\chromfs\Seattle\ChromData\TAC051\20220124-81014.b\0124A13_.D
Injection Date: 24-Jan-2022 18:14:30 Instrument ID: TAC051
Lims ID: STD7IS
Client ID:
Operator ID: TL ALS Bottle#: 7 Worklist Smp#: 7
Injection Vol: 1.0 ul Dil. Factor: 1.0000
Method: 8270 TAC051 Limit Group: 8270D BNA QSM 5.0
Column: Detector MS SCAN

63 2,4-Dinitrophenol, CAS: 51-28-5

Signal: 1

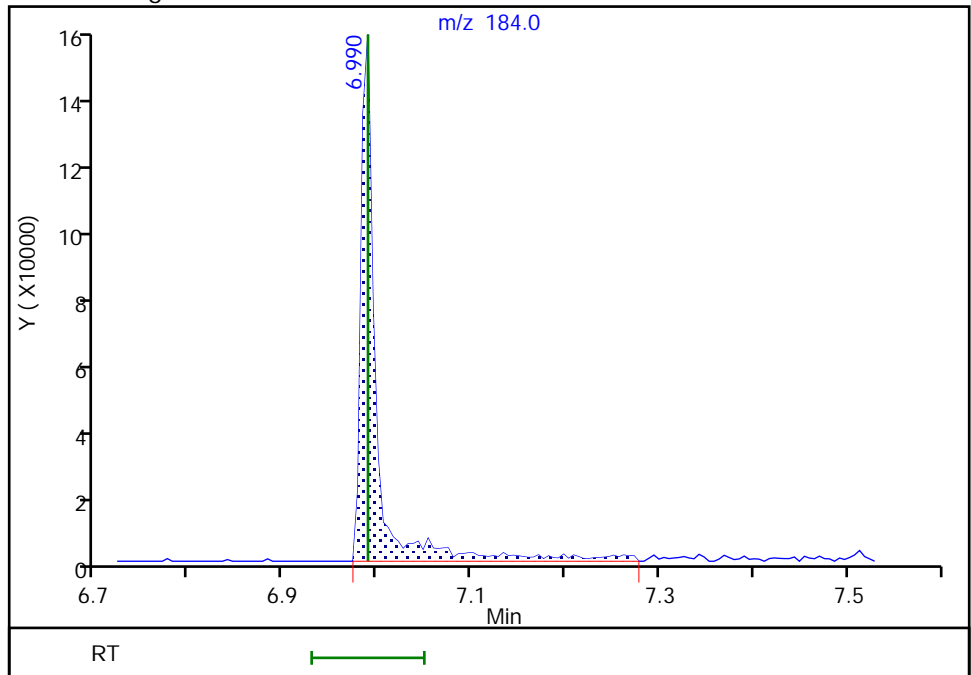
Not Detected
Expected RT: 6.99

Processing Integration Results



Manual Integration Results

RT: 6.99
Area: 179184
Amount: 1863.7065
Amount Units: ug/L



Reviewer: limmere, 27-Jan-2022 13:40:48
Audit Action: Assigned Compound ID

Audit Reason: Peak assignment corrected

Eurofins Seattle
Target Compound Quantitation Report

Data File: \\chromfs\Seattle\ChromData\TAC051\20220124-81014.b\0124A14_.D
 Lims ID: STD6
 Client ID:
 Sample Type: IC Calib Level: 6
 Inject. Date: 24-Jan-2022 18:37:30 ALS Bottle#: 8 Worklist Smp#: 8
 Injection Vol: 1.0 ul Dil. Factor: 1.0000
 Sample Info: 6
 Operator ID: TL Instrument ID: TAC051
 Sublist: chrom-8270 TAC051*sub34

Method: \\chromfs\Seattle\ChromData\TAC051\20220124-81014.b\8270 TAC051.m
 Limit Group: 8270D BNA QSM 5.0
 Last Update: 28-Jan-2022 17:06:54 Calib Date: 24-Jan-2022 20:31:30
 Integrator: RTE ID Type: RT Order ID
 Quant Method: Internal Standard Quant By: Initial Calibration
 Last ICal File: \\chromfs\Seattle\ChromData\TAC051\20220124-81014.b\0124A19_.D

Column 1 : Det: MS SCAN
 Process Host: CTX1607

First Level Reviewer: limmere

Date: 25-Jan-2022 15:04:23

Compound	Sig	RT (min.)	Adj RT (min.)	Dlt RT (min.)	Q	Response	Cal Amt ug/L	OnCol Amt ug/L	Flags
* 1 1,4-Dichlorobenzene-d4	152	4.489	4.489	0.000	77	32296	100.0	100.0	
* 2 Naphthalene-d8	136	5.499	5.499	0.000	95	117277	100.0	100.0	
* 3 Acenaphthene-d10	164	6.925	6.925	0.000	63	63105	100.0	100.0	
* 4 Phenanthrene-d10	188	8.138	8.138	0.000	90	99516	100.0	100.0	
* 5 Chrysene-d12	240	10.334	10.334	0.000	65	72049	100.0	100.0	
* 6 Perylene-d12	264	11.861	11.862	-0.001	92	83791	100.0	100.0	
\$ 7 2-Fluorophenol	112	3.485	3.485	0.000	83	148046	500.0	496.1	
\$ 8 Phenol-d5	99	4.212	4.212	0.000	97	176312	500.0	529.2	
\$ 9 Nitrobenzene-d5	82	4.927	4.928	-0.001	86	141521	500.0	507.0	
\$ 10 2-methylnaphthalene-d10	152	6.055	6.055	0.000	0	350565	NC	NC	
\$ 11 2-Fluorobiphenyl	172	6.386	6.386	0.000	98	429162	500.0	511.5	
\$ 12 2,4,6-Tribromophenol	330	7.572	7.572	0.000	77	64213	500.0	497.3	
\$ 13 Fluoranthene-d10 (Surr)	212	9.116	9.116	0.000	0	499979	NC	NC	
\$ 14 Terphenyl-d14	244	9.457	9.458	-0.001	99	367653	500.0	493.3	
15 1,4-Dioxane	88	2.342	2.353	-0.011	1	3096	NC	NC	
16 N-Nitrosodimethylamine	74	2.481	2.475	0.006	72	64929	500.0	500.8	
17 Pyridine	79	2.491	2.492	-0.001	87	235103	1000.0	1028.6	
19 Phenol	94	4.217	4.222	-0.005	94	172626	500.0	532.2	
18 Aniline	93	4.238	4.238	0.000	31	198182	500.0	492.1	
20 Bis(2-chloroethyl)ether	93	4.297	4.297	0.000	96	137086	500.0	491.4	
21 2-Chlorophenol	128	4.324	4.324	0.000	79	202159	500.0	517.1	
22 n-Decane	57	4.377	4.377	0.000	85	122949	500.0	482.0	
23 1,3-Dichlorobenzene	146	4.447	4.447	0.000	96	245696	500.0	527.8	
25 1,4-Dichlorobenzene	146	4.505	4.505	0.000	96	249973	500.0	494.7	
26 Benzyl alcohol	79	4.607	4.607	0.000	91	97253	500.0	495.0	
27 1,2-Dichlorobenzene	146	4.623	4.623	0.000	96	232869	500.0	492.1	
28 2-Methylphenol	108	4.692	4.692	0.000	52	137592	500.0	507.6	
29 2,2'-oxybis[1-chloropropane]	45	4.719	4.719	0.000	49	164087	500.0	523.6	a
30 Acetophenone	105	4.810	4.810	0.000	94	206406	500.0	504.7	
31 N-Nitrosodi-n-propylamine	70	4.815	4.815	0.000	79	87483	500.0	543.5	
32 3 & 4 Methylphenol	108	4.821	4.821	-0.001	86	148354	500.0	528.1	

Compound	Sig	RT (min.)	Adj RT (min.)	Dlt RT (min.)	Q	Response	Cal Amt ug/L	OnCol Amt ug/L	Flags
33 Hexachloroethane	117	4.885	4.885	0.000	91	94896	500.0	517.8	
34 Nitrobenzene	77	4.943	4.944	-0.001	84	136174	500.0	501.5	
35 Isophorone	82	5.136	5.136	0.000	94	243865	500.0	513.1	
36 2-Nitrophenol	139	5.200	5.200	0.000	83	104101	500.0	518.8	
37 2,4-Dimethylphenol	107	5.243	5.243	0.000	91	166463	500.0	520.0	
39 Benzoic acid	105	5.285	5.301	-0.016	32	153546	1000.0	921.3	a
38 Bis(2-chloroethoxy)methane	93	5.323	5.323	0.000	92	154553	500.0	518.3	
40 2,4-Dichlorophenol	162	5.387	5.392	-0.005	87	149458	500.0	489.9	
41 1,2,4-Trichlorobenzene	180	5.456	5.456	0.000	91	182921	500.0	510.1	
42 Naphthalene	128	5.515	5.515	0.000	96	601332	500.0	506.3	
43 4-Chloroaniline	127	5.568	5.569	-0.001	82	193225	500.0	484.1	
44 2,6-Dichlorophenol	162	5.568	5.574	-0.006	89	166011	500.0	507.4	
45 Hexachlorobutadiene	225	5.622	5.622	0.000	93	105181	500.0	494.1	
46 4-Chloro-3-methylphenol	107	5.969	5.969	0.000	88	113656	500.0	483.4	
47 2-Methylnaphthalene	142	6.081	6.081	0.000	80	387051	500.0	506.6	
48 1-Methylnaphthalene	142	6.156	6.156	0.000	88	373656	500.0	514.9	
49 Hexachlorocyclopentadiene	237	6.209	6.210	-0.001	83	117382	500.0	527.2	
50 1,2,4,5-Tetrachlorobenzene	216	6.215	6.215	0.000	94	174594	500.0	520.0	
52 2,4,6-Trichlorophenol	196	6.311	6.311	0.000	87	99357	500.0	506.2	
53 2,4,5-Trichlorophenol	196	6.343	6.343	0.000	93	104475	500.0	475.9	
54 1,1'-Biphenyl	154	6.461	6.461	0.000	93	463771	500.0	506.6	
55 2-Chloronaphthalene	162	6.471	6.471	0.000	96	362290	500.0	503.9	
56 2-Nitroaniline	138	6.567	6.568	-0.001	89	88071	500.0	475.4	
57 Dimethyl phthalate	163	6.722	6.722	0.000	99	401664	500.0	539.8	
58 1,3-Dinitrobenzene	168	6.744	6.744	0.000	59	45162	500.0	481.6	
59 2,6-Dinitrotoluene	165	6.765	6.765	0.000	72	82381	500.0	466.3	
60 Acenaphthylene	152	6.808	6.808	0.000	90	554434	500.0	515.5	
61 3-Nitroaniline	138	6.904	6.904	0.000	87	70570	500.0	441.5	
62 Acenaphthene	153	6.952	6.952	0.000	91	370859	500.0	502.2	
63 2,4-Dinitrophenol	184	6.989	6.990	-0.001	69	54667	1000.0	881.1	a
64 4-Nitrophenol	109	7.059	7.048	0.011	81	42833	1000.0	1132.1	
65 2,4-Dinitrotoluene	165	7.091	7.096	-0.005	61	106809	500.0	484.9	
66 Dibenzofuran	168	7.096	7.096	0.000	89	515973	500.0	549.6	
51 2,3,5,6-Tetrachlorophenol	232	7.166	7.166	0.000	80	71880	500.0	468.3	
67 2,3,4,6-Tetrachlorophenol	232	7.198	7.198	0.000	70	95647	500.0	518.8	
68 Diethyl phthalate	149	7.299	7.299	0.000	97	421303	500.0	515.0	
69 Fluorene	166	7.374	7.374	0.000	92	412279	500.0	551.8	
70 4-Chlorophenyl phenyl ether	204	7.385	7.385	0.000	90	183042	500.0	532.2	
71 4-Nitroaniline	138	7.401	7.401	0.000	42	88921	500.0	559.1	M
72 4,6-Dinitro-2-methylphenol	198	7.422	7.422	0.000	82	85170	1000.0	833.0	
73 N-Nitrosodiphenylamine	169	7.481	7.481	0.000	59	285250	500.0	540.0	
74 Azobenzene	77	7.513	7.513	0.000	94	264123	500.0	483.2	
75 4-Bromophenyl phenyl ether	248	7.785	7.786	-0.001	54	100310	500.0	458.4	
76 Hexachlorobenzene	284	7.817	7.818	-0.001	85	115710	500.0	449.9	
77 Atrazine	200	7.930	7.930	0.000	91	105144	500.0	506.1	
78 Pentachlorophenol	266	7.988	7.983	0.005	84	123396	1000.0	956.5	
79 n-Octadecane	57	8.085	8.085	0.000	90	145763	500.0	461.1	
80 Phenanthrene	178	8.159	8.160	0.000	96	544462	500.0	477.5	
81 Anthracene	178	8.197	8.197	0.000	96	525427	500.0	447.6	
83 Carbazole	167	8.336	8.336	0.000	82	453282	500.0	505.1	
84 Di-n-butyl phthalate	149	8.645	8.646	-0.001	99	619421	500.0	428.5	
85 Fluoranthene	202	9.126	9.132	-0.006	96	544870	500.0	448.1	

Compound	Sig	RT (min.)	Adj RT (min.)	Dlt RT (min.)	Q	Response	Cal Amt ug/L	OnCol Amt ug/L	Flags
88 Benzidine	184	9.260	9.260	0.000	94	221350	1000.0	841.5	
89 Pyrene	202	9.313	9.313	0.000	96	573415	500.0	458.3	
94 Butyl benzyl phthalate	149	9.869	9.869	0.000	92	254853	500.0	490.8	
96 3,3'-Dichlorobenzidine	252	10.323	10.318	0.005	54	318110	1000.0	1100.1	
97 Benzo[a]anthracene	228	10.323	10.323	0.000	98	484681	500.0	535.1	
99 Chrysene	228	10.355	10.360	-0.005	93	507398	500.0	520.8	
98 Bis(2-ethylhexyl) phthalate	149	10.392	10.393	0.000	77	364738	500.0	549.7	
100 Di-n-octyl phthalate	149	11.055	11.055	0.000	97	564577	500.0	508.9	
101 Benzo[b]fluoranthene	252	11.423	11.424	-0.001	91	466400	500.0	503.7	
102 Benzofluoranthene	252	11.455	11.456	-0.001	1	1028183	1000.0	998.5	a
103 Benzo[k]fluoranthene	252	11.455	11.456	-0.001	96	595047	500.0	529.0	
104 Benzo[a]pyrene	252	11.797	11.792	0.005	73	424087	500.0	499.2	
105 Indeno[1,2,3-cd]pyrene	276	13.165	13.165	0.000	92	387093	500.0	460.7	
106 Dibenz(a,h)anthracene	278	13.208	13.208	0.000	1	456625	500.0	505.8	
107 Benzo[g,h,i]perylene	276	13.496	13.496	0.000	91	480002	500.0	449.5	

QC Flag Legend

Processing Flags

NC - Not Calibrated

Review Flags

M - Manually Integrated

a - User Assigned ID

Reagents:

ccv_8270_1000_00057

Amount Added: 500.00

Units: uL

8270SIM_IS_00069

Amount Added: 5.00

Units: uL

Eurofins Seattle

Data File: \\chromfs\Seattle\ChromData\TAC051\20220124-81014.b0124A14_.D

Injection Date: 24-Jan-2022 18:37:30

Instrument ID: TAC051

Lims ID: STD6

Client ID:

Operator ID: TL

ALS Bottle#: 8

Worklist Smp#: 8

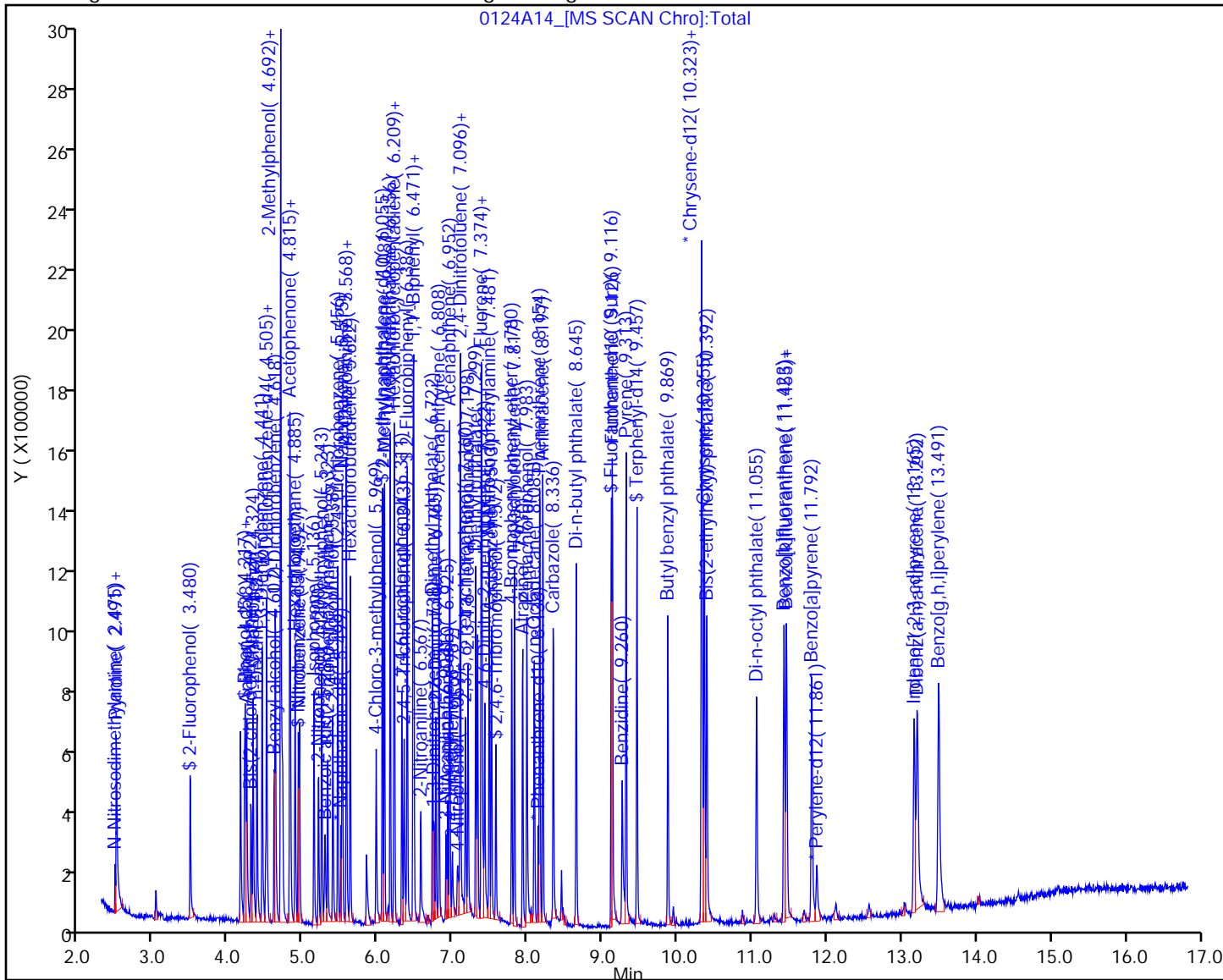
Injection Vol: 1.0 ul

Dil. Factor: 1.0000

Method: 8270 TAC051

Limit Group: 8270D BNA QSM 5.0

Y Scaling: Method Defined: Scale to the Nth Largest Target: 1



Eurofins Seattle

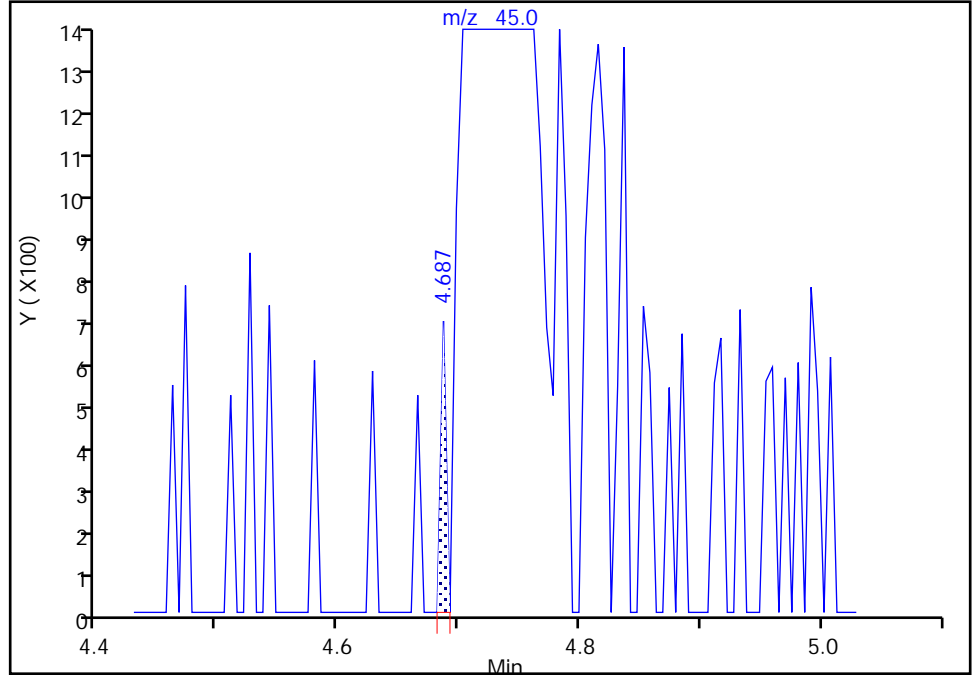
Data File: \\chromfs\Seattle\ChromData\TAC051\20220124-81014.b\0124A14_.D
Injection Date: 24-Jan-2022 18:37:30 Instrument ID: TAC051
Lims ID: STD6
Client ID:
Operator ID: TL ALS Bottle#: 8 Worklist Smp#: 8
Injection Vol: 1.0 ul Dil. Factor: 1.0000
Method: 8270 TAC051 Limit Group: 8270D BNA QSM 5.0
Column: Detector MS SCAN

29 2,2'-oxybis[1-chloropropane], CAS: 108-60-1

Signal: 1

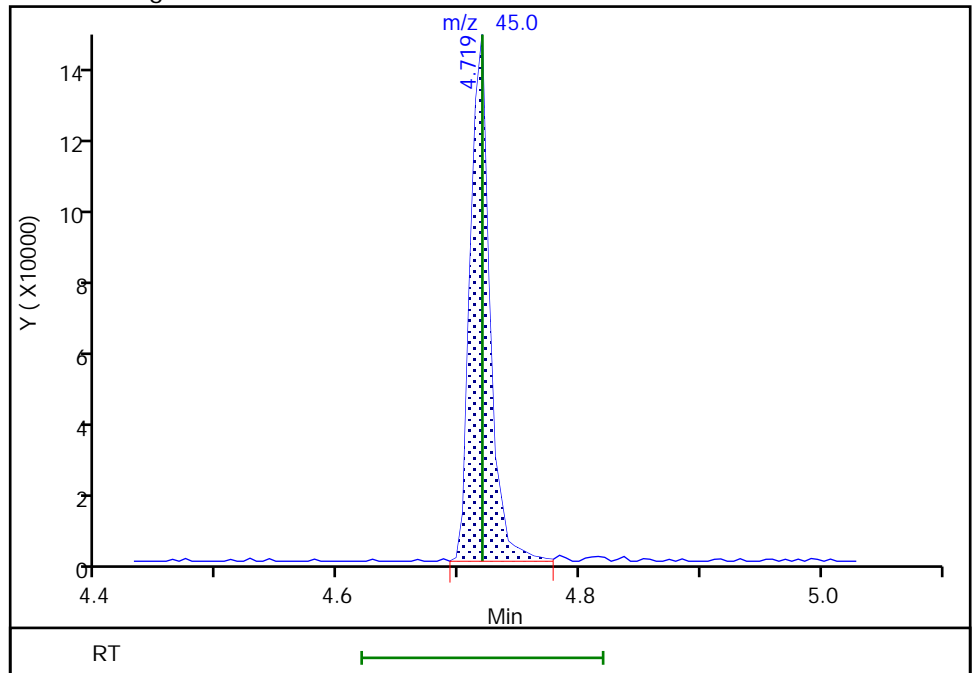
RT: 4.69
Area: 221
Amount: 0.914772
Amount Units: ug/L

Processing Integration Results



RT: 4.72
Area: 164087
Amount: 523.5907
Amount Units: ug/L

Manual Integration Results



Reviewer: mohammedj, 27-Jan-2022 14:41:13
Audit Action: Assigned Compound ID

Audit Reason: Peak assignment corrected

Eurofins Seattle

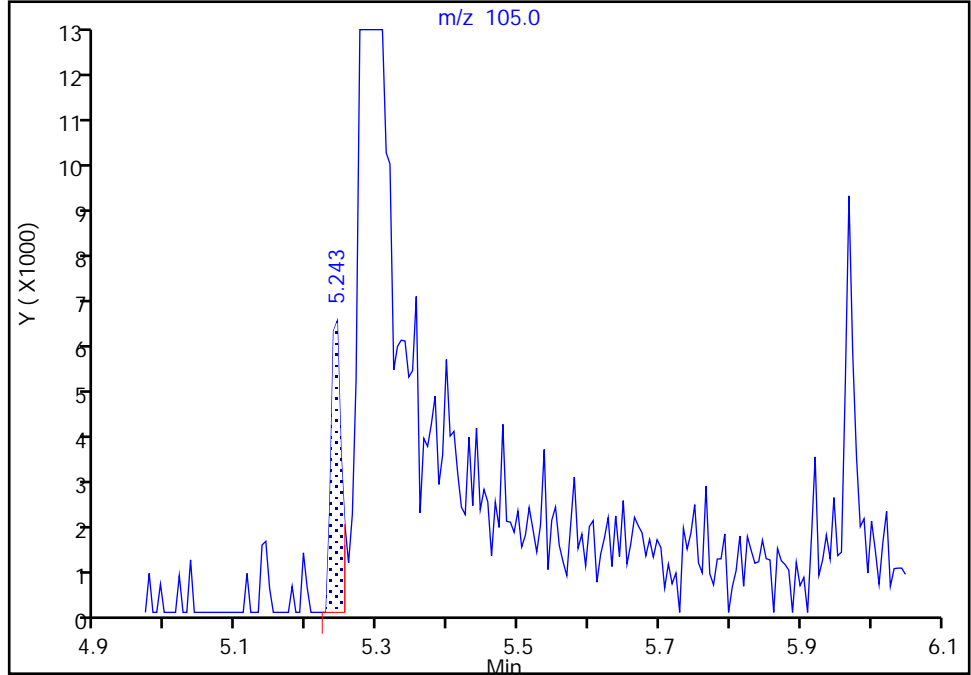
Data File: \\chromfs\Seattle\ChromData\TAC051\20220124-81014.b\0124A14_.D
Injection Date: 24-Jan-2022 18:37:30 Instrument ID: TAC051
Lims ID: STD6
Client ID:
Operator ID: TL ALS Bottle#: 8 Worklist Smp#: 8
Injection Vol: 1.0 ul Dil. Factor: 1.0000
Method: 8270 TAC051 Limit Group: 8270D BNA QSM 5.0
Column: Detector MS SCAN

39 Benzoic acid, CAS: 65-85-0

Signal: 1

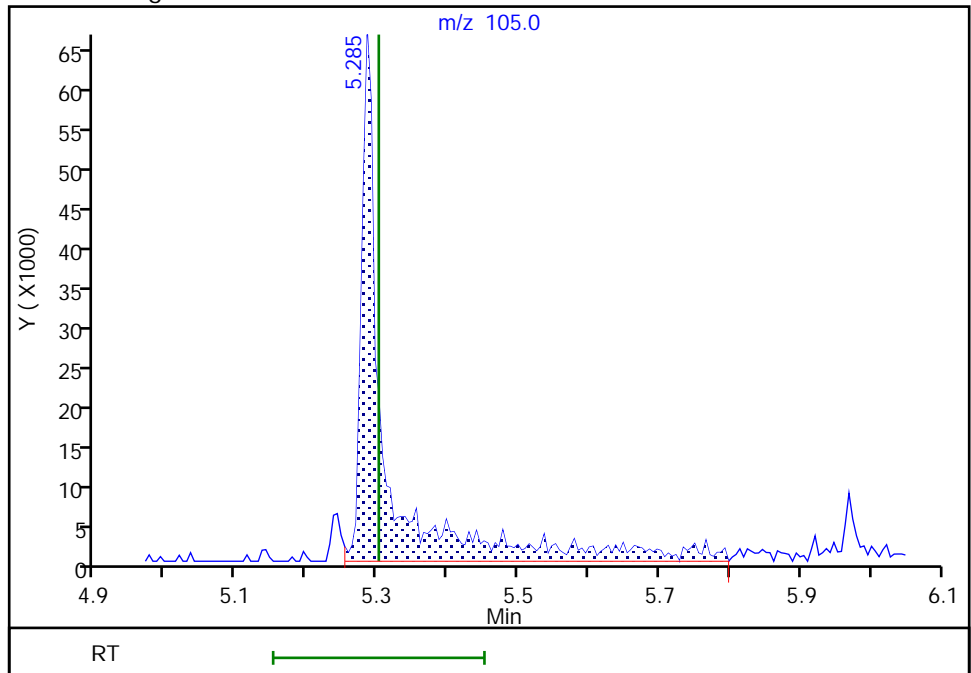
RT: 5.24
Area: 6130
Amount: 305.7118
Amount Units: ug/L

Processing Integration Results



RT: 5.29
Area: 153546
Amount: 921.2654
Amount Units: ug/L

Manual Integration Results



Reviewer: limmere, 27-Jan-2022 13:55:11
Audit Action: Assigned Compound ID

Audit Reason: Peak assignment corrected

Eurofins Seattle

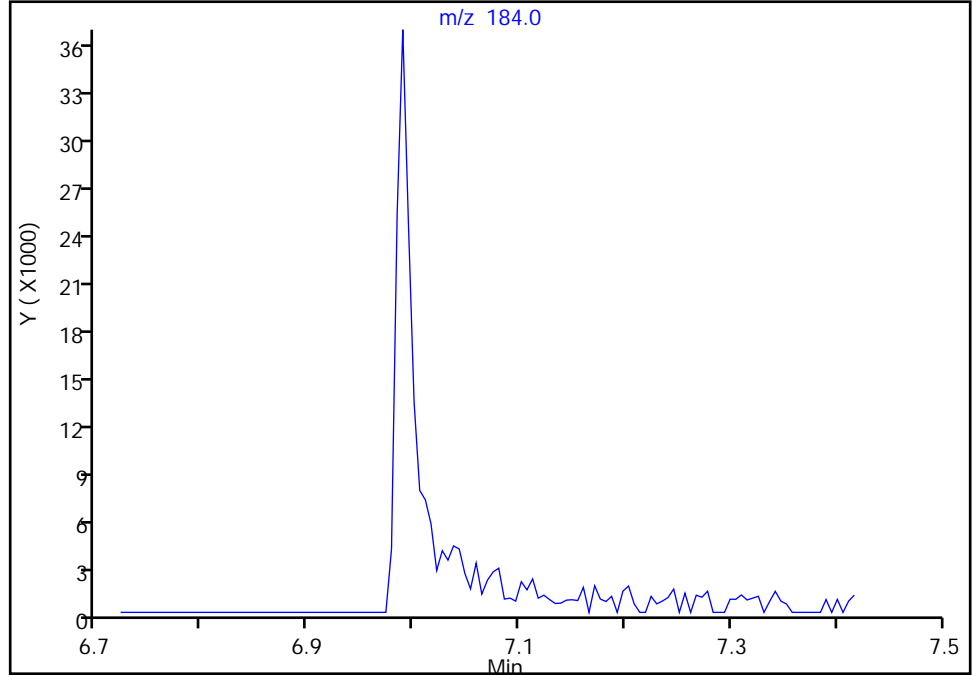
Data File: \\chromfs\Seattle\ChromData\TAC051\20220124-81014.b\0124A14_.D
Injection Date: 24-Jan-2022 18:37:30 Instrument ID: TAC051
Lims ID: STD6
Client ID:
Operator ID: TL ALS Bottle#: 8 Worklist Smp#: 8
Injection Vol: 1.0 ul Dil. Factor: 1.0000
Method: 8270 TAC051 Limit Group: 8270D BNA QSM 5.0
Column: Detector MS SCAN

63 2,4-Dinitrophenol, CAS: 51-28-5

Signal: 1

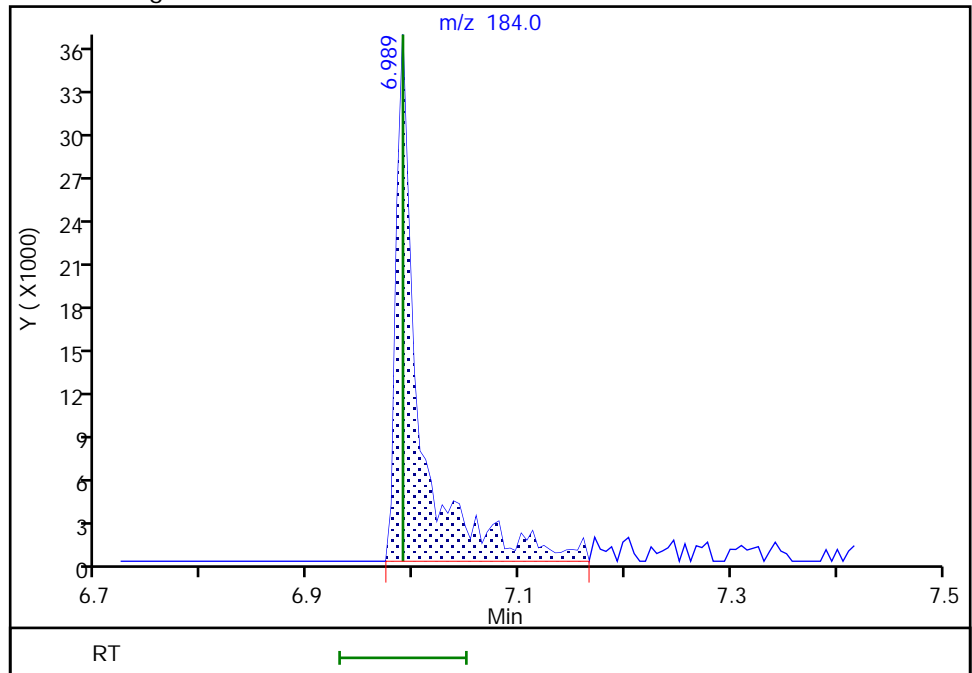
Not Detected
Expected RT: 6.99

Processing Integration Results



RT: 6.99
Area: 54667
Amount: 881.1253
Amount Units: ug/L

Manual Integration Results



Reviewer: limmere, 27-Jan-2022 13:43:06
Audit Action: Assigned Compound ID

Audit Reason: Peak assignment corrected

Eurofins Seattle

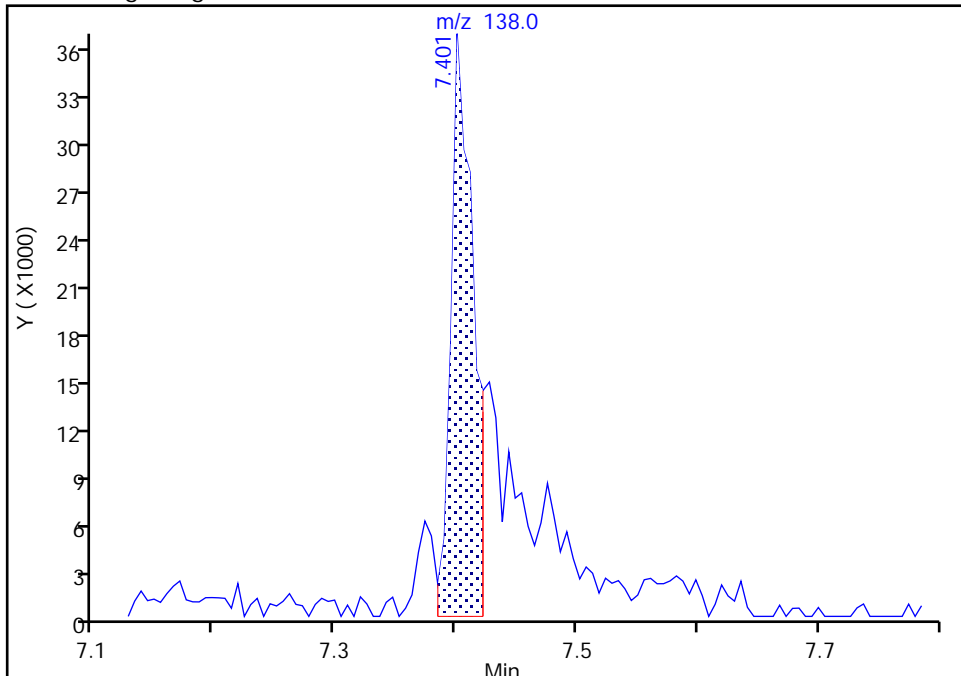
Data File: \\chromfs\Seattle\ChromData\TAC051\20220124-81014.b\0124A14_.D
Injection Date: 24-Jan-2022 18:37:30 Instrument ID: TAC051
Lims ID: STD6
Client ID:
Operator ID: TL ALS Bottle#: 8 Worklist Smp#: 8
Injection Vol: 1.0 ul Dil. Factor: 1.0000
Method: 8270 TAC051 Limit Group: 8270D BNA QSM 5.0
Column: Detector MS SCAN

71 4-Nitroaniline, CAS: 100-01-6

Signal: 1

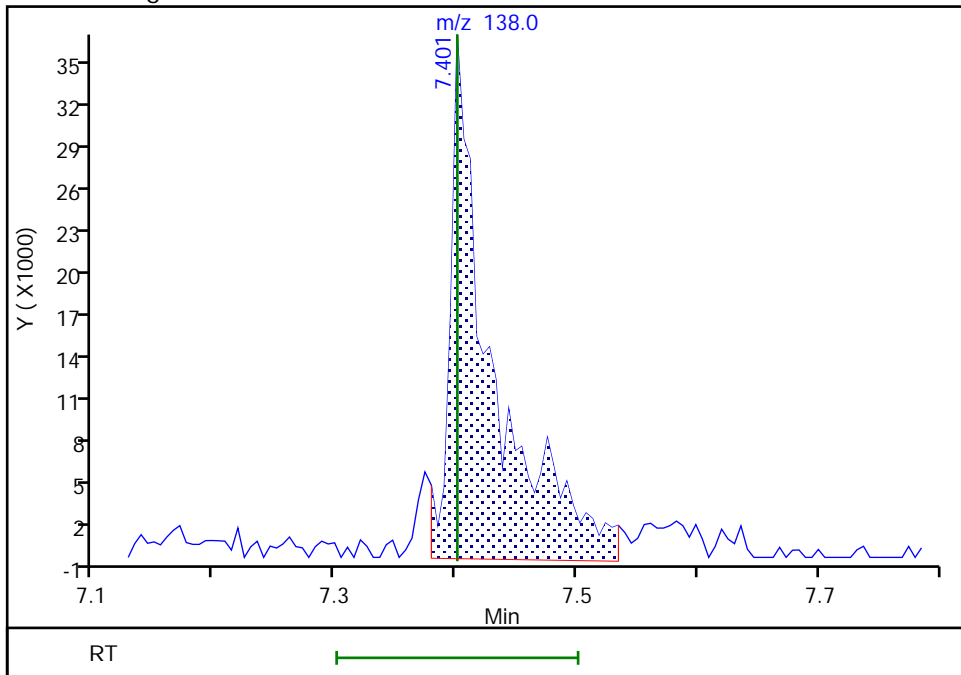
RT: 7.40
Area: 47484
Amount: 353.2815
Amount Units: ug/L

Processing Integration Results



RT: 7.40
Area: 88921
Amount: 559.0838
Amount Units: ug/L

Manual Integration Results



Reviewer: mohammedj, 27-Jan-2022 14:41:49
Audit Action: Manually Integrated

Audit Reason: Incomplete Integration

Eurofins Seattle

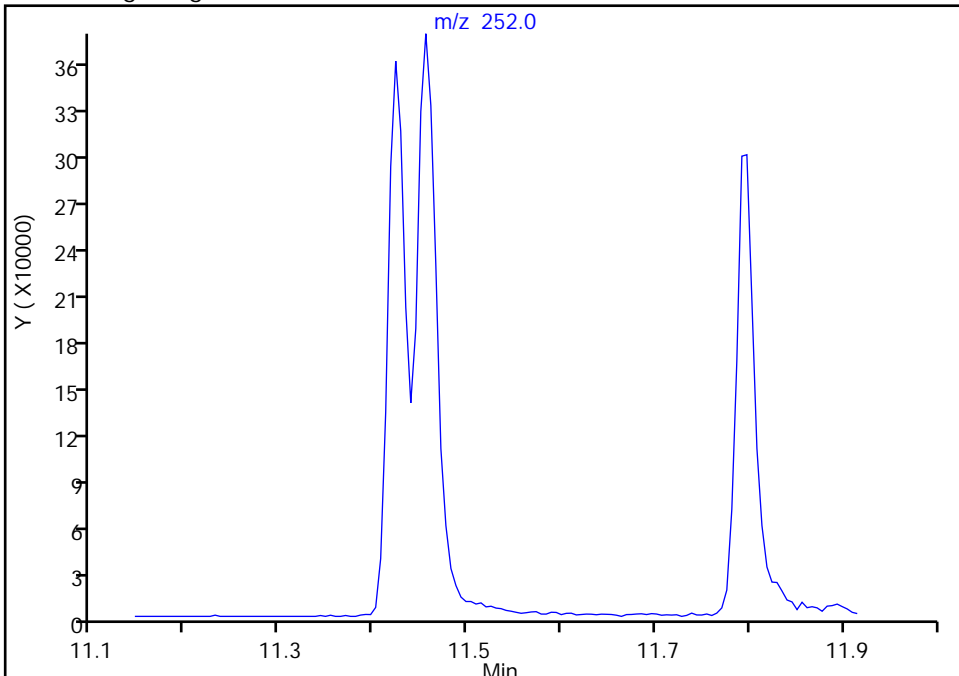
Data File: \\chromfs\Seattle\ChromData\TAC051\20220124-81014.b\0124A14_.D
Injection Date: 24-Jan-2022 18:37:30 Instrument ID: TAC051
Lims ID: STD6
Client ID:
Operator ID: TL ALS Bottle#: 8 Worklist Smp#: 8
Injection Vol: 1.0 ul Dil. Factor: 1.0000
Method: 8270 TAC051 Limit Group: 8270D BNA QSM 5.0
Column: Detector MS SCAN

102 Benzofluoranthene, CAS: 56832-73-6

Signal: 1

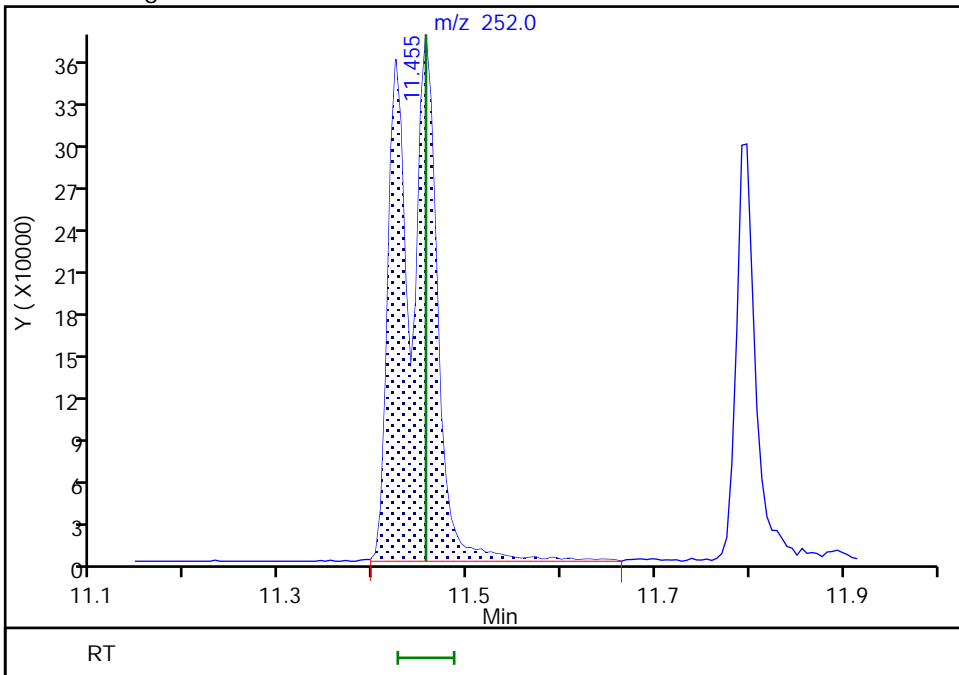
Not Detected
Expected RT: 11.46

Processing Integration Results



RT: 11.46
Area: 1028183
Amount: 998.5467
Amount Units: ug/L

Manual Integration Results



Reviewer: limmere, 27-Jan-2022 13:43:11
Audit Action: Assigned Compound ID

Audit Reason: Peak assignment corrected

Eurofins Seattle
Target Compound Quantitation Report

Data File: \\chromfs\Seattle\ChromData\TAC051\20220124-81014.b\0124A15_.D
 Lims ID: STD5
 Client ID:
 Sample Type: IC Calib Level: 5
 Inject. Date: 24-Jan-2022 19:00:30 ALS Bottle#: 9 Worklist Smp#: 9
 Injection Vol: 1.0 ul Dil. Factor: 1.0000
 Sample Info: 5
 Operator ID: TL Instrument ID: TAC051
 Sublist: chrom-8270 TAC051*sub34

Method: \\chromfs\Seattle\ChromData\TAC051\20220124-81014.b\8270 TAC051.m
 Limit Group: 8270D BNA QSM 5.0
 Last Update: 28-Jan-2022 17:06:58 Calib Date: 24-Jan-2022 20:31:30
 Integrator: RTE ID Type: RT Order ID
 Quant Method: Internal Standard Quant By: Initial Calibration
 Last ICal File: \\chromfs\Seattle\ChromData\TAC051\20220124-81014.b\0124A19_.D

Column 1 : Det: MS SCAN
 Process Host: CTX1607

First Level Reviewer: limmere

Date: 25-Jan-2022 15:05:10

Compound	Sig	RT (min.)	Adj RT (min.)	Dlt RT (min.)	Q	Response	Cal Amt ug/L	OnCol Amt ug/L	Flags
* 1 1,4-Dichlorobenzene-d4	152	4.490	4.489	0.001	85	32997	100.0	100.0	
* 2 Naphthalene-d8	136	5.500	5.499	0.001	96	121550	100.0	100.0	
* 3 Acenaphthene-d10	164	6.926	6.925	0.001	84	60644	100.0	100.0	
* 4 Phenanthrene-d10	188	8.139	8.138	0.001	95	90840	100.0	100.0	
* 5 Chrysene-d12	240	10.335	10.334	0.001	94	73238	100.0	100.0	
* 6 Perylene-d12	264	11.863	11.862	0.001	90	75942	100.0	100.0	
\$ 7 2-Fluorophenol	112	3.481	3.485	-0.004	85	53560	200.0	178.7	
\$ 8 Phenol-d5	99	4.207	4.212	-0.005	95	67732	200.0	198.0	
\$ 9 Nitrobenzene-d5	82	4.928	4.928	0.000	86	59203	200.0	204.6	
\$ 10 2-methylnaphthalene-d10	152	6.056	6.055	0.001	0	135098	NC	NC	
\$ 11 2-Fluorobiphenyl	172	6.387	6.386	0.001	92	161393	200.0	200.1	
\$ 12 2,4,6-Tribromophenol	330	7.573	7.572	0.001	54	21181	200.0	204.7	
\$ 13 Fluoranthene-d10 (Surr)	212	9.117	9.116	0.001	0	188621	NC	NC	
\$ 14 Terphenyl-d14	244	9.459	9.458	0.001	95	137870	200.0	202.6	
16 N-Nitrosodimethylamine	74	2.487	2.475	0.012	60	17806	200.0	152.1	
17 Pyridine	79	2.503	2.492	0.011	89	86665	400.0	406.3	
19 Phenol	94	4.218	4.222	-0.004	93	69263	200.0	209.0	
18 Aniline	93	4.239	4.238	0.001	7	78860	200.0	195.2	a
20 Bis(2-chloroethyl)ether	93	4.293	4.297	-0.004	91	58726	200.0	206.1	
21 2-Chlorophenol	128	4.325	4.324	0.001	70	81754	200.0	204.7	
22 n-Decane	57	4.373	4.377	-0.004	85	54478	200.0	209.0	
23 1,3-Dichlorobenzene	146	4.442	4.447	-0.005	95	97247	200.0	204.5	
25 1,4-Dichlorobenzene	146	4.506	4.505	0.001	87	105751	200.0	204.8	
26 Benzyl alcohol	79	4.608	4.607	0.001	87	35194	200.0	180.1	
27 1,2-Dichlorobenzene	146	4.619	4.623	-0.004	96	96909	200.0	200.4	
28 2-Methylphenol	108	4.693	4.692	0.001	53	56341	200.0	203.4	
29 2,2'-oxybis[1-chloropropane]	45	4.720	4.719	0.001	48	66159	200.0	206.6	a
30 Acetophenone	105	4.811	4.810	0.001	94	83766	200.0	200.5	
31 N-Nitrosodi-n-propylamine	70	4.816	4.815	0.001	75	31256	200.0	190.1	
32 3 & 4 Methylphenol	108	4.816	4.821	-0.005	72	52732	200.0	187.7	
33 Hexachloroethane	117	4.886	4.885	0.001	85	35842	200.0	191.4	

Compound	Sig	RT (min.)	Adj RT (min.)	Dlt RT (min.)	Q	Response	Cal Amt ug/L	OnCol Amt ug/L	Flags
34 Nitrobenzene	77	4.944	4.944	0.000	80	51366	200.0	190.7	
35 Isophorone	82	5.137	5.136	0.001	92	89634	200.0	184.6	
36 2-Nitrophenol	139	5.196	5.200	-0.004	80	40815	200.0	200.8	
37 2,4-Dimethylphenol	107	5.244	5.243	0.001	92	68752	200.0	213.0	
39 Benzoic acid	105	5.286	5.301	-0.015	48	26059	400.0	431.2	a
38 Bis(2-chloroethoxy)methane	93	5.318	5.323	-0.005	95	61943	200.0	203.3	
40 2,4-Dichlorophenol	162	5.388	5.392	-0.004	87	56883	200.0	190.4	
41 1,2,4-Trichlorobenzene	180	5.457	5.456	0.001	91	77442	200.0	208.3	
42 Naphthalene	128	5.516	5.515	0.001	94	245615	200.0	196.3	
43 4-Chloroaniline	127	5.570	5.569	0.001	80	74339	200.0	195.3	
44 2,6-Dichlorophenol	162	5.570	5.574	-0.004	89	55696	200.0	179.6	
45 Hexachlorobutadiene	225	5.623	5.622	0.001	89	42285	200.0	191.7	
46 4-Chloro-3-methylphenol	107	5.970	5.969	0.001	79	33119	200.0	172.7	
47 2-Methylnaphthalene	142	6.077	6.081	-0.004	86	155926	200.0	196.9	
48 1-Methylnaphthalene	142	6.157	6.156	0.001	90	148970	200.0	198.1	
49 Hexachlorocyclopentadiene	237	6.205	6.210	-0.005	87	40776	200.0	190.6	
50 1,2,4,5-Tetrachlorobenzene	216	6.216	6.215	0.001	88	64685	200.0	195.0	
52 2,4,6-Trichlorophenol	196	6.317	6.311	0.006	70	29422	200.0	177.5	
53 2,4,5-Trichlorophenol	196	6.344	6.343	0.001	73	32672	200.0	184.7	
54 1,1'-Biphenyl	154	6.462	6.461	0.001	93	177997	200.0	202.3	
55 2-Chloronaphthalene	162	6.472	6.471	0.001	96	135219	200.0	195.7	
56 2-Nitroaniline	138	6.568	6.568	0.000	79	23895	200.0	178.0	
57 Dimethyl phthalate	163	6.723	6.722	0.001	98	148612	200.0	205.7	
58 1,3-Dinitrobenzene	168	6.745	6.744	0.001	1	10104	200.0	203.1	
59 2,6-Dinitrotoluene	165	6.771	6.765	0.006	51	27022	200.0	181.1	
60 Acenaphthylene	152	6.809	6.808	0.001	85	207743	200.0	198.4	
61 3-Nitroaniline	138	6.910	6.904	0.006	57	26552	200.0	217.4	M
62 Acenaphthene	153	6.953	6.952	0.001	90	142603	200.0	200.9	
63 2,4-Dinitrophenol	184	7.001	6.990	0.011	25	6927	400.0	487.5	a
64 4-Nitrophenol	109	7.103	7.048	0.055	1	11059	400.0	878.4	
65 2,4-Dinitrotoluene	165	7.097	7.096	0.001	49	30925	200.0	187.9	
66 Dibenzofuran	168	7.097	7.096	0.001	86	187239	200.0	207.5	
51 2,3,5,6-Tetrachlorophenol	232	7.167	7.166	0.001	58	23023	200.0	183.4	
67 2,3,4,6-Tetrachlorophenol	232	7.199	7.198	0.001	65	29903	200.0	186.3	
68 Diethyl phthalate	149	7.300	7.299	0.001	96	153267	200.0	195.0	
69 Fluorene	166	7.375	7.374	0.001	91	158527	200.0	220.8	
70 4-Chlorophenyl phenyl ether	204	7.386	7.385	0.001	88	67522	200.0	204.3	
71 4-Nitroaniline	138	7.418	7.401	0.017	42	30141	200.0	239.3	M
72 4,6-Dinitro-2-methylphenol	198	7.423	7.422	0.001	71	20055	400.0	350.0	
73 N-Nitrosodiphenylamine	169	7.482	7.481	0.001	53	103990	200.0	215.6	
74 Azobenzene	77	7.514	7.513	0.001	82	100510	200.0	203.7	
75 4-Bromophenyl phenyl ether	248	7.781	7.786	-0.005	62	34670	200.0	179.2	
76 Hexachlorobenzene	284	7.819	7.818	0.001	86	51847	200.0	220.8	
77 Atrazine	200	7.931	7.930	0.001	82	38560	200.0	204.3	
78 Pentachlorophenol	266	7.989	7.983	0.006	68	27618	400.0	343.7	
79 n-Octadecane	57	8.086	8.085	0.001	87	57505	200.0	199.6	
80 Phenanthrene	178	8.155	8.160	-0.004	96	207412	200.0	196.3	
81 Anthracene	178	8.198	8.197	0.001	95	205516	200.0	194.2	
83 Carbazole	167	8.342	8.336	0.006	78	161571	200.0	198.3	
84 Di-n-butyl phthalate	149	8.647	8.646	0.001	98	238202	200.0	177.5	
85 Fluoranthene	202	9.133	9.132	0.001	95	218747	200.0	195.5	
88 Benzidine	184	9.266	9.260	0.006	83	77542	400.0	376.7	

Compound	Sig	RT (min.)	Adj RT (min.)	Dlt RT (min.)	Q	Response	Cal Amt ug/L	OnCol Amt ug/L	Flags
89 Pyrene	202	9.314	9.313	0.001	97	218610	200.0	188.6	
94 Butyl benzyl phthalate	149	9.870	9.869	0.001	87	90103	200.0	175.1	
96 3,3'-Dichlorobenzidine	252	10.324	10.318	0.006	41	103543	400.0	368.9	
97 Benzo[a]anthracene	228	10.324	10.323	0.001	98	158668	200.0	175.6	
99 Chrysene	228	10.356	10.360	-0.004	83	190523	200.0	182.8	
98 Bis(2-ethylhexyl) phthalate	149	10.393	10.393	0.001	80	121780	200.0	181.4	
100 Di-n-octyl phthalate	149	11.061	11.055	0.006	93	166908	200.0	166.0	
101 Benzo[b]fluoranthene	252	11.424	11.424	0.000	89	166789	200.0	200.2	
102 Benzofluoranthene	252	11.457	11.456	0.001	1	381511	400.0	408.8	
103 Benzo[k]fluoranthene	252	11.457	11.456	0.001	90	222783	200.0	218.5	
104 Benzo[a]pyrene	252	11.798	11.792	0.006	62	145669	200.0	192.2	
105 Indeno[1,2,3-cd]pyrene	276	13.166	13.165	0.001	97	138112	200.0	187.3	
106 Dibenz(a,h)anthracene	278	13.214	13.208	0.006	1	158200	200.0	202.0	
107 Benzo[g,h,i]perylene	276	13.497	13.496	0.001	85	171922	200.0	178.9	

QC Flag Legend

Processing Flags

NC - Not Calibrated

Review Flags

M - Manually Integrated

a - User Assigned ID

Reagents:

8270SIM_IS_00069

Amount Added: 8.00

Units: uL

ccv_8270_1000_00057

Amount Added: 200.00

Units: uL

Eurofins Seattle

Data File: \\chromfs\Seattle\ChromData\TAC051\20220124-81014.b0124A15_.D

Injection Date: 24-Jan-2022 19:00:30

Instrument ID: TAC051

Lims ID: STD5

Client ID:

Operator ID: TL

ALS Bottle#: 9

Worklist Smp#: 9

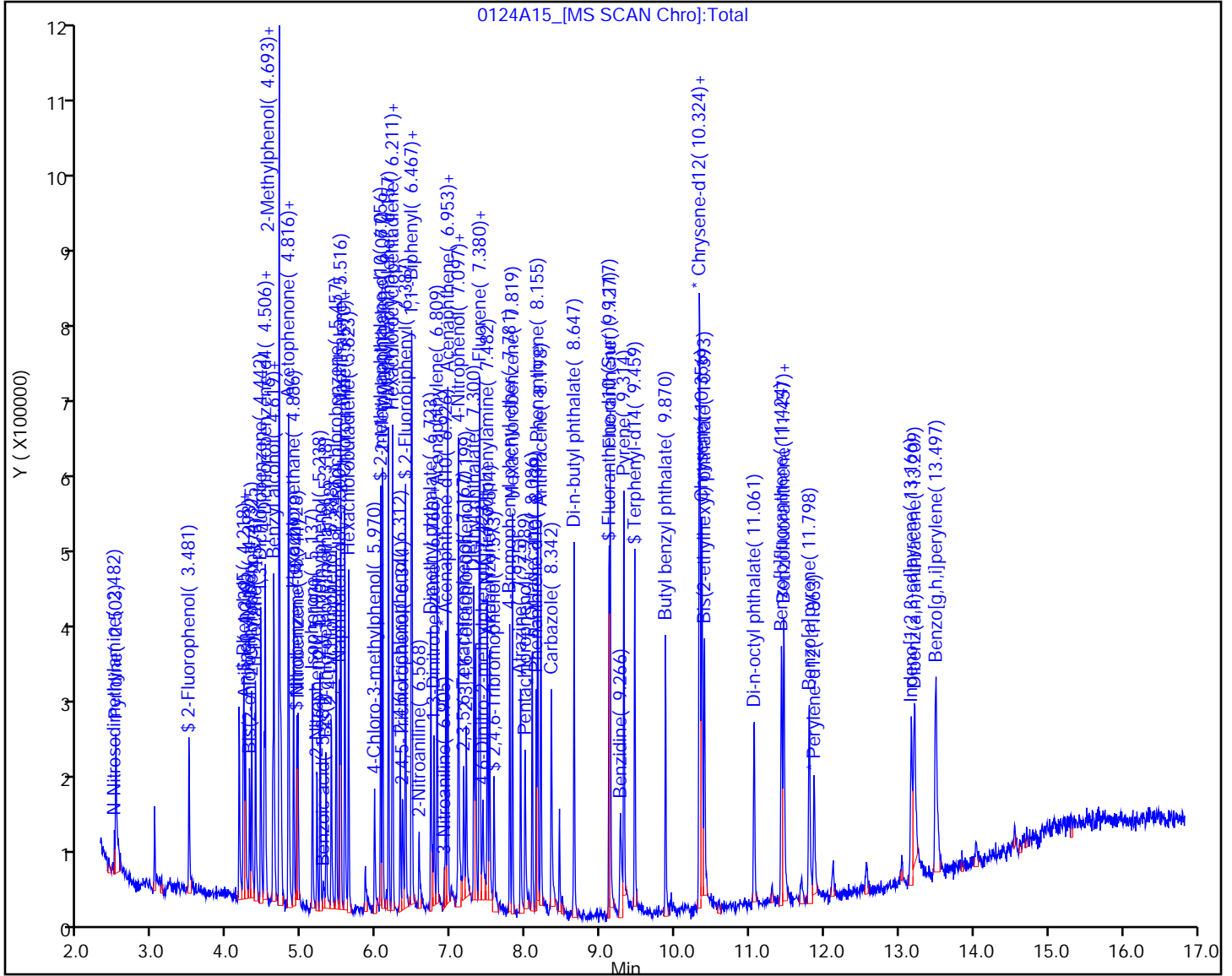
Injection Vol: 1.0 ul

Dil. Factor: 1.0000

Method: 8270 TAC051

Limit Group: 8270D BNA QSM 5.0

Y Scaling: Method Defined: Scale to the Nth Largest Target: 1



Eurofins Seattle

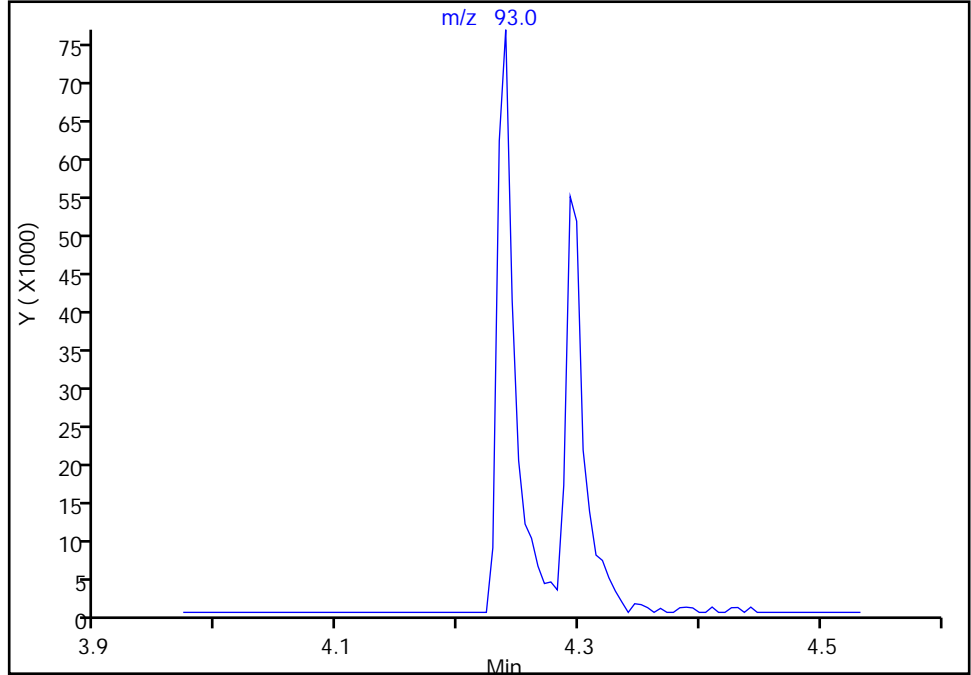
Data File: \\chromfs\Seattle\ChromData\TAC051\20220124-81014.b\0124A15_.D
Injection Date: 24-Jan-2022 19:00:30 Instrument ID: TAC051
Lims ID: STD5
Client ID:
Operator ID: TL ALS Bottle#: 9 Worklist Smp#: 9
Injection Vol: 1.0 ul Dil. Factor: 1.0000
Method: 8270 TAC051 Limit Group: 8270D BNA QSM 5.0
Column: Detector MS SCAN

18 Aniline, CAS: 62-53-3

Signal: 1

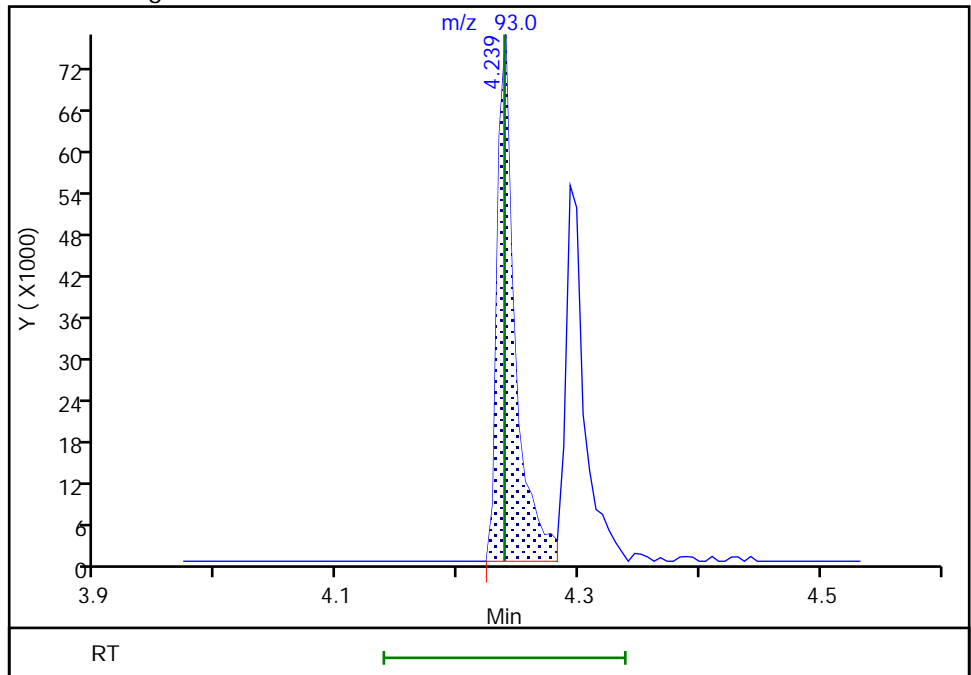
Not Detected
Expected RT: 4.24

Processing Integration Results



Manual Integration Results

RT: 4.24
Area: 78860
Amount: 195.1809
Amount Units: ug/L



Reviewer: limmere, 27-Jan-2022 13:55:30
Audit Action: Assigned Compound ID

Audit Reason: Peak assignment corrected

Eurofins Seattle

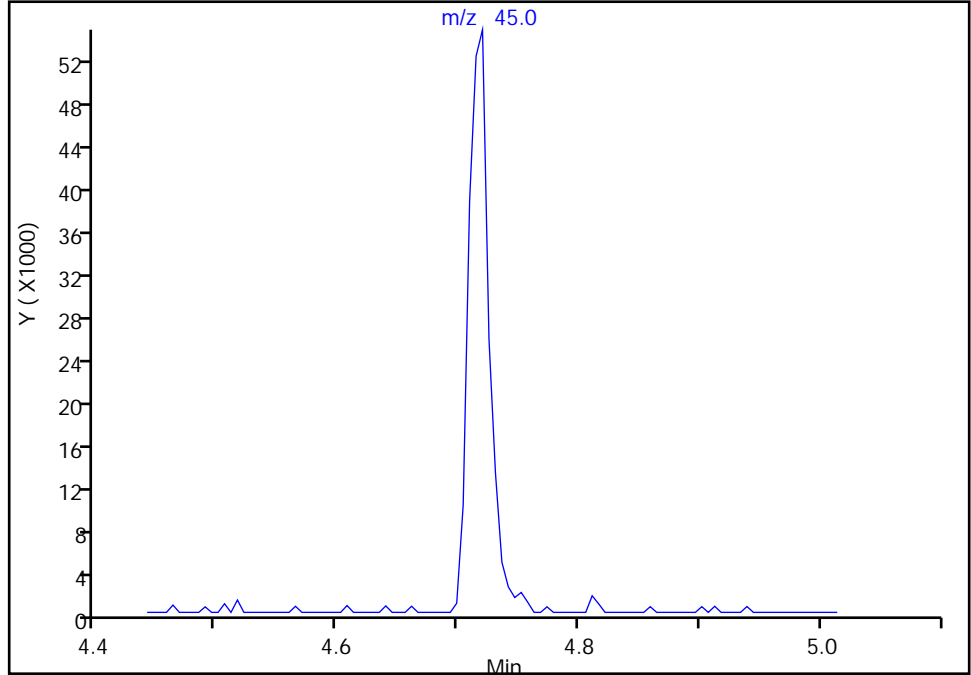
Data File: \\chromfs\Seattle\ChromData\TAC051\20220124-81014.b\0124A15_.D
Injection Date: 24-Jan-2022 19:00:30 Instrument ID: TAC051
Lims ID: STD5
Client ID:
Operator ID: TL ALS Bottle#: 9 Worklist Smp#: 9
Injection Vol: 1.0 ul Dil. Factor: 1.0000
Method: 8270 TAC051 Limit Group: 8270D BNA QSM 5.0
Column: Detector MS SCAN

29 2,2'-oxybis[1-chloropropane], CAS: 108-60-1

Signal: 1

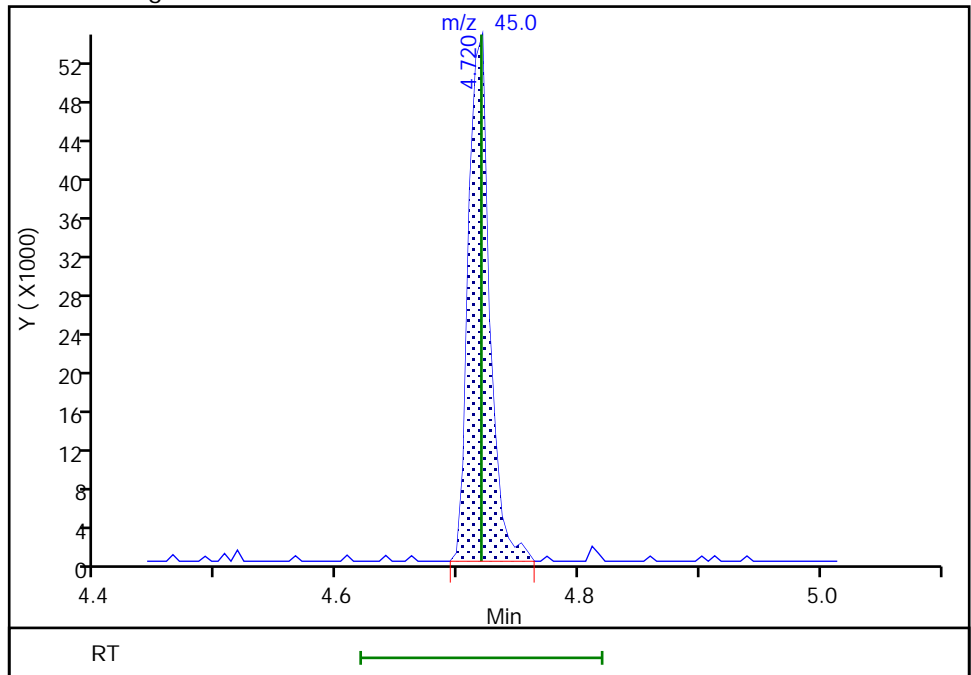
Not Detected
Expected RT: 4.72

Processing Integration Results



Manual Integration Results

RT: 4.72
Area: 66159
Amount: 206.6241
Amount Units: ug/L



Reviewer: limmere, 27-Jan-2022 13:55:36
Audit Action: Assigned Compound ID

Audit Reason: Peak assignment corrected

Eurofins Seattle

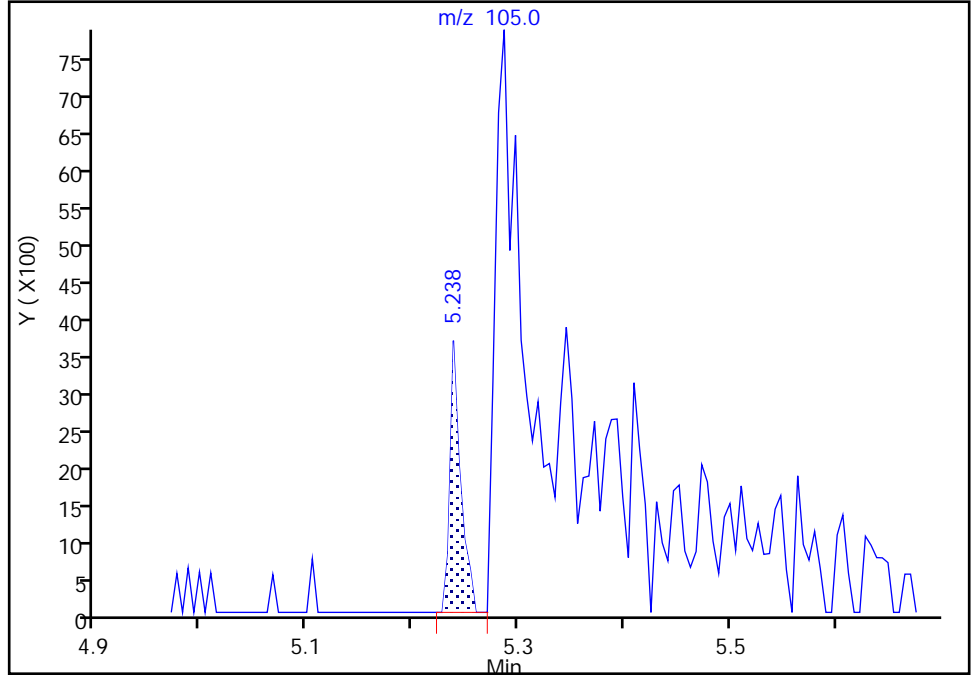
Data File: \\chromfs\Seattle\ChromData\TAC051\20220124-81014.b\0124A15_.D
Injection Date: 24-Jan-2022 19:00:30 Instrument ID: TAC051
Lims ID: STD5
Client ID:
Operator ID: TL ALS Bottle#: 9 Worklist Smp#: 9
Injection Vol: 1.0 ul Dil. Factor: 1.0000
Method: 8270 TAC051 Limit Group: 8270D BNA QSM 5.0
Column: Detector MS SCAN

39 Benzoic acid, CAS: 65-85-0

Signal: 1

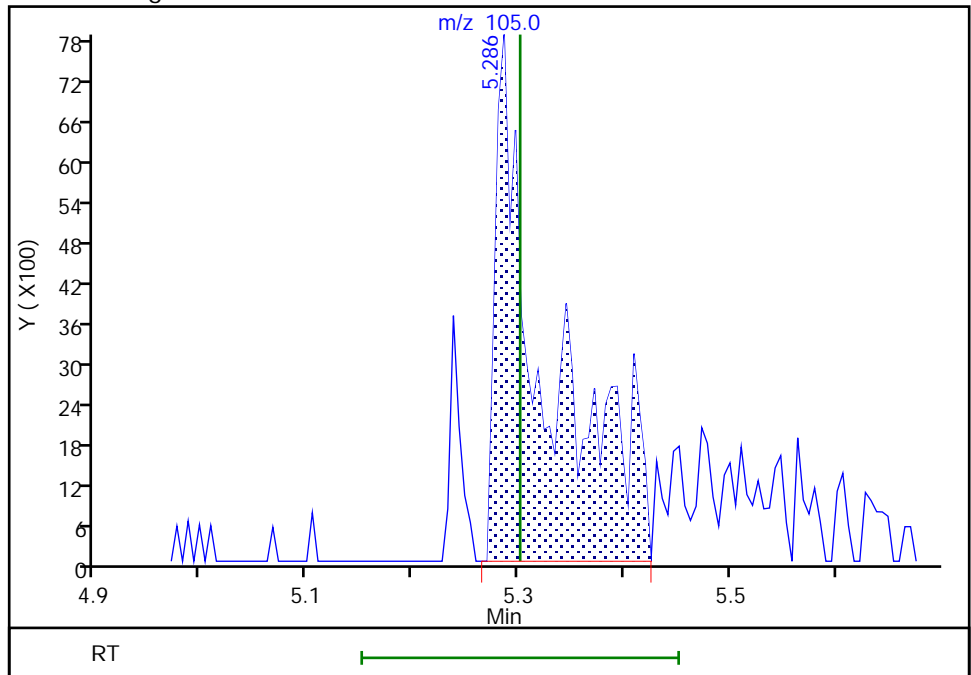
RT: 5.24
Area: 2573
Amount: 325.8262
Amount Units: ug/L

Processing Integration Results



RT: 5.29
Area: 26059
Amount: 431.2288
Amount Units: ug/L

Manual Integration Results



Reviewer: mohammedj, 27-Jan-2022 14:40:14
Audit Action: Assigned Compound ID

Audit Reason: Incomplete Integration

Eurofins Seattle

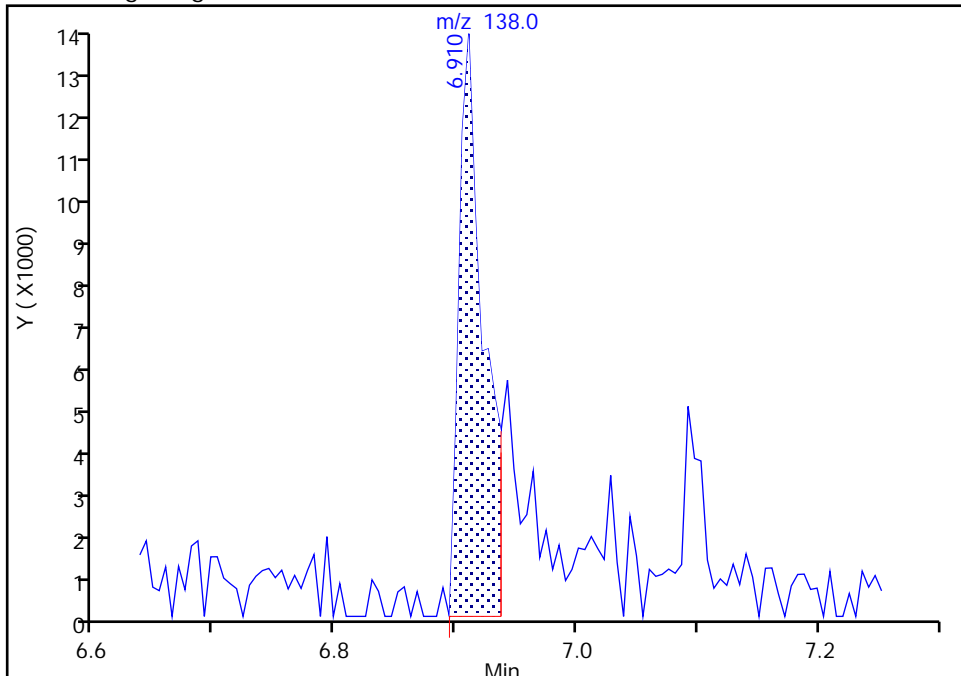
Data File: \\chromfs\Seattle\ChromData\TAC051\20220124-81014.b\0124A15_.D
Injection Date: 24-Jan-2022 19:00:30 Instrument ID: TAC051
Lims ID: STD5
Client ID:
Operator ID: TL ALS Bottle#: 9 Worklist Smp#: 9
Injection Vol: 1.0 ul Dil. Factor: 1.0000
Method: 8270 TAC051 Limit Group: 8270D BNA QSM 5.0
Column: Detector MS SCAN

61 3-Nitroaniline, CAS: 99-09-2

Signal: 1

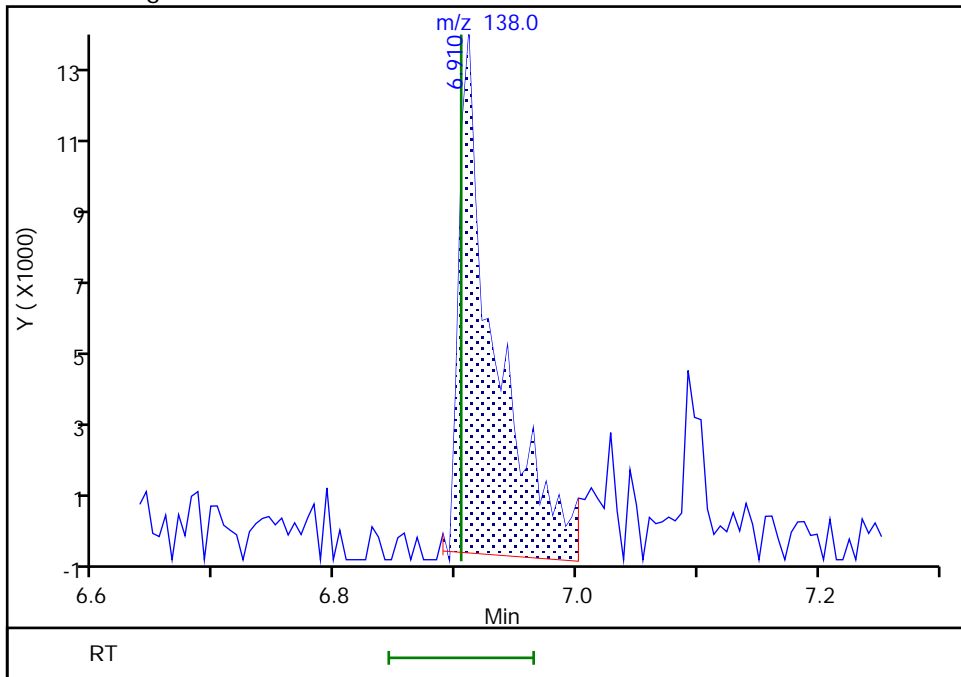
RT: 6.91
Area: 18771
Amount: 160.2519
Amount Units: ug/L

Processing Integration Results



RT: 6.91
Area: 26552
Amount: 217.4114
Amount Units: ug/L

Manual Integration Results



Reviewer: mohammedj, 27-Jan-2022 14:39:50
Audit Action: Manually Integrated

Audit Reason: Incomplete Integration

Eurofins Seattle

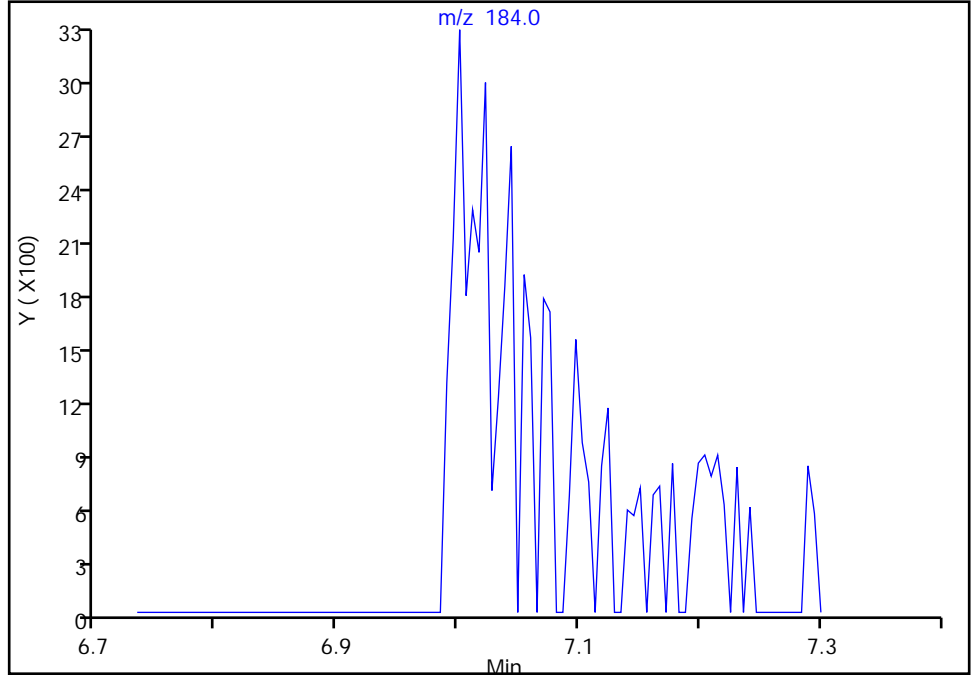
Data File: \\chromfs\Seattle\ChromData\TAC051\20220124-81014.b\0124A15_.D
Injection Date: 24-Jan-2022 19:00:30 Instrument ID: TAC051
Lims ID: STD5
Client ID:
Operator ID: TL ALS Bottle#: 9 Worklist Smp#: 9
Injection Vol: 1.0 ul Dil. Factor: 1.0000
Method: 8270 TAC051 Limit Group: 8270D BNA QSM 5.0
Column: Detector MS SCAN

63 2,4-Dinitrophenol, CAS: 51-28-5

Signal: 1

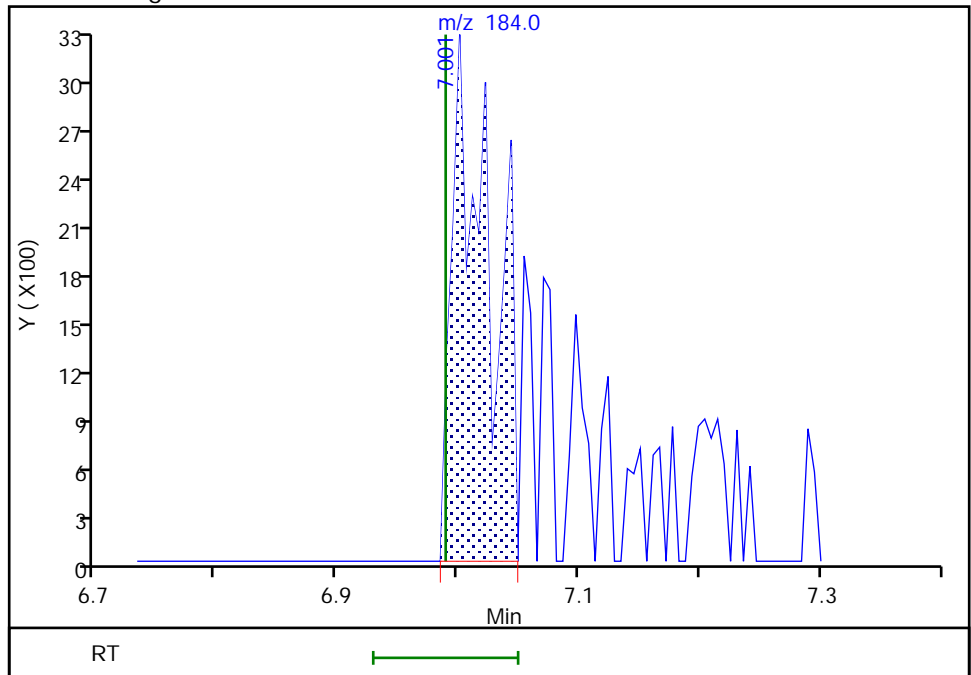
Not Detected
Expected RT: 6.99

Processing Integration Results



Manual Integration Results

RT: 7.00
Area: 6927
Amount: 487.4696
Amount Units: ug/L



Reviewer: limmere, 27-Jan-2022 13:55:48
Audit Action: Assigned Compound ID

Audit Reason: Peak assignment corrected

Eurofins Seattle

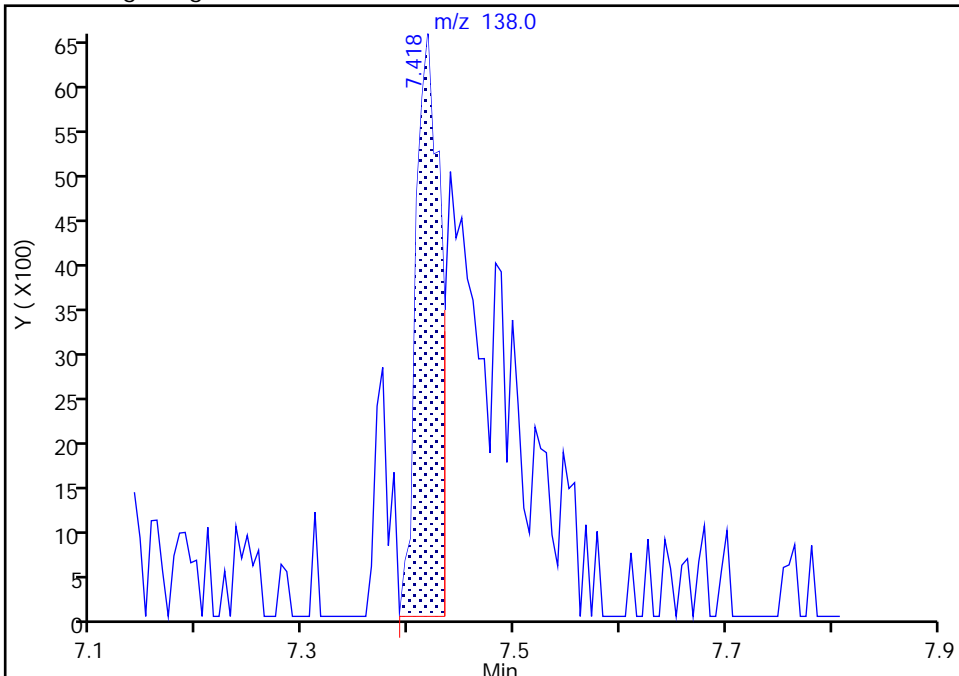
Data File: \\chromfs\Seattle\ChromData\TAC051\20220124-81014.b\0124A15_.D
Injection Date: 24-Jan-2022 19:00:30 Instrument ID: TAC051
Lims ID: STD5
Client ID:
Operator ID: TL ALS Bottle#: 9 Worklist Smp#: 9
Injection Vol: 1.0 ul Dil. Factor: 1.0000
Method: 8270 TAC051 Limit Group: 8270D BNA QSM 5.0
Column: Detector MS SCAN

71 4-Nitroaniline, CAS: 100-01-6

Signal: 1

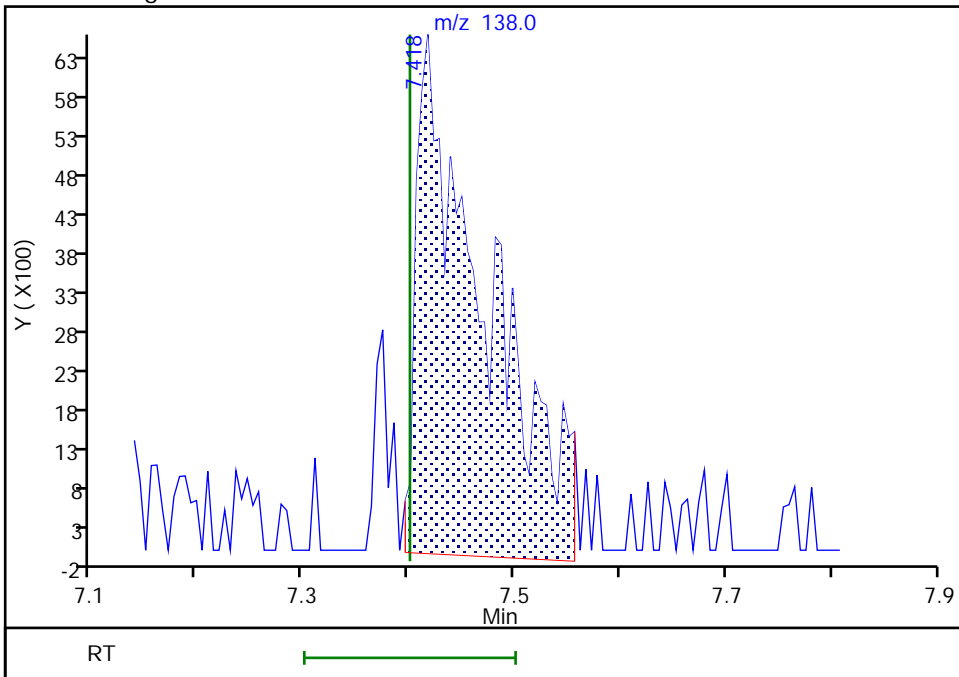
RT: 7.42
Area: 10481
Amount: 180.8172
Amount Units: ug/L

Processing Integration Results



RT: 7.42
Area: 30141
Amount: 239.2964
Amount Units: ug/L

Manual Integration Results



Reviewer: mohammedj, 27-Jan-2022 14:39:20
Audit Action: Manually Integrated

Audit Reason: Incomplete Integration

Eurofins Seattle
Target Compound Quantitation Report

Data File: \\chromfs\Seattle\ChromData\TAC051\20220124-81014.b\0124A16_.D
 Lims ID: STD4
 Client ID:
 Sample Type: IC Calib Level: 4
 Inject. Date: 24-Jan-2022 19:23:30 ALS Bottle#: 10 Worklist Smp#: 10
 Injection Vol: 1.0 ul Dil. Factor: 1.0000
 Sample Info: 4
 Operator ID: TL Instrument ID: TAC051
 Sublist: chrom-8270 TAC051*sub34

Method: \\chromfs\Seattle\ChromData\TAC051\20220124-81014.b\8270 TAC051.m
 Limit Group: 8270D BNA QSM 5.0
 Last Update: 28-Jan-2022 17:07:03 Calib Date: 24-Jan-2022 20:31:30
 Integrator: RTE ID Type: RT Order ID
 Quant Method: Internal Standard Quant By: Initial Calibration
 Last ICal File: \\chromfs\Seattle\ChromData\TAC051\20220124-81014.b\0124A19_.D

Column 1 : Det: MS SCAN
 Process Host: CTX1607

First Level Reviewer: limmere

Date: 25-Jan-2022 15:06:22

Compound	Sig	RT (min.)	Adj RT (min.)	Dlt RT (min.)	Q	Response	Cal Amt ug/L	OnCol Amt ug/L	Flags
* 1 1,4-Dichlorobenzene-d4	152	4.489	4.489	0.000	85	34443	100.0	100.0	
* 2 Naphthalene-d8	136	5.499	5.499	0.000	96	126881	100.0	100.0	
* 3 Acenaphthene-d10	164	6.925	6.925	0.000	86	57635	100.0	100.0	
* 4 Phenanthrene-d10	188	8.138	8.138	0.000	91	82968	100.0	100.0	
* 5 Chrysene-d12	240	10.334	10.334	0.000	94	67633	100.0	100.0	
* 6 Perylene-d12	264	11.862	11.862	0.000	90	75635	100.0	100.0	
\$ 7 2-Fluorophenol	112	3.485	3.485	0.000	78	30700	100.0	100.3	
\$ 8 Phenol-d5	99	4.212	4.212	0.000	96	33408	100.0	92.7	
\$ 9 Nitrobenzene-d5	82	4.927	4.928	-0.001	83	27133	100.0	89.8	
\$ 10 2-methylnaphthalene-d10	152	6.055	6.055	0.000	0	70367	NC	NC	
\$ 11 2-Fluorobiphenyl	172	6.386	6.386	0.000	92	78870	100.0	102.9	
\$ 12 2,4,6-Tribromophenol	330	7.577	7.572	0.005	16	4032	100.0	73.7	
\$ 13 Fluoranthene-d10 (Surr)	212	9.116	9.116	0.000	0	87709	NC	NC	
\$ 14 Terphenyl-d14	244	9.458	9.458	0.000	86	62580	100.0	100.7	
16 N-Nitrosodimethylamine	74	2.491	2.475	0.016	69	10054	100.0	93.4	
17 Pyridine	79	2.513	2.492	0.021	83	39140	200.0	207.0	
19 Phenol	94	4.222	4.222	0.000	91	31889	100.0	92.2	
18 Aniline	93	4.238	4.238	0.000	28	37504	100.0	92.1	
20 Bis(2-chloroethyl)ether	93	4.297	4.297	0.000	78	29940	100.0	100.6	
21 2-Chlorophenol	128	4.324	4.324	0.000	79	42162	100.0	101.1	
22 n-Decane	57	4.377	4.377	0.000	76	27974	100.0	102.8	
23 1,3-Dichlorobenzene	146	4.447	4.447	0.000	93	51957	100.0	104.7	
25 1,4-Dichlorobenzene	146	4.505	4.505	0.000	84	53699	100.0	99.6	
26 Benzyl alcohol	79	4.607	4.607	0.000	89	16639	100.0	85.6	
27 1,2-Dichlorobenzene	146	4.623	4.623	0.000	87	46821	100.0	92.8	
28 2-Methylphenol	108	4.692	4.692	0.000	45	26820	100.0	92.8	
29 2,2'-oxybis[1-chloropropane]	45	4.719	4.719	0.000	45	35169	100.0	105.2	a
30 Acetophenone	105	4.815	4.810	0.005	90	41180	100.0	94.4	
31 N-Nitrosodi-n-propylamine	70	4.815	4.815	0.000	58	17256	100.0	100.5	
32 3 & 4 Methylphenol	108	4.821	4.821	0.000	81	25629	100.0	90.7	
33 Hexachloroethane	117	4.885	4.885	0.000	84	20367	100.0	104.2	

Compound	Sig	RT (min.)	Adj RT (min.)	Dlt RT (min.)	Q	Response	Cal Amt ug/L	OnCol Amt ug/L	Flags
34 Nitrobenzene	77	4.943	4.944	-0.001	73	27835	100.0	103.2	
35 Isophorone	82	5.136	5.136	0.000	91	48088	100.0	94.9	
36 2-Nitrophenol	139	5.200	5.200	0.000	74	16835	100.0	83.7	
37 2,4-Dimethylphenol	107	5.243	5.243	0.000	83	28429	100.0	87.2	
38 Bis(2-chloroethoxy)methane	93	5.323	5.323	0.000	88	31732	100.0	99.8	
40 2,4-Dichlorophenol	162	5.392	5.392	0.000	71	25309	100.0	90.7	
41 1,2,4-Trichlorobenzene	180	5.456	5.456	0.000	91	38590	100.0	99.5	
42 Naphthalene	128	5.515	5.515	0.000	90	130261	100.0	98.6	
43 4-Chloroaniline	127	5.574	5.569	0.005	78	34056	100.0	99.7	
44 2,6-Dichlorophenol	162	5.574	5.574	0.000	83	28442	100.0	98.5	
45 Hexachlorobutadiene	225	5.622	5.622	0.000	87	20550	100.0	89.2	
46 4-Chloro-3-methylphenol	107	5.980	5.969	0.011	52	13141	100.0	94.0	
47 2-Methylnaphthalene	142	6.081	6.081	0.000	76	78916	100.0	95.5	
48 1-Methylnaphthalene	142	6.156	6.156	0.000	88	78343	100.0	99.8	
49 Hexachlorocyclopentadiene	237	6.210	6.210	0.000	71	20411	100.0	100.4	
50 1,2,4,5-Tetrachlorobenzene	216	6.215	6.215	0.000	82	33379	100.0	102.3	
52 2,4,6-Trichlorophenol	196	6.316	6.311	0.005	54	10805	100.0	87.7	
53 2,4,5-Trichlorophenol	196	6.354	6.343	0.011	38	11295	100.0	95.3	a
54 1,1'-Biphenyl	154	6.466	6.461	0.005	92	86306	100.0	103.2	
55 2-Chloronaphthalene	162	6.477	6.471	0.006	90	69851	100.0	106.4	
56 2-Nitroaniline	138	6.573	6.568	0.005	23	8826	100.0	105.9	M
57 Dimethyl phthalate	163	6.728	6.722	0.006	95	67587	100.0	96.6	
58 1,3-Dinitrobenzene	168	6.754	6.744	0.010	1	4157	100.0	155.0	
59 2,6-Dinitrotoluene	165	6.771	6.765	0.005	59	8999	100.0	85.1	
60 Acenaphthylene	152	6.808	6.808	0.000	86	94501	100.0	93.6	
61 3-Nitroaniline	138	6.931	6.904	0.027	5	4360	100.0	98.2	
62 Acenaphthene	153	6.952	6.952	0.000	87	68184	100.0	101.1	
64 4-Nitrophenol	109	7.107	7.048	0.059	27	1889	200.0	801.9	
65 2,4-Dinitrotoluene	165	7.102	7.096	0.006	31	9930	100.0	103.1	a
66 Dibenzofuran	168	7.096	7.096	0.000	84	89695	100.0	104.6	
51 2,3,5,6-Tetrachlorophenol	232	7.171	7.166	0.005	25	7172	100.0	87.7	a
67 2,3,4,6-Tetrachlorophenol	232	7.203	7.198	0.005	37	13581	100.0	102.6	
68 Diethyl phthalate	149	7.305	7.299	0.006	92	80149	100.0	107.3	
69 Fluorene	166	7.380	7.374	0.006	89	70202	100.0	102.9	
70 4-Chlorophenyl phenyl ether	204	7.385	7.385	0.000	85	31684	100.0	100.9	
71 4-Nitroaniline	138	7.438	7.401	0.037	1	2738	100.0	81.7	
72 4,6-Dinitro-2-methylphenol	198	7.433	7.422	0.011	30	7501	200.0	250.8	
73 N-Nitrosodiphenylamine	169	7.486	7.481	0.005	48	41726	100.0	94.7	
74 Azobenzene	77	7.513	7.513	0.000	88	45578	100.0	103.0	
75 4-Bromophenyl phenyl ether	248	7.786	7.786	0.000	52	20026	100.0	116.9	
76 Hexachlorobenzene	284	7.823	7.818	0.005	75	24235	100.0	113.0	
77 Atrazine	200	7.930	7.930	0.000	69	16215	100.0	100.4	
78 Pentachlorophenol	266	7.989	7.983	0.005	1	8872	200.0	214.6	a
79 n-Octadecane	57	8.085	8.085	0.000	80	26864	100.0	102.7	
80 Phenanthrene	178	8.159	8.160	0.000	92	100704	100.0	103.1	
81 Anthracene	178	8.202	8.197	0.005	90	93164	100.0	99.8	
83 Carbazole	167	8.346	8.336	0.010	64	69562	100.0	95.5	
84 Di-n-butyl phthalate	149	8.646	8.646	0.000	96	114575	100.0	92.2	
85 Fluoranthene	202	9.132	9.132	0.000	94	97710	100.0	95.5	
88 Benzidine	184	9.276	9.260	0.016	49	37938	200.0	242.2	
89 Pyrene	202	9.313	9.313	0.000	97	105780	100.0	98.8	
94 Butyl benzyl phthalate	149	9.874	9.869	0.005	78	37254	100.0	82.6	

Compound	Sig	RT (min.)	Adj RT (min.)	Dlt RT (min.)	Q	Response	Cal Amt ug/L	OnCol Amt ug/L	Flags
96 3,3'-Dichlorobenzidine	252	10.328	10.318	0.010	22	42953	200.0	180.1	
97 Benzo[a]anthracene	228	10.328	10.323	0.005	96	76962	100.0	95.4	
99 Chrysene	228	10.360	10.360	0.000	88	108167	100.0	107.6	
98 Bis(2-ethylhexyl) phthalate	149	10.392	10.393	0.000	73	54145	100.0	87.3	
100 Di-n-octyl phthalate	149	11.060	11.055	0.005	80	80402	100.0	80.3	
101 Benzo[b]fluoranthene	252	11.429	11.424	0.005	90	85190	100.0	103.8	
102 Benzofluoranthene	252	11.429	11.456	-0.027	1	184747	200.0	198.8	a
103 Benzo[k]fluoranthene	252	11.461	11.456	0.005	79	92812	100.0	91.4	
104 Benzo[a]pyrene	252	11.797	11.792	0.005	50	72333	100.0	98.2	
105 Indeno[1,2,3-cd]pyrene	276	13.170	13.165	0.005	92	58203	100.0	84.9	
106 Dibenz(a,h)anthracene	278	13.213	13.208	0.005	1	66707	100.0	93.6	
107 Benzo[g,h,i]perylene	276	13.496	13.496	0.000	75	88949	100.0	94.6	

QC Flag Legend

Processing Flags

NC - Not Calibrated

Review Flags

M - Manually Integrated

a - User Assigned ID

Reagents:

8270SIM_IS_00069

Amount Added: 9.00

Units: uL

ccv_8270_1000_00057

Amount Added: 100.00

Units: uL

Eurofins Seattle

Data File: \\chromfs\Seattle\ChromData\TAC051\20220124-81014.b0124A16_.D

Injection Date: 24-Jan-2022 19:23:30

Instrument ID: TAC051

Lims ID: STD4

Client ID:

Operator ID: TL

ALS Bottle#: 10

Worklist Smp#: 10

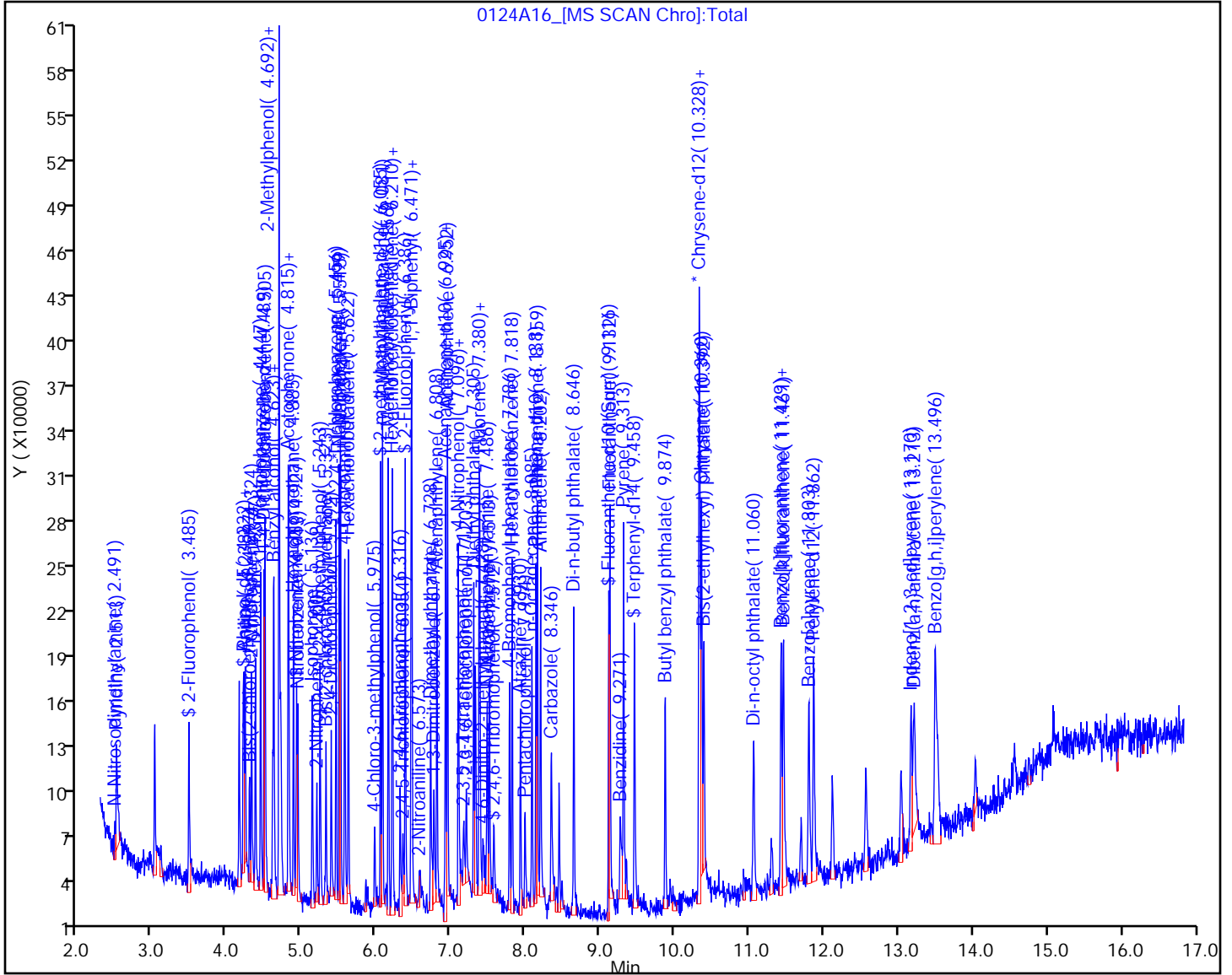
Injection Vol: 1.0 ul

Dil. Factor: 1.0000

Method: 8270 TAC051

Limit Group: 8270D BNA QSM 5.0

Y Scaling: Method Defined: Scale to the Nth Largest Target: 1



Eurofins Seattle

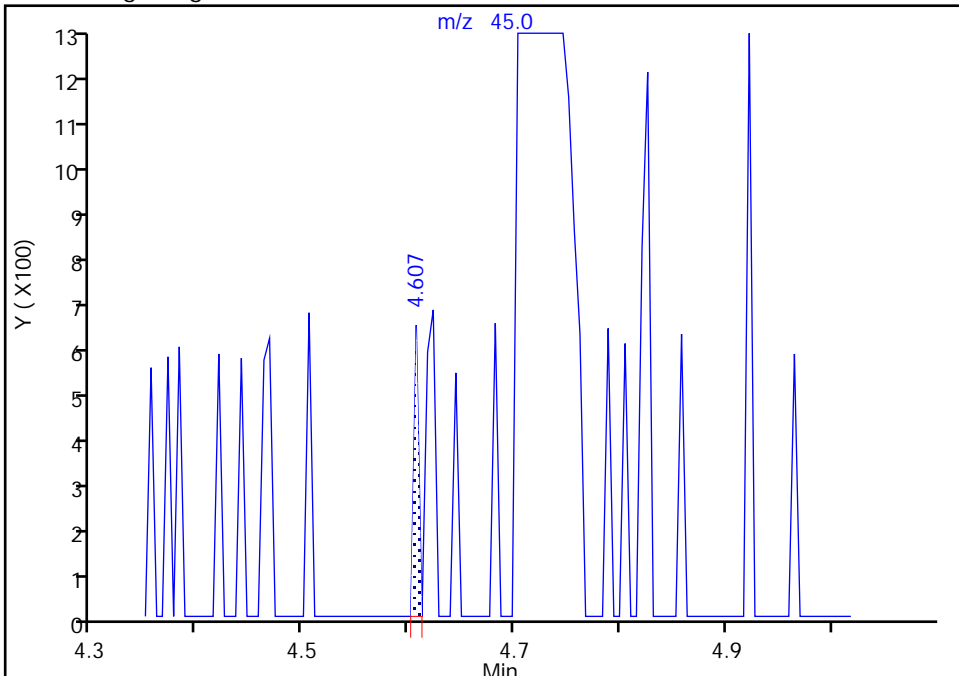
Data File: \\chromfs\Seattle\ChromData\TAC051\20220124-81014.b\0124A16_.D
Injection Date: 24-Jan-2022 19:23:30 Instrument ID: TAC051
Lims ID: STD4
Client ID:
Operator ID: TL ALS Bottle#: 10 Worklist Smp#: 10
Injection Vol: 1.0 ul Dil. Factor: 1.0000
Method: 8270 TAC051 Limit Group: 8270D BNA QSM 5.0
Column: Detector MS SCAN

29 2,2'-oxybis[1-chloropropane], CAS: 108-60-1

Signal: 1

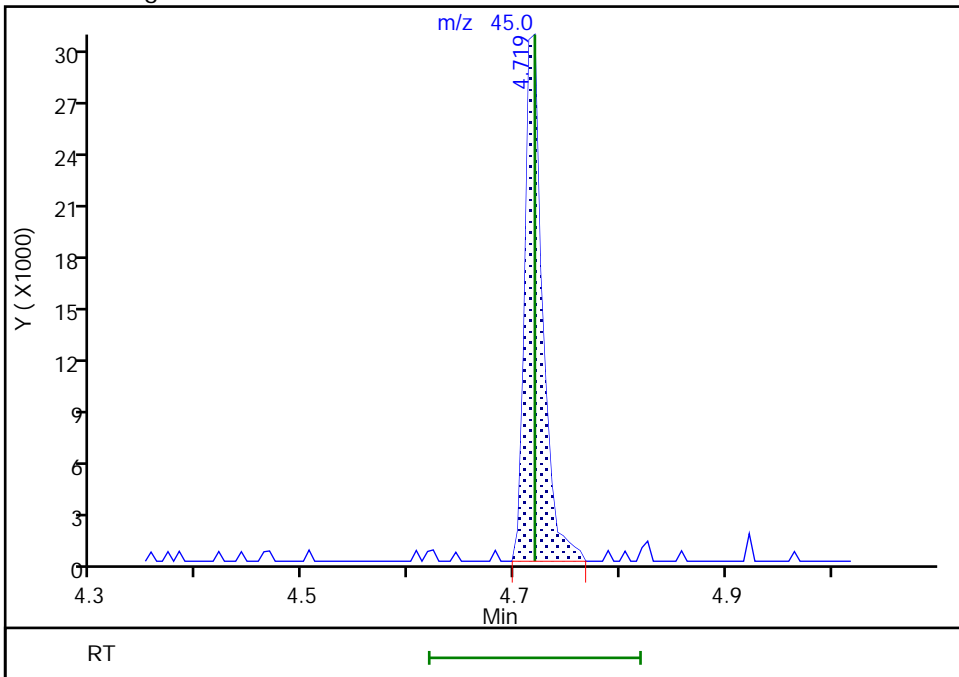
RT: 4.61
Area: 197
Amount: 0.900394
Amount Units: ug/L

Processing Integration Results



RT: 4.72
Area: 35169
Amount: 105.2266
Amount Units: ug/L

Manual Integration Results



Reviewer: mohammedj, 27-Jan-2022 14:38:11
Audit Action: Assigned Compound ID

Audit Reason: Peak assignment corrected

Eurofins Seattle

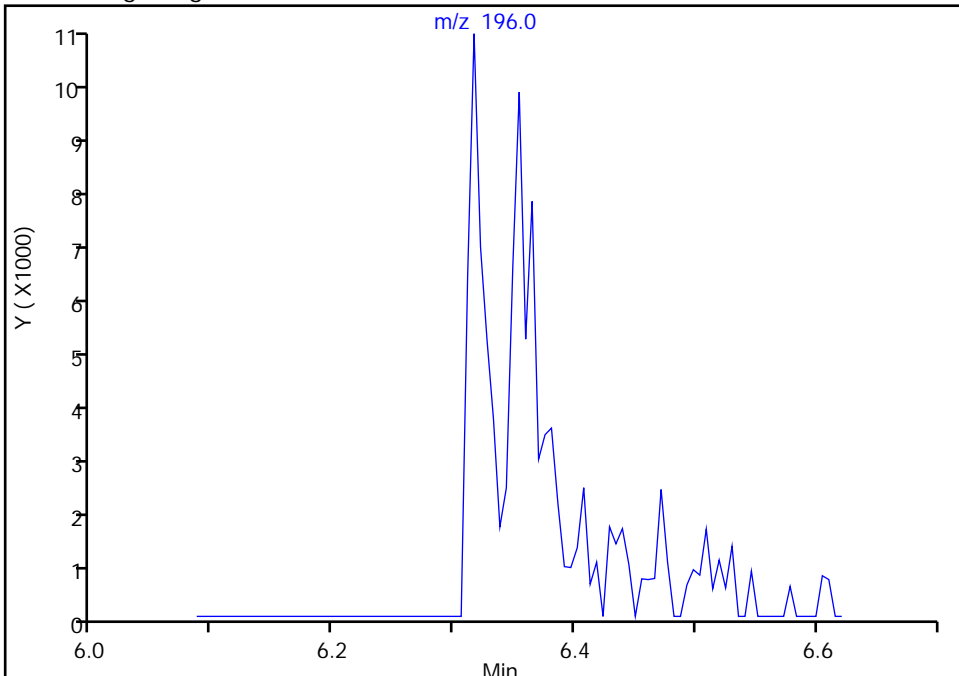
Data File: \\chromfs\Seattle\ChromData\TAC051\20220124-81014.b\0124A16_.D
Injection Date: 24-Jan-2022 19:23:30 Instrument ID: TAC051
Lims ID: STD4
Client ID:
Operator ID: TL ALS Bottle#: 10 Worklist Smp#: 10
Injection Vol: 1.0 ul Dil. Factor: 1.0000
Method: 8270 TAC051 Limit Group: 8270D BNA QSM 5.0
Column: Detector MS SCAN

53 2,4,5-Trichlorophenol, CAS: 95-95-4

Signal: 1

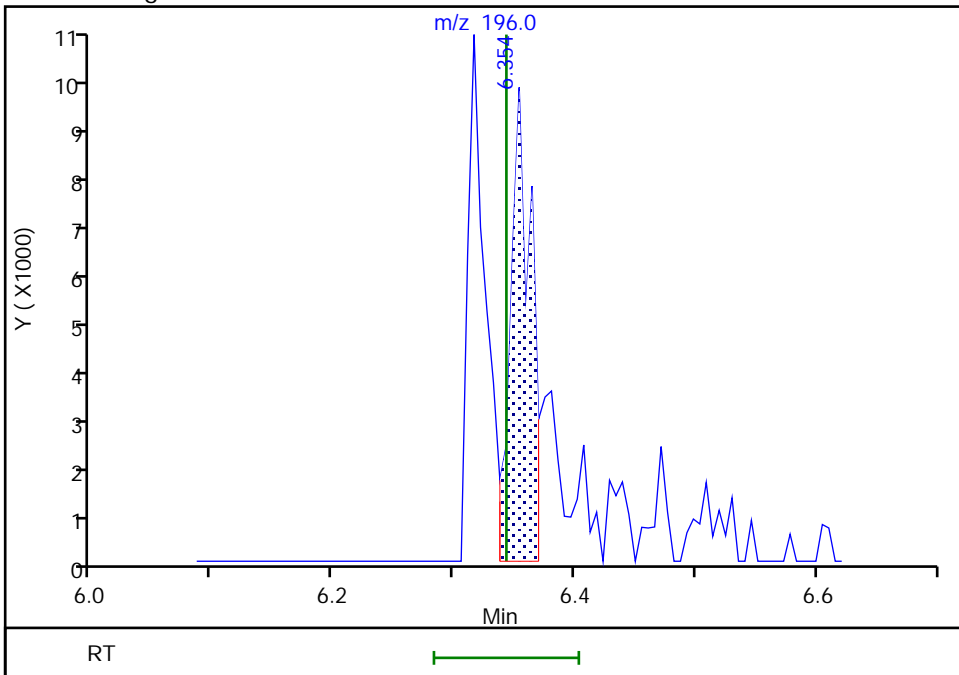
Not Detected
Expected RT: 6.34

Processing Integration Results



Manual Integration Results

RT: 6.35
Area: 11295
Amount: 95.301610
Amount Units: ug/L



Reviewer: limmere, 27-Jan-2022 13:56:40
Audit Action: Assigned Compound ID

Audit Reason: Peak assignment corrected

Eurofins Seattle

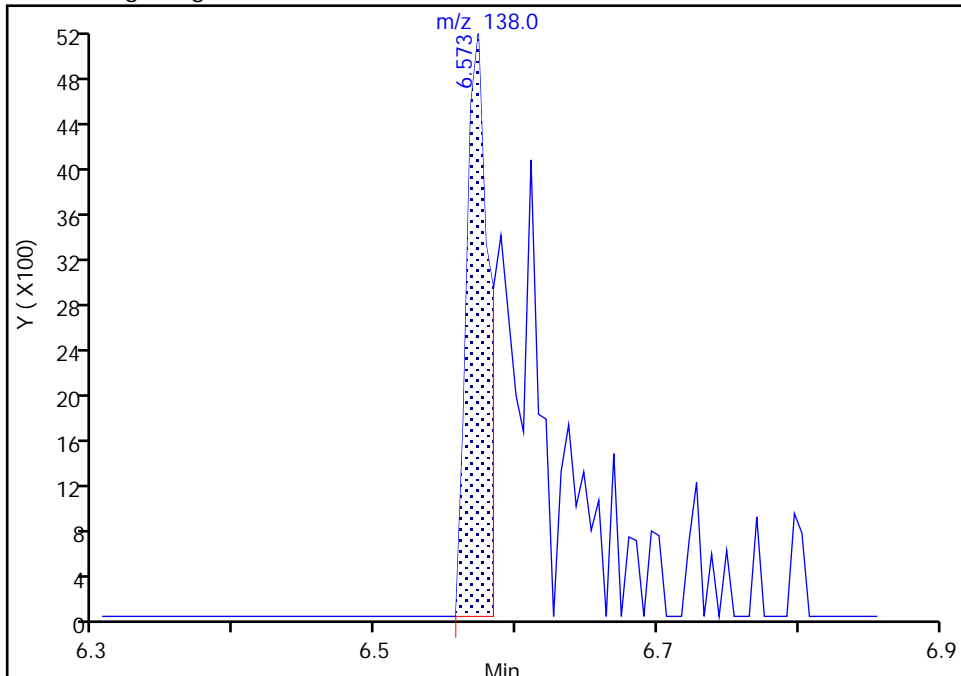
Data File: \\chromfs\Seattle\ChromData\TAC051\20220124-81014.b\0124A16_.D
Injection Date: 24-Jan-2022 19:23:30 Instrument ID: TAC051
Lims ID: STD4
Client ID:
Operator ID: TL ALS Bottle#: 10 Worklist Smp#: 10
Injection Vol: 1.0 ul Dil. Factor: 1.0000
Method: 8270 TAC051 Limit Group: 8270D BNA QSM 5.0
Column: Detector MS SCAN

56 2-Nitroaniline, CAS: 88-74-4

Signal: 1

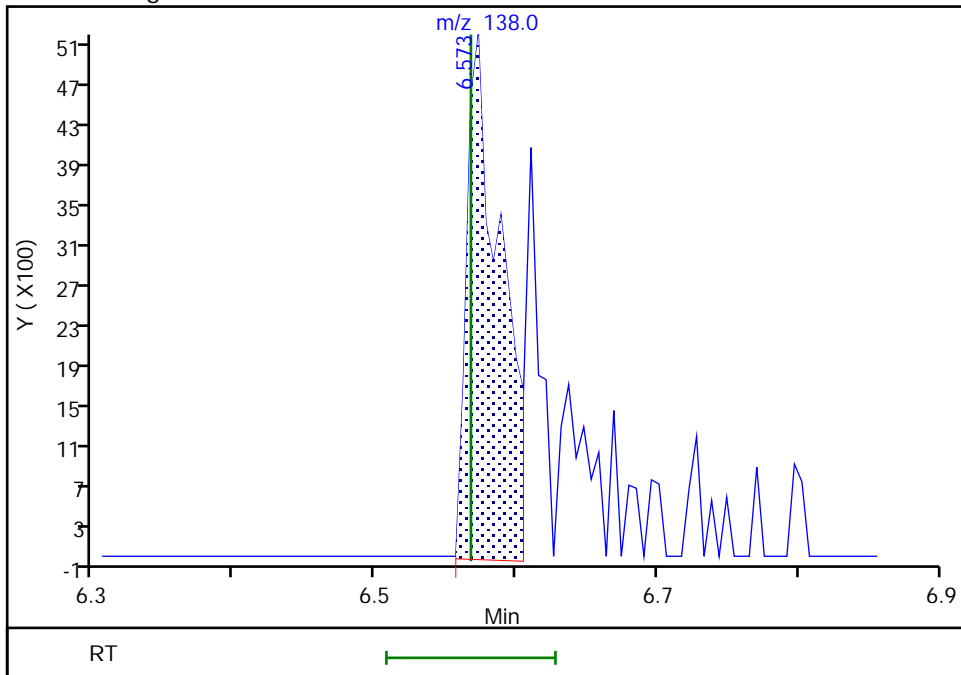
RT: 6.57
Area: 5630
Amount: 120.8943
Amount Units: ug/L

Processing Integration Results



RT: 6.57
Area: 8826
Amount: 105.9456
Amount Units: ug/L

Manual Integration Results



Eurofins Seattle

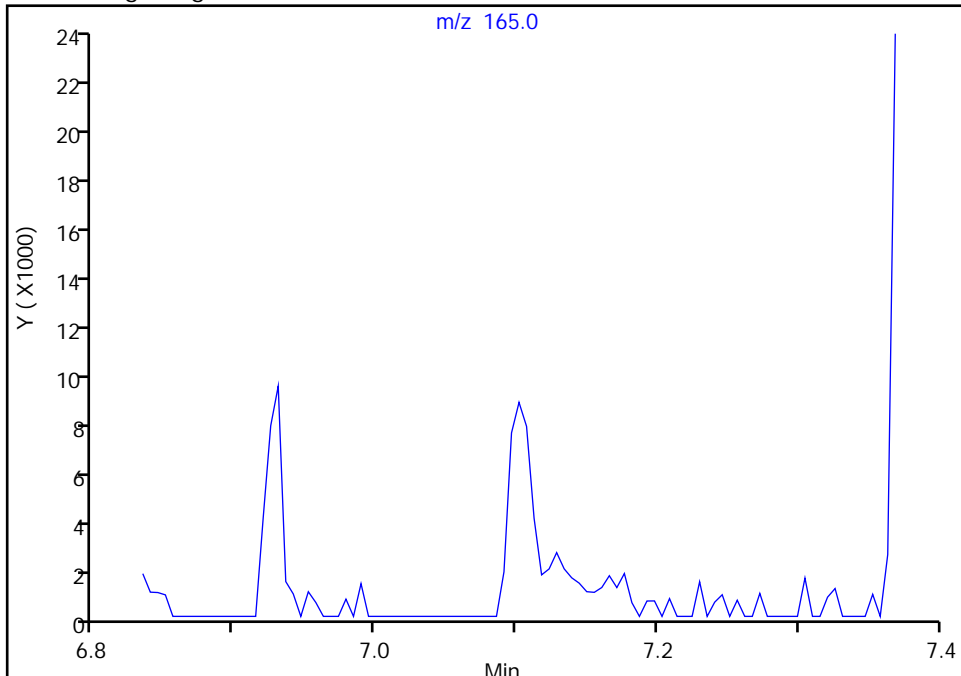
Data File: \\chromfs\Seattle\ChromData\TAC051\20220124-81014.b\0124A16_.D
Injection Date: 24-Jan-2022 19:23:30 Instrument ID: TAC051
Lims ID: STD4
Client ID:
Operator ID: TL ALS Bottle#: 10 Worklist Smp#: 10
Injection Vol: 1.0 ul Dil. Factor: 1.0000
Method: 8270 TAC051 Limit Group: 8270D BNA QSM 5.0
Column: Detector MS SCAN

65 2,4-Dinitrotoluene, CAS: 121-14-2

Signal: 1

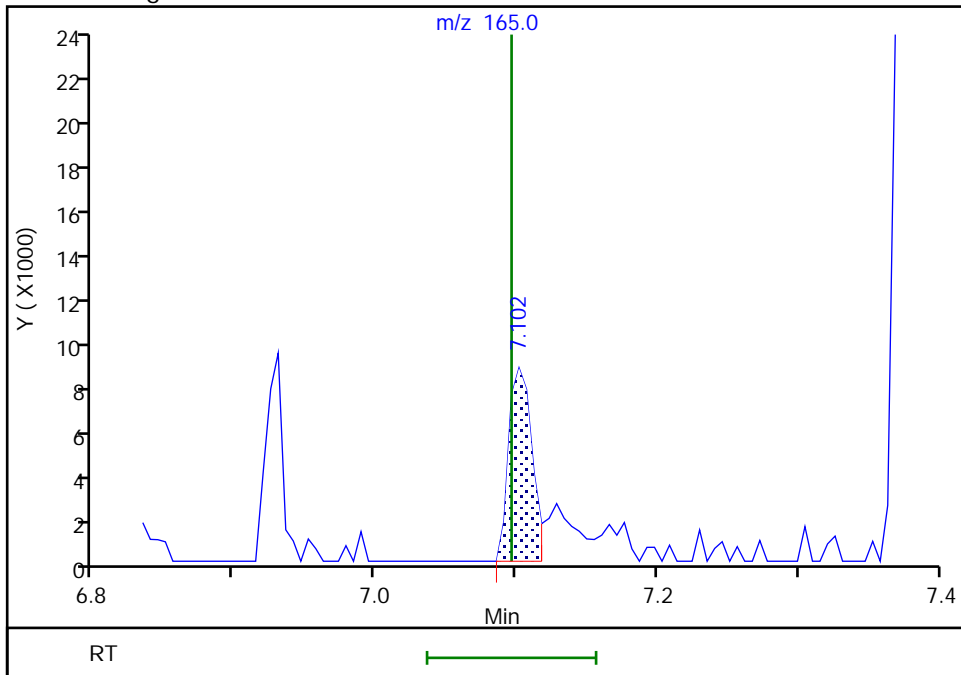
Not Detected
Expected RT: 7.10

Processing Integration Results



RT: 7.10
Area: 9930
Amount: 103.0546
Amount Units: ug/L

Manual Integration Results



Reviewer: mohammedj, 27-Jan-2022 14:38:21
Audit Action: Assigned Compound ID

Audit Reason: Peak assignment corrected

Eurofins Seattle

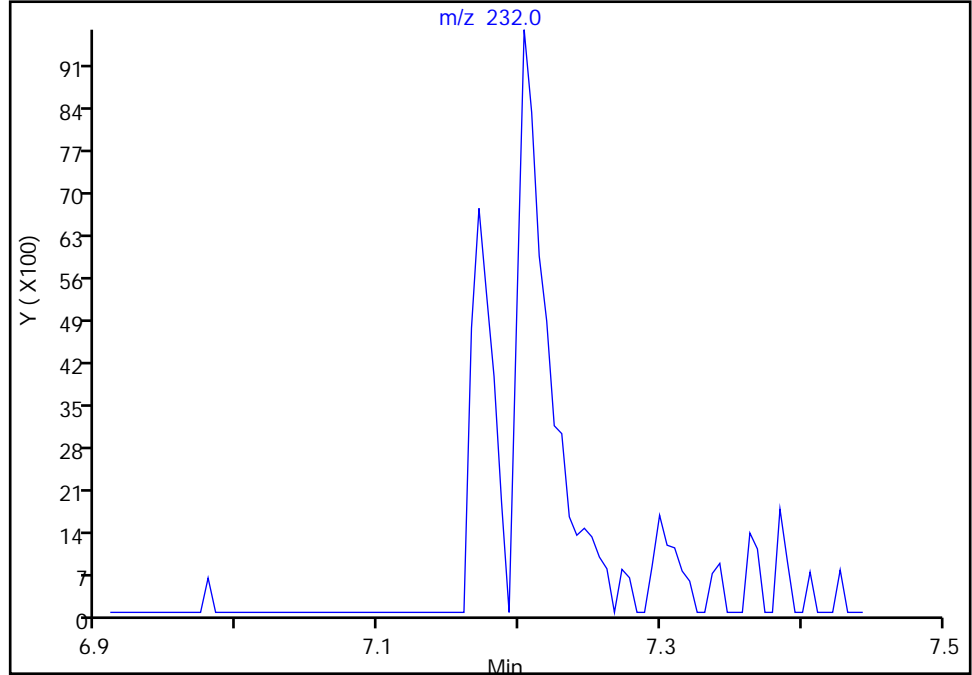
Data File: \\chromfs\Seattle\ChromData\TAC051\20220124-81014.b\0124A16_.D
Injection Date: 24-Jan-2022 19:23:30 Instrument ID: TAC051
Lims ID: STD4
Client ID:
Operator ID: TL ALS Bottle#: 10 Worklist Smp#: 10
Injection Vol: 1.0 ul Dil. Factor: 1.0000
Method: 8270 TAC051 Limit Group: 8270D BNA QSM 5.0
Column: Detector MS SCAN

51 2,3,5,6-Tetrachlorophenol, CAS: 935-95-5

Signal: 1

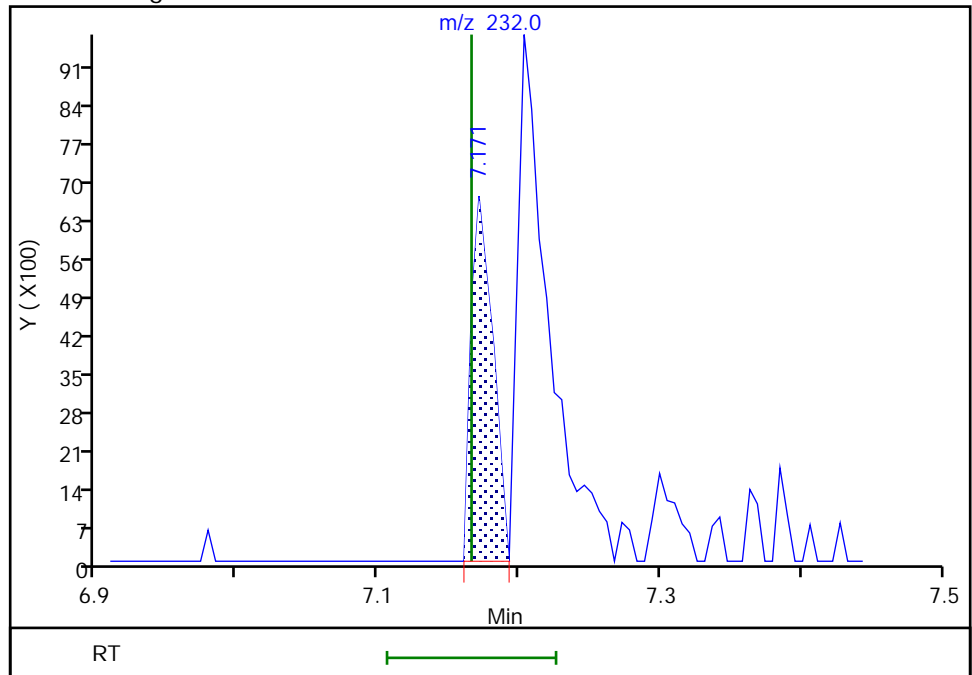
Not Detected
Expected RT: 7.17

Processing Integration Results



Manual Integration Results

RT: 7.17
Area: 7172
Amount: 87.663944
Amount Units: ug/L



Reviewer: limmere, 27-Jan-2022 13:56:31
Audit Action: Assigned Compound ID

Audit Reason: Peak assignment corrected

Eurofins Seattle

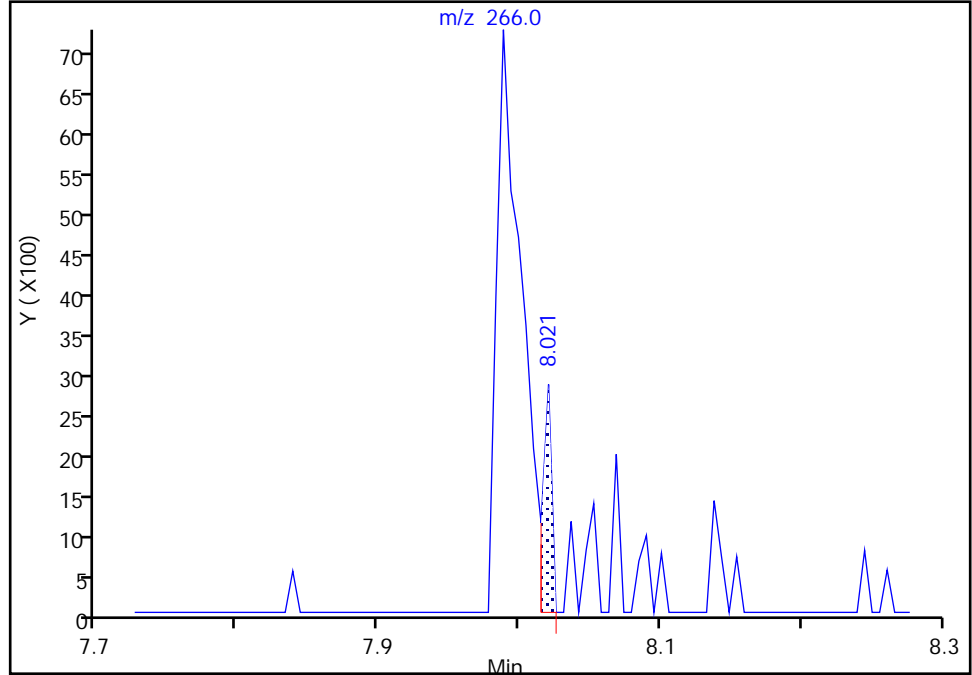
Data File: \\chromfs\Seattle\ChromData\TAC051\20220124-81014.b\0124A16_.D
Injection Date: 24-Jan-2022 19:23:30 Instrument ID: TAC051
Lims ID: STD4
Client ID:
Operator ID: TL ALS Bottle#: 10 Worklist Smp#: 10
Injection Vol: 1.0 ul Dil. Factor: 1.0000
Method: 8270 TAC051 Limit Group: 8270D BNA QSM 5.0
Column: Detector MS SCAN

78 Pentachlorophenol, CAS: 87-86-5

Signal: 1

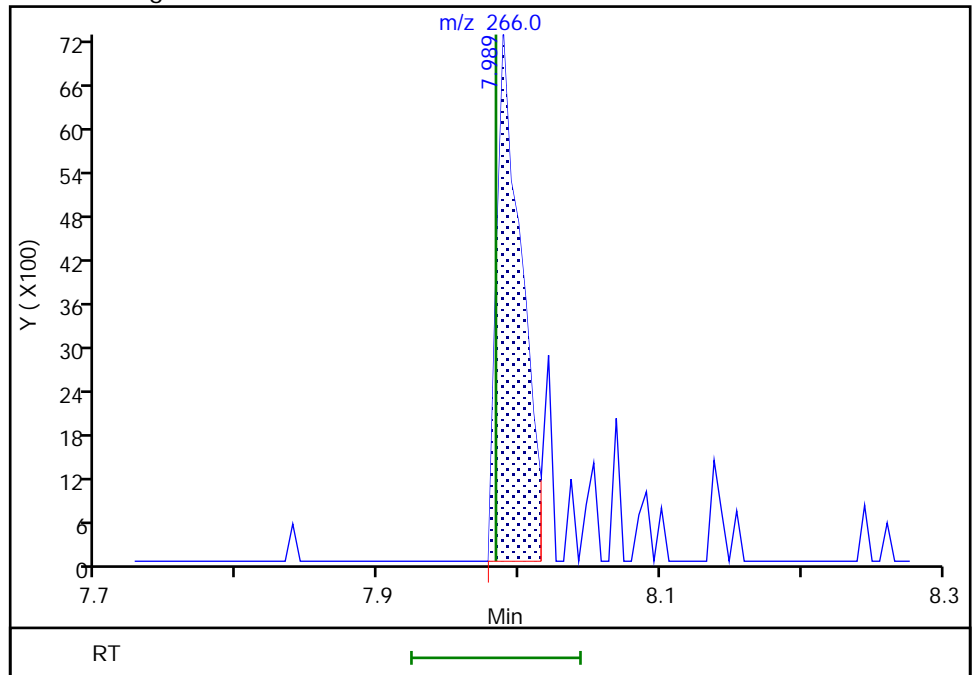
RT: 8.02
Area: 1260
Amount: 203.3115
Amount Units: ug/L

Processing Integration Results



RT: 7.99
Area: 8872
Amount: 214.6353
Amount Units: ug/L

Manual Integration Results



Reviewer: mohammedj, 27-Jan-2022 14:38:34
Audit Action: Assigned Compound ID

Audit Reason: Peak assignment corrected

Eurofins Seattle

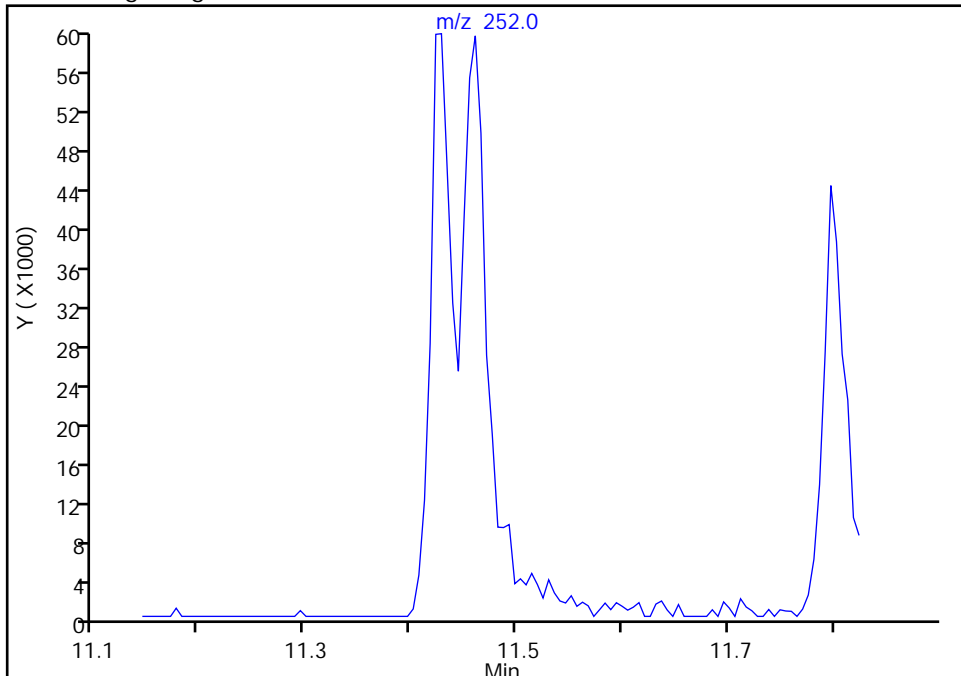
Data File: \\chromfs\Seattle\ChromData\TAC051\20220124-81014.b\0124A16_.D
Injection Date: 24-Jan-2022 19:23:30 Instrument ID: TAC051
Lims ID: STD4
Client ID:
Operator ID: TL ALS Bottle#: 10 Worklist Smp#: 10
Injection Vol: 1.0 ul Dil. Factor: 1.0000
Method: 8270 TAC051 Limit Group: 8270D BNA QSM 5.0
Column: Detector MS SCAN

102 Benzofluoranthene, CAS: 56832-73-6

Signal: 1

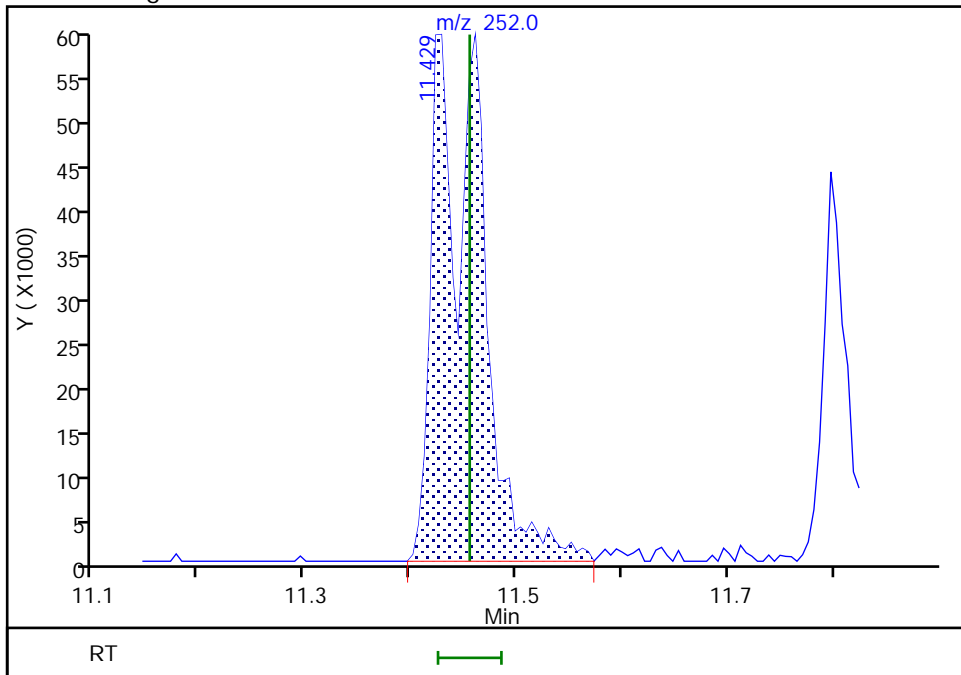
Not Detected
Expected RT: 11.46

Processing Integration Results



Manual Integration Results

RT: 11.43
Area: 184747
Amount: 198.7696
Amount Units: ug/L



Reviewer: limmere, 27-Jan-2022 13:56:16
Audit Action: Assigned Compound ID

Audit Reason: Peak assignment corrected

Eurofins Seattle
Target Compound Quantitation Report

Data File: \\chromfs\Seattle\ChromData\TAC051\20220124-81014.b\0124A17_.D
 Lims ID: STD3
 Client ID:
 Sample Type: IC Calib Level: 3
 Inject. Date: 24-Jan-2022 19:45:30 ALS Bottle#: 11 Worklist Smp#: 11
 Injection Vol: 1.0 ul Dil. Factor: 1.0000
 Sample Info: 3
 Operator ID: TL Instrument ID: TAC051
 Sublist: chrom-8270 TAC051*sub34

Method: \\chromfs\Seattle\ChromData\TAC051\20220124-81014.b\8270 TAC051.m
 Limit Group: 8270D BNA QSM 5.0
 Last Update: 28-Jan-2022 17:07:07 Calib Date: 24-Jan-2022 20:31:30
 Integrator: RTE ID Type: RT Order ID
 Quant Method: Internal Standard Quant By: Initial Calibration
 Last ICal File: \\chromfs\Seattle\ChromData\TAC051\20220124-81014.b\0124A19_.D

Column 1 : Det: MS SCAN
 Process Host: CTX1607

First Level Reviewer: limmere

Date: 25-Jan-2022 15:07:17

Compound	Sig	RT (min.)	Adj RT (min.)	Dlt RT (min.)	Q	Response	Cal Amt ug/L	OnCol Amt ug/L	Flags
* 1 1,4-Dichlorobenzene-d4	152	4.489	4.489	0.000	84	33814	100.0	100.0	
* 2 Naphthalene-d8	136	5.499	5.499	0.000	96	120154	100.0	100.0	
* 3 Acenaphthene-d10	164	6.925	6.925	0.000	90	54246	100.0	100.0	
* 4 Phenanthrene-d10	188	8.138	8.138	0.000	88	75532	100.0	100.0	
* 5 Chrysene-d12	240	10.333	10.334	-0.001	93	65781	100.0	100.0	
* 6 Perylene-d12	264	11.867	11.862	0.005	80	68492	100.0	100.0	
\$ 7 2-Fluorophenol	112	3.485	3.485	0.000	59	15431	50.0	53.7	
\$ 8 Phenol-d5	99	4.211	4.212	-0.001	90	15758	50.0	43.8	
\$ 9 Nitrobenzene-d5	82	4.927	4.928	-0.001	54	15195	50.0	53.1	
\$ 10 2-methylnaphthalene-d10	152	6.054	6.055	-0.001	0	37271	NC	NC	
\$ 11 2-Fluorobiphenyl	172	6.386	6.386	0.000	82	41014	50.0	56.9	
\$ 12 2,4,6-Tribromophenol	330	7.577	7.572	0.005	1	1919	50.0	57.2	
\$ 13 Fluoranthene-d10 (Surr)	212	9.115	9.116	-0.001	0	41411	NC	NC	
\$ 14 Terphenyl-d14	244	9.457	9.458	-0.001	67	32224	50.0	57.0	
16 N-Nitrosodimethylamine	74	2.502	2.475	0.027	66	5516	50.0	62.8	
17 Pyridine	79	2.534	2.492	0.042	84	10778	100.0	97.6	
19 Phenol	94	4.222	4.222	0.000	86	15427	50.0	45.4	
18 Aniline	93	4.238	4.238	0.000	21	19248	50.0	50.9	
20 Bis(2-chloroethyl)ether	93	4.297	4.297	0.000	62	14885	50.0	51.0	
21 2-Chlorophenol	128	4.329	4.324	0.005	67	18264	50.0	44.6	
22 n-Decane	57	4.377	4.377	0.000	78	11469	50.0	42.9	
23 1,3-Dichlorobenzene	146	4.446	4.447	-0.001	81	25691	50.0	52.7	
25 1,4-Dichlorobenzene	146	4.505	4.505	0.000	88	25157	50.0	47.5	
26 Benzyl alcohol	79	4.607	4.607	0.000	61	8445	50.0	47.8	
27 1,2-Dichlorobenzene	146	4.623	4.623	0.000	79	27809	50.0	56.1	
28 2-Methylphenol	108	4.698	4.692	0.006	50	13788	50.0	48.6	
29 2,2'-oxybis[1-chloropropane]	45	4.719	4.719	0.000	35	16099	50.0	49.1	
30 Acetophenone	105	4.815	4.810	0.005	85	21594	50.0	50.4	
31 N-Nitrosodi-n-propylamine	70	4.820	4.815	0.005	74	9614	50.0	57.1	
32 3 & 4 Methylphenol	108	4.820	4.821	-0.001	72	12191	50.0	47.1	
33 Hexachloroethane	117	4.884	4.885	-0.001	77	10733	50.0	55.9	

Compound	Sig	RT (min.)	Adj RT (min.)	Dlt RT (min.)	Q	Response	Cal Amt ug/L	OnCol Amt ug/L	Flags
34 Nitrobenzene	77	4.943	4.944	-0.001	84	12645	50.0	52.5	
35 Isophorone	82	5.141	5.136	0.005	86	26544	50.0	53.3	
36 2-Nitrophenol	139	5.200	5.200	0.000	69	7885	50.0	45.0	
37 2,4-Dimethylphenol	107	5.242	5.243	-0.001	79	14257	50.0	46.8	
38 Bis(2-chloroethoxy)methane	93	5.323	5.323	0.000	78	14617	50.0	46.8	
40 2,4-Dichlorophenol	162	5.392	5.392	0.000	51	11144	50.0	51.1	
41 1,2,4-Trichlorobenzene	180	5.456	5.456	0.000	72	20307	50.0	55.3	
42 Naphthalene	128	5.520	5.515	0.005	74	64682	50.0	50.9	
43 4-Chloroaniline	127	5.574	5.569	0.005	47	12448	50.0	53.7	
44 2,6-Dichlorophenol	162	5.574	5.574	0.000	76	16145	50.0	61.2	
45 Hexachlorobutadiene	225	5.622	5.622	0.000	75	11375	50.0	52.2	
46 4-Chloro-3-methylphenol	107	5.980	5.969	0.011	29	3449	50.0	53.3	
47 2-Methylnaphthalene	142	6.081	6.081	0.000	76	43019	50.0	55.0	
48 1-Methylnaphthalene	142	6.156	6.156	0.000	76	41871	50.0	56.3	
49 Hexachlorocyclopentadiene	237	6.209	6.210	-0.001	66	8444	50.0	44.1	
50 1,2,4,5-Tetrachlorobenzene	216	6.215	6.215	0.000	79	18058	50.0	55.5	
52 2,4,6-Trichlorophenol	196	6.316	6.311	0.005	1	4179	50.0	54.3	
53 2,4,5-Trichlorophenol	196	6.359	6.343	0.016	1	2757	50.0	57.4	a
54 1,1'-Biphenyl	154	6.466	6.461	0.005	90	44414	50.0	56.4	
55 2-Chloronaphthalene	162	6.476	6.471	0.005	70	37577	50.0	60.8	
56 2-Nitroaniline	138	6.589	6.568	0.021	1	3222	50.0	77.9	
57 Dimethyl phthalate	163	6.728	6.722	0.006	82	27018	50.0	39.0	
58 1,3-Dinitrobenzene	168	6.760	6.744	0.016	6	491	50.0	122.9	
59 2,6-Dinitrotoluene	165	6.776	6.765	0.011	20	4949	50.0	63.5	
60 Acenaphthylene	152	6.808	6.808	0.000	78	49775	50.0	51.4	
61 3-Nitroaniline	138	6.931	6.904	0.027	3	1451	50.0	82.0	
62 Acenaphthene	153	6.952	6.952	0.000	86	31595	50.0	49.8	
64 4-Nitrophenol	109	7.096	7.048	0.048	7	982	100.0	794.4	
66 Dibenzofuran	168	7.096	7.096	0.000	75	42568	50.0	52.7	
51 2,3,5,6-Tetrachlorophenol	232	7.171	7.166	0.005	1	1916	50.0	54.2	
67 2,3,4,6-Tetrachlorophenol	232	7.214	7.198	0.016	1	3997	50.0	50.0	
68 Diethyl phthalate	149	7.304	7.299	0.005	89	40160	50.0	57.1	
69 Fluorene	166	7.374	7.374	0.000	67	28712	50.0	44.7	
70 4-Chlorophenyl phenyl ether	204	7.390	7.385	0.005	64	15590	50.0	52.7	
71 4-Nitroaniline	138	7.427	7.401	0.026	1	838	50.0	70.5	
72 4,6-Dinitro-2-methylphenol	198	7.427	7.422	0.005	1	1101	100.0	193.1	
73 N-Nitrosodiphenylamine	169	7.486	7.481	0.005	32	17392	50.0	43.4	
74 Azobenzene	77	7.513	7.513	0.000	67	19809	50.0	51.2	
75 4-Bromophenyl phenyl ether	248	7.791	7.786	0.005	16	6901	50.0	50.5	
76 Hexachlorobenzene	284	7.823	7.818	0.005	48	10787	50.0	55.3	
77 Atrazine	200	7.935	7.930	0.005	25	5824	50.0	49.4	
79 n-Octadecane	57	8.084	8.085	-0.001	66	12197	50.0	52.0	
80 Phenanthrene	178	8.159	8.160	0.000	56	47829	50.0	52.7	
81 Anthracene	178	8.202	8.197	0.005	74	42705	50.0	53.9	
83 Carbazole	167	8.352	8.336	0.016	42	37213	50.0	57.9	M
84 Di-n-butyl phthalate	149	8.645	8.646	-0.001	96	67567	50.0	59.0	
85 Fluoranthene	202	9.131	9.132	-0.001	84	43982	50.0	47.5	
88 Benzidine	184	9.281	9.260	0.021	18	4379	100.0	106.8	
89 Pyrene	202	9.313	9.313	0.000	95	48040	50.0	48.4	
94 Butyl benzyl phthalate	149	9.874	9.869	0.005	59	21653	50.0	52.5	
96 3,3'-Dichlorobenzidine	252	10.323	10.318	0.005	1	23496	100.0	112.9	M
97 Benzo[a]anthracene	228	10.328	10.323	0.005	86	31640	50.0	44.4	

Compound	Sig	RT (min.)	Adj RT (min.)	Dlt RT (min.)	Q	Response	Cal Amt ug/L	OnCol Amt ug/L	Flags
99 Chrysene	228	10.360	10.360	0.000	80	56009	50.0	51.7	
98 Bis(2-ethylhexyl) phthalate	149	10.392	10.393	0.000	67	30339	50.0	50.1	
100 Di-n-octyl phthalate	149	11.055	11.055	0.000	64	42834	50.0	47.2	
101 Benzo[b]fluoranthene	252	11.423	11.424	-0.001	82	32758	50.0	45.4	
102 Benzofluoranthene	252	11.461	11.456	0.005	1	87056	100.0	103.4	a
103 Benzo[k]fluoranthene	252	11.461	11.456	0.005	57	50225	50.0	54.6	
104 Benzo[a]pyrene	252	11.797	11.792	0.005	46	35331	50.0	55.2	
105 Indeno[1,2,3-cd]pyrene	276	13.170	13.165	0.005	62	33123	50.0	57.0	M
106 Dibenz(a,h)anthracene	278	13.218	13.208	0.010	1	28319	50.0	51.3	
107 Benzo[g,h,i]perylene	276	13.501	13.496	0.005	81	38178	50.0	46.8	

QC Flag Legend

Processing Flags

NC - Not Calibrated

Review Flags

M - Manually Integrated

a - User Assigned ID

Reagents:

8270ccvl_50_00039

Amount Added: 1.00

Units: mL

Eurofins Seattle

Data File: \\chromfs\Seattle\ChromData\TAC051\20220124-81014.b0124A17_.D

Injection Date: 24-Jan-2022 19:45:30

Instrument ID: TAC051

Lims ID: STD3

Client ID:

Operator ID: TL

ALS Bottle#: 11

Worklist Smp#: 11

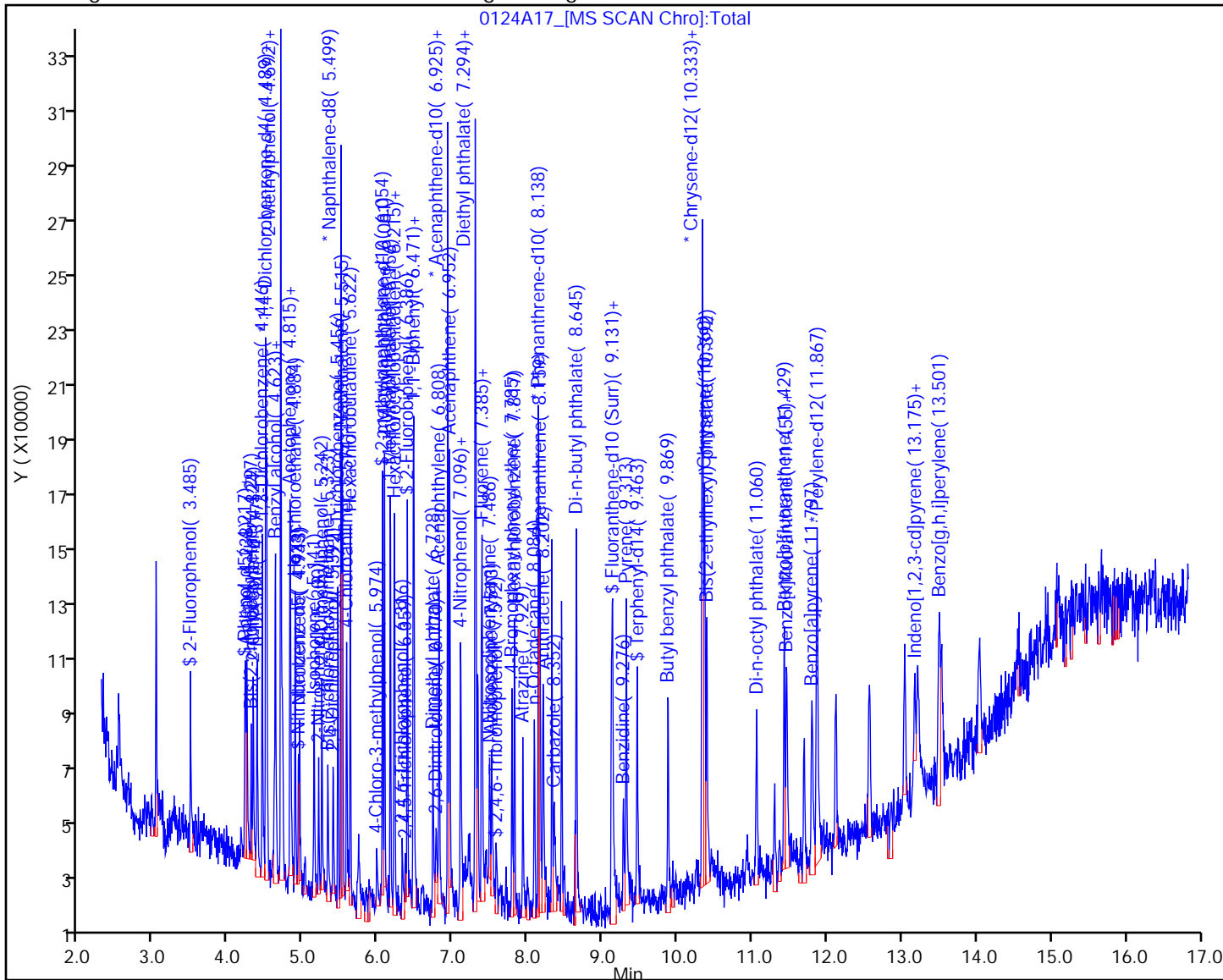
Injection Vol: 1.0 ul

Dil. Factor: 1.0000

Method: 8270 TAC051

Limit Group: 8270D BNA QSM 5.0

Y Scaling: Method Defined: Scale to the Nth Largest Target: 1



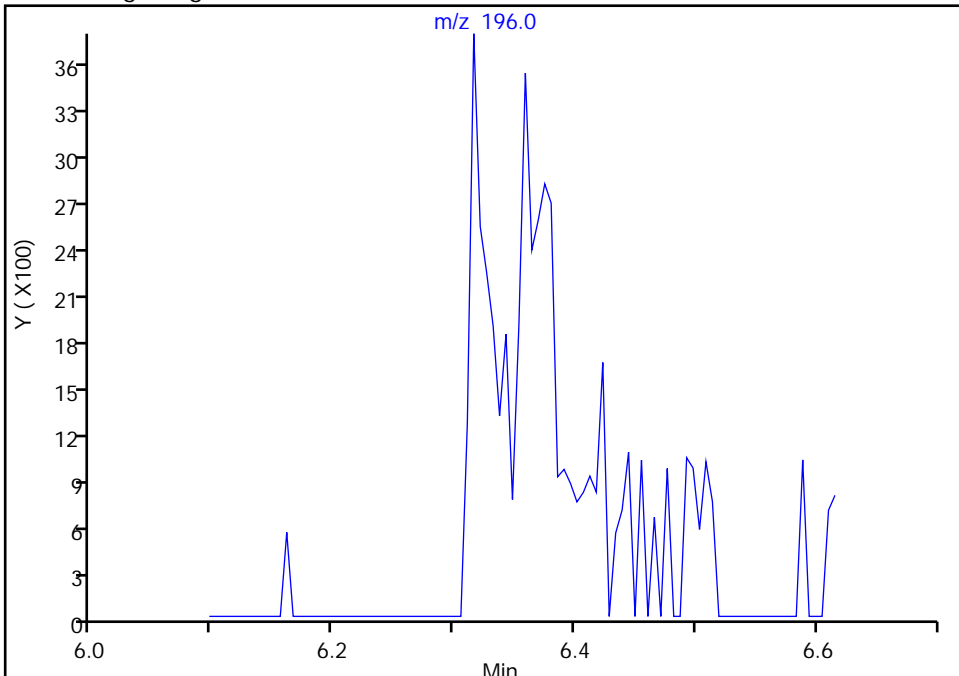
Eurofins Seattle

Data File: \\chromfs\Seattle\ChromData\TAC051\20220124-81014.b\0124A17_.D
Injection Date: 24-Jan-2022 19:45:30 Instrument ID: TAC051
Lims ID: STD3
Client ID:
Operator ID: TL ALS Bottle#: 11 Worklist Smp#: 11
Injection Vol: 1.0 ul Dil. Factor: 1.0000
Method: 8270 TAC051 Limit Group: 8270D BNA QSM 5.0
Column: Detector MS SCAN

53 2,4,5-Trichlorophenol, CAS: 95-95-4
Signal: 1

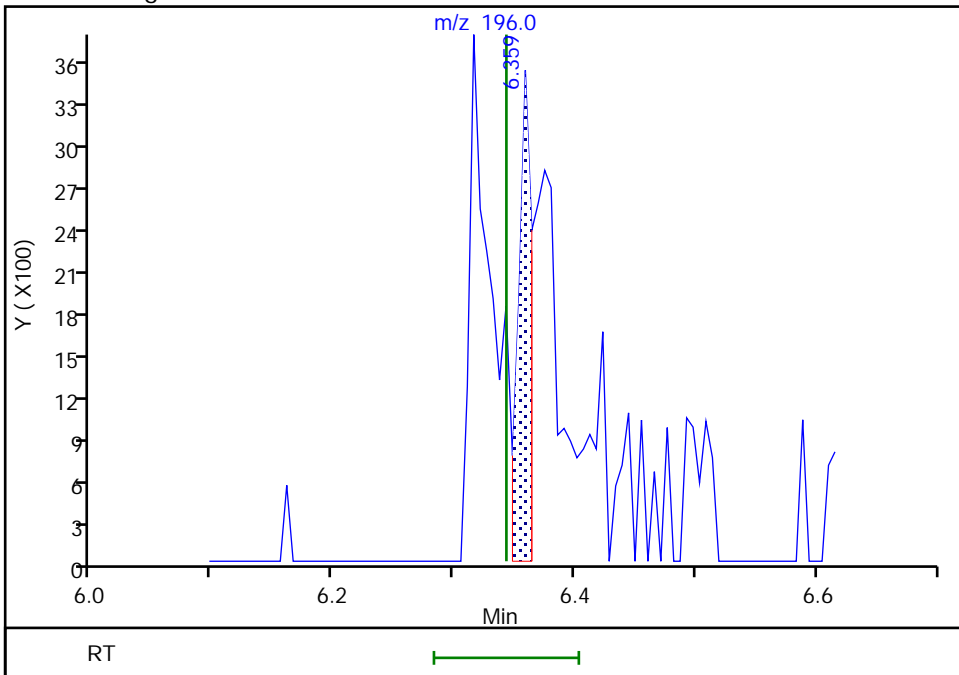
Not Detected
Expected RT: 6.34

Processing Integration Results



Manual Integration Results

RT: 6.36
Area: 2757
Amount: 57.449600
Amount Units: ug/L



Reviewer: limmere, 27-Jan-2022 13:57:13
Audit Action: Assigned Compound ID

Audit Reason: Peak assignment corrected

Eurofins Seattle

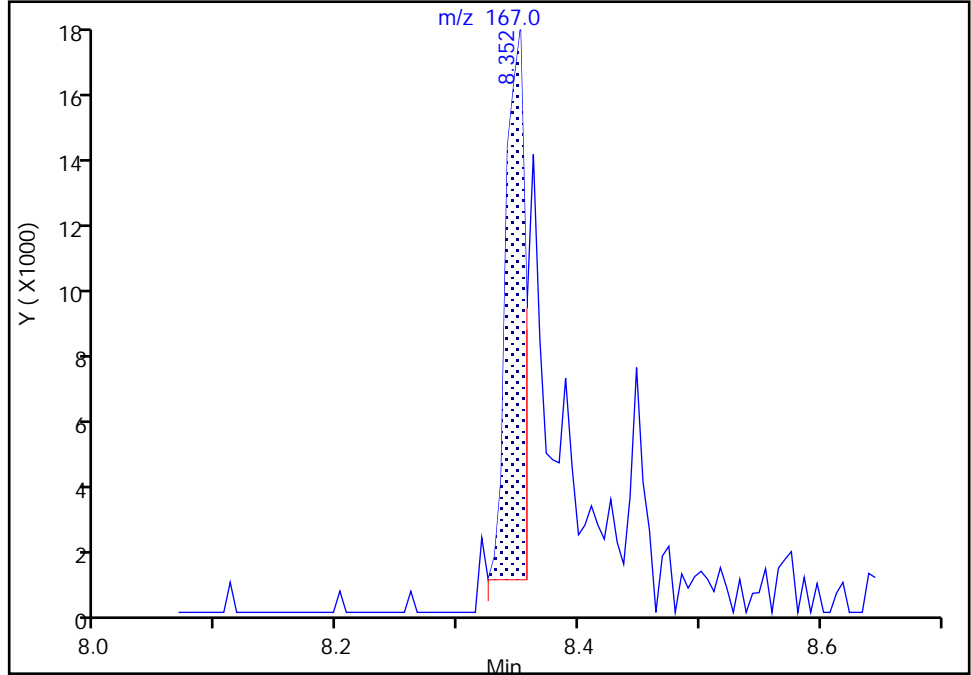
Data File: \\chromfs\Seattle\ChromData\TAC051\20220124-81014.b\0124A17_.D
Injection Date: 24-Jan-2022 19:45:30 Instrument ID: TAC051
Lims ID: STD3
Client ID:
Operator ID: TL ALS Bottle#: 11 Worklist Smp#: 11
Injection Vol: 1.0 ul Dil. Factor: 1.0000
Method: 8270 TAC051 Limit Group: 8270D BNA QSM 5.0
Column: Detector MS SCAN

83 Carbazole, CAS: 86-74-8

Signal: 1

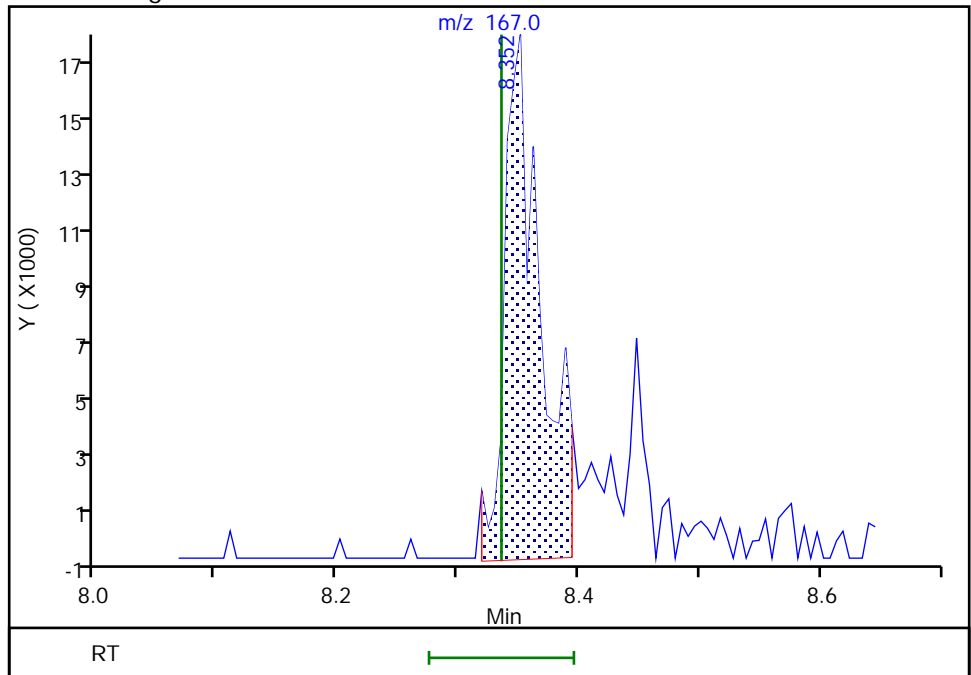
RT: 8.35
Area: 18503
Amount: 37.172932
Amount Units: ug/L

Processing Integration Results



RT: 8.35
Area: 37213
Amount: 57.853512
Amount Units: ug/L

Manual Integration Results



Reviewer: mohammedj, 27-Jan-2022 14:36:18
Audit Action: Manually Integrated

Audit Reason: Incomplete Integration

Eurofins Seattle

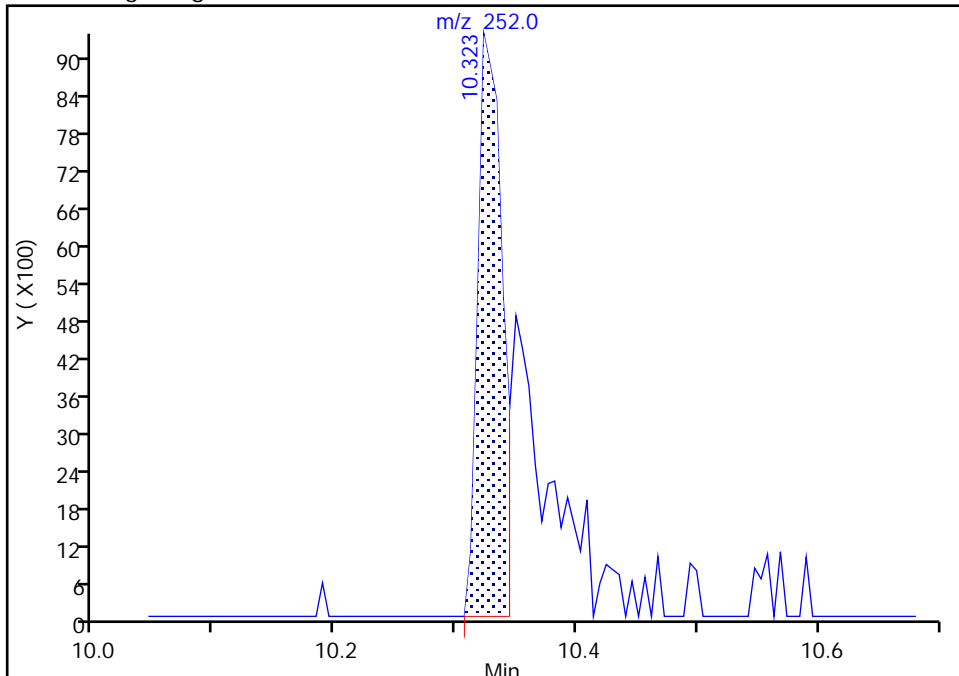
Data File: \\chromfs\Seattle\ChromData\TAC051\20220124-81014.b\0124A17_.D
Injection Date: 24-Jan-2022 19:45:30 Instrument ID: TAC051
Lims ID: STD3
Client ID:
Operator ID: TL ALS Bottle#: 11 Worklist Smp#: 11
Injection Vol: 1.0 ul Dil. Factor: 1.0000
Method: 8270 TAC051 Limit Group: 8270D BNA QSM 5.0
Column: Detector MS SCAN

96 3,3'-Dichlorobenzidine, CAS: 91-94-1

Signal: 1

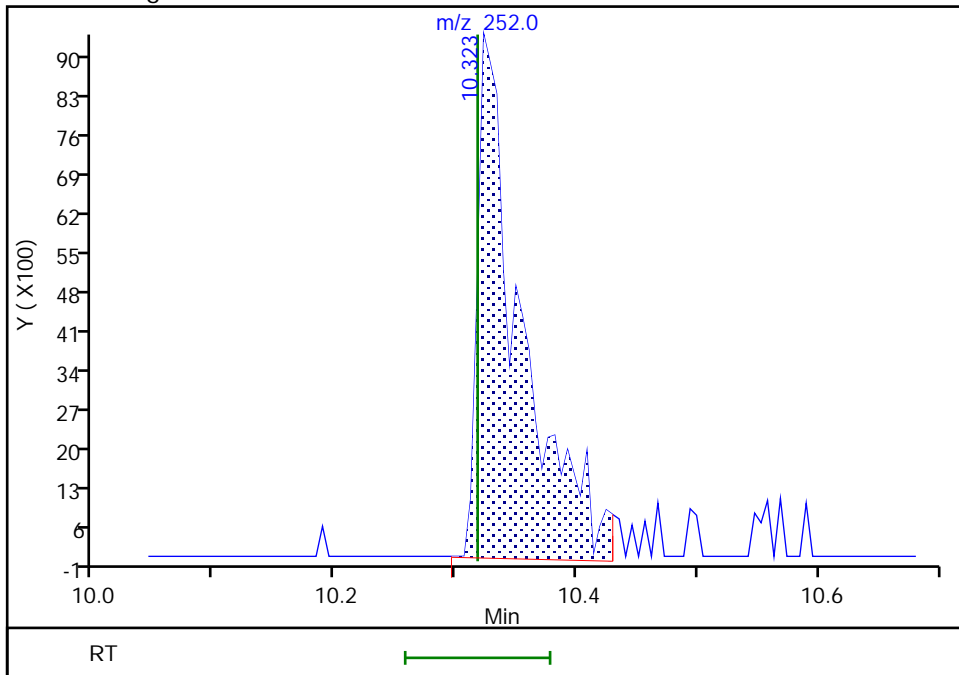
RT: 10.32
Area: 13119
Amount: 83.567970
Amount Units: ug/L

Processing Integration Results



RT: 10.32
Area: 23496
Amount: 112.8834
Amount Units: ug/L

Manual Integration Results



Reviewer: mohammedj, 27-Jan-2022 14:36:03
Audit Action: Manually Integrated

Audit Reason: Incomplete Integration

Eurofins Seattle

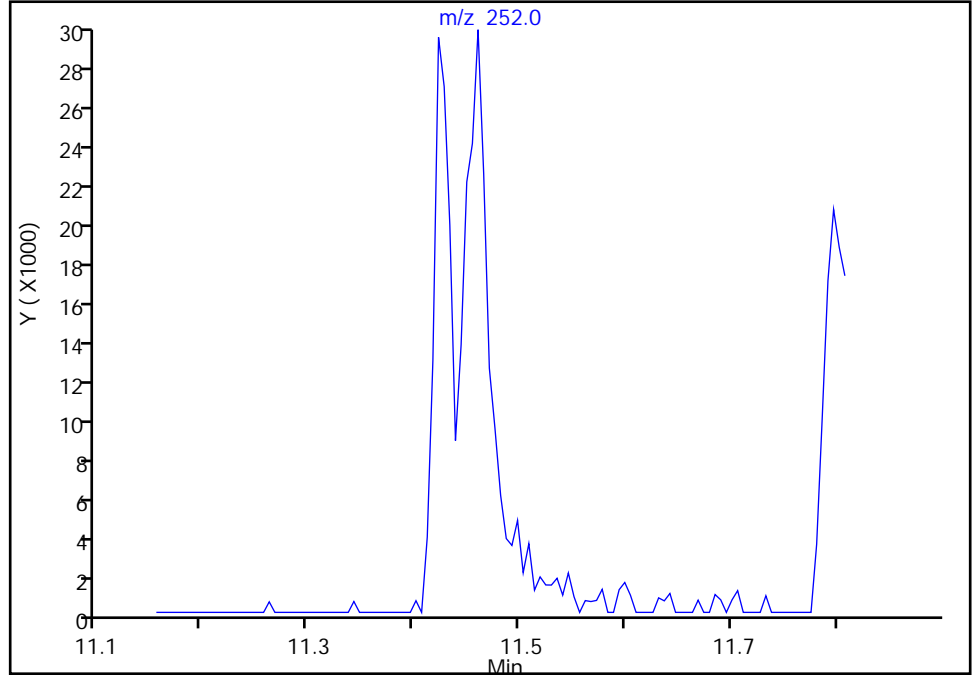
Data File: \\chromfs\Seattle\ChromData\TAC051\20220124-81014.b\0124A17_.D
Injection Date: 24-Jan-2022 19:45:30 Instrument ID: TAC051
Lims ID: STD3
Client ID:
Operator ID: TL ALS Bottle#: 11 Worklist Smp#: 11
Injection Vol: 1.0 ul Dil. Factor: 1.0000
Method: 8270 TAC051 Limit Group: 8270D BNA QSM 5.0
Column: Detector MS SCAN

102 Benzofluoranthene, CAS: 56832-73-6

Signal: 1

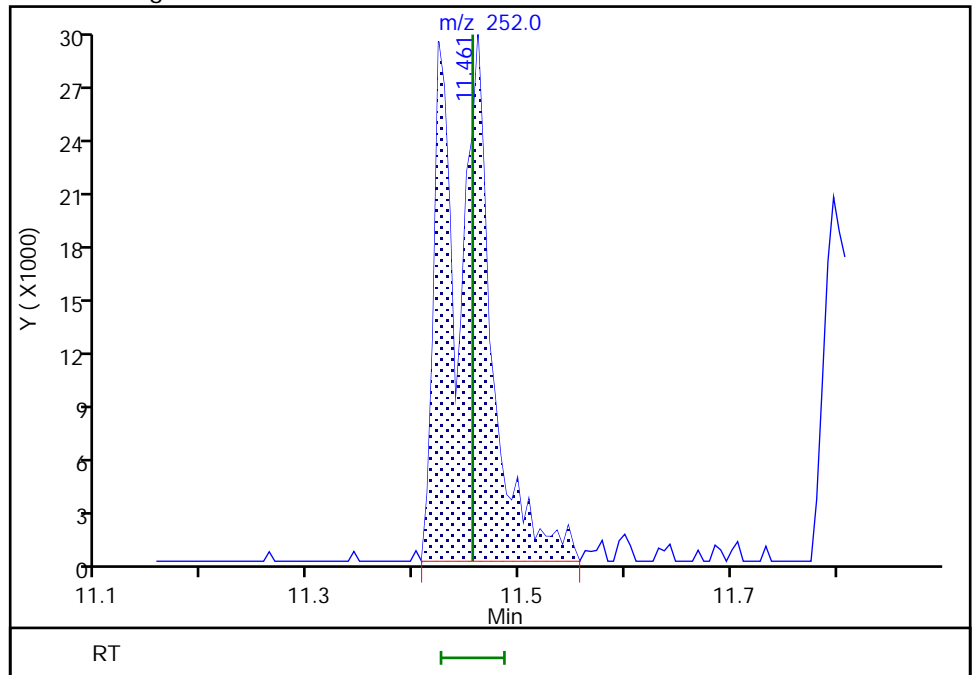
Not Detected
Expected RT: 11.46

Processing Integration Results



Manual Integration Results

RT: 11.46
Area: 87056
Amount: 103.4318
Amount Units: ug/L



Reviewer: limmere, 27-Jan-2022 13:57:25
Audit Action: Assigned Compound ID

Audit Reason: Peak assignment corrected

Eurofins Seattle

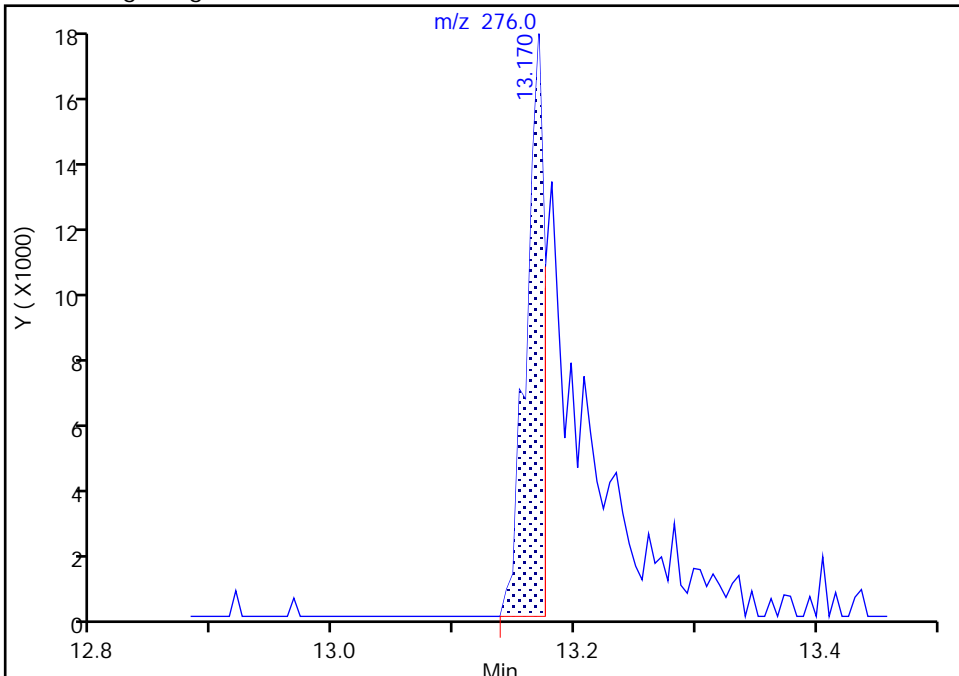
Data File: \\chromfs\Seattle\ChromData\TAC051\20220124-81014.b\0124A17_.D
Injection Date: 24-Jan-2022 19:45:30 Instrument ID: TAC051
Lims ID: STD3
Client ID:
Operator ID: TL ALS Bottle#: 11 Worklist Smp#: 11
Injection Vol: 1.0 ul Dil. Factor: 1.0000
Method: 8270 TAC051 Limit Group: 8270D BNA QSM 5.0
Column: Detector MS SCAN

105 Indeno[1,2,3-cd]pyrene, CAS: 193-39-5

Signal: 1

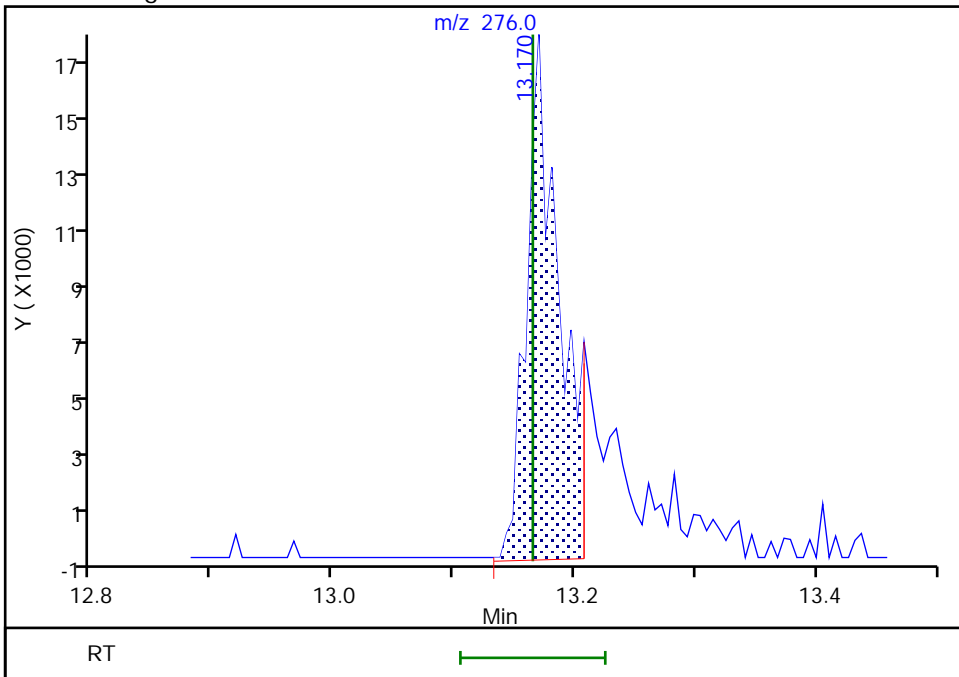
RT: 13.17
Area: 17997
Amount: 40.334029
Amount Units: ug/L

Processing Integration Results



RT: 13.17
Area: 33123
Amount: 56.958718
Amount Units: ug/L

Manual Integration Results



Reviewer: mohammedj, 27-Jan-2022 14:35:40
Audit Action: Manually Integrated

Audit Reason: Incomplete Integration

Eurofins Seattle
Target Compound Quantitation Report

Data File: \\chromfs\Seattle\ChromData\TAC051\20220124-81014.b\0124A18_.D
 Lims ID: STD2
 Client ID:
 Sample Type: IC Calib Level: 2
 Inject. Date: 24-Jan-2022 20:08:30 ALS Bottle#: 12 Worklist Smp#: 12
 Injection Vol: 1.0 ul Dil. Factor: 1.0000
 Sample Info: 2
 Operator ID: TL Instrument ID: TAC051
 Sublist: chrom-8270 TAC051*sub34

Method: \\chromfs\Seattle\ChromData\TAC051\20220124-81014.b\8270 TAC051.m
 Limit Group: 8270D BNA QSM 5.0
 Last Update: 28-Jan-2022 17:07:11 Calib Date: 24-Jan-2022 20:31:30
 Integrator: RTE ID Type: RT Order ID
 Quant Method: Internal Standard Quant By: Initial Calibration
 Last ICal File: \\chromfs\Seattle\ChromData\TAC051\20220124-81014.b\0124A19_.D

Column 1 : Det: MS SCAN
 Process Host: CTX1607

First Level Reviewer: limmere Date: 25-Jan-2022 15:09:51

Compound	Sig	RT (min.)	Adj RT (min.)	Dlt RT (min.)	Q	Response	Cal Amt ug/L	OnCol Amt ug/L	Flags
* 1 1,4-Dichlorobenzene-d4	152	4.489	4.489	0.000	89	31569	100.0	100.0	
* 2 Naphthalene-d8	136	5.499	5.499	0.000	96	109558	100.0	100.0	
* 3 Acenaphthene-d10	164	6.931	6.925	0.006	80	50575	100.0	100.0	
* 4 Phenanthrene-d10	188	8.143	8.138	0.005	88	65799	100.0	100.0	
* 5 Chrysene-d12	240	10.339	10.334	0.005	87	53079	100.0	100.0	
* 6 Perylene-d12	264	11.867	11.862	0.005	80	55387	100.0	100.0	
\$ 7 2-Fluorophenol	112	3.485	3.485	0.000	23	4372	20.0	19.6	a
\$ 8 Phenol-d5	99	4.211	4.212	-0.001	66	3933	20.0	10.6	
\$ 9 Nitrobenzene-d5	82	4.933	4.928	0.005	58	6320	20.0	24.2	
\$ 10 2-methylnaphthalene-d10	152	6.054	6.055	-0.001	0	12437	NC	NC	
\$ 11 2-Fluorobiphenyl	172	6.386	6.386	0.000	50	12385	20.0	18.4	
\$ 13 Fluoranthene-d10 (Surr)	212	9.121	9.116	0.005	0	12432	NC	NC	
16 N-Nitrosodimethylamine	74	2.507	2.475	0.032	52	1186	20.0	33.1	
19 Phenol	94	4.217	4.222	-0.005	2	5644	20.0	17.8	
18 Aniline	93	4.243	4.238	0.005	1	6798	20.0	22.9	
20 Bis(2-chloroethyl)ether	93	4.297	4.297	0.000	59	6005	20.0	22.0	
21 2-Chlorophenol	128	4.324	4.324	0.000	45	7588	20.0	19.9	
22 n-Decane	57	4.377	4.377	0.000	58	5471	20.0	21.9	
23 1,3-Dichlorobenzene	146	4.446	4.447	-0.001	67	7071	20.0	15.5	
25 1,4-Dichlorobenzene	146	4.505	4.505	0.000	60	10925	20.0	22.1	
26 Benzyl alcohol	79	4.607	4.607	0.000	8	2674	20.0	21.1	
27 1,2-Dichlorobenzene	146	4.623	4.623	0.000	53	10046	20.0	21.7	
28 2-Methylphenol	108	4.698	4.692	0.006	26	4743	20.0	17.9	
29 2,2'-oxybis[1-chloropropane]	45	4.714	4.719	-0.005	49	6254	20.0	20.4	a
30 Acetophenone	105	4.815	4.810	0.005	71	5800	20.0	14.5	
31 N-Nitrosodi-n-propylamine	70	4.820	4.815	0.005	45	2780	20.0	17.7	
32 3 & 4 Methylphenol	108	4.826	4.821	0.005	44	4085	20.0	20.9	
33 Hexachloroethane	117	4.884	4.885	-0.001	55	3510	20.0	19.6	
34 Nitrobenzene	77	4.943	4.944	-0.001	32	2911	20.0	19.6	
35 Isophorone	82	5.141	5.136	0.005	64	8330	20.0	17.9	
36 2-Nitrophenol	139	5.200	5.200	0.000	3	2689	20.0	21.4	a

Compound	Sig	RT (min.)	Adj RT (min.)	Dlt RT (min.)	Q	Response	Cal Amt ug/L	OnCol Amt ug/L	Flags
37 2,4-Dimethylphenol	107	5.242	5.243	-0.001	49	3867	20.0	16.9	
38 Bis(2-chloroethoxy)methane	93	5.323	5.323	0.000	64	4852	20.0	16.6	a
40 2,4-Dichlorophenol	162	5.397	5.392	0.005	1	1576	20.0	22.0	
41 1,2,4-Trichlorobenzene	180	5.456	5.456	0.000	50	7388	20.0	22.1	
42 Naphthalene	128	5.515	5.515	0.000	46	25785	20.0	21.3	
43 4-Chloroaniline	127	5.574	5.569	0.005	32	4821	20.0	37.1	
44 2,6-Dichlorophenol	162	5.574	5.574	0.000	31	4566	20.0	21.6	
45 Hexachlorobutadiene	225	5.622	5.622	0.000	32	4635	20.0	23.3	
47 2-Methylnaphthalene	142	6.081	6.081	0.000	34	16577	20.0	23.2	
48 1-Methylnaphthalene	142	6.161	6.156	0.005	53	15130	20.0	22.3	
50 1,2,4,5-Tetrachlorobenzene	216	6.215	6.215	0.000	36	7413	20.0	20.1	
54 1,1'-Biphenyl	154	6.466	6.461	0.005	61	14875	20.0	20.3	
55 2-Chloronaphthalene	162	6.476	6.471	0.005	60	12526	20.0	21.7	
60 Acenaphthylene	152	6.813	6.808	0.005	63	16248	20.0	16.6	
62 Acenaphthene	153	6.952	6.952	0.000	58	13633	20.0	23.0	
66 Dibenzofuran	168	7.101	7.096	0.005	39	12109	20.0	16.1	
68 Diethyl phthalate	149	7.310	7.299	0.011	40	11668	20.0	17.8	
69 Fluorene	166	7.379	7.374	0.005	45	9642	20.0	16.1	
70 4-Chlorophenyl phenyl ether	204	7.390	7.385	0.005	26	4536	20.0	16.5	
73 N-Nitrosodiphenylamine	169	7.491	7.481	0.010	1	5128	20.0	14.7	
74 Azobenzene	77	7.518	7.513	0.005	37	6057	20.0	20.4	
75 4-Bromophenyl phenyl ether	248	7.785	7.786	-0.001	1	1411	20.0	19.5	
79 n-Octadecane	57	8.095	8.085	0.010	10	4675	20.0	23.8	
80 Phenanthrene	178	8.159	8.160	0.000	40	15103	20.0	17.8	
81 Anthracene	178	8.202	8.197	0.005	26	9538	20.0	19.4	a
83 Carbazole	167	8.368	8.336	0.032	1	7728	20.0	17.1	
84 Di-n-butyl phthalate	149	8.651	8.646	0.005	60	23632	20.0	22.5	
85 Fluoranthene	202	9.131	9.132	-0.001	58	15483	20.0	19.5	
89 Pyrene	202	9.318	9.313	0.005	76	15300	20.0	16.7	
94 Butyl benzyl phthalate	149	9.874	9.869	0.005	5	6796	20.0	25.3	
96 3,3'-Dichlorobenzidine	252	10.328	10.318	0.010	1	2536	40.0	38.1	
97 Benzo[a]anthracene	228	10.333	10.323	0.010	9	11529	20.0	23.9	a
99 Chrysene	228	10.366	10.360	0.006	41	22332	20.0	19.6	
98 Bis(2-ethylhexyl) phthalate	149	10.398	10.393	0.006	45	10145	20.0	20.5	a
101 Benzo[b]fluoranthene	252	11.434	11.424	0.010	57	11195	20.0	20.5	
102 Benzofluoranthene	252	11.434	11.456	-0.022	1	30007	40.0	44.1	a
103 Benzo[k]fluoranthene	252	11.461	11.456	0.005	19	15142	20.0	20.4	a
104 Benzo[a]pyrene	252	11.803	11.792	0.011	27	9067	20.0	20.8	
105 Indeno[1,2,3-cd]pyrene	276	13.186	13.165	0.021	54	6230	20.0	20.7	
106 Dibenz(a,h)anthracene	278	13.218	13.208	0.010	1	4172	20.0	20.8	
107 Benzo[g,h,i]perylene	276	13.501	13.496	0.005	55	13798	20.0	23.0	Ma

QC Flag Legend

Processing Flags

NC - Not Calibrated

Review Flags

M - Manually Integrated

a - User Assigned ID

Reagents:

8270SIM_IS_00069

Amount Added: 6.00

Units: uL

8270ccvl_50_00039

Amount Added: 400.00

Units: uL

Eurofins Seattle

Data File: \\chromfs\Seattle\ChromData\TAC051\20220124-81014.b\0124A18.D

Injection Date: 24-Jan-2022 20:08:30

Instrument ID: TAC051

Lims ID: STD2

Client ID:

Operator ID: TL

ALS Bottle#: 12

Worklist Smp#: 12

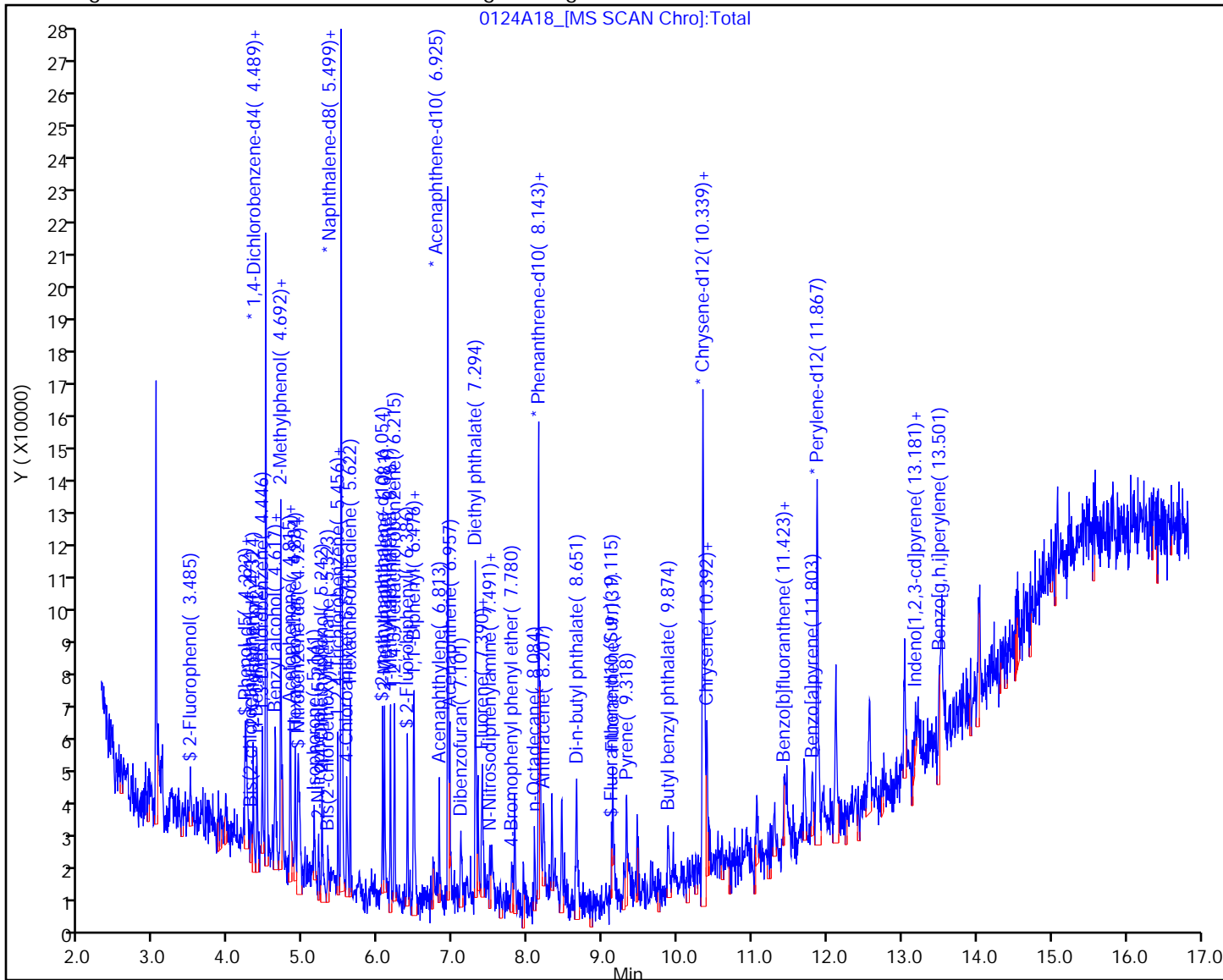
Injection Vol: 1.0 ul

Dil. Factor: 1.0000

Method: 8270 TAC051

Limit Group: 8270D BNA QSM 5.0

Y Scaling: Method Defined: Scale to the Nth Largest Target: 1



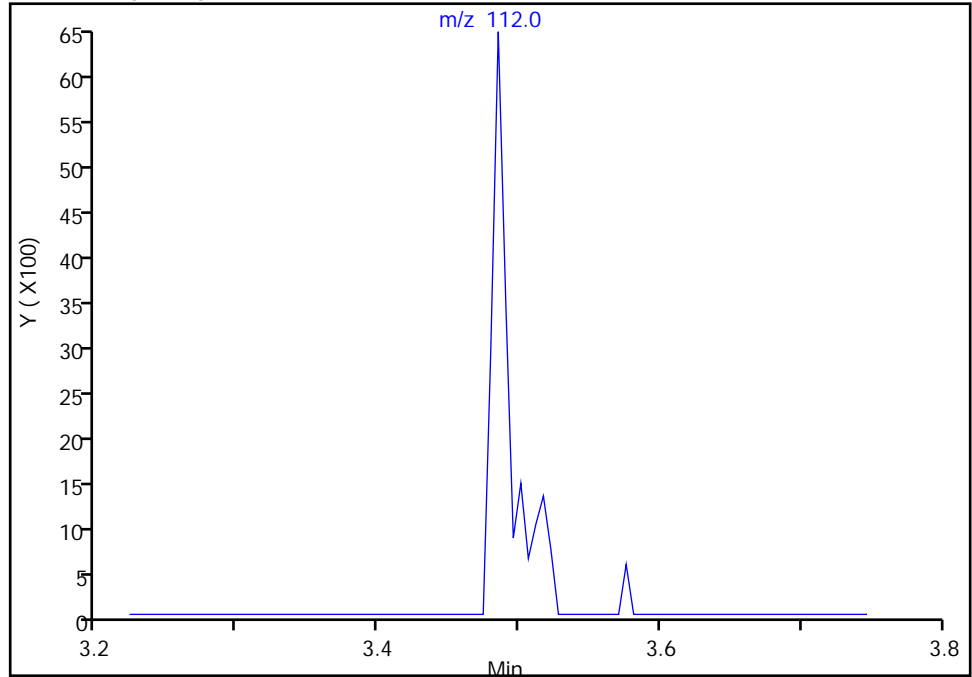
Eurofins Seattle

Data File: \\chromfs\Seattle\ChromData\TAC051\20220124-81014.b\0124A18_.D
Injection Date: 24-Jan-2022 20:08:30 Instrument ID: TAC051
Lims ID: STD2
Client ID:
Operator ID: TL ALS Bottle#: 12 Worklist Smp#: 12
Injection Vol: 1.0 ul Dil. Factor: 1.0000
Method: 8270 TAC051 Limit Group: 8270D BNA QSM 5.0
Column: Detector MS SCAN

\$ 7 2-Fluorophenol, CAS: 367-12-4
Signal: 1

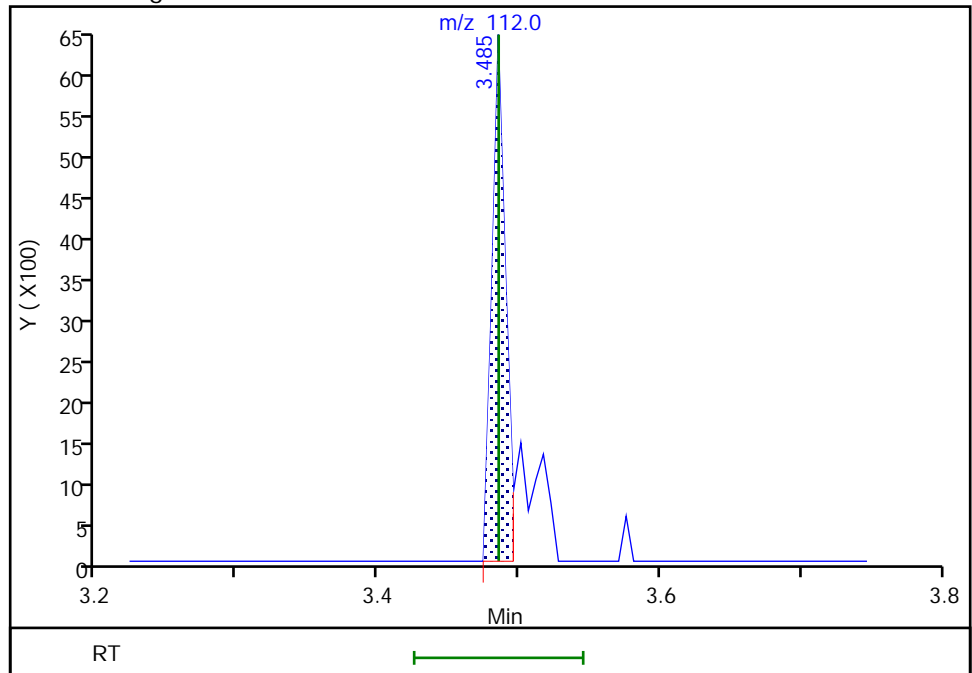
Not Detected
Expected RT: 3.49

Processing Integration Results



Manual Integration Results

RT: 3.48
Area: 4372
Amount: 19.589470
Amount Units: ug/L



Reviewer: limmere, 27-Jan-2022 13:57:44
Audit Action: Assigned Compound ID

Audit Reason: Peak assignment corrected

Eurofins Seattle

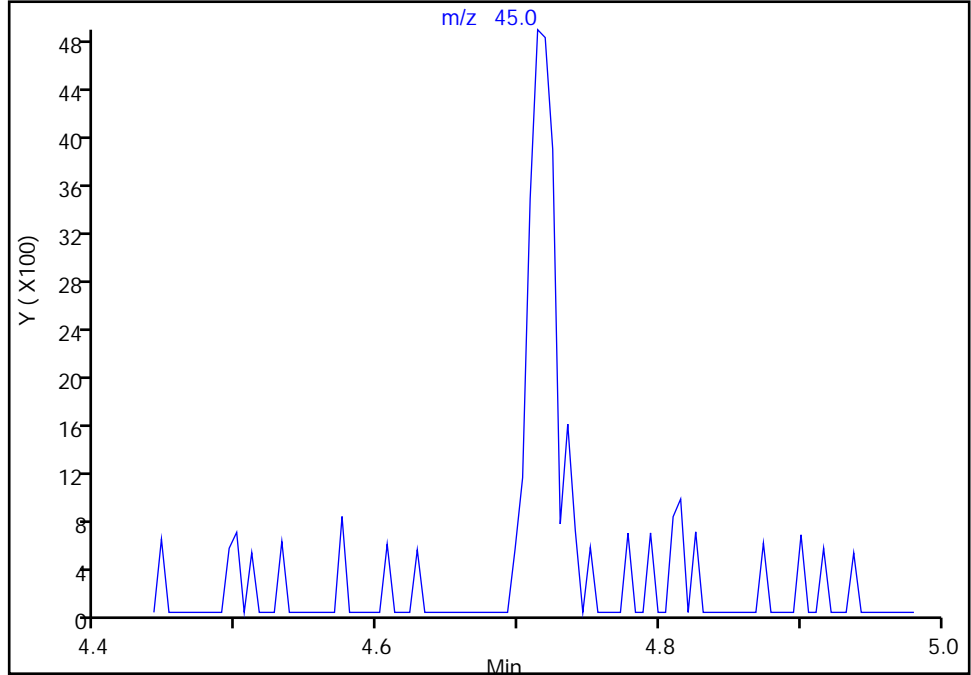
Data File: \\chromfs\Seattle\ChromData\TAC051\20220124-81014.b\0124A18_.D
Injection Date: 24-Jan-2022 20:08:30 Instrument ID: TAC051
Lims ID: STD2
Client ID:
Operator ID: TL ALS Bottle#: 12 Worklist Smp#: 12
Injection Vol: 1.0 ul Dil. Factor: 1.0000
Method: 8270 TAC051 Limit Group: 8270D BNA QSM 5.0
Column: Detector MS SCAN

29 2,2'-oxybis[1-chloropropane], CAS: 108-60-1

Signal: 1

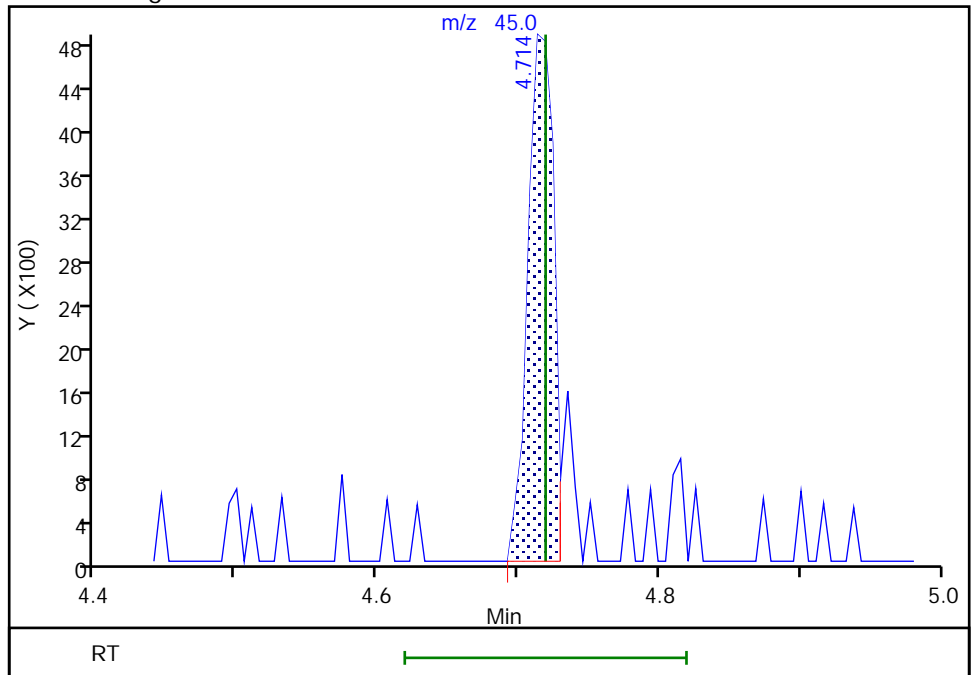
Not Detected
Expected RT: 4.72

Processing Integration Results



Manual Integration Results

RT: 4.71
Area: 6254
Amount: 20.415665
Amount Units: ug/L



Reviewer: limmere, 27-Jan-2022 13:58:02
Audit Action: Assigned Compound ID

Audit Reason: Peak assignment corrected

Eurofins Seattle

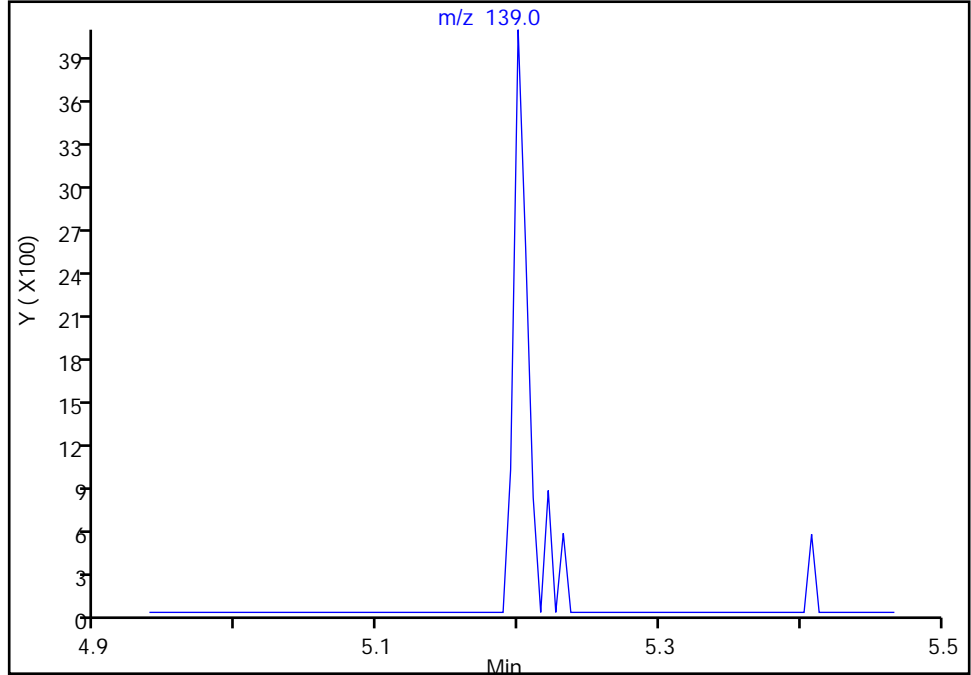
Data File: \\chromfs\Seattle\ChromData\TAC051\20220124-81014.b\0124A18_.D
Injection Date: 24-Jan-2022 20:08:30 Instrument ID: TAC051
Lims ID: STD2
Client ID:
Operator ID: TL ALS Bottle#: 12 Worklist Smp#: 12
Injection Vol: 1.0 ul Dil. Factor: 1.0000
Method: 8270 TAC051 Limit Group: 8270D BNA QSM 5.0
Column: Detector MS SCAN

36 2-Nitrophenol, CAS: 88-75-5

Signal: 1

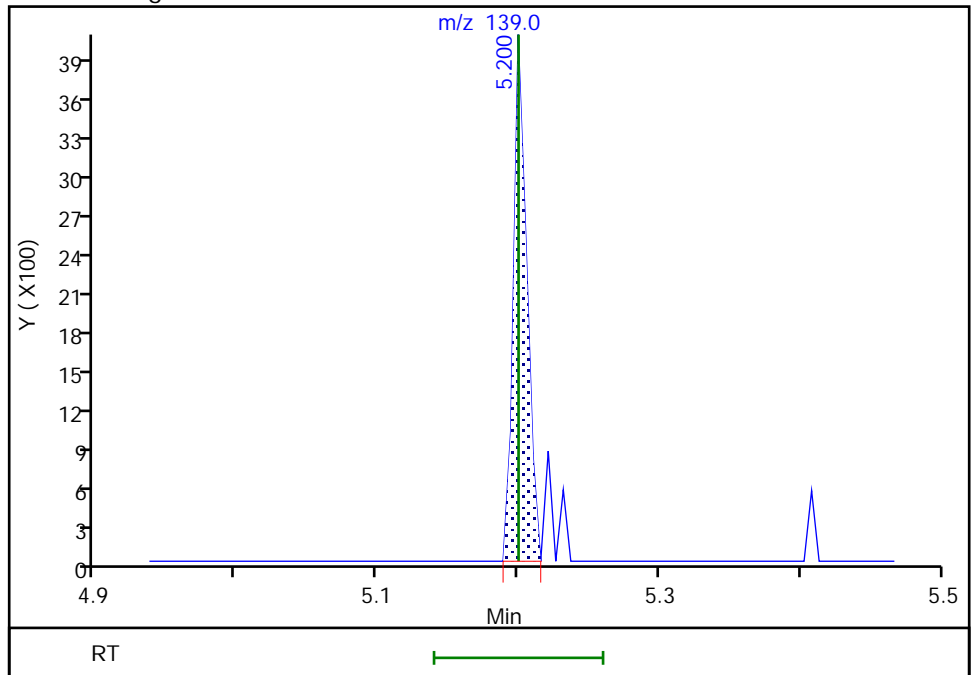
Not Detected
Expected RT: 5.20

Processing Integration Results



Manual Integration Results

RT: 5.20
Area: 2689
Amount: 21.366336
Amount Units: ug/L



Reviewer: limmere, 27-Jan-2022 13:58:26
Audit Action: Assigned Compound ID

Audit Reason: Peak assignment corrected

Eurofins Seattle

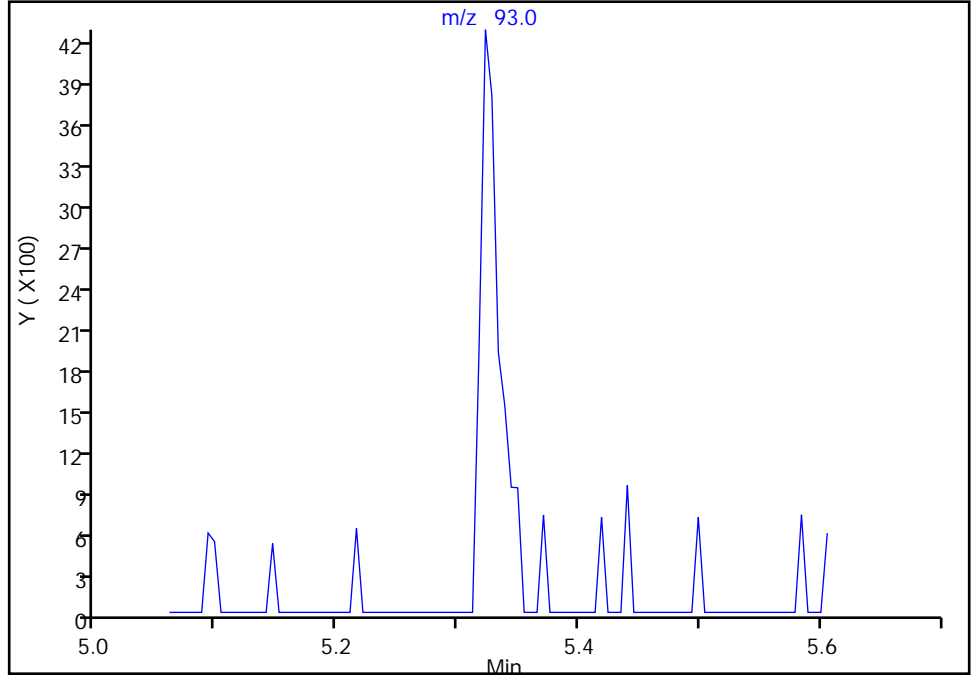
Data File: \\chromfs\Seattle\ChromData\TAC051\20220124-81014.b\0124A18_.D
Injection Date: 24-Jan-2022 20:08:30 Instrument ID: TAC051
Lims ID: STD2
Client ID:
Operator ID: TL ALS Bottle#: 12 Worklist Smp#: 12
Injection Vol: 1.0 ul Dil. Factor: 1.0000
Method: 8270 TAC051 Limit Group: 8270D BNA QSM 5.0
Column: Detector MS SCAN

38 Bis(2-chloroethoxy)methane, CAS: 111-91-1

Signal: 1

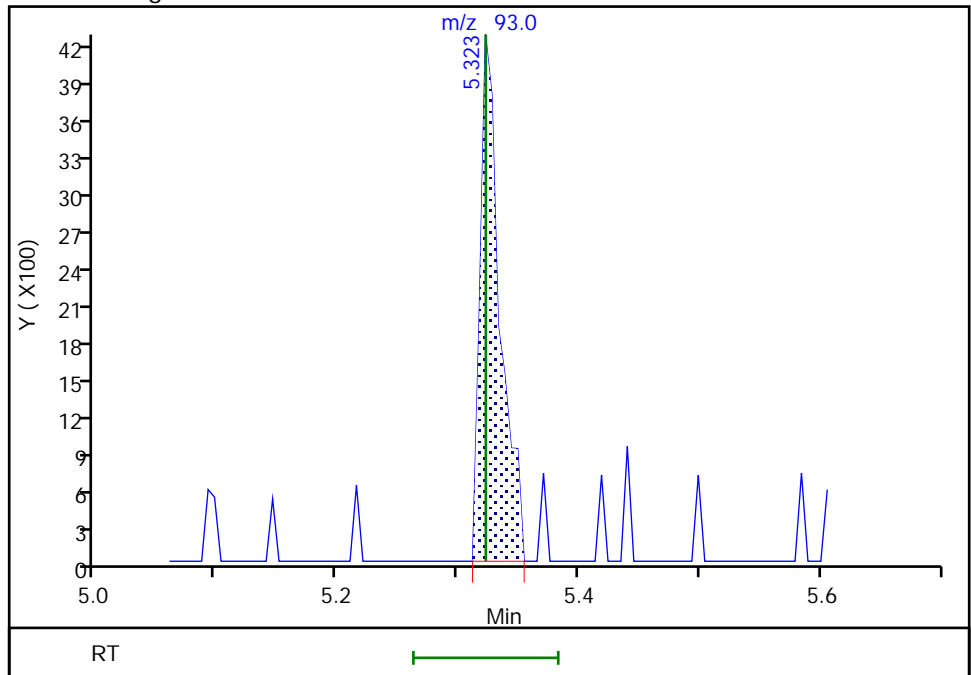
Not Detected
Expected RT: 5.32

Processing Integration Results



RT: 5.32
Area: 4852
Amount: 16.646377
Amount Units: ug/L

Manual Integration Results



Reviewer: mohammedj, 27-Jan-2022 15:08:16
Audit Action: Assigned Compound ID

Audit Reason: Peak assignment corrected

Eurofins Seattle

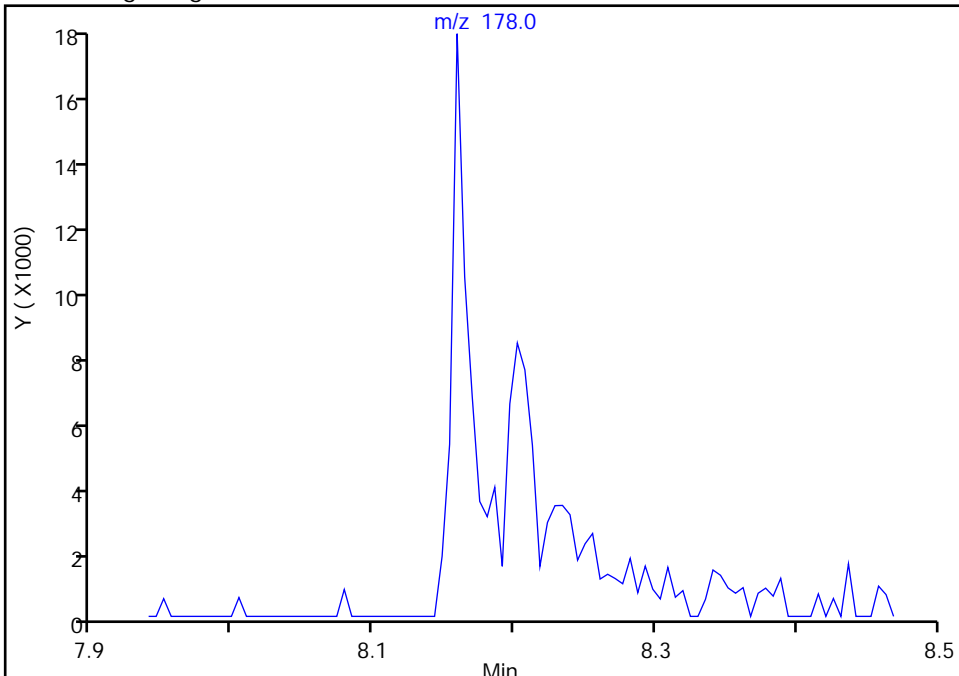
Data File: \\chromfs\Seattle\ChromData\TAC051\20220124-81014.b\0124A18_.D
Injection Date: 24-Jan-2022 20:08:30 Instrument ID: TAC051
Lims ID: STD2
Client ID:
Operator ID: TL ALS Bottle#: 12 Worklist Smp#: 12
Injection Vol: 1.0 ul Dil. Factor: 1.0000
Method: 8270 TAC051 Limit Group: 8270D BNA QSM 5.0
Column: Detector MS SCAN

81 Anthracene, CAS: 120-12-7

Signal: 1

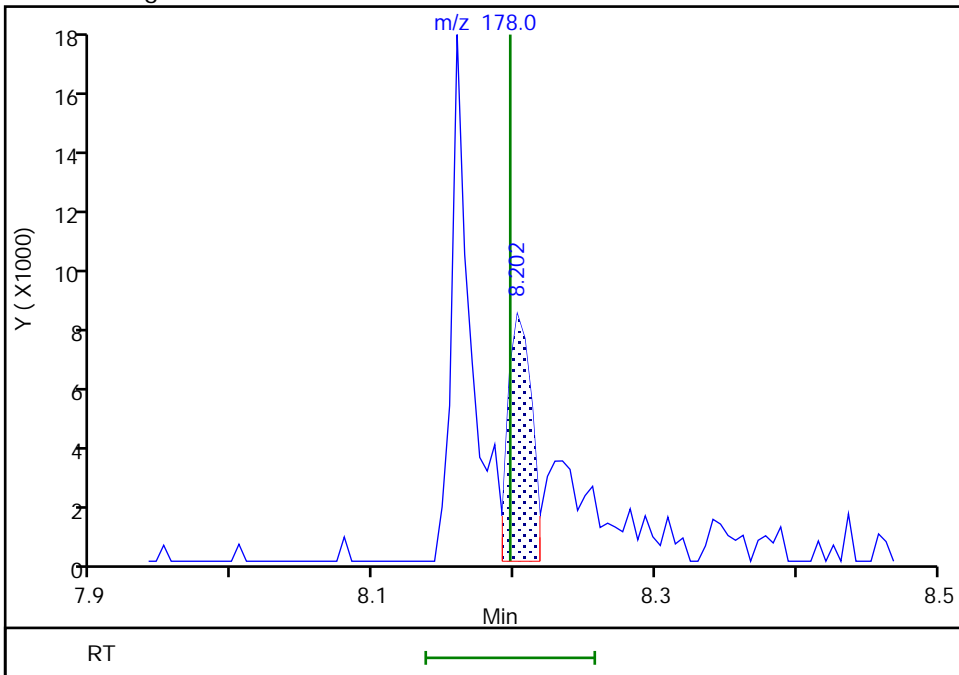
Not Detected
Expected RT: 8.20

Processing Integration Results



Manual Integration Results

RT: 8.20
Area: 9538
Amount: 19.376864
Amount Units: ug/L



Reviewer: mohammedj, 27-Jan-2022 14:34:24
Audit Action: Assigned Compound ID

Audit Reason: Peak assignment corrected

Eurofins Seattle

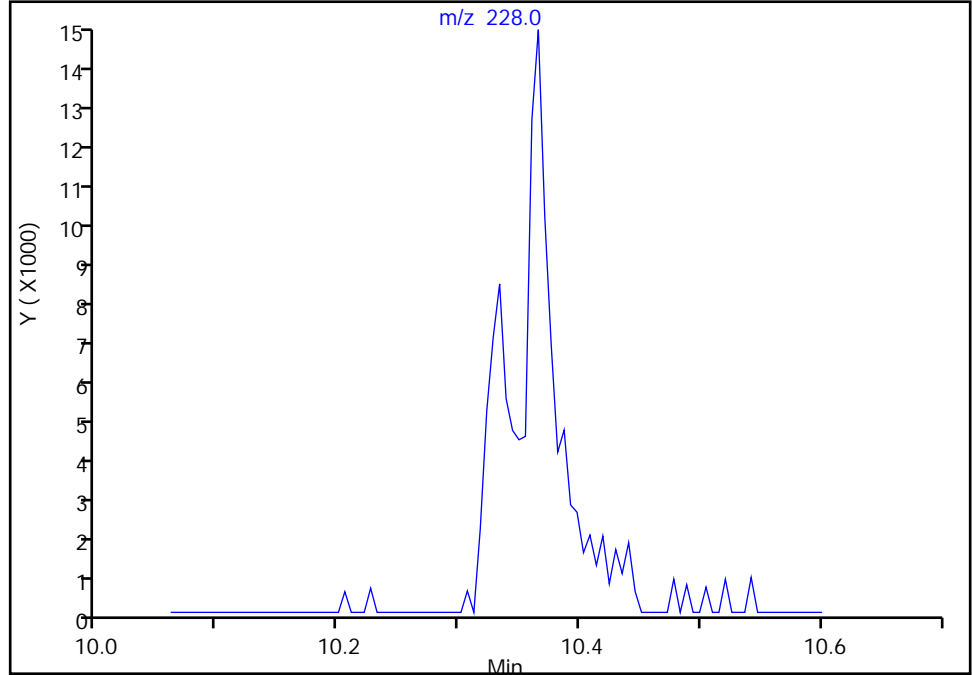
Data File: \\chromfs\Seattle\ChromData\TAC051\20220124-81014.b\0124A18_.D
Injection Date: 24-Jan-2022 20:08:30 Instrument ID: TAC051
Lims ID: STD2
Client ID:
Operator ID: TL ALS Bottle#: 12 Worklist Smp#: 12
Injection Vol: 1.0 ul Dil. Factor: 1.0000
Method: 8270 TAC051 Limit Group: 8270D BNA QSM 5.0
Column: Detector MS SCAN

97 Benzo[a]anthracene, CAS: 56-55-3

Signal: 1

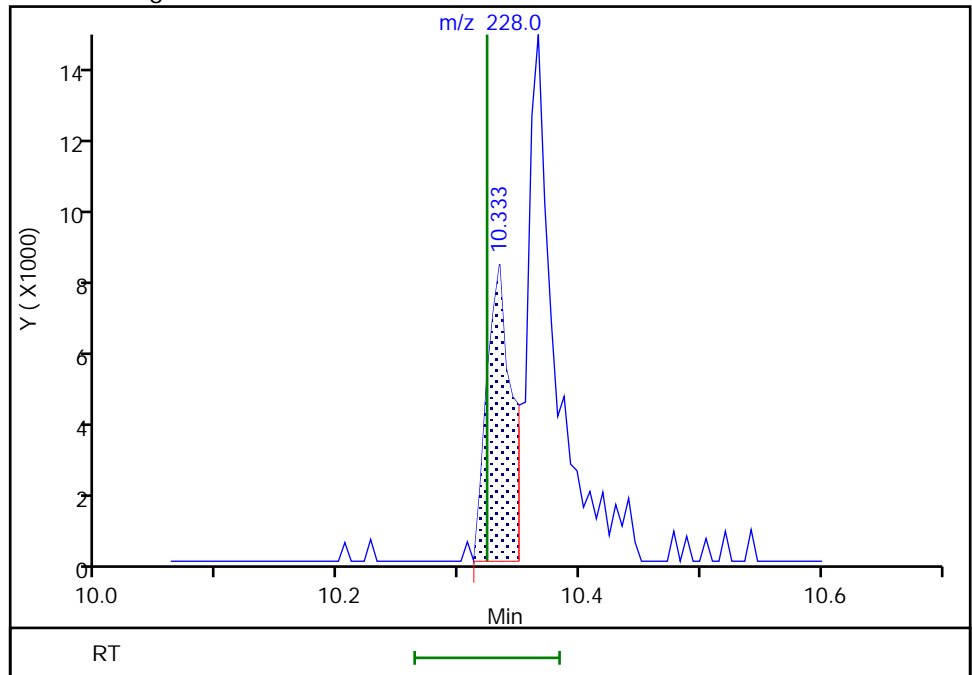
Not Detected
Expected RT: 10.32

Processing Integration Results



Manual Integration Results

RT: 10.33
Area: 11529
Amount: 23.907867
Amount Units: ug/L



Reviewer: mohammedj, 27-Jan-2022 14:34:36
Audit Action: Assigned Compound ID

Audit Reason: Peak assignment corrected

Eurofins Seattle

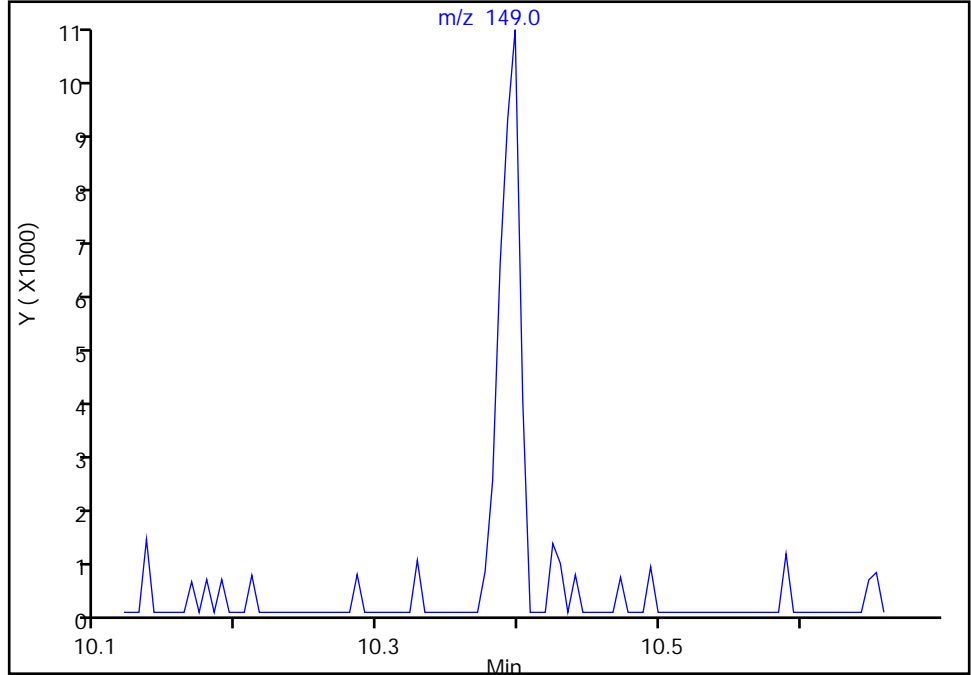
Data File: \\chromfs\Seattle\ChromData\TAC051\20220124-81014.b0124A18_.D
Injection Date: 24-Jan-2022 20:08:30 Instrument ID: TAC051
Lims ID: STD2
Client ID:
Operator ID: TL ALS Bottle#: 12 Worklist Smp#: 12
Injection Vol: 1.0 ul Dil. Factor: 1.0000
Method: 8270 TAC051 Limit Group: 8270D BNA QSM 5.0
Column: Detector MS SCAN

98 Bis(2-ethylhexyl) phthalate, CAS: 117-81-7

Signal: 1

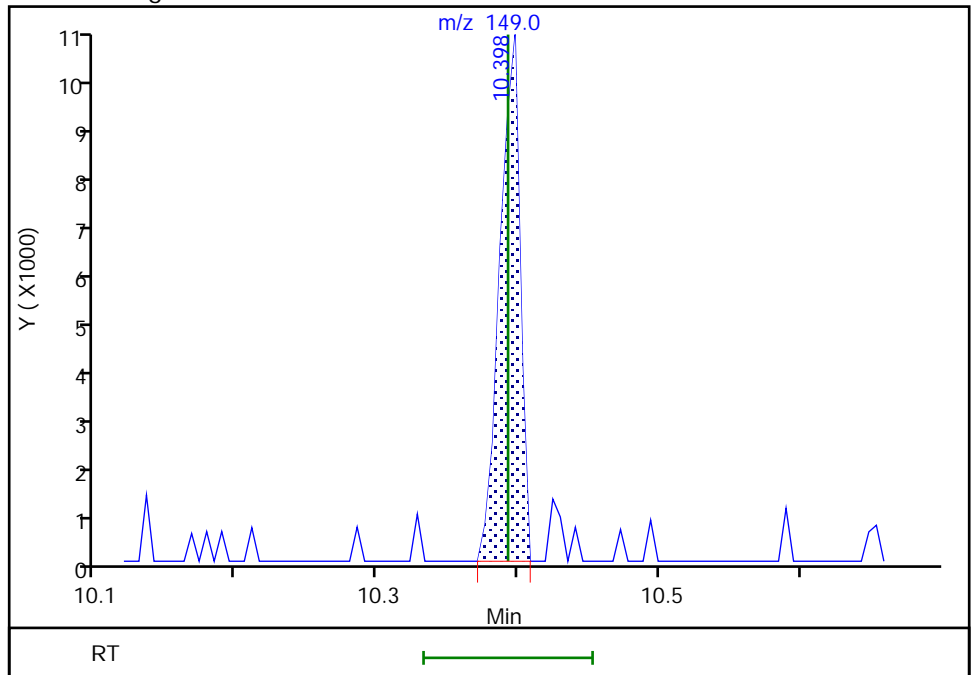
Not Detected
Expected RT: 10.39

Processing Integration Results



Manual Integration Results

RT: 10.40
Area: 10145
Amount: 20.547476
Amount Units: ug/L



Reviewer: mohammedj, 27-Jan-2022 14:34:43
Audit Action: Assigned Compound ID

Audit Reason: Peak assignment corrected

Eurofins Seattle

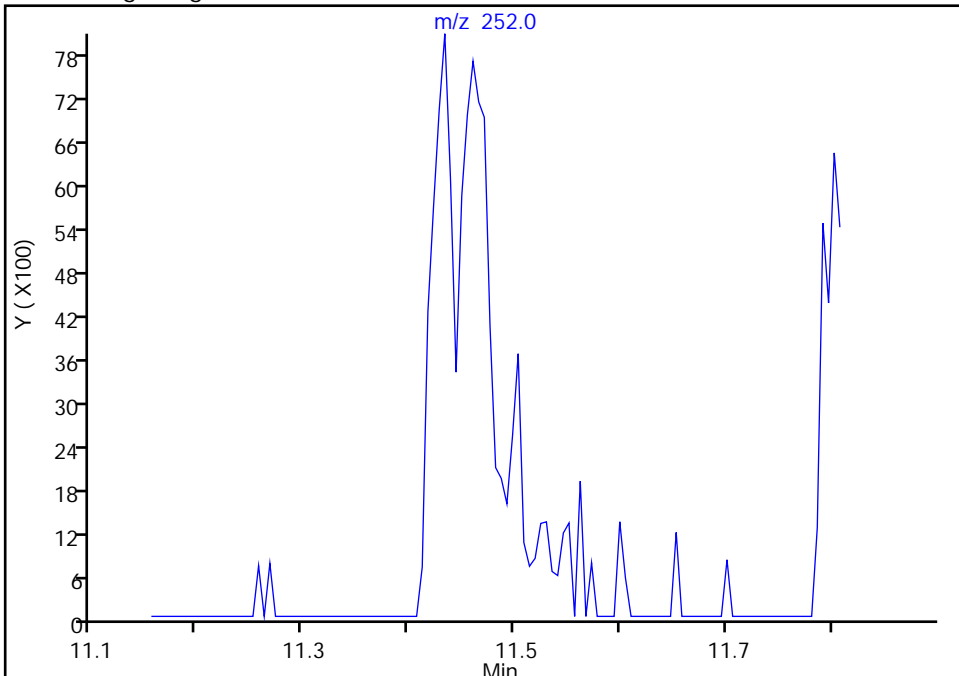
Data File: \\chromfs\Seattle\ChromData\TAC051\20220124-81014.b\0124A18_.D
Injection Date: 24-Jan-2022 20:08:30 Instrument ID: TAC051
Lims ID: STD2
Client ID:
Operator ID: TL ALS Bottle#: 12 Worklist Smp#: 12
Injection Vol: 1.0 ul Dil. Factor: 1.0000
Method: 8270 TAC051 Limit Group: 8270D BNA QSM 5.0
Column: Detector MS SCAN

102 Benzofluoranthene, CAS: 56832-73-6

Signal: 1

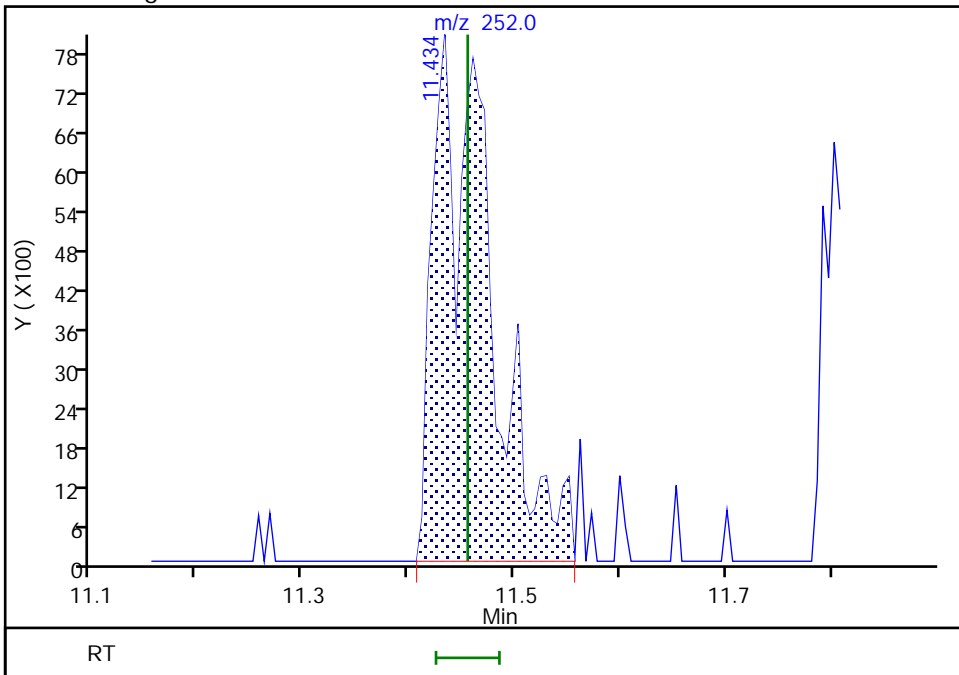
Not Detected
Expected RT: 11.46

Processing Integration Results



Manual Integration Results

RT: 11.43
Area: 30007
Amount: 44.086950
Amount Units: ug/L



Reviewer: mohammedj, 27-Jan-2022 14:34:55
Audit Action: Assigned Compound ID

Audit Reason: Peak assignment corrected

Eurofins Seattle

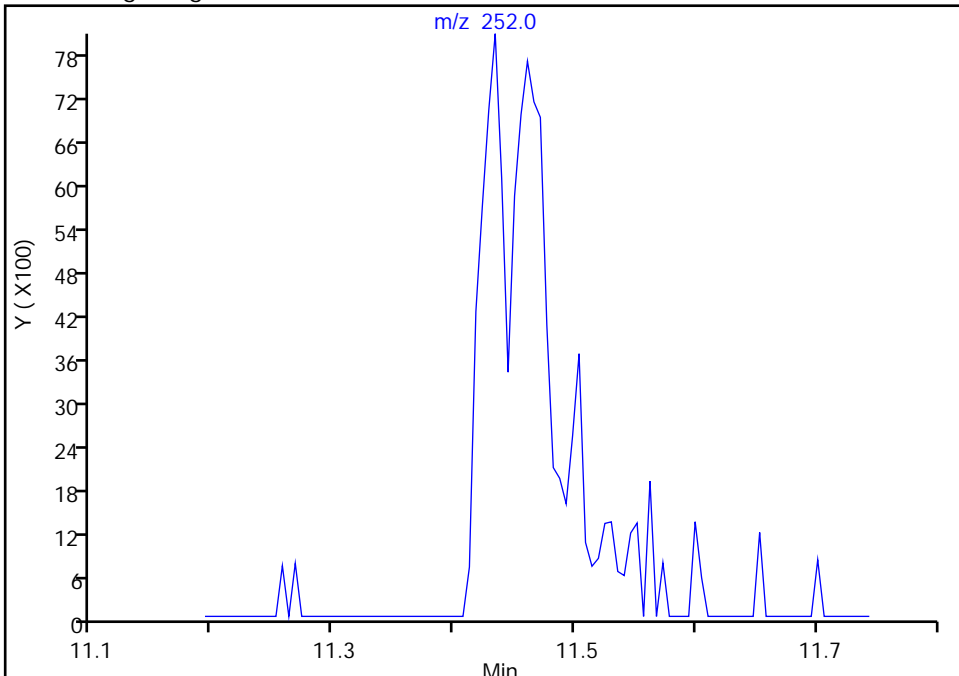
Data File: \\chromfs\Seattle\ChromData\TAC051\20220124-81014.b\0124A18_.D
Injection Date: 24-Jan-2022 20:08:30 Instrument ID: TAC051
Lims ID: STD2
Client ID:
Operator ID: TL ALS Bottle#: 12 Worklist Smp#: 12
Injection Vol: 1.0 ul Dil. Factor: 1.0000
Method: 8270 TAC051 Limit Group: 8270D BNA QSM 5.0
Column: Detector MS SCAN

103 Benzo[k]fluoranthene, CAS: 207-08-9

Signal: 1

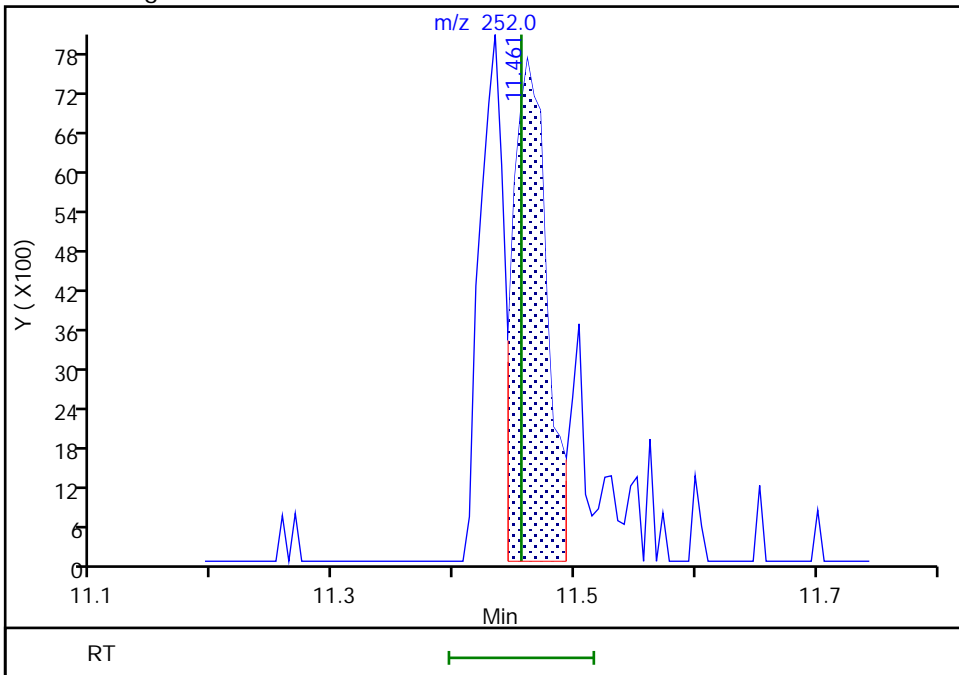
Not Detected
Expected RT: 11.46

Processing Integration Results



Manual Integration Results

RT: 11.46
Area: 15142
Amount: 20.364581
Amount Units: ug/L



Reviewer: mohammedj, 27-Jan-2022 14:34:52
Audit Action: Assigned Compound ID

Audit Reason: Peak assignment corrected

Eurofins Seattle

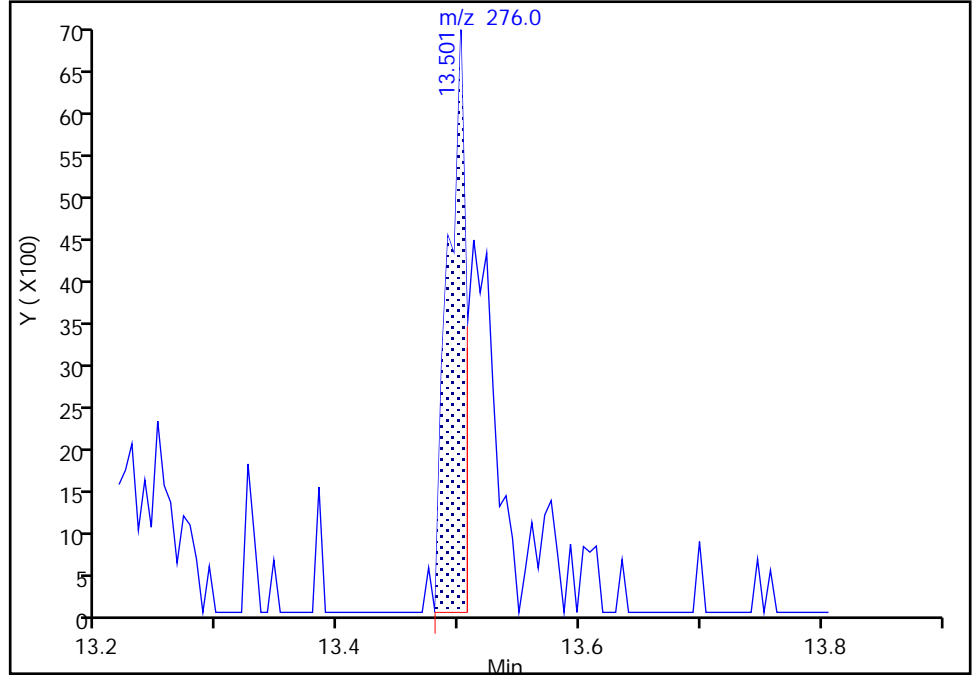
Data File: \\chromfs\Seattle\ChromData\TAC051\20220124-81014.b\0124A18_.D
Injection Date: 24-Jan-2022 20:08:30 Instrument ID: TAC051
Lims ID: STD2
Client ID:
Operator ID: TL ALS Bottle#: 12 Worklist Smp#: 12
Injection Vol: 1.0 ul Dil. Factor: 1.0000
Method: 8270 TAC051 Limit Group: 8270D BNA QSM 5.0
Column: Detector MS SCAN

107 Benzo[g,h,i]perylene, CAS: 191-24-2

Signal: 1

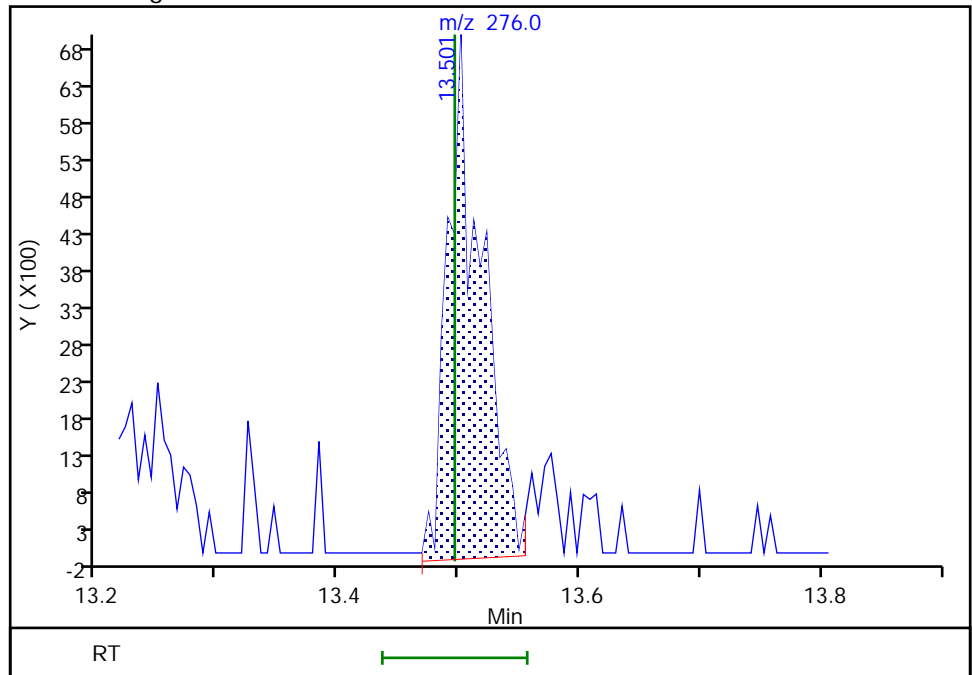
RT: 13.50
Area: 7055
Amount: 16.152259
Amount Units: ug/L

Processing Integration Results



RT: 13.50
Area: 13798
Amount: 22.978969
Amount Units: ug/L

Manual Integration Results



Reviewer: mohammedj, 27-Jan-2022 14:35:19
Audit Action: Manually Integrated

Audit Reason: Incomplete Integration

Eurofins Seattle
Target Compound Quantitation Report

Data File: \\chromfs\Seattle\ChromData\TAC051\20220124-81014.b\0124A19_.D
 Lims ID: STD1
 Client ID:
 Sample Type: IC Calib Level: 1
 Inject. Date: 24-Jan-2022 20:31:30 ALS Bottle#: 13 Worklist Smp#: 13
 Injection Vol: 1.0 ul Dil. Factor: 1.0000
 Sample Info: 1
 Operator ID: TL Instrument ID: TAC051
 Sublist: chrom-8270 TAC051*sub34

Method: \\chromfs\Seattle\ChromData\TAC051\20220124-81014.b\8270 TAC051.m
 Limit Group: 8270D BNA QSM 5.0
 Last Update: 28-Jan-2022 17:07:15 Calib Date: 24-Jan-2022 20:31:30
 Integrator: RTE ID Type: RT Order ID
 Quant Method: Internal Standard Quant By: Initial Calibration
 Last ICal File: \\chromfs\Seattle\ChromData\TAC051\20220124-81014.b\0124A19_.D

Column 1 : Det: MS SCAN
 Process Host: CTX1607

First Level Reviewer: limmere

Date: 26-Jan-2022 13:59:35

Compound	Sig	RT (min.)	Adj RT (min.)	Dlt RT (min.)	Q	Response	Cal Amt ug/L	OnCol Amt ug/L	Flags
* 1 1,4-Dichlorobenzene-d4	152	4.490	4.489	0.001	85	28063	100.0	100.0	
* 2 Naphthalene-d8	136	5.500	5.499	0.001	95	102392	100.0	100.0	
* 3 Acenaphthene-d10	164	6.926	6.925	0.001	84	41597	100.0	100.0	
* 4 Phenanthrene-d10	188	8.144	8.138	0.006	76	50974	100.0	100.0	
* 5 Chrysene-d12	240	10.340	10.334	0.006	76	41671	100.0	100.0	
* 6 Perylene-d12	264	11.868	11.862	0.006	80	53713	100.0	100.0	
\$ 8 Phenol-d5	99	4.218	4.212	0.006	13	2646	10.0	7.61	
\$ 9 Nitrobenzene-d5	82	4.934	4.928	0.006	27	1979	10.0	8.12	
\$ 10 2-methylnaphthalene-d10	152	6.056	6.055	0.001	0	6906	NC	NC	
\$ 11 2-Fluorobiphenyl	172	6.392	6.386	0.006	6	6419	10.0	11.6	
\$ 13 Fluoranthene-d10 (Surr)	212	9.117	9.116	0.001	0	6513	NC	NC	
19 Phenol	94	4.223	4.222	0.001	1	2386	10.0	8.47	
18 Aniline	93	4.239	4.238	0.001	1	1362	10.0	9.65	
21 2-Chlorophenol	128	4.325	4.324	0.001	23	3140	10.0	9.24	
22 n-Decane	57	4.373	4.377	-0.004	18	2806	10.0	12.7	
23 1,3-Dichlorobenzene	146	4.448	4.447	0.001	30	4574	10.0	11.3	
25 1,4-Dichlorobenzene	146	4.506	4.505	0.001	43	5549	10.0	12.6	
27 1,2-Dichlorobenzene	146	4.619	4.623	-0.004	33	4632	10.0	11.3	
28 2-Methylphenol	108	4.699	4.692	0.007	16	2004	10.0	8.51	
30 Acetophenone	105	4.811	4.810	0.001	27	4164	10.0	11.7	
31 N-Nitrosodi-n-propylamine	70	4.822	4.815	0.007	4	1197	10.0	8.56	
32 3 & 4 Methylphenol	108	4.822	4.821	0.001	10	1350	10.0	11.6	
35 Isophorone	82	5.142	5.136	0.006	53	4301	10.0	10.4	
37 2,4-Dimethylphenol	107	5.249	5.243	0.006	2	1700	10.0	10.7	
38 Bis(2-chloroethoxy)methane	93	5.324	5.323	0.001	45	2800	10.0	10.8	
40 2,4-Dichlorophenol	162	5.398	5.392	0.006	1	1005	10.0	20.3	
41 1,2,4-Trichlorobenzene	180	5.463	5.456	0.007	1	3183	10.0	10.2	
42 Naphthalene	128	5.516	5.515	0.001	35	11849	10.0	9.66	
43 4-Chloroaniline	127	5.580	5.569	0.011	1	1191	10.0	28.1	
44 2,6-Dichlorophenol	162	5.580	5.574	0.006	1	776	10.0	7.97	
45 Hexachlorobutadiene	225	5.623	5.622	0.001	6	2375	10.0	12.8	

Compound	Sig	RT (min.)	Adj RT (min.)	Dlt RT (min.)	Q	Response	Cal Amt ug/L	OnCol Amt ug/L	Flags
47 2-Methylnaphthalene	142	6.082	6.081	0.001	25	7132	10.0	10.7	
48 1-Methylnaphthalene	142	6.162	6.156	0.006	29	6222	10.0	9.82	
50 1,2,4,5-Tetrachlorobenzene	216	6.216	6.215	0.001	1	1741	10.0	0.1954	
54 1,1'-Biphenyl	154	6.467	6.461	0.006	23	6895	10.0	11.4	
55 2-Chloronaphthalene	162	6.483	6.471	0.012	1	4352	10.0	9.18	
60 Acenaphthylene	152	6.814	6.808	0.006	38	9229	10.0	10.8	
62 Acenaphthene	153	6.953	6.952	0.001	41	5365	10.0	11.0	
70 4-Chlorophenyl phenyl ether	204	7.391	7.385	0.006	1	1057	10.0	4.66	
74 Azobenzene	77	7.519	7.513	0.006	1	1688	10.0	9.80	
75 4-Bromophenyl phenyl ether	248	7.802	7.786	0.016	1	1207	10.0	20.5	
79 n-Octadecane	57	8.080	8.085	-0.005	5	1032	10.0	7.95	
80 Phenanthrene	178	8.160	8.160	0.001	1	7355	10.0	10.4	
81 Anthracene	178	8.208	8.197	0.011	1	1967	10.0	10.7	
85 Fluoranthene	202	9.143	9.132	0.011	14	7321	10.0	12.1	
89 Pyrene	202	9.320	9.313	0.007	66	9646	10.0	13.3	
99 Chrysene	228	10.361	10.360	0.001	16	5585	10.0	-1.76	
101 Benzo[b]fluoranthene	252	11.424	11.424	0.000	22	2829	10.0	7.06	
102 Benzofluoranthene	252	11.456	11.456	0.000	1	15165	20.0	23.0	
103 Benzo[k]fluoranthene	252	11.456	11.456	0.000	1	8752	10.0	12.1	
104 Benzo[a]pyrene	252	11.798	11.792	0.006	16	2640	10.0	9.62	
106 Dibenz(a,h)anthracene	278	13.209	13.208	0.001	1	1159	10.0	15.9	
107 Benzo[g,h,i]perylene	276	13.508	13.496	0.012	15	5131	10.0	11.1	

QC Flag Legend

Processing Flags

NC - Not Calibrated

Reagents:

8270SIM_IS_00069

Amount Added: 8.00

Units: uL

8270ccvl_50_00039

Amount Added: 200.00

Units: uL

Eurofins Seattle

Data File: \\chromf\Seattle\ChromData\TAC051\20220124-81014.b\0124A19_.D

Injection Date: 24-Jan-2022 20:31:30

Instrument ID: TAC051

Lims ID: STD1

Client ID:

Operator ID: TL

ALS Bottle#: 13

Worklist Smp#: 13

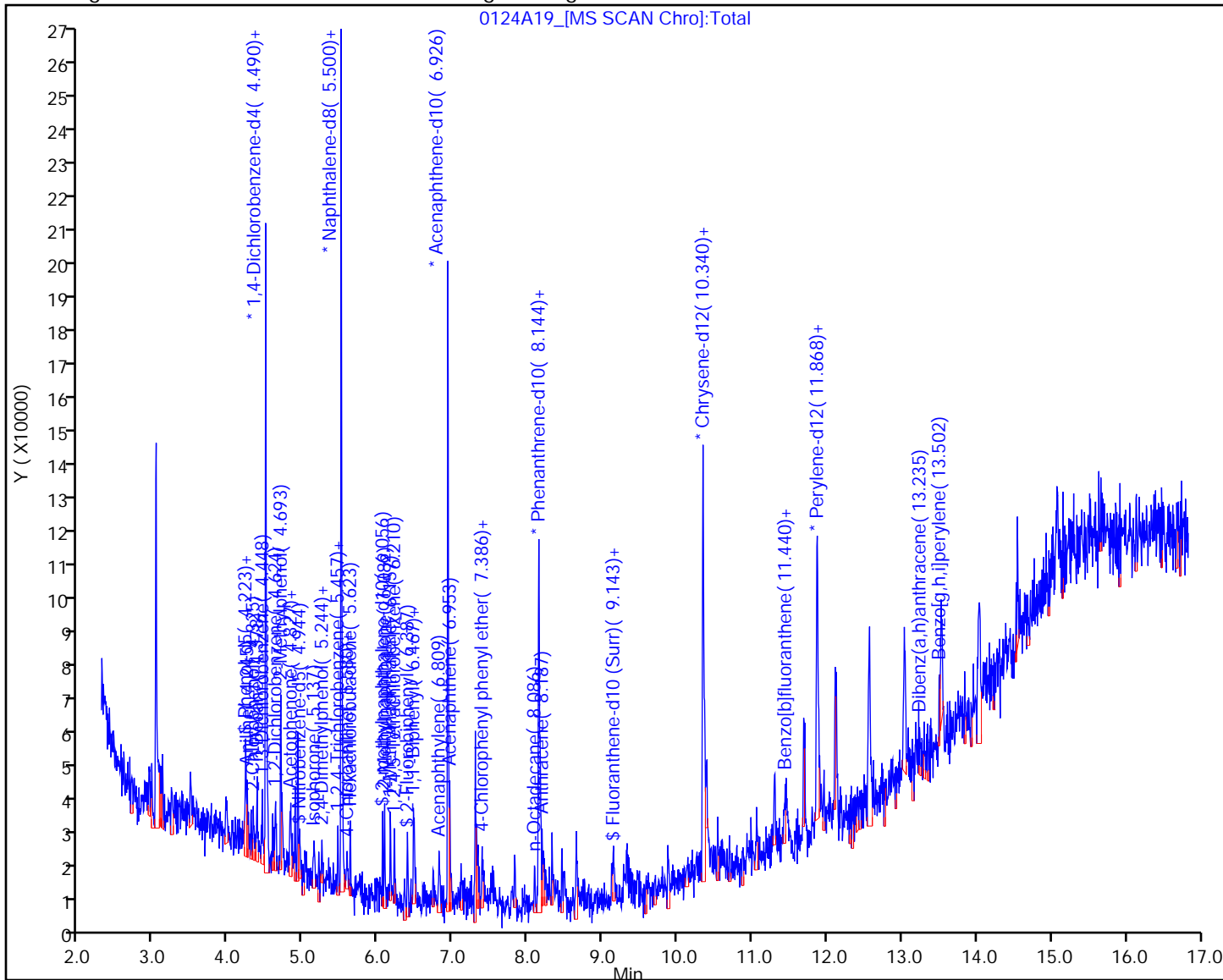
Injection Vol: 1.0 ul

Dil. Factor: 1.0000

Method: 8270 TAC051

Limit Group: 8270D BNA QSM 5.0

Y Scaling: Method Defined: Scale to the Nth Largest Target: 1



Calibration

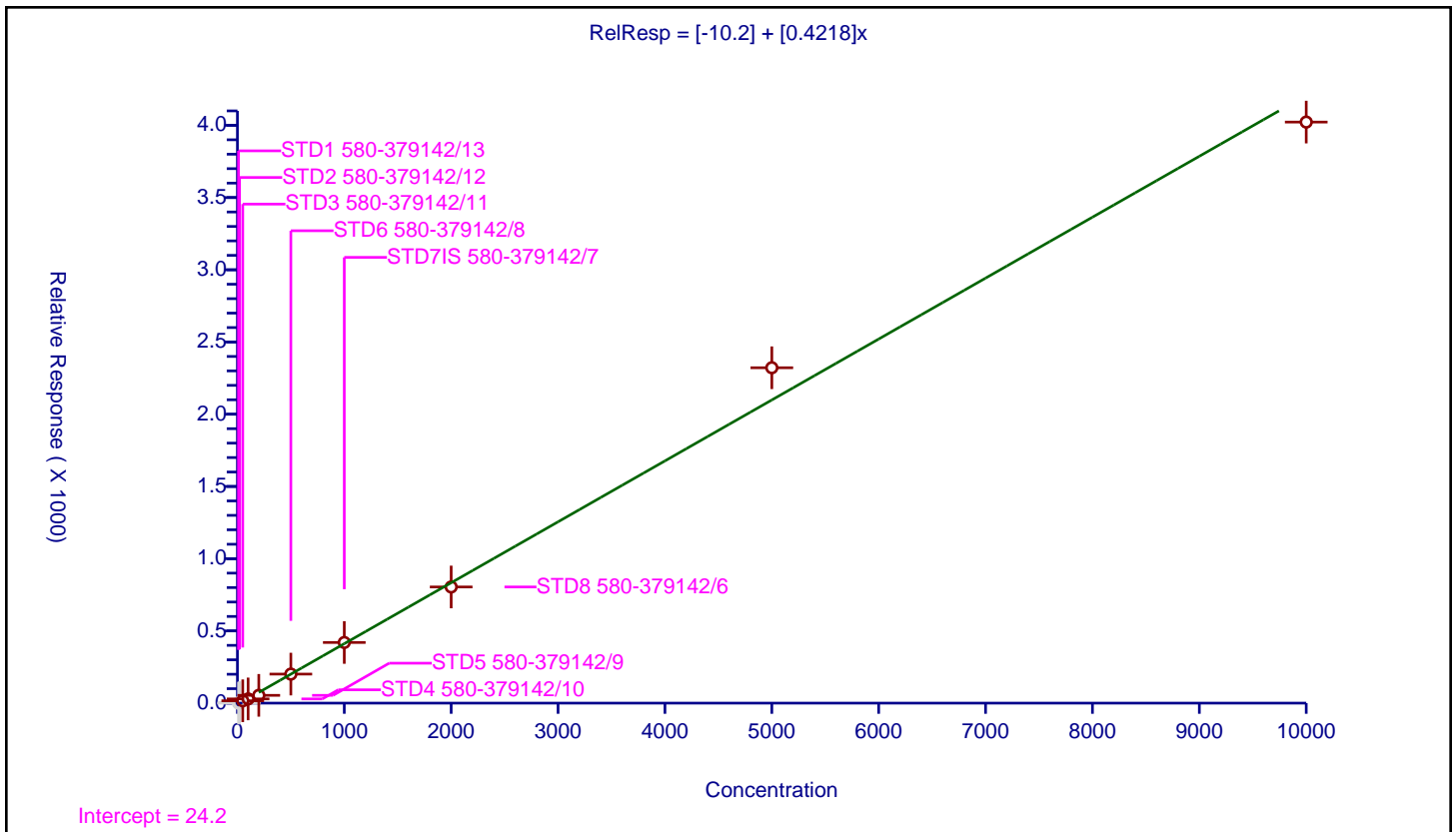
/ N-Nitrosodimethylamine

Curve Type: Linear
 Weighting: Conc
 Origin: None
 Dependency: Response
 Calib Mode: ISTD
 Response Base: AREA
 RF Rounding: 0

Curve Coefficients	
Intercept:	-10.2
Slope:	0.4218

Error Coefficients	
Standard Error:	671000
Relative Standard Error:	15.4
Correlation Coefficient:	0.999
Coefficient of Determination (Adjusted):	0.995

ID	Level	Concentration	Rel. Resp.	IS Amount	IS Response	RRF	Used
1	STD1 580-379142/13	10.0	0.0	100.0	28063.0	0.0	N
2	STD2 580-379142/12	20.0	3.75685	100.0	31569.0	0.187843	N
3	STD3 580-379142/11	50.0	16.31277	100.0	33814.0	0.326255	Y
4	STD4 580-379142/10	100.0	29.190256	100.0	34443.0	0.291903	Y
5	STD5 580-379142/9	200.0	53.962481	100.0	32997.0	0.269812	Y
6	STD6 580-379142/8	500.0	201.043473	100.0	32296.0	0.402087	Y
7	STD7IS 580-379142/7	1000.0	419.850473	100.0	32770.0	0.41985	Y
8	STD8 580-379142/6	2000.0	804.234022	100.0	33467.0	0.402117	Y
9	STD9 580-379142/5	5000.0	2321.778069	100.0	32046.0	0.464356	Y
10	STD10 580-379142/4	10000.0	4022.611055	100.0	35748.0	0.402261	Y



Calibration

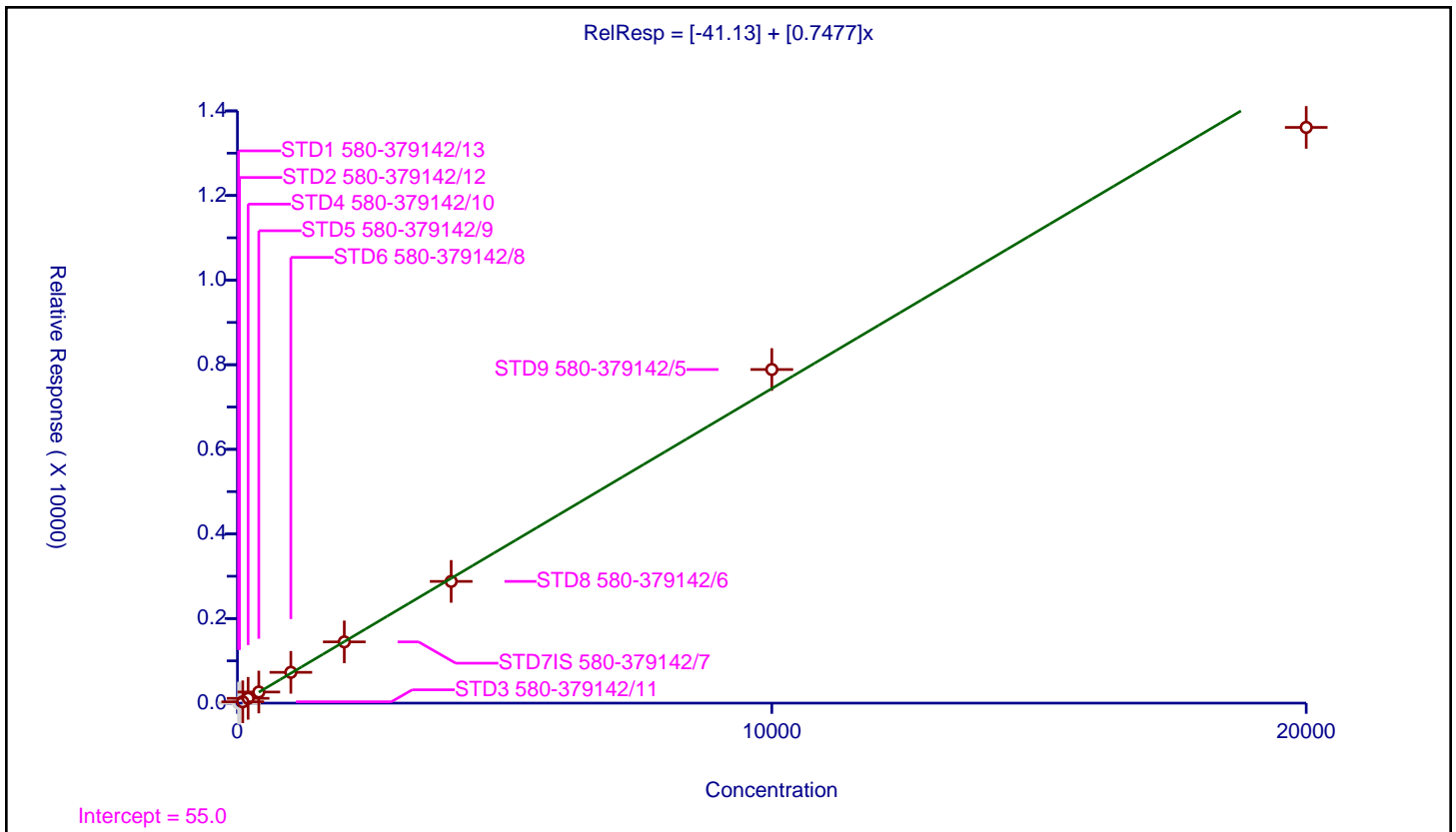
/ Pyridine

Curve Type: Linear
 Weighting: Conc_Sq
 Origin: None
 Dependency: Response
 Calib Mode: ISTD
 Response Base: AREA
 RF Rounding: 0

Curve Coefficients	
Intercept:	-41.13
Slope:	0.7477

Error Coefficients	
Standard Error:	2280000
Relative Standard Error:	4.9
Correlation Coefficient:	1.000
Coefficient of Determination (Adjusted):	0.997

ID	Level	Concentration	Rel. Resp.	IS Amount	IS Response	RRF	Used
1	STD1 580-379142/13	20.0	0.0	100.0	28063.0	0.0	N
2	STD2 580-379142/12	40.0	0.0	100.0	31569.0	0.0	N
3	STD3 580-379142/11	100.0	31.874372	100.0	33814.0	0.318744	Y
4	STD4 580-379142/10	200.0	113.637023	100.0	34443.0	0.568185	Y
5	STD5 580-379142/9	400.0	262.645089	100.0	32997.0	0.656613	Y
6	STD6 580-379142/8	1000.0	727.963215	100.0	32296.0	0.727963	Y
7	STD7IS 580-379142/7	2000.0	1447.49466	100.0	32770.0	0.723747	Y
8	STD8 580-379142/6	4000.0	2877.805002	100.0	33467.0	0.719451	Y
9	STD9 580-379142/5	10000.0	7886.394558	100.0	32046.0	0.788639	Y
10	STD10 580-379142/4	20000.0	13609.424303	100.0	35748.0	0.680471	Y



Calibration

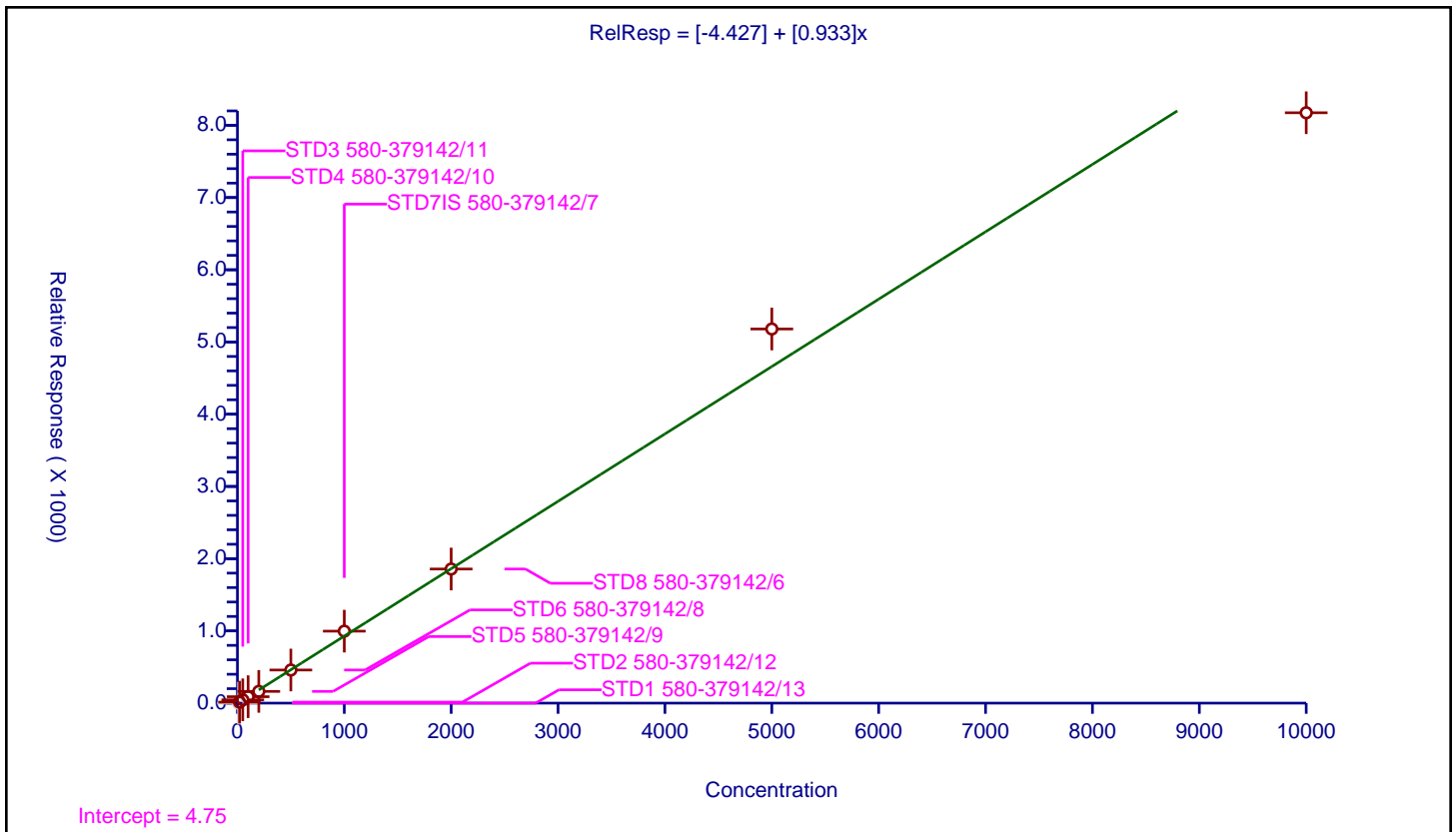
/ 2-Fluorophenol

Curve Type: Linear
 Weighting: Conc_Sq
 Origin: None
 Dependency: Response
 Calib Mode: ISTD
 Response Base: AREA
 RF Rounding: 0

Curve Coefficients	
Intercept:	-4.427
Slope:	0.933

Error Coefficients	
Standard Error:	1300000
Relative Standard Error:	8.5
Correlation Coefficient:	0.996
Coefficient of Determination (Adjusted):	0.992

ID	Level	Concentration	Rel. Resp.	IS Amount	IS Response	RRF	Used
1	STD1 580-379142/13	10.0	0.0	100.0	28063.0	0.0	N
2	STD2 580-379142/12	20.0	13.849029	100.0	31569.0	0.692451	Y
3	STD3 580-379142/11	50.0	45.634944	100.0	33814.0	0.912699	Y
4	STD4 580-379142/10	100.0	89.13277	100.0	34443.0	0.891328	Y
5	STD5 580-379142/9	200.0	162.317786	100.0	32997.0	0.811589	Y
6	STD6 580-379142/8	500.0	458.403517	100.0	32296.0	0.916807	Y
7	STD7IS 580-379142/7	1000.0	996.747025	100.0	32770.0	0.996747	Y
8	STD8 580-379142/6	2000.0	1856.873936	100.0	33467.0	0.928437	Y
9	STD9 580-379142/5	5000.0	5180.184734	100.0	32046.0	1.036037	Y
10	STD10 580-379142/4	10000.0	8174.342621	100.0	35748.0	0.817434	Y



Calibration

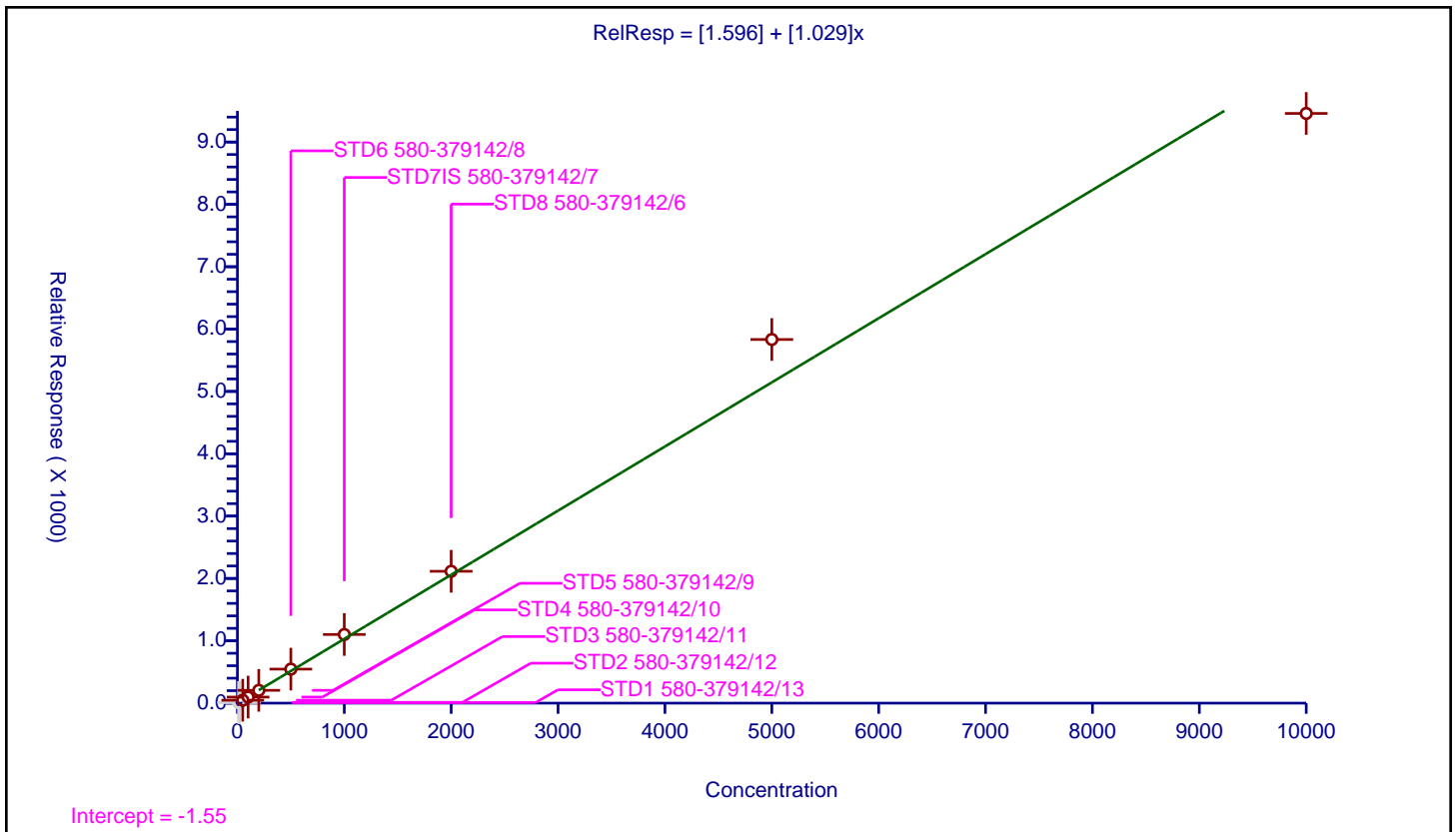
/ Phenol-d5

Curve Type: Linear
 Weighting: Conc
 Origin: None
 Dependency: Response
 Calib Mode: ISTD
 Response Base: AREA
 RF Rounding: 0

Curve Coefficients	
Intercept:	1.596
Slope:	1.029

Error Coefficients	
Standard Error:	1610000
Relative Standard Error:	9.5
Correlation Coefficient:	0.998
Coefficient of Determination (Adjusted):	0.991

ID	Level	Concentration	Rel. Resp.	IS Amount	IS Response	RRF	Used
1	STD1 580-379142/13	10.0	9.428785	100.0	28063.0	0.942879	N
2	STD2 580-379142/12	20.0	12.458424	100.0	31569.0	0.622921	N
3	STD3 580-379142/11	50.0	46.601999	100.0	33814.0	0.93204	Y
4	STD4 580-379142/10	100.0	96.995035	100.0	34443.0	0.96995	Y
5	STD5 580-379142/9	200.0	205.267145	100.0	32997.0	1.026336	Y
6	STD6 580-379142/8	500.0	545.925192	100.0	32296.0	1.09185	Y
7	STD7IS 580-379142/7	1000.0	1101.031431	100.0	32770.0	1.101031	Y
8	STD8 580-379142/6	2000.0	2114.859414	100.0	33467.0	1.05743	Y
9	STD9 580-379142/5	5000.0	5833.31461	100.0	32046.0	1.166663	Y
10	STD10 580-379142/4	10000.0	9458.965537	100.0	35748.0	0.945897	Y



Calibration

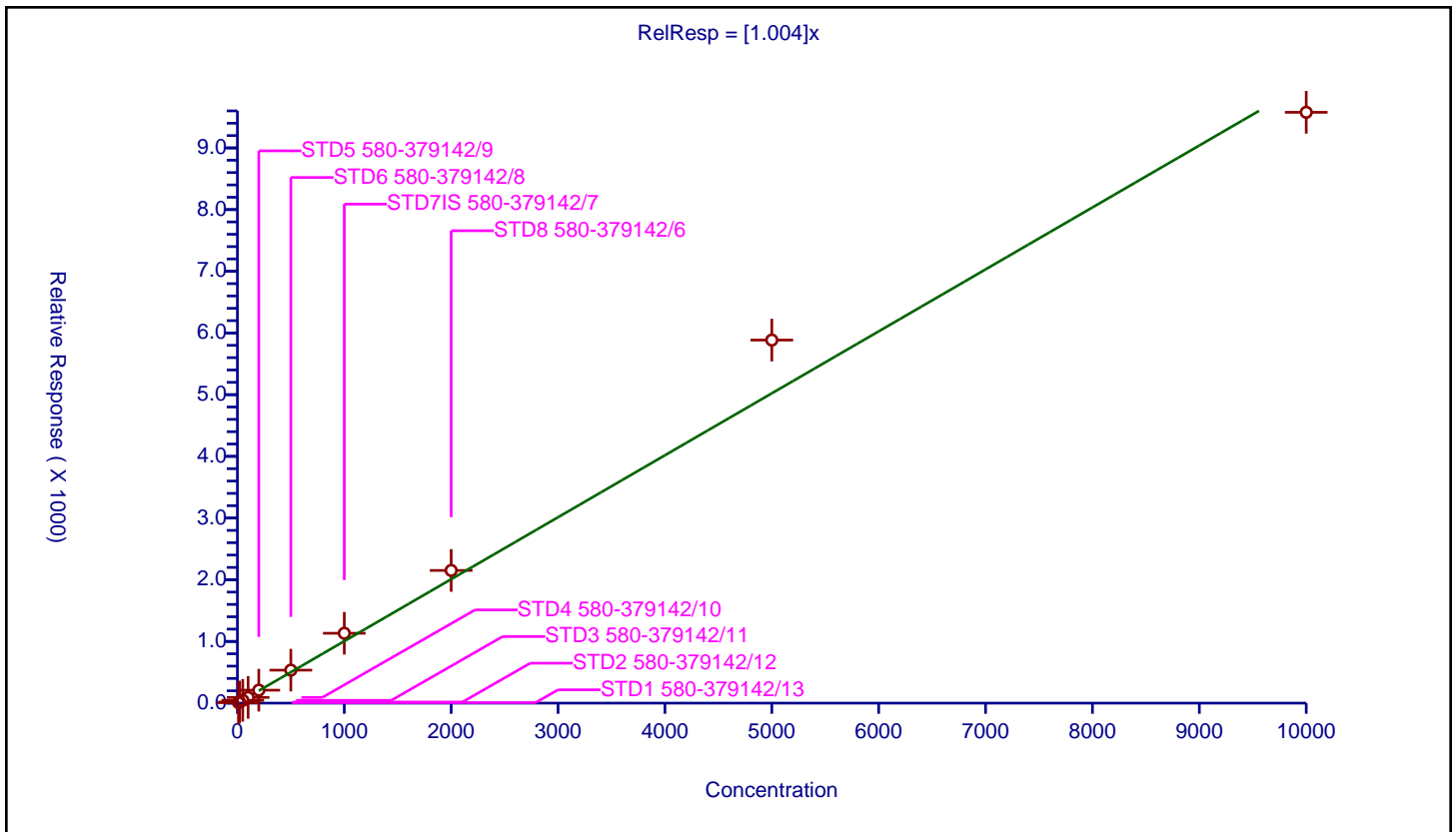
/ Phenol

Curve Type: Average
 Weighting: Conc_Sq
 Origin: Force
 Dependency: Response
 Calib Mode: ISTD
 Response Base: AREA
 RF Rounding: 0

Curve Coefficients	
Intercept:	0
Slope:	1.004

Error Coefficients	
Standard Error:	1330000
Relative Standard Error:	11.0
Correlation Coefficient:	0.998
Coefficient of Determination (Adjusted):	0.986

ID	Level	Concentration	Rel. Resp.	IS Amount	IS Response	RRF	Used
1	STD1 580-379142/13	10.0	8.502298	100.0	28063.0	0.85023	Y
2	STD2 580-379142/12	20.0	17.878298	100.0	31569.0	0.893915	Y
3	STD3 580-379142/11	50.0	45.623115	100.0	33814.0	0.912462	Y
4	STD4 580-379142/10	100.0	92.58485	100.0	34443.0	0.925849	Y
5	STD5 580-379142/9	200.0	209.906961	100.0	32997.0	1.049535	Y
6	STD6 580-379142/8	500.0	534.512014	100.0	32296.0	1.069024	Y
7	STD7IS 580-379142/7	1000.0	1132.541959	100.0	32770.0	1.132542	Y
8	STD8 580-379142/6	2000.0	2150.94272	100.0	33467.0	1.075471	Y
9	STD9 580-379142/5	5000.0	5884.82806	100.0	32046.0	1.176966	Y
10	STD10 580-379142/4	10000.0	9577.291037	100.0	35748.0	0.957729	Y



Calibration

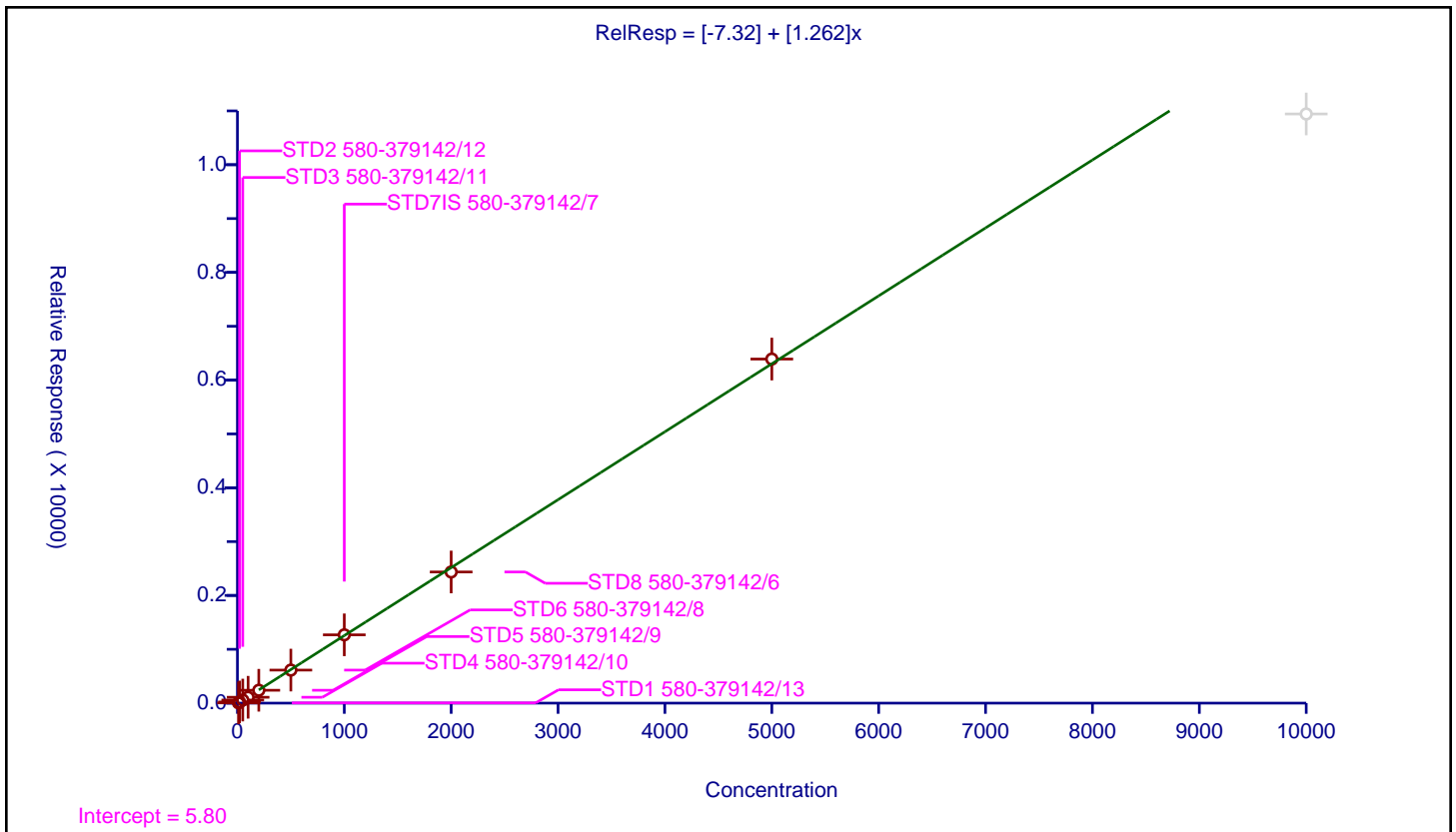
/ Aniline

Curve Type: Linear
 Weighting: Conc
 Origin: None
 Dependency: Response
 Calib Mode: ISTD
 Response Base: AREA
 RF Rounding: 0

Curve Coefficients	
Intercept:	-7.32
Slope:	1.262

Error Coefficients	
Standard Error:	849000
Relative Standard Error:	6.6
Correlation Coefficient:	1.000
Coefficient of Determination (Adjusted):	0.999

ID	Level	Concentration	Rel. Resp.	IS Amount	IS Response	RRF	Used
1	STD1 580-379142/13	10.0	4.853366	100.0	28063.0	0.485337	Y
2	STD2 580-379142/12	20.0	21.533783	100.0	31569.0	1.076689	Y
3	STD3 580-379142/11	50.0	56.923168	100.0	33814.0	1.138463	Y
4	STD4 580-379142/10	100.0	108.887147	100.0	34443.0	1.088871	Y
5	STD5 580-379142/9	200.0	238.991423	100.0	32997.0	1.194957	Y
6	STD6 580-379142/8	500.0	613.642556	100.0	32296.0	1.227285	Y
7	STD7IS 580-379142/7	1000.0	1268.593226	100.0	32770.0	1.268593	Y
8	STD8 580-379142/6	2000.0	2436.286491	100.0	33467.0	1.218143	Y
9	STD9 580-379142/5	5000.0	6390.638457	100.0	32046.0	1.278128	Y
10	STD10 580-379142/4	10000.0	10942.547835	100.0	35748.0	1.094255	N



Calibration

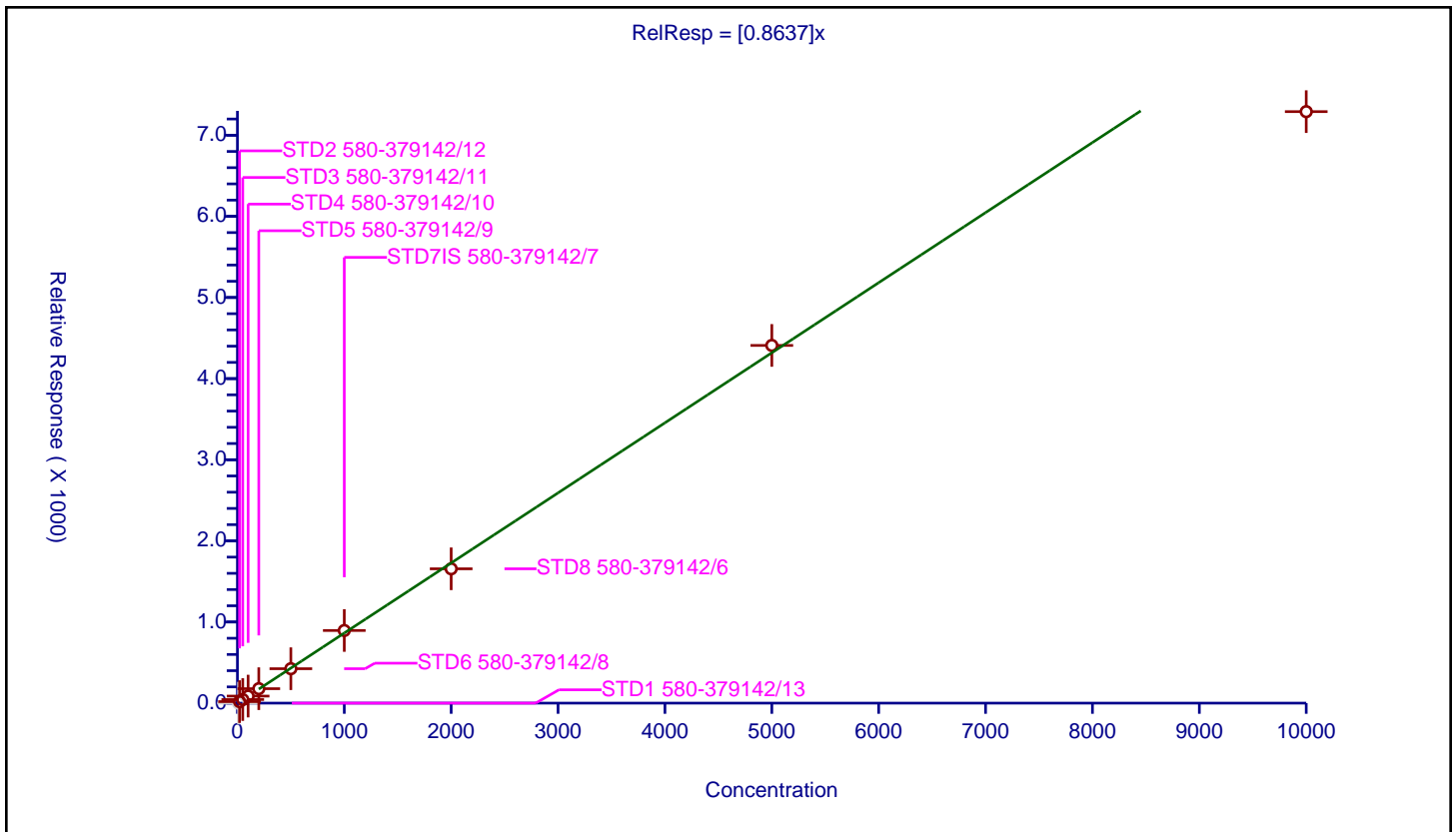
/ Bis(2-chloroethyl)ether

Curve Type: Average
 Weighting: Conc_Sq
 Origin: Force
 Dependency: Response
 Calib Mode: ISTD
 Response Base: AREA
 RF Rounding: 0

Curve Coefficients	
Intercept:	0
Slope:	0.8637

Error Coefficients	
Standard Error:	1070000
Relative Standard Error:	7.0
Correlation Coefficient:	0.999
Coefficient of Determination (Adjusted):	0.993

ID	Level	Concentration	Rel. Resp.	IS Amount	IS Response	RRF	Used
1	STD1 580-379142/13	10.0	0.0	100.0	28063.0	0.0	N
2	STD2 580-379142/12	20.0	19.021825	100.0	31569.0	0.951091	Y
3	STD3 580-379142/11	50.0	44.020228	100.0	33814.0	0.880405	Y
4	STD4 580-379142/10	100.0	86.926226	100.0	34443.0	0.869262	Y
5	STD5 580-379142/9	200.0	177.973755	100.0	32997.0	0.889869	Y
6	STD6 580-379142/8	500.0	424.467426	100.0	32296.0	0.848935	Y
7	STD7IS 580-379142/7	1000.0	895.382972	100.0	32770.0	0.895383	Y
8	STD8 580-379142/6	2000.0	1655.5861	100.0	33467.0	0.827793	Y
9	STD9 580-379142/5	5000.0	4409.083817	100.0	32046.0	0.881817	Y
10	STD10 580-379142/4	10000.0	7290.84704	100.0	35748.0	0.729085	Y



Calibration

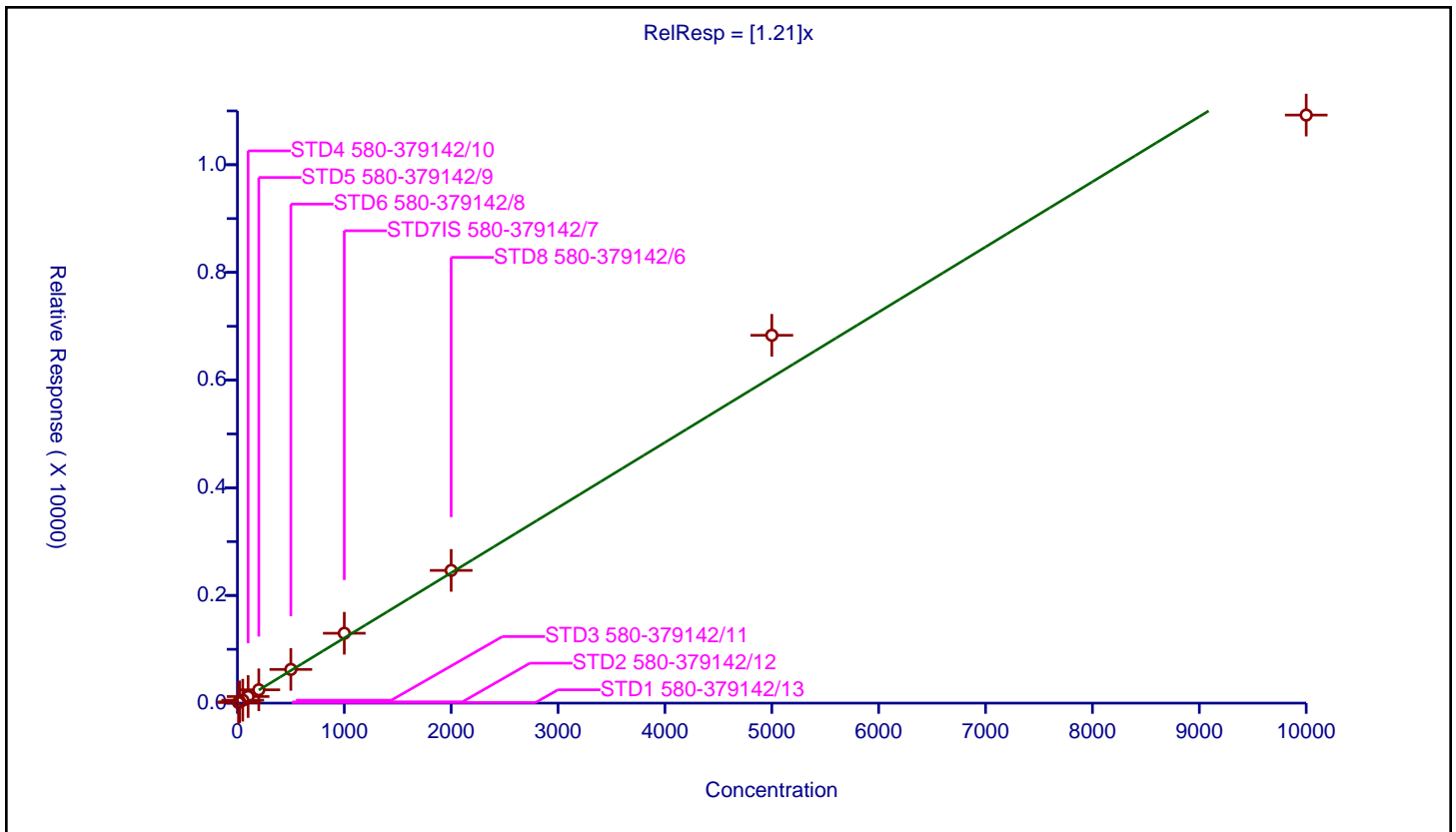
/ 2-Chlorophenol

Curve Type: Average
 Weighting: Conc_Sq
 Origin: Force
 Dependency: Response
 Calib Mode: ISTD
 Response Base: AREA
 RF Rounding: 0

Curve Coefficients	
Intercept:	0
Slope:	1.21

Error Coefficients	
Standard Error:	1520000
Relative Standard Error:	7.5
Correlation Coefficient:	0.997
Coefficient of Determination (Adjusted):	0.993

ID	Level	Concentration	Rel. Resp.	IS Amount	IS Response	RRF	Used
1	STD1 580-379142/13	10.0	11.18911	100.0	28063.0	1.118911	Y
2	STD2 580-379142/12	20.0	24.036238	100.0	31569.0	1.201812	Y
3	STD3 580-379142/11	50.0	54.013131	100.0	33814.0	1.080263	Y
4	STD4 580-379142/10	100.0	122.41094	100.0	34443.0	1.224109	Y
5	STD5 580-379142/9	200.0	247.761918	100.0	32997.0	1.23881	Y
6	STD6 580-379142/8	500.0	625.956775	100.0	32296.0	1.251914	Y
7	STD7IS 580-379142/7	1000.0	1297.760146	100.0	32770.0	1.29776	Y
8	STD8 580-379142/6	2000.0	2465.096961	100.0	33467.0	1.232548	Y
9	STD9 580-379142/5	5000.0	6832.078887	100.0	32046.0	1.366416	Y
10	STD10 580-379142/4	10000.0	10922.840439	100.0	35748.0	1.092284	Y



Calibration

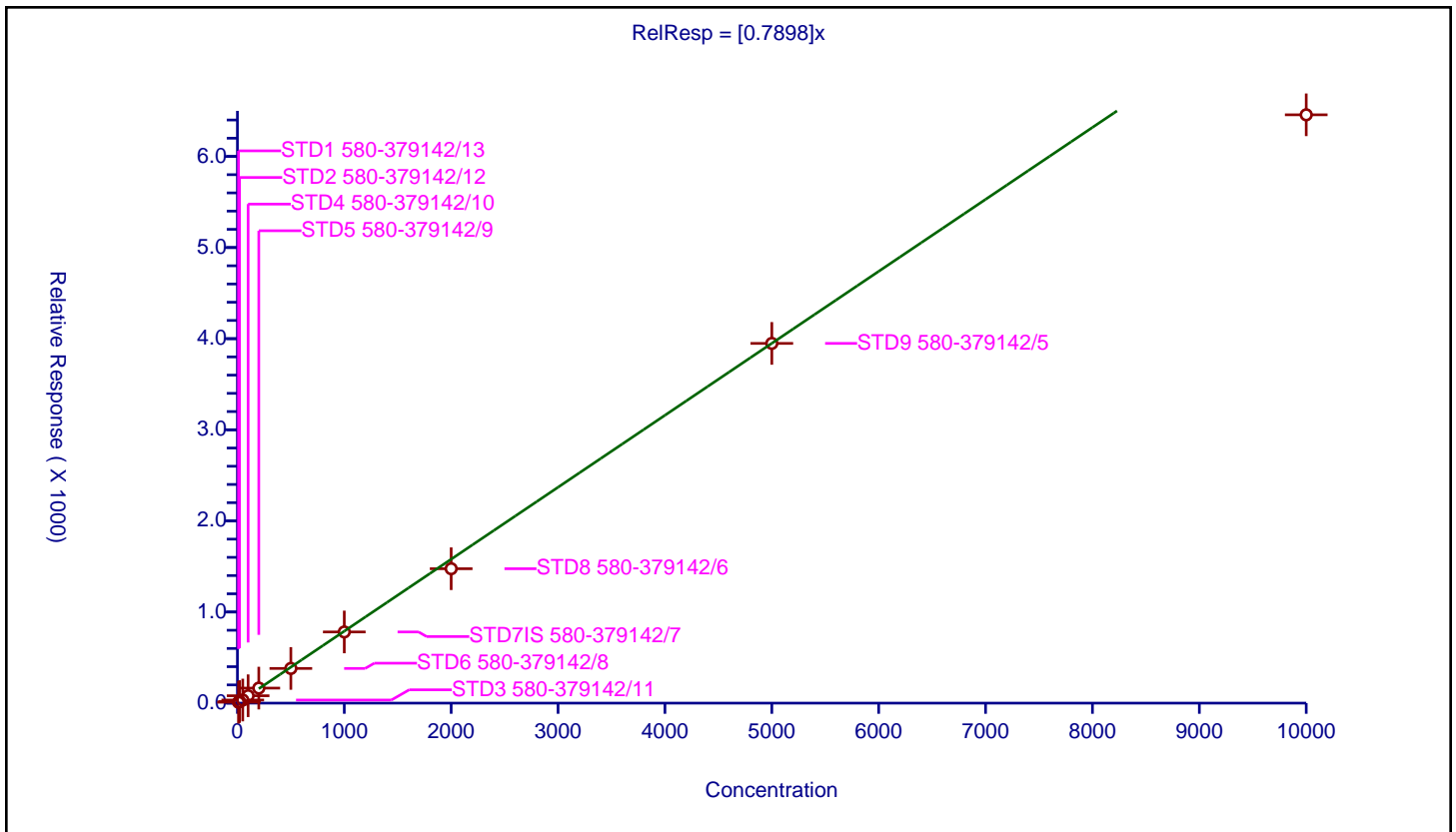
/ n-Decane

Curve Type: Average
 Weighting: Conc_Sq
 Origin: Force
 Dependency: Response
 Calib Mode: ISTD
 Response Base: AREA
 RF Rounding: 0

Curve Coefficients	
Intercept:	0
Slope:	0.7898

Error Coefficients	
Standard Error:	895000
Relative Standard Error:	12.6
Correlation Coefficient:	0.998
Coefficient of Determination (Adjusted):	0.978

ID	Level	Concentration	Rel. Resp.	IS Amount	IS Response	RRF	Used
1	STD1 580-379142/13	10.0	9.998931	100.0	28063.0	0.999893	Y
2	STD2 580-379142/12	20.0	17.330292	100.0	31569.0	0.866515	Y
3	STD3 580-379142/11	50.0	33.917904	100.0	33814.0	0.678358	Y
4	STD4 580-379142/10	100.0	81.218245	100.0	34443.0	0.812182	Y
5	STD5 580-379142/9	200.0	165.099858	100.0	32997.0	0.825499	Y
6	STD6 580-379142/8	500.0	380.694204	100.0	32296.0	0.761388	Y
7	STD7IS 580-379142/7	1000.0	781.303021	100.0	32770.0	0.781303	Y
8	STD8 580-379142/6	2000.0	1475.196462	100.0	33467.0	0.737598	Y
9	STD9 580-379142/5	5000.0	3948.005991	100.0	32046.0	0.789601	Y
10	STD10 580-379142/4	10000.0	6457.122077	100.0	35748.0	0.645712	Y



Calibration

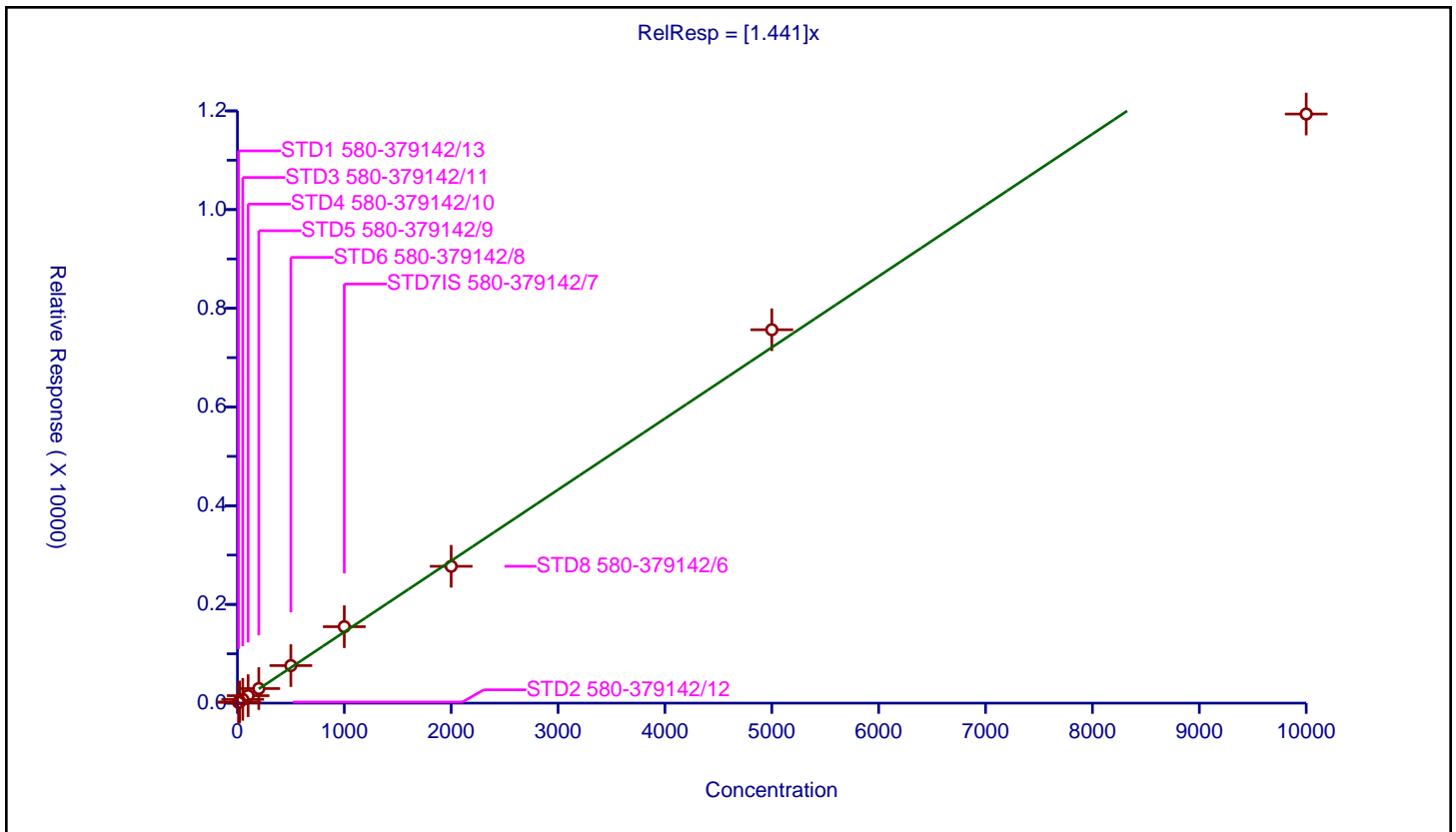
/ 1,3-Dichlorobenzene

Curve Type: Average
 Weighting: Conc_Sq
 Origin: Force
 Dependency: Response
 Calib Mode: ISTD
 Response Base: AREA
 RF Rounding: 0

Curve Coefficients	
Intercept:	0
Slope:	1.441

Error Coefficients	
Standard Error:	1670000
Relative Standard Error:	11.3
Correlation Coefficient:	0.996
Coefficient of Determination (Adjusted):	0.984

ID	Level	Concentration	Rel. Resp.	IS Amount	IS Response	RRF	Used
1	STD1 580-379142/13	10.0	16.299041	100.0	28063.0	1.629904	Y
2	STD2 580-379142/12	20.0	22.398556	100.0	31569.0	1.119928	Y
3	STD3 580-379142/11	50.0	75.977406	100.0	33814.0	1.519548	Y
4	STD4 580-379142/10	100.0	150.849229	100.0	34443.0	1.508492	Y
5	STD5 580-379142/9	200.0	294.714671	100.0	32997.0	1.473573	Y
6	STD6 580-379142/8	500.0	760.762943	100.0	32296.0	1.521526	Y
7	STD7IS 580-379142/7	1000.0	1548.410131	100.0	32770.0	1.54841	Y
8	STD8 580-379142/6	2000.0	2772.674575	100.0	33467.0	1.386337	Y
9	STD9 580-379142/5	5000.0	7565.611933	100.0	32046.0	1.513122	Y
10	STD10 580-379142/4	10000.0	11936.947522	100.0	35748.0	1.193695	Y



Calibration

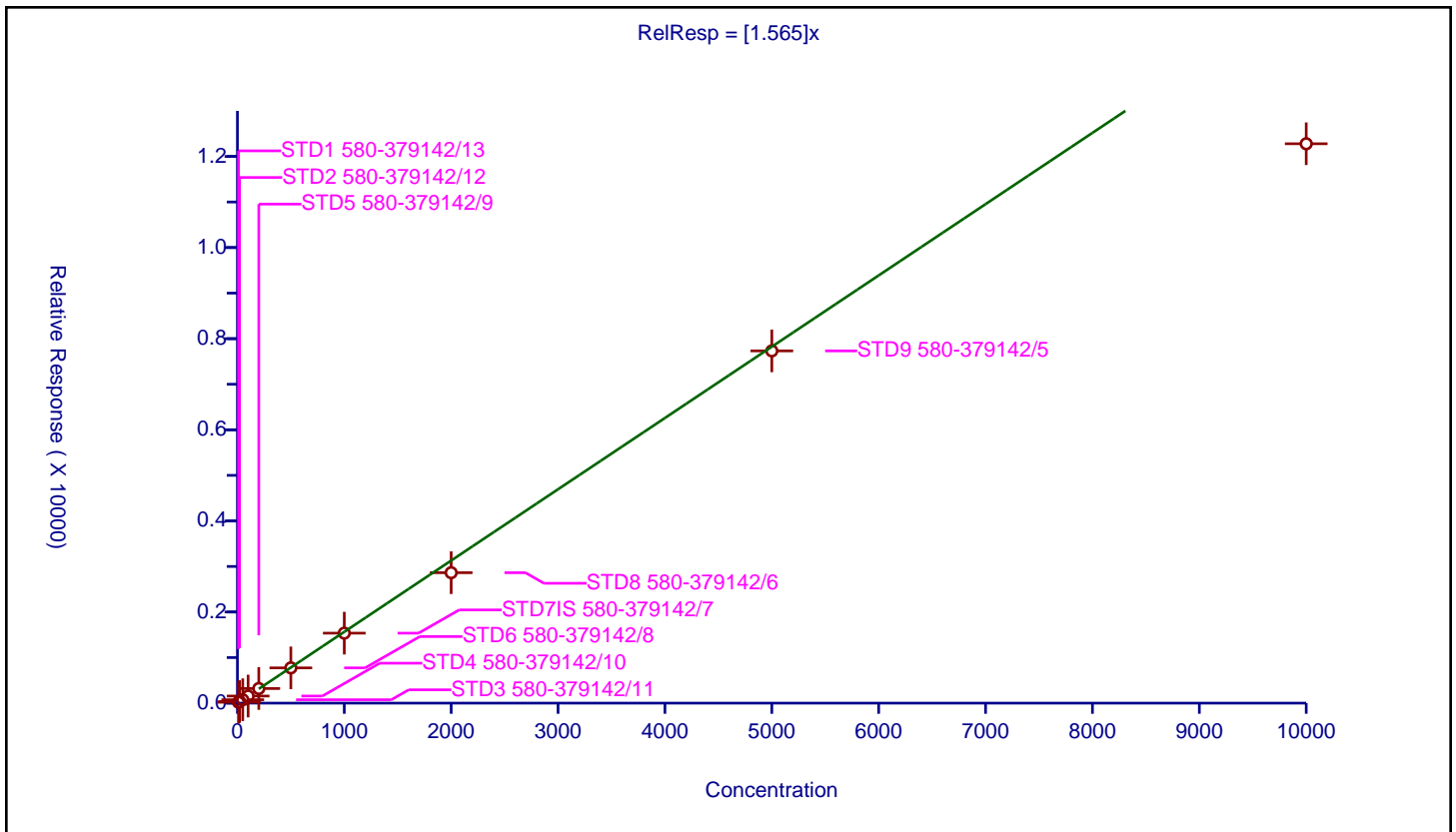
/ 1,4-Dichlorobenzene

Curve Type: Average
 Weighting: Conc_Sq
 Origin: Force
 Dependency: Response
 Calib Mode: ISTD
 Response Base: AREA
 RF Rounding: 0

Curve Coefficients	
Intercept:	0
Slope:	1.565

Error Coefficients	
Standard Error:	1710000
Relative Standard Error:	12.4
Correlation Coefficient:	0.997
Coefficient of Determination (Adjusted):	0.979

ID	Level	Concentration	Rel. Resp.	IS Amount	IS Response	RRF	Used
1	STD1 580-379142/13	10.0	19.773367	100.0	28063.0	1.977337	Y
2	STD2 580-379142/12	20.0	34.606734	100.0	31569.0	1.730337	Y
3	STD3 580-379142/11	50.0	74.398178	100.0	33814.0	1.487964	Y
4	STD4 580-379142/10	100.0	155.906861	100.0	34443.0	1.559069	Y
5	STD5 580-379142/9	200.0	320.486711	100.0	32997.0	1.602434	Y
6	STD6 580-379142/8	500.0	774.006069	100.0	32296.0	1.548012	Y
7	STD7IS 580-379142/7	1000.0	1536.325908	100.0	32770.0	1.536326	Y
8	STD8 580-379142/6	2000.0	2862.969492	100.0	33467.0	1.431485	Y
9	STD9 580-379142/5	5000.0	7731.67322	100.0	32046.0	1.546335	Y
10	STD10 580-379142/4	10000.0	12278.530267	100.0	35748.0	1.227853	Y



Calibration

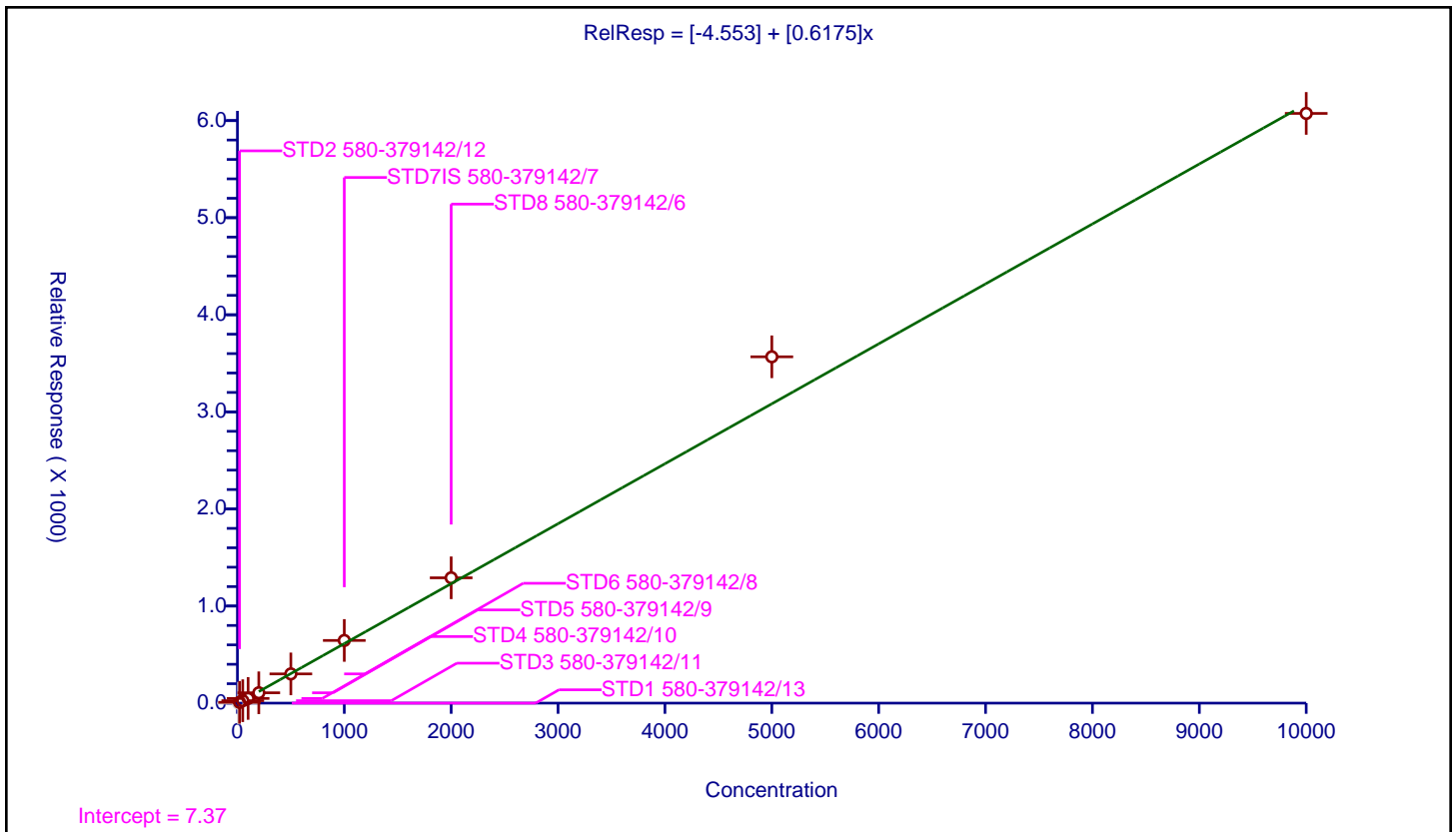
/ Benzyl alcohol

Curve Type: Linear
 Weighting: Conc_Sq
 Origin: None
 Dependency: Response
 Calib Mode: ISTD
 Response Base: AREA
 RF Rounding: 0

Curve Coefficients	
Intercept:	-4.553
Slope:	0.6175

Error Coefficients	
Standard Error:	943000
Relative Standard Error:	9.7
Correlation Coefficient:	0.999
Coefficient of Determination (Adjusted):	0.990

ID	Level	Concentration	Rel. Resp.	IS Amount	IS Response	RRF	Used
1	STD1 580-379142/13	10.0	0.0	100.0	28063.0	0.0	N
2	STD2 580-379142/12	20.0	8.470335	100.0	31569.0	0.423517	Y
3	STD3 580-379142/11	50.0	24.974862	100.0	33814.0	0.499497	Y
4	STD4 580-379142/10	100.0	48.3088	100.0	34443.0	0.483088	Y
5	STD5 580-379142/9	200.0	106.658181	100.0	32997.0	0.533291	Y
6	STD6 580-379142/8	500.0	301.130171	100.0	32296.0	0.60226	Y
7	STD7IS 580-379142/7	1000.0	645.498932	100.0	32770.0	0.645499	Y
8	STD8 580-379142/6	2000.0	1290.826785	100.0	33467.0	0.645413	Y
9	STD9 580-379142/5	5000.0	3567.144105	100.0	32046.0	0.713429	Y
10	STD10 580-379142/4	10000.0	6074.00414	100.0	35748.0	0.6074	Y



Calibration

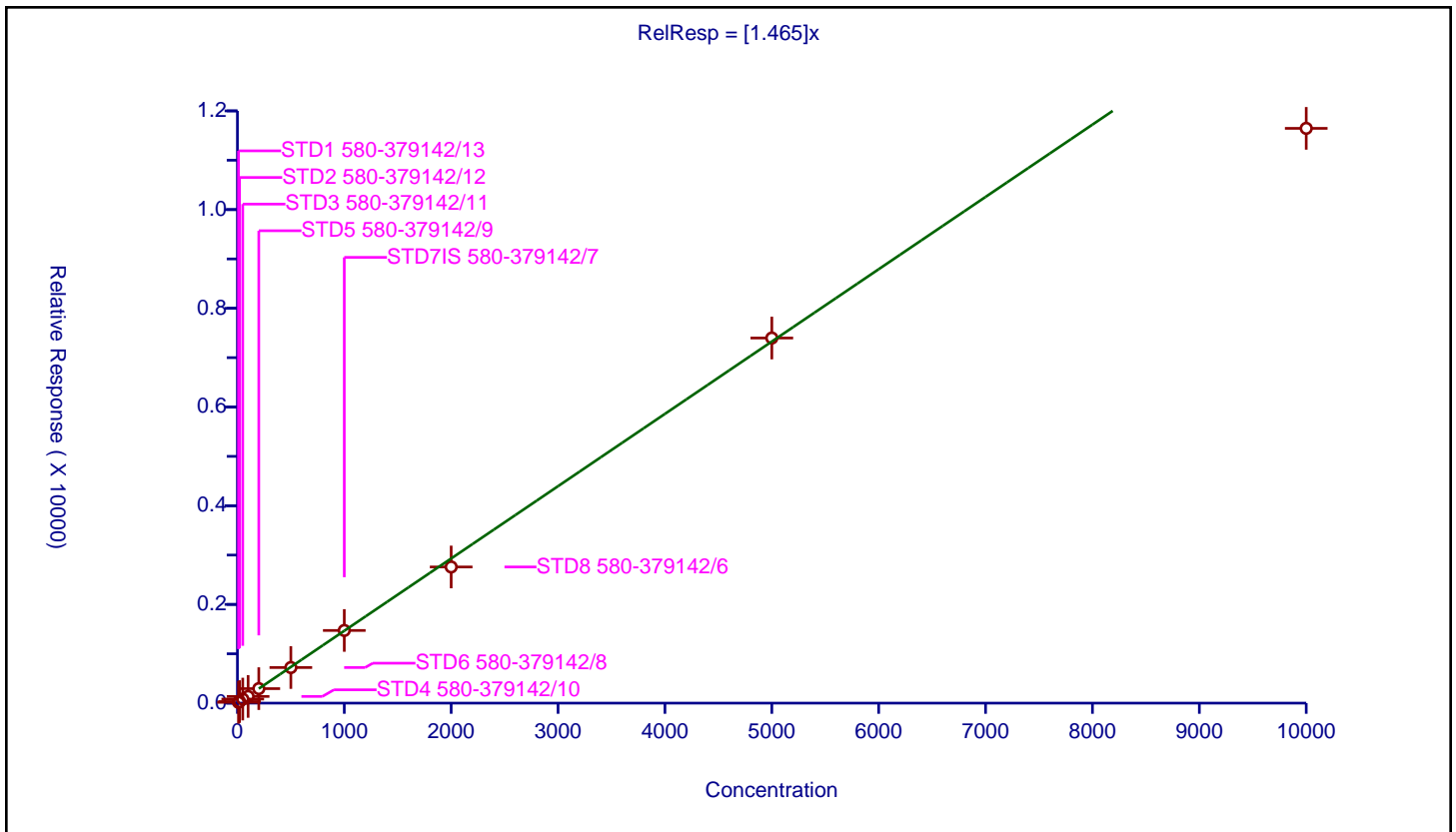
/ 1,2-Dichlorobenzene

Curve Type: Average
 Weighting: Conc_Sq
 Origin: Force
 Dependency: Response
 Calib Mode: ISTD
 Response Base: AREA
 RF Rounding: 0

Curve Coefficients	
Intercept:	0
Slope:	1.465

Error Coefficients	
Standard Error:	1630000
Relative Standard Error:	10.0
Correlation Coefficient:	0.996
Coefficient of Determination (Adjusted):	0.987

ID	Level	Concentration	Rel. Resp.	IS Amount	IS Response	RRF	Used
1	STD1 580-379142/13	10.0	16.505719	100.0	28063.0	1.650572	Y
2	STD2 580-379142/12	20.0	31.822357	100.0	31569.0	1.591118	Y
3	STD3 580-379142/11	50.0	82.241084	100.0	33814.0	1.644822	Y
4	STD4 580-379142/10	100.0	135.937636	100.0	34443.0	1.359376	Y
5	STD5 580-379142/9	200.0	293.690335	100.0	32997.0	1.468452	Y
6	STD6 580-379142/8	500.0	721.04595	100.0	32296.0	1.442092	Y
7	STD7IS 580-379142/7	1000.0	1472.66097	100.0	32770.0	1.472661	Y
8	STD8 580-379142/6	2000.0	2759.025309	100.0	33467.0	1.379513	Y
9	STD9 580-379142/5	5000.0	7397.750109	100.0	32046.0	1.47955	Y
10	STD10 580-379142/4	10000.0	11646.231957	100.0	35748.0	1.164623	Y



Calibration

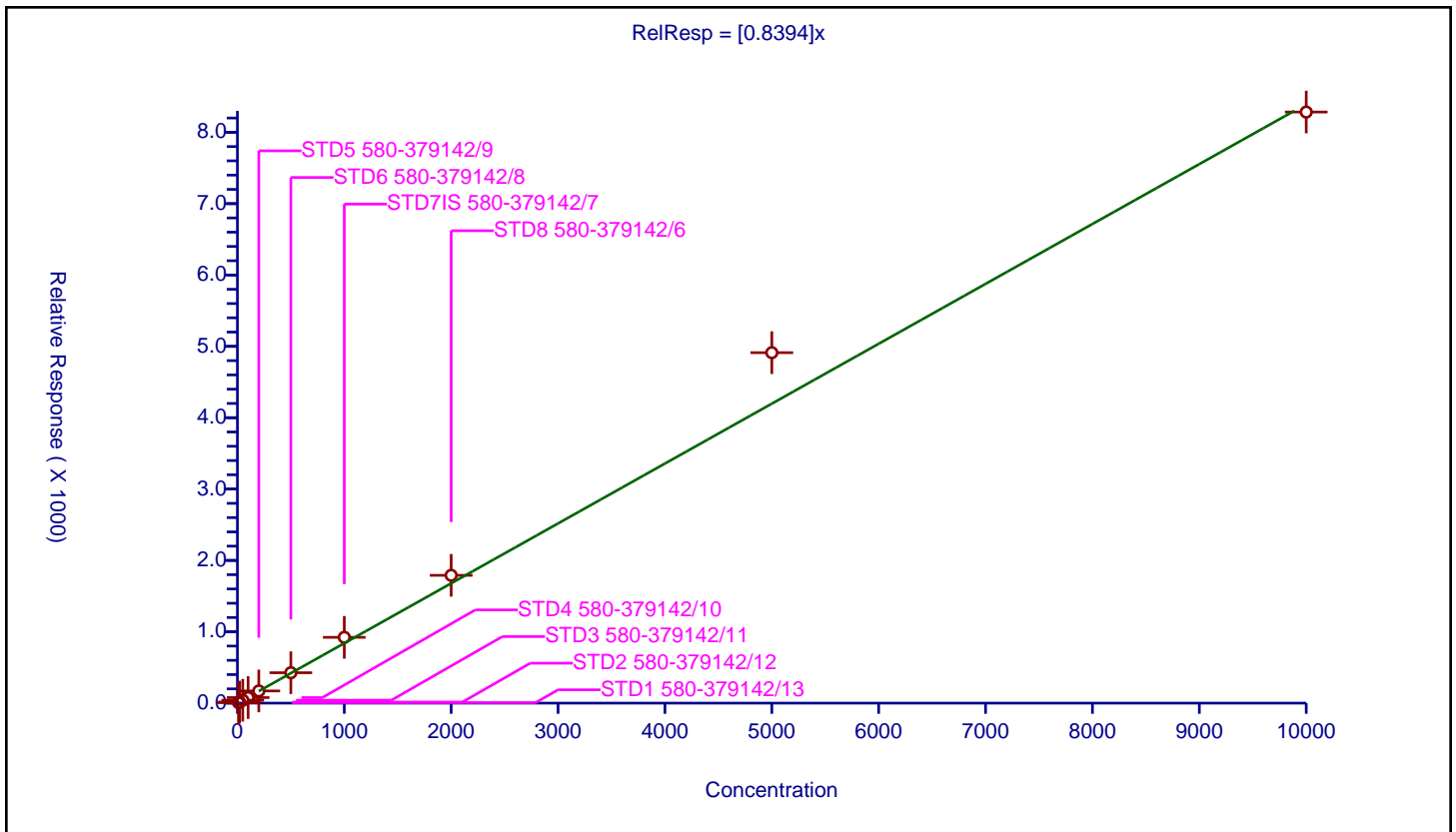
/ 2-Methylphenol

Curve Type: Average
 Weighting: Conc_Sq
 Origin: Force
 Dependency: Response
 Calib Mode: ISTD
 Response Base: AREA
 RF Rounding: 0

Curve Coefficients	
Intercept:	0
Slope:	0.8394

Error Coefficients	
Standard Error:	1140000
Relative Standard Error:	9.6
Correlation Coefficient:	0.999
Coefficient of Determination (Adjusted):	0.989

ID	Level	Concentration	Rel. Resp.	IS Amount	IS Response	RRF	Used
1	STD1 580-379142/13	10.0	7.141075	100.0	28063.0	0.714108	Y
2	STD2 580-379142/12	20.0	15.024233	100.0	31569.0	0.751212	Y
3	STD3 580-379142/11	50.0	40.77601	100.0	33814.0	0.81552	Y
4	STD4 580-379142/10	100.0	77.867782	100.0	34443.0	0.778678	Y
5	STD5 580-379142/9	200.0	170.745825	100.0	32997.0	0.853729	Y
6	STD6 580-379142/8	500.0	426.034184	100.0	32296.0	0.852068	Y
7	STD7IS 580-379142/7	1000.0	922.184925	100.0	32770.0	0.922185	Y
8	STD8 580-379142/6	2000.0	1791.07479	100.0	33467.0	0.895537	Y
9	STD9 580-379142/5	5000.0	4911.464769	100.0	32046.0	0.982293	Y
10	STD10 580-379142/4	10000.0	8283.800492	100.0	35748.0	0.82838	Y



Calibration

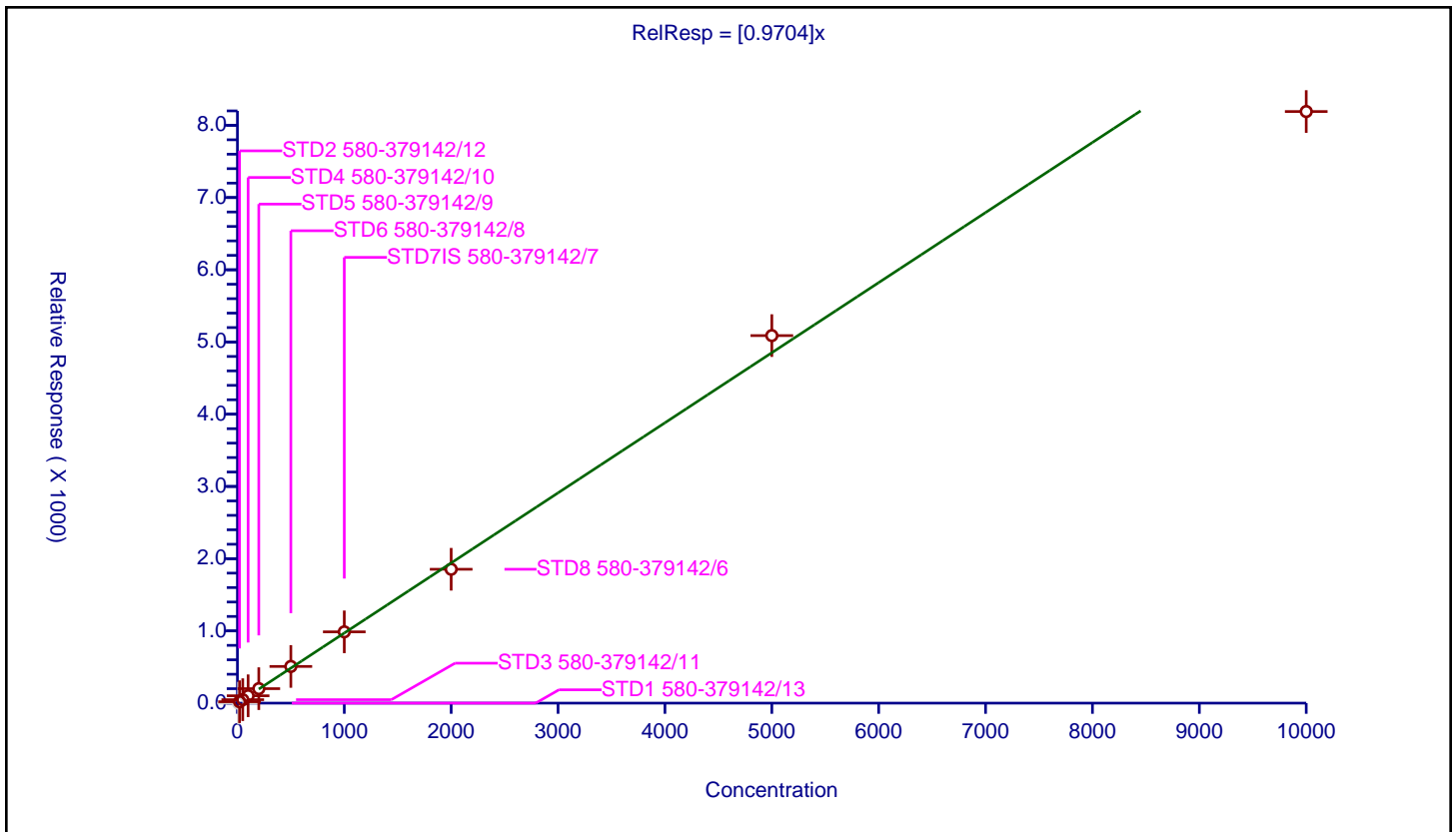
/ 2,2'-oxybis[1-chloropropane]

Curve Type: Average
 Weighting: Conc_Sq
 Origin: Force
 Dependency: Response
 Calib Mode: ISTD
 Response Base: AREA
 RF Rounding: 0

Curve Coefficients	
Intercept:	0
Slope:	0.9704

Error Coefficients	
Standard Error:	1210000
Relative Standard Error:	6.7
Correlation Coefficient:	0.997
Coefficient of Determination (Adjusted):	0.994

ID	Level	Concentration	Rel. Resp.	IS Amount	IS Response	RRF	Used
1	STD1 580-379142/13	10.0	0.0	100.0	28063.0	0.0	N
2	STD2 580-379142/12	20.0	19.810574	100.0	31569.0	0.990529	Y
3	STD3 580-379142/11	50.0	47.610457	100.0	33814.0	0.952209	Y
4	STD4 580-379142/10	100.0	102.10783	100.0	34443.0	1.021078	Y
5	STD5 580-379142/9	200.0	200.500045	100.0	32997.0	1.0025	Y
6	STD6 580-379142/8	500.0	508.072207	100.0	32296.0	1.016144	Y
7	STD7IS 580-379142/7	1000.0	987.16509	100.0	32770.0	0.987165	Y
8	STD8 580-379142/6	2000.0	1853.557235	100.0	33467.0	0.926779	Y
9	STD9 580-379142/5	5000.0	5088.582038	100.0	32046.0	1.017716	Y
10	STD10 580-379142/4	10000.0	8191.319794	100.0	35748.0	0.819132	Y



Calibration

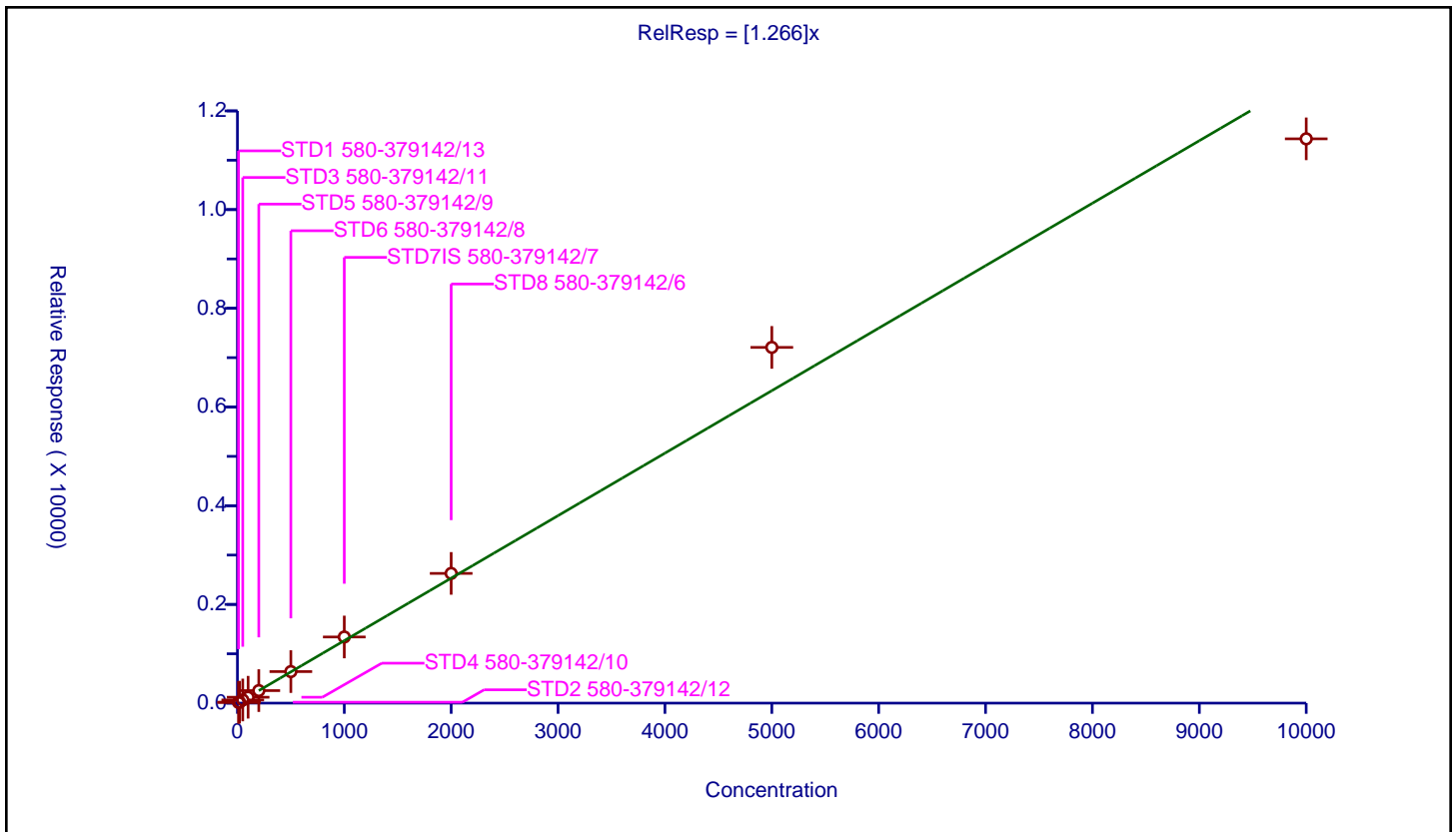
/ Acetophenone

Curve Type: Average
 Weighting: Conc_Sq
 Origin: Force
 Dependency: Response
 Calib Mode: ISTD
 Response Base: AREA
 RF Rounding: 0

Curve Coefficients	
Intercept:	0
Slope:	1.266

Error Coefficients	
Standard Error:	160000
Relative Standard Error:	12.5
Correlation Coefficient:	0.997
Coefficient of Determination (Adjusted):	0.981

ID	Level	Concentration	Rel. Resp.	IS Amount	IS Response	RRF	Used
1	STD1 580-379142/13	10.0	14.838043	100.0	28063.0	1.483804	Y
2	STD2 580-379142/12	20.0	18.372454	100.0	31569.0	0.918623	Y
3	STD3 580-379142/11	50.0	63.861123	100.0	33814.0	1.277222	Y
4	STD4 580-379142/10	100.0	119.559853	100.0	34443.0	1.195599	Y
5	STD5 580-379142/9	200.0	253.859442	100.0	32997.0	1.269297	Y
6	STD6 580-379142/8	500.0	639.10701	100.0	32296.0	1.278214	Y
7	STD7IS 580-379142/7	1000.0	1340.335673	100.0	32770.0	1.340336	Y
8	STD8 580-379142/6	2000.0	2628.144142	100.0	33467.0	1.314072	Y
9	STD9 580-379142/5	5000.0	7207.816888	100.0	32046.0	1.441563	Y
10	STD10 580-379142/4	10000.0	11433.635448	100.0	35748.0	1.143364	Y



Calibration

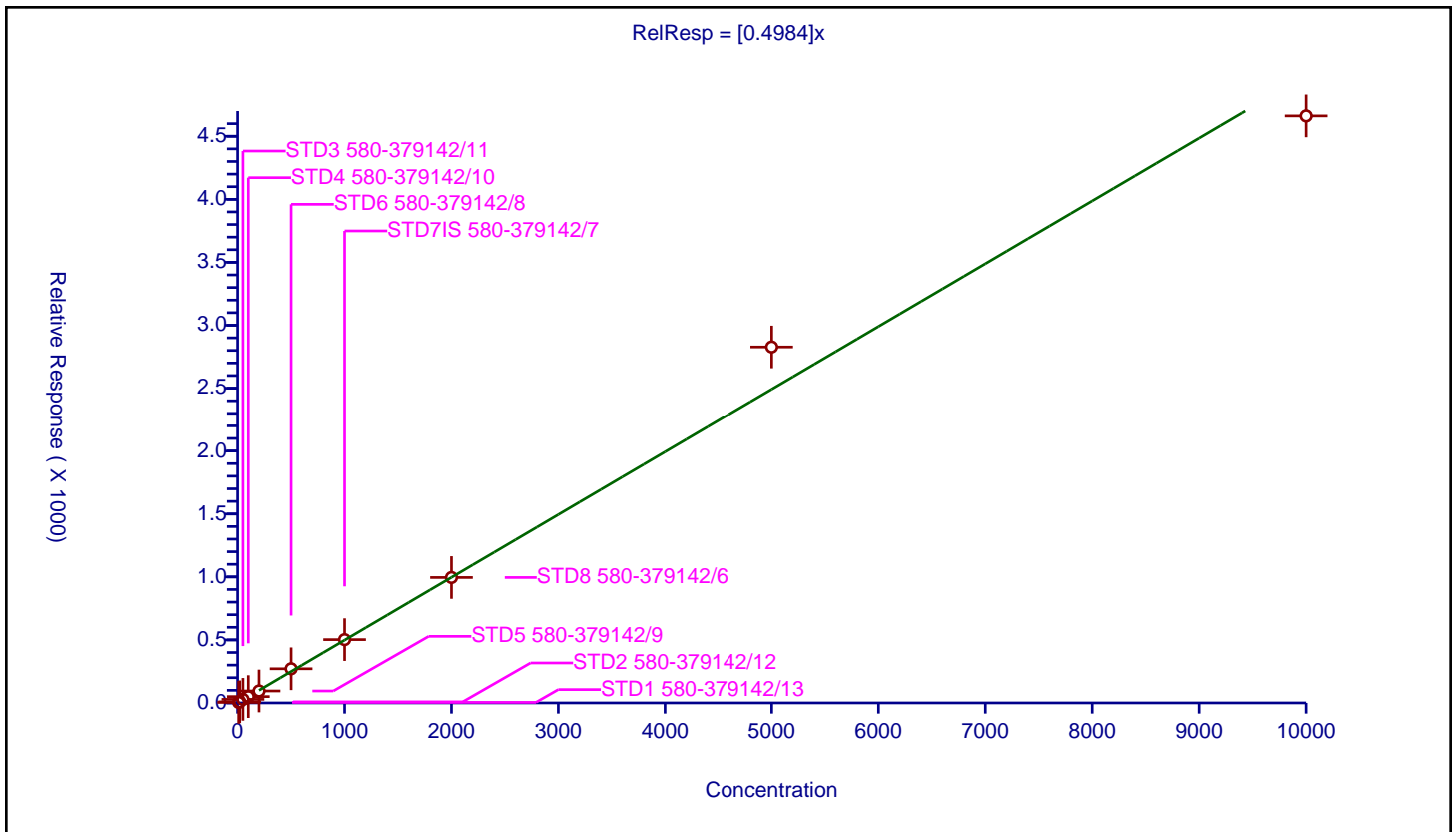
/ N-Nitrosodi-n-propylamine

Curve Type: Average
 Weighting: Conc_Sq
 Origin: Force
 Dependency: Response
 Calib Mode: ISTD
 Response Base: AREA
 RF Rounding: 0

Curve Coefficients	
Intercept:	0
Slope:	0.4984

Error Coefficients	
Standard Error:	643000
Relative Standard Error:	9.8
Correlation Coefficient:	0.998
Coefficient of Determination (Adjusted):	0.989

ID	Level	Concentration	Rel. Resp.	IS Amount	IS Response	RRF	Used
1	STD1 580-379142/13	10.0	4.265403	100.0	28063.0	0.42654	Y
2	STD2 580-379142/12	20.0	8.806107	100.0	31569.0	0.440305	Y
3	STD3 580-379142/11	50.0	28.43201	100.0	33814.0	0.56864	Y
4	STD4 580-379142/10	100.0	50.100165	100.0	34443.0	0.501002	Y
5	STD5 580-379142/9	200.0	94.723763	100.0	32997.0	0.473619	Y
6	STD6 580-379142/8	500.0	270.878747	100.0	32296.0	0.541757	Y
7	STD7IS 580-379142/7	1000.0	502.392432	100.0	32770.0	0.502392	Y
8	STD8 580-379142/6	2000.0	995.425344	100.0	33467.0	0.497713	Y
9	STD9 580-379142/5	5000.0	2827.479249	100.0	32046.0	0.565496	Y
10	STD10 580-379142/4	10000.0	4661.617433	100.0	35748.0	0.466162	Y



Calibration

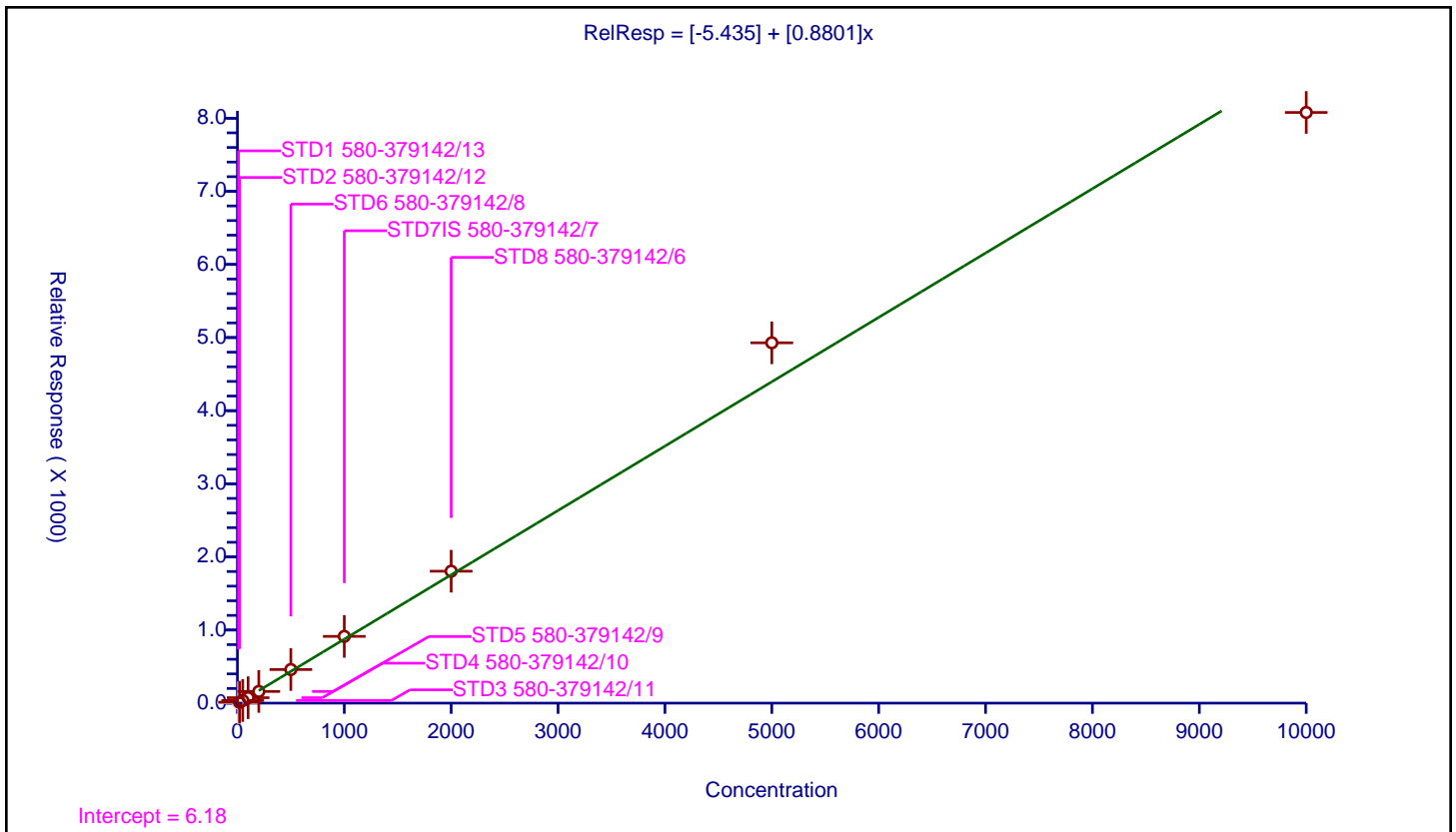
/ 3 & 4 Methylphenol

Curve Type: Linear
 Weighting: Conc_Sq
 Origin: None
 Dependency: Response
 Calib Mode: ISTD
 Response Base: AREA
 RF Rounding: 0

Curve Coefficients	
Intercept:	-5.435
Slope:	0.8801

Error Coefficients	
Standard Error:	1270000
Relative Standard Error:	8.0
Correlation Coefficient:	0.998
Coefficient of Determination (Adjusted):	0.993

ID	Level	Concentration	Rel. Resp.	IS Amount	IS Response	RRF	Used
1	STD1 580-379142/13	10.0	4.810605	100.0	28063.0	0.48106	N
2	STD2 580-379142/12	20.0	12.939909	100.0	31569.0	0.646995	Y
3	STD3 580-379142/11	50.0	36.053114	100.0	33814.0	0.721062	Y
4	STD4 580-379142/10	100.0	74.409895	100.0	34443.0	0.744099	Y
5	STD5 580-379142/9	200.0	159.808467	100.0	32997.0	0.799042	Y
6	STD6 580-379142/8	500.0	459.357196	100.0	32296.0	0.918714	Y
7	STD7IS 580-379142/7	1000.0	913.094294	100.0	32770.0	0.913094	Y
8	STD8 580-379142/6	2000.0	1804.437207	100.0	33467.0	0.902219	Y
9	STD9 580-379142/5	5000.0	4927.966049	100.0	32046.0	0.985593	Y
10	STD10 580-379142/4	10000.0	8078.496699	100.0	35748.0	0.80785	Y



Calibration

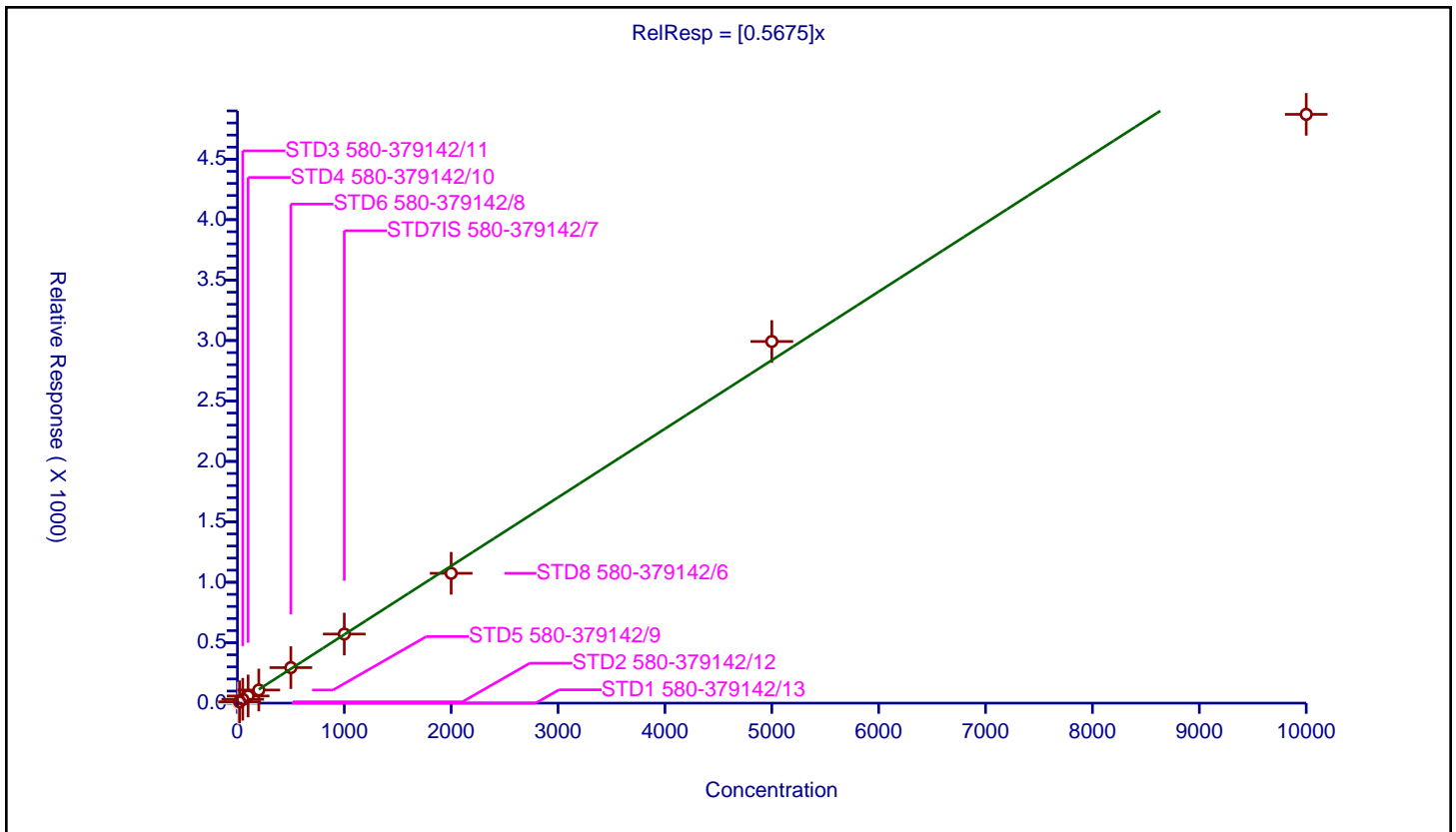
/ Hexachloroethane

Curve Type: Average
 Weighting: Conc_Sq
 Origin: Force
 Dependency: Response
 Calib Mode: ISTD
 Response Base: AREA
 RF Rounding: 0

Curve Coefficients	
Intercept:	0
Slope:	0.5675

Error Coefficients	
Standard Error:	716000
Relative Standard Error:	7.5
Correlation Coefficient:	0.998
Coefficient of Determination (Adjusted):	0.993

ID	Level	Concentration	Rel. Resp.	IS Amount	IS Response	RRF	Used
1	STD1 580-379142/13	10.0	0.0	100.0	28063.0	0.0	N
2	STD2 580-379142/12	20.0	11.118502	100.0	31569.0	0.555925	Y
3	STD3 580-379142/11	50.0	31.741291	100.0	33814.0	0.634826	Y
4	STD4 580-379142/10	100.0	59.13248	100.0	34443.0	0.591325	Y
5	STD5 580-379142/9	200.0	108.621996	100.0	32997.0	0.54311	Y
6	STD6 580-379142/8	500.0	293.832054	100.0	32296.0	0.587664	Y
7	STD7IS 580-379142/7	1000.0	571.583766	100.0	32770.0	0.571584	Y
8	STD8 580-379142/6	2000.0	1074.186512	100.0	33467.0	0.537093	Y
9	STD9 580-379142/5	5000.0	2992.083255	100.0	32046.0	0.598417	Y
10	STD10 580-379142/4	10000.0	4871.321473	100.0	35748.0	0.487132	Y



Calibration

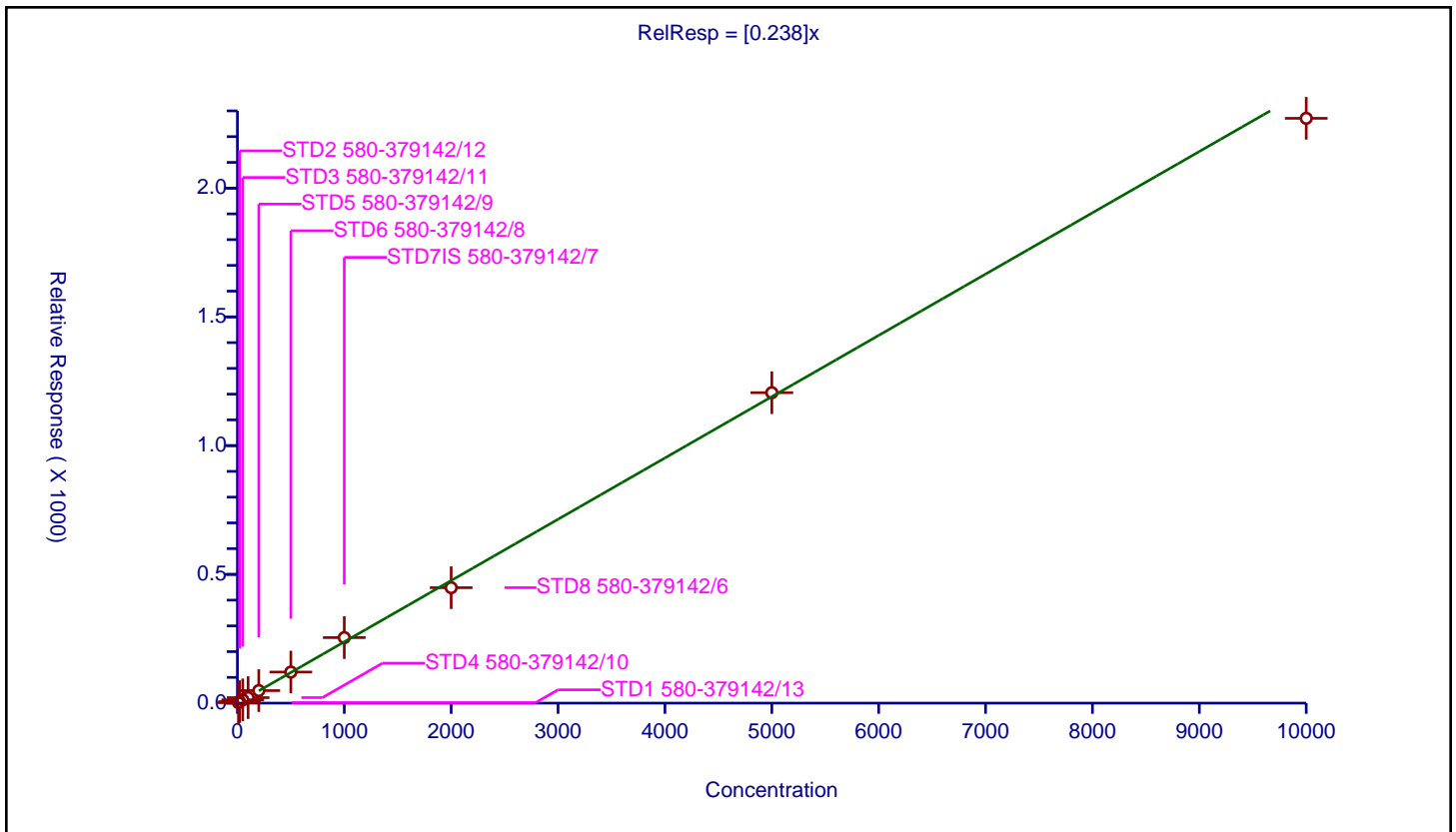
/ Nitrobenzene-d5

Curve Type: Average
 Weighting: Conc_Sq
 Origin: Force
 Dependency: Response
 Calib Mode: ISTD
 Response Base: AREA
 RF Rounding: 0

Curve Coefficients	
Intercept:	0
Slope:	0.238

Error Coefficients	
Standard Error:	1080000
Relative Standard Error:	10.8
Correlation Coefficient:	0.998
Coefficient of Determination (Adjusted):	0.986

ID	Level	Concentration	Rel. Resp.	IS Amount	IS Response	RRF	Used
1	STD1 580-379142/13	10.0	1.932768	100.0	102392.0	0.193277	Y
2	STD2 580-379142/12	20.0	5.768634	100.0	109558.0	0.288432	Y
3	STD3 580-379142/11	50.0	12.646271	100.0	120154.0	0.252925	Y
4	STD4 580-379142/10	100.0	21.384604	100.0	126881.0	0.213846	Y
5	STD5 580-379142/9	200.0	48.706705	100.0	121550.0	0.243534	Y
6	STD6 580-379142/8	500.0	120.672425	100.0	117277.0	0.241345	Y
7	STD7IS 580-379142/7	1000.0	254.482747	100.0	118298.0	0.254483	Y
8	STD8 580-379142/6	2000.0	448.309826	100.0	129957.0	0.224155	Y
9	STD9 580-379142/5	5000.0	1205.694548	100.0	126226.0	0.241139	Y
10	STD10 580-379142/4	10000.0	2271.176706	100.0	122401.0	0.227118	Y



Calibration

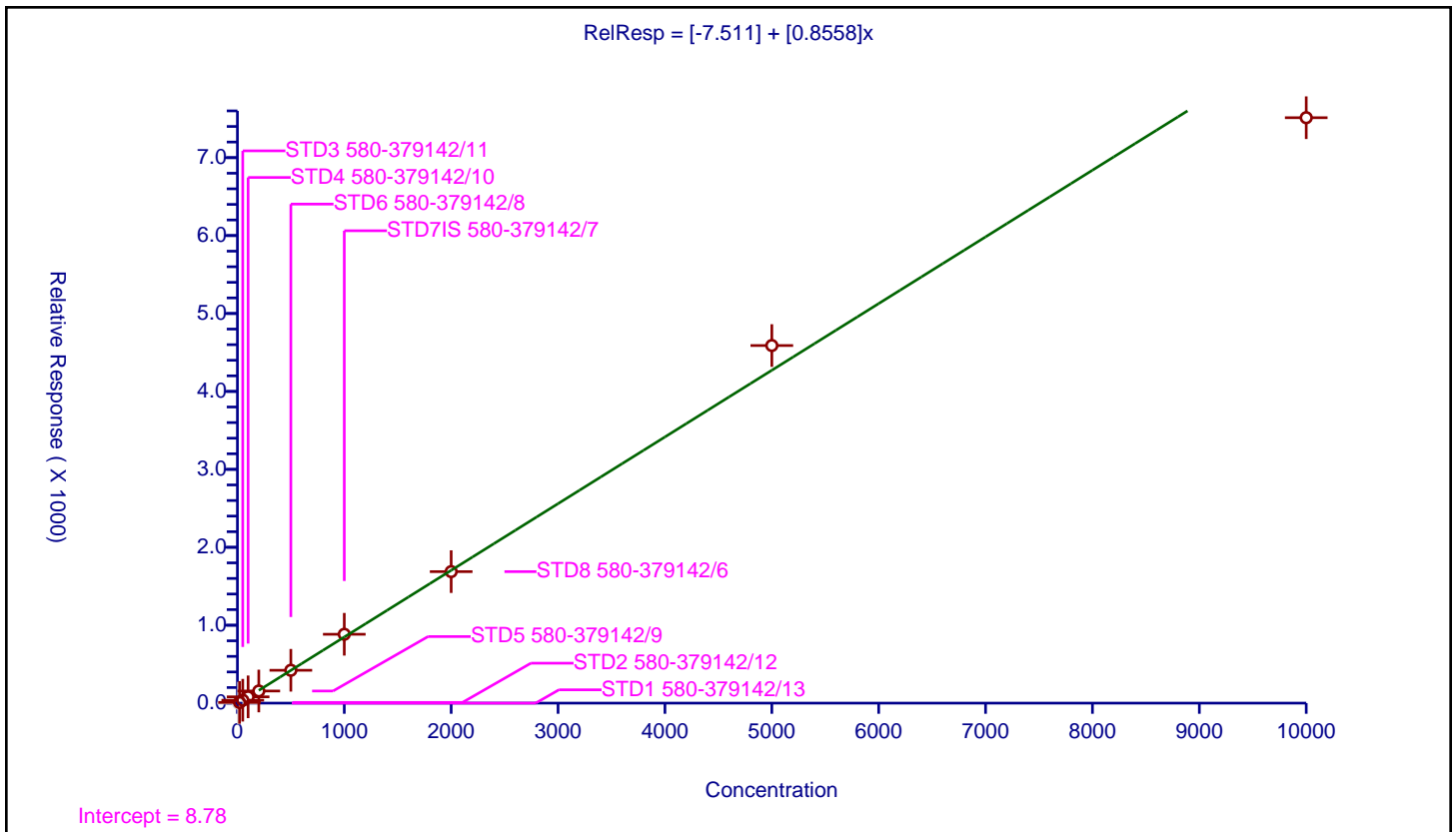
/ Nitrobenzene

Curve Type: Linear
 Weighting: Conc_Sq
 Origin: None
 Dependency: Response
 Calib Mode: ISTD
 Response Base: AREA
 RF Rounding: 0

Curve Coefficients	
Intercept:	-7.511
Slope:	0.8558

Error Coefficients	
Standard Error:	1180000
Relative Standard Error:	6.3
Correlation Coefficient:	0.998
Coefficient of Determination (Adjusted):	0.996

ID	Level	Concentration	Rel. Resp.	IS Amount	IS Response	RRF	Used
1	STD1 580-379142/13	10.0	0.0	100.0	28063.0	0.0	N
2	STD2 580-379142/12	20.0	9.221071	100.0	31569.0	0.461054	Y
3	STD3 580-379142/11	50.0	37.395753	100.0	33814.0	0.747915	Y
4	STD4 580-379142/10	100.0	80.814679	100.0	34443.0	0.808147	Y
5	STD5 580-379142/9	200.0	155.668697	100.0	32997.0	0.778343	Y
6	STD6 580-379142/8	500.0	421.643547	100.0	32296.0	0.843287	Y
7	STD7IS 580-379142/7	1000.0	883.622215	100.0	32770.0	0.883622	Y
8	STD8 580-379142/6	2000.0	1687.635581	100.0	33467.0	0.843818	Y
9	STD9 580-379142/5	5000.0	4588.831679	100.0	32046.0	0.917766	Y
10	STD10 580-379142/4	10000.0	7512.621685	100.0	35748.0	0.751262	Y



Calibration

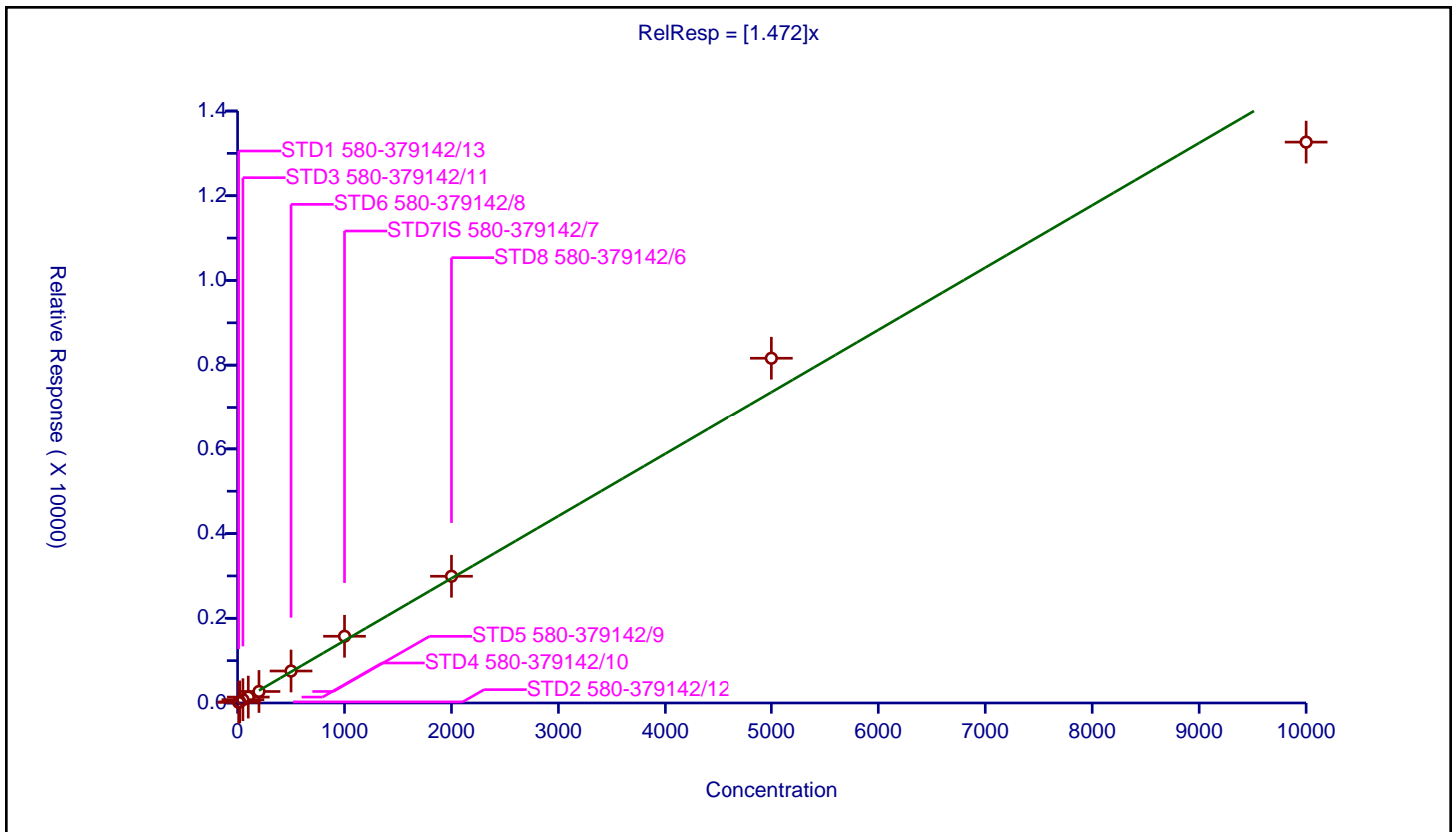
/ Isophorone

Curve Type: Average
 Weighting: Conc_Sq
 Origin: Force
 Dependency: Response
 Calib Mode: ISTD
 Response Base: AREA
 RF Rounding: 0

Curve Coefficients	
Intercept:	0
Slope:	1.472

Error Coefficients	
Standard Error:	1840000
Relative Standard Error:	7.7
Correlation Coefficient:	0.998
Coefficient of Determination (Adjusted):	0.993

ID	Level	Concentration	Rel. Resp.	IS Amount	IS Response	RRF	Used
1	STD1 580-379142/13	10.0	15.32623	100.0	28063.0	1.532623	Y
2	STD2 580-379142/12	20.0	26.386645	100.0	31569.0	1.319332	Y
3	STD3 580-379142/11	50.0	78.50003	100.0	33814.0	1.570001	Y
4	STD4 580-379142/10	100.0	139.616177	100.0	34443.0	1.396162	Y
5	STD5 580-379142/9	200.0	271.642877	100.0	32997.0	1.358214	Y
6	STD6 580-379142/8	500.0	755.09351	100.0	32296.0	1.510187	Y
7	STD7IS 580-379142/7	1000.0	1575.691181	100.0	32770.0	1.575691	Y
8	STD8 580-379142/6	2000.0	2992.249081	100.0	33467.0	1.496125	Y
9	STD9 580-379142/5	5000.0	8162.778506	100.0	32046.0	1.632556	Y
10	STD10 580-379142/4	10000.0	13265.975719	100.0	35748.0	1.326598	Y



Calibration

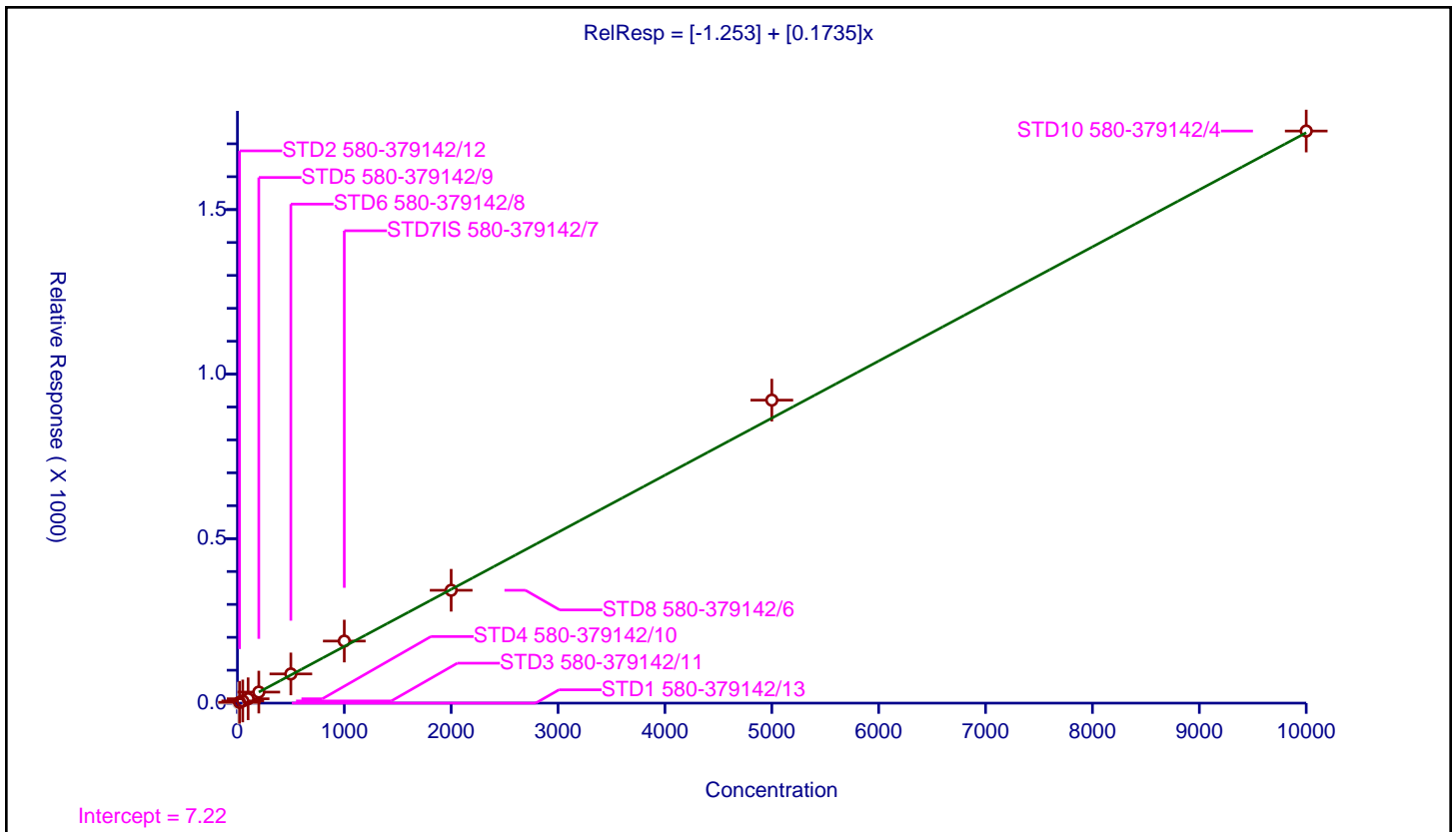
/ 2-Nitrophenol

Curve Type: Linear
 Weighting: Conc_Sq
 Origin: None
 Dependency: Response
 Calib Mode: ISTD
 Response Base: AREA
 RF Rounding: 0

Curve Coefficients	
Intercept:	-1.253
Slope:	0.1735

Error Coefficients	
Standard Error:	936000
Relative Standard Error:	8.9
Correlation Coefficient:	0.998
Coefficient of Determination (Adjusted):	0.991

ID	Level	Concentration	Rel. Resp.	IS Amount	IS Response	RRF	Used
1	STD1 580-379142/13	10.0	0.0	100.0	102392.0	0.0	N
2	STD2 580-379142/12	20.0	2.454408	100.0	109558.0	0.12272	Y
3	STD3 580-379142/11	50.0	6.562412	100.0	120154.0	0.131248	Y
4	STD4 580-379142/10	100.0	13.268338	100.0	126881.0	0.132683	Y
5	STD5 580-379142/9	200.0	33.578774	100.0	121550.0	0.167894	Y
6	STD6 580-379142/8	500.0	88.76506	100.0	117277.0	0.17753	Y
7	STD7IS 580-379142/7	1000.0	188.663376	100.0	118298.0	0.188663	Y
8	STD8 580-379142/6	2000.0	342.988835	100.0	129957.0	0.171494	Y
9	STD9 580-379142/5	5000.0	920.903776	100.0	126226.0	0.184181	Y
10	STD10 580-379142/4	10000.0	1738.771742	100.0	122401.0	0.173877	Y



Calibration

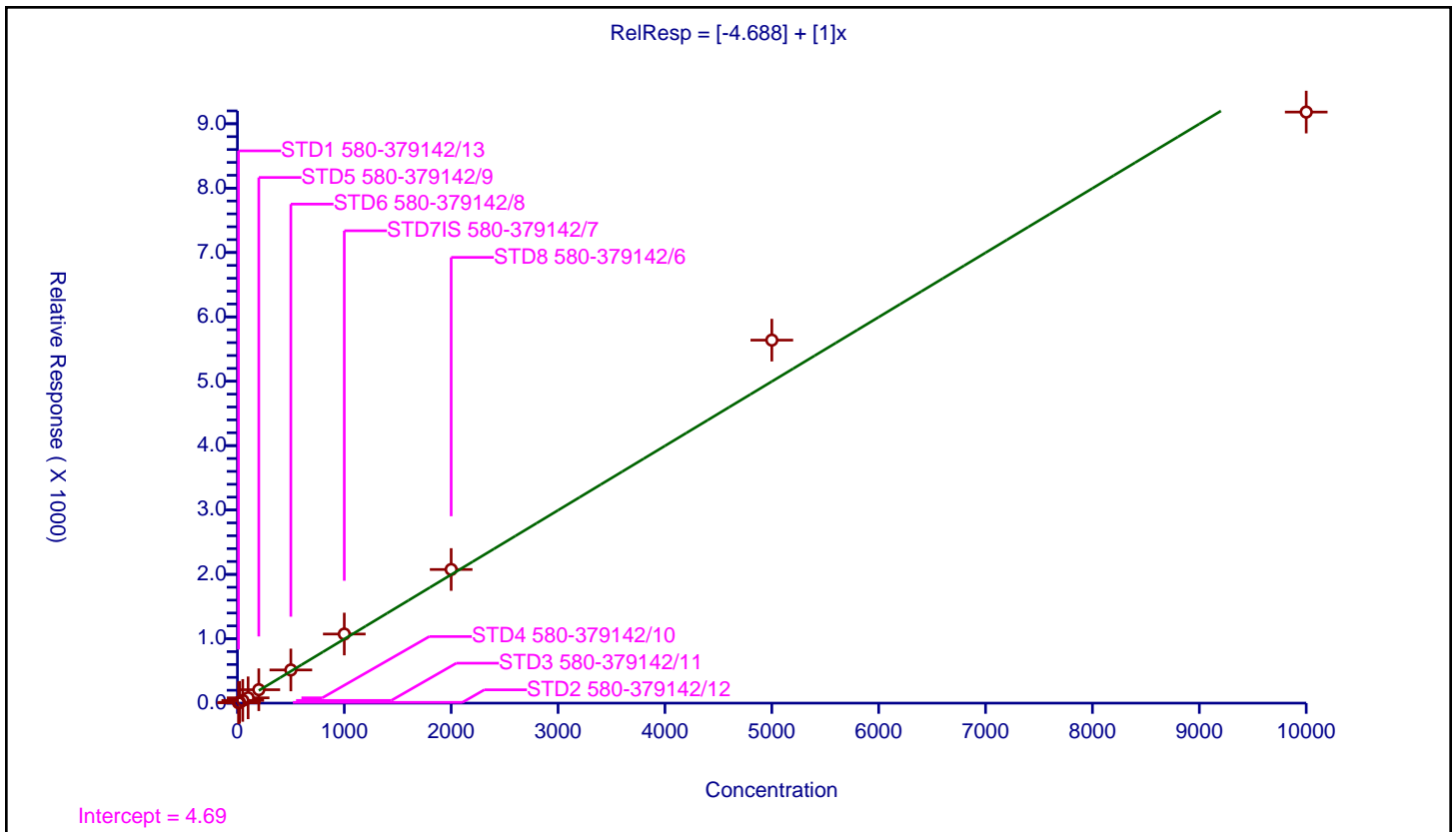
/ 2,4-Dimethylphenol

Curve Type: Linear
 Weighting: Conc
 Origin: None
 Dependency: Response
 Calib Mode: ISTD
 Response Base: AREA
 RF Rounding: 0

Curve Coefficients	
Intercept:	-4.688
Slope:	1

Error Coefficients	
Standard Error:	1350000
Relative Standard Error:	10.4
Correlation Coefficient:	0.998
Coefficient of Determination (Adjusted):	0.991

ID	Level	Concentration	Rel. Resp.	IS Amount	IS Response	RRF	Used
1	STD1 580-379142/13	10.0	6.057799	100.0	28063.0	0.60578	Y
2	STD2 580-379142/12	20.0	12.249359	100.0	31569.0	0.612468	Y
3	STD3 580-379142/11	50.0	42.163009	100.0	33814.0	0.84326	Y
4	STD4 580-379142/10	100.0	82.539268	100.0	34443.0	0.825393	Y
5	STD5 580-379142/9	200.0	208.358336	100.0	32997.0	1.041792	Y
6	STD6 580-379142/8	500.0	515.429155	100.0	32296.0	1.030858	Y
7	STD7IS 580-379142/7	1000.0	1073.558132	100.0	32770.0	1.073558	Y
8	STD8 580-379142/6	2000.0	2075.931515	100.0	33467.0	1.037966	Y
9	STD9 580-379142/5	5000.0	5639.168695	100.0	32046.0	1.127834	Y
10	STD10 580-379142/4	10000.0	9181.626944	100.0	35748.0	0.918163	Y



Calibration

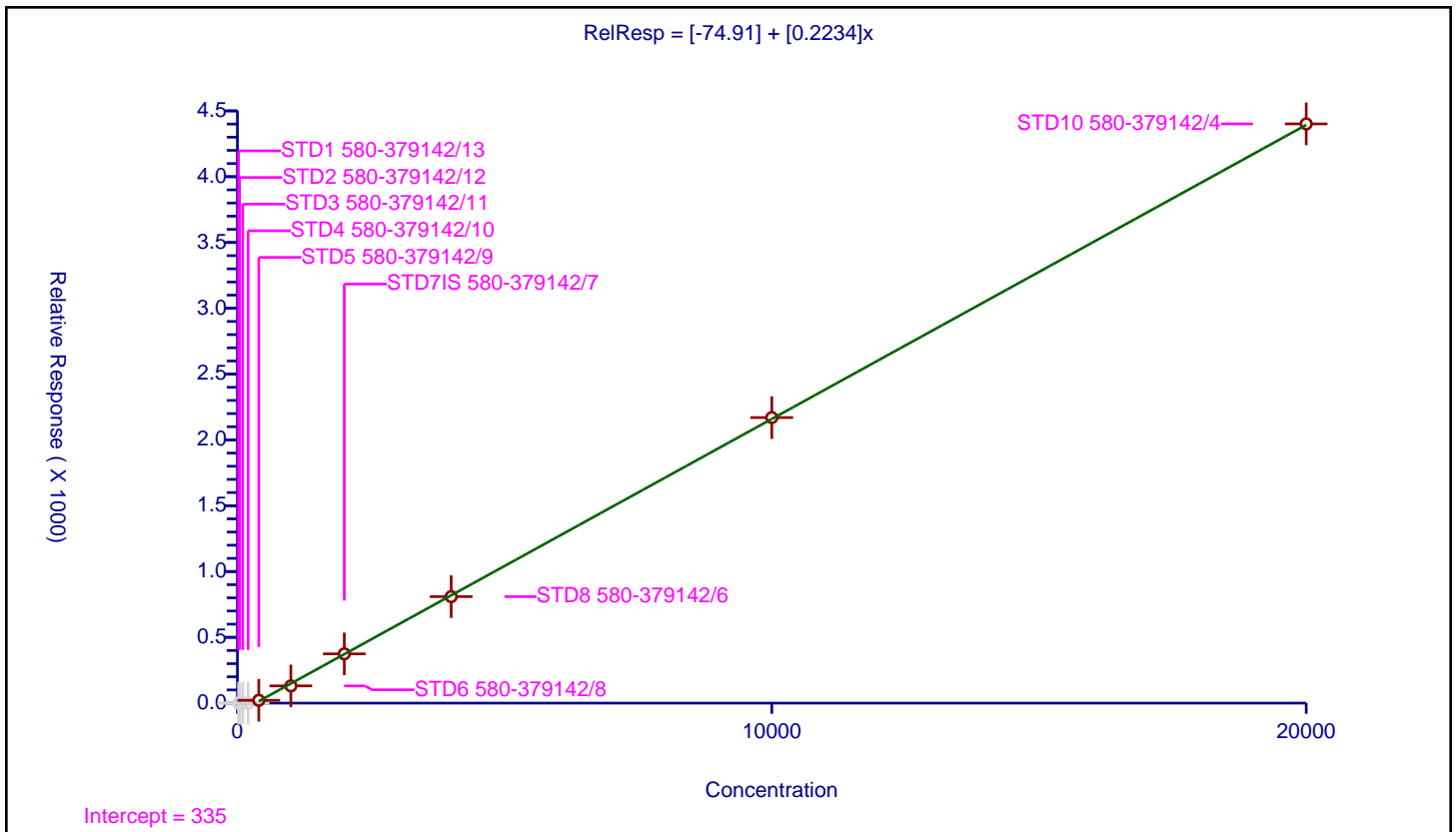
/ Benzoic acid

Curve Type: Linear
 Weighting: Conc
 Origin: None
 Dependency: Response
 Calib Mode: ISTD
 Response Base: AREA
 RF Rounding: 0

Curve Coefficients	
Intercept:	-74.91
Slope:	0.2234

Error Coefficients	
Standard Error:	3070000
Relative Standard Error:	5.6
Correlation Coefficient:	1.000
Coefficient of Determination (Adjusted):	1.000

ID	Level	Concentration	Rel. Resp.	IS Amount	IS Response	RRF	Used
1	STD1 580-379142/13	20.0	0.0	100.0	102392.0	0.0	N
2	STD2 580-379142/12	40.0	0.0	100.0	109558.0	0.0	N
3	STD3 580-379142/11	100.0	0.0	100.0	120154.0	0.0	N
4	STD4 580-379142/10	200.0	0.0	100.0	126881.0	0.0	N
5	STD5 580-379142/9	400.0	21.438914	100.0	121550.0	0.053597	Y
6	STD6 580-379142/8	1000.0	130.925928	100.0	117277.0	0.130926	Y
7	STD7IS 580-379142/7	2000.0	374.201593	100.0	118298.0	0.187101	Y
8	STD8 580-379142/6	4000.0	809.215356	100.0	129957.0	0.202304	Y
9	STD9 580-379142/5	10000.0	2169.698794	100.0	126226.0	0.21697	Y
10	STD10 580-379142/4	20000.0	4401.205056	100.0	122401.0	0.22006	Y



Calibration

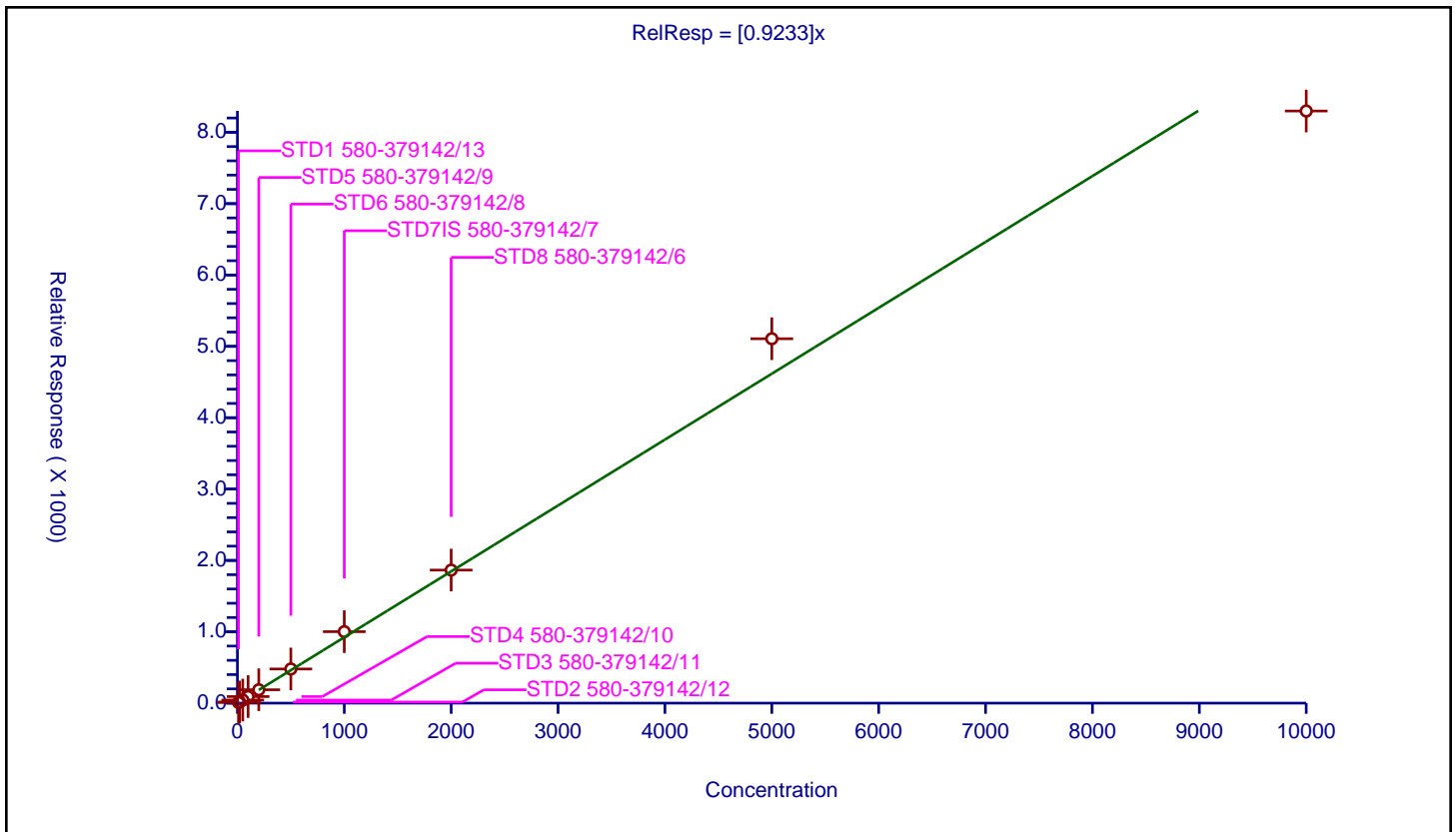
/ Bis(2-chloroethoxy)methane

Curve Type: Average
 Weighting: Conc_Sq
 Origin: Force
 Dependency: Response
 Calib Mode: ISTD
 Response Base: AREA
 RF Rounding: 0

Curve Coefficients	
Intercept:	0
Slope:	0.9233

Error Coefficients	
Standard Error:	1150000
Relative Standard Error:	8.8
Correlation Coefficient:	0.998
Coefficient of Determination (Adjusted):	0.991

ID	Level	Concentration	Rel. Resp.	IS Amount	IS Response	RRF	Used
1	STD1 580-379142/13	10.0	9.977551	100.0	28063.0	0.997755	Y
2	STD2 580-379142/12	20.0	15.369508	100.0	31569.0	0.768475	Y
3	STD3 580-379142/11	50.0	43.227657	100.0	33814.0	0.864553	Y
4	STD4 580-379142/10	100.0	92.129025	100.0	34443.0	0.92129	Y
5	STD5 580-379142/9	200.0	187.723126	100.0	32997.0	0.938616	Y
6	STD6 580-379142/8	500.0	478.551523	100.0	32296.0	0.957103	Y
7	STD7IS 580-379142/7	1000.0	1001.742447	100.0	32770.0	1.001742	Y
8	STD8 580-379142/6	2000.0	1864.574058	100.0	33467.0	0.932287	Y
9	STD9 580-379142/5	5000.0	5106.624852	100.0	32046.0	1.021325	Y
10	STD10 580-379142/4	10000.0	8297.980307	100.0	35748.0	0.829798	Y



Calibration

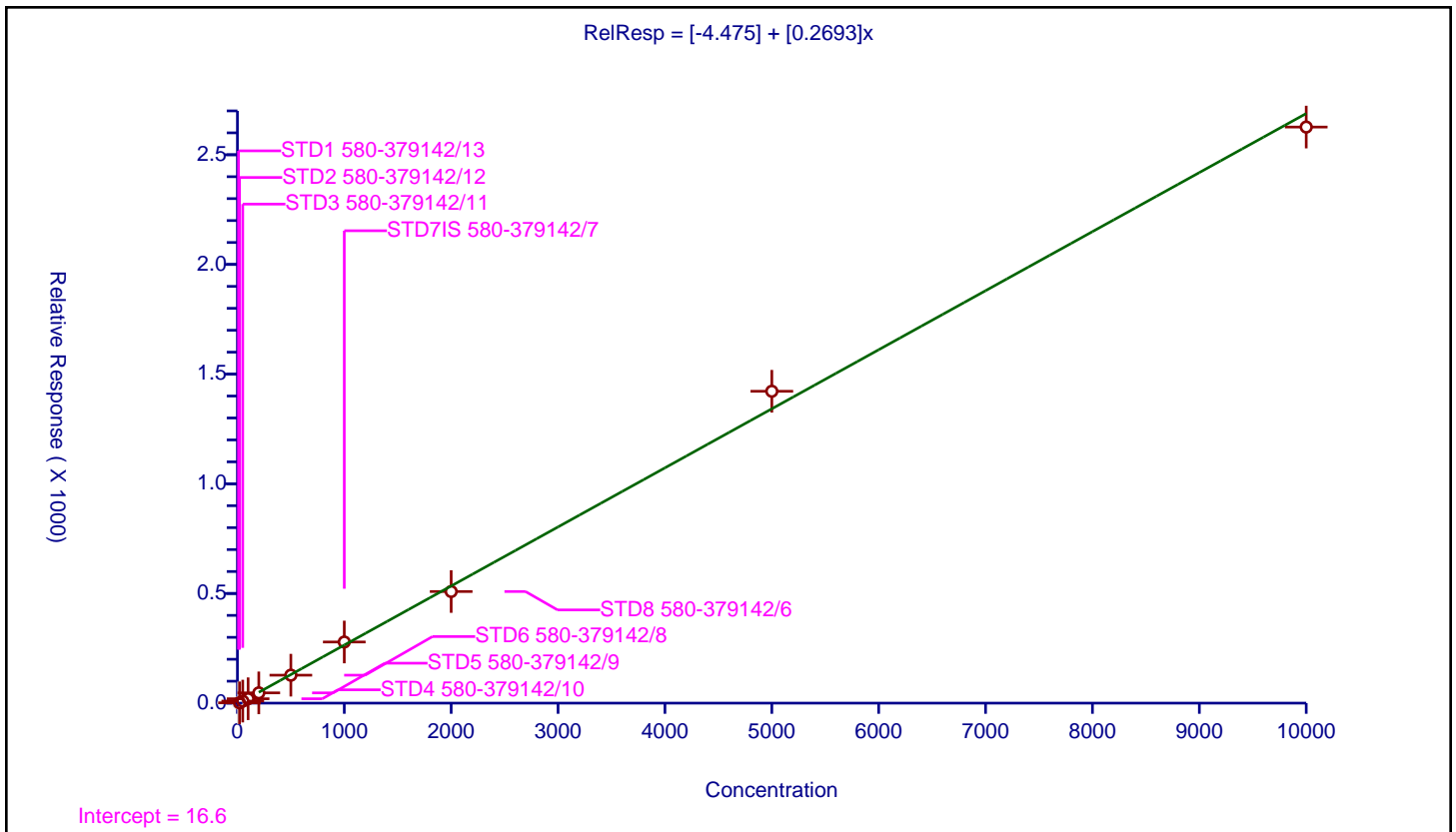
/ 2,4-Dichlorophenol

Curve Type: Linear
 Weighting: Conc
 Origin: None
 Dependency: Response
 Calib Mode: ISTD
 Response Base: AREA
 RF Rounding: 0

Curve Coefficients	
Intercept:	-4.475
Slope:	0.2693

Error Coefficients	
Standard Error:	1420000
Relative Standard Error:	6.6
Correlation Coefficient:	0.997
Coefficient of Determination (Adjusted):	0.998

ID	Level	Concentration	Rel. Resp.	IS Amount	IS Response	RRF	Used
1	STD1 580-379142/13	10.0	0.981522	100.0	102392.0	0.098152	N
2	STD2 580-379142/12	20.0	1.438507	100.0	109558.0	0.071925	Y
3	STD3 580-379142/11	50.0	9.274764	100.0	120154.0	0.185495	Y
4	STD4 580-379142/10	100.0	19.947037	100.0	126881.0	0.19947	Y
5	STD5 580-379142/9	200.0	46.798026	100.0	121550.0	0.23399	Y
6	STD6 580-379142/8	500.0	127.440163	100.0	117277.0	0.25488	Y
7	STD7IS 580-379142/7	1000.0	278.716462	100.0	118298.0	0.278716	Y
8	STD8 580-379142/6	2000.0	508.821379	100.0	129957.0	0.254411	Y
9	STD9 580-379142/5	5000.0	1421.784735	100.0	126226.0	0.284357	Y
10	STD10 580-379142/4	10000.0	2626.27021	100.0	122401.0	0.262627	Y



Calibration

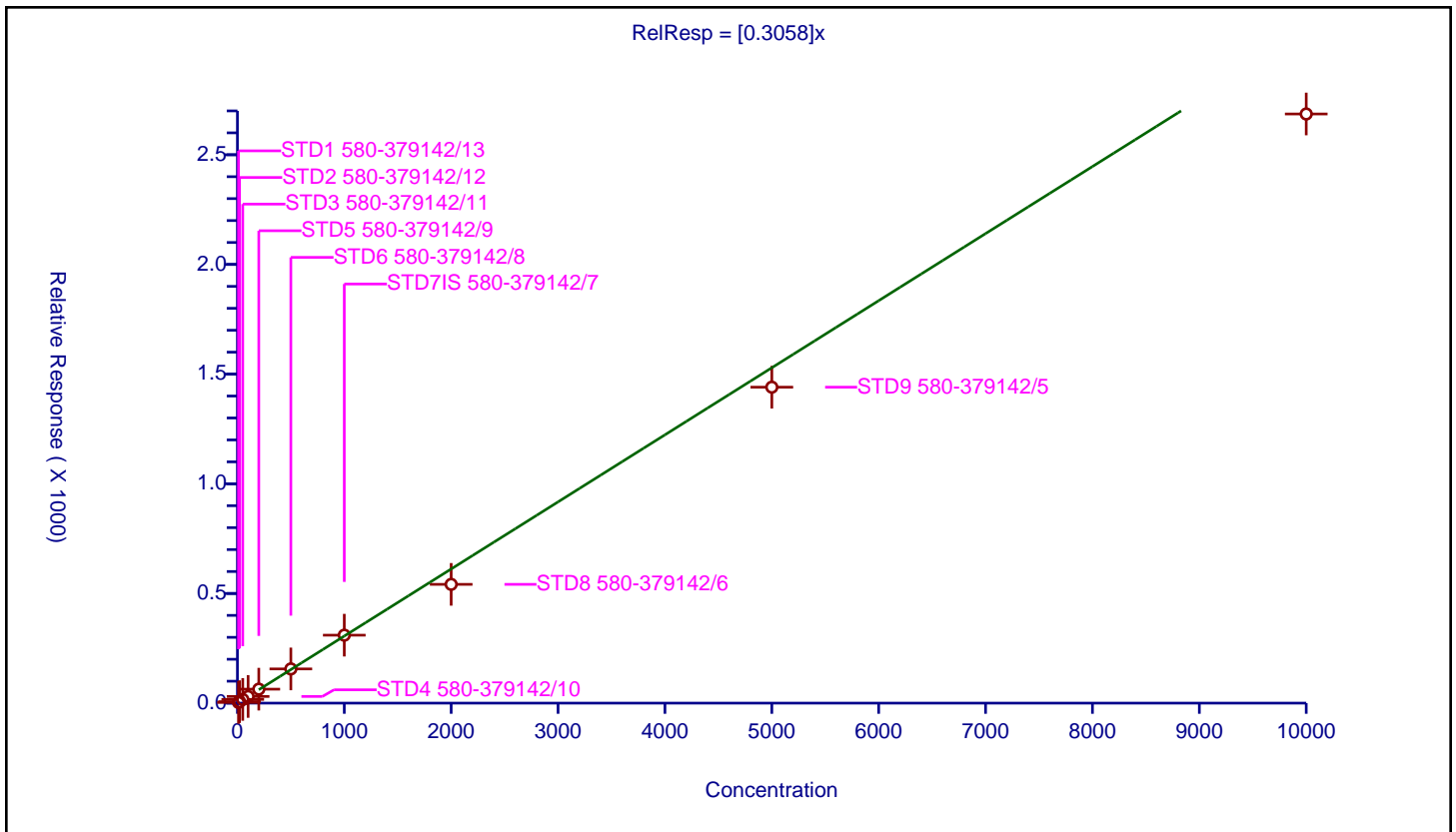
/ 1,2,4-Trichlorobenzene

Curve Type: Average
 Weighting: Conc_Sq
 Origin: Force
 Dependency: Response
 Calib Mode: ISTD
 Response Base: AREA
 RF Rounding: 0

Curve Coefficients	
Intercept:	0
Slope:	0.3058

Error Coefficients	
Standard Error:	1280000
Relative Standard Error:	7.9
Correlation Coefficient:	0.998
Coefficient of Determination (Adjusted):	0.992

ID	Level	Concentration	Rel. Resp.	IS Amount	IS Response	RRF	Used
1	STD1 580-379142/13	10.0	3.108641	100.0	102392.0	0.310864	Y
2	STD2 580-379142/12	20.0	6.74346	100.0	109558.0	0.337173	Y
3	STD3 580-379142/11	50.0	16.900811	100.0	120154.0	0.338016	Y
4	STD4 580-379142/10	100.0	30.414325	100.0	126881.0	0.304143	Y
5	STD5 580-379142/9	200.0	63.712053	100.0	121550.0	0.31856	Y
6	STD6 580-379142/8	500.0	155.973465	100.0	117277.0	0.311947	Y
7	STD7IS 580-379142/7	1000.0	309.817579	100.0	118298.0	0.309818	Y
8	STD8 580-379142/6	2000.0	541.510654	100.0	129957.0	0.270755	Y
9	STD9 580-379142/5	5000.0	1440.413227	100.0	126226.0	0.288083	Y
10	STD10 580-379142/4	10000.0	2685.881651	100.0	122401.0	0.268588	Y



Calibration

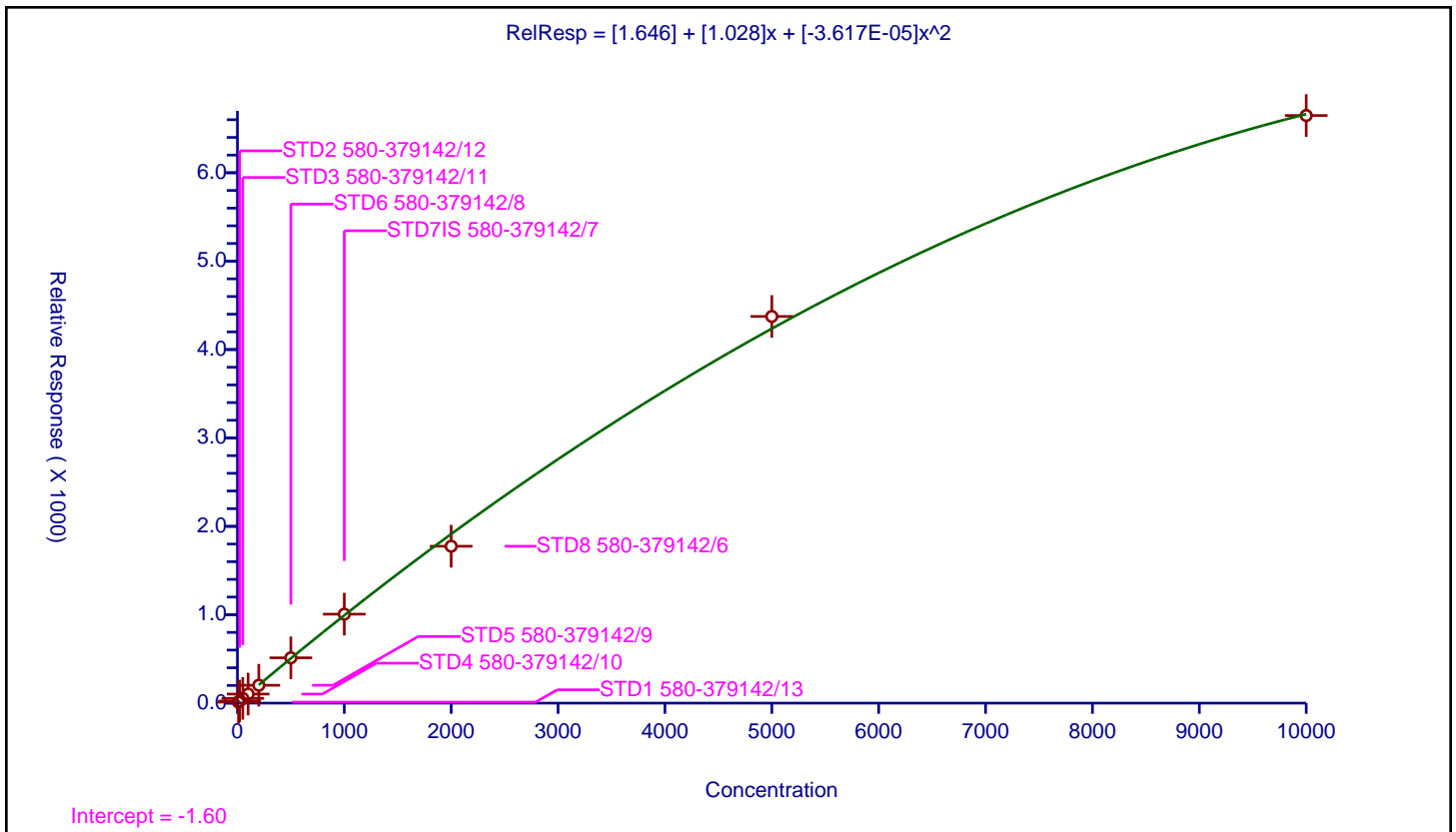
/ Naphthalene

Curve Type: Quadratic
 Weighting: Conc_Sq
 Origin: None
 Dependency: Response
 Calib Mode: ISTD
 Response Base: AREA
 RF Rounding: 0

Curve Coefficients	
Intercept:	1.646
Slope:	1.028
Second Order:	-3.617E-05

Error Coefficients	
Standard Error:	3850000
Relative Standard Error:	4.5
Correlation Coefficient:	0.999
Coefficient of Determination (Adjusted):	0.998

ID	Level	Concentration	Rel. Resp.	IS Amount	IS Response	RRF	Used
1	STD1 580-379142/13	10.0	11.572193	100.0	102392.0	1.157219	Y
2	STD2 580-379142/12	20.0	23.535479	100.0	109558.0	1.176774	Y
3	STD3 580-379142/11	50.0	53.832582	100.0	120154.0	1.076652	Y
4	STD4 580-379142/10	100.0	102.663913	100.0	126881.0	1.026639	Y
5	STD5 580-379142/9	200.0	202.069107	100.0	121550.0	1.010346	Y
6	STD6 580-379142/8	500.0	512.74504	100.0	117277.0	1.02549	Y
7	STD7IS 580-379142/7	1000.0	1006.607889	100.0	118298.0	1.006608	Y
8	STD8 580-379142/6	2000.0	1774.837831	100.0	129957.0	0.887419	Y
9	STD9 580-379142/5	5000.0	4374.410977	100.0	126226.0	0.874882	Y
10	STD10 580-379142/4	10000.0	6647.57069	100.0	122401.0	0.664757	Y



Calibration

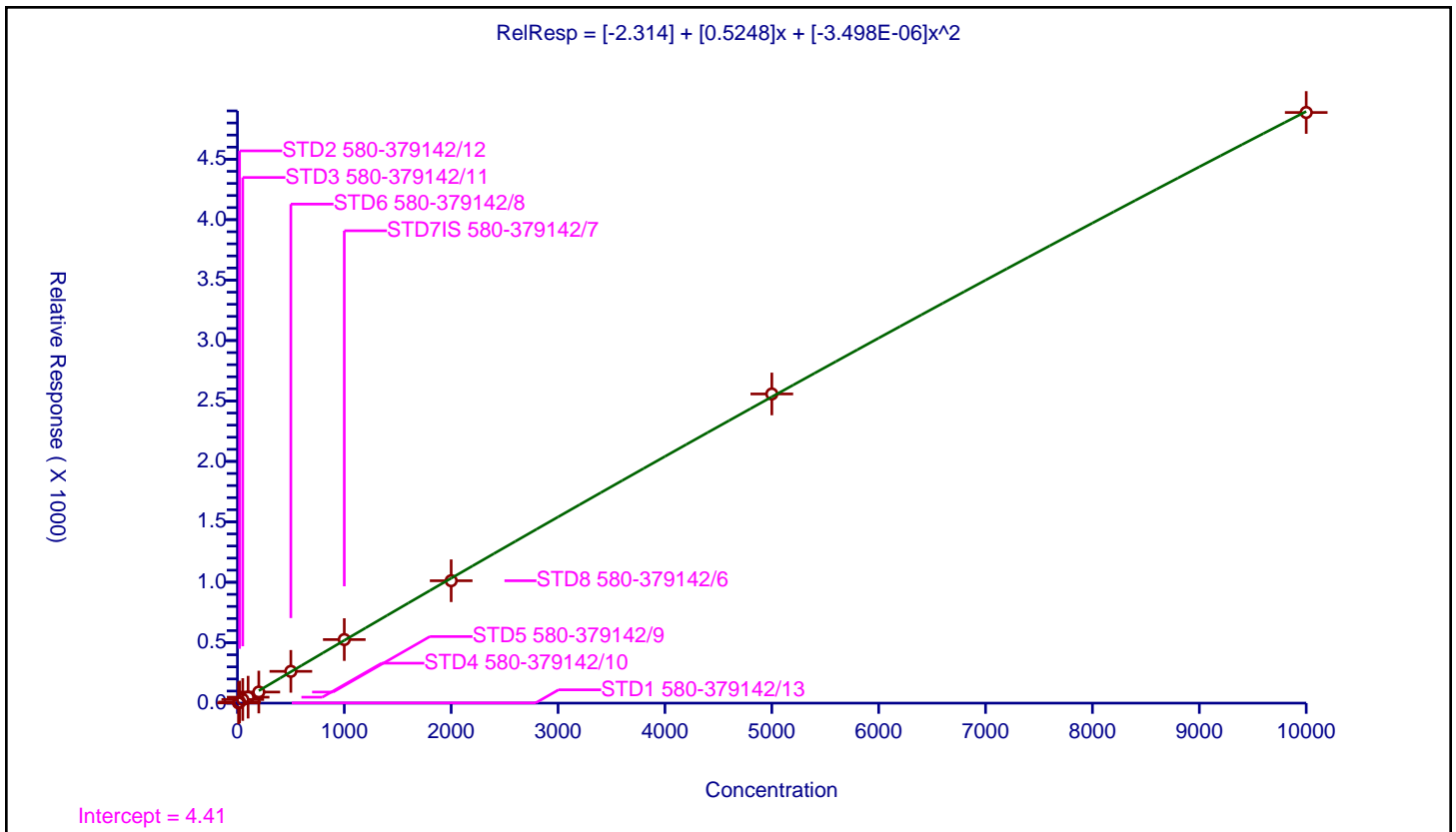
/ 2,6-Dichlorophenol

Curve Type: Quadratic
 Weighting: Conc
 Origin: None
 Dependency: Response
 Calib Mode: ISTD
 Response Base: AREA
 RF Rounding: 0

Curve Coefficients	
Intercept:	-2.314
Slope:	0.5248
Second Order:	-3.498E-06

Error Coefficients	
Standard Error:	1410000
Relative Standard Error:	12.5
Correlation Coefficient:	0.999
Coefficient of Determination (Adjusted):	1.000

ID	Level	Concentration	Rel. Resp.	IS Amount	IS Response	RRF	Used
1	STD1 580-379142/13	10.0	1.865519	100.0	41597.0	0.186552	Y
2	STD2 580-379142/12	20.0	9.028176	100.0	50575.0	0.451409	Y
3	STD3 580-379142/11	50.0	29.762563	100.0	54246.0	0.595251	Y
4	STD4 580-379142/10	100.0	49.348486	100.0	57635.0	0.493485	Y
5	STD5 580-379142/9	200.0	91.840908	100.0	60644.0	0.459205	Y
6	STD6 580-379142/8	500.0	263.071072	100.0	63105.0	0.526142	Y
7	STD7IS 580-379142/7	1000.0	525.91827	100.0	65313.0	0.525918	Y
8	STD8 580-379142/6	2000.0	1012.755056	100.0	65966.0	0.506378	Y
9	STD9 580-379142/5	5000.0	2558.056351	100.0	69529.0	0.511611	Y
10	STD10 580-379142/4	10000.0	4886.844233	100.0	65553.0	0.488684	Y



Calibration

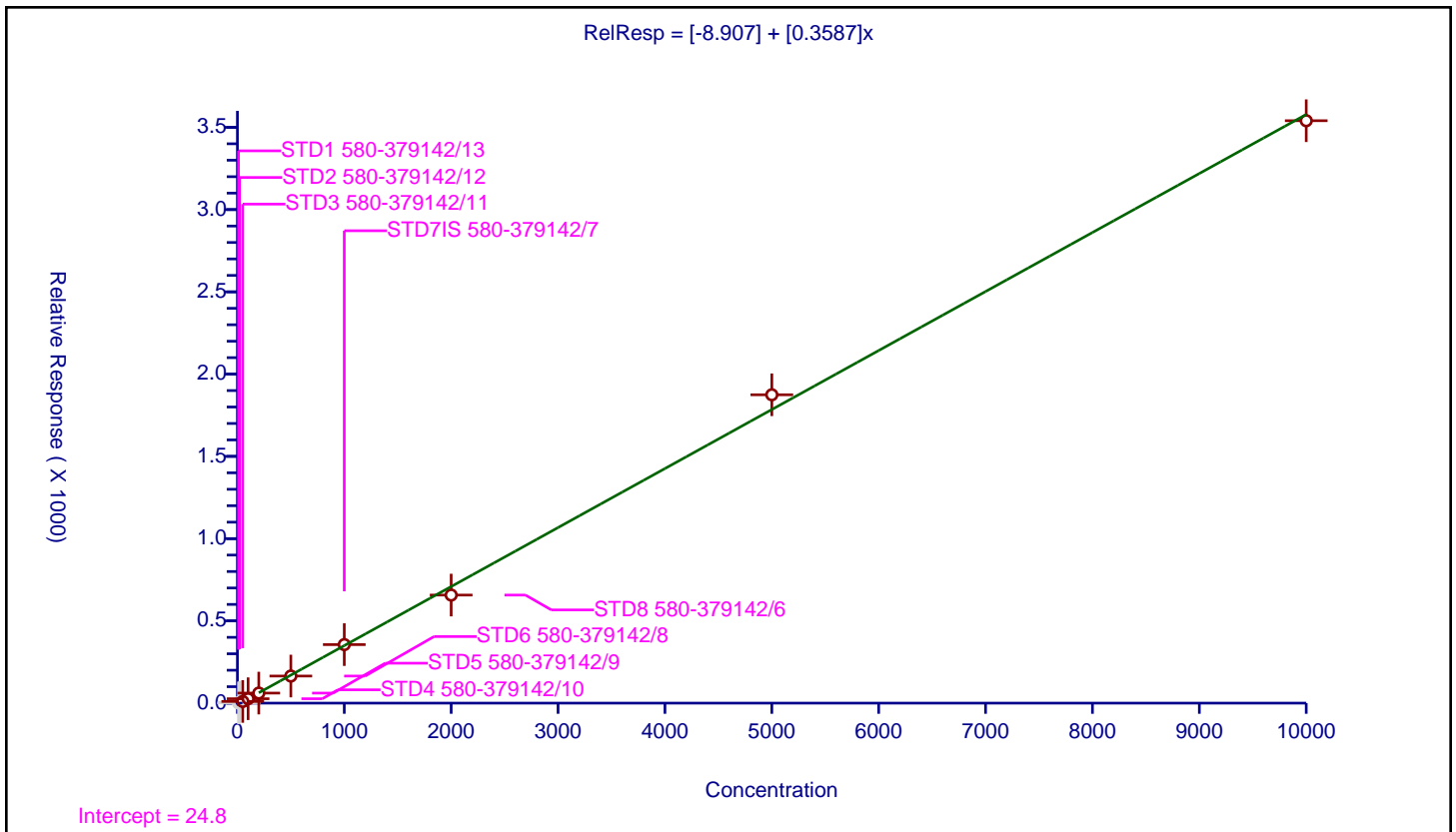
/ 4-Chloroaniline

Curve Type: Linear
 Weighting: Conc
 Origin: None
 Dependency: Response
 Calib Mode: ISTD
 Response Base: AREA
 RF Rounding: 0

Curve Coefficients	
Intercept:	-8.907
Slope:	0.3587

Error Coefficients	
Standard Error:	2050000
Relative Standard Error:	5.0
Correlation Coefficient:	0.998
Coefficient of Determination (Adjusted):	0.999

ID	Level	Concentration	Rel. Resp.	IS Amount	IS Response	RRF	Used
1	STD1 580-379142/13	10.0	1.163177	100.0	102392.0	0.116318	N
2	STD2 580-379142/12	20.0	4.400409	100.0	109558.0	0.22002	N
3	STD3 580-379142/11	50.0	10.360038	100.0	120154.0	0.207201	Y
4	STD4 580-379142/10	100.0	26.840898	100.0	126881.0	0.268409	Y
5	STD5 580-379142/9	200.0	61.159194	100.0	121550.0	0.305796	Y
6	STD6 580-379142/8	500.0	164.759501	100.0	117277.0	0.329519	Y
7	STD7IS 580-379142/7	1000.0	355.792997	100.0	118298.0	0.355793	Y
8	STD8 580-379142/6	2000.0	656.852651	100.0	129957.0	0.328426	Y
9	STD9 580-379142/5	5000.0	1874.346014	100.0	126226.0	0.374869	Y
10	STD10 580-379142/4	10000.0	3540.209639	100.0	122401.0	0.354021	Y



Calibration

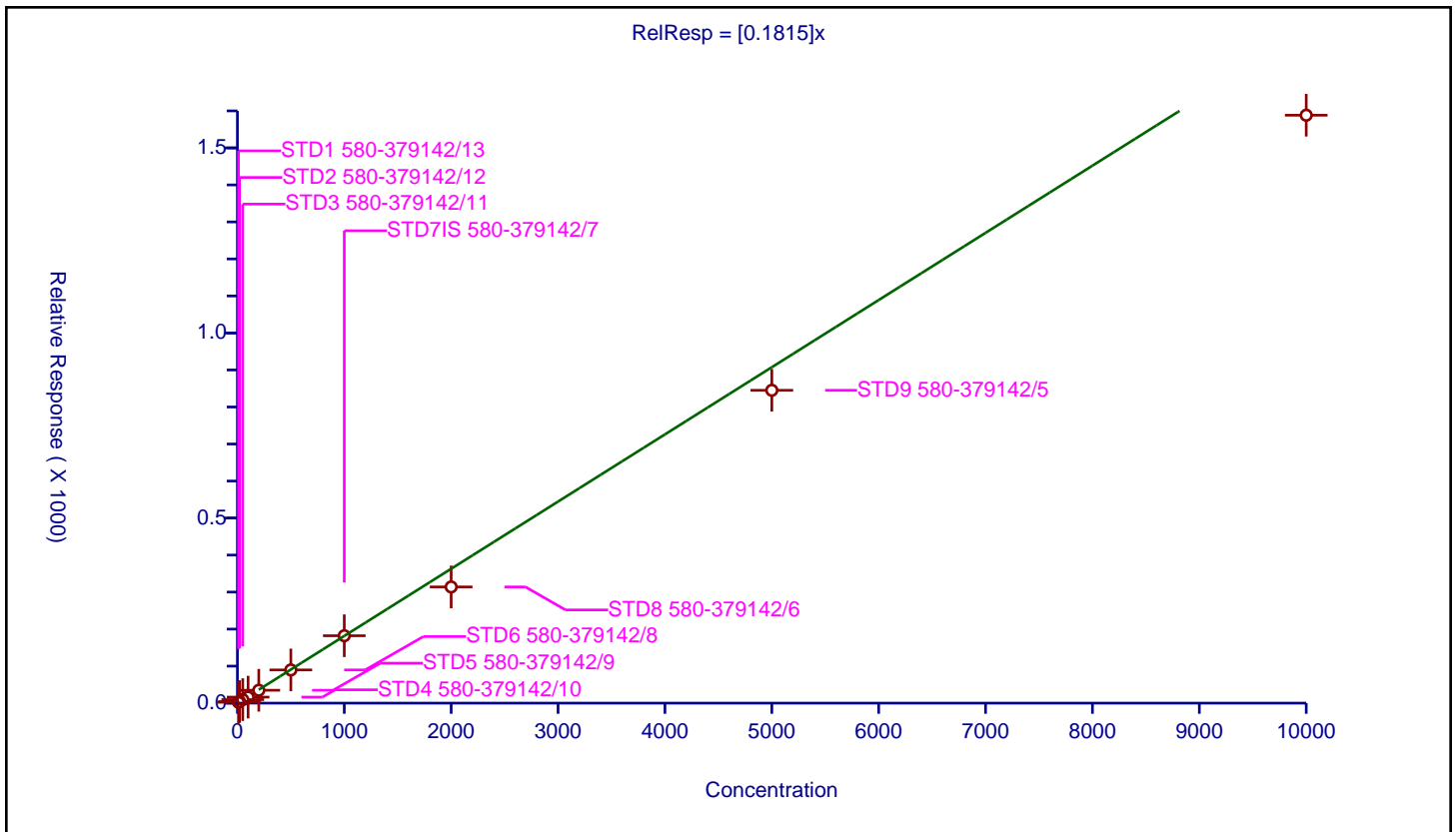
/ Hexachlorobutadiene

Curve Type: Average
 Weighting: Conc_Sq
 Origin: Force
 Dependency: Response
 Calib Mode: ISTD
 Response Base: AREA
 RF Rounding: 0

Curve Coefficients	
Intercept:	0
Slope:	0.1815

Error Coefficients	
Standard Error:	755000
Relative Standard Error:	13.3
Correlation Coefficient:	0.998
Coefficient of Determination (Adjusted):	0.975

ID	Level	Concentration	Rel. Resp.	IS Amount	IS Response	RRF	Used
1	STD1 580-379142/13	10.0	2.319517	100.0	102392.0	0.231952	Y
2	STD2 580-379142/12	20.0	4.230636	100.0	109558.0	0.211532	Y
3	STD3 580-379142/11	50.0	9.467017	100.0	120154.0	0.18934	Y
4	STD4 580-379142/10	100.0	16.196278	100.0	126881.0	0.161963	Y
5	STD5 580-379142/9	200.0	34.788153	100.0	121550.0	0.173941	Y
6	STD6 580-379142/8	500.0	89.685957	100.0	117277.0	0.179372	Y
7	STD7IS 580-379142/7	1000.0	182.094372	100.0	118298.0	0.182094	Y
8	STD8 580-379142/6	2000.0	313.899213	100.0	129957.0	0.15695	Y
9	STD9 580-379142/5	5000.0	845.166606	100.0	126226.0	0.169033	Y
10	STD10 580-379142/4	10000.0	1588.280325	100.0	122401.0	0.158828	Y



Calibration

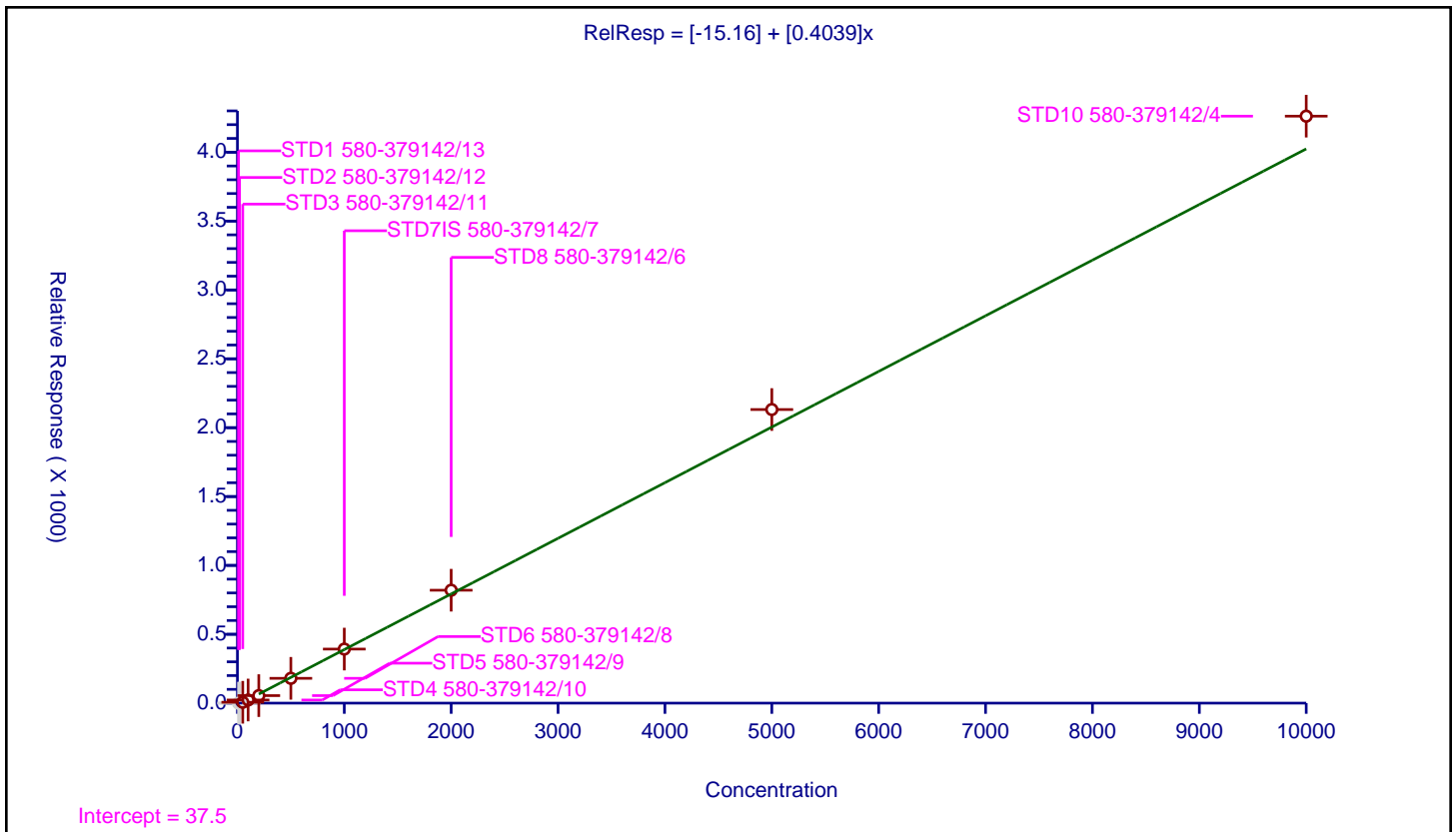
/ 4-Chloro-3-methylphenol

Curve Type: Linear
 Weighting: Conc_Sq
 Origin: None
 Dependency: Response
 Calib Mode: ISTD
 Response Base: AREA
 RF Rounding: 0

Curve Coefficients	
Intercept:	-15.16
Slope:	0.4039

Error Coefficients	
Standard Error:	1310000
Relative Standard Error:	7.8
Correlation Coefficient:	0.999
Coefficient of Determination (Adjusted):	0.993

ID	Level	Concentration	Rel. Resp.	IS Amount	IS Response	RRF	Used
1	STD1 580-379142/13	10.0	0.0	100.0	41597.0	0.0	N
2	STD2 580-379142/12	20.0	0.0	100.0	50575.0	0.0	N
3	STD3 580-379142/11	50.0	6.358072	100.0	54246.0	0.127161	Y
4	STD4 580-379142/10	100.0	22.800382	100.0	57635.0	0.228004	Y
5	STD5 580-379142/9	200.0	54.612163	100.0	60644.0	0.273061	Y
6	STD6 580-379142/8	500.0	180.106172	100.0	63105.0	0.360212	Y
7	STD7IS 580-379142/7	1000.0	392.488479	100.0	65313.0	0.392488	Y
8	STD8 580-379142/6	2000.0	819.758664	100.0	65966.0	0.409879	Y
9	STD9 580-379142/5	5000.0	2131.673115	100.0	69529.0	0.426335	Y
10	STD10 580-379142/4	10000.0	4261.676811	100.0	65553.0	0.426168	Y



Calibration

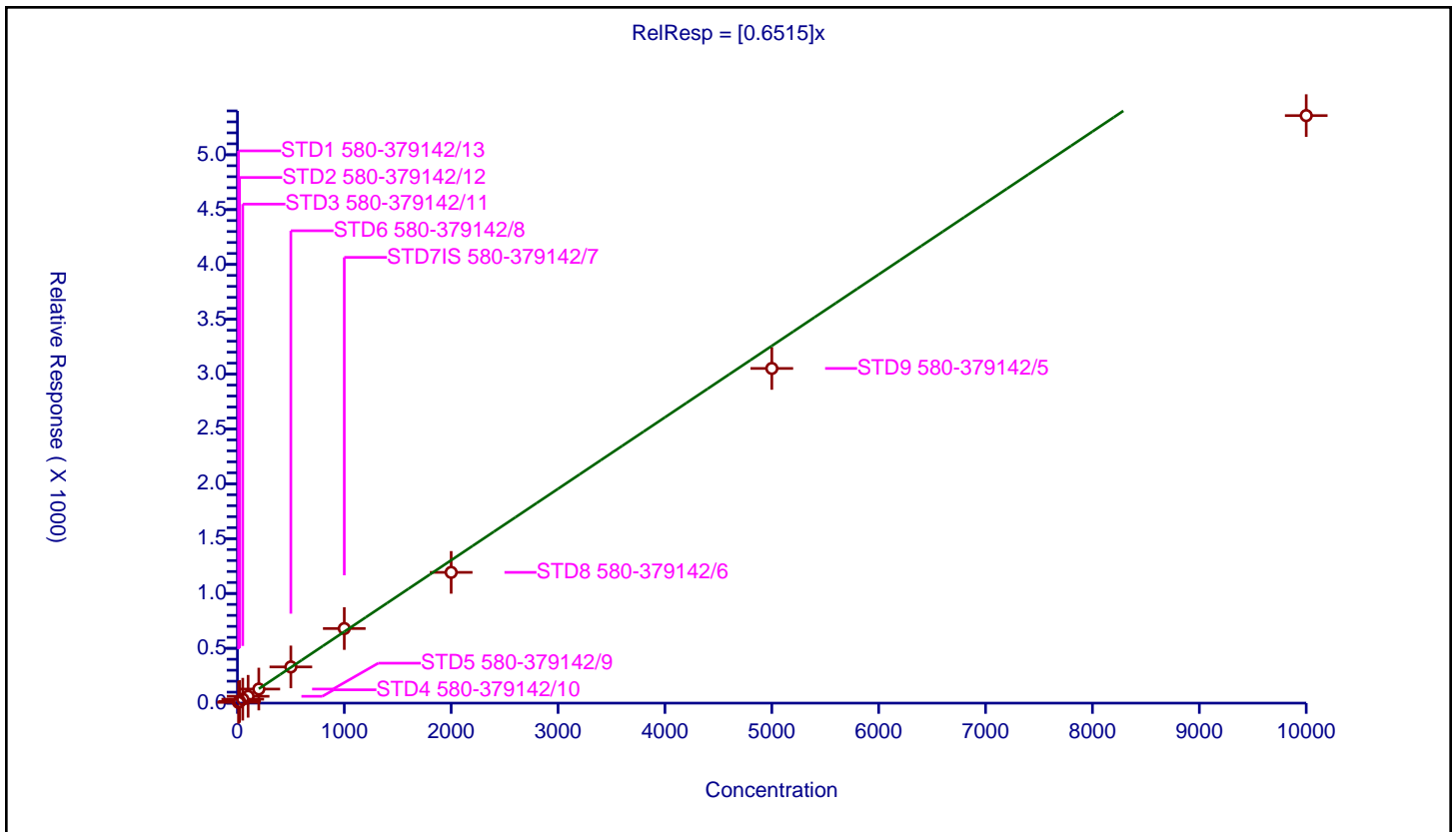
/ 2-Methylnaphthalene

Curve Type: Average
 Weighting: Conc_Sq
 Origin: Force
 Dependency: Response
 Calib Mode: ISTD
 Response Base: AREA
 RF Rounding: 0

Curve Coefficients	
Intercept:	0
Slope:	0.6515

Error Coefficients	
Standard Error:	2600000
Relative Standard Error:	9.9
Correlation Coefficient:	0.994
Coefficient of Determination (Adjusted):	0.987

ID	Level	Concentration	Rel. Resp.	IS Amount	IS Response	RRF	Used
1	STD1 580-379142/13	10.0	6.965388	100.0	102392.0	0.696539	Y
2	STD2 580-379142/12	20.0	15.130798	100.0	109558.0	0.75654	Y
3	STD3 580-379142/11	50.0	35.803219	100.0	120154.0	0.716064	Y
4	STD4 580-379142/10	100.0	62.196862	100.0	126881.0	0.621969	Y
5	STD5 580-379142/9	200.0	128.281366	100.0	121550.0	0.641407	Y
6	STD6 580-379142/8	500.0	330.031464	100.0	117277.0	0.660063	Y
7	STD7IS 580-379142/7	1000.0	679.966694	100.0	118298.0	0.679967	Y
8	STD8 580-379142/6	2000.0	1192.173565	100.0	129957.0	0.596087	Y
9	STD9 580-379142/5	5000.0	3051.666059	100.0	126226.0	0.610333	Y
10	STD10 580-379142/4	10000.0	5356.996266	100.0	122401.0	0.5357	Y



Calibration

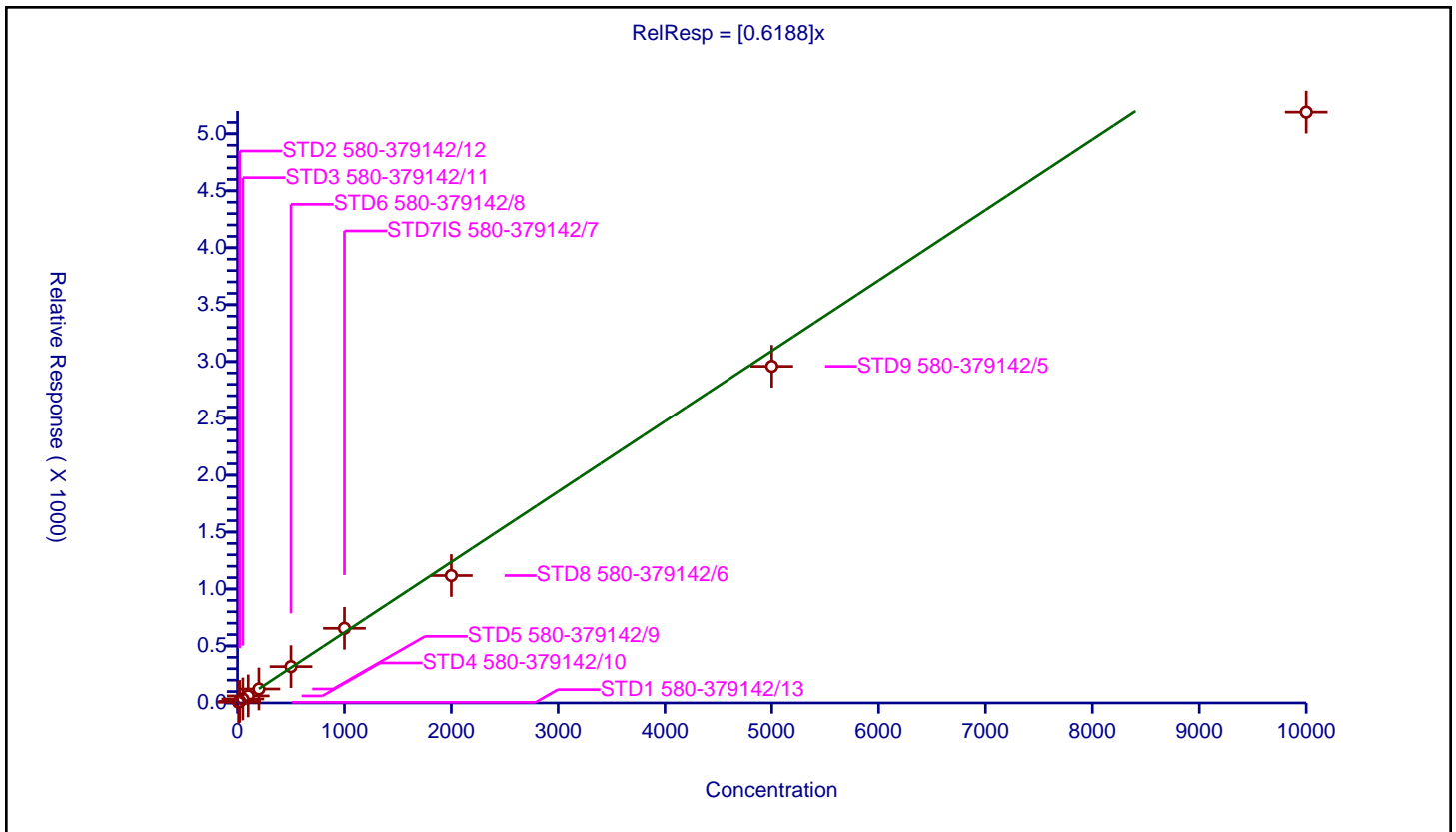
/ 1-Methylnaphthalene

Curve Type: Average
 Weighting: Conc_Sq
 Origin: Force
 Dependency: Response
 Calib Mode: ISTD
 Response Base: AREA
 RF Rounding: 0

Curve Coefficients	
Intercept:	0
Slope:	0.6188

Error Coefficients	
Standard Error:	2520000
Relative Standard Error:	8.9
Correlation Coefficient:	0.994
Coefficient of Determination (Adjusted):	0.990

ID	Level	Concentration	Rel. Resp.	IS Amount	IS Response	RRF	Used
1	STD1 580-379142/13	10.0	6.076647	100.0	102392.0	0.607665	Y
2	STD2 580-379142/12	20.0	13.810037	100.0	109558.0	0.690502	Y
3	STD3 580-379142/11	50.0	34.847779	100.0	120154.0	0.696956	Y
4	STD4 580-379142/10	100.0	61.745257	100.0	126881.0	0.617453	Y
5	STD5 580-379142/9	200.0	122.558618	100.0	121550.0	0.612793	Y
6	STD6 580-379142/8	500.0	318.609787	100.0	117277.0	0.63722	Y
7	STD7IS 580-379142/7	1000.0	655.224095	100.0	118298.0	0.655224	Y
8	STD8 580-379142/6	2000.0	1118.207561	100.0	129957.0	0.559104	Y
9	STD9 580-379142/5	5000.0	2958.297023	100.0	126226.0	0.591659	Y
10	STD10 580-379142/4	10000.0	5190.084231	100.0	122401.0	0.519008	Y



Calibration

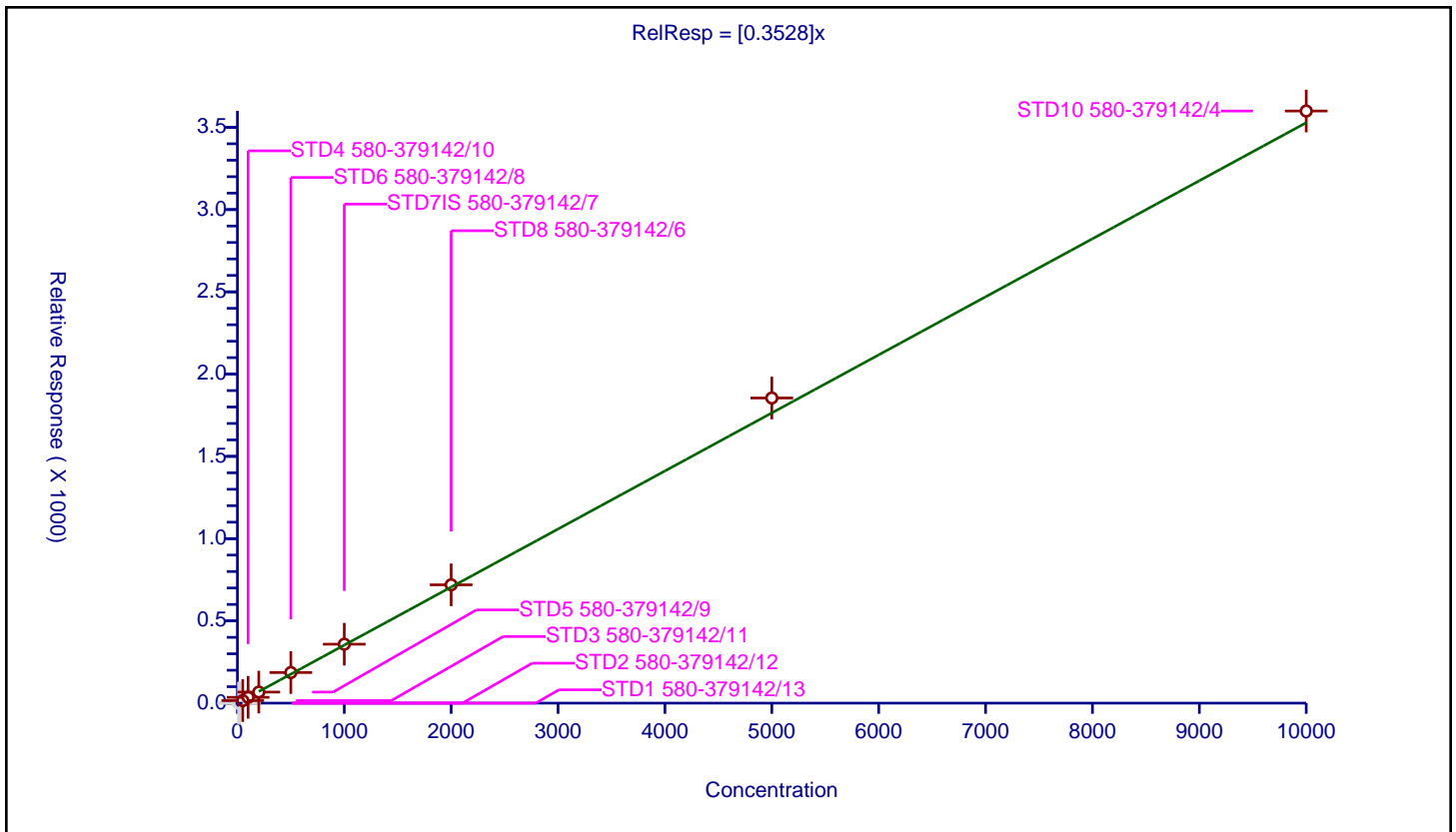
/ Hexachlorocyclopentadiene

Curve Type: Average
 Weighting: Conc_Sq
 Origin: Force
 Dependency: Response
 Calib Mode: ISTD
 Response Base: AREA
 RF Rounding: 0

Curve Coefficients	
Intercept:	0
Slope:	0.3528

Error Coefficients	
Standard Error:	1040000
Relative Standard Error:	5.7
Correlation Coefficient:	0.998
Coefficient of Determination (Adjusted):	0.996

ID	Level	Concentration	Rel. Resp.	IS Amount	IS Response	RRF	Used
1	STD1 580-379142/13	10.0	0.0	100.0	41597.0	0.0	N
2	STD2 580-379142/12	20.0	0.0	100.0	50575.0	0.0	N
3	STD3 580-379142/11	50.0	15.566125	100.0	54246.0	0.311322	Y
4	STD4 580-379142/10	100.0	35.414245	100.0	57635.0	0.354142	Y
5	STD5 580-379142/9	200.0	67.238309	100.0	60644.0	0.336192	Y
6	STD6 580-379142/8	500.0	186.010617	100.0	63105.0	0.372021	Y
7	STD7IS 580-379142/7	1000.0	358.378883	100.0	65313.0	0.358379	Y
8	STD8 580-379142/6	2000.0	719.199284	100.0	65966.0	0.3596	Y
9	STD9 580-379142/5	5000.0	1854.74694	100.0	69529.0	0.370949	Y
10	STD10 580-379142/4	10000.0	3599.109118	100.0	65553.0	0.359911	Y



Calibration

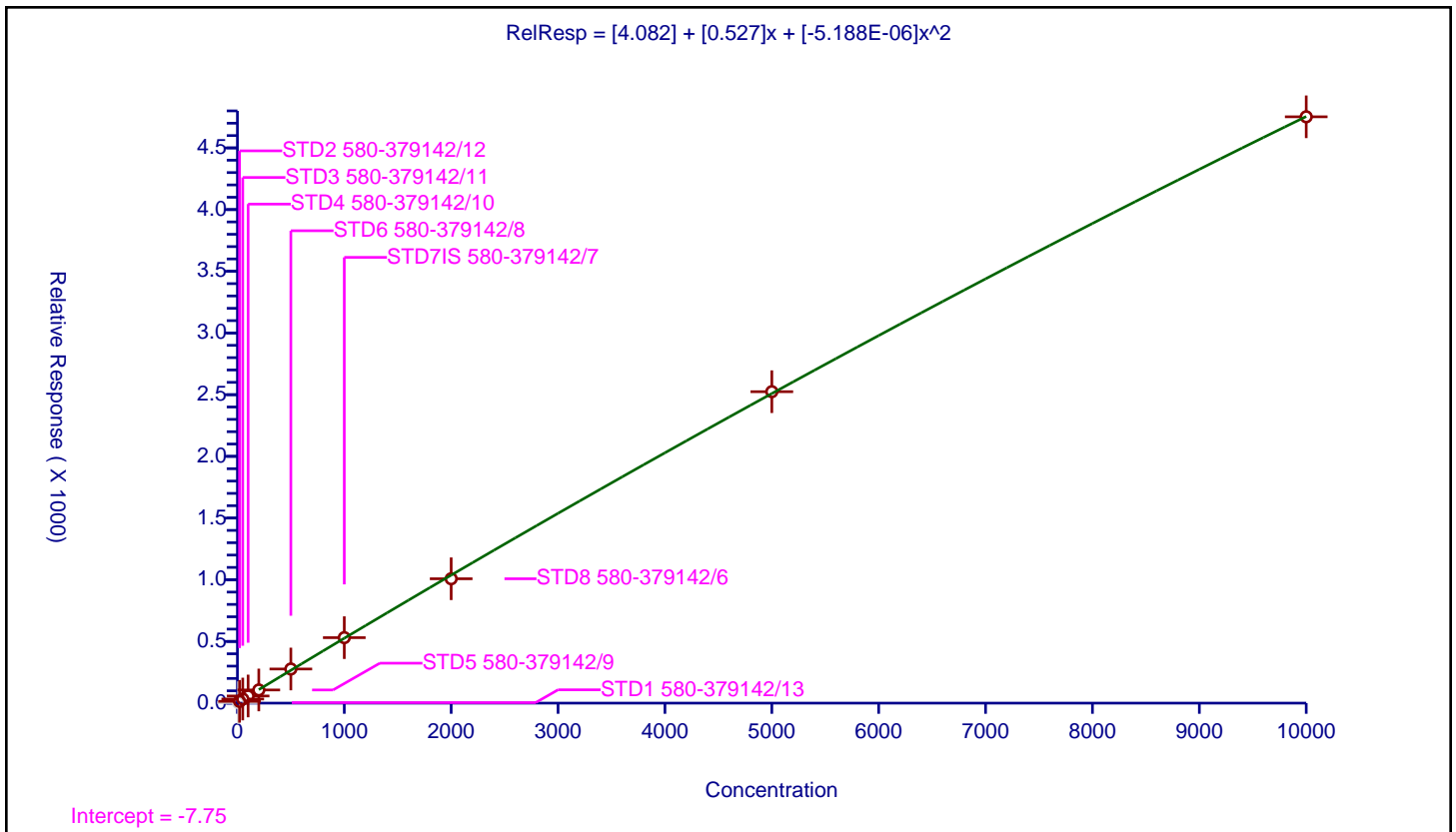
/ 1,2,4,5-Tetrachlorobenzene

Curve Type: Quadratic
 Weighting: None
 Origin: None
 Dependency: Response
 Calib Mode: ISTD
 Response Base: AREA
 RF Rounding: 0

Curve Coefficients	
Intercept:	4.082
Slope:	0.527
Second Order:	-5.188E-06

Error Coefficients	
Standard Error:	1490000
Relative Standard Error:	5.1
Correlation Coefficient:	0.999
Coefficient of Determination (Adjusted):	1.000

ID	Level	Concentration	Rel. Resp.	IS Amount	IS Response	RRF	Used
1	STD1 580-379142/13	10.0	4.185398	100.0	41597.0	0.41854	N
2	STD2 580-379142/12	20.0	14.657439	100.0	50575.0	0.732872	Y
3	STD3 580-379142/11	50.0	33.28909	100.0	54246.0	0.665782	Y
4	STD4 580-379142/10	100.0	57.914462	100.0	57635.0	0.579145	Y
5	STD5 580-379142/9	200.0	106.663479	100.0	60644.0	0.533317	Y
6	STD6 580-379142/8	500.0	276.672213	100.0	63105.0	0.553344	Y
7	STD7IS 580-379142/7	1000.0	530.767229	100.0	65313.0	0.530767	Y
8	STD8 580-379142/6	2000.0	1008.025346	100.0	65966.0	0.504013	Y
9	STD9 580-379142/5	5000.0	2524.171209	100.0	69529.0	0.504834	Y
10	STD10 580-379142/4	10000.0	4752.099828	100.0	65553.0	0.47521	Y



Calibration

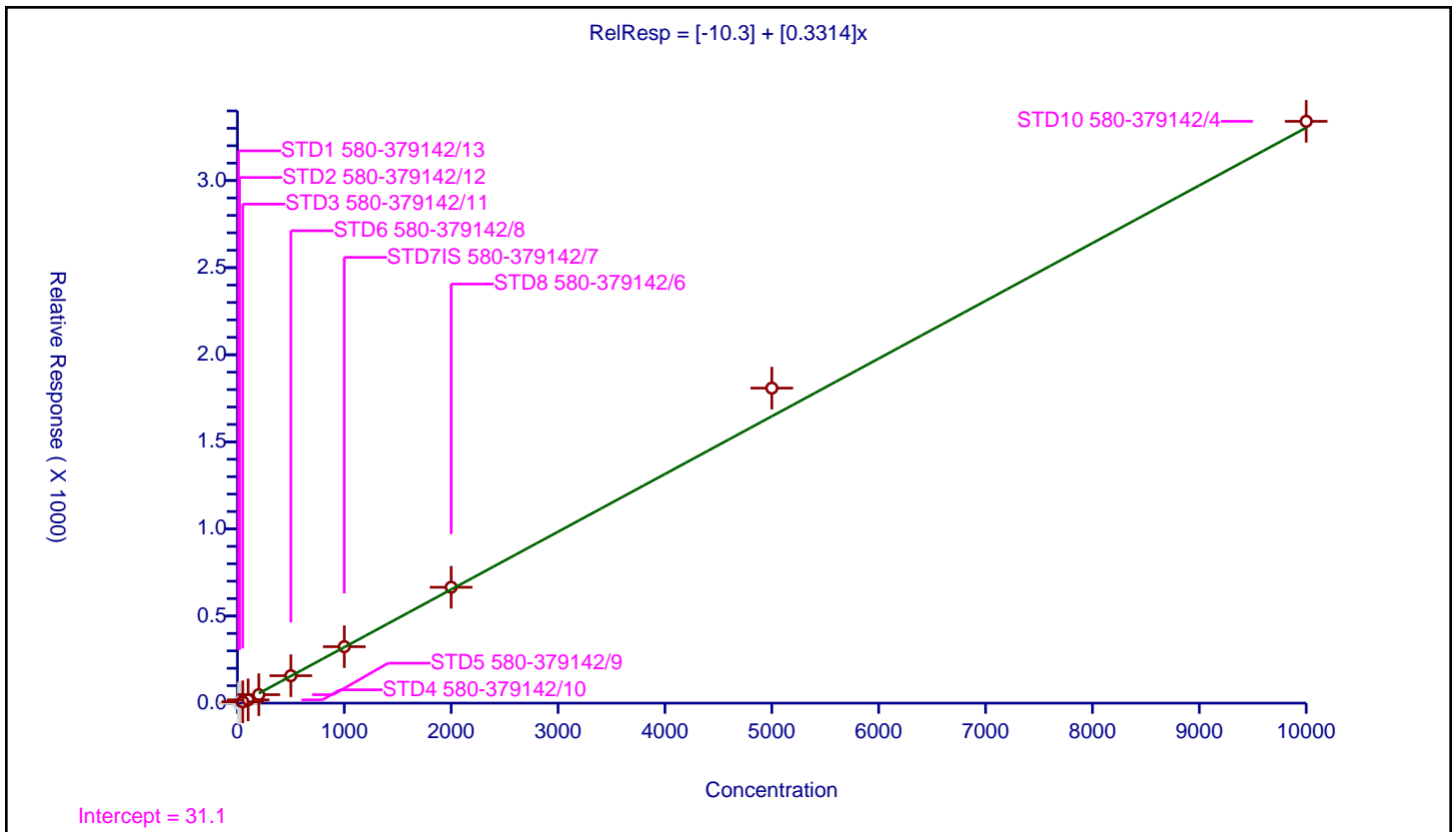
/ 2,4,6-Trichlorophenol

Curve Type: Linear
 Weighting: Conc_Sq
 Origin: None
 Dependency: Response
 Calib Mode: ISTD
 Response Base: AREA
 RF Rounding: 0

Curve Coefficients	
Intercept:	-10.3
Slope:	0.3314

Error Coefficients	
Standard Error:	1050000
Relative Standard Error:	8.7
Correlation Coefficient:	0.995
Coefficient of Determination (Adjusted):	0.991

ID	Level	Concentration	Rel. Resp.	IS Amount	IS Response	RRF	Used
1	STD1 580-379142/13	10.0	0.0	100.0	41597.0	0.0	N
2	STD2 580-379142/12	20.0	0.0	100.0	50575.0	0.0	N
3	STD3 580-379142/11	50.0	7.703794	100.0	54246.0	0.154076	Y
4	STD4 580-379142/10	100.0	18.747289	100.0	57635.0	0.187473	Y
5	STD5 580-379142/9	200.0	48.515929	100.0	60644.0	0.24258	Y
6	STD6 580-379142/8	500.0	157.447112	100.0	63105.0	0.314894	Y
7	STD7IS 580-379142/7	1000.0	324.123834	100.0	65313.0	0.324124	Y
8	STD8 580-379142/6	2000.0	665.153261	100.0	65966.0	0.332577	Y
9	STD9 580-379142/5	5000.0	1808.410879	100.0	69529.0	0.361682	Y
10	STD10 580-379142/4	10000.0	3340.054612	100.0	65553.0	0.334005	Y



Calibration

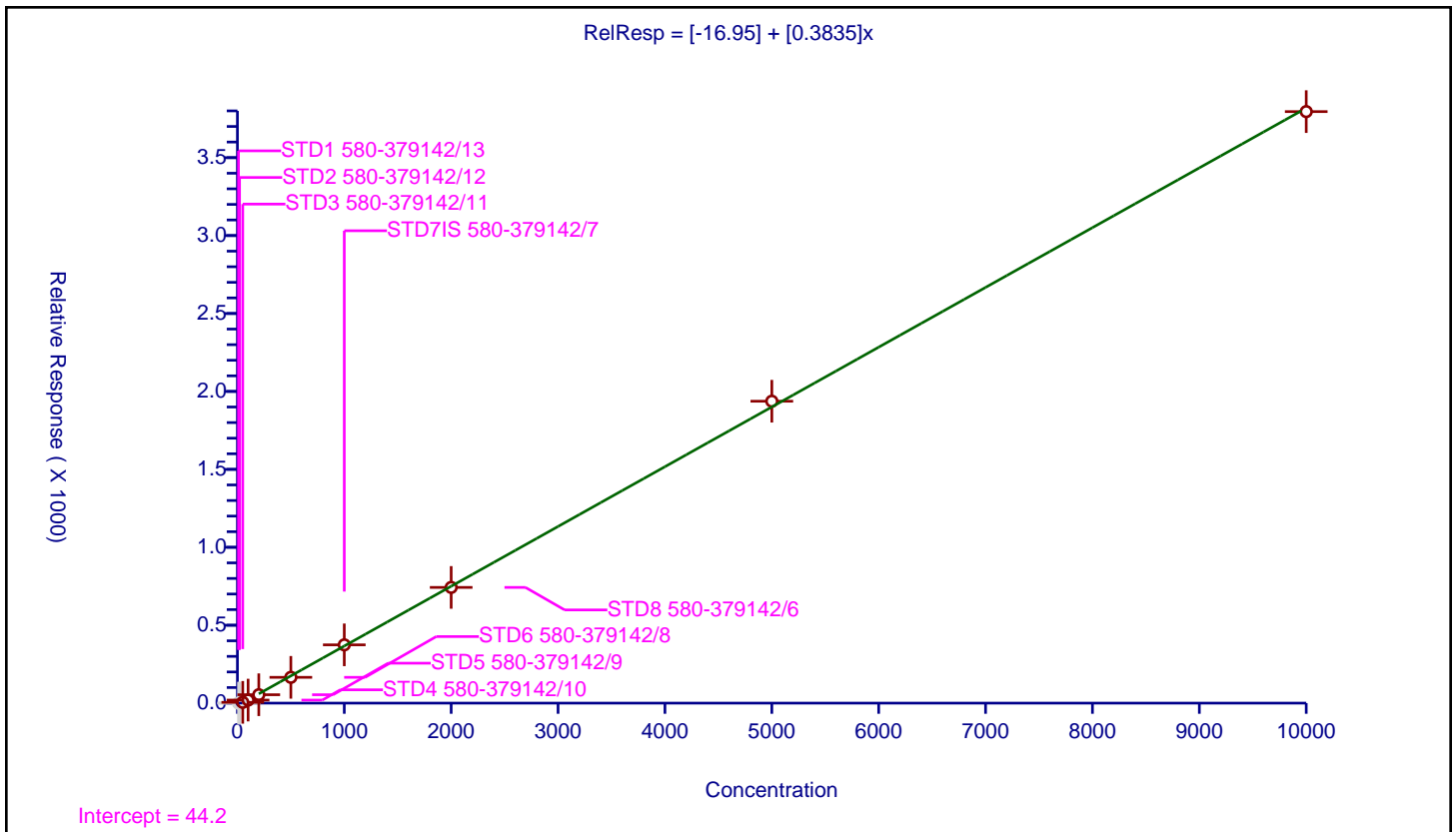
/ 2,4,5-Trichlorophenol

Curve Type: Linear
 Weighting: Conc
 Origin: None
 Dependency: Response
 Calib Mode: ISTD
 Response Base: AREA
 RF Rounding: 0

Curve Coefficients	
Intercept:	-16.95
Slope:	0.3835

Error Coefficients	
Standard Error:	1180000
Relative Standard Error:	7.5
Correlation Coefficient:	0.998
Coefficient of Determination (Adjusted):	1.000

ID	Level	Concentration	Rel. Resp.	IS Amount	IS Response	RRF	Used
1	STD1 580-379142/13	10.0	0.0	100.0	41597.0	0.0	N
2	STD2 580-379142/12	20.0	0.0	100.0	50575.0	0.0	N
3	STD3 580-379142/11	50.0	5.082402	100.0	54246.0	0.101648	Y
4	STD4 580-379142/10	100.0	19.597467	100.0	57635.0	0.195975	Y
5	STD5 580-379142/9	200.0	53.875074	100.0	60644.0	0.269375	Y
6	STD6 580-379142/8	500.0	165.557404	100.0	63105.0	0.331115	Y
7	STD7IS 580-379142/7	1000.0	373.945463	100.0	65313.0	0.373945	Y
8	STD8 580-379142/6	2000.0	742.350605	100.0	65966.0	0.371175	Y
9	STD9 580-379142/5	5000.0	1937.052165	100.0	69529.0	0.38741	Y
10	STD10 580-379142/4	10000.0	3795.344225	100.0	65553.0	0.379534	Y



Calibration

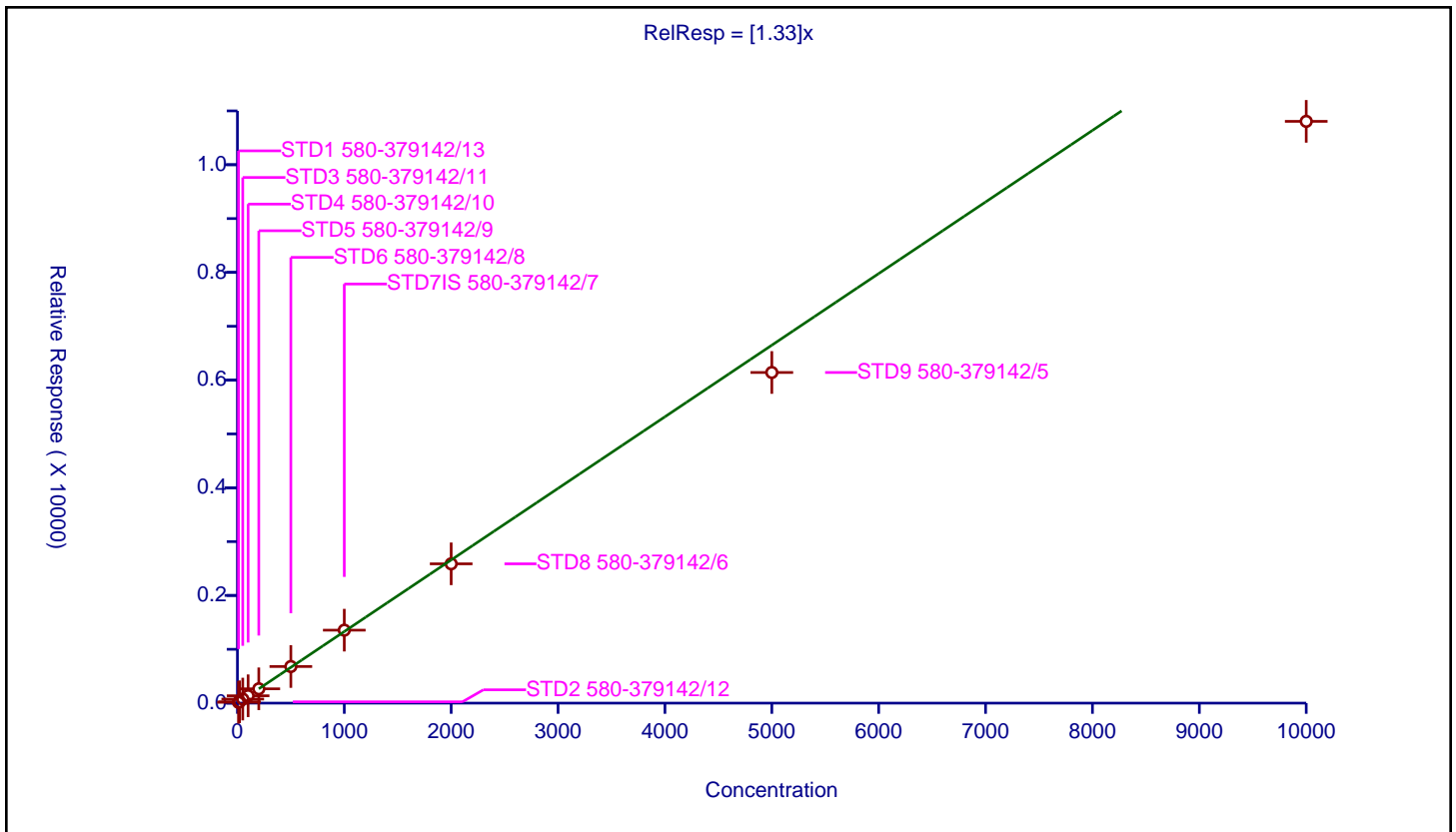
/ 2-Fluorobiphenyl

Curve Type: Average
 Weighting: Conc_Sq
 Origin: Force
 Dependency: Response
 Calib Mode: ISTD
 Response Base: AREA
 RF Rounding: 0

Curve Coefficients	
Intercept:	0
Slope:	1.33

Error Coefficients	
Standard Error:	2830000
Relative Standard Error:	10.2
Correlation Coefficient:	0.991
Coefficient of Determination (Adjusted):	0.986

ID	Level	Concentration	Rel. Resp.	IS Amount	IS Response	RRF	Used
1	STD1 580-379142/13	10.0	15.431401	100.0	41597.0	1.54314	Y
2	STD2 580-379142/12	20.0	24.488384	100.0	50575.0	1.224419	Y
3	STD3 580-379142/11	50.0	75.607418	100.0	54246.0	1.512148	Y
4	STD4 580-379142/10	100.0	136.843932	100.0	57635.0	1.368439	Y
5	STD5 580-379142/9	200.0	266.131851	100.0	60644.0	1.330659	Y
6	STD6 580-379142/8	500.0	680.076064	100.0	63105.0	1.360152	Y
7	STD7IS 580-379142/7	1000.0	1355.171252	100.0	65313.0	1.355171	Y
8	STD8 580-379142/6	2000.0	2587.589061	100.0	65966.0	1.293795	Y
9	STD9 580-379142/5	5000.0	6141.423003	100.0	69529.0	1.228285	Y
10	STD10 580-379142/4	10000.0	10805.630558	100.0	65553.0	1.080563	Y



Calibration

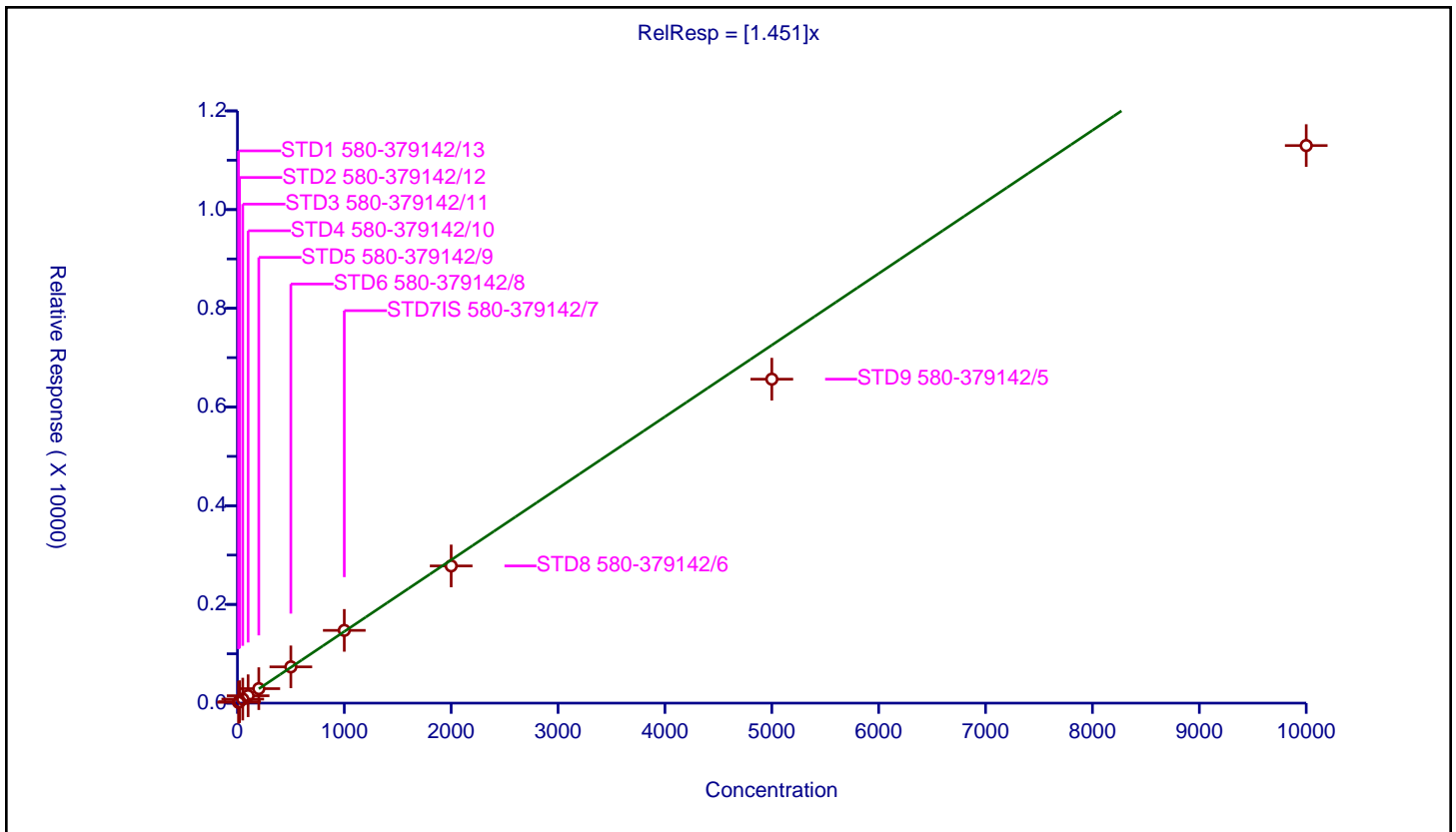
/ 1,1'-Biphenyl

Curve Type: Average
 Weighting: Conc_Sq
 Origin: Force
 Dependency: Response
 Calib Mode: ISTD
 Response Base: AREA
 RF Rounding: 0

Curve Coefficients	
Intercept:	0
Slope:	1.451

Error Coefficients	
Standard Error:	2980000
Relative Standard Error:	10.5
Correlation Coefficient:	0.989
Coefficient of Determination (Adjusted):	0.986

ID	Level	Concentration	Rel. Resp.	IS Amount	IS Response	RRF	Used
1	STD1 580-379142/13	10.0	16.575715	100.0	41597.0	1.657571	Y
2	STD2 580-379142/12	20.0	29.411765	100.0	50575.0	1.470588	Y
3	STD3 580-379142/11	50.0	81.875161	100.0	54246.0	1.637503	Y
4	STD4 580-379142/10	100.0	149.745814	100.0	57635.0	1.497458	Y
5	STD5 580-379142/9	200.0	293.511312	100.0	60644.0	1.467557	Y
6	STD6 580-379142/8	500.0	734.919578	100.0	63105.0	1.469839	Y
7	STD7IS 580-379142/7	1000.0	1474.211872	100.0	65313.0	1.474212	Y
8	STD8 580-379142/6	2000.0	2780.197374	100.0	65966.0	1.390099	Y
9	STD9 580-379142/5	5000.0	6564.203426	100.0	69529.0	1.312841	Y
10	STD10 580-379142/4	10000.0	11297.357863	100.0	65553.0	1.129736	Y



Calibration

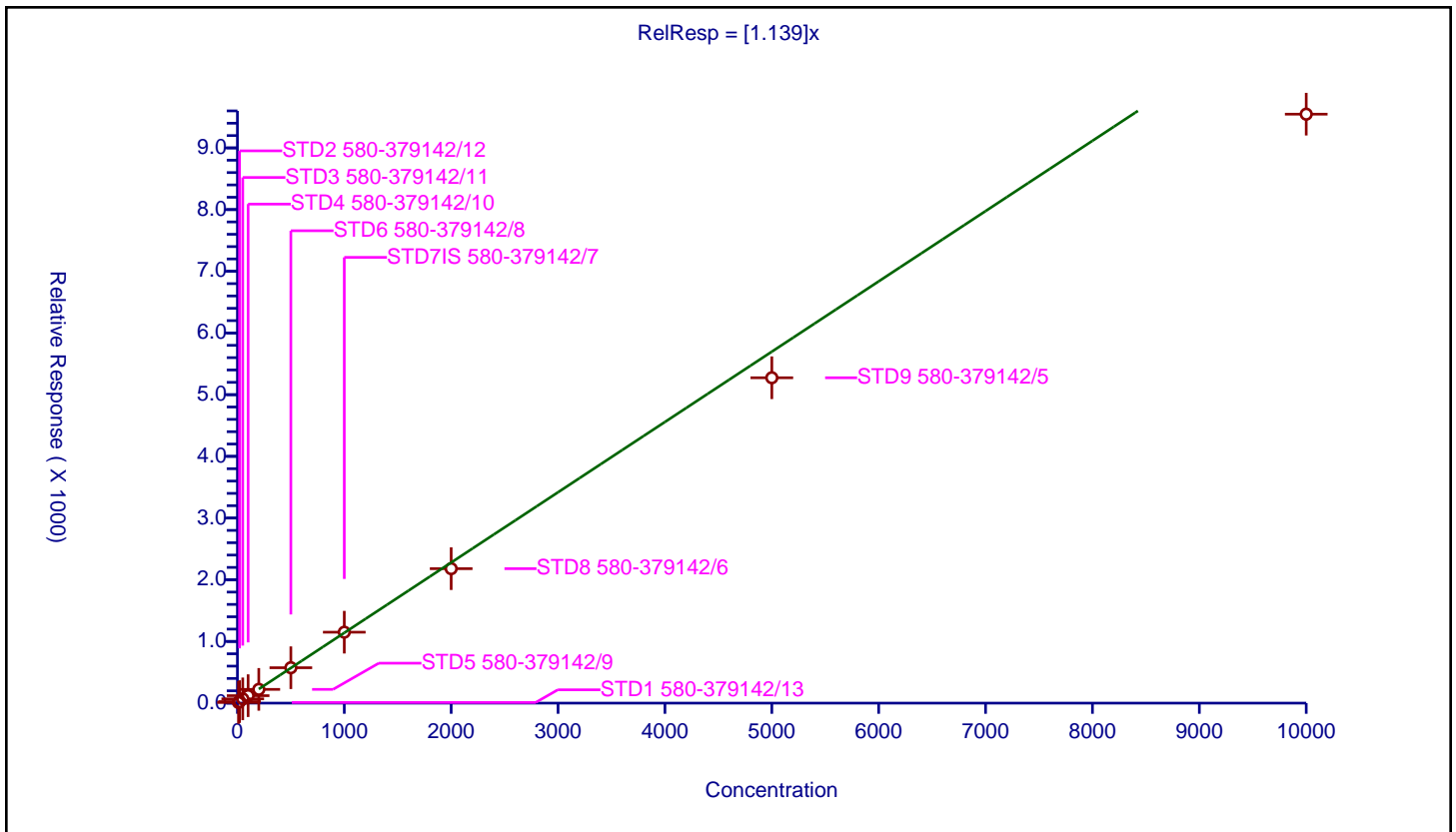
/ 2-Chloronaphthalene

Curve Type: Average
 Weighting: Conc_Sq
 Origin: Force
 Dependency: Response
 Calib Mode: ISTD
 Response Base: AREA
 RF Rounding: 0

Curve Coefficients	
Intercept:	0
Slope:	1.139

Error Coefficients	
Standard Error:	2480000
Relative Standard Error:	10.5
Correlation Coefficient:	0.994
Coefficient of Determination (Adjusted):	0.986

ID	Level	Concentration	Rel. Resp.	IS Amount	IS Response	RRF	Used
1	STD1 580-379142/13	10.0	10.462293	100.0	41597.0	1.046229	Y
2	STD2 580-379142/12	20.0	24.767177	100.0	50575.0	1.238359	Y
3	STD3 580-379142/11	50.0	69.271467	100.0	54246.0	1.385429	Y
4	STD4 580-379142/10	100.0	121.195454	100.0	57635.0	1.211955	Y
5	STD5 580-379142/9	200.0	222.97177	100.0	60644.0	1.114859	Y
6	STD6 580-379142/8	500.0	574.106648	100.0	63105.0	1.148213	Y
7	STD7IS 580-379142/7	1000.0	1149.882872	100.0	65313.0	1.149883	Y
8	STD8 580-379142/6	2000.0	2179.336325	100.0	65966.0	1.089668	Y
9	STD9 580-379142/5	5000.0	5274.105769	100.0	69529.0	1.054821	Y
10	STD10 580-379142/4	10000.0	9546.722499	100.0	65553.0	0.954672	Y



Calibration

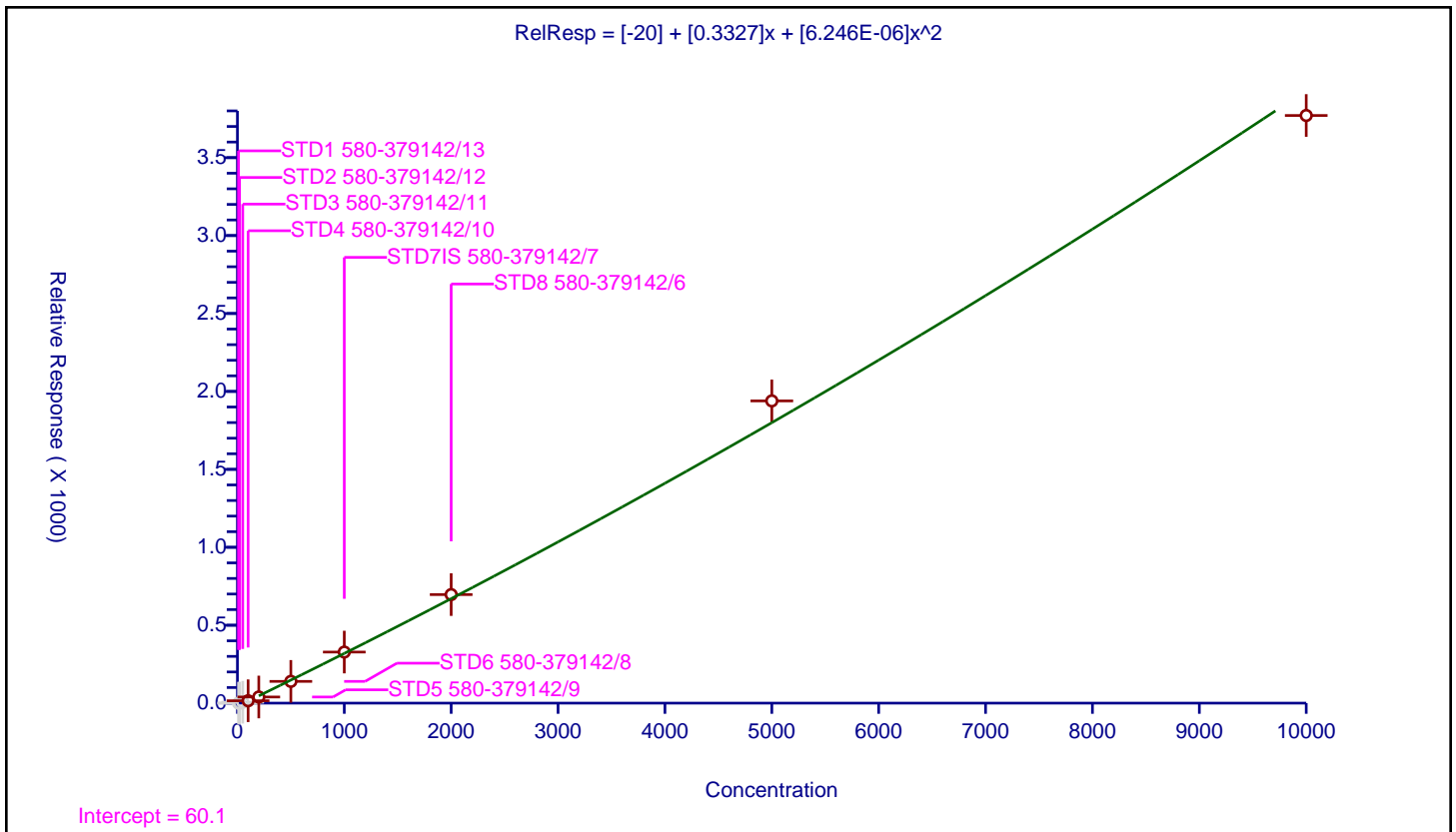
/ 2-Nitroaniline

Curve Type: Quadratic
 Weighting: Conc_Sq
 Origin: None
 Dependency: Response
 Calib Mode: ISTD
 Response Base: AREA
 RF Rounding: 0

Curve Coefficients	
Intercept:	-20
Slope:	0.3327
Second Order:	6.246E-06

Error Coefficients	
Standard Error:	1430000
Relative Standard Error:	8.1
Correlation Coefficient:	0.993
Coefficient of Determination (Adjusted):	0.994

ID	Level	Concentration	Rel. Resp.	IS Amount	IS Response	RRF	Used
1	STD1 580-379142/13	10.0	0.0	100.0	41597.0	0.0	N
2	STD2 580-379142/12	20.0	0.0	100.0	50575.0	0.0	N
3	STD3 580-379142/11	50.0	5.939608	100.0	54246.0	0.118792	N
4	STD4 580-379142/10	100.0	15.313612	100.0	57635.0	0.153136	Y
5	STD5 580-379142/9	200.0	39.402084	100.0	60644.0	0.19701	Y
6	STD6 580-379142/8	500.0	139.562634	100.0	63105.0	0.279125	Y
7	STD7IS 580-379142/7	1000.0	327.697396	100.0	65313.0	0.327697	Y
8	STD8 580-379142/6	2000.0	696.528515	100.0	65966.0	0.348264	Y
9	STD9 580-379142/5	5000.0	1939.242618	100.0	69529.0	0.387849	Y
10	STD10 580-379142/4	10000.0	3770.452916	100.0	65553.0	0.377045	Y



Calibration

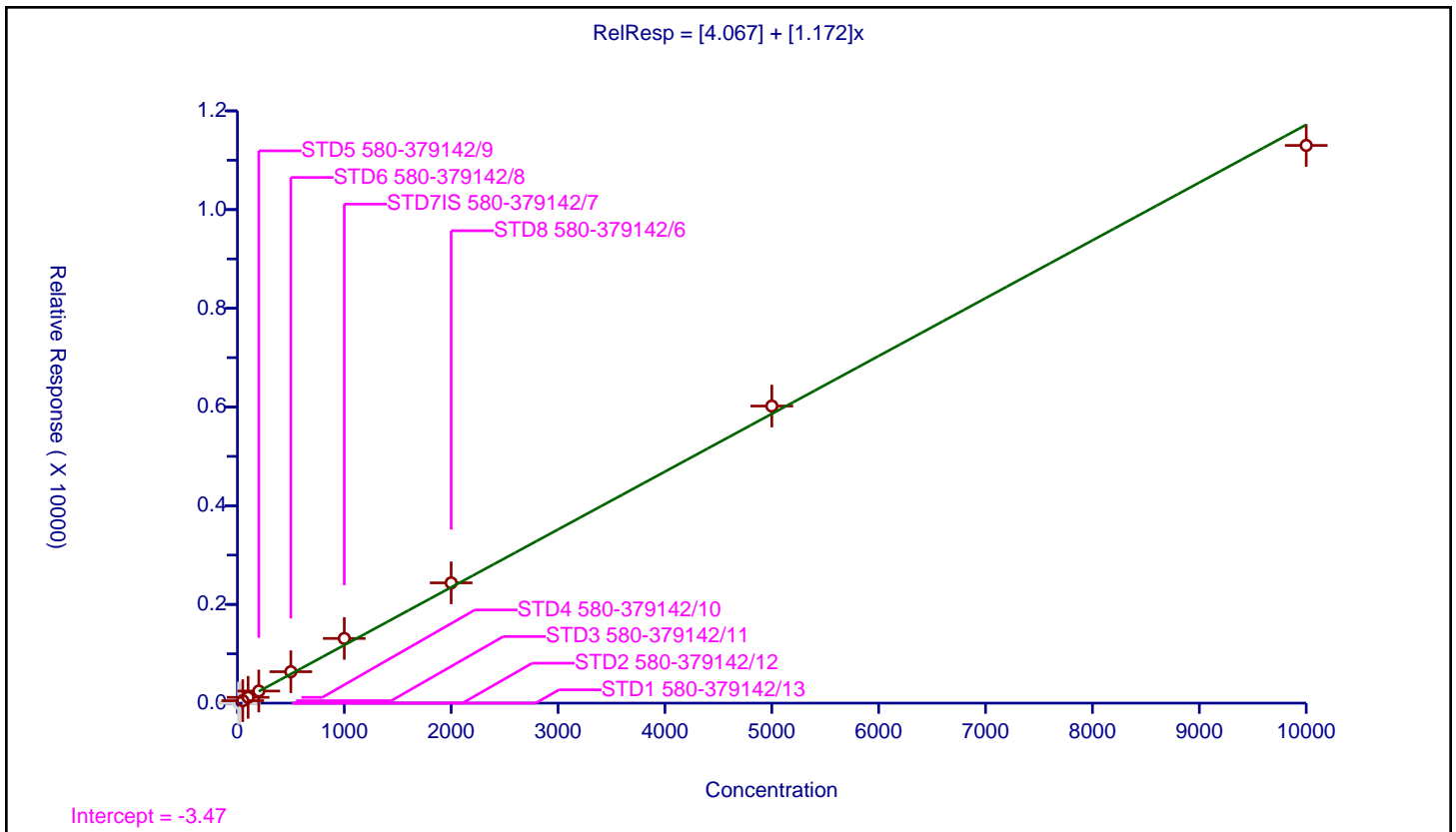
/ Dimethyl phthalate

Curve Type: Linear
 Weighting: Conc
 Origin: None
 Dependency: Response
 Calib Mode: ISTD
 Response Base: AREA
 RF Rounding: 0

Curve Coefficients	
Intercept:	4.067
Slope:	1.172

Error Coefficients	
Standard Error:	3550000
Relative Standard Error:	11.0
Correlation Coefficient:	0.996
Coefficient of Determination (Adjusted):	0.998

ID	Level	Concentration	Rel. Resp.	IS Amount	IS Response	RRF	Used
1	STD1 580-379142/13	10.0	0.0	100.0	41597.0	0.0	N
2	STD2 580-379142/12	20.0	0.0	100.0	50575.0	0.0	N
3	STD3 580-379142/11	50.0	49.806437	100.0	54246.0	0.996129	Y
4	STD4 580-379142/10	100.0	117.267286	100.0	57635.0	1.172673	Y
5	STD5 580-379142/9	200.0	245.056395	100.0	60644.0	1.225282	Y
6	STD6 580-379142/8	500.0	636.50107	100.0	63105.0	1.273002	Y
7	STD7IS 580-379142/7	1000.0	1310.486427	100.0	65313.0	1.310486	Y
8	STD8 580-379142/6	2000.0	2437.270715	100.0	65966.0	1.218635	Y
9	STD9 580-379142/5	5000.0	6019.798933	100.0	69529.0	1.20396	Y
10	STD10 580-379142/4	10000.0	11300.010678	100.0	65553.0	1.130001	Y



Calibration

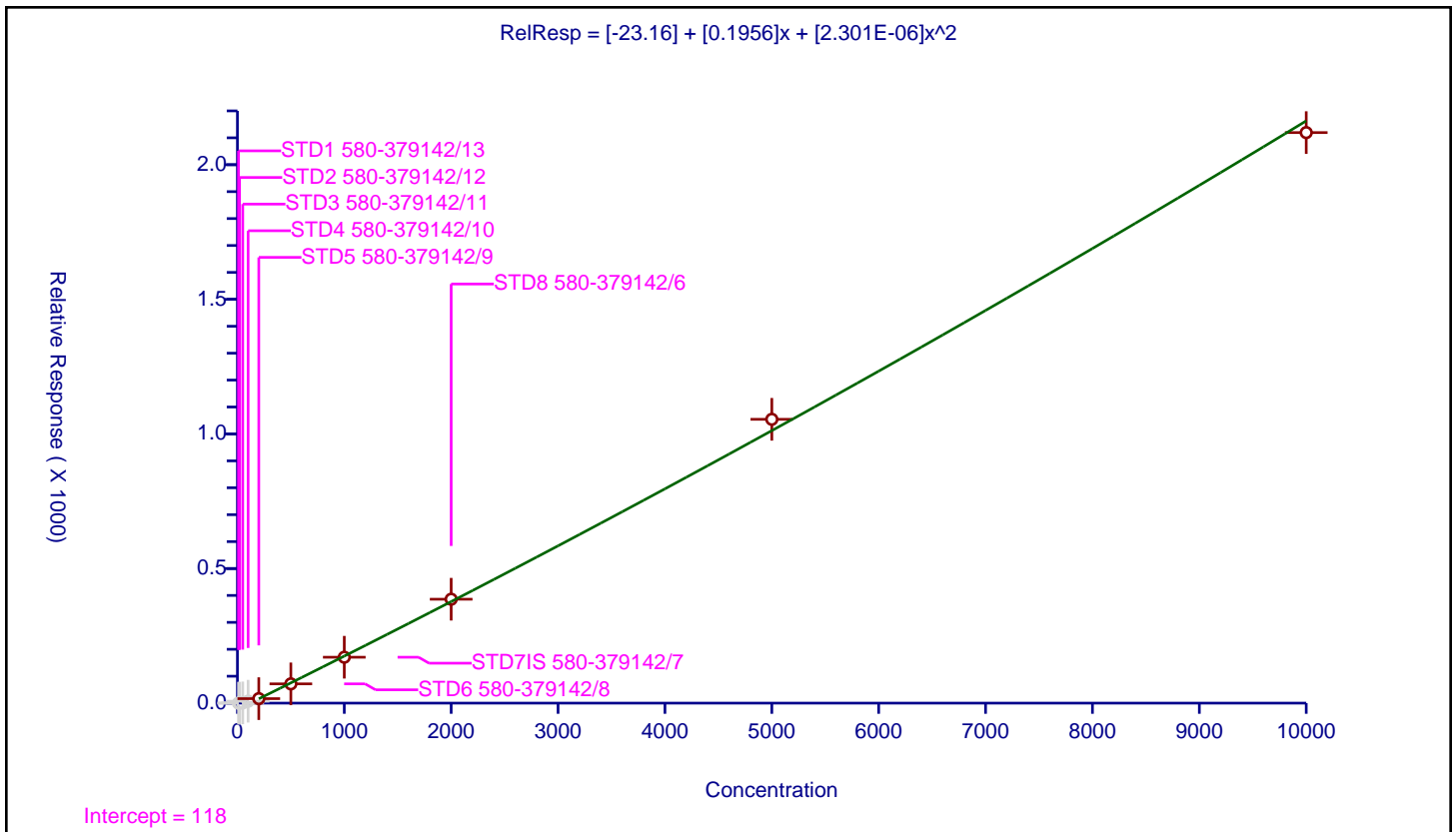
/ 1,3-Dinitrobenzene

Curve Type: Quadratic
 Weighting: Conc_Sq
 Origin: None
 Dependency: Response
 Calib Mode: ISTD
 Response Base: AREA
 RF Rounding: 0

Curve Coefficients	
Intercept:	-23.16
Slope:	0.1956
Second Order:	2.301E-06

Error Coefficients	
Standard Error:	920000
Relative Standard Error:	3.8
Correlation Coefficient:	0.996
Coefficient of Determination (Adjusted):	0.999

ID	Level	Concentration	Rel. Resp.	IS Amount	IS Response	RRF	Used
1	STD1 580-379142/13	10.0	0.0	100.0	41597.0	0.0	N
2	STD2 580-379142/12	20.0	0.0	100.0	50575.0	0.0	N
3	STD3 580-379142/11	50.0	0.905136	100.0	54246.0	0.018103	N
4	STD4 580-379142/10	100.0	7.212631	100.0	57635.0	0.072126	N
5	STD5 580-379142/9	200.0	16.66117	100.0	60644.0	0.083306	Y
6	STD6 580-379142/8	500.0	71.566437	100.0	63105.0	0.143133	Y
7	STD7IS 580-379142/7	1000.0	170.486733	100.0	65313.0	0.170487	Y
8	STD8 580-379142/6	2000.0	386.041294	100.0	65966.0	0.193021	Y
9	STD9 580-379142/5	5000.0	1054.283824	100.0	69529.0	0.210857	Y
10	STD10 580-379142/4	10000.0	2119.340076	100.0	65553.0	0.211934	Y



Calibration

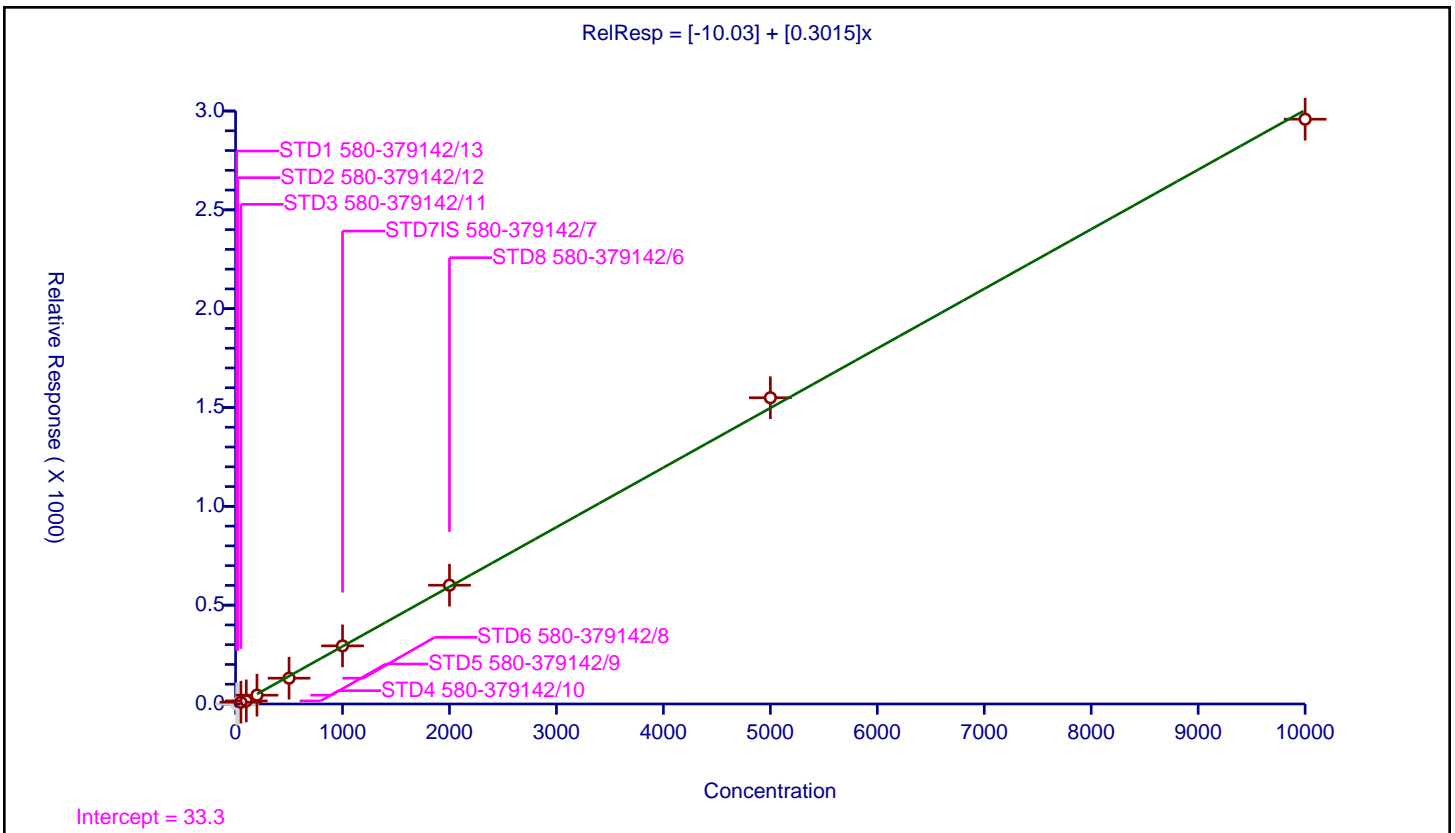
/ 2,6-Dinitrotoluene

Curve Type: Linear
 Weighting: Conc
 Origin: None
 Dependency: Response
 Calib Mode: ISTD
 Response Base: AREA
 RF Rounding: 0

Curve Coefficients	
Intercept:	-10.03
Slope:	0.3015

Error Coefficients	
Standard Error:	923000
Relative Standard Error:	13.6
Correlation Coefficient:	0.997
Coefficient of Determination (Adjusted):	0.999

ID	Level	Concentration	Rel. Resp.	IS Amount	IS Response	RRF	Used
1	STD1 580-379142/13	10.0	0.0	100.0	41597.0	0.0	N
2	STD2 580-379142/12	20.0	0.0	100.0	50575.0	0.0	N
3	STD3 580-379142/11	50.0	9.123253	100.0	54246.0	0.182465	Y
4	STD4 580-379142/10	100.0	15.613776	100.0	57635.0	0.156138	Y
5	STD5 580-379142/9	200.0	44.558406	100.0	60644.0	0.222792	Y
6	STD6 580-379142/8	500.0	130.545916	100.0	63105.0	0.261092	Y
7	STD7IS 580-379142/7	1000.0	294.034878	100.0	65313.0	0.294035	Y
8	STD8 580-379142/6	2000.0	600.945942	100.0	65966.0	0.300473	Y
9	STD9 580-379142/5	5000.0	1549.38371	100.0	69529.0	0.309877	Y
10	STD10 580-379142/4	10000.0	2958.592284	100.0	65553.0	0.295859	Y



Calibration

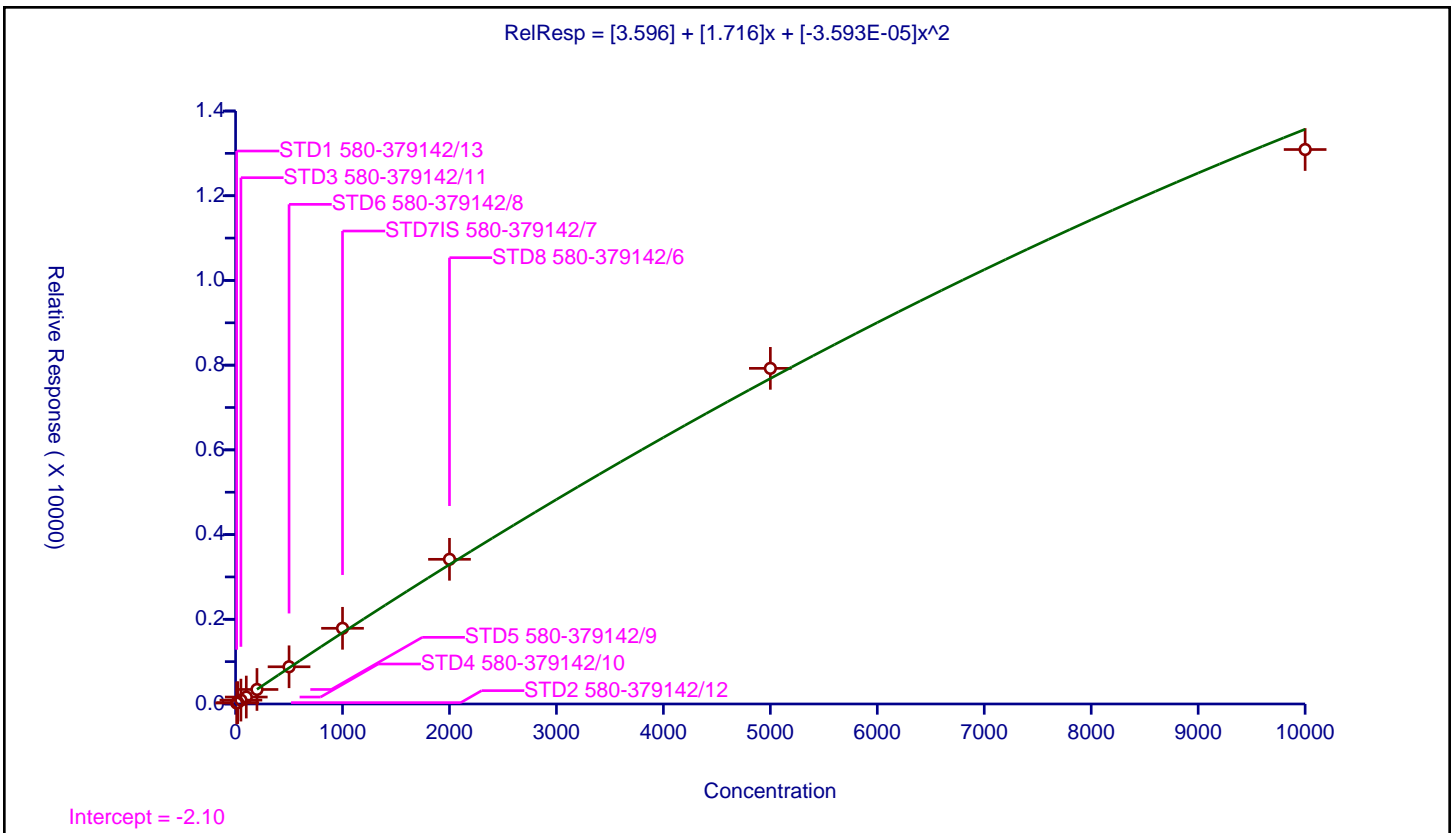
/ Acenaphthylene

Curve Type: Quadratic
 Weighting: Conc_Sq
 Origin: None
 Dependency: Response
 Calib Mode: ISTD
 Response Base: AREA
 RF Rounding: 0

Curve Coefficients	
Intercept:	3.596
Slope:	1.716
Second Order:	-3.593E-05

Error Coefficients	
Standard Error:	3970000
Relative Standard Error:	8.5
Correlation Coefficient:	0.996
Coefficient of Determination (Adjusted):	0.993

ID	Level	Concentration	Rel. Resp.	IS Amount	IS Response	RRF	Used
1	STD1 580-379142/13	10.0	22.186696	100.0	41597.0	2.21867	Y
2	STD2 580-379142/12	20.0	32.126545	100.0	50575.0	1.606327	Y
3	STD3 580-379142/11	50.0	91.757918	100.0	54246.0	1.835158	Y
4	STD4 580-379142/10	100.0	163.964605	100.0	57635.0	1.639646	Y
5	STD5 580-379142/9	200.0	342.561506	100.0	60644.0	1.712808	Y
6	STD6 580-379142/8	500.0	878.589652	100.0	63105.0	1.757179	Y
7	STD7IS 580-379142/7	1000.0	1787.393015	100.0	65313.0	1.787393	Y
8	STD8 580-379142/6	2000.0	3416.141649	100.0	65966.0	1.708071	Y
9	STD9 580-379142/5	5000.0	7924.083476	100.0	69529.0	1.584817	Y
10	STD10 580-379142/4	10000.0	13090.937104	100.0	65553.0	1.309094	Y



Calibration

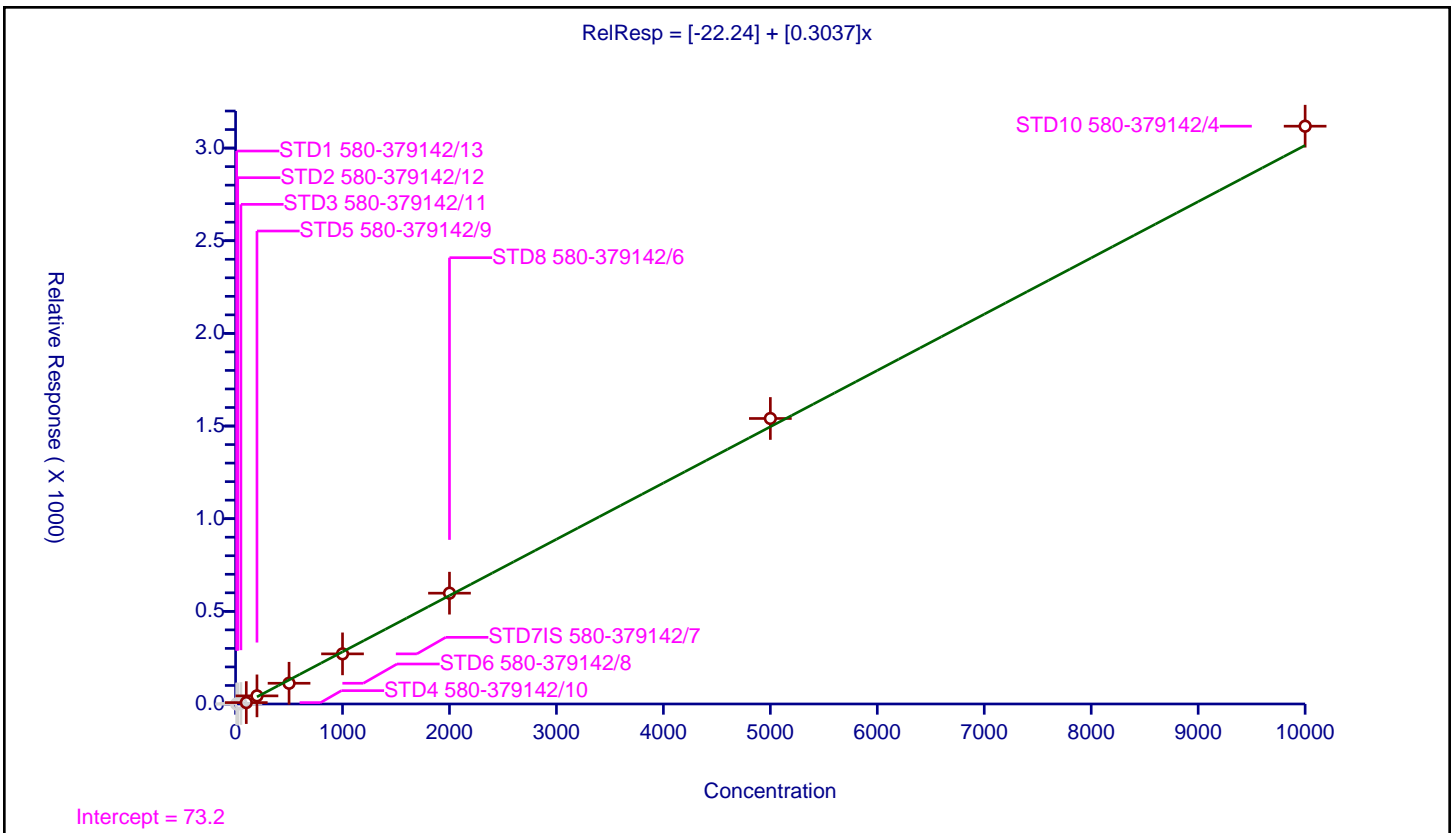
/ 3-Nitroaniline

Curve Type: Linear
 Weighting: Conc_Sq
 Origin: None
 Dependency: Response
 Calib Mode: ISTD
 Response Base: AREA
 RF Rounding: 0

Curve Coefficients	
Intercept:	-22.24
Slope:	0.3037

Error Coefficients	
Standard Error:	1050000
Relative Standard Error:	7.1
Correlation Coefficient:	0.999
Coefficient of Determination (Adjusted):	0.994

ID	Level	Concentration	Rel. Resp.	IS Amount	IS Response	RRF	Used
1	STD1 580-379142/13	10.0	0.0	100.0	41597.0	0.0	N
2	STD2 580-379142/12	20.0	0.0	100.0	50575.0	0.0	N
3	STD3 580-379142/11	50.0	2.674852	100.0	54246.0	0.053497	N
4	STD4 580-379142/10	100.0	7.564848	100.0	57635.0	0.075648	Y
5	STD5 580-379142/9	200.0	43.783392	100.0	60644.0	0.218917	Y
6	STD6 580-379142/8	500.0	111.829491	100.0	63105.0	0.223659	Y
7	STD7IS 580-379142/7	1000.0	270.514293	100.0	65313.0	0.270514	Y
8	STD8 580-379142/6	2000.0	597.938332	100.0	65966.0	0.298969	Y
9	STD9 580-379142/5	5000.0	1540.770038	100.0	69529.0	0.308154	Y
10	STD10 580-379142/4	10000.0	3118.147148	100.0	65553.0	0.311815	Y



Calibration

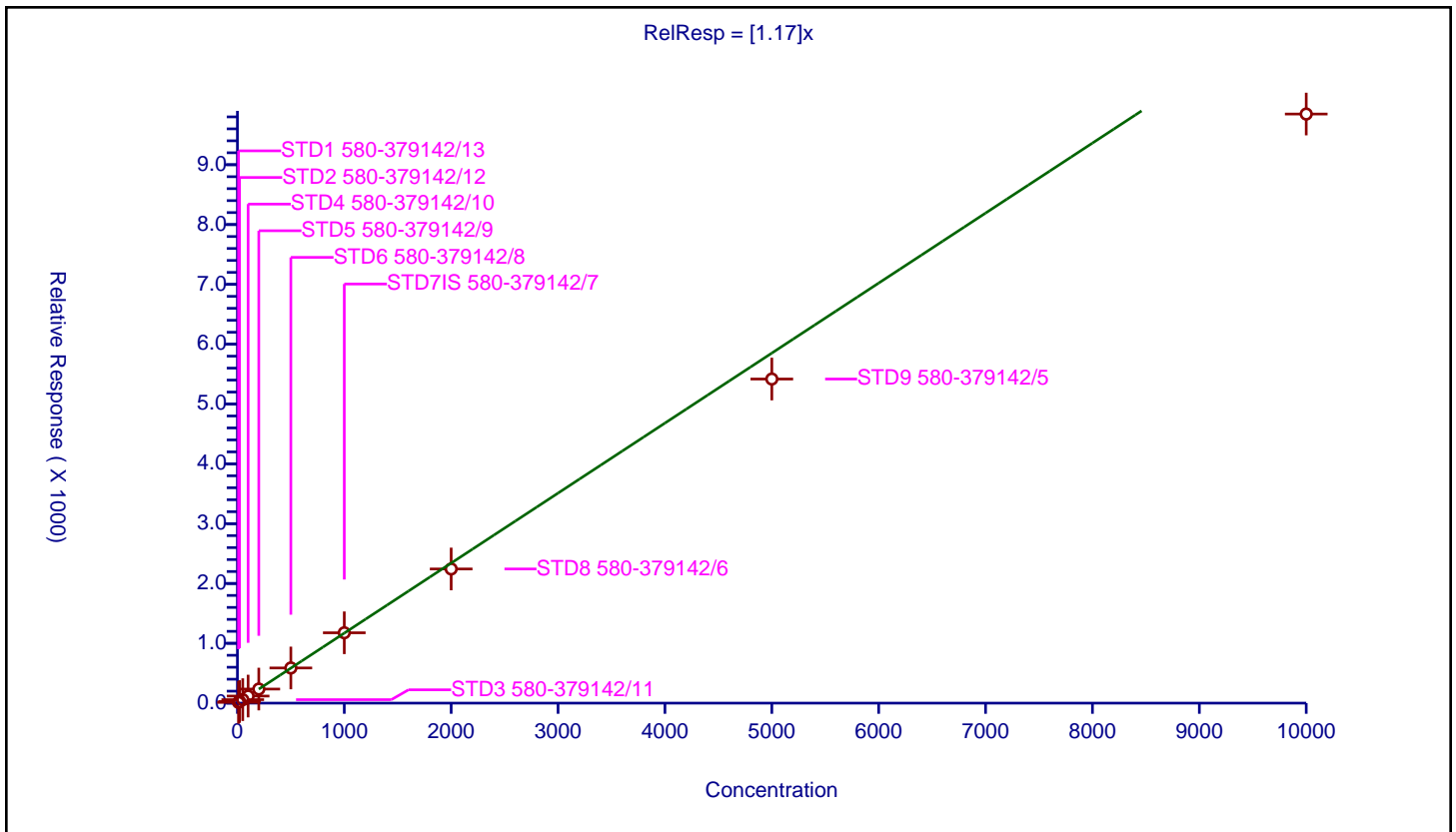
/ Acenaphthene

Curve Type: Average
 Weighting: Conc_Sq
 Origin: Force
 Dependency: Response
 Calib Mode: ISTD
 Response Base: AREA
 RF Rounding: 0

Curve Coefficients	
Intercept:	0
Slope:	1.17

Error Coefficients	
Standard Error:	2550000
Relative Standard Error:	8.6
Correlation Coefficient:	0.994
Coefficient of Determination (Adjusted):	0.990

ID	Level	Concentration	Rel. Resp.	IS Amount	IS Response	RRF	Used
1	STD1 580-379142/13	10.0	12.897565	100.0	41597.0	1.289756	Y
2	STD2 580-379142/12	20.0	26.956006	100.0	50575.0	1.3478	Y
3	STD3 580-379142/11	50.0	58.243926	100.0	54246.0	1.164879	Y
4	STD4 580-379142/10	100.0	118.303114	100.0	57635.0	1.183031	Y
5	STD5 580-379142/9	200.0	235.147748	100.0	60644.0	1.175739	Y
6	STD6 580-379142/8	500.0	587.685603	100.0	63105.0	1.175371	Y
7	STD7IS 580-379142/7	1000.0	1176.16401	100.0	65313.0	1.176164	Y
8	STD8 580-379142/6	2000.0	2242.955462	100.0	65966.0	1.121478	Y
9	STD9 580-379142/5	5000.0	5417.640121	100.0	69529.0	1.083528	Y
10	STD10 580-379142/4	10000.0	9847.488292	100.0	65553.0	0.984749	Y



Calibration

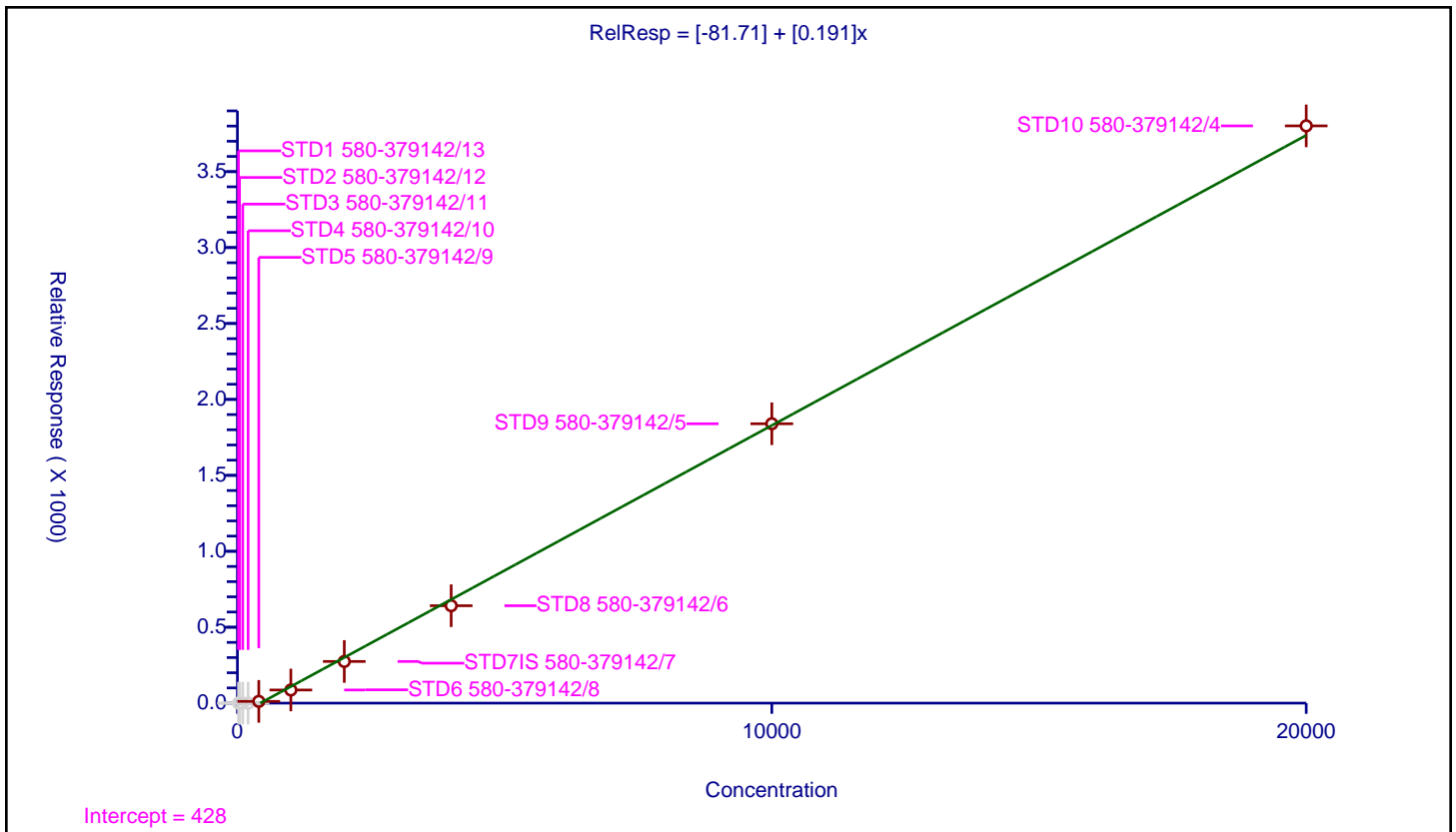
/ 2,4-Dinitrophenol

Curve Type: Linear
 Weighting: Conc
 Origin: None
 Dependency: Response
 Calib Mode: ISTD
 Response Base: AREA
 RF Rounding: 0

Curve Coefficients	
Intercept:	-81.71
Slope:	0.191

Error Coefficients	
Standard Error:	1420000
Relative Standard Error:	13.2
Correlation Coefficient:	0.999
Coefficient of Determination (Adjusted):	0.998

ID	Level	Concentration	Rel. Resp.	IS Amount	IS Response	RRF	Used
1	STD1 580-379142/13	20.0	0.0	100.0	41597.0	0.0	N
2	STD2 580-379142/12	40.0	0.0	100.0	50575.0	0.0	N
3	STD3 580-379142/11	100.0	0.0	100.0	54246.0	0.0	N
4	STD4 580-379142/10	200.0	0.0	100.0	57635.0	0.0	N
5	STD5 580-379142/9	400.0	11.4224	100.0	60644.0	0.028556	Y
6	STD6 580-379142/8	1000.0	86.628635	100.0	63105.0	0.086629	Y
7	STD7IS 580-379142/7	2000.0	274.346608	100.0	65313.0	0.137173	Y
8	STD8 580-379142/6	4000.0	641.486523	100.0	65966.0	0.160372	Y
9	STD9 580-379142/5	10000.0	1839.730185	100.0	69529.0	0.183973	Y
10	STD10 580-379142/4	20000.0	3801.256998	100.0	65553.0	0.190063	Y



Calibration

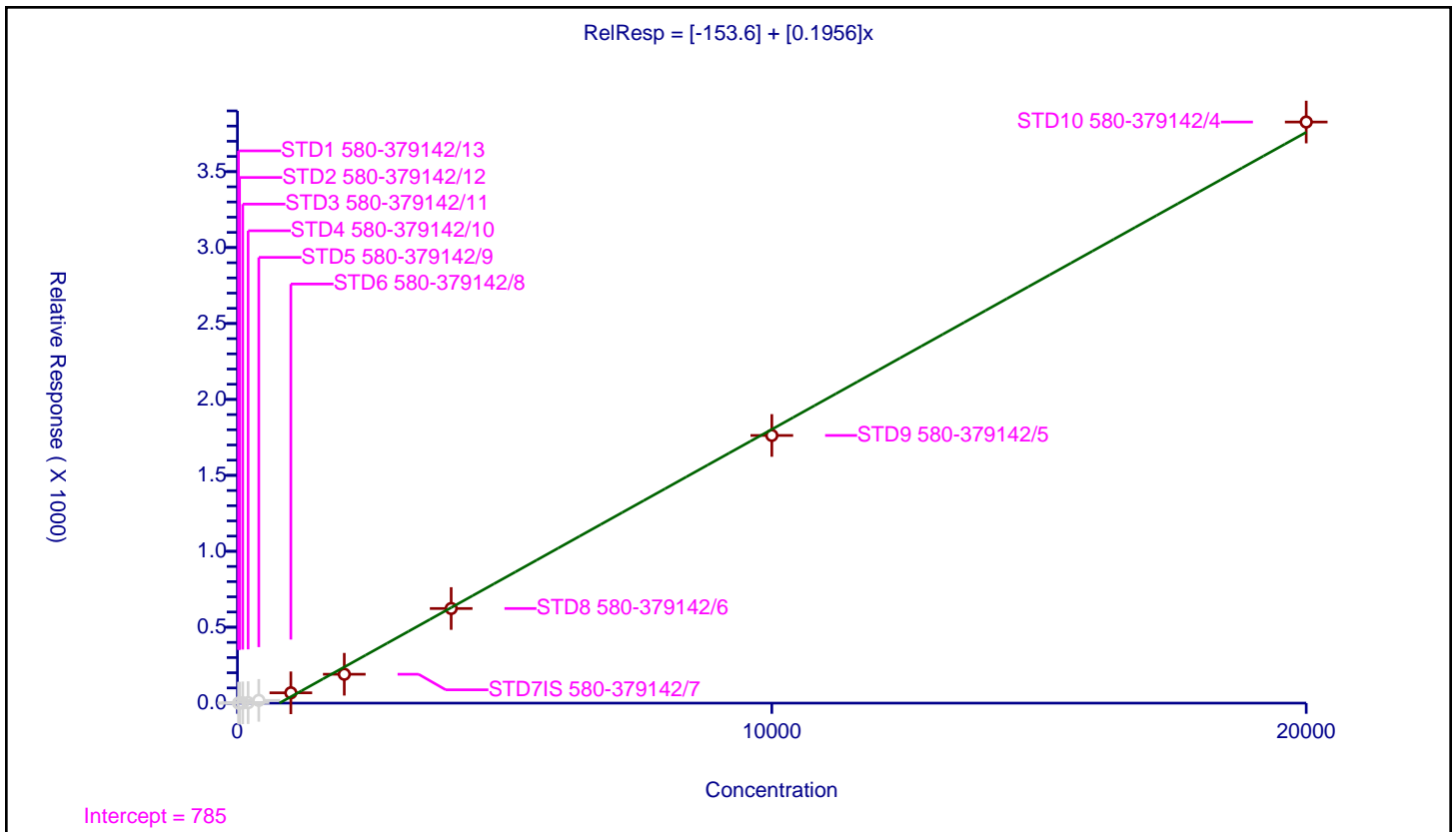
/ 4-Nitrophenol

Curve Type: Linear
 Weighting: Conc
 Origin: None
 Dependency: Response
 Calib Mode: ISTD
 Response Base: AREA
 RF Rounding: 0

Curve Coefficients	
Intercept:	-153.6
Slope:	0.1956

Error Coefficients	
Standard Error:	1630000
Relative Standard Error:	10.5
Correlation Coefficient:	1.000
Coefficient of Determination (Adjusted):	0.998

ID	Level	Concentration	Rel. Resp.	IS Amount	IS Response	RRF	Used
1	STD1 580-379142/13	20.0	0.0	100.0	41597.0	0.0	N
2	STD2 580-379142/12	40.0	0.0	100.0	50575.0	0.0	N
3	STD3 580-379142/11	100.0	1.810272	100.0	54246.0	0.018103	N
4	STD4 580-379142/10	200.0	3.277522	100.0	57635.0	0.016388	N
5	STD5 580-379142/9	400.0	18.235934	100.0	60644.0	0.04559	N
6	STD6 580-379142/8	1000.0	67.875763	100.0	63105.0	0.067876	Y
7	STD7IS 580-379142/7	2000.0	190.133664	100.0	65313.0	0.095067	Y
8	STD8 580-379142/6	4000.0	623.107358	100.0	65966.0	0.155777	Y
9	STD9 580-379142/5	10000.0	1762.772368	100.0	69529.0	0.176277	Y
10	STD10 580-379142/4	20000.0	3826.737144	100.0	65553.0	0.191337	Y



Calibration

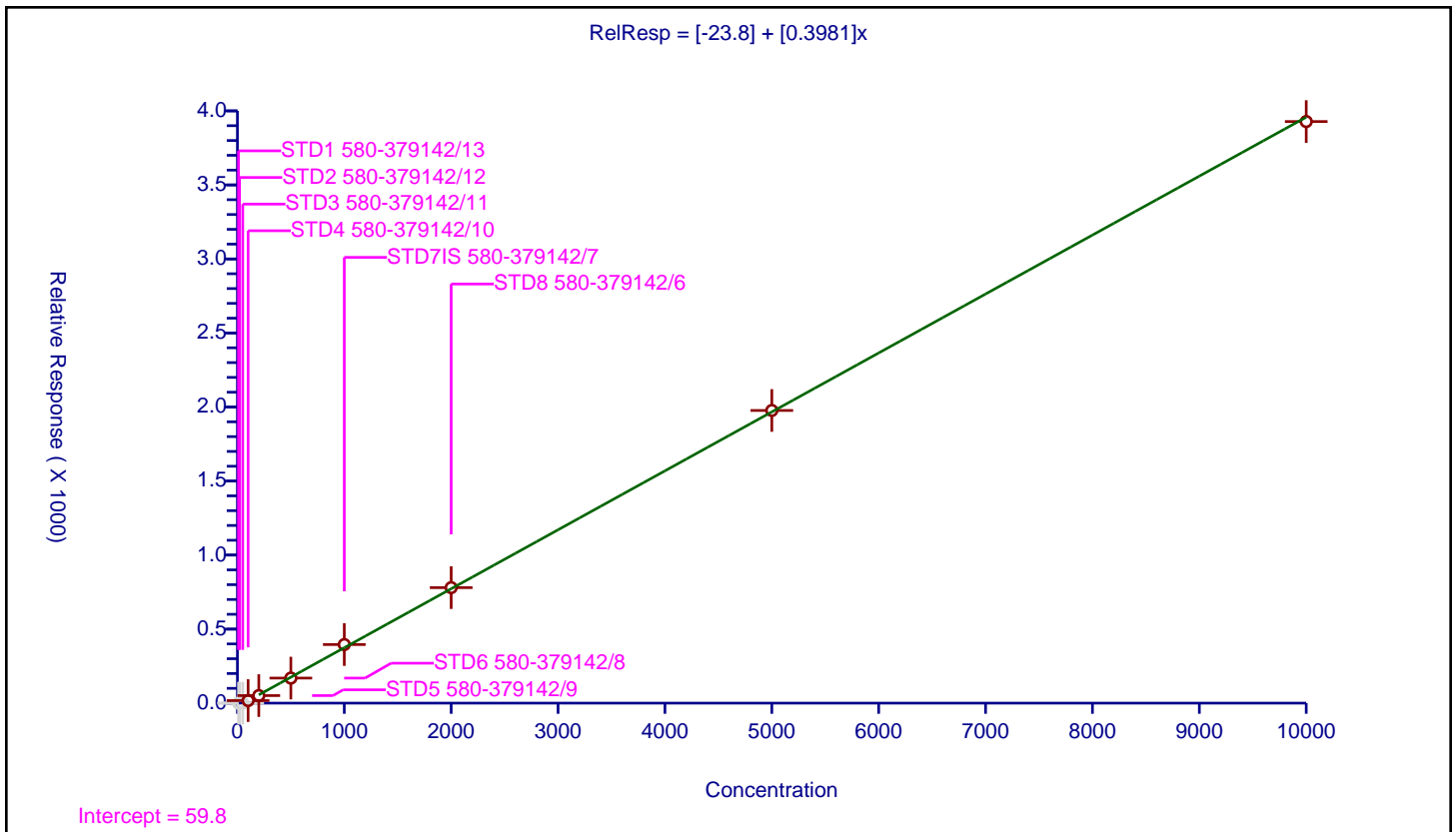
/ 2,4-Dinitrotoluene

Curve Type: Linear
 Weighting: Conc_Sq
 Origin: None
 Dependency: Response
 Calib Mode: ISTD
 Response Base: AREA
 RF Rounding: 0

Curve Coefficients	
Intercept:	-23.8
Slope:	0.3981

Error Coefficients	
Standard Error:	1330000
Relative Standard Error:	4.1
Correlation Coefficient:	0.999
Coefficient of Determination (Adjusted):	0.998

ID	Level	Concentration	Rel. Resp.	IS Amount	IS Response	RRF	Used
1	STD1 580-379142/13	10.0	0.0	100.0	41597.0	0.0	N
2	STD2 580-379142/12	20.0	0.0	100.0	50575.0	0.0	N
3	STD3 580-379142/11	50.0	0.0	100.0	54246.0	0.0	N
4	STD4 580-379142/10	100.0	17.229114	100.0	57635.0	0.172291	Y
5	STD5 580-379142/9	200.0	50.994328	100.0	60644.0	0.254972	Y
6	STD6 580-379142/8	500.0	169.256002	100.0	63105.0	0.338512	Y
7	STD7IS 580-379142/7	1000.0	395.57056	100.0	65313.0	0.395571	Y
8	STD8 580-379142/6	2000.0	780.004851	100.0	65966.0	0.390002	Y
9	STD9 580-379142/5	5000.0	1976.63421	100.0	69529.0	0.395327	Y
10	STD10 580-379142/4	10000.0	3928.03533	100.0	65553.0	0.392804	Y



Calibration

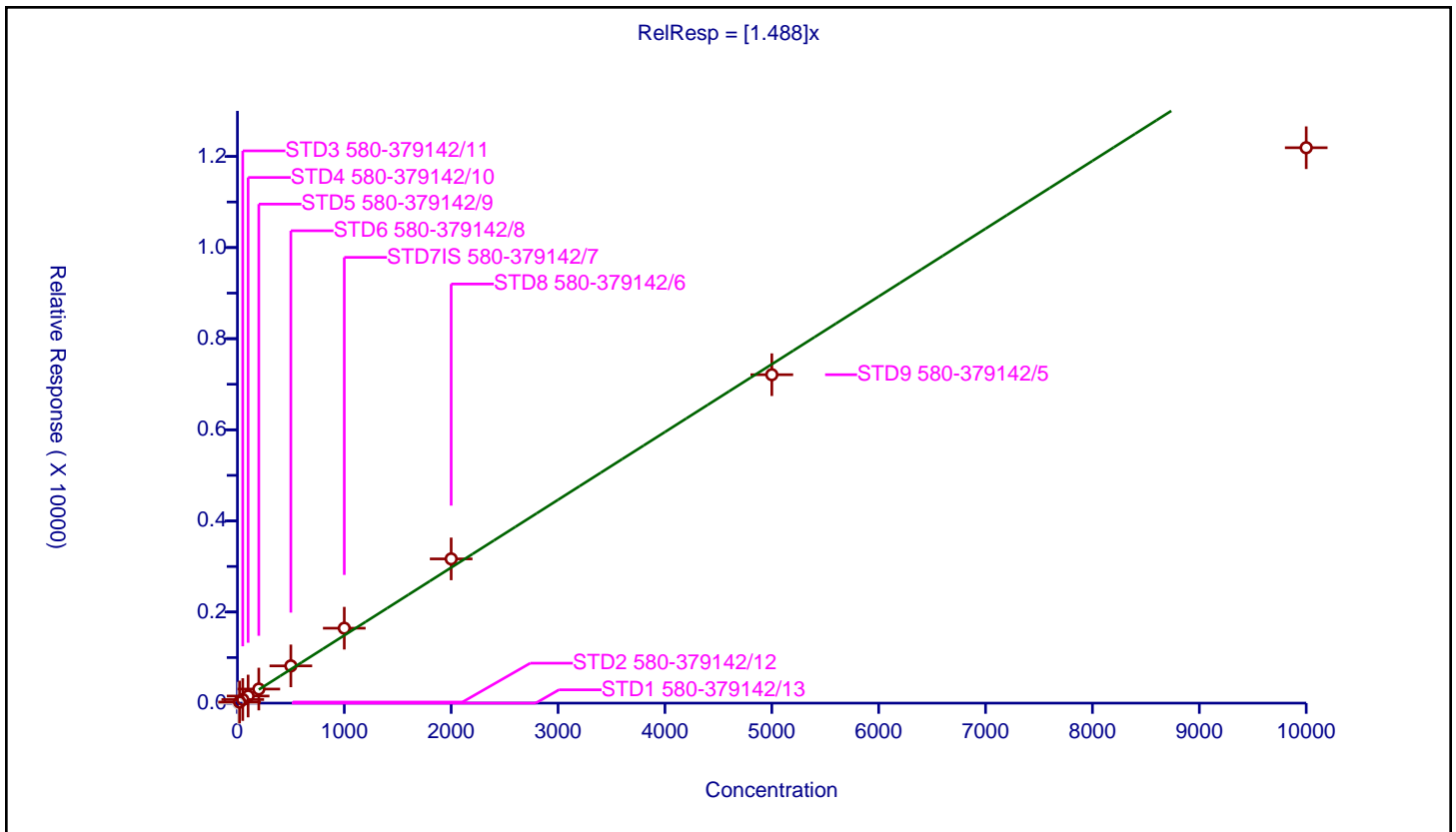
/ Dibenzofuran

Curve Type: Average
 Weighting: Conc_Sq
 Origin: Force
 Dependency: Response
 Calib Mode: ISTD
 Response Base: AREA
 RF Rounding: 0

Curve Coefficients	
Intercept:	0
Slope:	1.488

Error Coefficients	
Standard Error:	3440000
Relative Standard Error:	11.4
Correlation Coefficient:	0.986
Coefficient of Determination (Adjusted):	0.985

ID	Level	Concentration	Rel. Resp.	IS Amount	IS Response	RRF	Used
1	STD1 580-379142/13	10.0	0.0	100.0	41597.0	0.0	N
2	STD2 580-379142/12	20.0	23.942659	100.0	50575.0	1.197133	Y
3	STD3 580-379142/11	50.0	78.472145	100.0	54246.0	1.569443	Y
4	STD4 580-379142/10	100.0	155.625922	100.0	57635.0	1.556259	Y
5	STD5 580-379142/9	200.0	308.751072	100.0	60644.0	1.543755	Y
6	STD6 580-379142/8	500.0	817.642025	100.0	63105.0	1.635284	Y
7	STD7IS 580-379142/7	1000.0	1644.588367	100.0	65313.0	1.644588	Y
8	STD8 580-379142/6	2000.0	3166.140133	100.0	65966.0	1.58307	Y
9	STD9 580-379142/5	5000.0	7209.446418	100.0	69529.0	1.441889	Y
10	STD10 580-379142/4	10000.0	12191.262032	100.0	65553.0	1.219126	Y



Calibration

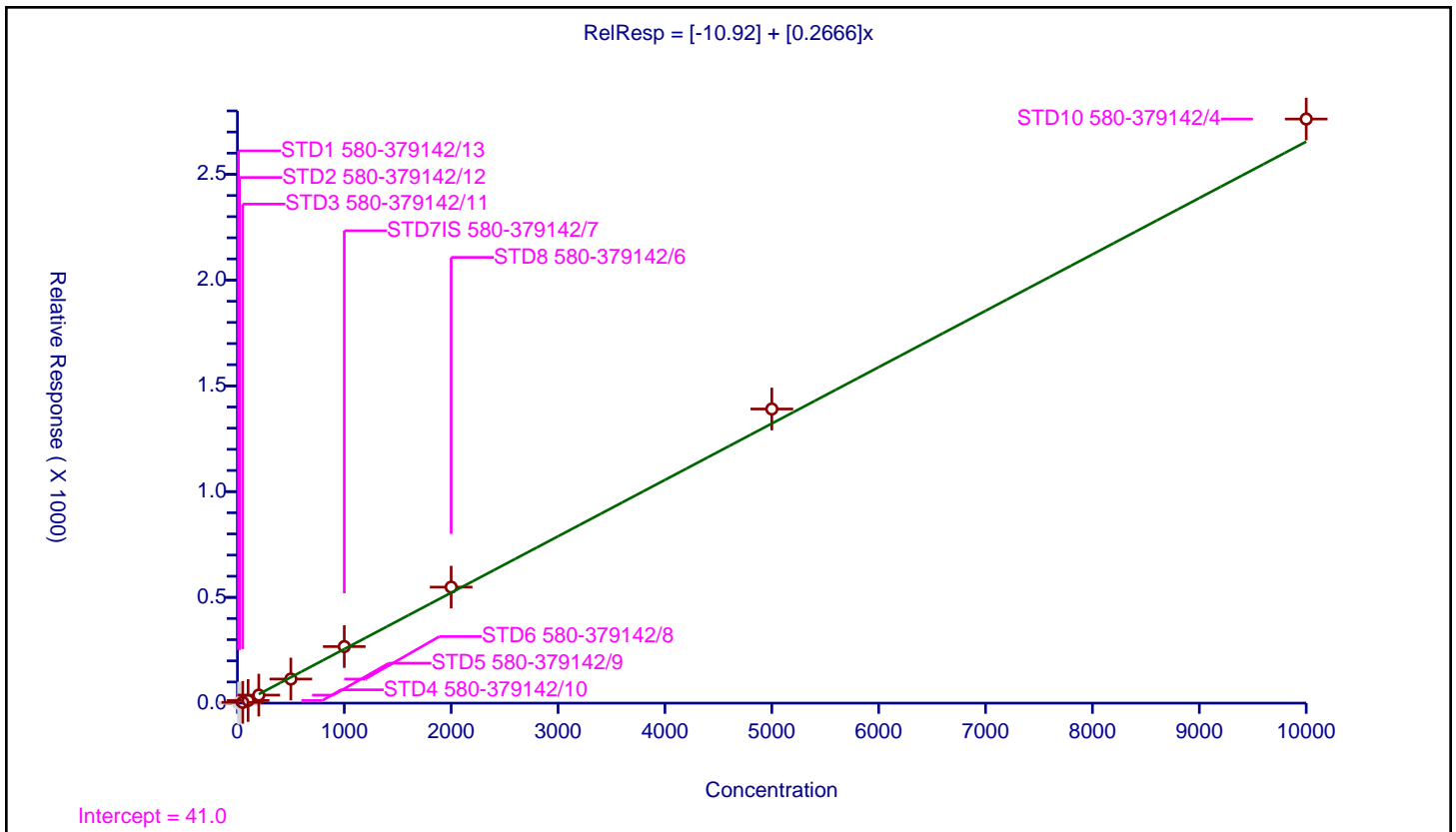
/ 2,3,5,6-Tetrachlorophenol

Curve Type: Linear
 Weighting: Conc_Sq
 Origin: None
 Dependency: Response
 Calib Mode: ISTD
 Response Base: AREA
 RF Rounding: 0

Curve Coefficients	
Intercept:	-10.92
Slope:	0.2666

Error Coefficients	
Standard Error:	853000
Relative Standard Error:	8.4
Correlation Coefficient:	0.999
Coefficient of Determination (Adjusted):	0.992

ID	Level	Concentration	Rel. Resp.	IS Amount	IS Response	RRF	Used
1	STD1 580-379142/13	10.0	0.0	100.0	41597.0	0.0	N
2	STD2 580-379142/12	20.0	0.0	100.0	50575.0	0.0	N
3	STD3 580-379142/11	50.0	3.532058	100.0	54246.0	0.070641	Y
4	STD4 580-379142/10	100.0	12.443828	100.0	57635.0	0.124438	Y
5	STD5 580-379142/9	200.0	37.964184	100.0	60644.0	0.189821	Y
6	STD6 580-379142/8	500.0	113.905396	100.0	63105.0	0.227811	Y
7	STD7IS 580-379142/7	1000.0	267.378623	100.0	65313.0	0.267379	Y
8	STD8 580-379142/6	2000.0	548.482552	100.0	65966.0	0.274241	Y
9	STD9 580-379142/5	5000.0	1390.549267	100.0	69529.0	0.27811	Y
10	STD10 580-379142/4	10000.0	2761.507482	100.0	65553.0	0.276151	Y



Calibration

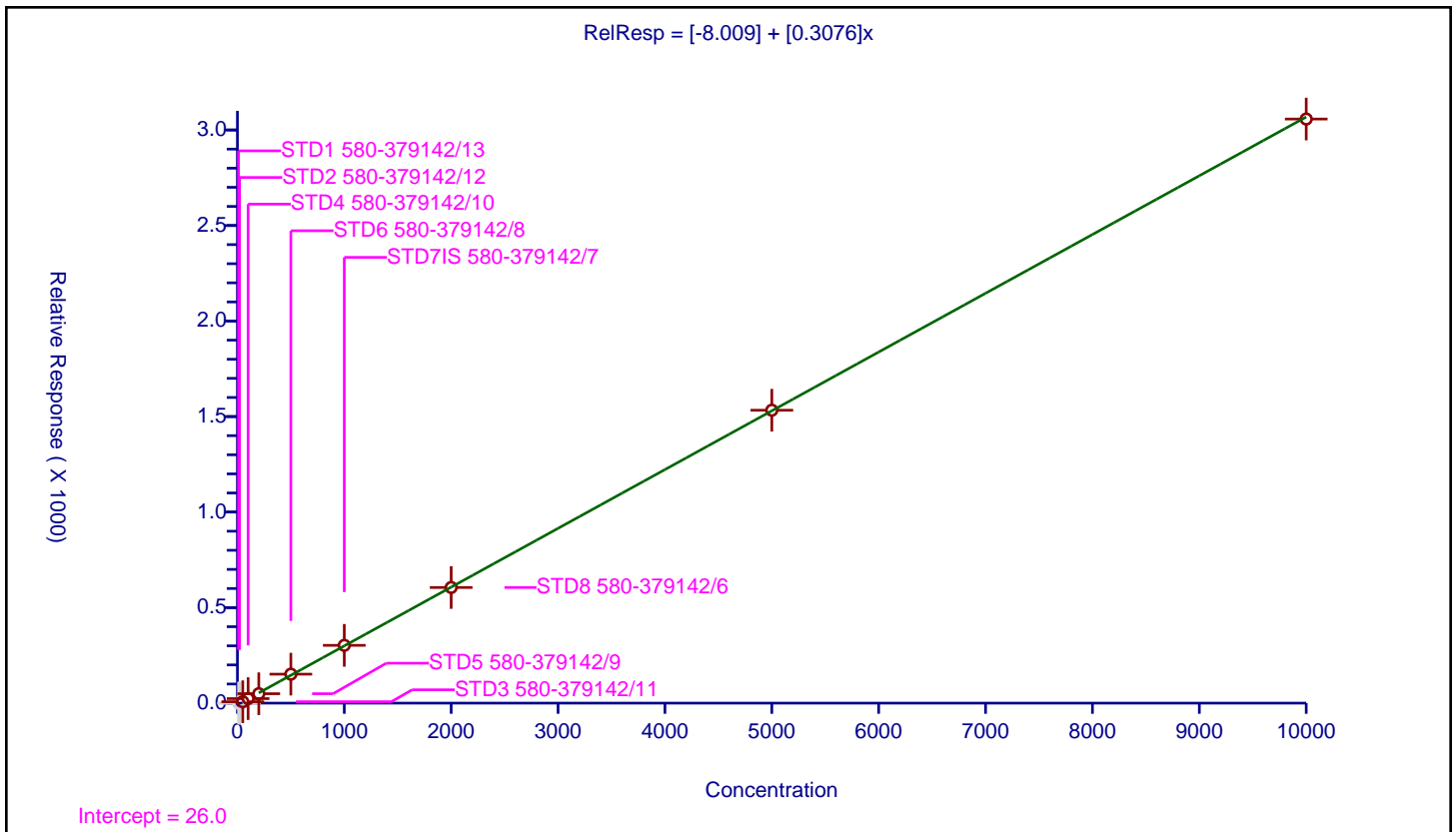
/ 2,3,4,6-Tetrachlorophenol

Curve Type: Linear
 Weighting: Conc_Sq
 Origin: None
 Dependency: Response
 Calib Mode: ISTD
 Response Base: AREA
 RF Rounding: 0

Curve Coefficients	
Intercept:	-8.009
Slope:	0.3076

Error Coefficients	
Standard Error:	944000
Relative Standard Error:	3.4
Correlation Coefficient:	0.999
Coefficient of Determination (Adjusted):	0.999

ID	Level	Concentration	Rel. Resp.	IS Amount	IS Response	RRF	Used
1	STD1 580-379142/13	10.0	0.0	100.0	41597.0	0.0	N
2	STD2 580-379142/12	20.0	0.0	100.0	50575.0	0.0	N
3	STD3 580-379142/11	50.0	7.368285	100.0	54246.0	0.147366	Y
4	STD4 580-379142/10	100.0	23.563807	100.0	57635.0	0.235638	Y
5	STD5 580-379142/9	200.0	49.309083	100.0	60644.0	0.246545	Y
6	STD6 580-379142/8	500.0	151.568022	100.0	63105.0	0.303136	Y
7	STD7IS 580-379142/7	1000.0	302.478833	100.0	65313.0	0.302479	Y
8	STD8 580-379142/6	2000.0	605.261802	100.0	65966.0	0.302631	Y
9	STD9 580-379142/5	5000.0	1533.19622	100.0	69529.0	0.306639	Y
10	STD10 580-379142/4	10000.0	3057.310878	100.0	65553.0	0.305731	Y



Calibration

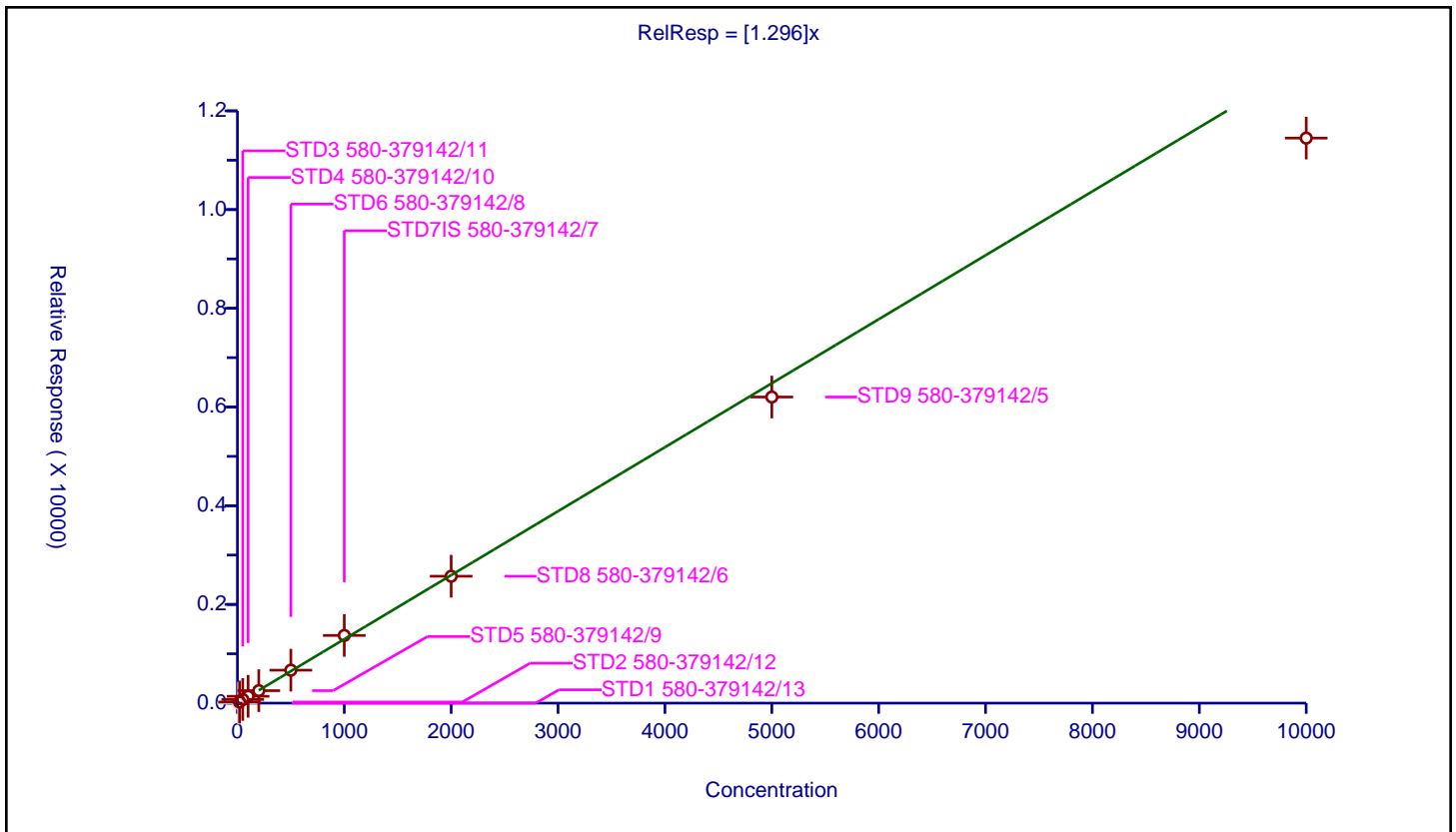
/ Diethyl phthalate

Curve Type: Average
 Weighting: Conc_Sq
 Origin: Force
 Dependency: Response
 Calib Mode: ISTD
 Response Base: AREA
 RF Rounding: 0

Curve Coefficients	
Intercept:	0
Slope:	1.296

Error Coefficients	
Standard Error:	3130000
Relative Standard Error:	8.5
Correlation Coefficient:	0.995
Coefficient of Determination (Adjusted):	0.991

ID	Level	Concentration	Rel. Resp.	IS Amount	IS Response	RRF	Used
1	STD1 580-379142/13	10.0	0.0	100.0	41597.0	0.0	N
2	STD2 580-379142/12	20.0	23.070687	100.0	50575.0	1.153534	Y
3	STD3 580-379142/11	50.0	74.033108	100.0	54246.0	1.480662	Y
4	STD4 580-379142/10	100.0	139.063069	100.0	57635.0	1.390631	Y
5	STD5 580-379142/9	200.0	252.73234	100.0	60644.0	1.263662	Y
6	STD6 580-379142/8	500.0	667.622217	100.0	63105.0	1.335244	Y
7	STD7IS 580-379142/7	1000.0	1371.582993	100.0	65313.0	1.371583	Y
8	STD8 580-379142/6	2000.0	2571.262469	100.0	65966.0	1.285631	Y
9	STD9 580-379142/5	5000.0	6202.43927	100.0	69529.0	1.240488	Y
10	STD10 580-379142/4	10000.0	11448.47528	100.0	65553.0	1.144848	Y



Calibration

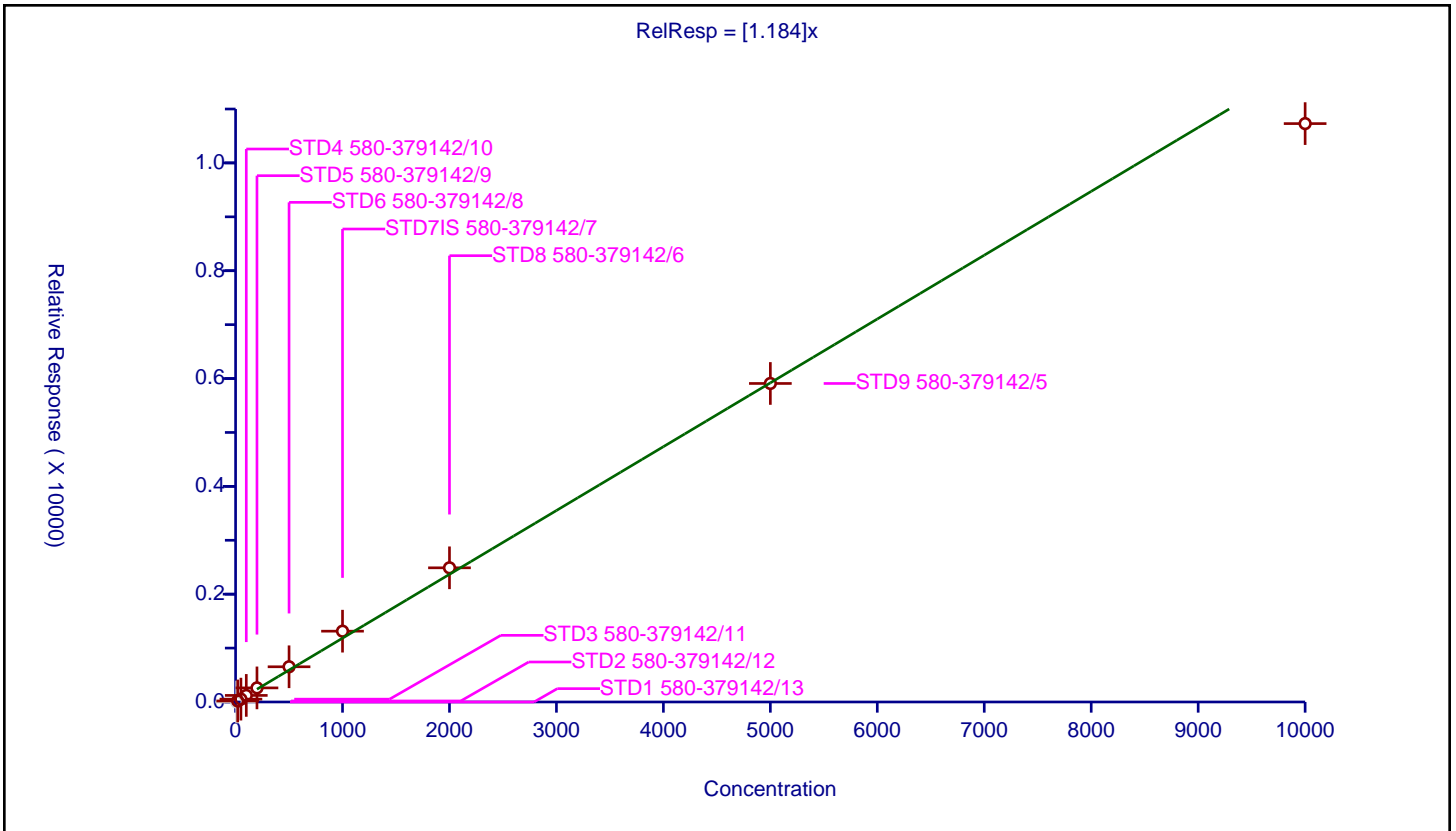
/ Fluorene

Curve Type: Average
 Weighting: Conc_Sq
 Origin: Force
 Dependency: Response
 Calib Mode: ISTD
 Response Base: AREA
 RF Rounding: 0

Curve Coefficients	
Intercept:	0
Slope:	1.184

Error Coefficients	
Standard Error:	2950000
Relative Standard Error:	10.9
Correlation Coefficient:	0.994
Coefficient of Determination (Adjusted):	0.987

ID	Level	Concentration	Rel. Resp.	IS Amount	IS Response	RRF	Used
1	STD1 580-379142/13	10.0	0.0	100.0	41597.0	0.0	N
2	STD2 580-379142/12	20.0	19.064755	100.0	50575.0	0.953238	Y
3	STD3 580-379142/11	50.0	52.929248	100.0	54246.0	1.058585	Y
4	STD4 580-379142/10	100.0	121.804459	100.0	57635.0	1.218045	Y
5	STD5 580-379142/9	200.0	261.40591	100.0	60644.0	1.30703	Y
6	STD6 580-379142/8	500.0	653.322241	100.0	63105.0	1.306644	Y
7	STD7IS 580-379142/7	1000.0	1313.516452	100.0	65313.0	1.313516	Y
8	STD8 580-379142/6	2000.0	2489.094382	100.0	65966.0	1.244547	Y
9	STD9 580-379142/5	5000.0	5908.740238	100.0	69529.0	1.181748	Y
10	STD10 580-379142/4	10000.0	10729.414367	100.0	65553.0	1.072941	Y



Calibration

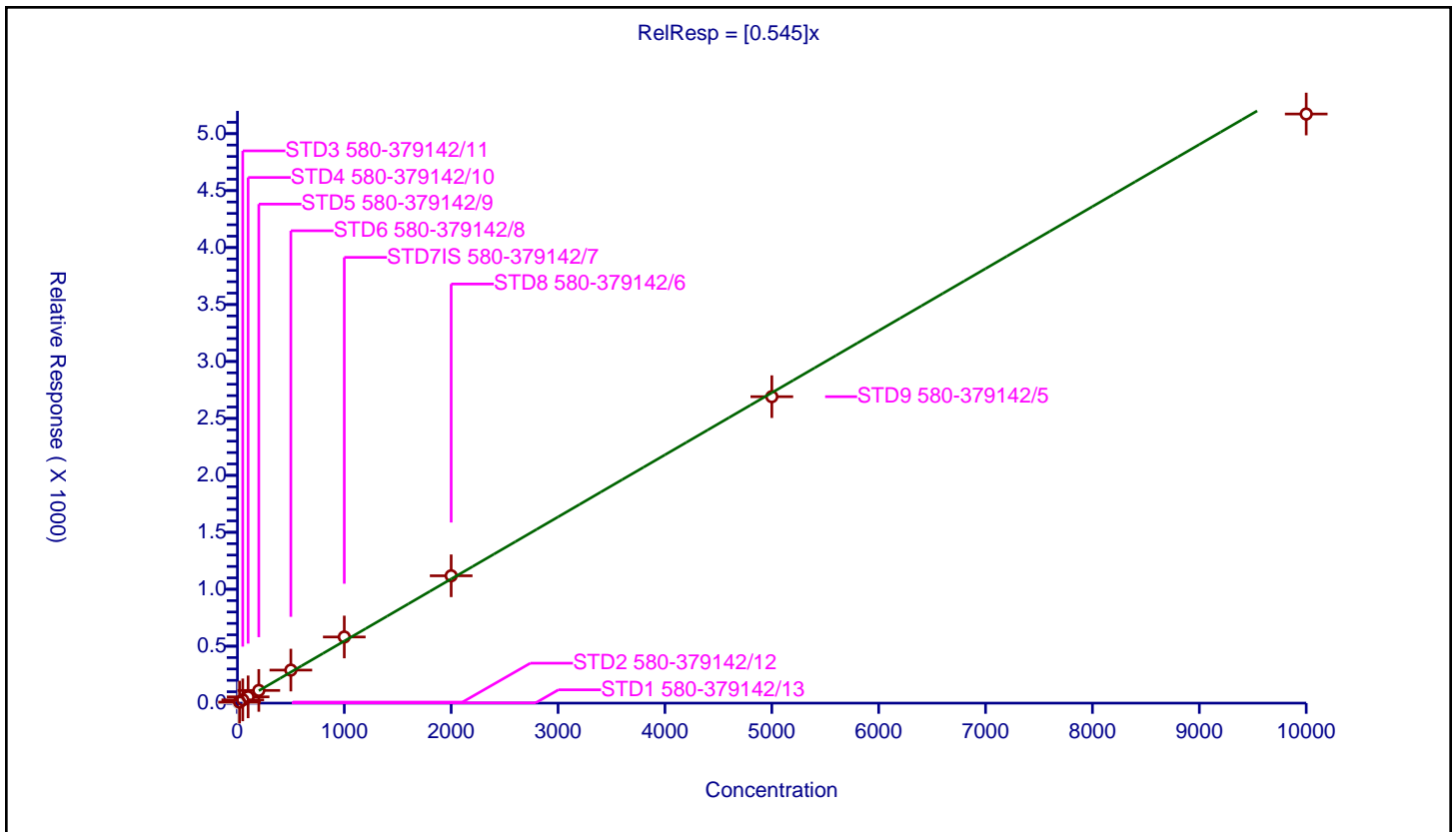
/ 4-Chlorophenyl phenyl ether

Curve Type: Average
 Weighting: Conc_Sq
 Origin: Force
 Dependency: Response
 Calib Mode: ISTD
 Response Base: AREA
 RF Rounding: 0

Curve Coefficients	
Intercept:	0
Slope:	0.545

Error Coefficients	
Standard Error:	1400000
Relative Standard Error:	7.6
Correlation Coefficient:	0.998
Coefficient of Determination (Adjusted):	0.993

ID	Level	Concentration	Rel. Resp.	IS Amount	IS Response	RRF	Used
1	STD1 580-379142/13	10.0	2.541049	100.0	41597.0	0.254105	N
2	STD2 580-379142/12	20.0	8.968858	100.0	50575.0	0.448443	Y
3	STD3 580-379142/11	50.0	28.739446	100.0	54246.0	0.574789	Y
4	STD4 580-379142/10	100.0	54.97354	100.0	57635.0	0.549735	Y
5	STD5 580-379142/9	200.0	111.3416	100.0	60644.0	0.556708	Y
6	STD6 580-379142/8	500.0	290.059425	100.0	63105.0	0.580119	Y
7	STD7IS 580-379142/7	1000.0	580.847611	100.0	65313.0	0.580848	Y
8	STD8 580-379142/6	2000.0	1118.133584	100.0	65966.0	0.559067	Y
9	STD9 580-379142/5	5000.0	2690.70316	100.0	69529.0	0.538141	Y
10	STD10 580-379142/4	10000.0	5172.541302	100.0	65553.0	0.517254	Y



Calibration

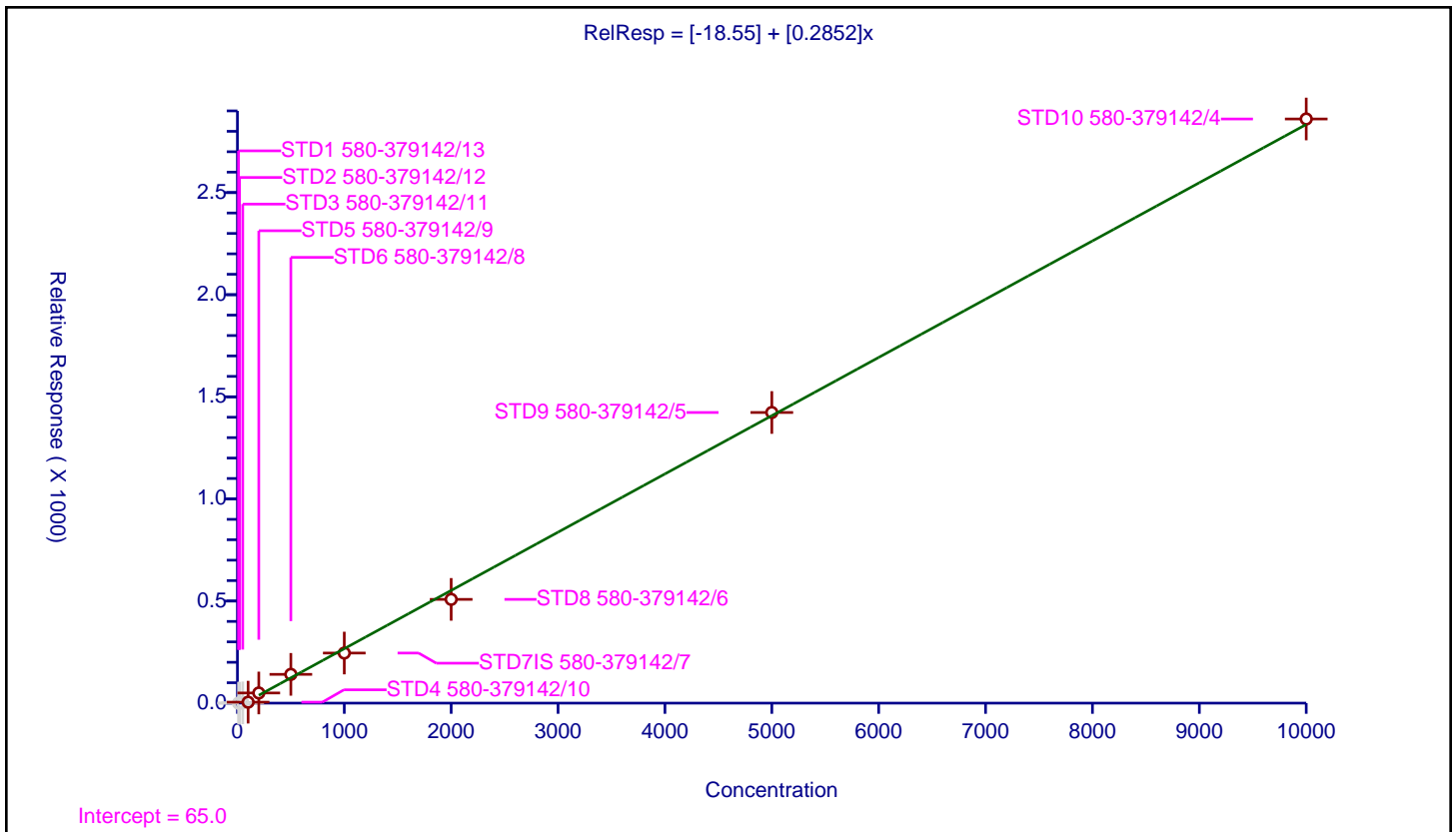
/ 4-Nitroaniline

Curve Type: Linear
 Weighting: Conc
 Origin: None
 Dependency: Response
 Calib Mode: ISTD
 Response Base: AREA
 RF Rounding: 0

Curve Coefficients	
Intercept:	-18.55
Slope:	0.2852

Error Coefficients	
Standard Error:	962000
Relative Standard Error:	14.0
Correlation Coefficient:	0.999
Coefficient of Determination (Adjusted):	0.998

ID	Level	Concentration	Rel. Resp.	IS Amount	IS Response	RRF	Used
1	STD1 580-379142/13	10.0	0.0	100.0	41597.0	0.0	N
2	STD2 580-379142/12	20.0	0.0	100.0	50575.0	0.0	N
3	STD3 580-379142/11	50.0	1.544814	100.0	54246.0	0.030896	N
4	STD4 580-379142/10	100.0	4.750586	100.0	57635.0	0.047506	Y
5	STD5 580-379142/9	200.0	49.701537	100.0	60644.0	0.248508	Y
6	STD6 580-379142/8	500.0	140.909595	100.0	63105.0	0.281819	Y
7	STD7IS 580-379142/7	1000.0	245.236017	100.0	65313.0	0.245236	Y
8	STD8 580-379142/6	2000.0	508.089016	100.0	65966.0	0.254045	Y
9	STD9 580-379142/5	5000.0	1423.122726	100.0	69529.0	0.284625	Y
10	STD10 580-379142/4	10000.0	2860.38015	100.0	65553.0	0.286038	Y



Calibration

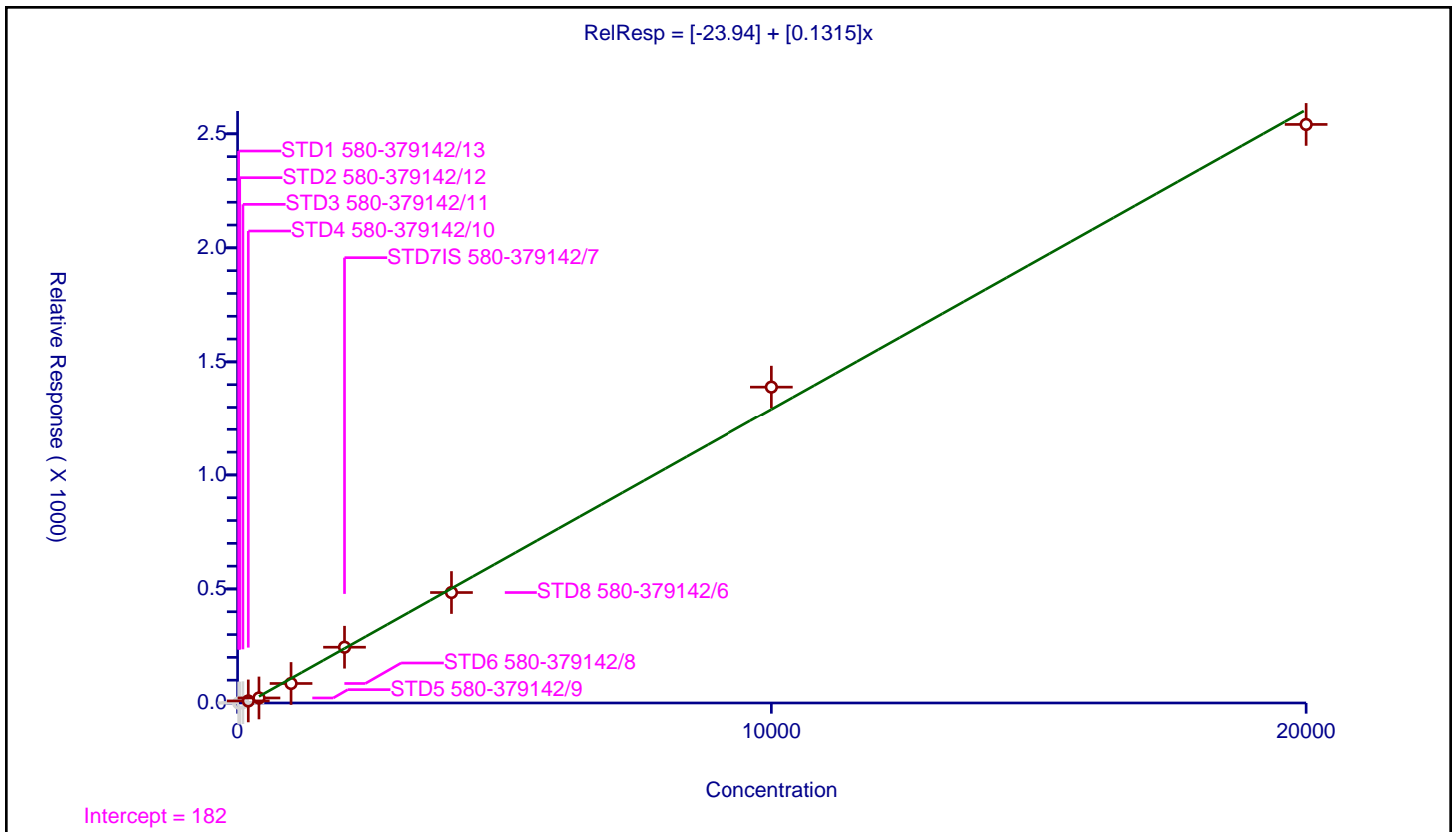
/ 4,6-Dinitro-2-methylphenol

Curve Type: Linear
 Weighting: Conc
 Origin: None
 Dependency: Response
 Calib Mode: ISTD
 Response Base: AREA
 RF Rounding: 0

Curve Coefficients	
Intercept:	-23.94
Slope:	0.1315

Error Coefficients	
Standard Error:	140000
Relative Standard Error:	15.2
Correlation Coefficient:	0.998
Coefficient of Determination (Adjusted):	0.996

ID	Level	Concentration	Rel. Resp.	IS Amount	IS Response	RRF	Used
1	STD1 580-379142/13	20.0	0.0	100.0	50974.0	0.0	N
2	STD2 580-379142/12	40.0	0.0	100.0	65799.0	0.0	N
3	STD3 580-379142/11	100.0	1.45766	100.0	75532.0	0.014577	N
4	STD4 580-379142/10	200.0	9.040835	100.0	82968.0	0.045204	Y
5	STD5 580-379142/9	400.0	22.077279	100.0	90840.0	0.055193	Y
6	STD6 580-379142/8	1000.0	85.584228	100.0	99516.0	0.085584	Y
7	STD7IS 580-379142/7	2000.0	244.572243	100.0	94680.0	0.122286	Y
8	STD8 580-379142/6	4000.0	484.406221	100.0	103195.0	0.121102	Y
9	STD9 580-379142/5	10000.0	1389.254719	100.0	103934.0	0.138925	Y
10	STD10 580-379142/4	20000.0	2541.19103	100.0	107067.0	0.12706	Y



Calibration

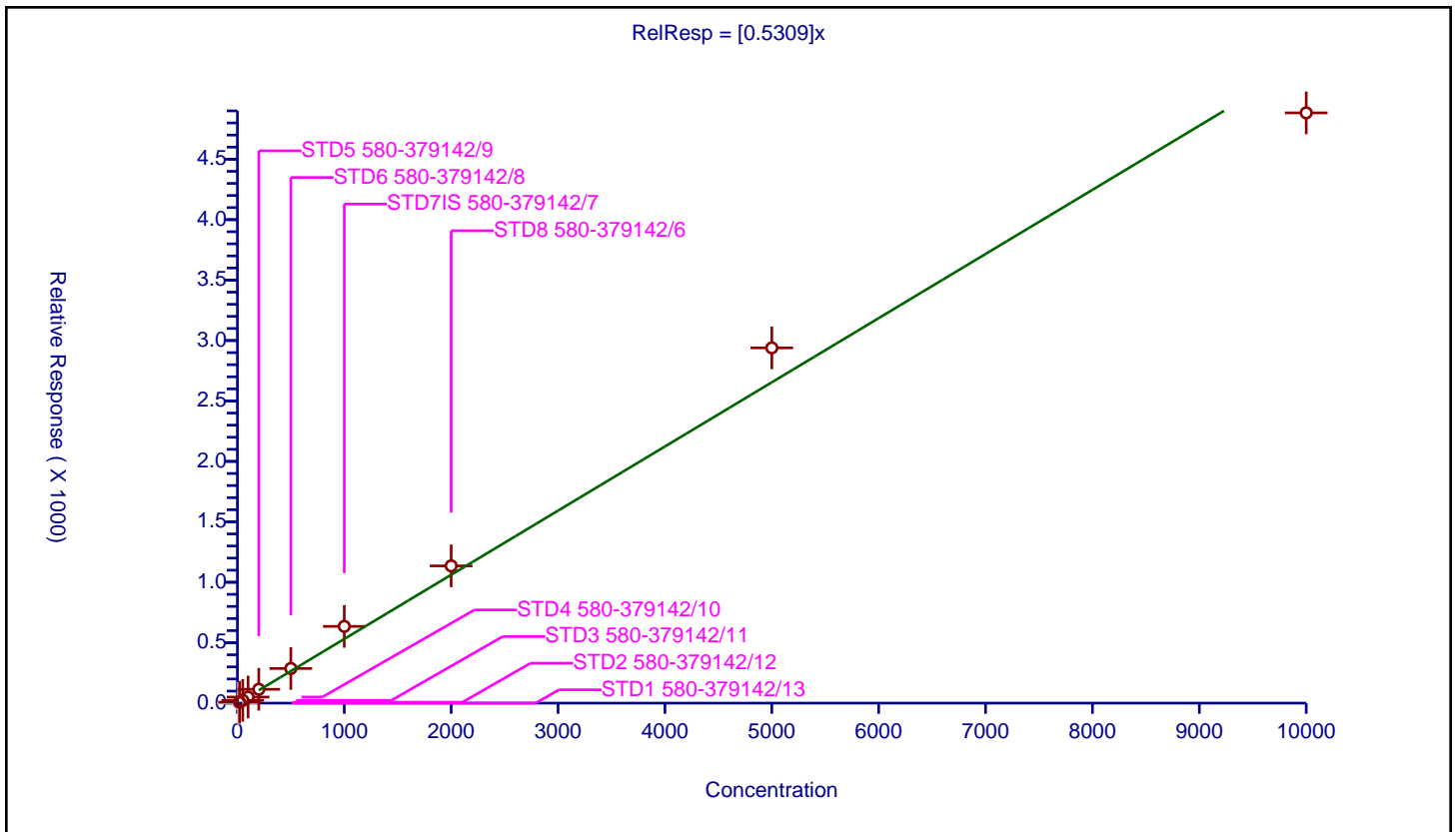
/ N-Nitrosodiphenylamine

Curve Type: Average
 Weighting: Conc_Sq
 Origin: Force
 Dependency: Response
 Calib Mode: ISTD
 Response Base: AREA
 RF Rounding: 0

Curve Coefficients	
Intercept:	0
Slope:	0.5309

Error Coefficients	
Standard Error:	2190000
Relative Standard Error:	14.4
Correlation Coefficient:	0.994
Coefficient of Determination (Adjusted):	0.978

ID	Level	Concentration	Rel. Resp.	IS Amount	IS Response	RRF	Used
1	STD1 580-379142/13	10.0	0.0	100.0	50974.0	0.0	N
2	STD2 580-379142/12	20.0	7.793432	100.0	65799.0	0.389672	Y
3	STD3 580-379142/11	50.0	23.026002	100.0	75532.0	0.46052	Y
4	STD4 580-379142/10	100.0	50.291679	100.0	82968.0	0.502917	Y
5	STD5 580-379142/9	200.0	114.476002	100.0	90840.0	0.57238	Y
6	STD6 580-379142/8	500.0	286.637325	100.0	99516.0	0.573275	Y
7	STD7IS 580-379142/7	1000.0	635.015843	100.0	94680.0	0.635016	Y
8	STD8 580-379142/6	2000.0	1135.489123	100.0	103195.0	0.567745	Y
9	STD9 580-379142/5	5000.0	2939.216233	100.0	103934.0	0.587843	Y
10	STD10 580-379142/4	10000.0	4883.510325	100.0	107067.0	0.488351	Y



Calibration

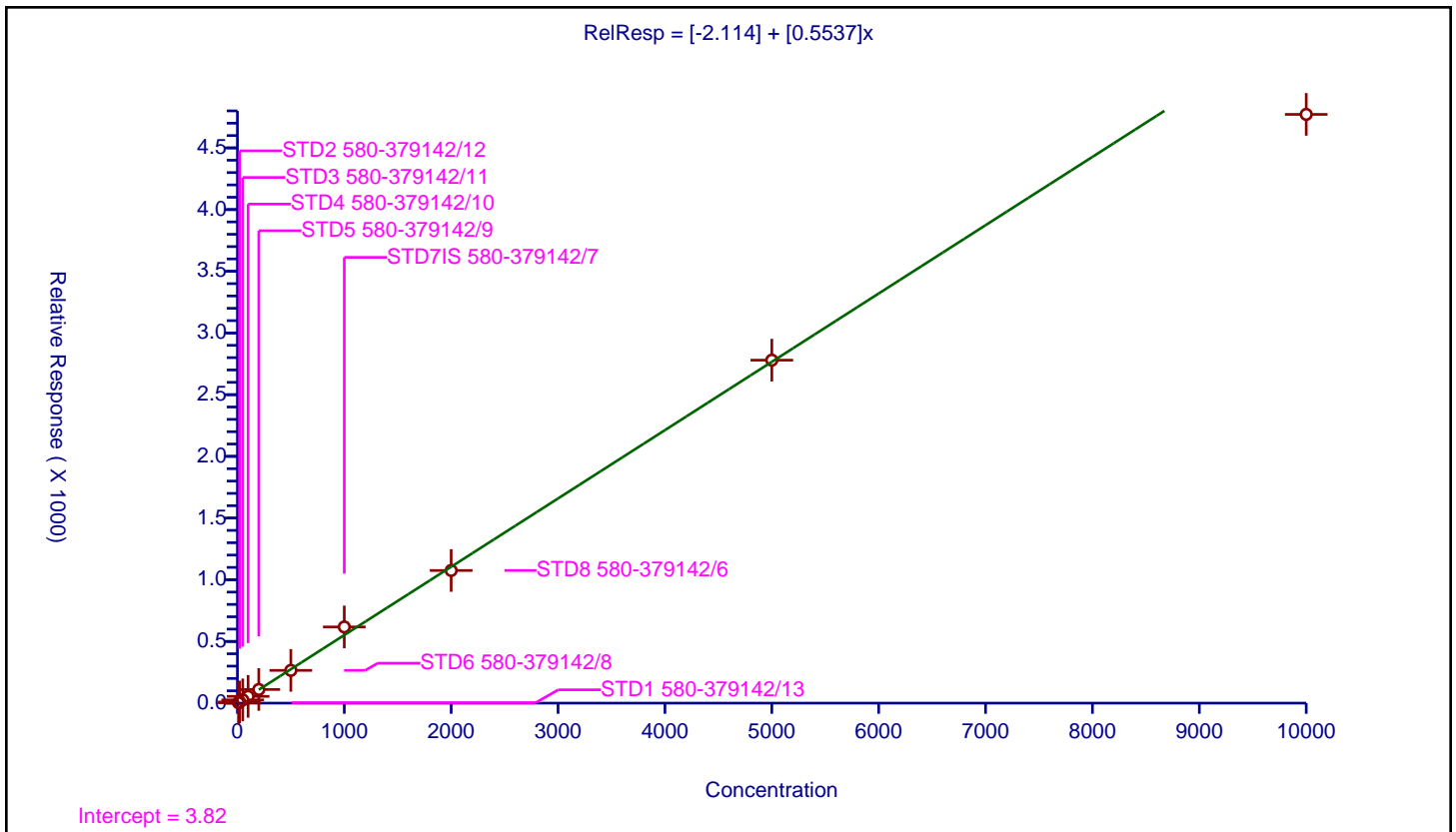
/ Azobenzene

Curve Type: Linear
 Weighting: Conc_Sq
 Origin: None
 Dependency: Response
 Calib Mode: ISTD
 Response Base: AREA
 RF Rounding: 0

Curve Coefficients	
Intercept:	-2.114
Slope:	0.5537

Error Coefficients	
Standard Error:	2120000
Relative Standard Error:	6.9
Correlation Coefficient:	0.996
Coefficient of Determination (Adjusted):	0.995

ID	Level	Concentration	Rel. Resp.	IS Amount	IS Response	RRF	Used
1	STD1 580-379142/13	10.0	3.311492	100.0	50974.0	0.331149	Y
2	STD2 580-379142/12	20.0	9.205307	100.0	65799.0	0.460265	Y
3	STD3 580-379142/11	50.0	26.22597	100.0	75532.0	0.524519	Y
4	STD4 580-379142/10	100.0	54.934433	100.0	82968.0	0.549344	Y
5	STD5 580-379142/9	200.0	110.64509	100.0	90840.0	0.553225	Y
6	STD6 580-379142/8	500.0	265.407573	100.0	99516.0	0.530815	Y
7	STD7IS 580-379142/7	1000.0	617.530629	100.0	94680.0	0.617531	Y
8	STD8 580-379142/6	2000.0	1075.00751	100.0	103195.0	0.537504	Y
9	STD9 580-379142/5	5000.0	2779.675563	100.0	103934.0	0.555935	Y
10	STD10 580-379142/4	10000.0	4771.475805	100.0	107067.0	0.477148	Y



Calibration

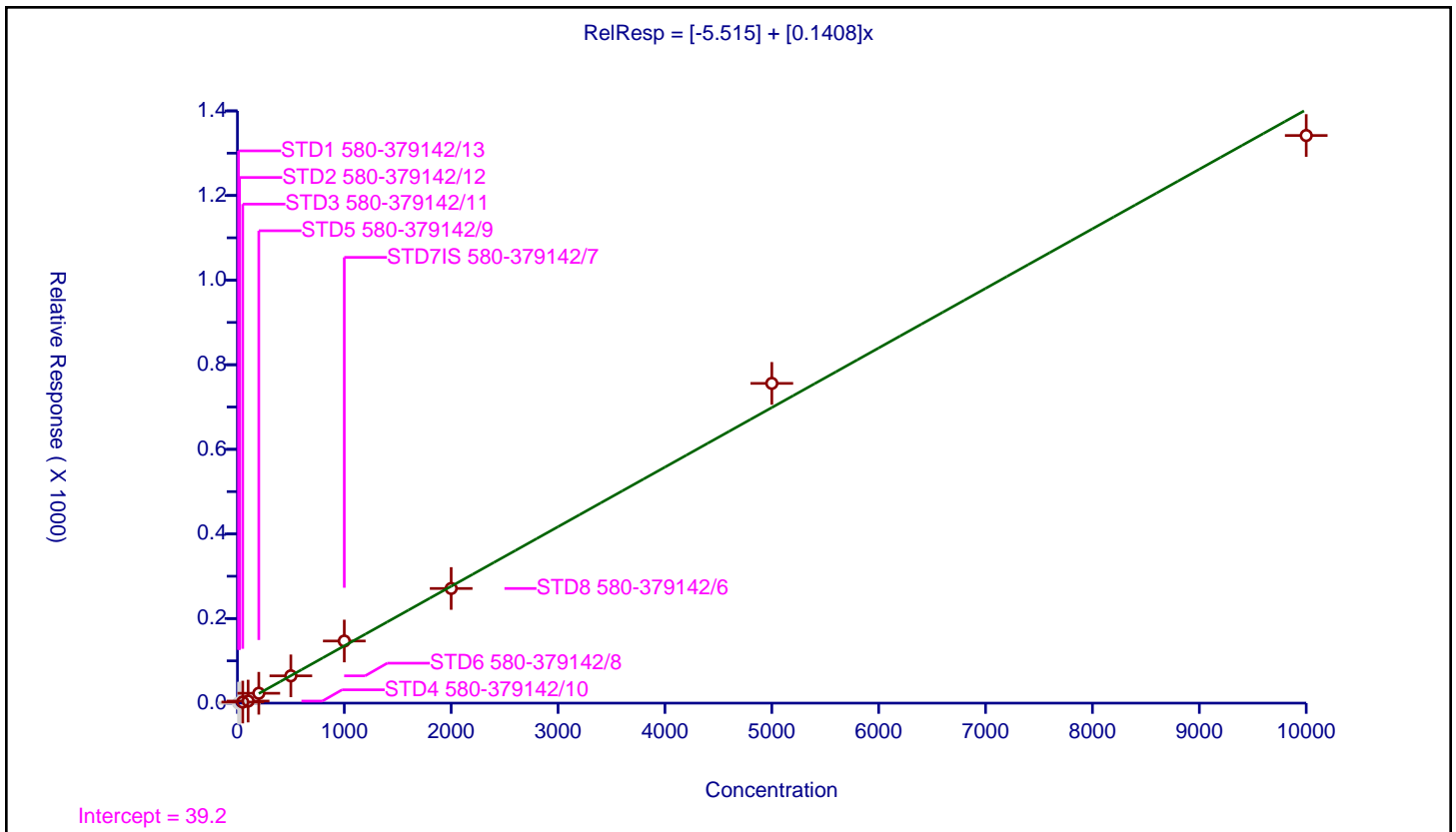
/ 2,4,6-Tribromophenol

Curve Type: Linear
 Weighting: Conc
 Origin: None
 Dependency: Response
 Calib Mode: ISTD
 Response Base: AREA
 RF Rounding: 0

Curve Coefficients	
Intercept:	-5.515
Slope:	0.1408

Error Coefficients	
Standard Error:	680000
Relative Standard Error:	13.3
Correlation Coefficient:	0.998
Coefficient of Determination (Adjusted):	0.996

ID	Level	Concentration	Rel. Resp.	IS Amount	IS Response	RRF	Used
1	STD1 580-379142/13	10.0	0.0	100.0	50974.0	0.0	N
2	STD2 580-379142/12	20.0	0.0	100.0	65799.0	0.0	N
3	STD3 580-379142/11	50.0	2.540645	100.0	75532.0	0.050813	Y
4	STD4 580-379142/10	100.0	4.859705	100.0	82968.0	0.048597	Y
5	STD5 580-379142/9	200.0	23.316821	100.0	90840.0	0.116584	Y
6	STD6 580-379142/8	500.0	64.525302	100.0	99516.0	0.129051	Y
7	STD7IS 580-379142/7	1000.0	146.837769	100.0	94680.0	0.146838	Y
8	STD8 580-379142/6	2000.0	271.022821	100.0	103195.0	0.135511	Y
9	STD9 580-379142/5	5000.0	755.865261	100.0	103934.0	0.151173	Y
10	STD10 580-379142/4	10000.0	1341.793456	100.0	107067.0	0.134179	Y



Calibration

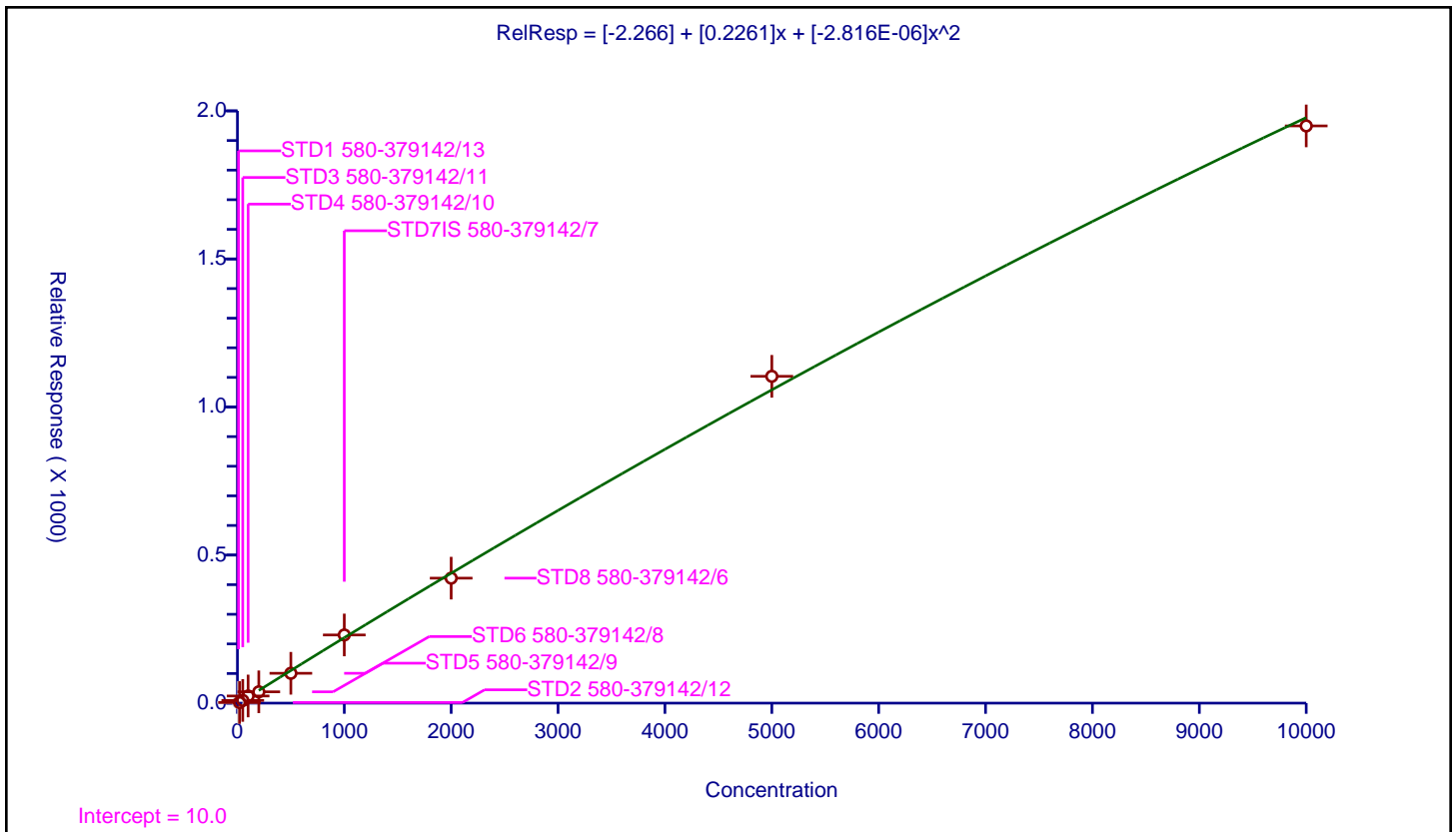
/ 4-Bromophenyl phenyl ether

Curve Type: Quadratic
 Weighting: Conc_Sq
 Origin: None
 Dependency: Response
 Calib Mode: ISTD
 Response Base: AREA
 RF Rounding: 0

Curve Coefficients	
Intercept:	-2.266
Slope:	0.2261
Second Order:	-2.816E-06

Error Coefficients	
Standard Error:	992000
Relative Standard Error:	9.4
Correlation Coefficient:	1.000
Coefficient of Determination (Adjusted):	0.991

ID	Level	Concentration	Rel. Resp.	IS Amount	IS Response	RRF	Used
1	STD1 580-379142/13	10.0	2.367874	100.0	50974.0	0.236787	N
2	STD2 580-379142/12	20.0	2.144409	100.0	65799.0	0.10722	Y
3	STD3 580-379142/11	50.0	9.136525	100.0	75532.0	0.18273	Y
4	STD4 580-379142/10	100.0	24.137017	100.0	82968.0	0.24137	Y
5	STD5 580-379142/9	200.0	38.166006	100.0	90840.0	0.19083	Y
6	STD6 580-379142/8	500.0	100.797862	100.0	99516.0	0.201596	Y
7	STD7IS 580-379142/7	1000.0	230.232362	100.0	94680.0	0.230232	Y
8	STD8 580-379142/6	2000.0	422.096032	100.0	103195.0	0.211048	Y
9	STD9 580-379142/5	5000.0	1103.643658	100.0	103934.0	0.220729	Y
10	STD10 580-379142/4	10000.0	1949.230855	100.0	107067.0	0.194923	Y



Calibration

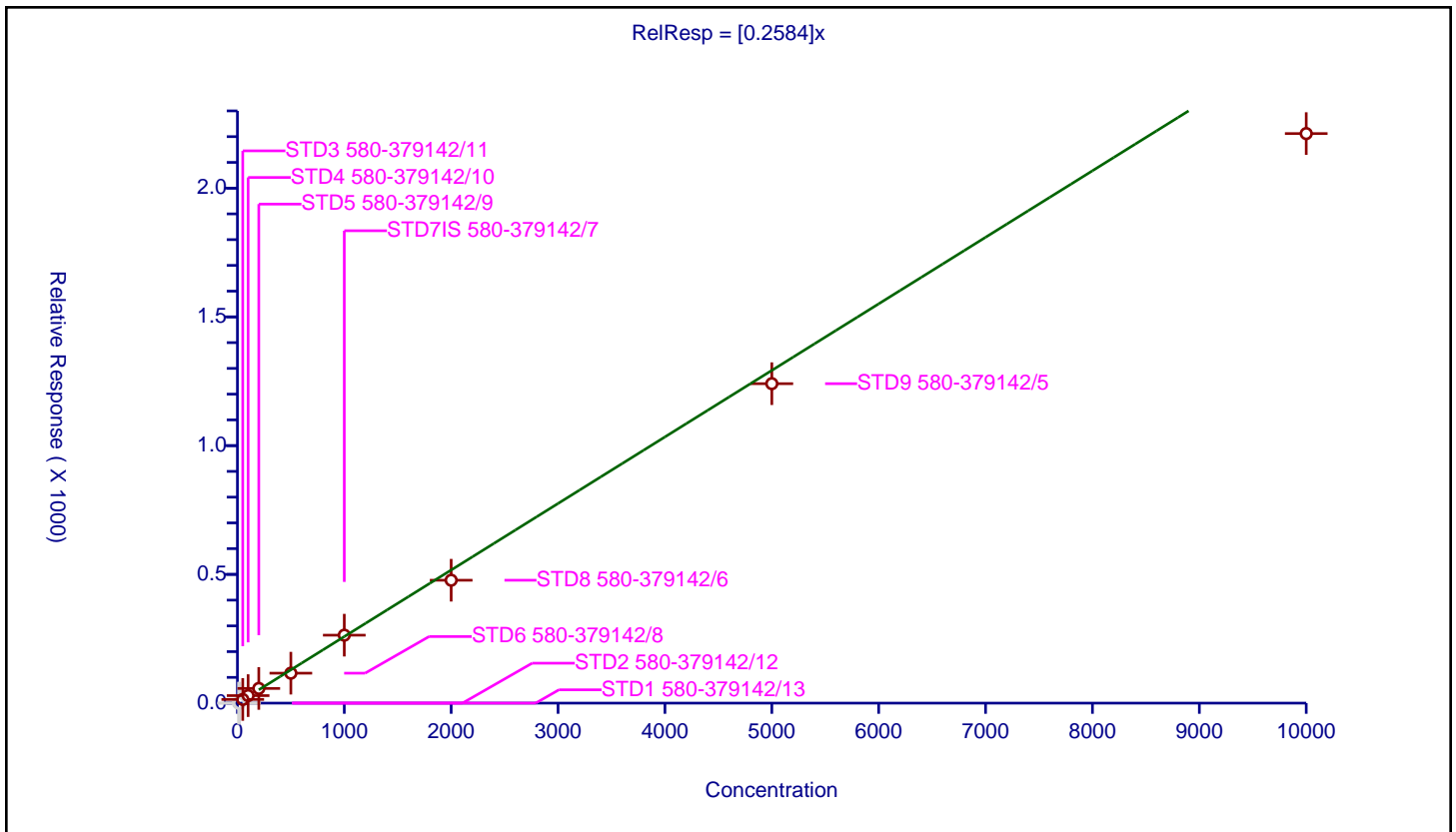
/ Hexachlorobenzene

Curve Type: Average
 Weighting: Conc_Sq
 Origin: Force
 Dependency: Response
 Calib Mode: ISTD
 Response Base: AREA
 RF Rounding: 0

Curve Coefficients	
Intercept:	0
Slope:	0.2584

Error Coefficients	
Standard Error:	1040000
Relative Standard Error:	10.5
Correlation Coefficient:	0.998
Coefficient of Determination (Adjusted):	0.983

ID	Level	Concentration	Rel. Resp.	IS Amount	IS Response	RRF	Used
1	STD1 580-379142/13	10.0	0.0	100.0	50974.0	0.0	N
2	STD2 580-379142/12	20.0	0.0	100.0	65799.0	0.0	N
3	STD3 580-379142/11	50.0	14.281364	100.0	75532.0	0.285627	Y
4	STD4 580-379142/10	100.0	29.210057	100.0	82968.0	0.292101	Y
5	STD5 580-379142/9	200.0	57.075077	100.0	90840.0	0.285375	Y
6	STD6 580-379142/8	500.0	116.27276	100.0	99516.0	0.232546	Y
7	STD7IS 580-379142/7	1000.0	263.860372	100.0	94680.0	0.26386	Y
8	STD8 580-379142/6	2000.0	477.330297	100.0	103195.0	0.238665	Y
9	STD9 580-379142/5	5000.0	1240.658495	100.0	103934.0	0.248132	Y
10	STD10 580-379142/4	10000.0	2211.908431	100.0	107067.0	0.221191	Y



Calibration

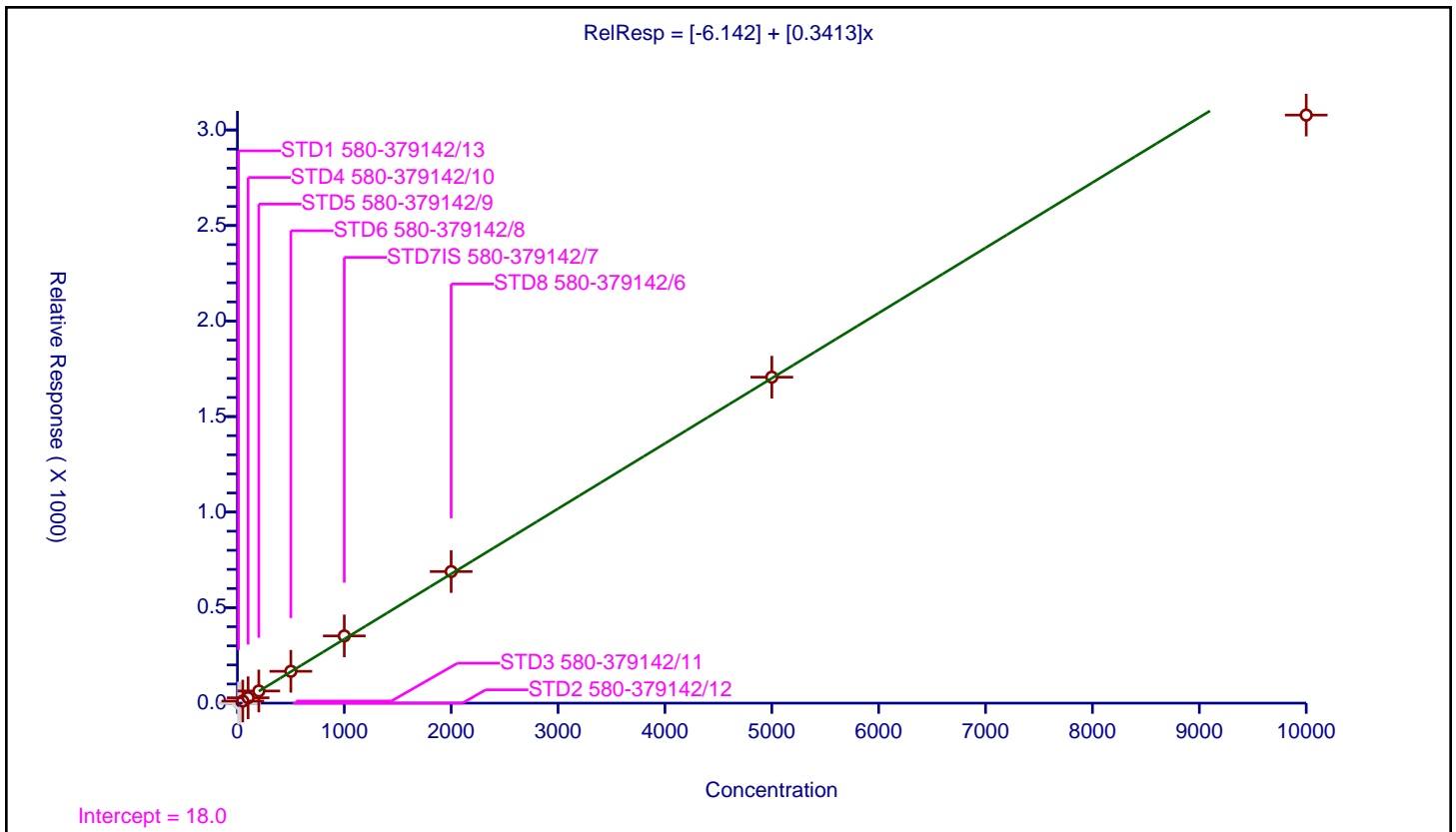
/ Atrazine

Curve Type: Linear
 Weighting: Conc_Sq
 Origin: None
 Dependency: Response
 Calib Mode: ISTD
 Response Base: AREA
 RF Rounding: 0

Curve Coefficients	
Intercept:	-6.142
Slope:	0.3413

Error Coefficients	
Standard Error:	977000
Relative Standard Error:	4.6
Correlation Coefficient:	0.993
Coefficient of Determination (Adjusted):	0.998

ID	Level	Concentration	Rel. Resp.	IS Amount	IS Response	RRF	Used
1	STD1 580-379142/13	10.0	0.0	100.0	41597.0	0.0	N
2	STD2 580-379142/12	20.0	0.0	100.0	50575.0	0.0	N
3	STD3 580-379142/11	50.0	10.736275	100.0	54246.0	0.214726	Y
4	STD4 580-379142/10	100.0	28.133946	100.0	57635.0	0.281339	Y
5	STD5 580-379142/9	200.0	63.584196	100.0	60644.0	0.317921	Y
6	STD6 580-379142/8	500.0	166.617542	100.0	63105.0	0.333235	Y
7	STD7IS 580-379142/7	1000.0	351.744676	100.0	65313.0	0.351745	Y
8	STD8 580-379142/6	2000.0	688.82303	100.0	65966.0	0.344412	Y
9	STD9 580-379142/5	5000.0	1706.206044	100.0	69529.0	0.341241	Y
10	STD10 580-379142/4	10000.0	3078.126096	100.0	65553.0	0.307813	Y



Calibration

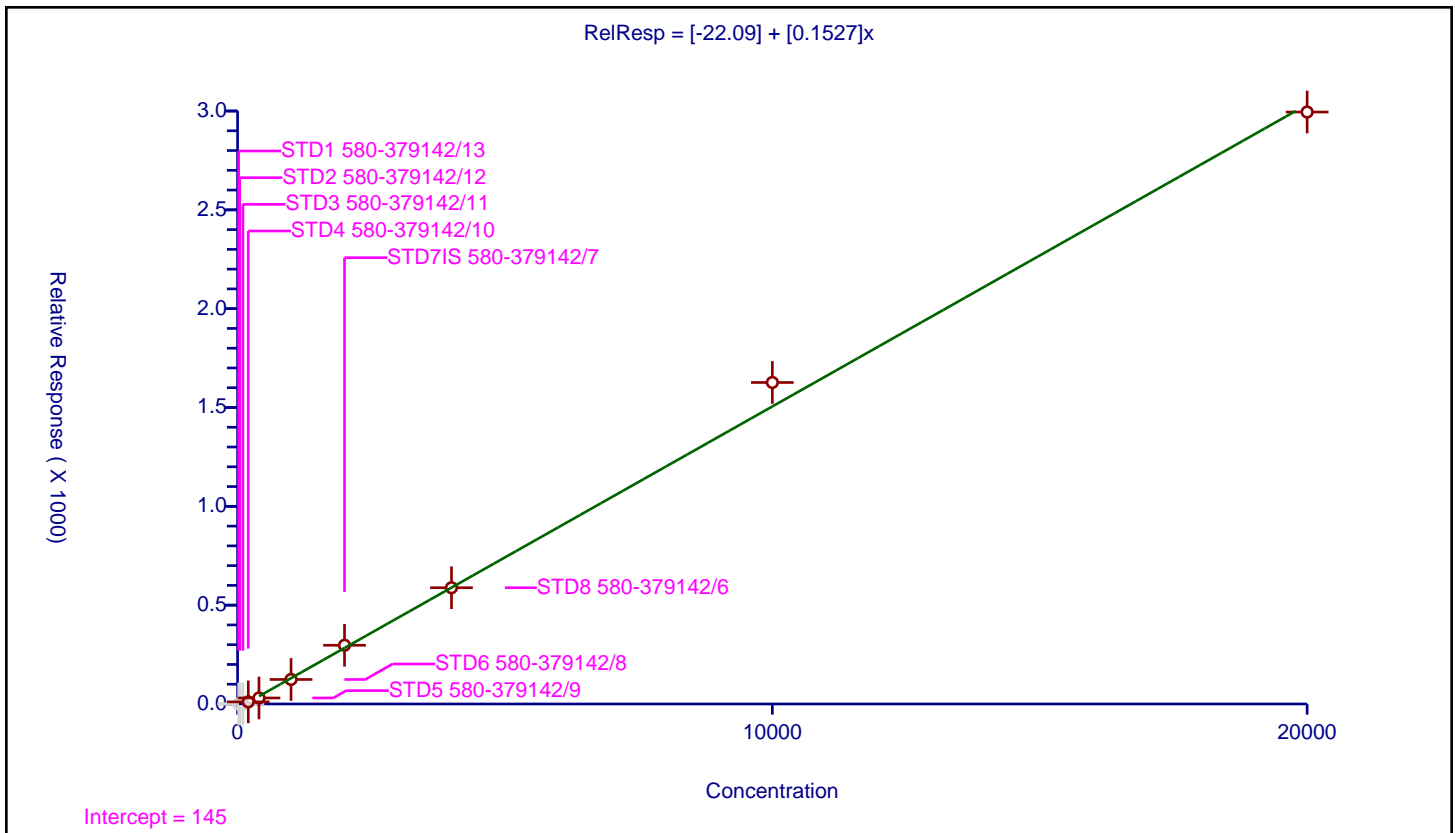
/ Pentachlorophenol

Curve Type: Linear
 Weighting: Conc_Sq
 Origin: None
 Dependency: Response
 Calib Mode: ISTD
 Response Base: AREA
 RF Rounding: 0

Curve Coefficients	
Intercept:	-22.09
Slope:	0.1527

Error Coefficients	
Standard Error:	1650000
Relative Standard Error:	8.4
Correlation Coefficient:	0.999
Coefficient of Determination (Adjusted):	0.992

ID	Level	Concentration	Rel. Resp.	IS Amount	IS Response	RRF	Used
1	STD1 580-379142/13	20.0	0.0	100.0	50974.0	0.0	N
2	STD2 580-379142/12	40.0	0.0	100.0	65799.0	0.0	N
3	STD3 580-379142/11	100.0	0.0	100.0	75532.0	0.0	N
4	STD4 580-379142/10	200.0	10.693279	100.0	82968.0	0.053466	Y
5	STD5 580-379142/9	400.0	30.402906	100.0	90840.0	0.076007	Y
6	STD6 580-379142/8	1000.0	123.996141	100.0	99516.0	0.123996	Y
7	STD7IS 580-379142/7	2000.0	297.206379	100.0	94680.0	0.148603	Y
8	STD8 580-379142/6	4000.0	588.128301	100.0	103195.0	0.147032	Y
9	STD9 580-379142/5	10000.0	1626.594762	100.0	103934.0	0.162659	Y
10	STD10 580-379142/4	20000.0	2994.901323	100.0	107067.0	0.149745	Y



Calibration

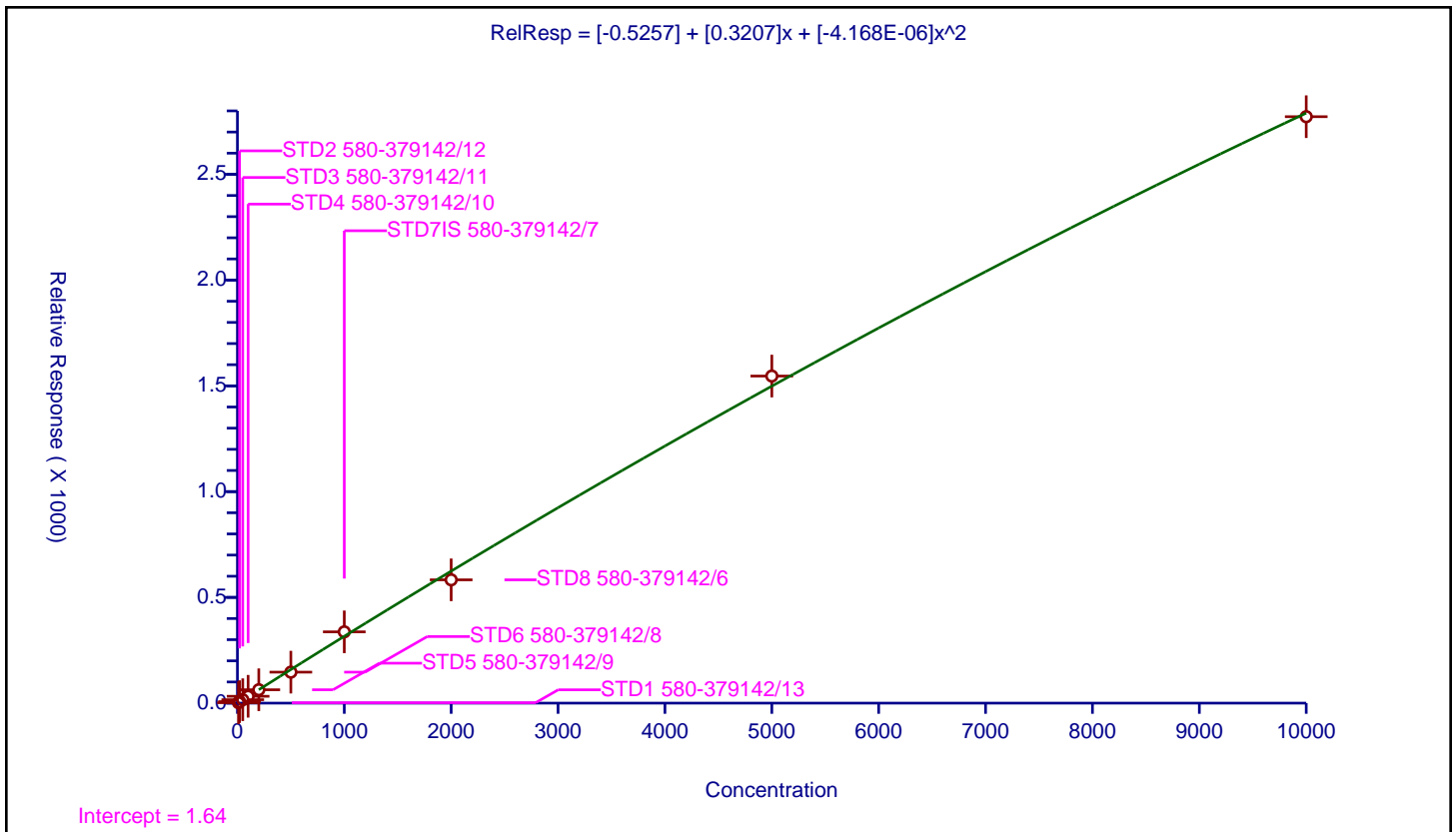
/ n-Octadecane

Curve Type: Quadratic
 Weighting: Conc
 Origin: None
 Dependency: Response
 Calib Mode: ISTD
 Response Base: AREA
 RF Rounding: 0

Curve Coefficients	
Intercept:	-0.5257
Slope:	0.3207
Second Order:	-4.168E-06

Error Coefficients	
Standard Error:	1300000
Relative Standard Error:	11.8
Correlation Coefficient:	1.000
Coefficient of Determination (Adjusted):	0.999

ID	Level	Concentration	Rel. Resp.	IS Amount	IS Response	RRF	Used
1	STD1 580-379142/13	10.0	2.024562	100.0	50974.0	0.202456	Y
2	STD2 580-379142/12	20.0	7.104971	100.0	65799.0	0.355249	Y
3	STD3 580-379142/11	50.0	16.148123	100.0	75532.0	0.322962	Y
4	STD4 580-379142/10	100.0	32.378748	100.0	82968.0	0.323787	Y
5	STD5 580-379142/9	200.0	63.303611	100.0	90840.0	0.316518	Y
6	STD6 580-379142/8	500.0	146.471924	100.0	99516.0	0.292944	Y
7	STD7IS 580-379142/7	1000.0	337.065906	100.0	94680.0	0.337066	Y
8	STD8 580-379142/6	2000.0	582.928436	100.0	103195.0	0.291464	Y
9	STD9 580-379142/5	5000.0	1546.339985	100.0	103934.0	0.309268	Y
10	STD10 580-379142/4	10000.0	2772.568579	100.0	107067.0	0.277257	Y



Calibration

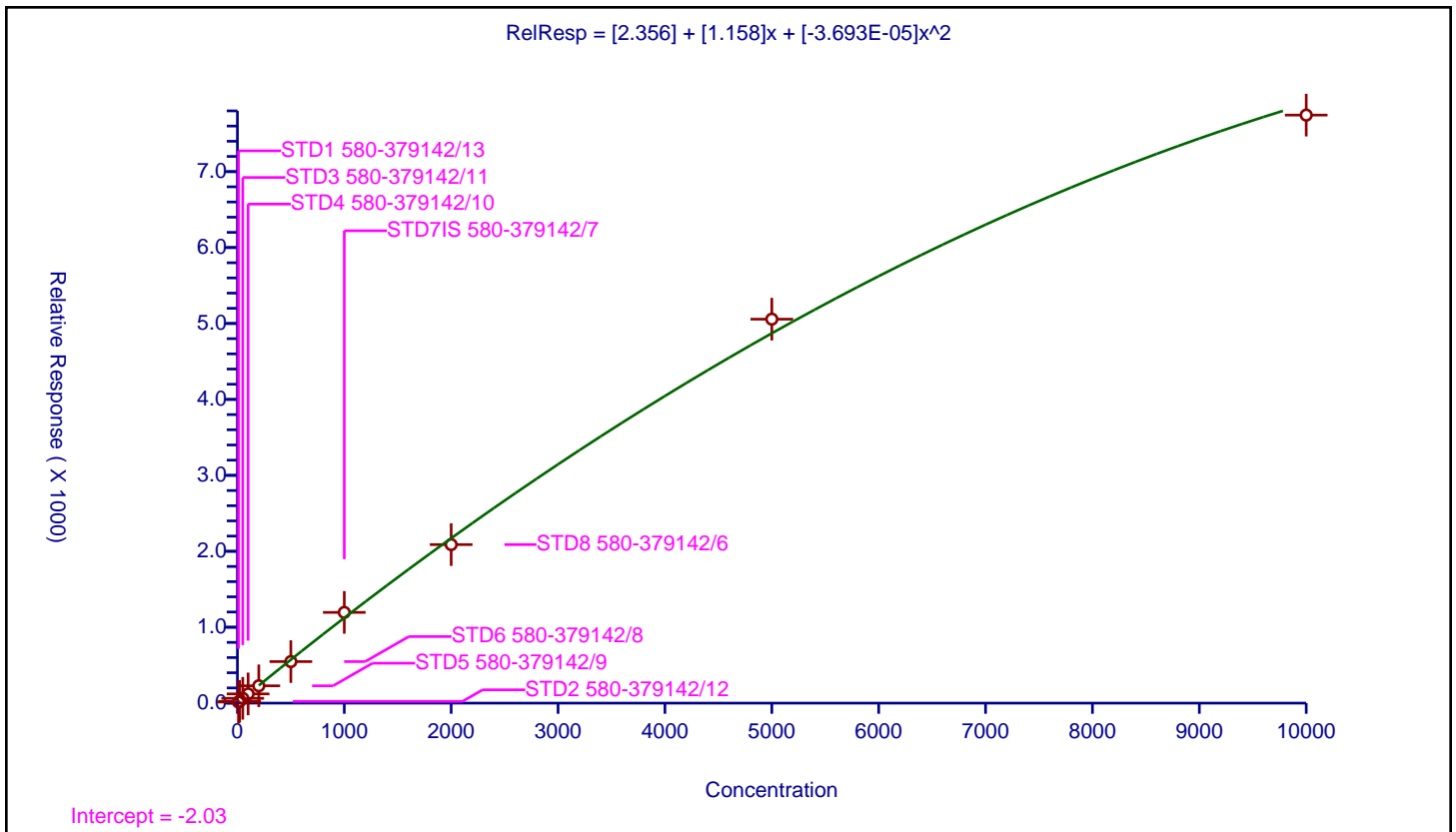
/ Phenanthrene

Curve Type: Quadratic
 Weighting: Conc_Sq
 Origin: None
 Dependency: Response
 Calib Mode: ISTD
 Response Base: AREA
 RF Rounding: 0

Curve Coefficients	
Intercept:	2.356
Slope:	1.158
Second Order:	-3.693E-05

Error Coefficients	
Standard Error:	3830000
Relative Standard Error:	6.5
Correlation Coefficient:	1.000
Coefficient of Determination (Adjusted):	0.996

ID	Level	Concentration	Rel. Resp.	IS Amount	IS Response	RRF	Used
1	STD1 580-379142/13	10.0	14.428925	100.0	50974.0	1.442892	Y
2	STD2 580-379142/12	20.0	22.953236	100.0	65799.0	1.147662	Y
3	STD3 580-379142/11	50.0	63.32283	100.0	75532.0	1.266457	Y
4	STD4 580-379142/10	100.0	121.376916	100.0	82968.0	1.213769	Y
5	STD5 580-379142/9	200.0	228.326728	100.0	90840.0	1.141634	Y
6	STD6 580-379142/8	500.0	547.110012	100.0	99516.0	1.09422	Y
7	STD7IS 580-379142/7	1000.0	1195.009506	100.0	94680.0	1.19501	Y
8	STD8 580-379142/6	2000.0	2087.948059	100.0	103195.0	1.043974	Y
9	STD9 580-379142/5	5000.0	5056.905344	100.0	103934.0	1.011381	Y
10	STD10 580-379142/4	10000.0	7744.64214	100.0	107067.0	0.774464	Y



Calibration

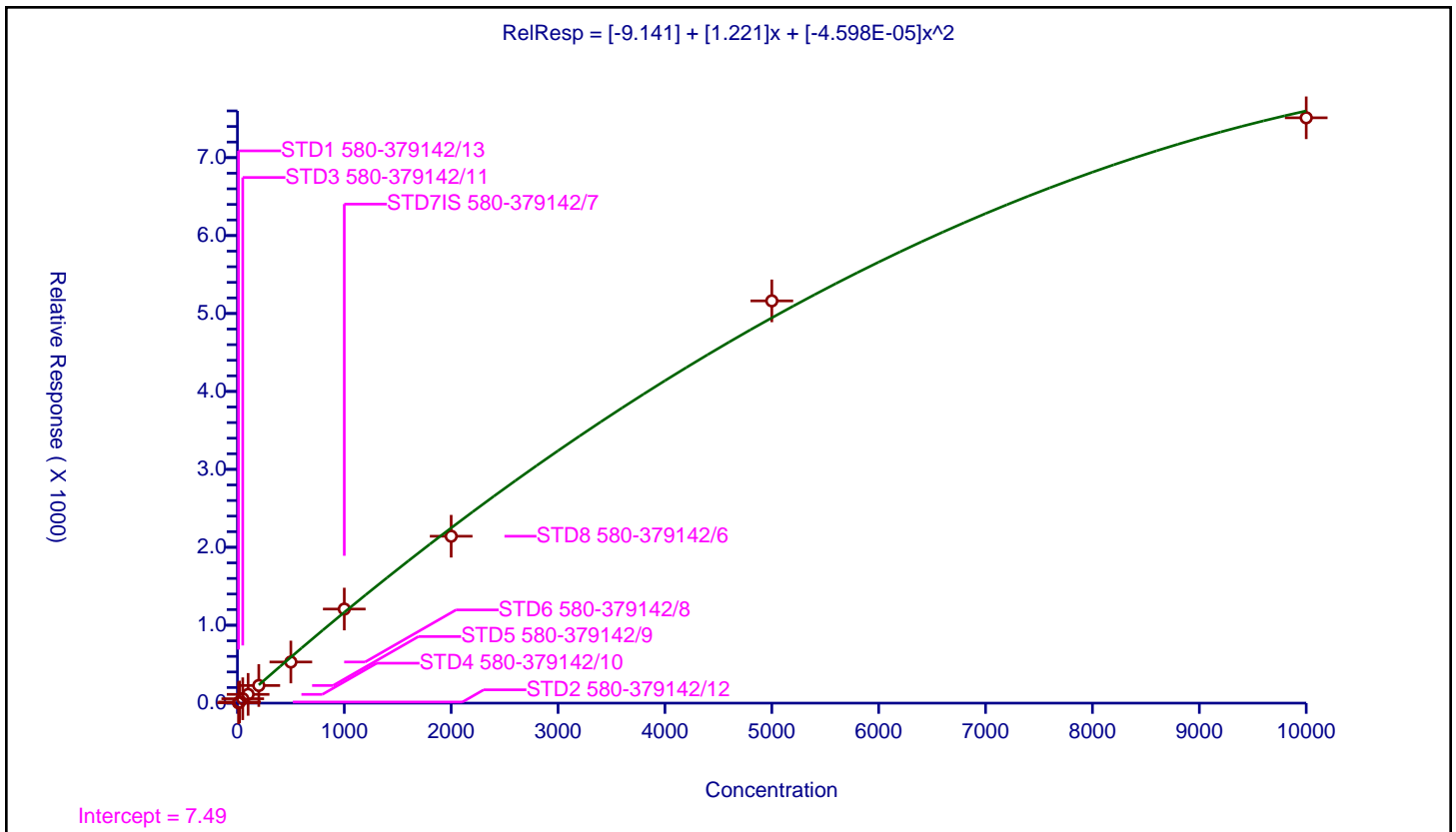
/ Anthracene

Curve Type: Quadratic
 Weighting: Conc
 Origin: None
 Dependency: Response
 Calib Mode: ISTD
 Response Base: AREA
 RF Rounding: 0

Curve Coefficients	
Intercept:	-9.141
Slope:	1.221
Second Order:	-4.598E-05

Error Coefficients	
Standard Error:	3780000
Relative Standard Error:	6.7
Correlation Coefficient:	0.999
Coefficient of Determination (Adjusted):	0.998

ID	Level	Concentration	Rel. Resp.	IS Amount	IS Response	RRF	Used
1	STD1 580-379142/13	10.0	3.85883	100.0	50974.0	0.385883	Y
2	STD2 580-379142/12	20.0	14.495661	100.0	65799.0	0.724783	Y
3	STD3 580-379142/11	50.0	56.53895	100.0	75532.0	1.130779	Y
4	STD4 580-379142/10	100.0	112.289075	100.0	82968.0	1.122891	Y
5	STD5 580-379142/9	200.0	226.239542	100.0	90840.0	1.131198	Y
6	STD6 580-379142/8	500.0	527.982435	100.0	99516.0	1.055965	Y
7	STD7IS 580-379142/7	1000.0	1207.275032	100.0	94680.0	1.207275	Y
8	STD8 580-379142/6	2000.0	2141.80532	100.0	103195.0	1.070903	Y
9	STD9 580-379142/5	5000.0	5162.000885	100.0	103934.0	1.0324	Y
10	STD10 580-379142/4	10000.0	7511.513351	100.0	107067.0	0.751151	Y



Calibration

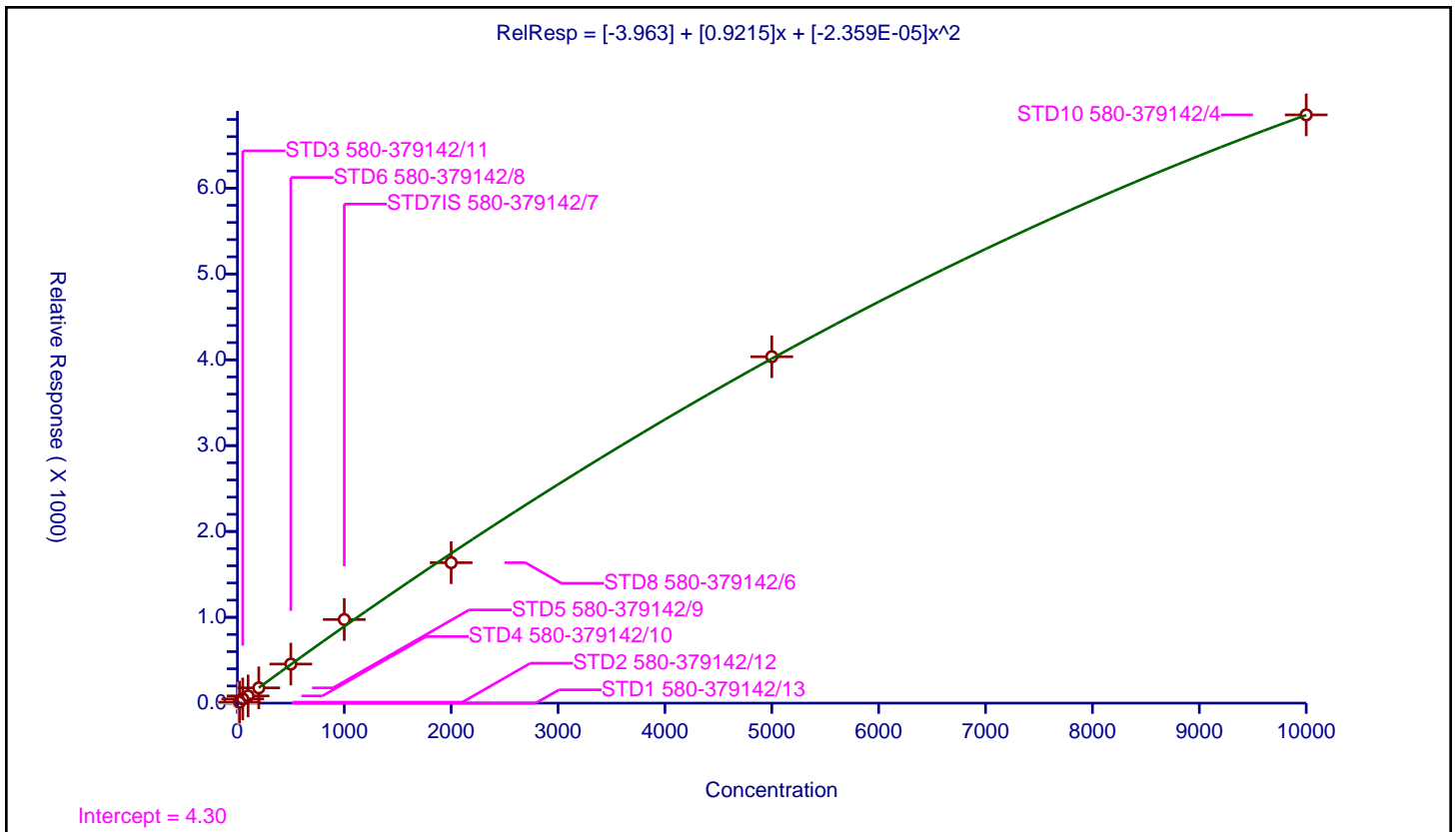
/ Carbazole

Curve Type: Quadratic
 Weighting: Conc
 Origin: None
 Dependency: Response
 Calib Mode: ISTD
 Response Base: AREA
 RF Rounding: 0

Curve Coefficients	
Intercept:	-3.963
Slope:	0.9215
Second Order:	-2.359E-05

Error Coefficients	
Standard Error:	3540000
Relative Standard Error:	10.1
Correlation Coefficient:	0.999
Coefficient of Determination (Adjusted):	0.999

ID	Level	Concentration	Rel. Resp.	IS Amount	IS Response	RRF	Used
1	STD1 580-379142/13	10.0	0.0	100.0	50974.0	0.0	N
2	STD2 580-379142/12	20.0	11.744859	100.0	65799.0	0.587243	Y
3	STD3 580-379142/11	50.0	49.26786	100.0	75532.0	0.985357	Y
4	STD4 580-379142/10	100.0	83.841963	100.0	82968.0	0.83842	Y
5	STD5 580-379142/9	200.0	177.863276	100.0	90840.0	0.889316	Y
6	STD6 580-379142/8	500.0	455.486555	100.0	99516.0	0.910973	Y
7	STD7IS 580-379142/7	1000.0	974.070553	100.0	94680.0	0.974071	Y
8	STD8 580-379142/6	2000.0	1636.21784	100.0	103195.0	0.818109	Y
9	STD9 580-379142/5	5000.0	4036.059422	100.0	103934.0	0.807212	Y
10	STD10 580-379142/4	10000.0	6853.598214	100.0	107067.0	0.68536	Y



Calibration

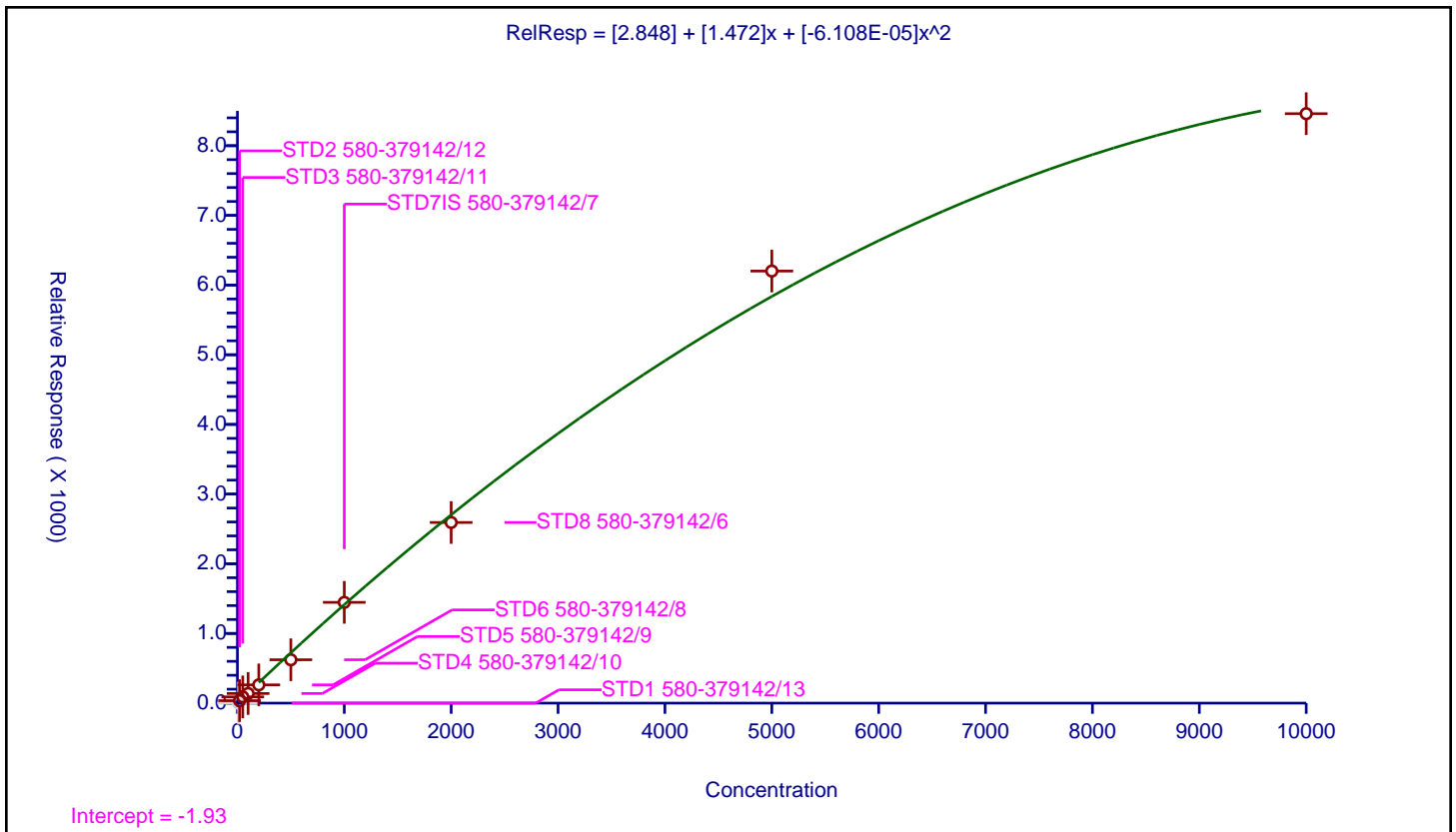
/ Di-n-butyl phthalate

Curve Type: Quadratic
 Weighting: Conc
 Origin: None
 Dependency: Response
 Calib Mode: ISTD
 Response Base: AREA
 RF Rounding: 0

Curve Coefficients	
Intercept:	2.848
Slope:	1.472
Second Order:	-6.108E-05

Error Coefficients	
Standard Error:	4700000
Relative Standard Error:	12.9
Correlation Coefficient:	0.999
Coefficient of Determination (Adjusted):	0.997

ID	Level	Concentration	Rel. Resp.	IS Amount	IS Response	RRF	Used
1	STD1 580-379142/13	10.0	0.0	100.0	50974.0	0.0	N
2	STD2 580-379142/12	20.0	35.915439	100.0	65799.0	1.795772	Y
3	STD3 580-379142/11	50.0	89.454801	100.0	75532.0	1.789096	Y
4	STD4 580-379142/10	100.0	138.09541	100.0	82968.0	1.380954	Y
5	STD5 580-379142/9	200.0	262.221488	100.0	90840.0	1.311107	Y
6	STD6 580-379142/8	500.0	622.433579	100.0	99516.0	1.244867	Y
7	STD7IS 580-379142/7	1000.0	1446.298057	100.0	94680.0	1.446298	Y
8	STD8 580-379142/6	2000.0	2592.746742	100.0	103195.0	1.296373	Y
9	STD9 580-379142/5	5000.0	6200.982354	100.0	103934.0	1.240196	Y
10	STD10 580-379142/4	10000.0	8459.818618	100.0	107067.0	0.845982	Y



Calibration

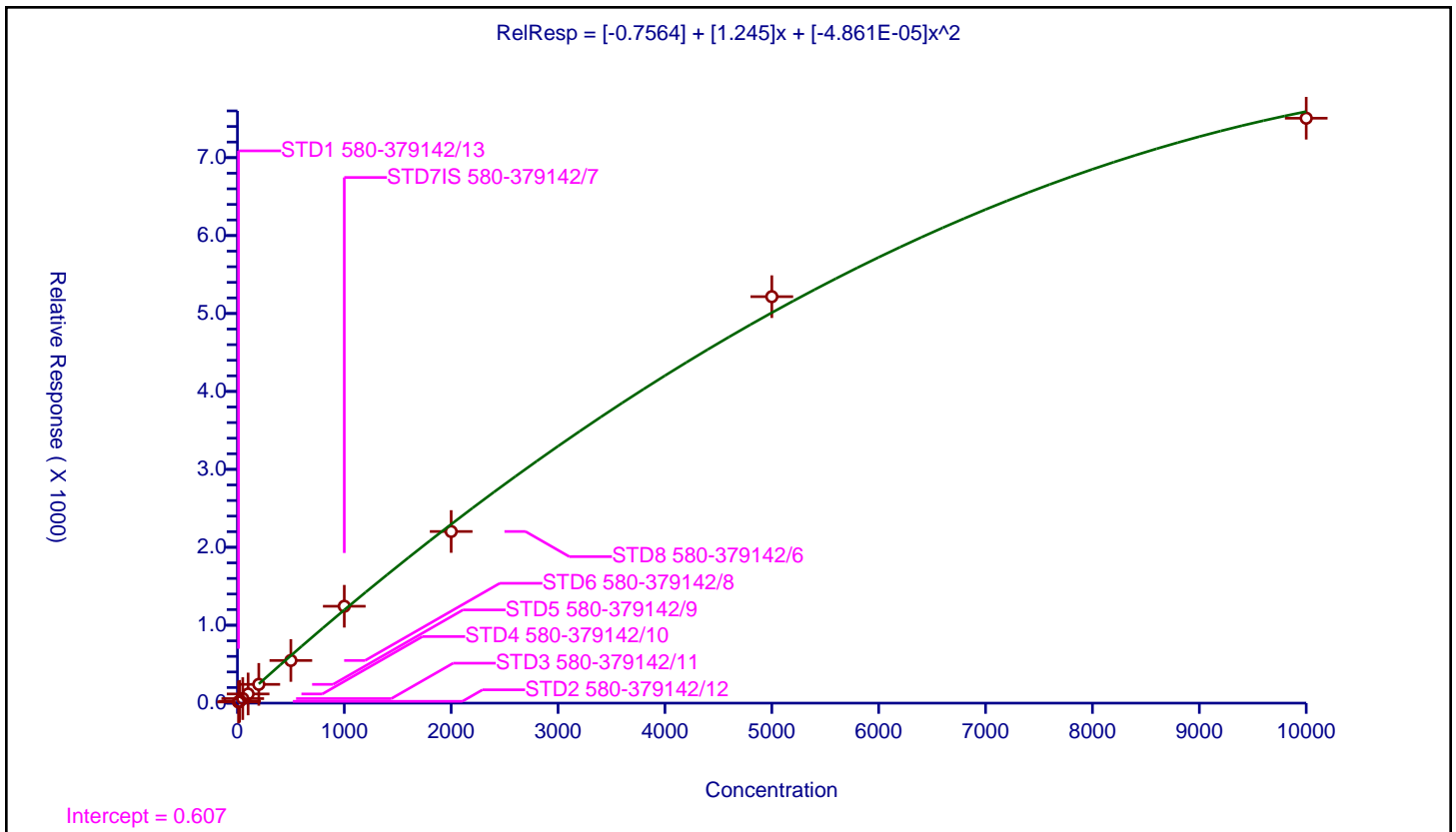
/ Fluoranthene

Curve Type: Quadratic
 Weighting: Conc
 Origin: None
 Dependency: Response
 Calib Mode: ISTD
 Response Base: AREA
 RF Rounding: 0

Curve Coefficients	
Intercept:	-0.7564
Slope:	1.245
Second Order:	-4.861E-05

Error Coefficients	
Standard Error:	3790000
Relative Standard Error:	10.0
Correlation Coefficient:	0.999
Coefficient of Determination (Adjusted):	0.998

ID	Level	Concentration	Rel. Resp.	IS Amount	IS Response	RRF	Used
1	STD1 580-379142/13	10.0	14.362224	100.0	50974.0	1.436222	Y
2	STD2 580-379142/12	20.0	23.530753	100.0	65799.0	1.176538	Y
3	STD3 580-379142/11	50.0	58.229625	100.0	75532.0	1.164592	Y
4	STD4 580-379142/10	100.0	117.768296	100.0	82968.0	1.177683	Y
5	STD5 580-379142/9	200.0	240.804712	100.0	90840.0	1.204024	Y
6	STD6 580-379142/8	500.0	547.519997	100.0	99516.0	1.09504	Y
7	STD7IS 580-379142/7	1000.0	1243.168568	100.0	94680.0	1.243169	Y
8	STD8 580-379142/6	2000.0	2202.522409	100.0	103195.0	1.101261	Y
9	STD9 580-379142/5	5000.0	5216.225682	100.0	103934.0	1.043245	Y
10	STD10 580-379142/4	10000.0	7505.862684	100.0	107067.0	0.750586	Y



Calibration

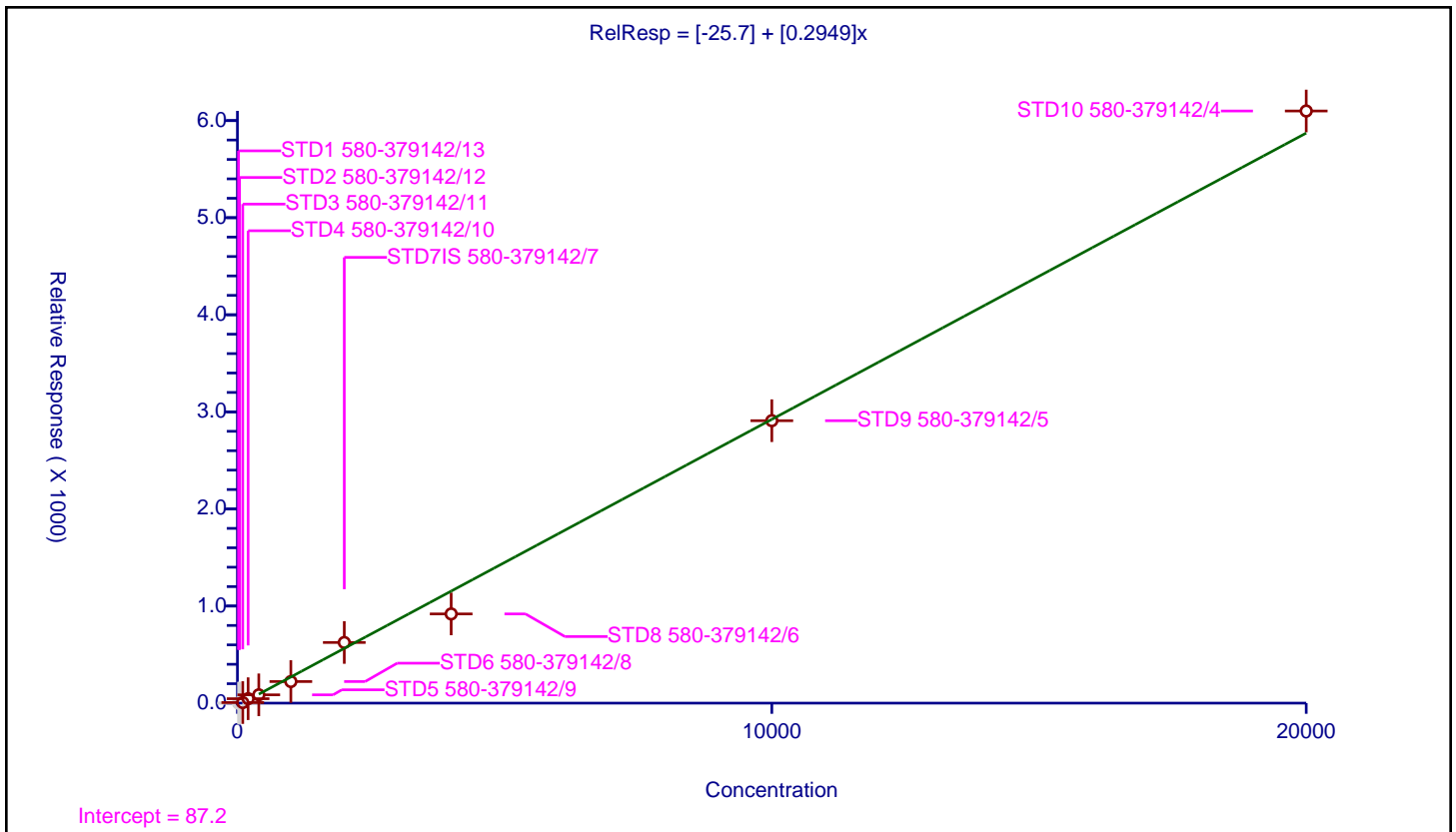
/ Benzidine

Curve Type: Linear
 Weighting: Conc
 Origin: None
 Dependency: Response
 Calib Mode: ISTD
 Response Base: AREA
 RF Rounding: 0

Curve Coefficients	
Intercept:	-25.7
Slope:	0.2949

Error Coefficients	
Standard Error:	2970000
Relative Standard Error:	14.7
Correlation Coefficient:	0.997
Coefficient of Determination (Adjusted):	0.993

ID	Level	Concentration	Rel. Resp.	IS Amount	IS Response	RRF	Used
1	STD1 580-379142/13	20.0	0.0	100.0	50974.0	0.0	N
2	STD2 580-379142/12	40.0	0.0	100.0	65799.0	0.0	N
3	STD3 580-379142/11	100.0	5.797543	100.0	75532.0	0.057975	Y
4	STD4 580-379142/10	200.0	45.726063	100.0	82968.0	0.22863	Y
5	STD5 580-379142/9	400.0	85.361074	100.0	90840.0	0.213403	Y
6	STD6 580-379142/8	1000.0	222.426544	100.0	99516.0	0.222427	Y
7	STD7IS 580-379142/7	2000.0	624.713773	100.0	94680.0	0.312357	Y
8	STD8 580-379142/6	4000.0	918.745094	100.0	103195.0	0.229686	Y
9	STD9 580-379142/5	10000.0	2908.967229	100.0	103934.0	0.290897	Y
10	STD10 580-379142/4	20000.0	6099.000626	100.0	107067.0	0.30495	Y



Calibration

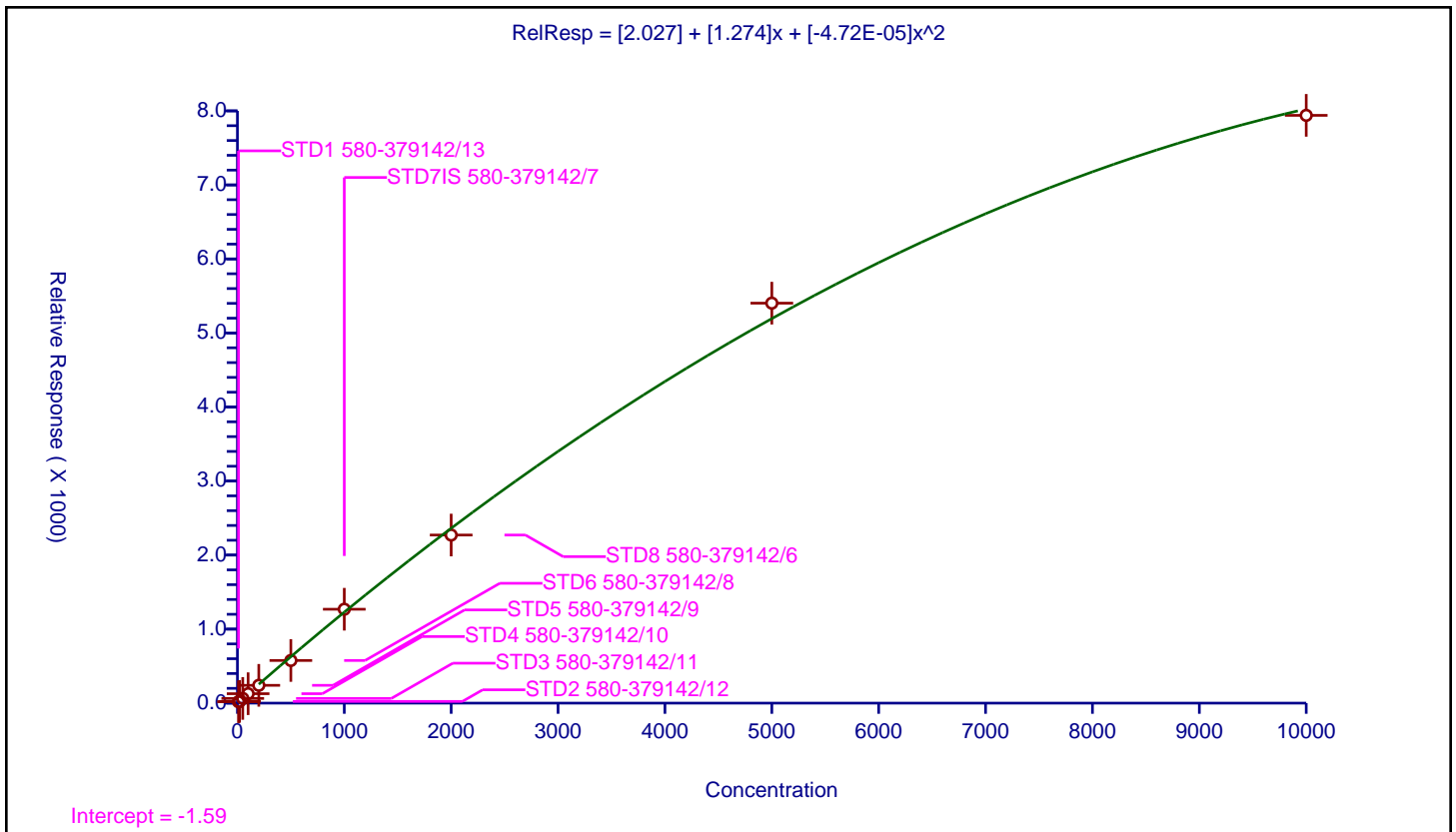
/ Pyrene

Curve Type: Quadratic
 Weighting: Conc
 Origin: None
 Dependency: Response
 Calib Mode: ISTD
 Response Base: AREA
 RF Rounding: 0

Curve Coefficients	
Intercept:	2.027
Slope:	1.274
Second Order:	-4.72E-05

Error Coefficients	
Standard Error:	3980000
Relative Standard Error:	14.7
Correlation Coefficient:	0.999
Coefficient of Determination (Adjusted):	0.999

ID	Level	Concentration	Rel. Resp.	IS Amount	IS Response	RRF	Used
1	STD1 580-379142/13	10.0	18.923373	100.0	50974.0	1.892337	Y
2	STD2 580-379142/12	20.0	23.252633	100.0	65799.0	1.162632	Y
3	STD3 580-379142/11	50.0	63.602182	100.0	75532.0	1.272044	Y
4	STD4 580-379142/10	100.0	127.494938	100.0	82968.0	1.274949	Y
5	STD5 580-379142/9	200.0	240.653897	100.0	90840.0	1.203269	Y
6	STD6 580-379142/8	500.0	576.203827	100.0	99516.0	1.152408	Y
7	STD7IS 580-379142/7	1000.0	1268.457964	100.0	94680.0	1.268458	Y
8	STD8 580-379142/6	2000.0	2270.534425	100.0	103195.0	1.135267	Y
9	STD9 580-379142/5	5000.0	5402.90569	100.0	103934.0	1.080581	Y
10	STD10 580-379142/4	10000.0	7939.665817	100.0	107067.0	0.793967	Y



Calibration

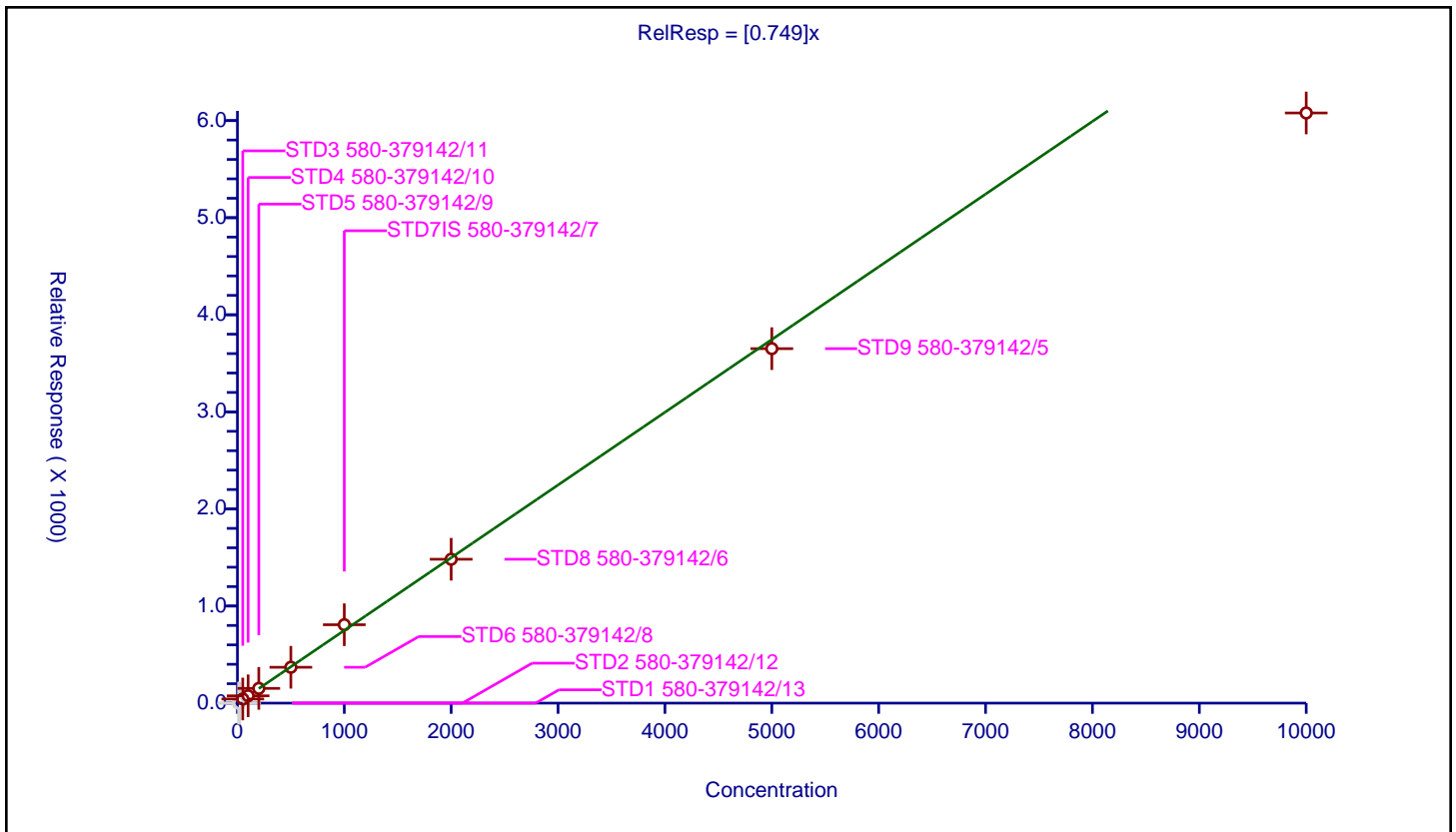
/ Terphenyl-d14

Curve Type: Average
 Weighting: Conc_Sq
 Origin: Force
 Dependency: Response
 Calib Mode: ISTD
 Response Base: AREA
 RF Rounding: 0

Curve Coefficients	
Intercept:	0
Slope:	0.749

Error Coefficients	
Standard Error:	2920000
Relative Standard Error:	9.4
Correlation Coefficient:	0.994
Coefficient of Determination (Adjusted):	0.987

ID	Level	Concentration	Rel. Resp.	IS Amount	IS Response	RRF	Used
1	STD1 580-379142/13	10.0	0.0	100.0	50974.0	0.0	N
2	STD2 580-379142/12	20.0	0.0	100.0	65799.0	0.0	N
3	STD3 580-379142/11	50.0	42.662712	100.0	75532.0	0.853254	Y
4	STD4 580-379142/10	100.0	75.426671	100.0	82968.0	0.754267	Y
5	STD5 580-379142/9	200.0	151.772347	100.0	90840.0	0.758862	Y
6	STD6 580-379142/8	500.0	369.441095	100.0	99516.0	0.738882	Y
7	STD7IS 580-379142/7	1000.0	807.398606	100.0	94680.0	0.807399	Y
8	STD8 580-379142/6	2000.0	1481.948738	100.0	103195.0	0.740974	Y
9	STD9 580-379142/5	5000.0	3651.107434	100.0	103934.0	0.730221	Y
10	STD10 580-379142/4	10000.0	6078.685309	100.0	107067.0	0.607869	Y



Calibration

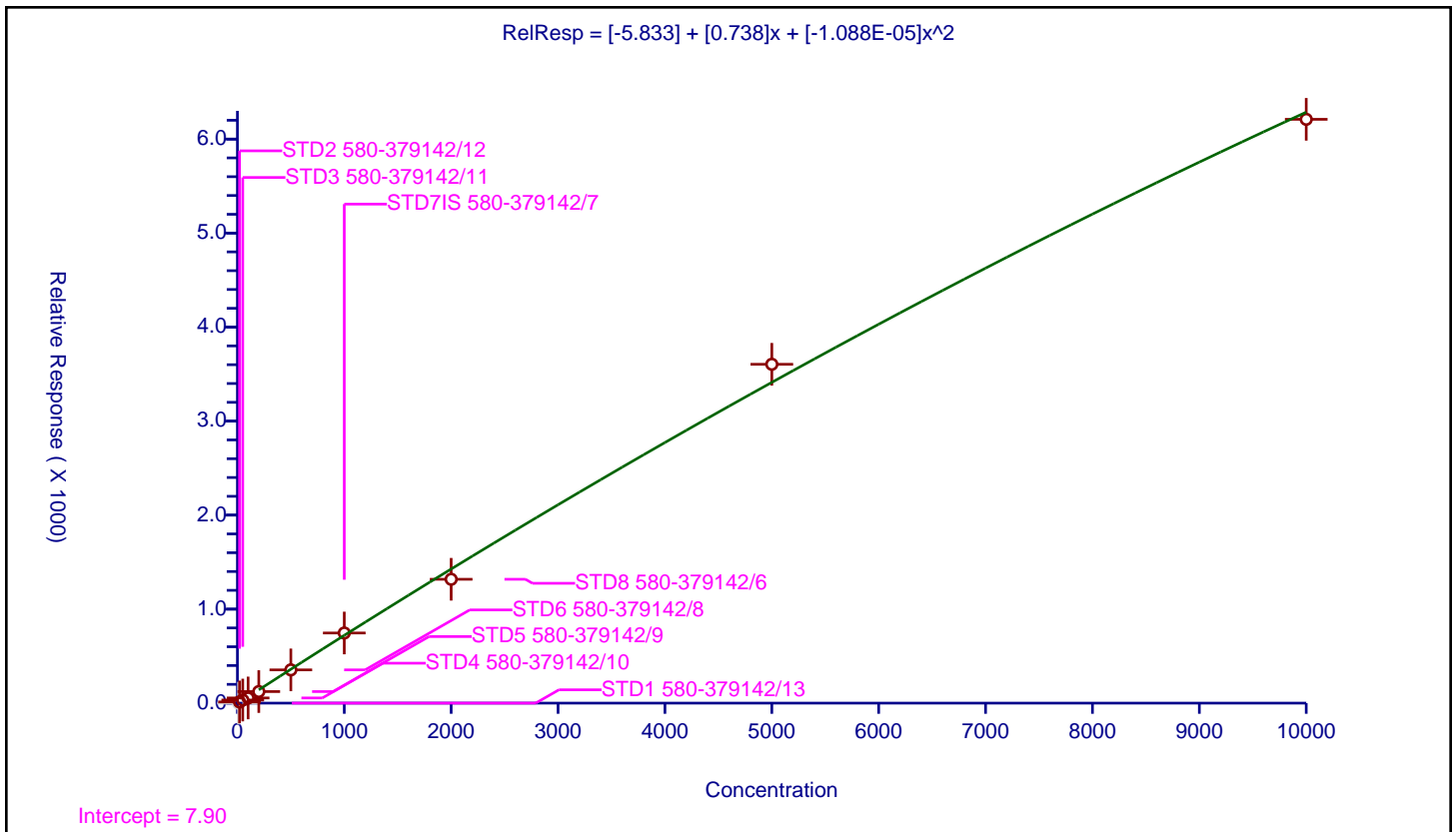
/ Butyl benzyl phthalate

Curve Type: Quadratic
 Weighting: Conc
 Origin: None
 Dependency: Response
 Calib Mode: ISTD
 Response Base: AREA
 RF Rounding: 0

Curve Coefficients	
Intercept:	-5.833
Slope:	0.738
Second Order:	-1.088E-05

Error Coefficients	
Standard Error:	2670000
Relative Standard Error:	14.7
Correlation Coefficient:	1.000
Coefficient of Determination (Adjusted):	0.998

ID	Level	Concentration	Rel. Resp.	IS Amount	IS Response	RRF	Used
1	STD1 580-379142/13	10.0	0.0	100.0	41671.0	0.0	N
2	STD2 580-379142/12	20.0	12.803557	100.0	53079.0	0.640178	Y
3	STD3 580-379142/11	50.0	32.9168	100.0	65781.0	0.658336	Y
4	STD4 580-379142/10	100.0	55.082578	100.0	67633.0	0.550826	Y
5	STD5 580-379142/9	200.0	123.027663	100.0	73238.0	0.615138	Y
6	STD6 580-379142/8	500.0	353.721773	100.0	72049.0	0.707444	Y
7	STD7IS 580-379142/7	1000.0	746.147689	100.0	77460.0	0.746148	Y
8	STD8 580-379142/6	2000.0	1317.462249	100.0	88740.0	0.658731	Y
9	STD9 580-379142/5	5000.0	3604.564417	100.0	85575.0	0.720913	Y
10	STD10 580-379142/4	10000.0	6210.1117	100.0	90331.0	0.621011	Y



Calibration

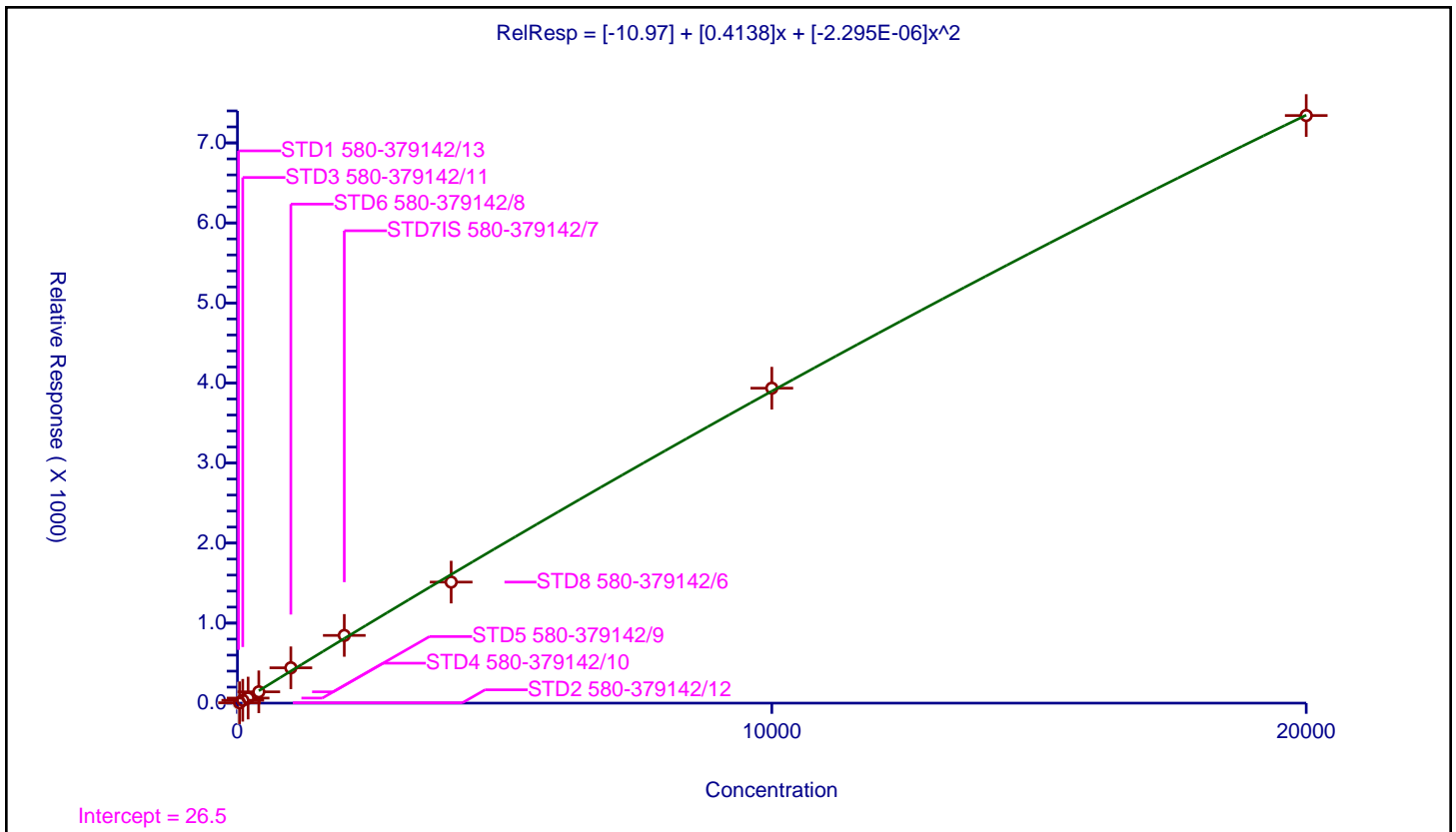
/ 3,3'-Dichlorobenzidine

Curve Type: Quadratic
 Weighting: Conc
 Origin: None
 Dependency: Response
 Calib Mode: ISTD
 Response Base: AREA
 RF Rounding: 0

Curve Coefficients	
Intercept:	-10.97
Slope:	0.4138
Second Order:	-2.295E-06

Error Coefficients	
Standard Error:	3100000
Relative Standard Error:	9.2
Correlation Coefficient:	0.999
Coefficient of Determination (Adjusted):	0.999

ID	Level	Concentration	Rel. Resp.	IS Amount	IS Response	RRF	Used
1	STD1 580-379142/13	20.0	0.0	100.0	41671.0	0.0	N
2	STD2 580-379142/12	40.0	4.777784	100.0	53079.0	0.119445	Y
3	STD3 580-379142/11	100.0	35.718521	100.0	65781.0	0.357185	Y
4	STD4 580-379142/10	200.0	63.508938	100.0	67633.0	0.317545	Y
5	STD5 580-379142/9	400.0	141.378792	100.0	73238.0	0.353447	Y
6	STD6 580-379142/8	1000.0	441.518966	100.0	72049.0	0.441519	Y
7	STD7IS 580-379142/7	2000.0	846.054738	100.0	77460.0	0.423027	Y
8	STD8 580-379142/6	4000.0	1512.412666	100.0	88740.0	0.378103	Y
9	STD9 580-379142/5	10000.0	3935.21005	100.0	85575.0	0.393521	Y
10	STD10 580-379142/4	20000.0	7342.255704	100.0	90331.0	0.367113	Y



Calibration

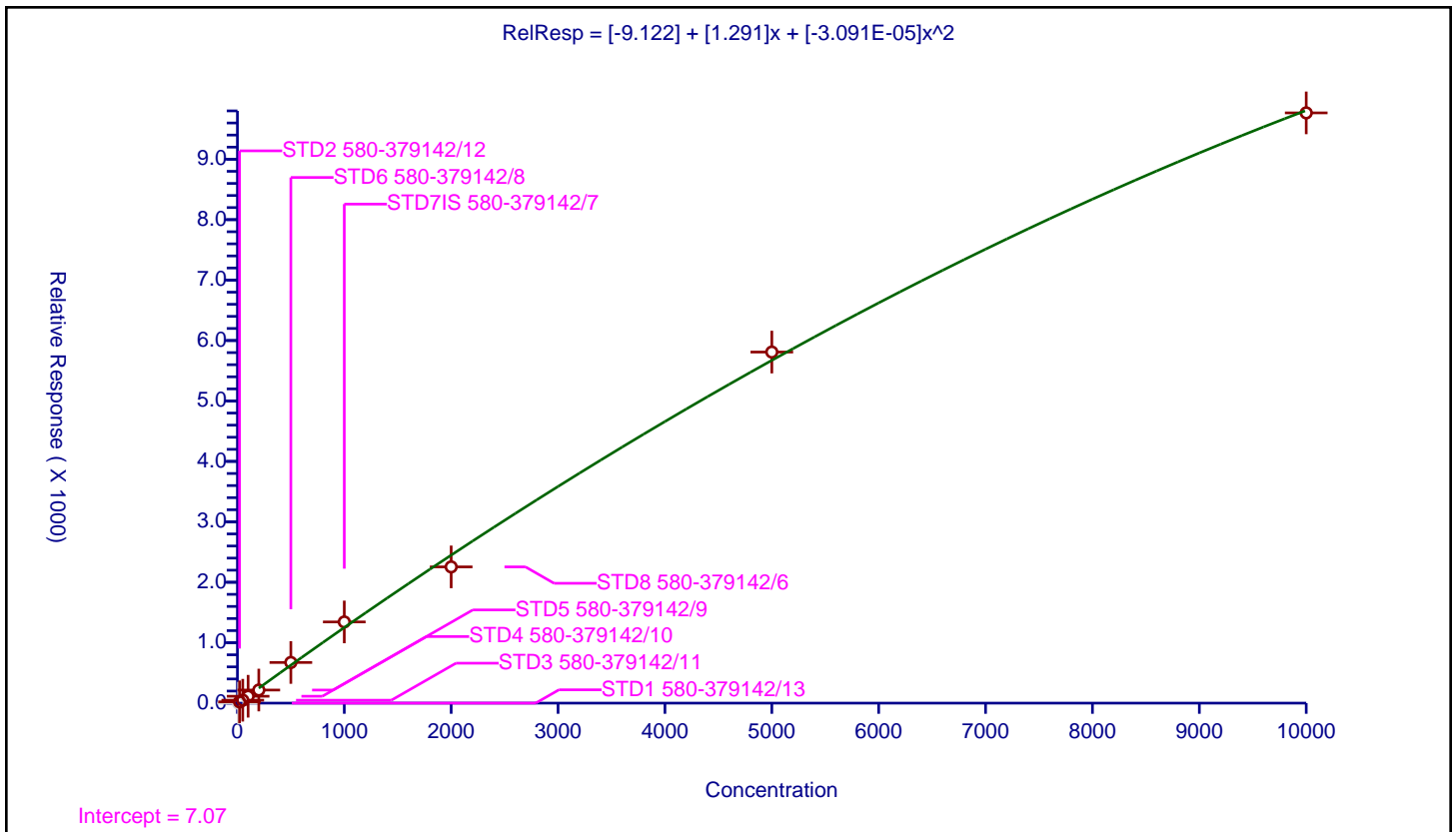
/ Benzo[a]anthracene

Curve Type: Quadratic
 Weighting: Conc
 Origin: None
 Dependency: Response
 Calib Mode: ISTD
 Response Base: AREA
 RF Rounding: 0

Curve Coefficients	
Intercept:	-9.122
Slope:	1.291
Second Order:	-3.091E-05

Error Coefficients	
Standard Error:	4240000
Relative Standard Error:	12.0
Correlation Coefficient:	1.000
Coefficient of Determination (Adjusted):	0.998

ID	Level	Concentration	Rel. Resp.	IS Amount	IS Response	RRF	Used
1	STD1 580-379142/13	10.0	0.0	100.0	41671.0	0.0	N
2	STD2 580-379142/12	20.0	21.720454	100.0	53079.0	1.086023	Y
3	STD3 580-379142/11	50.0	48.098995	100.0	65781.0	0.96198	Y
4	STD4 580-379142/10	100.0	113.793562	100.0	67633.0	1.137936	Y
5	STD5 580-379142/9	200.0	216.647096	100.0	73238.0	1.083235	Y
6	STD6 580-379142/8	500.0	672.710239	100.0	72049.0	1.34542	Y
7	STD7IS 580-379142/7	1000.0	1343.520527	100.0	77460.0	1.343521	Y
8	STD8 580-379142/6	2000.0	2254.334009	100.0	88740.0	1.127167	Y
9	STD9 580-379142/5	5000.0	5809.453696	100.0	85575.0	1.161891	Y
10	STD10 580-379142/4	10000.0	9766.9759	100.0	90331.0	0.976698	Y



Calibration

/ Chrysene

Curve Type: Quadratic
 Weighting: Conc_Sq
 Origin: None
 Dependency: Response
 Calib Mode: ISTD
 Response Base: AREA
 RF Rounding: 0

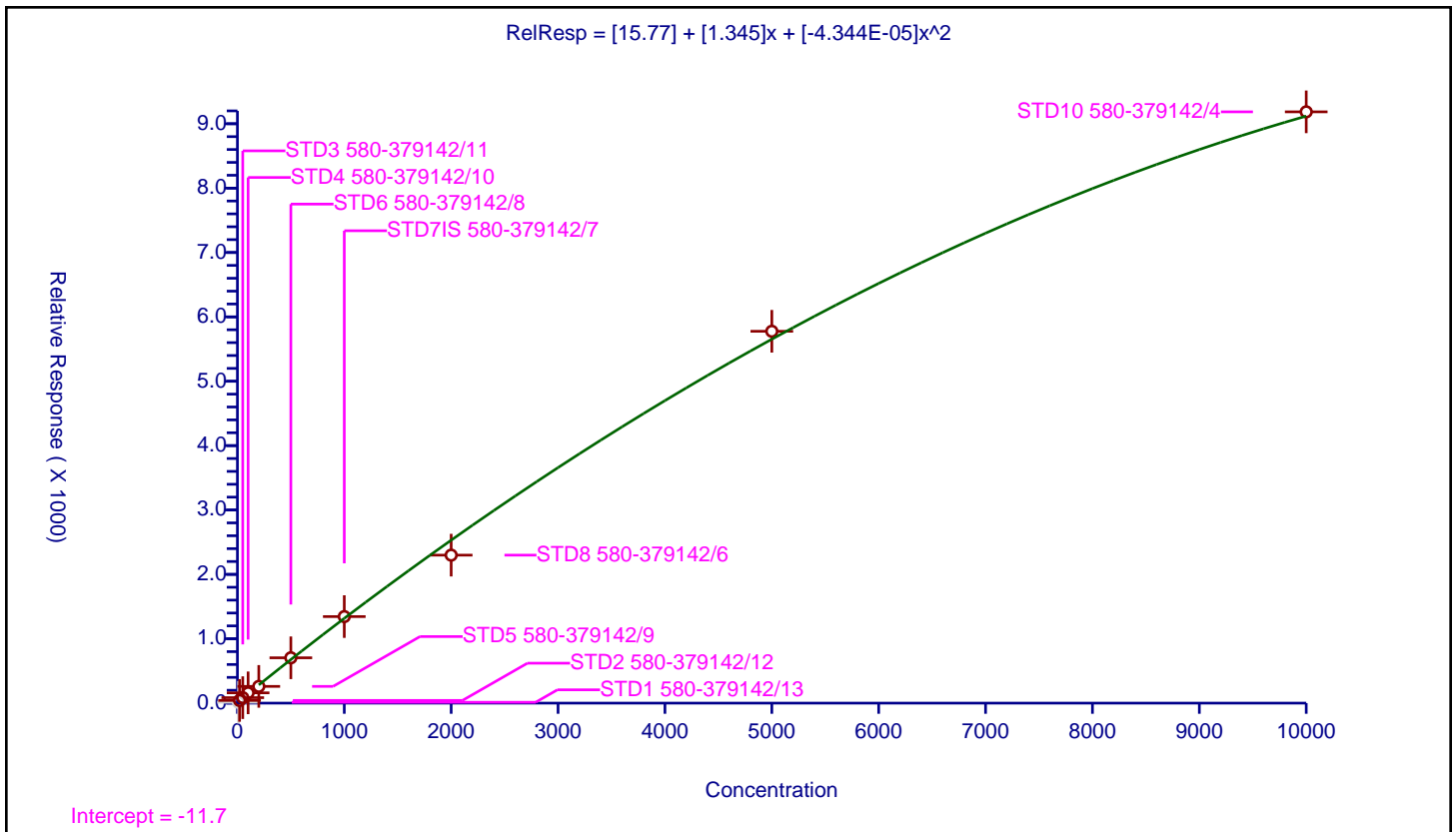
Curve Coefficients

Intercept: 15.77
 Slope: 1.345
 Second Order: -4.344E-05

Error Coefficients

Standard Error: 4050000
 Relative Standard Error: 6.8
 Correlation Coefficient: 0.999
 Coefficient of Determination (Adjusted): 0.995

ID	Level	Concentration	Rel. Resp.	IS Amount	IS Response	RRF	Used
1	STD1 580-379142/13	10.0	13.402606	100.0	41671.0	1.340261	N
2	STD2 580-379142/12	20.0	42.073136	100.0	53079.0	2.103657	Y
3	STD3 580-379142/11	50.0	85.144647	100.0	65781.0	1.702893	Y
4	STD4 580-379142/10	100.0	159.932282	100.0	67633.0	1.599323	Y
5	STD5 580-379142/9	200.0	260.142276	100.0	73238.0	1.300711	Y
6	STD6 580-379142/8	500.0	704.24017	100.0	72049.0	1.40848	Y
7	STD7IS 580-379142/7	1000.0	1344.337723	100.0	77460.0	1.344338	Y
8	STD8 580-379142/6	2000.0	2298.975659	100.0	88740.0	1.149488	Y
9	STD9 580-379142/5	5000.0	5776.269939	100.0	85575.0	1.155254	Y
10	STD10 580-379142/4	10000.0	9185.233198	100.0	90331.0	0.918523	Y



Calibration

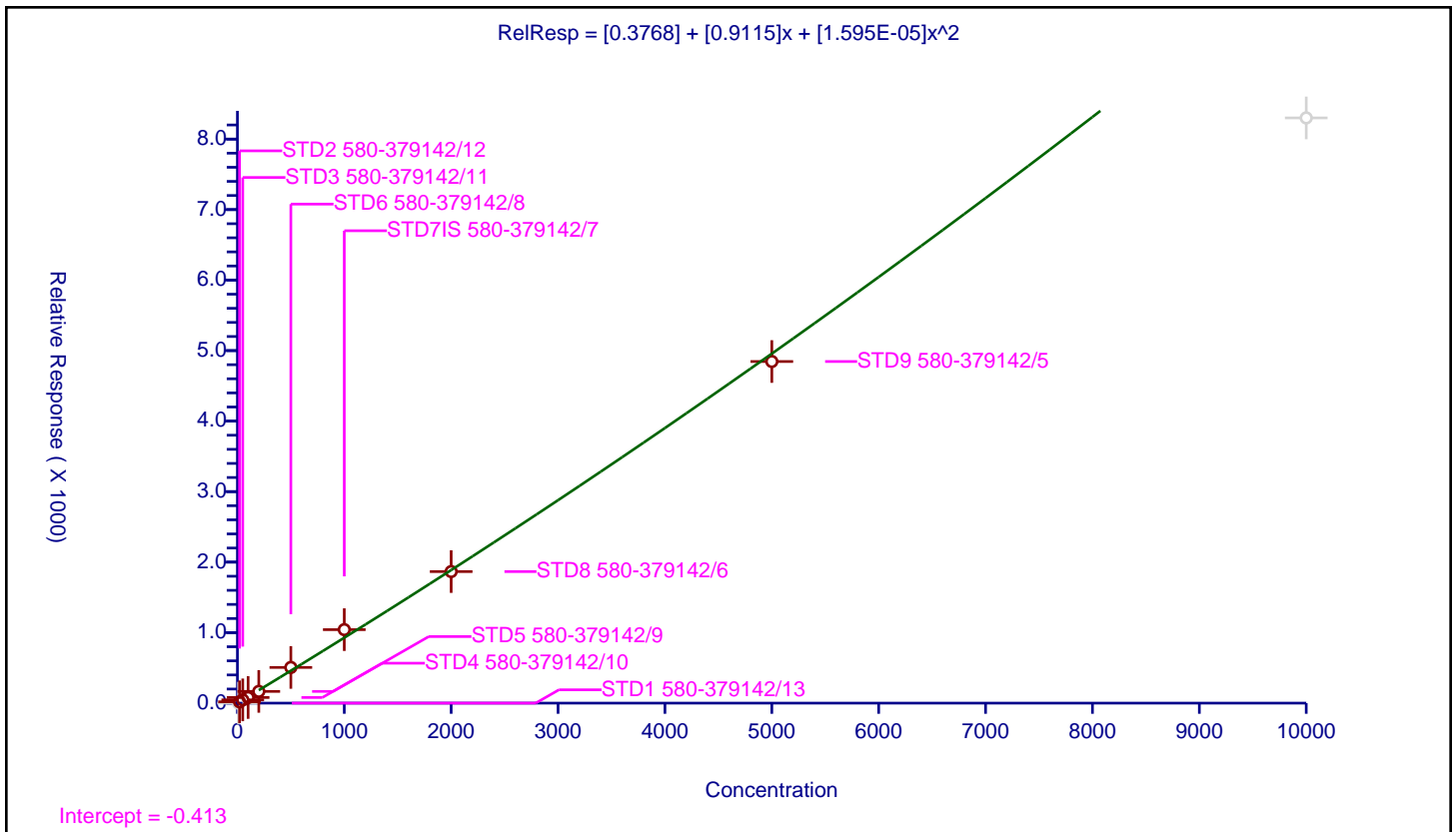
/ Bis(2-ethylhexyl) phthalate

Curve Type: Quadratic
 Weighting: Conc_Sq
 Origin: None
 Dependency: Response
 Calib Mode: ISTD
 Response Base: AREA
 RF Rounding: 0

Curve Coefficients	
Intercept:	0.3768
Slope:	0.9115
Second Order:	1.595E-05

Error Coefficients	
Standard Error:	2030000
Relative Standard Error:	10.1
Correlation Coefficient:	0.999
Coefficient of Determination (Adjusted):	0.991

ID	Level	Concentration	Rel. Resp.	IS Amount	IS Response	RRF	Used
1	STD1 580-379142/13	10.0	0.0	100.0	41671.0	0.0	N
2	STD2 580-379142/12	20.0	19.11302	100.0	53079.0	0.955651	Y
3	STD3 580-379142/11	50.0	46.12122	100.0	65781.0	0.922424	Y
4	STD4 580-379142/10	100.0	80.057073	100.0	67633.0	0.800571	Y
5	STD5 580-379142/9	200.0	166.2798	100.0	73238.0	0.831399	Y
6	STD6 580-379142/8	500.0	506.236034	100.0	72049.0	1.012472	Y
7	STD7IS 580-379142/7	1000.0	1042.501936	100.0	77460.0	1.042502	Y
8	STD8 580-379142/6	2000.0	1866.061528	100.0	88740.0	0.933031	Y
9	STD9 580-379142/5	5000.0	4845.169734	100.0	85575.0	0.969034	Y
10	STD10 580-379142/4	10000.0	8300.425103	100.0	90331.0	0.830043	N



Calibration

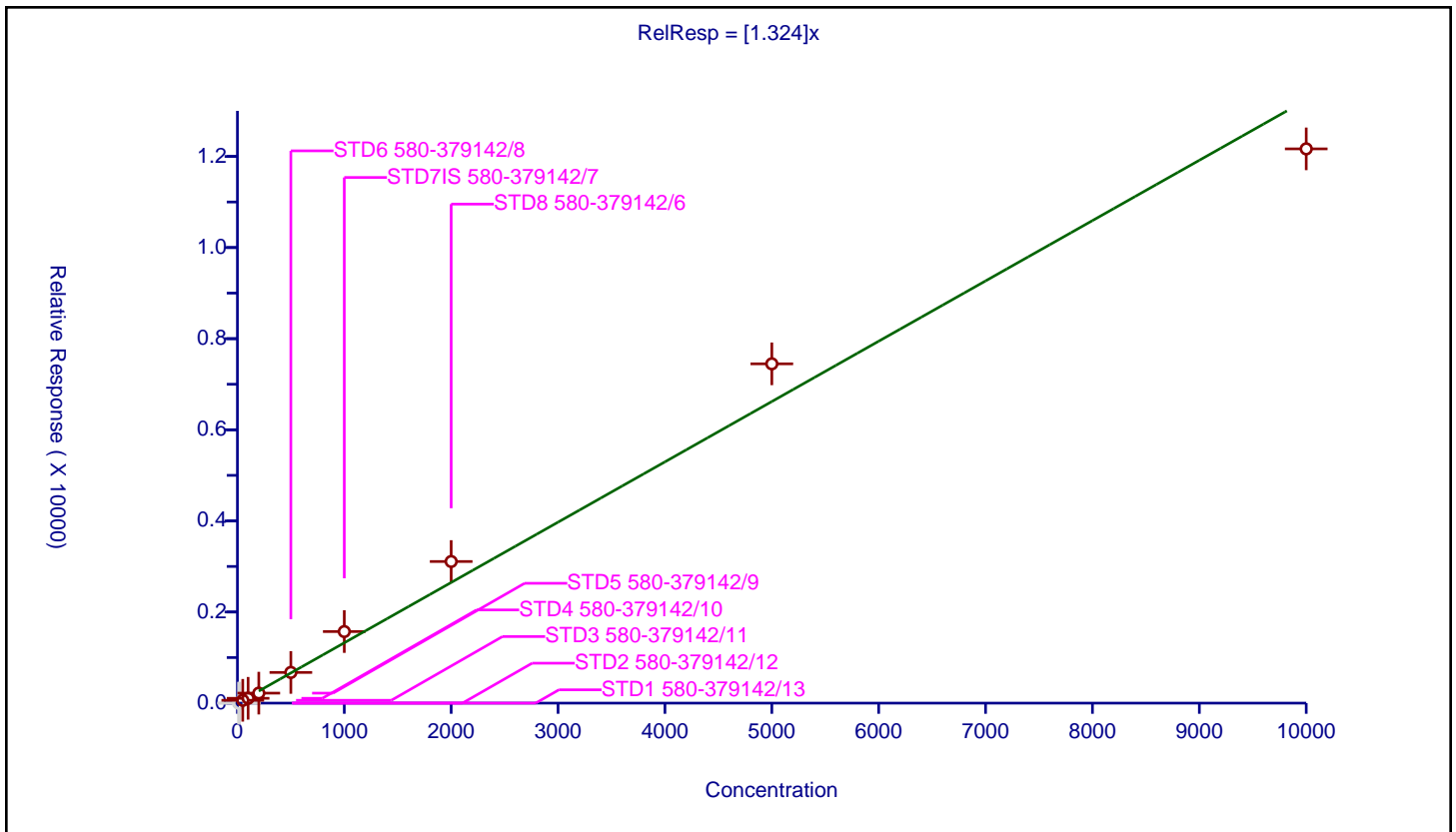
/ Di-n-octyl phthalate

Curve Type: Average
 Weighting: Conc_Sq
 Origin: Force
 Dependency: Response
 Calib Mode: ISTD
 Response Base: AREA
 RF Rounding: 0

Curve Coefficients	
Intercept:	0
Slope:	1.324

Error Coefficients	
Standard Error:	5380000
Relative Standard Error:	15.0
Correlation Coefficient:	0.994
Coefficient of Determination (Adjusted):	0.973

ID	Level	Concentration	Rel. Resp.	IS Amount	IS Response	RRF	Used
1	STD1 580-379142/13	10.0	0.0	100.0	53713.0	0.0	N
2	STD2 580-379142/12	20.0	0.0	100.0	55387.0	0.0	N
3	STD3 580-379142/11	50.0	62.538691	100.0	68492.0	1.250774	Y
4	STD4 580-379142/10	100.0	106.302638	100.0	75635.0	1.063026	Y
5	STD5 580-379142/9	200.0	219.783519	100.0	75942.0	1.098918	Y
6	STD6 580-379142/8	500.0	673.791935	100.0	83791.0	1.347584	Y
7	STD7IS 580-379142/7	1000.0	1571.002398	100.0	82562.0	1.571002	Y
8	STD8 580-379142/6	2000.0	3108.672872	100.0	87987.0	1.554336	Y
9	STD9 580-379142/5	5000.0	7447.928546	100.0	93823.0	1.489586	Y
10	STD10 580-379142/4	10000.0	12166.362837	100.0	98959.0	1.216636	Y



Calibration

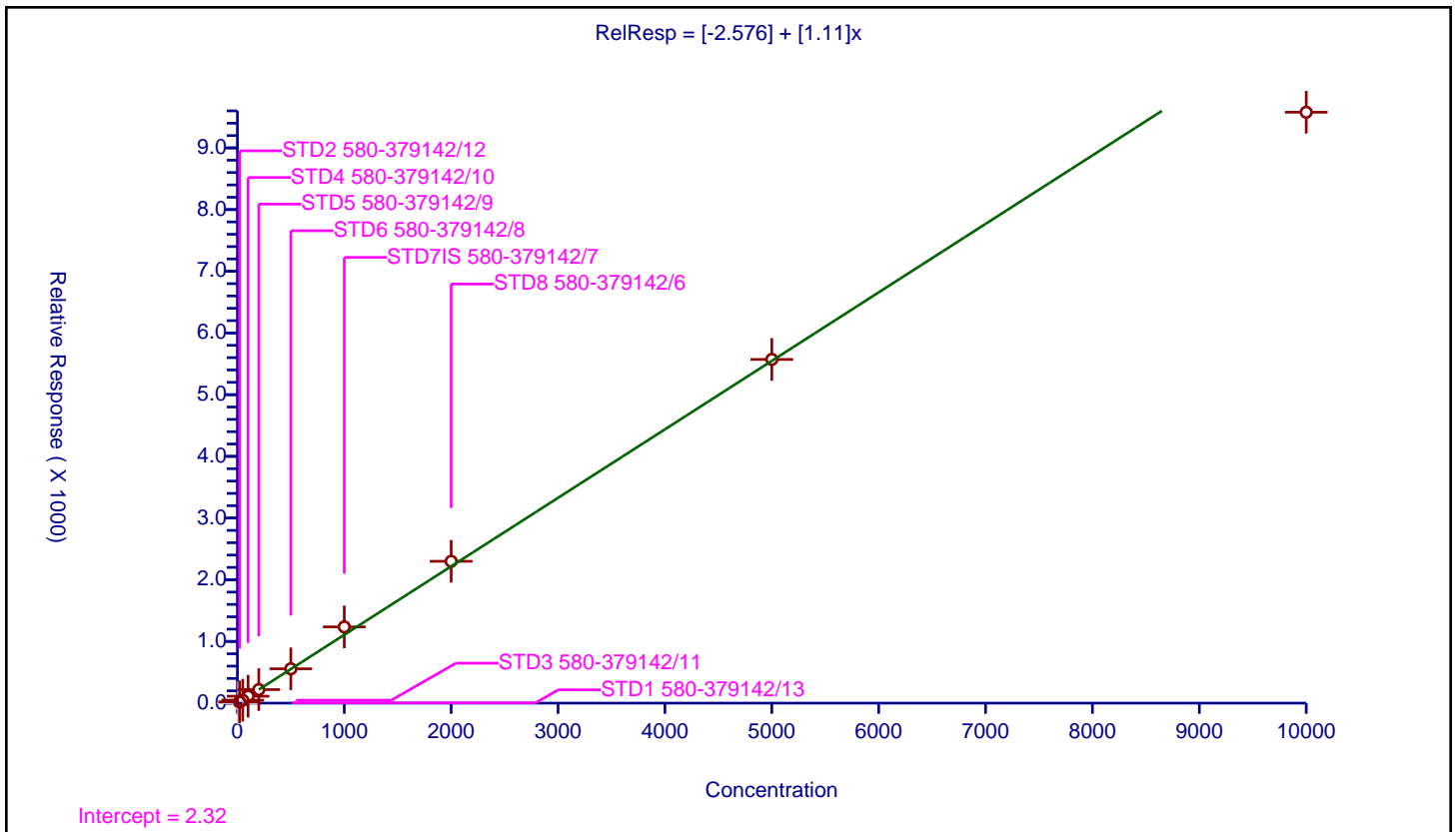
/ Benzo[b]fluoranthene

Curve Type: Linear
 Weighting: Conc_Sq
 Origin: None
 Dependency: Response
 Calib Mode: ISTD
 Response Base: AREA
 RF Rounding: 0

Curve Coefficients	
Intercept:	-2.576
Slope:	1.11

Error Coefficients	
Standard Error:	4180000
Relative Standard Error:	7.9
Correlation Coefficient:	0.998
Coefficient of Determination (Adjusted):	0.993

ID	Level	Concentration	Rel. Resp.	IS Amount	IS Response	RRF	Used
1	STD1 580-379142/13	10.0	5.266881	100.0	53713.0	0.526688	N
2	STD2 580-379142/12	20.0	20.212324	100.0	55387.0	1.010616	Y
3	STD3 580-379142/11	50.0	47.827484	100.0	68492.0	0.95655	Y
4	STD4 580-379142/10	100.0	112.63304	100.0	75635.0	1.12633	Y
5	STD5 580-379142/9	200.0	219.62682	100.0	75942.0	1.098134	Y
6	STD6 580-379142/8	500.0	556.623026	100.0	83791.0	1.113246	Y
7	STD7IS 580-379142/7	1000.0	1235.716189	100.0	82562.0	1.235716	Y
8	STD8 580-379142/6	2000.0	2299.10555	100.0	87987.0	1.149553	Y
9	STD9 580-379142/5	5000.0	5571.283161	100.0	93823.0	1.114257	Y
10	STD10 580-379142/4	10000.0	9578.023222	100.0	98959.0	0.957802	Y



Calibration

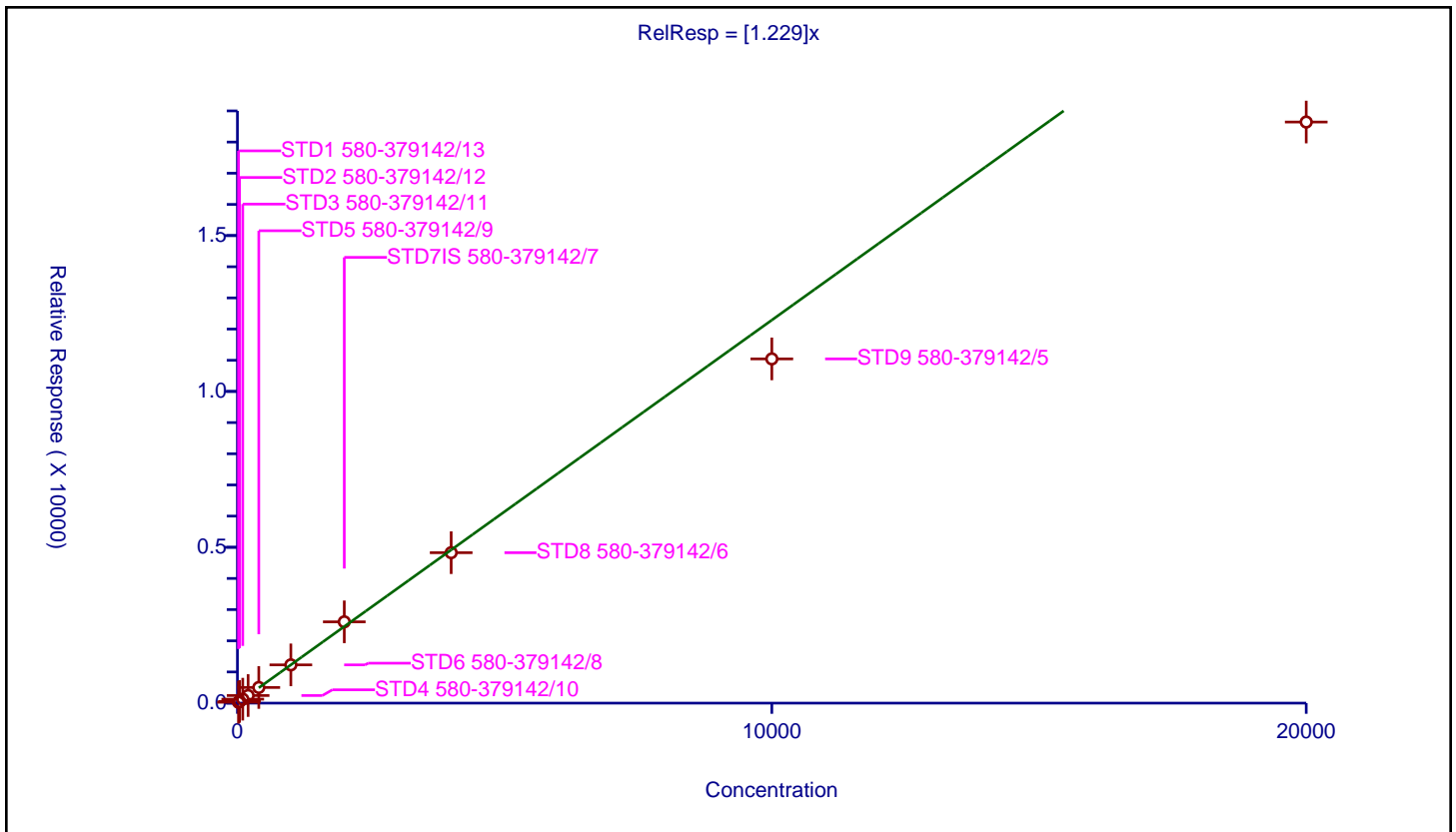
/ Benzofluoranthene

Curve Type: Average
 Weighting: Conc_Sq
 Origin: Force
 Dependency: Response
 Calib Mode: ISTD
 Response Base: AREA
 RF Rounding: 0

Curve Coefficients	
Intercept:	0
Slope:	1.229

Error Coefficients	
Standard Error:	7230000
Relative Standard Error:	10.9
Correlation Coefficient:	0.997
Coefficient of Determination (Adjusted):	0.984

ID	Level	Concentration	Rel. Resp.	IS Amount	IS Response	RRF	Used
1	STD1 580-379142/13	20.0	28.233389	100.0	53713.0	1.411669	Y
2	STD2 580-379142/12	40.0	54.176973	100.0	55387.0	1.354424	Y
3	STD3 580-379142/11	100.0	127.103895	100.0	68492.0	1.271039	Y
4	STD4 580-379142/10	200.0	244.261255	100.0	75635.0	1.221306	Y
5	STD5 580-379142/9	400.0	502.371547	100.0	75942.0	1.255929	Y
6	STD6 580-379142/8	1000.0	1227.080474	100.0	83791.0	1.22708	Y
7	STD7IS 580-379142/7	2000.0	2608.247135	100.0	82562.0	1.304124	Y
8	STD8 580-379142/6	4000.0	4826.437997	100.0	87987.0	1.206609	Y
9	STD9 580-379142/5	10000.0	11043.410464	100.0	93823.0	1.104341	Y
10	STD10 580-379142/4	20000.0	18642.838954	100.0	98959.0	0.932142	Y



Calibration

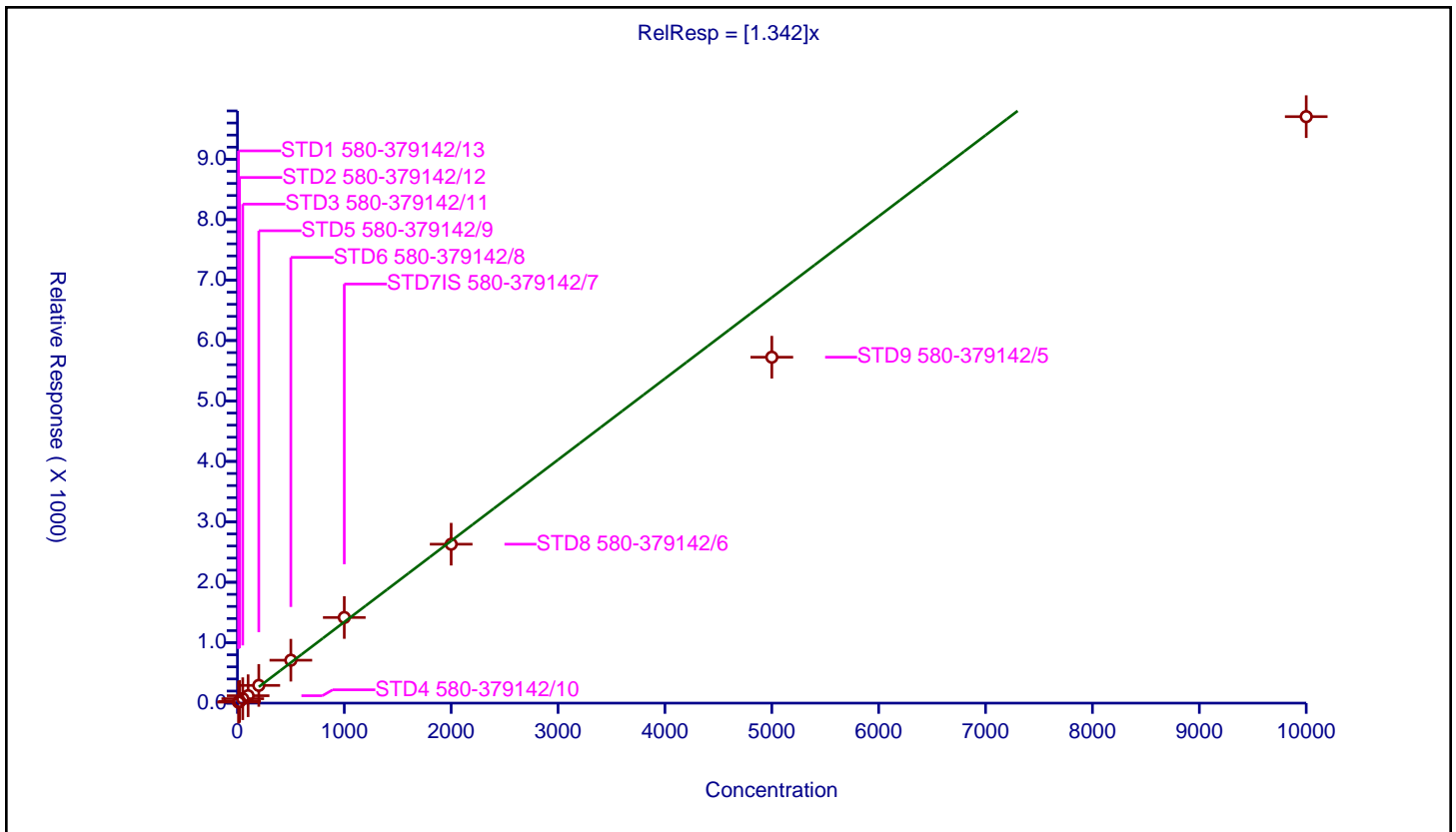
/ Benzo[k]fluoranthene

Curve Type: Average
 Weighting: Conc_Sq
 Origin: Force
 Dependency: Response
 Calib Mode: ISTD
 Response Base: AREA
 RF Rounding: 0

Curve Coefficients	
Intercept:	0
Slope:	1.342

Error Coefficients	
Standard Error:	3770000
Relative Standard Error:	14.0
Correlation Coefficient:	0.996
Coefficient of Determination (Adjusted):	0.974

ID	Level	Concentration	Rel. Resp.	IS Amount	IS Response	RRF	Used
1	STD1 580-379142/13	10.0	16.294007	100.0	53713.0	1.629401	Y
2	STD2 580-379142/12	20.0	27.338545	100.0	55387.0	1.366927	Y
3	STD3 580-379142/11	50.0	73.329732	100.0	68492.0	1.466595	Y
4	STD4 580-379142/10	100.0	122.710385	100.0	75635.0	1.227104	Y
5	STD5 580-379142/9	200.0	293.359406	100.0	75942.0	1.466797	Y
6	STD6 580-379142/8	500.0	710.156222	100.0	83791.0	1.420312	Y
7	STD7IS 580-379142/7	1000.0	1417.098665	100.0	82562.0	1.417099	Y
8	STD8 580-379142/6	2000.0	2629.951015	100.0	87987.0	1.314976	Y
9	STD9 580-379142/5	5000.0	5724.219008	100.0	93823.0	1.144844	Y
10	STD10 580-379142/4	10000.0	9705.01824	100.0	98959.0	0.970502	Y



Calibration

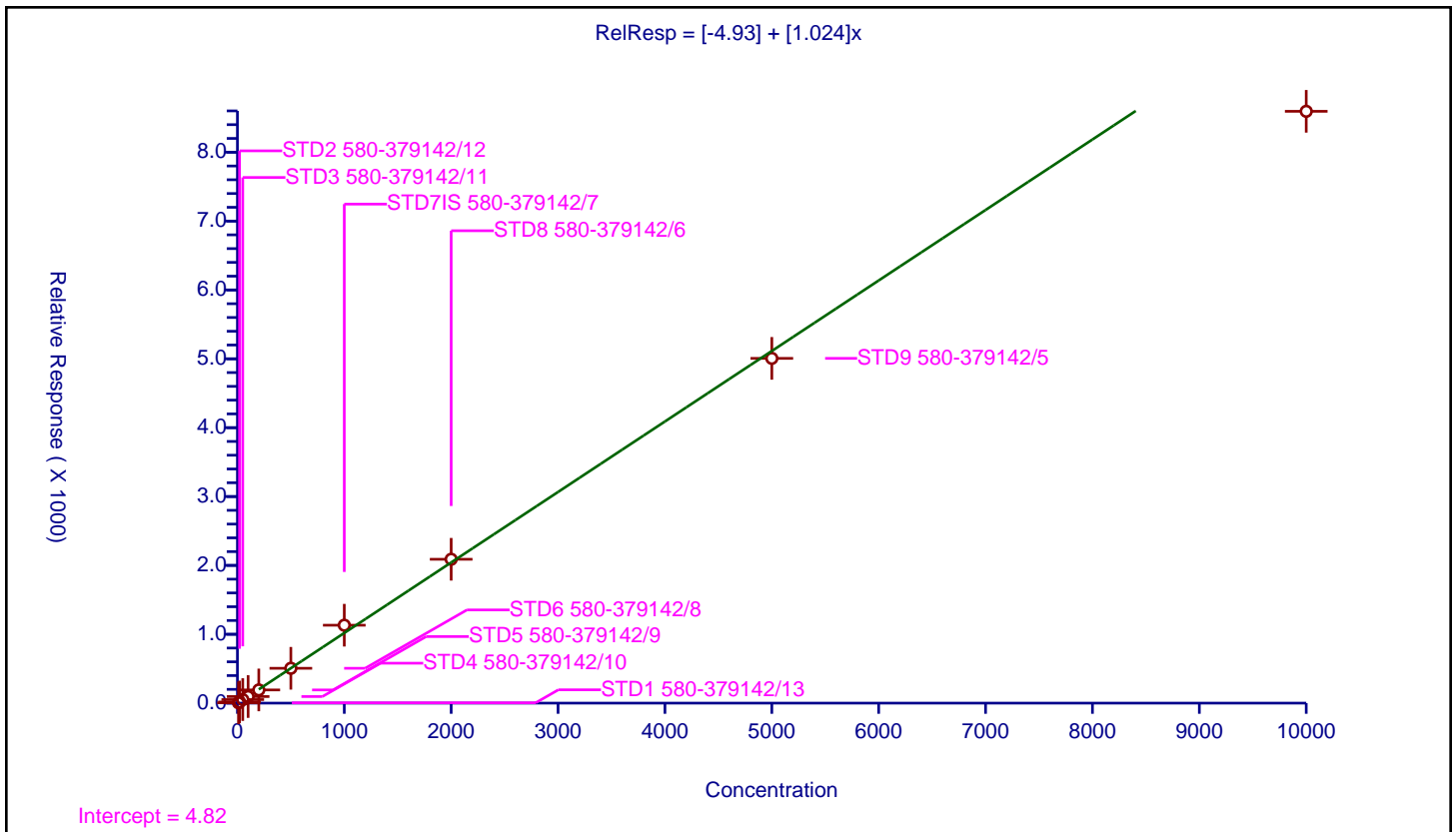
/ Benzo[a]pyrene

Curve Type: Linear
 Weighting: Conc_Sq
 Origin: None
 Dependency: Response
 Calib Mode: ISTD
 Response Base: AREA
 RF Rounding: 0

Curve Coefficients	
Intercept:	-4.93
Slope:	1.024

Error Coefficients	
Standard Error:	3510000
Relative Standard Error:	8.3
Correlation Coefficient:	0.998
Coefficient of Determination (Adjusted):	0.993

ID	Level	Concentration	Rel. Resp.	IS Amount	IS Response	RRF	Used
1	STD1 580-379142/13	10.0	4.915011	100.0	53713.0	0.491501	Y
2	STD2 580-379142/12	20.0	16.370267	100.0	55387.0	0.818513	Y
3	STD3 580-379142/11	50.0	51.584127	100.0	68492.0	1.031683	Y
4	STD4 580-379142/10	100.0	95.634296	100.0	75635.0	0.956343	Y
5	STD5 580-379142/9	200.0	191.816123	100.0	75942.0	0.959081	Y
6	STD6 580-379142/8	500.0	506.124763	100.0	83791.0	1.01225	Y
7	STD7IS 580-379142/7	1000.0	1131.617451	100.0	82562.0	1.131617	Y
8	STD8 580-379142/6	2000.0	2089.057474	100.0	87987.0	1.044529	Y
9	STD9 580-379142/5	5000.0	5006.114705	100.0	93823.0	1.001223	Y
10	STD10 580-379142/4	10000.0	8593.954062	100.0	98959.0	0.859395	Y



Calibration

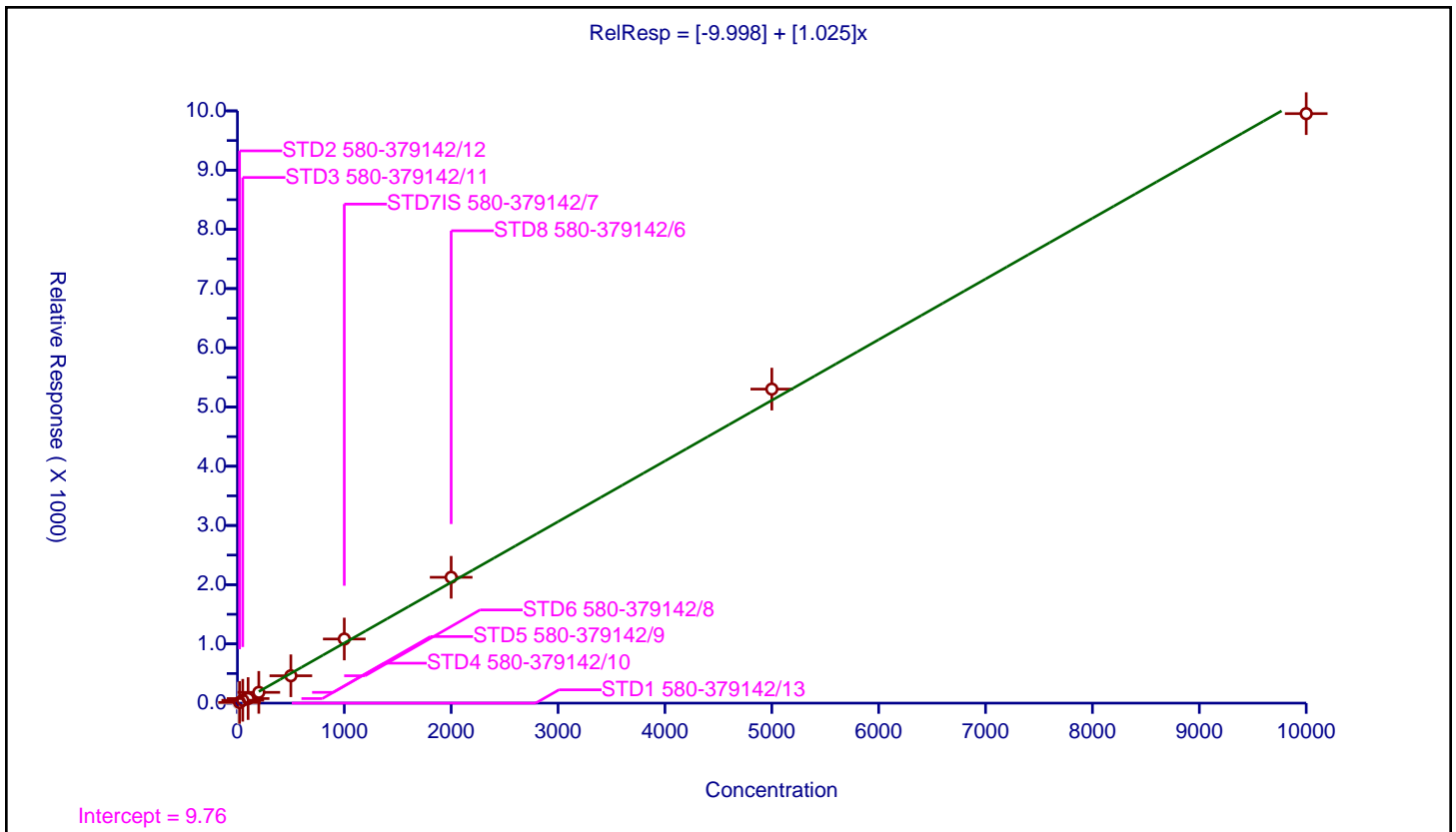
/ Indeno[1,2,3-cd]pyrene

Curve Type: Linear
 Weighting: Conc
 Origin: None
 Dependency: Response
 Calib Mode: ISTD
 Response Base: AREA
 RF Rounding: 0

Curve Coefficients	
Intercept:	-9.998
Slope:	1.025

Error Coefficients	
Standard Error:	4240000
Relative Standard Error:	9.4
Correlation Coefficient:	1.000
Coefficient of Determination (Adjusted):	0.998

ID	Level	Concentration	Rel. Resp.	IS Amount	IS Response	RRF	Used
1	STD1 580-379142/13	10.0	0.0	100.0	53713.0	0.0	N
2	STD2 580-379142/12	20.0	11.248127	100.0	55387.0	0.562406	Y
3	STD3 580-379142/11	50.0	48.360392	100.0	68492.0	0.967208	Y
4	STD4 580-379142/10	100.0	76.952469	100.0	75635.0	0.769525	Y
5	STD5 580-379142/9	200.0	181.865108	100.0	75942.0	0.909326	Y
6	STD6 580-379142/8	500.0	461.974436	100.0	83791.0	0.923949	Y
7	STD7IS 580-379142/7	1000.0	1082.734188	100.0	82562.0	1.082734	Y
8	STD8 580-379142/6	2000.0	2124.821849	100.0	87987.0	1.062411	Y
9	STD9 580-379142/5	5000.0	5302.170044	100.0	93823.0	1.060434	Y
10	STD10 580-379142/4	10000.0	9953.704059	100.0	98959.0	0.99537	Y



Calibration

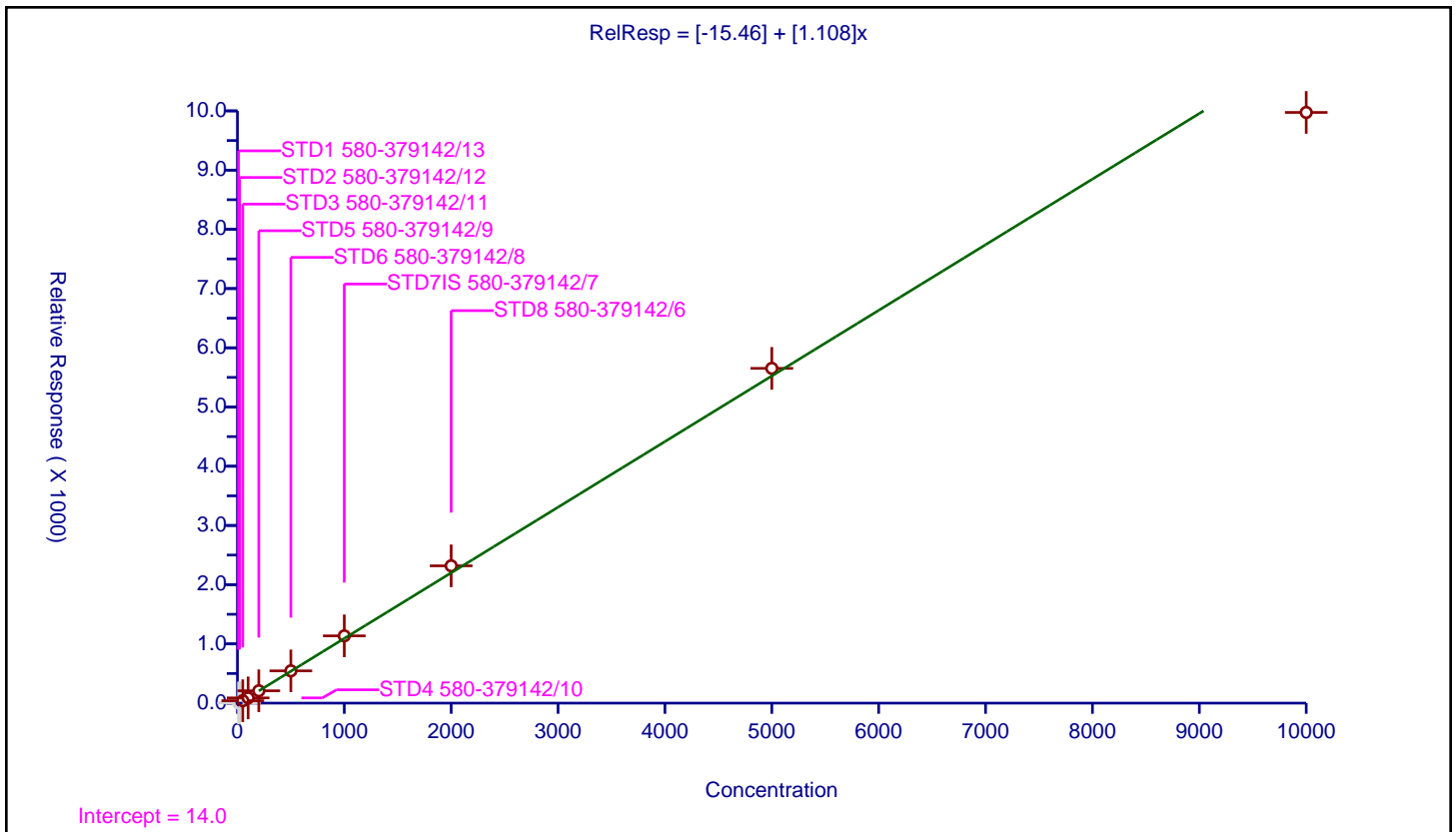
/ Dibenz(a,h)anthracene

Curve Type: Linear
 Weighting: Conc_Sq
 Origin: None
 Dependency: Response
 Calib Mode: ISTD
 Response Base: AREA
 RF Rounding: 0

Curve Coefficients	
Intercept:	-15.46
Slope:	1.108

Error Coefficients	
Standard Error:	4660000
Relative Standard Error:	5.7
Correlation Coefficient:	0.999
Coefficient of Determination (Adjusted):	0.996

ID	Level	Concentration	Rel. Resp.	IS Amount	IS Response	RRF	Used
1	STD1 580-379142/13	10.0	2.157764	100.0	53713.0	0.215776	N
2	STD2 580-379142/12	20.0	7.532453	100.0	55387.0	0.376623	N
3	STD3 580-379142/11	50.0	41.346435	100.0	68492.0	0.826929	Y
4	STD4 580-379142/10	100.0	88.195941	100.0	75635.0	0.881959	Y
5	STD5 580-379142/9	200.0	208.316873	100.0	75942.0	1.041584	Y
6	STD6 580-379142/8	500.0	544.957096	100.0	83791.0	1.089914	Y
7	STD7IS 580-379142/7	1000.0	1135.953586	100.0	82562.0	1.135954	Y
8	STD8 580-379142/6	2000.0	2318.434541	100.0	87987.0	1.159217	Y
9	STD9 580-379142/5	5000.0	5652.803684	100.0	93823.0	1.130561	Y
10	STD10 580-379142/4	10000.0	9974.033691	100.0	98959.0	0.997403	Y



Calibration

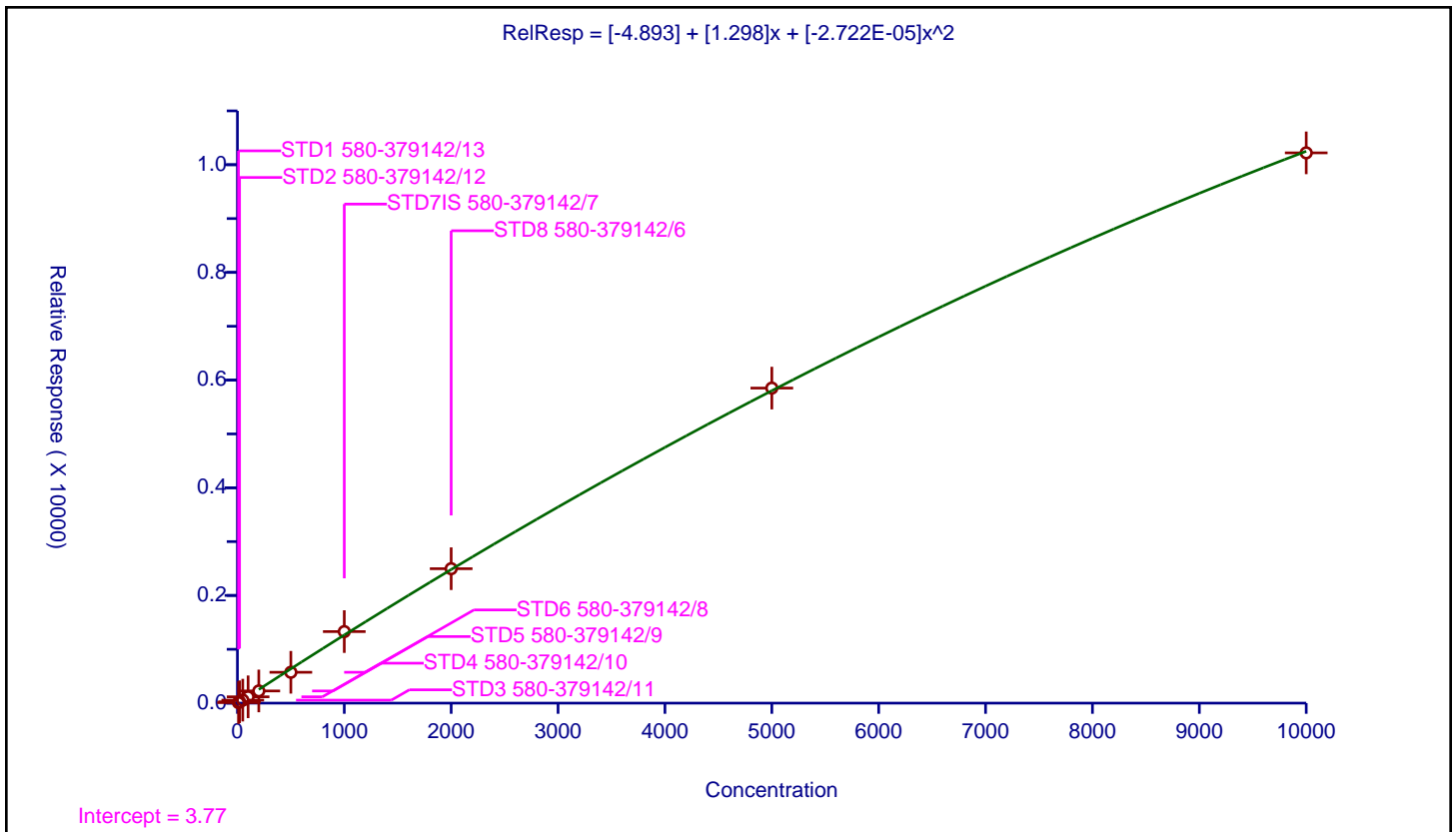
/ Benzo[g,h,i]perylene

Curve Type: Quadratic
 Weighting: Conc
 Origin: None
 Dependency: Response
 Calib Mode: ISTD
 Response Base: AREA
 RF Rounding: 0

Curve Coefficients	
Intercept:	-4.893
Slope:	1.298
Second Order:	-2.722E-05

Error Coefficients	
Standard Error:	4450000
Relative Standard Error:	9.7
Correlation Coefficient:	0.999
Coefficient of Determination (Adjusted):	0.999

ID	Level	Concentration	Rel. Resp.	IS Amount	IS Response	RRF	Used
1	STD1 580-379142/13	10.0	9.552622	100.0	53713.0	0.955262	Y
2	STD2 580-379142/12	20.0	24.911983	100.0	55387.0	1.245599	Y
3	STD3 580-379142/11	50.0	55.740816	100.0	68492.0	1.114816	Y
4	STD4 580-379142/10	100.0	117.602962	100.0	75635.0	1.17603	Y
5	STD5 580-379142/9	200.0	226.385926	100.0	75942.0	1.13193	Y
6	STD6 580-379142/8	500.0	572.856273	100.0	83791.0	1.145713	Y
7	STD7IS 580-379142/7	1000.0	1329.06543	100.0	82562.0	1.329065	Y
8	STD8 580-379142/6	2000.0	2496.800664	100.0	87987.0	1.2484	Y
9	STD9 580-379142/5	5000.0	5851.337092	100.0	93823.0	1.170267	Y
10	STD10 580-379142/4	10000.0	10220.299316	100.0	98959.0	1.02203	Y



FORM VII
GC/MS SEMI VOA CONTINUING CALIBRATION DATA

Lab Name: Eurofins Seattle Job No.: 580-111589-1
 SDG No.: _____
 Lab Sample ID: ICV 580-379142/15 Calibration Date: 01/24/2022 21:17
 Instrument ID: TAC051 Calib Start Date: 01/24/2022 17:04
 GC Column: ZB-SV ID: 0.25 (mm) Calib End Date: 01/24/2022 20:31
 Lab File ID: 0124A21_.D Conc. Units: ug/L

ANALYTE	CURVE TYPE	AVE RRF	RRF	MIN RRF	CALC AMOUNT	SPIKE AMOUNT	%D	MAX %D
N-Nitrosodimethylamine	Lin1		0.4106	0.0100	998	1000	-0.2	20.0
Pyridine	Lin2		0.6218	0.0100	1720	2000	-14.1	20.0
Phenol	Ave	1.004	1.033	0.8000	1030	1000	2.8	20.0
Aniline	Lin1		1.160	0.0100	925	1000	-7.5	20.0
Bis(2-chloroethyl)ether	Ave	0.8637	0.8062	0.7000	933	1000	-6.7	20.0
2-Chlorophenol	Ave	1.210	1.153	0.8000	953	1000	-4.7	20.0
n-Decane	Ave	0.7898	0.7097		899	1000	-10.1	20.0
1,3-Dichlorobenzene	Ave	1.441	1.344	0.0100	932	1000	-6.8	20.0
1,4-Dichlorobenzene	Ave	1.565	1.388	0.0100	887	1000	-11.3	20.0
Benzyl alcohol	Lin2		0.5845	0.0100	954	1000	-4.6	20.0
1,2-Dichlorobenzene	Ave	1.465	1.352	0.0100	923	1000	-7.7	20.0
o-Cresol	Ave	0.8394	0.8377	0.7000	998	1000	-0.2	20.0
bis (2-chloroisopropyl) ether	Ave	0.9704	0.8387	0.0100	864	1000	-13.6	20.0
Acetophenone	Ave	1.266	1.210	0.0100	955	1000	-4.5	20.0
m+p-Cresol	Lin2		0.8556	0.6000	978	1000	-2.2	20.0
N-Nitrosodi-n-propylamine	Ave	0.4984	0.4574*	0.5000	918	1000	-8.2	20.0
Hexachloroethane	Ave	0.5675	0.5434	0.3000	958	1000	-4.2	20.0
Nitrobenzene	Lin2		0.8199	0.2000	967	1000	-3.3	20.0
Isophorone	Ave	1.472	1.362	0.4000	925	1000	-7.5	20.0
2-Nitrophenol	Lin2		0.1784	0.1000	1040	1000	3.6	20.0
2,4-Dimethylphenol	Lin1		0.9172	0.2000	922	1000	-7.8	20.0
Benzoic acid	Lin1		0.1664	0.0100	1830	2000	-8.7	20.0
Bis(2-chloroethoxy)methane	Ave	0.9233	0.8560	0.3000	927	1000	-7.3	20.0
2,4-Dichlorophenol	Lin1		0.2753	0.2000	1040	1000	3.9	20.0
1,2,4-Trichlorobenzene	Ave	0.3058	0.3202	0.0100	1050	1000	4.7	20.0
Naphthalene	Qua2		1.025	0.7000	1030	1000	3.3	20.0
4-Chloroaniline	Lin1		0.3539	0.0100	1010	1000	1.1	20.0
2,6-Dichlorophenol	Qual		0.4805	0.0100	926	1000	-7.4	20.0
Hexachlorobutadiene	Ave	0.1815	0.1848	0.0100	1020	1000	1.8	20.0
4-Chloro-3-methylphenol	Lin2		0.3769	0.2000	971	1000	-2.9	20.0
2-Methylnaphthalene	Ave	0.6515	0.6726	0.4000	1030	1000	3.2	20.0
1-Methylnaphthalene	Ave	0.6188	0.6331	0.0100	1020	1000	2.3	20.0
Hexachlorocyclopentadiene	Ave	0.3528	0.3322	0.0500	942	1000	-5.8	20.0
1,2,4,5-Tetrachlorobenzene	Qua		0.5143		978	1000	-2.2	20.0
2,4,6-Trichlorophenol	Lin2		0.3148	0.2000	981	1000	-1.9	20.0
2,4,5-Trichlorophenol	Lin1		0.3233	0.2000	887	1000	-11.3	20.0
1,1'-Biphenyl	Ave	1.451	1.405	0.0100	968	1000	-3.2	20.0
2-Chloronaphthalene	Ave	1.139	1.111	0.8000	975	1000	-2.5	20.0
2-Nitroaniline	Qua2		0.3026	0.0100	953	1000	-4.7	20.0
Dimethyl phthalate	Lin1		1.294	0.0100	1100	1000	10.1	20.0

FORM VII
GC/MS SEMI VOA CONTINUING CALIBRATION DATA

Lab Name: Eurofins Seattle Job No.: 580-111589-1
 SDG No.: _____
 Lab Sample ID: ICV 580-379142/15 Calibration Date: 01/24/2022 21:17
 Instrument ID: TAC051 Calib Start Date: 01/24/2022 17:04
 GC Column: ZB-SV ID: 0.25 (mm) Calib End Date: 01/24/2022 20:31
 Lab File ID: 0124A21_.D Conc. Units: ug/L

ANALYTE	CURVE TYPE	AVE RRF	RRF	MIN RRF	CALC AMOUNT	SPIKE AMOUNT	%D	MAX %D
2,6-Dinitrotoluene	Lin1		0.2866	0.2000	984	1000	-1.6	20.0
Acenaphthylene	Qua2		1.804	0.9000	1070	1000	7.4	20.0
3-Nitroaniline	Lin2		0.2727	0.0100	971	1000	-2.9	20.0
Acenaphthene	Ave	1.170	1.138	0.9000	972	1000	-2.8	20.0
2,4-Dinitrophenol	Lin1		0.1286	0.0100	1770	2000	-11.3	20.0
4-Nitrophenol	Lin1		0.1139	0.0100	1950	2000	-2.5	20.0
2,4-Dinitrotoluene	Lin2		0.3634	0.2000	973	1000	-2.7	20.0
Dibenzofuran	Ave	1.488	1.566	0.8000	1050	1000	5.3	20.0
2,3,5,6-Tetrachlorophenol	Lin2		0.2709	0.0100	1060	1000	5.7	20.0
2,3,4,6-Tetrachlorophenol	Lin2		0.3148	0.0100	1050	1000	4.9	20.0
Diethyl phthalate	Ave	1.296	1.380	0.0100	1060	1000	6.5	20.0
Fluorene	Ave	1.184	1.290	0.9000	1090	1000	8.9	20.0
4-Chlorophenyl phenyl ether	Ave	0.5450	0.5654	0.4000	1040	1000	3.7	20.0
4-Nitroaniline	Lin1		0.2292	0.0100	869	1000	-13.1	20.0
4,6-Dinitro-2-methylphenol	Lin1		0.1205	0.0100	2010	2000	0.7	20.0
N-Nitrosodiphenylamine	Ave	0.5309	0.6282	0.0100	1180	1000	18.3	20.0
Azobenzene	Lin2		0.6396		1160	1000	15.9	20.0
4-Bromophenyl phenyl ether	Qua2		0.2262	0.1000	1020	1000	2.3	20.0
Hexachlorobenzene	Ave	0.2584	0.2706	0.1000	1050	1000	4.7	20.0
Atrazine	Lin2		0.3249	0.0100	970	1000	-3.0	20.0
Pentachlorophenol	Lin2		0.1556	0.0500	2180	2000	9.1	20.0
n-Octadecane	Qual		0.3053		966	1000	-3.4	20.0
Phenanthrene	Qua2		1.207	0.7000	1080	1000	7.7	20.0
Anthracene	Qual		1.239	0.7000	1070	1000	6.5	20.0
Carbazole	Qual		0.9641	0.0100	1080	1000	8.0	20.0
Di-n-butyl phthalate	Qual		1.520	0.0100	1080	1000	7.9	20.0
Fluoranthene	Qual		1.300	0.6000	1090	1000	9.1	20.0
Benidine	Lin1		0.3015	0.0100	2130	2000	6.6	20.0
Pyrene	Qual		1.374	0.6000	1120	1000	12.3	20.0
Butyl benzyl phthalate	Qual		0.7470	0.0100	1040	1000	3.6	20.0
3,3'-Dichlorobenzidine	Qual		0.4058	0.0100	2010	2000	0.5	20.0
Benzo[a]anthracene	Qual		1.285	0.8000	1030	1000	2.8	20.0
Chrysene	Qua2		1.312	0.7000	996	1000	-0.4	20.0
Bis(2-ethylhexyl) phthalate	Qua2		1.030	0.0100	1110	1000	10.8	20.0
Di-n-octyl phthalate	Ave	1.324	1.478	0.0100	1120	1000	11.6	20.0
Benzo[b]fluoranthene	Lin2		1.186	0.7000	1070	1000	7.0	20.0
Benzo[fluoranthene	Ave	1.229	1.230		2000	2000	0.1	20.0
Benzo[k]fluoranthene	Ave	1.342	1.405	0.7000	1050	1000	4.7	20.0
Benzo[a]pyrene	Lin2		1.189	0.7000	1170	1000	16.6	20.0
Indeno[1,2,3-cd]pyrene	Lin1		1.084	0.5000	1070	1000	6.8	20.0
Dibenz(a,h)anthracene	Lin2		1.094	0.4000	1000	1000	0.1	20.0

FORM VII
GC/MS SEMI VOA CONTINUING CALIBRATION DATA

Lab Name: Eurofins Seattle Job No.: 580-111589-1
 SDG No.: _____
 Lab Sample ID: ICV 580-379142/15 Calibration Date: 01/24/2022 21:17
 Instrument ID: TAC051 Calib Start Date: 01/24/2022 17:04
 GC Column: ZB-SV ID: 0.25 (mm) Calib End Date: 01/24/2022 20:31
 Lab File ID: 0124A21_.D Conc. Units: ug/L

ANALYTE	CURVE TYPE	AVE RRF	RRF	MIN RRF	CALC AMOUNT	SPIKE AMOUNT	%D	MAX %D
Benzo[g,h,i]perylene	Qual		1.298	0.5000	1030	1000	2.6	20.0
2-Fluorophenol (Surr)	Lin2		0.8441		909	1000	-9.1	20.0
Phenol-d5 (Surr)	Lin1		0.9755		947	1000	-5.3	20.0
Nitrobenzene-d5 (Surr)	Ave	0.2380	0.2434		1020	1000	2.3	20.0
2-Fluorobiphenyl	Ave	1.330	1.334		1000	1000	0.3	20.0
2,4,6-Tribromophenol (Surr)	Lin1		0.1358	0.0100	1000	1000	0.3	20.0
Terphenyl-d14	Ave	0.7490	0.8298		1110	1000	10.8	20.0

Eurofins Seattle
Target Compound Quantitation Report

Data File: \\chromfs\Seattle\ChromData\TAC051\20220124-81014.b\0124A21_.D
 Lims ID: ICV
 Client ID:
 Sample Type: ICV
 Inject. Date: 24-Jan-2022 21:17:30 ALS Bottle#: 15 Worklist Smp#: 15
 Injection Vol: 1.0 ul Dil. Factor: 1.0000
 Sample Info: icv
 Operator ID: TL Instrument ID: TAC051
 Sublist:

Method: \\chromfs\Seattle\ChromData\TAC051\20220124-81014.b\8270 TAC051.m
 Limit Group: 8270D BNA QSM 5.0
 Last Update: 28-Jan-2022 17:07:15 Calib Date: 24-Jan-2022 20:31:30
 Integrator: RTE ID Type: RT Order ID
 Quant Method: Internal Standard Quant By: Initial Calibration
 Last ICal File: \\chromfs\Seattle\ChromData\TAC051\20220124-81014.b\0124A19_.D

Column 1 : Det: MS SCAN
 Process Host: CTX1607

First Level Reviewer: limmere Date: 27-Jan-2022 12:10:55

Compound	Sig	RT (min.)	Adj RT (min.)	Dlt RT (min.)	Q	Response	Cal Amt ug/L	OnCol Amt ug/L	Flags
* 1 1,4-Dichlorobenzene-d4	152	4.489	4.489	0.000	71	29129	100.0	100.0	
* 2 Naphthalene-d8	136	5.498	5.499	-0.001	96	96485	100.0	100.0	
* 3 Acenaphthene-d10	164	6.925	6.925	0.000	39	53811	100.0	100.0	
* 4 Phenanthrene-d10	188	8.137	8.138	-0.001	93	77974	100.0	100.0	
* 5 Chrysene-d12	240	10.333	10.334	-0.001	57	68776	100.0	100.0	
* 6 Perylene-d12	264	11.861	11.862	-0.001	86	75719	100.0	100.0	M
\$ 7 2-Fluorophenol	112	3.484	3.485	-0.001	85	245873	1000.0	909.5	
\$ 8 Phenol-d5	99	4.211	4.212	-0.001	98	284152	1000.0	946.8	
\$ 9 Nitrobenzene-d5	82	4.927	4.928	-0.001	88	234864	1000.0	1022.7	
\$ 10 2-methylnaphthalene-d10	152	6.054	6.055	-0.001	0	576751	NC	NC	
\$ 11 2-Fluorobiphenyl	172	6.385	6.386	-0.001	99	717911	1000.0	1003.4	
\$ 12 2,4,6-Tribromophenol	330	7.571	7.572	-0.001	83	105853	1000.0	1003.0	
\$ 13 Fluoranthene-d10 (Surr)	212	9.115	9.116	-0.001	0	876905	NC	NC	
\$ 14 Terphenyl-d14	244	9.457	9.458	-0.001	99	647056	1000.0	1108.0	
15 1,4-Dioxane	88	2.352	2.353	-0.001	1	1473	NC	NC	
16 N-Nitrosodimethylamine	74	2.480	2.475	0.005	75	119618	1000.0	997.8	
17 Pyridine	79	2.491	2.492	-0.001	88	362263	2000.0	1718.3	
19 Phenol	94	4.222	4.222	0.000	98	300880	1000.0	1028.4	
18 Aniline	93	4.238	4.238	0.000	46	337926	1000.0	925.1	
20 Bis(2-chloroethyl)ether	93	4.296	4.297	-0.001	97	234838	1000.0	933.4	
21 2-Chlorophenol	128	4.323	4.324	-0.001	81	335958	1000.0	952.8	
22 n-Decane	57	4.376	4.377	-0.001	88	206734	1000.0	898.6	
23 1,3-Dichlorobenzene	146	4.446	4.447	-0.001	98	391519	1000.0	932.5	
25 1,4-Dichlorobenzene	146	4.505	4.505	0.000	96	404278	1000.0	887.0	
26 Benzyl alcohol	79	4.606	4.607	-0.001	96	170261	1000.0	953.9	
27 1,2-Dichlorobenzene	146	4.622	4.623	-0.001	91	393944	1000.0	923.0	
28 2-Methylphenol	108	4.697	4.692	0.005	57	244020	1000.0	998.0	
29 2,2'-oxybis[1-chloropropane]	45	4.718	4.719	-0.001	45	244319	1000.0	864.4	a
30 Acetophenone	105	4.814	4.810	0.004	90	352416	1000.0	955.5	
31 N-Nitrosodi-n-propylamine	70	4.820	4.815	0.005	77	133223	1000.0	917.7	
32 3 & 4 Methylphenol	108	4.820	4.821	-0.001	87	249241	1000.0	978.3	

Compound	Sig	RT (min.)	Adj RT (min.)	Dlt RT (min.)	Q	Response	Cal Amt ug/L	OnCol Amt ug/L	Flags
33 Hexachloroethane	117	4.884	4.885	-0.001	90	158275	1000.0	957.5	
34 Nitrobenzene	77	4.943	4.944	-0.001	87	238839	1000.0	966.9	
35 Isophorone	82	5.140	5.136	0.004	94	396747	1000.0	925.5	
36 2-Nitrophenol	139	5.199	5.200	-0.001	88	172153	1000.0	1035.6	
37 2,4-Dimethylphenol	107	5.242	5.243	-0.001	91	267159	1000.0	921.7	
39 Benzoic acid	105	5.301	5.301	0.000	81	321165	2000.0	1825.1	M
38 Bis(2-chloroethoxy)methane	93	5.322	5.323	-0.001	90	249349	1000.0	927.1	
40 2,4-Dichlorophenol	162	5.391	5.392	-0.001	87	265576	1000.0	1038.9	
41 1,2,4-Trichlorobenzene	180	5.456	5.456	0.000	93	308908	1000.0	1047.0	
42 Naphthalene	128	5.520	5.515	0.005	95	988620	1000.0	1032.8	
43 4-Chloroaniline	127	5.568	5.569	-0.001	83	341475	1000.0	1011.5	
44 2,6-Dichlorophenol	162	5.573	5.574	-0.001	91	258574	1000.0	925.8	
45 Hexachlorobutadiene	225	5.621	5.622	-0.001	92	178258	1000.0	1017.9	
46 4-Chloro-3-methylphenol	107	5.968	5.969	-0.001	89	202834	1000.0	970.7	
47 2-Methylnaphthalene	142	6.081	6.081	0.000	77	648992	1000.0	1032.5	
48 1-Methylnaphthalene	142	6.155	6.156	-0.001	89	610865	1000.0	1023.2	
49 Hexachlorocyclopentadiene	237	6.209	6.210	-0.001	85	178775	1000.0	941.6	
50 1,2,4,5-Tetrachlorobenzene	216	6.214	6.215	-0.001	96	276776	1000.0	977.7	
52 2,4,6-Trichlorophenol	196	6.310	6.311	-0.001	88	169422	1000.0	981.2	
53 2,4,5-Trichlorophenol	196	6.342	6.343	-0.001	94	173973	1000.0	887.3	
54 1,1'-Biphenyl	154	6.465	6.461	0.004	94	756059	1000.0	968.5	
55 2-Chloronaphthalene	162	6.471	6.471	0.000	98	597941	1000.0	975.2	
56 2-Nitroaniline	138	6.567	6.568	-0.001	92	162831	1000.0	952.7	
57 Dimethyl phthalate	163	6.727	6.722	0.005	98	696440	1000.0	1101.3	
58 1,3-Dinitrobenzene	168	6.743	6.744	-0.001	79	84161	1000.0	908.4	
59 2,6-Dinitrotoluene	165	6.770	6.765	0.005	68	154245	1000.0	984.0	
60 Acenaphthylene	152	6.807	6.808	-0.001	92	970857	1000.0	1073.5	
61 3-Nitroaniline	138	6.903	6.904	-0.001	86	146725	1000.0	971.1	
62 Acenaphthene	153	6.951	6.952	-0.001	92	612393	1000.0	972.5	
63 2,4-Dinitrophenol	184	6.989	6.990	-0.001	51	138385	2000.0	1773.8	Ma
64 4-Nitrophenol	109	7.048	7.048	0.000	87	122539	2000.0	1949.2	M
65 2,4-Dinitrotoluene	165	7.096	7.096	0.000	58	195557	1000.0	972.6	
66 Dibenzofuran	168	7.096	7.096	0.000	92	842877	1000.0	1052.8	
51 2,3,5,6-Tetrachlorophenol	232	7.165	7.166	-0.001	88	145761	1000.0	1057.2	
67 2,3,4,6-Tetrachlorophenol	232	7.197	7.198	-0.001	74	169389	1000.0	1049.4	
68 Diethyl phthalate	149	7.304	7.299	0.005	97	742601	1000.0	1064.6	
69 Fluorene	166	7.373	7.374	-0.001	84	694055	1000.0	1089.3	
70 4-Chlorophenyl phenyl ether	204	7.384	7.385	-0.001	92	304238	1000.0	1037.4	
71 4-Nitroaniline	138	7.400	7.401	-0.001	28	123350	1000.0	868.7	
72 4,6-Dinitro-2-methylphenol	198	7.421	7.422	-0.001	80	187903	2000.0	2014.9	
73 N-Nitrosodiphenylamine	169	7.480	7.481	-0.001	59	489856	1000.0	1183.4	
74 Azobenzene	77	7.512	7.513	-0.001	96	498683	1000.0	1159.0	
75 4-Bromophenyl phenyl ether	248	7.785	7.786	-0.001	56	176364	1000.0	1023.3	
76 Hexachlorobenzene	284	7.822	7.818	0.004	85	210966	1000.0	1046.9	
77 Atrazine	200	7.929	7.930	-0.001	91	174821	1000.0	969.8	
78 Pentachlorophenol	266	7.982	7.983	-0.001	82	242672	2000.0	2182.3	
79 n-Octadecane	57	8.084	8.085	-0.001	90	238057	1000.0	965.8	
80 Phenanthrene	178	8.159	8.160	0.000	96	941479	1000.0	1077.3	
81 Anthracene	178	8.201	8.197	0.004	95	966093	1000.0	1065.2	
83 Carbazole	167	8.340	8.336	0.004	82	751750	1000.0	1080.5	
84 Di-n-butyl phthalate	149	8.645	8.646	-0.001	99	1185286	1000.0	1078.8	
85 Fluoranthene	202	9.131	9.132	-0.001	95	1013532	1000.0	1090.9	

Compound	Sig	RT (min.)	Adj RT (min.)	Dlt RT (min.)	Q	Response	Cal Amt ug/L	OnCol Amt ug/L	Flags
88 Benzidine	184	9.259	9.260	-0.001	97	470139	2000.0	2132.0	
89 Pyrene	202	9.313	9.313	0.000	99	1071043	1000.0	1122.9	
94 Butyl benzyl phthalate	149	9.873	9.869	0.004	92	513723	1000.0	1035.9	
96 3,3'-Dichlorobenzidine	252	10.322	10.318	0.004	59	558142	2000.0	2010.0	
97 Benzo[a]anthracene	228	10.328	10.323	0.005	97	884089	1000.0	1028.2	
99 Chrysene	228	10.360	10.360	0.000	93	902008	1000.0	995.6	
98 Bis(2-ethylhexyl) phthalate	149	10.392	10.393	0.000	77	708121	1000.0	1107.7	
100 Di-n-octyl phthalate	149	11.059	11.055	0.004	97	1119026	1000.0	1116.2	
101 Benzo[b]fluoranthene	252	11.428	11.424	0.004	94	897702	1000.0	1070.3	
102 Benzofluoranthene	252	11.428	11.456	-0.028	1	1862924	2000.0	2002.1	Ma
103 Benzo[k]fluoranthene	252	11.455	11.456	-0.001	96	1064172	1000.0	1046.9	
104 Benzo[a]pyrene	252	11.797	11.792	0.005	74	900239	1000.0	1166.2	
105 Indeno[1,2,3-cd]pyrene	276	13.164	13.165	-0.001	98	821171	1000.0	1068.2	
106 Dibenz(a,h)anthracene	278	13.207	13.208	-0.001	4	828384	1000.0	1001.4	
107 Benzo[g,h,i]perylene	276	13.490	13.496	-0.006	89	982685	1000.0	1025.9	a

QC Flag Legend

Processing Flags

NC - Not Calibrated

Review Flags

M - Manually Integrated

a - User Assigned ID

Reagents:

icv_8270_1000_00014

Amount Added: 1.00

Units: ml

Eurofins Seattle

Data File: \\chromfs\Seattle\ChromData\TAC051\20220124-81014.b0124A21_D

Injection Date: 24-Jan-2022 21:17:30

Instrument ID: TAC051

Lims ID: ICV

Client ID:

Operator ID: TL

ALS Bottle#: 15

Worklist Smp#: 15

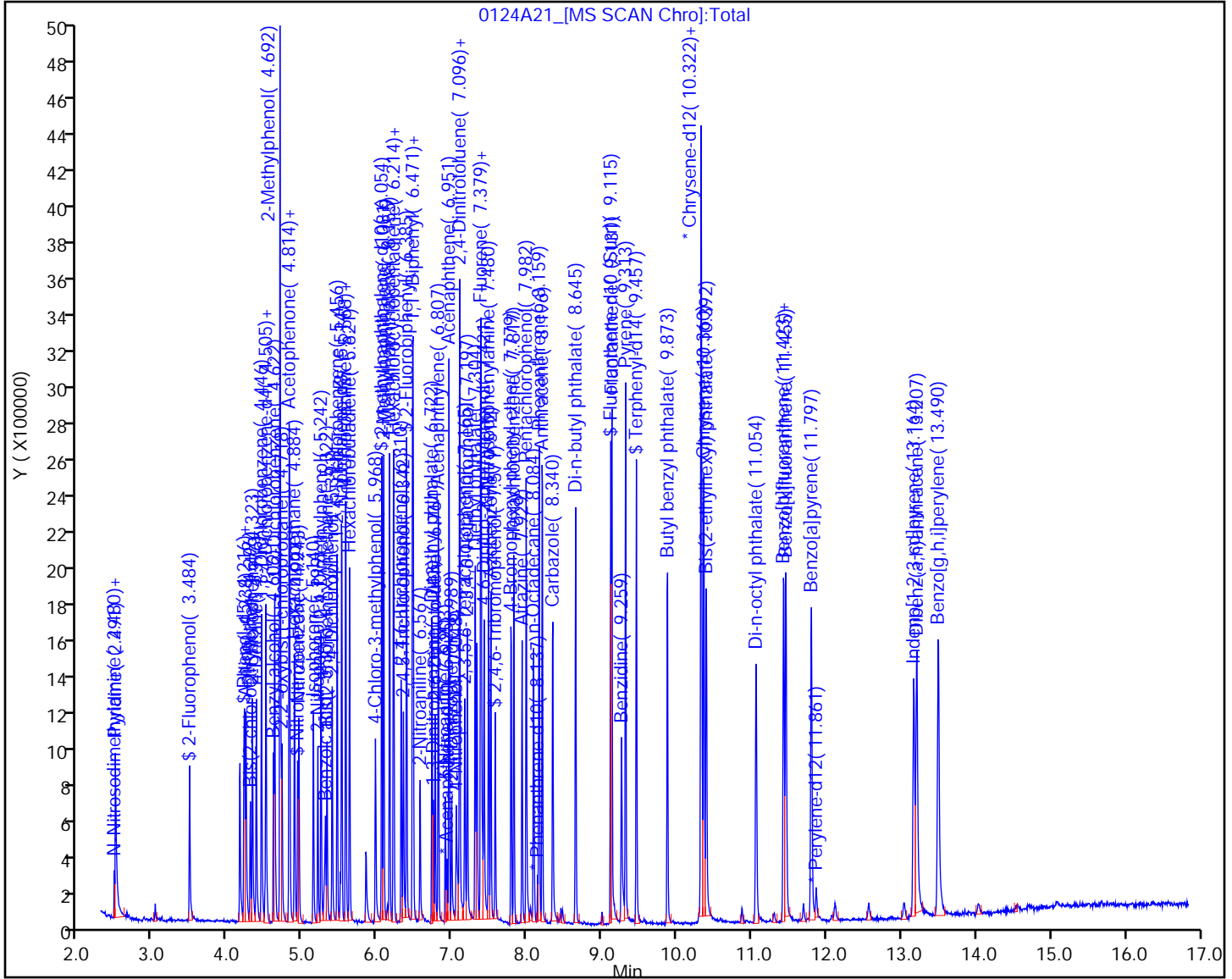
Injection Vol: 1.0 ul

Dil. Factor: 1.0000

Method: 8270 TAC051

Limit Group: 8270D BNA QSM 5.0

Y Scaling: Method Defined: Scale to the Nth Largest Target: 1



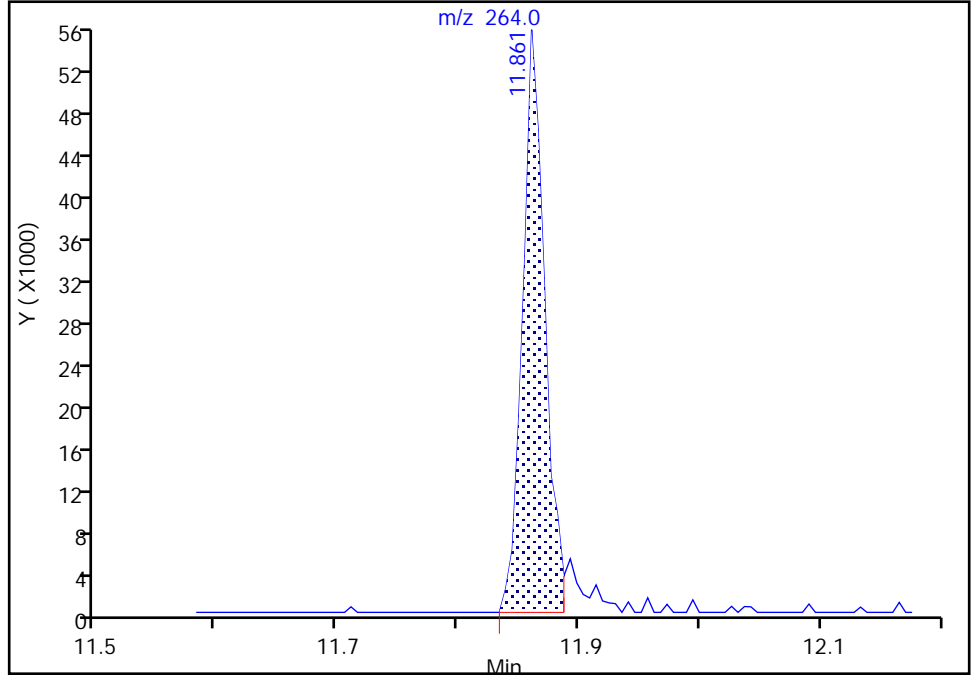
Eurofins Seattle

Data File: \\chromfs\Seattle\ChromData\TAC051\20220124-81014.b\0124A21_.D
Injection Date: 24-Jan-2022 21:17:30 Instrument ID: TAC051
Lims ID: ICV
Client ID:
Operator ID: TL ALS Bottle#: 15 Worklist Smp#: 15
Injection Vol: 1.0 ul Dil. Factor: 1.0000
Method: 8270 TAC051 Limit Group: 8270D BNA QSM 5.0
Column: Detector MS SCAN

* 6 Perylene-d12, CAS: 1520-96-3
Signal: 1

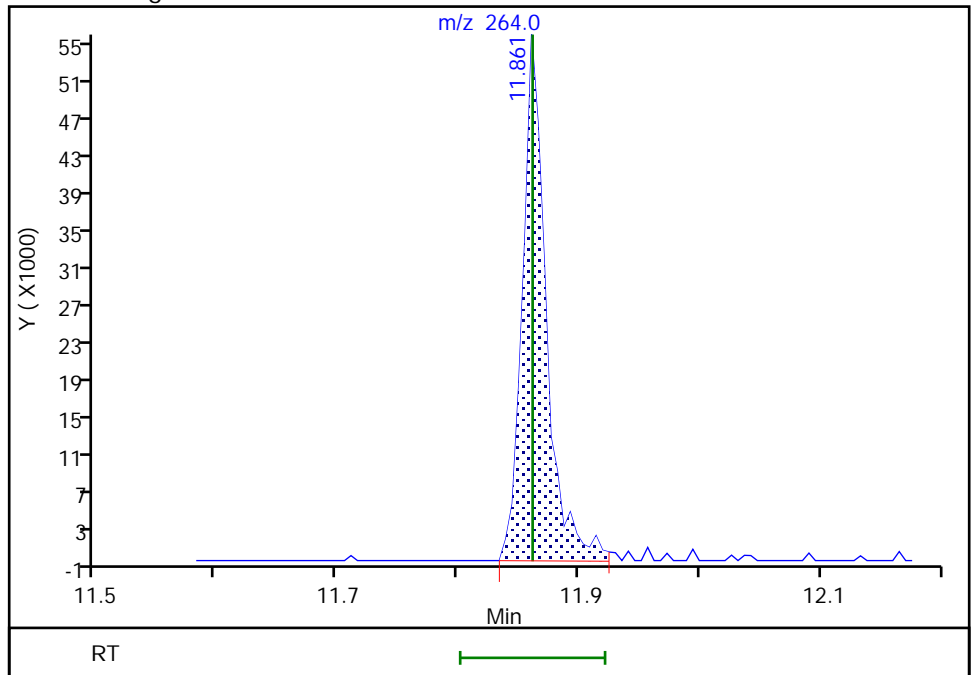
RT: 11.86
Area: 70483
Amount: 100.0000
Amount Units: ug/L

Processing Integration Results



RT: 11.86
Area: 75719
Amount: 100.0000
Amount Units: ug/L

Manual Integration Results



Reviewer: mohammedj, 27-Jan-2022 14:58:13
Audit Action: Manually Integrated

Audit Reason: Incomplete Integration

Eurofins Seattle

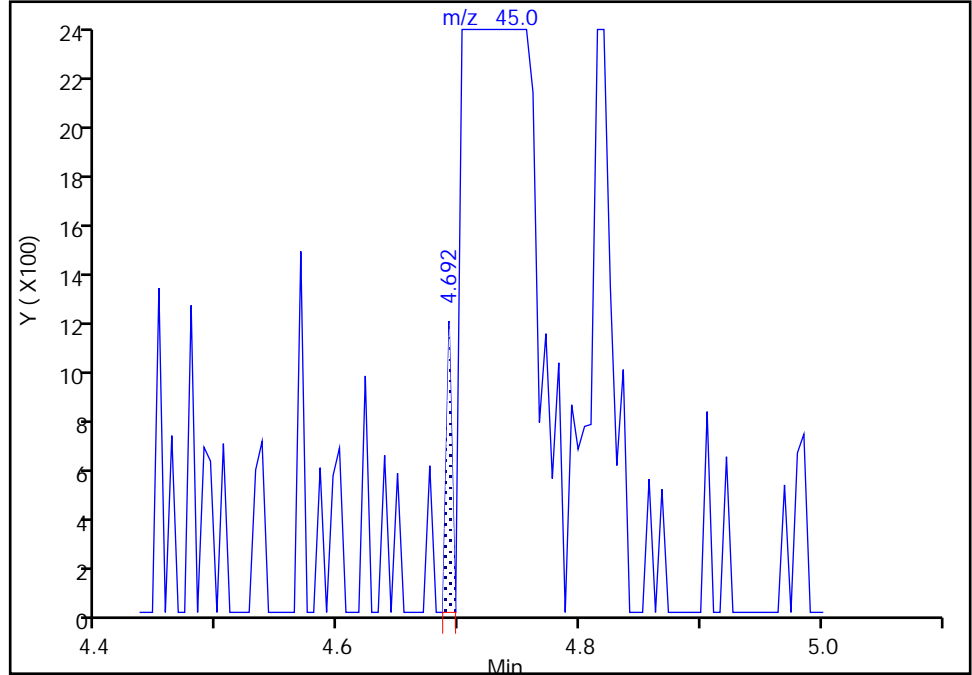
Data File: \\chromfs\Seattle\ChromData\TAC051\20220124-81014.b\0124A21_.D
Injection Date: 24-Jan-2022 21:17:30 Instrument ID: TAC051
Lims ID: ICV
Client ID:
Operator ID: TL ALS Bottle#: 15 Worklist Smp#: 15
Injection Vol: 1.0 ul Dil. Factor: 1.0000
Method: 8270 TAC051 Limit Group: 8270D BNA QSM 5.0
Column: Detector MS SCAN

29 2,2'-oxybis[1-chloropropane], CAS: 108-60-1

Signal: 1

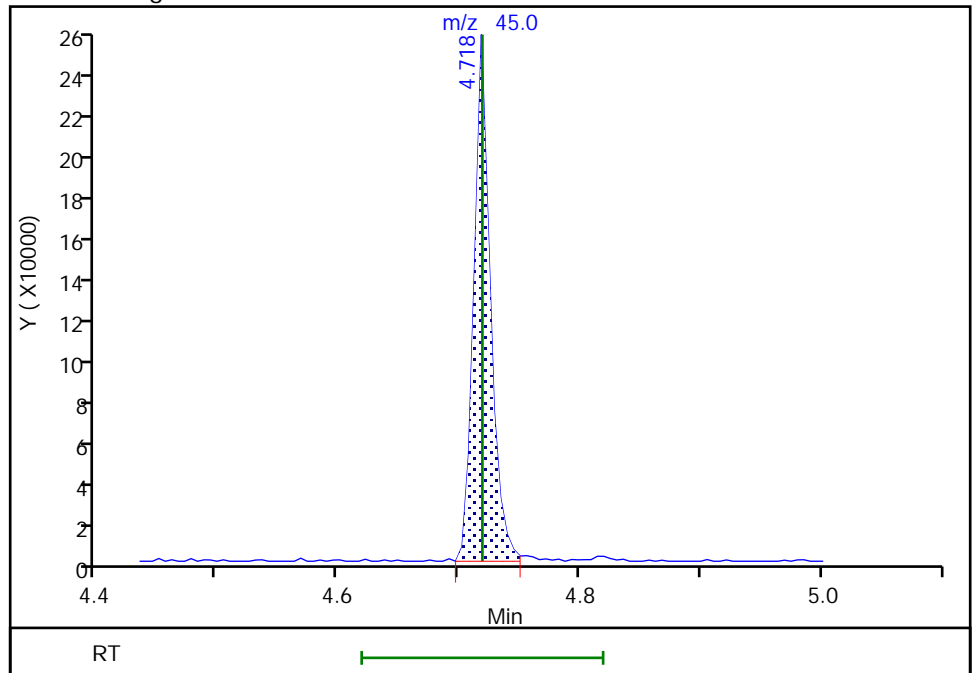
RT: 4.69
Area: 385
Amount: 1.362077
Amount Units: ug/L

Processing Integration Results



RT: 4.72
Area: 244319
Amount: 864.3669
Amount Units: ug/L

Manual Integration Results



Reviewer: limmere, 27-Jan-2022 12:07:51
Audit Action: Assigned Compound ID

Audit Reason: Peak assignment corrected

Eurofins Seattle

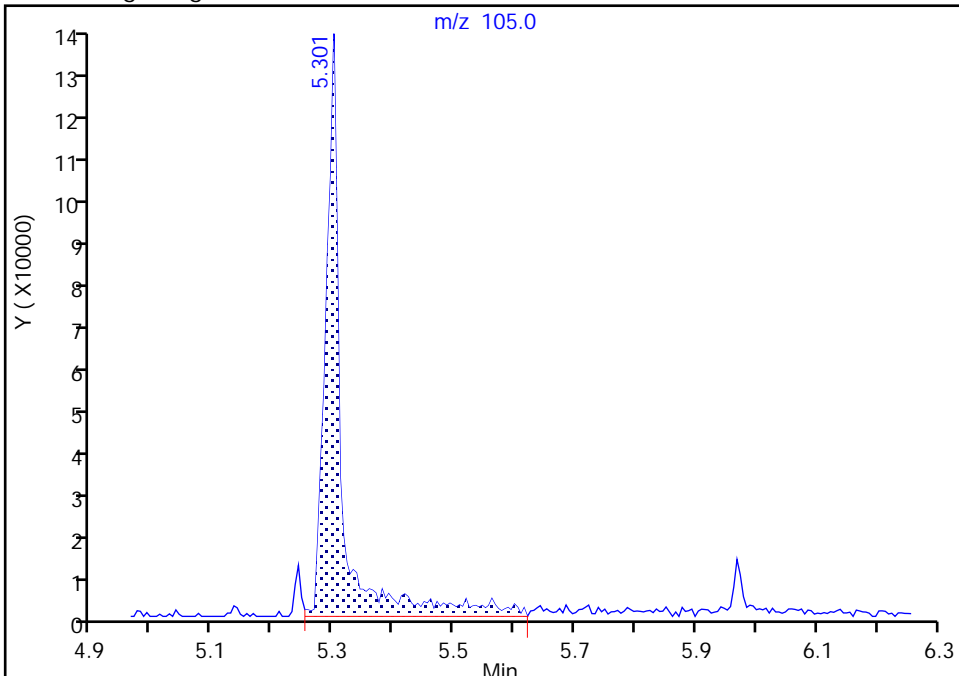
Data File: \\chromfs\Seattle\ChromData\TAC051\20220124-81014.b\0124A21_.D
Injection Date: 24-Jan-2022 21:17:30 Instrument ID: TAC051
Lims ID: ICV
Client ID:
Operator ID: TL ALS Bottle#: 15 Worklist Smp#: 15
Injection Vol: 1.0 ul Dil. Factor: 1.0000
Method: 8270 TAC051 Limit Group: 8270D BNA QSM 5.0
Column: Detector MS SCAN

39 Benzoic acid, CAS: 65-85-0

Signal: 1

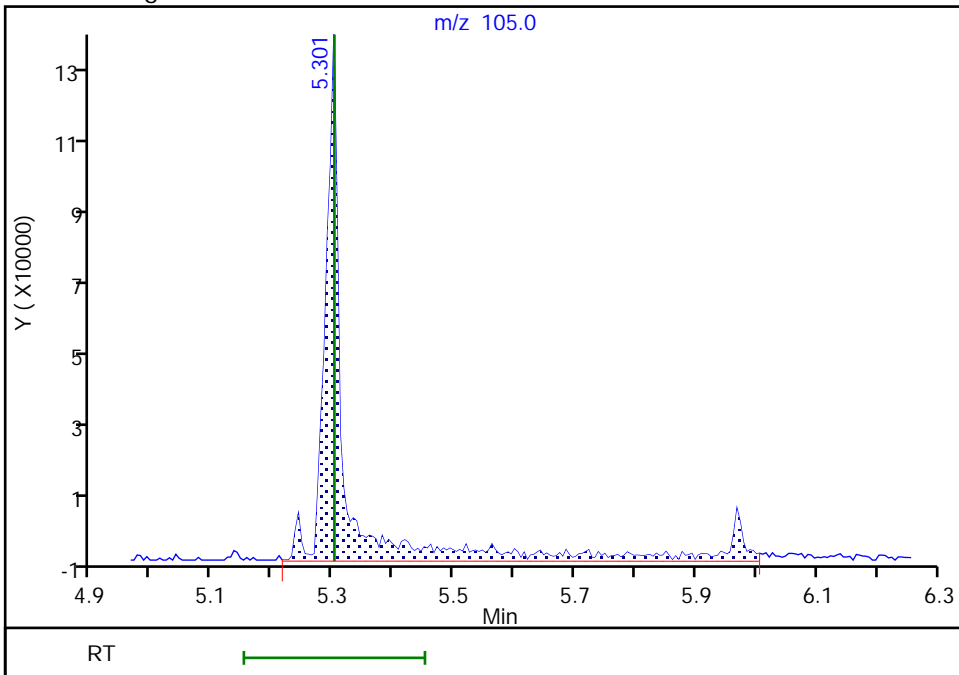
RT: 5.30
Area: 257108
Amount: 1461.6119
Amount Units: ug/L

Processing Integration Results



RT: 5.30
Area: 321165
Amount: 1825.0954
Amount Units: ug/L

Manual Integration Results



Reviewer: limmere, 27-Jan-2022 12:08:51
Audit Action: Manually Integrated

Audit Reason: Baseline

Eurofins Seattle

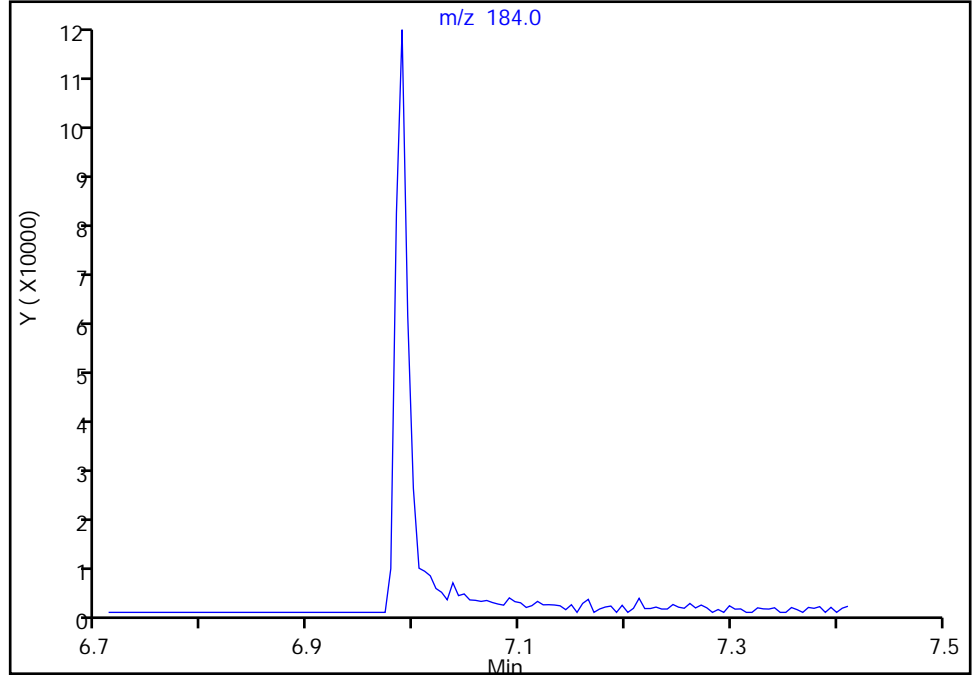
Data File: \\chromfs\Seattle\ChromData\TAC051\20220124-81014.b\0124A21_.D
Injection Date: 24-Jan-2022 21:17:30 Instrument ID: TAC051
Lims ID: ICV
Client ID:
Operator ID: TL ALS Bottle#: 15 Worklist Smp#: 15
Injection Vol: 1.0 ul Dil. Factor: 1.0000
Method: 8270 TAC051 Limit Group: 8270D BNA QSM 5.0
Column: Detector MS SCAN

63 2,4-Dinitrophenol, CAS: 51-28-5

Signal: 1

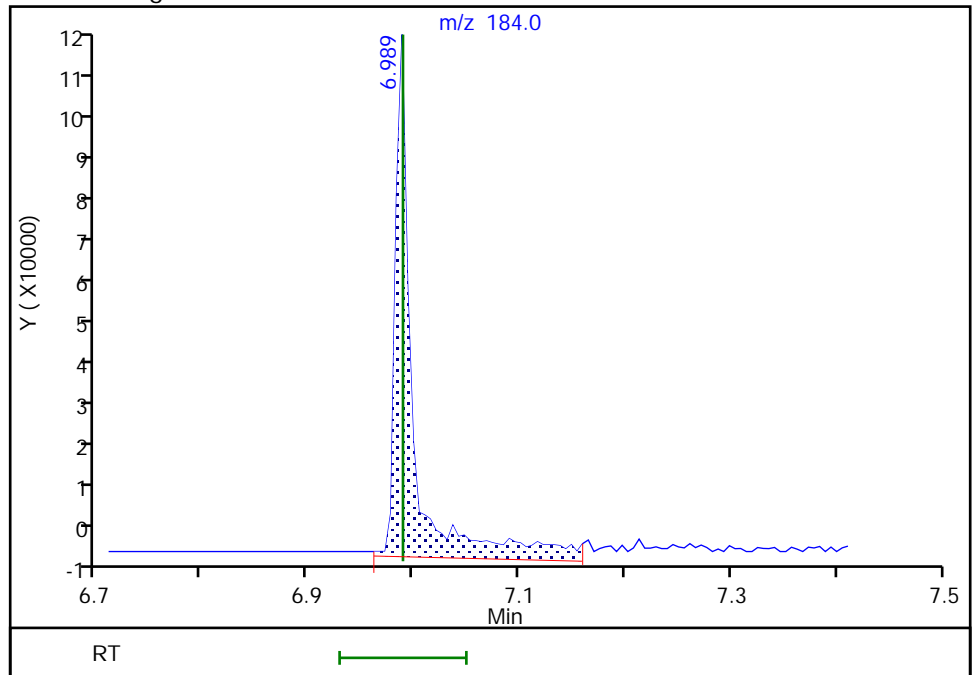
Not Detected
Expected RT: 6.99

Processing Integration Results



Manual Integration Results

RT: 6.99
Area: 138385
Amount: 1773.7909
Amount Units: ug/L



Reviewer: limmere, 27-Jan-2022 12:09:14
Audit Action: Manually Integrated

Audit Reason: Baseline
Page 370 of 766

Eurofins Seattle

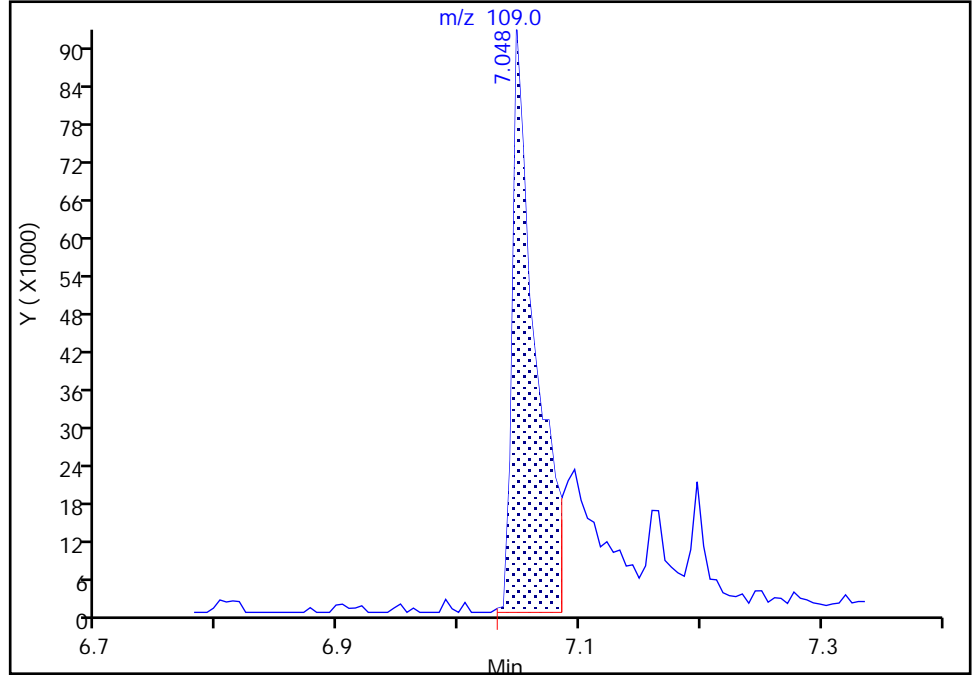
Data File: \\chromfs\Seattle\ChromData\TAC051\20220124-81014.b\0124A21_.D
Injection Date: 24-Jan-2022 21:17:30 Instrument ID: TAC051
Lims ID: ICV
Client ID:
Operator ID: TL ALS Bottle#: 15 Worklist Smp#: 15
Injection Vol: 1.0 ul Dil. Factor: 1.0000
Method: 8270 TAC051 Limit Group: 8270D BNA QSM 5.0
Column: Detector MS SCAN

64 4-Nitrophenol, CAS: 100-02-7

Signal: 1

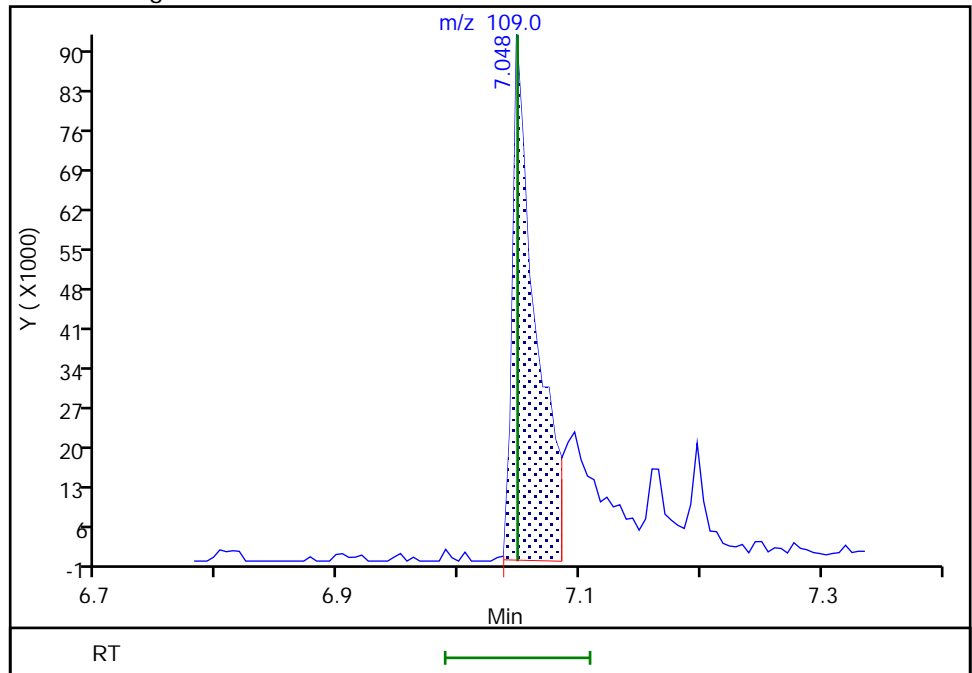
RT: 7.05
Area: 123077
Amount: 1428.9679
Amount Units: ug/L

Processing Integration Results



RT: 7.05
Area: 122539
Amount: 1949.1693
Amount Units: ug/L

Manual Integration Results



Reviewer: boylea, 28-Jan-2022 17:05:22
Audit Action: Manually Integrated

Audit Reason: Peak Tail

Eurofins Seattle

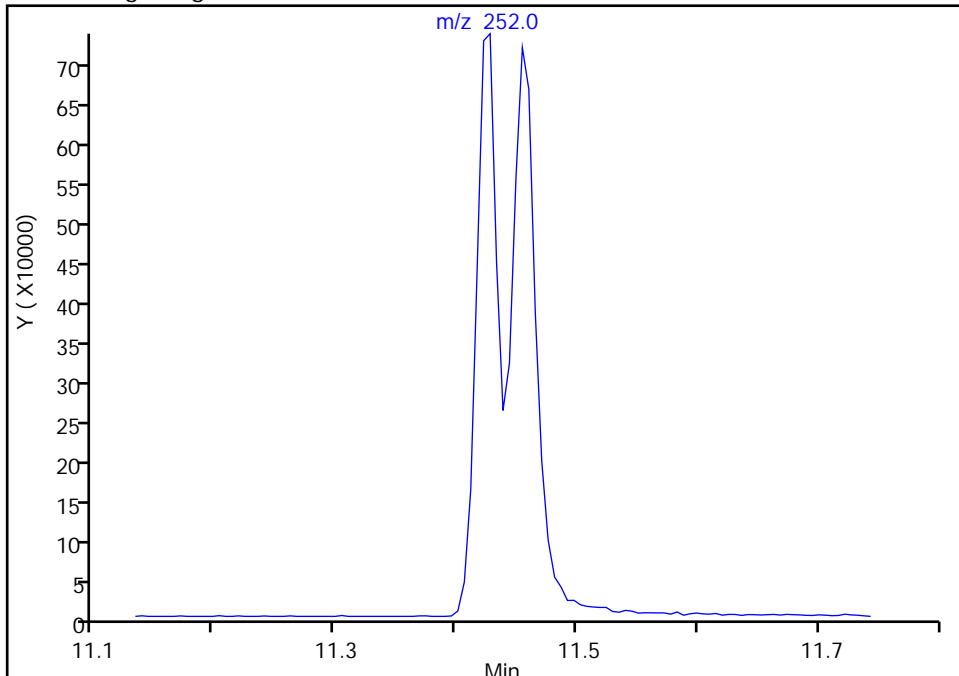
Data File: \\chromfs\Seattle\ChromData\TAC051\20220124-81014.b\0124A21_.D
Injection Date: 24-Jan-2022 21:17:30 Instrument ID: TAC051
Lims ID: ICV
Client ID:
Operator ID: TL ALS Bottle#: 15 Worklist Smp#: 15
Injection Vol: 1.0 ul Dil. Factor: 1.0000
Method: 8270 TAC051 Limit Group: 8270D BNA QSM 5.0
Column: Detector MS SCAN

102 Benzofluoranthene, CAS: 56832-73-6

Signal: 1

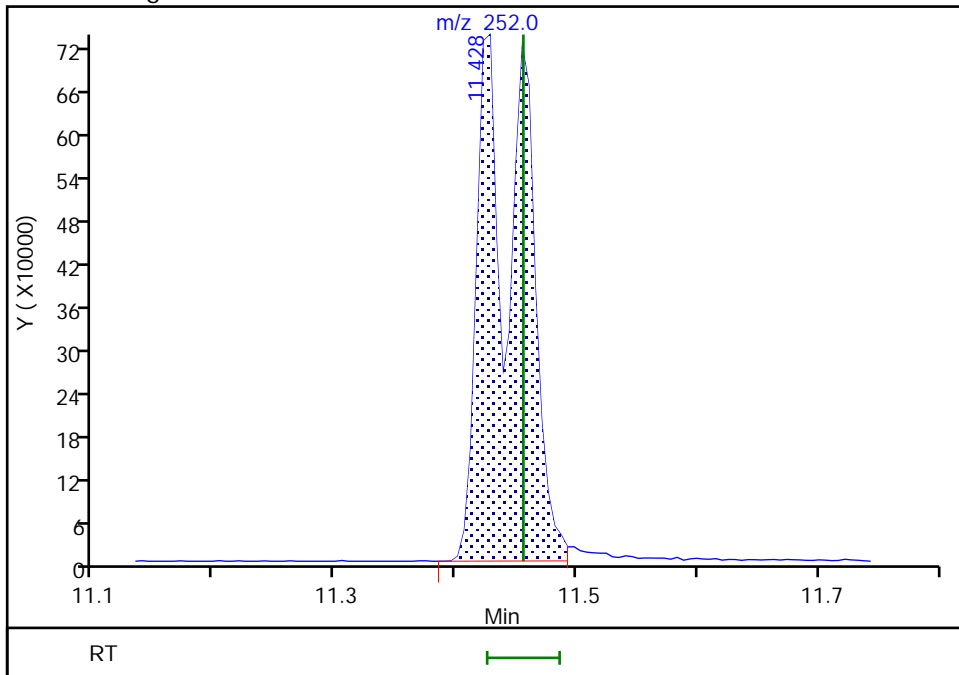
Not Detected
Expected RT: 11.46

Processing Integration Results



Manual Integration Results

RT: 11.43
Area: 1862924
Amount: 2002.0992
Amount Units: ug/L



Reviewer: limmere, 27-Jan-2022 12:09:47
Audit Action: Manually Integrated

Audit Reason: Baseline
Page 372 of 766

Eurofins Seattle

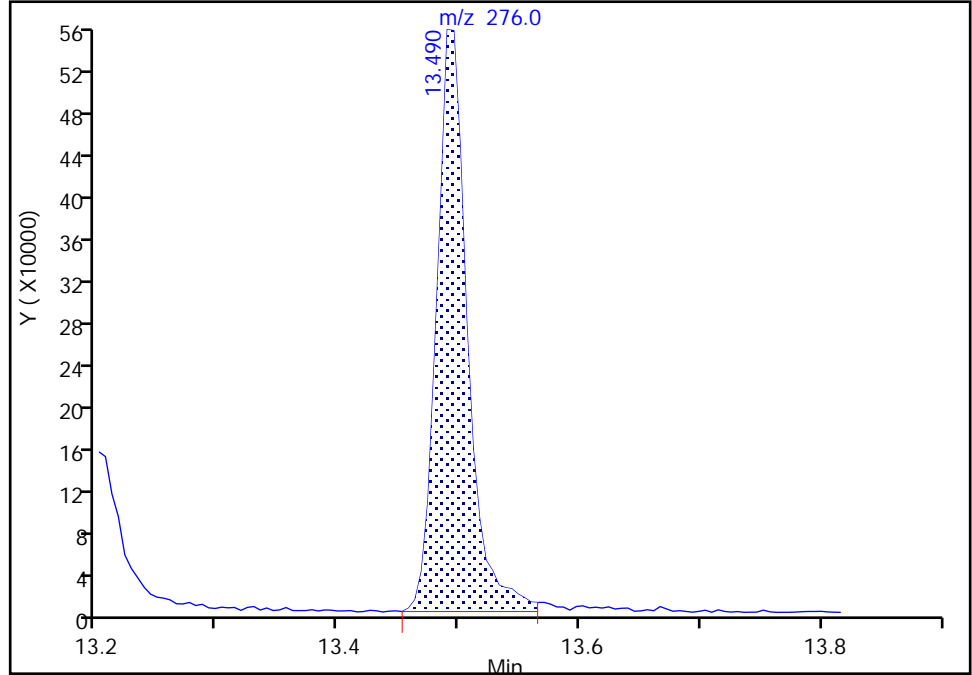
Data File: \\chromfs\Seattle\ChromData\TAC051\20220124-81014.b\0124A21_.D
Injection Date: 24-Jan-2022 21:17:30 Instrument ID: TAC051
Lims ID: ICV
Client ID:
Operator ID: TL ALS Bottle#: 15 Worklist Smp#: 15
Injection Vol: 1.0 ul Dil. Factor: 1.0000
Method: 8270 TAC051 Limit Group: 8270D BNA QSM 5.0
Column: Detector MS SCAN

107 Benzo[g,h,i]perylene, CAS: 191-24-2

Signal: 1

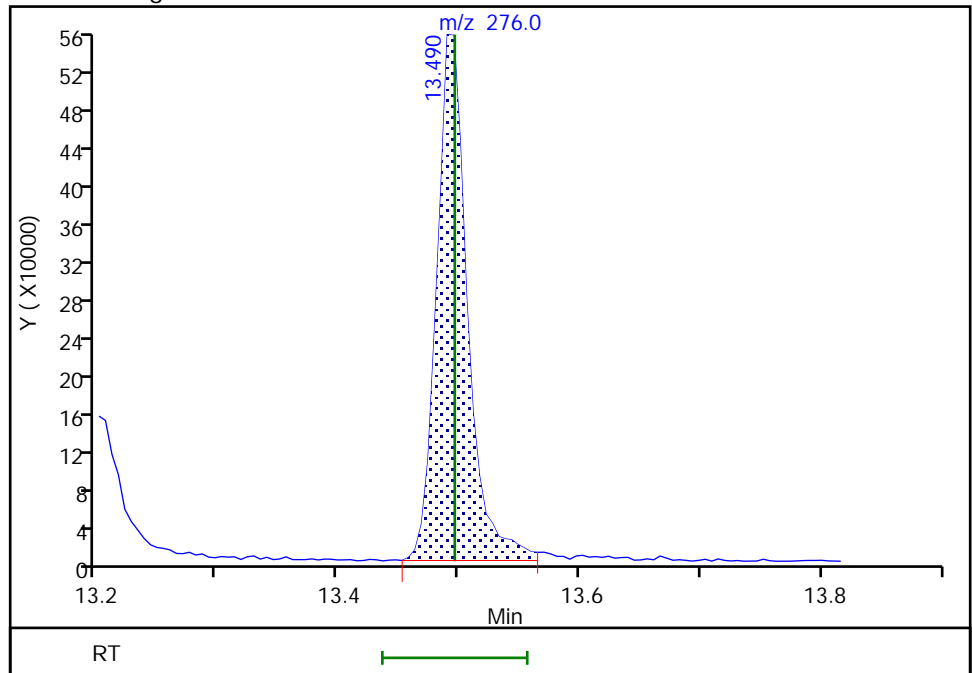
RT: 13.49
Area: 982685
Amount: 1100.9746
Amount Units: ug/L

Processing Integration Results



RT: 13.49
Area: 982685
Amount: 1025.9436
Amount Units: ug/L

Manual Integration Results



Reviewer: limmere, 27-Jan-2022 12:09:59
Audit Action: Assigned Compound ID

Audit Reason: Baseline

FORM VII
GC/MS SEMI VOA CONTINUING CALIBRATION DATA

Lab Name: Eurofins Seattle Job No.: 580-111589-1
 SDG No.: _____
 Lab Sample ID: CCVIS 580-385127/3 Calibration Date: 03/25/2022 13:46
 Instrument ID: TAC051 Calib Start Date: 01/24/2022 17:04
 GC Column: ZB-SV ID: 0.25 (mm) Calib End Date: 01/24/2022 20:31
 Lab File ID: 32522A08.D Conc. Units: ug/L

ANALYTE	CURVE TYPE	AVE RRF	RRF	MIN RRF	CALC AMOUNT	SPIKE AMOUNT	%D	MAX %D
N-Nitrosodimethylamine	Lin1		0.4082	0.0100	992	1000	-0.8	20.0
Pyridine	Lin2		0.7224	0.0100	1990	2000	-0.6	20.0
Aniline	Lin1		1.033	0.0100	824	1000	-17.6	20.0
Phenol	Ave	1.004	0.9597	0.8000	955	1000	-4.5	20.0
Bis(2-chloroethyl)ether	Ave	0.8637	0.7522	0.7000	871	1000	-12.9	20.0
2-Chlorophenol	Ave	1.210	1.114	0.8000	920	1000	-8.0	20.0
n-Decane	Ave	0.7898	0.7885		998	1000	-0.2	20.0
1,3-Dichlorobenzene	Ave	1.441	1.351	0.0100	937	1000	-6.3	20.0
1,4-Dichlorobenzene	Ave	1.565	1.369	0.0100	875	1000	-12.5	20.0
1,2-Dichlorobenzene	Ave	1.465	1.295	0.0100	884	1000	-11.6	20.0
Benzyl alcohol	Lin2		0.4056	0.0100	664	1000	-33.6*	20.0
bis (2-chloroisopropyl) ether	Ave	0.9704	1.139	0.0100	1170	1000	17.4	20.0
o-Cresol	Ave	0.8394	0.7640	0.7000	910	1000	-9.0	20.0
Acetophenone	Ave	1.266	1.148	0.0100	907	1000	-9.3	20.0
N-Nitrosodi-n-propylamine	Ave	0.4984	0.4382*	0.5000	879	1000	-12.1	20.0
m+p-Cresol	Lin2		0.7658	0.6000	876	1000	-12.4	20.0
Hexachloroethane	Ave	0.5675	0.4969	0.3000	876	1000	-12.4	20.0
Nitrobenzene	Lin2		0.7763	0.2000	916	1000	-8.4	20.0
Isophorone	Ave	1.472	1.313	0.4000	892	1000	-10.8	20.0
2-Nitrophenol	Lin2		0.1709	0.1000	992	1000	-0.8	20.0
2,4-Dimethylphenol	Lin1		0.8214	0.2000	826	1000	-17.4	20.0
Bis(2-chloroethoxy)methane	Ave	0.9233	0.8657	0.3000	938	1000	-6.2	20.0
Benzoic acid	Lin1		0.1341	0.0100	1540	2000	-23.2*	20.0
2,4-Dichlorophenol	Lin1		0.2444	0.2000	924	1000	-7.6	20.0
1,2,4-Trichlorobenzene	Ave	0.3058	0.3022	0.0100	988	1000	-1.2	20.0
Naphthalene	Qua2		0.9706	0.7000	976	1000	-2.4	20.0
2,6-Dichlorophenol	Qual		0.4913	0.0100	947	1000	-5.3	20.0
4-Chloroaniline	Lin1		0.2821	0.0100	811	1000	-18.9	20.0
Hexachlorobutadiene	Ave	0.1815	0.1652	0.0100	910	1000	-9.0	20.0
4-Chloro-3-methylphenol	Lin2		0.3503	0.2000	905	1000	-9.5	20.0
2-Methylnaphthalene	Ave	0.6515	0.6115	0.4000	939	1000	-6.1	20.0
1-Methylnaphthalene	Ave	0.6188	0.5828	0.0100	942	1000	-5.8	20.0
Hexachlorocyclopentadiene	Ave	0.3528	0.2857	0.0500	810	1000	-19.0	20.0
1,2,4,5-Tetrachlorobenzene	Qua		0.5549		1060	1000	5.6	20.0
2,4,6-Trichlorophenol	Lin2		0.3010	0.2000	939	1000	-6.1	20.0
2,4,5-Trichlorophenol	Lin1		0.4224	0.2000	1150	1000	14.6	20.0
1,1'-Biphenyl	Ave	1.451	1.449	0.0100	999	1000	-0.1	20.0
2-Chloronaphthalene	Ave	1.139	1.114	0.8000	978	1000	-2.2	20.0
2-Nitroaniline	Qua2		0.2947	0.0100	930	1000	-7.0	20.0
Dimethyl phthalate	Lin1		1.230	0.0100	1050	1000	4.7	20.0

FORM VII
GC/MS SEMI VOA CONTINUING CALIBRATION DATA

Lab Name: Eurofins Seattle Job No.: 580-111589-1
 SDG No.: _____
 Lab Sample ID: CCVIS 580-385127/3 Calibration Date: 03/25/2022 13:46
 Instrument ID: TAC051 Calib Start Date: 01/24/2022 17:04
 GC Column: ZB-SV ID: 0.25 (mm) Calib End Date: 01/24/2022 20:31
 Lab File ID: 32522A08.D Conc. Units: ug/L

ANALYTE	CURVE TYPE	AVE RRF	RRF	MIN RRF	CALC AMOUNT	SPIKE AMOUNT	%D	MAX %D
2,6-Dinitrotoluene	Lin1		0.2931	0.2000	1010	1000	0.5	20.0
Acenaphthylene	Qua2		1.761	0.9000	1050	1000	4.7	20.0
3-Nitroaniline	Lin2		0.2616	0.0100	935	1000	-6.5	20.0
Acenaphthene	Ave	1.170	1.146	0.9000	980	1000	-2.0	20.0
2,4-Dinitrophenol	Lin1		0.1440	0.0100	1940	2000	-3.2	20.0
Dibenzofuran	Ave	1.488	1.623	0.8000	1090	1000	9.1	20.0
2,4-Dinitrotoluene	Lin2		0.3798	0.2000	1010	1000	1.4	20.0
4-Nitrophenol	Lin1		0.1242	0.0100	2050	2000	2.7	20.0
2,3,5,6-Tetrachlorophenol	Lin2		0.2505	0.0100	981	1000	-1.9	20.0
2,3,4,6-Tetrachlorophenol	Lin2		0.2978	0.0100	994	1000	-0.6	20.0
Diethyl phthalate	Ave	1.296	2.133	0.0100	1650	1000	64.6*	20.0
Fluorene	Ave	1.184	1.312	0.9000	1110	1000	10.8	20.0
4-Chlorophenyl phenyl ether	Ave	0.5450	0.5737	0.4000	1050	1000	5.3	20.0
4-Nitroaniline	Lin1		0.2686	0.0100	1010	1000	0.7	20.0
4,6-Dinitro-2-methylphenol	Lin1		0.1100	0.0100	1860	2000	-7.2	20.0
N-Nitrosodiphenylamine	Ave	0.5309	0.5676	0.0100	1070	1000	6.9	20.0
Azobenzene	Lin2		0.5374		974	1000	-2.6	20.0
4-Bromophenyl phenyl ether	Qua2		0.2051	0.1000	928	1000	-7.2	20.0
Hexachlorobenzene	Ave	0.2584	0.2285	0.1000	884	1000	-11.6	20.0
Atrazine	Lin2		0.3444	0.0100	1030	1000	2.7	20.0
Pentachlorophenol	Lin2		0.1201	0.0500	1720	2000	-14.1	20.0
n-Octadecane	Qual		0.3249		1030	1000	2.9	20.0
Phenanthrene	Qua2		1.096	0.7000	975	1000	-2.5	20.0
Anthracene	Qual		1.119	0.7000	959	1000	-4.1	20.0
Carbazole	Qual		0.9703	0.0100	1090	1000	8.8	20.0
Di-n-butyl phthalate	Qual		1.350	0.0100	953	1000	-4.7	20.0
Fluoranthene	Qual		1.114	0.6000	929	1000	-7.1	20.0
Benidine	Lin1		0.2270	0.0100	1630	2000	-18.7	20.0
Pyrene	Qual		1.157	0.6000	939	1000	-6.1	20.0
Butyl benzyl phthalate	Qual		0.7178	0.0100	995	1000	-0.5	20.0
3,3'-Dichlorobenzidine	Qual		0.4446	0.0100	2200	2000	10.1	20.0
Benzo[a]anthracene	Qual		1.203	0.8000	961	1000	-3.9	20.0
Chrysene	Qua2		1.286	0.7000	975	1000	-2.5	20.0
Bis(2-ethylhexyl) phthalate	Qua2		1.022	0.0100	1100	1000	10.0	20.0
Di-n-octyl phthalate	Ave	1.324	1.463	0.0100	1110	1000	10.5	20.0
Benzo[b]fluoranthene	Lin2		1.182	0.7000	1070	1000	6.8	20.0
Benzo[k]fluoranthene	Ave	1.342	1.202	0.7000	895	1000	-10.5	20.0
Benzo[fluoranthene	Ave	1.229	1.171		1910	2000	-4.7	20.0
Benzo[a]pyrene	Lin2		0.9687	0.7000	951	1000	-4.9	20.0
Indeno[1,2,3-cd]pyrene	Lin1		0.8535	0.5000	843	1000	-15.7	20.0
Dibenz(a,h)anthracene	Lin2		1.039	0.4000	952	1000	-4.8	20.0

FORM VII
GC/MS SEMI VOA CONTINUING CALIBRATION DATA

Lab Name: Eurofins Seattle Job No.: 580-111589-1
 SDG No.: _____
 Lab Sample ID: CCVIS 580-385127/3 Calibration Date: 03/25/2022 13:46
 Instrument ID: TAC051 Calib Start Date: 01/24/2022 17:04
 GC Column: ZB-SV ID: 0.25 (mm) Calib End Date: 01/24/2022 20:31
 Lab File ID: 32522A08.D Conc. Units: ug/L

ANALYTE	CURVE TYPE	AVE RRF	RRF	MIN RRF	CALC AMOUNT	SPIKE AMOUNT	%D	MAX %D
Benzo[g,h,i]perylene	Qual		1.099	0.5000	866	1000	-13.4	20.0
2-Fluorophenol (Surr)	Lin2		0.8593		926	1000	-7.4	20.0
Phenol-d5 (Surr)	Lin1		0.9247		897	1000	-10.3	20.0
Nitrobenzene-d5 (Surr)	Ave	0.2380	0.2354		989	1000	-1.1	20.0
2-Fluorobiphenyl	Ave	1.330	1.331		1000	1000	0.1	20.0
2,4,6-Tribromophenol (Surr)	Lin1		0.1111	0.0100	828	1000	-17.2	20.0
Terphenyl-d14	Ave	0.7490	0.7253		968	1000	-3.2	20.0

Eurofins Seattle
Target Compound Quantitation Report

Data File: \\chromfs\Seattle\ChromData\TAC051\20220325-81941.b\32522A08.D
 Lims ID: ccvis
 Client ID:
 Sample Type: CCVIS
 Inject. Date: 25-Mar-2022 13:46:30 ALS Bottle#: 3 Worklist Smp#: 3
 Injection Vol: 1.0 ul Dil. Factor: 1.0000
 Sample Info: CCVIS
 Operator ID: JCM Instrument ID: TAC051
 Sublist: chrom-8270 TAC051*sub34
 Method: \\chromfs\Seattle\ChromData\TAC051\20220325-81941.b\8270 TAC051.m
 Limit Group: 8270D BNA QSM 5.0
 Last Update: 28-Mar-2022 09:37:16 Calib Date: 24-Jan-2022 20:31:30
 Integrator: RTE ID Type: RT Order ID
 Quant Method: Internal Standard Quant By: Initial Calibration
 Last ICal File: \\chromfs\Seattle\ChromData\TAC051\20220124-81014.b\0124A19_.D
 Column 1 : Det: MS SCAN
 Process Host: CTX1678

First Level Reviewer: limwirojt

Date: 28-Mar-2022 09:37:16

Compound	Sig	RT (min.)	Adj RT (min.)	Dlt RT (min.)	Q	Response	Cal Amt ug/L	OnCol Amt ug/L	Flags
* 1 1,4-Dichlorobenzene-d4	152	4.440	4.440	0.000	85	24839	100.0	100.0	
* 2 Naphthalene-d8	136	5.455	5.455	0.000	96	85439	100.0	100.0	
* 3 Acenaphthene-d10	164	6.887	6.887	0.000	86	44226	100.0	100.0	
* 4 Phenanthrene-d10	188	8.100	8.100	0.000	92	71968	100.0	100.0	
* 5 Chrysene-d12	240	10.295	10.295	0.000	48	54796	100.0	100.0	
* 6 Perylene-d12	264	11.823	11.823	0.000	87	60071	100.0	100.0	
\$ 7 2-Fluorophenol	112	3.436	3.436	0.000	86	213433	1000.0	925.8	
\$ 8 Phenol-d5	99	4.189	4.189	0.000	96	229683	1000.0	897.4	
\$ 9 Nitrobenzene-d5	82	4.884	4.884	0.000	90	201090	1000.0	988.8	
\$ 10 2-methylnaphthalene-d10	152	6.011	6.011	0.000	0	496624	NC	NC	
\$ 11 2-Fluorobiphenyl	172	6.342	6.342	0.000	99	588676	1000.0	1001.0	
\$ 12 2,4,6-Tribromophenol	330	7.539	7.539	0.000	86	79928	1000.0	827.7	M
\$ 13 Fluoranthene-d10 (Surr)	212	9.077	9.077	0.000	0	721998	NC	NC	
\$ 14 Terphenyl-d14	244	9.424	9.424	0.000	99	521980	1000.0	968.4	
15 1,4-Dioxane	88	2.341	2.341	0.000	1	735	NC	NC	
16 N-Nitrosodimethylamine	74	2.357	2.357	0.000	73	101403	1000.0	992.1	
17 Pyridine	79	2.367	2.367	0.000	80	358878	2000.0	1987.3	
18 Aniline	93	4.184	4.184	0.000	95	256529	1000.0	824.2	a
19 Phenol	94	4.200	4.200	0.000	95	238373	1000.0	955.5	
20 Bis(2-chloroethyl)ether	93	4.243	4.243	0.000	96	186830	1000.0	870.8	
21 2-Chlorophenol	128	4.280	4.280	0.000	90	276667	1000.0	920.2	
22 n-Decane	57	4.317	4.317	0.000	95	195856	1000.0	998.4	
23 1,3-Dichlorobenzene	146	4.392	4.392	0.000	97	335518	1000.0	937.1	
25 1,4-Dichlorobenzene	146	4.451	4.451	0.000	97	340162	1000.0	875.2	
27 1,2-Dichlorobenzene	146	4.568	4.568	0.000	96	321624	1000.0	883.7	
26 Benzyl alcohol	79	4.568	4.568	0.000	47	100736	1000.0	664.1	
28 2-Methylphenol	108	4.670	4.670	0.000	76	189763	1000.0	910.2	
29 2,2'-oxybis[1-chloropropane]	45	4.670	4.670	0.000	80	282949	1000.0	1173.9	
30 Acetophenone	105	4.766	4.766	0.000	92	285112	1000.0	906.5	
31 N-Nitrosodi-n-propylamine	70	4.771	4.771	0.000	90	108836	1000.0	879.2	
32 3 & 4 Methylphenol	108	4.798	4.798	0.000	48	190212	1000.0	876.2	

Compound	Sig	RT (min.)	Adj RT (min.)	Dlt RT (min.)	Q	Response	Cal Amt ug/L	OnCol Amt ug/L	Flags
33 Hexachloroethane	117	4.836	4.836	0.000	88	123415	1000.0	875.6	
34 Nitrobenzene	77	4.900	4.900	0.000	87	192831	1000.0	915.9	
35 Isophorone	82	5.092	5.092	0.000	94	326163	1000.0	892.2	
36 2-Nitrophenol	139	5.156	5.156	0.000	86	145990	1000.0	992.0	
37 2,4-Dimethylphenol	107	5.215	5.215	0.000	91	204028	1000.0	825.9	
38 Bis(2-chloroethoxy)methane	93	5.279	5.279	0.000	97	215038	1000.0	937.7	
39 Benzoic acid	105	5.295	5.295	0.000	85	229131	2000.0	1535.6	
40 2,4-Dichlorophenol	162	5.364	5.364	0.000	88	208799	1000.0	924.3	
41 1,2,4-Trichlorobenzene	180	5.412	5.412	0.000	93	258163	1000.0	988.1	
42 Naphthalene	128	5.471	5.471	0.000	96	829300	1000.0	976.2	
44 2,6-Dichlorophenol	162	5.535	5.535	0.000	95	217273	1000.0	946.6	
43 4-Chloroaniline	127	5.535	5.535	0.000	73	241017	1000.0	811.3	
45 Hexachlorobutadiene	225	5.578	5.578	0.000	91	141126	1000.0	910.1	
46 4-Chloro-3-methylphenol	107	5.957	5.957	0.000	87	154913	1000.0	904.7	
47 2-Methylnaphthalene	142	6.038	6.038	0.000	80	522491	1000.0	938.7	
48 1-Methylnaphthalene	142	6.118	6.118	0.000	87	497929	1000.0	941.9	
49 Hexachlorocyclopentadiene	237	6.166	6.166	0.000	92	126354	1000.0	809.8	M
50 1,2,4,5-Tetrachlorobenzene	216	6.176	6.176	0.000	94	245422	1000.0	1056.3	
52 2,4,6-Trichlorophenol	196	6.283	6.283	0.000	90	133099	1000.0	939.2	
53 2,4,5-Trichlorophenol	196	6.331	6.331	0.000	93	186801	1000.0	1145.7	M
54 1,1'-Biphenyl	154	6.422	6.422	0.000	94	640948	1000.0	999.0	
55 2-Chloronaphthalene	162	6.433	6.433	0.000	95	492724	1000.0	977.8	
56 2-Nitroaniline	138	6.540	6.540	0.000	89	130353	1000.0	929.9	
57 Dimethyl phthalate	163	6.684	6.684	0.000	99	544045	1000.0	1046.5	
58 1,3-Dinitrobenzene	168	6.716	6.716	0.000	83	80517	1000.0	1036.6	
59 2,6-Dinitrotoluene	165	6.732	6.732	0.000	83	129610	1000.0	1005.3	
60 Acenaphthylene	152	6.769	6.769	0.000	88	778997	1000.0	1047.4	
61 3-Nitroaniline	138	6.882	6.882	0.000	88	115704	1000.0	934.7	
62 Acenaphthene	153	6.914	6.914	0.000	88	506962	1000.0	979.5	
63 2,4-Dinitrophenol	184	6.967	6.967	0.000	83	127368	2000.0	1935.1	a
66 Dibenzofuran	168	7.058	7.058	0.000	89	717912	1000.0	1091.0	
65 2,4-Dinitrotoluene	165	7.063	7.063	0.000	83	167981	1000.0	1013.8	
64 4-Nitrophenol	109	7.090	7.090	0.000	1	109829	2000.0	2054.5	M
51 2,3,5,6-Tetrachlorophenol	232	7.133	7.133	0.000	80	110803	1000.0	980.9	
67 2,3,4,6-Tetrachlorophenol	232	7.170	7.170	0.000	71	131725	1000.0	994.3	
68 Diethyl phthalate	149	7.261	7.261	0.000	96	943549	1000.0	1645.9	M
69 Fluorene	166	7.336	7.336	0.000	84	580321	1000.0	1108.2	
70 4-Chlorophenyl phenyl ether	204	7.346	7.346	0.000	90	253732	1000.0	1052.7	
71 4-Nitroaniline	138	7.384	7.384	0.000	92	118775	1000.0	1006.7	M
72 4,6-Dinitro-2-methylphenol	198	7.400	7.400	0.000	89	158376	2000.0	1855.8	
73 N-Nitrosodiphenylamine	169	7.448	7.448	0.000	59	408471	1000.0	1069.2	
74 Azobenzene	77	7.475	7.475	0.000	93	386735	1000.0	974.4	
75 4-Bromophenyl phenyl ether	248	7.742	7.742	0.000	63	147608	1000.0	927.8	
76 Hexachlorobenzene	284	7.779	7.779	0.000	83	164461	1000.0	884.2	
77 Atrazine	200	7.897	7.897	0.000	91	152301	1000.0	1026.9	
78 Pentachlorophenol	266	7.961	7.961	0.000	86	172896	2000.0	1717.5	
79 n-Octadecane	57	8.041	8.041	0.000	88	233841	1000.0	1028.6	
80 Phenanthrene	178	8.121	8.121	0.000	96	789114	1000.0	974.8	
81 Anthracene	178	8.164	8.164	0.000	96	805595	1000.0	959.1	
83 Carbazole	167	8.308	8.308	0.000	81	698334	1000.0	1087.6	
84 Di-n-butyl phthalate	149	8.607	8.607	0.000	99	971668	1000.0	952.8	
85 Fluoranthene	202	9.093	9.093	0.000	96	801810	1000.0	929.0	

Compound	Sig	RT (min.)	Adj RT (min.)	Dlt RT (min.)	Q	Response	Cal Amt ug/L	OnCol Amt ug/L	Flags
88 Benzidine	184	9.237	9.237	0.000	96	326752	2000.0	1626.9	
89 Pyrene	202	9.280	9.280	0.000	98	832777	1000.0	939.0	
94 Butyl benzyl phthalate	149	9.836	9.836	0.000	91	393344	1000.0	995.2	
97 Benzo[a]anthracene	228	10.290	10.290	0.000	98	659233	1000.0	961.2	
96 3,3'-Dichlorobenzidine	252	10.290	10.290	0.000	59	487259	2000.0	2202.2	
99 Chrysene	228	10.322	10.322	0.000	90	704609	1000.0	975.3	
98 Bis(2-ethylhexyl) phthalate	149	10.349	10.349	0.000	77	560185	1000.0	1100.0	
100 Di-n-octyl phthalate	149	11.006	11.006	0.000	98	878937	1000.0	1105.1	
101 Benzo[b]fluoranthene	252	11.385	11.385	0.000	90	710336	1000.0	1067.5	
102 Benzofluoranthene	252	11.412	11.412	0.000	1	1407029	2000.0	1906.0	
103 Benzo[k]fluoranthene	252	11.412	11.412	0.000	98	722068	1000.0	895.4	
104 Benzo[a]pyrene	252	11.754	11.754	0.000	75	581925	1000.0	951.1	
105 Indeno[1,2,3-cd]pyrene	276	13.116	13.116	0.000	94	512688	1000.0	842.8	M
106 Dibenz(a,h)anthracene	278	13.159	13.159	0.000	71	624084	1000.0	951.7	
107 Benzo[g,h,i]perylene	276	13.452	13.452	0.000	92	659909	1000.0	866.0	

QC Flag Legend

Processing Flags

NC - Not Calibrated

Review Flags

M - Manually Integrated

a - User Assigned ID

Reagents:

ccv_8270_1000_00057

Amount Added: 1.00

Units: mL

Eurofins Seattle

Data File: \\chromfs\Seattle\ChromData\TAC051\20220325-81941.b\32522A08.D

Injection Date: 25-Mar-2022 13:46:30

Instrument ID: TAC051

Lims ID: ccvis

Client ID:

Operator ID: JCM

ALS Bottle#: 3

Worklist Smp#: 3

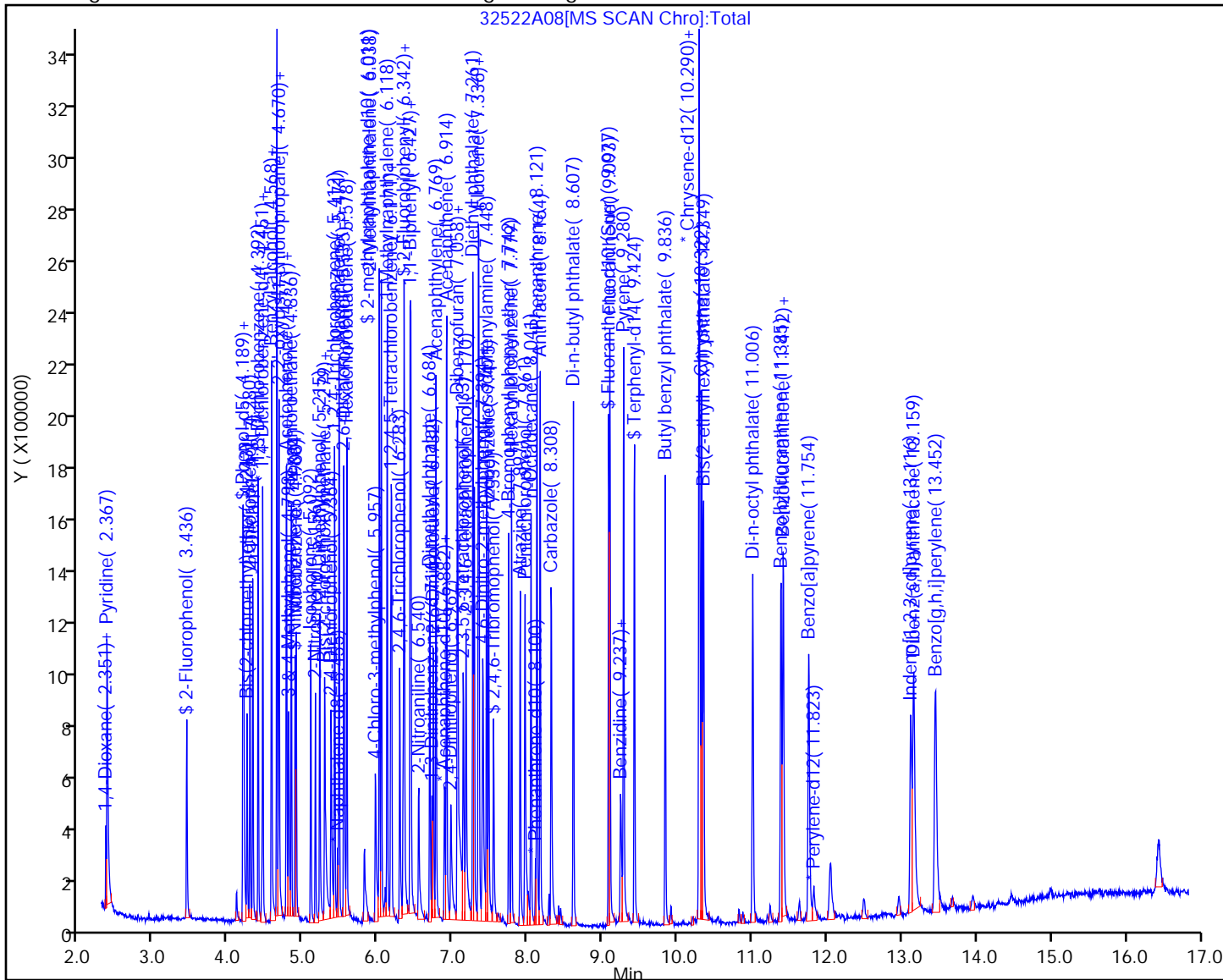
Injection Vol: 1.0 ul

Dil. Factor: 1.0000

Method: 8270 TAC051

Limit Group: 8270D BNA QSM 5.0

Y Scaling: Method Defined: Scale to the Nth Largest Target: 1



Eurofins Seattle

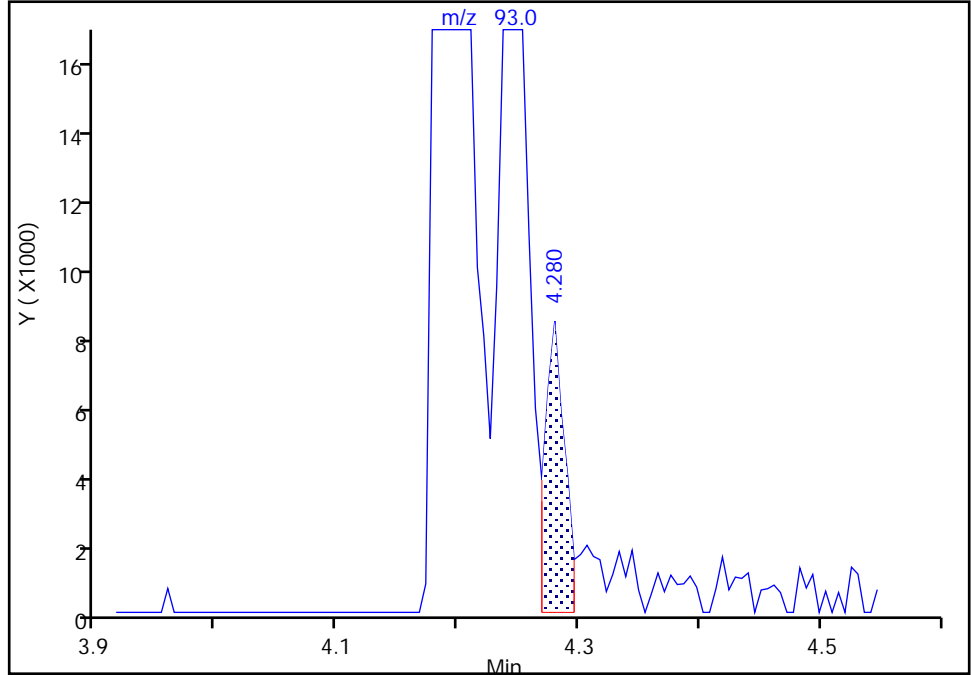
Data File: \\chromfs\Seattle\ChromData\TAC051\20220325-81941.b\32522A08.D
Injection Date: 25-Mar-2022 13:46:30 Instrument ID: TAC051
Lims ID: ccvis
Client ID:
Operator ID: JCM ALS Bottle#: 3 Worklist Smp#: 3
Injection Vol: 1.0 ul Dil. Factor: 1.0000
Method: 8270 TAC051 Limit Group: 8270D BNA QSM 5.0
Column: Detector MS SCAN

18 Aniline, CAS: 62-53-3

Signal: 1

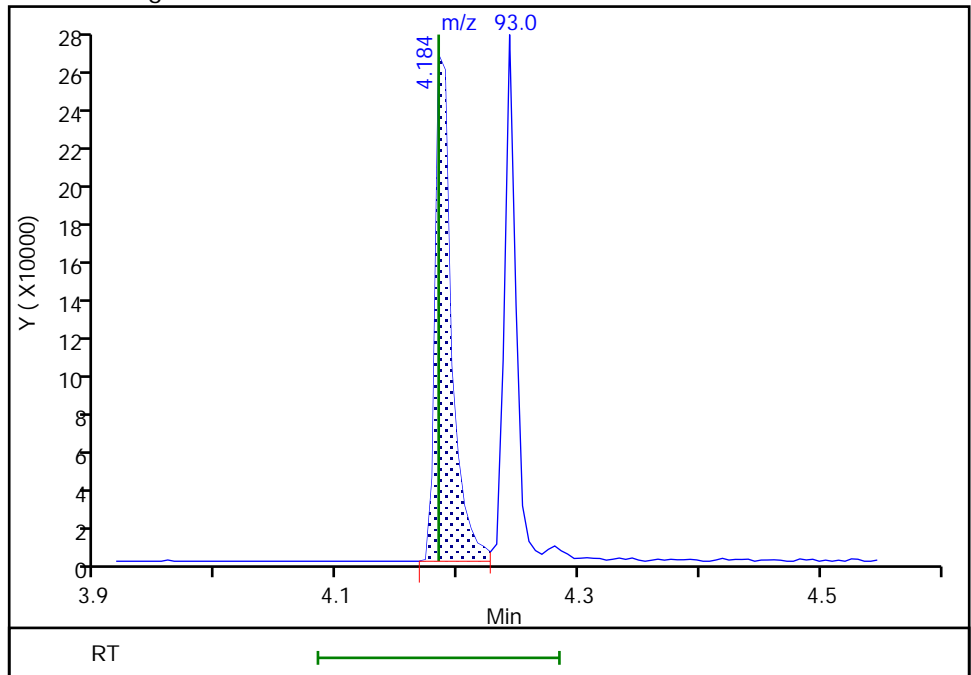
RT: 4.28
Area: 9230
Amount: 35.245766
Amount Units: ug/L

Processing Integration Results



RT: 4.18
Area: 256529
Amount: 824.1819
Amount Units: ug/L

Manual Integration Results



Reviewer: limmere, 25-Mar-2022 14:33:52
Audit Action: Assigned Compound ID

Audit Reason: Baseline
Page 381 of 766

Eurofins Seattle

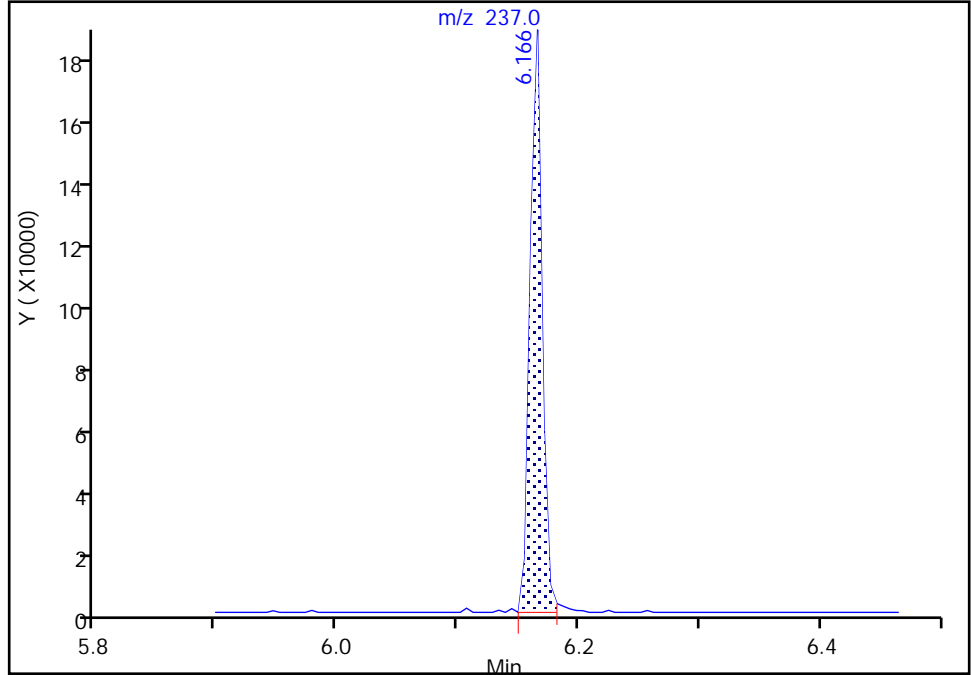
Data File: \\chromfs\Seattle\ChromData\TAC051\20220325-81941.b\32522A08.D
Injection Date: 25-Mar-2022 13:46:30 Instrument ID: TAC051
Lims ID: ccvis
Client ID:
Operator ID: JCM ALS Bottle#: 3 Worklist Smp#: 3
Injection Vol: 1.0 ul Dil. Factor: 1.0000
Method: 8270 TAC051 Limit Group: 8270D BNA QSM 5.0
Column: Detector MS SCAN

49 Hexachlorocyclopentadiene, CAS: 77-47-4

Signal: 1

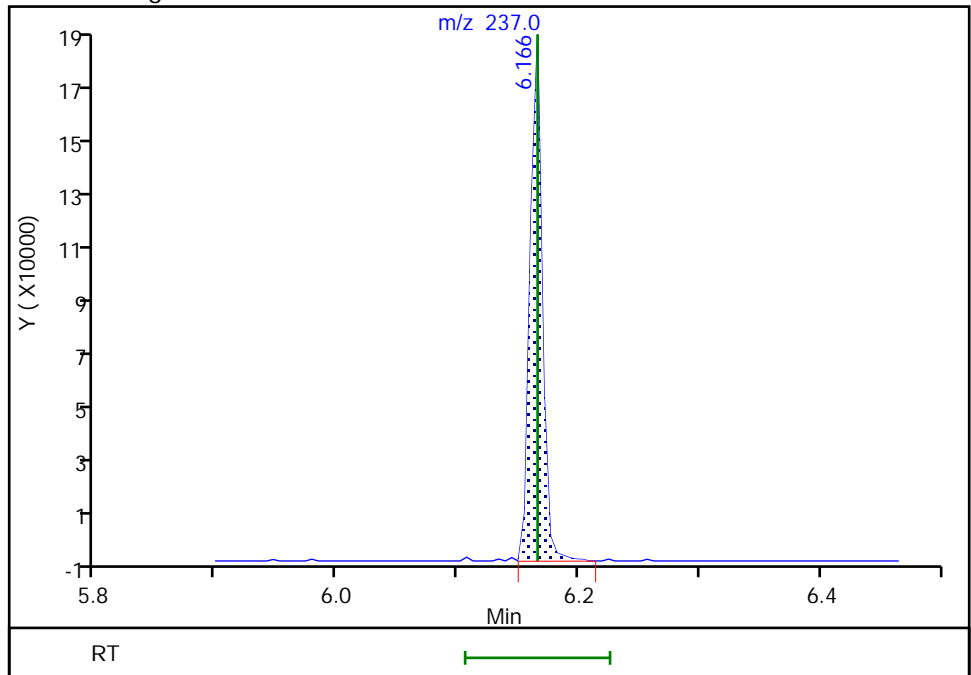
RT: 6.17
Area: 124716
Amount: 799.2783
Amount Units: ug/L

Processing Integration Results



RT: 6.17
Area: 126354
Amount: 809.7759
Amount Units: ug/L

Manual Integration Results



Reviewer: limmere, 25-Mar-2022 14:34:10
Audit Action: Manually Integrated

Eurofins Seattle

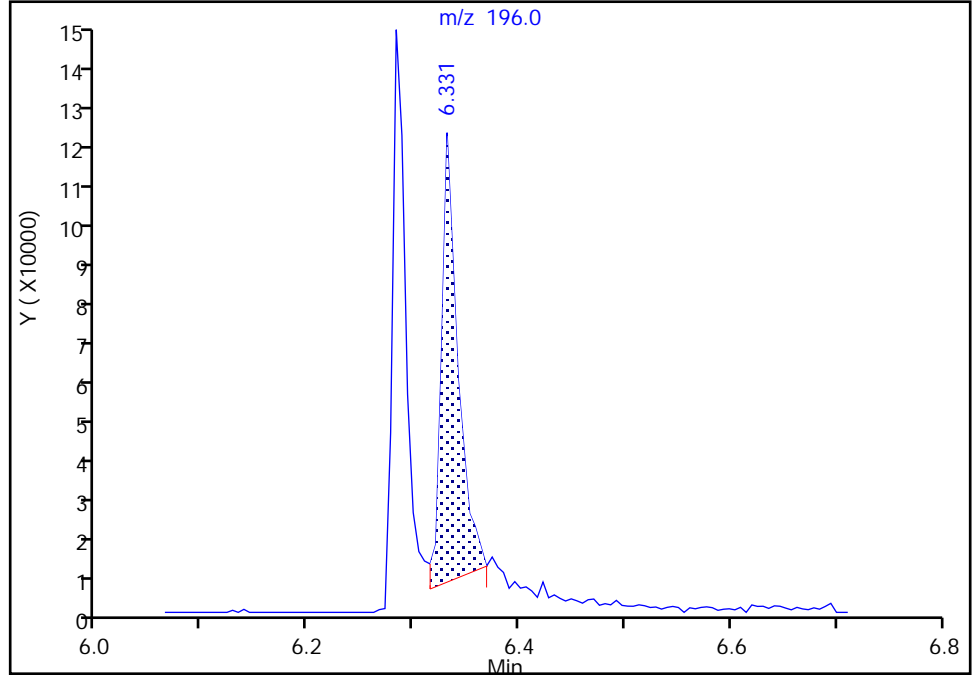
Data File: \\chromfs\Seattle\ChromData\TAC051\20220325-81941.b\32522A08.D
Injection Date: 25-Mar-2022 13:46:30 Instrument ID: TAC051
Lims ID: ccvis
Client ID:
Operator ID: JCM ALS Bottle#: 3 Worklist Smp#: 3
Injection Vol: 1.0 ul Dil. Factor: 1.0000
Method: 8270 TAC051 Limit Group: 8270D BNA QSM 5.0
Column: Detector MS SCAN

53 2,4,5-Trichlorophenol, CAS: 95-95-4

Signal: 1

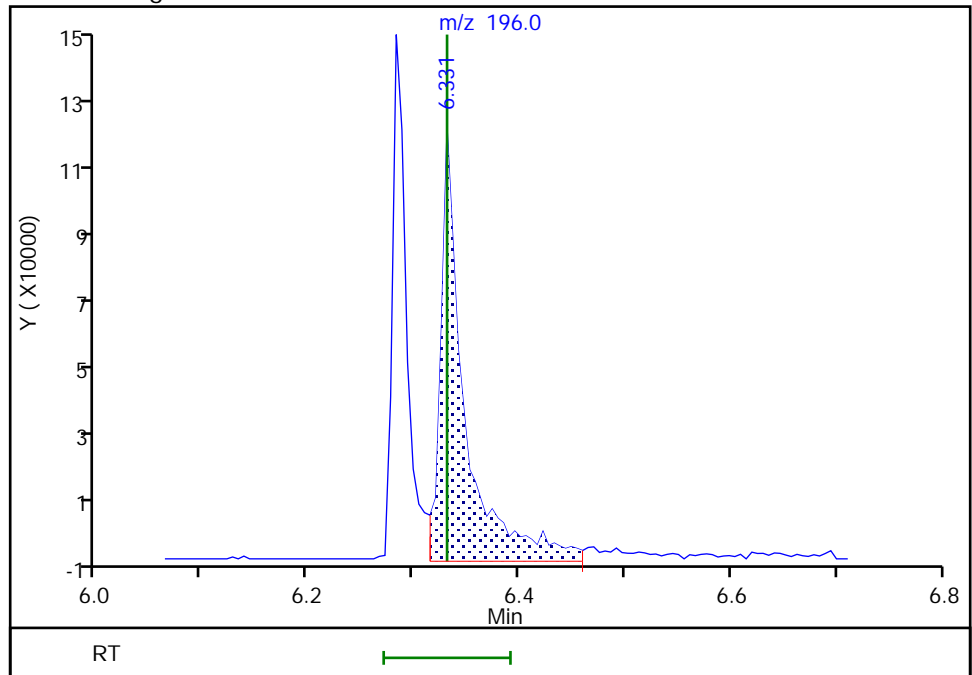
RT: 6.33
Area: 119282
Amount: 747.5389
Amount Units: ug/L

Processing Integration Results



RT: 6.33
Area: 186801
Amount: 1145.6629
Amount Units: ug/L

Manual Integration Results



Reviewer: limmere, 25-Mar-2022 14:34:17
Audit Action: Manually Integrated

Audit Reason: Baseline

Eurofins Seattle

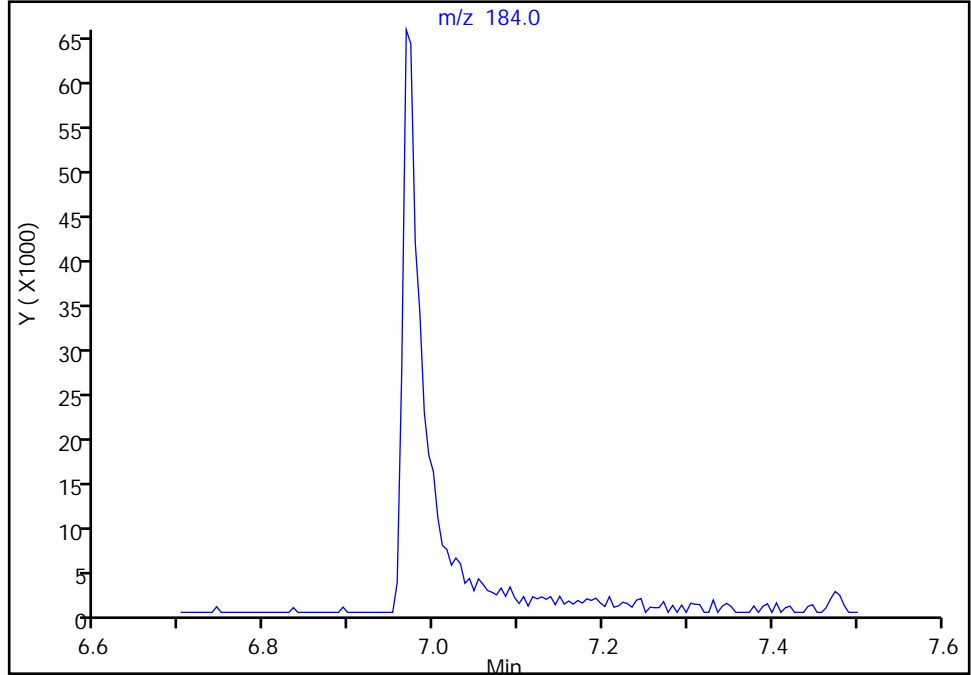
Data File: \\chromfs\Seattle\ChromData\TAC051\20220325-81941.b\32522A08.D
Injection Date: 25-Mar-2022 13:46:30 Instrument ID: TAC051
Lims ID: ccvis
Client ID:
Operator ID: JCM ALS Bottle#: 3 Worklist Smp#: 3
Injection Vol: 1.0 ul Dil. Factor: 1.0000
Method: 8270 TAC051 Limit Group: 8270D BNA QSM 5.0
Column: Detector MS SCAN

63 2,4-Dinitrophenol, CAS: 51-28-5

Signal: 1

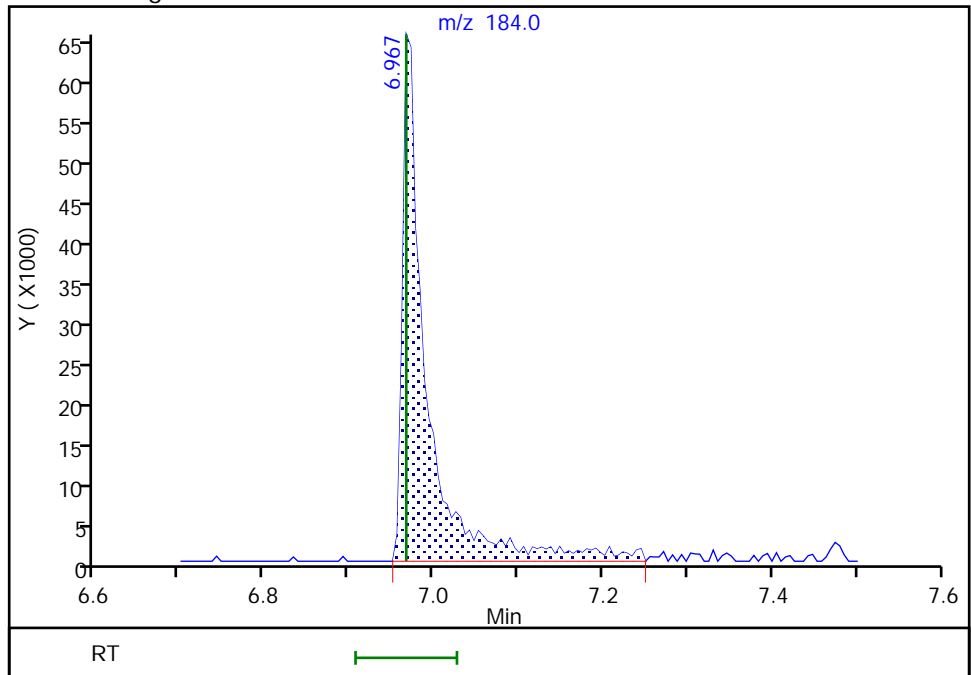
Not Detected
Expected RT: 6.97

Processing Integration Results



Manual Integration Results

RT: 6.97
Area: 127368
Amount: 1935.1391
Amount Units: ug/L



Reviewer: limwirojt, 28-Mar-2022 08:07:38
Audit Action: Assigned Compound ID

Audit Reason: Peak assignment corrected

Eurofins Seattle

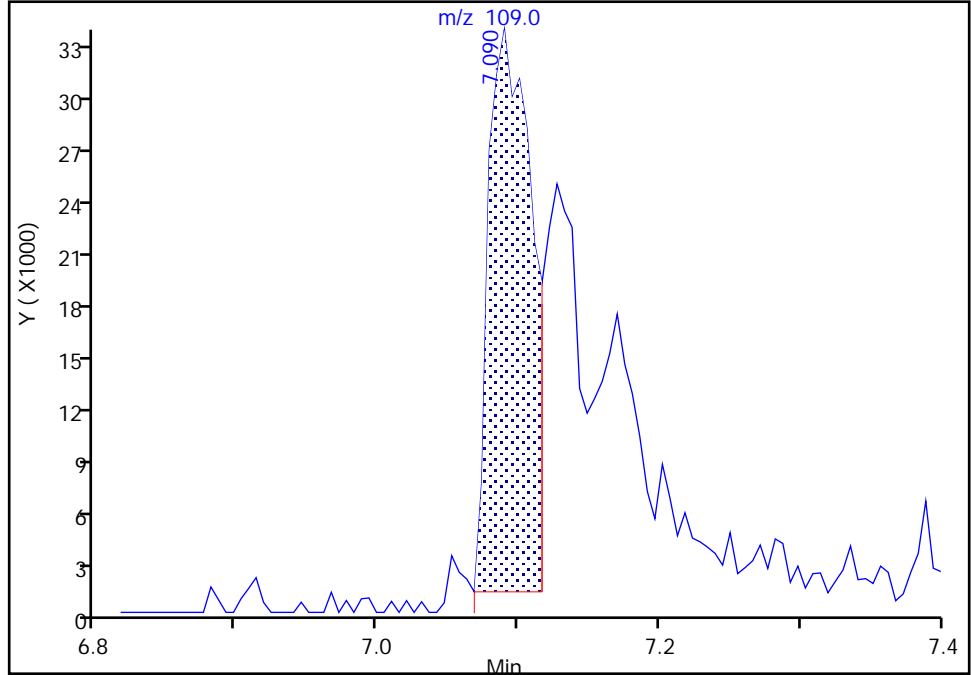
Data File: \\chromfs\Seattle\ChromData\TAC051\20220325-81941.b\32522A08.D
Injection Date: 25-Mar-2022 13:46:30 Instrument ID: TAC051
Lims ID: ccvis
Client ID:
Operator ID: JCM ALS Bottle#: 3 Worklist Smp#: 3
Injection Vol: 1.0 ul Dil. Factor: 1.0000
Method: 8270 TAC051 Limit Group: 8270D BNA QSM 5.0
Column: Detector MS SCAN

64 4-Nitrophenol, CAS: 100-02-7

Signal: 1

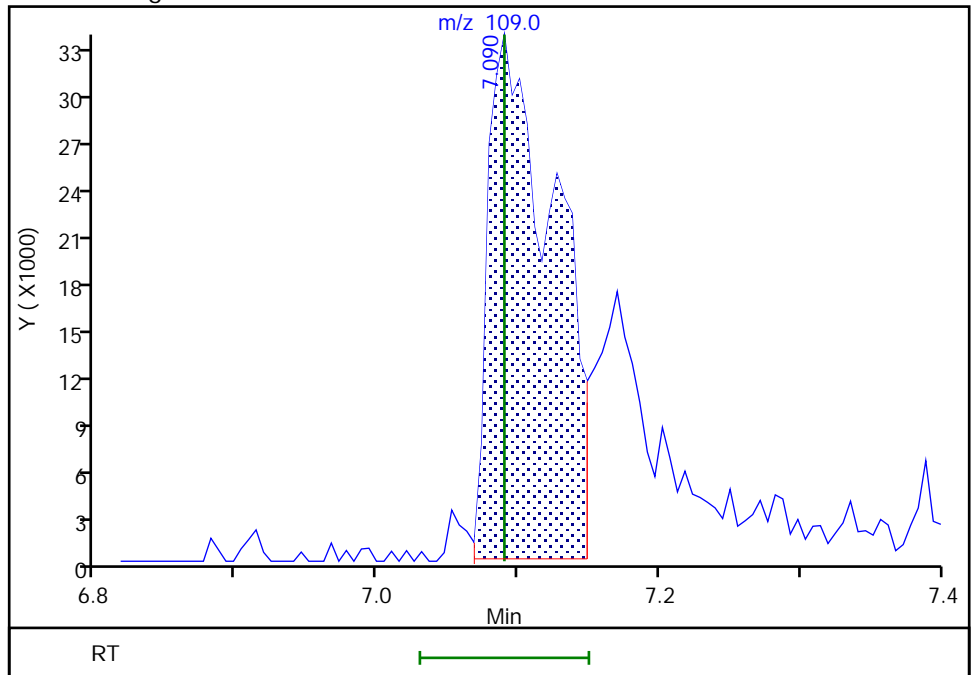
RT: 7.09
Area: 69457
Amount: 1587.9410
Amount Units: ug/L

Processing Integration Results



RT: 7.09
Area: 109829
Amount: 2054.5397
Amount Units: ug/L

Manual Integration Results



Reviewer: limwirojt, 28-Mar-2022 09:34:33
Audit Action: Split an Integrated Peak

Audit Reason: Baseline

Eurofins Seattle

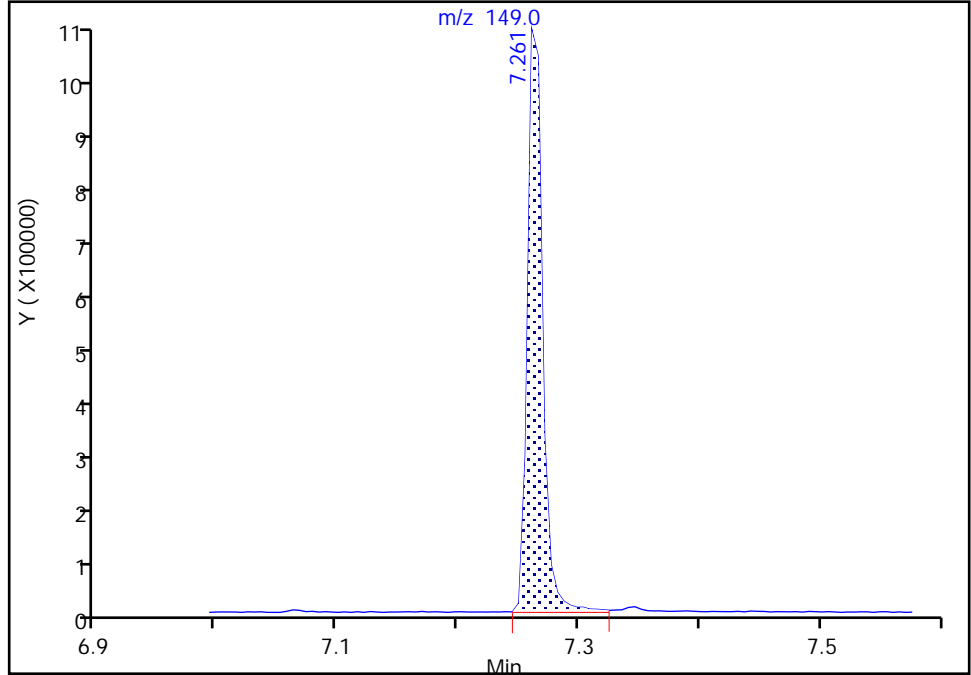
Data File: \\chromfs\Seattle\ChromData\TAC051\20220325-81941.b\32522A08.D
Injection Date: 25-Mar-2022 13:46:30 Instrument ID: TAC051
Lims ID: ccvis
Client ID:
Operator ID: JCM ALS Bottle#: 3 Worklist Smp#: 3
Injection Vol: 1.0 ul Dil. Factor: 1.0000
Method: 8270 TAC051 Limit Group: 8270D BNA QSM 5.0
Column: Detector MS SCAN

68 Diethyl phthalate, CAS: 84-66-2

Signal: 1

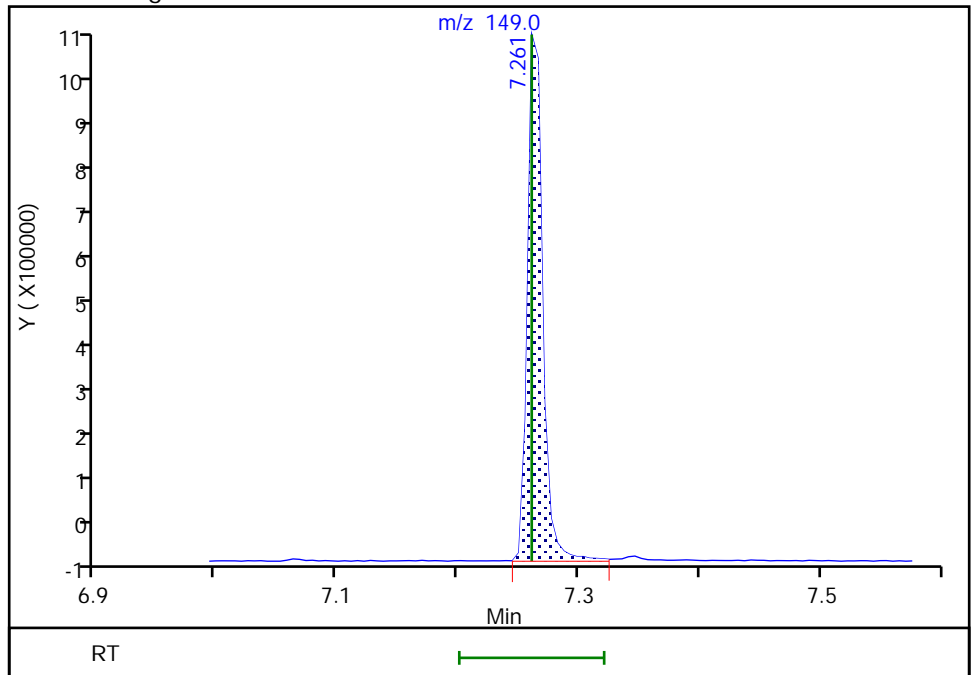
RT: 7.26
Area: 943000
Amount: 1644.9172
Amount Units: ug/L

Processing Integration Results



RT: 7.26
Area: 943549
Amount: 1645.8748
Amount Units: ug/L

Manual Integration Results



Reviewer: limwirojt, 28-Mar-2022 09:36:40
Audit Action: Manually Integrated

Audit Reason: Baseline
Page 386 of 766

Eurofins Seattle

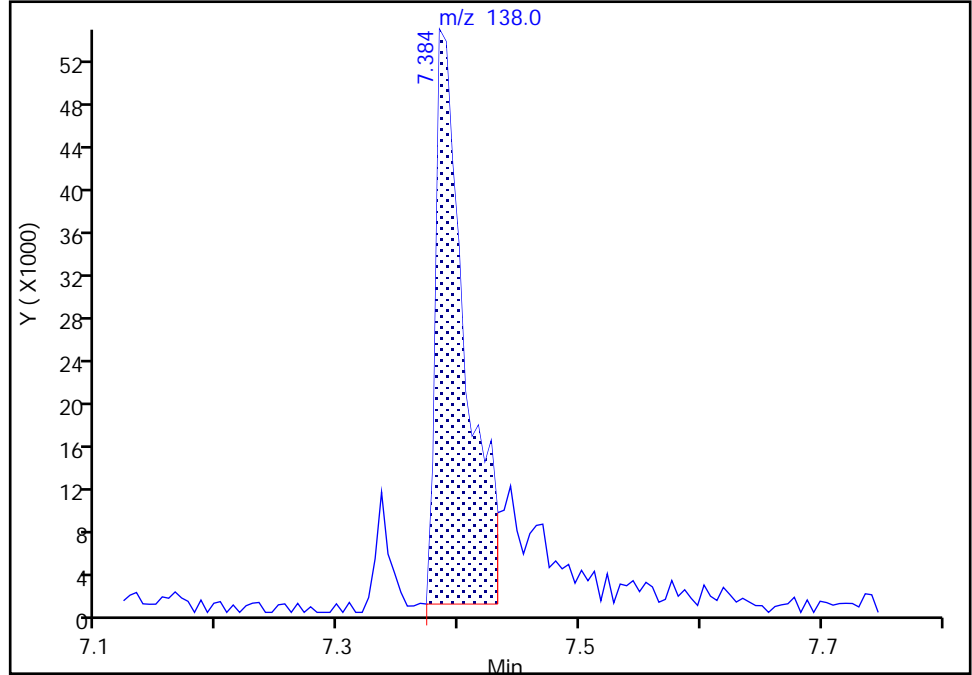
Data File: \\chromfs\Seattle\ChromData\TAC051\20220325-81941.b\32522A08.D
Injection Date: 25-Mar-2022 13:46:30 Instrument ID: TAC051
Lims ID: ccvis
Client ID:
Operator ID: JCM ALS Bottle#: 3 Worklist Smp#: 3
Injection Vol: 1.0 ul Dil. Factor: 1.0000
Method: 8270 TAC051 Limit Group: 8270D BNA QSM 5.0
Column: Detector MS SCAN

71 4-Nitroaniline, CAS: 100-01-6

Signal: 1

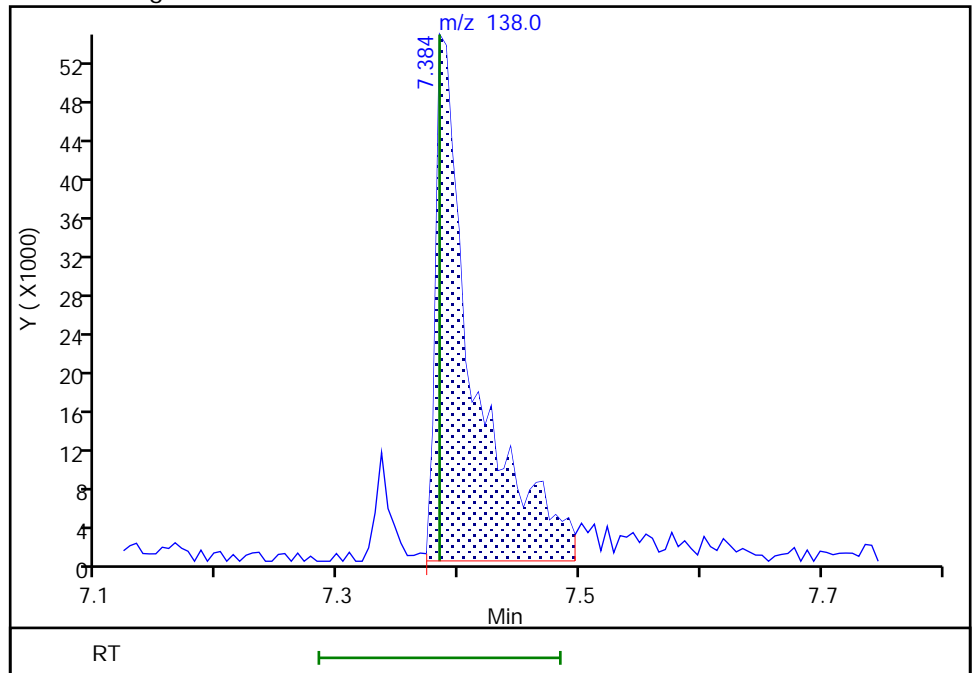
RT: 7.38
Area: 90884
Amount: 785.5429
Amount Units: ug/L

Processing Integration Results



RT: 7.38
Area: 118775
Amount: 1006.6561
Amount Units: ug/L

Manual Integration Results



Reviewer: limwirojt, 28-Mar-2022 09:34:09
Audit Action: Manually Integrated

Eurofins Seattle

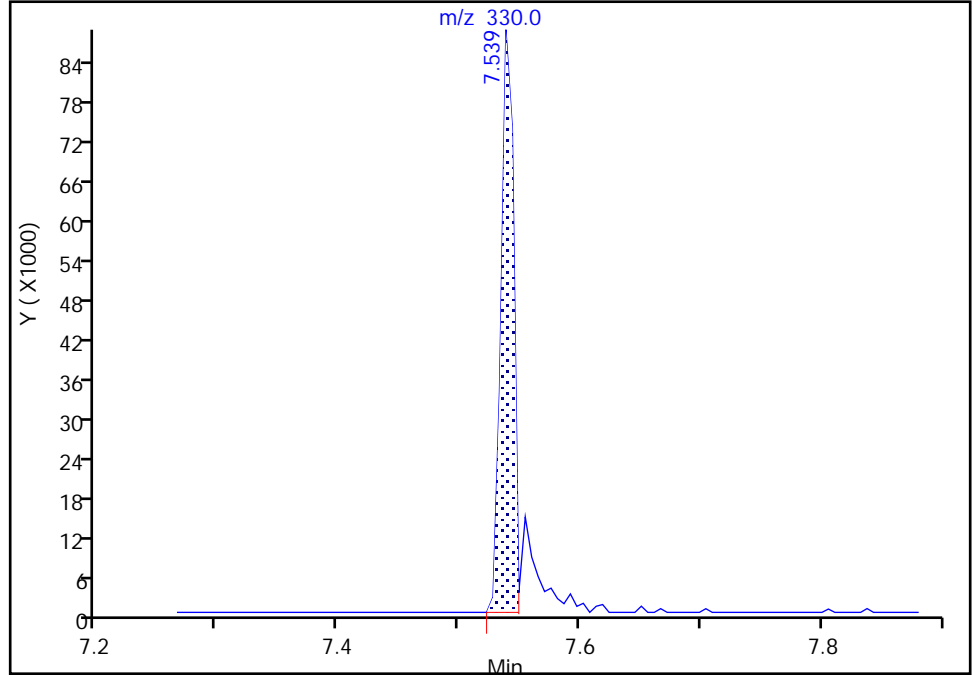
Data File: \\chromfs\Seattle\ChromData\TAC051\20220325-81941.b\32522A08.D
Injection Date: 25-Mar-2022 13:46:30 Instrument ID: TAC051
Lims ID: ccvis
Client ID:
Operator ID: JCM ALS Bottle#: 3 Worklist Smp#: 3
Injection Vol: 1.0 ul Dil. Factor: 1.0000
Method: 8270 TAC051 Limit Group: 8270D BNA QSM 5.0
Column: Detector MS SCAN

\$ 12 2,4,6-Tribromophenol, CAS: 118-79-6

Signal: 1

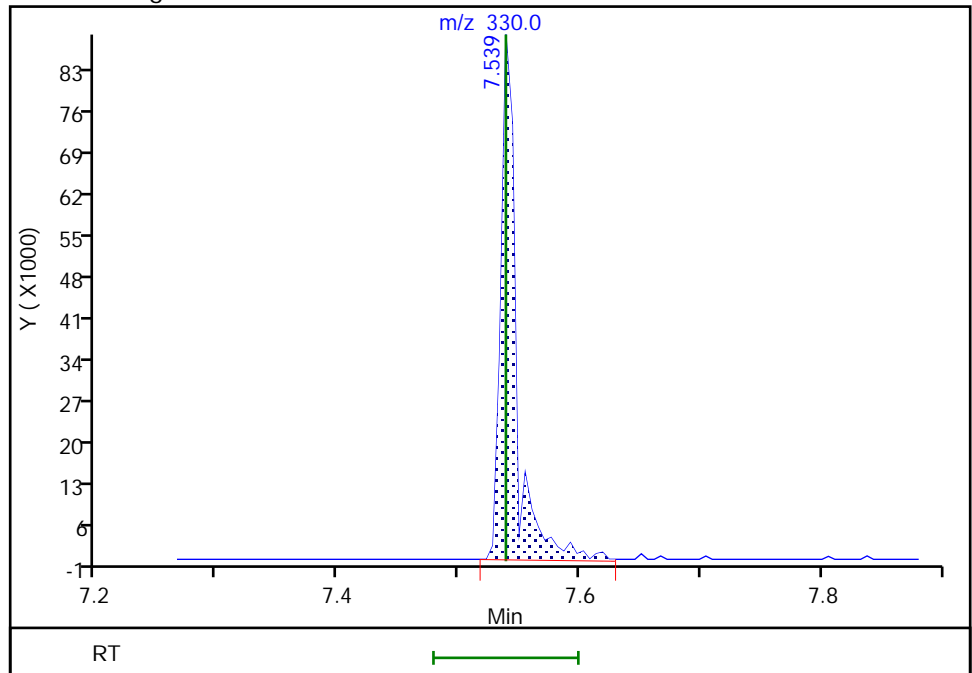
RT: 7.54
Area: 64036
Amount: 670.9172
Amount Units: ug/L

Processing Integration Results



RT: 7.54
Area: 79928
Amount: 827.7023
Amount Units: ug/L

Manual Integration Results



Reviewer: limmere, 25-Mar-2022 14:33:46
Audit Action: Manually Integrated

Audit Reason: Baseline
Page 388 of 766

Eurofins Seattle

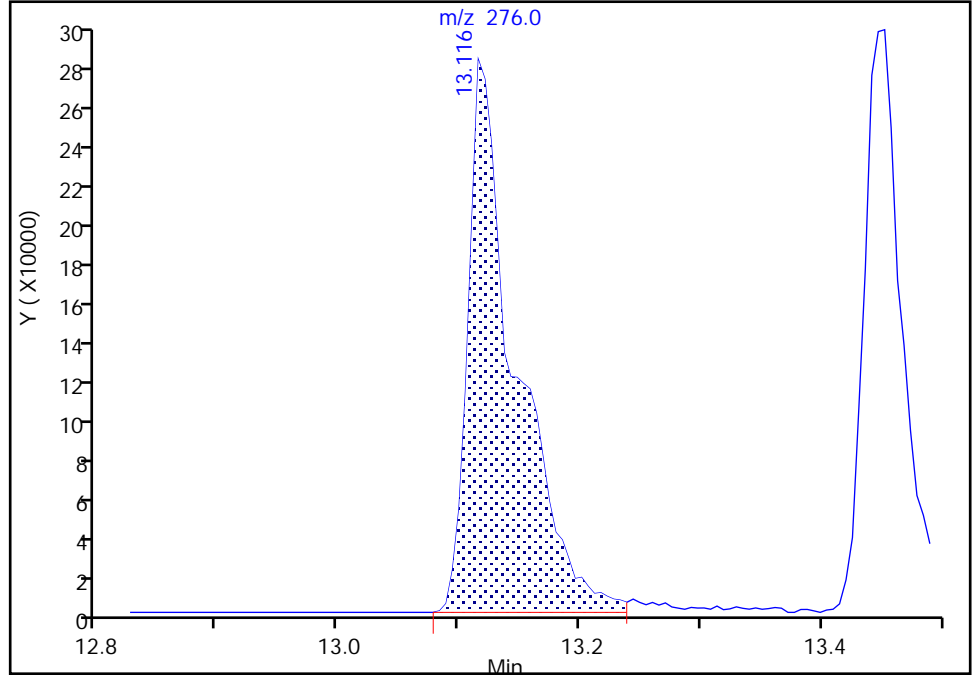
Data File: \\chromfs\Seattle\ChromData\TAC051\20220325-81941.b\32522A08.D
Injection Date: 25-Mar-2022 13:46:30 Instrument ID: TAC051
Lims ID: ccvis
Client ID:
Operator ID: JCM ALS Bottle#: 3 Worklist Smp#: 3
Injection Vol: 1.0 ul Dil. Factor: 1.0000
Method: 8270 TAC051 Limit Group: 8270D BNA QSM 5.0
Column: Detector MS SCAN

105 Indeno[1,2,3-cd]pyrene, CAS: 193-39-5

Signal: 1

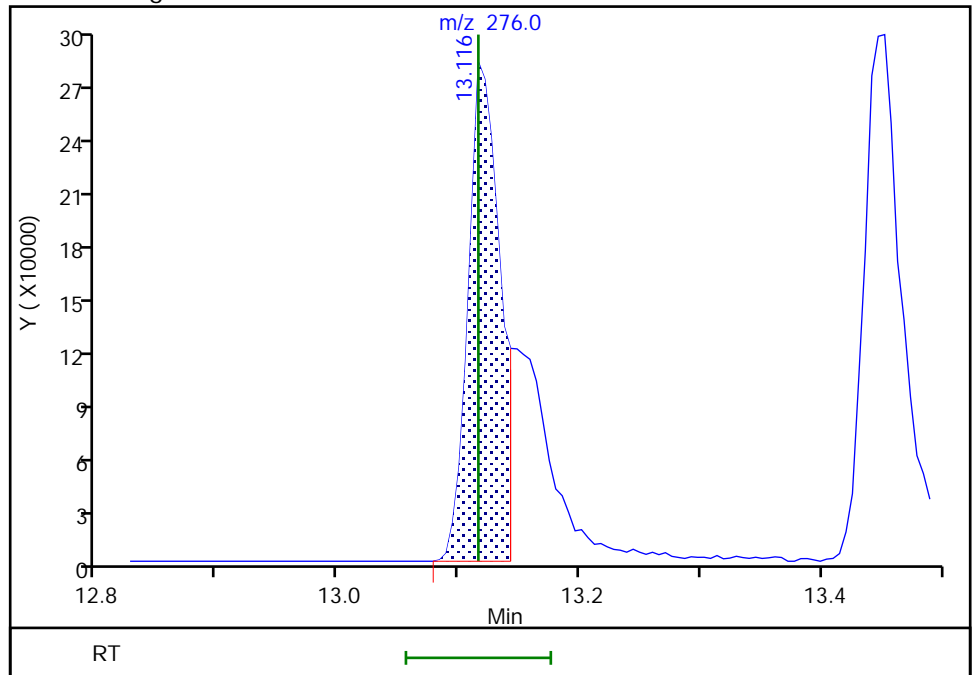
RT: 13.12
Area: 760955
Amount: 1246.1284
Amount Units: ug/L

Processing Integration Results



RT: 13.12
Area: 512688
Amount: 842.7539
Amount Units: ug/L

Manual Integration Results



Reviewer: limwirojt, 28-Mar-2022 08:08:16
Audit Action: Split an Integrated Peak

Audit Reason: Split Peak

FORM VII
GC/MS SEMI VOA CONTINUING CALIBRATION DATA

Lab Name: Eurofins Seattle Job No.: 580-111589-1
 SDG No.: _____
 Lab Sample ID: CCVC 580-385127/26 Calibration Date: 03/25/2022 23:04
 Instrument ID: TAC051 Calib Start Date: 01/24/2022 17:04
 GC Column: ZB-SV ID: 0.25 (mm) Calib End Date: 01/24/2022 20:31
 Lab File ID: 32522A31.D Conc. Units: ug/L

ANALYTE	CURVE TYPE	AVE RRF	RRF	MIN RRF	CALC AMOUNT	SPIKE AMOUNT	%D	MAX %D
N-Nitrosodimethylamine	Lin1		0.4672	0.0100	1130	1000	13.2	50.0
Pyridine	Lin2		0.7899	0.0100	2170	2000	8.4	50.0
Aniline	Lin1		1.250	0.0100	997	1000	-0.3	50.0
Phenol	Ave	1.004	1.169	0.8000	1160	1000	16.4	50.0
Bis(2-chloroethyl)ether	Ave	0.8637	0.9332	0.7000	1080	1000	8.0	50.0
2-Chlorophenol	Ave	1.210	1.419	0.8000	1170	1000	17.2	50.0
n-Decane	Ave	0.7898	0.9368		1190	1000	18.6	50.0
1,3-Dichlorobenzene	Ave	1.441	1.604	0.0100	1110	1000	11.3	50.0
1,4-Dichlorobenzene	Ave	1.565	1.683	0.0100	1080	1000	7.6	50.0
1,2-Dichlorobenzene	Ave	1.465	1.578	0.0100	1080	1000	7.7	50.0
Benzyl alcohol	Lin2		0.5357	0.0100	875	1000	-12.5	50.0
bis (2-chloroisopropyl) ether	Ave	0.9704	1.367	0.0100	1410	1000	40.9	50.0
o-Cresol	Ave	0.8394	0.9584	0.7000	1140	1000	14.2	50.0
Acetophenone	Ave	1.266	1.425	0.0100	1130	1000	12.5	50.0
N-Nitrosodi-n-propylamine	Ave	0.4984	0.5657	0.5000	1140	1000	13.5	50.0
m+p-Cresol	Lin2		0.9372	0.6000	1070	1000	7.1	50.0
Hexachloroethane	Ave	0.5675	0.6358	0.3000	1120	1000	12.1	50.0
Nitrobenzene	Lin2		0.8965	0.2000	1060	1000	5.6	50.0
Isophorone	Ave	1.472	1.572	0.4000	1070	1000	6.8	50.0
2-Nitrophenol	Lin2		0.1654	0.1000	960	1000	-4.0	50.0
2,4-Dimethylphenol	Lin1		1.062	0.2000	1070	1000	6.7	50.0
Bis(2-chloroethoxy)methane	Ave	0.9233	1.085	0.3000	1170	1000	17.5	50.0
Benzoic acid	Lin1		0.1231	0.0100	1440	2000	-28.2	50.0
2,4-Dichlorophenol	Lin1		0.2266	0.2000	858	1000	-14.2	50.0
1,2,4-Trichlorobenzene	Ave	0.3058	0.2939	0.0100	961	1000	-3.9	50.0
Naphthalene	Qua2		0.9199	0.7000	923	1000	-7.7	50.0
2,6-Dichlorophenol	Qual		0.5393	0.0100	1040	1000	3.9	50.0
4-Chloroaniline	Lin1		0.2622	0.0100	756	1000	-24.4	50.0
Hexachlorobutadiene	Ave	0.1815	0.1621	0.0100	893	1000	-10.7	50.0
4-Chloro-3-methylphenol	Lin2		0.3666	0.2000	945	1000	-5.5	50.0
2-Methylnaphthalene	Ave	0.6515	0.6117	0.4000	939	1000	-6.1	50.0
1-Methylnaphthalene	Ave	0.6188	0.5682	0.0100	918	1000	-8.2	50.0
Hexachlorocyclopentadiene	Ave	0.3528	0.2835	0.0500	804	1000	-19.6	50.0
1,2,4,5-Tetrachlorobenzene	Qua		0.5641		1070	1000	7.4	50.0
2,4,6-Trichlorophenol	Lin2		0.3189	0.2000	993	1000	-0.7	50.0
2,4,5-Trichlorophenol	Lin1		0.4069	0.2000	1110	1000	10.5	50.0
1,1'-Biphenyl	Ave	1.451	1.487	0.0100	1020	1000	2.5	50.0
2-Chloronaphthalene	Ave	1.139	1.162	0.8000	1020	1000	2.0	50.0
2-Nitroaniline	Qua2		0.3595	0.0100	1120	1000	11.7	50.0
Dimethyl phthalate	Lin1		1.298	0.0100	1100	1000	10.5	50.0

FORM VII
GC/MS SEMI VOA CONTINUING CALIBRATION DATA

Lab Name: Eurofins Seattle Job No.: 580-111589-1
 SDG No.: _____
 Lab Sample ID: CCVC 580-385127/26 Calibration Date: 03/25/2022 23:04
 Instrument ID: TAC051 Calib Start Date: 01/24/2022 17:04
 GC Column: ZB-SV ID: 0.25 (mm) Calib End Date: 01/24/2022 20:31
 Lab File ID: 32522A31.D Conc. Units: ug/L

ANALYTE	CURVE TYPE	AVE RRF	RRF	MIN RRF	CALC AMOUNT	SPIKE AMOUNT	%D	MAX %D
2,6-Dinitrotoluene	Lin1		0.3066	0.2000	1050	1000	5.0	50.0
Acenaphthylene	Qua2		1.868	0.9000	1110	1000	11.2	50.0
3-Nitroaniline	Lin2		0.2531	0.0100	907	1000	-9.3	50.0
Acenaphthene	Ave	1.170	1.193	0.9000	1020	1000	1.9	50.0
2,4-Dinitrophenol	Lin1		0.1327	0.0100	1820	2000	-9.1	50.0
Dibenzofuran	Ave	1.488	1.650	0.8000	1110	1000	10.9	50.0
2,4-Dinitrotoluene	Lin2		0.3780	0.2000	1010	1000	0.9	50.0
4-Nitrophenol	Lin1		0.0993	0.0100	1800	2000	-10.0	50.0
2,3,5,6-Tetrachlorophenol	Lin2		0.2554	0.0100	999	1000	-0.0	50.0
2,3,4,6-Tetrachlorophenol	Lin2		0.3059	0.0100	1020	1000	2.0	50.0
Diethyl phthalate	Ave	1.296	1.454	0.0100	1120	1000	12.2	50.0
Fluorene	Ave	1.184	1.367	0.9000	1150	1000	15.4	50.0
4-Chlorophenyl phenyl ether	Ave	0.5450	0.5835	0.4000	1070	1000	7.1	50.0
4-Nitroaniline	Lin1		0.1939	0.0100	745	1000	-25.5	50.0
4,6-Dinitro-2-methylphenol	Lin1		0.0959	0.0100	1640	2000	-17.9	50.0
N-Nitrosodiphenylamine	Ave	0.5309	0.5433	0.0100	1020	1000	2.3	50.0
Azobenzene	Lin2		0.5217		946	1000	-5.4	50.0
4-Bromophenyl phenyl ether	Qua2		0.2013	0.1000	910	1000	-9.0	50.0
Hexachlorobenzene	Ave	0.2584	0.2218	0.1000	858	1000	-14.2	50.0
Atrazine	Lin2		0.3436	0.0100	1020	1000	2.4	50.0
Pentachlorophenol	Lin2		0.1191	0.0500	1700	2000	-14.8	50.0
n-Octadecane	Qual		0.3237		1020	1000	2.5	50.0
Phenanthrene	Qua2		1.061	0.7000	943	1000	-5.7	50.0
Anthracene	Qual		1.146	0.7000	983	1000	-1.7	50.0
Carbazole	Qual		0.9763	0.0100	1090	1000	9.5	50.0
Di-n-butyl phthalate	Qual		1.343	0.0100	947	1000	-5.3	50.0
Fluoranthene	Qual		1.140	0.6000	952	1000	-4.8	50.0
Benidine	Lin1		0.2176	0.0100	1560	2000	-21.8	50.0
Pyrene	Qual		1.165	0.6000	945	1000	-5.5	50.0
Butyl benzyl phthalate	Qual		0.7353	0.0100	1020	1000	2.0	50.0
Benzo[a]anthracene	Qual		1.261	0.8000	1010	1000	0.9	50.0
3,3'-Dichlorobenzidine	Qual		0.4737	0.0100	2350	2000	17.3	50.0
Chrysene	Qua2		1.295	0.7000	982	1000	-1.8	50.0
Bis(2-ethylhexyl) phthalate	Qua2		1.020	0.0100	1100	1000	9.7	50.0
Di-n-octyl phthalate	Ave	1.324	1.451	0.0100	1100	1000	9.6	50.0
Benzo[b]fluoranthene	Lin2		1.090	0.7000	984	1000	-1.6	50.0
Benzo[k]fluoranthene	Ave	1.342	1.236	0.7000	921	1000	-7.9	50.0
Benzo[fluoranthene	Ave	1.229	1.126		1830	2000	-8.4	50.0
Benzo[a]pyrene	Lin2		0.997	0.7000	979	1000	-2.1	50.0
Indeno[1,2,3-cd]pyrene	Lin1		0.8806	0.5000	869	1000	-13.1	50.0
Dibenz(a,h)anthracene	Lin2		0.9751	0.4000	894	1000	-10.6	50.0

FORM VII
GC/MS SEMI VOA CONTINUING CALIBRATION DATA

Lab Name: Eurofins Seattle Job No.: 580-111589-1
 SDG No.: _____
 Lab Sample ID: CCVC 580-385127/26 Calibration Date: 03/25/2022 23:04
 Instrument ID: TAC051 Calib Start Date: 01/24/2022 17:04
 GC Column: ZB-SV ID: 0.25 (mm) Calib End Date: 01/24/2022 20:31
 Lab File ID: 32522A31.D Conc. Units: ug/L

ANALYTE	CURVE TYPE	AVE RRF	RRF	MIN RRF	CALC AMOUNT	SPIKE AMOUNT	%D	MAX %D
Benzo[g,h,i]perylene	Qual		1.028	0.5000	810	1000	-19.0	50.0
2-Fluorophenol (Surr)	Lin2		1.039		1120	1000	11.8	50.0
Phenol-d5 (Surr)	Lin1		1.133		1100	1000	10.0	50.0
Nitrobenzene-d5 (Surr)	Ave	0.2380	0.2170		912	1000	-8.8	50.0
2-Fluorobiphenyl	Ave	1.330	1.363		1020	1000	2.5	50.0
2,4,6-Tribromophenol (Surr)	Lin1		0.1161	0.0100	863	1000	-13.7	50.0
Terphenyl-d14	Ave	0.7490	0.7146		954	1000	-4.6	50.0

Eurofins Seattle
Target Compound Quantitation Report

Data File: \\chromfs\Seattle\ChromData\TAC051\20220325-81941.b\32522A31.D
 Lims ID: ccvc
 Client ID:
 Sample Type: CCVC
 Inject. Date: 25-Mar-2022 23:04:30 ALS Bottle#: 3 Worklist Smp#: 26
 Injection Vol: 1.0 ul Dil. Factor: 1.0000
 Sample Info: ccvc
 Operator ID: JCM Instrument ID: TAC051
 Sublist: chrom-8270 TAC051*sub34

Method: \\chromfs\Seattle\ChromData\TAC051\20220325-81941.b\8270 TAC051.m
 Limit Group: 8270D BNA QSM 5.0
 Last Update: 28-Mar-2022 09:19:59 Calib Date: 24-Jan-2022 20:31:30
 Integrator: RTE ID Type: RT Order ID
 Quant Method: Internal Standard Quant By: Initial Calibration
 Last ICal File: \\chromfs\Seattle\ChromData\TAC051\20220124-81014.b\0124A19_.D

Column 1 : Det: MS SCAN
 Process Host: CTX1678

First Level Reviewer: limwirojt

Date: 28-Mar-2022 09:19:59

Compound	Sig	RT (min.)	Adj RT (min.)	Dlt RT (min.)	Q	Response	Cal Amt ug/L	OnCol Amt ug/L	Flags
* 1 1,4-Dichlorobenzene-d4	152	4.441	4.440	0.001	87	19493	100.0	100.0	
* 2 Naphthalene-d8	136	5.456	5.455	0.001	96	87132	100.0	100.0	
* 3 Acenaphthene-d10	164	6.883	6.887	-0.004	87	41038	100.0	100.0	
* 4 Phenanthrene-d10	188	8.101	8.100	0.001	92	70297	100.0	100.0	
* 5 Chrysene-d12	240	10.296	10.295	0.001	58	54459	100.0	100.0	
* 6 Perylene-d12	264	11.824	11.823	0.001	87	63644	100.0	100.0	
\$ 7 2-Fluorophenol	112	3.437	3.436	0.001	87	202548	1000.0	1118.5	
\$ 8 Phenol-d5	99	4.190	4.189	0.001	96	220918	1000.0	1100.2	
\$ 9 Nitrobenzene-d5	82	4.885	4.895	0.001	90	189085	1000.0	911.7	
\$ 10 2-methylnaphthalene-d10	152	6.012	6.011	0.001	0	474333	NC	NC	
\$ 11 2-Fluorobiphenyl	172	6.343	6.342	0.001	98	559284	1000.0	1024.9	
\$ 12 2,4,6-Tribromophenol	330	7.540	7.545	0.001	81	81613	1000.0	863.5	
\$ 13 Fluoranthene-d10 (Surr)	212	9.078	9.077	0.001	0	681046	NC	NC	
\$ 14 Terphenyl-d14	244	9.420	9.424	-0.004	98	502342	1000.0	954.1	
16 N-Nitrosodimethylamine	74	2.358	2.357	0.001	66	91073	1000.0	1131.9	
17 Pyridine	79	2.374	2.378	0.007	75	307949	2000.0	2167.8	
18 Aniline	93	4.185	4.185	0.001	94	243710	1000.0	996.5	a
19 Phenol	94	4.201	4.200	0.001	96	227920	1000.0	1164.2	
20 Bis(2-chloroethyl)ether	93	4.244	4.243	0.001	97	181900	1000.0	1080.4	
21 2-Chlorophenol	128	4.281	4.281	0.001	89	276657	1000.0	1172.5	
22 n-Decane	57	4.318	4.317	0.001	95	182611	1000.0	1186.1	
23 1,3-Dichlorobenzene	146	4.393	4.393	0.001	97	312620	1000.0	1112.6	
25 1,4-Dichlorobenzene	146	4.452	4.452	0.001	95	328072	1000.0	1075.6	
27 1,2-Dichlorobenzene	146	4.570	4.570	0.002	96	307575	1000.0	1076.8	
26 Benzyl alcohol	79	4.570	4.569	0.002	47	104419	1000.0	874.8	
29 2,2'-oxybis[1-chloropropane]	45	4.671	4.670	0.001	79	266481	1000.0	1408.8	
28 2-Methylphenol	108	4.671	4.671	0.001	84	186822	1000.0	1141.8	
30 Acetophenone	105	4.767	4.766	0.001	91	277694	1000.0	1125.1	
31 N-Nitrosodi-n-propylamine	70	4.773	4.771	0.002	96	110281	1000.0	1135.2	
32 3 & 4 Methylphenol	108	4.799	4.798	0.001	55	182682	1000.0	1071.0	
33 Hexachloroethane	117	4.837	4.837	0.001	86	123945	1000.0	1120.5	

Compound	Sig	RT (min.)	Adj RT (min.)	Dlt RT (min.)	Q	Response	Cal Amt ug/L	OnCol Amt ug/L	Flags
34 Nitrobenzene	77	4.901	4.900	0.001	85	174763	1000.0	1056.4	
35 Isophorone	82	5.093	5.092	0.001	94	306519	1000.0	1068.4	
36 2-Nitrophenol	139	5.157	5.157	0.001	87	144074	1000.0	960.2	
37 2,4-Dimethylphenol	107	5.216	5.216	0.001	90	207093	1000.0	1066.9	
38 Bis(2-chloroethoxy)methane	93	5.280	5.280	0.001	99	211469	1000.0	1175.0	
39 Benzoic acid	105	5.296	5.296	0.001	86	214442	2000.0	1436.8	
40 2,4-Dichlorophenol	162	5.366	5.366	0.002	88	197471	1000.0	858.3	
41 1,2,4-Trichlorobenzene	180	5.414	5.413	0.002	92	256043	1000.0	961.0	
42 Naphthalene	128	5.472	5.475	0.001	96	801531	1000.0	923.3	
43 4-Chloroaniline	127	5.536	5.535	0.001	72	228485	1000.0	755.9	
44 2,6-Dichlorophenol	162	5.536	5.536	0.001	94	221305	1000.0	1039.3	
45 Hexachlorobutadiene	225	5.579	5.579	0.001	89	141274	1000.0	893.3	
46 4-Chloro-3-methylphenol	107	5.958	5.964	0.001	87	150462	1000.0	945.2	
47 2-Methylnaphthalene	142	6.039	6.039	0.001	86	532953	1000.0	938.9	
48 1-Methylnaphthalene	142	6.119	6.119	0.001	88	495088	1000.0	918.3	
49 Hexachlorocyclopentadiene	237	6.161	6.166	-0.005	80	116352	1000.0	803.6	
50 1,2,4,5-Tetrachlorobenzene	216	6.172	6.177	-0.004	95	231513	1000.0	1074.2	
52 2,4,6-Trichlorophenol	196	6.284	6.284	0.001	86	130862	1000.0	993.3	
53 2,4,5-Trichlorophenol	196	6.332	6.332	0.001	94	166970	1000.0	1105.2	
54 1,1'-Biphenyl	154	6.423	6.423	0.001	94	610165	1000.0	1024.9	
55 2-Chloronaphthalene	162	6.434	6.434	0.001	95	476942	1000.0	1020.0	
56 2-Nitroaniline	138	6.535	6.541	-0.005	84	147551	1000.0	1117.5	
57 Dimethyl phthalate	163	6.685	6.684	0.001	99	532798	1000.0	1104.7	
58 1,3-Dinitrobenzene	168	6.717	6.717	0.001	87	82106	1000.0	1126.4	
59 2,6-Dinitrotoluene	165	6.733	6.744	0.001	73	125841	1000.0	1050.4	
60 Acenaphthylene	152	6.771	6.781	0.001	87	766464	1000.0	1112.3	
61 3-Nitroaniline	138	6.883	6.882	0.001	85	103862	1000.0	906.6	
62 Acenaphthene	153	6.909	6.915	-0.005	92	489514	1000.0	1019.3	
63 2,4-Dinitrophenol	184	6.973	6.968	0.006	79	108944	2000.0	1817.2	a
66 Dibenzofuran	168	7.054	7.059	-0.004	87	677189	1000.0	1109.1	
65 2,4-Dinitrotoluene	165	7.064	7.064	0.001	89	155138	1000.0	1009.3	
64 4-Nitrophenol	109	7.102	7.090	0.012	1	81469	2000.0	1799.9	
51 2,3,5,6-Tetrachlorophenol	232	7.134	7.134	0.001	84	104806	1000.0	999.1	
67 2,3,4,6-Tetrachlorophenol	232	7.171	7.171	0.001	70	125535	1000.0	1020.5	
68 Diethyl phthalate	149	7.262	7.261	0.001	98	596894	1000.0	1122.1	
69 Fluorene	166	7.337	7.337	0.001	90	560859	1000.0	1154.3	
70 4-Chlorophenyl phenyl ether	204	7.342	7.347	-0.004	93	239464	1000.0	1070.7	
71 4-Nitroaniline	138	7.390	7.384	0.006	69	79586	1000.0	745.0	
72 4,6-Dinitro-2-methylphenol	198	7.396	7.406	-0.004	82	134887	2000.0	1641.4	
73 N-Nitrosodiphenylamine	169	7.444	7.454	-0.004	60	381920	1000.0	1023.4	
74 Azobenzene	77	7.470	7.475	-0.005	89	366765	1000.0	946.2	
75 4-Bromophenyl phenyl ether	248	7.743	7.742	0.001	56	141475	1000.0	910.4	
76 Hexachlorobenzene	284	7.780	7.780	0.001	87	155948	1000.0	858.4	
77 Atrazine	200	7.892	7.898	-0.005	90	140991	1000.0	1024.5	
78 Pentachlorophenol	266	7.956	7.967	-0.005	83	167392	2000.0	1703.7	
79 n-Octadecane	57	8.037	8.041	-0.004	87	227583	1000.0	1024.8	
80 Phenanthrene	178	8.117	8.121	-0.004	96	746157	1000.0	942.6	
81 Anthracene	178	8.159	8.164	-0.005	96	805682	1000.0	982.8	
83 Carbazole	167	8.309	8.317	0.001	81	686340	1000.0	1094.5	
84 Di-n-butyl phthalate	149	8.603	8.607	-0.004	99	943767	1000.0	947.2	
85 Fluoranthene	202	9.094	9.093	0.001	96	801720	1000.0	951.8	
88 Benzidine	184	9.239	9.243	0.002	97	305987	2000.0	1563.4	

Compound	Sig	RT (min.)	Adj RT (min.)	Dlt RT (min.)	Q	Response	Cal Amt ug/L	OnCol Amt ug/L	Flags
89 Pyrene	202	9.276	9.290	-0.004	98	818637	1000.0	945.3	
94 Butyl benzyl phthalate	149	9.832	9.836	-0.004	93	400447	1000.0	1019.6	
96 3,3'-Dichlorobenzidine	252	10.291	10.296	0.001	59	515979	2000.0	2346.6	
97 Benzo[a]anthracene	228	10.286	10.300	-0.004	98	686851	1000.0	1008.5	
99 Chrysene	228	10.318	10.329	-0.004	92	705062	1000.0	982.2	
98 Bis(2-ethylhexyl) phthalate	149	10.344	10.349	-0.005	77	555306	1000.0	1097.2	
100 Di-n-octyl phthalate	149	11.001	11.001	-0.005	98	923353	1000.0	1095.8	
101 Benzo[b]fluoranthene	252	11.381	11.391	-0.004	91	693887	1000.0	984.4	
102 Benzofluoranthene	252	11.413	11.407	0.001	1	1433275	2000.0	1832.6	a
103 Benzo[k]fluoranthene	252	11.413	11.418	0.001	95	786632	1000.0	920.7	
104 Benzo[a]pyrene	252	11.755	11.755	0.001	73	634392	1000.0	978.5	
105 Indeno[1,2,3-cd]pyrene	276	13.117	13.117	0.001	94	560474	1000.0	869.3	M
106 Dibenz(a,h)anthracene	278	13.154	13.166	-0.005	71	620592	1000.0	894.1	
107 Benzo[g,h,i]perylene	276	13.448	13.447	-0.004	92	654357	1000.0	809.8	

QC Flag Legend

Processing Flags

NC - Not Calibrated

Review Flags

M - Manually Integrated

a - User Assigned ID

Reagents:

ccv_8270_1000_00057

Amount Added: 1.00

Units: mL

Eurofins Seattle

Data File: \\chromfs\Seattle\ChromData\TAC051\20220325-81941.b\32522A31.D

Injection Date: 25-Mar-2022 23:04:30

Instrument ID: TAC051

Lims ID: ccvc

Client ID:

Operator ID: JCM

ALS Bottle#: 3

Worklist Smp#: 26

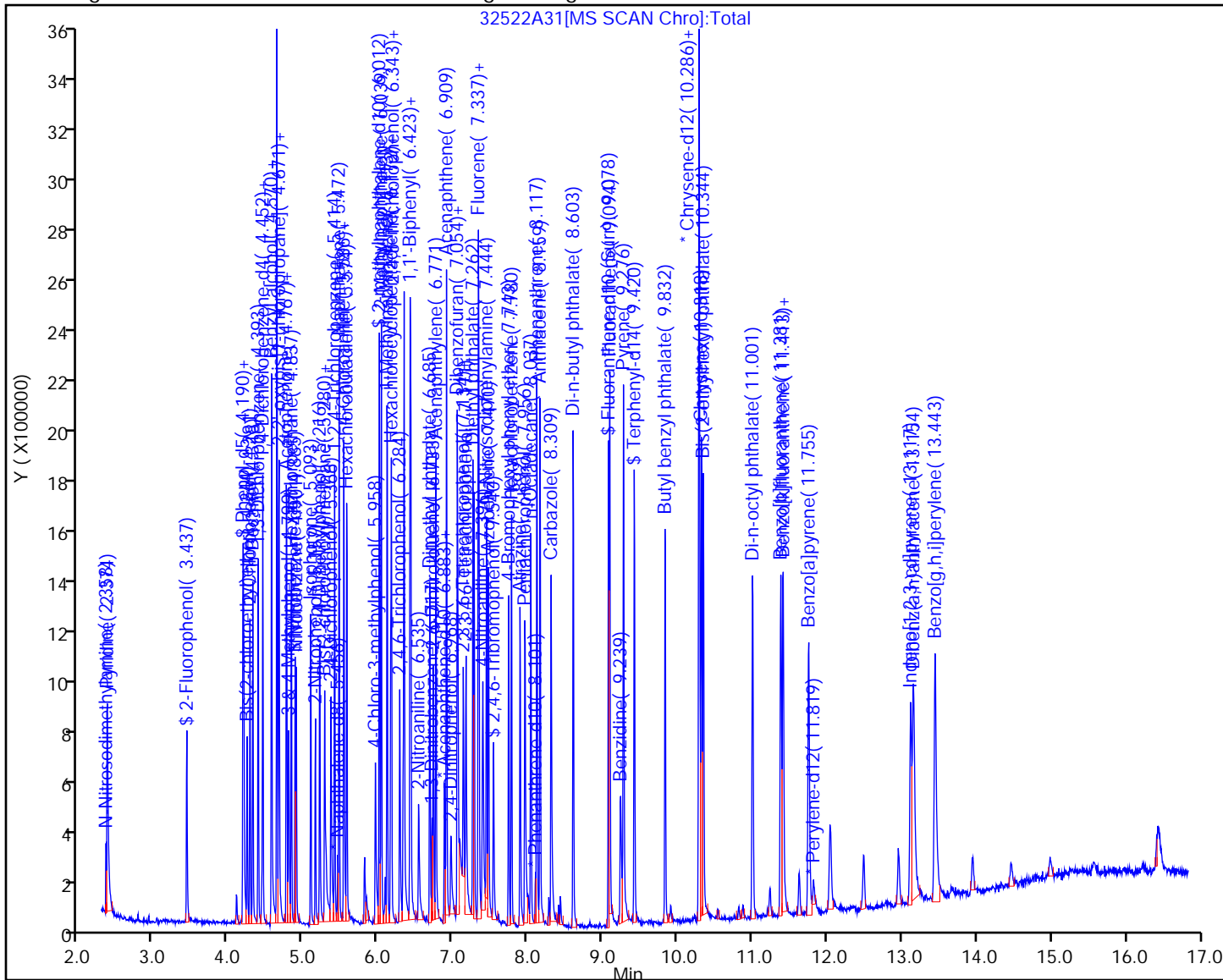
Injection Vol: 1.0 ul

Dil. Factor: 1.0000

Method: 8270 TAC051

Limit Group: 8270D BNA QSM 5.0

Y Scaling: Method Defined: Scale to the Nth Largest Target: 1



Eurofins Seattle

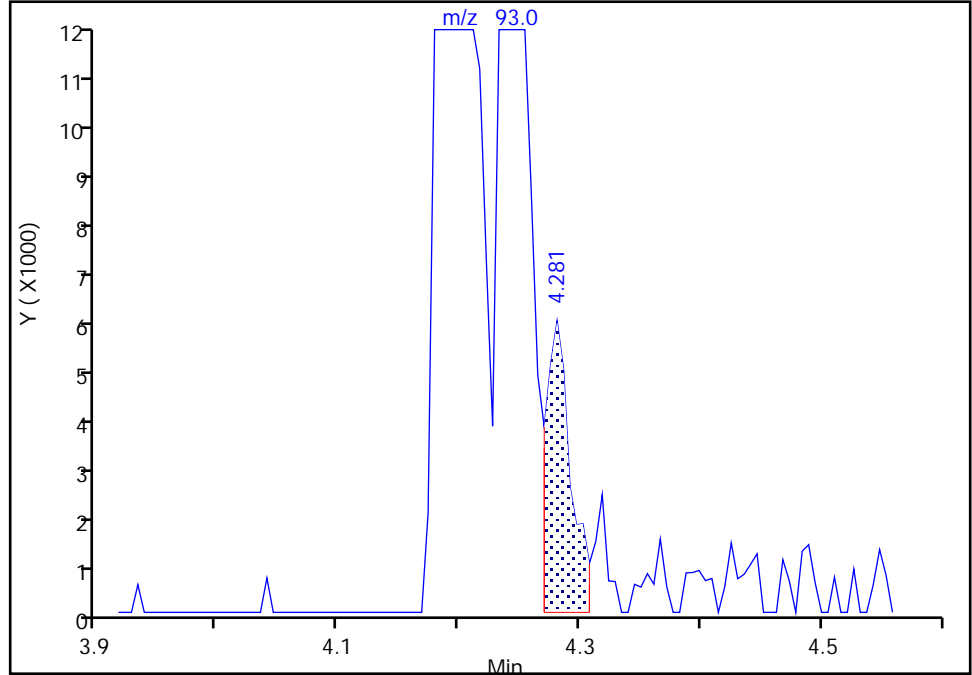
Data File: \\chromfs\Seattle\ChromData\TAC051\20220325-81941.b\32522A31.D
Injection Date: 25-Mar-2022 23:04:30 Instrument ID: TAC051
Lims ID: ccvc
Client ID:
Operator ID: JCM ALS Bottle#: 3 Worklist Smp#: 26
Injection Vol: 1.0 ul Dil. Factor: 1.0000
Method: 8270 TAC051 Limit Group: 8270D BNA QSM 5.0
Column: Detector MS SCAN

18 Aniline, CAS: 62-53-3

Signal: 1

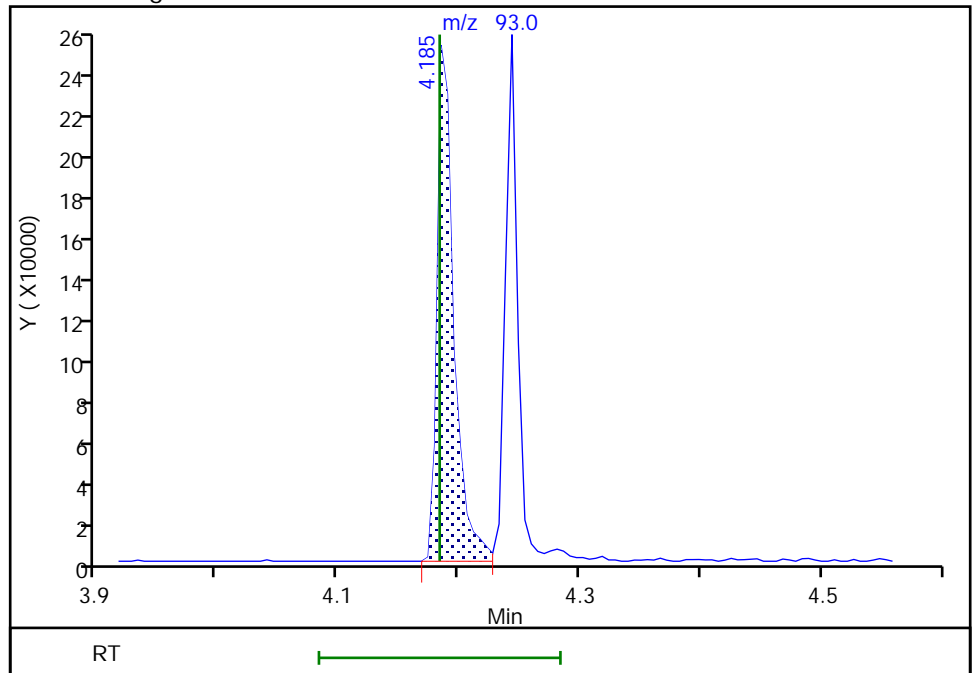
RT: 4.28
Area: 8625
Amount: 40.861898
Amount Units: ug/L

Processing Integration Results



RT: 4.18
Area: 243710
Amount: 996.5141
Amount Units: ug/L

Manual Integration Results



Eurofins Seattle

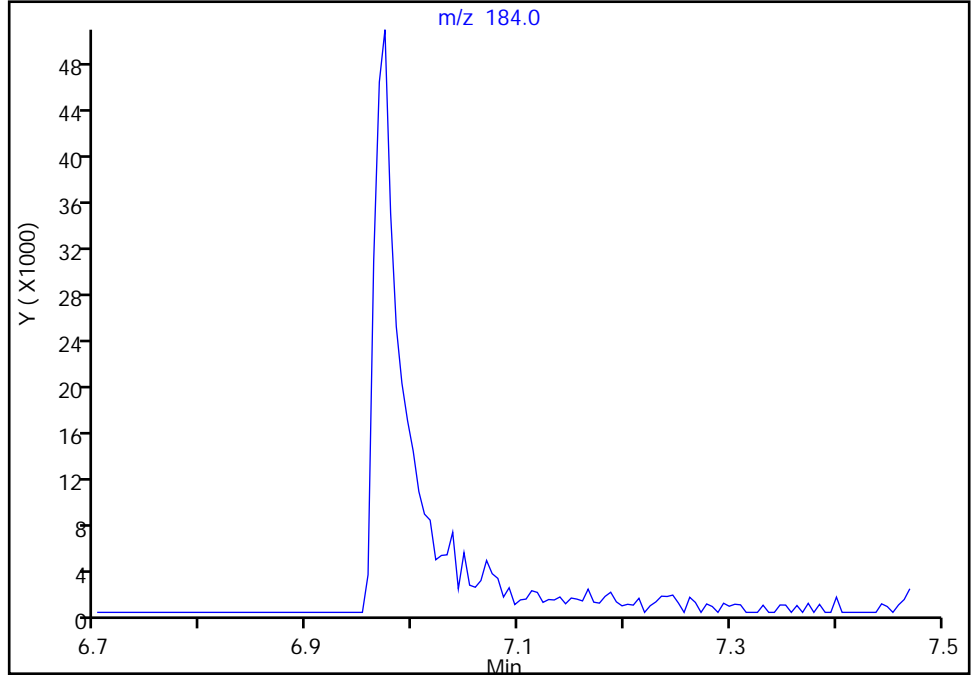
Data File: \\chromfs\Seattle\ChromData\TAC051\20220325-81941.b\32522A31.D
Injection Date: 25-Mar-2022 23:04:30 Instrument ID: TAC051
Lims ID: ccvc
Client ID:
Operator ID: JCM ALS Bottle#: 3 Worklist Smp#: 26
Injection Vol: 1.0 ul Dil. Factor: 1.0000
Method: 8270 TAC051 Limit Group: 8270D BNA QSM 5.0
Column: Detector MS SCAN

63 2,4-Dinitrophenol, CAS: 51-28-5

Signal: 1

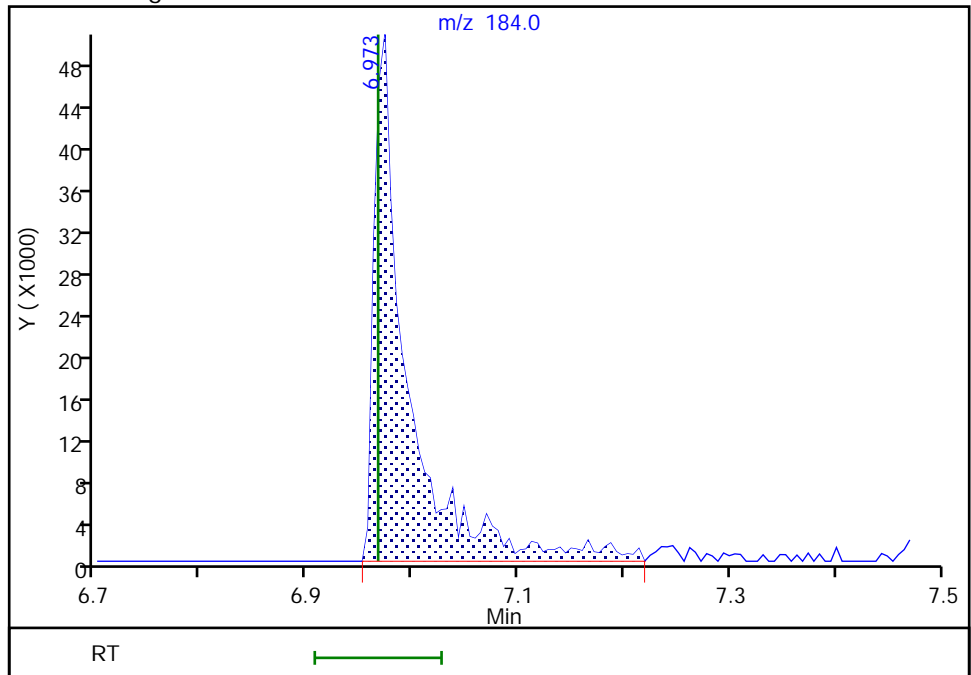
Not Detected
Expected RT: 6.97

Processing Integration Results



RT: 6.97
Area: 108944
Amount: 1817.2487
Amount Units: ug/L

Manual Integration Results



Reviewer: linnat, 26-Mar-2022 14:49:51
Audit Action: Assigned Compound ID

Audit Reason: Peak assignment corrected

Eurofins Seattle

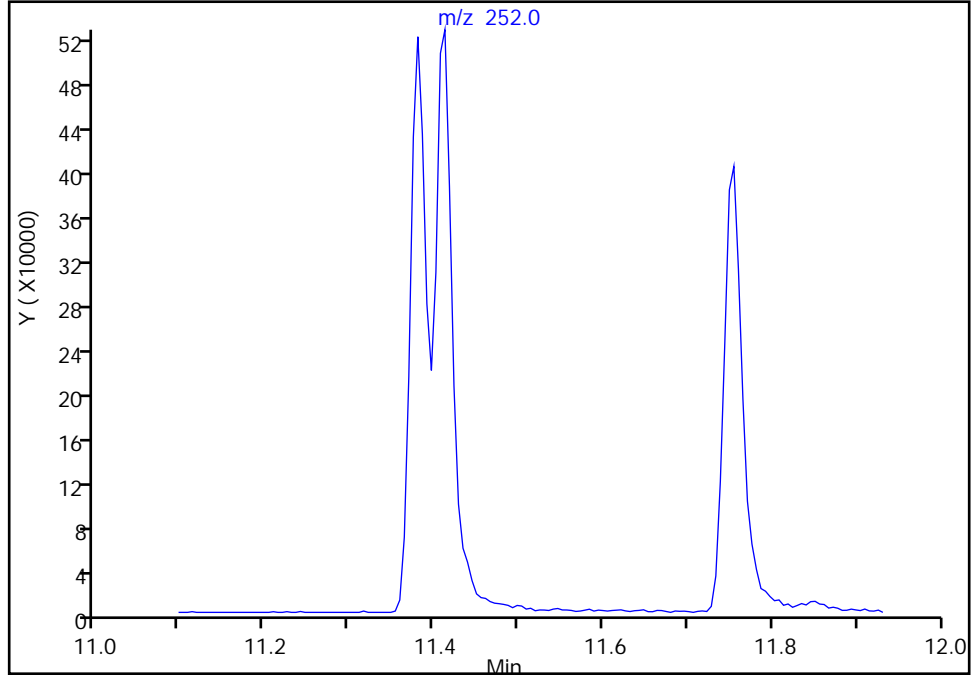
Data File: \\chromfs\Seattle\ChromData\TAC051\20220325-81941.b\32522A31.D
Injection Date: 25-Mar-2022 23:04:30 Instrument ID: TAC051
Lims ID: ccvc
Client ID:
Operator ID: JCM ALS Bottle#: 3 Worklist Smp#: 26
Injection Vol: 1.0 ul Dil. Factor: 1.0000
Method: 8270 TAC051 Limit Group: 8270D BNA QSM 5.0
Column: Detector MS SCAN

102 Benzofluoranthene, CAS: 56832-73-6

Signal: 1

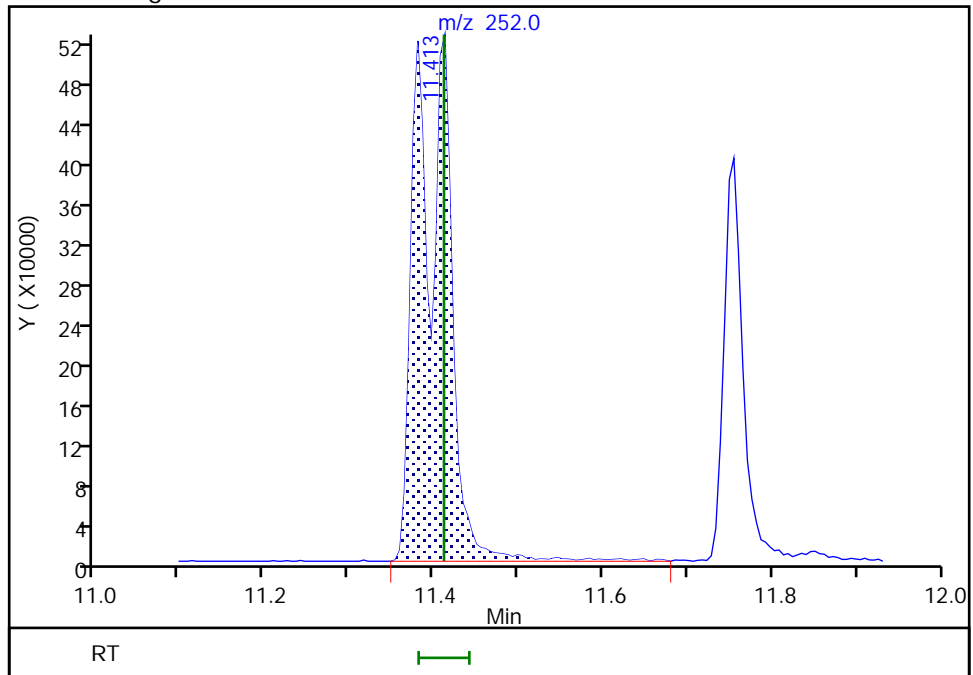
Not Detected
Expected RT: 11.41

Processing Integration Results



Manual Integration Results

RT: 11.41
Area: 1433275
Amount: 1832.5987
Amount Units: ug/L



Reviewer: linnat, 26-Mar-2022 14:49:57
Audit Action: Assigned Compound ID

Audit Reason: Peak assignment corrected

Eurofins Seattle

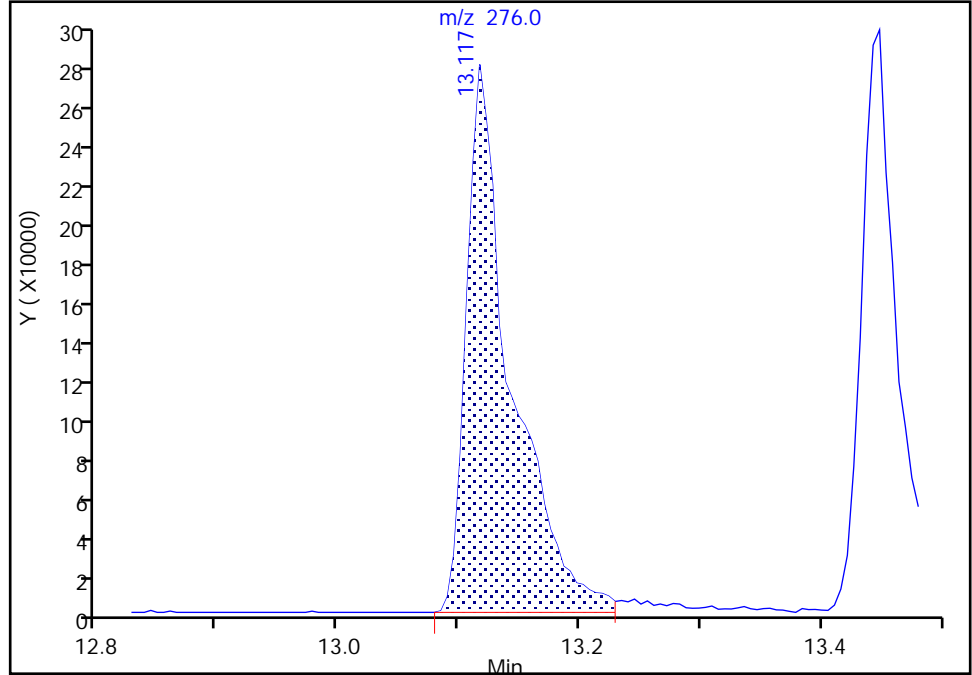
Data File: \\chromfs\Seattle\ChromData\TAC051\20220325-81941.b\32522A31.D
Injection Date: 25-Mar-2022 23:04:30 Instrument ID: TAC051
Lims ID: ccvc
Client ID:
Operator ID: JCM ALS Bottle#: 3 Worklist Smp#: 26
Injection Vol: 1.0 ul Dil. Factor: 1.0000
Method: 8270 TAC051 Limit Group: 8270D BNA QSM 5.0
Column: Detector MS SCAN

105 Indeno[1,2,3-cd]pyrene, CAS: 193-39-5

Signal: 1

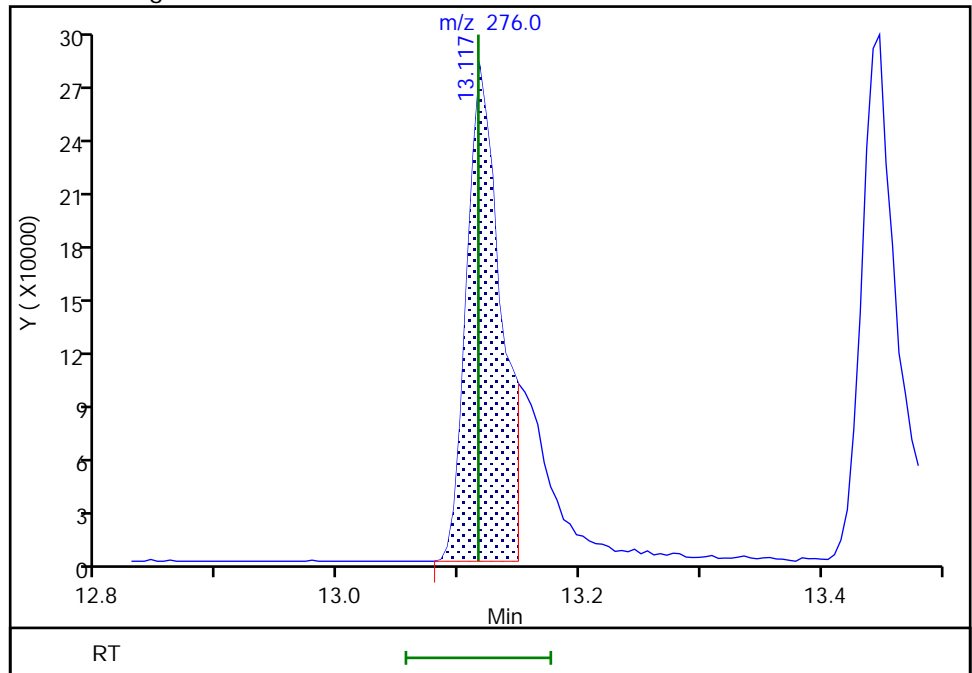
RT: 13.12
Area: 725564
Amount: 1122.4444
Amount Units: ug/L

Processing Integration Results



RT: 13.12
Area: 560474
Amount: 869.2712
Amount Units: ug/L

Manual Integration Results



Reviewer: limwirojt, 28-Mar-2022 09:19:51
Audit Action: Split an Integrated Peak

Audit Reason: Split Peak

Eurofins Seattle
Target Compound Quantitation Report

Data File: \\chromfs\Seattle\ChromData\TAC051\20220124-81014.b\0124A08_D
 Lims ID: dftpp
 Client ID:
 Sample Type: DFTPP
 Inject. Date: 24-Jan-2022 16:16:30 ALS Bottle#: 2 Worklist Smp#: 2
 Injection Vol: 1.0 ul Dil. Factor: 1.0000
 Sample Info: dftpp
 Operator ID: TL Instrument ID: TAC051
 Method: \\chromfs\Seattle\ChromData\TAC051\20220124-81014.b\8270 TAC051.m
 Limit Group: 8270D BNA QSM 5.0
 Last Update: 27-Jan-2022 15:44:19 Calib Date: 24-Jan-2022 20:31:30
 Integrator: RTE ID Type: RT Order ID
 Quant Method: Internal Standard Quant By: Initial Calibration
 Last ICal File: \\chromfs\Seattle\ChromData\TAC051\20220124-81014.b\0124A19_D
 Column 1 : Det: MS SCAN
 Process Host: CTX1640

First Level Reviewer: limmere

Date: 24-Jan-2022 16:38:13

Compound	Sig	RT (min.)	Adj RT (min.)	Dlt RT (min.)	Q	Response	Cal Amt ug/L	OnCol Amt ug/L	Flags
90 4,4'-DDE	246	9.417	9.417	0.000	16	4264			NR
93 4,4'-DDD	235	9.689	9.689	0.000	85	80559			NR
95 4,4'-DDT	235	9.940	9.940	0.000	95	5375736	NR		NR
123 Pentachlorophenol_T	266	7.985	7.985	0.000	87	2451646	NR		NR
124 DFTPP									
125 Benzidine_T	184	9.262	9.262	0.000	97	8692283	NR		NR

QC Flag Legend

Processing Flags

NR - Missing Quant Standard

Reagents:

DFTPPx2_00044

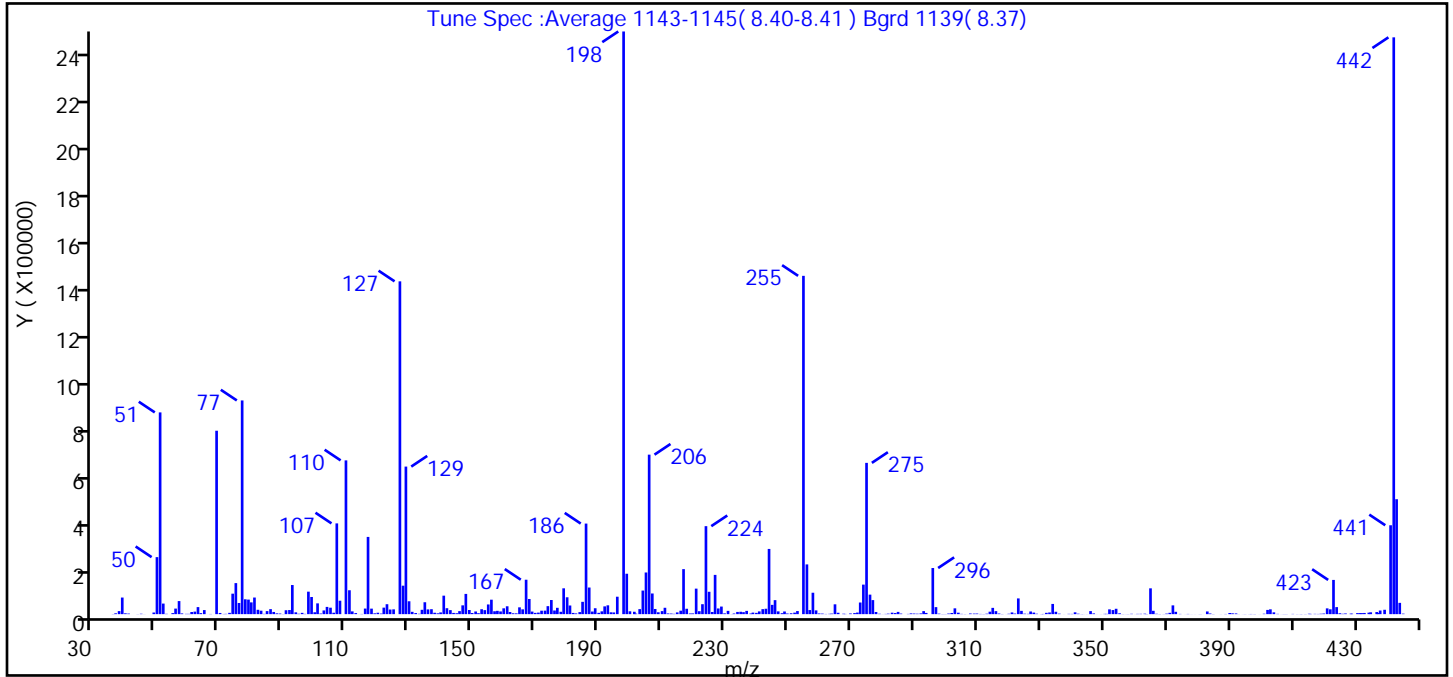
Amount Added: 1.00

Units: mL

Eurofins Seattle

Data File: \\chromfs\Seattle\ChromData\TAC051\20220124-81014.b\0124A08_.D
 Injection Date: 24-Jan-2022 16:16:30 Instrument ID: TAC051
 Lims ID: dftpp
 Client ID:
 Operator ID: TL ALS Bottle#: 2 Worklist Smp#: 2
 Injection Vol: 1.0 ul Dil. Factor: 1.0000
 Method: 8270 TAC051 Limit Group: 8270D BNA QSM 5.0
 Tune Method: DFTPP Method 8270E, BP 198

124 DFTPP



m/z	Ion Abundance Criteria	% Relative Abundance
198	Base peak or present	100.0
68	<2% of m/z 69	0.0 (0.0)
69	Present	31.5
70	<2% of m/z 69	0.2 (0.6)
197	<2% of m/z 198	0.0
199	5-9% of m/z 198	6.9
365	>1% of m/z 198	4.4
441	<150% of m/z 443	15.3 (77.3)
442	Present	99.0
443	15-24% of m/z 442	19.7 (19.9)

Data File: \\chromfs\Seattle\ChromData\TAC051\20220124-81014.b\0124A08_.D\8270 TAC051.rslt\spectra.d
Injection Date: 24-Jan-2022 16:16:30
Spectrum: Tune Spec :Average 1143-1145(8.40-8.41) Bgrd 1139(8.37)
Base Peak: 197.90
Minimum % Base Peak: 0
Number of Points: 390

m/z	Y	m/z	Y	m/z	Y	m/z	Y
36.00	630	142.00	25360	241.00	11741	343.00	452
37.00	3630	143.00	17240	242.00	21376	344.00	225
38.00	12928	144.00	5230	243.00	23096	345.00	218
39.00	71024	145.00	3935	244.00	278976	346.00	12996
40.00	3612	146.00	12873	245.00	39704	347.00	3144
41.00	2451	147.00	37640	246.00	59880	348.00	172
44.00	416	148.00	86560	247.00	11833	349.00	212
45.00	1677	149.00	17728	248.00	4063	350.00	1141
46.00	258	150.00	4948	249.00	11408	351.00	1201
49.00	6921	151.00	11418	250.00	2686	352.00	20472
50.00	243904	152.00	4013	251.00	3867	353.00	17472
51.00	863168	153.00	21024	252.00	6390	354.00	22960
52.00	45216	154.00	17160	253.00	13193	355.00	3689
53.00	1362	155.00	41440	255.00	1447424	356.00	479
55.00	4475	156.00	61856	256.00	212800	357.00	255
56.00	23776	157.00	12354	257.00	17456	358.00	488
57.00	55920	158.00	14109	258.00	91616	359.00	1483
58.00	3137	159.00	11574	259.00	16044	360.00	182
59.00	1216	160.00	24928	260.00	2878	361.00	1177
60.00	1221	161.00	33656	261.00	2348	362.00	1324
61.00	9102	162.00	9122	262.00	830	363.00	1972
62.00	10829	163.00	3717	263.00	1401	364.00	603
63.00	30128	164.00	3381	264.00	2327	365.00	110432
64.00	4404	165.00	29144	265.00	42056	366.00	14249
65.00	17392	166.00	20560	266.00	5887	367.00	1603
66.00	71	167.00	147264	268.00	1736	368.00	629
67.00	798	168.00	64816	268.00	1051	369.00	414
69.00	784704	169.00	11002	269.00	63	370.00	2218
70.00	5017	170.00	5447	270.00	2954	371.00	5660
71.00	805	171.00	6572	271.00	4549	372.00	37552
72.00	1205	172.00	14757	272.00	6742	373.00	10021
73.00	5599	173.00	14999	273.00	49784	374.00	981
74.00	87576	174.00	34208	274.00	126344	376.00	174

Data File: \\chromfs\Seattle\ChromData\TAC051\20220124-81014.b\0124A08_D\8270 TAC051.rslt\spectra.d

Injection Date: 24-Jan-2022 16:16:30

Spectrum: Tune Spec :Average 1143-1145(8.40-8.41) Bgrd 1139(8.37)

Base Peak: 197.90

Minimum % Base Peak: 0

Number of Points: 390

m/z	Y	m/z	Y	m/z	Y	m/z	Y
75.00	132800	175.00	60456	275.00	647232	377.00	901
76.00	47752	176.00	15556	276.00	83480	378.00	227
77.00	914304	177.00	27088	277.00	60056	379.00	196
78.00	63592	178.00	10107	278.00	9239	380.00	209
79.00	62264	179.00	110488	279.00	1671	381.00	346
80.00	50320	180.00	72120	280.00	247	383.00	11481
81.00	71072	181.00	36976	281.00	1008	384.00	2775
82.00	18664	182.00	5206	282.00	2054	385.00	591
83.00	14759	183.00	3163	283.00	6264	387.00	210
84.00	1239	184.00	8725	284.00	4708	389.00	718
85.00	12986	185.00	52704	285.00	9645	390.00	4875
86.00	21424	186.00	387520	286.00	2415	391.00	3488
87.00	9390	187.00	113864	288.00	1023	392.00	3007
88.00	3385	188.00	11147	289.00	3204	393.00	296
89.00	2558	189.00	25264	290.00	2575	394.00	175
90.00	465	190.00	5660	291.00	1923	395.00	437
91.00	16720	191.00	11960	292.00	3144	396.00	288
92.00	17600	192.00	33264	293.00	12898	397.00	765
93.00	124568	193.00	37752	294.00	5248	398.00	632
94.00	7772	194.00	7828	296.00	197312	400.00	172
95.00	1630	195.00	7232	297.00	30024	401.00	1811
96.00	5523	196.00	74568	298.00	2147	402.00	18048
97.00	1150	198.00	2492928	299.00	610	403.00	20608
98.00	96176	199.00	172864	300.00	589	404.00	7694
99.00	73336	200.00	12171	301.00	2621	405.00	1161
100.00	8002	201.00	10200	302.00	4963	406.00	172
101.00	46120	202.00	2214	303.00	24856	407.00	496
102.00	2653	203.00	21520	304.00	6172	408.00	481
103.00	15883	204.00	100928	305.00	1156	410.00	1023
104.00	30960	205.00	178240	306.00	555	411.00	449
105.00	27576	206.00	682368	307.00	186	412.00	453
106.00	6049	207.00	88376	308.00	2816	413.00	300
107.00	388288	208.00	22096	309.00	2308	414.00	518
108.00	57488	209.00	7989	310.00	2547	415.00	1716

Data File: \\chromfs\Seattle\ChromData\TAC051\20220124-81014.b\0124A08_.D\8270 TAC051.rslt\spectra.d

Injection Date: 24-Jan-2022 16:16:30

Spectrum: Tune Spec :Average 1143-1145(8.40-8.41) Bgrd 1139(8.37)

Base Peak: 197.90

Minimum % Base Peak: 0

Number of Points: 390

m/z	Y	m/z	Y	m/z	Y	m/z	Y
110.00	657856	210.00	12916	311.00	903	416.00	962
111.00	102232	211.00	27232	312.00	600	417.00	1196
112.00	11781	212.00	2998	313.00	1857	418.00	906
113.00	4580	213.00	2529	314.00	10500	419.00	1685
114.00	130	214.00	1342	315.00	26856	420.00	2583
115.00	859	215.00	7493	316.00	12857	421.00	24712
116.00	23880	216.00	14751	317.00	2711	422.00	20664
117.00	330432	217.00	192576	318.00	665	423.00	146432
118.00	23576	218.00	23040	319.00	183	424.00	30040
119.00	3508	219.00	2858	320.00	1631	425.00	3826
120.00	6003	220.00	3093	321.00	7290	426.00	1572
121.00	2400	221.00	109144	322.00	2520	427.00	2945
122.00	27872	222.00	12560	323.00	67304	428.00	1944
123.00	42488	223.00	42536	324.00	14029	429.00	2096
124.00	19696	224.00	376448	325.00	2016	430.00	4491
125.00	20488	225.00	95696	326.00	1309	431.00	4607
127.00	1423872	226.00	9330	327.00	11399	432.00	4418
128.00	121736	227.00	167936	328.00	6666	433.00	5029
129.00	631296	228.00	24296	329.00	1841	434.00	6376
130.00	55072	229.00	32432	330.00	586	435.00	7829
131.00	9917	230.00	3338	331.00	863	437.00	8969
132.00	4695	231.00	13975	332.00	5628	437.00	5602
133.00	1436	232.00	382	333.00	7140	438.00	15503
134.00	18576	233.00	2758	334.00	43680	439.00	18688
135.00	50920	234.00	9512	335.00	10180	441.00	380288
136.00	20288	235.00	10145	336.00	2094	442.00	2467840
137.00	21160	236.00	8508	338.00	169	443.00	491712
138.00	5955	237.00	13940	339.00	1242	444.00	48248
139.00	3521	238.00	2704	340.00	1045	445.00	2134
140.00	7368	239.00	6590	341.00	7781		
141.00	79056	240.00	5479	342.00	1919		

Eurofins Seattle

Data File: \\chromfs\Seattle\ChromData\TAC051\20220124-81014.b\0124A08_.D

Injection Date: 24-Jan-2022 16:16:30

Instrument ID: TAC051

Lims ID: dftpp

Client ID:

Operator ID: TL

ALS Bottle#: 2

Worklist Smp#: 2

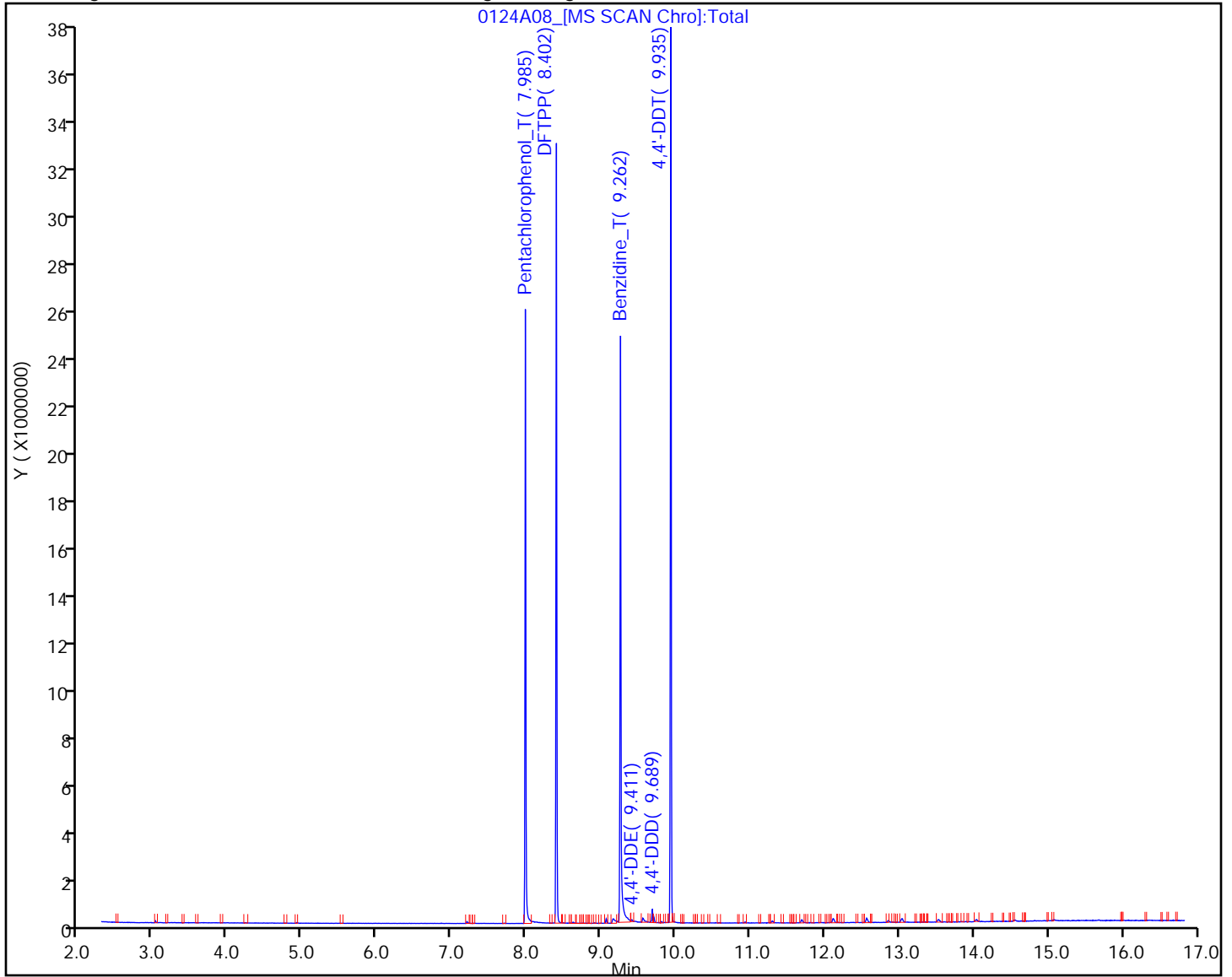
Injection Vol: 1.0 ul

Dil. Factor: 1.0000

Method: 8270 TAC051

Limit Group: 8270D BNA QSM 5.0

Y Scaling: Method Defined: Scale to the Nth Largest Target: 1



Eurofins Seattle

Data File: \\chromfs\Seattle\ChromData\TAC051\20220124-81014.b\0124A08_.D
Injection Date: 24-Jan-2022 16:16:30 Instrument ID: TAC051
Lims ID: dftpp
Client ID:
Operator ID: TL ALS Bottle#: 2 Worklist Smp#: 2
Injection Vol: 1.0 ul Dil. Factor: 1.0000
Method: 8270 TAC051 Limit Group: 8270D BNA QSM 5.0

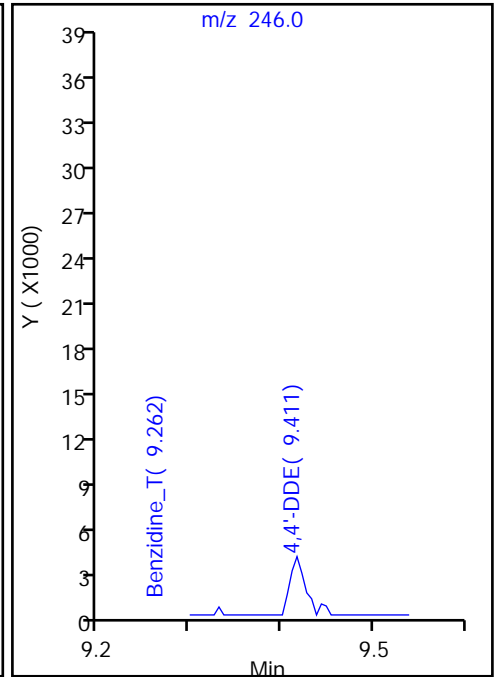
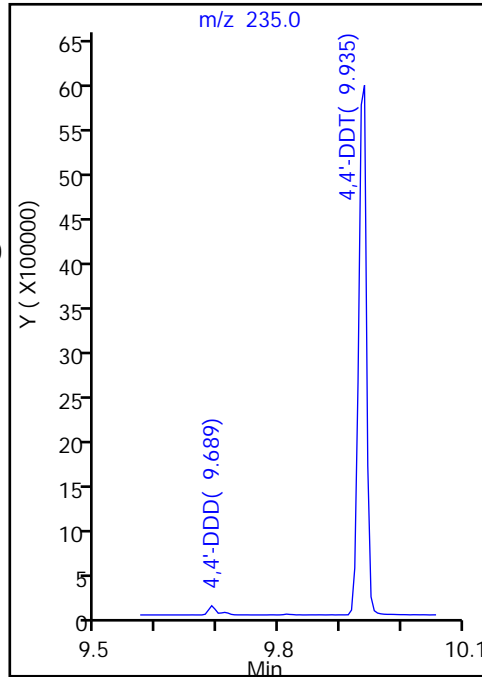
95 4,4'-DDT, Detector: MS SCAN

SW-846 Method

%Breakdown =
(Area Breakdown Cpnds/
Total Area Breakdown Cpnds) * 100

95 4,4'-DDT, Area = 5375736
90 4,4'-DDE, Area = 4264
93 4,4'-DDD, Area = 80559

%Breakdown: 1.55%, <= 20.00%
Passed



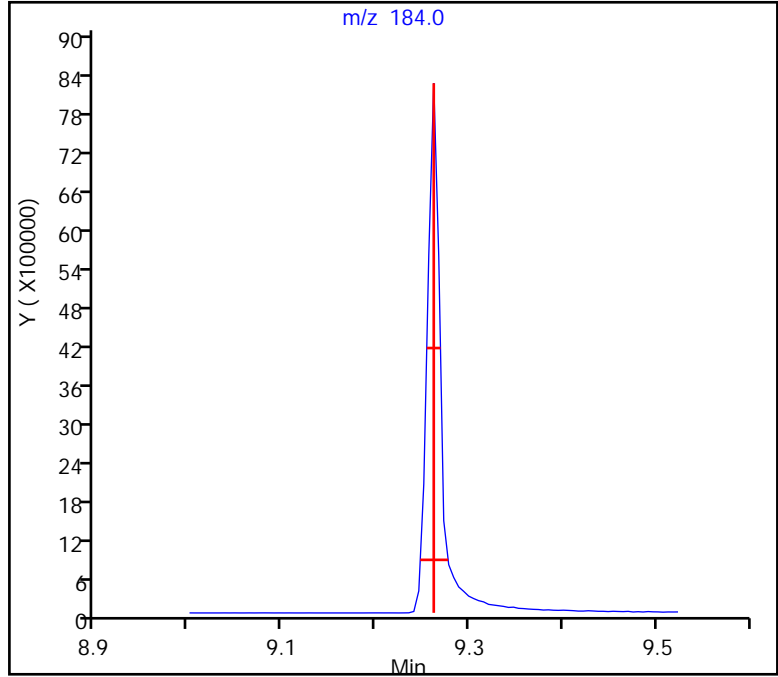
Eurofins Seattle

Data File: \\chromfs\Seattle\ChromData\TAC051\20220124-81014.b\0124A08_.D
Injection Date: 24-Jan-2022 16:16:30 Instrument ID: TAC051
Lims ID: dftpp
Client ID:
Operator ID: TL ALS Bottle#: 2 Worklist Smp#: 2
Injection Vol: 1.0 ul Dil. Factor: 1.0000
Method: 8270 TAC051 Limit Group: 8270D BNA QSM 5.0
125 Benzidine_T, Detector: MS SCAN

Peak Tailing Factor =
BackWidth/FrontWidth @ 10% Peak Height

Back Width = 0.015 (min.)
Front Width = 0.014 (min.)

Tailing Factor = 1.07, Max. Tailing <= 2.00
Passed



Eurofins Seattle

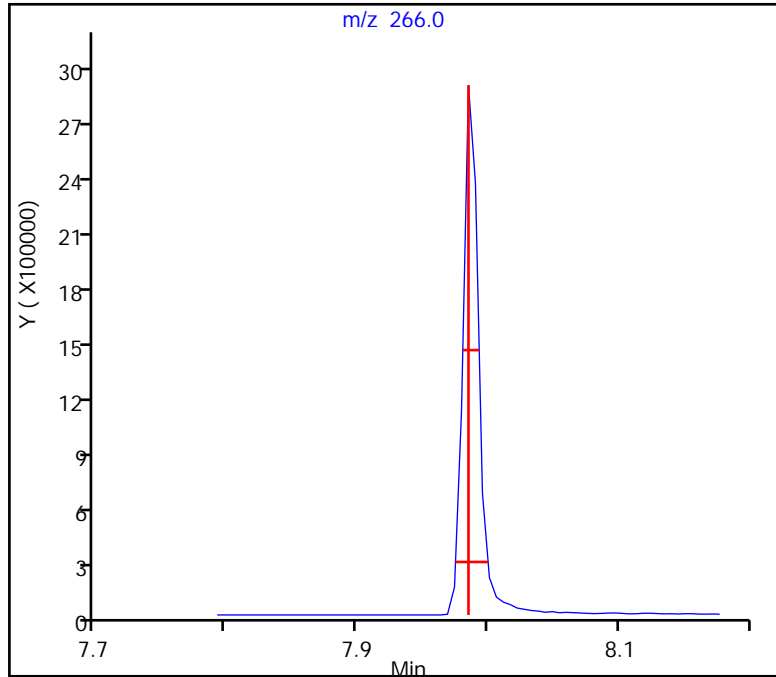
Data File: \\chromfs\Seattle\ChromData\TAC051\20220124-81014.b\0124A08_.D
Injection Date: 24-Jan-2022 16:16:30 Instrument ID: TAC051
Lims ID: dftpp
Client ID:
Operator ID: TL ALS Bottle#: 2 Worklist Smp#: 2
Injection Vol: 1.0 ul Dil. Factor: 1.0000
Method: 8270 TAC051 Limit Group: 8270D BNA QSM 5.0

123 Pentachlorophenol_T, Detector: MS SCAN

Peak Tailing Factor =
BackWidth/FrontWidth @ 10% Peak Height

Back Width = 0.015 (min.)
Front Width = 0.010 (min.)

Tailing Factor = 1.50, Max. Tailing <= 2.00
Passed



Eurofins Seattle
Target Compound Quantitation Report

Data File: \\chromfs\Seattle\ChromData\TAC051\20220325-81941.b\32522A07.D
 Lims ID: dftpp
 Client ID:
 Sample Type: DFTPP
 Inject. Date: 25-Mar-2022 13:01:30 ALS Bottle#: 2 Worklist Smp#: 2
 Injection Vol: 1.0 ul Dil. Factor: 1.0000
 Sample Info: DFTPP
 Operator ID: JCM Instrument ID: TAC051
 Method: \\chromfs\Seattle\ChromData\TAC051\20220325-81941.b\8270 TAC051.m
 Limit Group: 8270D BNA QSM 5.0
 Last Update: 28-Mar-2022 08:05:48 Calib Date: 24-Jan-2022 20:31:30
 Integrator: RTE ID Type: RT Order ID
 Quant Method: Internal Standard Quant By: Initial Calibration
 Last ICal File: \\chromfs\Seattle\ChromData\TAC051\20220124-81014.b\0124A19_D
 Column 1 : Det: MS SCAN
 Process Host: CTX1678
 First Level Reviewer: limwirojt Date: 28-Mar-2022 08:05:48

Compound	Sig	RT (min.)	Adj RT (min.)	Dlt RT (min.)	Q	Response	Cal Amt ug/L	OnCol Amt ug/L	Flags
90 4,4'-DDE	246	9.372	9.372	0.000	40	10004			NR
93 4,4'-DDD	235	9.655	9.655	0.000	90	81400			NR
95 4,4'-DDT	235	9.901	9.901	0.000	95	4754347	NR		NR
123 Pentachlorophenol_T	266	7.957	7.957	0.000	88	2004358	NR		NR
124 DFTPP									
125 Benzidine_T	184	9.228	9.228	0.000	97	8882277	NR		NR

QC Flag Legend

Processing Flags

NR - Missing Quant Standard

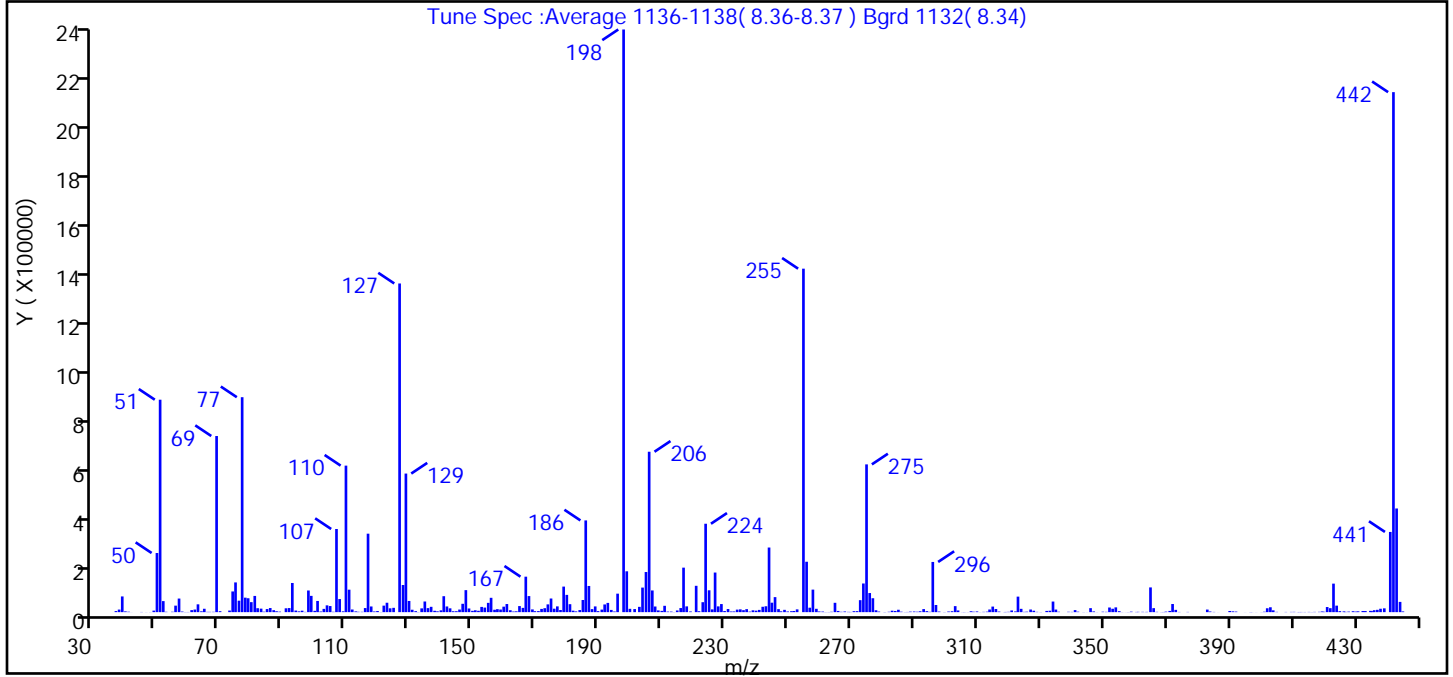
Reagents:

DFTPPx2_00044 Amount Added: 1.00 Units: mL

Eurofins Seattle

Data File: \\chromfs\Seattle\ChromData\TAC051\20220325-81941.b\32522A07.D
 Injection Date: 25-Mar-2022 13:01:30 Instrument ID: TAC051
 Lims ID: dftpp
 Client ID:
 Operator ID: JCM ALS Bottle#: 2 Worklist Smp#: 2
 Injection Vol: 1.0 ul Dil. Factor: 1.0000
 Method: 8270 TAC051 Limit Group: 8270D BNA QSM 5.0
 Tune Method: DFTPP Method 8270E, BP 198

124 DFTPP



m/z	Ion Abundance Criteria	% Relative Abundance
198	Base peak or present	100.0
68	<2% of m/z 69	0.1 (0.2)
69	Present	30.2
70	<2% of m/z 69	0.2 (0.5)
197	<2% of m/z 198	0.0
199	5-9% of m/z 198	7.0
365	>1% of m/z 198	4.2
441	<150% of m/z 443	13.8 (77.4)
442	Present	89.2
443	15-24% of m/z 442	17.8 (19.9)

Data File: \\chromfs\Seattle\ChromData\TAC051\20220325-81941.b\32522A07.D\8270 TAC051.rslt\spectra.d
Injection Date: 25-Mar-2022 13:01:30
Spectrum: Tune Spec :Average 1136-1138(8.36-8.37) Bgrd 1132(8.34)
Base Peak: 197.90
Minimum % Base Peak: 0
Number of Points: 376

m/z	Y	m/z	Y	m/z	Y	m/z	Y
36.00	80	138.00	5416	235.00	11181	332.00	4944
37.00	4330	139.00	3284	236.00	7972	333.00	5647
38.00	10288	140.00	7198	237.00	12035	334.00	42504
39.00	62992	141.00	63960	238.00	2196	335.00	10342
40.00	3151	142.00	22800	239.00	7345	336.00	1615
41.00	1706	143.00	15313	240.00	5996	339.00	1416
42.00	192	144.00	3571	241.00	8971	340.00	1022
45.00	728	145.00	3753	242.00	21552	341.00	8217
47.00	296	146.00	10337	243.00	23568	342.00	1873
48.00	363	147.00	33504	244.00	259200	344.00	402
49.00	6109	148.00	88248	245.00	37896	345.00	213
50.00	237184	149.00	14709	246.00	60240	346.00	16008
51.00	852160	150.00	5221	247.00	12105	347.00	2848
52.00	44272	151.00	7489	248.00	3335	348.00	288
53.00	1406	152.00	5473	249.00	9244	350.00	1750
55.00	1612	153.00	21000	250.00	2731	351.00	1216
56.00	26064	154.00	18312	251.00	3769	352.00	18608
57.00	54504	155.00	37232	252.00	4641	353.00	13566
58.00	2355	156.00	57520	253.00	11115	354.00	19136
59.00	623	157.00	9641	255.00	1377792	355.00	3808
60.00	690	158.00	12013	256.00	202176	356.00	372
61.00	8067	159.00	10474	257.00	17840	357.00	228
62.00	10420	160.00	21984	258.00	90360	358.00	491
63.00	31360	161.00	32528	259.00	13387	359.00	2004
64.00	3369	162.00	7669	260.00	2735	360.00	827
65.00	13562	163.00	2496	261.00	2282	361.00	1183
66.00	1132	164.00	3294	262.00	529	362.00	1190
67.00	1086	165.00	24360	263.00	627	363.00	188
68.00	1324	166.00	17104	264.00	1492	364.00	1053
69.00	706496	167.00	142272	265.00	37488	365.00	99208
70.00	3863	168.00	64448	266.00	4806	366.00	16019
73.00	6413	169.00	10924	267.00	1349	367.00	1247
74.00	83000	170.00	3930	268.00	2678	368.00	469

Data File: \\chromfs\Seattle\ChromData\TAC051\20220325-81941.b\32522A07.D\8270 TAC051.rslt\spectra.d

Injection Date: 25-Mar-2022 13:01:30

Spectrum: Tune Spec :Average 1136-1138(8.36-8.37) Bgrd 1132(8.34)

Base Peak: 197.90

Minimum % Base Peak: 0

Number of Points: 376

m/z	Y	m/z	Y	m/z	Y	m/z	Y
75.00	119216	171.00	4283	269.00	1079	369.00	672
76.00	45992	172.00	12935	270.00	826	370.00	2038
77.00	862208	173.00	15848	271.00	3909	371.00	4846
78.00	58064	174.00	31176	272.00	4039	372.00	32616
79.00	55736	175.00	54712	273.00	48064	373.00	9119
80.00	40104	176.00	13804	274.00	114968	374.00	822
81.00	65032	177.00	23120	275.00	592704	377.00	890
82.00	15777	178.00	8610	276.00	76632	383.00	10313
83.00	14037	179.00	102504	277.00	55816	384.00	2611
84.00	1865	180.00	69256	278.00	7561	385.00	887
85.00	12335	181.00	31936	279.00	2341	386.00	173
86.00	16480	182.00	5859	281.00	428	390.00	4610
87.00	7899	183.00	3020	281.00	247	391.00	3131
88.00	3595	184.00	8369	282.00	1473	392.00	2260
89.00	2022	185.00	48728	283.00	5766	395.00	196
91.00	15436	186.00	367936	284.00	4694	397.00	507
92.00	16392	187.00	104984	285.00	9576	397.00	289
93.00	116944	188.00	12096	286.00	1836	398.00	229
94.00	6347	189.00	22960	287.00	515	400.00	372
95.00	3181	190.00	4120	288.00	820	401.00	1762
96.00	5813	191.00	10264	289.00	2118	402.00	15551
97.00	1029	192.00	30888	290.00	2515	403.00	19600
98.00	86856	193.00	37048	291.00	1734	404.00	7297
99.00	65280	194.00	8902	292.00	3501	405.00	1089
100.00	5250	195.00	2639	293.00	12247	408.00	824
101.00	44848	196.00	74152	294.00	4090	410.00	951
102.00	2554	198.00	2337280	295.00	1318	410.00	1121
103.00	13075	199.00	163840	296.00	201344	412.00	300
104.00	27264	200.00	13305	297.00	28680	412.00	666
105.00	24488	201.00	12380	298.00	2362	413.00	726
106.00	1423	203.00	21240	300.00	543	414.00	697
107.00	333504	204.00	98488	301.00	2491	415.00	898
108.00	52480	205.00	160960	302.00	3761	416.00	494
109.00	3297	206.00	643456	303.00	24104	417.00	978

Data File: \\chromfs\Seattle\ChromData\TAC051\20220325-81941.b\32522A07.D\8270 TAC051.rslt\spectra.d

Injection Date: 25-Mar-2022 13:01:30

Spectrum: Tune Spec :Average 1136-1138(8.36-8.37) Bgrd 1132(8.34)

Base Peak: 197.90

Minimum % Base Peak: 0

Number of Points: 376

m/z	Y	m/z	Y	m/z	Y	m/z	Y
110.00	587712	207.00	86960	304.00	6702	418.00	1274
111.00	90096	208.00	22624	305.00	328	419.00	2657
112.00	10604	209.00	6956	306.00	589	420.00	1544
113.00	3051	210.00	5054	307.00	342	421.00	20456
114.00	1468	211.00	25424	308.00	3592	422.00	15875
115.00	1342	212.00	2273	309.00	1790	423.00	114400
116.00	16346	213.00	2187	310.00	2810	424.00	26088
117.00	314752	214.00	515	311.00	382	425.00	4033
118.00	22744	215.00	6816	312.00	1160	426.00	2972
119.00	2653	216.00	16357	313.00	1937	427.00	1180
120.00	4443	217.00	178496	314.00	10580	428.00	2176
121.00	521	218.00	23144	315.00	22320	429.00	3702
122.00	26088	219.00	2784	316.00	12541	430.00	2213
123.00	37712	221.00	105632	317.00	2382	431.00	3232
124.00	15339	222.00	3718	319.00	402	432.00	4509
125.00	17280	223.00	39880	319.00	863	433.00	4440
127.00	1318400	224.00	354624	320.00	1262	435.00	5211
128.00	108848	225.00	87696	321.00	6765	435.00	3877
129.00	555904	226.00	11087	322.00	2941	436.00	7829
130.00	44856	227.00	158848	323.00	62248	437.00	9301
131.00	9643	228.00	23120	324.00	13269	438.00	13632
132.00	3958	229.00	32424	325.00	1138	439.00	15241
133.00	600	230.00	4491	326.00	1869	441.00	321728
134.00	15107	231.00	12430	327.00	10536	442.00	2085888
135.00	42712	232.00	2539	328.00	5692	443.00	415808
136.00	16074	233.00	2791	329.00	1169	444.00	41112
137.00	21344	234.00	10117	330.00	480	445.00	2827

Eurofins Seattle

Data File: \\chromfs\Seattle\ChromData\TAC051\20220325-81941.b\32522A07.D

Injection Date: 25-Mar-2022 13:01:30

Instrument ID: TAC051

Lims ID: dftpp

Client ID:

Operator ID: JCM

ALS Bottle#: 2

Worklist Smp#: 2

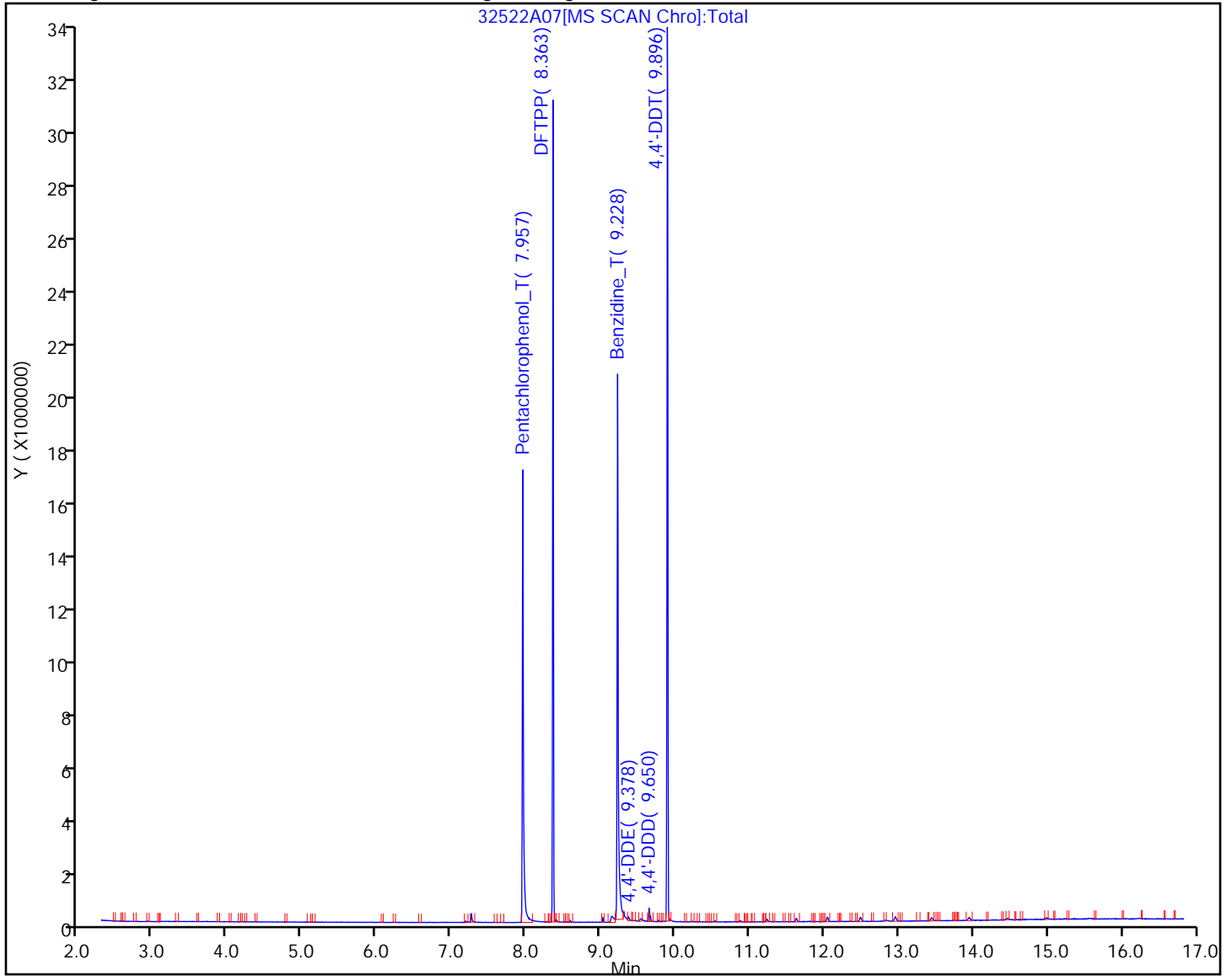
Injection Vol: 1.0 ul

Dil. Factor: 1.0000

Method: 8270 TAC051

Limit Group: 8270D BNA QSM 5.0

Y Scaling: Method Defined: Scale to the Nth Largest Target: 1



Eurofins Seattle

Data File: \\chromfs\Seattle\ChromData\TAC051\20220325-81941.b\32522A07.D
Injection Date: 25-Mar-2022 13:01:30 Instrument ID: TAC051
Lims ID: dftpp
Client ID:
Operator ID: JCM ALS Bottle#: 2 Worklist Smp#: 2
Injection Vol: 1.0 ul Dil. Factor: 1.0000
Method: 8270 TAC051 Limit Group: 8270D BNA QSM 5.0

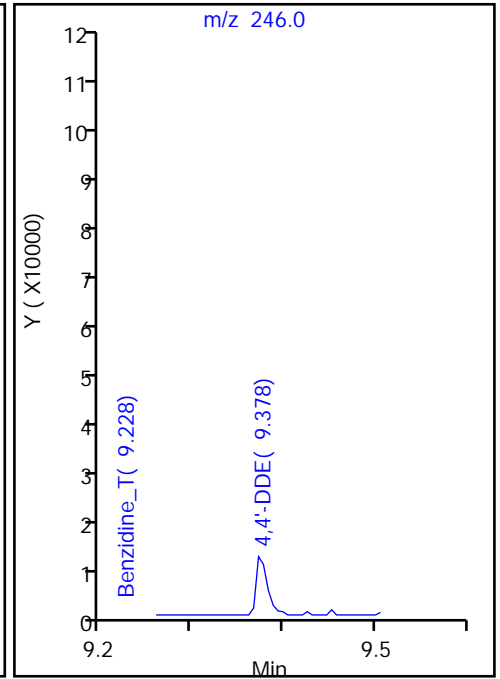
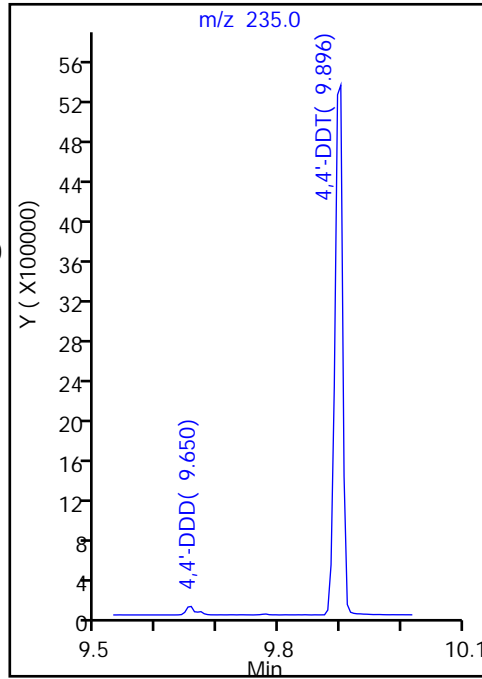
95 4,4'-DDT, Detector: MS SCAN

SW-846 Method

%Breakdown =
(Area Breakdown Cpnds/
Total Area Breakdown Cpnds) * 100

95 4,4'-DDT, Area = 4754347
90 4,4'-DDE, Area = 10004
93 4,4'-DDD, Area = 81400

%Breakdown: 1.89%, <= 20.00%
Passed



Eurofins Seattle

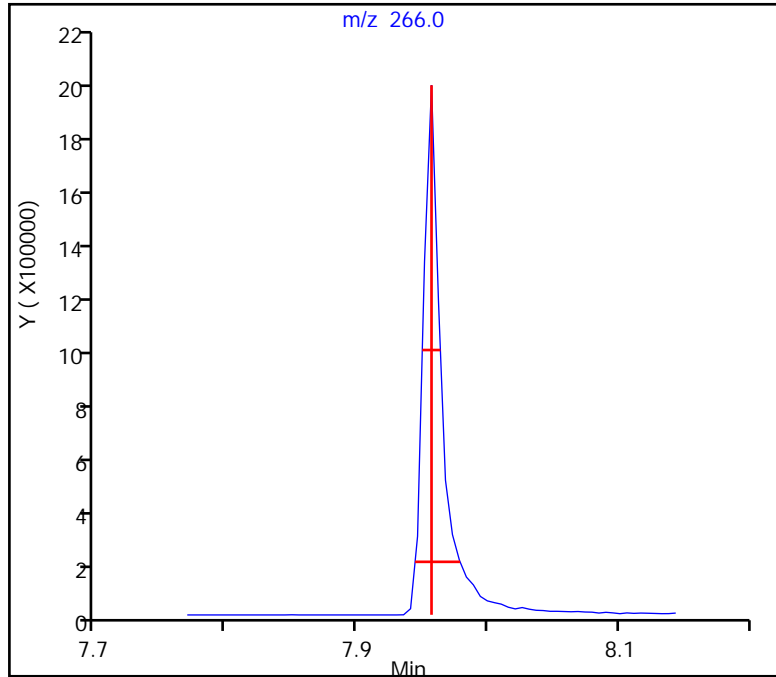
Data File: \\chromfs\Seattle\ChromData\TAC051\20220325-81941.b\32522A07.D
Injection Date: 25-Mar-2022 13:01:30 Instrument ID: TAC051
Lims ID: dftpp
Client ID:
Operator ID: JCM ALS Bottle#: 2 Worklist Smp#: 2
Injection Vol: 1.0 ul Dil. Factor: 1.0000
Method: 8270 TAC051 Limit Group: 8270D BNA QSM 5.0

123 Pentachlorophenol_T, Detector: MS SCAN

Peak Tailing Factor =
BackWidth/FrontWidth @ 10% Peak Height

Back Width = 0.022 (min.)
Front Width = 0.013 (min.)

Tailing Factor = 1.69, Max. Tailing <= 2.00
Passed



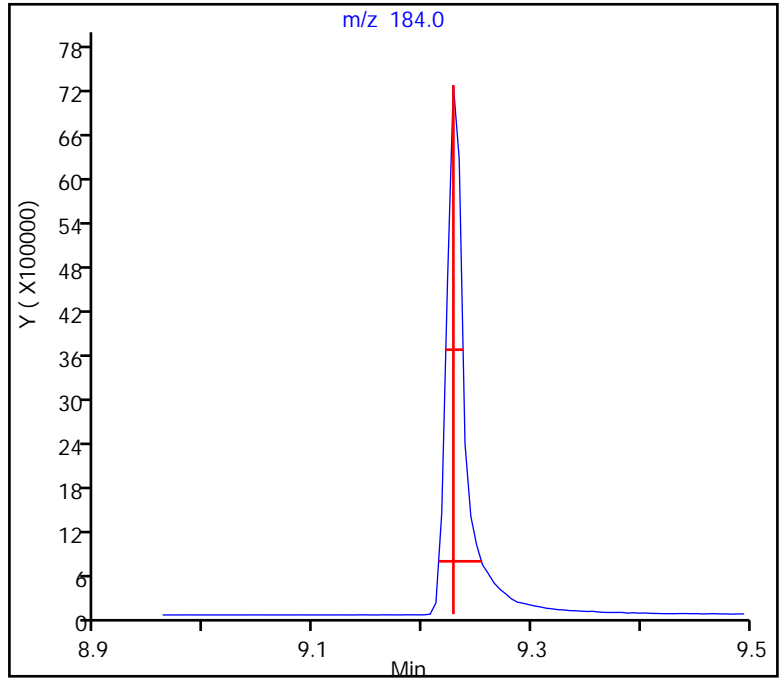
Eurofins Seattle

Data File: \\chromfs\Seattle\ChromData\TAC051\20220325-81941.b\32522A07.D
Injection Date: 25-Mar-2022 13:01:30 Instrument ID: TAC051
Lims ID: dftpp
Client ID:
Operator ID: JCM ALS Bottle#: 2 Worklist Smp#: 2
Injection Vol: 1.0 ul Dil. Factor: 1.0000
Method: 8270 TAC051 Limit Group: 8270D BNA QSM 5.0
125 Benzidine_T, Detector: MS SCAN

Peak Tailing Factor =
BackWidth/FrontWidth @ 10% Peak Height

Back Width = 0.026 (min.)
Front Width = 0.014 (min.)

Tailing Factor = 1.86, Max. Tailing <= 2.00
Passed



FORM I
GC/MS SEMI VOA ORGANICS ANALYSIS DATA SHEET

Lab Name: Eurofins Seattle Job No.: 580-111589-1
 SDG No.: _____
 Client Sample ID: _____ Lab Sample ID: MB 580-384957/1-A
 Matrix: Water Lab File ID: 32522A11.D
 Analysis Method: 8270E Date Collected: _____
 Extract. Method: 3510C Date Extracted: 03/24/2022 09:08
 Sample wt/vol: 1000 (mL) Date Analyzed: 03/25/2022 15:17
 Con. Extract Vol.: 2 (mL) Dilution Factor: 1
 Injection Volume: 1 (uL) Level: (low/med) Low
 % Moisture: _____ GPC Cleanup: (Y/N) N
 Analysis Batch No.: 385127 Units: ug/L

CAS NO.	COMPOUND NAME	RESULT	Q	LOQ	LOD	DL
120-82-1	1,2,4-Trichlorobenzene	0.30	U	0.40	0.30	0.090
95-50-1	1,2-Dichlorobenzene	0.15	U	0.40	0.15	0.050
541-73-1	1,3-Dichlorobenzene	0.090	U	0.40	0.090	0.040
106-46-7	1,4-Dichlorobenzene	0.090	U	0.40	0.090	0.040
95-95-4	2,4,5-Trichlorophenol	0.30	U	0.40	0.30	0.10
88-06-2	2,4,6-Trichlorophenol	0.30	U	0.60	0.30	0.10
120-83-2	2,4-Dichlorophenol	0.50	U	1.0	0.50	0.20
105-67-9	2,4-Dimethylphenol	0.50	U	4.0	0.50	0.16
51-28-5	2,4-Dinitrophenol	3.2	U	5.0	3.2	1.6
121-14-2	2,4-Dinitrotoluene	0.30	U	1.0	0.30	0.10
606-20-2	2,6-Dinitrotoluene	0.30	U	0.40	0.30	0.10
91-58-7	2-Chloronaphthalene	0.15	U	1.0	0.15	0.070
95-57-8	2-Chlorophenol	0.15	U	1.0	0.15	0.050
88-75-5	2-Nitrophenol	0.15	U	1.0	0.15	0.070
91-94-1	3,3'-Dichlorobenzidine	0.60	U	1.0	0.60	0.26
534-52-1	4,6-Dinitro-2-methylphenol	1.2	U	2.0	1.2	0.55
101-55-3	4-Bromophenyl phenyl ether	0.15	U	0.60	0.15	0.060
59-50-7	4-Chloro-3-methylphenol	0.30	U	0.60	0.30	0.13
7005-72-3	4-Chlorophenyl phenyl ether	0.15	U	0.60	0.15	0.050
100-02-7	4-Nitrophenol	6.0	U	10	6.0	1.7
103-33-3	Azobenzene	0.15	U M	2.0	0.15	0.060
108-60-1	bis (2-chloroisopropyl) ether	0.15	U M	0.25	0.15	0.060
111-91-1	Bis(2-chloroethoxy)methane	0.15	U	0.60	0.15	0.050
111-44-4	Bis(2-chloroethyl)ether	0.090	U	0.10	0.090	0.030
117-81-7	Bis(2-ethylhexyl) phthalate	1.6	U	3.0	1.6	0.74
85-68-7	Butyl benzyl phthalate	0.60	U	4.0	0.60	0.27
84-66-2	Diethyl phthalate	0.277	J B	1.0	0.30	0.15
131-11-3	Dimethyl phthalate	0.15	U	0.60	0.15	0.060
84-74-2	Di-n-butyl phthalate	0.50	U	3.0	0.50	0.19
117-84-0	Di-n-octyl phthalate	0.30	U M	1.0	0.30	0.13
118-74-1	Hexachlorobenzene	0.090	U	0.60	0.090	0.040
87-68-3	Hexachlorobutadiene	0.15	U	1.0	0.15	0.060
77-47-4	Hexachlorocyclopentadiene	0.30	U	1.0	0.30	0.14
67-72-1	Hexachloroethane	0.15	U	1.0	0.15	0.050

FORM I
GC/MS SEMI VOA ORGANICS ANALYSIS DATA SHEET

Lab Name: Eurofins Seattle Job No.: 580-111589-1
 SDG No.: _____
 Client Sample ID: _____ Lab Sample ID: MB 580-384957/1-A
 Matrix: Water Lab File ID: 32522A11.D
 Analysis Method: 8270E Date Collected: _____
 Extract. Method: 3510C Date Extracted: 03/24/2022 09:08
 Sample wt/vol: 1000 (mL) Date Analyzed: 03/25/2022 15:17
 Con. Extract Vol.: 2 (mL) Dilution Factor: 1
 Injection Volume: 1 (uL) Level: (low/med) Low
 % Moisture: _____ GPC Cleanup: (Y/N) N
 Analysis Batch No.: 385127 Units: ug/L

CAS NO.	COMPOUND NAME	RESULT	Q	LOQ	LOD	DL
78-59-1	Isophorone	0.30	U	0.40	0.30	0.10
15831-10-4	m+p-Cresol	0.30	U	0.60	0.30	0.10
98-95-3	Nitrobenzene	0.090	U	1.0	0.090	0.040
62-75-9	N-Nitrosodimethylamine	0.60	U	2.0	0.60	0.26
621-64-7	N-Nitrosodi-n-propylamine	0.090	U	0.40	0.090	0.060
86-30-6	N-Nitrosodiphenylamine	0.15	U	1.0	0.15	0.070
95-48-7	o-Cresol	0.15	U M	0.60	0.15	0.050
87-86-5	Pentachlorophenol	1.0	U	10	1.0	0.51
108-95-2	Phenol	0.60	U	1.0	0.60	0.36
129-00-0	Pyrene	0.090	U	1.0	0.090	0.040
110-86-1	Pyridine	3.2	U	10	3.2	1.1

CAS NO.	SURROGATE	%REC	Q	LIMITS
118-79-6	2,4,6-Tribromophenol (Surr)	73		43-140
321-60-8	2-Fluorobiphenyl	71		44-119
367-12-4	2-Fluorophenol (Surr)	58		19-119
4165-60-0	Nitrobenzene-d5 (Surr)	78		44-120
4165-62-2	Phenol-d5 (Surr)	35		10-120
1718-51-0	Terphenyl-d14	103		50-134

Eurofins Seattle
Target Compound Quantitation Report

Data File: \\chromfs\Seattle\ChromData\TAC051\20220325-81941.b\32522A11.D
 Lims ID: MB 580-384957/1-A
 Client ID:
 Sample Type: MB
 Inject. Date: 25-Mar-2022 15:17:30 ALS Bottle#: 6 Worklist Smp#: 6
 Injection Vol: 1.0 ul Dil. Factor: 1.0000
 Sample Info: mb 580-384957/1-a
 Operator ID: JCM Instrument ID: TAC051
 Method: \\chromfs\Seattle\ChromData\TAC051\20220325-81941.b\8270 TAC051.m
 Limit Group: 8270D BNA QSM 5.0
 Last Update: 28-Mar-2022 08:16:03 Calib Date: 24-Jan-2022 20:31:30
 Integrator: RTE ID Type: RT Order ID
 Quant Method: Internal Standard Quant By: Initial Calibration
 Last ICal File: \\chromfs\Seattle\ChromData\TAC051\20220124-81014.b\0124A19_D
 Column 1 : Det: MS SCAN
 Process Host: CTX1678

First Level Reviewer: limwirojt

Date: 28-Mar-2022 08:18:08

Compound	Sig	RT (min.)	Adj RT (min.)	Diff RT (min.)	Q	Response	Cal Amt ug/L	OnCol Amt ug/L	Flags
* 1 1,4-Dichlorobenzene-d4	152	4.441	4.440	0.001	82	16925	100.0	100.0	
* 2 Naphthalene-d8	136	5.456	5.455	0.001	91	67817	100.0	100.0	
* 3 Acenaphthene-d10	164	6.888	6.887	0.001	78	35892	100.0	100.0	
* 4 Phenanthrene-d10	188	8.106	8.100	0.006	90	58933	100.0	100.0	
* 5 Chrysene-d12	240	10.302	10.295	0.007	83	39360	100.0	100.0	
* 6 Perylene-d12	264	11.830	11.823	0.007	71	45137	100.0	100.0	
\$ 7 2-Fluorophenol	112	3.437	3.436	0.001	83	91370	1000.0	583.4	
\$ 8 Phenol-d5	99	4.190	4.189	0.001	95	60587	1000.0	346.4	
\$ 9 Nitrobenzene-d5	82	4.885	4.884	0.001	88	125858	1000.0	779.7	
\$ 10 2-methylnaphthalene-d10	152	6.012	6.011	0.001	0	271175	NC	NC	
\$ 11 2-Fluorobiphenyl	172	6.343	6.342	0.001	99	336799	1000.0	705.7	
\$ 12 2,4,6-Tribromophenol	330	7.545	7.548	0.006	85	57372	1000.0	730.4	
\$ 13 Fluoranthene-d10 (Surr)	212	9.078	9.077	0.001	0	541433	NC	NC	
\$ 14 Terphenyl-d14	244	9.420	9.424	-0.004	96	453431	1000.0	1027.3	
15 1,4-Dioxane	88	2.342	2.341	0.001	1	1765		NC	
22 n-Decane	57	4.319	4.317	0.002	86	22368		167.3	
30 Acetophenone	105	4.767	4.766	0.001	63	4007		18.7	
24 Cyclohexanone	55	6.546	6.496	0.050	13	773		NC	
68 Diethyl phthalate	149	7.267	7.261	0.006	89	64429		138.5	
84 Di-n-butyl phthalate	149	8.603	8.607	-0.004	84	40581		44.9	
94 Butyl benzyl phthalate	149	9.837	9.836	0.001	59	11731		48.3	
98 Bis(2-ethylhexyl) phthalate	149	10.345	10.349	-0.004	54	23620		65.3	
86 2,3-Dichlorobenzeneamine	161	11.434	11.416	0.018	1	195		NC	
91 Nonylphenol	135	11.851	11.848	0.003	0	528		NC	

QC Flag Legend

Processing Flags

NC - Not Calibrated

Reagents:

8270SIM_IS_00069

Amount Added: 10.00

Units: uL

Run Reagent

Eurofins Seattle

Data File: \\chromfs\Seattle\ChromData\TAC051\20220325-81941.b\32522A11.D

Injection Date: 25-Mar-2022 15:17:30

Instrument ID: TAC051

Lims ID: MB 580-384957/1-A

Client ID:

Operator ID: JCM

ALS Bottle#: 6

Worklist Smp#: 6

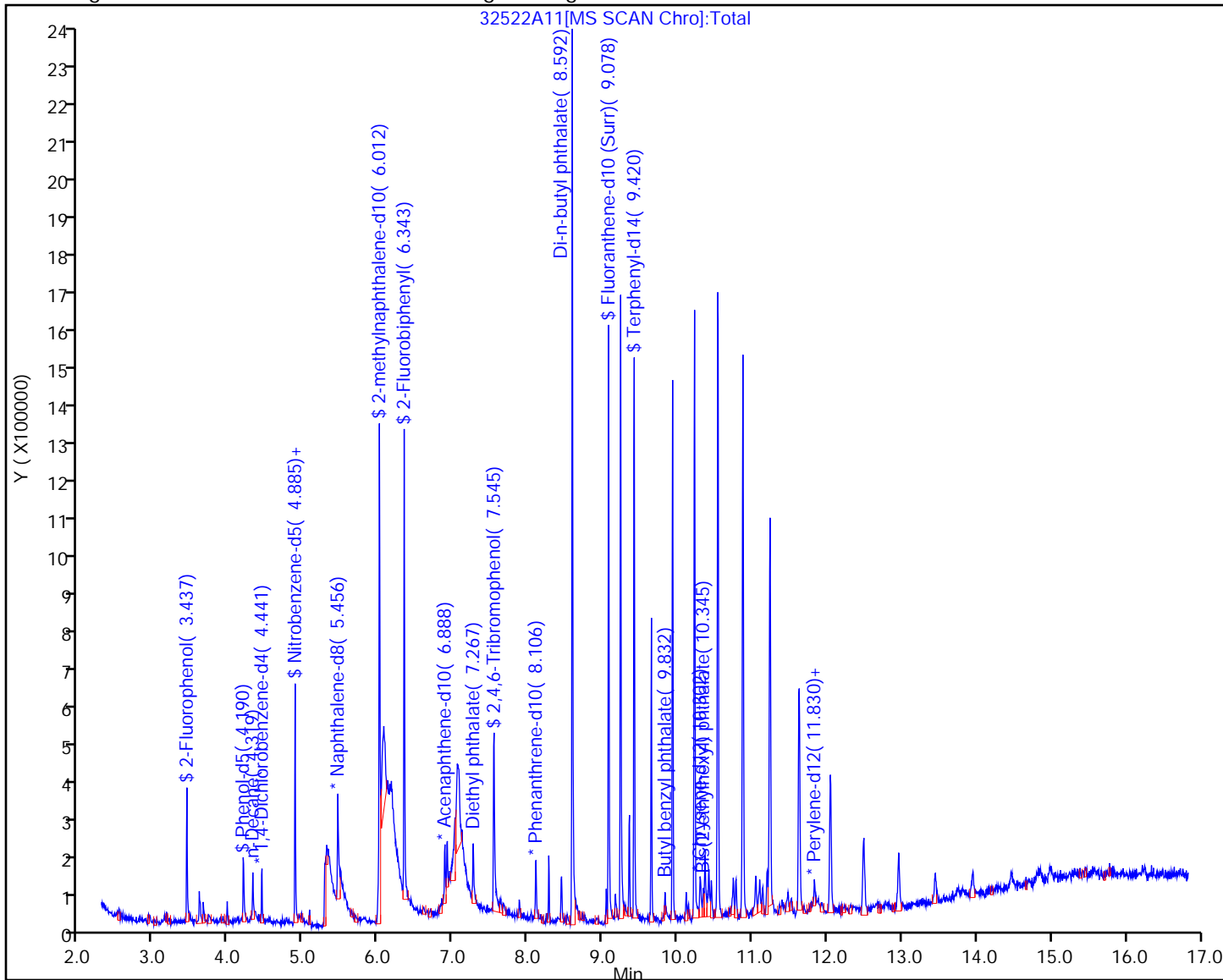
Injection Vol: 1.0 ul

Dil. Factor: 1.0000

Method: 8270 TAC051

Limit Group: 8270D BNA QSM 5.0

Y Scaling: Method Defined: Scale to the Nth Largest Target: 1



Eurofins Seattle
Recovery Report

Data File: \\chromfs\Seattle\ChromData\TAC051\20220325-81941.b\32522A11.D
 Lims ID: MB 580-384957/1-A
 Client ID:
 Sample Type: MB
 Inject. Date: 25-Mar-2022 15:17:30 ALS Bottle#: 6 Worklist Smp#: 6
 Injection Vol: 1.0 ul Dil. Factor: 1.0000
 Sample Info: mb 580-384957/1-a
 Operator ID: JCM Instrument ID: TAC051
 Method: \\chromfs\Seattle\ChromData\TAC051\20220325-81941.b\8270 TAC051.m
 Limit Group: 8270D BNA QSM 5.0
 Last Update: 28-Mar-2022 08:16:03 Calib Date: 24-Jan-2022 20:31:30
 Integrator: RTE ID Type: RT Order ID
 Quant Method: Internal Standard Quant By: Initial Calibration
 Last ICal File: \\chromfs\Seattle\ChromData\TAC051\20220124-81014.b\0124A19_D
 Column 1 : Det: MS SCAN
 Process Host: CTX1678

First Level Reviewer: limwirojt

Date: 28-Mar-2022 08:18:08

Compound	Amount Added	Amount Recovered	% Rec.
\$ 7 2-Fluorophenol	1000.0	583.4	58.34
\$ 8 Phenol-d5	1000.0	346.4	34.64
\$ 9 Nitrobenzene-d5	1000.0	779.7	77.97
\$ 11 2-Fluorobiphenyl	1000.0	705.7	70.57
\$ 12 2,4,6-Tribromophenol	1000.0	730.4	73.04
\$ 14 Terphenyl-d14	1000.0	1027.3	102.73

Eurofins Seattle

Data File: \\chromfs\Seattle\ChromData\TAC051\20220325-81941.b\32522A11.D

Injection Date: 25-Mar-2022 15:17:30

Instrument ID: TAC051

Lims ID: MB 580-384957/1-A

Client ID:

Operator ID: JCM

ALS Bottle#: 6

Worklist Smp#: 6

Injection Vol: 1.0 ul

Dil. Factor: 1.0000

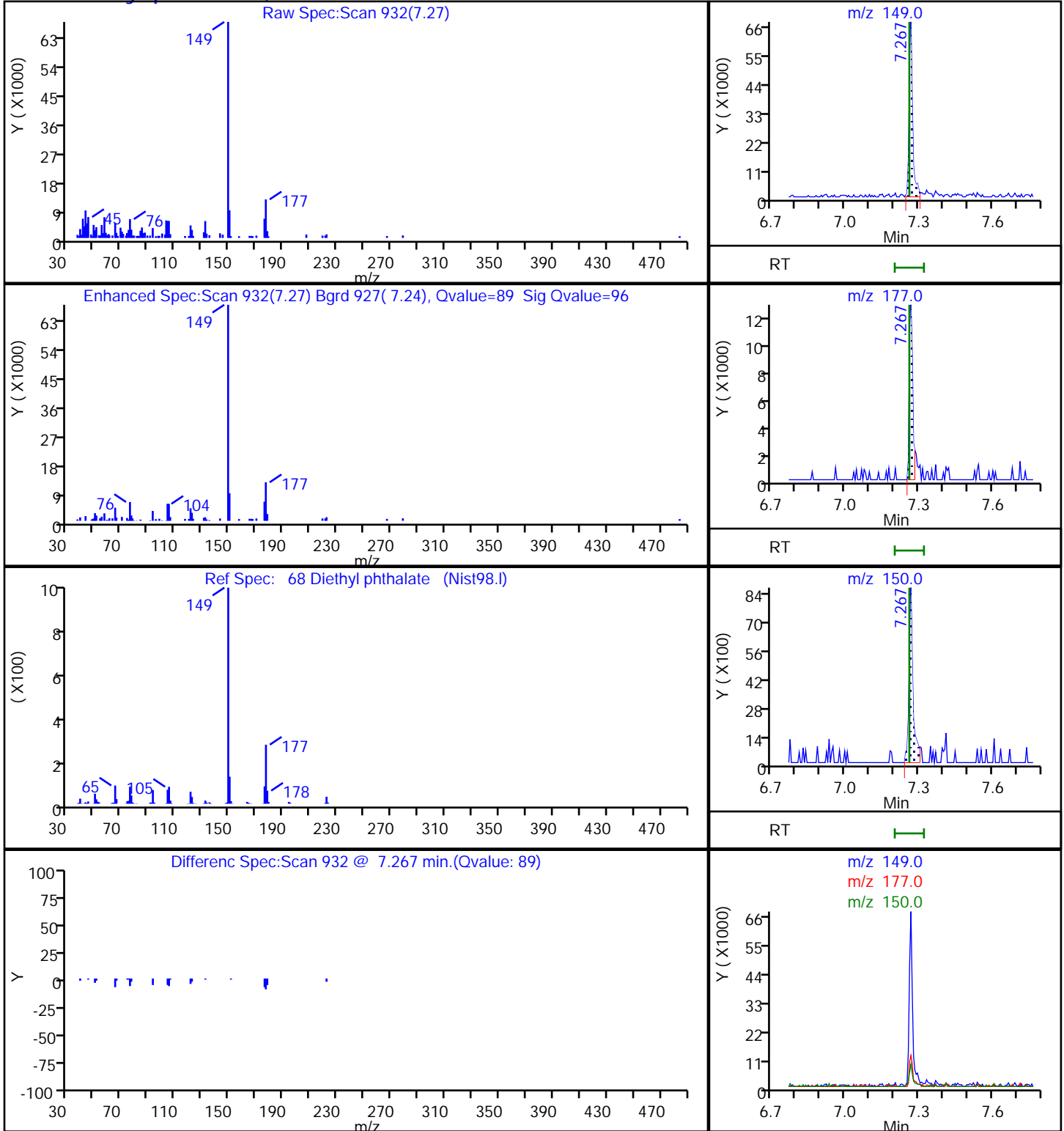
Method: 8270 TAC051

Limit Group: 8270D BNA QSM 5.0

Column:

Detector MS SCAN

68 Diethyl phthalate, CAS: 84-66-2



Eurofins Seattle

Data File: \\chromfs\Seattle\ChromData\TAC051\20220325-81941.b\32522A11.D

Injection Date: 25-Mar-2022 15:17:30

Instrument ID: TAC051

Lims ID: MB 580-384957/1-A

Client ID:

Operator ID: JCM

ALS Bottle#: 6

Worklist Smp#: 6

Injection Vol: 1.0 ul

Dil. Factor: 1.0000

Method: 8270 TAC051

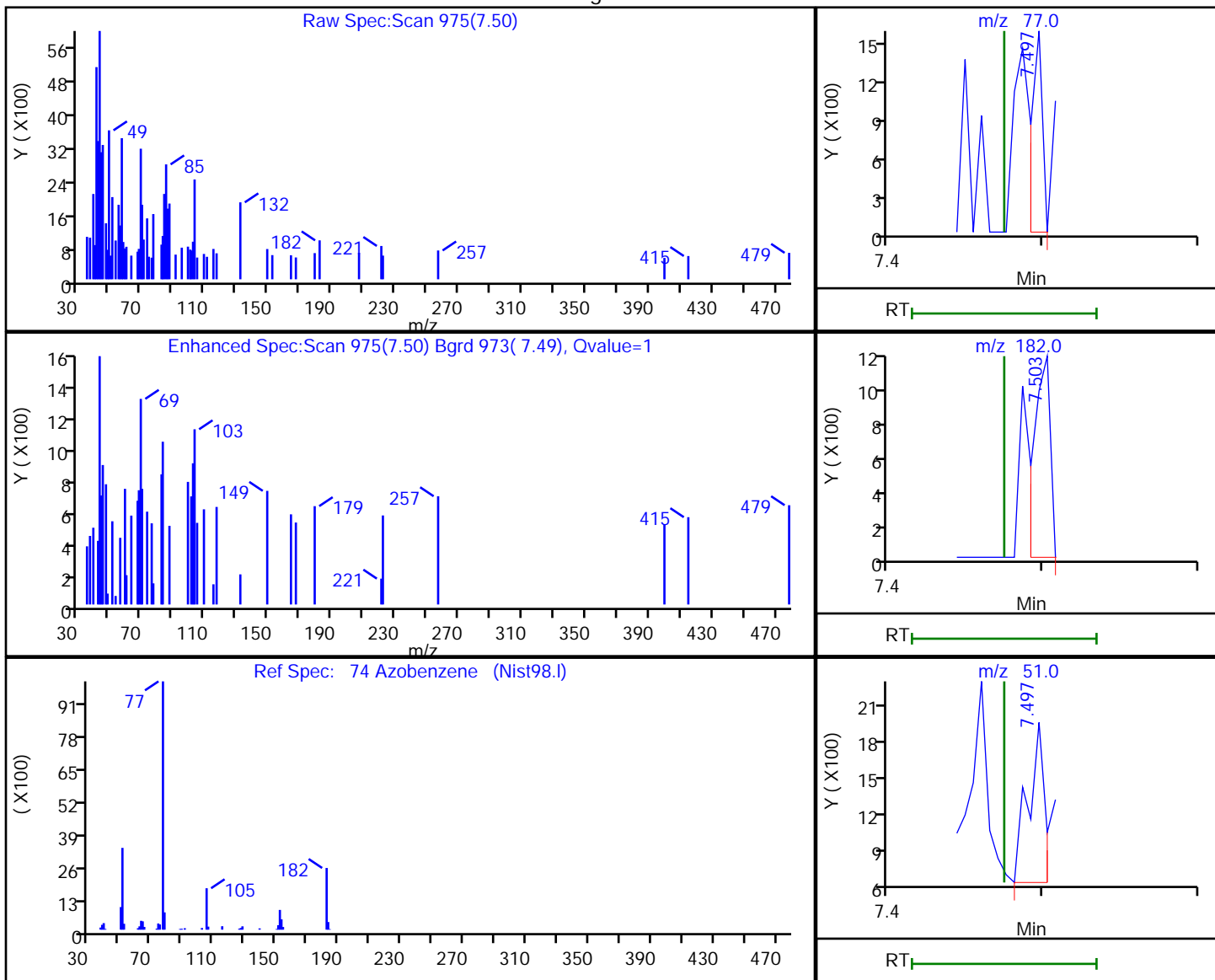
Limit Group: 8270D BNA QSM 5.0

Column:

Detector: MS SCAN

74 Azobenzene, CAS: 103-33-3

Processing Results



RT	Mass	Response	Amount
7.50	77.00	764	6.159628
7.50	182.00	821	
7.50	51.00	964	

Reviewer: limwirojt, 28-Mar-2022 08:15:37

Audit Action: Marked Compound Undetected

Audit Reason: Invalid Compound ID

Eurofins Seattle

Data File: \\chromfs\Seattle\ChromData\TAC051\20220325-81941.b\32522A11.D

Injection Date: 25-Mar-2022 15:17:30 Instrument ID: TAC051

Lims ID: MB 580-384957/1-A

Client ID:

Operator ID: JCM ALS Bottle#: 6 Worklist Smp#: 6

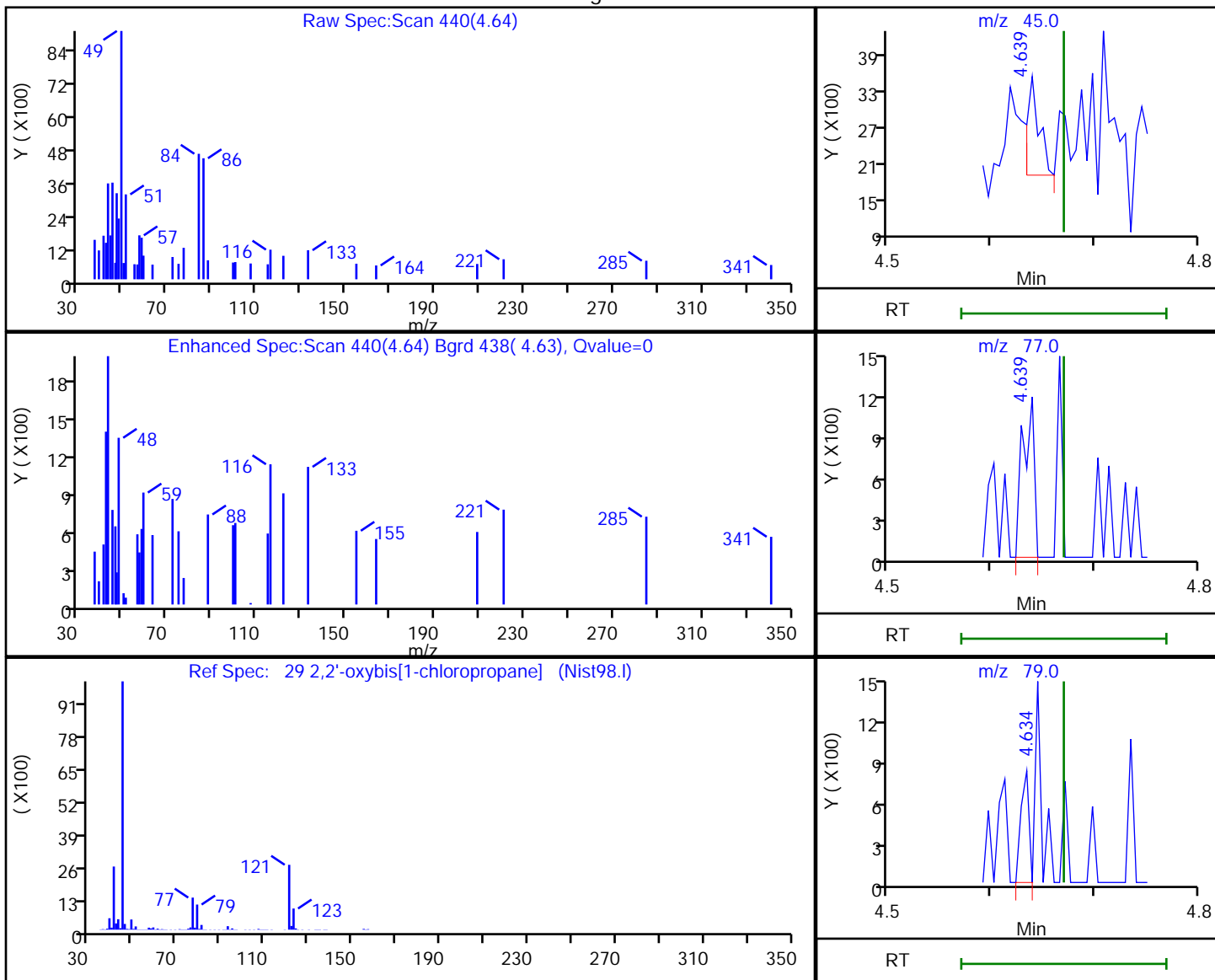
Injection Vol: 1.0 ul Dil. Factor: 1.0000

Method: 8270 TAC051 Limit Group: 8270D BNA QSM 5.0

Column: Detector MS SCAN

29 2,2'-oxybis[1-chloropropane], CAS: 108-60-1

Processing Results



RT	Mass	Response	Amount
4.64	45.00	1263	7.690262
4.64	77.00	871	
4.63	79.00	421	

Reviewer: limwirojt, 28-Mar-2022 08:15:18

Audit Action: Marked Compound Undetected

Audit Reason: Invalid Compound ID

Eurofins Seattle

Data File: \\chromfs\Seattle\ChromData\TAC051\20220325-81941.b\32522A11.D

Injection Date: 25-Mar-2022 15:17:30 Instrument ID: TAC051

Lims ID: MB 580-384957/1-A

Client ID:

Operator ID: JCM ALS Bottle#: 6 Worklist Smp#: 6

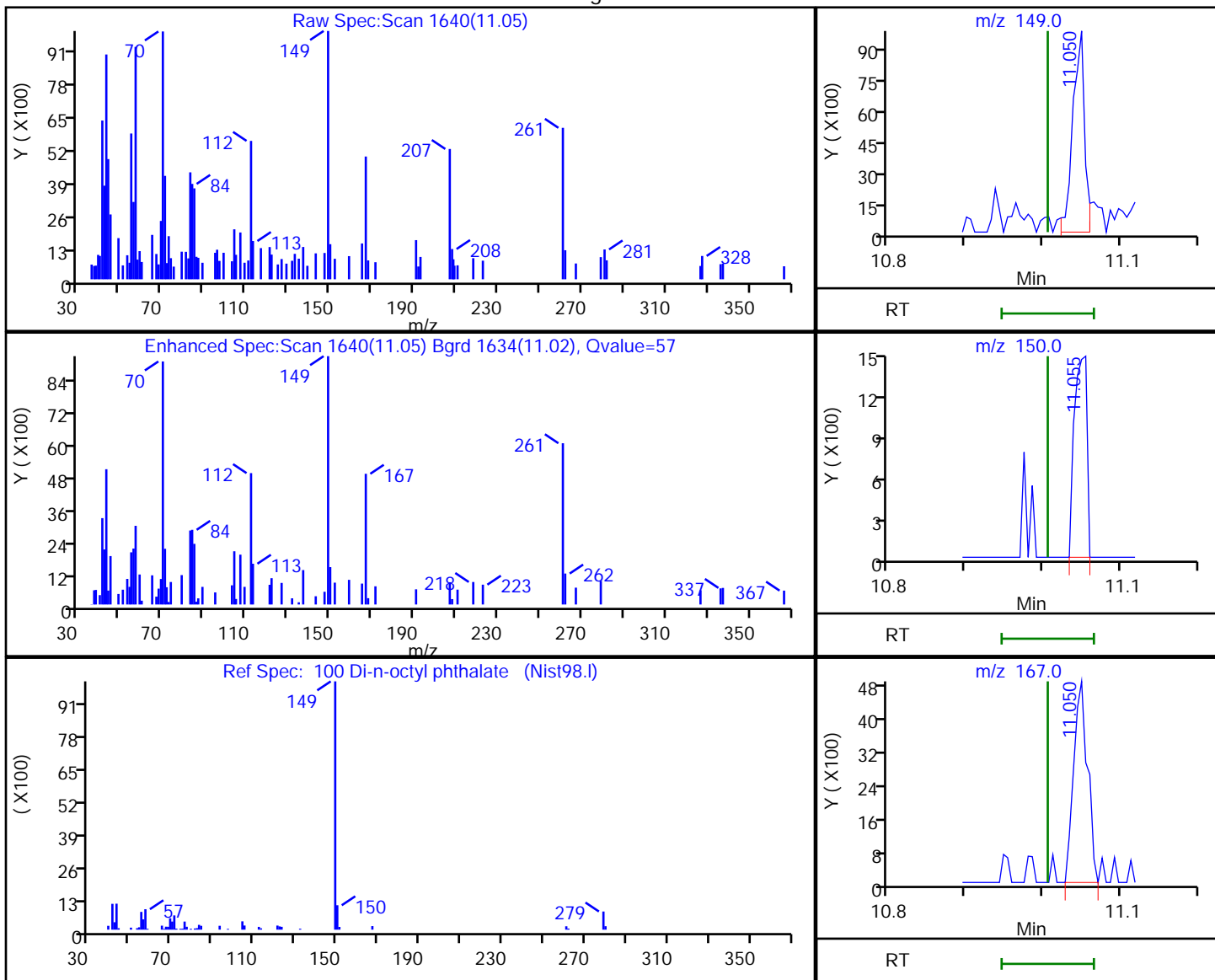
Injection Vol: 1.0 ul Dil. Factor: 1.0000

Method: 8270 TAC051 Limit Group: 8270D BNA QSM 5.0

Column: Detector MS SCAN

100 Di-n-octyl phthalate, CAS: 117-84-0

Processing Results



RT	Mass	Response	Amount
11.05	149.00	10475	17.528268
11.06	150.00	1602	
11.05	167.00	6066	

Reviewer: limwirojt, 28-Mar-2022 08:15:52

Audit Action: Marked Compound Undetected

Audit Reason: Invalid Compound ID

Eurofins Seattle

Data File: \\chromfs\Seattle\ChromData\TAC051\20220325-81941.b\32522A11.D

Injection Date: 25-Mar-2022 15:17:30

Instrument ID: TAC051

Lims ID: MB 580-384957/1-A

Client ID:

Operator ID: JCM

ALS Bottle#: 6

Worklist Smp#: 6

Injection Vol: 1.0 ul

Dil. Factor: 1.0000

Method: 8270 TAC051

Limit Group: 8270D BNA QSM 5.0

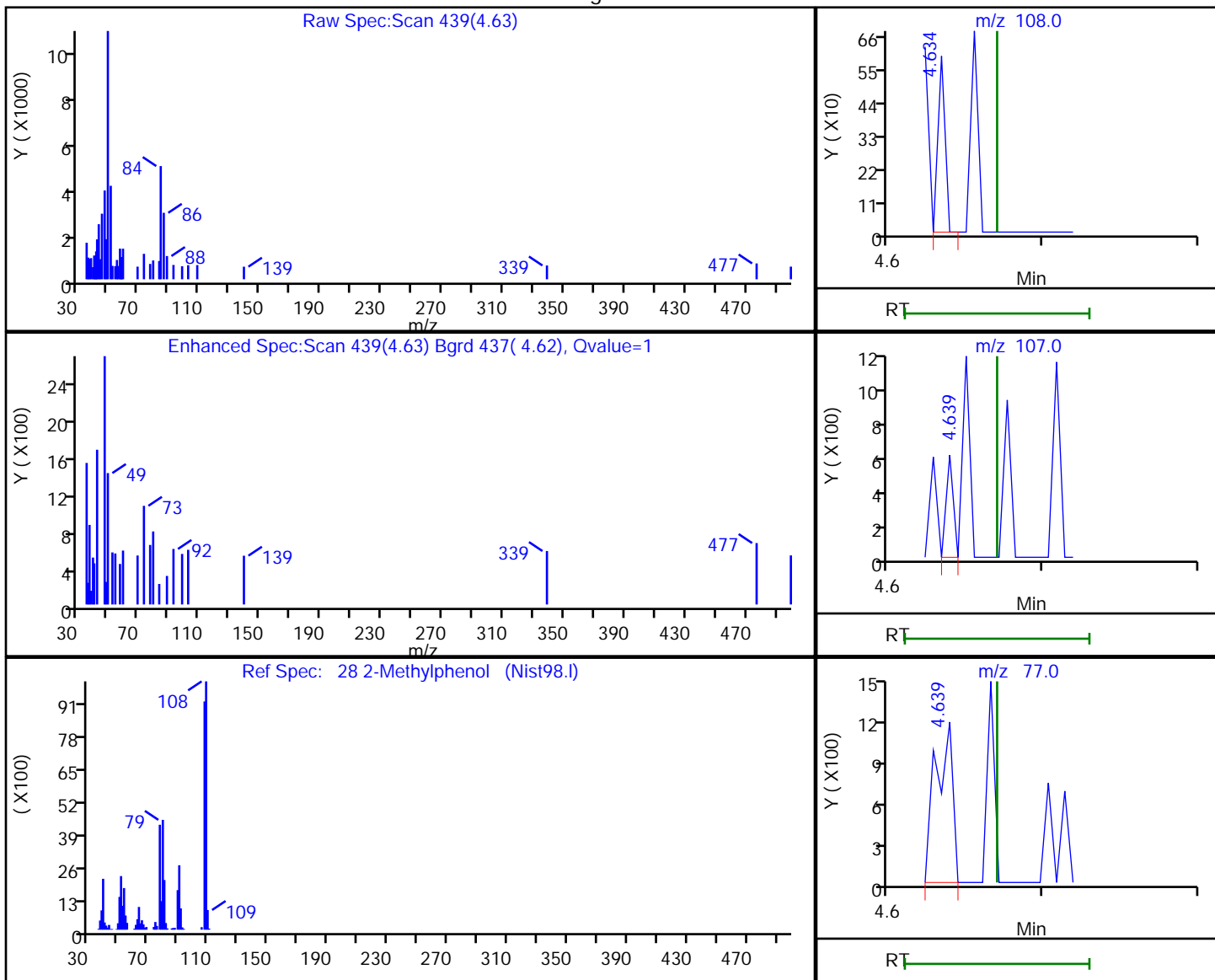
Column:

Detector

MS SCAN

28 2-Methylphenol, CAS: 95-48-7

Processing Results



RT	Mass	Response	Amount
4.63	108.00	189	1.330391
4.64	107.00	184	
4.64	77.00	871	

Reviewer: limwirojt, 28-Mar-2022 08:15:16

Audit Action: Marked Compound Undetected

Audit Reason: Invalid Compound ID

FORM I
GC/MS SEMI VOA ORGANICS ANALYSIS DATA SHEET

Lab Name: Eurofins Seattle Job No.: 580-111589-1
 SDG No.: _____
 Client Sample ID: _____ Lab Sample ID: LCS 580-384957/2-A
 Matrix: Water Lab File ID: 32522A14.D
 Analysis Method: 8270E Date Collected: _____
 Extract. Method: 3510C Date Extracted: 03/24/2022 09:08
 Sample wt/vol: 1000 (mL) Date Analyzed: 03/25/2022 16:26
 Con. Extract Vol.: 2 (mL) Dilution Factor: 1
 Injection Volume: 1 (uL) Level: (low/med) Low
 % Moisture: _____ GPC Cleanup: (Y/N) N
 Analysis Batch No.: 385127 Units: ug/L

CAS NO.	COMPOUND NAME	RESULT	Q	LOQ	LOD	DL
120-82-1	1,2,4-Trichlorobenzene	0.901		0.40	0.30	0.090
95-50-1	1,2-Dichlorobenzene	0.830		0.40	0.15	0.050
541-73-1	1,3-Dichlorobenzene	0.790		0.40	0.090	0.040
106-46-7	1,4-Dichlorobenzene	0.771		0.40	0.090	0.040
95-95-4	2,4,5-Trichlorophenol	1.55		0.40	0.30	0.10
88-06-2	2,4,6-Trichlorophenol	1.63		0.60	0.30	0.10
120-83-2	2,4-Dichlorophenol	1.44		1.0	0.50	0.20
105-67-9	2,4-Dimethylphenol	1.41	J	4.0	0.50	0.16
51-28-5	2,4-Dinitrophenol	3.81	J M	5.0	3.2	1.6
121-14-2	2,4-Dinitrotoluene	1.75	M	1.0	0.30	0.10
606-20-2	2,6-Dinitrotoluene	1.69		0.40	0.30	0.10
91-58-7	2-Chloronaphthalene	1.21		1.0	0.15	0.070
95-57-8	2-Chlorophenol	1.37		1.0	0.15	0.050
88-75-5	2-Nitrophenol	1.54		1.0	0.15	0.070
91-94-1	3,3'-Dichlorobenzidine	2.72		1.0	0.60	0.26
534-52-1	4,6-Dinitro-2-methylphenol	3.22		2.0	1.2	0.55
101-55-3	4-Bromophenyl phenyl ether	1.53		0.60	0.15	0.060
59-50-7	4-Chloro-3-methylphenol	1.65	M	0.60	0.30	0.13
7005-72-3	4-Chlorophenyl phenyl ether	1.48		0.60	0.15	0.050
100-02-7	4-Nitrophenol	2.43	J	10	6.0	1.7
103-33-3	Azobenzene	1.56	J	2.0	0.15	0.060
108-60-1	bis (2-chloroisopropyl) ether	1.76		0.25	0.15	0.060
111-91-1	Bis(2-chloroethoxy)methane	1.54		0.60	0.15	0.050
111-44-4	Bis(2-chloroethyl)ether	1.39	M	0.10	0.090	0.030
117-81-7	Bis(2-ethylhexyl) phthalate	2.08	J	3.0	1.6	0.74
85-68-7	Butyl benzyl phthalate	1.99	J	4.0	0.60	0.27
84-66-2	Diethyl phthalate	2.04		1.0	0.30	0.15
131-11-3	Dimethyl phthalate	1.84		0.60	0.15	0.060
84-74-2	Di-n-butyl phthalate	1.77	J	3.0	0.50	0.19
117-84-0	Di-n-octyl phthalate	2.14		1.0	0.30	0.13
118-74-1	Hexachlorobenzene	1.05	Q	0.60	0.090	0.040
87-68-3	Hexachlorobutadiene	0.659	J	1.0	0.15	0.060
77-47-4	Hexachlorocyclopentadiene	0.549	J	1.0	0.30	0.14
67-72-1	Hexachloroethane	0.716	J	1.0	0.15	0.050

FORM I
GC/MS SEMI VOA ORGANICS ANALYSIS DATA SHEET

Lab Name: Eurofins Seattle Job No.: 580-111589-1
 SDG No.: _____
 Client Sample ID: _____ Lab Sample ID: LCS 580-384957/2-A
 Matrix: Water Lab File ID: 32522A14.D
 Analysis Method: 8270E Date Collected: _____
 Extract. Method: 3510C Date Extracted: 03/24/2022 09:08
 Sample wt/vol: 1000 (mL) Date Analyzed: 03/25/2022 16:26
 Con. Extract Vol.: 2 (mL) Dilution Factor: 1
 Injection Volume: 1 (uL) Level: (low/med) Low
 % Moisture: _____ GPC Cleanup: (Y/N) N
 Analysis Batch No.: 385127 Units: ug/L

CAS NO.	COMPOUND NAME	RESULT	Q	LOQ	LOD	DL
78-59-1	Isophorone	1.45		0.40	0.30	0.10
15831-10-4	m+p-Cresol	1.20		0.60	0.30	0.10
98-95-3	Nitrobenzene	1.35		1.0	0.090	0.040
62-75-9	N-Nitrosodimethylamine	1.05	J	2.0	0.60	0.26
621-64-7	N-Nitrosodi-n-propylamine	1.41		0.40	0.090	0.060
86-30-6	N-Nitrosodiphenylamine	1.83		1.0	0.15	0.070
95-48-7	o-Cresol	1.40		0.60	0.15	0.050
87-86-5	Pentachlorophenol	3.31	J	10	1.0	0.51
108-95-2	Phenol	0.636	J	1.0	0.60	0.36
129-00-0	Pyrene	1.57		1.0	0.090	0.040
110-86-1	Pyridine	1.13	J	10	3.2	1.1

CAS NO.	SURROGATE	%REC	Q	LIMITS
118-79-6	2,4,6-Tribromophenol (Surr)	84		43-140
321-60-8	2-Fluorobiphenyl	73		44-119
367-12-4	2-Fluorophenol (Surr)	48		19-119
4165-60-0	Nitrobenzene-d5 (Surr)	72		44-120
4165-62-2	Phenol-d5 (Surr)	31		10-120
1718-51-0	Terphenyl-d14	95		50-134

Eurofins Seattle
Target Compound Quantitation Report

Data File: \\chromfs\Seattle\ChromData\TAC051\20220325-81941.b\32522A14.D
 Lims ID: LCS 580-384957/2-A
 Client ID:
 Sample Type: LCS
 Inject. Date: 25-Mar-2022 16:26:30 ALS Bottle#: 9 Worklist Smp#: 9
 Injection Vol: 1.0 ul Dil. Factor: 1.0000
 Sample Info: lcs 580-384957/2-a
 Operator ID: JCM Instrument ID: TAC051
 Method: \\chromfs\Seattle\ChromData\TAC051\20220325-81941.b\8270 TAC051.m
 Limit Group: 8270D BNA QSM 5.0
 Last Update: 28-Mar-2022 09:39:06 Calib Date: 24-Jan-2022 20:31:30
 Integrator: RTE ID Type: RT Order ID
 Quant Method: Internal Standard Quant By: Initial Calibration
 Last ICal File: \\chromfs\Seattle\ChromData\TAC051\20220124-81014.b\0124A19_.D
 Column 1 : Det: MS SCAN
 Process Host: CTX1678

First Level Reviewer: limwirojt

Date: 28-Mar-2022 08:24:39

Compound	Sig	RT (min.)	Adj RT (min.)	Diff RT (min.)	Q	Response	Cal Amt ug/L	OnCol Amt ug/L	Flags
* 1 1,4-Dichlorobenzene-d4	152	4.438	4.440	-0.002	89	22129	100.0	100.0	
* 2 Naphthalene-d8	136	5.459	5.455	0.004	96	78322	100.0	100.0	
* 3 Acenaphthene-d10	164	6.885	6.887	-0.002	90	40375	100.0	100.0	
* 4 Phenanthrene-d10	188	8.098	8.100	-0.002	93	64385	100.0	100.0	
* 5 Chrysene-d12	240	10.293	10.295	-0.002	54	48065	100.0	100.0	
* 6 Perylene-d12	264	11.816	11.823	-0.007	82	49494	100.0	100.0	
\$ 7 2-Fluorophenol	112	3.439	3.436	0.003	82	97323	1000.0	476.1	
\$ 8 Phenol-d5	99	4.193	4.189	0.004	95	70273	1000.0	307.2	
\$ 9 Nitrobenzene-d5	82	4.882	4.884	-0.002	89	134774	1000.0	722.9	
\$ 10 2-methylnaphthalene-d10	152	6.009	6.011	-0.002	0	315544	NC	NC	
\$ 11 2-Fluorobiphenyl	172	6.340	6.342	-0.002	98	390845	1000.0	728.0	
\$ 12 2,4,6-Tribromophenol	330	7.537	7.539	-0.002	89	72982	1000.0	844.0	
\$ 13 Fluoranthene-d10 (Surr)	212	9.075	9.077	-0.002	0	549762	NC	NC	
\$ 14 Terphenyl-d14	244	9.417	9.424	-0.007	96	459768	1000.0	953.4	
15 1,4-Dioxane	88	2.328	2.341	-0.013	56	1016	NC	NC	
16 N-Nitrosodimethylamine	74	2.360	2.357	0.003	74	46702	1000.0	524.5	
17 Pyridine	79	2.382	2.367	0.015	82	84628	2000.0	566.5	
18 Aniline	93	4.187	4.184	0.003	76	53553	1000.0	197.6	
19 Phenol	94	4.198	4.200	-0.002	90	70717	1000.0	318.2	
20 Bis(2-chloroethyl)ether	93	4.241	4.241	-0.002	94	133116	1000.0	696.4	M
21 2-Chlorophenol	128	4.283	4.280	0.003	88	183923	1000.0	686.6	
22 n-Decane	57	4.321	4.317	0.004	96	82447	1000.0	471.7	
23 1,3-Dichlorobenzene	146	4.390	4.392	-0.002	98	126046	1000.0	395.2	
25 1,4-Dichlorobenzene	146	4.454	4.451	0.003	96	133517	1000.0	385.6	
27 1,2-Dichlorobenzene	146	4.572	4.568	0.004	95	134606	1000.0	415.1	
26 Benzyl alcohol	79	4.566	4.568	-0.002	58	72108	1000.0	535.1	
28 2-Methylphenol	108	4.668	4.670	-0.002	80	129944	1000.0	699.6	
29 2,2'-oxybis[1-chloropropane]	45	4.668	4.670	-0.002	80	189266	1000.0	881.4	
30 Acetophenone	105	4.764	4.766	-0.002	91	217869	1000.0	777.5	
31 N-Nitrosodi-n-propylamine	70	4.769	4.771	-0.002	85	77673	1000.0	704.3	
32 3 & 4 Methylphenol	108	4.796	4.798	-0.002	73	115584	1000.0	599.6	
33 Hexachloroethane	117	4.834	4.836	-0.002	94	44929	1000.0	357.8	

Compound	Sig	RT (min.)	Adj RT (min.)	Dlt RT (min.)	Q	Response	Cal Amt ug/L	OnCol Amt ug/L	Flags
34 Nitrobenzene	77	4.898	4.900	-0.002	87	126308	1000.0	675.7	
35 Isophorone	82	5.090	5.092	-0.002	93	236697	1000.0	726.8	
36 2-Nitrophenol	139	5.154	5.156	-0.002	91	103428	1000.0	768.3	
37 2,4-Dimethylphenol	107	5.213	5.215	-0.002	92	154917	1000.0	704.6	
38 Bis(2-chloroethoxy)methane	93	5.277	5.279	-0.002	95	157214	1000.0	769.5	
39 Benzoic acid	105	5.288	5.295	-0.007	64	131342	2000.0	1085.8	a
40 2,4-Dichlorophenol	162	5.368	5.364	0.004	82	148496	1000.0	720.8	
41 1,2,4-Trichlorobenzene	180	5.411	5.412	-0.001	92	107851	1000.0	450.3	
42 Naphthalene	128	5.475	5.471	0.004	95	450860	1000.0	569.9	
44 2,6-Dichlorophenol	162	5.539	5.535	0.004	92	164892	1000.0	786.8	
43 4-Chloroaniline	127	5.544	5.535	0.009	62	50122	1000.0	203.2	
45 Hexachlorobutadiene	225	5.576	5.578	-0.002	84	46854	1000.0	329.6	
46 4-Chloro-3-methylphenol	107	5.955	5.955	-0.002	87	128462	1000.0	825.2	M
47 2-Methylnaphthalene	142	6.036	6.038	-0.002	84	299343	1000.0	586.7	
48 1-Methylnaphthalene	142	6.116	6.118	-0.002	90	308869	1000.0	637.3	
49 Hexachlorocyclopentadiene	237	6.164	6.166	-0.002	89	39122	1000.0	274.6	
50 1,2,4,5-Tetrachlorobenzene	216	6.174	6.176	-0.002	92	103885	1000.0	482.8	
52 2,4,6-Trichlorophenol	196	6.281	6.283	-0.002	84	105077	1000.0	816.4	
53 2,4,5-Trichlorophenol	196	6.329	6.331	-0.002	96	112955	1000.0	773.8	
54 1,1'-Biphenyl	154	6.420	6.422	-0.002	93	387209	1000.0	661.1	
55 2-Chloronaphthalene	162	6.431	6.433	-0.002	97	278890	1000.0	606.2	
56 2-Nitroaniline	138	6.538	6.540	-0.002	80	123765	1000.0	964.1	
57 Dimethyl phthalate	163	6.687	6.684	0.003	98	437627	1000.0	921.7	
58 1,3-Dinitrobenzene	168	6.719	6.716	0.003	70	59012	1000.0	857.1	
59 2,6-Dinitrotoluene	165	6.730	6.732	-0.002	71	98506	1000.0	842.5	
60 Acenaphthylene	152	6.767	6.769	-0.002	91	512077	1000.0	748.8	
61 3-Nitroaniline	138	6.885	6.882	0.003	76	61893	1000.0	578.0	
62 Acenaphthene	153	6.912	6.914	-0.002	90	326202	1000.0	690.4	
63 2,4-Dinitrophenol	184	6.965	6.967	-0.002	85	113989	2000.0	1905.5	a
66 Dibenzofuran	168	7.056	7.058	-0.002	94	483602	1000.0	805.0	
65 2,4-Dinitrotoluene	165	7.061	7.061	-0.002	82	131312	1000.0	876.7	M
64 4-Nitrophenol	109	7.088	7.090	-0.002	1	34036	2000.0	1216.1	
67 2,3,4,6-Tetrachlorophenol	232	7.168	7.170	-0.002	73	103508	1000.0	859.4	
68 Diethyl phthalate	149	7.264	7.261	0.003	97	534589	1000.0	1021.5	
69 Fluorene	166	7.334	7.336	-0.002	85	415478	1000.0	869.1	
70 4-Chlorophenyl phenyl ether	204	7.344	7.346	-0.002	89	162785	1000.0	739.8	
71 4-Nitroaniline	138	7.387	7.384	0.003	79	71562	1000.0	686.5	
72 4,6-Dinitro-2-methylphenol	198	7.398	7.400	-0.002	90	120971	2000.0	1611.1	
73 N-Nitrosodiphenylamine	169	7.446	7.448	-0.002	56	312528	1000.0	914.4	
74 Azobenzene	77	7.473	7.475	-0.002	90	276417	1000.0	779.2	
75 4-Bromophenyl phenyl ether	248	7.740	7.742	-0.002	61	108889	1000.0	765.2	
76 Hexachlorobenzene	284	7.777	7.779	-0.002	81	87155	1000.0	523.8	
77 Atrazine	200	7.895	7.897	-0.002	91	228677	2000.0	1677.3	
78 Pentachlorophenol	266	7.959	7.961	-0.002	88	148640	2000.0	1656.1	
79 n-Octadecane	57	8.039	8.041	-0.002	88	130838	1000.0	640.6	
80 Phenanthrene	178	8.119	8.121	-0.002	96	590401	1000.0	810.5	
81 Anthracene	178	8.162	8.164	-0.002	95	622060	1000.0	824.6	
83 Carbazole	167	8.306	8.308	-0.002	80	573612	1000.0	996.6	
84 Di-n-butyl phthalate	149	8.605	8.607	-0.002	99	809041	1000.0	884.0	
85 Fluoranthene	202	9.091	9.093	-0.002	95	633761	1000.0	817.1	
89 Pyrene	202	9.278	9.280	-0.002	97	627044	1000.0	785.4	
94 Butyl benzyl phthalate	149	9.834	9.836	-0.002	92	344717	1000.0	994.3	

Compound	Sig	RT (min.)	Adj RT (min.)	Dlt RT (min.)	Q	Response	Cal Amt ug/L	OnCol Amt ug/L	Flags
97 Benzo[a]anthracene	228	10.288	10.290	-0.002	98	509048	1000.0	844.6	
96 3,3'-Dichlorobenzidine	252	10.288	10.290	-0.002	54	263227	2000.0	1360.1	
99 Chrysene	228	10.320	10.322	-0.002	94	535736	1000.0	840.0	
98 Bis(2-ethylhexyl) phthalate	149	10.347	10.349	-0.002	77	465163	1000.0	1042.3	
100 Di-n-octyl phthalate	149	11.004	11.006	-0.002	97	702359	1000.0	1071.8	
101 Benzo[b]fluoranthene	252	11.378	11.385	-0.007	93	497892	1000.0	908.5	
102 Benzofluoranthene	252	11.410	11.412	-0.002	1	1044088	2000.0	1716.6	M
103 Benzo[k]fluoranthene	252	11.410	11.412	-0.002	94	566768	1000.0	853.0	
104 Benzo[a]pyrene	252	11.752	11.754	-0.002	73	455240	1000.0	903.3	
105 Indeno[1,2,3-cd]pyrene	276	13.119	13.116	0.003	94	391207	1000.0	781.2	
106 Dibenz(a,h)anthracene	278	13.151	13.159	-0.008	67	449134	1000.0	833.0	
107 Benzo[g,h,i]perylene	276	13.445	13.452	-0.007	92	458827	1000.0	729.3	

QC Flag Legend

Processing Flags

NC - Not Calibrated

Review Flags

M - Manually Integrated

a - User Assigned ID

Reagents:

8270SIM_IS_00069

Amount Added: 10.00

Units: uL

Run Reagent

Eurofins Seattle

Data File: \\chromfs\Seattle\ChromData\TAC051\20220325-81941.b\32522A14.D

Injection Date: 25-Mar-2022 16:26:30

Instrument ID: TAC051

Lims ID: LCS 580-384957/2-A

Client ID:

Operator ID: JCM

ALS Bottle#: 9

Worklist Smp#: 9

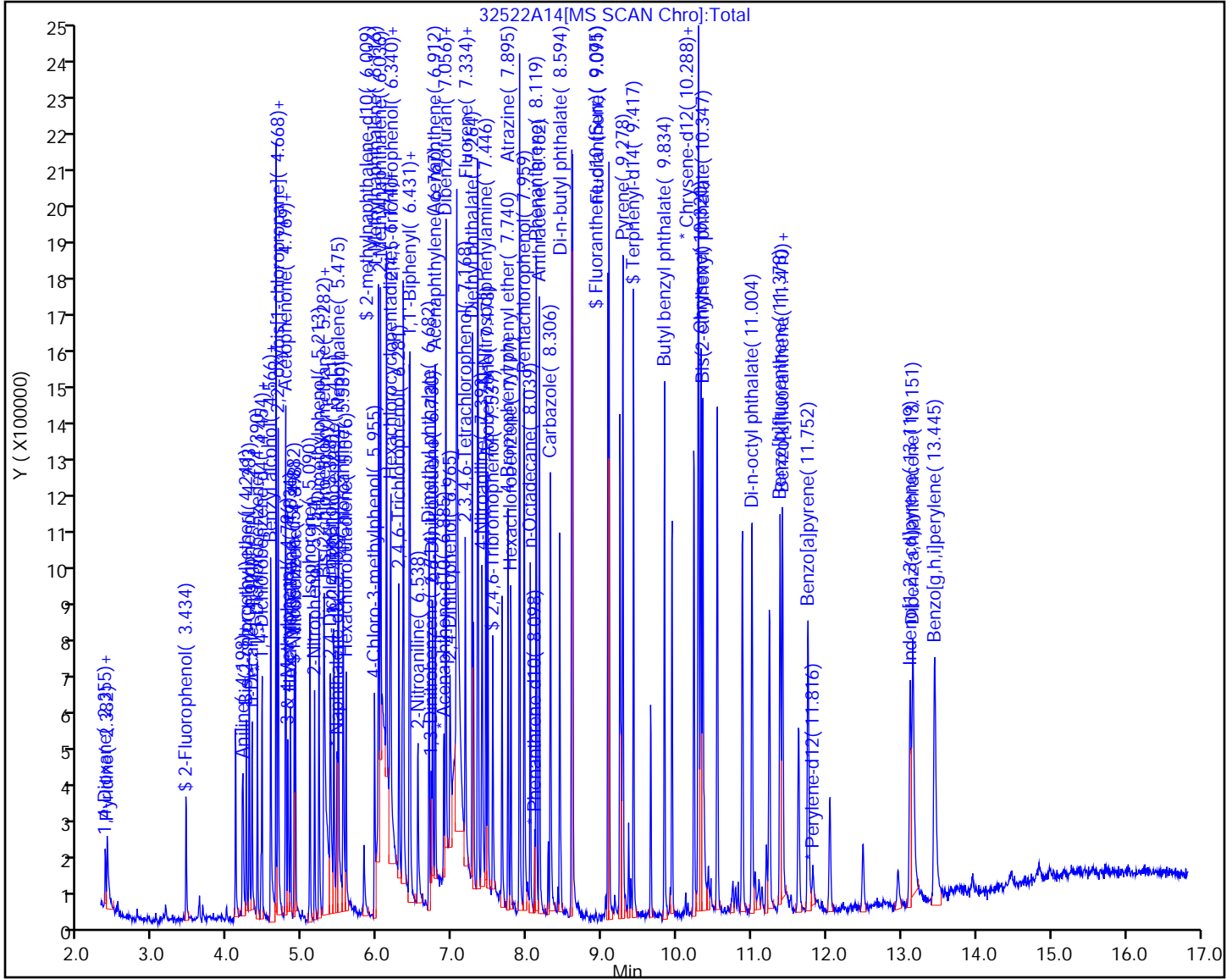
Injection Vol: 1.0 ul

Dil. Factor: 1.0000

Method: 8270 TAC051

Limit Group: 8270D BNA QSM 5.0

Y Scaling: Method Defined: Scale to the Nth Largest Target: 1



Eurofins Seattle
Recovery Report

Data File: \\chromfs\Seattle\ChromData\TAC051\20220325-81941.b\32522A14.D
 Lims ID: LCS 580-384957/2-A
 Client ID:
 Sample Type: LCS
 Inject. Date: 25-Mar-2022 16:26:30 ALS Bottle#: 9 Worklist Smp#: 9
 Injection Vol: 1.0 ul Dil. Factor: 1.0000
 Sample Info: lcs 580-384957/2-a
 Operator ID: JCM Instrument ID: TAC051
 Method: \\chromfs\Seattle\ChromData\TAC051\20220325-81941.b\8270 TAC051.m
 Limit Group: 8270D BNA QSM 5.0
 Last Update: 28-Mar-2022 09:39:06 Calib Date: 24-Jan-2022 20:31:30
 Integrator: RTE ID Type: RT Order ID
 Quant Method: Internal Standard Quant By: Initial Calibration
 Last ICal File: \\chromfs\Seattle\ChromData\TAC051\20220124-81014.b\0124A19_D
 Column 1 : Det: MS SCAN
 Process Host: CTX1678

First Level Reviewer: limwirojt

Date: 28-Mar-2022 08:24:39

Compound	Amount Added	Amount Recovered	% Rec.
\$ 7 2-Fluorophenol	1000.0	476.1	47.61
\$ 8 Phenol-d5	1000.0	307.2	30.72
\$ 9 Nitrobenzene-d5	1000.0	722.9	72.29
\$ 11 2-Fluorobiphenyl	1000.0	728.0	72.80
\$ 12 2,4,6-Tribromophenol	1000.0	844.0	84.40
\$ 14 Terphenyl-d14	1000.0	953.4	95.34

Eurofins Seattle

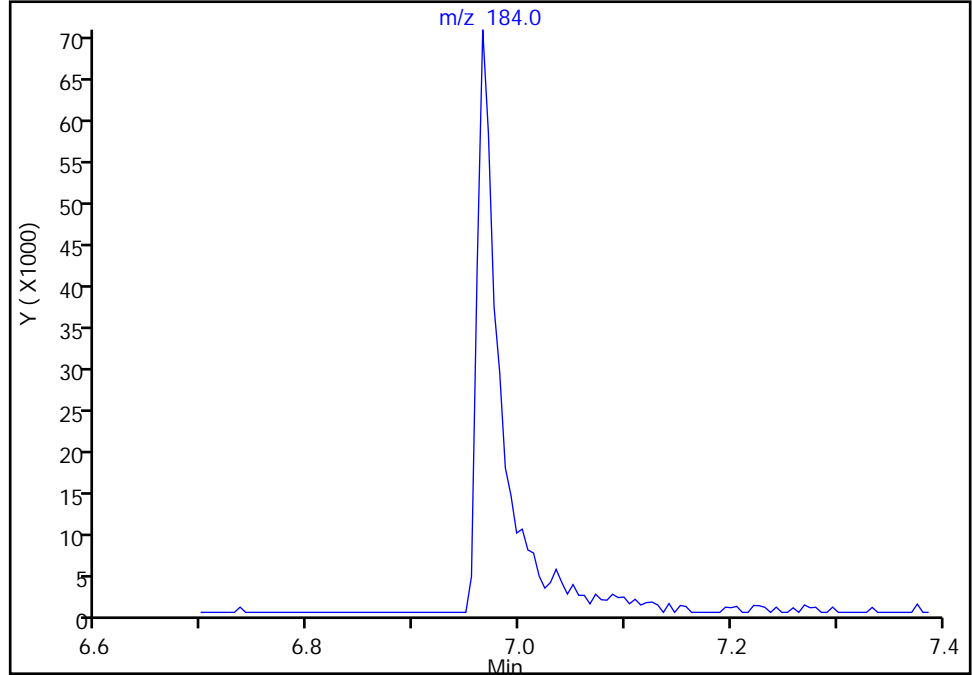
Data File: \\chromfs\Seattle\ChromData\TAC051\20220325-81941.b\32522A14.D
Injection Date: 25-Mar-2022 16:26:30 Instrument ID: TAC051
Lims ID: LCS 580-384957/2-A
Client ID:
Operator ID: JCM ALS Bottle#: 9 Worklist Smp#: 9
Injection Vol: 1.0 ul Dil. Factor: 1.0000
Method: 8270 TAC051 Limit Group: 8270D BNA QSM 5.0
Column: Detector MS SCAN

63 2,4-Dinitrophenol, CAS: 51-28-5

Signal: 1

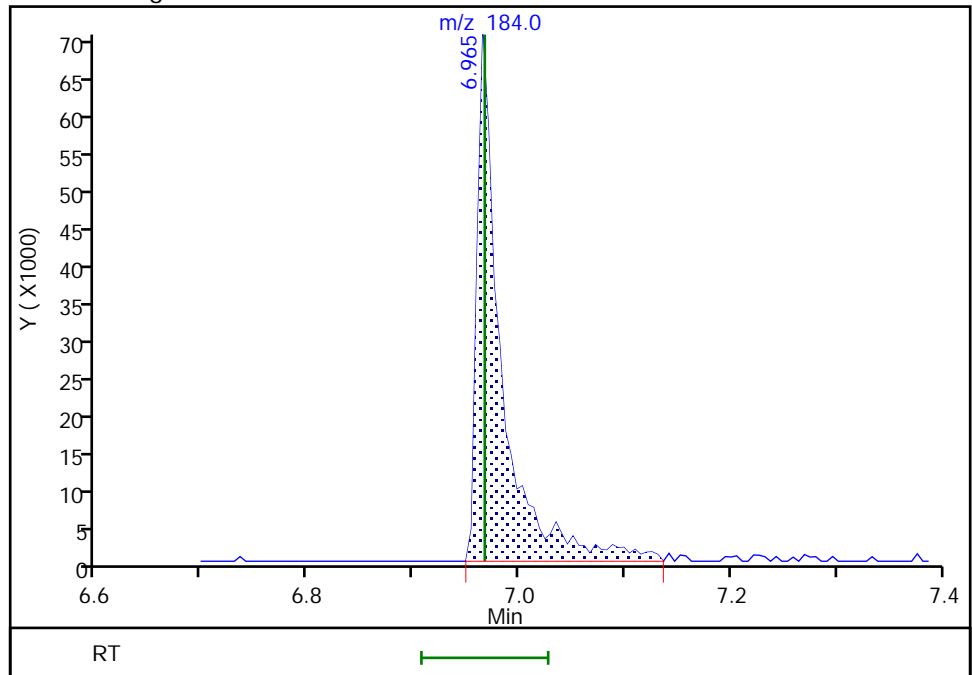
Not Detected
Expected RT: 6.97

Processing Integration Results



Manual Integration Results

RT: 6.97
Area: 113989
Amount: 1905.4719
Amount Units: ug/L



Reviewer: limwirojt, 28-Mar-2022 08:23:57
Audit Action: Assigned Compound ID

Audit Reason: Peak assignment corrected

Eurofins Seattle

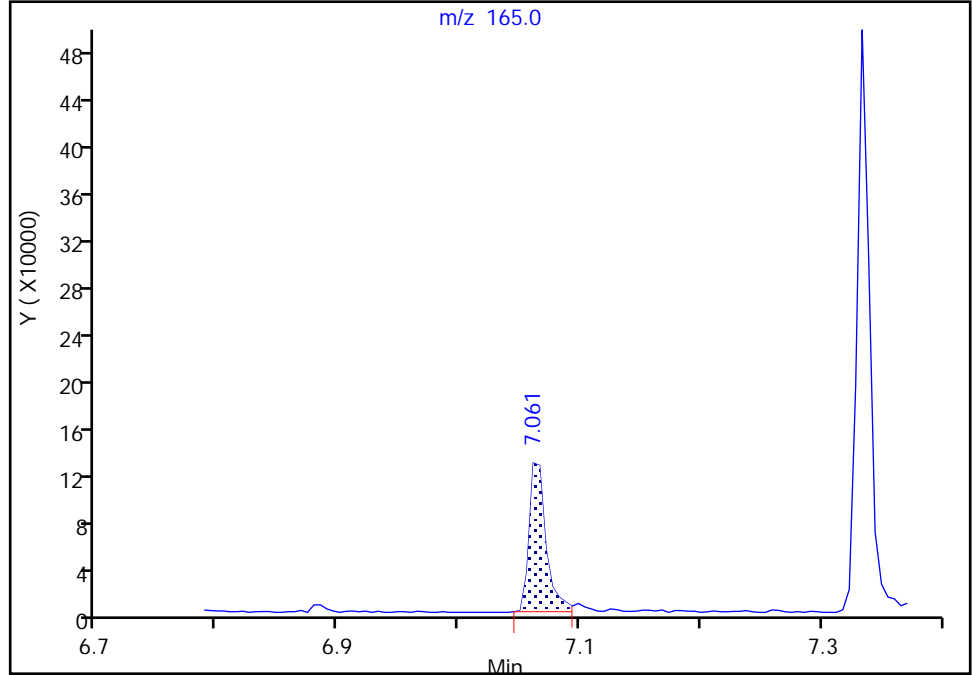
Data File: \\chromfs\Seattle\ChromData\TAC051\20220325-81941.b\32522A14.D
Injection Date: 25-Mar-2022 16:26:30 Instrument ID: TAC051
Lims ID: LCS 580-384957/2-A
Client ID:
Operator ID: JCM ALS Bottle#: 9 Worklist Smp#: 9
Injection Vol: 1.0 ul Dil. Factor: 1.0000
Method: 8270 TAC051 Limit Group: 8270D BNA QSM 5.0
Column: Detector MS SCAN

65 2,4-Dinitrotoluene, CAS: 121-14-2

Signal: 1

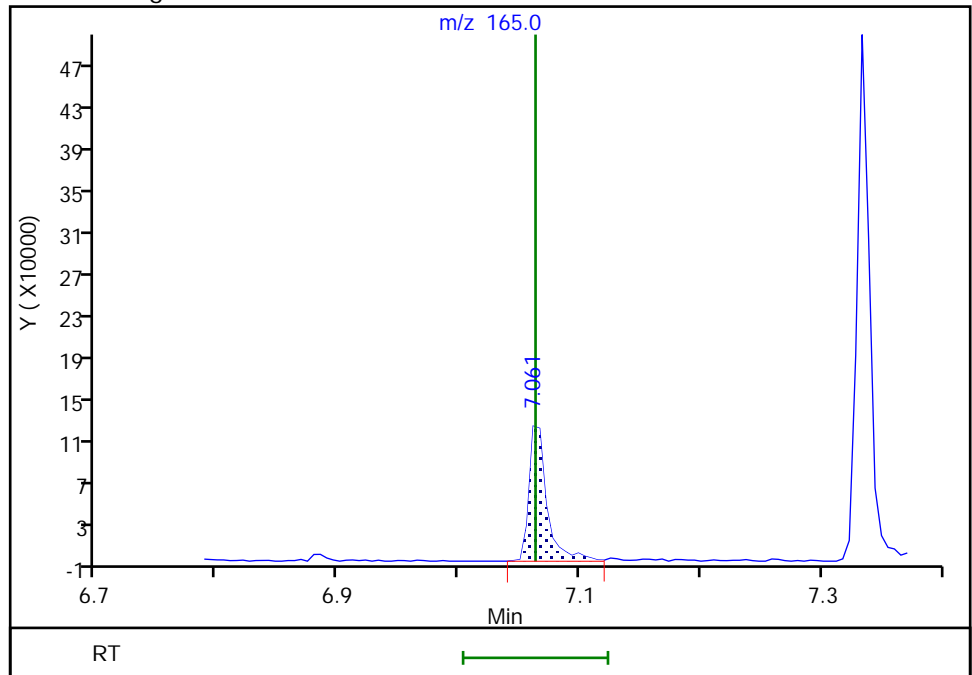
RT: 7.06
Area: 123657
Amount: 830.0191
Amount Units: ug/L

Processing Integration Results



RT: 7.06
Area: 131312
Amount: 876.6727
Amount Units: ug/L

Manual Integration Results



Reviewer: limwirojt, 28-Mar-2022 09:37:58
Audit Action: Manually Integrated

Eurofins Seattle

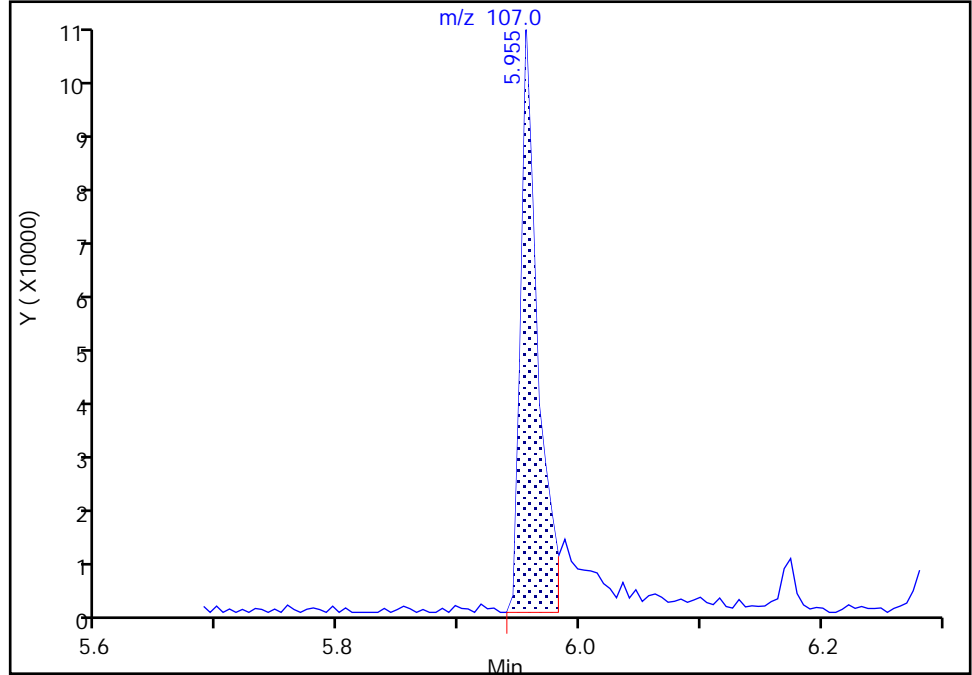
Data File: \\chromfs\Seattle\ChromData\TAC051\20220325-81941.b\32522A14.D
Injection Date: 25-Mar-2022 16:26:30 Instrument ID: TAC051
Lims ID: LCS 580-384957/2-A
Client ID:
Operator ID: JCM ALS Bottle#: 9 Worklist Smp#: 9
Injection Vol: 1.0 ul Dil. Factor: 1.0000
Method: 8270 TAC051 Limit Group: 8270D BNA QSM 5.0
Column: Detector MS SCAN

46 4-Chloro-3-methylphenol, CAS: 59-50-7

Signal: 1

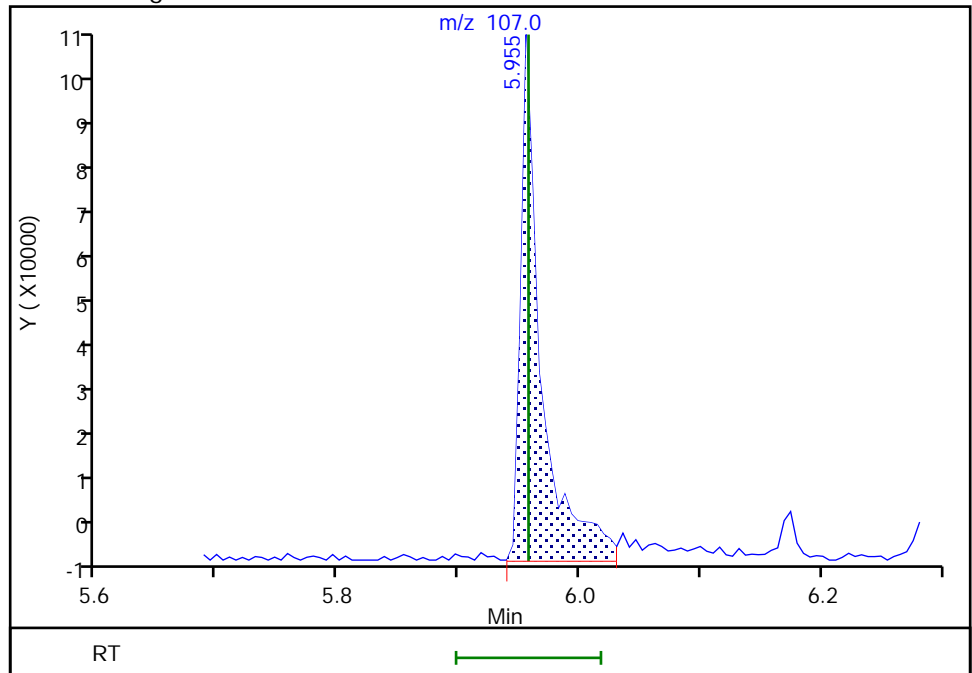
RT: 5.96
Area: 105704
Amount: 685.6744
Amount Units: ug/L

Processing Integration Results



RT: 5.96
Area: 128462
Amount: 825.2204
Amount Units: ug/L

Manual Integration Results



Reviewer: limwirojt, 28-Mar-2022 09:38:31
Audit Action: Manually Integrated

Audit Reason: Baseline
Page 439 of 766

Eurofins Seattle

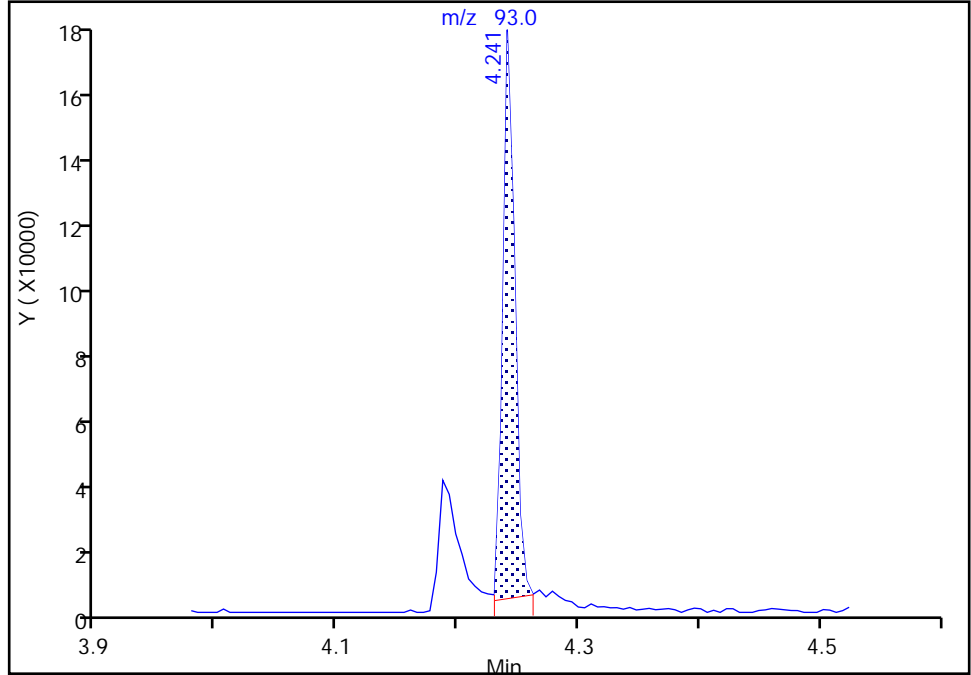
Data File: \\chromfs\Seattle\ChromData\TAC051\20220325-81941.b\32522A14.D
Injection Date: 25-Mar-2022 16:26:30 Instrument ID: TAC051
Lims ID: LCS 580-384957/2-A
Client ID:
Operator ID: JCM ALS Bottle#: 9 Worklist Smp#: 9
Injection Vol: 1.0 ul Dil. Factor: 1.0000
Method: 8270 TAC051 Limit Group: 8270D BNA QSM 5.0
Column: Detector MS SCAN

20 Bis(2-chloroethyl)ether, CAS: 111-44-4

Signal: 1

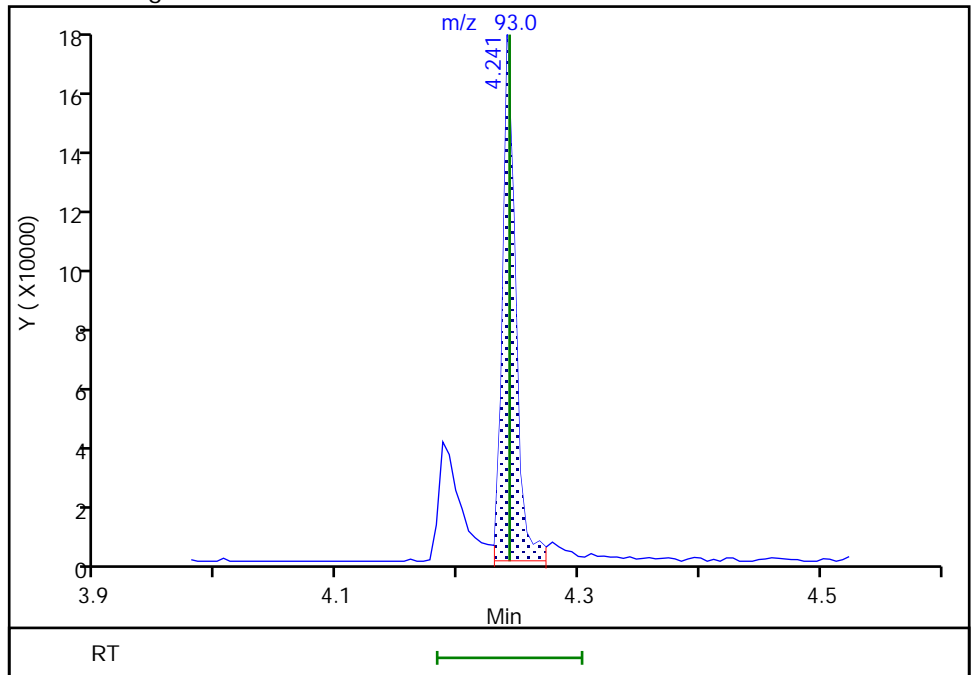
RT: 4.24
Area: 119737
Amount: 626.4475
Amount Units: ug/L

Processing Integration Results



RT: 4.24
Area: 133116
Amount: 696.4446
Amount Units: ug/L

Manual Integration Results



Reviewer: limwirojt, 28-Mar-2022 09:39:02
Audit Action: Manually Integrated

Audit Reason: Baseline
Page 440 of 766

FORM I
GC/MS SEMI VOA ORGANICS ANALYSIS DATA SHEET

Lab Name: Eurofins Seattle Job No.: 580-111589-1
 SDG No.: _____
 Client Sample ID: _____ Lab Sample ID: LCSD 580-384957/3-A
 Matrix: Water Lab File ID: 32522A15.D
 Analysis Method: 8270E Date Collected: _____
 Extract. Method: 3510C Date Extracted: 03/24/2022 09:08
 Sample wt/vol: 1000 (mL) Date Analyzed: 03/25/2022 16:50
 Con. Extract Vol.: 2 (mL) Dilution Factor: 1
 Injection Volume: 1 (uL) Level: (low/med) Low
 % Moisture: _____ GPC Cleanup: (Y/N) N
 Analysis Batch No.: 385127 Units: ug/L

CAS NO.	COMPOUND NAME	RESULT	Q	LOQ	LOD	DL
120-82-1	1,2,4-Trichlorobenzene	0.969		0.40	0.30	0.090
95-50-1	1,2-Dichlorobenzene	0.975		0.40	0.15	0.050
541-73-1	1,3-Dichlorobenzene	0.906		0.40	0.090	0.040
106-46-7	1,4-Dichlorobenzene	0.919		0.40	0.090	0.040
95-95-4	2,4,5-Trichlorophenol	1.61		0.40	0.30	0.10
88-06-2	2,4,6-Trichlorophenol	1.73		0.60	0.30	0.10
120-83-2	2,4-Dichlorophenol	1.53		1.0	0.50	0.20
105-67-9	2,4-Dimethylphenol	1.68	J	4.0	0.50	0.16
51-28-5	2,4-Dinitrophenol	4.10	J M	5.0	3.2	1.6
121-14-2	2,4-Dinitrotoluene	2.04		1.0	0.30	0.10
606-20-2	2,6-Dinitrotoluene	1.83		0.40	0.30	0.10
91-58-7	2-Chloronaphthalene	1.39		1.0	0.15	0.070
95-57-8	2-Chlorophenol	1.64		1.0	0.15	0.050
88-75-5	2-Nitrophenol	1.62		1.0	0.15	0.070
91-94-1	3,3'-Dichlorobenzidine	2.91		1.0	0.60	0.26
534-52-1	4,6-Dinitro-2-methylphenol	3.54		2.0	1.2	0.55
101-55-3	4-Bromophenyl phenyl ether	1.43		0.60	0.15	0.060
59-50-7	4-Chloro-3-methylphenol	1.95		0.60	0.30	0.13
7005-72-3	4-Chlorophenyl phenyl ether	1.77		0.60	0.15	0.050
100-02-7	4-Nitrophenol	2.58	J M	10	6.0	1.7
103-33-3	Azobenzene	1.70	J	2.0	0.15	0.060
108-60-1	bis (2-chloroisopropyl) ether	2.09		0.25	0.15	0.060
111-91-1	Bis(2-chloroethoxy)methane	1.79		0.60	0.15	0.050
111-44-4	Bis(2-chloroethyl)ether	1.64		0.10	0.090	0.030
117-81-7	Bis(2-ethylhexyl) phthalate	2.45	J	3.0	1.6	0.74
85-68-7	Butyl benzyl phthalate	2.25	J	4.0	0.60	0.27
84-66-2	Diethyl phthalate	2.32		1.0	0.30	0.15
131-11-3	Dimethyl phthalate	2.11		0.60	0.15	0.060
84-74-2	Di-n-butyl phthalate	1.96	J	3.0	0.50	0.19
117-84-0	Di-n-octyl phthalate	2.28		1.0	0.30	0.13
118-74-1	Hexachlorobenzene	1.07		0.60	0.090	0.040
87-68-3	Hexachlorobutadiene	0.735	J	1.0	0.15	0.060
77-47-4	Hexachlorocyclopentadiene	0.655	J	1.0	0.30	0.14
67-72-1	Hexachloroethane	0.845	J	1.0	0.15	0.050

FORM I
GC/MS SEMI VOA ORGANICS ANALYSIS DATA SHEET

Lab Name: Eurofins Seattle Job No.: 580-111589-1
 SDG No.: _____
 Client Sample ID: _____ Lab Sample ID: LCSD 580-384957/3-A
 Matrix: Water Lab File ID: 32522A15.D
 Analysis Method: 8270E Date Collected: _____
 Extract. Method: 3510C Date Extracted: 03/24/2022 09:08
 Sample wt/vol: 1000 (mL) Date Analyzed: 03/25/2022 16:50
 Con. Extract Vol.: 2 (mL) Dilution Factor: 1
 Injection Volume: 1 (uL) Level: (low/med) Low
 % Moisture: _____ GPC Cleanup: (Y/N) N
 Analysis Batch No.: 385127 Units: ug/L

CAS NO.	COMPOUND NAME	RESULT	Q	LOQ	LOD	DL
78-59-1	Isophorone	1.72		0.40	0.30	0.10
15831-10-4	m+p-Cresol	1.42		0.60	0.30	0.10
98-95-3	Nitrobenzene	1.50		1.0	0.090	0.040
62-75-9	N-Nitrosodimethylamine	1.27	J	2.0	0.60	0.26
621-64-7	N-Nitrosodi-n-propylamine	1.65		0.40	0.090	0.060
86-30-6	N-Nitrosodiphenylamine	1.94		1.0	0.15	0.070
95-48-7	o-Cresol	1.59		0.60	0.15	0.050
87-86-5	Pentachlorophenol	3.39	J	10	1.0	0.51
108-95-2	Phenol	0.754	J	1.0	0.60	0.36
129-00-0	Pyrene	1.69		1.0	0.090	0.040
110-86-1	Pyridine	3.2	U Q	10	3.2	1.1

CAS NO.	SURROGATE	%REC	Q	LIMITS
118-79-6	2,4,6-Tribromophenol (Surr)	81		43-140
321-60-8	2-Fluorobiphenyl	69		44-119
367-12-4	2-Fluorophenol (Surr)	54		19-119
4165-60-0	Nitrobenzene-d5 (Surr)	77		44-120
4165-62-2	Phenol-d5 (Surr)	35		10-120
1718-51-0	Terphenyl-d14	95		50-134

Eurofins Seattle
Target Compound Quantitation Report

Data File: \\chromfs\Seattle\ChromData\TAC051\20220325-81941.b\32522A15.D
 Lims ID: LCSD 580-384957/3-A
 Client ID:
 Sample Type: LCSD
 Inject. Date: 25-Mar-2022 16:50:30 ALS Bottle#: 10 Worklist Smp#: 10
 Injection Vol: 1.0 ul Dil. Factor: 1.0000
 Sample Info: lcsd 580-384957/3-a
 Operator ID: JCM Instrument ID: TAC051
 Method: \\chromfs\Seattle\ChromData\TAC051\20220325-81941.b\8270 TAC051.m
 Limit Group: 8270D BNA QSM 5.0
 Last Update: 28-Mar-2022 09:39:06 Calib Date: 24-Jan-2022 20:31:30
 Integrator: RTE ID Type: RT Order ID
 Quant Method: Internal Standard Quant By: Initial Calibration
 Last ICal File: \\chromfs\Seattle\ChromData\TAC051\20220124-81014.b\0124A19_.D
 Column 1 : Det: MS SCAN
 Process Host: CTX1678

First Level Reviewer: limwirojt

Date: 28-Mar-2022 08:26:28

Compound	Sig	RT (min.)	Adj RT (min.)	Dlt RT (min.)	Q	Response	Cal Amt ug/L	OnCol Amt ug/L	Flags
* 1 1,4-Dichlorobenzene-d4	152	4.441	4.440	0.001	78	19738	100.0	100.0	
* 2 Naphthalene-d8	136	5.456	5.455	0.001	84	75126	100.0	100.0	
* 3 Acenaphthene-d10	164	6.882	6.887	-0.005	90	36846	100.0	100.0	
* 4 Phenanthrene-d10	188	8.100	8.100	0.000	88	63392	100.0	100.0	
* 5 Chrysene-d12	240	10.296	10.295	0.001	60	44138	100.0	100.0	
* 6 Perylene-d12	264	11.818	11.823	-0.005	85	51490	100.0	100.0	
\$ 7 2-Fluorophenol	112	3.436	3.436	0.000	83	98304	1000.0	538.6	
\$ 8 Phenol-d5	99	4.190	4.189	0.001	96	71772	1000.0	351.9	
\$ 9 Nitrobenzene-d5	82	4.884	4.884	0.000	89	137206	1000.0	767.3	
\$ 10 2-methylnaphthalene-d10	152	6.011	6.011	0.000	0	290907	NC	NC	
\$ 11 2-Fluorobiphenyl	172	6.343	6.342	0.001	95	338976	1000.0	691.9	
\$ 12 2,4,6-Tribromophenol	330	7.539	7.539	0.000	81	68400	1000.0	805.3	
\$ 13 Fluoranthene-d10 (Surr)	212	9.078	9.077	0.001	0	565549	NC	NC	
\$ 14 Terphenyl-d14	244	9.420	9.424	-0.004	96	450143	1000.0	948.1	
15 1,4-Dioxane	88	2.357	2.341	0.016	1	1862	NC	NC	
16 N-Nitrosodimethylamine	74	2.357	2.357	0.000	63	50934	1000.0	636.0	
17 Pyridine	79	2.389	2.367	0.022	73	36300	2000.0	301.0	
18 Aniline	93	4.190	4.184	0.006	82	65406	1000.0	268.4	
19 Phenol	94	4.200	4.200	0.000	87	74728	1000.0	377.0	
20 Bis(2-chloroethyl)ether	93	4.243	4.241	0.000	97	140137	1000.0	822.0	
21 2-Chlorophenol	128	4.281	4.280	0.000	91	196334	1000.0	821.7	
22 n-Decane	57	4.318	4.317	0.001	93	84508	1000.0	542.1	
23 1,3-Dichlorobenzene	146	4.393	4.392	0.001	95	128850	1000.0	452.9	
25 1,4-Dichlorobenzene	146	4.451	4.451	0.000	97	141975	1000.0	459.7	
27 1,2-Dichlorobenzene	146	4.569	4.568	0.001	96	141003	1000.0	487.5	
26 Benzyl alcohol	79	4.569	4.568	0.001	56	80732	1000.0	669.7	
28 2-Methylphenol	108	4.670	4.670	0.000	82	132081	1000.0	797.2	
29 2,2'-oxybis[1-chloropropane]	45	4.670	4.670	0.000	82	200600	1000.0	1047.4	
30 Acetophenone	105	4.767	4.766	0.001	90	225594	1000.0	902.6	
31 N-Nitrosodi-n-propylamine	70	4.772	4.771	0.001	93	81093	1000.0	824.4	
32 3 & 4 Methylphenol	108	4.799	4.798	0.001	47	122669	1000.0	712.3	
33 Hexachloroethane	117	4.836	4.836	0.000	88	47341	1000.0	422.7	

Compound	Sig	RT (min.)	Adj RT (min.)	Dlt RT (min.)	Q	Response	Cal Amt ug/L	OnCol Amt ug/L	Flags
34 Nitrobenzene	77	4.900	4.900	0.000	85	125025	1000.0	748.9	
35 Isophorone	82	5.093	5.092	0.001	95	249733	1000.0	859.7	
36 2-Nitrophenol	139	5.157	5.156	0.001	88	104316	1000.0	807.5	
37 2,4-Dimethylphenol	107	5.215	5.215	0.000	89	165080	1000.0	840.9	
38 Bis(2-chloroethoxy)methane	93	5.279	5.279	0.000	93	163400	1000.0	896.6	
39 Benzoic acid	105	5.290	5.295	-0.005	48	129362	2000.0	1106.0	
40 2,4-Dichlorophenol	162	5.365	5.364	0.001	83	151036	1000.0	763.3	
41 1,2,4-Trichlorobenzene	180	5.413	5.412	0.001	91	111253	1000.0	484.3	
42 Naphthalene	128	5.472	5.471	0.001	95	467344	1000.0	617.0	
44 2,6-Dichlorophenol	162	5.536	5.535	0.001	94	167488	1000.0	875.8	
43 4-Chloroaniline	127	5.547	5.535	0.012	73	78295	1000.0	315.4	
45 Hexachlorobutadiene	225	5.579	5.578	0.001	84	50099	1000.0	367.4	
46 4-Chloro-3-methylphenol	107	5.958	5.955	0.001	85	139634	1000.0	975.7	
47 2-Methylnaphthalene	142	6.038	6.038	0.000	87	315403	1000.0	644.4	
48 1-Methylnaphthalene	142	6.118	6.118	0.000	91	311540	1000.0	670.2	
49 Hexachlorocyclopentadiene	237	6.161	6.166	-0.005	86	42554	1000.0	327.3	
50 1,2,4,5-Tetrachlorobenzene	216	6.177	6.176	0.001	89	104093	1000.0	531.1	
52 2,4,6-Trichlorophenol	196	6.284	6.283	0.001	87	101969	1000.0	866.2	
53 2,4,5-Trichlorophenol	196	6.327	6.331	-0.004	95	107514	1000.0	805.1	
54 1,1'-Biphenyl	154	6.423	6.422	0.001	93	393953	1000.0	737.0	
55 2-Chloronaphthalene	162	6.433	6.433	0.000	95	291861	1000.0	695.2	
56 2-Nitroaniline	138	6.535	6.540	-0.005	74	127049	1000.0	1074.9	
57 Dimethyl phthalate	163	6.684	6.684	0.000	98	456295	1000.0	1053.6	
58 1,3-Dinitrobenzene	168	6.717	6.716	0.001	86	61767	1000.0	964.6	
59 2,6-Dinitrotoluene	165	6.733	6.732	0.001	73	98104	1000.0	916.4	
60 Acenaphthylene	152	6.770	6.769	0.001	94	528529	1000.0	849.0	
61 3-Nitroaniline	138	6.882	6.882	0.000	79	66578	1000.0	668.2	
62 Acenaphthene	153	6.909	6.914	-0.005	91	341495	1000.0	792.0	
63 2,4-Dinitrophenol	184	6.968	6.967	0.001	84	114234	2000.0	2050.5	a
66 Dibenzofuran	168	7.053	7.058	-0.005	86	482747	1000.0	880.6	
65 2,4-Dinitrotoluene	165	7.064	7.061	0.001	88	140642	1000.0	1018.5	
64 4-Nitrophenol	109	7.090	7.090	0.000	1	36215	2000.0	1287.6	a
67 2,3,4,6-Tetrachlorophenol	232	7.171	7.170	0.001	69	104968	1000.0	952.1	
68 Diethyl phthalate	149	7.261	7.261	0.000	97	553758	1000.0	1159.4	
69 Fluorene	166	7.336	7.336	0.000	84	413512	1000.0	947.8	
70 4-Chlorophenyl phenyl ether	204	7.342	7.346	-0.004	93	177507	1000.0	883.9	
71 4-Nitroaniline	138	7.384	7.384	0.000	82	64414	1000.0	678.0	
72 4,6-Dinitro-2-methylphenol	198	7.395	7.400	-0.005	84	132277	2000.0	1769.1	
73 N-Nitrosodiphenylamine	169	7.443	7.448	-0.005	60	326354	1000.0	969.8	
74 Azobenzene	77	7.470	7.475	-0.005	87	296552	1000.0	848.8	
75 4-Bromophenyl phenyl ether	248	7.742	7.742	0.000	59	100015	1000.0	714.1	
76 Hexachlorobenzene	284	7.780	7.779	0.001	84	87637	1000.0	534.9	
77 Atrazine	200	7.897	7.897	0.000	93	245627	2000.0	1971.0	
78 Pentachlorophenol	266	7.956	7.961	-0.005	80	150257	2000.0	1696.5	
79 n-Octadecane	57	8.036	8.041	-0.005	87	138438	1000.0	688.8	
80 Phenanthrene	178	8.116	8.121	-0.005	96	614987	1000.0	859.0	
81 Anthracene	178	8.159	8.164	-0.005	97	639740	1000.0	862.2	
83 Carbazole	167	8.308	8.308	0.000	80	598247	1000.0	1057.1	
84 Di-n-butyl phthalate	149	8.602	8.607	-0.005	99	878548	1000.0	979.2	
85 Fluoranthene	202	9.094	9.093	0.001	95	674055	1000.0	885.1	
89 Pyrene	202	9.275	9.280	-0.005	97	663698	1000.0	846.5	
94 Butyl benzyl phthalate	149	9.831	9.836	-0.005	92	358554	1000.0	1127.4	

Compound	Sig	RT (min.)	Adj RT (min.)	Dlt RT (min.)	Q	Response	Cal Amt ug/L	OnCol Amt ug/L	Flags
97 Benzo[a]anthracene	228	10.285	10.290	-0.005	98	530329	1000.0	960.0	
96 3,3'-Dichlorobenzidine	252	10.285	10.290	-0.005	55	258938	2000.0	1455.9	
99 Chrysene	228	10.317	10.322	-0.005	93	580650	1000.0	998.8	
98 Bis(2-ethylhexyl) phthalate	149	10.344	10.349	-0.005	83	504133	1000.0	1226.3	
100 Di-n-octyl phthalate	149	11.001	11.006	-0.005	97	776218	1000.0	1138.6	
101 Benzo[b]fluoranthene	252	11.380	11.385	-0.005	94	518600	1000.0	909.6	
102 Benzofluoranthene	252	11.380	11.412	-0.032	1	1128463	2000.0	1783.4	M
103 Benzo[k]fluoranthene	252	11.407	11.412	-0.005	87	624518	1000.0	903.5	
104 Benzo[a]pyrene	252	11.749	11.754	-0.005	76	487349	1000.0	929.4	
105 Indeno[1,2,3-cd]pyrene	276	13.116	13.116	0.000	98	446194	1000.0	855.5	
106 Dibenz(a,h)anthracene	278	13.154	13.159	-0.005	9	491682	1000.0	875.8	
107 Benzo[g,h,i]perylene	276	13.442	13.452	-0.010	86	525008	1000.0	803.0	

QC Flag Legend

Processing Flags

NC - Not Calibrated

Review Flags

M - Manually Integrated

a - User Assigned ID

Reagents:

8270SIM_IS_00069

Amount Added: 10.00

Units: uL

Run Reagent

Eurofins Seattle

Data File: \\chromfs\Seattle\ChromData\TAC051\20220325-81941.b\32522A15.D

Injection Date: 25-Mar-2022 16:50:30

Instrument ID: TAC051

Lims ID: LCSD 580-384957/3-A

Client ID:

Operator ID: JCM

ALS Bottle#: 10

Worklist Smp#: 10

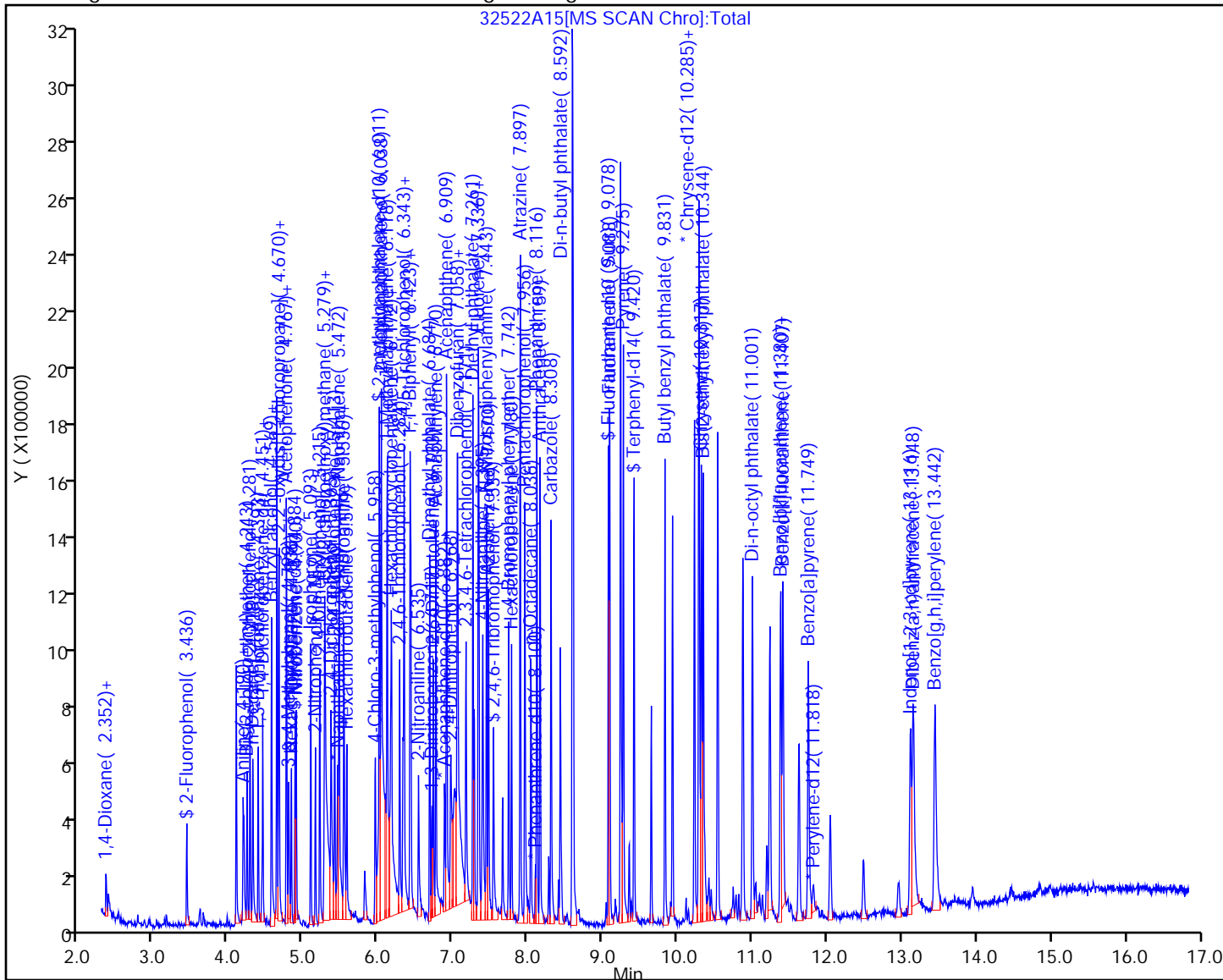
Injection Vol: 1.0 ul

Dil. Factor: 1.0000

Method: 8270 TAC051

Limit Group: 8270D BNA QSM 5.0

Y Scaling: Method Defined: Scale to the Nth Largest Target: 1



Eurofins Seattle
Recovery Report

Data File: \\chromfs\Seattle\ChromData\TAC051\20220325-81941.b\32522A15.D
 Lims ID: LCSD 580-384957/3-A
 Client ID:
 Sample Type: LCSD
 Inject. Date: 25-Mar-2022 16:50:30 ALS Bottle#: 10 Worklist Smp#: 10
 Injection Vol: 1.0 ul Dil. Factor: 1.0000
 Sample Info: lcsd 580-384957/3-a
 Operator ID: JCM Instrument ID: TAC051
 Method: \\chromfs\Seattle\ChromData\TAC051\20220325-81941.b\8270 TAC051.m
 Limit Group: 8270D BNA QSM 5.0
 Last Update: 28-Mar-2022 09:39:06 Calib Date: 24-Jan-2022 20:31:30
 Integrator: RTE ID Type: RT Order ID
 Quant Method: Internal Standard Quant By: Initial Calibration
 Last ICal File: \\chromfs\Seattle\ChromData\TAC051\20220124-81014.b\0124A19_D
 Column 1 : Det: MS SCAN
 Process Host: CTX1678

First Level Reviewer: limwirojt

Date: 28-Mar-2022 08:26:28

Compound	Amount Added	Amount Recovered	% Rec.
\$ 7 2-Fluorophenol	1000.0	538.6	53.86
\$ 8 Phenol-d5	1000.0	351.9	35.19
\$ 9 Nitrobenzene-d5	1000.0	767.3	76.73
\$ 11 2-Fluorobiphenyl	1000.0	691.9	69.19
\$ 12 2,4,6-Tribromophenol	1000.0	805.3	80.53
\$ 14 Terphenyl-d14	1000.0	948.1	94.81

Eurofins Seattle

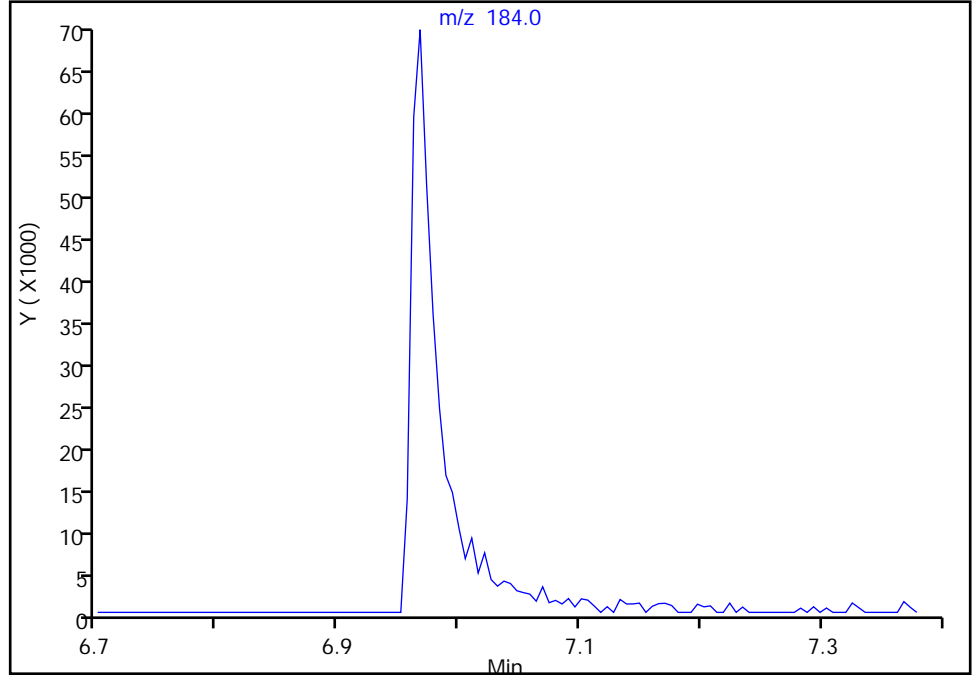
Data File: \\chromfs\Seattle\ChromData\TAC051\20220325-81941.b\32522A15.D
Injection Date: 25-Mar-2022 16:50:30 Instrument ID: TAC051
Lims ID: LCSD 580-384957/3-A
Client ID:
Operator ID: JCM ALS Bottle#: 10 Worklist Smp#: 10
Injection Vol: 1.0 ul Dil. Factor: 1.0000
Method: 8270 TAC051 Limit Group: 8270D BNA QSM 5.0
Column: Detector MS SCAN

63 2,4-Dinitrophenol, CAS: 51-28-5

Signal: 1

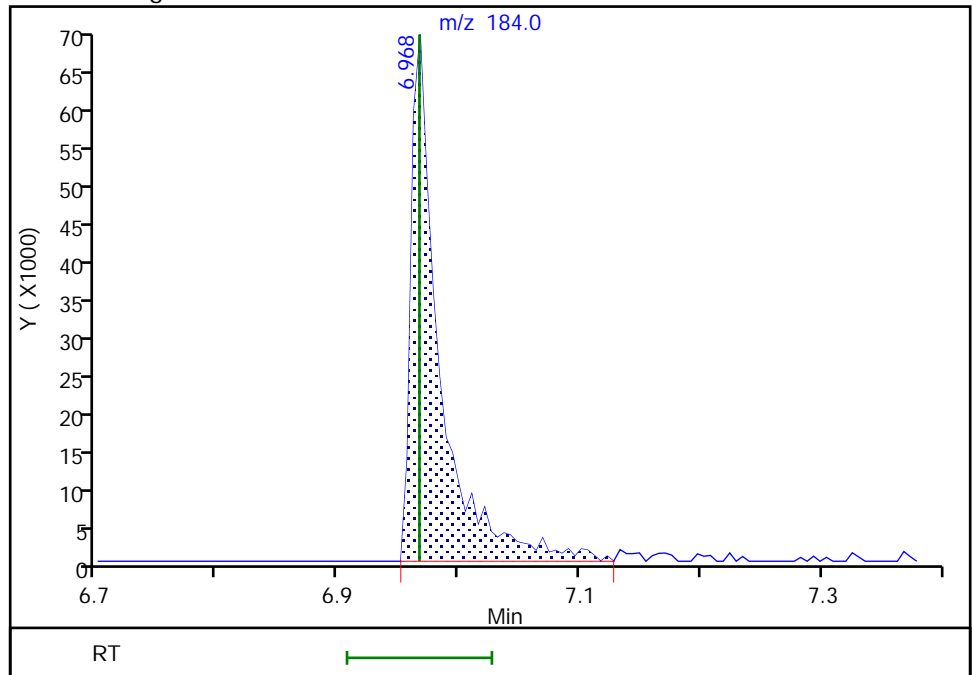
Not Detected
Expected RT: 6.97

Processing Integration Results



RT: 6.97
Area: 114234
Amount: 2050.4908
Amount Units: ug/L

Manual Integration Results



Reviewer: limwirojt, 28-Mar-2022 08:25:21
Audit Action: Assigned Compound ID

Audit Reason: Peak assignment corrected

Eurofins Seattle

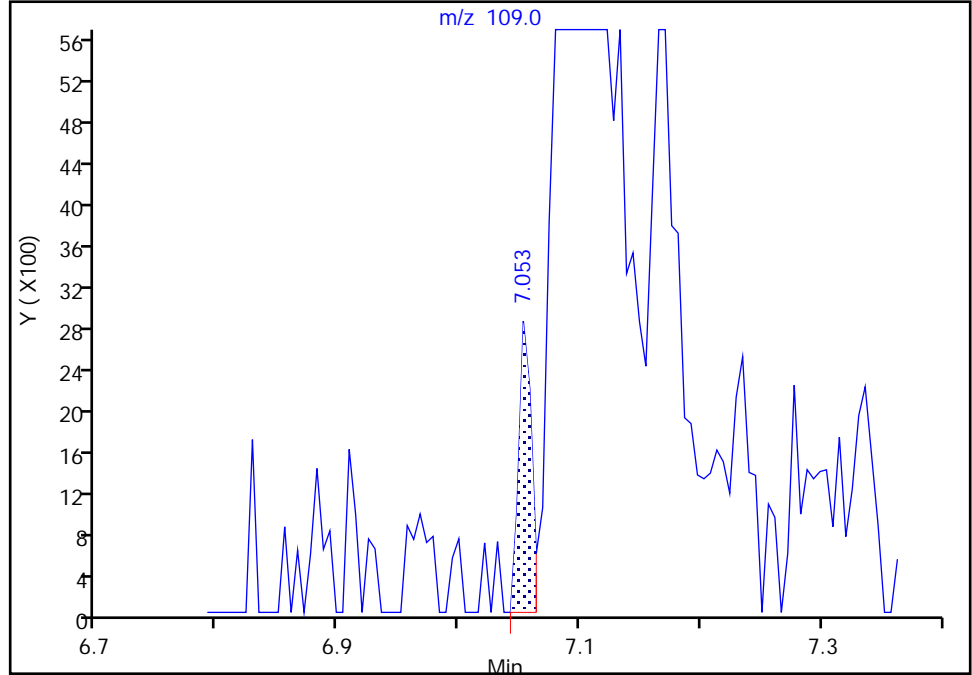
Data File: \\chromfs\Seattle\ChromData\TAC051\20220325-81941.b\32522A15.D
Injection Date: 25-Mar-2022 16:50:30 Instrument ID: TAC051
Lims ID: LCSD 580-384957/3-A
Client ID:
Operator ID: JCM ALS Bottle#: 10 Worklist Smp#: 10
Injection Vol: 1.0 ul Dil. Factor: 1.0000
Method: 8270 TAC051 Limit Group: 8270D BNA QSM 5.0
Column: Detector MS SCAN

64 4-Nitrophenol, CAS: 100-02-7

Signal: 1

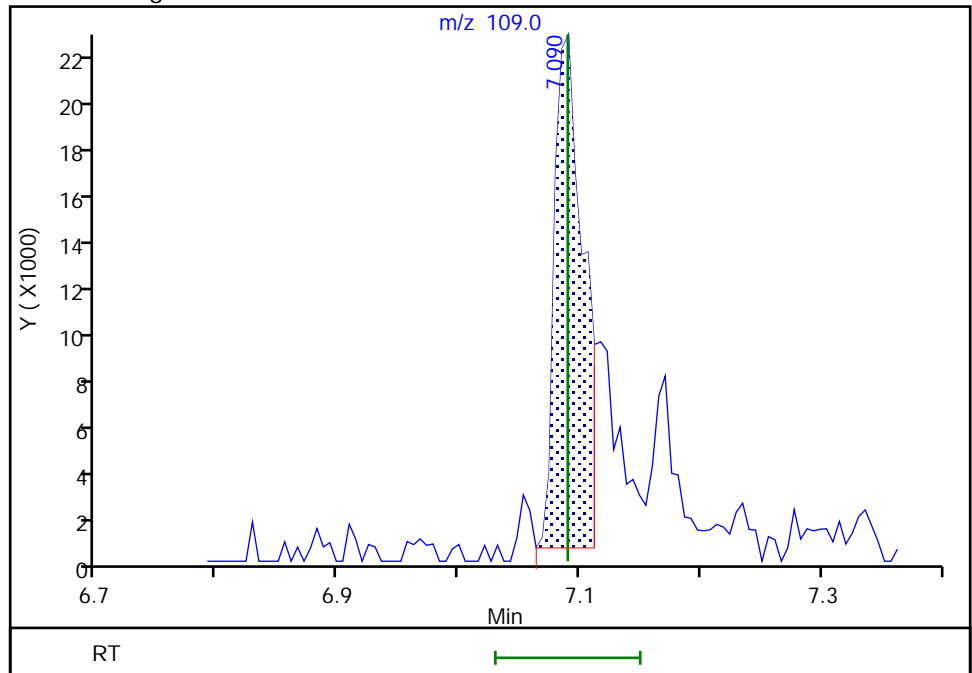
RT: 7.05
Area: 2104
Amount: 814.3805
Amount Units: ug/L

Processing Integration Results



RT: 7.09
Area: 36215
Amount: 1287.5808
Amount Units: ug/L

Manual Integration Results



Reviewer: limwirojt, 28-Mar-2022 08:25:28
Audit Action: Assigned Compound ID

Audit Reason: Peak assignment corrected

GC/MS SEMI VOA ANALYSIS RUN LOG

Lab Name: Eurofins Seattle Job No.: 580-111589-1

SDG No.: _____

Instrument ID: TAC051 Start Date: 01/24/2022 16:16Analysis Batch Number: 379142 End Date: 01/24/2022 21:17

LAB SAMPLE ID	CLIENT SAMPLE ID	DATE ANALYZED	DILUTION FACTOR	LAB FILE ID	COLUMN ID
DFTPP 580-379142/2		01/24/2022 16:16	1	0124A08_.D	ZB-SV 0.25 (mm)
STD10 580-379142/4 IC		01/24/2022 17:04	1	0124A10_.D	ZB-SV 0.25 (mm)
STD9 580-379142/5 IC		01/24/2022 17:28	1	0124A11_.D	ZB-SV 0.25 (mm)
STD8 580-379142/6 IC		01/24/2022 17:51	1	0124A12_.D	ZB-SV 0.25 (mm)
STD7IS 580-379142/7 ICIS		01/24/2022 18:14	1	0124A13_.D	ZB-SV 0.25 (mm)
STD6 580-379142/8 IC		01/24/2022 18:37	1	0124A14_.D	ZB-SV 0.25 (mm)
STD5 580-379142/9 IC		01/24/2022 19:00	1	0124A15_.D	ZB-SV 0.25 (mm)
STD4 580-379142/10 IC		01/24/2022 19:23	1	0124A16_.D	ZB-SV 0.25 (mm)
STD3 580-379142/11 IC		01/24/2022 19:45	1	0124A17_.D	ZB-SV 0.25 (mm)
STD2 580-379142/12 IC		01/24/2022 20:08	1	0124A18_.D	ZB-SV 0.25 (mm)
STD1 580-379142/13 IC		01/24/2022 20:31	1	0124A19_.D	ZB-SV 0.25 (mm)
ICB 580-379142/14		01/24/2022 20:54	1		ZB-SV 0.25 (mm)
ICV 580-379142/15		01/24/2022 21:17	1	0124A21_.D	ZB-SV 0.25 (mm)

GC/MS SEMI VOA ANALYSIS RUN LOG

Lab Name: Eurofins Seattle Job No.: 580-111589-1

SDG No.: _____

Instrument ID: TAC051 Start Date: 03/25/2022 13:01

Analysis Batch Number: 385127 End Date: 03/25/2022 23:04

LAB SAMPLE ID	CLIENT SAMPLE ID	DATE ANALYZED	DILUTION FACTOR	LAB FILE ID	COLUMN ID
DFTPP 580-385127/2		03/25/2022 13:01	1	32522A07.D	ZB-SV 0.25 (mm)
CCVIS 580-385127/3		03/25/2022 13:46	1	32522A08.D	ZB-SV 0.25 (mm)
CCVL 580-385127/4		03/25/2022 14:09	1		ZB-SV 0.25 (mm)
MB 580-384957/1-A		03/25/2022 15:17	1	32522A11.D	ZB-SV 0.25 (mm)
LCS 580-384957/2-A		03/25/2022 16:26	1	32522A14.D	ZB-SV 0.25 (mm)
LCSD 580-384957/3-A		03/25/2022 16:50	1	32522A15.D	ZB-SV 0.25 (mm)
ZZZZZ		03/25/2022 19:35	1		ZB-SV 0.25 (mm)
ZZZZZ		03/25/2022 19:58	1		ZB-SV 0.25 (mm)
ZZZZZ		03/25/2022 20:21	1		ZB-SV 0.25 (mm)
ZZZZZ		03/25/2022 20:45	1		ZB-SV 0.25 (mm)
ZZZZZ		03/25/2022 21:08	1		ZB-SV 0.25 (mm)
580-111589-1	ERH2790 (OWDFMW08A)	03/25/2022 21:31	1	32522A27.D	ZB-SV 0.25 (mm)
580-111589-2	ERH2791 (OWDFMW08A FD)	03/25/2022 21:54	1	32522A28.D	ZB-SV 0.25 (mm)
CCVC 580-385127/26		03/25/2022 23:04	1	32522A31.D	ZB-SV 0.25 (mm)

GC/MS SEMI VOA BATCH WORKSHEET

Lab Name: Eurofins Seattle Job No.: 580-111589-1

SDG No.: _____

Batch Number: 384957 Batch Start Date: 03/24/22 09:08 Batch Analyst: Lanin, Aleksey SBatch Method: 3510C Batch End Date: 03/24/22 15:48

Lab Sample ID	Client Sample ID	Method Chain	Basis	GrossWeight	TareWeight	InitialAmount	FinalAmount	ReceivedpH	FirstAdjustpH
MB 580-384957/1		3510C, 8270E				1000 mL	2 mL	7 SU	2 SU
LCS 580-384957/2		3510C, 8270E				1000 mL	2 mL	7 SU	2 SU
LCSD 580-384957/3		3510C, 8270E				1000 mL	2 mL	7 SU	2 SU
580-111589-A-1	ERH2790 (OWDFMW08A)	3510C, 8270E	T	01461.44 g	00464.92 g	996.5 mL	2 mL	7 SU	2 SU
580-111589-A-2	ERH2791 (OWDFMW08A FD)	3510C, 8270E	T	01563.95 g	00511.67 g	1052.3 mL	2 mL	7 SU	2 SU

Lab Sample ID	Client Sample ID	Method Chain	Basis	SecondAdjustpH	8270flspk 00297	8270waterSurr 00120			
MB 580-384957/1		3510C, 8270E		11 SU		100 uL			
LCS 580-384957/2		3510C, 8270E		11 SU	100 uL	100 uL			
LCSD 580-384957/3		3510C, 8270E		11 SU	100 uL	100 uL			
580-111589-A-1	ERH2790 (OWDFMW08A)	3510C, 8270E	T	11 SU		100 uL			
580-111589-A-2	ERH2791 (OWDFMW08A FD)	3510C, 8270E	T	11 SU		100 uL			

The pound sign (#) in the amount added field denotes that the reagent was used undiluted. All calculations are performed using the stated concentration for this reagent.

GC/MS SEMI VOA BATCH WORKSHEET

Lab Name: Eurofins Seattle Job No.: 580-111589-1

SDG No.: _____

Batch Number: 384957 Batch Start Date: 03/24/22 09:08 Batch Analyst: Lanin, Aleksey SBatch Method: 3510C Batch End Date: 03/24/22 15:48

Batch Notes	
Method/Fraction	3510C / 8270E/ 8270_SIM/ 625.1
Balance ID	SEA225
pH Indicator ID	6003005 / 6007005 / 6908005
Pipette/Syringe/Dispenser ID	MP5
Analyst ID - Extraction	AL/JY
Reagent Water ID	DI
Analyst ID - Spike Analyst	JY
Analyst ID - Spike Witness Analyst	KW
Sufficient Volume for Batch QC	yes
Acid Used for pH Adjustment ID	3020736
Base Used to Adjust pH ID	3064763
Prep Solvent ID	3076033
Prep Solvent Volume Used	360 mL
Filter ID	3048946
Na2SO4 ID	3058747
Analyst ID - Concentration	AL
Equipment ID - Concentration 1	Steambath 1
Thermometer ID - Concentration 1	61013-040-1
Concentration 1 Uncorrected Temperature	70.0-75.0 Degrees C
Concentration 1 Corrected Temperature	69.4-74.4 Degrees C
Equipment ID - Concentration 2	Turbovap6
Thermometer ID - Concentration 2	DIGITALREADOUT
Concentration 2 Uncorrected Temperature	40 Degrees C
Concentration 2 Corrected Temperature	35.6 Degrees C
Vial Lot Number	24165097
Batch Comment	Vialed by: JY

Basis	Basis Description
T	Total/NA

The pound sign (#) in the amount added field denotes that the reagent was used undiluted. All calculations are performed using the stated concentration for this reagent.

8270E_SIM_DOD5

Semivolatile Organic Compounds
(GC/MS SIM)

FORM II
GC/MS SEMI VOA SURROGATE RECOVERY

Lab Name: Eurofins Seattle Job No.: 580-111589-1
 SDG No.: _____
 Matrix: Water Level: Low
 GC Column (1): ZB-SV ID: 0.25 (mm)

Client Sample ID	Lab Sample ID	2MN #	FLN10 #	TPHL #
ERH2790 (OWDFMW08A)	580-111589-1	65	87	93
ERH2791 (OWDFMW08A FD)	580-111589-2	69	92	98
	MB 580-384957/1-A	62	86	94
	LCS 580-384957/2-A	65	84	91
	LCSD 580-384957/3-A	60	88	96

2MN = 2-methylnaphthalene-d10
 FLN10 = Fluoranthene-d10 (Surr)
 TPHL = Terphenyl-d14

QC LIMITS
 40-140
 40-140
 58-132

Column to be used to flag recovery values

FORM II 8270E SIM

FORM III
GC/MS SEMI VOA LAB CONTROL SAMPLE RECOVERY

Lab Name: Eurofins Seattle Job No.: 580-111589-1
 SDG No.: _____
 Matrix: Water Level: Low Lab File ID: SIM032622a011.D
 Lab ID: LCS 580-384957/2-A Client ID: _____

COMPOUND	SPIKE ADDED (ug/L)	LCS CONCENTRATION (ug/L)	LCS % REC	QC LIMITS REC	#
1-Methylnaphthalene	2.00	1.13	57	41-115	
2-Methylnaphthalene	2.00	1.07	53	39-114	
Acenaphthene	2.00	1.25	63	48-114	
Acenaphthylene	2.00	1.21	61	35-121	
Anthracene	2.00	1.43	72	53-119	
Benzo[a]anthracene	2.00	1.52	76	59-120	
Benzo[a]pyrene	2.00	1.38	69	53-120	
Benzo[b]fluoranthene	2.00	1.49	75	53-126	
Benzo[g,h,i]perylene	2.00	1.41	71	44-128	
Benzo[k]fluoranthene	2.00	1.58	79	54-125	
Chrysene	2.00	1.44	72	57-120	
Dibenz(a,h)anthracene	2.00	1.42	71	44-131	M
Fluoranthene	2.00	1.61	81	58-120	
Fluorene	2.00	1.39	70	50-118	
Indeno[1,2,3-cd]pyrene	2.00	1.45	73	48-130	M
Naphthalene	2.00	1.10	55	43-114	
Phenanthrene	2.00	1.43	72	53-115	
Pyrene	2.00	1.58	79	53-121	

Column to be used to flag recovery and RPD values
 FORM III 8270E SIM

FORM III
GC/MS SEMI VOA LAB CONTROL SAMPLE DUPLICATE RECOVERY

Lab Name: Eurofins Seattle Job No.: 580-111589-1
 SDG No.: _____
 Matrix: Water Level: Low Lab File ID: SIM032622a012.D
 Lab ID: LCSD 580-384957/3-A Client ID: _____

COMPOUND	SPIKE ADDED (ug/L)	LCSD CONCENTRATION (ug/L)	LCSD % REC	% RPD	QC LIMITS		#
					RPD	REC	
1-Methylnaphthalene	2.00	1.14	57	0	20	41-115	
2-Methylnaphthalene	2.00	1.07	54	0	20	39-114	
Acenaphthene	2.00	1.29	65	3	20	48-114	
Acenaphthylene	2.00	1.26	63	4	20	35-121	
Anthracene	2.00	1.56	78	8	20	53-119	
Benzo[a]anthracene	2.00	1.71	85	12	20	59-120	
Benzo[a]pyrene	2.00	1.54	77	11	20	53-120	
Benzo[b]fluoranthene	2.00	1.72	86	14	20	53-126	
Benzo[g,h,i]perylene	2.00	1.59	80	12	20	44-128	
Benzo[k]fluoranthene	2.00	1.70	85	8	20	54-125	
Chrysene	2.00	1.63	81	12	20	57-120	
Dibenz(a,h)anthracene	2.00	1.60	80	11	20	44-131	M
Fluoranthene	2.00	1.78	89	10	20	58-120	
Fluorene	2.00	1.44	72	4	20	50-118	
Indeno[1,2,3-cd]pyrene	2.00	1.59	80	9	20	48-130	M
Naphthalene	2.00	1.12	56	2	20	43-114	
Phenanthrene	2.00	1.54	77	8	20	53-115	
Pyrene	2.00	1.74	87	10	20	53-121	

Column to be used to flag recovery and RPD values

FORM IV
GC/MS SEMI VOA METHOD BLANK SUMMARY

Lab Name: Eurofins Seattle Job No.: 580-111589-1
 SDG No.: _____
 Lab File ID: SIM032622a010.D Lab Sample ID: MB 580-384957/1-A
 Matrix: Water Date Extracted: 03/24/2022 09:08
 Instrument ID: TAC050 Date Analyzed: 03/26/2022 16:58
 Level: (Low/Med) Low

THIS METHOD BLANK APPLIES TO THE FOLLOWING SAMPLES:

CLIENT SAMPLE ID	LAB SAMPLE ID	LAB FILE ID	DATE ANALYZED
	LCS 580-384957/2-A	SIM032622a011.D	03/26/2022 17:18
	LCSD 580-384957/3-A	SIM032622a012.D	03/26/2022 17:38
ERH2790 (OWDFMW08A)	580-111589-1	SIM032622a027.D	03/26/2022 22:36
ERH2791 (OWDFMW08A FD)	580-111589-2	SIM032622a028.D	03/26/2022 22:55

FORM V
GC/MS SEMI VOA INSTRUMENT PERFORMANCE CHECK
DECAFLUOROTRIPHENYLPHOSPHINE (DFTPP)

Lab Name: Eurofins Seattle Job No.: 580-111589-1
 SDG No.: _____
 Lab File ID: SIM011322b012.D DFTPP Injection Date: 01/14/2022
 Instrument ID: TAC050 DFTPP Injection Time: 00:35
 Analysis Batch No.: 378263

M/E	ION ABUNDANCE CRITERIA	% RELATIVE ABUNDANCE
51	10.0 - 80.0 % of mass 198	17.1
68	Less than 2.0 % of mass 69	0.1 (0.7) 1
69	Mass 69 relative abundance	21.5
70	Less than 2.0 % of mass 69	0.1 (0.5) 1
127	10.0 - 80.0 % of mass 198	47.9
197	Less than 2.0 % of mass 198	0.0
198	Base Peak, 100% relative abundance	100.0
199	5.0 - 9.0 % of mass 198	6.9
275	10.0 - 60.0 % of mass 198	27.4
365	Greater than 1.0 % of mass 198	5.8
441	Present but less than mass 443	24.9
442	Greater than 50.0 % of mass 198	179.2
443	15.0 - 24.0 % of mass 442	32.4 (18.1) 2

1-Value is % mass 69

2-Value is % mass 442

THIS CHECK APPLIES TO THE FOLLOWING SAMPLES, MS, MSD, BLANKS AND STANDARDS:

CLIENT SAMPLE ID	LAB SAMPLE ID	LAB FILE ID	DATE ANALYZED	TIME ANALYZED
	STD13 580-378263/4	SIM011322b014	01/14/2022	1:16
	STD12 580-378263/5	SIM011322b015	01/14/2022	1:35
	STD11 580-378263/6	SIM011322b016	01/14/2022	1:54
	STD10 580-378263/7	SIM011322b017	01/14/2022	2:13
	STD9IS 580-378263/8	SIM011322b018	01/14/2022	2:32
	STD8 580-378263/9	SIM011322b019	01/14/2022	2:51
	STD7 580-378263/10	SIM011322b020	01/14/2022	3:10
	STD6 580-378263/11	SIM011322b021	01/14/2022	3:29
	STD5 580-378263/12	SIM011322b022	01/14/2022	3:48
	STD4 580-378263/13	SIM011322b023	01/14/2022	4:07
	STD3 580-378263/14	SIM011322b024	01/14/2022	4:26
	STD2 580-378263/15	SIM011322b025	01/14/2022	4:45
	STD1 580-378263/16	SIM011322b026	01/14/2022	5:04
	ICV 580-378263/18	SIM011322b028	01/14/2022	5:42

FORM V
GC/MS SEMI VOA INSTRUMENT PERFORMANCE CHECK
DECAFLUOROTRIPHENYLPHOSPHINE (DFTPP)

Lab Name: Eurofins Seattle Job No.: 580-111589-1
 SDG No.: _____
 Lab File ID: SIM032622a003.D DFTPP Injection Date: 03/26/2022
 Instrument ID: TAC050 DFTPP Injection Time: 14:26
 Analysis Batch No.: 385266

M/E	ION ABUNDANCE CRITERIA	% RELATIVE ABUNDANCE
51	10.0 - 80.0 % of mass 198	20.1
68	Less than 2.0 % of mass 69	0.3 (1.7) 1
69	Mass 69 relative abundance	19.8
70	Less than 2.0 % of mass 69	0.1 (0.5) 1
127	10.0 - 80.0 % of mass 198	44.4
197	Less than 2.0 % of mass 198	0.2
198	Base Peak, 100% relative abundance	100.0
199	5.0 - 9.0 % of mass 198	6.6
275	10.0 - 60.0 % of mass 198	26.2
365	Greater than 1.0 % of mass 198	4.5
441	Present but less than mass 443	22.8
442	Greater than 50.0 % of mass 198	156.9
443	15.0 - 24.0 % of mass 442	29.1 (18.5) 2

1-Value is % mass 69

2-Value is % mass 442

THIS CHECK APPLIES TO THE FOLLOWING SAMPLES, MS, MSD, BLANKS AND STANDARDS:

CLIENT SAMPLE ID	LAB SAMPLE ID	LAB FILE ID	DATE ANALYZED	TIME ANALYZED
	CCVIS 580-385266/3	SIM032622a004	03/26/2022	14:49
	MB 580-384957/1-A	SIM032622a010	03/26/2022	16:58
	LCS 580-384957/2-A	SIM032622a011	03/26/2022	17:18
	LCSD 580-384957/3-A	SIM032622a012	03/26/2022	17:38
ERH2790 (OWDFMW08A)	580-111589-1	SIM032622a027	03/26/2022	22:36
ERH2791 (OWDFMW08A FD)	580-111589-2	SIM032622a028	03/26/2022	22:55
	CCVC 580-385266/27	SIM032622a029	03/26/2022	23:14

FORM VIII
GC/MS SEMI VOA INTERNAL STANDARD AREA AND RETENTION TIME SUMMARY

Lab Name: Eurofins Seattle Job No.: 580-111589-1
 SDG No.: _____
 Sample No.: CCVIS 580-385266/3 Date Analyzed: 03/26/2022 14:49
 Instrument ID: TAC050 GC Column: ZB-SV ID: 0.25 (mm)
 Lab File ID (Standard): SIM032622a004.D Heated Purge: (Y/N) N
 Calibration ID: 31897

	NPT		ANT		PHN		
	AREA #	RT #	AREA #	RT #	AREA #	RT #	
12/24 HOUR STD	19539	5.15	10030	6.83	18084	8.30	
UPPER LIMIT	39078	5.65	20060	7.33	36168	8.80	
LOWER LIMIT	9770	4.65	5015	6.33	9042	7.80	
LAB SAMPLE ID	CLIENT SAMPLE ID						
MB 580-384957/1-A	20000	5.15	10109	6.83	17306	8.30	
LCS 580-384957/2-A	19061	5.15	10282	6.83	18015	8.30	
LCSD 580-384957/3-A	20102	5.15	10410	6.83	17909	8.30	
580-111589-1	ERH2790 (OWDFMW08A)	18952	5.15	9973	6.83	16958	8.30
580-111589-2	ERH2791 (OWDFMW08A FD)	18737	5.15	9705	6.83	16561	8.30
CCVC 580-385266/27	20191	5.15	10453	6.83	18312	8.30	

NPT = Naphthalene-d8
 ANT = Acenaphthene-d10
 PHN = Phenanthrene-d10

Area Limit = 50%-200% of internal standard area
 RT Limit = ± 0.5 minutes of internal standard RT

Column used to flag values outside QC limits

FORM VIII
GC/MS SEMI VOA INTERNAL STANDARD AREA AND RETENTION TIME SUMMARY

Lab Name: Eurofins Seattle Job No.: 580-111589-1
 SDG No.: _____
 Sample No.: CCVIS 580-385266/3 Date Analyzed: 03/26/2022 14:49
 Instrument ID: TAC050 GC Column: ZB-SV ID: 0.25 (mm)
 Lab File ID (Standard): SIM032622a004.D Heated Purge: (Y/N) N
 Calibration ID: 31897

	CRY		PRY		#	RT #
	AREA #	RT #	AREA #	RT #		
12/24 HOUR STD	15405	11.01	17098	13.06		
UPPER LIMIT	30810	11.51	34196	13.56		
LOWER LIMIT	7703	10.51	8549	12.56		
LAB SAMPLE ID	CLIENT SAMPLE ID					
MB 580-384957/1-A			15304	11.01	16614	13.06
LCS 580-384957/2-A			16400	11.01	18041	13.06
LCSD 580-384957/3-A			16035	11.01	17800	13.06
580-111589-1	ERH2790 (OWDFMW08A)		14841	11.01	15206	13.06
580-111589-2	ERH2791 (OWDFMW08A FD)		14166	11.01	14712	13.06
CCVC 580-385266/27			16111	11.01	15638	13.06

CRY = Chrysene-d12

PRY = Perylene-d12

Area Limit = 50%-200% of internal standard area
 RT Limit = ± 0.5 minutes of internal standard RT

Column used to flag values outside QC limits

FORM I
GC/MS SEMI VOA ORGANICS ANALYSIS DATA SHEET

Lab Name: Eurofins Seattle Job No.: 580-111589-1
 SDG No.: _____
 Client Sample ID: ERH2790 (OWDFMW08A) Lab Sample ID: 580-111589-1
 Matrix: Water Lab File ID: SIM032622a027.D
 Analysis Method: 8270E SIM Date Collected: 03/17/2022 12:25
 Extract. Method: 3510C Date Extracted: 03/24/2022 09:08
 Sample wt/vol: 996.5 (mL) Date Analyzed: 03/26/2022 22:36
 Con. Extract Vol.: 2 (mL) Dilution Factor: 1
 Injection Volume: 1 (uL) Level: (low/med) Low
 % Moisture: _____ GPC Cleanup: (Y/N) N
 Analysis Batch No.: 385266 Units: ug/L

CAS NO.	COMPOUND NAME	RESULT	Q	LOQ	LOD	DL
90-12-0	1-Methylnaphthalene	0.032	U M	0.10	0.032	0.019
91-57-6	2-Methylnaphthalene	0.080	U	0.20	0.080	0.039
83-32-9	Acenaphthene	0.032	U M	0.10	0.032	0.014
208-96-8	Acenaphthylene	0.032	U M	0.050	0.032	0.0090
120-12-7	Anthracene	0.080	U M	0.10	0.080	0.022
56-55-3	Benzo[a]anthracene	0.032	U M	0.050	0.032	0.014
50-32-8	Benzo[a]pyrene	0.032	U M	0.10	0.032	0.011
205-99-2	Benzo[b]fluoranthene	0.032	U	0.050	0.032	0.011
191-24-2	Benzo[g,h,i]perylene	0.032	U M	0.050	0.032	0.012
207-08-9	Benzo[k]fluoranthene	0.032	U	0.050	0.032	0.012
218-01-9	Chrysene	0.032	U M	0.10	0.032	0.016
53-70-3	Dibenz(a,h)anthracene	0.032	U	0.10	0.032	0.026
206-44-0	Fluoranthene	0.032	U M	0.20	0.032	0.018
86-73-7	Fluorene	0.032	U M	0.10	0.032	0.017
193-39-5	Indeno[1,2,3-cd]pyrene	0.032	U	0.050	0.032	0.014
91-20-3	Naphthalene	0.080	U M	0.10	0.080	0.031
85-01-8	Phenanthrene	0.080	U	0.10	0.080	0.031
129-00-0	Pyrene	0.080	U	0.10	0.080	0.033

CAS NO.	SURROGATE	%REC	Q	LIMITS
7297-45-2	2-methylnaphthalene-d10	65		40-140
93951-69-0	Fluoranthene-d10 (Surr)	87		40-140
1718-51-0	Terphenyl-d14	93		58-132

Eurofins Seattle
Target Compound Quantitation Report

Data File: \\chromfs\Seattle\ChromData\TAC050\20220326-81963.b\SIM032622a027.D
 Lims ID: 580-111589-A-1-A
 Client ID: ERH2790 (OWDFMW08A)
 Sample Type: Client
 Inject. Date: 26-Mar-2022 22:36:30 ALS Bottle#: 26 Worklist Smp#: 25
 Injection Vol: 1.0 ul Dil. Factor: 1.0000
 Sample Info: 580-111589-A-1-A
 Operator ID: tl Instrument ID: TAC050
 Method: \\chromfs\Seattle\ChromData\TAC050\20220326-81963.b\TAC050_SIM_PAH.m
 Limit Group: 8270D_SIM QSM 5.0
 Last Update: 28-Mar-2022 12:36:47 Calib Date: 14-Jan-2022 05:04:30
 Integrator: Falcon ID Type: RT Order ID
 Quant Method: Internal Standard Quant By: Initial Calibration
 Last ICal File: \\chromfs\Seattle\ChromData\TAC050\20220113-80849.b\SIM011322b026.D

Column 1 : Det: MS SCAN
 Process Host: CTX1647

First Level Reviewer: thaneeratw

Date: 28-Mar-2022 12:36:47

Compound	Sig	RT (min.)	Exp RT (min.)	Diff RT (min.)	Q	Response	OnCol Amt ug/L	Flags
* 1 Naphthalene-d8	136	5.148	5.148	0.000	90	18952	100.0	
* 2 Acenaphthene-d10	164	6.832	6.832	0.000	71	9973	100.0	
* 3 Phenanthrene-d10	188	8.299	8.299	0.000	56	16958	100.0	
* 4 Chrysene-d12	240	11.012	11.008	0.004	49	14841	100.0	
* 5 Perylene-d12	264	13.056	13.061	-0.005	69	15206	100.0	
\$ 6 2-methylnaphthalene-d10	152	5.786	5.787	-0.001	67	73319	653.9	
\$ 10 2-Fluorobiphenyl	172	6.166	6.166	0.000	0	95874	600.8	Ma
\$ 7 2,4,6-Tribromophenol	330	7.609	7.614	-0.005	57	26025	948.9	
\$ 8 Fluoranthene-d10 (Surr)	212	9.483	9.487	-0.004	68	151958	867.3	
\$ 9 Terphenyl-d14	244	9.876	9.876	0.000	93	126635	931.8	
11 Naphthalene	128	5.166	5.166	0.000	88	372	1.86	a
12 2-Methylnaphthalene	141	5.818	5.819	0.000	96	855	7.52	
13 1-Methylnaphthalene	141	5.914	5.914	0.000	97	511	4.64	a
14 Acenaphthylene	152	6.691	6.695	-0.004	98	490	2.32	M
15 Acenaphthene	153	6.862	6.863	-0.001	76	220	1.66	M
16 Fluorene	166	7.371	7.371	0.000	95	478	3.24	M
18 Phenanthrene	178	8.319	8.319	0.000	100	2431	10.3	
19 Anthracene	178	8.374	8.370	0.004	99	523	1.52	M
20 Fluoranthene	202	9.502	9.502	0.000	8	731	2.30	M
21 Pyrene	202	9.731	9.731	0.000	51	3196	13.2	
22 Benzo[a]anthracene	228	10.994	10.994	0.000	34	522	1.14	a
23 Chrysene	228	11.039	11.039	0.000	96	930	2.70	Ma
26 Benzo[a]pyrene	252	12.965	12.965	0.000	93	355	0.9788	M
29 Benzo[g,h,i]perylene	276	15.418	15.413	0.005	88	274	0.6061	M

QC Flag Legend

Processing Flags

Review Flags

M - Manually Integrated

a - User Assigned ID

Reagents:

8270SIM_IS_00069

Amount Added: 10.00

Units: uL

Run Reagent

Eurofins Seattle

Data File: \\chromfs\Seattle\ChromData\TAC050\20220326-81963.b\SIM032622a027.D

Injection Date: 26-Mar-2022 22:36:30

Instrument ID: TAC050

Lims ID: 580-111589-A-1-A

Lab Sample ID: 580-111589-1

Client ID: ERH2790 (OWDFMW08A)

Operator ID: tl

ALS Bottle#: 26

Worklist Smp#: 25

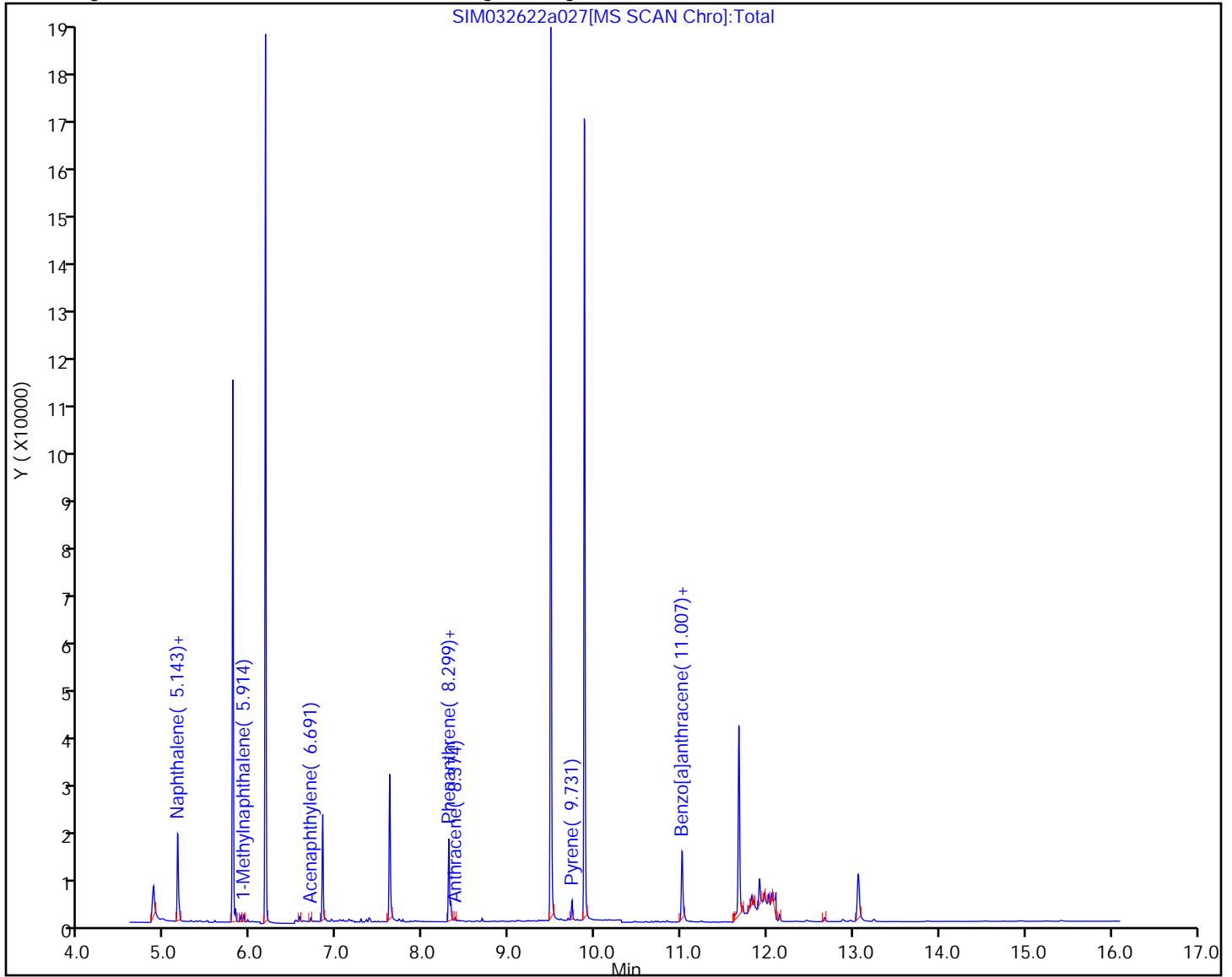
Injection Vol: 1.0 ul

Dil. Factor: 1.0000

Method: TAC050_SIM_PAH

Limit Group: 8270D_SIM QSM 5.0

Y Scaling: Method Defined: Scale to the Nth Largest Target: 1



Eurofins Seattle
Recovery Report

Data File: \\chromfs\Seattle\ChromData\TAC050\20220326-81963.b\SIM032622a027.D
 Lims ID: 580-111589-A-1-A
 Client ID: ERH2790 (OWDFMW08A)
 Sample Type: Client
 Inject. Date: 26-Mar-2022 22:36:30 ALS Bottle#: 26 Worklist Smp#: 25
 Injection Vol: 1.0 ul Dil. Factor: 1.0000
 Sample Info: 580-111589-A-1-A
 Operator ID: tl Instrument ID: TAC050
 Method: \\chromfs\Seattle\ChromData\TAC050\20220326-81963.b\TAC050_SIM_PAH.m
 Limit Group: 8270D_SIM QSM 5.0
 Last Update: 28-Mar-2022 12:36:47 Calib Date: 14-Jan-2022 05:04:30
 Integrator: Falcon ID Type: RT Order ID
 Quant Method: Internal Standard Quant By: Initial Calibration
 Last ICal File: \\chromfs\Seattle\ChromData\TAC050\20220113-80849.b\SIM011322b026.D
 Column 1 : Det: MS SCAN
 Process Host: CTX1647

First Level Reviewer: thaneeratw

Date: 28-Mar-2022 12:36:47

Compound	Amount Added	Amount Recovered	% Rec.
\$ 6 2-methylnaphthalene-d10	1000.0	653.9	65.39
\$ 10 2-Fluorobiphenyl	1000.0	600.8	60.08
\$ 7 2,4,6-Tribromophenol	1000.0	948.9	94.89
\$ 8 Fluoranthene-d10 (Surr)	1000.0	867.3	86.73
\$ 9 Terphenyl-d14	1000.0	931.8	93.18

Eurofins Seattle

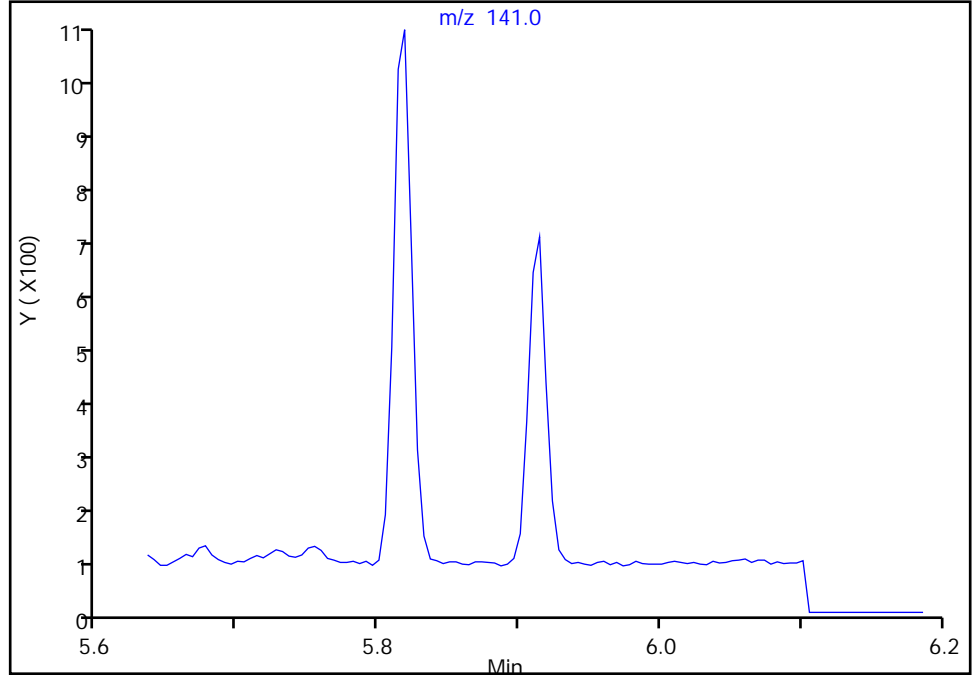
Data File: \\chromfs\Seattle\ChromData\TAC050\20220326-81963.b\SIM032622a027.D
Injection Date: 26-Mar-2022 22:36:30 Instrument ID: TAC050
Lims ID: 580-111589-A-1-A Lab Sample ID: 580-111589-1
Client ID: ERH2790 (OWDFMW08A)
Operator ID: tl ALS Bottle#: 26 Worklist Smp#: 25
Injection Vol: 1.0 ul Dil. Factor: 1.0000
Method: TAC050_SIM_PAH Limit Group: 8270D_SIM QSM 5.0
Column: Detector MS SCAN

13 1-Methylnaphthalene, CAS: 90-12-0

Signal: 1

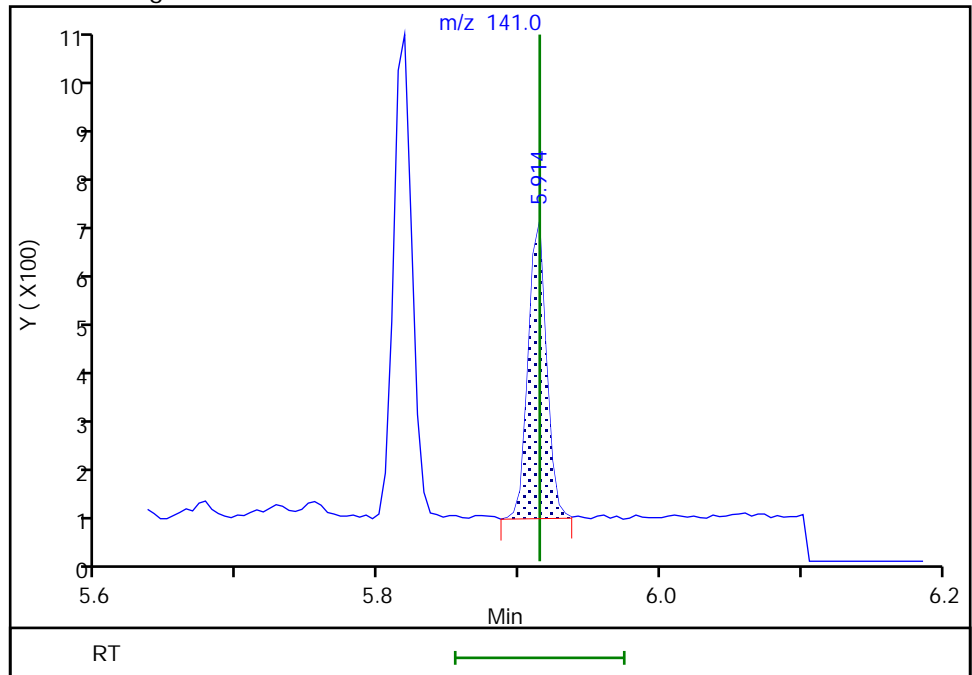
Not Detected
Expected RT: 5.91

Processing Integration Results



Manual Integration Results

RT: 5.91
Area: 511
Amount: 4.640765
Amount Units: ug/L



Reviewer: thaneeratw, 28-Mar-2022 12:35:08
Audit Action: Assigned Compound ID

Audit Reason: Incomplete Integration

Eurofins Seattle

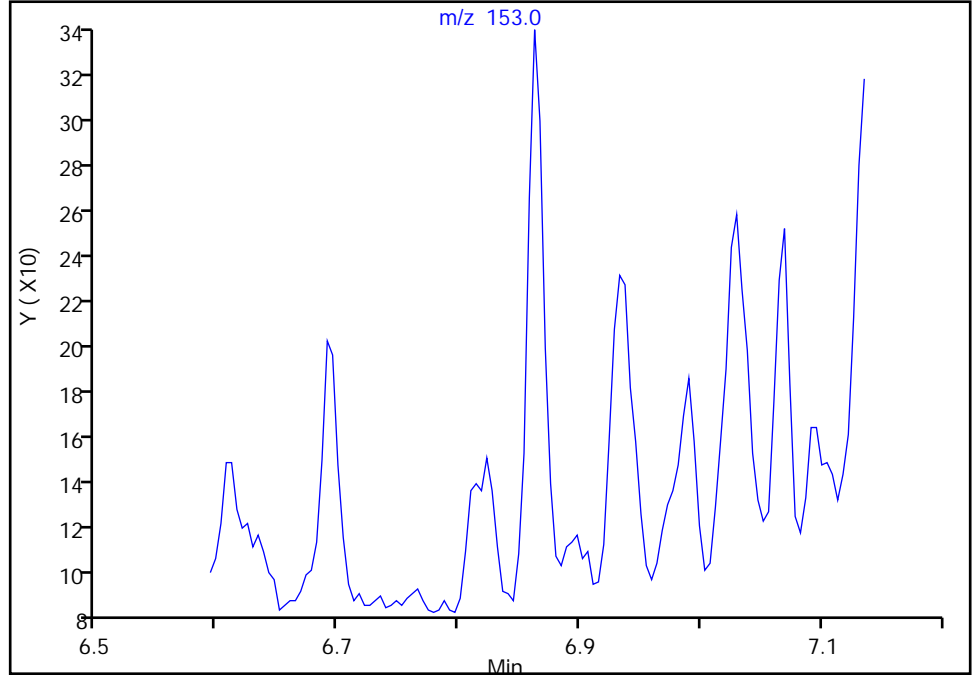
Data File: \\chromfs\Seattle\ChromData\TAC050\20220326-81963.b\SIM032622a027.D
Injection Date: 26-Mar-2022 22:36:30 Instrument ID: TAC050
Lims ID: 580-111589-A-1-A Lab Sample ID: 580-111589-1
Client ID: ERH2790 (OWDFMW08A)
Operator ID: tl ALS Bottle#: 26 Worklist Smp#: 25
Injection Vol: 1.0 ul Dil. Factor: 1.0000
Method: TAC050_SIM_PAH Limit Group: 8270D_SIM QSM 5.0
Column: Detector MS SCAN

15 Acenaphthene, CAS: 83-32-9

Signal: 1

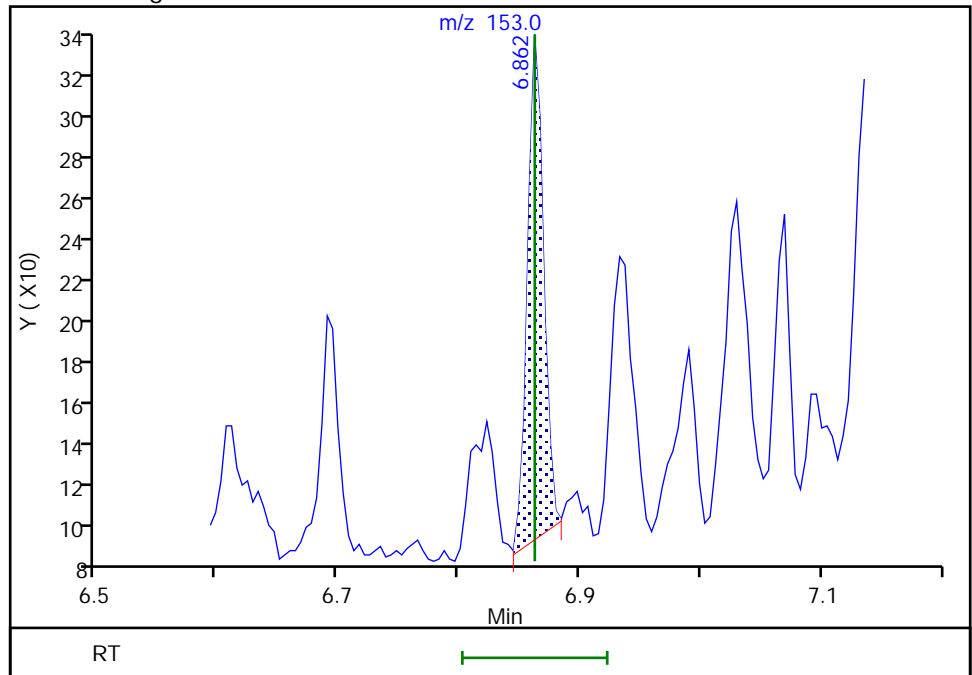
Not Detected
Expected RT: 6.86

Processing Integration Results



Manual Integration Results

RT: 6.86
Area: 220
Amount: 1.662700
Amount Units: ug/L



Reviewer: thaneeratw, 28-Mar-2022 12:35:42
Audit Action: Manually Integrated

Audit Reason: Incomplete Integration

Eurofins Seattle

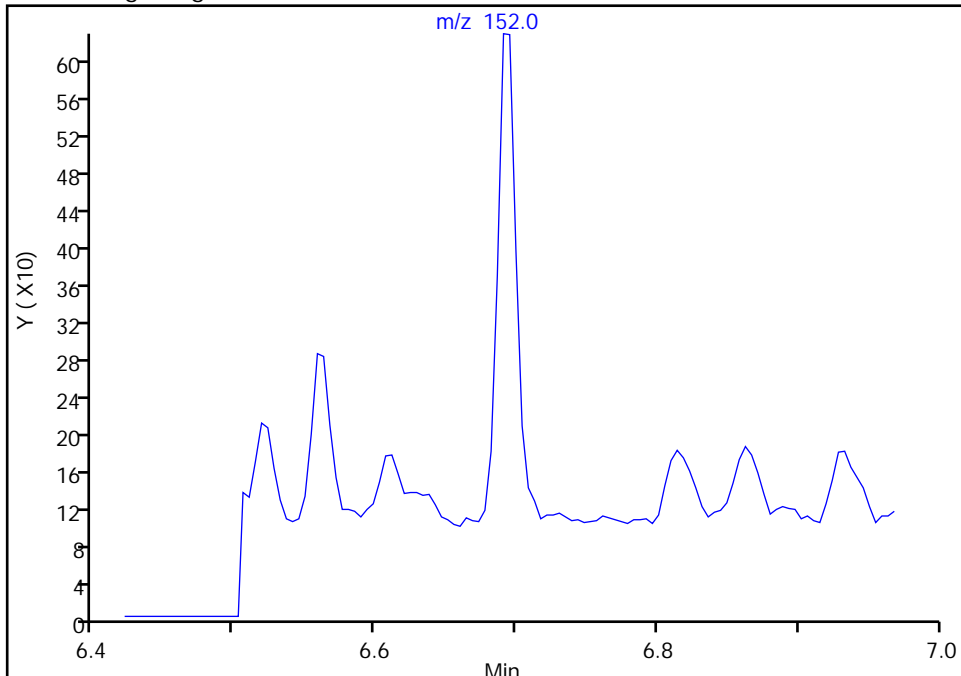
Data File: \\chromfs\Seattle\ChromData\TAC050\20220326-81963.b\SIM032622a027.D
Injection Date: 26-Mar-2022 22:36:30 Instrument ID: TAC050
Lims ID: 580-111589-A-1-A Lab Sample ID: 580-111589-1
Client ID: ERH2790 (OWDFMW08A)
Operator ID: tl ALS Bottle#: 26 Worklist Smp#: 25
Injection Vol: 1.0 ul Dil. Factor: 1.0000
Method: TAC050_SIM_PAH Limit Group: 8270D_SIM QSM 5.0
Column: Detector MS SCAN

14 Acenaphthylene, CAS: 208-96-8

Signal: 1

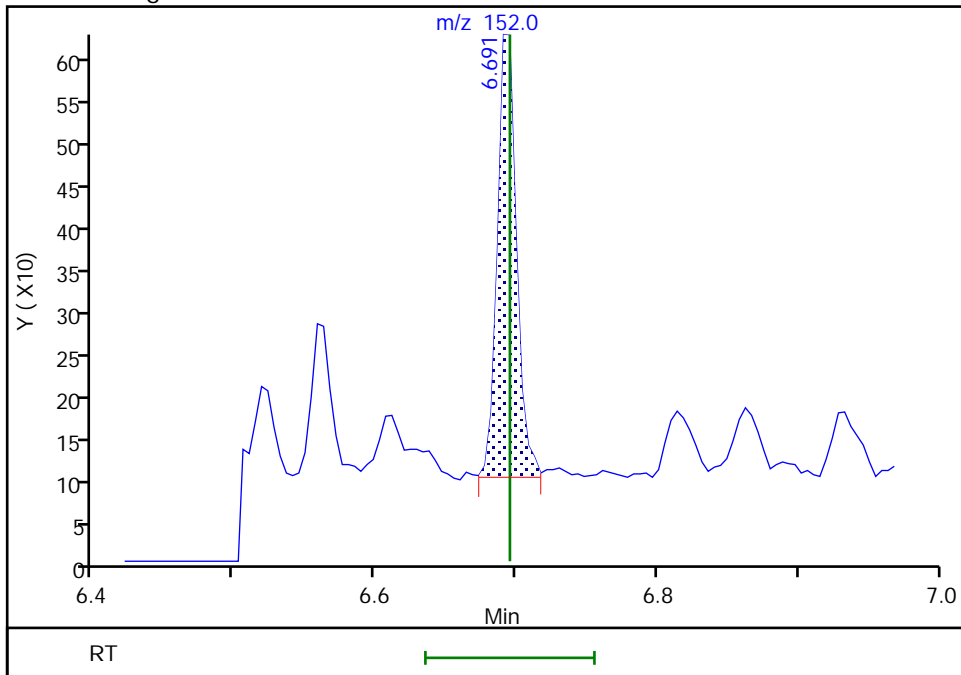
Not Detected
Expected RT: 6.70

Processing Integration Results



Manual Integration Results

RT: 6.69
Area: 490
Amount: 2.324005
Amount Units: ug/L



Reviewer: thaneeratw, 28-Mar-2022 12:35:35
Audit Action: Manually Integrated

Audit Reason: Incomplete Integration

Eurofins Seattle

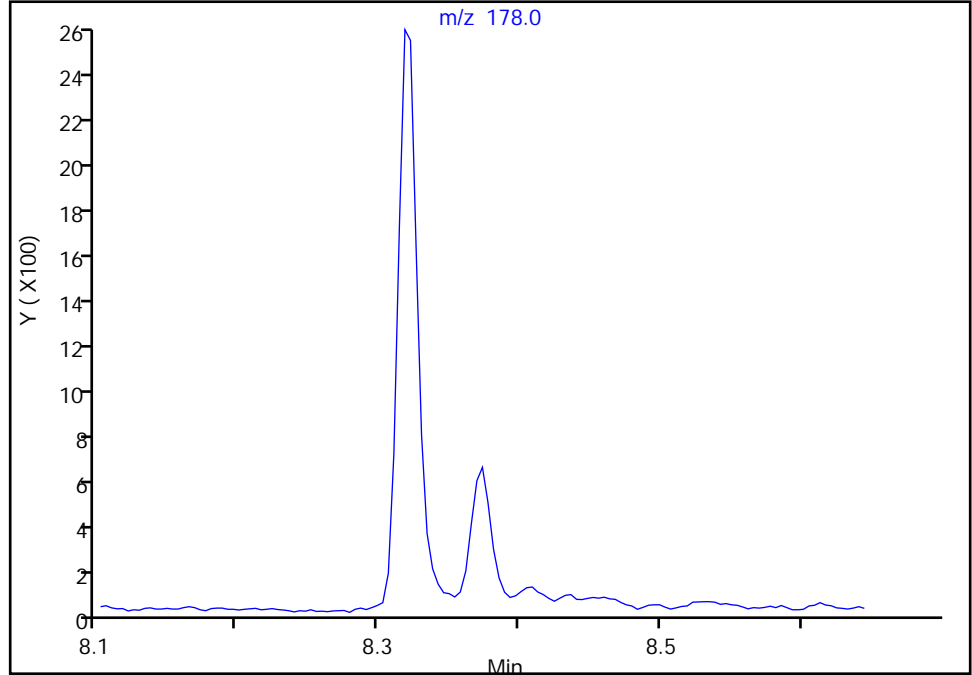
Data File: \\chromfs\Seattle\ChromData\TAC050\20220326-81963.b\SIM032622a027.D
Injection Date: 26-Mar-2022 22:36:30 Instrument ID: TAC050
Lims ID: 580-111589-A-1-A Lab Sample ID: 580-111589-1
Client ID: ERH2790 (OWDFMW08A)
Operator ID: tl ALS Bottle#: 26 Worklist Smp#: 25
Injection Vol: 1.0 ul Dil. Factor: 1.0000
Method: TAC050_SIM_PAH Limit Group: 8270D_SIM QSM 5.0
Column: Detector MS SCAN

19 Anthracene, CAS: 120-12-7

Signal: 1

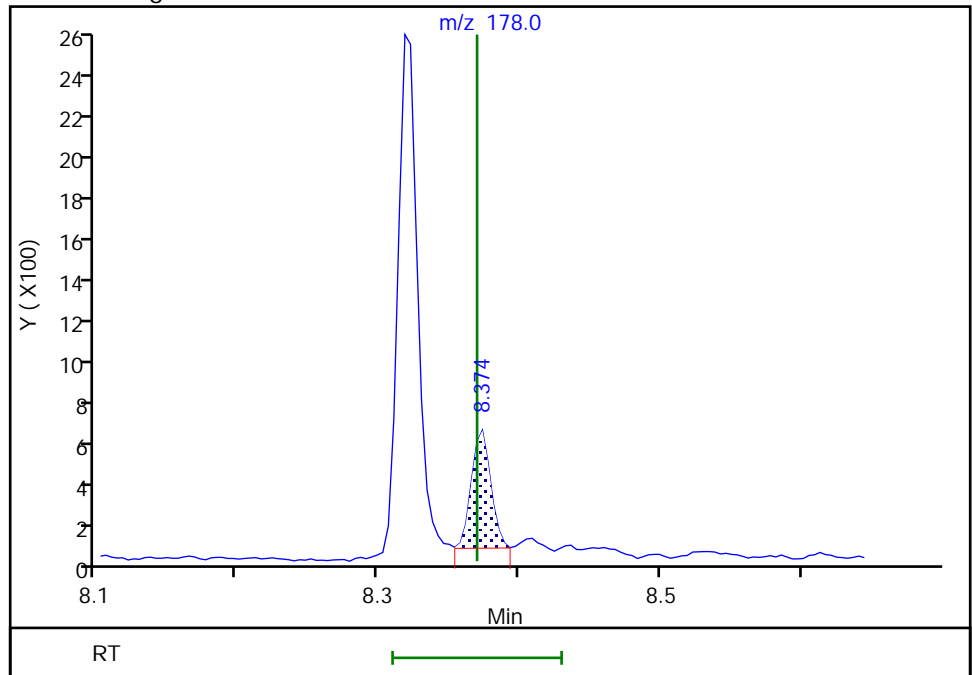
Not Detected
Expected RT: 8.37

Processing Integration Results



Manual Integration Results

RT: 8.37
Area: 523
Amount: 1.521633
Amount Units: ug/L



Reviewer: thaneeratw, 28-Mar-2022 12:35:59
Audit Action: Manually Integrated

Audit Reason: Incomplete Integration

Eurofins Seattle

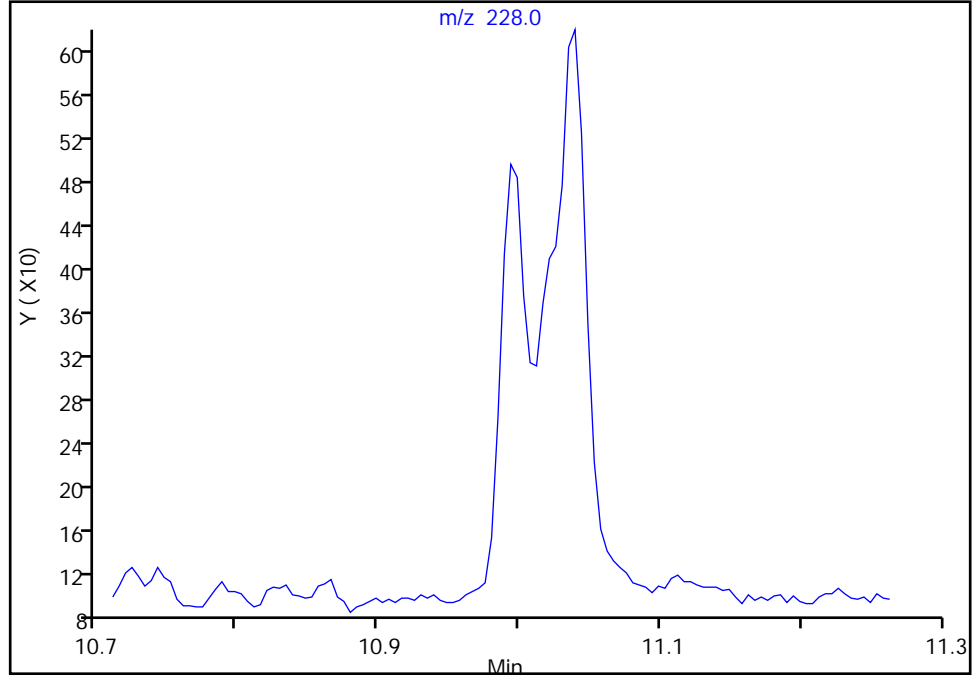
Data File: \\chromfs\Seattle\ChromData\TAC050\20220326-81963.b\SIM032622a027.D
Injection Date: 26-Mar-2022 22:36:30 Instrument ID: TAC050
Lims ID: 580-111589-A-1-A Lab Sample ID: 580-111589-1
Client ID: ERH2790 (OWDFMW08A)
Operator ID: tl ALS Bottle#: 26 Worklist Smp#: 25
Injection Vol: 1.0 ul Dil. Factor: 1.0000
Method: TAC050_SIM_PAH Limit Group: 8270D_SIM QSM 5.0
Column: Detector MS SCAN

22 Benzo[a]anthracene, CAS: 56-55-3

Signal: 1

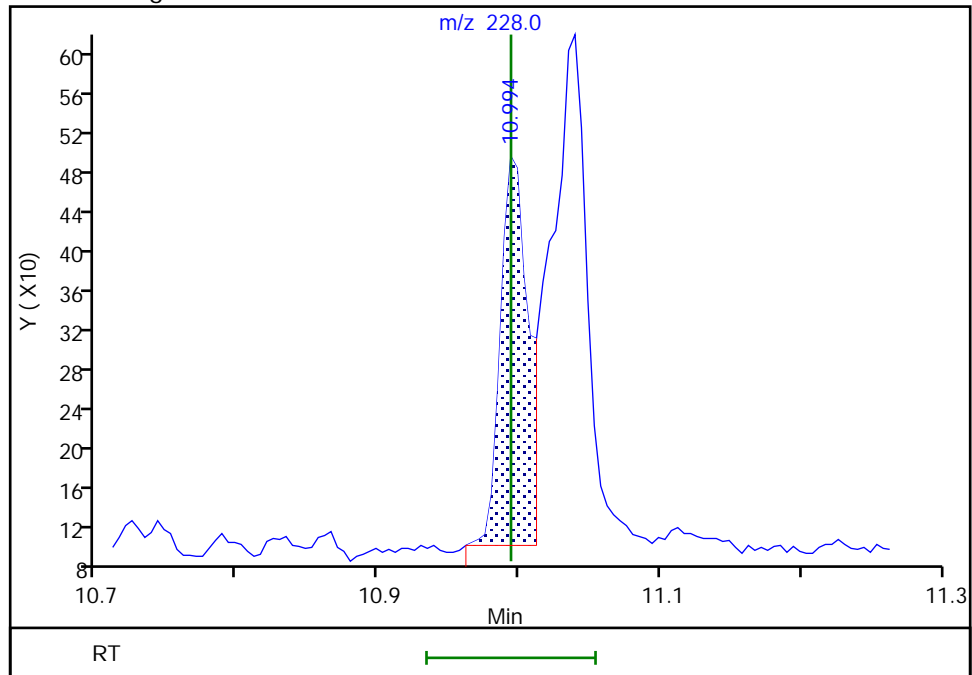
Not Detected
Expected RT: 10.99

Processing Integration Results



Manual Integration Results

RT: 10.99
Area: 522
Amount: 1.138094
Amount Units: ug/L



Eurofins Seattle

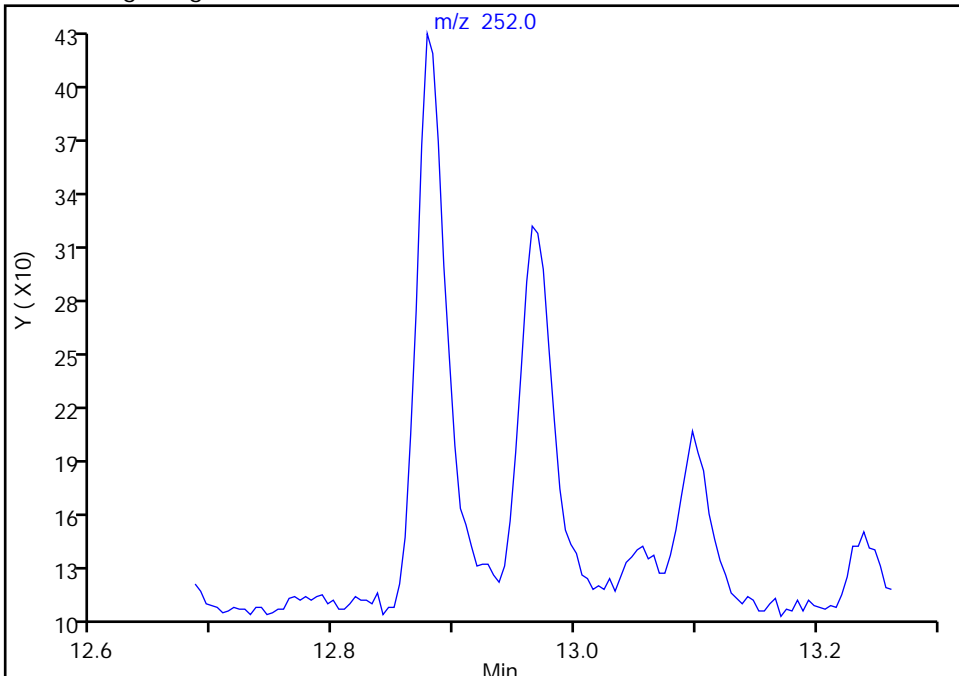
Data File: \\chromfs\Seattle\ChromData\TAC050\20220326-81963.b\SIM032622a027.D
Injection Date: 26-Mar-2022 22:36:30 Instrument ID: TAC050
Lims ID: 580-111589-A-1-A Lab Sample ID: 580-111589-1
Client ID: ERH2790 (OWDFMW08A)
Operator ID: tl ALS Bottle#: 26 Worklist Smp#: 25
Injection Vol: 1.0 ul Dil. Factor: 1.0000
Method: TAC050_SIM_PAH Limit Group: 8270D_SIM QSM 5.0
Column: Detector MS SCAN

26 Benzo[a]pyrene, CAS: 50-32-8

Signal: 1

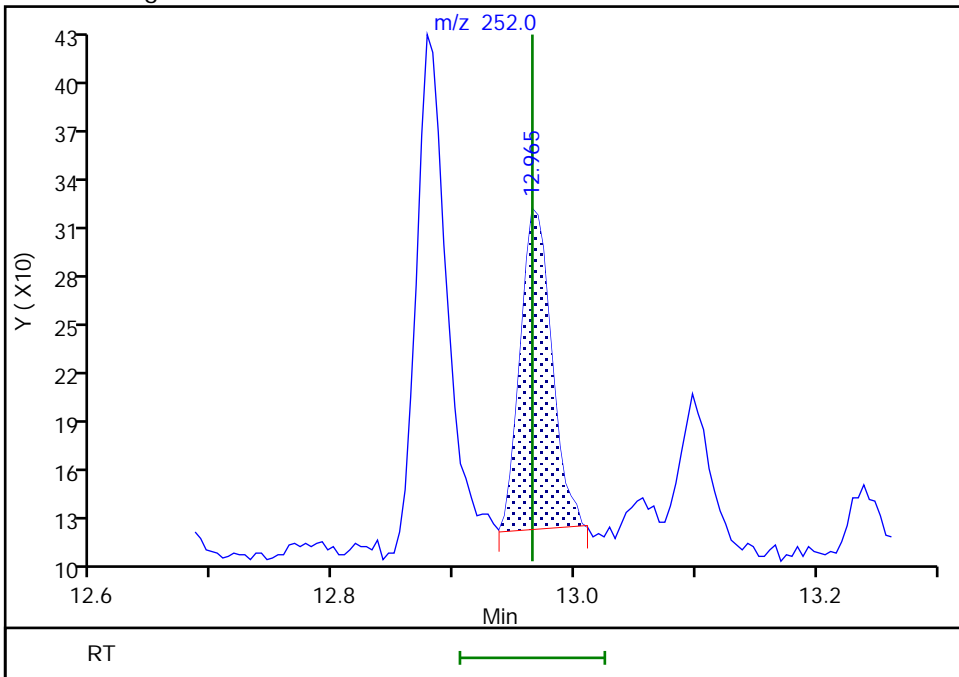
Not Detected
Expected RT: 12.96

Processing Integration Results



Manual Integration Results

RT: 12.96
Area: 355
Amount: 0.978784
Amount Units: ug/L



Reviewer: thaneeratw, 28-Mar-2022 12:36:37
Audit Action: Manually Integrated

Audit Reason: Incomplete Integration
Page 473 of 766

Eurofins Seattle

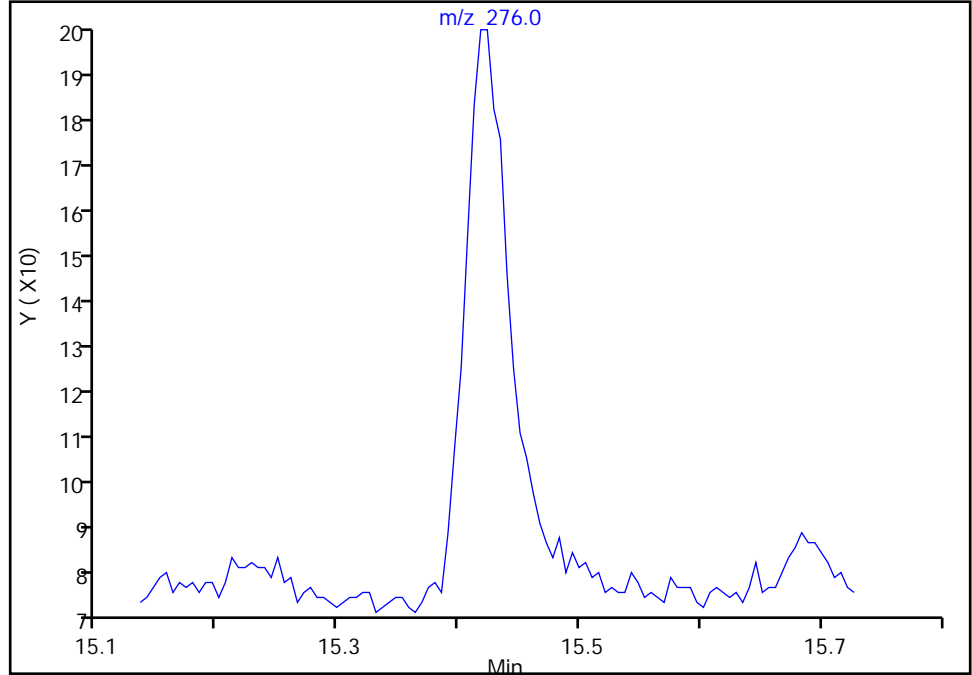
Data File: \\chromfs\Seattle\ChromData\TAC050\20220326-81963.b\SIM032622a027.D
Injection Date: 26-Mar-2022 22:36:30 Instrument ID: TAC050
Lims ID: 580-111589-A-1-A Lab Sample ID: 580-111589-1
Client ID: ERH2790 (OWDFMW08A)
Operator ID: tl ALS Bottle#: 26 Worklist Smp#: 25
Injection Vol: 1.0 ul Dil. Factor: 1.0000
Method: TAC050_SIM_PAH Limit Group: 8270D_SIM QSM 5.0
Column: Detector MS SCAN

29 Benzo[g,h,i]perylene, CAS: 191-24-2

Signal: 1

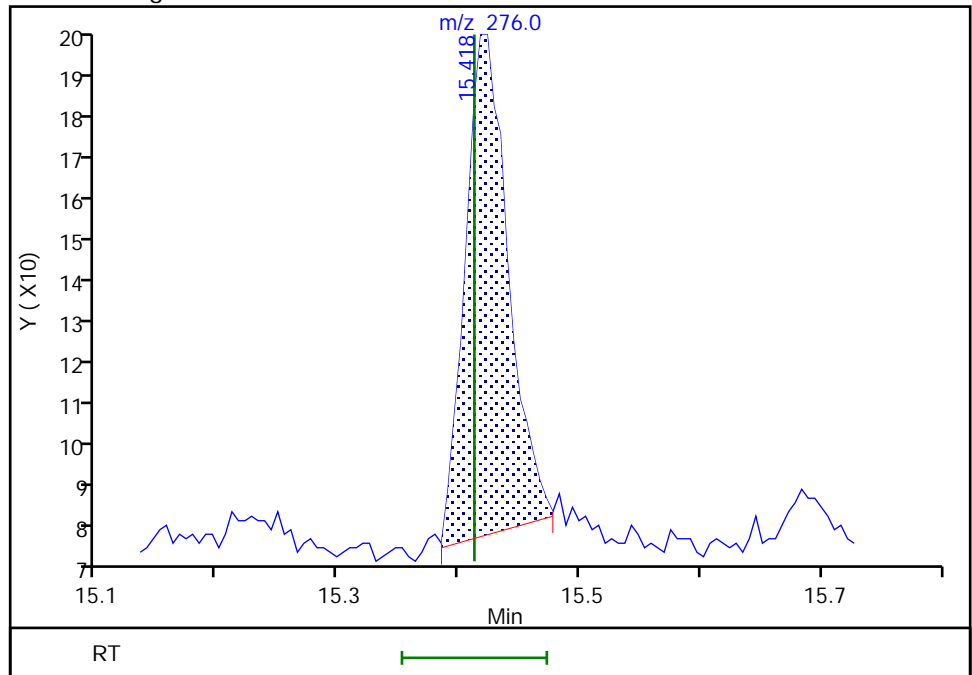
Not Detected
Expected RT: 15.41

Processing Integration Results



Manual Integration Results

RT: 15.42
Area: 274
Amount: 0.606083
Amount Units: ug/L



Reviewer: thaneeratw, 28-Mar-2022 12:36:45
Audit Action: Manually Integrated

Audit Reason: Incomplete Integration

Eurofins Seattle

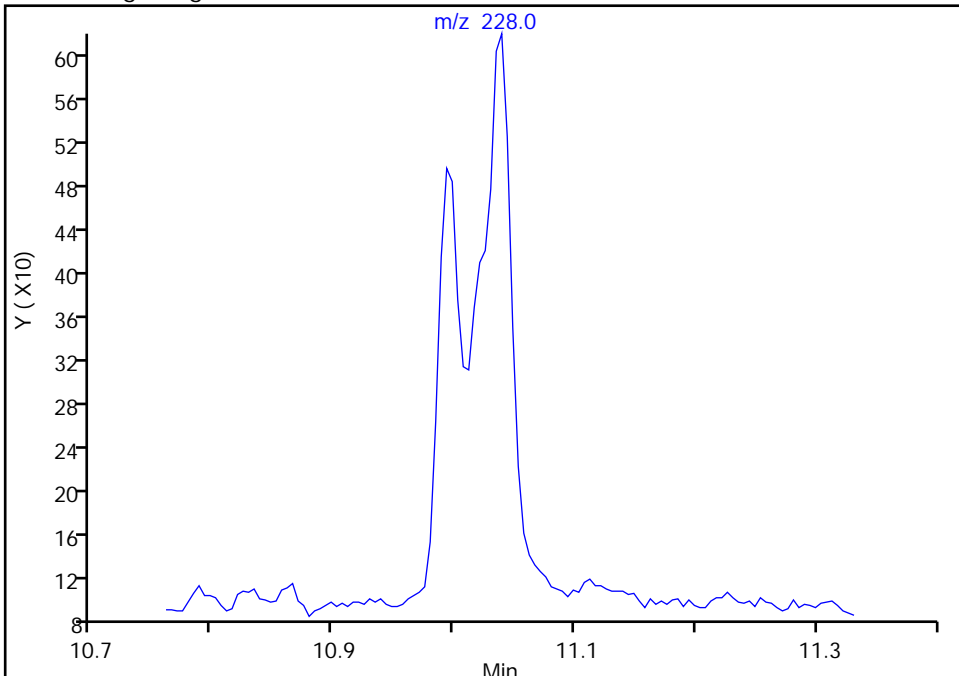
Data File: \\chromfs\Seattle\ChromData\TAC050\20220326-81963.b\SIM032622a027.D
Injection Date: 26-Mar-2022 22:36:30 Instrument ID: TAC050
Lims ID: 580-111589-A-1-A Lab Sample ID: 580-111589-1
Client ID: ERH2790 (OWDFMW08A)
Operator ID: tl ALS Bottle#: 26 Worklist Smp#: 25
Injection Vol: 1.0 ul Dil. Factor: 1.0000
Method: TAC050_SIM_PAH Limit Group: 8270D_SIM QSM 5.0
Column: Detector MS SCAN

23 Chrysene, CAS: 218-01-9

Signal: 1

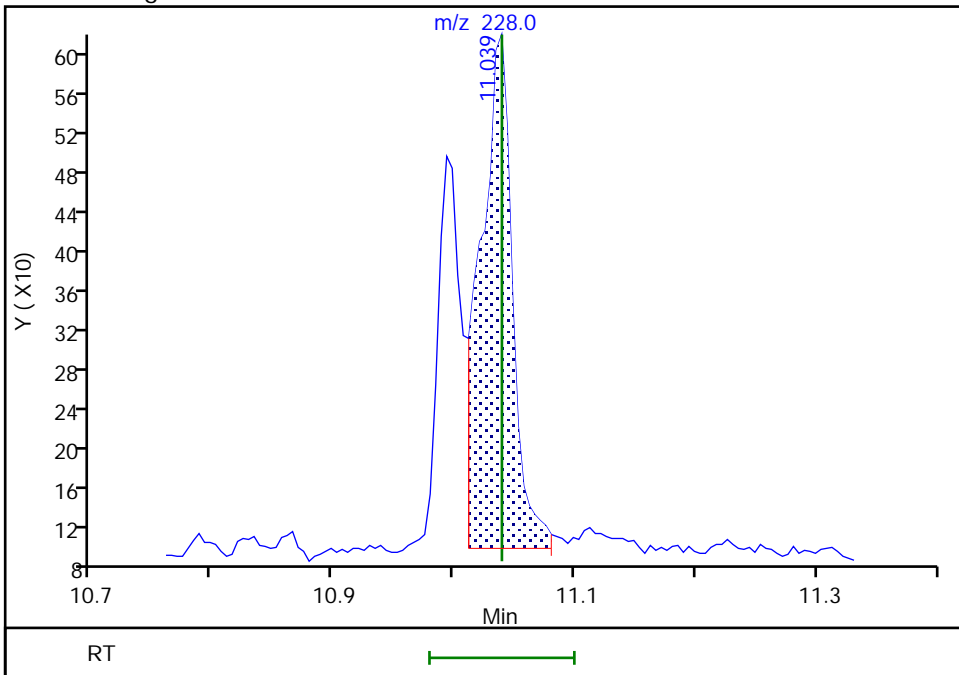
Not Detected
Expected RT: 11.04

Processing Integration Results



Manual Integration Results

RT: 11.04
Area: 930
Amount: 2.698726
Amount Units: ug/L



Reviewer: thaneeratw, 28-Mar-2022 12:36:26
Audit Action: Manually Integrated

Audit Reason: Incomplete Integration

Eurofins Seattle

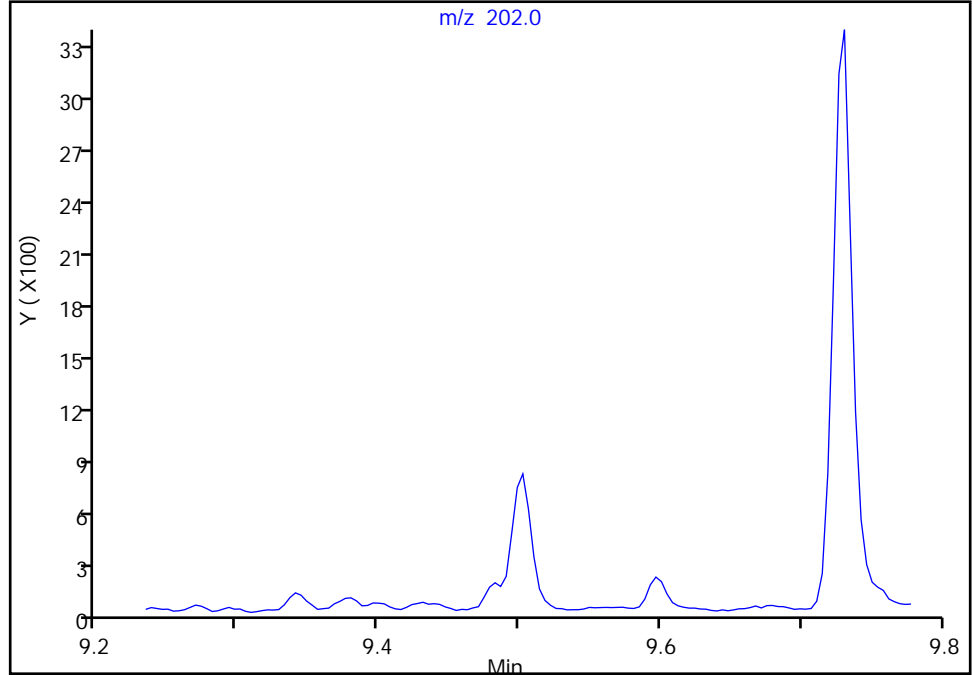
Data File: \\chromfs\Seattle\ChromData\TAC050\20220326-81963.b\SIM032622a027.D
Injection Date: 26-Mar-2022 22:36:30 Instrument ID: TAC050
Lims ID: 580-111589-A-1-A Lab Sample ID: 580-111589-1
Client ID: ERH2790 (OWDFMW08A)
Operator ID: tl ALS Bottle#: 26 Worklist Smp#: 25
Injection Vol: 1.0 ul Dil. Factor: 1.0000
Method: TAC050_SIM_PAH Limit Group: 8270D_SIM QSM 5.0
Column: Detector MS SCAN

20 Fluoranthene, CAS: 206-44-0

Signal: 1

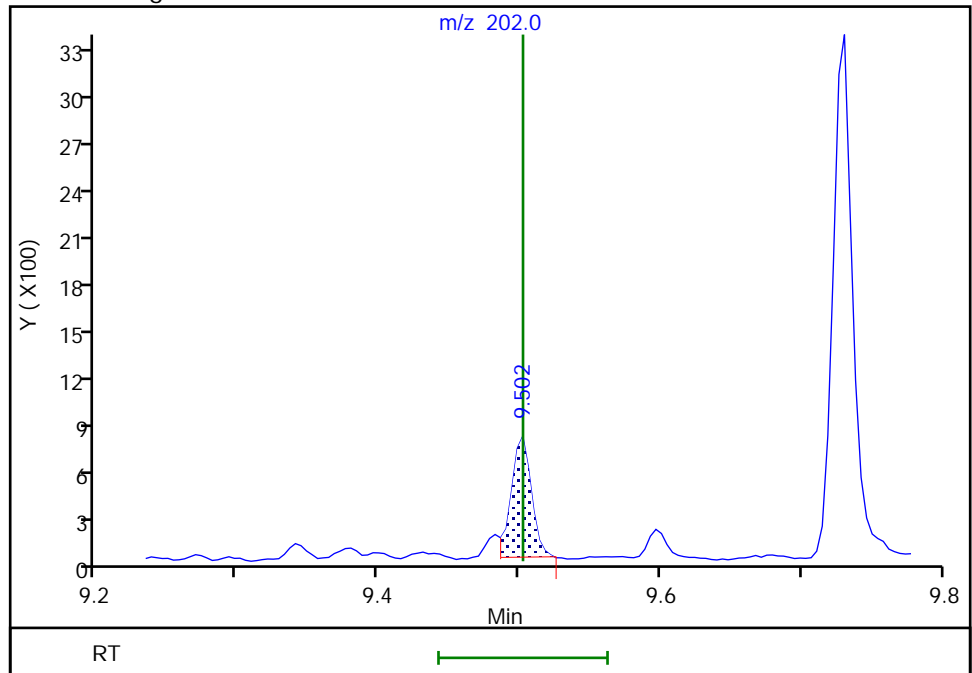
Not Detected
Expected RT: 9.50

Processing Integration Results



Manual Integration Results

RT: 9.50
Area: 731
Amount: 2.296153
Amount Units: ug/L



Reviewer: thaneeratw, 28-Mar-2022 12:36:08
Audit Action: Manually Integrated

Audit Reason: Incomplete Integration

Eurofins Seattle

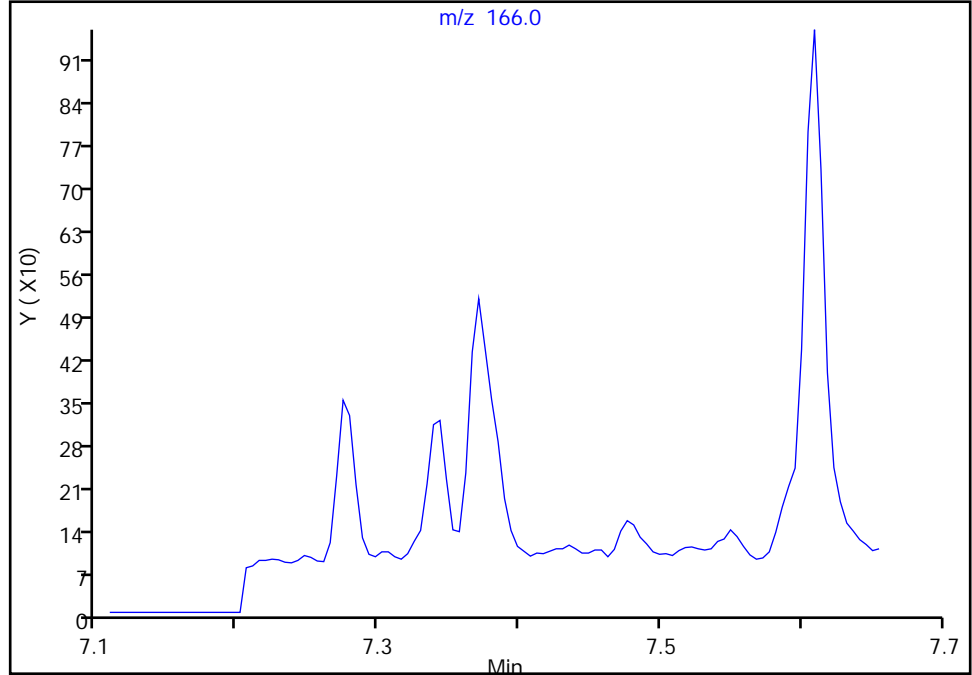
Data File: \\chromfs\Seattle\ChromData\TAC050\20220326-81963.b\SIM032622a027.D
Injection Date: 26-Mar-2022 22:36:30 Instrument ID: TAC050
Lims ID: 580-111589-A-1-A Lab Sample ID: 580-111589-1
Client ID: ERH2790 (OWDFMW08A)
Operator ID: tl ALS Bottle#: 26 Worklist Smp#: 25
Injection Vol: 1.0 ul Dil. Factor: 1.0000
Method: TAC050_SIM_PAH Limit Group: 8270D_SIM QSM 5.0
Column: Detector MS SCAN

16 Fluorene, CAS: 86-73-7

Signal: 1

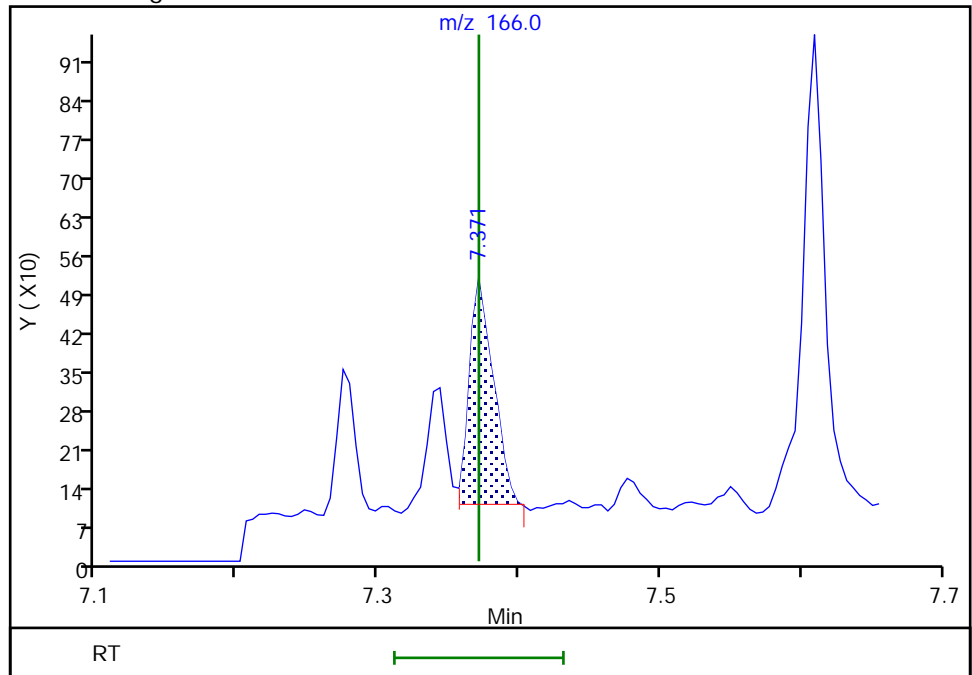
Not Detected
Expected RT: 7.37

Processing Integration Results



Manual Integration Results

RT: 7.37
Area: 478
Amount: 3.240412
Amount Units: ug/L



Reviewer: thaneeratw, 28-Mar-2022 12:35:48
Audit Action: Manually Integrated

Audit Reason: Incomplete Integration

Eurofins Seattle

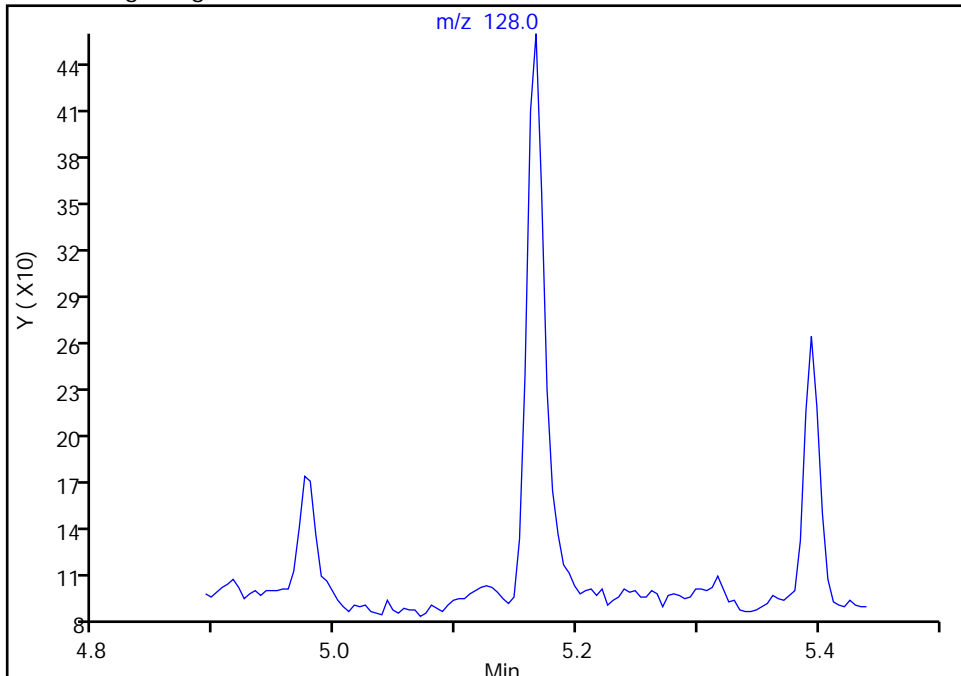
Data File: \\chromfs\Seattle\ChromData\TAC050\20220326-81963.b\SIM032622a027.D
Injection Date: 26-Mar-2022 22:36:30 Instrument ID: TAC050
Lims ID: 580-111589-A-1-A Lab Sample ID: 580-111589-1
Client ID: ERH2790 (OWDFMW08A)
Operator ID: tl ALS Bottle#: 26 Worklist Smp#: 25
Injection Vol: 1.0 ul Dil. Factor: 1.0000
Method: TAC050_SIM_PAH Limit Group: 8270D_SIM QSM 5.0
Column: Detector MS SCAN

11 Naphthalene, CAS: 91-20-3

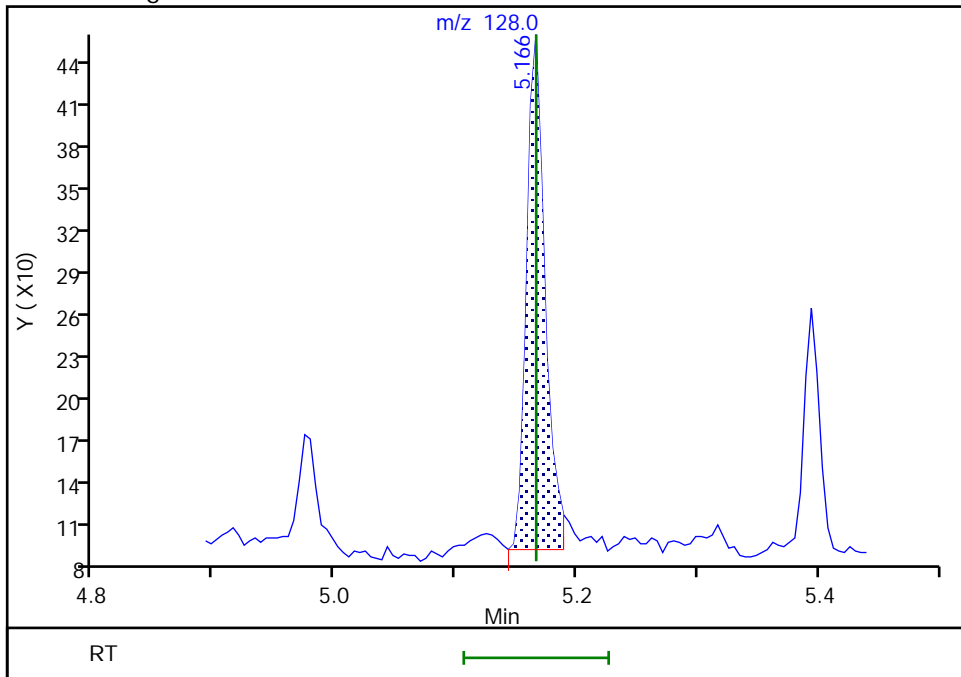
Signal: 1

Not Detected
Expected RT: 5.17

Processing Integration Results



Manual Integration Results



RT: 5.17
Area: 372
Amount: 1.855860
Amount Units: ug/L

FORM I
GC/MS SEMI VOA ORGANICS ANALYSIS DATA SHEET

Lab Name: Eurofins Seattle Job No.: 580-111589-1
 SDG No.: _____
 Client Sample ID: ERH2791 (OWDFMW08A FD) Lab Sample ID: 580-111589-2
 Matrix: Water Lab File ID: SIM032622a028.D
 Analysis Method: 8270E SIM Date Collected: 03/17/2022 12:25
 Extract. Method: 3510C Date Extracted: 03/24/2022 09:08
 Sample wt/vol: 1052.3 (mL) Date Analyzed: 03/26/2022 22:55
 Con. Extract Vol.: 2 (mL) Dilution Factor: 1
 Injection Volume: 1 (uL) Level: (low/med) Low
 % Moisture: _____ GPC Cleanup: (Y/N) N
 Analysis Batch No.: 385266 Units: ug/L

CAS NO.	COMPOUND NAME	RESULT	Q	LOQ	LOD	DL
90-12-0	1-Methylnaphthalene	0.030	U M	0.095	0.030	0.018
91-57-6	2-Methylnaphthalene	0.076	U M	0.19	0.076	0.037
83-32-9	Acenaphthene	0.030	U M	0.095	0.030	0.013
208-96-8	Acenaphthylene	0.030	U	0.048	0.030	0.0086
120-12-7	Anthracene	0.076	U	0.095	0.076	0.021
56-55-3	Benzo[a]anthracene	0.030	U	0.048	0.030	0.013
50-32-8	Benzo[a]pyrene	0.030	U	0.095	0.030	0.010
205-99-2	Benzo[b]fluoranthene	0.030	U	0.048	0.030	0.010
191-24-2	Benzo[g,h,i]perylene	0.030	U	0.048	0.030	0.011
207-08-9	Benzo[k]fluoranthene	0.030	U	0.048	0.030	0.011
218-01-9	Chrysene	0.030	U	0.095	0.030	0.015
53-70-3	Dibenz(a,h)anthracene	0.030	U	0.095	0.030	0.025
206-44-0	Fluoranthene	0.030	U	0.19	0.030	0.017
86-73-7	Fluorene	0.030	U	0.095	0.030	0.016
193-39-5	Indeno[1,2,3-cd]pyrene	0.030	U	0.048	0.030	0.013
91-20-3	Naphthalene	0.076	U M	0.095	0.076	0.029
85-01-8	Phenanthrene	0.076	U M	0.095	0.076	0.029
129-00-0	Pyrene	0.076	U M	0.095	0.076	0.031

CAS NO.	SURROGATE	%REC	Q	LIMITS
7297-45-2	2-methylnaphthalene-d10	69		40-140
93951-69-0	Fluoranthene-d10 (Surr)	92		40-140
1718-51-0	Terphenyl-d14	98		58-132

Eurofins Seattle
Target Compound Quantitation Report

Data File: \\chromfs\Seattle\ChromData\TAC050\20220326-81963.b\SIM032622a028.D
 Lims ID: 580-111589-A-2-A
 Client ID: ERH2791 (OWDFMW08A FD)
 Sample Type: Client
 Inject. Date: 26-Mar-2022 22:55:30 ALS Bottle#: 27 Worklist Smp#: 26
 Injection Vol: 1.0 ul Dil. Factor: 1.0000
 Sample Info: 580-111589-A-2-A
 Operator ID: tl Instrument ID: TAC050
 Method: \\chromfs\Seattle\ChromData\TAC050\20220326-81963.b\TAC050_SIM_PAH.m
 Limit Group: 8270D_SIM QSM 5.0
 Last Update: 28-Mar-2022 12:39:55 Calib Date: 14-Jan-2022 05:04:30
 Integrator: Falcon ID Type: RT Order ID
 Quant Method: Internal Standard Quant By: Initial Calibration
 Last ICal File: \\chromfs\Seattle\ChromData\TAC050\20220113-80849.b\SIM011322b026.D

Column 1 : Det: MS SCAN
 Process Host: CTX1647

First Level Reviewer: thaneeratw Date: 28-Mar-2022 12:39:55

Compound	Sig	RT (min.)	Exp RT (min.)	Dlt RT (min.)	Q	Response	OnCol Amt ug/L	Flags
* 1 Naphthalene-d8	136	5.148	5.148	0.000	90	18737	100.0	
* 2 Acenaphthene-d10	164	6.832	6.832	0.000	71	9705	100.0	
* 3 Phenanthrene-d10	188	8.299	8.299	0.000	56	16561	100.0	
* 4 Chrysene-d12	240	11.012	11.008	0.004	49	14166	100.0	
* 5 Perylene-d12	264	13.061	13.061	0.000	69	14712	100.0	
\$ 6 2-methylnaphthalene-d10	152	5.786	5.787	-0.001	67	76973	694.4	
\$ 10 2-Fluorobiphenyl	172	6.166	6.166	0.000	0	98294	632.9	
\$ 7 2,4,6-Tribromophenol	330	7.609	7.614	-0.005	57	26901	1005.5	
\$ 8 Fluoranthene-d10 (Surr)	212	9.483	9.487	-0.004	68	157463	920.3	
\$ 9 Terphenyl-d14	244	9.876	9.876	0.000	93	130087	980.1	
11 Naphthalene	128	5.166	5.166	0.000	88	239	1.21	Ma
12 2-Methylnaphthalene	141	5.818	5.819	0.000	89	81	0.7207	Ma
13 1-Methylnaphthalene	141	5.910	5.914	-0.004	80	45	0.4134	M
15 Acenaphthene	153	6.862	6.863	-0.001	60	72	0.5592	Ma
21 Pyrene	202	9.731	9.731	0.000	28	207	-0.2830	Ma

QC Flag Legend

Processing Flags

Review Flags

M - Manually Integrated

a - User Assigned ID

Reagents:

8270SIM_IS_00069 Amount Added: 10.00 Units: uL Run Reagent

Eurofins Seattle

Data File: \\chromfs\Seattle\ChromData\TAC050\20220326-81963.b\SIM032622a028.D

Injection Date: 26-Mar-2022 22:55:30

Instrument ID: TAC050

Lims ID: 580-111589-A-2-A

Lab Sample ID: 580-111589-2

Client ID: ERH2791 (OWDFMW08A FD)

Operator ID: tl

ALS Bottle#: 27

Worklist Smp#: 26

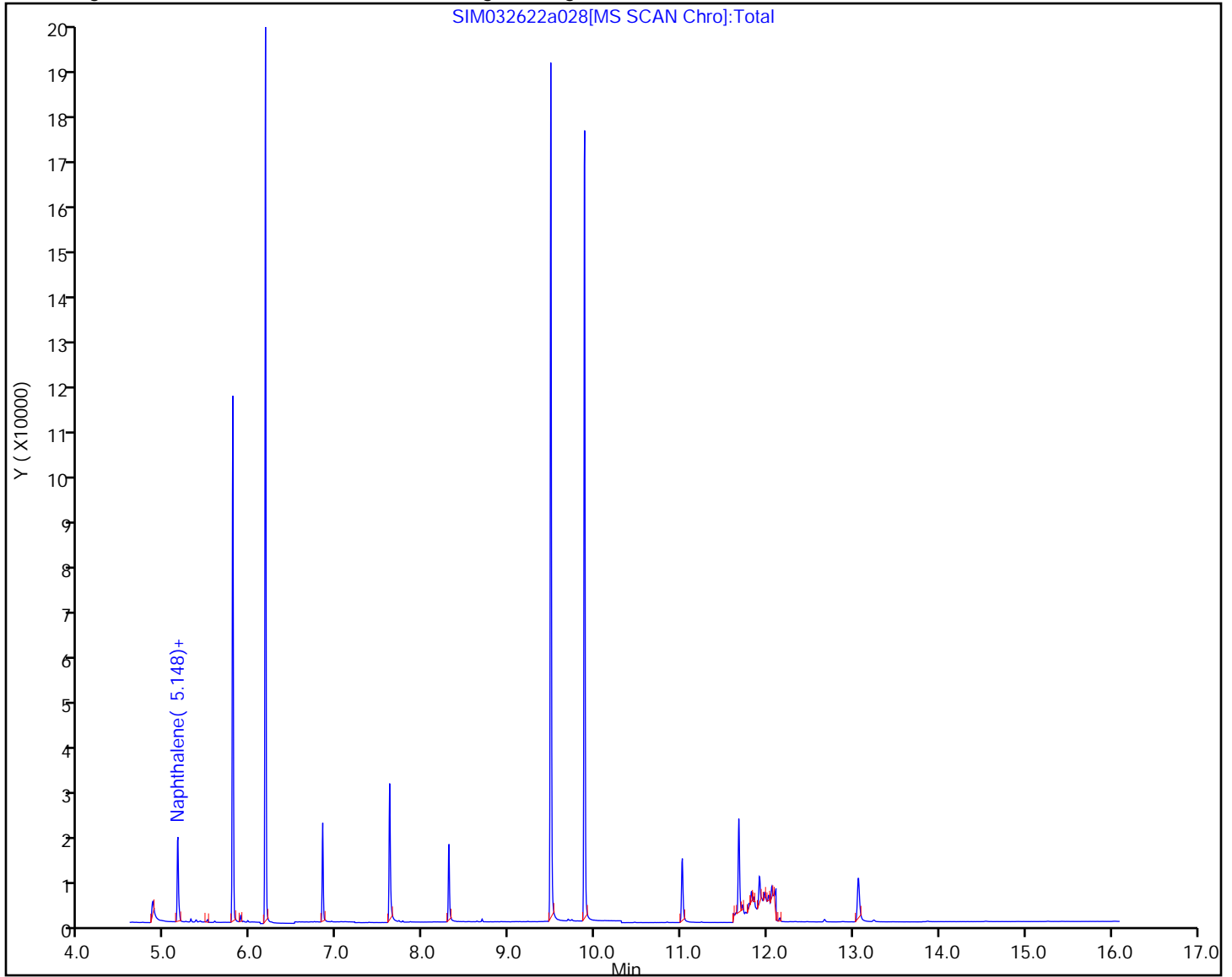
Injection Vol: 1.0 ul

Dil. Factor: 1.0000

Method: TAC050_SIM_PAH

Limit Group: 8270D_SIM QSM 5.0

Y Scaling: Method Defined: Scale to the Nth Largest Target: 1



Eurofins Seattle
Recovery Report

Data File: \\chromfs\Seattle\ChromData\TAC050\20220326-81963.b\SIM032622a028.D
 Lims ID: 580-111589-A-2-A
 Client ID: ERH2791 (OWDFMW08A FD)
 Sample Type: Client
 Inject. Date: 26-Mar-2022 22:55:30 ALS Bottle#: 27 Worklist Smp#: 26
 Injection Vol: 1.0 ul Dil. Factor: 1.0000
 Sample Info: 580-111589-A-2-A
 Operator ID: tl Instrument ID: TAC050
 Method: \\chromfs\Seattle\ChromData\TAC050\20220326-81963.b\TAC050_SIM_PAH.m
 Limit Group: 8270D_SIM QSM 5.0
 Last Update: 28-Mar-2022 12:39:55 Calib Date: 14-Jan-2022 05:04:30
 Integrator: Falcon ID Type: RT Order ID
 Quant Method: Internal Standard Quant By: Initial Calibration
 Last ICal File: \\chromfs\Seattle\ChromData\TAC050\20220113-80849.b\SIM011322b026.D
 Column 1 : Det: MS SCAN
 Process Host: CTX1647

First Level Reviewer: thaneeratw

Date: 28-Mar-2022 12:39:55

Compound	Amount Added	Amount Recovered	% Rec.
\$ 6 2-methylnaphthalene-d10	1000.0	694.4	69.44
\$ 10 2-Fluorobiphenyl	1000.0	632.9	63.29
\$ 7 2,4,6-Tribromophenol	1000.0	1005.5	100.55
\$ 8 Fluoranthene-d10 (Surr)	1000.0	920.3	92.03
\$ 9 Terphenyl-d14	1000.0	980.1	98.01

Eurofins Seattle

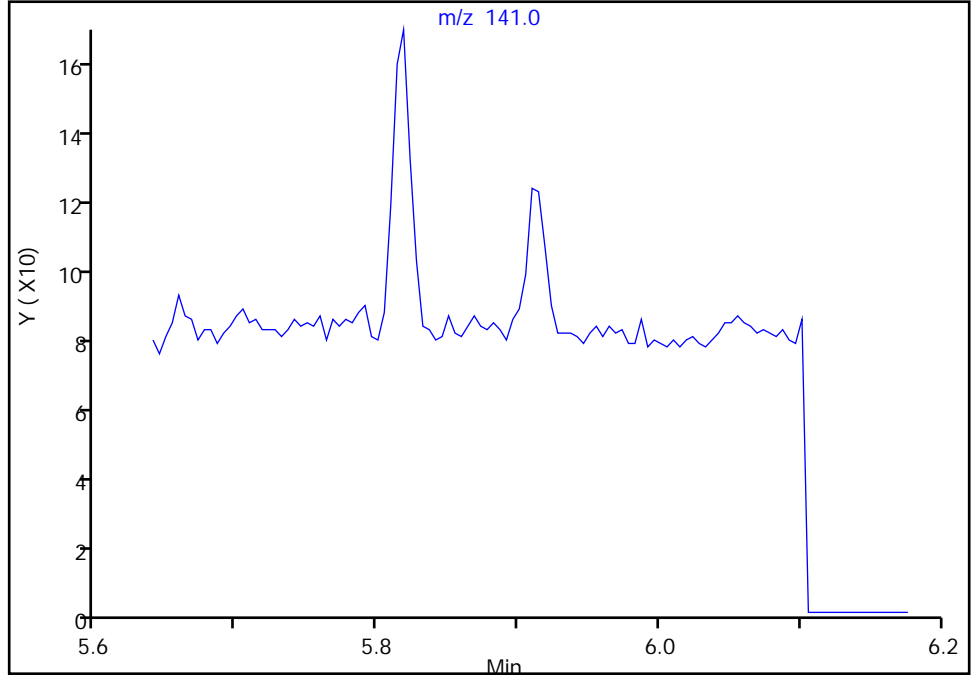
Data File: \\chromfs\Seattle\ChromData\TAC050\20220326-81963.b\SIM032622a028.D
Injection Date: 26-Mar-2022 22:55:30 Instrument ID: TAC050
Lims ID: 580-111589-A-2-A Lab Sample ID: 580-111589-2
Client ID: ERH2791 (OWDFMW08A FD)
Operator ID: tl ALS Bottle#: 27 Worklist Smp#: 26
Injection Vol: 1.0 ul Dil. Factor: 1.0000
Method: TAC050_SIM_PAH Limit Group: 8270D_SIM QSM 5.0
Column: Detector MS SCAN

13 1-Methylnaphthalene, CAS: 90-12-0

Signal: 1

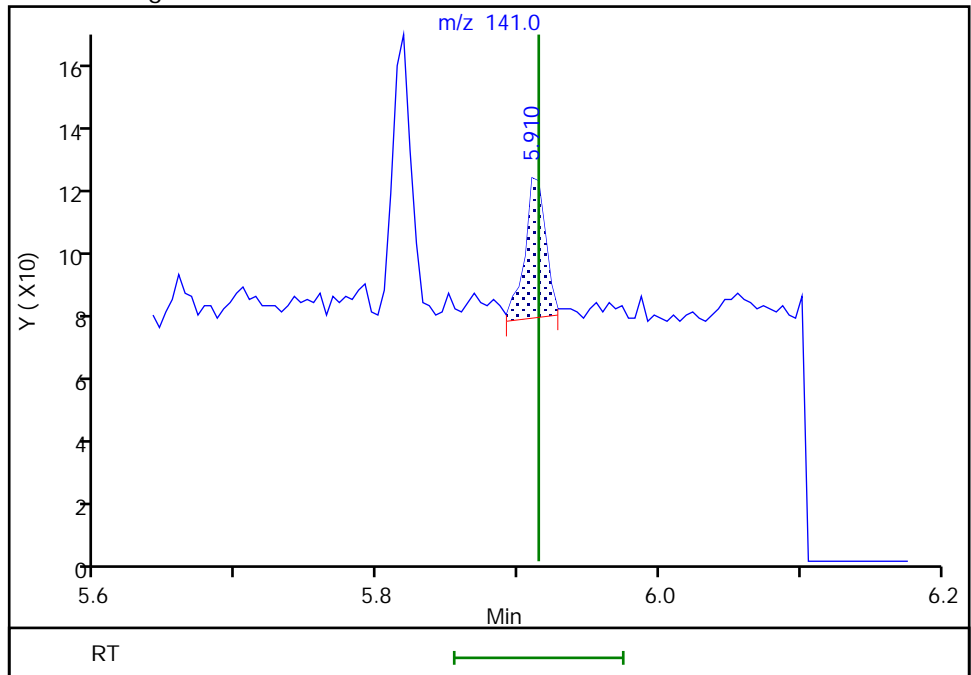
Not Detected
Expected RT: 5.91

Processing Integration Results



Manual Integration Results

RT: 5.91
Area: 45
Amount: 0.413367
Amount Units: ug/L



Reviewer: thaneeratw, 28-Mar-2022 12:38:40
Audit Action: Manually Integrated

Audit Reason: Incomplete Integration

Eurofins Seattle

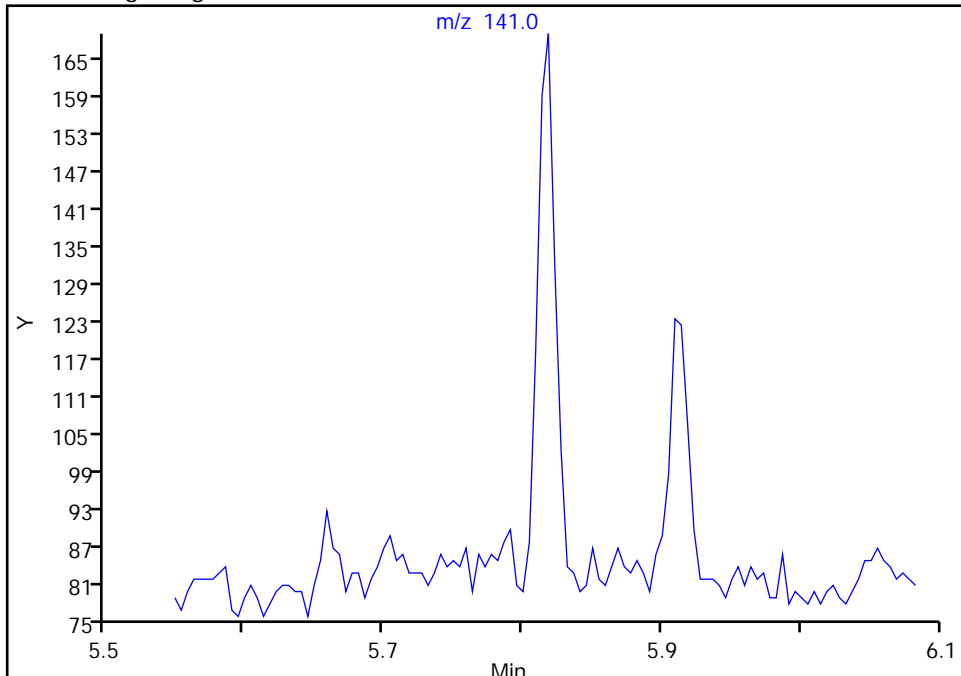
Data File: \\chromfs\Seattle\ChromData\TAC050\20220326-81963.b\SIM032622a028.D
Injection Date: 26-Mar-2022 22:55:30 Instrument ID: TAC050
Lims ID: 580-111589-A-2-A Lab Sample ID: 580-111589-2
Client ID: ERH2791 (OWDFMW08A FD)
Operator ID: tl ALS Bottle#: 27 Worklist Smp#: 26
Injection Vol: 1.0 ul Dil. Factor: 1.0000
Method: TAC050_SIM_PAH Limit Group: 8270D_SIM QSM 5.0
Column: Detector MS SCAN

12 2-Methylnaphthalene, CAS: 91-57-6

Signal: 1

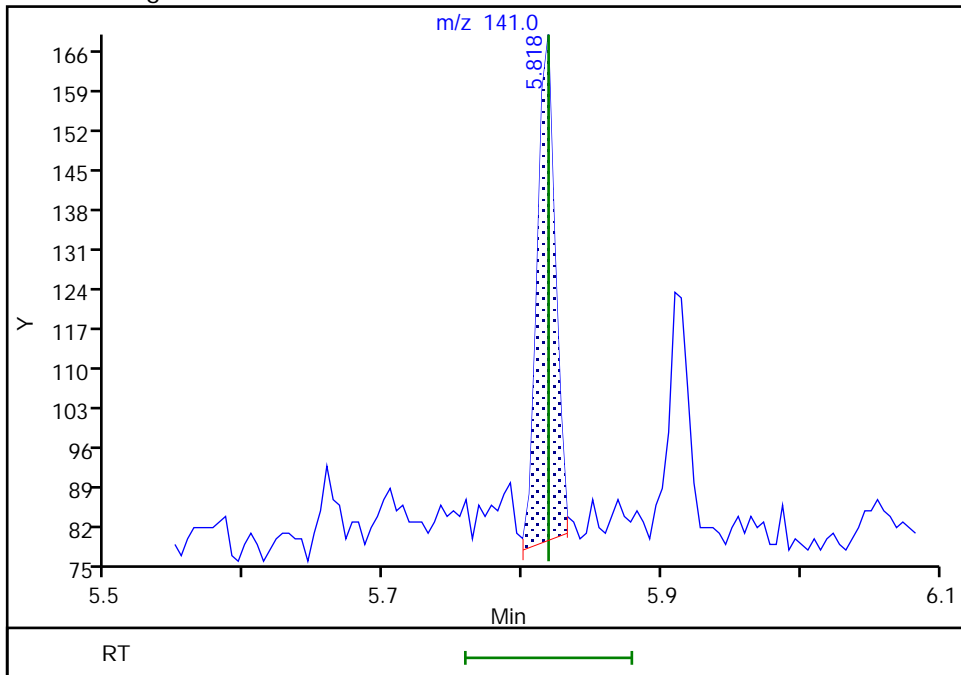
Not Detected
Expected RT: 5.82

Processing Integration Results



Manual Integration Results

RT: 5.82
Area: 81
Amount: 0.720708
Amount Units: ug/L



Reviewer: thaneeratw, 28-Mar-2022 12:38:28
Audit Action: Manually Integrated

Audit Reason: Incomplete Integration

Eurofins Seattle

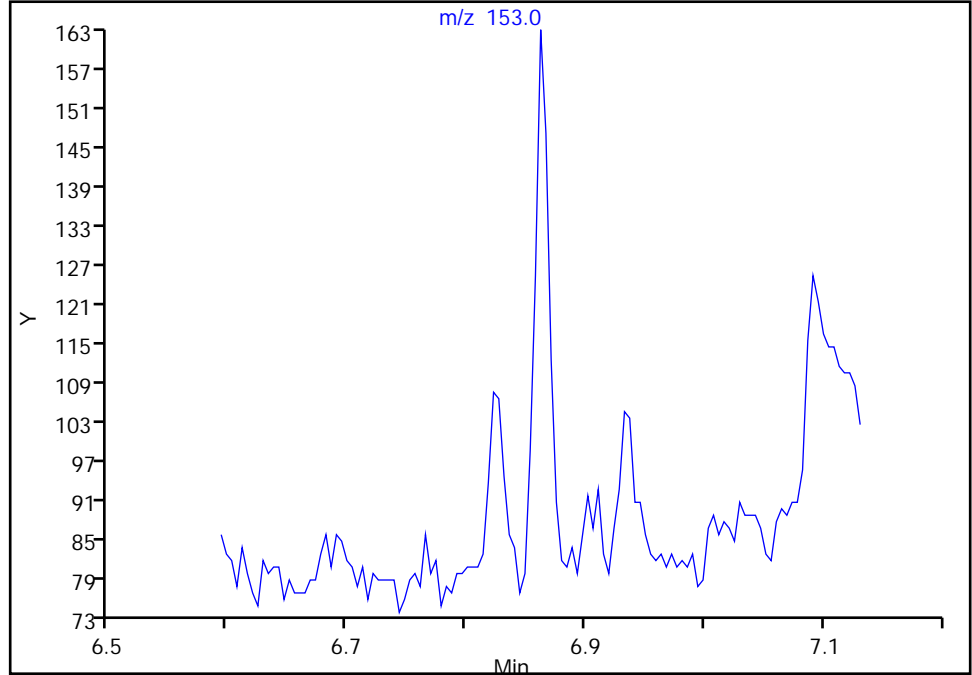
Data File: \\chromfs\Seattle\ChromData\TAC050\20220326-81963.b\SIM032622a028.D
Injection Date: 26-Mar-2022 22:55:30 Instrument ID: TAC050
Lims ID: 580-111589-A-2-A Lab Sample ID: 580-111589-2
Client ID: ERH2791 (OWDFMW08A FD)
Operator ID: tl ALS Bottle#: 27 Worklist Smp#: 26
Injection Vol: 1.0 ul Dil. Factor: 1.0000
Method: TAC050_SIM_PAH Limit Group: 8270D_SIM QSM 5.0
Column: Detector MS SCAN

15 Acenaphthene, CAS: 83-32-9

Signal: 1

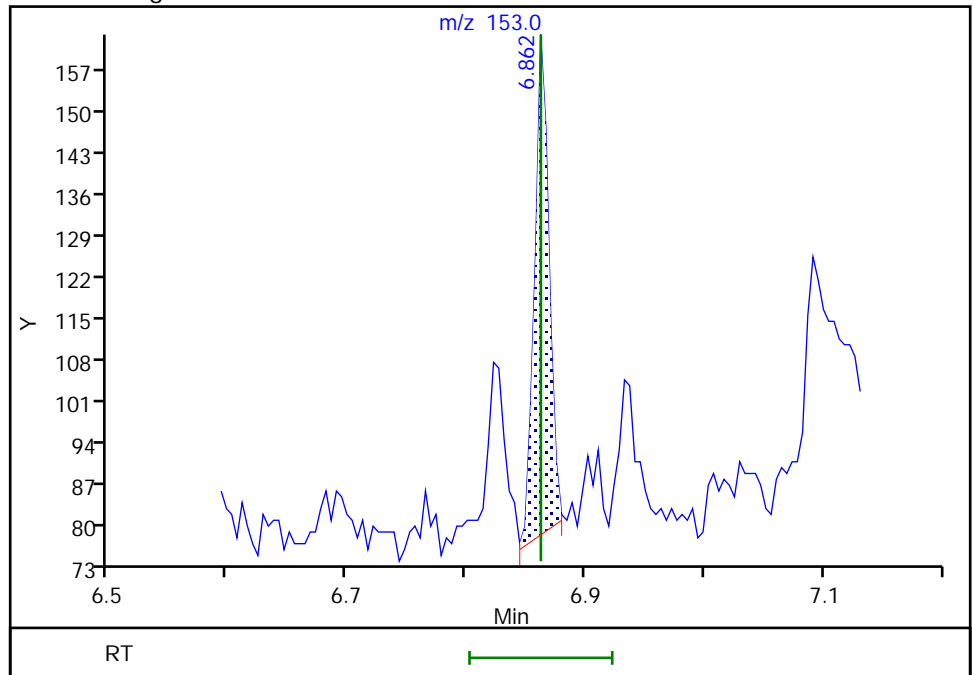
Not Detected
Expected RT: 6.86

Processing Integration Results



Manual Integration Results

RT: 6.86
Area: 72
Amount: 0.559183
Amount Units: ug/L



Reviewer: thaneeratw, 28-Mar-2022 12:39:05
Audit Action: Manually Integrated

Audit Reason: Incomplete Integration

Eurofins Seattle

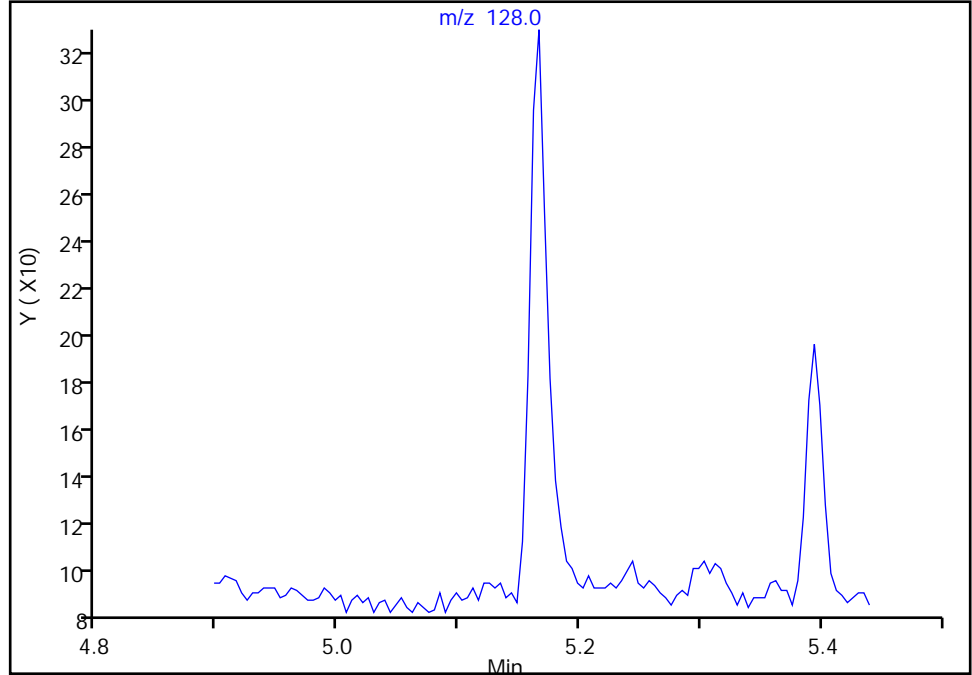
Data File: \\chromfs\Seattle\ChromData\TAC050\20220326-81963.b\SIM032622a028.D
Injection Date: 26-Mar-2022 22:55:30 Instrument ID: TAC050
Lims ID: 580-111589-A-2-A Lab Sample ID: 580-111589-2
Client ID: ERH2791 (OWDFMW08A FD)
Operator ID: tl ALS Bottle#: 27 Worklist Smp#: 26
Injection Vol: 1.0 ul Dil. Factor: 1.0000
Method: TAC050_SIM_PAH Limit Group: 8270D_SIM QSM 5.0
Column: Detector MS SCAN

11 Naphthalene, CAS: 91-20-3

Signal: 1

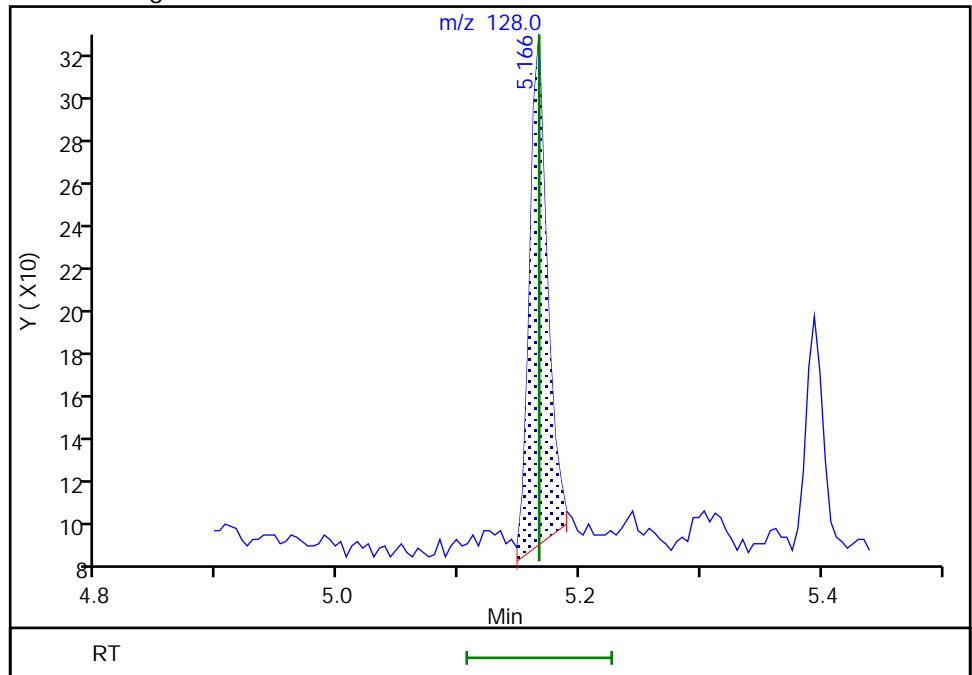
Not Detected
Expected RT: 5.17

Processing Integration Results



Manual Integration Results

RT: 5.17
Area: 239
Amount: 1.206022
Amount Units: ug/L



Reviewer: thaneeratw, 28-Mar-2022 12:38:09
Audit Action: Manually Integrated

Audit Reason: Incomplete Integration

Eurofins Seattle

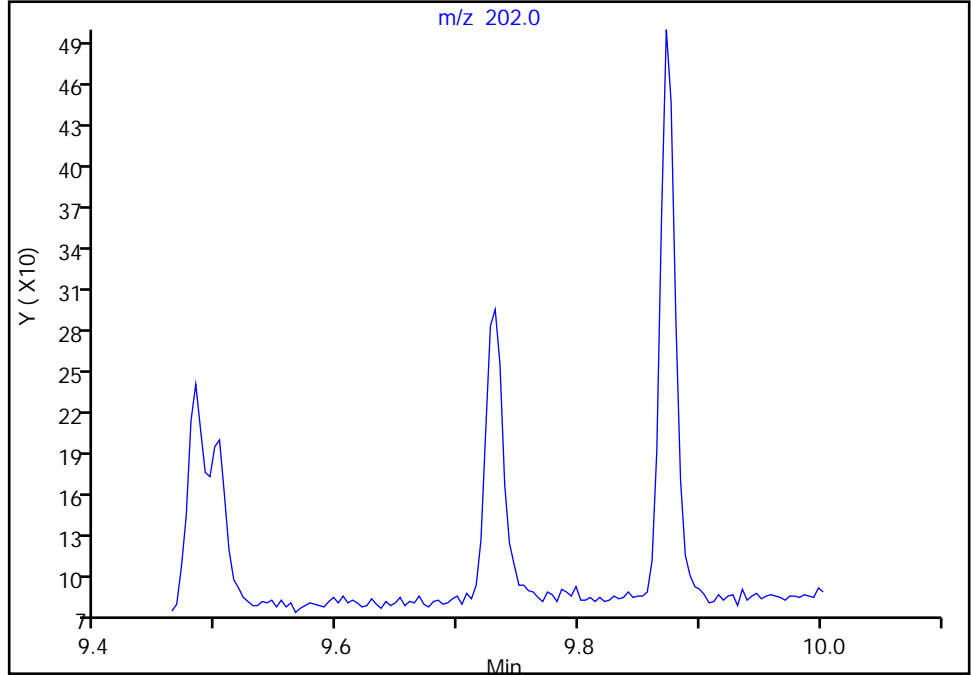
Data File: \\chromfs\Seattle\ChromData\TAC050\20220326-81963.b\SIM032622a028.D
Injection Date: 26-Mar-2022 22:55:30 Instrument ID: TAC050
Lims ID: 580-111589-A-2-A Lab Sample ID: 580-111589-2
Client ID: ERH2791 (OWDFMW08A FD)
Operator ID: tl ALS Bottle#: 27 Worklist Smp#: 26
Injection Vol: 1.0 ul Dil. Factor: 1.0000
Method: TAC050_SIM_PAH Limit Group: 8270D_SIM QSM 5.0
Column: Detector MS SCAN

21 Pyrene, CAS: 129-00-0

Signal: 1

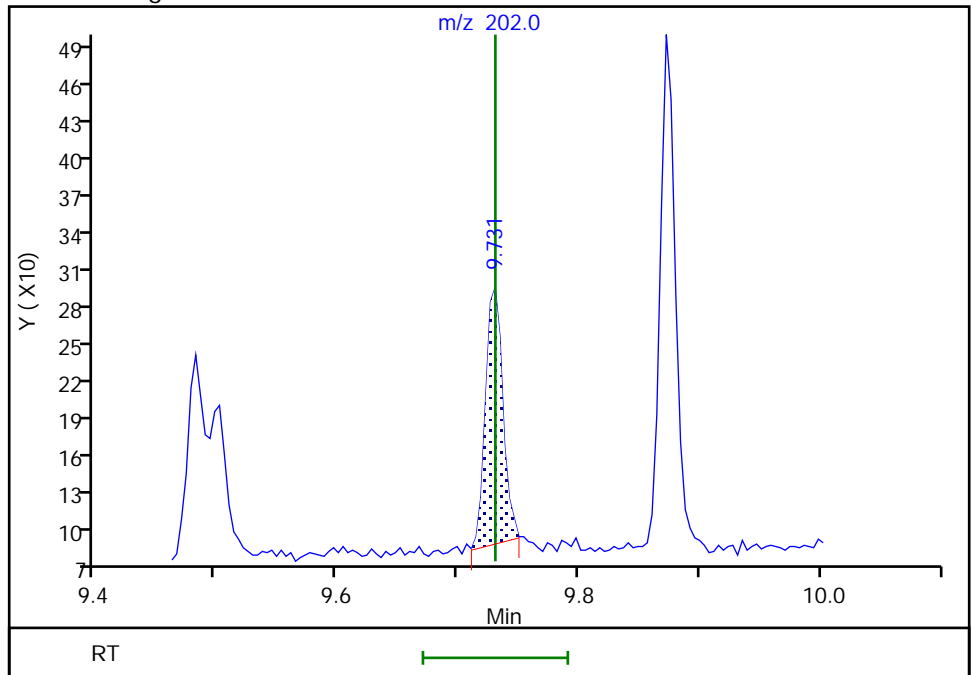
Not Detected
Expected RT: 9.73

Processing Integration Results



RT: 9.73
Area: 207
Amount: -0.283031
Amount Units: ug/L

Manual Integration Results



Reviewer: thaneeratw, 28-Mar-2022 12:39:39
Audit Action: Manually Integrated

Audit Reason: Incomplete Integration

FORM VI
GC/MS SEMI VOA BY INTERNAL STANDARD - INITIAL CALIBRATION DATA
CURVE EVALUATION

Lab Name: Eurofins Seattle Job No.: 580-111589-1 Analy Batch No.: 378263

SDG No.: _____

Instrument ID: TAC050 GC Column: ZB-SV ID: 0.25 (mm) Heated Purge: (Y/N) N

Calibration Start Date: 01/14/2022 01:16 Calibration End Date: 01/14/2022 05:04 Calibration ID: 31897

Calibration Files

LEVEL:	LAB SAMPLE ID:	LAB FILE ID:
Level 1	STD1 580-378263/16	SIM011322b026.D
Level 2	STD2 580-378263/15	SIM011322b025.D
Level 3	STD3 580-378263/14	SIM011322b024.D
Level 4	STD4 580-378263/13	SIM011322b023.D
Level 5	STD5 580-378263/12	SIM011322b022.D
Level 6	STD6 580-378263/11	SIM011322b021.D
Level 7	STD7 580-378263/10	SIM011322b020.D
Level 8	STD8 580-378263/9	SIM011322b019.D
Level 9	STD9IS 580-378263/8	SIM011322b018.D
Level 10	STD10 580-378263/7	SIM011322b017.D
Level 11	STD11 580-378263/6	SIM011322b016.D
Level 12	STD12 580-378263/5	SIM011322b015.D
Level 13	STD13 580-378263/4	SIM011322b014.D

ANALYTE	RRF					CURVE TYPE	COEFFICIENT			#	MIN RRF	%RSD	#	MAX %RSD	R^2 OR COD	#	MIN R^2 OR COD
	LVL 1	LVL 2	LVL 3	LVL 4	LVL 5		B	M1	M2								
	LVL 6	LVL 7	LVL 8	LVL 9	LVL 10												
Naphthalene	+++++	1.1832	1.1041	1.0790	1.0850	Ave	1.057			0.7000	5.4		15.0				
	1.0572	1.0588	1.0251	1.0709	1.0433		7										
	0.9985	1.0347	0.9521														
2-Methylnaphthalene	0.5884	0.6568	0.6161	0.6029	0.6054	Ave	0.599			0.4000	3.7		15.0				
	0.5983	0.5949	0.5747	0.6011	0.5839		8										
	0.5702	0.6172	0.5877														
1-Methylnaphthalene	0.6414	0.6382	0.5889	0.5793	0.5850	Ave	0.581			0.4000	5.1		15.0				
	0.5715	0.5660	0.5479	0.5724	0.5639		0										
	0.5489	0.5912	0.5584														
Acenaphthylene	2.1933	2.2176	2.0998	2.0636	2.0810	Ave	2.114			0.9000	3.4		15.0				
	2.0847	2.0859	2.0647	2.1743	2.1550		1										
	2.0927	2.2109	1.9604														
Acenaphthene	1.3777	1.4871	1.3472	1.3227	1.3258	Ave	1.326			0.9000	4.9		15.0				
	1.3094	1.2994	1.2867	1.3492	1.3221		7										
	1.2729	1.3461	1.2012														
Fluorene	1.6312	1.6605	1.5052	1.4255	1.3820	Ave	1.479			0.9000	6.0		15.0				
	1.4001	1.4402	1.4316	1.5164	1.4840		1										
	1.4385	1.5298	1.3835														
Pentachlorophenol	+++++	+++++	+++++	+++++	+++++	Qua2	-8.15	0.098	0.0000251	0.0500	11.5			0.9900		0.9900	
	0.0267	0.0513	0.0753	0.1234	0.1625		7	4									
	0.1875	+++++	+++++														

Note: The M1 coefficient is the same as Ave RRF for an Ave curve type.

FORM VI
GC/MS SEMI VOA BY INTERNAL STANDARD - INITIAL CALIBRATION DATA
CURVE EVALUATION

Lab Name: Eurofins Seattle Job No.: 580-111589-1 Analy Batch No.: 378263

SDG No.: _____

Instrument ID: TAC050 GC Column: ZB-SV ID: 0.25 (mm) Heated Purge: (Y/N) N

Calibration Start Date: 01/14/2022 01:16 Calibration End Date: 01/14/2022 05:04 Calibration ID: 31897

ANALYTE	RRF					CURVE TYPE	COEFFICIENT			#	MIN RRF	%RSD	#	MAX %RSD	R^2 OR COD	#	MIN R^2 OR COD
	LVL 1	LVL 2	LVL 3	LVL 4	LVL 5		B	M1	M2								
	LVL 6	LVL 7	LVL 8	LVL 9	LVL 10												
Phenanthrene	++++ 1.2641 1.2329	1.9506 1.2773 1.3063	1.6138 1.2434 1.1734	1.3764 1.3095	1.2980 1.2965	Lin2	1.430 8	1.255 9		0.7000	3.7			0.9990		0.9900	
Anthracene	2.3820 1.2487 1.2527	1.9058 1.2352 1.3644	1.5794 1.2133 1.2394	1.3535 1.2985	1.3007 1.3025	Lin2	1.153 0	1.269 1		0.7000	4.3			0.9980		0.9900	
Fluoranthene	++++ 1.2430 1.2352	1.9679 1.2716 1.3153	1.6023 1.2115 1.2282	1.3090 1.2759	1.2387 1.2900	Lin2	1.461 6	1.240 8		0.6000	4.3			0.9980		0.9900	
Pyrene	++++ 1.2713 1.3202	2.1057 1.4006 1.3881	1.7542 1.2627 1.2825	1.3340 1.3339	1.2928 1.3786	Lin2	1.619 9	1.307 1		0.6000	6.3			0.9960		0.9900	
Benzo[a]anthracene	++++ 1.3906 1.4783	2.4076 1.4431 1.5802	1.8197 1.4102 1.4117	1.5003 1.4876	1.4786 1.4927	Lin2	1.883 5	1.435 5		0.8000	5.2			0.9970		0.9900	
Chrysene	++++ 1.5543 1.4499	2.5777 1.5055 1.5809	1.9873 1.4653 1.4003	1.7937 1.5367	1.6080 1.4918	Lin2	2.224 0	1.497 9		0.7000	3.7			0.9990		0.9900	
Bis(2-ethylhexyl) phthalate	2.9082 1.7581 2.0475	2.3387 1.7970 2.2784	1.7627 1.7485 ++++	1.5692 1.8919	1.5986 1.9798	Qua2	1.189 9	1.685 8	0.0001352	0.0100	7.9			0.9940		0.9900	
Benzo[b]fluoranthene	2.3584 1.2545 1.3072	1.8766 1.2933 1.4464	1.5292 1.2494 1.3422	1.3045 1.3744	1.2677 1.3491	Lin2	1.061 7	1.303 7		0.7000	5.6			0.9970		0.9900	
Benzo[k]fluoranthene	2.5810 1.4037 1.4699	2.0639 1.4003 1.5369	1.7594 1.4405 1.4168	1.6926 1.4756	1.4542 1.4746	Lin2	1.153 0	1.460 9		0.7000	4.4			0.9980		0.9900	
Benzo[a]pyrene	2.3501 1.2237 1.3406	1.8881 1.2679 1.4407	1.5462 1.2822 1.3359	1.2619 1.3732	1.2323 1.3724	Lin2	1.061 4	1.300 8		0.7000	6.7			0.9950		0.9900	
Indeno[1,2,3-cd]pyrene	++++ 0.9867 1.1845	++++ 1.0590 1.2612	1.1426 1.0976 1.1694	0.9654 1.1885	0.9180 1.2046	Qua2	-0.22 7	1.088 4	0.0000155	0.5000	9.6			0.9910		0.9900	
Dibenz(a,h)anthracene	2.0285 1.2194 1.3192	1.6397 1.1007 1.4407	1.4496 1.2326 1.3355	1.2020 1.3262	1.1262 1.3471	Lin2	0.758 3	1.256 6		0.4000	8.8			0.9920		0.9900	

Note: The M1 coefficient is the same as Ave RRF for an Ave curve type.

FORM VI
GC/MS SEMI VOA BY INTERNAL STANDARD - INITIAL CALIBRATION DATA
CURVE EVALUATION

Lab Name: Eurofins Seattle Job No.: 580-111589-1 Analy Batch No.: 378263

SDG No.: _____

Instrument ID: TAC050 GC Column: ZB-SV ID: 0.25 (mm) Heated Purge: (Y/N) N

Calibration Start Date: 01/14/2022 01:16 Calibration End Date: 01/14/2022 05:04 Calibration ID: 31897

ANALYTE	RRF					CURVE TYPE	COEFFICIENT			#	MIN RRF	%RSD	#	MAX %RSD	R^2 OR COD	#	MIN R^2 OR COD
	LVL 1	LVL 2	LVL 3	LVL 4	LVL 5		B	M1	M2								
	LVL 6	LVL 7	LVL 8	LVL 9	LVL 10												
	LVL 11	LVL 12	LVL 13														
Benzo[g,h,i]perylene	2.3171 1.3097 1.3894	1.8996 1.3225 1.4769	1.6173 1.3625 1.3291	1.3605 1.4075	1.3326 1.4232	Lin2	0.976 6	1.361 8		0.5000	5.0			0.9970		0.9900	
2-methylnaphthalene-d10	0.5884 0.5882 0.5680	0.6591 0.5862 0.6035	0.5915 0.5683 0.5648	0.5911 0.5988	0.5949 0.5880	Ave		0.591 6			4.0		15.0				
2-Fluorobiphenyl	1.7194 1.6205 1.4710	1.7656 1.5973 1.5637	1.6869 1.5685 1.3939	1.6449 1.5881	1.6462 1.5362	Ave		1.600 2			6.2		15.0				
2,4,6-Tribromophenol	++++ 0.1939 0.2875	++++ 0.2361 0.3170	++++ 0.2392 ++++	0.1887 0.2681	0.2060 0.2839	Qual1	-1.44 1	0.266 9	0.0000102		13.0			1.0000		0.9900	
Fluoranthene-d10 (Surr)	++++ 1.0213 1.0469	1.6405 1.0561 1.1089	1.3242 0.9976 1.0122	1.0806 1.0563	1.0359 1.0803	Lin2	1.214 0	1.031 8			4.7			0.9980		0.9900	
Terphenyl-d14	++++ 0.7322 0.7756	++++ 0.7825 0.8242	0.9976 0.7405 0.7508	0.8333 0.8193	0.7379 0.8219	Ave		0.801 4			9.4		15.0				

Note: The M1 coefficient is the same as Ave RRF for an Ave curve type.

FORM VI
GC/MS SEMI VOA BY INTERNAL STANDARD - INITIAL CALIBRATION DATA
RESPONSE AND CONCENTRATION

Lab Name: Eurofins Seattle Job No.: 580-111589-1 Analy Batch No.: 378263

SDG No.: _____

Instrument ID: TAC050 GC Column: ZB-SV ID: 0.25 (mm) Heated Purge: (Y/N) N

Calibration Start Date: 01/14/2022 01:16 Calibration End Date: 01/14/2022 05:04 Calibration ID: 31897

Calibration Files

LEVEL:	LAB SAMPLE ID:	LAB FILE ID:
Level 1	STD1 580-378263/16	SIM011322b026.D
Level 2	STD2 580-378263/15	SIM011322b025.D
Level 3	STD3 580-378263/14	SIM011322b024.D
Level 4	STD4 580-378263/13	SIM011322b023.D
Level 5	STD5 580-378263/12	SIM011322b022.D
Level 6	STD6 580-378263/11	SIM011322b021.D
Level 7	STD7 580-378263/10	SIM011322b020.D
Level 8	STD8 580-378263/9	SIM011322b019.D
Level 9	STD9IS 580-378263/8	SIM011322b018.D
Level 10	STD10 580-378263/7	SIM011322b017.D
Level 11	STD11 580-378263/6	SIM011322b016.D
Level 12	STD12 580-378263/5	SIM011322b015.D
Level 13	STD13 580-378263/4	SIM011322b014.D

ANALYTE	IS REF	CURVE TYPE	RESPONSE					CONCENTRATION (UG/L)				
			LVL 1	LVL 2	LVL 3	LVL 4	LVL 5	LVL 1	LVL 2	LVL 3	LVL 4	LVL 5
			LVL 6	LVL 7	LVL 8	LVL 9	LVL 10	LVL 6	LVL 7	LVL 8	LVL 9	LVL 10
Naphthalene	NPT	Ave	+++++	508	1258	2280	4620	+++++	2.00	5.00	10.0	20.0
			11320	24209	52945	118848	242151	50.0	100	200	500	1000
			455448	1129737	2265154			2000	5000	10000		
2-Methylnaphthalene	NPT	Ave	122	282	702	1274	2578	1.00	2.00	5.00	10.0	20.0
			6407	13602	29681	66711	135530	50.0	100	200	500	1000
			260099	673905	1398242			2000	5000	10000		
1-Methylnaphthalene	NPT	Ave	133	274	671	1224	2491	1.00	2.00	5.00	10.0	20.0
			6120	12942	28297	63527	130882	50.0	100	200	500	1000
			250376	645502	1328414			2000	5000	10000		
Acenaphthylene	ANT	Ave	199	422	1063	1947	4001	1.00	2.00	5.00	10.0	20.0
			10119	21750	48540	112225	237007	50.0	100	200	500	1000
			459226	1173013	2434168			2000	5000	10000		
Acenaphthene	ANT	Ave	125	283	682	1248	2549	1.00	2.00	5.00	10.0	20.0
			6356	13549	30250	69640	145402	50.0	100	200	500	1000
			279319	714176	1491471			2000	5000	10000		
Fluorene	ANT	Ave	148	316	762	1345	2657	1.00	2.00	5.00	10.0	20.0
			6796	15017	33656	78269	163209	50.0	100	200	500	1000
			315659	811630	1717929			2000	5000	10000		
Pentachlorophenol	CRY	Qua2	+++++	+++++	+++++	+++++	+++++	+++++	+++++	+++++	+++++	+++++
			304	1359	4235	15457	44279	100	200	400	1000	2000
			100947	+++++	+++++			4000	+++++	+++++		

FORM VI
GC/MS SEMI VOA BY INTERNAL STANDARD - INITIAL CALIBRATION DATA
RESPONSE AND CONCENTRATION

Lab Name: Eurofins Seattle Job No.: 580-111589-1 Analy Batch No.: 378263

SDG No.: _____

Instrument ID: TAC050 GC Column: ZB-SV ID: 0.25 (mm) Heated Purge: (Y/N) N

Calibration Start Date: 01/14/2022 01:16 Calibration End Date: 01/14/2022 05:04 Calibration ID: 31897

ANALYTE	IS REF	CURVE TYPE	RESPONSE					CONCENTRATION (UG/L)				
			LVL 1	LVL 2	LVL 3	LVL 4	LVL 5	LVL 1	LVL 2	LVL 3	LVL 4	LVL 5
			LVL 6	LVL 7	LVL 8	LVL 9	LVL 10	LVL 6	LVL 7	LVL 8	LVL 9	LVL 10
			LVL 11	LVL 12	LVL 13		LVL 11	LVL 12	LVL 13			
Phenanthrene	PHN	Lin2	++++ 9336 422623	566 21252 1092665	1265 45268 2257550	1982 102631	3789 217890	++++ 50.0 2000	2.00 100 5000	5.00 200 10000	10.0 500	20.0 1000
Anthracene	PHN	Lin2	339 9222 429392	553 20551 1141218	1238 44171 2384546	1949 101772	3797 218902	1.00 50.0 2000	2.00 100 5000	5.00 200 10000	10.0 500	20.0 1000
Fluoranthene	PHN	Lin2	++++ 9180 423401	571 21157 1100144	1256 44105 2362929	1885 99999	3616 216797	++++ 50.0 2000	2.00 100 5000	5.00 200 10000	10.0 500	20.0 1000
Pyrene	PHN	Lin2	++++ 9389 452528	611 23304 1161089	1375 45971 2467420	1921 104547	3774 231682	++++ 50.0 2000	2.00 100 5000	5.00 200 10000	10.0 500	20.0 1000
Benzo[a]anthracene	CRY	Lin2	++++ 7909 398056	524 19122 1050296	1118 39640 2263685	1677 93139	3279 203397	++++ 50.0 2000	2.00 100 5000	5.00 200 10000	10.0 500	20.0 1000
Chrysene	CRY	Lin2	++++ 8840 390408	561 19950 1050734	1221 41189 2245321	2005 96213	3566 203276	++++ 50.0 2000	2.00 100 5000	5.00 200 10000	10.0 500	20.0 1000
Bis(2-ethylhexyl) phthalate	CRY	Qua2	301 9999 551318	509 23812 1514360	1083 49150 ++++	1754 118452	3545 269774	1.00 50.0 2000	2.00 100 5000	5.00 200 ++++	10.0 500	20.0 1000
Benzo[b]fluoranthene	PRY	Lin2	286 8556 408952	491 20162 1135616	1076 40711 2440243	1654 97903	3324 209981	1.00 50.0 2000	2.00 100 5000	5.00 200 10000	10.0 500	20.0 1000
Benzo[k]fluoranthene	PRY	Lin2	313 9574 459854	540 21829 1206698	1238 46936 2575872	2146 105112	3813 229502	1.00 50.0 2000	2.00 100 5000	5.00 200 10000	10.0 500	20.0 1000
Benzo[a]pyrene	PRY	Lin2	285 8346 419408	494 19766 1131186	1088 41778 2428829	1600 97822	3231 213598	1.00 50.0 2000	2.00 100 5000	5.00 200 10000	10.0 500	20.0 1000
Indeno[1,2,3-cd]pyrene	PRY	Qua2	++++ 6730 370557	++++ 16508 990249	804 35765 2126159	1224 84665	2407 187487	++++ 50.0 2000	++++ 100 5000	5.00 200 10000	10.0 500	20.0 1000
Dibenz(a,h)anthracene	PRY	Lin2	246 8317	429 17159	1020 40164	1524 94470	2953 209663	1.00 50.0	2.00 100	5.00 200	10.0 500	20.0 1000

FORM VI
GC/MS SEMI VOA BY INTERNAL STANDARD - INITIAL CALIBRATION DATA
RESPONSE AND CONCENTRATION

Lab Name: Eurofins Seattle Job No.: 580-111589-1 Analy Batch No.: 378263

SDG No.: _____

Instrument ID: TAC050 GC Column: ZB-SV ID: 0.25 (mm) Heated Purge: (Y/N) N

Calibration Start Date: 01/14/2022 01:16 Calibration End Date: 01/14/2022 05:04 Calibration ID: 31897

ANALYTE	IS REF	CURVE TYPE	RESPONSE					CONCENTRATION (UG/L)						
			LVL 1	LVL 2	LVL 3	LVL 4	LVL 5	LVL 1	LVL 2	LVL 3	LVL 4	LVL 5		
			LVL 6	LVL 7	LVL 8	LVL 9	LVL 10	LVL 6	LVL 7	LVL 8	LVL 9	LVL 10		
			LVL 11	LVL 12	LVL 13				LVL 11	LVL 12	LVL 13			
			412698	1131196	2428114					2000	5000	10000		
Benzo[g,h,i]perylene	PRY	Lin2	281	497	1138	1725	3494		1.00	2.00	5.00	10.0	20.0	
			8933	20616	44397	100263	221508	50.0	100	200	500	1000		
			434660	1159620	2416384			2000	5000	10000				
2-methylnaphthalene-d10	NPT	Ave	122	283	674	1249	2533	1.00	2.00	5.00	10.0	20.0		
			6298	13403	29353	66447	136490	50.0	100	200	500	1000		
			259103	658935	1343563			2000	5000	10000				
2-Fluorobiphenyl	ANT	Ave	156	336	854	1552	3165	1.00	2.00	5.00	10.0	20.0		
			7866	16655	36875	81972	168952	50.0	100	200	500	1000		
			322797	829635	1730752			2000	5000	10000				
2,4,6-Tribromophenol	ANT	Qual	+++++	+++++	+++++	178	396	+++++	+++++	+++++	10.0	20.0		
			941	2462	5623	13836	31220	50.0	100	200	500	1000		
			63090	168193	+++++			2000	5000	+++++				
Fluoranthene-d10 (Surr)	PHN	Lin2	+++++	476	1038	1556	3024	+++++	2.00	5.00	10.0	20.0		
			7543	17571	36319	82791	181549	50.0	100	200	500	1000		
			358856	927539	1947324			2000	5000	10000				
Terphenyl-d14	PHN	Ave	+++++	+++++	782	1200	2154	+++++	+++++	5.00	10.0	20.0		
			5408	13020	26958	64209	138125	50.0	100	200	500	1000		
			265872	689419	1444527			2000	5000	10000				

Curve Type Legend
Ave = Average ISTD
Lin2 = Linear 1/conc^2 ISTD
Qual = Quadratic 1/conc ISTD
Qua2 = Quadratic 1/conc^2 ISTD

FORM VI
GC/MS SEMI VOA BY INTERNAL STANDARD - INITIAL CALIBRATION DATA
READBACK PERCENT ERROR

Lab Name: Eurofins Seattle Job No.: 580-111589-1 Analy Batch No.: 378263

SDG No.: _____

Instrument ID: TAC050 GC Column: ZB-SV ID: 0.25 (mm) Heated Purge: (Y/N) N

Calibration Start Date: 01/14/2022 01:16 Calibration End Date: 01/14/2022 05:04 Calibration ID: 31897

Calibration Files

LEVEL:	LAB SAMPLE ID:	LAB FILE ID:
Level 1	STD1 580-378263/16	SIM011322b026.D
Level 2	STD2 580-378263/15	SIM011322b025.D
Level 3	STD3 580-378263/14	SIM011322b024.D
Level 4	STD4 580-378263/13	SIM011322b023.D
Level 5	STD5 580-378263/12	SIM011322b022.D
Level 6	STD6 580-378263/11	SIM011322b021.D
Level 7	STD7 580-378263/10	SIM011322b020.D
Level 8	STD8 580-378263/9	SIM011322b019.D
Level 9	STD9IS 580-378263/8	SIM011322b018.D
Level 10	STD10 580-378263/7	SIM011322b017.D
Level 11	STD11 580-378263/6	SIM011322b016.D
Level 12	STD12 580-378263/5	SIM011322b015.D
Level 13	STD13 580-378263/4	SIM011322b014.D

ANALYTE	PERCENT ERROR						PERCENT ERROR LIMIT					
	LVL 1 #	LVL 2 #	LVL 3 #	LVL 4 #	LVL 5 #	LVL 6 #	LVL 1	LVL 2	LVL 3	LVL 4	LVL 5	LVL 6
	LVL 7 #	LVL 8 #	LVL 9 #	LVL 10 #	LVL 11 #	LVL 12 #	LVL 7	LVL 8	LVL 9	LVL 10	LVL 11	LVL 12
Naphthalene	+++++	11.9						50				
2-Methylnaphthalene	-1.9						50					
1-Methylnaphthalene	10.4						50					
Acenaphthylene	3.7						50					
Acenaphthene	3.8						50					
Fluorene	10.3						50					
Pentachlorophenol	+++++	+++++	+++++	+++++	+++++	7.1 +++++						50
Phenanthrene	+++++	-1.6						50				

FORM VI
GC/MS SEMI VOA BY INTERNAL STANDARD - INITIAL CALIBRATION DATA
READBACK PERCENT ERROR

Lab Name: Eurofins Seattle Job No.: 580-111589-1 Analy Batch No.: 378263

SDG No.: _____

Instrument ID: TAC050 GC Column: ZB-SV ID: 0.25 (mm) Heated Purge: (Y/N) N

Calibration Start Date: 01/14/2022 01:16 Calibration End Date: 01/14/2022 05:04 Calibration ID: 31897

ANALYTE	PERCENT ERROR						PERCENT ERROR LIMIT					
	LVL 1 #	LVL 2 #	LVL 3 #	LVL 4 #	LVL 5 #	LVL 6 #	LVL 1	LVL 2	LVL 3	LVL 4	LVL 5	LVL 6
	LVL 7 #	LVL 8 #	LVL 9 #	LVL 10 #	LVL 11 #	LVL 12 #	LVL 7	LVL 8	LVL 9	LVL 10	LVL 11	LVL 12
Anthracene	-3.2						50					
Fluoranthene	++++	-0.3						50				
Pyrene	++++	-0.9						50				
Benzo[a]anthracene	++++	2.1						50				
Chrysene	++++	-2.2						50				
Bis(2-ethylhexyl) phthalate	1.9						50					
	++++											
Benzo[b]fluoranthene	-0.5						50					
Benzo[k]fluoranthene	-2.2						50					
Benzo[a]pyrene	-0.9						50					
Indeno[1,2,3-cd]pyrene	++++	++++	9.1						50			
Dibenz(a,h)anthracene	1.1						50					
Benzo[g,h,i]perylene	-1.6						50					
2-methylnaphthalene-d10	-0.5						50					

FORM VI
GC/MS SEMI VOA BY INTERNAL STANDARD - INITIAL CALIBRATION DATA
READBACK PERCENT ERROR

Lab Name: Eurofins Seattle Job No.: 580-111589-1 Analy Batch No.: 378263

SDG No.: _____

Instrument ID: TAC050 GC Column: ZB-SV ID: 0.25 (mm) Heated Purge: (Y/N) N

Calibration Start Date: 01/14/2022 01:16 Calibration End Date: 01/14/2022 05:04 Calibration ID: 31897

ANALYTE	PERCENT ERROR						PERCENT ERROR LIMIT					
	LVL 1 #	LVL 2 #	LVL 3 #	LVL 4 #	LVL 5 #	LVL 6 #	LVL 1	LVL 2	LVL 3	LVL 4	LVL 5	LVL 6
	LVL 7 #	LVL 8 #	LVL 9 #	LVL 10 #	LVL 11 #	LVL 12 #	LVL 7	LVL 8	LVL 9	LVL 10	LVL 11	LVL 12
2-Fluorobiphenyl	7.4						50					
2,4,6-Tribromophenol	+++++	+++++	+++++	24.6						30		
Fluoranthene-d10 (Surr)	+++++	0.2						50				
Terphenyl-d14	+++++	+++++	24.5						50			

Eurofins Seattle
Target Compound Quantitation Report

Data File: \\chromfs\Seattle\ChromData\TAC050\20220113-80849.b\SIM011322b014.D
 Lims ID: std13
 Client ID:
 Sample Type: IC Calib Level: 13
 Inject. Date: 14-Jan-2022 01:16:30 ALS Bottle#: 4 Worklist Smp#: 4
 Injection Vol: 1.0 ul Dil. Factor: 1.0000
 Sample Info: 13
 Operator ID: jcm Instrument ID: TAC050
 Sublist: chrom-TAC050_SIM_PAH*sub9

Method: \\chromfs\Seattle\ChromData\TAC050\20220113-80849.b\TAC050_SIM_PAH.m
 Limit Group: 8270D_SIM QSM 5.0
 Last Update: 14-Jan-2022 15:42:07 Calib Date: 14-Jan-2022 05:04:30
 Integrator: Falcon ID Type: RT Order ID
 Quant Method: Internal Standard Quant By: Initial Calibration
 Last ICal File: \\chromfs\Seattle\ChromData\TAC050\20220113-80849.b\SIM011322b026.D

Column 1 : Det: MS SCAN
 Process Host: CTX1628

First Level Reviewer: limmere Date: 14-Jan-2022 09:57:37

Compound	Sig	RT (min.)	Exp RT (min.)	Dlt RT (min.)	Q	Response	Cal Amt ug/L	OnCol Amt ug/L	Flags
* 1 Naphthalene-d8	136	5.175	5.175	0.000	89	23790	100.0	100.0	
* 2 Acenaphthene-d10	164	6.858	6.858	0.000	71	12417	100.0	100.0	
* 3 Phenanthrene-d10	188	8.323	8.323	0.000	56	19239	100.0	100.0	
* 4 Chrysene-d12	240	11.039	11.039	0.000	18	16035	100.0	100.0	
* 5 Perylene-d12	264	13.084	13.084	0.000	69	18181	100.0	100.0	
\$ 6 2-methylnaphthalene-d10	152	5.814	5.814	0.000	67	1343563	10000	9546.4	
\$ 10 2-Fluorobiphenyl	172	6.197	6.197	0.000	0	1730752	10000	8710.6	
\$ 7 2,4,6-Tribromophenol	330	7.637	7.637	0.000	57	364048	10000	8339.9	
\$ 8 Fluoranthene-d10 (Surr)	212	9.510	9.510	0.000	69	1947324	10000	9808.5	
\$ 9 Terphenyl-d14	244	9.904	9.904	0.000	95	1444527	10000	9368.4	
11 Naphthalene	128	5.194	5.194	0.000	100	2265154	10000	9002.4	
12 2-Methylnaphthalene	141	5.846	5.846	0.000	97	1398242	10000	9798.6	
13 1-Methylnaphthalene	141	5.942	5.942	0.000	98	1328414	10000	9610.9	
14 Acenaphthylene	152	6.722	6.722	0.000	100	2434168	10000	9272.6	
15 Acenaphthene	153	6.889	6.889	0.000	95	1491471	10000	9053.5	
16 Fluorene	166	7.399	7.399	0.000	95	1717929	10000	9353.8	
17 Pentachlorophenol	266	8.134	8.134	0.000	98	677544	20000	11173	
18 Phenanthrene	178	8.346	8.346	0.000	100	2257550	10000	9342.3	
19 Anthracene	178	8.401	8.401	0.000	100	2384546	10000	9765.4	
20 Fluoranthene	202	9.530	9.530	0.000	52	2362929	10000	9897.3	
21 Pyrene	202	9.754	9.754	0.000	52	2467420	10000	9810.8	
22 Benzo[a]anthracene	228	11.026	11.026	0.000	95	2263685	10000	9832.7	M
23 Chrysene	228	11.071	11.071	0.000	99	2245321	10000	9346.7	
30 Bis(2-ethylhexyl) phthalate	149	11.902	11.902	0.000	0	3217562	10000	7450.6	
24 Benzo[b]fluoranthene	252	12.493	12.493	0.000	97	2440243	10000	10295	
25 Benzo[k]fluoranthene	252	12.534	12.534	0.000	95	2575872	10000	9697.4	
26 Benzo[a]pyrene	252	13.006	13.006	0.000	97	2428829	10000	10269	
27 Indeno[1,2,3-cd]pyrene	276	14.968	14.968	0.000	96	2126159	10000	9465.5	
28 Dibenz(a,h)anthracene	278	15.017	15.017	0.000	96	2428114	10000	10628	
29 Benzo[g,h,i]perylene	276	15.467	15.467	0.000	95	2416384	10000	9758.9	

[QC Flag Legend](#)

Processing Flags

Review Flags

M - Manually Integrated

[Reagents:](#)

8270SIM_IS_00069

Amount Added: 10.00

Units: uL

8270_ic_stk_00062

Amount Added: 100.00

Units: uL

Eurofins Seattle

Data File: \\chromfs\Seattle\ChromData\TAC050\20220113-80849.b\SIM011322b014.D

Injection Date: 14-Jan-2022 01:16:30

Instrument ID: TAC050

Lims ID: std13

Client ID:

Operator ID: jcm

ALS Bottle#: 4

Worklist Smp#: 4

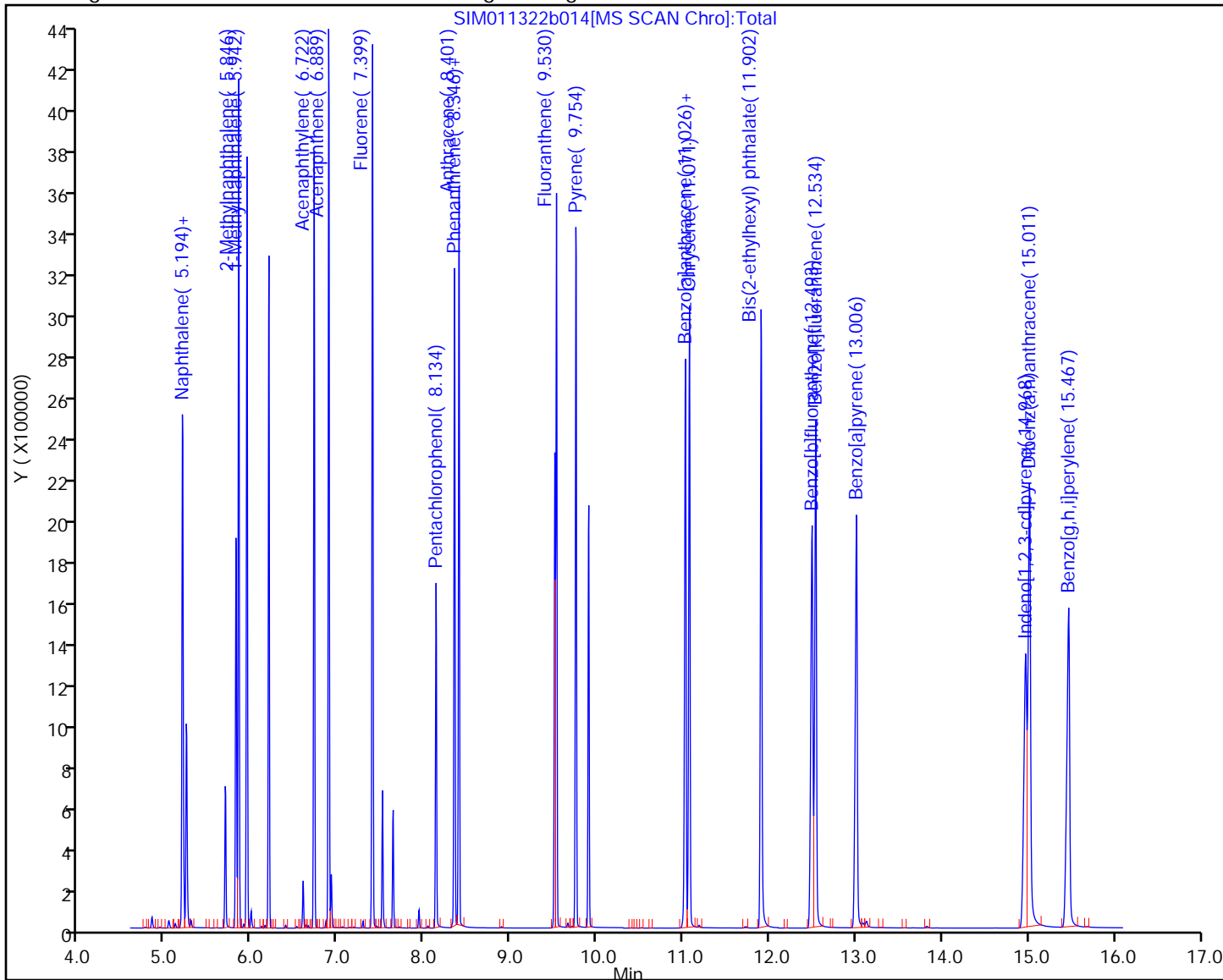
Injection Vol: 1.0 ul

Dil. Factor: 1.0000

Method: TAC050_SIM_PAH

Limit Group: 8270D_SIM QSM 5.0

Y Scaling: Method Defined: Scale to the Nth Largest Target: 1



Eurofins Seattle

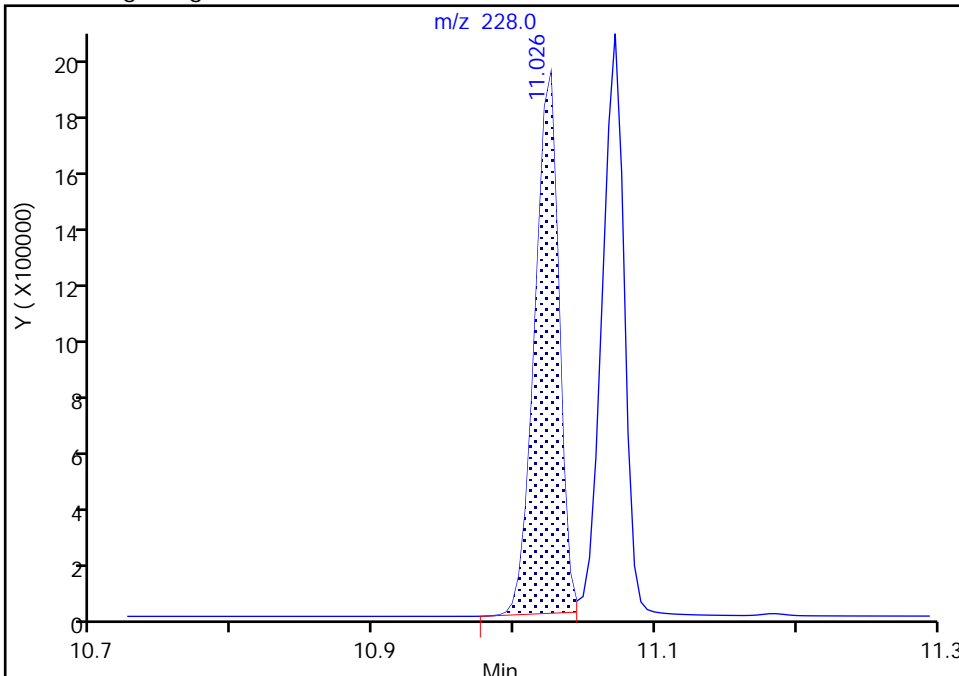
Data File: \\chromfs\Seattle\ChromData\TAC050\20220113-80849.b\SIM011322b014.D
Injection Date: 14-Jan-2022 01:16:30 Instrument ID: TAC050
Lims ID: std13
Client ID:
Operator ID: jcm ALS Bottle#: 4 Worklist Smp#: 4
Injection Vol: 1.0 ul Dil. Factor: 1.0000
Method: TAC050_SIM_PAH Limit Group: 8270D_SIM QSM 5.0
Column: Detector MS SCAN

22 Benzo[a]anthracene, CAS: 56-55-3

Signal: 1

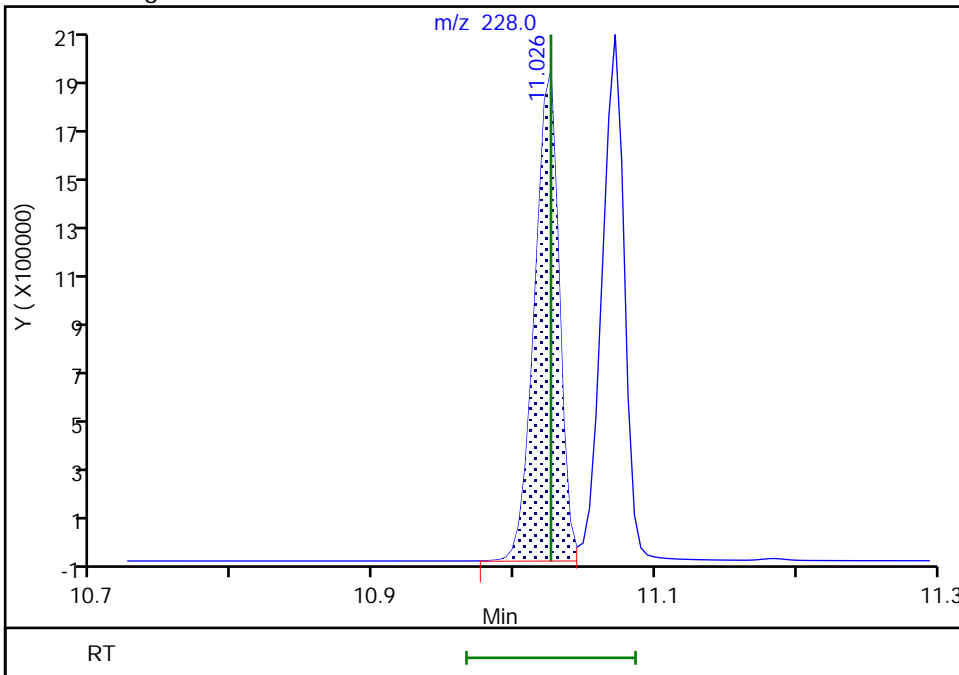
RT: 11.03
Area: 2231499
Amount: 9753.1502
Amount Units: ug/L

Processing Integration Results



RT: 11.03
Area: 2263685
Amount: 9832.6716
Amount Units: ug/L

Manual Integration Results



Reviewer: boylea, 14-Jan-2022 13:59:36
Audit Action: Manually Integrated

Audit Reason: Incomplete Integration

Eurofins Seattle
Target Compound Quantitation Report

Data File: \\chromfs\Seattle\ChromData\TAC050\20220113-80849.b\SIM011322b015.D
 Lims ID: std12
 Client ID:
 Sample Type: IC Calib Level: 12
 Inject. Date: 14-Jan-2022 01:35:30 ALS Bottle#: 5 Worklist Smp#: 5
 Injection Vol: 1.0 ul Dil. Factor: 1.0000
 Sample Info: 12
 Operator ID: jcm Instrument ID: TAC050
 Sublist: chrom-TAC050_SIM_PAH*sub9

Method: \\chromfs\Seattle\ChromData\TAC050\20220113-80849.b\TAC050_SIM_PAH.m
 Limit Group: 8270D_SIM QSM 5.0
 Last Update: 14-Jan-2022 15:42:08 Calib Date: 14-Jan-2022 05:04:30
 Integrator: Falcon ID Type: RT Order ID
 Quant Method: Internal Standard Quant By: Initial Calibration
 Last ICal File: \\chromfs\Seattle\ChromData\TAC050\20220113-80849.b\SIM011322b026.D

Column 1 : Det: MS SCAN
 Process Host: CTX1628

First Level Reviewer: limmere

Date: 14-Jan-2022 09:58:25

Compound	Sig	RT (min.)	Exp RT (min.)	Diff RT (min.)	Q	Response	Cal Amt ug/L	OnCol Amt ug/L	Flags
* 1 Naphthalene-d8	136	5.175	5.175	0.000	90	21838	100.0	100.0	
* 2 Acenaphthene-d10	164	6.858	6.858	0.000	72	10611	100.0	100.0	
* 3 Phenanthrene-d10	188	8.319	8.323	-0.004	56	16729	100.0	100.0	
* 4 Chrysene-d12	240	11.035	11.039	-0.004	40	13293	100.0	100.0	
* 5 Perylene-d12	264	13.079	13.084	-0.005	69	15703	100.0	100.0	
\$ 6 2-methylnaphthalene-d10	152	5.814	5.814	0.000	67	658935	5000.0	5100.4	
\$ 10 2-Fluorobiphenyl	172	6.193	6.197	-0.004	0	829635	5000.0	4886.1	
\$ 7 2,4,6-Tribromophenol	330	7.632	7.637	-0.005	58	168193	5000.0	4994.1	
\$ 8 Fluoranthene-d10 (Surr)	212	9.506	9.510	-0.004	69	927539	5000.0	5372.4	
\$ 9 Terphenyl-d14	244	9.900	9.904	-0.004	95	689419	5000.0	5142.1	
11 Naphthalene	128	5.194	5.194	0.000	100	1129737	5000.0	4891.3	
12 2-Methylnaphthalene	141	5.846	5.846	0.000	92	673905	5000.0	5144.7	
13 1-Methylnaphthalene	141	5.937	5.942	-0.005	99	645502	5000.0	5087.5	
14 Acenaphthylene	152	6.717	6.722	-0.005	100	1173013	5000.0	5228.9	
15 Acenaphthene	153	6.889	6.889	0.000	99	714176	5000.0	5073.0	
16 Fluorene	166	7.394	7.399	-0.005	96	811630	5000.0	5171.3	
17 Pentachlorophenol	266	8.130	8.134	-0.004	98	308802	10000	7873.5	
18 Phenanthrene	178	8.346	8.346	0.000	99	1092665	5000.0	5199.6	
19 Anthracene	178	8.397	8.401	-0.004	99	1141218	5000.0	5374.4	
20 Fluoranthene	202	9.526	9.530	-0.004	52	1100144	5000.0	5298.9	
21 Pyrene	202	9.750	9.754	-0.004	52	1161089	5000.0	5308.7	
22 Benzo[a]anthracene	228	11.017	11.026	-0.009	95	1050296	5000.0	5502.6	M
23 Chrysene	228	11.062	11.071	-0.009	99	1050734	5000.0	5275.5	
30 Bis(2-ethylhexyl) phthalate	149	11.898	11.902	-0.004	0	1514360	5000.0	4861.6	Ma
24 Benzo[b]fluoranthene	252	12.479	12.493	-0.014	98	1135616	5000.0	5546.5	
25 Benzo[k]fluoranthene	252	12.525	12.534	-0.009	95	1206698	5000.0	5259.4	
26 Benzo[a]pyrene	252	12.997	13.006	-0.009	97	1131186	5000.0	5537.0	
27 Indeno[1,2,3-cd]pyrene	276	14.951	14.968	-0.017	96	990249	5000.0	5380.8	
28 Dibenz(a,h)anthracene	278	14.995	15.017	-0.022	97	1131196	5000.0	5732.3	
29 Benzo[g,h,i]perylene	276	15.445	15.467	-0.022	96	1159620	5000.0	5422.0	

QC Flag Legend

Processing Flags

Review Flags

M - Manually Integrated

a - User Assigned ID

Reagents:

8270_ic_stk_00062

Amount Added: 50.00

Units: uL

8270SIM_IS_00069

Amount Added: 10.00

Units: uL

Eurofins Seattle

Data File: \\chromfs\Seattle\ChromData\TAC050\20220113-80849.b\SIM011322b015.D

Injection Date: 14-Jan-2022 01:35:30

Instrument ID: TAC050

Lims ID: std12

Client ID:

Operator ID: jcm

ALS Bottle#: 5

Worklist Smp#: 5

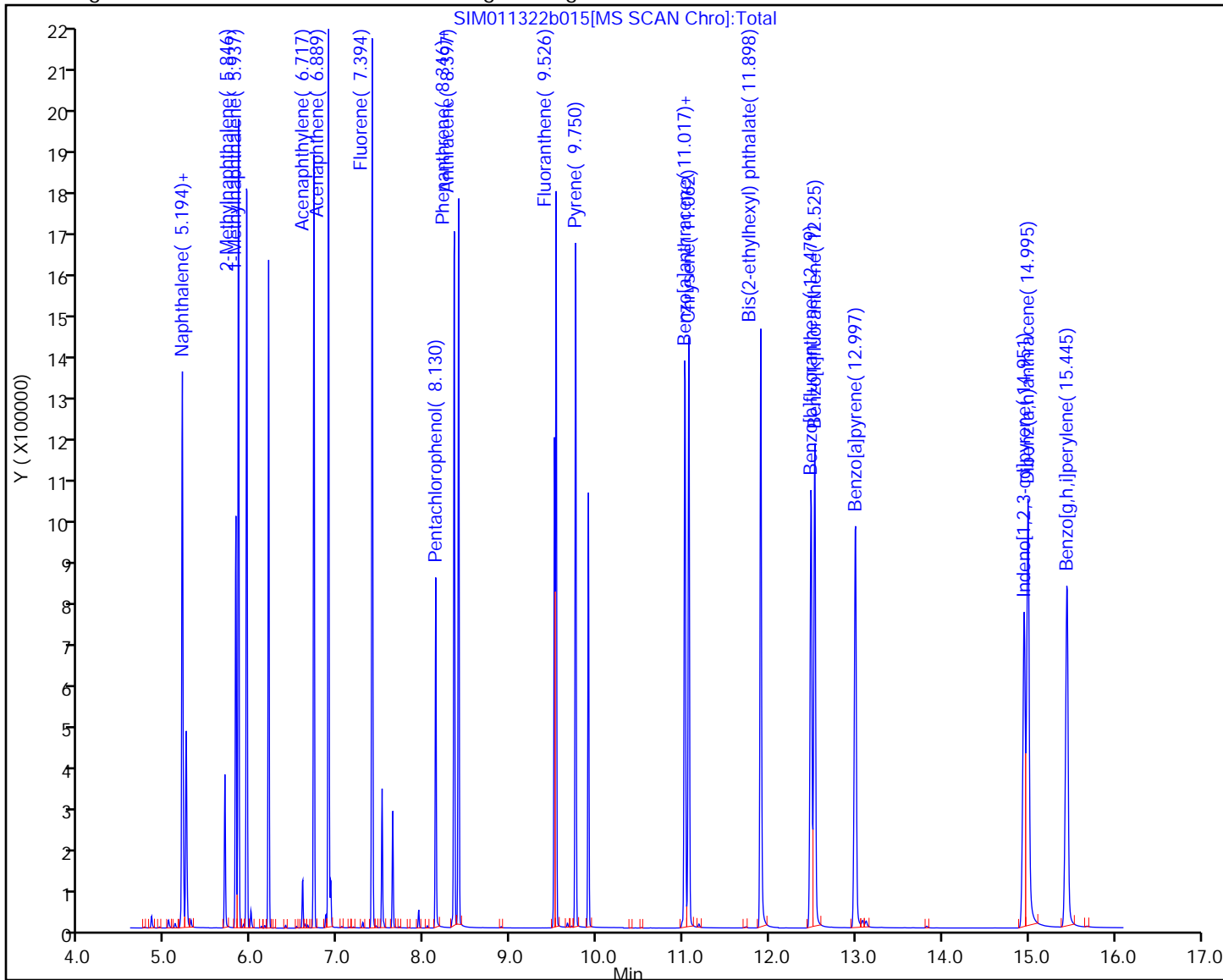
Injection Vol: 1.0 ul

Dil. Factor: 1.0000

Method: TAC050_SIM_PAH

Limit Group: 8270D_SIM QSM 5.0

Y Scaling: Method Defined: Scale to the Nth Largest Target: 1



Eurofins Seattle

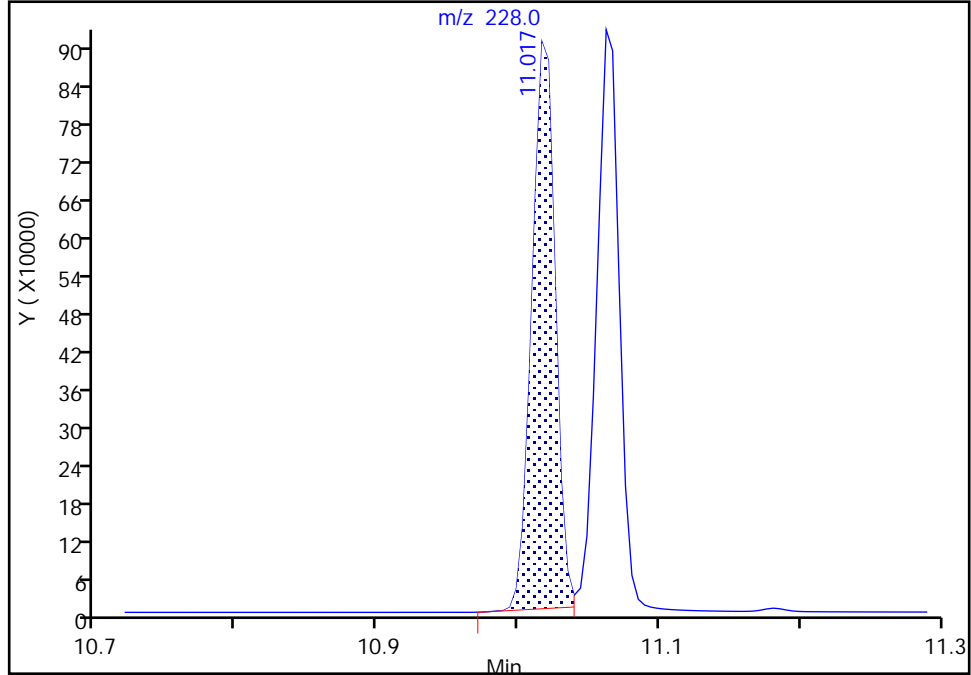
Data File: \\chromfs\Seattle\ChromData\TAC050\20220113-80849.b\SIM011322b015.D
Injection Date: 14-Jan-2022 01:35:30 Instrument ID: TAC050
Lims ID: std12
Client ID:
Operator ID: jcm ALS Bottle#: 5 Worklist Smp#: 5
Injection Vol: 1.0 ul Dil. Factor: 1.0000
Method: TAC050_SIM_PAH Limit Group: 8270D_SIM QSM 5.0
Column: Detector MS SCAN

22 Benzo[a]anthracene, CAS: 56-55-3

Signal: 1

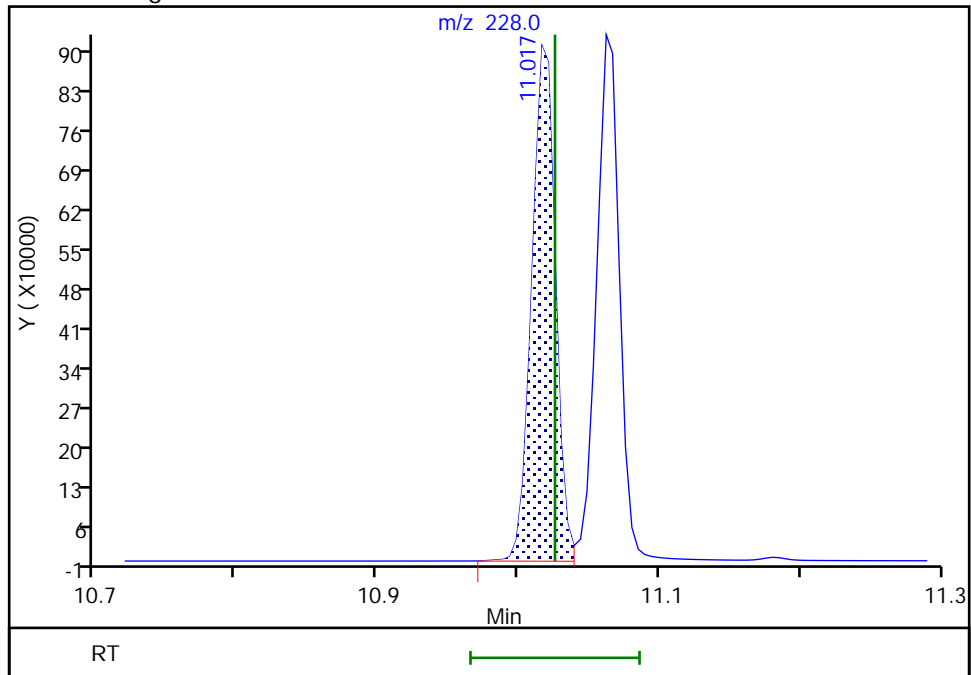
RT: 11.02
Area: 1031944
Amount: 5429.8812
Amount Units: ug/L

Processing Integration Results



RT: 11.02
Area: 1050296
Amount: 5502.5959
Amount Units: ug/L

Manual Integration Results



Reviewer: boylea, 14-Jan-2022 13:59:56
Audit Action: Manually Integrated

Audit Reason: Incomplete Integration

Eurofins Seattle

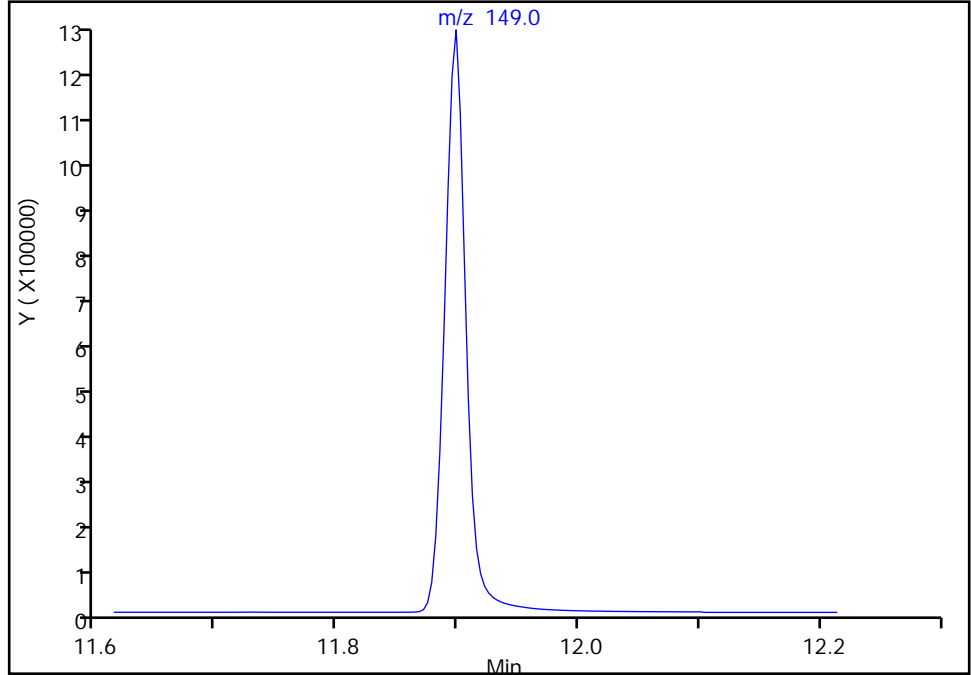
Data File: \\chromfs\Seattle\ChromData\TAC050\20220113-80849.b\SIM011322b015.D
Injection Date: 14-Jan-2022 01:35:30 Instrument ID: TAC050
Lims ID: std12
Client ID:
Operator ID: jcm ALS Bottle#: 5 Worklist Smp#: 5
Injection Vol: 1.0 ul Dil. Factor: 1.0000
Method: TAC050_SIM_PAH Limit Group: 8270D_SIM QSM 5.0
Column: Detector MS SCAN

30 Bis(2-ethylhexyl) phthalate, CAS: 117-81-7

Signal: 1

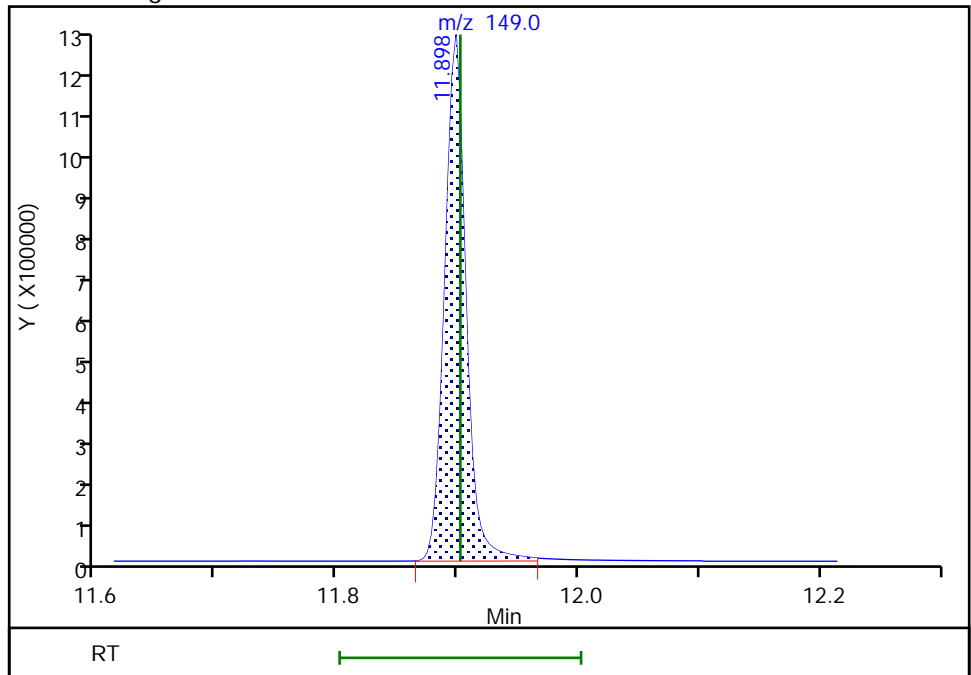
Not Detected
Expected RT: 11.90

Processing Integration Results



Manual Integration Results

RT: 11.90
Area: 1514360
Amount: 4861.6112
Amount Units: ug/L



Reviewer: boylea, 14-Jan-2022 13:58:35
Audit Action: Manually Integrated

Audit Reason: Incomplete Integration

Eurofins Seattle
Target Compound Quantitation Report

Data File: \\chromfs\Seattle\ChromData\TAC050\20220113-80849.b\SIM011322b016.D
 Lims ID: std11
 Client ID:
 Sample Type: IC Calib Level: 11
 Inject. Date: 14-Jan-2022 01:54:30 ALS Bottle#: 6 Worklist Smp#: 6
 Injection Vol: 1.0 ul Dil. Factor: 1.0000
 Sample Info: 11
 Operator ID: jcm Instrument ID: TAC050
 Sublist: chrom-TAC050_SIM_PAH*sub9

Method: \\chromfs\Seattle\ChromData\TAC050\20220113-80849.b\TAC050_SIM_PAH.m
 Limit Group: 8270D_SIM QSM 5.0
 Last Update: 14-Jan-2022 15:42:10 Calib Date: 14-Jan-2022 05:04:30
 Integrator: Falcon ID Type: RT Order ID
 Quant Method: Internal Standard Quant By: Initial Calibration
 Last ICal File: \\chromfs\Seattle\ChromData\TAC050\20220113-80849.b\SIM011322b026.D

Column 1 : Det: MS SCAN
 Process Host: CTX1628

First Level Reviewer: limmere Date: 14-Jan-2022 09:59:09

Compound	Sig	RT (min.)	Exp RT (min.)	Dlt RT (min.)	Q	Response	Cal Amt ug/L	OnCol Amt ug/L	Flags
* 1 Naphthalene-d8	136	5.171	5.175	-0.004	90	22807	100.0	100.0	
* 2 Acenaphthene-d10	164	6.854	6.858	-0.004	70	10972	100.0	100.0	
* 3 Phenanthrene-d10	188	8.319	8.323	-0.004	56	17139	100.0	100.0	
* 4 Chrysene-d12	240	11.030	11.039	-0.009	57	13463	100.0	100.0	
* 5 Perylene-d12	264	13.079	13.084	-0.005	69	15642	100.0	100.0	
\$ 6 2-methylnaphthalene-d10	152	5.814	5.814	0.000	67	259103	2000.0	1920.3	
\$ 10 2-Fluorobiphenyl	172	6.193	6.197	-0.004	0	322797	2000.0	1838.5	
\$ 7 2,4,6-Tribromophenol	330	7.628	7.637	-0.009	59	63090	2000.0	2006.5	
\$ 8 Fluoranthene-d10 (Surr)	212	9.506	9.510	-0.004	68	358856	2000.0	2028.1	
\$ 9 Terphenyl-d14	244	9.896	9.904	-0.008	96	265872	2000.0	1935.6	
11 Naphthalene	128	5.194	5.194	0.000	100	455448	2000.0	1888.1	
12 2-Methylnaphthalene	141	5.841	5.846	-0.005	96	260099	2000.0	1901.3	
13 1-Methylnaphthalene	141	5.937	5.942	-0.005	98	250376	2000.0	1889.5	
14 Acenaphthylene	152	6.717	6.722	-0.005	100	459226	2000.0	1979.7	
15 Acenaphthene	153	6.885	6.889	-0.004	96	279319	2000.0	1918.8	
16 Fluorene	166	7.394	7.399	-0.005	93	315659	2000.0	1945.0	
17 Pentachlorophenol	266	8.126	8.134	-0.008	97	100947	4000.0	3873.9	
18 Phenanthrene	178	8.342	8.346	-0.004	100	422623	2000.0	1962.3	
19 Anthracene	178	8.393	8.401	-0.008	100	429392	2000.0	1973.2	
20 Fluoranthene	202	9.522	9.530	-0.008	52	423401	2000.0	1989.8	
21 Pyrene	202	9.750	9.754	-0.004	51	452528	2000.0	2018.8	
22 Benzo[a]anthracene	228	11.017	11.026	-0.009	95	398056	2000.0	2058.3	M
23 Chrysene	228	11.058	11.071	-0.013	99	390408	2000.0	1934.5	
30 Bis(2-ethylhexyl) phthalate	149	11.895	11.902	-0.007	0	551318	2000.0	2081.1	Ma
24 Benzo[b]fluoranthene	252	12.475	12.493	-0.018	97	408952	2000.0	2004.7	
25 Benzo[k]fluoranthene	252	12.516	12.534	-0.018	96	459854	2000.0	2011.6	
26 Benzo[a]pyrene	252	12.988	13.006	-0.018	97	419408	2000.0	2060.4	
27 Indeno[1,2,3-cd]pyrene	276	14.941	14.968	-0.027	96	370557	2000.0	2113.1	
28 Dibenz(a,h)anthracene	278	14.989	15.017	-0.028	96	412698	2000.0	2099.1	
29 Benzo[g,h,i]perylene	276	15.434	15.467	-0.033	95	434660	2000.0	2039.8	

QC Flag Legend

Processing Flags

Review Flags

M - Manually Integrated

a - User Assigned ID

Reagents:

8270_ic_stk_00062

Amount Added: 20.00

Units: uL

8270SIM_IS_00069

Amount Added: 10.00

Units: uL

Eurofins Seattle

Data File: \\chromfs\Seattle\ChromData\TAC050\20220113-80849.b\SIM011322b016.D

Injection Date: 14-Jan-2022 01:54:30

Instrument ID: TAC050

Lims ID: std11

Client ID:

Operator ID: jcm

ALS Bottle#: 6

Worklist Smp#: 6

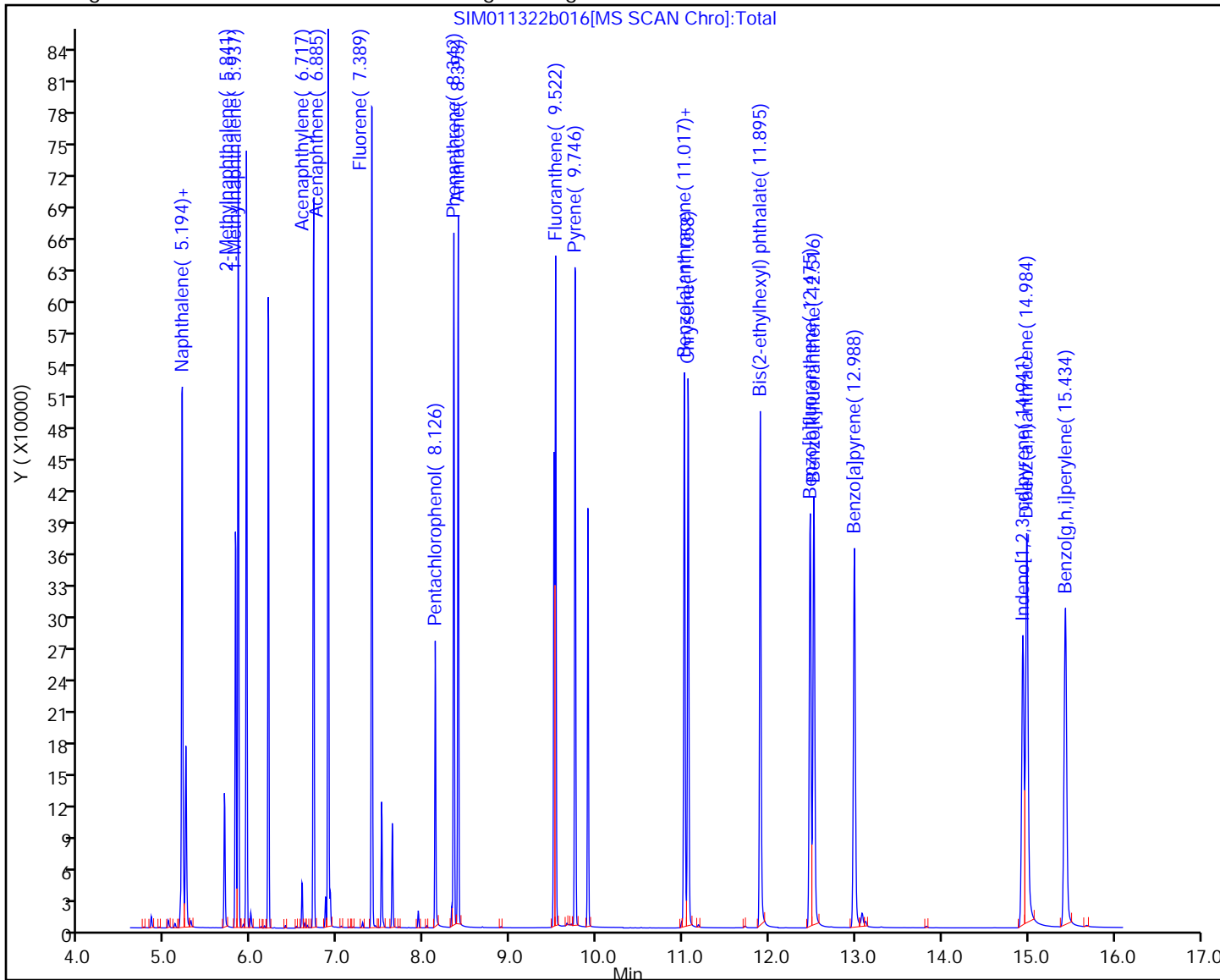
Injection Vol: 1.0 ul

Dil. Factor: 1.0000

Method: TAC050_SIM_PAH

Limit Group: 8270D_SIM QSM 5.0

Y Scaling: Method Defined: Scale to the Nth Largest Target: 1



Eurofins Seattle

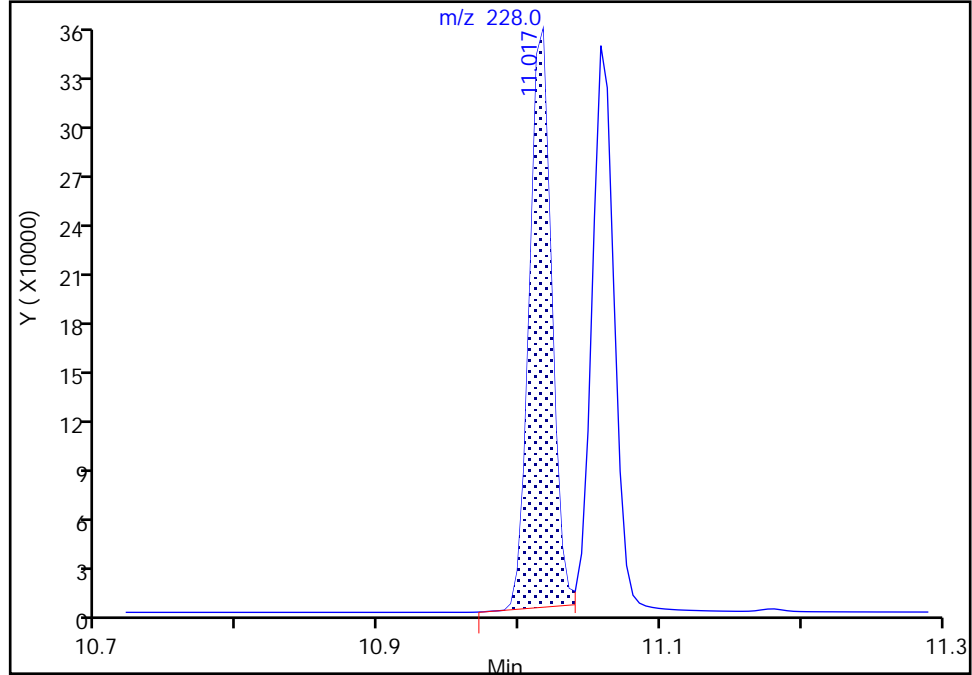
Data File: \\chromfs\Seattle\ChromData\TAC050\20220113-80849.b\SIM011322b016.D
Injection Date: 14-Jan-2022 01:54:30 Instrument ID: TAC050
Lims ID: std11
Client ID:
Operator ID: jcm ALS Bottle#: 6 Worklist Smp#: 6
Injection Vol: 1.0 ul Dil. Factor: 1.0000
Method: TAC050_SIM_PAH Limit Group: 8270D_SIM QSM 5.0
Column: Detector MS SCAN

22 Benzo[a]anthracene, CAS: 56-55-3

Signal: 1

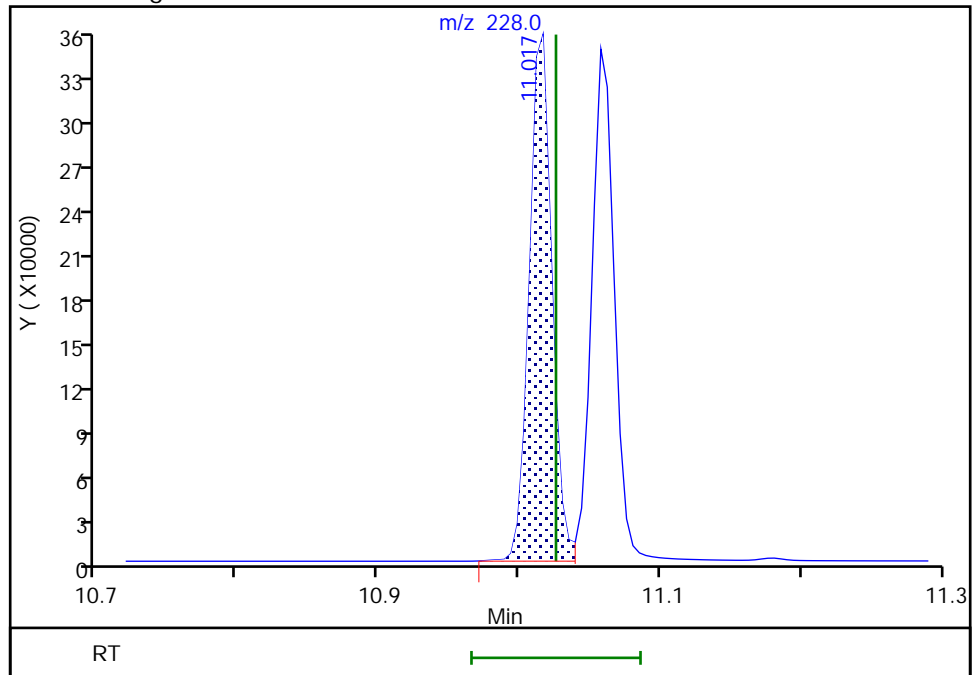
RT: 11.02
Area: 388556
Amount: 2012.7373
Amount Units: ug/L

Processing Integration Results



RT: 11.02
Area: 398056
Amount: 2058.2970
Amount Units: ug/L

Manual Integration Results



Reviewer: boylea, 14-Jan-2022 14:00:43
Audit Action: Manually Integrated

Audit Reason: Incomplete Integration

Eurofins Seattle

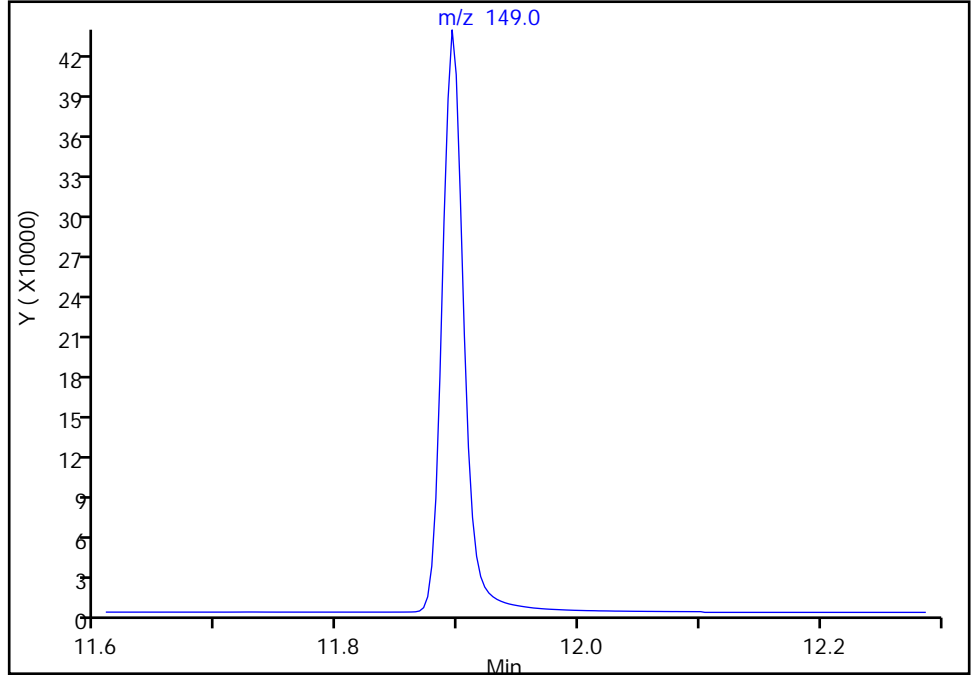
Data File: \\chromfs\Seattle\ChromData\TAC050\20220113-80849.b\SIM011322b016.D
Injection Date: 14-Jan-2022 01:54:30 Instrument ID: TAC050
Lims ID: std11
Client ID:
Operator ID: jcm ALS Bottle#: 6 Worklist Smp#: 6
Injection Vol: 1.0 ul Dil. Factor: 1.0000
Method: TAC050_SIM_PAH Limit Group: 8270D_SIM QSM 5.0
Column: Detector MS SCAN

30 Bis(2-ethylhexyl) phthalate, CAS: 117-81-7

Signal: 1

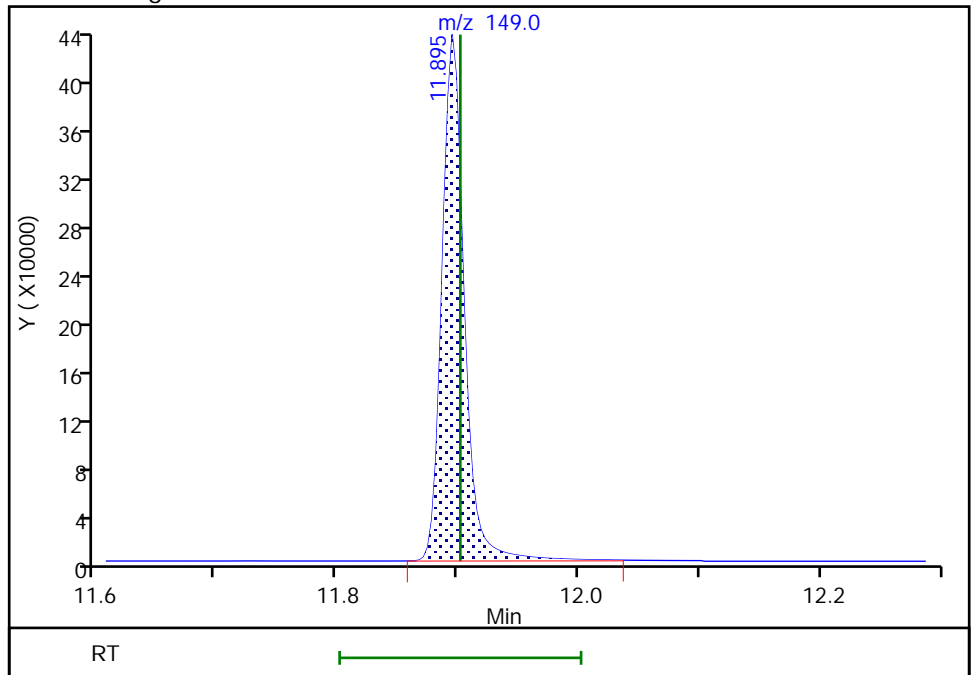
Not Detected
Expected RT: 11.90

Processing Integration Results



Manual Integration Results

RT: 11.89
Area: 551318
Amount: 2081.1144
Amount Units: ug/L



Reviewer: boylea, 14-Jan-2022 13:58:57
Audit Action: Manually Integrated

Audit Reason: Incomplete Integration

Eurofins Seattle
Target Compound Quantitation Report

Data File: \\chromfs\Seattle\ChromData\TAC050\20220113-80849.b\SIM011322b017.D
 Lims ID: std10
 Client ID:
 Sample Type: IC Calib Level: 10
 Inject. Date: 14-Jan-2022 02:13:30 ALS Bottle#: 7 Worklist Smp#: 7
 Injection Vol: 1.0 ul Dil. Factor: 1.0000
 Sample Info: 10
 Operator ID: jcm Instrument ID: TAC050
 Sublist: chrom-TAC050_SIM_PAH*sub9

Method: \\chromfs\Seattle\ChromData\TAC050\20220113-80849.b\TAC050_SIM_PAH.m
 Limit Group: 8270D_SIM QSM 5.0
 Last Update: 14-Jan-2022 15:42:11 Calib Date: 14-Jan-2022 05:04:30
 Integrator: Falcon ID Type: RT Order ID
 Quant Method: Internal Standard Quant By: Initial Calibration
 Last ICal File: \\chromfs\Seattle\ChromData\TAC050\20220113-80849.b\SIM011322b026.D

Column 1 : Det: MS SCAN
 Process Host: CTX1628

First Level Reviewer: limmere Date: 14-Jan-2022 10:02:14

Compound	Sig	RT (min.)	Exp RT (min.)	Diff RT (min.)	Q	Response	Cal Amt ug/L	OnCol Amt ug/L	Flags
* 1 Naphthalene-d8	136	5.171	5.175	-0.004	90	23211	100.0	100.0	
* 2 Acenaphthene-d10	164	6.854	6.858	-0.004	70	10998	100.0	100.0	
* 3 Phenanthrene-d10	188	8.319	8.323	-0.004	56	16806	100.0	100.0	
* 4 Chrysene-d12	240	11.026	11.039	-0.013	54	13626	100.0	100.0	
* 5 Perylene-d12	264	13.074	13.084	-0.010	69	15564	100.0	100.0	
\$ 6 2-methylnaphthalene-d10	152	5.814	5.814	0.000	67	136490	1000.0	994.0	
\$ 10 2-Fluorobiphenyl	172	6.193	6.197	-0.004	0	168952	1000.0	960.0	
\$ 7 2,4,6-Tribromophenol	330	7.628	7.637	-0.009	58	31220	1000.0	1028.7	
\$ 8 Fluoranthene-d10 (Surr)	212	9.502	9.510	-0.008	69	181549	1000.0	1045.8	
\$ 9 Terphenyl-d14	244	9.896	9.904	-0.008	95	138125	1000.0	1025.5	
11 Naphthalene	128	5.189	5.194	-0.005	100	242151	1000.0	986.4	
12 2-Methylnaphthalene	141	5.841	5.846	-0.005	96	135530	1000.0	973.5	
13 1-Methylnaphthalene	141	5.937	5.942	-0.005	98	130882	1000.0	970.5	
14 Acenaphthylene	152	6.717	6.722	-0.005	100	237007	1000.0	1019.3	
15 Acenaphthene	153	6.884	6.889	-0.005	96	145402	1000.0	996.5	
16 Fluorene	166	7.394	7.399	-0.005	92	163209	1000.0	1003.3	
17 Pentachlorophenol	266	8.126	8.134	-0.008	97	44279	2000.0	2176.5	
18 Phenanthrene	178	8.342	8.346	-0.004	100	217890	1000.0	1031.2	
19 Anthracene	178	8.393	8.401	-0.008	100	218902	1000.0	1025.4	
20 Fluoranthene	202	9.522	9.530	-0.008	52	216797	1000.0	1038.5	
21 Pyrene	202	9.746	9.754	-0.008	52	231682	1000.0	1053.5	
22 Benzo[a]anthracene	228	11.012	11.026	-0.014	95	203397	1000.0	1038.5	M
23 Chrysene	228	11.058	11.071	-0.013	99	203276	1000.0	994.5	
30 Bis(2-ethylhexyl) phthalate	149	11.895	11.902	-0.007	0	269774	1000.0	1080.2	Ma
24 Benzo[b]fluoranthene	252	12.470	12.493	-0.023	98	209981	1000.0	1034.1	a
25 Benzo[k]fluoranthene	252	12.516	12.534	-0.018	95	229502	1000.0	1008.6	
26 Benzo[a]pyrene	252	12.983	13.006	-0.023	97	213598	1000.0	1054.2	
27 Indeno[1,2,3-cd]pyrene	276	14.935	14.968	-0.033	96	187487	1000.0	1090.0	
28 Dibenz(a,h)anthracene	278	14.984	15.017	-0.033	96	209663	1000.0	1071.5	
29 Benzo[g,h,i]perylene	276	15.429	15.467	-0.038	95	221508	1000.0	1044.4	

[QC Flag Legend](#)

Processing Flags

Review Flags

M - Manually Integrated

a - User Assigned ID

[Reagents:](#)

ccv_8270_1000_00057

Amount Added: 1.00

Units: mL

Eurofins Seattle

Data File: \\chromfs\Seattle\ChromData\TAC050\20220113-80849.b\SIM011322b017.D

Injection Date: 14-Jan-2022 02:13:30

Instrument ID: TAC050

Lims ID: std10

Client ID:

Operator ID: jcm

ALS Bottle#: 7

Worklist Smp#: 7

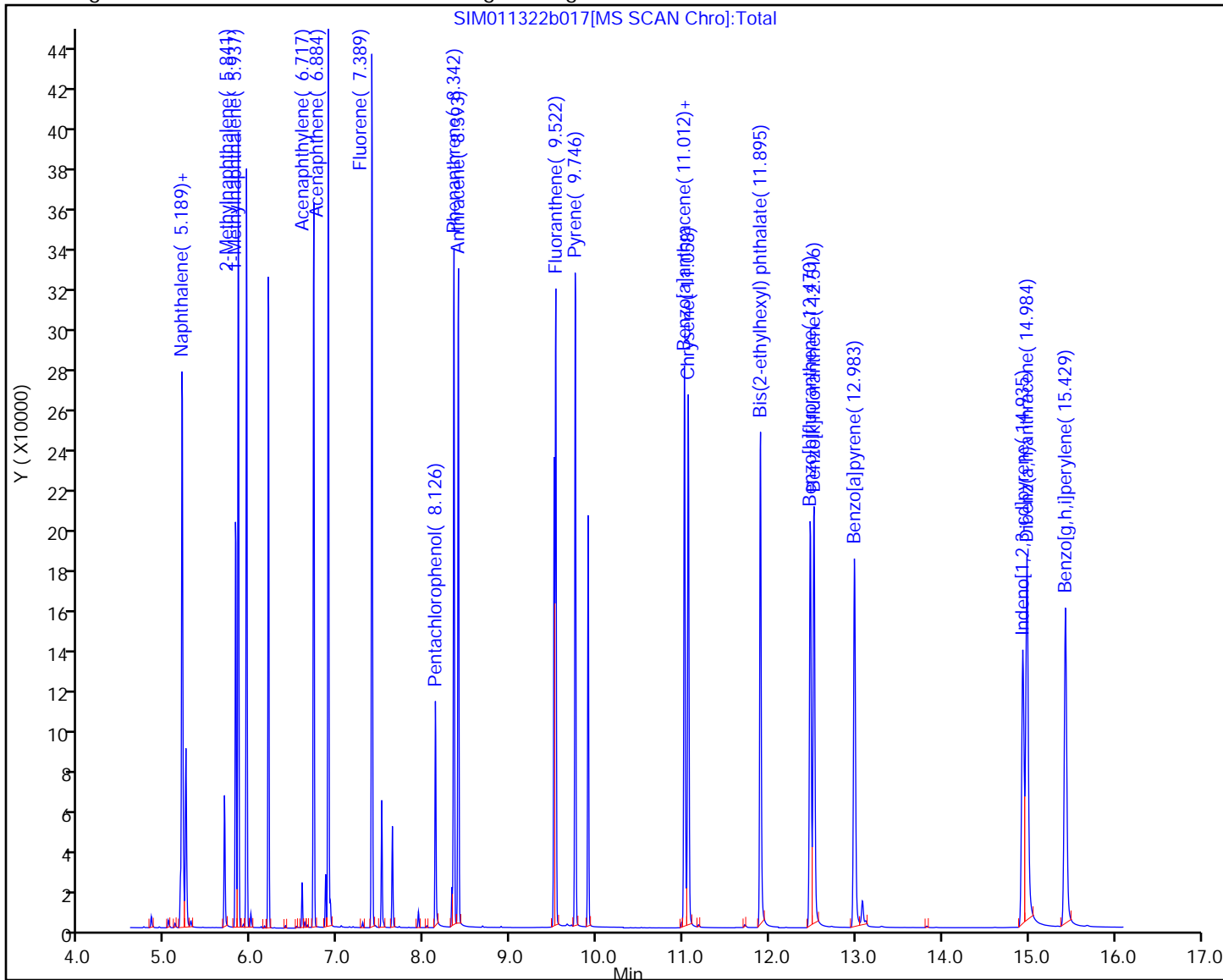
Injection Vol: 1.0 ul

Dil. Factor: 1.0000

Method: TAC050_SIM_PAH

Limit Group: 8270D_SIM QSM 5.0

Y Scaling: Method Defined: Scale to the Nth Largest Target: 1



Eurofins Seattle

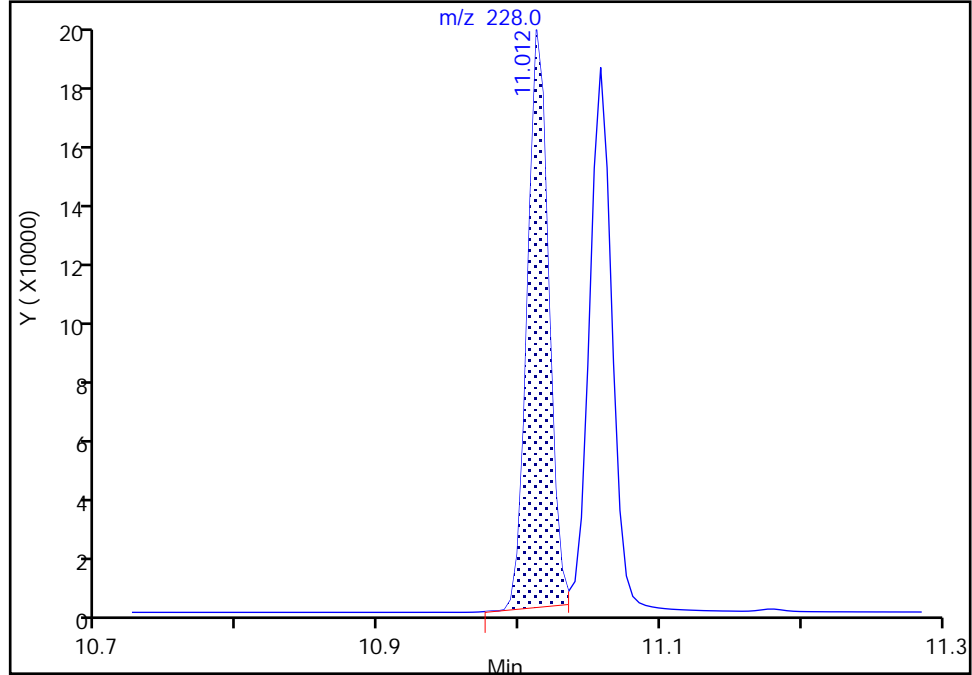
Data File: \\chromfs\Seattle\ChromData\TAC050\20220113-80849.b\SIM011322b017.D
Injection Date: 14-Jan-2022 02:13:30 Instrument ID: TAC050
Lims ID: std10
Client ID:
Operator ID: jcm ALS Bottle#: 7 Worklist Smp#: 7
Injection Vol: 1.0 ul Dil. Factor: 1.0000
Method: TAC050_SIM_PAH Limit Group: 8270D_SIM QSM 5.0
Column: Detector MS SCAN

22 Benzo[a]anthracene, CAS: 56-55-3

Signal: 1

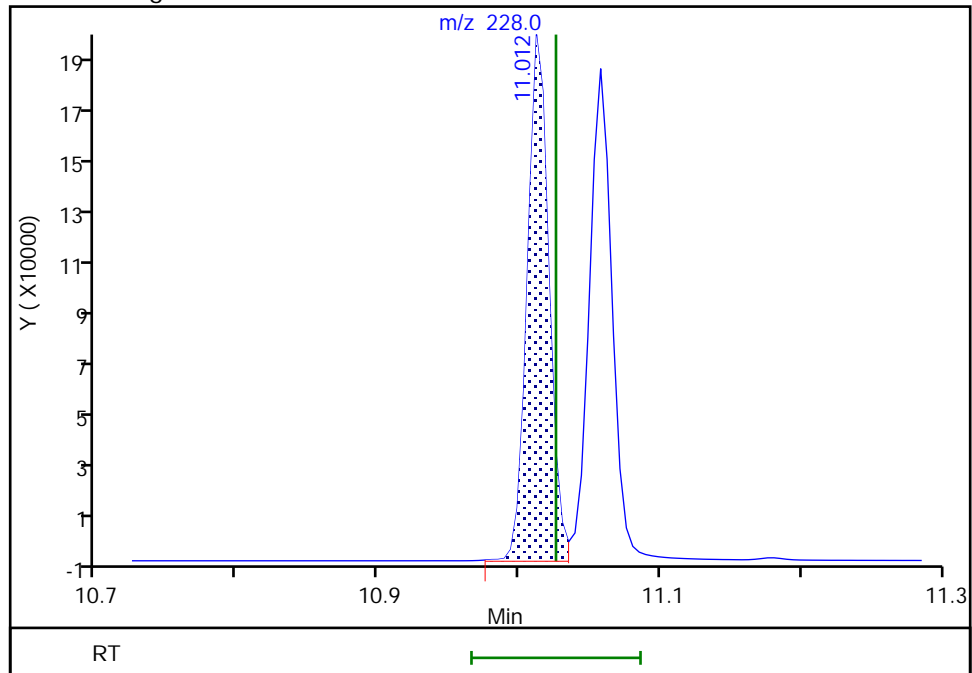
RT: 11.01
Area: 198209
Amount: 1012.8519
Amount Units: ug/L

Processing Integration Results



RT: 11.01
Area: 203397
Amount: 1038.5090
Amount Units: ug/L

Manual Integration Results



Reviewer: boylea, 14-Jan-2022 14:01:21
Audit Action: Manually Integrated

Audit Reason: Incomplete Integration

Eurofins Seattle

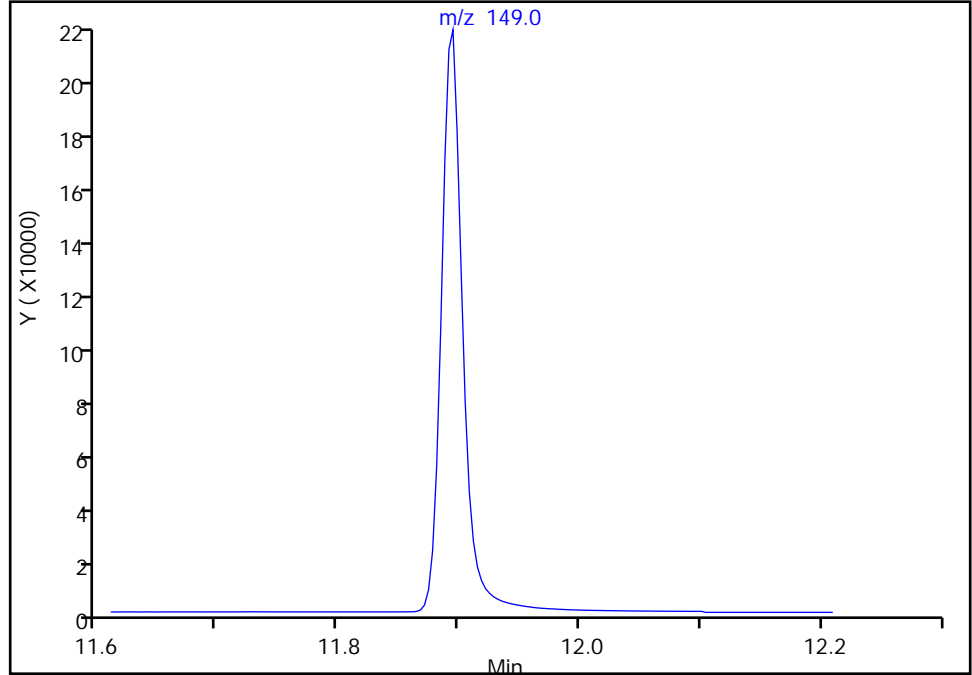
Data File: \\chromfs\Seattle\ChromData\TAC050\20220113-80849.b\SIM011322b017.D
Injection Date: 14-Jan-2022 02:13:30 Instrument ID: TAC050
Lims ID: std10
Client ID:
Operator ID: jcm ALS Bottle#: 7 Worklist Smp#: 7
Injection Vol: 1.0 ul Dil. Factor: 1.0000
Method: TAC050_SIM_PAH Limit Group: 8270D_SIM QSM 5.0
Column: Detector MS SCAN

30 Bis(2-ethylhexyl) phthalate, CAS: 117-81-7

Signal: 1

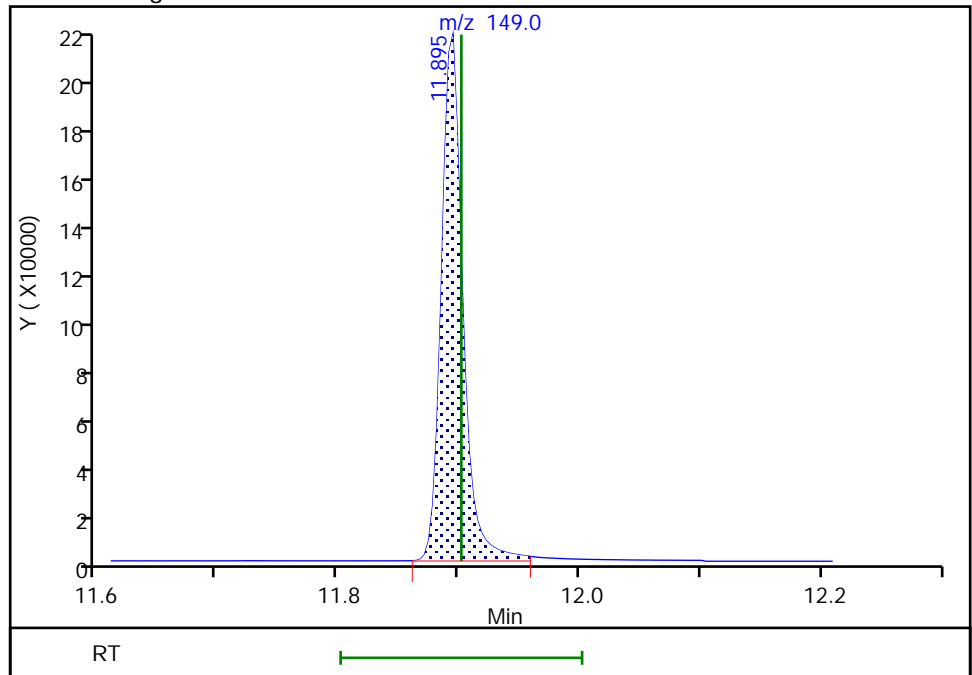
Not Detected
Expected RT: 11.90

Processing Integration Results



Manual Integration Results

RT: 11.89
Area: 269774
Amount: 1080.1509
Amount Units: ug/L



Reviewer: boylea, 14-Jan-2022 14:01:12
Audit Action: Manually Integrated

Audit Reason: Incomplete Integration

Eurofins Seattle

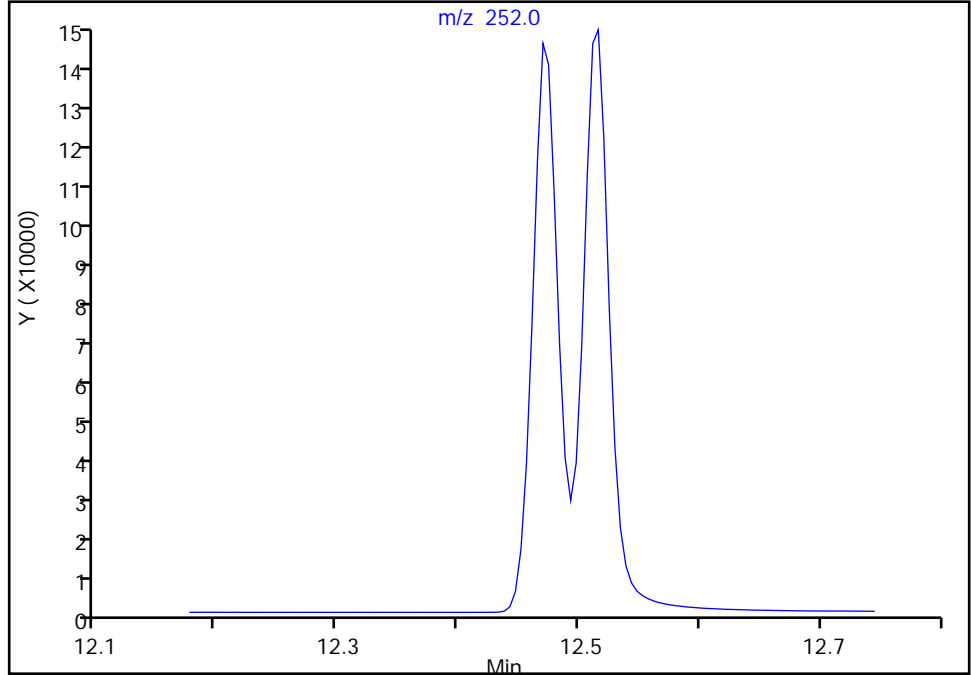
Data File: \\chromfs\Seattle\ChromData\TAC050\20220113-80849.b\SIM011322b017.D
Injection Date: 14-Jan-2022 02:13:30 Instrument ID: TAC050
Lims ID: std10
Client ID:
Operator ID: jcm ALS Bottle#: 7 Worklist Smp#: 7
Injection Vol: 1.0 ul Dil. Factor: 1.0000
Method: TAC050_SIM_PAH Limit Group: 8270D_SIM QSM 5.0
Column: Detector MS SCAN

24 Benzo[b]fluoranthene, CAS: 205-99-2

Signal: 1

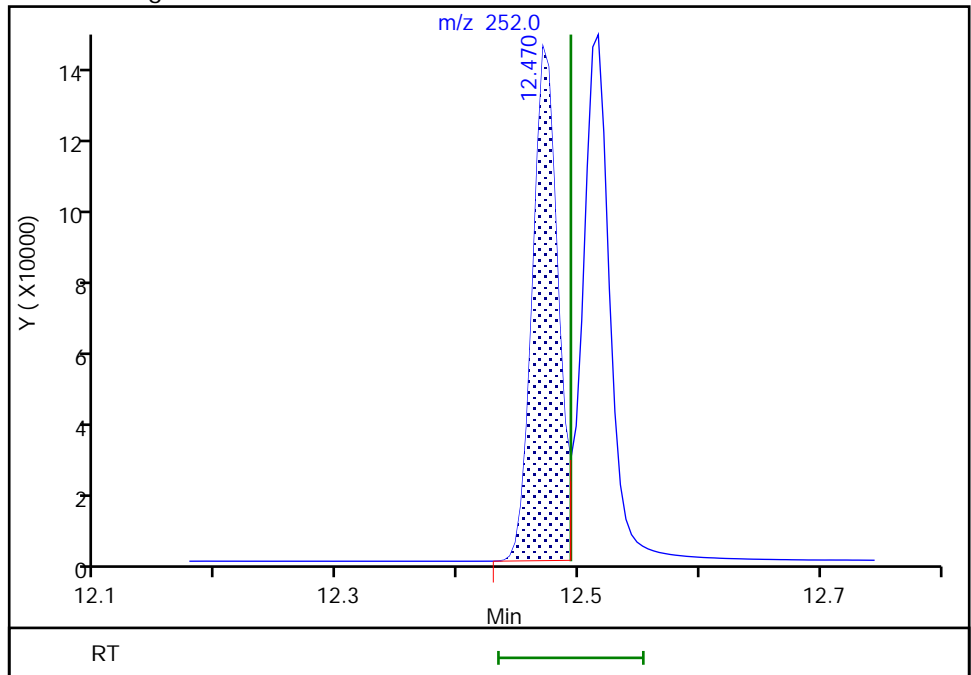
Not Detected
Expected RT: 12.49

Processing Integration Results



Manual Integration Results

RT: 12.47
Area: 209981
Amount: 1034.0773
Amount Units: ug/L



Reviewer: boylea, 14-Jan-2022 14:01:01
Audit Action: Assigned Compound ID

Audit Reason: Peak assignment corrected

Eurofins Seattle
Target Compound Quantitation Report

Data File: \\chromfs\Seattle\ChromData\TAC050\20220113-80849.b\SIM011322b018.D
 Lims ID: std9is
 Client ID:
 Sample Type: IC Calib Level: 9
 Inject. Date: 14-Jan-2022 02:32:30 ALS Bottle#: 8 Worklist Smp#: 8
 Injection Vol: 1.0 ul Dil. Factor: 1.0000
 Sample Info: 9
 Operator ID: jcm Instrument ID: TAC050
 Sublist: chrom-TAC050_SIM_PAH*sub9

Method: \\chromfs\Seattle\ChromData\TAC050\20220113-80849.b\TAC050_SIM_PAH.m
 Limit Group: 8270D_SIM QSM 5.0
 Last Update: 14-Jan-2022 15:42:12 Calib Date: 14-Jan-2022 05:04:30
 Integrator: Falcon ID Type: RT Order ID
 Quant Method: Internal Standard Quant By: Initial Calibration
 Last ICal File: \\chromfs\Seattle\ChromData\TAC050\20220113-80849.b\SIM011322b026.D

Column 1 : Det: MS SCAN
 Process Host: CTX1628

First Level Reviewer: limmere Date: 14-Jan-2022 09:56:33

Compound	Sig	RT (min.)	Exp RT (min.)	Dlt RT (min.)	Q	Response	Cal Amt ug/L	OnCol Amt ug/L	Flags
* 1 Naphthalene-d8	136	5.171	5.171	0.000	90	22195	100.0	100.0	
* 2 Acenaphthene-d10	164	6.854	6.854	0.000	70	10323	100.0	100.0	
* 3 Phenanthrene-d10	188	8.319	8.319	0.000	56	15675	100.0	100.0	
* 4 Chrysene-d12	240	11.030	11.030	0.000	67	12522	100.0	100.0	
* 5 Perylene-d12	264	13.074	13.074	0.000	69	14247	100.0	100.0	
\$ 6 2-methylnaphthalene-d10	152	5.809	5.809	0.000	67	66447	500.0	506.1	
\$ 10 2-Fluorobiphenyl	172	6.190	6.190	0.000	0	81972	500.0	496.2	a
\$ 7 2,4,6-Tribromophenol	330	7.628	7.628	0.000	59	13836	500.0	498.2	
\$ 8 Fluoranthene-d10 (Surr)	212	9.502	9.502	0.000	69	82791	500.0	510.7	
\$ 9 Terphenyl-d14	244	9.896	9.896	0.000	95	64209	500.0	511.1	
11 Naphthalene	128	5.189	5.189	0.000	100	118848	500.0	506.3	
12 2-Methylnaphthalene	141	5.841	5.841	0.000	95	66711	500.0	501.1	
13 1-Methylnaphthalene	141	5.937	5.937	0.000	97	63527	500.0	492.6	
14 Acenaphthylene	152	6.717	6.717	0.000	100	112225	500.0	514.2	
15 Acenaphthene	153	6.884	6.884	0.000	96	69640	500.0	508.5	
16 Fluorene	166	7.389	7.389	0.000	97	78269	500.0	512.6	
17 Pentachlorophenol	266	8.126	8.126	0.000	97	15457	1000.0	1053.9	
18 Phenanthrene	178	8.342	8.342	0.000	100	102631	500.0	520.2	
19 Anthracene	178	8.389	8.389	0.000	100	101772	500.0	510.7	
20 Fluoranthene	202	9.522	9.522	0.000	52	99999	500.0	513.0	
21 Pyrene	202	9.746	9.746	0.000	52	104547	500.0	509.0	
22 Benzo[a]anthracene	228	11.012	11.012	0.000	95	93139	500.0	516.8	M
23 Chrysene	228	11.057	11.057	0.000	99	96213	500.0	511.5	
30 Bis(2-ethylhexyl) phthalate	149	11.895	11.895	0.000	0	118452	500.0	537.3	Ma
24 Benzo[b]fluoranthene	252	12.470	12.470	0.000	98	97903	500.0	526.3	a
25 Benzo[k]fluoranthene	252	12.511	12.511	0.000	95	105112	500.0	504.2	
26 Benzo[a]pyrene	252	12.983	12.983	0.000	97	97822	500.0	527.0	
27 Indeno[1,2,3-cd]pyrene	276	14.935	14.935	0.000	96	84665	500.0	542.0	
28 Dibenz(a,h)anthracene	278	14.984	14.984	0.000	96	94470	500.0	527.1	
29 Benzo[g,h,i]perylene	276	15.429	15.429	0.000	95	100263	500.0	516.1	

[QC Flag Legend](#)

Processing Flags

Review Flags

M - Manually Integrated

a - User Assigned ID

[Reagents:](#)

ccv_SIM_500_00086

Amount Added: 1.00

Units: mL

Eurofins Seattle

Data File: \\chromfs\Seattle\ChromData\TAC050\20220113-80849.b\SIM011322b018.D

Injection Date: 14-Jan-2022 02:32:30

Instrument ID: TAC050

Lims ID: std9is

Client ID:

Operator ID: jcm

ALS Bottle#: 8

Worklist Smp#: 8

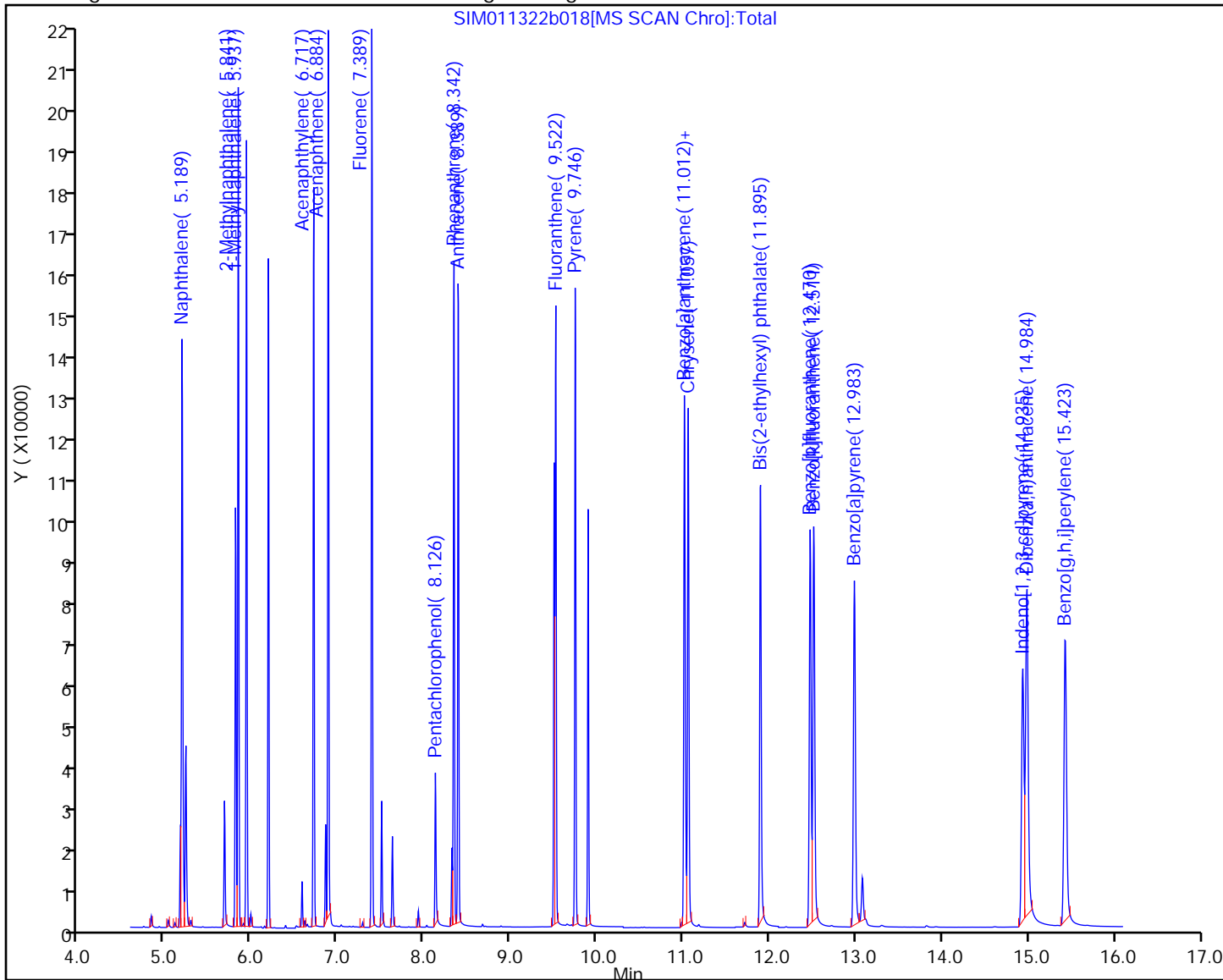
Injection Vol: 1.0 ul

Dil. Factor: 1.0000

Method: TAC050_SIM_PAH

Limit Group: 8270D_SIM QSM 5.0

Y Scaling: Method Defined: Scale to the Nth Largest Target: 1



Eurofins Seattle

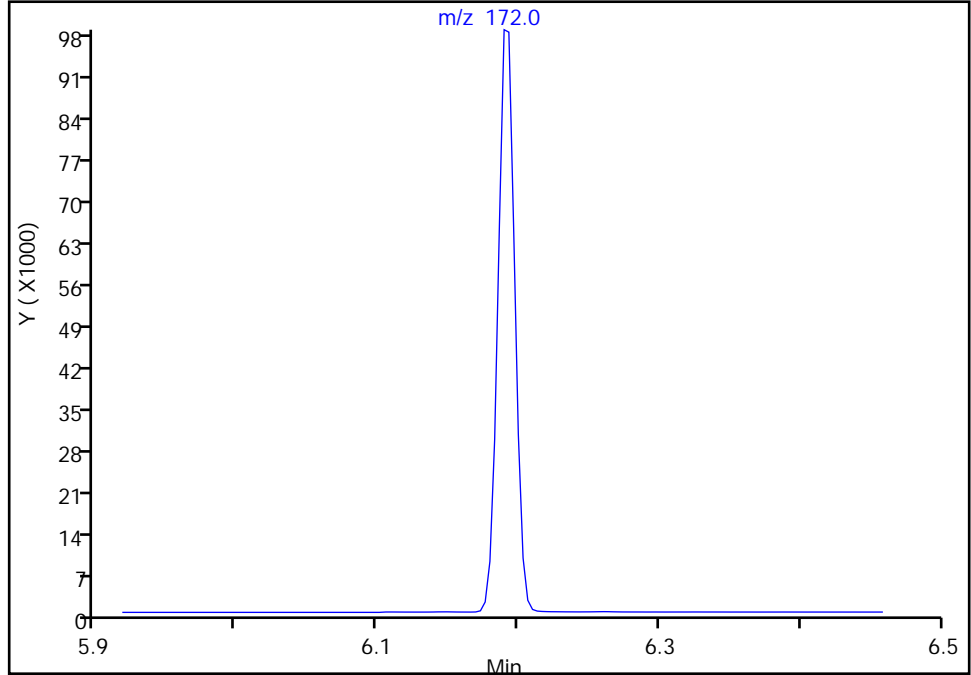
Data File: \\chromfs\Seattle\ChromData\TAC050\20220113-80849.b\SIM011322b018.D
Injection Date: 14-Jan-2022 02:32:30 Instrument ID: TAC050
Lims ID: std9is
Client ID:
Operator ID: jcm ALS Bottle#: 8 Worklist Smp#: 8
Injection Vol: 1.0 ul Dil. Factor: 1.0000
Method: TAC050_SIM_PAH Limit Group: 8270D_SIM QSM 5.0
Column: Detector MS SCAN

\$ 10 2-Fluorobiphenyl, CAS: 321-60-8

Signal: 1

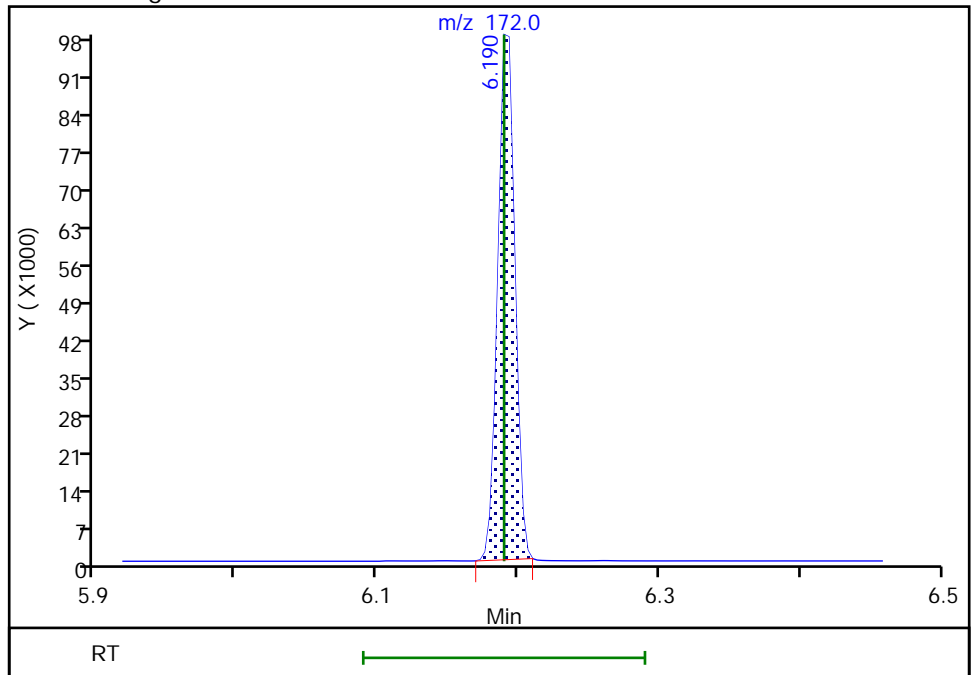
Not Detected
Expected RT: 6.19

Processing Integration Results



RT: 6.19
Area: 81972
Amount: 496.2395
Amount Units: ug/L

Manual Integration Results



Eurofins Seattle

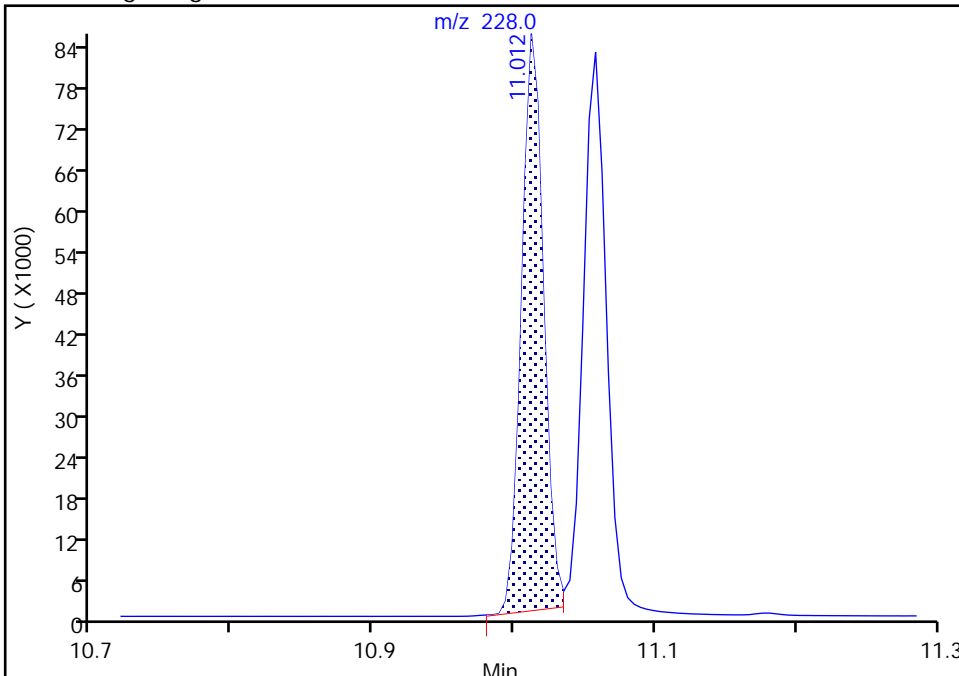
Data File: \\chromfs\Seattle\ChromData\TAC050\20220113-80849.b\SIM011322b018.D
Injection Date: 14-Jan-2022 02:32:30 Instrument ID: TAC050
Lims ID: std9is
Client ID:
Operator ID: jcm ALS Bottle#: 8 Worklist Smp#: 8
Injection Vol: 1.0 ul Dil. Factor: 1.0000
Method: TAC050_SIM_PAH Limit Group: 8270D_SIM QSM 5.0
Column: Detector MS SCAN

22 Benzo[a]anthracene, CAS: 56-55-3

Signal: 1

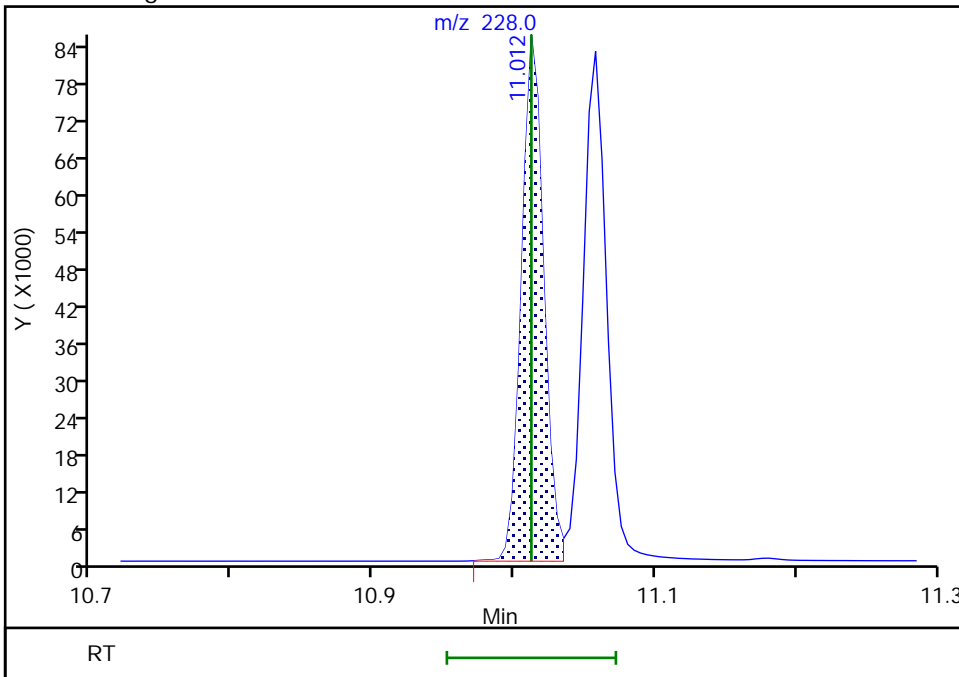
RT: 11.01
Area: 90754
Amount: 502.2735
Amount Units: ug/L

Processing Integration Results



RT: 11.01
Area: 93139
Amount: 516.8199
Amount Units: ug/L

Manual Integration Results



Reviewer: boylea, 14-Jan-2022 14:02:21
Audit Action: Manually Integrated

Audit Reason: Incomplete Integration

Eurofins Seattle

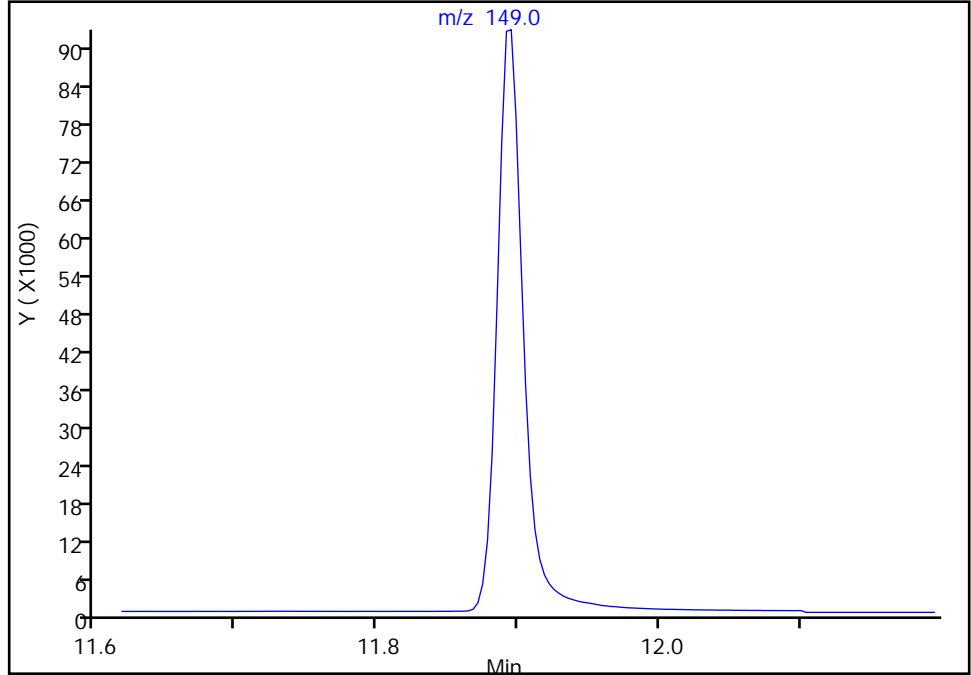
Data File: \\chromfs\Seattle\ChromData\TAC050\20220113-80849.b\SIM011322b018.D
Injection Date: 14-Jan-2022 02:32:30 Instrument ID: TAC050
Lims ID: std9is
Client ID:
Operator ID: jcm ALS Bottle#: 8 Worklist Smp#: 8
Injection Vol: 1.0 ul Dil. Factor: 1.0000
Method: TAC050_SIM_PAH Limit Group: 8270D_SIM QSM 5.0
Column: Detector MS SCAN

30 Bis(2-ethylhexyl) phthalate, CAS: 117-81-7

Signal: 1

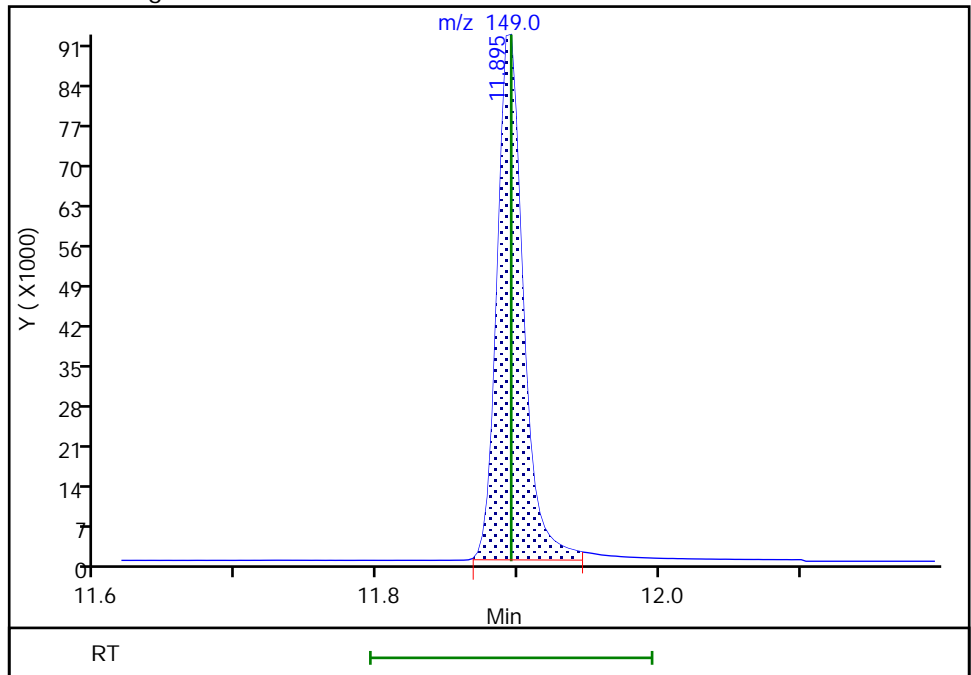
Not Detected
Expected RT: 11.89

Processing Integration Results



Manual Integration Results

RT: 11.89
Area: 118452
Amount: 537.2714
Amount Units: ug/L



Reviewer: boylea, 14-Jan-2022 14:02:31
Audit Action: Manually Integrated

Audit Reason: Incomplete Integration

Eurofins Seattle

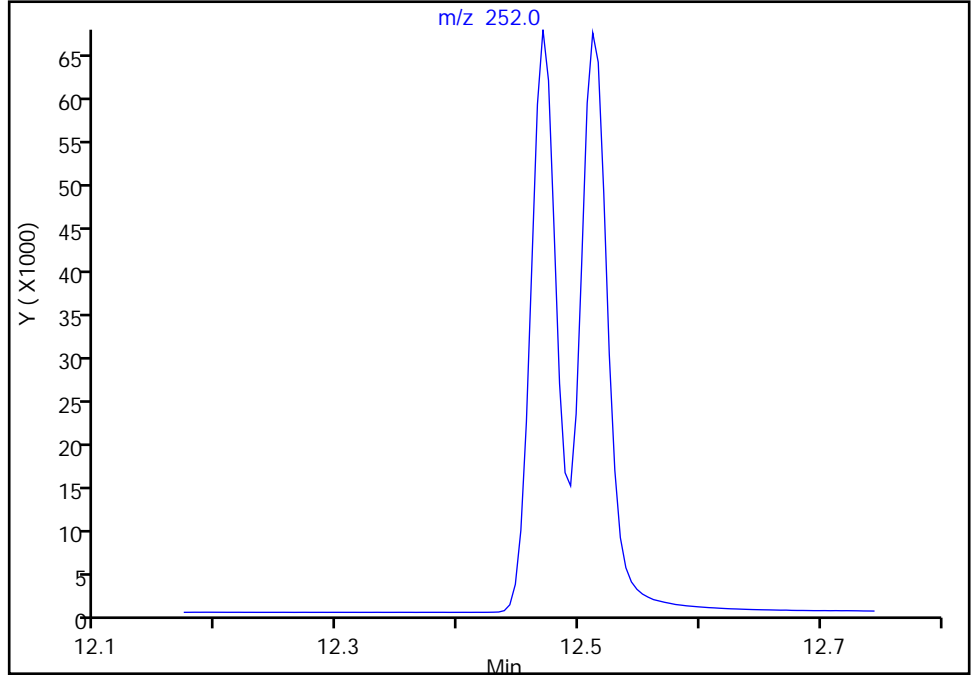
Data File: \\chromfs\Seattle\ChromData\TAC050\20220113-80849.b\SIM011322b018.D
Injection Date: 14-Jan-2022 02:32:30 Instrument ID: TAC050
Lims ID: std9is
Client ID:
Operator ID: jcm ALS Bottle#: 8 Worklist Smp#: 8
Injection Vol: 1.0 ul Dil. Factor: 1.0000
Method: TAC050_SIM_PAH Limit Group: 8270D_SIM QSM 5.0
Column: Detector MS SCAN

24 Benzo[b]fluoranthene, CAS: 205-99-2

Signal: 1

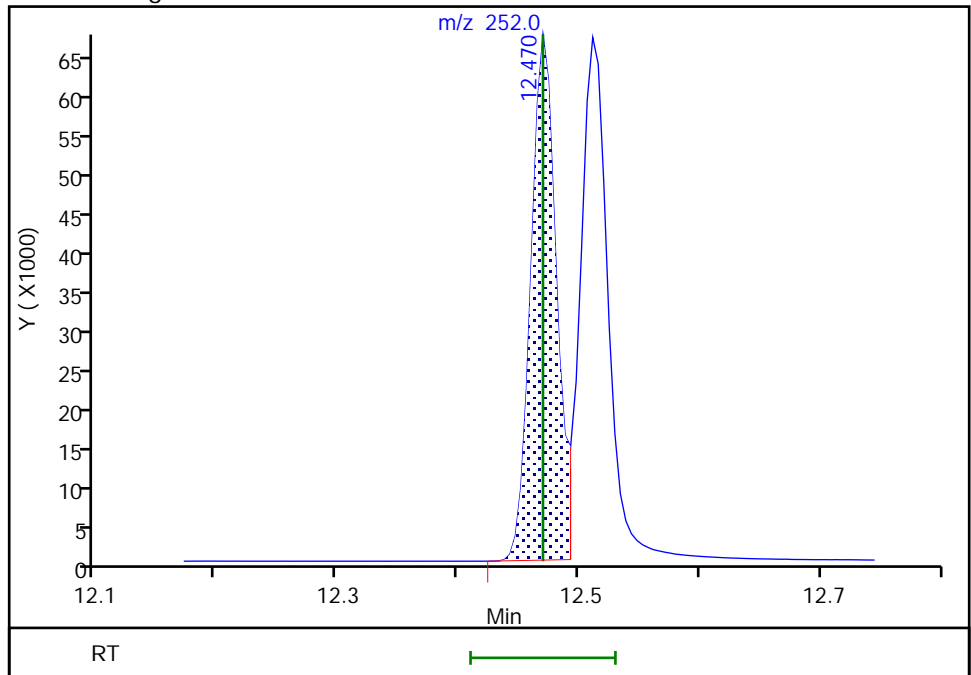
Not Detected
Expected RT: 12.47

Processing Integration Results



Manual Integration Results

RT: 12.47
Area: 97903
Amount: 526.3046
Amount Units: ug/L



Reviewer: boylea, 14-Jan-2022 14:02:34
Audit Action: Assigned Compound ID

Audit Reason: Incomplete Integration

Eurofins Seattle
Target Compound Quantitation Report

Data File: \\chromfs\Seattle\ChromData\TAC050\20220113-80849.b\SIM011322b019.D
 Lims ID: std8
 Client ID:
 Sample Type: IC Calib Level: 8
 Inject. Date: 14-Jan-2022 02:51:30 ALS Bottle#: 9 Worklist Smp#: 9
 Injection Vol: 1.0 ul Dil. Factor: 1.0000
 Sample Info: 8
 Operator ID: jcm Instrument ID: TAC050
 Sublist: chrom-TAC050_SIM_PAH*sub9
 Method: \\chromfs\Seattle\ChromData\TAC050\20220113-80849.b\TAC050_SIM_PAH.m
 Limit Group: 8270D_SIM QSM 5.0
 Last Update: 14-Jan-2022 15:42:14 Calib Date: 14-Jan-2022 05:04:30
 Integrator: Falcon ID Type: RT Order ID
 Quant Method: Internal Standard Quant By: Initial Calibration
 Last ICal File: \\chromfs\Seattle\ChromData\TAC050\20220113-80849.b\SIM011322b026.D

Column 1 : Det: MS SCAN
 Process Host: CTX1628

First Level Reviewer: limmere Date: 14-Jan-2022 10:03:39

Compound	Sig	RT (min.)	Exp RT (min.)	Dlt RT (min.)	Q	Response	Cal Amt ug/L	OnCol Amt ug/L	Flags
* 1 Naphthalene-d8	136	5.171	5.171	0.000	90	25824	100.0	100.0	
* 2 Acenaphthene-d10	164	6.854	6.854	0.000	70	11755	100.0	100.0	
* 3 Phenanthrene-d10	188	8.319	8.319	0.001	56	18203	100.0	100.0	
* 4 Chrysene-d12	240	11.026	11.030	-0.004	72	14055	100.0	100.0	
* 5 Perylene-d12	264	13.075	13.074	0.001	69	16292	100.0	100.0	
\$ 6 2-methylnaphthalene-d10	152	5.809	5.809	0.000	67	29353	200.0	192.1	
\$ 10 2-Fluorobiphenyl	172	6.190	6.190	0.000	0	36875	200.0	196.0	Ma
\$ 7 2,4,6-Tribromophenol	330	7.628	7.628	0.000	58	5623	200.0	183.4	
\$ 8 Fluoranthene-d10 (Surr)	212	9.502	9.502	0.000	69	36319	200.0	192.2	
\$ 9 Terphenyl-d14	244	9.896	9.896	0.000	95	26958	200.0	184.8	
11 Naphthalene	128	5.189	5.189	0.000	100	52945	200.0	193.8	
12 2-Methylnaphthalene	141	5.841	5.841	0.000	95	29681	200.0	191.6	
13 1-Methylnaphthalene	141	5.937	5.937	0.000	97	28297	200.0	188.6	
14 Acenaphthylene	152	6.717	6.717	0.000	100	48540	200.0	195.3	
15 Acenaphthene	153	6.885	6.884	0.001	96	30250	200.0	194.0	
16 Fluorene	166	7.389	7.389	0.000	97	33656	200.0	193.6	
17 Pentachlorophenol	266	8.126	8.126	0.000	96	4235	400.0	356.7	
18 Phenanthrene	178	8.338	8.342	-0.004	100	45268	200.0	196.9	
19 Anthracene	178	8.389	8.389	0.000	100	44171	200.0	190.3	
20 Fluoranthene	202	9.522	9.522	0.000	52	44105	200.0	194.1	
21 Pyrene	202	9.746	9.746	0.000	52	45971	200.0	192.0	
22 Benzo[a]anthracene	228	11.012	11.012	0.000	95	39640	200.0	195.2	M
23 Chrysene	228	11.058	11.057	0.001	98	41189	200.0	194.2	
30 Bis(2-ethylhexyl) phthalate	149	11.892	11.895	-0.003	0	49150	200.0	203.4	Ma
24 Benzo[b]fluoranthene	252	12.470	12.470	0.000	97	40711	200.0	190.9	a
25 Benzo[k]fluoranthene	252	12.512	12.511	0.001	95	46936	200.0	196.4	
26 Benzo[a]pyrene	252	12.983	12.983	0.000	97	41778	200.0	196.3	
27 Indeno[1,2,3-cd]pyrene	276	14.935	14.935	0.000	96	35765	200.0	201.3	M
28 Dibenz(a,h)anthracene	278	14.984	14.984	0.000	96	40164	200.0	195.6	a
29 Benzo[g,h,i]perylene	276	15.423	15.429	-0.006	95	44397	200.0	199.4	

QC Flag Legend

Processing Flags

Review Flags

M - Manually Integrated

a - User Assigned ID

Reagents:

ccv_8270_1000_00057

Amount Added: 200.00

Units: uL

8270SIM_IS_00069

Amount Added: 8.00

Units: uL

Eurofins Seattle

Data File: \\chromfs\Seattle\ChromData\TAC050\20220113-80849.b\SIM011322b019.D

Injection Date: 14-Jan-2022 02:51:30

Instrument ID: TAC050

Lims ID: std8

Client ID:

Operator ID: jcm

ALS Bottle#: 9

Worklist Smp#: 9

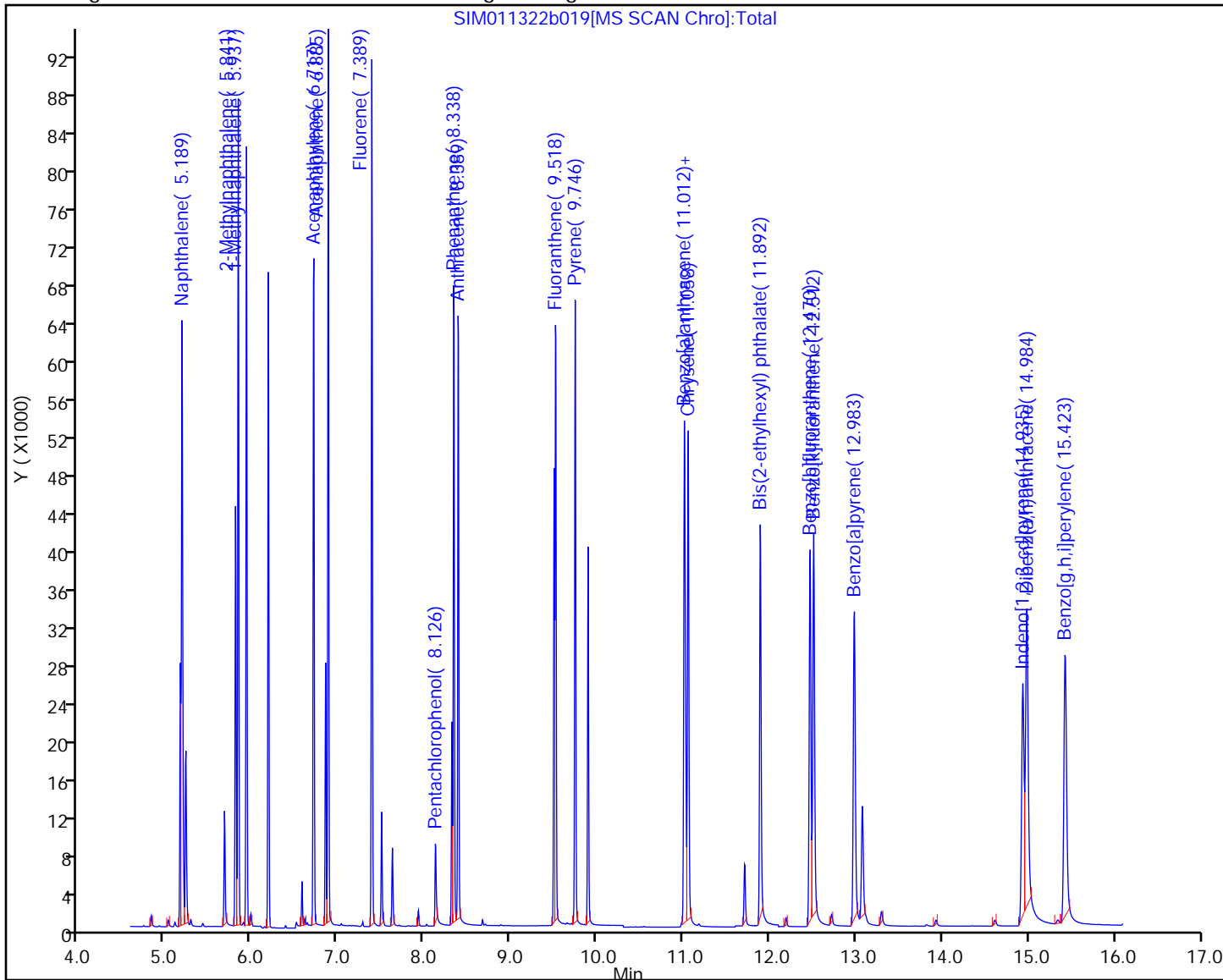
Injection Vol: 1.0 ul

Dil. Factor: 1.0000

Method: TAC050_SIM_PAH

Limit Group: 8270D_SIM QSM 5.0

Y Scaling: Method Defined: Scale to the Nth Largest Target: 1



Eurofins Seattle

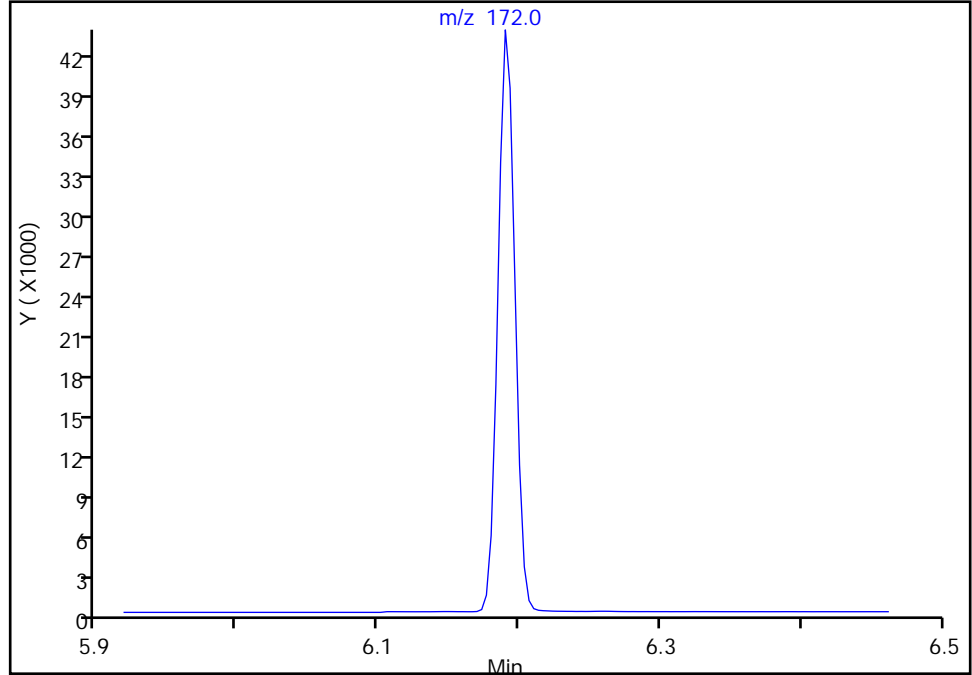
Data File: \\chromfs\Seattle\ChromData\TAC050\20220113-80849.b\SIM011322b019.D
Injection Date: 14-Jan-2022 02:51:30 Instrument ID: TAC050
Lims ID: std8
Client ID:
Operator ID: jcm ALS Bottle#: 9 Worklist Smp#: 9
Injection Vol: 1.0 ul Dil. Factor: 1.0000
Method: TAC050_SIM_PAH Limit Group: 8270D_SIM QSM 5.0
Column: Detector MS SCAN

\$ 10 2-Fluorobiphenyl, CAS: 321-60-8

Signal: 1

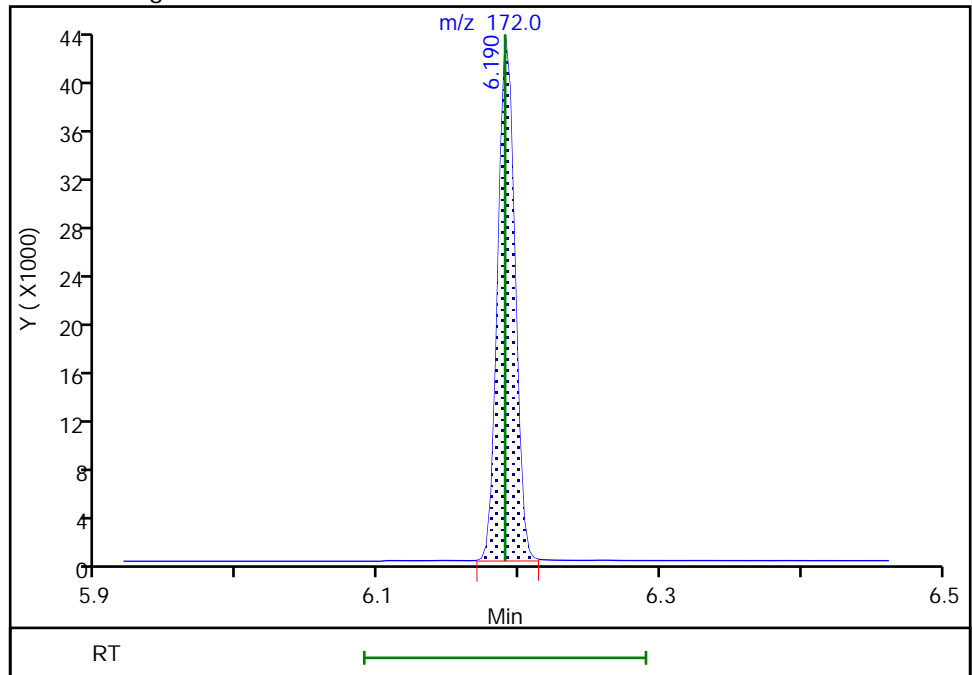
Not Detected
Expected RT: 6.19

Processing Integration Results



Manual Integration Results

RT: 6.19
Area: 36875
Amount: 196.0384
Amount Units: ug/L



Reviewer: boylea, 14-Jan-2022 14:07:55
Audit Action: Manually Integrated

Audit Reason: Incomplete Integration

Eurofins Seattle

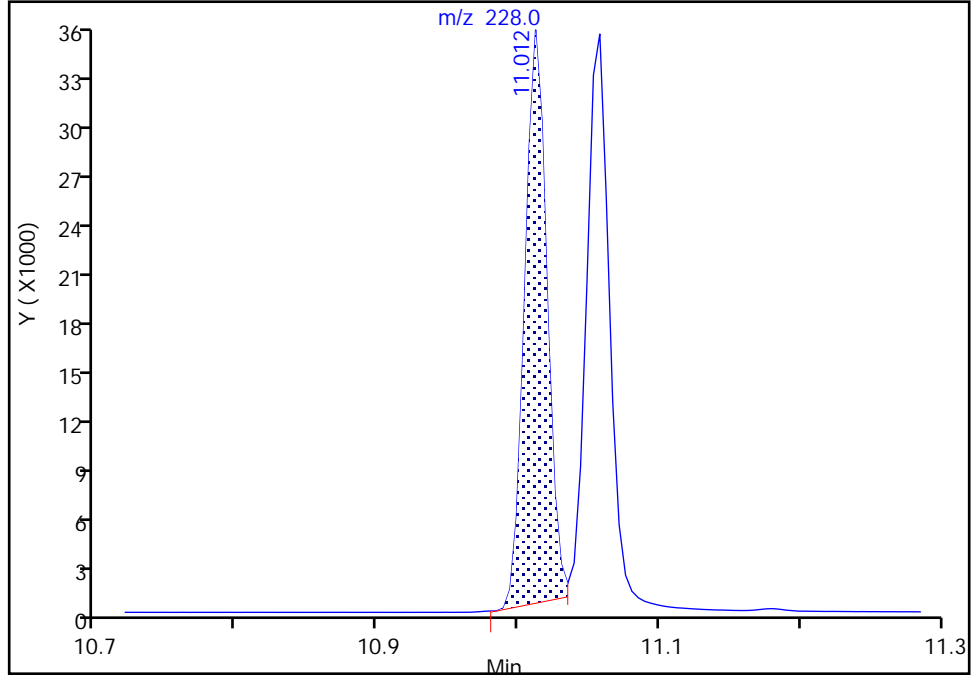
Data File: \\chromfs\Seattle\ChromData\TAC050\20220113-80849.b\SIM011322b019.D
Injection Date: 14-Jan-2022 02:51:30 Instrument ID: TAC050
Lims ID: std8
Client ID:
Operator ID: jcm ALS Bottle#: 9 Worklist Smp#: 9
Injection Vol: 1.0 ul Dil. Factor: 1.0000
Method: TAC050_SIM_PAH Limit Group: 8270D_SIM QSM 5.0
Column: Detector MS SCAN

22 Benzo[a]anthracene, CAS: 56-55-3

Signal: 1

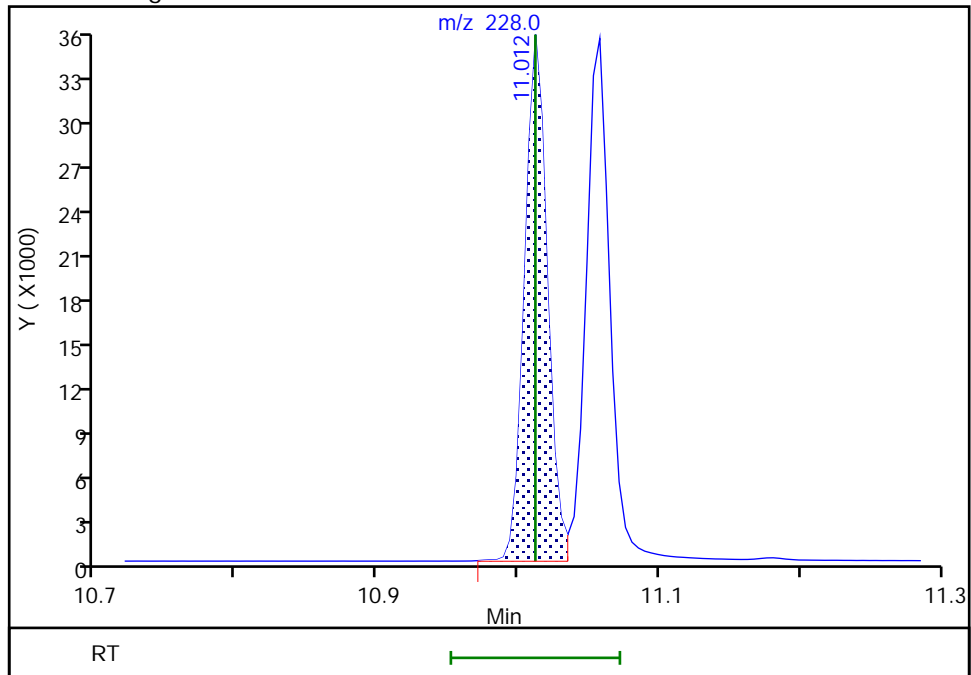
RT: 11.01
Area: 38019
Amount: 186.0820
Amount Units: ug/L

Processing Integration Results



RT: 11.01
Area: 39640
Amount: 195.1530
Amount Units: ug/L

Manual Integration Results



Reviewer: boylea, 14-Jan-2022 14:07:24
Audit Action: Manually Integrated

Audit Reason: Incomplete Integration

Eurofins Seattle

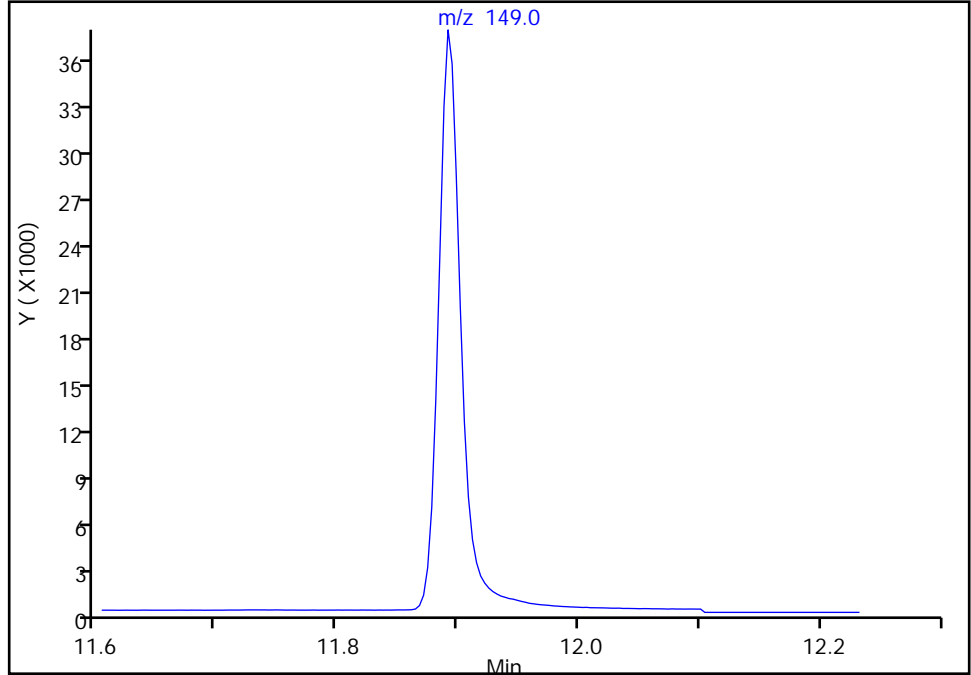
Data File: \\chromfs\Seattle\ChromData\TAC050\20220113-80849.b\SIM011322b019.D
Injection Date: 14-Jan-2022 02:51:30 Instrument ID: TAC050
Lims ID: std8
Client ID:
Operator ID: jcm ALS Bottle#: 9 Worklist Smp#: 9
Injection Vol: 1.0 ul Dil. Factor: 1.0000
Method: TAC050_SIM_PAH Limit Group: 8270D_SIM QSM 5.0
Column: Detector MS SCAN

30 Bis(2-ethylhexyl) phthalate, CAS: 117-81-7

Signal: 1

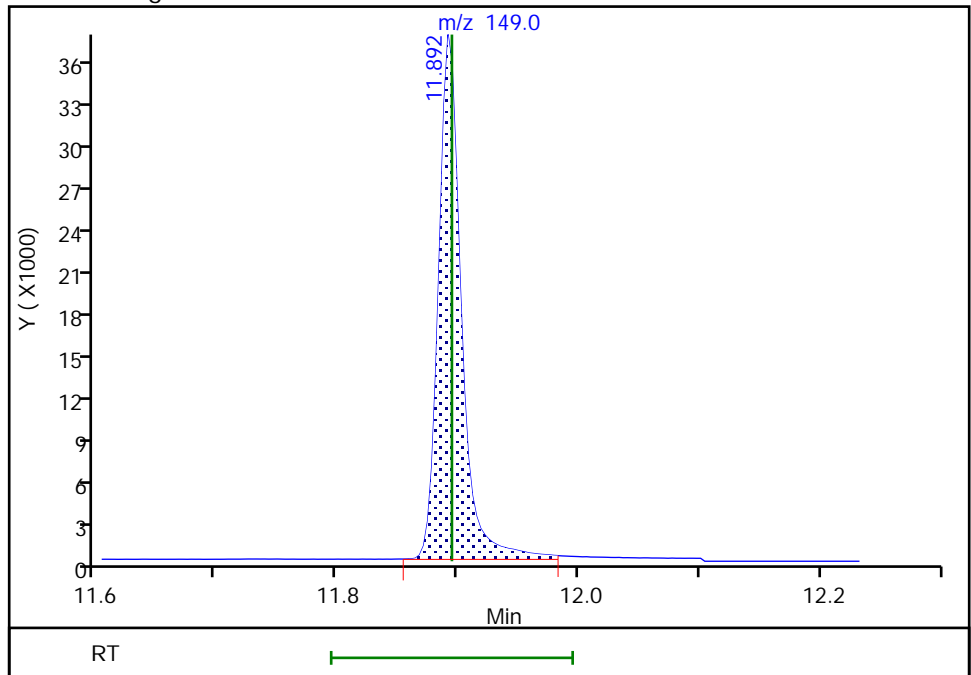
Not Detected
Expected RT: 11.89

Processing Integration Results



Manual Integration Results

RT: 11.89
Area: 49150
Amount: 203.4120
Amount Units: ug/L



Reviewer: boylea, 14-Jan-2022 14:07:14
Audit Action: Manually Integrated

Audit Reason: Assign Peak

Eurofins Seattle

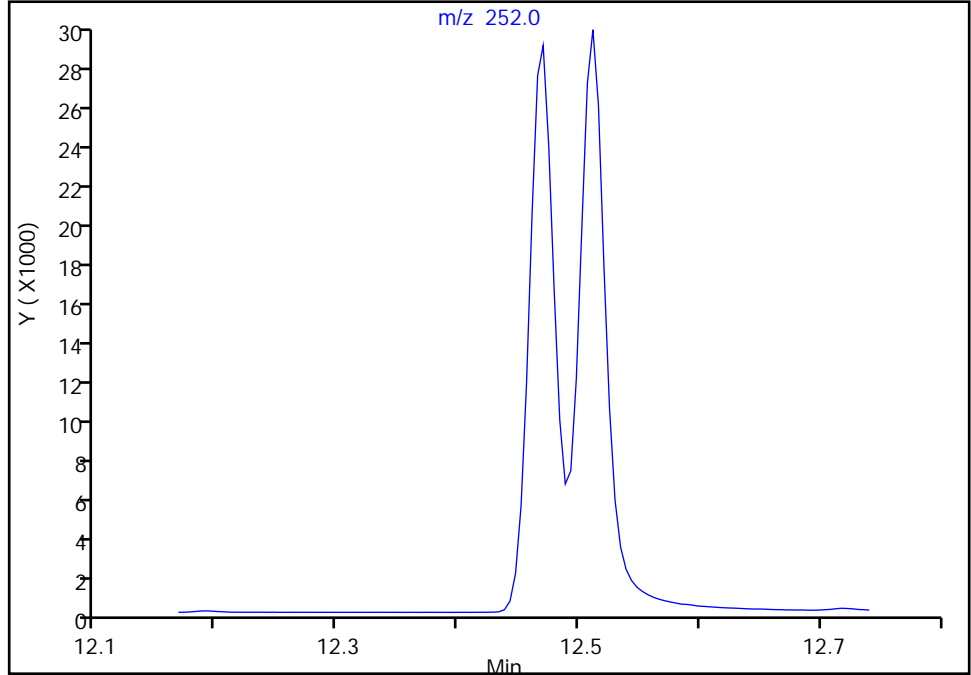
Data File: \\chromfs\Seattle\ChromData\TAC050\20220113-80849.b\SIM011322b019.D
Injection Date: 14-Jan-2022 02:51:30 Instrument ID: TAC050
Lims ID: std8
Client ID:
Operator ID: jcm ALS Bottle#: 9 Worklist Smp#: 9
Injection Vol: 1.0 ul Dil. Factor: 1.0000
Method: TAC050_SIM_PAH Limit Group: 8270D_SIM QSM 5.0
Column: Detector MS SCAN

24 Benzo[b]fluoranthene, CAS: 205-99-2

Signal: 1

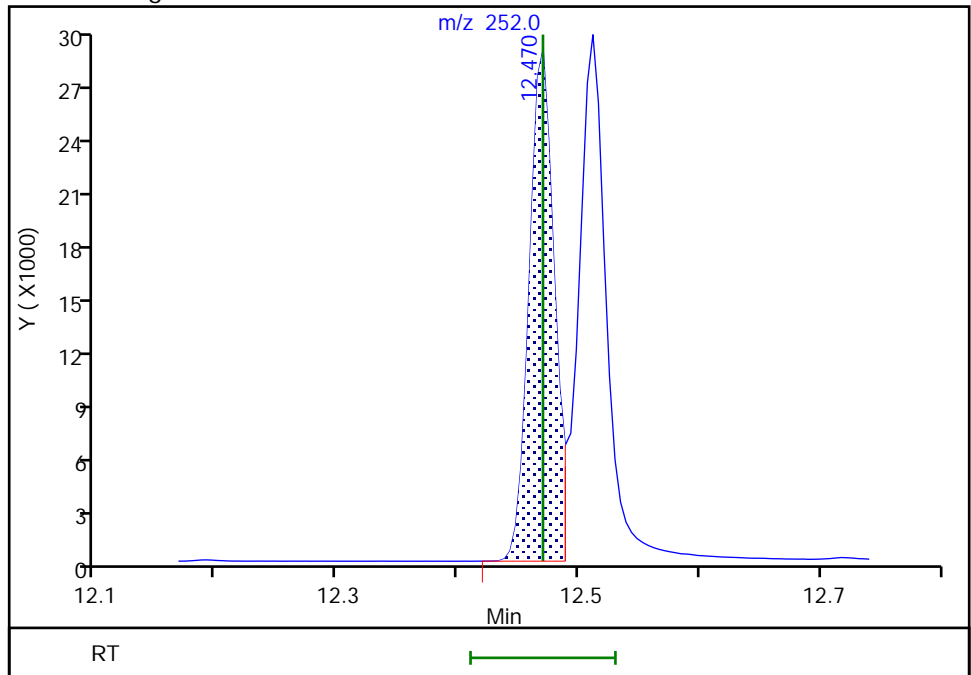
Not Detected
Expected RT: 12.47

Processing Integration Results



Manual Integration Results

RT: 12.47
Area: 40711
Amount: 190.8641
Amount Units: ug/L



Reviewer: boylea, 14-Jan-2022 14:06:58
Audit Action: Assigned Compound ID

Audit Reason: Split Peak

Eurofins Seattle

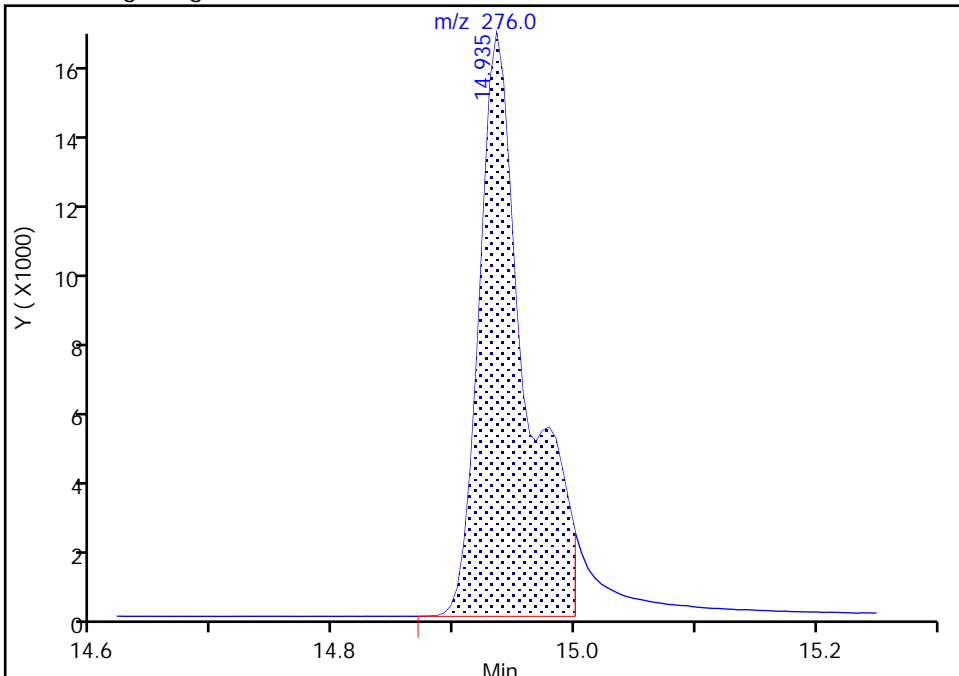
Data File: \\chromfs\Seattle\ChromData\TAC050\20220113-80849.b\SIM011322b019.D
Injection Date: 14-Jan-2022 02:51:30 Instrument ID: TAC050
Lims ID: std8
Client ID:
Operator ID: jcm ALS Bottle#: 9 Worklist Smp#: 9
Injection Vol: 1.0 ul Dil. Factor: 1.0000
Method: TAC050_SIM_PAH Limit Group: 8270D_SIM QSM 5.0
Column: Detector MS SCAN

27 Indeno[1,2,3-cd]pyrene, CAS: 193-39-5

Signal: 1

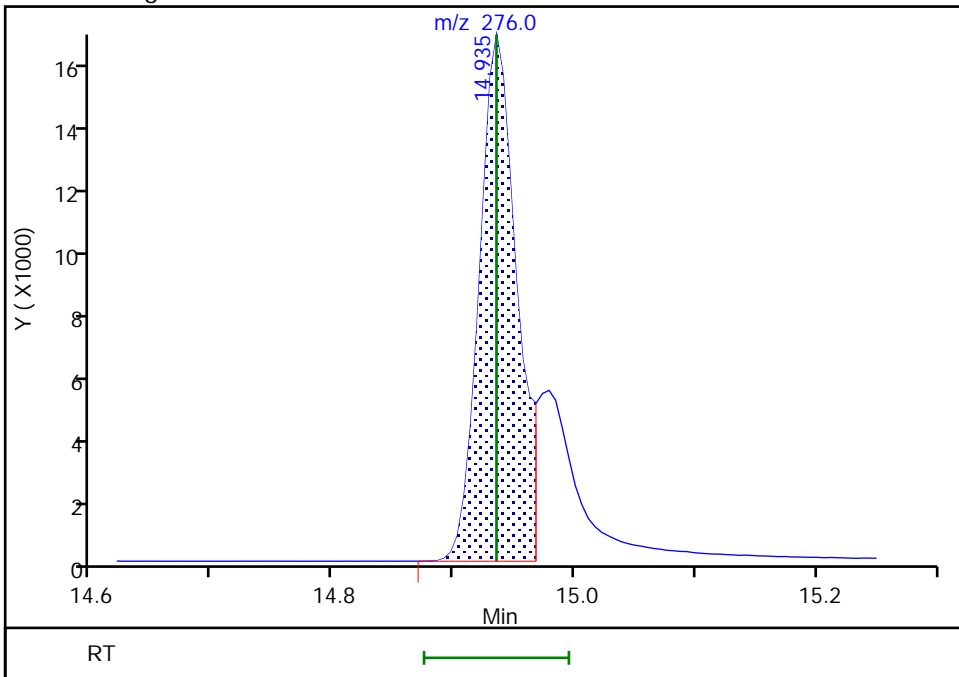
RT: 14.94
Area: 44608
Amount: 227.3977
Amount Units: ug/L

Processing Integration Results



RT: 14.94
Area: 35765
Amount: 201.3281
Amount Units: ug/L

Manual Integration Results



Reviewer: boylea, 14-Jan-2022 14:06:50
Audit Action: Split an Integrated Peak

Audit Reason: Split Peak

Eurofins Seattle

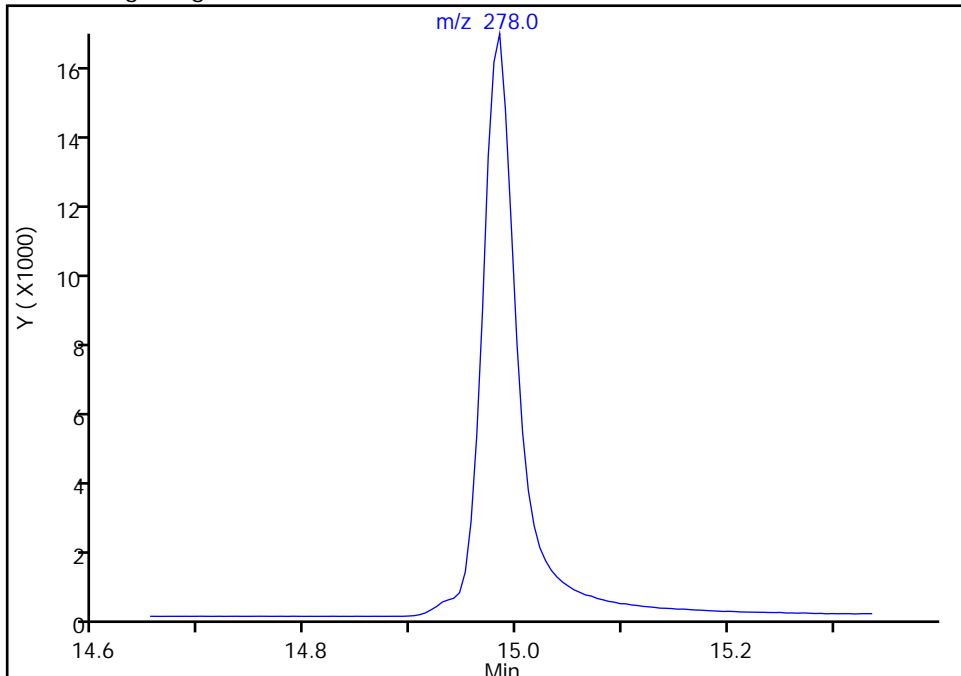
Data File: \\chromfs\Seattle\ChromData\TAC050\20220113-80849.b\SIM011322b019.D
Injection Date: 14-Jan-2022 02:51:30 Instrument ID: TAC050
Lims ID: std8
Client ID:
Operator ID: jcm ALS Bottle#: 9 Worklist Smp#: 9
Injection Vol: 1.0 ul Dil. Factor: 1.0000
Method: TAC050_SIM_PAH Limit Group: 8270D_SIM QSM 5.0
Column: Detector MS SCAN

28 Dibenz(a,h)anthracene, CAS: 53-70-3

Signal: 1

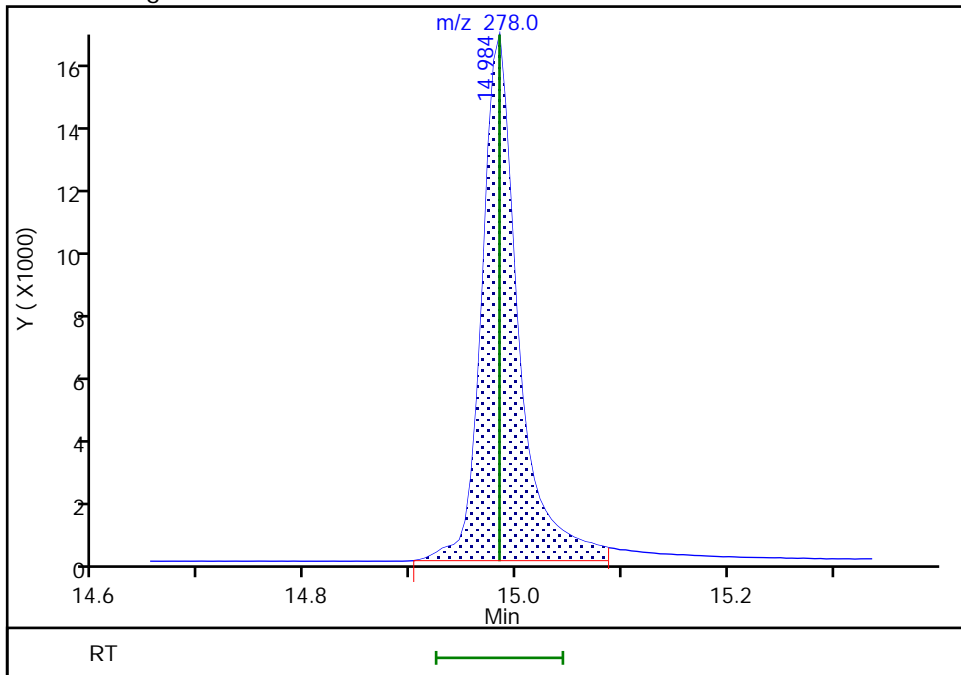
Not Detected
Expected RT: 14.98

Processing Integration Results



Manual Integration Results

RT: 14.98
Area: 40164
Amount: 195.5876
Amount Units: ug/L



Eurofins Seattle
Target Compound Quantitation Report

Data File: \\chromfs\Seattle\ChromData\TAC050\20220113-80849.b\SIM011322b020.D
 Lims ID: std7
 Client ID:
 Sample Type: IC Calib Level: 7
 Inject. Date: 14-Jan-2022 03:10:30 ALS Bottle#: 10 Worklist Smp#: 10
 Injection Vol: 1.0 ul Dil. Factor: 1.0000
 Sample Info: 7
 Operator ID: jcm Instrument ID: TAC050
 Sublist: chrom-TAC050_SIM_PAH*sub9

Method: \\chromfs\Seattle\ChromData\TAC050\20220113-80849.b\TAC050_SIM_PAH.m
 Limit Group: 8270D_SIM QSM 5.0
 Last Update: 14-Jan-2022 15:42:06 Calib Date: 14-Jan-2022 05:04:30
 Integrator: Falcon ID Type: RT Order ID
 Quant Method: Internal Standard Quant By: Initial Calibration
 Last ICal File: \\chromfs\Seattle\ChromData\TAC050\20220113-80849.b\SIM011322b026.D

Column 1 : Det: MS SCAN
 Process Host: CTX1628

First Level Reviewer: boylea Date: 14-Jan-2022 15:42:06

Compound	Sig	RT (min.)	Exp RT (min.)	Dlt RT (min.)	Q	Response	Cal Amt ug/L	OnCol Amt ug/L	Flags
* 1 Naphthalene-d8	136	5.171	5.171	0.000	90	22864	100.0	100.0	
* 2 Acenaphthene-d10	164	6.854	6.854	0.000	70	10427	100.0	100.0	
* 3 Phenanthrene-d10	188	8.319	8.319	0.001	56	16638	100.0	100.0	
* 4 Chrysene-d12	240	11.026	11.030	-0.004	62	13251	100.0	100.0	
* 5 Perylene-d12	264	13.074	13.074	0.000	69	15589	100.0	100.0	
\$ 6 2-methylnaphthalene-d10	152	5.809	5.809	0.000	67	13403	100.0	99.1	
\$ 10 2-Fluorobiphenyl	172	6.190	6.190	0.000	0	16655	100.0	99.8	M
\$ 7 2,4,6-Tribromophenol	330	7.628	7.628	0.000	59	2462	100.0	93.5	
\$ 8 Fluoranthene-d10 (Surr)	212	9.502	9.502	0.000	69	17571	100.0	101.2	
\$ 9 Terphenyl-d14	244	9.896	9.896	0.000	95	13020	100.0	97.6	
11 Naphthalene	128	5.189	5.189	0.000	100	24209	100.0	100.1	M
12 2-Methylnaphthalene	141	5.841	5.841	0.000	95	13602	100.0	99.2	
13 1-Methylnaphthalene	141	5.937	5.937	0.000	98	12942	100.0	97.4	
14 Acenaphthylene	152	6.717	6.717	0.000	100	21750	100.0	98.7	
15 Acenaphthene	153	6.884	6.884	0.000	96	13549	100.0	97.9	
16 Fluorene	166	7.389	7.389	0.000	98	15017	100.0	97.4	
17 Pentachlorophenol	266	8.130	8.126	0.004	99	1359	200.0	179.0	M
18 Phenanthrene	178	8.342	8.342	0.000	100	21252	100.0	100.6	
19 Anthracene	178	8.393	8.389	0.004	100	20551	100.0	96.4	
20 Fluoranthene	202	9.522	9.522	0.000	52	21157	100.0	101.3	
21 Pyrene	202	9.746	9.746	0.000	52	23304	100.0	105.9	a
22 Benzo[a]anthracene	228	11.012	11.012	0.000	95	19122	100.0	99.2	
23 Chrysene	228	11.058	11.057	0.001	99	19950	100.0	99.0	
30 Bis(2-ethylhexyl) phthalate	149	11.891	11.895	-0.004	0	23812	100.0	105.0	Ma
24 Benzo[b]fluoranthene	252	12.470	12.470	0.000	97	20162	100.0	98.4	Ma
25 Benzo[k]fluoranthene	252	12.511	12.511	0.000	95	21829	100.0	95.1	
26 Benzo[a]pyrene	252	12.983	12.983	0.000	97	19766	100.0	96.7	
27 Indeno[1,2,3-cd]pyrene	276	14.935	14.935	0.000	96	16508	100.0	97.4	M
28 Dibenz(a,h)anthracene	278	14.984	14.984	0.000	96	17159	100.0	87.0	a
29 Benzo[g,h,i]perylene	276	15.429	15.429	0.000	95	20616	100.0	96.4	

[QC Flag Legend](#)

Processing Flags

Review Flags

M - Manually Integrated

a - User Assigned ID

[Reagents:](#)

ccv_8270_1000_00057

Amount Added: 100.00

Units: uL

8270SIM_IS_00069

Amount Added: 9.00

Units: uL

Eurofins Seattle

Data File: \\chromfs\Seattle\ChromData\TAC050\20220113-80849.b\SIM011322b020.D

Injection Date: 14-Jan-2022 03:10:30

Instrument ID: TAC050

Lims ID: std7

Client ID:

Operator ID: jcm

ALS Bottle#: 10

Worklist Smp#: 10

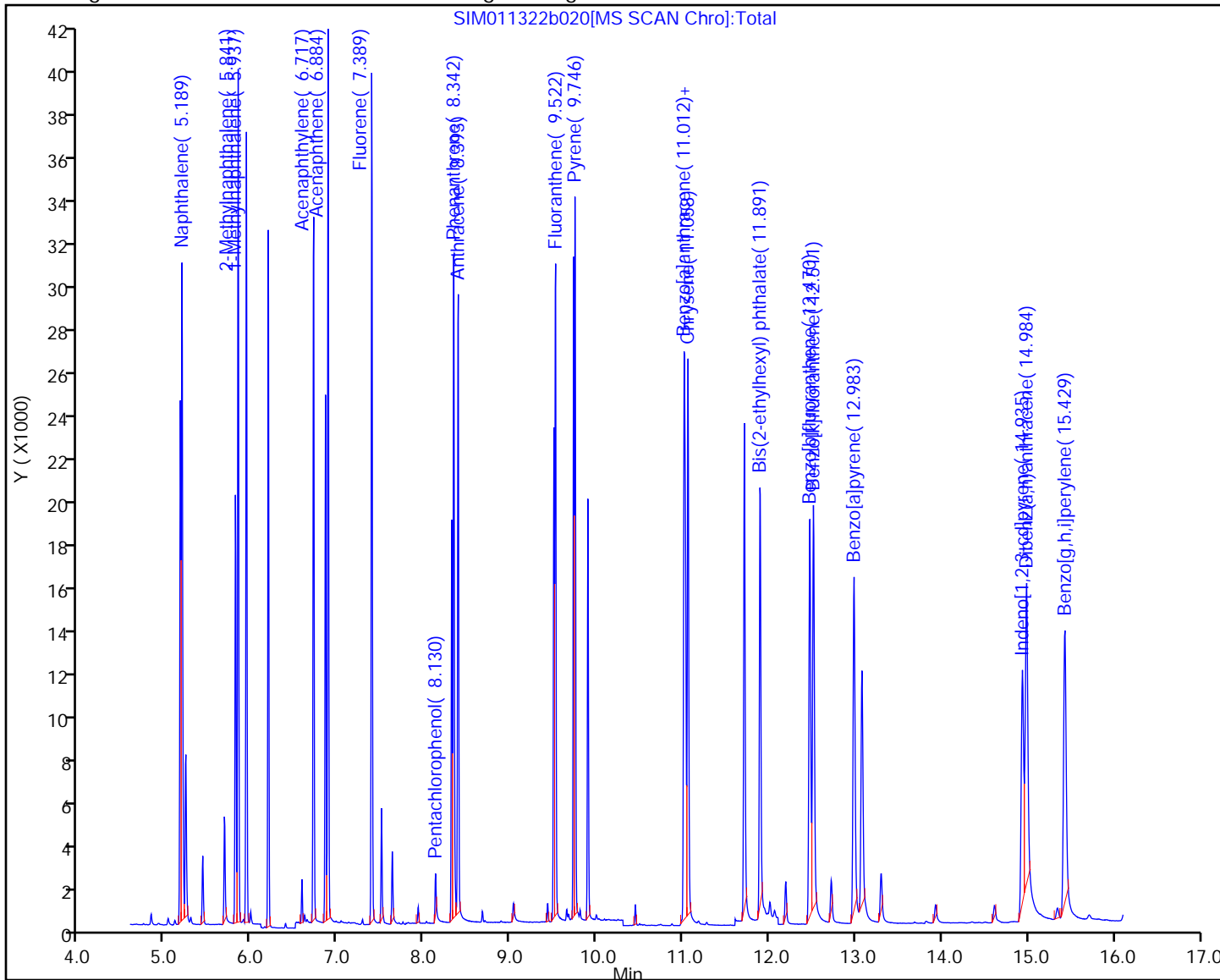
Injection Vol: 1.0 ul

Dil. Factor: 1.0000

Method: TAC050_SIM_PAH

Limit Group: 8270D_SIM QSM 5.0

Y Scaling: Method Defined: Scale to the Nth Largest Target: 1



Eurofins Seattle

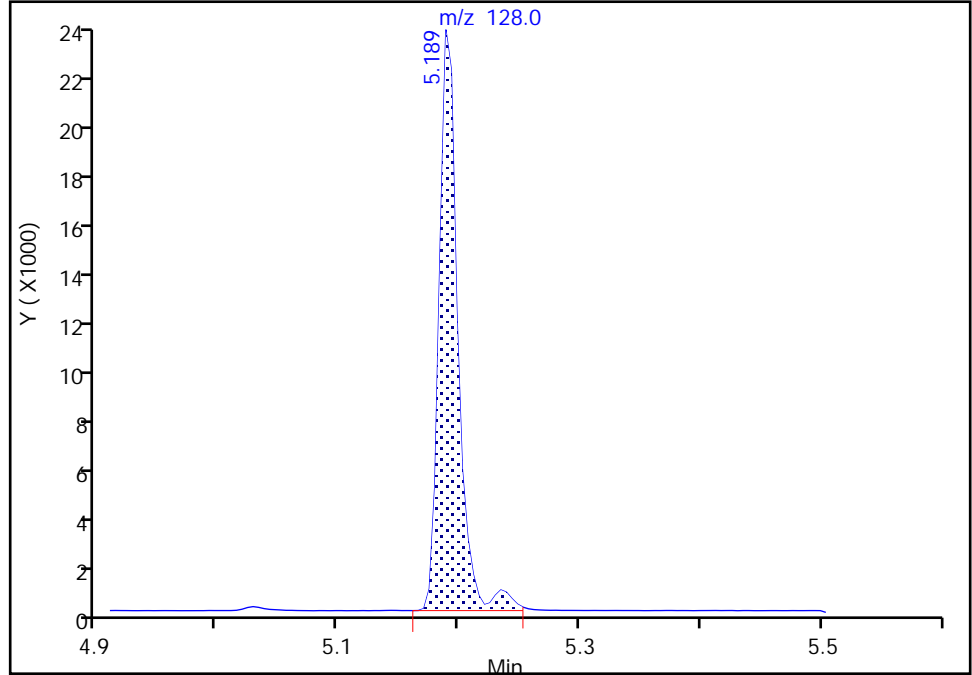
Data File: \\chromfs\Seattle\ChromData\TAC050\20220113-80849.b\SIM011322b020.D
Injection Date: 14-Jan-2022 03:10:30 Instrument ID: TAC050
Lims ID: std7
Client ID:
Operator ID: jcm ALS Bottle#: 10 Worklist Smp#: 10
Injection Vol: 1.0 ul Dil. Factor: 1.0000
Method: TAC050_SIM_PAH Limit Group: 8270D_SIM QSM 5.0
Column: Detector MS SCAN

11 Naphthalene, CAS: 91-20-3

Signal: 1

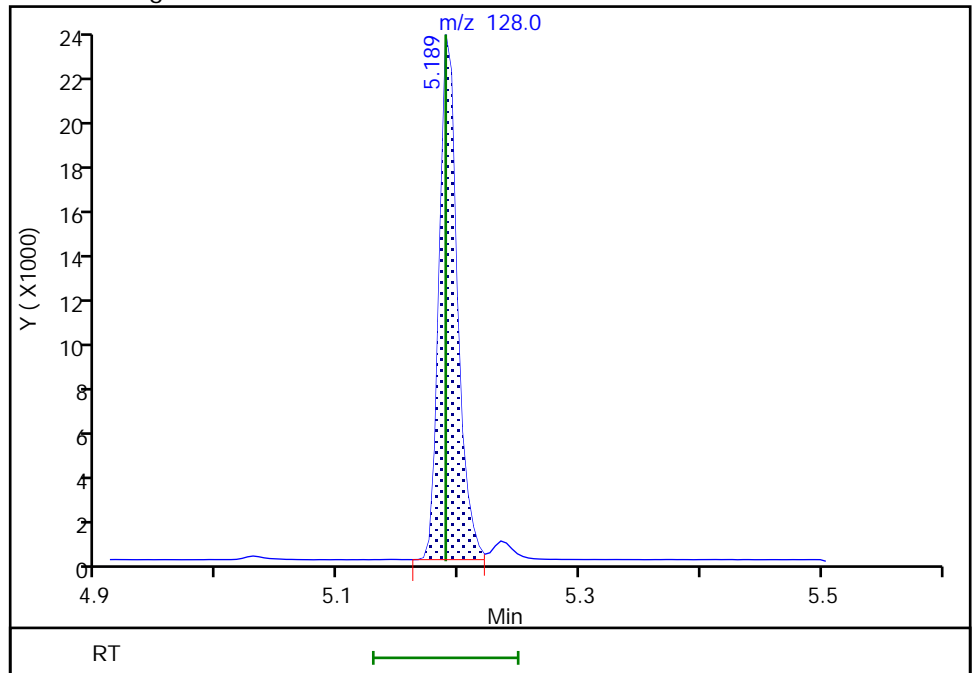
RT: 5.19
Area: 25141
Amount: 102.4086
Amount Units: ug/L

Processing Integration Results



RT: 5.19
Area: 24209
Amount: 100.1110
Amount Units: ug/L

Manual Integration Results



Reviewer: boylea, 14-Jan-2022 14:12:30
Audit Action: Split an Integrated Peak

Audit Reason: Shouldering

Eurofins Seattle

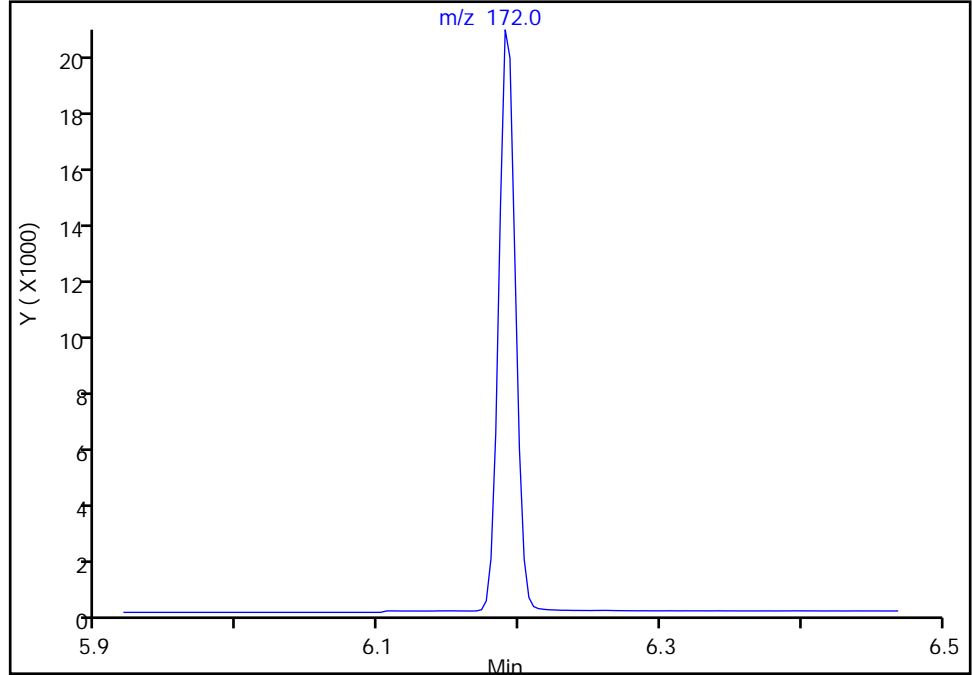
Data File: \\chromfs\Seattle\ChromData\TAC050\20220113-80849.b\SIM011322b020.D
Injection Date: 14-Jan-2022 03:10:30 Instrument ID: TAC050
Lims ID: std7
Client ID:
Operator ID: jcm ALS Bottle#: 10 Worklist Smp#: 10
Injection Vol: 1.0 ul Dil. Factor: 1.0000
Method: TAC050_SIM_PAH Limit Group: 8270D_SIM QSM 5.0
Column: Detector MS SCAN

\$ 10 2-Fluorobiphenyl, CAS: 321-60-8

Signal: 1

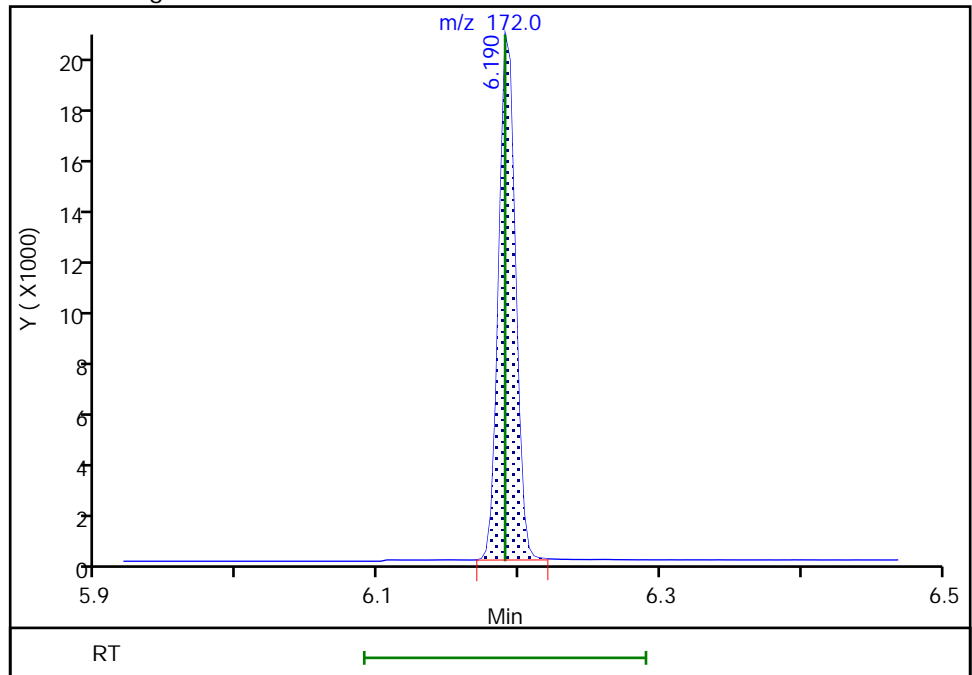
Not Detected
Expected RT: 6.19

Processing Integration Results



RT: 6.19
Area: 16655
Amount: 99.819865
Amount Units: ug/L

Manual Integration Results



Reviewer: boylea, 14-Jan-2022 14:12:16
Audit Action: Manually Integrated

Audit Reason: Assign Peak

Eurofins Seattle

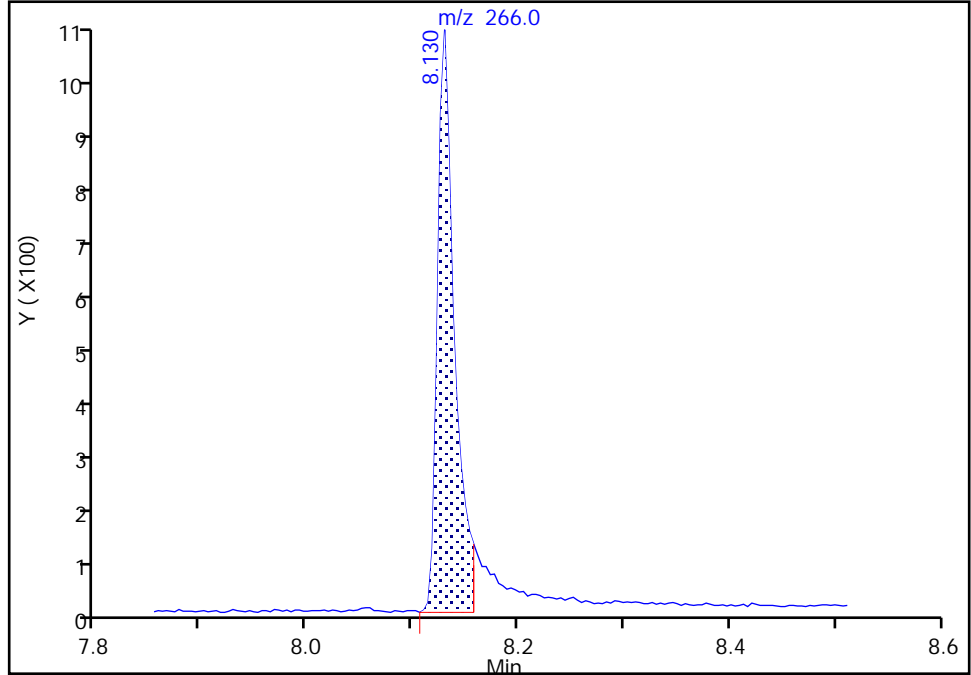
Data File: \\chromfs\Seattle\ChromData\TAC050\20220113-80849.b\SIM011322b020.D
Injection Date: 14-Jan-2022 03:10:30 Instrument ID: TAC050
Lims ID: std7
Client ID:
Operator ID: jcm ALS Bottle#: 10 Worklist Smp#: 10
Injection Vol: 1.0 ul Dil. Factor: 1.0000
Method: TAC050_SIM_PAH Limit Group: 8270D_SIM QSM 5.0
Column: Detector MS SCAN

17 Pentachlorophenol, CAS: 87-86-5

Signal: 1

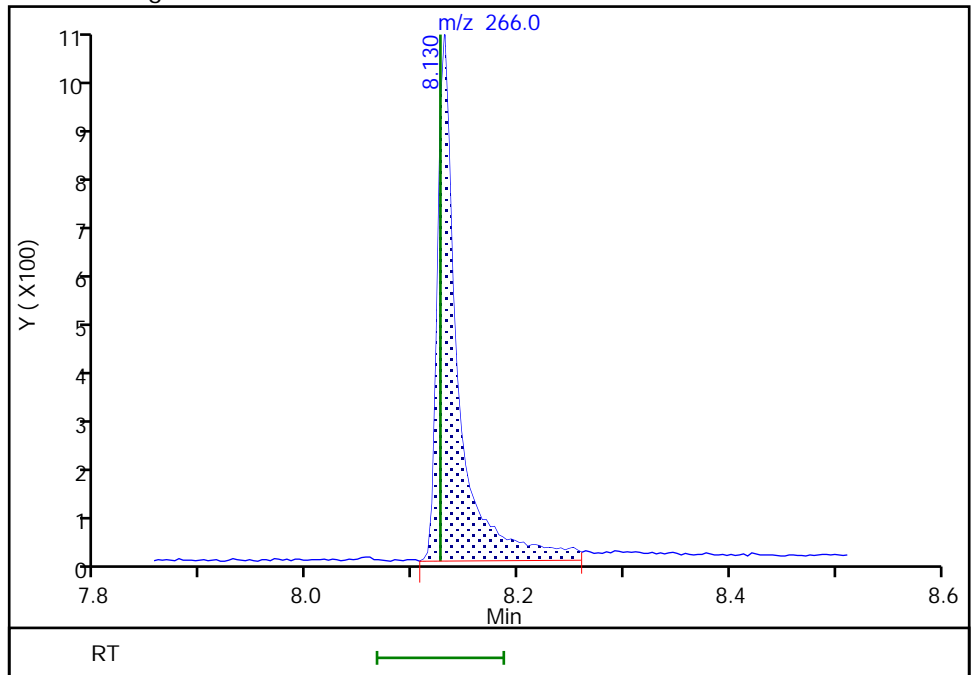
RT: 8.13
Area: 1114
Amount: 366.3377
Amount Units: ug/L

Processing Integration Results



RT: 8.13
Area: 1359
Amount: 178.9521
Amount Units: ug/L

Manual Integration Results



Reviewer: boylea, 14-Jan-2022 14:12:45
Audit Action: Manually Integrated

Audit Reason: Incomplete Integration

Eurofins Seattle

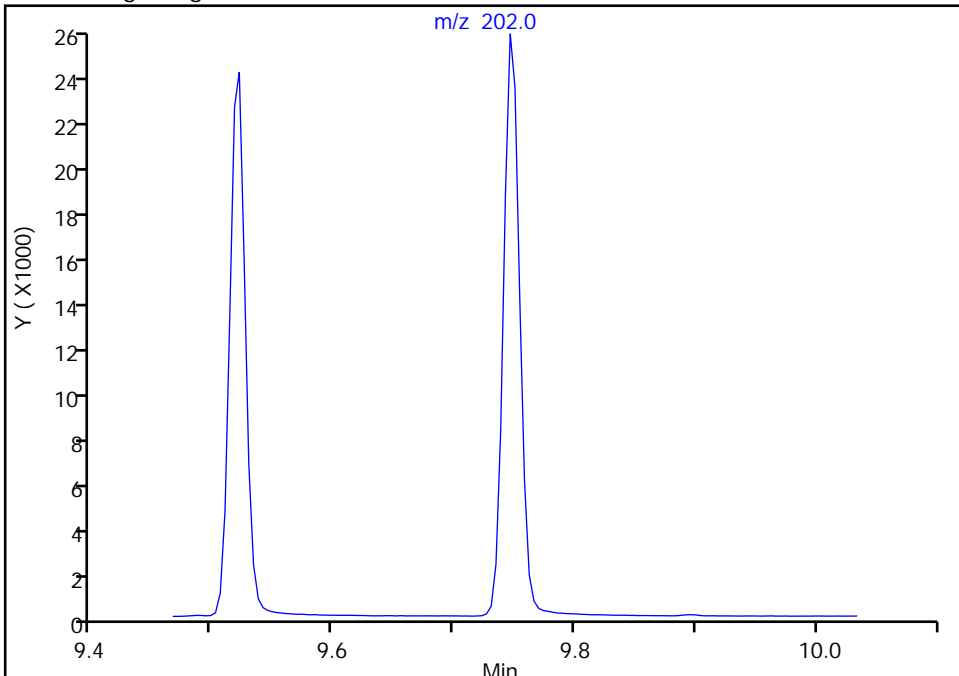
Data File: \\chromfs\Seattle\ChromData\TAC050\20220113-80849.b\SIM011322b020.D
Injection Date: 14-Jan-2022 03:10:30 Instrument ID: TAC050
Lims ID: std7
Client ID:
Operator ID: jcm ALS Bottle#: 10 Worklist Smp#: 10
Injection Vol: 1.0 ul Dil. Factor: 1.0000
Method: TAC050_SIM_PAH Limit Group: 8270D_SIM QSM 5.0
Column: Detector MS SCAN

21 Pyrene, CAS: 129-00-0

Signal: 1

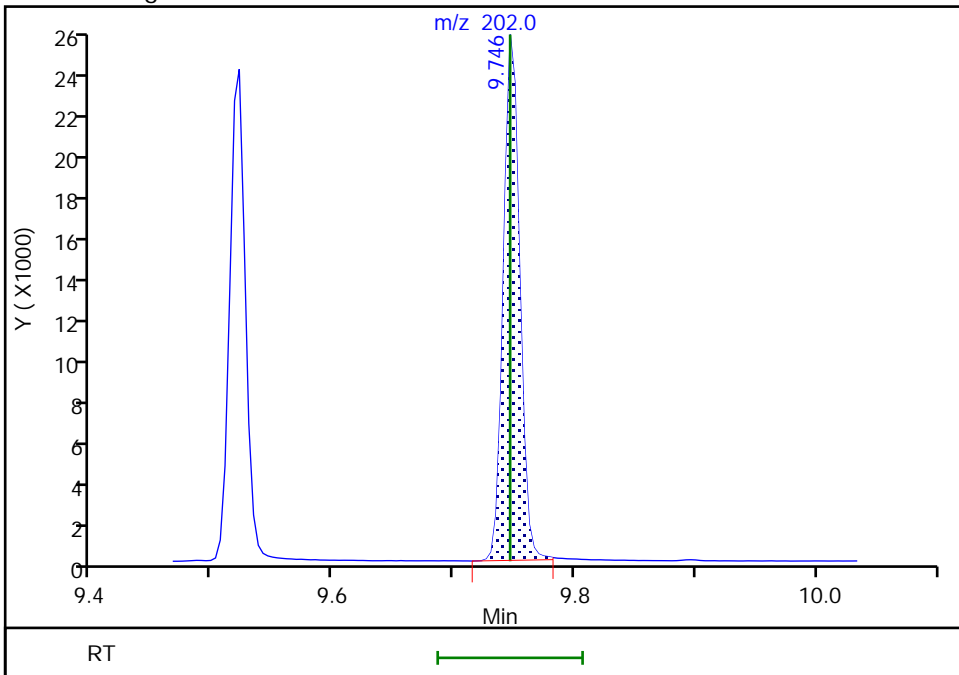
Not Detected
Expected RT: 9.75

Processing Integration Results



RT: 9.75
Area: 23304
Amount: 105.9194
Amount Units: ug/L

Manual Integration Results



Reviewer: boylea, 14-Jan-2022 14:12:50
Audit Action: Assigned Compound ID

Audit Reason: Incomplete Integration

Eurofins Seattle

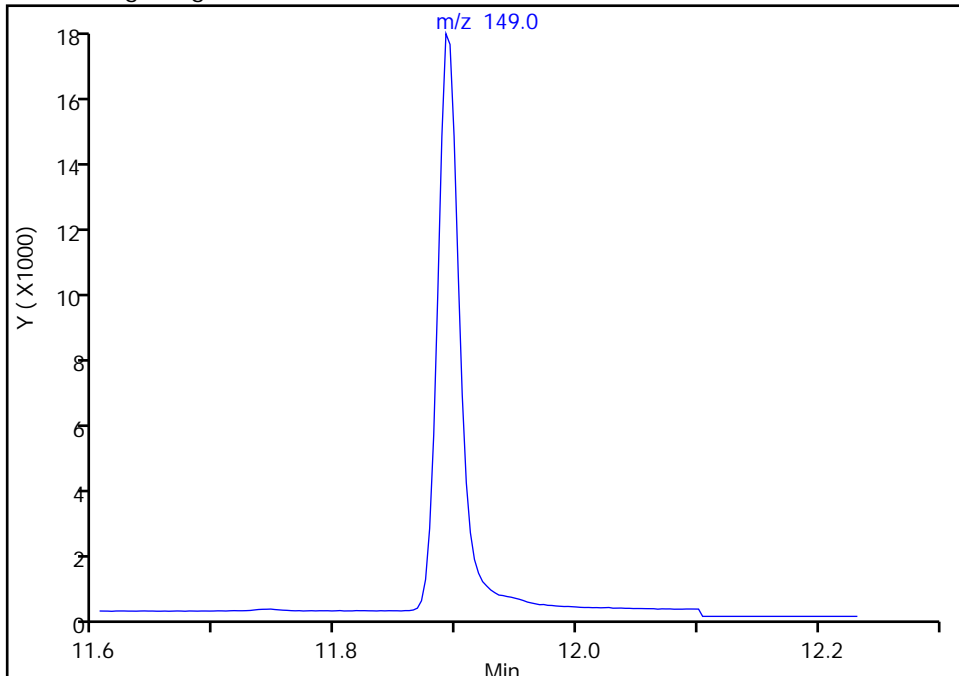
Data File: \\chromfs\Seattle\ChromData\TAC050\20220113-80849.b\SIM011322b020.D
Injection Date: 14-Jan-2022 03:10:30 Instrument ID: TAC050
Lims ID: std7
Client ID:
Operator ID: jcm ALS Bottle#: 10 Worklist Smp#: 10
Injection Vol: 1.0 ul Dil. Factor: 1.0000
Method: TAC050_SIM_PAH Limit Group: 8270D_SIM QSM 5.0
Column: Detector MS SCAN

30 Bis(2-ethylhexyl) phthalate, CAS: 117-81-7

Signal: 1

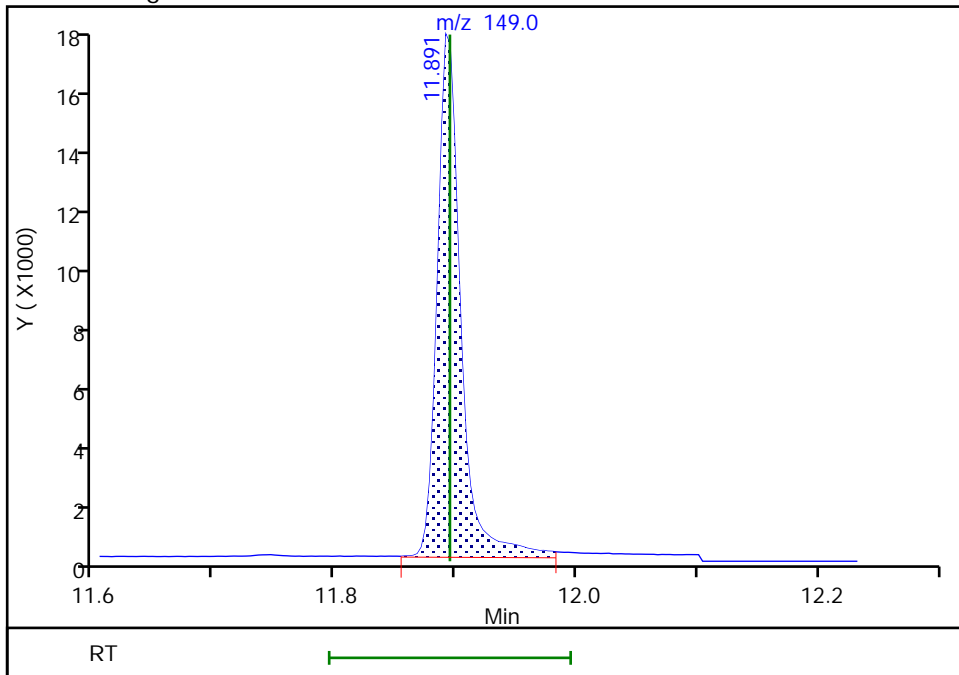
Not Detected
Expected RT: 11.89

Processing Integration Results



Manual Integration Results

RT: 11.89
Area: 23812
Amount: 105.0054
Amount Units: ug/L



Reviewer: boylea, 14-Jan-2022 14:13:08
Audit Action: Manually Integrated

Audit Reason: Assign Peak

Eurofins Seattle

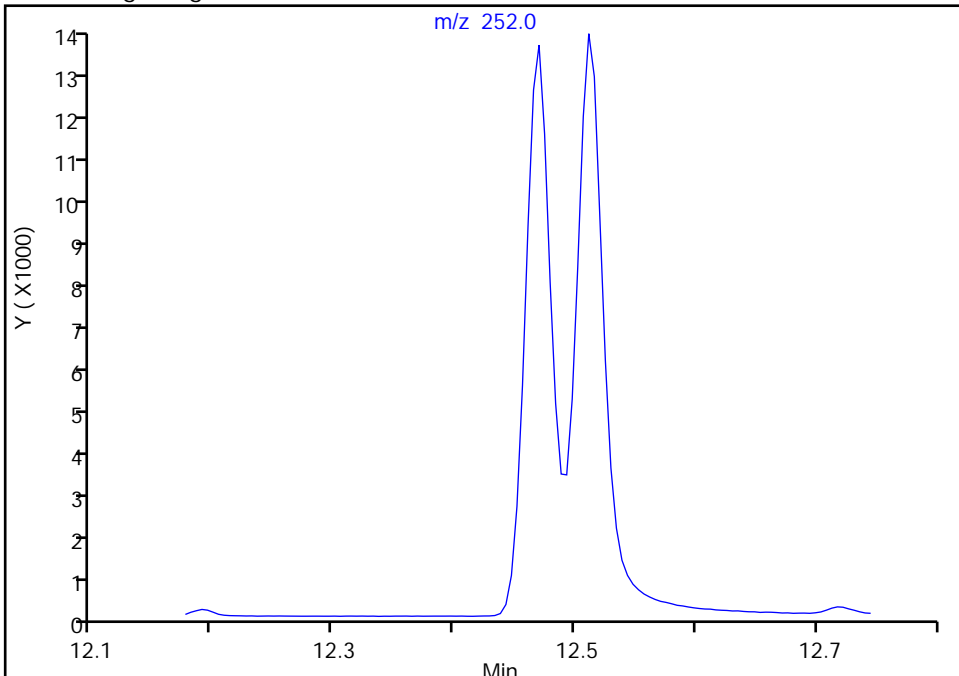
Data File: \\chromfs\Seattle\ChromData\TAC050\20220113-80849.b\SIM011322b020.D
Injection Date: 14-Jan-2022 03:10:30 Instrument ID: TAC050
Lims ID: std7
Client ID:
Operator ID: jcm ALS Bottle#: 10 Worklist Smp#: 10
Injection Vol: 1.0 ul Dil. Factor: 1.0000
Method: TAC050_SIM_PAH Limit Group: 8270D_SIM QSM 5.0
Column: Detector MS SCAN

24 Benzo[b]fluoranthene, CAS: 205-99-2

Signal: 1

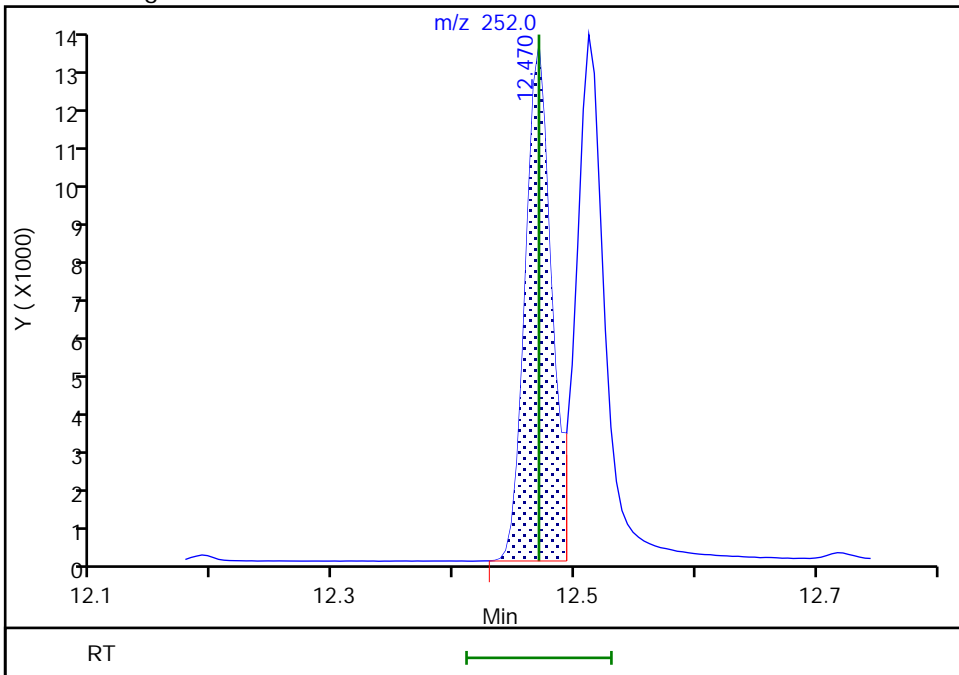
Not Detected
Expected RT: 12.47

Processing Integration Results



Manual Integration Results

RT: 12.47
Area: 20162
Amount: 98.394676
Amount Units: ug/L



Reviewer: boylea, 14-Jan-2022 14:13:36
Audit Action: Manually Integrated

Audit Reason: Incomplete Integration

Eurofins Seattle

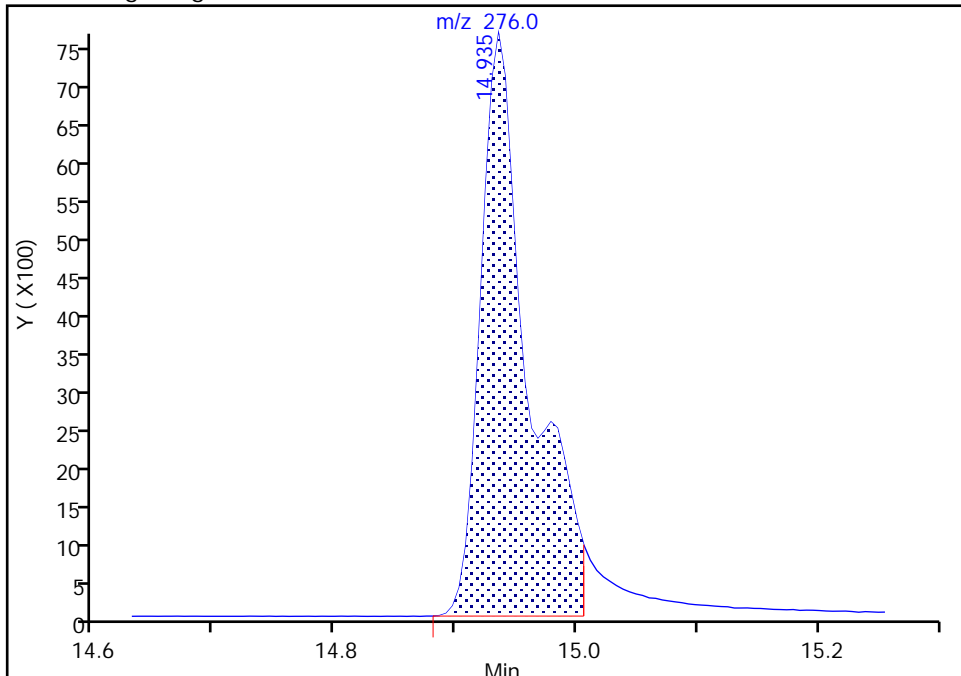
Data File: \\chromfs\Seattle\ChromData\TAC050\20220113-80849.b\SIM011322b020.D
Injection Date: 14-Jan-2022 03:10:30 Instrument ID: TAC050
Lims ID: std7
Client ID:
Operator ID: jcm ALS Bottle#: 10 Worklist Smp#: 10
Injection Vol: 1.0 ul Dil. Factor: 1.0000
Method: TAC050_SIM_PAH Limit Group: 8270D_SIM QSM 5.0
Column: Detector MS SCAN

27 Indeno[1,2,3-cd]pyrene, CAS: 193-39-5

Signal: 1

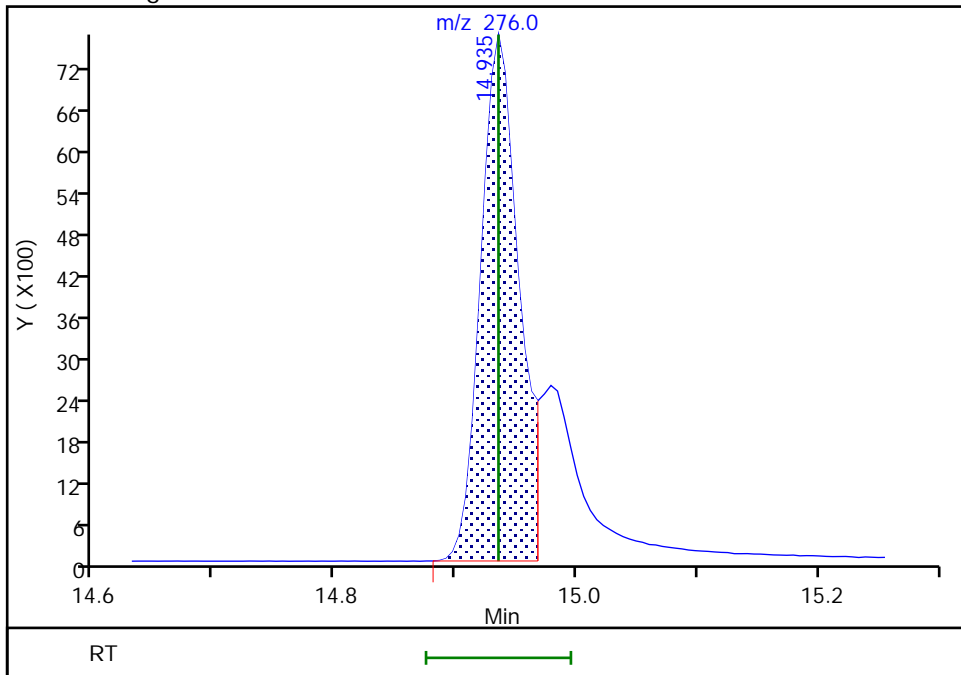
RT: 14.94
Area: 21055
Amount: 112.4300
Amount Units: ug/L

Processing Integration Results



RT: 14.94
Area: 16508
Amount: 97.368934
Amount Units: ug/L

Manual Integration Results



Reviewer: boylea, 14-Jan-2022 14:13:47
Audit Action: Split an Integrated Peak

Audit Reason: Split Peak

Eurofins Seattle

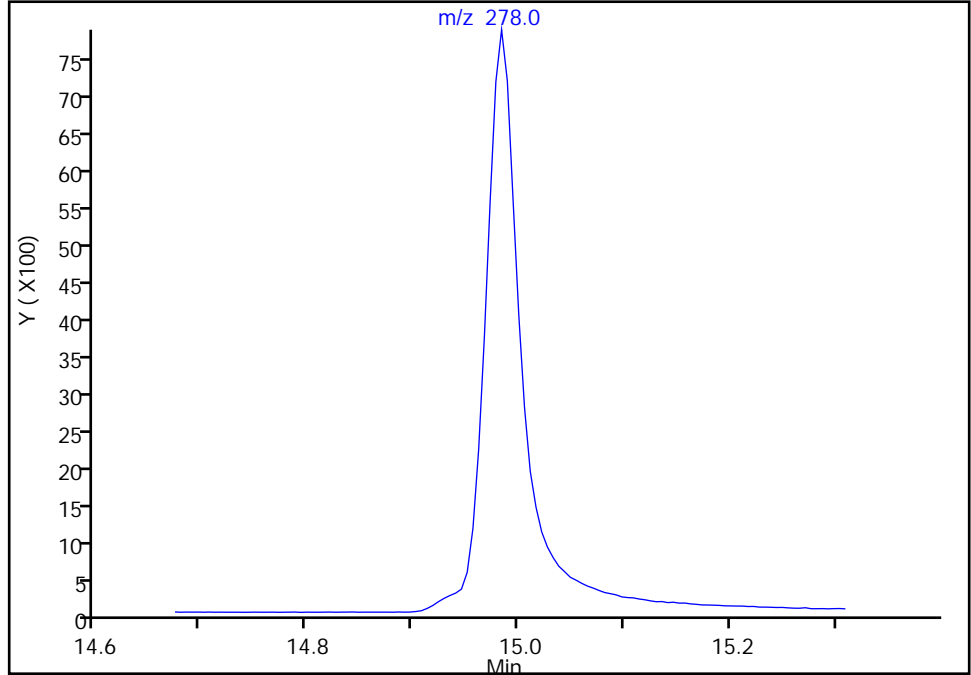
Data File: \\chromfs\Seattle\ChromData\TAC050\20220113-80849.b\SIM011322b020.D
Injection Date: 14-Jan-2022 03:10:30 Instrument ID: TAC050
Lims ID: std7
Client ID:
Operator ID: jcm ALS Bottle#: 10 Worklist Smp#: 10
Injection Vol: 1.0 ul Dil. Factor: 1.0000
Method: TAC050_SIM_PAH Limit Group: 8270D_SIM QSM 5.0
Column: Detector MS SCAN

28 Dibenz(a,h)anthracene, CAS: 53-70-3

Signal: 1

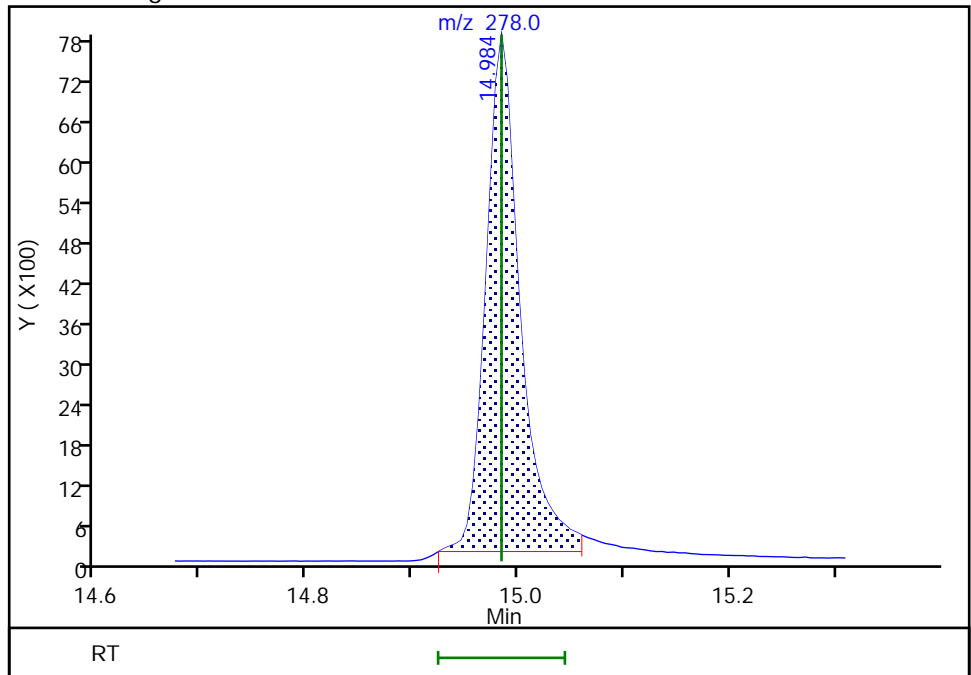
Not Detected
Expected RT: 14.98

Processing Integration Results



RT: 14.98
Area: 17159
Amount: 86.993762
Amount Units: ug/L

Manual Integration Results



Reviewer: boylea, 14-Jan-2022 14:13:50
Audit Action: Assigned Compound ID

Audit Reason: Split Peak

Eurofins Seattle
Target Compound Quantitation Report

Data File: \\chromfs\Seattle\ChromData\TAC050\20220113-80849.b\SIM011322b021.D
 Lims ID: std6
 Client ID:
 Sample Type: IC Calib Level: 6
 Inject. Date: 14-Jan-2022 03:29:30 ALS Bottle#: 11 Worklist Smp#: 11
 Injection Vol: 1.0 ul Dil. Factor: 1.0000
 Sample Info: 6
 Operator ID: jcm Instrument ID: TAC050
 Sublist: chrom-TAC050_SIM_PAH*sub9
 Method: \\chromfs\Seattle\ChromData\TAC050\20220113-80849.b\TAC050_SIM_PAH.m
 Limit Group: 8270D_SIM QSM 5.0
 Last Update: 14-Jan-2022 15:42:15 Calib Date: 14-Jan-2022 05:04:30
 Integrator: Falcon ID Type: RT Order ID
 Quant Method: Internal Standard Quant By: Initial Calibration
 Last ICal File: \\chromfs\Seattle\ChromData\TAC050\20220113-80849.b\SIM011322b026.D

Column 1 : Det: MS SCAN
 Process Host: CTX1628

First Level Reviewer: limmere Date: 14-Jan-2022 10:06:06

Compound	Sig	RT (min.)	Exp RT (min.)	Dlt RT (min.)	Q	Response	Cal Amt ug/L	OnCol Amt ug/L	Flags
* 1 Naphthalene-d8	136	5.171	5.171	0.000	90	21416	100.0	100.0	
* 2 Acenaphthene-d10	164	6.854	6.854	0.000	71	9708	100.0	100.0	
* 3 Phenanthrene-d10	188	8.319	8.319	0.001	56	14771	100.0	100.0	
* 4 Chrysene-d12	240	11.030	11.030	0.000	52	11375	100.0	100.0	
* 5 Perylene-d12	264	13.074	13.074	0.000	69	13641	100.0	100.0	
\$ 6 2-methylnaphthalene-d10	152	5.809	5.809	0.000	67	6298	50.0	49.7	
\$ 10 2-Fluorobiphenyl	172	6.190	6.190	0.000	0	7866	50.0	50.6	M
\$ 7 2,4,6-Tribromophenol	330	7.632	7.628	0.004	58	941	50.0	41.7	
\$ 8 Fluoranthene-d10 (Surr)	212	9.502	9.502	0.000	69	7543	50.0	48.3	
\$ 9 Terphenyl-d14	244	9.900	9.896	0.004	95	5408	50.0	45.7	
11 Naphthalene	128	5.189	5.189	0.000	100	11320	50.0	50.0	M
12 2-Methylnaphthalene	141	5.841	5.841	0.000	96	6407	50.0	49.9	
13 1-Methylnaphthalene	141	5.937	5.937	0.000	98	6120	50.0	49.2	
14 Acenaphthylene	152	6.717	6.717	0.000	100	10119	50.0	49.3	
15 Acenaphthene	153	6.884	6.884	0.000	96	6356	50.0	49.3	
16 Fluorene	166	7.389	7.389	0.000	97	6796	50.0	47.3	
17 Pentachlorophenol	266	8.134	8.126	0.008	97	304	100.0	107.1	M
18 Phenanthrene	178	8.342	8.342	0.000	100	9336	50.0	49.2	
19 Anthracene	178	8.393	8.389	0.004	100	9222	50.0	48.3	
20 Fluoranthene	202	9.522	9.522	0.000	52	9180	50.0	48.9	
21 Pyrene	202	9.746	9.746	0.000	52	9389	50.0	47.4	
22 Benzo[a]anthracene	228	11.012	11.012	0.000	95	7909	50.0	47.1	
23 Chrysene	228	11.058	11.057	0.001	99	8840	50.0	50.4	
30 Bis(2-ethylhexyl) phthalate	149	11.891	11.895	-0.004	0	9999	50.0	51.2	M
24 Benzo[b]fluoranthene	252	12.470	12.470	0.000	98	8556	50.0	47.3	Ma
25 Benzo[k]fluoranthene	252	12.511	12.511	0.000	95	9574	50.0	47.3	
26 Benzo[a]pyrene	252	12.983	12.983	0.000	97	8346	50.0	46.2	
27 Indeno[1,2,3-cd]pyrene	276	14.940	14.935	0.005	96	6730	50.0	45.5	M
28 Dibenz(a,h)anthracene	278	14.989	14.984	0.005	96	8317	50.0	47.9	Ma
29 Benzo[g,h,i]perylene	276	15.429	15.429	0.000	96	8933	50.0	47.4	M

[QC Flag Legend](#)

Processing Flags

Review Flags

M - Manually Integrated

a - User Assigned ID

[Reagents:](#)

8270ccvl_50_00039

Amount Added: 1.00

Units: mL

Eurofins Seattle

Data File: \\chromfs\Seattle\ChromData\TAC050\20220113-80849.b\SIM011322b021.D

Injection Date: 14-Jan-2022 03:29:30

Instrument ID: TAC050

Lims ID: std6

Client ID:

Operator ID: jcm

ALS Bottle#: 11

Worklist Smp#: 11

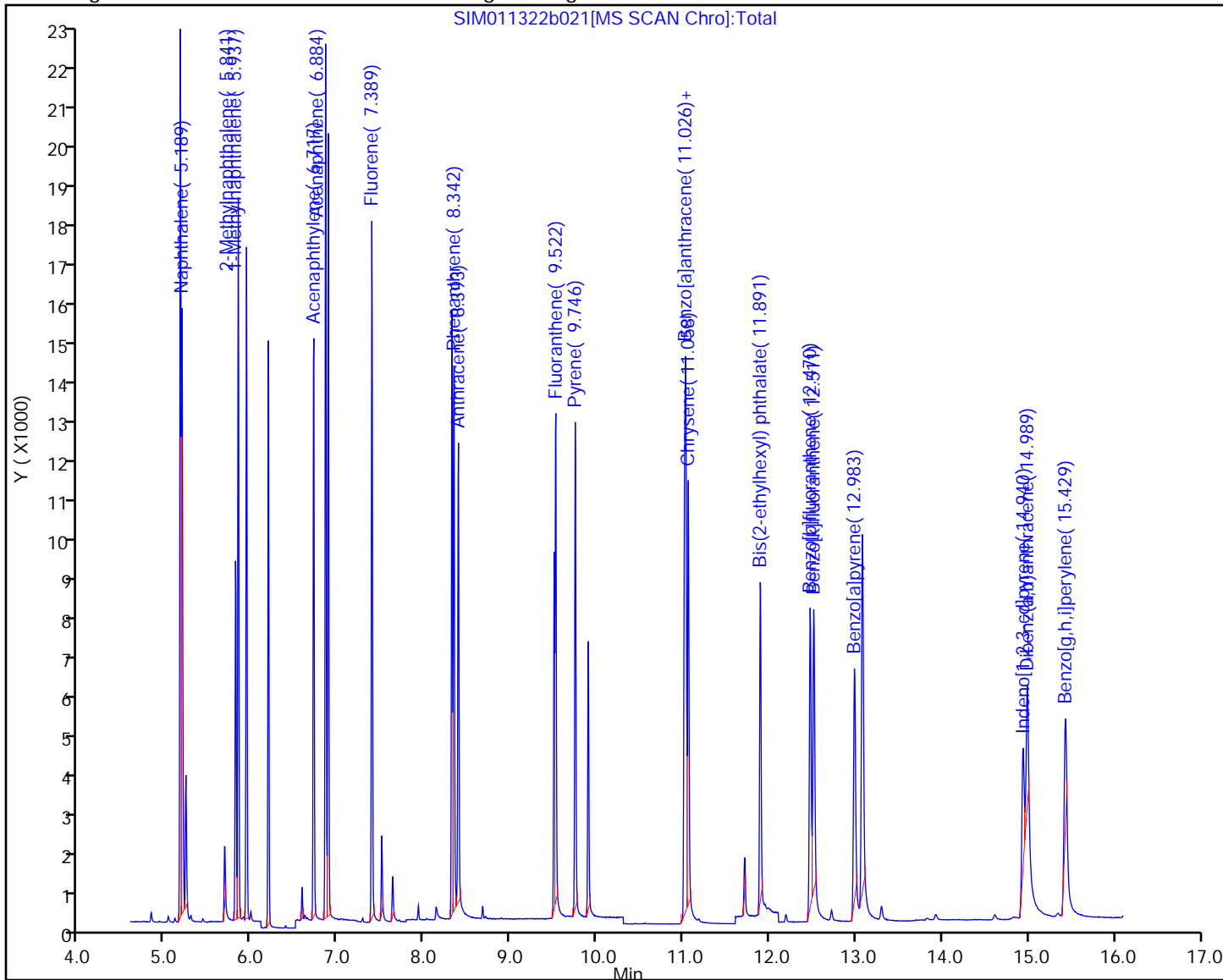
Injection Vol: 1.0 ul

Dil. Factor: 1.0000

Method: TAC050_SIM_PAH

Limit Group: 8270D_SIM QSM 5.0

Y Scaling: Method Defined: Scale to the Nth Largest Target: 1



Eurofins Seattle

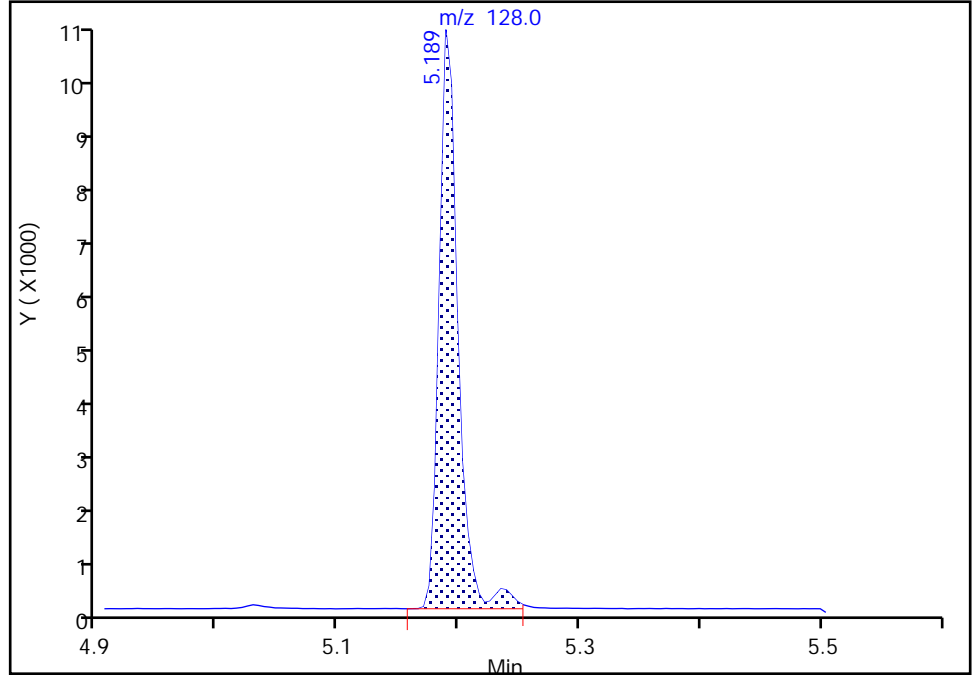
Data File: \\chromfs\Seattle\ChromData\TAC050\20220113-80849.b\SIM011322b021.D
Injection Date: 14-Jan-2022 03:29:30 Instrument ID: TAC050
Lims ID: std6
Client ID:
Operator ID: jcm ALS Bottle#: 11 Worklist Smp#: 11
Injection Vol: 1.0 ul Dil. Factor: 1.0000
Method: TAC050_SIM_PAH Limit Group: 8270D_SIM QSM 5.0
Column: Detector MS SCAN

11 Naphthalene, CAS: 91-20-3

Signal: 1

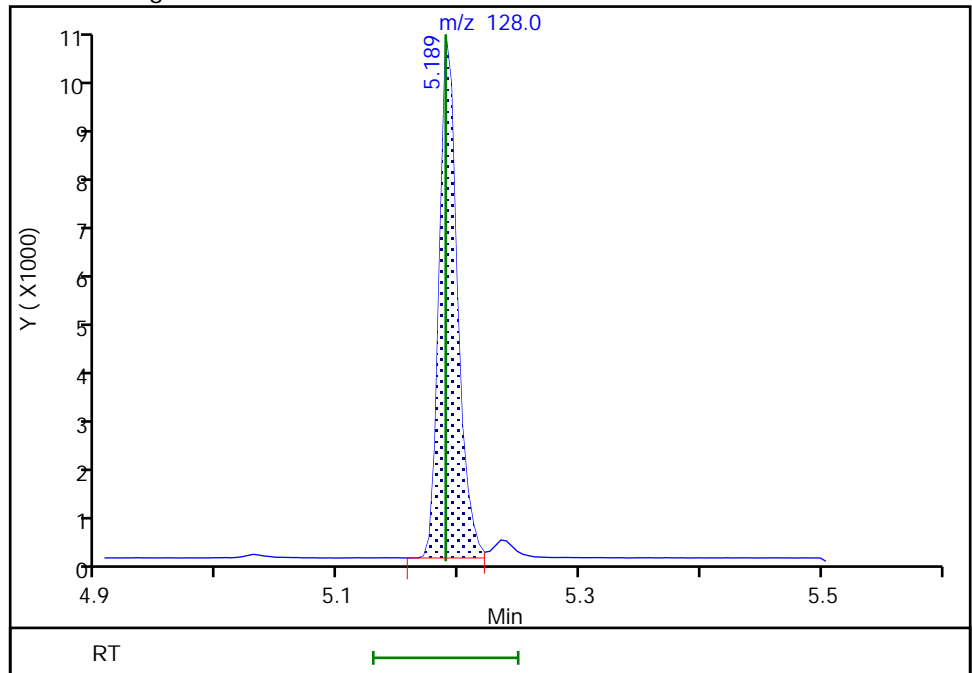
RT: 5.19
Area: 11759
Amount: 51.265537
Amount Units: ug/L

Processing Integration Results



RT: 5.19
Area: 11320
Amount: 49.976441
Amount Units: ug/L

Manual Integration Results



Reviewer: boylea, 14-Jan-2022 14:15:29
Audit Action: Split an Integrated Peak

Audit Reason: Shouldering

Eurofins Seattle

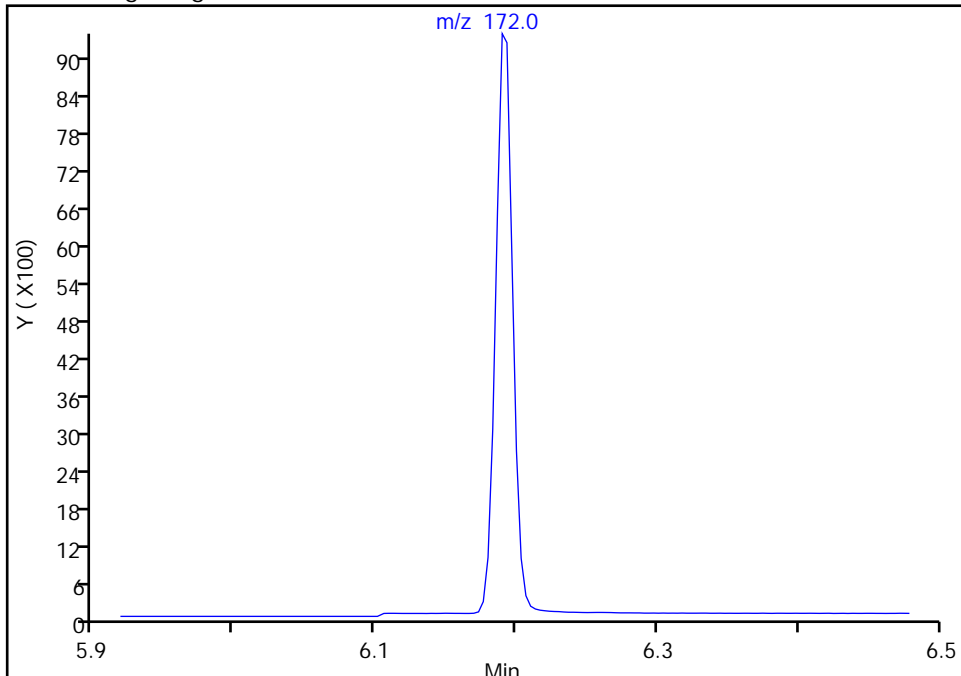
Data File: \\chromfs\Seattle\ChromData\TAC050\20220113-80849.b\SIM011322b021.D
Injection Date: 14-Jan-2022 03:29:30 Instrument ID: TAC050
Lims ID: std6
Client ID:
Operator ID: jcm ALS Bottle#: 11 Worklist Smp#: 11
Injection Vol: 1.0 ul Dil. Factor: 1.0000
Method: TAC050_SIM_PAH Limit Group: 8270D_SIM QSM 5.0
Column: Detector MS SCAN

\$ 10 2-Fluorobiphenyl, CAS: 321-60-8

Signal: 1

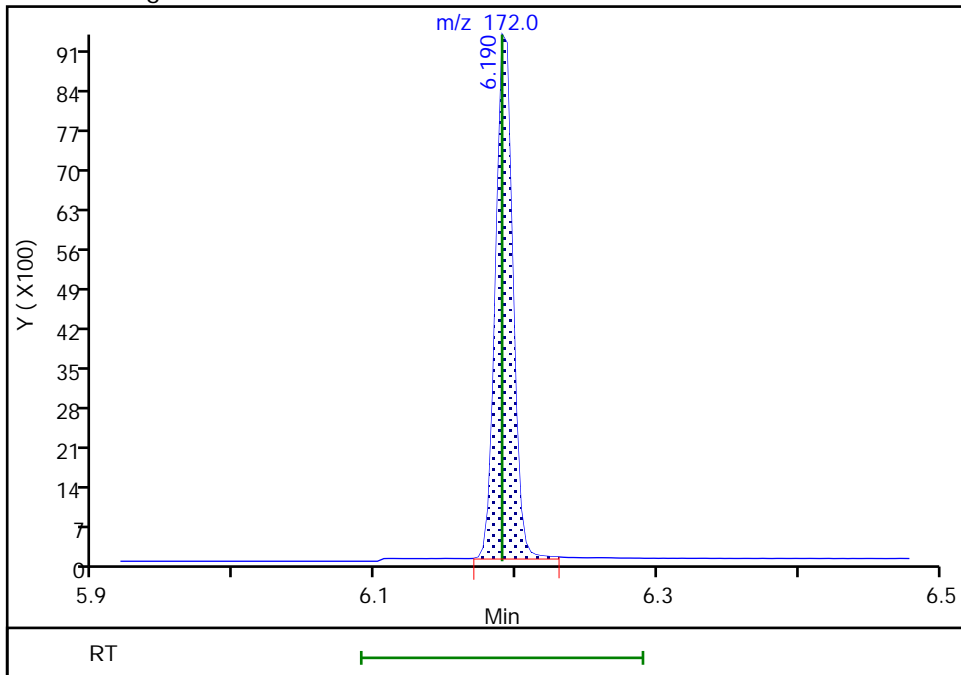
Not Detected
Expected RT: 6.19

Processing Integration Results



Manual Integration Results

RT: 6.19
Area: 7866
Amount: 50.635592
Amount Units: ug/L



Reviewer: boylea, 14-Jan-2022 14:15:40
Audit Action: Manually Integrated

Audit Reason: Assign Peak

Eurofins Seattle

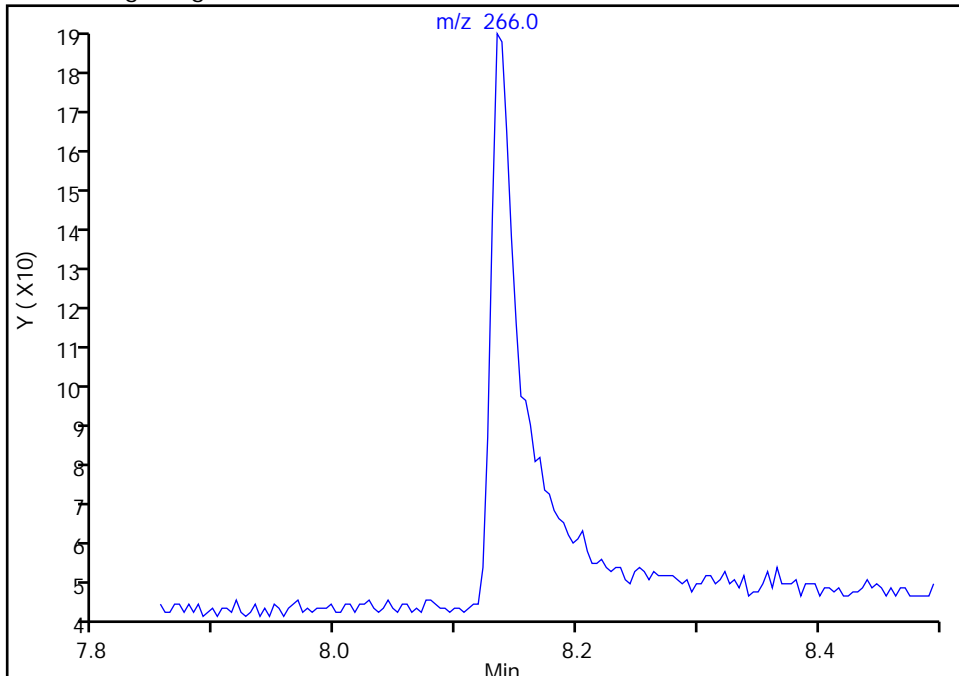
Data File: \\chromfs\Seattle\ChromData\TAC050\20220113-80849.b\SIM011322b021.D
Injection Date: 14-Jan-2022 03:29:30 Instrument ID: TAC050
Lims ID: std6
Client ID:
Operator ID: jcm ALS Bottle#: 11 Worklist Smp#: 11
Injection Vol: 1.0 ul Dil. Factor: 1.0000
Method: TAC050_SIM_PAH Limit Group: 8270D_SIM QSM 5.0
Column: Detector MS SCAN

17 Pentachlorophenol, CAS: 87-86-5

Signal: 1

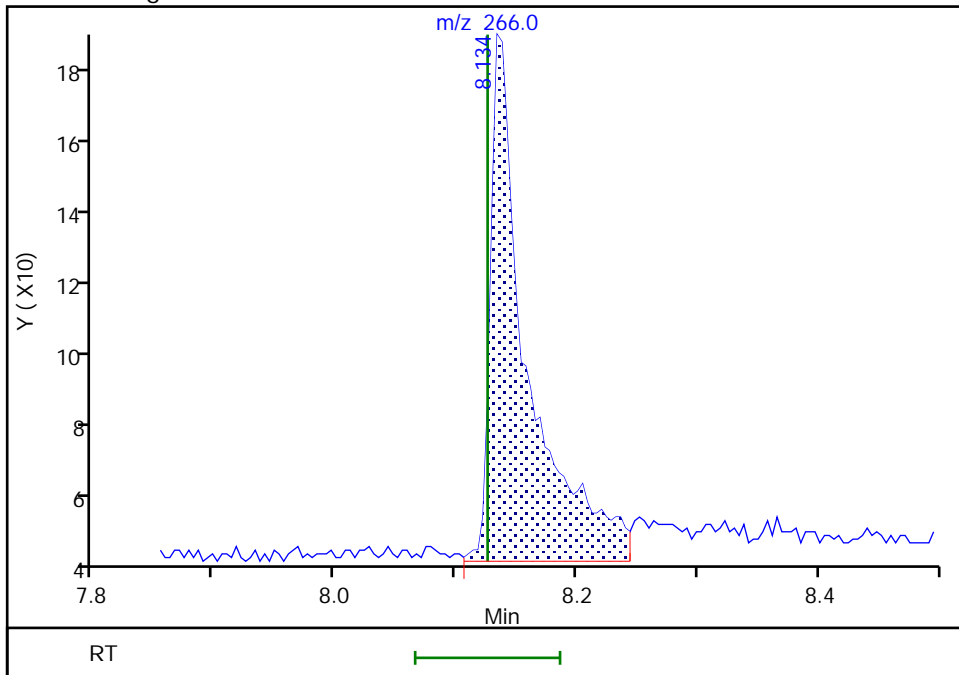
Not Detected
Expected RT: 8.13

Processing Integration Results



Manual Integration Results

RT: 8.13
Area: 304
Amount: 107.1297
Amount Units: ug/L



Reviewer: boylea, 14-Jan-2022 14:15:19
Audit Action: Manually Integrated

Audit Reason: Assign Peak
Page 549 of 766

Eurofins Seattle

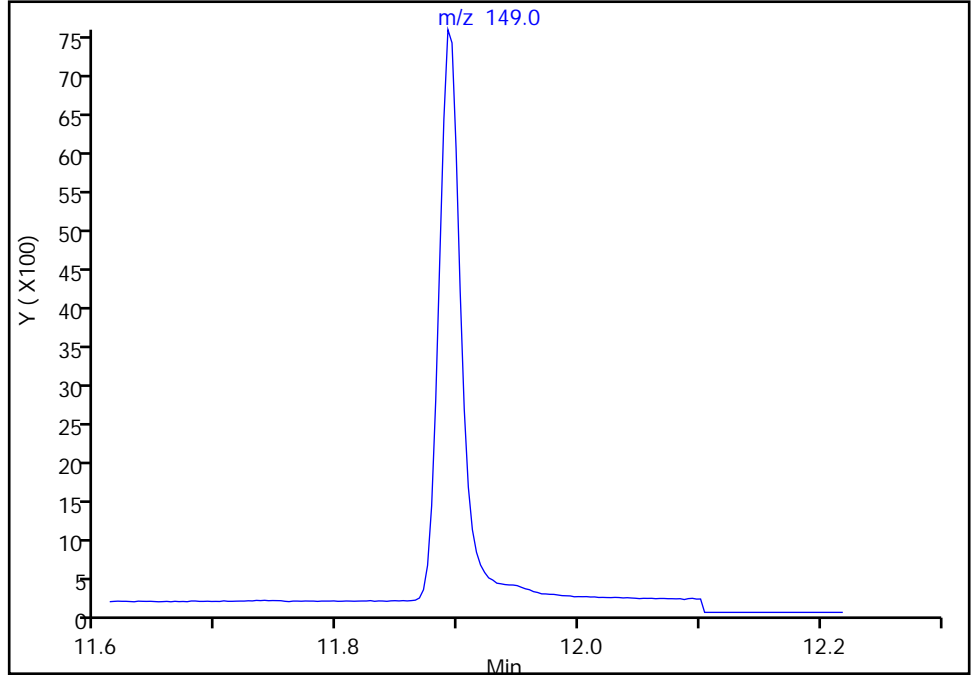
Data File: \\chromfs\Seattle\ChromData\TAC050\20220113-80849.b\SIM011322b021.D
Injection Date: 14-Jan-2022 03:29:30 Instrument ID: TAC050
Lims ID: std6
Client ID:
Operator ID: jcm ALS Bottle#: 11 Worklist Smp#: 11
Injection Vol: 1.0 ul Dil. Factor: 1.0000
Method: TAC050_SIM_PAH Limit Group: 8270D_SIM QSM 5.0
Column: Detector MS SCAN

30 Bis(2-ethylhexyl) phthalate, CAS: 117-81-7

Signal: 1

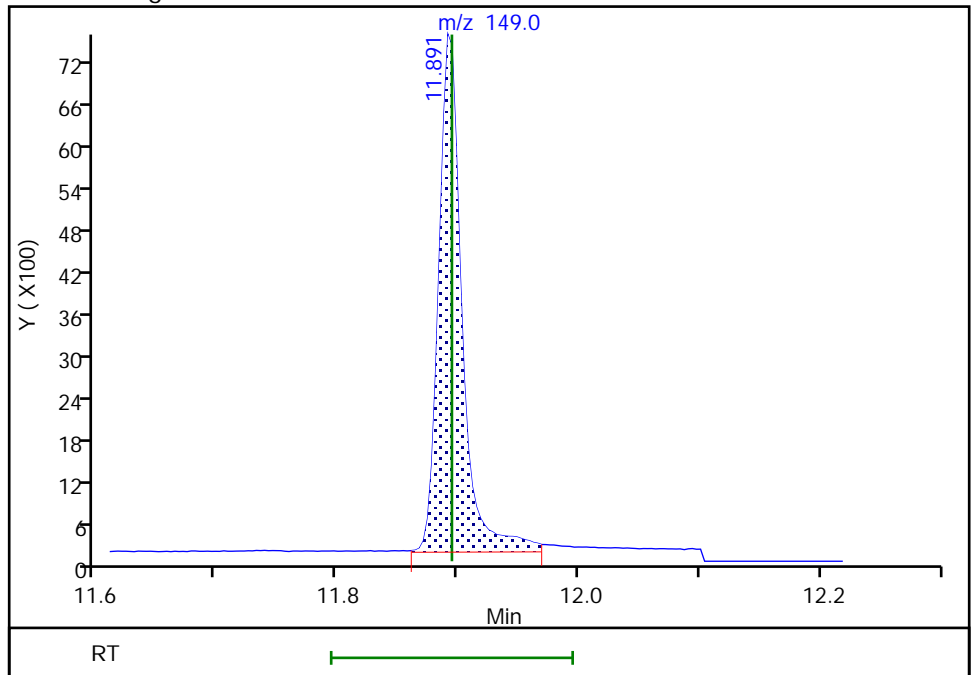
Not Detected
Expected RT: 11.89

Processing Integration Results



Manual Integration Results

RT: 11.89
Area: 9999
Amount: 51.226792
Amount Units: ug/L



Reviewer: boylea, 14-Jan-2022 14:15:00
Audit Action: Manually Integrated

Audit Reason: Assign Peak

Eurofins Seattle

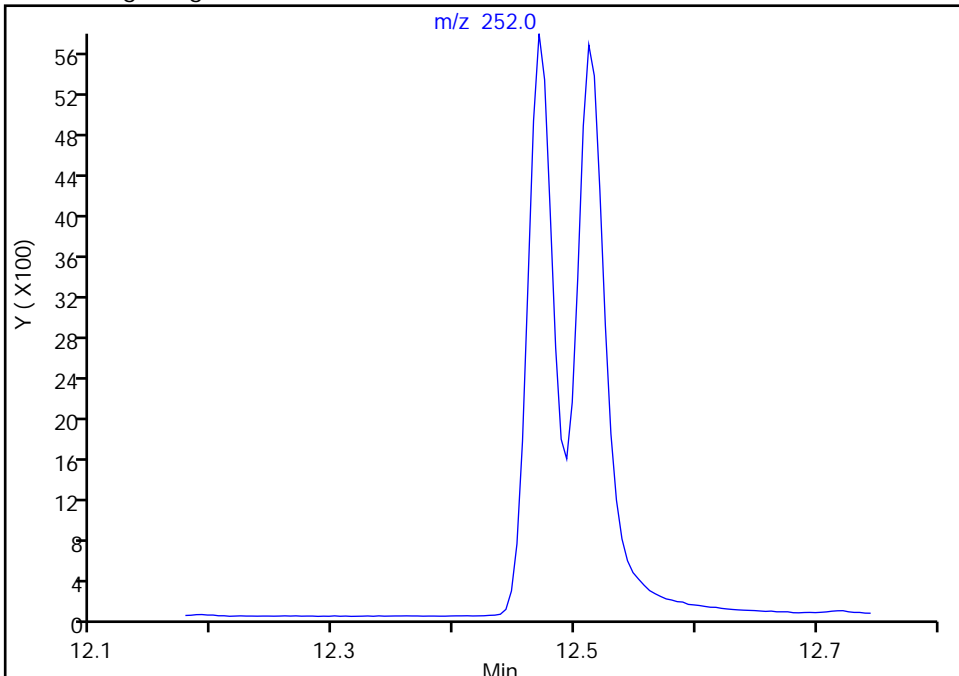
Data File: \\chromfs\Seattle\ChromData\TAC050\20220113-80849.b\SIM011322b021.D
Injection Date: 14-Jan-2022 03:29:30 Instrument ID: TAC050
Lims ID: std6
Client ID:
Operator ID: jcm ALS Bottle#: 11 Worklist Smp#: 11
Injection Vol: 1.0 ul Dil. Factor: 1.0000
Method: TAC050_SIM_PAH Limit Group: 8270D_SIM QSM 5.0
Column: Detector MS SCAN

24 Benzo[b]fluoranthene, CAS: 205-99-2

Signal: 1

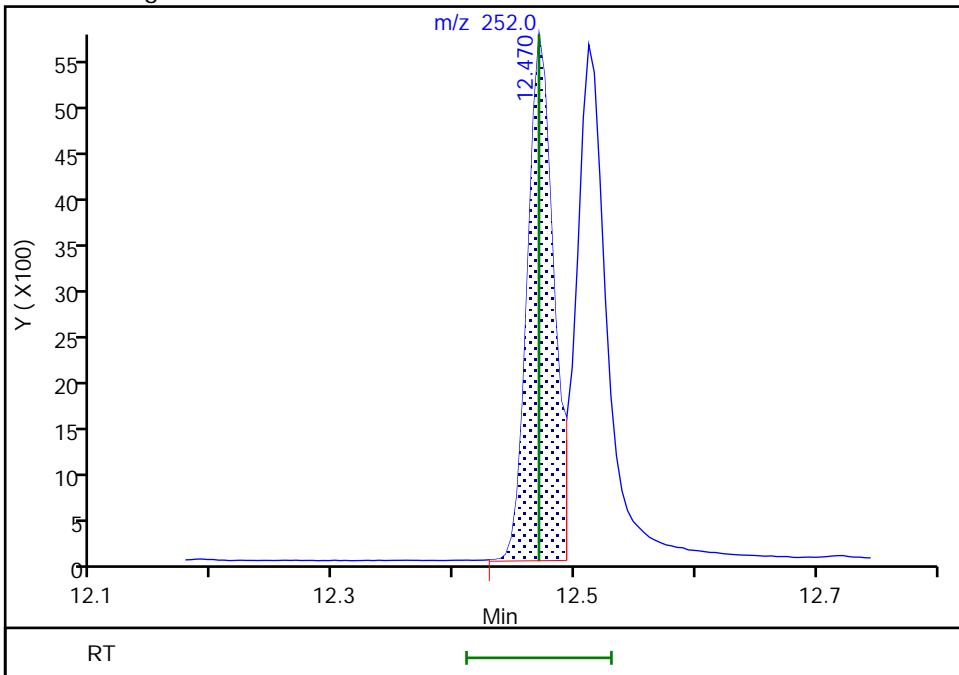
Not Detected
Expected RT: 12.47

Processing Integration Results



Manual Integration Results

RT: 12.47
Area: 8556
Amount: 47.298391
Amount Units: ug/L



Reviewer: boylea, 14-Jan-2022 14:14:50
Audit Action: Manually Integrated

Audit Reason: Incomplete Integration

Eurofins Seattle

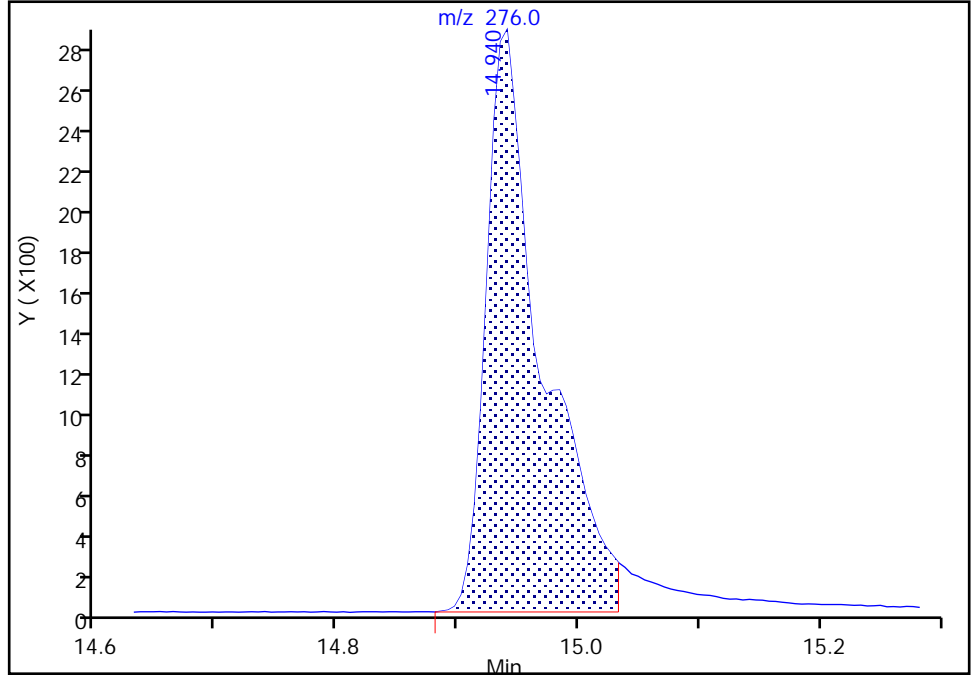
Data File: \\chromfs\Seattle\ChromData\TAC050\20220113-80849.b\SIM011322b021.D
Injection Date: 14-Jan-2022 03:29:30 Instrument ID: TAC050
Lims ID: std6
Client ID:
Operator ID: jcm ALS Bottle#: 11 Worklist Smp#: 11
Injection Vol: 1.0 ul Dil. Factor: 1.0000
Method: TAC050_SIM_PAH Limit Group: 8270D_SIM QSM 5.0
Column: Detector MS SCAN

27 Indeno[1,2,3-cd]pyrene, CAS: 193-39-5

Signal: 1

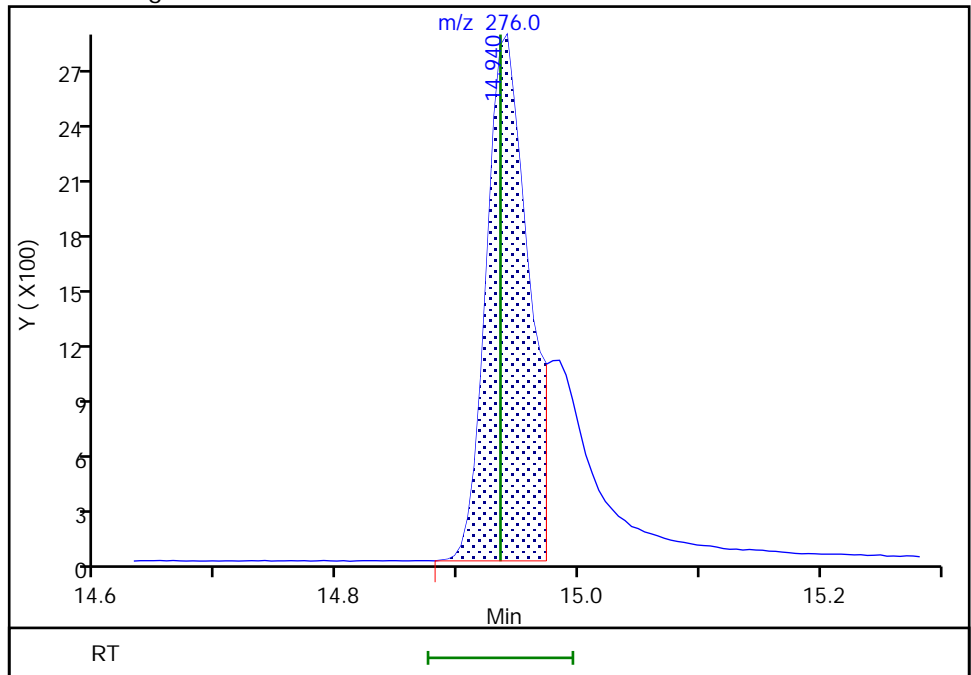
RT: 14.94
Area: 9130
Amount: 55.625137
Amount Units: ug/L

Processing Integration Results



RT: 14.94
Area: 6730
Amount: 45.508891
Amount Units: ug/L

Manual Integration Results



Reviewer: boylea, 14-Jan-2022 14:14:35
Audit Action: Split an Integrated Peak

Audit Reason: Split Peak

Eurofins Seattle

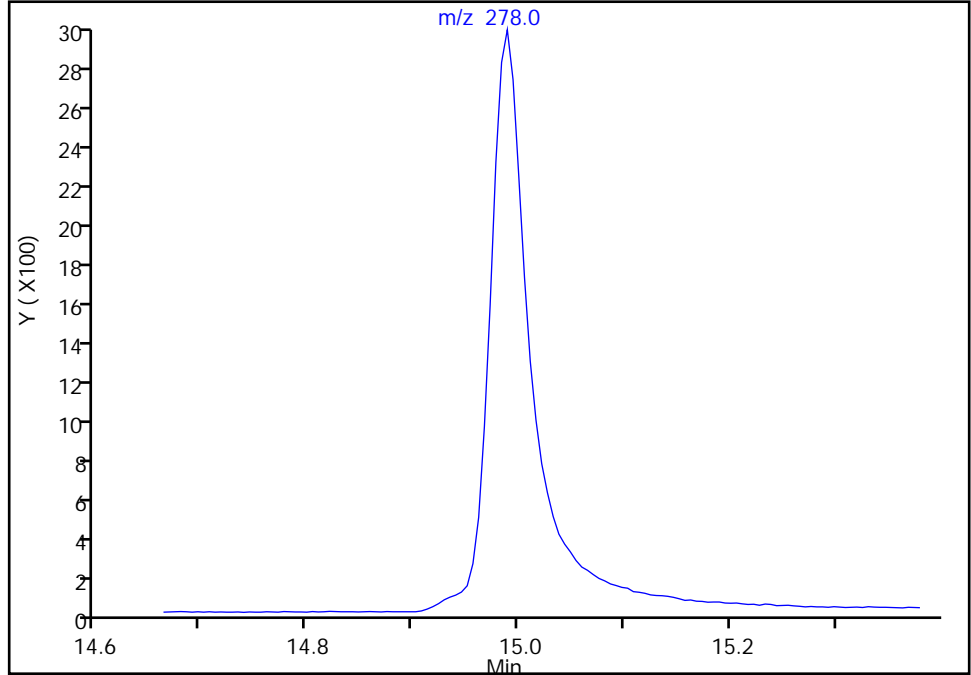
Data File: \\chromfs\Seattle\ChromData\TAC050\20220113-80849.b\SIM011322b021.D
Injection Date: 14-Jan-2022 03:29:30 Instrument ID: TAC050
Lims ID: std6
Client ID:
Operator ID: jcm ALS Bottle#: 11 Worklist Smp#: 11
Injection Vol: 1.0 ul Dil. Factor: 1.0000
Method: TAC050_SIM_PAH Limit Group: 8270D_SIM QSM 5.0
Column: Detector MS SCAN

28 Dibenz(a,h)anthracene, CAS: 53-70-3

Signal: 1

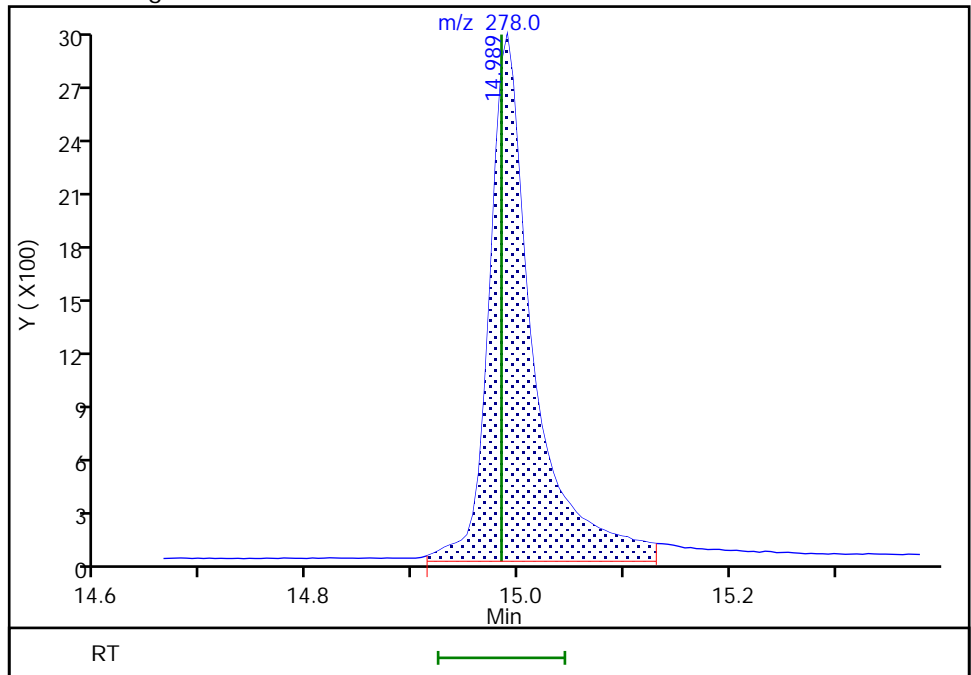
Not Detected
Expected RT: 14.98

Processing Integration Results



Manual Integration Results

RT: 14.99
Area: 8317
Amount: 47.918372
Amount Units: ug/L



Reviewer: boylea, 14-Jan-2022 14:14:23
Audit Action: Manually Integrated

Audit Reason: Incomplete Integration

Eurofins Seattle

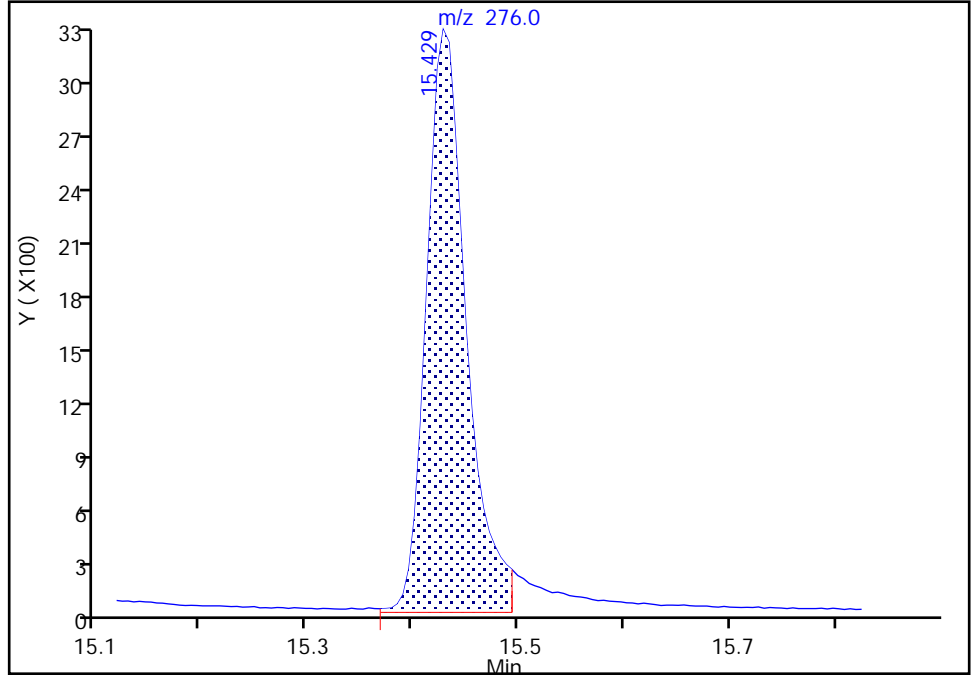
Data File: \\chromfs\Seattle\ChromData\TAC050\20220113-80849.b\SIM011322b021.D
Injection Date: 14-Jan-2022 03:29:30 Instrument ID: TAC050
Lims ID: std6
Client ID:
Operator ID: jcm ALS Bottle#: 11 Worklist Smp#: 11
Injection Vol: 1.0 ul Dil. Factor: 1.0000
Method: TAC050_SIM_PAH Limit Group: 8270D_SIM QSM 5.0
Column: Detector MS SCAN

29 Benzo[g,h,i]perylene, CAS: 191-24-2

Signal: 1

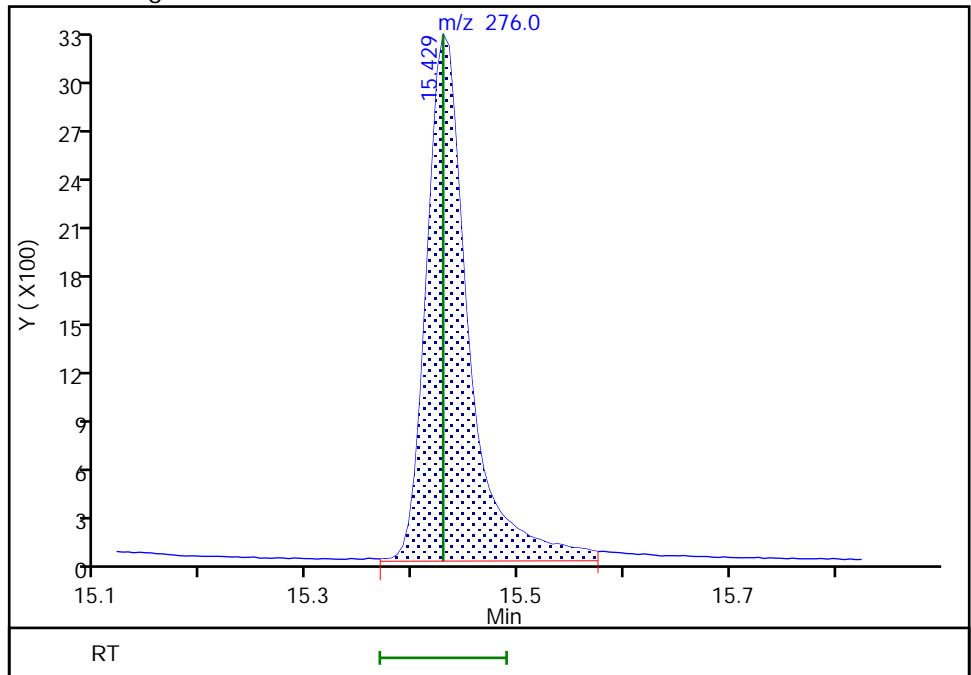
RT: 15.43
Area: 8423
Amount: 44.421994
Amount Units: ug/L

Processing Integration Results



RT: 15.43
Area: 8933
Amount: 47.371003
Amount Units: ug/L

Manual Integration Results



Reviewer: boylea, 14-Jan-2022 14:14:29
Audit Action: Manually Integrated

Audit Reason: Incomplete Integration

Eurofins Seattle
Target Compound Quantitation Report

Data File: \\chromfs\Seattle\ChromData\TAC050\20220113-80849.b\SIM011322b022.D
 Lims ID: std5
 Client ID:
 Sample Type: IC Calib Level: 5
 Inject. Date: 14-Jan-2022 03:48:30 ALS Bottle#: 12 Worklist Smp#: 12
 Injection Vol: 1.0 ul Dil. Factor: 1.0000
 Sample Info: 5
 Operator ID: jcm Instrument ID: TAC050
 Sublist: chrom-TAC050_SIM_PAH*sub9
 Method: \\chromfs\Seattle\ChromData\TAC050\20220113-80849.b\TAC050_SIM_PAH.m
 Limit Group: 8270D_SIM QSM 5.0
 Last Update: 14-Jan-2022 15:42:17 Calib Date: 14-Jan-2022 05:04:30
 Integrator: Falcon ID Type: RT Order ID
 Quant Method: Internal Standard Quant By: Initial Calibration
 Last ICal File: \\chromfs\Seattle\ChromData\TAC050\20220113-80849.b\SIM011322b026.D

Column 1 : Det: MS SCAN
 Process Host: CTX1628

First Level Reviewer: limmere Date: 14-Jan-2022 10:08:28

Compound	Sig	RT (min.)	Exp RT (min.)	Dlt RT (min.)	Q	Response	Cal Amt ug/L	OnCol Amt ug/L	Flags
* 1 Naphthalene-d8	136	5.171	5.171	0.000	90	21291	100.0	100.0	
* 2 Acenaphthene-d10	164	6.854	6.854	0.000	71	9613	100.0	100.0	
* 3 Phenanthrene-d10	188	8.319	8.319	0.001	56	14596	100.0	100.0	
* 4 Chrysene-d12	240	11.030	11.030	0.000	51	11088	100.0	100.0	
* 5 Perylene-d12	264	13.079	13.074	0.005	69	13110	100.0	100.0	
\$ 6 2-methylnaphthalene-d10	152	5.809	5.809	0.000	67	2533	20.0	20.1	
\$ 10 2-Fluorobiphenyl	172	6.190	6.190	0.000	0	3165	20.0	20.6	M
\$ 7 2,4,6-Tribromophenol	330	7.632	7.628	0.004	59	396	20.0	20.8	M
\$ 8 Fluoranthene-d10 (Surr)	212	9.502	9.502	0.000	69	3024	20.0	18.9	
\$ 9 Terphenyl-d14	244	9.900	9.896	0.004	95	2154	20.0	18.4	
11 Naphthalene	128	5.189	5.189	0.000	100	4620	20.0	20.5	M
12 2-Methylnaphthalene	141	5.841	5.841	0.000	96	2578	20.0	20.2	
13 1-Methylnaphthalene	141	5.937	5.937	0.000	98	2491	20.0	20.1	
14 Acenaphthylene	152	6.717	6.717	0.000	100	4001	20.0	19.7	
15 Acenaphthene	153	6.884	6.884	0.000	96	2549	20.0	20.0	
16 Fluorene	166	7.394	7.389	0.005	93	2657	20.0	18.7	
17 Pentachlorophenol	266	8.146	8.126	0.020	99	49	40.0	85.5	M
18 Phenanthrene	178	8.342	8.342	0.000	100	3789	20.0	19.5	
19 Anthracene	178	8.393	8.389	0.004	100	3797	20.0	19.6	
20 Fluoranthene	202	9.522	9.522	0.000	52	3616	20.0	18.8	
21 Pyrene	202	9.750	9.746	0.004	51	3774	20.0	18.5	
22 Benzo[a]anthracene	228	11.017	11.012	0.005	90	3279	20.0	19.3	M
23 Chrysene	228	11.058	11.057	0.001	99	3566	20.0	20.0	
30 Bis(2-ethylhexyl) phthalate	149	11.891	11.895	-0.004	0	3545	20.0	18.2	M
24 Benzo[b]fluoranthene	252	12.470	12.470	0.000	98	3324	20.0	18.6	M
25 Benzo[k]fluoranthene	252	12.516	12.511	0.005	95	3813	20.0	19.1	Ma
26 Benzo[a]pyrene	252	12.987	12.983	0.004	97	3231	20.0	18.1	a
27 Indeno[1,2,3-cd]pyrene	276	14.940	14.935	0.005	96	2407	20.0	17.1	Ma
28 Dibenz(a,h)anthracene	278	14.989	14.984	0.005	97	2953	20.0	17.3	Ma
29 Benzo[g,h,i]perylene	276	15.434	15.429	0.005	93	3494	20.0	18.9	Ma

QC Flag Legend

Processing Flags

Review Flags

M - Manually Integrated

a - User Assigned ID

Reagents:

8270ccvl_50_00039

Amount Added: 400.00

Units: uL

8270SIM_IS_00069

Amount Added: 6.00

Units: uL

Eurofins Seattle

Data File: \\chromfs\Seattle\ChromData\TAC050\20220113-80849.b\SIM011322b022.D

Injection Date: 14-Jan-2022 03:48:30

Instrument ID: TAC050

Lims ID: std5

Client ID:

Operator ID: jcm

ALS Bottle#: 12

Worklist Smp#: 12

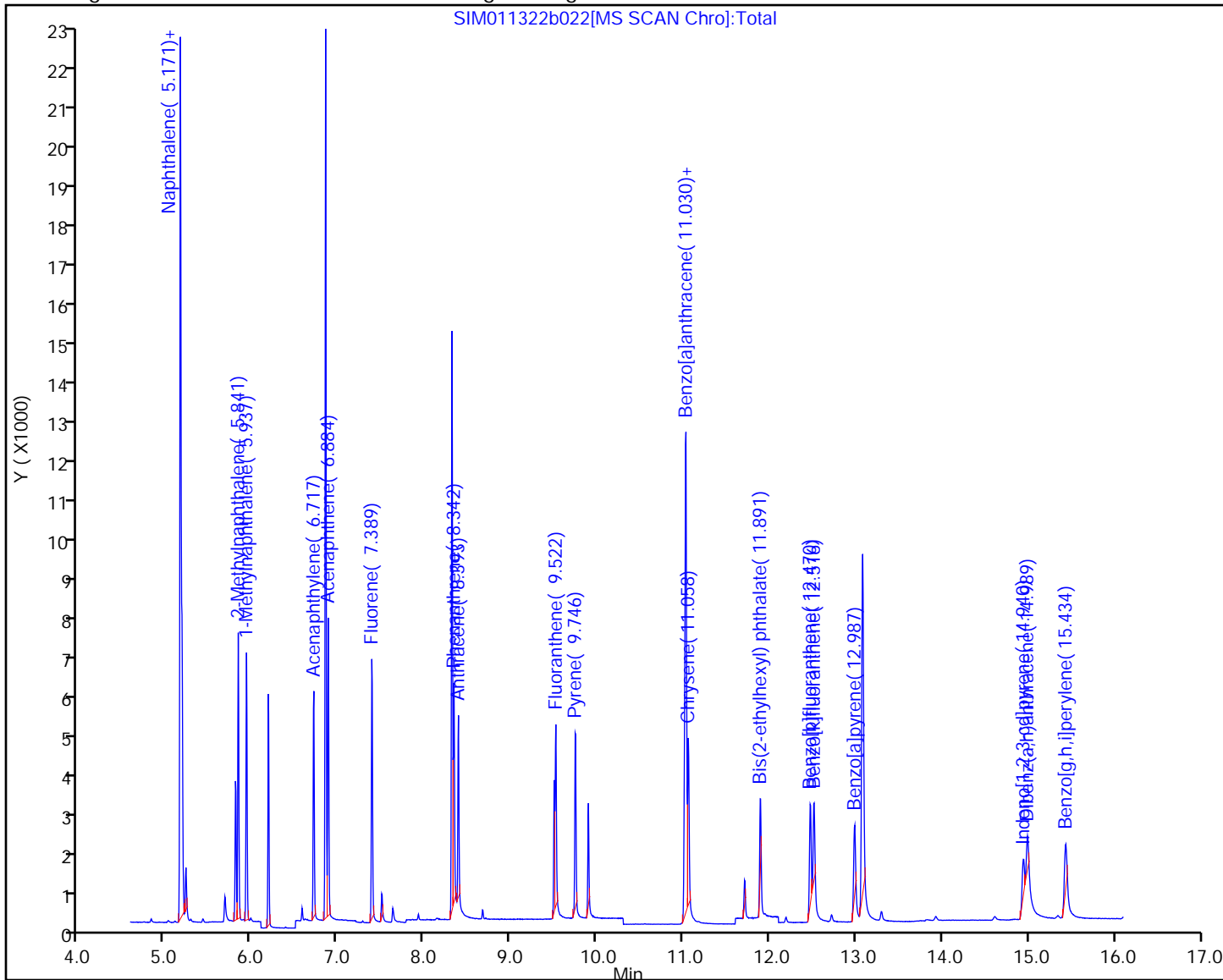
Injection Vol: 1.0 ul

Dil. Factor: 1.0000

Method: TAC050_SIM_PAH

Limit Group: 8270D_SIM QSM 5.0

Y Scaling: Method Defined: Scale to the Nth Largest Target: 1



Eurofins Seattle

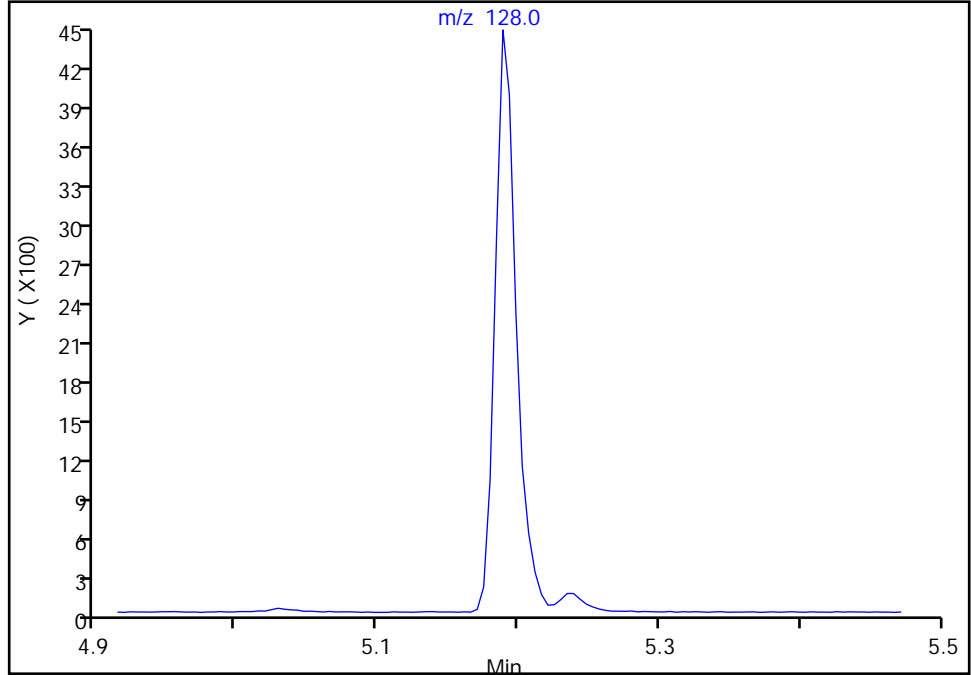
Data File: \\chromfs\Seattle\ChromData\TAC050\20220113-80849.b\SIM011322b022.D
Injection Date: 14-Jan-2022 03:48:30 Instrument ID: TAC050
Lims ID: std5
Client ID:
Operator ID: jcm ALS Bottle#: 12 Worklist Smp#: 12
Injection Vol: 1.0 ul Dil. Factor: 1.0000
Method: TAC050_SIM_PAH Limit Group: 8270D_SIM QSM 5.0
Column: Detector MS SCAN

11 Naphthalene, CAS: 91-20-3

Signal: 1

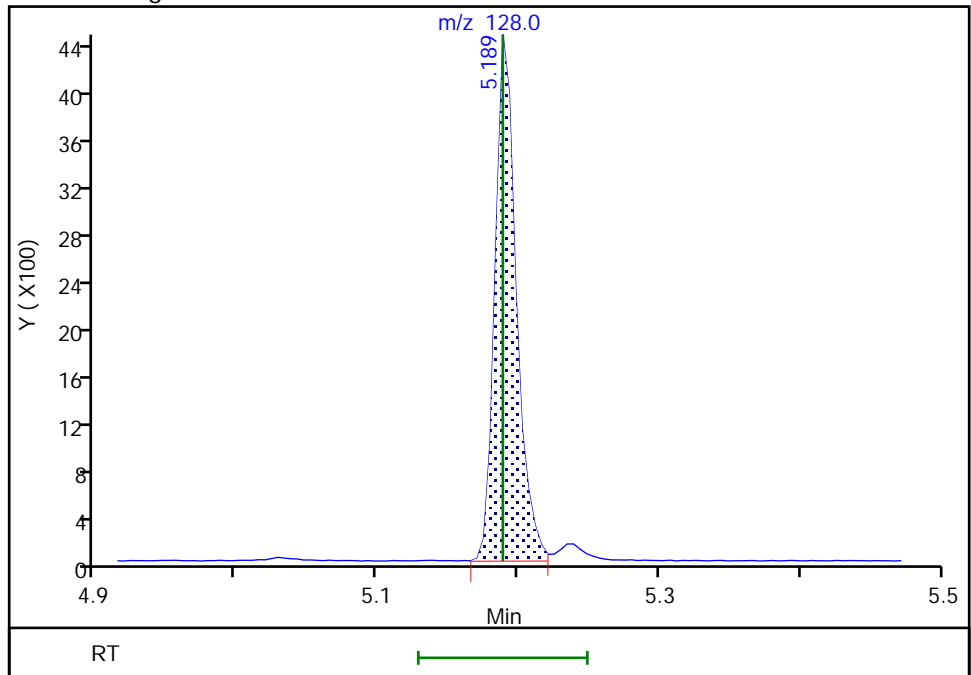
Not Detected
Expected RT: 5.19

Processing Integration Results



Manual Integration Results

RT: 5.19
Area: 4620
Amount: 20.516495
Amount Units: ug/L



Reviewer: boylea, 14-Jan-2022 14:16:33
Audit Action: Manually Integrated

Audit Reason: Assign Peak

Eurofins Seattle

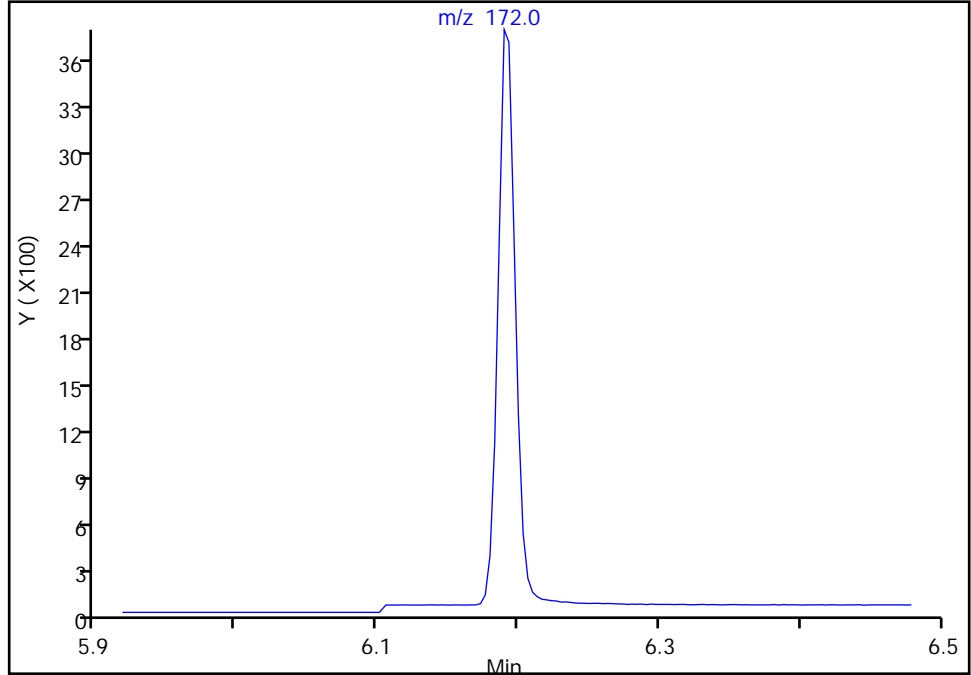
Data File: \\chromfs\Seattle\ChromData\TAC050\20220113-80849.b\SIM011322b022.D
Injection Date: 14-Jan-2022 03:48:30 Instrument ID: TAC050
Lims ID: std5
Client ID:
Operator ID: jcm ALS Bottle#: 12 Worklist Smp#: 12
Injection Vol: 1.0 ul Dil. Factor: 1.0000
Method: TAC050_SIM_PAH Limit Group: 8270D_SIM QSM 5.0
Column: Detector MS SCAN

\$ 10 2-Fluorobiphenyl, CAS: 321-60-8

Signal: 1

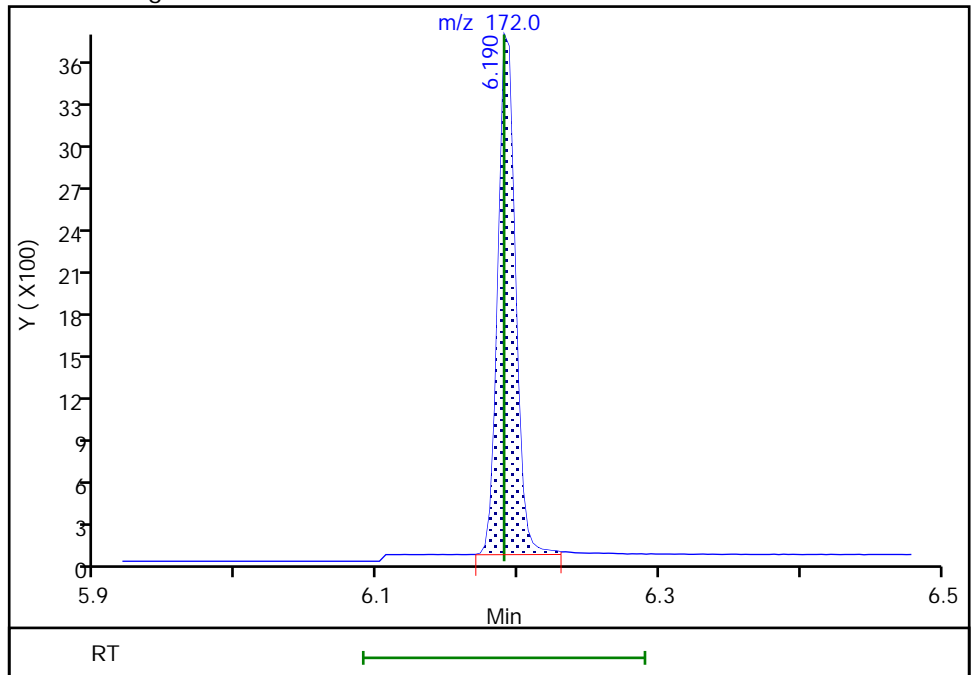
Not Detected
Expected RT: 6.19

Processing Integration Results



RT: 6.19
Area: 3165
Amount: 20.575315
Amount Units: ug/L

Manual Integration Results



Reviewer: boylea, 14-Jan-2022 14:16:15
Audit Action: Manually Integrated

Audit Reason: Assign Peak

Eurofins Seattle

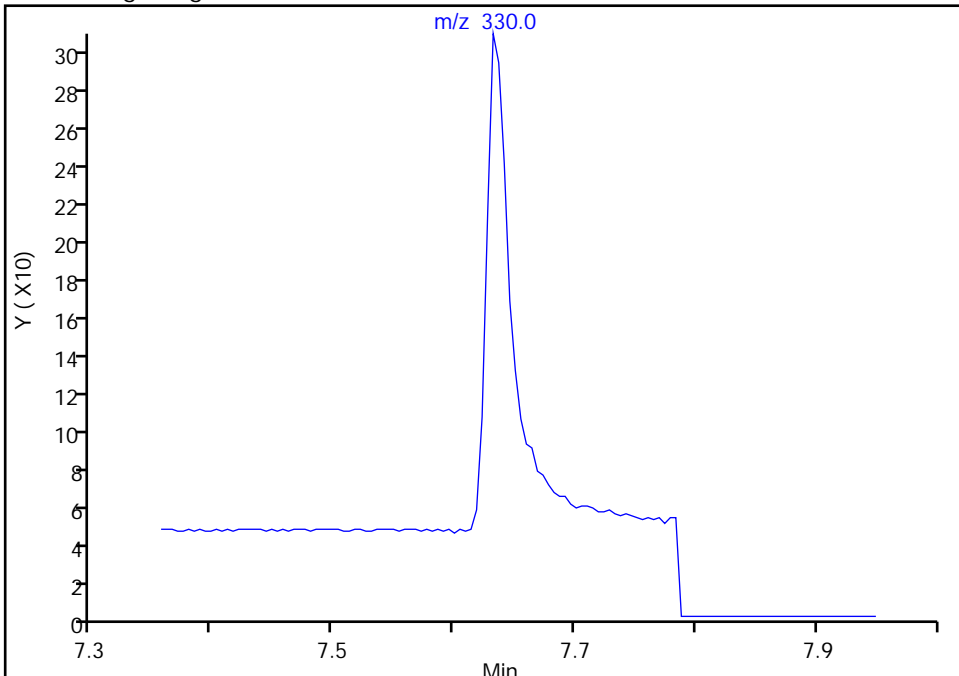
Data File: \\chromfs\Seattle\ChromData\TAC050\20220113-80849.b\SIM011322b022.D
Injection Date: 14-Jan-2022 03:48:30 Instrument ID: TAC050
Lims ID: std5
Client ID:
Operator ID: jcm ALS Bottle#: 12 Worklist Smp#: 12
Injection Vol: 1.0 ul Dil. Factor: 1.0000
Method: TAC050_SIM_PAH Limit Group: 8270D_SIM QSM 5.0
Column: Detector MS SCAN

\$ 7 2,4,6-Tribromophenol, CAS: 118-79-6

Signal: 1

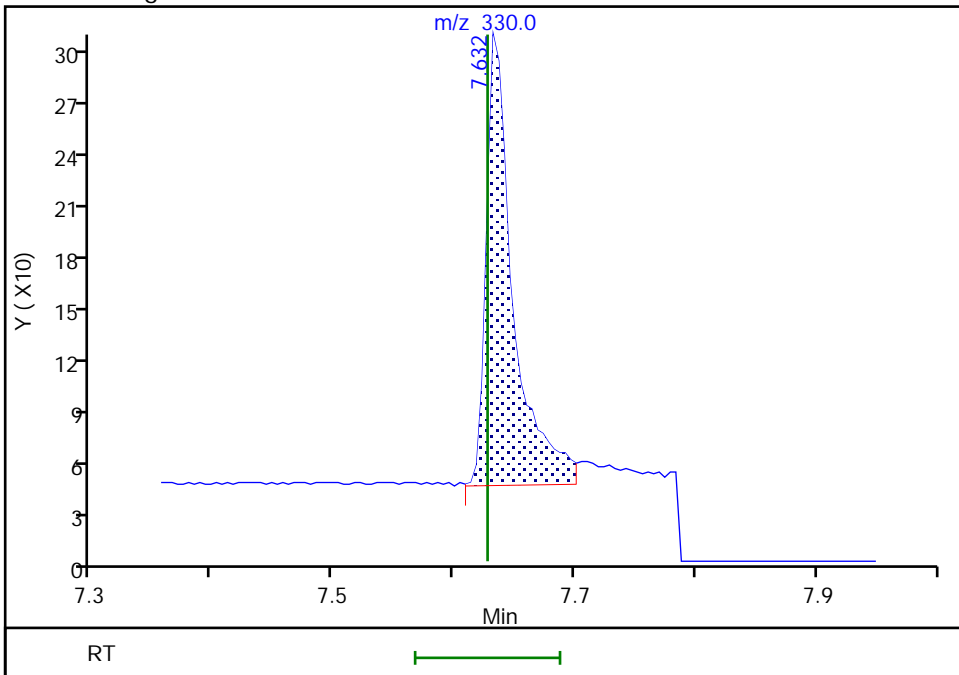
Not Detected
Expected RT: 7.63

Processing Integration Results



Manual Integration Results

RT: 7.63
Area: 396
Amount: 20.819703
Amount Units: ug/L



Reviewer: boylea, 14-Jan-2022 14:16:23
Audit Action: Manually Integrated

Audit Reason: Assign Peak
Page 560 of 766

Eurofins Seattle

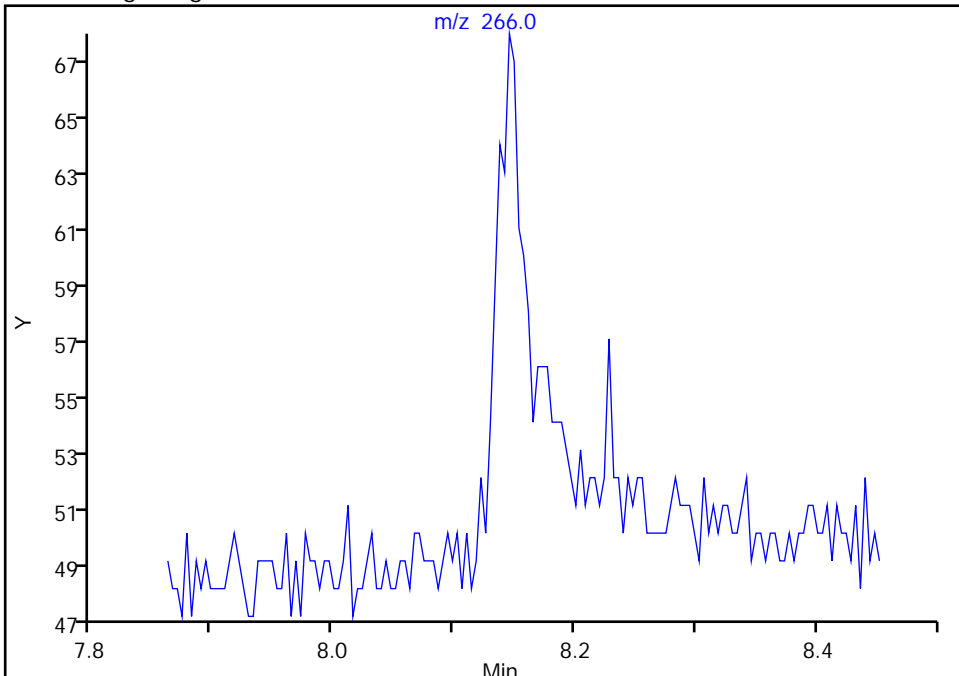
Data File: \\chromfs\Seattle\ChromData\TAC050\20220113-80849.b\SIM011322b022.D
Injection Date: 14-Jan-2022 03:48:30 Instrument ID: TAC050
Lims ID: std5
Client ID:
Operator ID: jcm ALS Bottle#: 12 Worklist Smp#: 12
Injection Vol: 1.0 ul Dil. Factor: 1.0000
Method: TAC050_SIM_PAH Limit Group: 8270D_SIM QSM 5.0
Column: Detector MS SCAN

17 Pentachlorophenol, CAS: 87-86-5

Signal: 1

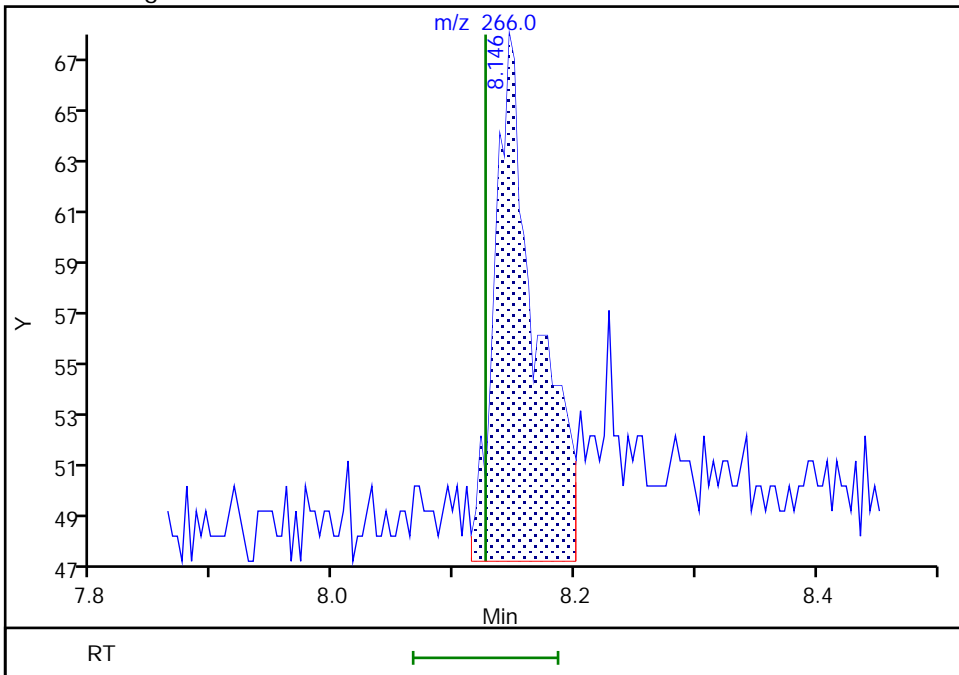
Not Detected
Expected RT: 8.13

Processing Integration Results



Manual Integration Results

RT: 8.15
Area: 49
Amount: 85.523380
Amount Units: ug/L



Reviewer: boylea, 14-Jan-2022 14:16:47
Audit Action: Manually Integrated

Audit Reason: Assign Peak
Page 561 of 766

Eurofins Seattle

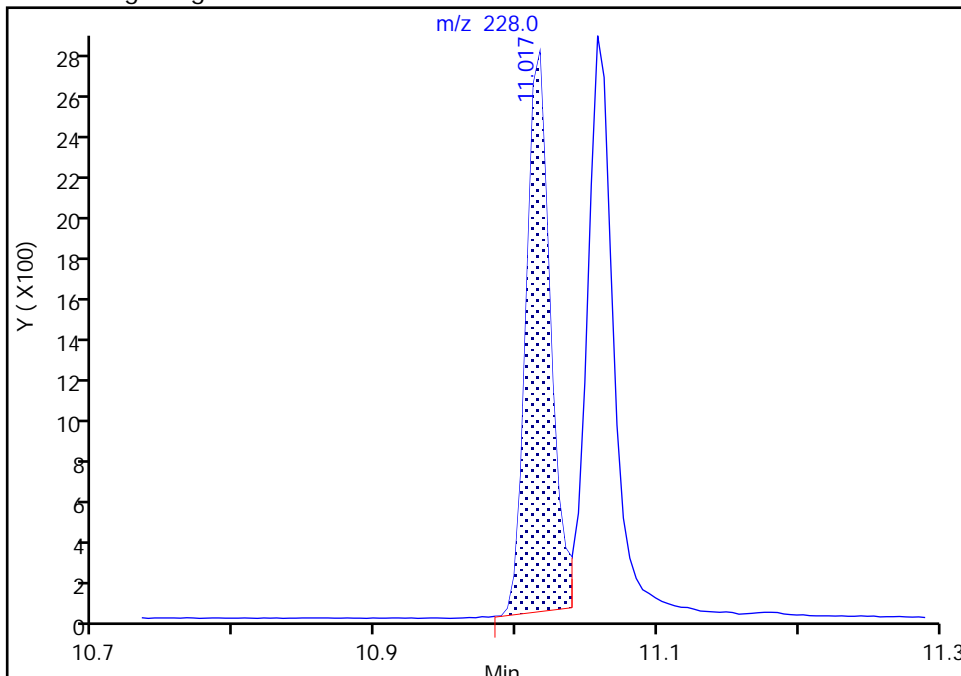
Data File: \\chromfs\Seattle\ChromData\TAC050\20220113-80849.b\SIM011322b022.D
Injection Date: 14-Jan-2022 03:48:30 Instrument ID: TAC050
Lims ID: std5
Client ID:
Operator ID: jcm ALS Bottle#: 12 Worklist Smp#: 12
Injection Vol: 1.0 ul Dil. Factor: 1.0000
Method: TAC050_SIM_PAH Limit Group: 8270D_SIM QSM 5.0
Column: Detector MS SCAN

22 Benzo[a]anthracene, CAS: 56-55-3

Signal: 1

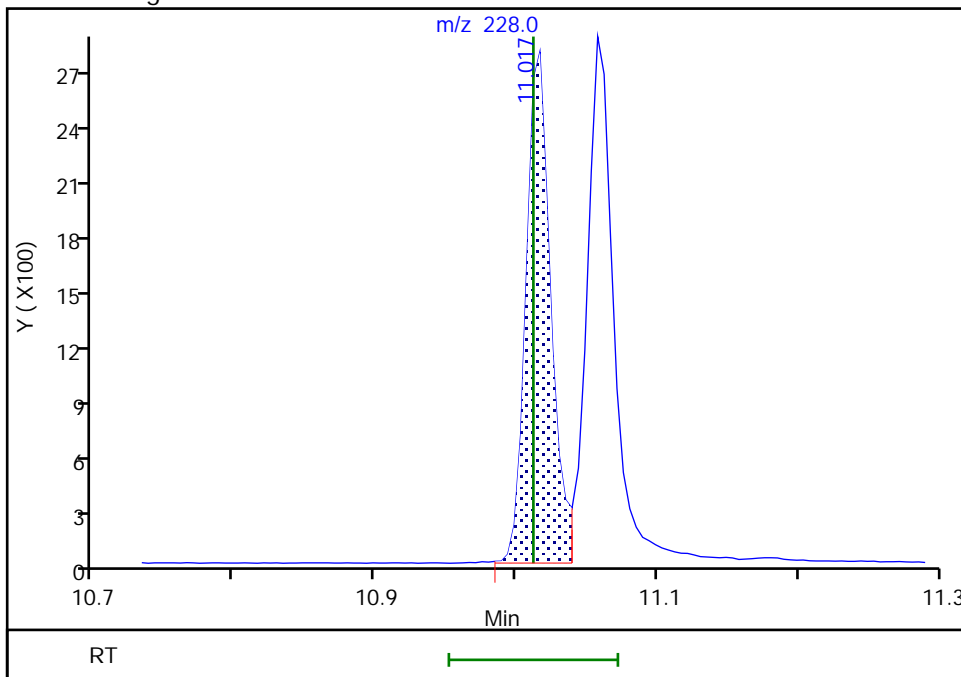
RT: 11.02
Area: 3189
Amount: 18.731486
Amount Units: ug/L

Processing Integration Results



RT: 11.02
Area: 3279
Amount: 19.288123
Amount Units: ug/L

Manual Integration Results



Reviewer: boylea, 14-Jan-2022 14:17:09
Audit Action: Manually Integrated

Audit Reason: Incomplete Integration

Eurofins Seattle

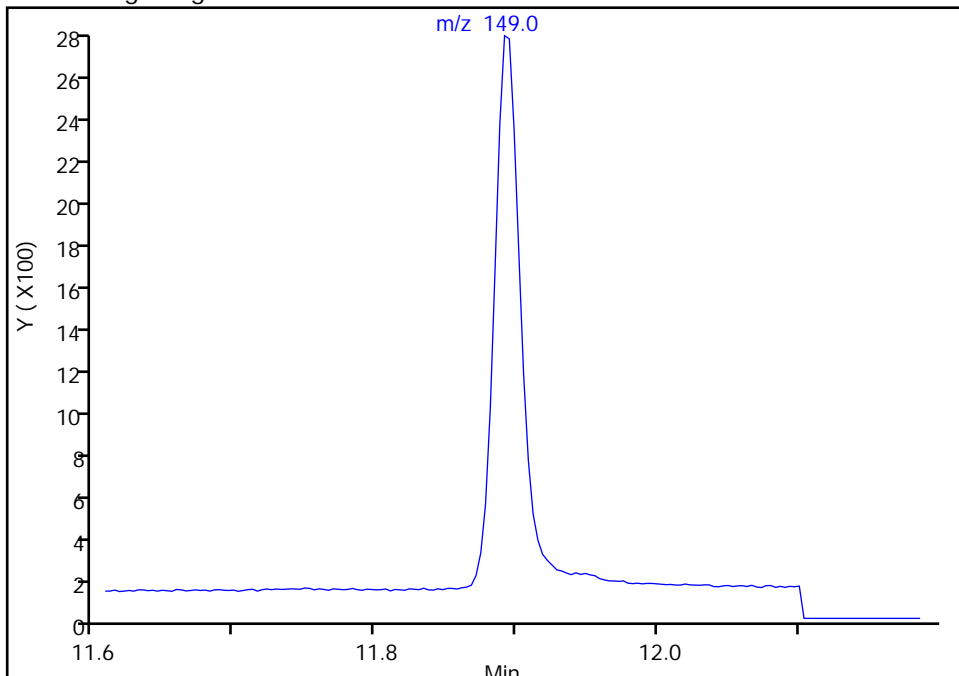
Data File: \\chromfs\Seattle\ChromData\TAC050\20220113-80849.b\SIM011322b022.D
Injection Date: 14-Jan-2022 03:48:30 Instrument ID: TAC050
Lims ID: std5
Client ID:
Operator ID: jcm ALS Bottle#: 12 Worklist Smp#: 12
Injection Vol: 1.0 ul Dil. Factor: 1.0000
Method: TAC050_SIM_PAH Limit Group: 8270D_SIM QSM 5.0
Column: Detector MS SCAN

30 Bis(2-ethylhexyl) phthalate, CAS: 117-81-7

Signal: 1

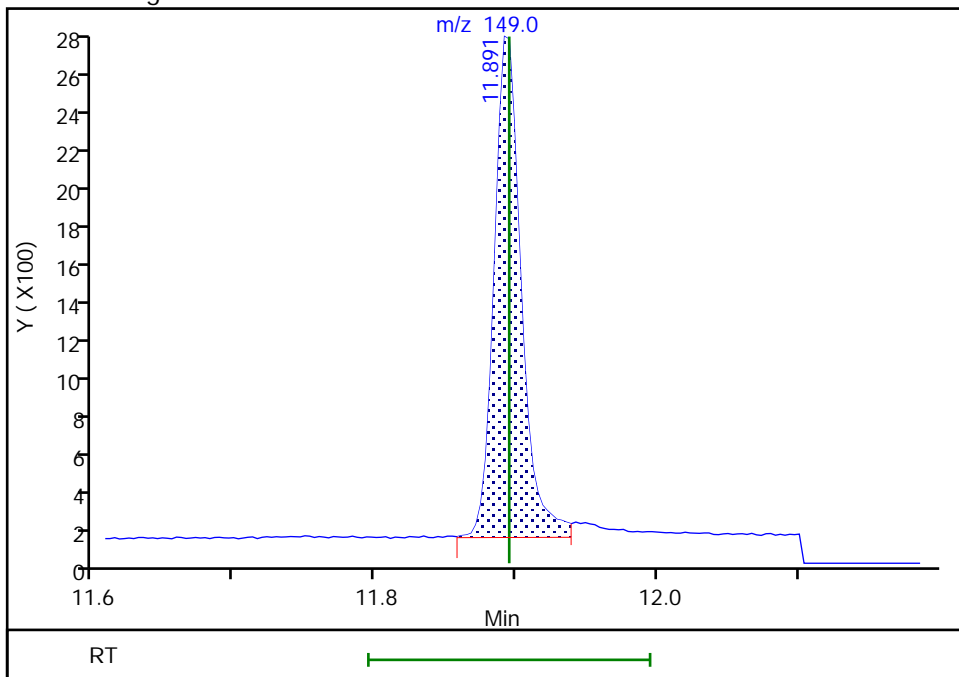
Not Detected
Expected RT: 11.89

Processing Integration Results



Manual Integration Results

RT: 11.89
Area: 3545
Amount: 18.232581
Amount Units: ug/L



Reviewer: boylea, 14-Jan-2022 14:18:00
Audit Action: Manually Integrated

Audit Reason: Assign Peak

Eurofins Seattle

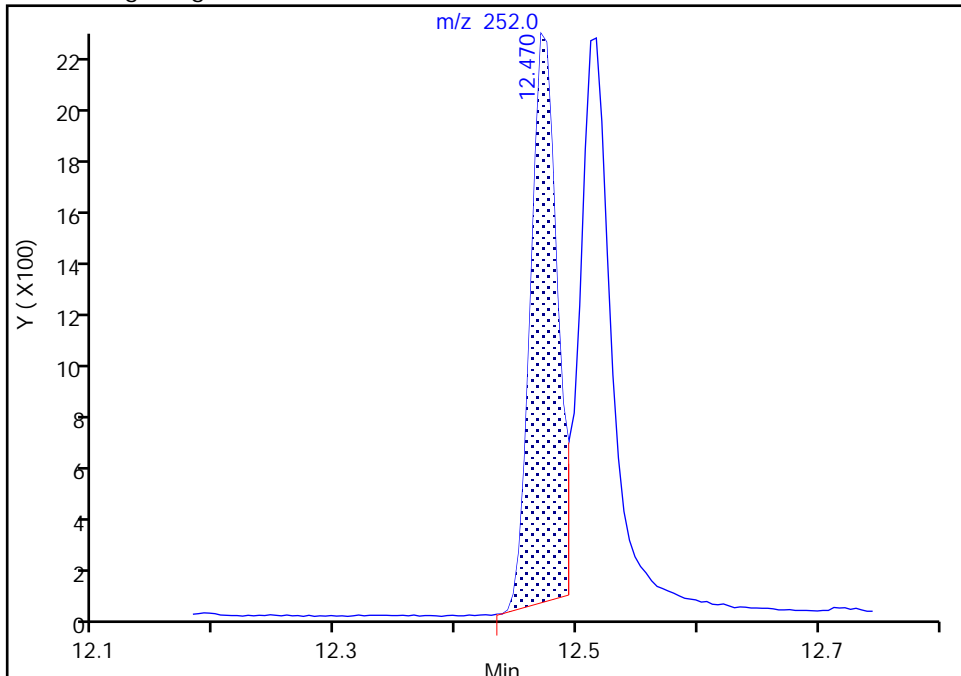
Data File: \\chromfs\Seattle\ChromData\TAC050\20220113-80849.b\SIM011322b022.D
Injection Date: 14-Jan-2022 03:48:30 Instrument ID: TAC050
Lims ID: std5
Client ID:
Operator ID: jcm ALS Bottle#: 12 Worklist Smp#: 12
Injection Vol: 1.0 ul Dil. Factor: 1.0000
Method: TAC050_SIM_PAH Limit Group: 8270D_SIM QSM 5.0
Column: Detector MS SCAN

24 Benzo[b]fluoranthene, CAS: 205-99-2

Signal: 1

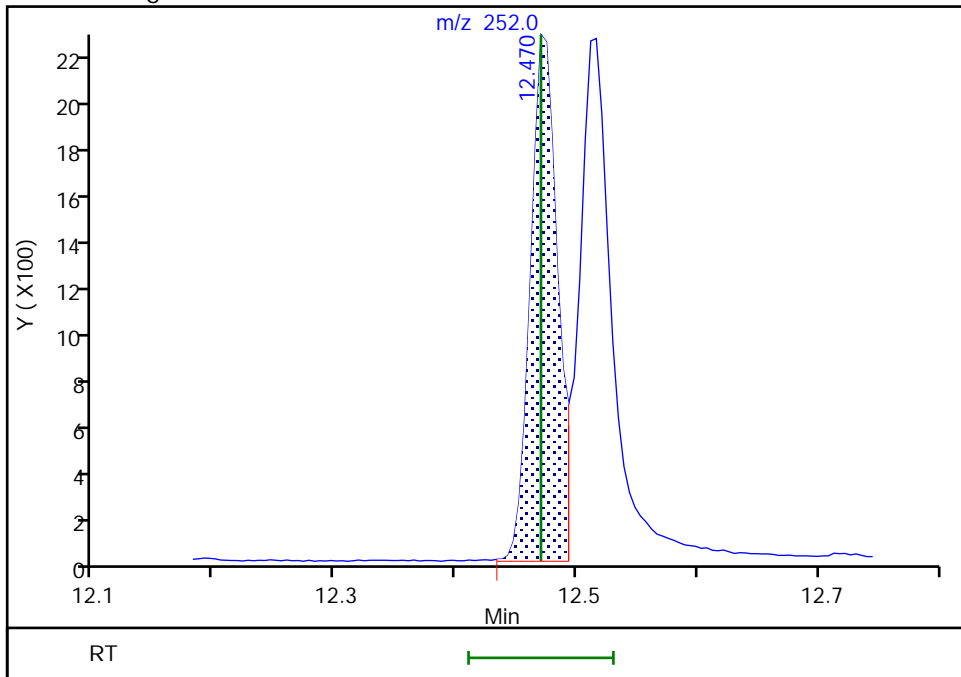
RT: 12.47
Area: 3176
Amount: 17.641583
Amount Units: ug/L

Processing Integration Results



RT: 12.47
Area: 3324
Amount: 18.634458
Amount Units: ug/L

Manual Integration Results



Reviewer: boylea, 14-Jan-2022 14:18:09
Audit Action: Manually Integrated

Audit Reason: Incomplete Integration

Eurofins Seattle

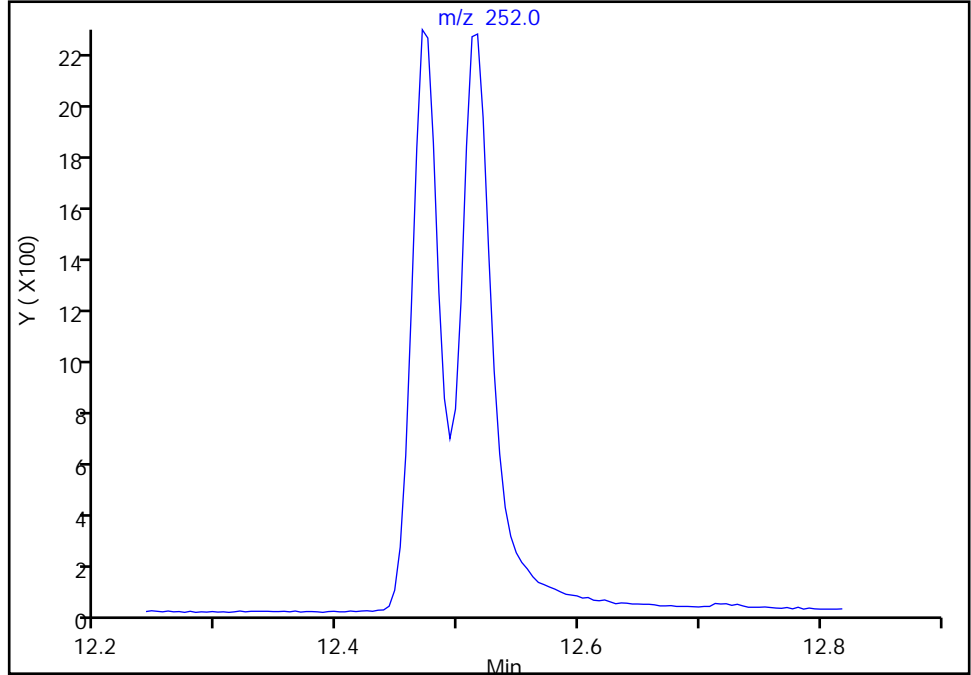
Data File: \\chromfs\Seattle\ChromData\TAC050\20220113-80849.b\SIM011322b022.D
Injection Date: 14-Jan-2022 03:48:30 Instrument ID: TAC050
Lims ID: std5
Client ID:
Operator ID: jcm ALS Bottle#: 12 Worklist Smp#: 12
Injection Vol: 1.0 ul Dil. Factor: 1.0000
Method: TAC050_SIM_PAH Limit Group: 8270D_SIM QSM 5.0
Column: Detector MS SCAN

25 Benzo[k]fluoranthene, CAS: 207-08-9

Signal: 1

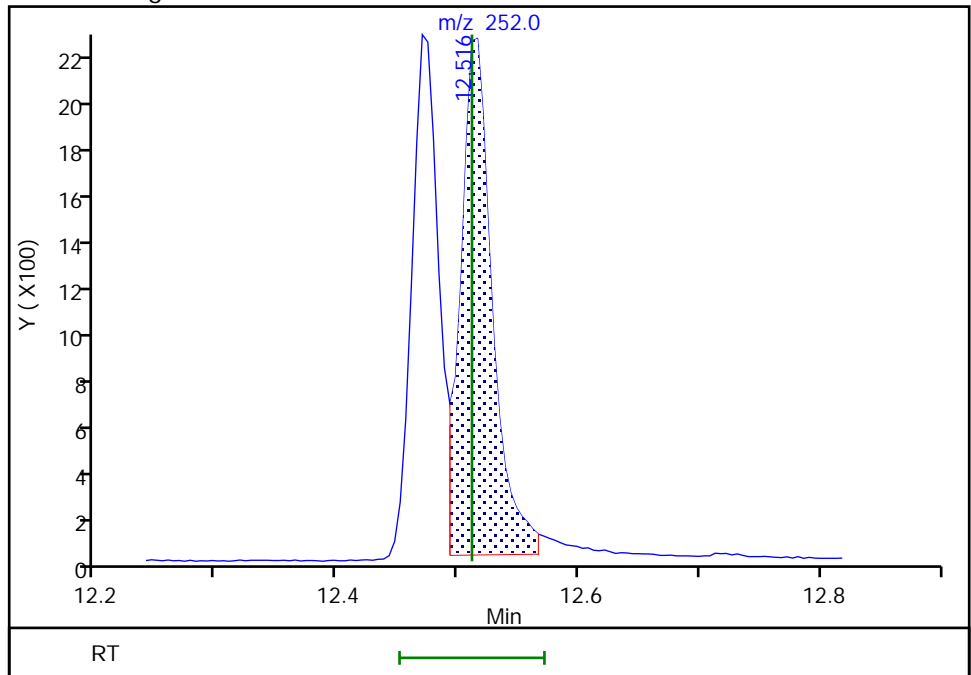
Not Detected
Expected RT: 12.51

Processing Integration Results



Manual Integration Results

RT: 12.52
Area: 3813
Amount: 19.119632
Amount Units: ug/L



Reviewer: boylea, 14-Jan-2022 14:18:19
Audit Action: Manually Integrated

Audit Reason: Incomplete Integration

Eurofins Seattle

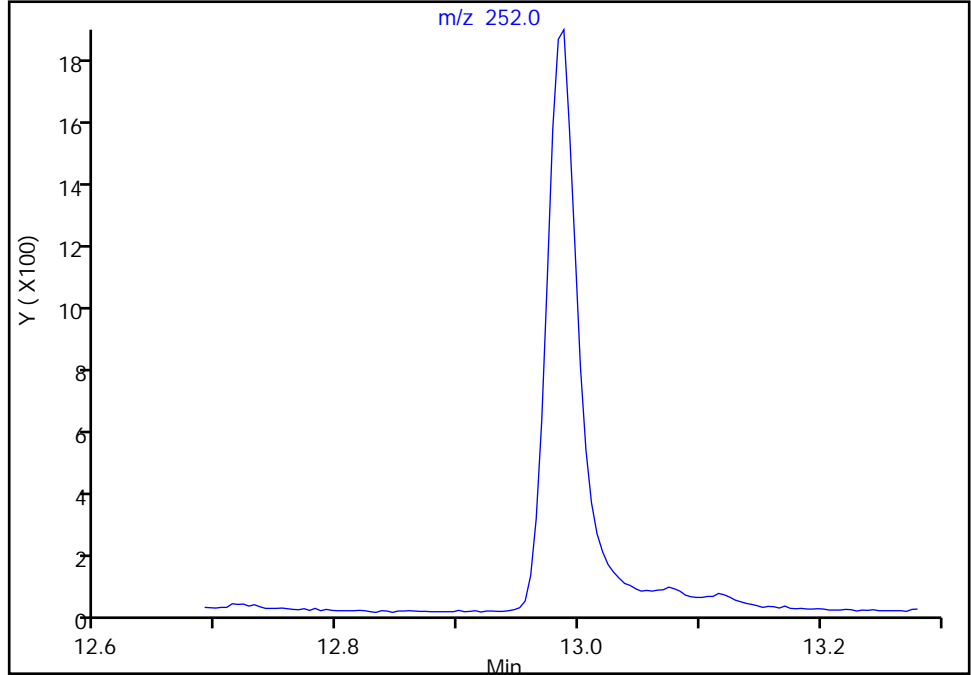
Data File: \\chromfs\Seattle\ChromData\TAC050\20220113-80849.b\SIM011322b022.D
Injection Date: 14-Jan-2022 03:48:30 Instrument ID: TAC050
Lims ID: std5
Client ID:
Operator ID: jcm ALS Bottle#: 12 Worklist Smp#: 12
Injection Vol: 1.0 ul Dil. Factor: 1.0000
Method: TAC050_SIM_PAH Limit Group: 8270D_SIM QSM 5.0
Column: Detector MS SCAN

26 Benzo[a]pyrene, CAS: 50-32-8

Signal: 1

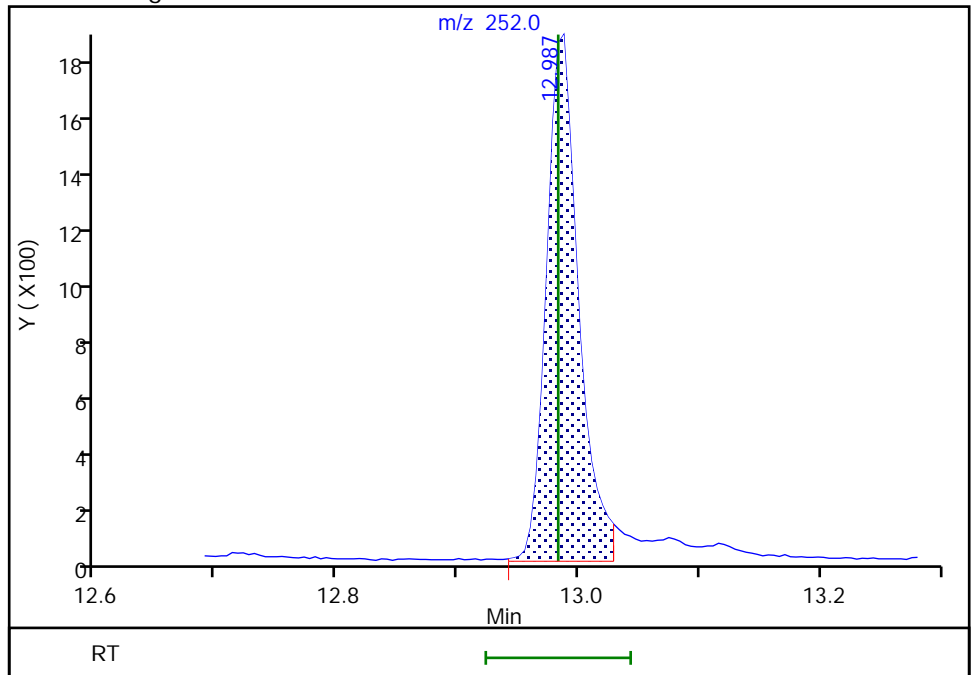
Not Detected
Expected RT: 12.98

Processing Integration Results



Manual Integration Results

RT: 12.99
Area: 3231
Amount: 18.130150
Amount Units: ug/L



Reviewer: boylea, 14-Jan-2022 14:18:25
Audit Action: Assigned Compound ID

Audit Reason: Incomplete Integration

Eurofins Seattle

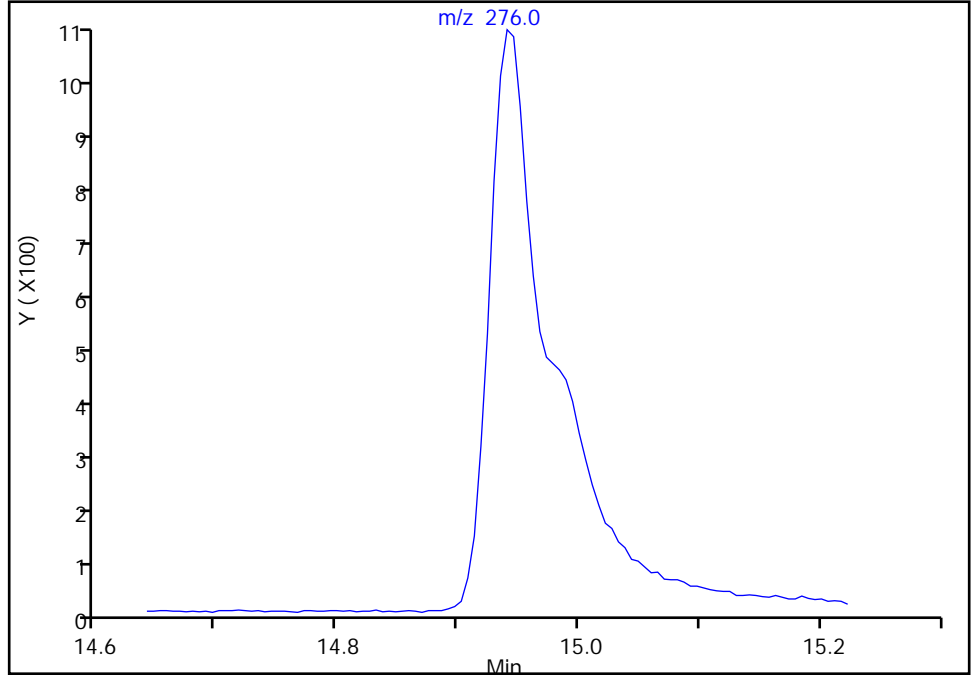
Data File: \\chromfs\Seattle\ChromData\TAC050\20220113-80849.b\SIM011322b022.D
Injection Date: 14-Jan-2022 03:48:30 Instrument ID: TAC050
Lims ID: std5
Client ID:
Operator ID: jcm ALS Bottle#: 12 Worklist Smp#: 12
Injection Vol: 1.0 ul Dil. Factor: 1.0000
Method: TAC050_SIM_PAH Limit Group: 8270D_SIM QSM 5.0
Column: Detector MS SCAN

27 Indeno[1,2,3-cd]pyrene, CAS: 193-39-5

Signal: 1

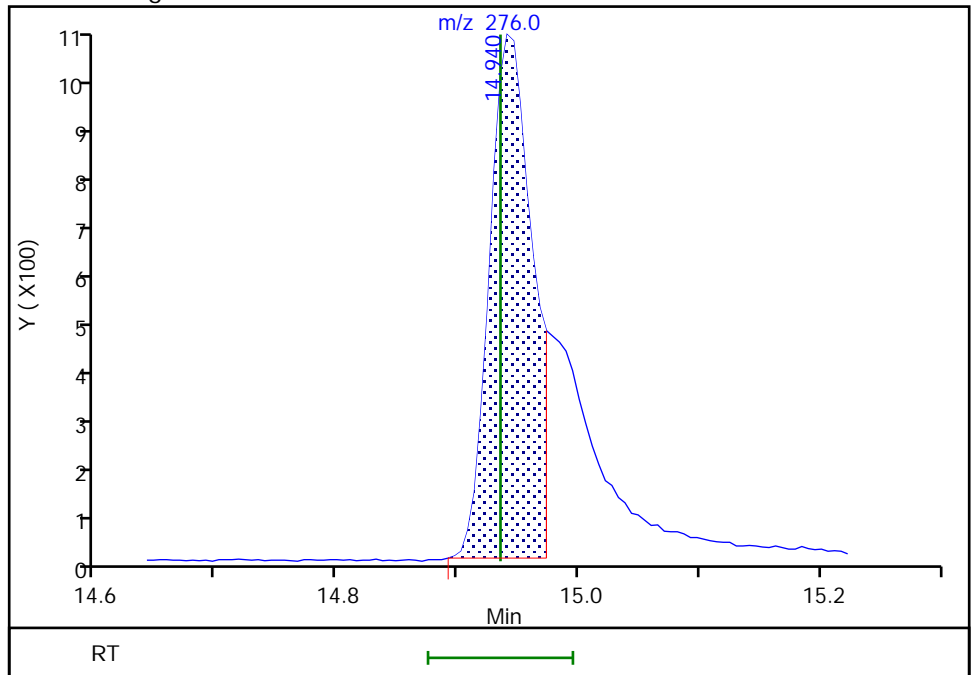
Not Detected
Expected RT: 14.93

Processing Integration Results



Manual Integration Results

RT: 14.94
Area: 2407
Amount: 17.073181
Amount Units: ug/L



Reviewer: boylea, 14-Jan-2022 14:18:40
Audit Action: Split an Integrated Peak

Audit Reason: Split Peak

Eurofins Seattle

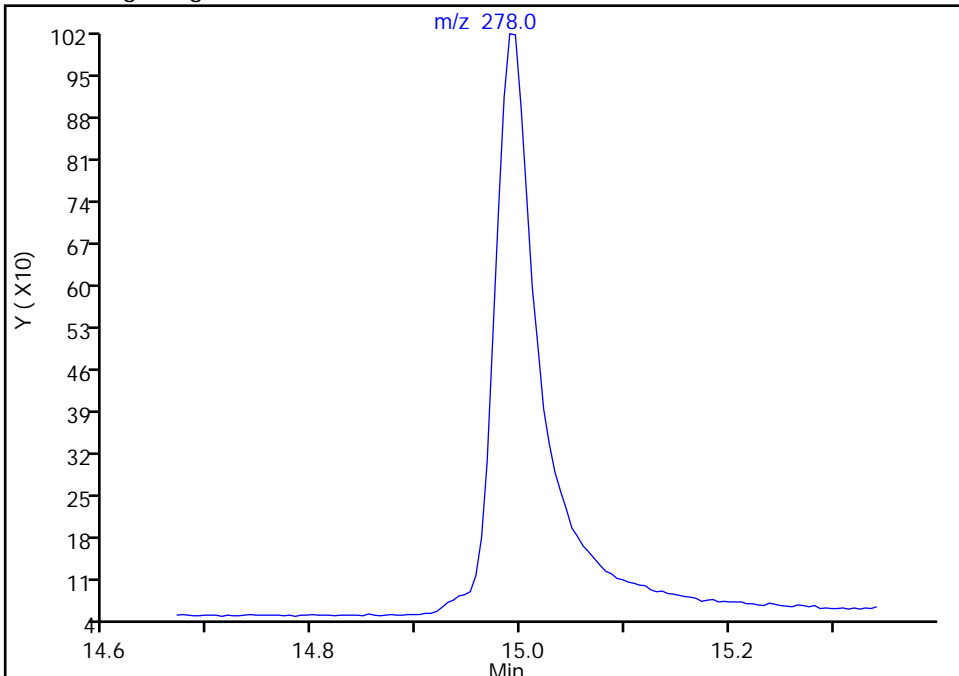
Data File: \\chromfs\Seattle\ChromData\TAC050\20220113-80849.b\SIM011322b022.D
Injection Date: 14-Jan-2022 03:48:30 Instrument ID: TAC050
Lims ID: std5
Client ID:
Operator ID: jcm ALS Bottle#: 12 Worklist Smp#: 12
Injection Vol: 1.0 ul Dil. Factor: 1.0000
Method: TAC050_SIM_PAH Limit Group: 8270D_SIM QSM 5.0
Column: Detector MS SCAN

28 Dibenz(a,h)anthracene, CAS: 53-70-3

Signal: 1

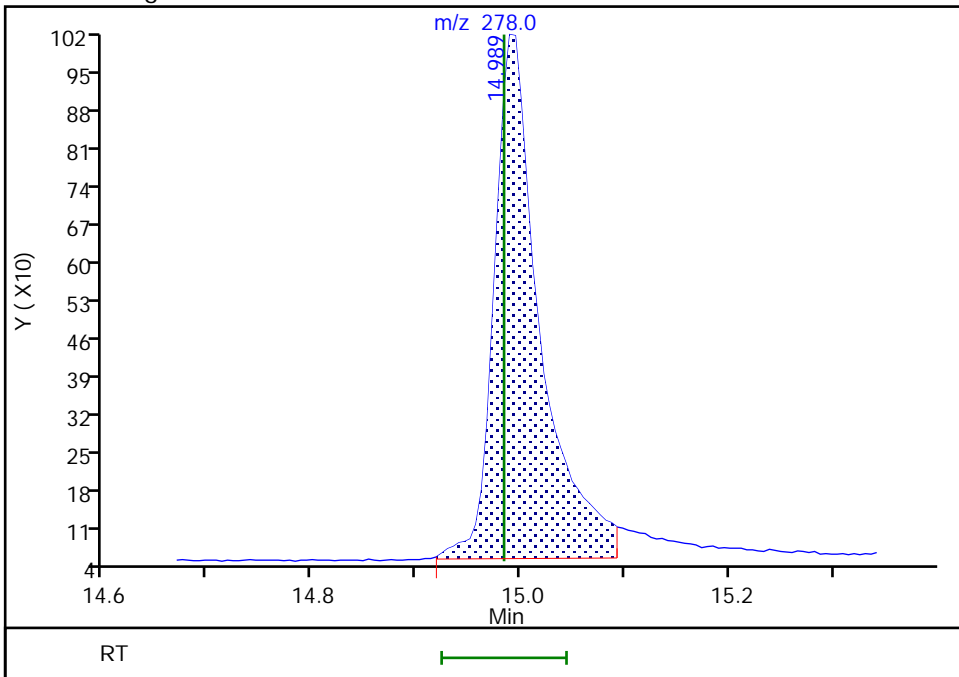
Not Detected
Expected RT: 14.98

Processing Integration Results



Manual Integration Results

RT: 14.99
Area: 2953
Amount: 17.322307
Amount Units: ug/L



Reviewer: boylea, 14-Jan-2022 14:19:13
Audit Action: Manually Integrated

Audit Reason: Assign Peak

Eurofins Seattle

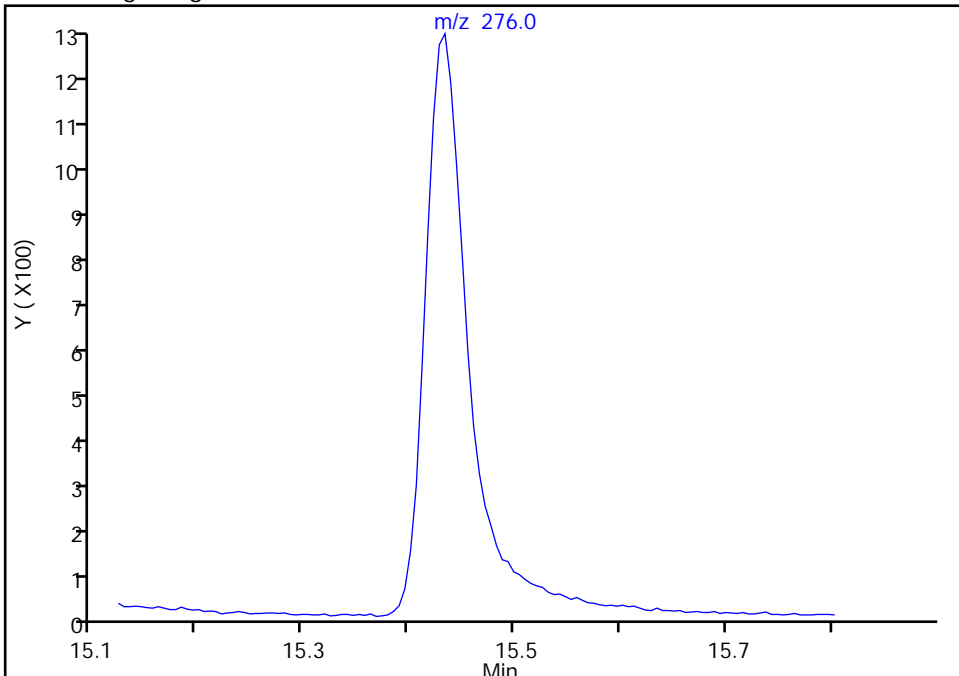
Data File: \\chromfs\Seattle\ChromData\TAC050\20220113-80849.b\SIM011322b022.D
Injection Date: 14-Jan-2022 03:48:30 Instrument ID: TAC050
Lims ID: std5
Client ID:
Operator ID: jcm ALS Bottle#: 12 Worklist Smp#: 12
Injection Vol: 1.0 ul Dil. Factor: 1.0000
Method: TAC050_SIM_PAH Limit Group: 8270D_SIM QSM 5.0
Column: Detector MS SCAN

29 Benzo[g,h,i]perylene, CAS: 191-24-2

Signal: 1

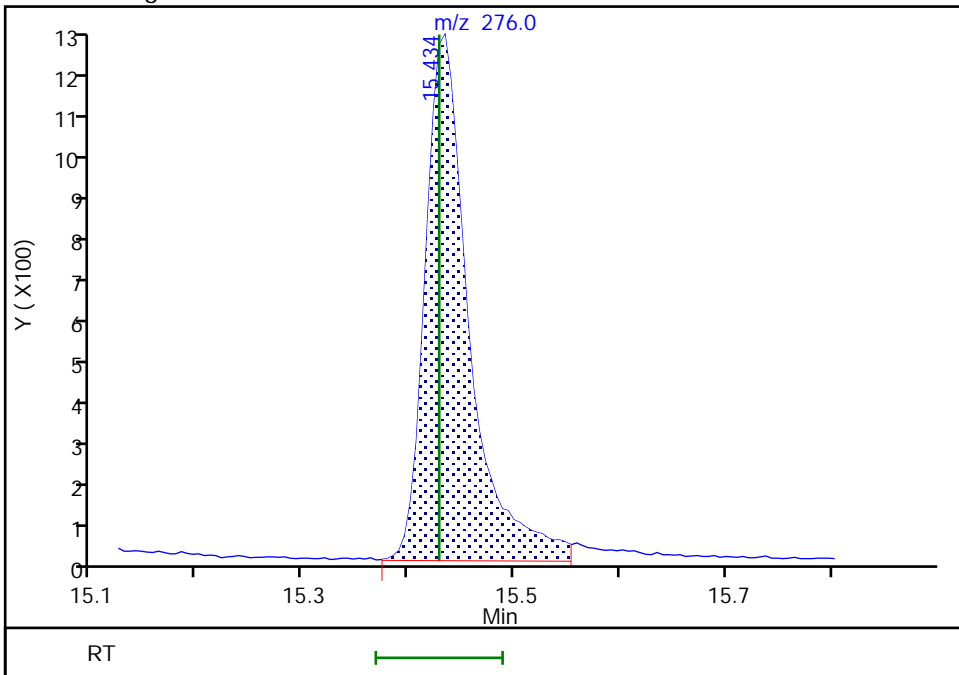
Not Detected
Expected RT: 15.43

Processing Integration Results



Manual Integration Results

RT: 15.43
Area: 3494
Amount: 18.853612
Amount Units: ug/L



Reviewer: boylea, 14-Jan-2022 14:19:25
Audit Action: Manually Integrated

Audit Reason: Incomplete Integration

Eurofins Seattle
Target Compound Quantitation Report

Data File: \\chromfs\Seattle\ChromData\TAC050\20220113-80849.b\SIM011322b023.D
 Lims ID: std4
 Client ID:
 Sample Type: IC Calib Level: 4
 Inject. Date: 14-Jan-2022 04:07:30 ALS Bottle#: 13 Worklist Smp#: 13
 Injection Vol: 1.0 ul Dil. Factor: 1.0000
 Sample Info: 4
 Operator ID: jcm Instrument ID: TAC050
 Sublist: chrom-TAC050_SIM_PAH*sub9
 Method: \\chromfs\Seattle\ChromData\TAC050\20220113-80849.b\TAC050_SIM_PAH.m
 Limit Group: 8270D_SIM QSM 5.0
 Last Update: 14-Jan-2022 15:42:18 Calib Date: 14-Jan-2022 05:04:30
 Integrator: Falcon ID Type: RT Order ID
 Quant Method: Internal Standard Quant By: Initial Calibration
 Last ICal File: \\chromfs\Seattle\ChromData\TAC050\20220113-80849.b\SIM011322b026.D

Column 1 : Det: MS SCAN
 Process Host: CTX1628

First Level Reviewer: limmere Date: 14-Jan-2022 10:11:08

Compound	Sig	RT (min.)	Exp RT (min.)	Dlt RT (min.)	Q	Response	Cal Amt ug/L	OnCol Amt ug/L	Flags
* 1 Naphthalene-d8	136	5.171	5.171	0.000	90	21130	100.0	100.0	
* 2 Acenaphthene-d10	164	6.854	6.854	0.000	70	9435	100.0	100.0	
* 3 Phenanthrene-d10	188	8.319	8.319	0.001	56	14400	100.0	100.0	
* 4 Chrysene-d12	240	11.030	11.030	0.000	50	11178	100.0	100.0	M
* 5 Perylene-d12	264	13.079	13.074	0.005	69	12679	100.0	100.0	
\$ 6 2-methylnaphthalene-d10	152	5.814	5.809	0.005	67	1249	10.0	10.0	
\$ 10 2-Fluorobiphenyl	172	6.190	6.190	0.000	0	1552	10.0	10.3	M
\$ 7 2,4,6-Tribromophenol	330	7.637	7.628	0.009	56	178	10.0	12.5	Ma
\$ 8 Fluoranthene-d10 (Surr)	212	9.506	9.502	0.004	68	1556	10.0	9.30	a
\$ 9 Terphenyl-d14	244	9.900	9.896	0.004	95	1200	10.0	10.4	Ma
11 Naphthalene	128	5.189	5.189	0.000	100	2280	10.0	10.2	a
12 2-Methylnaphthalene	141	5.841	5.841	0.000	97	1274	10.0	10.1	
13 1-Methylnaphthalene	141	5.937	5.937	0.000	97	1224	10.0	9.97	
14 Acenaphthylene	152	6.717	6.717	0.000	100	1947	10.0	9.76	
15 Acenaphthene	153	6.884	6.884	0.000	96	1248	10.0	9.97	
16 Fluorene	166	7.394	7.389	0.005	93	1345	10.0	9.64	Ma
18 Phenanthrene	178	8.342	8.342	0.000	100	1982	10.0	9.82	
19 Anthracene	178	8.393	8.389	0.004	100	1949	10.0	9.76	Ma
20 Fluoranthene	202	9.522	9.522	0.000	52	1885	10.0	9.37	a
21 Pyrene	202	9.750	9.746	0.004	51	1921	10.0	8.97	a
22 Benzo[a]anthracene	228	11.017	11.012	0.004	72	1677	10.0	9.14	M
23 Chrysene	228	11.058	11.057	0.001	100	2005	10.0	10.5	M
30 Bis(2-ethylhexyl) phthalate	149	11.895	11.895	0.000	0	1754	10.0	8.60	M
24 Benzo[b]fluoranthene	252	12.470	12.470	0.000	97	1654	10.0	9.19	M
25 Benzo[k]fluoranthene	252	12.516	12.511	0.005	96	2146	10.0	10.8	M
26 Benzo[a]pyrene	252	12.987	12.983	0.004	97	1600	10.0	8.89	M
27 Indeno[1,2,3-cd]pyrene	276	14.946	14.935	0.011	96	1224	10.0	9.08	M
28 Dibenz(a,h)anthracene	278	15.000	14.984	0.016	95	1524	10.0	8.96	M
29 Benzo[g,h,i]perylene	276	15.434	15.429	0.005	95	1725	10.0	9.27	M

QC Flag Legend

Processing Flags

Review Flags

M - Manually Integrated

a - User Assigned ID

Reagents:

8270ccvl_50_00039

Amount Added: 200.00

Units: uL

8270SIM_IS_00069

Amount Added: 8.00

Units: uL

Eurofins Seattle

Data File: \\chromfs\Seattle\ChromData\TAC050\20220113-80849.b\SIM011322b023.D

Injection Date: 14-Jan-2022 04:07:30

Instrument ID: TAC050

Lims ID: std4

Client ID:

Operator ID: jcm

ALS Bottle#: 13

Worklist Smp#: 13

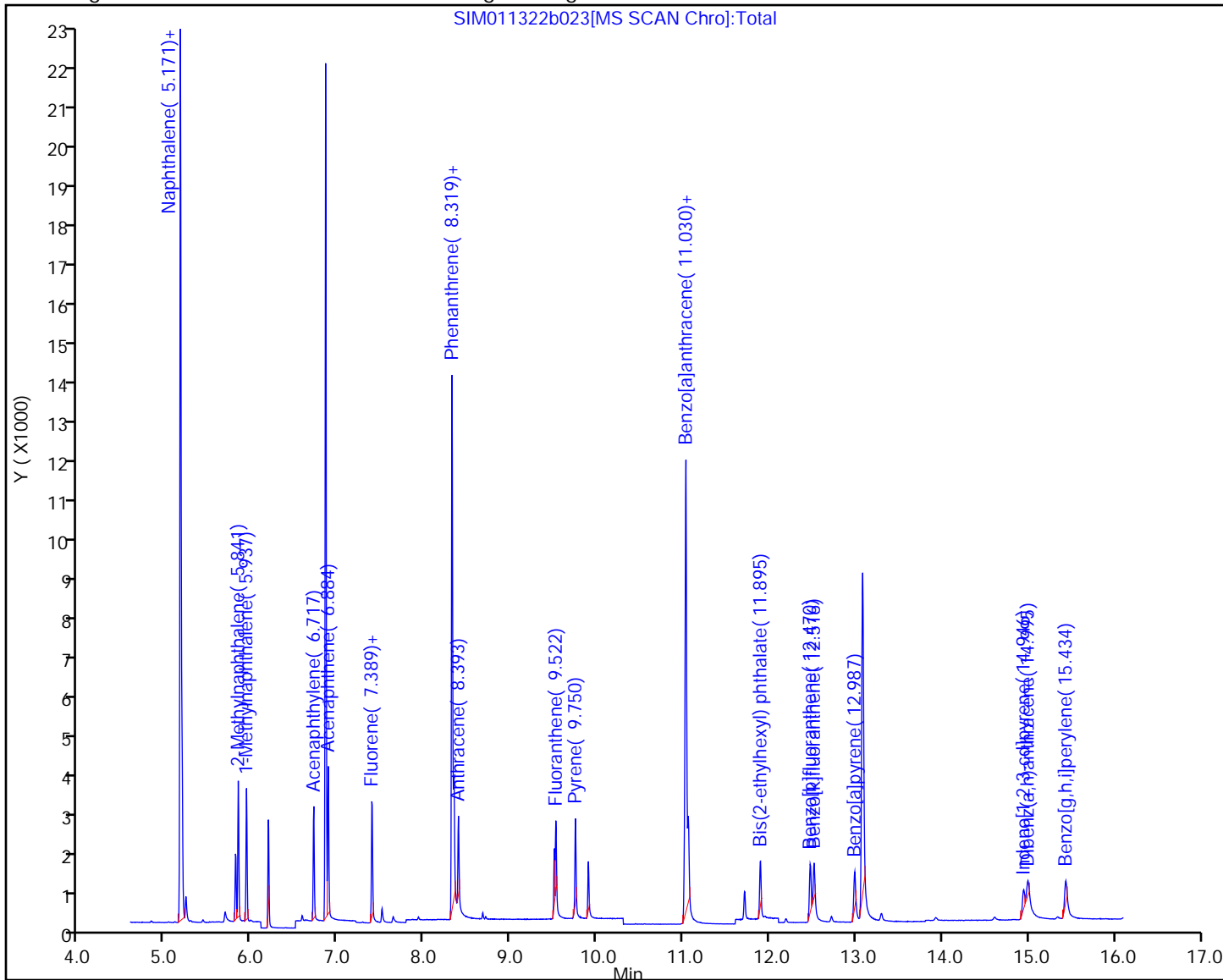
Injection Vol: 1.0 ul

Dil. Factor: 1.0000

Method: TAC050_SIM_PAH

Limit Group: 8270D_SIM QSM 5.0

Y Scaling: Method Defined: Scale to the Nth Largest Target: 1



Eurofins Seattle

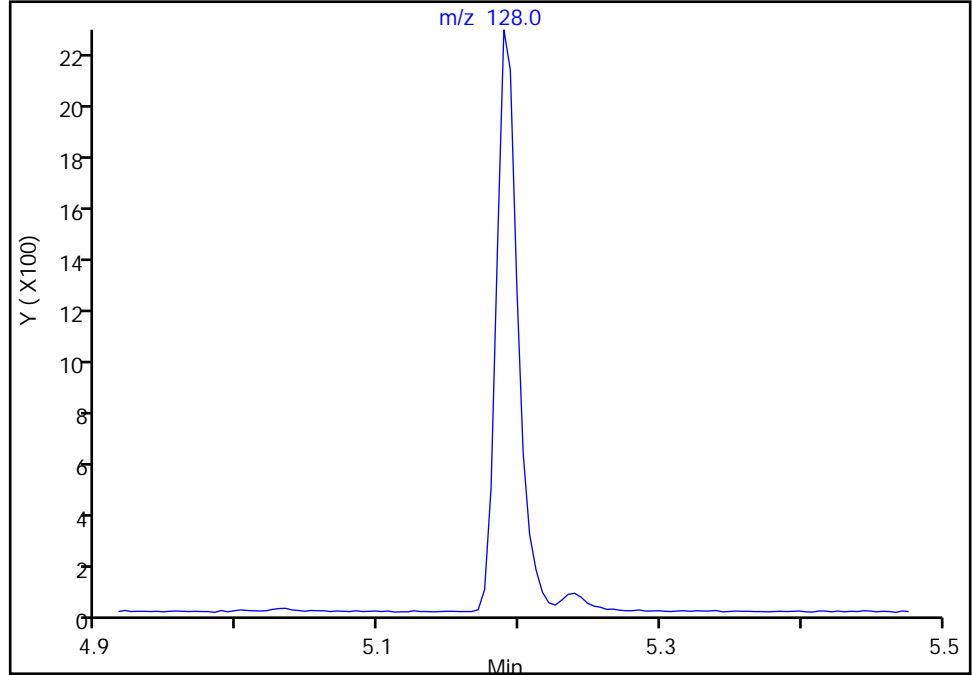
Data File: \\chromfs\Seattle\ChromData\TAC050\20220113-80849.b\SIM011322b023.D
Injection Date: 14-Jan-2022 04:07:30 Instrument ID: TAC050
Lims ID: std4
Client ID:
Operator ID: jcm ALS Bottle#: 13 Worklist Smp#: 13
Injection Vol: 1.0 ul Dil. Factor: 1.0000
Method: TAC050_SIM_PAH Limit Group: 8270D_SIM QSM 5.0
Column: Detector MS SCAN

11 Naphthalene, CAS: 91-20-3

Signal: 1

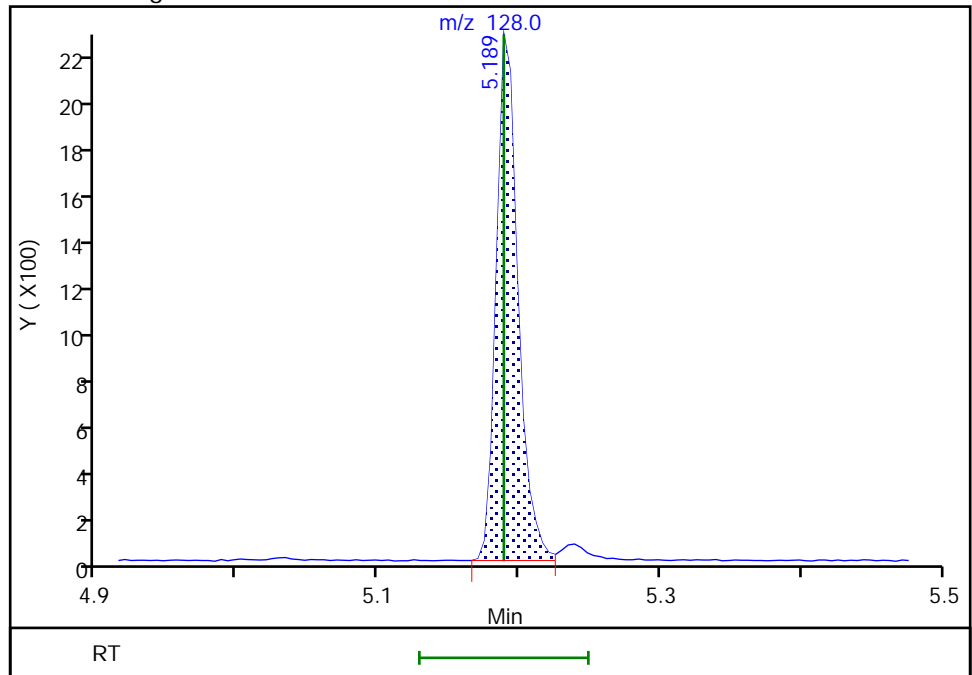
Not Detected
Expected RT: 5.19

Processing Integration Results



Manual Integration Results

RT: 5.19
Area: 2280
Amount: 10.202171
Amount Units: ug/L



Reviewer: boylea, 14-Jan-2022 14:23:10
Audit Action: Assigned Compound ID

Audit Reason: Incomplete Integration

Eurofins Seattle

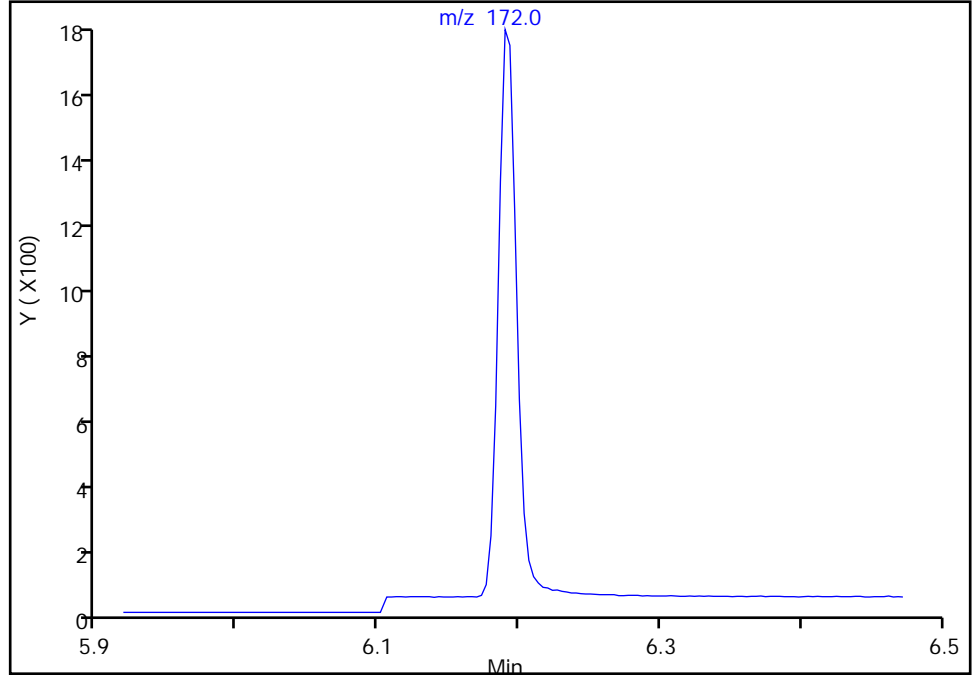
Data File: \\chromfs\Seattle\ChromData\TAC050\20220113-80849.b\SIM011322b023.D
Injection Date: 14-Jan-2022 04:07:30 Instrument ID: TAC050
Lims ID: std4
Client ID:
Operator ID: jcm ALS Bottle#: 13 Worklist Smp#: 13
Injection Vol: 1.0 ul Dil. Factor: 1.0000
Method: TAC050_SIM_PAH Limit Group: 8270D_SIM QSM 5.0
Column: Detector MS SCAN

\$ 10 2-Fluorobiphenyl, CAS: 321-60-8

Signal: 1

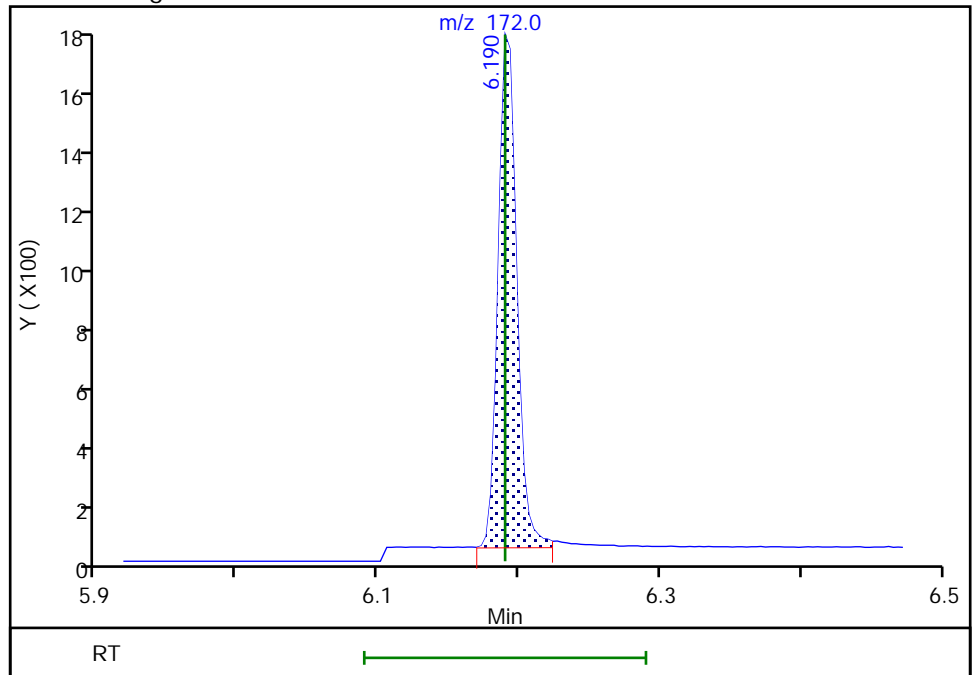
Not Detected
Expected RT: 6.19

Processing Integration Results



RT: 6.19
Area: 1552
Amount: 10.279726
Amount Units: ug/L

Manual Integration Results



Reviewer: boylea, 14-Jan-2022 14:23:53
Audit Action: Manually Integrated

Audit Reason: Assign Peak

Eurofins Seattle

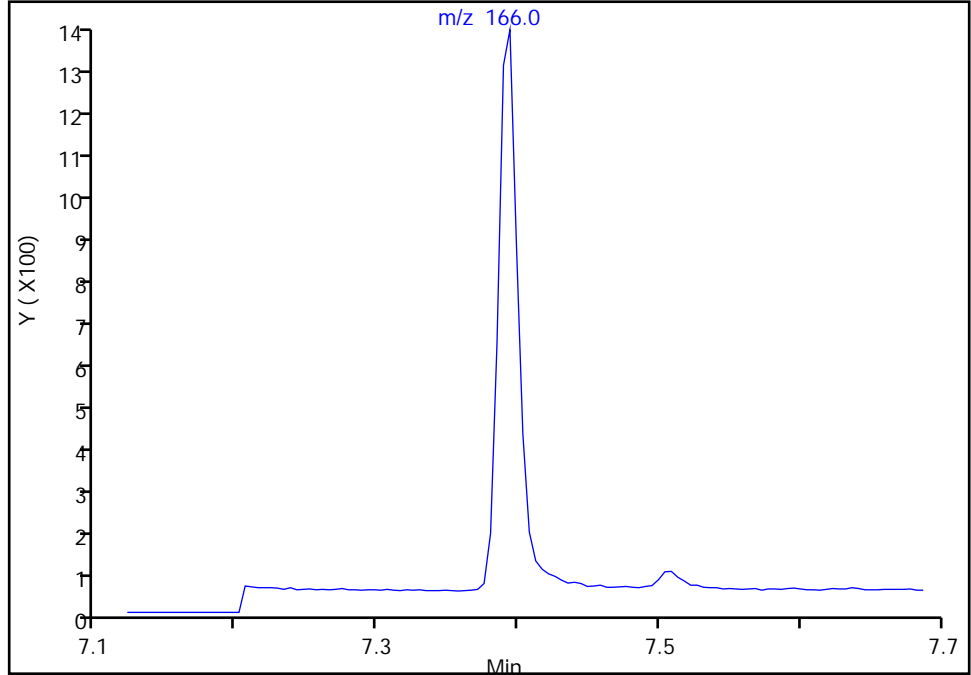
Data File: \\chromfs\Seattle\ChromData\TAC050\20220113-80849.b\SIM011322b023.D
Injection Date: 14-Jan-2022 04:07:30 Instrument ID: TAC050
Lims ID: std4
Client ID:
Operator ID: jcm ALS Bottle#: 13 Worklist Smp#: 13
Injection Vol: 1.0 ul Dil. Factor: 1.0000
Method: TAC050_SIM_PAH Limit Group: 8270D_SIM QSM 5.0
Column: Detector MS SCAN

16 Fluorene, CAS: 86-73-7

Signal: 1

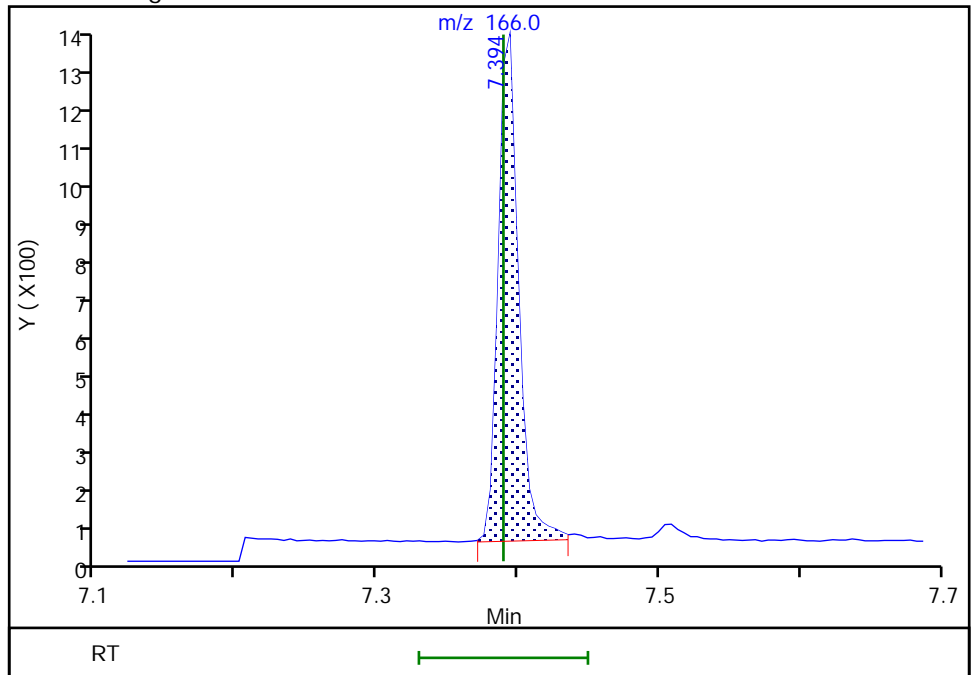
Not Detected
Expected RT: 7.39

Processing Integration Results



Manual Integration Results

RT: 7.39
Area: 1345
Amount: 9.637814
Amount Units: ug/L



Reviewer: boylea, 14-Jan-2022 14:22:04
Audit Action: Manually Integrated

Audit Reason: Incomplete Integration

Eurofins Seattle

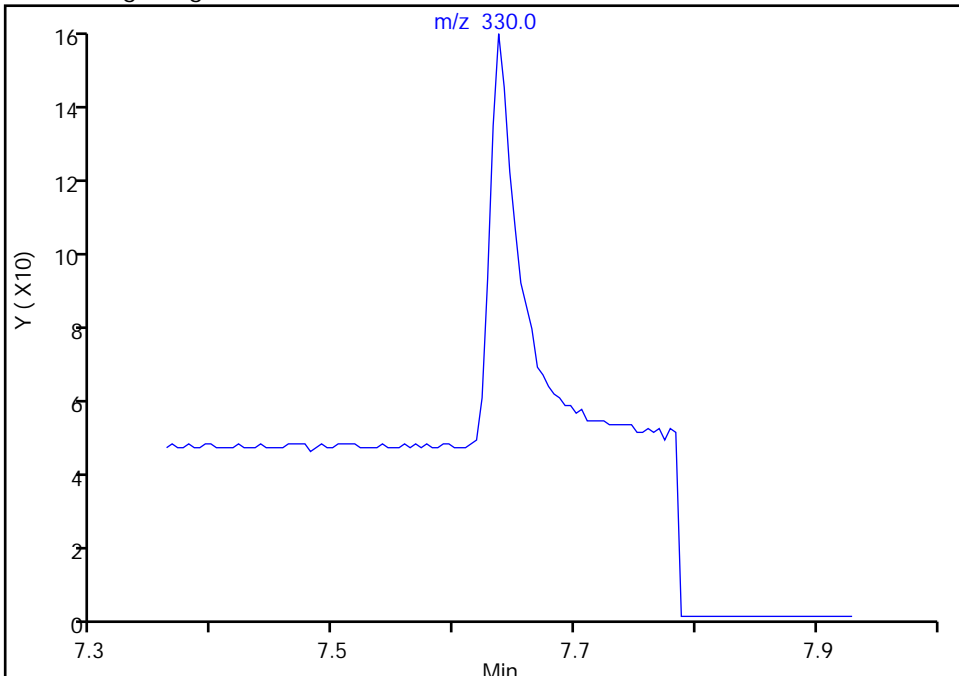
Data File: \\chromfs\Seattle\ChromData\TAC050\20220113-80849.b\SIM011322b023.D
Injection Date: 14-Jan-2022 04:07:30 Instrument ID: TAC050
Lims ID: std4
Client ID:
Operator ID: jcm ALS Bottle#: 13 Worklist Smp#: 13
Injection Vol: 1.0 ul Dil. Factor: 1.0000
Method: TAC050_SIM_PAH Limit Group: 8270D_SIM QSM 5.0
Column: Detector MS SCAN

\$ 7 2,4,6-Tribromophenol, CAS: 118-79-6

Signal: 1

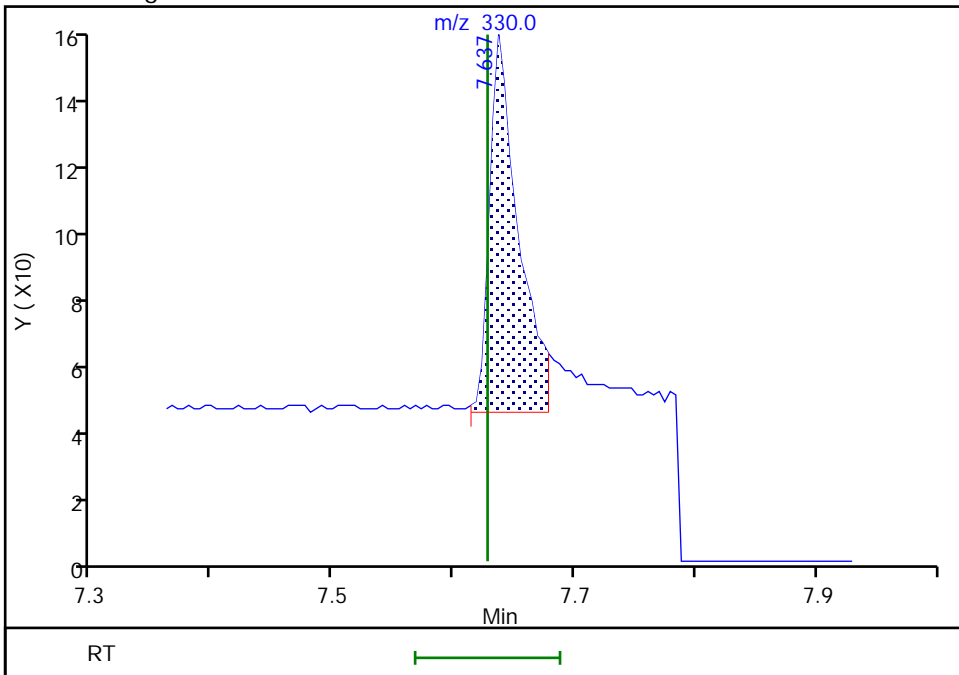
Not Detected
Expected RT: 7.63

Processing Integration Results



Manual Integration Results

RT: 7.64
Area: 178
Amount: 12.463633
Amount Units: ug/L



Reviewer: boylea, 14-Jan-2022 14:23:32
Audit Action: Manually Integrated

Audit Reason: Incomplete Integration
Page 576 of 766

Eurofins Seattle

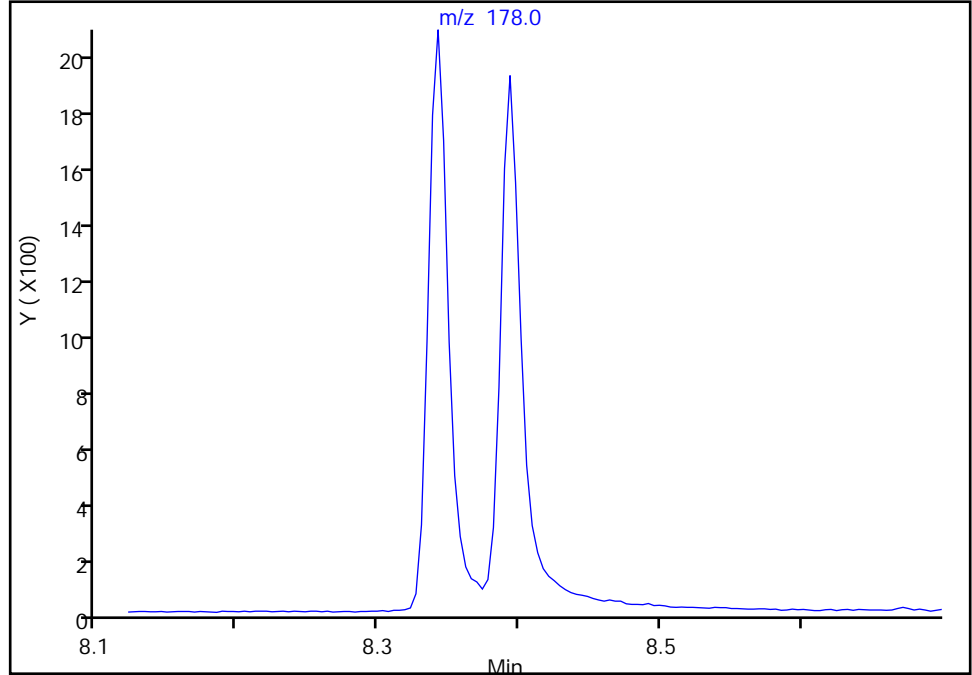
Data File: \\chromfs\Seattle\ChromData\TAC050\20220113-80849.b\SIM011322b023.D
Injection Date: 14-Jan-2022 04:07:30 Instrument ID: TAC050
Lims ID: std4
Client ID:
Operator ID: jcm ALS Bottle#: 13 Worklist Smp#: 13
Injection Vol: 1.0 ul Dil. Factor: 1.0000
Method: TAC050_SIM_PAH Limit Group: 8270D_SIM QSM 5.0
Column: Detector MS SCAN

19 Anthracene, CAS: 120-12-7

Signal: 1

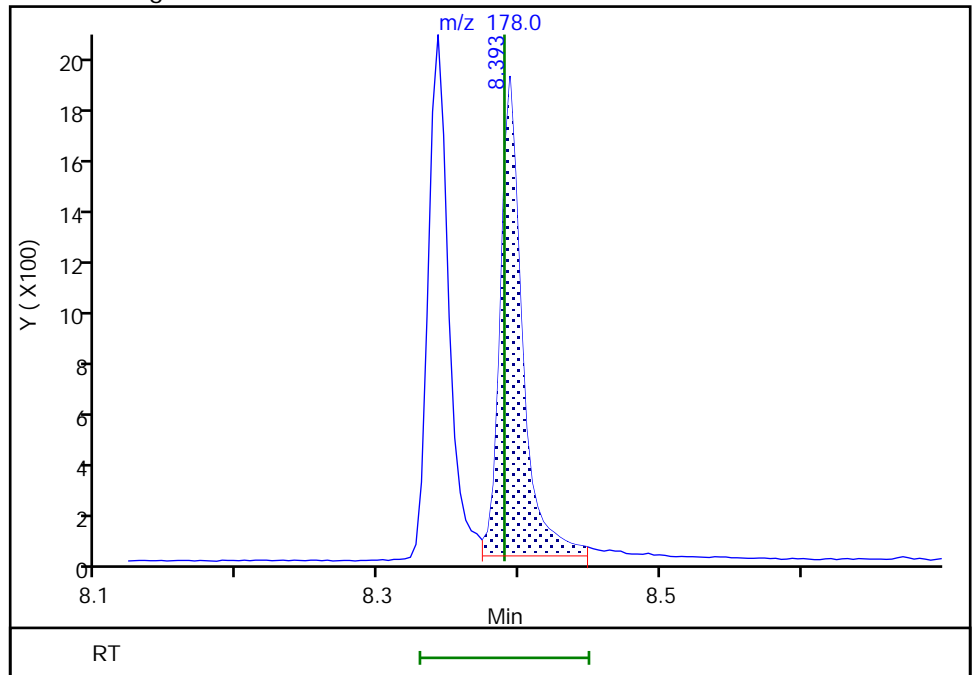
Not Detected
Expected RT: 8.39

Processing Integration Results



Manual Integration Results

RT: 8.39
Area: 1949
Amount: 9.756345
Amount Units: ug/L



Reviewer: boylea, 14-Jan-2022 14:21:46
Audit Action: Manually Integrated

Audit Reason: Incomplete Integration

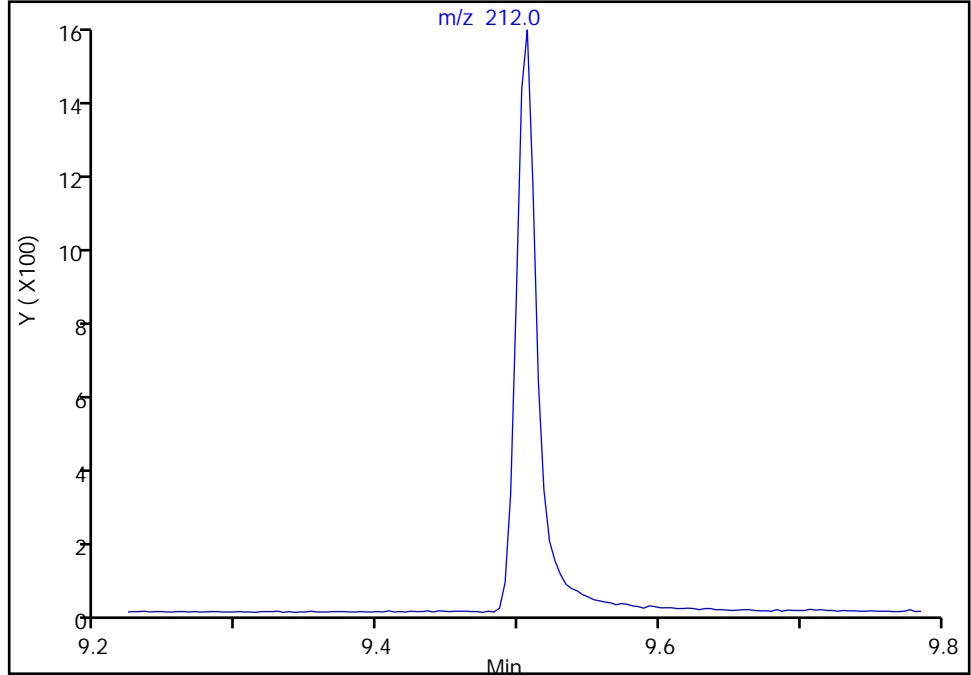
Eurofins Seattle

Data File: \\chromfs\Seattle\ChromData\TAC050\20220113-80849.b\SIM011322b023.D
Injection Date: 14-Jan-2022 04:07:30 Instrument ID: TAC050
Lims ID: std4
Client ID:
Operator ID: jcm ALS Bottle#: 13 Worklist Smp#: 13
Injection Vol: 1.0 ul Dil. Factor: 1.0000
Method: TAC050_SIM_PAH Limit Group: 8270D_SIM QSM 5.0
Column: Detector MS SCAN

\$ 8 Fluoranthene-d10 (Surr), CAS: 93951-69-0
Signal: 1

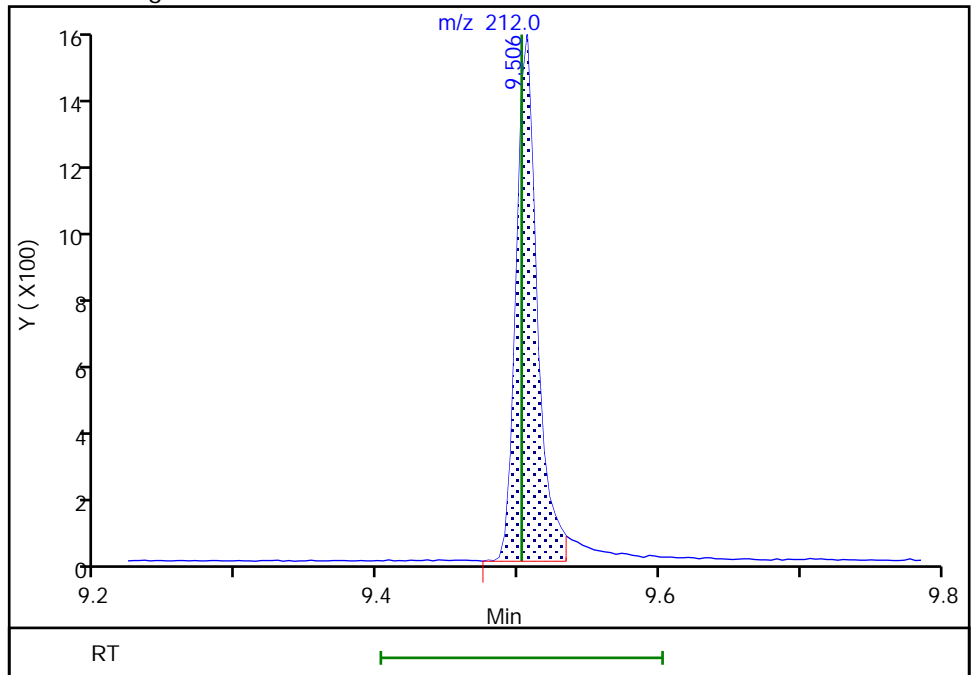
Not Detected
Expected RT: 9.50

Processing Integration Results



RT: 9.51
Area: 1556
Amount: 9.295836
Amount Units: ug/L

Manual Integration Results



Reviewer: boylea, 14-Jan-2022 14:23:24
Audit Action: Assigned Compound ID

Audit Reason: Incomplete Integration

Eurofins Seattle

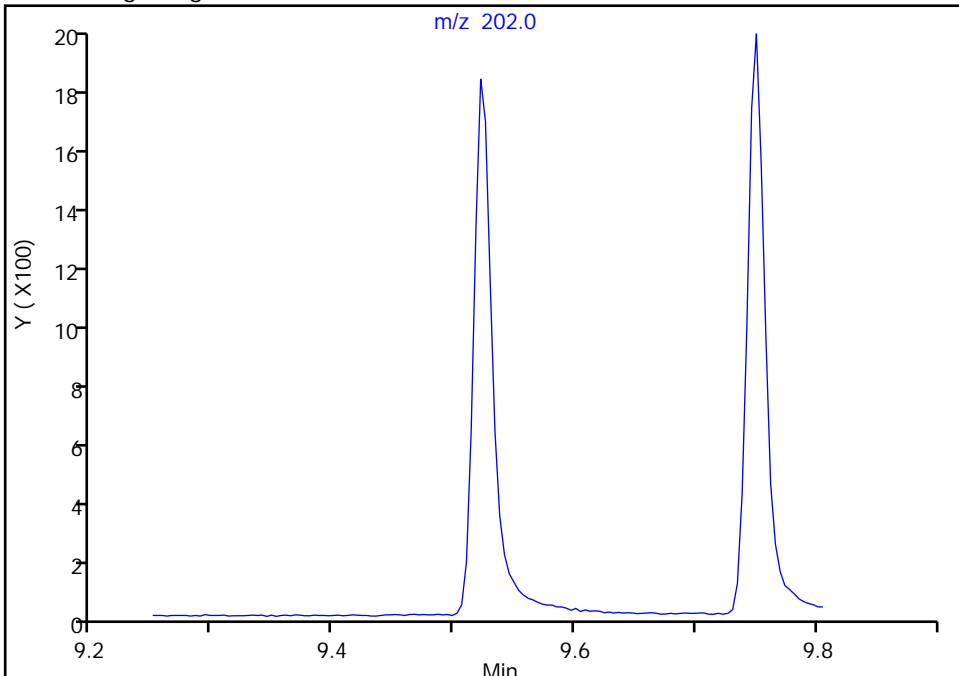
Data File: \\chromfs\Seattle\ChromData\TAC050\20220113-80849.b\SIM011322b023.D
Injection Date: 14-Jan-2022 04:07:30 Instrument ID: TAC050
Lims ID: std4
Client ID:
Operator ID: jcm ALS Bottle#: 13 Worklist Smp#: 13
Injection Vol: 1.0 ul Dil. Factor: 1.0000
Method: TAC050_SIM_PAH Limit Group: 8270D_SIM QSM 5.0
Column: Detector MS SCAN

20 Fluoranthene, CAS: 206-44-0

Signal: 1

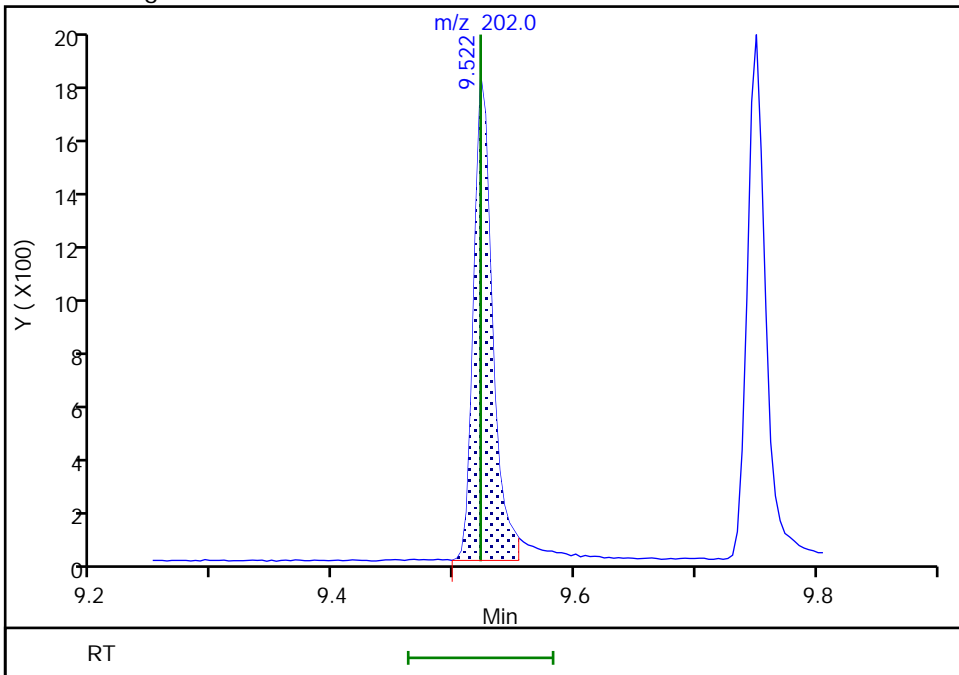
Not Detected
Expected RT: 9.52

Processing Integration Results



Manual Integration Results

RT: 9.52
Area: 1885
Amount: 9.371987
Amount Units: ug/L



Reviewer: boylea, 14-Jan-2022 14:21:31
Audit Action: Assigned Compound ID

Audit Reason: Assign Peak

Eurofins Seattle

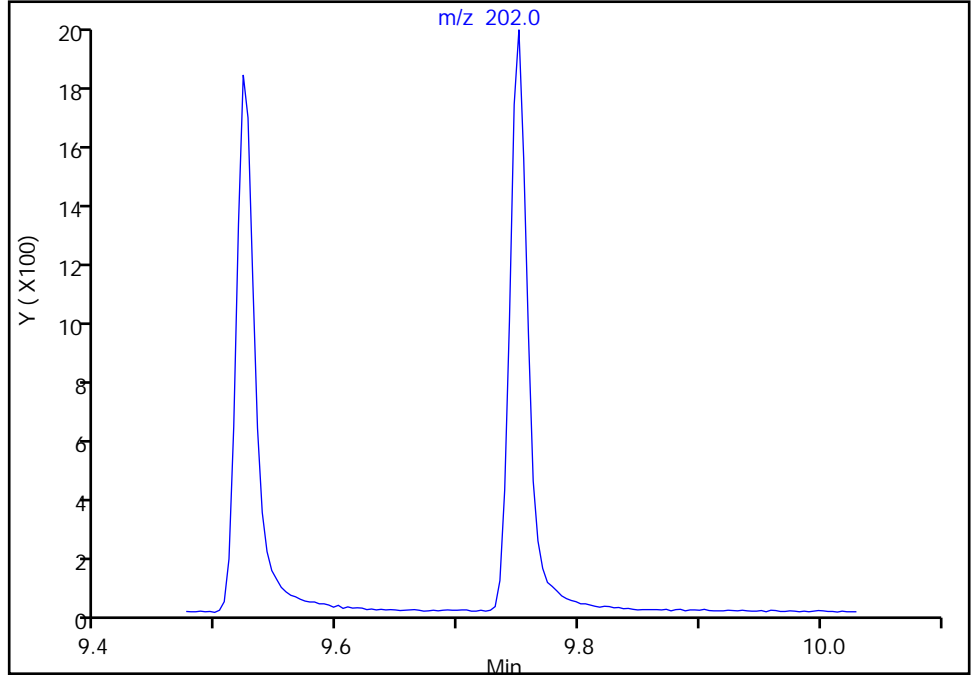
Data File: \\chromfs\Seattle\ChromData\TAC050\20220113-80849.b\SIM011322b023.D
Injection Date: 14-Jan-2022 04:07:30 Instrument ID: TAC050
Lims ID: std4
Client ID:
Operator ID: jcm ALS Bottle#: 13 Worklist Smp#: 13
Injection Vol: 1.0 ul Dil. Factor: 1.0000
Method: TAC050_SIM_PAH Limit Group: 8270D_SIM QSM 5.0
Column: Detector MS SCAN

21 Pyrene, CAS: 129-00-0

Signal: 1

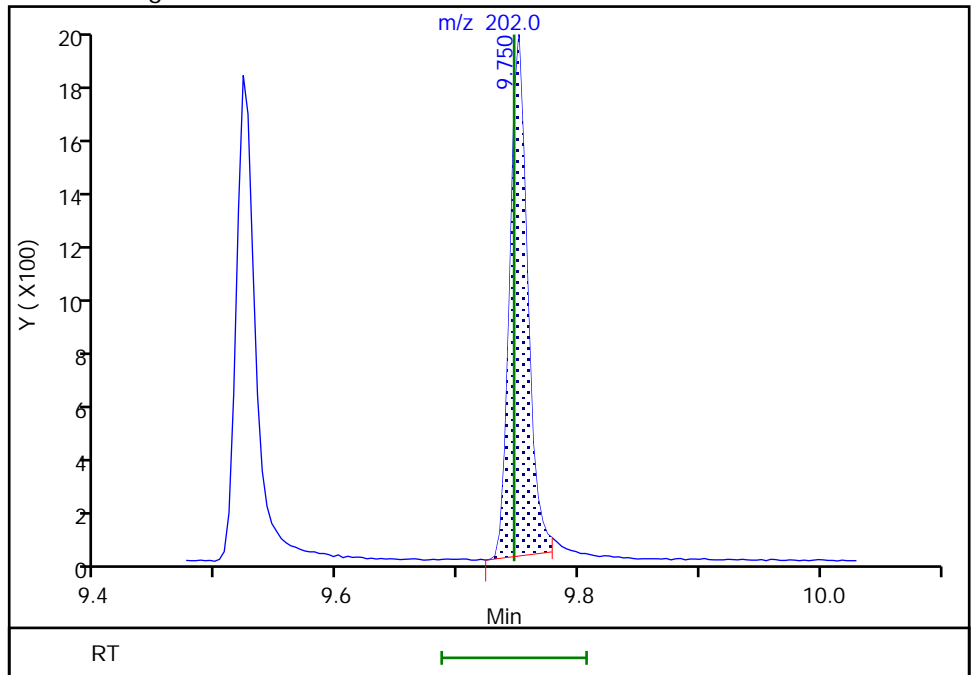
Not Detected
Expected RT: 9.75

Processing Integration Results



Manual Integration Results

RT: 9.75
Area: 1921
Amount: 8.966867
Amount Units: ug/L



Reviewer: boylea, 14-Jan-2022 14:21:24
Audit Action: Assigned Compound ID

Audit Reason: Assign Peak

Eurofins Seattle

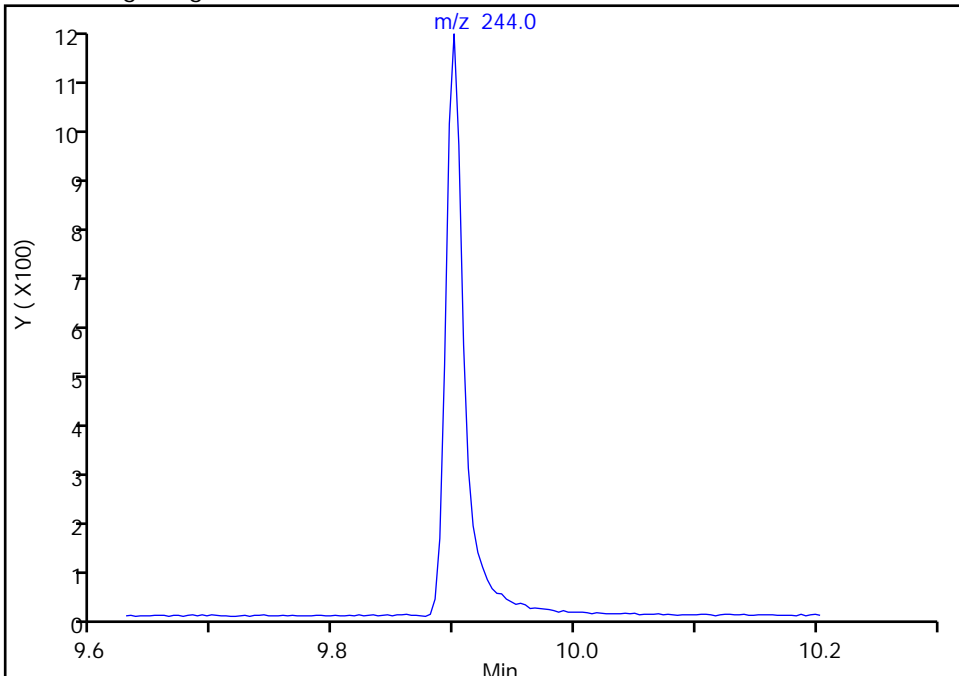
Data File: \\chromfs\Seattle\ChromData\TAC050\20220113-80849.b\SIM011322b023.D
Injection Date: 14-Jan-2022 04:07:30 Instrument ID: TAC050
Lims ID: std4
Client ID:
Operator ID: jcm ALS Bottle#: 13 Worklist Smp#: 13
Injection Vol: 1.0 ul Dil. Factor: 1.0000
Method: TAC050_SIM_PAH Limit Group: 8270D_SIM QSM 5.0
Column: Detector MS SCAN

\$ 9 Terphenyl-d14, CAS: 1718-51-0

Signal: 1

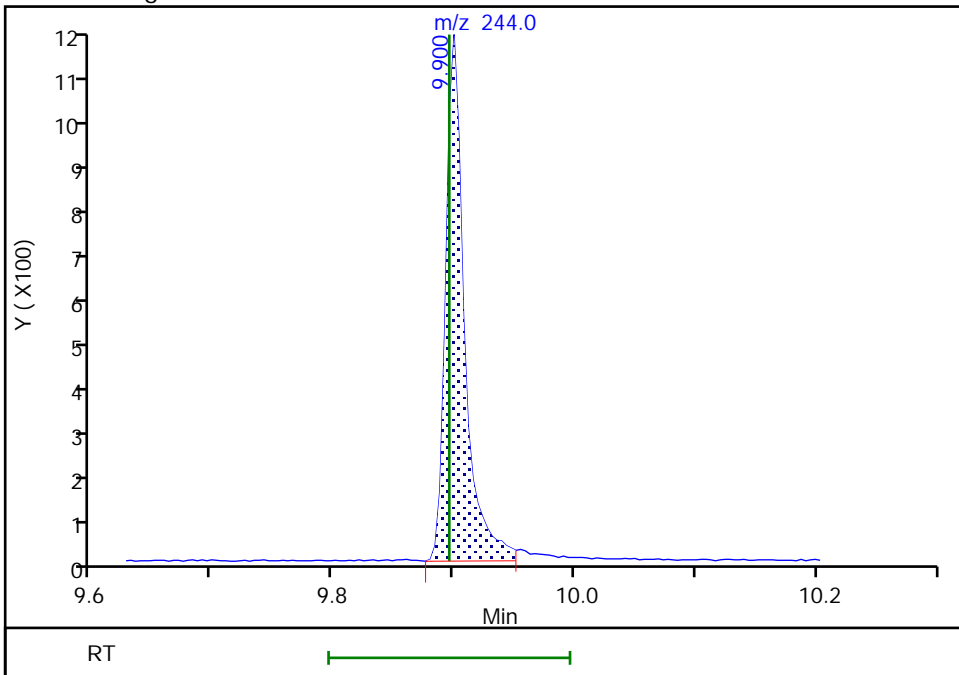
Not Detected
Expected RT: 9.90

Processing Integration Results



Manual Integration Results

RT: 9.90
Area: 1200
Amount: 10.397832
Amount Units: ug/L



Reviewer: boylea, 14-Jan-2022 14:23:21
Audit Action: Manually Integrated

Audit Reason: Incomplete Integration

Eurofins Seattle

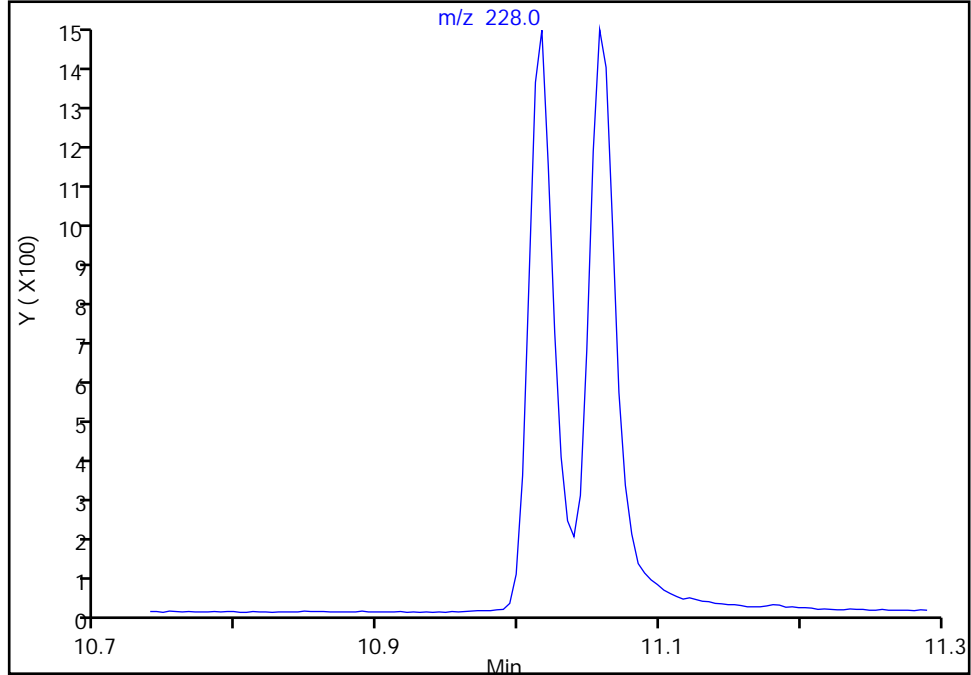
Data File: \\chromfs\Seattle\ChromData\TAC050\20220113-80849.b\SIM011322b023.D
Injection Date: 14-Jan-2022 04:07:30 Instrument ID: TAC050
Lims ID: std4
Client ID:
Operator ID: jcm ALS Bottle#: 13 Worklist Smp#: 13
Injection Vol: 1.0 ul Dil. Factor: 1.0000
Method: TAC050_SIM_PAH Limit Group: 8270D_SIM QSM 5.0
Column: Detector MS SCAN

22 Benzo[a]anthracene, CAS: 56-55-3

Signal: 1

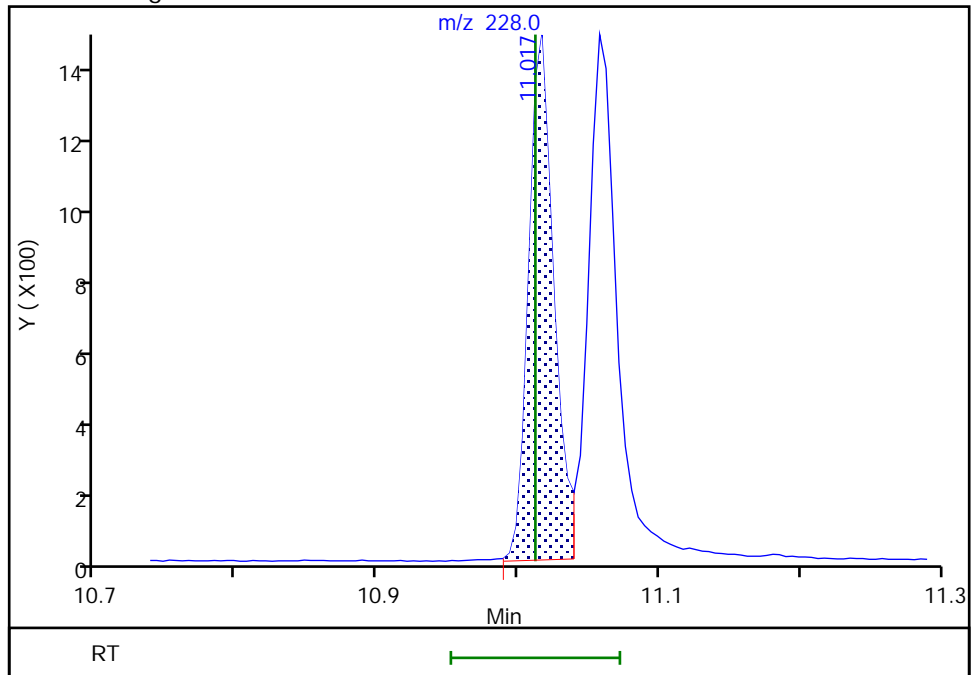
Not Detected
Expected RT: 11.01

Processing Integration Results



Manual Integration Results

RT: 11.02
Area: 1677
Amount: 9.138805
Amount Units: ug/L



Reviewer: boylea, 14-Jan-2022 14:21:20
Audit Action: Manually Integrated

Eurofins Seattle

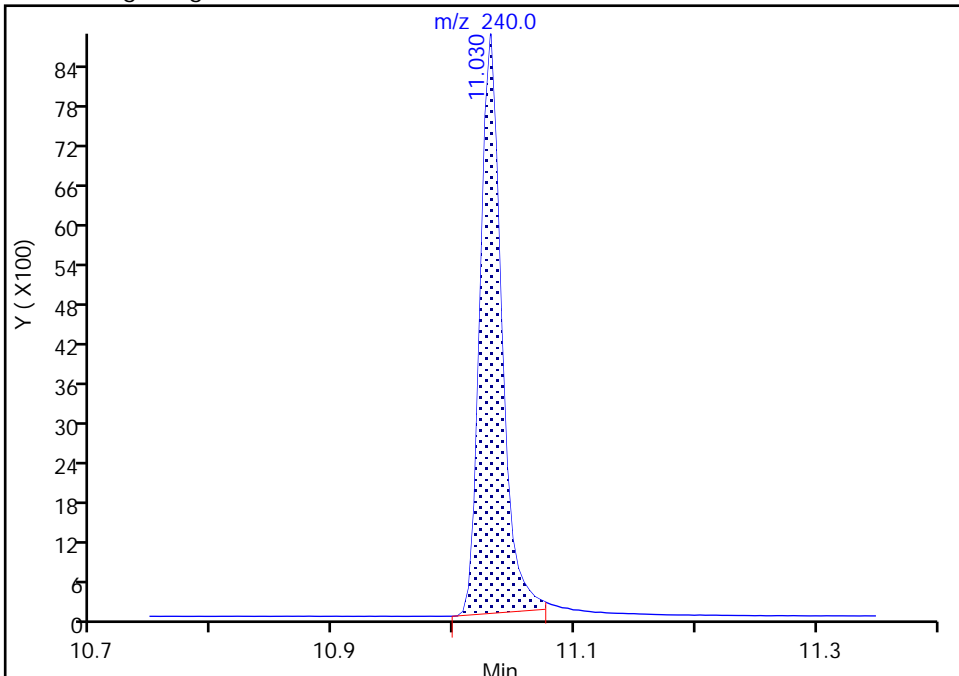
Data File: \\chromfs\Seattle\ChromData\TAC050\20220113-80849.b\SIM011322b023.D
Injection Date: 14-Jan-2022 04:07:30 Instrument ID: TAC050
Lims ID: std4
Client ID:
Operator ID: jcm ALS Bottle#: 13 Worklist Smp#: 13
Injection Vol: 1.0 ul Dil. Factor: 1.0000
Method: TAC050_SIM_PAH Limit Group: 8270D_SIM QSM 5.0
Column: Detector MS SCAN

* 4 Chrysene-d12, CAS: 1719-03-5

Signal: 1

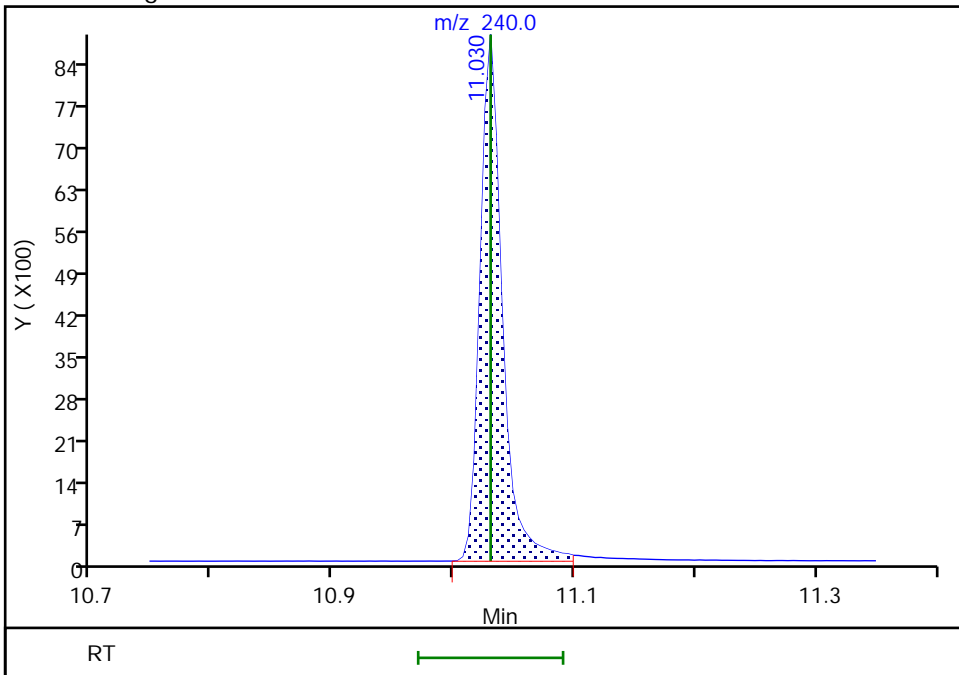
RT: 11.03
Area: 10718
Amount: 100.0000
Amount Units: ug/L

Processing Integration Results



RT: 11.03
Area: 11178
Amount: 100.0000
Amount Units: ug/L

Manual Integration Results



Reviewer: boylea, 14-Jan-2022 14:36:05
Audit Action: Manually Integrated

Audit Reason: Incomplete Integration

Eurofins Seattle

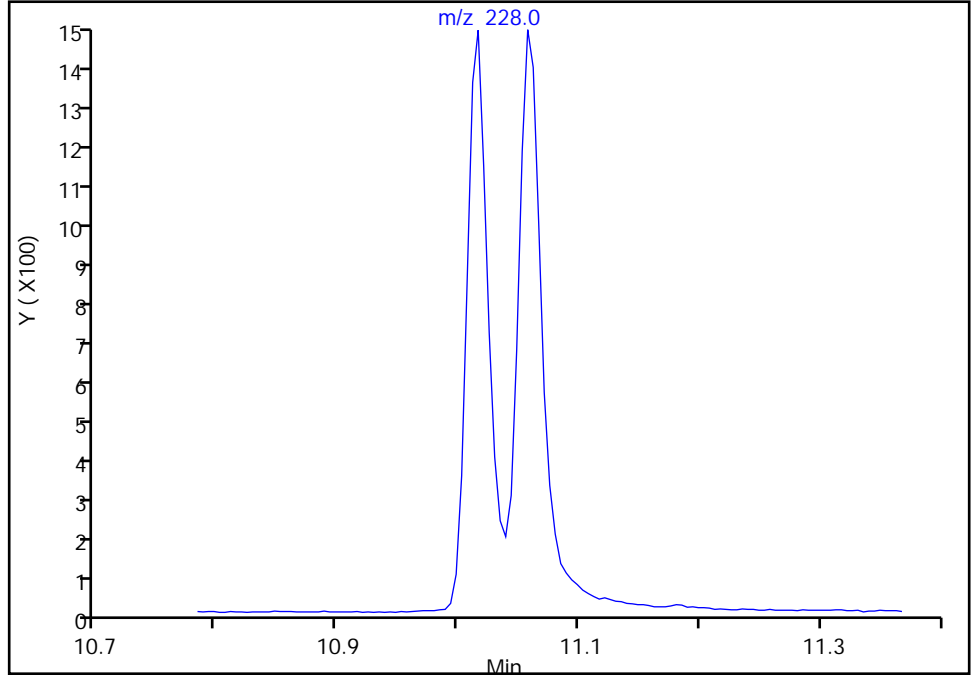
Data File: \\chromfs\Seattle\ChromData\TAC050\20220113-80849.b\SIM011322b023.D
Injection Date: 14-Jan-2022 04:07:30 Instrument ID: TAC050
Lims ID: std4
Client ID:
Operator ID: jcm ALS Bottle#: 13 Worklist Smp#: 13
Injection Vol: 1.0 ul Dil. Factor: 1.0000
Method: TAC050_SIM_PAH Limit Group: 8270D_SIM QSM 5.0
Column: Detector MS SCAN

23 Chrysene, CAS: 218-01-9

Signal: 1

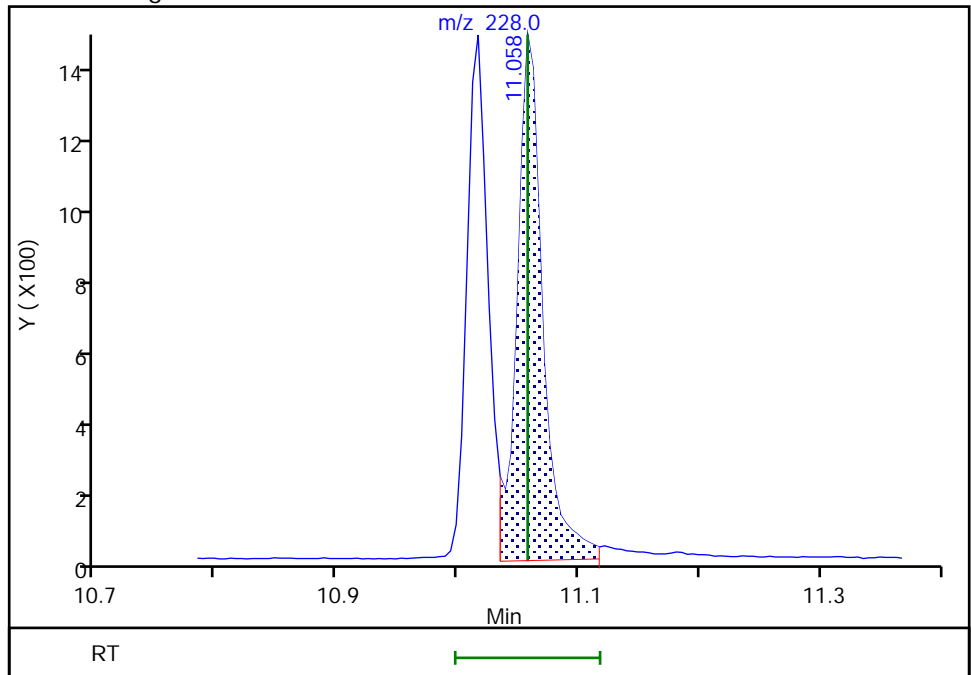
Not Detected
Expected RT: 11.06

Processing Integration Results



Manual Integration Results

RT: 11.06
Area: 2005
Amount: 10.490072
Amount Units: ug/L



Reviewer: boylea, 14-Jan-2022 14:21:14
Audit Action: Manually Integrated

Eurofins Seattle

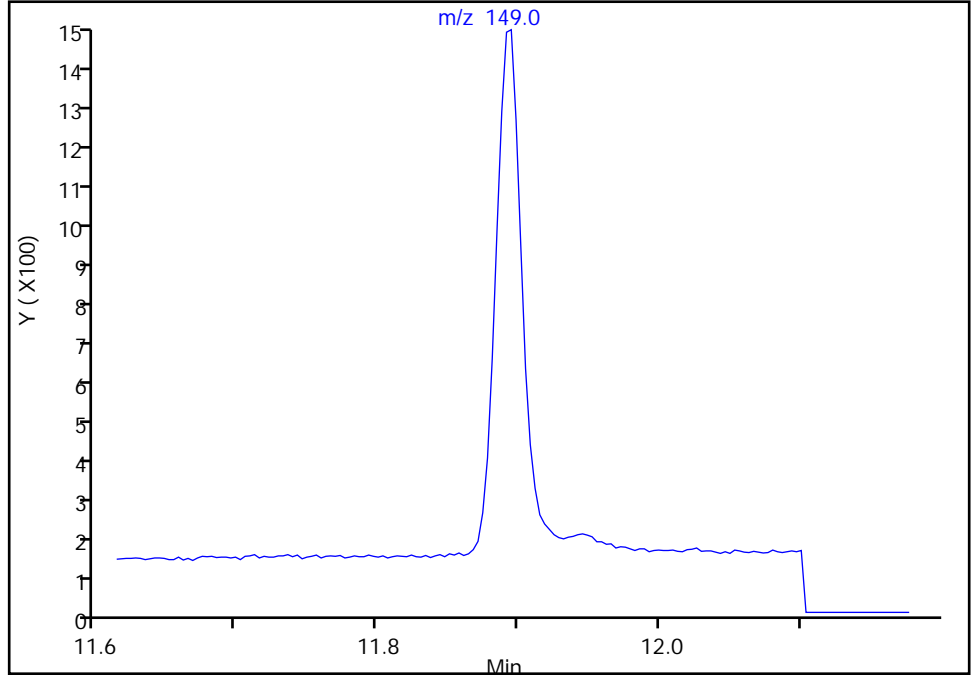
Data File: \\chromfs\Seattle\ChromData\TAC050\20220113-80849.b\SIM011322b023.D
Injection Date: 14-Jan-2022 04:07:30 Instrument ID: TAC050
Lims ID: std4
Client ID:
Operator ID: jcm ALS Bottle#: 13 Worklist Smp#: 13
Injection Vol: 1.0 ul Dil. Factor: 1.0000
Method: TAC050_SIM_PAH Limit Group: 8270D_SIM QSM 5.0
Column: Detector MS SCAN

30 Bis(2-ethylhexyl) phthalate, CAS: 117-81-7

Signal: 1

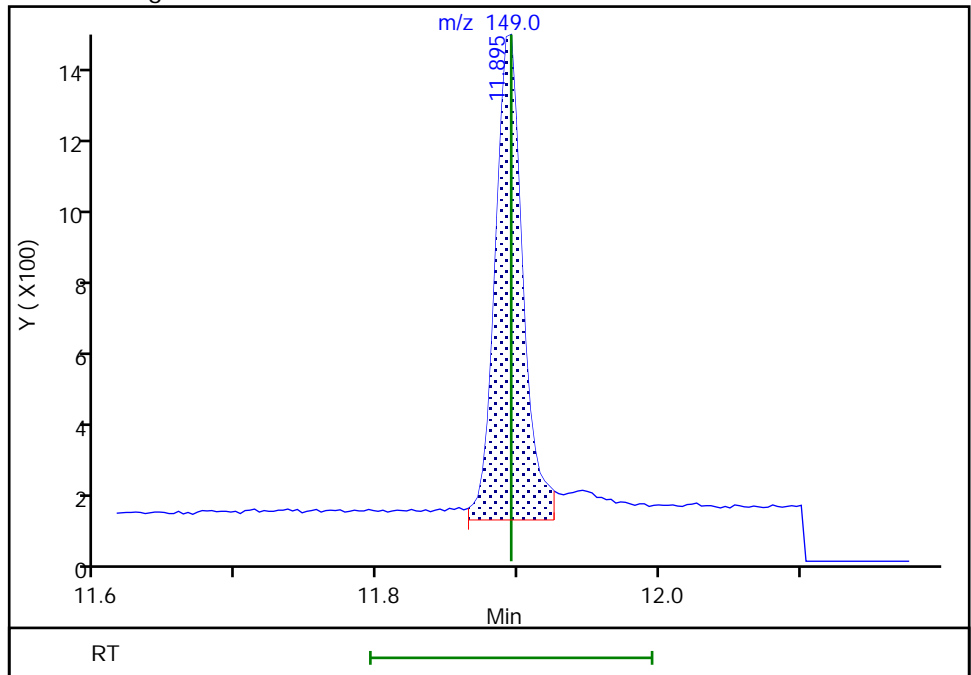
Not Detected
Expected RT: 11.89

Processing Integration Results



Manual Integration Results

RT: 11.89
Area: 1754
Amount: 8.596257
Amount Units: ug/L



Reviewer: boylea, 14-Jan-2022 14:21:09
Audit Action: Manually Integrated

Audit Reason: Assign Peak

Eurofins Seattle

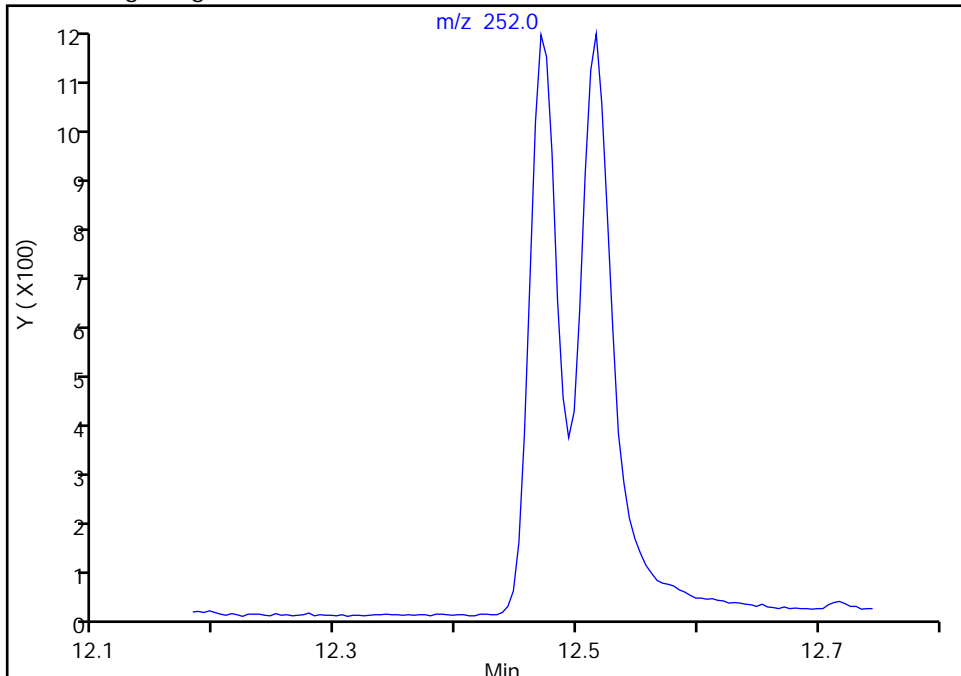
Data File: \\chromfs\Seattle\ChromData\TAC050\20220113-80849.b\SIM011322b023.D
Injection Date: 14-Jan-2022 04:07:30 Instrument ID: TAC050
Lims ID: std4
Client ID:
Operator ID: jcm ALS Bottle#: 13 Worklist Smp#: 13
Injection Vol: 1.0 ul Dil. Factor: 1.0000
Method: TAC050_SIM_PAH Limit Group: 8270D_SIM QSM 5.0
Column: Detector MS SCAN

24 Benzo[b]fluoranthene, CAS: 205-99-2

Signal: 1

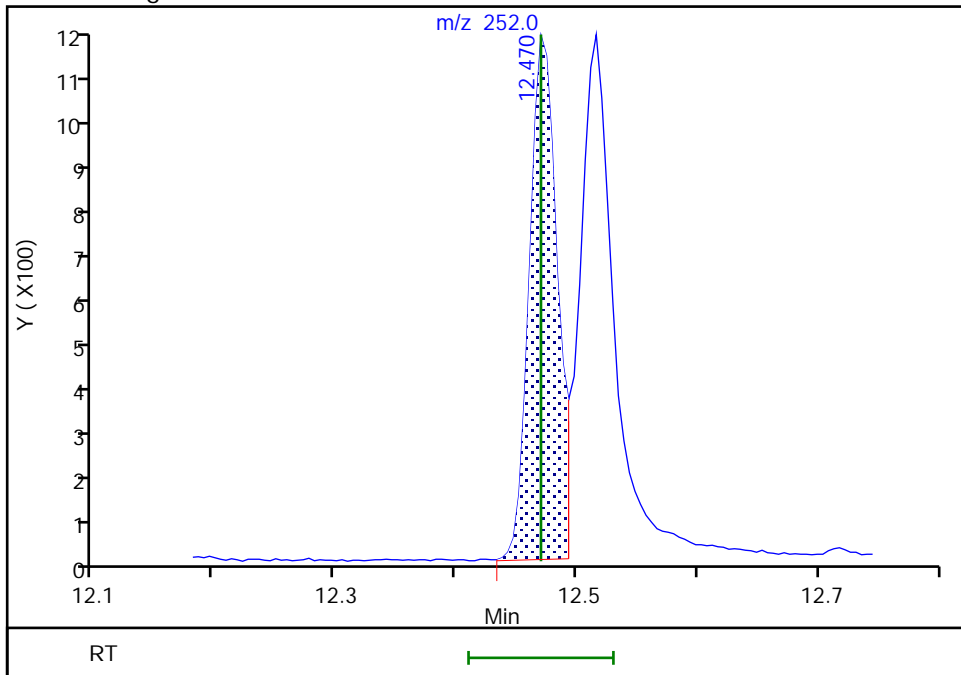
Not Detected
Expected RT: 12.47

Processing Integration Results



Manual Integration Results

RT: 12.47
Area: 1654
Amount: 9.192187
Amount Units: ug/L



Reviewer: boylea, 14-Jan-2022 14:21:06
Audit Action: Manually Integrated

Audit Reason: Assign Peak

Eurofins Seattle

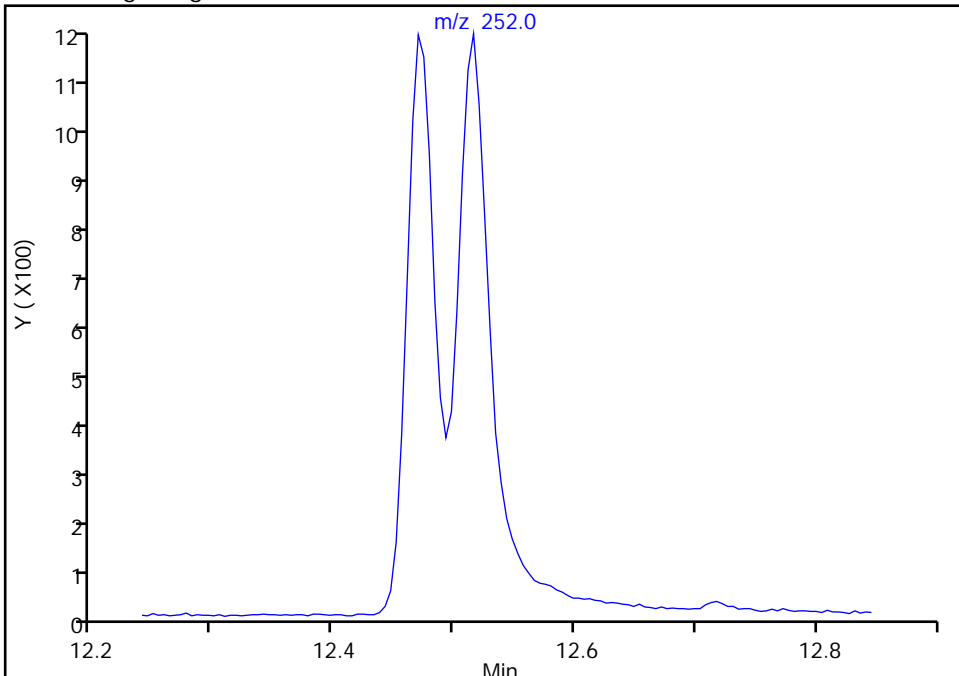
Data File: \\chromfs\Seattle\ChromData\TAC050\20220113-80849.b\SIM011322b023.D
Injection Date: 14-Jan-2022 04:07:30 Instrument ID: TAC050
Lims ID: std4
Client ID:
Operator ID: jcm ALS Bottle#: 13 Worklist Smp#: 13
Injection Vol: 1.0 ul Dil. Factor: 1.0000
Method: TAC050_SIM_PAH Limit Group: 8270D_SIM QSM 5.0
Column: Detector MS SCAN

25 Benzo[k]fluoranthene, CAS: 207-08-9

Signal: 1

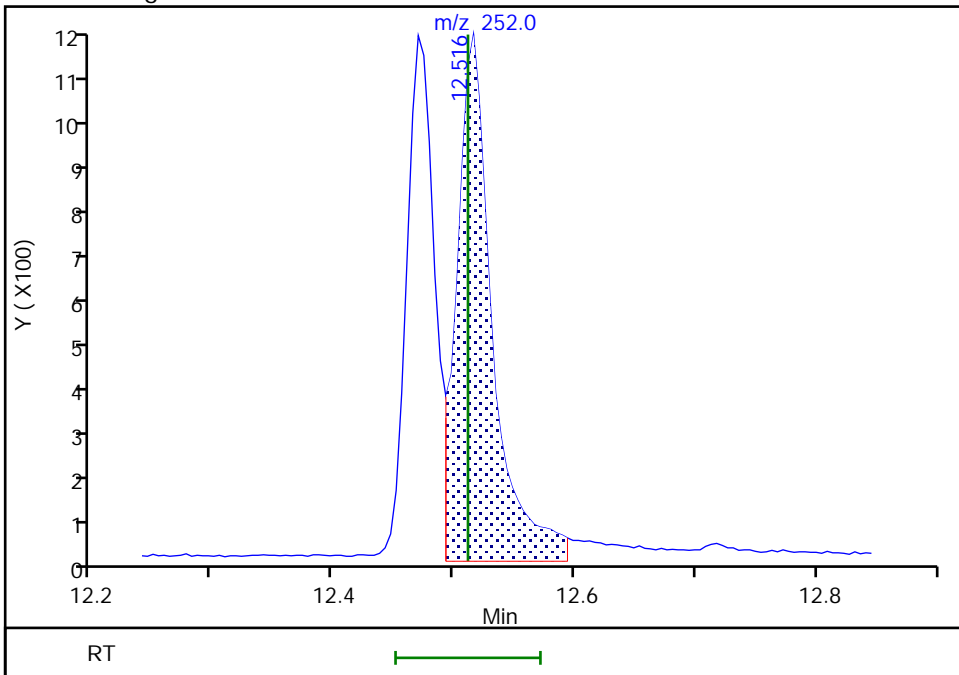
Not Detected
Expected RT: 12.51

Processing Integration Results



RT: 12.52
Area: 2146
Amount: 10.796595
Amount Units: ug/L

Manual Integration Results



Reviewer: boylea, 14-Jan-2022 14:21:01
Audit Action: Manually Integrated

Audit Reason: Assign Peak

Eurofins Seattle

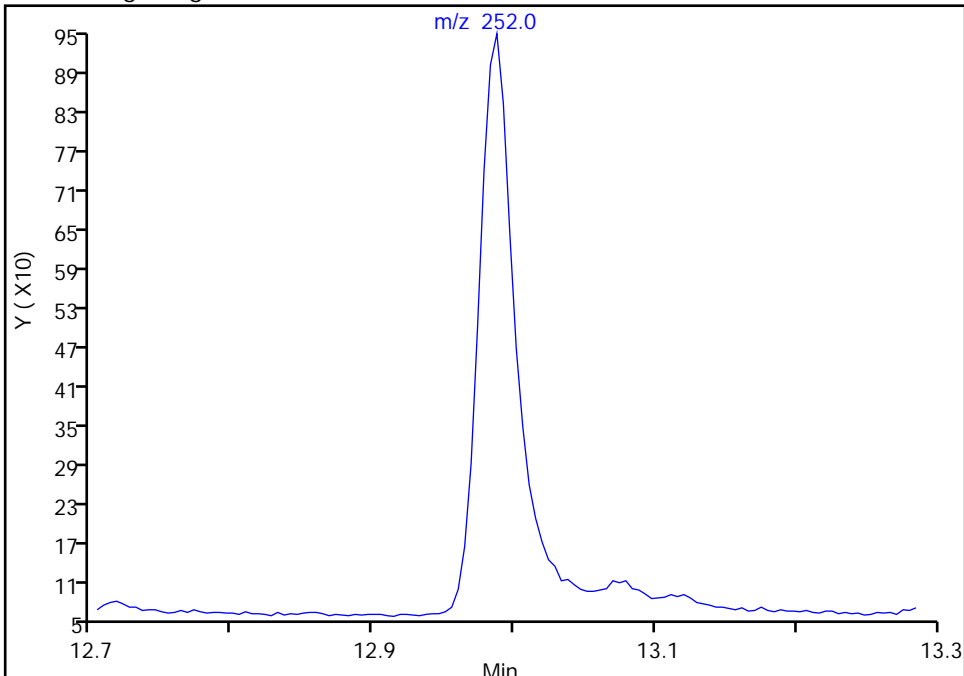
Data File: \\chromfs\Seattle\ChromData\TAC050\20220113-80849.b\SIM011322b023.D
Injection Date: 14-Jan-2022 04:07:30 Instrument ID: TAC050
Lims ID: std4
Client ID:
Operator ID: jcm ALS Bottle#: 13 Worklist Smp#: 13
Injection Vol: 1.0 ul Dil. Factor: 1.0000
Method: TAC050_SIM_PAH Limit Group: 8270D_SIM QSM 5.0
Column: Detector MS SCAN

26 Benzo[a]pyrene, CAS: 50-32-8

Signal: 1

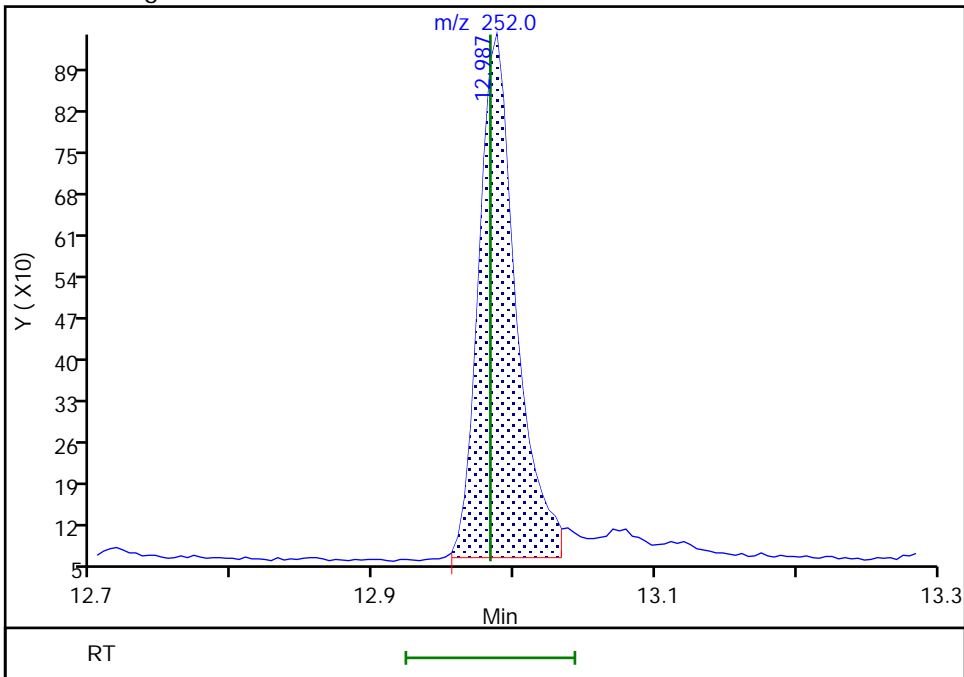
Not Detected
Expected RT: 12.98

Processing Integration Results



Manual Integration Results

RT: 12.99
Area: 1600
Amount: 8.885143
Amount Units: ug/L



Reviewer: boylea, 14-Jan-2022 14:19:58
Audit Action: Manually Integrated

Eurofins Seattle

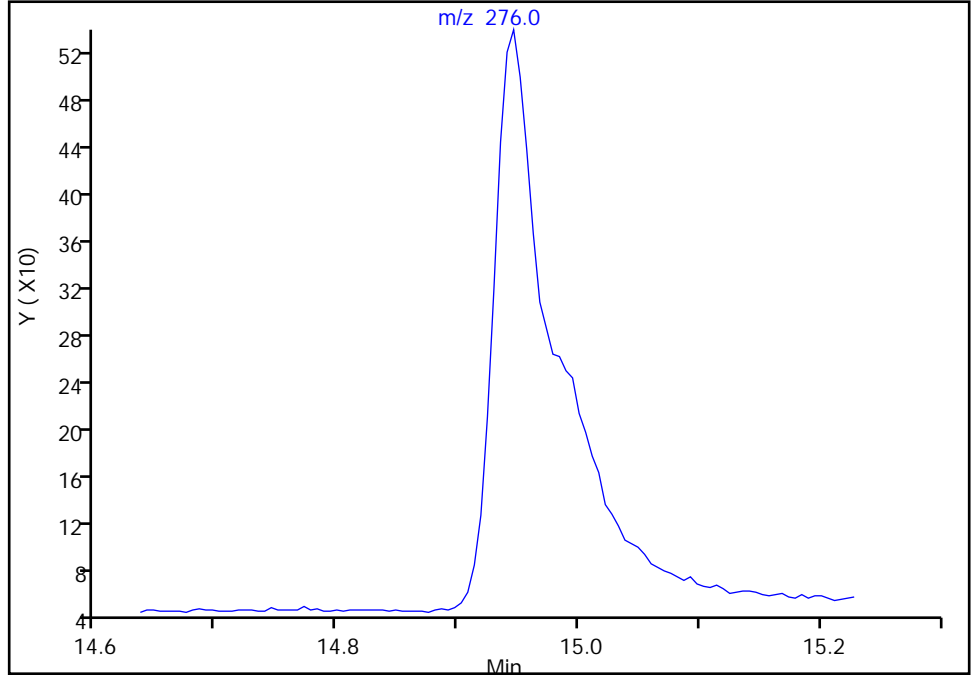
Data File: \\chromfs\Seattle\ChromData\TAC050\20220113-80849.b\SIM011322b023.D
Injection Date: 14-Jan-2022 04:07:30 Instrument ID: TAC050
Lims ID: std4
Client ID:
Operator ID: jcm ALS Bottle#: 13 Worklist Smp#: 13
Injection Vol: 1.0 ul Dil. Factor: 1.0000
Method: TAC050_SIM_PAH Limit Group: 8270D_SIM QSM 5.0
Column: Detector MS SCAN

27 Indeno[1,2,3-cd]pyrene, CAS: 193-39-5

Signal: 1

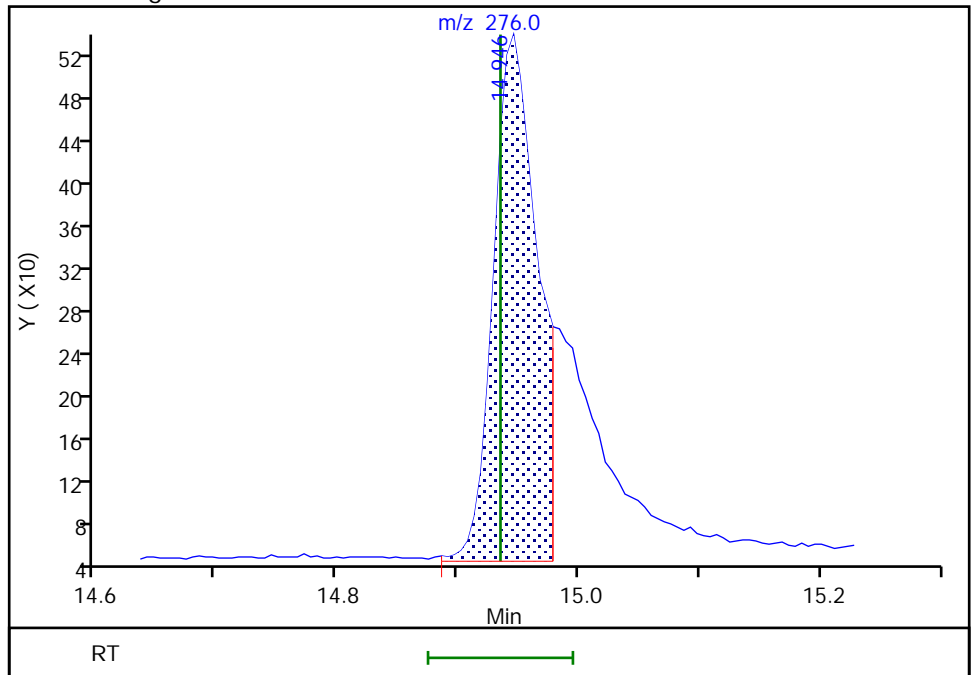
Not Detected
Expected RT: 14.93

Processing Integration Results



Manual Integration Results

RT: 14.95
Area: 1224
Amount: 9.076876
Amount Units: ug/L



Reviewer: boylea, 14-Jan-2022 14:19:51
Audit Action: Manually Integrated

Eurofins Seattle

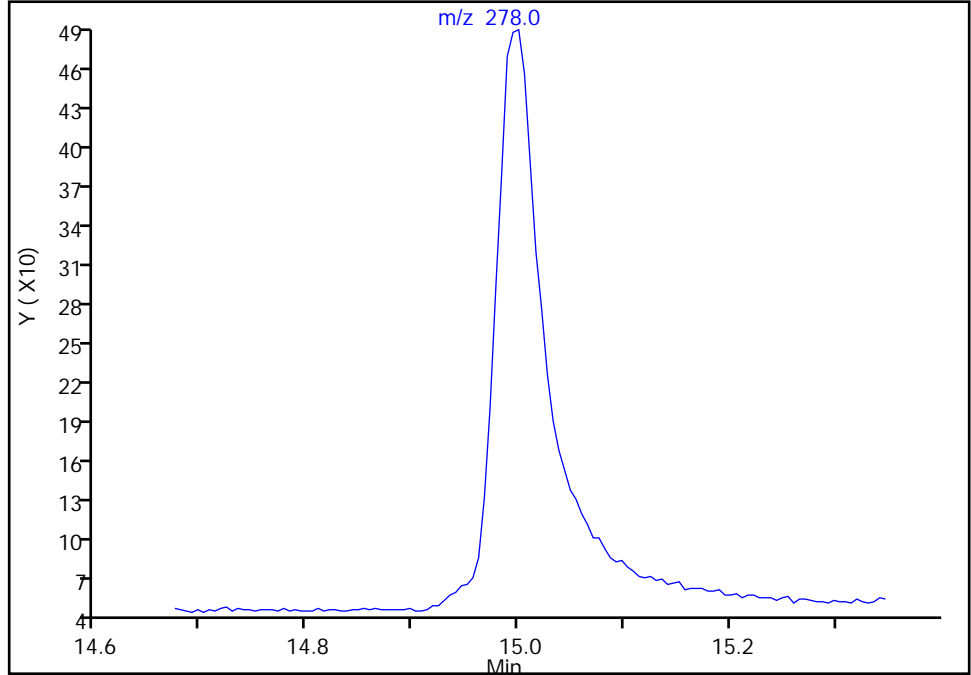
Data File: \\chromfs\Seattle\ChromData\TAC050\20220113-80849.b\SIM011322b023.D
Injection Date: 14-Jan-2022 04:07:30 Instrument ID: TAC050
Lims ID: std4
Client ID:
Operator ID: jcm ALS Bottle#: 13 Worklist Smp#: 13
Injection Vol: 1.0 ul Dil. Factor: 1.0000
Method: TAC050_SIM_PAH Limit Group: 8270D_SIM QSM 5.0
Column: Detector MS SCAN

28 Dibenz(a,h)anthracene, CAS: 53-70-3

Signal: 1

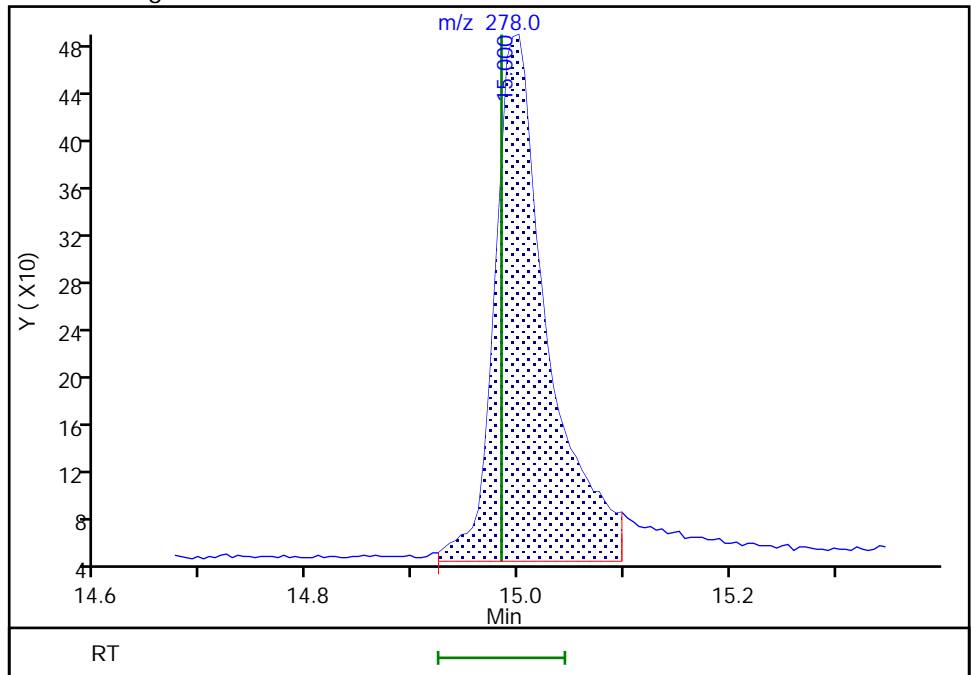
Not Detected
Expected RT: 14.98

Processing Integration Results



Manual Integration Results

RT: 15.00
Area: 1524
Amount: 8.962254
Amount Units: ug/L



Reviewer: boylea, 14-Jan-2022 14:19:46
Audit Action: Manually Integrated

Eurofins Seattle

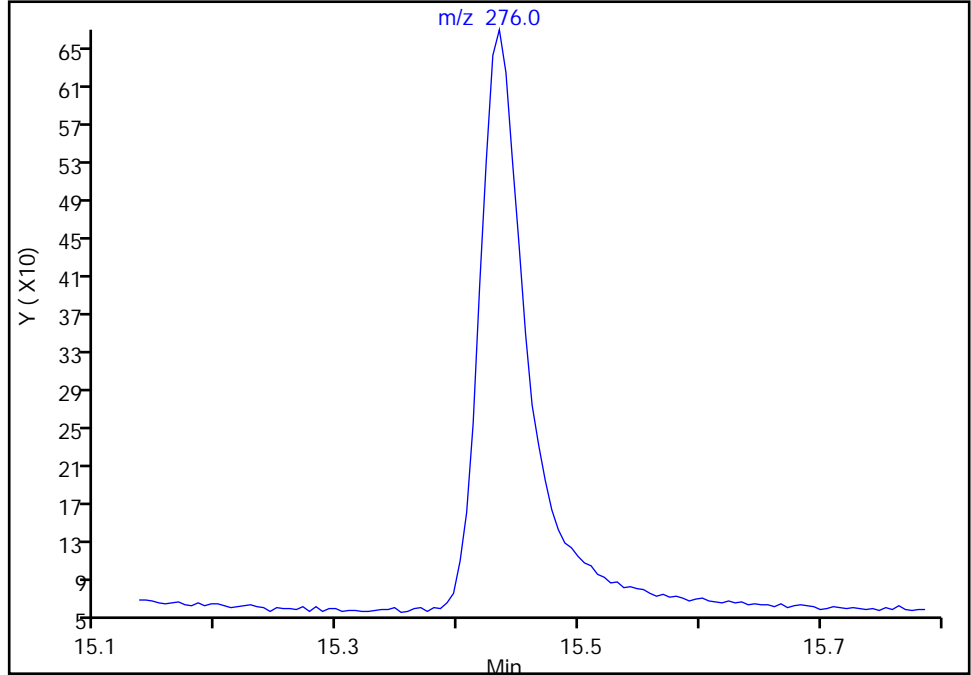
Data File: \\chromfs\Seattle\ChromData\TAC050\20220113-80849.b\SIM011322b023.D
Injection Date: 14-Jan-2022 04:07:30 Instrument ID: TAC050
Lims ID: std4
Client ID:
Operator ID: jcm ALS Bottle#: 13 Worklist Smp#: 13
Injection Vol: 1.0 ul Dil. Factor: 1.0000
Method: TAC050_SIM_PAH Limit Group: 8270D_SIM QSM 5.0
Column: Detector MS SCAN

29 Benzo[g,h,i]perylene, CAS: 191-24-2

Signal: 1

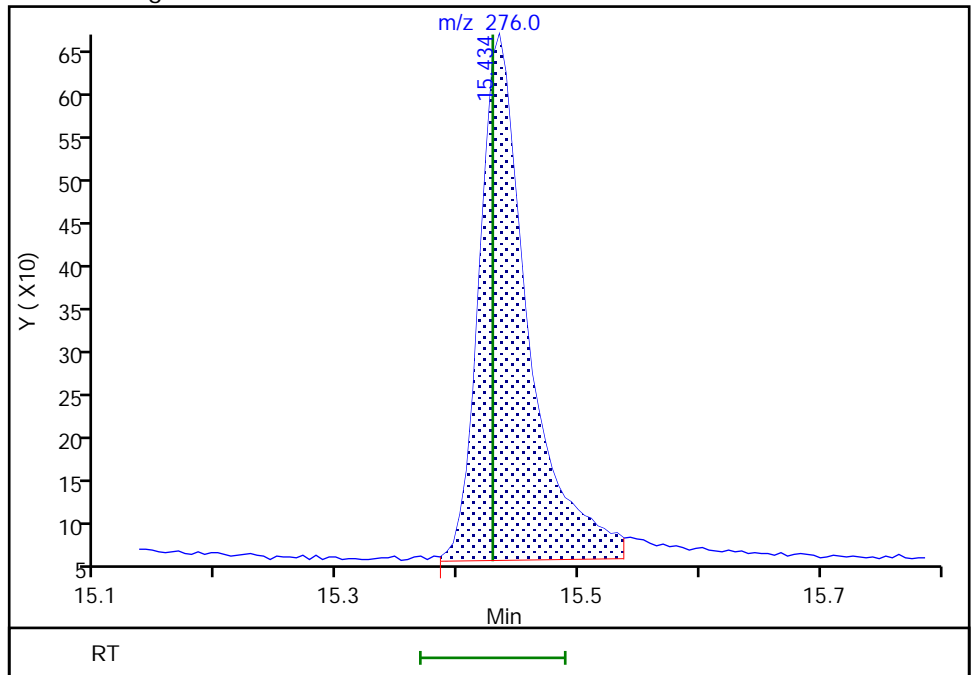
Not Detected
Expected RT: 15.43

Processing Integration Results



Manual Integration Results

RT: 15.43
Area: 1725
Amount: 9.273472
Amount Units: ug/L



Reviewer: boylea, 14-Jan-2022 14:19:41
Audit Action: Manually Integrated

Audit Reason: Assign Peak
Page 591 of 766

Eurofins Seattle
Target Compound Quantitation Report

Data File: \\chromfs\Seattle\ChromData\TAC050\20220113-80849.b\SIM011322b024.D
 Lims ID: std3
 Client ID:
 Sample Type: IC Calib Level: 3
 Inject. Date: 14-Jan-2022 04:26:30 ALS Bottle#: 14 Worklist Smp#: 14
 Injection Vol: 1.0 ul Dil. Factor: 1.0000
 Sample Info: 3
 Operator ID: jcm Instrument ID: TAC050
 Sublist: chrom-TAC050_SIM_PAH*sub9

Method: \\chromfs\Seattle\ChromData\TAC050\20220113-80849.b\TAC050_SIM_PAH.m
 Limit Group: 8270D_SIM QSM 5.0
 Last Update: 14-Jan-2022 15:42:20 Calib Date: 14-Jan-2022 05:04:30
 Integrator: Falcon ID Type: RT Order ID
 Quant Method: Internal Standard Quant By: Initial Calibration
 Last ICal File: \\chromfs\Seattle\ChromData\TAC050\20220113-80849.b\SIM011322b026.D

Column 1 : Det: MS SCAN
 Process Host: CTX1628

First Level Reviewer: limmere Date: 14-Jan-2022 10:18:47

Compound	Sig	RT (min.)	Exp RT (min.)	Dlt RT (min.)	Q	Response	Cal Amt ug/L	OnCol Amt ug/L	Flags
* 1 Naphthalene-d8	136	5.171	5.171	0.000	90	22788	100.0	100.0	
* 2 Acenaphthene-d10	164	6.854	6.854	0.000	69	10125	100.0	100.0	
* 3 Phenanthrene-d10	188	8.319	8.319	0.001	56	15677	100.0	100.0	
* 4 Chrysene-d12	240	11.030	11.030	0.000	49	12288	100.0	100.0	
* 5 Perylene-d12	264	13.079	13.074	0.005	69	14073	100.0	100.0	
\$ 6 2-methylnaphthalene-d10	152	5.809	5.809	0.000	67	674	5.00	5.00	M
\$ 10 2-Fluorobiphenyl	172	6.193	6.190	0.003	0	854	5.00	5.27	M
\$ 7 2,4,6-Tribromophenol	330	7.637	7.628	0.009	58	113	5.00	9.58	M
\$ 8 Fluoranthene-d10 (Surr)	212	9.506	9.502	0.004	68	1038	5.00	5.24	M
\$ 9 Terphenyl-d14	244	9.900	9.896	0.004	94	782	5.00	6.22	M
11 Naphthalene	128	5.189	5.189	0.000	100	1258	5.00	5.22	M
12 2-Methylnaphthalene	141	5.841	5.841	0.000	96	702	5.00	5.14	M
13 1-Methylnaphthalene	141	5.937	5.937	0.000	99	671	5.00	5.07	M
14 Acenaphthylene	152	6.717	6.717	0.000	100	1063	5.00	4.97	M
15 Acenaphthene	153	6.884	6.884	0.000	95	682	5.00	5.08	
16 Fluorene	166	7.394	7.389	0.005	96	762	5.00	5.09	M
18 Phenanthrene	178	8.342	8.342	0.000	100	1265	5.00	5.29	M
19 Anthracene	178	8.393	8.389	0.004	98	1238	5.00	5.31	M
20 Fluoranthene	202	9.522	9.522	0.000	52	1256	5.00	5.28	M
21 Pyrene	202	9.750	9.746	0.004	29	1375	5.00	5.47	M
22 Benzo[a]anthracene	228	11.012	11.012	0.000	89	1118	5.00	5.03	M
23 Chrysene	228	11.058	11.057	0.001	99	1221	5.00	5.15	M
30 Bis(2-ethylhexyl) phthalate	149	11.891	11.895	-0.004	0	1083	5.00	4.52	M
24 Benzo[b]fluoranthene	252	12.470	12.470	0.000	98	1076	5.00	5.05	M
25 Benzo[k]fluoranthene	252	12.516	12.511	0.005	95	1238	5.00	5.23	M
26 Benzo[a]pyrene	252	12.983	12.983	0.000	97	1088	5.00	5.13	M
27 Indeno[1,2,3-cd]pyrene	276	14.940	14.935	0.005	96	804	5.00	5.46	M
28 Dibenz(a,h)anthracene	278	14.995	14.984	0.011	95	1020	5.00	5.16	M
29 Benzo[g,h,i]perylene	276	15.434	15.429	0.005	91	1138	5.00	5.22	M

[QC Flag Legend](#)

Processing Flags

Review Flags

M - Manually Integrated

[Reagents:](#)

8270ccvl_50_00039

Amount Added: 100.00

Units: uL

8270SIM_IS_00069

Amount Added: 9.00

Units: uL

Eurofins Seattle

Data File: \\chromfs\Seattle\ChromData\TAC050\20220113-80849.b\SIM011322b024.D

Injection Date: 14-Jan-2022 04:26:30

Instrument ID: TAC050

Lims ID: std3

Client ID:

Operator ID: jcm

ALS Bottle#: 14

Worklist Smp#: 14

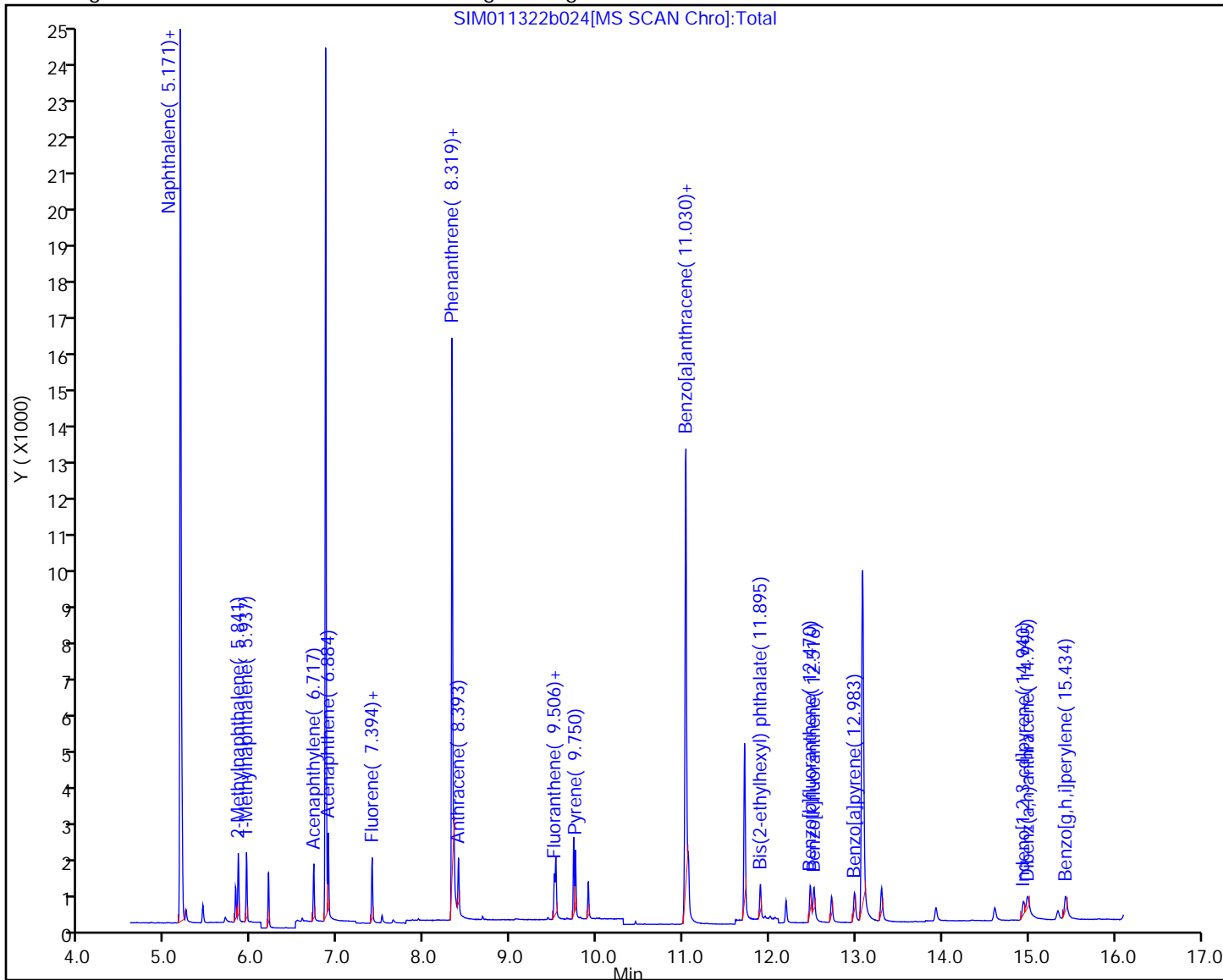
Injection Vol: 1.0 ul

Dil. Factor: 1.0000

Method: TAC050_SIM_PAH

Limit Group: 8270D_SIM QSM 5.0

Y Scaling: Method Defined: Scale to the Nth Largest Target: 1



Eurofins Seattle

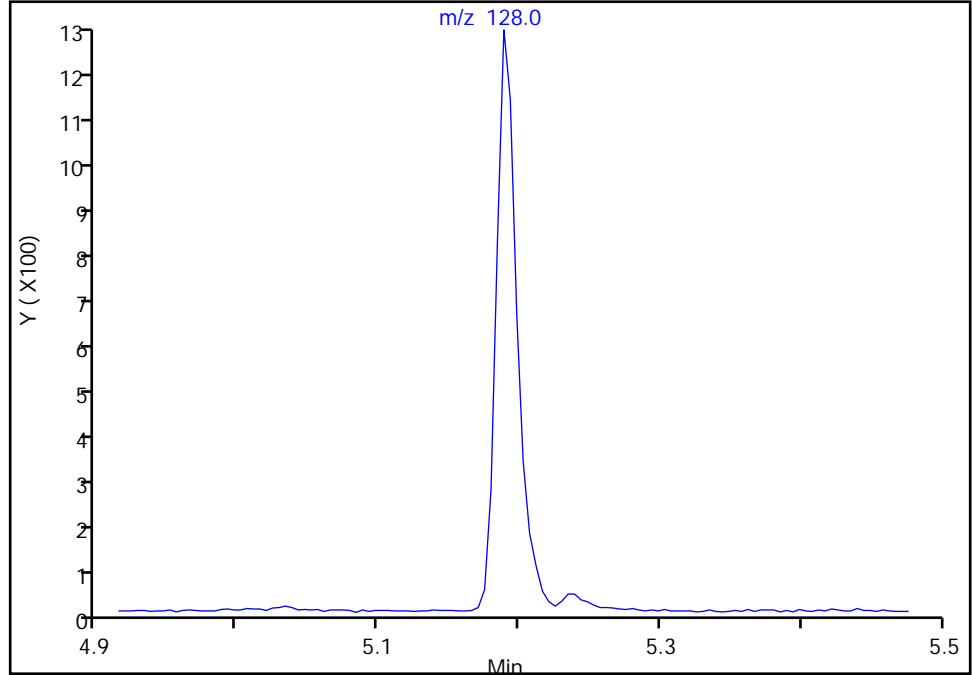
Data File: \\chromfs\Seattle\ChromData\TAC050\20220113-80849.b\SIM011322b024.D
Injection Date: 14-Jan-2022 04:26:30 Instrument ID: TAC050
Lims ID: std3
Client ID:
Operator ID: jcm ALS Bottle#: 14 Worklist Smp#: 14
Injection Vol: 1.0 ul Dil. Factor: 1.0000
Method: TAC050_SIM_PAH Limit Group: 8270D_SIM QSM 5.0
Column: Detector MS SCAN

11 Naphthalene, CAS: 91-20-3

Signal: 1

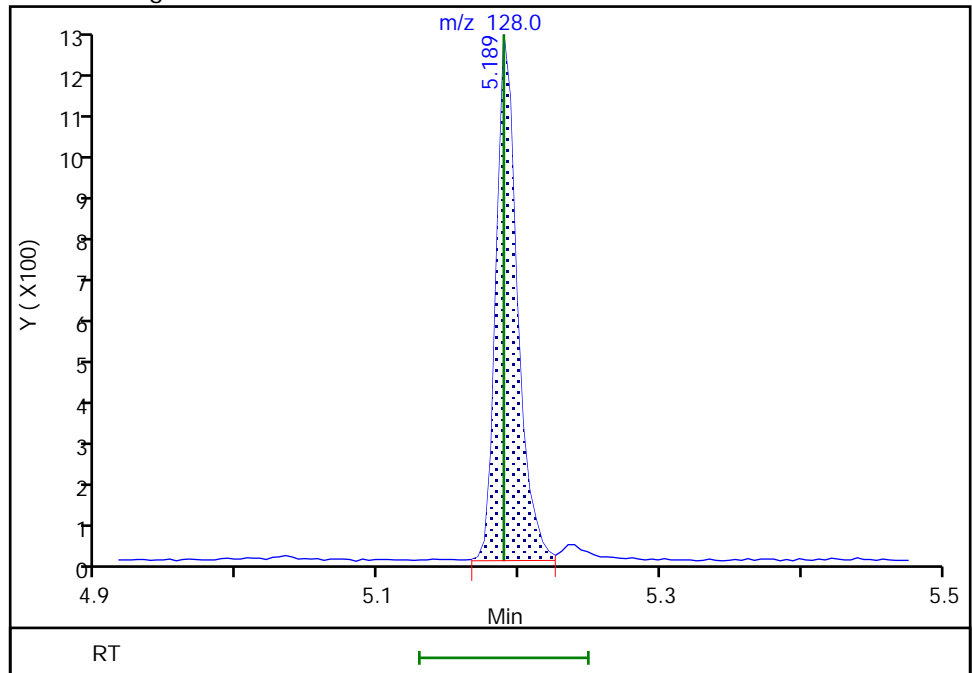
Not Detected
Expected RT: 5.19

Processing Integration Results



RT: 5.19
Area: 1258
Amount: 5.219533
Amount Units: ug/L

Manual Integration Results



Reviewer: boylea, 14-Jan-2022 14:25:06
Audit Action: Manually Integrated

Audit Reason: Assign Peak

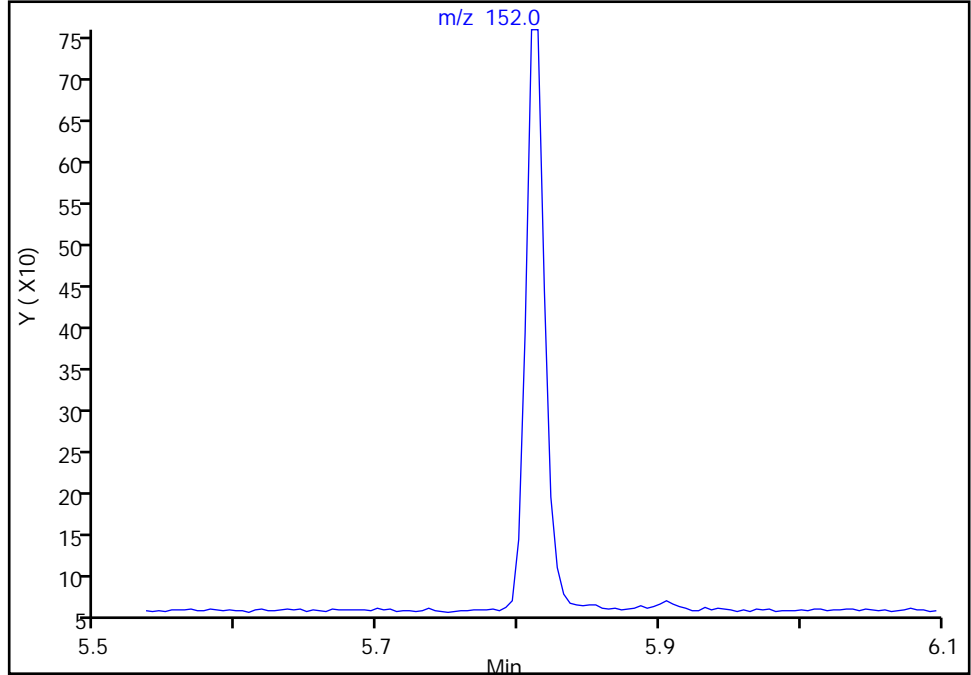
Eurofins Seattle

Data File: \\chromfs\Seattle\ChromData\TAC050\20220113-80849.b\SIM011322b024.D
Injection Date: 14-Jan-2022 04:26:30 Instrument ID: TAC050
Lims ID: std3
Client ID:
Operator ID: jcm ALS Bottle#: 14 Worklist Smp#: 14
Injection Vol: 1.0 ul Dil. Factor: 1.0000
Method: TAC050_SIM_PAH Limit Group: 8270D_SIM QSM 5.0
Column: Detector MS SCAN

\$ 6 2-methylnaphthalene-d10, CAS: 7297-45-2
Signal: 1

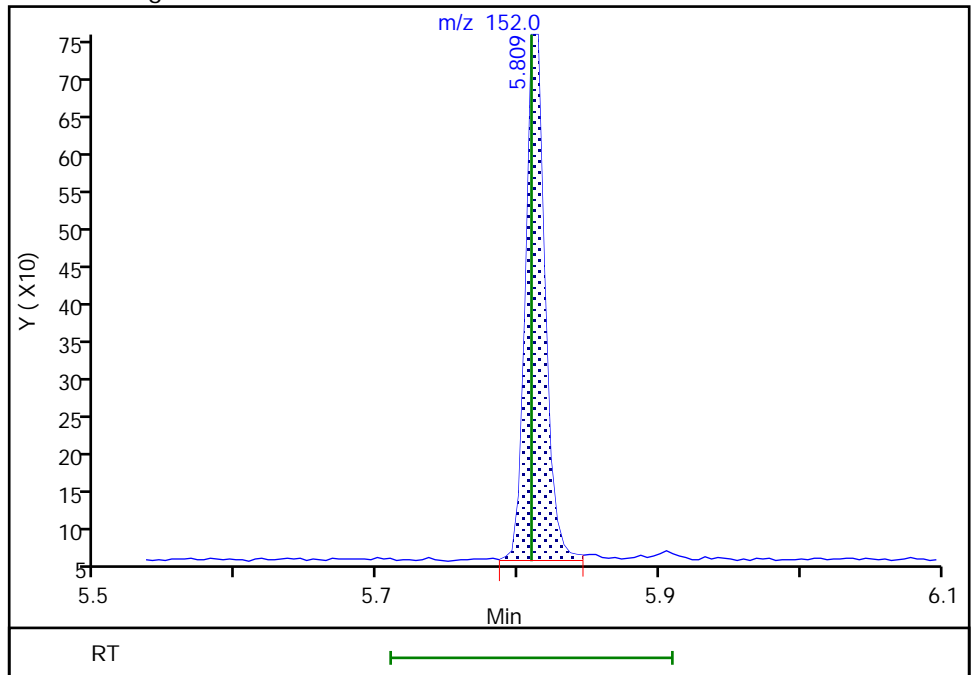
Not Detected
Expected RT: 5.81

Processing Integration Results



RT: 5.81
Area: 674
Amount: 4.999521
Amount Units: ug/L

Manual Integration Results



Reviewer: boylea, 14-Jan-2022 14:24:42
Audit Action: Manually Integrated

Audit Reason: Assign Peak
Page 596 of 766

Eurofins Seattle

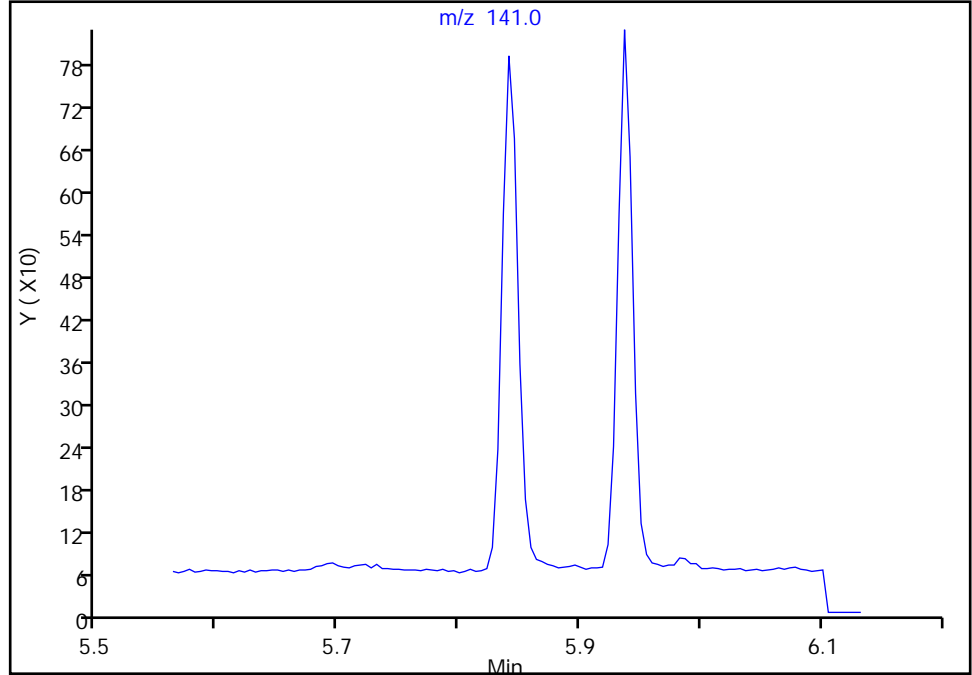
Data File: \\chromfs\Seattle\ChromData\TAC050\20220113-80849.b\SIM011322b024.D
Injection Date: 14-Jan-2022 04:26:30 Instrument ID: TAC050
Lims ID: std3
Client ID:
Operator ID: jcm ALS Bottle#: 14 Worklist Smp#: 14
Injection Vol: 1.0 ul Dil. Factor: 1.0000
Method: TAC050_SIM_PAH Limit Group: 8270D_SIM QSM 5.0
Column: Detector MS SCAN

12 2-Methylnaphthalene, CAS: 91-57-6

Signal: 1

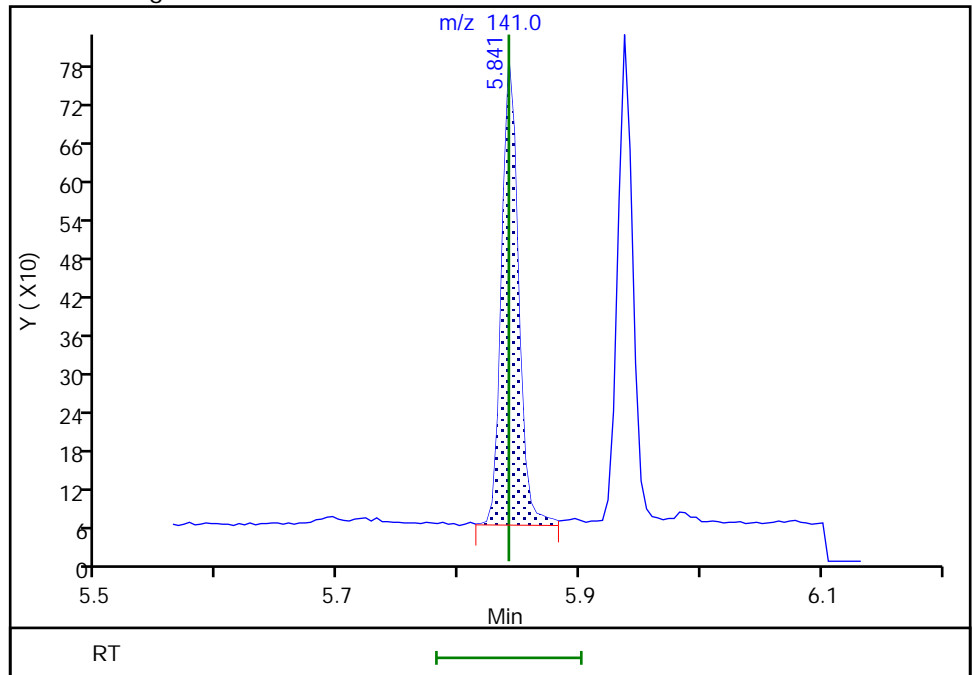
Not Detected
Expected RT: 5.84

Processing Integration Results



RT: 5.84
Area: 702
Amount: 5.135764
Amount Units: ug/L

Manual Integration Results



Reviewer: boylea, 14-Jan-2022 14:25:10
Audit Action: Manually Integrated

Audit Reason: Assign Peak

Eurofins Seattle

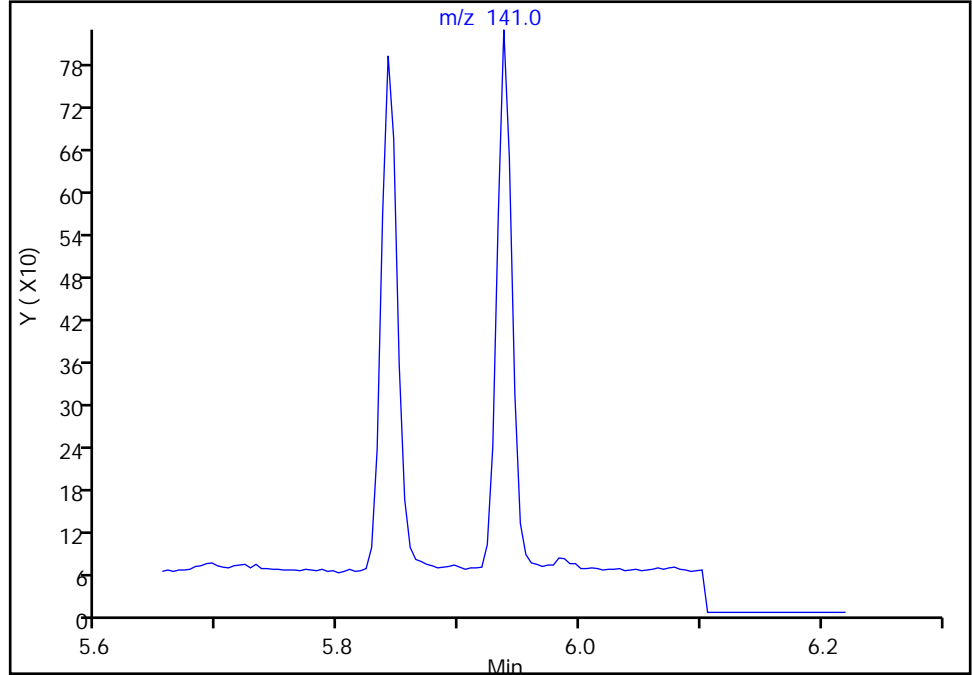
Data File: \\chromfs\Seattle\ChromData\TAC050\20220113-80849.b\SIM011322b024.D
Injection Date: 14-Jan-2022 04:26:30 Instrument ID: TAC050
Lims ID: std3
Client ID:
Operator ID: jcm ALS Bottle#: 14 Worklist Smp#: 14
Injection Vol: 1.0 ul Dil. Factor: 1.0000
Method: TAC050_SIM_PAH Limit Group: 8270D_SIM QSM 5.0
Column: Detector MS SCAN

13 1-Methylnaphthalene, CAS: 90-12-0

Signal: 1

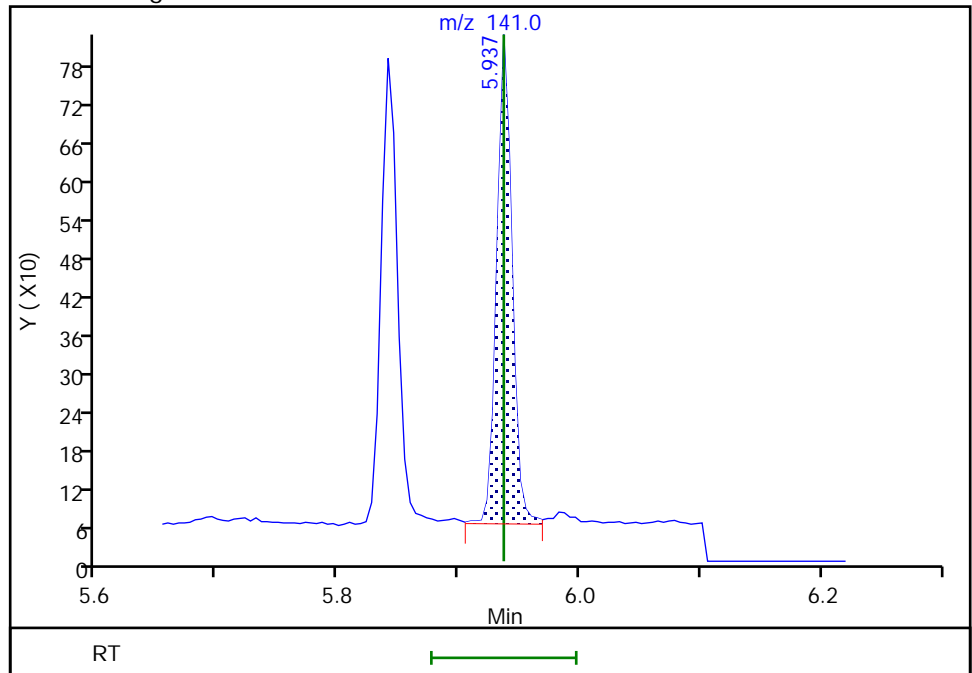
Not Detected
Expected RT: 5.94

Processing Integration Results



Manual Integration Results

RT: 5.94
Area: 671
Amount: 5.068040
Amount Units: ug/L



Reviewer: boylea, 14-Jan-2022 14:25:14
Audit Action: Manually Integrated

Audit Reason: Assign Peak

Eurofins Seattle

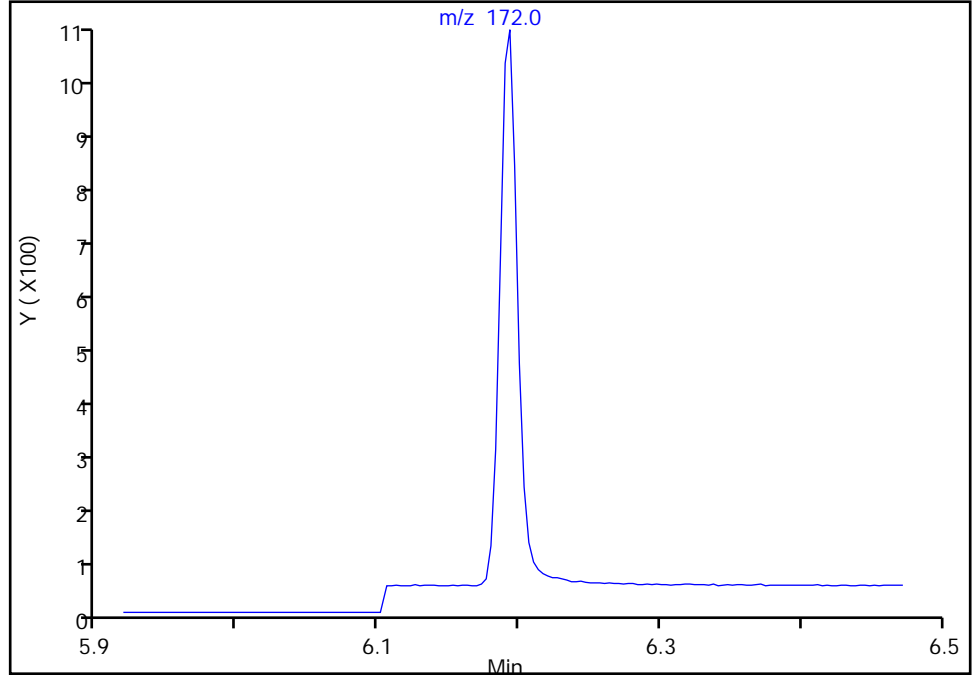
Data File: \\chromfs\Seattle\ChromData\TAC050\20220113-80849.b\SIM011322b024.D
Injection Date: 14-Jan-2022 04:26:30 Instrument ID: TAC050
Lims ID: std3
Client ID:
Operator ID: jcm ALS Bottle#: 14 Worklist Smp#: 14
Injection Vol: 1.0 ul Dil. Factor: 1.0000
Method: TAC050_SIM_PAH Limit Group: 8270D_SIM QSM 5.0
Column: Detector MS SCAN

\$ 10 2-Fluorobiphenyl, CAS: 321-60-8

Signal: 1

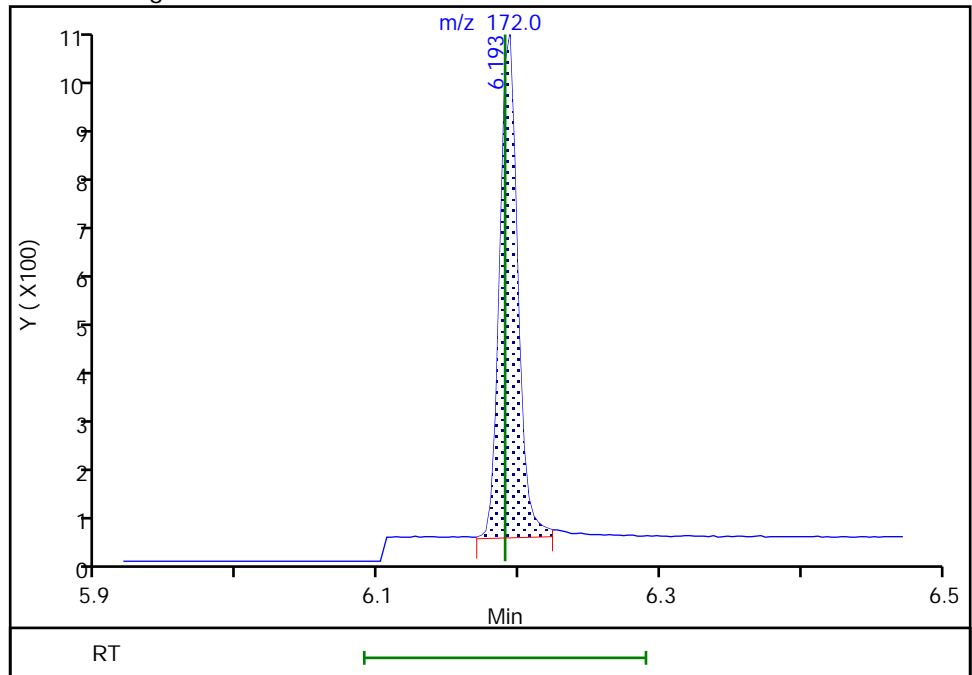
Not Detected
Expected RT: 6.19

Processing Integration Results



RT: 6.19
Area: 854
Amount: 5.271019
Amount Units: ug/L

Manual Integration Results



Reviewer: boylea, 14-Jan-2022 14:24:47
Audit Action: Manually Integrated

Audit Reason: Assign Peak

Eurofins Seattle

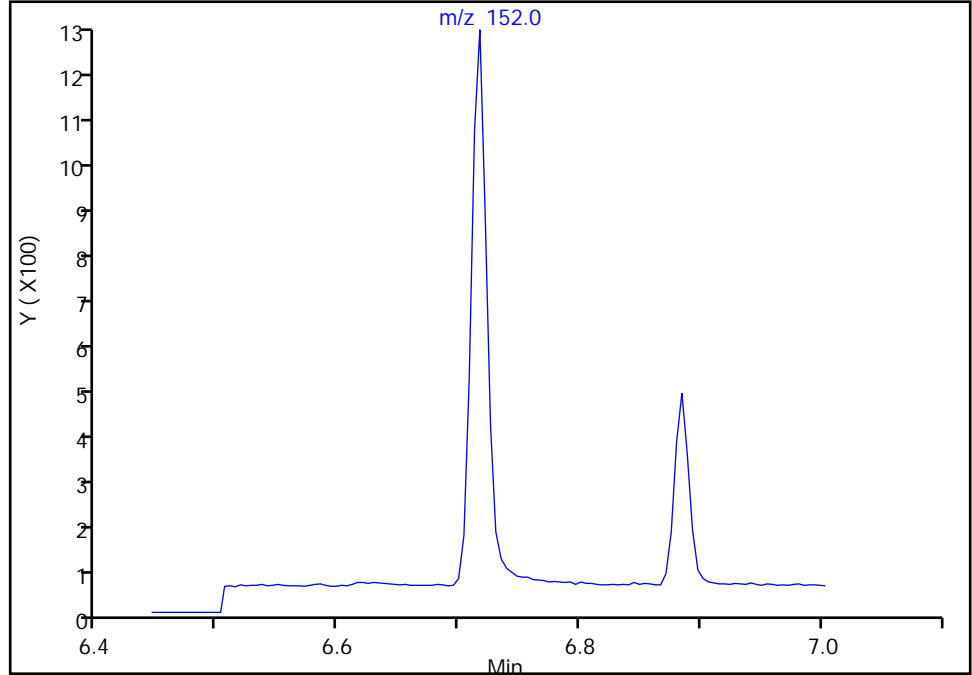
Data File: \\chromfs\Seattle\ChromData\TAC050\20220113-80849.b\SIM011322b024.D
Injection Date: 14-Jan-2022 04:26:30 Instrument ID: TAC050
Lims ID: std3
Client ID:
Operator ID: jcm ALS Bottle#: 14 Worklist Smp#: 14
Injection Vol: 1.0 ul Dil. Factor: 1.0000
Method: TAC050_SIM_PAH Limit Group: 8270D_SIM QSM 5.0
Column: Detector MS SCAN

14 Acenaphthylene, CAS: 208-96-8

Signal: 1

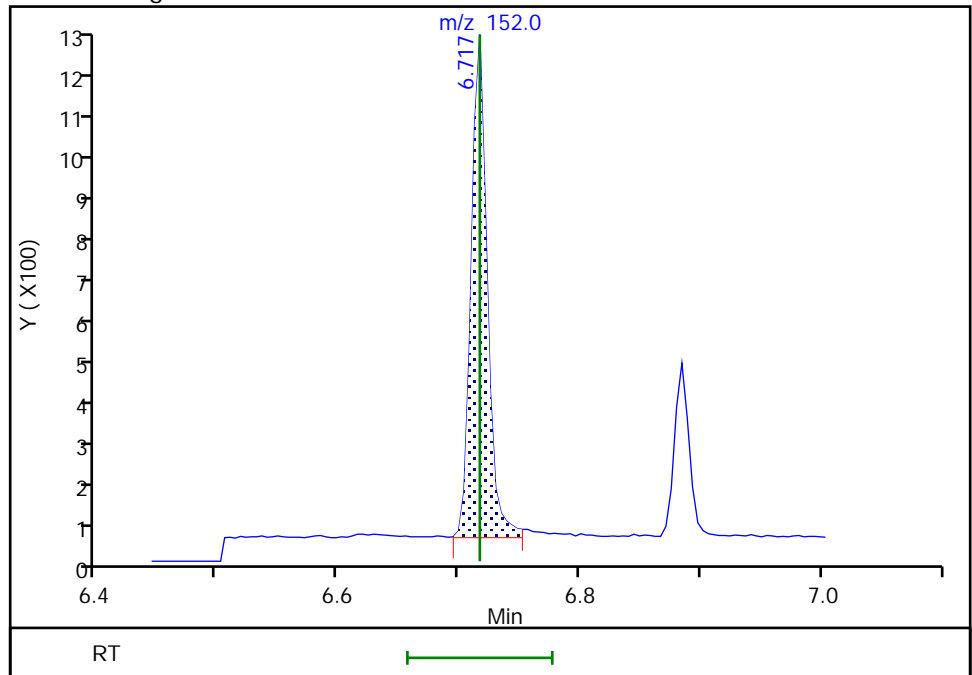
Not Detected
Expected RT: 6.72

Processing Integration Results



Manual Integration Results

RT: 6.72
Area: 1063
Amount: 4.965980
Amount Units: ug/L



Reviewer: boylea, 14-Jan-2022 14:25:18
Audit Action: Manually Integrated

Audit Reason: Assign Peak

Eurofins Seattle

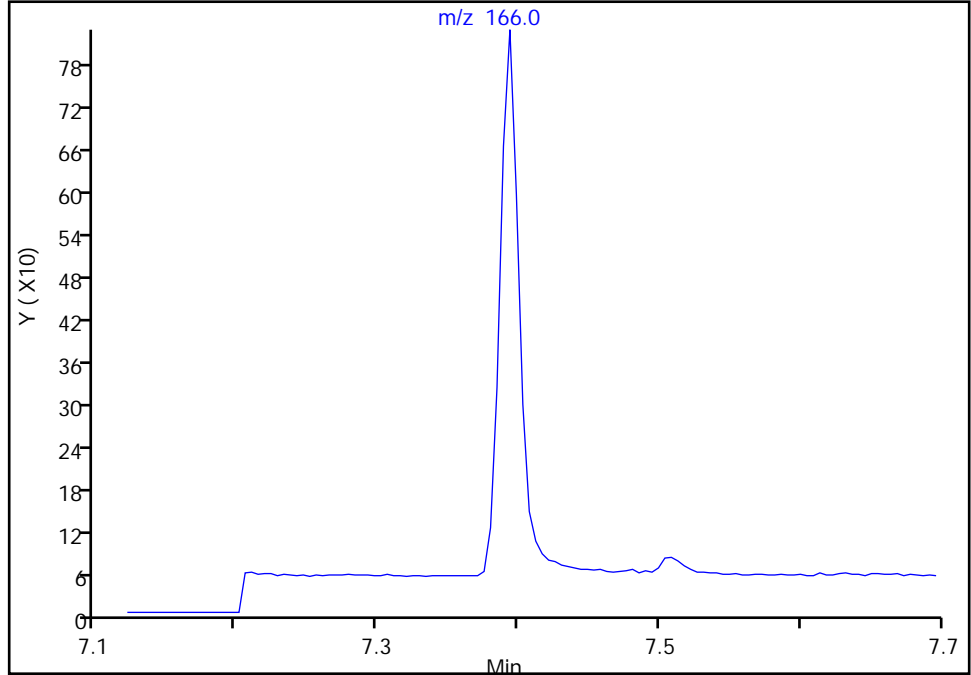
Data File: \\chromfs\Seattle\ChromData\TAC050\20220113-80849.b\SIM011322b024.D
Injection Date: 14-Jan-2022 04:26:30 Instrument ID: TAC050
Lims ID: std3
Client ID:
Operator ID: jcm ALS Bottle#: 14 Worklist Smp#: 14
Injection Vol: 1.0 ul Dil. Factor: 1.0000
Method: TAC050_SIM_PAH Limit Group: 8270D_SIM QSM 5.0
Column: Detector MS SCAN

16 Fluorene, CAS: 86-73-7

Signal: 1

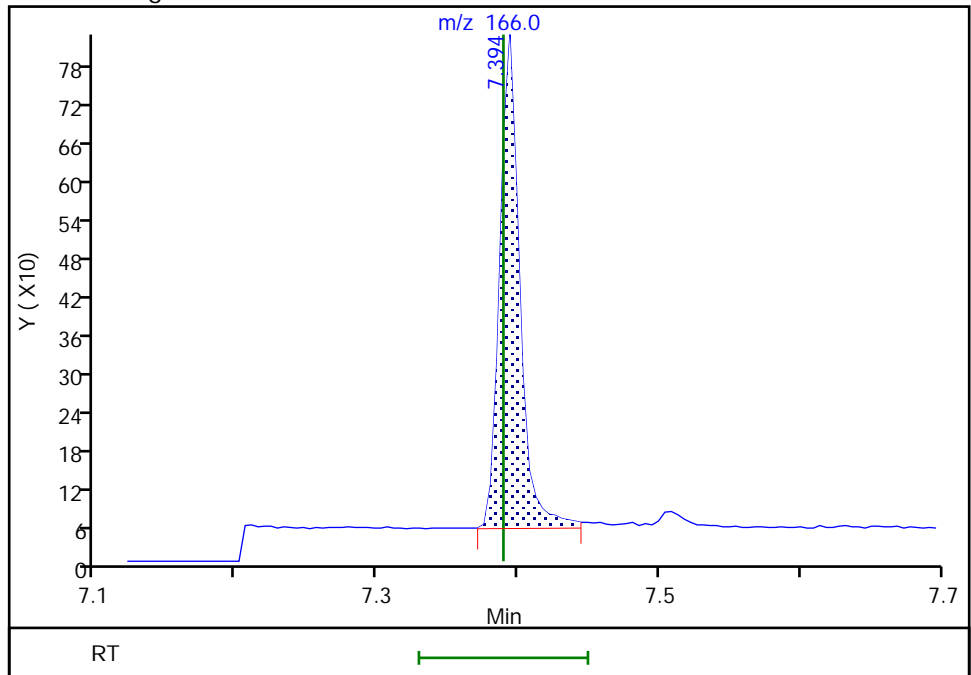
Not Detected
Expected RT: 7.39

Processing Integration Results



Manual Integration Results

RT: 7.39
Area: 762
Amount: 5.088129
Amount Units: ug/L



Reviewer: boylea, 14-Jan-2022 14:25:24
Audit Action: Manually Integrated

Audit Reason: Assign Peak
Page 601 of 766

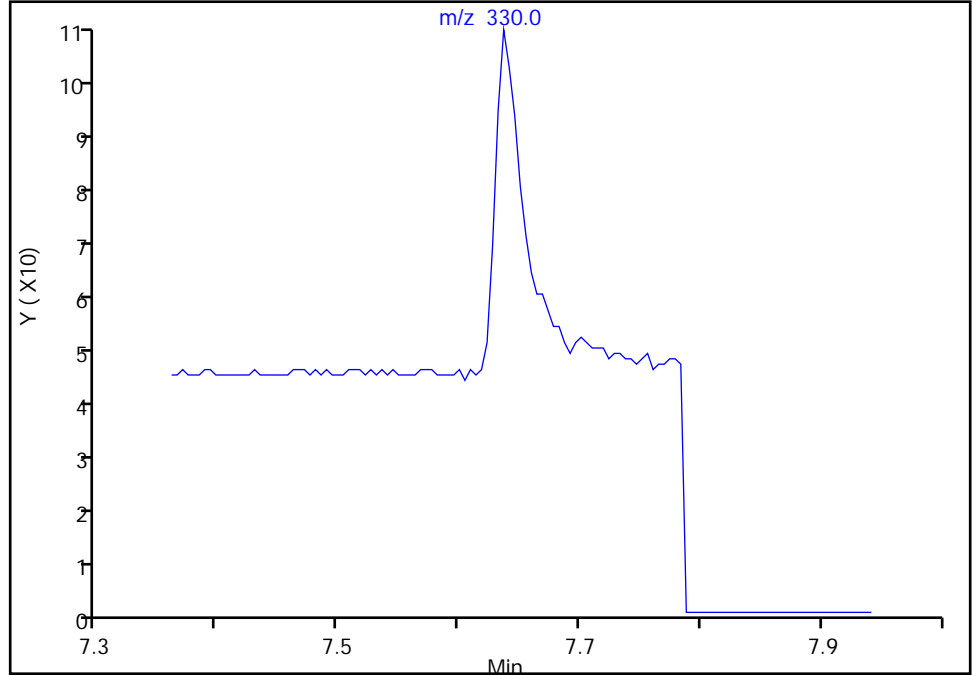
Eurofins Seattle

Data File: \\chromfs\Seattle\ChromData\TAC050\20220113-80849.b\SIM011322b024.D
Injection Date: 14-Jan-2022 04:26:30 Instrument ID: TAC050
Lims ID: std3
Client ID:
Operator ID: jcm ALS Bottle#: 14 Worklist Smp#: 14
Injection Vol: 1.0 ul Dil. Factor: 1.0000
Method: TAC050_SIM_PAH Limit Group: 8270D_SIM QSM 5.0
Column: Detector MS SCAN

\$ 7 2,4,6-Tribromophenol, CAS: 118-79-6
Signal: 1

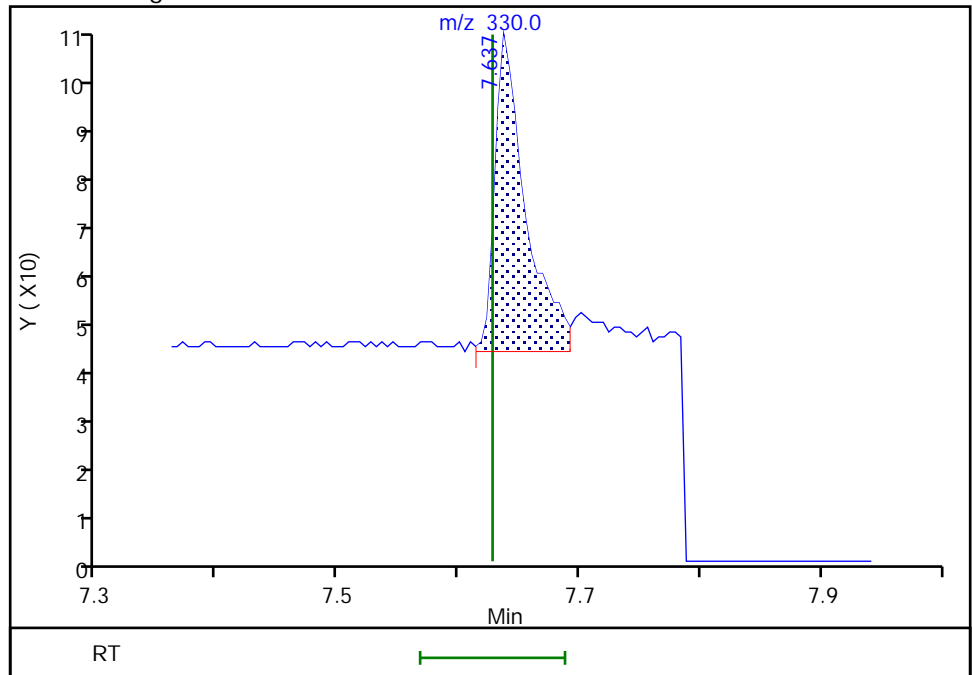
Not Detected
Expected RT: 7.63

Processing Integration Results



Manual Integration Results

RT: 7.64
Area: 113
Amount: 9.578742
Amount Units: ug/L



Reviewer: boylea, 14-Jan-2022 14:24:51
Audit Action: Manually Integrated

Audit Reason: Assign Peak
Page 602 of 766

Eurofins Seattle

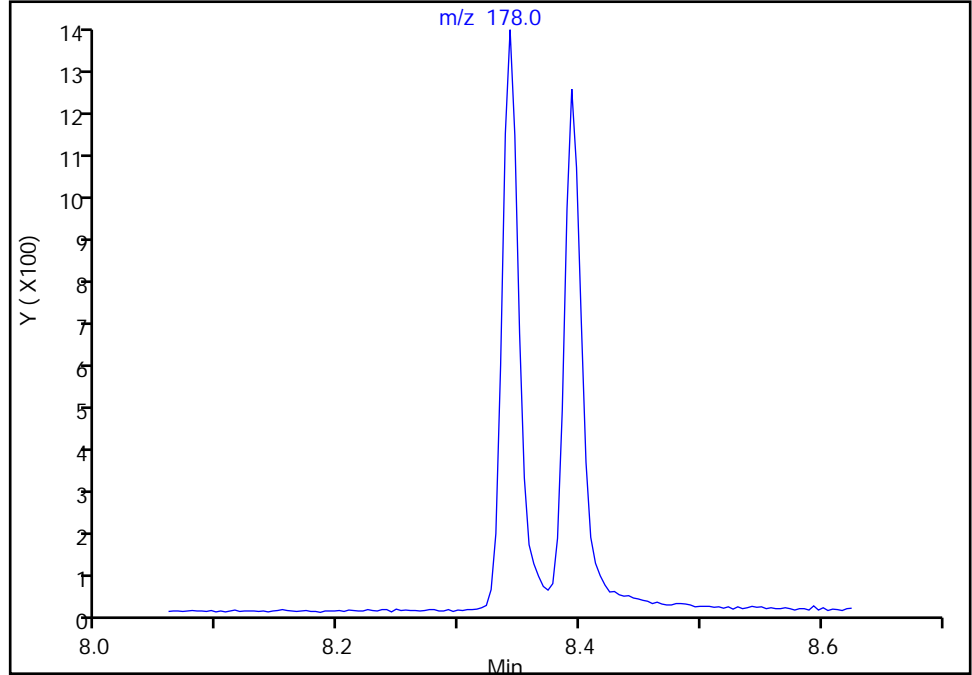
Data File: \\chromfs\Seattle\ChromData\TAC050\20220113-80849.b\SIM011322b024.D
Injection Date: 14-Jan-2022 04:26:30 Instrument ID: TAC050
Lims ID: std3
Client ID:
Operator ID: jcm ALS Bottle#: 14 Worklist Smp#: 14
Injection Vol: 1.0 ul Dil. Factor: 1.0000
Method: TAC050_SIM_PAH Limit Group: 8270D_SIM QSM 5.0
Column: Detector MS SCAN

18 Phenanthrene, CAS: 85-01-8

Signal: 1

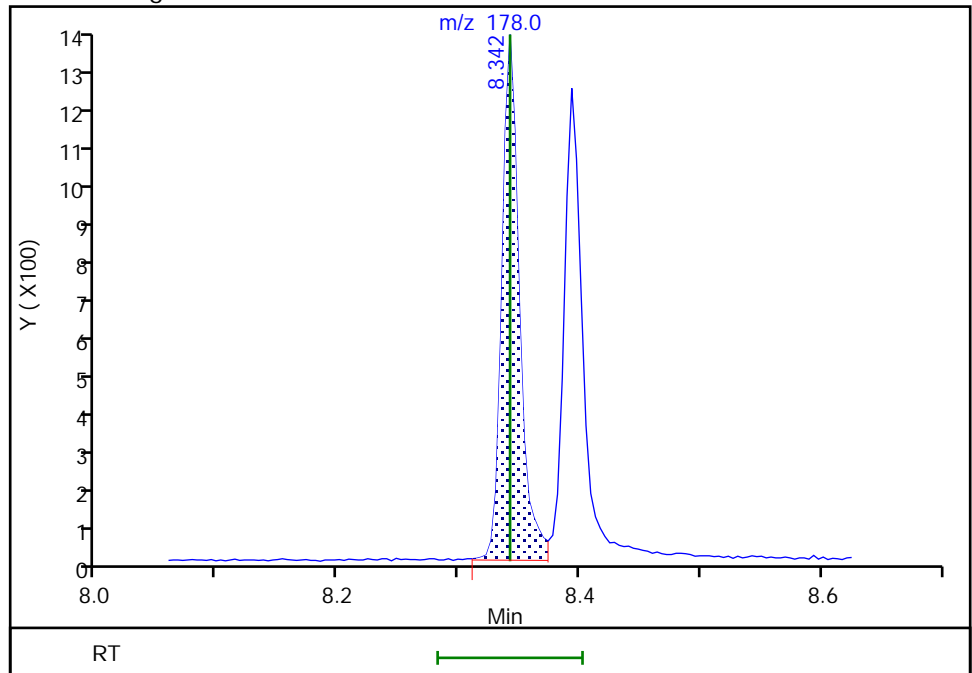
Not Detected
Expected RT: 8.34

Processing Integration Results



RT: 8.34
Area: 1265
Amount: 5.285785
Amount Units: ug/L

Manual Integration Results



Reviewer: boylea, 14-Jan-2022 14:25:31
Audit Action: Manually Integrated

Audit Reason: Assign Peak

Eurofins Seattle

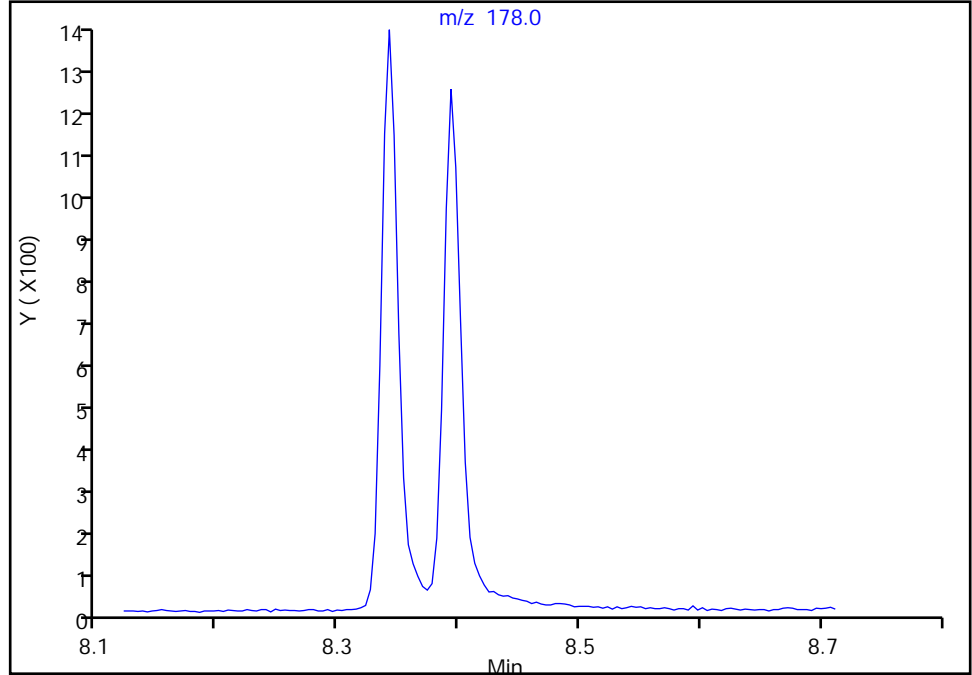
Data File: \\chromfs\Seattle\ChromData\TAC050\20220113-80849.b\SIM011322b024.D
Injection Date: 14-Jan-2022 04:26:30 Instrument ID: TAC050
Lims ID: std3
Client ID:
Operator ID: jcm ALS Bottle#: 14 Worklist Smp#: 14
Injection Vol: 1.0 ul Dil. Factor: 1.0000
Method: TAC050_SIM_PAH Limit Group: 8270D_SIM QSM 5.0
Column: Detector MS SCAN

19 Anthracene, CAS: 120-12-7

Signal: 1

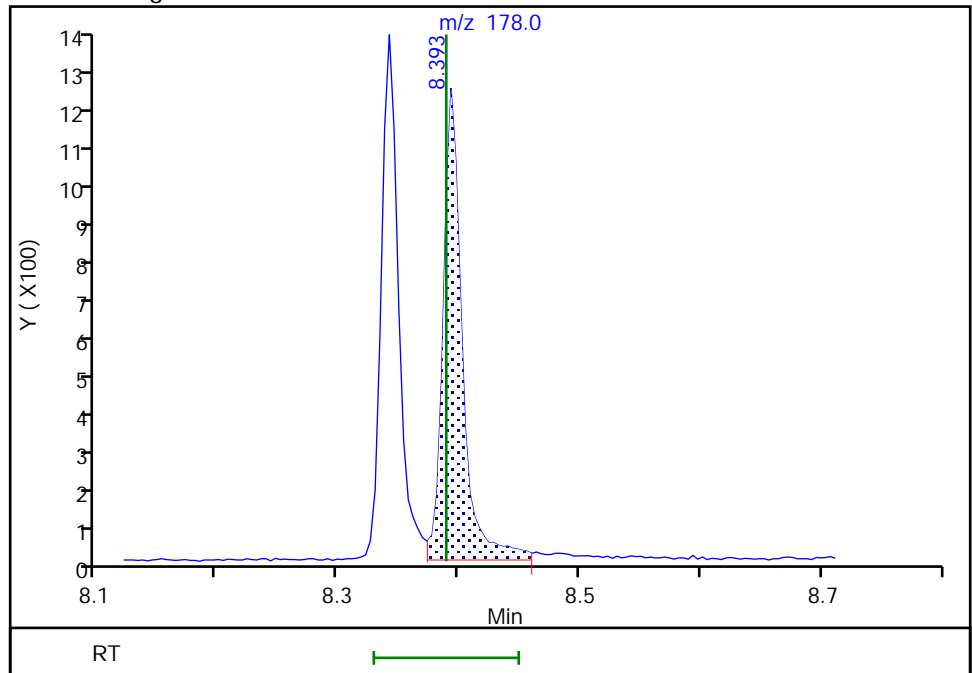
Not Detected
Expected RT: 8.39

Processing Integration Results



RT: 8.39
Area: 1238
Amount: 5.313964
Amount Units: ug/L

Manual Integration Results



Reviewer: boylea, 14-Jan-2022 14:25:38
Audit Action: Manually Integrated

Audit Reason: Assign Peak

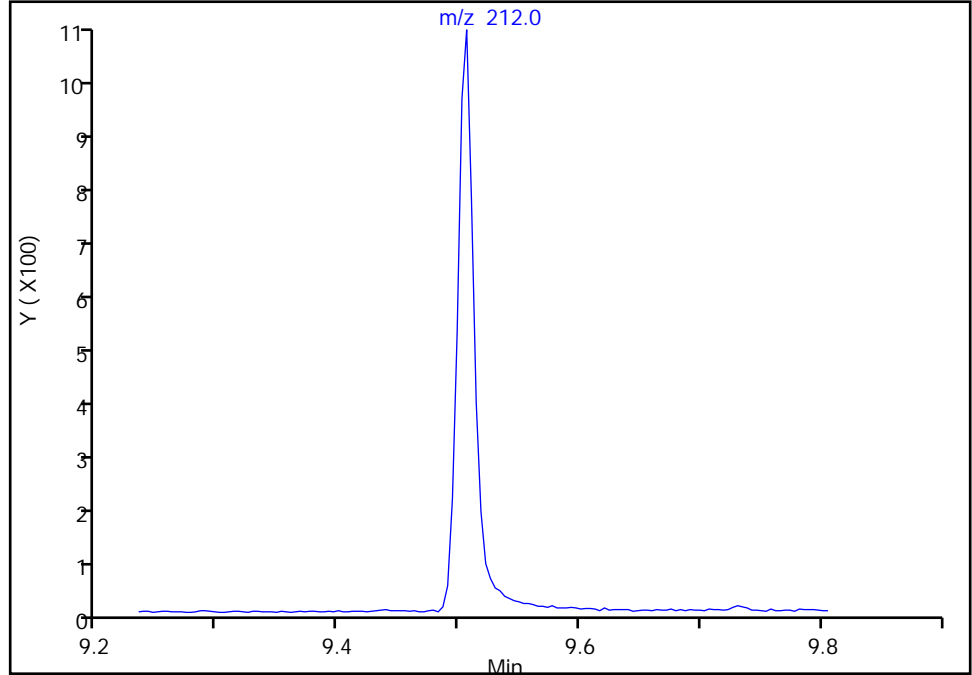
Eurofins Seattle

Data File: \\chromfs\Seattle\ChromData\TAC050\20220113-80849.b\SIM011322b024.D
Injection Date: 14-Jan-2022 04:26:30 Instrument ID: TAC050
Lims ID: std3
Client ID:
Operator ID: jcm ALS Bottle#: 14 Worklist Smp#: 14
Injection Vol: 1.0 ul Dil. Factor: 1.0000
Method: TAC050_SIM_PAH Limit Group: 8270D_SIM QSM 5.0
Column: Detector MS SCAN

\$ 8 Fluoranthene-d10 (Surr), CAS: 93951-69-0
Signal: 1

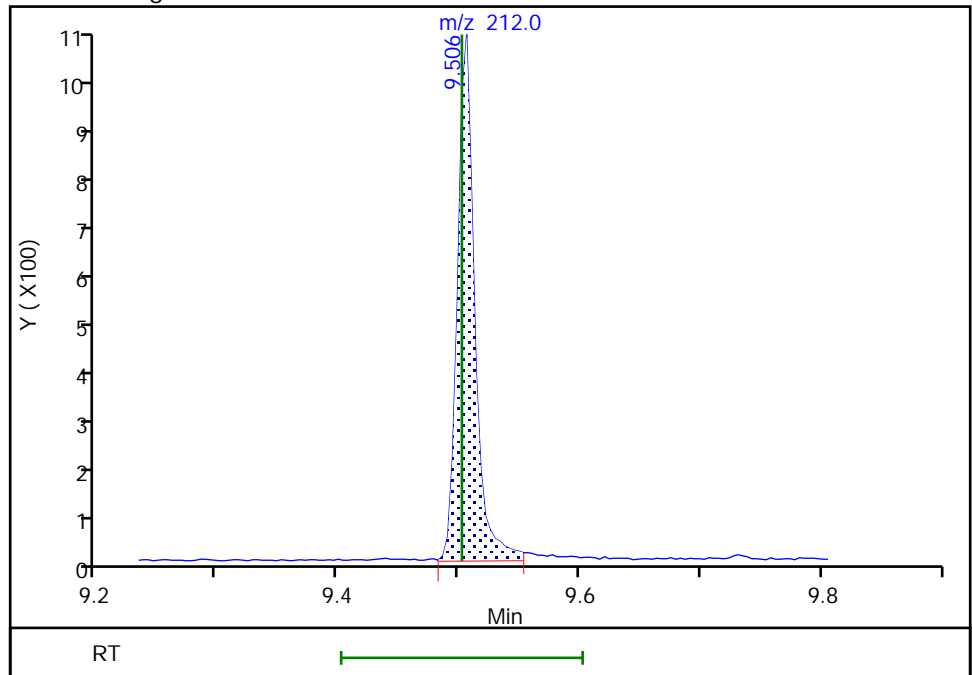
Not Detected
Expected RT: 9.50

Processing Integration Results



Manual Integration Results

RT: 9.51
Area: 1038
Amount: 5.240464
Amount Units: ug/L



Reviewer: boylea, 14-Jan-2022 14:24:56
Audit Action: Manually Integrated

Audit Reason: Assign Peak
Page 605 of 766

Eurofins Seattle

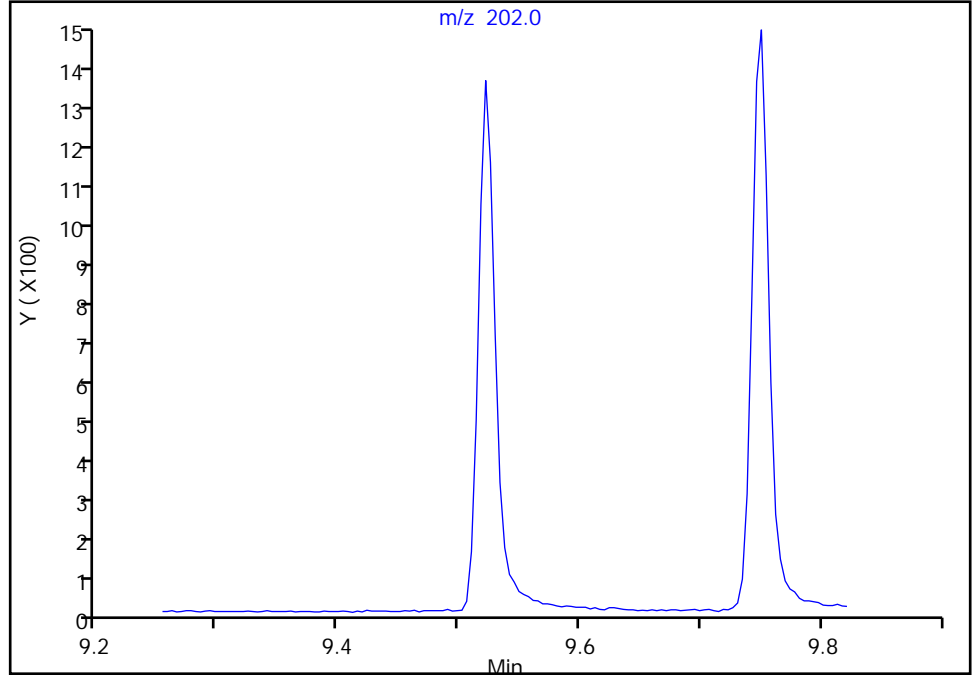
Data File: \\chromfs\Seattle\ChromData\TAC050\20220113-80849.b\SIM011322b024.D
Injection Date: 14-Jan-2022 04:26:30 Instrument ID: TAC050
Lims ID: std3
Client ID:
Operator ID: jcm ALS Bottle#: 14 Worklist Smp#: 14
Injection Vol: 1.0 ul Dil. Factor: 1.0000
Method: TAC050_SIM_PAH Limit Group: 8270D_SIM QSM 5.0
Column: Detector MS SCAN

20 Fluoranthene, CAS: 206-44-0

Signal: 1

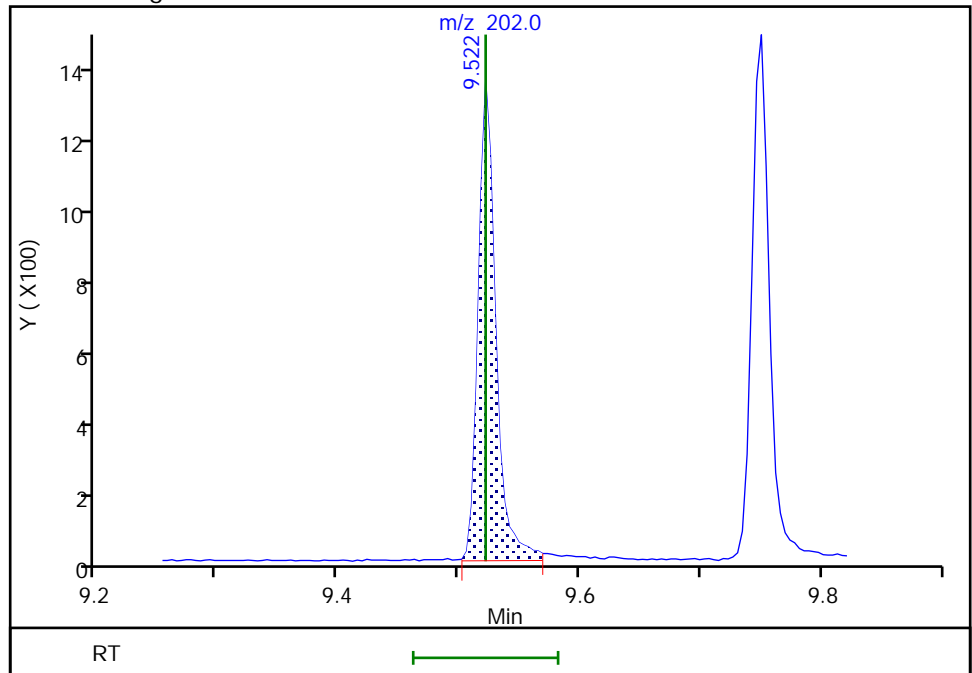
Not Detected
Expected RT: 9.52

Processing Integration Results



RT: 9.52
Area: 1256
Amount: 5.278999
Amount Units: ug/L

Manual Integration Results



Reviewer: boylea, 14-Jan-2022 14:26:06
Audit Action: Manually Integrated

Audit Reason: Assign Peak

Eurofins Seattle

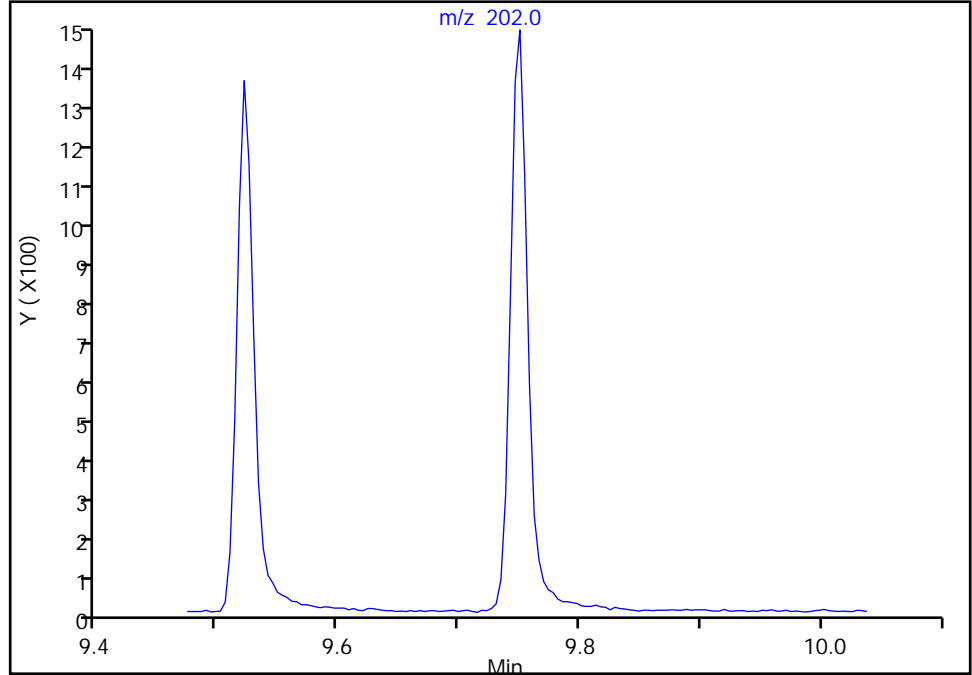
Data File: \\chromfs\Seattle\ChromData\TAC050\20220113-80849.b\SIM011322b024.D
Injection Date: 14-Jan-2022 04:26:30 Instrument ID: TAC050
Lims ID: std3
Client ID:
Operator ID: jcm ALS Bottle#: 14 Worklist Smp#: 14
Injection Vol: 1.0 ul Dil. Factor: 1.0000
Method: TAC050_SIM_PAH Limit Group: 8270D_SIM QSM 5.0
Column: Detector MS SCAN

21 Pyrene, CAS: 129-00-0

Signal: 1

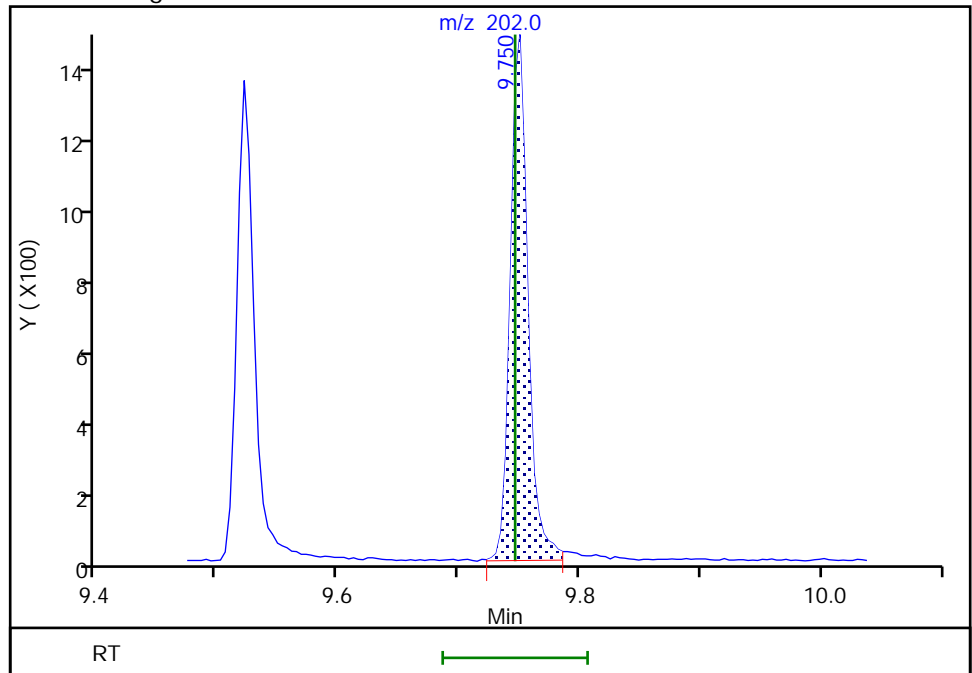
Not Detected
Expected RT: 9.75

Processing Integration Results



Manual Integration Results

RT: 9.75
Area: 1375
Amount: 5.470931
Amount Units: ug/L



Reviewer: boylea, 14-Jan-2022 14:26:10
Audit Action: Manually Integrated

Audit Reason: Assign Peak

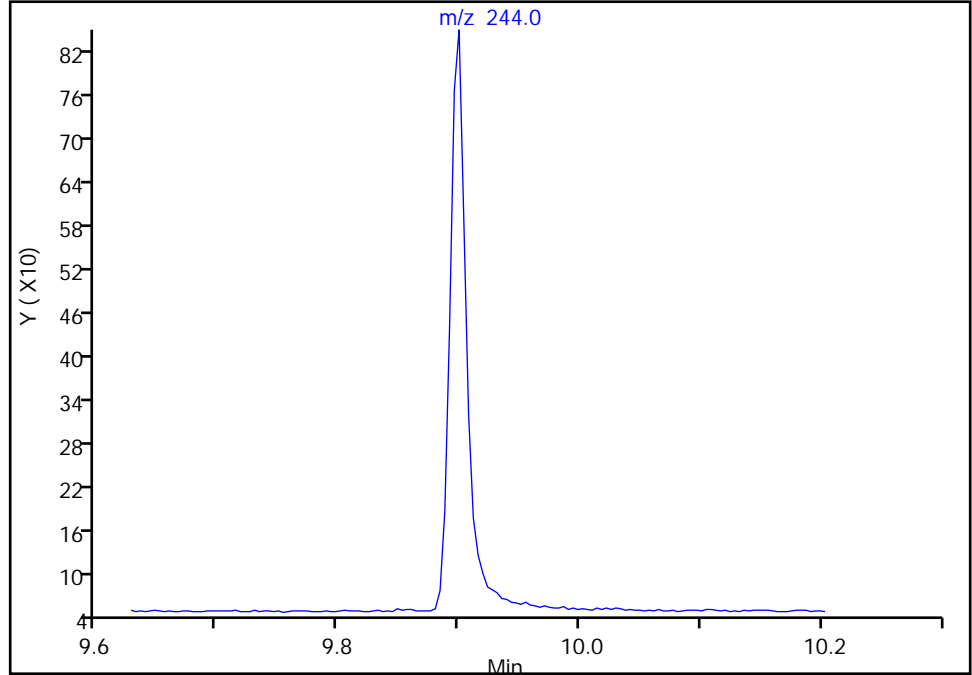
Eurofins Seattle

Data File: \\chromfs\Seattle\ChromData\TAC050\20220113-80849.b\SIM011322b024.D
Injection Date: 14-Jan-2022 04:26:30 Instrument ID: TAC050
Lims ID: std3
Client ID:
Operator ID: jcm ALS Bottle#: 14 Worklist Smp#: 14
Injection Vol: 1.0 ul Dil. Factor: 1.0000
Method: TAC050_SIM_PAH Limit Group: 8270D_SIM QSM 5.0
Column: Detector MS SCAN

\$ 9 Terphenyl-d14, CAS: 1718-51-0
Signal: 1

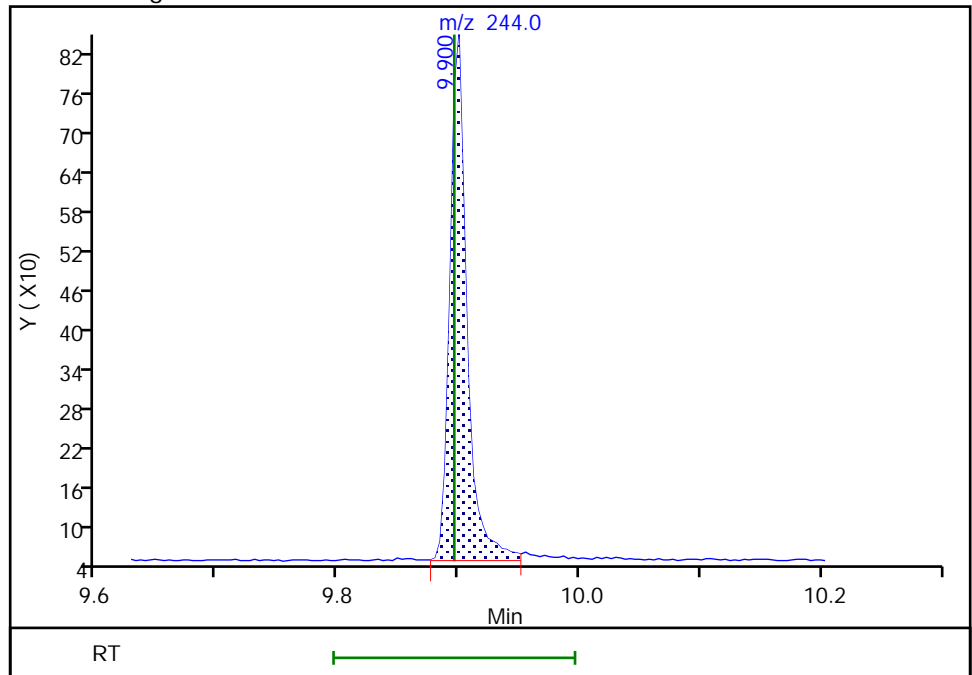
Not Detected
Expected RT: 9.90

Processing Integration Results



Manual Integration Results

RT: 9.90
Area: 782
Amount: 6.223975
Amount Units: ug/L



Reviewer: boylea, 14-Jan-2022 14:25:02
Audit Action: Manually Integrated

Audit Reason: Assign Peak
Page 608 of 766

Eurofins Seattle

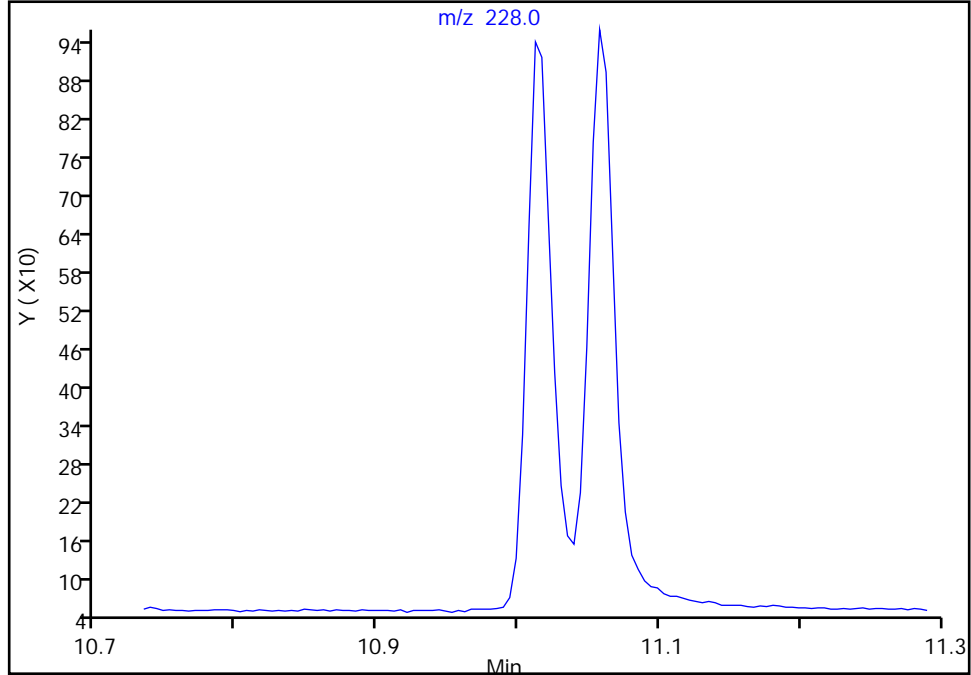
Data File: \\chromfs\Seattle\ChromData\TAC050\20220113-80849.b\SIM011322b024.D
Injection Date: 14-Jan-2022 04:26:30 Instrument ID: TAC050
Lims ID: std3
Client ID:
Operator ID: jcm ALS Bottle#: 14 Worklist Smp#: 14
Injection Vol: 1.0 ul Dil. Factor: 1.0000
Method: TAC050_SIM_PAH Limit Group: 8270D_SIM QSM 5.0
Column: Detector MS SCAN

22 Benzo[a]anthracene, CAS: 56-55-3

Signal: 1

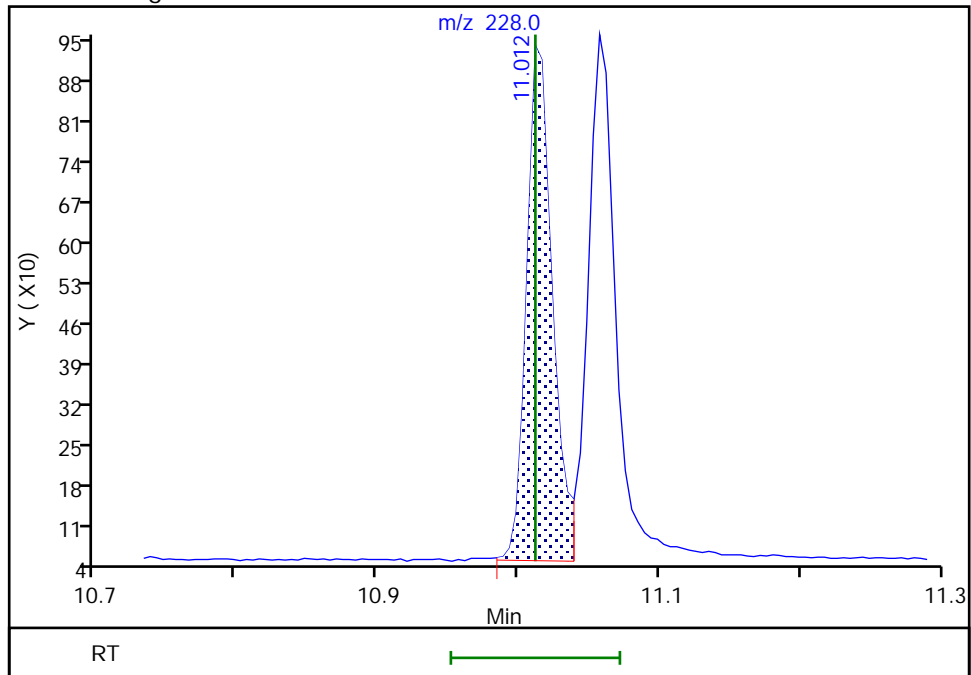
Not Detected
Expected RT: 11.01

Processing Integration Results



RT: 11.01
Area: 1118
Amount: 5.025826
Amount Units: ug/L

Manual Integration Results



Reviewer: boylea, 14-Jan-2022 14:26:26
Audit Action: Manually Integrated

Audit Reason: Assign Peak

Eurofins Seattle

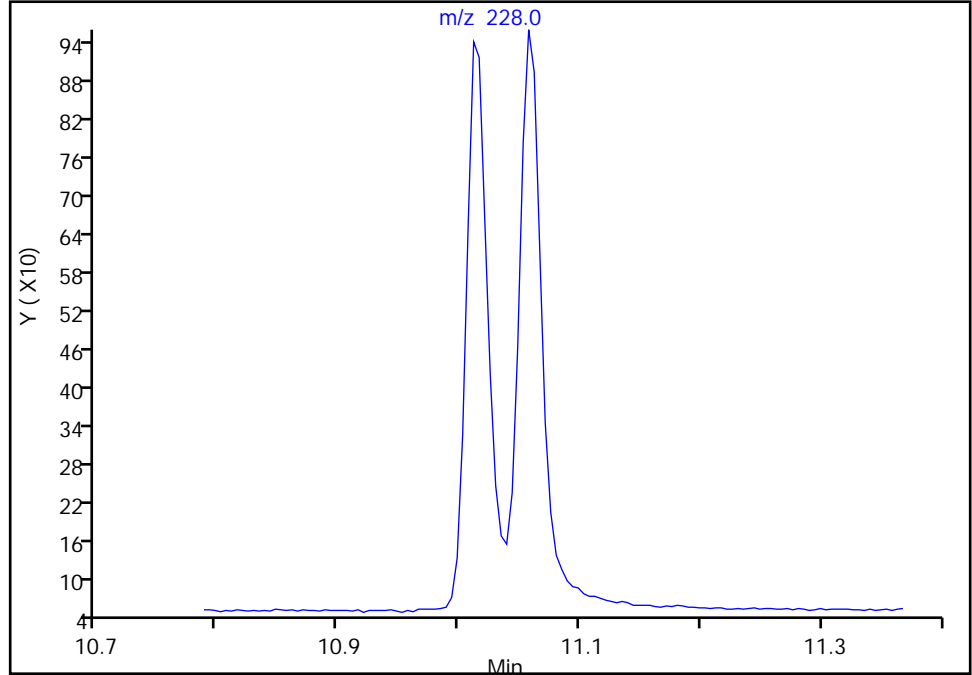
Data File: \\chromfs\Seattle\ChromData\TAC050\20220113-80849.b\SIM011322b024.D
Injection Date: 14-Jan-2022 04:26:30 Instrument ID: TAC050
Lims ID: std3
Client ID:
Operator ID: jcm ALS Bottle#: 14 Worklist Smp#: 14
Injection Vol: 1.0 ul Dil. Factor: 1.0000
Method: TAC050_SIM_PAH Limit Group: 8270D_SIM QSM 5.0
Column: Detector MS SCAN

23 Chrysene, CAS: 218-01-9

Signal: 1

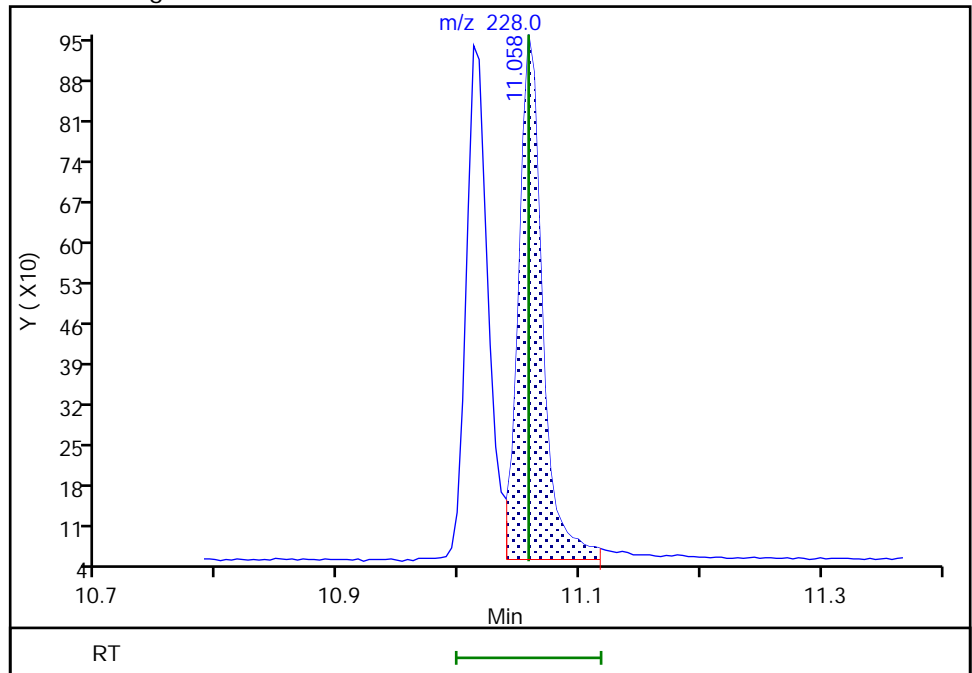
Not Detected
Expected RT: 11.06

Processing Integration Results



Manual Integration Results

RT: 11.06
Area: 1221
Amount: 5.148902
Amount Units: ug/L



Reviewer: boylea, 14-Jan-2022 14:26:39
Audit Action: Manually Integrated

Audit Reason: Assign Peak

Eurofins Seattle

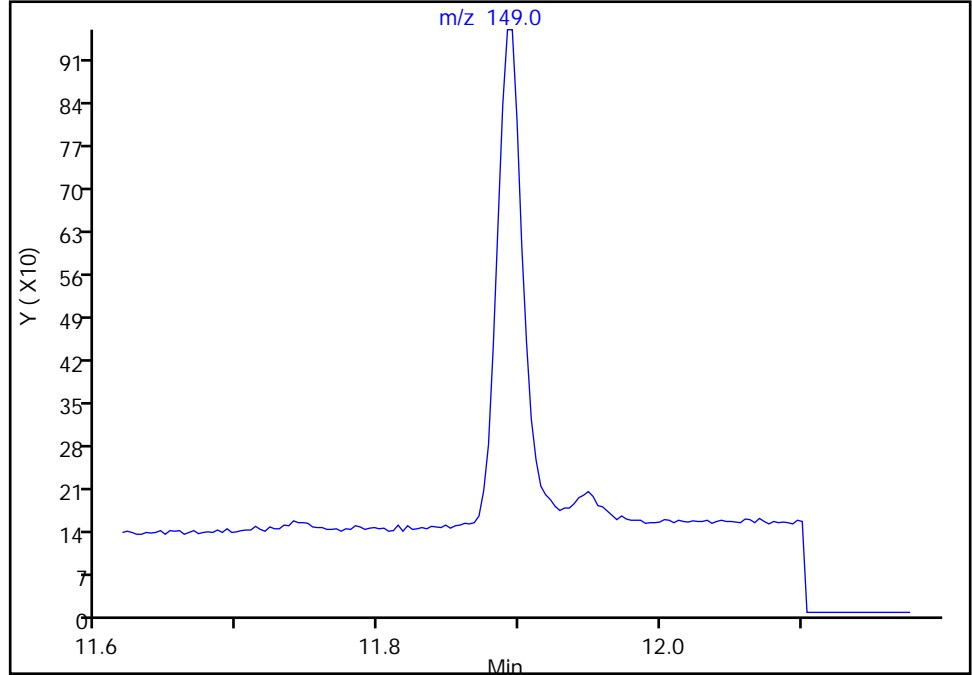
Data File: \\chromfs\Seattle\ChromData\TAC050\20220113-80849.b\SIM011322b024.D
Injection Date: 14-Jan-2022 04:26:30 Instrument ID: TAC050
Lims ID: std3
Client ID:
Operator ID: jcm ALS Bottle#: 14 Worklist Smp#: 14
Injection Vol: 1.0 ul Dil. Factor: 1.0000
Method: TAC050_SIM_PAH Limit Group: 8270D_SIM QSM 5.0
Column: Detector MS SCAN

30 Bis(2-ethylhexyl) phthalate, CAS: 117-81-7

Signal: 1

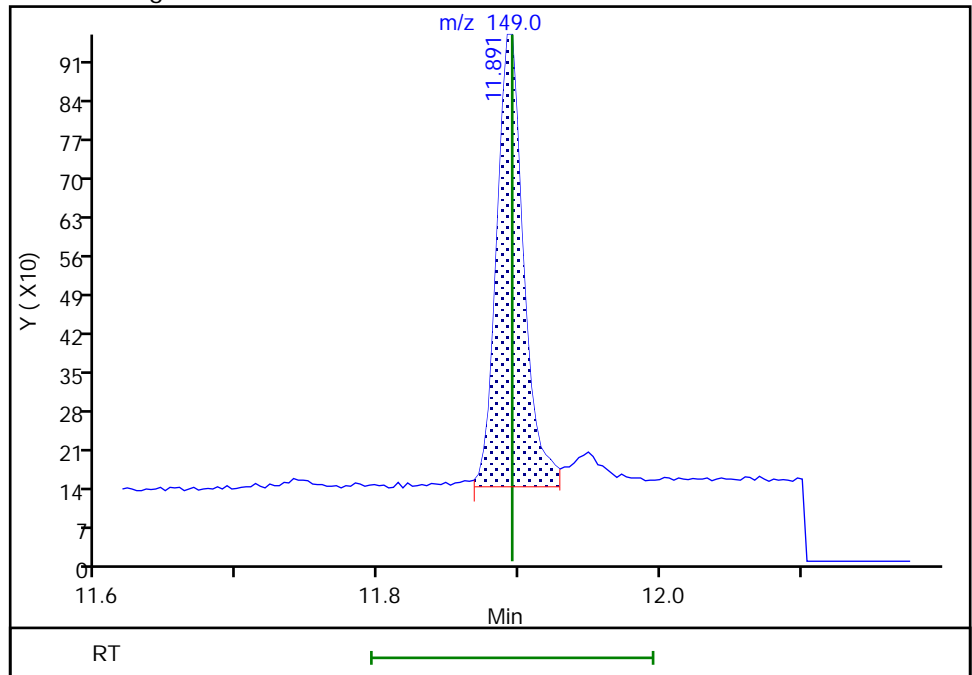
Not Detected
Expected RT: 11.89

Processing Integration Results



Manual Integration Results

RT: 11.89
Area: 1083
Amount: 4.520571
Amount Units: ug/L



Reviewer: boylea, 14-Jan-2022 14:26:44
Audit Action: Manually Integrated

Audit Reason: Assign Peak
Page 611 of 766

Eurofins Seattle

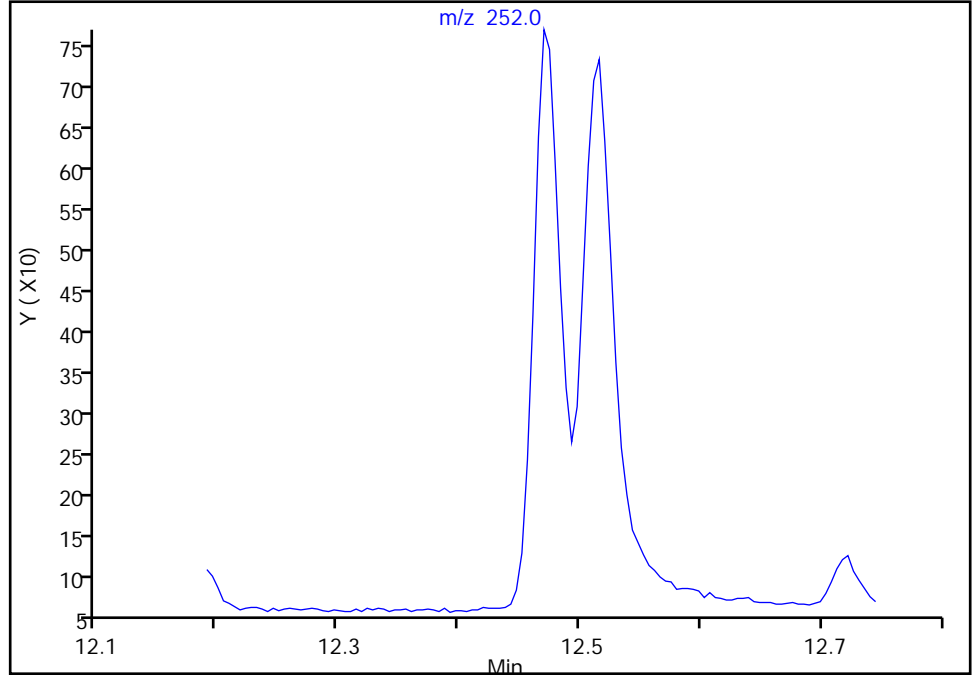
Data File: \\chromfs\Seattle\ChromData\TAC050\20220113-80849.b\SIM011322b024.D
Injection Date: 14-Jan-2022 04:26:30 Instrument ID: TAC050
Lims ID: std3
Client ID:
Operator ID: jcm ALS Bottle#: 14 Worklist Smp#: 14
Injection Vol: 1.0 ul Dil. Factor: 1.0000
Method: TAC050_SIM_PAH Limit Group: 8270D_SIM QSM 5.0
Column: Detector MS SCAN

24 Benzo[b]fluoranthene, CAS: 205-99-2

Signal: 1

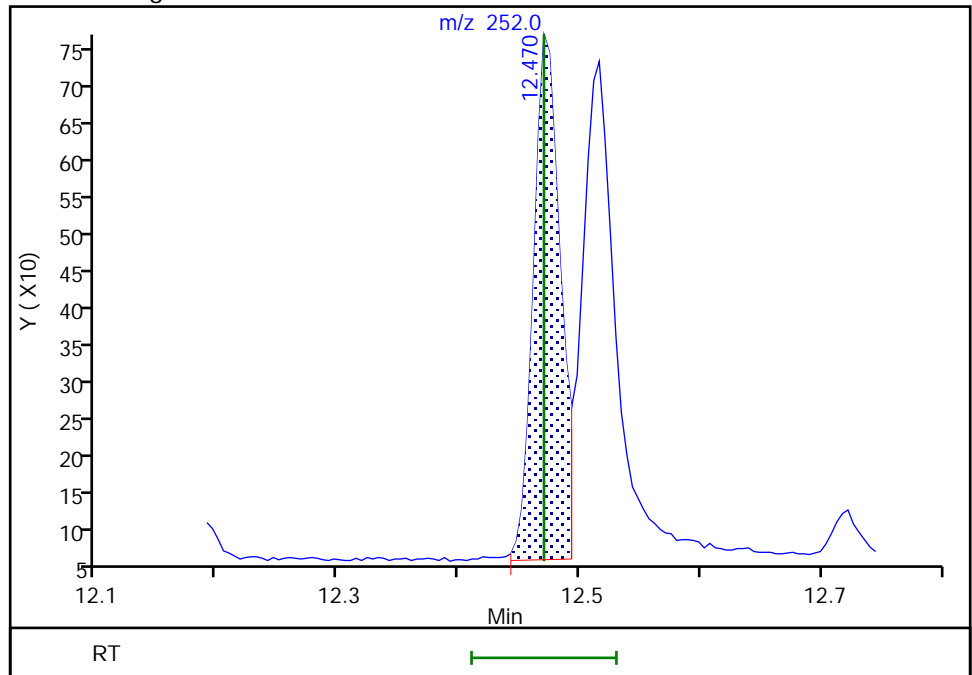
Not Detected
Expected RT: 12.47

Processing Integration Results



Manual Integration Results

RT: 12.47
Area: 1076
Amount: 5.050499
Amount Units: ug/L



Reviewer: boylea, 14-Jan-2022 14:26:51
Audit Action: Manually Integrated

Audit Reason: Assign Peak

Eurofins Seattle

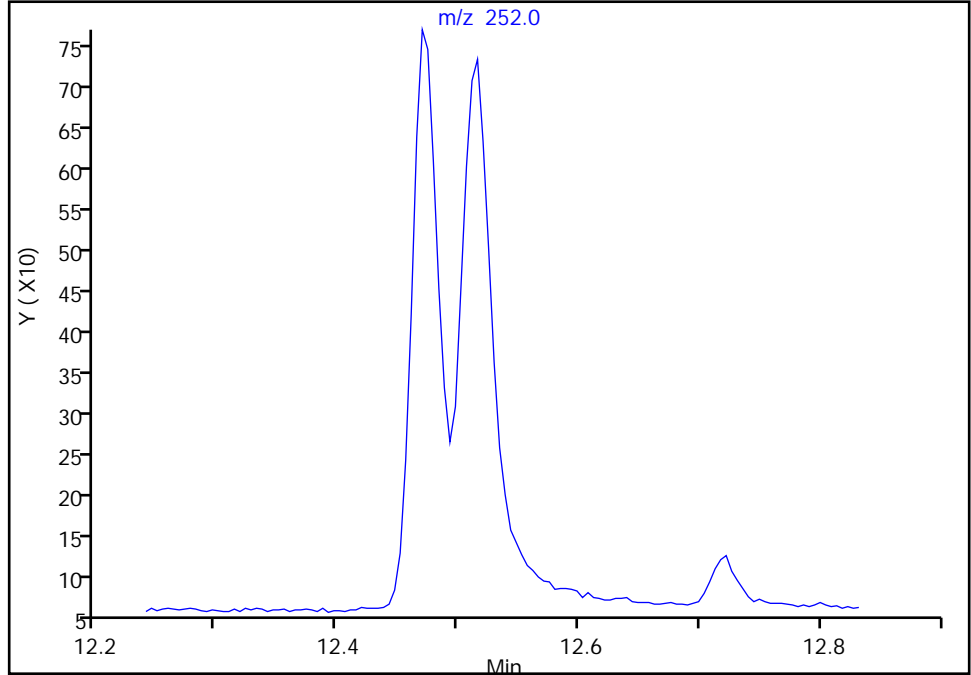
Data File: \\chromfs\Seattle\ChromData\TAC050\20220113-80849.b\SIM011322b024.D
Injection Date: 14-Jan-2022 04:26:30 Instrument ID: TAC050
Lims ID: std3
Client ID:
Operator ID: jcm ALS Bottle#: 14 Worklist Smp#: 14
Injection Vol: 1.0 ul Dil. Factor: 1.0000
Method: TAC050_SIM_PAH Limit Group: 8270D_SIM QSM 5.0
Column: Detector MS SCAN

25 Benzo[k]fluoranthene, CAS: 207-08-9

Signal: 1

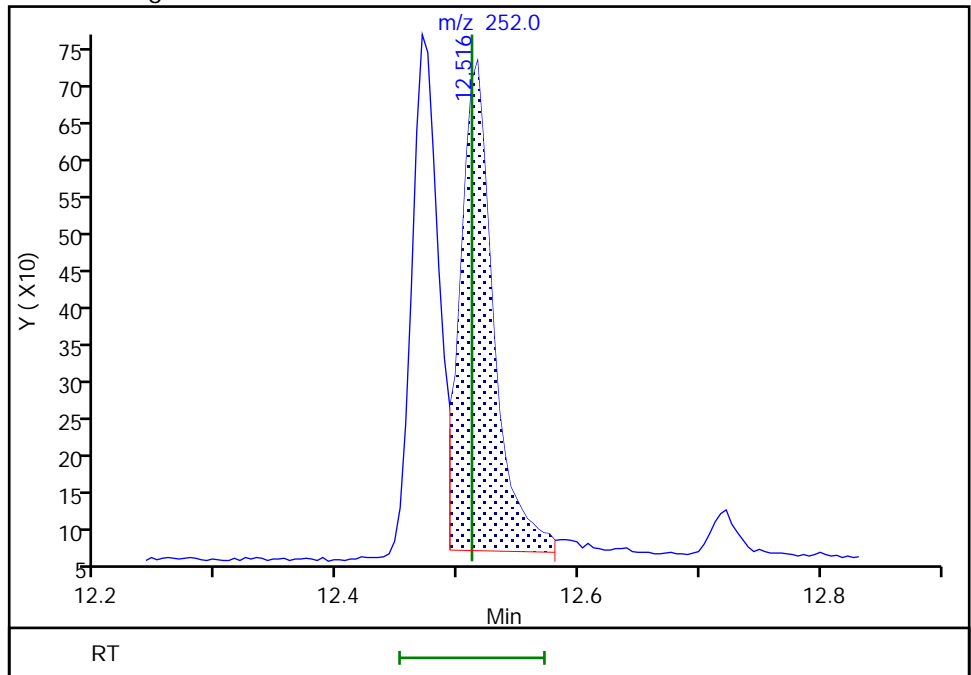
Not Detected
Expected RT: 12.51

Processing Integration Results



Manual Integration Results

RT: 12.52
Area: 1238
Amount: 5.232427
Amount Units: ug/L



Reviewer: boylea, 14-Jan-2022 14:26:57
Audit Action: Manually Integrated

Audit Reason: Assign Peak

Eurofins Seattle

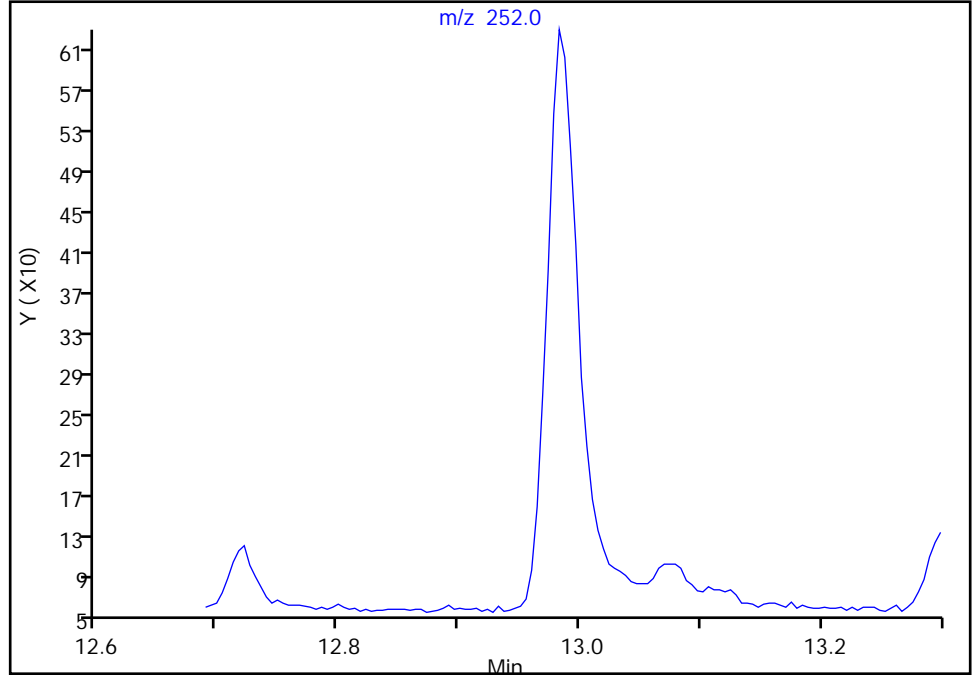
Data File: \\chromfs\Seattle\ChromData\TAC050\20220113-80849.b\SIM011322b024.D
Injection Date: 14-Jan-2022 04:26:30 Instrument ID: TAC050
Lims ID: std3
Client ID:
Operator ID: jcm ALS Bottle#: 14 Worklist Smp#: 14
Injection Vol: 1.0 ul Dil. Factor: 1.0000
Method: TAC050_SIM_PAH Limit Group: 8270D_SIM QSM 5.0
Column: Detector MS SCAN

26 Benzo[a]pyrene, CAS: 50-32-8

Signal: 1

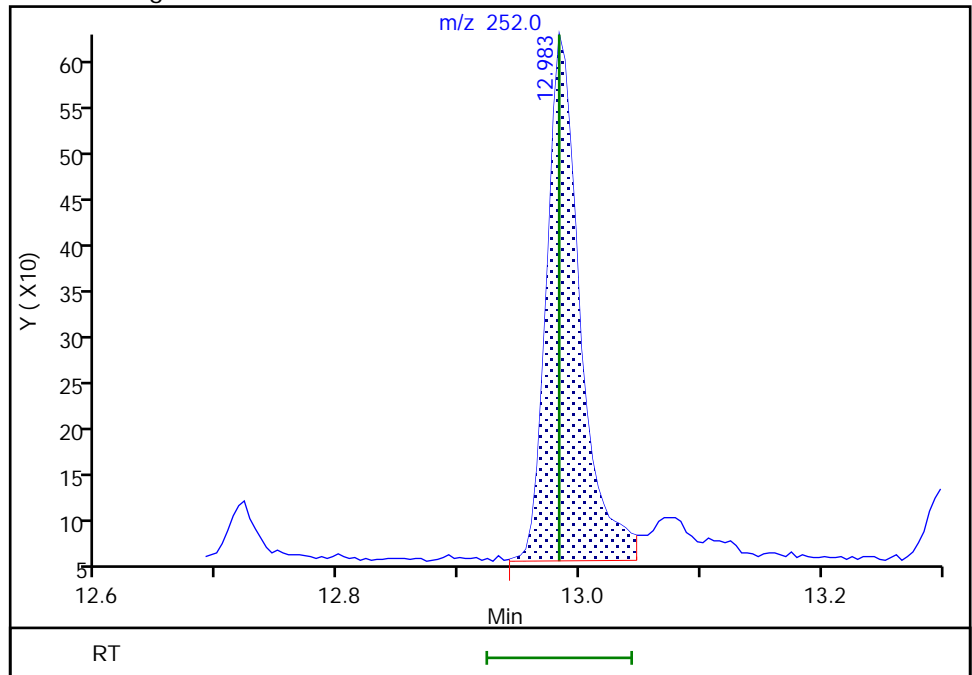
Not Detected
Expected RT: 12.98

Processing Integration Results



Manual Integration Results

RT: 12.98
Area: 1088
Amount: 5.127355
Amount Units: ug/L



Reviewer: boylea, 14-Jan-2022 14:27:08
Audit Action: Manually Integrated

Eurofins Seattle

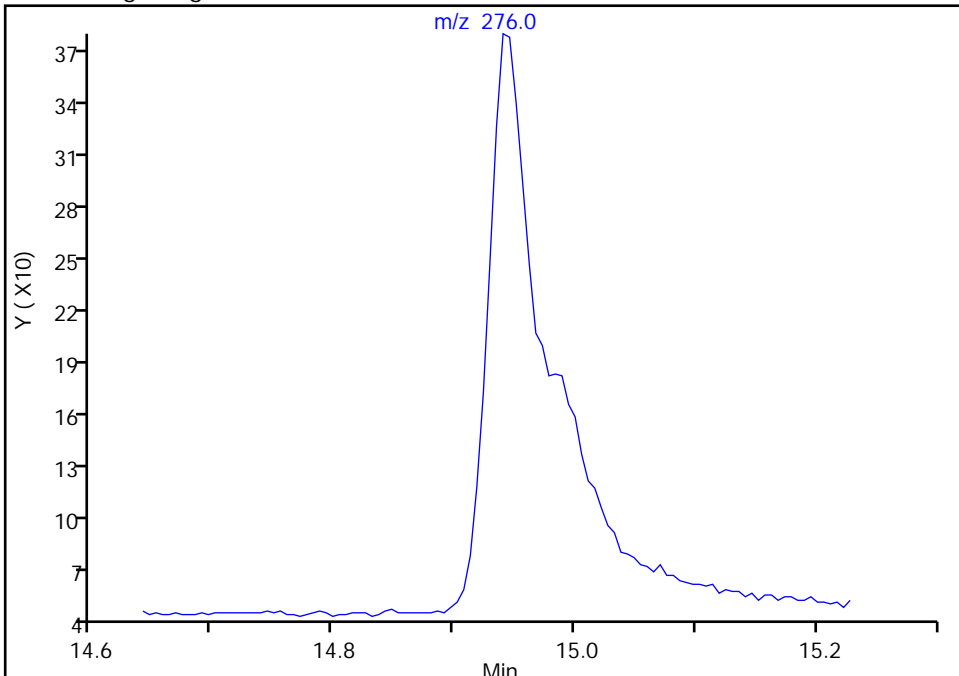
Data File: \\chromfs\Seattle\ChromData\TAC050\20220113-80849.b\SIM011322b024.D
Injection Date: 14-Jan-2022 04:26:30 Instrument ID: TAC050
Lims ID: std3
Client ID:
Operator ID: jcm ALS Bottle#: 14 Worklist Smp#: 14
Injection Vol: 1.0 ul Dil. Factor: 1.0000
Method: TAC050_SIM_PAH Limit Group: 8270D_SIM QSM 5.0
Column: Detector MS SCAN

27 Indeno[1,2,3-cd]pyrene, CAS: 193-39-5

Signal: 1

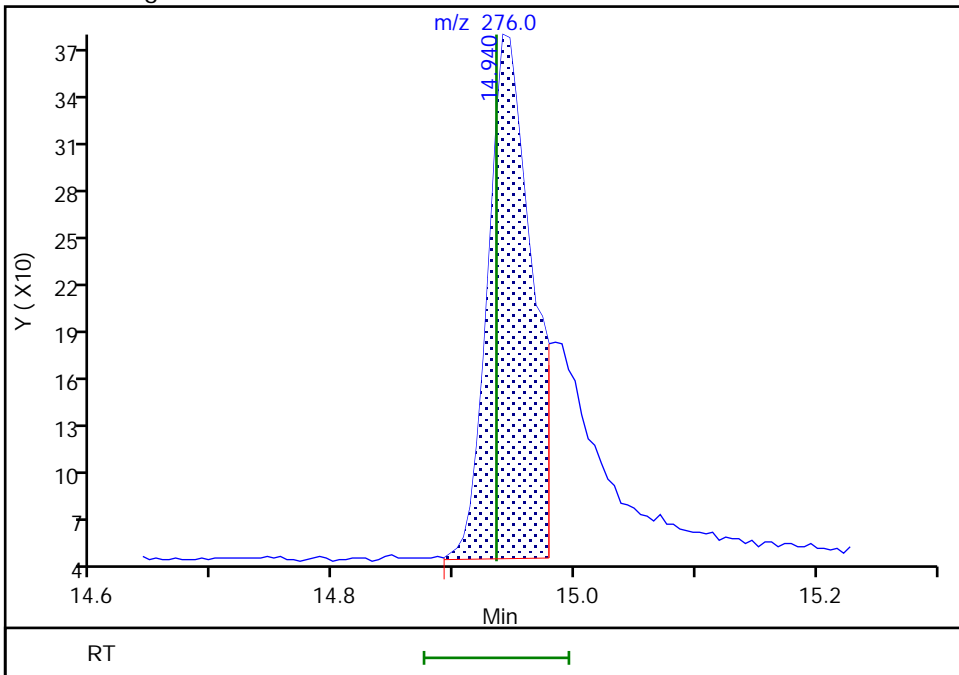
Not Detected
Expected RT: 14.93

Processing Integration Results



Manual Integration Results

RT: 14.94
Area: 804
Amount: 5.456935
Amount Units: ug/L



Reviewer: boylea, 14-Jan-2022 14:27:14
Audit Action: Manually Integrated

Eurofins Seattle

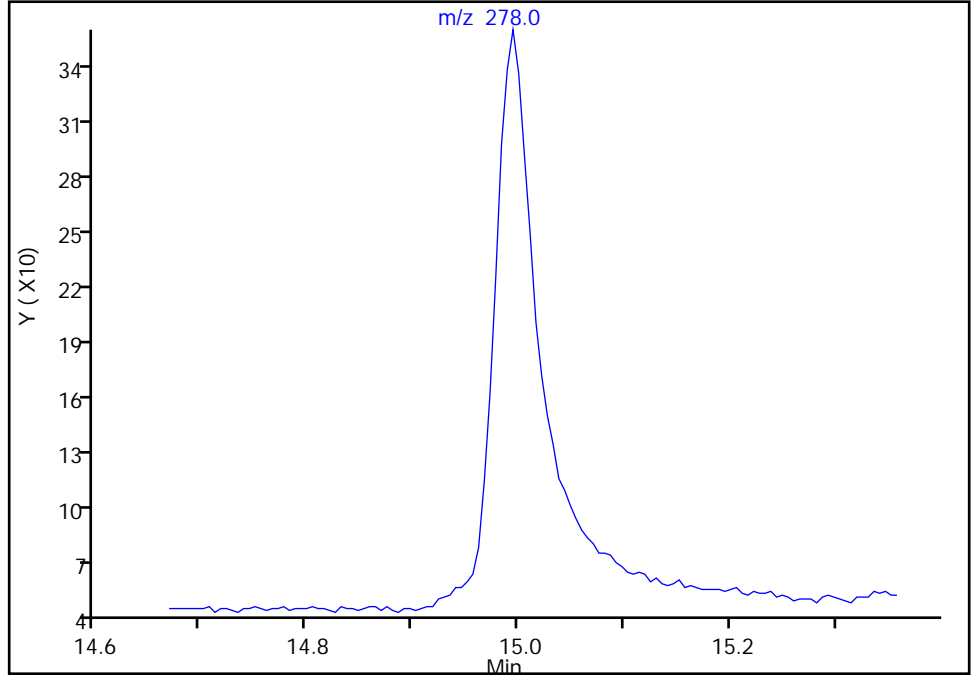
Data File: \\chromfs\Seattle\ChromData\TAC050\20220113-80849.b\SIM011322b024.D
Injection Date: 14-Jan-2022 04:26:30 Instrument ID: TAC050
Lims ID: std3
Client ID:
Operator ID: jcm ALS Bottle#: 14 Worklist Smp#: 14
Injection Vol: 1.0 ul Dil. Factor: 1.0000
Method: TAC050_SIM_PAH Limit Group: 8270D_SIM QSM 5.0
Column: Detector MS SCAN

28 Dibenz(a,h)anthracene, CAS: 53-70-3

Signal: 1

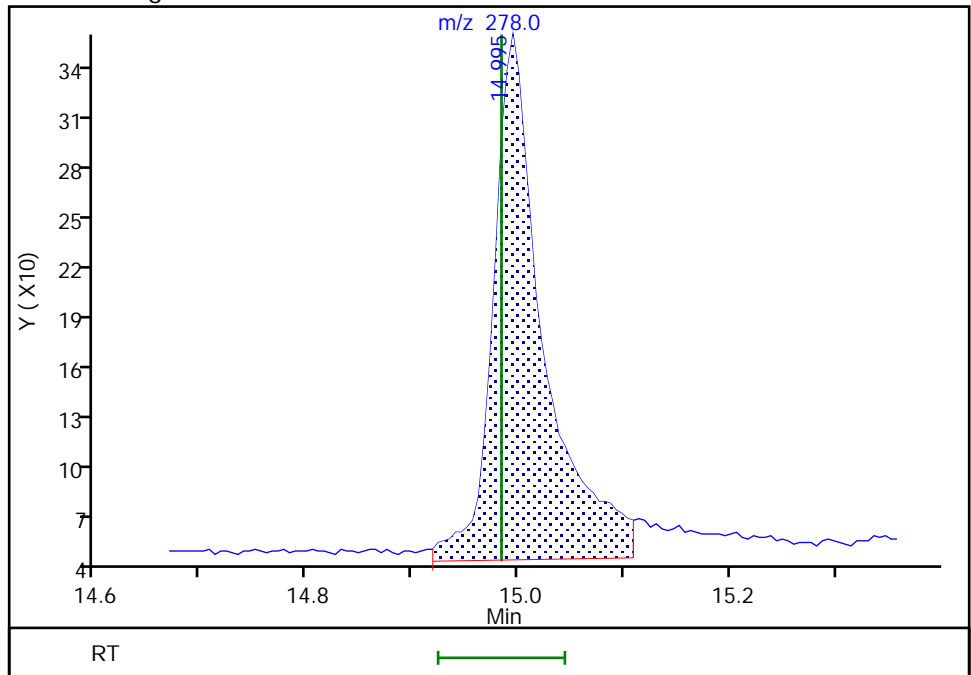
Not Detected
Expected RT: 14.98

Processing Integration Results



Manual Integration Results

RT: 14.99
Area: 1020
Amount: 5.164623
Amount Units: ug/L



Reviewer: boylea, 14-Jan-2022 14:27:18
Audit Action: Manually Integrated

Audit Reason: Assign Peak

Eurofins Seattle

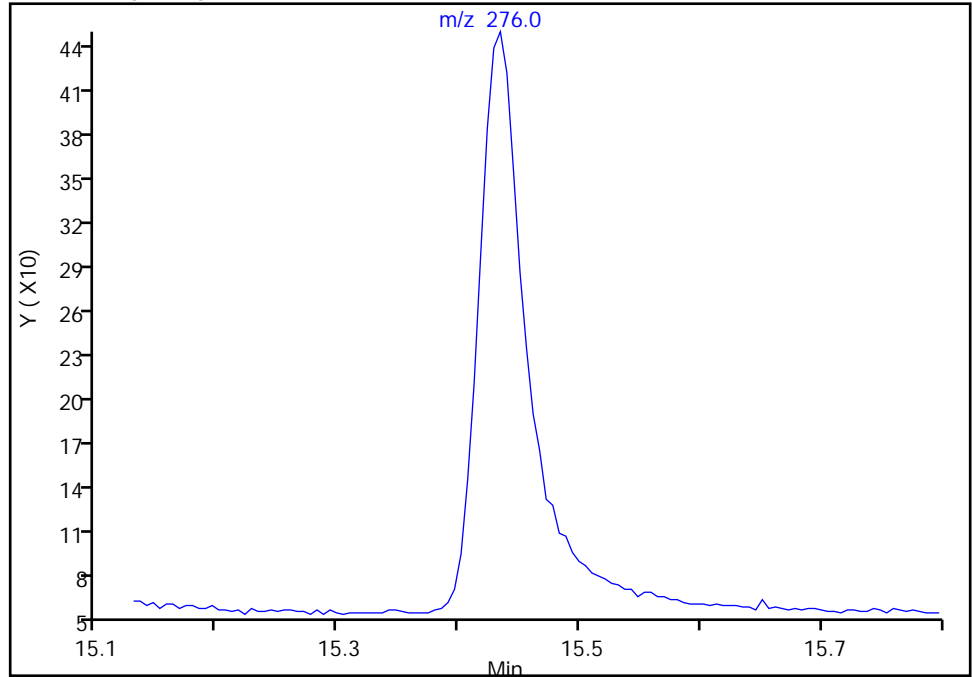
Data File: \\chromfs\Seattle\ChromData\TAC050\20220113-80849.b\SIM011322b024.D
Injection Date: 14-Jan-2022 04:26:30 Instrument ID: TAC050
Lims ID: std3
Client ID:
Operator ID: jcm ALS Bottle#: 14 Worklist Smp#: 14
Injection Vol: 1.0 ul Dil. Factor: 1.0000
Method: TAC050_SIM_PAH Limit Group: 8270D_SIM QSM 5.0
Column: Detector MS SCAN

29 Benzo[g,h,i]perylene, CAS: 191-24-2

Signal: 1

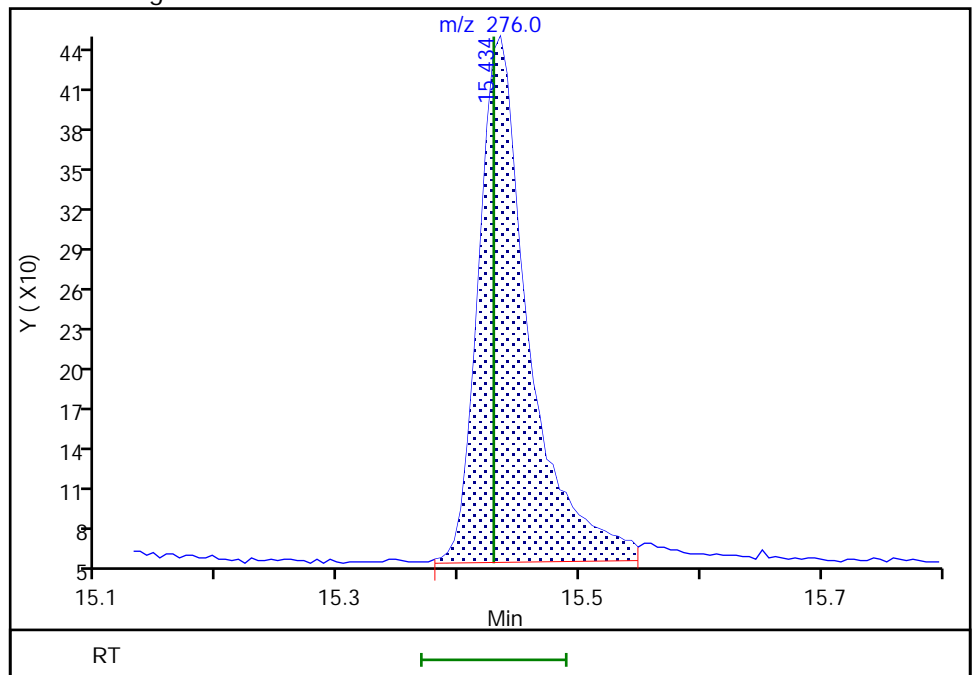
Not Detected
Expected RT: 15.43

Processing Integration Results



Manual Integration Results

RT: 15.43
Area: 1138
Amount: 5.220920
Amount Units: ug/L



Reviewer: boylea, 14-Jan-2022 14:27:31
Audit Action: Manually Integrated

Audit Reason: Assign Peak

Eurofins Seattle
Target Compound Quantitation Report

Data File: \\chromfs\Seattle\ChromData\TAC050\20220113-80849.b\SIM011322b025.D
 Lims ID: std2
 Client ID:
 Sample Type: IC Calib Level: 2
 Inject. Date: 14-Jan-2022 04:45:30 ALS Bottle#: 15 Worklist Smp#: 15
 Injection Vol: 1.0 ul Dil. Factor: 1.0000
 Sample Info: 2
 Operator ID: jcm Instrument ID: TAC050
 Sublist: chrom-TAC050_SIM_PAH*sub9
 Method: \\chromfs\Seattle\ChromData\TAC050\20220113-80849.b\TAC050_SIM_PAH.m
 Limit Group: 8270D_SIM QSM 5.0
 Last Update: 14-Jan-2022 15:42:22 Calib Date: 14-Jan-2022 05:04:30
 Integrator: Falcon ID Type: RT Order ID
 Quant Method: Internal Standard Quant By: Initial Calibration
 Last ICal File: \\chromfs\Seattle\ChromData\TAC050\20220113-80849.b\SIM011322b026.D

Column 1 : Det: MS SCAN
 Process Host: CTX1628

First Level Reviewer: limmere Date: 14-Jan-2022 10:26:21

Compound	Sig	RT (min.)	Exp RT (min.)	Dlt RT (min.)	Q	Response	Cal Amt ug/L	OnCol Amt ug/L	Flags
* 1 Naphthalene-d8	136	5.171	5.171	0.000	90	21468	100.0	100.0	
* 2 Acenaphthene-d10	164	6.854	6.854	0.000	69	9515	100.0	100.0	
* 3 Phenanthrene-d10	188	8.319	8.319	0.001	56	14508	100.0	100.0	
* 4 Chrysene-d12	240	11.030	11.030	0.000	49	10882	100.0	100.0	
* 5 Perylene-d12	264	13.079	13.074	0.005	69	13082	100.0	100.0	
\$ 6 2-methylnaphthalene-d10	152	5.814	5.809	0.005	67	283	2.00	2.23	M
\$ 10 2-Fluorobiphenyl	172	6.193	6.190	0.003	0	336	2.00	2.21	M
\$ 7 2,4,6-Tribromophenol	330	7.641	7.628	0.013	49	57	2.00	7.64	M
\$ 8 Fluoranthene-d10 (Surr)	212	9.506	9.502	0.004	68	476	2.00	2.00	M
\$ 9 Terphenyl-d14	244	9.900	9.896	0.004	94	359	2.00	3.09	M
11 Naphthalene	128	5.189	5.189	0.000	99	508	2.00	2.24	M
12 2-Methylnaphthalene	141	5.841	5.841	0.000	99	282	2.00	2.19	M
13 1-Methylnaphthalene	141	5.937	5.937	0.000	98	274	2.00	2.20	M
14 Acenaphthylene	152	6.717	6.717	0.000	100	422	2.00	2.10	M
15 Acenaphthene	153	6.884	6.884	0.000	90	283	2.00	2.24	M
16 Fluorene	166	7.394	7.389	0.005	95	316	2.00	2.25	M
18 Phenanthrene	178	8.342	8.342	0.000	100	566	2.00	1.97	M
19 Anthracene	178	8.393	8.389	0.004	99	553	2.00	2.09	M
20 Fluoranthene	202	9.526	9.522	0.004	52	571	2.00	1.99	M
21 Pyrene	202	9.750	9.746	0.004	51	611	2.00	1.98	M
22 Benzo[a]anthracene	228	11.017	11.012	0.005	26	524	2.00	2.04	M
23 Chrysene	228	11.058	11.057	0.001	99	561	2.00	1.96	M
30 Bis(2-ethylhexyl) phthalate	149	11.895	11.895	0.000	0	509	2.00	2.07	M
24 Benzo[b]fluoranthene	252	12.475	12.470	0.005	97	491	2.00	2.06	M
25 Benzo[k]fluoranthene	252	12.516	12.511	0.005	95	540	2.00	2.04	M
26 Benzo[a]pyrene	252	12.987	12.983	0.004	97	494	2.00	2.09	M
27 Indeno[1,2,3-cd]pyrene	276	14.946	14.935	0.011	94	365	2.00	2.77	M
28 Dibenz(a,h)anthracene	278	15.000	14.984	0.016	95	429	2.00	2.01	M
29 Benzo[g,h,i]perylene	276	15.440	15.429	0.011	94	497	2.00	2.07	M

[QC Flag Legend](#)

Processing Flags

Review Flags

M - Manually Integrated

[Reagents:](#)

8270SIM_IS_00069

Amount Added: 9.60

Units: uL

8270ccvl_50_00039

Amount Added: 40.00

Units: uL

Eurofins Seattle

Data File: \\chromfs\Seattle\ChromData\TAC050\20220113-80849.b\SIM011322b025.D

Injection Date: 14-Jan-2022 04:45:30

Instrument ID: TAC050

Lims ID: std2

Client ID:

Operator ID: jcm

ALS Bottle#: 15

Worklist Smp#: 15

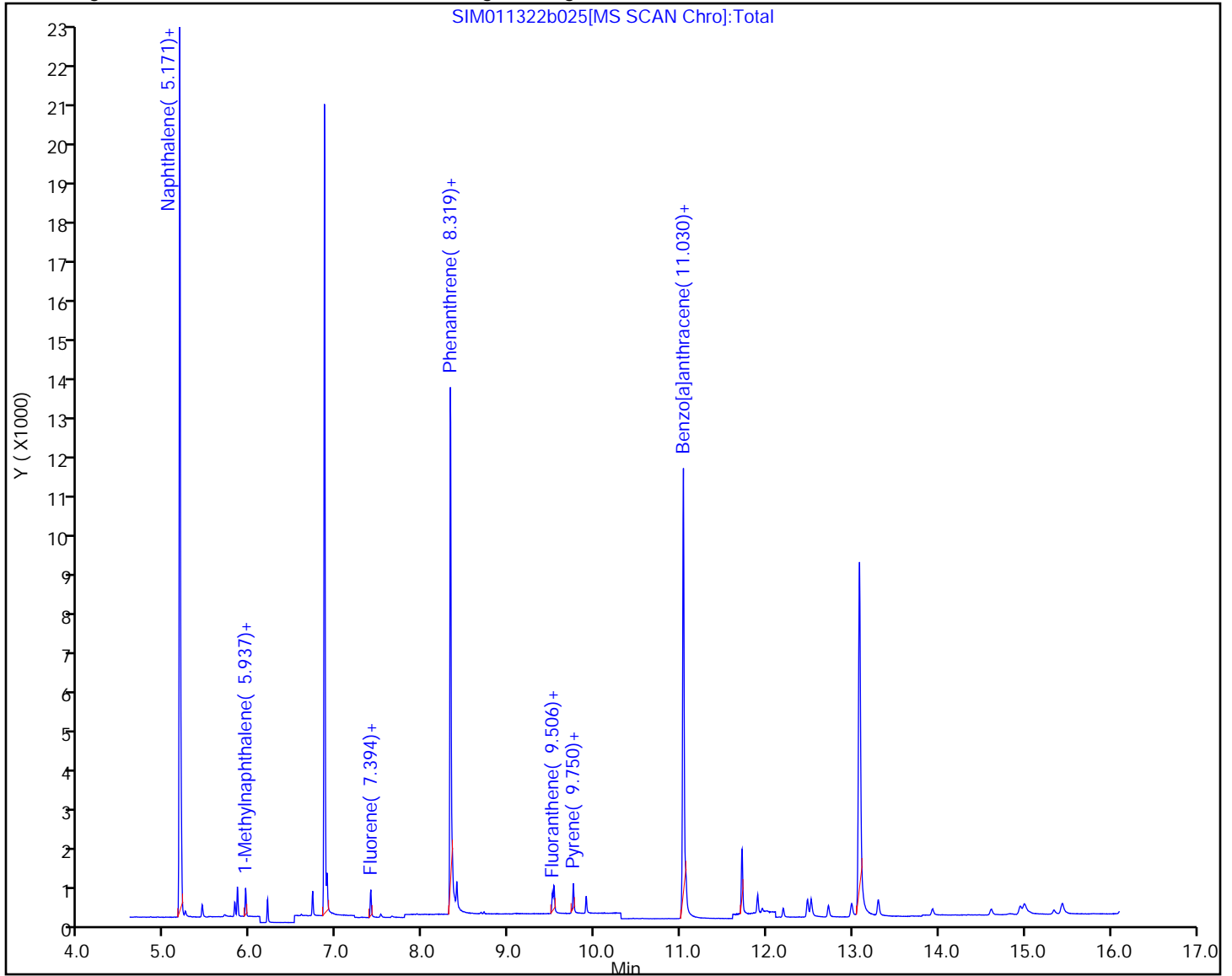
Injection Vol: 1.0 ul

Dil. Factor: 1.0000

Method: TAC050_SIM_PAH

Limit Group: 8270D_SIM QSM 5.0

Y Scaling: Method Defined: Scale to the Nth Largest Target: 1



Eurofins Seattle

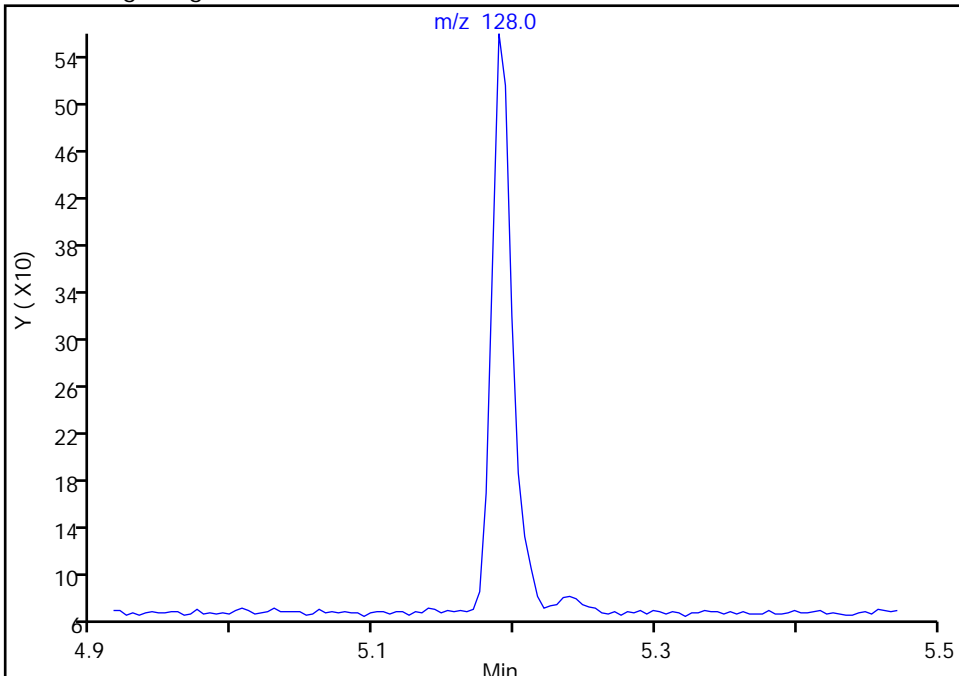
Data File: \\chromfs\Seattle\ChromData\TAC050\20220113-80849.b\SIM011322b025.D
Injection Date: 14-Jan-2022 04:45:30 Instrument ID: TAC050
Lims ID: std2
Client ID:
Operator ID: jcm ALS Bottle#: 15 Worklist Smp#: 15
Injection Vol: 1.0 ul Dil. Factor: 1.0000
Method: TAC050_SIM_PAH Limit Group: 8270D_SIM QSM 5.0
Column: Detector MS SCAN

11 Naphthalene, CAS: 91-20-3

Signal: 1

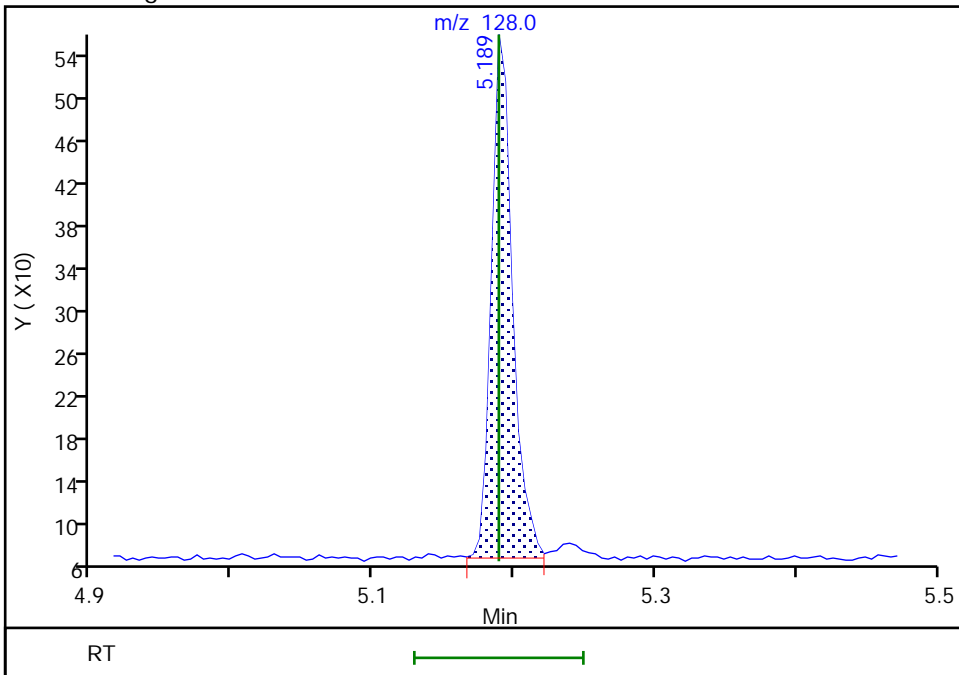
Not Detected
Expected RT: 5.19

Processing Integration Results



Manual Integration Results

RT: 5.19
Area: 508
Amount: 2.237327
Amount Units: ug/L



Reviewer: boylea, 14-Jan-2022 14:29:32
Audit Action: Manually Integrated

Audit Reason: Assign Peak
Page 621 of 766

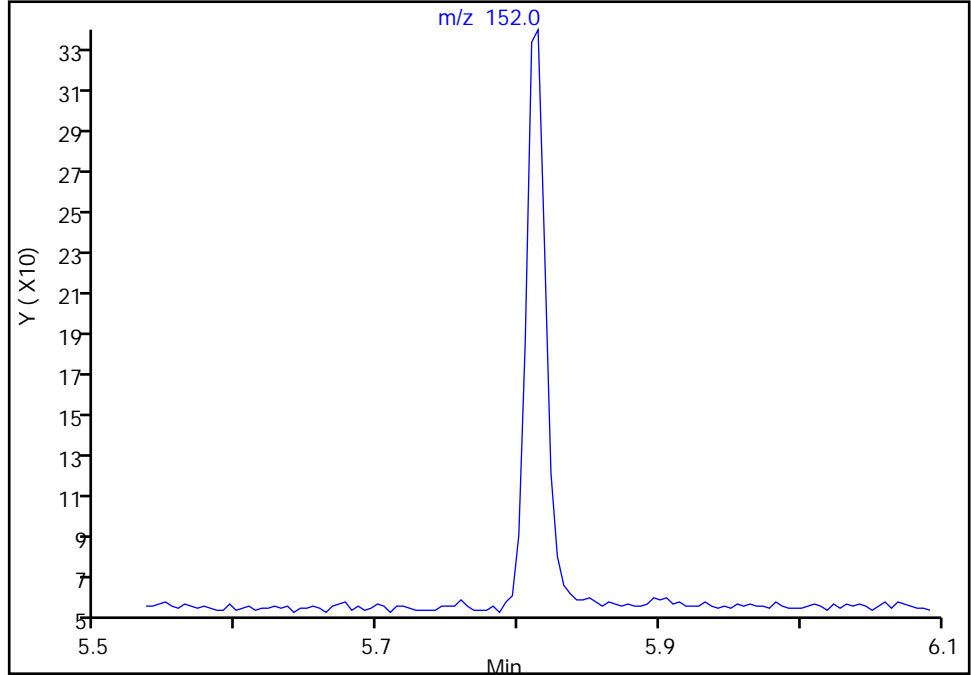
Eurofins Seattle

Data File: \\chromfs\Seattle\ChromData\TAC050\20220113-80849.b\SIM011322b025.D
Injection Date: 14-Jan-2022 04:45:30 Instrument ID: TAC050
Lims ID: std2
Client ID:
Operator ID: jcm ALS Bottle#: 15 Worklist Smp#: 15
Injection Vol: 1.0 ul Dil. Factor: 1.0000
Method: TAC050_SIM_PAH Limit Group: 8270D_SIM QSM 5.0
Column: Detector MS SCAN

\$ 6 2-methylnaphthalene-d10, CAS: 7297-45-2
Signal: 1

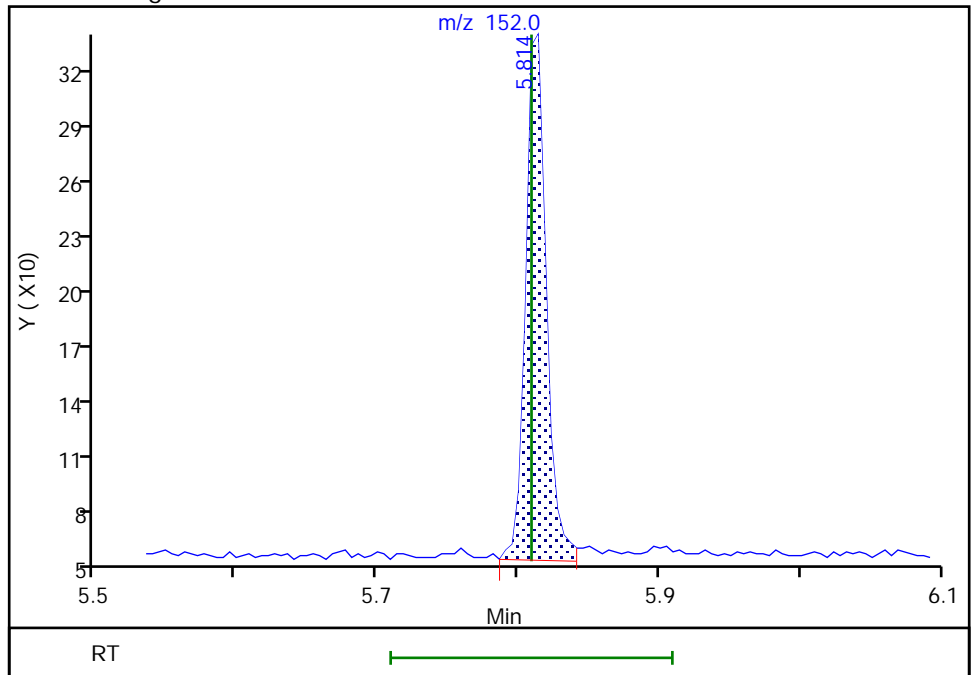
Not Detected
Expected RT: 5.81

Processing Integration Results



RT: 5.81
Area: 283
Amount: 2.228279
Amount Units: ug/L

Manual Integration Results



Reviewer: boylea, 14-Jan-2022 14:28:52
Audit Action: Manually Integrated

Audit Reason: Assign Peak
Page 622 of 766

Eurofins Seattle

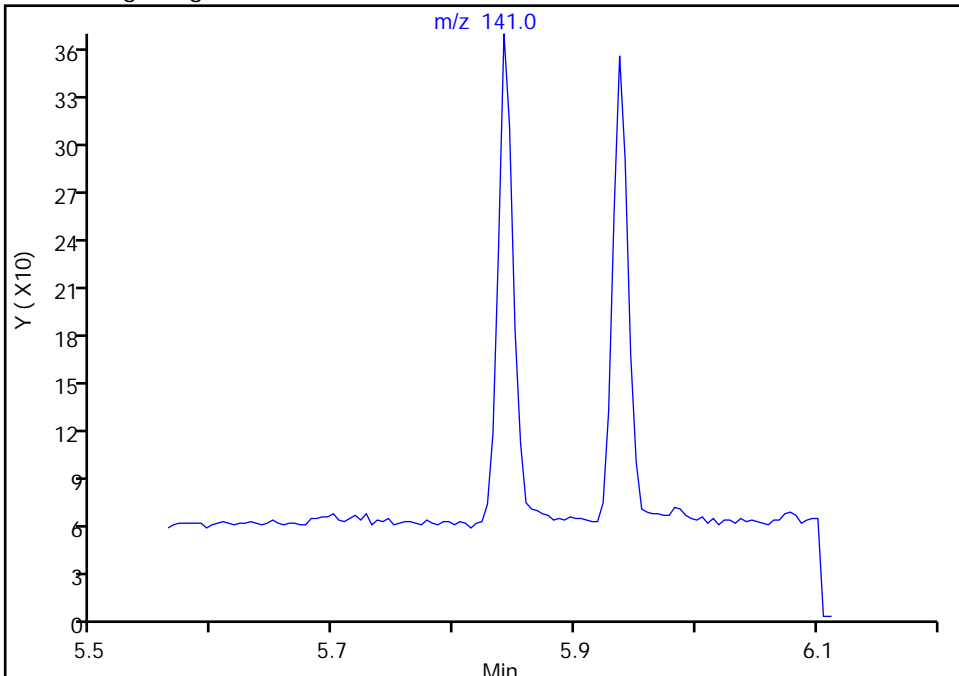
Data File: \\chromfs\Seattle\ChromData\TAC050\20220113-80849.b\SIM011322b025.D
Injection Date: 14-Jan-2022 04:45:30 Instrument ID: TAC050
Lims ID: std2
Client ID:
Operator ID: jcm ALS Bottle#: 15 Worklist Smp#: 15
Injection Vol: 1.0 ul Dil. Factor: 1.0000
Method: TAC050_SIM_PAH Limit Group: 8270D_SIM QSM 5.0
Column: Detector MS SCAN

12 2-Methylnaphthalene, CAS: 91-57-6

Signal: 1

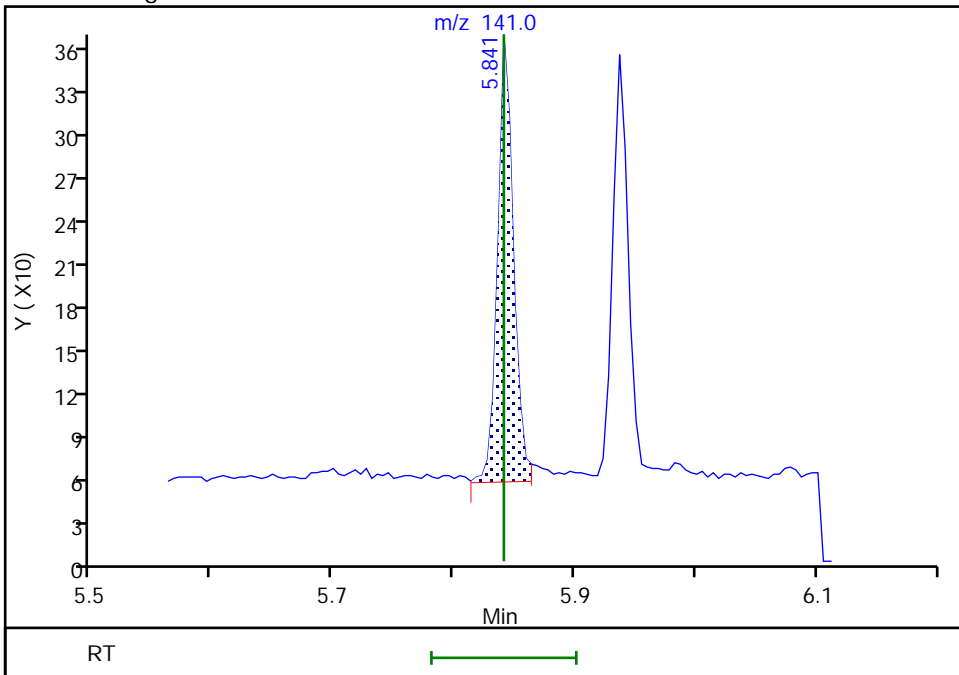
Not Detected
Expected RT: 5.84

Processing Integration Results



RT: 5.84
Area: 282
Amount: 2.189937
Amount Units: ug/L

Manual Integration Results



Reviewer: boylea, 14-Jan-2022 14:30:38
Audit Action: Manually Integrated

Audit Reason: Assign Peak
Page 623 of 766

Eurofins Seattle

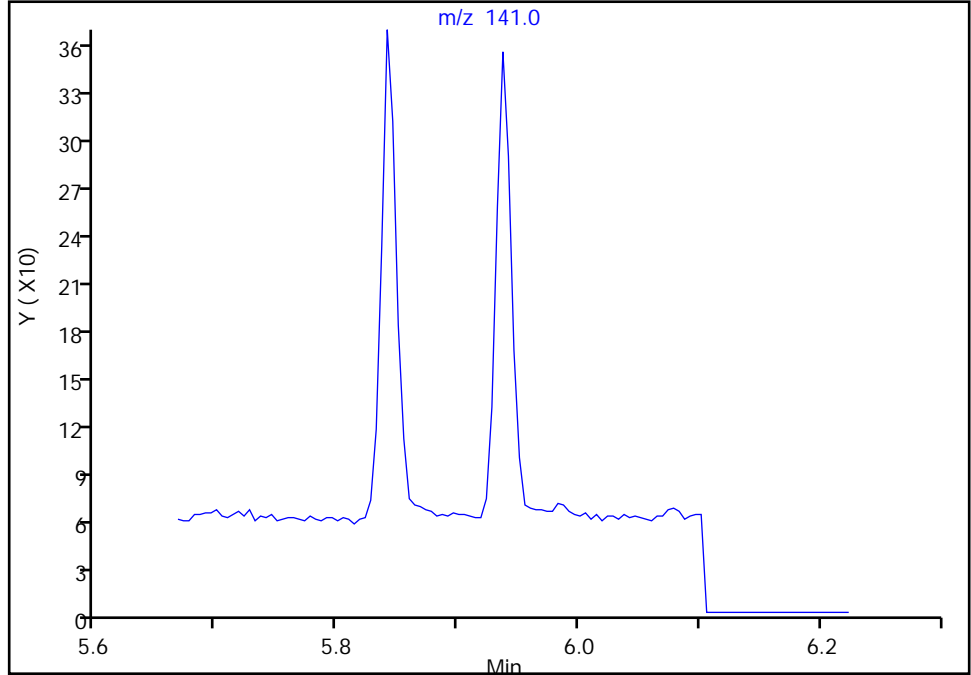
Data File: \\chromfs\Seattle\ChromData\TAC050\20220113-80849.b\SIM011322b025.D
Injection Date: 14-Jan-2022 04:45:30 Instrument ID: TAC050
Lims ID: std2
Client ID:
Operator ID: jcm ALS Bottle#: 15 Worklist Smp#: 15
Injection Vol: 1.0 ul Dil. Factor: 1.0000
Method: TAC050_SIM_PAH Limit Group: 8270D_SIM QSM 5.0
Column: Detector MS SCAN

13 1-Methylnaphthalene, CAS: 90-12-0

Signal: 1

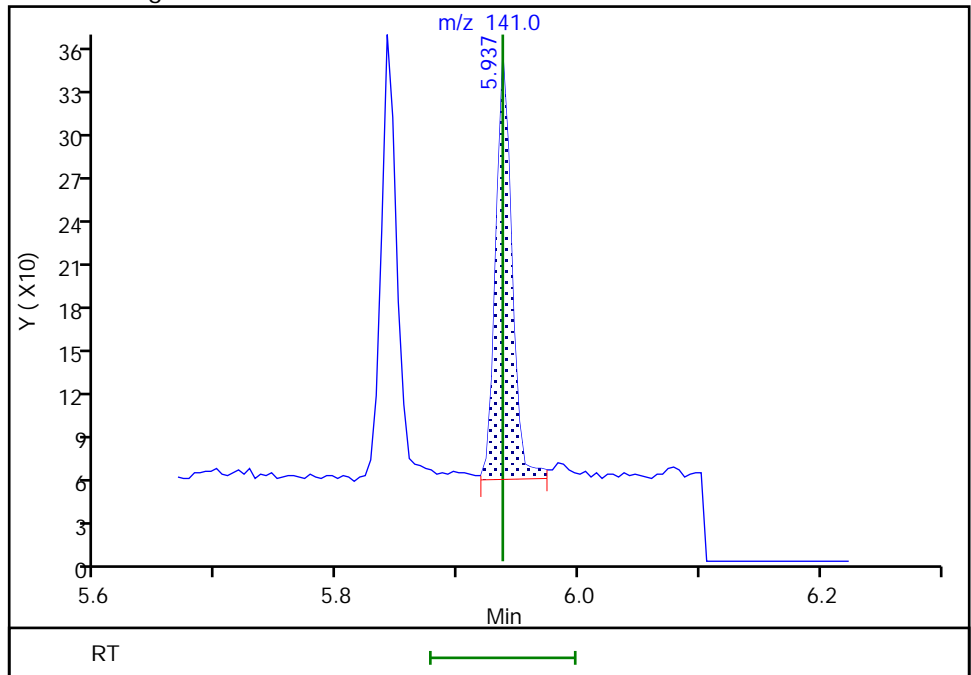
Not Detected
Expected RT: 5.94

Processing Integration Results



Manual Integration Results

RT: 5.94
Area: 274
Amount: 2.196760
Amount Units: ug/L



Reviewer: boylea, 14-Jan-2022 14:30:42
Audit Action: Manually Integrated

Audit Reason: Assign Peak
Page 624 of 766

Eurofins Seattle

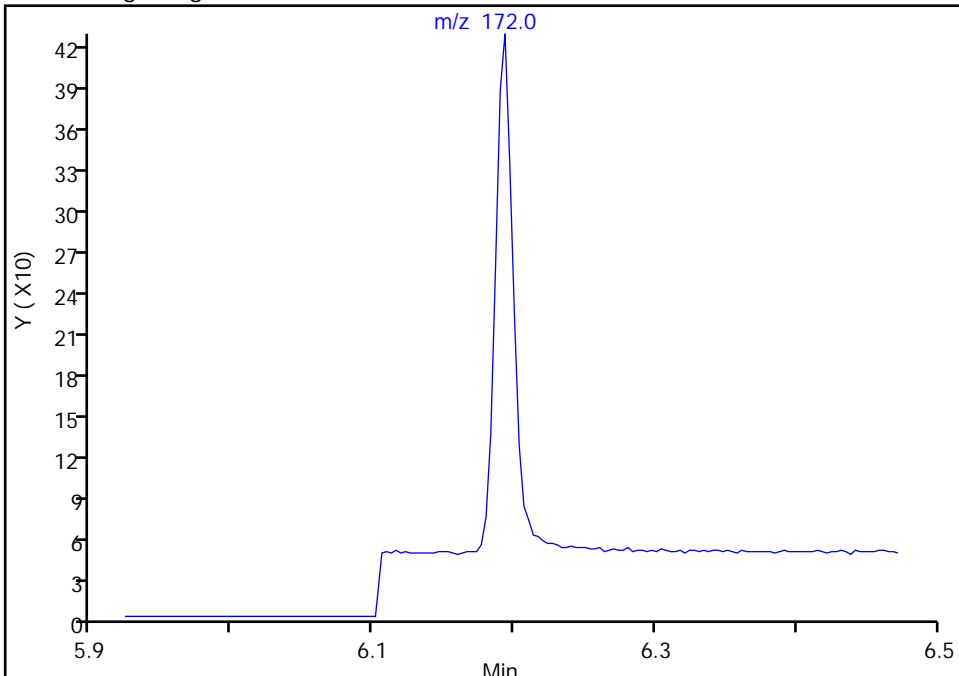
Data File: \\chromfs\Seattle\ChromData\TAC050\20220113-80849.b\SIM011322b025.D
Injection Date: 14-Jan-2022 04:45:30 Instrument ID: TAC050
Lims ID: std2
Client ID:
Operator ID: jcm ALS Bottle#: 15 Worklist Smp#: 15
Injection Vol: 1.0 ul Dil. Factor: 1.0000
Method: TAC050_SIM_PAH Limit Group: 8270D_SIM QSM 5.0
Column: Detector MS SCAN

\$ 10 2-Fluorobiphenyl, CAS: 321-60-8

Signal: 1

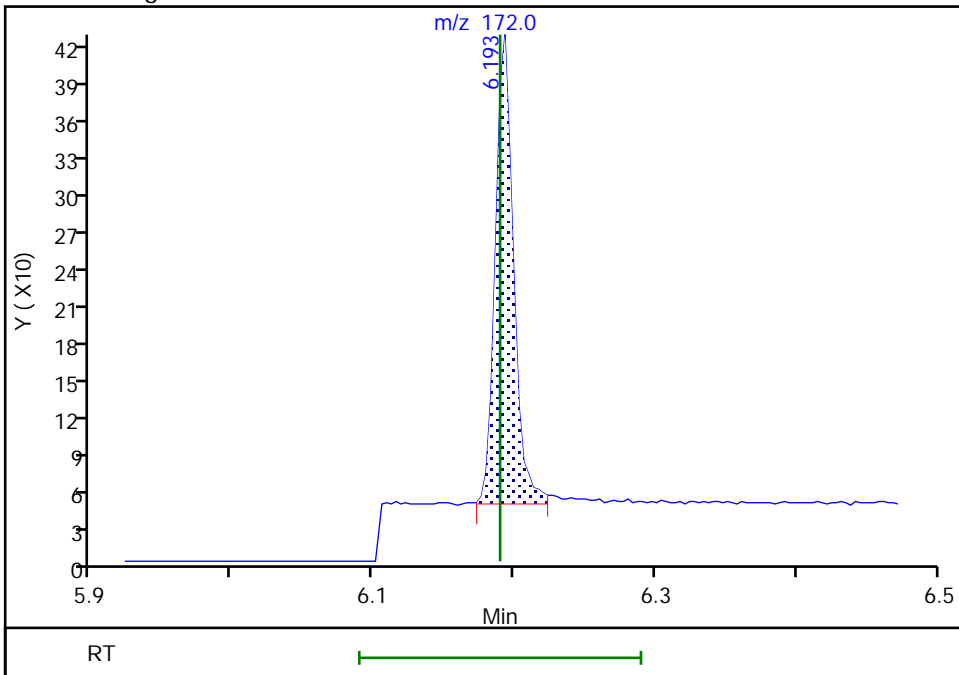
Not Detected
Expected RT: 6.19

Processing Integration Results



Manual Integration Results

RT: 6.19
Area: 336
Amount: 2.206796
Amount Units: ug/L



Reviewer: boylea, 14-Jan-2022 14:29:01
Audit Action: Manually Integrated

Audit Reason: Assign Peak
Page 625 of 766

Eurofins Seattle

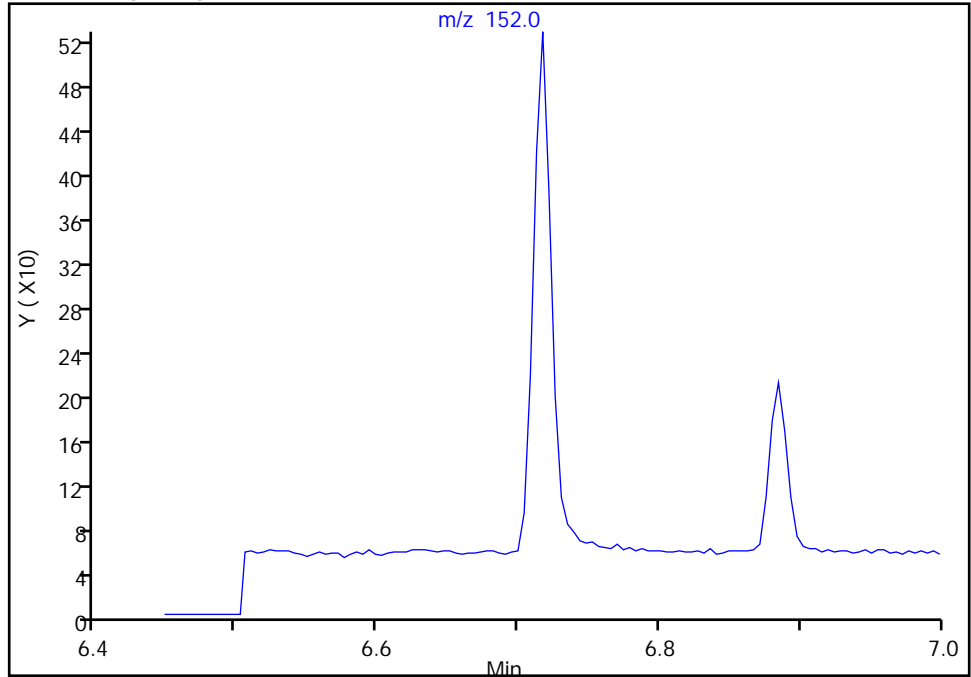
Data File: \\chromfs\Seattle\ChromData\TAC050\20220113-80849.b\SIM011322b025.D
Injection Date: 14-Jan-2022 04:45:30 Instrument ID: TAC050
Lims ID: std2
Client ID:
Operator ID: jcm ALS Bottle#: 15 Worklist Smp#: 15
Injection Vol: 1.0 ul Dil. Factor: 1.0000
Method: TAC050_SIM_PAH Limit Group: 8270D_SIM QSM 5.0
Column: Detector MS SCAN

14 Acenaphthylene, CAS: 208-96-8

Signal: 1

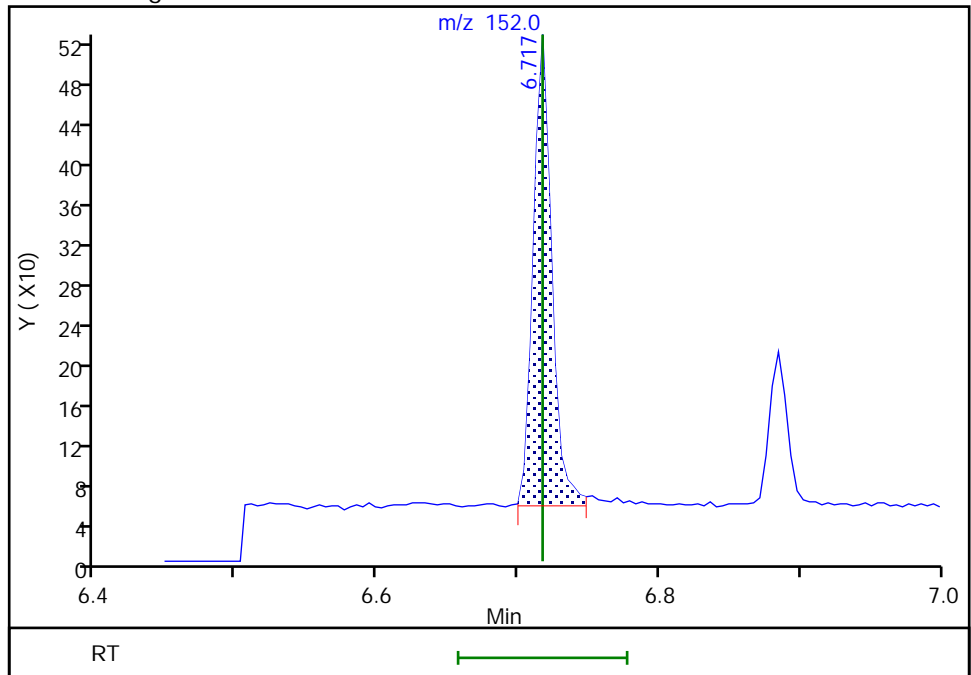
Not Detected
Expected RT: 6.72

Processing Integration Results



Manual Integration Results

RT: 6.72
Area: 422
Amount: 2.097831
Amount Units: ug/L



Reviewer: boylea, 14-Jan-2022 14:30:47
Audit Action: Manually Integrated

Audit Reason: Assign Peak

Eurofins Seattle

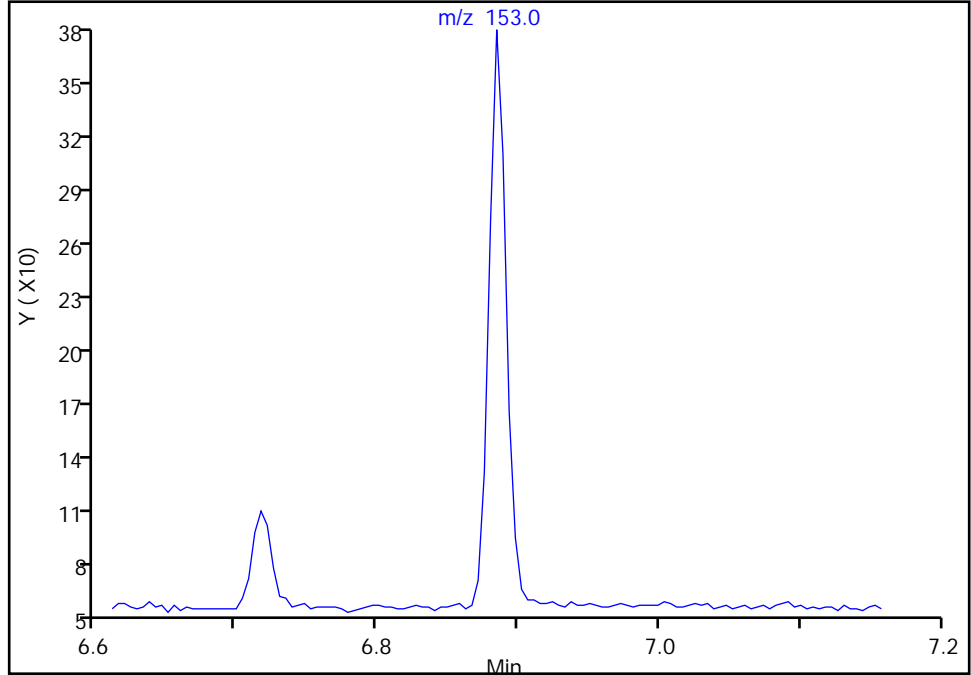
Data File: \\chromfs\Seattle\ChromData\TAC050\20220113-80849.b\SIM011322b025.D
Injection Date: 14-Jan-2022 04:45:30 Instrument ID: TAC050
Lims ID: std2
Client ID:
Operator ID: jcm ALS Bottle#: 15 Worklist Smp#: 15
Injection Vol: 1.0 ul Dil. Factor: 1.0000
Method: TAC050_SIM_PAH Limit Group: 8270D_SIM QSM 5.0
Column: Detector MS SCAN

15 Acenaphthene, CAS: 83-32-9

Signal: 1

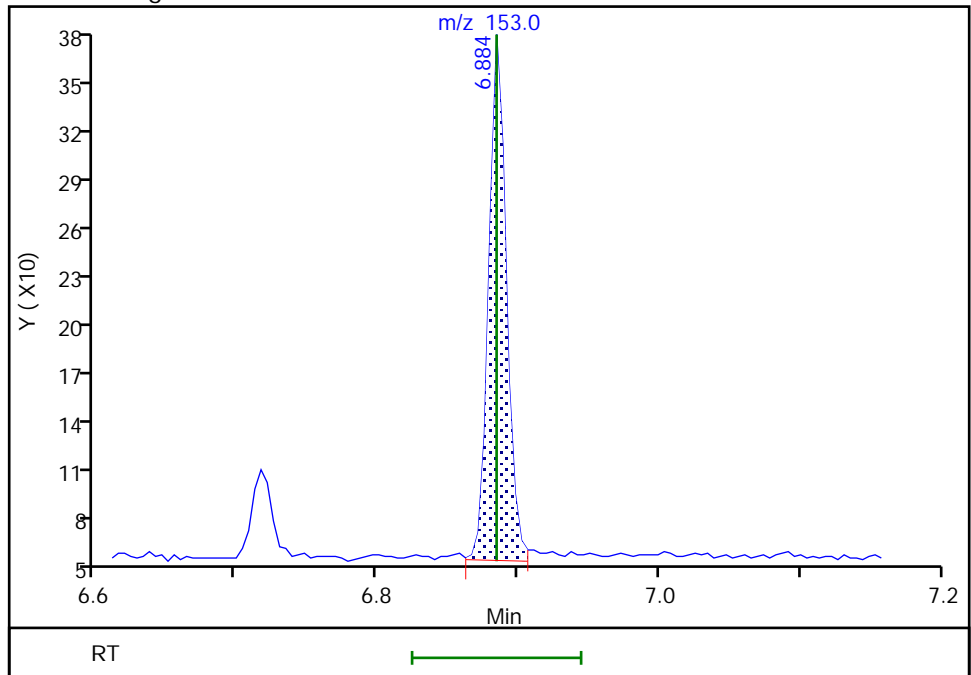
Not Detected
Expected RT: 6.88

Processing Integration Results



Manual Integration Results

RT: 6.88
Area: 283
Amount: 2.241789
Amount Units: ug/L



Reviewer: boylea, 14-Jan-2022 14:30:51
Audit Action: Manually Integrated

Audit Reason: Assign Peak
Page 627 of 766

Eurofins Seattle

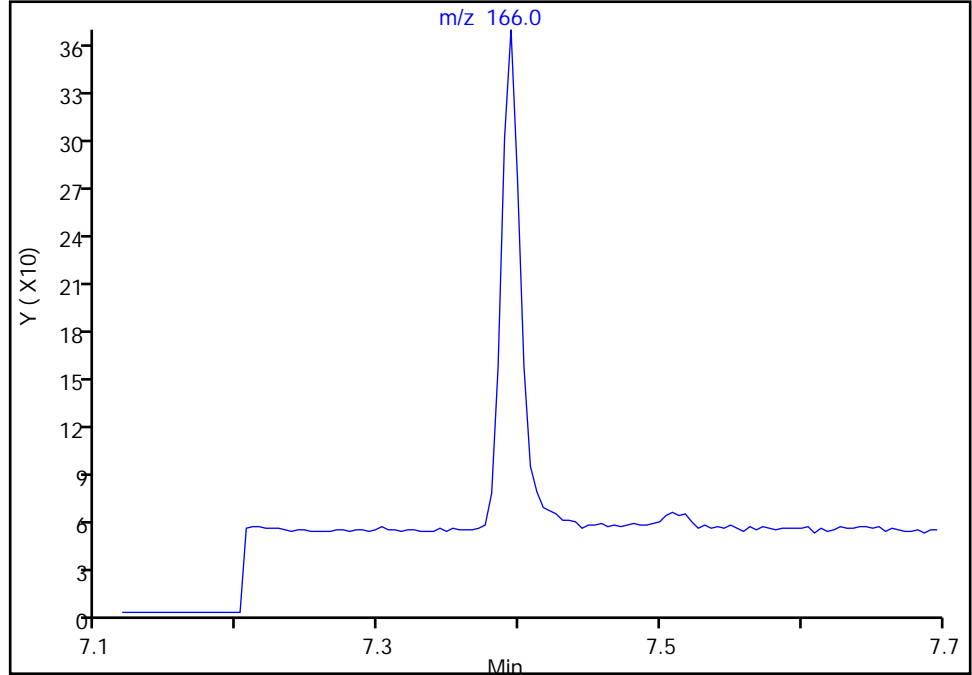
Data File: \\chromfs\Seattle\ChromData\TAC050\20220113-80849.b\SIM011322b025.D
Injection Date: 14-Jan-2022 04:45:30 Instrument ID: TAC050
Lims ID: std2
Client ID:
Operator ID: jcm ALS Bottle#: 15 Worklist Smp#: 15
Injection Vol: 1.0 ul Dil. Factor: 1.0000
Method: TAC050_SIM_PAH Limit Group: 8270D_SIM QSM 5.0
Column: Detector MS SCAN

16 Fluorene, CAS: 86-73-7

Signal: 1

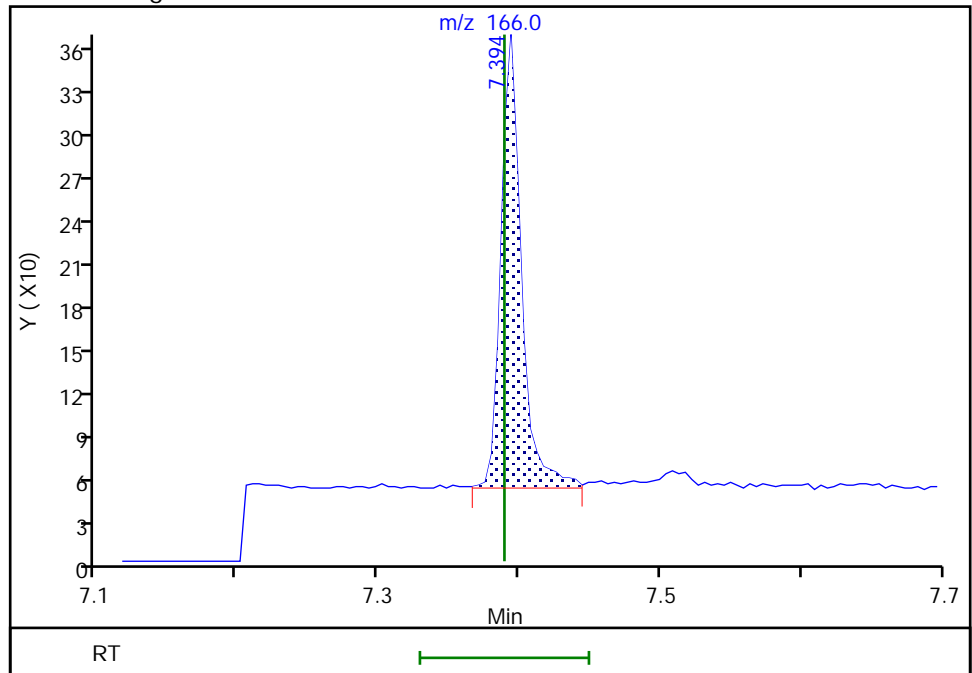
Not Detected
Expected RT: 7.39

Processing Integration Results



Manual Integration Results

RT: 7.39
Area: 316
Amount: 2.245311
Amount Units: ug/L



Reviewer: boylea, 14-Jan-2022 14:31:00
Audit Action: Manually Integrated

Audit Reason: Assign Peak

Eurofins Seattle

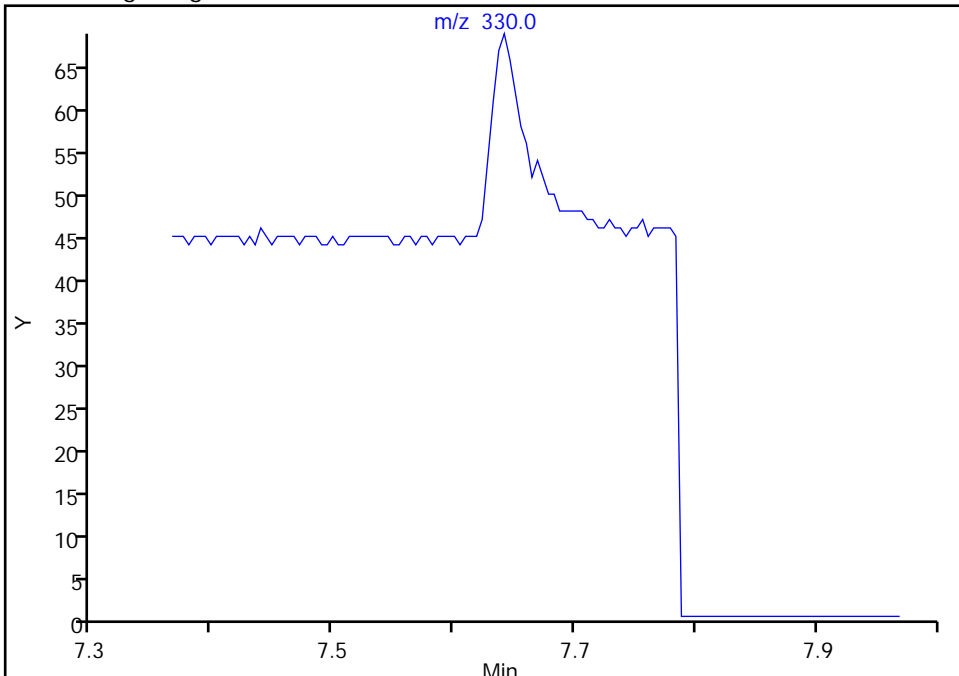
Data File: \\chromfs\Seattle\ChromData\TAC050\20220113-80849.b\SIM011322b025.D
Injection Date: 14-Jan-2022 04:45:30 Instrument ID: TAC050
Lims ID: std2
Client ID:
Operator ID: jcm ALS Bottle#: 15 Worklist Smp#: 15
Injection Vol: 1.0 ul Dil. Factor: 1.0000
Method: TAC050_SIM_PAH Limit Group: 8270D_SIM QSM 5.0
Column: Detector MS SCAN

\$ 7 2,4,6-Tribromophenol, CAS: 118-79-6

Signal: 1

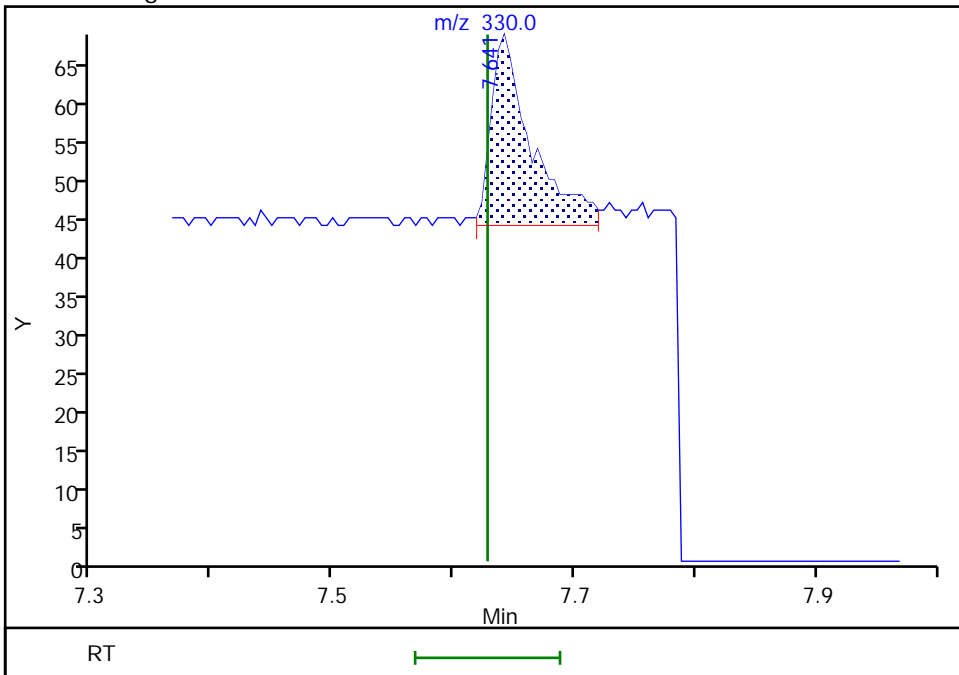
Not Detected
Expected RT: 7.63

Processing Integration Results



Manual Integration Results

RT: 7.64
Area: 57
Amount: 7.642771
Amount Units: ug/L



Reviewer: boylea, 14-Jan-2022 14:29:07
Audit Action: Manually Integrated

Audit Reason: Assign Peak
Page 629 of 766

Eurofins Seattle

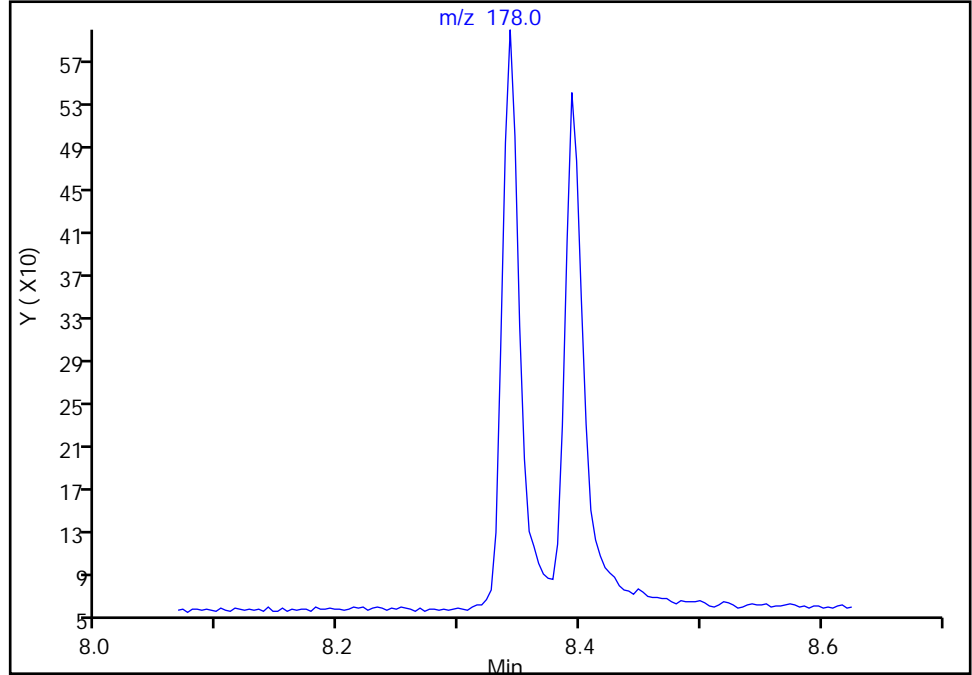
Data File: \\chromfs\Seattle\ChromData\TAC050\20220113-80849.b\SIM011322b025.D
Injection Date: 14-Jan-2022 04:45:30 Instrument ID: TAC050
Lims ID: std2
Client ID:
Operator ID: jcm ALS Bottle#: 15 Worklist Smp#: 15
Injection Vol: 1.0 ul Dil. Factor: 1.0000
Method: TAC050_SIM_PAH Limit Group: 8270D_SIM QSM 5.0
Column: Detector MS SCAN

18 Phenanthrene, CAS: 85-01-8

Signal: 1

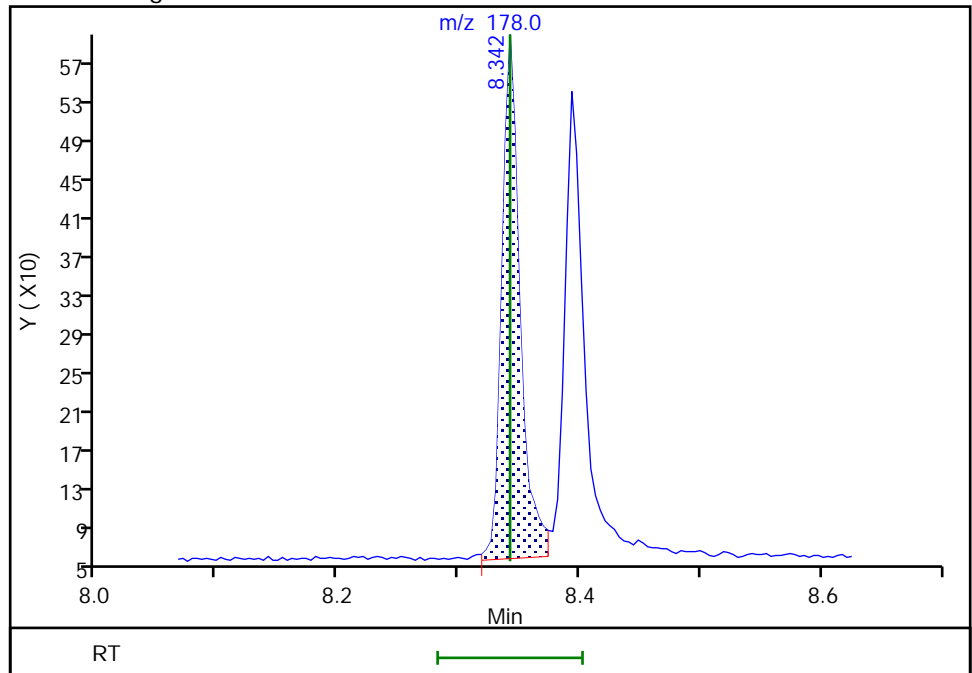
Not Detected
Expected RT: 8.34

Processing Integration Results



RT: 8.34
Area: 566
Amount: 1.967126
Amount Units: ug/L

Manual Integration Results



Reviewer: boylea, 14-Jan-2022 14:31:27
Audit Action: Manually Integrated

Eurofins Seattle

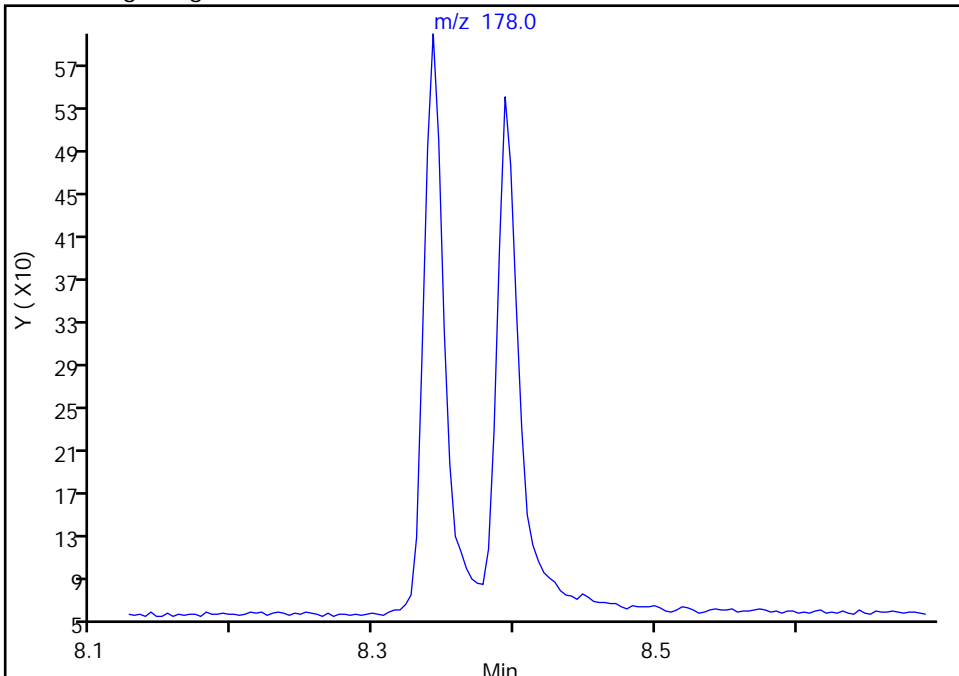
Data File: \\chromfs\Seattle\ChromData\TAC050\20220113-80849.b\SIM011322b025.D
Injection Date: 14-Jan-2022 04:45:30 Instrument ID: TAC050
Lims ID: std2
Client ID:
Operator ID: jcm ALS Bottle#: 15 Worklist Smp#: 15
Injection Vol: 1.0 ul Dil. Factor: 1.0000
Method: TAC050_SIM_PAH Limit Group: 8270D_SIM QSM 5.0
Column: Detector MS SCAN

19 Anthracene, CAS: 120-12-7

Signal: 1

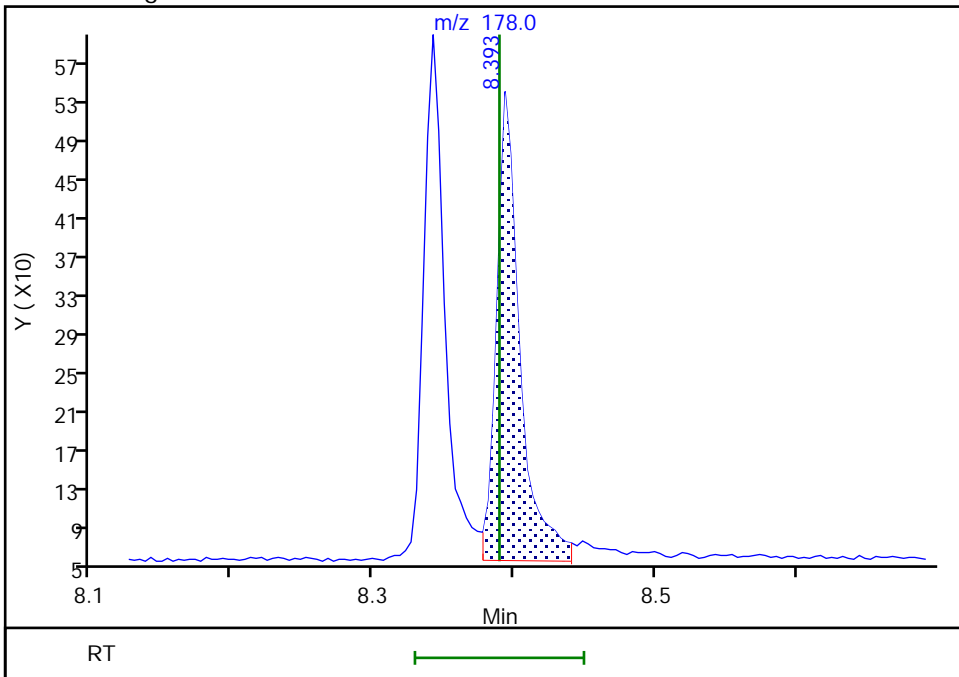
Not Detected
Expected RT: 8.39

Processing Integration Results



RT: 8.39
Area: 553
Amount: 2.094955
Amount Units: ug/L

Manual Integration Results



Reviewer: boylea, 14-Jan-2022 14:31:35
Audit Action: Manually Integrated

Eurofins Seattle

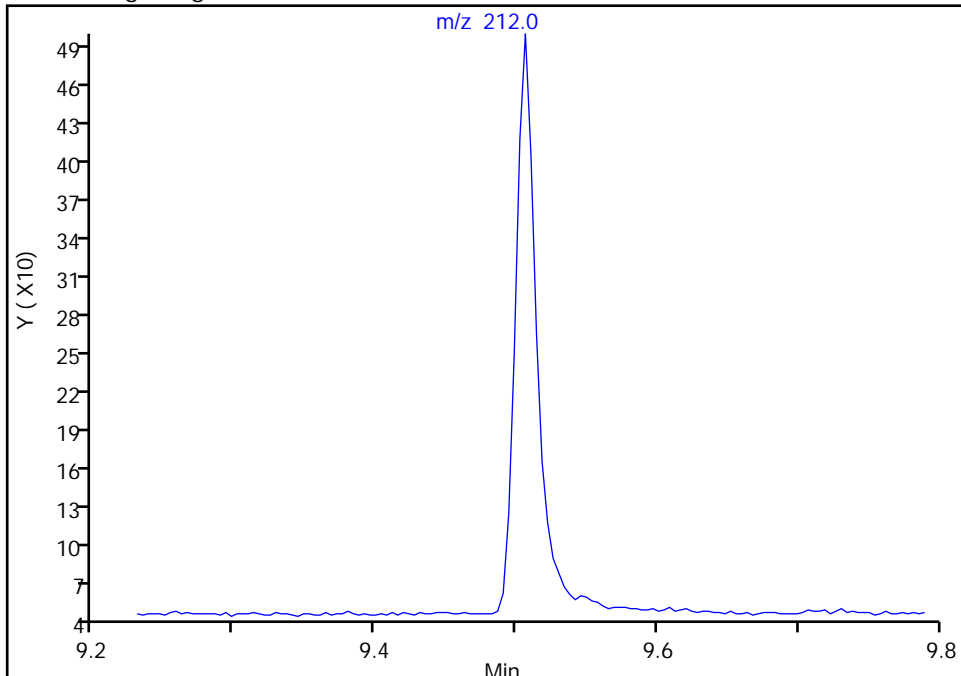
Data File: \\chromfs\Seattle\ChromData\TAC050\20220113-80849.b\SIM011322b025.D
Injection Date: 14-Jan-2022 04:45:30 Instrument ID: TAC050
Lims ID: std2
Client ID:
Operator ID: jcm ALS Bottle#: 15 Worklist Smp#: 15
Injection Vol: 1.0 ul Dil. Factor: 1.0000
Method: TAC050_SIM_PAH Limit Group: 8270D_SIM QSM 5.0
Column: Detector MS SCAN

\$ 8 Fluoranthene-d10 (Surr), CAS: 93951-69-0

Signal: 1

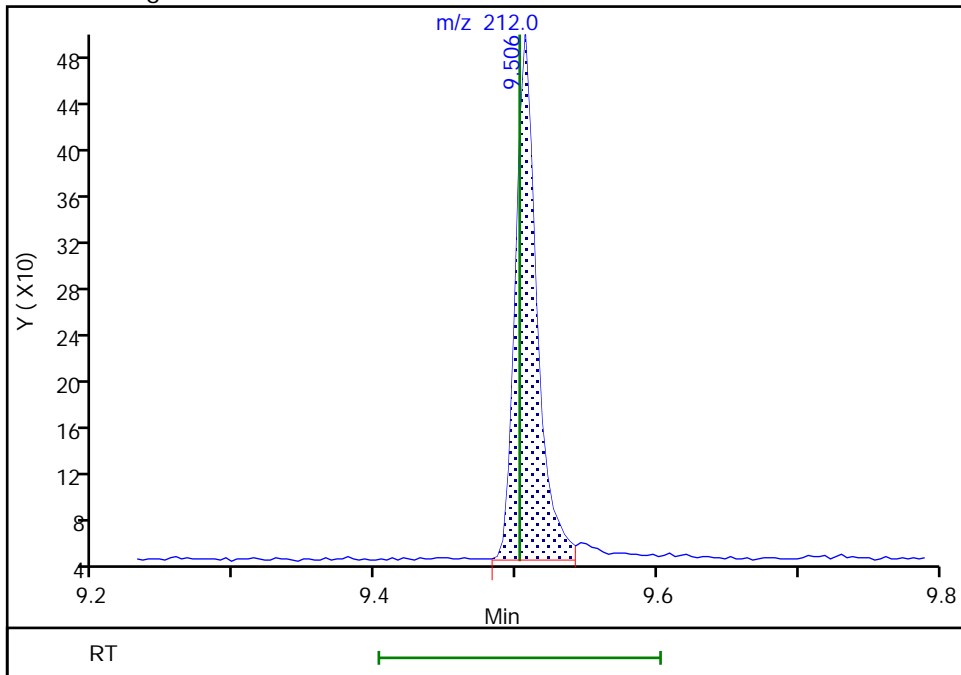
Not Detected
Expected RT: 9.50

Processing Integration Results



Manual Integration Results

RT: 9.51
Area: 476
Amount: 2.003238
Amount Units: ug/L



Reviewer: boylea, 14-Jan-2022 14:29:12
Audit Action: Manually Integrated

Audit Reason: Assign Peak
Page 632 of 766

Eurofins Seattle

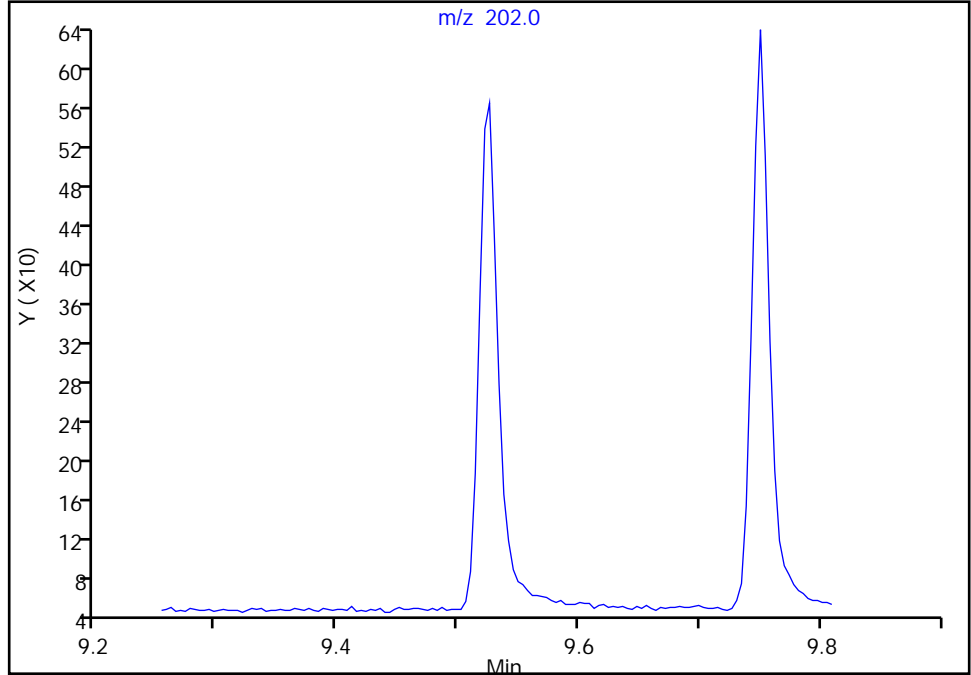
Data File: \\chromfs\Seattle\ChromData\TAC050\20220113-80849.b\SIM011322b025.D
Injection Date: 14-Jan-2022 04:45:30 Instrument ID: TAC050
Lims ID: std2
Client ID:
Operator ID: jcm ALS Bottle#: 15 Worklist Smp#: 15
Injection Vol: 1.0 ul Dil. Factor: 1.0000
Method: TAC050_SIM_PAH Limit Group: 8270D_SIM QSM 5.0
Column: Detector MS SCAN

20 Fluoranthene, CAS: 206-44-0

Signal: 1

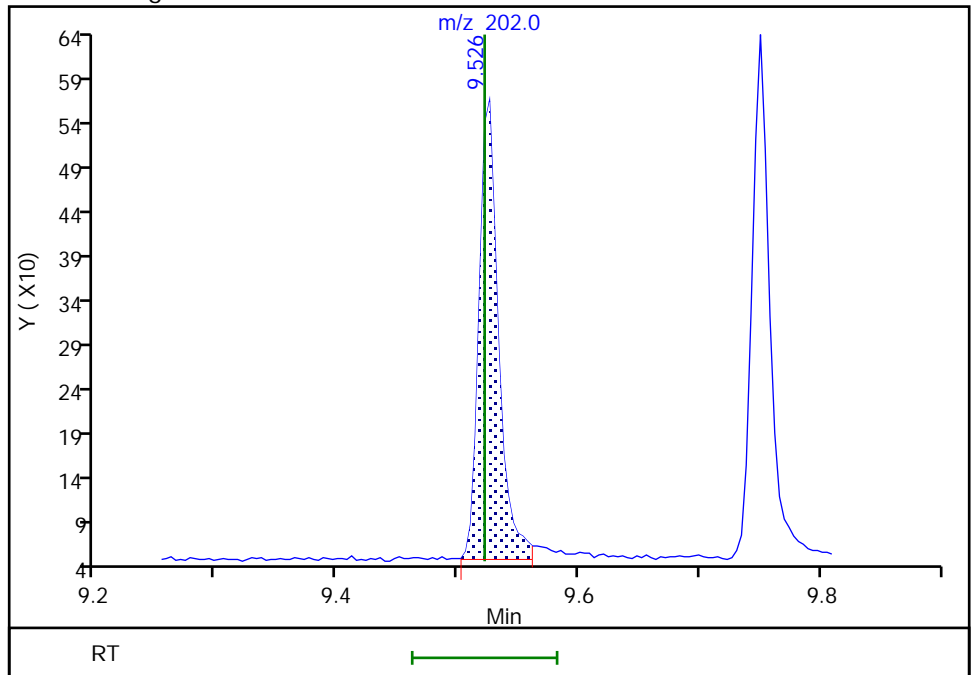
Not Detected
Expected RT: 9.52

Processing Integration Results



RT: 9.53
Area: 571
Amount: 1.994015
Amount Units: ug/L

Manual Integration Results



Reviewer: boylea, 14-Jan-2022 14:31:48
Audit Action: Manually Integrated

Audit Reason: Assign Peak

Eurofins Seattle

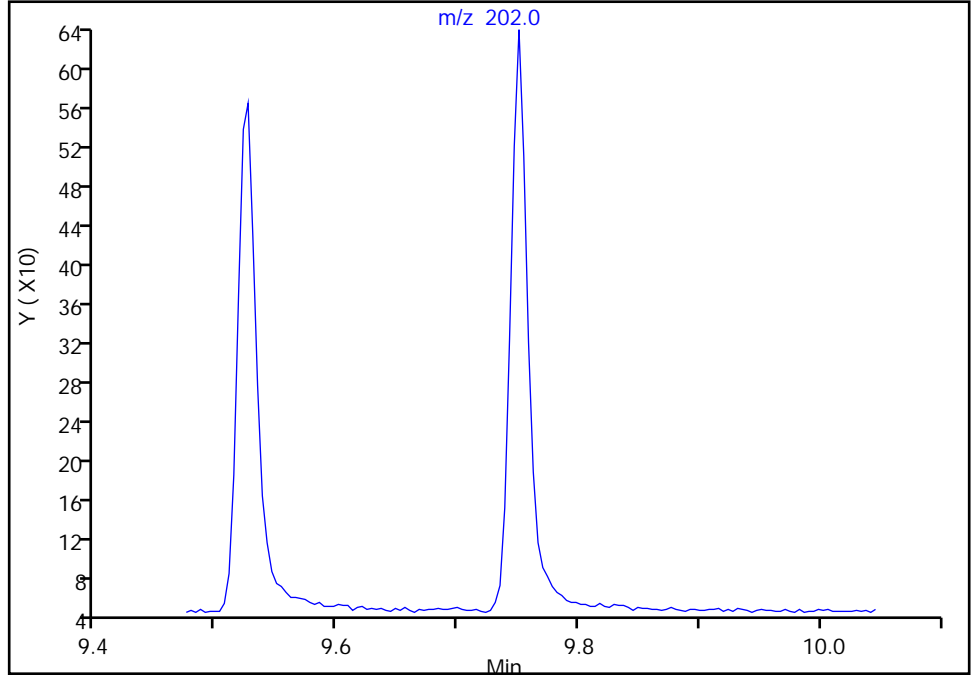
Data File: \\chromfs\Seattle\ChromData\TAC050\20220113-80849.b\SIM011322b025.D
Injection Date: 14-Jan-2022 04:45:30 Instrument ID: TAC050
Lims ID: std2
Client ID:
Operator ID: jcm ALS Bottle#: 15 Worklist Smp#: 15
Injection Vol: 1.0 ul Dil. Factor: 1.0000
Method: TAC050_SIM_PAH Limit Group: 8270D_SIM QSM 5.0
Column: Detector MS SCAN

21 Pyrene, CAS: 129-00-0

Signal: 1

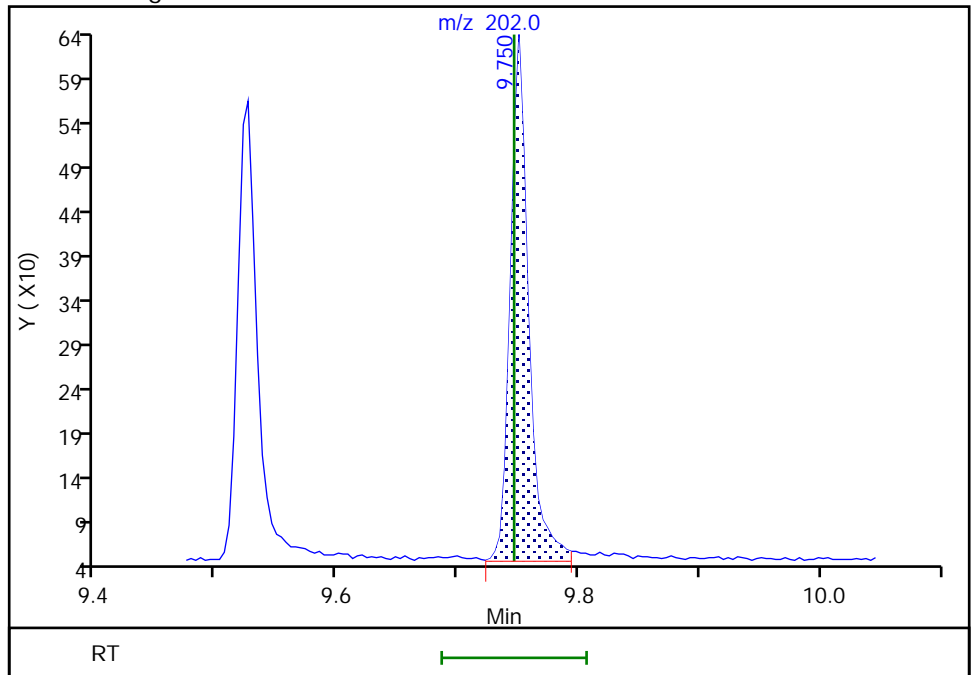
Not Detected
Expected RT: 9.75

Processing Integration Results



Manual Integration Results

RT: 9.75
Area: 611
Amount: 1.982742
Amount Units: ug/L



Reviewer: boylea, 14-Jan-2022 14:31:58
Audit Action: Manually Integrated

Audit Reason: Assign Peak
Page 634 of 766

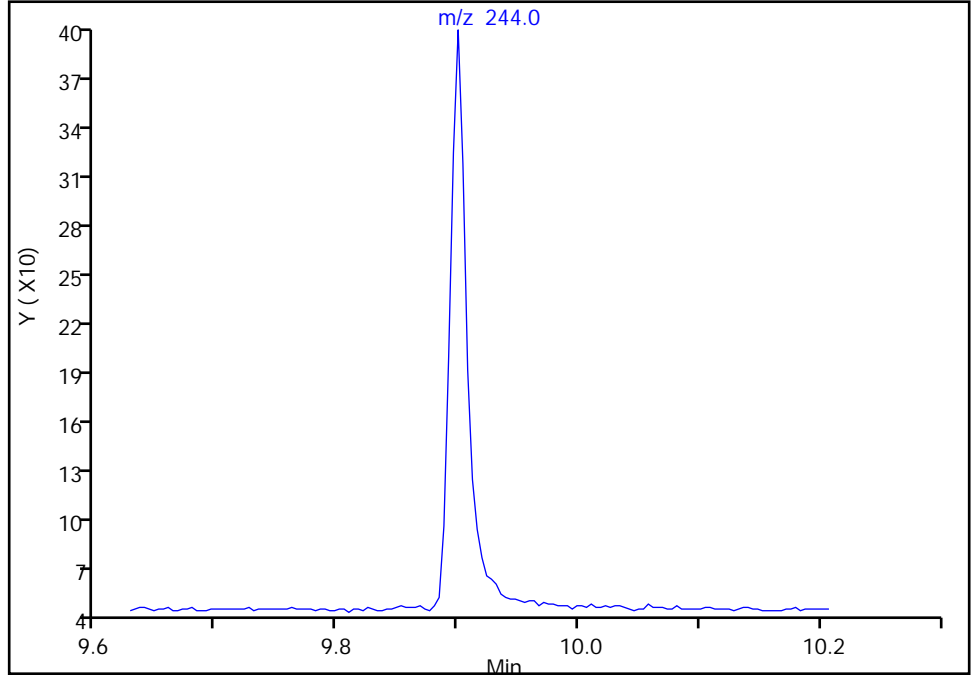
Eurofins Seattle

Data File: \\chromfs\Seattle\ChromData\TAC050\20220113-80849.b\SIM011322b025.D
Injection Date: 14-Jan-2022 04:45:30 Instrument ID: TAC050
Lims ID: std2
Client ID:
Operator ID: jcm ALS Bottle#: 15 Worklist Smp#: 15
Injection Vol: 1.0 ul Dil. Factor: 1.0000
Method: TAC050_SIM_PAH Limit Group: 8270D_SIM QSM 5.0
Column: Detector MS SCAN

\$ 9 Terphenyl-d14, CAS: 1718-51-0
Signal: 1

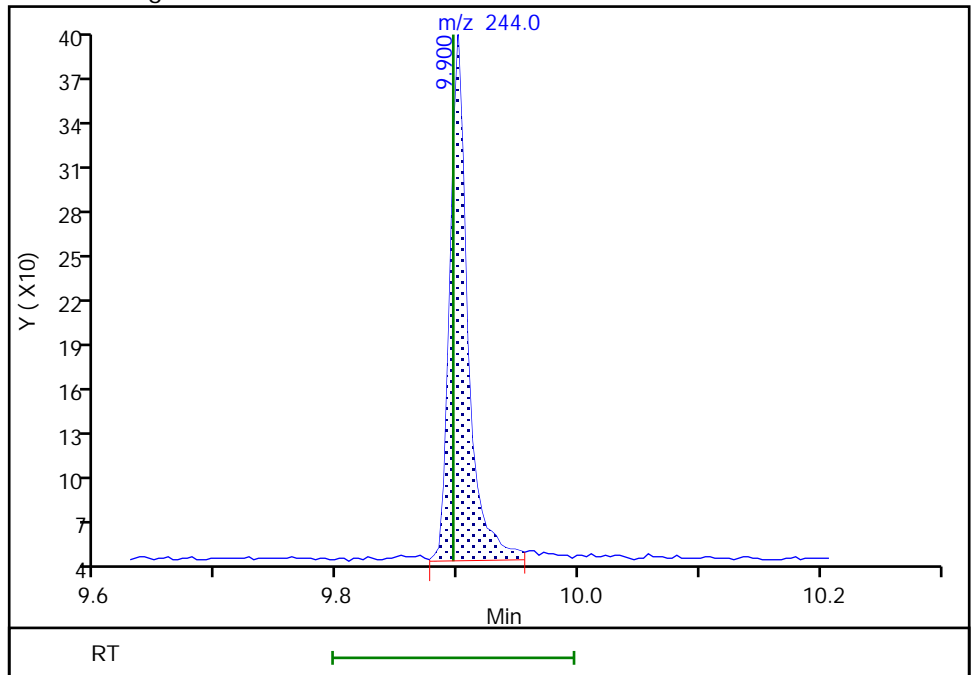
Not Detected
Expected RT: 9.90

Processing Integration Results



Manual Integration Results

RT: 9.90
Area: 359
Amount: 3.087528
Amount Units: ug/L



Reviewer: boylea, 14-Jan-2022 14:29:20
Audit Action: Manually Integrated

Eurofins Seattle

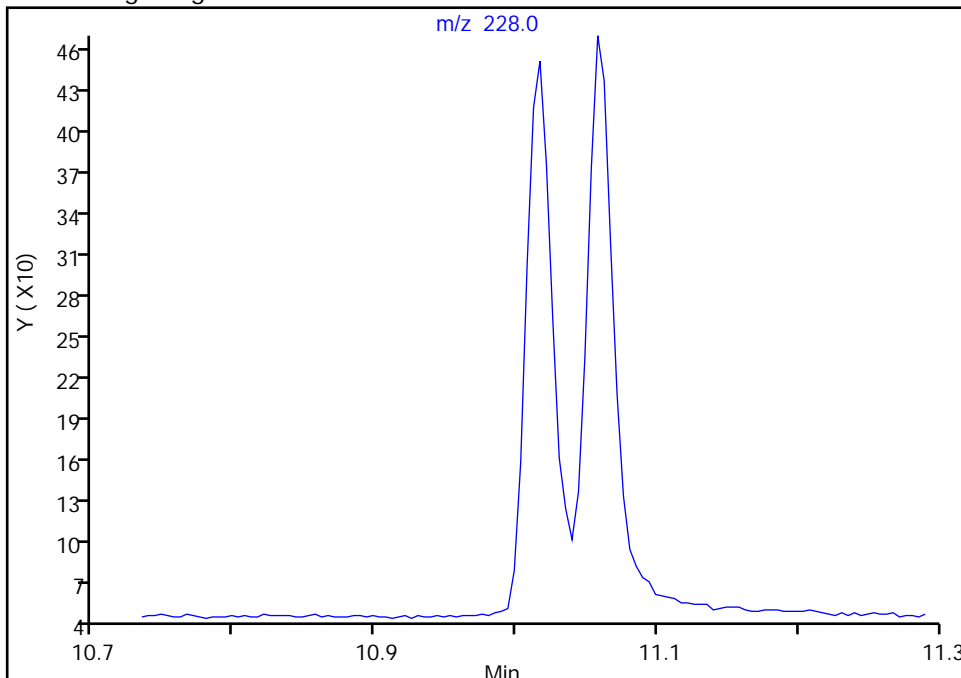
Data File: \\chromfs\Seattle\ChromData\TAC050\20220113-80849.b\SIM011322b025.D
Injection Date: 14-Jan-2022 04:45:30 Instrument ID: TAC050
Lims ID: std2
Client ID:
Operator ID: jcm ALS Bottle#: 15 Worklist Smp#: 15
Injection Vol: 1.0 ul Dil. Factor: 1.0000
Method: TAC050_SIM_PAH Limit Group: 8270D_SIM QSM 5.0
Column: Detector MS SCAN

22 Benzo[a]anthracene, CAS: 56-55-3

Signal: 1

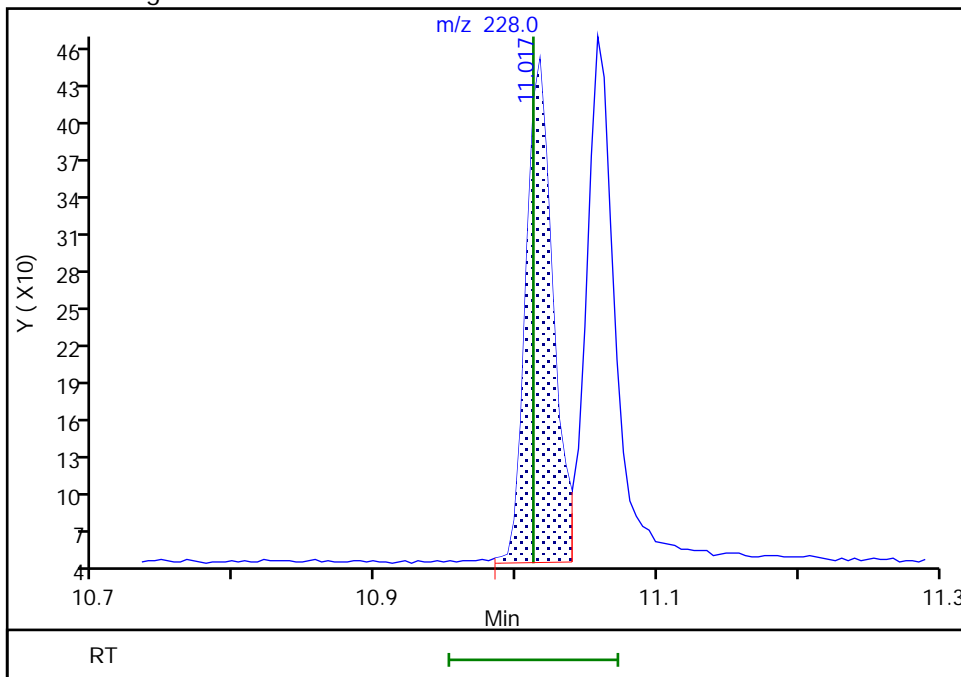
Not Detected
Expected RT: 11.01

Processing Integration Results



Manual Integration Results

RT: 11.02
Area: 524
Amount: 2.042284
Amount Units: ug/L



Reviewer: boylea, 14-Jan-2022 14:32:08
Audit Action: Manually Integrated

Audit Reason: Assign Peak

Eurofins Seattle

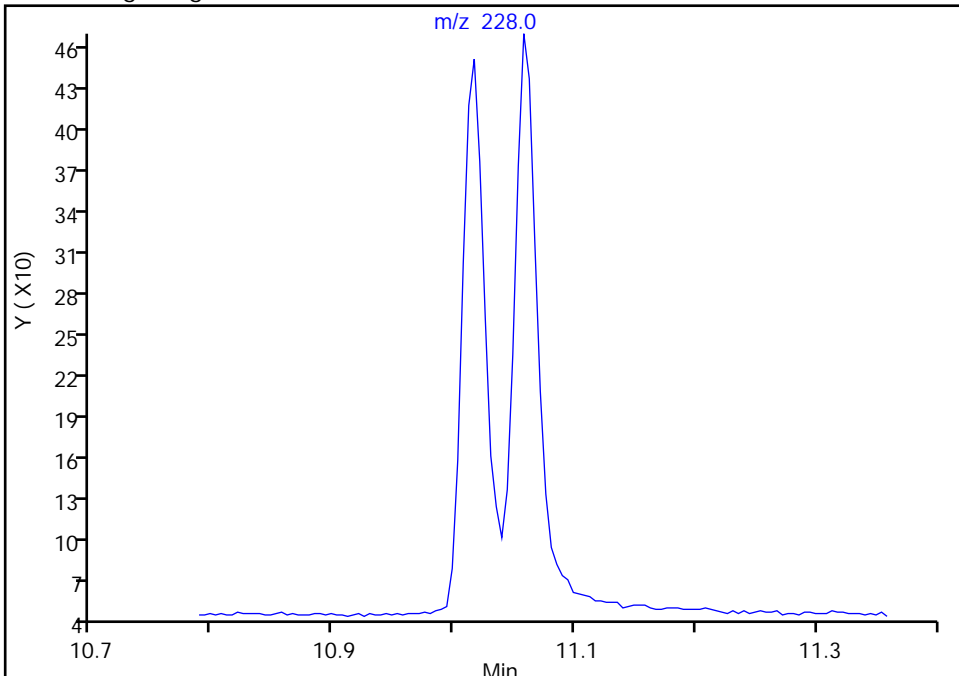
Data File: \\chromfs\Seattle\ChromData\TAC050\20220113-80849.b\SIM011322b025.D
Injection Date: 14-Jan-2022 04:45:30 Instrument ID: TAC050
Lims ID: std2
Client ID:
Operator ID: jcm ALS Bottle#: 15 Worklist Smp#: 15
Injection Vol: 1.0 ul Dil. Factor: 1.0000
Method: TAC050_SIM_PAH Limit Group: 8270D_SIM QSM 5.0
Column: Detector MS SCAN

23 Chrysene, CAS: 218-01-9

Signal: 1

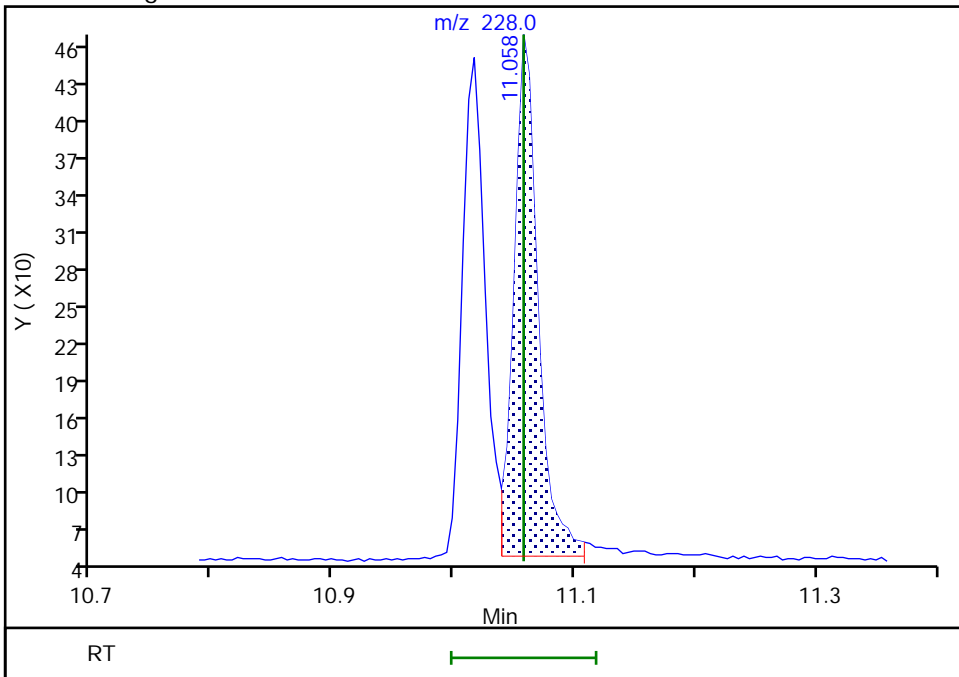
Not Detected
Expected RT: 11.06

Processing Integration Results



Manual Integration Results

RT: 11.06
Area: 561
Amount: 1.956936
Amount Units: ug/L



Reviewer: boylea, 14-Jan-2022 14:32:13
Audit Action: Manually Integrated

Audit Reason: Assign Peak
Page 637 of 766

Eurofins Seattle

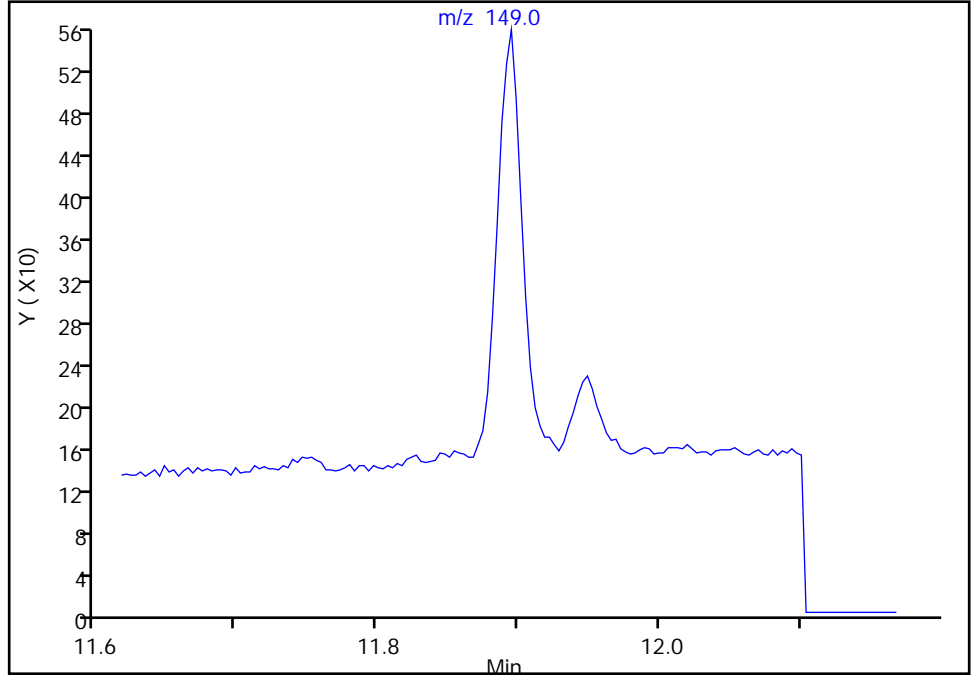
Data File: \\chromfs\Seattle\ChromData\TAC050\20220113-80849.b\SIM011322b025.D
Injection Date: 14-Jan-2022 04:45:30 Instrument ID: TAC050
Lims ID: std2
Client ID:
Operator ID: jcm ALS Bottle#: 15 Worklist Smp#: 15
Injection Vol: 1.0 ul Dil. Factor: 1.0000
Method: TAC050_SIM_PAH Limit Group: 8270D_SIM QSM 5.0
Column: Detector MS SCAN

30 Bis(2-ethylhexyl) phthalate, CAS: 117-81-7

Signal: 1

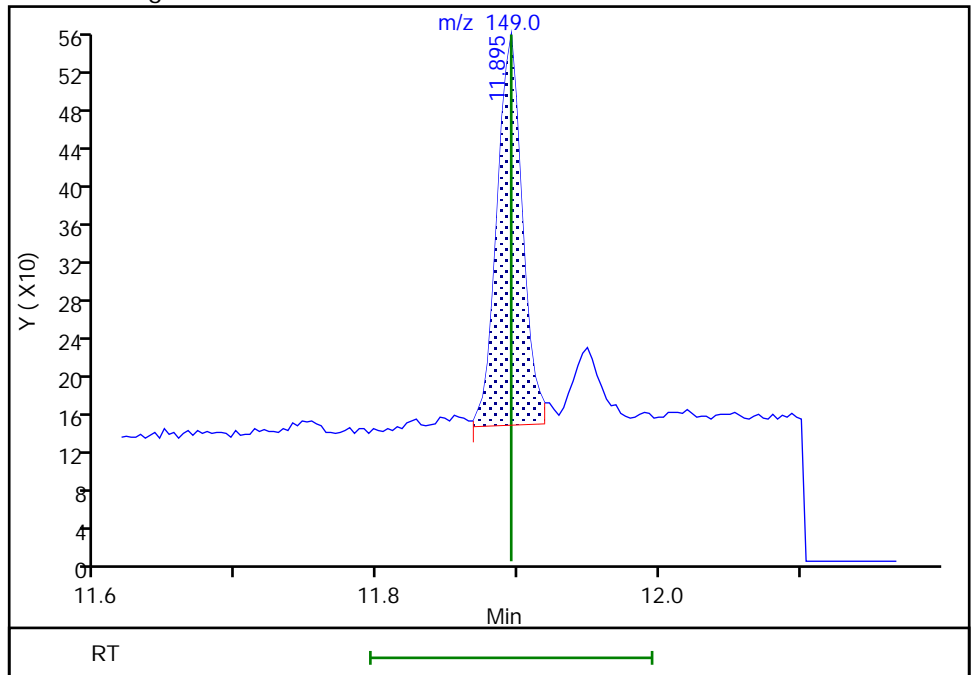
Not Detected
Expected RT: 11.89

Processing Integration Results



Manual Integration Results

RT: 11.89
Area: 509
Amount: 2.068430
Amount Units: ug/L



Reviewer: boylea, 14-Jan-2022 14:32:19
Audit Action: Manually Integrated

Audit Reason: Assign Peak

Eurofins Seattle

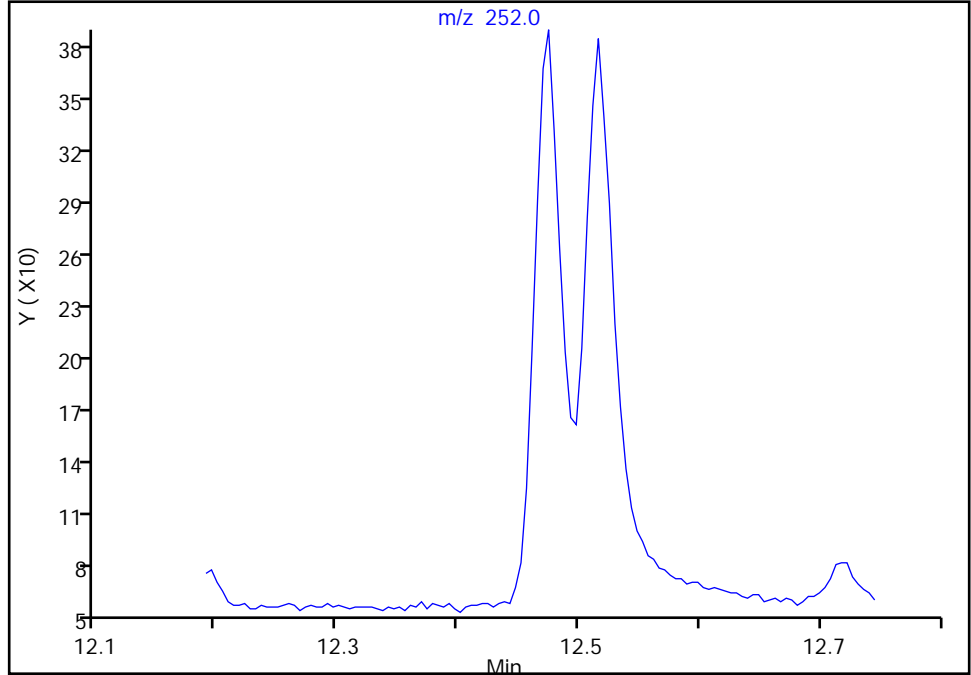
Data File: \\chromfs\Seattle\ChromData\TAC050\20220113-80849.b\SIM011322b025.D
Injection Date: 14-Jan-2022 04:45:30 Instrument ID: TAC050
Lims ID: std2
Client ID:
Operator ID: jcm ALS Bottle#: 15 Worklist Smp#: 15
Injection Vol: 1.0 ul Dil. Factor: 1.0000
Method: TAC050_SIM_PAH Limit Group: 8270D_SIM QSM 5.0
Column: Detector MS SCAN

24 Benzo[b]fluoranthene, CAS: 205-99-2

Signal: 1

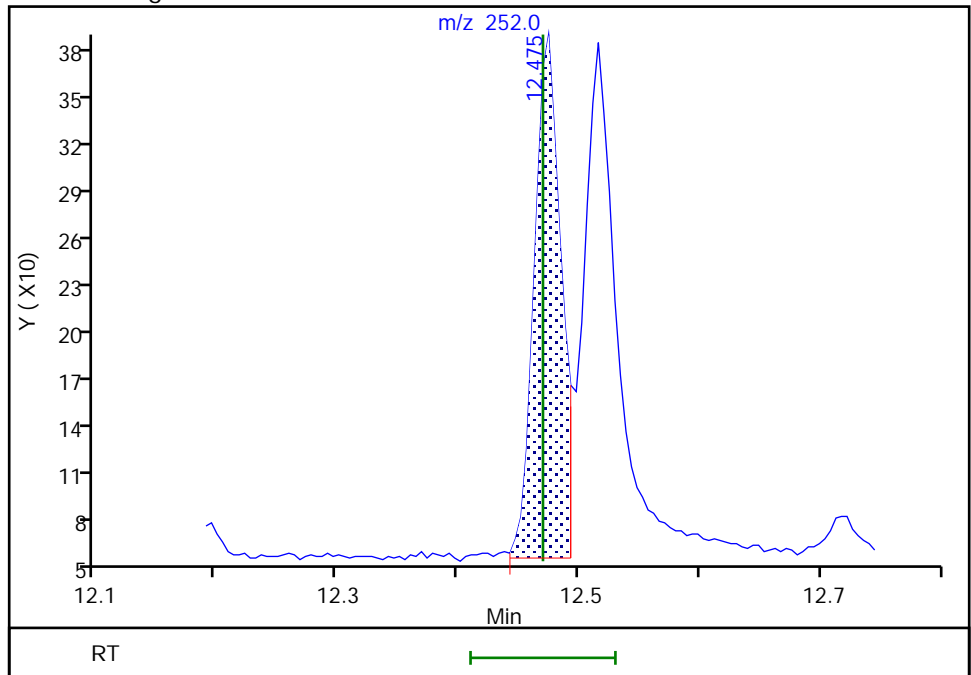
Not Detected
Expected RT: 12.47

Processing Integration Results



Manual Integration Results

RT: 12.47
Area: 491
Amount: 2.064597
Amount Units: ug/L



Reviewer: boylea, 14-Jan-2022 14:32:27
Audit Action: Manually Integrated

Audit Reason: Assign Peak

Eurofins Seattle

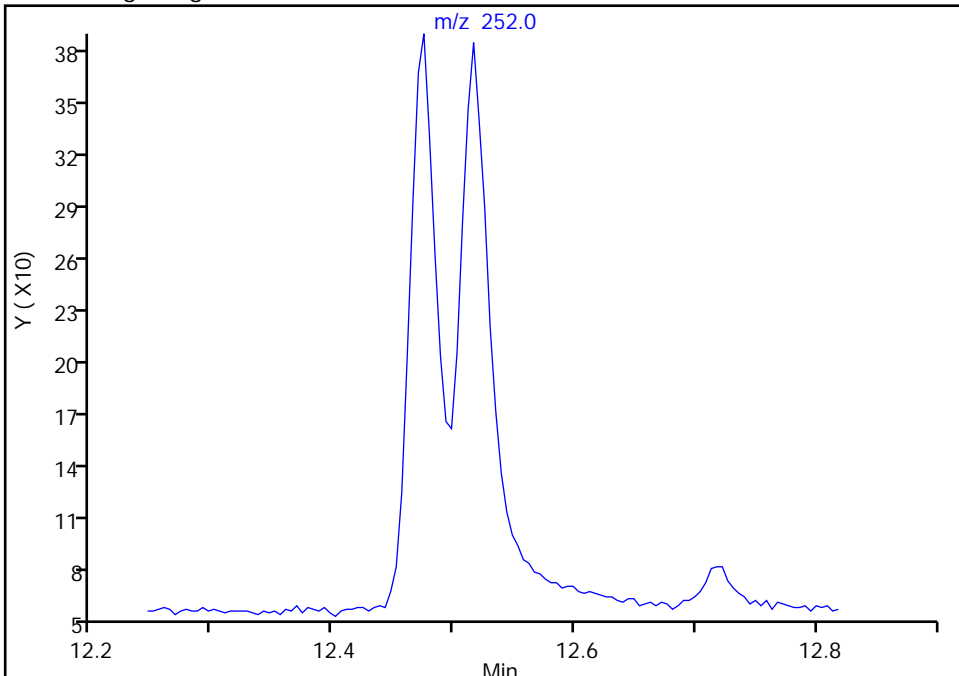
Data File: \\chromfs\Seattle\ChromData\TAC050\20220113-80849.b\SIM011322b025.D
Injection Date: 14-Jan-2022 04:45:30 Instrument ID: TAC050
Lims ID: std2
Client ID:
Operator ID: jcm ALS Bottle#: 15 Worklist Smp#: 15
Injection Vol: 1.0 ul Dil. Factor: 1.0000
Method: TAC050_SIM_PAH Limit Group: 8270D_SIM QSM 5.0
Column: Detector MS SCAN

25 Benzo[k]fluoranthene, CAS: 207-08-9

Signal: 1

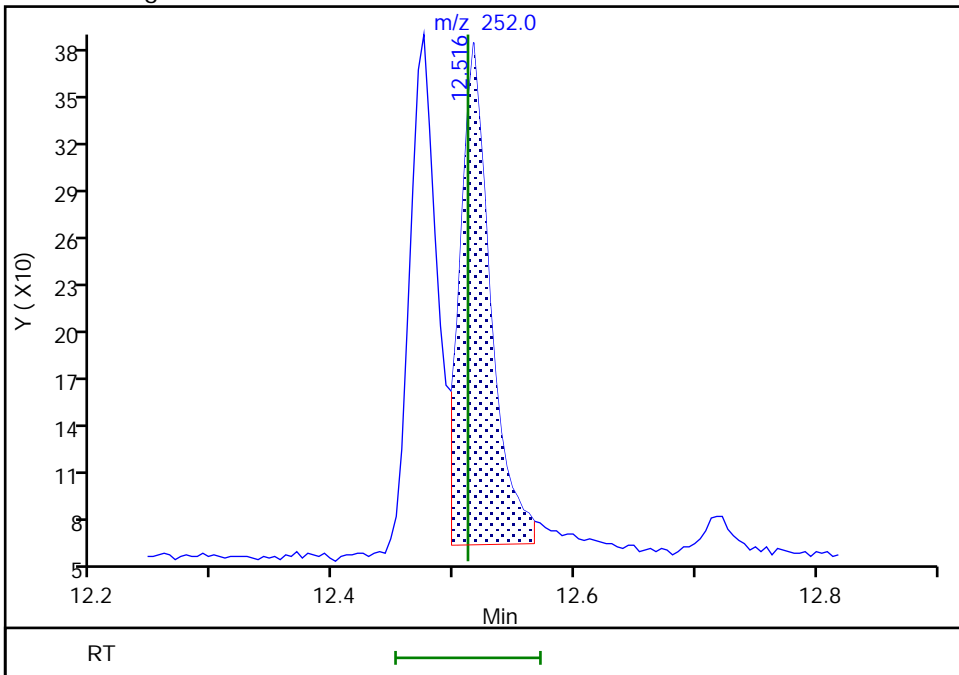
Not Detected
Expected RT: 12.51

Processing Integration Results



Manual Integration Results

RT: 12.52
Area: 540
Amount: 2.036308
Amount Units: ug/L



Reviewer: boylea, 14-Jan-2022 14:32:35
Audit Action: Manually Integrated

Audit Reason: Assign Peak
Page 640 of 766

Eurofins Seattle

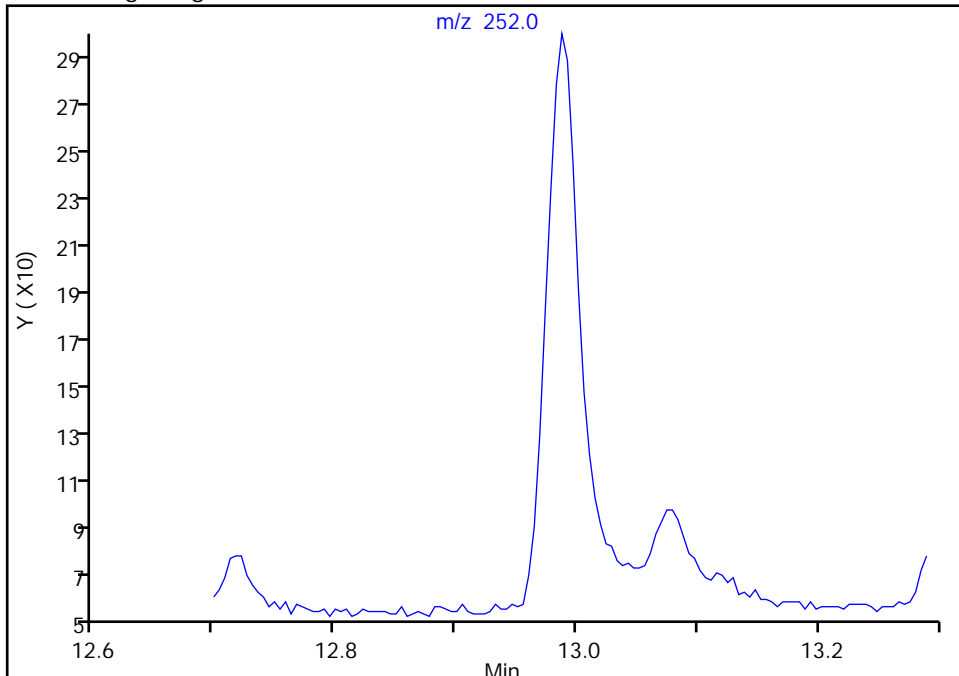
Data File: \\chromfs\Seattle\ChromData\TAC050\20220113-80849.b\SIM011322b025.D
Injection Date: 14-Jan-2022 04:45:30 Instrument ID: TAC050
Lims ID: std2
Client ID:
Operator ID: jcm ALS Bottle#: 15 Worklist Smp#: 15
Injection Vol: 1.0 ul Dil. Factor: 1.0000
Method: TAC050_SIM_PAH Limit Group: 8270D_SIM QSM 5.0
Column: Detector MS SCAN

26 Benzo[a]pyrene, CAS: 50-32-8

Signal: 1

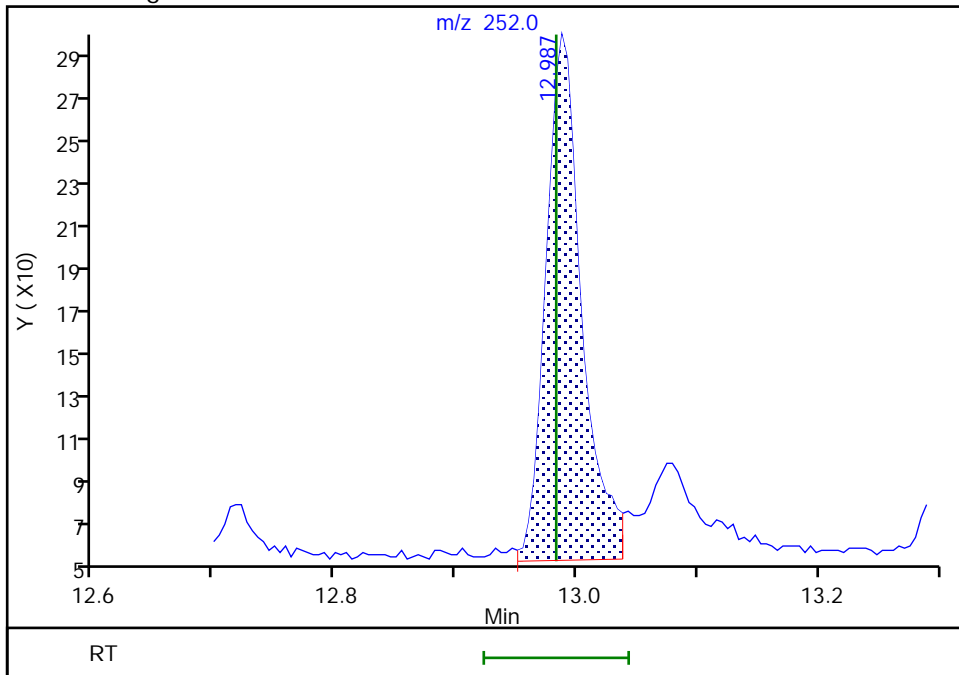
Not Detected
Expected RT: 12.98

Processing Integration Results



Manual Integration Results

RT: 12.99
Area: 494
Amount: 2.086996
Amount Units: ug/L



Reviewer: boylea, 14-Jan-2022 14:32:43
Audit Action: Manually Integrated

Audit Reason: Assign Peak
Page 641 of 766

Eurofins Seattle

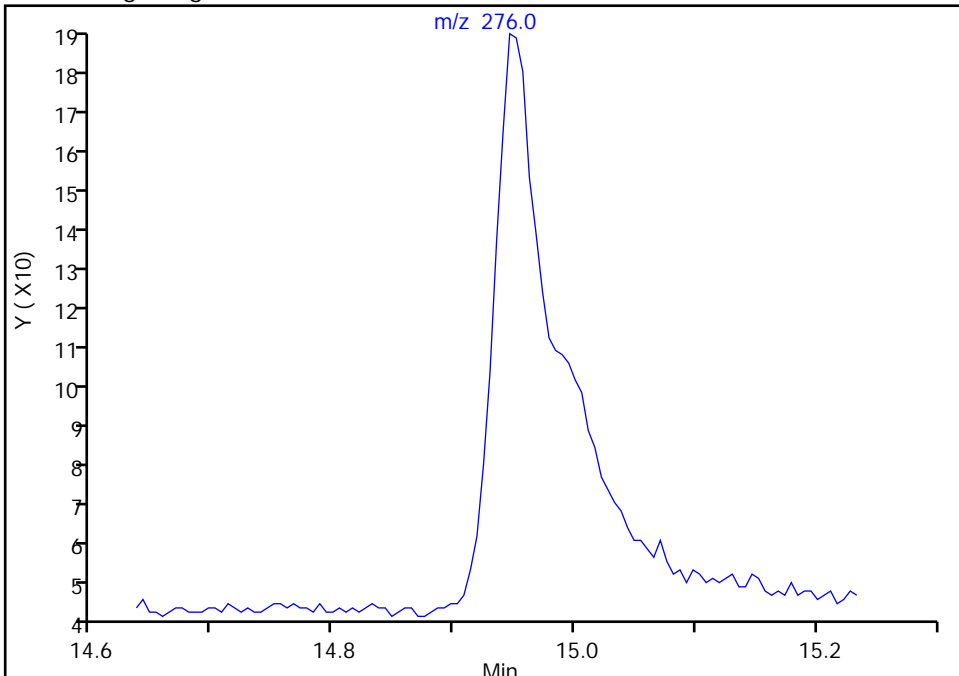
Data File: \\chromfs\Seattle\ChromData\TAC050\20220113-80849.b\SIM011322b025.D
Injection Date: 14-Jan-2022 04:45:30 Instrument ID: TAC050
Lims ID: std2
Client ID:
Operator ID: jcm ALS Bottle#: 15 Worklist Smp#: 15
Injection Vol: 1.0 ul Dil. Factor: 1.0000
Method: TAC050_SIM_PAH Limit Group: 8270D_SIM QSM 5.0
Column: Detector MS SCAN

27 Indeno[1,2,3-cd]pyrene, CAS: 193-39-5

Signal: 1

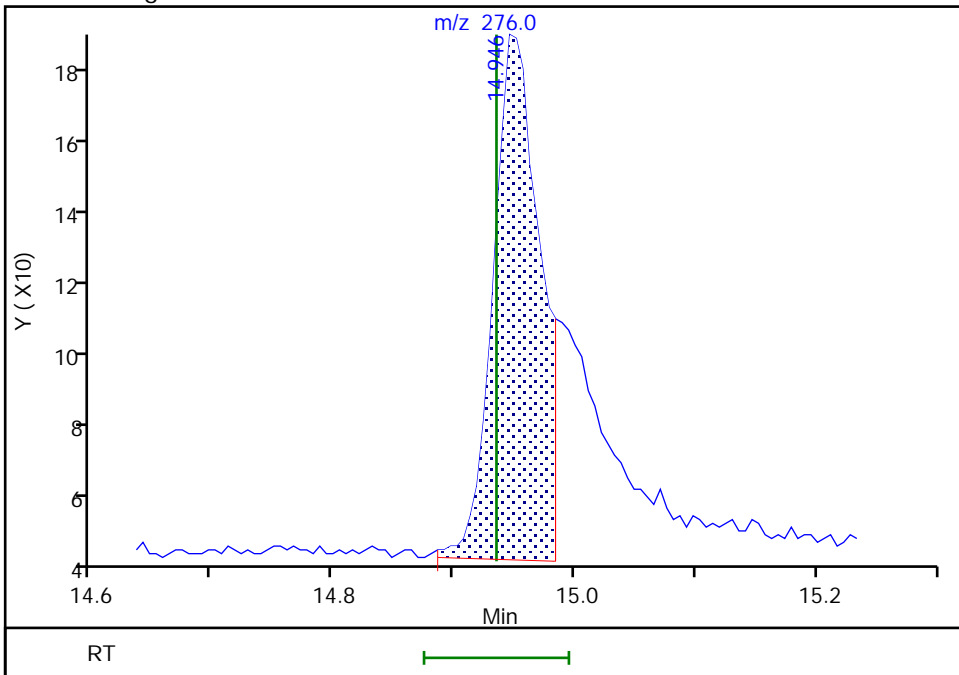
Not Detected
Expected RT: 14.93

Processing Integration Results



Manual Integration Results

RT: 14.95
Area: 365
Amount: 2.771632
Amount Units: ug/L



Reviewer: boylea, 14-Jan-2022 14:32:51
Audit Action: Manually Integrated

Audit Reason: Assign Peak
Page 642 of 766

Eurofins Seattle

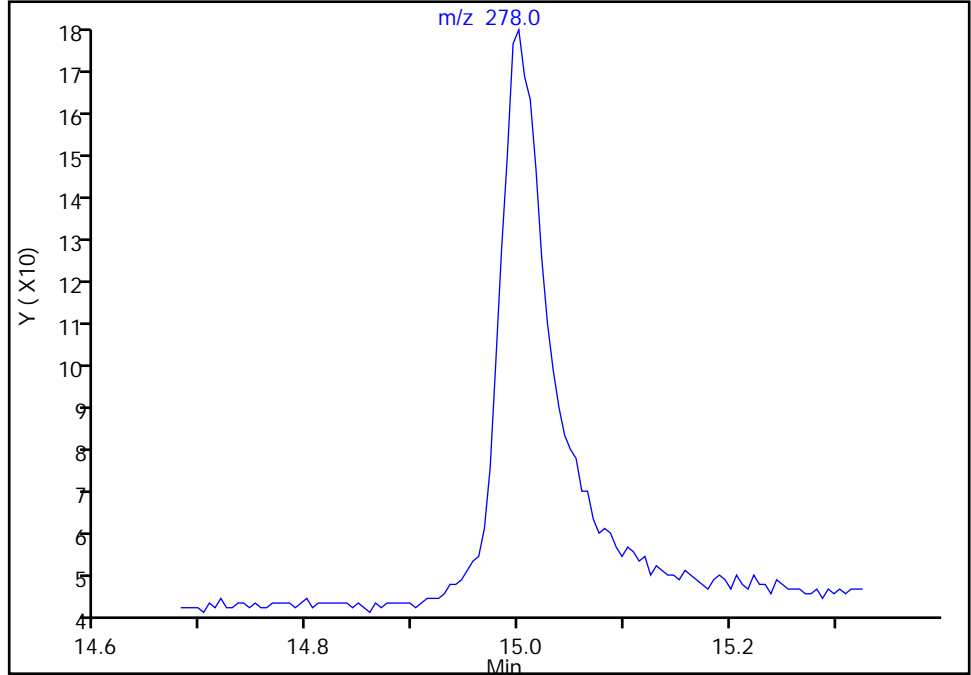
Data File: \\chromfs\Seattle\ChromData\TAC050\20220113-80849.b\SIM011322b025.D
Injection Date: 14-Jan-2022 04:45:30 Instrument ID: TAC050
Lims ID: std2
Client ID:
Operator ID: jcm ALS Bottle#: 15 Worklist Smp#: 15
Injection Vol: 1.0 ul Dil. Factor: 1.0000
Method: TAC050_SIM_PAH Limit Group: 8270D_SIM QSM 5.0
Column: Detector MS SCAN

28 Dibenz(a,h)anthracene, CAS: 53-70-3

Signal: 1

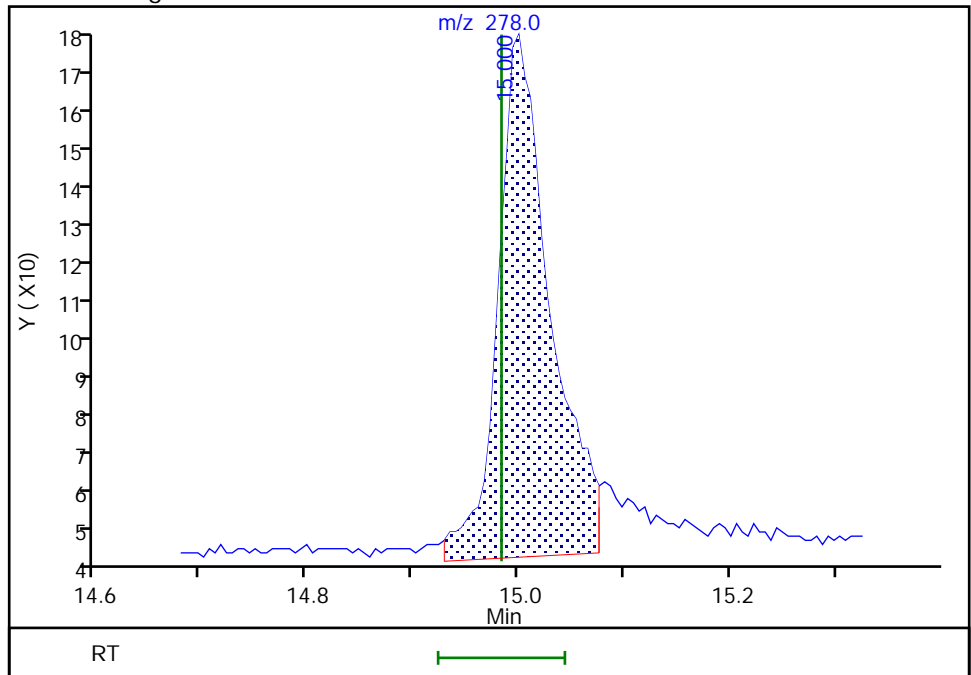
Not Detected
Expected RT: 14.98

Processing Integration Results



Manual Integration Results

RT: 15.00
Area: 429
Amount: 2.006314
Amount Units: ug/L



Reviewer: boylea, 14-Jan-2022 14:32:59
Audit Action: Manually Integrated

Eurofins Seattle

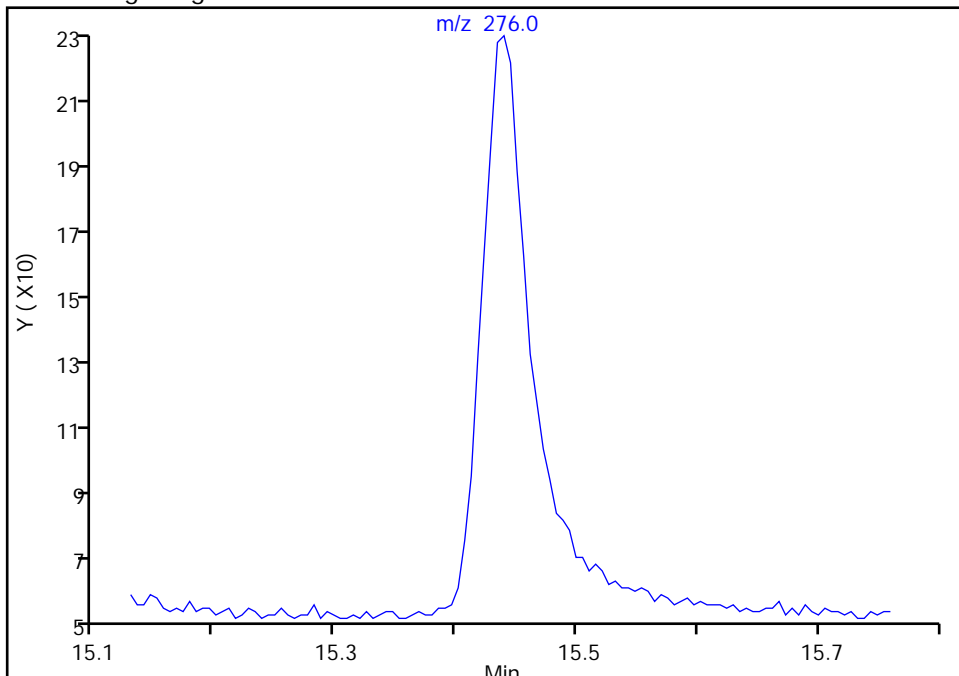
Data File: \\chromfs\Seattle\ChromData\TAC050\20220113-80849.b\SIM011322b025.D
Injection Date: 14-Jan-2022 04:45:30 Instrument ID: TAC050
Lims ID: std2
Client ID:
Operator ID: jcm ALS Bottle#: 15 Worklist Smp#: 15
Injection Vol: 1.0 ul Dil. Factor: 1.0000
Method: TAC050_SIM_PAH Limit Group: 8270D_SIM QSM 5.0
Column: Detector MS SCAN

29 Benzo[g,h,i]perylene, CAS: 191-24-2

Signal: 1

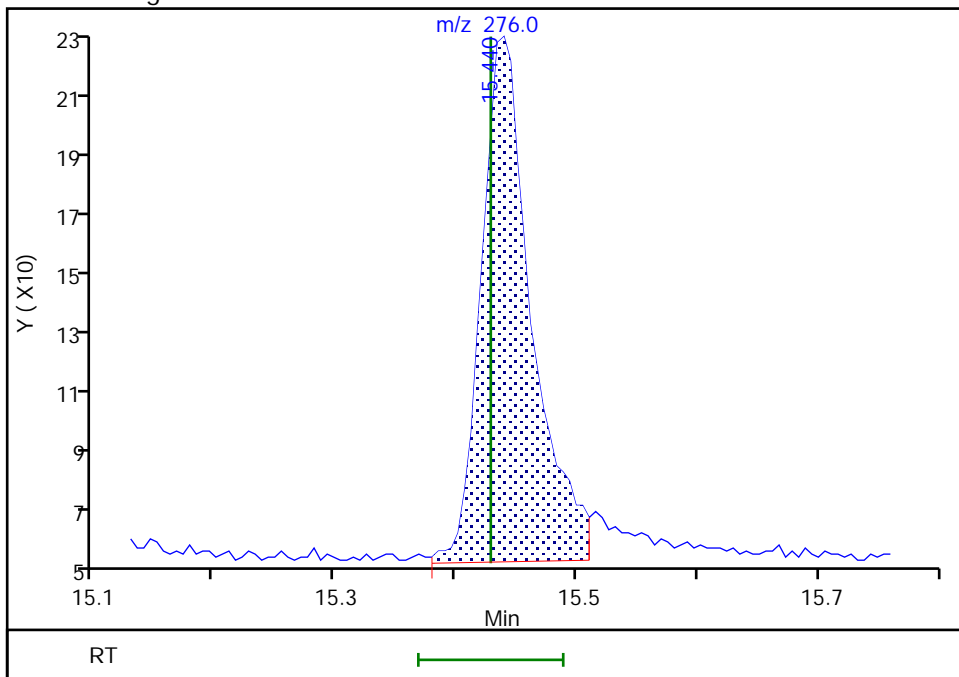
Not Detected
Expected RT: 15.43

Processing Integration Results



Manual Integration Results

RT: 15.44
Area: 497
Amount: 2.072665
Amount Units: ug/L



Reviewer: boylea, 14-Jan-2022 14:33:33
Audit Action: Manually Integrated

Audit Reason: Assign Peak
Page 644 of 766

Eurofins Seattle
Target Compound Quantitation Report

Data File: \\chromfs\Seattle\ChromData\TAC050\20220113-80849.b\SIM011322b026.D
 Lims ID: std1
 Client ID:
 Sample Type: IC Calib Level: 1
 Inject. Date: 14-Jan-2022 05:04:30 ALS Bottle#: 16 Worklist Smp#: 16
 Injection Vol: 1.0 ul Dil. Factor: 1.0000
 Sample Info: 1
 Operator ID: jcm Instrument ID: TAC050
 Sublist: chrom-TAC050_SIM_PAH*sub9
 Method: \\chromfs\Seattle\ChromData\TAC050\20220113-80849.b\TAC050_SIM_PAH.m
 Limit Group: 8270D_SIM QSM 5.0
 Last Update: 14-Jan-2022 15:42:24 Calib Date: 14-Jan-2022 05:04:30
 Integrator: Falcon ID Type: RT Order ID
 Quant Method: Internal Standard Quant By: Initial Calibration
 Last ICal File: \\chromfs\Seattle\ChromData\TAC050\20220113-80849.b\SIM011322b026.D

Column 1 : Det: MS SCAN
 Process Host: CTX1628

First Level Reviewer: limmere Date: 14-Jan-2022 10:29:15

Compound	Sig	RT (min.)	Exp RT (min.)	Dlt RT (min.)	Q	Response	Cal Amt ug/L	OnCol Amt ug/L	Flags
* 1 Naphthalene-d8	136	5.171	5.171	0.000	90	20735	100.0	100.0	
* 2 Acenaphthene-d10	164	6.854	6.854	0.000	69	9073	100.0	100.0	
* 3 Phenanthrene-d10	188	8.319	8.319	0.001	56	14232	100.0	100.0	
* 4 Chrysene-d12	240	11.030	11.030	0.000	49	10350	100.0	100.0	
* 5 Perylene-d12	264	13.079	13.074	0.005	69	12127	100.0	100.0	
\$ 6 2-methylnaphthalene-d10	152	5.814	5.809	0.005	67	122	1.00	0.99	M
\$ 10 2-Fluorobiphenyl	172	6.193	6.190	0.003	0	156	1.00	1.07	M
\$ 8 Fluoranthene-d10 (Surr)	212	9.506	9.502	0.004	68	296	1.00	0.8391	M
\$ 9 Terphenyl-d14	244	9.900	9.896	0.004	95	216	1.00	1.89	M
11 Naphthalene	128	5.189	5.189	0.000	88	256	1.00	1.17	M
12 2-Methylnaphthalene	141	5.841	5.841	0.000	97	122	1.00	0.9809	M
13 1-Methylnaphthalene	141	5.937	5.937	0.000	99	133	1.00	1.10	M
14 Acenaphthylene	152	6.717	6.717	0.000	100	199	1.00	1.04	M
15 Acenaphthene	153	6.885	6.884	0.001	82	125	1.00	1.04	M
16 Fluorene	166	7.394	7.389	0.005	99	148	1.00	1.10	M
18 Phenanthrene	178	8.342	8.342	0.000	35	355	1.00	0.8469	M
19 Anthracene	178	8.397	8.389	0.008	99	339	1.00	0.9684	M
20 Fluoranthene	202	9.526	9.522	0.004	55	360	1.00	0.8607	M
21 Pyrene	202	9.754	9.746	0.008	52	386	1.00	0.8357	M
22 Benzo[a]anthracene	228	11.017	11.012	0.005	24	316	1.00	0.8148	M
23 Chrysene	228	11.058	11.057	0.001	98	341	1.00	0.7148	M
30 Bis(2-ethylhexyl) phthalate	149	11.892	11.895	-0.003	0	301	1.00	1.02	M
24 Benzo[b]fluoranthene	252	12.475	12.470	0.005	98	286	1.00	0.99	M
25 Benzo[k]fluoranthene	252	12.521	12.511	0.010	92	313	1.00	0.9775	M
26 Benzo[a]pyrene	252	12.988	12.983	0.005	96	285	1.00	0.99	M
27 Indeno[1,2,3-cd]pyrene	276	14.957	14.935	0.022	96	194	1.00	1.68	M
28 Dibenz(a,h)anthracene	278	15.011	14.984	0.027	95	246	1.00	1.01	M
29 Benzo[g,h,i]perylene	276	15.440	15.429	0.011	91	281	1.00	0.9844	M

[QC Flag Legend](#)

Processing Flags

Review Flags

M - Manually Integrated

[Reagents:](#)

8270SIM_IS_00069

Amount Added: 9.80

Units: uL

8270ccvl_50_00039

Amount Added: 20.00

Units: uL

Eurofins Seattle

Data File: \\chromfs\Seattle\ChromData\TAC050\20220113-80849.b\SIM011322b026.D

Injection Date: 14-Jan-2022 05:04:30

Instrument ID: TAC050

Lims ID: std1

Client ID:

Operator ID: jcm

ALS Bottle#: 16

Worklist Smp#: 16

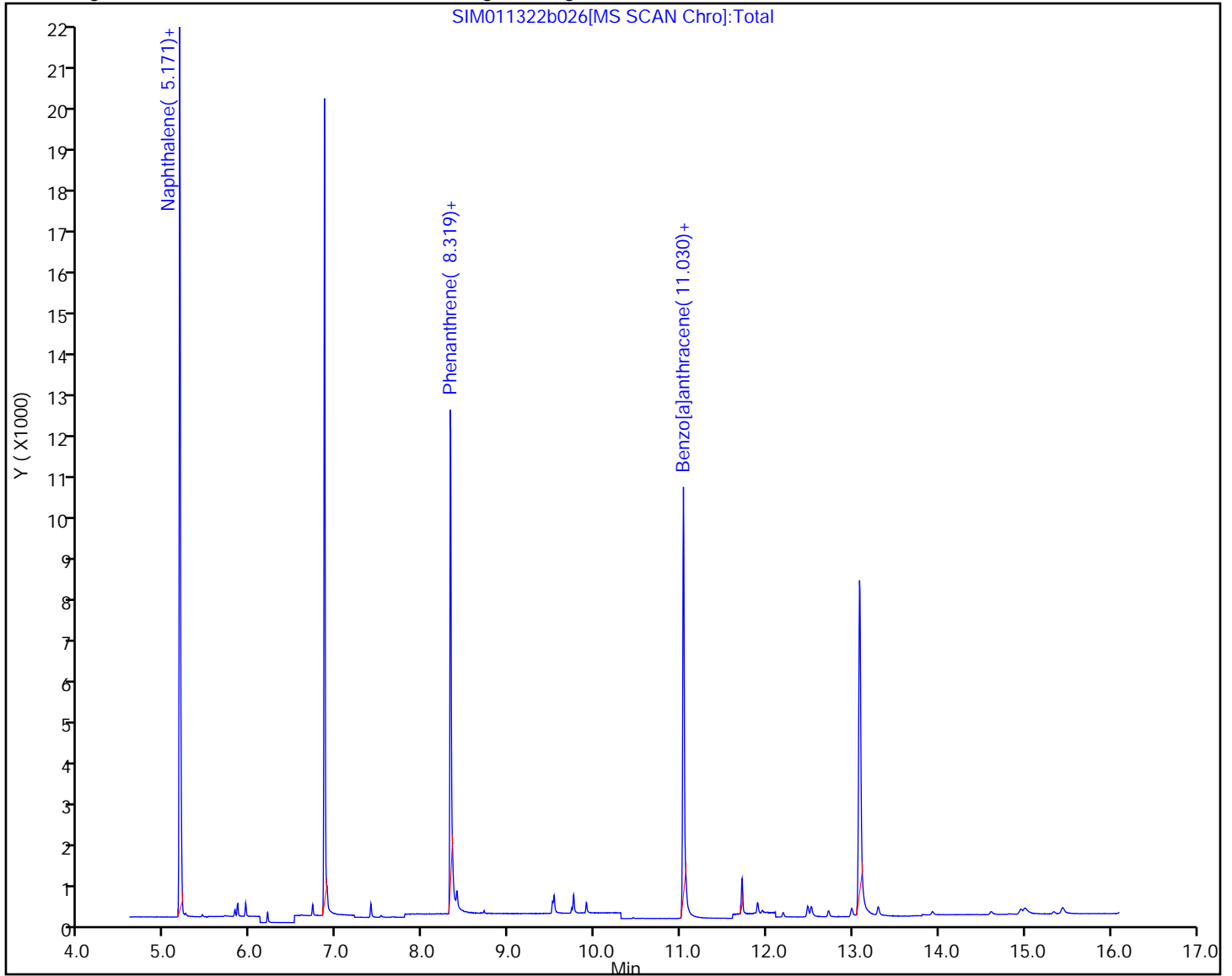
Injection Vol: 1.0 ul

Dil. Factor: 1.0000

Method: TAC050_SIM_PAH

Limit Group: 8270D_SIM QSM 5.0

Y Scaling: Method Defined: Scale to the Nth Largest Target: 1



Eurofins Seattle

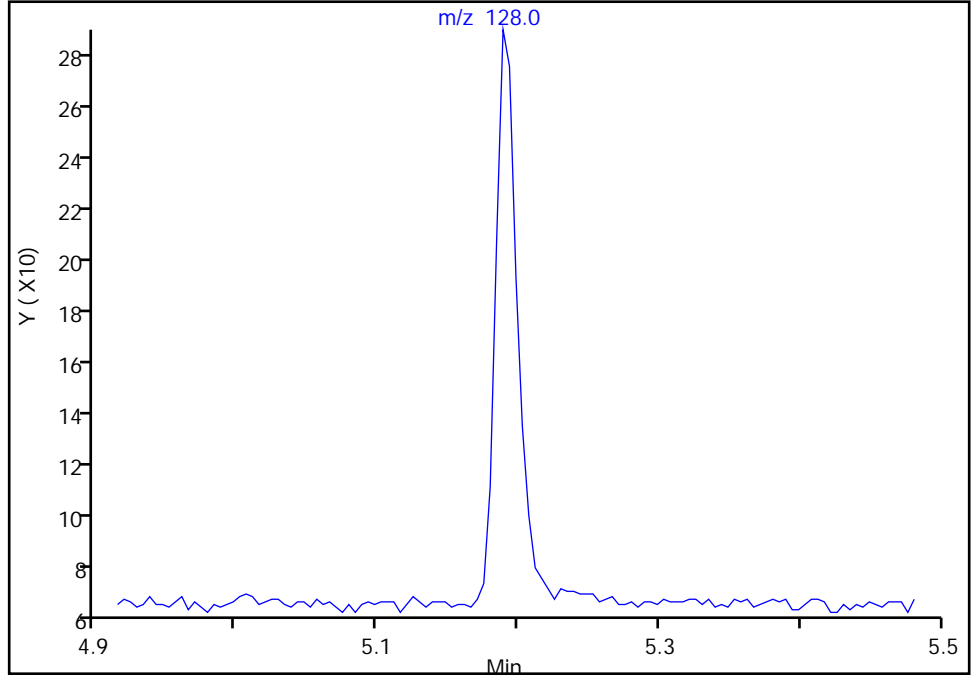
Data File: \\chromfs\Seattle\ChromData\TAC050\20220113-80849.b\SIM011322b026.D
Injection Date: 14-Jan-2022 05:04:30 Instrument ID: TAC050
Lims ID: std1
Client ID:
Operator ID: jcm ALS Bottle#: 16 Worklist Smp#: 16
Injection Vol: 1.0 ul Dil. Factor: 1.0000
Method: TAC050_SIM_PAH Limit Group: 8270D_SIM QSM 5.0
Column: Detector MS SCAN

11 Naphthalene, CAS: 91-20-3

Signal: 1

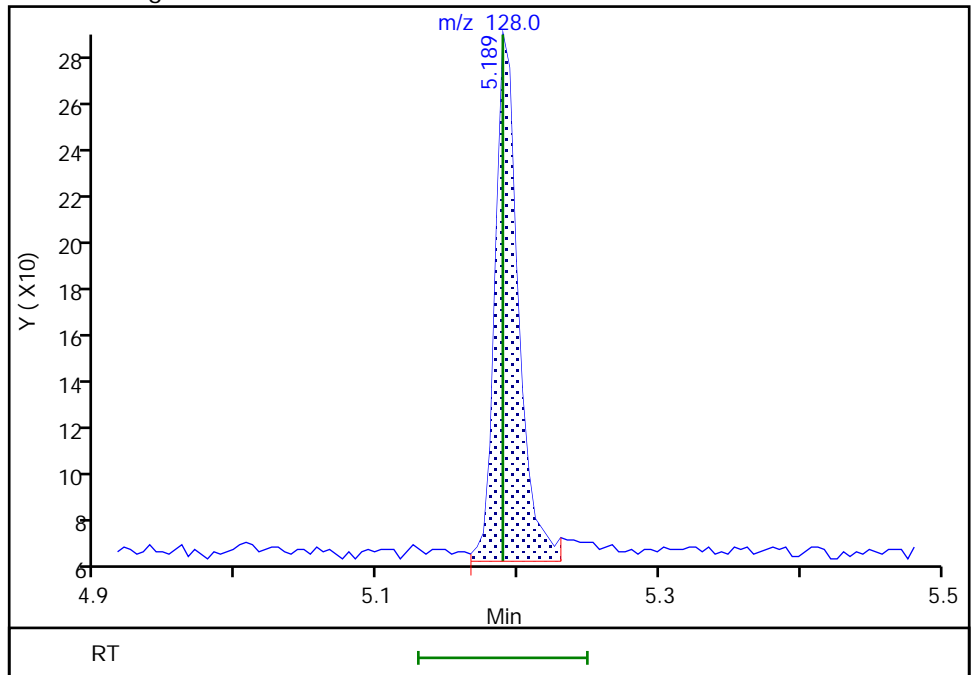
Not Detected
Expected RT: 5.19

Processing Integration Results



RT: 5.19
Area: 256
Amount: 1.167329
Amount Units: ug/L

Manual Integration Results



Reviewer: boylea, 14-Jan-2022 14:37:18
Audit Action: Manually Integrated

Audit Reason: Assign Peak

Eurofins Seattle

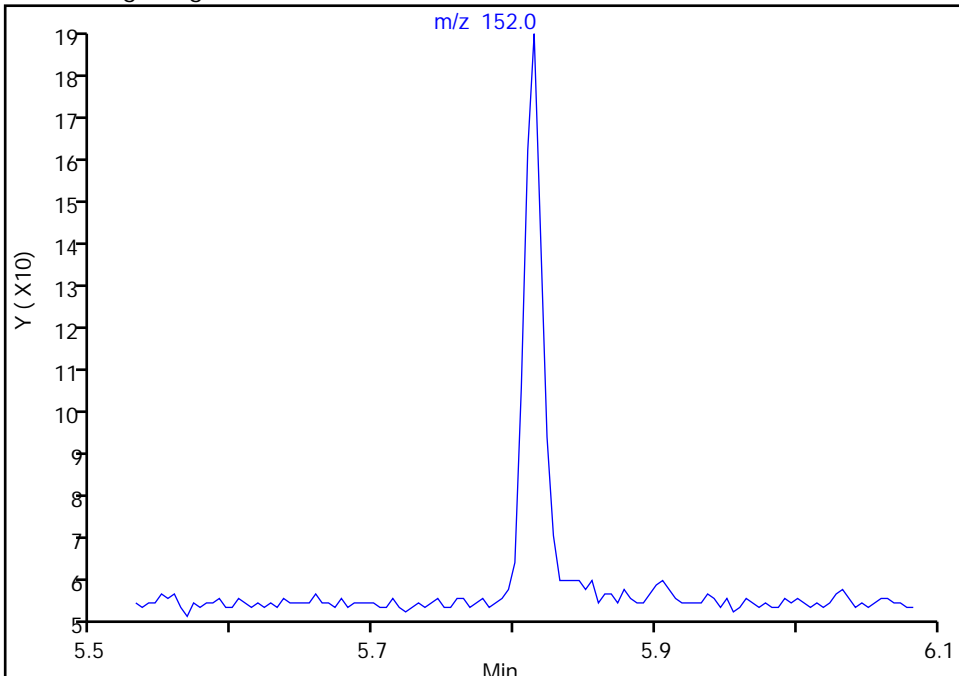
Data File: \\chromfs\Seattle\ChromData\TAC050\20220113-80849.b\SIM011322b026.D
Injection Date: 14-Jan-2022 05:04:30 Instrument ID: TAC050
Lims ID: std1
Client ID:
Operator ID: jcm ALS Bottle#: 16 Worklist Smp#: 16
Injection Vol: 1.0 ul Dil. Factor: 1.0000
Method: TAC050_SIM_PAH Limit Group: 8270D_SIM QSM 5.0
Column: Detector MS SCAN

\$ 6 2-methylnaphthalene-d10, CAS: 7297-45-2

Signal: 1

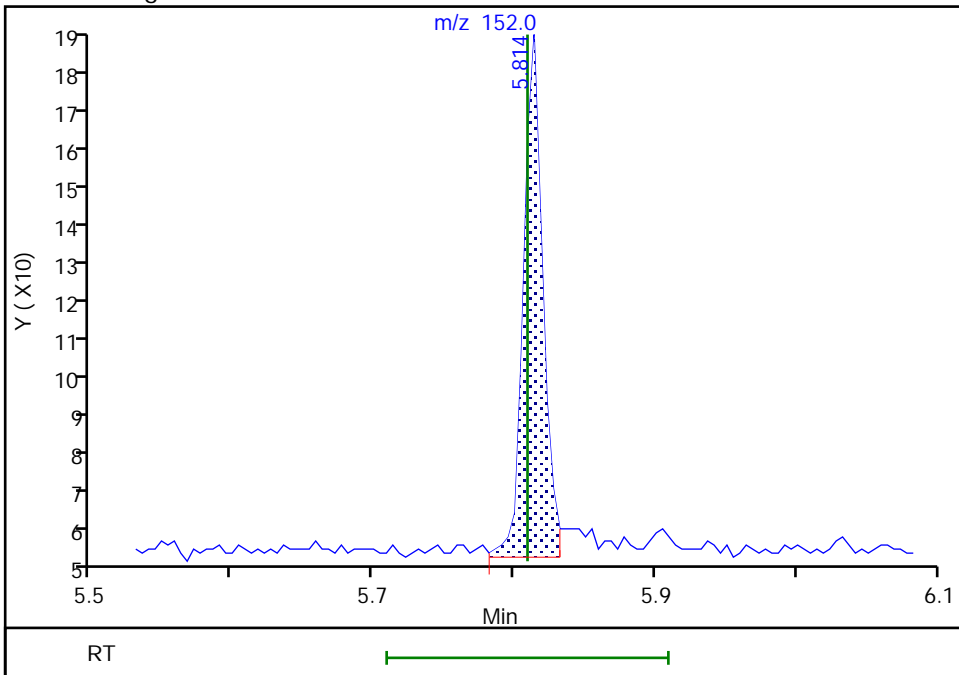
Not Detected
Expected RT: 5.81

Processing Integration Results



Manual Integration Results

RT: 5.81
Area: 122
Amount: 0.994559
Amount Units: ug/L



Reviewer: boylea, 14-Jan-2022 14:36:49
Audit Action: Manually Integrated

Eurofins Seattle

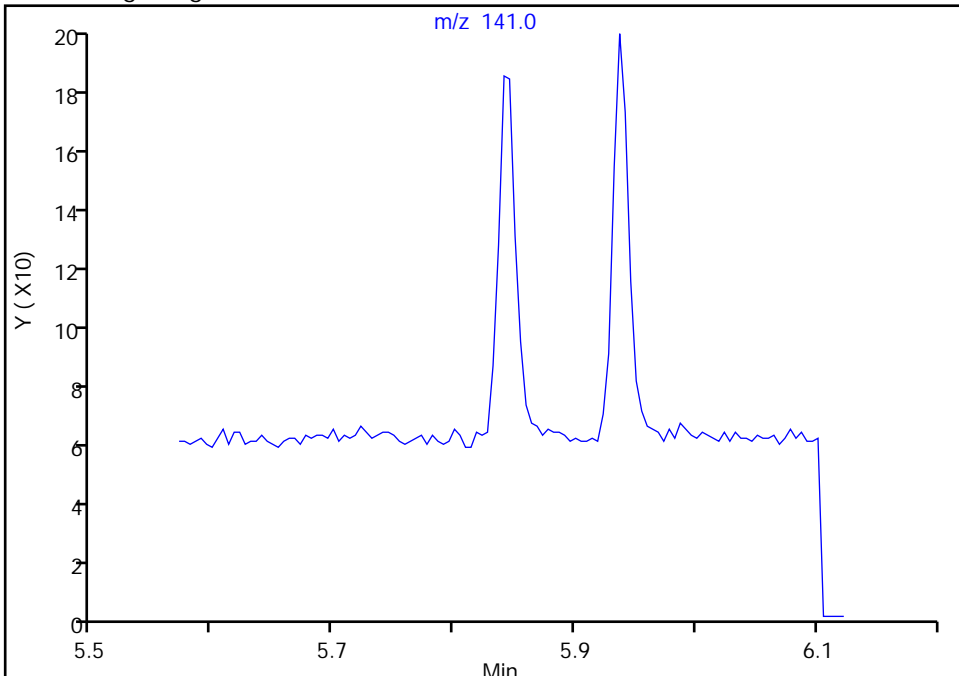
Data File: \\chromfs\Seattle\ChromData\TAC050\20220113-80849.b\SIM011322b026.D
Injection Date: 14-Jan-2022 05:04:30 Instrument ID: TAC050
Lims ID: std1
Client ID:
Operator ID: jcm ALS Bottle#: 16 Worklist Smp#: 16
Injection Vol: 1.0 ul Dil. Factor: 1.0000
Method: TAC050_SIM_PAH Limit Group: 8270D_SIM QSM 5.0
Column: Detector MS SCAN

12 2-Methylnaphthalene, CAS: 91-57-6

Signal: 1

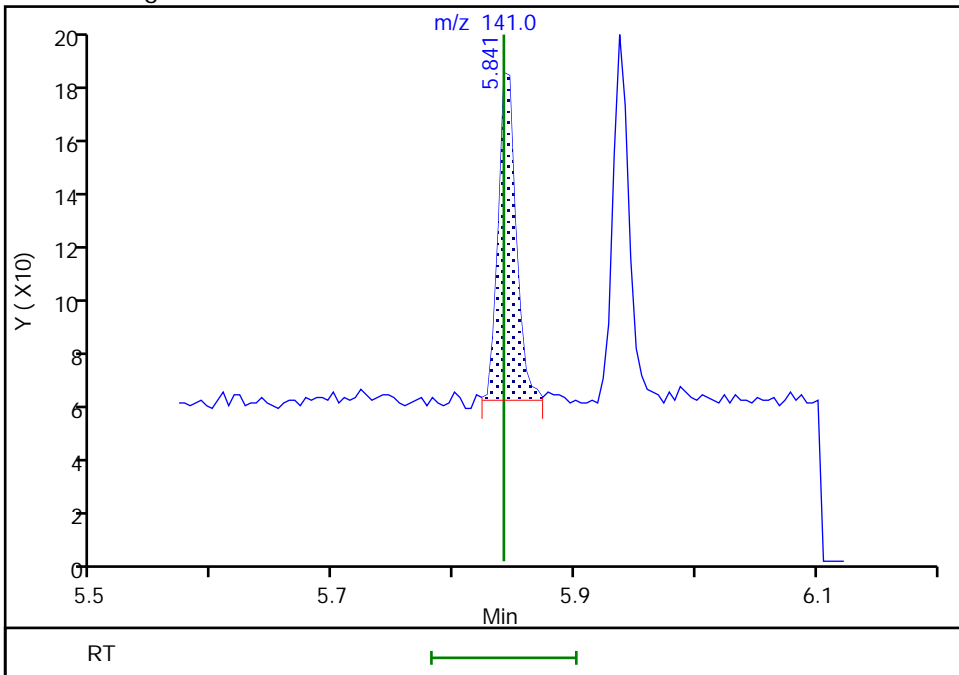
Not Detected
Expected RT: 5.84

Processing Integration Results



RT: 5.84
Area: 122
Amount: 0.980912
Amount Units: ug/L

Manual Integration Results



Reviewer: boylea, 14-Jan-2022 14:37:24
Audit Action: Manually Integrated

Eurofins Seattle

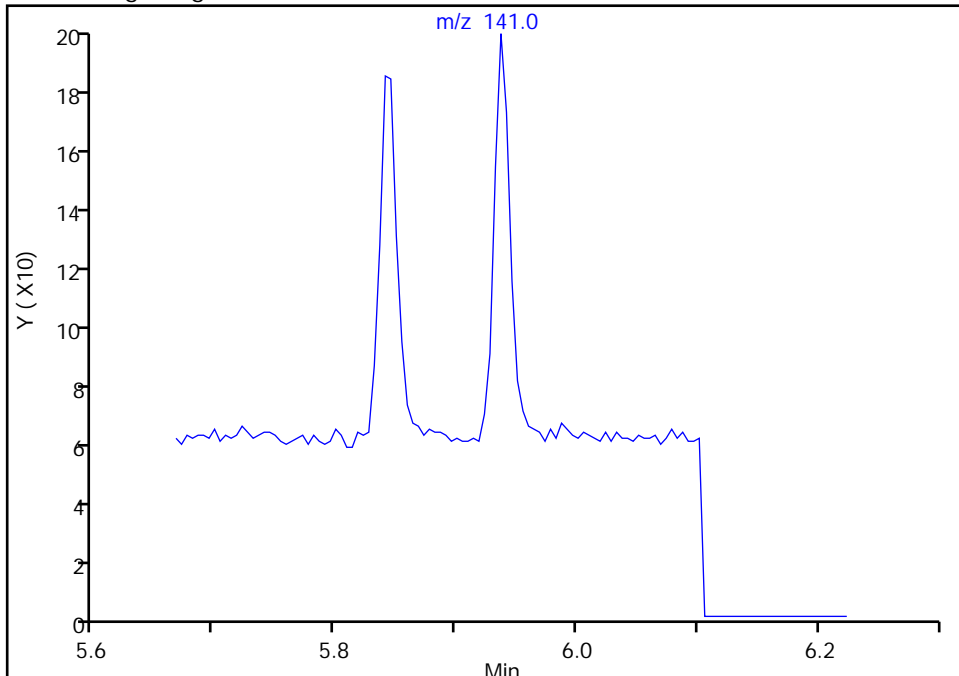
Data File: \\chromfs\Seattle\ChromData\TAC050\20220113-80849.b\SIM011322b026.D
Injection Date: 14-Jan-2022 05:04:30 Instrument ID: TAC050
Lims ID: std1
Client ID:
Operator ID: jcm ALS Bottle#: 16 Worklist Smp#: 16
Injection Vol: 1.0 ul Dil. Factor: 1.0000
Method: TAC050_SIM_PAH Limit Group: 8270D_SIM QSM 5.0
Column: Detector MS SCAN

13 1-Methylnaphthalene, CAS: 90-12-0

Signal: 1

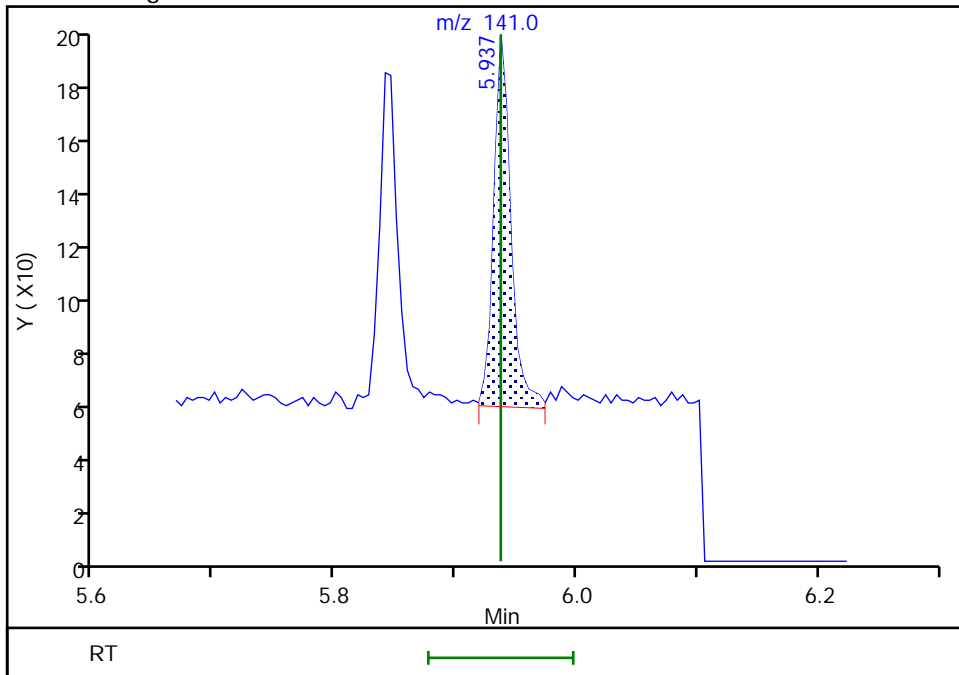
Not Detected
Expected RT: 5.94

Processing Integration Results



Manual Integration Results

RT: 5.94
Area: 133
Amount: 1.104006
Amount Units: ug/L



Reviewer: boylea, 14-Jan-2022 14:37:30
Audit Action: Manually Integrated

Audit Reason: Assign Peak

Eurofins Seattle

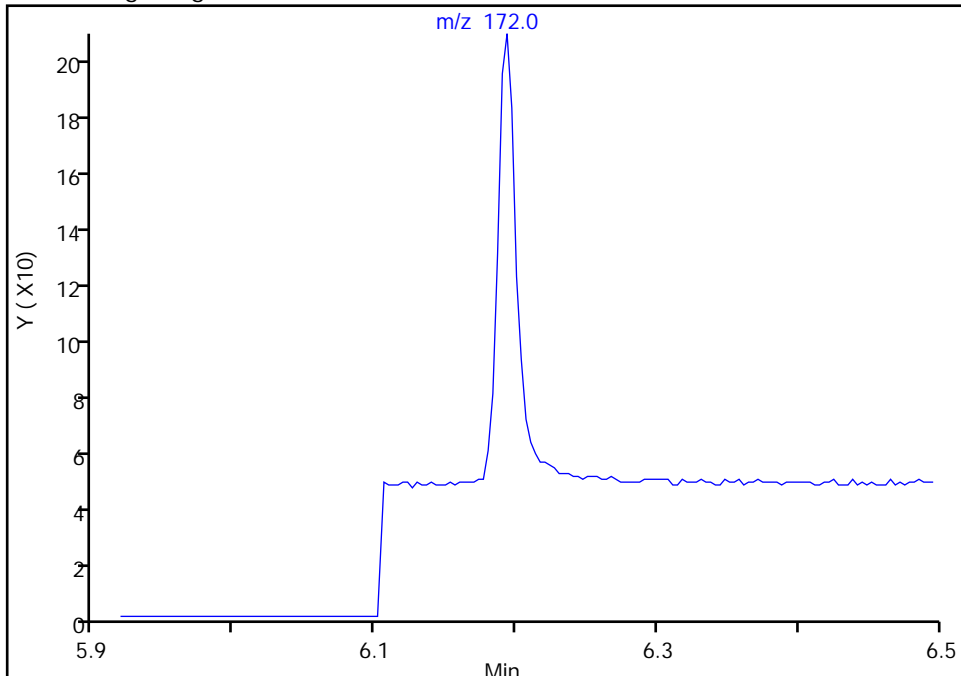
Data File: \\chromfs\Seattle\ChromData\TAC050\20220113-80849.b\SIM011322b026.D
Injection Date: 14-Jan-2022 05:04:30 Instrument ID: TAC050
Lims ID: std1
Client ID:
Operator ID: jcm ALS Bottle#: 16 Worklist Smp#: 16
Injection Vol: 1.0 ul Dil. Factor: 1.0000
Method: TAC050_SIM_PAH Limit Group: 8270D_SIM QSM 5.0
Column: Detector MS SCAN

\$ 10 2-Fluorobiphenyl, CAS: 321-60-8

Signal: 1

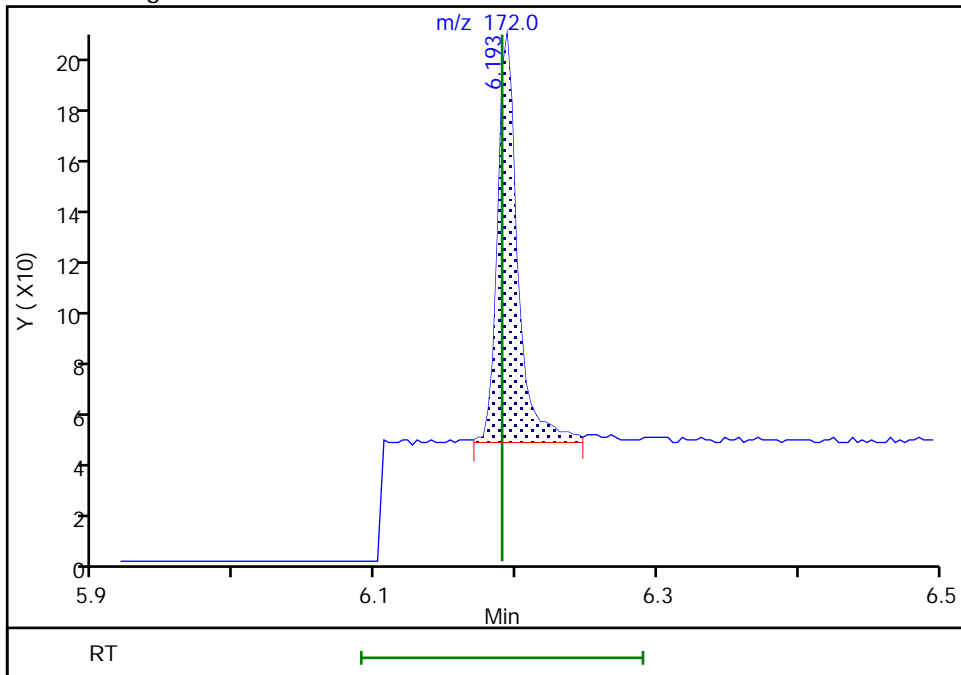
Not Detected
Expected RT: 6.19

Processing Integration Results



Manual Integration Results

RT: 6.19
Area: 156
Amount: 1.074497
Amount Units: ug/L



Reviewer: boylea, 14-Jan-2022 14:37:01
Audit Action: Manually Integrated

Audit Reason: Assign Peak

Eurofins Seattle

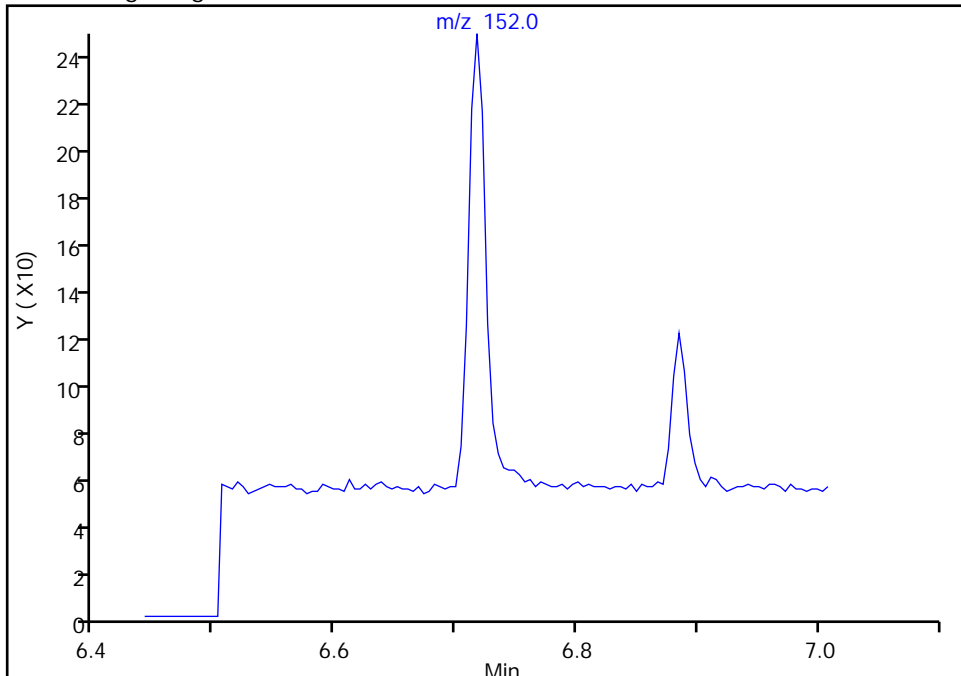
Data File: \\chromfs\Seattle\ChromData\TAC050\20220113-80849.b\SIM011322b026.D
Injection Date: 14-Jan-2022 05:04:30 Instrument ID: TAC050
Lims ID: std1
Client ID:
Operator ID: jcm ALS Bottle#: 16 Worklist Smp#: 16
Injection Vol: 1.0 ul Dil. Factor: 1.0000
Method: TAC050_SIM_PAH Limit Group: 8270D_SIM QSM 5.0
Column: Detector MS SCAN

14 Acenaphthylene, CAS: 208-96-8

Signal: 1

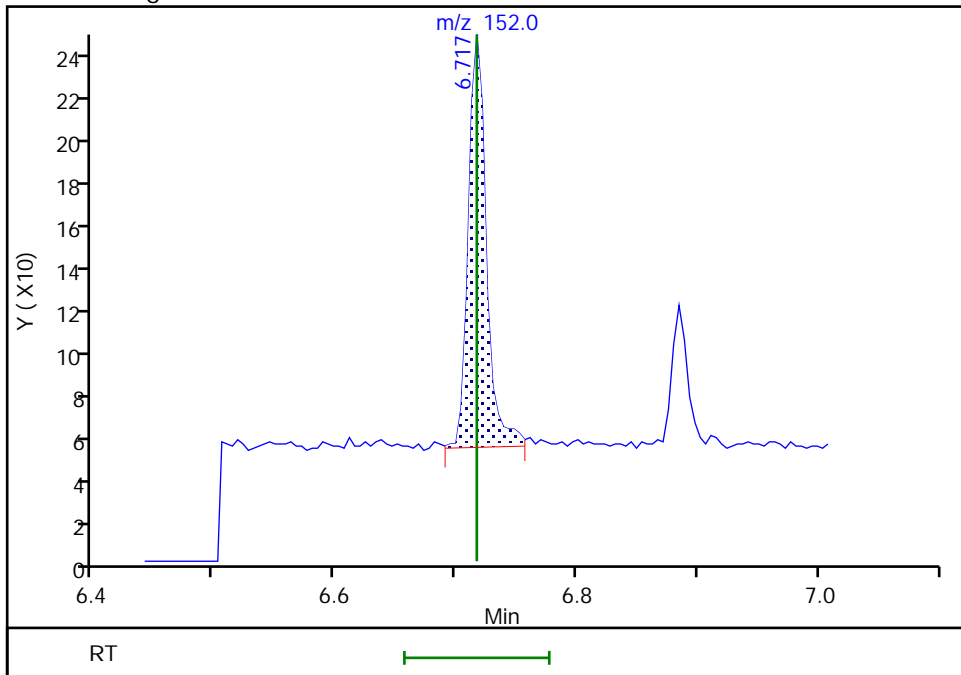
Not Detected
Expected RT: 6.72

Processing Integration Results



Manual Integration Results

RT: 6.72
Area: 199
Amount: 1.037454
Amount Units: ug/L



Reviewer: boylea, 14-Jan-2022 14:37:37
Audit Action: Manually Integrated

Audit Reason: Assign Peak

Eurofins Seattle

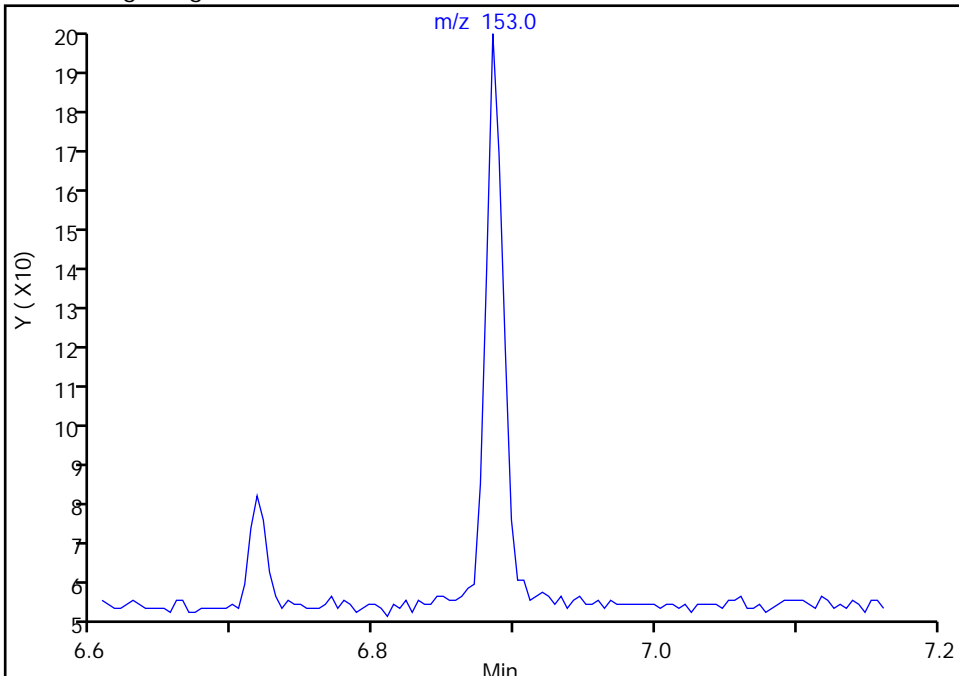
Data File: \\chromfs\Seattle\ChromData\TAC050\20220113-80849.b\SIM011322b026.D
Injection Date: 14-Jan-2022 05:04:30 Instrument ID: TAC050
Lims ID: std1
Client ID:
Operator ID: jcm ALS Bottle#: 16 Worklist Smp#: 16
Injection Vol: 1.0 ul Dil. Factor: 1.0000
Method: TAC050_SIM_PAH Limit Group: 8270D_SIM QSM 5.0
Column: Detector MS SCAN

15 Acenaphthene, CAS: 83-32-9

Signal: 1

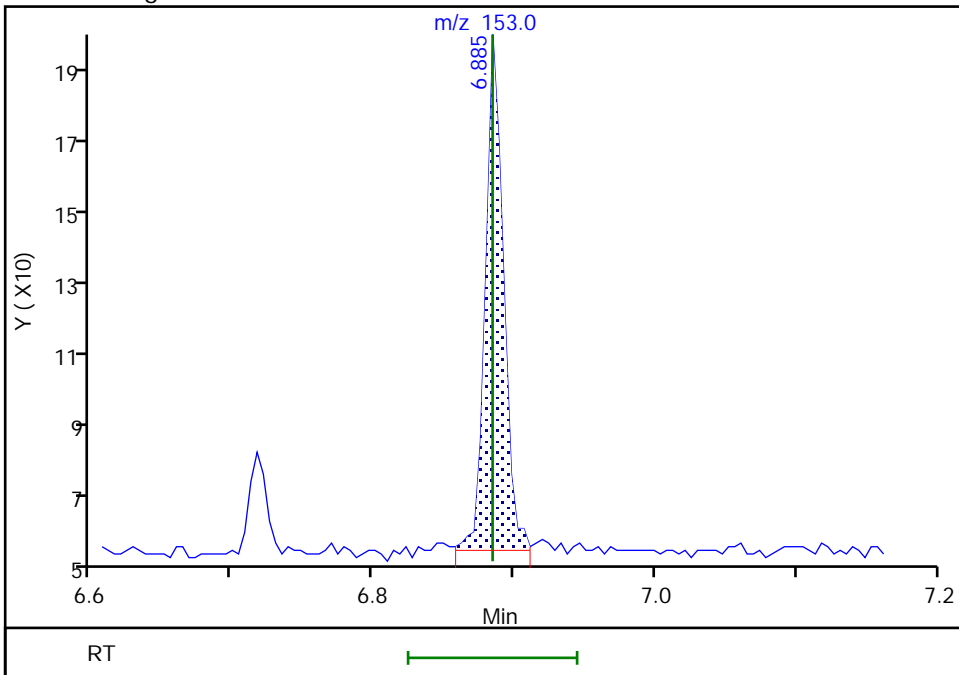
Not Detected
Expected RT: 6.88

Processing Integration Results



Manual Integration Results

RT: 6.88
Area: 125
Amount: 1.038427
Amount Units: ug/L



Reviewer: boylea, 14-Jan-2022 14:37:44
Audit Action: Manually Integrated

Audit Reason: Assign Peak
Page 654 of 766

Eurofins Seattle

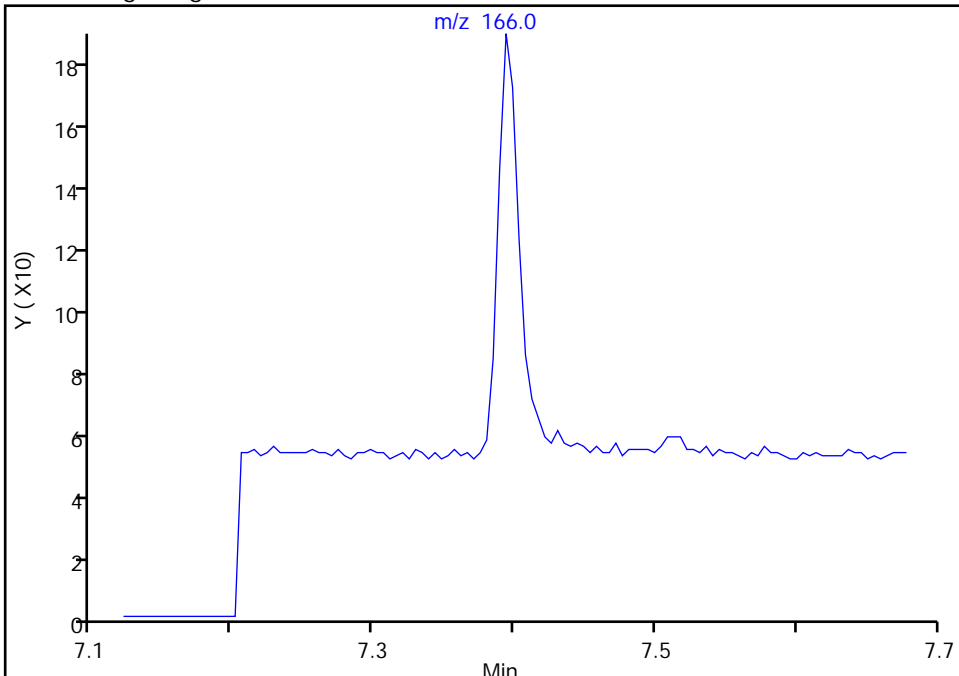
Data File: \\chromfs\Seattle\ChromData\TAC050\20220113-80849.b\SIM011322b026.D
Injection Date: 14-Jan-2022 05:04:30 Instrument ID: TAC050
Lims ID: std1
Client ID:
Operator ID: jcm ALS Bottle#: 16 Worklist Smp#: 16
Injection Vol: 1.0 ul Dil. Factor: 1.0000
Method: TAC050_SIM_PAH Limit Group: 8270D_SIM QSM 5.0
Column: Detector MS SCAN

16 Fluorene, CAS: 86-73-7

Signal: 1

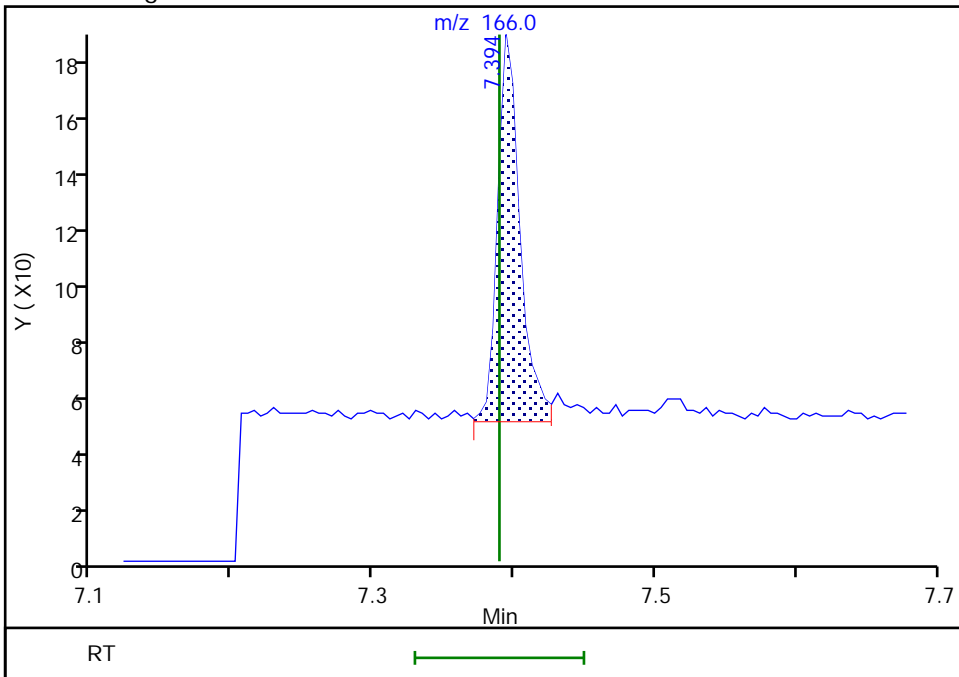
Not Detected
Expected RT: 7.39

Processing Integration Results



Manual Integration Results

RT: 7.39
Area: 148
Amount: 1.102831
Amount Units: ug/L



Reviewer: boylea, 14-Jan-2022 14:37:57
Audit Action: Manually Integrated

Audit Reason: Assign Peak
Page 655 of 766

Eurofins Seattle

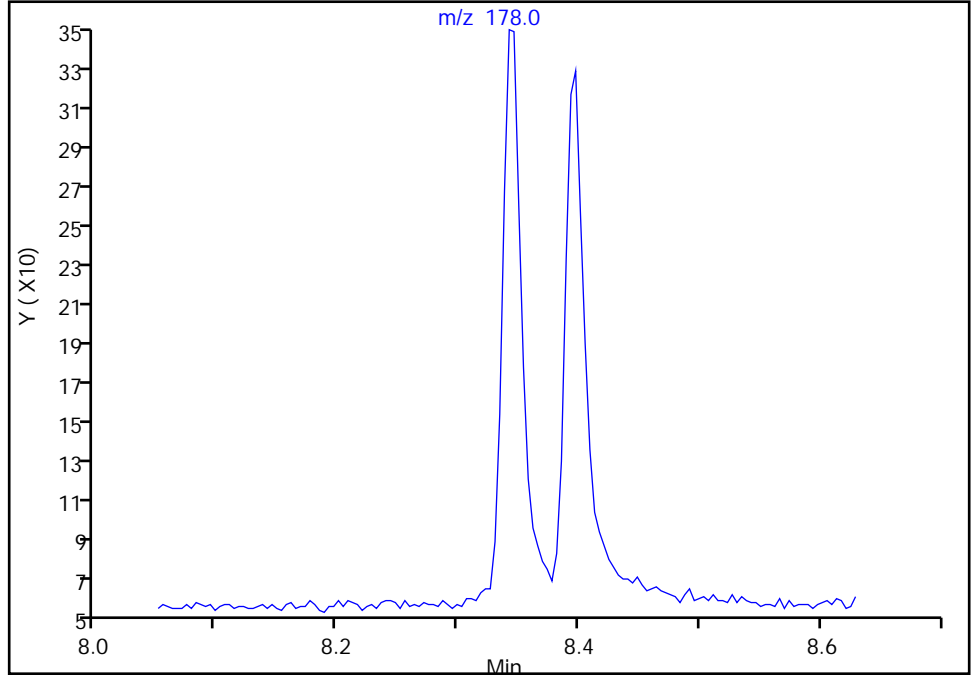
Data File: \\chromfs\Seattle\ChromData\TAC050\20220113-80849.b\SIM011322b026.D
Injection Date: 14-Jan-2022 05:04:30 Instrument ID: TAC050
Lims ID: std1
Client ID:
Operator ID: jcm ALS Bottle#: 16 Worklist Smp#: 16
Injection Vol: 1.0 ul Dil. Factor: 1.0000
Method: TAC050_SIM_PAH Limit Group: 8270D_SIM QSM 5.0
Column: Detector MS SCAN

18 Phenanthrene, CAS: 85-01-8

Signal: 1

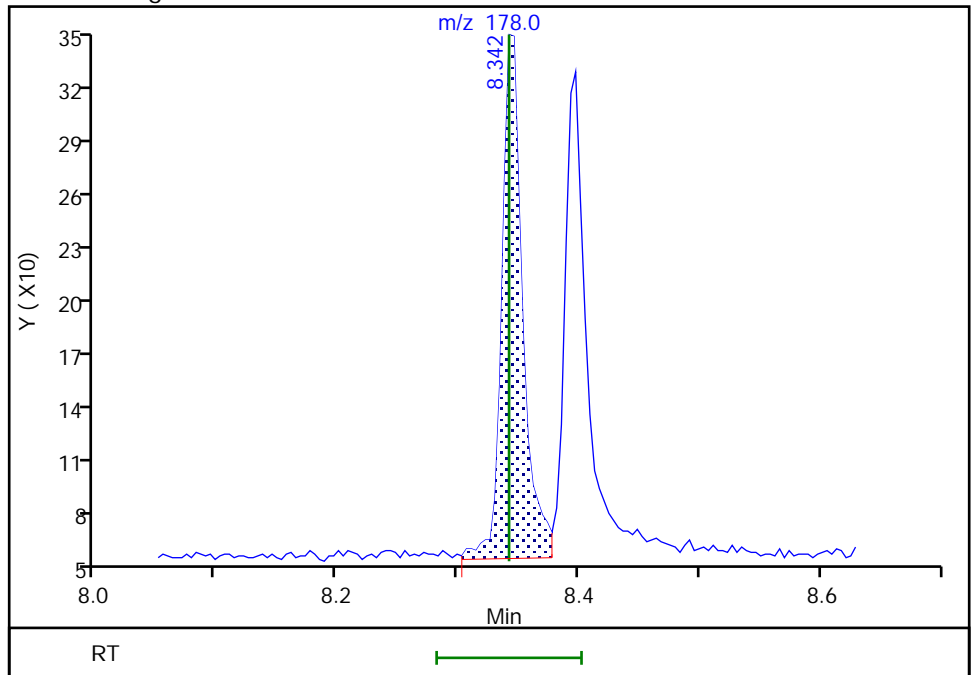
Not Detected
Expected RT: 8.34

Processing Integration Results



RT: 8.34
Area: 355
Amount: 0.846866
Amount Units: ug/L

Manual Integration Results



Reviewer: boylea, 14-Jan-2022 14:38:05
Audit Action: Manually Integrated

Eurofins Seattle

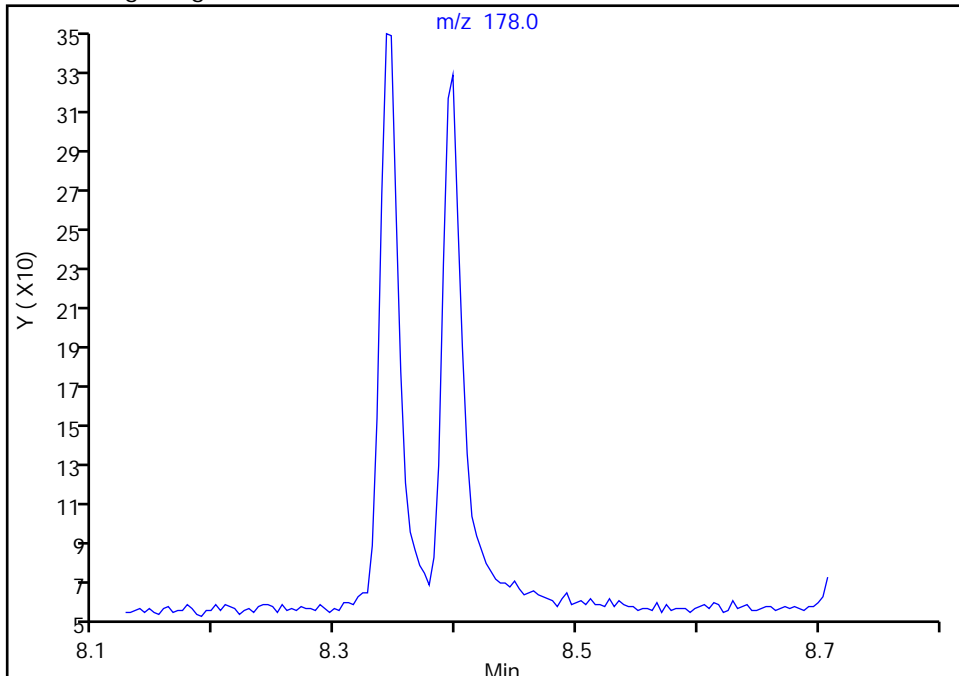
Data File: \\chromfs\Seattle\ChromData\TAC050\20220113-80849.b\SIM011322b026.D
Injection Date: 14-Jan-2022 05:04:30 Instrument ID: TAC050
Lims ID: std1
Client ID:
Operator ID: jcm ALS Bottle#: 16 Worklist Smp#: 16
Injection Vol: 1.0 ul Dil. Factor: 1.0000
Method: TAC050_SIM_PAH Limit Group: 8270D_SIM QSM 5.0
Column: Detector MS SCAN

19 Anthracene, CAS: 120-12-7

Signal: 1

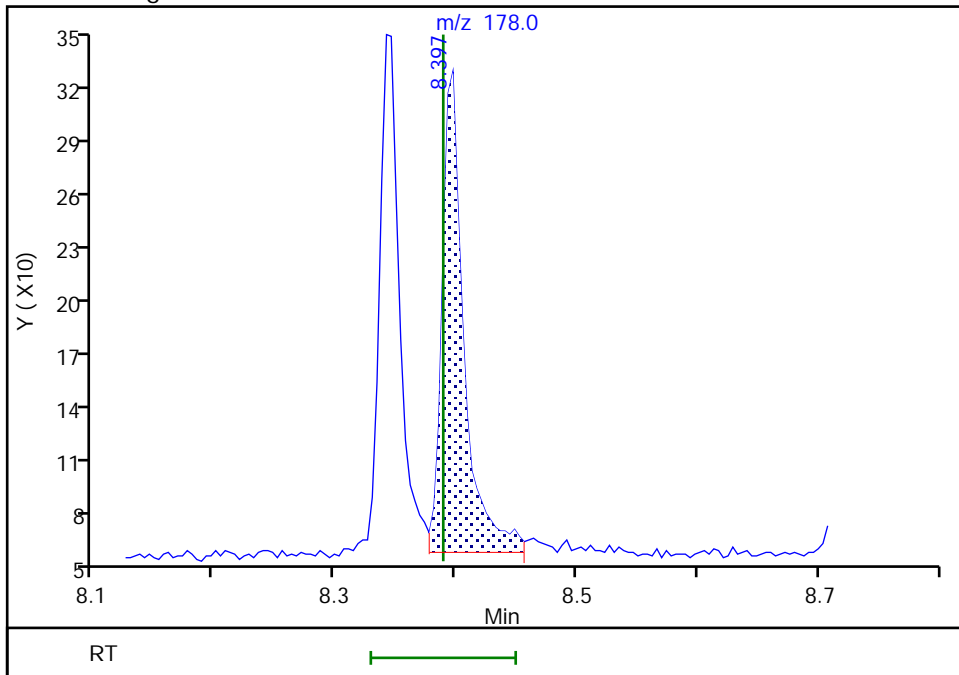
Not Detected
Expected RT: 8.39

Processing Integration Results



Manual Integration Results

RT: 8.40
Area: 339
Amount: 0.968377
Amount Units: ug/L



Reviewer: boylea, 14-Jan-2022 14:38:09
Audit Action: Manually Integrated

Audit Reason: Assign Peak

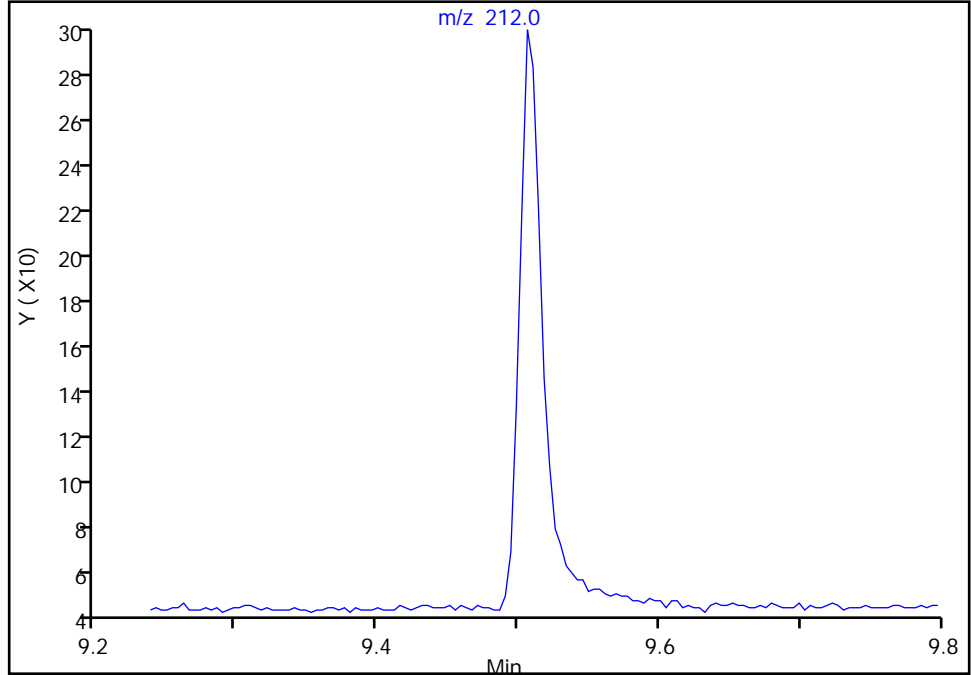
Eurofins Seattle

Data File: \\chromfs\Seattle\ChromData\TAC050\20220113-80849.b\SIM011322b026.D
Injection Date: 14-Jan-2022 05:04:30 Instrument ID: TAC050
Lims ID: std1
Client ID:
Operator ID: jcm ALS Bottle#: 16 Worklist Smp#: 16
Injection Vol: 1.0 ul Dil. Factor: 1.0000
Method: TAC050_SIM_PAH Limit Group: 8270D_SIM QSM 5.0
Column: Detector MS SCAN

\$ 8 Fluoranthene-d10 (Surr), CAS: 93951-69-0
Signal: 1

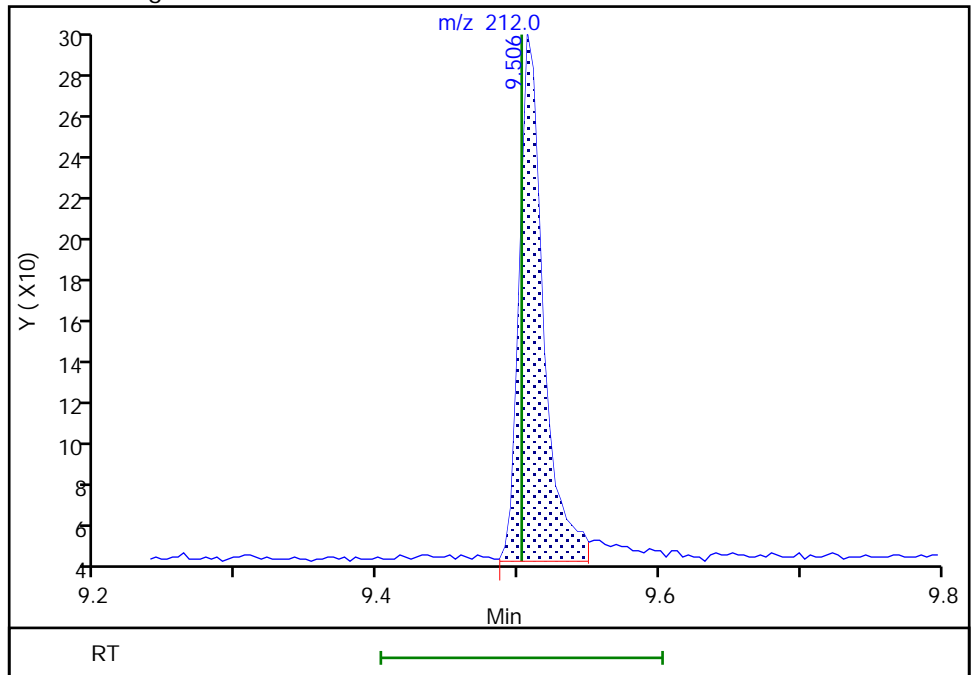
Not Detected
Expected RT: 9.50

Processing Integration Results



RT: 9.51
Area: 296
Amount: 0.839144
Amount Units: ug/L

Manual Integration Results



Reviewer: boylea, 14-Jan-2022 14:37:09
Audit Action: Manually Integrated

Audit Reason: Assign Peak
Page 658 of 766

Eurofins Seattle

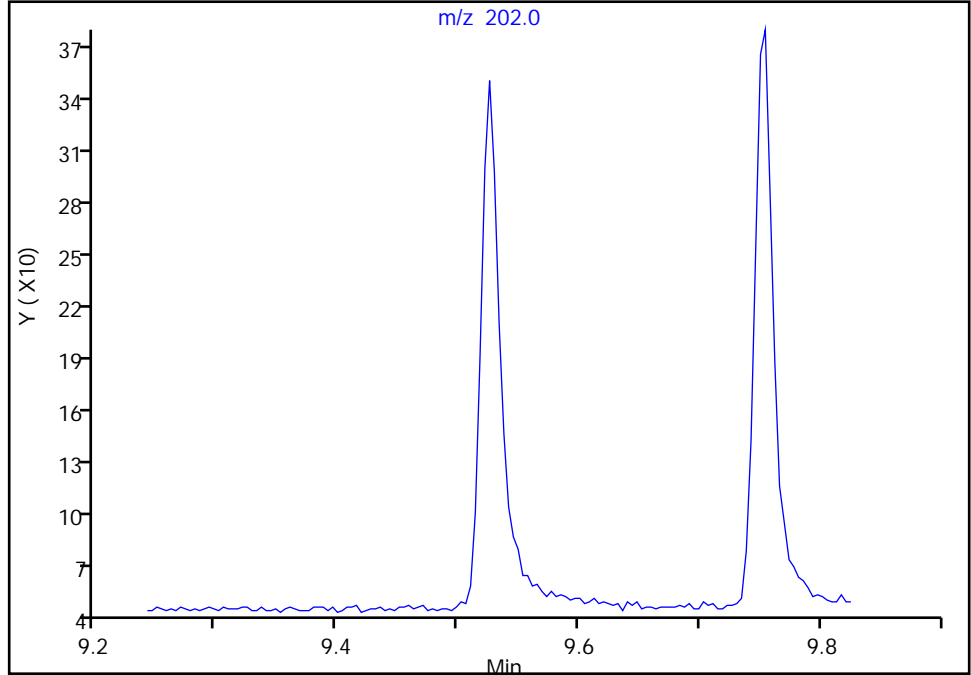
Data File: \\chromfs\Seattle\ChromData\TAC050\20220113-80849.b\SIM011322b026.D
Injection Date: 14-Jan-2022 05:04:30 Instrument ID: TAC050
Lims ID: std1
Client ID:
Operator ID: jcm ALS Bottle#: 16 Worklist Smp#: 16
Injection Vol: 1.0 ul Dil. Factor: 1.0000
Method: TAC050_SIM_PAH Limit Group: 8270D_SIM QSM 5.0
Column: Detector MS SCAN

20 Fluoranthene, CAS: 206-44-0

Signal: 1

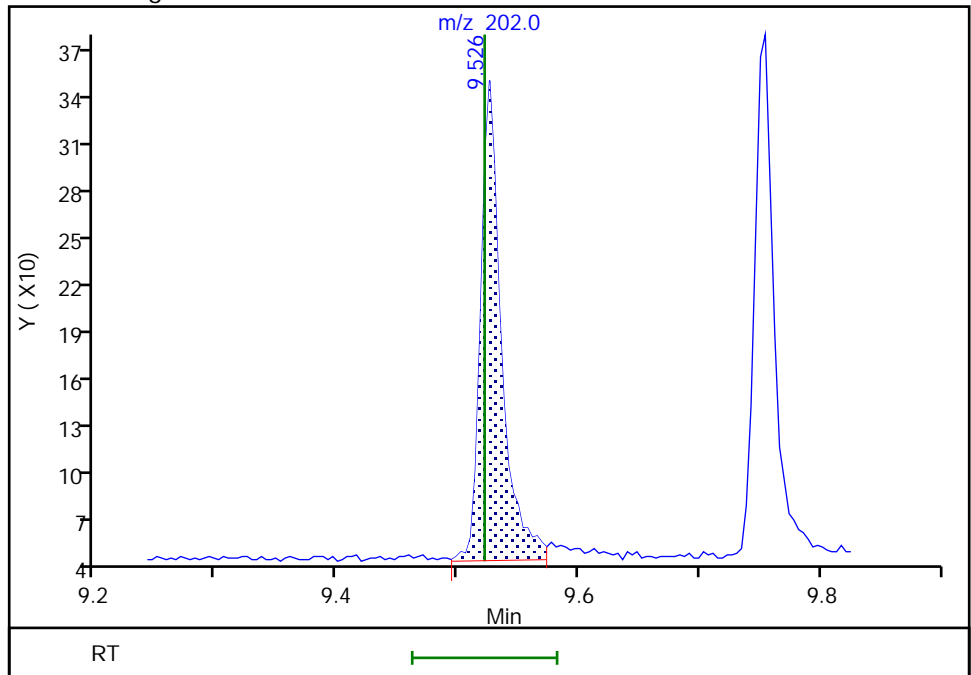
Not Detected
Expected RT: 9.52

Processing Integration Results



Manual Integration Results

RT: 9.53
Area: 360
Amount: 0.860666
Amount Units: ug/L



Reviewer: boylea, 14-Jan-2022 14:38:15
Audit Action: Manually Integrated

Eurofins Seattle

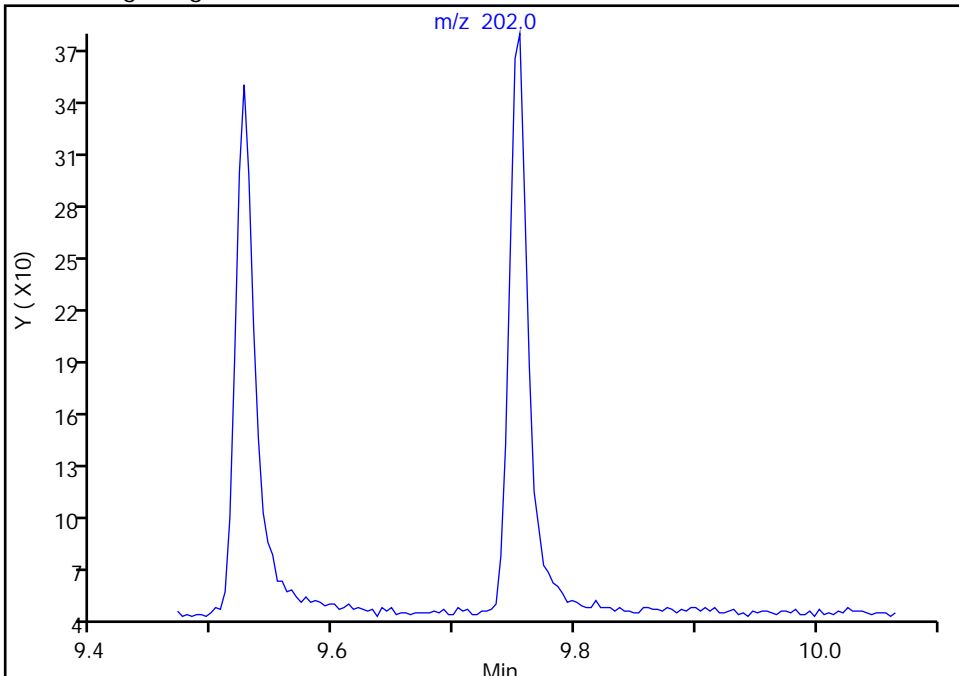
Data File: \\chromfs\Seattle\ChromData\TAC050\20220113-80849.b\SIM011322b026.D
Injection Date: 14-Jan-2022 05:04:30 Instrument ID: TAC050
Lims ID: std1
Client ID:
Operator ID: jcm ALS Bottle#: 16 Worklist Smp#: 16
Injection Vol: 1.0 ul Dil. Factor: 1.0000
Method: TAC050_SIM_PAH Limit Group: 8270D_SIM QSM 5.0
Column: Detector MS SCAN

21 Pyrene, CAS: 129-00-0

Signal: 1

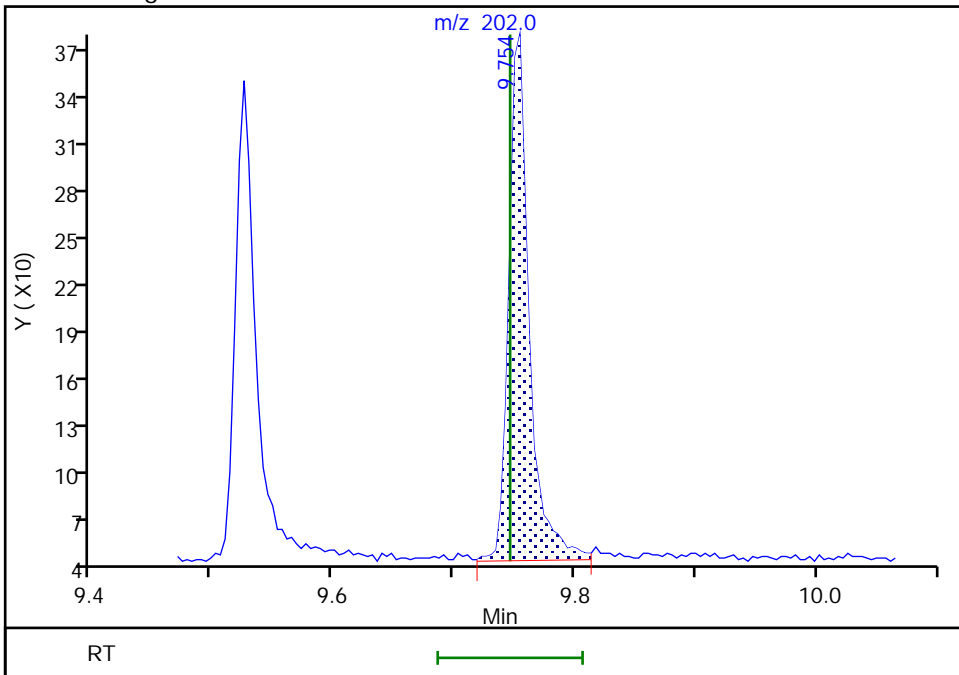
Not Detected
Expected RT: 9.75

Processing Integration Results



Manual Integration Results

RT: 9.75
Area: 386
Amount: 0.835702
Amount Units: ug/L



Reviewer: boylea, 14-Jan-2022 14:38:23
Audit Action: Manually Integrated

Audit Reason: Assign Peak
Page 660 of 766

Eurofins Seattle

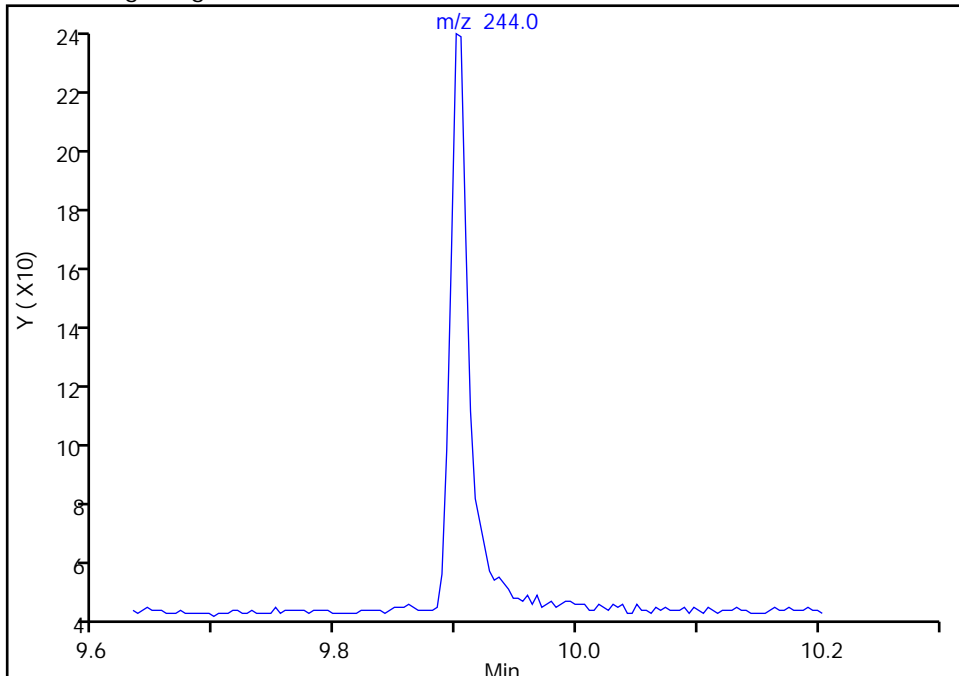
Data File: \\chromfs\Seattle\ChromData\TAC050\20220113-80849.b\SIM011322b026.D
Injection Date: 14-Jan-2022 05:04:30 Instrument ID: TAC050
Lims ID: std1
Client ID:
Operator ID: jcm ALS Bottle#: 16 Worklist Smp#: 16
Injection Vol: 1.0 ul Dil. Factor: 1.0000
Method: TAC050_SIM_PAH Limit Group: 8270D_SIM QSM 5.0
Column: Detector MS SCAN

\$ 9 Terphenyl-d14, CAS: 1718-51-0

Signal: 1

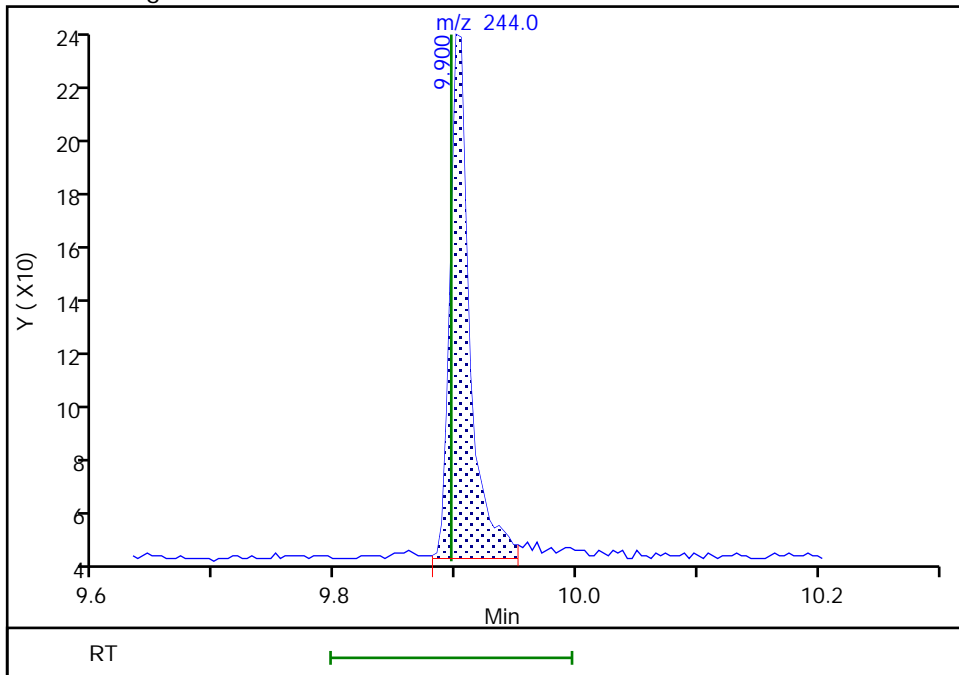
Not Detected
Expected RT: 9.90

Processing Integration Results



Manual Integration Results

RT: 9.90
Area: 216
Amount: 1.893703
Amount Units: ug/L



Reviewer: boylea, 14-Jan-2022 14:37:13
Audit Action: Manually Integrated

Audit Reason: Assign Peak

Eurofins Seattle

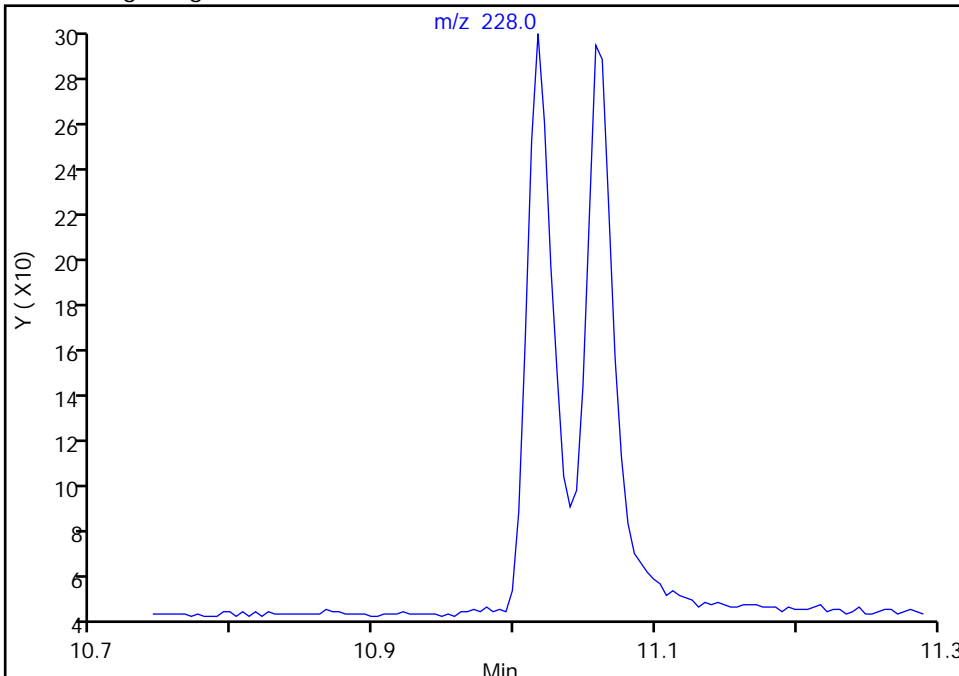
Data File: \\chromfs\Seattle\ChromData\TAC050\20220113-80849.b\SIM011322b026.D
Injection Date: 14-Jan-2022 05:04:30 Instrument ID: TAC050
Lims ID: std1
Client ID:
Operator ID: jcm ALS Bottle#: 16 Worklist Smp#: 16
Injection Vol: 1.0 ul Dil. Factor: 1.0000
Method: TAC050_SIM_PAH Limit Group: 8270D_SIM QSM 5.0
Column: Detector MS SCAN

22 Benzo[a]anthracene, CAS: 56-55-3

Signal: 1

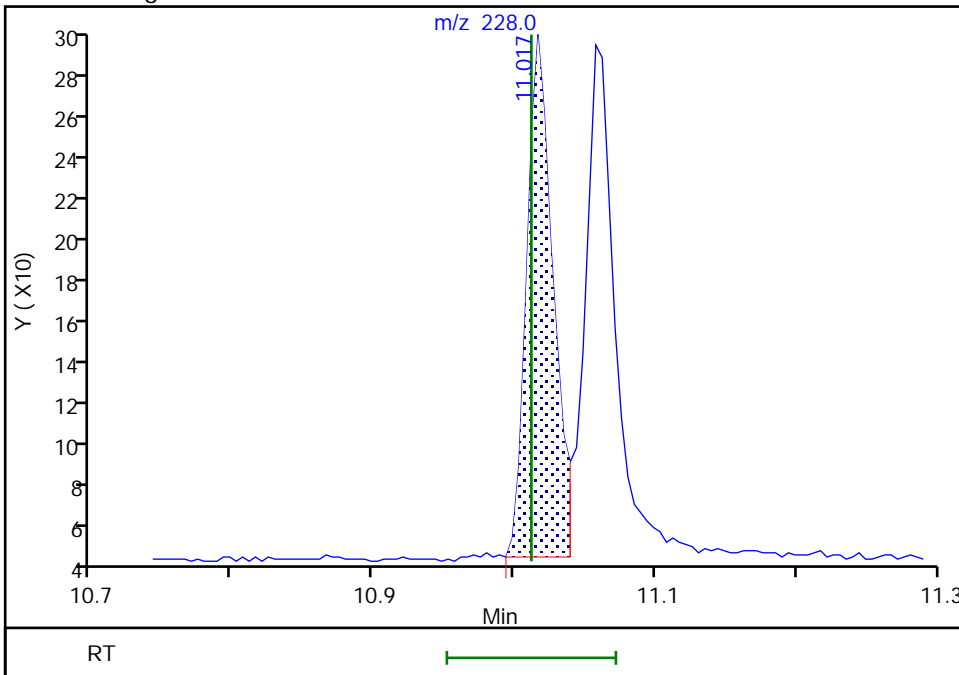
Not Detected
Expected RT: 11.01

Processing Integration Results



Manual Integration Results

RT: 11.02
Area: 316
Amount: 0.814772
Amount Units: ug/L



Reviewer: boylea, 14-Jan-2022 14:38:31
Audit Action: Manually Integrated

Eurofins Seattle

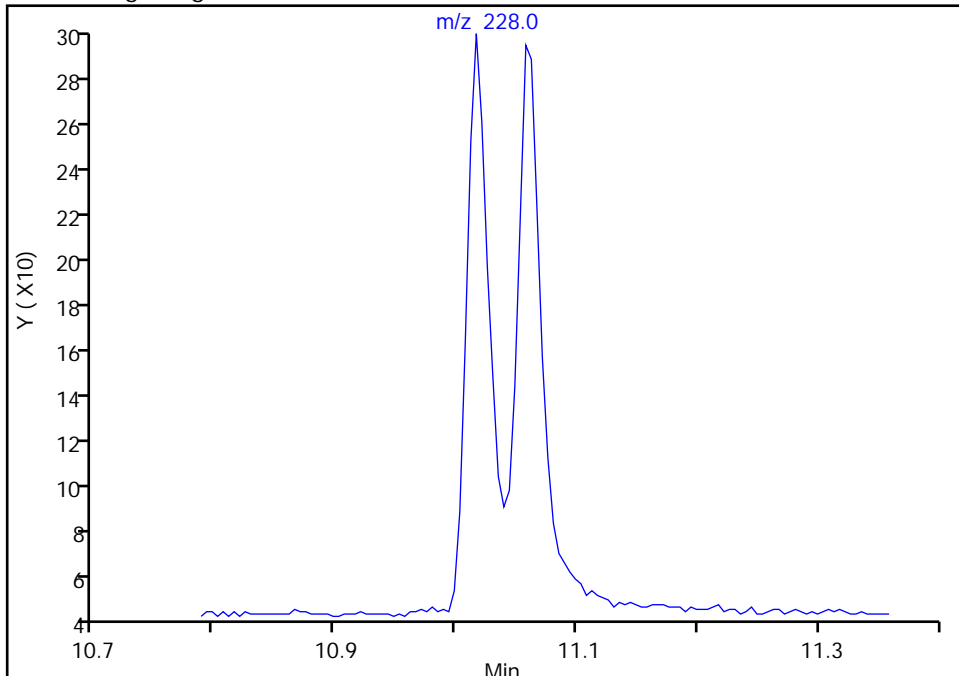
Data File: \\chromfs\Seattle\ChromData\TAC050\20220113-80849.b\SIM011322b026.D
Injection Date: 14-Jan-2022 05:04:30 Instrument ID: TAC050
Lims ID: std1
Client ID:
Operator ID: jcm ALS Bottle#: 16 Worklist Smp#: 16
Injection Vol: 1.0 ul Dil. Factor: 1.0000
Method: TAC050_SIM_PAH Limit Group: 8270D_SIM QSM 5.0
Column: Detector MS SCAN

23 Chrysene, CAS: 218-01-9

Signal: 1

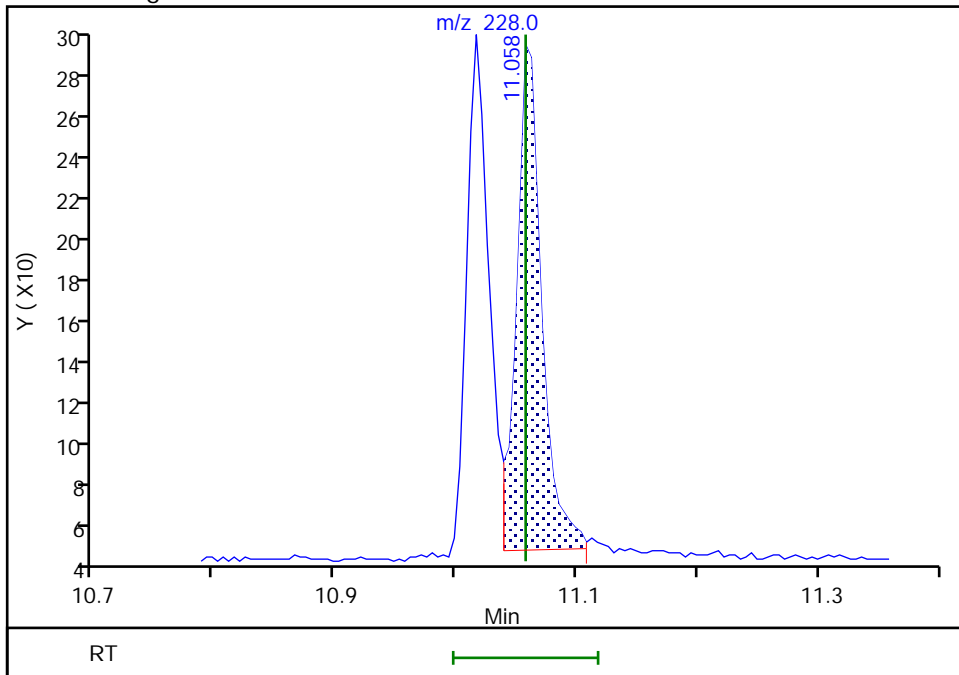
Not Detected
Expected RT: 11.06

Processing Integration Results



Manual Integration Results

RT: 11.06
Area: 341
Amount: 0.714780
Amount Units: ug/L



Reviewer: boylea, 14-Jan-2022 14:38:38
Audit Action: Manually Integrated

Audit Reason: Assign Peak
Page 663 of 766

Eurofins Seattle

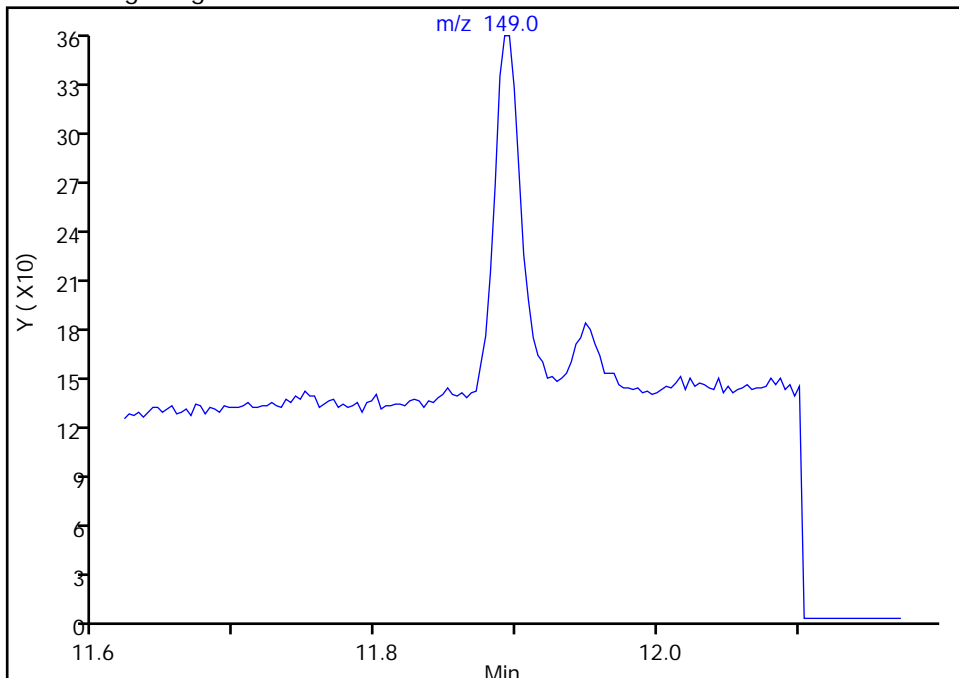
Data File: \\chromfs\Seattle\ChromData\TAC050\20220113-80849.b\SIM011322b026.D
Injection Date: 14-Jan-2022 05:04:30 Instrument ID: TAC050
Lims ID: std1
Client ID:
Operator ID: jcm ALS Bottle#: 16 Worklist Smp#: 16
Injection Vol: 1.0 ul Dil. Factor: 1.0000
Method: TAC050_SIM_PAH Limit Group: 8270D_SIM QSM 5.0
Column: Detector MS SCAN

30 Bis(2-ethylhexyl) phthalate, CAS: 117-81-7

Signal: 1

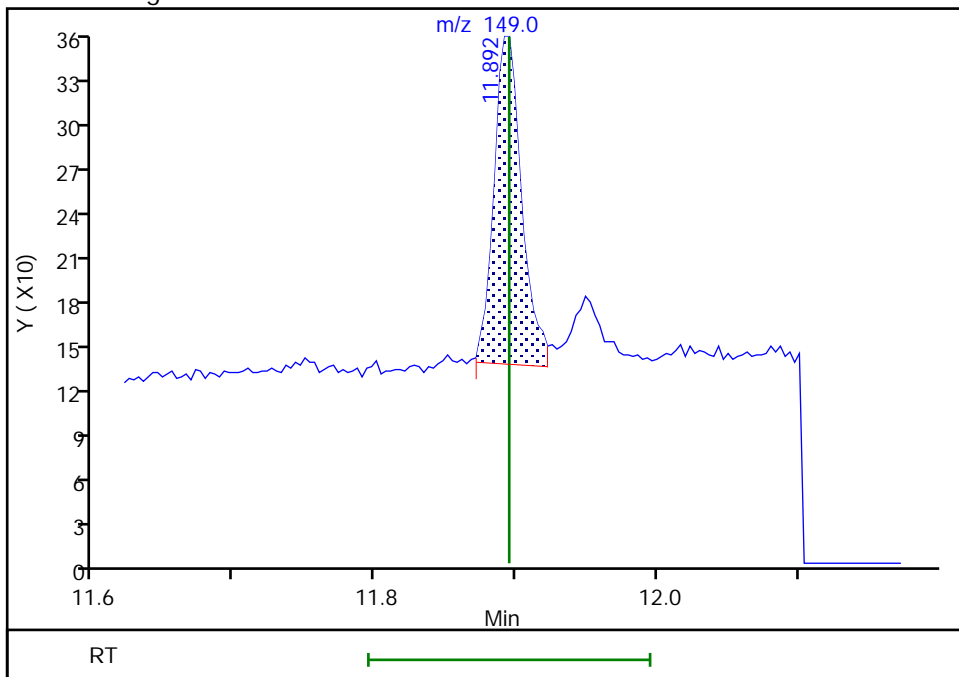
Not Detected
Expected RT: 11.89

Processing Integration Results



Manual Integration Results

RT: 11.89
Area: 301
Amount: 1.019203
Amount Units: ug/L



Reviewer: boylea, 14-Jan-2022 14:38:44
Audit Action: Manually Integrated

Audit Reason: Assign Peak
Page 664 of 766

Eurofins Seattle

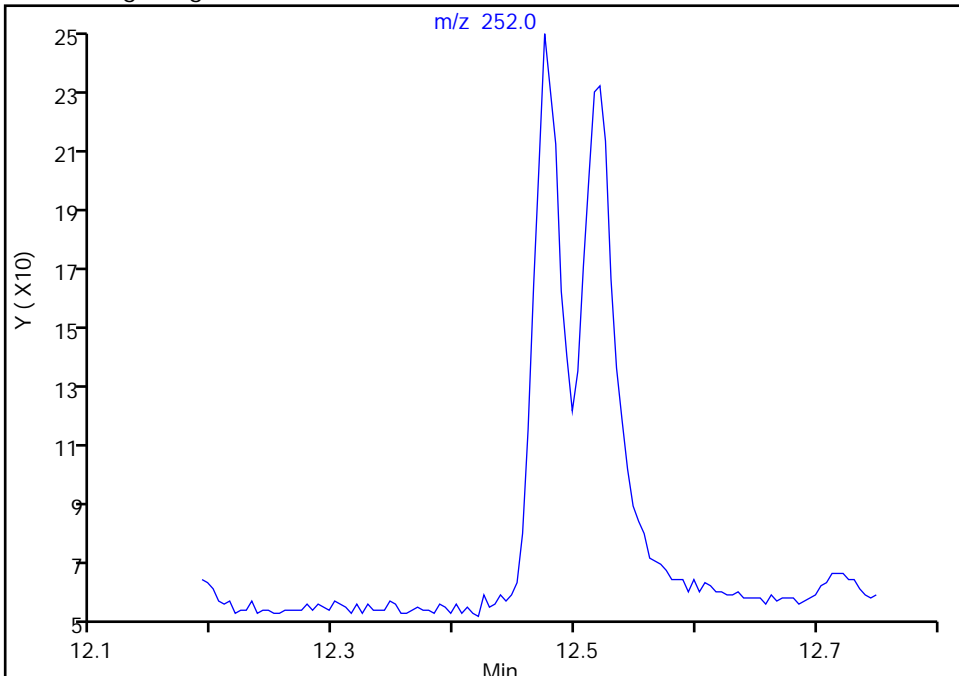
Data File: \\chromfs\Seattle\ChromData\TAC050\20220113-80849.b\SIM011322b026.D
Injection Date: 14-Jan-2022 05:04:30 Instrument ID: TAC050
Lims ID: std1
Client ID:
Operator ID: jcm ALS Bottle#: 16 Worklist Smp#: 16
Injection Vol: 1.0 ul Dil. Factor: 1.0000
Method: TAC050_SIM_PAH Limit Group: 8270D_SIM QSM 5.0
Column: Detector MS SCAN

24 Benzo[b]fluoranthene, CAS: 205-99-2

Signal: 1

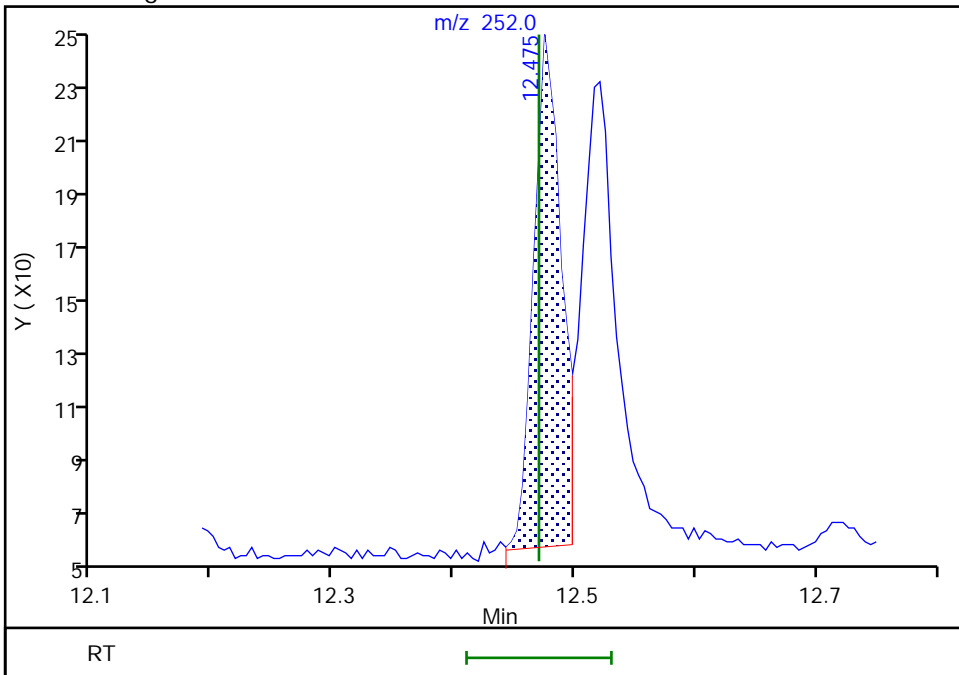
Not Detected
Expected RT: 12.47

Processing Integration Results



Manual Integration Results

RT: 12.47
Area: 286
Amount: 0.994627
Amount Units: ug/L



Reviewer: boylea, 14-Jan-2022 14:38:50
Audit Action: Manually Integrated

Audit Reason: Assign Peak
Page 665 of 766

Eurofins Seattle

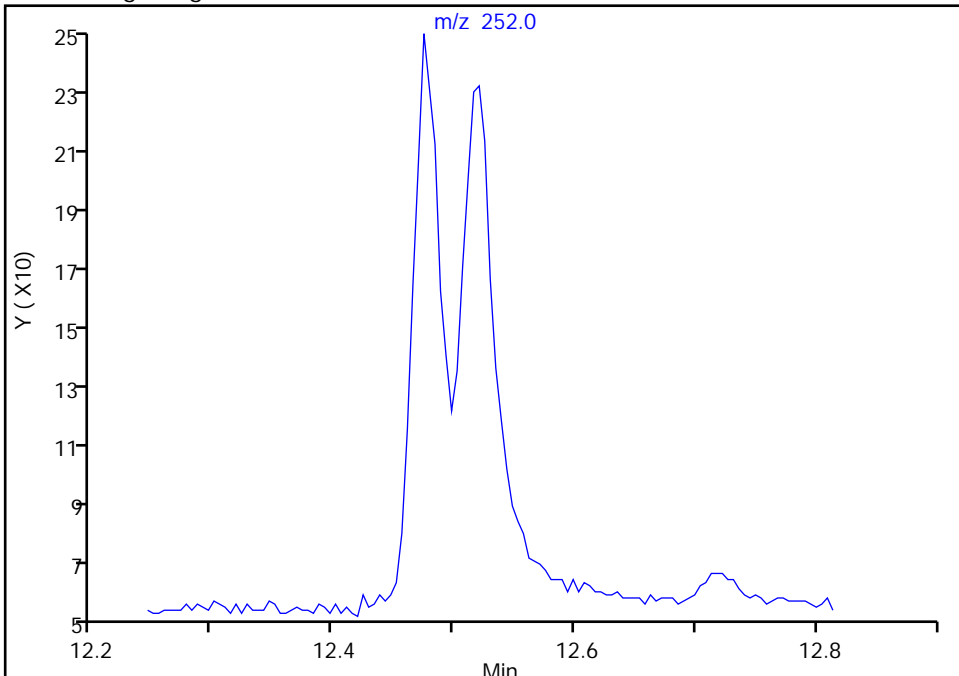
Data File: \\chromfs\Seattle\ChromData\TAC050\20220113-80849.b\SIM011322b026.D
Injection Date: 14-Jan-2022 05:04:30 Instrument ID: TAC050
Lims ID: std1
Client ID:
Operator ID: jcm ALS Bottle#: 16 Worklist Smp#: 16
Injection Vol: 1.0 ul Dil. Factor: 1.0000
Method: TAC050_SIM_PAH Limit Group: 8270D_SIM QSM 5.0
Column: Detector MS SCAN

25 Benzo[k]fluoranthene, CAS: 207-08-9

Signal: 1

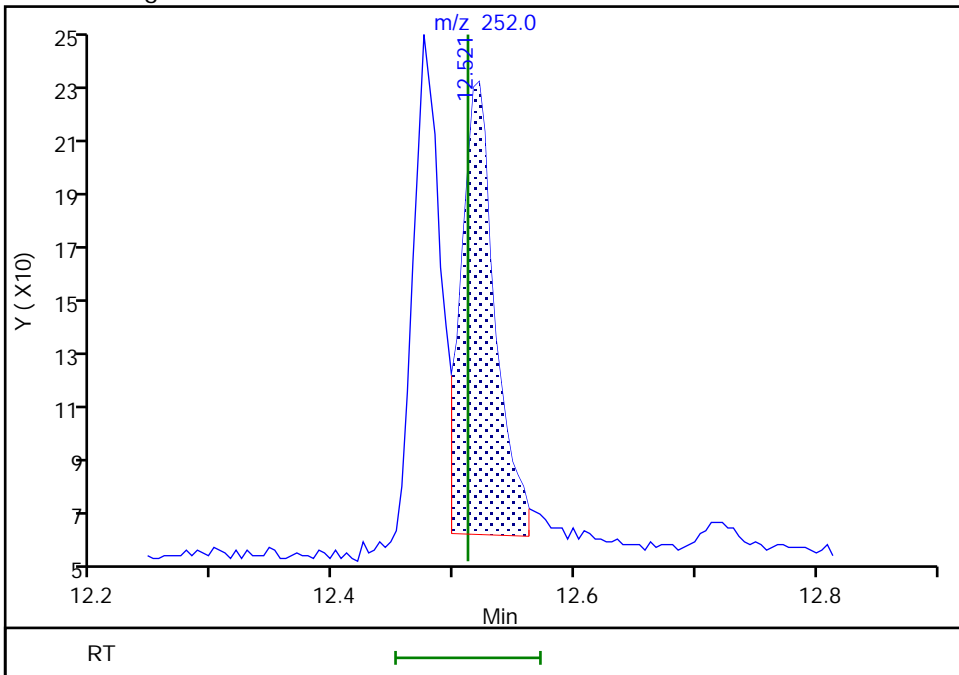
Not Detected
Expected RT: 12.51

Processing Integration Results



Manual Integration Results

RT: 12.52
Area: 313
Amount: 0.977507
Amount Units: ug/L



Reviewer: boylea, 14-Jan-2022 14:38:55
Audit Action: Manually Integrated

Audit Reason: Assign Peak
Page 666 of 766

Eurofins Seattle

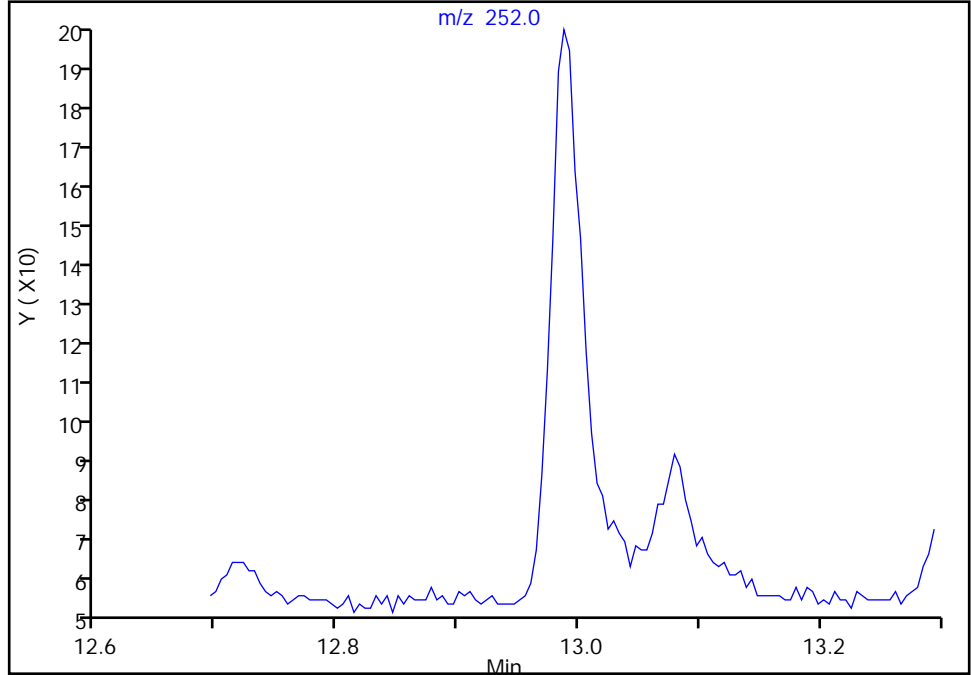
Data File: \\chromfs\Seattle\ChromData\TAC050\20220113-80849.b\SIM011322b026.D
Injection Date: 14-Jan-2022 05:04:30 Instrument ID: TAC050
Lims ID: std1
Client ID:
Operator ID: jcm ALS Bottle#: 16 Worklist Smp#: 16
Injection Vol: 1.0 ul Dil. Factor: 1.0000
Method: TAC050_SIM_PAH Limit Group: 8270D_SIM QSM 5.0
Column: Detector MS SCAN

26 Benzo[a]pyrene, CAS: 50-32-8

Signal: 1

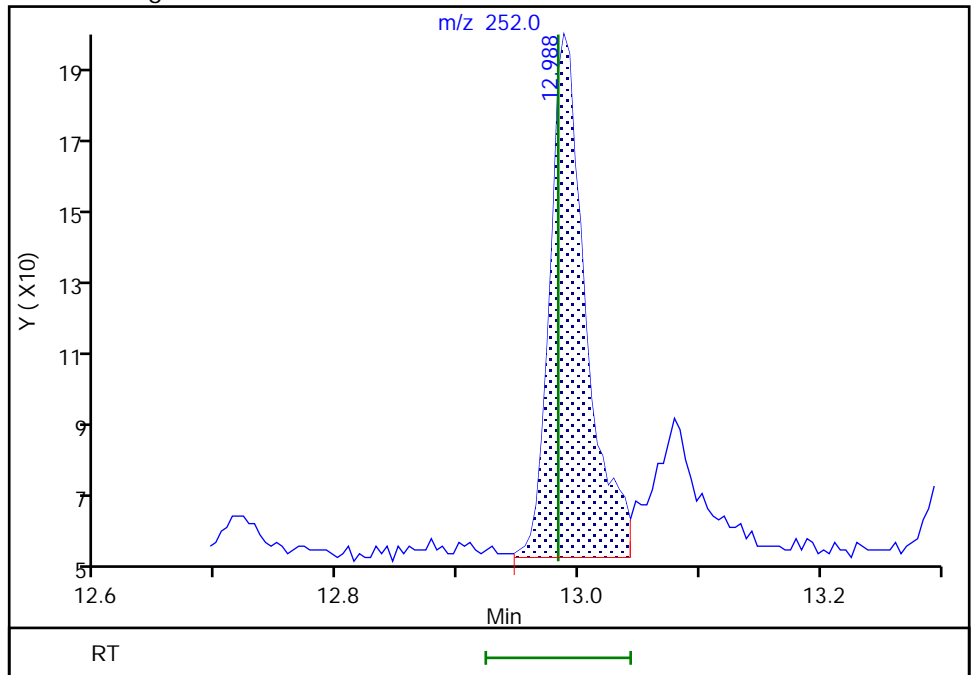
Not Detected
Expected RT: 12.98

Processing Integration Results



Manual Integration Results

RT: 12.99
Area: 285
Amount: 0.990717
Amount Units: ug/L



Reviewer: boylea, 14-Jan-2022 14:39:04
Audit Action: Manually Integrated

Audit Reason: Assign Peak
Page 667 of 766

Eurofins Seattle

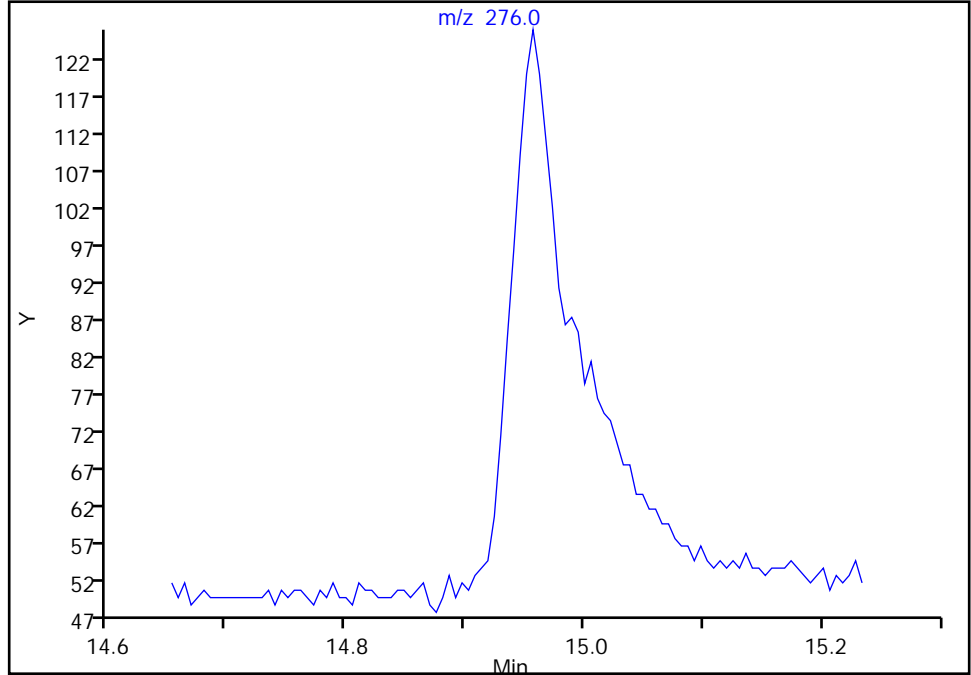
Data File: \\chromfs\Seattle\ChromData\TAC050\20220113-80849.b\SIM011322b026.D
Injection Date: 14-Jan-2022 05:04:30 Instrument ID: TAC050
Lims ID: std1
Client ID:
Operator ID: jcm ALS Bottle#: 16 Worklist Smp#: 16
Injection Vol: 1.0 ul Dil. Factor: 1.0000
Method: TAC050_SIM_PAH Limit Group: 8270D_SIM QSM 5.0
Column: Detector MS SCAN

27 Indeno[1,2,3-cd]pyrene, CAS: 193-39-5

Signal: 1

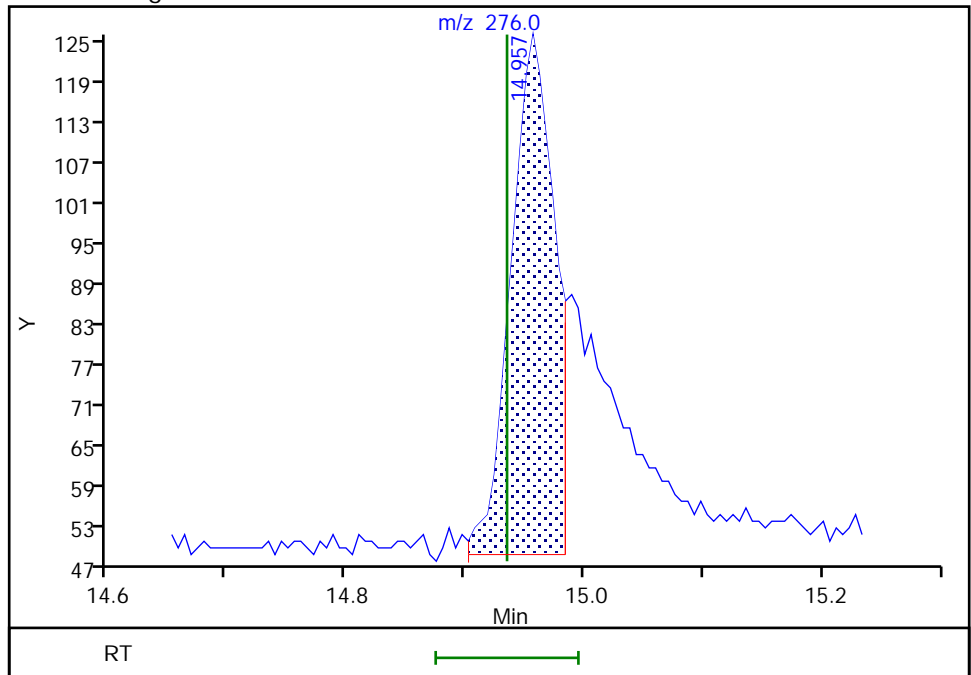
Not Detected
Expected RT: 14.93

Processing Integration Results



Manual Integration Results

RT: 14.96
Area: 194
Amount: 1.678006
Amount Units: ug/L



Reviewer: boylea, 14-Jan-2022 14:39:14
Audit Action: Manually Integrated

Eurofins Seattle

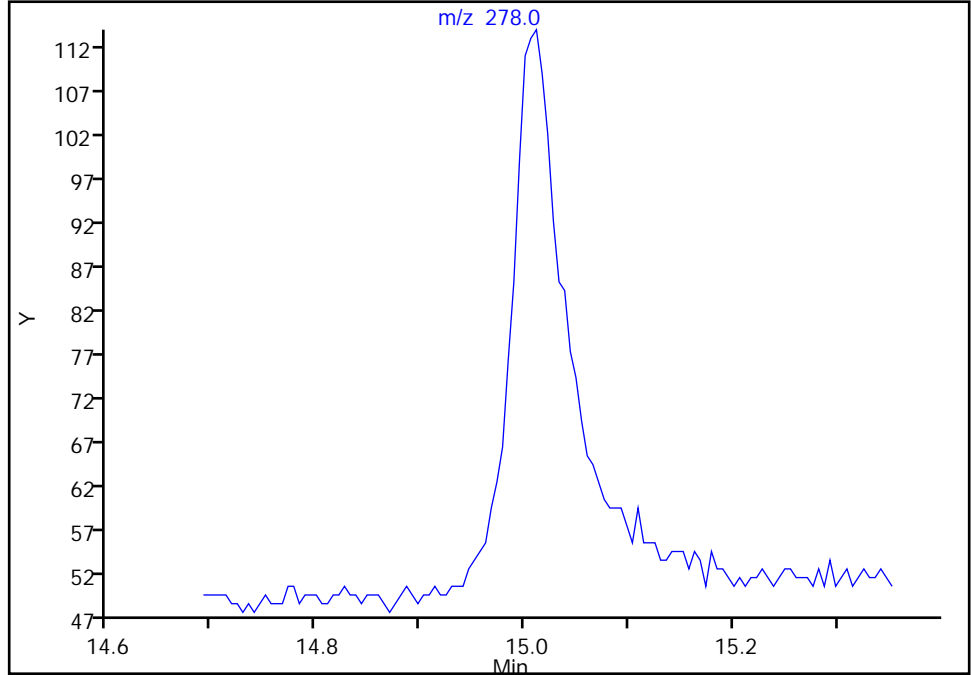
Data File: \\chromfs\Seattle\ChromData\TAC050\20220113-80849.b\SIM011322b026.D
Injection Date: 14-Jan-2022 05:04:30 Instrument ID: TAC050
Lims ID: std1
Client ID:
Operator ID: jcm ALS Bottle#: 16 Worklist Smp#: 16
Injection Vol: 1.0 ul Dil. Factor: 1.0000
Method: TAC050_SIM_PAH Limit Group: 8270D_SIM QSM 5.0
Column: Detector MS SCAN

28 Dibenz(a,h)anthracene, CAS: 53-70-3

Signal: 1

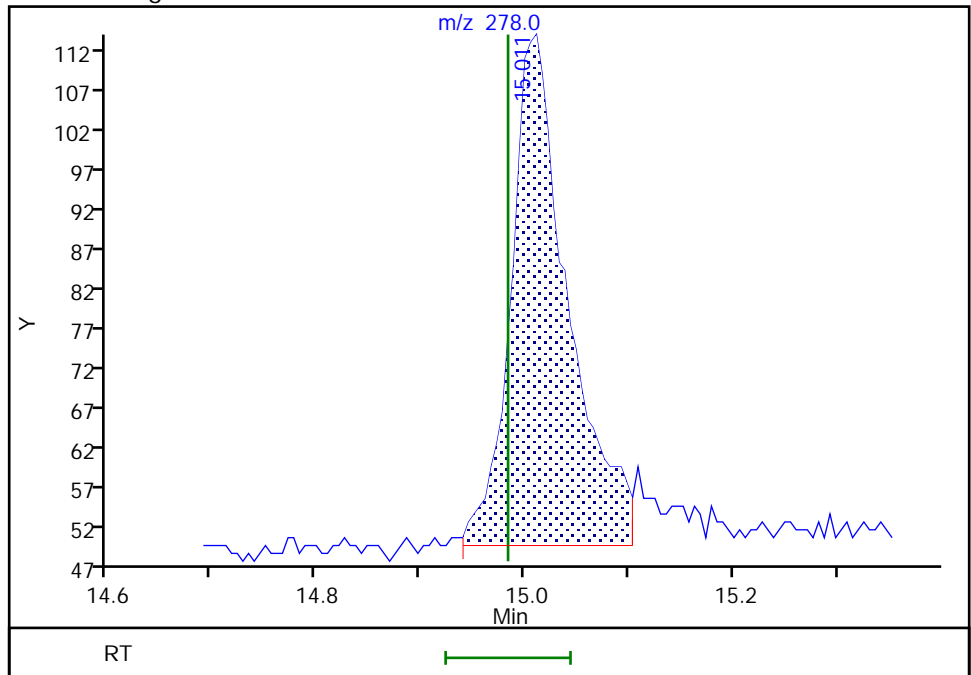
Not Detected
Expected RT: 14.98

Processing Integration Results



Manual Integration Results

RT: 15.01
Area: 246
Amount: 1.010912
Amount Units: ug/L



Reviewer: boylea, 14-Jan-2022 14:39:23
Audit Action: Manually Integrated

Audit Reason: Assign Peak
Page 669 of 766

Eurofins Seattle

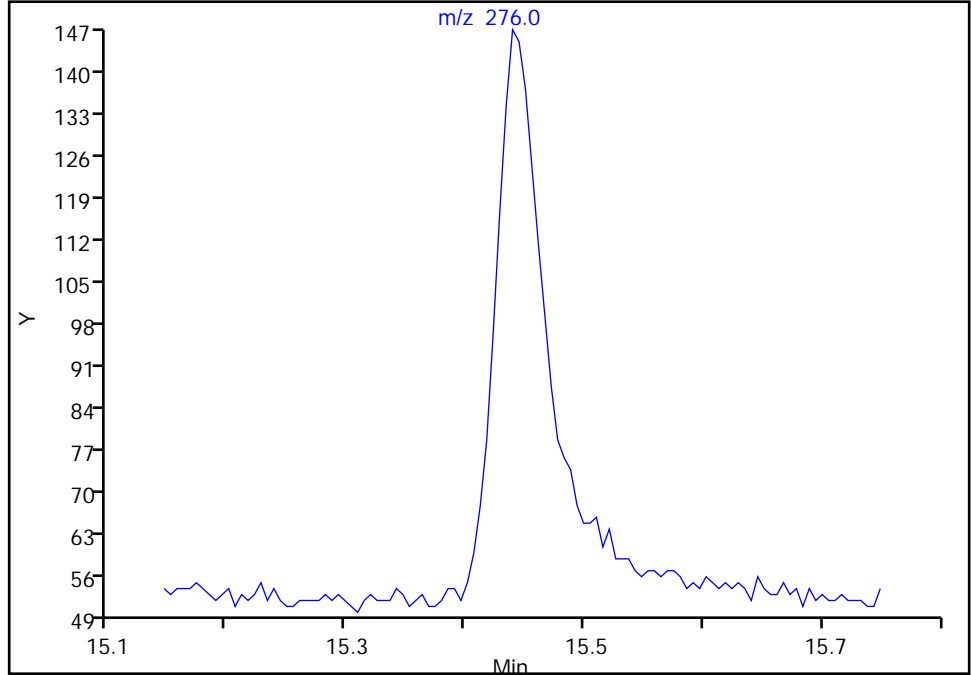
Data File: \\chromfs\Seattle\ChromData\TAC050\20220113-80849.b\SIM011322b026.D
Injection Date: 14-Jan-2022 05:04:30 Instrument ID: TAC050
Lims ID: std1
Client ID:
Operator ID: jcm ALS Bottle#: 16 Worklist Smp#: 16
Injection Vol: 1.0 ul Dil. Factor: 1.0000
Method: TAC050_SIM_PAH Limit Group: 8270D_SIM QSM 5.0
Column: Detector MS SCAN

29 Benzo[g,h,i]perylene, CAS: 191-24-2

Signal: 1

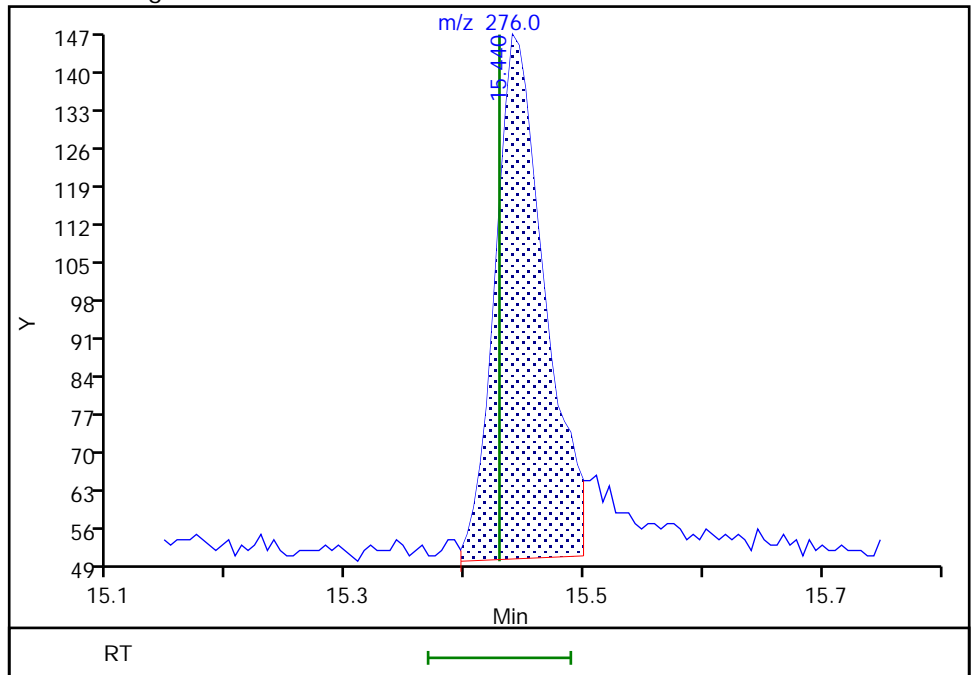
Not Detected
Expected RT: 15.43

Processing Integration Results



Manual Integration Results

RT: 15.44
Area: 281
Amount: 0.984422
Amount Units: ug/L



Reviewer: boylea, 14-Jan-2022 14:39:32
Audit Action: Manually Integrated

Calibration

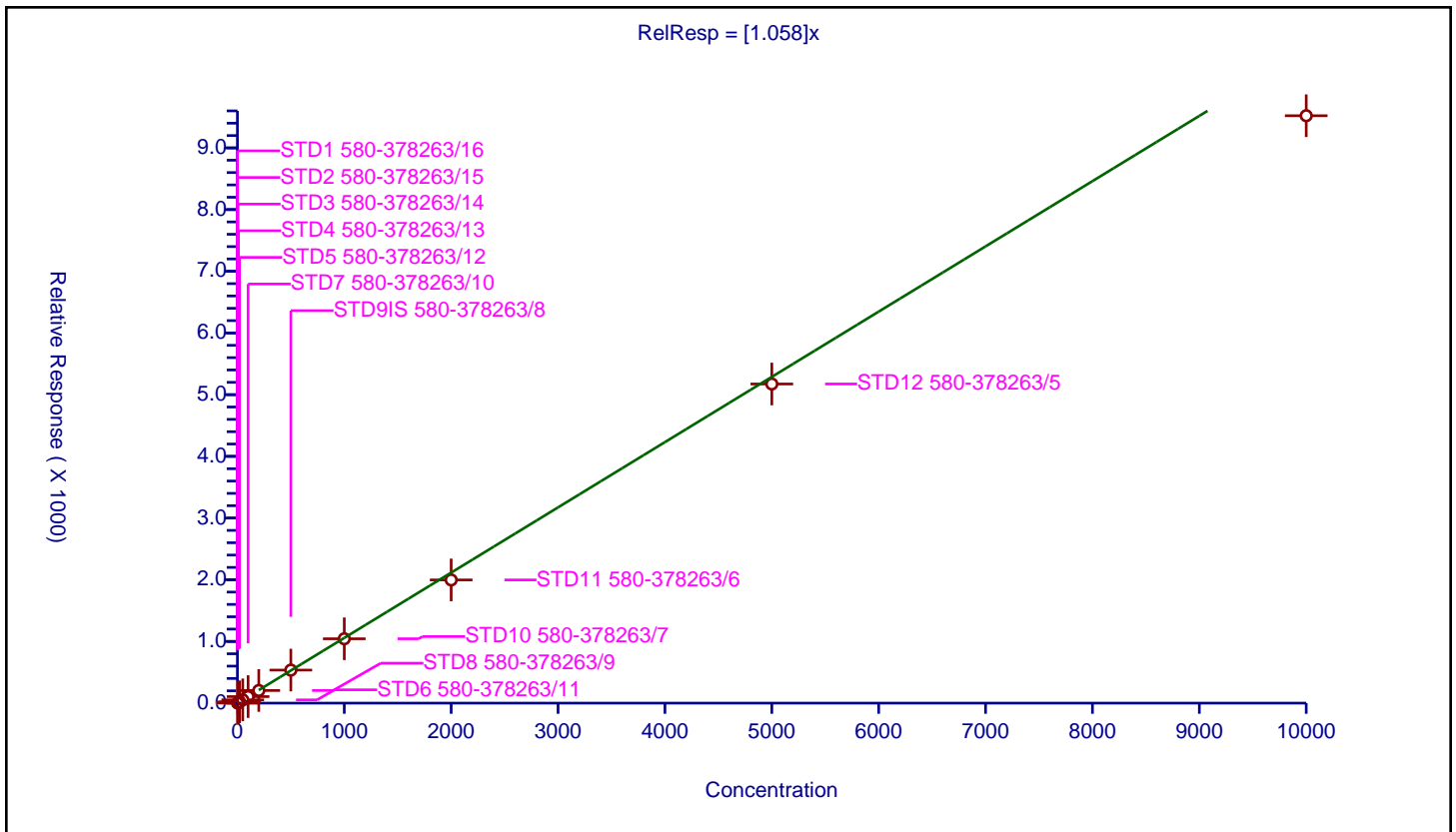
/ Naphthalene

Curve Type: Average
 Weighting: Conc_Sq
 Origin: Force
 Dependency: Response
 Calib Mode: ISTD
 Response Base: AREA
 RF Rounding: 0

Curve Coefficients	
Intercept:	0
Slope:	1.058

Error Coefficients	
Standard Error:	776000
Relative Standard Error:	5.4
Correlation Coefficient:	1.000
Coefficient of Determination (Adjusted):	0.996

ID	Level	Concentration	Rel. Resp.	IS Amount	IS Response	RRF	Used
1	STD1 580-378263/16	1.0	1.234627	100.0	20735.0	1.234627	N
2	STD2 580-378263/15	2.0	2.366313	100.0	21468.0	1.183156	Y
3	STD3 580-378263/14	5.0	5.520449	100.0	22788.0	1.10409	Y
4	STD4 580-378263/13	10.0	10.790345	100.0	21130.0	1.079035	Y
5	STD5 580-378263/12	20.0	21.69931	100.0	21291.0	1.084965	Y
6	STD6 580-378263/11	50.0	52.857677	100.0	21416.0	1.057154	Y
7	STD7 580-378263/10	100.0	105.88261	100.0	22864.0	1.058826	Y
8	STD8 580-378263/9	200.0	205.02246	100.0	25824.0	1.025112	Y
9	STD9IS 580-378263/8	500.0	535.471953	100.0	22195.0	1.070944	Y
10	STD10 580-378263/7	1000.0	1043.259661	100.0	23211.0	1.04326	Y
11	STD11 580-378263/6	2000.0	1996.965844	100.0	22807.0	0.998483	Y
12	STD12 580-378263/5	5000.0	5173.262203	100.0	21838.0	1.034652	Y
13	STD13 580-378263/4	10000.0	9521.454393	100.0	23790.0	0.952145	Y



Calibration

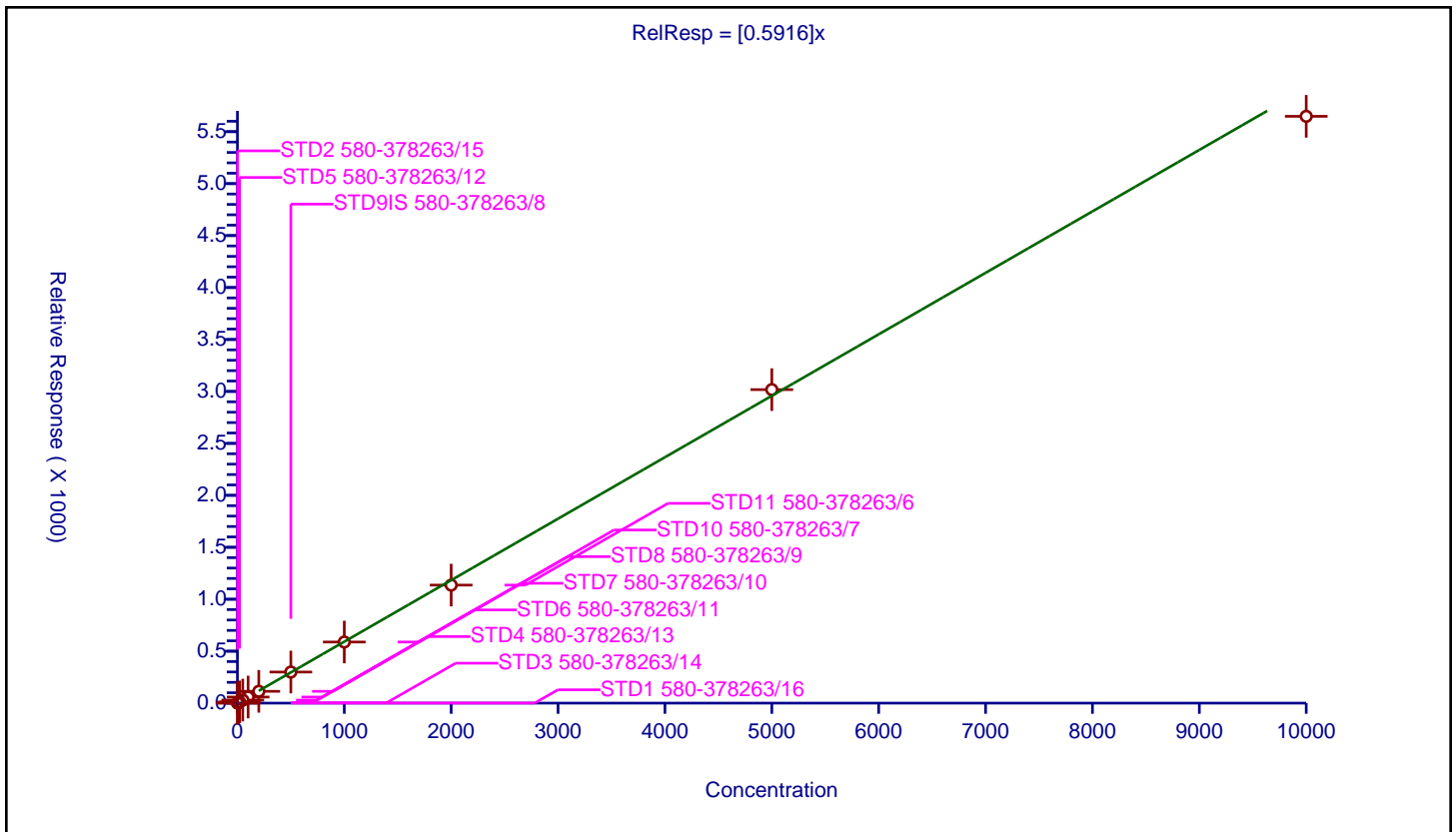
/ 2-methylnaphthalene-d10

Curve Type: Average
 Weighting: Conc_Sq
 Origin: Force
 Dependency: Response
 Calib Mode: ISTD
 Response Base: AREA
 RF Rounding: 0

Curve Coefficients	
Intercept:	0
Slope:	0.5916

Error Coefficients	
Standard Error:	439000
Relative Standard Error:	4.0
Correlation Coefficient:	1.000
Coefficient of Determination (Adjusted):	0.998

ID	Level	Concentration	Rel. Resp.	IS Amount	IS Response	RRF	Used
1	STD1 580-378263/16	1.0	0.588377	100.0	20735.0	0.588377	Y
2	STD2 580-378263/15	2.0	1.318241	100.0	21468.0	0.659121	Y
3	STD3 580-378263/14	5.0	2.957697	100.0	22788.0	0.591539	Y
4	STD4 580-378263/13	10.0	5.911027	100.0	21130.0	0.591103	Y
5	STD5 580-378263/12	20.0	11.897046	100.0	21291.0	0.594852	Y
6	STD6 580-378263/11	50.0	29.407919	100.0	21416.0	0.588158	Y
7	STD7 580-378263/10	100.0	58.620539	100.0	22864.0	0.586205	Y
8	STD8 580-378263/9	200.0	113.665582	100.0	25824.0	0.568328	Y
9	STD9IS 580-378263/8	500.0	299.378238	100.0	22195.0	0.598756	Y
10	STD10 580-378263/7	1000.0	588.040153	100.0	23211.0	0.58804	Y
11	STD11 580-378263/6	2000.0	1136.067874	100.0	22807.0	0.568034	Y
12	STD12 580-378263/5	5000.0	3017.377965	100.0	21838.0	0.603476	Y
13	STD13 580-378263/4	10000.0	5647.595628	100.0	23790.0	0.56476	Y



Calibration

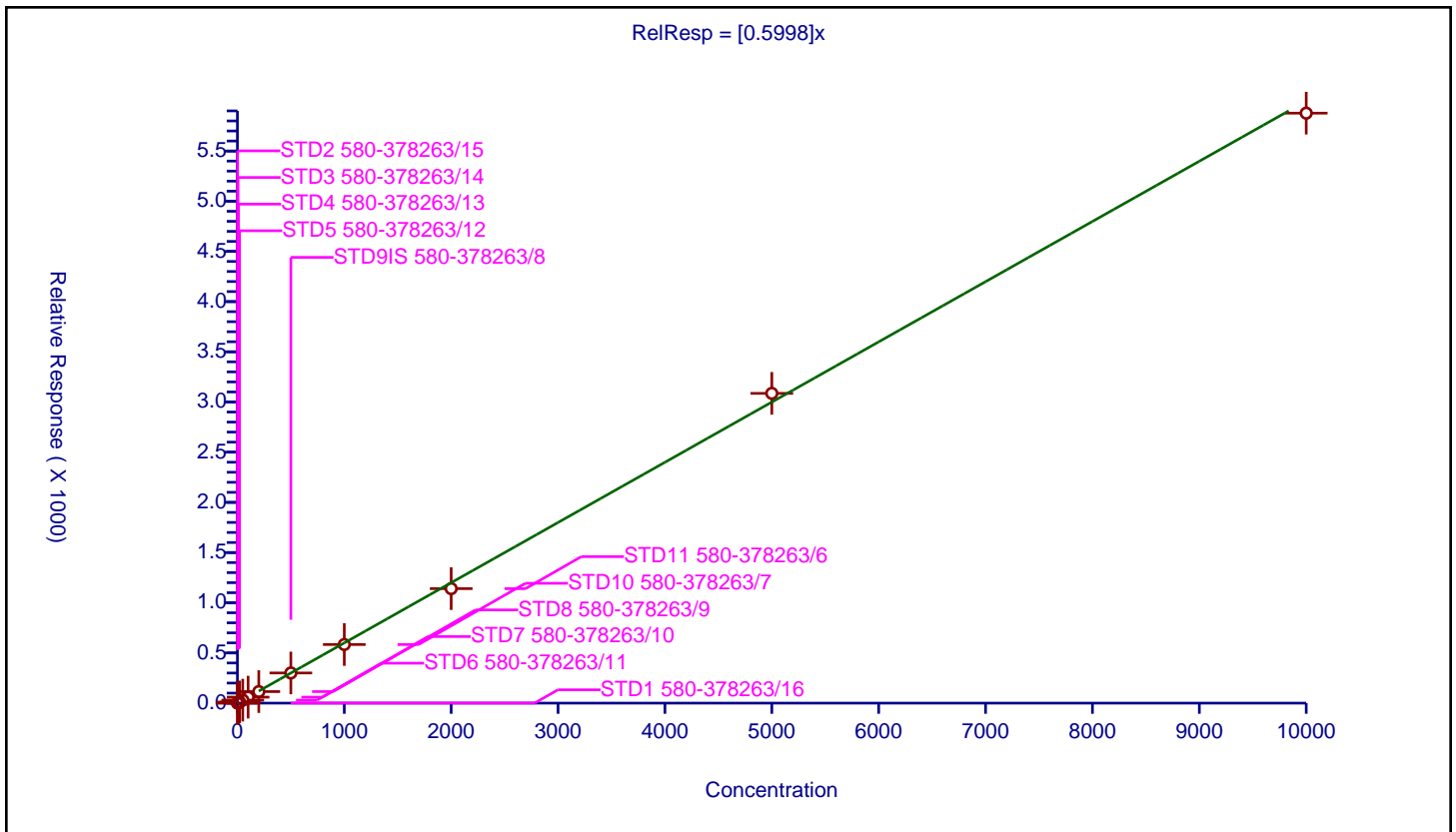
/ 2-Methylnaphthalene

Curve Type: Average
 Weighting: Conc_Sq
 Origin: Force
 Dependency: Response
 Calib Mode: ISTD
 Response Base: AREA
 RF Rounding: 0

Curve Coefficients	
Intercept:	0
Slope:	0.5998

Error Coefficients	
Standard Error:	455000
Relative Standard Error:	3.7
Correlation Coefficient:	1.000
Coefficient of Determination (Adjusted):	0.998

ID	Level	Concentration	Rel. Resp.	IS Amount	IS Response	RRF	Used
1	STD1 580-378263/16	1.0	0.588377	100.0	20735.0	0.588377	Y
2	STD2 580-378263/15	2.0	1.313583	100.0	21468.0	0.656792	Y
3	STD3 580-378263/14	5.0	3.080569	100.0	22788.0	0.616114	Y
4	STD4 580-378263/13	10.0	6.029342	100.0	21130.0	0.602934	Y
5	STD5 580-378263/12	20.0	12.108403	100.0	21291.0	0.60542	Y
6	STD6 580-378263/11	50.0	29.916885	100.0	21416.0	0.598338	Y
7	STD7 580-378263/10	100.0	59.490903	100.0	22864.0	0.594909	Y
8	STD8 580-378263/9	200.0	114.935719	100.0	25824.0	0.574679	Y
9	STD9IS 580-378263/8	500.0	300.567695	100.0	22195.0	0.601135	Y
10	STD10 580-378263/7	1000.0	583.904183	100.0	23211.0	0.583904	Y
11	STD11 580-378263/6	2000.0	1140.434954	100.0	22807.0	0.570217	Y
12	STD12 580-378263/5	5000.0	3085.928199	100.0	21838.0	0.617186	Y
13	STD13 580-378263/4	10000.0	5877.435897	100.0	23790.0	0.587744	Y



Calibration

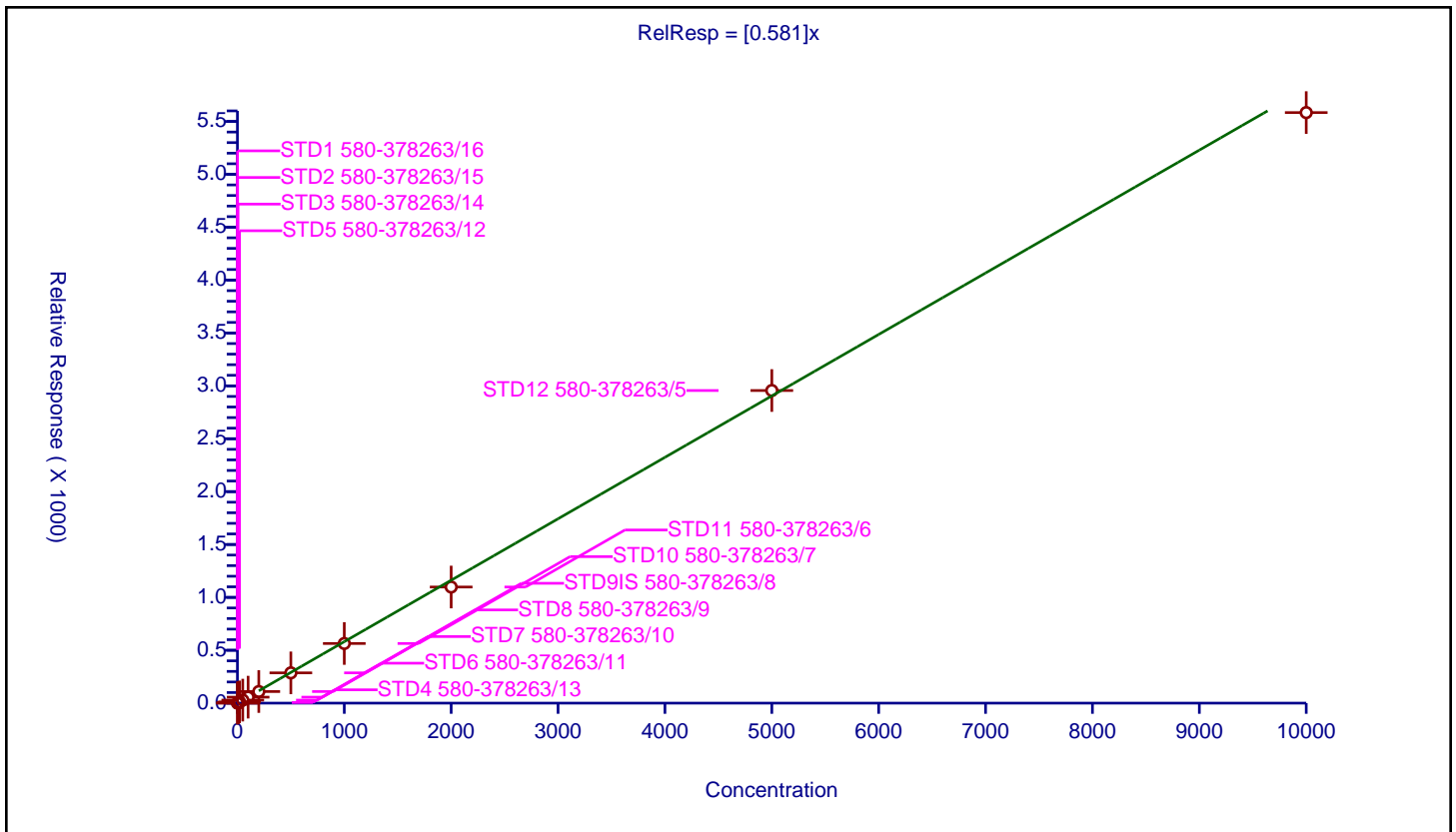
/ 1-Methylnaphthalene

Curve Type: Average
 Weighting: Conc_Sq
 Origin: Force
 Dependency: Response
 Calib Mode: ISTD
 Response Base: AREA
 RF Rounding: 0

Curve Coefficients	
Intercept:	0
Slope:	0.581

Error Coefficients	
Standard Error:	433000
Relative Standard Error:	5.1
Correlation Coefficient:	1.000
Coefficient of Determination (Adjusted):	0.997

ID	Level	Concentration	Rel. Resp.	IS Amount	IS Response	RRF	Used
1	STD1 580-378263/16	1.0	0.641428	100.0	20735.0	0.641428	Y
2	STD2 580-378263/15	2.0	1.276318	100.0	21468.0	0.638159	Y
3	STD3 580-378263/14	5.0	2.944532	100.0	22788.0	0.588906	Y
4	STD4 580-378263/13	10.0	5.792712	100.0	21130.0	0.579271	Y
5	STD5 580-378263/12	20.0	11.699779	100.0	21291.0	0.584989	Y
6	STD6 580-378263/11	50.0	28.576765	100.0	21416.0	0.571535	Y
7	STD7 580-378263/10	100.0	56.604269	100.0	22864.0	0.566043	Y
8	STD8 580-378263/9	200.0	109.576363	100.0	25824.0	0.547882	Y
9	STD9IS 580-378263/8	500.0	286.222122	100.0	22195.0	0.572444	Y
10	STD10 580-378263/7	1000.0	563.879195	100.0	23211.0	0.563879	Y
11	STD11 580-378263/6	2000.0	1097.803306	100.0	22807.0	0.548902	Y
12	STD12 580-378263/5	5000.0	2955.865922	100.0	21838.0	0.591173	Y
13	STD13 580-378263/4	10000.0	5583.917612	100.0	23790.0	0.558392	Y



Calibration

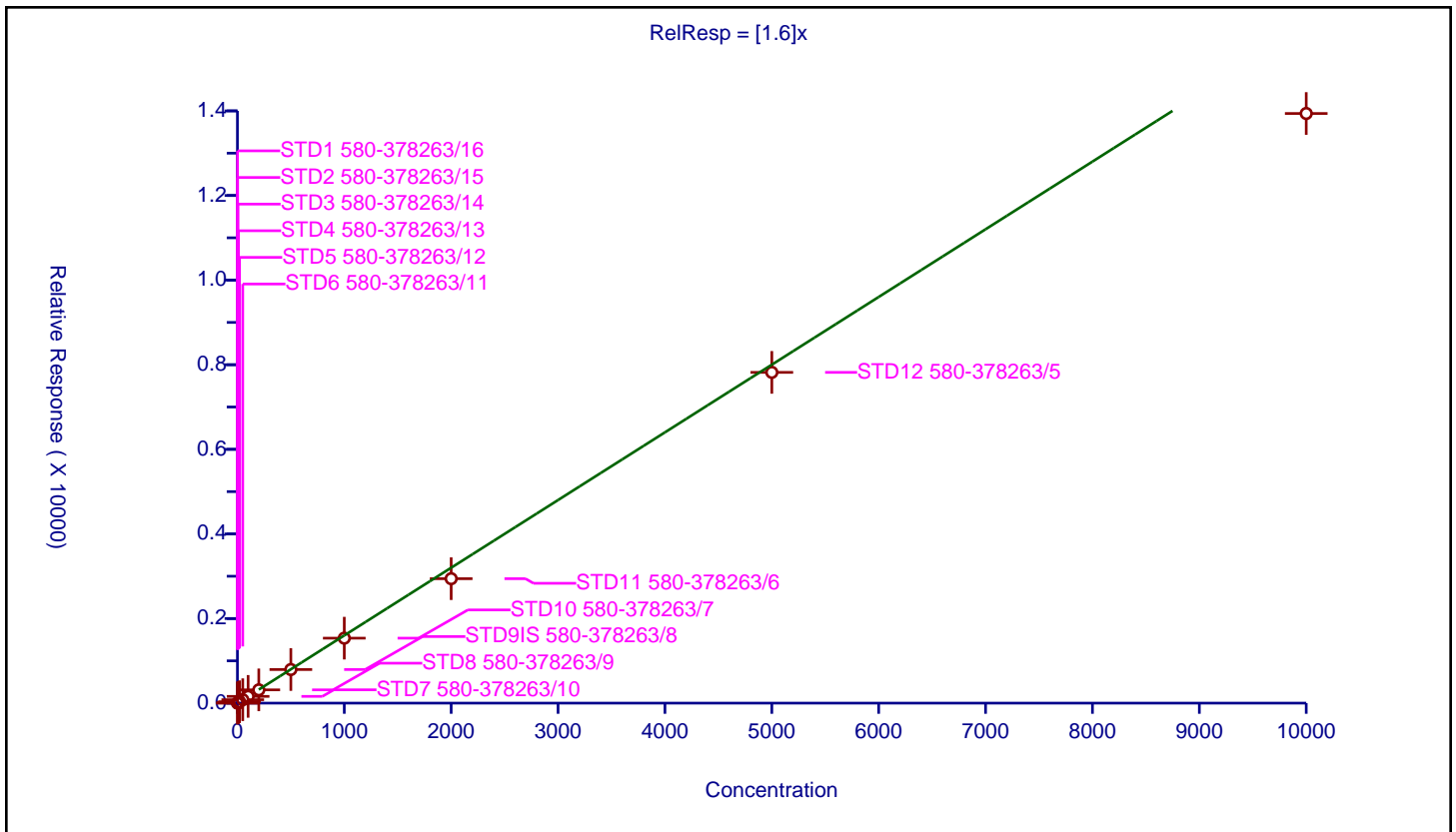
/ 2-Fluorobiphenyl

Curve Type: Average
 Weighting: Conc_Sq
 Origin: Force
 Dependency: Response
 Calib Mode: ISTD
 Response Base: AREA
 RF Rounding: 0

Curve Coefficients	
Intercept:	0
Slope:	1.6

Error Coefficients	
Standard Error:	559000
Relative Standard Error:	6.2
Correlation Coefficient:	1.000
Coefficient of Determination (Adjusted):	0.995

ID	Level	Concentration	Rel. Resp.	IS Amount	IS Response	RRF	Used
1	STD1 580-378263/16	1.0	1.719387	100.0	9073.0	1.719387	Y
2	STD2 580-378263/15	2.0	3.531266	100.0	9515.0	1.765633	Y
3	STD3 580-378263/14	5.0	8.434568	100.0	10125.0	1.686914	Y
4	STD4 580-378263/13	10.0	16.449391	100.0	9435.0	1.644939	Y
5	STD5 580-378263/12	20.0	32.924165	100.0	9613.0	1.646208	Y
6	STD6 580-378263/11	50.0	81.025958	100.0	9708.0	1.620519	Y
7	STD7 580-378263/10	100.0	159.729548	100.0	10427.0	1.597295	Y
8	STD8 580-378263/9	200.0	313.696299	100.0	11755.0	1.568481	Y
9	STD9IS 580-378263/8	500.0	794.071491	100.0	10323.0	1.588143	Y
10	STD10 580-378263/7	1000.0	1536.206583	100.0	10998.0	1.536207	Y
11	STD11 580-378263/6	2000.0	2942.006927	100.0	10972.0	1.471003	Y
12	STD12 580-378263/5	5000.0	7818.631609	100.0	10611.0	1.563726	Y
13	STD13 580-378263/4	10000.0	13938.568092	100.0	12417.0	1.393857	Y



Calibration

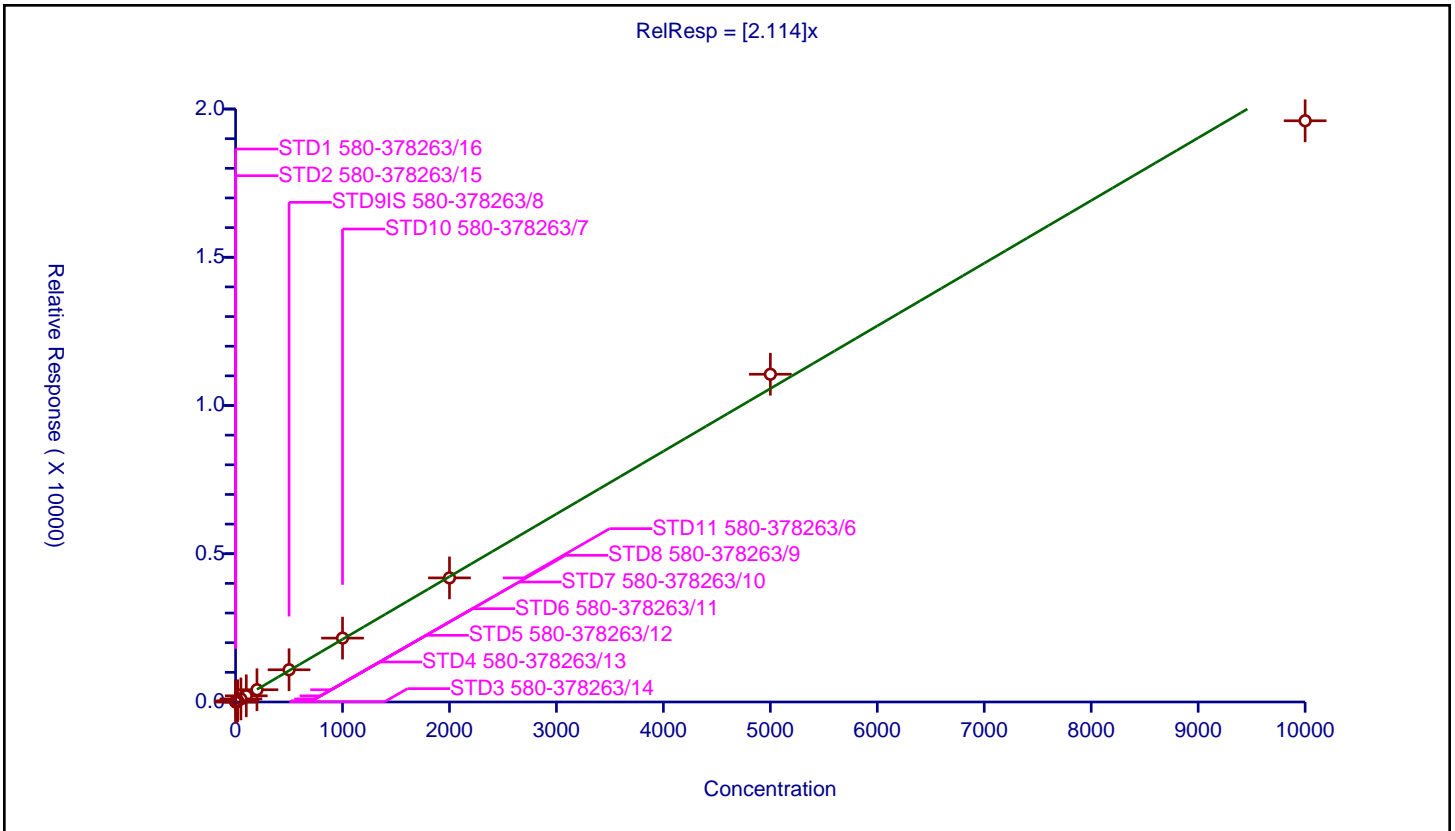
/ Acenaphthylene

Curve Type: Average
 Weighting: Conc_Sq
 Origin: Force
 Dependency: Response
 Calib Mode: ISTD
 Response Base: AREA
 RF Rounding: 0

Curve Coefficients	
Intercept:	0
Slope:	2.114

Error Coefficients	
Standard Error:	788000
Relative Standard Error:	3.4
Correlation Coefficient:	1.000
Coefficient of Determination (Adjusted):	0.999

ID	Level	Concentration	Rel. Resp.	IS Amount	IS Response	RRF	Used
1	STD1 580-378263/16	1.0	2.193321	100.0	9073.0	2.193321	Y
2	STD2 580-378263/15	2.0	4.435102	100.0	9515.0	2.217551	Y
3	STD3 580-378263/14	5.0	10.498765	100.0	10125.0	2.099753	Y
4	STD4 580-378263/13	10.0	20.63593	100.0	9435.0	2.063593	Y
5	STD5 580-378263/12	20.0	41.620722	100.0	9613.0	2.081036	Y
6	STD6 580-378263/11	50.0	104.233622	100.0	9708.0	2.084672	Y
7	STD7 580-378263/10	100.0	208.593076	100.0	10427.0	2.085931	Y
8	STD8 580-378263/9	200.0	412.930668	100.0	11755.0	2.064653	Y
9	STD9IS 580-378263/8	500.0	1087.135523	100.0	10323.0	2.174271	Y
10	STD10 580-378263/7	1000.0	2155.00909	100.0	10998.0	2.155001	Y
11	STD11 580-378263/6	2000.0	4185.435654	100.0	10972.0	2.092718	Y
12	STD12 580-378263/5	5000.0	11054.688531	100.0	10611.0	2.210938	Y
13	STD13 580-378263/4	10000.0	19603.511315	100.0	12417.0	1.960351	Y



Calibration

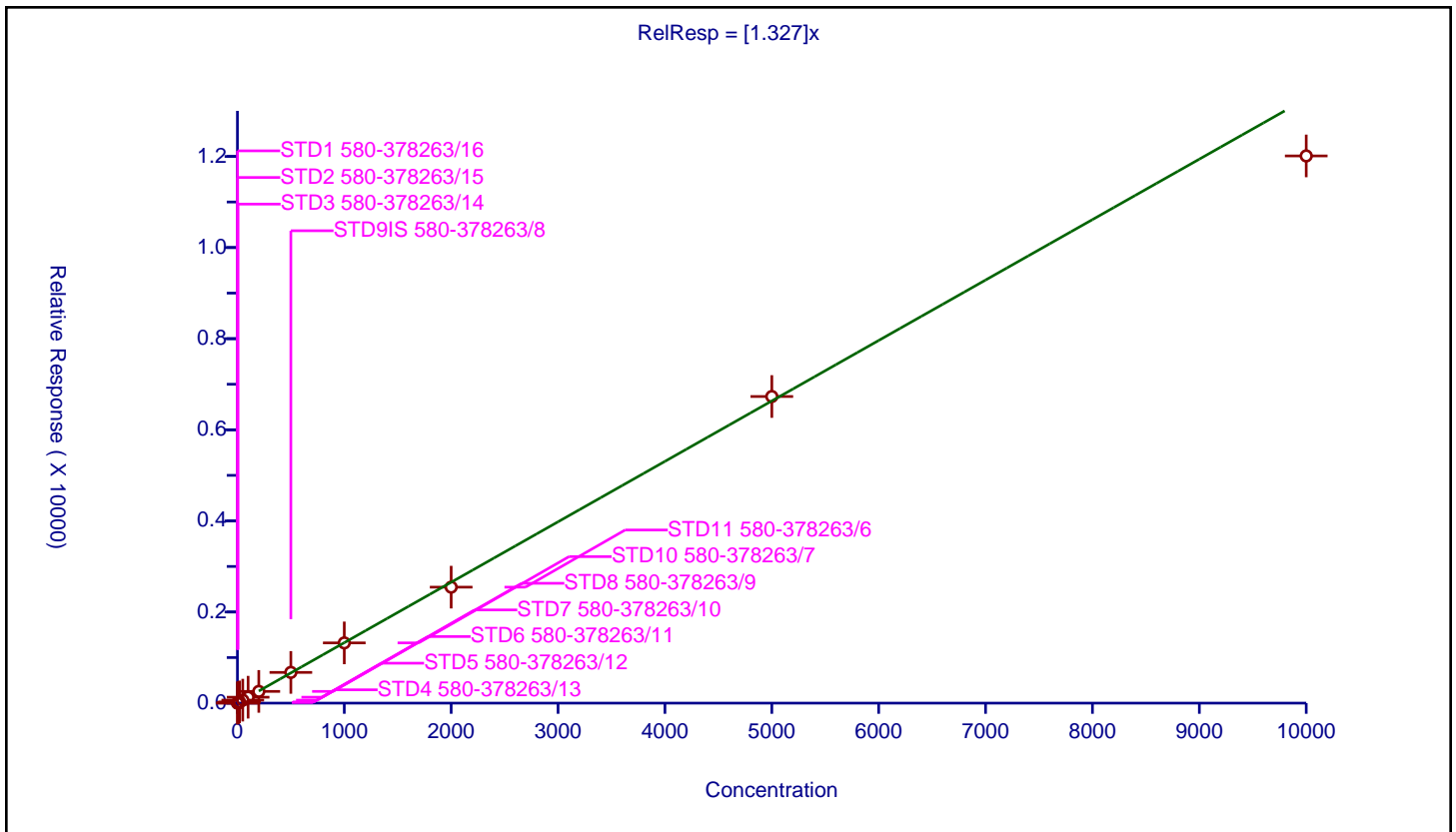
/ Acenaphthene

Curve Type: Average
 Weighting: Conc_Sq
 Origin: Force
 Dependency: Response
 Calib Mode: ISTD
 Response Base: AREA
 RF Rounding: 0

Curve Coefficients	
Intercept:	0
Slope:	1.327

Error Coefficients	
Standard Error:	482000
Relative Standard Error:	4.9
Correlation Coefficient:	1.000
Coefficient of Determination (Adjusted):	0.997

ID	Level	Concentration	Rel. Resp.	IS Amount	IS Response	RRF	Used
1	STD1 580-378263/16	1.0	1.377714	100.0	9073.0	1.377714	Y
2	STD2 580-378263/15	2.0	2.974251	100.0	9515.0	1.487126	Y
3	STD3 580-378263/14	5.0	6.735802	100.0	10125.0	1.34716	Y
4	STD4 580-378263/13	10.0	13.227345	100.0	9435.0	1.322734	Y
5	STD5 580-378263/12	20.0	26.516176	100.0	9613.0	1.325809	Y
6	STD6 580-378263/11	50.0	65.471776	100.0	9708.0	1.309436	Y
7	STD7 580-378263/10	100.0	129.941498	100.0	10427.0	1.299415	Y
8	STD8 580-378263/9	200.0	257.337303	100.0	11755.0	1.286687	Y
9	STD9IS 580-378263/8	500.0	674.610094	100.0	10323.0	1.34922	Y
10	STD10 580-378263/7	1000.0	1322.076741	100.0	10998.0	1.322077	Y
11	STD11 580-378263/6	2000.0	2545.743711	100.0	10972.0	1.272872	Y
12	STD12 580-378263/5	5000.0	6730.524927	100.0	10611.0	1.346105	Y
13	STD13 580-378263/4	10000.0	12011.524523	100.0	12417.0	1.201152	Y



Calibration

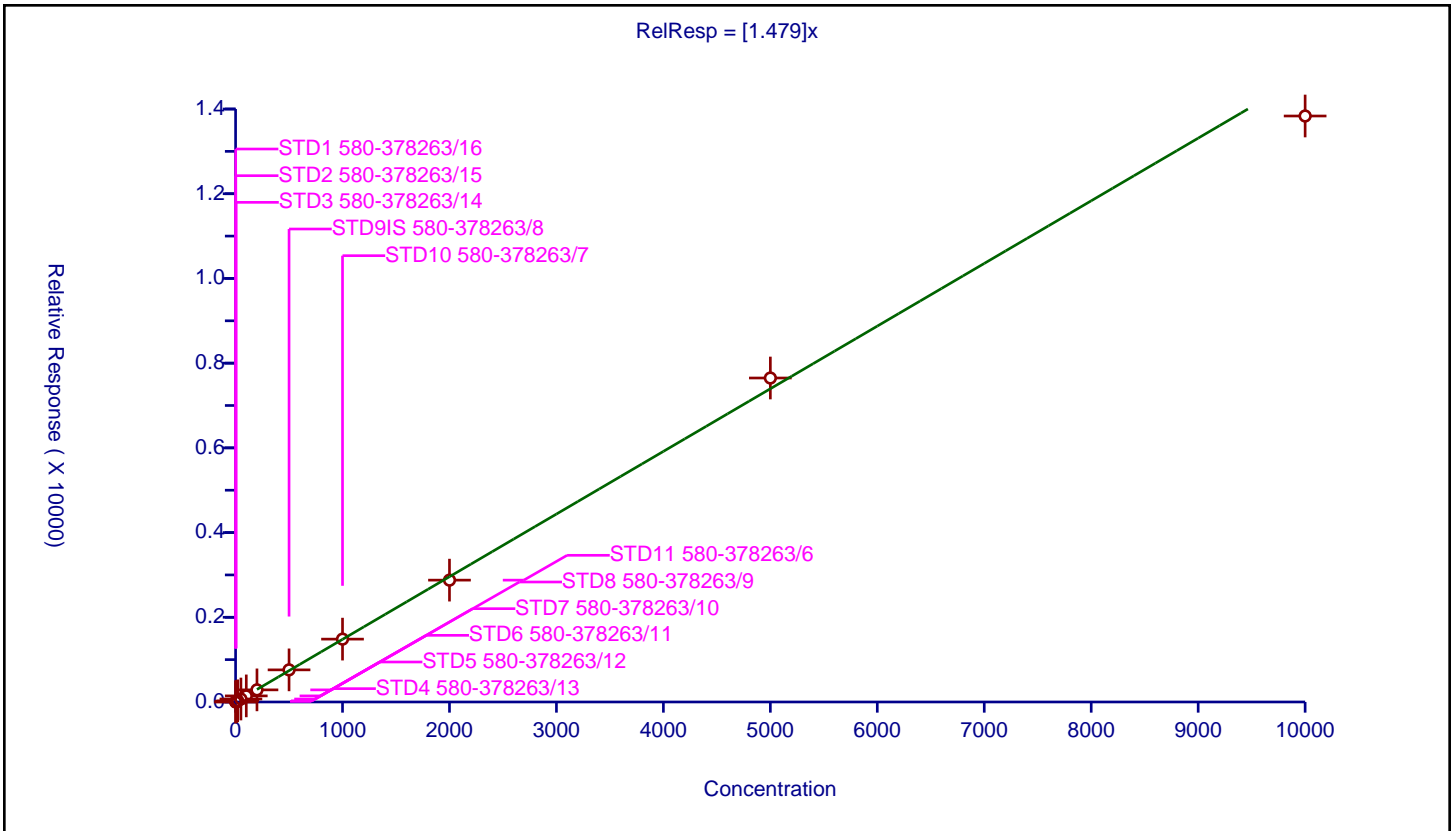
/ Fluorene

Curve Type: Average
 Weighting: Conc_Sq
 Origin: Force
 Dependency: Response
 Calib Mode: ISTD
 Response Base: AREA
 RF Rounding: 0

Curve Coefficients	
Intercept:	0
Slope:	1.479

Error Coefficients	
Standard Error:	554000
Relative Standard Error:	6.0
Correlation Coefficient:	0.999
Coefficient of Determination (Adjusted):	0.996

ID	Level	Concentration	Rel. Resp.	IS Amount	IS Response	RRF	Used
1	STD1 580-378263/16	1.0	1.631213	100.0	9073.0	1.631213	Y
2	STD2 580-378263/15	2.0	3.321072	100.0	9515.0	1.660536	Y
3	STD3 580-378263/14	5.0	7.525926	100.0	10125.0	1.505185	Y
4	STD4 580-378263/13	10.0	14.255432	100.0	9435.0	1.425543	Y
5	STD5 580-378263/12	20.0	27.639655	100.0	9613.0	1.381983	Y
6	STD6 580-378263/11	50.0	70.00412	100.0	9708.0	1.400082	Y
7	STD7 580-378263/10	100.0	144.020332	100.0	10427.0	1.440203	Y
8	STD8 580-378263/9	200.0	286.312208	100.0	11755.0	1.431561	Y
9	STD9IS 580-378263/8	500.0	758.200136	100.0	10323.0	1.5164	Y
10	STD10 580-378263/7	1000.0	1483.987998	100.0	10998.0	1.483988	Y
11	STD11 580-378263/6	2000.0	2876.950419	100.0	10972.0	1.438475	Y
12	STD12 580-378263/5	5000.0	7648.949204	100.0	10611.0	1.52979	Y
13	STD13 580-378263/4	10000.0	13835.298381	100.0	12417.0	1.38353	Y



Calibration

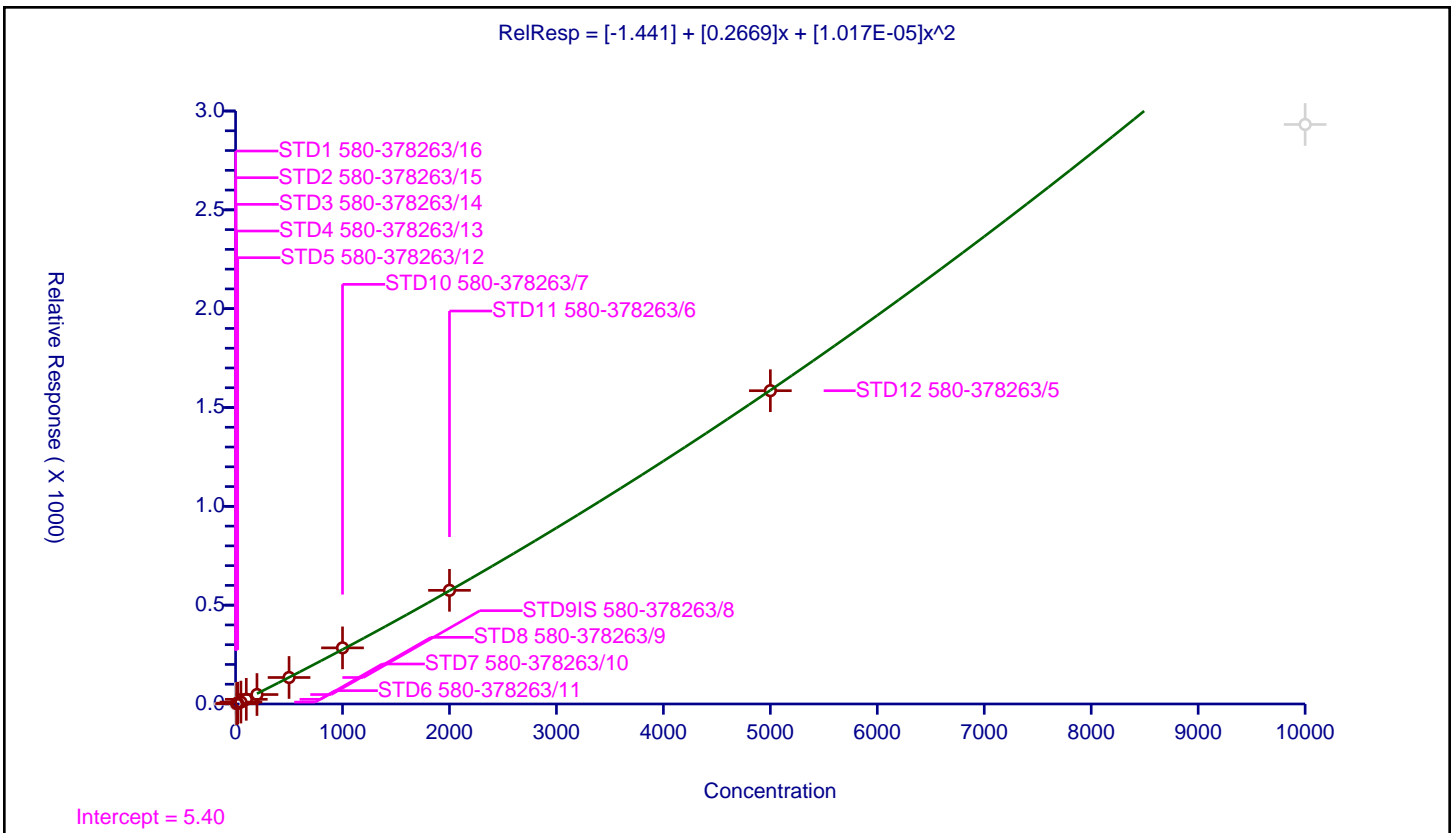
/ 2,4,6-Tribromophenol

Curve Type: Quadratic
 Weighting: Conc
 Origin: None
 Dependency: Response
 Calib Mode: ISTD
 Response Base: AREA
 RF Rounding: 0

Curve Coefficients	
Intercept:	-1.441
Slope:	0.2669
Second Order:	1.017E-05

Error Coefficients	
Standard Error:	74000
Relative Standard Error:	13.0
Correlation Coefficient:	1.000
Coefficient of Determination (Adjusted):	1.000

ID	Level	Concentration	Rel. Resp.	IS Amount	IS Response	RRF	Used
1	STD1 580-378263/16	1.0	0.0	100.0	9073.0	0.0	N
2	STD2 580-378263/15	2.0	0.599054	100.0	9515.0	0.299527	N
3	STD3 580-378263/14	5.0	1.116049	100.0	10125.0	0.22321	N
4	STD4 580-378263/13	10.0	1.886592	100.0	9435.0	0.188659	Y
5	STD5 580-378263/12	20.0	4.119422	100.0	9613.0	0.205971	Y
6	STD6 580-378263/11	50.0	9.693037	100.0	9708.0	0.193861	Y
7	STD7 580-378263/10	100.0	23.611777	100.0	10427.0	0.236118	Y
8	STD8 580-378263/9	200.0	47.834964	100.0	11755.0	0.239175	Y
9	STD9IS 580-378263/8	500.0	134.030805	100.0	10323.0	0.268062	Y
10	STD10 580-378263/7	1000.0	283.869795	100.0	10998.0	0.28387	Y
11	STD11 580-378263/6	2000.0	575.009114	100.0	10972.0	0.287505	Y
12	STD12 580-378263/5	5000.0	1585.081519	100.0	10611.0	0.317016	Y
13	STD13 580-378263/4	10000.0	2931.851494	100.0	12417.0	0.293185	N



Calibration

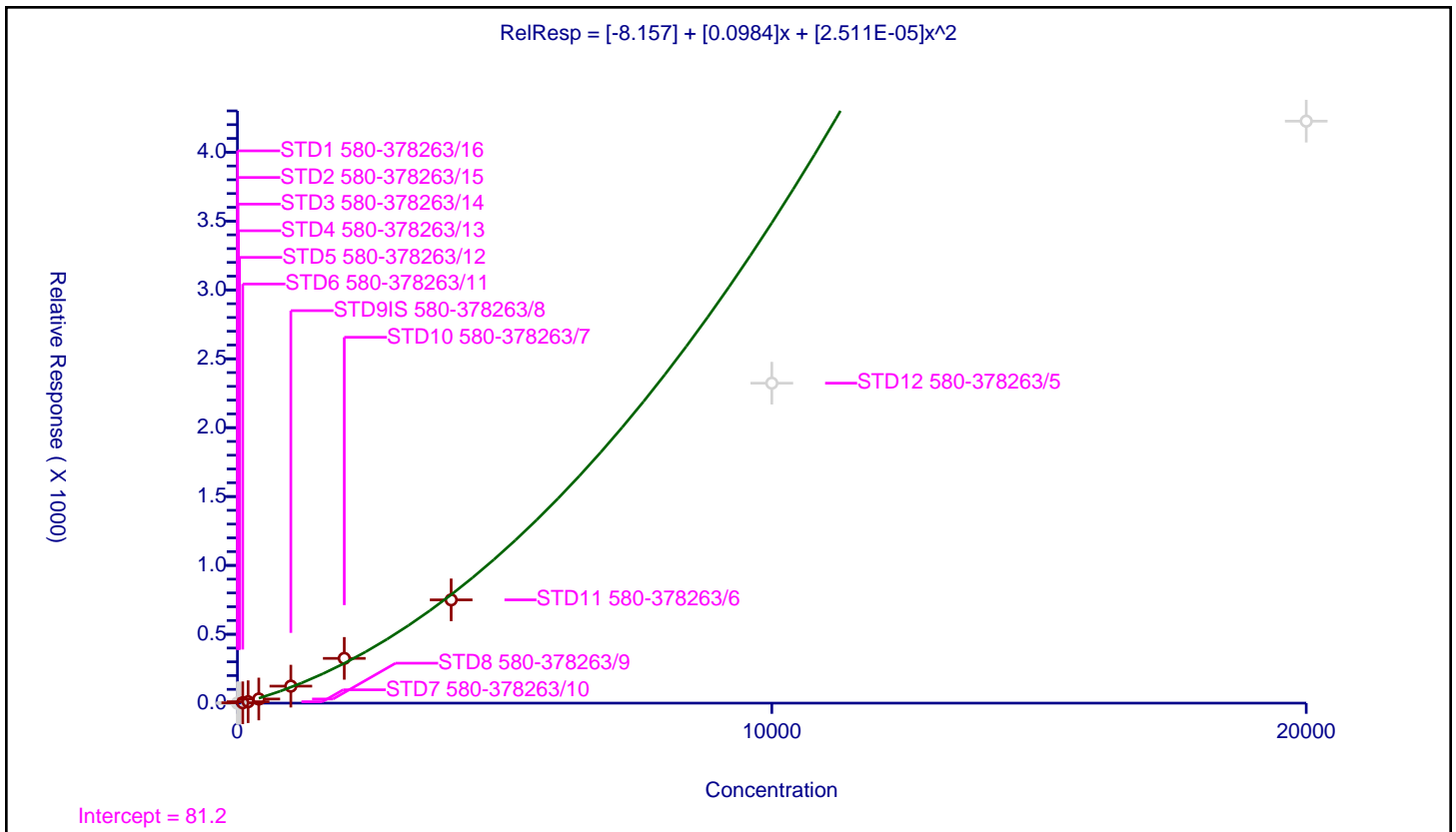
/ Pentachlorophenol

Curve Type: Quadratic
 Weighting: Conc_Sq
 Origin: None
 Dependency: Response
 Calib Mode: ISTD
 Response Base: AREA
 RF Rounding: 0

Curve Coefficients	
Intercept:	-8.157
Slope:	0.0984
Second Order:	2.511E-05

Error Coefficients	
Standard Error:	63800
Relative Standard Error:	11.5
Correlation Coefficient:	0.995
Coefficient of Determination (Adjusted):	0.990

ID	Level	Concentration	Rel. Resp.	IS Amount	IS Response	RRF	Used
1	STD1 580-378263/16	2.0	0.0	100.0	10350.0	0.0	N
2	STD2 580-378263/15	4.0	0.0	100.0	10882.0	0.0	N
3	STD3 580-378263/14	10.0	0.0	100.0	12288.0	0.0	N
4	STD4 580-378263/13	20.0	0.0	100.0	11178.0	0.0	N
5	STD5 580-378263/12	40.0	0.441919	100.0	11088.0	0.011048	N
6	STD6 580-378263/11	100.0	2.672527	100.0	11375.0	0.026725	Y
7	STD7 580-378263/10	200.0	10.25583	100.0	13251.0	0.051279	Y
8	STD8 580-378263/9	400.0	30.131626	100.0	14055.0	0.075329	Y
9	STD9IS 580-378263/8	1000.0	123.438748	100.0	12522.0	0.123439	Y
10	STD10 580-378263/7	2000.0	324.959636	100.0	13626.0	0.16248	Y
11	STD11 580-378263/6	4000.0	749.810592	100.0	13463.0	0.187453	Y
12	STD12 580-378263/5	10000.0	2323.042203	100.0	13293.0	0.232304	N
13	STD13 580-378263/4	20000.0	4225.406922	100.0	16035.0	0.21127	N



Calibration

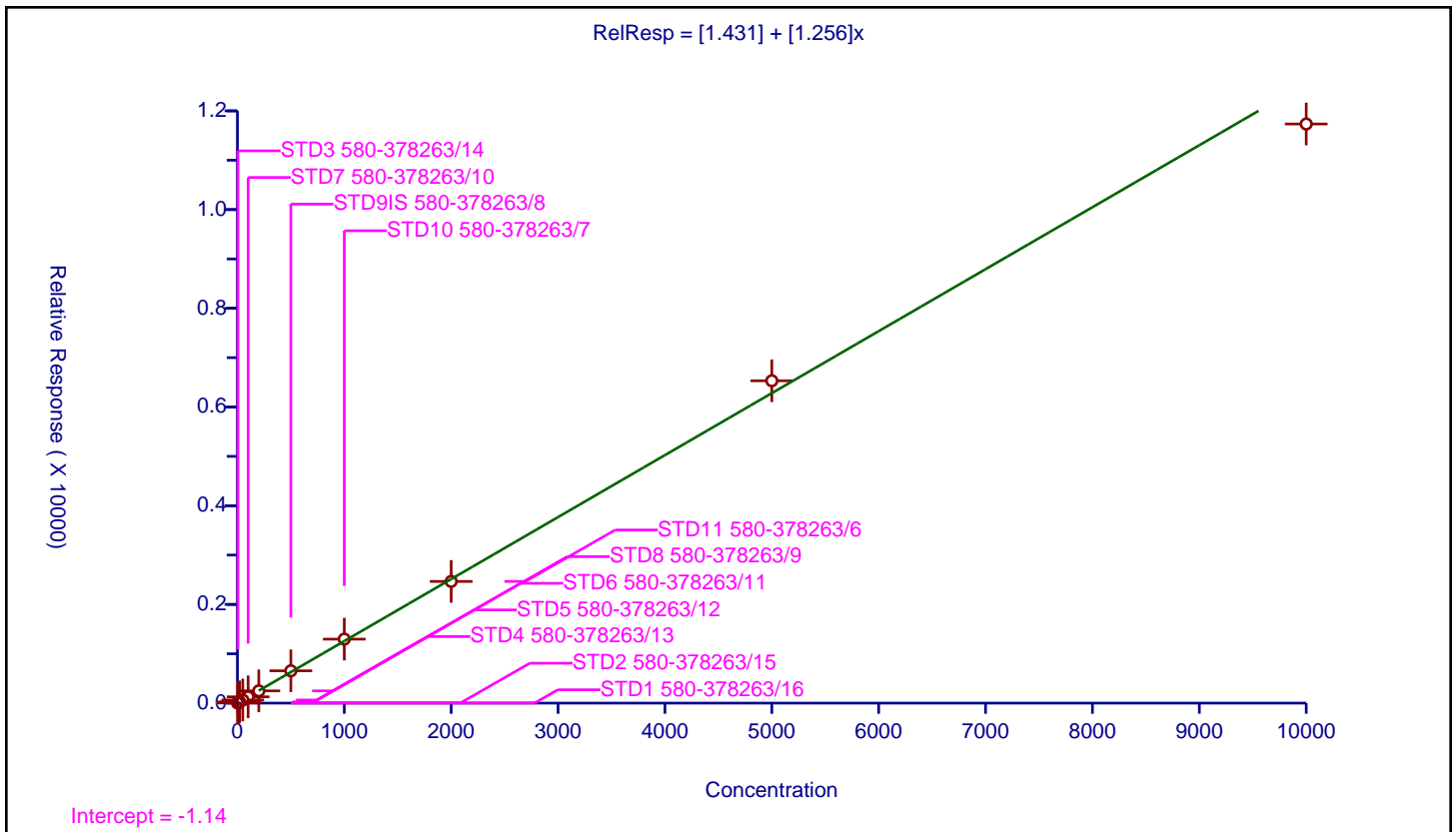
/ Phenanthrene

Curve Type: Linear
 Weighting: Conc_Sq
 Origin: None
 Dependency: Response
 Calib Mode: ISTD
 Response Base: AREA
 RF Rounding: 0

Curve Coefficients	
Intercept:	1.431
Slope:	1.256

Error Coefficients	
Standard Error:	804000
Relative Standard Error:	3.7
Correlation Coefficient:	1.000
Coefficient of Determination (Adjusted):	0.999

ID	Level	Concentration	Rel. Resp.	IS Amount	IS Response	RRF	Used
1	STD1 580-378263/16	1.0	2.494379	100.0	14232.0	2.494379	N
2	STD2 580-378263/15	2.0	3.901296	100.0	14508.0	1.950648	Y
3	STD3 580-378263/14	5.0	8.069146	100.0	15677.0	1.613829	Y
4	STD4 580-378263/13	10.0	13.763889	100.0	14400.0	1.376389	Y
5	STD5 580-378263/12	20.0	25.959167	100.0	14596.0	1.297958	Y
6	STD6 580-378263/11	50.0	63.204929	100.0	14771.0	1.264099	Y
7	STD7 580-378263/10	100.0	127.731699	100.0	16638.0	1.277317	Y
8	STD8 580-378263/9	200.0	248.684283	100.0	18203.0	1.243421	Y
9	STD9IS 580-378263/8	500.0	654.743222	100.0	15675.0	1.309486	Y
10	STD10 580-378263/7	1000.0	1296.50125	100.0	16806.0	1.296501	Y
11	STD11 580-378263/6	2000.0	2465.855651	100.0	17139.0	1.232928	Y
12	STD12 580-378263/5	5000.0	6531.561958	100.0	16729.0	1.306312	Y
13	STD13 580-378263/4	10000.0	11734.237746	100.0	19239.0	1.173424	Y



Calibration

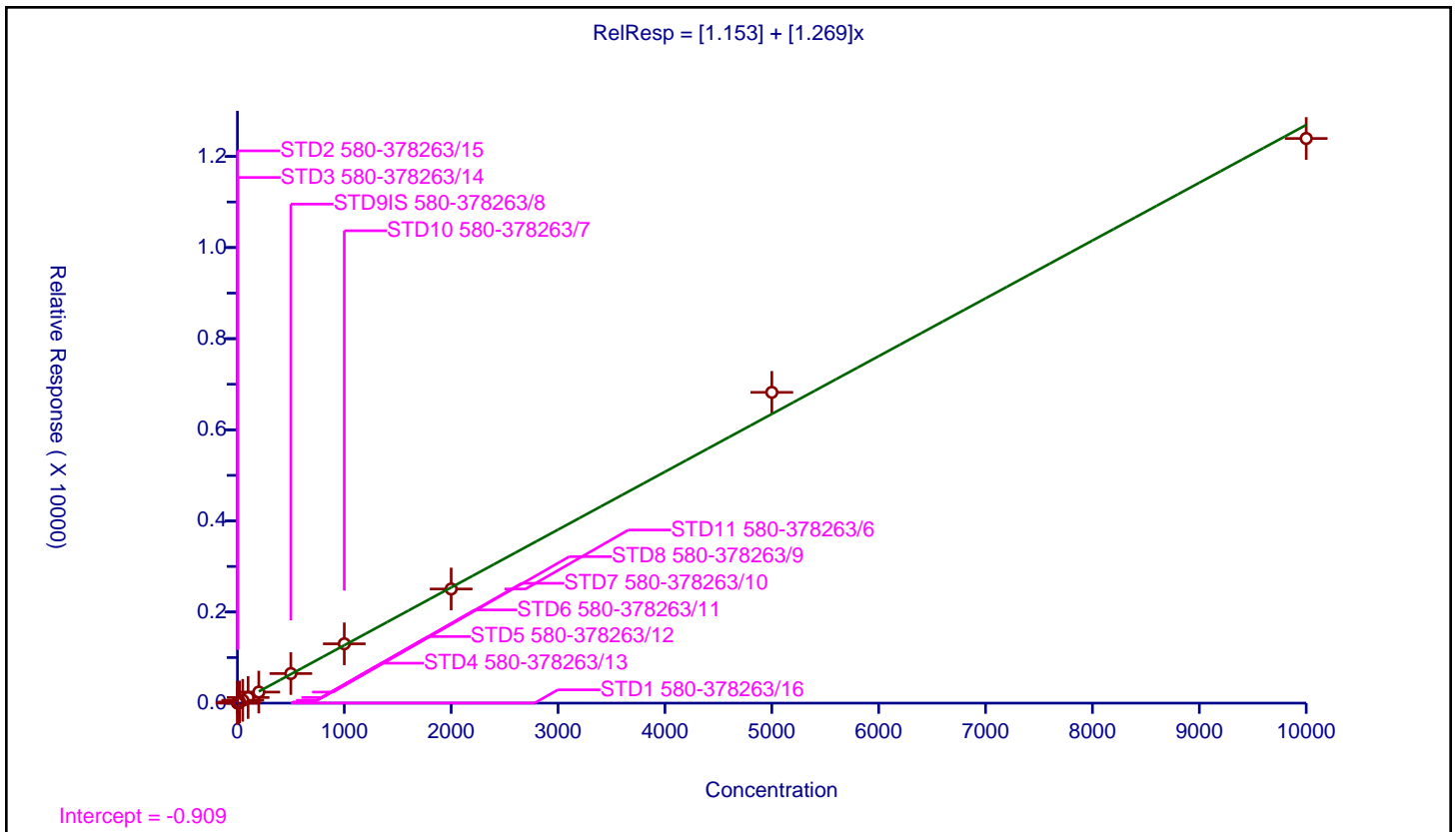
/ Anthracene

Curve Type: Linear
 Weighting: Conc_Sq
 Origin: None
 Dependency: Response
 Calib Mode: ISTD
 Response Base: AREA
 RF Rounding: 0

Curve Coefficients	
Intercept:	1.153
Slope:	1.269

Error Coefficients	
Standard Error:	807000
Relative Standard Error:	4.3
Correlation Coefficient:	0.999
Coefficient of Determination (Adjusted):	0.998

ID	Level	Concentration	Rel. Resp.	IS Amount	IS Response	RRF	Used
1	STD1 580-378263/16	1.0	2.381956	100.0	14232.0	2.381956	Y
2	STD2 580-378263/15	2.0	3.81169	100.0	14508.0	1.905845	Y
3	STD3 580-378263/14	5.0	7.896919	100.0	15677.0	1.579384	Y
4	STD4 580-378263/13	10.0	13.534722	100.0	14400.0	1.353472	Y
5	STD5 580-378263/12	20.0	26.013976	100.0	14596.0	1.300699	Y
6	STD6 580-378263/11	50.0	62.433146	100.0	14771.0	1.248663	Y
7	STD7 580-378263/10	100.0	123.518452	100.0	16638.0	1.235185	Y
8	STD8 580-378263/9	200.0	242.657804	100.0	18203.0	1.213289	Y
9	STD9IS 580-378263/8	500.0	649.263158	100.0	15675.0	1.298526	Y
10	STD10 580-378263/7	1000.0	1302.522908	100.0	16806.0	1.302523	Y
11	STD11 580-378263/6	2000.0	2505.350371	100.0	17139.0	1.252675	Y
12	STD12 580-378263/5	5000.0	6821.794489	100.0	16729.0	1.364359	Y
13	STD13 580-378263/4	10000.0	12394.334425	100.0	19239.0	1.239433	Y



Calibration

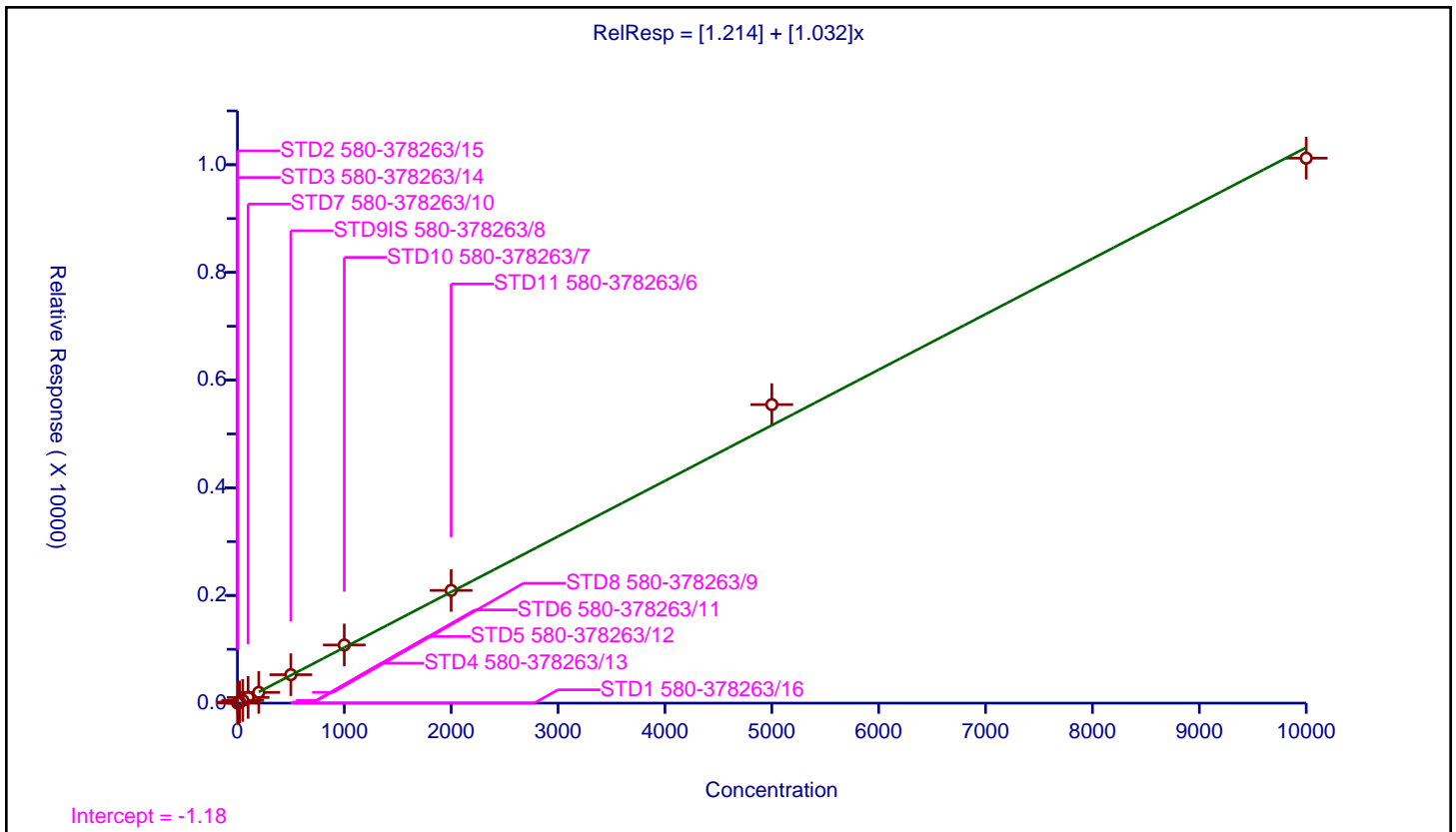
/ Fluoranthene-d10 (Surr)

Curve Type: Linear
 Weighting: Conc_Sq
 Origin: None
 Dependency: Response
 Calib Mode: ISTD
 Response Base: AREA
 RF Rounding: 0

Curve Coefficients	
Intercept:	1.214
Slope:	1.032

Error Coefficients	
Standard Error:	691000
Relative Standard Error:	4.7
Correlation Coefficient:	0.999
Coefficient of Determination (Adjusted):	0.998

ID	Level	Concentration	Rel. Resp.	IS Amount	IS Response	RRF	Used
1	STD1 580-378263/16	1.0	2.07982	100.0	14232.0	2.07982	N
2	STD2 580-378263/15	2.0	3.280948	100.0	14508.0	1.640474	Y
3	STD3 580-378263/14	5.0	6.621165	100.0	15677.0	1.324233	Y
4	STD4 580-378263/13	10.0	10.805556	100.0	14400.0	1.080556	Y
5	STD5 580-378263/12	20.0	20.718005	100.0	14596.0	1.0359	Y
6	STD6 580-378263/11	50.0	51.066279	100.0	14771.0	1.021326	Y
7	STD7 580-378263/10	100.0	105.607645	100.0	16638.0	1.056076	Y
8	STD8 580-378263/9	200.0	199.522057	100.0	18203.0	0.99761	Y
9	STD9IS 580-378263/8	500.0	528.172249	100.0	15675.0	1.056344	Y
10	STD10 580-378263/7	1000.0	1080.263001	100.0	16806.0	1.080263	Y
11	STD11 580-378263/6	2000.0	2093.797771	100.0	17139.0	1.046899	Y
12	STD12 580-378263/5	5000.0	5544.497579	100.0	16729.0	1.1089	Y
13	STD13 580-378263/4	10000.0	10121.75269	100.0	19239.0	1.012175	Y



Calibration

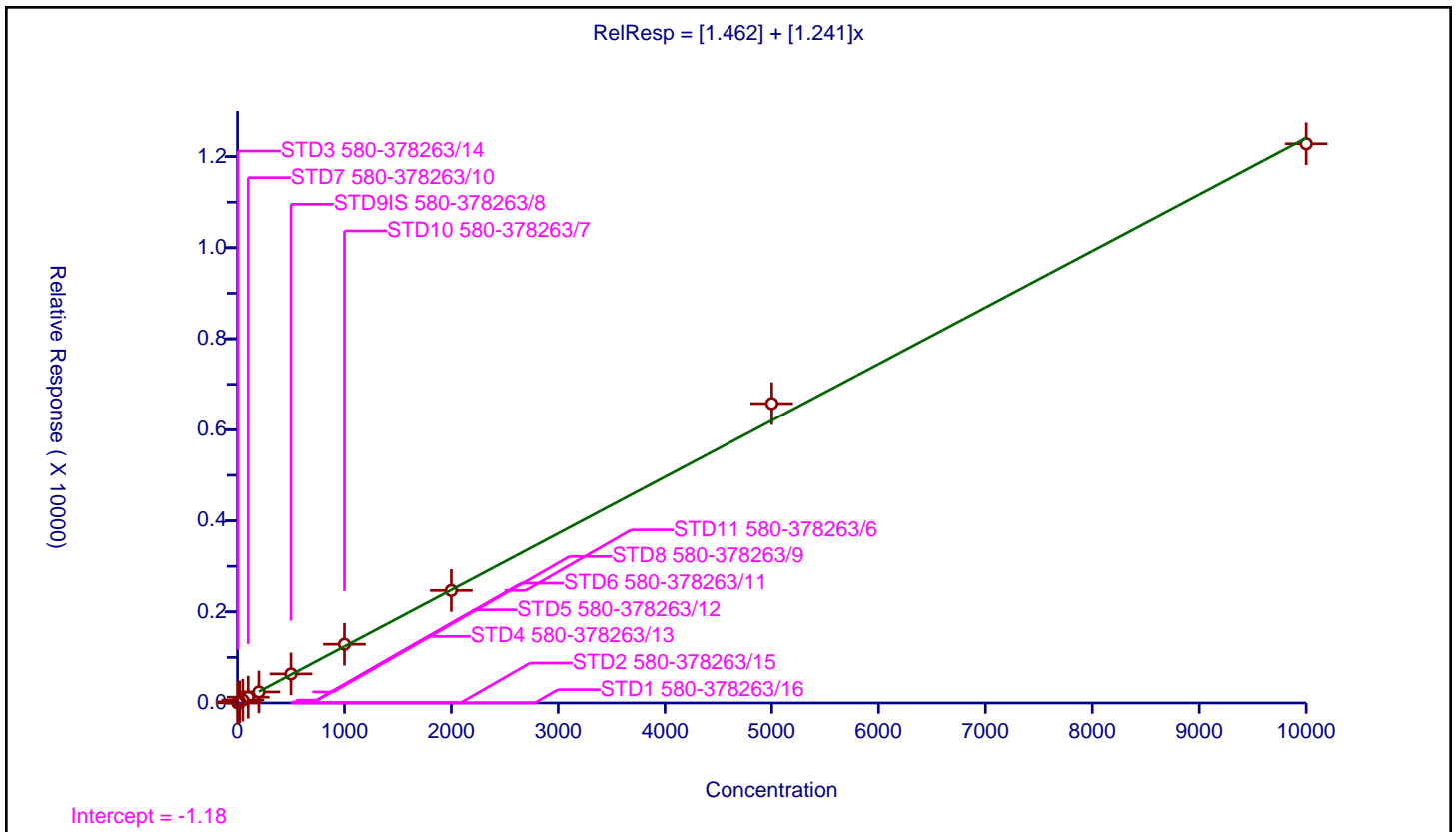
/ Fluoranthene

Curve Type: Linear
 Weighting: Conc_Sq
 Origin: None
 Dependency: Response
 Calib Mode: ISTD
 Response Base: AREA
 RF Rounding: 0

Curve Coefficients	
Intercept:	1.462
Slope:	1.241

Error Coefficients	
Standard Error:	834000
Relative Standard Error:	4.3
Correlation Coefficient:	0.999
Coefficient of Determination (Adjusted):	0.998

ID	Level	Concentration	Rel. Resp.	IS Amount	IS Response	RRF	Used
1	STD1 580-378263/16	1.0	2.529511	100.0	14232.0	2.529511	N
2	STD2 580-378263/15	2.0	3.93576	100.0	14508.0	1.96788	Y
3	STD3 580-378263/14	5.0	8.011737	100.0	15677.0	1.602347	Y
4	STD4 580-378263/13	10.0	13.090278	100.0	14400.0	1.309028	Y
5	STD5 580-378263/12	20.0	24.773911	100.0	14596.0	1.238696	Y
6	STD6 580-378263/11	50.0	62.148805	100.0	14771.0	1.242976	Y
7	STD7 580-378263/10	100.0	127.160716	100.0	16638.0	1.271607	Y
8	STD8 580-378263/9	200.0	242.295226	100.0	18203.0	1.211476	Y
9	STD9IS 580-378263/8	500.0	637.952153	100.0	15675.0	1.275904	Y
10	STD10 580-378263/7	1000.0	1289.99762	100.0	16806.0	1.289998	Y
11	STD11 580-378263/6	2000.0	2470.395006	100.0	17139.0	1.235198	Y
12	STD12 580-378263/5	5000.0	6576.268755	100.0	16729.0	1.315254	Y
13	STD13 580-378263/4	10000.0	12281.974115	100.0	19239.0	1.228197	Y



Calibration

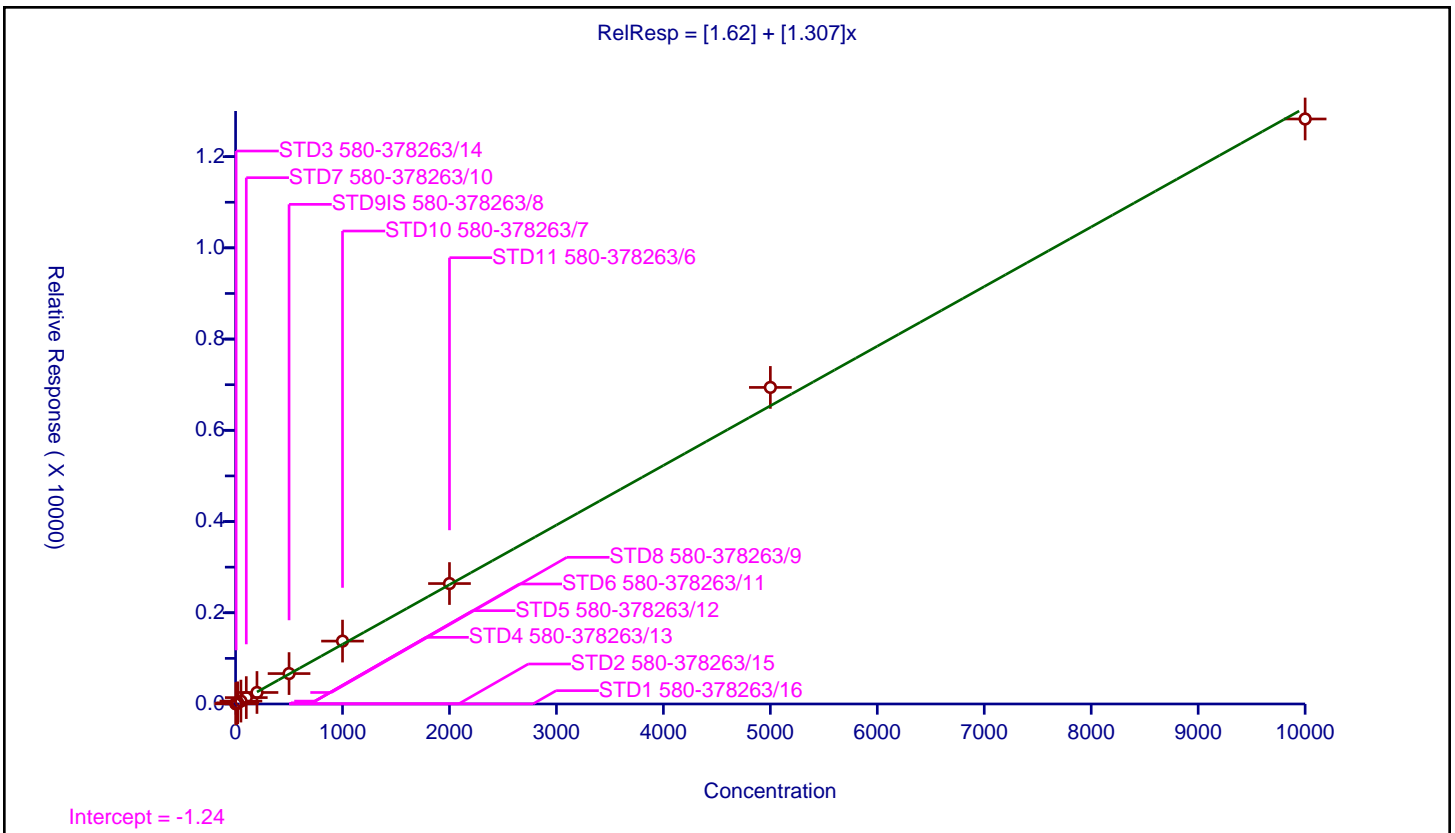
/ Pyrene

Curve Type: Linear
 Weighting: Conc_Sq
 Origin: None
 Dependency: Response
 Calib Mode: ISTD
 Response Base: AREA
 RF Rounding: 0

Curve Coefficients	
Intercept:	1.62
Slope:	1.307

Error Coefficients	
Standard Error:	873000
Relative Standard Error:	6.3
Correlation Coefficient:	0.999
Coefficient of Determination (Adjusted):	0.996

ID	Level	Concentration	Rel. Resp.	IS Amount	IS Response	RRF	Used
1	STD1 580-378263/16	1.0	2.712198	100.0	14232.0	2.712198	N
2	STD2 580-378263/15	2.0	4.21147	100.0	14508.0	2.105735	Y
3	STD3 580-378263/14	5.0	8.770811	100.0	15677.0	1.754162	Y
4	STD4 580-378263/13	10.0	13.340278	100.0	14400.0	1.334028	Y
5	STD5 580-378263/12	20.0	25.856399	100.0	14596.0	1.29282	Y
6	STD6 580-378263/11	50.0	63.56374	100.0	14771.0	1.271275	Y
7	STD7 580-378263/10	100.0	140.064912	100.0	16638.0	1.400649	Y
8	STD8 580-378263/9	200.0	252.546284	100.0	18203.0	1.262731	Y
9	STD9IS 580-378263/8	500.0	666.966507	100.0	15675.0	1.333933	Y
10	STD10 580-378263/7	1000.0	1378.567178	100.0	16806.0	1.378567	Y
11	STD11 580-378263/6	2000.0	2640.340743	100.0	17139.0	1.32017	Y
12	STD12 580-378263/5	5000.0	6940.576245	100.0	16729.0	1.388115	Y
13	STD13 580-378263/4	10000.0	12825.094859	100.0	19239.0	1.282509	Y



Calibration

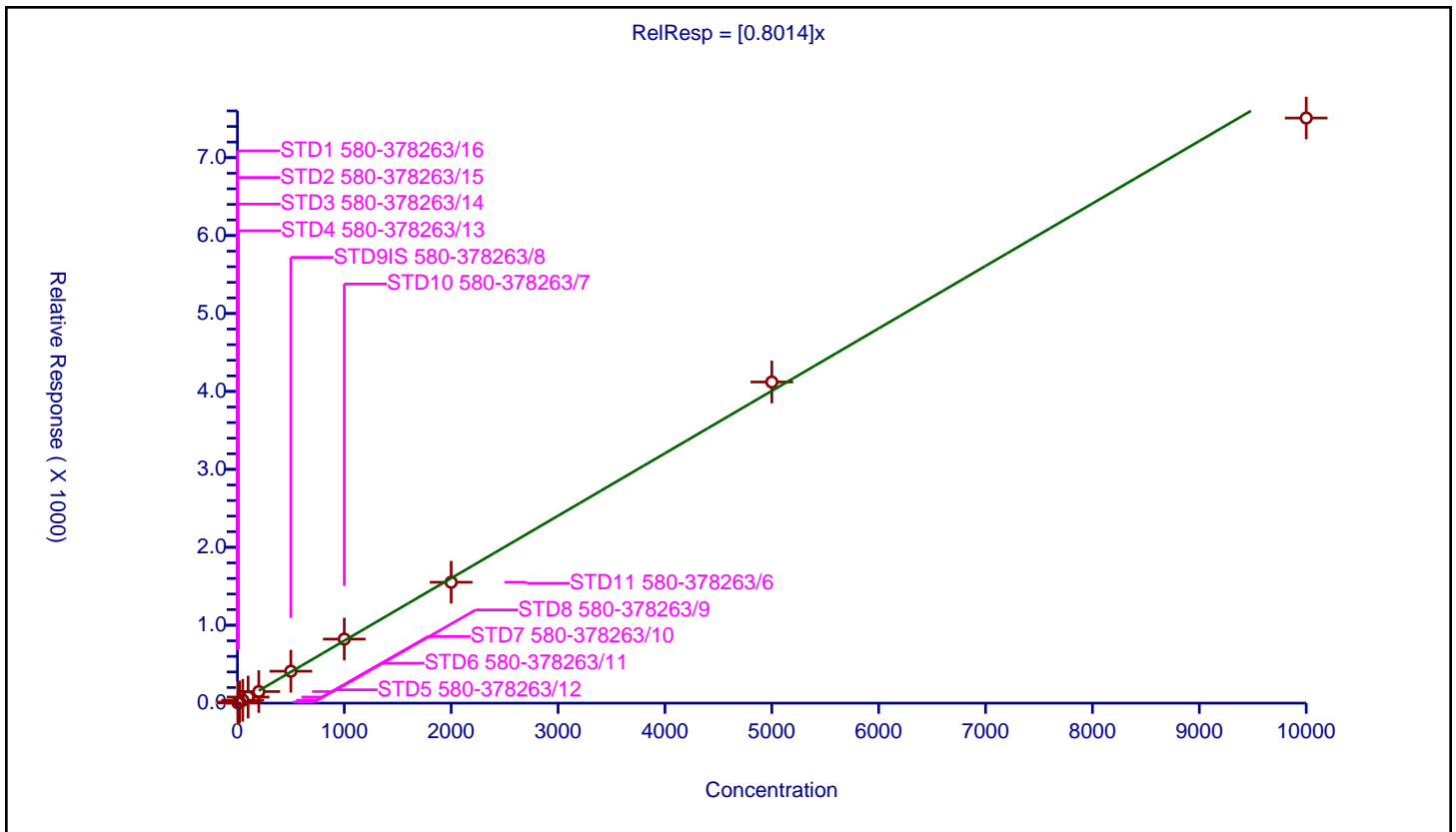
/ Terphenyl-d14

Curve Type: Average
 Weighting: Conc_Sq
 Origin: Force
 Dependency: Response
 Calib Mode: ISTD
 Response Base: AREA
 RF Rounding: 0

Curve Coefficients	
Intercept:	0
Slope:	0.8014

Error Coefficients	
Standard Error:	513000
Relative Standard Error:	9.4
Correlation Coefficient:	0.999
Coefficient of Determination (Adjusted):	0.988

ID	Level	Concentration	Rel. Resp.	IS Amount	IS Response	RRF	Used
1	STD1 580-378263/16	1.0	1.517707	100.0	14232.0	1.517707	N
2	STD2 580-378263/15	2.0	2.474497	100.0	14508.0	1.237248	N
3	STD3 580-378263/14	5.0	4.988199	100.0	15677.0	0.99764	Y
4	STD4 580-378263/13	10.0	8.333333	100.0	14400.0	0.833333	Y
5	STD5 580-378263/12	20.0	14.757468	100.0	14596.0	0.737873	Y
6	STD6 580-378263/11	50.0	36.612281	100.0	14771.0	0.732246	Y
7	STD7 580-378263/10	100.0	78.254598	100.0	16638.0	0.782546	Y
8	STD8 580-378263/9	200.0	148.096468	100.0	18203.0	0.740482	Y
9	STD9IS 580-378263/8	500.0	409.626794	100.0	15675.0	0.819254	Y
10	STD10 580-378263/7	1000.0	821.879091	100.0	16806.0	0.821879	Y
11	STD11 580-378263/6	2000.0	1551.269036	100.0	17139.0	0.775635	Y
12	STD12 580-378263/5	5000.0	4121.101082	100.0	16729.0	0.82422	Y
13	STD13 580-378263/4	10000.0	7508.326836	100.0	19239.0	0.750833	Y



Calibration

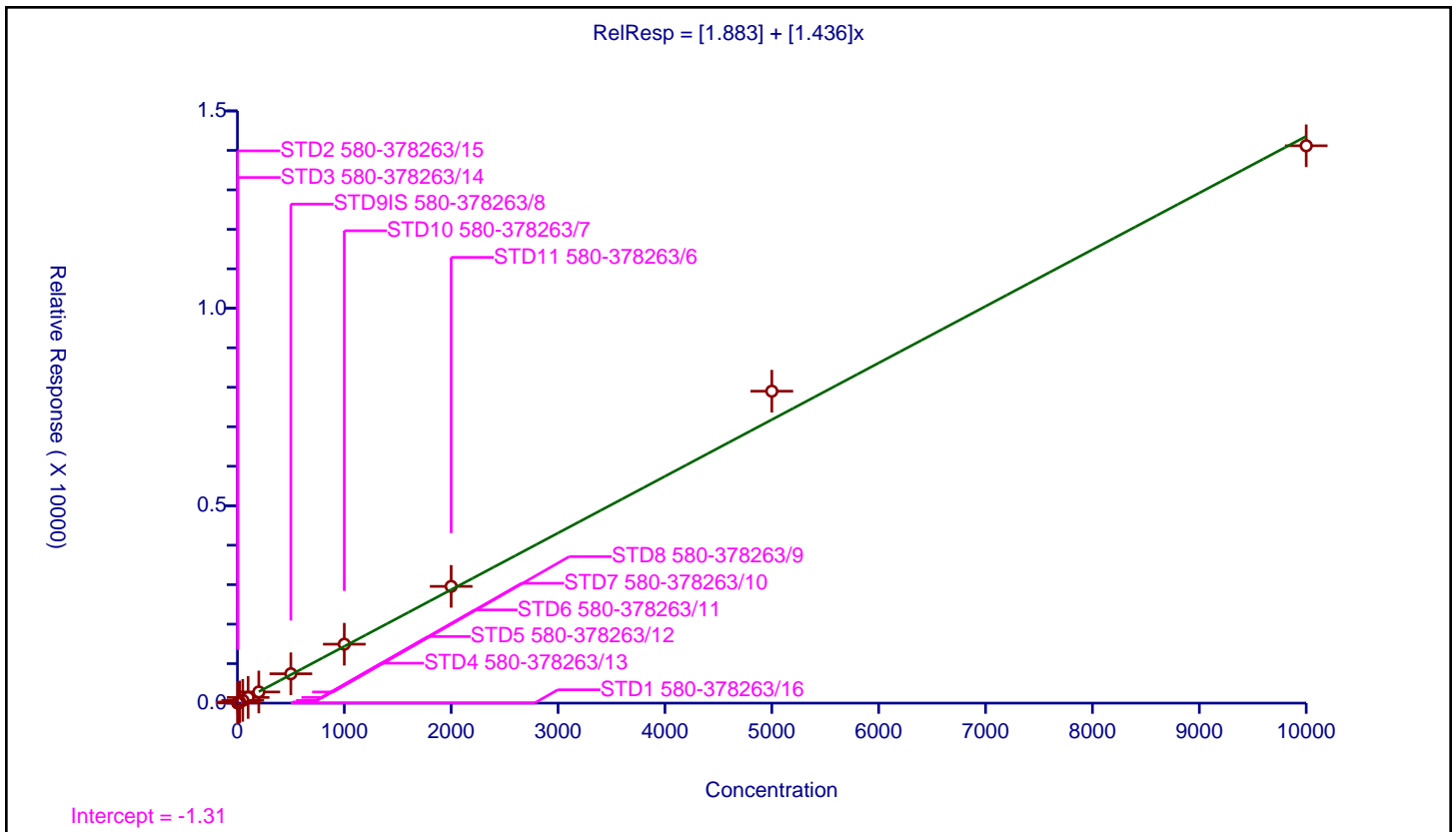
/ Benzo[a]anthracene

Curve Type: Linear
 Weighting: Conc_Sq
 Origin: None
 Dependency: Response
 Calib Mode: ISTD
 Response Base: AREA
 RF Rounding: 0

Curve Coefficients	
Intercept:	1.883
Slope:	1.436

Error Coefficients	
Standard Error:	797000
Relative Standard Error:	5.2
Correlation Coefficient:	0.999
Coefficient of Determination (Adjusted):	0.997

ID	Level	Concentration	Rel. Resp.	IS Amount	IS Response	RRF	Used
1	STD1 580-378263/16	1.0	3.05314	100.0	10350.0	3.05314	N
2	STD2 580-378263/15	2.0	4.815291	100.0	10882.0	2.407646	Y
3	STD3 580-378263/14	5.0	9.098307	100.0	12288.0	1.819661	Y
4	STD4 580-378263/13	10.0	15.002684	100.0	11178.0	1.500268	Y
5	STD5 580-378263/12	20.0	29.572511	100.0	11088.0	1.478626	Y
6	STD6 580-378263/11	50.0	69.52967	100.0	11375.0	1.390593	Y
7	STD7 580-378263/10	100.0	144.30609	100.0	13251.0	1.443061	Y
8	STD8 580-378263/9	200.0	282.034863	100.0	14055.0	1.410174	Y
9	STD9IS 580-378263/8	500.0	743.802907	100.0	12522.0	1.487606	Y
10	STD10 580-378263/7	1000.0	1492.712461	100.0	13626.0	1.492712	Y
11	STD11 580-378263/6	2000.0	2956.666419	100.0	13463.0	1.478333	Y
12	STD12 580-378263/5	5000.0	7901.120891	100.0	13293.0	1.580224	Y
13	STD13 580-378263/4	10000.0	14117.149984	100.0	16035.0	1.411715	Y



Calibration

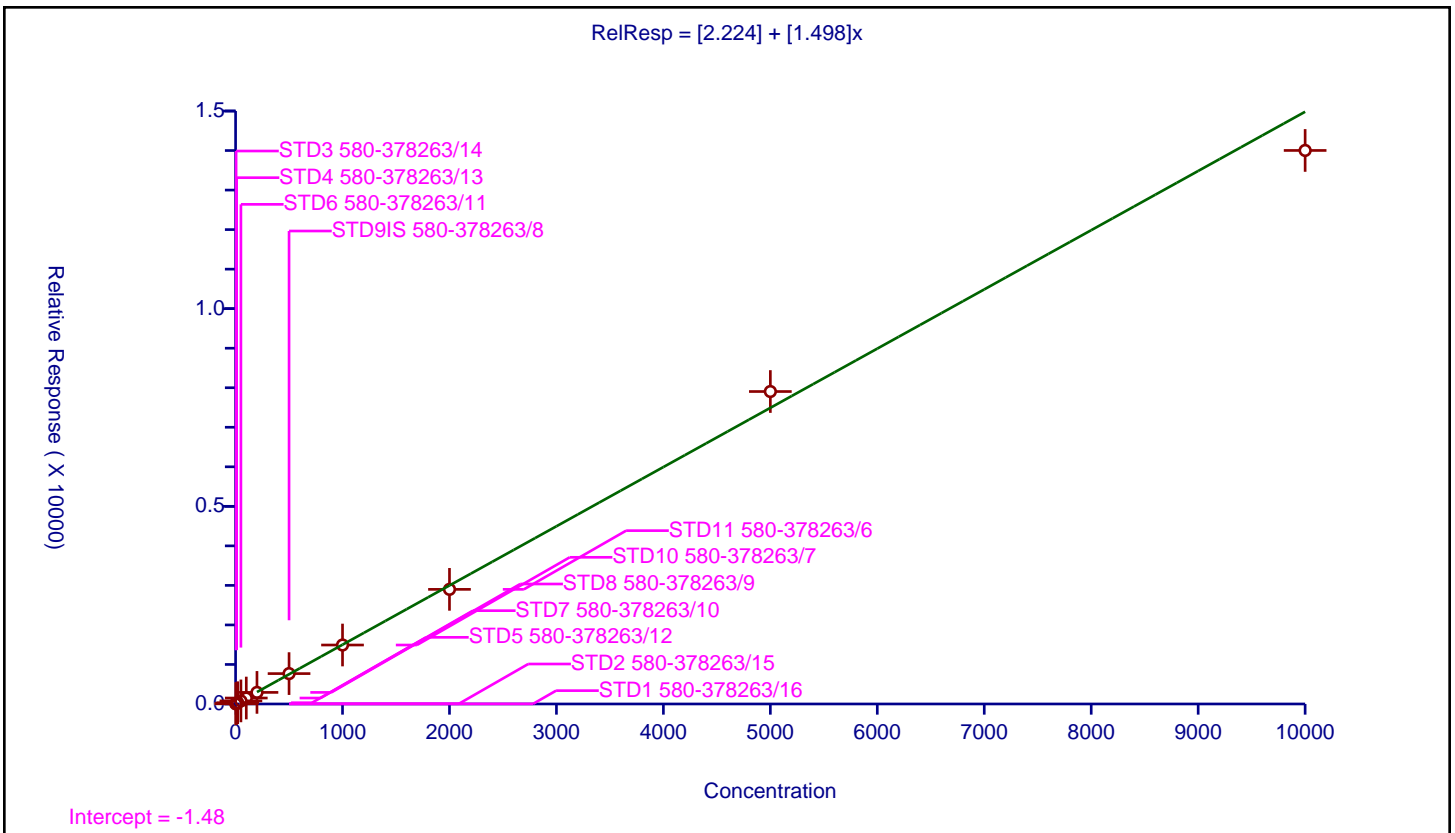
/ Chrysene

Curve Type: Linear
 Weighting: Conc_Sq
 Origin: None
 Dependency: Response
 Calib Mode: ISTD
 Response Base: AREA
 RF Rounding: 0

Curve Coefficients	
Intercept:	2.224
Slope:	1.498

Error Coefficients	
Standard Error:	792000
Relative Standard Error:	3.7
Correlation Coefficient:	0.999
Coefficient of Determination (Adjusted):	0.999

ID	Level	Concentration	Rel. Resp.	IS Amount	IS Response	RRF	Used
1	STD1 580-378263/16	1.0	3.294686	100.0	10350.0	3.294686	N
2	STD2 580-378263/15	2.0	5.155302	100.0	10882.0	2.577651	Y
3	STD3 580-378263/14	5.0	9.936523	100.0	12288.0	1.987305	Y
4	STD4 580-378263/13	10.0	17.937019	100.0	11178.0	1.793702	Y
5	STD5 580-378263/12	20.0	32.160895	100.0	11088.0	1.608045	Y
6	STD6 580-378263/11	50.0	77.714286	100.0	11375.0	1.554286	Y
7	STD7 580-378263/10	100.0	150.554675	100.0	13251.0	1.505547	Y
8	STD8 580-378263/9	200.0	293.055852	100.0	14055.0	1.465279	Y
9	STD9IS 580-378263/8	500.0	768.351701	100.0	12522.0	1.536703	Y
10	STD10 580-378263/7	1000.0	1491.824453	100.0	13626.0	1.491824	Y
11	STD11 580-378263/6	2000.0	2899.858872	100.0	13463.0	1.449929	Y
12	STD12 580-378263/5	5000.0	7904.415858	100.0	13293.0	1.580883	Y
13	STD13 580-378263/4	10000.0	14002.625507	100.0	16035.0	1.400263	Y



Calibration

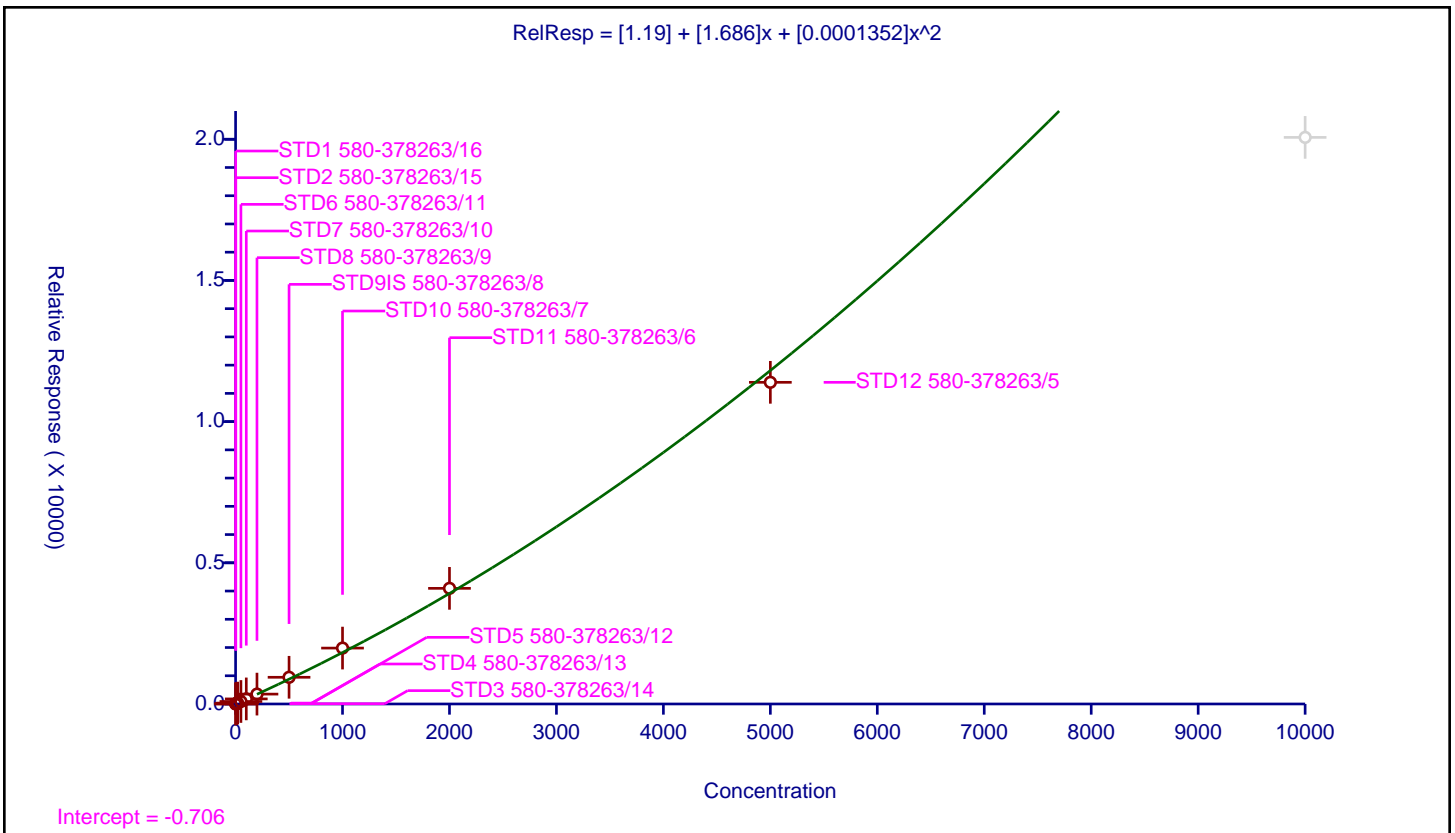
/ Bis(2-ethylhexyl) phthalate

Curve Type: Quadratic
 Weighting: Conc_Sq
 Origin: None
 Dependency: Response
 Calib Mode: ISTD
 Response Base: AREA
 RF Rounding: 0

Curve Coefficients	
Intercept:	1.19
Slope:	1.686
Second Order:	0.0001352

Error Coefficients	
Standard Error:	542000
Relative Standard Error:	7.9
Correlation Coefficient:	0.999
Coefficient of Determination (Adjusted):	0.994

ID	Level	Concentration	Rel. Resp.	IS Amount	IS Response	RRF	Used
1	STD1 580-378263/16	1.0	2.908213	100.0	10350.0	2.908213	Y
2	STD2 580-378263/15	2.0	4.677449	100.0	10882.0	2.338724	Y
3	STD3 580-378263/14	5.0	8.813477	100.0	12288.0	1.762695	Y
4	STD4 580-378263/13	10.0	15.691537	100.0	11178.0	1.569154	Y
5	STD5 580-378263/12	20.0	31.971501	100.0	11088.0	1.598575	Y
6	STD6 580-378263/11	50.0	87.903297	100.0	11375.0	1.758066	Y
7	STD7 580-378263/10	100.0	179.699645	100.0	13251.0	1.796996	Y
8	STD8 580-378263/9	200.0	349.697617	100.0	14055.0	1.748488	Y
9	STD9IS 580-378263/8	500.0	945.951126	100.0	12522.0	1.891902	Y
10	STD10 580-378263/7	1000.0	1979.847351	100.0	13626.0	1.979847	Y
11	STD11 580-378263/6	2000.0	4095.060536	100.0	13463.0	2.04753	Y
12	STD12 580-378263/5	5000.0	11392.161288	100.0	13293.0	2.278432	Y
13	STD13 580-378263/4	10000.0	20065.868413	100.0	16035.0	2.006587	N



Calibration

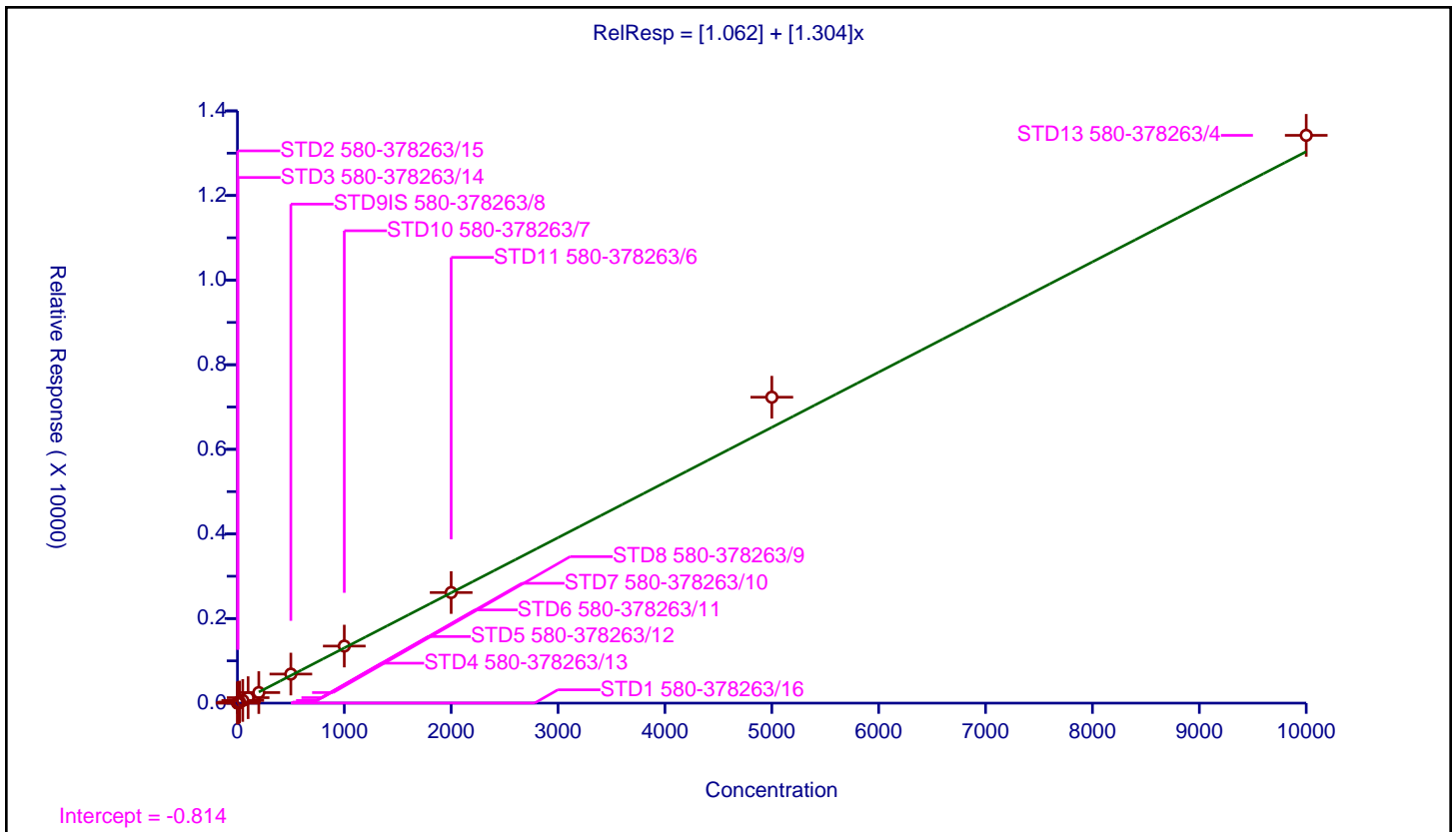
/ Benzo[b]fluoranthene

Curve Type: Linear
 Weighting: Conc_Sq
 Origin: None
 Dependency: Response
 Calib Mode: ISTD
 Response Base: AREA
 RF Rounding: 0

Curve Coefficients	
Intercept:	1.062
Slope:	1.304

Error Coefficients	
Standard Error:	819000
Relative Standard Error:	5.6
Correlation Coefficient:	0.998
Coefficient of Determination (Adjusted):	0.997

ID	Level	Concentration	Rel. Resp.	IS Amount	IS Response	RRF	Used
1	STD1 580-378263/16	1.0	2.358374	100.0	12127.0	2.358374	Y
2	STD2 580-378263/15	2.0	3.753249	100.0	13082.0	1.876624	Y
3	STD3 580-378263/14	5.0	7.645847	100.0	14073.0	1.529169	Y
4	STD4 580-378263/13	10.0	13.045193	100.0	12679.0	1.304519	Y
5	STD5 580-378263/12	20.0	25.354691	100.0	13110.0	1.267735	Y
6	STD6 580-378263/11	50.0	62.722674	100.0	13641.0	1.254453	Y
7	STD7 580-378263/10	100.0	129.334787	100.0	15589.0	1.293348	Y
8	STD8 580-378263/9	200.0	249.883378	100.0	16292.0	1.249417	Y
9	STD9IS 580-378263/8	500.0	687.183267	100.0	14247.0	1.374367	Y
10	STD10 580-378263/7	1000.0	1349.145464	100.0	15564.0	1.349145	Y
11	STD11 580-378263/6	2000.0	2614.44828	100.0	15642.0	1.307224	Y
12	STD12 580-378263/5	5000.0	7231.841049	100.0	15703.0	1.446368	Y
13	STD13 580-378263/4	10000.0	13421.940487	100.0	18181.0	1.342194	Y



Calibration

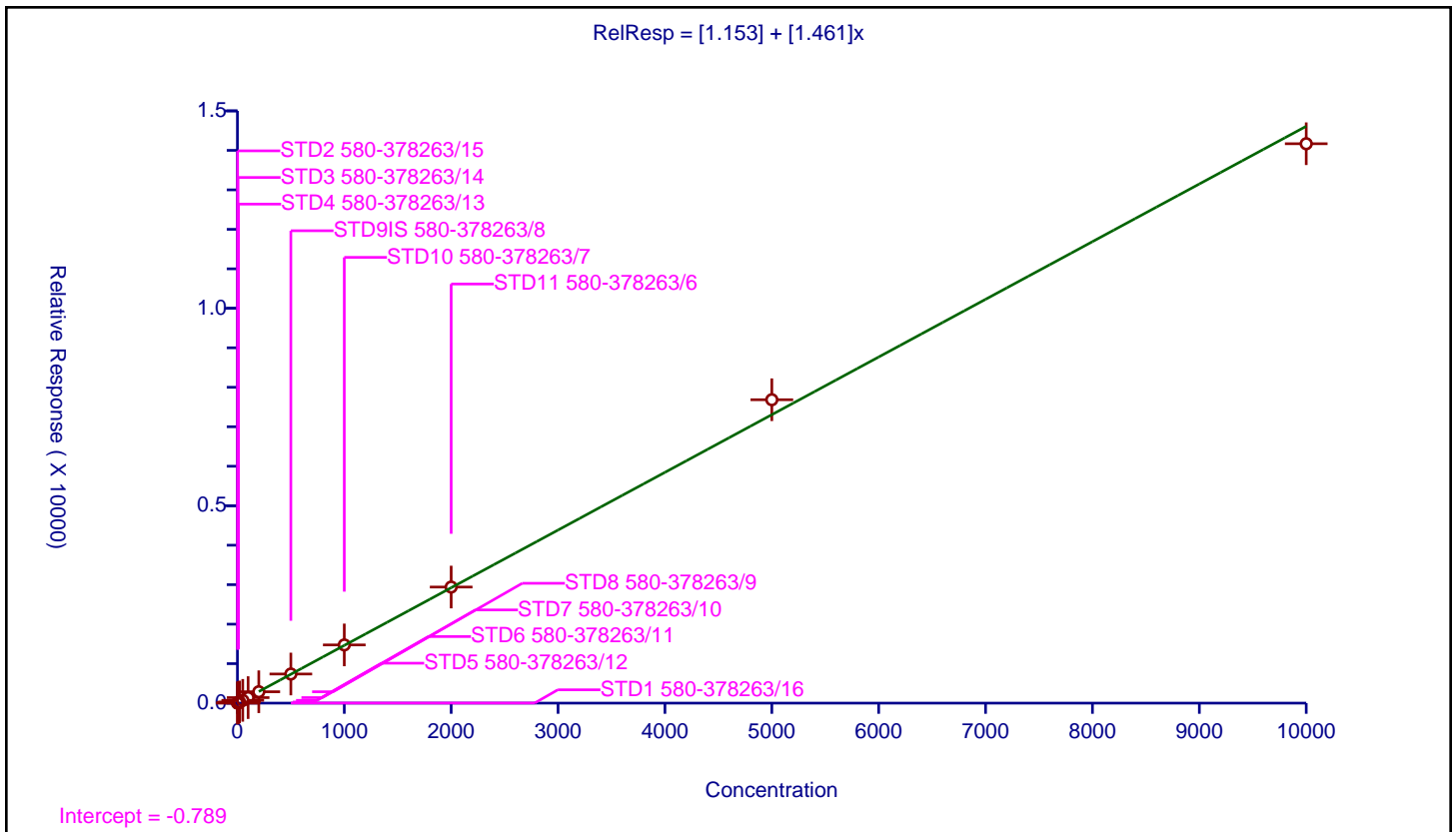
/ Benzo[k]fluoranthene

Curve Type: Linear
 Weighting: Conc_Sq
 Origin: None
 Dependency: Response
 Calib Mode: ISTD
 Response Base: AREA
 RF Rounding: 0

Curve Coefficients	
Intercept:	1.153
Slope:	1.461

Error Coefficients	
Standard Error:	867000
Relative Standard Error:	4.4
Correlation Coefficient:	0.999
Coefficient of Determination (Adjusted):	0.998

ID	Level	Concentration	Rel. Resp.	IS Amount	IS Response	RRF	Used
1	STD1 580-378263/16	1.0	2.581018	100.0	12127.0	2.581018	Y
2	STD2 580-378263/15	2.0	4.127809	100.0	13082.0	2.063905	Y
3	STD3 580-378263/14	5.0	8.796987	100.0	14073.0	1.759397	Y
4	STD4 580-378263/13	10.0	16.925625	100.0	12679.0	1.692563	Y
5	STD5 580-378263/12	20.0	29.084668	100.0	13110.0	1.454233	Y
6	STD6 580-378263/11	50.0	70.18547	100.0	13641.0	1.403709	Y
7	STD7 580-378263/10	100.0	140.028225	100.0	15589.0	1.400282	Y
8	STD8 580-378263/9	200.0	288.092315	100.0	16292.0	1.440462	Y
9	STD9IS 580-378263/8	500.0	737.783393	100.0	14247.0	1.475567	Y
10	STD10 580-378263/7	1000.0	1474.569519	100.0	15564.0	1.47457	Y
11	STD11 580-378263/6	2000.0	2939.867025	100.0	15642.0	1.469934	Y
12	STD12 580-378263/5	5000.0	7684.506145	100.0	15703.0	1.536901	Y
13	STD13 580-378263/4	10000.0	14167.933557	100.0	18181.0	1.416793	Y



Calibration

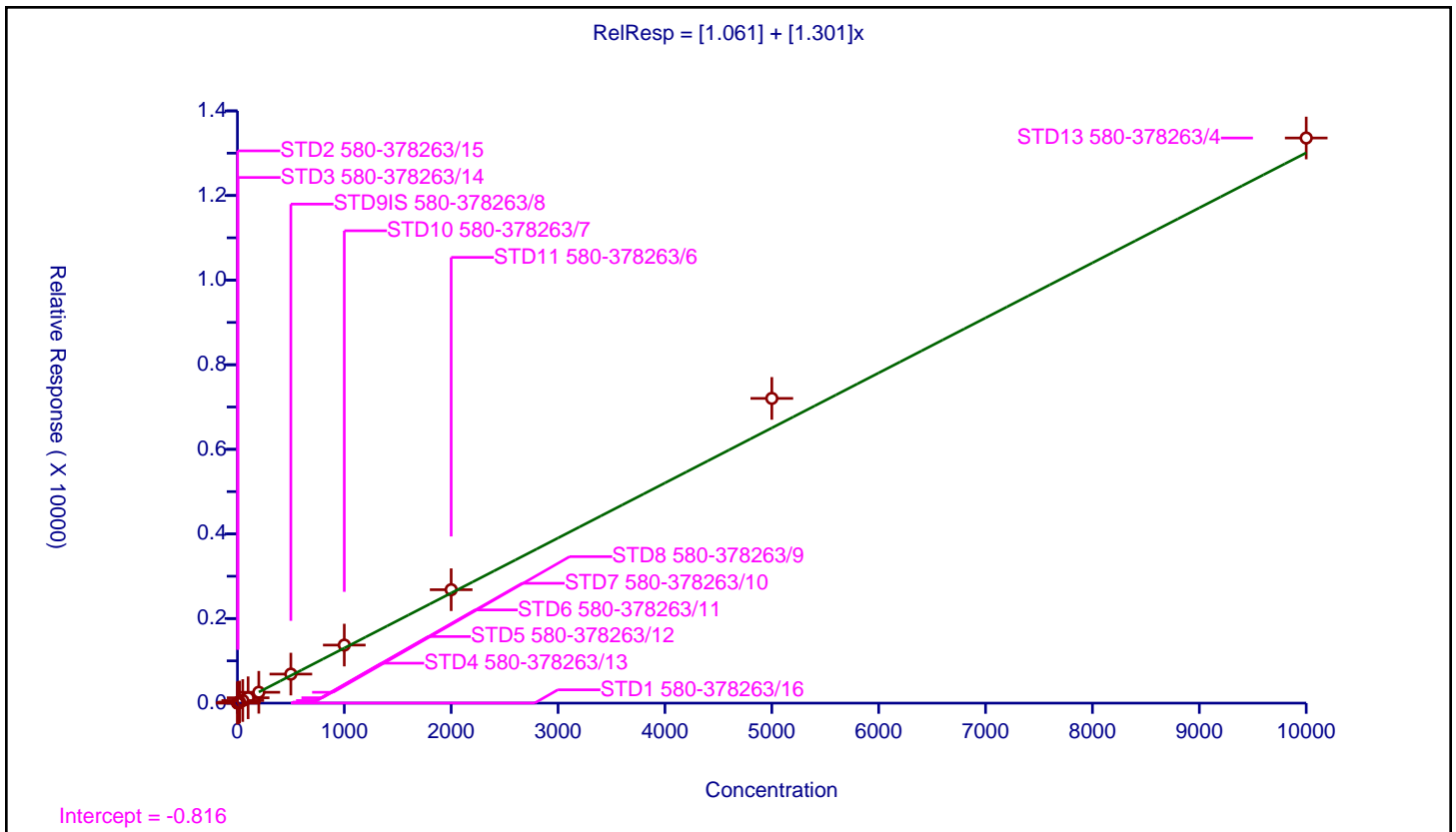
/ Benzo[a]pyrene

Curve Type: Linear
 Weighting: Conc_Sq
 Origin: None
 Dependency: Response
 Calib Mode: ISTD
 Response Base: AREA
 RF Rounding: 0

Curve Coefficients	
Intercept:	1.061
Slope:	1.301

Error Coefficients	
Standard Error:	816000
Relative Standard Error:	6.7
Correlation Coefficient:	0.999
Coefficient of Determination (Adjusted):	0.995

ID	Level	Concentration	Rel. Resp.	IS Amount	IS Response	RRF	Used
1	STD1 580-378263/16	1.0	2.350128	100.0	12127.0	2.350128	Y
2	STD2 580-378263/15	2.0	3.776181	100.0	13082.0	1.888091	Y
3	STD3 580-378263/14	5.0	7.731116	100.0	14073.0	1.546223	Y
4	STD4 580-378263/13	10.0	12.619292	100.0	12679.0	1.261929	Y
5	STD5 580-378263/12	20.0	24.645309	100.0	13110.0	1.232265	Y
6	STD6 580-378263/11	50.0	61.183198	100.0	13641.0	1.223664	Y
7	STD7 580-378263/10	100.0	126.794535	100.0	15589.0	1.267945	Y
8	STD8 580-378263/9	200.0	256.432605	100.0	16292.0	1.282163	Y
9	STD9IS 580-378263/8	500.0	686.614726	100.0	14247.0	1.373229	Y
10	STD10 580-378263/7	1000.0	1372.384991	100.0	15564.0	1.372385	Y
11	STD11 580-378263/6	2000.0	2681.293952	100.0	15642.0	1.340647	Y
12	STD12 580-378263/5	5000.0	7203.62988	100.0	15703.0	1.440726	Y
13	STD13 580-378263/4	10000.0	13359.160662	100.0	18181.0	1.335916	Y



Calibration

/ Indeno[1,2,3-cd]pyrene

Curve Type: Quadratic
 Weighting: Conc_Sq
 Origin: None
 Dependency: Response
 Calib Mode: ISTD
 Response Base: AREA
 RF Rounding: 0

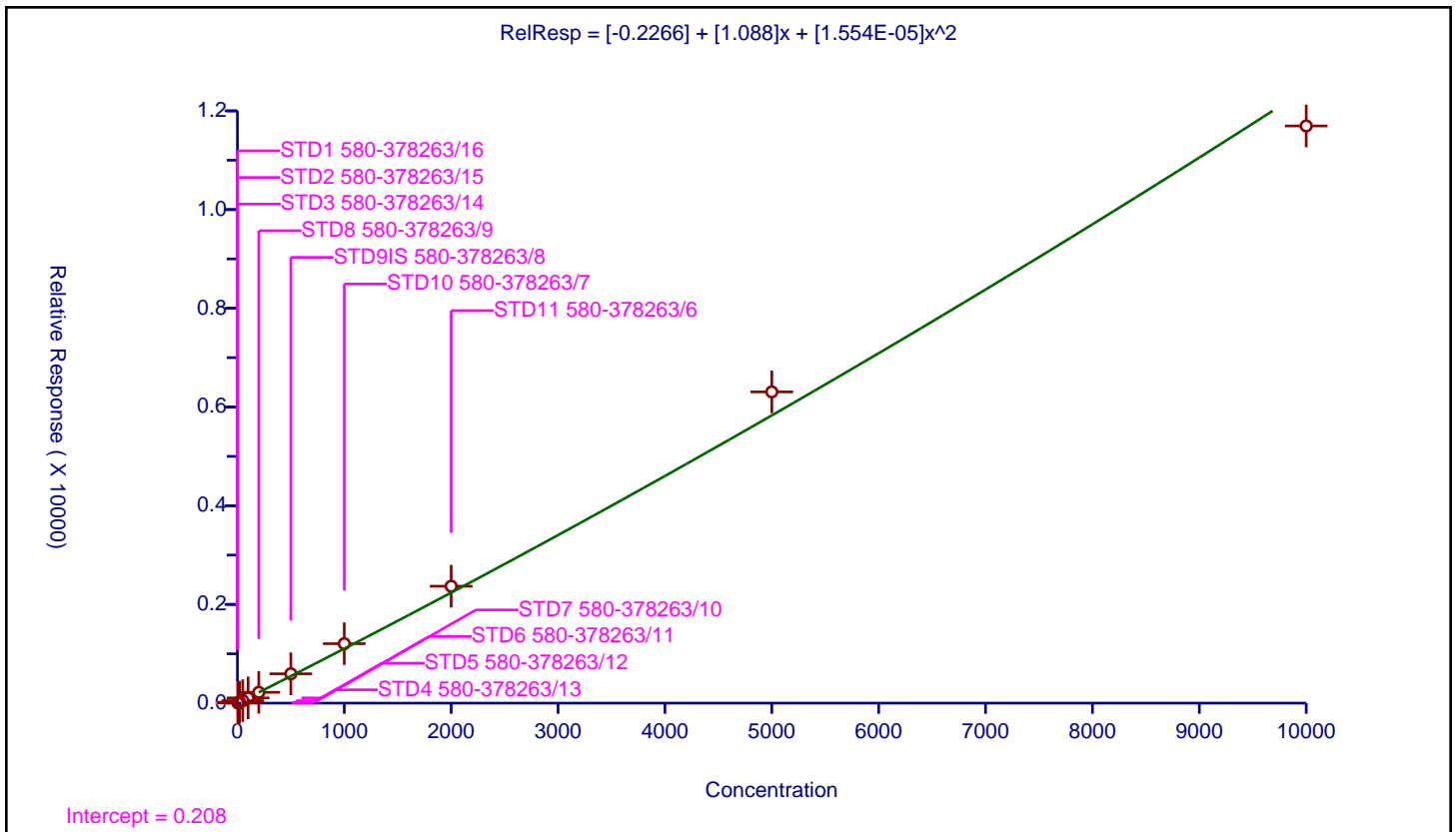
Curve Coefficients

Intercept: -0.2266
 Slope: 1.088
 Second Order: 1.554E-05

Error Coefficients

Standard Error: 838000
 Relative Standard Error: 9.6
 Correlation Coefficient: 1.000
 Coefficient of Determination (Adjusted): 0.991

ID	Level	Concentration	Rel. Resp.	IS Amount	IS Response	RRF	Used
1	STD1 580-378263/16	1.0	1.599736	100.0	12127.0	1.599736	N
2	STD2 580-378263/15	2.0	2.790093	100.0	13082.0	1.395047	N
3	STD3 580-378263/14	5.0	5.713068	100.0	14073.0	1.142614	Y
4	STD4 580-378263/13	10.0	9.653758	100.0	12679.0	0.965376	Y
5	STD5 580-378263/12	20.0	18.360031	100.0	13110.0	0.918002	Y
6	STD6 580-378263/11	50.0	49.336559	100.0	13641.0	0.986731	Y
7	STD7 580-378263/10	100.0	105.895183	100.0	15589.0	1.058952	Y
8	STD8 580-378263/9	200.0	219.52492	100.0	16292.0	1.097625	Y
9	STD9IS 580-378263/8	500.0	594.265459	100.0	14247.0	1.188531	Y
10	STD10 580-378263/7	1000.0	1204.619635	100.0	15564.0	1.20462	Y
11	STD11 580-378263/6	2000.0	2368.987342	100.0	15642.0	1.184494	Y
12	STD12 580-378263/5	5000.0	6306.113482	100.0	15703.0	1.261223	Y
13	STD13 580-378263/4	10000.0	11694.400748	100.0	18181.0	1.16944	Y



Calibration

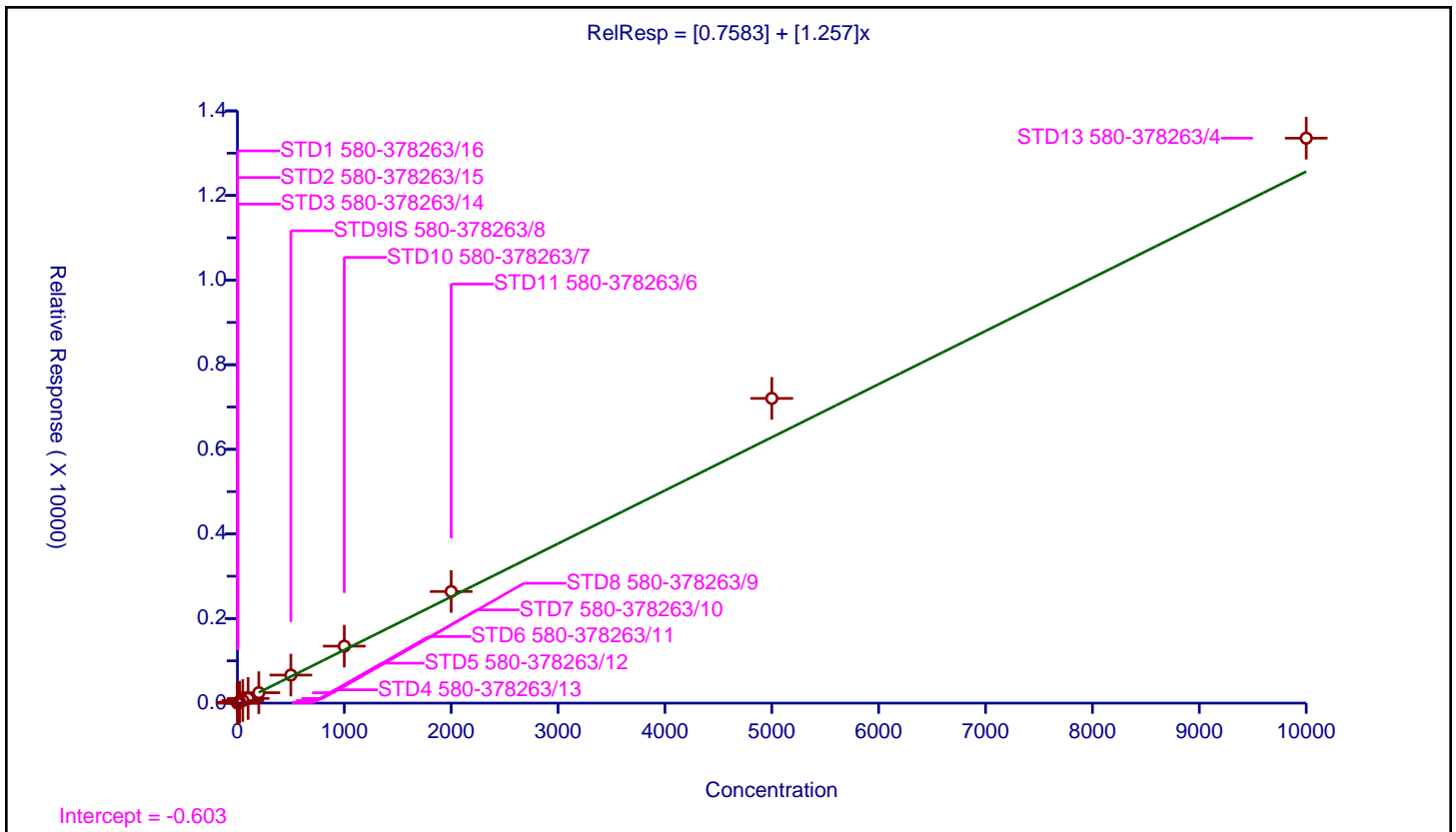
/ Dibenz(a,h)anthracene

Curve Type: Linear
 Weighting: Conc_Sq
 Origin: None
 Dependency: Response
 Calib Mode: ISTD
 Response Base: AREA
 RF Rounding: 0

Curve Coefficients	
Intercept:	0.7583
Slope:	1.257

Error Coefficients	
Standard Error:	816000
Relative Standard Error:	8.8
Correlation Coefficient:	0.998
Coefficient of Determination (Adjusted):	0.992

ID	Level	Concentration	Rel. Resp.	IS Amount	IS Response	RRF	Used
1	STD1 580-378263/16	1.0	2.028531	100.0	12127.0	2.028531	Y
2	STD2 580-378263/15	2.0	3.279315	100.0	13082.0	1.639658	Y
3	STD3 580-378263/14	5.0	7.247922	100.0	14073.0	1.449584	Y
4	STD4 580-378263/13	10.0	12.019875	100.0	12679.0	1.201988	Y
5	STD5 580-378263/12	20.0	22.52479	100.0	13110.0	1.12624	Y
6	STD6 580-378263/11	50.0	60.970603	100.0	13641.0	1.219412	Y
7	STD7 580-378263/10	100.0	110.071204	100.0	15589.0	1.100712	Y
8	STD8 580-378263/9	200.0	246.525902	100.0	16292.0	1.23263	Y
9	STD9IS 580-378263/8	500.0	663.086966	100.0	14247.0	1.326174	Y
10	STD10 580-378263/7	1000.0	1347.102287	100.0	15564.0	1.347102	Y
11	STD11 580-378263/6	2000.0	2638.396624	100.0	15642.0	1.319198	Y
12	STD12 580-378263/5	5000.0	7203.693562	100.0	15703.0	1.440739	Y
13	STD13 580-378263/4	10000.0	13355.227985	100.0	18181.0	1.335523	Y



Calibration

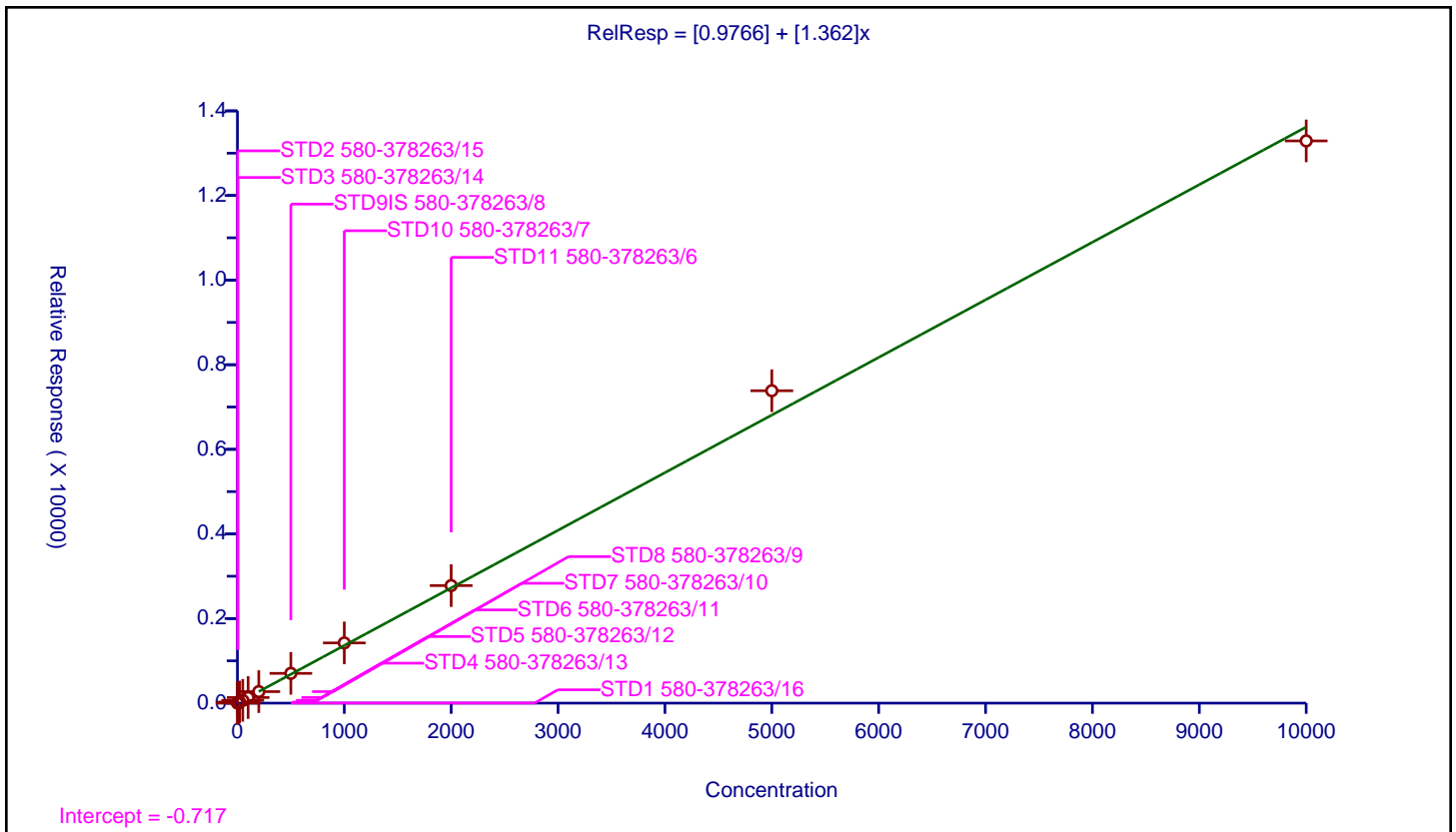
/ Benzo[g,h,i]perylene

Curve Type: Linear
 Weighting: Conc_Sq
 Origin: None
 Dependency: Response
 Calib Mode: ISTD
 Response Base: AREA
 RF Rounding: 0

Curve Coefficients	
Intercept:	0.9766
Slope:	1.362

Error Coefficients	
Standard Error:	817000
Relative Standard Error:	5.0
Correlation Coefficient:	0.999
Coefficient of Determination (Adjusted):	0.997

ID	Level	Concentration	Rel. Resp.	IS Amount	IS Response	RRF	Used
1	STD1 580-378263/16	1.0	2.317144	100.0	12127.0	2.317144	Y
2	STD2 580-378263/15	2.0	3.799113	100.0	13082.0	1.899557	Y
3	STD3 580-378263/14	5.0	8.086407	100.0	14073.0	1.617281	Y
4	STD4 580-378263/13	10.0	13.605174	100.0	12679.0	1.360517	Y
5	STD5 580-378263/12	20.0	26.651411	100.0	13110.0	1.332571	Y
6	STD6 580-378263/11	50.0	65.486401	100.0	13641.0	1.309728	Y
7	STD7 580-378263/10	100.0	132.247097	100.0	15589.0	1.322471	Y
8	STD8 580-378263/9	200.0	272.507979	100.0	16292.0	1.36254	Y
9	STD9IS 580-378263/8	500.0	703.748158	100.0	14247.0	1.407496	Y
10	STD10 580-378263/7	1000.0	1423.207402	100.0	15564.0	1.423207	Y
11	STD11 580-378263/6	2000.0	2778.800665	100.0	15642.0	1.3894	Y
12	STD12 580-378263/5	5000.0	7384.70356	100.0	15703.0	1.476941	Y
13	STD13 580-378263/4	10000.0	13290.710082	100.0	18181.0	1.329071	Y



FORM VI
RESOLUTION CHECK SUMMARY

Lab Name: Eurofins Seattle Job No.: 580-111589-1

SDG No.: _____

Lab Sample ID (1): CCVIS 580-385266/3 Instrument ID (1): TAC050

GC Column (1): ZB-SV ID: 0.25 (mm) Date Analyzed (1): 03/26/2022 14:49

ANALYTE	RT	RESOLUTION (%)
Benzo[b]fluoranthene	12.45	71.70

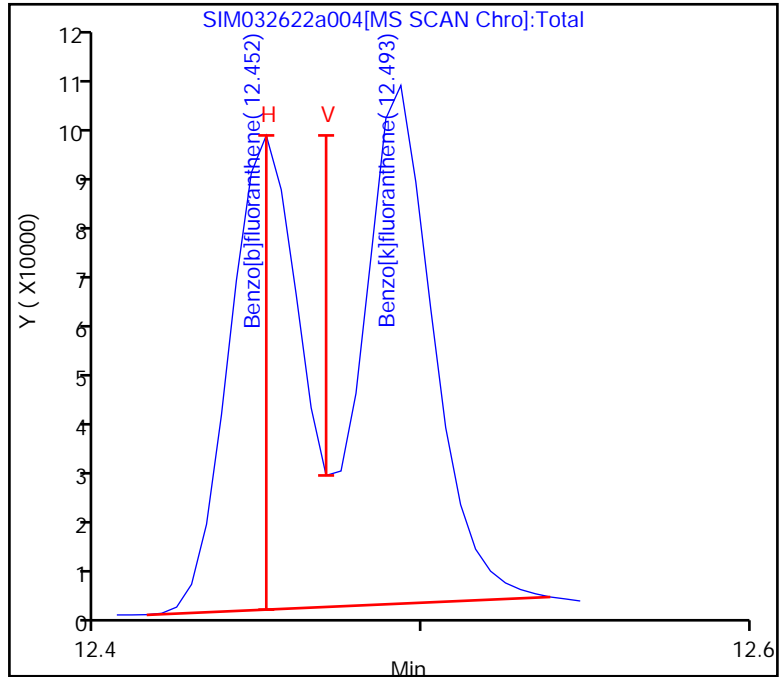
Eurofins Seattle

Data File: \\chromfs\Seattle\ChromData\TAC050\20220326-81963.b\SIM032622a004.D
Injection Date: 26-Mar-2022 14:49:30 Instrument ID: TAC050
Lims ID: ccvis
Client ID:
Operator ID: tl ALS Bottle#: 3 Worklist Smp#: 3
Injection Vol: 1.0 ul Dil. Factor: 1.0000
Method: TAC050_SIM_PAH Limit Group: 8270D_SIM QSM 5.0

24 Benzo[b]fluoranthene - 25 Benzo[k]fluoranthene

CLP Method

$\%Resolution = (V/H) * 100$
V(Valley Height) = 64638
H(Smaller Peak Height) = 90147
 $\%Resolution = 71.7$, Min. Resolution > 25.0
Passed



FORM VII
GC/MS SEMI VOA CONTINUING CALIBRATION DATA

Lab Name: Eurofins Seattle Job No.: 580-111589-1
 SDG No.: _____
 Lab Sample ID: ICV 580-378263/18 Calibration Date: 01/14/2022 05:42
 Instrument ID: TAC050 Calib Start Date: 01/14/2022 01:16
 GC Column: ZB-SV ID: 0.25 (mm) Calib End Date: 01/14/2022 05:04
 Lab File ID: SIM011322b028.D Conc. Units: ug/L

ANALYTE	CURVE TYPE	AVE RRF	RRF	MIN RRF	CALC AMOUNT	SPIKE AMOUNT	%D	MAX %D
Naphthalene	Ave	1.058	1.007	0.7000	952	1000	-4.8	20.0
2-Methylnaphthalene	Ave	0.5998	0.5457	0.4000	910	1000	-9.0	20.0
1-Methylnaphthalene	Ave	0.5810	0.5330	0.1000	917	1000	-8.3	20.0
Acenaphthylene	Ave	2.114	2.031	0.9000	961	1000	-3.9	20.0
Acenaphthene	Ave	1.327	1.304	0.9000	983	1000	-1.7	20.0
Fluorene	Ave	1.479	1.471	0.9000	995	1000	-0.5	20.0
Pentachlorophenol	Qua2		0.1481	0.0500	2040	2000	1.8	20.0
Phenanthrene	Lin2		1.270	0.7000	1010	1000	1.0	20.0
Anthracene	Lin2		1.275	0.7000	1000	1000	0.4	20.0
Fluoranthene	Lin2		1.256	0.6000	1010	1000	1.1	20.0
Pyrene	Lin2		1.328	0.6000	1010	1000	1.5	20.0
Benzo[a]anthracene	Lin2		1.464	0.8000	1020	1000	1.9	20.0
Chrysene	Lin2		1.493	0.7000	996	1000	-0.4	20.0
Bis(2-ethylhexyl) phthalate	Qua2		1.780	0.0100	978	1000	-2.2	20.0
Benzo[b]fluoranthene	Lin2		1.349	0.7000	1030	1000	3.4	20.0
Benzo[k]fluoranthene	Lin2		1.500	0.7000	1030	1000	2.6	20.0
Benzo[a]pyrene	Lin2		1.374	0.7000	1060	1000	5.5	20.0
Indeno[1,2,3-cd]pyrene	Qua2		1.131	0.5000	1020	1000	2.4	20.0
Dibenz(a,h)anthracene	Lin2		1.281	0.4000	1020	1000	1.9	20.0
Benzo[g,h,i]perylene	Lin2		1.378	0.5000	1010	1000	1.1	20.0
2-methylnaphthalene-d10	Ave	0.5916	0.5528		934	1000	-6.6	20.0
2-Fluorobiphenyl	Ave	1.600	1.469		918	1000	-8.2	20.0
2,4,6-Tribromophenol	Qua1		0.2598		945	1000	-5.5	20.0
Fluoranthene-d10 (Surr)	Lin2		1.001		969	1000	-3.1	20.0
Terphenyl-d14	Ave	0.8014	0.7713		962	1000	-3.8	20.0

Eurofins Seattle
Target Compound Quantitation Report

Data File: \\chromfs\Seattle\ChromData\TAC050\20220113-80849.b\SIM011322b028.D
 Lims ID: ICV
 Client ID:
 Sample Type: ICV
 Inject. Date: 14-Jan-2022 05:42:30 ALS Bottle#: 18 Worklist Smp#: 18
 Injection Vol: 1.0 ul Dil. Factor: 1.0000
 Sample Info: icv
 Operator ID: jcm Instrument ID: TAC050
 Sublist:

Method: \\chromfs\Seattle\ChromData\TAC050\20220113-80849.b\TAC050_SIM_PAH.m
 Limit Group: 8270D_SIM QSM 5.0
 Last Update: 14-Jan-2022 15:42:24 Calib Date: 14-Jan-2022 05:04:30
 Integrator: Falcon ID Type: RT Order ID
 Quant Method: Internal Standard Quant By: Initial Calibration
 Last ICal File: \\chromfs\Seattle\ChromData\TAC050\20220113-80849.b\SIM011322b026.D

Column 1 : Det: MS SCAN
 Process Host: CTX1628

First Level Reviewer: limmere Date: 14-Jan-2022 10:32:32

Compound	Sig	RT (min.)	Exp RT (min.)	Dlt RT (min.)	Q	Response	Cal Amt ug/L	OnCol Amt ug/L	Flags
* 1 Naphthalene-d8	136	5.171	5.171	0.000	90	19239	100.0	100.0	
* 2 Acenaphthene-d10	164	6.854	6.854	0.000	70	9013	100.0	100.0	
* 3 Phenanthrene-d10	188	8.319	8.319	0.001	56	13922	100.0	100.0	
* 4 Chrysene-d12	240	11.030	11.030	0.000	75	11197	100.0	100.0	
* 5 Perylene-d12	264	13.075	13.074	0.000	69	12527	100.0	100.0	
\$ 6 2-methylnaphthalene-d10	152	5.809	5.809	0.000	67	106359	1000.0	934.5	
\$ 10 2-Fluorobiphenyl	172	6.190	6.190	0.000	0	132367	1000.0	917.8	
\$ 7 2,4,6-Tribromophenol	330	7.628	7.628	0.000	58	23413	1000.0	944.8	
\$ 8 Fluoranthene-d10 (Surr)	212	9.502	9.502	0.000	69	139357	1000.0	968.9	
\$ 9 Terphenyl-d14	244	9.896	9.896	0.000	95	107374	1000.0	962.3	
11 Naphthalene	128	5.189	5.189	0.000	100	193644	1000.0	951.7	
12 2-Methylnaphthalene	141	5.841	5.841	0.000	96	104994	1000.0	909.8	
13 1-Methylnaphthalene	141	5.937	5.937	0.000	98	102546	1000.0	917.4	
14 Acenaphthylene	152	6.717	6.717	0.000	100	183034	1000.0	960.6	
15 Acenaphthene	153	6.885	6.884	0.001	97	117557	1000.0	983.1	
16 Fluorene	166	7.394	7.389	0.005	93	132613	1000.0	994.8	
17 Pentachlorophenol	266	8.126	8.126	0.000	98	33157	2000.0	2035.3	
18 Phenanthrene	178	8.342	8.342	0.000	100	176875	1000.0	1010.5	
19 Anthracene	178	8.393	8.389	0.004	100	177512	1000.0	1003.8	
20 Fluoranthene	202	9.522	9.522	0.000	56	174864	1000.0	1011.1	
21 Pyrene	202	9.746	9.746	0.000	52	184839	1000.0	1014.5	
22 Benzo[a]anthracene	228	11.012	11.012	0.000	95	163943	1000.0	1018.6	M
23 Chrysene	228	11.058	11.057	0.001	99	167226	1000.0	995.6	
30 Bis(2-ethylhexyl) phthalate	149	11.895	11.895	0.000	0	199292	1000.0	978.3	Ma
24 Benzo[b]fluoranthene	252	12.470	12.470	0.000	98	168933	1000.0	1033.6	a
25 Benzo[k]fluoranthene	252	12.516	12.511	0.005	95	187859	1000.0	1025.7	
26 Benzo[a]pyrene	252	12.983	12.983	0.000	97	172065	1000.0	1055.1	
27 Indeno[1,2,3-cd]pyrene	276	14.941	14.935	0.006	96	141658	1000.0	1024.2	
28 Dibenz(a,h)anthracene	278	14.984	14.984	0.000	96	160457	1000.0	1018.8	
29 Benzo[g,h,i]perylene	276	15.429	15.429	0.000	95	172648	1000.0	1011.3	

[QC Flag Legend](#)

Processing Flags

Review Flags

M - Manually Integrated

a - User Assigned ID

[Reagents:](#)

icv_8270_1000_00014

Amount Added: 1.00

Units: mL

Eurofins Seattle

Data File: \\chromfs\Seattle\ChromData\TAC050\20220113-80849.b\SIM011322b028.D

Injection Date: 14-Jan-2022 05:42:30

Instrument ID: TAC050

Lims ID: ICV

Client ID:

Operator ID: jcm

ALS Bottle#: 18

Worklist Smp#: 18

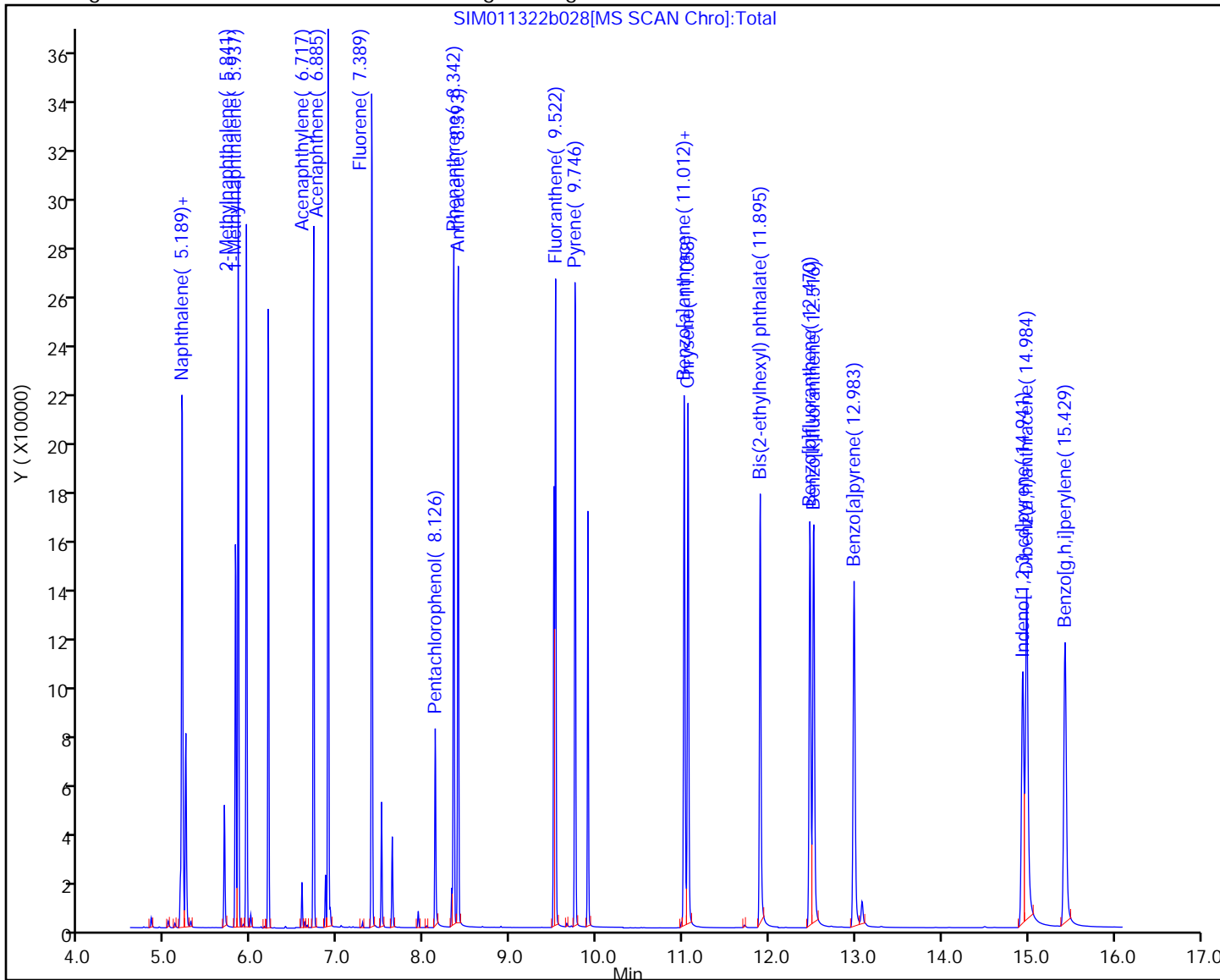
Injection Vol: 1.0 ul

Dil. Factor: 1.0000

Method: TAC050_SIM_PAH

Limit Group: 8270D_SIM QSM 5.0

Y Scaling: Method Defined: Scale to the Nth Largest Target: 1



Eurofins Seattle

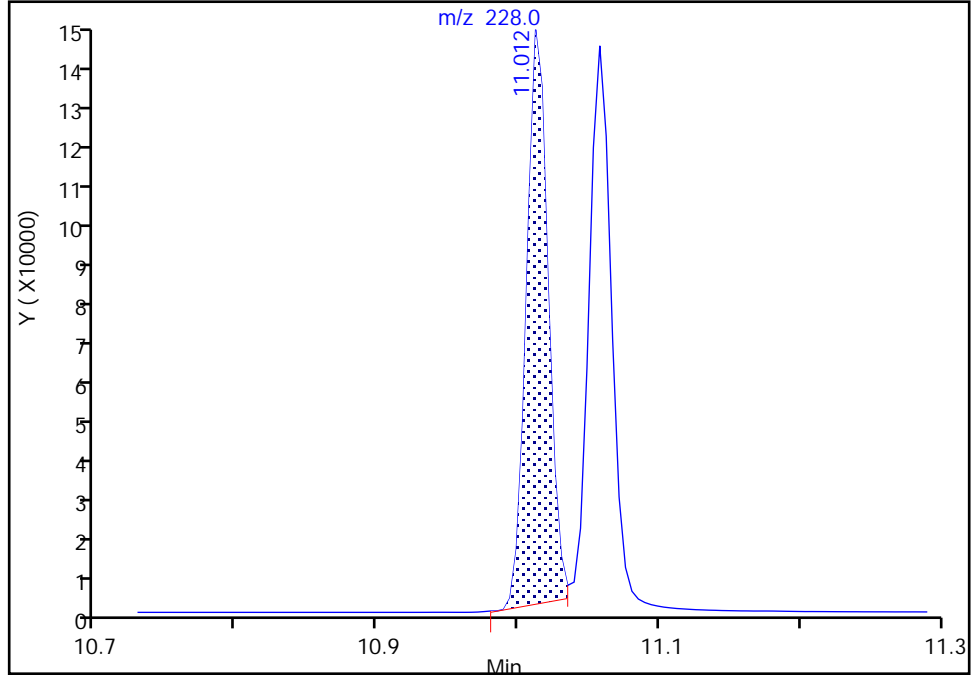
Data File: \\chromfs\Seattle\ChromData\TAC050\20220113-80849.b\SIM011322b028.D
Injection Date: 14-Jan-2022 05:42:30 Instrument ID: TAC050
Lims ID: ICV
Client ID:
Operator ID: jcm ALS Bottle#: 18 Worklist Smp#: 18
Injection Vol: 1.0 ul Dil. Factor: 1.0000
Method: TAC050_SIM_PAH Limit Group: 8270D_SIM QSM 5.0
Column: Detector MS SCAN

22 Benzo[a]anthracene, CAS: 56-55-3

Signal: 1

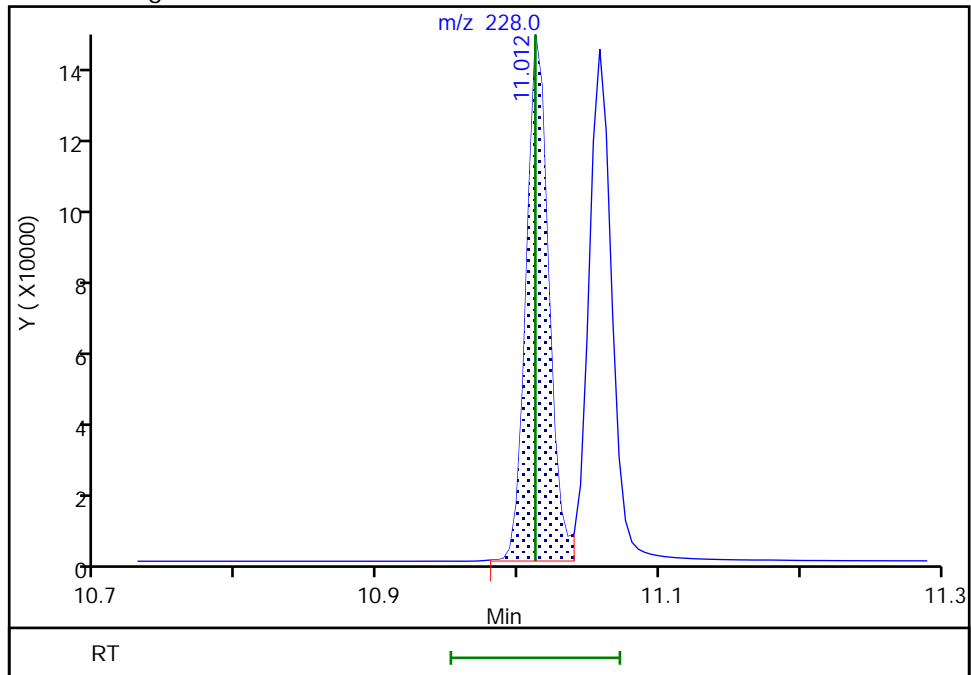
RT: 11.01
Area: 156356
Amount: 971.4247
Amount Units: ug/L

Processing Integration Results



RT: 11.01
Area: 163943
Amount: 1018.6257
Amount Units: ug/L

Manual Integration Results



Reviewer: boylea, 14-Jan-2022 15:39:00
Audit Action: Manually Integrated

Audit Reason: Incomplete Integration

Eurofins Seattle

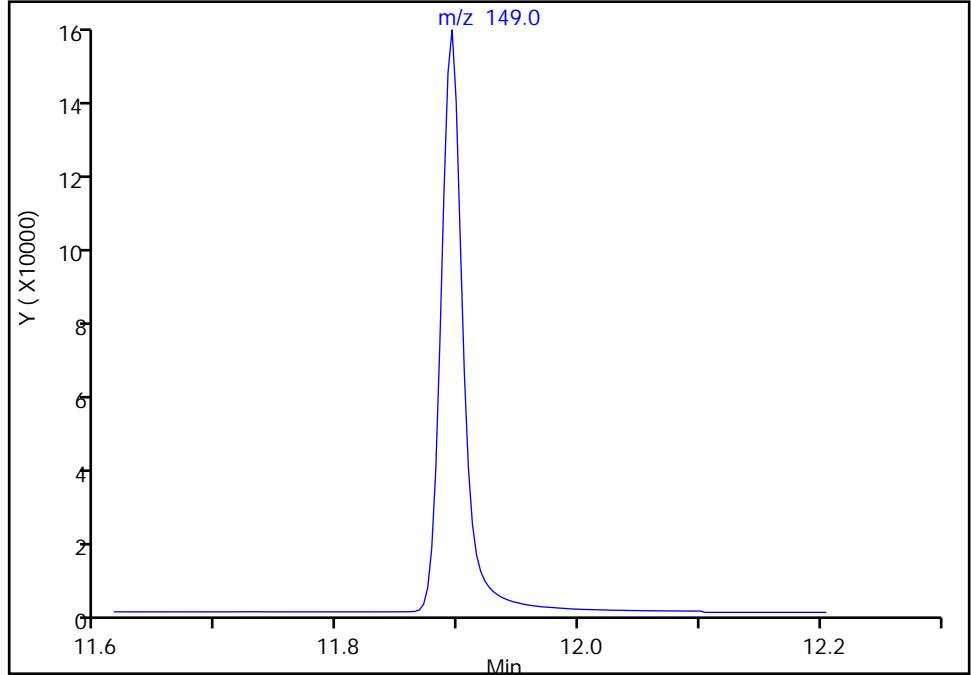
Data File: \\chromfs\Seattle\ChromData\TAC050\20220113-80849.b\SIM011322b028.D
Injection Date: 14-Jan-2022 05:42:30 Instrument ID: TAC050
Lims ID: ICV
Client ID:
Operator ID: jcm ALS Bottle#: 18 Worklist Smp#: 18
Injection Vol: 1.0 ul Dil. Factor: 1.0000
Method: TAC050_SIM_PAH Limit Group: 8270D_SIM QSM 5.0
Column: Detector MS SCAN

30 Bis(2-ethylhexyl) phthalate, CAS: 117-81-7

Signal: 1

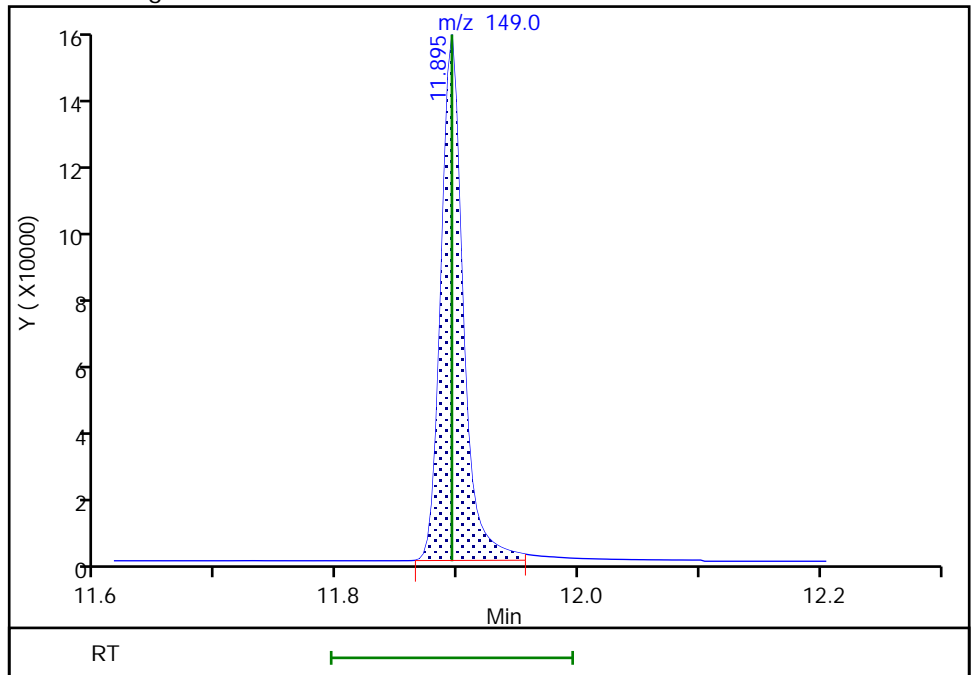
Not Detected
Expected RT: 11.89

Processing Integration Results



Manual Integration Results

RT: 11.89
Area: 199292
Amount: 978.3341
Amount Units: ug/L



Reviewer: boylea, 14-Jan-2022 15:39:14
Audit Action: Manually Integrated

Audit Reason: Incomplete Integration

Eurofins Seattle

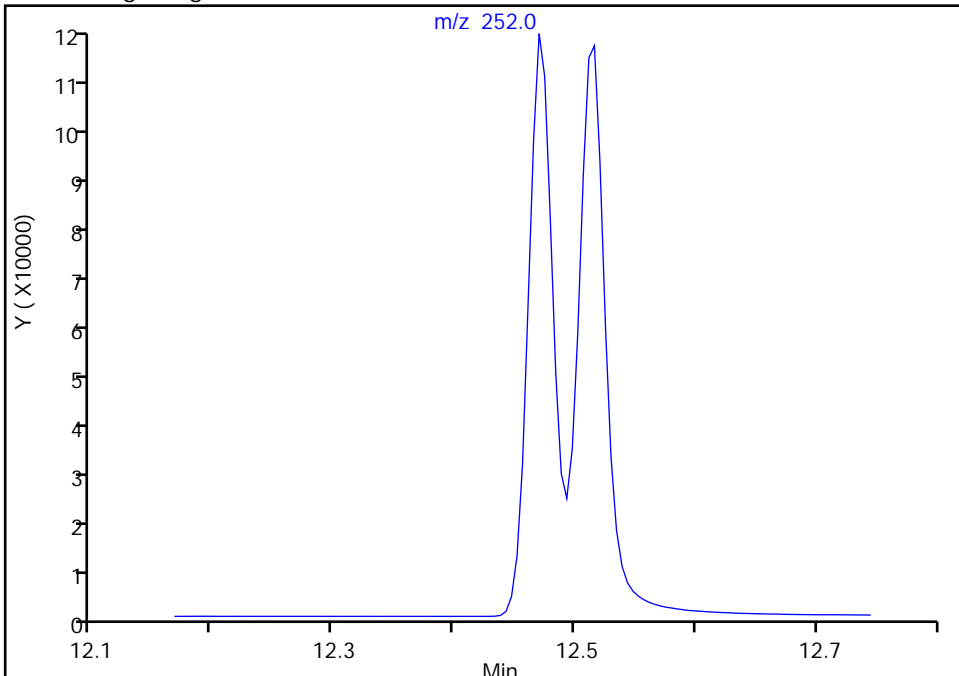
Data File: \\chromfs\Seattle\ChromData\TAC050\20220113-80849.b\SIM011322b028.D
Injection Date: 14-Jan-2022 05:42:30 Instrument ID: TAC050
Lims ID: ICV
Client ID:
Operator ID: jcm ALS Bottle#: 18 Worklist Smp#: 18
Injection Vol: 1.0 ul Dil. Factor: 1.0000
Method: TAC050_SIM_PAH Limit Group: 8270D_SIM QSM 5.0
Column: Detector MS SCAN

24 Benzo[b]fluoranthene, CAS: 205-99-2

Signal: 1

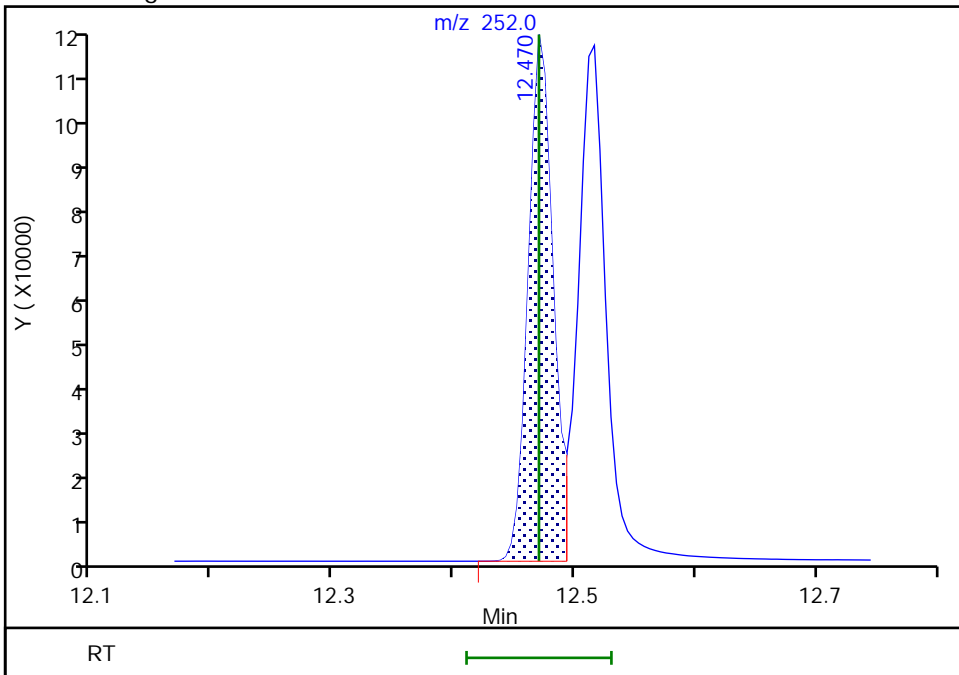
Not Detected
Expected RT: 12.47

Processing Integration Results



Manual Integration Results

RT: 12.47
Area: 168933
Amount: 1033.6214
Amount Units: ug/L



Reviewer: boylea, 14-Jan-2022 15:39:17
Audit Action: Assigned Compound ID

Audit Reason: Incomplete Integration

FORM VII
GC/MS SEMI VOA CONTINUING CALIBRATION DATA

Lab Name: Eurofins Seattle Job No.: 580-111589-1
 SDG No.: _____
 Lab Sample ID: CCVIS 580-385266/3 Calibration Date: 03/26/2022 14:49
 Instrument ID: TAC050 Calib Start Date: 01/14/2022 01:16
 GC Column: ZB-SV ID: 0.25 (mm) Calib End Date: 01/14/2022 05:04
 Lab File ID: SIM032622a004.D Conc. Units: ug/L

ANALYTE	CURVE TYPE	AVE RRF	RRF	MIN RRF	CALC AMOUNT	SPIKE AMOUNT	%D	MAX %D
Naphthalene	Ave	1.058	0.9680	0.7000	458	500	-8.5	20.0
2-Methylnaphthalene	Ave	0.5998	0.5258	0.4000	438	500	-12.3	20.0
1-Methylnaphthalene	Ave	0.5810	0.5242	0.1000	451	500	-9.8	20.0
Acenaphthylene	Ave	2.114	1.798	0.9000	425	500	-15.0	20.0
Acenaphthene	Ave	1.327	1.202	0.9000	453	500	-9.4	20.0
Fluorene	Ave	1.479	1.395	0.9000	472	500	-5.7	20.0
Pentachlorophenol	Qua2		0.1326	0.0500	1110	1000	11.4	20.0
Phenanthrene	Lin2		1.098	0.7000	436	500	-12.8	20.0
Anthracene	Lin2		1.121	0.7000	441	500	-11.8	20.0
Fluoranthene	Lin2		1.192	0.6000	479	500	-4.1	20.0
Pyrene	Lin2		1.235	0.6000	471	500	-5.7	20.0
Benzo[a]anthracene	Lin2		1.339	0.8000	465	500	-7.0	20.0
Chrysene	Lin2		1.372	0.7000	456	500	-8.7	20.0
Bis(2-ethylhexyl) phthalate	Qua2		1.407	0.0100	404	500	-19.3	20.0
Benzo[b]fluoranthene	Lin2		1.186	0.7000	454	500	-9.2	20.0
Benzo[k]fluoranthene	Lin2		1.438	0.7000	491	500	-1.8	20.0
Benzo[a]pyrene	Lin2		1.130	0.7000	433	500	-13.3	20.0
Indeno[1,2,3-cd]pyrene	Qua2		1.019	0.5000	465	500	-6.9	20.0
Dibenz(a,h)anthracene	Lin2		1.158	0.4000	460	500	-7.9	20.0
Benzo[g,h,i]perylene	Lin2		1.253	0.5000	459	500	-8.2	20.0
2-methylnaphthalene-d10	Ave	0.5916	0.5638		476	500	-4.7	20.0
2,4,6-Tribromophenol	Qua1		0.3021		559	500	11.9	20.0
Fluoranthene-d10 (Surr)	Lin2		1.018		492	500	-1.6	20.0
Terphenyl-d14	Ave	0.8014	0.7579		473	500	-5.4	20.0

Eurofins Seattle
Target Compound Quantitation Report

Data File: \\chromfs\Seattle\ChromData\TAC050\20220326-81963.b\SIM032622a004.D
 Lims ID: ccvis
 Client ID:
 Sample Type: CCVIS
 Inject. Date: 26-Mar-2022 14:49:30 ALS Bottle#: 3 Worklist Smp#: 3
 Injection Vol: 1.0 ul Dil. Factor: 1.0000
 Sample Info: CCVIS
 Operator ID: tl Instrument ID: TAC050
 Sublist: chrom-TAC050_SIM_PAH*sub9

Method: \\chromfs\Seattle\ChromData\TAC050\20220326-81963.b\TAC050_SIM_PAH.m
 Limit Group: 8270D_SIM QSM 5.0
 Last Update: 28-Mar-2022 11:21:31 Calib Date: 14-Jan-2022 05:04:30
 Integrator: Falcon ID Type: RT Order ID
 Quant Method: Internal Standard Quant By: Initial Calibration
 Last ICal File: \\chromfs\Seattle\ChromData\TAC050\20220113-80849.b\SIM011322b026.D

Column 1 : Det: MS SCAN
 Process Host: CTX1647

First Level Reviewer: thaneeratw

Date: 28-Mar-2022 11:21:31

Compound	Sig	RT (min.)	Exp RT (min.)	Dlt RT (min.)	Q	Response	Cal Amt ug/L	OnCol Amt ug/L	Flags
* 1 Naphthalene-d8	136	5.148	5.148	0.000	90	19539	100.0	100.0	
* 2 Acenaphthene-d10	164	6.832	6.832	0.000	71	10030	100.0	100.0	
* 3 Phenanthrene-d10	188	8.299	8.299	0.000	56	18084	100.0	100.0	
* 4 Chrysene-d12	240	11.008	11.008	0.000	72	15405	100.0	100.0	M
* 5 Perylene-d12	264	13.061	13.061	0.000	69	17098	100.0	100.0	
\$ 6 2-methylnaphthalene-d10	152	5.787	5.787	0.000	67	55079	500.0	476.5	
\$ 10 2-Fluorobiphenyl	172	6.166	6.166	0.000	0	70270	500.0	437.8	a
\$ 7 2,4,6-Tribromophenol	330	7.614	7.614	0.000	56	15150	500.0	559.5	
\$ 8 Fluoranthene-d10 (Surr)	212	9.487	9.487	0.000	67	92041	500.0	492.1	
\$ 9 Terphenyl-d14	244	9.876	9.876	0.000	94	68532	500.0	472.8	
11 Naphthalene	128	5.166	5.166	0.000	100	94569	500.0	457.6	
12 2-Methylnaphthalene	141	5.819	5.819	0.000	94	51367	500.0	438.3	
13 1-Methylnaphthalene	141	5.914	5.914	0.000	96	51212	500.0	451.1	
14 Acenaphthylene	152	6.695	6.695	0.000	100	90172	500.0	425.2	
15 Acenaphthene	153	6.863	6.863	0.000	98	60276	500.0	453.0	
16 Fluorene	166	7.371	7.371	0.000	94	69954	500.0	471.5	
17 Pentachlorophenol	266	8.114	8.114	0.000	97	20430	1000.0	1114.0	
18 Phenanthrene	178	8.319	8.319	0.000	100	99254	500.0	435.9	
19 Anthracene	178	8.370	8.370	0.000	100	101402	500.0	440.9	
20 Fluoranthene	202	9.502	9.502	0.000	52	107814	500.0	479.3	
21 Pyrene	202	9.731	9.731	0.000	51	111698	500.0	471.3	
22 Benzo[a]anthracene	228	10.994	10.994	0.000	95	103172	500.0	465.2	
23 Chrysene	228	11.039	11.039	0.000	98	105658	500.0	456.4	
30 Bis(2-ethylhexyl) phthalate	149	11.858	11.858	0.000	0	108395	500.0	403.6	Ma
24 Benzo[b]fluoranthene	252	12.452	12.452	0.000	96	101424	500.0	454.2	
25 Benzo[k]fluoranthene	252	12.493	12.493	0.000	93	122903	500.0	491.2	
26 Benzo[a]pyrene	252	12.965	12.965	0.000	95	96576	500.0	433.4	
27 Indeno[1,2,3-cd]pyrene	276	14.919	14.919	0.000	94	87122	500.0	465.3	M
28 Dibenz(a,h)anthracene	278	14.962	14.962	0.000	94	99023	500.0	460.3	a
29 Benzo[g,h,i]perylene	276	15.413	15.413	0.000	92	107077	500.0	459.2	

[QC Flag Legend](#)

Processing Flags

Review Flags

M - Manually Integrated

a - User Assigned ID

[Reagents:](#)

ccv_SIM_500_00086

Amount Added: 1.00

Units: mL

Euofins Seattle

Data File: \\chromfs\Seattle\ChromData\TAC050\20220326-81963.b\SIM032622a004.D

Injection Date: 26-Mar-2022 14:49:30

Instrument ID: TAC050

Lims ID: ccvis

Client ID:

Operator ID: tl

ALS Bottle#: 3

Worklist Smp#: 3

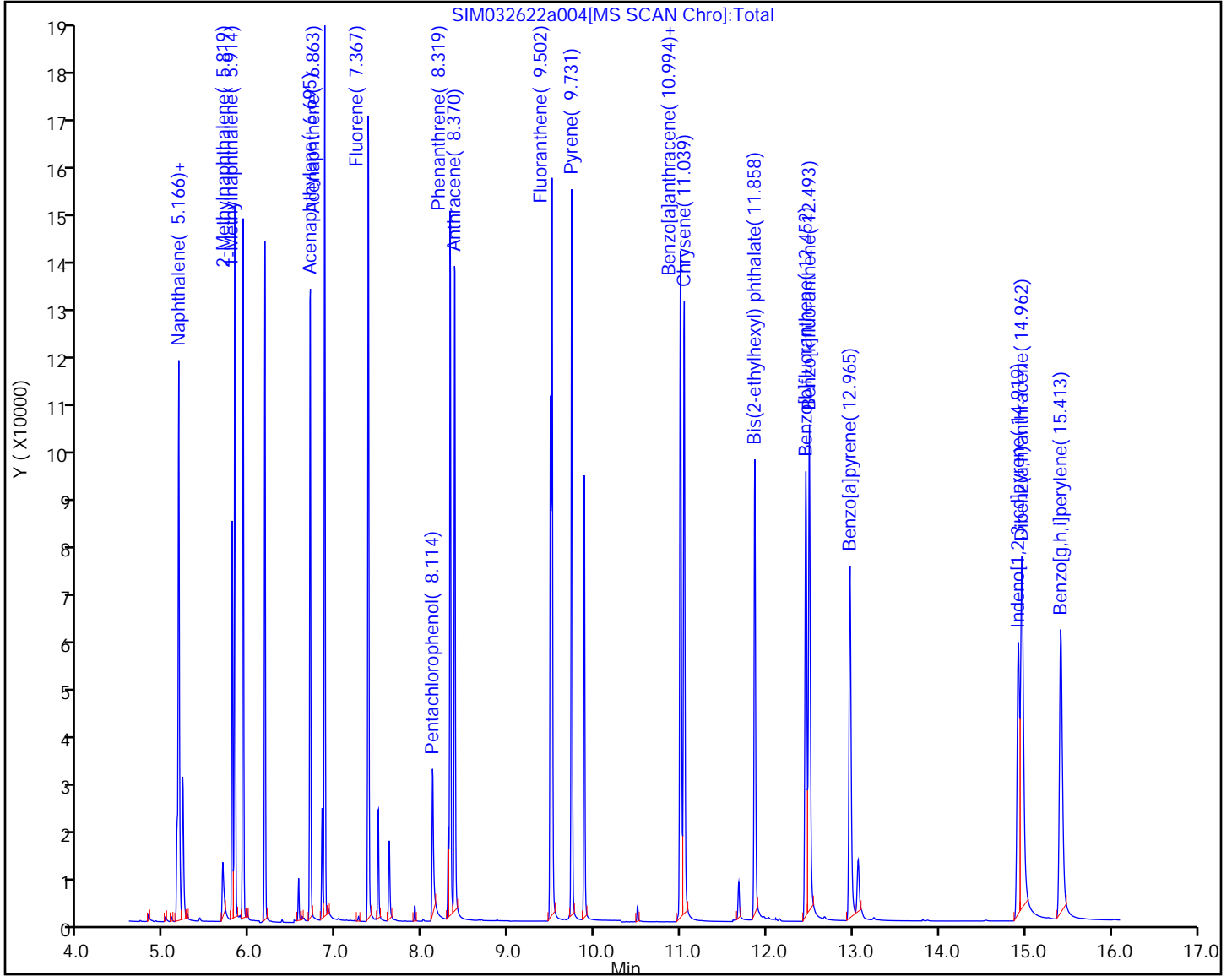
Injection Vol: 1.0 ul

Dil. Factor: 1.0000

Method: TAC050_SIM_PAH

Limit Group: 8270D_SIM QSM 5.0

Y Scaling: Method Defined: Scale to the Nth Largest Target: 1



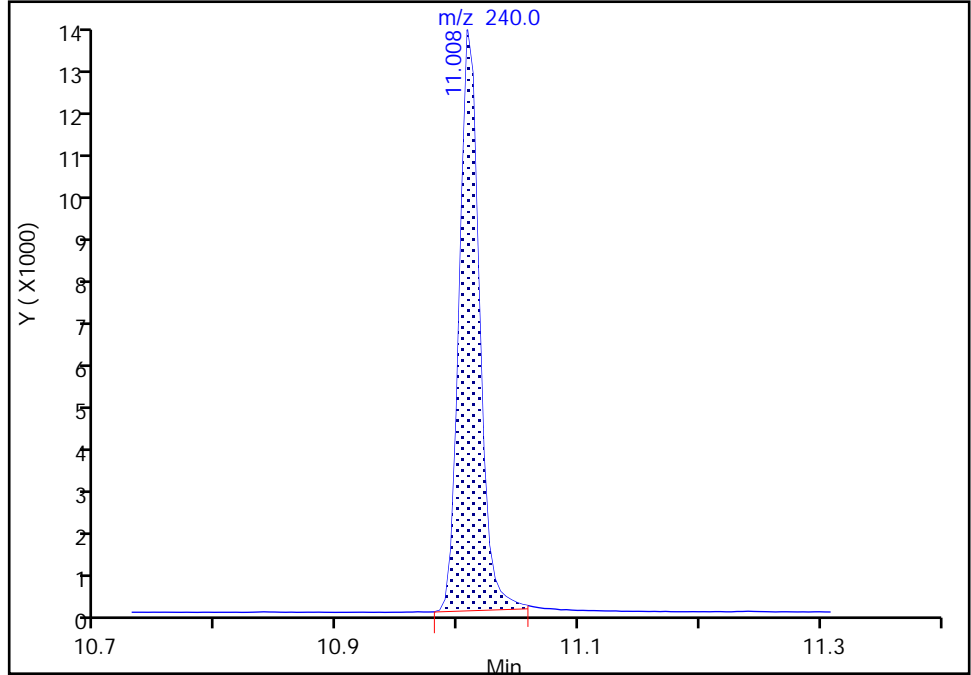
Eurofins Seattle

Data File: \\chromfs\Seattle\ChromData\TAC050\20220326-81963.b\SIM032622a004.D
Injection Date: 26-Mar-2022 14:49:30 Instrument ID: TAC050
Lims ID: ccvis
Client ID:
Operator ID: tl ALS Bottle#: 3 Worklist Smp#: 3
Injection Vol: 1.0 ul Dil. Factor: 1.0000
Method: TAC050_SIM_PAH Limit Group: 8270D_SIM QSM 5.0
Column: Detector MS SCAN

* 4 Chrysene-d12, CAS: 1719-03-5
Signal: 1

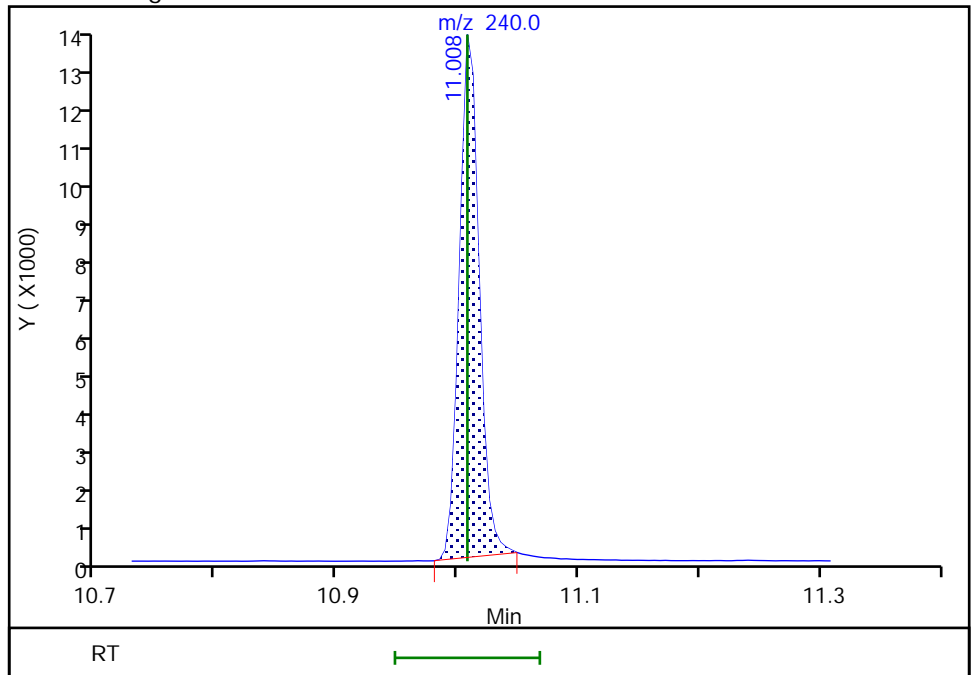
RT: 11.01
Area: 15789
Amount: 100.0000
Amount Units: ug/L

Processing Integration Results



RT: 11.01
Area: 15405
Amount: 100.0000
Amount Units: ug/L

Manual Integration Results



Reviewer: linnat, 26-Mar-2022 15:10:21
Audit Action: Manually Integrated

Audit Reason: Incomplete Integration

Eurofins Seattle

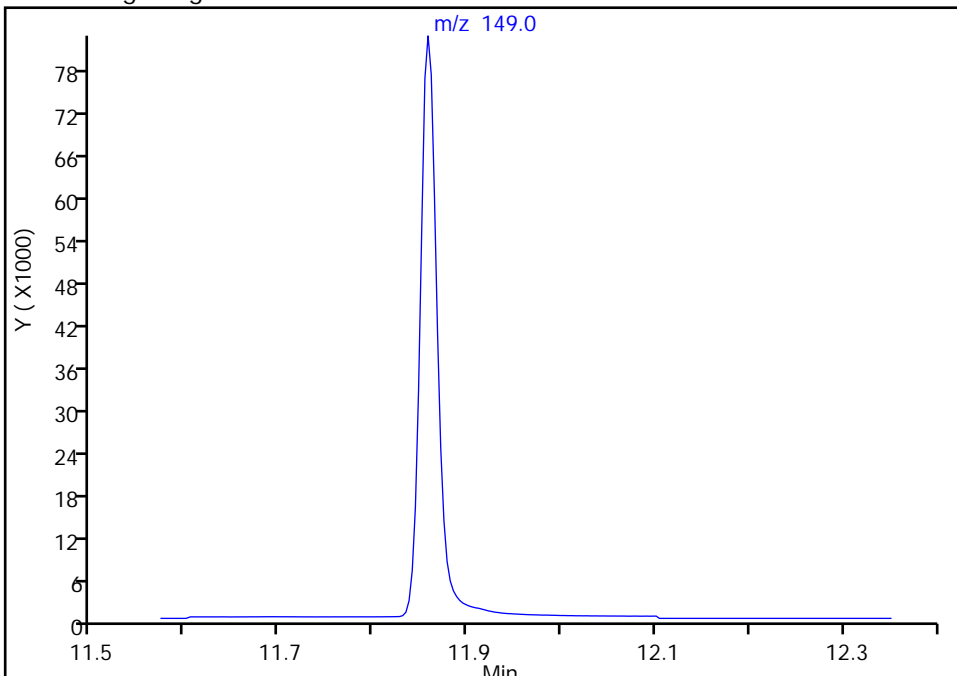
Data File: \\chromfs\Seattle\ChromData\TAC050\20220326-81963.b\SIM032622a004.D
Injection Date: 26-Mar-2022 14:49:30 Instrument ID: TAC050
Lims ID: ccvis
Client ID:
Operator ID: tl ALS Bottle#: 3 Worklist Smp#: 3
Injection Vol: 1.0 ul Dil. Factor: 1.0000
Method: TAC050_SIM_PAH Limit Group: 8270D_SIM QSM 5.0
Column: Detector MS SCAN

30 Bis(2-ethylhexyl) phthalate, CAS: 117-81-7

Signal: 1

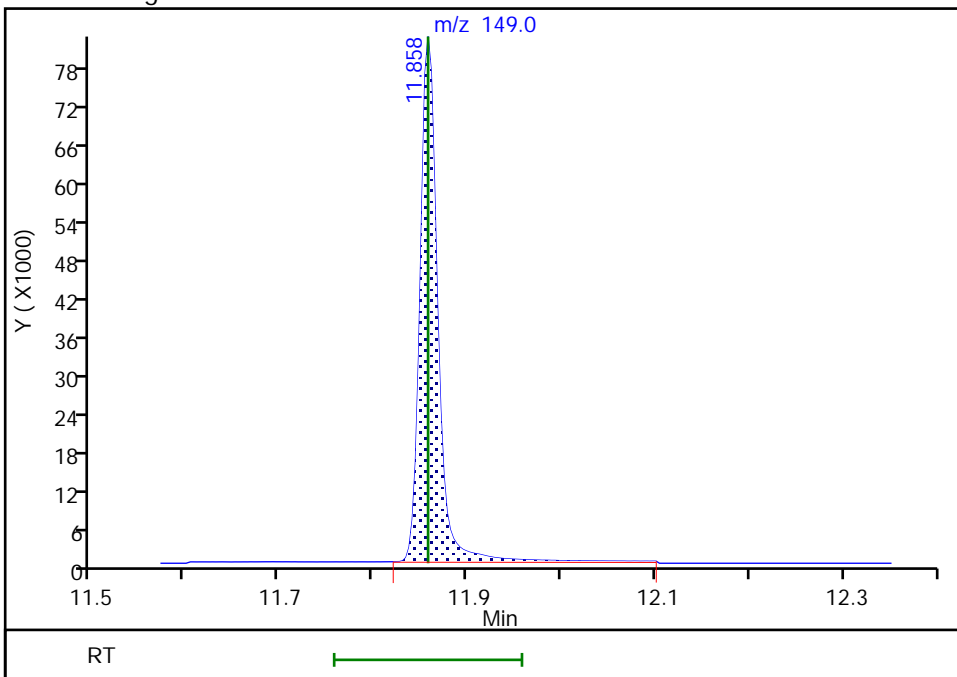
Not Detected
Expected RT: 11.86

Processing Integration Results



Manual Integration Results

RT: 11.86
Area: 108395
Amount: 403.6173
Amount Units: ug/L



Reviewer: linnat, 26-Mar-2022 15:09:45
Audit Action: Manually Integrated

Audit Reason: Incomplete Integration

Eurofins Seattle

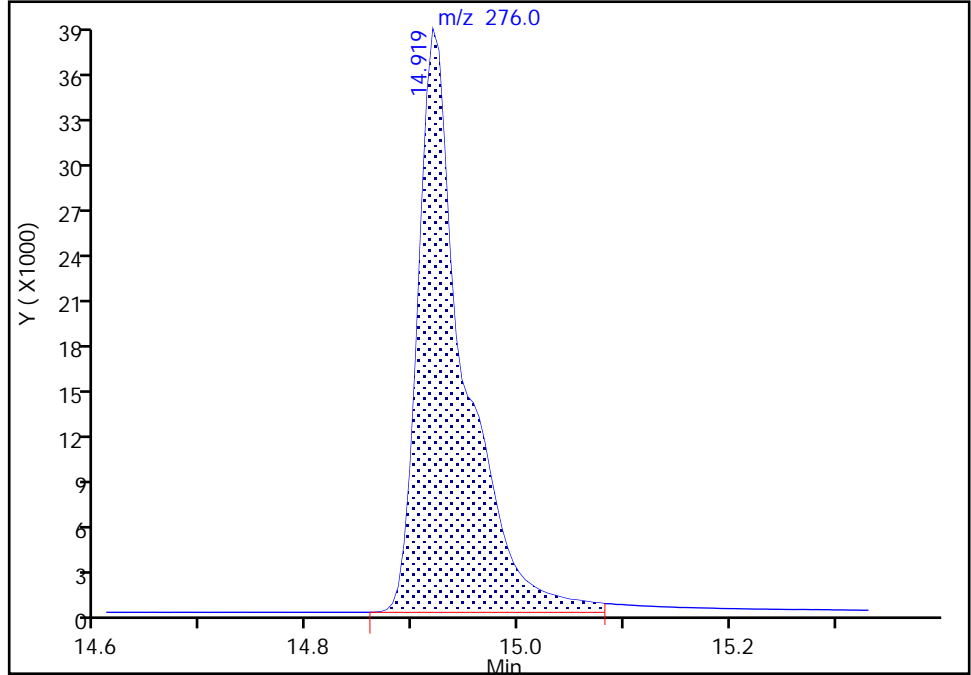
Data File: \\chromfs\Seattle\ChromData\TAC050\20220326-81963.b\SIM032622a004.D
Injection Date: 26-Mar-2022 14:49:30 Instrument ID: TAC050
Lims ID: ccvis
Client ID:
Operator ID: tl ALS Bottle#: 3 Worklist Smp#: 3
Injection Vol: 1.0 ul Dil. Factor: 1.0000
Method: TAC050_SIM_PAH Limit Group: 8270D_SIM QSM 5.0
Column: Detector MS SCAN

27 Indeno[1,2,3-cd]pyrene, CAS: 193-39-5

Signal: 1

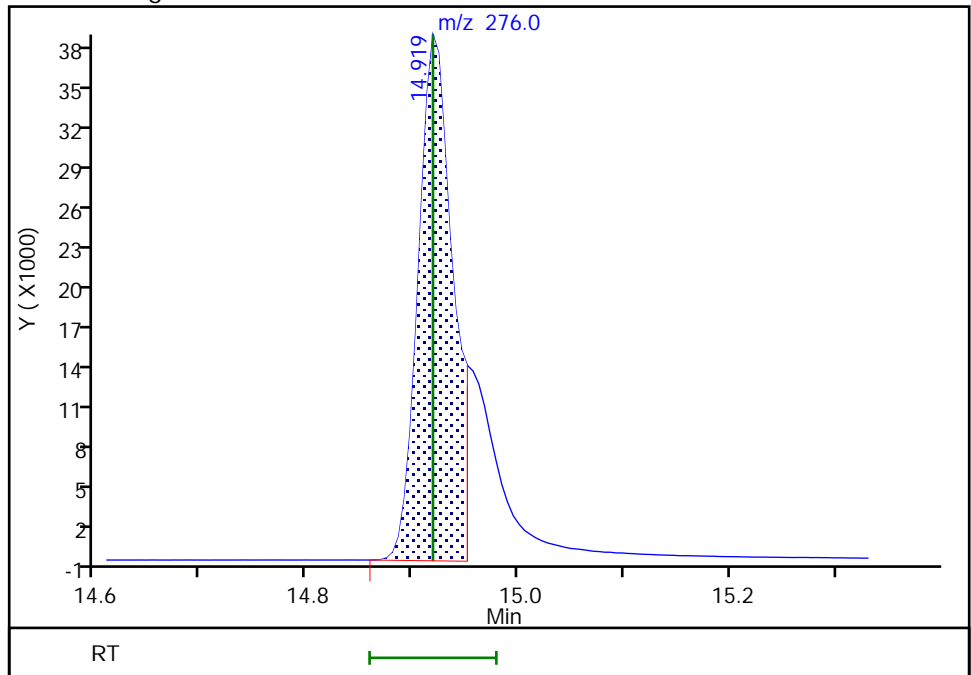
RT: 14.92
Area: 117529
Amount: 626.1752
Amount Units: ug/L

Processing Integration Results



RT: 14.92
Area: 87122
Amount: 465.2846
Amount Units: ug/L

Manual Integration Results



Reviewer: thaneeratw, 28-Mar-2022 11:21:23
Audit Action: Split an Integrated Peak

Audit Reason: Incomplete Integration

Eurofins Seattle

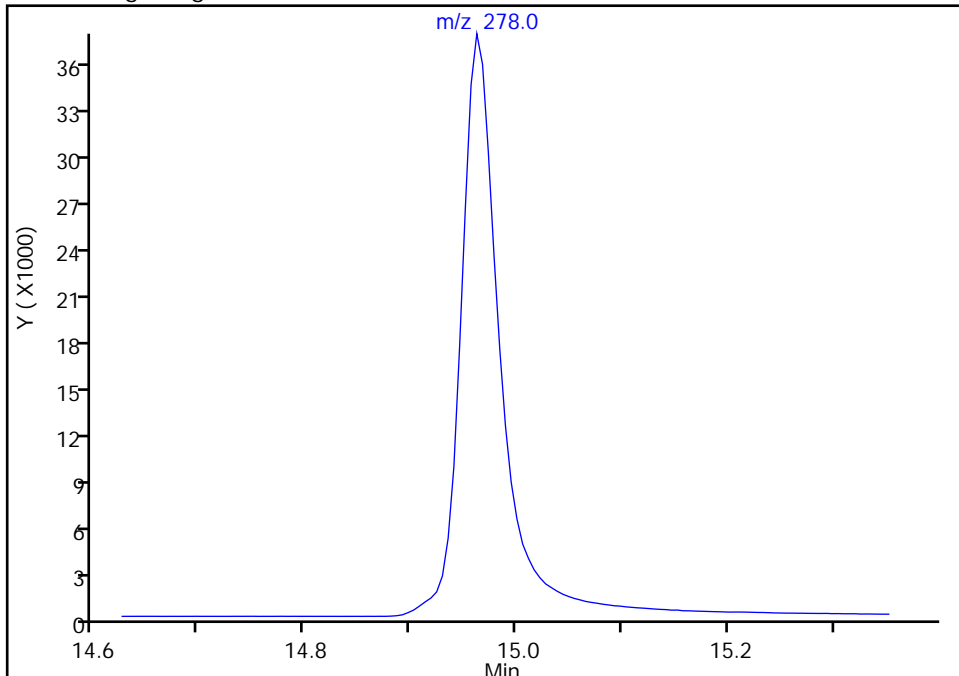
Data File: \\chromfs\Seattle\ChromData\TAC050\20220326-81963.b\SIM032622a004.D
Injection Date: 26-Mar-2022 14:49:30 Instrument ID: TAC050
Lims ID: ccvis
Client ID:
Operator ID: tl ALS Bottle#: 3 Worklist Smp#: 3
Injection Vol: 1.0 ul Dil. Factor: 1.0000
Method: TAC050_SIM_PAH Limit Group: 8270D_SIM QSM 5.0
Column: Detector MS SCAN

28 Dibenz(a,h)anthracene, CAS: 53-70-3

Signal: 1

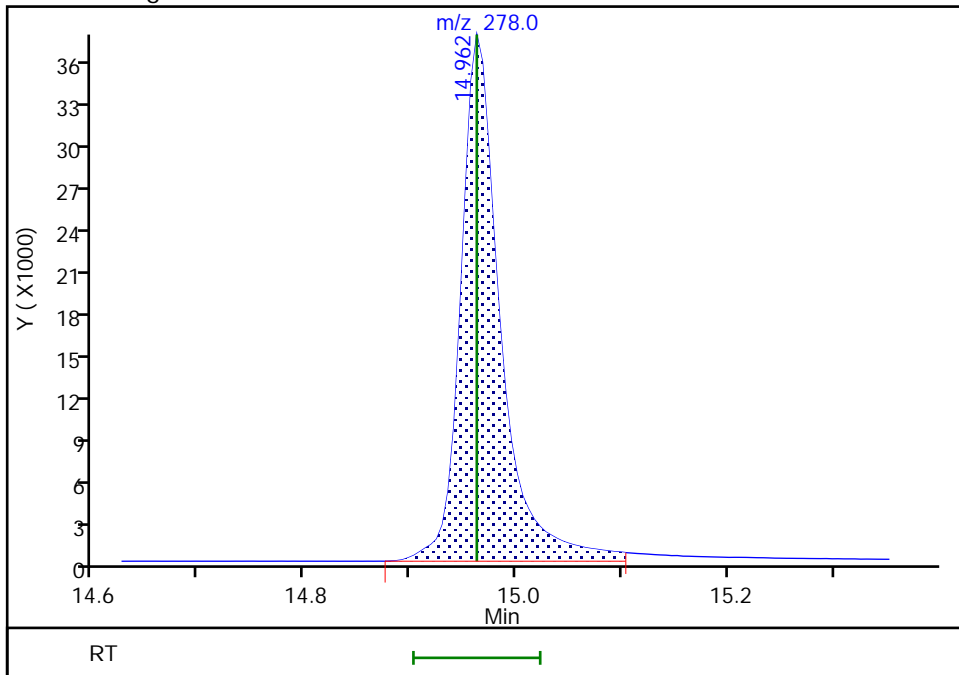
Not Detected
Expected RT: 14.96

Processing Integration Results



Manual Integration Results

RT: 14.96
Area: 99023
Amount: 460.2972
Amount Units: ug/L



Reviewer: linnat, 26-Mar-2022 15:10:26
Audit Action: Assigned Compound ID

Audit Reason: Incomplete Integration

FORM VII
GC/MS SEMI VOA CONTINUING CALIBRATION DATA

Lab Name: Eurofins Seattle Job No.: 580-111589-1
 SDG No.: _____
 Lab Sample ID: CCVC 580-385266/27 Calibration Date: 03/26/2022 23:14
 Instrument ID: TAC050 Calib Start Date: 01/14/2022 01:16
 GC Column: ZB-SV ID: 0.25 (mm) Calib End Date: 01/14/2022 05:04
 Lab File ID: SIM032622a029.D Conc. Units: ug/L

ANALYTE	CURVE TYPE	AVE RRF	RRF	MIN RRF	CALC AMOUNT	SPIKE AMOUNT	%D	MAX %D
Naphthalene	Ave	1.058	0.9698	0.7000	458	500	-8.3	50.0
2-Methylnaphthalene	Ave	0.5998	0.5342	0.4000	445	500	-10.9	50.0
1-Methylnaphthalene	Ave	0.5810	0.5281	0.1000	454	500	-9.1	50.0
Acenaphthylene	Ave	2.114	1.805	0.9000	427	500	-14.6	50.0
Acenaphthene	Ave	1.327	1.199	0.9000	452	500	-9.7	50.0
Fluorene	Ave	1.479	1.398	0.9000	473	500	-5.5	50.0
Pentachlorophenol	Qua2		0.1126	0.0500	981	1000	-1.9	50.0
Phenanthrene	Lin2		1.139	0.7000	452	500	-9.5	50.0
Anthracene	Lin2		1.169	0.7000	460	500	-8.1	50.0
Fluoranthene	Lin2		1.235	0.6000	496	500	-0.7	50.0
Pyrene	Lin2		1.288	0.6000	491	500	-1.7	50.0
Benzo[a]anthracene	Lin2		1.328	0.8000	461	500	-7.8	50.0
Chrysene	Lin2		1.335	0.7000	444	500	-11.1	50.0
Bis(2-ethylhexyl) phthalate	Qua2		1.304	0.0100	375	500	-25.1	50.0
Benzo[b]fluoranthene	Lin2		1.250	0.7000	479	500	-4.2	50.0
Benzo[k]fluoranthene	Lin2		1.427	0.7000	488	500	-2.5	50.0
Benzo[a]pyrene	Lin2		1.117	0.7000	429	500	-14.3	50.0
Indeno[1,2,3-cd]pyrene	Qua2		0.9184	0.5000	420	500	-16.1	50.0
Dibenz(a,h)anthracene	Lin2		1.027	0.4000	408	500	-18.4	50.0
Benzo[g,h,i]perylene	Lin2		1.098	0.5000	402	500	-19.5	50.0
2-methylnaphthalene-d10	Ave	0.5916	0.5641		477	500	-4.6	50.0
2,4,6-Tribromophenol	Qua1		0.3051		565	500	13.0	50.0
Fluoranthene-d10 (Surr)	Lin2		1.059		512	500	2.4	50.0
Terphenyl-d14	Ave	0.8014	0.7829		488	500	-2.3	50.0

Eurofins Seattle
Target Compound Quantitation Report

Data File: \\chromfs\Seattle\ChromData\TAC050\20220326-81963.b\SIM032622a029.D
 Lims ID: ccvc
 Client ID:
 Sample Type: CCVC
 Inject. Date: 26-Mar-2022 23:14:30 ALS Bottle#: 3 Worklist Smp#: 27
 Injection Vol: 1.0 ul Dil. Factor: 1.0000
 Sample Info: CCVIS
 Operator ID: tl Instrument ID: TAC050
 Sublist: chrom-TAC050_SIM_PAH*sub9

Method: \\chromfs\Seattle\ChromData\TAC050\20220326-81963.b\TAC050_SIM_PAH.m
 Limit Group: 8270D_SIM QSM 5.0
 Last Update: 28-Mar-2022 12:41:12 Calib Date: 14-Jan-2022 05:04:30
 Integrator: Falcon ID Type: RT Order ID
 Quant Method: Internal Standard Quant By: Initial Calibration
 Last ICal File: \\chromfs\Seattle\ChromData\TAC050\20220113-80849.b\SIM011322b026.D

Column 1 : Det: MS SCAN
 Process Host: CTX1647

First Level Reviewer: thaneeratw

Date: 28-Mar-2022 12:41:12

Compound	Sig	RT (min.)	Exp RT (min.)	Dlt RT (min.)	Q	Response	Cal Amt ug/L	OnCol Amt ug/L	Flags
* 1 Naphthalene-d8	136	5.148	5.148	0.000	90	20191	100.0	100.0	
* 2 Acenaphthene-d10	164	6.832	6.832	0.000	71	10453	100.0	100.0	
* 3 Phenanthrene-d10	188	8.295	8.295	0.000	56	18312	100.0	100.0	
* 4 Chrysene-d12	240	11.007	11.007	0.000	81	16111	100.0	100.0	
* 5 Perylene-d12	264	13.056	13.056	0.000	69	15638	100.0	100.0	
\$ 6 2-methylnaphthalene-d10	152	5.786	5.786	0.000	67	56948	500.0	476.8	
\$ 10 2-Fluorobiphenyl	172	6.166	6.166	0.000	0	73356	500.0	438.6	a
\$ 7 2,4,6-Tribromophenol	330	7.609	7.609	0.000	57	15948	500.0	564.9	
\$ 8 Fluoranthene-d10 (Surr)	212	9.483	9.483	0.000	68	96973	500.0	512.1	
\$ 9 Terphenyl-d14	244	9.876	9.876	0.000	93	71684	500.0	488.4	
11 Naphthalene	128	5.166	5.166	0.000	100	97907	500.0	458.5	
12 2-Methylnaphthalene	141	5.818	5.818	0.000	93	53934	500.0	445.3	
13 1-Methylnaphthalene	141	5.914	5.914	0.000	95	53314	500.0	454.5	
14 Acenaphthylene	152	6.691	6.691	0.000	100	94336	500.0	426.9	
15 Acenaphthene	153	6.862	6.862	0.000	98	62644	500.0	451.7	
16 Fluorene	166	7.371	7.371	0.000	92	73064	500.0	472.6	
17 Pentachlorophenol	266	8.114	8.114	0.000	97	18140	1000.0	981.4	
18 Phenanthrene	178	8.319	8.319	0.000	100	104307	500.0	452.4	
19 Anthracene	178	8.370	8.370	0.000	100	107033	500.0	459.7	
20 Fluoranthene	202	9.502	9.502	0.000	52	113052	500.0	496.4	
21 Pyrene	202	9.727	9.727	0.000	51	117924	500.0	491.4	
22 Benzo[a]anthracene	228	10.994	10.994	0.000	96	106946	500.0	461.1	
23 Chrysene	228	11.035	11.035	0.000	99	107580	500.0	444.3	
30 Bis(2-ethylhexyl) phthalate	149	11.854	11.854	0.000	0	105011	500.0	374.7	Ma
24 Benzo[b]fluoranthene	252	12.447	12.447	0.000	96	97775	500.0	478.8	
25 Benzo[k]fluoranthene	252	12.489	12.489	0.000	93	111607	500.0	487.7	
26 Benzo[a]pyrene	252	12.965	12.965	0.000	95	87340	500.0	428.5	
27 Indeno[1,2,3-cd]pyrene	276	14.919	14.919	0.000	94	71811	500.0	419.6	M
28 Dibenz(a,h)anthracene	278	14.962	14.962	0.000	94	80287	500.0	408.0	a
29 Benzo[g,h,i]perylene	276	15.412	15.412	0.000	92	85849	500.0	402.4	

[QC Flag Legend](#)

Processing Flags

Review Flags

M - Manually Integrated

a - User Assigned ID

[Reagents:](#)

ccv_SIM_500_00086

Amount Added: 1.00

Units: mL

Eurofins Seattle

Data File: \\chromfs\Seattle\ChromData\TAC050\20220326-81963.b\SIM032622a029.D

Injection Date: 26-Mar-2022 23:14:30

Instrument ID: TAC050

Lims ID: ccvc

Client ID:

Operator ID: tl

ALS Bottle#: 3

Worklist Smp#: 27

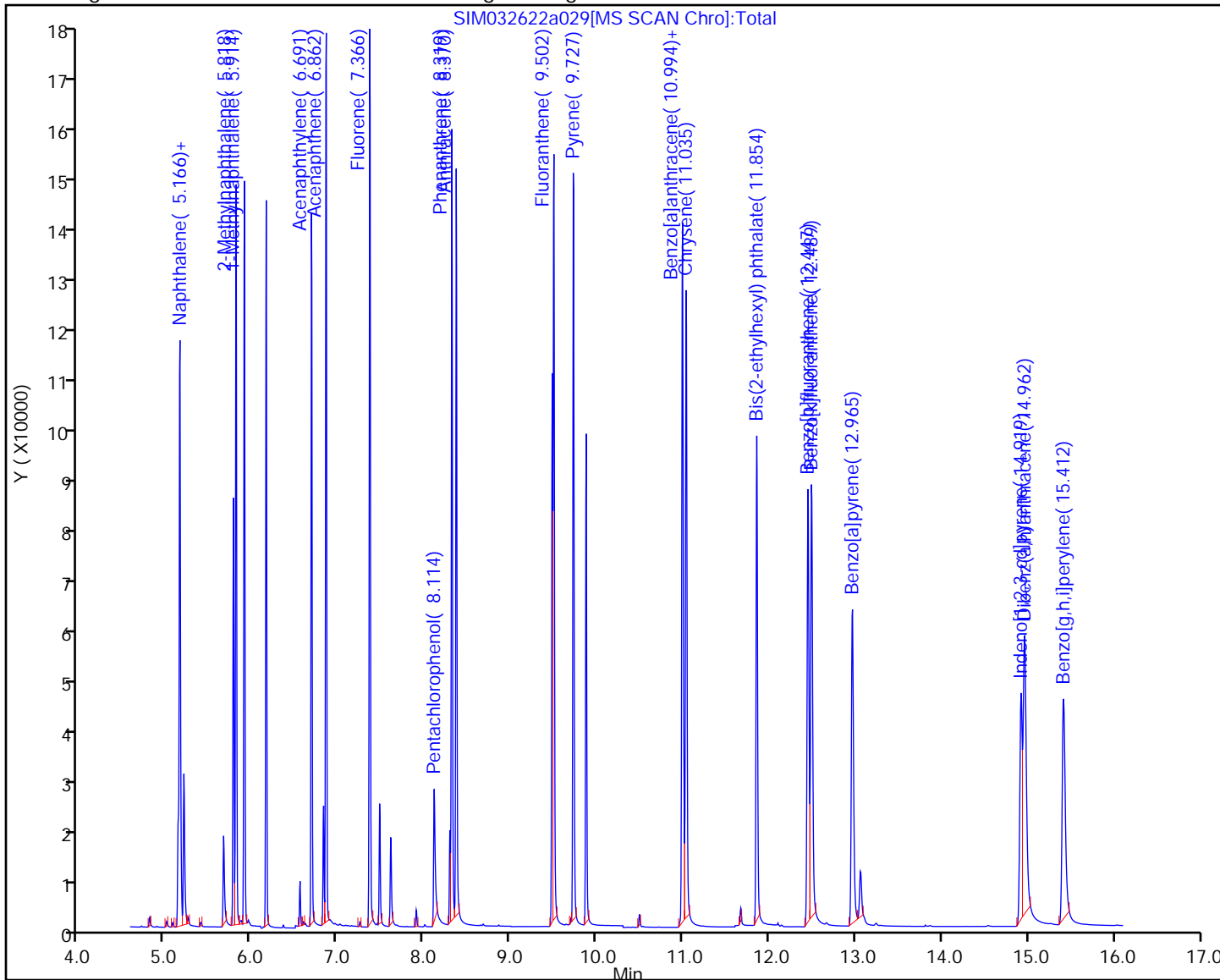
Injection Vol: 1.0 ul

Dil. Factor: 1.0000

Method: TAC050_SIM_PAH

Limit Group: 8270D_SIM QSM 5.0

Y Scaling: Method Defined: Scale to the Nth Largest Target: 1



Eurofins Seattle

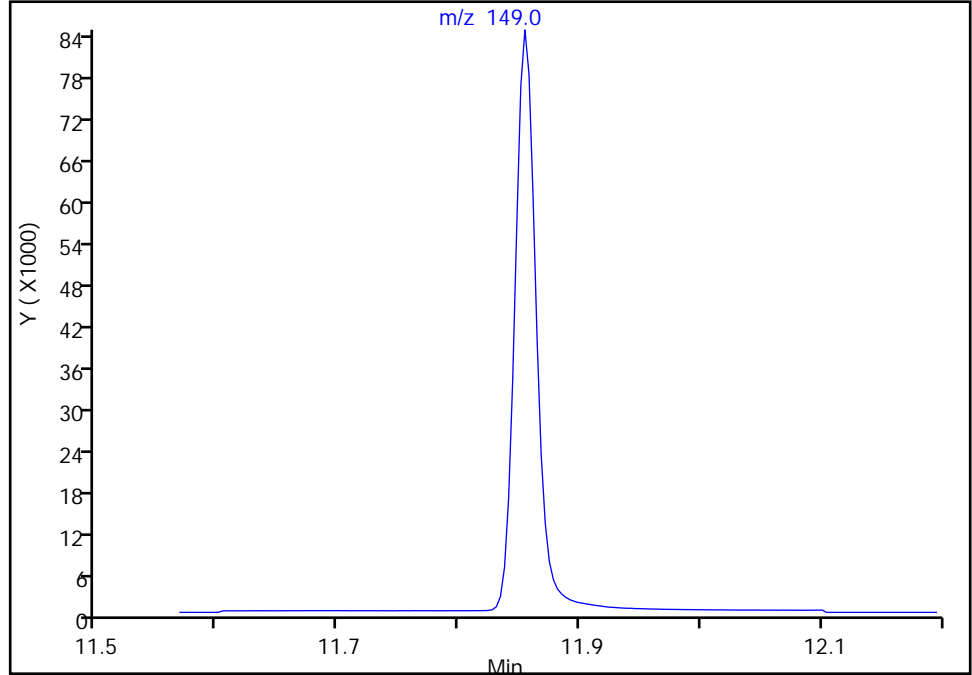
Data File: \\chromfs\Seattle\ChromData\TAC050\20220326-81963.b\SIM032622a029.D
Injection Date: 26-Mar-2022 23:14:30 Instrument ID: TAC050
Lims ID: ccvc
Client ID:
Operator ID: tl ALS Bottle#: 3 Worklist Smp#: 27
Injection Vol: 1.0 ul Dil. Factor: 1.0000
Method: TAC050_SIM_PAH Limit Group: 8270D_SIM QSM 5.0
Column: Detector MS SCAN

30 Bis(2-ethylhexyl) phthalate, CAS: 117-81-7

Signal: 1

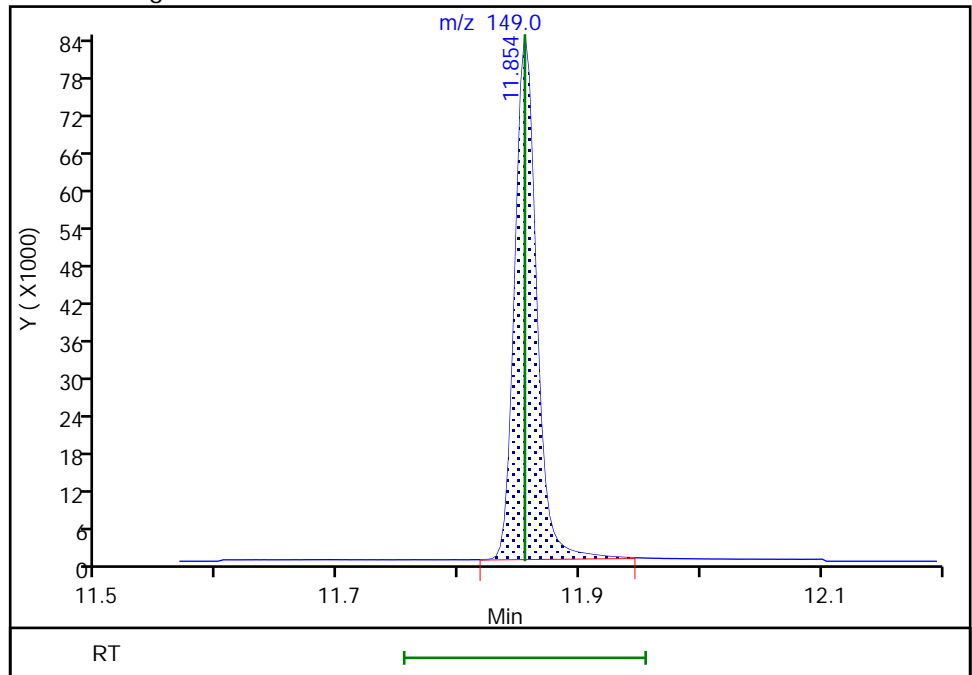
Not Detected
Expected RT: 11.85

Processing Integration Results



Manual Integration Results

RT: 11.85
Area: 105011
Amount: 374.6740
Amount Units: ug/L



Reviewer: thaneeratw, 28-Mar-2022 12:40:58
Audit Action: Manually Integrated

Audit Reason: Incomplete Integration

Eurofins Seattle

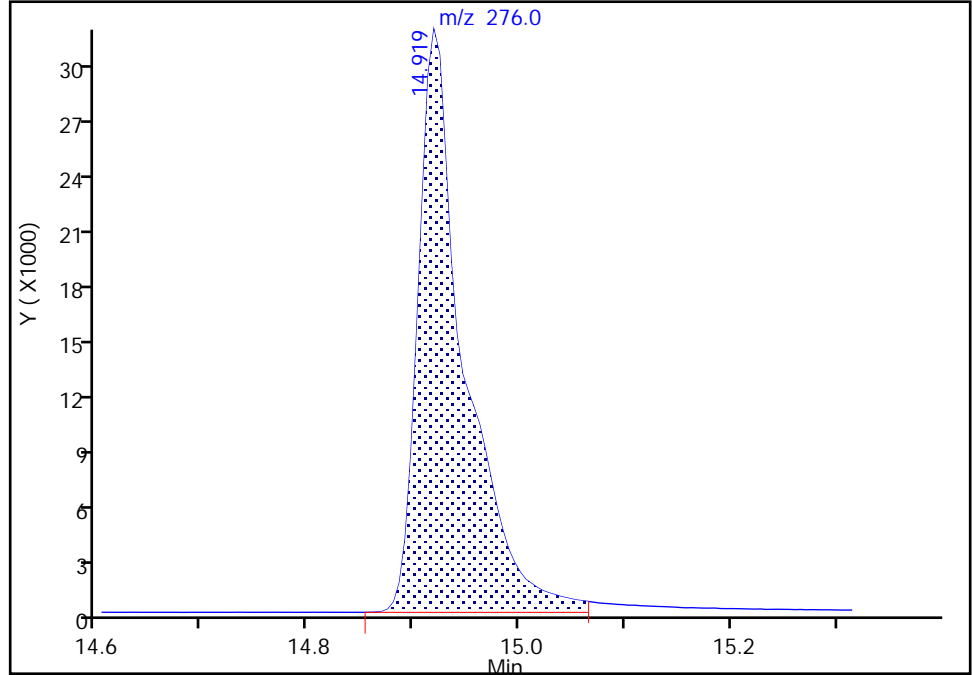
Data File: \\chromfs\Seattle\ChromData\TAC050\20220326-81963.b\SIM032622a029.D
Injection Date: 26-Mar-2022 23:14:30 Instrument ID: TAC050
Lims ID: ccvc
Client ID:
Operator ID: tl ALS Bottle#: 3 Worklist Smp#: 27
Injection Vol: 1.0 ul Dil. Factor: 1.0000
Method: TAC050_SIM_PAH Limit Group: 8270D_SIM QSM 5.0
Column: Detector MS SCAN

27 Indeno[1,2,3-cd]pyrene, CAS: 193-39-5

Signal: 1

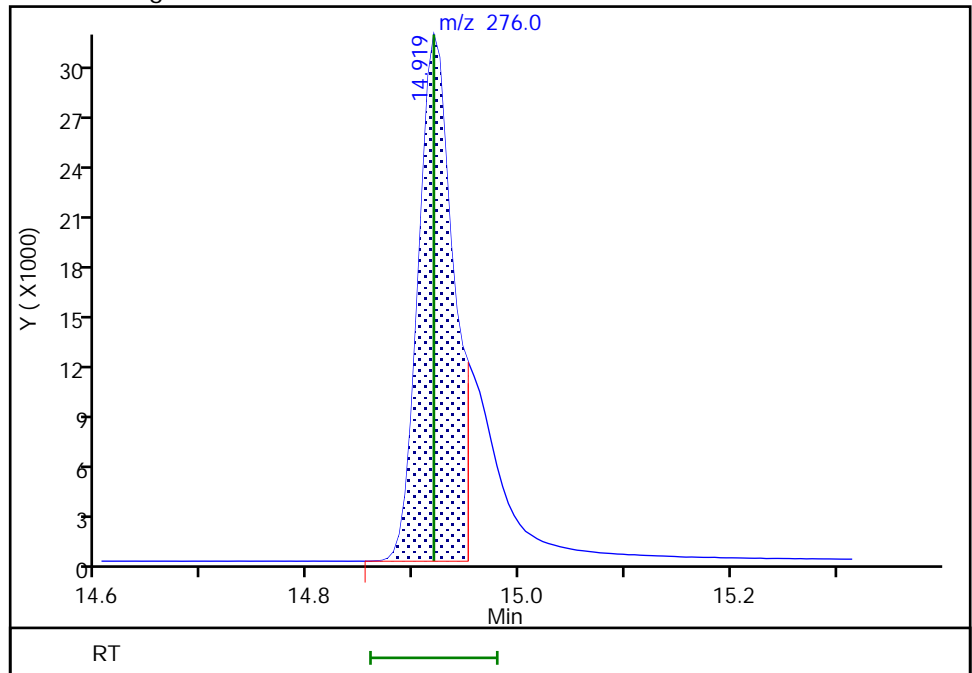
RT: 14.92
Area: 95697
Amount: 558.0203
Amount Units: ug/L

Processing Integration Results



RT: 14.92
Area: 71811
Amount: 419.6127
Amount Units: ug/L

Manual Integration Results



Reviewer: thaneeratw, 28-Mar-2022 12:41:08
Audit Action: Split an Integrated Peak

Audit Reason: Incomplete Integration

Eurofins Seattle

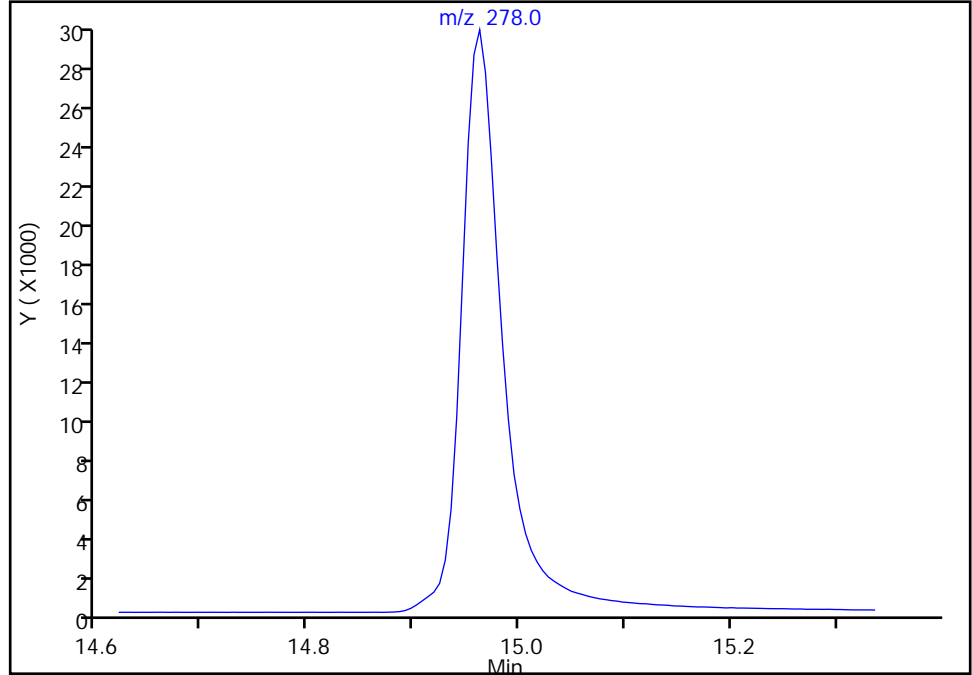
Data File: \\chromfs\Seattle\ChromData\TAC050\20220326-81963.b\SIM032622a029.D
Injection Date: 26-Mar-2022 23:14:30 Instrument ID: TAC050
Lims ID: ccvc
Client ID:
Operator ID: tl ALS Bottle#: 3 Worklist Smp#: 27
Injection Vol: 1.0 ul Dil. Factor: 1.0000
Method: TAC050_SIM_PAH Limit Group: 8270D_SIM QSM 5.0
Column: Detector MS SCAN

28 Dibenz(a,h)anthracene, CAS: 53-70-3

Signal: 1

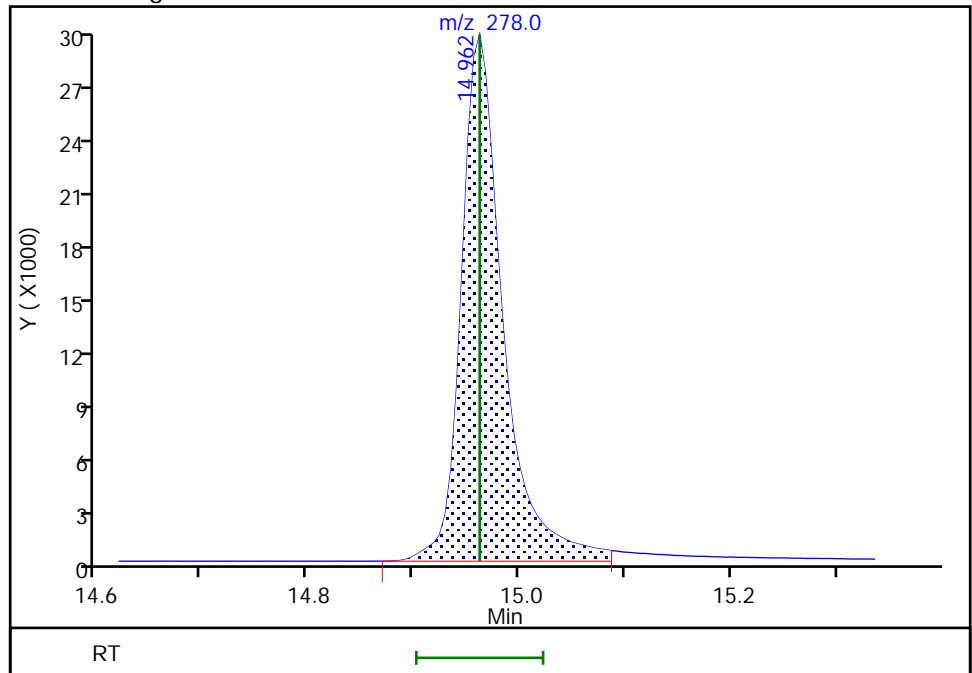
Not Detected
Expected RT: 14.96

Processing Integration Results



Manual Integration Results

RT: 14.96
Area: 80287
Amount: 407.9798
Amount Units: ug/L



Reviewer: thaneeratw, 28-Mar-2022 12:41:05
Audit Action: Assigned Compound ID

Audit Reason: Incomplete Integration

Eurofins Seattle
Target Compound Quantitation Report

Data File: \\chromfs\Seattle\ChromData\TAC050\20220113-80849.b\SIM011322b012.D
 Lims ID: dftpp
 Client ID:
 Sample Type: DFTPP
 Inject. Date: 14-Jan-2022 00:35:30 ALS Bottle#: 2 Worklist Smp#: 2
 Injection Vol: 1.0 ul Dil. Factor: 1.0000
 Sample Info: DFTPP
 Operator ID: jcm Instrument ID: TAC050
 Method: \\chromfs\Seattle\ChromData\TAC050\20220113-80849.b\TAC050_SIM_PAH.m
 Limit Group: 8270D_SIM QSM 5.0
 Last Update: 14-Jan-2022 15:43:29 Calib Date: 14-Jan-2022 05:04:30
 Integrator: Falcon ID Type: RT Order ID
 Quant Method: Internal Standard Quant By: Initial Calibration
 Last ICal File: \\chromfs\Seattle\ChromData\TAC050\20220113-80849.b\SIM011322b026.D

Column 1 : Det: MS SCAN
 Process Host: CTX1628

First Level Reviewer: limmere Date: 14-Jan-2022 09:53:32

Compound	Sig	RT (min.)	Exp RT (min.)	Dlt RT (min.)	Q	Response	Cal Amt ug/L	OnCol Amt ug/L	Flags
31 Pentachlorophenol_T	266	9.467	9.467	0.000	0	2106417	NR	NR	
32 DFTPP									
33 Benzidine_T	184	10.838	10.838	0.000	0	8428769	NR	NR	e
34 4,4'-DDE	246	10.999	10.999	0.000	0	2920		NR	
35 4,4'-DDD	235	11.299	11.299	0.000	0	85436		NR	a
36 4,4'-DDT	235	11.568	11.568	0.000	0	5483688	NR	NR	

QC Flag Legend

Processing Flags

NR - Missing Quant Standard

e - Potential Peak Saturated

Review Flags

a - User Assigned ID

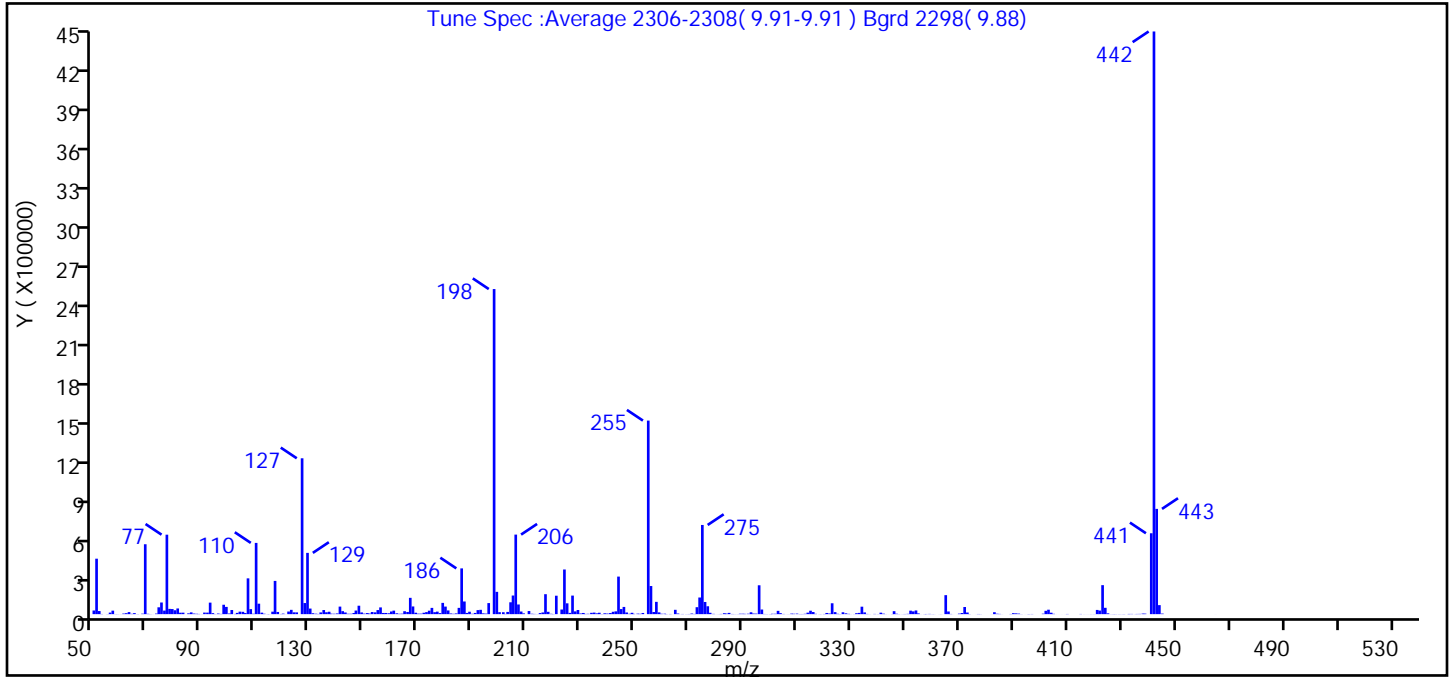
Reagents:

DFTPPx2_00044 Amount Added: 1.00 Units: mL

Eurofins Seattle

Data File: \\chromfs\Seattle\ChromData\TAC050\20220113-80849.b\SIM011322b012.D
 Injection Date: 14-Jan-2022 00:35:30 Instrument ID: TAC050
 Lims ID: dftpp
 Client ID:
 Operator ID: jcm ALS Bottle#: 2 Worklist Smp#: 2
 Injection Vol: 1.0 ul Dil. Factor: 1.0000
 Method: TAC050_SIM_PAH Limit Group: 8270D_SIM QSM 5.0
 Tune Method: DFTPP Method 525.2, BP 198

32 DFTPP



m/z	Ion Abundance Criteria	% Relative Abundance
198	base peak, or >50% of 442	100.0 (55.8)
51	10-80% of the base peak	17.1
68	<2% of mass 69	0.1 (0.7)
69	Present	21.5
70	<2% of mass 69	0.1 (0.5)
127	10-80% of the base peak	47.9
197	<2% of mass 198	0.0
199	5-9% of mass 198	6.9
275	10-60% of the base peak	27.4
365	>1% of the base peak	5.8
441	Present and < mass 443	24.9 (76.8)
442	base peak, or >50% of 198	179.2
443	15-24% of mass 442	32.4 (18.1)

Data File: \\chromfs\Seattle\ChromData\TAC050\20220113-80849.b\SIM011322b012.D\TAC050_SIM_PAH.rslt\spec
 Injection Date: 14-Jan-2022 00:35:30
 Spectrum: Tune Spec :Average 2306-2308(9.91-9.91) Bgrd 2298(9.88)
 Base Peak: 442.00
 Minimum % Base Peak: 0
 Number of Points: 383

m/z	Y	m/z	Y	m/z	Y	m/z	Y
50.00	28016	148.00	64592	247.00	12808	345.00	818
51.00	424768	149.00	13032	248.00	3046	346.00	22680
52.00	23664	150.00	4059	249.00	10351	347.00	3321
53.00	1368	151.00	8260	250.00	2167	348.00	876
55.00	910	152.00	4447	251.00	3749	349.00	492
56.00	11806	153.00	16248	252.00	2709	350.00	1294
57.00	26760	154.00	13690	253.00	8949	351.00	2304
58.00	780	155.00	31256	255.00	1482752	352.00	26584
59.00	693	156.00	51632	256.00	215360	353.00	21256
60.00	434	157.00	8988	257.00	16480	354.00	28264
61.00	4565	158.00	8997	258.00	94168	355.00	5701
62.00	7277	159.00	6809	259.00	13538	356.00	270
63.00	15716	160.00	20296	260.00	3100	357.00	833
64.00	2512	161.00	26888	261.00	3477	358.00	1309
65.00	8021	162.00	6478	262.00	1005	359.00	1821
66.00	836	163.00	2887	263.00	1378	360.00	715
67.00	57	164.00	3616	264.00	126	361.00	437
68.00	3729	165.00	22344	265.00	33176	363.00	293
69.00	535488	166.00	16696	266.00	4862	363.00	486
70.00	2476	167.00	124952	267.00	355	365.00	145472
71.00	812	168.00	58888	268.00	1404	366.00	20392
72.00	226	169.00	10821	269.00	716	367.00	1547
73.00	4311	170.00	3753	270.00	1322	368.00	195
74.00	52416	171.00	3693	271.00	4696	370.00	261
75.00	89248	172.00	10674	272.00	1731	370.00	4063
76.00	27176	173.00	15522	273.00	53256	371.00	8551
77.00	608704	174.00	26472	274.00	127448	372.00	54640
78.00	40288	175.00	47960	275.00	683200	373.00	12515
79.00	38952	176.00	15028	276.00	93152	374.00	967
80.00	29712	177.00	19160	277.00	60336	375.00	51
81.00	43536	178.00	8029	278.00	10391	376.00	274
82.00	10987	179.00	86264	279.00	2178	377.00	1290
83.00	11341	180.00	57880	280.00	288	378.00	705

Data File: \\chromfs\Seattle\ChromData\TAC050\20220113-80849.b\SIM011322b012.D\TAC050_SIM_PAH.rslt\spec

Injection Date: 14-Jan-2022 00:35:30

Spectrum: Tune Spec :Average 2306-2308(9.91-9.91) Bgrd 2298(9.88)

Base Peak: 442.00

Minimum % Base Peak: 0

Number of Points: 383

m/z	Y	m/z	Y	m/z	Y	m/z	Y
84.00	119	181.00	28336	281.00	523	379.00	43
85.00	6057	182.00	5128	282.00	1597	382.00	350
86.00	13572	183.00	2858	283.00	7036	383.00	14753
87.00	4614	184.00	5555	284.00	4392	384.00	3196
88.00	2800	185.00	48056	285.00	9698	385.00	1780
89.00	1671	186.00	350528	286.00	1437	386.00	365
90.00	459	187.00	96984	287.00	687	389.00	1347
91.00	11999	188.00	9239	288.00	679	390.00	7322
92.00	11741	189.00	18528	289.00	3184	391.00	5982
93.00	88216	190.00	2753	290.00	3225	392.00	4145
94.00	7659	191.00	9162	291.00	2184	393.00	747
95.00	910	192.00	30824	292.00	3239	394.00	222
96.00	4643	193.00	33168	293.00	14267	396.00	927
97.00	1818	194.00	6029	294.00	4676	396.00	386
98.00	72000	195.00	4141	295.00	4100	397.00	1296
99.00	55504	196.00	84664	296.00	221120	398.00	77
100.00	4989	198.00	2490368	297.00	35376	401.00	3532
101.00	31768	199.00	170816	298.00	1510	402.00	25552
102.00	1699	200.00	15056	299.00	902	403.00	34016
103.00	9685	201.00	14672	300.00	1088	404.00	11092
104.00	19136	202.00	1682	301.00	2904	405.00	2519
105.00	17768	203.00	17072	302.00	3005	406.00	224
106.00	8405	204.00	90856	303.00	25208	407.00	87
107.00	274176	205.00	142656	304.00	7757	408.00	162
108.00	38352	206.00	609344	305.00	1569	409.00	320
109.00	3086	207.00	74016	306.00	275	410.00	1428
110.00	545728	208.00	20088	307.00	533	415.00	1456
111.00	80112	209.00	5984	308.00	4075	416.00	377
112.00	11404	211.00	23808	309.00	2959	417.00	259
113.00	3233	212.00	2964	310.00	4154	418.00	186
114.00	955	213.00	1614	311.00	1245	419.00	540
115.00	672	214.00	748	312.00	1237	420.00	631
116.00	18896	215.00	8242	313.00	2744	421.00	32232
117.00	254592	216.00	12818	314.00	11476	422.00	27504

Data File: \\chromfs\Seattle\ChromData\TAC050\20220113-80849.b\SIM011322b012.D\TAC050_SIM_PAH.rslt\spec

Injection Date: 14-Jan-2022 00:35:30

Spectrum: Tune Spec :Average 2306-2308(9.91-9.91) Bgrd 2298(9.88)

Base Peak: 442.00

Minimum % Base Peak: 0

Number of Points: 383

m/z	Y	m/z	Y	m/z	Y	m/z	Y
118.00	16792	217.00	152832	315.00	26232	423.00	222080
119.00	1360	218.00	17872	316.00	16202	424.00	48520
120.00	4089	219.00	2624	317.00	2406	425.00	6179
121.00	458	220.00	1144	318.00	488	426.00	576
122.00	20056	221.00	141184	319.00	603	427.00	961
123.00	32960	223.00	35560	320.00	1378	428.00	772
124.00	13806	224.00	342080	321.00	9064	429.00	810
125.00	13381	225.00	82864	322.00	4998	430.00	485
127.00	1193984	226.00	9699	323.00	83336	431.00	1011
128.00	85008	227.00	142144	324.00	15496	433.00	520
129.00	469312	228.00	21168	325.00	2791	433.00	1672
130.00	42680	229.00	31728	326.00	1173	434.00	1682
131.00	6990	230.00	5176	327.00	14334	435.00	497
132.00	3376	231.00	9010	328.00	6358	436.00	1644
133.00	1480	232.00	1891	329.00	2231	437.00	1964
134.00	13199	233.00	2700	330.00	422	438.00	4272
135.00	31456	234.00	10123	331.00	584	439.00	3895
136.00	14336	235.00	11856	332.00	7236	441.00	619648
137.00	18336	236.00	6186	333.00	9503	442.00	4463616
138.00	3811	237.00	10719	334.00	57088	443.00	806336
139.00	3100	238.00	1081	335.00	13338	444.00	69072
140.00	5323	239.00	6521	336.00	1735	445.00	4355
141.00	57752	240.00	4658	337.00	485	465.00	170
142.00	22728	241.00	8515	339.00	1674	479.00	56
143.00	12772	242.00	18000	340.00	691	530.00	89
144.00	2916	243.00	21464	341.00	11275	533.00	63
145.00	2986	244.00	287680	342.00	3821	534.00	52
146.00	8757	245.00	38776	343.00	539	536.00	55
147.00	27544	246.00	55264	344.00	161		

Eurofins Seattle

Data File: \\chromfs\Seattle\ChromData\TAC050\20220113-80849.b\SIM011322b012.D

Injection Date: 14-Jan-2022 00:35:30

Instrument ID: TAC050

Lims ID: dftpp

Client ID:

Operator ID: jcm

ALS Bottle#: 2

Worklist Smp#: 2

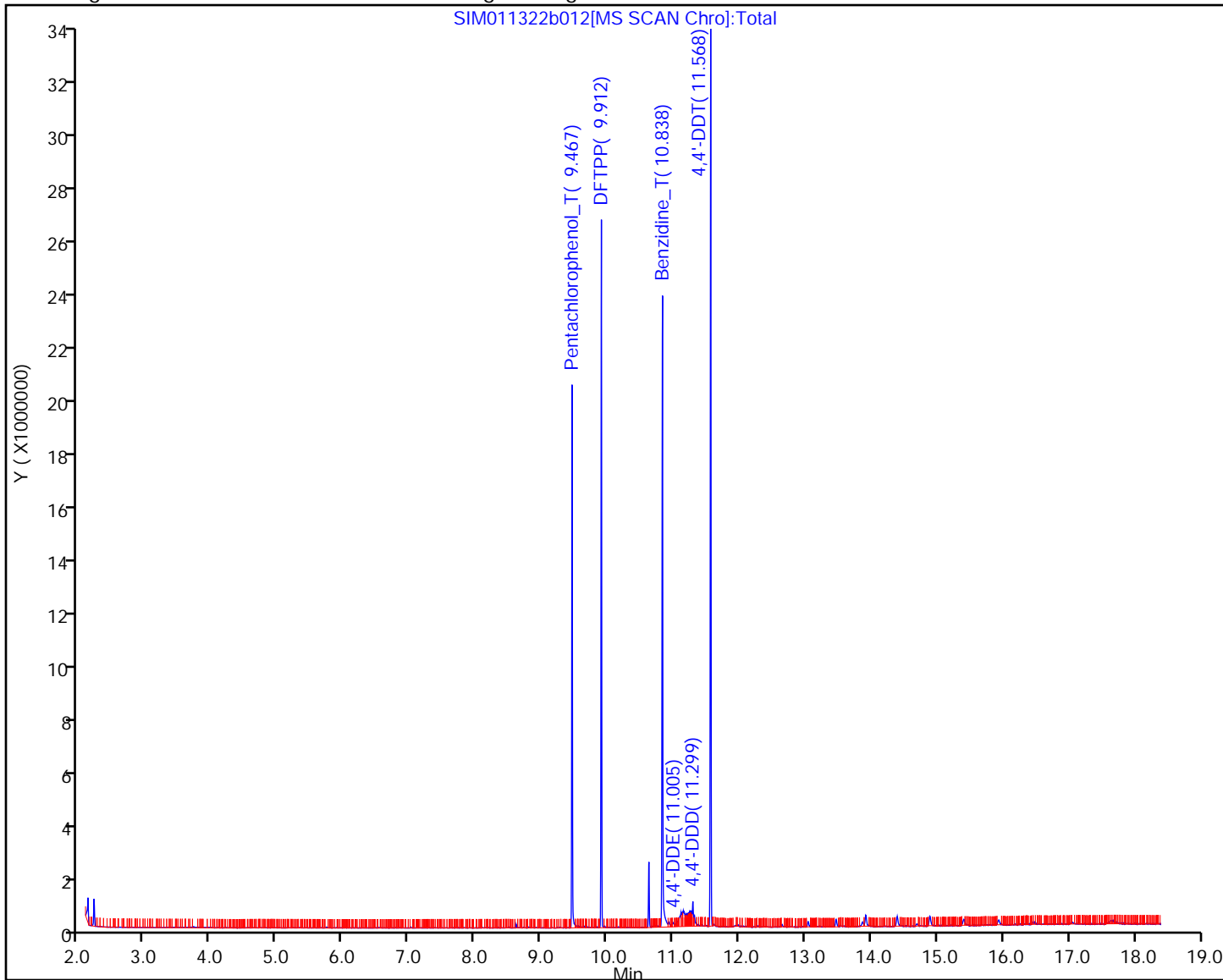
Injection Vol: 1.0 ul

Dil. Factor: 1.0000

Method: TAC050_SIM_PAH

Limit Group: 8270D_SIM QSM 5.0

Y Scaling: Method Defined: Scale to the Nth Largest Target: 1



Eurofins Seattle

Data File: \\chromfs\Seattle\ChromData\TAC050\20220113-80849.b\SIM011322b012.D
Injection Date: 14-Jan-2022 00:35:30 Instrument ID: TAC050
Lims ID: dftpp
Client ID:
Operator ID: jcm ALS Bottle#: 2 Worklist Smp#: 2
Injection Vol: 1.0 ul Dil. Factor: 1.0000
Method: TAC050_SIM_PAH Limit Group: 8270D_SIM QSM 5.0


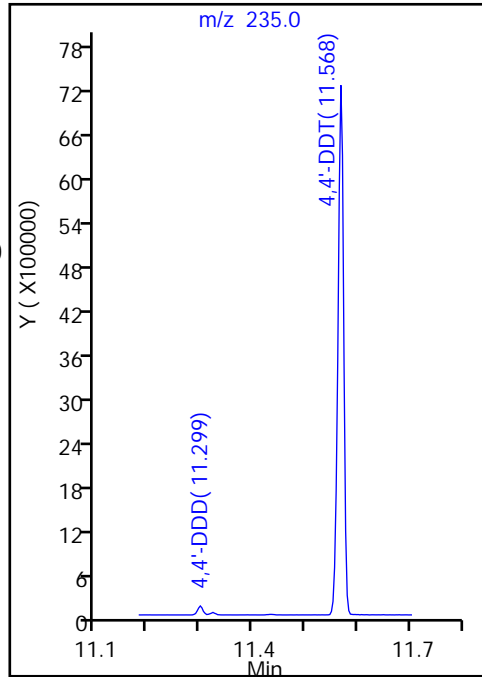
36 4,4'-DDT, Detector: MS SCAN

SW-846 Method

%Breakdown =
(Area Breakdown Cpnds/
Total Area Breakdown Cpnds) * 100

36 4,4'-DDT, Area = 5483688
35 4,4'-DDD, Area = 85436
34 4,4'-DDE, Area = 2920

%Breakdown: 1.59%, <= 20.00%
Passed



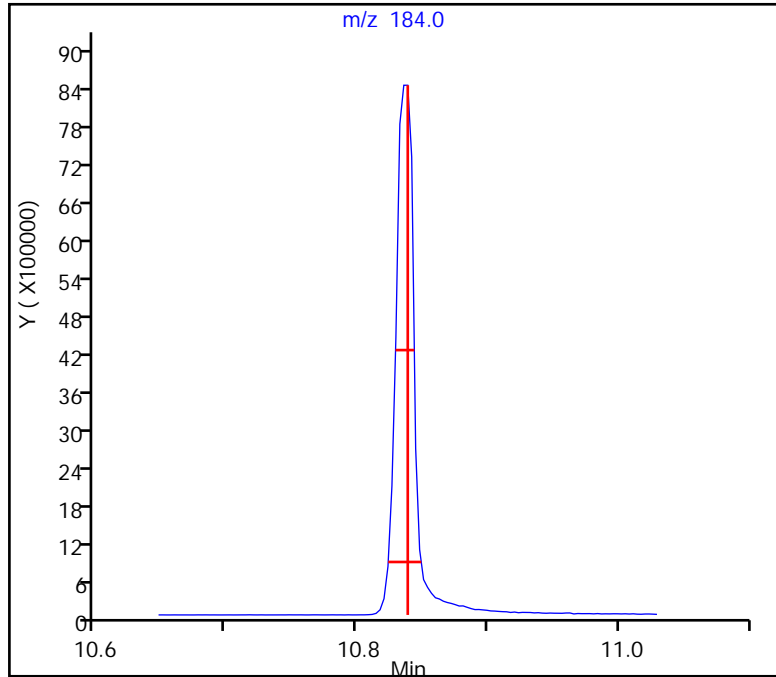
Eurofins Seattle

Data File: \\chromfs\Seattle\ChromData\TAC050\20220113-80849.b\SIM011322b012.D
Injection Date: 14-Jan-2022 00:35:30 Instrument ID: TAC050
Lims ID: dftpp
Client ID:
Operator ID: jcm ALS Bottle#: 2 Worklist Smp#: 2
Injection Vol: 1.0 ul Dil. Factor: 1.0000
Method: TAC050_SIM_PAH Limit Group: 8270D_SIM QSM 5.0
33 Benzidine_T, Detector: MS SCAN

Peak Tailing Factor =
BackWidth/FrontWidth @ 10% Peak Height

Back Width = 0.010 (min.)
Front Width = 0.015 (min.)

Tailing Factor = 0.67, Max. Tailing <= 2.00
Passed



Eurofins Seattle

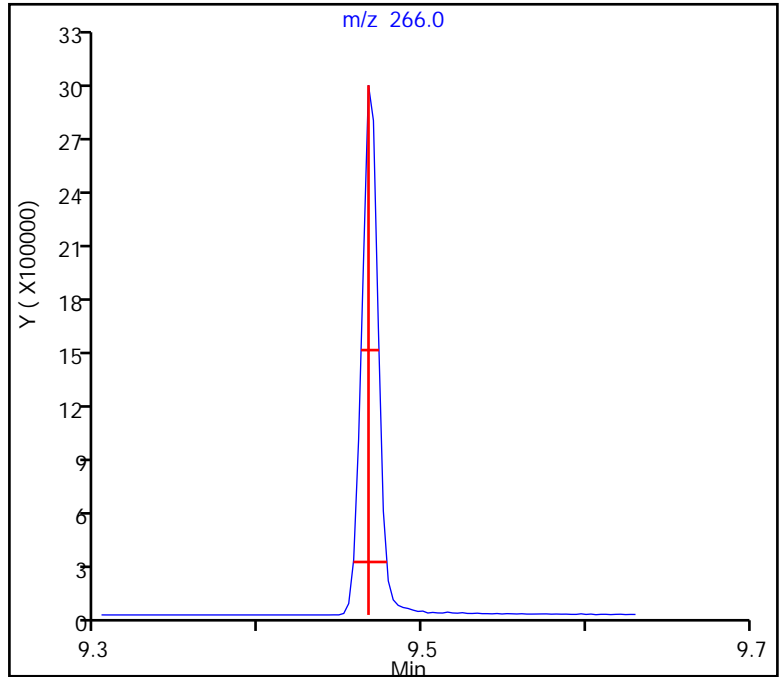
Data File: \\chromfs\Seattle\ChromData\TAC050\20220113-80849.b\SIM011322b012.D
Injection Date: 14-Jan-2022 00:35:30 Instrument ID: TAC050
Lims ID: dftpp
Client ID:
Operator ID: jcm ALS Bottle#: 2 Worklist Smp#: 2
Injection Vol: 1.0 ul Dil. Factor: 1.0000
Method: TAC050_SIM_PAH Limit Group: 8270D_SIM QSM 5.0

31 Pentachlorophenol_T, Detector: MS SCAN

Peak Tailing Factor =
BackWidth/FrontWidth @ 10% Peak Height

Back Width = 0.011 (min.)
Front Width = 0.009 (min.)

Tailing Factor = 1.22, Max. Tailing <= 2.00
Passed



Eurofins Seattle
Target Compound Quantitation Report

Data File: \\chromfs\Seattle\ChromData\TAC050\20220326-81963.b\SIM032622a003.D
 Lims ID: dftpp
 Client ID:
 Sample Type: DFTPP
 Inject. Date: 26-Mar-2022 14:26:30 ALS Bottle#: 2 Worklist Smp#: 2
 Injection Vol: 1.0 ul Dil. Factor: 1.0000
 Sample Info: DFTPP
 Operator ID: tl Instrument ID: TAC050
 Method: \\chromfs\Seattle\ChromData\TAC050\20220326-81963.b\TAC050_SIM_PAH.m
 Limit Group: 8270D_SIM QSM 5.0
 Last Update: 28-Mar-2022 11:18:36 Calib Date: 14-Jan-2022 05:04:30
 Integrator: Falcon ID Type: RT Order ID
 Quant Method: Internal Standard Quant By: Initial Calibration
 Last ICal File: \\chromfs\Seattle\ChromData\TAC050\20220113-80849.b\SIM011322b026.D
 Column 1 : Det: MS SCAN
 Process Host: CTX1647

First Level Reviewer: thaneeratw Date: 28-Mar-2022 11:18:36

Compound	Sig	RT (min.)	Exp RT (min.)	Dlt RT (min.)	Q	Response	Cal Amt ug/L	OnCol Amt ug/L	Flags
31 Pentachlorophenol_T	266	9.455	9.455	0.000	0	1558449	NR	NR	
32 DFTPP									
33 Benzidine_T	184	10.820	10.820	0.000	0	6885851	NR	NR	
34 4,4'-DDE	246	10.978	10.978	0.000	0	1878		NR	
35 4,4'-DDD	235	11.280	11.280	0.000	0	29136		NR	
36 4,4'-DDT	235	11.550	11.550	0.000	0	4390210	NR	NR	

QC Flag Legend

Processing Flags

NR - Missing Quant Standard

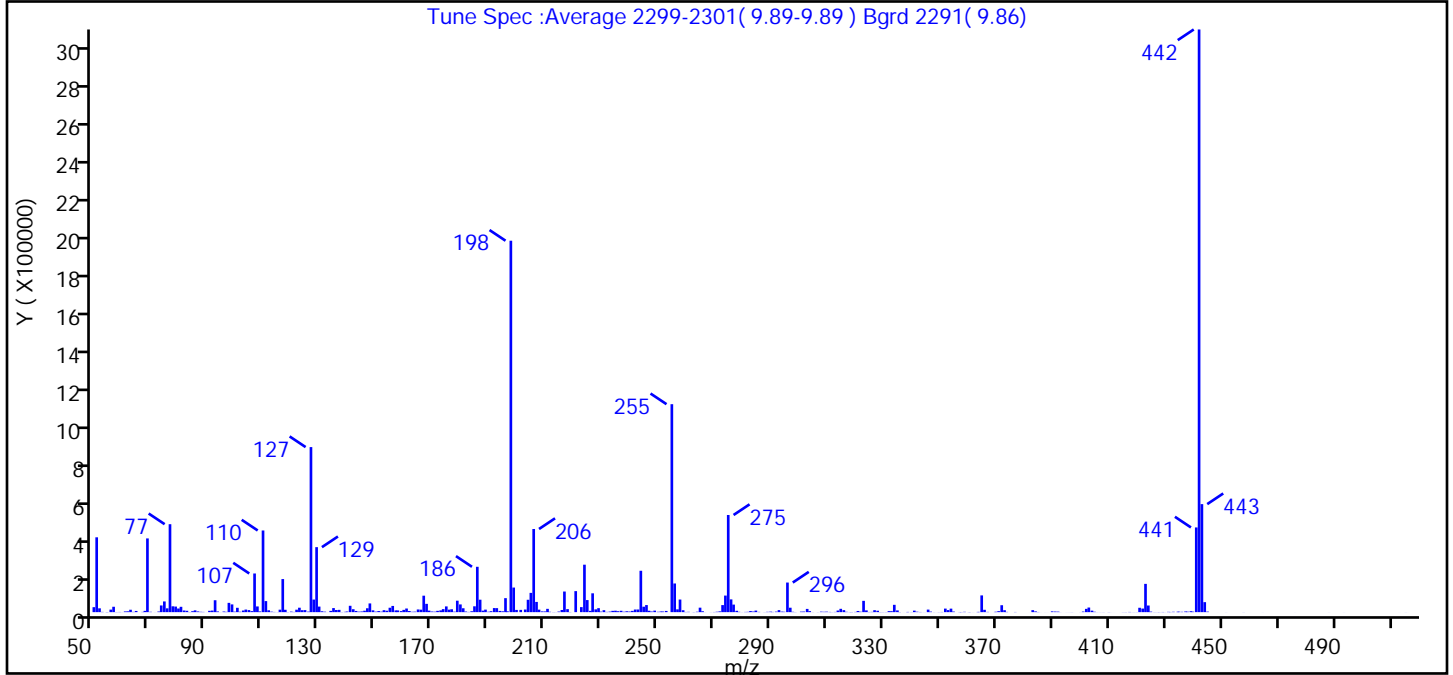
Reagents:

DFTPPx2_00044 Amount Added: 1.00 Units: mL

Eurofins Seattle

Data File: \\chromfs\Seattle\ChromData\TAC050\20220326-81963.b\SIM032622a003.D
 Injection Date: 26-Mar-2022 14:26:30 Instrument ID: TAC050
 Lims ID: dftpp
 Client ID:
 Operator ID: tl ALS Bottle#: 2 Worklist Smp#: 2
 Injection Vol: 1.0 ul Dil. Factor: 1.0000
 Method: TAC050_SIM_PAH Limit Group: 8270D_SIM QSM 5.0
 Tune Method: DFTPP Method 525.2, BP 198

32 DFTPP



m/z	Ion Abundance Criteria	% Relative Abundance
198	base peak, or >50% of 442	100.0 (63.7)
51	10-80% of the base peak	20.1
68	<2% of mass 69	0.3 (1.7)
69	Present	19.8
70	<2% of mass 69	0.1 (0.5)
127	10-80% of the base peak	44.4
197	<2% of mass 198	0.2
199	5-9% of mass 198	6.6
275	10-60% of the base peak	26.2
365	>1% of the base peak	4.5
441	Present and < mass 443	22.8 (78.4)
442	base peak, or >50% of 198	156.9
443	15-24% of mass 442	29.1 (18.5)

Data File: \\chromfs\Seattle\ChromData\TAC050\20220326-81963.b\SIM032622a003.D\TAC050_SIM_PAH.rslt\spec
 Injection Date: 26-Mar-2022 14:26:30
 Spectrum: Tune Spec :Average 2299-2301(9.89-9.89) Bgrd 2291(9.86)
 Base Peak: 442.00
 Minimum % Base Peak: 0
 Number of Points: 390

m/z	Y	m/z	Y	m/z	Y	m/z	Y
50.00	26384	149.00	9575	250.00	1852	350.00	510
51.00	397056	150.00	2712	251.00	3365	351.00	1007
52.00	20248	151.00	5802	252.00	3385	352.00	18808
53.00	1305	152.00	2550	253.00	6344	353.00	10850
54.00	395	153.00	10291	255.00	1103360	354.00	18600
55.00	649	154.00	7508	256.00	152064	355.00	3151
56.00	13425	155.00	23368	257.00	14899	357.00	814
57.00	28568	156.00	32944	258.00	66880	358.00	816
58.00	790	157.00	9106	259.00	10139	359.00	1692
59.00	993	158.00	8972	260.00	1055	360.00	355
60.00	307	159.00	5628	261.00	1588	361.00	593
61.00	3761	160.00	12006	262.00	224	362.00	201
62.00	4366	161.00	19256	263.00	604	364.00	1087
63.00	12694	162.00	6036	264.00	2146	364.00	1283
64.00	1390	163.00	1947	265.00	23728	365.00	88824
65.00	6295	164.00	2588	266.00	4761	366.00	12439
66.00	35	165.00	14166	267.00	299	367.00	1312
67.00	1311	166.00	13078	269.00	333	368.00	71
68.00	6803	167.00	87320	270.00	926	370.00	364
69.00	391168	168.00	44040	271.00	2132	370.00	2169
70.00	1846	169.00	7974	272.00	4029	371.00	5242
72.00	236	170.00	3261	273.00	37440	372.00	36744
73.00	3318	171.00	2485	274.00	87888	373.00	10258
74.00	35456	172.00	6899	275.00	515456	374.00	1291
75.00	56840	173.00	9289	276.00	67656	377.00	942
76.00	20184	174.00	15949	277.00	40032	382.00	103
77.00	466624	175.00	30408	278.00	7081	383.00	10583
78.00	30968	176.00	13253	279.00	1765	384.00	4085
79.00	29544	177.00	15361	280.00	319	385.00	927
80.00	19256	178.00	2648	281.00	1197	386.00	134
81.00	28304	179.00	60720	282.00	1683	387.00	153
82.00	8700	180.00	40976	283.00	5741	388.00	92
83.00	7134	181.00	20584	284.00	3294	390.00	4120

Data File: \\chromfs\Seattle\ChromData\TAC050\20220326-81963.b\SIM032622a003.D\TAC050_SIM_PAH.rslt\spec

Injection Date: 26-Mar-2022 14:26:30

Spectrum: Tune Spec :Average 2299-2301(9.89-9.89) Bgrd 2291(9.86)

Base Peak: 442.00

Minimum % Base Peak: 0

Number of Points: 390

m/z	Y	m/z	Y	m/z	Y	m/z	Y
84.00	934	182.00	3285	285.00	8291	391.00	3189
85.00	5119	183.00	1191	286.00	1363	392.00	2732
86.00	9507	184.00	4685	287.00	72	393.00	304
87.00	3758	185.00	30992	288.00	473	394.00	66
88.00	1794	186.00	240640	289.00	1676	395.00	200
89.00	1250	187.00	66008	290.00	2604	396.00	224
90.00	155	188.00	7903	291.00	1281	397.00	408
91.00	7054	189.00	13347	292.00	2785	398.00	74
92.00	8205	190.00	2126	293.00	10751	400.00	274
93.00	63192	191.00	5026	294.00	2744	401.00	3118
94.00	3768	192.00	21560	295.00	2123	402.00	17376
95.00	307	193.00	21216	296.00	157056	403.00	24456
96.00	3276	194.00	6425	297.00	23488	404.00	7894
97.00	1603	195.00	4441	298.00	1807	405.00	2103
98.00	49248	196.00	74248	299.00	590	406.00	341
99.00	41072	197.00	4341	300.00	65	407.00	317
100.00	2733	198.00	1970688	301.00	2762	408.00	397
101.00	23056	199.00	130448	302.00	3252	410.00	522
102.00	2148	200.00	11829	303.00	17152	411.00	164
103.00	8639	201.00	11995	304.00	5412	412.00	70
104.00	13654	203.00	13846	305.00	379	414.00	70
105.00	10888	204.00	65672	307.00	111	415.00	444
106.00	5482	205.00	102200	307.00	338	416.00	590
107.00	205120	206.00	441152	308.00	2629	417.00	1067
108.00	30264	207.00	54200	309.00	1916	418.00	278
109.00	3758	208.00	13240	310.00	2572	419.00	426
110.00	433280	209.00	3934	311.00	1143	420.00	504
111.00	58600	210.00	3823	312.00	489	421.00	23200
112.00	9774	211.00	17488	313.00	1185	422.00	18944
113.00	2644	212.00	1877	314.00	8548	423.00	150016
114.00	1104	213.00	599	315.00	17680	424.00	35176
115.00	533	214.00	393	316.00	10547	425.00	2865
116.00	13049	215.00	3070	317.00	1813	426.00	539
117.00	175488	216.00	11427	318.00	604	427.00	452

Data File: \\chromfs\Seattle\ChromData\TAC050\20220326-81963.b\SIM032622a003.D\TAC050_SIM_PAH.rslt\spec

Injection Date: 26-Mar-2022 14:26:30

Spectrum: Tune Spec :Average 2299-2301(9.89-9.89) Bgrd 2291(9.86)

Base Peak: 442.00

Minimum % Base Peak: 0

Number of Points: 390

m/z	Y	m/z	Y	m/z	Y	m/z	Y
118.00	12521	217.00	109376	319.00	808	428.00	626
119.00	729	218.00	16016	320.00	1156	429.00	894
120.00	2838	219.00	899	321.00	6176	430.00	301
121.00	1213	221.00	111512	322.00	2441	431.00	1498
122.00	12961	223.00	26688	323.00	59976	432.00	987
123.00	23512	224.00	251776	324.00	9324	433.00	1921
124.00	10358	225.00	64032	325.00	1006	434.00	1843
125.00	10822	226.00	6870	326.00	1444	435.00	2470
126.00	2755	227.00	99904	327.00	10327	436.00	1743
127.00	875712	228.00	14756	328.00	7378	437.00	3492
128.00	66784	229.00	21096	329.00	714	438.00	2575
129.00	344832	230.00	2756	330.00	553	439.00	4897
130.00	29480	231.00	10338	331.00	611	440.00	2639
131.00	4586	232.00	1370	332.00	5273	441.00	449408
132.00	2468	233.00	2834	333.00	5138	442.00	3091456
133.00	163	234.00	6747	334.00	38840	443.00	573120
134.00	6676	235.00	7562	335.00	9115	444.00	53000
135.00	21520	236.00	5009	336.00	736	445.00	2881
136.00	11327	237.00	7209	337.00	87	449.00	68
137.00	12138	238.00	2250	338.00	469	452.00	189
138.00	640	239.00	4658	339.00	1237	458.00	334
139.00	1637	240.00	3234	340.00	600	460.00	58
140.00	3139	241.00	6692	341.00	7982	465.00	138
141.00	33696	242.00	13812	342.00	2318	476.00	121
142.00	15490	243.00	14010	343.00	954	488.00	167
143.00	6311	244.00	219520	344.00	172	493.00	161
144.00	2624	245.00	28864	345.00	279	513.00	88
145.00	3518	246.00	37504	346.00	13527	515.00	223
146.00	7513	247.00	7375	347.00	2923	516.00	72
147.00	20560	248.00	3403	348.00	379		
148.00	46248	249.00	8026	349.00	188		

Eurofins Seattle

Data File: \\chromfs\Seattle\ChromData\TAC050\20220326-81963.b\SIM032622a003.D

Injection Date: 26-Mar-2022 14:26:30

Instrument ID: TAC050

Lims ID: dftpp

Client ID:

Operator ID: tl

ALS Bottle#: 2

Worklist Smp#: 2

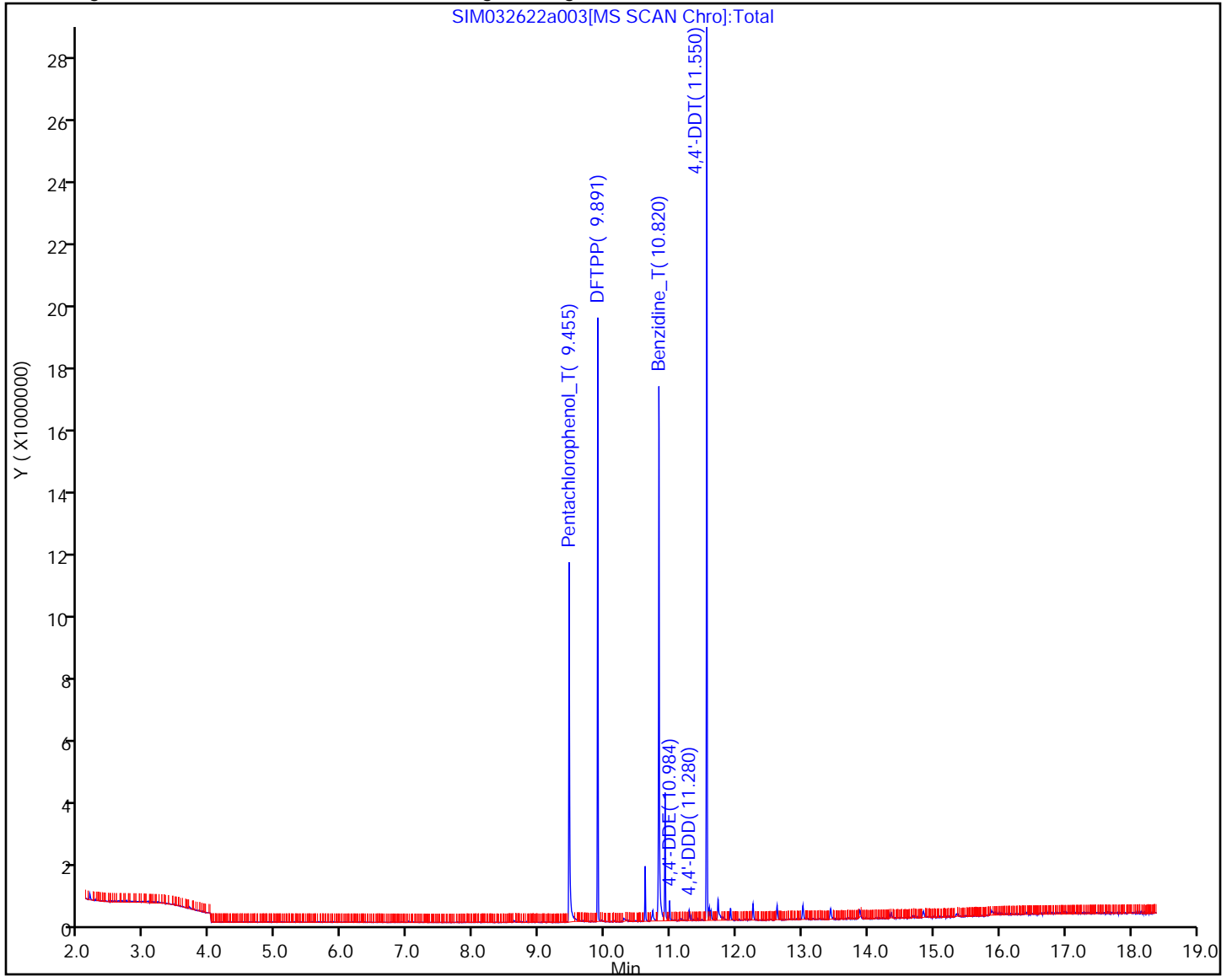
Injection Vol: 1.0 ul

Dil. Factor: 1.0000

Method: TAC050_SIM_PAH

Limit Group: 8270D_SIM QSM 5.0

Y Scaling: Method Defined: Scale to the Nth Largest Target: 1



Eurofins Seattle

Data File: \\chromfs\Seattle\ChromData\TAC050\20220326-81963.b\SIM032622a003.D
Injection Date: 26-Mar-2022 14:26:30 Instrument ID: TAC050
Lims ID: dftpp
Client ID:
Operator ID: tl ALS Bottle#: 2 Worklist Smp#: 2
Injection Vol: 1.0 ul Dil. Factor: 1.0000
Method: TAC050_SIM_PAH Limit Group: 8270D_SIM QSM 5.0

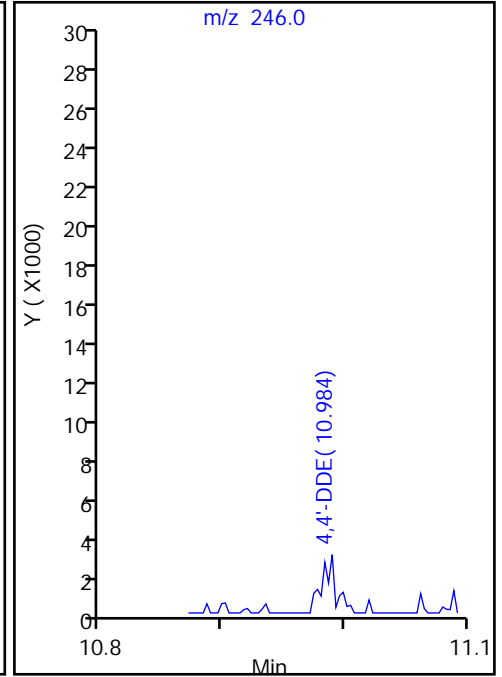

36 4,4'-DDT, Detector: MS SCAN

SW-846 Method

%Breakdown =
(Area Breakdown Cpnds/
Total Area Breakdown Cpnds) * 100

36 4,4'-DDT, Area = 4390210
35 4,4'-DDD, Area = 29136
34 4,4'-DDE, Area = 1878

%Breakdown: 0.70%, <= 20.00%
Passed



Eurofins Seattle

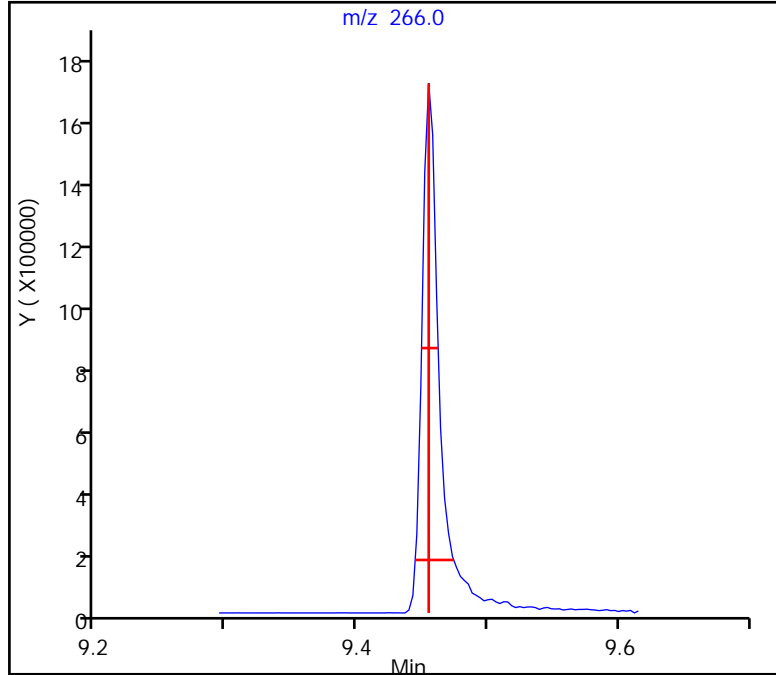
Data File: \\chromfs\Seattle\ChromData\TAC050\20220326-81963.b\SIM032622a003.D
Injection Date: 26-Mar-2022 14:26:30 Instrument ID: TAC050
Lims ID: dftpp
Client ID:
Operator ID: tl ALS Bottle#: 2 Worklist Smp#: 2
Injection Vol: 1.0 ul Dil. Factor: 1.0000
Method: TAC050_SIM_PAH Limit Group: 8270D_SIM QSM 5.0

31 Pentachlorophenol_T, Detector: MS SCAN

Peak Tailing Factor =
BackWidth/FrontWidth @ 10% Peak Height

Back Width = 0.019 (min.)
Front Width = 0.010 (min.)

Tailing Factor = 1.90, Max. Tailing <= 2.00
Passed



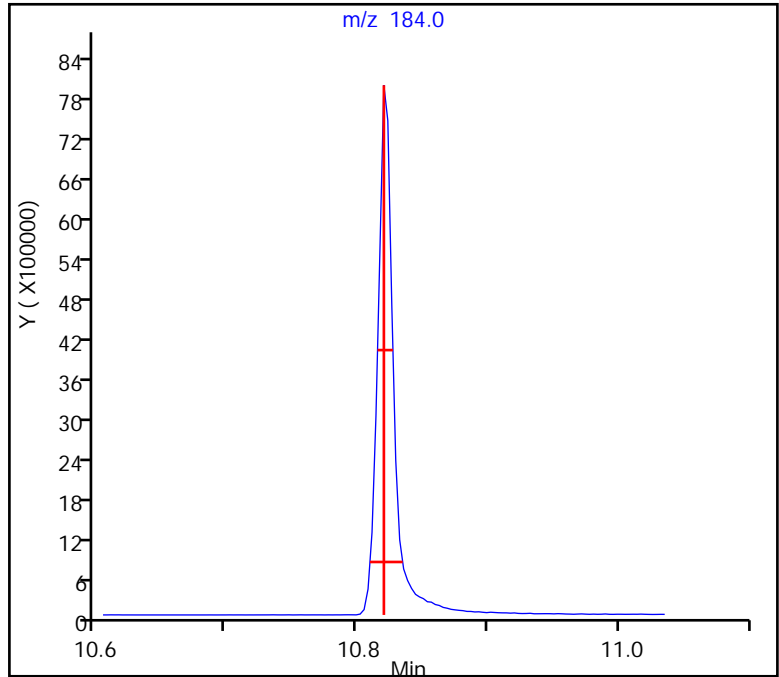
Eurofins Seattle

Data File: \\chromfs\Seattle\ChromData\TAC050\20220326-81963.b\SIM032622a003.D
Injection Date: 26-Mar-2022 14:26:30 Instrument ID: TAC050
Lims ID: dftpp
Client ID:
Operator ID: tl ALS Bottle#: 2 Worklist Smp#: 2
Injection Vol: 1.0 ul Dil. Factor: 1.0000
Method: TAC050_SIM_PAH Limit Group: 8270D_SIM QSM 5.0
33 Benzidine_T, Detector: MS SCAN

Peak Tailing Factor =
BackWidth/FrontWidth @ 10% Peak Height

Back Width = 0.014 (min.)
Front Width = 0.011 (min.)

Tailing Factor = 1.27, Max. Tailing <= 2.00
Passed



FORM I
GC/MS SEMI VOA ORGANICS ANALYSIS DATA SHEET

Lab Name: Eurofins Seattle Job No.: 580-111589-1
 SDG No.: _____
 Client Sample ID: _____ Lab Sample ID: MB 580-384957/1-A
 Matrix: Water Lab File ID: SIM032622a010.D
 Analysis Method: 8270E SIM Date Collected: _____
 Extract. Method: 3510C Date Extracted: 03/24/2022 09:08
 Sample wt/vol: 1000 (mL) Date Analyzed: 03/26/2022 16:58
 Con. Extract Vol.: 2 (mL) Dilution Factor: 1
 Injection Volume: 1 (uL) Level: (low/med) Low
 % Moisture: _____ GPC Cleanup: (Y/N) N
 Analysis Batch No.: 385266 Units: ug/L

CAS NO.	COMPOUND NAME	RESULT	Q	LOQ	LOD	DL
90-12-0	1-Methylnaphthalene	0.032	U M	0.10	0.032	0.019
91-57-6	2-Methylnaphthalene	0.080	U M	0.20	0.080	0.039
83-32-9	Acenaphthene	0.032	U	0.10	0.032	0.014
208-96-8	Acenaphthylene	0.032	U M	0.050	0.032	0.0090
120-12-7	Anthracene	0.080	U	0.10	0.080	0.022
56-55-3	Benzo[a]anthracene	0.032	U	0.050	0.032	0.014
50-32-8	Benzo[a]pyrene	0.032	U	0.10	0.032	0.011
205-99-2	Benzo[b]fluoranthene	0.032	U	0.050	0.032	0.011
191-24-2	Benzo[g,h,i]perylene	0.032	U	0.050	0.032	0.012
207-08-9	Benzo[k]fluoranthene	0.032	U	0.050	0.032	0.012
218-01-9	Chrysene	0.032	U	0.10	0.032	0.016
53-70-3	Dibenz(a,h)anthracene	0.032	U	0.10	0.032	0.026
206-44-0	Fluoranthene	0.032	U	0.20	0.032	0.018
86-73-7	Fluorene	0.032	U	0.10	0.032	0.017
193-39-5	Indeno[1,2,3-cd]pyrene	0.032	U	0.050	0.032	0.014
91-20-3	Naphthalene	0.080	U M	0.10	0.080	0.031
85-01-8	Phenanthrene	0.080	U M	0.10	0.080	0.031
129-00-0	Pyrene	0.080	U M	0.10	0.080	0.033

CAS NO.	SURROGATE	%REC	Q	LIMITS
7297-45-2	2-methylnaphthalene-d10	62		40-140
93951-69-0	Fluoranthene-d10 (Surr)	86		40-140
1718-51-0	Terphenyl-d14	94		58-132

Eurofins Seattle
Target Compound Quantitation Report

Data File: \\chromfs\Seattle\ChromData\TAC050\20220326-81963.b\SIM032622a010.D
 Lims ID: MB 580-384957/1-A
 Client ID:
 Sample Type: MB
 Inject. Date: 26-Mar-2022 16:58:30 ALS Bottle#: 9 Worklist Smp#: 9
 Injection Vol: 1.0 ul Dil. Factor: 1.0000
 Sample Info: MS 580-384957/1-A
 Operator ID: tl Instrument ID: TAC050
 Method: \\chromfs\Seattle\ChromData\TAC050\20220326-81963.b\TAC050_SIM_PAH.m
 Limit Group: 8270D_SIM QSM 5.0
 Last Update: 28-Mar-2022 11:33:41 Calib Date: 14-Jan-2022 05:04:30
 Integrator: Falcon ID Type: RT Order ID
 Quant Method: Internal Standard Quant By: Initial Calibration
 Last ICal File: \\chromfs\Seattle\ChromData\TAC050\20220113-80849.b\SIM011322b026.D

Column 1 : Det: MS SCAN
 Process Host: CTX1647

First Level Reviewer: thaneeratw Date: 28-Mar-2022 11:33:41

Compound	Sig	RT (min.)	Exp RT (min.)	Dlt RT (min.)	Q	Response	Cal Amt ug/L	OnCol Amt ug/L	Flags
* 1 Naphthalene-d8	136	5.148	5.148	0.000	90	20000	100.0	100.0	
* 2 Acenaphthene-d10	164	6.832	6.832	0.000	71	10109	100.0	100.0	
* 3 Phenanthrene-d10	188	8.299	8.299	0.000	56	17306	100.0	100.0	
* 4 Chrysene-d12	240	11.012	11.008	0.004	48	15304	100.0	100.0	
* 5 Perylene-d12	264	13.061	13.061	0.000	69	16614	100.0	100.0	
\$ 6 2-methylnaphthalene-d10	152	5.787	5.787	0.000	67	72847	1000.0	615.7	
\$ 10 2-Fluorobiphenyl	172	6.166	6.166	0.000	0	95391	1000.0	589.7	Ma
\$ 7 2,4,6-Tribromophenol	330	7.614	7.614	0.000	56	26792	1000.0	963.1	
\$ 8 Fluoranthene-d10 (Surr)	212	9.483	9.487	-0.004	68	153005	1000.0	855.7	
\$ 9 Terphenyl-d14	244	9.876	9.876	0.000	93	130442	1000.0	940.5	
11 Naphthalene	128	5.166	5.166	0.000	88	340		1.61	a
12 2-Methylnaphthalene	141	5.819	5.819	0.000	94	126		1.05	Ma
13 1-Methylnaphthalene	141	5.914	5.914	0.000	85	65		0.5594	M
14 Acenaphthylene	152	6.695	6.695	0.000	98	71		0.3322	M
17 Pentachlorophenol	266	8.122	8.114	0.008	95	60		85.0	M

QC Flag Legend

Processing Flags

Review Flags

M - Manually Integrated

a - User Assigned ID

Reagents:

8270SIM_IS_00069 Amount Added: 10.00 Units: uL Run Reagent

Eurofins Seattle

Data File: \\chromfs\Seattle\ChromData\TAC050\20220326-81963.b\SIM032622a010.D

Injection Date: 26-Mar-2022 16:58:30

Instrument ID: TAC050

Lims ID: MB 580-384957/1-A

Client ID:

Operator ID: tl

ALS Bottle#: 9

Worklist Smp#: 9

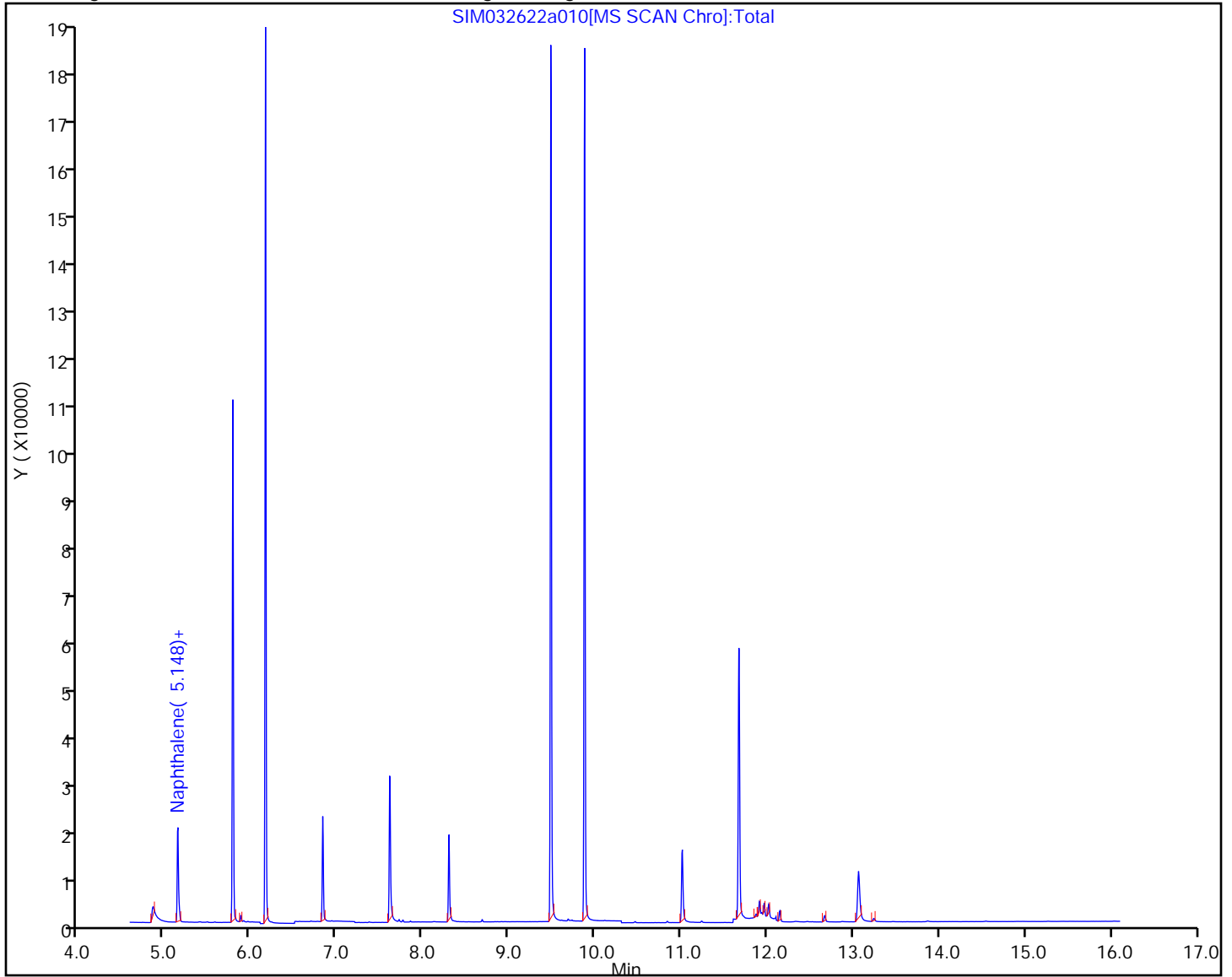
Injection Vol: 1.0 ul

Dil. Factor: 1.0000

Method: TAC050_SIM_PAH

Limit Group: 8270D_SIM QSM 5.0

Y Scaling: Method Defined: Scale to the Nth Largest Target: 1



Eurofins Seattle
Recovery Report

Data File: \\chromfs\Seattle\ChromData\TAC050\20220326-81963.b\SIM032622a010.D
 Lims ID: MB 580-384957/1-A
 Client ID:
 Sample Type: MB
 Inject. Date: 26-Mar-2022 16:58:30 ALS Bottle#: 9 Worklist Smp#: 9
 Injection Vol: 1.0 ul Dil. Factor: 1.0000
 Sample Info: MS 580-384957/1-A
 Operator ID: tl Instrument ID: TAC050
 Method: \\chromfs\Seattle\ChromData\TAC050\20220326-81963.b\TAC050_SIM_PAH.m
 Limit Group: 8270D_SIM QSM 5.0
 Last Update: 28-Mar-2022 11:33:41 Calib Date: 14-Jan-2022 05:04:30
 Integrator: Falcon ID Type: RT Order ID
 Quant Method: Internal Standard Quant By: Initial Calibration
 Last ICal File: \\chromfs\Seattle\ChromData\TAC050\20220113-80849.b\SIM011322b026.D
 Column 1 : Det: MS SCAN
 Process Host: CTX1647

First Level Reviewer: thaneeratw

Date: 28-Mar-2022 11:33:41

Compound	Amount Added	Amount Recovered	% Rec.
\$ 6 2-methylnaphthalene-d10	1000.0	615.7	61.57
\$ 10 2-Fluorobiphenyl	1000.0	589.7	58.97
\$ 7 2,4,6-Tribromophenol	1000.0	963.1	96.31
\$ 8 Fluoranthene-d10 (Surr)	1000.0	855.7	85.57
\$ 9 Terphenyl-d14	1000.0	940.5	94.05

Eurofins Seattle

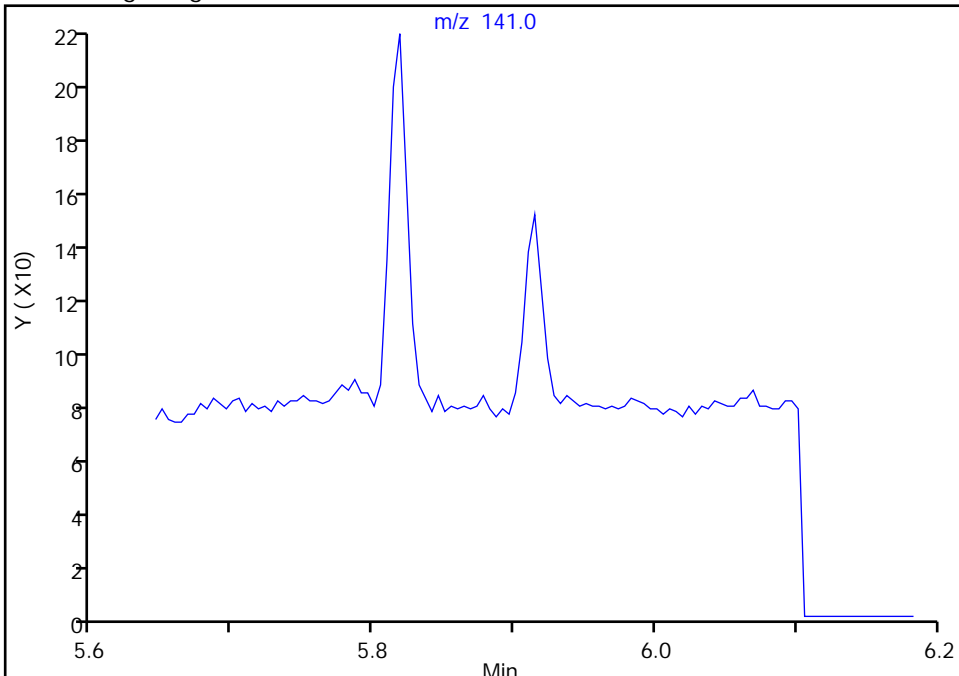
Data File: \\chromfs\Seattle\ChromData\TAC050\20220326-81963.b\SIM032622a010.D
Injection Date: 26-Mar-2022 16:58:30 Instrument ID: TAC050
Lims ID: MB 580-384957/1-A
Client ID:
Operator ID: tl ALS Bottle#: 9 Worklist Smp#: 9
Injection Vol: 1.0 ul Dil. Factor: 1.0000
Method: TAC050_SIM_PAH Limit Group: 8270D_SIM QSM 5.0
Column: Detector MS SCAN

13 1-Methylnaphthalene, CAS: 90-12-0

Signal: 1

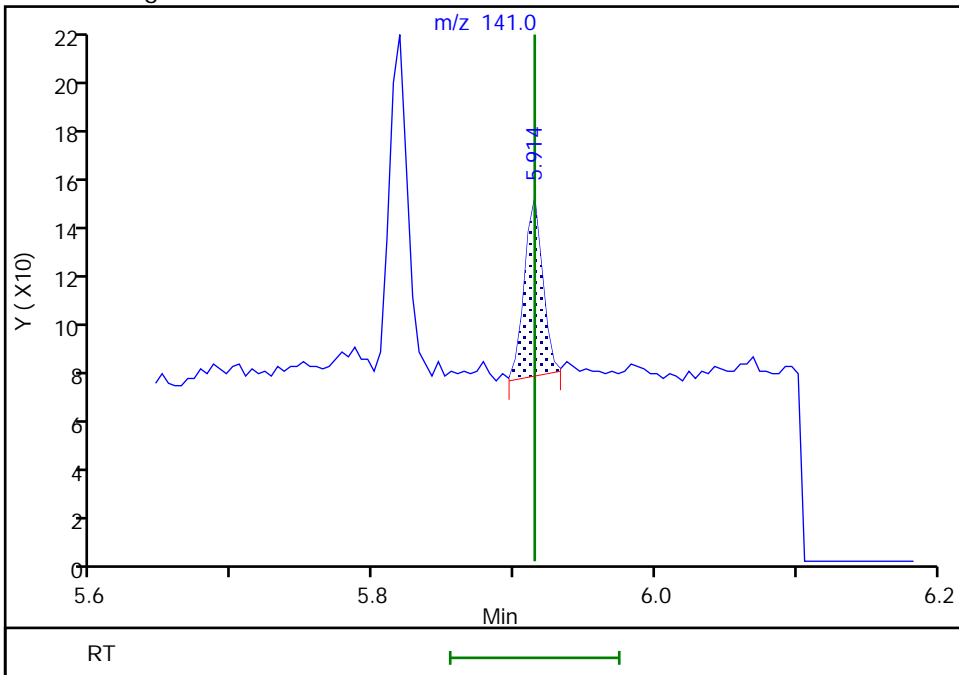
Not Detected
Expected RT: 5.91

Processing Integration Results



Manual Integration Results

RT: 5.91
Area: 65
Amount: 0.559380
Amount Units: ug/L



Eurofins Seattle

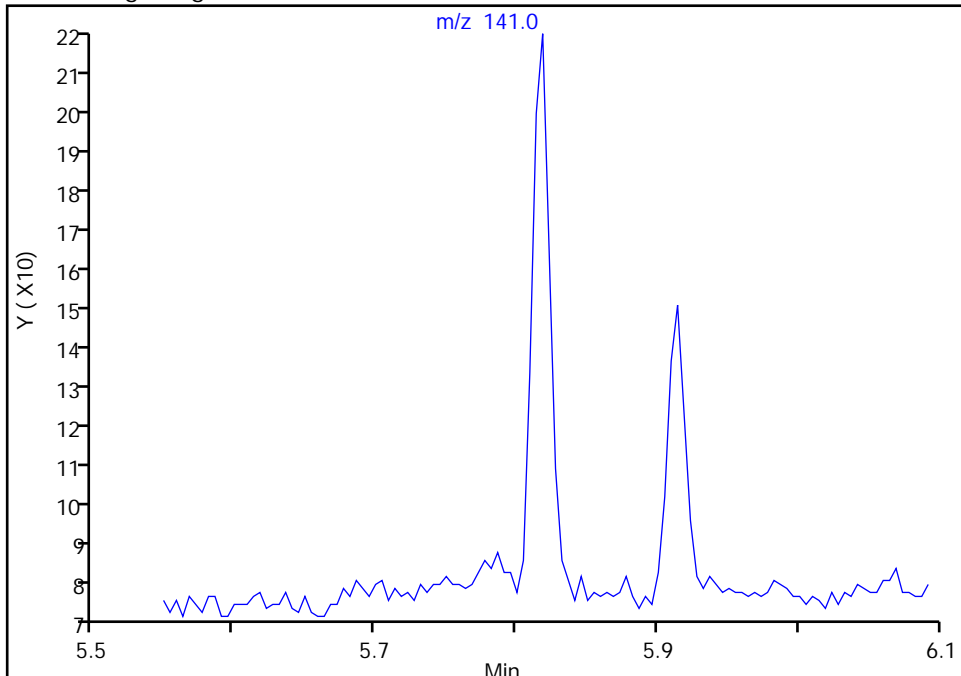
Data File: \\chromfs\Seattle\ChromData\TAC050\20220326-81963.b\SIM032622a010.D
Injection Date: 26-Mar-2022 16:58:30 Instrument ID: TAC050
Lims ID: MB 580-384957/1-A
Client ID:
Operator ID: tl ALS Bottle#: 9 Worklist Smp#: 9
Injection Vol: 1.0 ul Dil. Factor: 1.0000
Method: TAC050_SIM_PAH Limit Group: 8270D_SIM QSM 5.0
Column: Detector MS SCAN

12 2-Methylnaphthalene, CAS: 91-57-6

Signal: 1

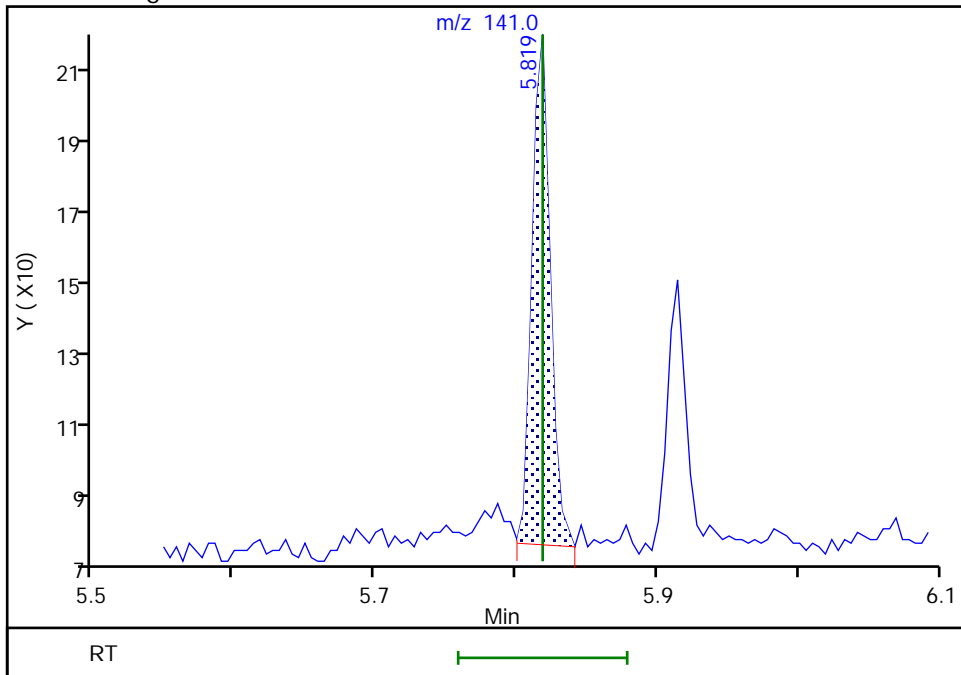
Not Detected
Expected RT: 5.82

Processing Integration Results



Manual Integration Results

RT: 5.82
Area: 126
Amount: 1.050303
Amount Units: ug/L



Reviewer: thaneeratw, 28-Mar-2022 11:32:34
Audit Action: Manually Integrated

Audit Reason: Incomplete Integration

Eurofins Seattle

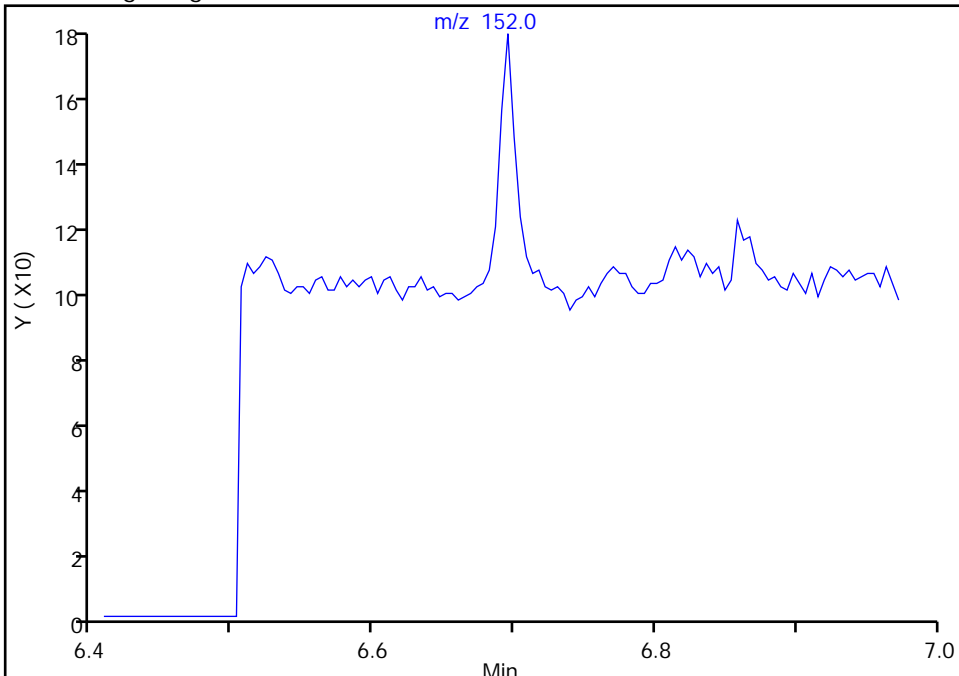
Data File: \\chromfs\Seattle\ChromData\TAC050\20220326-81963.b\SIM032622a010.D
Injection Date: 26-Mar-2022 16:58:30 Instrument ID: TAC050
Lims ID: MB 580-384957/1-A
Client ID:
Operator ID: tl ALS Bottle#: 9 Worklist Smp#: 9
Injection Vol: 1.0 ul Dil. Factor: 1.0000
Method: TAC050_SIM_PAH Limit Group: 8270D_SIM QSM 5.0
Column: Detector MS SCAN

14 Acenaphthylene, CAS: 208-96-8

Signal: 1

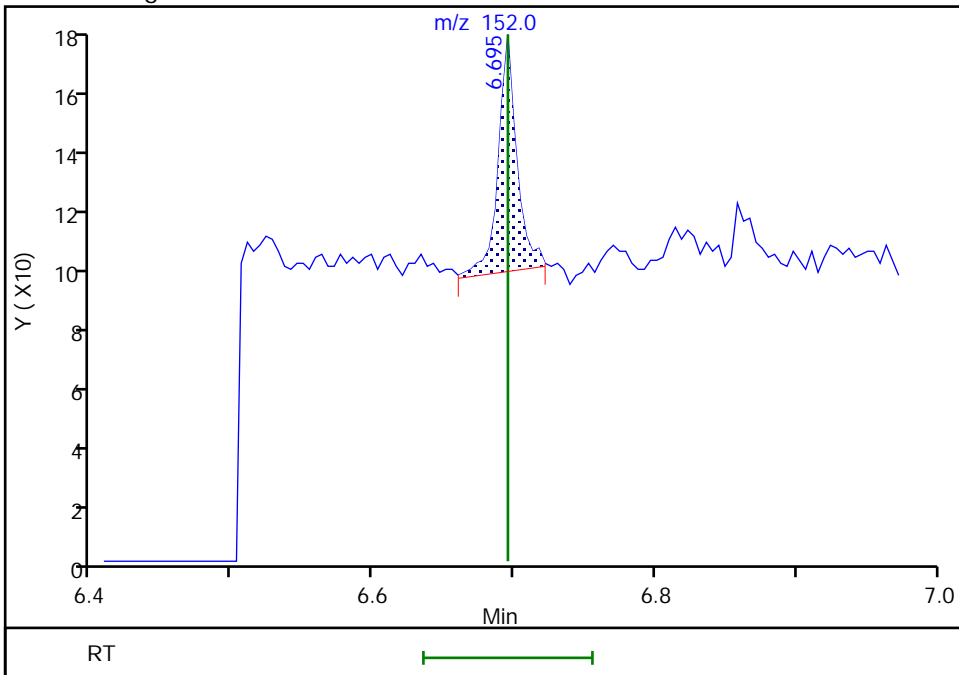
Not Detected
Expected RT: 6.70

Processing Integration Results



Manual Integration Results

RT: 6.70
Area: 71
Amount: 0.332213
Amount Units: ug/L



Reviewer: thaneeratw, 28-Mar-2022 11:32:52
Audit Action: Manually Integrated

Audit Reason: Incomplete Integration

Eurofins Seattle

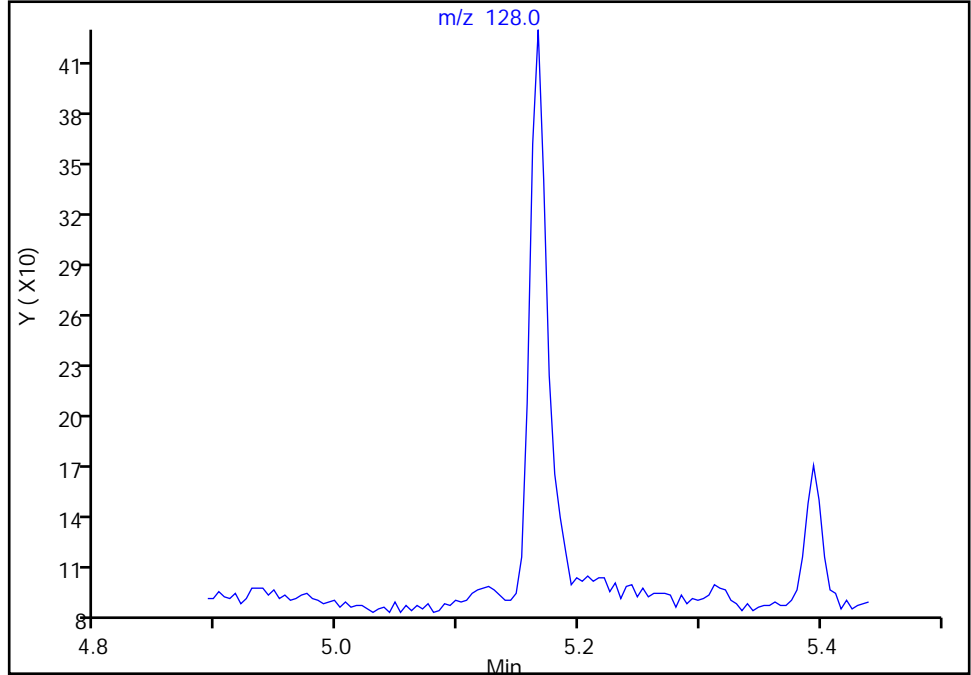
Data File: \\chromfs\Seattle\ChromData\TAC050\20220326-81963.b\SIM032622a010.D
Injection Date: 26-Mar-2022 16:58:30 Instrument ID: TAC050
Lims ID: MB 580-384957/1-A
Client ID:
Operator ID: tl ALS Bottle#: 9 Worklist Smp#: 9
Injection Vol: 1.0 ul Dil. Factor: 1.0000
Method: TAC050_SIM_PAH Limit Group: 8270D_SIM QSM 5.0
Column: Detector MS SCAN

11 Naphthalene, CAS: 91-20-3

Signal: 1

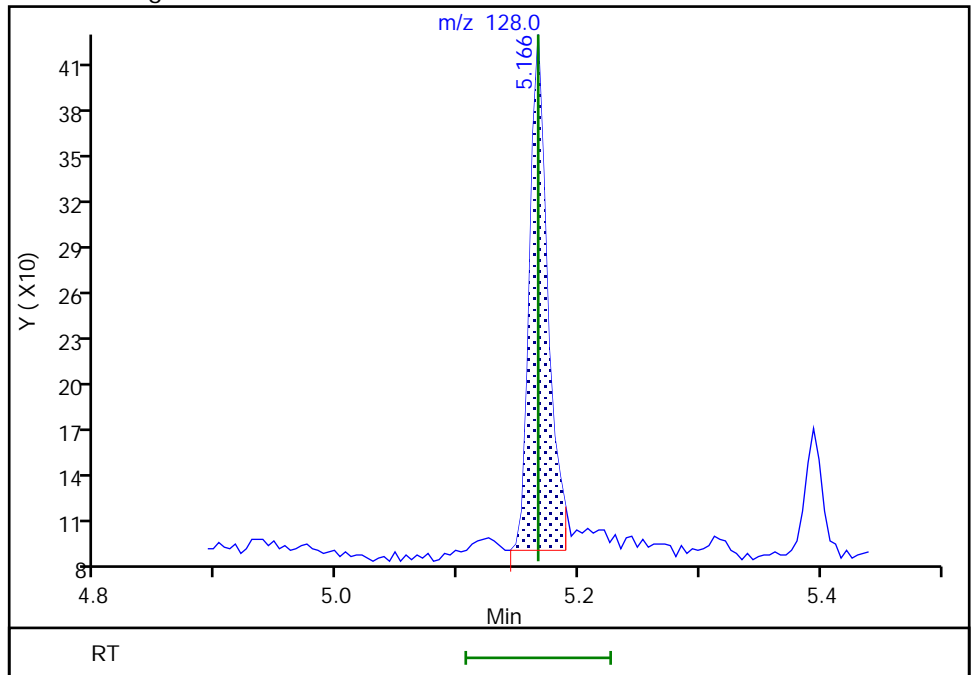
Not Detected
Expected RT: 5.17

Processing Integration Results



Manual Integration Results

RT: 5.17
Area: 340
Amount: 1.607334
Amount Units: ug/L



Reviewer: thaneeratw, 28-Mar-2022 11:32:21
Audit Action: Assigned Compound ID

Audit Reason: Incomplete Integration

FORM I
GC/MS SEMI VOA ORGANICS ANALYSIS DATA SHEET

Lab Name: Eurofins Seattle Job No.: 580-111589-1
 SDG No.: _____
 Client Sample ID: _____ Lab Sample ID: LCS 580-384957/2-A
 Matrix: Water Lab File ID: SIM032622a011.D
 Analysis Method: 8270E SIM Date Collected: _____
 Extract. Method: 3510C Date Extracted: 03/24/2022 09:08
 Sample wt/vol: 1000 (mL) Date Analyzed: 03/26/2022 17:18
 Con. Extract Vol.: 2 (mL) Dilution Factor: 1
 Injection Volume: 1 (uL) Level: (low/med) Low
 % Moisture: _____ GPC Cleanup: (Y/N) N
 Analysis Batch No.: 385266 Units: ug/L

CAS NO.	COMPOUND NAME	RESULT	Q	LOQ	LOD	DL
90-12-0	1-Methylnaphthalene	1.13		0.10	0.032	0.019
91-57-6	2-Methylnaphthalene	1.07		0.20	0.080	0.039
83-32-9	Acenaphthene	1.25		0.10	0.032	0.014
208-96-8	Acenaphthylene	1.21		0.050	0.032	0.0090
120-12-7	Anthracene	1.43		0.10	0.080	0.022
56-55-3	Benzo[a]anthracene	1.52		0.050	0.032	0.014
50-32-8	Benzo[a]pyrene	1.38		0.10	0.032	0.011
205-99-2	Benzo[b]fluoranthene	1.49		0.050	0.032	0.011
191-24-2	Benzo[g,h,i]perylene	1.41		0.050	0.032	0.012
207-08-9	Benzo[k]fluoranthene	1.58		0.050	0.032	0.012
218-01-9	Chrysene	1.44		0.10	0.032	0.016
53-70-3	Dibenz(a,h)anthracene	1.42	M	0.10	0.032	0.026
206-44-0	Fluoranthene	1.61		0.20	0.032	0.018
86-73-7	Fluorene	1.39		0.10	0.032	0.017
193-39-5	Indeno[1,2,3-cd]pyrene	1.45	M	0.050	0.032	0.014
91-20-3	Naphthalene	1.10		0.10	0.080	0.031
85-01-8	Phenanthrene	1.43		0.10	0.080	0.031
129-00-0	Pyrene	1.58		0.10	0.080	0.033

CAS NO.	SURROGATE	%REC	Q	LIMITS
7297-45-2	2-methylnaphthalene-d10	65		40-140
93951-69-0	Fluoranthene-d10 (Surr)	84		40-140
1718-51-0	Terphenyl-d14	91		58-132

Eurofins Seattle
Target Compound Quantitation Report

Data File: \\chromfs\Seattle\ChromData\TAC050\20220326-81963.b\SIM032622a011.D
 Lims ID: LCS 580-384957/2-A
 Client ID:
 Sample Type: LCS
 Inject. Date: 26-Mar-2022 17:18:30 ALS Bottle#: 10 Worklist Smp#: 10
 Injection Vol: 1.0 ul Dil. Factor: 1.0000
 Sample Info: LCS 580-384957/2-A
 Operator ID: tl Instrument ID: TAC050
 Method: \\chromfs\Seattle\ChromData\TAC050\20220326-81963.b\TAC050_SIM_PAH.m
 Limit Group: 8270D_SIM QSM 5.0
 Last Update: 28-Mar-2022 11:34:51 Calib Date: 14-Jan-2022 05:04:30
 Integrator: Falcon ID Type: RT Order ID
 Quant Method: Internal Standard Quant By: Initial Calibration
 Last ICal File: \\chromfs\Seattle\ChromData\TAC050\20220113-80849.b\SIM011322b026.D

Column 1 : Det: MS SCAN
 Process Host: CTX1647

First Level Reviewer: thaneeratw

Date: 28-Mar-2022 11:34:51

Compound	Sig	RT (min.)	Exp RT (min.)	Dlt RT (min.)	Q	Response	Cal Amt ug/L	OnCol Amt ug/L	Flags
* 1 Naphthalene-d8	136	5.148	5.148	0.000	90	19061	100.0	100.0	
* 2 Acenaphthene-d10	164	6.832	6.832	0.000	71	10282	100.0	100.0	
* 3 Phenanthrene-d10	188	8.295	8.299	-0.004	56	18015	100.0	100.0	
* 4 Chrysene-d12	240	11.007	11.008	-0.001	76	16400	100.0	100.0	
* 5 Perylene-d12	264	13.056	13.061	-0.005	69	18041	100.0	100.0	
\$ 6 2-methylnaphthalene-d10	152	5.786	5.787	-0.001	67	72801	1000.0	645.6	
\$ 10 2-Fluorobiphenyl	172	6.166	6.166	0.000	0	98580	1000.0	599.2	
\$ 7 2,4,6-Tribromophenol	330	7.609	7.614	-0.005	56	27676	1000.0	977.6	
\$ 8 Fluoranthene-d10 (Surr)	212	9.483	9.487	-0.004	68	156535	1000.0	840.9	
\$ 9 Terphenyl-d14	244	9.876	9.876	0.000	93	132054	1000.0	914.6	
11 Naphthalene	128	5.166	5.166	0.000	100	110664	1000.0	548.9	
12 2-Methylnaphthalene	141	5.818	5.819	0.000	94	61007	1000.0	533.6	
13 1-Methylnaphthalene	141	5.914	5.914	0.000	95	62819	1000.0	567.2	
14 Acenaphthylene	152	6.691	6.695	-0.004	100	131661	1000.0	605.7	
15 Acenaphthene	153	6.862	6.863	-0.001	98	85275	1000.0	625.1	
16 Fluorene	166	7.366	7.371	-0.005	97	105703	1000.0	695.0	
17 Pentachlorophenol	266	8.110	8.114	-0.004	97	46131	2000.0	1960.6	
18 Phenanthrene	178	8.319	8.319	0.000	100	162234	1000.0	715.9	
19 Anthracene	178	8.370	8.370	0.000	100	164004	1000.0	716.4	
20 Fluoranthene	202	9.502	9.502	0.000	52	180397	1000.0	805.9	
21 Pyrene	202	9.727	9.731	-0.004	51	186260	1000.0	789.8	
22 Benzo[a]anthracene	228	10.989	10.994	-0.005	95	179284	1000.0	760.2	
23 Chrysene	228	11.035	11.039	-0.004	99	177261	1000.0	720.1	
30 Bis(2-ethylhexyl) phthalate	149	11.854	11.858	-0.004	0	185901	1000.0	639.0	Ma
24 Benzo[b]fluoranthene	252	12.447	12.452	-0.005	96	175731	1000.0	746.4	
25 Benzo[k]fluoranthene	252	12.489	12.493	-0.004	94	207956	1000.0	788.2	
26 Benzo[a]pyrene	252	12.960	12.965	-0.005	95	162587	1000.0	692.0	
27 Indeno[1,2,3-cd]pyrene	276	14.913	14.919	-0.006	94	143913	1000.0	725.6	M
28 Dibenz(a,h)anthracene	278	14.957	14.962	-0.005	94	161650	1000.0	712.5	a
29 Benzo[g,h,i]perylene	276	15.407	15.413	-0.006	92	173869	1000.0	707.0	

[QC Flag Legend](#)

Processing Flags

Review Flags

M - Manually Integrated

a - User Assigned ID

[Reagents:](#)

8270SIM_IS_00069

Amount Added: 10.00

Units: uL

Run Reagent

Eurofins Seattle

Data File: \\chromfs\Seattle\ChromData\TAC050\20220326-81963.b\SIM032622a011.D

Injection Date: 26-Mar-2022 17:18:30

Instrument ID: TAC050

Lims ID: LCS 580-384957/2-A

Client ID:

Operator ID: tl

ALS Bottle#: 10

Worklist Smp#: 10

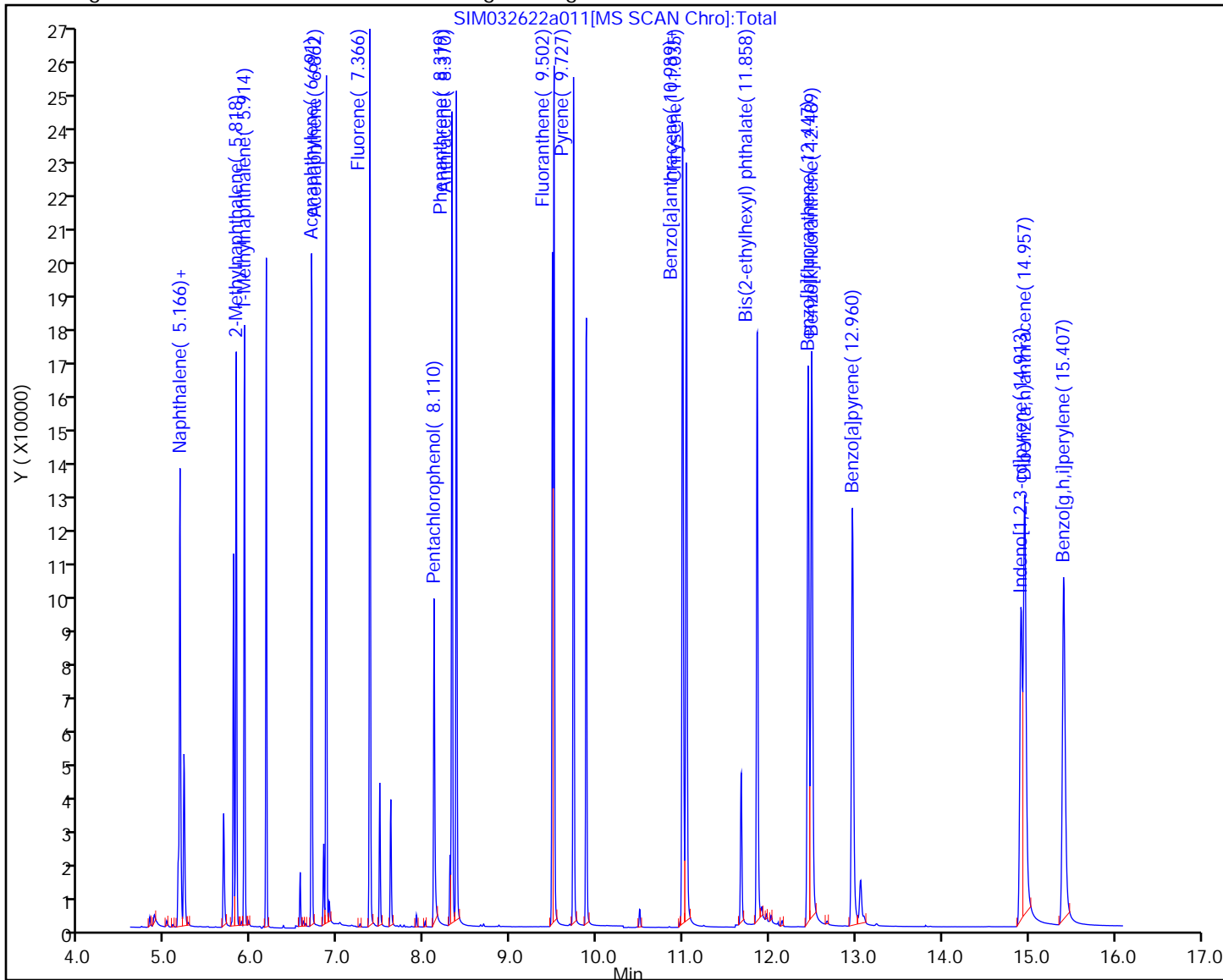
Injection Vol: 1.0 ul

Dil. Factor: 1.0000

Method: TAC050_SIM_PAH

Limit Group: 8270D_SIM QSM 5.0

Y Scaling: Method Defined: Scale to the Nth Largest Target: 1



Eurofins Seattle
Recovery Report

Data File: \\chromfs\Seattle\ChromData\TAC050\20220326-81963.b\SIM032622a011.D
 Lims ID: LCS 580-384957/2-A
 Client ID:
 Sample Type: LCS
 Inject. Date: 26-Mar-2022 17:18:30 ALS Bottle#: 10 Worklist Smp#: 10
 Injection Vol: 1.0 ul Dil. Factor: 1.0000
 Sample Info: LCS 580-384957/2-A
 Operator ID: tl Instrument ID: TAC050
 Method: \\chromfs\Seattle\ChromData\TAC050\20220326-81963.b\TAC050_SIM_PAH.m
 Limit Group: 8270D_SIM QSM 5.0
 Last Update: 28-Mar-2022 11:34:51 Calib Date: 14-Jan-2022 05:04:30
 Integrator: Falcon ID Type: RT Order ID
 Quant Method: Internal Standard Quant By: Initial Calibration
 Last ICal File: \\chromfs\Seattle\ChromData\TAC050\20220113-80849.b\SIM011322b026.D
 Column 1 : Det: MS SCAN
 Process Host: CTX1647

First Level Reviewer: thaneeratw

Date: 28-Mar-2022 11:34:51

Compound	Amount Added	Amount Recovered	% Rec.
\$ 6 2-methylnaphthalene-d10	1000.0	645.6	64.56
\$ 10 2-Fluorobiphenyl	1000.0	599.2	59.92
\$ 7 2,4,6-Tribromophenol	1000.0	977.6	97.76
\$ 8 Fluoranthene-d10 (Surr)	1000.0	840.9	84.09
\$ 9 Terphenyl-d14	1000.0	914.6	91.46

Eurofins Seattle

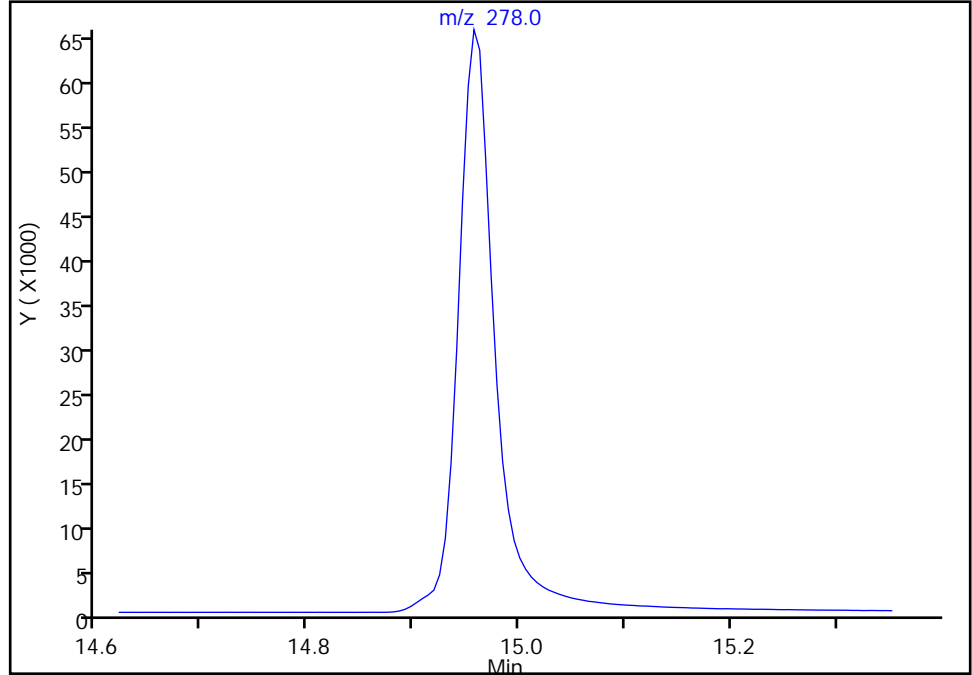
Data File: \\chromfs\Seattle\ChromData\TAC050\20220326-81963.b\SIM032622a011.D
Injection Date: 26-Mar-2022 17:18:30 Instrument ID: TAC050
Lims ID: LCS 580-384957/2-A
Client ID:
Operator ID: tl ALS Bottle#: 10 Worklist Smp#: 10
Injection Vol: 1.0 ul Dil. Factor: 1.0000
Method: TAC050_SIM_PAH Limit Group: 8270D_SIM QSM 5.0
Column: Detector MS SCAN

28 Dibenz(a,h)anthracene, CAS: 53-70-3

Signal: 1

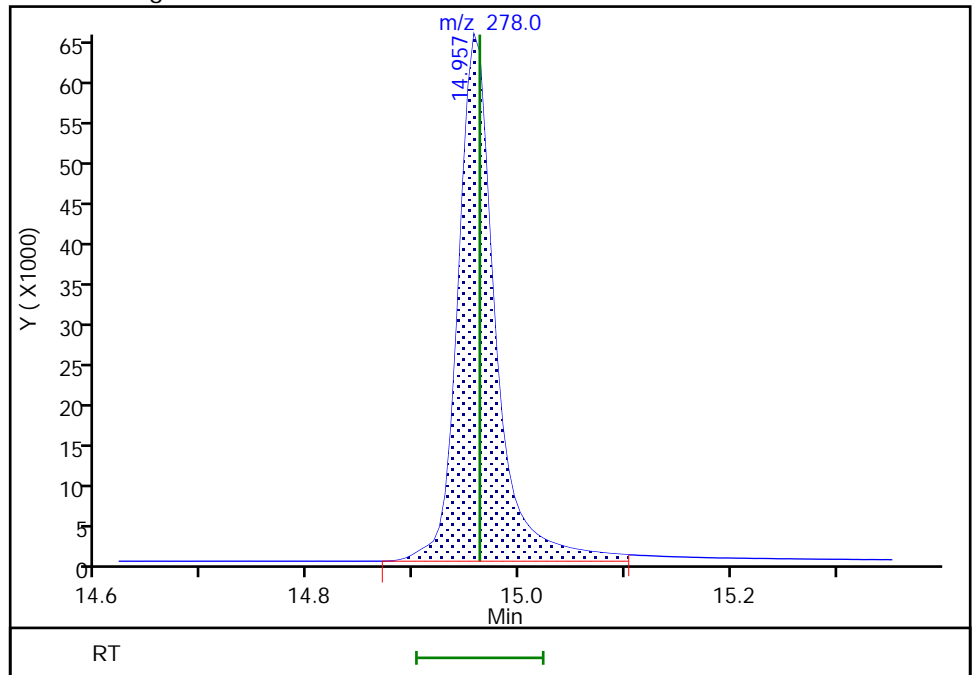
Not Detected
Expected RT: 14.96

Processing Integration Results



Manual Integration Results

RT: 14.96
Area: 161650
Amount: 712.4657
Amount Units: ug/L



Reviewer: thaneeratw, 28-Mar-2022 11:34:46
Audit Action: Assigned Compound ID

Audit Reason: Incomplete Integration

Eurofins Seattle

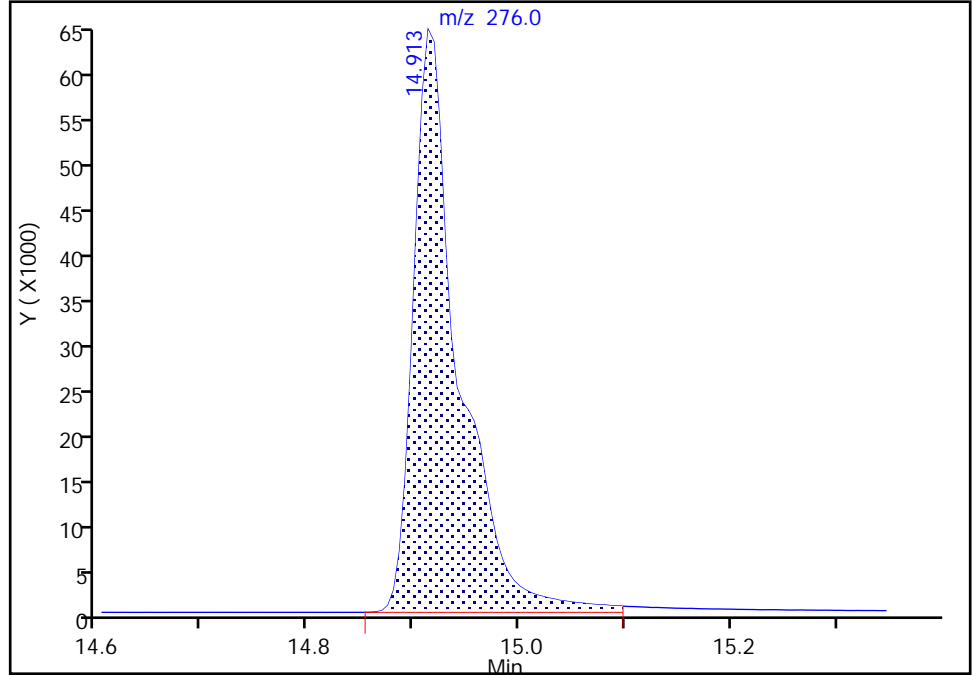
Data File: \\chromfs\Seattle\ChromData\TAC050\20220326-81963.b\SIM032622a011.D
Injection Date: 26-Mar-2022 17:18:30 Instrument ID: TAC050
Lims ID: LCS 580-384957/2-A
Client ID:
Operator ID: tl ALS Bottle#: 10 Worklist Smp#: 10
Injection Vol: 1.0 ul Dil. Factor: 1.0000
Method: TAC050_SIM_PAH Limit Group: 8270D_SIM QSM 5.0
Column: Detector MS SCAN

27 Indeno[1,2,3-cd]pyrene, CAS: 193-39-5

Signal: 1

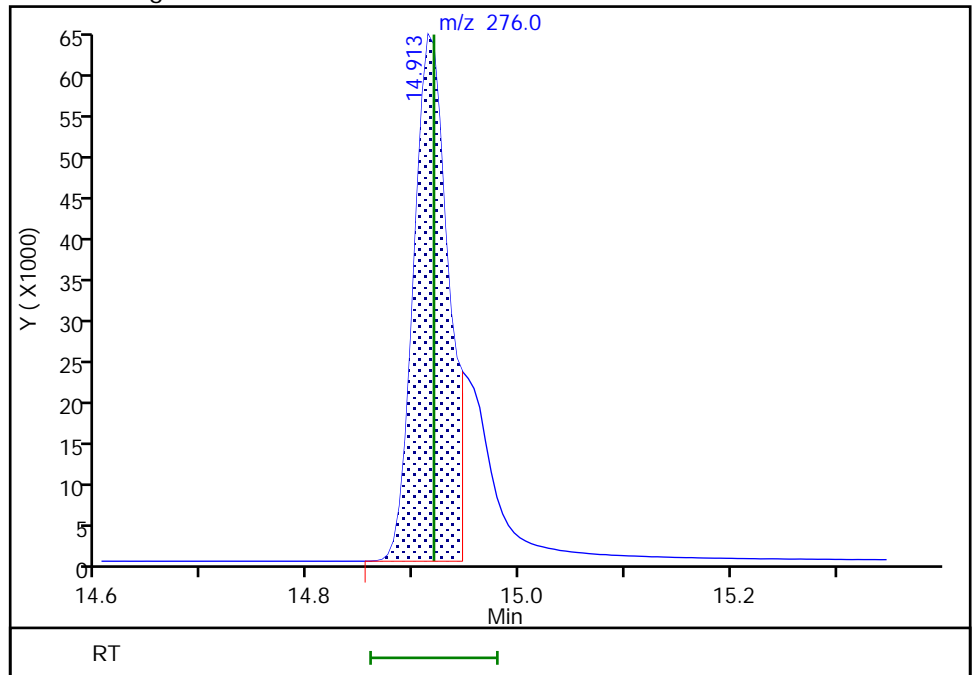
RT: 14.91
Area: 191319
Amount: 961.3636
Amount Units: ug/L

Processing Integration Results



RT: 14.91
Area: 143913
Amount: 725.6127
Amount Units: ug/L

Manual Integration Results



Reviewer: thaneeratw, 28-Mar-2022 11:34:40
Audit Action: Split an Integrated Peak

Audit Reason: Incomplete Integration

FORM I
GC/MS SEMI VOA ORGANICS ANALYSIS DATA SHEET

Lab Name: Eurofins Seattle Job No.: 580-111589-1
 SDG No.: _____
 Client Sample ID: _____ Lab Sample ID: LCSD 580-384957/3-A
 Matrix: Water Lab File ID: SIM032622a012.D
 Analysis Method: 8270E SIM Date Collected: _____
 Extract. Method: 3510C Date Extracted: 03/24/2022 09:08
 Sample wt/vol: 1000 (mL) Date Analyzed: 03/26/2022 17:38
 Con. Extract Vol.: 2 (mL) Dilution Factor: 1
 Injection Volume: 1 (uL) Level: (low/med) Low
 % Moisture: _____ GPC Cleanup: (Y/N) N
 Analysis Batch No.: 385266 Units: ug/L

CAS NO.	COMPOUND NAME	RESULT	Q	LOQ	LOD	DL
90-12-0	1-Methylnaphthalene	1.14		0.10	0.032	0.019
91-57-6	2-Methylnaphthalene	1.07		0.20	0.080	0.039
83-32-9	Acenaphthene	1.29		0.10	0.032	0.014
208-96-8	Acenaphthylene	1.26		0.050	0.032	0.0090
120-12-7	Anthracene	1.56		0.10	0.080	0.022
56-55-3	Benzo[a]anthracene	1.71		0.050	0.032	0.014
50-32-8	Benzo[a]pyrene	1.54		0.10	0.032	0.011
205-99-2	Benzo[b]fluoranthene	1.72		0.050	0.032	0.011
191-24-2	Benzo[g,h,i]perylene	1.59		0.050	0.032	0.012
207-08-9	Benzo[k]fluoranthene	1.70		0.050	0.032	0.012
218-01-9	Chrysene	1.63		0.10	0.032	0.016
53-70-3	Dibenz(a,h)anthracene	1.60	M	0.10	0.032	0.026
206-44-0	Fluoranthene	1.78		0.20	0.032	0.018
86-73-7	Fluorene	1.44		0.10	0.032	0.017
193-39-5	Indeno[1,2,3-cd]pyrene	1.59	M	0.050	0.032	0.014
91-20-3	Naphthalene	1.12		0.10	0.080	0.031
85-01-8	Phenanthrene	1.54		0.10	0.080	0.031
129-00-0	Pyrene	1.74		0.10	0.080	0.033

CAS NO.	SURROGATE	%REC	Q	LIMITS
7297-45-2	2-methylnaphthalene-d10	60		40-140
93951-69-0	Fluoranthene-d10 (Surr)	88		40-140
1718-51-0	Terphenyl-d14	96		58-132

Eurofins Seattle
Target Compound Quantitation Report

Data File: \\chromfs\Seattle\ChromData\TAC050\20220326-81963.b\SIM032622a012.D
 Lims ID: LCSD 580-384957/3-A
 Client ID:
 Sample Type: LCSD
 Inject. Date: 26-Mar-2022 17:38:30 ALS Bottle#: 11 Worklist Smp#: 11
 Injection Vol: 1.0 ul Dil. Factor: 1.0000
 Sample Info: LCSD 580-384957/3-A
 Operator ID: tl Instrument ID: TAC050
 Method: \\chromfs\Seattle\ChromData\TAC050\20220326-81963.b\TAC050_SIM_PAH.m
 Limit Group: 8270D_SIM QSM 5.0
 Last Update: 28-Mar-2022 11:36:03 Calib Date: 14-Jan-2022 05:04:30
 Integrator: Falcon ID Type: RT Order ID
 Quant Method: Internal Standard Quant By: Initial Calibration
 Last ICal File: \\chromfs\Seattle\ChromData\TAC050\20220113-80849.b\SIM011322b026.D

Column 1 : Det: MS SCAN
 Process Host: CTX1647

First Level Reviewer: thaneeratw

Date: 28-Mar-2022 11:36:03

Compound	Sig	RT (min.)	Exp RT (min.)	Dlt RT (min.)	Q	Response	Cal Amt ug/L	OnCol Amt ug/L	Flags
* 1 Naphthalene-d8	136	5.148	5.148	0.000	90	20102	100.0	100.0	
* 2 Acenaphthene-d10	164	6.832	6.832	0.000	72	10410	100.0	100.0	
* 3 Phenanthrene-d10	188	8.299	8.299	0.000	56	17909	100.0	100.0	
* 4 Chrysene-d12	240	11.007	11.008	-0.001	61	16035	100.0	100.0	
* 5 Perylene-d12	264	13.056	13.061	-0.005	69	17800	100.0	100.0	
\$ 6 2-methylnaphthalene-d10	152	5.786	5.787	-0.001	67	71739	1000.0	603.2	
\$ 10 2-Fluorobiphenyl	172	6.166	6.166	0.000	0	94167	1000.0	565.3	
\$ 7 2,4,6-Tribromophenol	330	7.609	7.614	-0.005	56	28444	1000.0	991.8	
\$ 8 Fluoranthene-d10 (Surr)	212	9.483	9.487	-0.004	68	162328	1000.0	877.3	
\$ 9 Terphenyl-d14	244	9.876	9.876	0.000	93	138049	1000.0	961.8	
11 Naphthalene	128	5.166	5.166	0.000	100	119551	1000.0	562.3	
12 2-Methylnaphthalene	141	5.818	5.819	0.000	94	64519	1000.0	535.1	
13 1-Methylnaphthalene	141	5.914	5.914	0.000	96	66427	1000.0	568.8	
14 Acenaphthylene	152	6.691	6.695	-0.004	100	138387	1000.0	628.8	
15 Acenaphthene	153	6.862	6.863	-0.001	97	89200	1000.0	645.8	
16 Fluorene	166	7.366	7.371	-0.005	98	110929	1000.0	720.4	
17 Pentachlorophenol	266	8.110	8.114	-0.004	96	47757	2000.0	2043.8	
18 Phenanthrene	178	8.319	8.319	0.000	100	173882	1000.0	772.0	
19 Anthracene	178	8.370	8.370	0.000	100	177011	1000.0	777.9	
20 Fluoranthene	202	9.502	9.502	0.000	52	197520	1000.0	887.7	
21 Pyrene	202	9.731	9.731	0.000	51	204183	1000.0	871.0	
22 Benzo[a]anthracene	228	10.994	10.994	0.000	95	196685	1000.0	853.1	
23 Chrysene	228	11.039	11.039	0.000	98	195543	1000.0	812.6	
30 Bis(2-ethylhexyl) phthalate	149	11.858	11.858	0.000	0	206496	1000.0	721.5	Ma
24 Benzo[b]fluoranthene	252	12.447	12.452	-0.005	96	199725	1000.0	859.9	
25 Benzo[k]fluoranthene	252	12.489	12.493	-0.004	93	221874	1000.0	852.4	
26 Benzo[a]pyrene	252	12.965	12.965	0.000	95	178283	1000.0	769.2	
27 Indeno[1,2,3-cd]pyrene	276	14.919	14.919	0.000	93	156105	1000.0	796.9	M
28 Dibenz(a,h)anthracene	278	14.962	14.962	0.000	94	178835	1000.0	799.0	a
29 Benzo[g,h,i]perylene	276	15.412	15.413	-0.001	92	193041	1000.0	795.7	

[QC Flag Legend](#)

Processing Flags

Review Flags

M - Manually Integrated

a - User Assigned ID

[Reagents:](#)

8270SIM_IS_00069

Amount Added: 10.00

Units: uL

Run Reagent

Eurofins Seattle

Data File: \\chromfs\Seattle\ChromData\TAC050\20220326-81963.b\SIM032622a012.D

Injection Date: 26-Mar-2022 17:38:30

Instrument ID: TAC050

Lims ID: LCSD 580-384957/3-A

Client ID:

Operator ID: tl

ALS Bottle#: 11

Worklist Smp#: 11

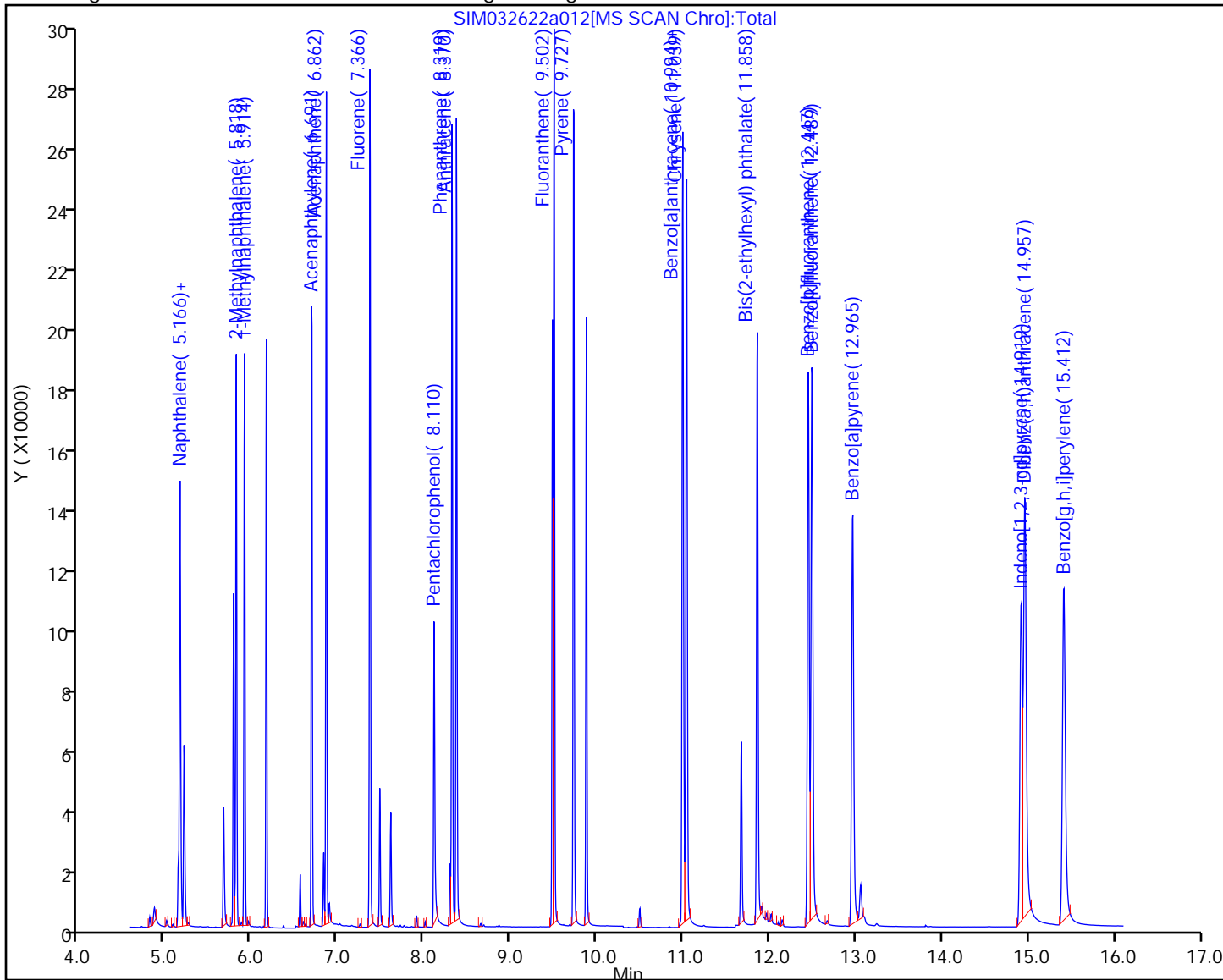
Injection Vol: 1.0 ul

Dil. Factor: 1.0000

Method: TAC050_SIM_PAH

Limit Group: 8270D_SIM QSM 5.0

Y Scaling: Method Defined: Scale to the Nth Largest Target: 1



Eurofins Seattle
Recovery Report

Data File: \\chromfs\Seattle\ChromData\TAC050\20220326-81963.b\SIM032622a012.D
 Lims ID: LCSD 580-384957/3-A
 Client ID:
 Sample Type: LCSD
 Inject. Date: 26-Mar-2022 17:38:30 ALS Bottle#: 11 Worklist Smp#: 11
 Injection Vol: 1.0 ul Dil. Factor: 1.0000
 Sample Info: LCSD 580-384957/3-A
 Operator ID: tl Instrument ID: TAC050
 Method: \\chromfs\Seattle\ChromData\TAC050\20220326-81963.b\TAC050_SIM_PAH.m
 Limit Group: 8270D_SIM QSM 5.0
 Last Update: 28-Mar-2022 11:36:03 Calib Date: 14-Jan-2022 05:04:30
 Integrator: Falcon ID Type: RT Order ID
 Quant Method: Internal Standard Quant By: Initial Calibration
 Last ICal File: \\chromfs\Seattle\ChromData\TAC050\20220113-80849.b\SIM011322b026.D
 Column 1 : Det: MS SCAN
 Process Host: CTX1647

First Level Reviewer: thaneeratw

Date: 28-Mar-2022 11:36:03

Compound	Amount Added	Amount Recovered	% Rec.
\$ 6 2-methylnaphthalene-d10	1000.0	603.2	60.32
\$ 10 2-Fluorobiphenyl	1000.0	565.3	56.53
\$ 7 2,4,6-Tribromophenol	1000.0	991.8	99.18
\$ 8 Fluoranthene-d10 (Surr)	1000.0	877.3	87.73
\$ 9 Terphenyl-d14	1000.0	961.8	96.18

Eurofins Seattle

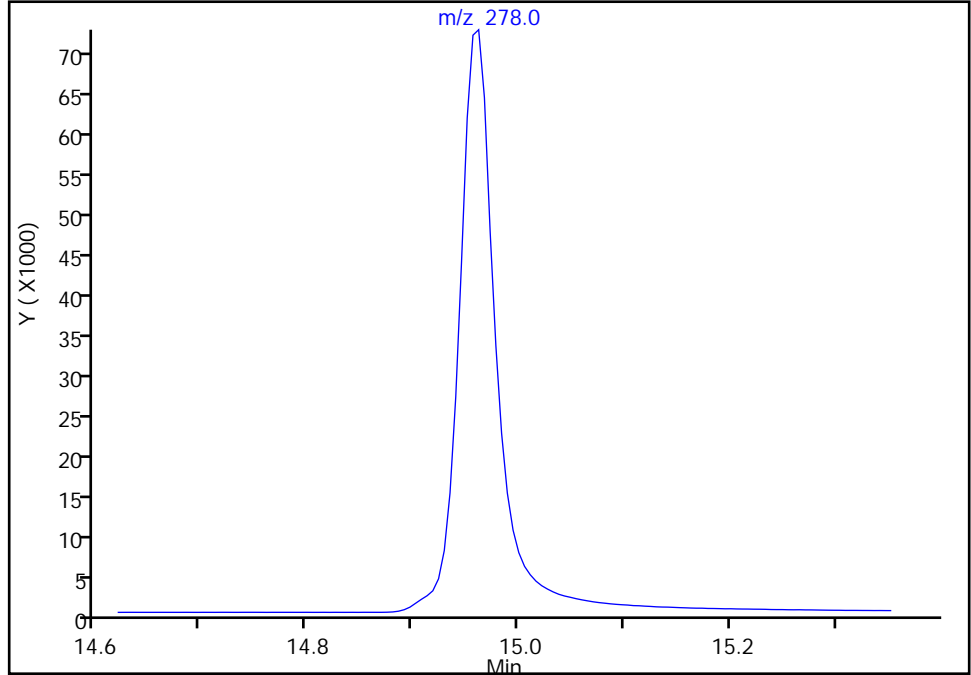
Data File: \\chromfs\Seattle\ChromData\TAC050\20220326-81963.b\SIM032622a012.D
Injection Date: 26-Mar-2022 17:38:30 Instrument ID: TAC050
Lims ID: LCSD 580-384957/3-A
Client ID:
Operator ID: tl ALS Bottle#: 11 Worklist Smp#: 11
Injection Vol: 1.0 ul Dil. Factor: 1.0000
Method: TAC050_SIM_PAH Limit Group: 8270D_SIM QSM 5.0
Column: Detector MS SCAN

28 Dibenz(a,h)anthracene, CAS: 53-70-3

Signal: 1

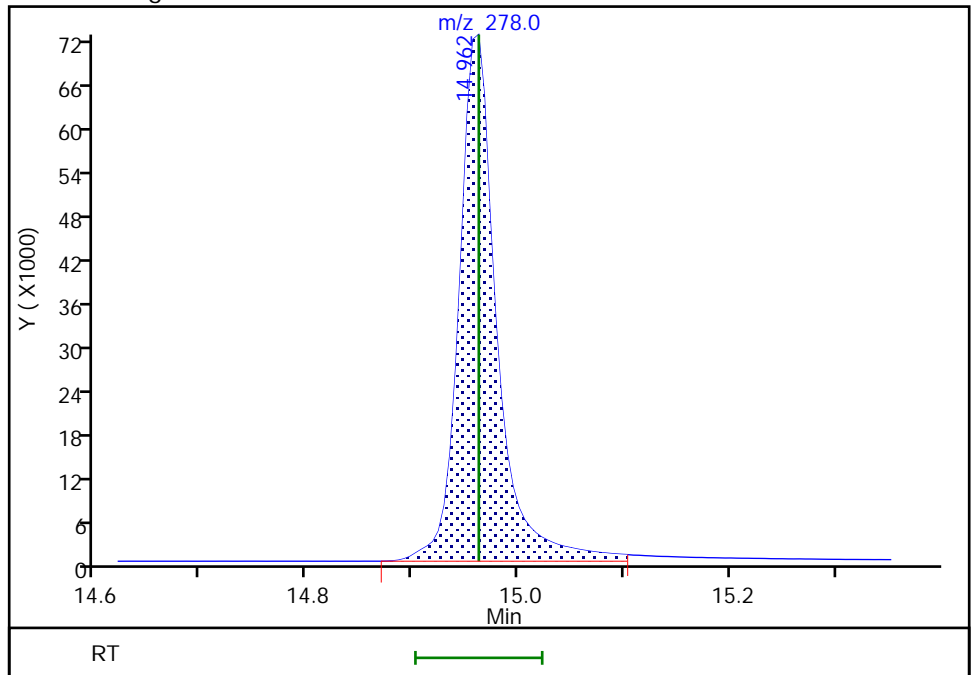
Not Detected
Expected RT: 14.96

Processing Integration Results



Manual Integration Results

RT: 14.96
Area: 178835
Amount: 798.9528
Amount Units: ug/L



Reviewer: thaneeratw, 28-Mar-2022 11:35:57
Audit Action: Assigned Compound ID

Audit Reason: Incomplete Integration

Eurofins Seattle

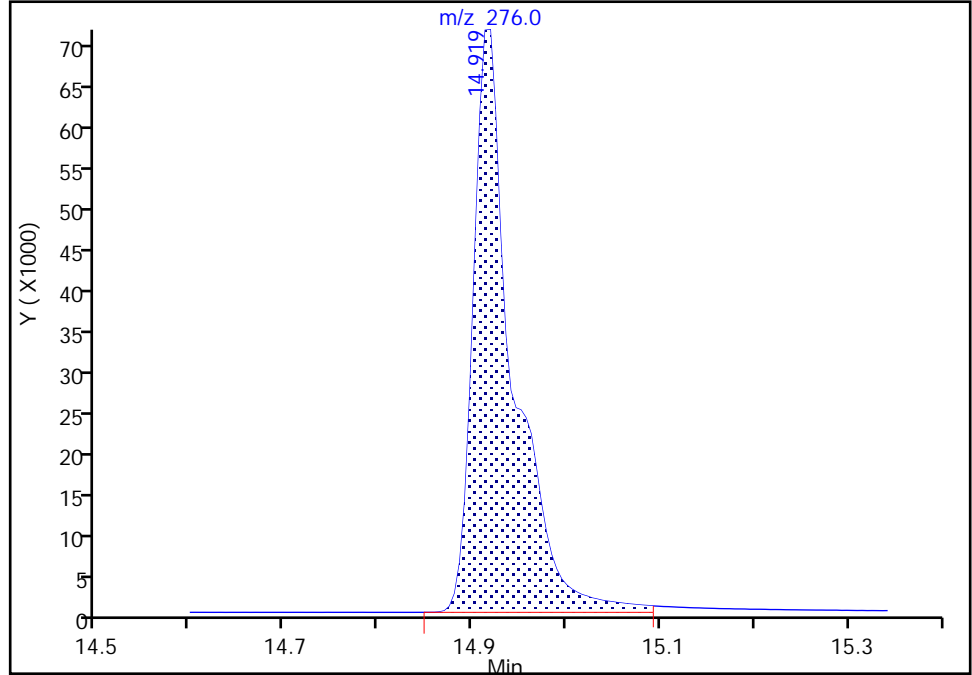
Data File: \\chromfs\Seattle\ChromData\TAC050\20220326-81963.b\SIM032622a012.D
Injection Date: 26-Mar-2022 17:38:30 Instrument ID: TAC050
Lims ID: LCSD 580-384957/3-A
Client ID:
Operator ID: tl ALS Bottle#: 11 Worklist Smp#: 11
Injection Vol: 1.0 ul Dil. Factor: 1.0000
Method: TAC050_SIM_PAH Limit Group: 8270D_SIM QSM 5.0
Column: Detector MS SCAN

27 Indeno[1,2,3-cd]pyrene, CAS: 193-39-5

Signal: 1

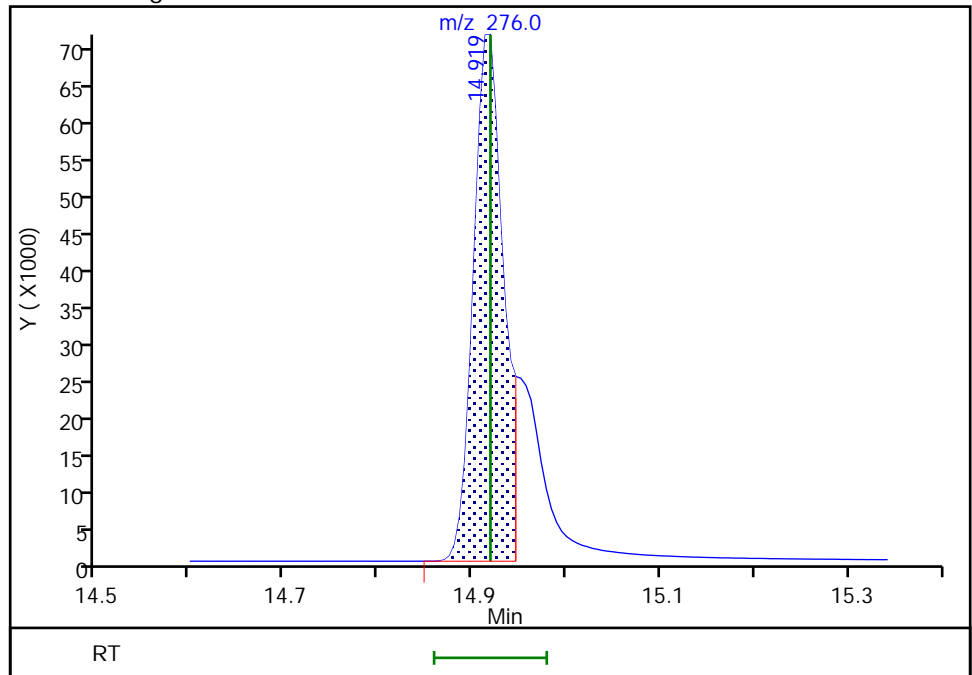
RT: 14.92
Area: 210684
Amount: 1071.3216
Amount Units: ug/L

Processing Integration Results



RT: 14.92
Area: 156105
Amount: 796.9180
Amount Units: ug/L

Manual Integration Results



Reviewer: thaneeratw, 28-Mar-2022 11:35:54
Audit Action: Split an Integrated Peak

Audit Reason: Incomplete Integration

GC/MS SEMI VOA ANALYSIS RUN LOG

Lab Name: Eurofins Seattle Job No.: 580-111589-1

SDG No.: _____

Instrument ID: TAC050 Start Date: 01/14/2022 00:35Analysis Batch Number: 378263 End Date: 01/14/2022 05:42

LAB SAMPLE ID	CLIENT SAMPLE ID	DATE ANALYZED	DILUTION FACTOR	LAB FILE ID	COLUMN ID
DFTPP 580-378263/2		01/14/2022 00:35	1	SIM011322b012.D	ZB-SV 0.25 (mm)
STD13 580-378263/4 IC		01/14/2022 01:16	1	SIM011322b014.D	ZB-SV 0.25 (mm)
STD12 580-378263/5 IC		01/14/2022 01:35	1	SIM011322b015.D	ZB-SV 0.25 (mm)
STD11 580-378263/6 IC		01/14/2022 01:54	1	SIM011322b016.D	ZB-SV 0.25 (mm)
STD10 580-378263/7 IC		01/14/2022 02:13	1	SIM011322b017.D	ZB-SV 0.25 (mm)
STD9IS 580-378263/8 IC		01/14/2022 02:32	1	SIM011322b018.D	ZB-SV 0.25 (mm)
STD8 580-378263/9 IC		01/14/2022 02:51	1	SIM011322b019.D	ZB-SV 0.25 (mm)
STD7 580-378263/10 IC		01/14/2022 03:10	1	SIM011322b020.D	ZB-SV 0.25 (mm)
STD6 580-378263/11 IC		01/14/2022 03:29	1	SIM011322b021.D	ZB-SV 0.25 (mm)
STD5 580-378263/12 IC		01/14/2022 03:48	1	SIM011322b022.D	ZB-SV 0.25 (mm)
STD4 580-378263/13 IC		01/14/2022 04:07	1	SIM011322b023.D	ZB-SV 0.25 (mm)
STD3 580-378263/14 IC		01/14/2022 04:26	1	SIM011322b024.D	ZB-SV 0.25 (mm)
STD2 580-378263/15 IC		01/14/2022 04:45	1	SIM011322b025.D	ZB-SV 0.25 (mm)
STD1 580-378263/16 IC		01/14/2022 05:04	1	SIM011322b026.D	ZB-SV 0.25 (mm)
ICV 580-378263/18		01/14/2022 05:42	1	SIM011322b028.D	ZB-SV 0.25 (mm)

GC/MS SEMI VOA ANALYSIS RUN LOG

Lab Name: Eurofins Seattle Job No.: 580-111589-1

SDG No.: _____

Instrument ID: TAC050 Start Date: 03/26/2022 14:26

Analysis Batch Number: 385266 End Date: 03/26/2022 23:14

LAB SAMPLE ID	CLIENT SAMPLE ID	DATE ANALYZED	DILUTION FACTOR	LAB FILE ID	COLUMN ID
DFTPP 580-385266/2		03/26/2022 14:26	1	SIM032622a003.D	ZB-SV 0.25 (mm)
CCVIS 580-385266/3		03/26/2022 14:49	1	SIM032622a004.D	ZB-SV 0.25 (mm)
ZZZZZ		03/26/2022 15:21	1		ZB-SV 0.25 (mm)
ZZZZZ		03/26/2022 15:41	1		ZB-SV 0.25 (mm)
ZZZZZ		03/26/2022 16:00	1		ZB-SV 0.25 (mm)
MB 580-384957/1-A		03/26/2022 16:58	1	SIM032622a010.D	ZB-SV 0.25 (mm)
LCS 580-384957/2-A		03/26/2022 17:18	1	SIM032622a011.D	ZB-SV 0.25 (mm)
LCSD 580-384957/3-A		03/26/2022 17:38	1	SIM032622a012.D	ZB-SV 0.25 (mm)
ZZZZZ		03/26/2022 17:57	1		ZB-SV 0.25 (mm)
ZZZZZ		03/26/2022 18:17	1		ZB-SV 0.25 (mm)
ZZZZZ		03/26/2022 20:57	1		ZB-SV 0.25 (mm)
ZZZZZ		03/26/2022 21:16	1		ZB-SV 0.25 (mm)
ZZZZZ		03/26/2022 21:38	1		ZB-SV 0.25 (mm)
ZZZZZ		03/26/2022 21:57	1		ZB-SV 0.25 (mm)
ZZZZZ		03/26/2022 22:17	1		ZB-SV 0.25 (mm)
580-111589-1	ERH2790 (OWDFMW08A)	03/26/2022 22:36	1	SIM032622a027.D	ZB-SV 0.25 (mm)
580-111589-2	ERH2791 (OWDFMW08A FD)	03/26/2022 22:55	1	SIM032622a028.D	ZB-SV 0.25 (mm)
CCVC 580-385266/27		03/26/2022 23:14	1	SIM032622a029.D	ZB-SV 0.25 (mm)

GC/MS SEMI VOA BATCH WORKSHEET

Lab Name: Eurofins Seattle Job No.: 580-111589-1

SDG No.: _____

Batch Number: 384957 Batch Start Date: 03/24/22 09:08 Batch Analyst: Lanin, Aleksey SBatch Method: 3510C Batch End Date: 03/24/22 15:48

Lab Sample ID	Client Sample ID	Method Chain	Basis	GrossWeight	TareWeight	InitialAmount	FinalAmount	ReceivedpH	FirstAdjustpH
MB 580-384957/1		3510C, 8270E SIM				1000 mL	2 mL	7 SU	2 SU
LCS 580-384957/2		3510C, 8270E SIM				1000 mL	2 mL	7 SU	2 SU
LCSD 580-384957/3		3510C, 8270E SIM				1000 mL	2 mL	7 SU	2 SU
580-111589-A-1	ERH2790 (OWDFMW08A)	3510C, 8270E SIM	T	01461.44 g	00464.92 g	996.5 mL	2 mL	7 SU	2 SU
580-111589-A-2	ERH2791 (OWDFMW08A FD)	3510C, 8270E SIM	T	01563.95 g	00511.67 g	1052.3 mL	2 mL	7 SU	2 SU

Lab Sample ID	Client Sample ID	Method Chain	Basis	SecondAdjustpH	8270flspk 00297	8270waterSurr 00120			
MB 580-384957/1		3510C, 8270E SIM		11 SU		100 uL			
LCS 580-384957/2		3510C, 8270E SIM		11 SU	100 uL	100 uL			
LCSD 580-384957/3		3510C, 8270E SIM		11 SU	100 uL	100 uL			
580-111589-A-1	ERH2790 (OWDFMW08A)	3510C, 8270E SIM	T	11 SU		100 uL			
580-111589-A-2	ERH2791 (OWDFMW08A FD)	3510C, 8270E SIM	T	11 SU		100 uL			

The pound sign (#) in the amount added field denotes that the reagent was used undiluted. All calculations are performed using the stated concentration for this reagent.

GC/MS SEMI VOA BATCH WORKSHEET

Lab Name: Eurofins Seattle Job No.: 580-111589-1

SDG No.: _____

Batch Number: 384957 Batch Start Date: 03/24/22 09:08 Batch Analyst: Lanin, Aleksey SBatch Method: 3510C Batch End Date: 03/24/22 15:48

Batch Notes	
Method/Fraction	3510C / 8270E/ 8270_SIM/ 625.1
Balance ID	SEA225
pH Indicator ID	6003005 / 6007005 / 6908005
Pipette/Syringe/Dispenser ID	MP5
Analyst ID - Extraction	AL/JY
Reagent Water ID	DI
Analyst ID - Spike Analyst	JY
Analyst ID - Spike Witness Analyst	KW
Sufficient Volume for Batch QC	yes
Acid Used for pH Adjustment ID	3020736
Base Used to Adjust pH ID	3064763
Prep Solvent ID	3076033
Prep Solvent Volume Used	360 mL
Filter ID	3048946
Na2SO4 ID	3058747
Analyst ID - Concentration	AL
Equipment ID - Concentration 1	Steambath 1
Thermometer ID - Concentration 1	61013-040-1
Concentration 1 Uncorrected Temperature	70.0-75.0 Degrees C
Concentration 1 Corrected Temperature	69.4-74.4 Degrees C
Equipment ID - Concentration 2	Turbovap6
Thermometer ID - Concentration 2	DIGITALREADOUT
Concentration 2 Uncorrected Temperature	40 Degrees C
Concentration 2 Corrected Temperature	35.6 Degrees C
Vial Lot Number	24165097
Batch Comment	Vialed by: JY

Basis	Basis Description
T	Total/NA

The pound sign (#) in the amount added field denotes that the reagent was used undiluted. All calculations are performed using the stated concentration for this reagent.

Shipping and Receiving Documents

Chain of Custody Record

Client Information					Sampler: <i>RYAN SHINMOTO</i>			Lab PM: Elaine Walker			Carrier Tracking No(s): FedEx			COC No: EURO202203-44NOI						
Client Contact: Alethea Ramos (alternate: Margie Pascua)					Phone: <i>808-393-6607</i>			E-Mail: M.Elaine.Walker@EurofinsET.com			State of Origin: Hawaii			Page: Page 1 of 1						
Company: AECOM					PWSID:			Analysis Requested							Job #:					
Address: 1001 Bishop St. Suite 1600					Due Date Requested: See subcontract			Field Filtered Sample (Yes or No) Perform MS/MSD (Yes or No) SVOCs (full suite) by 8270D (Nap. 1-2-Methylnap. PAH) by 8270DSM <i>GIN</i> <i>3/17/22</i>							Preservation Codes:					
City: Honolulu					TAT Requested (days): Rush - ASAP										A - HCL			M - Hexane		
State, Zip: Hawaii 96813					Compliance Project: <input type="checkbox"/> Yes <input type="checkbox"/> No										B - NaOH			N - None		
Phone: 808-521-3051 (direct: 808-529-7283) (alternate: 808-356-5373)					PO #:										C - Zn Acetate			O - AsNaO2		
Email: alethea.ramos@aecom.com (alternate: margie.pascua@aecom.com)					WO #:										D - Nitric Acid			P - Na2O4S		
Project Name: CV18F0126					Project #: 60571032										E - NaHSO4			Q - Na2SO3		
Site: RH					SSOW#:			F - MeOH			R - Na2S2O3									
								G - Amchlor			S - H2SO4									
								H - Ascorbic Acid			T - TSP Dodecahydrate									
								I - Ice			U - Acetone									
								J - DI Water			V - MCAA									
								K - EDTA			W - pH 4-5									
								L - EDA			Z - other (specify)									
								Other:												
Sample Identification					Sample Date	Sample Time	Sample Type (C=comp, G=grab)	Matrix (W=water, S=solid, O=waste/oil, BT=Tissue, A=Air)	Field Filtered Sample (Yes or No)	Perform MS/MSD (Yes or No)	SVOCs (full suite) by 8270D (Nap. 1-2-Methylnap. PAH) by 8270DSM	Total Number of Containers	Special Instructions/Note:							
ERH2790 (OWDFMW08A)					<i>3/17/22</i>	<i>1155</i>	G	W	N	x		2								
ERH2791 (OWDFMW08A FD)					<i>3/17/22</i>	<i>1225</i>	G	W	N	x		2								

Therm. ID: *IR8* Cor: *2.0* ° Unc: *2.1* °

Cooler Dsc: *LB*

Packing: *Bubb* FedEx: *P.O*

Cust. Seal: Yes No UPS:

Blue Ice Wet, Dry, None Other:

Possible Hazard Identification					Sample Disposal (A fee may be assessed if samples are retained longer than 1 month)				
<input checked="" type="checkbox"/> Non-Hazard <input type="checkbox"/> Flammable <input type="checkbox"/> Skin Irritant <input type="checkbox"/> Poison B <input type="checkbox"/> Unknown <input type="checkbox"/> Radiological					<input type="checkbox"/> Return To Client <input checked="" type="checkbox"/> Disposal By Lab <input type="checkbox"/> Archive For _____ Months				
Deliverable Requested: I, II, III, IV, Other (specify)					Prelim data (Level 1or2)=see TAT above. DoD Stage 4 report standard TAT. AECOM EQUIS EDD				
Special Instructions/QC Requirements: DOD QSM project.									

Empty Kit Relinquished by:		Date:	Time:	Method of Shipment:	
Relinquished by: <i>Ryan Shinmoto</i>		Date/Time: <i>3/17/22 1400</i>	Company: <i>AECOM</i>	Received by: <i>WAD</i>	
Relinquished by: <i>Alea Edmonds</i>		Date/Time: <i>3/17/22 1723</i>	Company: <i>AECOM</i>	Received by: <i>Tom</i>	
		Date/Time:	Company:	Received by:	

Custody Seals Intact: <input type="checkbox"/> Yes <input checked="" type="checkbox"/> No	Custody Seal No.:	Cooler Temperature(s) °C and Other Remarks:
---	-------------------	---

Login Sample Receipt Checklist

Client: AECOM

Job Number: 580-111589-1

Login Number: 111589
List Number: 1
Creator: Vallelunga, Diana L

List Source: Eurofins Seattle

Question	Answer	Comment
Radioactivity wasn't checked or is <=/ background as measured by a survey meter.	N/A	
The cooler's custody seal, if present, is intact.	True	
Sample custody seals, if present, are intact.	N/A	
The cooler or samples do not appear to have been compromised or tampered with.	True	
Samples were received on ice.	True	
Cooler Temperature is acceptable.	True	
Cooler Temperature is recorded.	True	
COC is present.	True	
COC is filled out in ink and legible.	True	
COC is filled out with all pertinent information.	True	
Is the Field Sampler's name present on COC?	True	
There are no discrepancies between the containers received and the COC.	True	
Samples are received within Holding Time (excluding tests with immediate HTs)	True	
Sample containers have legible labels.	True	
Containers are not broken or leaking.	True	
Sample collection date/times are provided.	True	
Appropriate sample containers are used.	True	
Sample bottles are completely filled.	True	
Sample Preservation Verified.	True	
There is sufficient vol. for all requested analyses, incl. any requested MS/MSDs	True	
Containers requiring zero headspace have no headspace or bubble is <6mm (1/4").	N/A	
Multiphasic samples are not present.	True	
Samples do not require splitting or compositing.	True	
Residual Chlorine Checked.	N/A	