

ANALYTICAL REPORT

Job Number: 580-111290-1

Job Description: Red Hill NOI GW

For:

AECOM

1001 Bishop Street

Honolulu, HI 96813

Attention: Alethea Ramos



Approved for release.
Elaine M Walker
Project Manager II
3/23/2022 5:52 PM

Elaine M Walker, Project Manager II
5755 8th Street East, Tacoma, WA, 98424
(253)248-4972
m.elaine.walker@eurofinset.com
03/23/2022

This report is issued solely for the use of the person or company to whom it is addressed. Any use, copying or disclosure other than by the intended recipient is unauthorized. If you have received this report in error, please notify the sender and destroy this report immediately. This report shall not be reproduced except in full, without prior express written approval by the laboratory.

The data in the report relate to the field sample(s) as received by the laboratory and associated QC. All results have been reviewed and have been found to be compliant with laboratory and accreditation requirements, with the exception of the noted deviation(s). For questions, please contact the Project Manager.

The test results in this report relate only to the samples as received by the laboratory and will meet all requirements of the methodology, with any exceptions noted. This report shall not be reproduced except in full, without the express written approval of the laboratory. All questions should be directed to the Eurofins Environment Testing Northwest, LLC Project Manager.

This report has been electronically signed and authorized by the signatory. Electronic signature is intended to be the legally binding equivalent of a traditionally handwritten signature.

Eurofins Seattle

5755 8th Street East, Tacoma, WA 98424

Tel (253) 922-2310 www.EurofinsUS.com

Table of Contents

Cover Title Page	1
Data Summaries	4
Definitions	4
Case Narrative	5
Detection Summary	7
Client Sample Results	8
Default Detection Limits	13
Surrogate Summary	15
QC Sample Results	16
QC Association	22
Chronicle	23
Certification Summary	24
Method Summary	25
Sample Summary	26
Manual Integration Summary	27
Reagent Traceability	49
COAs	76
Organic Sample Data	141
GC/MS Semi VOA	141
8270E_DOD5	141
8270E_DOD5 QC Summary	142
8270E_DOD5 Sample Data	154
Standards Data	207
8270E_DOD5 ICAL Data	207
8270E_DOD5 CCAL Data	399
Raw QC Data	435

Table of Contents

8270E_DOD5 Tune Data	435
8270E_DOD5 Blank Data	453
8270E_DOD5 LCS/LCSD Data	469
8270E_DOD5 Run Logs	487
8270E_DOD5 Prep Data	489
8270E_SIM_DOD5	491
8270E_SIM_DOD5 QC Summary	492
8270E_SIM_DOD5 Sample Data	500
Standards Data	538
8270E_SIM_DOD5 ICAL Data	538
8270E_SIM_DOD5 Resolution Data	746
8270E_SIM_DOD5 CCAL Data	748
Raw QC Data	769
8270E_SIM_DOD5 Tune Data	769
8270E_SIM_DOD5 Blank Data	787
8270E_SIM_DOD5 LCS/LCSD Data	807
8270E_SIM_DOD5 Run Logs	821
8270E_SIM_DOD5 Prep Data	823
Shipping and Receiving Documents	825
Client Chain of Custody	826
Sample Receipt Checklist	829

Definitions/Glossary

Client: AECOM
Project/Site: Red Hill NOI GW

Job ID: 580-111290-1

Qualifiers

GC/MS Semi VOA

Qualifier	Qualifier Description
J	Estimated: The analyte was positively identified; the quantitation is an estimation
M	Manual integrated compound.
Q	One or more quality control criteria failed.
U	Undetected at the Limit of Detection.

Glossary

Abbreviation	These commonly used abbreviations may or may not be present in this report.
α	Listed under the "D" column to designate that the result is reported on a dry weight basis
%R	Percent Recovery
CFL	Contains Free Liquid
CFU	Colony Forming Unit
CNF	Contains No Free Liquid
DER	Duplicate Error Ratio (normalized absolute difference)
Dil Fac	Dilution Factor
DL	Detection Limit (DoD/DOE)
DL, RA, RE, IN	Indicates a Dilution, Re-analysis, Re-extraction, or additional Initial metals/anion analysis of the sample
DLC	Decision Level Concentration (Radiochemistry)
EDL	Estimated Detection Limit (Dioxin)
LOD	Limit of Detection (DoD/DOE)
LOQ	Limit of Quantitation (DoD/DOE)
MCL	EPA recommended "Maximum Contaminant Level"
MDA	Minimum Detectable Activity (Radiochemistry)
MDC	Minimum Detectable Concentration (Radiochemistry)
MDL	Method Detection Limit
ML	Minimum Level (Dioxin)
MPN	Most Probable Number
MQL	Method Quantitation Limit
NC	Not Calculated
ND	Not Detected at the reporting limit (or MDL or EDL if shown)
NEG	Negative / Absent
POS	Positive / Present
PQL	Practical Quantitation Limit
PRES	Presumptive
QC	Quality Control
RER	Relative Error Ratio (Radiochemistry)
RL	Reporting Limit or Requested Limit (Radiochemistry)
RPD	Relative Percent Difference, a measure of the relative difference between two points
TEF	Toxicity Equivalent Factor (Dioxin)
TEQ	Toxicity Equivalent Quotient (Dioxin)
TNTC	Too Numerous To Count

CASE NARRATIVE
Client: AECOM
Project: Red Hill NOI GW
Report Number: 580-111290-1

This case narrative is in the form of an exception report, where only the anomalies related to this report, method specific performance and/or QA/QC issues are discussed. If there are no issues to report, this narrative will include a statement that documents that there are no relevant data issues.

Following DoD QSM guidelines, manual integrations were performed only when necessary and are in compliance with the laboratory's standard operating procedure, Acceptable Manual Integration Practices, SOP No.: Q-S-002. The reason(s) for manual integration have been documented on the affected chromatogram(s), which is/are provided in the raw data package. The raw data also includes the original chromatogram(s) prior to any manual integration being performed. Manual integrations are detailed in the manual integration summary forms following this narrative.

It should be noted that samples with elevated Limits of Quantitation (LOQs) resulting from a dilution may not be able to satisfy customer reporting limits in some cases. Such increases in the LOQs are an unavoidable but acceptable consequence of sample dilution that enables quantification of target analytes within the calibration range of the instrument or that reduces the interferences thereby enabling the quantification of target analytes.

Calculations are performed before rounding to avoid round-off errors in calculated results.

All holding times were met and proper preservation noted for the methods performed on these samples, unless otherwise detailed in the individual sections below.

RECEIPT

Three samples were received on 3/11/2022 9:40 AM. Unless otherwise noted below, the samples arrived in good condition, and where required, properly preserved and on ice. The temperature of the cooler at receipt was -0.7° C.

Receipt Exceptions

The container label for the following sample did not match the information listed on the Chain-of-Custody (COC): ERH2689 (RHMW2254-01, Low Flow) (580-111290-2). The container labels list collection time of 1400, while the COC lists 1315. Time on the COC was used for login.

Note: All samples which require thermal preservation are considered acceptable if the arrival temperature is within 2C of the required temperature or method specified range. For samples with a specified temperature of 4C, samples with a temperature ranging from just above freezing temperature of water to 6C shall be acceptable. Samples that are hand delivered immediately following collection may not meet these criteria, however they will be deemed acceptable according to NELAC standards, if there is evidence that the chilling process has begun, such as arrival on ice, etc.

SEMIVOLATILE ORGANIC COMPOUNDS (GC-MS)

Samples ERH2686 (RHMW2254-01, Bailer) (580-111290-1), ERH2689 (RHMW2254-01, Low Flow) (580-111290-2) and ERH2764 (ADIT 3 SUMP) (580-111290-3) were analyzed for semivolatile organic compounds (GC-MS) in accordance with 8270E. The samples were prepared on 03/16/2022 and analyzed on 03/17/2022.

The following analytes have been identified in the reference method and/or via historical data to be poor and/or erratic performers: 2,4-Dinitrophenol and 4,6-Dinitro-2-methylphenol. These analytes may have a %D >60%.

The minimum response factor (RF) criteria for the continuing calibration verification (CCV) analyzed in batch 580-384146 was outside criteria for the following analyte: N-Nitrosodi-n-propylamine. As indicated in the reference method, sample analysis may proceed; however, any detection or non-detection for the affected analyte is considered estimated.

The RPD of the laboratory control sample (LCS) and laboratory control sample duplicate (LCSD) for preparation batch 580-383995 and analytical batch 580-384146 recovered outside control limits for the following analytes: 1,2,4-Trichlorobenzene, 1,3-Dichlorobenzene, Hexachlorobutadiene, Hexachlorocyclopentadiene, Hexachloroethane, Phenol, Pyridine and 3 & 4 Methylphenol.

No additional analytical or quality issues were noted, other than those described above or in the Definitions/Glossary page.

SEMIVOLATILE ORGANIC COMPOUNDS (GC-MS - SIM)

Samples ERH2686 (RHMW2254-01, Bailer) (580-111290-1), ERH2689 (RHMW2254-01, Low Flow) (580-111290-2) and ERH2764 (ADIT 3 SUMP) (580-111290-3) were analyzed for semivolatile organic compounds (GC-MS - SIM) in accordance with 8270E SIM. The samples were prepared on 03/16/2022 and analyzed on 03/17/2022.

Chrysene was detected in method blank MB 580-383995/1-A at a level that was above the method detection limit but below the reporting limit. The value should be considered an estimate. If the associated sample reported a result above the MDL and/or RL, the result has been flagged. This target analyte concentration was less than half the reporting limit (1/2RL); therefore, re-extraction and re-analysis of

samples was not performed...

No additional analytical or quality issues were noted, other than those described above or in the Definitions/Glossary page.

Detection Summary

Client: AECOM
Project/Site: Red Hill NOI GW

Job ID: 580-111290-1

Client Sample ID: ERH2686 (RHMW2254-01, Bailer)

Lab Sample ID: 580-111290-1

Analyte	Result	Qualifier	LOQ	DL	Unit	Dil Fac	D	Method	Prep Type
Bis(2-ethylhexyl) phthalate	0.78	J	3.1	0.75	ug/L	1		8270E	Total/NA

Client Sample ID: ERH2689 (RHMW2254-01, Low Flow)

Lab Sample ID: 580-111290-2

No Detections.

Client Sample ID: ERH2764 (ADIT 3 SUMP)

Lab Sample ID: 580-111290-3

No Detections.

This Detection Summary does not include radiochemical test results.

Client Sample Results

Client: AECOM
Project/Site: Red Hill NOI GW

Job ID: 580-111290-1

Client Sample ID: ERH2686 (RHMW2254-01, Bailer)

Lab Sample ID: 580-111290-1

Date Collected: 03/09/22 13:20

Matrix: Water

Date Received: 03/11/22 09:40

Method: 8270E SIM - Semivolatile Organic Compounds (GC/MS SIM)

Analyte	Result	Qualifier	LOQ	DL	Unit	D	Prepared	Analyzed	Dil Fac
1-Methylnaphthalene	0.033	U	0.10	0.019	ug/L		03/16/22 09:47	03/17/22 18:53	1
2-Methylnaphthalene	0.081	U	0.20	0.040	ug/L		03/16/22 09:47	03/17/22 18:53	1
Acenaphthene	0.033	U M	0.10	0.014	ug/L		03/16/22 09:47	03/17/22 18:53	1
Acenaphthylene	0.033	U M	0.051	0.0092	ug/L		03/16/22 09:47	03/17/22 18:53	1
Anthracene	0.081	U M	0.10	0.022	ug/L		03/16/22 09:47	03/17/22 18:53	1
Benzo[a]anthracene	0.033	U M	0.051	0.014	ug/L		03/16/22 09:47	03/17/22 18:53	1
Benzo[a]pyrene	0.033	U	0.10	0.011	ug/L		03/16/22 09:47	03/17/22 18:53	1
Benzo[b]fluoranthene	0.033	U	0.051	0.011	ug/L		03/16/22 09:47	03/17/22 18:53	1
Benzo[g,h,i]perylene	0.033	U	0.051	0.012	ug/L		03/16/22 09:47	03/17/22 18:53	1
Benzo[k]fluoranthene	0.033	U	0.051	0.012	ug/L		03/16/22 09:47	03/17/22 18:53	1
Chrysene	0.033	U M	0.10	0.016	ug/L		03/16/22 09:47	03/17/22 18:53	1
Dibenz(a,h)anthracene	0.033	U	0.10	0.026	ug/L		03/16/22 09:47	03/17/22 18:53	1
Fluoranthene	0.033	U M	0.20	0.018	ug/L		03/16/22 09:47	03/17/22 18:53	1
Fluorene	0.033	U	0.10	0.017	ug/L		03/16/22 09:47	03/17/22 18:53	1
Indeno[1,2,3-cd]pyrene	0.033	U	0.051	0.014	ug/L		03/16/22 09:47	03/17/22 18:53	1
Naphthalene	0.081	U M	0.10	0.032	ug/L		03/16/22 09:47	03/17/22 18:53	1
Phenanthrene	0.081	U	0.10	0.032	ug/L		03/16/22 09:47	03/17/22 18:53	1
Pyrene	0.081	U M	0.10	0.034	ug/L		03/16/22 09:47	03/17/22 18:53	1

Surrogate	%Recovery	Qualifier	Limits	Prepared	Analyzed	Dil Fac
2-methylnaphthalene-d10	53		40 - 140	03/16/22 09:47	03/17/22 18:53	1
Fluoranthene-d10 (Surr)	78		40 - 140	03/16/22 09:47	03/17/22 18:53	1
Terphenyl-d14	84		58 - 132	03/16/22 09:47	03/17/22 18:53	1

Method: 8270E - Semivolatile Organic Compounds (GC/MS)

Analyte	Result	Qualifier	LOQ	DL	Unit	D	Prepared	Analyzed	Dil Fac
1,2,4-Trichlorobenzene	0.31	U Q	0.41	0.092	ug/L		03/16/22 09:47	03/17/22 15:32	1
1,2-Dichlorobenzene	0.15	U	0.41	0.051	ug/L		03/16/22 09:47	03/17/22 15:32	1
1,3-Dichlorobenzene	0.092	U Q	0.41	0.041	ug/L		03/16/22 09:47	03/17/22 15:32	1
1,4-Dichlorobenzene	0.092	U	0.41	0.041	ug/L		03/16/22 09:47	03/17/22 15:32	1
2,4,5-Trichlorophenol	0.31	U	0.41	0.10	ug/L		03/16/22 09:47	03/17/22 15:32	1
2,4,6-Trichlorophenol	0.31	U	0.61	0.10	ug/L		03/16/22 09:47	03/17/22 15:32	1
2,4-Dichlorophenol	0.51	U	1.0	0.20	ug/L		03/16/22 09:47	03/17/22 15:32	1
2,4-Dimethylphenol	0.51	U M	4.1	0.16	ug/L		03/16/22 09:47	03/17/22 15:32	1
2,4-Dinitrophenol	3.3	U Q	5.1	1.6	ug/L		03/16/22 09:47	03/17/22 15:32	1
2,4-Dinitrotoluene	0.31	U M	1.0	0.10	ug/L		03/16/22 09:47	03/17/22 15:32	1
2,6-Dinitrotoluene	0.31	U M	0.41	0.10	ug/L		03/16/22 09:47	03/17/22 15:32	1
2-Chloronaphthalene	0.15	U	1.0	0.071	ug/L		03/16/22 09:47	03/17/22 15:32	1
2-Chlorophenol	0.15	U	1.0	0.051	ug/L		03/16/22 09:47	03/17/22 15:32	1
2-Nitrophenol	0.15	U	1.0	0.071	ug/L		03/16/22 09:47	03/17/22 15:32	1
3,3'-Dichlorobenzidine	0.61	U M	1.0	0.26	ug/L		03/16/22 09:47	03/17/22 15:32	1
4,6-Dinitro-2-methylphenol	1.2	U Q	2.0	0.56	ug/L		03/16/22 09:47	03/17/22 15:32	1
4-Bromophenyl phenyl ether	0.15	U	0.61	0.061	ug/L		03/16/22 09:47	03/17/22 15:32	1
4-Chloro-3-methylphenol	0.31	U M	0.61	0.13	ug/L		03/16/22 09:47	03/17/22 15:32	1
4-Chlorophenyl phenyl ether	0.15	U	0.61	0.051	ug/L		03/16/22 09:47	03/17/22 15:32	1
4-Nitrophenol	6.1	U M	10	1.7	ug/L		03/16/22 09:47	03/17/22 15:32	1
Azobenzene	0.15	U M	2.0	0.061	ug/L		03/16/22 09:47	03/17/22 15:32	1
Bis(2-chloroethoxy)methane	0.15	U	0.61	0.051	ug/L		03/16/22 09:47	03/17/22 15:32	1
Bis(2-chloroethyl)ether	0.092	U	0.10	0.031	ug/L		03/16/22 09:47	03/17/22 15:32	1
Bis(2-ethylhexyl) phthalate	0.78	J	3.1	0.75	ug/L		03/16/22 09:47	03/17/22 15:32	1

Client Sample Results

Client: AECOM
Project/Site: Red Hill NOI GW

Job ID: 580-111290-1

Client Sample ID: ERH2686 (RHMW2254-01, Bailer)

Lab Sample ID: 580-111290-1

Date Collected: 03/09/22 13:20

Matrix: Water

Date Received: 03/11/22 09:40

Method: 8270E - Semivolatile Organic Compounds (GC/MS) (Continued)

Analyte	Result	Qualifier	LOQ	DL	Unit	D	Prepared	Analyzed	Dil Fac
bis (2-chloroisopropyl) ether	0.15	U M	0.25	0.061	ug/L		03/16/22 09:47	03/17/22 15:32	1
Butyl benzyl phthalate	0.61	U	4.1	0.28	ug/L		03/16/22 09:47	03/17/22 15:32	1
Diethyl phthalate	0.31	U M	1.0	0.15	ug/L		03/16/22 09:47	03/17/22 15:32	1
Dimethyl phthalate	0.15	U	0.61	0.061	ug/L		03/16/22 09:47	03/17/22 15:32	1
Di-n-butyl phthalate	0.51	U	3.1	0.19	ug/L		03/16/22 09:47	03/17/22 15:32	1
Di-n-octyl phthalate	0.31	U M	1.0	0.13	ug/L		03/16/22 09:47	03/17/22 15:32	1
Hexachlorobenzene	0.092	U	0.61	0.041	ug/L		03/16/22 09:47	03/17/22 15:32	1
Hexachlorobutadiene	0.15	U Q	1.0	0.061	ug/L		03/16/22 09:47	03/17/22 15:32	1
Hexachlorocyclopentadiene	0.31	U Q	1.0	0.14	ug/L		03/16/22 09:47	03/17/22 15:32	1
Hexachloroethane	0.15	U Q	1.0	0.051	ug/L		03/16/22 09:47	03/17/22 15:32	1
Isophorone	0.31	U	0.41	0.10	ug/L		03/16/22 09:47	03/17/22 15:32	1
m+p-Cresol	0.31	U M Q	0.61	0.10	ug/L		03/16/22 09:47	03/17/22 15:32	1
Nitrobenzene	0.092	U M	1.0	0.041	ug/L		03/16/22 09:47	03/17/22 15:32	1
N-Nitrosodimethylamine	0.61	U	2.0	0.26	ug/L		03/16/22 09:47	03/17/22 15:32	1
N-Nitrosodi-n-propylamine	0.092	U M	0.41	0.061	ug/L		03/16/22 09:47	03/17/22 15:32	1
N-Nitrosodiphenylamine	0.15	U M	1.0	0.071	ug/L		03/16/22 09:47	03/17/22 15:32	1
o-Cresol	0.15	U M	0.61	0.051	ug/L		03/16/22 09:47	03/17/22 15:32	1
Pentachlorophenol	1.0	U	10	0.52	ug/L		03/16/22 09:47	03/17/22 15:32	1
Phenol	0.61	U M Q	1.0	0.37	ug/L		03/16/22 09:47	03/17/22 15:32	1
Pyrene	0.092	U	1.0	0.041	ug/L		03/16/22 09:47	03/17/22 15:32	1
Pyridine	3.3	U Q	10	1.1	ug/L		03/16/22 09:47	03/17/22 15:32	1

Surrogate	%Recovery	Qualifier	Limits	Prepared	Analyzed	Dil Fac
2,4,6-Tribromophenol (Surr)	80		43 - 140	03/16/22 09:47	03/17/22 15:32	1
2-Fluorobiphenyl	54		44 - 119	03/16/22 09:47	03/17/22 15:32	1
2-Fluorophenol (Surr)	42		19 - 119	03/16/22 09:47	03/17/22 15:32	1
Nitrobenzene-d5 (Surr)	71		44 - 120	03/16/22 09:47	03/17/22 15:32	1
Phenol-d5 (Surr)	25		10 - 120	03/16/22 09:47	03/17/22 15:32	1
Terphenyl-d14	100		50 - 134	03/16/22 09:47	03/17/22 15:32	1

Client Sample ID: ERH2689 (RHMW2254-01, Low Flow)

Lab Sample ID: 580-111290-2

Date Collected: 03/09/22 13:15

Matrix: Water

Date Received: 03/11/22 09:40

Method: 8270E SIM - Semivolatile Organic Compounds (GC/MS SIM)

Analyte	Result	Qualifier	LOQ	DL	Unit	D	Prepared	Analyzed	Dil Fac
1-Methylnaphthalene	0.032	U	0.10	0.019	ug/L		03/16/22 09:47	03/17/22 19:12	1
2-Methylnaphthalene	0.081	U	0.20	0.039	ug/L		03/16/22 09:47	03/17/22 19:12	1
Acenaphthene	0.032	U	0.10	0.014	ug/L		03/16/22 09:47	03/17/22 19:12	1
Acenaphthylene	0.032	U M	0.051	0.0091	ug/L		03/16/22 09:47	03/17/22 19:12	1
Anthracene	0.081	U M	0.10	0.022	ug/L		03/16/22 09:47	03/17/22 19:12	1
Benzo[a]anthracene	0.032	U M	0.051	0.014	ug/L		03/16/22 09:47	03/17/22 19:12	1
Benzo[a]pyrene	0.032	U	0.10	0.011	ug/L		03/16/22 09:47	03/17/22 19:12	1
Benzo[b]fluoranthene	0.032	U	0.051	0.011	ug/L		03/16/22 09:47	03/17/22 19:12	1
Benzo[g,h,i]perylene	0.032	U	0.051	0.012	ug/L		03/16/22 09:47	03/17/22 19:12	1
Benzo[k]fluoranthene	0.032	U	0.051	0.012	ug/L		03/16/22 09:47	03/17/22 19:12	1
Chrysene	0.032	U M	0.10	0.016	ug/L		03/16/22 09:47	03/17/22 19:12	1
Dibenz(a,h)anthracene	0.032	U	0.10	0.026	ug/L		03/16/22 09:47	03/17/22 19:12	1
Fluoranthene	0.032	U M	0.20	0.018	ug/L		03/16/22 09:47	03/17/22 19:12	1
Fluorene	0.032	U M	0.10	0.017	ug/L		03/16/22 09:47	03/17/22 19:12	1

Client Sample Results

Client: AECOM
Project/Site: Red Hill NOI GW

Job ID: 580-111290-1

Client Sample ID: ERH2689 (RHMW2254-01, Low Flow)

Lab Sample ID: 580-111290-2

Date Collected: 03/09/22 13:15

Matrix: Water

Date Received: 03/11/22 09:40

Method: 8270E SIM - Semivolatile Organic Compounds (GC/MS SIM) (Continued)

Analyte	Result	Qualifier	LOQ	DL	Unit	D	Prepared	Analyzed	Dil Fac
Indeno[1,2,3-cd]pyrene	0.032	U	0.051	0.014	ug/L		03/16/22 09:47	03/17/22 19:12	1
Naphthalene	0.081	U M	0.10	0.031	ug/L		03/16/22 09:47	03/17/22 19:12	1
Phenanthrene	0.081	U M	0.10	0.031	ug/L		03/16/22 09:47	03/17/22 19:12	1
Pyrene	0.081	U M	0.10	0.033	ug/L		03/16/22 09:47	03/17/22 19:12	1
Surrogate	%Recovery	Qualifier	Limits				Prepared	Analyzed	Dil Fac
2-methylnaphthalene-d10	57		40 - 140				03/16/22 09:47	03/17/22 19:12	1
Fluoranthene-d10 (Surr)	79		40 - 140				03/16/22 09:47	03/17/22 19:12	1
Terphenyl-d14	84		58 - 132				03/16/22 09:47	03/17/22 19:12	1

Method: 8270E - Semivolatile Organic Compounds (GC/MS)

Analyte	Result	Qualifier	LOQ	DL	Unit	D	Prepared	Analyzed	Dil Fac
1,2,4-Trichlorobenzene	0.30	U Q	0.40	0.091	ug/L		03/16/22 09:47	03/17/22 15:56	1
1,2-Dichlorobenzene	0.15	U	0.40	0.051	ug/L		03/16/22 09:47	03/17/22 15:56	1
1,3-Dichlorobenzene	0.091	U Q	0.40	0.040	ug/L		03/16/22 09:47	03/17/22 15:56	1
1,4-Dichlorobenzene	0.091	U	0.40	0.040	ug/L		03/16/22 09:47	03/17/22 15:56	1
2,4,5-Trichlorophenol	0.30	U	0.40	0.10	ug/L		03/16/22 09:47	03/17/22 15:56	1
2,4,6-Trichlorophenol	0.30	U	0.61	0.10	ug/L		03/16/22 09:47	03/17/22 15:56	1
2,4-Dichlorophenol	0.51	U	1.0	0.20	ug/L		03/16/22 09:47	03/17/22 15:56	1
2,4-Dimethylphenol	0.51	U	4.0	0.16	ug/L		03/16/22 09:47	03/17/22 15:56	1
2,4-Dinitrophenol	3.2	U Q	5.1	1.6	ug/L		03/16/22 09:47	03/17/22 15:56	1
2,4-Dinitrotoluene	0.30	U	1.0	0.10	ug/L		03/16/22 09:47	03/17/22 15:56	1
2,6-Dinitrotoluene	0.30	U	0.40	0.10	ug/L		03/16/22 09:47	03/17/22 15:56	1
2-Chloronaphthalene	0.15	U	1.0	0.071	ug/L		03/16/22 09:47	03/17/22 15:56	1
2-Chlorophenol	0.15	U	1.0	0.051	ug/L		03/16/22 09:47	03/17/22 15:56	1
2-Nitrophenol	0.15	U	1.0	0.071	ug/L		03/16/22 09:47	03/17/22 15:56	1
3,3'-Dichlorobenzidine	0.61	U	1.0	0.26	ug/L		03/16/22 09:47	03/17/22 15:56	1
4,6-Dinitro-2-methylphenol	1.2	U Q	2.0	0.56	ug/L		03/16/22 09:47	03/17/22 15:56	1
4-Bromophenyl phenyl ether	0.15	U	0.61	0.061	ug/L		03/16/22 09:47	03/17/22 15:56	1
4-Chloro-3-methylphenol	0.30	U M	0.61	0.13	ug/L		03/16/22 09:47	03/17/22 15:56	1
4-Chlorophenyl phenyl ether	0.15	U	0.61	0.051	ug/L		03/16/22 09:47	03/17/22 15:56	1
4-Nitrophenol	6.1	U	10	1.7	ug/L		03/16/22 09:47	03/17/22 15:56	1
Azobenzene	0.15	U M	2.0	0.061	ug/L		03/16/22 09:47	03/17/22 15:56	1
Bis(2-chloroethoxy)methane	0.15	U	0.61	0.051	ug/L		03/16/22 09:47	03/17/22 15:56	1
Bis(2-chloroethyl)ether	0.091	U	0.10	0.030	ug/L		03/16/22 09:47	03/17/22 15:56	1
Bis(2-ethylhexyl) phthalate	1.6	U	3.0	0.75	ug/L		03/16/22 09:47	03/17/22 15:56	1
bis (2-chloroisopropyl) ether	0.15	U M	0.25	0.061	ug/L		03/16/22 09:47	03/17/22 15:56	1
Butyl benzyl phthalate	0.61	U	4.0	0.27	ug/L		03/16/22 09:47	03/17/22 15:56	1
Diethyl phthalate	0.30	U	1.0	0.15	ug/L		03/16/22 09:47	03/17/22 15:56	1
Dimethyl phthalate	0.15	U	0.61	0.061	ug/L		03/16/22 09:47	03/17/22 15:56	1
Di-n-butyl phthalate	0.51	U	3.0	0.19	ug/L		03/16/22 09:47	03/17/22 15:56	1
Di-n-octyl phthalate	0.30	U M	1.0	0.13	ug/L		03/16/22 09:47	03/17/22 15:56	1
Hexachlorobenzene	0.091	U	0.61	0.040	ug/L		03/16/22 09:47	03/17/22 15:56	1
Hexachlorobutadiene	0.15	U Q	1.0	0.061	ug/L		03/16/22 09:47	03/17/22 15:56	1
Hexachlorocyclopentadiene	0.30	U Q	1.0	0.14	ug/L		03/16/22 09:47	03/17/22 15:56	1
Hexachloroethane	0.15	U Q	1.0	0.051	ug/L		03/16/22 09:47	03/17/22 15:56	1
Isophorone	0.30	U	0.40	0.10	ug/L		03/16/22 09:47	03/17/22 15:56	1
m+p-Cresol	0.30	U M Q	0.61	0.10	ug/L		03/16/22 09:47	03/17/22 15:56	1
Nitrobenzene	0.091	U	1.0	0.040	ug/L		03/16/22 09:47	03/17/22 15:56	1
N-Nitrosodimethylamine	0.61	U	2.0	0.26	ug/L		03/16/22 09:47	03/17/22 15:56	1

Client Sample Results

Client: AECOM
Project/Site: Red Hill NOI GW

Job ID: 580-111290-1

Client Sample ID: ERH2689 (RHMW2254-01, Low Flow)

Lab Sample ID: 580-111290-2

Date Collected: 03/09/22 13:15

Matrix: Water

Date Received: 03/11/22 09:40

Method: 8270E - Semivolatile Organic Compounds (GC/MS) (Continued)

Analyte	Result	Qualifier	LOQ	DL	Unit	D	Prepared	Analyzed	Dil Fac
N-Nitrosodi-n-propylamine	0.091	U	0.40	0.061	ug/L		03/16/22 09:47	03/17/22 15:56	1
N-Nitrosodiphenylamine	0.15	U M	1.0	0.071	ug/L		03/16/22 09:47	03/17/22 15:56	1
o-Cresol	0.15	U M	0.61	0.051	ug/L		03/16/22 09:47	03/17/22 15:56	1
Pentachlorophenol	1.0	U	10	0.52	ug/L		03/16/22 09:47	03/17/22 15:56	1
Phenol	0.61	U M Q	1.0	0.36	ug/L		03/16/22 09:47	03/17/22 15:56	1
Pyrene	0.091	U	1.0	0.040	ug/L		03/16/22 09:47	03/17/22 15:56	1
Pyridine	3.2	U Q	10	1.1	ug/L		03/16/22 09:47	03/17/22 15:56	1

Surrogate	%Recovery	Qualifier	Limits	Prepared	Analyzed	Dil Fac
2,4,6-Tribromophenol (Surr)	67		43 - 140	03/16/22 09:47	03/17/22 15:56	1
2-Fluorobiphenyl	63		44 - 119	03/16/22 09:47	03/17/22 15:56	1
2-Fluorophenol (Surr)	48		19 - 119	03/16/22 09:47	03/17/22 15:56	1
Nitrobenzene-d5 (Surr)	70		44 - 120	03/16/22 09:47	03/17/22 15:56	1
Phenol-d5 (Surr)	28		10 - 120	03/16/22 09:47	03/17/22 15:56	1
Terphenyl-d14	102		50 - 134	03/16/22 09:47	03/17/22 15:56	1

Client Sample ID: ERH2764 (ADIT 3 SUMP)

Lab Sample ID: 580-111290-3

Date Collected: 03/09/22 11:45

Matrix: Water

Date Received: 03/11/22 09:40

Method: 8270E SIM - Semivolatile Organic Compounds (GC/MS SIM)

Analyte	Result	Qualifier	LOQ	DL	Unit	D	Prepared	Analyzed	Dil Fac
1-Methylnaphthalene	0.033	U	0.10	0.019	ug/L		03/16/22 09:47	03/17/22 19:31	1
2-Methylnaphthalene	0.082	U	0.21	0.040	ug/L		03/16/22 09:47	03/17/22 19:31	1
Acenaphthene	0.033	U	0.10	0.014	ug/L		03/16/22 09:47	03/17/22 19:31	1
Acenaphthylene	0.033	U	0.051	0.0092	ug/L		03/16/22 09:47	03/17/22 19:31	1
Anthracene	0.082	U M	0.10	0.023	ug/L		03/16/22 09:47	03/17/22 19:31	1
Benzo[a]anthracene	0.033	U M	0.051	0.014	ug/L		03/16/22 09:47	03/17/22 19:31	1
Benzo[a]pyrene	0.033	U M	0.10	0.011	ug/L		03/16/22 09:47	03/17/22 19:31	1
Benzo[b]fluoranthene	0.033	U M	0.051	0.011	ug/L		03/16/22 09:47	03/17/22 19:31	1
Benzo[g,h,i]perylene	0.033	U M	0.051	0.012	ug/L		03/16/22 09:47	03/17/22 19:31	1
Benzo[k]fluoranthene	0.033	U M	0.051	0.012	ug/L		03/16/22 09:47	03/17/22 19:31	1
Chrysene	0.033	U M	0.10	0.016	ug/L		03/16/22 09:47	03/17/22 19:31	1
Dibenz(a,h)anthracene	0.033	U	0.10	0.027	ug/L		03/16/22 09:47	03/17/22 19:31	1
Fluoranthene	0.033	U M	0.21	0.018	ug/L		03/16/22 09:47	03/17/22 19:31	1
Fluorene	0.033	U	0.10	0.017	ug/L		03/16/22 09:47	03/17/22 19:31	1
Indeno[1,2,3-cd]pyrene	0.033	U M	0.051	0.014	ug/L		03/16/22 09:47	03/17/22 19:31	1
Naphthalene	0.082	U	0.10	0.032	ug/L		03/16/22 09:47	03/17/22 19:31	1
Phenanthrene	0.082	U M	0.10	0.032	ug/L		03/16/22 09:47	03/17/22 19:31	1
Pyrene	0.082	U M	0.10	0.034	ug/L		03/16/22 09:47	03/17/22 19:31	1

Surrogate	%Recovery	Qualifier	Limits	Prepared	Analyzed	Dil Fac
2-methylnaphthalene-d10	69		40 - 140	03/16/22 09:47	03/17/22 19:31	1
Fluoranthene-d10 (Surr)	77		40 - 140	03/16/22 09:47	03/17/22 19:31	1
Terphenyl-d14	83		58 - 132	03/16/22 09:47	03/17/22 19:31	1

Method: 8270E - Semivolatile Organic Compounds (GC/MS)

Analyte	Result	Qualifier	LOQ	DL	Unit	D	Prepared	Analyzed	Dil Fac
1,2,4-Trichlorobenzene	0.31	U Q	0.41	0.092	ug/L		03/16/22 09:47	03/17/22 16:19	1
1,2-Dichlorobenzene	0.15	U	0.41	0.051	ug/L		03/16/22 09:47	03/17/22 16:19	1
1,3-Dichlorobenzene	0.092	U Q	0.41	0.041	ug/L		03/16/22 09:47	03/17/22 16:19	1

Client Sample Results

Client: AECOM
Project/Site: Red Hill NOI GW

Job ID: 580-111290-1

Client Sample ID: ERH2764 (ADIT 3 SUMP)

Lab Sample ID: 580-111290-3

Date Collected: 03/09/22 11:45

Matrix: Water

Date Received: 03/11/22 09:40

Method: 8270E - Semivolatile Organic Compounds (GC/MS) (Continued)

Analyte	Result	Qualifier	LOQ	DL	Unit	D	Prepared	Analyzed	Dil Fac
1,4-Dichlorobenzene	0.092	U	0.41	0.041	ug/L		03/16/22 09:47	03/17/22 16:19	1
2,4,5-Trichlorophenol	0.31	U	0.41	0.10	ug/L		03/16/22 09:47	03/17/22 16:19	1
2,4,6-Trichlorophenol	0.31	U	0.62	0.10	ug/L		03/16/22 09:47	03/17/22 16:19	1
2,4-Dichlorophenol	0.51	U M	1.0	0.21	ug/L		03/16/22 09:47	03/17/22 16:19	1
2,4-Dimethylphenol	0.51	U M	4.1	0.16	ug/L		03/16/22 09:47	03/17/22 16:19	1
2,4-Dinitrophenol	3.3	U Q	5.1	1.6	ug/L		03/16/22 09:47	03/17/22 16:19	1
2,4-Dinitrotoluene	0.31	U M	1.0	0.10	ug/L		03/16/22 09:47	03/17/22 16:19	1
2,6-Dinitrotoluene	0.31	U	0.41	0.10	ug/L		03/16/22 09:47	03/17/22 16:19	1
2-Chloronaphthalene	0.15	U	1.0	0.072	ug/L		03/16/22 09:47	03/17/22 16:19	1
2-Chlorophenol	0.15	U	1.0	0.051	ug/L		03/16/22 09:47	03/17/22 16:19	1
2-Nitrophenol	0.15	U	1.0	0.072	ug/L		03/16/22 09:47	03/17/22 16:19	1
3,3'-Dichlorobenzidine	0.62	U M	1.0	0.27	ug/L		03/16/22 09:47	03/17/22 16:19	1
4,6-Dinitro-2-methylphenol	1.2	U Q	2.1	0.56	ug/L		03/16/22 09:47	03/17/22 16:19	1
4-Bromophenyl phenyl ether	0.15	U	0.62	0.062	ug/L		03/16/22 09:47	03/17/22 16:19	1
4-Chloro-3-methylphenol	0.31	U M	0.62	0.13	ug/L		03/16/22 09:47	03/17/22 16:19	1
4-Chlorophenyl phenyl ether	0.15	U	0.62	0.051	ug/L		03/16/22 09:47	03/17/22 16:19	1
4-Nitrophenol	6.2	U M	10	1.7	ug/L		03/16/22 09:47	03/17/22 16:19	1
Azobenzene	0.15	U	2.1	0.062	ug/L		03/16/22 09:47	03/17/22 16:19	1
Bis(2-chloroethoxy)methane	0.15	U	0.62	0.051	ug/L		03/16/22 09:47	03/17/22 16:19	1
Bis(2-chloroethyl)ether	0.092	U	0.10	0.031	ug/L		03/16/22 09:47	03/17/22 16:19	1
Bis(2-ethylhexyl) phthalate	1.6	U	3.1	0.76	ug/L		03/16/22 09:47	03/17/22 16:19	1
bis (2-chloroisopropyl) ether	0.15	U	0.26	0.062	ug/L		03/16/22 09:47	03/17/22 16:19	1
Butyl benzyl phthalate	0.62	U	4.1	0.28	ug/L		03/16/22 09:47	03/17/22 16:19	1
Diethyl phthalate	0.31	U	1.0	0.15	ug/L		03/16/22 09:47	03/17/22 16:19	1
Dimethyl phthalate	0.15	U	0.62	0.062	ug/L		03/16/22 09:47	03/17/22 16:19	1
Di-n-butyl phthalate	0.51	U	3.1	0.19	ug/L		03/16/22 09:47	03/17/22 16:19	1
Di-n-octyl phthalate	0.31	U M	1.0	0.13	ug/L		03/16/22 09:47	03/17/22 16:19	1
Hexachlorobenzene	0.092	U	0.62	0.041	ug/L		03/16/22 09:47	03/17/22 16:19	1
Hexachlorobutadiene	0.15	U M Q	1.0	0.062	ug/L		03/16/22 09:47	03/17/22 16:19	1
Hexachlorocyclopentadiene	0.31	U Q	1.0	0.14	ug/L		03/16/22 09:47	03/17/22 16:19	1
Hexachloroethane	0.15	U Q	1.0	0.051	ug/L		03/16/22 09:47	03/17/22 16:19	1
Isophorone	0.31	U M	0.41	0.10	ug/L		03/16/22 09:47	03/17/22 16:19	1
m+p-Cresol	0.31	U Q	0.62	0.10	ug/L		03/16/22 09:47	03/17/22 16:19	1
Nitrobenzene	0.092	U	1.0	0.041	ug/L		03/16/22 09:47	03/17/22 16:19	1
N-Nitrosodimethylamine	0.62	U	2.1	0.27	ug/L		03/16/22 09:47	03/17/22 16:19	1
N-Nitrosodi-n-propylamine	0.092	U	0.41	0.062	ug/L		03/16/22 09:47	03/17/22 16:19	1
N-Nitrosodiphenylamine	0.15	U	1.0	0.072	ug/L		03/16/22 09:47	03/17/22 16:19	1
o-Cresol	0.15	U	0.62	0.051	ug/L		03/16/22 09:47	03/17/22 16:19	1
Pentachlorophenol	1.0	U	10	0.52	ug/L		03/16/22 09:47	03/17/22 16:19	1
Phenol	0.62	U M Q	1.0	0.37	ug/L		03/16/22 09:47	03/17/22 16:19	1
Pyrene	0.092	U	1.0	0.041	ug/L		03/16/22 09:47	03/17/22 16:19	1
Pyridine	3.3	U M Q	10	1.1	ug/L		03/16/22 09:47	03/17/22 16:19	1

Surrogate	%Recovery	Qualifier	Limits	Prepared	Analyzed	Dil Fac
2,4,6-Tribromophenol (Surr)	72		43 - 140	03/16/22 09:47	03/17/22 16:19	1
2-Fluorobiphenyl	65		44 - 119	03/16/22 09:47	03/17/22 16:19	1
2-Fluorophenol (Surr)	45		19 - 119	03/16/22 09:47	03/17/22 16:19	1
Nitrobenzene-d5 (Surr)	70		44 - 120	03/16/22 09:47	03/17/22 16:19	1
Phenol-d5 (Surr)	28		10 - 120	03/16/22 09:47	03/17/22 16:19	1
Terphenyl-d14	99		50 - 134	03/16/22 09:47	03/17/22 16:19	1

Default Detection Limits

Client: AECOM
Project/Site: Red Hill NOI GW

Job ID: 580-111290-1

Method: 8270E SIM - Semivolatile Organic Compounds (GC/MS SIM)

Prep: 3510C

Analyte	LOQ	DL	Units
1-Methylnaphthalene	0.10	0.019	ug/L
2-Methylnaphthalene	0.20	0.039	ug/L
Acenaphthene	0.10	0.014	ug/L
Acenaphthylene	0.050	0.0090	ug/L
Anthracene	0.10	0.022	ug/L
Benzo[a]anthracene	0.050	0.014	ug/L
Benzo[a]pyrene	0.10	0.011	ug/L
Benzo[b]fluoranthene	0.050	0.011	ug/L
Benzo[g,h,i]perylene	0.050	0.012	ug/L
Benzo[k]fluoranthene	0.050	0.012	ug/L
Chrysene	0.10	0.016	ug/L
Dibenz(a,h)anthracene	0.10	0.026	ug/L
Fluoranthene	0.20	0.018	ug/L
Fluorene	0.10	0.017	ug/L
Indeno[1,2,3-cd]pyrene	0.050	0.014	ug/L
Naphthalene	0.10	0.031	ug/L
Phenanthrene	0.10	0.031	ug/L
Pyrene	0.10	0.033	ug/L

Method: 8270E - Semivolatile Organic Compounds (GC/MS)

Prep: 3510C

Analyte	LOQ	DL	Units
1,2,4-Trichlorobenzene	0.40	0.090	ug/L
1,2-Dichlorobenzene	0.40	0.050	ug/L
1,3-Dichlorobenzene	0.40	0.040	ug/L
1,4-Dichlorobenzene	0.40	0.040	ug/L
2,4,5-Trichlorophenol	0.40	0.10	ug/L
2,4,6-Trichlorophenol	0.60	0.10	ug/L
2,4-Dichlorophenol	1.0	0.20	ug/L
2,4-Dimethylphenol	4.0	0.16	ug/L
2,4-Dinitrophenol	5.0	1.6	ug/L
2,4-Dinitrotoluene	1.0	0.10	ug/L
2,6-Dinitrotoluene	0.40	0.10	ug/L
2-Chloronaphthalene	1.0	0.070	ug/L
2-Chlorophenol	1.0	0.050	ug/L
2-Nitrophenol	1.0	0.070	ug/L
3,3'-Dichlorobenzidine	1.0	0.26	ug/L
4,6-Dinitro-2-methylphenol	2.0	0.55	ug/L
4-Bromophenyl phenyl ether	0.60	0.060	ug/L
4-Chloro-3-methylphenol	0.60	0.13	ug/L
4-Chlorophenyl phenyl ether	0.60	0.050	ug/L
4-Nitrophenol	10	1.7	ug/L
Azobenzene	2.0	0.060	ug/L
bis (2-chloroisopropyl) ether	0.25	0.060	ug/L
Bis(2-chloroethoxy)methane	0.60	0.050	ug/L
Bis(2-chloroethyl)ether	0.10	0.030	ug/L
Bis(2-ethylhexyl) phthalate	3.0	0.74	ug/L
Butyl benzyl phthalate	4.0	0.27	ug/L
Diethyl phthalate	1.0	0.15	ug/L
Dimethyl phthalate	0.60	0.060	ug/L
Di-n-butyl phthalate	3.0	0.19	ug/L

Default Detection Limits

Client: AECOM
Project/Site: Red Hill NOI GW

Job ID: 580-111290-1

Method: 8270E - Semivolatile Organic Compounds (GC/MS) (Continued)

Prep: 3510C

Analyte	LOQ	DL	Units
Di-n-octyl phthalate	1.0	0.13	ug/L
Hexachlorobenzene	0.60	0.040	ug/L
Hexachlorobutadiene	1.0	0.060	ug/L
Hexachlorocyclopentadiene	1.0	0.14	ug/L
Hexachloroethane	1.0	0.050	ug/L
Isophorone	0.40	0.10	ug/L
m+p-Cresol	0.60	0.10	ug/L
Nitrobenzene	1.0	0.040	ug/L
N-Nitrosodimethylamine	2.0	0.26	ug/L
N-Nitrosodi-n-propylamine	0.40	0.060	ug/L
N-Nitrosodiphenylamine	1.0	0.070	ug/L
o-Cresol	0.60	0.050	ug/L
Pentachlorophenol	10	0.51	ug/L
Phenol	1.0	0.36	ug/L
Pyrene	1.0	0.040	ug/L
Pyridine	10	1.1	ug/L

Surrogate Summary

Client: AECOM
Project/Site: Red Hill NOI GW

Job ID: 580-111290-1

Method: 8270E - Semivolatile Organic Compounds (GC/MS)

Matrix: Water

Prep Type: Total/NA

Lab Sample ID	Client Sample ID	Percent Surrogate Recovery (Acceptance Limits)					
		TBP (43-140)	FBP (44-119)	2FP (19-119)	NBZ (44-120)	PHL (10-120)	TPHL (50-134)
580-111290-1	ERH2686 (RHMW2254-01, Bail	80	54	42	71	25	100
580-111290-2	ERH2689 (RHMW2254-01, Low Flow)	67	63	48	70	28	102
580-111290-3	ERH2764 (ADIT 3 SUMP)	72	65	45	70	28	99
LCS 580-383995/2-A	Lab Control Sample	84	79	50	81	32	96
LCSD 580-383995/3-A	Lab Control Sample Dup	87	73	51	77	41 M	103
MB 580-383995/1-A	Method Blank	53	72	48	76	31	98

Surrogate Legend

TBP = 2,4,6-Tribromophenol (Surr)
 FBP = 2-Fluorobiphenyl
 2FP = 2-Fluorophenol (Surr)
 NBZ = Nitrobenzene-d5 (Surr)
 PHL = Phenol-d5 (Surr)
 TPHL = Terphenyl-d14

Method: 8270E SIM - Semivolatile Organic Compounds (GC/MS SIM)

Matrix: Water

Prep Type: Total/NA

Lab Sample ID	Client Sample ID	Percent Surrogate Recovery (Acceptance Limits)		
		2MN (40-140)	FLN10 (40-140)	TPHL (58-132)
580-111290-1	ERH2686 (RHMW2254-01, Bail	53	78	84
580-111290-2	ERH2689 (RHMW2254-01, Low Flow)	57	79	84
580-111290-3	ERH2764 (ADIT 3 SUMP)	69	77	83
LCS 580-383995/2-A	Lab Control Sample	70	82	89
LCSD 580-383995/3-A	Lab Control Sample Dup	67	81	89
MB 580-383995/1-A	Method Blank	61	78	85

Surrogate Legend

2MN = 2-methylnaphthalene-d10
 FLN10 = Fluoranthene-d10 (Surr)
 TPHL = Terphenyl-d14

QC Sample Results

Client: AECOM
Project/Site: Red Hill NOI GW

Job ID: 580-111290-1

Method: 8270E - Semivolatile Organic Compounds (GC/MS)

Lab Sample ID: MB 580-383995/1-A

Matrix: Water

Analysis Batch: 384146

Client Sample ID: Method Blank

Prep Type: Total/NA

Prep Batch: 383995

Analyte	MB	MB	LOQ	DL	Unit	D	Prepared	Analyzed	Dil Fac
	Result	Qualifier							
1,2,4-Trichlorobenzene	0.30	U	0.40	0.090	ug/L		03/16/22 09:47	03/17/22 13:35	1
1,2-Dichlorobenzene	0.15	U	0.40	0.050	ug/L		03/16/22 09:47	03/17/22 13:35	1
1,3-Dichlorobenzene	0.090	U	0.40	0.040	ug/L		03/16/22 09:47	03/17/22 13:35	1
1,4-Dichlorobenzene	0.090	U	0.40	0.040	ug/L		03/16/22 09:47	03/17/22 13:35	1
2,4,5-Trichlorophenol	0.30	U	0.40	0.10	ug/L		03/16/22 09:47	03/17/22 13:35	1
2,4,6-Trichlorophenol	0.30	U	0.60	0.10	ug/L		03/16/22 09:47	03/17/22 13:35	1
2,4-Dichlorophenol	0.50	U	1.0	0.20	ug/L		03/16/22 09:47	03/17/22 13:35	1
2,4-Dimethylphenol	0.50	U	4.0	0.16	ug/L		03/16/22 09:47	03/17/22 13:35	1
2,4-Dinitrophenol	3.2	U	5.0	1.6	ug/L		03/16/22 09:47	03/17/22 13:35	1
2,4-Dinitrotoluene	0.30	U	1.0	0.10	ug/L		03/16/22 09:47	03/17/22 13:35	1
2,6-Dinitrotoluene	0.30	U	0.40	0.10	ug/L		03/16/22 09:47	03/17/22 13:35	1
2-Chloronaphthalene	0.15	U	1.0	0.070	ug/L		03/16/22 09:47	03/17/22 13:35	1
2-Chlorophenol	0.15	U	1.0	0.050	ug/L		03/16/22 09:47	03/17/22 13:35	1
2-Nitrophenol	0.15	U	1.0	0.070	ug/L		03/16/22 09:47	03/17/22 13:35	1
3,3'-Dichlorobenzidine	0.60	U	1.0	0.26	ug/L		03/16/22 09:47	03/17/22 13:35	1
4,6-Dinitro-2-methylphenol	1.2	U	2.0	0.55	ug/L		03/16/22 09:47	03/17/22 13:35	1
4-Bromophenyl phenyl ether	0.15	U	0.60	0.060	ug/L		03/16/22 09:47	03/17/22 13:35	1
4-Chloro-3-methylphenol	0.30	U M	0.60	0.13	ug/L		03/16/22 09:47	03/17/22 13:35	1
4-Chlorophenyl phenyl ether	0.15	U	0.60	0.050	ug/L		03/16/22 09:47	03/17/22 13:35	1
4-Nitrophenol	6.0	U	10	1.7	ug/L		03/16/22 09:47	03/17/22 13:35	1
Azobenzene	0.15	U M	2.0	0.060	ug/L		03/16/22 09:47	03/17/22 13:35	1
Bis(2-chloroethoxy)methane	0.15	U	0.60	0.050	ug/L		03/16/22 09:47	03/17/22 13:35	1
Bis(2-chloroethyl)ether	0.090	U	0.10	0.030	ug/L		03/16/22 09:47	03/17/22 13:35	1
Bis(2-ethylhexyl) phthalate	1.6	U	3.0	0.74	ug/L		03/16/22 09:47	03/17/22 13:35	1
bis (2-chloroisopropyl) ether	0.15	U M	0.25	0.060	ug/L		03/16/22 09:47	03/17/22 13:35	1
Butyl benzyl phthalate	0.60	U	4.0	0.27	ug/L		03/16/22 09:47	03/17/22 13:35	1
Diethyl phthalate	0.30	U M	1.0	0.15	ug/L		03/16/22 09:47	03/17/22 13:35	1
Dimethyl phthalate	0.15	U	0.60	0.060	ug/L		03/16/22 09:47	03/17/22 13:35	1
Di-n-butyl phthalate	0.50	U	3.0	0.19	ug/L		03/16/22 09:47	03/17/22 13:35	1
Di-n-octyl phthalate	0.30	U M	1.0	0.13	ug/L		03/16/22 09:47	03/17/22 13:35	1
Hexachlorobenzene	0.090	U	0.60	0.040	ug/L		03/16/22 09:47	03/17/22 13:35	1
Hexachlorobutadiene	0.15	U	1.0	0.060	ug/L		03/16/22 09:47	03/17/22 13:35	1
Hexachlorocyclopentadiene	0.30	U	1.0	0.14	ug/L		03/16/22 09:47	03/17/22 13:35	1
Hexachloroethane	0.15	U	1.0	0.050	ug/L		03/16/22 09:47	03/17/22 13:35	1
Isophorone	0.30	U	0.40	0.10	ug/L		03/16/22 09:47	03/17/22 13:35	1
m+p-Cresol	0.30	U M	0.60	0.10	ug/L		03/16/22 09:47	03/17/22 13:35	1
Nitrobenzene	0.090	U M	1.0	0.040	ug/L		03/16/22 09:47	03/17/22 13:35	1
N-Nitrosodimethylamine	0.60	U	2.0	0.26	ug/L		03/16/22 09:47	03/17/22 13:35	1
N-Nitrosodi-n-propylamine	0.090	U	0.40	0.060	ug/L		03/16/22 09:47	03/17/22 13:35	1
N-Nitrosodiphenylamine	0.15	U	1.0	0.070	ug/L		03/16/22 09:47	03/17/22 13:35	1
o-Cresol	0.15	U M	0.60	0.050	ug/L		03/16/22 09:47	03/17/22 13:35	1
Pentachlorophenol	1.0	U	10	0.51	ug/L		03/16/22 09:47	03/17/22 13:35	1
Phenol	0.60	U	1.0	0.36	ug/L		03/16/22 09:47	03/17/22 13:35	1
Pyrene	0.090	U M	1.0	0.040	ug/L		03/16/22 09:47	03/17/22 13:35	1
Pyridine	3.2	U	10	1.1	ug/L		03/16/22 09:47	03/17/22 13:35	1

Surrogate	MB	MB	Limits	Prepared	Analyzed	Dil Fac
	%Recovery	Qualifier				
2,4,6-Tribromophenol (Surr)	53		43 - 140	03/16/22 09:47	03/17/22 13:35	1

QC Sample Results

Client: AECOM
Project/Site: Red Hill NOI GW

Job ID: 580-111290-1

Method: 8270E - Semivolatile Organic Compounds (GC/MS) (Continued)

Lab Sample ID: MB 580-383995/1-A
Matrix: Water
Analysis Batch: 384146

Client Sample ID: Method Blank
Prep Type: Total/NA
Prep Batch: 383995

Surrogate	MB MB		Limits	Prepared	Analyzed	Dil Fac
	%Recovery	Qualifier				
2-Fluorobiphenyl	72		44 - 119	03/16/22 09:47	03/17/22 13:35	1
2-Fluorophenol (Surr)	48		19 - 119	03/16/22 09:47	03/17/22 13:35	1
Nitrobenzene-d5 (Surr)	76		44 - 120	03/16/22 09:47	03/17/22 13:35	1
Phenol-d5 (Surr)	31		10 - 120	03/16/22 09:47	03/17/22 13:35	1
Terphenyl-d14	98		50 - 134	03/16/22 09:47	03/17/22 13:35	1

Lab Sample ID: LCS 580-383995/2-A
Matrix: Water
Analysis Batch: 384146

Client Sample ID: Lab Control Sample
Prep Type: Total/NA
Prep Batch: 383995

Analyte	Spike Added	LCS Result	LCS Qualifier	Unit	D	%Rec	%Rec.	Limits
1,2-Dichlorobenzene	2.00	1.17		ug/L		58	32 - 111	
1,3-Dichlorobenzene	2.00	1.19		ug/L		59	28 - 110	
1,4-Dichlorobenzene	2.00	1.14		ug/L		57	29 - 112	
2,4,5-Trichlorophenol	2.00	1.55		ug/L		78	53 - 123	
2,4,6-Trichlorophenol	2.00	1.74		ug/L		87	50 - 125	
2,4-Dichlorophenol	2.00	1.69		ug/L		84	47 - 121	
2,4-Dimethylphenol	2.00	1.57	J	ug/L		79	31 - 124	
2,4-Dinitrophenol	4.00	3.20	J M	ug/L		80	23 - 143	
2,4-Dinitrotoluene	2.00	1.96		ug/L		98	57 - 128	
2,6-Dinitrotoluene	2.00	1.93		ug/L		97	57 - 124	
2-Chloronaphthalene	2.00	1.60		ug/L		80	40 - 116	
2-Chlorophenol	2.00	1.64		ug/L		82	38 - 117	
2-Nitrophenol	2.00	1.73		ug/L		87	47 - 123	
3,3'-Dichlorobenzidine	4.00	3.89		ug/L		97	27 - 129	
4,6-Dinitro-2-methylphenol	4.00	3.29		ug/L		82	44 - 137	
4-Bromophenyl phenyl ether	2.00	1.65		ug/L		82	55 - 124	
4-Chloro-3-methylphenol	2.00	1.73		ug/L		87	52 - 119	
4-Chlorophenyl phenyl ether	2.00	1.80		ug/L		90	53 - 121	
4-Nitrophenol	4.00	6.0	U	ug/L		41	35 - 145	
Azobenzene	2.00	1.68	J	ug/L		84	61 - 116	
Bis(2-chloroethoxy)methane	2.00	1.62		ug/L		81	48 - 120	
Bis(2-chloroethyl)ether	2.00	1.42		ug/L		71	43 - 118	
Bis(2-ethylhexyl) phthalate	2.00	2.49	J	ug/L		124	55 - 135	
bis (2-chloroisopropyl) ether	2.00	1.42		ug/L		71	37 - 130	
Butyl benzyl phthalate	2.00	2.06	J	ug/L		103	53 - 134	
Diethyl phthalate	2.00	1.99		ug/L		99	56 - 125	
Dimethyl phthalate	2.00	2.10		ug/L		105	45 - 127	
Di-n-butyl phthalate	2.00	1.83	J	ug/L		92	59 - 127	
Di-n-octyl phthalate	2.00	2.21		ug/L		111	51 - 140	
Hexachlorobenzene	2.00	1.56		ug/L		78	53 - 125	
Hexachlorobutadiene	2.00	0.997	J	ug/L		50	22 - 124	
Hexachlorocyclopentadiene	2.00	0.994	J	ug/L		50	20 - 125	
Hexachloroethane	2.00	1.04		ug/L		52	21 - 115	
Isophorone	2.00	1.64		ug/L		82	42 - 124	
m+p-Cresol	2.00	1.15		ug/L		57	29 - 110	
Nitrobenzene	2.00	1.56		ug/L		78	45 - 121	

QC Sample Results

Client: AECOM
Project/Site: Red Hill NOI GW

Job ID: 580-111290-1

Method: 8270E - Semivolatile Organic Compounds (GC/MS) (Continued)

Lab Sample ID: LCS 580-383995/2-A
Matrix: Water
Analysis Batch: 384146

Client Sample ID: Lab Control Sample
Prep Type: Total/NA
Prep Batch: 383995
%Rec. Limits

Analyte	Spike Added	LCS Result	LCS Qualifier	Unit	D	%Rec	Limits
N-Nitrosodimethylamine	2.00	1.11	J	ug/L		56	45 - 125
N-Nitrosodi-n-propylamine	2.00	1.55		ug/L		77	49 - 119
N-Nitrosodiphenylamine	2.00	1.89		ug/L		95	51 - 123
o-Cresol	2.00	1.46		ug/L		73	30 - 117
Pentachlorophenol	4.00	1.55	J	ug/L		39	35 - 138
Phenol	2.00	0.826	J M	ug/L		41	13 - 120
Pyrene	2.00	1.65		ug/L		82	57 - 126
Pyridine	4.00	1.33	J	ug/L		33	20 - 125

Surrogate	LCS %Recovery	LCS Qualifier	Limits
2,4,6-Tribromophenol (Surr)	84		43 - 140
2-Fluorobiphenyl	79		44 - 119
2-Fluorophenol (Surr)	50		19 - 119
Nitrobenzene-d5 (Surr)	81		44 - 120
Phenol-d5 (Surr)	32		10 - 120
Terphenyl-d14	96		50 - 134

Lab Sample ID: LCSD 580-383995/3-A
Matrix: Water
Analysis Batch: 384146

Client Sample ID: Lab Control Sample Dup
Prep Type: Total/NA
Prep Batch: 383995
%Rec. RPD Limit

Analyte	Spike Added	LCSD Result	LCSD Qualifier	Unit	D	%Rec	Limits	RPD	Limit
1,2,4-Trichlorobenzene	2.00	0.993	Q	ug/L		50	29 - 116	25	20
1,2-Dichlorobenzene	2.00	0.999		ug/L		50	32 - 111	15	20
1,3-Dichlorobenzene	2.00	0.933	Q	ug/L		47	28 - 110	24	20
1,4-Dichlorobenzene	2.00	0.926		ug/L		46	29 - 112	20	20
2,4,5-Trichlorophenol	2.00	1.59		ug/L		79	53 - 123	2	20
2,4,6-Trichlorophenol	2.00	1.56		ug/L		78	50 - 125	11	20
2,4-Dichlorophenol	2.00	1.64		ug/L		82	47 - 121	3	20
2,4-Dimethylphenol	2.00	1.57	J	ug/L		79	31 - 124	0	20
2,4-Dinitrophenol	4.00	3.28	J M	ug/L		82	23 - 143	2	20
2,4-Dinitrotoluene	2.00	1.81		ug/L		90	57 - 128	8	20
2,6-Dinitrotoluene	2.00	1.74		ug/L		87	57 - 124	11	20
2-Chloronaphthalene	2.00	1.43		ug/L		71	40 - 116	12	20
2-Chlorophenol	2.00	1.75		ug/L		88	38 - 117	6	20
2-Nitrophenol	2.00	1.67		ug/L		84	47 - 123	3	20
3,3'-Dichlorobenzidine	4.00	4.14		ug/L		103	27 - 129	6	20
4,6-Dinitro-2-methylphenol	4.00	3.50		ug/L		88	44 - 137	6	20
4-Bromophenyl phenyl ether	2.00	1.64		ug/L		82	55 - 124	1	20
4-Chloro-3-methylphenol	2.00	1.61		ug/L		81	52 - 119	7	20
4-Chlorophenyl phenyl ether	2.00	1.64		ug/L		82	53 - 121	9	20
4-Nitrophenol	4.00	6.0	U	ug/L		41	35 - 145	0	20
Azobenzene	2.00	1.69	J	ug/L		84	61 - 116	1	20
Bis(2-chloroethoxy)methane	2.00	1.65		ug/L		83	48 - 120	2	20
Bis(2-chloroethyl)ether	2.00	1.52		ug/L		76	43 - 118	7	20
Bis(2-ethylhexyl) phthalate	2.00	2.49	J	ug/L		125	55 - 135	0	20
bis (2-chloroisopropyl) ether	2.00	1.47		ug/L		73	37 - 130	3	20
Butyl benzyl phthalate	2.00	2.03	J	ug/L		101	53 - 134	2	20

QC Sample Results

Client: AECOM
Project/Site: Red Hill NOI GW

Job ID: 580-111290-1

Method: 8270E - Semivolatile Organic Compounds (GC/MS) (Continued)

Lab Sample ID: LCSD 580-383995/3-A

Matrix: Water

Analysis Batch: 384146

Client Sample ID: Lab Control Sample Dup

Prep Type: Total/NA

Prep Batch: 383995

Analyte	Spike Added	LCSD Result	LCSD Qualifier	Unit	D	%Rec	%Rec. Limits		RPD	
							RPD	Limit	RPD	Limit
Diethyl phthalate	2.00	1.92		ug/L		96	56 - 125	3	20	
Dimethyl phthalate	2.00	1.96		ug/L		98	45 - 127	7	20	
Di-n-butyl phthalate	2.00	1.88	J	ug/L		94	59 - 127	3	20	
Di-n-octyl phthalate	2.00	2.16		ug/L		108	51 - 140	3	20	
Hexachlorobenzene	2.00	1.64		ug/L		82	53 - 125	5	20	
Hexachlorobutadiene	2.00	0.666	J Q	ug/L		33	22 - 124	40	20	
Hexachlorocyclopentadiene	2.00	0.706	J Q	ug/L		35	20 - 125	34	20	
Hexachloroethane	2.00	0.752	J Q	ug/L		38	21 - 115	33	20	
Isophorone	2.00	1.63		ug/L		82	42 - 124	1	20	
m+p-Cresol	2.00	1.44	Q	ug/L		72	29 - 110	22	20	
Nitrobenzene	2.00	1.64		ug/L		82	45 - 121	5	20	
N-Nitrosodimethylamine	2.00	1.06	J	ug/L		53	45 - 125	5	20	
N-Nitrosodi-n-propylamine	2.00	1.58		ug/L		79	49 - 119	2	20	
N-Nitrosodiphenylamine	2.00	1.96		ug/L		98	51 - 123	3	20	
o-Cresol	2.00	1.59		ug/L		80	30 - 117	9	20	
Pentachlorophenol	4.00	1.83	J	ug/L		46	35 - 138	17	20	
Phenol	2.00	0.664	J Q	ug/L		33	13 - 120	22	20	
Pyrene	2.00	1.66		ug/L		83	57 - 126	1	20	
Pyridine	4.00	1.78	J Q	ug/L		44	20 - 125	29	20	

Surrogate	LCSD %Recovery	LCSD Qualifier	LCSD Limits
2,4,6-Tribromophenol (Surr)	87		43 - 140
2-Fluorobiphenyl	73		44 - 119
2-Fluorophenol (Surr)	51		19 - 119
Nitrobenzene-d5 (Surr)	77		44 - 120
Phenol-d5 (Surr)	41	M	10 - 120
Terphenyl-d14	103		50 - 134

Method: 8270E SIM - Semivolatile Organic Compounds (GC/MS SIM)

Lab Sample ID: MB 580-383995/1-A

Matrix: Water

Analysis Batch: 384248

Client Sample ID: Method Blank

Prep Type: Total/NA

Prep Batch: 383995

Analyte	MB MB		LOQ	DL	Unit	D	Prepared	Analyzed	Dil Fac
	Result	Qualifier							
1-Methylnaphthalene	0.032	U M	0.10	0.019	ug/L		03/16/22 09:47	03/17/22 17:55	1
2-Methylnaphthalene	0.080	U M	0.20	0.039	ug/L		03/16/22 09:47	03/17/22 17:55	1
Acenaphthene	0.032	U	0.10	0.014	ug/L		03/16/22 09:47	03/17/22 17:55	1
Acenaphthylene	0.032	U M	0.050	0.0090	ug/L		03/16/22 09:47	03/17/22 17:55	1
Anthracene	0.080	U M	0.10	0.022	ug/L		03/16/22 09:47	03/17/22 17:55	1
Benzo[a]anthracene	0.032	U M	0.050	0.014	ug/L		03/16/22 09:47	03/17/22 17:55	1
Benzo[a]pyrene	0.032	U M	0.10	0.011	ug/L		03/16/22 09:47	03/17/22 17:55	1
Benzo[b]fluoranthene	0.032	U M	0.050	0.011	ug/L		03/16/22 09:47	03/17/22 17:55	1
Benzo[g,h,i]perylene	0.032	U M	0.050	0.012	ug/L		03/16/22 09:47	03/17/22 17:55	1
Benzo[k]fluoranthene	0.032	U M	0.050	0.012	ug/L		03/16/22 09:47	03/17/22 17:55	1
Chrysene	0.0179	J M	0.10	0.016	ug/L		03/16/22 09:47	03/17/22 17:55	1
Dibenz(a,h)anthracene	0.032	U	0.10	0.026	ug/L		03/16/22 09:47	03/17/22 17:55	1
Fluoranthene	0.032	U M	0.20	0.018	ug/L		03/16/22 09:47	03/17/22 17:55	1
Fluorene	0.032	U M	0.10	0.017	ug/L		03/16/22 09:47	03/17/22 17:55	1

Eurofins Seattle

QC Sample Results

Client: AECOM
Project/Site: Red Hill NOI GW

Job ID: 580-111290-1

Method: 8270E SIM - Semivolatile Organic Compounds (GC/MS SIM) (Continued)

Lab Sample ID: MB 580-383995/1-A
Matrix: Water
Analysis Batch: 384248

Client Sample ID: Method Blank
Prep Type: Total/NA
Prep Batch: 383995

Analyte	MB MB		LOQ	DL	Unit	D	Prepared	Analyzed	Dil Fac
	Result	Qualifier							
Indeno[1,2,3-cd]pyrene	0.032	U M	0.050	0.014	ug/L		03/16/22 09:47	03/17/22 17:55	1
Naphthalene	0.080	U M	0.10	0.031	ug/L		03/16/22 09:47	03/17/22 17:55	1
Phenanthrene	0.080	U M	0.10	0.031	ug/L		03/16/22 09:47	03/17/22 17:55	1
Pyrene	0.080	U M	0.10	0.033	ug/L		03/16/22 09:47	03/17/22 17:55	1

Surrogate	MB MB		Limits	Prepared	Analyzed	Dil Fac
	%Recovery	Qualifier				
2-methylnaphthalene-d10	61		40 - 140	03/16/22 09:47	03/17/22 17:55	1
Fluoranthene-d10 (Surr)	78		40 - 140	03/16/22 09:47	03/17/22 17:55	1
Terphenyl-d14	85		58 - 132	03/16/22 09:47	03/17/22 17:55	1

Lab Sample ID: LCS 580-383995/2-A
Matrix: Water
Analysis Batch: 384248

Client Sample ID: Lab Control Sample
Prep Type: Total/NA
Prep Batch: 383995

Analyte	Spike Added	LCS Result	LCS Qualifier	Unit	D	%Rec	%Rec.	Limits
2-Methylnaphthalene	2.00	1.35		ug/L		67	39 - 114	
Acenaphthene	2.00	1.55		ug/L		77	48 - 114	
Acenaphthylene	2.00	1.47		ug/L		74	35 - 121	
Anthracene	2.00	1.61		ug/L		81	53 - 119	
Benzo[a]anthracene	2.00	1.67		ug/L		84	59 - 120	
Benzo[a]pyrene	2.00	1.62		ug/L		81	53 - 120	
Benzo[b]fluoranthene	2.00	1.76		ug/L		88	53 - 126	
Benzo[g,h,i]perylene	2.00	1.85		ug/L		93	44 - 128	
Benzo[k]fluoranthene	2.00	1.74		ug/L		87	54 - 125	
Chrysene	2.00	1.62		ug/L		81	57 - 120	
Dibenz(a,h)anthracene	2.00	1.82	M	ug/L		91	44 - 131	
Fluoranthene	2.00	1.66		ug/L		83	58 - 120	
Fluorene	2.00	1.64		ug/L		82	50 - 118	
Indeno[1,2,3-cd]pyrene	2.00	1.79	M	ug/L		90	48 - 130	
Naphthalene	2.00	1.41		ug/L		70	43 - 114	
Phenanthrene	2.00	1.65		ug/L		83	53 - 115	
Pyrene	2.00	1.63		ug/L		81	53 - 121	

Surrogate	LCS LCS		Limits
	%Recovery	Qualifier	
2-methylnaphthalene-d10	70		40 - 140
Fluoranthene-d10 (Surr)	82		40 - 140
Terphenyl-d14	89		58 - 132

Lab Sample ID: LCSD 580-383995/3-A
Matrix: Water
Analysis Batch: 384248

Client Sample ID: Lab Control Sample Dup
Prep Type: Total/NA
Prep Batch: 383995

Analyte	Spike Added	LCSD Result	LCSD Qualifier	Unit	D	%Rec	%Rec.	Limits	RPD	
									RPD	Limit
1-Methylnaphthalene	2.00	1.31		ug/L		65	41 - 115	8	20	
2-Methylnaphthalene	2.00	1.24		ug/L		62	39 - 114	8	20	
Acenaphthene	2.00	1.52		ug/L		76	48 - 114	2	20	
Acenaphthylene	2.00	1.46		ug/L		73	35 - 121	0	20	

QC Sample Results

Client: AECOM
Project/Site: Red Hill NOI GW

Job ID: 580-111290-1

Method: 8270E SIM - Semivolatile Organic Compounds (GC/MS SIM) (Continued)

Lab Sample ID: LCSD 580-383995/3-A
Matrix: Water
Analysis Batch: 384248

Client Sample ID: Lab Control Sample Dup
Prep Type: Total/NA
Prep Batch: 383995

Analyte	Spike Added	LCSD Result	LCSD Qualifier	Unit	D	%Rec	%Rec. Limits	RPD	RPD Limit
Anthracene	2.00	1.60		ug/L		80	53 - 119	1	20
Benzo[a]anthracene	2.00	1.69		ug/L		84	59 - 120	1	20
Benzo[a]pyrene	2.00	1.60		ug/L		80	53 - 120	1	20
Benzo[b]fluoranthene	2.00	1.68		ug/L		84	53 - 126	5	20
Benzo[g,h,i]perylene	2.00	1.85		ug/L		93	44 - 128	0	20
Benzo[k]fluoranthene	2.00	1.77		ug/L		89	54 - 125	2	20
Chrysene	2.00	1.63		ug/L		82	57 - 120	1	20
Dibenz(a,h)anthracene	2.00	1.82	M	ug/L		91	44 - 131	0	20
Fluoranthene	2.00	1.65		ug/L		82	58 - 120	0	20
Fluorene	2.00	1.60		ug/L		80	50 - 118	2	20
Indeno[1,2,3-cd]pyrene	2.00	1.75	M	ug/L		87	48 - 130	3	20
Naphthalene	2.00	1.33		ug/L		66	43 - 114	6	20
Phenanthrene	2.00	1.63		ug/L		81	53 - 115	1	20
Pyrene	2.00	1.61		ug/L		81	53 - 121	1	20

Surrogate	LCSD %Recovery	LCSD Qualifier	Limits
2-methylnaphthalene-d10	67		40 - 140
Fluoranthene-d10 (Surr)	81		40 - 140
Terphenyl-d14	89		58 - 132

QC Association Summary

Client: AECOM
Project/Site: Red Hill NOI GW

Job ID: 580-111290-1

GC/MS Semi VOA

Prep Batch: 383995

Lab Sample ID	Client Sample ID	Prep Type	Matrix	Method	Prep Batch
580-111290-1	ERH2686 (RHMW2254-01, Bailer)	Total/NA	Water	3510C	
580-111290-2	ERH2689 (RHMW2254-01, Low Flow)	Total/NA	Water	3510C	
580-111290-3	ERH2764 (ADIT 3 SUMP)	Total/NA	Water	3510C	
MB 580-383995/1-A	Method Blank	Total/NA	Water	3510C	
LCS 580-383995/2-A	Lab Control Sample	Total/NA	Water	3510C	
LCSD 580-383995/3-A	Lab Control Sample Dup	Total/NA	Water	3510C	

Analysis Batch: 384146

Lab Sample ID	Client Sample ID	Prep Type	Matrix	Method	Prep Batch
580-111290-1	ERH2686 (RHMW2254-01, Bailer)	Total/NA	Water	8270E	383995
580-111290-2	ERH2689 (RHMW2254-01, Low Flow)	Total/NA	Water	8270E	383995
580-111290-3	ERH2764 (ADIT 3 SUMP)	Total/NA	Water	8270E	383995
MB 580-383995/1-A	Method Blank	Total/NA	Water	8270E	383995
LCS 580-383995/2-A	Lab Control Sample	Total/NA	Water	8270E	383995
LCSD 580-383995/3-A	Lab Control Sample Dup	Total/NA	Water	8270E	383995

Analysis Batch: 384248

Lab Sample ID	Client Sample ID	Prep Type	Matrix	Method	Prep Batch
580-111290-1	ERH2686 (RHMW2254-01, Bailer)	Total/NA	Water	8270E SIM	383995
580-111290-2	ERH2689 (RHMW2254-01, Low Flow)	Total/NA	Water	8270E SIM	383995
580-111290-3	ERH2764 (ADIT 3 SUMP)	Total/NA	Water	8270E SIM	383995
MB 580-383995/1-A	Method Blank	Total/NA	Water	8270E SIM	383995
LCS 580-383995/2-A	Lab Control Sample	Total/NA	Water	8270E SIM	383995
LCSD 580-383995/3-A	Lab Control Sample Dup	Total/NA	Water	8270E SIM	383995

Lab Chronicle

Client: AECOM
Project/Site: Red Hill NOI GW

Job ID: 580-111290-1

Client Sample ID: ERH2686 (RHMW2254-01, Bailer)

Lab Sample ID: 580-111290-1

Date Collected: 03/09/22 13:20

Matrix: Water

Date Received: 03/11/22 09:40

Prep Type	Batch Type	Batch Method	Run	Dilution Factor	Batch Number	Prepared or Analyzed	Analyst	Lab
Total/NA	Prep	3510C			383995	03/16/22 09:47	ASL	FGS SEA
Total/NA	Analysis	8270E		1	384146	03/17/22 15:32	E1L	FGS SEA
Total/NA	Prep	3510C			383995	03/16/22 09:47	ASL	FGS SEA
Total/NA	Analysis	8270E SIM		1	384248	03/17/22 18:53	W1T	FGS SEA

Client Sample ID: ERH2689 (RHMW2254-01, Low Flow)

Lab Sample ID: 580-111290-2

Date Collected: 03/09/22 13:15

Matrix: Water

Date Received: 03/11/22 09:40

Prep Type	Batch Type	Batch Method	Run	Dilution Factor	Batch Number	Prepared or Analyzed	Analyst	Lab
Total/NA	Prep	3510C			383995	03/16/22 09:47	ASL	FGS SEA
Total/NA	Analysis	8270E		1	384146	03/17/22 15:56	E1L	FGS SEA
Total/NA	Prep	3510C			383995	03/16/22 09:47	ASL	FGS SEA
Total/NA	Analysis	8270E SIM		1	384248	03/17/22 19:12	W1T	FGS SEA

Client Sample ID: ERH2764 (ADIT 3 SUMP)

Lab Sample ID: 580-111290-3

Date Collected: 03/09/22 11:45

Matrix: Water

Date Received: 03/11/22 09:40

Prep Type	Batch Type	Batch Method	Run	Dilution Factor	Batch Number	Prepared or Analyzed	Analyst	Lab
Total/NA	Prep	3510C			383995	03/16/22 09:47	ASL	FGS SEA
Total/NA	Analysis	8270E		1	384146	03/17/22 16:19	E1L	FGS SEA
Total/NA	Prep	3510C			383995	03/16/22 09:47	ASL	FGS SEA
Total/NA	Analysis	8270E SIM		1	384248	03/17/22 19:31	W1T	FGS SEA

Laboratory References:

FGS SEA = Eurofins Seattle, 5755 8th Street East, Tacoma, WA 98424, TEL (253)922-2310

Accreditation/Certification Summary

Client: AECOM
Project/Site: Red Hill NOI GW

Job ID: 580-111290-1

Laboratory: Eurofins Seattle

The accreditations/certifications listed below are applicable to this report.

Authority	Program	Identification Number	Expiration Date
ANAB	Dept. of Defense ELAP	L2236	01-19-25

Method Summary

Client: AECOM
Project/Site: Red Hill NOI GW

Job ID: 580-111290-1

Method	Method Description	Protocol	Laboratory
8270E	Semivolatile Organic Compounds (GC/MS)	SW846	FGS SEA
8270E SIM	Semivolatile Organic Compounds (GC/MS SIM)	SW846	FGS SEA
3510C	Liquid-Liquid Extraction (Separatory Funnel)	SW846	FGS SEA

Protocol References:

SW846 = "Test Methods For Evaluating Solid Waste, Physical/Chemical Methods", Third Edition, November 1986 And Its Updates.

Laboratory References:

FGS SEA = Eurofins Seattle, 5755 8th Street East, Tacoma, WA 98424, TEL (253)922-2310

Sample Summary

Client: AECOM
Project/Site: Red Hill NOI GW

Job ID: 580-111290-1

Lab Sample ID	Client Sample ID	Matrix	Collected	Received
580-111290-1	ERH2686 (RHMW2254-01, Bailer)	Water	03/09/22 13:20	03/11/22 09:40
580-111290-2	ERH2689 (RHMW2254-01, Low Flow)	Water	03/09/22 13:15	03/11/22 09:40
580-111290-3	ERH2764 (ADIT 3 SUMP)	Water	03/09/22 11:45	03/11/22 09:40

GC/MS SEMI VOA MANUAL INTEGRATION SUMMARY

Lab Name: Eurofins Seattle Job No.: 580-111290-1

SDG No.: _____

Instrument ID: TAC051 Analysis Batch Number: 379142Lab Sample ID: STD10 580-379142/4 IC Client Sample ID: _____Date Analyzed: 01/24/22 17:04 Lab File ID: 0124A10.D GC Column: ZB-SV ID: 0.25 (mm)

COMPOUND NAME	RETENTION TIME	MANUAL INTEGRATION		
		REASON	ANALYST	DATE
Aniline	4.24	Peak assignment corrected	limmere	01/27/22 13:41
1,4-Dichlorobenzene-d4 (IS)	4.49	Peak assignment corrected	limmere	01/27/22 13:41
bis (2-chloroisopropyl) ether	4.72	Peak assignment corrected	limmere	01/27/22 13:41
Benzoic acid	5.41	Peak assignment corrected	limmere	01/27/22 13:41
2,4-Dinitrophenol	7.00	Peak assignment corrected	limmere	01/27/22 13:41

Lab Sample ID: STD9 580-379142/5 IC Client Sample ID: _____Date Analyzed: 01/24/22 17:28 Lab File ID: 0124A11.D GC Column: ZB-SV ID: 0.25 (mm)

COMPOUND NAME	RETENTION TIME	MANUAL INTEGRATION		
		REASON	ANALYST	DATE
bis (2-chloroisopropyl) ether	4.72	Peak assignment corrected	limmere	01/27/22 13:42
Benzoic acid	5.37	Peak assignment corrected	mohammedj	01/27/22 14:45
2,4-Dinitrophenol	6.99	Peak assignment corrected	limmere	01/27/22 13:41

Lab Sample ID: STD8 580-379142/6 IC Client Sample ID: _____Date Analyzed: 01/24/22 17:51 Lab File ID: 0124A12.D GC Column: ZB-SV ID: 0.25 (mm)

COMPOUND NAME	RETENTION TIME	MANUAL INTEGRATION		
		REASON	ANALYST	DATE
1,4-Dichlorobenzene-d4 (IS)	4.49	Peak assignment corrected	limmere	01/27/22 13:42
bis (2-chloroisopropyl) ether	4.72	Peak assignment corrected	limmere	01/27/22 13:42
2,4-Dinitrophenol	6.99	Peak assignment corrected	limmere	01/27/22 13:42

GC/MS SEMI VOA MANUAL INTEGRATION SUMMARY

Lab Name: Eurofins Seattle Job No.: 580-111290-1

SDG No.: _____

Instrument ID: TAC051 Analysis Batch Number: 379142Lab Sample ID: STD7IS 580-379142/7 ICI Client Sample ID: _____Date Analyzed: 01/24/22 18:14 Lab File ID: 0124A13.D GC Column: ZB-SV ID: 0.25 (mm)

COMPOUND NAME	RETENTION TIME	MANUAL INTEGRATION		
		REASON	ANALYST	DATE
bis (2-chloroisopropyl) ether	4.72	Peak assignment corrected	mohammedj	01/27/22 14:42
2,4-Dinitrophenol	6.99	Peak assignment corrected	limmere	01/27/22 13:40

Lab Sample ID: STD6 580-379142/8 IC Client Sample ID: _____Date Analyzed: 01/24/22 18:37 Lab File ID: 0124A14.D GC Column: ZB-SV ID: 0.25 (mm)

COMPOUND NAME	RETENTION TIME	MANUAL INTEGRATION		
		REASON	ANALYST	DATE
bis (2-chloroisopropyl) ether	4.72	Peak assignment corrected	mohammedj	01/27/22 14:41
Benzoic acid	5.29	Peak assignment corrected	limmere	01/27/22 13:55
2,4-Dinitrophenol	6.99	Peak assignment corrected	limmere	01/27/22 13:43
4-Nitroaniline	7.40	Incomplete Integration	mohammedj	01/27/22 14:41
Benzofluoranthene	11.46	Peak assignment corrected	limmere	01/27/22 13:43

Lab Sample ID: STD5 580-379142/9 IC Client Sample ID: _____Date Analyzed: 01/24/22 19:00 Lab File ID: 0124A15.D GC Column: ZB-SV ID: 0.25 (mm)

COMPOUND NAME	RETENTION TIME	MANUAL INTEGRATION		
		REASON	ANALYST	DATE
Aniline	4.24	Peak assignment corrected	limmere	01/27/22 13:55
bis (2-chloroisopropyl) ether	4.72	Peak assignment corrected	limmere	01/27/22 13:55
Benzoic acid	5.29	Incomplete Integration	mohammedj	01/27/22 14:40
3-Nitroaniline	6.91	Incomplete Integration	mohammedj	01/27/22 14:39
2,4-Dinitrophenol	7.00	Peak assignment corrected	limmere	01/27/22 13:55
4-Nitroaniline	7.42	Incomplete Integration	mohammedj	01/27/22 14:39

GC/MS SEMI VOA MANUAL INTEGRATION SUMMARY

Lab Name: Eurofins Seattle Job No.: 580-111290-1

SDG No.: _____

Instrument ID: TAC051 Analysis Batch Number: 379142Lab Sample ID: STD4 580-379142/10 IC Client Sample ID: _____Date Analyzed: 01/24/22 19:23 Lab File ID: 0124A16_.D GC Column: ZB-SV ID: 0.25 (mm)

COMPOUND NAME	RETENTION TIME	MANUAL INTEGRATION		
		REASON	ANALYST	DATE
bis (2-chloroisopropyl) ether	4.72	Peak assignment corrected	mohammedj	01/27/22 14:38
2,4,5-Trichlorophenol	6.35	Peak assignment corrected	limmere	01/27/22 13:56
2-Nitroaniline	6.57	Incomplete Integration	boylea	01/28/22 16:57
2,4-Dinitrotoluene	7.10	Peak assignment corrected	mohammedj	01/27/22 14:38
2,3,5,6-Tetrachlorophenol	7.17	Peak assignment corrected	limmere	01/27/22 13:56
Pentachlorophenol	7.99	Peak assignment corrected	mohammedj	01/27/22 14:38
Benzofluoranthene	11.43	Peak assignment corrected	limmere	01/27/22 13:56

Lab Sample ID: STD3 580-379142/11 IC Client Sample ID: _____Date Analyzed: 01/24/22 19:45 Lab File ID: 0124A17_.D GC Column: ZB-SV ID: 0.25 (mm)

COMPOUND NAME	RETENTION TIME	MANUAL INTEGRATION		
		REASON	ANALYST	DATE
2,4,5-Trichlorophenol	6.36	Peak assignment corrected	limmere	01/27/22 13:57
Carbazole	8.35	Incomplete Integration	mohammedj	01/27/22 14:36
3,3'-Dichlorobenzidine	10.32	Incomplete Integration	mohammedj	01/27/22 14:36
Benzofluoranthene	11.46	Peak assignment corrected	limmere	01/27/22 13:57
Indeno[1,2,3-cd]pyrene	13.17	Incomplete Integration	mohammedj	01/27/22 14:35

GC/MS SEMI VOA MANUAL INTEGRATION SUMMARY

Lab Name: Eurofins Seattle Job No.: 580-111290-1

SDG No.: _____

Instrument ID: TAC051 Analysis Batch Number: 379142Lab Sample ID: STD2 580-379142/12 IC Client Sample ID: _____Date Analyzed: 01/24/22 20:08 Lab File ID: 0124A18_.D GC Column: ZB-SV ID: 0.25 (mm)

COMPOUND NAME	RETENTION TIME	MANUAL INTEGRATION		
		REASON	ANALYST	DATE
2-Fluorophenol (Surr)	3.49	Peak assignment corrected	limmere	01/27/22 13:57
bis (2-chloroisopropyl) ether	4.71	Peak assignment corrected	limmere	01/27/22 13:58
2-Nitrophenol	5.20	Peak assignment corrected	limmere	01/27/22 13:58
Bis(2-chloroethoxy)methane	5.32	Peak assignment corrected	mohammedj	01/27/22 15:08
Anthracene	8.20	Peak assignment corrected	mohammedj	01/27/22 14:34
Benzo[a]anthracene	10.33	Peak assignment corrected	mohammedj	01/27/22 14:34
Bis(2-ethylhexyl) phthalate	10.40	Peak assignment corrected	mohammedj	01/27/22 14:34
Benzofluoranthene	11.43	Peak assignment corrected	mohammedj	01/27/22 14:34
Benzo[k]fluoranthene	11.46	Peak assignment corrected	mohammedj	01/27/22 14:34
Benzo[g,h,i]perylene	13.50	Incomplete Integration	mohammedj	01/27/22 14:35

Lab Sample ID: ICV 580-379142/15 Client Sample ID: _____Date Analyzed: 01/24/22 21:17 Lab File ID: 0124A21_.D GC Column: ZB-SV ID: 0.25 (mm)

COMPOUND NAME	RETENTION TIME	MANUAL INTEGRATION		
		REASON	ANALYST	DATE
bis (2-chloroisopropyl) ether	4.72	Peak assignment corrected	limmere	01/27/22 12:07
Benzoic acid	5.30	Baseline	limmere	01/27/22 12:08
2,4-Dinitrophenol	6.99	Baseline	limmere	01/27/22 12:09
4-Nitrophenol	7.05	Peak Tail	boylea	01/28/22 17:05
Benzofluoranthene	11.43	Baseline	limmere	01/27/22 12:09
Perylene-d12	11.86	Incomplete Integration	mohammedj	01/27/22 14:58
Benzo[g,h,i]perylene	13.49	Baseline	limmere	01/27/22 12:09

GC/MS SEMI VOA MANUAL INTEGRATION SUMMARY

Lab Name: Eurofins Seattle Job No.: 580-111290-1

SDG No.: _____

Instrument ID: TAC051 Analysis Batch Number: 384146Lab Sample ID: CCVIS 580-384146/3 Client Sample ID: _____Date Analyzed: 03/17/22 12:48 Lab File ID: 31722A08.D GC Column: ZB-SV ID: 0.25 (mm)

COMPOUND NAME	RETENTION TIME	MANUAL INTEGRATION		
		REASON	ANALYST	DATE
2,4-Dinitrophenol	6.97	Peak assignment corrected	limmere	03/17/22 14:10
4-Nitrophenol	7.08	Peak assignment corrected	limmere	03/17/22 14:10
Chrysene-d12	10.31	Baseline	limmere	03/17/22 14:11
Bis(2-ethylhexyl) phthalate	10.36	Baseline	limmere	03/17/22 14:11
Benzofluoranthene	11.42	Peak assignment corrected	limmere	03/17/22 14:10

Lab Sample ID: MB 580-383995/1-A Client Sample ID: _____Date Analyzed: 03/17/22 13:35 Lab File ID: 31722A10.D GC Column: ZB-SV ID: 0.25 (mm)

COMPOUND NAME	RETENTION TIME	MANUAL INTEGRATION		
		REASON	ANALYST	DATE
Butyl benzyl phthalate	9.85	Invalid Compound ID	limmere	03/17/22 16:58
4-Chloro-3-methylphenol		Invalid Compound ID	limmere	03/17/22 16:57
Azobenzene		Invalid Compound ID	limmere	03/17/22 16:57
bis (2-chloroisopropyl) ether		Invalid Compound ID	limmere	03/17/22 16:57
Diethyl phthalate		Invalid Compound ID	limmere	03/17/22 16:57
Di-n-octyl phthalate		Invalid Compound ID	limmere	03/17/22 16:58
m+p-Cresol		Invalid Compound ID	limmere	03/17/22 16:57
Nitrobenzene		Invalid Compound ID	limmere	03/17/22 16:57
o-Cresol		Invalid Compound ID	limmere	03/17/22 16:57
Pyrene		Invalid Compound ID	limmere	03/17/22 16:57

Lab Sample ID: LCS 580-383995/2-A Client Sample ID: _____Date Analyzed: 03/17/22 13:58 Lab File ID: 31722A11.D GC Column: ZB-SV ID: 0.25 (mm)

COMPOUND NAME	RETENTION TIME	MANUAL INTEGRATION		
		REASON	ANALYST	DATE
Phenol	4.23	Baseline	limmere	03/17/22 16:59
2,4-Dinitrophenol	6.97	Baseline	limmere	03/17/22 16:59

GC/MS SEMI VOA MANUAL INTEGRATION SUMMARY

Lab Name: Eurofins Seattle Job No.: 580-111290-1

SDG No.: _____

Instrument ID: TAC051 Analysis Batch Number: 384146Lab Sample ID: LCSD 580-383995/3-A Client Sample ID: _____Date Analyzed: 03/17/22 14:22 Lab File ID: 31722A12.D GC Column: ZB-SV ID: 0.25 (mm)

COMPOUND NAME	RETENTION TIME	MANUAL INTEGRATION		
		REASON	ANALYST	DATE
Phenol-d5 (Surr)	4.22	Baseline	limmere	03/17/22 17:00
2,4-Dinitrophenol	6.97	Baseline	limmere	03/17/22 17:00

Lab Sample ID: 580-111290-1 Client Sample ID: ERH2686 (RHMW2254-01, Bailer)Date Analyzed: 03/17/22 15:32 Lab File ID: 31722A15.D GC Column: ZB-SV ID: 0.25 (mm)

COMPOUND NAME	RETENTION TIME	MANUAL INTEGRATION		
		REASON	ANALYST	DATE
2,4-Dimethylphenol		Invalid Compound ID	boylea	03/18/22 02:10
2,4-Dinitrotoluene		Invalid Compound ID	boylea	03/18/22 02:11
2,6-Dinitrotoluene		Invalid Compound ID	boylea	03/18/22 02:11
3,3'-Dichlorobenzidine		Invalid Compound ID	boylea	03/18/22 02:12
4-Chloro-3-methylphenol		Invalid Compound ID	boylea	03/18/22 02:10
4-Nitrophenol		Invalid Compound ID	boylea	03/18/22 02:11
Azobenzene		Invalid Compound ID	boylea	03/18/22 02:11
bis (2-chloroisopropyl) ether		Invalid Compound ID	boylea	03/18/22 02:10
Diethyl phthalate		Invalid Compound ID	boylea	03/18/22 02:11
Di-n-octyl phthalate		Invalid Compound ID	boylea	03/18/22 02:12
m+p-Cresol		Invalid Compound ID	boylea	03/18/22 02:10
Nitrobenzene		Invalid Compound ID	boylea	03/18/22 02:10
N-Nitrosodi-n-propylamine		Invalid Compound ID	boylea	03/18/22 02:10
N-Nitrosodiphenylamine		Invalid Compound ID	boylea	03/18/22 02:11
o-Cresol		Invalid Compound ID	boylea	03/18/22 02:10
Phenol		Invalid Compound ID	boylea	03/18/22 02:09

GC/MS SEMI VOA MANUAL INTEGRATION SUMMARY

Lab Name: Eurofins Seattle Job No.: 580-111290-1

SDG No.: _____

Instrument ID: TAC051 Analysis Batch Number: 384146Lab Sample ID: 580-111290-2 Client Sample ID: ERH2689 (RHMW2254-01, Low Flow)Date Analyzed: 03/17/22 15:56 Lab File ID: 31722A16.D GC Column: ZB-SV ID: 0.25 (mm)

COMPOUND NAME	RETENTION TIME	MANUAL INTEGRATION		
		REASON	ANALYST	DATE
4-Chloro-3-methylphenol		Invalid Compound ID	boylea	03/18/22 02:14
Azobenzene		Invalid Compound ID	boylea	03/18/22 02:13
bis (2-chloroisopropyl) ether		Invalid Compound ID	boylea	03/18/22 02:14
Di-n-octyl phthalate		Invalid Compound ID	boylea	03/18/22 02:13
m+p-Cresol		Invalid Compound ID	boylea	03/18/22 02:14
N-Nitrosodiphenylamine		Invalid Compound ID	boylea	03/18/22 02:13
o-Cresol		Invalid Compound ID	boylea	03/18/22 02:14
Phenol		Invalid Compound ID	boylea	03/18/22 02:15

Lab Sample ID: 580-111290-3 Client Sample ID: ERH2764 (ADIT 3 SUMP)Date Analyzed: 03/17/22 16:19 Lab File ID: 31722A17.D GC Column: ZB-SV ID: 0.25 (mm)

COMPOUND NAME	RETENTION TIME	MANUAL INTEGRATION		
		REASON	ANALYST	DATE
2,4-Dichlorophenol		Invalid Compound ID	boylea	03/18/22 02:22
2,4-Dimethylphenol		Invalid Compound ID	boylea	03/18/22 02:22
2,4-Dinitrotoluene		Invalid Compound ID	boylea	03/18/22 02:23
3,3'-Dichlorobenzidine		Invalid Compound ID	boylea	03/18/22 02:24
4-Chloro-3-methylphenol		Invalid Compound ID	boylea	03/18/22 02:23
4-Nitrophenol		Invalid Compound ID	boylea	03/18/22 02:23
Di-n-octyl phthalate		Invalid Compound ID	boylea	03/18/22 02:24
Hexachlorobutadiene		Invalid Compound ID	boylea	03/18/22 02:22
Isophorone		Invalid Compound ID	boylea	03/18/22 02:22
Phenol		Invalid Compound ID	boylea	03/18/22 02:22
Pyridine		Invalid Compound ID	boylea	03/18/22 02:22

GC/MS SEMI VOA MANUAL INTEGRATION SUMMARY

Lab Name: Eurofins Seattle Job No.: 580-111290-1

SDG No.: _____

Instrument ID: TAC051 Analysis Batch Number: 384146Lab Sample ID: CCVC 580-384146/21 Client Sample ID: _____Date Analyzed: 03/17/22 21:21 Lab File ID: 31722A30.D GC Column: ZB-SV ID: 0.25 (mm)

COMPOUND NAME	RETENTION TIME	MANUAL INTEGRATION		
		REASON	ANALYST	DATE
2,4-Dinitrophenol	6.98	Peak assignment corrected	limmere	03/18/22 10:32
Benzofluoranthene	11.42	Peak assignment corrected	limmere	03/18/22 10:32
Benzo[g,h,i]perylene	13.45	Baseline	limmere	03/18/22 10:32

GC/MS SEMI VOA MANUAL INTEGRATION SUMMARY

Lab Name: Eurofins Seattle Job No.: 580-111290-1

SDG No.: _____

Instrument ID: TAC050 Analysis Batch Number: 378263Lab Sample ID: STD13 580-378263/4 IC Client Sample ID: _____Date Analyzed: 01/14/22 01:16 Lab File ID: SIM011322b014.D GC Column: ZB-SV ID: 0.25 (mm)

COMPOUND NAME	RETENTION TIME	MANUAL INTEGRATION		
		REASON	ANALYST	DATE
Benzo[a]anthracene	11.03	Incomplete Integration	boylea	01/14/22 13:59

Lab Sample ID: STD12 580-378263/5 IC Client Sample ID: _____Date Analyzed: 01/14/22 01:35 Lab File ID: SIM011322b015.D GC Column: ZB-SV ID: 0.25 (mm)

COMPOUND NAME	RETENTION TIME	MANUAL INTEGRATION		
		REASON	ANALYST	DATE
Benzo[a]anthracene	11.02	Incomplete Integration	boylea	01/14/22 13:59
Bis(2-ethylhexyl) phthalate	11.90	Incomplete Integration	boylea	01/14/22 13:58

Lab Sample ID: STD11 580-378263/6 IC Client Sample ID: _____Date Analyzed: 01/14/22 01:54 Lab File ID: SIM011322b016.D GC Column: ZB-SV ID: 0.25 (mm)

COMPOUND NAME	RETENTION TIME	MANUAL INTEGRATION		
		REASON	ANALYST	DATE
Benzo[a]anthracene	11.02	Incomplete Integration	boylea	01/14/22 14:00
Bis(2-ethylhexyl) phthalate	11.90	Incomplete Integration	boylea	01/14/22 13:58

Lab Sample ID: STD10 580-378263/7 IC Client Sample ID: _____Date Analyzed: 01/14/22 02:13 Lab File ID: SIM011322b017.D GC Column: ZB-SV ID: 0.25 (mm)

COMPOUND NAME	RETENTION TIME	MANUAL INTEGRATION		
		REASON	ANALYST	DATE
Benzo[a]anthracene	11.01	Incomplete Integration	boylea	01/14/22 14:01
Bis(2-ethylhexyl) phthalate	11.90	Incomplete Integration	boylea	01/14/22 14:01
Benzo[b]fluoranthene	12.47	Peak assignment corrected	boylea	01/14/22 14:01

GC/MS SEMI VOA MANUAL INTEGRATION SUMMARY

Lab Name: Eurofins Seattle Job No.: 580-111290-1

SDG No.: _____

Instrument ID: TAC050 Analysis Batch Number: 378263Lab Sample ID: STD9IS 580-378263/8 IC Client Sample ID: _____Date Analyzed: 01/14/22 02:32 Lab File ID: SIM011322b018.D GC Column: ZB-SV ID: 0.25 (mm)

COMPOUND NAME	RETENTION TIME	MANUAL INTEGRATION		
		REASON	ANALYST	DATE
2-Fluorobiphenyl	6.19	Peak assignment corrected	boylea	01/14/22 14:01
Benzo[a]anthracene	11.01	Incomplete Integration	boylea	01/14/22 14:02
Bis(2-ethylhexyl) phthalate	11.90	Incomplete Integration	boylea	01/14/22 14:02
Benzo[b]fluoranthene	12.47	Incomplete Integration	boylea	01/14/22 14:02

Lab Sample ID: STD8 580-378263/9 IC Client Sample ID: _____Date Analyzed: 01/14/22 02:51 Lab File ID: SIM011322b019.D GC Column: ZB-SV ID: 0.25 (mm)

COMPOUND NAME	RETENTION TIME	MANUAL INTEGRATION		
		REASON	ANALYST	DATE
2-Fluorobiphenyl	6.19	Incomplete Integration	boylea	01/14/22 14:07
Benzo[a]anthracene	11.01	Incomplete Integration	boylea	01/14/22 14:07
Bis(2-ethylhexyl) phthalate	11.89	Assign Peak	boylea	01/14/22 14:07
Benzo[b]fluoranthene	12.47	Split Peak	boylea	01/14/22 14:06
Indeno[1,2,3-cd]pyrene	14.94	Split Peak	boylea	01/14/22 14:06
Dibenz(a,h)anthracene	14.98	Peak assignment corrected	boylea	01/14/22 14:06

Lab Sample ID: STD7 580-378263/10 IC Client Sample ID: _____Date Analyzed: 01/14/22 03:10 Lab File ID: SIM011322b020.D GC Column: ZB-SV ID: 0.25 (mm)

COMPOUND NAME	RETENTION TIME	MANUAL INTEGRATION		
		REASON	ANALYST	DATE
Naphthalene	5.19	Shouldering	boylea	01/14/22 14:12
2-Fluorobiphenyl	6.19	Assign Peak	boylea	01/14/22 14:12
Pentachlorophenol	8.13	Incomplete Integration	boylea	01/14/22 14:12
Pyrene	9.75	Incomplete Integration	boylea	01/14/22 14:12
Bis(2-ethylhexyl) phthalate	11.89	Assign Peak	boylea	01/14/22 14:13
Benzo[b]fluoranthene	12.47	Incomplete Integration	boylea	01/14/22 14:13
Indeno[1,2,3-cd]pyrene	14.94	Split Peak	boylea	01/14/22 14:13
Dibenz(a,h)anthracene	14.98	Split Peak	boylea	01/14/22 14:13

GC/MS SEMI VOA MANUAL INTEGRATION SUMMARY

Lab Name: Eurofins Seattle Job No.: 580-111290-1

SDG No.: _____

Instrument ID: TAC050 Analysis Batch Number: 378263Lab Sample ID: STD6 580-378263/11 IC Client Sample ID: _____Date Analyzed: 01/14/22 03:29 Lab File ID: SIM011322b021.D GC Column: ZB-SV ID: 0.25 (mm)

COMPOUND NAME	RETENTION TIME	MANUAL INTEGRATION		
		REASON	ANALYST	DATE
Naphthalene	5.19	Shouldering	boylea	01/14/22 14:15
2-Fluorobiphenyl	6.19	Assign Peak	boylea	01/14/22 14:15
Pentachlorophenol	8.13	Assign Peak	boylea	01/14/22 14:15
Bis(2-ethylhexyl) phthalate	11.89	Assign Peak	boylea	01/14/22 14:15
Benzo[b]fluoranthene	12.47	Incomplete Integration	boylea	01/14/22 14:14
Indeno[1,2,3-cd]pyrene	14.94	Split Peak	boylea	01/14/22 14:14
Dibenz(a,h)anthracene	14.99	Incomplete Integration	boylea	01/14/22 14:14
Benzo[g,h,i]perylene	15.43	Incomplete Integration	boylea	01/14/22 14:14

Lab Sample ID: STD5 580-378263/12 IC Client Sample ID: _____Date Analyzed: 01/14/22 03:48 Lab File ID: SIM011322b022.D GC Column: ZB-SV ID: 0.25 (mm)

COMPOUND NAME	RETENTION TIME	MANUAL INTEGRATION		
		REASON	ANALYST	DATE
Naphthalene	5.19	Assign Peak	boylea	01/14/22 14:16
2-Fluorobiphenyl	6.19	Assign Peak	boylea	01/14/22 14:16
2,4,6-Tribromophenol (Surr)	7.63	Assign Peak	boylea	01/14/22 14:16
Pentachlorophenol	8.15	Assign Peak	boylea	01/14/22 14:16
Benzo[a]anthracene	11.02	Incomplete Integration	boylea	01/14/22 14:17
Bis(2-ethylhexyl) phthalate	11.89	Assign Peak	boylea	01/14/22 14:18
Benzo[b]fluoranthene	12.47	Incomplete Integration	boylea	01/14/22 14:18
Benzo[k]fluoranthene	12.52	Incomplete Integration	boylea	01/14/22 14:18
Benzo[a]pyrene	12.99	Incomplete Integration	boylea	01/14/22 14:18
Indeno[1,2,3-cd]pyrene	14.94	Split Peak	boylea	01/14/22 14:18
Dibenz(a,h)anthracene	14.99	Assign Peak	boylea	01/14/22 14:19
Benzo[g,h,i]perylene	15.43	Incomplete Integration	boylea	01/14/22 14:19

GC/MS SEMI VOA MANUAL INTEGRATION SUMMARY

Lab Name: Eurofins Seattle Job No.: 580-111290-1

SDG No.: _____

Instrument ID: TAC050 Analysis Batch Number: 378263Lab Sample ID: STD4 580-378263/13 IC Client Sample ID: _____Date Analyzed: 01/14/22 04:07 Lab File ID: SIM011322b023.D GC Column: ZB-SV ID: 0.25 (mm)

COMPOUND NAME	RETENTION TIME	MANUAL INTEGRATION		
		REASON	ANALYST	DATE
Naphthalene	5.19	Incomplete Integration	boylea	01/14/22 14:23
2-Fluorobiphenyl	6.19	Assign Peak	boylea	01/14/22 14:23
Fluorene	7.39	Incomplete Integration	boylea	01/14/22 14:22
2,4,6-Tribromophenol (Surr)	7.64	Incomplete Integration	boylea	01/14/22 14:23
Anthracene	8.39	Incomplete Integration	boylea	01/14/22 14:21
Fluoranthene-d10 (Surr)	9.51	Incomplete Integration	boylea	01/14/22 14:23
Fluoranthene	9.52	Assign Peak	boylea	01/14/22 14:21
Pyrene	9.75	Assign Peak	boylea	01/14/22 14:21
Terphenyl-d14	9.90	Incomplete Integration	boylea	01/14/22 14:23
Benzo[a]anthracene	11.02	Assign Peak	boylea	01/14/22 14:21
Chrysene-d12	11.03	Incomplete Integration	boylea	01/14/22 14:36
Chrysene	11.06	Assign Peak	boylea	01/14/22 14:21
Bis(2-ethylhexyl) phthalate	11.90	Assign Peak	boylea	01/14/22 14:21
Benzo[b]fluoranthene	12.47	Assign Peak	boylea	01/14/22 14:21
Benzo[k]fluoranthene	12.52	Assign Peak	boylea	01/14/22 14:21
Benzo[a]pyrene	12.99	Assign Peak	boylea	01/14/22 14:19
Indeno[1,2,3-cd]pyrene	14.95	Assign Peak	boylea	01/14/22 14:19
Dibenz(a,h)anthracene	15.00	Assign Peak	boylea	01/14/22 14:19
Benzo[g,h,i]perylene	15.43	Assign Peak	boylea	01/14/22 14:19

GC/MS SEMI VOA MANUAL INTEGRATION SUMMARY

Lab Name: Eurofins Seattle Job No.: 580-111290-1

SDG No.: _____

Instrument ID: TAC050 Analysis Batch Number: 378263Lab Sample ID: STD3 580-378263/14 IC Client Sample ID: _____Date Analyzed: 01/14/22 04:26 Lab File ID: SIM011322b024.D GC Column: ZB-SV ID: 0.25 (mm)

COMPOUND NAME	RETENTION TIME	MANUAL INTEGRATION		
		REASON	ANALYST	DATE
Naphthalene	5.19	Assign Peak	boylea	01/14/22 14:25
2-methylnaphthalene-d10	5.81	Assign Peak	boylea	01/14/22 14:24
2-Methylnaphthalene	5.84	Assign Peak	boylea	01/14/22 14:25
1-Methylnaphthalene	5.94	Assign Peak	boylea	01/14/22 14:25
2-Fluorobiphenyl	6.19	Assign Peak	boylea	01/14/22 14:24
Acenaphthylene	6.72	Assign Peak	boylea	01/14/22 14:25
Fluorene	7.39	Assign Peak	boylea	01/14/22 14:25
2,4,6-Tribromophenol (Surr)	7.64	Assign Peak	boylea	01/14/22 14:24
Phenanthrene	8.34	Assign Peak	boylea	01/14/22 14:25
Anthracene	8.39	Assign Peak	boylea	01/14/22 14:25
Fluoranthene-d10 (Surr)	9.51	Assign Peak	boylea	01/14/22 14:24
Fluoranthene	9.52	Assign Peak	boylea	01/14/22 14:26
Pyrene	9.75	Assign Peak	boylea	01/14/22 14:26
Terphenyl-d14	9.90	Assign Peak	boylea	01/14/22 14:25
Benzo[a]anthracene	11.01	Assign Peak	boylea	01/14/22 14:26
Chrysene	11.06	Assign Peak	boylea	01/14/22 14:26
Bis(2-ethylhexyl) phthalate	11.89	Assign Peak	boylea	01/14/22 14:26
Benzo[b]fluoranthene	12.47	Assign Peak	boylea	01/14/22 14:26
Benzo[k]fluoranthene	12.52	Assign Peak	boylea	01/14/22 14:26
Benzo[a]pyrene	12.98	Assign Peak	boylea	01/14/22 14:27
Indeno[1,2,3-cd]pyrene	14.94	Assign Peak	boylea	01/14/22 14:27
Dibenz(a,h)anthracene	15.00	Assign Peak	boylea	01/14/22 14:27
Benzo[g,h,i]perylene	15.43	Assign Peak	boylea	01/14/22 14:27

GC/MS SEMI VOA MANUAL INTEGRATION SUMMARY

Lab Name: Eurofins Seattle Job No.: 580-111290-1

SDG No.: _____

Instrument ID: TAC050 Analysis Batch Number: 378263Lab Sample ID: STD2 580-378263/15 IC Client Sample ID: _____Date Analyzed: 01/14/22 04:45 Lab File ID: SIM011322b025.D GC Column: ZB-SV ID: 0.25 (mm)

COMPOUND NAME	RETENTION TIME	MANUAL INTEGRATION		
		REASON	ANALYST	DATE
Naphthalene	5.19	Assign Peak	boylea	01/14/22 14:29
2-methylnaphthalene-d10	5.81	Assign Peak	boylea	01/14/22 14:28
2-Methylnaphthalene	5.84	Assign Peak	boylea	01/14/22 14:30
1-Methylnaphthalene	5.94	Assign Peak	boylea	01/14/22 14:30
2-Fluorobiphenyl	6.19	Assign Peak	boylea	01/14/22 14:29
Acenaphthylene	6.72	Assign Peak	boylea	01/14/22 14:30
Acenaphthene	6.88	Assign Peak	boylea	01/14/22 14:30
Fluorene	7.39	Assign Peak	boylea	01/14/22 14:31
2,4,6-Tribromophenol (Surr)	7.64	Assign Peak	boylea	01/14/22 14:29
Phenanthrene	8.34	Assign Peak	boylea	01/14/22 14:31
Anthracene	8.39	Assign Peak	boylea	01/14/22 14:31
Fluoranthene-d10 (Surr)	9.51	Assign Peak	boylea	01/14/22 14:29
Fluoranthene	9.53	Assign Peak	boylea	01/14/22 14:31
Pyrene	9.75	Assign Peak	boylea	01/14/22 14:31
Terphenyl-d14	9.90	Assign Peak	boylea	01/14/22 14:29
Benzo[a]anthracene	11.02	Assign Peak	boylea	01/14/22 14:32
Chrysene	11.06	Assign Peak	boylea	01/14/22 14:32
Bis(2-ethylhexyl) phthalate	11.90	Assign Peak	boylea	01/14/22 14:32
Benzo[b]fluoranthene	12.48	Assign Peak	boylea	01/14/22 14:32
Benzo[k]fluoranthene	12.52	Assign Peak	boylea	01/14/22 14:32
Benzo[a]pyrene	12.99	Assign Peak	boylea	01/14/22 14:32
Indeno[1,2,3-cd]pyrene	14.95	Assign Peak	boylea	01/14/22 14:32
Dibenz(a,h)anthracene	15.00	Assign Peak	boylea	01/14/22 14:32
Benzo[g,h,i]perylene	15.44	Assign Peak	boylea	01/14/22 14:33

GC/MS SEMI VOA MANUAL INTEGRATION SUMMARY

Lab Name: Eurofins Seattle Job No.: 580-111290-1

SDG No.: _____

Instrument ID: TAC050 Analysis Batch Number: 378263Lab Sample ID: STD1 580-378263/16 IC Client Sample ID: _____Date Analyzed: 01/14/22 05:04 Lab File ID: SIM011322b026.D GC Column: ZB-SV ID: 0.25 (mm)

COMPOUND NAME	RETENTION TIME	MANUAL INTEGRATION		
		REASON	ANALYST	DATE
Naphthalene	5.19	Assign Peak	boylea	01/14/22 14:37
2-methylnaphthalene-d10	5.81	Assign Peak	boylea	01/14/22 14:36
2-Methylnaphthalene	5.84	Assign Peak	boylea	01/14/22 14:37
1-Methylnaphthalene	5.94	Assign Peak	boylea	01/14/22 14:37
2-Fluorobiphenyl	6.19	Assign Peak	boylea	01/14/22 14:37
Acenaphthylene	6.72	Assign Peak	boylea	01/14/22 14:37
Acenaphthene	6.89	Assign Peak	boylea	01/14/22 14:37
Fluorene	7.39	Assign Peak	boylea	01/14/22 14:37
Phenanthrene	8.34	Assign Peak	boylea	01/14/22 14:38
Anthracene	8.40	Assign Peak	boylea	01/14/22 14:38
Fluoranthene-d10 (Surr)	9.51	Assign Peak	boylea	01/14/22 14:37
Fluoranthene	9.53	Assign Peak	boylea	01/14/22 14:38
Pyrene	9.75	Assign Peak	boylea	01/14/22 14:38
Terphenyl-d14	9.90	Assign Peak	boylea	01/14/22 14:37
Benzo[a]anthracene	11.02	Assign Peak	boylea	01/14/22 14:38
Chrysene	11.06	Assign Peak	boylea	01/14/22 14:38
Bis(2-ethylhexyl) phthalate	11.89	Assign Peak	boylea	01/14/22 14:38
Benzo[b]fluoranthene	12.48	Assign Peak	boylea	01/14/22 14:38
Benzo[k]fluoranthene	12.52	Assign Peak	boylea	01/14/22 14:38
Benzo[a]pyrene	12.99	Assign Peak	boylea	01/14/22 14:39
Indeno[1,2,3-cd]pyrene	14.96	Assign Peak	boylea	01/14/22 14:39
Dibenz(a,h)anthracene	15.01	Assign Peak	boylea	01/14/22 14:39
Benzo[g,h,i]perylene	15.44	Assign Peak	boylea	01/14/22 14:39

GC/MS SEMI VOA MANUAL INTEGRATION SUMMARY

Lab Name: Eurofins Seattle Job No.: 580-111290-1

SDG No.: _____

Instrument ID: TAC050 Analysis Batch Number: 378263Lab Sample ID: ICV 580-378263/18 Client Sample ID: _____Date Analyzed: 01/14/22 05:42 Lab File ID: SIM011322b028.D GC Column: ZB-SV ID: 0.25 (mm)

COMPOUND NAME	RETENTION TIME	MANUAL INTEGRATION		
		REASON	ANALYST	DATE
Benzo[a]anthracene	11.01	Incomplete Integration	boylea	01/14/22 15:39
Bis(2-ethylhexyl) phthalate	11.90	Incomplete Integration	boylea	01/14/22 15:39
Benzo[b]fluoranthene	12.47	Incomplete Integration	boylea	01/14/22 15:39

GC/MS SEMI VOA MANUAL INTEGRATION SUMMARY

Lab Name: Eurofins Seattle Job No.: 580-111290-1

SDG No.: _____

Instrument ID: TAC050 Analysis Batch Number: 384248Lab Sample ID: CCVIS 580-384248/3 Client Sample ID: _____Date Analyzed: 03/17/22 17:34 Lab File ID: SIM031722b003.D GC Column: ZB-SV ID: 0.25 (mm)

COMPOUND NAME	RETENTION TIME	MANUAL INTEGRATION		
		REASON	ANALYST	DATE
Bis(2-ethylhexyl) phthalate	11.86	Incomplete Integration	thaneerat w	03/18/22 12:37
Indeno[1,2,3-cd]pyrene	14.92	Incomplete Integration	thaneerat w	03/18/22 12:37
Dibenz(a,h)anthracene	14.97	Incomplete Integration	thaneerat w	03/18/22 12:37

GC/MS SEMI VOA MANUAL INTEGRATION SUMMARY

Lab Name: Eurofins Seattle Job No.: 580-111290-1

SDG No.: _____

Instrument ID: TAC050 Analysis Batch Number: 384248Lab Sample ID: MB 580-383995/1-A Client Sample ID: _____Date Analyzed: 03/17/22 17:55 Lab File ID: SIM031722b004.D GC Column: ZB-SV ID: 0.25 (mm)

COMPOUND NAME	RETENTION TIME	MANUAL INTEGRATION		
		REASON	ANALYST	DATE
Naphthalene	5.17	Incomplete Integration	thaneerat w	03/18/22 12:38
2-Methylnaphthalene	5.82	Incomplete Integration	thaneerat w	03/18/22 12:39
1-Methylnaphthalene	5.92	Incomplete Integration	thaneerat w	03/18/22 12:39
Acenaphthylene	6.70	Incomplete Integration	thaneerat w	03/18/22 12:39
Fluorene	7.38	Incomplete Integration	thaneerat w	03/18/22 12:39
Phenanthrene	8.33	Incomplete Integration	thaneerat w	03/18/22 12:40
Fluoranthene	9.51	Incomplete Integration	thaneerat w	03/18/22 12:40
Pyrene	9.74	Incomplete Integration	thaneerat w	03/18/22 12:40
Anthracene		Invalid Compound ID	thaneerat w	03/18/22 12:40
Benzo[k]fluoranthene		Invalid Compound ID	thaneerat w	03/18/22 12:41
Benzo[a]anthracene	11.00	Incomplete Integration	thaneerat w	03/18/22 12:40
Chrysene	11.04	Incomplete Integration	thaneerat w	03/18/22 12:40
Benzo[b]fluoranthene	12.46	Incomplete Integration	thaneerat w	03/18/22 12:41
Benzo[a]pyrene	12.97	Incomplete Integration	thaneerat w	03/18/22 12:41
Indeno[1,2,3-cd]pyrene	14.93	Incomplete Integration	thaneerat w	03/18/22 12:42
Benzo[g,h,i]perylene	15.42	Incomplete Integration	thaneerat w	03/18/22 12:42

GC/MS SEMI VOA MANUAL INTEGRATION SUMMARY

Lab Name: Eurofins Seattle Job No.: 580-111290-1

SDG No.: _____

Instrument ID: TAC050 Analysis Batch Number: 384248Lab Sample ID: LCS 580-383995/2-A Client Sample ID: _____Date Analyzed: 03/17/22 18:14 Lab File ID: SIM031722b005.D GC Column: ZB-SV ID: 0.25 (mm)

COMPOUND NAME	RETENTION TIME	MANUAL INTEGRATION		
		REASON	ANALYST	DATE
Indeno[1,2,3-cd]pyrene	14.92	Incomplete Integration	thaneerat w	03/18/22 12:45
Dibenz(a,h)anthracene	14.96	Incomplete Integration	thaneerat w	03/18/22 12:45

Lab Sample ID: LCSD 580-383995/3-A Client Sample ID: _____Date Analyzed: 03/17/22 18:33 Lab File ID: SIM031722b006.D GC Column: ZB-SV ID: 0.25 (mm)

COMPOUND NAME	RETENTION TIME	MANUAL INTEGRATION		
		REASON	ANALYST	DATE
Indeno[1,2,3-cd]pyrene	14.92	Incomplete Integration	thaneerat w	03/18/22 12:47
Dibenz(a,h)anthracene	14.96	Incomplete Integration	thaneerat w	03/18/22 12:47

Lab Sample ID: 580-111290-1 Client Sample ID: ERH2686 (RHMW2254-01, Bailer)Date Analyzed: 03/17/22 18:53 Lab File ID: SIM031722b007.D GC Column: ZB-SV ID: 0.25 (mm)

COMPOUND NAME	RETENTION TIME	MANUAL INTEGRATION		
		REASON	ANALYST	DATE
Naphthalene	5.17	Baseline	boylea	03/23/22 16:56
Acenaphthylene	6.70	Assign Peak	boylea	03/23/22 16:57
Anthracene	8.38	Assign Peak	boylea	03/23/22 16:58
Fluoranthene	9.50	Assign Peak	boylea	03/23/22 16:59
Pyrene	9.73	Assign Peak	boylea	03/23/22 16:58
Acenaphthene		Invalid Compound ID	boylea	03/23/22 16:57
Benzo[a]anthracene	11.00	Assign Peak	boylea	03/23/22 16:58
Chrysene	11.04	Assign Peak	boylea	03/23/22 16:58

GC/MS SEMI VOA MANUAL INTEGRATION SUMMARY

Lab Name: Eurofins Seattle Job No.: 580-111290-1

SDG No.: _____

Instrument ID: TAC050 Analysis Batch Number: 384248Lab Sample ID: 580-111290-2 Client Sample ID: ERH2689 (RHMW2254-01, Low Flow)Date Analyzed: 03/17/22 19:12 Lab File ID: SIM031722b008.D GC Column: ZB-SV ID: 0.25 (mm)

COMPOUND NAME	RETENTION TIME	MANUAL INTEGRATION		
		REASON	ANALYST	DATE
Naphthalene	5.17	Assign Peak	boylea	03/23/22 17:00
Acenaphthylene	6.70	Assign Peak	boylea	03/23/22 17:00
Phenanthrene	8.32	Assign Peak	boylea	03/23/22 17:00
Anthracene	8.38	Assign Peak	boylea	03/23/22 17:00
Fluoranthene	9.50	Assign Peak	boylea	03/23/22 16:59
Pyrene	9.74	Assign Peak	boylea	03/23/22 16:59
Fluorene		Invalid Compound ID	boylea	03/23/22 17:00
Benzo[a]anthracene	11.00	Assign Peak	boylea	03/23/22 16:59
Chrysene	11.04	Assign Peak	boylea	03/23/22 16:59

GC/MS SEMI VOA MANUAL INTEGRATION SUMMARY

Lab Name: Eurofins Seattle Job No.: 580-111290-1

SDG No.: _____

Instrument ID: TAC050 Analysis Batch Number: 384248Lab Sample ID: 580-111290-3 Client Sample ID: ERH2764 (ADIT 3 SUMP)Date Analyzed: 03/17/22 19:31 Lab File ID: SIM031722b009.D GC Column: ZB-SV ID: 0.25 (mm)

COMPOUND NAME	RETENTION TIME	MANUAL INTEGRATION		
		REASON	ANALYST	DATE
Phenanthrene	8.32	Incomplete Integration	thaneerat w	03/18/22 13:17
Anthracene	8.37	Incomplete Integration	thaneerat w	03/18/22 13:18
Fluoranthene	9.50	Incomplete Integration	thaneerat w	03/18/22 13:18
Pyrene	9.73	Incomplete Integration	thaneerat w	03/18/22 13:18
Benzo[a]anthracene	11.00	Incomplete Integration	thaneerat w	03/18/22 13:18
Chrysene	11.04	Incomplete Integration	thaneerat w	03/18/22 13:18
Benzo[b]fluoranthene	12.46	Incomplete Integration	thaneerat w	03/18/22 13:19
Benzo[k]fluoranthene	12.50	Incomplete Integration	thaneerat w	03/18/22 13:19
Benzo[a]pyrene	12.97	Incomplete Integration	thaneerat w	03/18/22 13:19
Indeno[1,2,3-cd]pyrene	14.92	Incomplete Integration	thaneerat w	03/18/22 13:19
Benzo[g,h,i]perylene	15.42	Incomplete Integration	thaneerat w	03/18/22 13:19

GC/MS SEMI VOA MANUAL INTEGRATION SUMMARY

Lab Name: Eurofins Seattle Job No.: 580-111290-1

SDG No.: _____

Instrument ID: TAC050 Analysis Batch Number: 384248Lab Sample ID: CCVC 580-384248/39 Client Sample ID: _____Date Analyzed: 03/18/22 00:02 Lab File ID: SIM031722b023.D GC Column: ZB-SV ID: 0.25 (mm)

COMPOUND NAME	RETENTION TIME	MANUAL INTEGRATION		
		REASON	ANALYST	DATE
Bis(2-ethylhexyl) phthalate	11.86	Incomplete Integration	thaneerat w	03/18/22 17:41
Indeno[1,2,3-cd]pyrene	14.91	Incomplete Integration	thaneerat w	03/18/22 17:41
Dibenz(a,h)anthracene	14.96	Incomplete Integration	thaneerat w	03/18/22 17:41

REAGENT TRACEABILITY SUMMARY

Lab Name: Eurofins Seattle

Job No.: 580-111290-1

SDG No.:

Reagent ID	Exp Date	Prep Date	Dilutant Used	Reagent Final Volume	Parent Reagent		Analyte	Concentration
					Reagent ID	Volume Added		
8270_ic_stk_00062	03/31/22	09/15/21	DCM, Lot DCM CT#211	10 mL	2356TCP_00004	1 mL	2,3,5,6-Tetrachlorophenol	100 ug/mL
					8270Mega_1stk_00016	1 mL	1,1'-Biphenyl	100 ug/mL
							1,2,4,5-Tetrachlorobenzene	100 ug/mL
							1,2,4-Trichlorobenzene	100 ug/mL
							1,2-Dichlorobenzene	100 ug/mL
							1,3-Dichlorobenzene	100 ug/mL
							1,3-Dinitrobenzene	100 ug/mL
							1,4-Dichlorobenzene	100 ug/mL
							1-Methylnaphthalene	100 ug/mL
							2,3,4,6-Tetrachlorophenol	100 ug/mL
							2,4,5-Trichlorophenol	100 ug/mL
							2,4,6-Trichlorophenol	100 ug/mL
							2,4-Dichlorophenol	100 ug/mL
							2,4-Dimethylphenol	100 ug/mL
							2,4-Dinitrophenol	200 ug/mL
							2,4-Dinitrotoluene	100 ug/mL
							2,6-Dichlorophenol	100 ug/mL
							2,6-Dinitrotoluene	100 ug/mL
							2-Chloronaphthalene	100 ug/mL
							2-Chlorophenol	100 ug/mL
							2-Methylnaphthalene	100 ug/mL
							2-Nitroaniline	100 ug/mL
							2-Nitrophenol	100 ug/mL
							3-Nitroaniline	100 ug/mL
							4,6-Dinitro-2-methylphenol	200 ug/mL
							4-Bromophenyl phenyl ether	100 ug/mL
							4-Chloro-3-methylphenol	100 ug/mL
							4-Chloroaniline	100 ug/mL
							4-Chlorophenyl phenyl ether	100 ug/mL
							4-Nitroaniline	100 ug/mL
							4-Nitrophenol	200 ug/mL
							Acenaphthene	100 ug/mL
							Acenaphthylene	100 ug/mL
							Acetophenone	100 ug/mL
							Aniline	100 ug/mL
							Anthracene	100 ug/mL
							Azobenzene	100 ug/mL
							Benzo[a]anthracene	100 ug/mL
							Benzo[a]pyrene	100 ug/mL
							Benzo[b]fluoranthene	100 ug/mL
							Benzo[g,h,i]perylene	100 ug/mL
		Benzo[k]fluoranthene	100 ug/mL					
		Benzofluoranthene	200 ug/mL					
		Benzyl alcohol	100 ug/mL					
		bis (2-chloroisopropyl) ether	100 ug/mL					
		Bis (2-chloroethoxy)methane	100 ug/mL					
		Bis (2-chloroethyl) ether	100 ug/mL					

REAGENT TRACEABILITY SUMMARY

Lab Name: Eurofins Seattle

Job No.: 580-111290-1

SDG No.:

Reagent ID	Exp Date	Prep Date	Dilutant Used	Reagent Final Volume	Parent Reagent		Analyte	Concentration	
					Reagent ID	Volume Added			
							Bis(2-ethylhexyl) phthalate	100 ug/mL	
							Butyl benzyl phthalate	100 ug/mL	
							Carbazole	100 ug/mL	
							Chrysene	100 ug/mL	
							Di-n-butyl phthalate	100 ug/mL	
							Di-n-octyl phthalate	100 ug/mL	
							Dibenz(a,h)anthracene	100 ug/mL	
							Dibenzofuran	100 ug/mL	
							Diethyl phthalate	100 ug/mL	
							Dimethyl phthalate	100 ug/mL	
							Fluoranthene	100 ug/mL	
							Fluorene	100 ug/mL	
							Hexachlorobenzene	100 ug/mL	
							Hexachlorobutadiene	100 ug/mL	
							Hexachlorocyclopentadiene	100 ug/mL	
							Hexachloroethane	100 ug/mL	
							Indeno[1,2,3-cd]pyrene	100 ug/mL	
							Isophorone	100 ug/mL	
							m+p-Cresol	100 ug/mL	
							n-Decane	100 ug/mL	
							N-Nitrosodi-n-propylamine	100 ug/mL	
							N-Nitrosodimethylamine	100 ug/mL	
							N-Nitrosodiphenylamine	100 ug/mL	
							n-Octadecane	100 ug/mL	
							Naphthalene	100 ug/mL	
							Nitrobenzene	100 ug/mL	
							o-Cresol	100 ug/mL	
							Pentachlorophenol	200 ug/mL	
							Phenanthrene	100 ug/mL	
							Phenol	100 ug/mL	
							Pyrene	100 ug/mL	
							Pyridine	200 ug/mL	
					8270S#10_1stk_00016	1 mL	Benzoic acid	200 ug/mL	
					8270S#11_1stk_00011	500 uL	Atrazine	100 ug/mL	
					8270S#9_1stk_00015	1 mL	3,3'-Dichlorobenzidine	200 ug/mL	
							Benzenidine	200 ug/mL	
					8270SSstkPhen_00004	0.2 mL	2,4,6-Tribromophenol (Surr)	100 ug/mL	
							2-Fluorobiphenyl	100 ug/mL	
							2-Fluorophenol (Surr)	100 ug/mL	
							2-methylnaphthalene-d10	100 ug/mL	
							Fluoranthene-d10 (Surr)	100 ug/mL	
							Nitrobenzene-d5 (Surr)	100 ug/mL	
							Phenol-d5 (Surr)	100 ug/mL	
							Terphenyl-d14	100 ug/mL	
.2356TCP_00004	03/10/24		SPEX CertiPrep, Lot AA210304019				(Purchased Reagent)	2,3,5,6-Tetrachlorophenol	1000 ug/mL
.8270Mega_1stk_00016	03/31/22		Restek, Lot A0164427				(Purchased Reagent)	1,1'-Biphenyl	1000 ug/mL
								1,2,4,5-Tetrachlorobenzene	1000 ug/mL
								1,2,4-Trichlorobenzene	1000 ug/mL

REAGENT TRACEABILITY SUMMARY

Lab Name: Eurofins Seattle

Job No.: 580-111290-1

SDG No.:

Reagent ID	Exp Date	Prep Date	Dilutant Used	Reagent Final Volume	Parent Reagent		Analyte	Concentration
					Reagent ID	Volume Added		
							1,2-Dichlorobenzene	1000 ug/mL
							1,3-Dichlorobenzene	1000 ug/mL
							1,3-Dinitrobenzene	1000 ug/mL
							1,4-Dichlorobenzene	1000 ug/mL
							1-Methylnaphthalene	1000 ug/mL
							2,3,4,6-Tetrachlorophenol	1000 ug/mL
							2,4,5-Trichlorophenol	1000 ug/mL
							2,4,6-Trichlorophenol	1000 ug/mL
							2,4-Dichlorophenol	1000 ug/mL
							2,4-Dimethylphenol	1000 ug/mL
							2,4-Dinitrophenol	2000 ug/mL
							2,4-Dinitrotoluene	1000 ug/mL
							2,6-Dichlorophenol	1000 ug/mL
							2,6-Dinitrotoluene	1000 ug/mL
							2-Chloronaphthalene	1000 ug/mL
							2-Chlorophenol	1000 ug/mL
							2-Methylnaphthalene	1000 ug/mL
							2-Nitroaniline	1000 ug/mL
							2-Nitrophenol	1000 ug/mL
							3-Nitroaniline	1000 ug/mL
							4,6-Dinitro-2-methylphenol	2000 ug/mL
							4-Bromophenyl phenyl ether	1000 ug/mL
							4-Chloro-3-methylphenol	1000 ug/mL
							4-Chloroaniline	1000 ug/mL
							4-Chlorophenyl phenyl ether	1000 ug/mL
							4-Nitroaniline	1000 ug/mL
							4-Nitrophenol	2000 ug/mL
							Acenaphthene	1000 ug/mL
							Acenaphthylene	1000 ug/mL
							Acetophenone	1000 ug/mL
							Aniline	1000 ug/mL
							Anthracene	1000 ug/mL
							Azobenzene	1000 ug/mL
							Benzo[a]anthracene	1000 ug/mL
							Benzo[a]pyrene	1000 ug/mL
							Benzo[b]fluoranthene	1000 ug/mL
							Benzo[g,h,i]perylene	1000 ug/mL
							Benzo[k]fluoranthene	1000 ug/mL
							Benzofluoranthene	2000 ug/mL
							Benzyl alcohol	1000 ug/mL
							bis (2-chloroisopropyl) ether	1000 ug/mL
							Bis (2-chloroethoxy)methane	1000 ug/mL
							Bis (2-chloroethyl) ether	1000 ug/mL
							Bis (2-ethylhexyl) phthalate	1000 ug/mL
							Butyl benzyl phthalate	1000 ug/mL
							Carbazole	1000 ug/mL
							Chrysene	1000 ug/mL
							Di-n-butyl phthalate	1000 ug/mL

REAGENT TRACEABILITY SUMMARY

Lab Name: Eurofins Seattle

Job No.: 580-111290-1

SDG No.:

Reagent ID	Exp Date	Prep Date	Dilutant Used	Reagent Final Volume	Parent Reagent		Analyte	Concentration
					Reagent ID	Volume Added		
							Di-n-octyl phthalate	1000 ug/mL
							Dibenz(a,h)anthracene	1000 ug/mL
							Dibenzofuran	1000 ug/mL
							Diethyl phthalate	1000 ug/mL
							Dimethyl phthalate	1000 ug/mL
							Fluoranthene	1000 ug/mL
							Fluorene	1000 ug/mL
							Hexachlorobenzene	1000 ug/mL
							Hexachlorobutadiene	1000 ug/mL
							Hexachlorocyclopentadiene	1000 ug/mL
							Hexachloroethane	1000 ug/mL
							Indeno[1,2,3-cd]pyrene	1000 ug/mL
							Isophorone	1000 ug/mL
							m+p-Cresol	1000 ug/mL
							n-Decane	1000 ug/mL
							N-Nitrosodi-n-propylamine	1000 ug/mL
							N-Nitrosodimethylamine	1000 ug/mL
							N-Nitrosodiphenylamine	1000 ug/mL
							n-Octadecane	1000 ug/mL
							Naphthalene	1000 ug/mL
							Nitrobenzene	1000 ug/mL
							o-Cresol	1000 ug/mL
							Pentachlorophenol	2000 ug/mL
							Phenanthrene	1000 ug/mL
							Phenol	1000 ug/mL
							Pyrene	1000 ug/mL
							Pyridine	2000 ug/mL
.8270S#10_1stk_00016	03/31/22		Restek, Lot A0164214		(Purchased Reagent)		Benzoic acid	2000 ug/mL
.8270S#11_1stk_00011	03/31/22		Restek, Lot A0164387		(Purchased Reagent)		Atrazine	2000 ug/mL
.8270S#9_1stk_00015	07/31/22		Restek, Lot A0167791		(Purchased Reagent)		3,3'-Dichlorobenzidine	2000 ug/mL
							Benidine	2000 ug/mL
.8270SSstkPhen_00004	08/31/23		Phenova, Lot CL12771		(Purchased Reagent)		2,4,6-Tribromophenol (Surr)	5000 ug/mL
							2-Fluorobiphenyl	5000 ug/mL
							2-Fluorophenol (Surr)	5000 ug/mL
							2-methylnaphthalene-d10	5000 ug/mL
							Fluoranthene-d10 (Surr)	5000 ug/mL
							Nitrobenzene-d5 (Surr)	5000 ug/mL
							Phenol-d5 (Surr)	5000 ug/mL
							Terphenyl-d14	5000 ug/mL
8270ccv1_50_00039	03/31/22	11/09/21	DCM, Lot 266183	10 mL	8270_ic_stk_00062	5 uL	2,3,5,6-Tetrachlorophenol	50 ug/L
							1,1'-Biphenyl	50 ug/L
							1,2,4,5-Tetrachlorobenzene	50 ug/L
							1,2,4-Trichlorobenzene	50 ug/L
							1,2-Dichlorobenzene	50 ug/L
							1,3-Dichlorobenzene	50 ug/L
							1,3-Dinitrobenzene	50 ug/L
							1,4-Dichlorobenzene	50 ug/L

REAGENT TRACEABILITY SUMMARY

Lab Name: Eurofins Seattle

Job No.: 580-111290-1

SDG No.:

Reagent ID	Exp Date	Prep Date	Dilutant Used	Reagent Final Volume	Parent Reagent		Analyte	Concentration
					Reagent ID	Volume Added		
							1-Methylnaphthalene	50 ug/L
							2,3,4,6-Tetrachlorophenol	50 ug/L
							2,4,5-Trichlorophenol	50 ug/L
							2,4,6-Trichlorophenol	50 ug/L
							2,4-Dichlorophenol	50 ug/L
							2,4-Dimethylphenol	50 ug/L
							2,4-Dinitrophenol	100 ug/L
							2,4-Dinitrotoluene	50 ug/L
							2,6-Dichlorophenol	50 ug/L
							2,6-Dinitrotoluene	50 ug/L
							2-Chloronaphthalene	50 ug/L
							2-Chlorophenol	50 ug/L
							2-Methylnaphthalene	50 ug/L
							2-Nitroaniline	50 ug/L
							2-Nitrophenol	50 ug/L
							3-Nitroaniline	50 ug/L
							4,6-Dinitro-2-methylphenol	100 ug/L
							4-Bromophenyl phenyl ether	50 ug/L
							4-Chloro-3-methylphenol	50 ug/L
							4-Chloroaniline	50 ug/L
							4-Chlorophenyl phenyl ether	50 ug/L
							4-Nitroaniline	50 ug/L
							4-Nitrophenol	100 ug/L
							Acenaphthene	50 ug/L
							Acenaphthylene	50 ug/L
							Acetophenone	50 ug/L
							Aniline	50 ug/L
							Anthracene	50 ug/L
							Azobenzene	50 ug/L
							Benzo[a]anthracene	50 ug/L
							Benzo[a]pyrene	50 ug/L
							Benzo[b]fluoranthene	50 ug/L
							Benzo[g,h,i]perylene	50 ug/L
							Benzo[k]fluoranthene	50 ug/L
							Benzofluoranthene	100 ug/L
							Benzyl alcohol	50 ug/L
							bis (2-chloroisopropyl) ether	50 ug/L
							Bis (2-chloroethoxy)methane	50 ug/L
							Bis (2-chloroethyl) ether	50 ug/L
							Bis (2-ethylhexyl) phthalate	50 ug/L
							Butyl benzyl phthalate	50 ug/L
							Carbazole	50 ug/L
							Chrysene	50 ug/L
							Di-n-butyl phthalate	50 ug/L
							Di-n-octyl phthalate	50 ug/L
							Dibenz (a,h) anthracene	50 ug/L
							Dibenzofuran	50 ug/L
							Diethyl phthalate	50 ug/L

REAGENT TRACEABILITY SUMMARY

Lab Name: Eurofins Seattle

Job No.: 580-111290-1

SDG No.:

Reagent ID	Exp Date	Prep Date	Dilutant Used	Reagent Final Volume	Parent Reagent		Analyte	Concentration
					Reagent ID	Volume Added		
							Dimethyl phthalate	50 ug/L
							Fluoranthene	50 ug/L
							Fluorene	50 ug/L
							Hexachlorobenzene	50 ug/L
							Hexachlorobutadiene	50 ug/L
							Hexachlorocyclopentadiene	50 ug/L
							Hexachloroethane	50 ug/L
							Indeno[1,2,3-cd]pyrene	50 ug/L
							Isophorone	50 ug/L
							m+p-Cresol	50 ug/L
							n-Decane	50 ug/L
							N-Nitrosodi-n-propylamine	50 ug/L
							N-Nitrosodimethylamine	50 ug/L
							N-Nitrosodiphenylamine	50 ug/L
							n-Octadecane	50 ug/L
							Naphthalene	50 ug/L
							Nitrobenzene	50 ug/L
							o-Cresol	50 ug/L
							Pentachlorophenol	100 ug/L
							Phenanthrene	50 ug/L
							Phenol	50 ug/L
							Pyrene	50 ug/L
							Pyridine	100 ug/L
							Benzoic acid	100 ug/L
							Atrazine	50 ug/L
							3,3'-Dichlorobenzidine	100 ug/L
							Benzidine	100 ug/L
							2,4,6-Tribromophenol (Surr)	50 ug/L
							2-Fluorobiphenyl	50 ug/L
							2-Fluorophenol (Surr)	50 ug/L
							2-methylnaphthalene-d10	50 ug/L
							Fluoranthene-d10 (Surr)	50 ug/L
							Nitrobenzene-d5 (Surr)	50 ug/L
							Phenol-d5 (Surr)	50 ug/L
							Terphenyl-d14	50 ug/L
					8270SIM_IS_00067	100 uL	1,4-Dichlorobenzene-d4	100 ug/L
							Acenaphthene-d10	100 ug/L
							Chrysene-d12	100 ug/L
							Naphthalene-d8	100 ug/L
							Perylene-d12	100 ug/L
							Phenanthrene-d10	100 ug/L
.8270_ic_stk_00062	03/31/22	09/15/21	DCM, Lot DCM CT#211	10 mL	2356TCP_00004	1 mL	2,3,5,6-Tetrachlorophenol	100 ug/mL
					8270Mega_1stk_00016	1 mL	1,1'-Biphenyl	100 ug/mL
							1,2,4,5-Tetrachlorobenzene	100 ug/mL
							1,2,4-Trichlorobenzene	100 ug/mL
							1,2-Dichlorobenzene	100 ug/mL
							1,3-Dichlorobenzene	100 ug/mL
							1,3-Dinitrobenzene	100 ug/mL

REAGENT TRACEABILITY SUMMARY

Lab Name: Eurofins Seattle

Job No.: 580-111290-1

SDG No.:

Reagent ID	Exp Date	Prep Date	Dilutant Used	Reagent Final Volume	Parent Reagent		Analyte	Concentration
					Reagent ID	Volume Added		
							1,4-Dichlorobenzene	100 ug/mL
							1-Methylnaphthalene	100 ug/mL
							2,3,4,6-Tetrachlorophenol	100 ug/mL
							2,4,5-Trichlorophenol	100 ug/mL
							2,4,6-Trichlorophenol	100 ug/mL
							2,4-Dichlorophenol	100 ug/mL
							2,4-Dimethylphenol	100 ug/mL
							2,4-Dinitrophenol	200 ug/mL
							2,4-Dinitrotoluene	100 ug/mL
							2,6-Dichlorophenol	100 ug/mL
							2,6-Dinitrotoluene	100 ug/mL
							2-Chloronaphthalene	100 ug/mL
							2-Chlorophenol	100 ug/mL
							2-Methylnaphthalene	100 ug/mL
							2-Nitroaniline	100 ug/mL
							2-Nitrophenol	100 ug/mL
							3-Nitroaniline	100 ug/mL
							4,6-Dinitro-2-methylphenol	200 ug/mL
							4-Bromophenyl phenyl ether	100 ug/mL
							4-Chloro-3-methylphenol	100 ug/mL
							4-Chloroaniline	100 ug/mL
							4-Chlorophenyl phenyl ether	100 ug/mL
							4-Nitroaniline	100 ug/mL
							4-Nitrophenol	200 ug/mL
							Acenaphthene	100 ug/mL
							Acenaphthylene	100 ug/mL
							Acetophenone	100 ug/mL
							Aniline	100 ug/mL
							Anthracene	100 ug/mL
							Azobenzene	100 ug/mL
							Benzo[a]anthracene	100 ug/mL
							Benzo[a]pyrene	100 ug/mL
							Benzo[b]fluoranthene	100 ug/mL
							Benzo[g,h,i]perylene	100 ug/mL
							Benzo[k]fluoranthene	100 ug/mL
							Benzofluoranthene	200 ug/mL
							Benzyl alcohol	100 ug/mL
							bis (2-chloroisopropyl) ether	100 ug/mL
							Bis (2-chloroethoxy)methane	100 ug/mL
							Bis (2-chloroethyl) ether	100 ug/mL
							Bis (2-ethylhexyl) phthalate	100 ug/mL
							Butyl benzyl phthalate	100 ug/mL
							Carbazole	100 ug/mL
							Chrysene	100 ug/mL
							Di-n-butyl phthalate	100 ug/mL
							Di-n-octyl phthalate	100 ug/mL
							Dibenz (a,h)anthracene	100 ug/mL
							Dibenzofuran	100 ug/mL

REAGENT TRACEABILITY SUMMARY

Lab Name: Eurofins Seattle

Job No.: 580-111290-1

SDG No.:

Reagent ID	Exp Date	Prep Date	Dilutant Used	Reagent Final Volume	Parent Reagent		Analyte	Concentration	
					Reagent ID	Volume Added			
							Diethyl phthalate	100 ug/mL	
							Dimethyl phthalate	100 ug/mL	
							Fluoranthene	100 ug/mL	
							Fluorene	100 ug/mL	
							Hexachlorobenzene	100 ug/mL	
							Hexachlorobutadiene	100 ug/mL	
							Hexachlorocyclopentadiene	100 ug/mL	
							Hexachloroethane	100 ug/mL	
							Indeno[1,2,3-cd]pyrene	100 ug/mL	
							Isophorone	100 ug/mL	
							m+p-Cresol	100 ug/mL	
							n-Decane	100 ug/mL	
							N-Nitrosodi-n-propylamine	100 ug/mL	
							N-Nitrosodimethylamine	100 ug/mL	
							N-Nitrosodiphenylamine	100 ug/mL	
							n-Octadecane	100 ug/mL	
							Naphthalene	100 ug/mL	
							Nitrobenzene	100 ug/mL	
							o-Cresol	100 ug/mL	
							Pentachlorophenol	200 ug/mL	
							Phenanthrene	100 ug/mL	
							Phenol	100 ug/mL	
							Pyrene	100 ug/mL	
							Pyridine	200 ug/mL	
					8270S#10_1stk_00016	1 mL	Benzoic acid	200 ug/mL	
					8270S#11_1stk_00011	500 uL	Atrazine	100 ug/mL	
					8270S#9_1stk_00015	1 mL	3,3'-Dichlorobenzidine	200 ug/mL	
							Benzenidine	200 ug/mL	
					8270SSstkPhen_00004	0.2 mL	2,4,6-Tribromophenol (Surr)	100 ug/mL	
							2-Fluorobiphenyl	100 ug/mL	
							2-Fluorophenol (Surr)	100 ug/mL	
							2-methylnaphthalene-d10	100 ug/mL	
							Fluoranthene-d10 (Surr)	100 ug/mL	
							Nitrobenzene-d5 (Surr)	100 ug/mL	
							Phenol-d5 (Surr)	100 ug/mL	
							Terphenyl-d14	100 ug/mL	
..2356TCP_00004	03/10/24		SPEX CertiPrep, Lot AA210304019				(Purchased Reagent)	2,3,5,6-Tetrachlorophenol	1000 ug/mL
..8270Mega_1stk_00016	03/31/22		Restek, Lot A0164427				(Purchased Reagent)	1,1'-Biphenyl	1000 ug/mL
								1,2,4,5-Tetrachlorobenzene	1000 ug/mL
								1,2,4-Trichlorobenzene	1000 ug/mL
								1,2-Dichlorobenzene	1000 ug/mL
								1,3-Dichlorobenzene	1000 ug/mL
								1,3-Dinitrobenzene	1000 ug/mL
								1,4-Dichlorobenzene	1000 ug/mL
								1-Methylnaphthalene	1000 ug/mL
								2,3,4,6-Tetrachlorophenol	1000 ug/mL
								2,4,5-Trichlorophenol	1000 ug/mL
								2,4,6-Trichlorophenol	1000 ug/mL

REAGENT TRACEABILITY SUMMARY

Lab Name: Eurofins Seattle

Job No.: 580-111290-1

SDG No.:

Reagent ID	Exp Date	Prep Date	Dilutant Used	Reagent Final Volume	Parent Reagent		Analyte	Concentration
					Reagent ID	Volume Added		
							2,4-Dichlorophenol	1000 ug/mL
							2,4-Dimethylphenol	1000 ug/mL
							2,4-Dinitrophenol	2000 ug/mL
							2,4-Dinitrotoluene	1000 ug/mL
							2,6-Dichlorophenol	1000 ug/mL
							2,6-Dinitrotoluene	1000 ug/mL
							2-Chloronaphthalene	1000 ug/mL
							2-Chlorophenol	1000 ug/mL
							2-Methylnaphthalene	1000 ug/mL
							2-Nitroaniline	1000 ug/mL
							2-Nitrophenol	1000 ug/mL
							3-Nitroaniline	1000 ug/mL
							4,6-Dinitro-2-methylphenol	2000 ug/mL
							4-Bromophenyl phenyl ether	1000 ug/mL
							4-Chloro-3-methylphenol	1000 ug/mL
							4-Chloroaniline	1000 ug/mL
							4-Chlorophenyl phenyl ether	1000 ug/mL
							4-Nitroaniline	1000 ug/mL
							4-Nitrophenol	2000 ug/mL
							Acenaphthene	1000 ug/mL
							Acenaphthylene	1000 ug/mL
							Acetophenone	1000 ug/mL
							Aniline	1000 ug/mL
							Anthracene	1000 ug/mL
							Azobenzene	1000 ug/mL
							Benzo[a]anthracene	1000 ug/mL
							Benzo[a]pyrene	1000 ug/mL
							Benzo[b]fluoranthene	1000 ug/mL
							Benzo[g,h,i]perylene	1000 ug/mL
							Benzo[k]fluoranthene	1000 ug/mL
							Benzofluoranthene	2000 ug/mL
							Benzyl alcohol	1000 ug/mL
							bis (2-chloroisopropyl) ether	1000 ug/mL
							Bis (2-chloroethoxy)methane	1000 ug/mL
							Bis (2-chloroethyl) ether	1000 ug/mL
							Bis (2-ethylhexyl) phthalate	1000 ug/mL
							Butyl benzyl phthalate	1000 ug/mL
							Carbazole	1000 ug/mL
							Chrysene	1000 ug/mL
							Di-n-butyl phthalate	1000 ug/mL
							Di-n-octyl phthalate	1000 ug/mL
							Dibenz (a,h) anthracene	1000 ug/mL
							Dibenzofuran	1000 ug/mL
							Diethyl phthalate	1000 ug/mL
							Dimethyl phthalate	1000 ug/mL
							Fluoranthene	1000 ug/mL
							Fluorene	1000 ug/mL
							Hexachlorobenzene	1000 ug/mL

REAGENT TRACEABILITY SUMMARY

Lab Name: Eurofins Seattle

Job No.: 580-111290-1

SDG No.:

Reagent ID	Exp Date	Prep Date	Dilutant Used	Reagent Final Volume	Parent Reagent		Analyte	Concentration
					Reagent ID	Volume Added		
							Hexachlorobutadiene	1000 ug/mL
							Hexachlorocyclopentadiene	1000 ug/mL
							Hexachloroethane	1000 ug/mL
							Indeno[1,2,3-cd]pyrene	1000 ug/mL
							Isophorone	1000 ug/mL
							m+p-Cresol	1000 ug/mL
							n-Decane	1000 ug/mL
							N-Nitrosodi-n-propylamine	1000 ug/mL
							N-Nitrosodimethylamine	1000 ug/mL
							N-Nitrosodiphenylamine	1000 ug/mL
							n-Octadecane	1000 ug/mL
							Naphthalene	1000 ug/mL
							Nitrobenzene	1000 ug/mL
							o-Cresol	1000 ug/mL
							Pentachlorophenol	2000 ug/mL
							Phenanthrene	1000 ug/mL
							Phenol	1000 ug/mL
							Pyrene	1000 ug/mL
							Pyridine	2000 ug/mL
..8270S#10_1stk_00016	03/31/22		Restek, Lot A0164214		(Purchased Reagent)		Benzoic acid	2000 ug/mL
..8270S#11_1stk_00011	03/31/22		Restek, Lot A0164387		(Purchased Reagent)		Atrazine	2000 ug/mL
..8270S#9_1stk_00015	07/31/22		Restek, Lot A0167791		(Purchased Reagent)		3,3'-Dichlorobenzidine	2000 ug/mL
							Benidine	2000 ug/mL
..8270SSstkPhen_00004	08/31/23		Phenova, Lot CL12771		(Purchased Reagent)		2,4,6-Tribromophenol (Surr)	5000 ug/mL
							2-Fluorobiphenyl	5000 ug/mL
							2-Fluorophenol (Surr)	5000 ug/mL
							2-methylnaphthalene-d10	5000 ug/mL
							Fluoranthene-d10 (Surr)	5000 ug/mL
							Nitrobenzene-d5 (Surr)	5000 ug/mL
							Phenol-d5 (Surr)	5000 ug/mL
							Terphenyl-d14	5000 ug/mL
.8270SIM_IS_00067	06/07/22	06/07/21	DCM, Lot CT#211	50 mL	8270ISstk_00007	250 uL	1,4-Dichlorobenzene-d4	10 ug/mL
							Acenaphthene-d10	10 ug/mL
							Chrysene-d12	10 ug/mL
							Naphthalene-d8	10 ug/mL
							Perylene-d12	10 ug/mL
							Phenanthrene-d10	10 ug/mL
..8270ISstk_00007	09/30/24		Restek, Lot A0153348		(Purchased Reagent)		1,4-Dichlorobenzene-d4	2000 ug/mL
							Acenaphthene-d10	2000 ug/mL
							Chrysene-d12	2000 ug/mL
							Naphthalene-d8	2000 ug/mL
							Perylene-d12	2000 ug/mL
							Phenanthrene-d10	2000 ug/mL
8270f1spk_00296	11/30/22	03/04/22	Acetone/DCM, Lot 236884/MeCl_CT201	50 mL	2356TCP_00005	1 mL	2,3,5,6-Tetrachlorophenol	20 ug/mL
					8270Mega_1stk_00018	1 mL	1,1'-Biphenyl	20 ug/mL
							1,2,4,5-Tetrachlorobenzene	20 ug/mL
							1,2,4-Trichlorobenzene	20 ug/mL

REAGENT TRACEABILITY SUMMARY

Lab Name: Eurofins Seattle

Job No.: 580-111290-1

SDG No.:

Reagent ID	Exp Date	Prep Date	Dilutant Used	Reagent Final Volume	Parent Reagent		Analyte	Concentration
					Reagent ID	Volume Added		
							1,2-Dichlorobenzene	20 ug/mL
							1,3-Dichlorobenzene	20 ug/mL
							1,3-Dinitrobenzene	20 ug/mL
							1,4-Dichlorobenzene	20 ug/mL
							1,4-Dioxane	20 ug/mL
							1-Methylnaphthalene	20 ug/mL
							2,3,4,6-Tetrachlorophenol	20 ug/mL
							2,4,5-Trichlorophenol	20 ug/mL
							2,4,6-Trichlorophenol	20 ug/mL
							2,4-Dichlorophenol	20 ug/mL
							2,4-Dimethylphenol	20 ug/mL
							2,4-Dinitrophenol	40 ug/mL
							2,4-Dinitrotoluene	20 ug/mL
							2,6-Dichlorophenol	20 ug/mL
							2,6-Dinitrotoluene	20 ug/mL
							2-Chloronaphthalene	20 ug/mL
							2-Chlorophenol	20 ug/mL
							2-Methylnaphthalene	20 ug/mL
							2-Nitroaniline	20 ug/mL
							2-Nitrophenol	20 ug/mL
							3-Nitroaniline	20 ug/mL
							4,6-Dinitro-2-methylphenol	40 ug/mL
							4-Bromophenyl phenyl ether	20 ug/mL
							4-Chloro-3-methylphenol	20 ug/mL
							4-Chloroaniline	20 ug/mL
							4-Chlorophenyl phenyl ether	20 ug/mL
							4-Nitroaniline	20 ug/mL
							4-Nitrophenol	40 ug/mL
							Acenaphthene	20 ug/mL
							Acenaphthylene	20 ug/mL
							Acetophenone	20 ug/mL
							Aniline	20 ug/mL
							Anthracene	20 ug/mL
							Azobenzene	20 ug/mL
							Benzo[a]anthracene	20 ug/mL
							Benzo[a]pyrene	20 ug/mL
							Benzo[b]fluoranthene	20 ug/mL
							Benzo[g,h,i]perylene	20 ug/mL
							Benzo[k]fluoranthene	20 ug/mL
							Benzofluoranthene	40 ug/mL
							Benzyl alcohol	20 ug/mL
							bis (2-chloroisopropyl) ether	20 ug/mL
							Bis (2-chloroethoxy)methane	20 ug/mL
							Bis (2-chloroethyl) ether	20 ug/mL
							Bis (2-ethylhexyl) phthalate	20 ug/mL
							Butyl benzyl phthalate	20 ug/mL
							Carbazole	20 ug/mL
							Chrysene	20 ug/mL

REAGENT TRACEABILITY SUMMARY

Lab Name: Eurofins Seattle

Job No.: 580-111290-1

SDG No.:

Reagent ID	Exp Date	Prep Date	Dilutant Used	Reagent Final Volume	Parent Reagent		Analyte	Concentration
					Reagent ID	Volume Added		
							Di-n-butyl phthalate	20 ug/mL
							Di-n-octyl phthalate	20 ug/mL
							Dibenz(a,h)anthracene	20 ug/mL
							Dibenzofuran	20 ug/mL
							Diethyl phthalate	20 ug/mL
							Dimethyl phthalate	20 ug/mL
							Diphenylamine	17 ug/mL
							Fluoranthene	20 ug/mL
							Fluorene	20 ug/mL
							Hexachlorobenzene	20 ug/mL
							Hexachlorobutadiene	20 ug/mL
							Hexachlorocyclopentadiene	20 ug/mL
							Hexachloroethane	20 ug/mL
							Hexadecane	20 ug/mL
							Indeno[1,2,3-cd]pyrene	20 ug/mL
							Isophorone	20 ug/mL
							m+p-Cresol	20 ug/mL
							n-Decane	20 ug/mL
							N-Nitrosodi-n-propylamine	20 ug/mL
							N-Nitrosodimethylamine	20 ug/mL
							N-Nitrosodiphenylamine	20 ug/mL
							n-Octadecane	20 ug/mL
							Naphthalene	20 ug/mL
							Nitrobenzene	20 ug/mL
							o-Cresol	20 ug/mL
							Pentachlorophenol	40 ug/mL
							Phenanthrene	20 ug/mL
							Phenol	20 ug/mL
							Pyrene	20 ug/mL
							Pyridine	40 ug/mL
					8270S#10_1stk_00018	1 mL	Benzoic acid	40 ug/mL
							Indene	40 ug/mL
					8270S#11_1stk_00013	1 mL	Atrazine	40 ug/mL
							Benzaldehyde	40 ug/mL
							Caprolactam	40 ug/mL
					8270S#9_1stk_00017	1 mL	3,3'-Dichlorobenzidine	40 ug/mL
							Benizidine	40 ug/mL
.2356TCP_00005	11/01/24		SPEX CertiPrep, Lot AA210304019			(Purchased Reagent)	2,3,5,6-Tetrachlorophenol	1000 ug/mL
.8270Mega_1stk_00018	02/28/23		Restek, Lot A0175066			(Purchased Reagent)	1,1'-Biphenyl	1000 ug/mL
							1,2,4,5-Tetrachlorobenzene	1000 ug/mL
							1,2,4-Trichlorobenzene	1000 ug/mL
							1,2-Dichlorobenzene	1000 ug/mL
							1,3-Dichlorobenzene	1000 ug/mL
							1,3-Dinitrobenzene	1000 ug/mL
							1,4-Dichlorobenzene	1000 ug/mL
							1,4-Dioxane	1000 ug/mL
							1-Methylnaphthalene	1000 ug/mL
							2,3,4,6-Tetrachlorophenol	1000 ug/mL

REAGENT TRACEABILITY SUMMARY

Lab Name: Eurofins Seattle

Job No.: 580-111290-1

SDG No.:

Reagent ID	Exp Date	Prep Date	Dilutant Used	Reagent Final Volume	Parent Reagent		Analyte	Concentration
					Reagent ID	Volume Added		
							2,4,5-Trichlorophenol	1000 ug/mL
							2,4,6-Trichlorophenol	1000 ug/mL
							2,4-Dichlorophenol	1000 ug/mL
							2,4-Dimethylphenol	1000 ug/mL
							2,4-Dinitrophenol	2000 ug/mL
							2,4-Dinitrotoluene	1000 ug/mL
							2,6-Dichlorophenol	1000 ug/mL
							2,6-Dinitrotoluene	1000 ug/mL
							2-Chloronaphthalene	1000 ug/mL
							2-Chlorophenol	1000 ug/mL
							2-Methylnaphthalene	1000 ug/mL
							2-Nitroaniline	1000 ug/mL
							2-Nitrophenol	1000 ug/mL
							3-Nitroaniline	1000 ug/mL
							4,6-Dinitro-2-methylphenol	2000 ug/mL
							4-Bromophenyl phenyl ether	1000 ug/mL
							4-Chloro-3-methylphenol	1000 ug/mL
							4-Chloroaniline	1000 ug/mL
							4-Chlorophenyl phenyl ether	1000 ug/mL
							4-Nitroaniline	1000 ug/mL
							4-Nitrophenol	2000 ug/mL
							Acenaphthene	1000 ug/mL
							Acenaphthylene	1000 ug/mL
							Acetophenone	1000 ug/mL
							Aniline	1000 ug/mL
							Anthracene	1000 ug/mL
							Azobenzene	1000 ug/mL
							Benzo[a]anthracene	1000 ug/mL
							Benzo[a]pyrene	1000 ug/mL
							Benzo[b]fluoranthene	1000 ug/mL
							Benzo[g,h,i]perylene	1000 ug/mL
							Benzo[k]fluoranthene	1000 ug/mL
							Benzofluoranthene	2000 ug/mL
							Benzyl alcohol	1000 ug/mL
							bis (2-chloroisopropyl) ether	1000 ug/mL
							Bis (2-chloroethoxy)methane	1000 ug/mL
							Bis (2-chloroethyl) ether	1000 ug/mL
							Bis (2-ethylhexyl) phthalate	1000 ug/mL
							Butyl benzyl phthalate	1000 ug/mL
							Carbazole	1000 ug/mL
							Chrysene	1000 ug/mL
							Di-n-butyl phthalate	1000 ug/mL
							Di-n-octyl phthalate	1000 ug/mL
							Dibenz (a,h) anthracene	1000 ug/mL
							Dibenzofuran	1000 ug/mL
							Diethyl phthalate	1000 ug/mL
							Dimethyl phthalate	1000 ug/mL
							Diphenylamine	850 ug/mL

REAGENT TRACEABILITY SUMMARY

Lab Name: Eurofins Seattle

Job No.: 580-111290-1

SDG No.:

Reagent ID	Exp Date	Prep Date	Dilutant Used	Reagent Final Volume	Parent Reagent		Analyte	Concentration
					Reagent ID	Volume Added		
							Fluoranthene	1000 ug/mL
							Fluorene	1000 ug/mL
							Hexachlorobenzene	1000 ug/mL
							Hexachlorobutadiene	1000 ug/mL
							Hexachlorocyclopentadiene	1000 ug/mL
							Hexachloroethane	1000 ug/mL
							Hexadecane	1000 ug/mL
							Indeno[1,2,3-cd]pyrene	1000 ug/mL
							Isophorone	1000 ug/mL
							m+p-Cresol	1000 ug/mL
							n-Decane	1000 ug/mL
							N-Nitrosodi-n-propylamine	1000 ug/mL
							N-Nitrosodimethylamine	1000 ug/mL
							N-Nitrosodiphenylamine	1000 ug/mL
							n-Octadecane	1000 ug/mL
							Naphthalene	1000 ug/mL
							Nitrobenzene	1000 ug/mL
							o-Cresol	1000 ug/mL
							Pentachlorophenol	2000 ug/mL
							Phenanthrene	1000 ug/mL
							Phenol	1000 ug/mL
							Pyrene	1000 ug/mL
							Pyridine	2000 ug/mL
.8270S#10_1stk_00018	12/31/22		Restek, Lot A0173787			(Purchased Reagent)	Benzoic acid	2000 ug/mL
							Indene	2000 ug/mL
.8270S#11_1stk_00013	11/30/22		Restek, Lot A0172244			(Purchased Reagent)	Atrazine	2000 ug/mL
							Benzaldehyde	2000 ug/mL
							Caprolactam	2000 ug/mL
.8270S#9_1stk_00017	02/28/23		Restek, Lot A0175898			(Purchased Reagent)	3,3'-Dichlorobenzidine	2000 ug/mL
							Benzidine	2000 ug/mL
8270SIM_IS_00069	08/24/22	09/25/21	DCM, Lot CT#215	50 mL	8270ISstk_00007	250 uL	1,4-Dichlorobenzene-d4	10 ug/mL
							Acenaphthene-d10	10 ug/mL
							Chrysene-d12	10 ug/mL
							Naphthalene-d8	10 ug/mL
							Perylene-d12	10 ug/mL
							Phenanthrene-d10	10 ug/mL
.8270ISstk_00007	09/30/24		Restek, Lot A0153348			(Purchased Reagent)	1,4-Dichlorobenzene-d4	2000 ug/mL
							Acenaphthene-d10	2000 ug/mL
							Chrysene-d12	2000 ug/mL
							Naphthalene-d8	2000 ug/mL
							Perylene-d12	2000 ug/mL
							Phenanthrene-d10	2000 ug/mL
8270waterSurr_00119	12/29/22	03/11/22	Acetone/DCM, Lot 285502/CT#235	50 mL	8270Surr_Phen_00015	10 mL	1,4-Dioxane-d8	100 ug/mL
							2,4,6-Tribromophenol (Surr)	20 ug/mL
							2-Fluorobiphenyl	20 ug/mL
							2-Fluorophenol (Surr)	20 ug/mL

REAGENT TRACEABILITY SUMMARY

Lab Name: Eurofins Seattle

Job No.: 580-111290-1

SDG No.:

Reagent ID	Exp Date	Prep Date	Dilutant Used	Reagent Final Volume	Parent Reagent		Analyte	Concentration
					Reagent ID	Volume Added		
							2-methylnaphthalene-d10	20 ug/mL
							Fluoranthene-d10 (Surr)	20 ug/mL
							Nitrobenzene-d5 (Surr)	20 ug/mL
							Phenol-d5 (Surr)	20 ug/mL
							Terphenyl-d14	20 ug/mL
.8270Surr_Phen_00015	01/31/26		Phenova, Lot CL16338		(Purchased Reagent)		1,4-Dioxane-d8	500 ug/mL
							2,4,6-Tribromophenol (Surr)	100 ug/mL
							2-Fluorobiphenyl	100 ug/mL
							2-Fluorophenol (Surr)	100 ug/mL
							2-methylnaphthalene-d10	100 ug/mL
							Fluoranthene-d10 (Surr)	100 ug/mL
							Nitrobenzene-d5 (Surr)	100 ug/mL
							Phenol-d5 (Surr)	100 ug/mL
							Terphenyl-d14	100 ug/mL
ccv_8270_1000_00057	03/31/22	09/15/21	DCM, Lot MeCl2_CT_00211	10 mL	8270_ic_stk_00062	100 uL	2,3,5,6-Tetrachlorophenol	1000 ug/L
							1,1'-Biphenyl	1000 ug/L
							1,2,4,5-Tetrachlorobenzene	1000 ug/L
							1,2,4-Trichlorobenzene	1000 ug/L
							1,2-Dichlorobenzene	1000 ug/L
							1,3-Dichlorobenzene	1000 ug/L
							1,3-Dinitrobenzene	1000 ug/L
							1,4-Dichlorobenzene	1000 ug/L
							1-Methylnaphthalene	1000 ug/L
							2,3,4,6-Tetrachlorophenol	1000 ug/L
							2,4,5-Trichlorophenol	1000 ug/L
							2,4,6-Trichlorophenol	1000 ug/L
							2,4-Dichlorophenol	1000 ug/L
							2,4-Dimethylphenol	1000 ug/L
							2,4-Dinitrophenol	2000 ug/L
							2,4-Dinitrotoluene	1000 ug/L
							2,6-Dichlorophenol	1000 ug/L
							2,6-Dinitrotoluene	1000 ug/L
							2-Chloronaphthalene	1000 ug/L
							2-Chlorophenol	1000 ug/L
							2-Methylnaphthalene	1000 ug/L
							2-Nitroaniline	1000 ug/L
							2-Nitrophenol	1000 ug/L
							3-Nitroaniline	1000 ug/L
							4,6-Dinitro-2-methylphenol	2000 ug/L
							4-Bromophenyl phenyl ether	1000 ug/L
							4-Chloro-3-methylphenol	1000 ug/L
							4-Chloroaniline	1000 ug/L
							4-Chlorophenyl phenyl ether	1000 ug/L
							4-Nitroaniline	1000 ug/L
							4-Nitrophenol	2000 ug/L
							Acenaphthene	1000 ug/L
							Acenaphthylene	1000 ug/L

REAGENT TRACEABILITY SUMMARY

Lab Name: Eurofins Seattle

Job No.: 580-111290-1

SDG No.:

Reagent ID	Exp Date	Prep Date	Dilutant Used	Reagent Final Volume	Parent Reagent		Analyte	Concentration
					Reagent ID	Volume Added		
							Acetophenone	1000 ug/L
							Aniline	1000 ug/L
							Anthracene	1000 ug/L
							Azobenzene	1000 ug/L
							Benzo[a]anthracene	1000 ug/L
							Benzo[a]pyrene	1000 ug/L
							Benzo[b]fluoranthene	1000 ug/L
							Benzo[g,h,i]perylene	1000 ug/L
							Benzo[k]fluoranthene	1000 ug/L
							Benzofluoranthene	2000 ug/L
							Benzyl alcohol	1000 ug/L
							bis (2-chloroisopropyl) ether	1000 ug/L
							Bis (2-chloroethoxy)methane	1000 ug/L
							Bis (2-chloroethyl) ether	1000 ug/L
							Bis (2-ethylhexyl) phthalate	1000 ug/L
							Butyl benzyl phthalate	1000 ug/L
							Carbazole	1000 ug/L
							Chrysene	1000 ug/L
							Di-n-butyl phthalate	1000 ug/L
							Di-n-octyl phthalate	1000 ug/L
							Dibenz (a,h) anthracene	1000 ug/L
							Dibenzofuran	1000 ug/L
							Diethyl phthalate	1000 ug/L
							Dimethyl phthalate	1000 ug/L
							Fluoranthene	1000 ug/L
							Fluorene	1000 ug/L
							Hexachlorobenzene	1000 ug/L
							Hexachlorobutadiene	1000 ug/L
							Hexachlorocyclopentadiene	1000 ug/L
							Hexachloroethane	1000 ug/L
							Indeno[1,2,3-cd]pyrene	1000 ug/L
							Isophorone	1000 ug/L
							m+p-Cresol	1000 ug/L
							n-Decane	1000 ug/L
							N-Nitrosodi-n-propylamine	1000 ug/L
							N-Nitrosodimethylamine	1000 ug/L
							N-Nitrosodiphenylamine	1000 ug/L
							n-Octadecane	1000 ug/L
							Naphthalene	1000 ug/L
							Nitrobenzene	1000 ug/L
							o-Cresol	1000 ug/L
							Pentachlorophenol	2000 ug/L
							Phenanthrene	1000 ug/L
							Phenol	1000 ug/L
							Pyrene	1000 ug/L
							Pyridine	2000 ug/L
							Benzoic acid	2000 ug/L
							Atrazine	1000 ug/L

REAGENT TRACEABILITY SUMMARY

Lab Name: Eurofins Seattle

Job No.: 580-111290-1

SDG No.:

Reagent ID	Exp Date	Prep Date	Dilutant Used	Reagent Final Volume	Parent Reagent		Analyte	Concentration		
					Reagent ID	Volume Added				
							3,3'-Dichlorobenzidine	2000 ug/L		
							Benzidine	2000 ug/L		
							2,4,6-Tribromophenol (Surr)	1000 ug/L		
							2-Fluorobiphenyl	1000 ug/L		
							2-Fluorophenol (Surr)	1000 ug/L		
							2-methylnaphthalene-d10	1000 ug/L		
							Fluoranthene-d10 (Surr)	1000 ug/L		
							Nitrobenzene-d5 (Surr)	1000 ug/L		
							Phenol-d5 (Surr)	1000 ug/L		
							Terphenyl-d14	1000 ug/L		
							8270SIM_IS_00068	100 uL	1,4-Dichlorobenzene-d4	100 ug/L
									Acenaphthene-d10	100 ug/L
									Chrysene-d12	100 ug/L
									Naphthalene-d8	100 ug/L
		Perylene-d12	100 ug/L							
		Phenanthrene-d10	100 ug/L							
.8270_ic_stk_00062	03/31/22	09/15/21	DCM, Lot DCM CT#211	10 mL	2356TCP 00004	1 mL	2,3,5,6-Tetrachlorophenol	100 ug/mL		
							8270Mega_1stk_00016	1 mL	1,1'-Biphenyl	100 ug/mL
									1,2,4,5-Tetrachlorobenzene	100 ug/mL
									1,2,4-Trichlorobenzene	100 ug/mL
									1,2-Dichlorobenzene	100 ug/mL
									1,3-Dichlorobenzene	100 ug/mL
									1,3-Dinitrobenzene	100 ug/mL
									1,4-Dichlorobenzene	100 ug/mL
									1-Methylnaphthalene	100 ug/mL
									2,3,4,6-Tetrachlorophenol	100 ug/mL
									2,4,5-Trichlorophenol	100 ug/mL
									2,4,6-Trichlorophenol	100 ug/mL
									2,4-Dichlorophenol	100 ug/mL
									2,4-Dimethylphenol	100 ug/mL
									2,4-Dinitrophenol	200 ug/mL
									2,4-Dinitrotoluene	100 ug/mL
									2,6-Dichlorophenol	100 ug/mL
									2,6-Dinitrotoluene	100 ug/mL
									2-Chloronaphthalene	100 ug/mL
									2-Chlorophenol	100 ug/mL
									2-Methylnaphthalene	100 ug/mL
									2-Nitroaniline	100 ug/mL
									2-Nitrophenol	100 ug/mL
									3-Nitroaniline	100 ug/mL
									4,6-Dinitro-2-methylphenol	200 ug/mL
									4-Bromophenyl phenyl ether	100 ug/mL
									4-Chloro-3-methylphenol	100 ug/mL
									4-Chloroaniline	100 ug/mL
									4-Chlorophenyl phenyl ether	100 ug/mL
									4-Nitroaniline	100 ug/mL
									4-Nitrophenol	200 ug/mL
									Acenaphthene	100 ug/mL

REAGENT TRACEABILITY SUMMARY

Lab Name: Eurofins Seattle

Job No.: 580-111290-1

SDG No.:

Reagent ID	Exp Date	Prep Date	Dilutant Used	Reagent Final Volume	Parent Reagent		Analyte	Concentration
					Reagent ID	Volume Added		
							Acenaphthylene	100 ug/mL
							Acetophenone	100 ug/mL
							Aniline	100 ug/mL
							Anthracene	100 ug/mL
							Azobenzene	100 ug/mL
							Benzo[a]anthracene	100 ug/mL
							Benzo[a]pyrene	100 ug/mL
							Benzo[b]fluoranthene	100 ug/mL
							Benzo[g,h,i]perylene	100 ug/mL
							Benzo[k]fluoranthene	100 ug/mL
							Benzofluoranthene	200 ug/mL
							Benzyl alcohol	100 ug/mL
							bis (2-chloroisopropyl) ether	100 ug/mL
							Bis (2-chloroethoxy)methane	100 ug/mL
							Bis (2-chloroethyl) ether	100 ug/mL
							Bis (2-ethylhexyl) phthalate	100 ug/mL
							Butyl benzyl phthalate	100 ug/mL
							Carbazole	100 ug/mL
							Chrysene	100 ug/mL
							Di-n-butyl phthalate	100 ug/mL
							Di-n-octyl phthalate	100 ug/mL
							Dibenz (a,h) anthracene	100 ug/mL
							Dibenzofuran	100 ug/mL
							Diethyl phthalate	100 ug/mL
							Dimethyl phthalate	100 ug/mL
							Fluoranthene	100 ug/mL
							Fluorene	100 ug/mL
							Hexachlorobenzene	100 ug/mL
							Hexachlorobutadiene	100 ug/mL
							Hexachlorocyclopentadiene	100 ug/mL
							Hexachloroethane	100 ug/mL
							Indeno[1,2,3-cd]pyrene	100 ug/mL
							Isophorone	100 ug/mL
							m+p-Cresol	100 ug/mL
							n-Decane	100 ug/mL
							N-Nitrosodi-n-propylamine	100 ug/mL
							N-Nitrosodimethylamine	100 ug/mL
							N-Nitrosodiphenylamine	100 ug/mL
							n-Octadecane	100 ug/mL
							Naphthalene	100 ug/mL
							Nitrobenzene	100 ug/mL
							o-Cresol	100 ug/mL
							Pentachlorophenol	200 ug/mL
							Phenanthrene	100 ug/mL
							Phenol	100 ug/mL
							Pyrene	100 ug/mL
							Pyridine	200 ug/mL
					8270S#10_1stk_00016	1 mL	Benzoic acid	200 ug/mL

REAGENT TRACEABILITY SUMMARY

Lab Name: Eurofins Seattle

Job No.: 580-111290-1

SDG No.:

Reagent ID	Exp Date	Prep Date	Dilutant Used	Reagent Final Volume	Parent Reagent		Analyte	Concentration
					Reagent ID	Volume Added		
					8270S#11_1stk_00011	500 uL	Atrazine	100 ug/mL
					8270S#9_1stk_00015	1 mL	3,3'-Dichlorobenzidine	200 ug/mL
							Benzidine	200 ug/mL
					8270SSstkPhen_00004	0.2 mL	2,4,6-Tribromophenol (Surr)	100 ug/mL
							2-Fluorobiphenyl	100 ug/mL
							2-Fluorophenol (Surr)	100 ug/mL
							2-methylnaphthalene-d10	100 ug/mL
							Fluoranthene-d10 (Surr)	100 ug/mL
							Nitrobenzene-d5 (Surr)	100 ug/mL
							Phenol-d5 (Surr)	100 ug/mL
							Terphenyl-d14	100 ug/mL
..2356TCP_00004	03/10/24		SPEX CertiPrep, Lot AA210304019			(Purchased Reagent)	2,3,5,6-Tetrachlorophenol	1000 ug/mL
..8270Mega_1stk_00016	03/31/22		Restek, Lot A0164427			(Purchased Reagent)	1,1'-Biphenyl	1000 ug/mL
							1,2,4,5-Tetrachlorobenzene	1000 ug/mL
							1,2,4-Trichlorobenzene	1000 ug/mL
							1,2-Dichlorobenzene	1000 ug/mL
							1,3-Dichlorobenzene	1000 ug/mL
							1,3-Dinitrobenzene	1000 ug/mL
							1,4-Dichlorobenzene	1000 ug/mL
							1-Methylnaphthalene	1000 ug/mL
							2,3,4,6-Tetrachlorophenol	1000 ug/mL
							2,4,5-Trichlorophenol	1000 ug/mL
							2,4,6-Trichlorophenol	1000 ug/mL
							2,4-Dichlorophenol	1000 ug/mL
							2,4-Dimethylphenol	1000 ug/mL
							2,4-Dinitrophenol	2000 ug/mL
							2,4-Dinitrotoluene	1000 ug/mL
							2,6-Dichlorophenol	1000 ug/mL
							2,6-Dinitrotoluene	1000 ug/mL
							2-Chloronaphthalene	1000 ug/mL
							2-Chlorophenol	1000 ug/mL
							2-Methylnaphthalene	1000 ug/mL
							2-Nitroaniline	1000 ug/mL
							2-Nitrophenol	1000 ug/mL
							3-Nitroaniline	1000 ug/mL
							4,6-Dinitro-2-methylphenol	2000 ug/mL
							4-Bromophenyl phenyl ether	1000 ug/mL
							4-Chloro-3-methylphenol	1000 ug/mL
							4-Chloroaniline	1000 ug/mL
							4-Chlorophenyl phenyl ether	1000 ug/mL
							4-Nitroaniline	1000 ug/mL
							4-Nitrophenol	2000 ug/mL
							Acenaphthene	1000 ug/mL
							Acenaphthylene	1000 ug/mL
							Acetophenone	1000 ug/mL
							Aniline	1000 ug/mL
							Anthracene	1000 ug/mL
							Azobenzene	1000 ug/mL

REAGENT TRACEABILITY SUMMARY

Lab Name: Eurofins Seattle

Job No.: 580-111290-1

SDG No.:

Reagent ID	Exp Date	Prep Date	Dilutant Used	Reagent Final Volume	Parent Reagent		Analyte	Concentration
					Reagent ID	Volume Added		
							Benzo[a]anthracene	1000 ug/mL
							Benzo[a]pyrene	1000 ug/mL
							Benzo[b]fluoranthene	1000 ug/mL
							Benzo[g,h,i]perylene	1000 ug/mL
							Benzo[k]fluoranthene	1000 ug/mL
							Benzofluoranthene	2000 ug/mL
							Benzyl alcohol	1000 ug/mL
							bis (2-chloroisopropyl) ether	1000 ug/mL
							Bis (2-chloroethoxy)methane	1000 ug/mL
							Bis (2-chloroethyl) ether	1000 ug/mL
							Bis (2-ethylhexyl) phthalate	1000 ug/mL
							Butyl benzyl phthalate	1000 ug/mL
							Carbazole	1000 ug/mL
							Chrysene	1000 ug/mL
							Di-n-butyl phthalate	1000 ug/mL
							Di-n-octyl phthalate	1000 ug/mL
							Dibenz (a,h) anthracene	1000 ug/mL
							Dibenzofuran	1000 ug/mL
							Diethyl phthalate	1000 ug/mL
							Dimethyl phthalate	1000 ug/mL
							Fluoranthene	1000 ug/mL
							Fluorene	1000 ug/mL
							Hexachlorobenzene	1000 ug/mL
							Hexachlorobutadiene	1000 ug/mL
							Hexachlorocyclopentadiene	1000 ug/mL
							Hexachloroethane	1000 ug/mL
							Indeno[1,2,3-cd]pyrene	1000 ug/mL
							Isophorone	1000 ug/mL
							m+p-Cresol	1000 ug/mL
							n-Decane	1000 ug/mL
							N-Nitrosodi-n-propylamine	1000 ug/mL
							N-Nitrosodimethylamine	1000 ug/mL
							N-Nitrosodiphenylamine	1000 ug/mL
							n-Octadecane	1000 ug/mL
							Naphthalene	1000 ug/mL
							Nitrobenzene	1000 ug/mL
							o-Cresol	1000 ug/mL
							Pentachlorophenol	2000 ug/mL
							Phenanthrene	1000 ug/mL
							Phenol	1000 ug/mL
							Pyrene	1000 ug/mL
							Pyridine	2000 ug/mL
..8270S#10_1stk_00016	03/31/22		Restek, Lot A0164214		(Purchased Reagent)		Benzoic acid	2000 ug/mL
..8270S#11_1stk_00011	03/31/22		Restek, Lot A0164387		(Purchased Reagent)		Atrazine	2000 ug/mL
..8270S#9_1stk_00015	07/31/22		Restek, Lot A0167791		(Purchased Reagent)		3,3'-Dichlorobenzidine	2000 ug/mL
							Benidine	2000 ug/mL
..8270SSstkPhen_00004	08/31/23		Phenova, Lot CL12771		(Purchased Reagent)		2,4,6-Tribromophenol (Surr)	5000 ug/mL
							2-Fluorobiphenyl	5000 ug/mL

REAGENT TRACEABILITY SUMMARY

Lab Name: Eurofins Seattle

Job No.: 580-111290-1

SDG No.:

Reagent ID	Exp Date	Prep Date	Dilutant Used	Reagent Final Volume	Parent Reagent		Analyte	Concentration
					Reagent ID	Volume Added		
							2-Fluorophenol (Surr)	5000 ug/mL
							2-methylnaphthalene-d10	5000 ug/mL
							Fluoranthene-d10 (Surr)	5000 ug/mL
							Nitrobenzene-d5 (Surr)	5000 ug/mL
							Phenol-d5 (Surr)	5000 ug/mL
							Terphenyl-d14	5000 ug/mL
.8270SIM_IS_00068	08/24/22	08/24/21	DCM, Lot CT#215	50 mL	8270ISstk_00007	250 uL	1,4-Dichlorobenzene-d4	10 ug/mL
							Acenaphthene-d10	10 ug/mL
							Chrysene-d12	10 ug/mL
							Naphthalene-d8	10 ug/mL
							Perylene-d12	10 ug/mL
							Phenanthrene-d10	10 ug/mL
..8270ISstk_00007	09/30/24		Restek, Lot A0153348			(Purchased Reagent)	1,4-Dichlorobenzene-d4	2000 ug/mL
							Acenaphthene-d10	2000 ug/mL
							Chrysene-d12	2000 ug/mL
							Naphthalene-d8	2000 ug/mL
							Perylene-d12	2000 ug/mL
							Phenanthrene-d10	2000 ug/mL
ccv_SIM_500_00086	03/31/22	11/09/21	DCM, Lot MeCl2_CT_00211	10 mL	8270_ic_stk_00062	50 uL	1-Methylnaphthalene	500 ug/L
							2-Methylnaphthalene	500 ug/L
							Acenaphthene	500 ug/L
							Acenaphthylene	500 ug/L
							Anthracene	500 ug/L
							Benzo[a]anthracene	500 ug/L
							Benzo[a]pyrene	500 ug/L
							Benzo[b]fluoranthene	500 ug/L
							Benzo[g,h,i]perylene	500 ug/L
							Benzo[k]fluoranthene	500 ug/L
							Bis(2-ethylhexyl) phthalate	500 ug/L
							Chrysene	500 ug/L
							Dibenz(a,h)anthracene	500 ug/L
							Fluoranthene	500 ug/L
							Fluorene	500 ug/L
							Indeno[1,2,3-cd]pyrene	500 ug/L
							Naphthalene	500 ug/L
							Pentachlorophenol	1000 ug/L
							Phenanthrene	500 ug/L
							Pyrene	500 ug/L
							2,4,6-Tribromophenol (Surr)	500 ug/L
							2-Fluorobiphenyl	500 ug/L
							2-methylnaphthalene-d10	500 ug/L
							Fluoranthene-d10 (Surr)	500 ug/L
							Terphenyl-d14	500 ug/L
					8270SIM_IS_00069	100 uL	Acenaphthene-d10	100 ug/L
							Chrysene-d12	100 ug/L
							Naphthalene-d8	100 ug/L
							Perylene-d12	100 ug/L

REAGENT TRACEABILITY SUMMARY

Lab Name: Eurofins Seattle

Job No.: 580-111290-1

SDG No.:

Reagent ID	Exp Date	Prep Date	Dilutant Used	Reagent Final Volume	Parent Reagent		Analyte	Concentration
					Reagent ID	Volume Added		
.8270_ic_stk_00062	03/31/22	09/15/21	DCM, Lot DCM CT#211	10 mL	8270Mega_1stk_00016	1 mL	Phenanthrene-d10	100 ug/L
							1-Methylnaphthalene	100 ug/mL
							2-Methylnaphthalene	100 ug/mL
							Acenaphthene	100 ug/mL
							Acenaphthylene	100 ug/mL
							Anthracene	100 ug/mL
							Benzo[a]anthracene	100 ug/mL
							Benzo[a]pyrene	100 ug/mL
							Benzo[b]fluoranthene	100 ug/mL
							Benzo[g,h,i]perylene	100 ug/mL
							Benzo[k]fluoranthene	100 ug/mL
							Bis(2-ethylhexyl) phthalate	100 ug/mL
							Chrysene	100 ug/mL
							Dibenz(a,h)anthracene	100 ug/mL
							Fluoranthene	100 ug/mL
							Fluorene	100 ug/mL
							Indeno[1,2,3-cd]pyrene	100 ug/mL
							Naphthalene	100 ug/mL
							Pentachlorophenol	200 ug/mL
							Phenanthrene	100 ug/mL
Pyrene	100 ug/mL							
..8270Mega_1stk_00016	03/31/22		Restek, Lot A0164427		(Purchased Reagent)		2,4,6-Tribromophenol (Surr)	100 ug/mL
							2-Fluorobiphenyl	100 ug/mL
							2-methylnaphthalene-d10	100 ug/mL
							Fluoranthene-d10 (Surr)	100 ug/mL
							Terphenyl-d14	100 ug/mL
..8270SSstkPhen_00004	08/31/23		Phenova, Lot CL12771		(Purchased Reagent)		1-Methylnaphthalene	1000 ug/mL
							2-Methylnaphthalene	1000 ug/mL
							Acenaphthene	1000 ug/mL
							Acenaphthylene	1000 ug/mL
							Anthracene	1000 ug/mL
							Benzo[a]anthracene	1000 ug/mL
							Benzo[a]pyrene	1000 ug/mL
							Benzo[b]fluoranthene	1000 ug/mL
							Benzo[g,h,i]perylene	1000 ug/mL
							Benzo[k]fluoranthene	1000 ug/mL
							Bis(2-ethylhexyl) phthalate	1000 ug/mL
							Chrysene	1000 ug/mL
							Dibenz(a,h)anthracene	1000 ug/mL
							Fluoranthene	1000 ug/mL
							Fluorene	1000 ug/mL
							Indeno[1,2,3-cd]pyrene	1000 ug/mL
							Naphthalene	1000 ug/mL
							Pentachlorophenol	2000 ug/mL
							Phenanthrene	1000 ug/mL
							Pyrene	1000 ug/mL
..8270SSstkPhen_00004	08/31/23		Phenova, Lot CL12771		(Purchased Reagent)		2,4,6-Tribromophenol (Surr)	5000 ug/mL
							2-Fluorobiphenyl	5000 ug/mL

REAGENT TRACEABILITY SUMMARY

Lab Name: Eurofins Seattle

Job No.: 580-111290-1

SDG No.:

Reagent ID	Exp Date	Prep Date	Dilutant Used	Reagent Final Volume	Parent Reagent		Analyte	Concentration		
					Reagent ID	Volume Added				
.8270SIM_IS_00069	08/24/22	09/25/21	DCM, Lot CT#215	50 mL	8270ISstk_00007	250 uL	2-methylnaphthalene-d10	5000 ug/mL		
							Fluoranthene-d10 (Surr)	5000 ug/mL		
							Terphenyl-d14	5000 ug/mL		
							Acenaphthene-d10	10 ug/mL		
							Chrysene-d12	10 ug/mL		
							Naphthalene-d8	10 ug/mL		
..8270ISstk_00007	09/30/24		Restek, Lot A0153348		(Purchased Reagent)		Acenaphthene-d10	2000 ug/mL		
							Chrysene-d12	2000 ug/mL		
							Naphthalene-d8	2000 ug/mL		
							Perylene-d12	2000 ug/mL		
							Phenanthrene-d10	2000 ug/mL		
							Phenanthrene-d10	2000 ug/mL		
DFTPPx2_00044							4,4'-DDD			
							4,4'-DDE			
							Tentatively Identified Compound			
							TPAH			
							DFTPPSTK_00014	200 uL	4,4'-DDT	20 ug/mL
									Benzidine_T	20 ug/mL
.DFTPPSTK_00014	08/31/22		Restek, Lot A0151587		(Purchased Reagent)		4,4'-DDT	1000 ug/mL		
							Benzidine_T	1000 ug/mL		
							DFTPP	1000 ug/mL		
							Pentachlorophenol_T	1000 ug/mL		
							Pentachlorophenol_T	1000 ug/mL		
							Pentachlorophenol_T	1000 ug/mL		
icv_8270_1000_00014	01/26/22	10/05/21	DCM, Lot CT_211	10 mL	8270SIM_IS_00067	100 uL	1,4-Dichlorobenzene-d4	100 ug/L		
							Acenaphthene-d10	100 ug/L		
							Chrysene-d12	100 ug/L		
							Naphthalene-d8	100 ug/L		
							Perylene-d12	100 ug/L		
							Phenanthrene-d10	100 ug/L		
.8270SIM_IS_00067	06/07/22	06/07/21	DCM, Lot CT#211	50 mL	8270ISstk_00007	250 uL	1,4-Dichlorobenzene-d4	10 ug/mL		
							Acenaphthene-d10	10 ug/mL		
							Chrysene-d12	10 ug/mL		
							Naphthalene-d8	10 ug/mL		
							Perylene-d12	10 ug/mL		
							Phenanthrene-d10	10 ug/mL		
..8270ISstk_00007	09/30/24		Restek, Lot A0153348		(Purchased Reagent)		1,4-Dichlorobenzene-d4	2000 ug/mL		
							Acenaphthene-d10	2000 ug/mL		
							Chrysene-d12	2000 ug/mL		
							Naphthalene-d8	2000 ug/mL		
							Perylene-d12	2000 ug/mL		
							Phenanthrene-d10	2000 ug/mL		
icv_8270_1000_00014	01/26/22	10/05/21	DCM, Lot CT_211	10 mL	8270_IC_STK_00065	100 uL	1,2,4-Trichlorobenzene	1000 ug/L		
							1,2-Dichlorobenzene	1000 ug/L		
							1,3-Dichlorobenzene	1000 ug/L		

REAGENT TRACEABILITY SUMMARY

Lab Name: Eurofins Seattle

Job No.: 580-111290-1

SDG No.:

Reagent ID	Exp Date	Prep Date	Dilutant Used	Reagent Final Volume	Parent Reagent		Analyte	Concentration
					Reagent ID	Volume Added		
							1,4-Dichlorobenzene	1000 ug/L
							1-Methylnaphthalene	1000 ug/L
							2,4,5-Trichlorophenol	1000 ug/L
							2,4,6-Trichlorophenol	1000 ug/L
							2,4-Dichlorophenol	1000 ug/L
							2,4-Dimethylphenol	1000 ug/L
							2,4-Dinitrophenol	2000 ug/L
							2,4-Dinitrotoluene	1000 ug/L
							2,6-Dinitrotoluene	1000 ug/L
							2-Chloronaphthalene	1000 ug/L
							2-Chlorophenol	1000 ug/L
							2-Methylnaphthalene	1000 ug/L
							2-Nitrophenol	1000 ug/L
							4,6-Dinitro-2-methylphenol	2000 ug/L
							4-Bromophenyl phenyl ether	1000 ug/L
							4-Chloro-3-methylphenol	1000 ug/L
							4-Chlorophenyl phenyl ether	1000 ug/L
							4-Nitrophenol	2000 ug/L
							Azobenzene	1000 ug/L
							bis (2-chloroisopropyl) ether	1000 ug/L
							Bis (2-chloroethoxy)methane	1000 ug/L
							Bis (2-chloroethyl) ether	1000 ug/L
							Bis (2-ethylhexyl) phthalate	1000 ug/L
							Butyl benzyl phthalate	1000 ug/L
							Di-n-butyl phthalate	1000 ug/L
							Di-n-octyl phthalate	1000 ug/L
							Diethyl phthalate	1000 ug/L
							Dimethyl phthalate	1000 ug/L
							Hexachlorobenzene	1000 ug/L
							Hexachlorobutadiene	1000 ug/L
							Hexachlorocyclopentadiene	1000 ug/L
							Hexachloroethane	1000 ug/L
							Isophorone	1000 ug/L
							m+p-Cresol	1000 ug/L
							N-Nitrosodi-n-propylamine	1000 ug/L
							N-Nitrosodimethylamine	1000 ug/L
							N-Nitrosodiphenylamine	1000 ug/L
							Naphthalene	1000 ug/L
							Nitrobenzene	1000 ug/L
							o-Cresol	1000 ug/L
							Pentachlorophenol	2000 ug/L
							Phenol	1000 ug/L
							Pyrene	1000 ug/L
							Pyridine	2000 ug/L
							3,3'-Dichlorobenzidine	2000 ug/L
							2,4,6-Tribromophenol (Surr)	1000 ug/L
							2-Fluorobiphenyl	1000 ug/L
							2-Fluorophenol (Surr)	1000 ug/L

REAGENT TRACEABILITY SUMMARY

Lab Name: Eurofins Seattle

Job No.: 580-111290-1

SDG No.:

Reagent ID	Exp Date	Prep Date	Dilutant Used	Reagent Final Volume	Parent Reagent		Analyte	Concentration
					Reagent ID	Volume Added		
							2-methylnaphthalene-d10	1000 ug/L
							Fluoranthene-d10 (Surr)	1000 ug/L
							Nitrobenzene-d5 (Surr)	1000 ug/L
							Phenol-d5 (Surr)	1000 ug/L
							Terphenyl-d14	1000 ug/L
.8270_IC_STK_00065	01/26/22	10/05/21	DCM, Lot CT#211	10 mL	8270L1S1-S_00011	1 mL	1,2,4-Trichlorobenzene	100000 ug/L
							1,2-Dichlorobenzene	100000 ug/L
							1,3-Dichlorobenzene	100000 ug/L
							1,4-Dichlorobenzene	100000 ug/L
							1-Methylnaphthalene	100000 ug/L
							2,4,5-Trichlorophenol	100000 ug/L
							2,4,6-Trichlorophenol	100000 ug/L
							2,4-Dichlorophenol	100000 ug/L
							2,4-Dimethylphenol	100000 ug/L
							2,4-Dinitrophenol	200000 ug/L
							2,4-Dinitrotoluene	100000 ug/L
							2,6-Dinitrotoluene	100000 ug/L
							2-Chloronaphthalene	100000 ug/L
							2-Chlorophenol	100000 ug/L
							2-Methylnaphthalene	100000 ug/L
							2-Nitrophenol	100000 ug/L
							4,6-Dinitro-2-methylphenol	200000 ug/L
							4-Bromophenyl phenyl ether	100000 ug/L
							4-Chloro-3-methylphenol	100000 ug/L
							4-Chlorophenyl phenyl ether	100000 ug/L
							4-Nitrophenol	200000 ug/L
							Azobenzene	100000 ug/L
							bis (2-chloroisopropyl) ether	100000 ug/L
							Bis (2-chloroethoxy)methane	100000 ug/L
							Bis (2-chloroethyl) ether	100000 ug/L
							Bis (2-ethylhexyl) phthalate	100000 ug/L
							Butyl benzyl phthalate	100000 ug/L
							Di-n-butyl phthalate	100000 ug/L
							Di-n-octyl phthalate	100000 ug/L
							Diethyl phthalate	100000 ug/L
							Dimethyl phthalate	100000 ug/L
							Hexachlorobenzene	100000 ug/L
							Hexachlorobutadiene	100000 ug/L
							Hexachlorocyclopentadiene	100000 ug/L
							Hexachloroethane	100000 ug/L
							Isophorone	100000 ug/L
							m+p-Cresol	100000 ug/L
							N-Nitrosodi-n-propylamine	100000 ug/L
							N-Nitrosodimethylamine	100000 ug/L
							N-Nitrosodiphenylamine	100000 ug/L
							Naphthalene	100000 ug/L
							Nitrobenzene	100000 ug/L
							o-Cresol	100000 ug/L

REAGENT TRACEABILITY SUMMARY

Lab Name: Eurofins Seattle

Job No.: 580-111290-1

SDG No.:

Reagent ID	Exp Date	Prep Date	Dilutant Used	Reagent Final Volume	Parent Reagent		Analyte	Concentration
					Reagent ID	Volume Added		
							Pentachlorophenol	200000 ug/L
							Phenol	100000 ug/L
							Pyrene	100000 ug/L
							Pyridine	200000 ug/L
					8270L1S9-S_00012	1 mL	3,3'-Dichlorobenzidine	200000 ug/L
					8270SSstkPhen_00004	0.2 mL	2,4,6-Tribromophenol (Surr)	100000 ug/L
							2-Fluorobiphenyl	100000 ug/L
							2-Fluorophenol (Surr)	100000 ug/L
							2-methylnaphthalene-d10	100000 ug/L
							Fluoranthene-d10 (Surr)	100000 ug/L
							Nitrobenzene-d5 (Surr)	100000 ug/L
							Phenol-d5 (Surr)	100000 ug/L
							Terphenyl-d14	100000 ug/L
..8270L1S1-S_00011	05/28/22		Restek, Lot A0159459				(Purchased Reagent)	
							1,2,4-Trichlorobenzene	1000 ug/mL
							1,2-Dichlorobenzene	1000 ug/mL
							1,3-Dichlorobenzene	1000 ug/mL
							1,4-Dichlorobenzene	1000 ug/mL
							1-Methylnaphthalene	1000 ug/mL
							2,4,5-Trichlorophenol	1000 ug/mL
							2,4,6-Trichlorophenol	1000 ug/mL
							2,4-Dichlorophenol	1000 ug/mL
							2,4-Dimethylphenol	1000 ug/mL
							2,4-Dinitrophenol	2000 ug/mL
							2,4-Dinitrotoluene	1000 ug/mL
							2,6-Dinitrotoluene	1000 ug/mL
							2-Chloronaphthalene	1000 ug/mL
							2-Chlorophenol	1000 ug/mL
							2-Methylnaphthalene	1000 ug/mL
							2-Nitrophenol	1000 ug/mL
							4,6-Dinitro-2-methylphenol	2000 ug/mL
							4-Bromophenyl phenyl ether	1000 ug/mL
							4-Chloro-3-methylphenol	1000 ug/mL
							4-Chlorophenyl phenyl ether	1000 ug/mL
							4-Nitrophenol	2000 ug/mL
							Azobenzene	1000 ug/mL
							bis (2-chloroisopropyl) ether	1000 ug/mL
							Bis (2-chloroethoxy)methane	1000 ug/mL
							Bis (2-chloroethyl) ether	1000 ug/mL
							Bis (2-ethylhexyl) phthalate	1000 ug/mL
							Butyl benzyl phthalate	1000 ug/mL
							Di-n-butyl phthalate	1000 ug/mL
							Di-n-octyl phthalate	1000 ug/mL
							Diethyl phthalate	1000 ug/mL
							Dimethyl phthalate	1000 ug/mL
							Hexachlorobenzene	1000 ug/mL
							Hexachlorobutadiene	1000 ug/mL
							Hexachlorocyclopentadiene	1000 ug/mL
							Hexachloroethane	1000 ug/mL

REAGENT TRACEABILITY SUMMARY

Lab Name: Eurofins Seattle Job No.: 580-111290-1

SDG No.: _____

Reagent ID	Exp Date	Prep Date	Dilutant Used	Reagent Final Volume	Parent Reagent		Analyte	Concentration
					Reagent ID	Volume Added		
							Isophorone	1000 ug/mL
							m+p-Cresol	1000 ug/mL
							N-Nitrosodi-n-propylamine	1000 ug/mL
							N-Nitrosodimethylamine	1000 ug/mL
							N-Nitrosodiphenylamine	1000 ug/mL
							Naphthalene	1000 ug/mL
							Nitrobenzene	1000 ug/mL
							o-Cresol	1000 ug/mL
							Pentachlorophenol	2000 ug/mL
							Phenol	1000 ug/mL
							Pyrene	1000 ug/mL
							Pyridine	2000 ug/mL
..8270L1S9-S 00012	01/26/22		Restek, Lot A0152617			(Purchased Reagent)	3,3'-Dichlorobenzidine	2000 ug/mL
..8270SSstkPhen_00004	08/31/23		Phenova, Lot CL12771			(Purchased Reagent)	2,4,6-Tribromophenol (Surr)	5000 ug/mL
							2-Fluorobiphenyl	5000 ug/mL
							2-Fluorophenol (Surr)	5000 ug/mL
							2-methylnaphthalene-d10	5000 ug/mL
							Fluoranthene-d10 (Surr)	5000 ug/mL
							Nitrobenzene-d5 (Surr)	5000 ug/mL
							Phenol-d5 (Surr)	5000 ug/mL
							Terphenyl-d14	5000 ug/mL

Reagent

2356TCP_00004



SPEXertificate®

Certificate of Reference Material



Catalog Number: S-3410

Lot No. AA210304019

Description: 2,3,5,6-Tetrachlorophenol

Ship Date: December 28, 2021

Matrix: Methanol

Expiration Date: December 27, 2024

This SPEXOrganics® Certified Reference Material, CRM, is intended primarily for use as a calibration standard or quality control standard for organic chromatography instrumentation such as GC, GC-MS, LC, and LC-MS. It can be employed in USEPA, ASTM and other methods relevant to the certified properties listed below.

Certified Compounds:

<u>Compound</u>	<u>CAS #</u>	<u>Labeled</u>	<u>Purity</u>	<u>Certified†</u>	<u>Uncertainty</u>
2,3,5,6-Tetrachlorophenol	935-95-5	1000 µg/mL	98.8%	1004 µg/mL	± 25 µg/mL

* - Isomer ratios (when applicable) are an uncertified parameter.

Final Solution Verification:

Final solution integrity verified by Gas Chromatography/Mass Spectrometry. The mass spectrum of each compound was confirmed against the NIST mass spectral database.

† Certified concentration based on gravimetric weights and corrected for the purity of the compound(s) used to prepare the standard. Analytical balance calibration is verified daily with C1 weight set #23-190006 which is registered with Atlantic Scale, and traceable to NIST and NJ Division of Weights and Measures.

This CRM is guaranteed stable and accurate to within the uncertainty listed for the certified value. This includes uncertainty components due to preparation, homogeneity, short term and long term stability. During the stated period of validity, the purchaser will be notified if this product is recalled due to any significant changes in the stability of the solution. For further information, contact the Sales Support Department at crmsales@spexcsp.com.

Date of Certification: December 28, 2021

Certifying Officer: Shannon Macieira
Shannon Macieira, Operations Manager

Report of Certification

Catalog Number: S-3410

Lot No. AA210304019

Description: 2,3,5,6-Tetrachlorophenol

Matrix: Methanol

Ship Date: December 28, 2021

Expiration Date: December 27, 2024

This Certified Reference Material (CRM) has been prepared and certified under an ISO 9001 (certified by DQS) and ISO 17025 (accredited by A2LA), and ISO 17034 (accredited by A2LA) quality system consistent with the following standards:

- ISO 9001: Quality management systems - Requirements
- ISO/IEC 17025: General requirements for the competence of testing and calibration laboratories
- ISO 17034: General requirements for the competence of reference material producers
- ISO Guide 30: Reference Materials - Selected terms and definitions
- ISO Guide 31: Reference Materials - Contents of certificates and labels
- ISO Guide 35: Reference Materials - General and Statistical principals for certification
- Guide to the Expression of Uncertainty in Measurement, 2008
- EURACHEM/CITAC Guide: Qualifying Uncertainty in Analytical Measurement - Third Edition
- NIST Technical Note 1297

Storage Requirements:

To ensure the stability of the product once it arrives in your laboratory, please store this product in ambient conditions (18°C to 27°C). Note: Shipping conditions may differ from storage conditions. The EXPIRATION DATE is calculated from the SHIPPED DATE using our stability data and is applicable only if the product is stored under the laboratory specified conditions.

Instructions for Use:

Let material come to room temperature before use. Check for precipitate and if necessary sonicate for one minute. If compounds do not dissolve after one minute then sonicate further until the product is dissolved. A clear appearance is acceptable. The minimum recommended amount that should be removed from this vial is 5µL with a 25µL gas tight syringe. All solutions should be thoroughly mixed, by shaking, prior to use. All surfaces that come in contact with the solution must be thoroughly cleaned prior to use. Dilutions should be performed only with Class A volumetric glassware.

Material Source:

All analytes and matrix materials are obtained and verified by SPEX CertiPrep from pre-qualified vendors as per ISO guidelines. Vendor identifications are proprietary, however sources of all materials used in the preparation and testing of SPEX CertiPrep CRMs are tracked and documented. For assistance, please contact sales support at crmsales@spexcsp.com.

Method of Preparation:

Clean laboratory procedures and techniques have been used throughout the preparation. All materials, equipment, and analytical instrumentation have been qualified prior to use. The highest purity solvents and Class A/ calibrated volumetrics have been used in all preparations.

Homogeneity:

The homogeneity of this CRM has been confirmed by procedures consistent with ISO 17025, ISO 17034, and ASTM D6362-98 Appendix X2. Random, replicate samples of the final, packaged material have been analyzed to prove homogeneity in accordance with our internal procedure 4300-HOMOGEN-1A. This is consistent with the intended use of this CRM. The Degree of Homogeneity, as expressed as maximum between-bottle variation, is 1.2%

Statistical Estimator and Confidence Limits:

The Certified value 'X' as listed on the reverse of this document is at the 95% level of confidence and can be expressed as:

- $X = x \pm U$ where X=certified value, U=expanded uncertainty, x=property value
- $U = k u_c$ where k=2 is the coverage factor at the 95% confidence level
- $u_c =$ combined standard uncertainty obtained by combining the individual compound standard uncertainty components u_i , where $u_c = \sqrt{\sum u_i^2}$

Legal Notice:

SPEX CertiPrep Certified Reference Materials are not for any cosmetic, drug, or household application and are to be used only by qualified individuals who are trained in appropriate procedures. No claims against SPEX CertiPrep of any kind whatsoever, whether based on breach of warranty, alleged negligence, or otherwise, with respect to this Reference Material shall be greater than the purchase price. In no event shall SPEX CertiPrep be liable for any loss of profits or any incidental, special, or consequential damages.

SPEX CertiPrep 

Your Science is Our Passion.®

203 Norcross Ave. Metuchen, NJ 08840

www.spexcertiprep.com • E-mail: crmsales@spexcsp.com

Phone: 1-732-549-7144 • Fax 1-732-603-9647



Page 2 of 2

Rev: 0
03/23/2022

Reagent

2356TCP_00005



Reference Materials Producer
Cert #2495.01

SPEXertificate®

Certificate of Reference Material



Chemical Testing
Cert #2495.02

Catalog Number: S-3410

Lot No. AA210304019

Description: 2,3,5,6-Tetrachlorophenol

Ship Date: November 2, 2021

Matrix: Methanol

Expiration Date: November 1, 2024

This SPEXOrganics® Certified Reference Material, CRM, is intended primarily for use as a calibration standard or quality control standard for organic chromatography instrumentation such as GC, GC-MS, LC, and LC-MS. It can be employed in USEPA, ASTM and other methods relevant to the certified properties listed below.

Certified Compounds:

<u>Compound</u>	<u>CAS #</u>	<u>Labeled</u>	<u>Purity</u>	<u>Certified†</u>	<u>Uncertainty</u>
2,3,5,6-Tetrachlorophenol	935-95-5	1000 µg/mL	98.8%	1004 µg/mL	± 25 µg/mL

* - Isomer ratios (when applicable) are an uncertified parameter.

Final Solution Verification:

Final solution integrity verified by Gas Chromatography/Mass Spectrometry. The mass spectrum of each compound was confirmed against the NIST mass spectral database.

† Certified concentration based on gravimetric weights and corrected for the purity of the compound(s) used to prepare the standard. Analytical balance calibration is verified daily with C1 weight set #23-190006 which is registered with Atlantic Scale, and traceable to NIST and NJ Division of Weights and Measures.

This CRM is guaranteed stable and accurate to within the uncertainty listed for the certified value. This includes uncertainty components due to preparation, homogeneity, short term and long term stability. During the stated period of validity, the purchaser will be notified if this product is recalled due to any significant changes in the stability of the solution. For further information, contact the Sales Support Department at crmsales@spexcsp.com.

Date of Certification: November 2, 2021

Certifying Officer: Shannon Macieira
Shannon Macieira, Operations Manager

Reagent

8270f1spk_00296

Preliminary Report

Eurofins TestAmerica, Seattle
CCV, Cal Verification Report

Data File: \\chromfs\Seattle\ChromData\TAC051\20200820-72434.b\820A06.D
 Lims ID: 8270flspk_00269
 Client ID:
 Sample Type: CCV
 Inject. Date: 20-Aug-2020 14:09:30 ALS Bottle#: 6 Worklist Smp#: 5
 Injection Vol: 1.0 ul Dil. Factor: 1.0000
 Sample Info: 8270FLSPK_00269
 Misc. Info.: 20X
 Operator ID: jkm Instrument ID: TAC051
 Sublist: chrom-8270 TAC051*sub32
 Method: \\chromfs\Seattle\ChromData\TAC051\20200820-72434.b\8270 TAC051.m
 Limit Group: 8270D BNA QSM 5.0
 Last Update: 20-Aug-2020 15:21:54 Calib Date: 31-Jul-2020 22:24:30
 Integrator: RTE ID Type: RT Order ID
 Quant Method: Internal Standard Quant By: Initial Calibration
 Last ICal File: \\chromfs\Seattle\ChromData\TAC051\20200731-72074.b\0731B14.D

Column 1 : Det: MS SCAN
 Process Host: CTX1001

Start Cal Date: 31-Jul-2020 18:50:30
 End Cal Date: 31-Jul-2020 22:24:30

Compound	Standard RRF/Amt	DLT RT	Ccal Amt	Ccal RF	Min. RRF	%D	Max. %D	%Rec
\$ 7 2-Fluorophenol	*ND							
\$ 8 Phenol-d5	*ND							
\$ 9 Nitrobenzene-d5	*ND							
\$ 11 2-Fluorobiphenyl	*ND							
\$ 12 2,4,6-Tribromophenol	*ND							
\$ 14 Terphenyl-d14	*ND							
16 N-Nitrosodimethylamine	1000.0	0.0	904.2	0.361975	0.010	-9.6	20	90
17 Pyridine	2000.0	0.0	1816.3	0.645577	0.010	-9.2	20	91
19 Phenol	1000.0	0.0	911.0	0.959441	0.800	-8.9	20	91
18 Aniline	1000.0	0.0	900.0	1.181467	0.010	-10	20	90
20 Bis(2-chloroethyl)ether	1000.0	0.0	917.5	0.781316	0.700	-8.3	20	92
21 2-Chlorophenol	1000.0	0.0	947.9	1.178209	0.800	-5.2	20	95
22 n-Decane	1000.0	0.0	887.3	0.660906	0.000	-11.3	20	89
23 1,3-Dichlorobenzene	1000.0	0.0	919.9	1.344327	0.010	-8.0	20	92
25 1,4-Dichlorobenzene	1000.0	0.0	921.3	1.330284	0.010	-7.9	20	92
26 Benzyl alcohol	1000.0	0.0	797.3	0.459577	0.010	*-20.3	20	80
27 1,2-Dichlorobenzene	1000.0	0.0	932.5	1.316154	0.010	-6.7	20	93
28 2-Methylphenol	1000.0	0.0	834.7	0.818210	0.700	-16.5	20	83
29 2,2'-oxybis[1-chloropro	1000.0	0.0	884.7	0.955593	0.010	-11.5	20	88
30 Acetophenone	1000.0	0.0	926.1	1.236997	0.010	-7.4	20	93
31 N-Nitrosodi-n-propylami	(l) 0.455524	0.0		* 0.431481	0.500	-5.3	20	95
32 3 & 4 Methylphenol	1000.0	0.0	868.8	0.823476	0.600	-13.1	20	87
33 Hexachloroethane	1000.0	0.0	984.0	0.518981	0.300	-1.6	20	98
34 Nitrobenzene	1000.0	0.0	850.2	0.619727	0.200	-15.0	20	85
35 Isophorone	1000.0	0.0	922.0	1.296449	0.400	-7.8	20	92

Preliminary Report

Data File: \\chromfs\Seattle\ChromData\TAC051\20200820-72434.b\820A06.D

Compound	Standard RRF/Amt	DLT RT	Ccal Amt	Ccal RF	Min. RRF	%D	Max. %D	%Rec
36 2-Nitrophenol	0.147551	0.0		0.165071	0.100	11.9	20	112
37 2,4-Dimethylphenol	0.928642	0.0		0.914986	0.200	-1.5	20	99
39 Benzoic acid	2000.0	0.0	1700.2	0.112363	0.010	-15.0	20	85
38 Bis(2-chloroethoxy)meth	1000.0	0.0	926.2	0.926950	0.300	-7.4	20	93
40 2,4-Dichlorophenol	1000.0	0.0	981.0	0.225673	0.200	-1.9	20	98
41 1,2,4-Trichlorobenzene	1000.0	0.0	1048.1	0.273299	0.010	4.8	20	105
42 Naphthalene	1000.0	0.0	980.2	0.910693	0.700	-2.0	20	98
43 4-Chloroaniline	1000.0	0.0	846.7	0.298498	0.010	-15.3	20	85
44 2,6-Dichlorophenol	0.445072	0.0		0.434328	0.010	-2.4	20	98
45 Hexachlorobutadiene	0.127294	0.0		0.139357	0.010	9.5	20	109
46 4-Chloro-3-methylphenol	1000.0	0.0	815.5	0.333554	0.200	-18.5	20	82
47 2-Methylnaphthalene	1000.0	0.0	965.2	0.609966	0.400	-3.5	20	97
48 1-Methylnaphthalene	1000.0	0.0	968.5	0.568064	0.010	-3.2	20	97
49 Hexachlorocyclopentadie	0.304774	0.0		0.283490	0.050	-7.0	20	93
50 1,2,4,5-Tetrachlorobenz	1000.0	0.0	963.2	0.435554	0.000	-3.7	20	96
52 2,4,6-Trichlorophenol	1000.0	0.0	836.6	0.250594	0.200	-16.3	20	84
53 2,4,5-Trichlorophenol	(I) 1000.0	0.0	1004.8	0.326285	0.200	0.5	20	100
54 1,1'-Biphenyl	1000.0	0.0	859.9	1.276118	0.010	-14.0	20	86
55 2-Chloronaphthalene	1000.0	0.0	874.7	1.007676	0.800	-12.5	20	87
56 2-Nitroaniline	1000.0	0.0	897.4	0.334289	0.010	-10.3	20	90
57 Dimethyl phthalate	1000.0	0.0	917.7	1.121027	0.010	-8.2	20	92
58 1,3-Dinitrobenzene	1000.0	0.0	907.9	0.163513	0.000	-9.2	20	91
59 2,6-Dinitrotoluene	(I) 1000.0	0.0	902.8	0.257665	0.200	-9.7	20	90
60 Acenaphthylene	1000.0	0.0	900.3	1.613681	0.900	-10	20	90
61 3-Nitroaniline	1000.0	0.0	917.1	0.278774	0.010	-8.3	20	92
62 Acenaphthene	1.130761	0.0		1.024322	0.900	-9.4	20	91
63 2,4-Dinitrophenol	2000.0	0.0	2088.8	0.100259	0.010	4.4	20	104
64 4-Nitrophenol	2000.0	0.0	1951.7	0.112532	0.010	-2.4	20	98
65 2,4-Dinitrotoluene	(I) 1000.0	0.0	926.1	0.331813	0.200	-7.4	20	93
66 Dibenzofuran	1.480710	0.0		1.381435	0.800	-6.7	20	93
67 2,3,4,6-Tetrachlorophen	1000.0	0.0	997.5	0.207185	0.010	-0.3	20	100
68 Diethyl phthalate	1.301646	0.0		1.225005	0.010	-5.9	20	94
69 Fluorene	1000.0	0.0	947.6	1.149144	0.900	-5.2	20	95
70 4-Chlorophenyl phenyl e	0.508412	0.0		0.491442	0.400	-3.3	20	97
71 4-Nitroaniline	1000.0	0.0	1094.8	0.309869	0.010	9.5	20	109
72 4,6-Dinitro-2-methylphe	2000.0	0.0	2160.6	0.097266	0.010	8.0	20	108
73 N-Nitrosodiphenylamine	0.549545	0.0		0.554488	0.010	0.9	20	101
74 Azobenzene	1000.0	0.0	978.0	0.470843	0.000	-2.2	20	98
75 4-Bromophenyl phenyl et	0.190324	0.0		0.184596	0.100	-3.0	20	97
76 Hexachlorobenzene	0.243010	0.0		0.228455	0.100	-6.0	20	94
77 Atrazine	0.278577	0.0		0.563303	0.010	*102.2	20	202
78 Pentachlorophenol	2000.0	0.0	1976.4	0.113655	0.050	-1.2	20	99
79 n-Octadecane	1000.0	0.0	914.3	0.273348	0.000	-8.6	20	91
80 Phenanthrene	1.060496	0.0		1.074722	0.700	1.3	20	101
81 Anthracene	1000.0	0.0	1045.6	1.120926	0.700	4.6	20	105

Preliminary Report

Data File: \\chromfs\Seattle\ChromData\TAC051\20200820-72434.b\820A06.D

Compound	Standard RRF/Amt	DLT RT	Ccal Amt	Ccal RF	Min. RRF	%D	Max. %D	%Rec
83 Carbazole	0.786169	0.0		0.994039	0.010	*26.4	20	126
84 Di-n-butyl phthalate	1.273716	0.0		1.347000	0.010	5.8	20	106
85 Fluoranthene	0.995090	0.0		1.060149	0.600	6.5	20	107
88 Benzidine	2000.0	0.0	2405.7	0.431250	0.010	*20.3	20	120
89 Pyrene	1000.0	0.0	1094.6	1.142933	0.600	9.5	20	109
90 4,4'-DDE	*ND							
93 4,4'-DDD	*ND							
94 Butyl benzyl phthalate	0.676658	0.0		0.709716	0.010	4.9	20	105
96 3,3'-Dichlorobenzidine	2000.0	0.0	2432.3	0.454899	0.010	*21.6	20	122
97 Benzo[a]anthracene	1.108207	0.0		1.095645	0.800	-1.1	20	99
99 Chrysene	1.237871	0.0		1.227364	0.700	-0.8	20	99
98 Bis(2-ethylhexyl) phtha	1000.0	0.0	982.0	1.005085	0.010	-1.8	20	98
100 Di-n-octyl phthalate	1000.0	0.0	963.3	1.480588	0.010	-3.7	20	96
101 Benzo[b]fluoranthene	1.053743	0.0		1.030314	0.700	-2.2	20	98
102 Benzofluoranthene	*ND							
103 Benzo[k]fluoranthene	1.241038	0.0		1.249809	0.700	0.7	20	101
104 Benzo[a]pyrene	0.970570	0.0		0.931557	0.700	-4.0	20	96
105 Indeno[1,2,3-cd]pyrene	1000.0	0.0	814.9	0.809948	0.500	-18.5	20	81
106 Dibenz(a,h)anthracene	1000.0	0.0	736.4	0.717275	0.400	*-26.4	20	74
107 Benzo[g,h,i]perylene	1000.0	0.0	807.4	0.891678	0.500	-19.3	20	81
116 Hexadecane	*ND							
111 Caprolactam	*ND							
119 Indene	*ND							

(I) Fails an Initial Calibration Test

Reagent

8270ISstk_00007



CERTIFIED REFERENCE MATERIAL

110 Benner Circle
Bellefonte, PA 16823-8812
Tel: (800)356-1688
Fax: (814)353-1309

www.restek.com

Certificate of Analysis



FOR LABORATORY USE ONLY-READ SDS PRIOR TO USE.

This Reference Material is intended for Laboratory Use Only as a standard for the qualitative and/or quantitative determination of the analyte(s) listed.

Catalog No. : 567684 **Lot No.:** A0153348

Description : 8270 Internal Standard
8270 Internal Standard 2,000µg/mL, Methylene chloride, 5mL/ampul

Container Size : 5 mL **Pkg Amt:** > 5 mL

Expiration Date : September 30, 2024 **Storage:** 10°C or colder

Handling: Sonication required. Mix is photosensitive.



2529280
ID: 8270ISstk_00007
Exp: 09/30/24 Pppl: E1L
8270 Internal standard st

CERTIFIED VALUES

Elution Order	Compound	Grav. Conc. (weight/volume)	Expanded Uncertainty (95% C.L., K=2)			
1	1,4-Dichlorobenzene-d4	2,001.9 µg/mL	+/-	11.6390	µg/mL	Gravimetric
	CAS # 3855-82-1 (Lot PR-18488)		+/-	90.1653	µg/mL	Unstressed
	Purity 99%		+/-	100.0495	µg/mL	Stressed
2	Naphthalene-d8	2,004.6 µg/mL	+/-	11.6549	µg/mL	Gravimetric
	CAS # 1146-65-2 (Lot M-1452)		+/-	90.2884	µg/mL	Unstressed
	Purity 99%		+/-	100.1861	µg/mL	Stressed
3	Acenaphthene-d10	2,003.3 µg/mL	+/-	11.6476	µg/mL	Gravimetric
	CAS # 15067-26-2 (Lot PR-28021)		+/-	90.2313	µg/mL	Unstressed
	Purity 99%		+/-	100.1228	µg/mL	Stressed
4	Phenanthrene-d10	2,001.9 µg/mL	+/-	11.6390	µg/mL	Gravimetric
	CAS # 1517-22-2 (Lot PR-27621)		+/-	90.1653	µg/mL	Unstressed
	Purity 99%		+/-	100.0495	µg/mL	Stressed
5	Chrysene-d12	2,003.7 µg/mL	+/-	11.6499	µg/mL	Gravimetric
	CAS # 1719-03-5 (Lot PR-29295)		+/-	90.2493	µg/mL	Unstressed
	Purity 99%		+/-	100.1428	µg/mL	Stressed
6	Perylene-d12	2,002.0 µg/mL	+/-	11.6398	µg/mL	Gravimetric
	CAS # 1520-96-3 (Lot PR-27342)		+/-	90.1713	µg/mL	Unstressed
	Purity 99%		+/-	100.0562	µg/mL	Stressed

Solvent: Methylene chloride
CAS # 75-09-2
Purity 99%

Column:

30m x 0.25mm x 0.25µm
Rtx-5 (cat.#10223)

Carrier Gas:

hydrogen-constant pressure 10 psi.

Temp. Program:

75°C (hold 1 min.) to 330°C
@ 20°C/min. (hold 10 min.)

Inj. Temp:

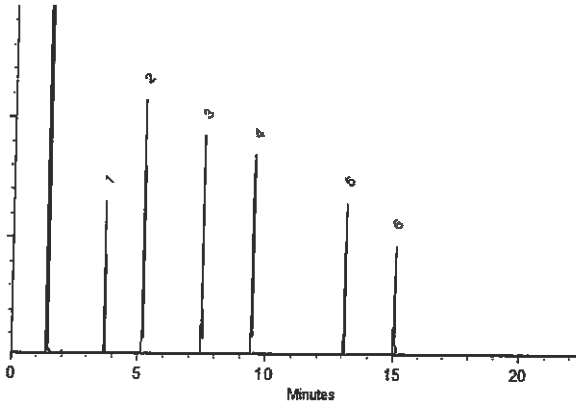
250°C

Det. Temp:

330°C

Det. Type:

FID



This chromatogram represents a general set of testing conditions chosen for product acceptance. For optimal results in your lab, conditions should be adjusted for your specific instrument, method, and application.

Cathleen Soltis

Cathleen Soltis - Mix Technician

Date Mixed: 26-Sep-2019

Balance: B442140311

Justin Albertson

Justin Albertson - Operations Tech-ARM GC

Date Passed: 01-Oct-2019

Manufactured under Restek's ISO 9001:2015
Registered Quality System
Certificate #FM 80397

Reagent

8270Mega_1stk_00016



CERTIFIED REFERENCE MATERIAL

110 Benner Circle
Bellefonte, PA 16823-8812
Tel: (800)356-1688
Fax: (814)353-1309

www.restek.com


Certificate of Analysis



FOR LABORATORY USE ONLY-READ SDS PRIOR TO USE.

This Reference Material is intended for Laboratory Use Only as a standard for the qualitative and/or quantitative determination of the analyte(s) listed.

Catalog No.: 571995 Lot No.: A0164427
Description: 8270 List 1 / Std #1 MegaMix (2017)
8270 List 1 / Std #1 MegaMix (2017) 500-2000 µg/mL, Methylene chloride, 5mL/ampul
Container Size: 10 mL Pkg Amt: > 5 mL
Expiration Date: March 31, 2022 Storage: 0°C or colder
Handling: Carcinogen/reproductive toxin. Shlp: Ambient
Photosensitive. Sonicate.



CERTIFIED VALUES

Table with 7 rows and 7 columns: Elution Order, Compound, Grav. Conc. (weight/volume), Expanded Uncertainty (95% C.L.; K=2), and three additional columns for measurement details.

8	2-Chlorophenol CAS # 95-57-8 Purity 99%	(Lot STBH7290)	1,003.2 µg/mL	+/- 5.8327 +/- 11.9923 +/- 19.0856	µg/mL µg/mL µg/mL	Gravimetric Unstressed Stressed
9	1,3-Dichlorobenzene CAS # 541-73-1 Purity 99%	(Lot BCBQ7100V)	1,002.9 µg/mL	+/- 5.8309 +/- 11.9887 +/- 19.0799	µg/mL µg/mL µg/mL	Gravimetric Unstressed Stressed
10	1,4-Dichlorobenzene CAS # 106-46-7 Purity 99%	(Lot MKBS4401V)	1,005.8 µg/mL	+/- 5.8478 +/- 12.0234 +/- 19.1351	µg/mL µg/mL µg/mL	Gravimetric Unstressed Stressed
11	Benzyl alcohol CAS # 100-51-6 Purity 99%	(Lot SHBK5943)	1,003.3 µg/mL	+/- 5.8333 +/- 11.9935 +/- 19.0875	µg/mL µg/mL µg/mL	Gravimetric Unstressed Stressed
12	1,2-Dichlorobenzene CAS # 95-50-1 Purity 99%	(Lot SHBK7741)	1,007.3 µg/mL	+/- 5.8565 +/- 12.0413 +/- 19.1636	µg/mL µg/mL µg/mL	Gravimetric Unstressed Stressed
13	2-Methylphenol (o-cresol) CAS # 95-48-7 Purity 99%	(Lot SHBH6379)	1,005.5 µg/mL	+/- 5.8461 +/- 12.0198 +/- 19.1293	µg/mL µg/mL µg/mL	Gravimetric Unstressed Stressed
14	2,2'-oxybis(1-chloropropane) CAS # 108-60-1 Purity 98%	(Lot 9788700)	1,006.6 µg/mL	+/- 5.8522 +/- 12.0325 +/- 19.1495	µg/mL µg/mL µg/mL	Gravimetric Unstressed Stressed
15	Acetophenone CAS # 98-86-2 Purity 99%	(Lot STBH8205)	1,002.3 µg/mL	+/- 5.8275 +/- 11.9816 +/- 19.0685	µg/mL µg/mL µg/mL	Gravimetric Unstressed Stressed
16	3-Methylphenol (m-cresol) CAS # 108-39-4 Purity 99%	(Lot SHBD0627V)	501.7 µg/mL	+/- 2.9237 +/- 6.0006 +/- 9.5468	µg/mL µg/mL µg/mL	Gravimetric Unstressed Stressed
17	4-Methylphenol (p-cresol) CAS # 106-44-5 Purity 99%	(Lot 49396AP)	502.1 µg/mL	+/- 2.9260 +/- 6.0054 +/- 9.5544	µg/mL µg/mL µg/mL	Gravimetric Unstressed Stressed
18	N-Nitroso-di-n-propylamine CAS # 621-64-7 Purity 99%	(Lot 2D5VJ)	1,007.4 µg/mL	+/- 5.8571 +/- 12.0425 +/- 19.1655	µg/mL µg/mL µg/mL	Gravimetric Unstressed Stressed
19	Hexachloroethane CAS # 67-72-1 Purity 99%	(Lot ENSIK)	1,007.9 µg/mL	+/- 5.8600 +/- 12.0485 +/- 19.1750	µg/mL µg/mL µg/mL	Gravimetric Unstressed Stressed
20	Nitrobenzene CAS # 98-95-3 Purity 99%	(Lot SHBJ3622)	1,004.8 µg/mL	+/- 5.8420 +/- 12.0114 +/- 19.1160	µg/mL µg/mL µg/mL	Gravimetric Unstressed Stressed
21	Isophorone CAS # 78-59-1 Purity 99%	(Lot MKCC9506)	1,004.3 µg/mL	+/- 5.8391 +/- 12.0055 +/- 19.1065	µg/mL µg/mL µg/mL	Gravimetric Unstressed Stressed
22	2-Nitrophenol CAS # 88-75-5 Purity 99%	(Lot BCCB2407)	1,007.6 µg/mL	+/- 5.8583 +/- 12.0449 +/- 19.1693	µg/mL µg/mL µg/mL	Gravimetric Unstressed Stressed
23	2,4-Dimethylphenol CAS # 105-67-9 Purity 99%	(Lot 10165155)	1,006.0 µg/mL	+/- 5.8490 +/- 12.0258 +/- 19.1389	µg/mL µg/mL µg/mL	Gravimetric Unstressed Stressed

24	Bis(2-chloroethoxy)methane CAS # 111-91-1 Purity 99%	(Lot 9890600)	1,005.6 µg/mL	+/- 5.8466 +/- 12.0210 +/- 19.1312	µg/mL µg/mL µg/mL	Gravimetric Unstressed Stressed
25	2,4-Dichlorophenol CAS # 120-83-2 Purity 99%	(Lot BCBJ8113V)	1,006.3 µg/mL	+/- 5.8507 +/- 12.0294 +/- 19.1446	µg/mL µg/mL µg/mL	Gravimetric Unstressed Stressed
26	1,2,4-Trichlorobenzene CAS # 120-82-1 Purity 99%	(Lot SHBJ9215)	1,006.9 µg/mL	+/- 5.8542 +/- 12.0365 +/- 19.1560	µg/mL µg/mL µg/mL	Gravimetric Unstressed Stressed
27	Naphthalene CAS # 91-20-3 Purity 99%	(Lot MKBZ8680V)	1,003.6 µg/mL	+/- 5.8350 +/- 11.9971 +/- 19.0932	µg/mL µg/mL µg/mL	Gravimetric Unstressed Stressed
28	2,6-Dichlorophenol CAS # 87-65-0 Purity 99%	(Lot MKCK2863)	1,008.2 µg/mL	+/- 5.8618 +/- 12.0521 +/- 19.1807	µg/mL µg/mL µg/mL	Gravimetric Unstressed Stressed
29	4-Chloroaniline CAS # 106-47-8 Purity 99%	(Lot BCBJ1580V)	1,004.1 µg/mL	+/- 5.8379 +/- 12.0031 +/- 19.1027	µg/mL µg/mL µg/mL	Gravimetric Unstressed Stressed
30	Hexachlorobutadiene CAS # 87-68-3 Purity 98%	(Lot J31X013)	1,004.4 µg/mL	+/- 5.8397 +/- 12.0067 +/- 19.1085	µg/mL µg/mL µg/mL	Gravimetric Unstressed Stressed
31	4-Chloro-3-methylphenol CAS # 59-50-7 Purity 99%	(Lot STBC7309V)	1,007.8 µg/mL	+/- 5.8594 +/- 12.0473 +/- 19.1731	µg/mL µg/mL µg/mL	Gravimetric Unstressed Stressed
32	2-Methylnaphthalene CAS # 91-57-6 Purity 96%	(Lot STBG8884)	999.1 µg/mL	+/- 5.8087 +/- 11.9430 +/- 19.0071	µg/mL µg/mL µg/mL	Gravimetric Unstressed Stressed
33	1-Methylnaphthalene CAS # 90-12-0 Purity 99%	(Lot 523400-9)	1,007.7 µg/mL	+/- 5.8589 +/- 12.0461 +/- 19.1712	µg/mL µg/mL µg/mL	Gravimetric Unstressed Stressed
34	1,2,4,5-Tetrachlorobenzene CAS # 95-94-3 Purity 99%	(Lot MKCG5992)	1,003.1 µg/mL	+/- 5.8321 +/- 11.9911 +/- 19.0837	µg/mL µg/mL µg/mL	Gravimetric Unstressed Stressed
35	Hexachlorocyclopentadiene CAS # 77-47-4 Purity 99%	(Lot 0012019)	1,007.1 µg/mL	+/- 5.8554 +/- 12.0389 +/- 19.1598	µg/mL µg/mL µg/mL	Gravimetric Unstressed Stressed
36	2,4,6-Trichlorophenol CAS # 88-06-2 Purity 99%	(Lot STBH7520)	1,006.1 µg/mL	+/- 5.8496 +/- 12.0270 +/- 19.1408	µg/mL µg/mL µg/mL	Gravimetric Unstressed Stressed
37	2,4,5-Trichlorophenol CAS # 95-95-4 Purity 98%	(Lot FHN01)	1,007.8 µg/mL	+/- 5.8596 +/- 12.0477 +/- 19.1737	µg/mL µg/mL µg/mL	Gravimetric Unstressed Stressed
38	2-Chloronaphthalene CAS # 91-58-7 Purity 99%	(Lot AJ2U)	1,006.7 µg/mL	+/- 5.8530 +/- 12.0342 +/- 19.1522	µg/mL µg/mL µg/mL	Gravimetric Unstressed Stressed
39	Biphenyl CAS # 92-52-4 Purity 99%	(Lot MKCD8504)	1,006.6 µg/mL	+/- 5.8525 +/- 12.0330 +/- 19.1503	µg/mL µg/mL µg/mL	Gravimetric Unstressed Stressed

40	2-Nitroaniline CAS # 88-74-4 Purity 99%	(Lot MKCJ8895)	1,004.5 µg/mL	+/- 5.8402 +/- 12.0079 +/- 19.1103	µg/mL µg/mL µg/mL	Gravimetric Unstressed Stressed
41	Acenaphthylene CAS # 208-96-8 Purity 97%	(Lot L02U)	1,004.7 µg/mL	+/- 5.8416 +/- 12.0106 +/- 19.1146	µg/mL µg/mL µg/mL	Gravimetric Unstressed Stressed
42	1,3-Dinitrobenzene CAS # 99-65-0 Purity 99%	(Lot BCBN4329V)	1,003.6 µg/mL	+/- 5.8350 +/- 11.9971 +/- 19.0932	µg/mL µg/mL µg/mL	Gravimetric Unstressed Stressed
43	Dimethylphthalate CAS # 131-11-3 Purity 99%	(Lot 10117699)	1,008.3 µg/mL	+/- 5.8623 +/- 12.0533 +/- 19.1826	µg/mL µg/mL µg/mL	Gravimetric Unstressed Stressed
44	2,6-Dinitrotoluene CAS # 606-20-2 Purity 99%	(Lot BCBB8606)	1,003.4 µg/mL	+/- 5.8339 +/- 11.9947 +/- 19.0894	µg/mL µg/mL µg/mL	Gravimetric Unstressed Stressed
45	3-Nitroaniline CAS # 99-09-2 Purity 99%	(Lot MKCH5457)	1,005.6 µg/mL	+/- 5.8466 +/- 12.0210 +/- 19.1312	µg/mL µg/mL µg/mL	Gravimetric Unstressed Stressed
46	Acenaphthene CAS # 83-32-9 Purity 99%	(Lot MKCK2310)	1,002.2 µg/mL	+/- 5.8269 +/- 11.9804 +/- 19.0666	µg/mL µg/mL µg/mL	Gravimetric Unstressed Stressed
47	2,4-Dinitrophenol CAS # 51-28-5 Purity 99%	(Lot STBH7564)	2,006.6 µg/mL	+/- 11.6665 +/- 23.9870 +/- 38.1750	µg/mL µg/mL µg/mL	Gravimetric Unstressed Stressed
48	Dibenzofuran CAS # 132-64-9 Purity 99%	(Lot MKCD9952)	1,007.5 µg/mL	+/- 5.8577 +/- 12.0437 +/- 19.1674	µg/mL µg/mL µg/mL	Gravimetric Unstressed Stressed
49	4-Nitrophenol CAS # 100-02-7 Purity 99%	(Lot MKCF6111)	2,013.8 µg/mL	+/- 11.7084 +/- 24.0731 +/- 38.3120	µg/mL µg/mL µg/mL	Gravimetric Unstressed Stressed
50	2,4-Dinitrotoluene CAS # 121-14-2 Purity 99%	(Lot MKAA0690V)	1,007.8 µg/mL	+/- 5.8594 +/- 12.0473 +/- 19.1731	µg/mL µg/mL µg/mL	Gravimetric Unstressed Stressed
51	2,3,4,6-Tetrachlorophenol CAS # 58-90-2 Purity 99%	(Lot PR-30126)	1,007.4 µg/mL	+/- 5.8571 +/- 12.0425 +/- 19.1655	µg/mL µg/mL µg/mL	Gravimetric Unstressed Stressed
52	Fluorene CAS # 86-73-7 Purity 99%	(Lot 10217947)	1,003.7 µg/mL	+/- 5.8356 +/- 11.9983 +/- 19.0951	µg/mL µg/mL µg/mL	Gravimetric Unstressed Stressed
53	n-Hexadecane (C16) CAS # 544-76-3 Purity 99%	(Lot SHBJ7508)	1,003.5 µg/mL	+/- 5.8344 +/- 11.9959 +/- 19.0913	µg/mL µg/mL µg/mL	Gravimetric Unstressed Stressed
54	Diethylphthalate CAS # 84-66-2 Purity 99%	(Lot MKCD2547)	1,004.1 µg/mL	+/- 5.8379 +/- 12.0031 +/- 19.1027	µg/mL µg/mL µg/mL	Gravimetric Unstressed Stressed
55	4-Chlorophenyl phenyl ether CAS # 7005-72-3 Purity 99%	(Lot MKCJ6392)	1,006.9 µg/mL	+/- 5.8542 +/- 12.0365 +/- 19.1560	µg/mL µg/mL µg/mL	Gravimetric Unstressed Stressed

56	4-Nitroaniline		1,004.3	µg/mL	+/-	5.8391	µg/mL	Gravimetric
	CAS #	100-01-6	(Lot BCCC2312)		+/-	12.0055	µg/mL	Unstressed
	Purity	99%			+/-	19.1065	µg/mL	Stressed
57	4,6-Dinitro-2-methylphenol (Dinitro- <i>o</i> -cresol)		2,015.2	µg/mL	+/-	11.7165	µg/mL	Gravimetric
	CAS #	534-52-1	(Lot P012019-414)		+/-	24.0898	µg/mL	Unstressed
	Purity	99%			+/-	38.3386	µg/mL	Stressed
58	Diphenylamine		852.2	µg/mL	+/-	4.9662	µg/mL	Gravimetric
	CAS #	122-39-4	(Lot MKBN8295V)		+/-	10.1928	µg/mL	Unstressed
	Purity	99%			+/-	16.2164	µg/mL	Stressed
59	Azobenzene		1,007.4	µg/mL	+/-	5.8571	µg/mL	Gravimetric
	CAS #	103-33-3	(Lot BCCB8438)		+/-	12.0425	µg/mL	Unstressed
	Purity	99%			+/-	19.1655	µg/mL	Stressed
60	4-Bromophenyl phenyl ether		1,006.6	µg/mL	+/-	5.8525	µg/mL	Gravimetric
	CAS #	101-55-3	(Lot STBB9729V)		+/-	12.0330	µg/mL	Unstressed
	Purity	99%			+/-	19.1503	µg/mL	Stressed
61	Hexachlorobenzene		1,007.2	µg/mL	+/-	5.8559	µg/mL	Gravimetric
	CAS #	118-74-1	(Lot CCS-0410)		+/-	12.0401	µg/mL	Unstressed
	Purity	99%			+/-	19.1617	µg/mL	Stressed
62	Pentachlorophenol		2,010.7	µg/mL	+/-	11.6904	µg/mL	Gravimetric
	CAS #	87-86-5	(Lot 200820KJ)		+/-	24.0360	µg/mL	Unstressed
	Purity	99%			+/-	38.2530	µg/mL	Stressed
63	n-Octadecane (C18)		1,005.0	µg/mL	+/-	5.8432	µg/mL	Gravimetric
	CAS #	593-45-3	(Lot RI6FI)		+/-	12.0138	µg/mL	Unstressed
	Purity	99%			+/-	19.1198	µg/mL	Stressed
64	Phenanthrene		1,004.0	µg/mL	+/-	5.8373	µg/mL	Gravimetric
	CAS #	85-01-8	(Lot MKCG6676)		+/-	12.0019	µg/mL	Unstressed
	Purity	99%			+/-	19.1008	µg/mL	Stressed
65	Anthracene		1,004.4	µg/mL	+/-	5.8397	µg/mL	Gravimetric
	CAS #	120-12-7	(Lot MKCM0015)		+/-	12.0067	µg/mL	Unstressed
	Purity	99%			+/-	19.1084	µg/mL	Stressed
66	Carbazole		1,008.9	µg/mL	+/-	5.8658	µg/mL	Gravimetric
	CAS #	86-74-8	(Lot 10455200)		+/-	12.0605	µg/mL	Unstressed
	Purity	99%			+/-	19.1940	µg/mL	Stressed
67	Di-n-butylphthalate		1,003.8	µg/mL	+/-	5.8362	µg/mL	Gravimetric
	CAS #	84-74-2	(Lot MKCJ3790)		+/-	11.9995	µg/mL	Unstressed
	Purity	99%			+/-	19.0970	µg/mL	Stressed
68	Fluoranthene		1,008.1	µg/mL	+/-	5.8613	µg/mL	Gravimetric
	CAS #	206-44-0	(Lot MKBQ6360V)		+/-	12.0512	µg/mL	Unstressed
	Purity	98%			+/-	19.1793	µg/mL	Stressed
69	Pyrene		1,004.1	µg/mL	+/-	5.8379	µg/mL	Gravimetric
	CAS #	129-00-0	(Lot BCCB9880)		+/-	12.0031	µg/mL	Unstressed
	Purity	99%			+/-	19.1027	µg/mL	Stressed
70	Benzyl butyl phthalate		1,007.7	µg/mL	+/-	5.8589	µg/mL	Gravimetric
	CAS #	85-68-7	(Lot MKCF0058)		+/-	12.0461	µg/mL	Unstressed
	Purity	99%			+/-	19.1712	µg/mL	Stressed
71	Benz(a)anthracene		1,008.0	µg/mL	+/-	5.8606	µg/mL	Gravimetric
	CAS #	56-55-3	(Lot RP200715)		+/-	12.0497	µg/mL	Unstressed
	Purity	99%			+/-	19.1769	µg/mL	Stressed

72	Chrysene CAS # 218-01-9 Purity 99%	(Lot 012015)	1,008.9 µg/mL	+/- 5.8658 +/- 12.0605 +/- 19.1940	µg/mL µg/mL µg/mL	Gravimetric Unstressed Stressed
73	Bis(2-ethylhexyl)phthalate CAS # 117-81-7 Purity 99%	(Lot MKCJ1159)	1,002.7 µg/mL	+/- 5.8298 +/- 11.9863 +/- 19.0761	µg/mL µg/mL µg/mL	Gravimetric Unstressed Stressed
74	Di-n-octyl phthalate CAS # 117-84-0 Purity 99%	(Lot 10532100)	1,007.6 µg/mL	+/- 5.8583 +/- 12.0449 +/- 19.1693	µg/mL µg/mL µg/mL	Gravimetric Unstressed Stressed
75	Benzo(b)fluoranthene CAS # 205-99-2 Purity 99%	(Lot 012020B)	1,006.0 µg/mL	+/- 5.8490 +/- 12.0258 +/- 19.1389	µg/mL µg/mL µg/mL	Gravimetric Unstressed Stressed
76	Benzo(k)fluoranthene CAS # 207-08-9 Purity 99%	(Lot 012017K)	1,005.2 µg/mL	+/- 5.8443 +/- 12.0162 +/- 19.1236	µg/mL µg/mL µg/mL	Gravimetric Unstressed Stressed
77	Benzo(a)pyrene CAS # 50-32-8 Purity 99%	(Lot RP200901)	1,005.0 µg/mL	+/- 5.8432 +/- 12.0138 +/- 19.1198	µg/mL µg/mL µg/mL	Gravimetric Unstressed Stressed
78	Indeno(1,2,3-cd)pyrene CAS # 193-39-5 Purity 99%	(Lot 11-FLI-175-4)	1,004.6 µg/mL	+/- 5.8408 +/- 12.0091 +/- 19.1122	µg/mL µg/mL µg/mL	Gravimetric Unstressed Stressed
79	Dibenz(a,h)anthracene CAS # 53-70-3 Purity 99%	(Lot ER032211-01)	1,005.7 µg/mL	+/- 5.8472 +/- 12.0222 +/- 19.1332	µg/mL µg/mL µg/mL	Gravimetric Unstressed Stressed
80	Benzo(g,h,i)perylene CAS # 191-24-2 Purity 99%	(Lot 8GFYJ)	1,003.6 µg/mL	+/- 5.8350 +/- 11.9971 +/- 19.0932	µg/mL µg/mL µg/mL	Gravimetric Unstressed Stressed
Solvent:	Methylene chloride CAS # 75-09-2 Purity 99%					

Specific Reference Material Notes:

N-nitrosodiphenylamine 1000 ug/mL equivalent when used for GC analysis. Actual formulation is diphenylamine 855 ug/mL.

N-Nitrosodiphenylamine is prone to breakdown in the injection port and will be converted to diphenylamine.

N-Nitrosodiphenylamine is also a reactive species that can initiate premature decomposition of other compounds in the mix. For these reasons diphenylamine is used in the preparation of this mixture. When comparing the response of this compound to mixtures manufactured using N-nitrosodiphenylamine, a difference in response will be observed.

This lot was approved even though the %D for 4,6-DN-2-MP was greater than 10%.

Column:
30m x 0.25mm x 0.25µm
Rtx-5 (cat.#10223)

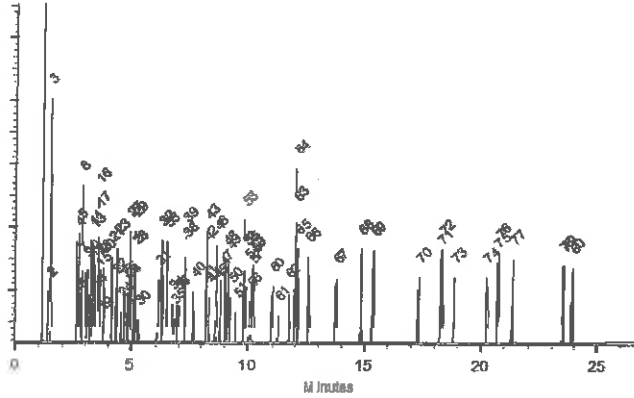
Carrier Gas:
hydrogen-constant flow 1.8 mL/min.

Temp. Program:
80°C (hold 0.1 min.) to 330°C
@ 9.6°C/min. (hold 2.86 min.)

Inj. Temp:
250°C

Det. Temp:
340°C

Det. Type:
FID



This chromatogram represents a general set of testing conditions chosen for product acceptance. For optimal results in your lab, conditions should be adjusted for your specific instrument, method, and application.


Tom Suckal - Mix Technician

Date Mixed: 15-Sep-2020

Balance: B442140311


Justine Allerton - Operations Tech-APM QO

Date Passed: 25-Sep-2020

Manufactured under Restek's ISO 9001:2015
Registered Quality System
Certificate #FM 80397

General Certified Reference Material Notes

Expiration Notes:

- Expiration date valid for unopened ampul stored in compliance with the recommended conditions.
- Uncertainty, concentration, and expiration of the CRM are based on the unopened product being stored according to the recommended condition found in the storage field.

Purity Notes:

- Purity and/or chemical identity are determined by one or more of the following techniques: GC/FID, HPLC, GC/ μ ECD, GC/MS, LC/MS, RI, and/or melting point.
- Compounds with a listed purity of less than 99% have been weight corrected to compensate for impurities and/or salts. A correction factor is used to calculate the amount of compound necessary to achieve the desired concentration of the parent compound in solution.
- Purity of isomeric compounds is reported as the sum of the isomers.
- Purity values are rounded to the nearest whole number.

Certified Uncertainty Value Notes:

- The uncertainties are determined in accordance with ISO 17034 and Guide 35. The certified combined stressed uncertainty value (includes gravimetric uncertainty, homogeneity between-ampul uncertainty, storage stability uncertainty and shipping stability uncertainty and were combined using the following formula:

$$U_{combined\ stressed} = k \sqrt{U_{gravimetric}^2 + U_{homogeneity}^2 + U_{storage\ stability}^2 + U_{shipping\ stability}^2}$$

k is a coverage factor of 2, which gives a level of confidence of approximately 95%.

- It is important to note that the shipping stability uncertainty was obtained under temperature extremes for specific time intervals; therefore, the certified combined stressed uncertainty value should only be applied to the product if it was stored at non-standard temperature conditions up to and including 7 days. Contact Restek Technical Service at www.restek.com/Contact-Us for use recommendations if your shipment was in-transit for more than 7 days at non-standard temperature conditions.
- Apply the certified combined unstressed uncertainty value if the product was received under standard shipping conditions. Apply the certified combined stressed uncertainty value if the product was received under non-standard conditions as specified below.

Label Conditions	Standard Conditions	Non-Standard Conditions
25°C Nominal (Room Temperature)	< 60°C	≥ 60°C up to 7 days
10°C or colder (Refrigerate)	< 40°C	≥ 40°C up to 7 days
0°C or colder (Freezer) -20°C or colder (Deep Freezer)	< 25°C	≥ 25°C up to 7 days

- Separate (not combined) uncertainty values for gravimetric uncertainty are also displayed on the certificate, if needed, separate homogeneity between-ampul uncertainty, storage stability uncertainty and shipping stability uncertainty values are available by contacting Restek Technical Service at www.restek.com/Contact-Us.
- The packaged amount is the minimum sample size for which uncertainty is valid. The ampules are over-filled to ensure that the minimum packaged amount can be sufficiently transferred.

Manufacturing Notes:

- Concentration is based upon gravimetric preparation using either a balance whose calibration has been verified daily using NIST traceable weights, and/or dilutions with Class A glassware.

Handling Notes:

- Stability of the unopened product, when stored in compliance with the recommended conditions, is guaranteed through the expiration displayed on the product label and certificate. Contact Restek for additional opened product stability information, with the knowledge/understanding that open product stability is subject to the specific handling and environmental conditions to which the product is exposed. For your convenience Restek supplies deactivated vials with most standards packed in 2mL ampules. Larger volume deactivated vials are available through Restek as a custom ordered item. Additionally, Restek sells DMDCS for the purpose of glassware deactivation as catalog number 31861, which includes complete instructions.

Reagent

8270Mega_1stk_00018



CERTIFIED REFERENCE MATERIAL

110 Benner Circle
 Bellefonte, PA 16823-8812
 Tel: (800)356-1688
 Fax: (814)353-1309

www.restek.com

Certificate of Analysis



FOR LABORATORY USE ONLY-READ SDS PRIOR TO USE.

This Reference Material is intended for Laboratory Use Only as a standard for the qualitative and/or quantitative determination of the analyte(s) listed.

Catalog No. : 571995 **Lot No.:** A0175066
Description : 8270 List 1 / Std #1 MegaMix (2017)
8270 List 1 / Std #1 MegaMix (2017) 500-2000 µg/mL, Methylene chloride, 5mL/ampul
Container Size : 10 mL **Pkg Amt:** > 5 mL
Expiration Date : February 28, 2023 **Storage:** 0°C or colder
Handling: Carcinogen/reproductive toxin. **Ship:** Ambient
Photosensitive. Sonicate.

CERTIFIED VALUES

Elution Order	Compound	Grav. Conc. (weight/volume)	Expanded Uncertainty (95% C.L.; K=2)			
1	1,4-Dioxane	1,001.8 µg/mL (Lot SHBM9675)	+/-	5.8246	µg/mL	Gravimetric
	CAS # 123-91-1		+/-	11.9756	µg/mL	Unstressed
	Purity 99%		+/-	19.0590	µg/mL	Stressed
2	N-Nitrosodimethylamine	1,002.3 µg/mL (Lot 210512JLM)	+/-	5.8277	µg/mL	Gravimetric
	CAS # 62-75-9		+/-	11.9820	µg/mL	Unstressed
	Purity 99%		+/-	19.0691	µg/mL	Stressed
3	Pyridine	2,001.8 µg/mL (Lot SHBL0433)	+/-	11.6386	µg/mL	Gravimetric
	CAS # 110-86-1		+/-	23.9296	µg/mL	Unstressed
	Purity 99%		+/-	38.0837	µg/mL	Stressed
4	Phenol	1,001.1 µg/mL (Lot MKCK1120)	+/-	5.8207	µg/mL	Gravimetric
	CAS # 108-95-2		+/-	11.9676	µg/mL	Unstressed
	Purity 99%		+/-	19.0463	µg/mL	Stressed
5	Aniline	1,004.1 µg/mL (Lot K22Z462)	+/-	5.8377	µg/mL	Gravimetric
	CAS # 62-53-3		+/-	12.0027	µg/mL	Unstressed
	Purity 99%		+/-	19.1021	µg/mL	Stressed
6	Bis(2-chloroethyl)ether	1,002.4 µg/mL (Lot SHBL6942)	+/-	5.8280	µg/mL	Gravimetric
	CAS # 111-44-4		+/-	11.9828	µg/mL	Unstressed
	Purity 99%		+/-	19.0704	µg/mL	Stressed
7	n-Decane (C10)	1,000.3 µg/mL (Lot SHBJ9898)	+/-	5.8160	µg/mL	Gravimetric
	CAS # 124-18-5		+/-	11.9580	µg/mL	Unstressed
	Purity 99%		+/-	19.0311	µg/mL	Stressed

8	2-Chlorophenol CAS # 95-57-8 Purity 99%	(Lot STBH7290)	1,001.3 µg/mL	+/- 5.8215 +/- 11.9692 +/- 19.0488	µg/mL µg/mL µg/mL	Gravimetric Unstressed Stressed
9	1,3-Dichlorobenzene CAS # 541-73-1 Purity 99%	(Lot BCBZ7498)	1,002.7 µg/mL	+/- 5.8300 +/- 11.9867 +/- 19.0767	µg/mL µg/mL µg/mL	Gravimetric Unstressed Stressed
10	1,4-Dichlorobenzene CAS # 106-46-7 Purity 99%	(Lot MKBS4401V)	1,002.0 µg/mL	+/- 5.8257 +/- 11.9780 +/- 19.0628	µg/mL µg/mL µg/mL	Gravimetric Unstressed Stressed
11	Benzyl alcohol CAS # 100-51-6 Purity 99%	(Lot SHBK5943)	1,001.4 µg/mL	+/- 5.8222 +/- 11.9708 +/- 19.0513	µg/mL µg/mL µg/mL	Gravimetric Unstressed Stressed
12	1,2-Dichlorobenzene CAS # 95-50-1 Purity 99%	(Lot SHBK7741)	1,001.5 µg/mL	+/- 5.8230 +/- 11.9724 +/- 19.0539	µg/mL µg/mL µg/mL	Gravimetric Unstressed Stressed
13	2-Methylphenol (o-cresol) CAS # 95-48-7 Purity 99%	(Lot SHBH6379)	1,000.5 µg/mL	+/- 5.8172 +/- 11.9604 +/- 19.0349	µg/mL µg/mL µg/mL	Gravimetric Unstressed Stressed
14	2,2'-oxybis(1-chloropropane) CAS # 108-60-1 Purity 99%	(Lot 11885400)	1,002.5 µg/mL	+/- 5.8288 +/- 11.9843 +/- 19.0729	µg/mL µg/mL µg/mL	Gravimetric Unstressed Stressed
15	Acetophenone CAS # 98-86-2 Purity 99%	(Lot STBH8205)	1,001.3 µg/mL	+/- 5.8218 +/- 11.9700 +/- 19.0501	µg/mL µg/mL µg/mL	Gravimetric Unstressed Stressed
16	3-Methylphenol (m-cresol) CAS # 108-39-4 Purity 99%	(Lot SHBD0627V)	500.1 µg/mL	+/- 2.9145 +/- 5.9819 +/- 9.5169	µg/mL µg/mL µg/mL	Gravimetric Unstressed Stressed
17	4-Methylphenol (p-cresol) CAS # 106-44-5 Purity 99%	(Lot SHBL4411)	500.2 µg/mL	+/- 2.9149 +/- 5.9827 +/- 9.5182	µg/mL µg/mL µg/mL	Gravimetric Unstressed Stressed
18	N-Nitroso-di-n-propylamine CAS # 621-64-7 Purity 99%	(Lot 2D5VJ)	1,001.5 µg/mL	+/- 5.8230 +/- 11.9724 +/- 19.0539	µg/mL µg/mL µg/mL	Gravimetric Unstressed Stressed
19	Hexachloroethane CAS # 67-72-1 Purity 99%	(Lot ENSIK)	1,000.3 µg/mL	+/- 5.8156 +/- 11.9573 +/- 19.0298	µg/mL µg/mL µg/mL	Gravimetric Unstressed Stressed
20	Nitrobenzene CAS # 98-95-3 Purity 99%	(Lot MKCK4267)	1,002.0 µg/mL	+/- 5.8257 +/- 11.9780 +/- 19.0628	µg/mL µg/mL µg/mL	Gravimetric Unstressed Stressed
21	Isophorone CAS # 78-59-1 Purity 99%	(Lot MKCC9506)	1,001.3 µg/mL	+/- 5.8215 +/- 11.9692 +/- 19.0488	µg/mL µg/mL µg/mL	Gravimetric Unstressed Stressed
22	2-Nitrophenol CAS # 88-75-5 Purity 99%	(Lot BCCB2407)	1,003.5 µg/mL	+/- 5.8342 +/- 11.9955 +/- 19.0907	µg/mL µg/mL µg/mL	Gravimetric Unstressed Stressed
23	2,4-Dimethylphenol CAS # 105-67-9 Purity 99%	(Lot B2L4B)	1,002.1 µg/mL	+/- 5.8261 +/- 11.9788 +/- 19.0640	µg/mL µg/mL µg/mL	Gravimetric Unstressed Stressed

24	Bis(2-chloroethoxy)methane CAS # 111-91-1 Purity 99%	(Lot 9890600)	1,003.0	µg/mL	+/- 5.8315 +/- 11.9899 +/- 19.0818	µg/mL µg/mL µg/mL	Gravimetric Unstressed Stressed
25	2,4-Dichlorophenol CAS # 120-83-2 Purity 99%	(Lot BCBZ6787)	1,000.9	µg/mL	+/- 5.8195 +/- 11.9652 +/- 19.0425	µg/mL µg/mL µg/mL	Gravimetric Unstressed Stressed
26	1,2,4-Trichlorobenzene CAS # 120-82-1 Purity 99%	(Lot SHBM0526)	1,003.4	µg/mL	+/- 5.8339 +/- 11.9947 +/- 19.0894	µg/mL µg/mL µg/mL	Gravimetric Unstressed Stressed
27	Naphthalene CAS # 91-20-3 Purity 99%	(Lot MKCH0219)	1,003.5	µg/mL	+/- 5.8346 +/- 11.9963 +/- 19.0919	µg/mL µg/mL µg/mL	Gravimetric Unstressed Stressed
28	2,6-Dichlorophenol CAS # 87-65-0 Purity 99%	(Lot MKCK2863)	1,000.1	µg/mL	+/- 5.8149 +/- 11.9557 +/- 19.0272	µg/mL µg/mL µg/mL	Gravimetric Unstressed Stressed
29	4-Chloroaniline CAS # 106-47-8 Purity 99%	(Lot BCBJ1580V)	1,001.8	µg/mL	+/- 5.8246 +/- 11.9756 +/- 19.0590	µg/mL µg/mL µg/mL	Gravimetric Unstressed Stressed
30	Hexachlorobutadiene CAS # 87-68-3 Purity 99%	(Lot 664800)	1,001.6	µg/mL	+/- 5.8234 +/- 11.9732 +/- 19.0551	µg/mL µg/mL µg/mL	Gravimetric Unstressed Stressed
31	4-Chloro-3-methylphenol CAS # 59-50-7 Purity 99%	(Lot STBC7309V)	1,000.3	µg/mL	+/- 5.8160 +/- 11.9580 +/- 19.0311	µg/mL µg/mL µg/mL	Gravimetric Unstressed Stressed
32	2-Methylnaphthalene CAS # 91-57-6 Purity 99%	(Lot STBG8884)	1,001.2	µg/mL	+/- 5.8211 +/- 11.9684 +/- 19.0475	µg/mL µg/mL µg/mL	Gravimetric Unstressed Stressed
33	1-Methylnaphthalene CAS # 90-12-0 Purity 99%	(Lot 5234.00-3)	1,001.7	µg/mL	+/- 5.8238 +/- 11.9740 +/- 19.0564	µg/mL µg/mL µg/mL	Gravimetric Unstressed Stressed
34	1,2,4,5-Tetrachlorobenzene CAS # 95-94-3 Purity 99%	(Lot MKCG5992)	1,001.1	µg/mL	+/- 5.8203 +/- 11.9668 +/- 19.0450	µg/mL µg/mL µg/mL	Gravimetric Unstressed Stressed
35	Hexachlorocyclopentadiene CAS # 77-47-4 Purity 99%	(Lot 0012020)	1,001.6	µg/mL	+/- 5.8234 +/- 11.9732 +/- 19.0551	µg/mL µg/mL µg/mL	Gravimetric Unstressed Stressed
36	2,4,6-Trichlorophenol CAS # 88-06-2 Purity 99%	(Lot STBJ5914)	1,001.8	µg/mL	+/- 5.8246 +/- 11.9756 +/- 19.0590	µg/mL µg/mL µg/mL	Gravimetric Unstressed Stressed
37	2,4,5-Trichlorophenol CAS # 95-95-4 Purity 98%	(Lot FHN01)	1,001.4	µg/mL	+/- 5.8220 +/- 11.9704 +/- 19.0507	µg/mL µg/mL µg/mL	Gravimetric Unstressed Stressed
38	2-Chloronaphthalene CAS # 91-58-7 Purity 99%	(Lot TWYRD)	1,000.4	µg/mL	+/- 5.8164 +/- 11.9588 +/- 19.0323	µg/mL µg/mL µg/mL	Gravimetric Unstressed Stressed
39	Biphenyl CAS # 92-52-4 Purity 99%	(Lot MKCJ6240)	1,001.5	µg/mL	+/- 5.8230 +/- 11.9724 +/- 19.0539	µg/mL µg/mL µg/mL	Gravimetric Unstressed Stressed

40	2-Nitroaniline CAS # 88-74-4 Purity 99%	(Lot MKCJ8895)	1,001.1 µg/mL	+/- 5.8203 +/- 11.9668 +/- 19.0450	µg/mL µg/mL µg/mL	Gravimetric Unstressed Stressed
41	Acenaphthylene CAS # 208-96-8 Purity 98%	(Lot P06V)	1,001.0 µg/mL	+/- 5.8197 +/- 11.9657 +/- 19.0432	µg/mL µg/mL µg/mL	Gravimetric Unstressed Stressed
42	1,3-Dinitrobenzene CAS # 99-65-0 Purity 99%	(Lot 1-DXX-24-1)	1,001.9 µg/mL	+/- 5.8249 +/- 11.9764 +/- 19.0602	µg/mL µg/mL µg/mL	Gravimetric Unstressed Stressed
43	Dimethylphthalate CAS # 131-11-3 Purity 99%	(Lot 10117699)	1,002.8 µg/mL	+/- 5.8304 +/- 11.9875 +/- 19.0780	µg/mL µg/mL µg/mL	Gravimetric Unstressed Stressed
44	2,6-Dinitrotoluene CAS # 606-20-2 Purity 99%	(Lot BCBB8606)	1,002.0 µg/mL	+/- 5.8257 +/- 11.9780 +/- 19.0628	µg/mL µg/mL µg/mL	Gravimetric Unstressed Stressed
45	3-Nitroaniline CAS # 99-09-2 Purity 99%	(Lot MKCH5457)	1,000.1 µg/mL	+/- 5.8149 +/- 11.9557 +/- 19.0272	µg/mL µg/mL µg/mL	Gravimetric Unstressed Stressed
46	Acenaphthene CAS # 83-32-9 Purity 99%	(Lot MKCN0610)	1,002.5 µg/mL	+/- 5.8288 +/- 11.9843 +/- 19.0729	µg/mL µg/mL µg/mL	Gravimetric Unstressed Stressed
47	2,4-Dinitrophenol CAS # 51-28-5 Purity 99%	(Lot STBH7564)	2,001.1 µg/mL	+/- 11.6344 +/- 23.9209 +/- 38.0697	µg/mL µg/mL µg/mL	Gravimetric Unstressed Stressed
48	Dibenzofuran CAS # 132-64-9 Purity 99%	(Lot MKCN1772)	1,000.1 µg/mL	+/- 5.8149 +/- 11.9557 +/- 19.0272	µg/mL µg/mL µg/mL	Gravimetric Unstressed Stressed
49	4-Nitrophenol CAS # 100-02-7 Purity 99%	(Lot MKCF6111)	2,004.5 µg/mL	+/- 11.6545 +/- 23.9623 +/- 38.1357	µg/mL µg/mL µg/mL	Gravimetric Unstressed Stressed
50	2,4-Dinitrotoluene CAS # 121-14-2 Purity 99%	(Lot MKAA0690V)	1,002.0 µg/mL	+/- 5.8257 +/- 11.9780 +/- 19.0628	µg/mL µg/mL µg/mL	Gravimetric Unstressed Stressed
51	2,3,4,6-Tetrachlorophenol CAS # 58-90-2 Purity 99%	(Lot PR-30126)	1,000.1 µg/mL	+/- 5.8149 +/- 11.9557 +/- 19.0272	µg/mL µg/mL µg/mL	Gravimetric Unstressed Stressed
52	Fluorene CAS # 86-73-7 Purity 99%	(Lot 094650L18G)	1,000.7 µg/mL	+/- 5.8180 +/- 11.9620 +/- 19.0374	µg/mL µg/mL µg/mL	Gravimetric Unstressed Stressed
53	n-Hexadecane (C16) CAS # 544-76-3 Purity 99%	(Lot SHBL8588)	1,000.9 µg/mL	+/- 5.8191 +/- 11.9644 +/- 19.0412	µg/mL µg/mL µg/mL	Gravimetric Unstressed Stressed
54	Diethylphthalate CAS # 84-66-2 Purity 99%	(Lot MKCD2547)	1,000.7 µg/mL	+/- 5.8183 +/- 11.9628 +/- 19.0387	µg/mL µg/mL µg/mL	Gravimetric Unstressed Stressed
55	4-Chlorophenyl phenyl ether CAS # 7005-72-3 Purity 99%	(Lot MKCN1186)	1,000.6 µg/mL	+/- 5.8176 +/- 11.9612 +/- 19.0361	µg/mL µg/mL µg/mL	Gravimetric Unstressed Stressed

56	4-Nitroaniline		1,000.3	µg/mL	+/-	5.8160	µg/mL	Gravimetric
	CAS #	100-01-6	(Lot RP210713)		+/-	11.9580	µg/mL	Unstressed
	Purity	99%			+/-	19.0311	µg/mL	Stressed
57	4,6-Dinitro-2-methylphenol (Dinitro-o-cresol)		2,000.9	µg/mL	+/-	11.6336	µg/mL	Gravimetric
	CAS #	534-52-1	(Lot RP210716)		+/-	23.9193	µg/mL	Unstressed
	Purity	99%			+/-	38.0672	µg/mL	Stressed
58	Diphenylamine		852.9	µg/mL	+/-	4.9590	µg/mL	Gravimetric
	CAS #	122-39-4	(Lot MKBN8295V)		+/-	10.1960	µg/mL	Unstressed
	Purity	99%			+/-	16.2268	µg/mL	Stressed
59	Azobenzene		1,000.4	µg/mL	+/-	5.8164	µg/mL	Gravimetric
	CAS #	103-33-3	(Lot BCCC9136)		+/-	11.9588	µg/mL	Unstressed
	Purity	99%			+/-	19.0323	µg/mL	Stressed
60	4-Bromophenyl phenyl ether		1,000.4	µg/mL	+/-	5.8164	µg/mL	Gravimetric
	CAS #	101-55-3	(Lot STBB9729V)		+/-	11.9588	µg/mL	Unstressed
	Purity	99%			+/-	19.0323	µg/mL	Stressed
61	Hexachlorobenzene		1,000.1	µg/mL	+/-	5.8149	µg/mL	Gravimetric
	CAS #	118-74-1	(Lot SL210804)		+/-	11.9557	µg/mL	Unstressed
	Purity	99%			+/-	19.0272	µg/mL	Stressed
62	Pentachlorophenol		2,003.5	µg/mL	+/-	11.6487	µg/mL	Gravimetric
	CAS #	87-86-5	(Lot 210706RSR)		+/-	23.9504	µg/mL	Unstressed
	Purity	99%			+/-	38.1166	µg/mL	Stressed
63	n-Octadecane (C18)		1,000.7	µg/mL	+/-	5.8179	µg/mL	Gravimetric
	CAS #	593-45-3	(Lot VZKOJ)		+/-	11.9619	µg/mL	Unstressed
	Purity	97%			+/-	19.0371	µg/mL	Stressed
64	Phenanthrene		1,003.0	µg/mL	+/-	5.8315	µg/mL	Gravimetric
	CAS #	85-01-8	(Lot MKCL7390)		+/-	11.9899	µg/mL	Unstressed
	Purity	99%			+/-	19.0818	µg/mL	Stressed
65	Anthracene		1,002.5	µg/mL	+/-	5.8284	µg/mL	Gravimetric
	CAS #	120-12-7	(Lot MKCM0015)		+/-	11.9835	µg/mL	Unstressed
	Purity	99%			+/-	19.0716	µg/mL	Stressed
66	Carbazole		1,000.6	µg/mL	+/-	5.8176	µg/mL	Gravimetric
	CAS #	86-74-8	(Lot 10812100)		+/-	11.9612	µg/mL	Unstressed
	Purity	99%			+/-	19.0361	µg/mL	Stressed
67	Di-n-butylphthalate		1,000.4	µg/mL	+/-	5.8164	µg/mL	Gravimetric
	CAS #	84-74-2	(Lot MKCL9573)		+/-	11.9588	µg/mL	Unstressed
	Purity	99%			+/-	19.0323	µg/mL	Stressed
68	Fluoranthene		1,003.8	µg/mL	+/-	5.8362	µg/mL	Gravimetric
	CAS #	206-44-0	(Lot MKCF7378)		+/-	11.9995	µg/mL	Unstressed
	Purity	99%			+/-	19.0970	µg/mL	Stressed
69	Pyrene		1,001.1	µg/mL	+/-	5.8207	µg/mL	Gravimetric
	CAS #	129-00-0	(Lot BCCB9880)		+/-	11.9676	µg/mL	Unstressed
	Purity	99%			+/-	19.0463	µg/mL	Stressed
70	Benzyl butyl phthalate		1,001.2	µg/mL	+/-	5.8211	µg/mL	Gravimetric
	CAS #	85-68-7	(Lot MKCM1987)		+/-	11.9684	µg/mL	Unstressed
	Purity	99%			+/-	19.0475	µg/mL	Stressed
71	Benz(a)anthracene		1,002.4	µg/mL	+/-	5.8282	µg/mL	Gravimetric
	CAS #	56-55-3	(Lot RP210125)		+/-	11.9831	µg/mL	Unstressed
	Purity	96%			+/-	19.0710	µg/mL	Stressed

72	Chrysene CAS # 218-01-9 Purity 99%	(Lot STBJ1016)	1,000.2	µg/mL	+/- 5.8152 +/- 11.9565 +/- 19.0285	µg/mL µg/mL µg/mL	Gravimetric Unstressed Stressed
73	Bis(2-ethylhexyl)phthalate CAS # 117-81-7 Purity 99%	(Lot MKCJ1159)	1,001.0	µg/mL	+/- 5.8199 +/- 11.9660 +/- 19.0437	µg/mL µg/mL µg/mL	Gravimetric Unstressed Stressed
74	Di-n-octyl phthalate CAS # 117-84-0 Purity 99%	(Lot 11651800)	1,001.5	µg/mL	+/- 5.8226 +/- 11.9716 +/- 19.0526	µg/mL µg/mL µg/mL	Gravimetric Unstressed Stressed
75	Benzo(b)fluoranthene CAS # 205-99-2 Purity 99%	(Lot 012020B)	1,001.7	µg/mL	+/- 5.8238 +/- 11.9740 +/- 19.0564	µg/mL µg/mL µg/mL	Gravimetric Unstressed Stressed
76	Benzo(k)fluoranthene CAS # 207-08-9 Purity 99%	(Lot 012019K)	1,004.0	µg/mL	+/- 5.8373 +/- 12.0019 +/- 19.1008	µg/mL µg/mL µg/mL	Gravimetric Unstressed Stressed
77	Benzo(a)pyrene CAS # 50-32-8 Purity 99%	(Lot Z8BKF)	1,000.4	µg/mL	+/- 5.8164 +/- 11.9588 +/- 19.0323	µg/mL µg/mL µg/mL	Gravimetric Unstressed Stressed
78	Indeno(1,2,3-cd)pyrene CAS # 193-39-5 Purity 99%	(Lot 1-RAK-33-4)	1,003.7	µg/mL	+/- 5.8358 +/- 11.9987 +/- 19.0957	µg/mL µg/mL µg/mL	Gravimetric Unstressed Stressed
79	Dibenz(a,h)anthracene CAS # 53-70-3 Purity 99%	(Lot ER032211-01)	1,003.3	µg/mL	+/- 5.8335 +/- 11.9939 +/- 19.0881	µg/mL µg/mL µg/mL	Gravimetric Unstressed Stressed
80	Benzo(g,h,i)perylene CAS # 191-24-2 Purity 99%	(Lot 8GFYJ)	1,000.3	µg/mL	+/- 5.8156 +/- 11.9573 +/- 19.0298	µg/mL µg/mL µg/mL	Gravimetric Unstressed Stressed
Solvent:	Methylene chloride CAS # 75-09-2 Purity 99%						

Specific Reference Material Notes:

N-nitrosodiphenylamine 1000 ug/mL equivalent when used for GC analysis. Actual formulation is diphenylamine 855 ug/mL.

N-Nitrosodiphenylamine is prone to breakdown in the injection port and will be converted to diphenylamine.

N-Nitrosodiphenylamine is also a reactive species that can initiate premature decomposition of other compounds in the mix. For these reasons diphenylamine is used in the preparation of this mixture. When comparing the response of this compound to mixtures manufactured using N-nitrosodiphenylamine, a difference in response will be observed.

This lot was approved even though the %D for 4,6-DN-2-MP was greater than 10%.

Column:
 30m x 0.25mm x 0.25µm
 Rtx-5 (cat.#10223)

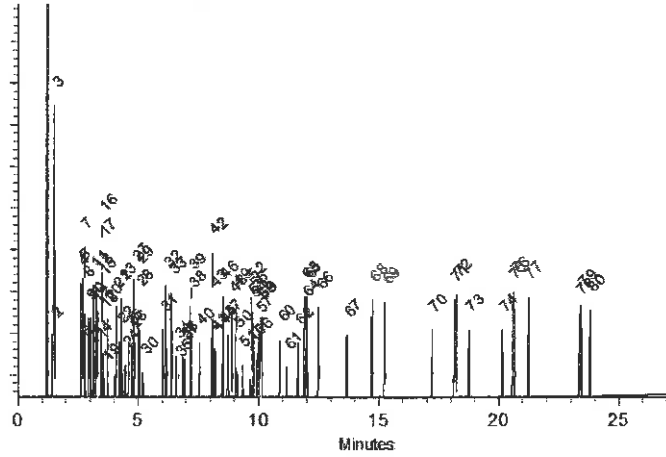
Carrier Gas:
 hydrogen-constant flow 1.8 mL/min.

Temp. Program:
 80°C (hold 0.1 min.) to 330°C
 @ 9.6°C/min. (hold 2.86 min.)

inj. Temp:
 250°C

Det. Temp:
 340°C

Det. Type:
 FID



This chromatogram represents a general set of testing conditions chosen for product acceptance. For optimal results in your lab, conditions should be adjusted for your specific instrument, method, and application.

Cathleen Soitis
 Cathleen Soitis - Mix Technician

Date Mixed: 03-Aug-2021 **Balance:** B442140311

John Lidgett
 John Lidgett - AD Chemist

Date Passed: 23-Aug-2021

Manufactured under Restek's ISO 9001:2015
 Registered Quality System
 Certificate #FM 80397

General Certified Reference Material Notes

Expiration Notes:

- Expiration date valid for unopened ampul stored in compliance with the recommended conditions.
- Uncertainty, concentration, and expiration of the CRM are based on the unopened product being stored according to the recommended condition found in the storage field.

Purity Notes:

- Purity and/or chemical identity are determined by one or more of the following techniques: GC/FID, HPLC, GC/ μ ECD, GC/MS, LC/MS, RI, and/or melting point.
- Compounds with a listed purity of less than 99% have been weight corrected to compensate for impurities and/or salts. A correction factor is used to calculate the amount of compound necessary to achieve the desired concentration of the parent compound in solution.
- Purity of isomeric compounds is reported as the sum of the isomers.
- Purity values are rounded to the nearest whole number.

Certified Uncertainty Value Notes:

- The uncertainties are determined in accordance with ISO 17034 and Guide 35. The certified combined stressed uncertainty value (includes gravimetric uncertainty, homogeneity between-ampul uncertainty, storage stability uncertainty and shipping stability uncertainty and were combined using the following formula:

$$U_{combined\ stressed} = k \sqrt{U_{gravimetric}^2 + U_{homogeneity}^2 + U_{storage\ stability}^2 + U_{shipping\ stability}^2}$$

k is a coverage factor of 2, which gives a level of confidence of approximately 95%.

- It is important to note that the shipping stability uncertainty was obtained under temperature extremes for specific time intervals; therefore, the certified combined stressed uncertainty value should only be applied to the product if it was stored at non-standard temperature conditions up to and including 7 days. Contact Restek Technical Service at www.restek.com/Contact-Us for use recommendations if your shipment was in-transit for more than 7 days at non-standard temperature conditions.
- Apply the certified combined unstressed uncertainty value if the product was received under standard shipping conditions. Apply the certified combined stressed uncertainty value if the product was received under non-standard conditions as specified below.

Label Conditions	Standard Conditions	Non-Standard Conditions
25°C Nominal (Room Temperature)	< 60°C	≥ 60°C up to 7 days
10°C or colder (Refrigerate)	< 40°C	≥ 40°C up to 7 days
0°C or colder (Freezer) -20°C or colder (Deep Freezer)	< 25°C	≥ 25°C up to 7 days

- Separate (not combined) uncertainty values for gravimetric uncertainty are also displayed on the certificate, if needed, separate homogeneity between-ampul uncertainty, storage stability uncertainty and shipping stability uncertainty values are available by contacting Restek Technical Service at www.restek.com/Contact-Us.
- The packaged amount is the minimum sample size for which uncertainty is valid. The ampules are over-filled to ensure that the minimum packaged amount can be sufficiently transferred.

Manufacturing Notes:

- Concentration is based upon gravimetric preparation using either a balance whose calibration has been verified daily using NIST traceable weights, and/or dilutions with Class A glassware.

Handling Notes:

- Stability of the unopened product, when stored in compliance with the recommended conditions, is guaranteed through the expiration displayed on the product label and certificate. Contact Restek for additional opened product stability information, with the knowledge/understanding that open product stability is subject to the specific handling and environmental conditions to which the product is exposed. For your convenience Restek supplies deactivated vials with most standards packed in 2mL ampules. Larger volume deactivated vials are available through Restek as a custom ordered item. Additionally, Restek sells DMDCS for the purpose of glassware deactivation as catalog number 31861, which includes complete instructions.

Reagent

8270S#10_1stk_00016




CERTIFIED REFERENCE MATERIAL

110 Benner Circle
Bellefonte, PA 16823-8812
Tel: (800)356-1688
Fax: (814)353-1309

www.restek.com

Certificate of Analysis



FOR LABORATORY USE ONLY-READ SDS PRIOR TO USE.

This Reference Material is intended for Laboratory Use Only as a standard for the qualitative and/or quantitative determination of the analyte(s) listed.


Catalog No. : 569731 **Lot No.:** A0164214

Description : 8270 List 1 / Std #10
8270 List 1 / Std #10 2000 µg/mL, Methylene chloride, 5mL/ampul

Container Size : 5 mL **Pkg Amt:** > 5 mL

Expiration Date : March 31, 2022 **Storage:** 10°C or colder

Handling: This product is photosensitive. **Ship:** Ambient


2841490
ID: 8270S#10_1Std_00016
Exp: 03/31/22 Pp: JRM Con: 04/07/22
8270 List 1 - Std#10 (p1)

CERTIFIED VALUES

Elution Order	Compound	Grav. Conc. (weight/volume)	Expanded Uncertainty (95% C.L.; K=2)			
1	Indene	2,007.3 µg/mL (Lot MKBT8433V)	+/-	11.6706	µg/mL	Gravimetric
	CAS # 95-13-6		+/-	112.5470	µg/mL	Unstressed
	Purity 97%		+/-	115.1804	µg/mL	Stressed
2	Benzoic acid	2,000.6 µg/mL (Lot MKCG6487)	+/-	11.6318	µg/mL	Gravimetric
	CAS # 65-85-0		+/-	112.1731	µg/mL	Unstressed
	Purity 99%		+/-	114.7978	µg/mL	Stressed

Solvent: Methylene chloride
CAS # 75-09-2
Purity 99%

Column:
30m x 0.25mm x 0.25µm
Rtx-5 (cat.#10223)

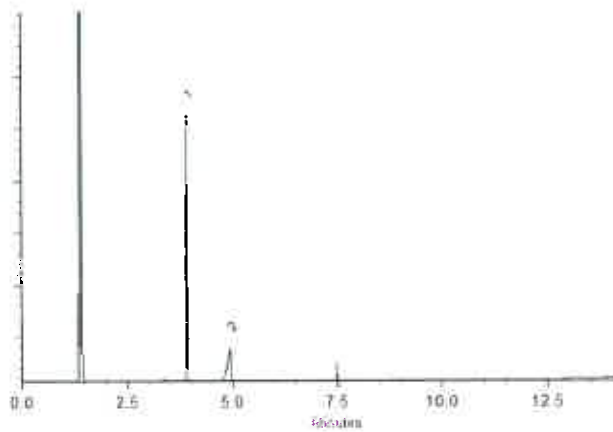
Carrier Gas:
hydrogen-constant pressure 10 psi.

Temp. Program:
75°C (hold 1 min.) to 330°C
@ 20°C/min. (hold 10 min.)

Inj. Temp:
250°C

Det. Temp:
330°C

Det. Type:
FID



This chromatogram represents a general set of testing conditions chosen for product acceptance. For optimal results in your lab, conditions should be adjusted for your specific instrument, method, and application.

Russ Bookhamer - Operations Technician I

Date Mixed: 08-Sep-2020

Balance: 1128360905

Justine Adertson - Operations Tech-ARM GC

Date Passed: 10-Sep-2020

Manufactured under Restek's ISO 9001:2015
Registered Quality System
Certificate #FM 80397

General Certified Reference Material Notes

Expiration Notes:

- Expiration date valid for unopened ampul stored in compliance with the recommended conditions.
- Uncertainty, concentration, and expiration of the CRM are based on the unopened product being stored according to the recommended condition found in the storage field.

Purity Notes:

- Purity and/or chemical identity are determined by one or more of the following techniques: GC/FID, HPLC, GC/μECD, GC/MS, LC/MS, RI, and/or melting point.
- Compounds with a listed purity of less than 99% have been weight corrected to compensate for impurities and/or salts. A correction factor is used to calculate the amount of compound necessary to achieve the desired concentration of the parent compound in solution.
- Purity of isomeric compounds is reported as the sum of the isomers.
- Purity values are rounded to the nearest whole number.

Certified Uncertainty Value Notes:

- The uncertainties are determined in accordance with ISO 17034 and Guide 35. The certified combined stressed uncertainty value (includes gravimetric uncertainty, homogeneity between-ampul uncertainty, storage stability uncertainty and shipping stability uncertainty and were combined using the following formula:

$$U_{combined\ stressed} = k \sqrt{U_{gravimetric}^2 + U_{homogeneity}^2 + U_{storage\ stability}^2 + U_{shipping\ stability}^2}$$

k is a coverage factor of 2, which gives a level of confidence of approximately 95%.

- It is important to note that the shipping stability uncertainty was obtained under temperature extremes for specific time intervals; therefore, the certified combined stressed uncertainty value should only be applied to the product if it was stored at non-standard temperature conditions up to and including 7 days. Contact Restek Technical Service at www.restek.com/Contact-Us for use recommendations if your shipment was in-transit for more than 7 days at non-standard temperature conditions.
- Apply the certified combined unstressed uncertainty value if the product was received under standard shipping conditions. Apply the certified combined stressed uncertainty value if the product was received under non-standard conditions as specified below.

Label Conditions	Standard Conditions	Non-Standard Conditions
25°C Nominal (Room Temperature)	< 60°C	≥ 60°C up to 7 days
10°C or colder (Refrigerate)	< 40°C	≥ 40°C up to 7 days
0°C or colder (Freezer) -20°C or colder (Deep Freezer)	< 25°C	≥ 25°C up to 7 days

- Separate (not combined) uncertainty values for gravimetric uncertainty are also displayed on the certificate, if needed, separate homogeneity between-ampul uncertainty, storage stability uncertainty and shipping stability uncertainty values are available by contacting Restek Technical Service at www.restek.com/Contact-Us.
- The packaged amount is the minimum sample size for which uncertainty is valid. The ampules are over-filled to ensure that the minimum packaged amount can be sufficiently transferred.

Manufacturing Notes:

- Concentration is based upon gravimetric preparation using either a balance whose calibration has been verified daily using NIST traceable weights, and/or dilutions with Class A glassware.

Handling Notes:

- Stability of the unopened product, when stored in compliance with the recommended conditions, is guaranteed through the expiration displayed on the product label and certificate. Contact Restek for additional opened product stability information, with the knowledge/understanding that open product stability is subject to the specific handling and environmental conditions to which the product is exposed. For your convenience Restek supplies deactivated vials with most standards packed in 2mL ampules. Larger volume deactivated vials are available through Restek as a custom ordered item. Additionally, Restek sells DMDCS for the purpose of glassware deactivation as catalog number 31861, which includes complete instructions.

Reagent

8270S#10_1stk_00018



CERTIFIED REFERENCE MATERIAL

110 Benner Circle
Bellefonte, PA 16823-8812
Tel: (800)356-1688
Fax: (814)353-1309

www.restek.com

Certificate of Analysis



FOR LABORATORY USE ONLY-READ SDS PRIOR TO USE.

This Reference Material is intended for Laboratory Use Only as a standard for the qualitative and/or quantitative determination of the analyte(s) listed.

Catalog No. : 569731 **Lot No.:** A0173787

Description : 8270 List 1 / Std #10
8270 List 1 / Std #10 2000 µg/mL, Methylene chloride, 5mL/ampul

Container Size : 5 mL **Pkg Amt:** > 5 mL

Expiration Date : December 31, 2022 **Storage:** 10°C or colder

Handling: This product is photosensitive. **Ship:** Ambient

CERTIFIED VALUES

Elution Order	Compound	Grav. Conc. (weight/volume)	Expanded Uncertainty (95% C.L.: K=2)
1	Indene	2,011.6 µg/mL (Lot DMKCB7043-1211)	+/- 11.6957 µg/mL Gravimetric
	CAS # 95-13-6		+/- 112.7892 µg/mL Unstressed
	Purity 98%		+/- 115.4283 µg/mL Stressed
2	Benzoic acid	2,018.2 µg/mL (Lot MKCG6487)	+/- 11.7340 µg/mL Gravimetric
	CAS # 65-85-0		+/- 113.1585 µg/mL Unstressed
	Purity 99%		+/- 115.8062 µg/mL Stressed

Solvent: Methylene chloride
CAS # 75-09-2
Purity 99%

Column:
30m x 0.25mm x 0.25µm
Rtx-5 (cat.#10223)

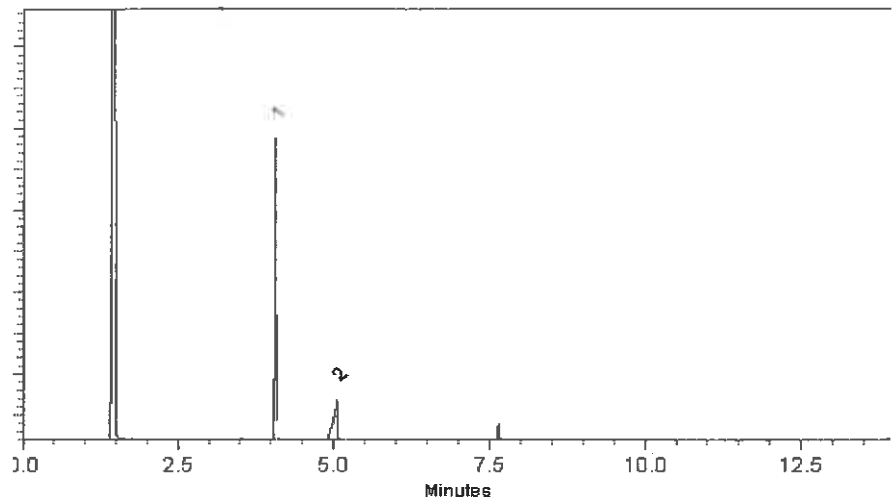
Carrier Gas:
hydrogen-constant pressure 10 psi.

Temp. Program:
75°C (hold 1 min.) to 330°C
@ 20°C/min. (hold 10 min.)

Inj. Temp:
250°C

Det. Temp:
330°C

Det. Type:
FID



This chromatogram represents a general set of testing conditions chosen for product acceptance. For optimal results in your lab, conditions should be adjusted for your specific instrument, method, and application.

Sam Moodler
Sam Moodler - Operations Tech I

Date Mixed: 24-Jun-2021 **Balance:** 1128360905

Alxis Shelow
Alxis Shelow - Operations Tech I

Date Passed: 28-Jun-2021

Manufactured under Restek's ISO 9001:2015
Registered Quality System
Certificate #FM 80397

General Certified Reference Material Notes

Expiration Notes:

- Expiration date valid for unopened ampul stored in compliance with the recommended conditions.
- Uncertainty, concentration, and expiration of the CRM are based on the unopened product being stored according to the recommended condition found in the storage field.

Purity Notes:

- Purity and/or chemical identity are determined by one or more of the following techniques: GC/FID, HPLC, GC/μECD, GC/MS, LC/MS, RI, and/or melting point.
- Compounds with a listed purity of less than 99% have been weight corrected to compensate for impurities and/or salts. A correction factor is used to calculate the amount of compound necessary to achieve the desired concentration of the parent compound in solution.
- Purity of isomeric compounds is reported as the sum of the isomers.
- Purity values are rounded to the nearest whole number.

Certified Uncertainty Value Notes:

- The uncertainties are determined in accordance with ISO 17034 and Guide 35. The certified combined stressed uncertainty value (includes gravimetric uncertainty, homogeneity between-ampul uncertainty, storage stability uncertainty and shipping stability uncertainty and were combined using the following formula:

$$U_{combined\ stressed} = k \sqrt{U_{gravimetric}^2 + U_{homogeneity}^2 + U_{storage\ stability}^2 + U_{shipping\ stability}^2}$$

k is a coverage factor of 2, which gives a level of confidence of approximately 95%.

- It is important to note that the shipping stability uncertainty was obtained under temperature extremes for specific time intervals; therefore, the certified combined stressed uncertainty value should only be applied to the product if it was stored at non-standard temperature conditions up to and including 7 days. Contact Restek Technical Service at www.restek.com/Contact-Us for use recommendations if your shipment was in-transit for more than 7 days at non-standard temperature conditions.
- Apply the certified combined unstressed uncertainty value if the product was received under standard shipping conditions. Apply the certified combined stressed uncertainty value if the product was received under non-standard conditions as specified below.

Label Conditions	Standard Conditions	Non-Standard Conditions
25°C Nominal (Room Temperature)	< 60°C	≥ 60°C up to 7 days
10°C or colder (Refrigerate)	< 40°C	≥ 40°C up to 7 days
0°C or colder (Freezer) -20°C or colder (Deep Freezer)	< 25°C	≥ 25°C up to 7 days

- Separate (not combined) uncertainty values for gravimetric uncertainty are also displayed on the certificate, if needed, separate homogeneity between-ampul uncertainty, storage stability uncertainty and shipping stability uncertainty values are available by contacting Restek Technical Service at www.restek.com/Contact-Us.
- The packaged amount is the minimum sample size for which uncertainty is valid. The ampules are over-filled to ensure that the minimum packaged amount can be sufficiently transferred.

Manufacturing Notes:

- Concentration is based upon gravimetric preparation using either a balance whose calibration has been verified daily using NIST traceable weights, and/or dilutions with Class A glassware.

Handling Notes:

- Stability of the unopened product, when stored in compliance with the recommended conditions, is guaranteed through the expiration displayed on the product label and certificate. Contact Restek for additional opened product stability information, with the knowledge/understanding that open product stability is subject to the specific handling and environmental conditions to which the product is exposed. For your convenience Restek supplies deactivated vials with most standards packed in 2mL ampules. Larger volume deactivated vials are available through Restek as a custom ordered item. Additionally, Restek sells DMDCS for the purpose of glassware deactivation as catalog number 31861, which includes complete instructions.

Reagent

8270S#11_1stk_00011



CERTIFIED REFERENCE MATERIAL

110 Benner Circle
Bellefonte, PA 16823-8812
Tel: (800)356-1688
Fax: (814)353-1309

www.restek.com

Certificate of Analysis



FOR LABORATORY USE ONLY-READ SDS PRIOR TO USE.

This Reference Material is intended for Laboratory Use Only as a standard for the qualitative and/or quantitative determination of the analyte(s) listed.


Catalog No. : 569732 **Lot No.:** A0164387

Description : 8270 List 1 / Std #11
8270 List 1 / Std #11 2,000µg/mL, Methylene chloride, 5mL/ampul

Container Size : 5 mL **Pkg Amt:** > 5 mL

Expiration Date : March 31, 2022 **Storage:** 10°C or colder

Handling: This product is photosensitive. **Ship:** Ambient



CERTIFIED VALUES

Elution Order	Compound	Grav. Conc. (weight/volume)	Expanded Uncertainty (95% C.L.; K=2)			
1	Benzaldehyde	2,001.8 µg/mL (Lot SHBG8690V)	+/-	11.6383	µg/mL	Gravimetric
	CAS # 100-52-7		+/-	39.9656	µg/mL	Unstressed
	Purity 99%		+/-	89.7049	µg/mL	Stressed
2	epsilon-Caprolactam	2,000.6 µg/mL (Lot I16X016)	+/-	11.6316	µg/mL	Gravimetric
	CAS # 105-60-2		+/-	39.9423	µg/mL	Unstressed
	Purity 99%		+/-	89.6527	µg/mL	Stressed
3	Atrazine	2,000.0 µg/mL (Lot PI8FG)	+/-	11.6282	µg/mL	Gravimetric
	CAS # 1912-24-9		+/-	39.9306	µg/mL	Unstressed
	Purity 99%		+/-	89.6265	µg/mL	Stressed

Solvent: Methylene chloride
CAS # 75-09-2
Purity 99%

Column:
30m x 0.25mm x 0.25µm
Rtx-5 (cat.#10223)

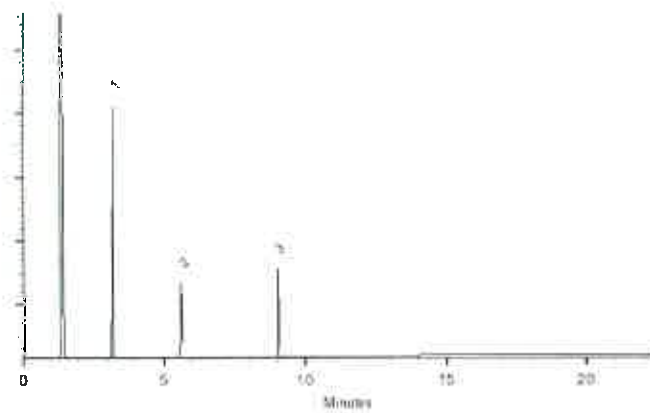
Carrier Gas:
hydrogen-constant pressure 10 psi.

Temp. Program:
75°C (hold 1 min.) to 330°C
@ 20°C/min. (hold 10 min.)

Inj. Temp:
250°C

Det. Temp:
330°C

Det. Type:
FID



This chromatogram represents a general set of testing conditions chosen for product acceptance. For optimal results in your lab, conditions should be adjusted for your specific instrument, method, and application.

Russ Bookhamer - Operations Technician I

Date Mixed: 14-Sep-2020

Balance: 1128360905

Justina Albertson - Operations Tech-ARSM QC

Date Passed: 17-Sep-2020

Manufactured under Restek's ISO 9001:2015
Registered Quality System
Certificate #FM 80397

General Certified Reference Material Notes

Expiration Notes:

- Expiration date valid for unopened ampul stored in compliance with the recommended conditions.
- Uncertainty, concentration, and expiration of the CRM are based on the unopened product being stored according to the recommended condition found in the storage field.

Purity Notes:

- Purity and/or chemical identity are determined by one or more of the following techniques: GC/FID, HPLC, GC/ μ ECD, GC/MS, LC/MS, RI, and/or melting point.
- Compounds with a listed purity of less than 99% have been weight corrected to compensate for impurities and/or salts. A correction factor is used to calculate the amount of compound necessary to achieve the desired concentration of the parent compound in solution.
- Purity of isomeric compounds is reported as the sum of the isomers.
- Purity values are rounded to the nearest whole number.

Certified Uncertainty Value Notes:

- The uncertainties are determined in accordance with ISO 17034 and Guide 35. The certified combined stressed uncertainty value (includes gravimetric uncertainty, homogeneity between-ampul uncertainty, storage stability uncertainty and shipping stability uncertainty and were combined using the following formula:

$$U_{combined\ stressed} = k \sqrt{U_{gravimetric}^2 + U_{homogeneity}^2 + U_{storage\ stability}^2 + U_{shipping\ stability}^2}$$

k is a coverage factor of 2, which gives a level of confidence of approximately 95%.

- It is important to note that the shipping stability uncertainty was obtained under temperature extremes for specific time intervals; therefore, the certified combined stressed uncertainty value should only be applied to the product if it was stored at non-standard temperature conditions up to and including 7 days. Contact Restek Technical Service at www.restek.com/Contact-Us for use recommendations if your shipment was in-transit for more than 7 days at non-standard temperature conditions.
- Apply the certified combined unstressed uncertainty value if the product was received under standard shipping conditions. Apply the certified combined stressed uncertainty value if the product was received under non-standard conditions as specified below.

Label Conditions	Standard Conditions	Non-Standard Conditions
25°C Nominal (Room Temperature)	< 60°C	≥ 60°C up to 7 days
10°C or colder (Refrigerate)	< 40°C	≥ 40°C up to 7 days
0°C or colder (Freezer) -20°C or colder (Deep Freezer)	< 25°C	≥ 25°C up to 7 days

- Separate (not combined) uncertainty values for gravimetric uncertainty are also displayed on the certificate, if needed, separate homogeneity between-ampul uncertainty, storage stability uncertainty and shipping stability uncertainty values are available by contacting Restek Technical Service at www.restek.com/Contact-Us.
- The packaged amount is the minimum sample size for which uncertainty is valid. The ampules are over-filled to ensure that the minimum packaged amount can be sufficiently transferred.

Manufacturing Notes:

- Concentration is based upon gravimetric preparation using either a balance whose calibration has been verified daily using NIST traceable weights, and/or dilutions with Class A glassware.

Handling Notes:

- Stability of the unopened product, when stored in compliance with the recommended conditions, is guaranteed through the expiration displayed on the product label and certificate. Contact Restek for additional opened product stability information, with the knowledge/understanding that open product stability is subject to the specific handling and environmental conditions to which the product is exposed. For your convenience Restek supplies deactivated vials with most standards packed in 2mL ampules. Larger volume deactivated vials are available through Restek as a custom ordered item. Additionally, Restek sells DMDCS for the purpose of glassware deactivation as catalog number 31861, which includes complete instructions.

Reagent

8270S#11_1stk_00013



CERTIFIED REFERENCE MATERIAL

110 Benner Circle
Bellefonte, PA 16823-8812
Tel: (800)356-1688
Fax: (814)353-1309

www.restek.com

Certificate of Analysis



FOR LABORATORY USE ONLY-READ SDS PRIOR TO USE.

This Reference Material is intended for Laboratory Use Only as a standard for the qualitative and/or quantitative determination of the analyte(s) listed.

Catalog No. : 569732 **Lot No.:** A0172244

Description : 8270 List 1 / Std #11
8270 List 1 / Std #11 2,000µg/mL, Methylene chloride, 5mL/ampul

Container Size : 5 mL **Pkg Amt:** > 5 mL

Expiration Date : November 30, 2022 **Storage:** 10°C or colder

Handling: This product is photosensitive. **Ship:** Ambient

CERTIFIED VALUES

Elution Order	Compound	Grav. Conc. (weight/volume)	Expanded Uncertainty (95% C.L.; K=2)			
1	Benzaldehyde	2,015.7 µg/mL	+/-	11.7193	µg/mL	Gravimetric
	CAS # 100-52-7 (Lot RD210106)		+/-	40.2434	µg/mL	Unstressed
	Purity 99%		+/-	90.3286	µg/mL	Stressed
2	epsilon-Caprolactam	2,008.5 µg/mL	+/-	11.6776	µg/mL	Gravimetric
	CAS # 105-60-2 (Lot I16X016)		+/-	40.1003	µg/mL	Unstressed
	Purity 99%		+/-	90.0074	µg/mL	Stressed
3	Atrazine	2,008.5 µg/mL	+/-	11.6776	µg/mL	Gravimetric
	CAS # 1912-24-9 (Lot PI8FG)		+/-	40.1003	µg/mL	Unstressed
	Purity 99%		+/-	90.0074	µg/mL	Stressed

Solvent: Methylene chloride
CAS # 75-09-2
Purity 99%

Column:
30m x 0.25mm x 0.25µm
Rtx-5 (cat.#10223)

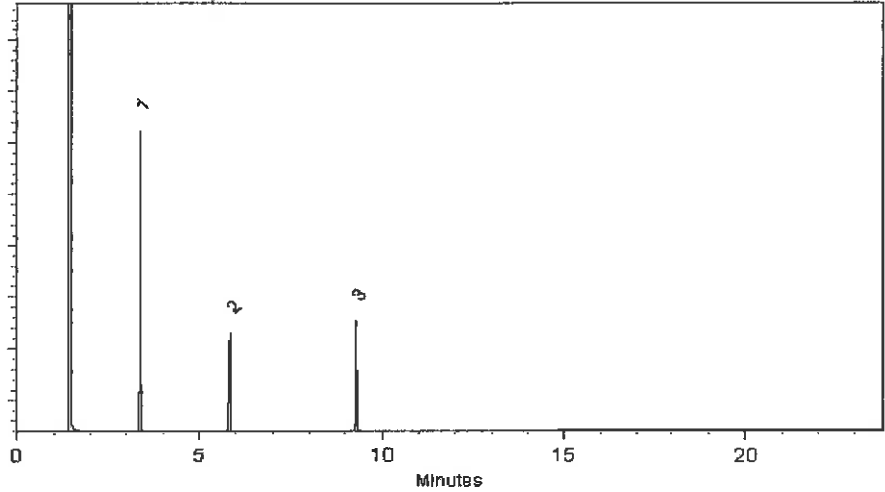
Carrier Gas:
hydrogen-constant pressure 10 psi.

Temp. Program:
75°C (hold 1 min.) to 330°C
@ 20°C/min. (hold 10 min.)

Inj. Temp:
250°C

Det. Temp:
330°C

Det. Type:
FID



This chromatogram represents a general set of testing conditions chosen for product acceptance. For optimal results in your lab, conditions should be adjusted for your specific instrument, method, and application.

Sam Moodler
Sam Moodler - Operations Tech I

Date Mixed: 11-May-2021 **Balance:** 1128360905

Marilina Cowan
Marilina Cowan - Operations Tech I

Date Passed: 12-May-2021

Manufactured under Restek's ISO 9001:2015
Registered Quality System
Certificate #FM 80397

General Certified Reference Material Notes

Expiration Notes:

- Expiration date valid for unopened ampul stored in compliance with the recommended conditions.
- Uncertainty, concentration, and expiration of the CRM are based on the unopened product being stored according to the recommended condition found in the storage field.

Purity Notes:

- Purity and/or chemical identity are determined by one or more of the following techniques: GC/FID, HPLC, GC/μECD, GC/MS, LC/MS, RI, and/or melting point.
- Compounds with a listed purity of less than 99% have been weight corrected to compensate for impurities and/or salts. A correction factor is used to calculate the amount of compound necessary to achieve the desired concentration of the parent compound in solution.
- Purity of isomeric compounds is reported as the sum of the isomers.
- Purity values are rounded to the nearest whole number.

Certified Uncertainty Value Notes:

- The uncertainties are determined in accordance with ISO 17034 and Guide 35. The certified combined stressed uncertainty value (includes gravimetric uncertainty, homogeneity between-ampul uncertainty, storage stability uncertainty and shipping stability uncertainty and were combined using the following formula:

$$U_{combined\ stressed} = k \sqrt{U_{gravimetric}^2 + U_{homogeneity}^2 + U_{storage\ stability}^2 + U_{shipping\ stability}^2}$$

k is a coverage factor of 2, which gives a level of confidence of approximately 95%.

- It is important to note that the shipping stability uncertainty was obtained under temperature extremes for specific time intervals; therefore, the certified combined stressed uncertainty value should only be applied to the product if it was stored at non-standard temperature conditions up to and including 7 days. Contact Restek Technical Service at www.restek.com/Contact-Us for use recommendations if your shipment was in-transit for more than 7 days at non-standard temperature conditions.
- Apply the certified combined unstressed uncertainty value if the product was received under standard shipping conditions. Apply the certified combined stressed uncertainty value if the product was received under non-standard conditions as specified below.

Label Conditions	Standard Conditions	Non-Standard Conditions
25°C Nominal (Room Temperature)	< 60°C	≥ 60°C up to 7 days
10°C or colder (Refrigerate)	< 40°C	≥ 40°C up to 7 days
0°C or colder (Freezer) -20°C or colder (Deep Freezer)	< 25°C	≥ 25°C up to 7 days

- Separate (not combined) uncertainty values for gravimetric uncertainty are also displayed on the certificate, if needed, separate homogeneity between-ampul uncertainty, storage stability uncertainty and shipping stability uncertainty values are available by contacting Restek Technical Service at www.restek.com/Contact-Us.
- The packaged amount is the minimum sample size for which uncertainty is valid. The ampules are over-filled to ensure that the minimum packaged amount can be sufficiently transferred.

Manufacturing Notes:

- Concentration is based upon gravimetric preparation using either a balance whose calibration has been verified daily using NIST traceable weights, and/or dilutions with Class A glassware.

Handling Notes:

- Stability of the unopened product, when stored in compliance with the recommended conditions, is guaranteed through the expiration displayed on the product label and certificate. Contact Restek for additional opened product stability information, with the knowledge/understanding that open product stability is subject to the specific handling and environmental conditions to which the product is exposed. For your convenience Restek supplies deactivated vials with most standards packed in 2mL ampules. Larger volume deactivated vials are available through Restek as a custom ordered item. Additionally, Restek sells DMDCS for the purpose of glassware deactivation as catalog number 31861, which includes complete instructions.

Reagent

8270S#9_1stk_00015



CERTIFIED REFERENCE MATERIAL

110 Benner Circle
Bellefonte, PA 16823-8812
Tel: (800)356-1688
Fax: (814)353-1309

www.restek.com

Certificate of Analysis



FOR LABORATORY USE ONLY-READ SDS PRIOR TO USE.

This Reference Material is intended for Laboratory Use Only as a standard for the qualitative and/or quantitative determination of the analyte(s) listed.

Catalog No. : 569730 **Lot No.:** A0167791

Description : 8270 List 1 / Std #9
8270 List 1 / Std #9 2000 µg/mL, Methylene chloride, 5mL/ampul

Container Size : 10 mL **Pkg Amt:** > 5 mL

Expiration Date : July 31, 2022 **Storage:** 10°C or colder

Handling: Contains carcinogen/reproductive toxin. **Ship:** Ambient



ID: 8270S#9_1stk_00016
Exp 07/31/22 Prod JKIR Cpn 06/15/21
8270 List 1 / Std#9 (prim)

CERTIFIED VALUES

Elution Order	Compound	Grav. Conc. (weight/volume)	Expanded Uncertainty (95% C.L.; K=2)			
1	Benzidine	2,002.5 µg/mL (Lot CYGNUSX3)	+/-	11.6427	µg/mL	Gravimetric
	CAS # 92-87-5		+/-	23.9380	µg/mL	Unstressed
	Purity 99%		+/-	38.0970	µg/mL	Stressed
2	3,3'-Dichlorobenzidine	2,006.5 µg/mL (Lot 200824RSR)	+/-	11.6660	µg/mL	Gravimetric
	CAS # 91-94-1		+/-	23.9858	µg/mL	Unstressed
	Purity 99%		+/-	38.1731	µg/mL	Stressed

Solvent: Methylene chloride
CAS # 75-09-2
Purity 99%



2841447
ID: 8270S#9_1stk_00016
Exp 07/31/22 Prod JKIR Cpn 06/15/21
8270 List 1 / Std#9 (prim)

Column:
30m x 0.25mm x 0.25µm
Rtx-5 (cat.#10223)

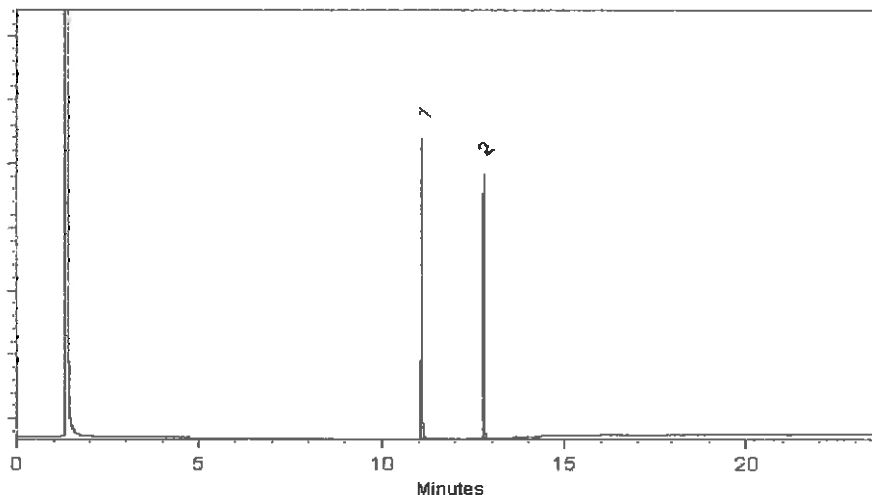
Carrier Gas:
hydrogen-constant pressure 10 psi.

Temp. Program:
75°C (hold 1 min.) to 330°C
@ 20°C/min. (hold 10 min.)

Inj. Temp:
250°C

Det. Temp:
330°C

Det. Type:
FID



This chromatogram represents a general set of testing conditions chosen for product acceptance. For optimal results in your lab, conditions should be adjusted for your specific instrument, method, and application.

Russ Bookhamer
Russ Bookhamer - Operations Technician

Date Mixed: 05-Jan-2021 **Balance:** 1128360905

Alexis Shalow
Alexis Shalow - Operations Tech I

Date Passed: 26-Feb-2021

Manufactured under Restek's ISO 9001:2015
Registered Quality System
Certificate #FM 80397

General Certified Reference Material Notes

Expiration Notes:

- Expiration date valid for unopened ampul stored in compliance with the recommended conditions.
- Uncertainty, concentration, and expiration of the CRM are based on the unopened product being stored according to the recommended condition found in the storage field.

Purity Notes:

- Purity and/or chemical identity are determined by one or more of the following techniques: GC/FID, HPLC, GC/ μ ECD, GC/MS, LC/MS, RI, and/or melting point.
- Compounds with a listed purity of less than 99% have been weight corrected to compensate for impurities and/or salts. A correction factor is used to calculate the amount of compound necessary to achieve the desired concentration of the parent compound in solution.
- Purity of isomeric compounds is reported as the sum of the isomers.
- Purity values are rounded to the nearest whole number.

Certified Uncertainty Value Notes:

- The uncertainties are determined in accordance with ISO 17034 and Guide 35. The certified combined stressed uncertainty value (includes gravimetric uncertainty, homogeneity between-ampul uncertainty, storage stability uncertainty and shipping stability uncertainty and were combined using the following formula:

$$U_{combined\ stressed} = k \sqrt{U_{gravimetric}^2 + U_{homogeneity}^2 + U_{storage\ stability}^2 + U_{shipping\ stability}^2}$$

k is a coverage factor of 2, which gives a level of confidence of approximately 95%.

- It is important to note that the shipping stability uncertainty was obtained under temperature extremes for specific time intervals; therefore, the certified combined stressed uncertainty value should only be applied to the product if it was stored at non-standard temperature conditions up to and including 7 days. Contact Restek Technical Service at www.restek.com/Contact-Us for use recommendations if your shipment was in-transit for more than 7 days at non-standard temperature conditions.
- Apply the certified combined unstressed uncertainty value if the product was received under standard shipping conditions. Apply the certified combined stressed uncertainty value if the product was received under non-standard conditions as specified below.

Label Conditions	Standard Conditions	Non-Standard Conditions
25°C Nominal (Room Temperature)	< 60°C	≥ 60°C up to 7 days
10°C or colder (Refrigerate)	< 40°C	≥ 40°C up to 7 days
0°C or colder (Freezer) -20°C or colder (Deep Freezer)	< 25°C	≥ 25°C up to 7 days

- Separate (not combined) uncertainty values for gravimetric uncertainty are also displayed on the certificate, if needed, separate homogeneity between-ampul uncertainty, storage stability uncertainty and shipping stability uncertainty values are available by contacting Restek Technical Service at www.restek.com/Contact-Us.
- The packaged amount is the minimum sample size for which uncertainty is valid. The ampules are over-filled to ensure that the minimum packaged amount can be sufficiently transferred.

Manufacturing Notes:

- Concentration is based upon gravimetric preparation using either a balance whose calibration has been verified daily using NIST traceable weights, and/or dilutions with Class A glassware.

Handling Notes:

- Stability of the unopened product, when stored in compliance with the recommended conditions, is guaranteed through the expiration displayed on the product label and certificate. Contact Restek for additional opened product stability information, with the knowledge/understanding that open product stability is subject to the specific handling and environmental conditions to which the product is exposed. For your convenience Restek supplies deactivated vials with most standards packed in 2mL ampules. Larger volume deactivated vials are available through Restek as a custom ordered item. Additionally, Restek sells DMDCS for the purpose of glassware deactivation as catalog number 31861, which includes complete instructions.

Reagent

8270S#9_1stk_00017



CERTIFIED REFERENCE MATERIAL

110 Benner Circle
Bellefonte, PA 16823-8812
Tel: (800)356-1688
Fax: (814)353-1309

www.restek.com

Certificate of Analysis



FOR LABORATORY USE ONLY-READ SDS PRIOR TO USE.

This Reference Material is intended for Laboratory Use Only as a standard for the qualitative and/or quantitative determination of the analyte(s) listed.

Catalog No. : 569730 **Lot No.:** A0175898

Description : 8270 List 1 / Std #9
8270 List 1 / Std #9 2000 µg/mL, Methylene chloride, 5mL/ampul

Container Size : 10 mL **Pkg Amt:** > 5 mL

Expiration Date : February 28, 2023 **Storage:** 10°C or colder

Handling: Contains carcinogen/reproductive toxin. **Ship:** Ambient

CERTIFIED VALUES

Elution Order	Compound	Grav. Conc. (weight/volume)	Expanded Uncertainty (95% C.L.; K=2)			
1	Benzidine	2,005.0 µg/mL (Lot 210716JLM)	+/-	11.6572	µg/mL	Gravimetric
	CAS # 92-87-5		+/-	23.9679	µg/mL	Unstressed
	Purity 99%		+/-	38.1445	µg/mL	Stressed
2	3,3'-Dichlorobenzidine	2,018.0 µg/mL (Lot 210727RSR)	+/-	11.7328	µg/mL	Gravimetric
	CAS # 91-94-1		+/-	24.1233	µg/mL	Unstressed
	Purity 99%		+/-	38.3919	µg/mL	Stressed

Solvent: Methylene chloride
CAS # 75-09-2
Purity 99%

Column:
30m x 0.25mm x 0.25µm
Rtx-5 (cat.#10223)

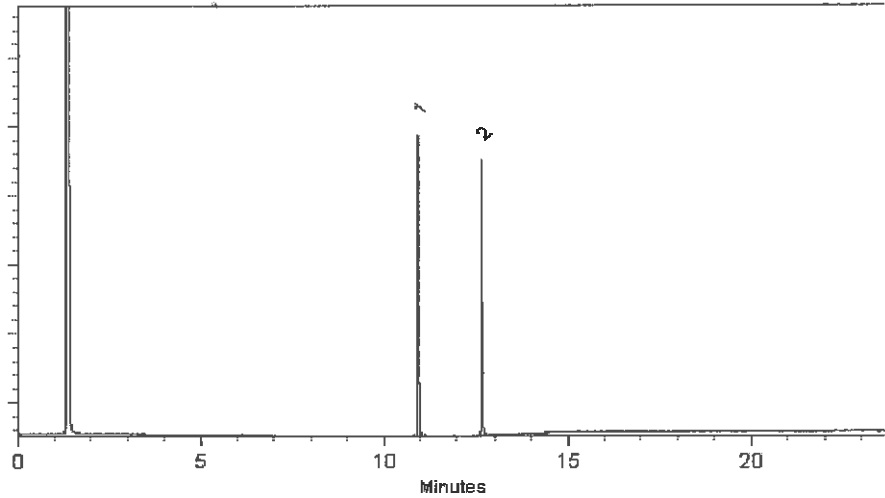
Carrier Gas:
hydrogen-constant pressure 10 psi.

Temp. Program:
75°C (hold 1 min.) to 330°C
@ 20°C/min. (hold 10 min.)

Inj. Temp:
250°C

Det. Temp:
330°C

Det. Type:
FID



This chromatogram represents a general set of testing conditions chosen for product acceptance. For optimal results in your lab, conditions should be adjusted for your specific instrument, method, and application.


Tom Suckal - Mix Technician

Date Mixed: 30-Aug-2021 Balance: 1128360905


Merlina Cowan - Operations Tech I

Date Passed: 07-Sep-2021

Manufactured under Restek's ISO 9001:2015
Registered Quality System
Certificate #FM 80397

General Certified Reference Material Notes

Expiration Notes:

- Expiration date valid for unopened ampul stored in compliance with the recommended conditions.
- Uncertainty, concentration, and expiration of the CRM are based on the unopened product being stored according to the recommended condition found in the storage field.

Purity Notes:

- Purity and/or chemical identity are determined by one or more of the following techniques: GC/FID, HPLC, GC/ μ ECD, GC/MS, LC/MS, RI, and/or melting point.
- Compounds with a listed purity of less than 99% have been weight corrected to compensate for impurities and/or salts. A correction factor is used to calculate the amount of compound necessary to achieve the desired concentration of the parent compound in solution.
- Purity of isomeric compounds is reported as the sum of the isomers.
- Purity values are rounded to the nearest whole number.

Certified Uncertainty Value Notes:

- The uncertainties are determined in accordance with ISO 17034 and Guide 35. The certified combined stressed uncertainty value (includes gravimetric uncertainty, homogeneity between-ampul uncertainty, storage stability uncertainty and shipping stability uncertainty and were combined using the following formula:

$$U_{combined\ stressed} = k \sqrt{U_{gravimetric}^2 + U_{homogeneity}^2 + U_{storage\ stability}^2 + U_{shipping\ stability}^2}$$

k is a coverage factor of 2, which gives a level of confidence of approximately 95%.

- It is important to note that the shipping stability uncertainty was obtained under temperature extremes for specific time intervals; therefore, the certified combined stressed uncertainty value should only be applied to the product if it was stored at non-standard temperature conditions up to and including 7 days. Contact Restek Technical Service at www.restek.com/Contact-Us for use recommendations if your shipment was in-transit for more than 7 days at non-standard temperature conditions.
- Apply the certified combined unstressed uncertainty value if the product was received under standard shipping conditions. Apply the certified combined stressed uncertainty value if the product was received under non-standard conditions as specified below.

Label Conditions	Standard Conditions	Non-Standard Conditions
25°C Nominal (Room Temperature)	< 60°C	≥ 60°C up to 7 days
10°C or colder (Refrigerate)	< 40°C	≥ 40°C up to 7 days
0°C or colder (Freezer) -20°C or colder (Deep Freezer)	< 25°C	≥ 25°C up to 7 days

- Separate (not combined) uncertainty values for gravimetric uncertainty are also displayed on the certificate, if needed, separate homogeneity between-ampul uncertainty, storage stability uncertainty and shipping stability uncertainty values are available by contacting Restek Technical Service at www.restek.com/Contact-Us.
- The packaged amount is the minimum sample size for which uncertainty is valid. The ampules are over-filled to ensure that the minimum packaged amount can be sufficiently transferred.

Manufacturing Notes:

- Concentration is based upon gravimetric preparation using either a balance whose calibration has been verified daily using NIST traceable weights, and/or dilutions with Class A glassware.

Handling Notes:

- Stability of the unopened product, when stored in compliance with the recommended conditions, is guaranteed through the expiration displayed on the product label and certificate. Contact Restek for additional opened product stability information, with the knowledge/understanding that open product stability is subject to the specific handling and environmental conditions to which the product is exposed. For your convenience Restek supplies deactivated vials with most standards packed in 2mL ampules. Larger volume deactivated vials are available through Restek as a custom ordered item. Additionally, Restek sells DMDCS for the purpose of glassware deactivation as catalog number 31861, which includes complete instructions.

Reagent

8270Surr_Phen_00015

Certificate of Analysis

Produced by Phenova

3350 Agave Drive STE 100 Golden, CO 80405 USA ■ Tel: 303-940-9033 ■ Fax: 303-940-0043 ■ info@phenova.com
Access your Safety Data Sheets and digital Certificates at www.phenova.com/documents.

Certified Reference Material

This product is certified in accordance with Phenova's ISO 17034 accreditation and supported by Phenova's ISO/ICE 17025 chemical testing accreditation

Catalog Number: AL0-130371

Description: Revised BNA Surrogate Spike Mix

Storage: Refrigerate (4-10 °C)

Provided As: 25mL in 30mL Vial in Methanol

Lot Number: CL16338

Certification Date: January 21, 2021

Expiration Date: January 31, 2026

Andrea Gill

Andrea Gill, Certified Reference Material Manager

Component	CAS Number	Certified Value (µg/mL)	Expanded Uncertainty
1,4-Dioxane-d8	17647-74-4	500	0.211%
Fluoranthene-d10	93951-69-0	100	0.120%
2-Fluorobiphenyl	321-60-8	100	0.232%
2-Fluorophenol	367-12-4	100	0.232%
2-Methylnaphthalene-d10	7297-45-2	100	0.122%
Nitrobenzene-d5	4165-60-0	100	0.232%
Phenol-d5	4165-62-2	100	0.232%
p-Terphenyl-d14	1718-51-0	100	0.232%
2,4,6-Tribromophenol	118-79-6	100	0.153%



Reference Material Producer
Certificate No. 2427.02



phenova
Certified Reference Materials

A Phenomenex
Company

Phenova is an accredited ISO/IEC 17034 Reference Material Producer and ISO/IEC 17025 accredited Chemical Testing Laboratory.



Chemical Testing Laboratory
Certificate No. 2427.03

Certificate of Analysis

Produced by Phenova


6390 Joyal Drive STE 100, Golden, CO 80403 USA • Tel: 303-940-0033 • Fax: 303-940-0033 • info@phenova.com
Access your Safety Data Sheets and digital Certificates at www.phenova.com/documents.

1. **Quality Document:** This Certificate of Analysis has been created in accordance with ISO Guide 31¹ and ISO Guide 35².
2. **Quality Standards:** Phenova is accredited by A2LA to ISO 17034³ and ISO/IEC 17025⁴ as a producer of Certified Reference Materials and Reference Materials. This ensures that our manufacturing processes have been accredited to and meet strict international standards.
3. **Intended Use:** This product is manufactured for calibration, calibration verification, quantification, identification and other appropriate analytical control applications. This product is provided for routine laboratory analysis and research purposes only. Only trained personnel should handle this product.
4. **Handling and Usage Notes:** Store according to the recommended conditions listed and avoid prolonged exposure to light. Visually inspect the solution inside the ampoule for any un-dissolved material. If particulate is visible, sonicate or heat the unopened ampoule until material is fully dissolved. Dilute as required, use only glass A glassware and diluents compatible with all certified analytes in the mixture. Considerations should be made related to repeated use of the opened product. Once opened, exposure to light, air, heat, objects and addition transfer vessels may cause evaporation, degradation or contamination resulting in changes in concentration, uncertainty, and stability duration. Store opened standards in a clean, tightly capped vessel under the recommended temperature. Appropriate controls, such as the use of additional verification standards should be used to confirm that the opened product is fit for purpose under repeated use conditions.
5. **Hazardous Situation:** The product is intended for use by experienced professional personnel. A Safety Data Sheet (SDS) is available at www.phenova.com/documents.
6. **Level of Homogeneity:** The product has been determined to be homogeneous to a minimum volume of the packaged amount.
7. **Certified Value:** Certified Value is based upon gravimetric and volumetric preparation using calibrated balances and Class A glassware.
8. **Raw Materials and Purity:** Phenova reference standard products are prepared from the highest quality starting materials. The purity of the materials used in this product were verified using ISO/IEC 17025 methodology.
9. **Expanded Uncertainty:** The expanded uncertainty (uRM) as stated is determined in accordance with ISO/IEC Guide 98⁵ and ISO Guide 35 incorporating Type A standard uncertainty at a 95% confidence level. The uncertainty is calculated based on the element of manufacturing (uM) times a coverage factor (k=2).

$$uRM = k * uM$$
10. **Metrological Traceability:** The property value (certified value and its uncertainty) is traceable through an unbroken chain of calibration to the SI base unit kg through a NIST traceable weight in accordance with ISO Guide 34. This is achieved through calibration of balances, verification of weights, and use of national methodology for glassware calibration utilizing and ISO/IEC 17025 methodology.
11. **Period of Validity:** The Certified Values, Uncertainties and Expiration Date are based on the unopened product being stored according to the recommended storage condition listed and are guaranteed until the Expiration Date. This product will be monitored during the period of validity and customers notified of any significant changes in stability.

References:

1. ISO Guide 31 – Reference Materials – Contents of Certificates and Labels.
2. ISO Guide 35 – Reference Materials – General and Statistical Principles for Certification.
3. ISO 17034 – General Requirements for the Competence of Reference Material Producers.
4. ISO/IEC 17025 – General Requirements for the Competence of Testing and Calibration Laboratories.
5. ISO/IEC Guide 98 – Uncertainty of Measurement – Part 3: Guide to Expression of Uncertainty in Measurement (GUM:1995)



Reagent

DFTPPSTK_00014



CERTIFIED REFERENCE MATERIAL

110 Benner Circle
Bellefonte, PA 16823-8812
Tel: (800)356-1688
Fax: (814)353-1309

Certificate of Analysis



www.restek.com

FOR LABORATORY USE ONLY-READ SDS PRIOR TO USE.

This Reference Material is intended for Laboratory Use Only as a standard for the qualitative and/or quantitative determination of the analyte(s) listed.

Catalog No. : 31615 **Lot No.:** A0151587

Description : GC/MS Tuning Mixture
GC/MS Tuning Mixture 1,000µg/mL, Methylene Chloride, 1mL/ampul

Container Size : 2 mL **Pkg Amt:** > 1 mL

Expiration Date : August 31, 2022 **Storage:** 10°C or colder

Handling: Contains carcinogen/reproductive toxin.

2494939
ID: DFTPPSTK_00014
Exp: 08/31/22 Prg: ADB Opn: 10/03/19
GC/MS Tuning Mixture Stoc

CERTIFIED VALUES

Elution Order	Compound	Grav. Conc. (weight/volume)	Expanded Uncertainty (95% C.L., K=2)				
1	Pentachlorophenol	1,002.4 µg/mL (Lot 190227CGKJ)	+/-	5.8826	µg/mL	Gravimetric	
	CAS # 87-86-5		+/-	45.6585	µg/mL	Unstressed	
	Purity 99%		+/-	65.9247	µg/mL	Stressed	
2	DFTPP (Decafluorotriphenylphosphine)	1,008.8 µg/mL (Lot 10198748)	+/-	5.9202	µg/mL	Gravimetric	
	CAS # 5074-71-5		+/-	45.9501	µg/mL	Unstressed	
	Purity 99%		+/-	66.3457	µg/mL	Stressed	
3	Benzidine	1,000.8 µg/mL (Lot 190409JACG)	+/-	5.8733	µg/mL	Gravimetric	
	CAS # 92-87-5		+/-	45.5857	µg/mL	Unstressed	
	Purity 99%		+/-	65.8195	µg/mL	Stressed	
4	4,4'-DDT	1,010.0 µg/mL (Lot S37912V)	+/-	5.9272	µg/mL	Gravimetric	
	CAS # 50-29-3		+/-	46.0047	µg/mL	Unstressed	
	Purity 99%		+/-	66.4246	µg/mL	Stressed	

Solvent: Methylene chloride
CAS # 75-09-2
Purity 99%

Column:

30m x 0.25mm x 0.25µm
Rtx-5 (cat.#10223)

Carrier Gas:

Hydrogen-constant pressure 10 psi.

Temp. Program:

75°C (hold 1 min.) to 330°C
@ 20°C/min. (hold 10 min.)

Inj. Temp:

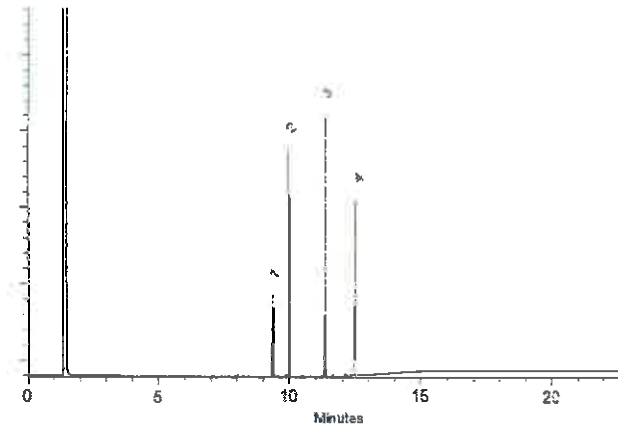
250°C

Det. Temp:

330°C

Det. Type:

FID



This chromatogram represents a general set of testing conditions chosen for product acceptance. For optimal results in your lab, conditions should be adjusted for your specific instrument, method, and application.

Joseph Jaglowski
Joseph Jaglowski - Mix Technician

Date Mixed: 06-Aug-2019 Balance: 1128360905

Justina Albertson
Justina Albertson - Operations Tech-ARM QC

Date Passed: 09-Aug-2019

Manufactured under Restek's ISO 9001:2015
Registered Quality System
Certificate #FM 80397

General Certified Reference Material Notes

Expiration Notes:

- Expiration date valid for unopened ampul stored in compliance with the recommended conditions.
- Uncertainty, concentration, and expiration of the CRM are based on the unopened product being stored according to the recommended condition found in the storage field.

Purity Notes:

- Purity and/or chemical identity are determined by one or more of the following techniques: GC/FID, HPLC, GC/μECD, GC/MS, LC/MS, RI, and/or melting point.
- Compounds with a listed purity of less than 99% have been weight corrected to compensate for impurities and/or salts. A correction factor is used to calculate the amount of compound necessary to achieve the desired concentration of the parent compound in solution.
- Purity of isomeric compounds is reported as the sum of the isomers.
- Purity values are rounded to the nearest whole number.

Certified Uncertainty Value Notes:

- The uncertainties are determined in accordance with ISO 17034 and Guide 35. The certified combined stressed uncertainty value (includes gravimetric uncertainty, homogeneity between-ampul uncertainty, storage stability uncertainty and shipping stability uncertainty and were combined using the following formula:

$$U_{combined\ stressed} = k \sqrt{U_{gravimetric}^2 + U_{homogeneity}^2 + U_{storage\ stability}^2 + U_{shipping\ stability}^2}$$

k is a coverage factor of 2, which gives a level of confidence of approximately 95%.

- It is important to note that the shipping stability uncertainty was obtained under temperature extremes for specific time intervals; therefore, the certified combined stressed uncertainty value should only be applied to the product if it was stored at non-standard temperature conditions up to and including 7 days. Contact Restek Technical Service at www.restek.com/Contact-Us for use recommendations if your shipment was in-transit for more than 7 days at non-standard temperature conditions.
- Apply the certified combined unstressed uncertainty value if the product was received under standard shipping conditions. Apply the certified combined stressed uncertainty value if the product was received under non-standard conditions as specified below.

Label Conditions	Standard Conditions	Non-Standard Conditions
25°C Nominal (Room Temperature)	< 60°C	≥ 60°C up to 7 days
10°C or colder (Refrigerate)	< 40°C	≥ 40°C up to 7 days
0°C or colder (Freezer)	< 25°C	≥ 25°C up to 7 days

- Separate (not combined) uncertainty values for gravimetric uncertainty are also displayed on the certificate, if needed, separate homogeneity between-ampul uncertainty, storage stability uncertainty and shipping stability uncertainty values are available by contacting Restek Technical Service at www.restek.com/Contact-Us.
- The packaged amount is the minimum sample size for which uncertainty is valid. The ampules are over-filled to ensure that the minimum packaged amount can be sufficiently transferred.

Manufacturing Notes:

- Concentration is based upon gravimetric preparation using either a balance whose calibration has been verified daily using NIST traceable weights, and/or dilutions with Class A glassware.

Handling Notes:

- Stability of the unopened product, when stored in compliance with the recommended conditions, is guaranteed through the expiration displayed on the product label and certificate. Contact Restek for additional opened product stability information, with the knowledge/understanding that open product stability is subject to the specific handling and environmental conditions to which the product is exposed. For your convenience Restek supplies deactivated vials with most standards packed in 2mL ampules. Larger volume deactivated vials are available through Restek as a custom ordered item. Additionally, Restek sells DMDCS for the purpose of glassware deactivation as catalog number 31861, which includes complete instructions.
- If any undissolved material is visible inside the ampul, sonicate the unopened ampul until the material is completely dissolved.

8270E_DOD5

Semivolatile Organic Compounds
(GC/MS)

FORM II
GC/MS SEMI VOA SURROGATE RECOVERY

Lab Name: Eurofins Seattle Job No.: 580-111290-1

SDG No.: _____

Matrix: Water Level: Low

GC Column (1): ZB-SV ID: 0.25 (mm)

Client Sample ID	Lab Sample ID	2FP #	PHL #	NBZ #	FBP #	TBP #	TPHL #
ERH2686 (RHMW2254-01, Bailer)	580-111290-1	42	25	71	54	80	100
ERH2689 (RHMW2254-01, Low Flow)	580-111290-2	48	28	70	63	67	102
ERH2764 (ADIT 3 SUMP)	580-111290-3	45	28	70	65	72	99
	MB 580-383995/1-A	48	31	76	72	53	98
	LCS 580-383995/2-A	50	32	81	79	84	96
	LCSD 580-383995/3-A	51	41 M	77	73	87	103

	<u>QC LIMITS</u>
2FP = 2-Fluorophenol (Surr)	19-119
PHL = Phenol-d5 (Surr)	10-120
NBZ = Nitrobenzene-d5 (Surr)	44-120
FBP = 2-Fluorobiphenyl	44-119
TBP = 2,4,6-Tribromophenol (Surr)	43-140
TPHL = Terphenyl-d14	50-134

Column to be used to flag recovery values

FORM II 8270E

FORM III
GC/MS SEMI VOA LAB CONTROL SAMPLE RECOVERY

Lab Name: Eurofins Seattle Job No.: 580-111290-1

SDG No.: _____

Matrix: Water Level: Low Lab File ID: 31722A11.D

Lab ID: LCS 580-383995/2-A Client ID: _____

COMPOUND	SPIKE ADDED (ug/L)	LCS CONCENTRATION (ug/L)	LCS % REC	QC LIMITS REC	#
1,2,4-Trichlorobenzene	2.00	1.28	64	29-116	
1,2-Dichlorobenzene	2.00	1.17	58	32-111	
1,3-Dichlorobenzene	2.00	1.19	59	28-110	
1,4-Dichlorobenzene	2.00	1.14	57	29-112	
2,4,5-Trichlorophenol	2.00	1.55	78	53-123	
2,4,6-Trichlorophenol	2.00	1.74	87	50-125	
2,4-Dichlorophenol	2.00	1.69	84	47-121	
2,4-Dimethylphenol	2.00	1.57 J	79	31-124	
2,4-Dinitrophenol	4.00	3.20 J	80	23-143	M
2,4-Dinitrotoluene	2.00	1.96	98	57-128	
2,6-Dinitrotoluene	2.00	1.93	97	57-124	
2-Chloronaphthalene	2.00	1.60	80	40-116	
2-Chlorophenol	2.00	1.64	82	38-117	
2-Nitrophenol	2.00	1.73	87	47-123	
3,3'-Dichlorobenzidine	4.00	3.89	97	27-129	
4,6-Dinitro-2-methylphenol	4.00	3.29	82	44-137	
4-Bromophenyl phenyl ether	2.00	1.65	82	55-124	
4-Chloro-3-methylphenol	2.00	1.73	87	52-119	
4-Chlorophenyl phenyl ether	2.00	1.80	90	53-121	
4-Nitrophenol	4.00	6.0 U	41	35-145	
Azobenzene	2.00	1.68 J	84	61-116	
Bis(2-chloroethoxy)methane	2.00	1.62	81	48-120	
Bis(2-chloroethyl) ether	2.00	1.42	71	43-118	
Bis(2-ethylhexyl) phthalate	2.00	2.49 J	124	55-135	
bis (2-chloroisopropyl) ether	2.00	1.42	71	37-130	
Butyl benzyl phthalate	2.00	2.06 J	103	53-134	
Diethyl phthalate	2.00	1.99	99	56-125	
Dimethyl phthalate	2.00	2.10	105	45-127	
Di-n-butyl phthalate	2.00	1.83 J	92	59-127	
Di-n-octyl phthalate	2.00	2.21	111	51-140	
Hexachlorobenzene	2.00	1.56	78	53-125	
Hexachlorobutadiene	2.00	0.997 J	50	22-124	
Hexachlorocyclopentadiene	2.00	0.994 J	50	20-125	
Hexachloroethane	2.00	1.04	52	21-115	
Isophorone	2.00	1.64	82	42-124	
m+p-Cresol	2.00	1.15	57	29-110	
Nitrobenzene	2.00	1.56	78	45-121	
N-Nitrosodimethylamine	2.00	1.11 J	56	45-125	
N-Nitrosodi-n-propylamine	2.00	1.55	77	49-119	
N-Nitrosodiphenylamine	2.00	1.89	95	51-123	
o-Cresol	2.00	1.46	73	30-117	
Pentachlorophenol	4.00	1.55 J	39	35-138	

Column to be used to flag recovery and RPD values

FORM III
GC/MS SEMI VOA LAB CONTROL SAMPLE RECOVERY

Lab Name: Eurofins Seattle Job No.: 580-111290-1

SDG No.: _____

Matrix: Water Level: Low Lab File ID: 31722A11.D

Lab ID: LCS 580-383995/2-A Client ID: _____

COMPOUND	SPIKE ADDED (ug/L)	LCS CONCENTRATION (ug/L)	LCS % REC	QC LIMITS REC	#
Phenol	2.00	0.826 J	41	13-120	M
Pyrene	2.00	1.65	82	57-126	
Pyridine	4.00	1.33 J	33	20-125	

Column to be used to flag recovery and RPD values

FORM III
GC/MS SEMI VOA LAB CONTROL SAMPLE DUPLICATE RECOVERY

Lab Name: Eurofins Seattle Job No.: 580-111290-1

SDG No.: _____

Matrix: Water Level: Low Lab File ID: 31722A12.D

Lab ID: LCSD 580-383995/3-A Client ID: _____

COMPOUND	SPIKE ADDED (ug/L)	LCSD CONCENTRATION (ug/L)	LCSD % REC	% RPD	QC LIMITS		#
					RPD	REC	
1,2,4-Trichlorobenzene	2.00	0.993	50	25	20	29-116	Q
1,2-Dichlorobenzene	2.00	0.999	50	15	20	32-111	
1,3-Dichlorobenzene	2.00	0.933	47	24	20	28-110	Q
1,4-Dichlorobenzene	2.00	0.926	46	20	20	29-112	
2,4,5-Trichlorophenol	2.00	1.59	79	2	20	53-123	
2,4,6-Trichlorophenol	2.00	1.56	78	11	20	50-125	
2,4-Dichlorophenol	2.00	1.64	82	3	20	47-121	
2,4-Dimethylphenol	2.00	1.57 J	79	0	20	31-124	
2,4-Dinitrophenol	4.00	3.28 J	82	2	20	23-143	M
2,4-Dinitrotoluene	2.00	1.81	90	8	20	57-128	
2,6-Dinitrotoluene	2.00	1.74	87	11	20	57-124	
2-Chloronaphthalene	2.00	1.43	71	12	20	40-116	
2-Chlorophenol	2.00	1.75	88	6	20	38-117	
2-Nitrophenol	2.00	1.67	84	3	20	47-123	
3,3'-Dichlorobenzidine	4.00	4.14	103	6	20	27-129	
4,6-Dinitro-2-methylphenol	4.00	3.50	88	6	20	44-137	
4-Bromophenyl phenyl ether	2.00	1.64	82	1	20	55-124	
4-Chloro-3-methylphenol	2.00	1.61	81	7	20	52-119	
4-Chlorophenyl phenyl ether	2.00	1.64	82	9	20	53-121	
4-Nitrophenol	4.00	6.0 U	41	0	20	35-145	
Azobenzene	2.00	1.69 J	84	1	20	61-116	
Bis(2-chloroethoxy)methane	2.00	1.65	83	2	20	48-120	
Bis(2-chloroethyl) ether	2.00	1.52	76	7	20	43-118	
Bis(2-ethylhexyl) phthalate	2.00	2.49 J	125	0	20	55-135	
bis (2-chloroisopropyl) ether	2.00	1.47	73	3	20	37-130	
Butyl benzyl phthalate	2.00	2.03 J	101	2	20	53-134	
Diethyl phthalate	2.00	1.92	96	3	20	56-125	
Dimethyl phthalate	2.00	1.96	98	7	20	45-127	
Di-n-butyl phthalate	2.00	1.88 J	94	3	20	59-127	
Di-n-octyl phthalate	2.00	2.16	108	3	20	51-140	
Hexachlorobenzene	2.00	1.64	82	5	20	53-125	
Hexachlorobutadiene	2.00	0.666 J	33	40	20	22-124	Q
Hexachlorocyclopentadiene	2.00	0.706 J	35	34	20	20-125	Q
Hexachloroethane	2.00	0.752 J	38	33	20	21-115	Q
Isophorone	2.00	1.63	82	1	20	42-124	
m+p-Cresol	2.00	1.44	72	22	20	29-110	Q
Nitrobenzene	2.00	1.64	82	5	20	45-121	
N-Nitrosodimethylamine	2.00	1.06 J	53	5	20	45-125	
N-Nitrosodi-n-propylamine	2.00	1.58	79	2	20	49-119	
N-Nitrosodiphenylamine	2.00	1.96	98	3	20	51-123	
o-Cresol	2.00	1.59	80	9	20	30-117	
Pentachlorophenol	4.00	1.83 J	46	17	20	35-138	

Column to be used to flag recovery and RPD values

FORM III
GC/MS SEMI VOA LAB CONTROL SAMPLE DUPLICATE RECOVERY

Lab Name: Eurofins Seattle Job No.: 580-111290-1
 SDG No.: _____
 Matrix: Water Level: Low Lab File ID: 31722A12.D
 Lab ID: LCSD 580-383995/3-A Client ID: _____

COMPOUND	SPIKE ADDED (ug/L)	LCSD CONCENTRATION (ug/L)	LCSD % REC	% RPD	QC LIMITS		#
					RPD	REC	
Phenol	2.00	0.664 J	33	22	20	13-120	Q
Pyrene	2.00	1.66	83	1	20	57-126	
Pyridine	4.00	1.78 J	44	29	20	20-125	Q

Column to be used to flag recovery and RPD values

FORM IV
GC/MS SEMI VOA METHOD BLANK SUMMARY

Lab Name: Eurofins Seattle Job No.: 580-111290-1
 SDG No.: _____
 Lab File ID: 31722A10.D Lab Sample ID: MB 580-383995/1-A
 Matrix: Water Date Extracted: 03/16/2022 09:47
 Instrument ID: TAC051 Date Analyzed: 03/17/2022 13:35
 Level: (Low/Med) Low

THIS METHOD BLANK APPLIES TO THE FOLLOWING SAMPLES:

CLIENT SAMPLE ID	LAB SAMPLE ID	LAB FILE ID	DATE ANALYZED
	LCS 580-383995/2-A	31722A11.D	03/17/2022 13:58
	LCSD 580-383995/3-A	31722A12.D	03/17/2022 14:22
ERH2686 (RHMW2254-01, Bailer)	580-111290-1	31722A15.D	03/17/2022 15:32
ERH2689 (RHMW2254-01, Low Flow)	580-111290-2	31722A16.D	03/17/2022 15:56
ERH2764 (ADIT 3 SUMP)	580-111290-3	31722A17.D	03/17/2022 16:19

FORM V
GC/MS SEMI VOA INSTRUMENT PERFORMANCE CHECK
DECAFLUOROTRIPHENYLPHOSPHINE (DFTPP)

Lab Name: Eurofins Seattle Job No.: 580-111290-1
 SDG No.: _____
 Lab File ID: 0124A08.D DFTPP Injection Date: 01/24/2022
 Instrument ID: TAC051 DFTPP Injection Time: 16:16
 Analysis Batch No.: 379142

M/E	ION ABUNDANCE CRITERIA	% RELATIVE ABUNDANCE
68	Less than 2.0 % of mass 69	0.0 (0.0) 1
69	Mass 69 relative abundance	31.5
70	Less than 2.0 % of mass 69	0.2 (0.6) 1
197	Less than 2.0 % of mass 198	0.0
198	Base Peak, 100% relative abundance	100.0
199	5.0 - 9.0 % of mass 198	6.9
365	Greater than 1.0 % of mass 198	4.4
441	Present but less than mass 443	15.3
442	Greater than 50.0 % of mass 198	99.0
443	15.0 - 24.0 % of mass 442	19.7 (19.9) 2

1-Value is % mass 69

2-Value is % mass 442

THIS CHECK APPLIES TO THE FOLLOWING SAMPLES, MS, MSD, BLANKS AND STANDARDS:

CLIENT SAMPLE ID	LAB SAMPLE ID	LAB FILE ID	DATE ANALYZED	TIME ANALYZED
	STD10 580-379142/4	0124A10.D	01/24/2022	17:04
	STD9 580-379142/5	0124A11.D	01/24/2022	17:28
	STD8 580-379142/6	0124A12.D	01/24/2022	17:51
	STD7IS 580-379142/7	0124A13.D	01/24/2022	18:14
	STD6 580-379142/8	0124A14.D	01/24/2022	18:37
	STD5 580-379142/9	0124A15.D	01/24/2022	19:00
	STD4 580-379142/10	0124A16.D	01/24/2022	19:23
	STD3 580-379142/11	0124A17.D	01/24/2022	19:45
	STD2 580-379142/12	0124A18.D	01/24/2022	20:08
	STD1 580-379142/13	0124A19.D	01/24/2022	20:31
	ICV 580-379142/15	0124A21.D	01/24/2022	21:17

FORM V
GC/MS SEMI VOA INSTRUMENT PERFORMANCE CHECK
DECAFLUOROTRIPHENYLPHOSPHINE (DFTPP)

Lab Name: Eurofins Seattle Job No.: 580-111290-1
 SDG No.: _____
 Lab File ID: 31722A06.D DFTPP Injection Date: 03/17/2022
 Instrument ID: TAC051 DFTPP Injection Time: 12:03
 Analysis Batch No.: 384146

M/E	ION ABUNDANCE CRITERIA	% RELATIVE ABUNDANCE
68	Less than 2.0 % of mass 69	0.3 (0.8) 1
69	Mass 69 relative abundance	34.8
70	Less than 2.0 % of mass 69	0.2 (0.6) 1
197	Less than 2.0 % of mass 198	0.0
198	Base Peak, 100% relative abundance	100.0
199	5.0 - 9.0 % of mass 198	7.1
365	Greater than 1.0 % of mass 198	4.3
441	Present but less than mass 443	12.7
442	Greater than 50.0 % of mass 198	81.8
443	15.0 - 24.0 % of mass 442	17.2 (21.0) 2

1-Value is % mass 69

2-Value is % mass 442

THIS CHECK APPLIES TO THE FOLLOWING SAMPLES, MS, MSD, BLANKS AND STANDARDS:

CLIENT SAMPLE ID	LAB SAMPLE ID	LAB FILE ID	DATE ANALYZED	TIME ANALYZED
	CCVIS 580-384146/3	31722A08.D	03/17/2022	12:48
	MB 580-383995/1-A	31722A10.D	03/17/2022	13:35
	LCS 580-383995/2-A	31722A11.D	03/17/2022	13:58
	LCSD 580-383995/3-A	31722A12.D	03/17/2022	14:22
ERH2686 (RHMW2254-01, Bailer)	580-111290-1	31722A15.D	03/17/2022	15:32
ERH2689 (RHMW2254-01, Low Flow)	580-111290-2	31722A16.D	03/17/2022	15:56
ERH2764 (ADIT 3 SUMP)	580-111290-3	31722A17.D	03/17/2022	16:19
	CCVC 580-384146/21	31722A30.D	03/17/2022	21:21

FORM VIII
GC/MS SEMI VOA INTERNAL STANDARD AREA AND RETENTION TIME SUMMARY

Lab Name: Eurofins Seattle Job No.: 580-111290-1
 SDG No.: _____
 Sample No.: STD7IS 580-379142/7 Date Analyzed: 01/24/2022 18:14
 Instrument ID: TAC051 GC Column: ZB-SV ID: 0.25 (mm)
 Lab File ID (Standard): 0124A13_.D Heated Purge: (Y/N) N
 Calibration ID: 31978

	DCBd4		NPT		ANT	
	AREA #	RT #	AREA #	RT #	AREA #	RT #
INITIAL CALIBRATION MID-POINT	32770	4.49	118298	5.50	65313	6.93
UPPER LIMIT	65540	4.99	236596	6.00	130626	7.43
LOWER LIMIT	16385	3.99	59149	5.00	32657	6.43
LAB SAMPLE ID	CLIENT SAMPLE ID					
ICV 580-379142/15	29129	4.49	96485	5.50	53811	6.93

DCBd4 = 1,4-Dichlorobenzene-d4
 NPT = Naphthalene-d8
 ANT = Acenaphthene-d10

Area Limit = 50%-200% of internal standard area
 RT Limit = ± 0.5 minutes of internal standard RT

Column used to flag values outside QC limits

FORM VIII
GC/MS SEMI VOA INTERNAL STANDARD AREA AND RETENTION TIME SUMMARY

Lab Name: Eurofins Seattle Job No.: 580-111290-1
 SDG No.: _____
 Sample No.: STD7IS 580-379142/7 Date Analyzed: 01/24/2022 18:14
 Instrument ID: TAC051 GC Column: ZB-SV ID: 0.25 (mm)
 Lab File ID (Standard): 0124A13_.D Heated Purge: (Y/N) N
 Calibration ID: 31978

	PHN		CRY		PRY	
	AREA #	RT #	AREA #	RT #	AREA #	RT #
INITIAL CALIBRATION MID-POINT	94680	8.14	77460	10.33	82562	11.86
UPPER LIMIT	189360	8.64	154920	10.83	165124	12.36
LOWER LIMIT	47340	7.64	38730	9.83	41281	11.36
LAB SAMPLE ID	CLIENT SAMPLE ID					
ICV 580-379142/15	77974	8.14	68776	10.33	75719	11.86

PHN = Phenanthrene-d10
 CRY = Chrysene-d12
 PRY = Perylene-d12

Area Limit = 50%-200% of internal standard area
 RT Limit = ± 0.5 minutes of internal standard RT

Column used to flag values outside QC limits

FORM VIII
GC/MS SEMI VOA INTERNAL STANDARD AREA AND RETENTION TIME SUMMARY

Lab Name: Eurofins Seattle Job No.: 580-111290-1
 SDG No.: _____
 Sample No.: CCVIS 580-384146/3 Date Analyzed: 03/17/2022 12:48
 Instrument ID: TAC051 GC Column: ZB-SV ID: 0.25 (mm)
 Lab File ID (Standard): 31722A08.D Heated Purge: (Y/N) N
 Calibration ID: 31978

	DCBd4		NPT		ANT		
	AREA #	RT #	AREA #	RT #	AREA #	RT #	
12/24 HOUR STD	34798	4.46	131191	5.47	69484	6.89	
UPPER LIMIT	69596	4.96	262382	5.97	138968	7.39	
LOWER LIMIT	17399	3.96	65596	4.97	34742	6.39	
LAB SAMPLE ID	CLIENT SAMPLE ID						
MB 580-383995/1-A		34471	4.45	115826	5.47	58679	6.90
LCS 580-383995/2-A		34353	4.46	119550	5.47	62613	6.90
LCSD 580-383995/3-A		33824	4.46	128364	5.47	67911	6.89
580-111290-1	ERH2686 (RHMW2254-01, Bailer)	34968	4.46	115077	5.47	64650	6.90
580-111290-2	ERH2689 (RHMW2254-01, Low Flow)	30962	4.45	124558	5.47	59990	6.89
580-111290-3	ERH2764 (ADIT 3 SUMP)	31893	4.45	116666	5.47	66211	6.90
CCVC 580-384146/21		33340	4.45	128740	5.47	70452	6.89

DCBd4 = 1,4-Dichlorobenzene-d4
 NPT = Naphthalene-d8
 ANT = Acenaphthene-d10

Area Limit = 50%-200% of internal standard area
 RT Limit = ± 0.5 minutes of internal standard RT

Column used to flag values outside QC limits

FORM VIII
GC/MS SEMI VOA INTERNAL STANDARD AREA AND RETENTION TIME SUMMARY

Lab Name: Eurofins Seattle Job No.: 580-111290-1
 SDG No.: _____
 Sample No.: CCVIS 580-384146/3 Date Analyzed: 03/17/2022 12:48
 Instrument ID: TAC051 GC Column: ZB-SV ID: 0.25 (mm)
 Lab File ID (Standard): 31722A08.D Heated Purge: (Y/N) N
 Calibration ID: 31978

	PHN		CRY		PRY		
	AREA #	RT #	AREA #	RT #	AREA #	RT #	
12/24 HOUR STD	106648	8.11	91126	10.31	105925	11.84	
UPPER LIMIT	213296	8.61	182252	10.81	211850	12.34	
LOWER LIMIT	53324	7.61	45563	9.81	52963	11.34	
LAB SAMPLE ID	CLIENT SAMPLE ID						
MB 580-383995/1-A	99557	8.12	82176	10.31	87016	11.83	
LCS 580-383995/2-A	106480	8.11	82991	10.30	91909	11.83	
LCSD 580-383995/3-A	106499	8.11	84222	10.31	97560	11.83	
580-111290-1	ERH2686 (RHMW2254-01, Bailer)	102214	8.11	85014	10.31	87177	11.83
580-111290-2	ERH2689 (RHMW2254-01, Low Flow)	98542	8.11	82050	10.31	84211	11.84
580-111290-3	ERH2764 (ADIT 3 SUMP)	102098	8.11	86825	10.31	93575	11.83
CCVC 580-384146/21		105840	8.11	94779	10.31	96787	11.83

PHN = Phenanthrene-d10
 CRY = Chrysene-d12
 PRY = Perylene-d12

Area Limit = 50%-200% of internal standard area
 RT Limit = ± 0.5 minutes of internal standard RT

Column used to flag values outside QC limits

FORM I
GC/MS SEMI VOA ORGANICS ANALYSIS DATA SHEET

Lab Name: Eurofins Seattle Job No.: 580-111290-1
 SDG No.: _____
 Client Sample ID: ERH2686 (RHMW2254-01, Bailer) Lab Sample ID: 580-111290-1
 Matrix: Water Lab File ID: 31722A15.D
 Analysis Method: 8270E Date Collected: 03/09/2022 13:20
 Extract. Method: 3510C Date Extracted: 03/16/2022 09:47
 Sample wt/vol: 981.7(mL) Date Analyzed: 03/17/2022 15:32
 Con. Extract Vol.: 2(mL) Dilution Factor: 1
 Injection Volume: 1(uL) Level: (low/med) Low
 % Moisture: _____ GPC Cleanup: (Y/N) N
 Analysis Batch No.: 384146 Units: ug/L

CAS NO.	COMPOUND NAME	RESULT	Q	LOQ	LOD	DL
120-82-1	1,2,4-Trichlorobenzene	0.31	U Q	0.41	0.31	0.092
95-50-1	1,2-Dichlorobenzene	0.15	U	0.41	0.15	0.051
541-73-1	1,3-Dichlorobenzene	0.092	U Q	0.41	0.092	0.041
106-46-7	1,4-Dichlorobenzene	0.092	U	0.41	0.092	0.041
95-95-4	2,4,5-Trichlorophenol	0.31	U	0.41	0.31	0.10
88-06-2	2,4,6-Trichlorophenol	0.31	U	0.61	0.31	0.10
120-83-2	2,4-Dichlorophenol	0.51	U	1.0	0.51	0.20
105-67-9	2,4-Dimethylphenol	0.51	U M	4.1	0.51	0.16
51-28-5	2,4-Dinitrophenol	3.3	U Q	5.1	3.3	1.6
121-14-2	2,4-Dinitrotoluene	0.31	U M	1.0	0.31	0.10
606-20-2	2,6-Dinitrotoluene	0.31	U M	0.41	0.31	0.10
91-58-7	2-Chloronaphthalene	0.15	U	1.0	0.15	0.071
95-57-8	2-Chlorophenol	0.15	U	1.0	0.15	0.051
88-75-5	2-Nitrophenol	0.15	U	1.0	0.15	0.071
91-94-1	3,3'-Dichlorobenzidine	0.61	U M	1.0	0.61	0.26
534-52-1	4,6-Dinitro-2-methylphenol	1.2	U Q	2.0	1.2	0.56
101-55-3	4-Bromophenyl phenyl ether	0.15	U	0.61	0.15	0.061
59-50-7	4-Chloro-3-methylphenol	0.31	U M	0.61	0.31	0.13
7005-72-3	4-Chlorophenyl phenyl ether	0.15	U	0.61	0.15	0.051
100-02-7	4-Nitrophenol	6.1	U M	10	6.1	1.7
103-33-3	Azobenzene	0.15	U M	2.0	0.15	0.061
111-91-1	Bis(2-chloroethoxy)methane	0.15	U	0.61	0.15	0.051
111-44-4	Bis(2-chloroethyl) ether	0.092	U	0.10	0.092	0.031
117-81-7	Bis(2-ethylhexyl) phthalate	0.78	J	3.1	1.6	0.75
108-60-1	bis (2-chloroisopropyl) ether	0.15	U M	0.25	0.15	0.061
85-68-7	Butyl benzyl phthalate	0.61	U	4.1	0.61	0.28
84-66-2	Diethyl phthalate	0.31	U M	1.0	0.31	0.15
131-11-3	Dimethyl phthalate	0.15	U	0.61	0.15	0.061
84-74-2	Di-n-butyl phthalate	0.51	U	3.1	0.51	0.19
117-84-0	Di-n-octyl phthalate	0.31	U M	1.0	0.31	0.13
118-74-1	Hexachlorobenzene	0.092	U	0.61	0.092	0.041
87-68-3	Hexachlorobutadiene	0.15	U Q	1.0	0.15	0.061
77-47-4	Hexachlorocyclopentadiene	0.31	U Q	1.0	0.31	0.14

FORM I
GC/MS SEMI VOA ORGANICS ANALYSIS DATA SHEET

Lab Name: Eurofins Seattle Job No.: 580-111290-1
 SDG No.: _____
 Client Sample ID: ERH2686 (RHMW2254-01, Bailer) Lab Sample ID: 580-111290-1
 Matrix: Water Lab File ID: 31722A15.D
 Analysis Method: 8270E Date Collected: 03/09/2022 13:20
 Extract. Method: 3510C Date Extracted: 03/16/2022 09:47
 Sample wt/vol: 981.7(mL) Date Analyzed: 03/17/2022 15:32
 Con. Extract Vol.: 2(mL) Dilution Factor: 1
 Injection Volume: 1(uL) Level: (low/med) Low
 % Moisture: _____ GPC Cleanup: (Y/N) N
 Analysis Batch No.: 384146 Units: ug/L

CAS NO.	COMPOUND NAME	RESULT	Q	LOQ	LOD	DL
67-72-1	Hexachloroethane	0.15	U Q	1.0	0.15	0.051
78-59-1	Isophorone	0.31	U	0.41	0.31	0.10
15831-10-4	m+p-Cresol	0.31	U M Q	0.61	0.31	0.10
98-95-3	Nitrobenzene	0.092	U M	1.0	0.092	0.041
62-75-9	N-Nitrosodimethylamine	0.61	U	2.0	0.61	0.26
621-64-7	N-Nitrosodi-n-propylamine	0.092	U M	0.41	0.092	0.061
86-30-6	N-Nitrosodiphenylamine	0.15	U M	1.0	0.15	0.071
95-48-7	o-Cresol	0.15	U M	0.61	0.15	0.051
87-86-5	Pentachlorophenol	1.0	U	10	1.0	0.52
108-95-2	Phenol	0.61	U M Q	1.0	0.61	0.37
129-00-0	Pyrene	0.092	U	1.0	0.092	0.041
110-86-1	Pyridine	3.3	U Q	10	3.3	1.1

CAS NO.	SURROGATE	%REC	Q	LIMITS
118-79-6	2,4,6-Tribromophenol (Surr)	80		43-140
321-60-8	2-Fluorobiphenyl	54		44-119
367-12-4	2-Fluorophenol (Surr)	42		19-119
4165-60-0	Nitrobenzene-d5 (Surr)	71		44-120
4165-62-2	Phenol-d5 (Surr)	25		10-120
1718-51-0	Terphenyl-d14	100		50-134

Eurofins Seattle
Target Compound Quantitation Report

Data File: \\chromfs\Seattle\ChromData\TAC051\20220317-81787.b\31722A15.D
 Lims ID: 580-111290-B-1-A
 Client ID: ERH2686 (RHMW2254-01, Bailer)
 Sample Type: Client
 Inject. Date: 17-Mar-2022 15:32:30 ALS Bottle#: 10 Worklist Smp#: 10
 Injection Vol: 1.0 ul Dil. Factor: 1.0000
 Sample Info: 580-111290-b-1-a
 Operator ID: TL Instrument ID: TAC051
 Method: \\chromfs\Seattle\ChromData\TAC051\20220317-81787.b\8270 TAC051.m
 Limit Group: 8270D BNA QSM 5.0
 Last Update: 18-Mar-2022 02:12:36 Calib Date: 24-Jan-2022 20:31:30
 Integrator: RTE ID Type: RT Order ID
 Quant Method: Internal Standard Quant By: Initial Calibration
 Last ICal File: \\chromfs\Seattle\ChromData\TAC051\20220124-81014.b\0124A19_.D
 Column 1 : Det: MS SCAN
 Process Host: CTX1612

First Level Reviewer: boylea

Date: 18-Mar-2022 02:12:36

Compound	Sig	RT (min.)	Adj RT (min.)	Dlt RT (min.)	Q	Response	OnCol Amt ug/L	Flags
* 1 1,4-Dichlorobenzene-d4	152	4.457	4.457	0.000	83	34968	100.0	
* 2 Naphthalene-d8	136	5.466	5.467	-0.001	96	115077	100.0	
* 3 Acenaphthene-d10	164	6.898	6.893	0.005	78	64650	100.0	
* 4 Phenanthrene-d10	188	8.111	8.111	0.000	95	102214	100.0	
* 5 Chrysene-d12	240	10.306	10.307	-0.001	93	85014	100.0	
* 6 Perylene-d12	264	11.834	11.835	-0.001	91	87177	100.0	
\$ 7 2-Fluorophenol	112	3.479	3.465	0.010	81	134127	415.9	
\$ 8 Phenol-d5	99	4.227	4.212	0.010	98	91088	251.7	
\$ 9 Nitrobenzene-d5	82	4.895	4.895	0.000	87	195358	713.2	
\$ 10 2-methylnaphthalene-d10	152	6.022	6.023	0.000	0	388554	NC	
\$ 11 2-Fluorobiphenyl	172	6.353	6.354	-0.001	95	465953	542.0	
\$ 12 2,4,6-Tribromophenol	330	7.555	7.551	0.005	76	109755	801.6	
\$ 13 Fluoranthene-d10 (Surr)	212	9.088	9.089	-0.001	0	887373	NC	
\$ 14 Terphenyl-d14	244	9.430	9.431	-0.001	96	766380	1001.1	
15 1,4-Dioxane	88	2.341	2.328	0.010	13	2611	NC	
22 n-Decane	57	4.334	4.329	0.000	90	29833	108.0	
26 Benzyl alcohol	79	4.585	4.580	0.000	92	55154	262.8	
42 Naphthalene	128	5.482	5.488	-0.006	43	7626	4.85	
47 2-Methylnaphthalene	142	6.049	6.049	0.000	32	8005	10.7	
48 1-Methylnaphthalene	142	6.129	6.127	0.000	43	6729	9.45	
24 Cyclohexanone	55	6.497	6.488	0.001	1	1061	NC	
80 Phenanthrene	178	8.132	8.128	0.005	41	12273	8.33	
81 Anthracene	178	8.175	8.170	0.005	1	6470	12.7	
84 Di-n-butyl phthalate	149	8.618	8.619	-0.001	67	25922	15.3	
89 Pyrene	202	9.286	9.287	0.000	67	15215	10.1	
90 4,4'-DDE	246	9.430	9.385	0.045	1	13360	NC	
94 Butyl benzyl phthalate	149	9.847	9.848	0.000	59	10977	25.4	
95 4,4'-DDT	235	9.938	9.914	0.025	1	369	NC	
98 Bis(2-ethylhexyl) phthalate	149	10.360	10.361	0.000	88	298024	381.6	
86 2,3-Dichlorobenzeneamine	161	11.428	11.416	0.012	1	483	NC	
87 2,4'-DDD	235	11.508	11.453	0.055	1	467	NC	
91 Nonylphenol	135	11.845	11.849	-0.003	0	1120	NC	

Compound	Sig	RT (min.)	Adj RT (min.)	Dlt RT (min.)	Q	Response	OnCol Amt ug/L	Flags
92 2,4'-DDT 124 DFTPP	235	11.823	11.865	-0.041	1	575	NC	

QC Flag Legend

Processing Flags

NC - Not Calibrated

Reagents:

8270SIM_IS_00069

Amount Added: 10.00

Units: uL

Run Reagent

Eurofins Seattle

Data File: \\chromfs\Seattle\ChromData\TAC051\20220317-81787.b\31722A15.D

Injection Date: 17-Mar-2022 15:32:30

Instrument ID: TAC051

Lims ID: 580-111290-B-1-A

Lab Sample ID: 580-111290-1

Client ID: ERH2686 (RHMW2254-01, Bailer)

Operator ID: TL

ALS Bottle#: 10

Worklist Smp#: 10

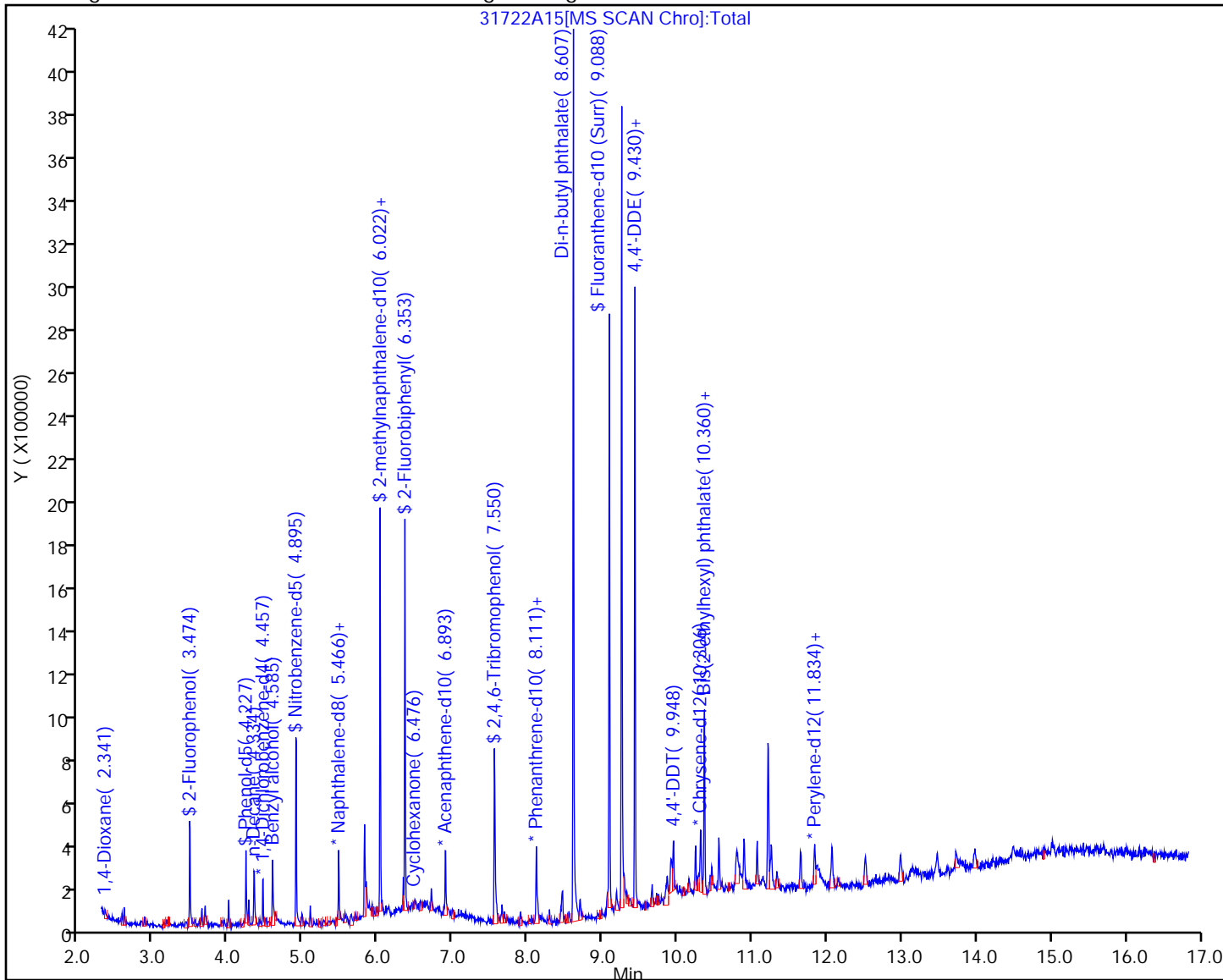
Injection Vol: 1.0 ul

Dil. Factor: 1.0000

Method: 8270 TAC051

Limit Group: 8270D BNA QSM 5.0

Y Scaling: Method Defined: Scale to the Nth Largest Target: 1



Eurofins Seattle
Recovery Report

Data File: \\chromfs\Seattle\ChromData\TAC051\20220317-81787.b\31722A15.D
 Lims ID: 580-111290-B-1-A
 Client ID: ERH2686 (RHMW2254-01, Bailer)
 Sample Type: Client
 Inject. Date: 17-Mar-2022 15:32:30 ALS Bottle#: 10 Worklist Smp#: 10
 Injection Vol: 1.0 ul Dil. Factor: 1.0000
 Sample Info: 580-111290-b-1-a
 Operator ID: TL Instrument ID: TAC051
 Method: \\chromfs\Seattle\ChromData\TAC051\20220317-81787.b\8270 TAC051.m
 Limit Group: 8270D BNA QSM 5.0
 Last Update: 18-Mar-2022 02:12:36 Calib Date: 24-Jan-2022 20:31:30
 Integrator: RTE ID Type: RT Order ID
 Quant Method: Internal Standard Quant By: Initial Calibration
 Last ICal File: \\chromfs\Seattle\ChromData\TAC051\20220124-81014.b\0124A19_D
 Column 1 : Det: MS SCAN
 Process Host: CTX1612

First Level Reviewer: boylea

Date: 18-Mar-2022 02:12:36

Compound	Amount Added	Amount Recovered	% Rec.
\$ 7 2-Fluorophenol	1000.0	415.9	41.59
\$ 8 Phenol-d5	1000.0	251.7	25.17
\$ 9 Nitrobenzene-d5	1000.0	713.2	71.32
\$ 11 2-Fluorobiphenyl	1000.0	542.0	54.20
\$ 12 2,4,6-Tribromophenol	1000.0	801.6	80.16
\$ 14 Terphenyl-d14	1000.0	1001.1	100.11

Eurofins Seattle

Data File: \\chromfs\Seattle\ChromData\TAC051\20220317-81787.b\31722A15.D

Injection Date: 17-Mar-2022 15:32:30

Instrument ID: TAC051

Lims ID: 580-111290-B-1-A

Lab Sample ID: 580-111290-1

Client ID: ERH2686 (RHMW2254-01, Bailer)

Operator ID: TL

ALS Bottle#: 10

Worklist Smp#: 10

Injection Vol: 1.0 ul

Dil. Factor: 1.0000

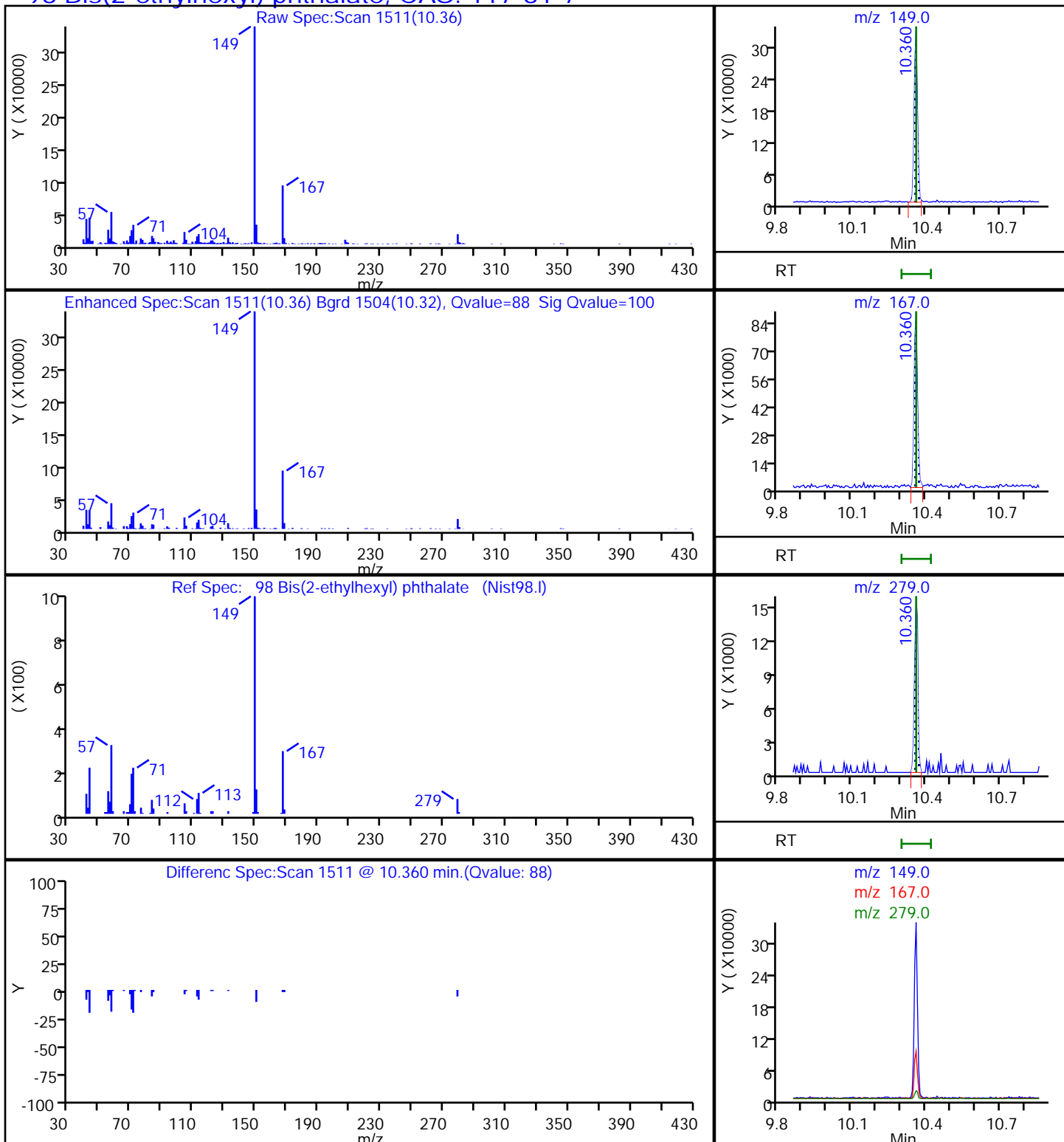
Method: 8270 TAC051

Limit Group: 8270D BNA QSM 5.0

Column:

Detector MS SCAN

98 Bis(2-ethylhexyl) phthalate, CAS: 117-81-7

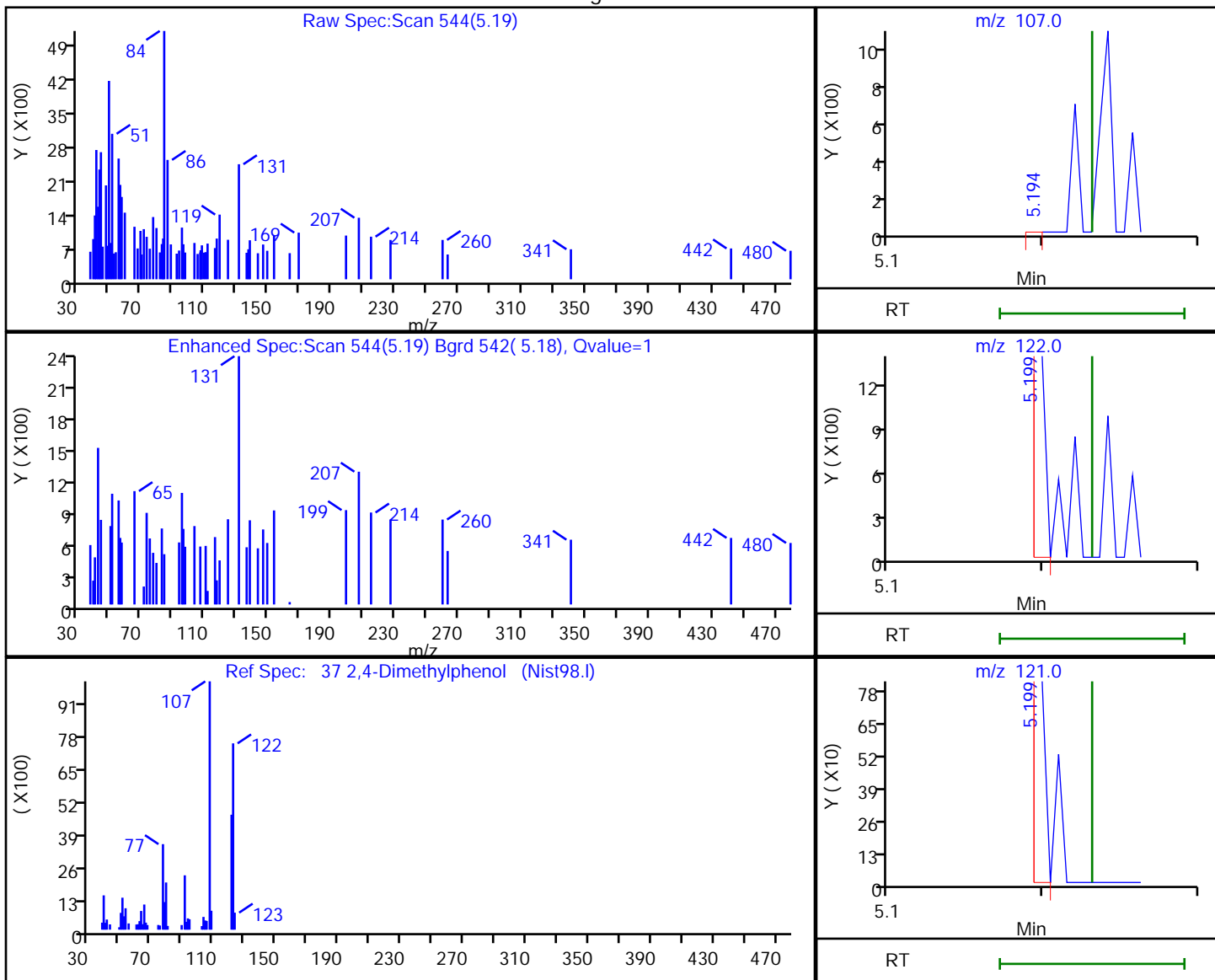


Eurofins Seattle

Data File: \\chromfs\Seattle\ChromData\TAC051\20220317-81787.b\31722A15.D
 Injection Date: 17-Mar-2022 15:32:30 Instrument ID: TAC051
 Lims ID: 580-111290-B-1-A Lab Sample ID: 580-111290-1
 Client ID: ERH2686 (RHMW2254-01, Bailer)
 Operator ID: TL ALS Bottle#: 10 Worklist Smp#: 10
 Injection Vol: 1.0 ul Dil. Factor: 1.0000
 Method: 8270 TAC051 Limit Group: 8270D BNA QSM 5.0
 Column: Detector MS SCAN

37 2,4-Dimethylphenol, CAS: 105-67-9

Processing Results



RT	Mass	Response	Amount
5.19	107.00	415	5.873204
5.20	122.00	424	
5.20	121.00	262	

Reviewer: boylea, 18-Mar-2022 02:10:21

Audit Action: Marked Compound Undetected

Audit Reason: Invalid Compound ID

Eurofins Seattle

Data File: \\chromfs\Seattle\ChromData\TAC051\20220317-81787.b\31722A15.D

Injection Date: 17-Mar-2022 15:32:30

Instrument ID: TAC051

Lims ID: 580-111290-B-1-A

Lab Sample ID: 580-111290-1

Client ID: ERH2686 (RHMW2254-01, Bailer)

Operator ID: TL

ALS Bottle#: 10

Worklist Smp#: 10

Injection Vol: 1.0 ul

Dil. Factor: 1.0000

Method: 8270 TAC051

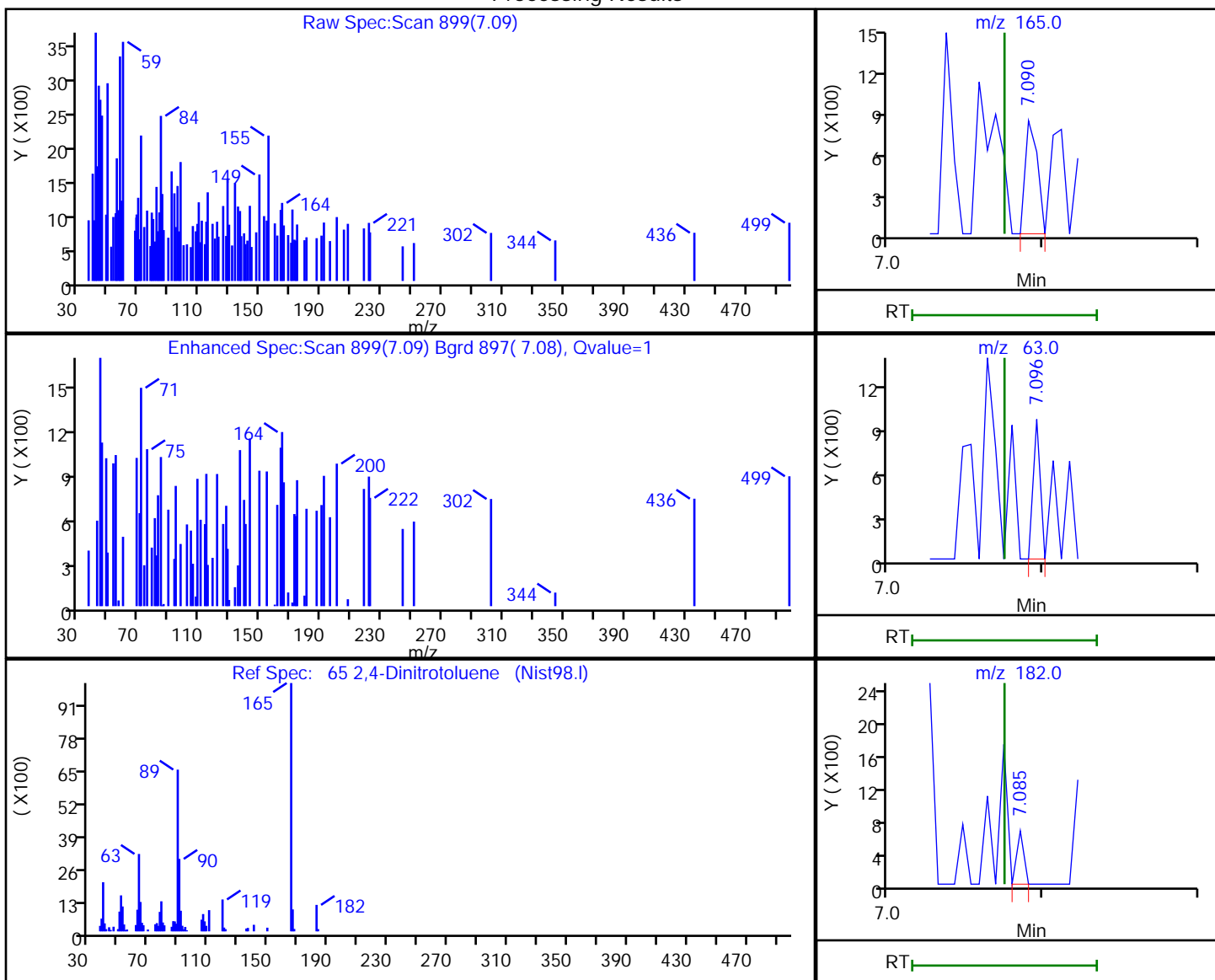
Limit Group: 8270D BNA QSM 5.0

Column:

Detector: MS SCAN

65 2,4-Dinitrotoluene, CAS: 121-14-2

Processing Results



RT	Mass	Response	Amount
7.09	165.00	455	61.547415
7.10	63.00	293	
7.08	182.00	208	

Reviewer: boylea, 18-Mar-2022 02:11:24

Audit Action: Marked Compound Undetected

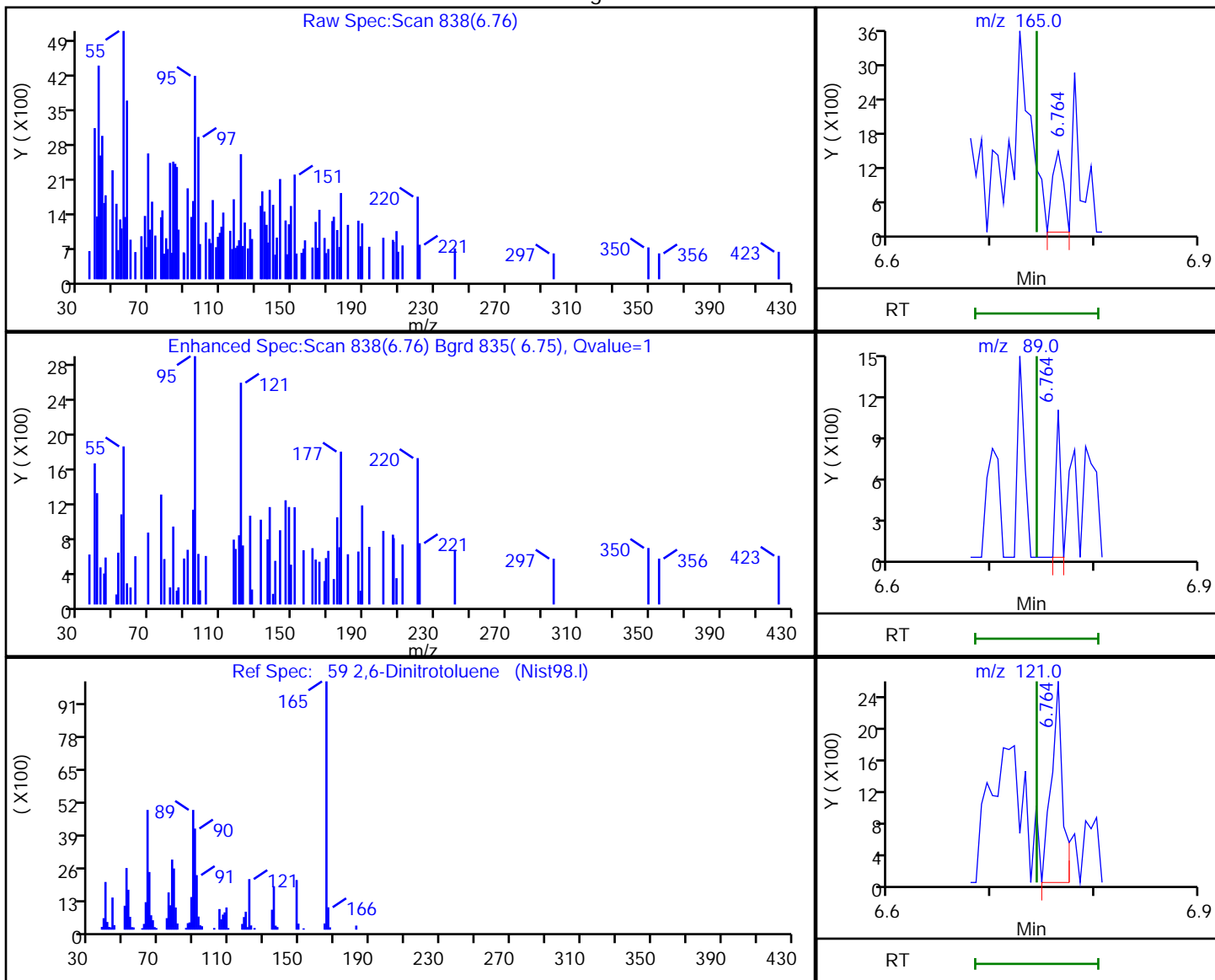
Audit Reason: Invalid Compound ID

Eurofins Seattle

Data File: \\chromfs\Seattle\ChromData\TAC051\20220317-81787.b\31722A15.D
 Injection Date: 17-Mar-2022 15:32:30 Instrument ID: TAC051
 Lims ID: 580-111290-B-1-A Lab Sample ID: 580-111290-1
 Client ID: ERH2686 (RHMW2254-01, Bailer)
 Operator ID: TL ALS Bottle#: 10 Worklist Smp#: 10
 Injection Vol: 1.0 ul Dil. Factor: 1.0000
 Method: 8270 TAC051 Limit Group: 8270D BNA QSM 5.0
 Column: Detector MS SCAN

59 2,6-Dinitrotoluene, CAS: 606-20-2

Processing Results



RT	Mass	Response	Amount
6.76	165.00	1049	38.650769
6.76	89.00	345	
6.76	121.00	1941	

Reviewer: boylea, 18-Mar-2022 02:11:11

Audit Action: Marked Compound Undetected

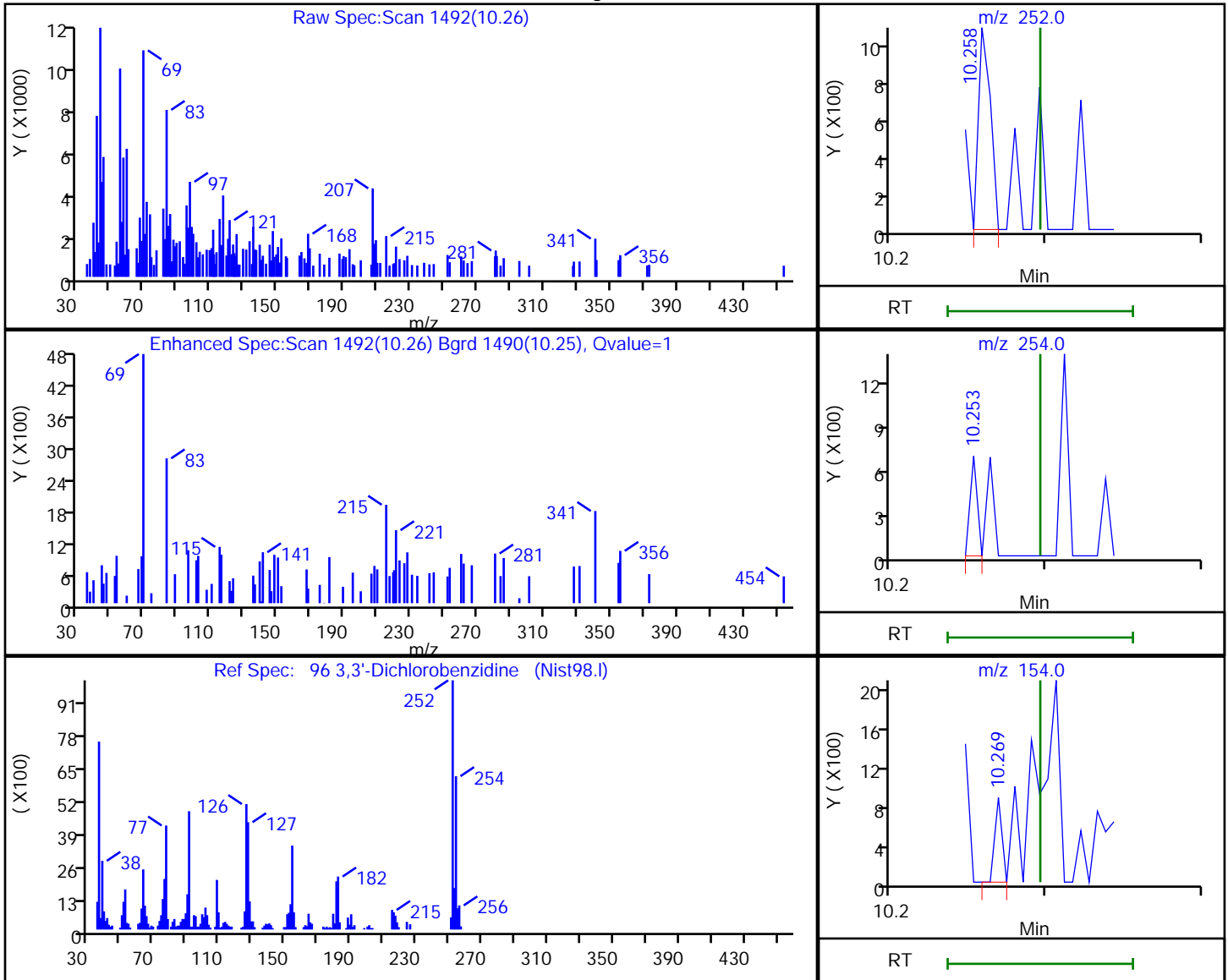
Audit Reason: Invalid Compound ID

Eurofins Seattle

Data File: \\chromfs\Seattle\ChromData\TAC051\20220317-81787.b\31722A15.D
 Injection Date: 17-Mar-2022 15:32:30 Instrument ID: TAC051
 Lims ID: 580-111290-B-1-A Lab Sample ID: 580-111290-1
 Client ID: ERH2686 (RHMW2254-01, Bailer)
 Operator ID: TL ALS Bottle#: 10 Worklist Smp#: 10
 Injection Vol: 1.0 ul Dil. Factor: 1.0000
 Method: 8270 TAC051 Limit Group: 8270D BNA QSM 5.0
 Column: Detector MS SCAN

96 3,3'-Dichlorobenzidine, CAS: 91-94-1

Processing Results



RT	Mass	Response	Amount
10.26	252.00	540	28.038152
10.25	254.00	217	
10.27	154.00	275	

Reviewer: boylea, 18-Mar-2022 02:12:16

Audit Action: Marked Compound Undetected

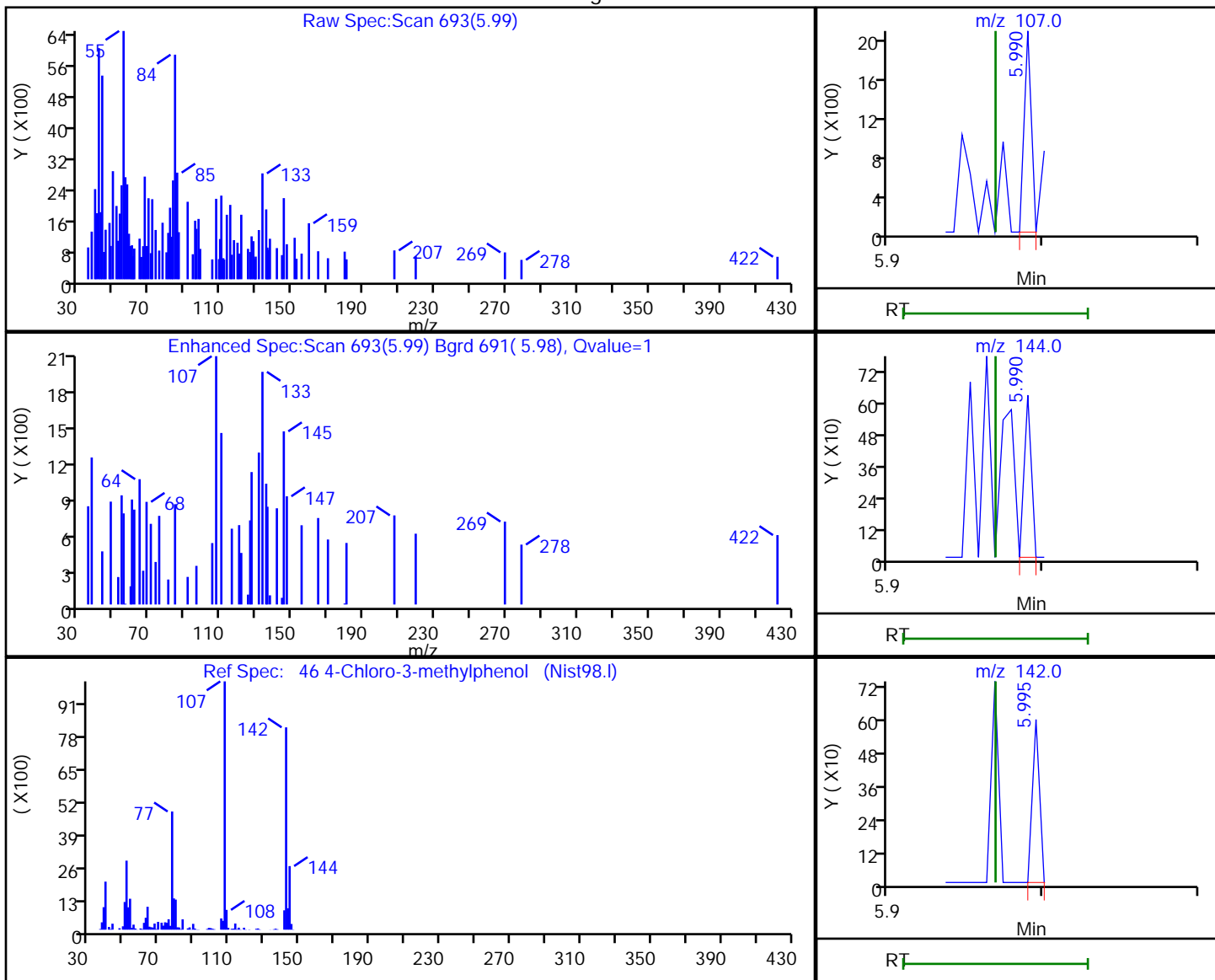
Audit Reason: Invalid Compound ID

Eurofins Seattle

Data File: \\chromfs\Seattle\ChromData\TAC051\20220317-81787.b\31722A15.D
 Injection Date: 17-Mar-2022 15:32:30 Instrument ID: TAC051
 Lims ID: 580-111290-B-1-A Lab Sample ID: 580-111290-1
 Client ID: ERH2686 (RHMW2254-01, Bailer)
 Operator ID: TL ALS Bottle#: 10 Worklist Smp#: 10
 Injection Vol: 1.0 ul Dil. Factor: 1.0000
 Method: 8270 TAC051 Limit Group: 8270D BNA QSM 5.0
 Column: Detector MS SCAN

46 4-Chloro-3-methylphenol, CAS: 59-50-7

Processing Results



RT	Mass	Response	Amount
5.99	107.00	670	40.091306
5.99	144.00	201	
6.00	142.00	192	

Reviewer: boylea, 18-Mar-2022 02:10:37

Audit Action: Marked Compound Undetected

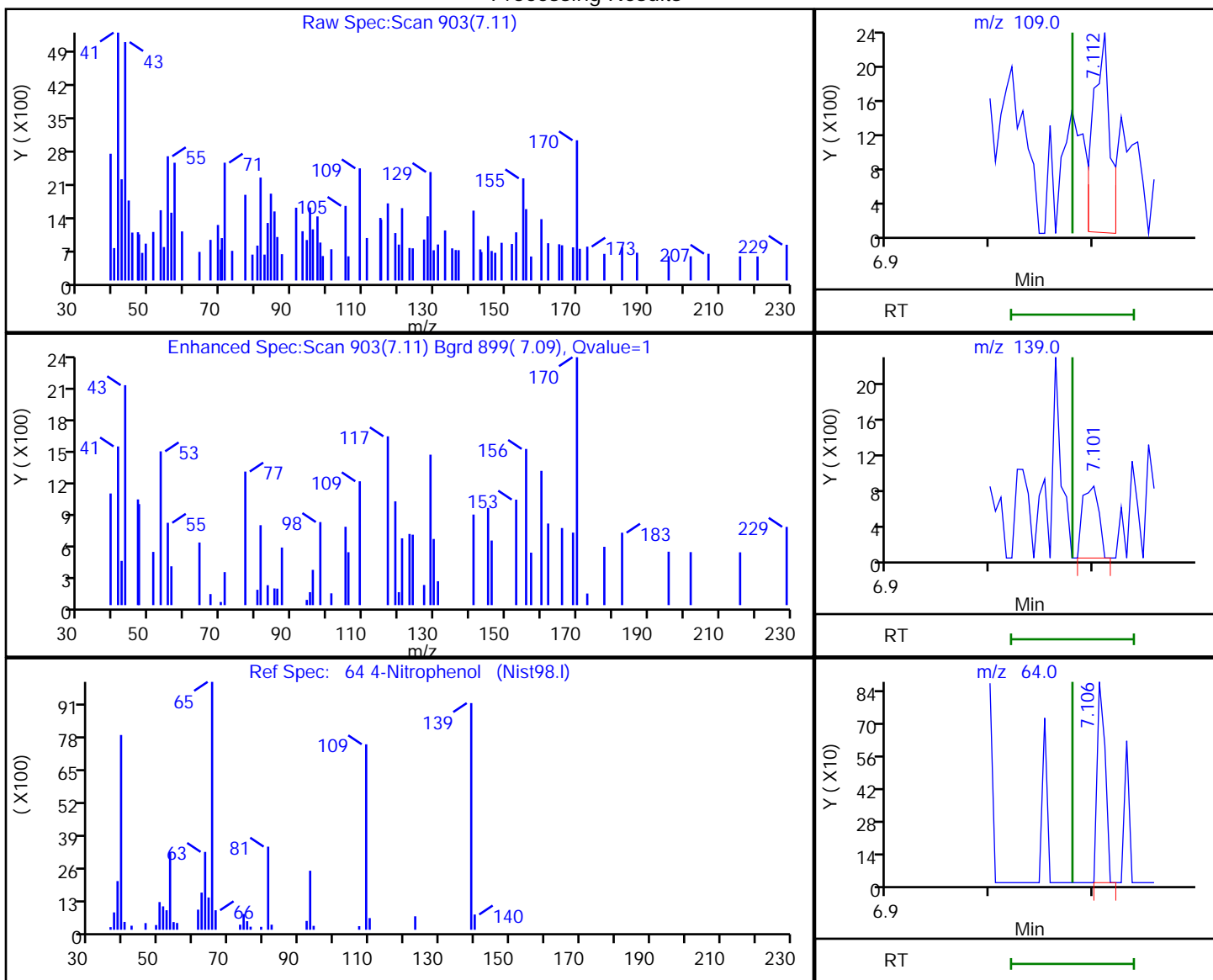
Audit Reason: Invalid Compound ID

Eurofins Seattle

Data File: \\chromfs\Seattle\ChromData\TAC051\20220317-81787.b\31722A15.D
 Injection Date: 17-Mar-2022 15:32:30 Instrument ID: TAC051
 Lims ID: 580-111290-B-1-A Lab Sample ID: 580-111290-1
 Client ID: ERH2686 (RHMW2254-01, Bailer)
 Operator ID: TL ALS Bottle#: 10 Worklist Smp#: 10
 Injection Vol: 1.0 ul Dil. Factor: 1.0000
 Method: 8270 TAC051 Limit Group: 8270D BNA QSM 5.0
 Column: Detector MS SCAN

64 4-Nitrophenol, CAS: 100-02-7

Processing Results



RT	Mass	Response	Amount
7.11	109.00	2627	805.9629
7.10	139.00	884	
7.11	64.00	474	

Reviewer: boylea, 18-Mar-2022 02:11:25

Audit Action: Marked Compound Undetected

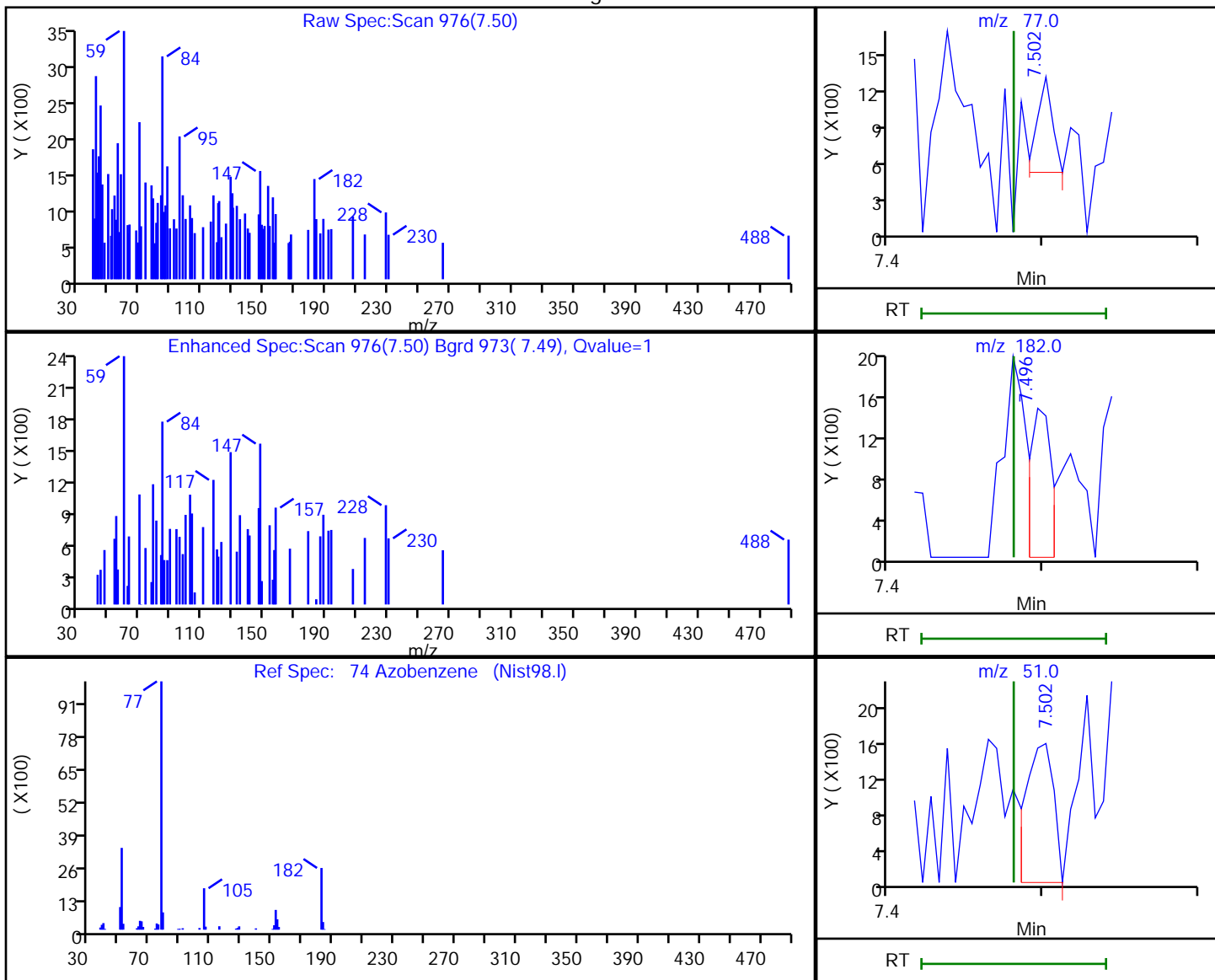
Audit Reason: Invalid Compound ID

Eurofins Seattle

Data File: \\chromfs\Seattle\ChromData\TAC051\20220317-81787.b\31722A15.D
 Injection Date: 17-Mar-2022 15:32:30 Instrument ID: TAC051
 Lims ID: 580-111290-B-1-A Lab Sample ID: 580-111290-1
 Client ID: ERH2686 (RHMW2254-01, Bailer)
 Operator ID: TL ALS Bottle#: 10 Worklist Smp#: 10
 Injection Vol: 1.0 ul Dil. Factor: 1.0000
 Method: 8270 TAC051 Limit Group: 8270D BNA QSM 5.0
 Column: Detector MS SCAN

74 Azobenzene, CAS: 103-33-3

Processing Results



RT	Mass	Response	Amount
7.50	77.00	553	4.795301
7.50	182.00	1458	
7.50	51.00	1997	

Reviewer: boylea, 18-Mar-2022 02:11:37

Audit Action: Marked Compound Undetected

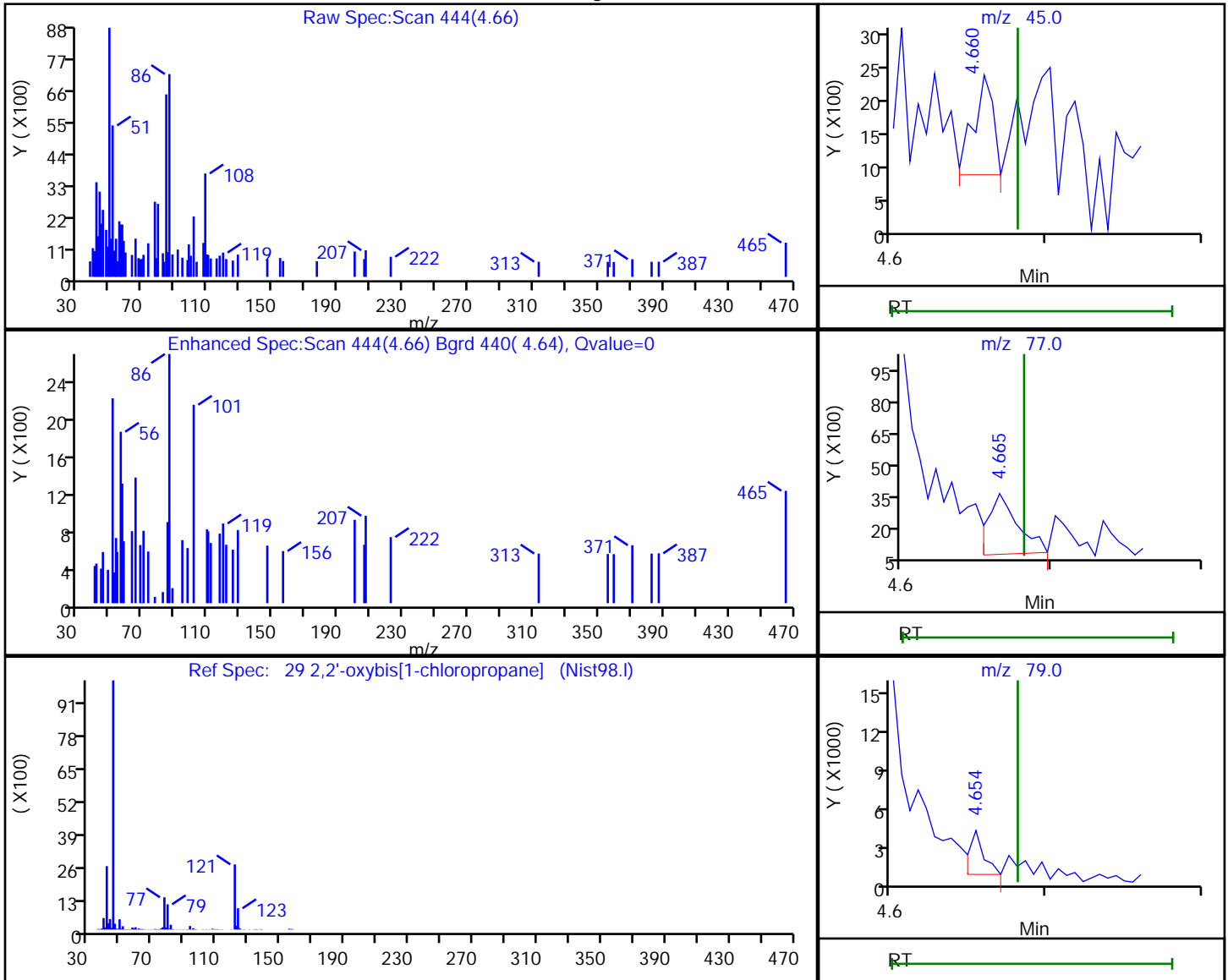
Audit Reason: Invalid Compound ID

Eurofins Seattle

Data File: \\chromfs\Seattle\ChromData\TAC051\20220317-81787.b\31722A15.D
 Injection Date: 17-Mar-2022 15:32:30 Instrument ID: TAC051
 Lims ID: 580-111290-B-1-A Lab Sample ID: 580-111290-1
 Client ID: ERH2686 (RHMW2254-01, Bailer)
 Operator ID: TL ALS Bottle#: 10 Worklist Smp#: 10
 Injection Vol: 1.0 ul Dil. Factor: 1.0000
 Method: 8270 TAC051 Limit Group: 8270D BNA QSM 5.0
 Column: Detector MS SCAN

29 2,2'-oxybis[1-chloropropane], CAS: 108-60-1

Processing Results



RT	Mass	Response	Amount
4.66	45.00	1326	3.907862
4.67	77.00	4000	
4.65	79.00	2120	

Reviewer: boylea, 18-Mar-2022 02:10:07

Audit Action: Marked Compound Undetected

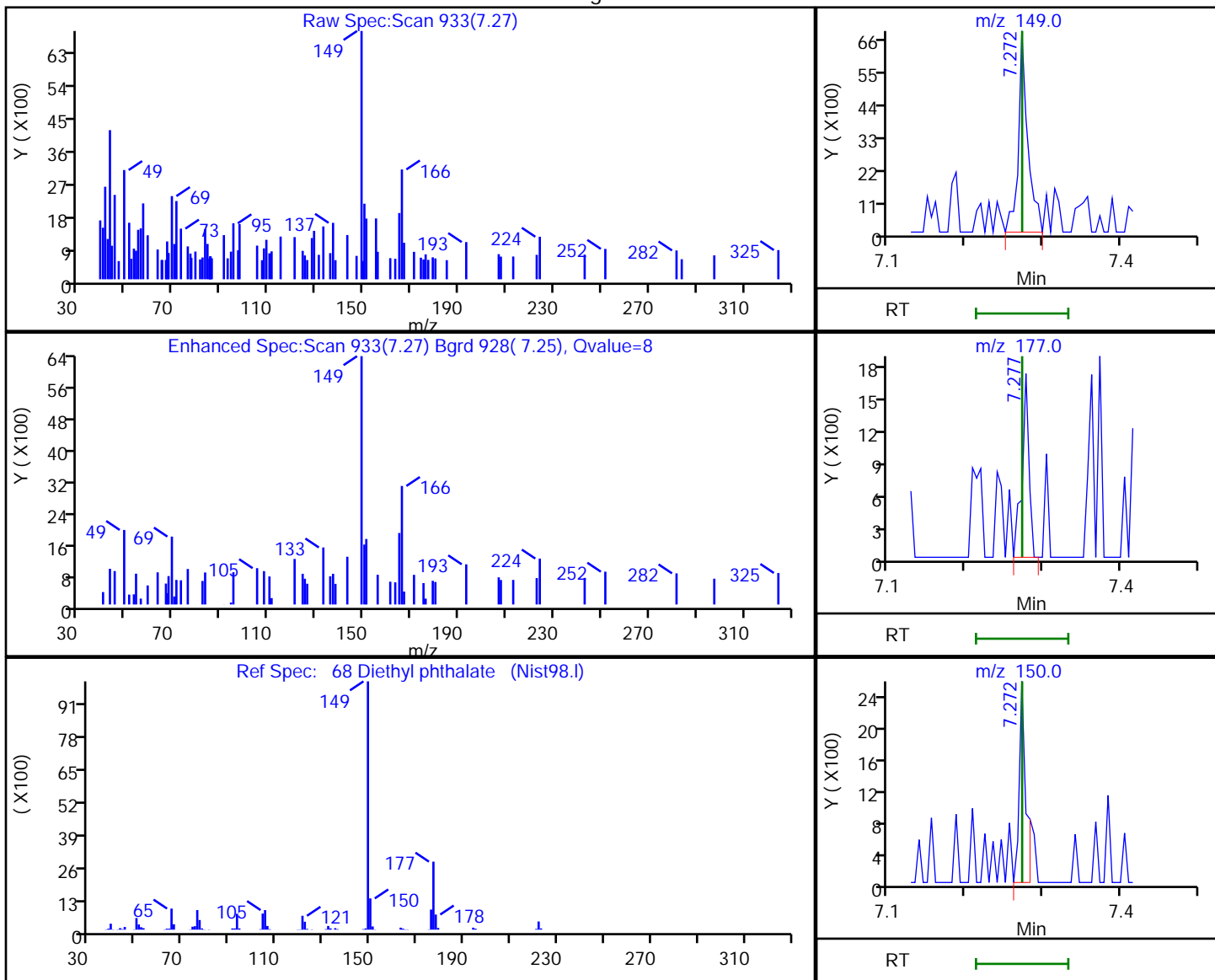
Audit Reason: Invalid Compound ID

Eurofins Seattle

Data File: \\chromfs\Seattle\ChromData\TAC051\20220317-81787.b\31722A15.D
 Injection Date: 17-Mar-2022 15:32:30 Instrument ID: TAC051
 Lims ID: 580-111290-B-1-A Lab Sample ID: 580-111290-1
 Client ID: ERH2686 (RHMW2254-01, Bailer)
 Operator ID: TL ALS Bottle#: 10 Worklist Smp#: 10
 Injection Vol: 1.0 ul Dil. Factor: 1.0000
 Method: 8270 TAC051 Limit Group: 8270D BNA QSM 5.0
 Column: Detector MS SCAN

68 Diethyl phthalate, CAS: 84-66-2

Processing Results



RT	Mass	Response	Amount
7.27	149.00	5828	6.954422
7.28	177.00	1079	
7.27	150.00	1546	

Reviewer: boylea, 18-Mar-2022 02:11:31

Audit Action: Marked Compound Undetected

Audit Reason: Invalid Compound ID

Eurofins Seattle

Data File: \\chromfs\Seattle\ChromData\TAC051\20220317-81787.b\31722A15.D

Injection Date: 17-Mar-2022 15:32:30

Instrument ID: TAC051

Lims ID: 580-111290-B-1-A

Lab Sample ID: 580-111290-1

Client ID: ERH2686 (RHMW2254-01, Bailer)

Operator ID: TL

ALS Bottle#: 10 Worklist Smp#: 10

Injection Vol: 1.0 ul

Dil. Factor: 1.0000

Method: 8270 TAC051

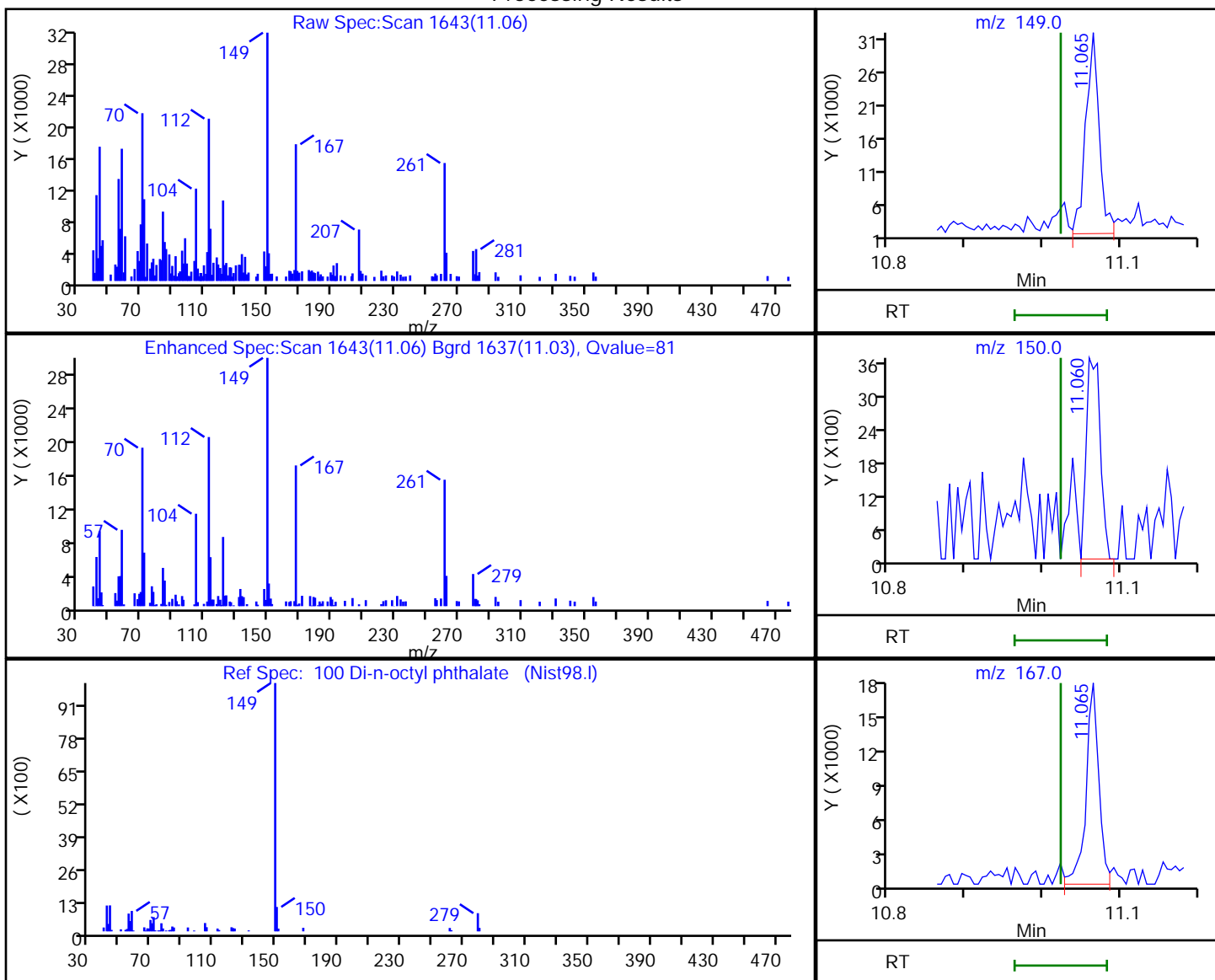
Limit Group: 8270D BNA QSM 5.0

Column:

Detector: MS SCAN

100 Di-n-octyl phthalate, CAS: 117-84-0

Processing Results



RT	Mass	Response	Amount
11.06	149.00	36816	31.897183
11.06	150.00	4651	
11.06	167.00	20050	

Reviewer: boylea, 18-Mar-2022 02:12:26

Audit Action: Marked Compound Undetected

Audit Reason: Invalid Compound ID

Eurofins Seattle

Data File: \\chromfs\Seattle\ChromData\TAC051\20220317-81787.b\31722A15.D

Injection Date: 17-Mar-2022 15:32:30

Instrument ID: TAC051

Lims ID: 580-111290-B-1-A

Lab Sample ID: 580-111290-1

Client ID: ERH2686 (RHMW2254-01, Bailer)

Operator ID: TL

ALS Bottle#: 10

Worklist Smp#: 10

Injection Vol: 1.0 ul

Dil. Factor: 1.0000

Method: 8270 TAC051

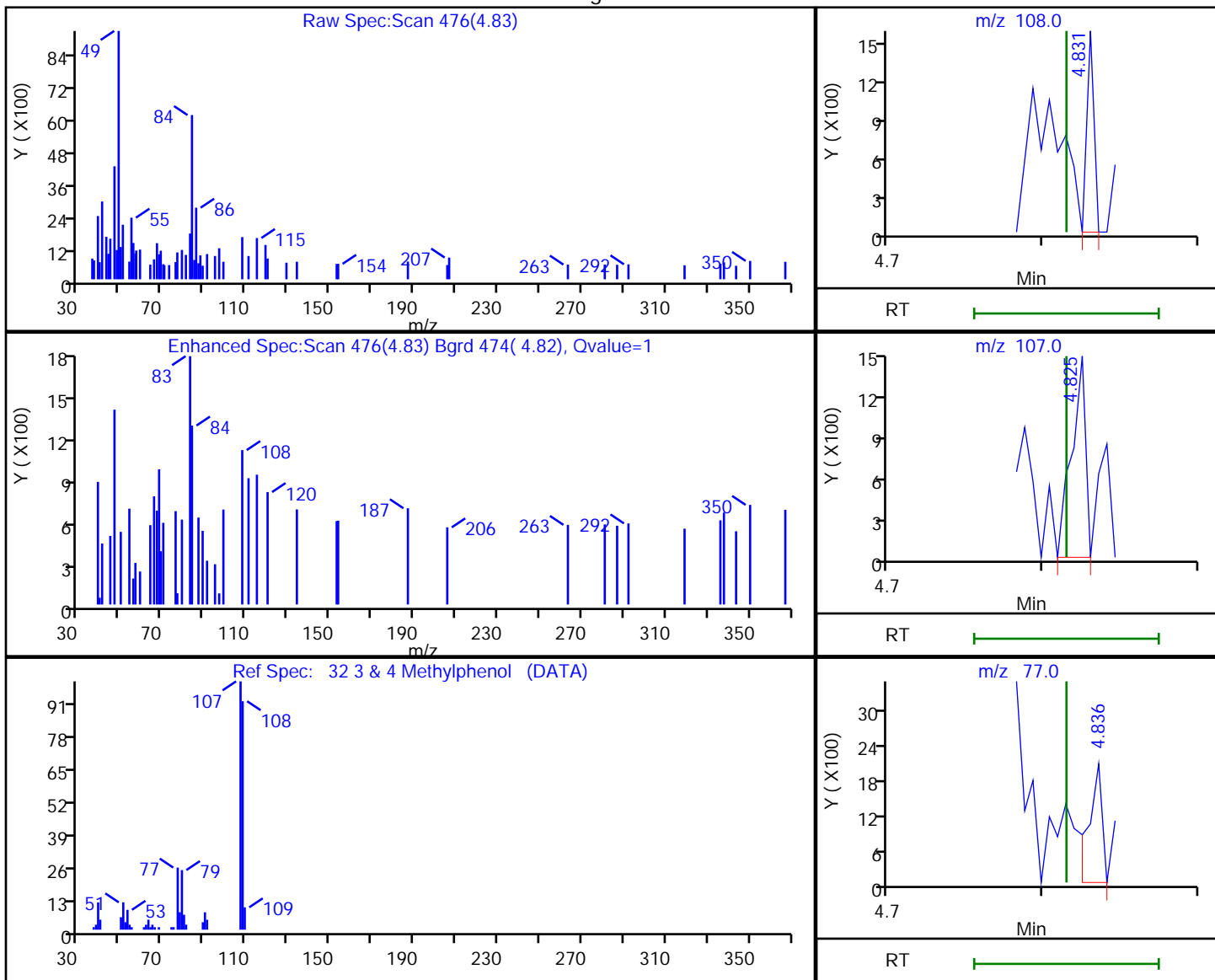
Limit Group: 8270D BNA QSM 5.0

Column:

Detector: MS SCAN

32 3 & 4 Methylphenol, CAS: 15831-10-4

Processing Results



RT	Mass	Response	Amount
4.83	108.00	503	7.809645
4.83	107.00	916	
4.84	77.00	1229	

Reviewer: boylea, 18-Mar-2022 02:10:16

Audit Action: Marked Compound Undetected

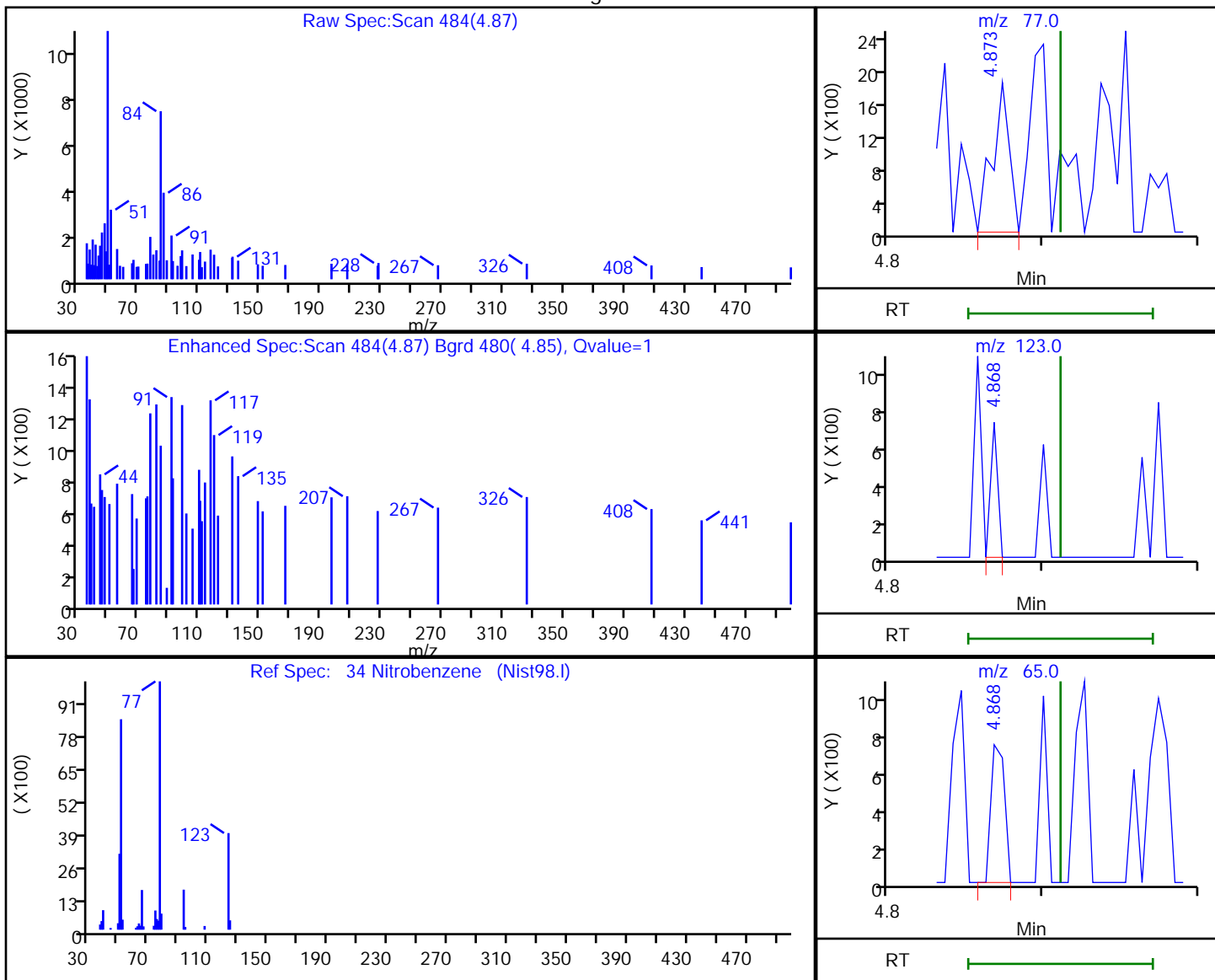
Audit Reason: Invalid Compound ID

Eurofins Seattle

Data File: \\chromfs\Seattle\ChromData\TAC051\20220317-81787.b\31722A15.D
 Injection Date: 17-Mar-2022 15:32:30 Instrument ID: TAC051
 Lims ID: 580-111290-B-1-A Lab Sample ID: 580-111290-1
 Client ID: ERH2686 (RHMW2254-01, Bailer)
 Operator ID: TL ALS Bottle#: 10 Worklist Smp#: 10
 Injection Vol: 1.0 ul Dil. Factor: 1.0000
 Method: 8270 TAC051 Limit Group: 8270D BNA QSM 5.0
 Column: Detector MS SCAN

34 Nitrobenzene, CAS: 98-95-3

Processing Results



RT	Mass	Response	Amount
4.87	77.00	1377	13.377735
4.87	123.00	221	
4.87	65.00	457	

Reviewer: boylea, 18-Mar-2022 02:10:18

Audit Action: Marked Compound Undetected

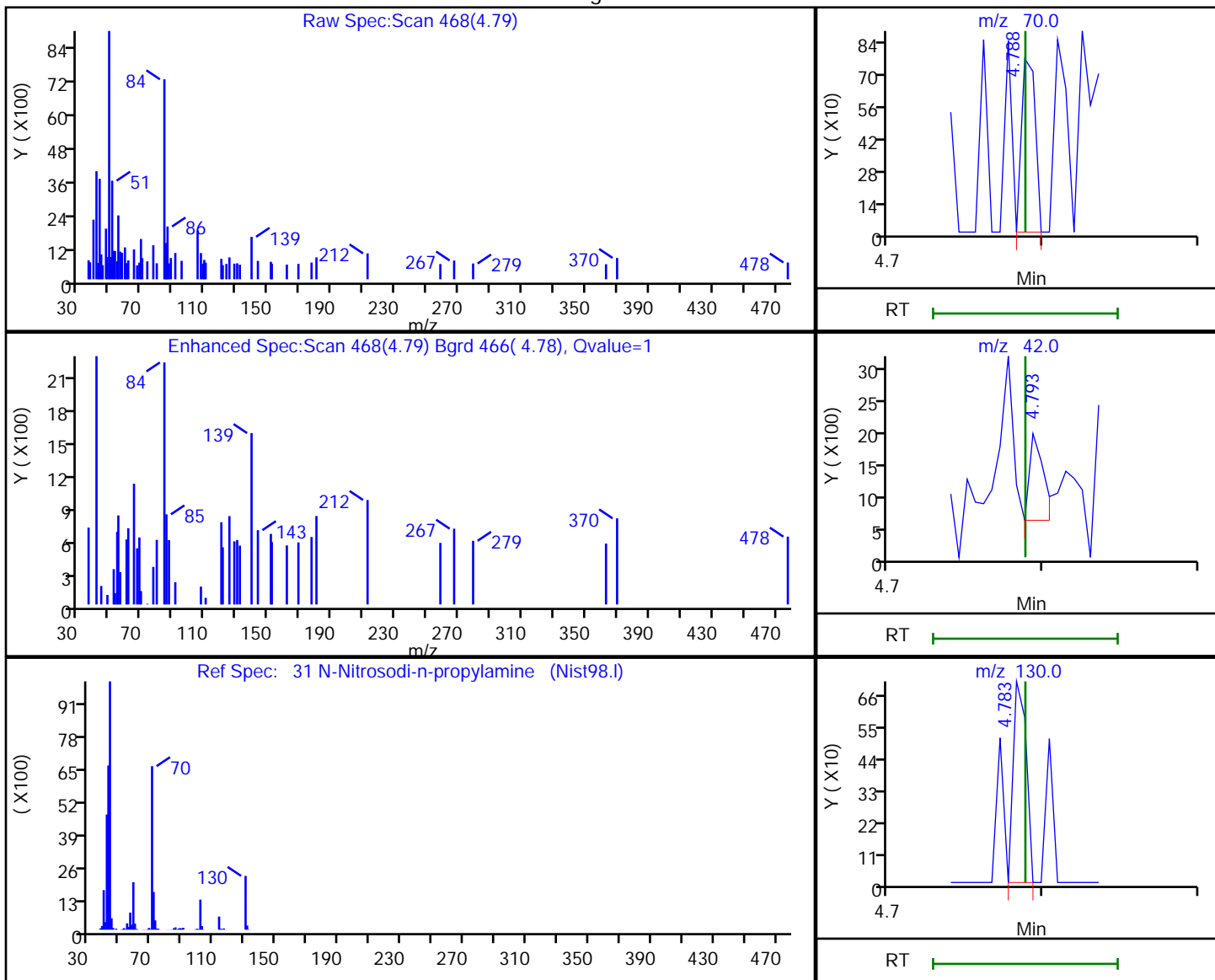
Audit Reason: Invalid Compound ID

Eurofins Seattle

Data File: \\chromfs\Seattle\ChromData\TAC051\20220317-81787.b\31722A15.D
 Injection Date: 17-Mar-2022 15:32:30 Instrument ID: TAC051
 Lims ID: 580-111290-B-1-A Lab Sample ID: 580-111290-1
 Client ID: ERH2686 (RHMW2254-01, Bailer)
 Operator ID: TL ALS Bottle#: 10 Worklist Smp#: 10
 Injection Vol: 1.0 ul Dil. Factor: 1.0000
 Method: 8270 TAC051 Limit Group: 8270D BNA QSM 5.0
 Column: Detector MS SCAN

31 N-Nitrosodi-n-propylamine, CAS: 621-64-7

Processing Results



RT	Mass	Response	Amount
4.79	70.00	472	2.708481
4.79	42.00	861	
4.78	130.00	409	

Reviewer: boylea, 18-Mar-2022 02:10:15

Audit Action: Marked Compound Undetected

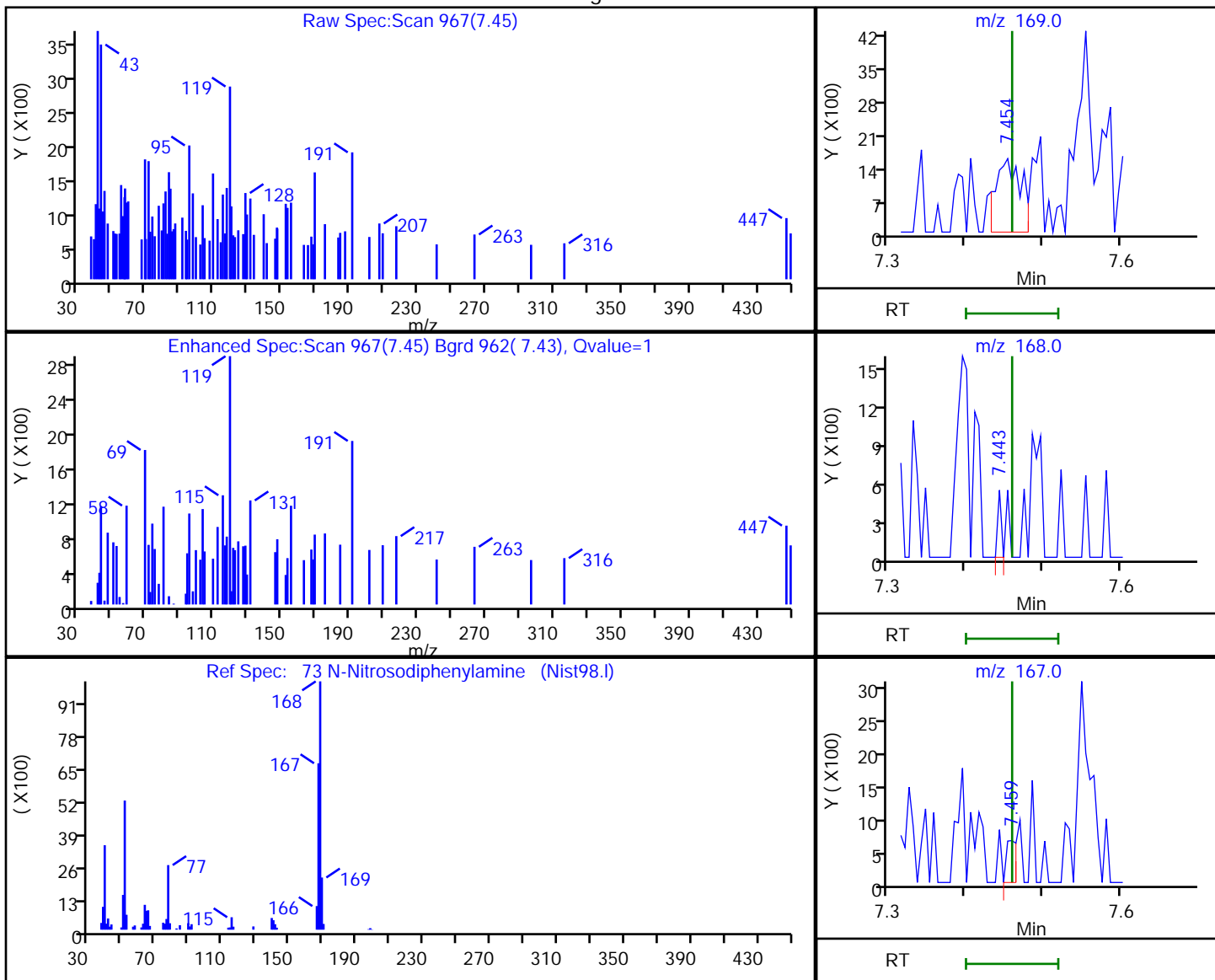
Audit Reason: Invalid Compound ID

Eurofins Seattle

Data File: \\chromfs\Seattle\ChromData\TAC051\20220317-81787.b\31722A15.D
 Injection Date: 17-Mar-2022 15:32:30 Instrument ID: TAC051
 Lims ID: 580-111290-B-1-A Lab Sample ID: 580-111290-1
 Client ID: ERH2686 (RHMW2254-01, Bailer)
 Operator ID: TL ALS Bottle#: 10 Worklist Smp#: 10
 Injection Vol: 1.0 ul Dil. Factor: 1.0000
 Method: 8270 TAC051 Limit Group: 8270D BNA QSM 5.0
 Column: Detector MS SCAN

73 N-Nitrosodiphenylamine, CAS: 86-30-6

Processing Results



RT	Mass	Response	Amount
7.45	169.00	3588	6.612475
7.44	168.00	164	
7.46	167.00	594	

Reviewer: boylea, 18-Mar-2022 02:11:35

Audit Action: Marked Compound Undetected

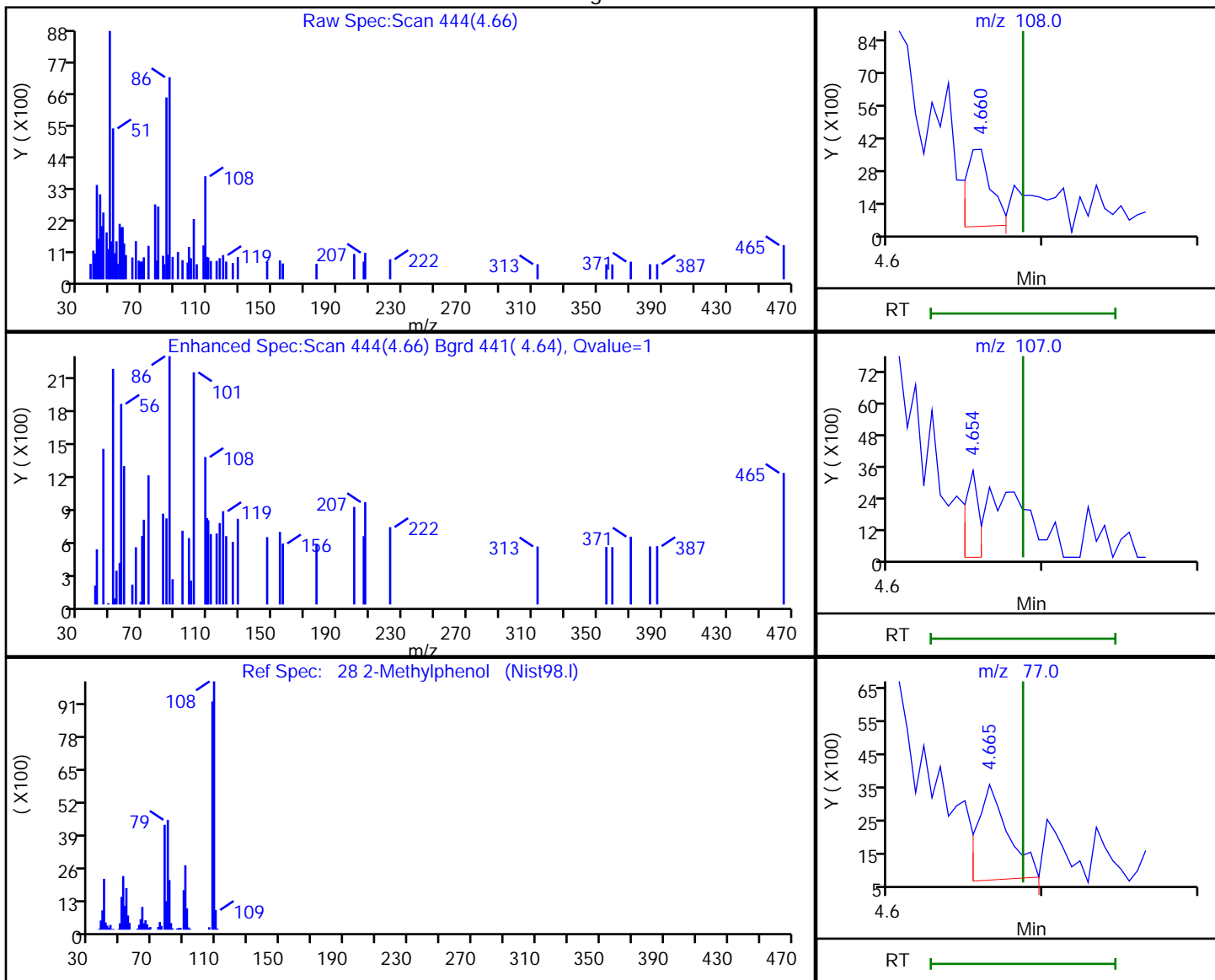
Audit Reason: Invalid Compound ID

Eurofins Seattle

Data File: \\chromfs\Seattle\ChromData\TAC051\20220317-81787.b\31722A15.D
 Injection Date: 17-Mar-2022 15:32:30 Instrument ID: TAC051
 Lims ID: 580-111290-B-1-A Lab Sample ID: 580-111290-1
 Client ID: ERH2686 (RHMW2254-01, Bailer)
 Operator ID: TL ALS Bottle#: 10 Worklist Smp#: 10
 Injection Vol: 1.0 ul Dil. Factor: 1.0000
 Method: 8270 TAC051 Limit Group: 8270D BNA QSM 5.0
 Column: Detector MS SCAN

28 2-Methylphenol, CAS: 95-48-7

Processing Results



RT	Mass	Response	Amount
4.66	108.00	3867	13.174963
4.65	107.00	2101	
4.67	77.00	4000	

Reviewer: boylea, 18-Mar-2022 02:10:13

Audit Action: Marked Compound Undetected

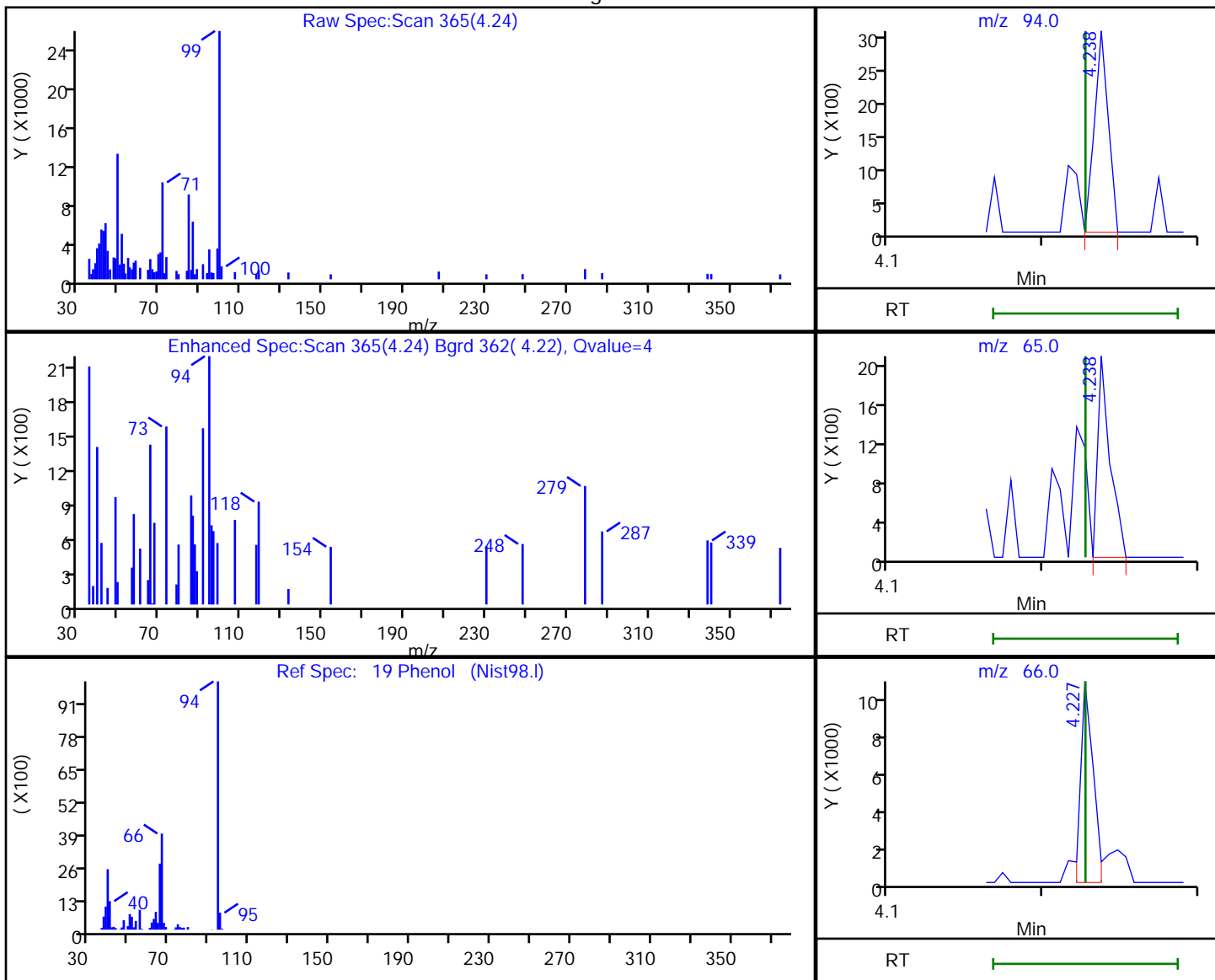
Audit Reason: Invalid Compound ID

Eurofins Seattle

Data File: \\chromfs\Seattle\ChromData\TAC051\20220317-81787.b\31722A15.D
 Injection Date: 17-Mar-2022 15:32:30 Instrument ID: TAC051
 Lims ID: 580-111290-B-1-A Lab Sample ID: 580-111290-1
 Client ID: ERH2686 (RHMW2254-01, Bailer)
 Operator ID: TL ALS Bottle#: 10 Worklist Smp#: 10
 Injection Vol: 1.0 ul Dil. Factor: 1.0000
 Method: 8270 TAC051 Limit Group: 8270D BNA QSM 5.0
 Column: Detector MS SCAN

19 Phenol, CAS: 108-95-2

Processing Results



RT	Mass	Response	Amount
4.24	94.00	1915	5.452596
4.24	65.00	1155	
4.23	66.00	5809	

Reviewer: boylea, 18-Mar-2022 02:09:54

Audit Action: Marked Compound Undetected

Audit Reason: Invalid Compound ID

FORM I
GC/MS SEMI VOA ORGANICS ANALYSIS DATA SHEET

Lab Name: Eurofins Seattle Job No.: 580-111290-1
 SDG No.: _____
 Client Sample ID: ERH2689 (RHMW2254-01, Low Flow) Lab Sample ID: 580-111290-2
 Matrix: Water Lab File ID: 31722A16.D
 Analysis Method: 8270E Date Collected: 03/09/2022 13:15
 Extract. Method: 3510C Date Extracted: 03/16/2022 09:47
 Sample wt/vol: 987.8(mL) Date Analyzed: 03/17/2022 15:56
 Con. Extract Vol.: 2(mL) Dilution Factor: 1
 Injection Volume: 1(uL) Level: (low/med) Low
 % Moisture: _____ GPC Cleanup: (Y/N) N
 Analysis Batch No.: 384146 Units: ug/L

CAS NO.	COMPOUND NAME	RESULT	Q	LOQ	LOD	DL
120-82-1	1,2,4-Trichlorobenzene	0.30	U Q	0.40	0.30	0.091
95-50-1	1,2-Dichlorobenzene	0.15	U	0.40	0.15	0.051
541-73-1	1,3-Dichlorobenzene	0.091	U Q	0.40	0.091	0.040
106-46-7	1,4-Dichlorobenzene	0.091	U	0.40	0.091	0.040
95-95-4	2,4,5-Trichlorophenol	0.30	U	0.40	0.30	0.10
88-06-2	2,4,6-Trichlorophenol	0.30	U	0.61	0.30	0.10
120-83-2	2,4-Dichlorophenol	0.51	U	1.0	0.51	0.20
105-67-9	2,4-Dimethylphenol	0.51	U	4.0	0.51	0.16
51-28-5	2,4-Dinitrophenol	3.2	U Q	5.1	3.2	1.6
121-14-2	2,4-Dinitrotoluene	0.30	U	1.0	0.30	0.10
606-20-2	2,6-Dinitrotoluene	0.30	U	0.40	0.30	0.10
91-58-7	2-Chloronaphthalene	0.15	U	1.0	0.15	0.071
95-57-8	2-Chlorophenol	0.15	U	1.0	0.15	0.051
88-75-5	2-Nitrophenol	0.15	U	1.0	0.15	0.071
91-94-1	3,3'-Dichlorobenzidine	0.61	U	1.0	0.61	0.26
534-52-1	4,6-Dinitro-2-methylphenol	1.2	U Q	2.0	1.2	0.56
101-55-3	4-Bromophenyl phenyl ether	0.15	U	0.61	0.15	0.061
59-50-7	4-Chloro-3-methylphenol	0.30	U M	0.61	0.30	0.13
7005-72-3	4-Chlorophenyl phenyl ether	0.15	U	0.61	0.15	0.051
100-02-7	4-Nitrophenol	6.1	U	10	6.1	1.7
103-33-3	Azobenzene	0.15	U M	2.0	0.15	0.061
111-91-1	Bis(2-chloroethoxy)methane	0.15	U	0.61	0.15	0.051
111-44-4	Bis(2-chloroethyl) ether	0.091	U	0.10	0.091	0.030
117-81-7	Bis(2-ethylhexyl) phthalate	1.6	U	3.0	1.6	0.75
108-60-1	bis (2-chloroisopropyl) ether	0.15	U M	0.25	0.15	0.061
85-68-7	Butyl benzyl phthalate	0.61	U	4.0	0.61	0.27
84-66-2	Diethyl phthalate	0.30	U	1.0	0.30	0.15
131-11-3	Dimethyl phthalate	0.15	U	0.61	0.15	0.061
84-74-2	Di-n-butyl phthalate	0.51	U	3.0	0.51	0.19
117-84-0	Di-n-octyl phthalate	0.30	U M	1.0	0.30	0.13
118-74-1	Hexachlorobenzene	0.091	U	0.61	0.091	0.040
87-68-3	Hexachlorobutadiene	0.15	U Q	1.0	0.15	0.061
77-47-4	Hexachlorocyclopentadiene	0.30	U Q	1.0	0.30	0.14

FORM I
GC/MS SEMI VOA ORGANICS ANALYSIS DATA SHEET

Lab Name: Eurofins Seattle Job No.: 580-111290-1
 SDG No.: _____
 Client Sample ID: ERH2689 (RHMW2254-01, Low Flow) Lab Sample ID: 580-111290-2
 Matrix: Water Lab File ID: 31722A16.D
 Analysis Method: 8270E Date Collected: 03/09/2022 13:15
 Extract. Method: 3510C Date Extracted: 03/16/2022 09:47
 Sample wt/vol: 987.8(mL) Date Analyzed: 03/17/2022 15:56
 Con. Extract Vol.: 2(mL) Dilution Factor: 1
 Injection Volume: 1(uL) Level: (low/med) Low
 % Moisture: _____ GPC Cleanup: (Y/N) N
 Analysis Batch No.: 384146 Units: ug/L

CAS NO.	COMPOUND NAME	RESULT	Q	LOQ	LOD	DL
67-72-1	Hexachloroethane	0.15	U Q	1.0	0.15	0.051
78-59-1	Isophorone	0.30	U	0.40	0.30	0.10
15831-10-4	m+p-Cresol	0.30	U M Q	0.61	0.30	0.10
98-95-3	Nitrobenzene	0.091	U	1.0	0.091	0.040
62-75-9	N-Nitrosodimethylamine	0.61	U	2.0	0.61	0.26
621-64-7	N-Nitrosodi-n-propylamine	0.091	U	0.40	0.091	0.061
86-30-6	N-Nitrosodiphenylamine	0.15	U M	1.0	0.15	0.071
95-48-7	o-Cresol	0.15	U M	0.61	0.15	0.051
87-86-5	Pentachlorophenol	1.0	U	10	1.0	0.52
108-95-2	Phenol	0.61	U M Q	1.0	0.61	0.36
129-00-0	Pyrene	0.091	U	1.0	0.091	0.040
110-86-1	Pyridine	3.2	U Q	10	3.2	1.1

CAS NO.	SURROGATE	%REC	Q	LIMITS
118-79-6	2,4,6-Tribromophenol (Surr)	67		43-140
321-60-8	2-Fluorobiphenyl	63		44-119
367-12-4	2-Fluorophenol (Surr)	48		19-119
4165-60-0	Nitrobenzene-d5 (Surr)	70		44-120
4165-62-2	Phenol-d5 (Surr)	28		10-120
1718-51-0	Terphenyl-d14	102		50-134

Eurofins Seattle
Target Compound Quantitation Report

Data File: \\chromfs\Seattle\ChromData\TAC051\20220317-81787.b\31722A16.D
 Lims ID: 580-111290-A-2-A
 Client ID: ERH2689 (RHMW2254-01, Low Flow)
 Sample Type: Client
 Inject. Date: 17-Mar-2022 15:56:30 ALS Bottle#: 11 Worklist Smp#: 11
 Injection Vol: 1.0 ul Dil. Factor: 1.0000
 Sample Info: 580-111290-a-2-a
 Operator ID: TL Instrument ID: TAC051
 Method: \\chromfs\Seattle\ChromData\TAC051\20220317-81787.b\8270 TAC051.m
 Limit Group: 8270D BNA QSM 5.0
 Last Update: 18-Mar-2022 02:15:11 Calib Date: 24-Jan-2022 20:31:30
 Integrator: RTE ID Type: RT Order ID
 Quant Method: Internal Standard Quant By: Initial Calibration
 Last ICal File: \\chromfs\Seattle\ChromData\TAC051\20220124-81014.b\0124A19_D
 Column 1 : Det: MS SCAN
 Process Host: CTX1612

First Level Reviewer: boylea

Date: 18-Mar-2022 02:15:11

Compound	Sig	RT (min.)	Adj RT (min.)	Dlt RT (min.)	Q	Response	OnCol Amt ug/L	Flags
* 1 1,4-Dichlorobenzene-d4	152	4.453	4.457	-0.004	87	30962	100.0	
* 2 Naphthalene-d8	136	5.468	5.467	0.001	97	124558	100.0	
* 3 Acenaphthene-d10	164	6.894	6.893	0.001	88	59990	100.0	
* 4 Phenanthrene-d10	188	8.112	8.111	0.001	94	98542	100.0	
* 5 Chrysene-d12	240	10.308	10.307	0.001	91	82050	100.0	
* 6 Perylene-d12	264	11.835	11.835	0.000	86	84211	100.0	
\$ 7 2-Fluorophenol	112	3.475	3.465	0.006	83	137285	480.0	
\$ 8 Phenol-d5	99	4.228	4.212	0.011	98	90406	282.3	
\$ 9 Nitrobenzene-d5	82	4.896	4.895	0.001	83	207279	699.1	
\$ 10 2-methylnaphthalene-d10	152	6.023	6.023	0.001	0	426116	NC	
\$ 11 2-Fluorobiphenyl	172	6.354	6.354	0.000	98	499736	626.5	
\$ 12 2,4,6-Tribromophenol	330	7.551	7.551	0.001	81	86999	666.0	
\$ 13 Fluoranthene-d10 (Surr)	212	9.090	9.089	0.001	0	858801	NC	
\$ 14 Terphenyl-d14	244	9.431	9.431	0.000	96	755798	1024.1	
15 1,4-Dioxane	88	2.321	2.328	-0.010	1	1614	NC	
22 n-Decane	57	4.335	4.329	0.001	92	27793	113.7	
26 Benzyl alcohol	79	4.581	4.580	-0.004	89	44541	240.3	
42 Naphthalene	128	5.484	5.488	-0.004	27	12844	8.43	
47 2-Methylnaphthalene	142	6.050	6.049	0.001	40	11098	13.7	
48 1-Methylnaphthalene	142	6.130	6.127	0.001	32	7068	9.17	
24 Cyclohexanone	55	6.477	6.488	-0.019	1	2488	NC	
68 Diethyl phthalate	149	7.279	7.273	0.007	15	4534	5.83	
80 Phenanthrene	178	8.133	8.128	0.006	44	13001	9.36	
81 Anthracene	178	8.176	8.170	0.006	13	3646	10.5	
84 Di-n-butyl phthalate	149	8.614	8.619	-0.005	70	22265	13.4	
85 Fluoranthene	202	9.106	9.105	0.001	20	5531	5.12	
89 Pyrene	202	9.287	9.287	0.001	67	18623	13.2	
93 4,4'-DDD	235	9.715	9.668	0.047	1	708	NC	
94 Butyl benzyl phthalate	149	9.843	9.848	-0.004	74	14657	32.1	
95 4,4'-DDT	235	9.944	9.914	0.031	1	670	NC	
98 Bis(2-ethylhexyl) phthalate	149	10.356	10.361	-0.004	89	121974	162.2	
86 2,3-Dichlorobenzeneamine	161	11.419	11.416	0.003	1	546	NC	

Compound	Sig	RT (min.)	Adj RT (min.)	Dlt RT (min.)	Q	Response	OnCol Amt ug/L	Flags
91 Nonylphenol	135	11.846	11.849	-0.002	0	2073	NC	
92 2,4'-DDT	235	11.798	11.865	-0.066	1	220	NC	
124 DFTPP								

QC Flag Legend

Processing Flags

NC - Not Calibrated

Reagents:

8270SIM_IS_00069

Amount Added: 10.00

Units: uL

Run Reagent

Eurofins Seattle

Data File: \\chromfs\Seattle\ChromData\TAC051\20220317-81787.b\31722A16.D

Injection Date: 17-Mar-2022 15:56:30

Instrument ID: TAC051

Lims ID: 580-111290-A-2-A

Lab Sample ID: 580-111290-2

Client ID: ERH2689 (RHMW2254-01, Low Flow)

Operator ID: TL

ALS Bottle#: 11

Worklist Smp#: 11

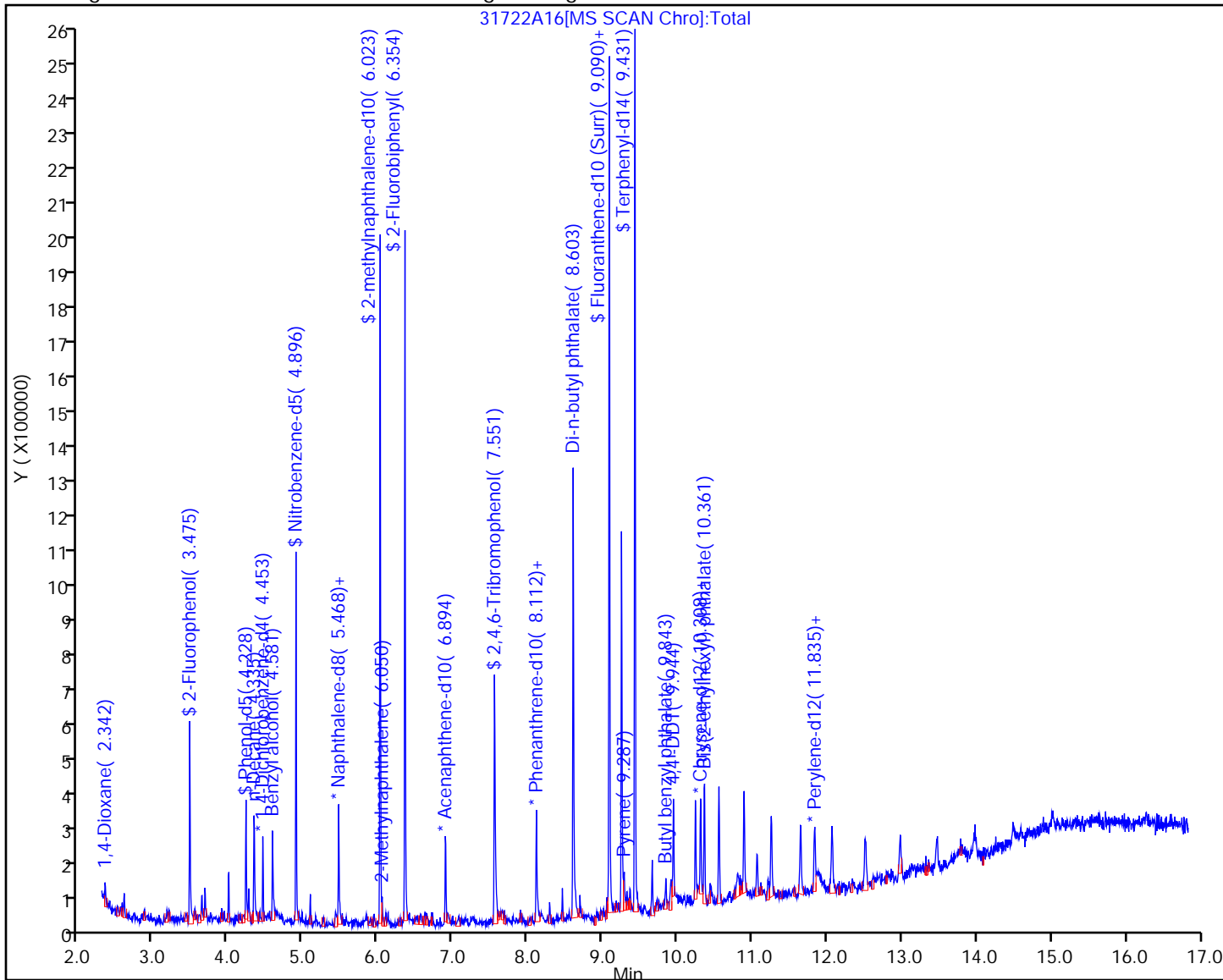
Injection Vol: 1.0 ul

Dil. Factor: 1.0000

Method: 8270 TAC051

Limit Group: 8270D BNA QSM 5.0

Y Scaling: Method Defined: Scale to the Nth Largest Target: 1



Eurofins Seattle
Recovery Report

Data File: \\chromfs\Seattle\ChromData\TAC051\20220317-81787.b\31722A16.D
 Lims ID: 580-111290-A-2-A
 Client ID: ERH2689 (RHMW2254-01, Low Flow)
 Sample Type: Client
 Inject. Date: 17-Mar-2022 15:56:30 ALS Bottle#: 11 Worklist Smp#: 11
 Injection Vol: 1.0 ul Dil. Factor: 1.0000
 Sample Info: 580-111290-a-2-a
 Operator ID: TL Instrument ID: TAC051
 Method: \\chromfs\Seattle\ChromData\TAC051\20220317-81787.b\8270 TAC051.m
 Limit Group: 8270D BNA QSM 5.0
 Last Update: 18-Mar-2022 02:15:11 Calib Date: 24-Jan-2022 20:31:30
 Integrator: RTE ID Type: RT Order ID
 Quant Method: Internal Standard Quant By: Initial Calibration
 Last ICal File: \\chromfs\Seattle\ChromData\TAC051\20220124-81014.b\0124A19_D
 Column 1 : Det: MS SCAN
 Process Host: CTX1612

First Level Reviewer: boylea

Date: 18-Mar-2022 02:15:11

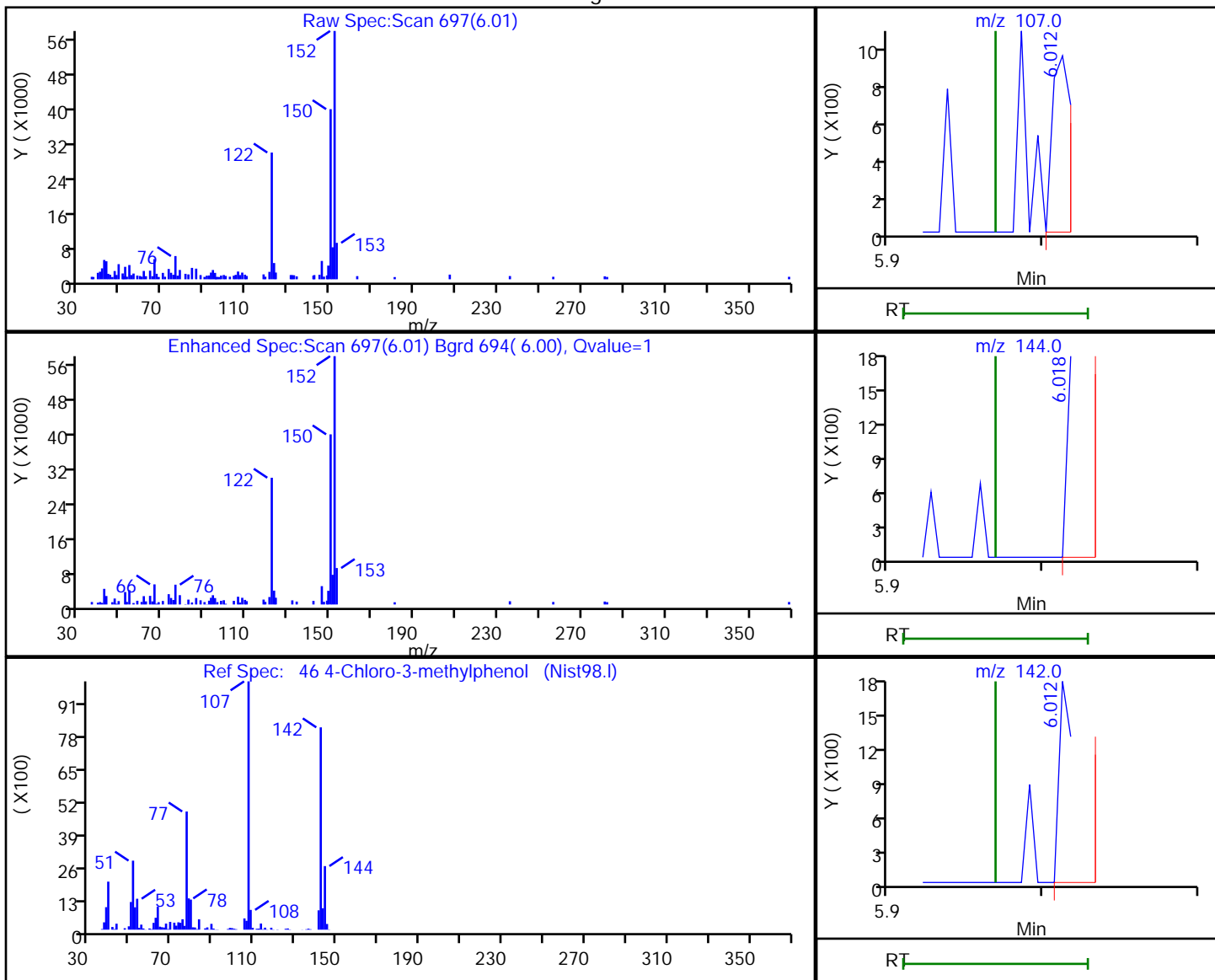
Compound	Amount Added	Amount Recovered	% Rec.
\$ 7 2-Fluorophenol	1000.0	480.0	48.00
\$ 8 Phenol-d5	1000.0	282.3	28.23
\$ 9 Nitrobenzene-d5	1000.0	699.1	69.91
\$ 11 2-Fluorobiphenyl	1000.0	626.5	62.65
\$ 12 2,4,6-Tribromophenol	1000.0	666.0	66.60
\$ 14 Terphenyl-d14	1000.0	1024.1	102.41

Eurofins Seattle

Data File: \\chromfs\Seattle\ChromData\TAC051\20220317-81787.b\31722A16.D
 Injection Date: 17-Mar-2022 15:56:30 Instrument ID: TAC051
 Lims ID: 580-111290-A-2-A Lab Sample ID: 580-111290-2
 Client ID: ERH2689 (RHMW2254-01, Low Flow)
 Operator ID: TL ALS Bottle#: 11 Worklist Smp#: 11
 Injection Vol: 1.0 ul Dil. Factor: 1.0000
 Method: 8270 TAC051 Limit Group: 8270D BNA QSM 5.0
 Column: Detector MS SCAN

46 4-Chloro-3-methylphenol, CAS: 59-50-7

Processing Results



RT	Mass	Response	Amount
6.01	107.00	803	40.839475
6.02	144.00	1573	
6.01	142.00	1596	

Reviewer: boylea, 18-Mar-2022 02:14:30

Audit Action: Marked Compound Undetected

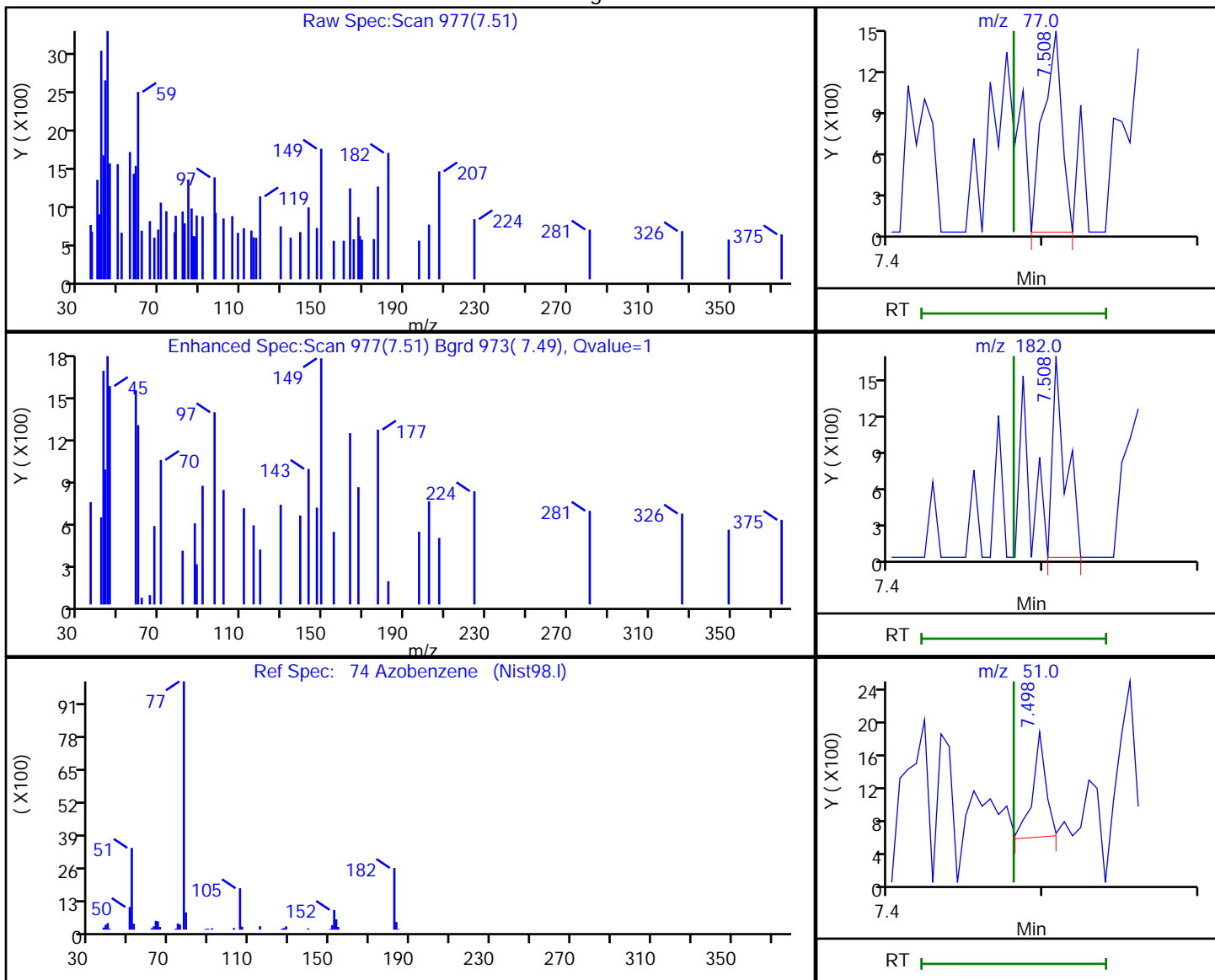
Audit Reason: Invalid Compound ID

Eurofins Seattle

Data File: \\chromfs\Seattle\ChromData\TAC051\20220317-81787.b\31722A16.D
 Injection Date: 17-Mar-2022 15:56:30 Instrument ID: TAC051
 Lims ID: 580-111290-A-2-A Lab Sample ID: 580-111290-2
 Client ID: ERH2689 (RHMW2254-01, Low Flow)
 Operator ID: TL ALS Bottle#: 11 Worklist Smp#: 11
 Injection Vol: 1.0 ul Dil. Factor: 1.0000
 Method: 8270 TAC051 Limit Group: 8270D BNA QSM 5.0
 Column: Detector MS SCAN

74 Azobenzene, CAS: 103-33-3

Processing Results



RT	Mass	Response	Amount
7.51	77.00	1188	5.995609
7.51	182.00	974	
7.50	51.00	775	

Reviewer: boylea, 18-Mar-2022 02:13:53

Audit Action: Marked Compound Undetected

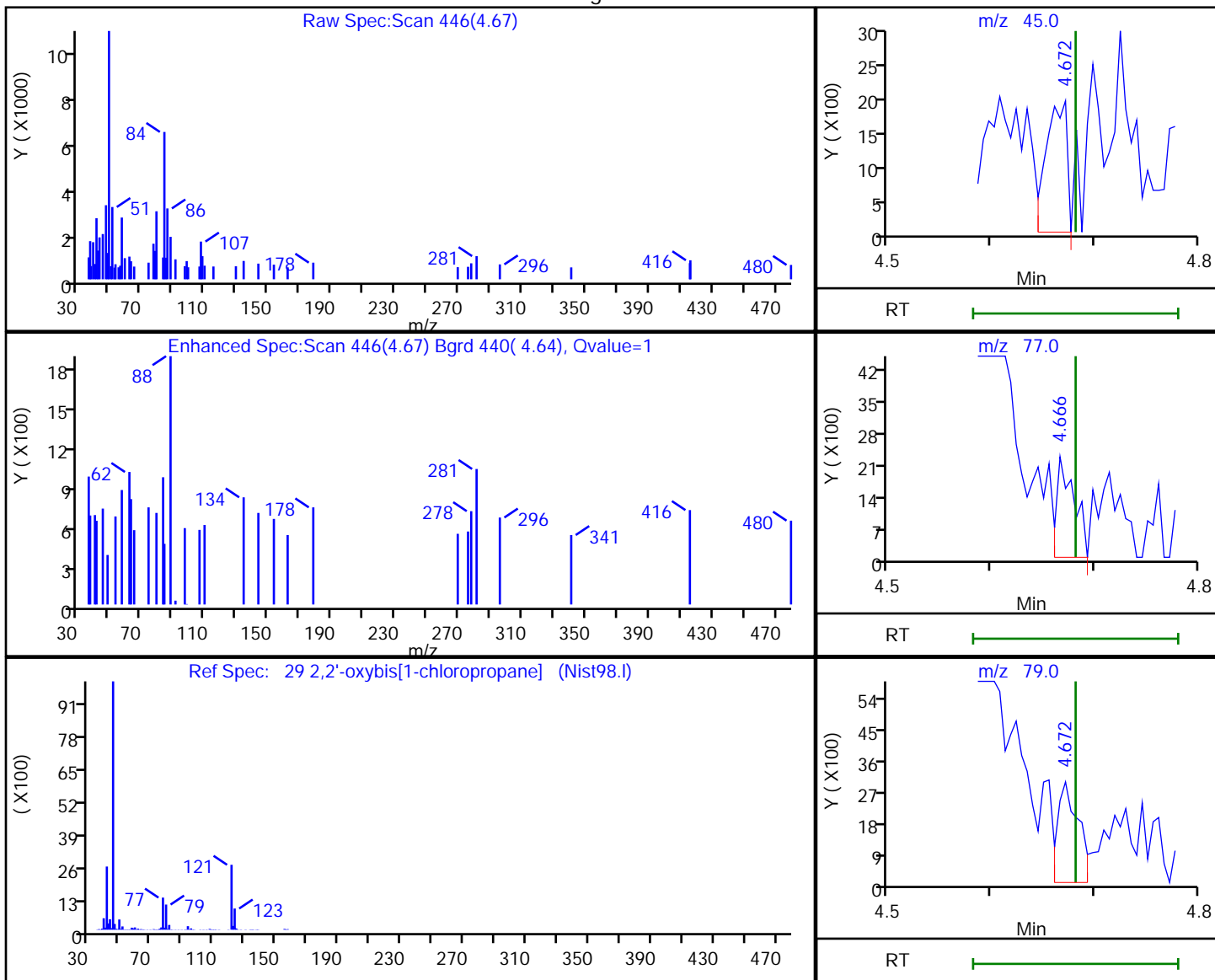
Audit Reason: Invalid Compound ID

Eurofins Seattle

Data File: \\chromfs\Seattle\ChromData\TAC051\20220317-81787.b\31722A16.D
 Injection Date: 17-Mar-2022 15:56:30 Instrument ID: TAC051
 Lims ID: 580-111290-A-2-A Lab Sample ID: 580-111290-2
 Client ID: ERH2689 (RHMW2254-01, Low Flow)
 Operator ID: TL ALS Bottle#: 11 Worklist Smp#: 11
 Injection Vol: 1.0 ul Dil. Factor: 1.0000
 Method: 8270 TAC051 Limit Group: 8270D BNA QSM 5.0
 Column: Detector MS SCAN

29 2,2'-oxybis[1-chloropropane], CAS: 108-60-1

Processing Results



RT	Mass	Response	Amount
4.67	45.00	2734	9.099887
4.67	77.00	2655	
4.67	79.00	4132	

Reviewer: boylea, 18-Mar-2022 02:14:49

Audit Action: Marked Compound Undetected

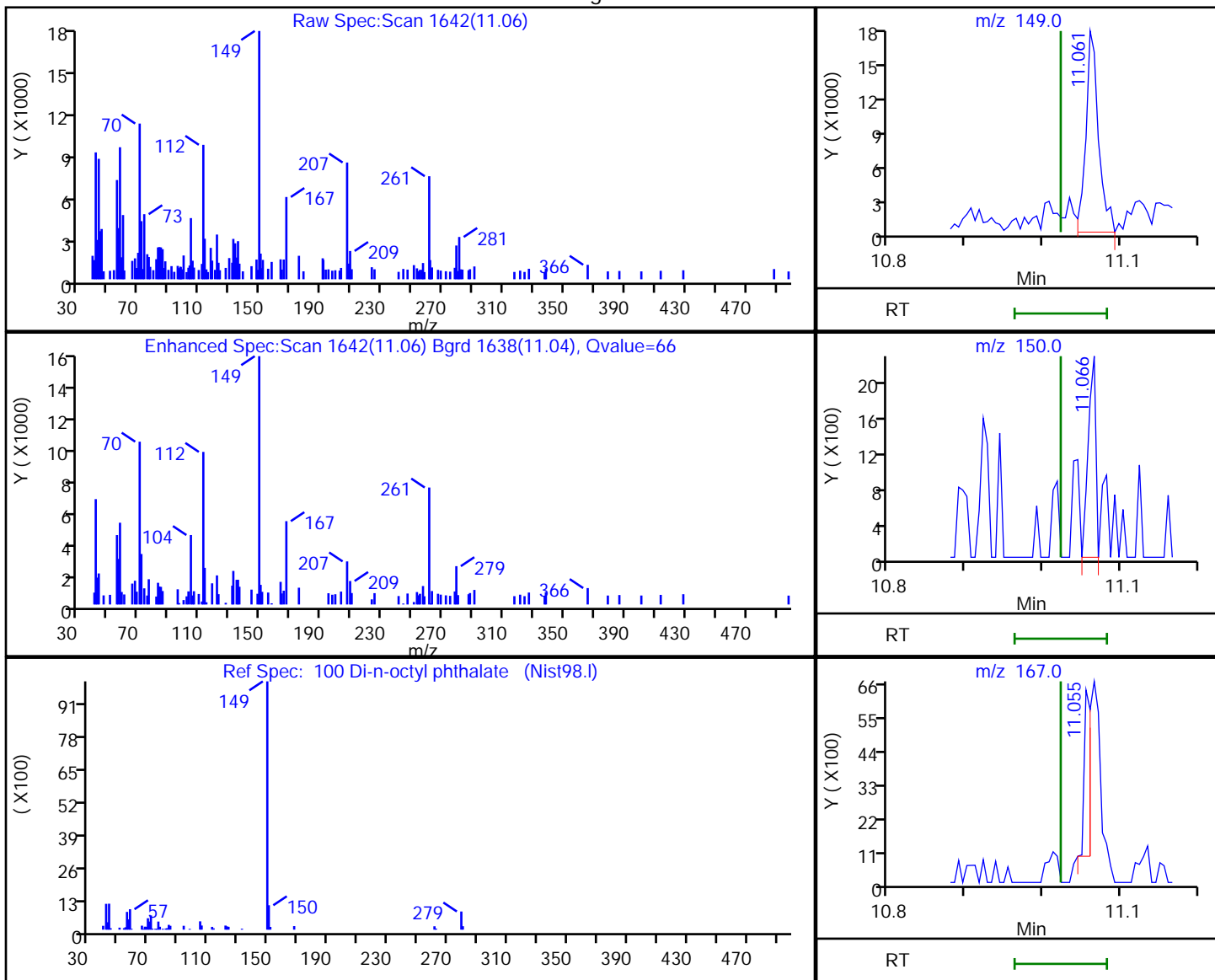
Audit Reason: Invalid Compound ID

Eurofins Seattle

Data File: \\chromfs\Seattle\ChromData\TAC051\20220317-81787.b\31722A16.D
 Injection Date: 17-Mar-2022 15:56:30 Instrument ID: TAC051
 Lims ID: 580-111290-A-2-A Lab Sample ID: 580-111290-2
 Client ID: ERH2689 (RHMW2254-01, Low Flow)
 Operator ID: TL ALS Bottle#: 11 Worklist Smp#: 11
 Injection Vol: 1.0 ul Dil. Factor: 1.0000
 Method: 8270 TAC051 Limit Group: 8270D BNA QSM 5.0
 Column: Detector MS SCAN

100 Di-n-octyl phthalate, CAS: 117-84-0

Processing Results



RT	Mass	Response	Amount
11.06	149.00	19181	17.203629
11.07	150.00	1555	
11.06	167.00	3350	

Reviewer: boylea, 18-Mar-2022 02:13:02

Audit Action: Marked Compound Undetected

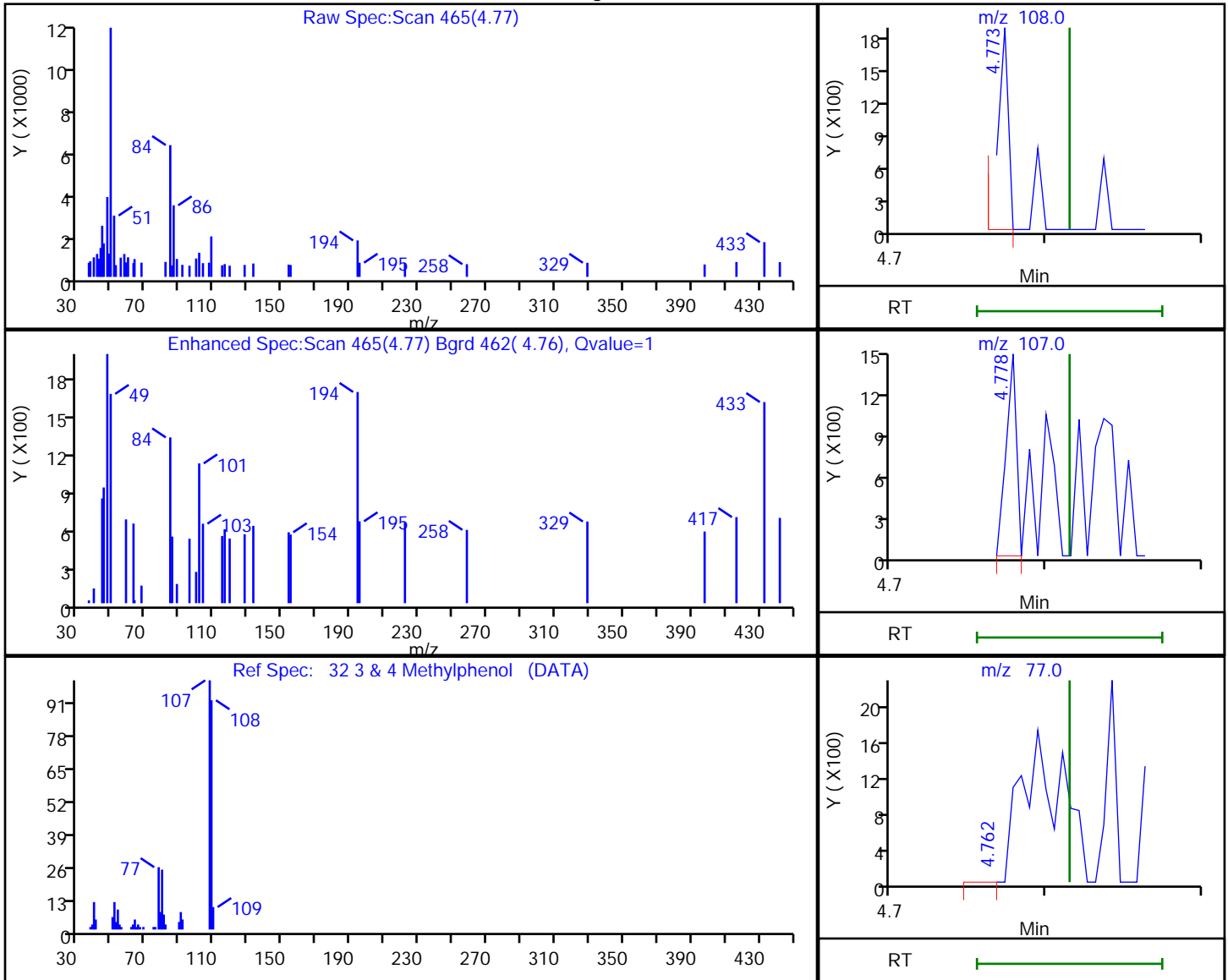
Audit Reason: Invalid Compound ID

Eurofins Seattle

Data File: \\chromfs\Seattle\ChromData\TAC051\20220317-81787.b\31722A16.D
 Injection Date: 17-Mar-2022 15:56:30 Instrument ID: TAC051
 Lims ID: 580-111290-A-2-A Lab Sample ID: 580-111290-2
 Client ID: ERH2689 (RHMW2254-01, Low Flow)
 Operator ID: TL ALS Bottle#: 11 Worklist Smp#: 11
 Injection Vol: 1.0 ul Dil. Factor: 1.0000
 Method: 8270 TAC051 Limit Group: 8270D BNA QSM 5.0
 Column: Detector MS SCAN

32 3 & 4 Methylphenol, CAS: 15831-10-4

Processing Results



RT	Mass	Response	Amount
4.77	108.00	998	9.837545
4.78	107.00	673	
4.76	77.00	1014	

Reviewer: boylea, 18-Mar-2022 02:14:43

Audit Action: Marked Compound Undetected

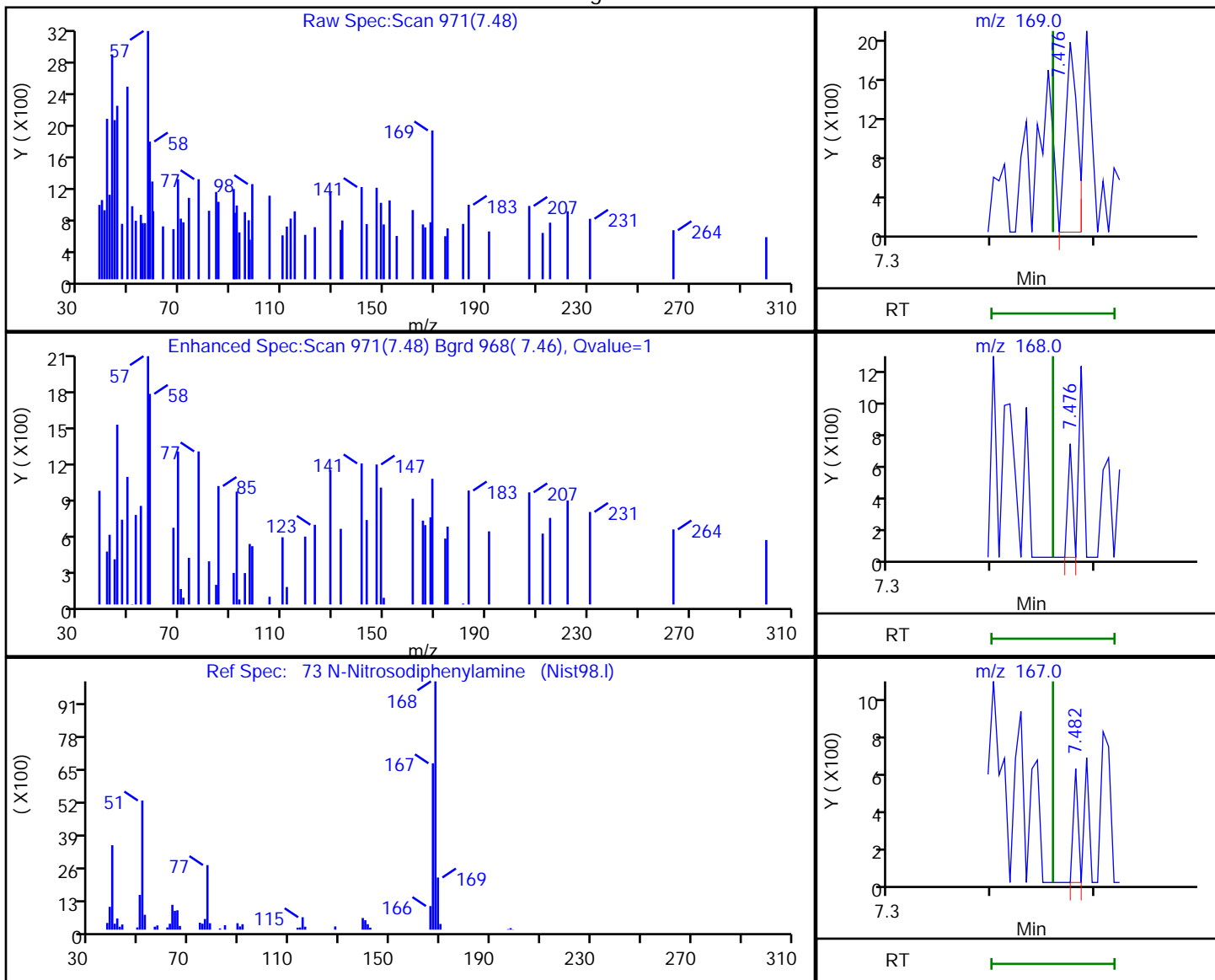
Audit Reason: Invalid Compound ID

Eurofins Seattle

Data File: \\chromfs\Seattle\ChromData\TAC051\20220317-81787.b\31722A16.D
 Injection Date: 17-Mar-2022 15:56:30 Instrument ID: TAC051
 Lims ID: 580-111290-A-2-A Lab Sample ID: 580-111290-2
 Client ID: ERH2689 (RHMW2254-01, Low Flow)
 Operator ID: TL ALS Bottle#: 11 Worklist Smp#: 11
 Injection Vol: 1.0 ul Dil. Factor: 1.0000
 Method: 8270 TAC051 Limit Group: 8270D BNA QSM 5.0
 Column: Detector MS SCAN

73 N-Nitrosodiphenylamine, CAS: 86-30-6

Processing Results



RT	Mass	Response	Amount
7.48	169.00	1511	2.888452
7.48	168.00	235	
7.48	167.00	196	

Reviewer: boylea, 18-Mar-2022 02:13:54

Audit Action: Marked Compound Undetected

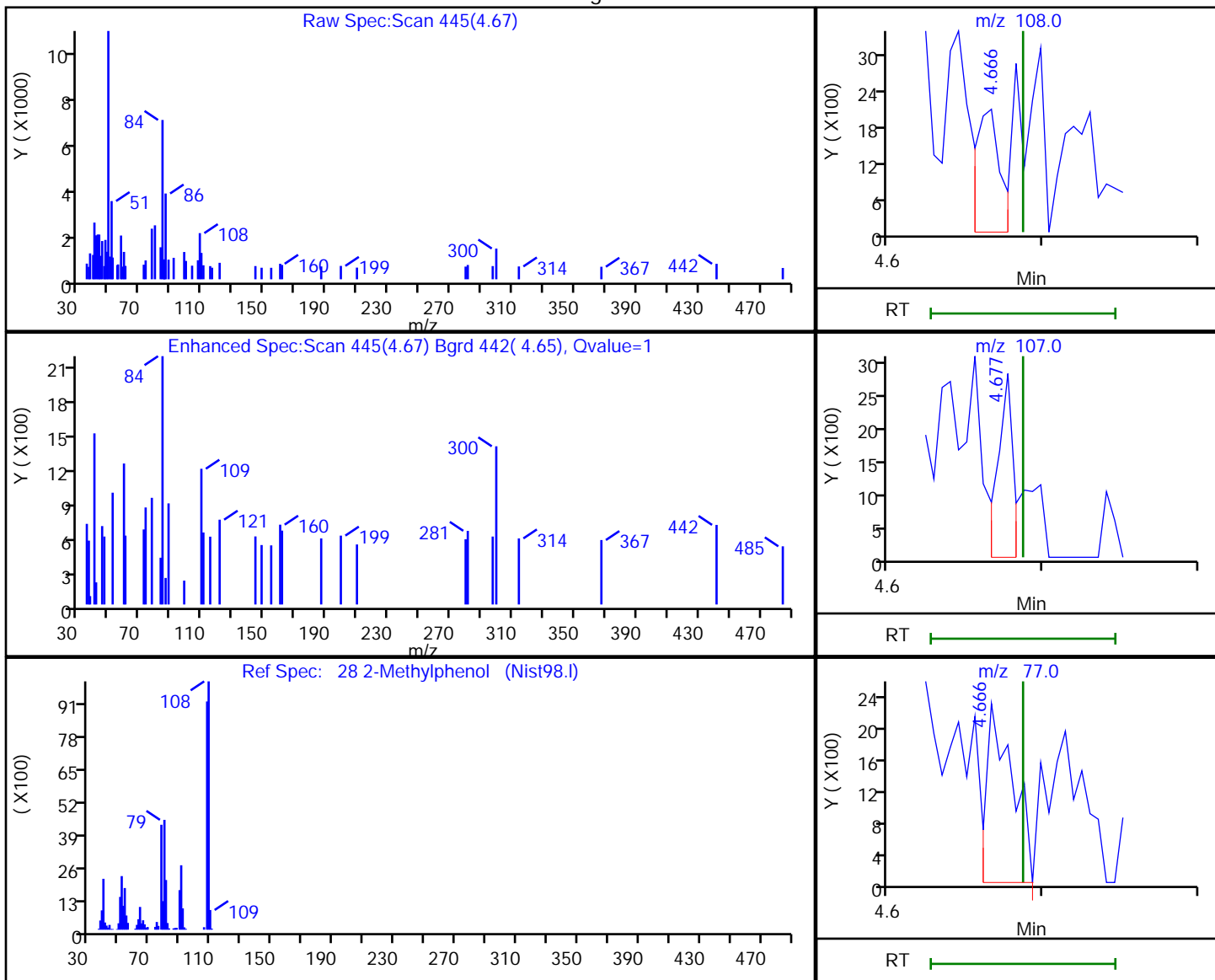
Audit Reason: Invalid Compound ID

Eurofins Seattle

Data File: \\chromfs\Seattle\ChromData\TAC051\20220317-81787.b\31722A16.D
 Injection Date: 17-Mar-2022 15:56:30 Instrument ID: TAC051
 Lims ID: 580-111290-A-2-A Lab Sample ID: 580-111290-2
 Client ID: ERH2689 (RHMW2254-01, Low Flow)
 Operator ID: TL ALS Bottle#: 11 Worklist Smp#: 11
 Injection Vol: 1.0 ul Dil. Factor: 1.0000
 Method: 8270 TAC051 Limit Group: 8270D BNA QSM 5.0
 Column: Detector MS SCAN

28 2-Methylphenol, CAS: 95-48-7

Processing Results



RT	Mass	Response	Amount
4.67	108.00	2257	8.684575
4.68	107.00	1956	
4.67	77.00	2655	

Reviewer: boylea, 18-Mar-2022 02:14:47

Audit Action: Marked Compound Undetected

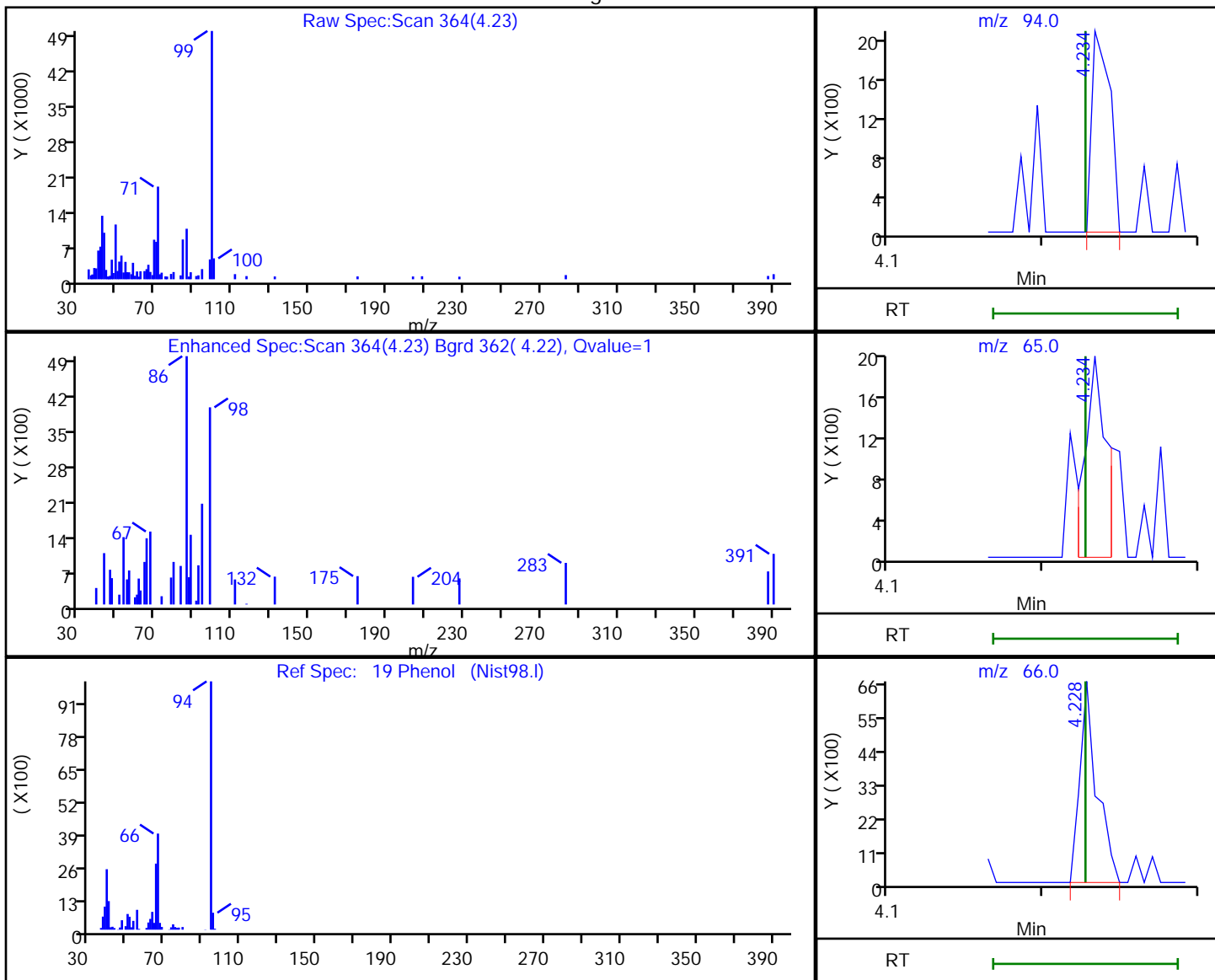
Audit Reason: Invalid Compound ID

Eurofins Seattle

Data File: \\chromfs\Seattle\ChromData\TAC051\20220317-81787.b\31722A16.D
 Injection Date: 17-Mar-2022 15:56:30 Instrument ID: TAC051
 Lims ID: 580-111290-A-2-A Lab Sample ID: 580-111290-2
 Client ID: ERH2689 (RHMW2254-01, Low Flow)
 Operator ID: TL ALS Bottle#: 11 Worklist Smp#: 11
 Injection Vol: 1.0 ul Dil. Factor: 1.0000
 Method: 8270 TAC051 Limit Group: 8270D BNA QSM 5.0
 Column: Detector MS SCAN

19 Phenol, CAS: 108-95-2

Processing Results



RT	Mass	Response	Amount
4.23	94.00	1640	5.273757
4.23	65.00	1943	
4.23	66.00	5128	

Reviewer: boylea, 18-Mar-2022 02:15:02

Audit Action: Marked Compound Undetected

Audit Reason: Invalid Compound ID

FORM I
GC/MS SEMI VOA ORGANICS ANALYSIS DATA SHEET

Lab Name: Eurofins Seattle Job No.: 580-111290-1
 SDG No.: _____
 Client Sample ID: ERH2764 (ADIT 3 SUMP) Lab Sample ID: 580-111290-3
 Matrix: Water Lab File ID: 31722A17.D
 Analysis Method: 8270E Date Collected: 03/09/2022 11:45
 Extract. Method: 3510C Date Extracted: 03/16/2022 09:47
 Sample wt/vol: 975.5 (mL) Date Analyzed: 03/17/2022 16:19
 Con. Extract Vol.: 2 (mL) Dilution Factor: 1
 Injection Volume: 1 (uL) Level: (low/med) Low
 % Moisture: _____ GPC Cleanup: (Y/N) N
 Analysis Batch No.: 384146 Units: ug/L

CAS NO.	COMPOUND NAME	RESULT	Q	LOQ	LOD	DL
120-82-1	1,2,4-Trichlorobenzene	0.31	U Q	0.41	0.31	0.092
95-50-1	1,2-Dichlorobenzene	0.15	U	0.41	0.15	0.051
541-73-1	1,3-Dichlorobenzene	0.092	U Q	0.41	0.092	0.041
106-46-7	1,4-Dichlorobenzene	0.092	U	0.41	0.092	0.041
95-95-4	2,4,5-Trichlorophenol	0.31	U	0.41	0.31	0.10
88-06-2	2,4,6-Trichlorophenol	0.31	U	0.62	0.31	0.10
120-83-2	2,4-Dichlorophenol	0.51	U M	1.0	0.51	0.21
105-67-9	2,4-Dimethylphenol	0.51	U M	4.1	0.51	0.16
51-28-5	2,4-Dinitrophenol	3.3	U Q	5.1	3.3	1.6
121-14-2	2,4-Dinitrotoluene	0.31	U M	1.0	0.31	0.10
606-20-2	2,6-Dinitrotoluene	0.31	U	0.41	0.31	0.10
91-58-7	2-Chloronaphthalene	0.15	U	1.0	0.15	0.072
95-57-8	2-Chlorophenol	0.15	U	1.0	0.15	0.051
88-75-5	2-Nitrophenol	0.15	U	1.0	0.15	0.072
91-94-1	3,3'-Dichlorobenzidine	0.62	U M	1.0	0.62	0.27
534-52-1	4,6-Dinitro-2-methylphenol	1.2	U Q	2.1	1.2	0.56
101-55-3	4-Bromophenyl phenyl ether	0.15	U	0.62	0.15	0.062
59-50-7	4-Chloro-3-methylphenol	0.31	U M	0.62	0.31	0.13
7005-72-3	4-Chlorophenyl phenyl ether	0.15	U	0.62	0.15	0.051
100-02-7	4-Nitrophenol	6.2	U M	10	6.2	1.7
103-33-3	Azobenzene	0.15	U	2.1	0.15	0.062
111-91-1	Bis(2-chloroethoxy)methane	0.15	U	0.62	0.15	0.051
111-44-4	Bis(2-chloroethyl)ether	0.092	U	0.10	0.092	0.031
117-81-7	Bis(2-ethylhexyl) phthalate	1.6	U	3.1	1.6	0.76
108-60-1	bis (2-chloroisopropyl) ether	0.15	U	0.26	0.15	0.062
85-68-7	Butyl benzyl phthalate	0.62	U	4.1	0.62	0.28
84-66-2	Diethyl phthalate	0.31	U	1.0	0.31	0.15
131-11-3	Dimethyl phthalate	0.15	U	0.62	0.15	0.062
84-74-2	Di-n-butyl phthalate	0.51	U	3.1	0.51	0.19
117-84-0	Di-n-octyl phthalate	0.31	U M	1.0	0.31	0.13
118-74-1	Hexachlorobenzene	0.092	U	0.62	0.092	0.041
87-68-3	Hexachlorobutadiene	0.15	U M Q	1.0	0.15	0.062
77-47-4	Hexachlorocyclopentadiene	0.31	U Q	1.0	0.31	0.14
67-72-1	Hexachloroethane	0.15	U Q	1.0	0.15	0.051

FORM I
GC/MS SEMI VOA ORGANICS ANALYSIS DATA SHEET

Lab Name: Eurofins Seattle Job No.: 580-111290-1
 SDG No.: _____
 Client Sample ID: ERH2764 (ADIT 3 SUMP) Lab Sample ID: 580-111290-3
 Matrix: Water Lab File ID: 31722A17.D
 Analysis Method: 8270E Date Collected: 03/09/2022 11:45
 Extract. Method: 3510C Date Extracted: 03/16/2022 09:47
 Sample wt/vol: 975.5 (mL) Date Analyzed: 03/17/2022 16:19
 Con. Extract Vol.: 2 (mL) Dilution Factor: 1
 Injection Volume: 1 (uL) Level: (low/med) Low
 % Moisture: _____ GPC Cleanup: (Y/N) N
 Analysis Batch No.: 384146 Units: ug/L

CAS NO.	COMPOUND NAME	RESULT	Q	LOQ	LOD	DL
78-59-1	Isophorone	0.31	U M	0.41	0.31	0.10
15831-10-4	m+p-Cresol	0.31	U Q	0.62	0.31	0.10
98-95-3	Nitrobenzene	0.092	U	1.0	0.092	0.041
62-75-9	N-Nitrosodimethylamine	0.62	U	2.1	0.62	0.27
621-64-7	N-Nitrosodi-n-propylamine	0.092	U	0.41	0.092	0.062
86-30-6	N-Nitrosodiphenylamine	0.15	U	1.0	0.15	0.072
95-48-7	o-Cresol	0.15	U	0.62	0.15	0.051
87-86-5	Pentachlorophenol	1.0	U	10	1.0	0.52
108-95-2	Phenol	0.62	U M Q	1.0	0.62	0.37
129-00-0	Pyrene	0.092	U	1.0	0.092	0.041
110-86-1	Pyridine	3.3	U M Q	10	3.3	1.1

CAS NO.	SURROGATE	%REC	Q	LIMITS
118-79-6	2,4,6-Tribromophenol (Surr)	72		43-140
321-60-8	2-Fluorobiphenyl	65		44-119
367-12-4	2-Fluorophenol (Surr)	45		19-119
4165-60-0	Nitrobenzene-d5 (Surr)	70		44-120
4165-62-2	Phenol-d5 (Surr)	28		10-120
1718-51-0	Terphenyl-d14	99		50-134

Eurofins Seattle
Target Compound Quantitation Report

Data File: \\chromfs\Seattle\ChromData\TAC051\20220317-81787.b\31722A17.D
 Lims ID: 580-111290-B-3-A
 Client ID: ERH2764 (ADIT 3 SUMP)
 Sample Type: Client
 Inject. Date: 17-Mar-2022 16:19:30 ALS Bottle#: 12 Worklist Smp#: 12
 Injection Vol: 1.0 ul Dil. Factor: 1.0000
 Sample Info: 580-111290-b-3-a
 Operator ID: TL Instrument ID: TAC051
 Method: \\chromfs\Seattle\ChromData\TAC051\20220317-81787.b\8270 TAC051.m
 Limit Group: 8270D BNA QSM 5.0
 Last Update: 18-Mar-2022 02:24:37 Calib Date: 24-Jan-2022 20:31:30
 Integrator: RTE ID Type: RT Order ID
 Quant Method: Internal Standard Quant By: Initial Calibration
 Last ICal File: \\chromfs\Seattle\ChromData\TAC051\20220124-81014.b\0124A19_D

Column 1 : Det: MS SCAN
 Process Host: CTX1612

First Level Reviewer: boylea

Date: 18-Mar-2022 02:24:37

Compound	Sig	RT (min.)	Adj RT (min.)	Diff RT (min.)	Q	Response	OnCol Amt ug/L	Flags
* 1 1,4-Dichlorobenzene-d4	152	4.454	4.457	-0.003	85	31893	100.0	
* 2 Naphthalene-d8	136	5.469	5.467	0.002	97	116666	100.0	
* 3 Acenaphthene-d10	164	6.896	6.893	0.003	74	66211	100.0	
* 4 Phenanthrene-d10	188	8.108	8.111	-0.003	89	102098	100.0	
* 5 Chrysene-d12	240	10.309	10.307	0.002	95	86825	100.0	
* 6 Perylene-d12	264	11.832	11.835	-0.003	91	93575	100.0	
\$ 7 2-Fluorophenol	112	3.477	3.465	0.008	81	132931	451.5	
\$ 8 Phenol-d5	99	4.230	4.212	0.013	96	93451	283.3	
\$ 9 Nitrobenzene-d5	82	4.898	4.895	0.003	86	195400	703.7	
\$ 10 2-methylnaphthalene-d10	152	6.020	6.023	-0.002	0	459199	NC	
\$ 11 2-Fluorobiphenyl	172	6.351	6.354	-0.003	95	570022	647.5	
\$ 12 2,4,6-Tribromophenol	330	7.548	7.551	-0.002	79	98585	724.7	
\$ 13 Fluoranthene-d10 (Surr)	212	9.086	9.089	-0.003	0	843940	NC	
\$ 14 Terphenyl-d14	244	9.428	9.431	-0.003	96	755806	988.4	
15 1,4-Dioxane	88	2.339	2.328	0.008	1	857	NC	
20 Bis(2-chloroethyl)ether	93	4.241	4.255	-0.018	1	475	1.72	
26 Benzyl alcohol	79	4.583	4.580	-0.002	5	1925	17.1	
29 2,2'-oxybis[1-chloropropane]	45	4.668	4.676	-0.013	1	2423	7.83	
28 2-Methylphenol	108	4.700	4.682	0.013	1	349	1.30	
30 Acetophenone	105	4.807	4.778	0.024	1	728	1.80	
32 3 & 4 Methylphenol	108	4.839	4.810	0.024	39	999	9.73	
34 Nitrobenzene	77	4.898	4.911	-0.013	3	1559	14.5	
36 2-Nitrophenol	139	5.192	5.167	0.024	1	1953	16.9	
38 Bis(2-chloroethoxy)methane	93	5.288	5.291	-0.002	1	1431	4.86	
54 1,1'-Biphenyl	154	6.431	6.434	-0.003	1	1048	1.09	
55 2-Chloronaphthalene	162	6.452	6.445	0.008	11	8839	11.7	
24 Cyclohexanone	55	6.500	6.488	0.004	19	2682	NC	
56 2-Nitroaniline	138	6.549	6.546	0.003	1	1169	65.4	
57 Dimethyl phthalate	163	6.725	6.696	0.030	7	3985	1.67	
58 1,3-Dinitrobenzene	168	6.746	6.723	0.024	1	638	123.2	
59 2,6-Dinitrotoluene	165	6.778	6.744	0.034	1	1931	42.9	
60 Acenaphthylene	152	6.784	6.781	0.003	1	4802	2.13	

Compound	Sig	RT (min.)	Adj RT (min.)	Diff RT (min.)	Q	Response	OnCol Amt ug/L	Flags
61 3-Nitroaniline	138	6.896	6.889	0.008	3	3011	88.2	
62 Acenaphthene	153	6.933	6.920	0.013	1	2190	2.83	
68 Diethyl phthalate	149	7.275	7.273	0.003	39	12826	14.9	
69 Fluorene	166	7.350	7.348	0.003	1	1576	2.01	
70 4-Chlorophenyl phenyl ether	204	7.366	7.358	0.008	1	2304	6.38	
71 4-Nitroaniline	138	7.387	7.385	0.002	1	2049	75.9	
73 N-Nitrosodiphenylamine	169	7.451	7.460	-0.008	1	2386	4.40	
74 Azobenzene	77	7.494	7.481	0.013	1	11535	24.2	
77 Atrazine	200	7.916	7.909	0.008	1	1453	24.4	
79 n-Octadecane	57	8.044	8.053	-0.008	27	4973	16.8	
80 Phenanthrene	178	8.130	8.128	0.003	36	9108	5.67	
83 Carbazole	167	8.322	8.320	0.003	1	1041	5.41	
84 Di-n-butyl phthalate	149	8.616	8.619	-0.003	78	39342	24.3	
88 Benzidine	184	9.246	9.239	0.008	27	529	88.9	
89 Pyrene	202	9.289	9.287	0.003	83	14774	9.77	
94 Butyl benzyl phthalate	149	9.845	9.848	-0.002	66	18084	36.1	
98 Bis(2-ethylhexyl) phthalate	149	10.358	10.361	-0.002	88	145625	183.0	
101 Benzo[b]fluoranthene	252	11.399	11.397	0.003	1	1987	4.23	
86 2,3-Dichlorobenzeneamine	161	11.421	11.416	0.005	1	858	NC	
91 Nonylphenol	135	11.832	11.849	-0.016	0	1024	NC	
124 DFTPP								

QC Flag Legend

Processing Flags

NC - Not Calibrated

Reagents:

8270SIM_IS_00069

Amount Added: 10.00

Units: uL

Run Reagent

Eurofins Seattle

Data File: \\chromfs\Seattle\ChromData\TAC051\20220317-81787.b\31722A17.D

Injection Date: 17-Mar-2022 16:19:30

Instrument ID: TAC051

Lims ID: 580-111290-B-3-A

Lab Sample ID: 580-111290-3

Client ID: ERH2764 (ADIT 3 SUMP)

Operator ID: TL

ALS Bottle#: 12

Worklist Smp#: 12

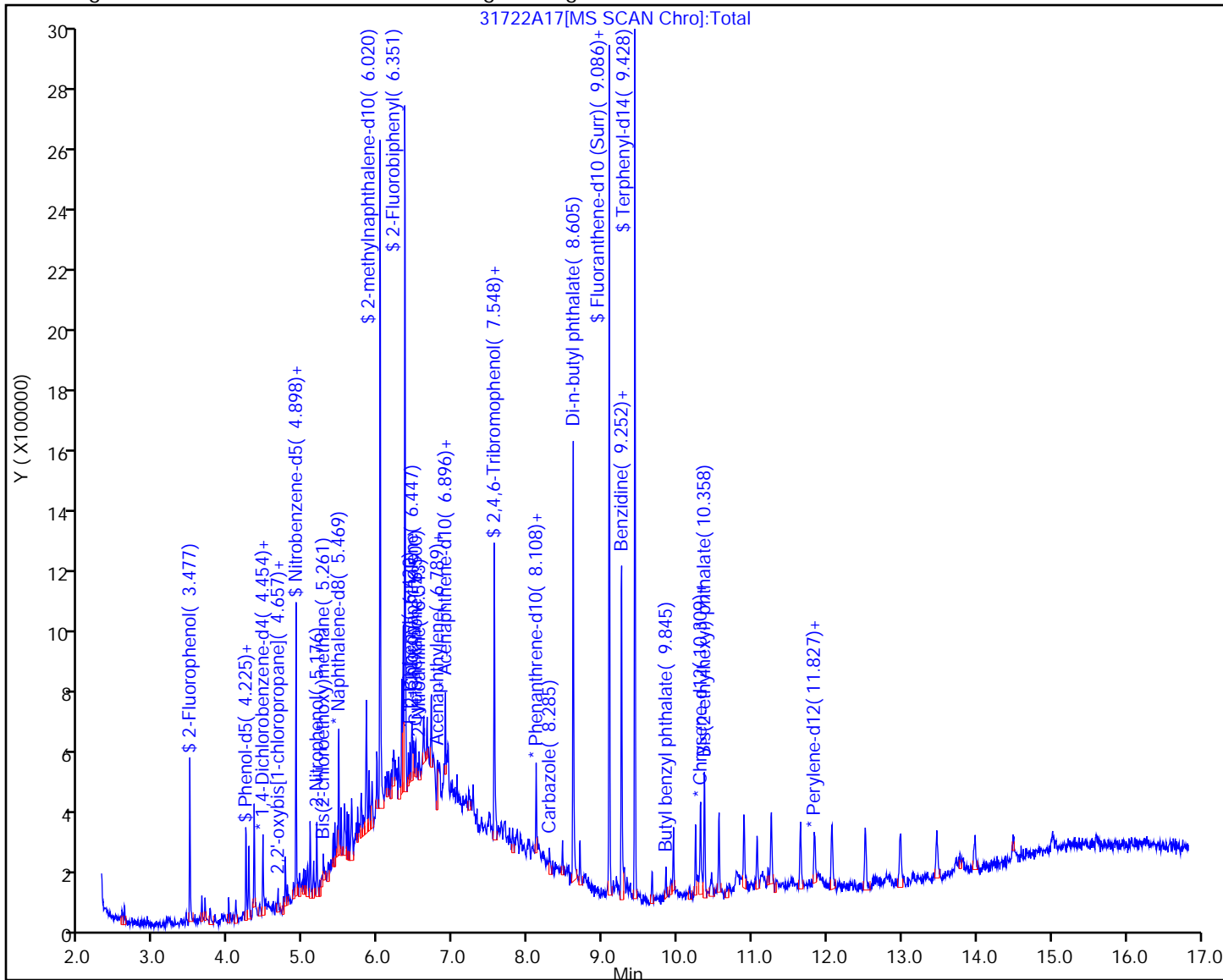
Injection Vol: 1.0 ul

Dil. Factor: 1.0000

Method: 8270 TAC051

Limit Group: 8270D BNA QSM 5.0

Y Scaling: Method Defined: Scale to the Nth Largest Target: 1



Eurofins Seattle
Recovery Report

Data File: \\chromfs\Seattle\ChromData\TAC051\20220317-81787.b\31722A17.D
 Lims ID: 580-111290-B-3-A
 Client ID: ERH2764 (ADIT 3 SUMP)
 Sample Type: Client
 Inject. Date: 17-Mar-2022 16:19:30 ALS Bottle#: 12 Worklist Smp#: 12
 Injection Vol: 1.0 ul Dil. Factor: 1.0000
 Sample Info: 580-111290-b-3-a
 Operator ID: TL Instrument ID: TAC051
 Method: \\chromfs\Seattle\ChromData\TAC051\20220317-81787.b\8270 TAC051.m
 Limit Group: 8270D BNA QSM 5.0
 Last Update: 18-Mar-2022 02:24:37 Calib Date: 24-Jan-2022 20:31:30
 Integrator: RTE ID Type: RT Order ID
 Quant Method: Internal Standard Quant By: Initial Calibration
 Last ICal File: \\chromfs\Seattle\ChromData\TAC051\20220124-81014.b\0124A19_D
 Column 1 : Det: MS SCAN
 Process Host: CTX1612

First Level Reviewer: boylea Date: 18-Mar-2022 02:24:37

Compound	Amount Added	Amount Recovered	% Rec.
\$ 7 2-Fluorophenol	1000.0	451.5	45.15
\$ 8 Phenol-d5	1000.0	283.3	28.33
\$ 9 Nitrobenzene-d5	1000.0	703.7	70.37
\$ 11 2-Fluorobiphenyl	1000.0	647.5	64.75
\$ 12 2,4,6-Tribromophenol	1000.0	724.7	72.47
\$ 14 Terphenyl-d14	1000.0	988.4	98.84

Eurofins Seattle

Data File: \\chromfs\Seattle\ChromData\TAC051\20220317-81787.b\31722A17.D

Injection Date: 17-Mar-2022 16:19:30

Instrument ID: TAC051

Lims ID: 580-111290-B-3-A

Lab Sample ID: 580-111290-3

Client ID: ERH2764 (ADIT 3 SUMP)

Operator ID: TL

ALS Bottle#: 12

Worklist Smp#: 12

Injection Vol: 1.0 ul

Dil. Factor: 1.0000

Method: 8270 TAC051

Limit Group: 8270D BNA QSM 5.0

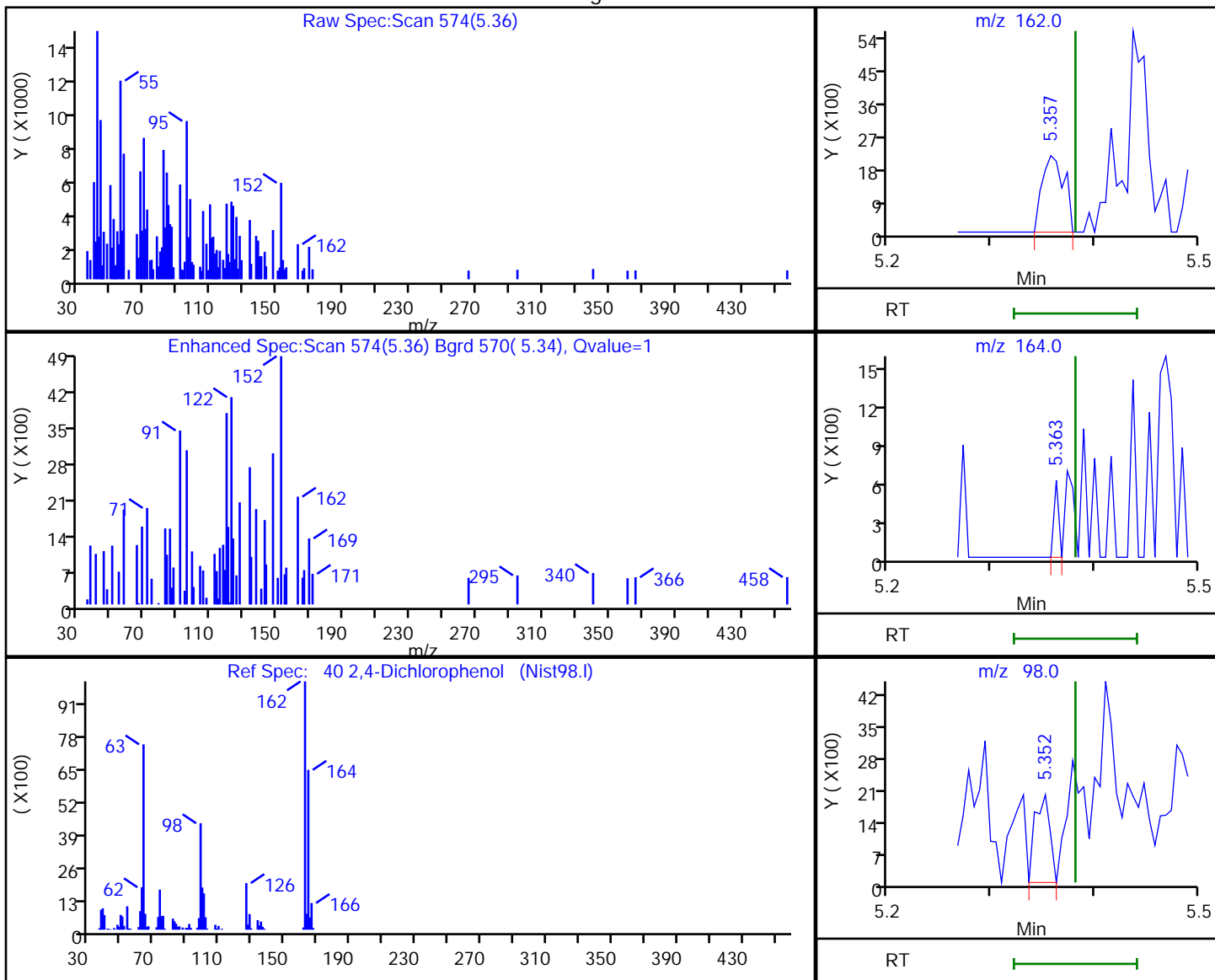
Column:

Detector

MS SCAN

40 2,4-Dichlorophenol, CAS: 120-83-2

Processing Results



RT	Mass	Response	Amount
5.36	162.00	3126	26.571929
5.36	164.00	194	
5.35	98.00	1956	

Reviewer: boylea, 18-Mar-2022 02:22:49

Audit Action: Marked Compound Undetected

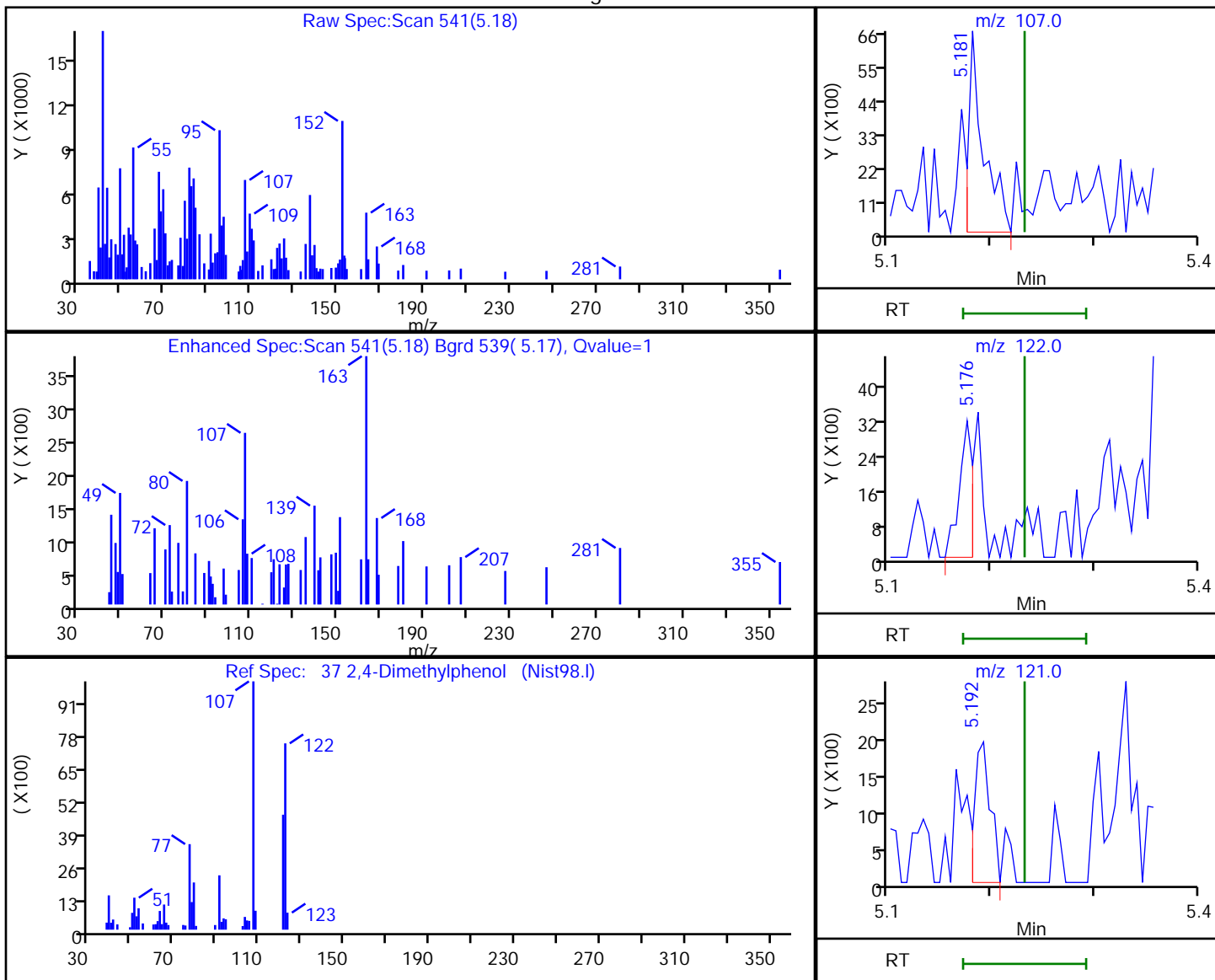
Audit Reason: Invalid Compound ID

Eurofins Seattle

Data File: \\chromfs\Seattle\ChromData\TAC051\20220317-81787.b\31722A17.D
 Injection Date: 17-Mar-2022 16:19:30 Instrument ID: TAC051
 Lims ID: 580-111290-B-3-A Lab Sample ID: 580-111290-3
 Client ID: ERH2764 (ADIT 3 SUMP)
 Operator ID: TL ALS Bottle#: 12 Worklist Smp#: 12
 Injection Vol: 1.0 ul Dil. Factor: 1.0000
 Method: 8270 TAC051 Limit Group: 8270D BNA QSM 5.0
 Column: Detector MS SCAN

37 2,4-Dimethylphenol, CAS: 105-67-9

Processing Results



RT	Mass	Response	Amount
5.18	107.00	6708	25.715073
5.18	122.00	2842	
5.19	121.00	2030	

Reviewer: boylea, 18-Mar-2022 02:22:46

Audit Action: Marked Compound Undetected

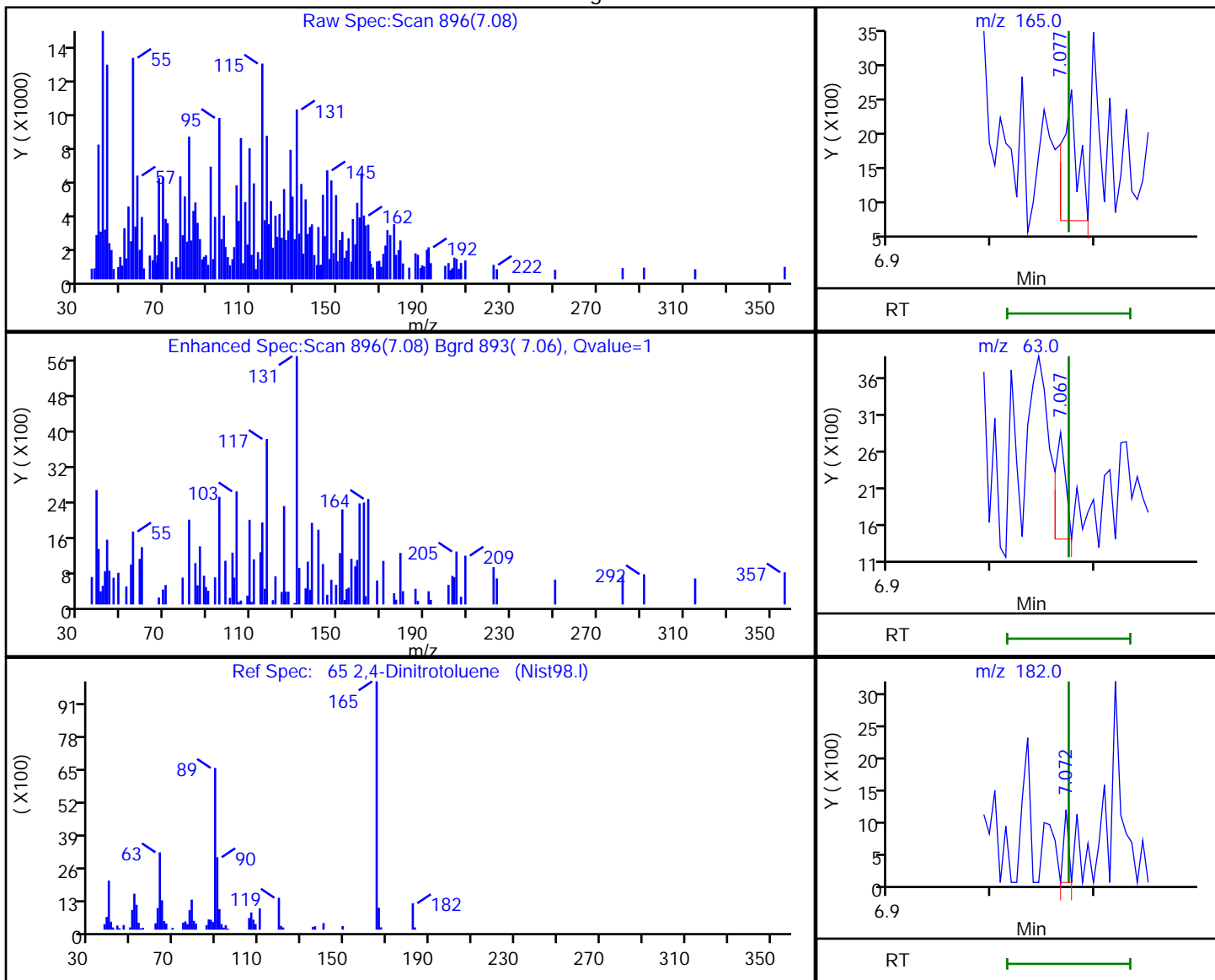
Audit Reason: Invalid Compound ID

Eurofins Seattle

Data File: \\chromfs\Seattle\ChromData\TAC051\20220317-81787.b\31722A17.D
Injection Date: 17-Mar-2022 16:19:30 Instrument ID: TAC051
Lims ID: 580-111290-B-3-A Lab Sample ID: 580-111290-3
Client ID: ERH2764 (ADIT 3 SUMP)
Operator ID: TL ALS Bottle#: 12 Worklist Smp#: 12
Injection Vol: 1.0 ul Dil. Factor: 1.0000
Method: 8270 TAC051 Limit Group: 8270D BNA QSM 5.0
Column: Detector MS SCAN

65 2,4-Dinitrotoluene, CAS: 121-14-2

Processing Results



RT	Mass	Response	Amount
7.08	165.00	1850	66.797708
7.07	63.00	982	
7.07	182.00	361	

Reviewer: boylea, 18-Mar-2022 02:23:17

Audit Action: Marked Compound Undetected

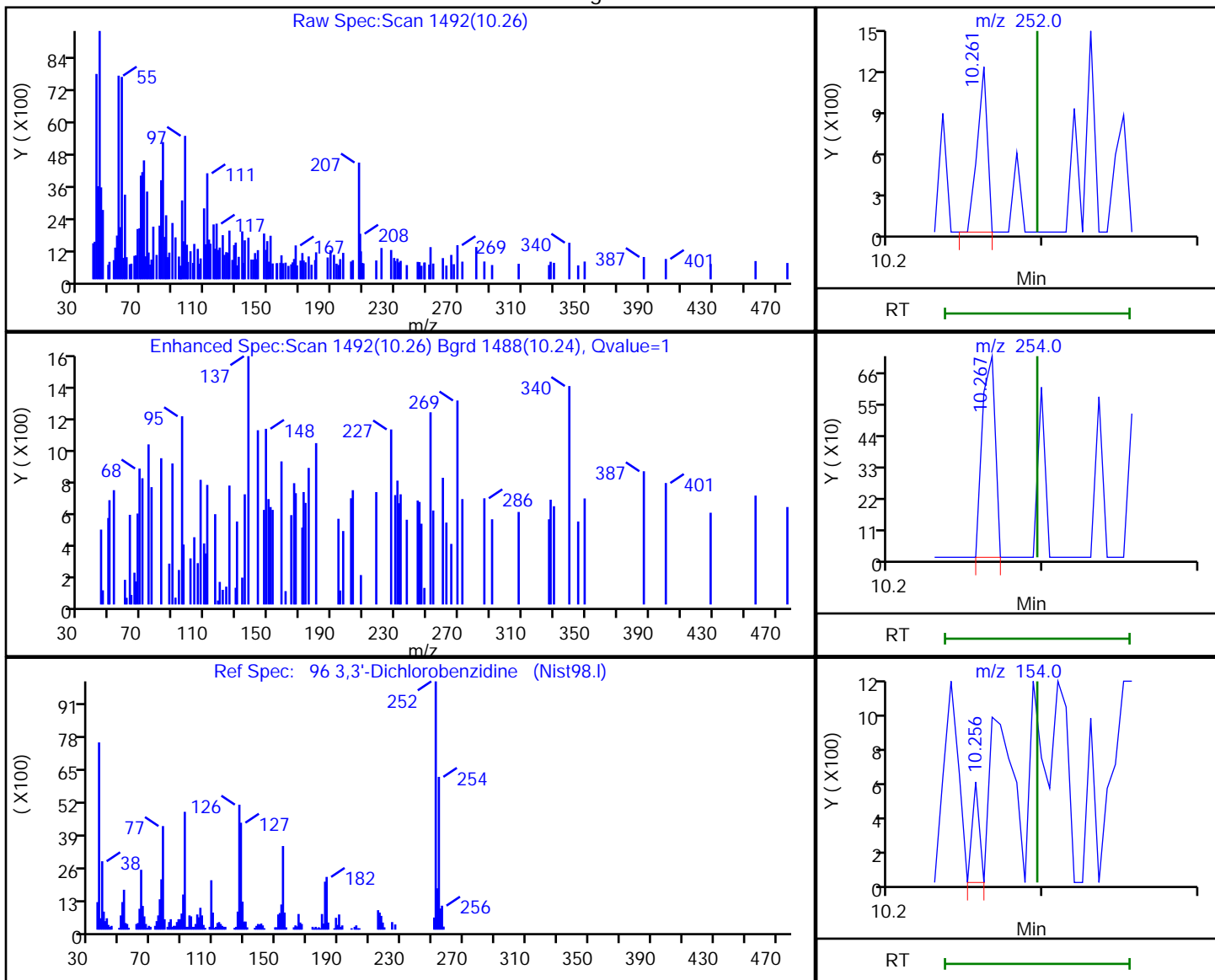
Audit Reason: Invalid Compound ID

Eurofins Seattle

Data File: \\chromfs\Seattle\ChromData\TAC051\20220317-81787.b\31722A17.D
 Injection Date: 17-Mar-2022 16:19:30 Instrument ID: TAC051
 Lims ID: 580-111290-B-3-A Lab Sample ID: 580-111290-3
 Client ID: ERH2764 (ADIT 3 SUMP)
 Operator ID: TL ALS Bottle#: 12 Worklist Smp#: 12
 Injection Vol: 1.0 ul Dil. Factor: 1.0000
 Method: 8270 TAC051 Limit Group: 8270D BNA QSM 5.0
 Column: Detector MS SCAN

96 3,3'-Dichlorobenzidine, CAS: 91-94-1

Processing Results



RT	Mass	Response	Amount
10.26	252.00	548	28.028399
10.27	254.00	420	
10.26	154.00	184	

Reviewer: boylea, 18-Mar-2022 02:24:15

Audit Action: Marked Compound Undetected

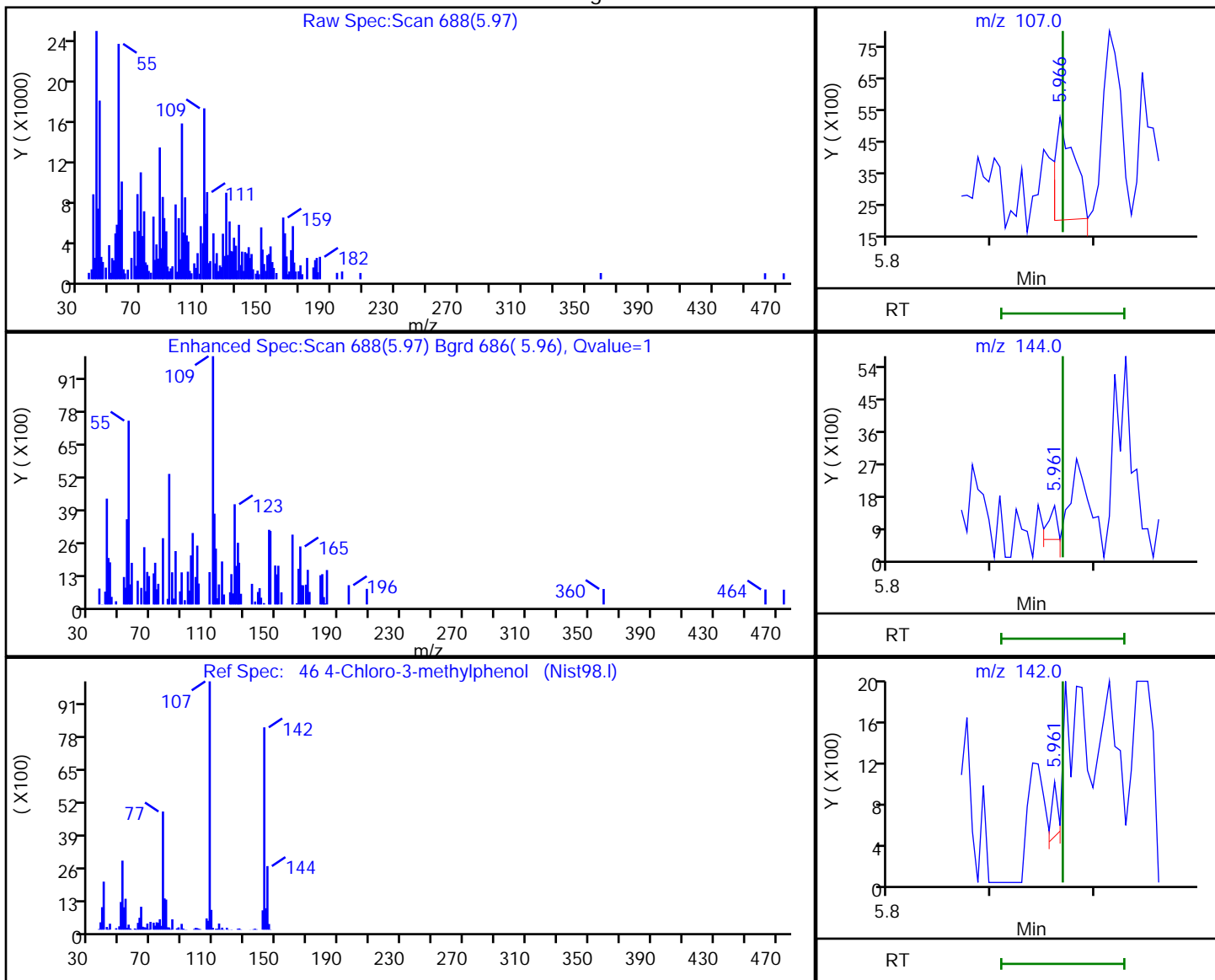
Audit Reason: Invalid Compound ID

Eurofins Seattle

Data File: \\chromfs\Seattle\ChromData\TAC051\20220317-81787.b\31722A17.D
 Injection Date: 17-Mar-2022 16:19:30 Instrument ID: TAC051
 Lims ID: 580-111290-B-3-A Lab Sample ID: 580-111290-3
 Client ID: ERH2764 (ADIT 3 SUMP)
 Operator ID: TL ALS Bottle#: 12 Worklist Smp#: 12
 Injection Vol: 1.0 ul Dil. Factor: 1.0000
 Method: 8270 TAC051 Limit Group: 8270D BNA QSM 5.0
 Column: Detector MS SCAN

46 4-Chloro-3-methylphenol, CAS: 59-50-7

Processing Results



RT	Mass	Response	Amount
5.97	107.00	4126	52.953104
5.96	144.00	567	
5.96	142.00	223	

Reviewer: boylea, 18-Mar-2022 02:23:01

Audit Action: Marked Compound Undetected

Audit Reason: Invalid Compound ID

Eurofins Seattle

Data File: \\chromfs\Seattle\ChromData\TAC051\20220317-81787.b\31722A17.D

Injection Date: 17-Mar-2022 16:19:30

Instrument ID: TAC051

Lims ID: 580-111290-B-3-A

Lab Sample ID: 580-111290-3

Client ID: ERH2764 (ADIT 3 SUMP)

Operator ID: TL

ALS Bottle#: 12 Worklist Smp#: 12

Injection Vol: 1.0 ul

Dil. Factor: 1.0000

Method: 8270 TAC051

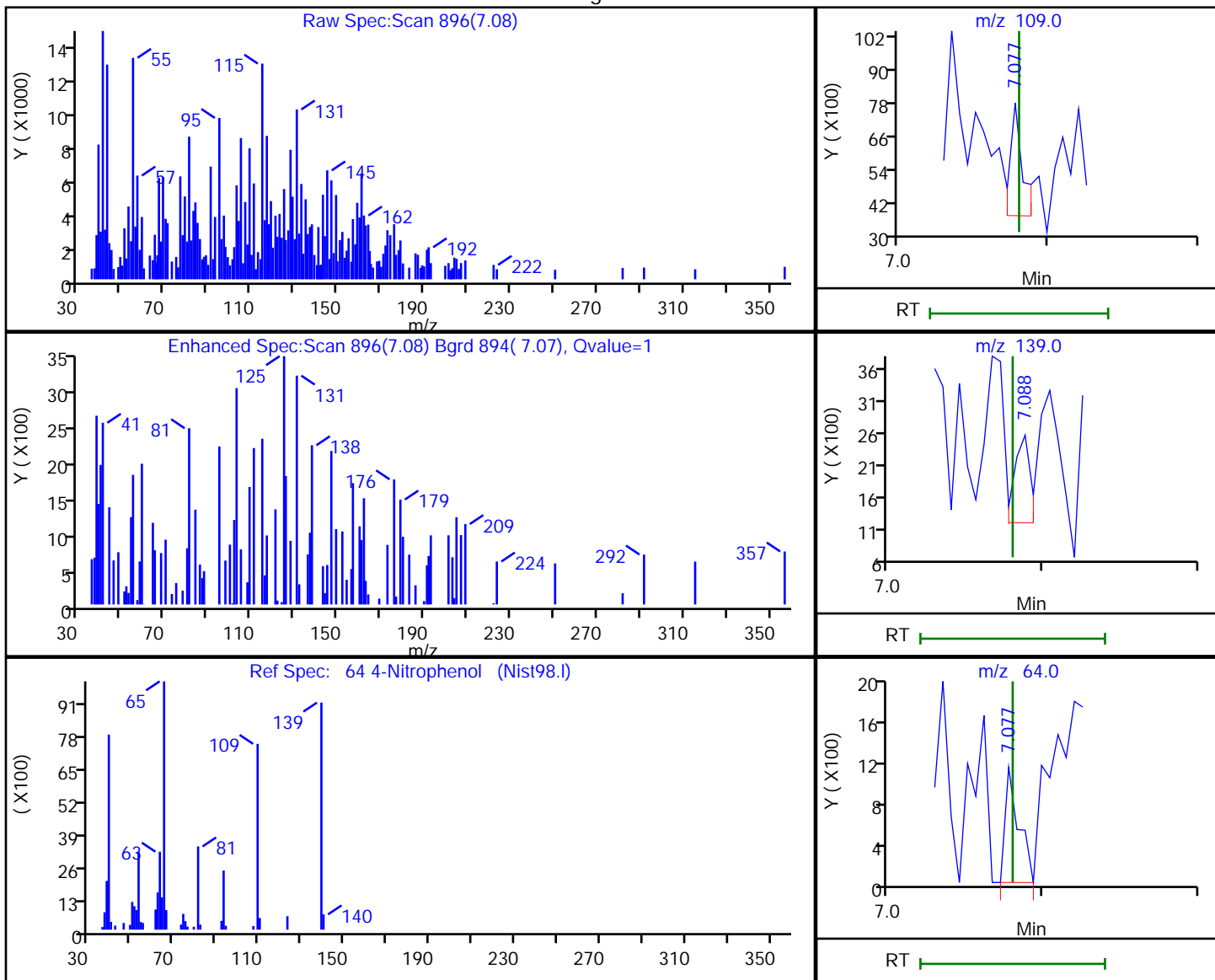
Limit Group: 8270D BNA QSM 5.0

Column:

Detector: MS SCAN

64 4-Nitrophenol, CAS: 100-02-7

Processing Results



RT	Mass	Response	Amount
7.08	109.00	2366	803.4583
7.09	139.00	959	
7.08	64.00	689	

Reviewer: boylea, 18-Mar-2022 02:23:20

Audit Action: Marked Compound Undetected

Audit Reason: Invalid Compound ID

Eurofins Seattle

Data File: \\chromfs\Seattle\ChromData\TAC051\20220317-81787.b\31722A17.D

Injection Date: 17-Mar-2022 16:19:30

Instrument ID: TAC051

Lims ID: 580-111290-B-3-A

Lab Sample ID: 580-111290-3

Client ID: ERH2764 (ADIT 3 SUMP)

Operator ID: TL

ALS Bottle#: 12

Worklist Smp#: 12

Injection Vol: 1.0 ul

Dil. Factor: 1.0000

Method: 8270 TAC051

Limit Group: 8270D BNA QSM 5.0

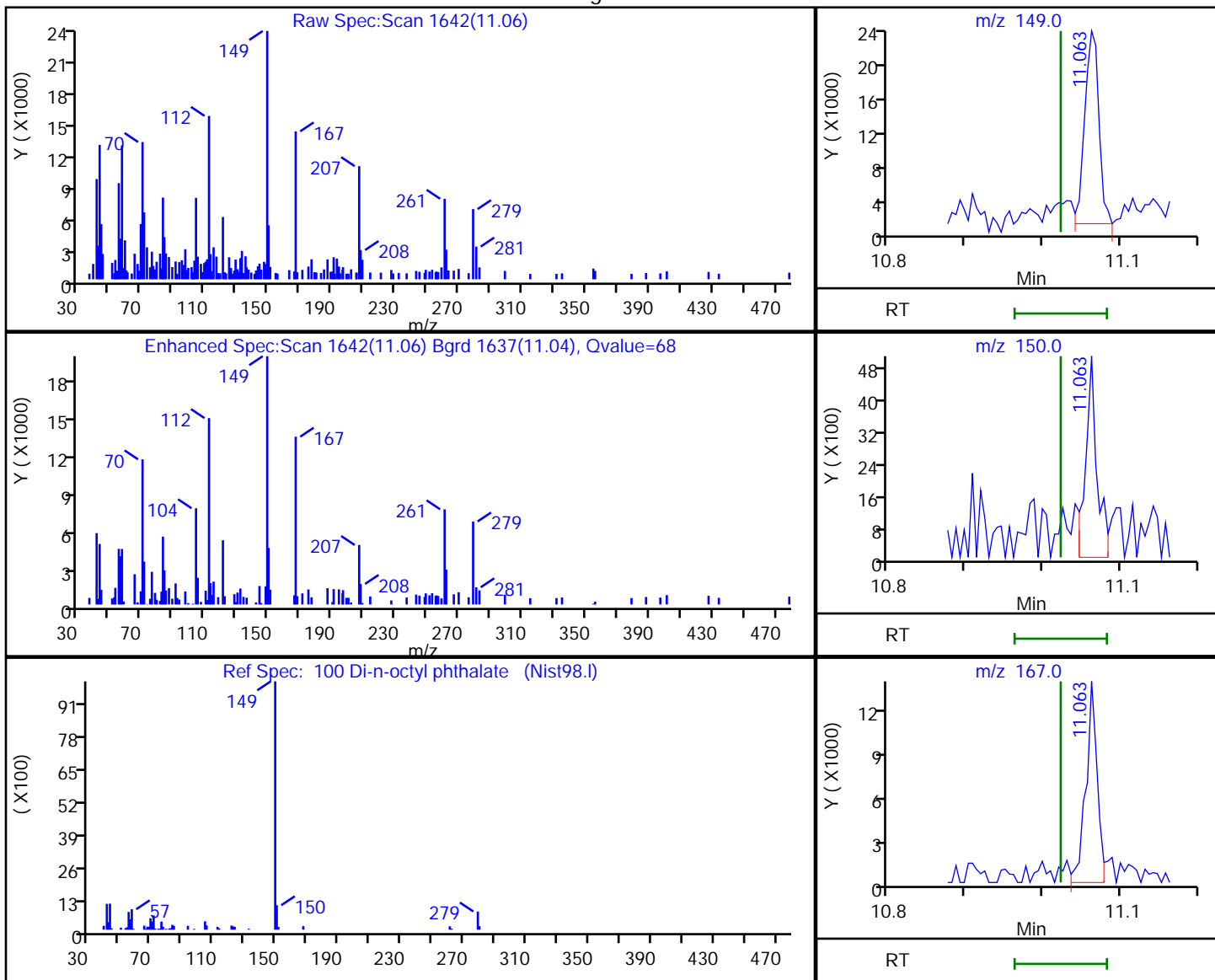
Column:

Detector

MS SCAN

100 Di-n-octyl phthalate, CAS: 117-84-0

Processing Results



RT	Mass	Response	Amount
11.06	149.00	28581	23.069344
11.06	150.00	5243	
11.06	167.00	14308	

Reviewer: boylea, 18-Mar-2022 02:24:20

Audit Action: Marked Compound Undetected

Audit Reason: Invalid Compound ID

Eurofins Seattle

Data File: \\chromfs\Seattle\ChromData\TAC051\20220317-81787.b\31722A17.D

Injection Date: 17-Mar-2022 16:19:30

Instrument ID: TAC051

Lims ID: 580-111290-B-3-A

Lab Sample ID: 580-111290-3

Client ID: ERH2764 (ADIT 3 SUMP)

Operator ID: TL

ALS Bottle#: 12 Worklist Smp#: 12

Injection Vol: 1.0 ul

Dil. Factor: 1.0000

Method: 8270 TAC051

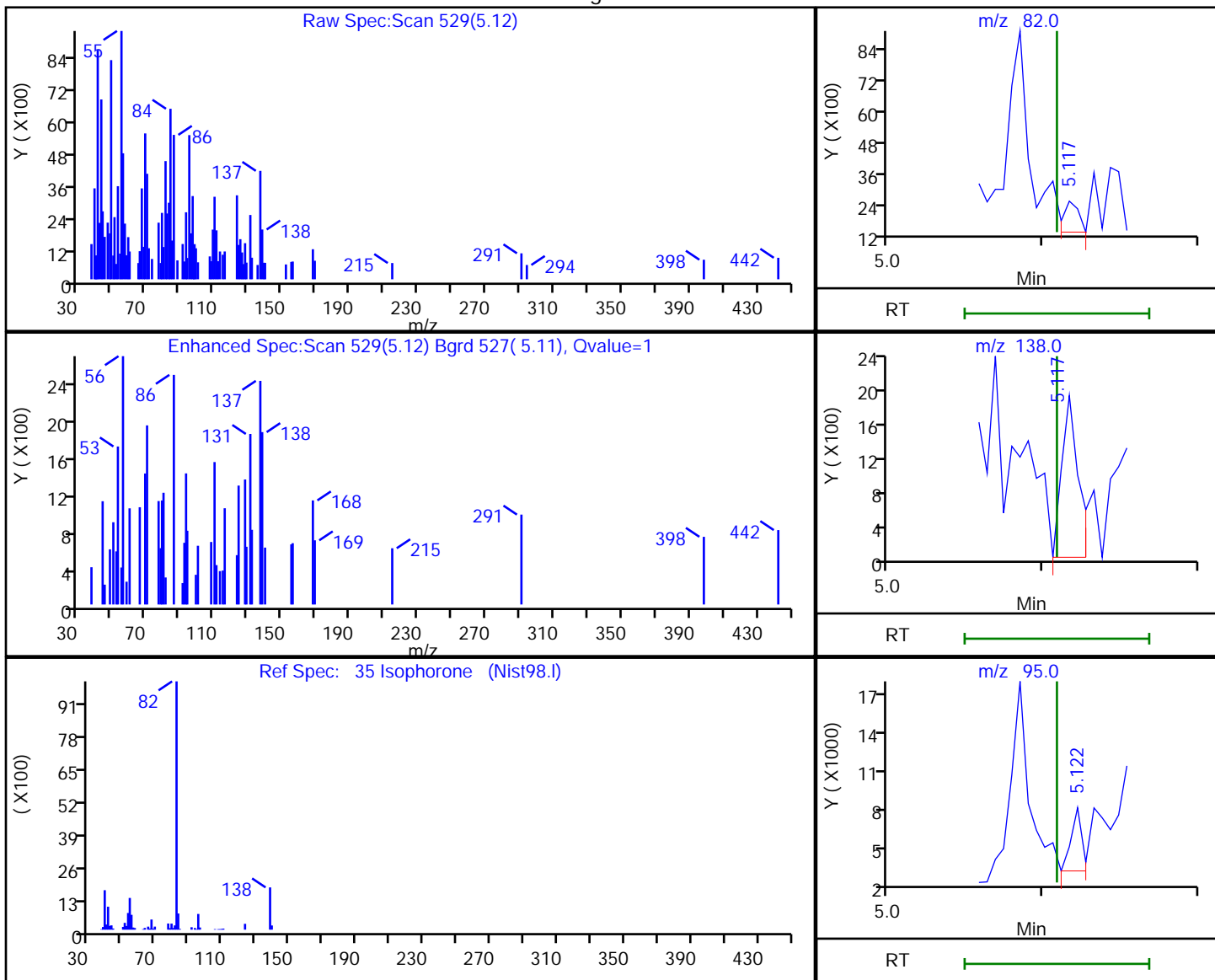
Limit Group: 8270D BNA QSM 5.0

Column:

Detector: MS SCAN

35 Isophorone, CAS: 78-59-1

Processing Results



RT	Mass	Response	Amount
5.12	82.00	805	1.715011
5.12	138.00	1406	
5.12	95.00	2210	

Reviewer: boylea, 18-Mar-2022 02:22:29

Audit Action: Marked Compound Undetected

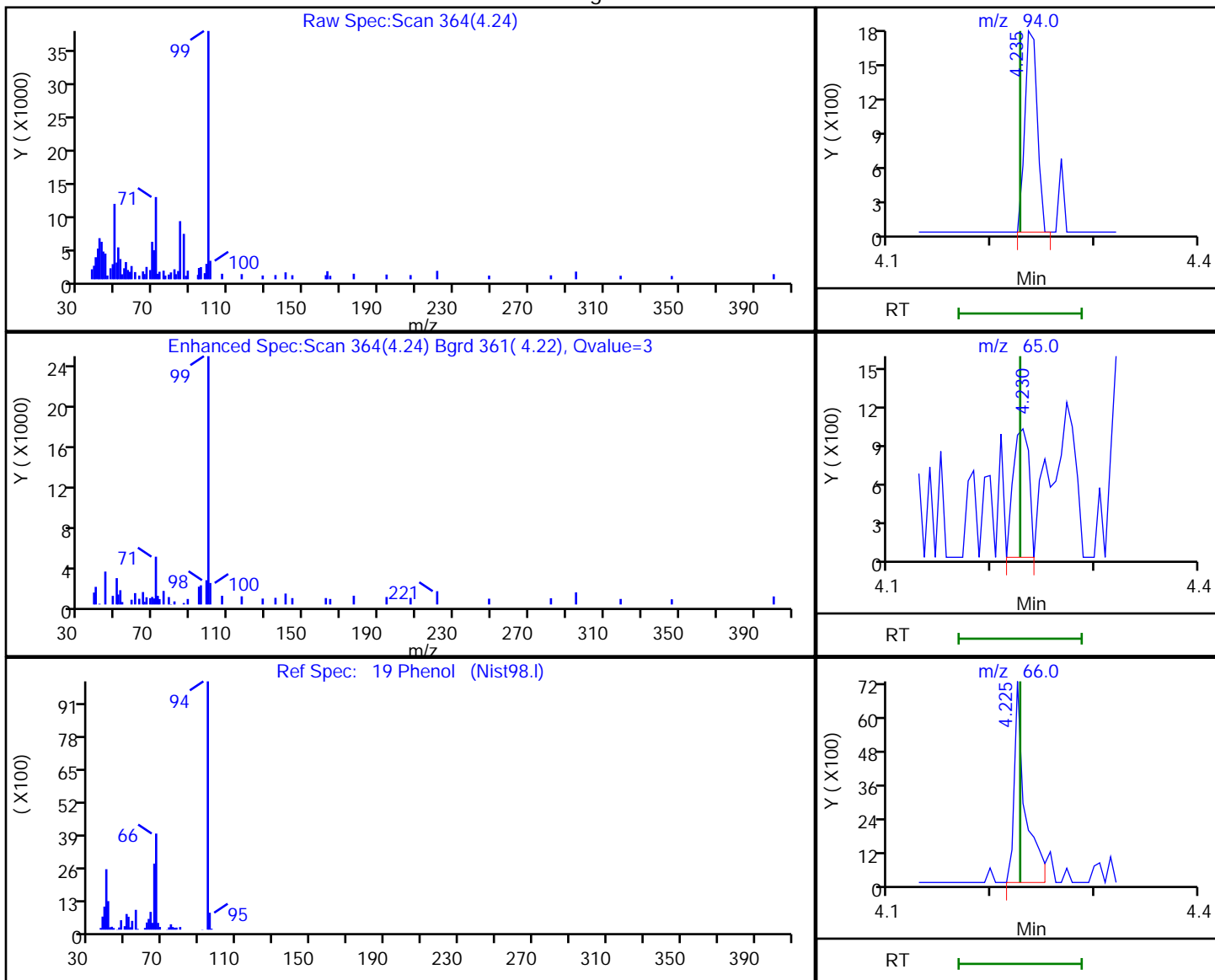
Audit Reason: Invalid Compound ID

Eurofins Seattle

Data File: \\chromfs\Seattle\ChromData\TAC051\20220317-81787.b\31722A17.D
 Injection Date: 17-Mar-2022 16:19:30 Instrument ID: TAC051
 Lims ID: 580-111290-B-3-A Lab Sample ID: 580-111290-3
 Client ID: ERH2764 (ADIT 3 SUMP)
 Operator ID: TL ALS Bottle#: 12 Worklist Smp#: 12
 Injection Vol: 1.0 ul Dil. Factor: 1.0000
 Method: 8270 TAC051 Limit Group: 8270D BNA QSM 5.0
 Column: Detector MS SCAN

19 Phenol, CAS: 108-95-2

Processing Results



RT	Mass	Response	Amount
4.24	94.00	1452	4.532904
4.23	65.00	1031	
4.22	66.00	5347	

Reviewer: boylea, 18-Mar-2022 02:22:09

Audit Action: Marked Compound Undetected

Audit Reason: Invalid Compound ID

Eurofins Seattle

Data File: \\chromfs\Seattle\ChromData\TAC051\20220317-81787.b\31722A17.D

Injection Date: 17-Mar-2022 16:19:30

Instrument ID: TAC051

Lims ID: 580-111290-B-3-A

Lab Sample ID: 580-111290-3

Client ID: ERH2764 (ADIT 3 SUMP)

Operator ID: TL

ALS Bottle#: 12 Worklist Smp#: 12

Injection Vol: 1.0 ul

Dil. Factor: 1.0000

Method: 8270 TAC051

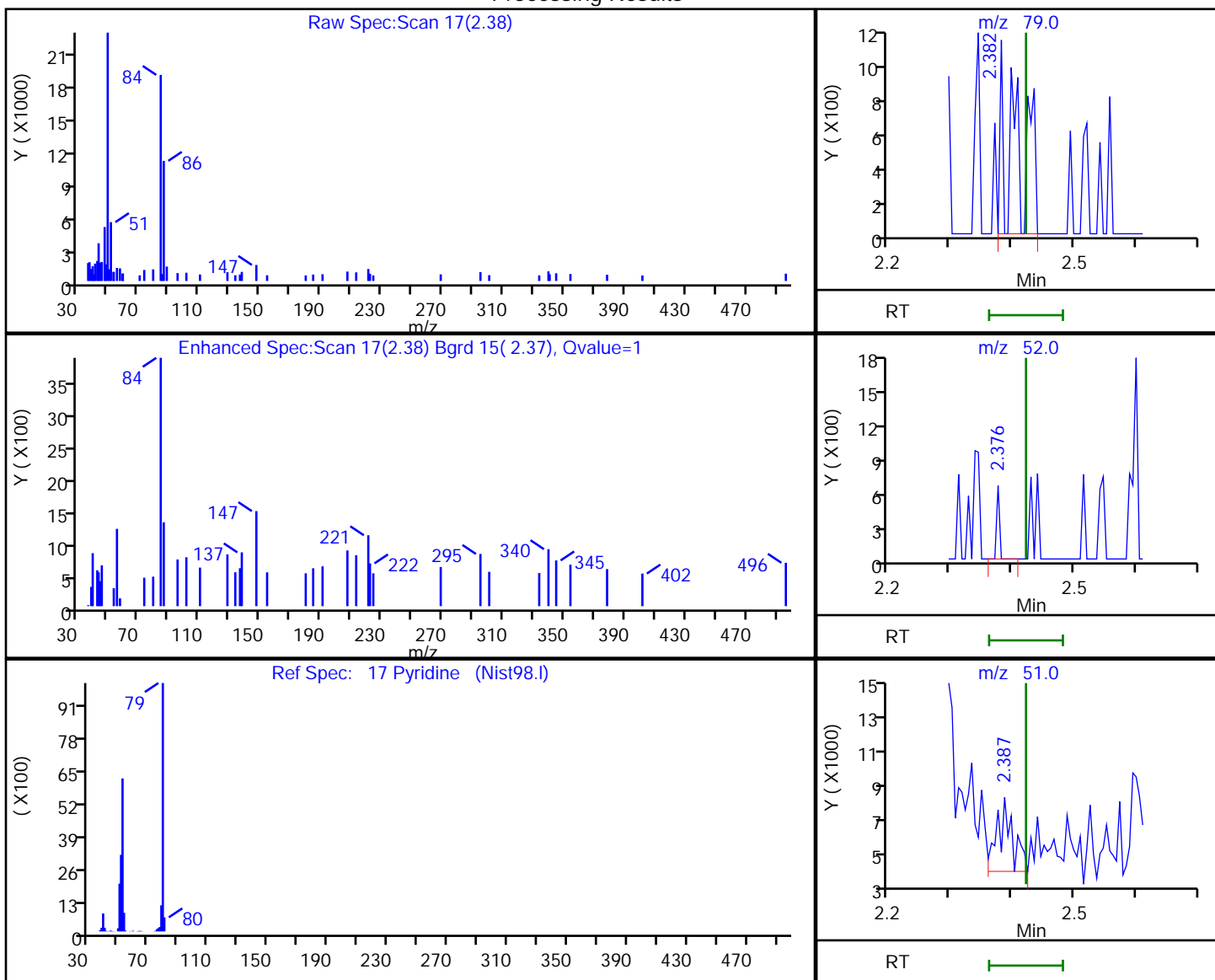
Limit Group: 8270D BNA QSM 5.0

Column:

Detector: MS SCAN

17 Pyridine, CAS: 110-86-1

Processing Results



RT	Mass	Response	Amount
2.38	79.00	1797	62.548550
2.38	52.00	199	
2.39	51.00	6952	

Reviewer: boylea, 18-Mar-2022 02:22:07

Audit Action: Marked Compound Undetected

Audit Reason: Invalid Compound ID

FORM VI
GC/MS SEMI VOA BY INTERNAL STANDARD - INITIAL CALIBRATION DATA
CURVE EVALUATION

Lab Name: Eurofins Seattle Job No.: 580-111290-1 Analy Batch No.: 379142

SDG No.: _____

Instrument ID: TAC051 GC Column: ZB-SV ID: 0.25 (mm) Heated Purge: (Y/N) N

Calibration Start Date: 01/24/2022 17:04 Calibration End Date: 01/24/2022 20:31 Calibration ID: 31978

Calibration Files

LEVEL:	LAB SAMPLE ID:	LAB FILE ID:
Level 1	STD1 580-379142/13	0124A19.D
Level 2	STD2 580-379142/12	0124A18.D
Level 3	STD3 580-379142/11	0124A17.D
Level 4	STD4 580-379142/10	0124A16.D
Level 5	STD5 580-379142/9	0124A15.D
Level 6	STD6 580-379142/8	0124A14.D
Level 7	STD7IS 580-379142/7	0124A13.D
Level 8	STD8 580-379142/6	0124A12.D
Level 9	STD9 580-379142/5	0124A11.D
Level 10	STD10 580-379142/4	0124A10.D

ANALYTE	RRF					CURVE TYPE	COEFFICIENT			#	MIN RRF	%RSD	#	MAX %RSD	R ² OR COD	#	MIN R ² OR COD
	LVL 1 LVL 6	LVL 2 LVL 7	LVL 3 LVL 8	LVL 4 LVL 9	LVL 5 LVL 10		B	M1	M2								
N-Nitrosodimethylamine	++++ 0.4021	++++ 0.4199	0.3263 0.4021	0.2919 0.4644	0.2698 0.4023	Lin1	-10.2 0	0.421 8		0.0100	15.4			0.9950		0.9900	
Pyridine	++++ 0.7280	++++ 0.7237	0.3187 0.7195	0.5682 0.7886	0.6566 0.6805	Lin2	-41.1 3	0.747 7		0.0100	4.9			0.9970		0.9900	
Phenol	0.8502 1.0690	0.8939 1.1325	0.9125 1.0755	0.9258 1.1770	1.0495 0.9577	Ave		1.004 4		0.8000	11.0	15.0					
Aniline	0.4853 1.2273	1.0767 1.2686	1.1385 1.2181	1.0889 1.2781	1.1950 ++++	Lin1	-7.32 0	1.262 0		0.0100	6.6			0.9990		0.9900	
Bis(2-chloroethyl)ether	++++ 0.8489	0.9511 0.8954	0.8804 0.8278	0.8693 0.8818	0.8899 0.7291	Ave		0.863 7		0.7000	7.0	15.0					
2-Chlorophenol	1.1189 1.2519	1.2018 1.2978	1.0803 1.2325	1.2241 1.3664	1.2388 1.0923	Ave		1.210 5		0.8000	7.5	15.0					
n-Decane	0.9999 0.7614	0.8665 0.7813	0.6784 0.7376	0.8122 0.7896	0.8255 0.6457	Ave		0.789 8		0.0100	12.6	15.0					
1,3-Dichlorobenzene	1.6299 1.5215	1.1199 1.5484	1.5195 1.3863	1.5085 1.5131	1.4736 1.1937	Ave		1.441 5		0.0100	11.3	15.0					
1,4-Dichlorobenzene	1.9773 1.5480	1.7303 1.5363	1.4880 1.4315	1.5591 1.5463	1.6024 1.2279	Ave		1.564 7		0.0100	12.4	15.0					
Benzyl alcohol	++++ 0.6023	0.4235 0.6455	0.4995 0.6454	0.4831 0.7134	0.5333 0.6074	Lin2	-4.55 3	0.617 5		0.0100	9.7			0.9900		0.9900	
1,2-Dichlorobenzene	1.6506 1.4421	1.5911 1.4727	1.6448 1.3795	1.3594 1.4796	1.4685 1.1646	Ave		1.465 3		0.0100	10.0	15.0					
o-Cresol	0.7141 0.8521	0.7512 0.9222	0.8155 0.8955	0.7787 0.9823	0.8537 0.8284	Ave		0.839 4		0.7000	9.6	15.0					

Note: The M1 coefficient is the same as Ave RRF for an Ave curve type.

FORM VI
GC/MS SEMI VOA BY INTERNAL STANDARD - INITIAL CALIBRATION DATA
CURVE EVALUATION

Lab Name: Eurofins Seattle Job No.: 580-111290-1 Analy Batch No.: 379142

SDG No.: _____

Instrument ID: TAC051 GC Column: ZB-SV ID: 0.25 (mm) Heated Purge: (Y/N) N

Calibration Start Date: 01/24/2022 17:04 Calibration End Date: 01/24/2022 20:31 Calibration ID: 31978

ANALYTE	RRF					CURVE TYPE	COEFFICIENT			#	MIN RRF	%RSD	#	MAX %RSD	R ² OR COD	#	MIN R ² OR COD
	LVL 1	LVL 2	LVL 3	LVL 4	LVL 5		B	M1	M2								
	LVL 6	LVL 7	LVL 8	LVL 9	LVL 10												
bis (2-chloroisopropyl) ether	++++ 1.0161	0.9905 0.9872	0.9522 0.9268	1.0211 1.0177	1.0025 0.8191	Ave		0.970 4		0.0100	6.7		15.0				
Acetophenone	1.4838 1.2782	0.9186 1.3403	1.2772 1.3141	1.1956 1.4416	1.2693 1.1434	Ave		1.266 2		0.0100	12.5		15.0				
N-Nitrosodi-n-propylamine	0.4265 0.5418	0.4403 0.5024	0.5686 0.4977	0.5010 0.5655	0.4736 0.4662	Ave		0.498 4	*	0.5000	9.8		15.0				
m+p-Cresol	++++ 0.9187	0.6470 0.9131	0.7211 0.9022	0.7441 0.9856	0.7990 0.8078	Lin2	-5.43 5	0.880 1		0.6000	8.0			0.9930		0.9900	
Hexachloroethane	++++ 0.5877	0.5559 0.5716	0.6348 0.5371	0.5913 0.5984	0.5431 0.4871	Ave		0.567 5		0.3000	7.5		15.0				
Nitrobenzene	++++ 0.8433	0.4611 0.8836	0.7479 0.8438	0.8081 0.9178	0.7783 0.7513	Lin2	-7.51 1	0.855 8		0.2000	6.3			0.9960		0.9900	
Isophorone	1.5326 1.5102	1.3193 1.5757	1.5700 1.4961	1.3962 1.6326	1.3582 1.3266	Ave		1.471 7		0.4000	7.7		15.0				
2-Nitrophenol	++++ 0.1775	0.1227 0.1887	0.1312 0.1715	0.1327 0.1842	0.1679 0.1739	Lin2	-1.25 3	0.173 5		0.1000	8.9			0.9910		0.9900	
2,4-Dimethylphenol	0.6058 1.0309	0.6125 1.0736	0.8433 1.0380	0.8254 1.1278	1.0418 0.9182	Lin1	-4.68 8	1.000 2		0.2000	10.4			0.9910		0.9900	
Bis(2-chloroethoxy)methane	0.9978 0.9571	0.7685 1.0017	0.8646 0.9323	0.9213 1.0213	0.9386 0.8298	Ave		0.923 3		0.3000	8.8		15.0				
Benzoic acid	++++ 0.1309	++++ 0.1871	++++ 0.2023	++++ 0.2170	0.0536 0.2201	Lin1	-74.9 1	0.223 4		0.0100	5.6			1.0000		0.9900	
2,4-Dichlorophenol	++++ 0.2549	0.0719 0.2787	0.1855 0.2544	0.1995 0.2844	0.2340 0.2626	Lin1	-4.47 5	0.269 3		0.2000	6.6			0.9980		0.9900	
1,2,4-Trichlorobenzene	0.3109 0.3119	0.3372 0.3098	0.3380 0.2708	0.3041 0.2881	0.3186 0.2686	Ave		0.305 8		0.0100	7.9		15.0				
Naphthalene	1.1572 1.0255	1.1768 1.0066	1.0767 0.8874	1.0266 0.8749	1.0103 0.6648	Qua2	1.646 2	1.027 9	-0.000036	0.7000	1.0					0.9900	
4-Chloroaniline	++++ 0.3295	++++ 0.3558	0.2072 0.3284	0.2684 0.3749	0.3058 0.3540	Lin1	-8.90 7	0.358 7		0.0100	5.0			0.9990		0.9900	
2,6-Dichlorophenol	0.1866 0.5261	0.4514 0.5259	0.5953 0.5064	0.4935 0.5116	0.4592 0.4887	Qual	-2.31 4	0.524 8	-0.000003	0.0100	1.0					0.9900	
Hexachlorobutadiene	0.2320 0.1794	0.2115 0.1821	0.1893 0.1569	0.1620 0.1690	0.1739 0.1588	Ave		0.181 5		0.0100	13.3		15.0				
4-Chloro-3-methylphenol	++++ 0.3602	++++ 0.3925	0.1272 0.4099	0.2280 0.4263	0.2731 0.4262	Lin2	-15.1 6	0.403 9		0.2000	7.8			0.9930		0.9900	

Note: The M1 coefficient is the same as Ave RRF for an Ave curve type.

FORM VI
GC/MS SEMI VOA BY INTERNAL STANDARD - INITIAL CALIBRATION DATA
CURVE EVALUATION

Lab Name: Eurofins Seattle Job No.: 580-111290-1 Analy Batch No.: 379142

SDG No.: _____

Instrument ID: TAC051 GC Column: ZB-SV ID: 0.25 (mm) Heated Purge: (Y/N) N

Calibration Start Date: 01/24/2022 17:04 Calibration End Date: 01/24/2022 20:31 Calibration ID: 31978

ANALYTE	RRF					CURVE TYPE	COEFFICIENT			#	MIN RRF	%RSD	#	MAX %RSD	R ² OR COD	#	MIN R ² OR COD
	LVL 1	LVL 2	LVL 3	LVL 4	LVL 5		B	M1	M2								
	LVL 6	LVL 7	LVL 8	LVL 9	LVL 10												
2-Methylnaphthalene	0.6965 0.6601	0.7565 0.6800	0.7161 0.5961	0.6220 0.6103	0.6414 0.5357	Ave		0.651 5		0.4000	9.9		15.0				
1-Methylnaphthalene	0.6077 0.6372	0.6905 0.6552	0.6970 0.5591	0.6175 0.5917	0.6128 0.5190	Ave		0.618 8		0.0100	8.9		15.0				
Hexachlorocyclopentadiene	++++ 0.3720	++++ 0.3584	0.3113 0.3596	0.3541 0.3709	0.3362 0.3599	Ave		0.352 8		0.0500	5.7		15.0				
1,2,4,5-Tetrachlorobenzene	++++ 0.5533	0.7329 0.5308	0.6658 0.5040	0.5791 0.5048	0.5333 0.4752	Qua	4.082 4	0.527 0	-0.000005		1.0					0.9900	
2,4,6-Trichlorophenol	++++ 0.3149	++++ 0.3241	0.1541 0.3326	0.1875 0.3617	0.2426 0.3340	Lin2	-10.3 0	0.331 4		0.2000	8.7			0.9910		0.9900	
2,4,5-Trichlorophenol	++++ 0.3311	++++ 0.3739	0.1016 0.3712	0.1960 0.3874	0.2694 0.3795	Lin1	-16.9 5	0.383 5		0.2000	7.5			1.0000		0.9900	
1,1'-Biphenyl	1.6576 1.4698	1.4706 1.4742	1.6375 1.3901	1.4975 1.3128	1.4676 1.1297	Ave		1.450 7		0.0100	10.5		15.0				
2-Chloronaphthalene	1.0462 1.1482	1.2384 1.1499	1.3854 1.0897	1.2120 1.0548	1.1149 0.9547	Ave		1.139 4		0.8000	10.5		15.0				
2-Nitroaniline	++++ 0.2791	++++ 0.3277	++++ 0.3483	0.1531 0.3878	0.1970 0.3770	Qua2	-20.0 0	0.332 7	0.0000062	0.0100	1.0					0.9900	
Dimethyl phthalate	++++ 1.2730	++++ 1.3105	0.9961 1.2186	1.1727 1.2040	1.2253 1.1300	Lin1	4.066 8	1.171 5		0.0100	11.0			0.9980		0.9900	
1,3-Dinitrobenzene	++++ 0.1431	++++ 0.1705	++++ 0.1930	++++ 0.2109	0.0833 0.2119	Qua2	-23.1 6	0.195 6	0.0000023		1.0					0.9900	
2,6-Dinitrotoluene	++++ 0.2611	++++ 0.2940	0.1825 0.3005	0.1561 0.3099	0.2228 0.2959	Lin1	-10.0 3	0.301 5		0.2000	13.6			0.9990		0.9900	
Acenaphthylene	2.2187 1.7572	1.6063 1.7874	1.8352 1.7081	1.6396 1.5848	1.7128 1.3091	Qua2	3.595 9	1.715 9	-0.000036	0.9000	1.0					0.9900	
3-Nitroaniline	++++ 0.2237	++++ 0.2705	++++ 0.2990	0.0756 0.3082	0.2189 0.3118	Lin2	-22.2 4	0.303 7		0.0100	7.1			0.9940		0.9900	
Acenaphthene	1.2898 1.1754	1.3478 1.1762	1.1649 1.1215	1.1830 1.0835	1.1757 0.9847	Ave		1.170 2		0.9000	8.6		15.0				
2,4-Dinitrophenol	++++ 0.0866	++++ 0.1372	++++ 0.1604	++++ 0.1840	0.0286 0.1901	Lin1	-81.7 1	0.191 0		0.0100	13.2			0.9980		0.9900	
4-Nitrophenol	++++ 0.0679	++++ 0.0951	++++ 0.1558	++++ 0.1763	++++ 0.1913	Lin1	-153. 6	0.195 6		0.0100	10.5			0.9980		0.9900	
2,4-Dinitrotoluene	++++ 0.3385	++++ 0.3956	++++ 0.3900	0.1723 0.3953	0.2550 0.3928	Lin2	-23.8 0	0.398 1		0.2000	4.1			0.9980		0.9900	

Note: The M1 coefficient is the same as Ave RRF for an Ave curve type.

FORM VI
GC/MS SEMI VOA BY INTERNAL STANDARD - INITIAL CALIBRATION DATA
CURVE EVALUATION

Lab Name: Eurofins Seattle Job No.: 580-111290-1 Analy Batch No.: 379142

SDG No.: _____

Instrument ID: TAC051 GC Column: ZB-SV ID: 0.25 (mm) Heated Purge: (Y/N) N

Calibration Start Date: 01/24/2022 17:04 Calibration End Date: 01/24/2022 20:31 Calibration ID: 31978

ANALYTE	RRF					CURVE TYPE	COEFFICIENT			#	MIN RRF	%RSD	#	MAX %RSD	R^2 OR COD	#	MIN R^2 OR COD
	LVL 1	LVL 2	LVL 3	LVL 4	LVL 5		B	M1	M2								
	LVL 6	LVL 7	LVL 8	LVL 9	LVL 10												
Dibenzofuran	++++ 1.6353	1.1971 1.6446	1.5694 1.5831	1.5563 1.4419	1.5438 1.2191	Ave		1.487 8		0.8000	11.4		15.0				
2,3,5,6-Tetrachlorophenol	++++ 0.2278	++++ 0.2674	0.0706 0.2742	0.1244 0.2781	0.1898 0.2762	Lin2	-10.9 2	0.266 6		0.0100	8.4			0.9920		0.9900	
2,3,4,6-Tetrachlorophenol	++++ 0.3031	++++ 0.3025	0.1474 0.3026	0.2356 0.3066	0.2465 0.3057	Lin2	-8.00 9	0.307 6		0.0100	3.4			0.9990		0.9900	
Diethyl phthalate	++++ 1.3352	1.1535 1.3716	1.4807 1.2856	1.3906 1.2405	1.2637 1.1448	Ave		1.296 3		0.0100	8.5		15.0				
Fluorene	++++ 1.3066	0.9532 1.3135	1.0586 1.2445	1.2180 1.1817	1.3070 1.0729	Ave		1.184 0		0.9000	10.9		15.0				
4-Chlorophenyl phenyl ether	++++ 0.5801	0.4484 0.5808	0.5748 0.5591	0.5497 0.5381	0.5567 0.5173	Ave		0.545 0		0.4000	7.6		15.0				
4-Nitroaniline	++++ 0.2818	++++ 0.2452	++++ 0.2540	0.0475 0.2846	0.2485 0.2860	Lin1	-18.5 5	0.285 2		0.0100	14.0			0.9980		0.9900	
4,6-Dinitro-2-methylphenol	++++ 0.0856	++++ 0.1223	++++ 0.1211	0.0452 0.1389	0.0552 0.1271	Lin1	-23.9 4	0.131 5		0.0100	15.2			0.9960		0.9900	
N-Nitrosodiphenylamine	++++ 0.5733	0.3897 0.6350	0.4605 0.5677	0.5029 0.5878	0.5724 0.4884	Ave		0.530 9		0.0100	14.4		15.0				
Azobenzene	0.3311 0.5308	0.4603 0.6175	0.5245 0.5375	0.5493 0.5559	0.5532 0.4771	Lin2	-2.11 4	0.553 7		0.0100	6.9			0.9950		0.9900	
4-Bromophenyl phenyl ether	++++ 0.2016	0.1072 0.2302	0.1827 0.2110	0.2414 0.2207	0.1908 0.1949	Qua2	-2.26 6	0.226 1	-0.000003	0.1000	1.0					0.9900	
Hexachlorobenzene	++++ 0.2325	++++ 0.2639	0.2856 0.2387	0.2921 0.2481	0.2854 0.2212	Ave		0.258 4		0.1000	10.5		15.0				
Atrazine	++++ 0.3332	++++ 0.3517	0.2147 0.3444	0.2813 0.3412	0.3179 0.3078	Lin2	-6.14 2	0.341 3		0.0100	4.6			0.9980		0.9900	
Pentachlorophenol	++++ 0.1240	++++ 0.1486	++++ 0.1470	0.0535 0.1627	0.0760 0.1497	Lin2	-22.0 9	0.152 7		0.0500	8.4			0.9920		0.9900	
n-Octadecane	0.2025 0.2929	0.3552 0.3371	0.3230 0.2915	0.3238 0.3093	0.3165 0.2773	Qua1	-0.52 6	0.320 7	-0.000004	0.0100	1.0					0.9900	
Phenanthrene	1.4429 1.0942	1.1477 1.1950	1.2665 1.0440	1.2138 1.0114	1.1416 0.7745	Qua2	2.355 9	1.158 4	-0.000037	0.7000	1.0					0.9900	
Anthracene	0.3859 1.0560	0.7248 1.2073	1.1308 1.0709	1.1229 1.0324	1.1312 0.7512	Qua1	-9.14 1	1.220 7	-0.000046	0.7000	1.0					0.9900	
Carbazole	++++ 0.9110	0.5872 0.9741	0.9854 0.8181	0.8384 0.8072	0.8893 0.6854	Qua1	-3.96 3	0.921 5	-0.000024	0.0100	1.0					0.9900	

Note: The M1 coefficient is the same as Ave RRF for an Ave curve type.

FORM VI
GC/MS SEMI VOA BY INTERNAL STANDARD - INITIAL CALIBRATION DATA
CURVE EVALUATION

Lab Name: Eurofins Seattle Job No.: 580-111290-1 Analy Batch No.: 379142

SDG No.: _____

Instrument ID: TAC051 GC Column: ZB-SV ID: 0.25 (mm) Heated Purge: (Y/N) N

Calibration Start Date: 01/24/2022 17:04 Calibration End Date: 01/24/2022 20:31 Calibration ID: 31978

ANALYTE	RRF					CURVE TYPE	COEFFICIENT			#	MIN RRF	%RSD	#	MAX %RSD	R^2 OR COD	#	MIN R^2 OR COD
	LVL 1	LVL 2	LVL 3	LVL 4	LVL 5		B	M1	M2								
	LVL 6	LVL 7	LVL 8	LVL 9	LVL 10												
Di-n-butyl phthalate	++++ 1.2449	1.7958 1.4463	1.7891 1.2964	1.3810 1.2402	1.3111 0.8460	Qua1	2.847 6	1.472 3	-0.000061	0.0100	1.0					0.9900	
Fluoranthene	1.4362 1.0950	1.1765 1.2432	1.1646 1.1013	1.1777 1.0432	1.2040 0.7506	Qua1	-0.75 6	1.245 3	-0.000049	0.6000	1.0					0.9900	
Benzdine	++++ 0.2224	++++ 0.3124	0.0580 0.2297	0.2286 0.2909	0.2134 0.3050	Lin1	-25.7 0	0.294 9		0.0100	14.7		0.9930			0.9900	
Pyrene	1.8923 1.1524	1.1626 1.2685	1.2720 1.1353	1.2749 1.0806	1.2033 0.7940	Qua1	2.027 0	1.274 4	-0.000047	0.6000	1.0					0.9900	
Butyl benzyl phthalate	++++ 0.7074	0.6402 0.7461	0.6583 0.6587	0.5508 0.7209	0.6151 0.6210	Qua1	-5.83 3	0.738 0	-0.000011	0.0100	1.0					0.9900	
3,3'-Dichlorobenzidine	++++ 0.4415	0.1194 0.4230	0.3572 0.3781	0.3175 0.3935	0.3534 0.3671	Qua1	-10.9 7	0.413 8	-0.000002	0.0100	1.0					0.9900	
Benzo[a]anthracene	++++ 1.3454	1.0860 1.3435	0.9620 1.1272	1.1379 1.1619	1.0832 0.9767	Qua1	-9.12 2	1.290 8	-0.000031	0.8000	1.0					0.9900	
Chrysene	++++ 1.4085	2.1037 1.3443	1.7029 1.1495	1.5993 1.1553	1.3007 0.9185	Qua2	15.76 7	1.344 7	-0.000043	0.7000	1.0					0.9900	
Bis(2-ethylhexyl) phthalate	++++ 1.0125	0.9557 1.0425	0.9224 0.9330	0.8006 0.9690	0.8314 ++++	Qua2	0.376 8	0.911 5	0.0000159	0.0100	1.0					0.9900	
Di-n-octyl phthalate	++++ 1.3476	++++ 1.5710	1.2508 1.5543	1.0630 1.4896	1.0989 1.2166	Ave		1.324 0		0.0100	15.0	15.0					
Benzo[b]fluoranthene	++++ 1.1132	1.0106 1.2357	0.9565 1.1496	1.1263 1.1143	1.0981 0.9578	Lin2	-2.57 6	1.110 1		0.7000	7.9		0.9930			0.9900	
Benzofluoranthene	1.4117 1.2271	1.3544 1.3041	1.2710 1.2066	1.2213 1.1043	1.2559 0.9321	Ave		1.228 9			10.9	15.0					
Benzo[k]fluoranthene	1.6294 1.4203	1.3669 1.4171	1.4666 1.3150	1.2271 1.1448	1.4668 0.9705	Ave		1.342 5		0.7000	14.0	15.0					
Benzo[a]pyrene	0.4915 1.0122	0.8185 1.1316	1.0317 1.0445	0.9563 1.0012	0.9591 0.8594	Lin2	-4.93 0	1.023 7		0.7000	8.3		0.9930			0.9900	
Indeno[1,2,3-cd]pyrene	++++ 0.9239	0.5624 1.0827	0.9672 1.0624	0.7695 1.0604	0.9093 0.9954	Lin1	-9.99 8	1.024 6		0.5000	9.4		0.9980			0.9900	
Dibenz(a,h)anthracene	++++ 1.0899	++++ 1.1360	0.8269 1.1592	0.8820 1.1306	1.0416 0.9974	Lin2	-15.4 6	1.107 9		0.4000	5.7		0.9960			0.9900	
Benzo[g,h,i]perylene	0.9553 1.1457	1.2456 1.3291	1.1148 1.2484	1.1760 1.1703	1.1319 1.0220	Qua1	-4.89 3	1.297 7	-0.000027	0.5000	1.0					0.9900	
2-Fluorophenol (Surr)	++++ 0.9168	0.6925 0.9967	0.9127 0.9284	0.8913 1.0360	0.8116 0.8174	Lin2	-4.42 7	0.933 0			8.5		0.9920			0.9900	

Note: The M1 coefficient is the same as Ave RRF for an Ave curve type.

FORM VI
GC/MS SEMI VOA BY INTERNAL STANDARD - INITIAL CALIBRATION DATA
CURVE EVALUATION

Lab Name: Eurofins Seattle Job No.: 580-111290-1 Analy Batch No.: 379142

SDG No.: _____

Instrument ID: TAC051 GC Column: ZB-SV ID: 0.25 (mm) Heated Purge: (Y/N) N

Calibration Start Date: 01/24/2022 17:04 Calibration End Date: 01/24/2022 20:31 Calibration ID: 31978

ANALYTE	RRF					CURVE TYPE	COEFFICIENT			#	MIN RRF	%RSD	#	MAX %RSD	R ² OR COD	#	MIN R ² OR COD
	LVL 1	LVL 2	LVL 3	LVL 4	LVL 5		B	M1	M2								
	LVL 6	LVL 7	LVL 8	LVL 9	LVL 10												
Phenol-d5 (Surr)	+++++	+++++	0.9320	0.9700	1.0263	Lin1	1.596	1.028			9.5			0.9910		0.9900	
	1.0919	1.1010	1.0574	1.1667	0.9459		4	7									
Nitrobenzene-d5 (Surr)	0.1933	0.2884	0.2529	0.2138	0.2435	Ave		0.238			10.8		15.0				
	0.2413	0.2545	0.2242	0.2411	0.2271			0									
2-Fluorobiphenyl	1.5431	1.2244	1.5121	1.3684	1.3307	Ave		1.329			10.2		15.0				
	1.3602	1.3552	1.2938	1.2283	1.0806			7									
2,4,6-Tribromophenol (Surr)	+++++	+++++	0.0508	0.0486	0.1166	Lin1	-5.51	0.140		0.0100	13.3			0.9960		0.9900	
	0.1291	0.1468	0.1355	0.1512	0.1342		5	8									
Terphenyl-d14	+++++	+++++	0.8533	0.7543	0.7589	Ave		0.749			9.4		15.0				
	0.7389	0.8074	0.7410	0.7302	0.6079			0									

Note: The M1 coefficient is the same as Ave RRF for an Ave curve type.

FORM VI
GC/MS SEMI VOA BY INTERNAL STANDARD - INITIAL CALIBRATION DATA
RESPONSE AND CONCENTRATION

Lab Name: Eurofins Seattle Job No.: 580-111290-1 Analy Batch No.: 379142

SDG No.: _____

Instrument ID: TAC051 GC Column: ZB-SV ID: 0.25 (mm) Heated Purge: (Y/N) N

Calibration Start Date: 01/24/2022 17:04 Calibration End Date: 01/24/2022 20:31 Calibration ID: 31978

Calibration Files

LEVEL:	LAB SAMPLE ID:	LAB FILE ID:
Level 1	STD1 580-379142/13	0124A19_.D
Level 2	STD2 580-379142/12	0124A18_.D
Level 3	STD3 580-379142/11	0124A17_.D
Level 4	STD4 580-379142/10	0124A16_.D
Level 5	STD5 580-379142/9	0124A15_.D
Level 6	STD6 580-379142/8	0124A14_.D
Level 7	STD7IS 580-379142/7	0124A13_.D
Level 8	STD8 580-379142/6	0124A12_.D
Level 9	STD9 580-379142/5	0124A11_.D
Level 10	STD10 580-379142/4	0124A10_.D

ANALYTE	IS REF	CURVE TYPE	RESPONSE					CONCENTRATION (UG/L)				
			LVL 1 LVL 6	LVL 2 LVL 7	LVL 3 LVL 8	LVL 4 LVL 9	LVL 5 LVL 10	LVL 1 LVL 6	LVL 2 LVL 7	LVL 3 LVL 8	LVL 4 LVL 9	LVL 5 LVL 10
N-Nitrosodimethylamine	DCBd 4	Lin1	+++++	+++++	5516	10054	17806	+++++	+++++	50.0	100	200
			64929	137585	269153	744037	1438003	500	1000	2000	5000	10000
Pyridine	DCBd 4	Lin2	+++++	+++++	10778	39140	86665	+++++	+++++	100	200	400
			235103	474344	963115	2527274	4865097	1000	2000	4000	10000	20000
Phenol	DCBd 4	Ave	2386	5644	15427	31889	69263	10.0	20.0	50.0	100	200
			172626	371134	719856	1885852	3423690	500	1000	2000	5000	10000
Aniline	DCBd 4	Lin1	1362	6798	19248	37504	78860	10.0	20.0	50.0	100	200
			198182	415718	815352	2047944	+++++	500	1000	2000	5000	+++++
Bis(2-chloroethyl)ether	DCBd 4	Ave	+++++	6005	14885	29940	58726	+++++	20.0	50.0	100	200
			137086	293417	554075	1412935	2606332	500	1000	2000	5000	10000
2-Chlorophenol	DCBd 4	Ave	3140	7588	18264	42162	81754	10.0	20.0	50.0	100	200
			202159	425276	824994	2189408	3904697	500	1000	2000	5000	10000
n-Decane	DCBd 4	Ave	2806	5471	11469	27974	54478	10.0	20.0	50.0	100	200
			122949	256033	493704	1265178	2308292	500	1000	2000	5000	10000
1,3-Dichlorobenzene	DCBd 4	Ave	4574	7071	25691	51957	97247	10.0	20.0	50.0	100	200
			245696	507414	927931	2424476	4267220	500	1000	2000	5000	10000

FORM VI
GC/MS SEMI VOA BY INTERNAL STANDARD - INITIAL CALIBRATION DATA
RESPONSE AND CONCENTRATION

Lab Name: Eurofins Seattle Job No.: 580-111290-1 Analy Batch No.: 379142

SDG No.: _____

Instrument ID: TAC051 GC Column: ZB-SV ID: 0.25 (mm) Heated Purge: (Y/N) N

Calibration Start Date: 01/24/2022 17:04 Calibration End Date: 01/24/2022 20:31 Calibration ID: 31978

ANALYTE	IS REF	CURVE TYPE	RESPONSE					CONCENTRATION (UG/L)				
			LVL 1 LVL 6	LVL 2 LVL 7	LVL 3 LVL 8	LVL 4 LVL 9	LVL 5 LVL 10	LVL 1 LVL 6	LVL 2 LVL 7	LVL 3 LVL 8	LVL 4 LVL 9	LVL 5 LVL 10
1,4-Dichlorobenzene	DCBd 4	Ave	5549	10925	25157	53699	105751	10.0	20.0	50.0	100	200
			249973	503454	958150	2477692	4389329	500	1000	2000	5000	10000
Benzyl alcohol	DCBd 4	Lin2	++++	2674	8445	16639	35194	++++	20.0	50.0	100	200
			97253	211530	432001	1143127	2171335	500	1000	2000	5000	10000
1,2-Dichlorobenzene	DCBd 4	Ave	4632	10046	27809	46821	96909	10.0	20.0	50.0	100	200
			232869	482591	923363	2370683	4163295	500	1000	2000	5000	10000
o-Cresol	DCBd 4	Ave	2004	4743	13788	26820	56341	10.0	20.0	50.0	100	200
			137592	302200	599419	1573928	2961293	500	1000	2000	5000	10000
bis (2-chloroisopropyl) ether	DCBd 4	Ave	++++	6254	16099	35169	66159	++++	20.0	50.0	100	200
			164087	323494	620330	1630687	2928233	500	1000	2000	5000	10000
Acetophenone	DCBd 4	Ave	4164	5800	21594	41180	83766	10.0	20.0	50.0	100	200
			206406	439228	879561	2309817	4087296	500	1000	2000	5000	10000
N-Nitrosodi-n-propylamine	DCBd 4	Ave	1197	2780	9614	17256	31256	10.0	20.0	50.0	100	200
			87483	164634	333139	906094	1666435	500	1000	2000	5000	10000
m+p-Cresol	DCBd 4	Lin2	++++	4085	12191	25629	52732	++++	20.0	50.0	100	200
			148354	299221	603891	1579216	2887901	500	1000	2000	5000	10000
Hexachloroethane	DCBd 4	Ave	++++	3510	10733	20367	35842	++++	20.0	50.0	100	200
			94896	187308	359498	958843	1741400	500	1000	2000	5000	10000
Nitrobenzene	DCBd 4	Lin2	++++	2911	12645	27835	51366	++++	20.0	50.0	100	200
			136174	289563	564801	1470537	2685612	500	1000	2000	5000	10000
Isophorone	DCBd 4	Ave	4301	8330	26544	48088	89634	10.0	20.0	50.0	100	200
			243865	516354	1001416	2615844	4742321	500	1000	2000	5000	10000
2-Nitrophenol	NPT	Lin2	++++	2689	7885	16835	40815	++++	20.0	50.0	100	200
			104101	223185	445738	1162420	2128274	500	1000	2000	5000	10000

FORM VI
GC/MS SEMI VOA BY INTERNAL STANDARD - INITIAL CALIBRATION DATA
RESPONSE AND CONCENTRATION

Lab Name: Eurofins Seattle Job No.: 580-111290-1 Analy Batch No.: 379142

SDG No.: _____

Instrument ID: TAC051 GC Column: ZB-SV ID: 0.25 (mm) Heated Purge: (Y/N) N

Calibration Start Date: 01/24/2022 17:04 Calibration End Date: 01/24/2022 20:31 Calibration ID: 31978

ANALYTE	IS REF	CURVE TYPE	RESPONSE					CONCENTRATION (UG/L)				
			LVL 1 LVL 6	LVL 2 LVL 7	LVL 3 LVL 8	LVL 4 LVL 9	LVL 5 LVL 10	LVL 1 LVL 6	LVL 2 LVL 7	LVL 3 LVL 8	LVL 4 LVL 9	LVL 5 LVL 10
2,4-Dimethylphenol	DCBd 4	Lin1	1700	3867	14257	28429	68752	10.0	20.0	50.0	100	200
			166463	351805	694752	1807128	3282248	500	1000	2000	5000	10000
Bis(2-chloroethoxy)methane	DCBd 4	Ave	2800	4852	14617	31732	61943	10.0	20.0	50.0	100	200
			154553	328271	624017	1636469	2966362	500	1000	2000	5000	10000
Benzoic acid	NPT	Lin1	++++	++++	++++	++++	26059	++++	++++	++++	++++	400
			153546	442673	1051632	2738724	5387119	1000	2000	4000	10000	20000
2,4-Dichlorophenol	NPT	Lin1	++++	1576	11144	25309	56883	++++	20.0	50.0	100	200
			149458	329716	661249	1794662	3214581	500	1000	2000	5000	10000
1,2,4-Trichlorobenzene	NPT	Ave	3183	7388	20307	38590	77442	10.0	20.0	50.0	100	200
			182921	366508	703731	1818176	3287546	500	1000	2000	5000	10000
Naphthalene	NPT	Qua2	11849	25785	64682	130261	245615	10.0	20.0	50.0	100	200
			601332	1190797	2306526	5521644	8136693	500	1000	2000	5000	10000
4-Chloroaniline	NPT	Lin1	++++	++++	12448	34056	74339	++++	++++	50.0	100	200
			193225	420896	853626	2365912	4333252	500	1000	2000	5000	10000
2,6-Dichlorophenol	ANT	Qua1	776	4566	16145	28442	55696	10.0	20.0	50.0	100	200
			166011	343493	668074	1778591	3203473	500	1000	2000	5000	10000
Hexachlorobutadiene	NPT	Ave	2375	4635	11375	20550	42285	10.0	20.0	50.0	100	200
			105181	215414	407934	1066820	1944071	500	1000	2000	5000	10000
4-Chloro-3-methylphenol	ANT	Lin2	++++	++++	3449	13141	33119	++++	++++	50.0	100	200
			113656	256346	540762	1482131	2793657	500	1000	2000	5000	10000
2-Methylnaphthalene	NPT	Ave	7132	16577	43019	78916	155926	10.0	20.0	50.0	100	200
			387051	804387	1549313	3851996	6557017	500	1000	2000	5000	10000
1-Methylnaphthalene	NPT	Ave	6222	15130	41871	78343	148970	10.0	20.0	50.0	100	200
			373656	775117	1453189	3734140	6352715	500	1000	2000	5000	10000
Hexachlorocyclopentadiene	ANT	Ave	++++	++++	8444	20411	40776	++++	++++	50.0	100	200
			117382	234068	474427	1289587	2359324	500	1000	2000	5000	10000
1,2,4,5-Tetrachlorobenzene	ANT	Qua	++++	7413	18058	33379	64685	++++	20.0	50.0	100	200
			174594	346660	664954	1755031	3115144	500	1000	2000	5000	10000
2,4,6-Trichlorophenol	ANT	Lin2	++++	++++	4179	10805	29422	++++	++++	50.0	100	200
			99357	211695	438775	1257370	2189506	500	1000	2000	5000	10000
2,4,5-Trichlorophenol	ANT	Lin1	++++	++++	2757	11295	32672	++++	++++	50.0	100	200
			104475	244235	489699	1346813	2487962	500	1000	2000	5000	10000
1,1'-Biphenyl	ANT	Ave	6895	14875	44414	86306	177997	10.0	20.0	50.0	100	200
			463771	962852	1833985	4564025	7405757	500	1000	2000	5000	10000

FORM VI
GC/MS SEMI VOA BY INTERNAL STANDARD - INITIAL CALIBRATION DATA
RESPONSE AND CONCENTRATION

Lab Name: Eurofins Seattle Job No.: 580-111290-1 Analy Batch No.: 379142

SDG No.: _____

Instrument ID: TAC051 GC Column: ZB-SV ID: 0.25 (mm) Heated Purge: (Y/N) N

Calibration Start Date: 01/24/2022 17:04 Calibration End Date: 01/24/2022 20:31 Calibration ID: 31978

ANALYTE	IS REF	CURVE TYPE	RESPONSE					CONCENTRATION (UG/L)				
			LVL 1 LVL 6	LVL 2 LVL 7	LVL 3 LVL 8	LVL 4 LVL 9	LVL 5 LVL 10	LVL 1 LVL 6	LVL 2 LVL 7	LVL 3 LVL 8	LVL 4 LVL 9	LVL 5 LVL 10
2-Chloronaphthalene	ANT	Ave	4352	12526	37577	69851	135219	10.0	20.0	50.0	100	200
			362290	751023	1437621	3667033	6258163	500	1000	2000	5000	10000
2-Nitroaniline	ANT	Qua2	++++	++++	++++	8826	23895	++++	++++	++++	100	200
			88071	214029	459472	1348336	2471645	500	1000	2000	5000	10000
Dimethyl phthalate	ANT	Lin1	++++	++++	27018	67587	148612	++++	++++	50.0	100	200
			401664	855918	1607770	4185506	7407496	500	1000	2000	5000	10000
1,3-Dinitrobenzene	ANT	Qua2	++++	++++	++++	++++	10104	++++	++++	++++	++++	200
			45162	111350	254656	733033	1389291	500	1000	2000	5000	10000
2,6-Dinitrotoluene	ANT	Lin1	++++	++++	4949	8999	27022	++++	++++	50.0	100	200
			82381	192043	396420	1077271	1939446	500	1000	2000	5000	10000
Acenaphthylene	ANT	Qua2	9229	16248	49775	94501	207743	10.0	20.0	50.0	100	200
			554434	1167400	2253492	5509536	8581502	500	1000	2000	5000	10000
3-Nitroaniline	ANT	Lin2	++++	++++	++++	4360	26552	++++	++++	++++	100	200
			70570	176681	394436	1071282	2044039	500	1000	2000	5000	10000
Acenaphthene	ANT	Ave	5365	13633	31595	68184	142603	10.0	20.0	50.0	100	200
			370859	768188	1479588	3766831	6455324	500	1000	2000	5000	10000
2,4-Dinitrophenol	ANT	Lin1	++++	++++	++++	++++	6927	++++	++++	++++	++++	400
			54667	179184	423163	1279146	2491838	1000	2000	4000	10000	20000
4-Nitrophenol	ANT	Lin1	++++	++++	++++	++++	++++	++++	++++	++++	++++	++++
			42833	124182	411039	1225638	2508541	1000	2000	4000	10000	20000
2,4-Dinitrotoluene	ANT	Lin2	++++	++++	++++	9930	30925	++++	++++	++++	100	200
			106809	258359	514538	1374334	2574945	500	1000	2000	5000	10000
Dibenzofuran	ANT	Ave	++++	12109	42568	89695	187239	++++	20.0	50.0	100	200
			515973	1074130	2088576	5012656	7991738	500	1000	2000	5000	10000
2,3,5,6-Tetrachlorophenol	ANT	Lin2	++++	++++	1916	7172	23023	++++	++++	50.0	100	200
			71880	174633	361812	966835	1810251	500	1000	2000	5000	10000
2,3,4,6-Tetrachlorophenol	ANT	Lin2	++++	++++	3997	13581	29903	++++	++++	50.0	100	200
			95647	197558	399267	1066016	2004159	500	1000	2000	5000	10000
Diethyl phthalate	ANT	Ave	++++	11668	40160	80149	153267	++++	20.0	50.0	100	200
			421303	895822	1696159	4312494	7504819	500	1000	2000	5000	10000
Fluorene	ANT	Ave	++++	9642	28712	70202	158527	++++	20.0	50.0	100	200
			412279	857897	1641956	4108288	7033453	500	1000	2000	5000	10000
4-Chlorophenyl phenyl ether	ANT	Ave	++++	4536	15590	31684	67522	++++	20.0	50.0	100	200
			183042	379369	737588	1870819	3390756	500	1000	2000	5000	10000
4-Nitroaniline	ANT	Lin1	++++	++++	++++	2738	30141	++++	++++	++++	100	200
			88921	160171	335166	989483	1875065	500	1000	2000	5000	10000

FORM VI
GC/MS SEMI VOA BY INTERNAL STANDARD - INITIAL CALIBRATION DATA
RESPONSE AND CONCENTRATION

Lab Name: Eurofins Seattle Job No.: 580-111290-1 Analy Batch No.: 379142

SDG No.: _____

Instrument ID: TAC051 GC Column: ZB-SV ID: 0.25 (mm) Heated Purge: (Y/N) N

Calibration Start Date: 01/24/2022 17:04 Calibration End Date: 01/24/2022 20:31 Calibration ID: 31978

ANALYTE	IS REF	CURVE TYPE	RESPONSE					CONCENTRATION (UG/L)				
			LVL 1 LVL 6	LVL 2 LVL 7	LVL 3 LVL 8	LVL 4 LVL 9	LVL 5 LVL 10	LVL 1 LVL 6	LVL 2 LVL 7	LVL 3 LVL 8	LVL 4 LVL 9	LVL 5 LVL 10
4,6-Dinitro-2-methylphenol	PHN	Lin1	++++ 85170	++++ 231561	++++ 499883	7501 1443908	20055 2720777	++++ 1000	++++ 2000	++++ 4000	200 10000	400 20000
N-Nitrosodiphenylamine	PHN	Ave	++++ 285250	5128 601233	17392 1171768	41726 3054845	103990 5228628	++++ 500	20.0 1000	50.0 2000	100 5000	200 10000
Azobenzene	PHN	Lin2	1688 264123	6057 584678	19809 1109354	45578 2889028	100510 5108676	10.0 500	20.0 1000	50.0 2000	100 5000	200 10000
4-Bromophenyl phenyl ether	PHN	Qua2	++++ 100310	1411 217984	6901 435582	20026 1147061	34670 2086983	++++ 500	20.0 1000	50.0 2000	100 5000	200 10000
Hexachlorobenzene	PHN	Ave	++++ 115710	++++ 249823	10787 492581	24235 1289466	51847 2368224	++++ 500	++++ 1000	50.0 2000	100 5000	200 10000
Atrazine	ANT	Lin2	++++ 105144	++++ 229735	5824 454389	16215 1186308	38560 2017804	++++ 500	++++ 1000	50.0 2000	100 5000	200 10000
Pentachlorophenol	PHN	Lin2	++++ 123396	++++ 281395	++++ 606919	8872 1690585	27618 3206551	++++ 1000	++++ 2000	++++ 4000	200 10000	400 20000
n-Octadecane	PHN	Qual	1032 145763	4675 319134	12197 601553	26864 1607173	57505 2968506	10.0 500	20.0 1000	50.0 2000	100 5000	200 10000
Phenanthrene	PHN	Qua2	7355 544462	15103 1131435	47829 2154658	100704 5255844	207412 8291956	10.0 500	20.0 1000	50.0 2000	100 5000	200 10000
Anthracene	PHN	Qual	1967 525427	9538 1143048	42705 2210236	93164 5365074	205516 8042352	10.0 500	20.0 1000	50.0 2000	100 5000	200 10000
Carbazole	PHN	Qual	++++ 453282	7728 922250	37213 1688495	69562 4194838	161571 7337942	++++ 500	20.0 1000	50.0 2000	100 5000	200 10000
Di-n-butyl phthalate	PHN	Qual	++++ 619421	23632 1369355	67567 2675585	114575 6444929	238202 9057674	++++ 500	20.0 1000	50.0 2000	100 5000	200 10000
Fluoranthene	PHN	Qual	7321 544870	15483 1177032	43982 2272893	97710 5421432	218747 8036302	10.0 500	20.0 1000	50.0 2000	100 5000	200 10000
Benzidine	PHN	Lin1	++++ 221350	++++ 591479	4379 948099	37938 3023406	77542 6530017	++++ 1000	++++ 2000	100 4000	200 10000	400 20000
Pyrene	PHN	Qual	9646 573415	15300 1200976	48040 2343078	105780 5615456	218610 8500762	10.0 500	20.0 1000	50.0 2000	100 5000	200 10000
Butyl benzyl phthalate	CRY	Qual	++++ 254853	6796 577966	21653 1169116	37254 3084606	90103 5609656	++++ 500	20.0 1000	50.0 2000	100 5000	200 10000
3,3'-Dichlorobenzidine	CRY	Qual	++++ 318110	2536 655354	23496 1342115	42953 3367556	103543 6632333	++++ 1000	40.0 2000	100 4000	200 10000	400 20000
Benzo[a]anthracene	CRY	Qual	++++ 484681	11529 1040691	31640 2000496	76962 4971440	158668 8822607	++++ 500	20.0 1000	50.0 2000	100 5000	200 10000

FORM VI
GC/MS SEMI VOA BY INTERNAL STANDARD - INITIAL CALIBRATION DATA
RESPONSE AND CONCENTRATION

Lab Name: Eurofins Seattle Job No.: 580-111290-1 Analy Batch No.: 379142

SDG No.: _____

Instrument ID: TAC051 GC Column: ZB-SV ID: 0.25 (mm) Heated Purge: (Y/N) N

Calibration Start Date: 01/24/2022 17:04 Calibration End Date: 01/24/2022 20:31 Calibration ID: 31978

ANALYTE	IS REF	CURVE TYPE	RESPONSE					CONCENTRATION (UG/L)				
			LVL 1 LVL 6	LVL 2 LVL 7	LVL 3 LVL 8	LVL 4 LVL 9	LVL 5 LVL 10	LVL 1 LVL 6	LVL 2 LVL 7	LVL 3 LVL 8	LVL 4 LVL 9	LVL 5 LVL 10
Chrysene	CRY	Qua2	++++ 507398	22332 1041324	56009 2040111	108167 4943043	190523 8297113	++++ 500	20.0 1000	50.0 2000	100 5000	200 10000
Bis(2-ethylhexyl) phthalate	CRY	Qua2	++++ 364738	10145 807522	30339 1655943	54145 4146254	121780 ++++	++++ 500	20.0 1000	50.0 2000	100 5000	200 ++++
Di-n-octyl phthalate	PRY	Ave	++++ 564577	++++ 1297051	42834 2735228	80402 6987870	166908 12039711	++++ 500	++++ 1000	50.0 2000	100 5000	200 10000
Benzo[b]fluoranthene	PRY	Lin2	++++ 466400	11195 1020232	32758 2022914	85190 5227145	166789 9478316	++++ 500	20.0 1000	50.0 2000	100 5000	200 10000
Benzofluoranthene	PRY	Ave	15165 1028183	30007 2153421	87056 4246638	184747 10361259	381511 18448767	20.0 1000	40.0 2000	100 4000	200 10000	400 20000
Benzo[k]fluoranthene	PRY	Ave	8752 595047	15142 1169985	50225 2314015	92812 5370634	222783 9603989	10.0 500	20.0 1000	50.0 2000	100 5000	200 10000
Benzo[a]pyrene	PRY	Lin2	2640 424087	9067 934286	35331 1838099	72333 4696887	145669 8504491	10.0 500	20.0 1000	50.0 2000	100 5000	200 10000
Indeno[1,2,3-cd]pyrene	PRY	Lin1	++++ 387093	6230 893927	33123 1869567	58203 4974655	138112 9850086	++++ 500	20.0 1000	50.0 2000	100 5000	200 10000
Dibenz(a,h)anthracene	PRY	Lin2	++++ 456625	++++ 937866	28319 2039921	66707 5303630	158200 9870204	++++ 500	++++ 1000	50.0 2000	100 5000	200 10000
Benzo[g,h,i]perylene	PRY	Qual	5131 480002	13798 1097303	38178 2196860	88949 5489900	171922 10113906	10.0 500	20.0 1000	50.0 2000	100 5000	200 10000
2-Fluorophenol (Surr)	DCBd 4	Lin2	++++ 148046	4372 326634	15431 621440	30700 1660042	53560 2922164	++++ 500	20.0 1000	50.0 2000	100 5000	200 10000
Phenol-d5 (Surr)	DCBd 4	Lin1	++++ 176312	++++ 360808	15758 707780	33408 1869344	67732 3381391	++++ 500	++++ 1000	50.0 2000	100 5000	200 10000
Nitrobenzene-d5 (Surr)	NPT	Ave	1979 141521	6320 301048	15195 582610	27133 1521900	59203 2779943	10.0 500	20.0 1000	50.0 2000	100 5000	200 10000
2-Fluorobiphenyl	ANT	Ave	6419 429162	12385 885103	41014 1706929	78870 4270070	161393 7083415	10.0 500	20.0 1000	50.0 2000	100 5000	200 10000
2,4,6-Tribromophenol (Surr)	PHN	Lin1	++++ 64213	++++ 139026	1919 279682	4032 785601	21181 1436618	++++ 500	++++ 1000	50.0 2000	100 5000	200 10000
Terphenyl-d14	PHN	Ave	++++ 367653	++++ 764445	32224 1529297	62580 3794742	137870 6508266	++++ 500	++++ 1000	50.0 2000	100 5000	200 10000

FORM VI
GC/MS SEMI VOA BY INTERNAL STANDARD - INITIAL CALIBRATION DATA
RESPONSE AND CONCENTRATION

Lab Name: Eurofins Seattle Job No.: 580-111290-1 Analy Batch No.: 379142

SDG No.: _____

Instrument ID: TAC051 GC Column: ZB-SV ID: 0.25 (mm) Heated Purge: (Y/N) N

Calibration Start Date: 01/24/2022 17:04 Calibration End Date: 01/24/2022 20:31 Calibration ID: 31978

Curve Type Legend

Ave = Average ISTD
Lin1 = Linear 1/conc ISTD
Lin2 = Linear 1/conc^2 ISTD
Qua = Quadratic ISTD
Qual = Quadratic 1/conc ISTD
Qua2 = Quadratic 1/conc^2 ISTD

FORM VI
GC/MS SEMI VOA BY INTERNAL STANDARD - INITIAL CALIBRATION DATA
READBACK PERCENT ERROR

Lab Name: Eurofins Seattle Job No.: 580-111290-1 Analy Batch No.: 379142

SDG No.: _____

Instrument ID: TAC051 GC Column: ZB-SV ID: 0.25 (mm) Heated Purge: (Y/N) N

Calibration Start Date: 01/24/2022 17:04 Calibration End Date: 01/24/2022 20:31 Calibration ID: 31978

Calibration Files

LEVEL:	LAB SAMPLE ID:	LAB FILE ID:
Level 1	STD1 580-379142/13	0124A19_.D
Level 2	STD2 580-379142/12	0124A18_.D
Level 3	STD3 580-379142/11	0124A17_.D
Level 4	STD4 580-379142/10	0124A16_.D
Level 5	STD5 580-379142/9	0124A15_.D
Level 6	STD6 580-379142/8	0124A14_.D
Level 7	STD7IS 580-379142/7	0124A13_.D
Level 8	STD8 580-379142/6	0124A12_.D
Level 9	STD9 580-379142/5	0124A11_.D
Level 10	STD10 580-379142/4	0124A10_.D

ANALYTE	PERCENT ERROR						PERCENT ERROR LIMIT					
	LVL 1 # LVL 7 #	LVL 2 # LVL 8 #	LVL 3 # LVL 9 #	LVL 4 # LVL 10 #	LVL 5 #	LVL 6 #	LVL 1 LVL 7	LVL 2 LVL 8	LVL 3 LVL 9	LVL 4 LVL 10	LVL 5	LVL 6
N-Nitrosodimethylamine	+++++	+++++	25.7						30			
Pyridine	+++++	+++++	-2.4						30			
Phenol	-15.3						50					
Aniline	-3.5			+++++			30					
Bis(2-chloroethyl)ether	+++++	10.1						50				
2-Chlorophenol	-7.6						50					
n-Decane	26.6						50					
1,3-Dichlorobenzene	13.1						50					
1,4-Dichlorobenzene	26.4						50					
Benzyl alcohol	+++++	5.4						30				
1,2-Dichlorobenzene	12.6						50					
o-Cresol	-14.9						50					
bis (2-chloroisopropyl) ether	+++++	2.1						50				
Acetophenone	17.2						50					

FORM VI
GC/MS SEMI VOA BY INTERNAL STANDARD - INITIAL CALIBRATION DATA
READBACK PERCENT ERROR

Lab Name: Eurofins Seattle Job No.: 580-111290-1 Analy Batch No.: 379142

SDG No.: _____

Instrument ID: TAC051 GC Column: ZB-SV ID: 0.25 (mm) Heated Purge: (Y/N) N

Calibration Start Date: 01/24/2022 17:04 Calibration End Date: 01/24/2022 20:31 Calibration ID: 31978

ANALYTE	PERCENT ERROR						PERCENT ERROR LIMIT					
	LVL 1 #	LVL 2 #	LVL 3 #	LVL 4 #	LVL 5 #	LVL 6 #	LVL 1	LVL 2	LVL 3	LVL 4	LVL 5	LVL 6
	LVL 7 #	LVL 8 #	LVL 9 #	LVL 10 #			LVL 7	LVL 8	LVL 9	LVL 10		
N-Nitrosodi-n-propylamine	-14.4						50					
m+p-Cresol	+++++	4.4						30				
Hexachloroethane	+++++	-2.0						50				
Nitrobenzene	+++++	-2.2						30				
Isophorone	4.1						50					
2-Nitrophenol	+++++	6.8						30				
2,4-Dimethylphenol	7.4						30					
Bis(2-chloroethoxy)methane	8.1						50					
Benzoic acid	+++++	+++++	+++++	+++++	7.8						30	
2,4-Dichlorophenol	+++++	9.8						30				
1,2,4-Trichlorobenzene	1.7						50					
Naphthalene	-3.4						30					
4-Chloroaniline	+++++	+++++	7.4						30			
2,6-Dichlorophenol	-20.3						30					
Hexachlorobutadiene	27.8						50					
4-Chloro-3-methylphenol	+++++	+++++	6.5						30			
2-Methylnaphthalene	6.9						50					
1-Methylnaphthalene	-1.8						50					
Hexachlorocyclopentadiene	+++++	+++++	-11.8						50			
1,2,4,5-Tetrachlorobenzene	+++++	0.4						30				
2,4,6-Trichlorophenol	+++++	+++++	8.7						30			

FORM VI
GC/MS SEMI VOA BY INTERNAL STANDARD - INITIAL CALIBRATION DATA
READBACK PERCENT ERROR

Lab Name: Eurofins Seattle Job No.: 580-111290-1 Analy Batch No.: 379142

SDG No.: _____

Instrument ID: TAC051 GC Column: ZB-SV ID: 0.25 (mm) Heated Purge: (Y/N) N

Calibration Start Date: 01/24/2022 17:04 Calibration End Date: 01/24/2022 20:31 Calibration ID: 31978

ANALYTE	PERCENT ERROR						PERCENT ERROR LIMIT					
	LVL 1 #	LVL 2 #	LVL 3 #	LVL 4 #	LVL 5 #	LVL 6 #	LVL 1	LVL 2	LVL 3	LVL 4	LVL 5	LVL 6
	LVL 7 #	LVL 8 #	LVL 9 #	LVL 10 #			LVL 7	LVL 8	LVL 9	LVL 10		
2,4,5-Trichlorophenol	++++	++++	14.9						30			
1,1'-Biphenyl	14.3						50					
2-Chloronaphthalene	-8.2						50					
2-Nitroaniline	++++	++++	++++	5.9						30		
Dimethyl phthalate	++++	++++	-21.9						30			
1,3-Dinitrobenzene	++++	++++	++++	++++	1.6						30	
2,6-Dinitrotoluene	++++	++++	27.1						30			
Acenaphthylene	8.4						30					
3-Nitroaniline	++++	++++	++++	-1.8						30		
Acenaphthene	10.2						50					
2,4-Dinitrophenol	++++	++++	++++	++++	21.9						30	
4-Nitrophenol	++++	++++	++++	++++	++++	13.2						30
2,4-Dinitrotoluene	++++	++++	++++	3.1						30		
Dibenzofuran	++++	-19.5						50				
2,3,5,6-Tetrachlorophenol	++++	++++	8.5						30			
2,3,4,6-Tetrachlorophenol	++++	++++	0.0						30			
Diethyl phthalate	++++	-11.0						50				
Fluorene	++++	-19.5						50				
4-Chlorophenyl phenyl ether	++++	-17.7						50				
4-Nitroaniline	++++	++++	++++	-18.3						30		
4,6-Dinitro-2-methylphenol	++++	++++	++++	25.4						30		

FORM VI
GC/MS SEMI VOA BY INTERNAL STANDARD - INITIAL CALIBRATION DATA
READBACK PERCENT ERROR

Lab Name: Eurofins Seattle Job No.: 580-111290-1 Analy Batch No.: 379142

SDG No.: _____

Instrument ID: TAC051 GC Column: ZB-SV ID: 0.25 (mm) Heated Purge: (Y/N) N

Calibration Start Date: 01/24/2022 17:04 Calibration End Date: 01/24/2022 20:31 Calibration ID: 31978

ANALYTE	PERCENT ERROR						PERCENT ERROR LIMIT					
	LVL 1 #	LVL 2 #	LVL 3 #	LVL 4 #	LVL 5 #	LVL 6 #	LVL 1	LVL 2	LVL 3	LVL 4	LVL 5	LVL 6
	LVL 7 #	LVL 8 #	LVL 9 #	LVL 10 #			LVL 7	LVL 8	LVL 9	LVL 10		
N-Nitrosodiphenylamine	++++	-26.6						50				
Azobenzene	-2.0						30					
4-Bromophenyl phenyl ether	++++	-2.4						30				
Hexachlorobenzene	++++	++++	10.5						50			
Atrazine	++++	++++	-1.1						30			
Pentachlorophenol	++++	++++	++++	7.3						30		
n-Octadecane	-20.5						30					
Phenanthrene	4.3						30					
Anthracene	6.5						30					
Carbazole	++++	-14.7						30				
Di-n-butyl phthalate	++++	12.4						30				
Fluoranthene	21.5						30					
Benzidine	++++	++++	6.8						30			
Pyrene	32.6 *						30					
Butyl benzyl phthalate	++++	26.3						30				
3,3'-Dichlorobenzidine	++++	-4.9						30				
Benzo[a]anthracene	++++	19.5						30				
Chrysene	++++	-2.1						30				
Bis(2-ethylhexyl) phthalate	++++	2.7		++++				30				
Di-n-octyl phthalate	++++	++++	-5.5						50			
Benzo[b]fluoranthene	++++	2.6						30				

FORM VI
GC/MS SEMI VOA BY INTERNAL STANDARD - INITIAL CALIBRATION DATA
READBACK PERCENT ERROR

Lab Name: Eurofins Seattle Job No.: 580-111290-1 Analy Batch No.: 379142

SDG No.: _____

Instrument ID: TAC051 GC Column: ZB-SV ID: 0.25 (mm) Heated Purge: (Y/N) N

Calibration Start Date: 01/24/2022 17:04 Calibration End Date: 01/24/2022 20:31 Calibration ID: 31978

ANALYTE	PERCENT ERROR						PERCENT ERROR LIMIT					
	LVL 1 #	LVL 2 #	LVL 3 #	LVL 4 #	LVL 5 #	LVL 6 #	LVL 1	LVL 2	LVL 3	LVL 4	LVL 5	LVL 6
	LVL 7 #	LVL 8 #	LVL 9 #	LVL 10 #			LVL 7	LVL 8	LVL 9	LVL 10		
Benzofluoranthene	14.9						50					
Benzo[k]fluoranthene	21.4						50					
Benzo[a]pyrene	-3.8						30					
Indeno[1,2,3-cd]pyrene	+++++	3.7						30				
Dibenz(a,h)anthracene	+++++	+++++	2.6						30			
Benzo[g,h,i]perylene	11.3						30					
2-Fluorophenol (Surr)	+++++	-2.1						30				
Phenol-d5 (Surr)	+++++	+++++	-12.5						30			
Nitrobenzene-d5 (Surr)	-18.8						50					
2-Fluorobiphenyl	16.1						50					
2,4,6-Tribromophenol (Surr)	+++++	+++++	14.4						30			
Terphenyl-d14	+++++	+++++	13.9						50			

Eurofins Seattle
Target Compound Quantitation Report

Data File: \\chromfs\Seattle\ChromData\TAC051\20220124-81014.b\0124A10_.D
 Lims ID: STD10
 Client ID:
 Sample Type: IC Calib Level: 10
 Inject. Date: 24-Jan-2022 17:04:30 ALS Bottle#: 4 Worklist Smp#: 4
 Injection Vol: 1.0 ul Dil. Factor: 1.0000
 Sample Info: 10
 Operator ID: TL Instrument ID: TAC051
 Sublist: chrom-8270 TAC051*sub34

Method: \\chromfs\Seattle\ChromData\TAC051\20220124-81014.b\8270 TAC051.m
 Limit Group: 8270D BNA QSM 5.0
 Last Update: 28-Jan-2022 17:06:38 Calib Date: 24-Jan-2022 20:31:30
 Integrator: RTE ID Type: RT Order ID
 Quant Method: Internal Standard Quant By: Initial Calibration
 Last ICal File: \\chromfs\Seattle\ChromData\TAC051\20220124-81014.b\0124A19_.D

Column 1 : Det: MS SCAN
 Process Host: CTX1607

First Level Reviewer: limmere

Date: 25-Jan-2022 15:01:16

Compound	Sig	RT (min.)	Adj RT (min.)	Dlt RT (min.)	Q	Response	Cal Amt ug/L	OnCol Amt ug/L	Flags
* 1 1,4-Dichlorobenzene-d4	152	4.494	4.489	0.005	55	35748	100.0	100.0	a
* 2 Naphthalene-d8	136	5.504	5.499	0.005	89	122401	100.0	100.0	
* 3 Acenaphthene-d10	164	6.925	6.925	0.000	36	65553	100.0	100.0	
* 4 Phenanthrene-d10	188	8.143	8.138	0.005	93	107067	100.0	100.0	
* 5 Chrysene-d12	240	10.344	10.334	0.010	50	90331	100.0	100.0	
* 6 Perylene-d12	264	11.866	11.862	0.004	84	98959	100.0	100.0	
\$ 7 2-Fluorophenol	112	3.484	3.485	-0.001	88	2922164	10000	8766.4	
\$ 8 Phenol-d5	99	4.216	4.212	0.004	97	3381391	10000	9193.9	
\$ 9 Nitrobenzene-d5	82	4.937	4.928	0.009	87	2779943	10000	9541.7	
\$ 10 2-methylnaphthalene-d10	152	6.059	6.055	0.004	0	6214408	NC	NC	
\$ 11 2-Fluorobiphenyl	172	6.390	6.386	0.004	96	7083415	10000	8126.5	
\$ 12 2,4,6-Tribromophenol	330	7.576	7.572	0.004	90	1436618	10000	9566.1	
\$ 13 Fluoranthene-d10 (Surr)	212	9.120	9.116	0.004	0	8740338	NC	NC	e
\$ 14 Terphenyl-d14	244	9.462	9.458	0.004	97	6508266	10000	8116.1	
15 1,4-Dioxane	88	2.405	2.353	0.052	33	8948	NC	NC	
16 N-Nitrosodimethylamine	74	2.469	2.475	-0.006	77	1438003	10000	9561.4	
17 Pyridine	79	2.480	2.492	-0.012	86	4865097	20000	18256	
19 Phenol	94	4.227	4.222	0.005	95	3423690	10000	9535.6	
18 Aniline	93	4.243	4.238	0.005	74	3911742	10000	8676.9	a
20 Bis(2-chloroethyl)ether	93	4.302	4.297	0.005	97	2606332	10000	8441.0	
21 2-Chlorophenol	128	4.328	4.324	0.004	57	3904697	10000	9023.5	
22 n-Decane	57	4.376	4.377	-0.001	90	2308292	10000	8175.6	
23 1,3-Dichlorobenzene	146	4.446	4.447	-0.001	97	4267220	10000	8281.2	
25 1,4-Dichlorobenzene	146	4.505	4.505	0.000	94	4389329	10000	7847.1	
26 Benzyl alcohol	79	4.612	4.607	0.005	92	2171335	10000	9843.5	
27 1,2-Dichlorobenzene	146	4.622	4.623	-0.001	96	4163295	10000	7948.1	
28 2-Methylphenol	108	4.697	4.692	0.005	60	2961293	10000	9869.1	
29 2,2'-oxybis[1-chloropropane]	45	4.718	4.719	-0.001	48	2928233	10000	8441.5	a
30 Acetophenone	105	4.820	4.810	0.010	95	4087296	10000	9029.8	
31 N-Nitrosodi-n-propylamine	70	4.825	4.815	0.010	75	1666435	10000	9353.9	
32 3 & 4 Methylphenol	108	4.831	4.821	0.010	90	2887901	10000	9184.8	

Compound	Sig	RT (min.)	Adj RT (min.)	Dlt RT (min.)	Q	Response	Cal Amt ug/L	OnCol Amt ug/L	Flags
33 Hexachloroethane	117	4.884	4.885	-0.001	92	1741400	10000	8584.5	
34 Nitrobenzene	77	4.953	4.944	0.009	82	2685612	10000	8787.3	
35 Isophorone	82	5.146	5.136	0.010	93	4742321	10000	9013.7	
36 2-Nitrophenol	139	5.204	5.200	0.004	84	2128274	10000	10029	
37 2,4-Dimethylphenol	107	5.247	5.243	0.004	93	3282248	10000	9184.4	
39 Benzoic acid	105	5.407	5.301	0.106	89	5387119	20000	20034	a
38 Bis(2-chloroethoxy)methane	93	5.327	5.323	0.004	97	2966362	10000	8987.4	
40 2,4-Dichlorophenol	162	5.397	5.392	0.005	89	3214581	10000	9770.6	
41 1,2,4-Trichlorobenzene	180	5.461	5.456	0.005	92	3287546	10000	8783.3	
42 Naphthalene	128	5.520	5.515	0.005	97	8136693	10000	9948.1	e
43 4-Chloroaniline	127	5.573	5.569	0.004	82	4333252	10000	9894.3	
44 2,6-Dichlorophenol	162	5.578	5.574	0.004	89	3203473	10000	9981.0	
45 Hexachlorobutadiene	225	5.627	5.622	0.005	94	1944071	10000	8750.8	
46 4-Chloro-3-methylphenol	107	5.979	5.969	0.010	89	2793657	10000	10588	
47 2-Methylnaphthalene	142	6.081	6.081	0.000	82	6557017	10000	8223.0	
48 1-Methylnaphthalene	142	6.161	6.156	0.005	89	6352715	10000	8387.9	
49 Hexachlorocyclopentadiene	237	6.209	6.210	-0.001	87	2359324	10000	10201	
50 1,2,4,5-Tetrachlorobenzene	216	6.220	6.215	0.005	94	3115144	10000	9993.7	
52 2,4,6-Trichlorophenol	196	6.316	6.311	0.005	88	2189506	10000	10110	
53 2,4,5-Trichlorophenol	196	6.348	6.343	0.005	95	2487962	10000	9941.6	
54 1,1'-Biphenyl	154	6.465	6.461	0.004	96	7405757	10000	7787.3	e
55 2-Chloronaphthalene	162	6.476	6.471	0.005	97	6258163	10000	8378.7	
56 2-Nitroaniline	138	6.572	6.568	0.004	92	2471645	10000	9646.6	
57 Dimethyl phthalate	163	6.738	6.722	0.016	98	7407496	10000	9641.9	
58 1,3-Dinitrobenzene	168	6.754	6.744	0.010	92	1389291	10000	9819.6	
59 2,6-Dinitrotoluene	165	6.775	6.765	0.010	72	1939446	10000	9846.6	
60 Acenaphthylene	152	6.812	6.808	0.004	92	8581502	10000	9528.3	e
61 3-Nitroaniline	138	6.914	6.904	0.010	89	2044039	10000	10341	
62 Acenaphthene	153	6.957	6.952	0.005	92	6455324	10000	8414.9	
63 2,4-Dinitrophenol	184	6.999	6.990	0.009	78	2491838	20000	20325	a
64 4-Nitrophenol	109	7.069	7.048	0.021	82	2508541	20000	20345	
65 2,4-Dinitrotoluene	165	7.106	7.096	0.010	70	2574945	10000	9926.0	
66 Dibenzofuran	168	7.101	7.096	0.005	85	7991738	10000	8193.9	e
51 2,3,5,6-Tetrachlorophenol	232	7.170	7.166	0.004	89	1810251	10000	10401	
67 2,3,4,6-Tetrachlorophenol	232	7.208	7.198	0.010	72	2004159	10000	9964.9	
68 Diethyl phthalate	149	7.315	7.299	0.016	98	7504819	10000	8832.0	
69 Fluorene	166	7.379	7.374	0.005	81	7033453	10000	9061.8	
70 4-Chlorophenyl phenyl ether	204	7.389	7.385	0.004	92	3390756	10000	9490.7	
71 4-Nitroaniline	138	7.416	7.401	0.015	40	1875065	10000	10094	
72 4,6-Dinitro-2-methylphenol	198	7.438	7.422	0.016	86	2720777	20000	19509	
73 N-Nitrosodiphenylamine	169	7.491	7.481	0.010	62	5228628	10000	9199.3	
74 Azobenzene	77	7.518	7.513	0.005	92	5108676	10000	8622.0	
75 4-Bromophenyl phenyl ether	248	7.785	7.786	-0.001	62	2086983	10000	9834.8	
76 Hexachlorobenzene	284	7.827	7.818	0.009	86	2368224	10000	8558.8	
77 Atrazine	200	7.940	7.930	0.010	92	2017804	10000	9035.7	
78 Pentachlorophenol	266	7.993	7.983	0.010	86	3206551	20000	19753	
79 n-Octadecane	57	8.084	8.085	-0.001	91	2968506	10000	9928.2	
80 Phenanthrene	178	8.164	8.160	0.005	94	8291956	10000	9656.1	e
81 Anthracene	178	8.207	8.197	0.010	93	8042352	10000	9719.0	e
83 Carbazole	167	8.346	8.336	0.010	84	7337942	10000	10005	
84 Di-n-butyl phthalate	149	8.645	8.646	-0.001	98	9057674	10000	9446.7	e
85 Fluoranthene	202	9.136	9.132	0.004	93	8036302	10000	9702.1	e

Compound	Sig	RT (min.)	Adj RT (min.)	Dlt RT (min.)	Q	Response	Cal Amt ug/L	OnCol Amt ug/L	Flags
88 Benzidine	184	9.265	9.260	0.005	98	6530017	20000	20771	
89 Pyrene	202	9.318	9.313	0.005	87	8500762	10000	9745.8	e
94 Butyl benzyl phthalate	149	9.874	9.869	0.005	95	5609656	10000	9854.3	
96 3,3'-Dichlorobenzidine	252	10.328	10.318	0.010	74	6632333	20000	19984	
97 Benzo[a]anthracene	228	10.333	10.323	0.010	97	8822607	10000	9939.8	
99 Chrysene	228	10.370	10.360	0.010	91	8297113	10000	10141	
98 Bis(2-ethylhexyl) phthalate	149	10.392	10.393	0.000	92	7497857	10000	7989.0	
100 Di-n-octyl phthalate	149	11.065	11.055	0.010	98	12039711	10000	9189.2	e
101 Benzo[b]fluoranthene	252	11.444	11.424	0.020	95	9478316	10000	8630.3	
102 Benzofluoranthene	252	11.471	11.456	0.015	1	18448767	20000	15171	
103 Benzo[k]fluoranthene	252	11.471	11.456	0.015	90	9603989	10000	7229.3	
104 Benzo[a]pyrene	252	11.813	11.792	0.021	76	8504491	10000	8399.9	
105 Indeno[1,2,3-cd]pyrene	276	13.191	13.165	0.026	97	9850086	10000	9724.7	
106 Dibenz(a,h)anthracene	278	13.228	13.208	0.020	82	9870204	10000	9016.3	
107 Benzo[g,h,i]perylene	276	13.528	13.496	0.032	94	10113906	10000	9960.6	

QC Flag Legend

Processing Flags

NC - Not Calibrated

e - Potential Peak Saturated

Review Flags

a - User Assigned ID

Reagents:

8270_ic_stk_00062

Amount Added: 0.10

Units: mL

8270SIM_IS_00069

Amount Added: 10.00

Units: uL

Eurofins Seattle

Data File: \\chromfs\Seattle\ChromData\TAC051\20220124-81014.b\0124A10.D

Injection Date: 24-Jan-2022 17:04:30

Instrument ID: TAC051

Lims ID: STD10

Client ID:

Operator ID: TL

ALS Bottle#: 4

Worklist Smp#: 4

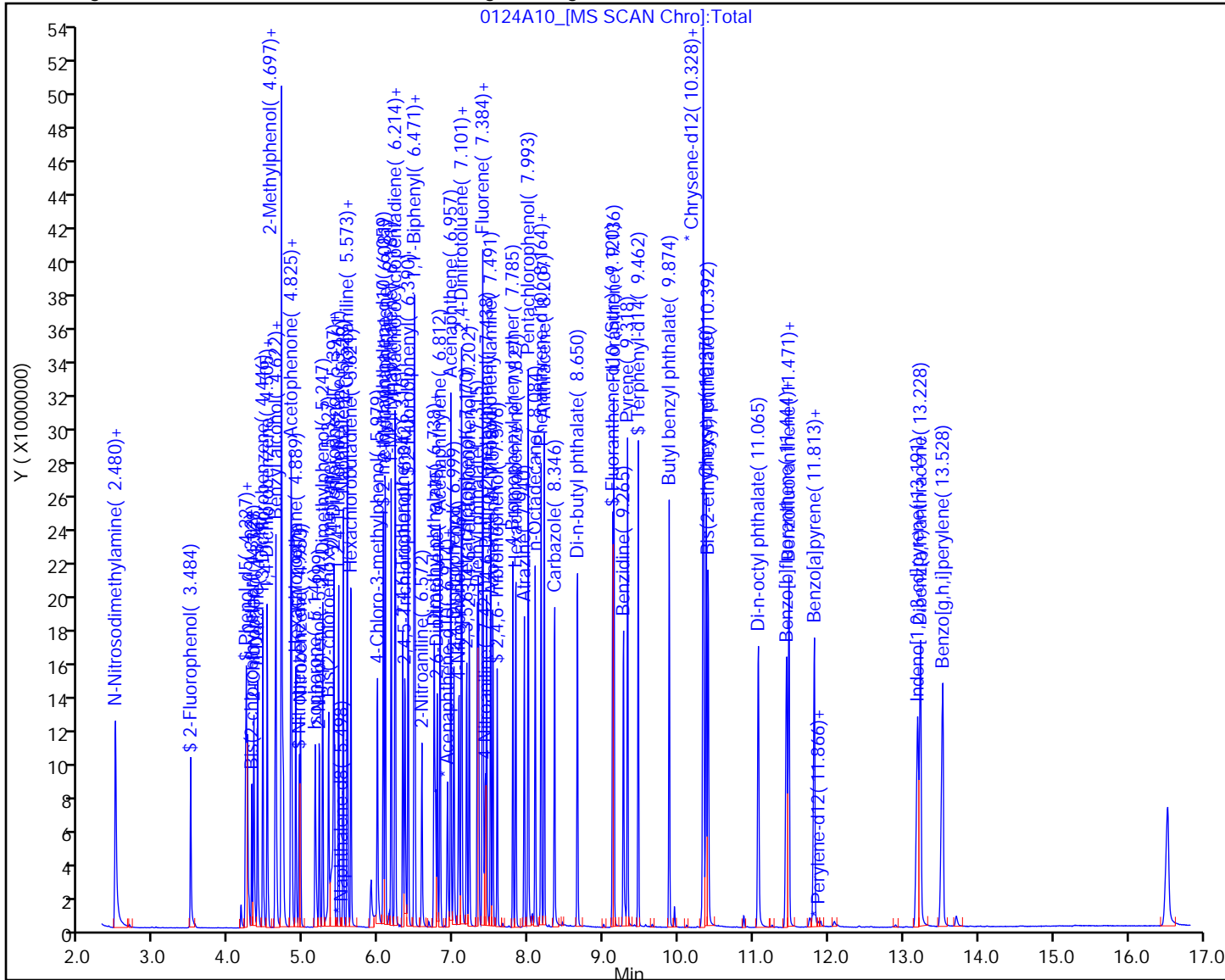
Injection Vol: 1.0 ul

Dil. Factor: 1.0000

Method: 8270 TAC051

Limit Group: 8270D BNA QSM 5.0

Y Scaling: Method Defined: Scale to the Nth Largest Target: 1



Eurofins Seattle

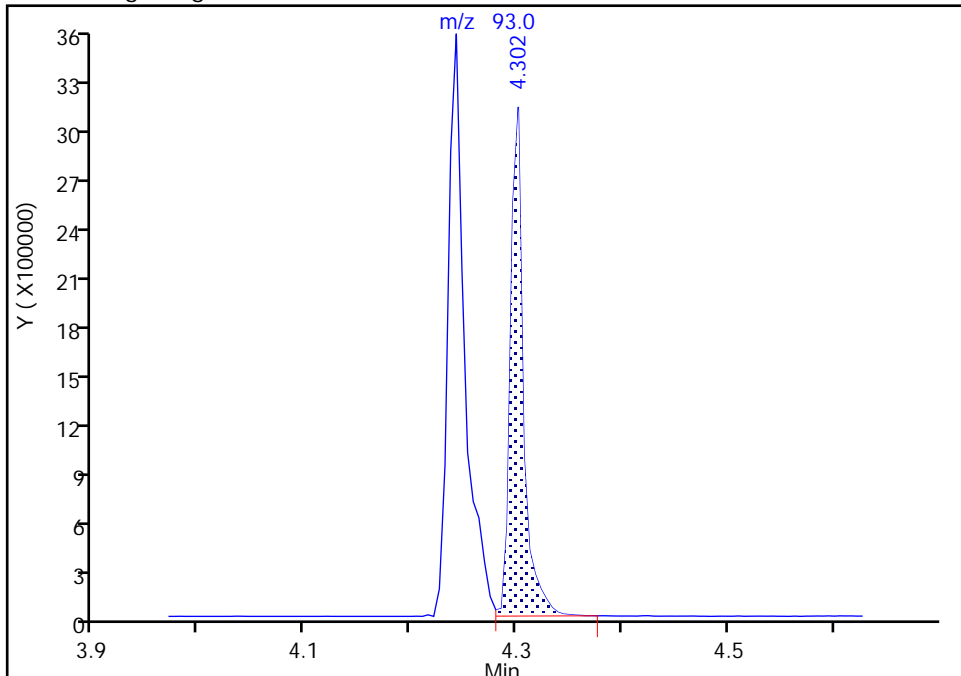
Data File: \\chromfs\Seattle\ChromData\TAC051\20220124-81014.b\0124A10_.D
Injection Date: 24-Jan-2022 17:04:30 Instrument ID: TAC051
Lims ID: STD10
Client ID:
Operator ID: TL ALS Bottle#: 4 Worklist Smp#: 4
Injection Vol: 1.0 ul Dil. Factor: 1.0000
Method: 8270 TAC051 Limit Group: 8270D BNA QSM 5.0
Column: Detector MS SCAN

18 Aniline, CAS: 62-53-3

Signal: 1

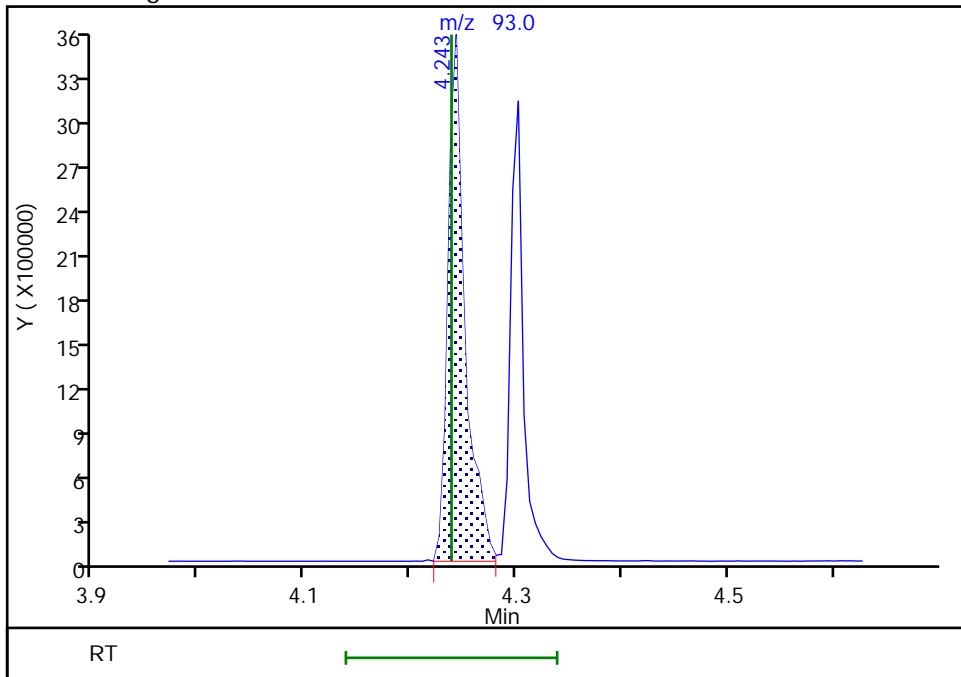
RT: 4.30
Area: 2606332
Amount: 5783.1890
Amount Units: ug/L

Processing Integration Results



RT: 4.24
Area: 3911742
Amount: 8676.8577
Amount Units: ug/L

Manual Integration Results



Reviewer: limmere, 27-Jan-2022 13:41:23
Audit Action: Assigned Compound ID

Audit Reason: Peak assignment corrected

Eurofins Seattle

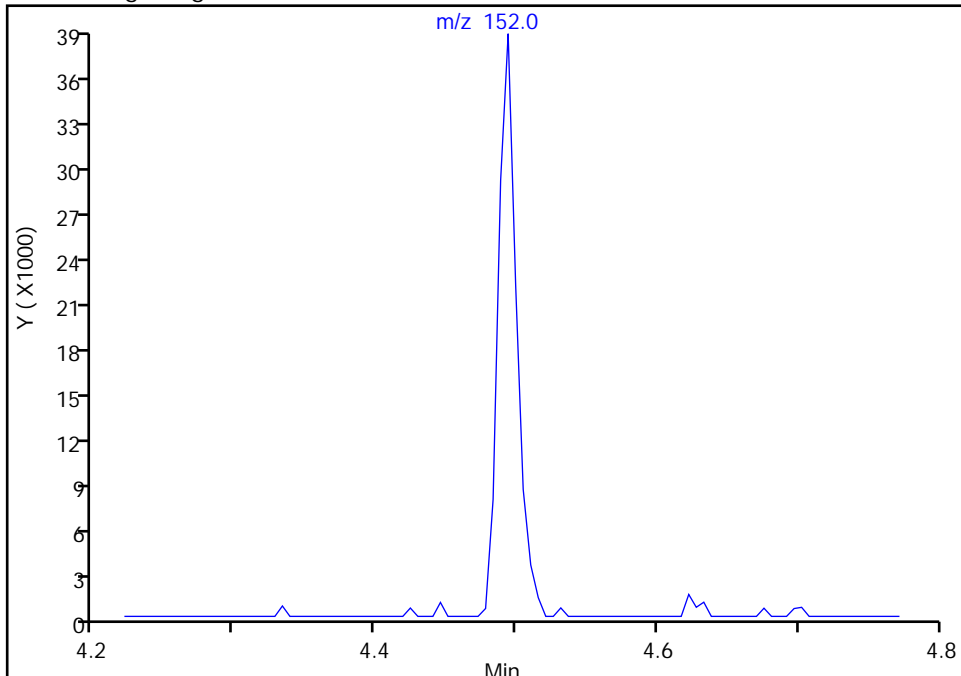
Data File: \\chromfs\Seattle\ChromData\TAC051\20220124-81014.b\0124A10_.D
Injection Date: 24-Jan-2022 17:04:30 Instrument ID: TAC051
Lims ID: STD10
Client ID:
Operator ID: TL ALS Bottle#: 4 Worklist Smp#: 4
Injection Vol: 1.0 ul Dil. Factor: 1.0000
Method: 8270 TAC051 Limit Group: 8270D BNA QSM 5.0
Column: Detector MS SCAN

* 1 1,4-Dichlorobenzene-d4, CAS: 3855-82-1

Signal: 1

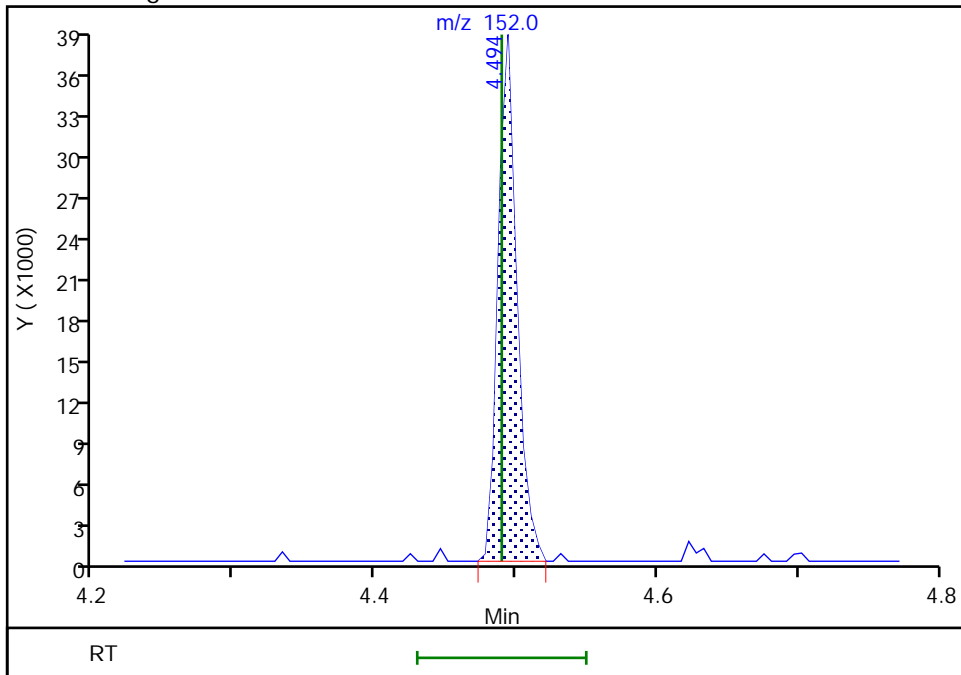
Not Detected
Expected RT: 4.49

Processing Integration Results



Manual Integration Results

RT: 4.49
Area: 35748
Amount: 100.0000
Amount Units: ug/L



Eurofins Seattle

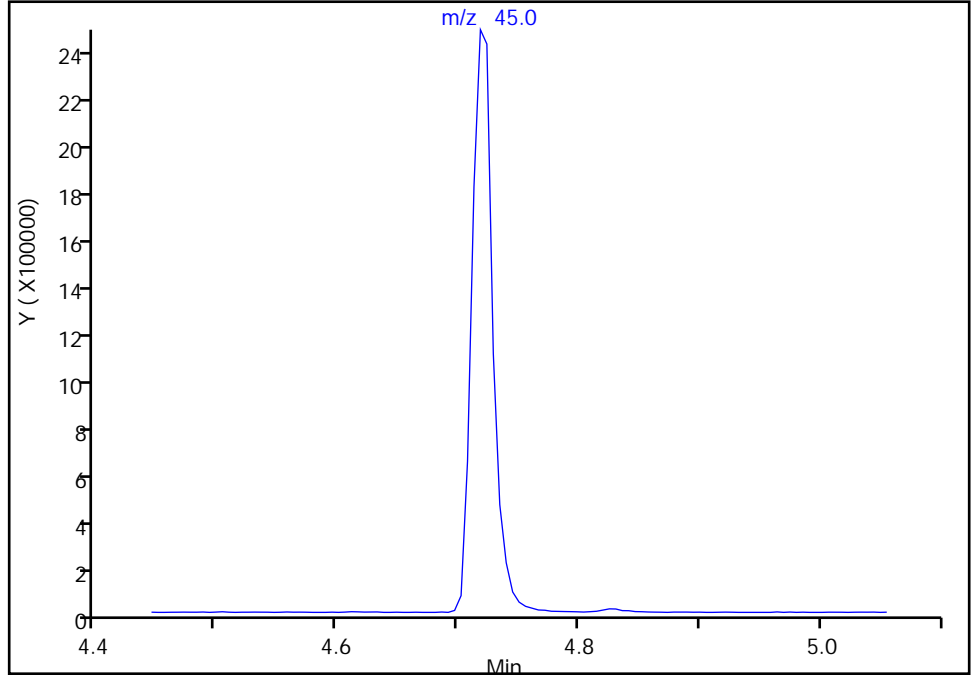
Data File: \\chromfs\Seattle\ChromData\TAC051\20220124-81014.b\0124A10_.D
Injection Date: 24-Jan-2022 17:04:30 Instrument ID: TAC051
Lims ID: STD10
Client ID:
Operator ID: TL ALS Bottle#: 4 Worklist Smp#: 4
Injection Vol: 1.0 ul Dil. Factor: 1.0000
Method: 8270 TAC051 Limit Group: 8270D BNA QSM 5.0
Column: Detector MS SCAN

29 2,2'-oxybis[1-chloropropane], CAS: 108-60-1

Signal: 1

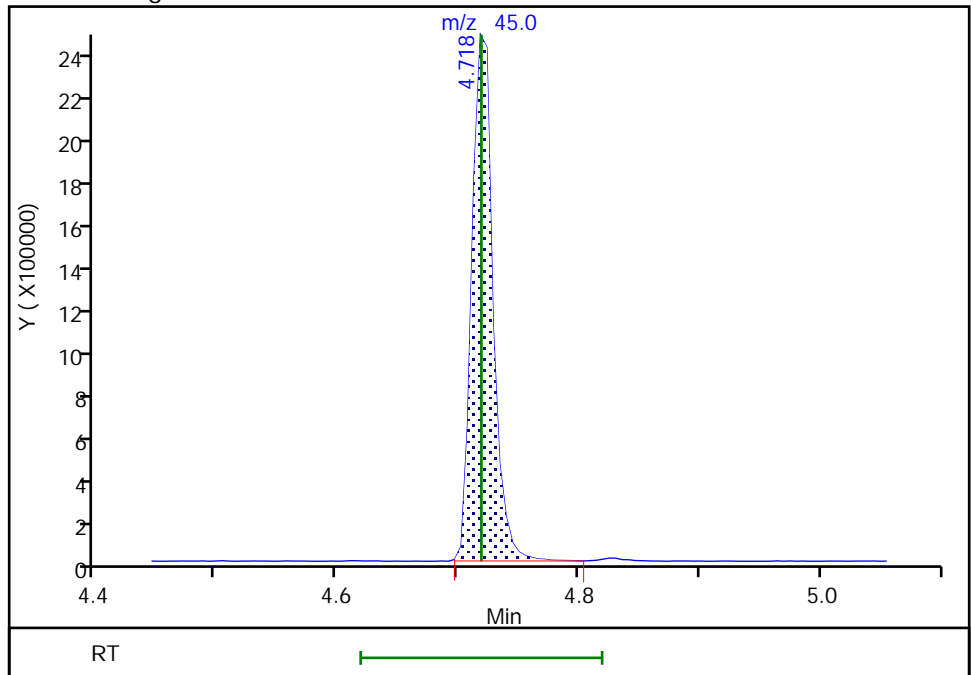
Not Detected
Expected RT: 4.72

Processing Integration Results



RT: 4.72
Area: 2928233
Amount: 8441.5142
Amount Units: ug/L

Manual Integration Results



Reviewer: limmere, 27-Jan-2022 13:41:19
Audit Action: Assigned Compound ID

Audit Reason: Peak assignment corrected

Eurofins Seattle

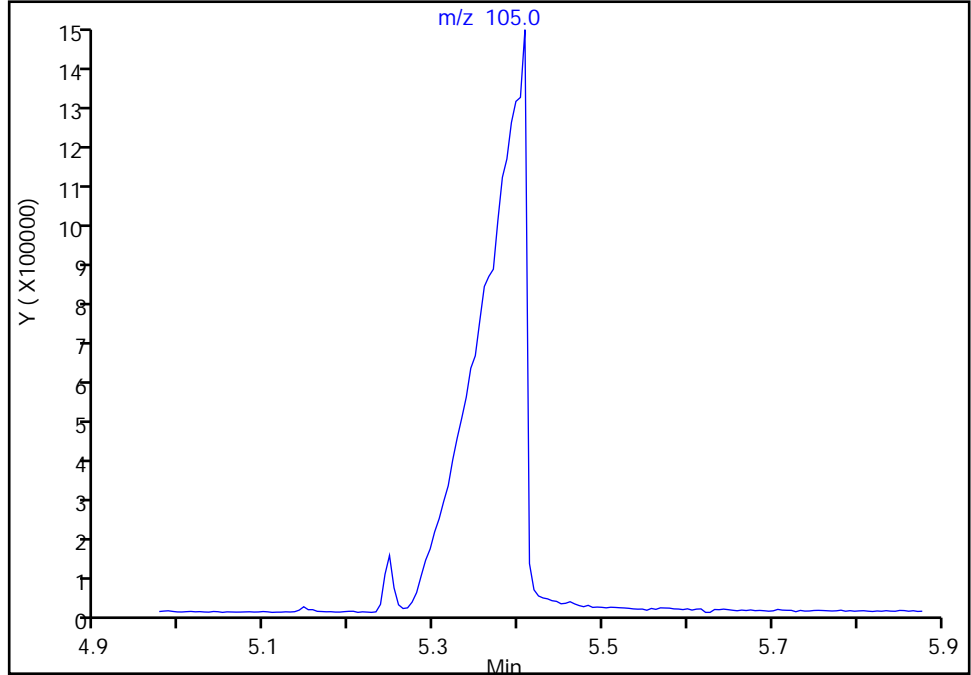
Data File: \\chromfs\Seattle\ChromData\TAC051\20220124-81014.b\0124A10_.D
Injection Date: 24-Jan-2022 17:04:30 Instrument ID: TAC051
Lims ID: STD10
Client ID:
Operator ID: TL ALS Bottle#: 4 Worklist Smp#: 4
Injection Vol: 1.0 ul Dil. Factor: 1.0000
Method: 8270 TAC051 Limit Group: 8270D BNA QSM 5.0
Column: Detector MS SCAN

39 Benzoic acid, CAS: 65-85-0

Signal: 1

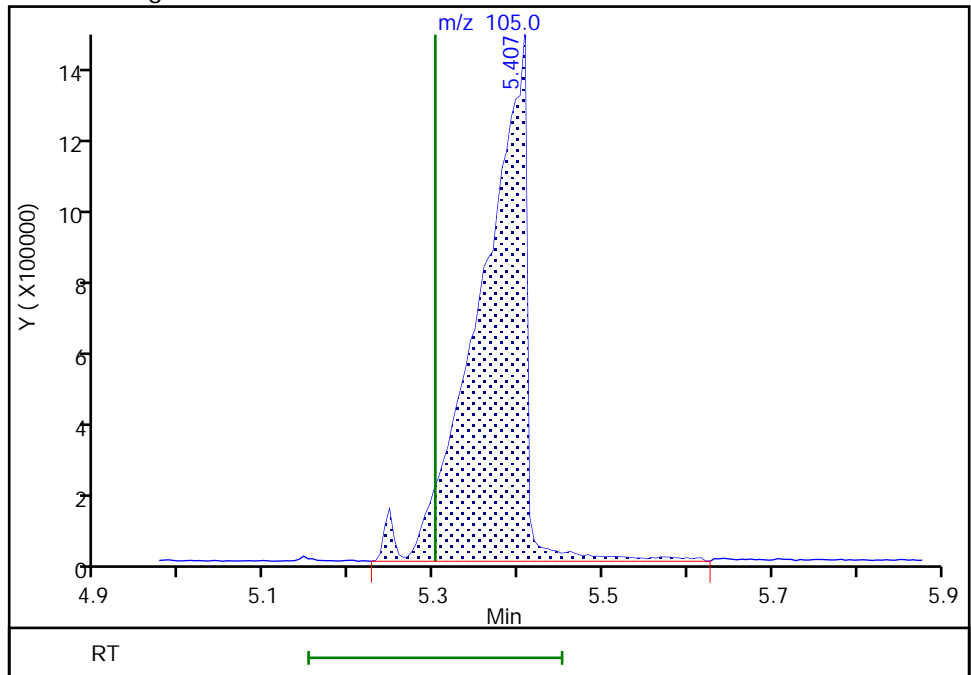
Not Detected
Expected RT: 5.30

Processing Integration Results



Manual Integration Results

RT: 5.41
Area: 5387119
Amount: 20034
Amount Units: ug/L



Reviewer: limmere, 27-Jan-2022 13:41:29
Audit Action: Assigned Compound ID

Audit Reason: Peak assignment corrected

Eurofins Seattle

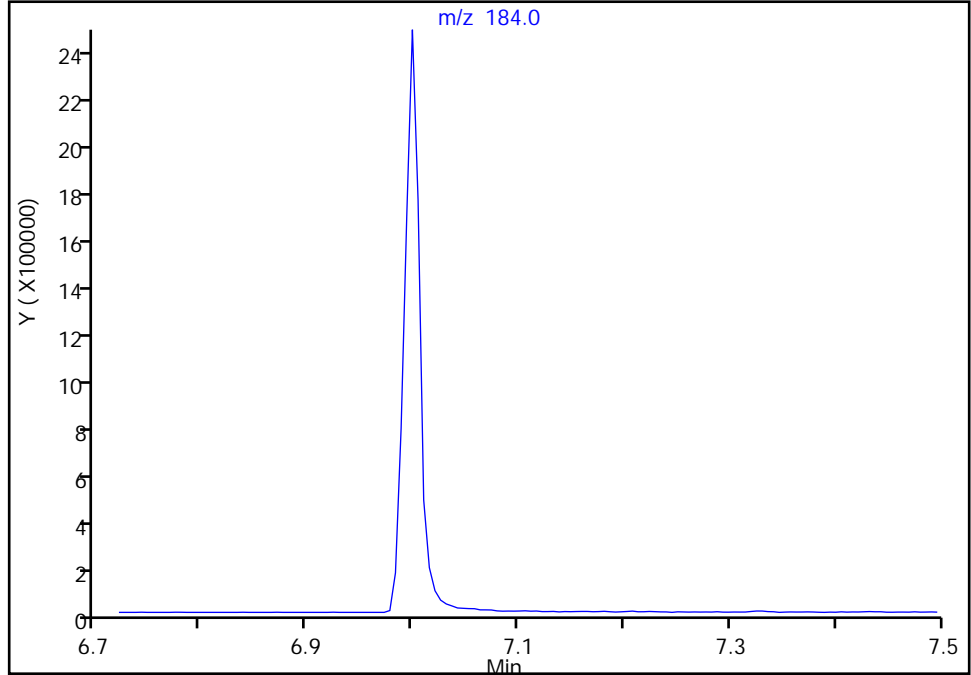
Data File: \\chromfs\Seattle\ChromData\TAC051\20220124-81014.b\0124A10_.D
Injection Date: 24-Jan-2022 17:04:30 Instrument ID: TAC051
Lims ID: STD10
Client ID:
Operator ID: TL ALS Bottle#: 4 Worklist Smp#: 4
Injection Vol: 1.0 ul Dil. Factor: 1.0000
Method: 8270 TAC051 Limit Group: 8270D BNA QSM 5.0
Column: Detector MS SCAN

63 2,4-Dinitrophenol, CAS: 51-28-5

Signal: 1

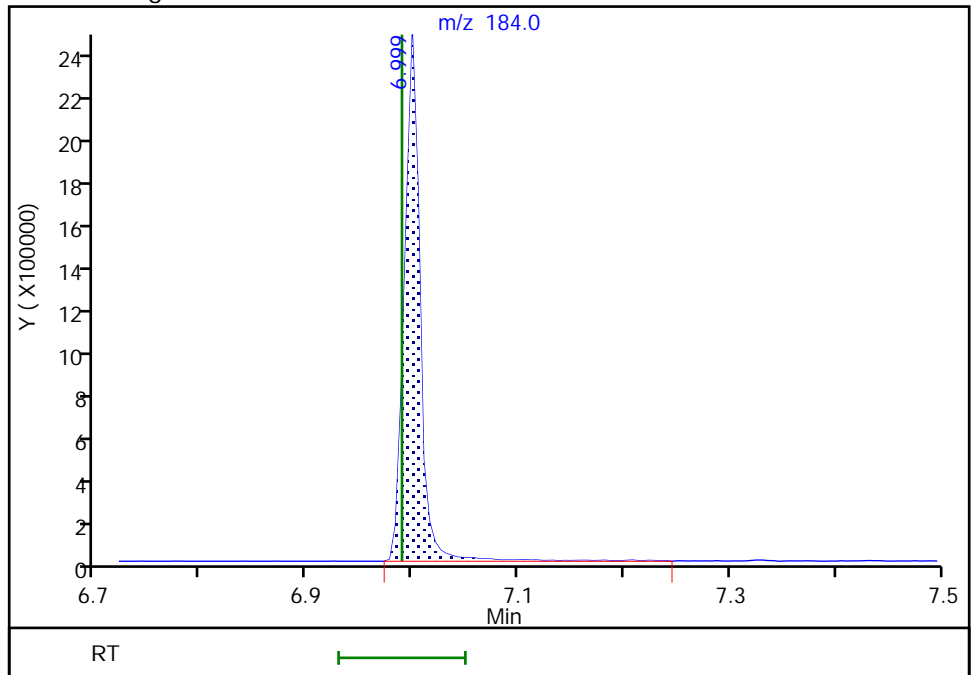
Not Detected
Expected RT: 6.99

Processing Integration Results



Manual Integration Results

RT: 7.00
Area: 2491838
Amount: 20325
Amount Units: ug/L



Reviewer: limmere, 27-Jan-2022 13:41:04
Audit Action: Assigned Compound ID

Audit Reason: Peak assignment corrected

Eurofins Seattle
Target Compound Quantitation Report

Data File: \\chromfs\Seattle\ChromData\TAC051\20220124-81014.b\0124A11_.D
 Lims ID: STD9
 Client ID:
 Sample Type: IC Calib Level: 9
 Inject. Date: 24-Jan-2022 17:28:30 ALS Bottle#: 5 Worklist Smp#: 5
 Injection Vol: 1.0 ul Dil. Factor: 1.0000
 Sample Info: 9
 Operator ID: TL Instrument ID: TAC051
 Sublist: chrom-8270 TAC051*sub34

Method: \\chromfs\Seattle\ChromData\TAC051\20220124-81014.b\8270 TAC051.m
 Limit Group: 8270D BNA QSM 5.0
 Last Update: 28-Jan-2022 17:06:43 Calib Date: 24-Jan-2022 20:31:30
 Integrator: RTE ID Type: RT Order ID
 Quant Method: Internal Standard Quant By: Initial Calibration
 Last ICal File: \\chromfs\Seattle\ChromData\TAC051\20220124-81014.b\0124A19_.D

Column 1 : Det: MS SCAN
 Process Host: CTX1607

First Level Reviewer: limmere

Date: 25-Jan-2022 15:02:30

Compound	Sig	RT (min.)	Adj RT (min.)	Diff RT (min.)	Q	Response	Cal Amt ug/L	OnCol Amt ug/L	Flags
* 1 1,4-Dichlorobenzene-d4	152	4.493	4.489	0.004	86	32046	100.0	100.0	
* 2 Naphthalene-d8	136	5.503	5.499	0.004	93	126226	100.0	100.0	
* 3 Acenaphthene-d10	164	6.929	6.925	0.004	35	69529	100.0	100.0	
* 4 Phenanthrene-d10	188	8.142	8.138	0.004	93	103934	100.0	100.0	
* 5 Chrysene-d12	240	10.338	10.334	0.004	48	85575	100.0	100.0	
* 6 Perylene-d12	264	11.866	11.862	0.004	89	93823	100.0	100.0	
\$ 7 2-Fluorophenol	112	3.484	3.485	-0.001	87	1660042	5000.0	5557.1	
\$ 8 Phenol-d5	99	4.210	4.212	-0.002	97	1869344	5000.0	5669.3	
\$ 9 Nitrobenzene-d5	82	4.931	4.928	0.003	87	1521900	5000.0	5065.4	
\$ 10 2-methylnaphthalene-d10	152	6.053	6.055	-0.002	0	3587509	NC	NC	
\$ 11 2-Fluorobiphenyl	172	6.385	6.386	-0.001	97	4270070	5000.0	4618.7	
\$ 12 2,4,6-Tribromophenol	330	7.576	7.572	0.004	88	785601	5000.0	5405.9	
\$ 13 Fluoranthene-d10 (Surr)	212	9.120	9.116	0.004	0	5108271	NC	NC	
\$ 14 Terphenyl-d14	244	9.462	9.458	0.004	98	3794742	5000.0	4874.9	
15 1,4-Dioxane	88	2.362	2.353	0.009	0	1793	NC	NC	
16 N-Nitrosodimethylamine	74	2.469	2.475	-0.006	75	744037	5000.0	5528.9	
17 Pyridine	79	2.479	2.492	-0.013	87	2527274	10000	10602	
19 Phenol	94	4.221	4.222	-0.001	97	1885852	5000.0	5859.2	
18 Aniline	93	4.237	4.238	-0.001	67	2047944	5000.0	5069.8	
20 Bis(2-chloroethyl)ether	93	4.296	4.297	-0.001	97	1412935	5000.0	5104.7	
21 2-Chlorophenol	128	4.328	4.324	0.004	66	2189408	5000.0	5644.1	
22 n-Decane	57	4.376	4.377	-0.001	89	1265178	5000.0	4998.7	
23 1,3-Dichlorobenzene	146	4.445	4.447	-0.002	97	2424476	5000.0	5248.6	
25 1,4-Dichlorobenzene	146	4.504	4.505	-0.001	95	2477692	5000.0	4941.3	
26 Benzyl alcohol	79	4.606	4.607	-0.001	92	1143127	5000.0	5783.9	
27 1,2-Dichlorobenzene	146	4.622	4.623	-0.001	97	2370683	5000.0	5048.7	
28 2-Methylphenol	108	4.696	4.692	0.004	57	1573928	5000.0	5851.4	
29 2,2'-oxybis[1-chloropropane]	45	4.718	4.719	-0.001	46	1630687	5000.0	5244.0	a
30 Acetophenone	105	4.814	4.810	0.004	96	2309817	5000.0	5692.4	
31 N-Nitrosodi-n-propylamine	70	4.819	4.815	0.004	73	906094	5000.0	5673.5	
32 3 & 4 Methylphenol	108	4.825	4.821	0.004	89	1579216	5000.0	5605.2	

Compound	Sig	RT (min.)	Adj RT (min.)	Dlt RT (min.)	Q	Response	Cal Amt ug/L	OnCol Amt ug/L	Flags
33 Hexachloroethane	117	4.883	4.885	-0.002	92	958843	5000.0	5272.8	
34 Nitrobenzene	77	4.948	4.944	0.004	86	1470537	5000.0	5370.8	
35 Isophorone	82	5.140	5.136	0.004	94	2615844	5000.0	5546.3	
36 2-Nitrophenol	139	5.199	5.200	-0.001	88	1162420	5000.0	5314.9	
37 2,4-Dimethylphenol	107	5.241	5.243	-0.002	93	1807128	5000.0	5642.7	
39 Benzoic acid	105	5.370	5.301	0.069	82	2738724	10000	10046	a
38 Bis(2-chloroethoxy)methane	93	5.321	5.323	-0.002	98	1636469	5000.0	5530.9	
40 2,4-Dichlorophenol	162	5.391	5.392	-0.001	80	1794662	5000.0	5297.1	
41 1,2,4-Trichlorobenzene	180	5.455	5.456	-0.001	95	1818176	5000.0	4710.4	
42 Naphthalene	128	5.519	5.515	0.004	97	5521644	5000.0	5208.9	
43 4-Chloroaniline	127	5.573	5.569	0.004	82	2365912	5000.0	5250.2	
44 2,6-Dichlorophenol	162	5.573	5.574	-0.001	85	1778591	5000.0	5049.1	
45 Hexachlorobutadiene	225	5.621	5.622	-0.001	93	1066820	5000.0	4656.6	
46 4-Chloro-3-methylphenol	107	5.973	5.969	0.004	87	1482131	5000.0	5314.9	
47 2-Methylnaphthalene	142	6.080	6.081	-0.001	83	3851996	5000.0	4684.3	
48 1-Methylnaphthalene	142	6.160	6.156	0.004	90	3734140	5000.0	4781.0	
49 Hexachlorocyclopentadiene	237	6.208	6.210	-0.002	92	1289587	5000.0	5257.0	
50 1,2,4,5-Tetrachlorobenzene	216	6.214	6.215	-0.001	95	1755031	5000.0	5031.7	
52 2,4,6-Trichlorophenol	196	6.315	6.311	0.004	88	1257370	5000.0	5488.2	
53 2,4,5-Trichlorophenol	196	6.342	6.343	-0.001	94	1346813	5000.0	5095.6	
54 1,1'-Biphenyl	154	6.465	6.461	0.004	96	4564025	5000.0	4524.7	
55 2-Chloronaphthalene	162	6.475	6.471	0.004	97	3667033	5000.0	4628.8	
56 2-Nitroaniline	138	6.566	6.568	-0.002	92	1348336	5000.0	5351.6	
57 Dimethyl phthalate	163	6.732	6.722	0.010	99	4185506	5000.0	5134.9	
58 1,3-Dinitrobenzene	168	6.748	6.744	0.004	80	733033	5000.0	5191.6	
59 2,6-Dinitrotoluene	165	6.775	6.765	0.009	64	1077271	5000.0	5172.4	
60 Acenaphthylene	152	6.812	6.808	0.004	95	5509536	5000.0	5177.3	
61 3-Nitroaniline	138	6.908	6.904	0.004	88	1071282	5000.0	5146.7	
62 Acenaphthene	153	6.956	6.952	0.004	93	3766831	5000.0	4629.5	
63 2,4-Dinitrophenol	184	6.994	6.990	0.004	84	1279146	10000	10057	a
64 4-Nitrophenol	109	7.058	7.048	0.010	83	1225638	10000	9795.4	
65 2,4-Dinitrotoluene	165	7.100	7.096	0.004	62	1374334	5000.0	5024.6	
66 Dibenzofuran	168	7.100	7.096	0.004	87	5012656	5000.0	4845.6	
51 2,3,5,6-Tetrachlorophenol	232	7.164	7.166	-0.002	88	966835	5000.0	5257.8	
67 2,3,4,6-Tetrachlorophenol	232	7.202	7.198	0.004	74	1066016	5000.0	5010.2	
68 Diethyl phthalate	149	7.309	7.299	0.010	98	4312494	5000.0	4784.9	
69 Fluorene	166	7.378	7.374	0.004	82	4108288	5000.0	4990.4	
70 4-Chlorophenyl phenyl ether	204	7.384	7.385	-0.001	88	1870819	5000.0	4937.0	
71 4-Nitroaniline	138	7.410	7.401	0.009	34	989483	5000.0	5054.7	
72 4,6-Dinitro-2-methylphenol	198	7.432	7.422	0.010	84	1443908	10000	10748	
73 N-Nitrosodiphenylamine	169	7.485	7.481	0.004	61	3054845	5000.0	5536.7	
74 Azobenzene	77	7.517	7.513	0.004	91	2889028	5000.0	5024.4	
75 4-Bromophenyl phenyl ether	248	7.784	7.786	-0.002	59	1147061	5000.0	5231.6	
76 Hexachlorobenzene	284	7.822	7.818	0.004	84	1289466	5000.0	4800.6	
77 Atrazine	200	7.934	7.930	0.004	92	1186308	5000.0	5016.5	
78 Pentachlorophenol	266	7.987	7.983	0.004	87	1690585	10000	10794	
79 n-Octadecane	57	8.083	8.085	-0.002	92	1607173	5000.0	5171.0	
80 Phenanthrene	178	8.158	8.160	-0.001	97	5255844	5000.0	5238.1	
81 Anthracene	178	8.201	8.197	0.004	97	5365074	5000.0	5290.5	
83 Carbazole	167	8.340	8.336	0.004	83	4194838	5000.0	5032.9	
84 Di-n-butyl phthalate	149	8.644	8.646	-0.002	100	6444929	5000.0	5435.9	
85 Fluoranthene	202	9.136	9.132	0.004	96	5421432	5000.0	5275.8	

Compound	Sig	RT (min.)	Adj RT (min.)	Dlt RT (min.)	Q	Response	Cal Amt ug/L	OnCol Amt ug/L	Flags
88 Benzidine	184	9.259	9.260	-0.001	98	3023406	10000	9952.6	
89 Pyrene	202	9.317	9.313	0.004	96	5615456	5000.0	5264.1	
94 Butyl benzyl phthalate	149	9.873	9.869	0.004	93	3084606	5000.0	5307.4	
96 3,3'-Dichlorobenzidine	252	10.322	10.318	0.004	72	3367556	10000	10102	
97 Benzo[a]anthracene	228	10.327	10.323	0.004	99	4971440	5000.0	5140.6	
99 Chrysene	228	10.364	10.360	0.004	91	4943043	5000.0	5136.0	
98 Bis(2-ethylhexyl) phthalate	149	10.391	10.393	-0.001	78	4146254	5000.0	4895.7	
100 Di-n-octyl phthalate	149	11.059	11.055	0.004	98	6987870	5000.0	5625.4	
101 Benzo[b]fluoranthene	252	11.433	11.424	0.009	96	5227145	5000.0	5021.0	
102 Benzofluoranthene	252	11.465	11.456	0.009	1	10361259	10000	8986.7	
103 Benzo[k]fluoranthene	252	11.465	11.456	0.009	93	5370634	5000.0	4264.0	
104 Benzo[a]pyrene	252	11.801	11.792	0.009	74	4696887	5000.0	4895.1	
105 Indeno[1,2,3-cd]pyrene	276	13.180	13.165	0.015	91	4974655	5000.0	5184.7	
106 Dibenz(a,h)anthracene	278	13.217	13.208	0.009	75	5303630	5000.0	5116.0	
107 Benzo[g,h,i]perylene	276	13.511	13.496	0.015	93	5489900	5000.0	5047.2	

QC Flag Legend

Processing Flags

NC - Not Calibrated

Review Flags

a - User Assigned ID

Reagents:

8270_ic_stk_00062

Amount Added: 50.00

Units: uL

8270SIM_IS_00069

Amount Added: 10.00

Units: uL

Eurofins Seattle

Data File: \\chromfs\Seattle\ChromData\TAC051\20220124-81014.b0124A11_.D

Injection Date: 24-Jan-2022 17:28:30

Instrument ID: TAC051

Lims ID: STD9

Client ID:

Operator ID: TL

ALS Bottle#: 5

Worklist Smp#: 5

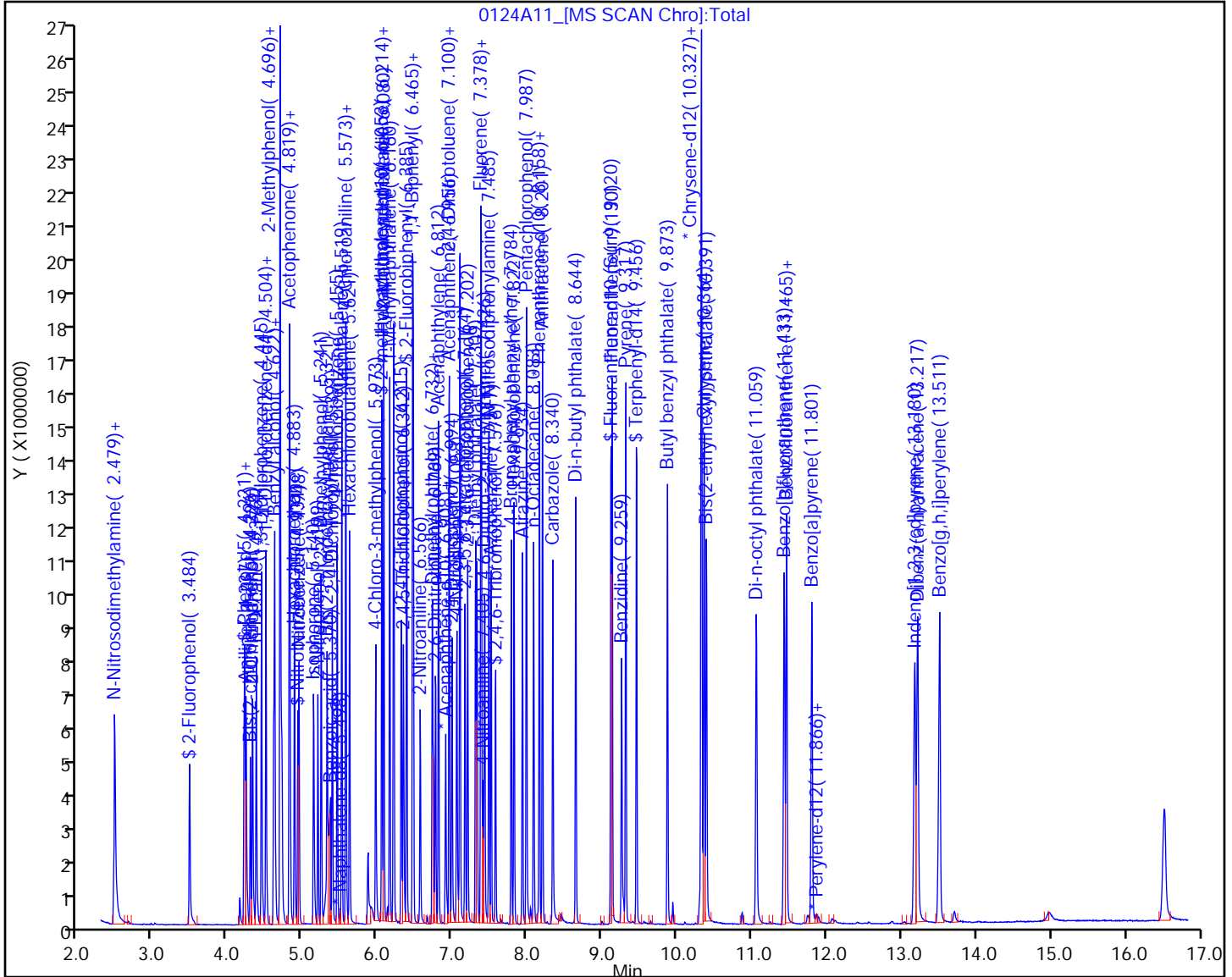
Injection Vol: 1.0 ul

Dil. Factor: 1.0000

Method: 8270 TAC051

Limit Group: 8270D BNA QSM 5.0

Y Scaling: Method Defined: Scale to the Nth Largest Target: 1



Eurofins Seattle

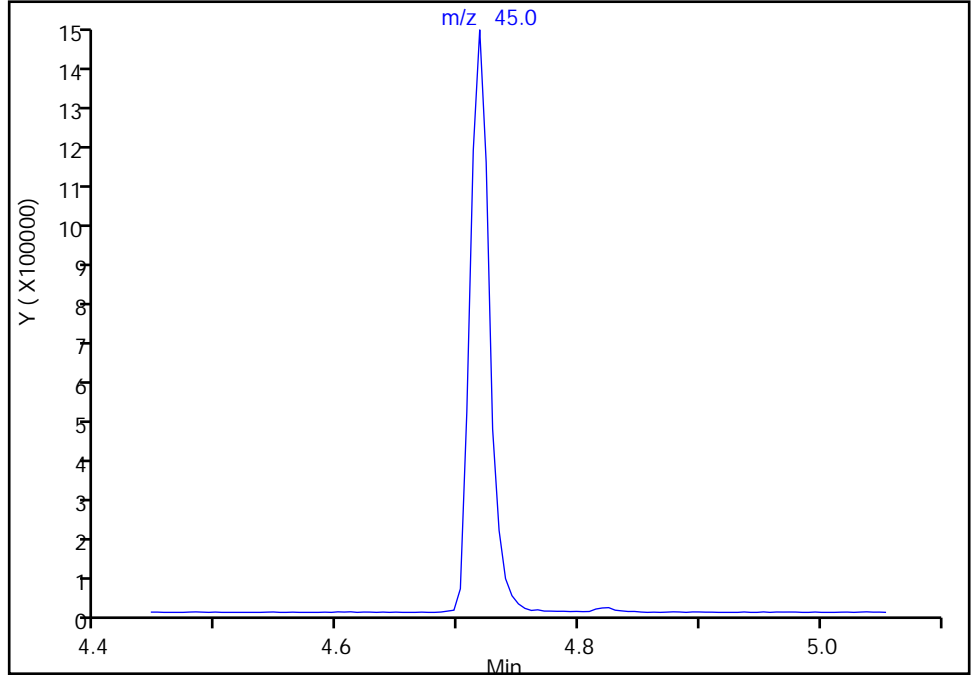
Data File: \\chromfs\Seattle\ChromData\TAC051\20220124-81014.b\0124A11_.D
Injection Date: 24-Jan-2022 17:28:30 Instrument ID: TAC051
Lims ID: STD9
Client ID:
Operator ID: TL ALS Bottle#: 5 Worklist Smp#: 5
Injection Vol: 1.0 ul Dil. Factor: 1.0000
Method: 8270 TAC051 Limit Group: 8270D BNA QSM 5.0
Column: Detector MS SCAN

29 2,2'-oxybis[1-chloropropane], CAS: 108-60-1

Signal: 1

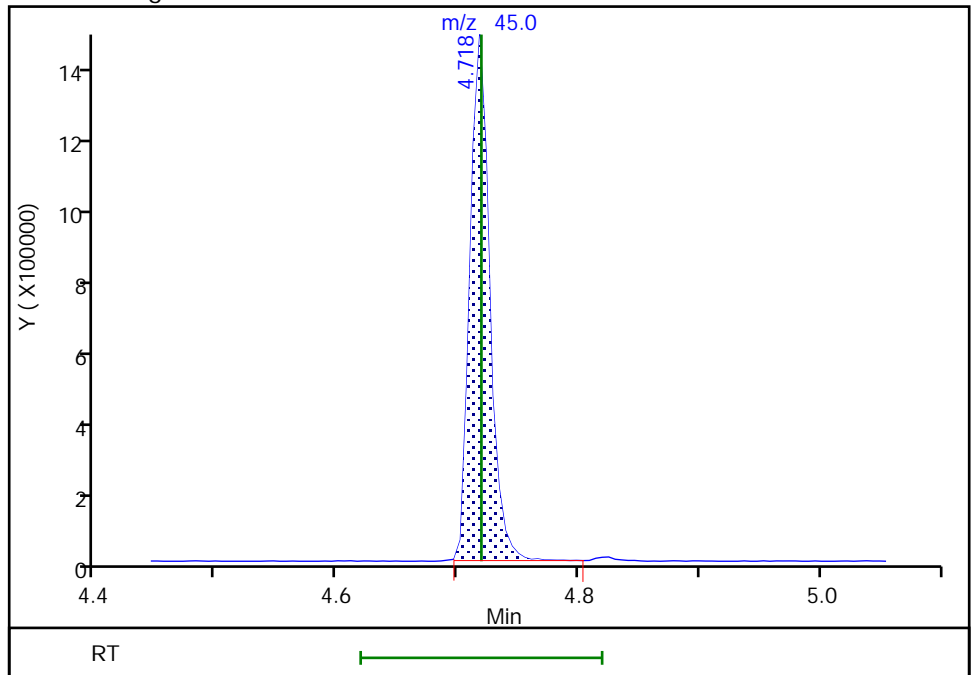
Not Detected
Expected RT: 4.72

Processing Integration Results



RT: 4.72
Area: 1630687
Amount: 5244.0069
Amount Units: ug/L

Manual Integration Results



Reviewer: limmere, 27-Jan-2022 13:42:07
Audit Action: Assigned Compound ID

Audit Reason: Peak assignment corrected

Eurofins Seattle

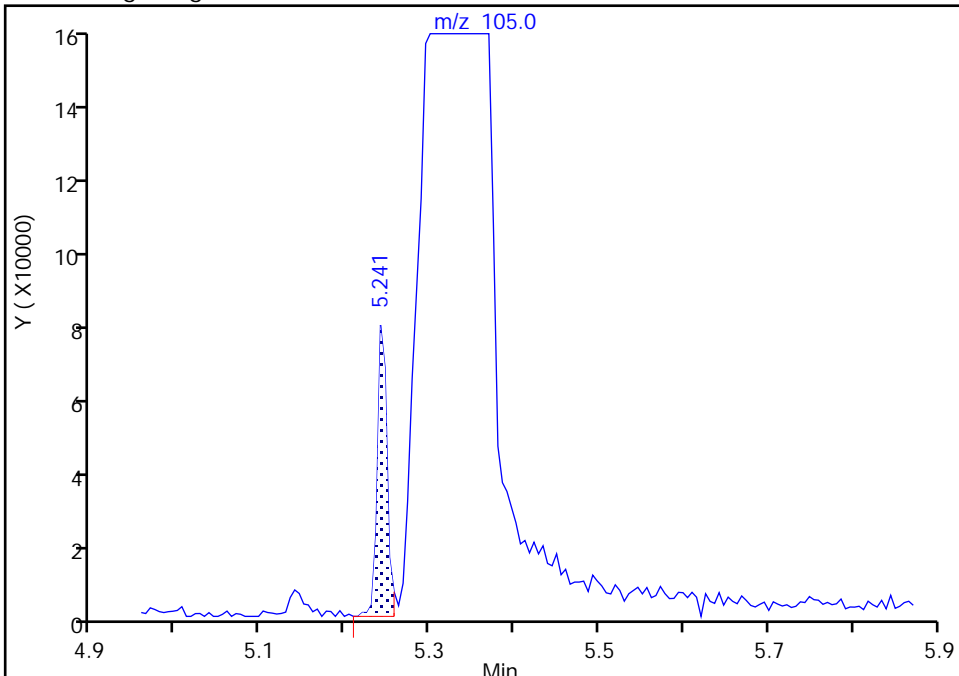
Data File: \\chromfs\Seattle\ChromData\TAC051\20220124-81014.b\0124A11_.D
Injection Date: 24-Jan-2022 17:28:30 Instrument ID: TAC051
Lims ID: STD9
Client ID:
Operator ID: TL ALS Bottle#: 5 Worklist Smp#: 5
Injection Vol: 1.0 ul Dil. Factor: 1.0000
Method: 8270 TAC051 Limit Group: 8270D BNA QSM 5.0
Column: Detector MS SCAN

39 Benzoic acid, CAS: 65-85-0

Signal: 1

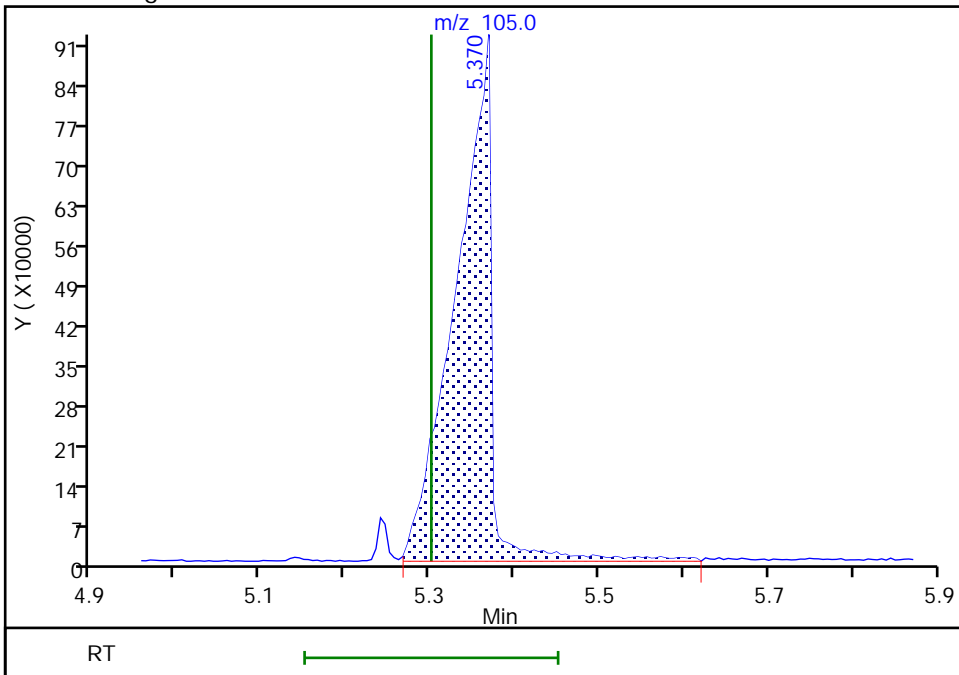
RT: 5.24
Area: 61367
Amount: 536.5393
Amount Units: ug/L

Processing Integration Results



RT: 5.37
Area: 2738724
Amount: 10046
Amount Units: ug/L

Manual Integration Results



Reviewer: mohammedj, 27-Jan-2022 14:45:18
Audit Action: Assigned Compound ID

Audit Reason: Peak assignment corrected

Eurofins Seattle

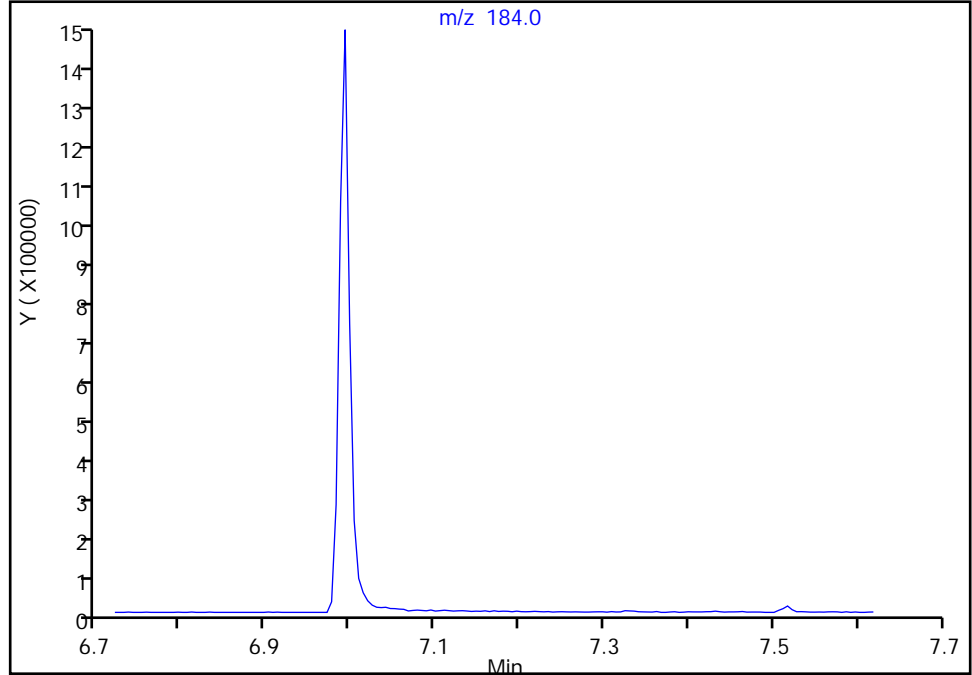
Data File: \\chromfs\Seattle\ChromData\TAC051\20220124-81014.b\0124A11_.D
Injection Date: 24-Jan-2022 17:28:30 Instrument ID: TAC051
Lims ID: STD9
Client ID:
Operator ID: TL ALS Bottle#: 5 Worklist Smp#: 5
Injection Vol: 1.0 ul Dil. Factor: 1.0000
Method: 8270 TAC051 Limit Group: 8270D BNA QSM 5.0
Column: Detector MS SCAN

63 2,4-Dinitrophenol, CAS: 51-28-5

Signal: 1

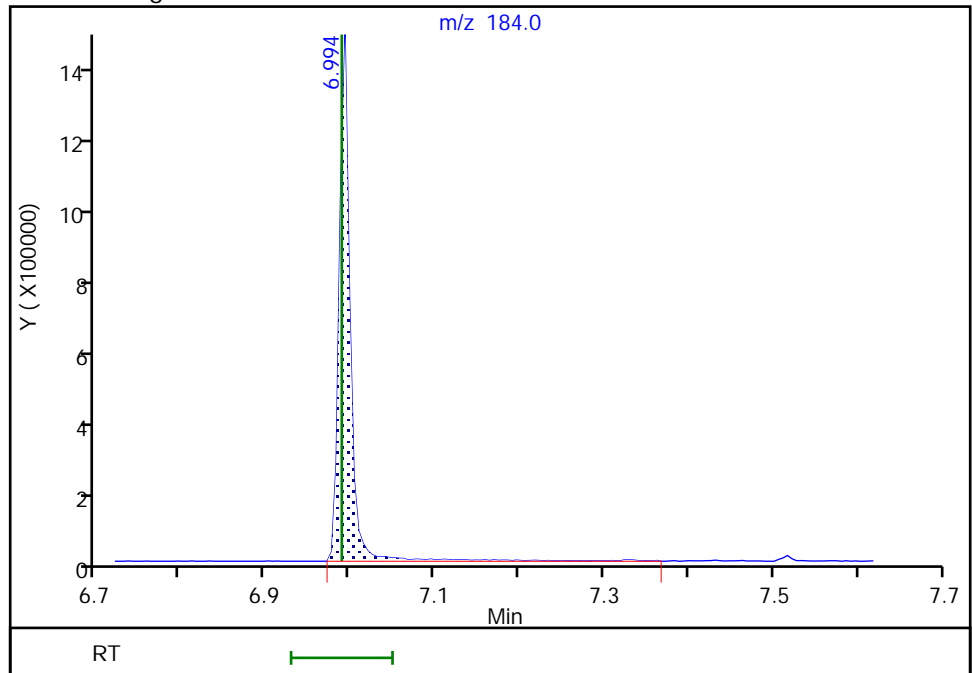
Not Detected
Expected RT: 6.99

Processing Integration Results



RT: 6.99
Area: 1279146
Amount: 10057
Amount Units: ug/L

Manual Integration Results



Reviewer: limmere, 27-Jan-2022 13:41:56
Audit Action: Assigned Compound ID

Audit Reason: Peak assignment corrected

Eurofins Seattle
Target Compound Quantitation Report

Data File: \\chromfs\Seattle\ChromData\TAC051\20220124-81014.b\0124A12_.D
 Lims ID: STD8
 Client ID:
 Sample Type: IC Calib Level: 8
 Inject. Date: 24-Jan-2022 17:51:30 ALS Bottle#: 6 Worklist Smp#: 6
 Injection Vol: 1.0 ul Dil. Factor: 1.0000
 Sample Info: 8
 Operator ID: TL Instrument ID: TAC051
 Sublist: chrom-8270 TAC051*sub34

Method: \\chromfs\Seattle\ChromData\TAC051\20220124-81014.b\8270 TAC051.m
 Limit Group: 8270D BNA QSM 5.0
 Last Update: 28-Jan-2022 17:06:47 Calib Date: 24-Jan-2022 20:31:30
 Integrator: RTE ID Type: RT Order ID
 Quant Method: Internal Standard Quant By: Initial Calibration
 Last ICal File: \\chromfs\Seattle\ChromData\TAC051\20220124-81014.b\0124A19_.D

Column 1 : Det: MS SCAN
 Process Host: CTX1607

First Level Reviewer: limmere

Date: 25-Jan-2022 15:03:07

Compound	Sig	RT (min.)	Adj RT (min.)	Dlt RT (min.)	Q	Response	Cal Amt ug/L	OnCol Amt ug/L	Flags
* 1 1,4-Dichlorobenzene-d4	152	4.491	4.489	0.002	77	33467	100.0	100.0	a
* 2 Naphthalene-d8	136	5.501	5.499	0.002	94	129957	100.0	100.0	
* 3 Acenaphthene-d10	164	6.927	6.925	0.002	42	65966	100.0	100.0	
* 4 Phenanthrene-d10	188	8.140	8.138	0.002	95	103195	100.0	100.0	
* 5 Chrysene-d12	240	10.335	10.334	0.001	44	88740	100.0	100.0	
* 6 Perylene-d12	264	11.858	11.862	-0.004	87	87987	100.0	100.0	
\$ 7 2-Fluorophenol	112	3.481	3.485	-0.004	87	621440	2000.0	1995.0	
\$ 8 Phenol-d5	99	4.208	4.212	-0.004	98	707780	2000.0	2054.4	
\$ 9 Nitrobenzene-d5	82	4.929	4.928	0.001	88	582610	2000.0	1883.5	
\$ 10 2-methylnaphthalene-d10	152	6.051	6.055	-0.004	0	1417896	NC	NC	
\$ 11 2-Fluorobiphenyl	172	6.382	6.386	-0.004	99	1706929	2000.0	1946.0	
\$ 12 2,4,6-Tribromophenol	330	7.573	7.572	0.001	87	279682	2000.0	1963.5	
\$ 13 Fluoranthene-d10 (Surr)	212	9.117	9.116	0.001	0	2072596	NC	NC	
\$ 14 Terphenyl-d14	244	9.459	9.458	0.001	99	1529297	2000.0	1978.7	
15 1,4-Dioxane	88	2.349	2.353	-0.004	1	4137	NC	NC	
16 N-Nitrosodimethylamine	74	2.472	2.475	-0.003	76	269153	2000.0	1930.9	
17 Pyridine	79	2.482	2.492	-0.010	88	963115	4000.0	3903.7	
19 Phenol	94	4.219	4.222	-0.004	97	719856	2000.0	2141.6	
18 Aniline	93	4.240	4.238	0.002	59	815352	2000.0	1936.4	
20 Bis(2-chloroethyl)ether	93	4.293	4.297	-0.004	97	554075	2000.0	1916.8	
21 2-Chlorophenol	128	4.325	4.324	0.001	67	824994	2000.0	2036.5	
22 n-Decane	57	4.373	4.377	-0.004	92	493704	2000.0	1867.8	
23 1,3-Dichlorobenzene	146	4.443	4.447	-0.004	98	927931	2000.0	1923.5	
25 1,4-Dichlorobenzene	146	4.507	4.505	0.002	97	958150	2000.0	1829.7	
26 Benzyl alcohol	79	4.603	4.607	-0.004	93	432001	2000.0	2097.7	
27 1,2-Dichlorobenzene	146	4.619	4.623	-0.004	97	923363	2000.0	1882.9	
28 2-Methylphenol	108	4.694	4.692	0.002	55	599419	2000.0	2133.8	
29 2,2'-oxybis[1-chloropropane]	45	4.715	4.719	-0.004	47	620330	2000.0	1910.2	a
30 Acetophenone	105	4.811	4.810	0.001	96	879561	2000.0	2075.6	
31 N-Nitrosodi-n-propylamine	70	4.817	4.815	0.002	79	333139	2000.0	1997.4	
32 3 & 4 Methylphenol	108	4.822	4.821	0.001	88	603891	2000.0	2056.3	

Compound	Sig	RT (min.)	Adj RT (min.)	Dlt RT (min.)	Q	Response	Cal Amt ug/L	OnCol Amt ug/L	Flags
33 Hexachloroethane	117	4.886	4.885	0.001	88	359498	2000.0	1893.0	
34 Nitrobenzene	77	4.945	4.944	0.001	86	564801	2000.0	1980.8	
35 Isophorone	82	5.137	5.136	0.001	94	1001416	2000.0	2033.1	
36 2-Nitrophenol	139	5.196	5.200	-0.004	89	445738	2000.0	1984.1	
37 2,4-Dimethylphenol	107	5.239	5.243	-0.004	93	694752	2000.0	2080.2	
39 Benzoic acid	105	5.324	5.301	0.023	47	1051632	4000.0	3957.1	
38 Bis(2-chloroethoxy)methane	93	5.319	5.323	-0.004	97	624017	2000.0	2019.5	
40 2,4-Dichlorophenol	162	5.388	5.392	-0.004	89	661249	2000.0	1906.4	
41 1,2,4-Trichlorobenzene	180	5.458	5.456	0.002	92	703731	2000.0	1770.8	
42 Naphthalene	128	5.517	5.515	0.002	96	2306526	2000.0	1844.8	
43 4-Chloroaniline	127	5.570	5.569	0.001	81	853626	2000.0	1856.0	
44 2,6-Dichlorophenol	162	5.570	5.574	-0.004	87	668074	2000.0	1960.0	
45 Hexachlorobutadiene	225	5.623	5.622	0.001	95	407934	2000.0	1729.5	
46 4-Chloro-3-methylphenol	107	5.971	5.969	0.002	88	540762	2000.0	2067.0	
47 2-Methylnaphthalene	142	6.078	6.081	-0.003	79	1549313	2000.0	1830.0	
48 1-Methylnaphthalene	142	6.158	6.156	0.002	81	1453189	2000.0	1807.2	
49 Hexachlorocyclopentadiene	237	6.206	6.210	-0.004	92	474427	2000.0	2038.5	
50 1,2,4,5-Tetrachlorobenzene	216	6.216	6.215	0.001	94	664954	2000.0	1942.3	
52 2,4,6-Trichlorophenol	196	6.313	6.311	0.002	89	438775	2000.0	2038.3	
53 2,4,5-Trichlorophenol	196	6.345	6.343	0.002	96	489699	2000.0	1980.1	
54 1,1'-Biphenyl	154	6.462	6.461	0.001	95	1833985	2000.0	1916.4	
55 2-Chloronaphthalene	162	6.473	6.471	0.002	97	1437621	2000.0	1912.7	
56 2-Nitroaniline	138	6.564	6.568	-0.004	92	459472	2000.0	2073.1	
57 Dimethyl phthalate	163	6.724	6.722	0.002	99	1607770	2000.0	2076.9	
58 1,3-Dinitrobenzene	168	6.740	6.744	-0.004	82	254656	2000.0	2043.0	
59 2,6-Dinitrotoluene	165	6.767	6.765	0.002	68	396420	2000.0	2026.5	
60 Acenaphthylene	152	6.809	6.808	0.001	90	2253492	2000.0	2079.4	
61 3-Nitroaniline	138	6.906	6.904	0.002	85	394436	2000.0	2042.1	
62 Acenaphthene	153	6.954	6.952	0.002	92	1479588	2000.0	1916.6	
63 2,4-Dinitrophenol	184	6.991	6.990	0.001	73	423163	4000.0	3785.4	a
64 4-Nitrophenol	109	7.050	7.048	0.002	85	411039	4000.0	3970.2	
65 2,4-Dinitrotoluene	165	7.093	7.096	-0.003	63	514538	2000.0	2018.9	
66 Dibenzofuran	168	7.098	7.096	0.002	88	2088576	2000.0	2128.0	
51 2,3,5,6-Tetrachlorophenol	232	7.162	7.166	-0.004	88	361812	2000.0	2098.7	
67 2,3,4,6-Tetrachlorophenol	232	7.199	7.198	0.001	72	399267	2000.0	1993.6	
68 Diethyl phthalate	149	7.306	7.299	0.007	97	1696159	2000.0	1983.6	
69 Fluorene	166	7.376	7.374	0.002	83	1641956	2000.0	2102.2	
70 4-Chlorophenyl phenyl ether	204	7.386	7.385	0.001	90	737588	2000.0	2051.6	
71 4-Nitroaniline	138	7.402	7.401	0.001	34	335166	2000.0	1846.5	
72 4,6-Dinitro-2-methylphenol	198	7.424	7.422	0.002	83	499883	4000.0	3866.3	
73 N-Nitrosodiphenylamine	169	7.483	7.481	0.002	59	1171768	2000.0	2139.0	
74 Azobenzene	77	7.515	7.513	0.002	89	1109354	2000.0	1945.5	
75 4-Bromophenyl phenyl ether	248	7.782	7.786	-0.004	60	435582	2000.0	1922.8	
76 Hexachlorobenzene	284	7.819	7.818	0.001	83	492581	2000.0	1847.0	
77 Atrazine	200	7.931	7.930	0.001	94	454389	2000.0	2036.0	
78 Pentachlorophenol	266	7.985	7.983	0.002	86	606919	4000.0	3995.3	
79 n-Octadecane	57	8.081	8.085	-0.004	91	601553	2000.0	1864.5	
80 Phenanthrene	178	8.156	8.160	-0.003	97	2154658	2000.0	1917.7	
81 Anthracene	178	8.198	8.197	0.001	97	2210236	2000.0	1897.7	
83 Carbazole	167	8.337	8.336	0.001	86	1688495	2000.0	1869.4	
84 Di-n-butyl phthalate	149	8.647	8.646	0.001	99	2675585	2000.0	1910.6	
85 Fluoranthene	202	9.133	9.132	0.001	96	2272893	2000.0	1912.0	

Compound	Sig	RT (min.)	Adj RT (min.)	Dlt RT (min.)	Q	Response	Cal Amt ug/L	OnCol Amt ug/L	Flags
88 Benzidine	184	9.256	9.260	-0.004	98	948099	4000.0	3203.0	
89 Pyrene	202	9.315	9.313	0.002	98	2343078	2000.0	1916.0	
94 Butyl benzyl phthalate	149	9.870	9.869	0.001	93	1169116	2000.0	1843.2	
96 3,3'-Dichlorobenzidine	252	10.319	10.318	0.001	70	1342115	4000.0	3759.6	
97 Benzo[a]anthracene	228	10.325	10.323	0.002	99	2000496	2000.0	1834.1	
99 Chrysene	228	10.362	10.360	0.002	93	2040111	2000.0	1803.0	
98 Bis(2-ethylhexyl) phthalate	149	10.394	10.393	0.002	76	1655943	2000.0	1978.3	
100 Di-n-octyl phthalate	149	11.056	11.055	0.001	98	2735228	2000.0	2348.0	
101 Benzo[b]fluoranthene	252	11.425	11.424	0.001	93	2022914	2000.0	2073.4	
102 Benzofluoranthene	252	11.457	11.456	0.001	1	4246638	4000.0	3927.6	
103 Benzo[k]fluoranthene	252	11.457	11.456	0.001	98	2314015	2000.0	1959.1	
104 Benzo[a]pyrene	252	11.794	11.792	0.002	75	1838099	2000.0	2045.5	
105 Indeno[1,2,3-cd]pyrene	276	13.167	13.165	0.002	94	1869567	2000.0	2083.6	
106 Dibenz(a,h)anthracene	278	13.209	13.208	0.001	73	2039921	2000.0	2106.5	
107 Benzo[g,h,i]perylene	276	13.498	13.496	0.002	91	2196860	2000.0	2012.8	

QC Flag Legend

Processing Flags

NC - Not Calibrated

Review Flags

a - User Assigned ID

Reagents:

8270_ic_stk_00062

Amount Added: 20.00

Units: uL

8270SIM_IS_00069

Amount Added: 10.00

Units: uL

Eurofins Seattle

Data File: \\chromfs\Seattle\ChromData\TAC051\20220124-81014.b0124A12_.D

Injection Date: 24-Jan-2022 17:51:30

Instrument ID: TAC051

Lims ID: STD8

Client ID:

Operator ID: TL

ALS Bottle#: 6

Worklist Smp#: 6

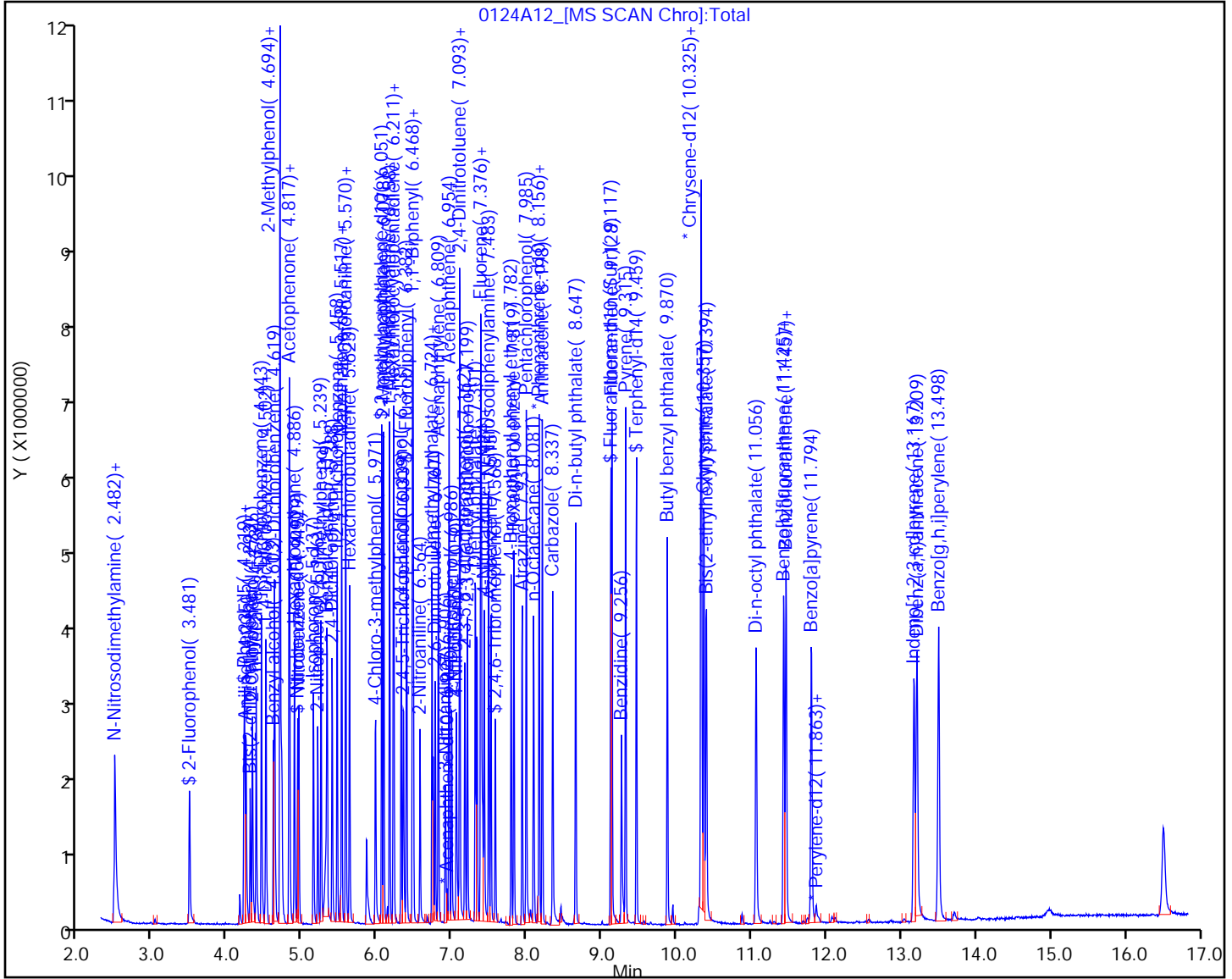
Injection Vol: 1.0 ul

Dil. Factor: 1.0000

Method: 8270 TAC051

Limit Group: 8270D BNA QSM 5.0

Y Scaling: Method Defined: Scale to the Nth Largest Target: 1



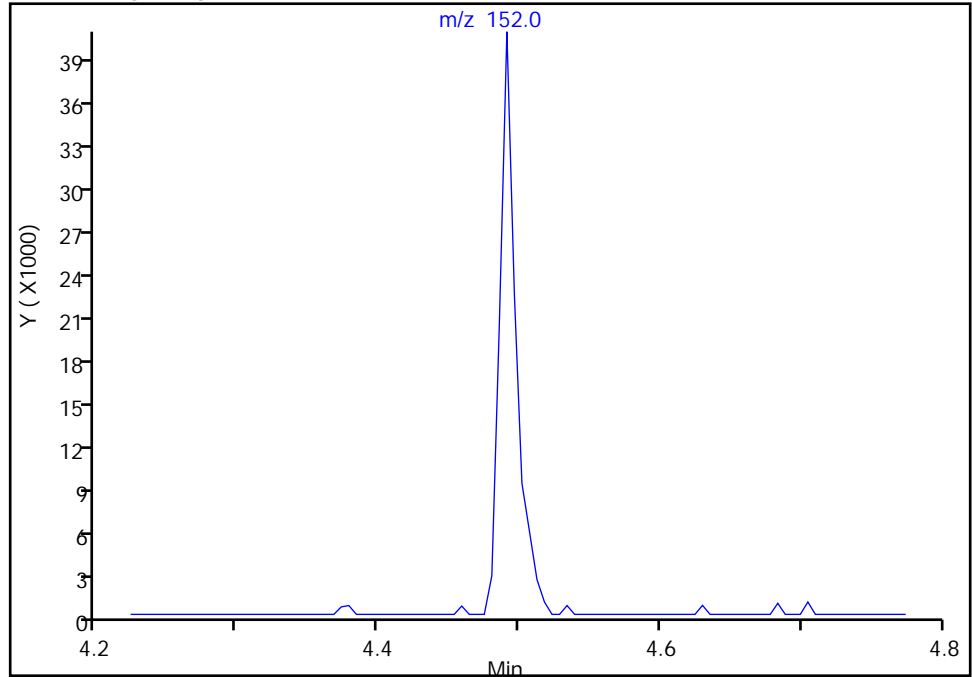
Eurofins Seattle

Data File: \\chromfs\Seattle\ChromData\TAC051\20220124-81014.b\0124A12_.D
Injection Date: 24-Jan-2022 17:51:30 Instrument ID: TAC051
Lims ID: STD8
Client ID:
Operator ID: TL ALS Bottle#: 6 Worklist Smp#: 6
Injection Vol: 1.0 ul Dil. Factor: 1.0000
Method: 8270 TAC051 Limit Group: 8270D BNA QSM 5.0
Column: Detector MS SCAN

* 1 1,4-Dichlorobenzene-d4, CAS: 3855-82-1
Signal: 1

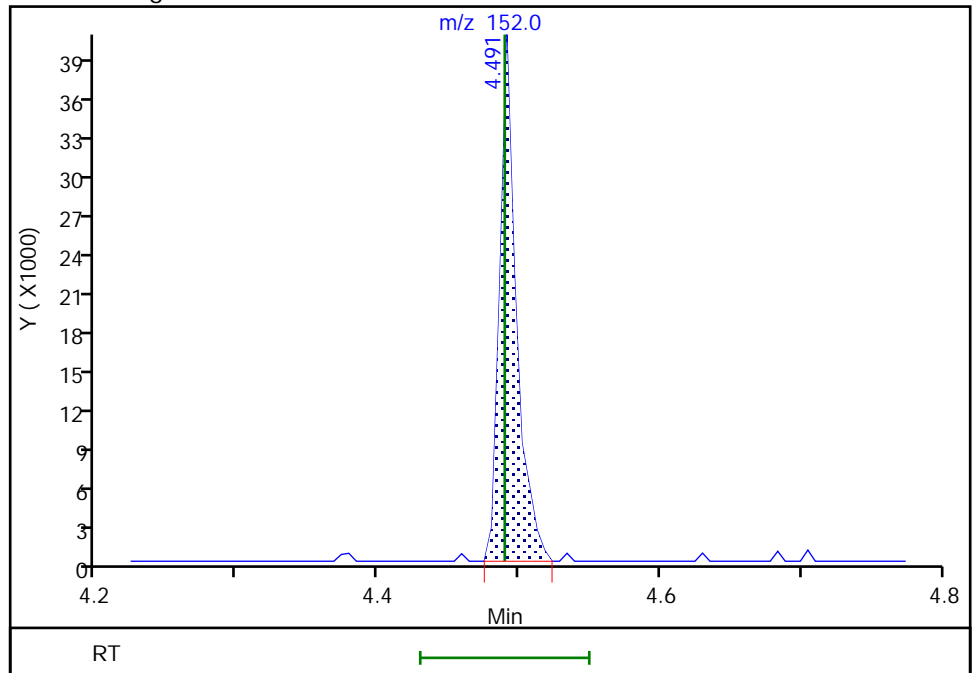
Not Detected
Expected RT: 4.49

Processing Integration Results



Manual Integration Results

RT: 4.49
Area: 33467
Amount: 100.0000
Amount Units: ug/L



Reviewer: limmere, 27-Jan-2022 13:42:26
Audit Action: Assigned Compound ID

Audit Reason: Peak assignment corrected

Eurofins Seattle

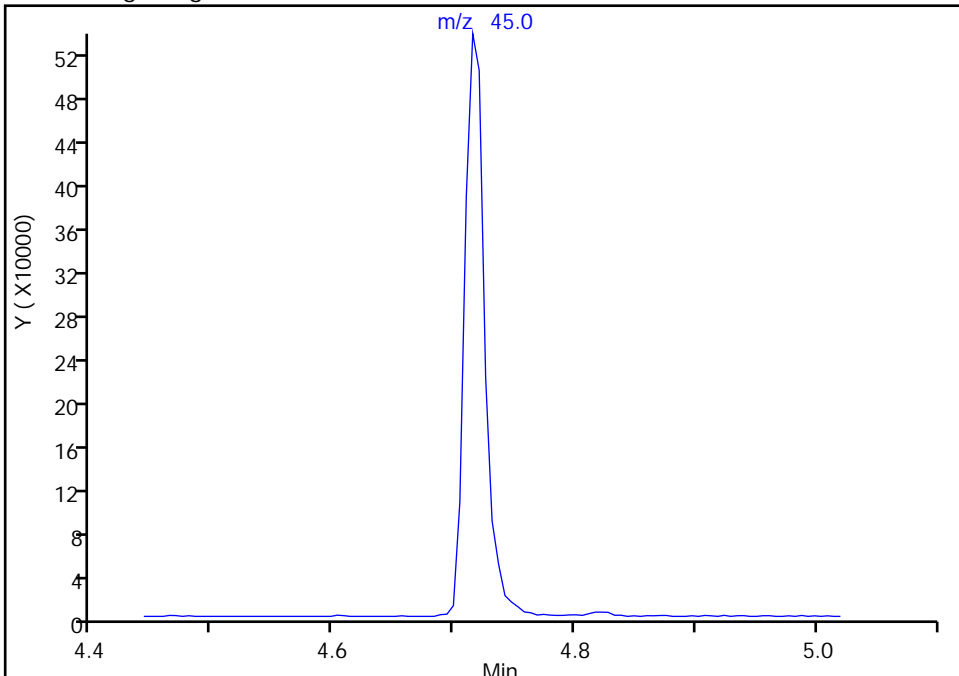
Data File: \\chromfs\Seattle\ChromData\TAC051\20220124-81014.b\0124A12_.D
Injection Date: 24-Jan-2022 17:51:30 Instrument ID: TAC051
Lims ID: STD8
Client ID:
Operator ID: TL ALS Bottle#: 6 Worklist Smp#: 6
Injection Vol: 1.0 ul Dil. Factor: 1.0000
Method: 8270 TAC051 Limit Group: 8270D BNA QSM 5.0
Column: Detector MS SCAN

29 2,2'-oxybis[1-chloropropane], CAS: 108-60-1

Signal: 1

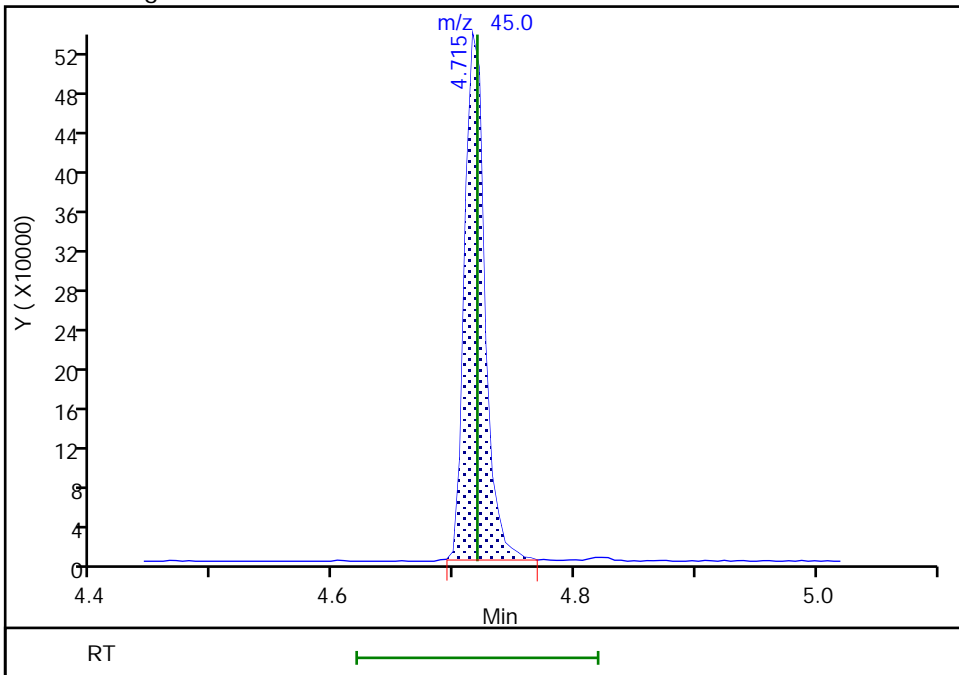
Not Detected
Expected RT: 4.72

Processing Integration Results



RT: 4.72
Area: 620330
Amount: 1910.1720
Amount Units: ug/L

Manual Integration Results



Reviewer: limmere, 27-Jan-2022 13:42:30
Audit Action: Assigned Compound ID

Audit Reason: Peak assignment corrected

Eurofins Seattle

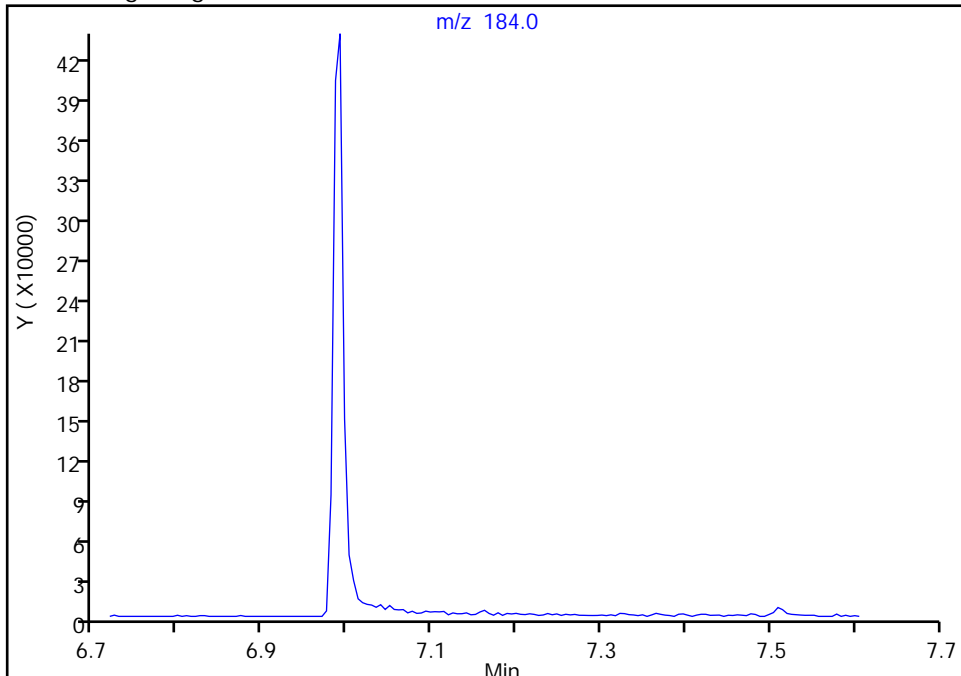
Data File: \\chromfs\Seattle\ChromData\TAC051\20220124-81014.b\0124A12_.D
Injection Date: 24-Jan-2022 17:51:30 Instrument ID: TAC051
Lims ID: STD8
Client ID:
Operator ID: TL ALS Bottle#: 6 Worklist Smp#: 6
Injection Vol: 1.0 ul Dil. Factor: 1.0000
Method: 8270 TAC051 Limit Group: 8270D BNA QSM 5.0
Column: Detector MS SCAN

63 2,4-Dinitrophenol, CAS: 51-28-5

Signal: 1

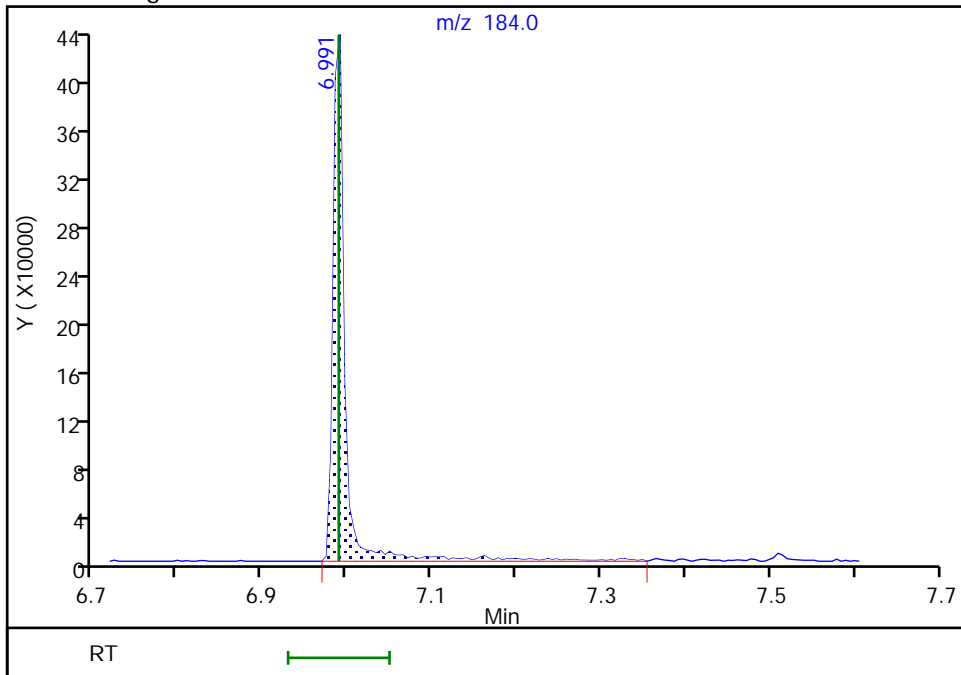
Not Detected
Expected RT: 6.99

Processing Integration Results



Manual Integration Results

RT: 6.99
Area: 423163
Amount: 3785.4448
Amount Units: ug/L



Reviewer: limmere, 27-Jan-2022 13:42:36
Audit Action: Assigned Compound ID

Audit Reason: Peak assignment corrected

Eurofins Seattle
Target Compound Quantitation Report

Data File: \\chromfs\Seattle\ChromData\TAC051\20220124-81014.b\0124A13_.D
 Lims ID: STD7IS
 Client ID:
 Sample Type: ICIS Calib Level: 7
 Inject. Date: 24-Jan-2022 18:14:30 ALS Bottle#: 7 Worklist Smp#: 7
 Injection Vol: 1.0 ul Dil. Factor: 1.0000
 Sample Info: 7
 Operator ID: TL Instrument ID: TAC051
 Sublist: chrom-8270 TAC051*sub34

Method: \\chromfs\Seattle\ChromData\TAC051\20220124-81014.b\8270 TAC051.m
 Limit Group: 8270D BNA QSM 5.0
 Last Update: 28-Jan-2022 17:06:50 Calib Date: 24-Jan-2022 20:31:30
 Integrator: RTE ID Type: RT Order ID
 Quant Method: Internal Standard Quant By: Initial Calibration
 Last ICal File: \\chromfs\Seattle\ChromData\TAC051\20220124-81014.b\0124A19_.D

Column 1 : Det: MS SCAN
 Process Host: CTX1607

First Level Reviewer: boylea

Date: 28-Jan-2022 17:03:48

Compound	Sig	RT (min.)	Adj RT (min.)	Dlt RT (min.)	Q	Response	Cal Amt ug/L	OnCol Amt ug/L	Flags
* 1 1,4-Dichlorobenzene-d4	152	4.489	4.489	0.000	72	32770	100.0	100.0	
* 2 Naphthalene-d8	136	5.499	5.499	0.000	95	118298	100.0	100.0	
* 3 Acenaphthene-d10	164	6.925	6.925	0.000	54	65313	100.0	100.0	
* 4 Phenanthrene-d10	188	8.138	8.138	0.000	94	94680	100.0	100.0	
* 5 Chrysene-d12	240	10.334	10.334	0.000	52	77460	100.0	100.0	
* 6 Perylene-d12	264	11.862	11.862	0.000	87	82562	100.0	100.0	
\$ 7 2-Fluorophenol	112	3.485	3.485	0.000	86	326634	1000.0	1073.1	
\$ 8 Phenol-d5	99	4.212	4.212	0.000	98	360808	1000.0	1068.8	
\$ 9 Nitrobenzene-d5	82	4.928	4.928	0.000	86	301048	1000.0	1069.1	
\$ 10 2-methylnaphthalene-d10	152	6.055	6.055	0.000	0	720455	NC	NC	
\$ 11 2-Fluorobiphenyl	172	6.386	6.386	0.000	98	885103	1000.0	1019.2	
\$ 12 2,4,6-Tribromophenol	330	7.572	7.572	0.000	83	139026	1000.0	1081.7	
\$ 13 Fluoranthene-d10 (Surr)	212	9.116	9.116	0.000	0	1054605	NC	NC	
\$ 14 Terphenyl-d14	244	9.458	9.458	0.000	99	764445	1000.0	1078.0	
15 1,4-Dioxane	88	2.353	2.353	0.000	1	2604	NC	NC	
16 N-Nitrosodimethylamine	74	2.475	2.475	0.000	78	137585	1000.0	1019.6	
17 Pyridine	79	2.492	2.492	0.000	89	474344	2000.0	1990.9	
19 Phenol	94	4.222	4.222	0.000	99	371134	1000.0	1127.6	
18 Aniline	93	4.238	4.238	0.000	21	415718	1000.0	1011.1	
20 Bis(2-chloroethyl)ether	93	4.297	4.297	0.000	95	293417	1000.0	1036.6	
21 2-Chlorophenol	128	4.324	4.324	0.000	83	425276	1000.0	1072.1	
22 n-Decane	57	4.377	4.377	0.000	88	256033	1000.0	989.2	
23 1,3-Dichlorobenzene	146	4.447	4.447	0.000	97	507414	1000.0	1074.2	
25 1,4-Dichlorobenzene	146	4.505	4.505	0.000	96	503454	1000.0	981.9	
26 Benzyl alcohol	79	4.607	4.607	0.000	92	211530	1000.0	1052.7	
27 1,2-Dichlorobenzene	146	4.623	4.623	0.000	97	482591	1000.0	1005.0	
28 2-Methylphenol	108	4.692	4.692	0.000	53	302200	1000.0	1098.7	
29 2,2'-oxybis[1-chloropropane]	45	4.719	4.719	0.000	62	323494	1000.0	1017.3	a
30 Acetophenone	105	4.810	4.810	0.000	95	439228	1000.0	1058.5	
31 N-Nitrosodi-n-propylamine	70	4.815	4.815	0.000	73	164634	1000.0	1008.1	
32 3 & 4 Methylphenol	108	4.821	4.821	0.000	87	299221	1000.0	1043.6	

Compound	Sig	RT (min.)	Adj RT (min.)	Dlt RT (min.)	Q	Response	Cal Amt ug/L	OnCol Amt ug/L	Flags
33 Hexachloroethane	117	4.885	4.885	0.000	89	187308	1000.0	1007.3	
34 Nitrobenzene	77	4.944	4.944	0.000	83	289563	1000.0	1041.3	
35 Isophorone	82	5.136	5.136	0.000	94	516354	1000.0	1070.6	
36 2-Nitrophenol	139	5.200	5.200	0.000	86	223185	1000.0	1094.6	
37 2,4-Dimethylphenol	107	5.243	5.243	0.000	91	351805	1000.0	1078.0	
39 Benzoic acid	105	5.301	5.301	0.000	50	442673	2000.0	2010.1	
38 Bis(2-chloroethoxy)methane	93	5.323	5.323	0.000	87	328271	1000.0	1085.0	
40 2,4-Dichlorophenol	162	5.392	5.392	0.000	87	329716	1000.0	1051.8	
41 1,2,4-Trichlorobenzene	180	5.456	5.456	0.000	94	366508	1000.0	1013.2	
42 Naphthalene	128	5.515	5.515	0.000	96	1190797	1000.0	1013.9	
43 4-Chloroaniline	127	5.569	5.569	0.000	82	420896	1000.0	1016.7	
44 2,6-Dichlorophenol	162	5.574	5.574	0.000	93	343493	1000.0	1013.5	
45 Hexachlorobutadiene	225	5.622	5.622	0.000	93	215414	1000.0	1003.3	
46 4-Chloro-3-methylphenol	107	5.969	5.969	0.000	87	256346	1000.0	1009.2	
47 2-Methylnaphthalene	142	6.081	6.081	0.000	79	804387	1000.0	1043.7	
48 1-Methylnaphthalene	142	6.156	6.156	0.000	90	775117	1000.0	1058.9	
49 Hexachlorocyclopentadiene	237	6.210	6.210	0.000	87	234068	1000.0	1015.8	
50 1,2,4,5-Tetrachlorobenzene	216	6.215	6.215	0.000	94	346660	1000.0	1009.5	
52 2,4,6-Trichlorophenol	196	6.311	6.311	0.000	90	211695	1000.0	1009.2	
53 2,4,5-Trichlorophenol	196	6.343	6.343	0.000	93	244235	1000.0	1019.4	
54 1,1'-Biphenyl	154	6.461	6.461	0.000	95	962852	1000.0	1016.2	
55 2-Chloronaphthalene	162	6.471	6.471	0.000	97	751023	1000.0	1009.2	
56 2-Nitroaniline	138	6.568	6.568	0.000	85	214029	1000.0	1025.4	
57 Dimethyl phthalate	163	6.722	6.722	0.000	99	855918	1000.0	1115.1	
58 1,3-Dinitrobenzene	168	6.744	6.744	0.000	75	111350	1000.0	978.8	
59 2,6-Dinitrotoluene	165	6.765	6.765	0.000	72	192043	1000.0	1008.5	
60 Acenaphthylene	152	6.808	6.808	0.000	90	1167400	1000.0	1063.3	
61 3-Nitroaniline	138	6.904	6.904	0.000	87	176681	1000.0	964.0	
62 Acenaphthene	153	6.952	6.952	0.000	92	768188	1000.0	1005.1	
63 2,4-Dinitrophenol	184	6.990	6.990	0.000	83	179184	2000.0	1863.7	a
64 4-Nitrophenol	109	7.048	7.048	0.000	81	124182	2000.0	1757.0	
65 2,4-Dinitrotoluene	165	7.096	7.096	0.000	59	258359	1000.0	1053.3	
66 Dibenzofuran	168	7.096	7.096	0.000	88	1074130	1000.0	1105.4	
51 2,3,5,6-Tetrachlorophenol	232	7.166	7.166	0.000	89	174633	1000.0	1044.1	
67 2,3,4,6-Tetrachlorophenol	232	7.198	7.198	0.000	74	197558	1000.0	1009.3	
68 Diethyl phthalate	149	7.299	7.299	0.000	97	895822	1000.0	1058.1	
69 Fluorene	166	7.374	7.374	0.000	83	857897	1000.0	1109.4	
70 4-Chlorophenyl phenyl ether	204	7.385	7.385	0.000	91	379369	1000.0	1065.8	
71 4-Nitroaniline	138	7.401	7.401	0.000	33	160171	1000.0	924.9	
72 4,6-Dinitro-2-methylphenol	198	7.422	7.422	0.000	84	231561	2000.0	2042.2	
73 N-Nitrosodiphenylamine	169	7.481	7.481	0.000	61	601233	1000.0	1196.2	
74 Azobenzene	77	7.513	7.513	0.000	91	584678	1000.0	1119.2	
75 4-Bromophenyl phenyl ether	248	7.786	7.786	0.000	56	217984	1000.0	1041.7	
76 Hexachlorobenzene	284	7.818	7.818	0.000	84	249823	1000.0	1021.0	
77 Atrazine	200	7.930	7.930	0.000	92	229735	1000.0	1048.5	
78 Pentachlorophenol	266	7.983	7.983	0.000	82	281395	2000.0	2090.5	
79 n-Octadecane	57	8.085	8.085	0.000	91	319134	1000.0	1067.5	
80 Phenanthrene	178	8.160	8.160	0.000	96	1131435	1000.0	1065.8	
81 Anthracene	178	8.197	8.197	0.000	97	1143048	1000.0	1037.0	
83 Carbazole	167	8.336	8.336	0.000	82	922250	1000.0	1091.9	
84 Di-n-butyl phthalate	149	8.646	8.646	0.000	99	1369355	1000.0	1023.9	
85 Fluoranthene	202	9.132	9.132	0.000	95	1177032	1000.0	1041.2	

Compound	Sig	RT (min.)	Adj RT (min.)	Dlt RT (min.)	Q	Response	Cal Amt ug/L	OnCol Amt ug/L	Flags
88 Benzidine	184	9.260	9.260	0.000	98	591479	2000.0	2205.8	
89 Pyrene	202	9.313	9.313	0.000	98	1200976	1000.0	1033.3	
94 Butyl benzyl phthalate	149	9.869	9.869	0.000	93	577966	1000.0	1034.7	
96 3,3'-Dichlorobenzidine	252	10.318	10.318	0.000	74	655354	2000.0	2095.3	
97 Benzo[a]anthracene	228	10.323	10.323	0.000	99	1040691	1000.0	1075.6	
99 Chrysene	228	10.360	10.360	0.000	92	1041324	1000.0	1021.7	
98 Bis(2-ethylhexyl) phthalate	149	10.393	10.393	0.000	90	807522	1000.0	1121.3	
100 Di-n-octyl phthalate	149	11.055	11.055	0.000	98	1297051	1000.0	1186.6	
101 Benzo[b]fluoranthene	252	11.424	11.424	0.000	92	1020232	1000.0	1115.5	
102 Benzofluoranthene	252	11.456	11.456	0.000	1	2153421	2000.0	2122.5	
103 Benzo[k]fluoranthene	252	11.456	11.456	0.000	98	1169985	1000.0	1055.6	
104 Benzo[a]pyrene	252	11.792	11.792	0.000	75	934286	1000.0	1110.2	
105 Indeno[1,2,3-cd]pyrene	276	13.165	13.165	0.000	97	893927	1000.0	1066.5	
106 Dibenz(a,h)anthracene	278	13.208	13.208	0.000	1	937866	1000.0	1039.2	
107 Benzo[g,h,i]perylene	276	13.496	13.496	0.000	92	1097303	1000.0	1051.1	

QC Flag Legend

Processing Flags

NC - Not Calibrated

Review Flags

a - User Assigned ID

Reagents:

ccv_8270_1000_00057

Amount Added: 1.00

Units: mL

Eurofins Seattle

Data File: \\chromfs\Seattle\ChromData\TAC051\20220124-81014.b0124A13_.D

Injection Date: 24-Jan-2022 18:14:30

Instrument ID: TAC051

Lims ID: STD7IS

Client ID:

Operator ID: TL

ALS Bottle#: 7

Worklist Smp#: 7

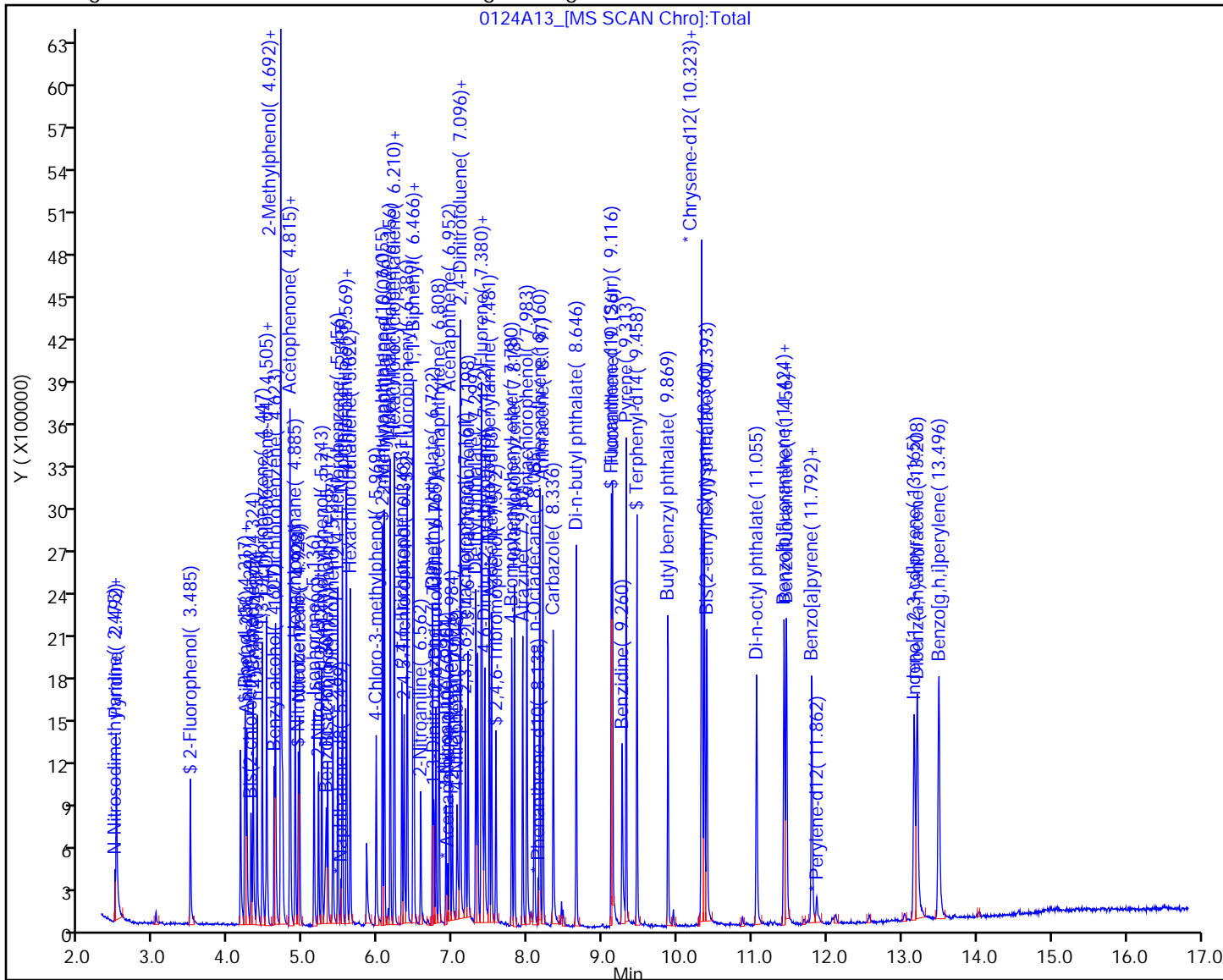
Injection Vol: 1.0 ul

Dil. Factor: 1.0000

Method: 8270 TAC051

Limit Group: 8270D BNA QSM 5.0

Y Scaling: Method Defined: Scale to the Nth Largest Target: 1



Eurofins Seattle

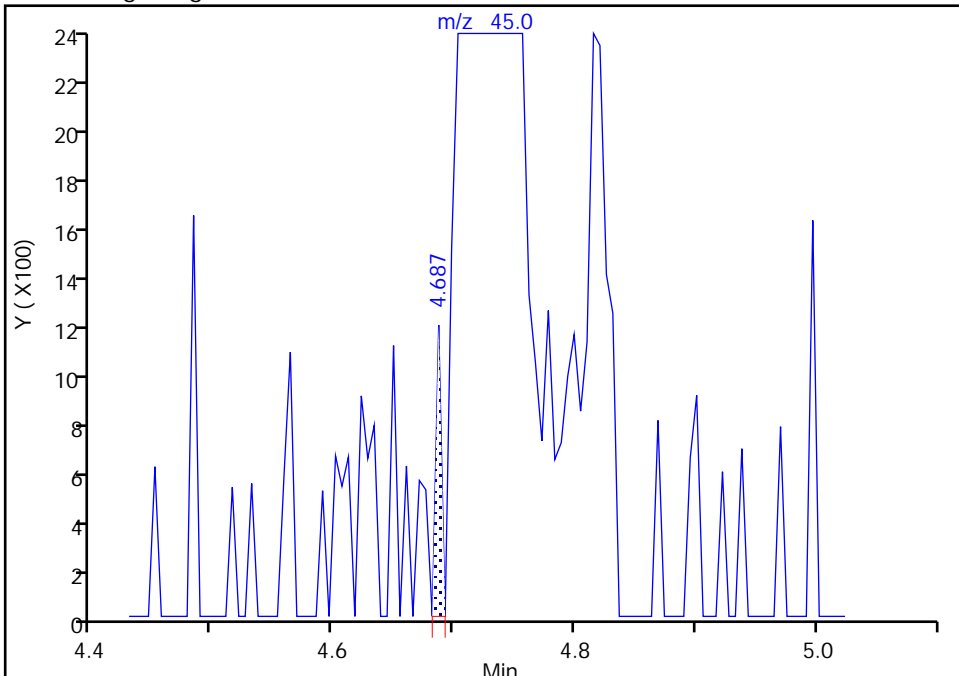
Data File: \\chromfs\Seattle\ChromData\TAC051\20220124-81014.b\0124A13_.D
Injection Date: 24-Jan-2022 18:14:30 Instrument ID: TAC051
Lims ID: STD7IS
Client ID:
Operator ID: TL ALS Bottle#: 7 Worklist Smp#: 7
Injection Vol: 1.0 ul Dil. Factor: 1.0000
Method: 8270 TAC051 Limit Group: 8270D BNA QSM 5.0
Column: Detector MS SCAN

29 2,2'-oxybis[1-chloropropane], CAS: 108-60-1

Signal: 1

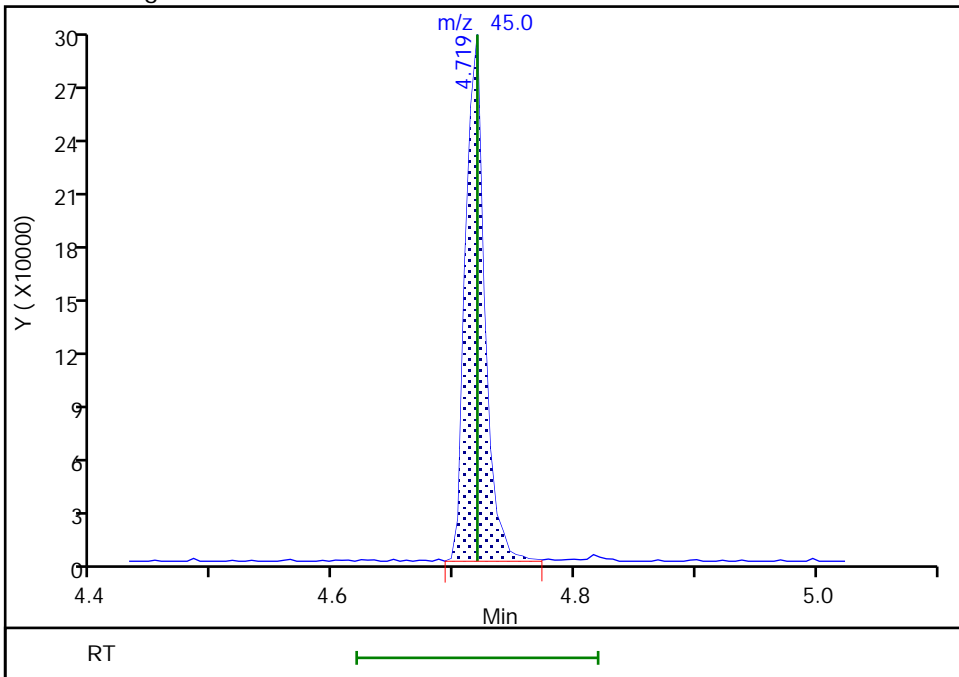
RT: 4.69
Area: 373
Amount: 1.322296
Amount Units: ug/L

Processing Integration Results



RT: 4.72
Area: 323494
Amount: 1017.3169
Amount Units: ug/L

Manual Integration Results



Reviewer: mohammedj, 27-Jan-2022 14:42:49
Audit Action: Assigned Compound ID

Audit Reason: Peak assignment corrected

Eurofins Seattle

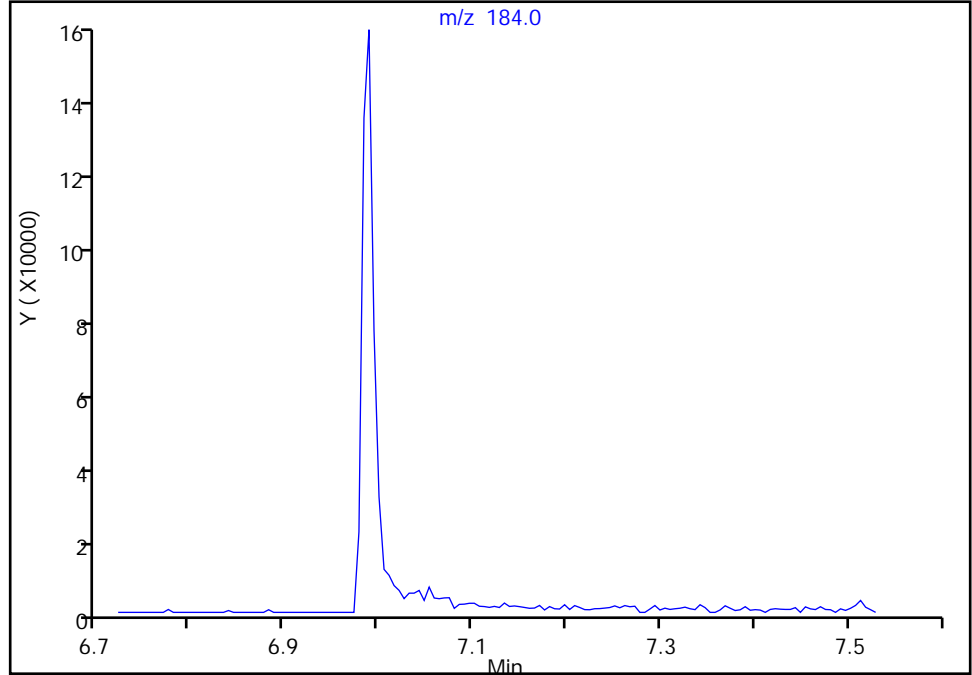
Data File: \\chromfs\Seattle\ChromData\TAC051\20220124-81014.b\0124A13_.D
Injection Date: 24-Jan-2022 18:14:30 Instrument ID: TAC051
Lims ID: STD7IS
Client ID:
Operator ID: TL ALS Bottle#: 7 Worklist Smp#: 7
Injection Vol: 1.0 ul Dil. Factor: 1.0000
Method: 8270 TAC051 Limit Group: 8270D BNA QSM 5.0
Column: Detector MS SCAN

63 2,4-Dinitrophenol, CAS: 51-28-5

Signal: 1

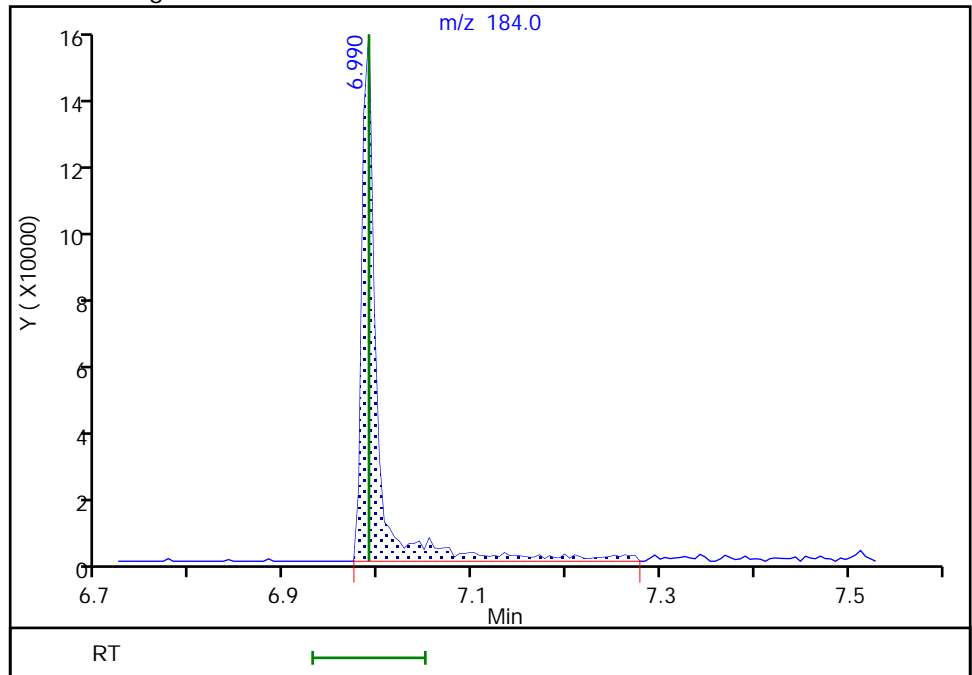
Not Detected
Expected RT: 6.99

Processing Integration Results



Manual Integration Results

RT: 6.99
Area: 179184
Amount: 1863.7065
Amount Units: ug/L



Reviewer: limmere, 27-Jan-2022 13:40:48
Audit Action: Assigned Compound ID

Audit Reason: Peak assignment corrected

Eurofins Seattle
Target Compound Quantitation Report

Data File: \\chromfs\Seattle\ChromData\TAC051\20220124-81014.b\0124A14_.D
 Lims ID: STD6
 Client ID:
 Sample Type: IC Calib Level: 6
 Inject. Date: 24-Jan-2022 18:37:30 ALS Bottle#: 8 Worklist Smp#: 8
 Injection Vol: 1.0 ul Dil. Factor: 1.0000
 Sample Info: 6
 Operator ID: TL Instrument ID: TAC051
 Sublist: chrom-8270 TAC051*sub34

Method: \\chromfs\Seattle\ChromData\TAC051\20220124-81014.b\8270 TAC051.m
 Limit Group: 8270D BNA QSM 5.0
 Last Update: 28-Jan-2022 17:06:54 Calib Date: 24-Jan-2022 20:31:30
 Integrator: RTE ID Type: RT Order ID
 Quant Method: Internal Standard Quant By: Initial Calibration
 Last ICal File: \\chromfs\Seattle\ChromData\TAC051\20220124-81014.b\0124A19_.D

Column 1 : Det: MS SCAN
 Process Host: CTX1607

First Level Reviewer: limmere

Date: 25-Jan-2022 15:04:23

Compound	Sig	RT (min.)	Adj RT (min.)	Dlt RT (min.)	Q	Response	Cal Amt ug/L	OnCol Amt ug/L	Flags
* 1 1,4-Dichlorobenzene-d4	152	4.489	4.489	0.000	77	32296	100.0	100.0	
* 2 Naphthalene-d8	136	5.499	5.499	0.000	95	117277	100.0	100.0	
* 3 Acenaphthene-d10	164	6.925	6.925	0.000	63	63105	100.0	100.0	
* 4 Phenanthrene-d10	188	8.138	8.138	0.000	90	99516	100.0	100.0	
* 5 Chrysene-d12	240	10.334	10.334	0.000	65	72049	100.0	100.0	
* 6 Perylene-d12	264	11.861	11.862	-0.001	92	83791	100.0	100.0	
\$ 7 2-Fluorophenol	112	3.485	3.485	0.000	83	148046	500.0	496.1	
\$ 8 Phenol-d5	99	4.212	4.212	0.000	97	176312	500.0	529.2	
\$ 9 Nitrobenzene-d5	82	4.927	4.928	-0.001	86	141521	500.0	507.0	
\$ 10 2-methylnaphthalene-d10	152	6.055	6.055	0.000	0	350565	NC	NC	
\$ 11 2-Fluorobiphenyl	172	6.386	6.386	0.000	98	429162	500.0	511.5	
\$ 12 2,4,6-Tribromophenol	330	7.572	7.572	0.000	77	64213	500.0	497.3	
\$ 13 Fluoranthene-d10 (Surr)	212	9.116	9.116	0.000	0	499979	NC	NC	
\$ 14 Terphenyl-d14	244	9.457	9.458	-0.001	99	367653	500.0	493.3	
15 1,4-Dioxane	88	2.342	2.353	-0.011	1	3096	NC	NC	
16 N-Nitrosodimethylamine	74	2.481	2.475	0.006	72	64929	500.0	500.8	
17 Pyridine	79	2.491	2.492	-0.001	87	235103	1000.0	1028.6	
19 Phenol	94	4.217	4.222	-0.005	94	172626	500.0	532.2	
18 Aniline	93	4.238	4.238	0.000	31	198182	500.0	492.1	
20 Bis(2-chloroethyl)ether	93	4.297	4.297	0.000	96	137086	500.0	491.4	
21 2-Chlorophenol	128	4.324	4.324	0.000	79	202159	500.0	517.1	
22 n-Decane	57	4.377	4.377	0.000	85	122949	500.0	482.0	
23 1,3-Dichlorobenzene	146	4.447	4.447	0.000	96	245696	500.0	527.8	
25 1,4-Dichlorobenzene	146	4.505	4.505	0.000	96	249973	500.0	494.7	
26 Benzyl alcohol	79	4.607	4.607	0.000	91	97253	500.0	495.0	
27 1,2-Dichlorobenzene	146	4.623	4.623	0.000	96	232869	500.0	492.1	
28 2-Methylphenol	108	4.692	4.692	0.000	52	137592	500.0	507.6	
29 2,2'-oxybis[1-chloropropane]	45	4.719	4.719	0.000	49	164087	500.0	523.6	a
30 Acetophenone	105	4.810	4.810	0.000	94	206406	500.0	504.7	
31 N-Nitrosodi-n-propylamine	70	4.815	4.815	0.000	79	87483	500.0	543.5	
32 3 & 4 Methylphenol	108	4.821	4.821	-0.001	86	148354	500.0	528.1	

Compound	Sig	RT (min.)	Adj RT (min.)	Dlt RT (min.)	Q	Response	Cal Amt ug/L	OnCol Amt ug/L	Flags
33 Hexachloroethane	117	4.885	4.885	0.000	91	94896	500.0	517.8	
34 Nitrobenzene	77	4.943	4.944	-0.001	84	136174	500.0	501.5	
35 Isophorone	82	5.136	5.136	0.000	94	243865	500.0	513.1	
36 2-Nitrophenol	139	5.200	5.200	0.000	83	104101	500.0	518.8	
37 2,4-Dimethylphenol	107	5.243	5.243	0.000	91	166463	500.0	520.0	
39 Benzoic acid	105	5.285	5.301	-0.016	32	153546	1000.0	921.3	a
38 Bis(2-chloroethoxy)methane	93	5.323	5.323	0.000	92	154553	500.0	518.3	
40 2,4-Dichlorophenol	162	5.387	5.392	-0.005	87	149458	500.0	489.9	
41 1,2,4-Trichlorobenzene	180	5.456	5.456	0.000	91	182921	500.0	510.1	
42 Naphthalene	128	5.515	5.515	0.000	96	601332	500.0	506.3	
43 4-Chloroaniline	127	5.568	5.569	-0.001	82	193225	500.0	484.1	
44 2,6-Dichlorophenol	162	5.568	5.574	-0.006	89	166011	500.0	507.4	
45 Hexachlorobutadiene	225	5.622	5.622	0.000	93	105181	500.0	494.1	
46 4-Chloro-3-methylphenol	107	5.969	5.969	0.000	88	113656	500.0	483.4	
47 2-Methylnaphthalene	142	6.081	6.081	0.000	80	387051	500.0	506.6	
48 1-Methylnaphthalene	142	6.156	6.156	0.000	88	373656	500.0	514.9	
49 Hexachlorocyclopentadiene	237	6.209	6.210	-0.001	83	117382	500.0	527.2	
50 1,2,4,5-Tetrachlorobenzene	216	6.215	6.215	0.000	94	174594	500.0	520.0	
52 2,4,6-Trichlorophenol	196	6.311	6.311	0.000	87	99357	500.0	506.2	
53 2,4,5-Trichlorophenol	196	6.343	6.343	0.000	93	104475	500.0	475.9	
54 1,1'-Biphenyl	154	6.461	6.461	0.000	93	463771	500.0	506.6	
55 2-Chloronaphthalene	162	6.471	6.471	0.000	96	362290	500.0	503.9	
56 2-Nitroaniline	138	6.567	6.568	-0.001	89	88071	500.0	475.4	
57 Dimethyl phthalate	163	6.722	6.722	0.000	99	401664	500.0	539.8	
58 1,3-Dinitrobenzene	168	6.744	6.744	0.000	59	45162	500.0	481.6	
59 2,6-Dinitrotoluene	165	6.765	6.765	0.000	72	82381	500.0	466.3	
60 Acenaphthylene	152	6.808	6.808	0.000	90	554434	500.0	515.5	
61 3-Nitroaniline	138	6.904	6.904	0.000	87	70570	500.0	441.5	
62 Acenaphthene	153	6.952	6.952	0.000	91	370859	500.0	502.2	
63 2,4-Dinitrophenol	184	6.989	6.990	-0.001	69	54667	1000.0	881.1	a
64 4-Nitrophenol	109	7.059	7.048	0.011	81	42833	1000.0	1132.1	
65 2,4-Dinitrotoluene	165	7.091	7.096	-0.005	61	106809	500.0	484.9	
66 Dibenzofuran	168	7.096	7.096	0.000	89	515973	500.0	549.6	
51 2,3,5,6-Tetrachlorophenol	232	7.166	7.166	0.000	80	71880	500.0	468.3	
67 2,3,4,6-Tetrachlorophenol	232	7.198	7.198	0.000	70	95647	500.0	518.8	
68 Diethyl phthalate	149	7.299	7.299	0.000	97	421303	500.0	515.0	
69 Fluorene	166	7.374	7.374	0.000	92	412279	500.0	551.8	
70 4-Chlorophenyl phenyl ether	204	7.385	7.385	0.000	90	183042	500.0	532.2	
71 4-Nitroaniline	138	7.401	7.401	0.000	42	88921	500.0	559.1	M
72 4,6-Dinitro-2-methylphenol	198	7.422	7.422	0.000	82	85170	1000.0	833.0	
73 N-Nitrosodiphenylamine	169	7.481	7.481	0.000	59	285250	500.0	540.0	
74 Azobenzene	77	7.513	7.513	0.000	94	264123	500.0	483.2	
75 4-Bromophenyl phenyl ether	248	7.785	7.786	-0.001	54	100310	500.0	458.4	
76 Hexachlorobenzene	284	7.817	7.818	-0.001	85	115710	500.0	449.9	
77 Atrazine	200	7.930	7.930	0.000	91	105144	500.0	506.1	
78 Pentachlorophenol	266	7.988	7.983	0.005	84	123396	1000.0	956.5	
79 n-Octadecane	57	8.085	8.085	0.000	90	145763	500.0	461.1	
80 Phenanthrene	178	8.159	8.160	0.000	96	544462	500.0	477.5	
81 Anthracene	178	8.197	8.197	0.000	96	525427	500.0	447.6	
83 Carbazole	167	8.336	8.336	0.000	82	453282	500.0	505.1	
84 Di-n-butyl phthalate	149	8.645	8.646	-0.001	99	619421	500.0	428.5	
85 Fluoranthene	202	9.126	9.132	-0.006	96	544870	500.0	448.1	

Compound	Sig	RT (min.)	Adj RT (min.)	Dlt RT (min.)	Q	Response	Cal Amt ug/L	OnCol Amt ug/L	Flags
88 Benzidine	184	9.260	9.260	0.000	94	221350	1000.0	841.5	
89 Pyrene	202	9.313	9.313	0.000	96	573415	500.0	458.3	
94 Butyl benzyl phthalate	149	9.869	9.869	0.000	92	254853	500.0	490.8	
96 3,3'-Dichlorobenzidine	252	10.323	10.318	0.005	54	318110	1000.0	1100.1	
97 Benzo[a]anthracene	228	10.323	10.323	0.000	98	484681	500.0	535.1	
99 Chrysene	228	10.355	10.360	-0.005	93	507398	500.0	520.8	
98 Bis(2-ethylhexyl) phthalate	149	10.392	10.393	0.000	77	364738	500.0	549.7	
100 Di-n-octyl phthalate	149	11.055	11.055	0.000	97	564577	500.0	508.9	
101 Benzo[b]fluoranthene	252	11.423	11.424	-0.001	91	466400	500.0	503.7	
102 Benzofluoranthene	252	11.455	11.456	-0.001	1	1028183	1000.0	998.5	a
103 Benzo[k]fluoranthene	252	11.455	11.456	-0.001	96	595047	500.0	529.0	
104 Benzo[a]pyrene	252	11.797	11.792	0.005	73	424087	500.0	499.2	
105 Indeno[1,2,3-cd]pyrene	276	13.165	13.165	0.000	92	387093	500.0	460.7	
106 Dibenz(a,h)anthracene	278	13.208	13.208	0.000	1	456625	500.0	505.8	
107 Benzo[g,h,i]perylene	276	13.496	13.496	0.000	91	480002	500.0	449.5	

QC Flag Legend

Processing Flags

NC - Not Calibrated

Review Flags

M - Manually Integrated

a - User Assigned ID

Reagents:

ccv_8270_1000_00057

Amount Added: 500.00

Units: uL

8270SIM_IS_00069

Amount Added: 5.00

Units: uL

Eurofins Seattle

Data File: \\chromfs\Seattle\ChromData\TAC051\20220124-81014.b0124A14_.D

Injection Date: 24-Jan-2022 18:37:30

Instrument ID: TAC051

Lims ID: STD6

Client ID:

Operator ID: TL

ALS Bottle#: 8

Worklist Smp#: 8

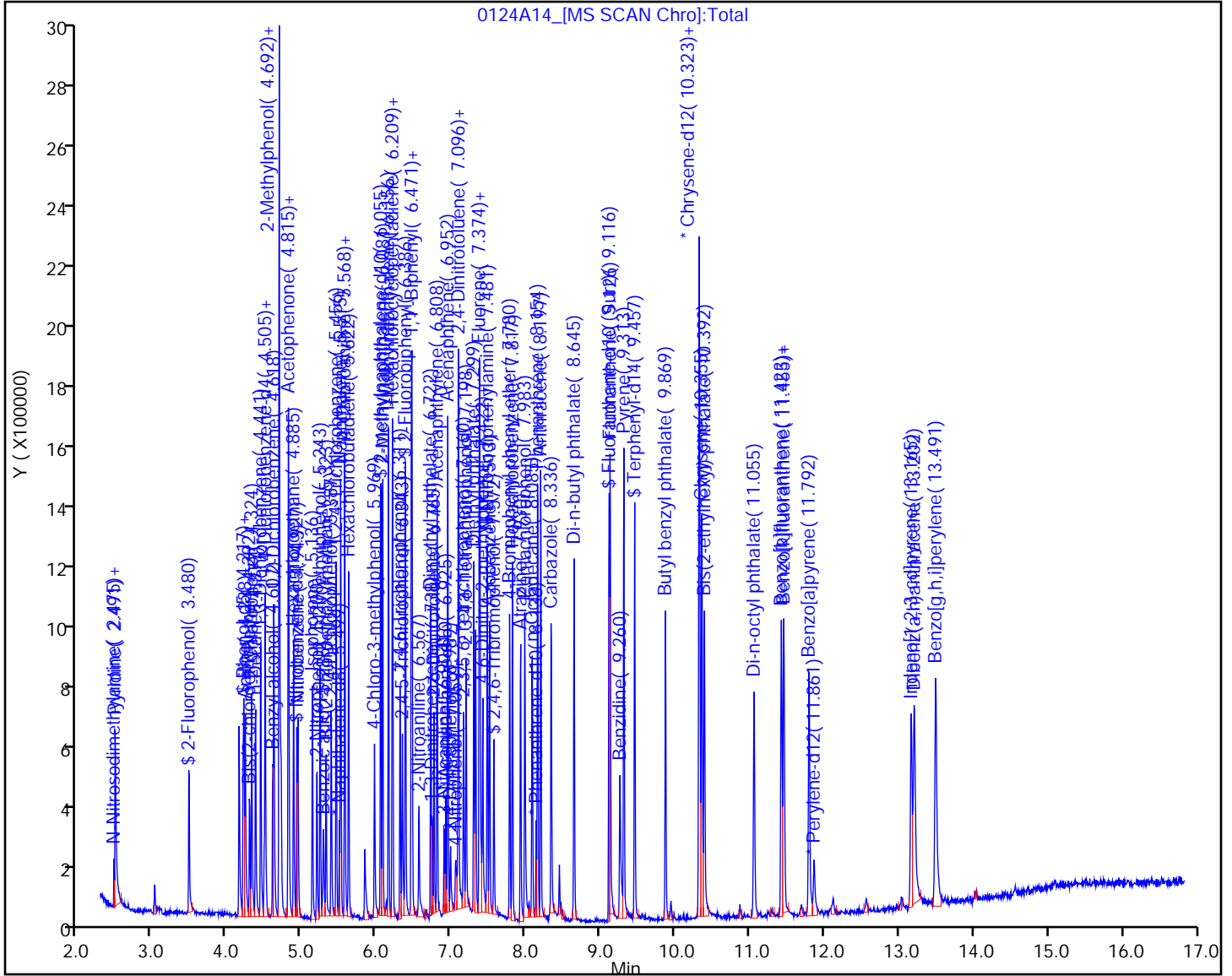
Injection Vol: 1.0 ul

Dil. Factor: 1.0000

Method: 8270 TAC051

Limit Group: 8270D BNA QSM 5.0

Y Scaling: Method Defined: Scale to the Nth Largest Target: 1



Eurofins Seattle

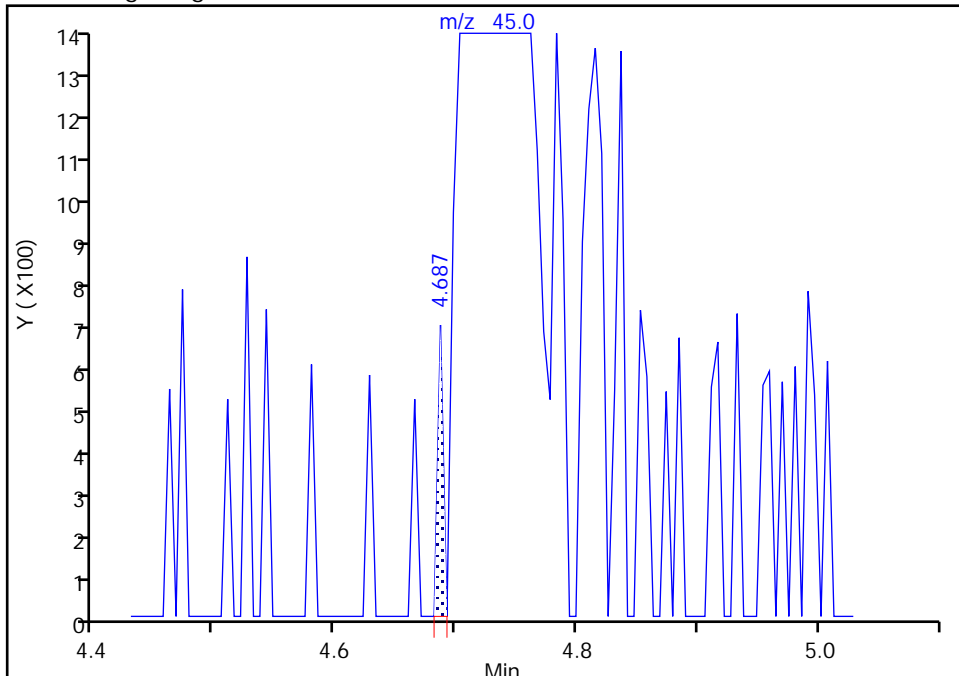
Data File: \\chromfs\Seattle\ChromData\TAC051\20220124-81014.b\0124A14_.D
Injection Date: 24-Jan-2022 18:37:30 Instrument ID: TAC051
Lims ID: STD6
Client ID:
Operator ID: TL ALS Bottle#: 8 Worklist Smp#: 8
Injection Vol: 1.0 ul Dil. Factor: 1.0000
Method: 8270 TAC051 Limit Group: 8270D BNA QSM 5.0
Column: Detector MS SCAN

29 2,2'-oxybis[1-chloropropane], CAS: 108-60-1

Signal: 1

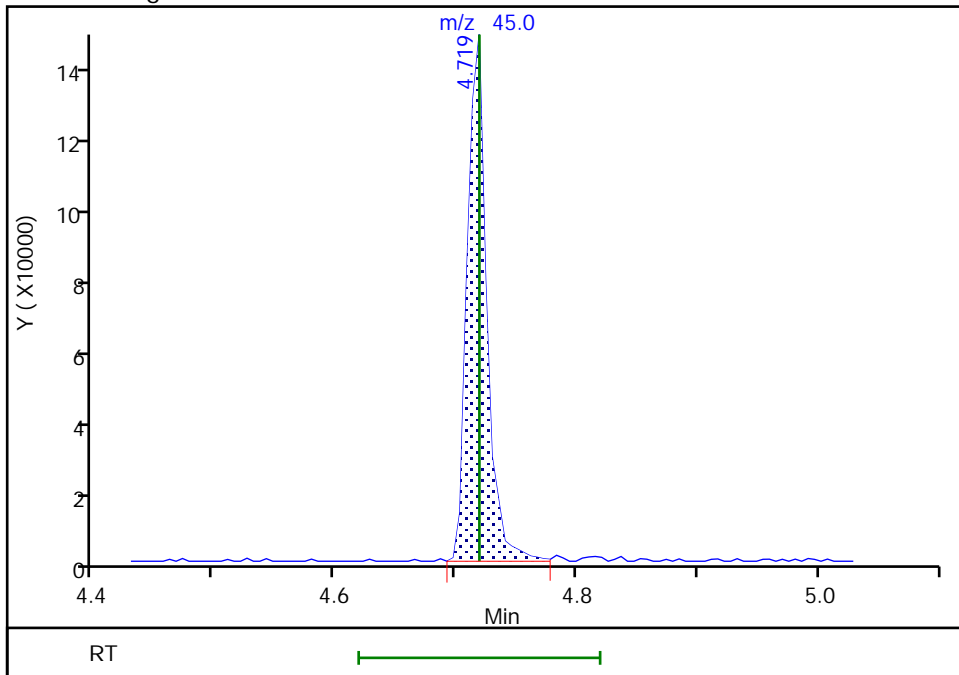
RT: 4.69
Area: 221
Amount: 0.914772
Amount Units: ug/L

Processing Integration Results



RT: 4.72
Area: 164087
Amount: 523.5907
Amount Units: ug/L

Manual Integration Results



Reviewer: mohammedj, 27-Jan-2022 14:41:13
Audit Action: Assigned Compound ID

Audit Reason: Peak assignment corrected

Eurofins Seattle

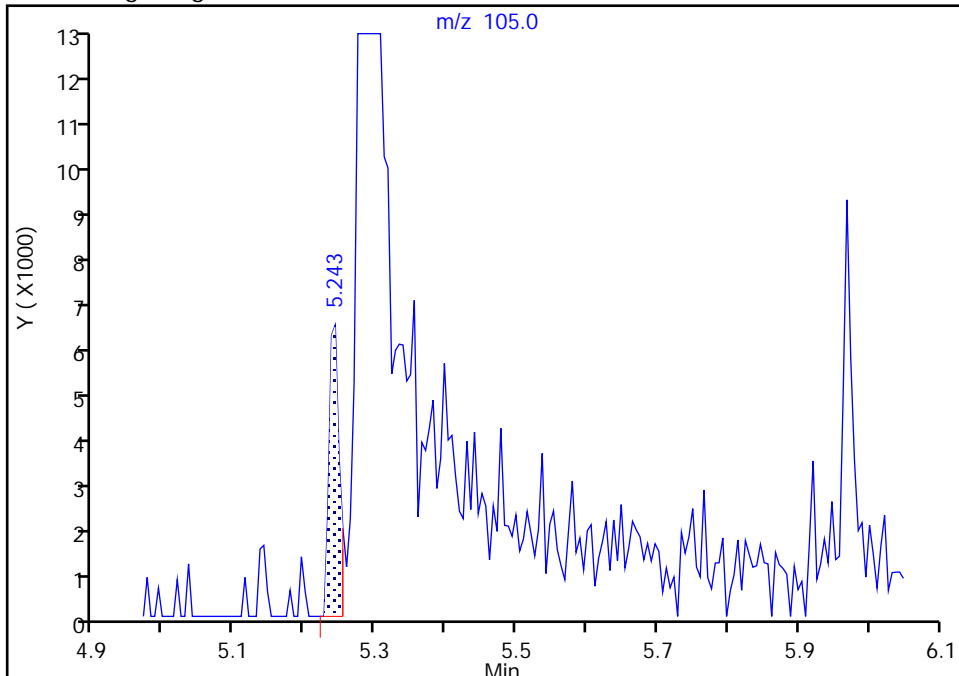
Data File: \\chromfs\Seattle\ChromData\TAC051\20220124-81014.b\0124A14_.D
Injection Date: 24-Jan-2022 18:37:30 Instrument ID: TAC051
Lims ID: STD6
Client ID:
Operator ID: TL ALS Bottle#: 8 Worklist Smp#: 8
Injection Vol: 1.0 ul Dil. Factor: 1.0000
Method: 8270 TAC051 Limit Group: 8270D BNA QSM 5.0
Column: Detector MS SCAN

39 Benzoic acid, CAS: 65-85-0

Signal: 1

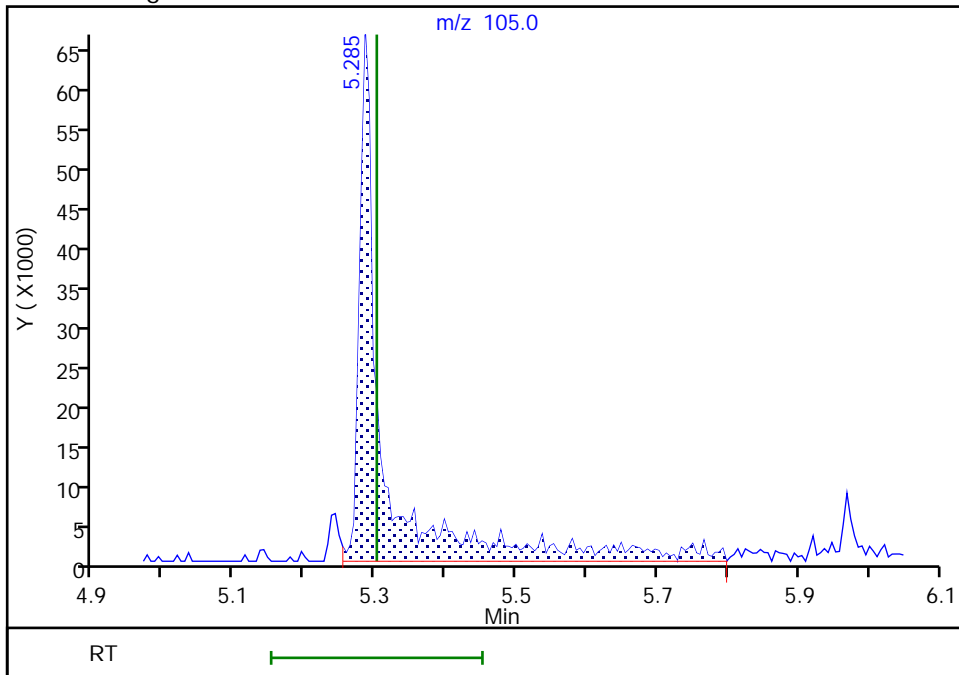
RT: 5.24
Area: 6130
Amount: 305.7118
Amount Units: ug/L

Processing Integration Results



RT: 5.29
Area: 153546
Amount: 921.2654
Amount Units: ug/L

Manual Integration Results



Reviewer: limmere, 27-Jan-2022 13:55:11
Audit Action: Assigned Compound ID

Audit Reason: Peak assignment corrected

Eurofins Seattle

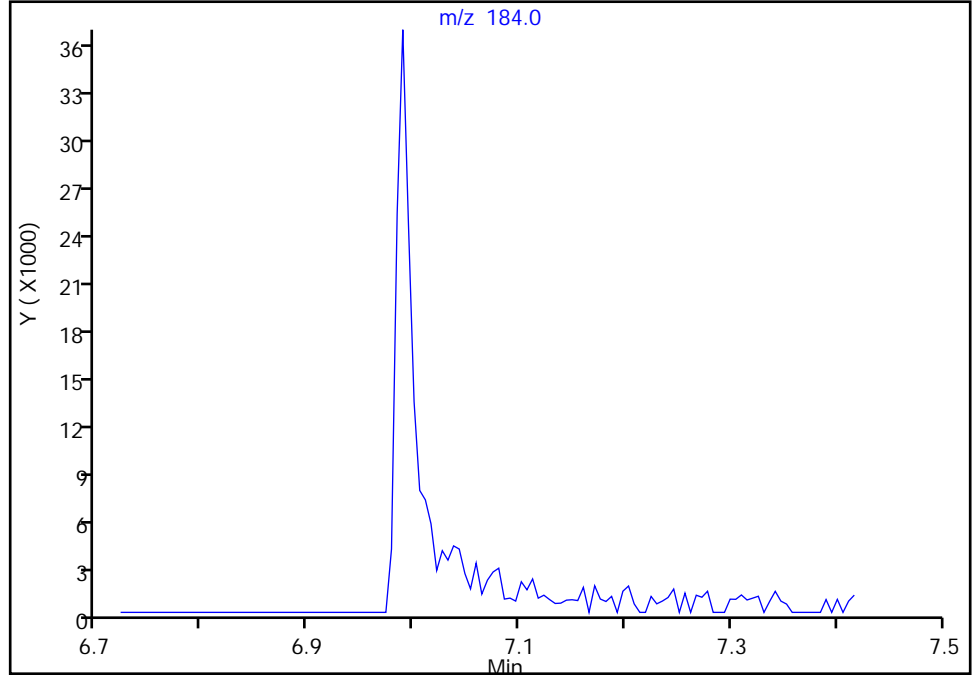
Data File: \\chromfs\Seattle\ChromData\TAC051\20220124-81014.b\0124A14_.D
Injection Date: 24-Jan-2022 18:37:30 Instrument ID: TAC051
Lims ID: STD6
Client ID:
Operator ID: TL ALS Bottle#: 8 Worklist Smp#: 8
Injection Vol: 1.0 ul Dil. Factor: 1.0000
Method: 8270 TAC051 Limit Group: 8270D BNA QSM 5.0
Column: Detector MS SCAN

63 2,4-Dinitrophenol, CAS: 51-28-5

Signal: 1

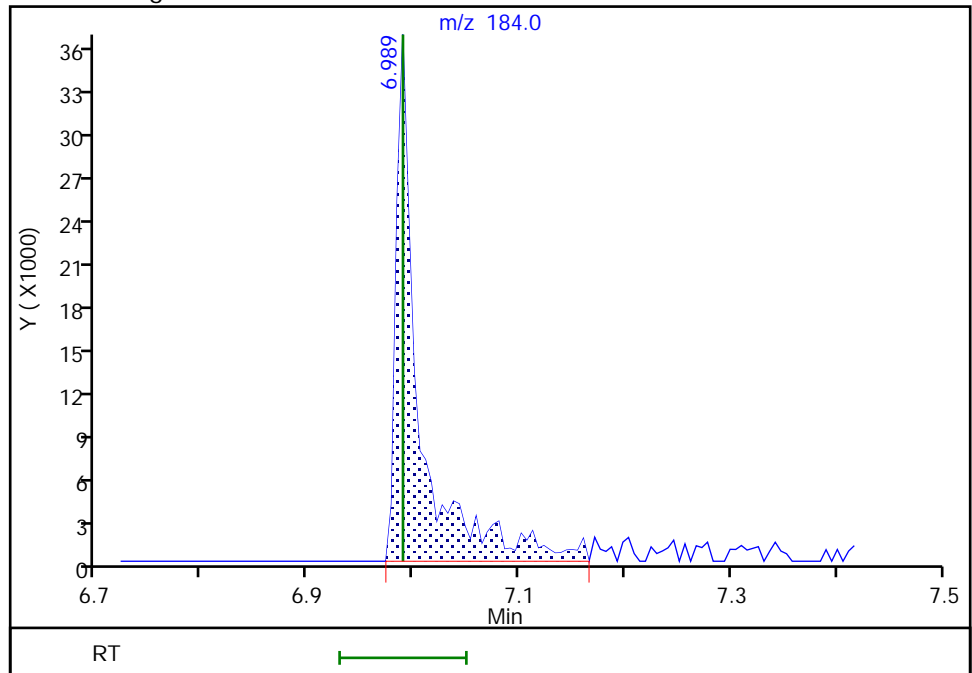
Not Detected
Expected RT: 6.99

Processing Integration Results



Manual Integration Results

RT: 6.99
Area: 54667
Amount: 881.1253
Amount Units: ug/L



Reviewer: limmere, 27-Jan-2022 13:43:06
Audit Action: Assigned Compound ID

Audit Reason: Peak assignment corrected

Eurofins Seattle

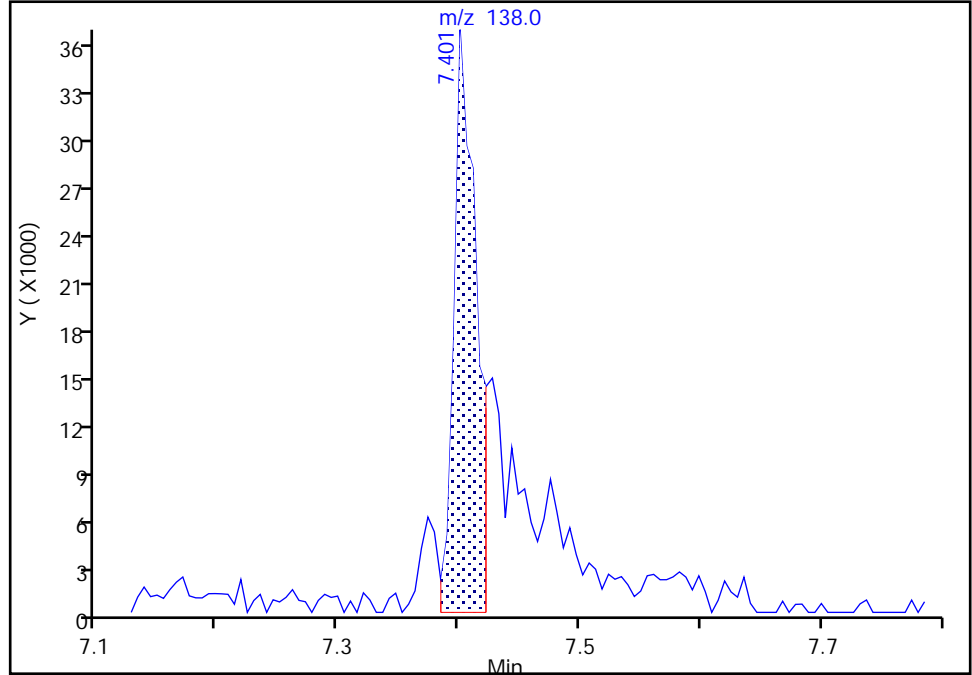
Data File: \\chromfs\Seattle\ChromData\TAC051\20220124-81014.b\0124A14_.D
Injection Date: 24-Jan-2022 18:37:30 Instrument ID: TAC051
Lims ID: STD6
Client ID:
Operator ID: TL ALS Bottle#: 8 Worklist Smp#: 8
Injection Vol: 1.0 ul Dil. Factor: 1.0000
Method: 8270 TAC051 Limit Group: 8270D BNA QSM 5.0
Column: Detector MS SCAN

71 4-Nitroaniline, CAS: 100-01-6

Signal: 1

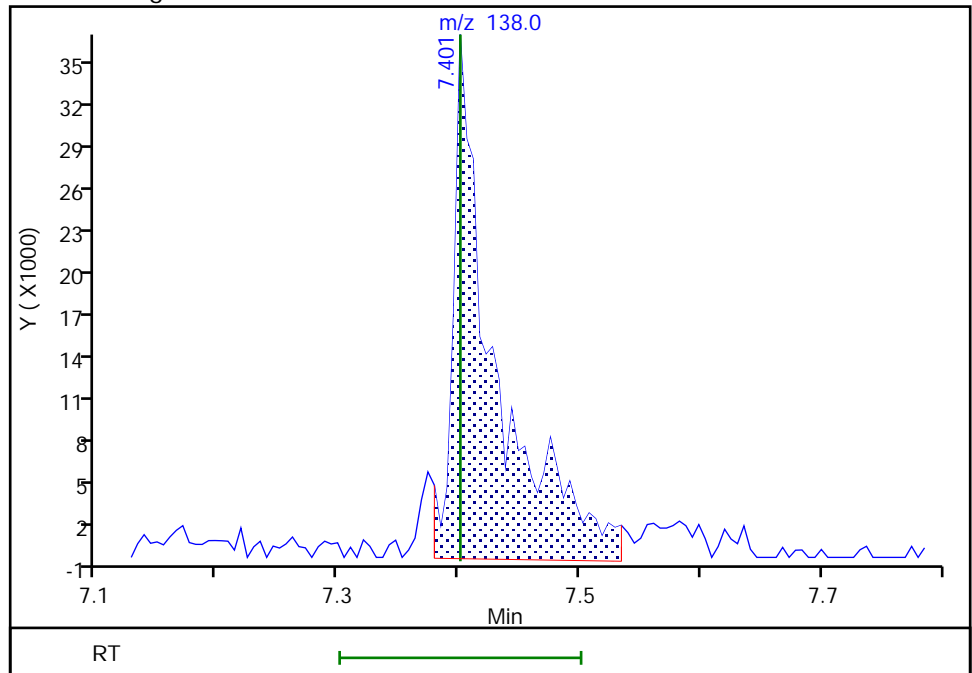
RT: 7.40
Area: 47484
Amount: 353.2815
Amount Units: ug/L

Processing Integration Results



RT: 7.40
Area: 88921
Amount: 559.0838
Amount Units: ug/L

Manual Integration Results



Reviewer: mohammedj, 27-Jan-2022 14:41:49
Audit Action: Manually Integrated

Audit Reason: Incomplete Integration

Eurofins Seattle

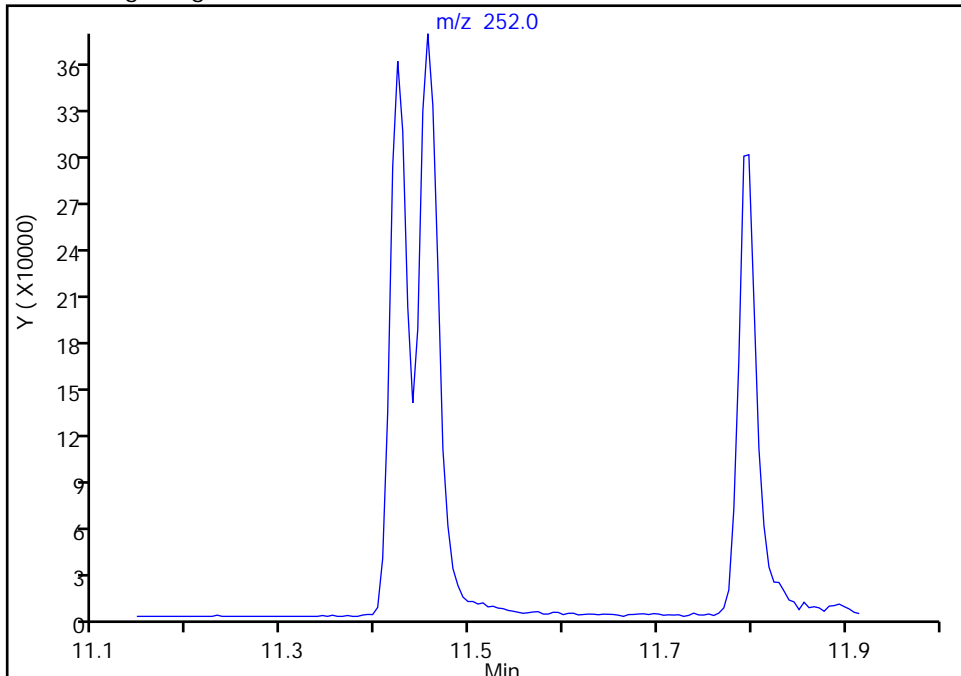
Data File: \\chromfs\Seattle\ChromData\TAC051\20220124-81014.b\0124A14_.D
Injection Date: 24-Jan-2022 18:37:30 Instrument ID: TAC051
Lims ID: STD6
Client ID:
Operator ID: TL ALS Bottle#: 8 Worklist Smp#: 8
Injection Vol: 1.0 ul Dil. Factor: 1.0000
Method: 8270 TAC051 Limit Group: 8270D BNA QSM 5.0
Column: Detector MS SCAN

102 Benzofluoranthene, CAS: 56832-73-6

Signal: 1

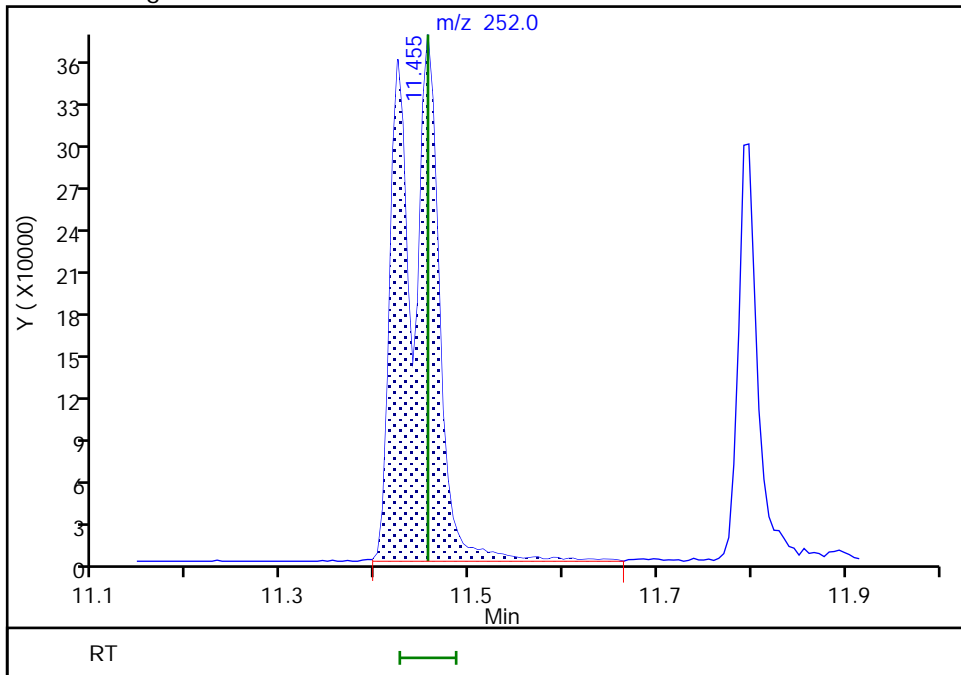
Not Detected
Expected RT: 11.46

Processing Integration Results



RT: 11.46
Area: 1028183
Amount: 998.5467
Amount Units: ug/L

Manual Integration Results



Reviewer: limmere, 27-Jan-2022 13:43:11
Audit Action: Assigned Compound ID

Audit Reason: Peak assignment corrected

Eurofins Seattle
Target Compound Quantitation Report

Data File: \\chromfs\Seattle\ChromData\TAC051\20220124-81014.b\0124A15_.D
 Lims ID: STD5
 Client ID:
 Sample Type: IC Calib Level: 5
 Inject. Date: 24-Jan-2022 19:00:30 ALS Bottle#: 9 Worklist Smp#: 9
 Injection Vol: 1.0 ul Dil. Factor: 1.0000
 Sample Info: 5
 Operator ID: TL Instrument ID: TAC051
 Sublist: chrom-8270 TAC051*sub34

Method: \\chromfs\Seattle\ChromData\TAC051\20220124-81014.b\8270 TAC051.m
 Limit Group: 8270D BNA QSM 5.0
 Last Update: 28-Jan-2022 17:06:58 Calib Date: 24-Jan-2022 20:31:30
 Integrator: RTE ID Type: RT Order ID
 Quant Method: Internal Standard Quant By: Initial Calibration
 Last ICal File: \\chromfs\Seattle\ChromData\TAC051\20220124-81014.b\0124A19_.D

Column 1 : Det: MS SCAN
 Process Host: CTX1607

First Level Reviewer: limmere

Date: 25-Jan-2022 15:05:10

Compound	Sig	RT (min.)	Adj RT (min.)	Diff RT (min.)	Q	Response	Cal Amt ug/L	OnCol Amt ug/L	Flags
* 1 1,4-Dichlorobenzene-d4	152	4.490	4.489	0.001	85	32997	100.0	100.0	
* 2 Naphthalene-d8	136	5.500	5.499	0.001	96	121550	100.0	100.0	
* 3 Acenaphthene-d10	164	6.926	6.925	0.001	84	60644	100.0	100.0	
* 4 Phenanthrene-d10	188	8.139	8.138	0.001	95	90840	100.0	100.0	
* 5 Chrysene-d12	240	10.335	10.334	0.001	94	73238	100.0	100.0	
* 6 Perylene-d12	264	11.863	11.862	0.001	90	75942	100.0	100.0	
\$ 7 2-Fluorophenol	112	3.481	3.485	-0.004	85	53560	200.0	178.7	
\$ 8 Phenol-d5	99	4.207	4.212	-0.005	95	67732	200.0	198.0	
\$ 9 Nitrobenzene-d5	82	4.928	4.928	0.000	86	59203	200.0	204.6	
\$ 10 2-methylnaphthalene-d10	152	6.056	6.055	0.001	0	135098	NC	NC	
\$ 11 2-Fluorobiphenyl	172	6.387	6.386	0.001	92	161393	200.0	200.1	
\$ 12 2,4,6-Tribromophenol	330	7.573	7.572	0.001	54	21181	200.0	204.7	
\$ 13 Fluoranthene-d10 (Surr)	212	9.117	9.116	0.001	0	188621	NC	NC	
\$ 14 Terphenyl-d14	244	9.459	9.458	0.001	95	137870	200.0	202.6	
16 N-Nitrosodimethylamine	74	2.487	2.475	0.012	60	17806	200.0	152.1	
17 Pyridine	79	2.503	2.492	0.011	89	86665	400.0	406.3	
19 Phenol	94	4.218	4.222	-0.004	93	69263	200.0	209.0	
18 Aniline	93	4.239	4.238	0.001	7	78860	200.0	195.2	a
20 Bis(2-chloroethyl)ether	93	4.293	4.297	-0.004	91	58726	200.0	206.1	
21 2-Chlorophenol	128	4.325	4.324	0.001	70	81754	200.0	204.7	
22 n-Decane	57	4.373	4.377	-0.004	85	54478	200.0	209.0	
23 1,3-Dichlorobenzene	146	4.442	4.447	-0.005	95	97247	200.0	204.5	
25 1,4-Dichlorobenzene	146	4.506	4.505	0.001	87	105751	200.0	204.8	
26 Benzyl alcohol	79	4.608	4.607	0.001	87	35194	200.0	180.1	
27 1,2-Dichlorobenzene	146	4.619	4.623	-0.004	96	96909	200.0	200.4	
28 2-Methylphenol	108	4.693	4.692	0.001	53	56341	200.0	203.4	
29 2,2'-oxybis[1-chloropropane]	45	4.720	4.719	0.001	48	66159	200.0	206.6	a
30 Acetophenone	105	4.811	4.810	0.001	94	83766	200.0	200.5	
31 N-Nitrosodi-n-propylamine	70	4.816	4.815	0.001	75	31256	200.0	190.1	
32 3 & 4 Methylphenol	108	4.816	4.821	-0.005	72	52732	200.0	187.7	
33 Hexachloroethane	117	4.886	4.885	0.001	85	35842	200.0	191.4	

Compound	Sig	RT (min.)	Adj RT (min.)	Dlt RT (min.)	Q	Response	Cal Amt ug/L	OnCol Amt ug/L	Flags
34 Nitrobenzene	77	4.944	4.944	0.000	80	51366	200.0	190.7	
35 Isophorone	82	5.137	5.136	0.001	92	89634	200.0	184.6	
36 2-Nitrophenol	139	5.196	5.200	-0.004	80	40815	200.0	200.8	
37 2,4-Dimethylphenol	107	5.244	5.243	0.001	92	68752	200.0	213.0	
39 Benzoic acid	105	5.286	5.301	-0.015	48	26059	400.0	431.2	a
38 Bis(2-chloroethoxy)methane	93	5.318	5.323	-0.005	95	61943	200.0	203.3	
40 2,4-Dichlorophenol	162	5.388	5.392	-0.004	87	56883	200.0	190.4	
41 1,2,4-Trichlorobenzene	180	5.457	5.456	0.001	91	77442	200.0	208.3	
42 Naphthalene	128	5.516	5.515	0.001	94	245615	200.0	196.3	
43 4-Chloroaniline	127	5.570	5.569	0.001	80	74339	200.0	195.3	
44 2,6-Dichlorophenol	162	5.570	5.574	-0.004	89	55696	200.0	179.6	
45 Hexachlorobutadiene	225	5.623	5.622	0.001	89	42285	200.0	191.7	
46 4-Chloro-3-methylphenol	107	5.970	5.969	0.001	79	33119	200.0	172.7	
47 2-Methylnaphthalene	142	6.077	6.081	-0.004	86	155926	200.0	196.9	
48 1-Methylnaphthalene	142	6.157	6.156	0.001	90	148970	200.0	198.1	
49 Hexachlorocyclopentadiene	237	6.205	6.210	-0.005	87	40776	200.0	190.6	
50 1,2,4,5-Tetrachlorobenzene	216	6.216	6.215	0.001	88	64685	200.0	195.0	
52 2,4,6-Trichlorophenol	196	6.317	6.311	0.006	70	29422	200.0	177.5	
53 2,4,5-Trichlorophenol	196	6.344	6.343	0.001	73	32672	200.0	184.7	
54 1,1'-Biphenyl	154	6.462	6.461	0.001	93	177997	200.0	202.3	
55 2-Chloronaphthalene	162	6.472	6.471	0.001	96	135219	200.0	195.7	
56 2-Nitroaniline	138	6.568	6.568	0.000	79	23895	200.0	178.0	
57 Dimethyl phthalate	163	6.723	6.722	0.001	98	148612	200.0	205.7	
58 1,3-Dinitrobenzene	168	6.745	6.744	0.001	1	10104	200.0	203.1	
59 2,6-Dinitrotoluene	165	6.771	6.765	0.006	51	27022	200.0	181.1	
60 Acenaphthylene	152	6.809	6.808	0.001	85	207743	200.0	198.4	
61 3-Nitroaniline	138	6.910	6.904	0.006	57	26552	200.0	217.4	M
62 Acenaphthene	153	6.953	6.952	0.001	90	142603	200.0	200.9	
63 2,4-Dinitrophenol	184	7.001	6.990	0.011	25	6927	400.0	487.5	a
64 4-Nitrophenol	109	7.103	7.048	0.055	1	11059	400.0	878.4	
65 2,4-Dinitrotoluene	165	7.097	7.096	0.001	49	30925	200.0	187.9	
66 Dibenzofuran	168	7.097	7.096	0.001	86	187239	200.0	207.5	
51 2,3,5,6-Tetrachlorophenol	232	7.167	7.166	0.001	58	23023	200.0	183.4	
67 2,3,4,6-Tetrachlorophenol	232	7.199	7.198	0.001	65	29903	200.0	186.3	
68 Diethyl phthalate	149	7.300	7.299	0.001	96	153267	200.0	195.0	
69 Fluorene	166	7.375	7.374	0.001	91	158527	200.0	220.8	
70 4-Chlorophenyl phenyl ether	204	7.386	7.385	0.001	88	67522	200.0	204.3	
71 4-Nitroaniline	138	7.418	7.401	0.017	42	30141	200.0	239.3	M
72 4,6-Dinitro-2-methylphenol	198	7.423	7.422	0.001	71	20055	400.0	350.0	
73 N-Nitrosodiphenylamine	169	7.482	7.481	0.001	53	103990	200.0	215.6	
74 Azobenzene	77	7.514	7.513	0.001	82	100510	200.0	203.7	
75 4-Bromophenyl phenyl ether	248	7.781	7.786	-0.005	62	34670	200.0	179.2	
76 Hexachlorobenzene	284	7.819	7.818	0.001	86	51847	200.0	220.8	
77 Atrazine	200	7.931	7.930	0.001	82	38560	200.0	204.3	
78 Pentachlorophenol	266	7.989	7.983	0.006	68	27618	400.0	343.7	
79 n-Octadecane	57	8.086	8.085	0.001	87	57505	200.0	199.6	
80 Phenanthrene	178	8.155	8.160	-0.004	96	207412	200.0	196.3	
81 Anthracene	178	8.198	8.197	0.001	95	205516	200.0	194.2	
83 Carbazole	167	8.342	8.336	0.006	78	161571	200.0	198.3	
84 Di-n-butyl phthalate	149	8.647	8.646	0.001	98	238202	200.0	177.5	
85 Fluoranthene	202	9.133	9.132	0.001	95	218747	200.0	195.5	
88 Benzidine	184	9.266	9.260	0.006	83	77542	400.0	376.7	

Compound	Sig	RT (min.)	Adj RT (min.)	Dlt RT (min.)	Q	Response	Cal Amt ug/L	OnCol Amt ug/L	Flags
89 Pyrene	202	9.314	9.313	0.001	97	218610	200.0	188.6	
94 Butyl benzyl phthalate	149	9.870	9.869	0.001	87	90103	200.0	175.1	
96 3,3'-Dichlorobenzidine	252	10.324	10.318	0.006	41	103543	400.0	368.9	
97 Benzo[a]anthracene	228	10.324	10.323	0.001	98	158668	200.0	175.6	
99 Chrysene	228	10.356	10.360	-0.004	83	190523	200.0	182.8	
98 Bis(2-ethylhexyl) phthalate	149	10.393	10.393	0.001	80	121780	200.0	181.4	
100 Di-n-octyl phthalate	149	11.061	11.055	0.006	93	166908	200.0	166.0	
101 Benzo[b]fluoranthene	252	11.424	11.424	0.000	89	166789	200.0	200.2	
102 Benzofluoranthene	252	11.457	11.456	0.001	1	381511	400.0	408.8	
103 Benzo[k]fluoranthene	252	11.457	11.456	0.001	90	222783	200.0	218.5	
104 Benzo[a]pyrene	252	11.798	11.792	0.006	62	145669	200.0	192.2	
105 Indeno[1,2,3-cd]pyrene	276	13.166	13.165	0.001	97	138112	200.0	187.3	
106 Dibenz(a,h)anthracene	278	13.214	13.208	0.006	1	158200	200.0	202.0	
107 Benzo[g,h,i]perylene	276	13.497	13.496	0.001	85	171922	200.0	178.9	

QC Flag Legend

Processing Flags

NC - Not Calibrated

Review Flags

M - Manually Integrated

a - User Assigned ID

Reagents:

8270SIM_IS_00069

Amount Added: 8.00

Units: uL

ccv_8270_1000_00057

Amount Added: 200.00

Units: uL

Eurofins Seattle

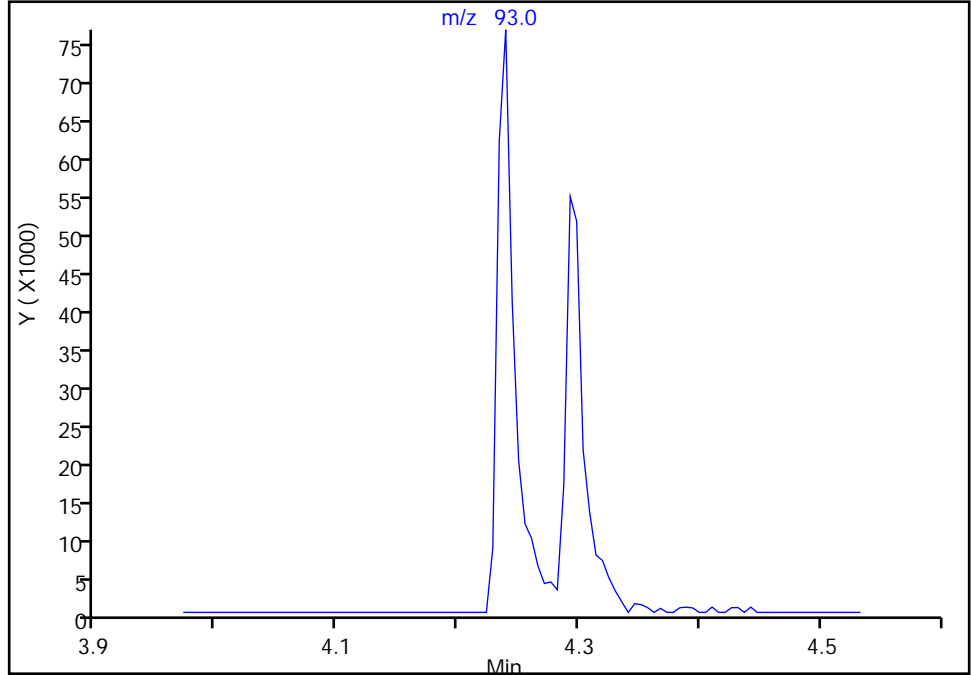
Data File: \\chromfs\Seattle\ChromData\TAC051\20220124-81014.b\0124A15_.D
Injection Date: 24-Jan-2022 19:00:30 Instrument ID: TAC051
Lims ID: STD5
Client ID:
Operator ID: TL ALS Bottle#: 9 Worklist Smp#: 9
Injection Vol: 1.0 ul Dil. Factor: 1.0000
Method: 8270 TAC051 Limit Group: 8270D BNA QSM 5.0
Column: Detector MS SCAN

18 Aniline, CAS: 62-53-3

Signal: 1

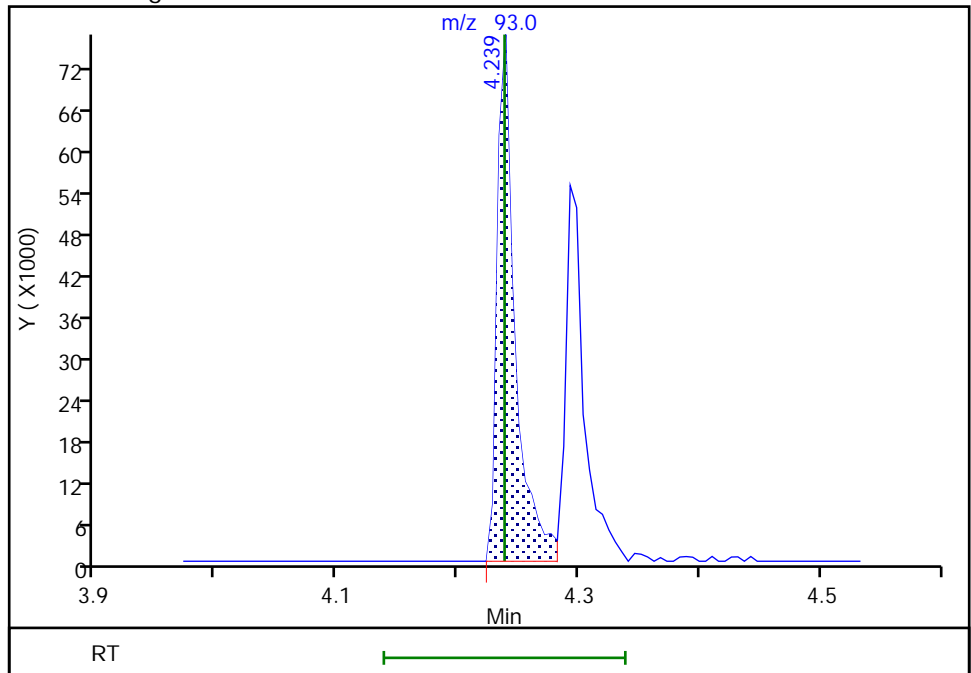
Not Detected
Expected RT: 4.24

Processing Integration Results



Manual Integration Results

RT: 4.24
Area: 78860
Amount: 195.1809
Amount Units: ug/L



Reviewer: limmere, 27-Jan-2022 13:55:30
Audit Action: Assigned Compound ID

Audit Reason: Peak assignment corrected

Eurofins Seattle

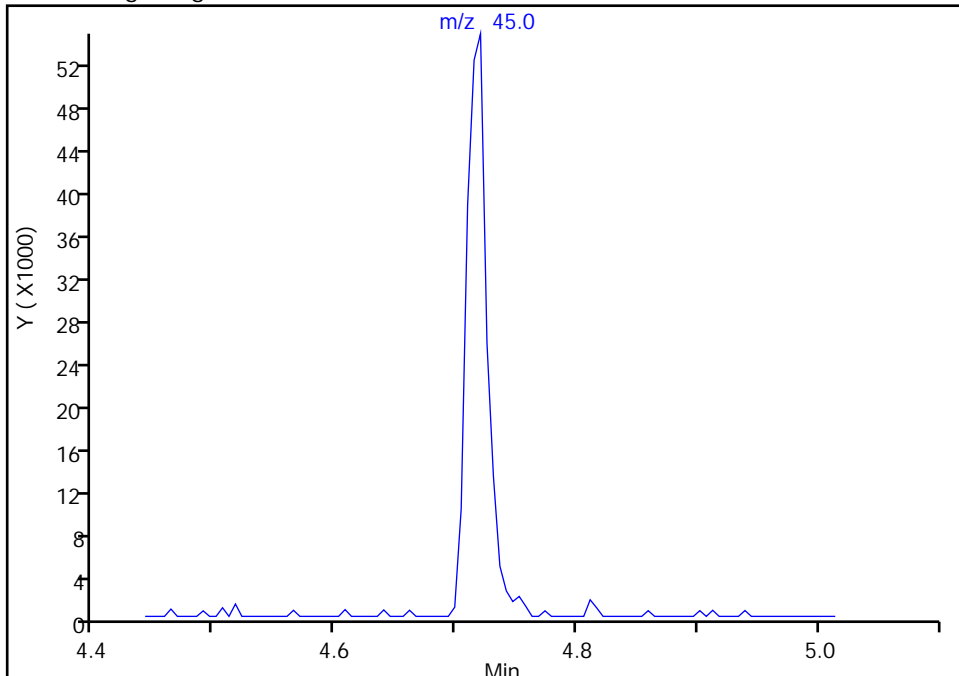
Data File: \\chromfs\Seattle\ChromData\TAC051\20220124-81014.b\0124A15_.D
Injection Date: 24-Jan-2022 19:00:30 Instrument ID: TAC051
Lims ID: STD5
Client ID:
Operator ID: TL ALS Bottle#: 9 Worklist Smp#: 9
Injection Vol: 1.0 ul Dil. Factor: 1.0000
Method: 8270 TAC051 Limit Group: 8270D BNA QSM 5.0
Column: Detector MS SCAN

29 2,2'-oxybis[1-chloropropane], CAS: 108-60-1

Signal: 1

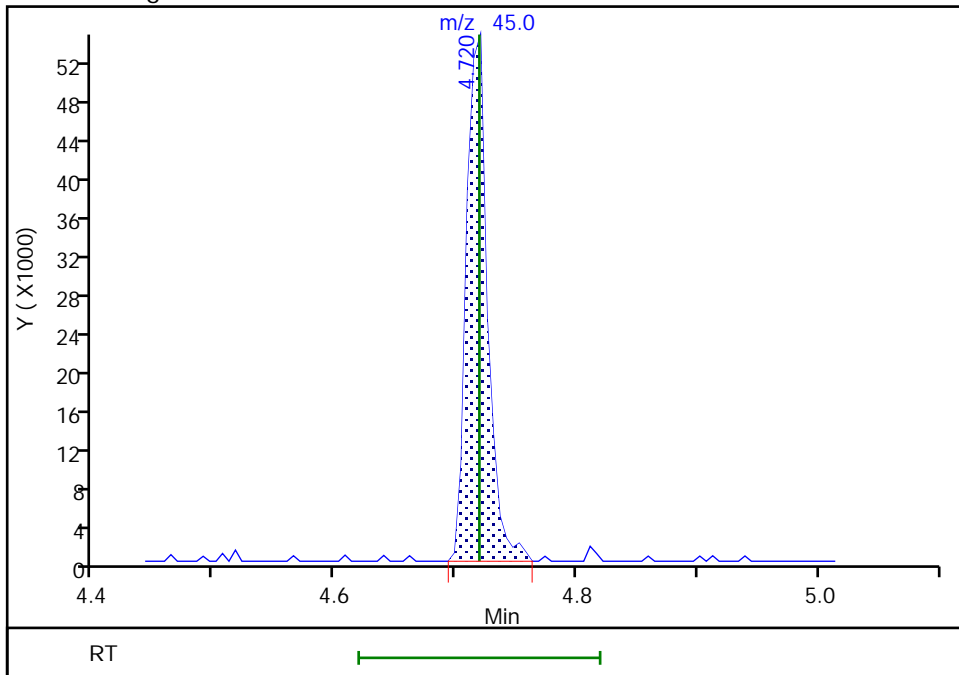
Not Detected
Expected RT: 4.72

Processing Integration Results



Manual Integration Results

RT: 4.72
Area: 66159
Amount: 206.6241
Amount Units: ug/L



Reviewer: limmere, 27-Jan-2022 13:55:36
Audit Action: Assigned Compound ID

Audit Reason: Peak assignment corrected

Eurofins Seattle

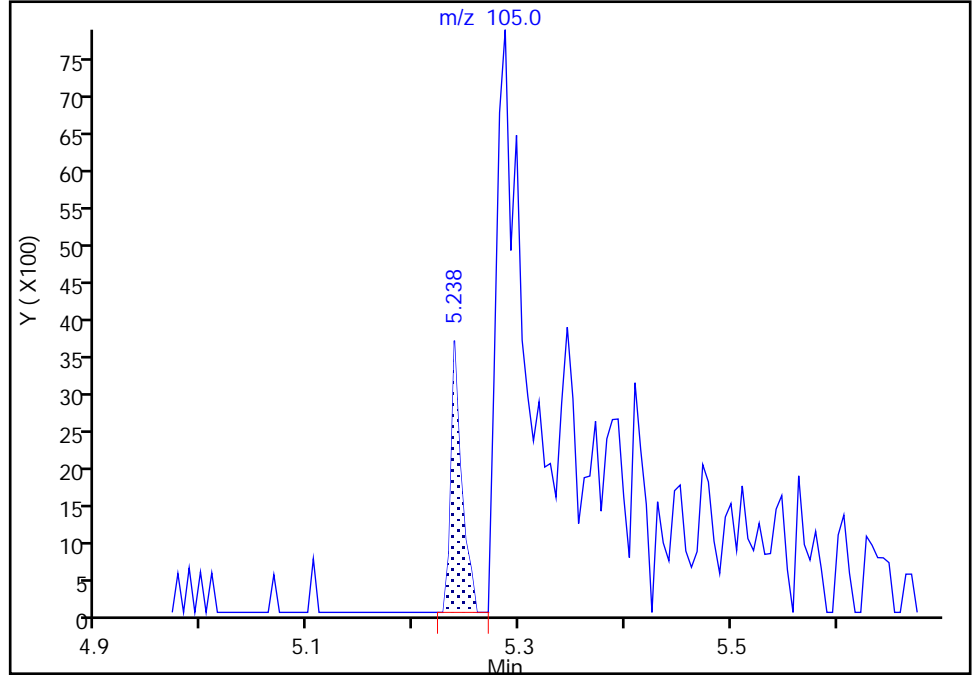
Data File: \\chromfs\Seattle\ChromData\TAC051\20220124-81014.b\0124A15_.D
Injection Date: 24-Jan-2022 19:00:30 Instrument ID: TAC051
Lims ID: STD5
Client ID:
Operator ID: TL ALS Bottle#: 9 Worklist Smp#: 9
Injection Vol: 1.0 ul Dil. Factor: 1.0000
Method: 8270 TAC051 Limit Group: 8270D BNA QSM 5.0
Column: Detector MS SCAN

39 Benzoic acid, CAS: 65-85-0

Signal: 1

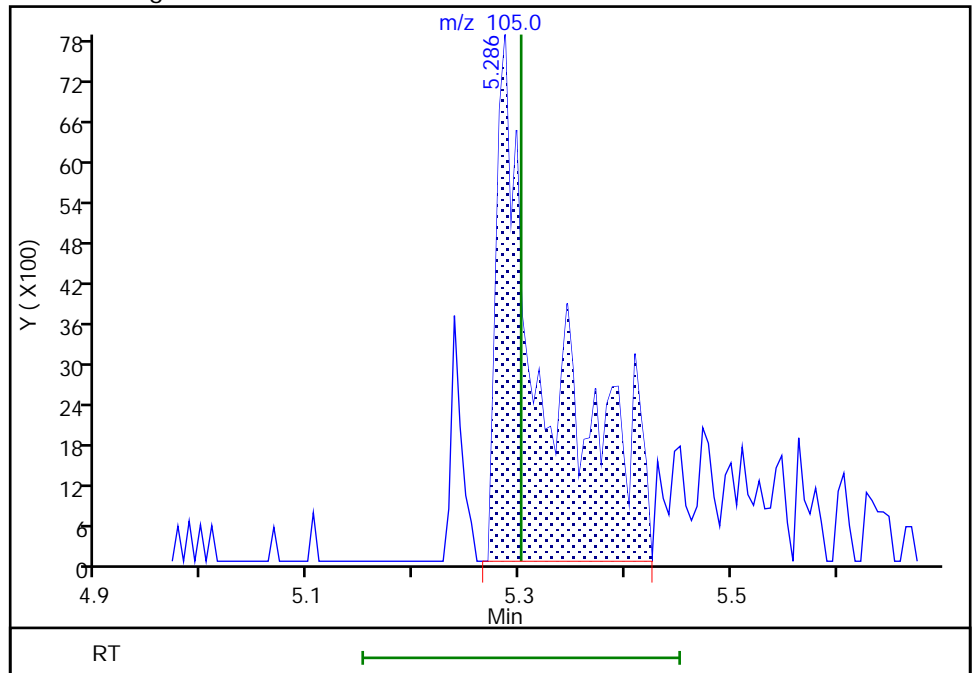
RT: 5.24
Area: 2573
Amount: 325.8262
Amount Units: ug/L

Processing Integration Results



RT: 5.29
Area: 26059
Amount: 431.2288
Amount Units: ug/L

Manual Integration Results



Reviewer: mohammedj, 27-Jan-2022 14:40:14
Audit Action: Assigned Compound ID

Audit Reason: Incomplete Integration

Eurofins Seattle

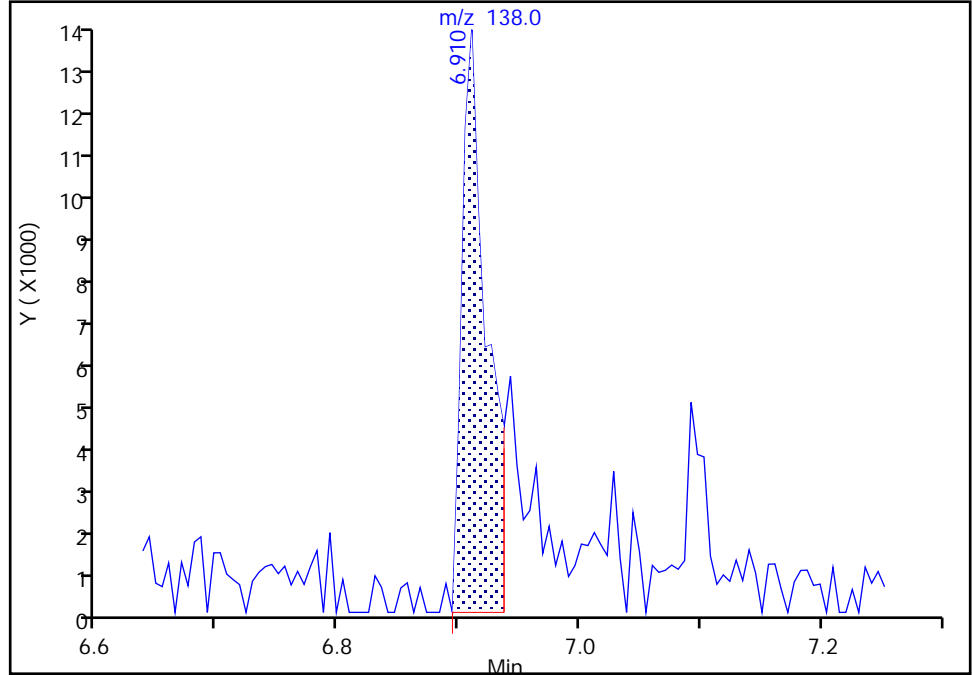
Data File: \\chromfs\Seattle\ChromData\TAC051\20220124-81014.b\0124A15_.D
Injection Date: 24-Jan-2022 19:00:30 Instrument ID: TAC051
Lims ID: STD5
Client ID:
Operator ID: TL ALS Bottle#: 9 Worklist Smp#: 9
Injection Vol: 1.0 ul Dil. Factor: 1.0000
Method: 8270 TAC051 Limit Group: 8270D BNA QSM 5.0
Column: Detector MS SCAN

61 3-Nitroaniline, CAS: 99-09-2

Signal: 1

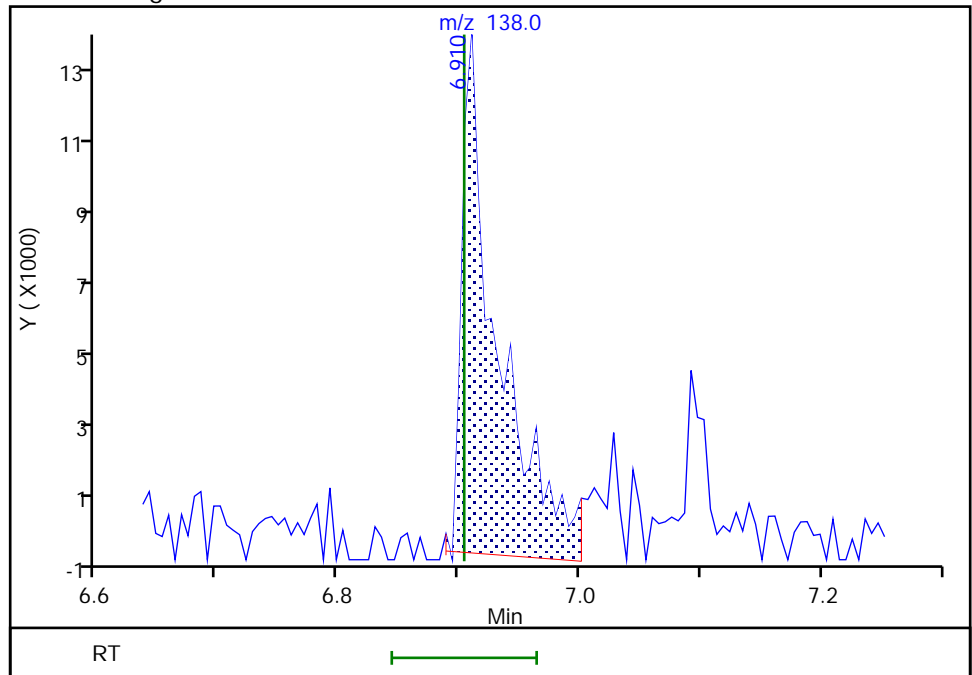
RT: 6.91
Area: 18771
Amount: 160.2519
Amount Units: ug/L

Processing Integration Results



RT: 6.91
Area: 26552
Amount: 217.4114
Amount Units: ug/L

Manual Integration Results



Reviewer: mohammedj, 27-Jan-2022 14:39:50
Audit Action: Manually Integrated

Audit Reason: Incomplete Integration

Eurofins Seattle

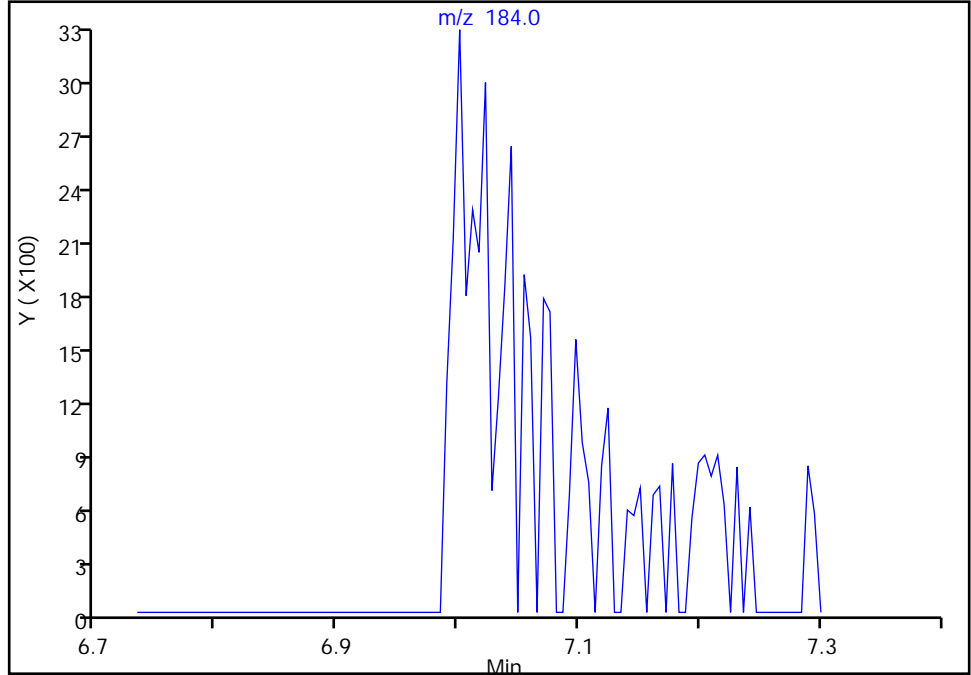
Data File: \\chromfs\Seattle\ChromData\TAC051\20220124-81014.b\0124A15_.D
Injection Date: 24-Jan-2022 19:00:30 Instrument ID: TAC051
Lims ID: STD5
Client ID:
Operator ID: TL ALS Bottle#: 9 Worklist Smp#: 9
Injection Vol: 1.0 ul Dil. Factor: 1.0000
Method: 8270 TAC051 Limit Group: 8270D BNA QSM 5.0
Column: Detector MS SCAN

63 2,4-Dinitrophenol, CAS: 51-28-5

Signal: 1

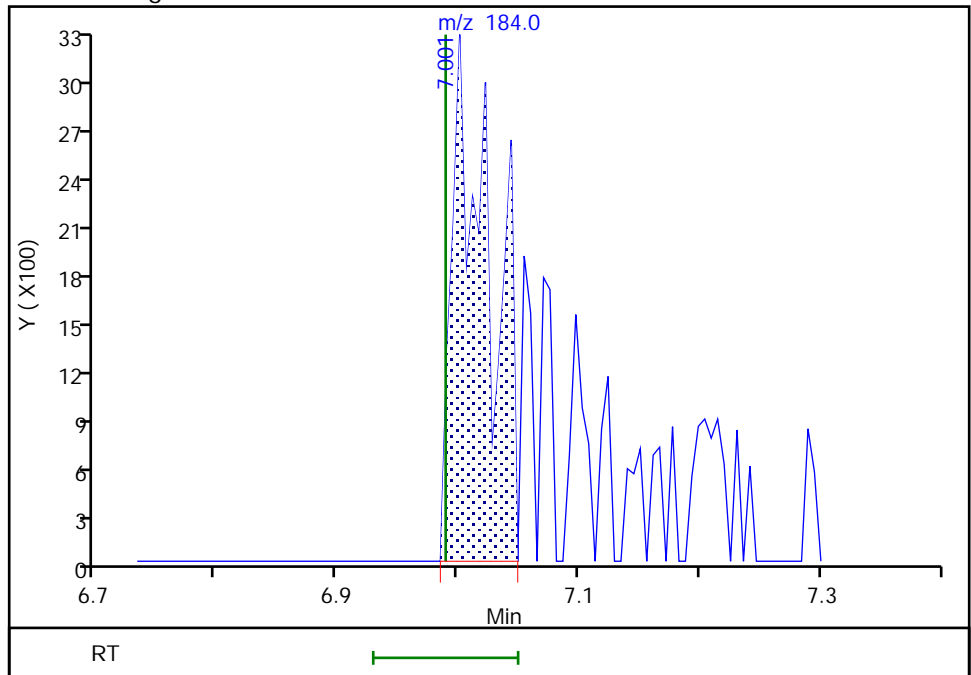
Not Detected
Expected RT: 6.99

Processing Integration Results



Manual Integration Results

RT: 7.00
Area: 6927
Amount: 487.4696
Amount Units: ug/L



Reviewer: limmere, 27-Jan-2022 13:55:48
Audit Action: Assigned Compound ID

Audit Reason: Peak assignment corrected

Eurofins Seattle

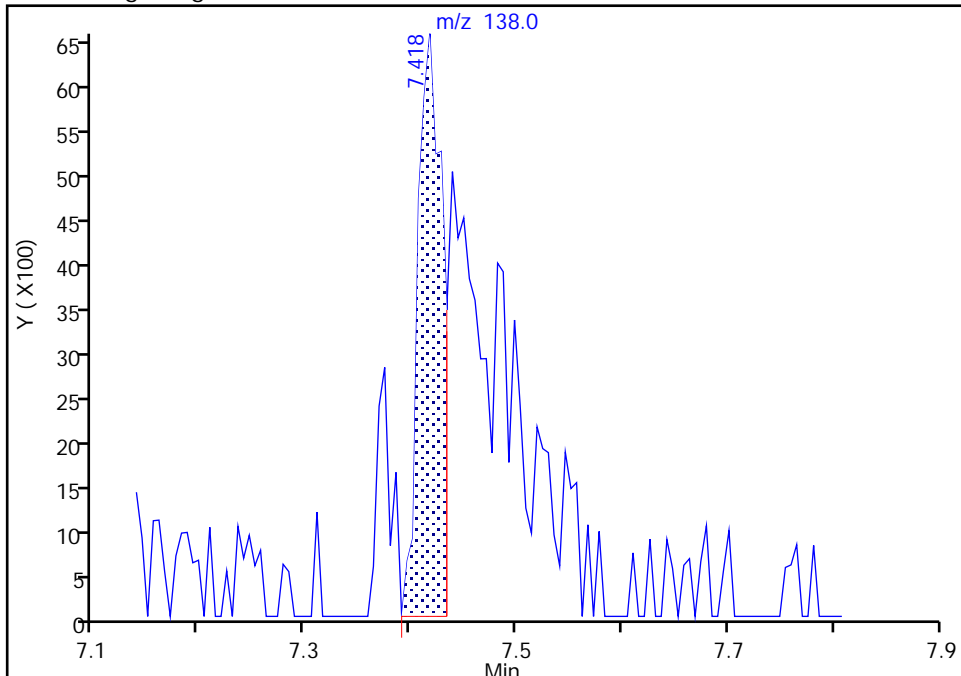
Data File: \\chromfs\Seattle\ChromData\TAC051\20220124-81014.b\0124A15_.D
Injection Date: 24-Jan-2022 19:00:30 Instrument ID: TAC051
Lims ID: STD5
Client ID:
Operator ID: TL ALS Bottle#: 9 Worklist Smp#: 9
Injection Vol: 1.0 ul Dil. Factor: 1.0000
Method: 8270 TAC051 Limit Group: 8270D BNA QSM 5.0
Column: Detector MS SCAN

71 4-Nitroaniline, CAS: 100-01-6

Signal: 1

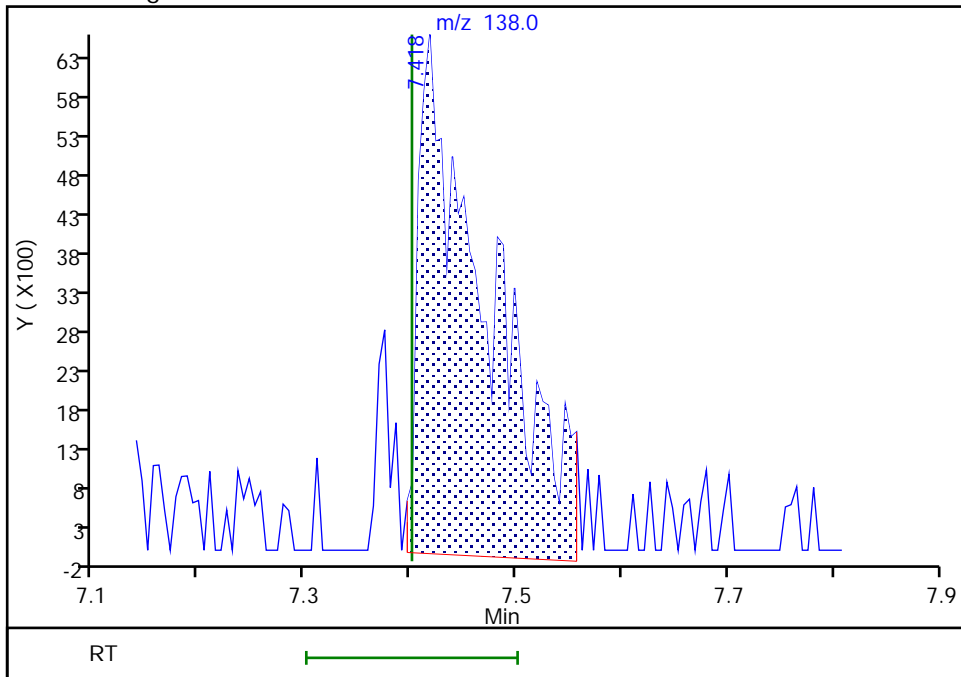
RT: 7.42
Area: 10481
Amount: 180.8172
Amount Units: ug/L

Processing Integration Results



RT: 7.42
Area: 30141
Amount: 239.2964
Amount Units: ug/L

Manual Integration Results



Reviewer: mohammedj, 27-Jan-2022 14:39:20
Audit Action: Manually Integrated

Audit Reason: Incomplete Integration

Eurofins Seattle
Target Compound Quantitation Report

Data File: \\chromfs\Seattle\ChromData\TAC051\20220124-81014.b\0124A16_.D
 Lims ID: STD4
 Client ID:
 Sample Type: IC Calib Level: 4
 Inject. Date: 24-Jan-2022 19:23:30 ALS Bottle#: 10 Worklist Smp#: 10
 Injection Vol: 1.0 ul Dil. Factor: 1.0000
 Sample Info: 4
 Operator ID: TL Instrument ID: TAC051
 Sublist: chrom-8270 TAC051*sub34

Method: \\chromfs\Seattle\ChromData\TAC051\20220124-81014.b\8270 TAC051.m
 Limit Group: 8270D BNA QSM 5.0
 Last Update: 28-Jan-2022 17:07:03 Calib Date: 24-Jan-2022 20:31:30
 Integrator: RTE ID Type: RT Order ID
 Quant Method: Internal Standard Quant By: Initial Calibration
 Last ICal File: \\chromfs\Seattle\ChromData\TAC051\20220124-81014.b\0124A19_.D

Column 1 : Det: MS SCAN
 Process Host: CTX1607

First Level Reviewer: limmere

Date: 25-Jan-2022 15:06:22

Compound	Sig	RT (min.)	Adj RT (min.)	Dlt RT (min.)	Q	Response	Cal Amt ug/L	OnCol Amt ug/L	Flags
* 1 1,4-Dichlorobenzene-d4	152	4.489	4.489	0.000	85	34443	100.0	100.0	
* 2 Naphthalene-d8	136	5.499	5.499	0.000	96	126881	100.0	100.0	
* 3 Acenaphthene-d10	164	6.925	6.925	0.000	86	57635	100.0	100.0	
* 4 Phenanthrene-d10	188	8.138	8.138	0.000	91	82968	100.0	100.0	
* 5 Chrysene-d12	240	10.334	10.334	0.000	94	67633	100.0	100.0	
* 6 Perylene-d12	264	11.862	11.862	0.000	90	75635	100.0	100.0	
\$ 7 2-Fluorophenol	112	3.485	3.485	0.000	78	30700	100.0	100.3	
\$ 8 Phenol-d5	99	4.212	4.212	0.000	96	33408	100.0	92.7	
\$ 9 Nitrobenzene-d5	82	4.927	4.928	-0.001	83	27133	100.0	89.8	
\$ 10 2-methylnaphthalene-d10	152	6.055	6.055	0.000	0	70367	NC	NC	
\$ 11 2-Fluorobiphenyl	172	6.386	6.386	0.000	92	78870	100.0	102.9	
\$ 12 2,4,6-Tribromophenol	330	7.577	7.572	0.005	16	4032	100.0	73.7	
\$ 13 Fluoranthene-d10 (Surr)	212	9.116	9.116	0.000	0	87709	NC	NC	
\$ 14 Terphenyl-d14	244	9.458	9.458	0.000	86	62580	100.0	100.7	
16 N-Nitrosodimethylamine	74	2.491	2.475	0.016	69	10054	100.0	93.4	
17 Pyridine	79	2.513	2.492	0.021	83	39140	200.0	207.0	
19 Phenol	94	4.222	4.222	0.000	91	31889	100.0	92.2	
18 Aniline	93	4.238	4.238	0.000	28	37504	100.0	92.1	
20 Bis(2-chloroethyl)ether	93	4.297	4.297	0.000	78	29940	100.0	100.6	
21 2-Chlorophenol	128	4.324	4.324	0.000	79	42162	100.0	101.1	
22 n-Decane	57	4.377	4.377	0.000	76	27974	100.0	102.8	
23 1,3-Dichlorobenzene	146	4.447	4.447	0.000	93	51957	100.0	104.7	
25 1,4-Dichlorobenzene	146	4.505	4.505	0.000	84	53699	100.0	99.6	
26 Benzyl alcohol	79	4.607	4.607	0.000	89	16639	100.0	85.6	
27 1,2-Dichlorobenzene	146	4.623	4.623	0.000	87	46821	100.0	92.8	
28 2-Methylphenol	108	4.692	4.692	0.000	45	26820	100.0	92.8	
29 2,2'-oxybis[1-chloropropane]	45	4.719	4.719	0.000	45	35169	100.0	105.2	a
30 Acetophenone	105	4.815	4.810	0.005	90	41180	100.0	94.4	
31 N-Nitrosodi-n-propylamine	70	4.815	4.815	0.000	58	17256	100.0	100.5	
32 3 & 4 Methylphenol	108	4.821	4.821	0.000	81	25629	100.0	90.7	
33 Hexachloroethane	117	4.885	4.885	0.000	84	20367	100.0	104.2	

Compound	Sig	RT (min.)	Adj RT (min.)	Dlt RT (min.)	Q	Response	Cal Amt ug/L	OnCol Amt ug/L	Flags
34 Nitrobenzene	77	4.943	4.944	-0.001	73	27835	100.0	103.2	
35 Isophorone	82	5.136	5.136	0.000	91	48088	100.0	94.9	
36 2-Nitrophenol	139	5.200	5.200	0.000	74	16835	100.0	83.7	
37 2,4-Dimethylphenol	107	5.243	5.243	0.000	83	28429	100.0	87.2	
38 Bis(2-chloroethoxy)methane	93	5.323	5.323	0.000	88	31732	100.0	99.8	
40 2,4-Dichlorophenol	162	5.392	5.392	0.000	71	25309	100.0	90.7	
41 1,2,4-Trichlorobenzene	180	5.456	5.456	0.000	91	38590	100.0	99.5	
42 Naphthalene	128	5.515	5.515	0.000	90	130261	100.0	98.6	
43 4-Chloroaniline	127	5.574	5.569	0.005	78	34056	100.0	99.7	
44 2,6-Dichlorophenol	162	5.574	5.574	0.000	83	28442	100.0	98.5	
45 Hexachlorobutadiene	225	5.622	5.622	0.000	87	20550	100.0	89.2	
46 4-Chloro-3-methylphenol	107	5.980	5.969	0.011	52	13141	100.0	94.0	
47 2-Methylnaphthalene	142	6.081	6.081	0.000	76	78916	100.0	95.5	
48 1-Methylnaphthalene	142	6.156	6.156	0.000	88	78343	100.0	99.8	
49 Hexachlorocyclopentadiene	237	6.210	6.210	0.000	71	20411	100.0	100.4	
50 1,2,4,5-Tetrachlorobenzene	216	6.215	6.215	0.000	82	33379	100.0	102.3	
52 2,4,6-Trichlorophenol	196	6.316	6.311	0.005	54	10805	100.0	87.7	
53 2,4,5-Trichlorophenol	196	6.354	6.343	0.011	38	11295	100.0	95.3	a
54 1,1'-Biphenyl	154	6.466	6.461	0.005	92	86306	100.0	103.2	
55 2-Chloronaphthalene	162	6.477	6.471	0.006	90	69851	100.0	106.4	
56 2-Nitroaniline	138	6.573	6.568	0.005	23	8826	100.0	105.9	M
57 Dimethyl phthalate	163	6.728	6.722	0.006	95	67587	100.0	96.6	
58 1,3-Dinitrobenzene	168	6.754	6.744	0.010	1	4157	100.0	155.0	
59 2,6-Dinitrotoluene	165	6.771	6.765	0.005	59	8999	100.0	85.1	
60 Acenaphthylene	152	6.808	6.808	0.000	86	94501	100.0	93.6	
61 3-Nitroaniline	138	6.931	6.904	0.027	5	4360	100.0	98.2	
62 Acenaphthene	153	6.952	6.952	0.000	87	68184	100.0	101.1	
64 4-Nitrophenol	109	7.107	7.048	0.059	27	1889	200.0	801.9	
65 2,4-Dinitrotoluene	165	7.102	7.096	0.006	31	9930	100.0	103.1	a
66 Dibenzofuran	168	7.096	7.096	0.000	84	89695	100.0	104.6	
51 2,3,5,6-Tetrachlorophenol	232	7.171	7.166	0.005	25	7172	100.0	87.7	a
67 2,3,4,6-Tetrachlorophenol	232	7.203	7.198	0.005	37	13581	100.0	102.6	
68 Diethyl phthalate	149	7.305	7.299	0.006	92	80149	100.0	107.3	
69 Fluorene	166	7.380	7.374	0.006	89	70202	100.0	102.9	
70 4-Chlorophenyl phenyl ether	204	7.385	7.385	0.000	85	31684	100.0	100.9	
71 4-Nitroaniline	138	7.438	7.401	0.037	1	2738	100.0	81.7	
72 4,6-Dinitro-2-methylphenol	198	7.433	7.422	0.011	30	7501	200.0	250.8	
73 N-Nitrosodiphenylamine	169	7.486	7.481	0.005	48	41726	100.0	94.7	
74 Azobenzene	77	7.513	7.513	0.000	88	45578	100.0	103.0	
75 4-Bromophenyl phenyl ether	248	7.786	7.786	0.000	52	20026	100.0	116.9	
76 Hexachlorobenzene	284	7.823	7.818	0.005	75	24235	100.0	113.0	
77 Atrazine	200	7.930	7.930	0.000	69	16215	100.0	100.4	
78 Pentachlorophenol	266	7.989	7.983	0.005	1	8872	200.0	214.6	a
79 n-Octadecane	57	8.085	8.085	0.000	80	26864	100.0	102.7	
80 Phenanthrene	178	8.159	8.160	0.000	92	100704	100.0	103.1	
81 Anthracene	178	8.202	8.197	0.005	90	93164	100.0	99.8	
83 Carbazole	167	8.346	8.336	0.010	64	69562	100.0	95.5	
84 Di-n-butyl phthalate	149	8.646	8.646	0.000	96	114575	100.0	92.2	
85 Fluoranthene	202	9.132	9.132	0.000	94	97710	100.0	95.5	
88 Benzidine	184	9.276	9.260	0.016	49	37938	200.0	242.2	
89 Pyrene	202	9.313	9.313	0.000	97	105780	100.0	98.8	
94 Butyl benzyl phthalate	149	9.874	9.869	0.005	78	37254	100.0	82.6	

Compound	Sig	RT (min.)	Adj RT (min.)	Dlt RT (min.)	Q	Response	Cal Amt ug/L	OnCol Amt ug/L	Flags
96 3,3'-Dichlorobenzidine	252	10.328	10.318	0.010	22	42953	200.0	180.1	
97 Benzo[a]anthracene	228	10.328	10.323	0.005	96	76962	100.0	95.4	
99 Chrysene	228	10.360	10.360	0.000	88	108167	100.0	107.6	
98 Bis(2-ethylhexyl) phthalate	149	10.392	10.393	0.000	73	54145	100.0	87.3	
100 Di-n-octyl phthalate	149	11.060	11.055	0.005	80	80402	100.0	80.3	
101 Benzo[b]fluoranthene	252	11.429	11.424	0.005	90	85190	100.0	103.8	
102 Benzofluoranthene	252	11.429	11.456	-0.027	1	184747	200.0	198.8	a
103 Benzo[k]fluoranthene	252	11.461	11.456	0.005	79	92812	100.0	91.4	
104 Benzo[a]pyrene	252	11.797	11.792	0.005	50	72333	100.0	98.2	
105 Indeno[1,2,3-cd]pyrene	276	13.170	13.165	0.005	92	58203	100.0	84.9	
106 Dibenz(a,h)anthracene	278	13.213	13.208	0.005	1	66707	100.0	93.6	
107 Benzo[g,h,i]perylene	276	13.496	13.496	0.000	75	88949	100.0	94.6	

QC Flag Legend

Processing Flags

NC - Not Calibrated

Review Flags

M - Manually Integrated

a - User Assigned ID

Reagents:

8270SIM_IS_00069

Amount Added: 9.00

Units: uL

ccv_8270_1000_00057

Amount Added: 100.00

Units: uL

Eurofins Seattle

Data File: \\chromfs\Seattle\ChromData\TAC051\20220124-81014.b0124A16_.D

Injection Date: 24-Jan-2022 19:23:30

Instrument ID: TAC051

Lims ID: STD4

Client ID:

Operator ID: TL

ALS Bottle#: 10

Worklist Smp#: 10

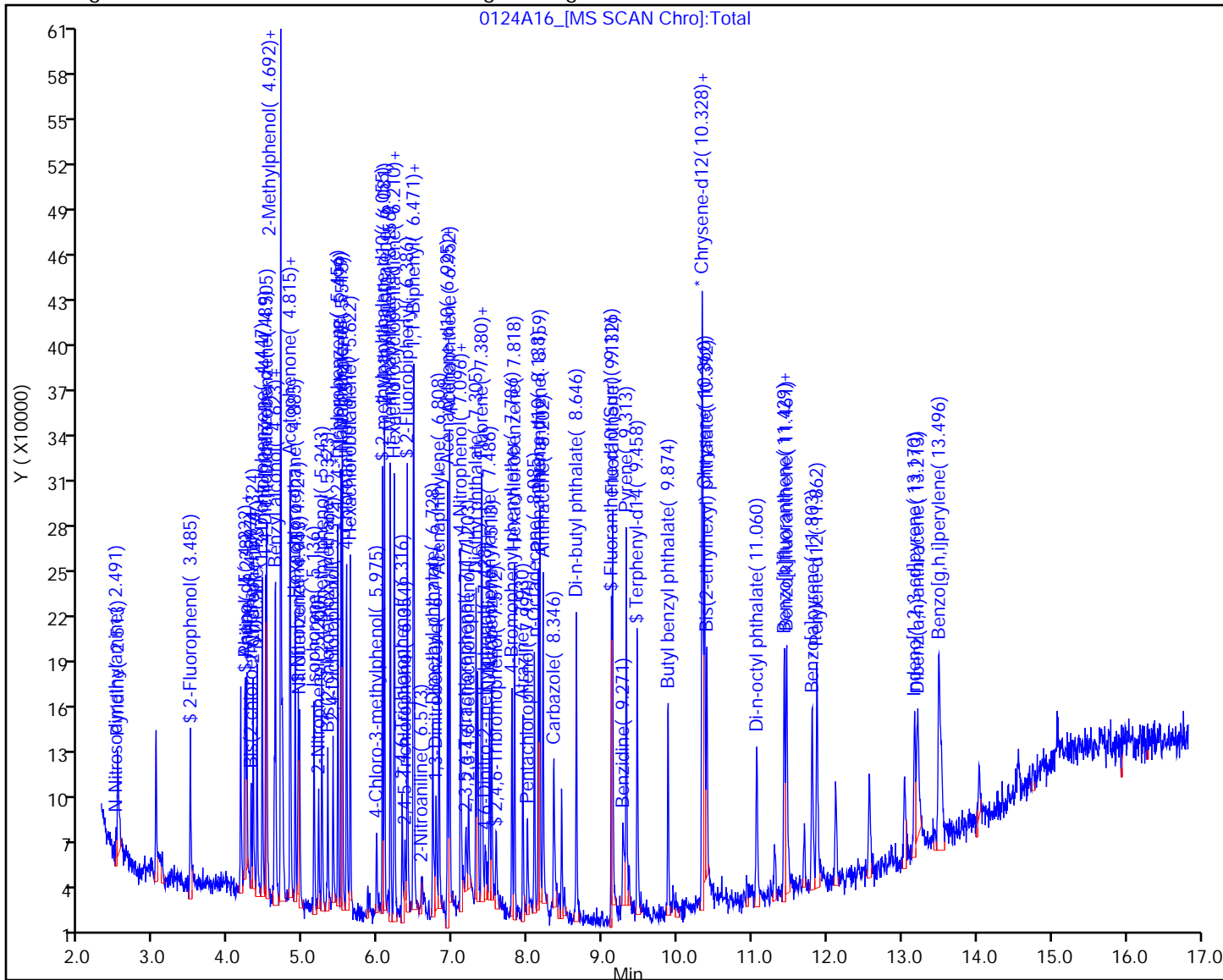
Injection Vol: 1.0 ul

Dil. Factor: 1.0000

Method: 8270 TAC051

Limit Group: 8270D BNA QSM 5.0

Y Scaling: Method Defined: Scale to the Nth Largest Target: 1



Eurofins Seattle

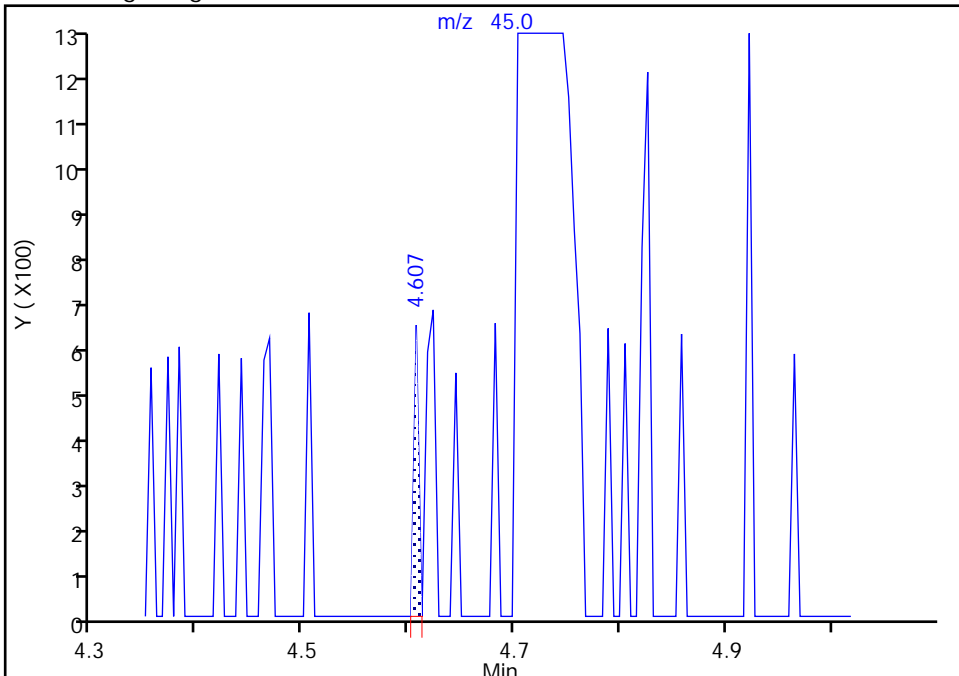
Data File: \\chromfs\Seattle\ChromData\TAC051\20220124-81014.b\0124A16_.D
Injection Date: 24-Jan-2022 19:23:30 Instrument ID: TAC051
Lims ID: STD4
Client ID:
Operator ID: TL ALS Bottle#: 10 Worklist Smp#: 10
Injection Vol: 1.0 ul Dil. Factor: 1.0000
Method: 8270 TAC051 Limit Group: 8270D BNA QSM 5.0
Column: Detector MS SCAN

29 2,2'-oxybis[1-chloropropane], CAS: 108-60-1

Signal: 1

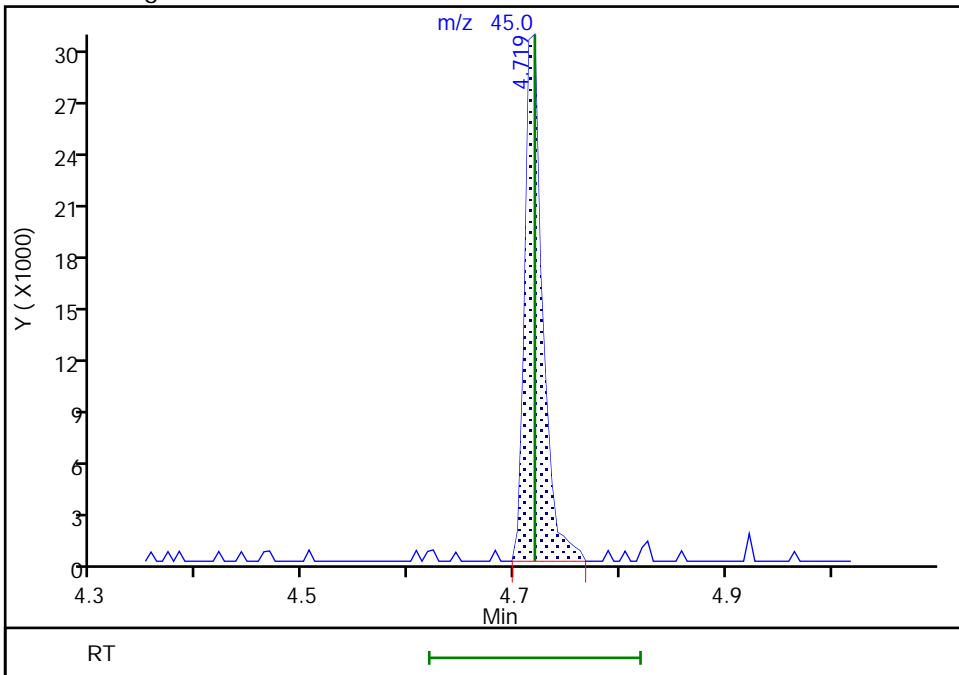
RT: 4.61
Area: 197
Amount: 0.900394
Amount Units: ug/L

Processing Integration Results



RT: 4.72
Area: 35169
Amount: 105.2266
Amount Units: ug/L

Manual Integration Results



Reviewer: mohammedj, 27-Jan-2022 14:38:11
Audit Action: Assigned Compound ID

Audit Reason: Peak assignment corrected

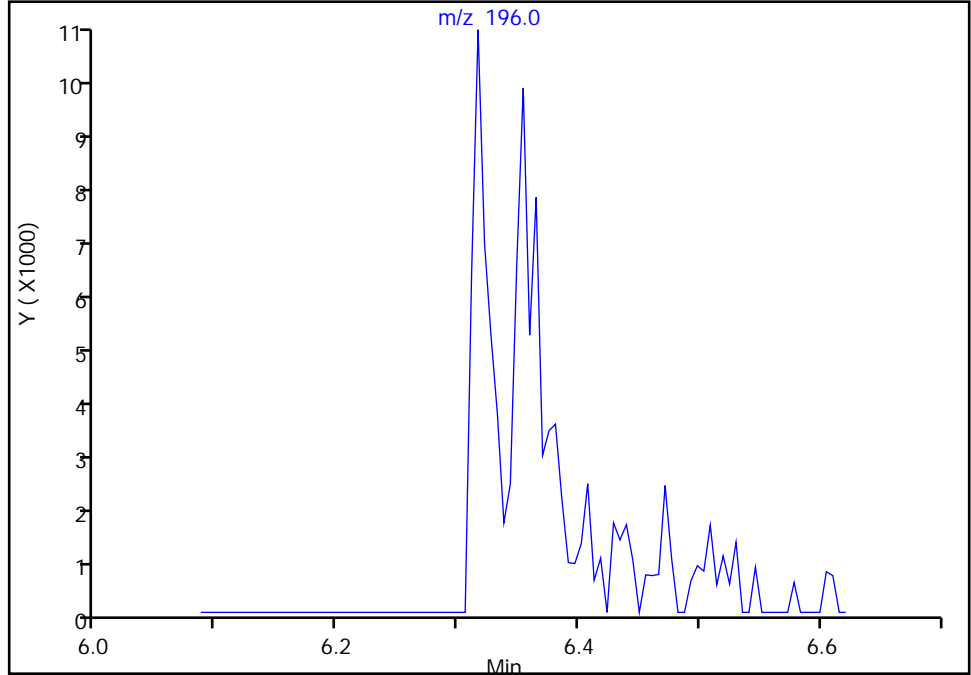
Eurofins Seattle

Data File: \\chromfs\Seattle\ChromData\TAC051\20220124-81014.b\0124A16_.D
Injection Date: 24-Jan-2022 19:23:30 Instrument ID: TAC051
Lims ID: STD4
Client ID:
Operator ID: TL ALS Bottle#: 10 Worklist Smp#: 10
Injection Vol: 1.0 ul Dil. Factor: 1.0000
Method: 8270 TAC051 Limit Group: 8270D BNA QSM 5.0
Column: Detector MS SCAN

53 2,4,5-Trichlorophenol, CAS: 95-95-4
Signal: 1

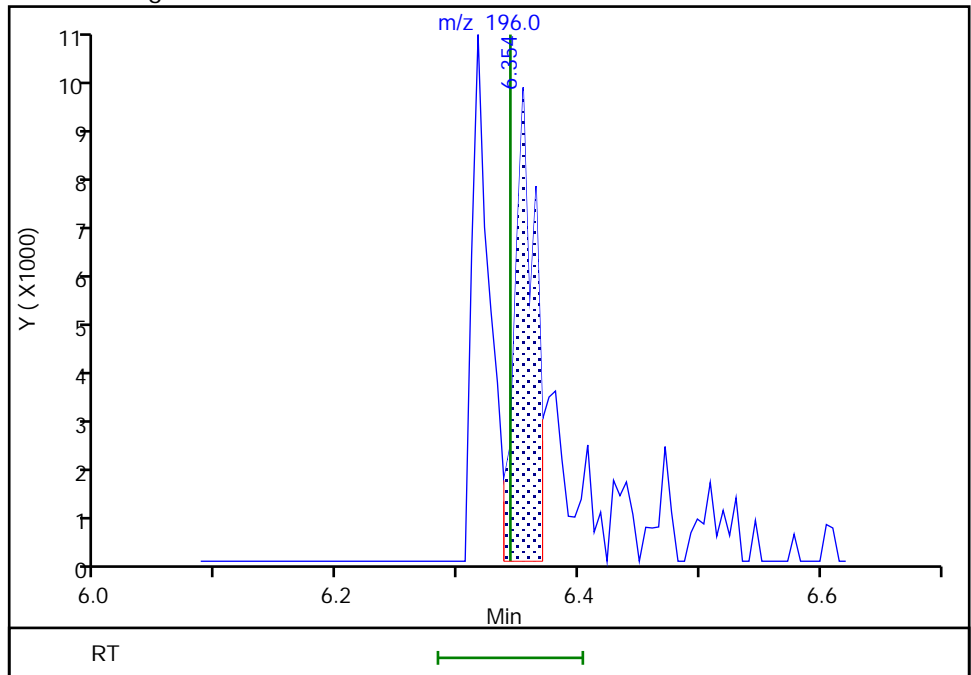
Not Detected
Expected RT: 6.34

Processing Integration Results



Manual Integration Results

RT: 6.35
Area: 11295
Amount: 95.301610
Amount Units: ug/L



Reviewer: limmere, 27-Jan-2022 13:56:40
Audit Action: Assigned Compound ID

Audit Reason: Peak assignment corrected

Eurofins Seattle

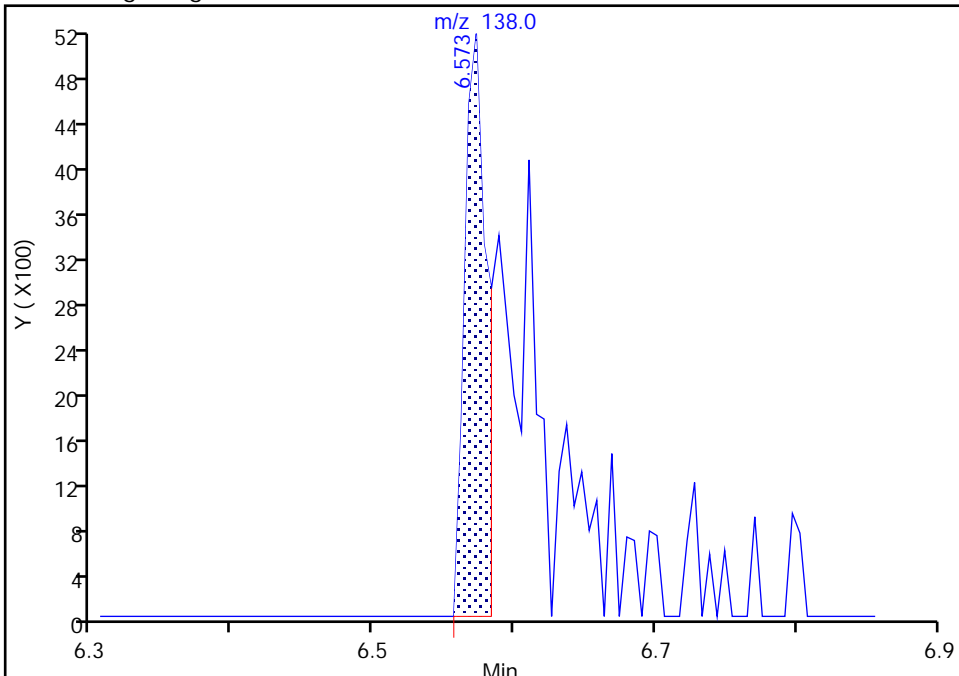
Data File: \\chromfs\Seattle\ChromData\TAC051\20220124-81014.b\0124A16_.D
Injection Date: 24-Jan-2022 19:23:30 Instrument ID: TAC051
Lims ID: STD4
Client ID:
Operator ID: TL ALS Bottle#: 10 Worklist Smp#: 10
Injection Vol: 1.0 ul Dil. Factor: 1.0000
Method: 8270 TAC051 Limit Group: 8270D BNA QSM 5.0
Column: Detector MS SCAN

56 2-Nitroaniline, CAS: 88-74-4

Signal: 1

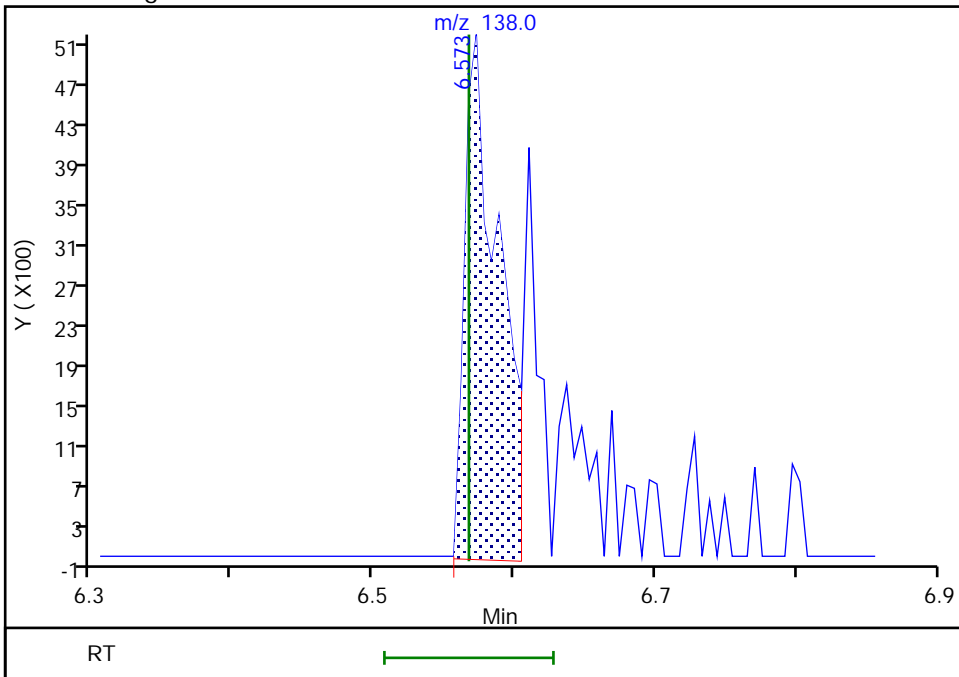
RT: 6.57
Area: 5630
Amount: 120.8943
Amount Units: ug/L

Processing Integration Results



RT: 6.57
Area: 8826
Amount: 105.9456
Amount Units: ug/L

Manual Integration Results



Eurofins Seattle

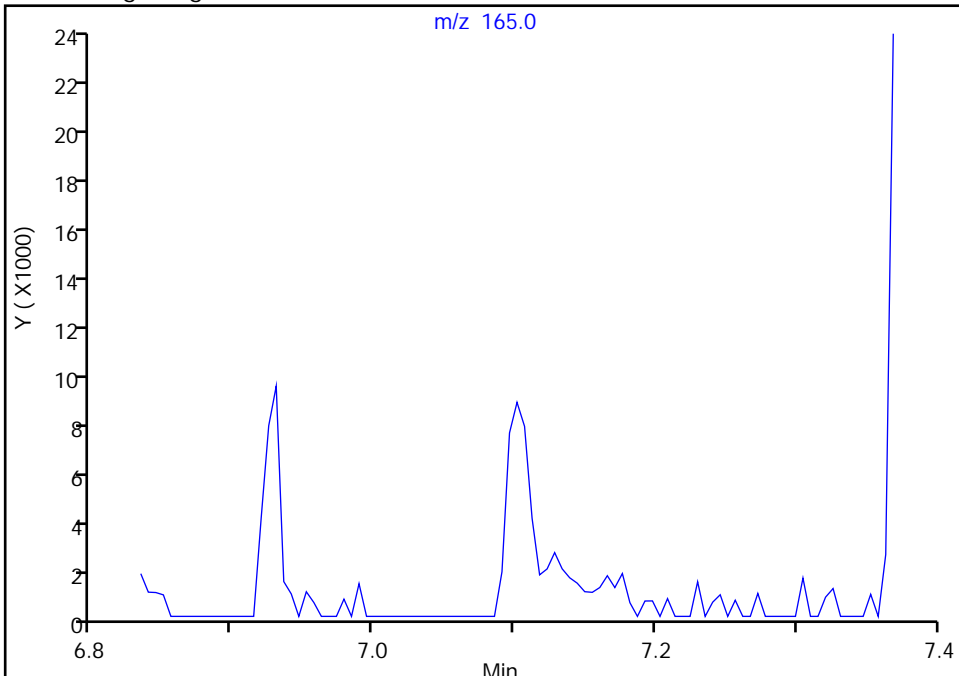
Data File: \\chromfs\Seattle\ChromData\TAC051\20220124-81014.b\0124A16_.D
Injection Date: 24-Jan-2022 19:23:30 Instrument ID: TAC051
Lims ID: STD4
Client ID:
Operator ID: TL ALS Bottle#: 10 Worklist Smp#: 10
Injection Vol: 1.0 ul Dil. Factor: 1.0000
Method: 8270 TAC051 Limit Group: 8270D BNA QSM 5.0
Column: Detector MS SCAN

65 2,4-Dinitrotoluene, CAS: 121-14-2

Signal: 1

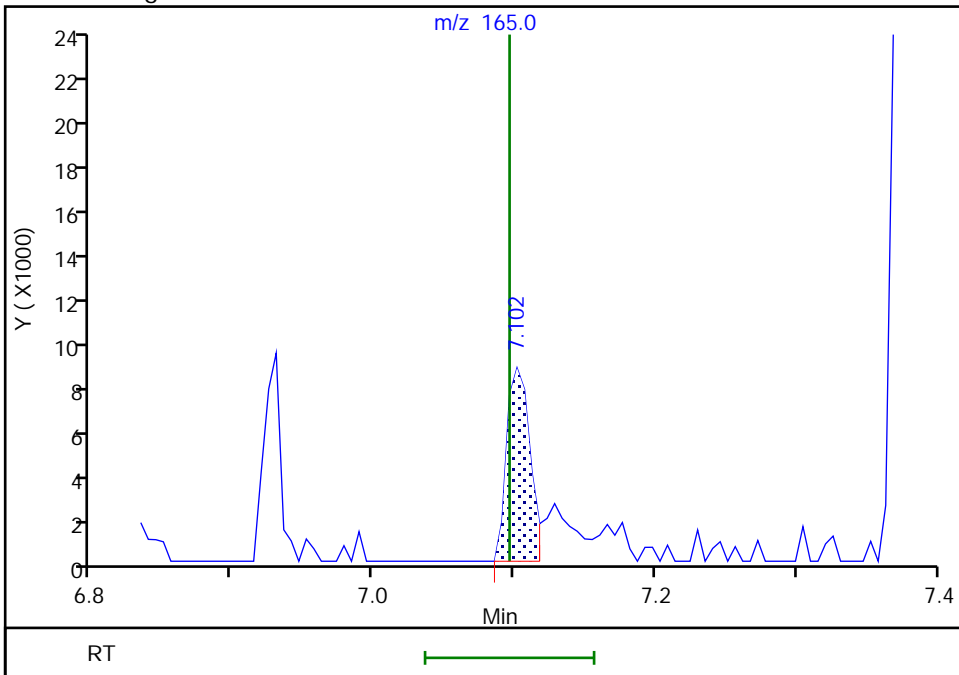
Not Detected
Expected RT: 7.10

Processing Integration Results



RT: 7.10
Area: 9930
Amount: 103.0546
Amount Units: ug/L

Manual Integration Results



Reviewer: mohammedj, 27-Jan-2022 14:38:21
Audit Action: Assigned Compound ID

Audit Reason: Peak assignment corrected

Eurofins Seattle

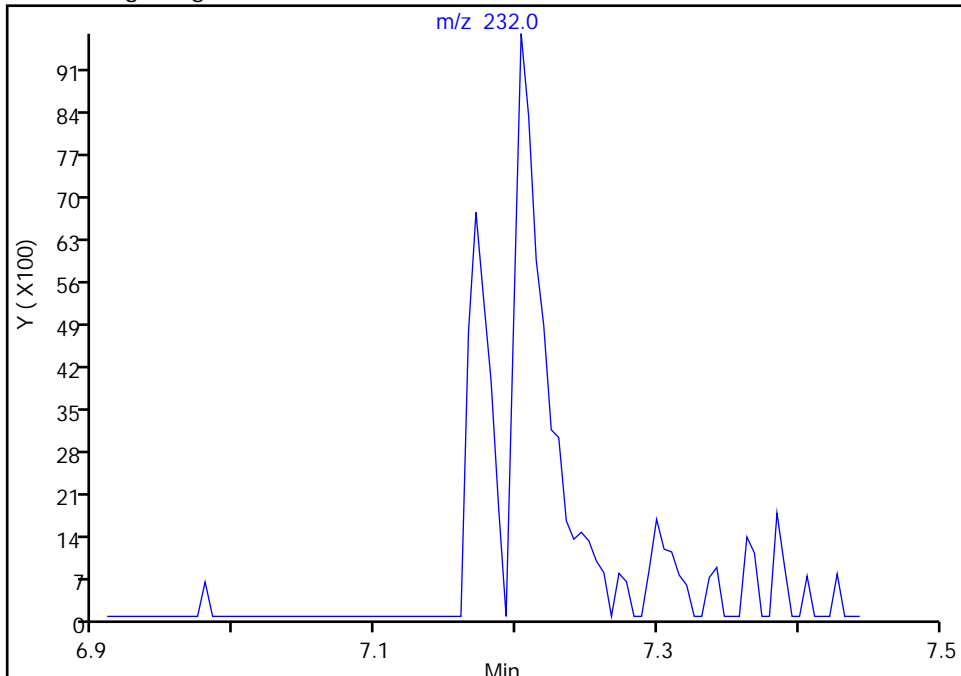
Data File: \\chromfs\Seattle\ChromData\TAC051\20220124-81014.b\0124A16_.D
Injection Date: 24-Jan-2022 19:23:30 Instrument ID: TAC051
Lims ID: STD4
Client ID:
Operator ID: TL ALS Bottle#: 10 Worklist Smp#: 10
Injection Vol: 1.0 ul Dil. Factor: 1.0000
Method: 8270 TAC051 Limit Group: 8270D BNA QSM 5.0
Column: Detector MS SCAN

51 2,3,5,6-Tetrachlorophenol, CAS: 935-95-5

Signal: 1

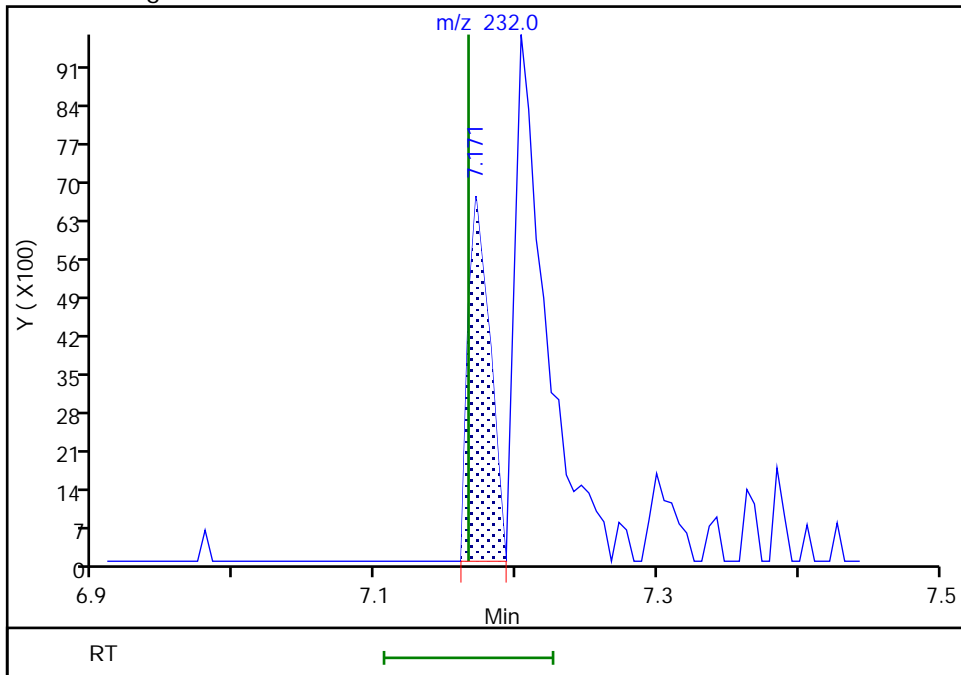
Not Detected
Expected RT: 7.17

Processing Integration Results



Manual Integration Results

RT: 7.17
Area: 7172
Amount: 87.663944
Amount Units: ug/L



Reviewer: limmere, 27-Jan-2022 13:56:31
Audit Action: Assigned Compound ID

Audit Reason: Peak assignment corrected

Eurofins Seattle

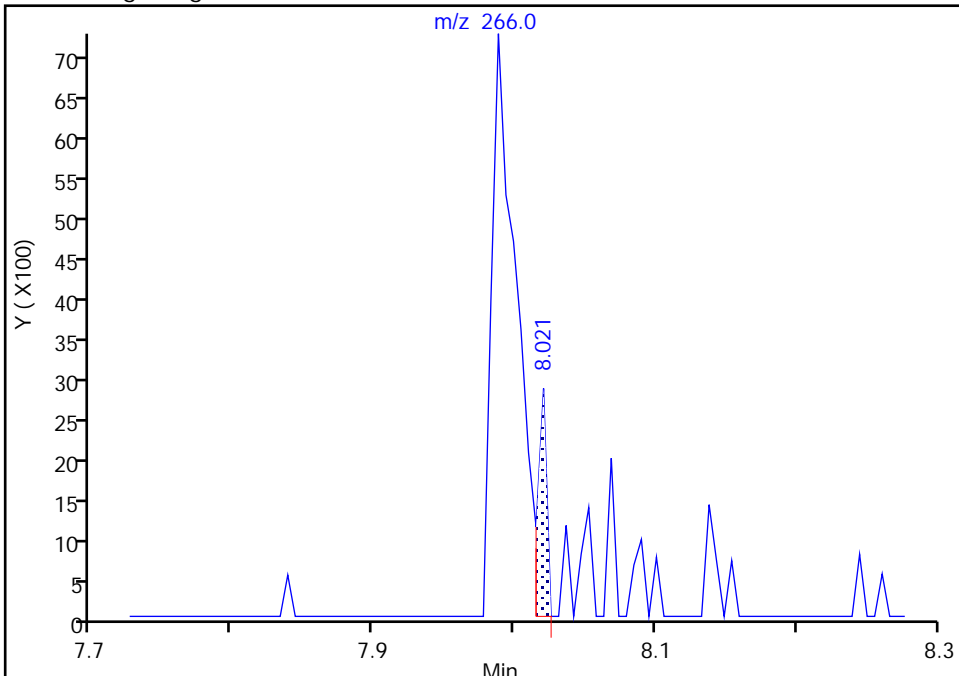
Data File: \\chromfs\Seattle\ChromData\TAC051\20220124-81014.b\0124A16_.D
Injection Date: 24-Jan-2022 19:23:30 Instrument ID: TAC051
Lims ID: STD4
Client ID:
Operator ID: TL ALS Bottle#: 10 Worklist Smp#: 10
Injection Vol: 1.0 ul Dil. Factor: 1.0000
Method: 8270 TAC051 Limit Group: 8270D BNA QSM 5.0
Column: Detector MS SCAN

78 Pentachlorophenol, CAS: 87-86-5

Signal: 1

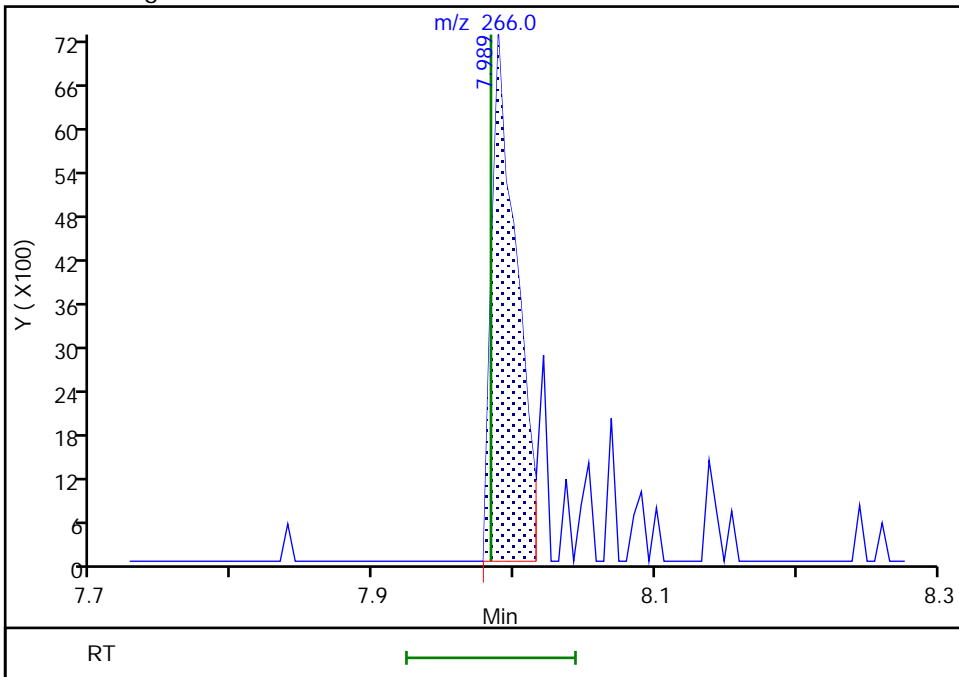
RT: 8.02
Area: 1260
Amount: 203.3115
Amount Units: ug/L

Processing Integration Results



RT: 7.99
Area: 8872
Amount: 214.6353
Amount Units: ug/L

Manual Integration Results



Reviewer: mohammedj, 27-Jan-2022 14:38:34
Audit Action: Assigned Compound ID

Audit Reason: Peak assignment corrected

Eurofins Seattle

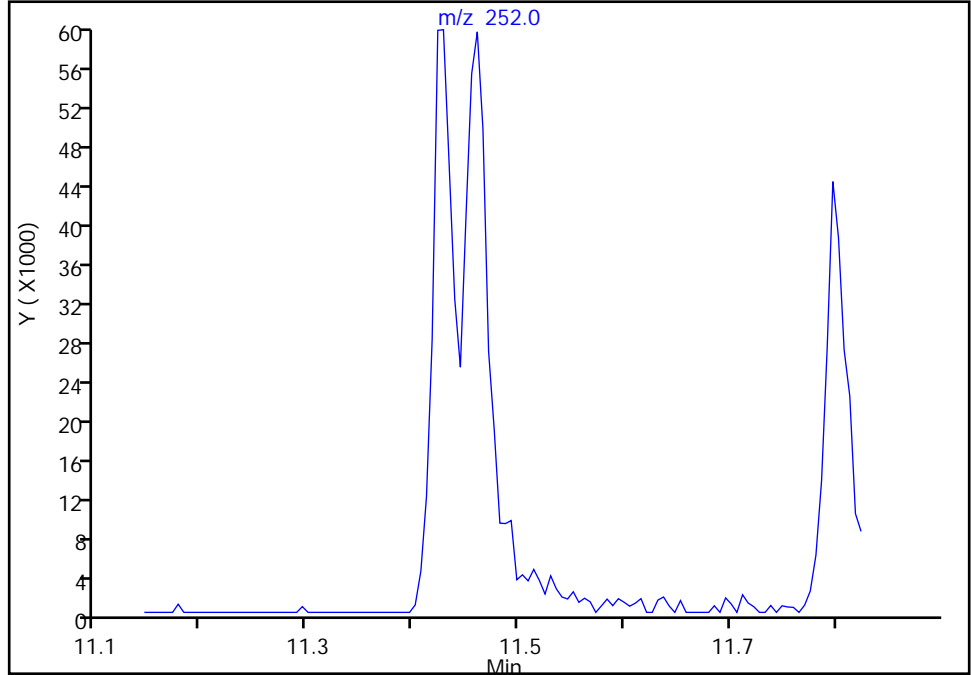
Data File: \\chromfs\Seattle\ChromData\TAC051\20220124-81014.b\0124A16_.D
Injection Date: 24-Jan-2022 19:23:30 Instrument ID: TAC051
Lims ID: STD4
Client ID:
Operator ID: TL ALS Bottle#: 10 Worklist Smp#: 10
Injection Vol: 1.0 ul Dil. Factor: 1.0000
Method: 8270 TAC051 Limit Group: 8270D BNA QSM 5.0
Column: Detector MS SCAN

102 Benzofluoranthene, CAS: 56832-73-6

Signal: 1

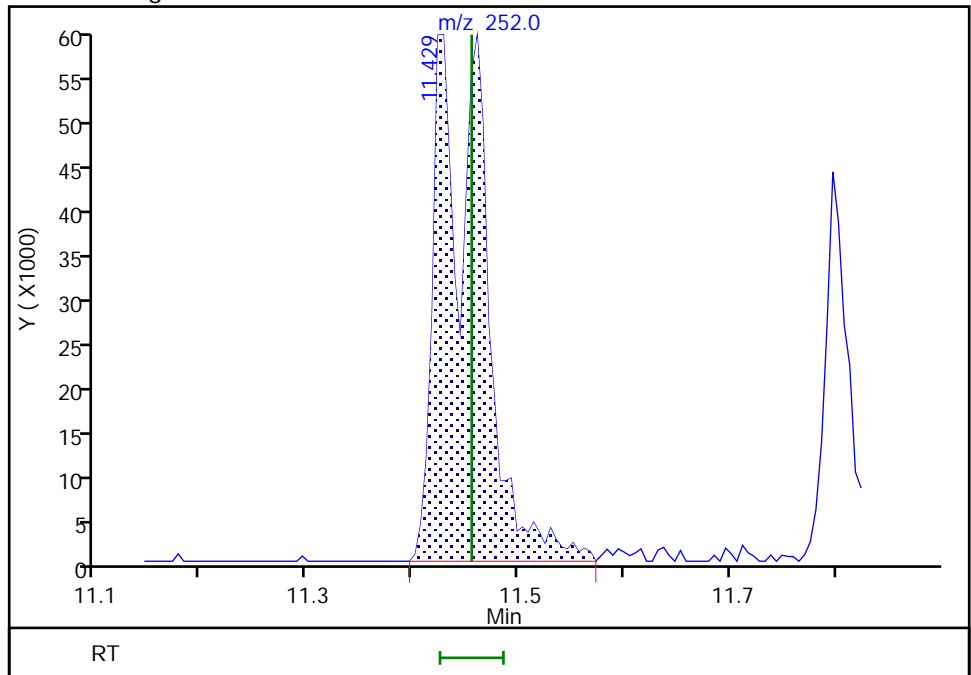
Not Detected
Expected RT: 11.46

Processing Integration Results



Manual Integration Results

RT: 11.43
Area: 184747
Amount: 198.7696
Amount Units: ug/L



Reviewer: limmere, 27-Jan-2022 13:56:16
Audit Action: Assigned Compound ID

Audit Reason: Peak assignment corrected

Eurofins Seattle
Target Compound Quantitation Report

Data File: \\chromfs\Seattle\ChromData\TAC051\20220124-81014.b\0124A17_.D
 Lims ID: STD3
 Client ID:
 Sample Type: IC Calib Level: 3
 Inject. Date: 24-Jan-2022 19:45:30 ALS Bottle#: 11 Worklist Smp#: 11
 Injection Vol: 1.0 ul Dil. Factor: 1.0000
 Sample Info: 3
 Operator ID: TL Instrument ID: TAC051
 Sublist: chrom-8270 TAC051*sub34

Method: \\chromfs\Seattle\ChromData\TAC051\20220124-81014.b\8270 TAC051.m
 Limit Group: 8270D BNA QSM 5.0
 Last Update: 28-Jan-2022 17:07:07 Calib Date: 24-Jan-2022 20:31:30
 Integrator: RTE ID Type: RT Order ID
 Quant Method: Internal Standard Quant By: Initial Calibration
 Last ICal File: \\chromfs\Seattle\ChromData\TAC051\20220124-81014.b\0124A19_.D

Column 1 : Det: MS SCAN
 Process Host: CTX1607

First Level Reviewer: limmere

Date: 25-Jan-2022 15:07:17

Compound	Sig	RT (min.)	Adj RT (min.)	Dlt RT (min.)	Q	Response	Cal Amt ug/L	OnCol Amt ug/L	Flags
* 1 1,4-Dichlorobenzene-d4	152	4.489	4.489	0.000	84	33814	100.0	100.0	
* 2 Naphthalene-d8	136	5.499	5.499	0.000	96	120154	100.0	100.0	
* 3 Acenaphthene-d10	164	6.925	6.925	0.000	90	54246	100.0	100.0	
* 4 Phenanthrene-d10	188	8.138	8.138	0.000	88	75532	100.0	100.0	
* 5 Chrysene-d12	240	10.333	10.334	-0.001	93	65781	100.0	100.0	
* 6 Perylene-d12	264	11.867	11.862	0.005	80	68492	100.0	100.0	
\$ 7 2-Fluorophenol	112	3.485	3.485	0.000	59	15431	50.0	53.7	
\$ 8 Phenol-d5	99	4.211	4.212	-0.001	90	15758	50.0	43.8	
\$ 9 Nitrobenzene-d5	82	4.927	4.928	-0.001	54	15195	50.0	53.1	
\$ 10 2-methylnaphthalene-d10	152	6.054	6.055	-0.001	0	37271	NC	NC	
\$ 11 2-Fluorobiphenyl	172	6.386	6.386	0.000	82	41014	50.0	56.9	
\$ 12 2,4,6-Tribromophenol	330	7.577	7.572	0.005	1	1919	50.0	57.2	
\$ 13 Fluoranthene-d10 (Surr)	212	9.115	9.116	-0.001	0	41411	NC	NC	
\$ 14 Terphenyl-d14	244	9.457	9.458	-0.001	67	32224	50.0	57.0	
16 N-Nitrosodimethylamine	74	2.502	2.475	0.027	66	5516	50.0	62.8	
17 Pyridine	79	2.534	2.492	0.042	84	10778	100.0	97.6	
19 Phenol	94	4.222	4.222	0.000	86	15427	50.0	45.4	
18 Aniline	93	4.238	4.238	0.000	21	19248	50.0	50.9	
20 Bis(2-chloroethyl)ether	93	4.297	4.297	0.000	62	14885	50.0	51.0	
21 2-Chlorophenol	128	4.329	4.324	0.005	67	18264	50.0	44.6	
22 n-Decane	57	4.377	4.377	0.000	78	11469	50.0	42.9	
23 1,3-Dichlorobenzene	146	4.446	4.447	-0.001	81	25691	50.0	52.7	
25 1,4-Dichlorobenzene	146	4.505	4.505	0.000	88	25157	50.0	47.5	
26 Benzyl alcohol	79	4.607	4.607	0.000	61	8445	50.0	47.8	
27 1,2-Dichlorobenzene	146	4.623	4.623	0.000	79	27809	50.0	56.1	
28 2-Methylphenol	108	4.698	4.692	0.006	50	13788	50.0	48.6	
29 2,2'-oxybis[1-chloropropane]	45	4.719	4.719	0.000	35	16099	50.0	49.1	
30 Acetophenone	105	4.815	4.810	0.005	85	21594	50.0	50.4	
31 N-Nitrosodi-n-propylamine	70	4.820	4.815	0.005	74	9614	50.0	57.1	
32 3 & 4 Methylphenol	108	4.820	4.821	-0.001	72	12191	50.0	47.1	
33 Hexachloroethane	117	4.884	4.885	-0.001	77	10733	50.0	55.9	

Compound	Sig	RT (min.)	Adj RT (min.)	Dlt RT (min.)	Q	Response	Cal Amt ug/L	OnCol Amt ug/L	Flags
34 Nitrobenzene	77	4.943	4.944	-0.001	84	12645	50.0	52.5	
35 Isophorone	82	5.141	5.136	0.005	86	26544	50.0	53.3	
36 2-Nitrophenol	139	5.200	5.200	0.000	69	7885	50.0	45.0	
37 2,4-Dimethylphenol	107	5.242	5.243	-0.001	79	14257	50.0	46.8	
38 Bis(2-chloroethoxy)methane	93	5.323	5.323	0.000	78	14617	50.0	46.8	
40 2,4-Dichlorophenol	162	5.392	5.392	0.000	51	11144	50.0	51.1	
41 1,2,4-Trichlorobenzene	180	5.456	5.456	0.000	72	20307	50.0	55.3	
42 Naphthalene	128	5.520	5.515	0.005	74	64682	50.0	50.9	
43 4-Chloroaniline	127	5.574	5.569	0.005	47	12448	50.0	53.7	
44 2,6-Dichlorophenol	162	5.574	5.574	0.000	76	16145	50.0	61.2	
45 Hexachlorobutadiene	225	5.622	5.622	0.000	75	11375	50.0	52.2	
46 4-Chloro-3-methylphenol	107	5.980	5.969	0.011	29	3449	50.0	53.3	
47 2-Methylnaphthalene	142	6.081	6.081	0.000	76	43019	50.0	55.0	
48 1-Methylnaphthalene	142	6.156	6.156	0.000	76	41871	50.0	56.3	
49 Hexachlorocyclopentadiene	237	6.209	6.210	-0.001	66	8444	50.0	44.1	
50 1,2,4,5-Tetrachlorobenzene	216	6.215	6.215	0.000	79	18058	50.0	55.5	
52 2,4,6-Trichlorophenol	196	6.316	6.311	0.005	1	4179	50.0	54.3	
53 2,4,5-Trichlorophenol	196	6.359	6.343	0.016	1	2757	50.0	57.4	a
54 1,1'-Biphenyl	154	6.466	6.461	0.005	90	44414	50.0	56.4	
55 2-Chloronaphthalene	162	6.476	6.471	0.005	70	37577	50.0	60.8	
56 2-Nitroaniline	138	6.589	6.568	0.021	1	3222	50.0	77.9	
57 Dimethyl phthalate	163	6.728	6.722	0.006	82	27018	50.0	39.0	
58 1,3-Dinitrobenzene	168	6.760	6.744	0.016	6	491	50.0	122.9	
59 2,6-Dinitrotoluene	165	6.776	6.765	0.011	20	4949	50.0	63.5	
60 Acenaphthylene	152	6.808	6.808	0.000	78	49775	50.0	51.4	
61 3-Nitroaniline	138	6.931	6.904	0.027	3	1451	50.0	82.0	
62 Acenaphthene	153	6.952	6.952	0.000	86	31595	50.0	49.8	
64 4-Nitrophenol	109	7.096	7.048	0.048	7	982	100.0	794.4	
66 Dibenzofuran	168	7.096	7.096	0.000	75	42568	50.0	52.7	
51 2,3,5,6-Tetrachlorophenol	232	7.171	7.166	0.005	1	1916	50.0	54.2	
67 2,3,4,6-Tetrachlorophenol	232	7.214	7.198	0.016	1	3997	50.0	50.0	
68 Diethyl phthalate	149	7.304	7.299	0.005	89	40160	50.0	57.1	
69 Fluorene	166	7.374	7.374	0.000	67	28712	50.0	44.7	
70 4-Chlorophenyl phenyl ether	204	7.390	7.385	0.005	64	15590	50.0	52.7	
71 4-Nitroaniline	138	7.427	7.401	0.026	1	838	50.0	70.5	
72 4,6-Dinitro-2-methylphenol	198	7.427	7.422	0.005	1	1101	100.0	193.1	
73 N-Nitrosodiphenylamine	169	7.486	7.481	0.005	32	17392	50.0	43.4	
74 Azobenzene	77	7.513	7.513	0.000	67	19809	50.0	51.2	
75 4-Bromophenyl phenyl ether	248	7.791	7.786	0.005	16	6901	50.0	50.5	
76 Hexachlorobenzene	284	7.823	7.818	0.005	48	10787	50.0	55.3	
77 Atrazine	200	7.935	7.930	0.005	25	5824	50.0	49.4	
79 n-Octadecane	57	8.084	8.085	-0.001	66	12197	50.0	52.0	
80 Phenanthrene	178	8.159	8.160	0.000	56	47829	50.0	52.7	
81 Anthracene	178	8.202	8.197	0.005	74	42705	50.0	53.9	
83 Carbazole	167	8.352	8.336	0.016	42	37213	50.0	57.9	M
84 Di-n-butyl phthalate	149	8.645	8.646	-0.001	96	67567	50.0	59.0	
85 Fluoranthene	202	9.131	9.132	-0.001	84	43982	50.0	47.5	
88 Benzidine	184	9.281	9.260	0.021	18	4379	100.0	106.8	
89 Pyrene	202	9.313	9.313	0.000	95	48040	50.0	48.4	
94 Butyl benzyl phthalate	149	9.874	9.869	0.005	59	21653	50.0	52.5	
96 3,3'-Dichlorobenzidine	252	10.323	10.318	0.005	1	23496	100.0	112.9	M
97 Benzo[a]anthracene	228	10.328	10.323	0.005	86	31640	50.0	44.4	

Compound	Sig	RT (min.)	Adj RT (min.)	Dlt RT (min.)	Q	Response	Cal Amt ug/L	OnCol Amt ug/L	Flags
99 Chrysene	228	10.360	10.360	0.000	80	56009	50.0	51.7	
98 Bis(2-ethylhexyl) phthalate	149	10.392	10.393	0.000	67	30339	50.0	50.1	
100 Di-n-octyl phthalate	149	11.055	11.055	0.000	64	42834	50.0	47.2	
101 Benzo[b]fluoranthene	252	11.423	11.424	-0.001	82	32758	50.0	45.4	
102 Benzofluoranthene	252	11.461	11.456	0.005	1	87056	100.0	103.4	a
103 Benzo[k]fluoranthene	252	11.461	11.456	0.005	57	50225	50.0	54.6	
104 Benzo[a]pyrene	252	11.797	11.792	0.005	46	35331	50.0	55.2	
105 Indeno[1,2,3-cd]pyrene	276	13.170	13.165	0.005	62	33123	50.0	57.0	M
106 Dibenz(a,h)anthracene	278	13.218	13.208	0.010	1	28319	50.0	51.3	
107 Benzo[g,h,i]perylene	276	13.501	13.496	0.005	81	38178	50.0	46.8	

QC Flag Legend

Processing Flags

NC - Not Calibrated

Review Flags

M - Manually Integrated

a - User Assigned ID

Reagents:

8270ccvl_50_00039

Amount Added: 1.00

Units: mL

Eurofins Seattle

Data File: \\chromfs\Seattle\ChromData\TAC051\20220124-81014.b0124A17_.D

Injection Date: 24-Jan-2022 19:45:30

Instrument ID: TAC051

Lims ID: STD3

Client ID:

Operator ID: TL

ALS Bottle#: 11

Worklist Smp#: 11

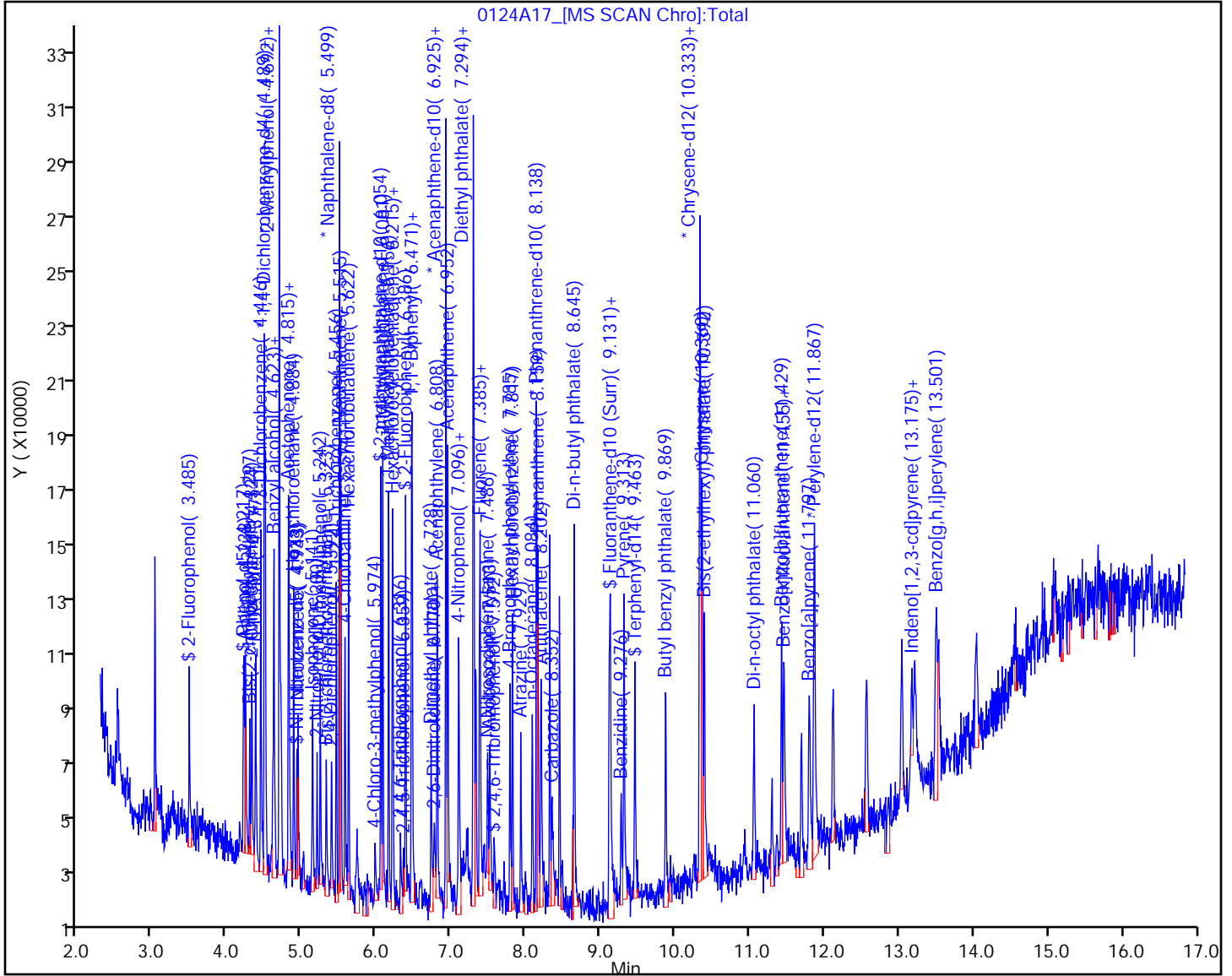
Injection Vol: 1.0 ul

Dil. Factor: 1.0000

Method: 8270 TAC051

Limit Group: 8270D BNA QSM 5.0

Y Scaling: Method Defined: Scale to the Nth Largest Target: 1



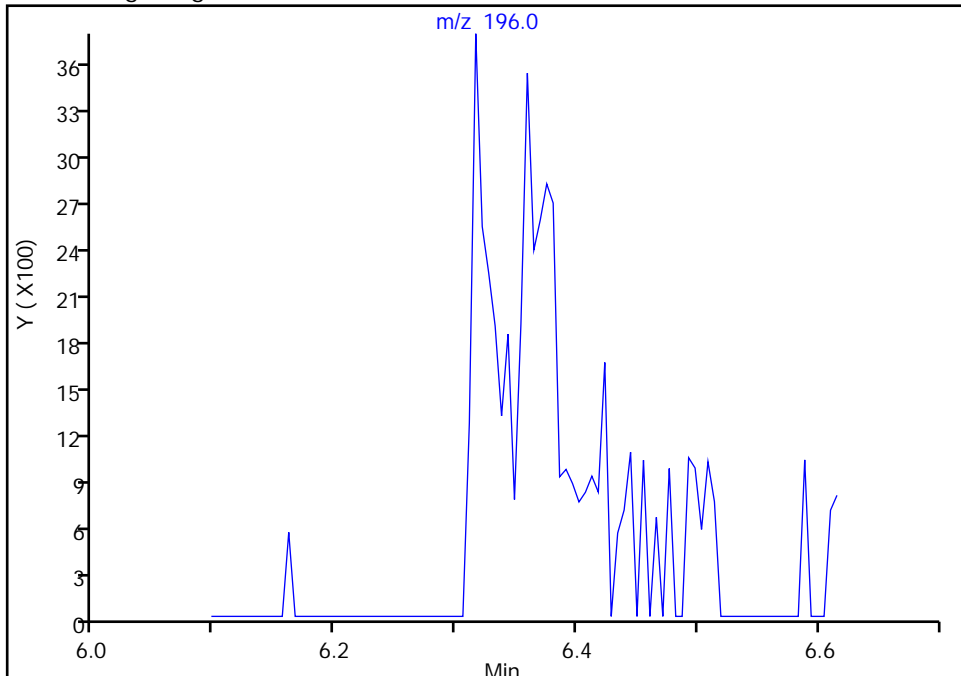
Eurofins Seattle

Data File: \\chromfs\Seattle\ChromData\TAC051\20220124-81014.b\0124A17_.D
Injection Date: 24-Jan-2022 19:45:30 Instrument ID: TAC051
Lims ID: STD3
Client ID:
Operator ID: TL ALS Bottle#: 11 Worklist Smp#: 11
Injection Vol: 1.0 ul Dil. Factor: 1.0000
Method: 8270 TAC051 Limit Group: 8270D BNA QSM 5.0
Column: Detector MS SCAN

53 2,4,5-Trichlorophenol, CAS: 95-95-4
Signal: 1

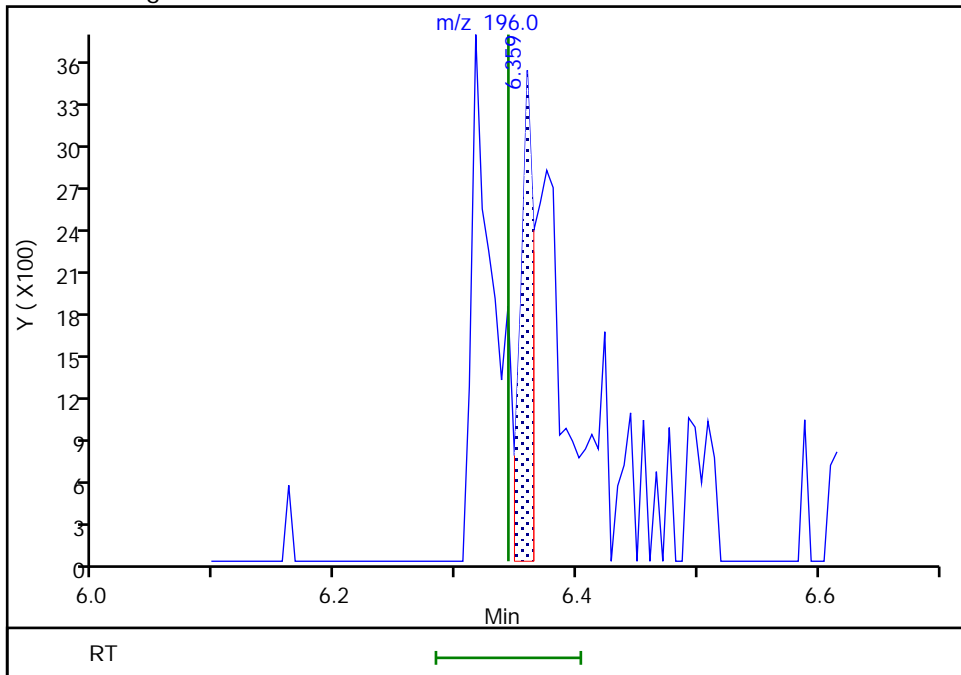
Not Detected
Expected RT: 6.34

Processing Integration Results



Manual Integration Results

RT: 6.36
Area: 2757
Amount: 57.449600
Amount Units: ug/L



Reviewer: limmere, 27-Jan-2022 13:57:13
Audit Action: Assigned Compound ID

Audit Reason: Peak assignment corrected
Page 288 of 829

Eurofins Seattle

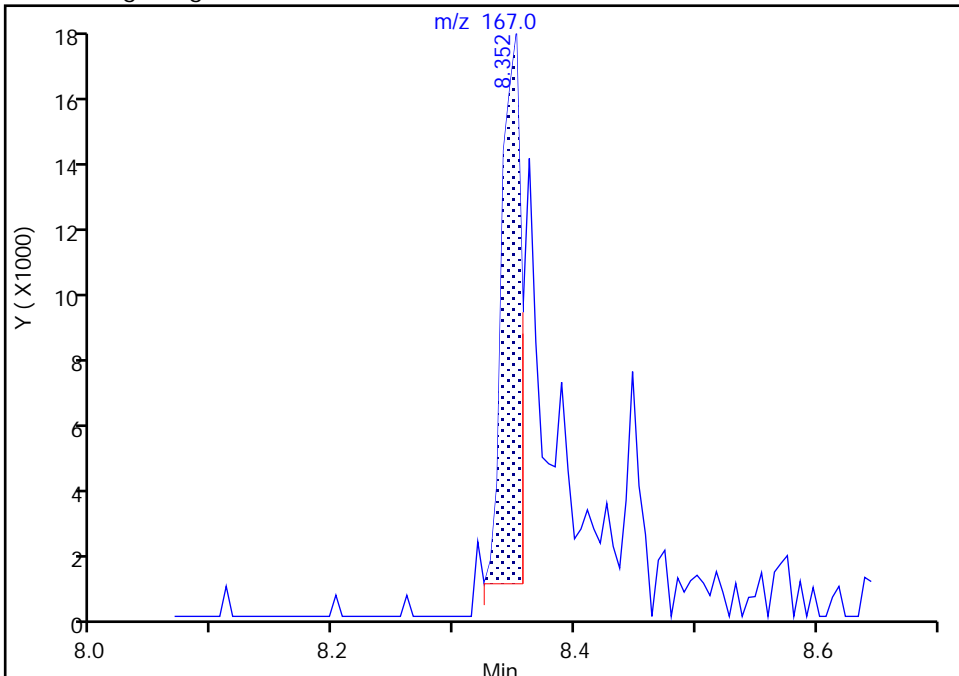
Data File: \\chromfs\Seattle\ChromData\TAC051\20220124-81014.b\0124A17_.D
Injection Date: 24-Jan-2022 19:45:30 Instrument ID: TAC051
Lims ID: STD3
Client ID:
Operator ID: TL ALS Bottle#: 11 Worklist Smp#: 11
Injection Vol: 1.0 ul Dil. Factor: 1.0000
Method: 8270 TAC051 Limit Group: 8270D BNA QSM 5.0
Column: Detector MS SCAN

83 Carbazole, CAS: 86-74-8

Signal: 1

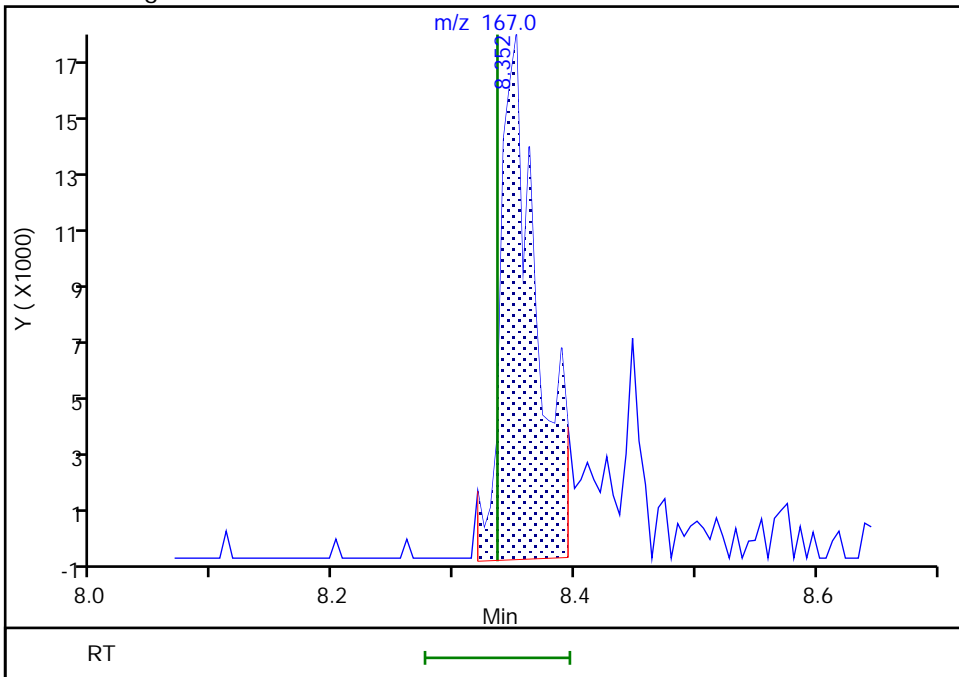
RT: 8.35
Area: 18503
Amount: 37.172932
Amount Units: ug/L

Processing Integration Results



RT: 8.35
Area: 37213
Amount: 57.853512
Amount Units: ug/L

Manual Integration Results



Reviewer: mohammedj, 27-Jan-2022 14:36:18
Audit Action: Manually Integrated

Audit Reason: Incomplete Integration
Page 289 of 829

Eurofins Seattle

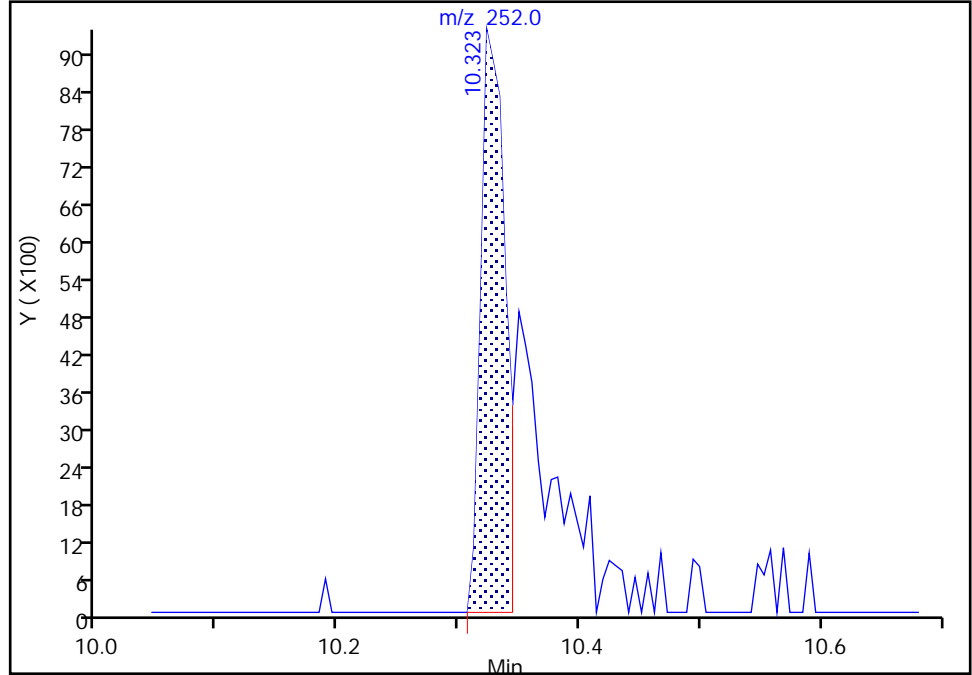
Data File: \\chromfs\Seattle\ChromData\TAC051\20220124-81014.b\0124A17_.D
Injection Date: 24-Jan-2022 19:45:30 Instrument ID: TAC051
Lims ID: STD3
Client ID:
Operator ID: TL ALS Bottle#: 11 Worklist Smp#: 11
Injection Vol: 1.0 ul Dil. Factor: 1.0000
Method: 8270 TAC051 Limit Group: 8270D BNA QSM 5.0
Column: Detector MS SCAN

96 3,3'-Dichlorobenzidine, CAS: 91-94-1

Signal: 1

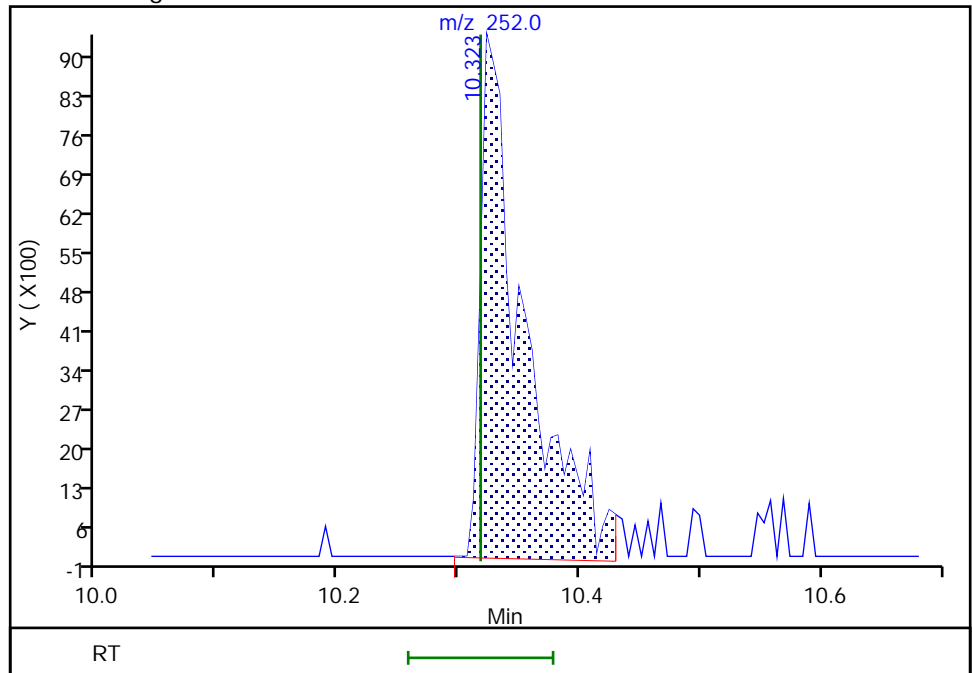
RT: 10.32
Area: 13119
Amount: 83.567970
Amount Units: ug/L

Processing Integration Results



RT: 10.32
Area: 23496
Amount: 112.8834
Amount Units: ug/L

Manual Integration Results



Reviewer: mohammedj, 27-Jan-2022 14:36:03
Audit Action: Manually Integrated

Audit Reason: Incomplete Integration

Eurofins Seattle

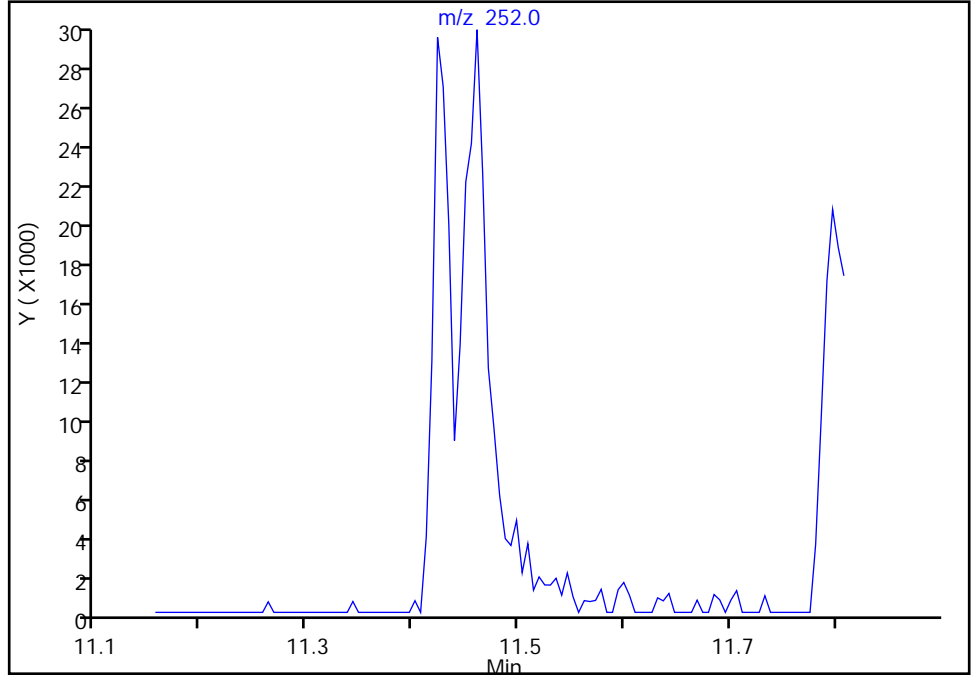
Data File: \\chromfs\Seattle\ChromData\TAC051\20220124-81014.b\0124A17_.D
Injection Date: 24-Jan-2022 19:45:30 Instrument ID: TAC051
Lims ID: STD3
Client ID:
Operator ID: TL ALS Bottle#: 11 Worklist Smp#: 11
Injection Vol: 1.0 ul Dil. Factor: 1.0000
Method: 8270 TAC051 Limit Group: 8270D BNA QSM 5.0
Column: Detector MS SCAN

102 Benzofluoranthene, CAS: 56832-73-6

Signal: 1

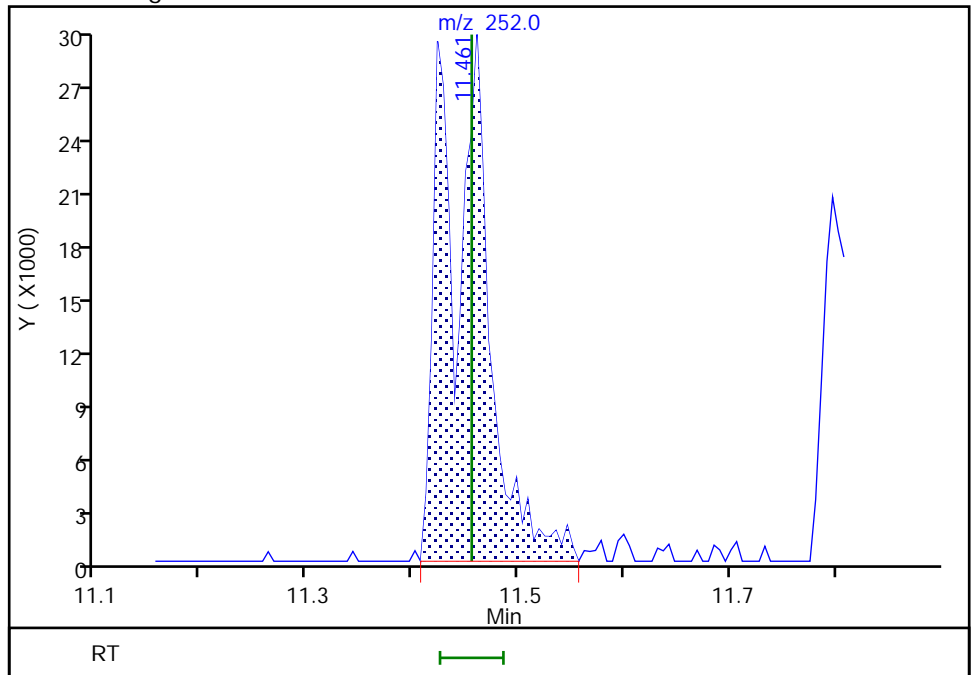
Not Detected
Expected RT: 11.46

Processing Integration Results



Manual Integration Results

RT: 11.46
Area: 87056
Amount: 103.4318
Amount Units: ug/L



Reviewer: limmere, 27-Jan-2022 13:57:25
Audit Action: Assigned Compound ID

Audit Reason: Peak assignment corrected

Eurofins Seattle

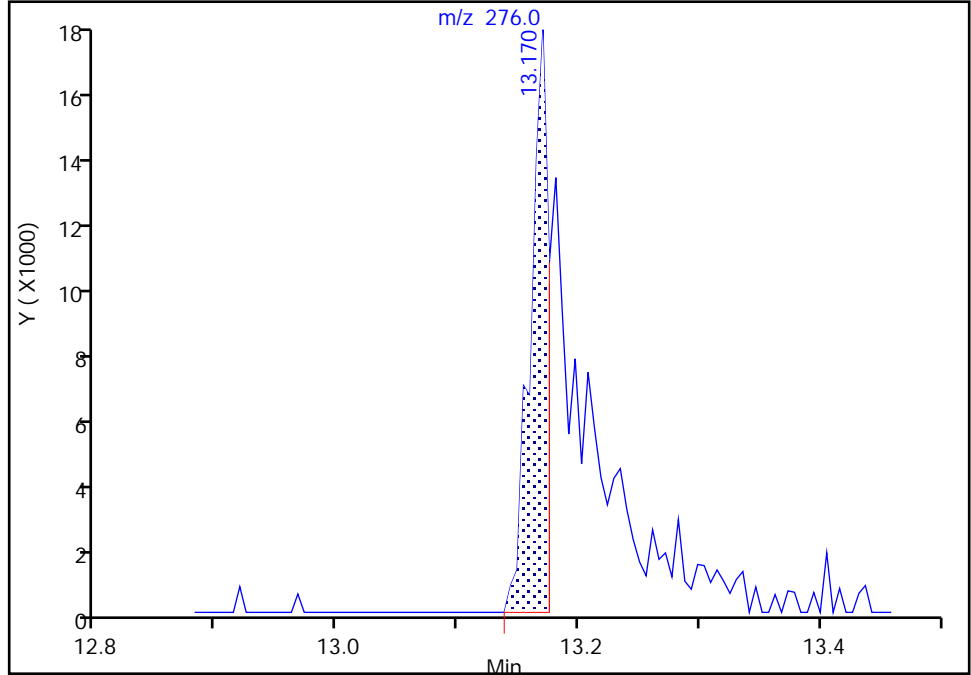
Data File: \\chromfs\Seattle\ChromData\TAC051\20220124-81014.b\0124A17_.D
Injection Date: 24-Jan-2022 19:45:30 Instrument ID: TAC051
Lims ID: STD3
Client ID:
Operator ID: TL ALS Bottle#: 11 Worklist Smp#: 11
Injection Vol: 1.0 ul Dil. Factor: 1.0000
Method: 8270 TAC051 Limit Group: 8270D BNA QSM 5.0
Column: Detector MS SCAN

105 Indeno[1,2,3-cd]pyrene, CAS: 193-39-5

Signal: 1

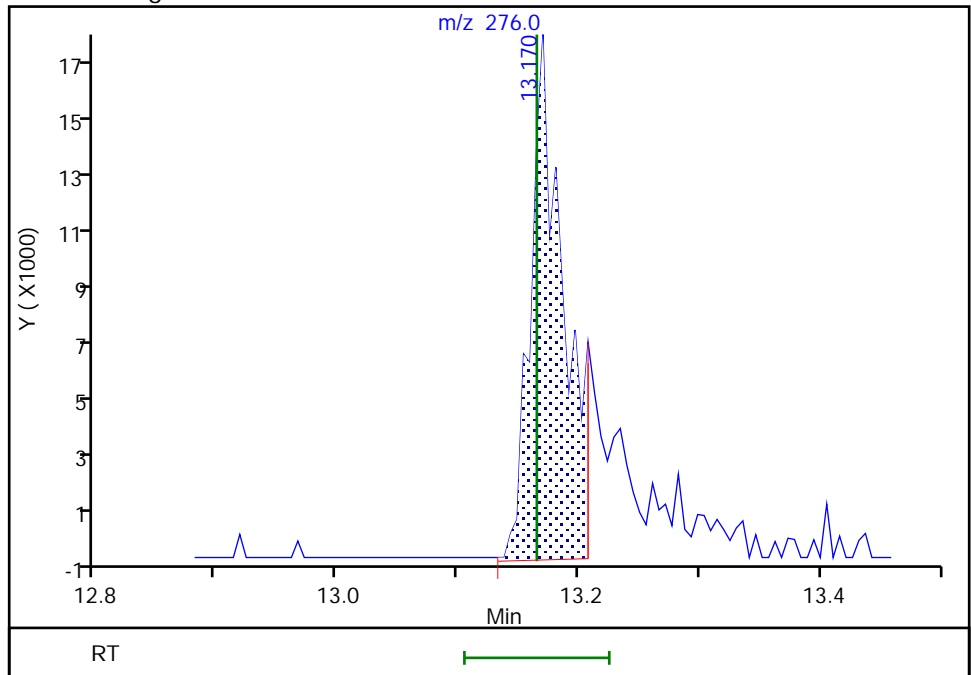
RT: 13.17
Area: 17997
Amount: 40.334029
Amount Units: ug/L

Processing Integration Results



RT: 13.17
Area: 33123
Amount: 56.958718
Amount Units: ug/L

Manual Integration Results



Reviewer: mohammedj, 27-Jan-2022 14:35:40
Audit Action: Manually Integrated

Audit Reason: Incomplete Integration

Eurofins Seattle
Target Compound Quantitation Report

Data File: \\chromfs\Seattle\ChromData\TAC051\20220124-81014.b\0124A18_.D
 Lims ID: STD2
 Client ID:
 Sample Type: IC Calib Level: 2
 Inject. Date: 24-Jan-2022 20:08:30 ALS Bottle#: 12 Worklist Smp#: 12
 Injection Vol: 1.0 ul Dil. Factor: 1.0000
 Sample Info: 2
 Operator ID: TL Instrument ID: TAC051
 Sublist: chrom-8270 TAC051*sub34

Method: \\chromfs\Seattle\ChromData\TAC051\20220124-81014.b\8270 TAC051.m
 Limit Group: 8270D BNA QSM 5.0
 Last Update: 28-Jan-2022 17:07:11 Calib Date: 24-Jan-2022 20:31:30
 Integrator: RTE ID Type: RT Order ID
 Quant Method: Internal Standard Quant By: Initial Calibration
 Last ICal File: \\chromfs\Seattle\ChromData\TAC051\20220124-81014.b\0124A19_.D

Column 1 : Det: MS SCAN
 Process Host: CTX1607

First Level Reviewer: limmere Date: 25-Jan-2022 15:09:51

Compound	Sig	RT (min.)	Adj RT (min.)	Dlt RT (min.)	Q	Response	Cal Amt ug/L	OnCol Amt ug/L	Flags
* 1 1,4-Dichlorobenzene-d4	152	4.489	4.489	0.000	89	31569	100.0	100.0	
* 2 Naphthalene-d8	136	5.499	5.499	0.000	96	109558	100.0	100.0	
* 3 Acenaphthene-d10	164	6.931	6.925	0.006	80	50575	100.0	100.0	
* 4 Phenanthrene-d10	188	8.143	8.138	0.005	88	65799	100.0	100.0	
* 5 Chrysene-d12	240	10.339	10.334	0.005	87	53079	100.0	100.0	
* 6 Perylene-d12	264	11.867	11.862	0.005	80	55387	100.0	100.0	
\$ 7 2-Fluorophenol	112	3.485	3.485	0.000	23	4372	20.0	19.6	a
\$ 8 Phenol-d5	99	4.211	4.212	-0.001	66	3933	20.0	10.6	
\$ 9 Nitrobenzene-d5	82	4.933	4.928	0.005	58	6320	20.0	24.2	
\$ 10 2-methylnaphthalene-d10	152	6.054	6.055	-0.001	0	12437	NC	NC	
\$ 11 2-Fluorobiphenyl	172	6.386	6.386	0.000	50	12385	20.0	18.4	
\$ 13 Fluoranthene-d10 (Surr)	212	9.121	9.116	0.005	0	12432	NC	NC	
16 N-Nitrosodimethylamine	74	2.507	2.475	0.032	52	1186	20.0	33.1	
19 Phenol	94	4.217	4.222	-0.005	2	5644	20.0	17.8	
18 Aniline	93	4.243	4.238	0.005	1	6798	20.0	22.9	
20 Bis(2-chloroethyl)ether	93	4.297	4.297	0.000	59	6005	20.0	22.0	
21 2-Chlorophenol	128	4.324	4.324	0.000	45	7588	20.0	19.9	
22 n-Decane	57	4.377	4.377	0.000	58	5471	20.0	21.9	
23 1,3-Dichlorobenzene	146	4.446	4.447	-0.001	67	7071	20.0	15.5	
25 1,4-Dichlorobenzene	146	4.505	4.505	0.000	60	10925	20.0	22.1	
26 Benzyl alcohol	79	4.607	4.607	0.000	8	2674	20.0	21.1	
27 1,2-Dichlorobenzene	146	4.623	4.623	0.000	53	10046	20.0	21.7	
28 2-Methylphenol	108	4.698	4.692	0.006	26	4743	20.0	17.9	
29 2,2'-oxybis[1-chloropropane]	45	4.714	4.719	-0.005	49	6254	20.0	20.4	a
30 Acetophenone	105	4.815	4.810	0.005	71	5800	20.0	14.5	
31 N-Nitrosodi-n-propylamine	70	4.820	4.815	0.005	45	2780	20.0	17.7	
32 3 & 4 Methylphenol	108	4.826	4.821	0.005	44	4085	20.0	20.9	
33 Hexachloroethane	117	4.884	4.885	-0.001	55	3510	20.0	19.6	
34 Nitrobenzene	77	4.943	4.944	-0.001	32	2911	20.0	19.6	
35 Isophorone	82	5.141	5.136	0.005	64	8330	20.0	17.9	
36 2-Nitrophenol	139	5.200	5.200	0.000	3	2689	20.0	21.4	a

Compound	Sig	RT (min.)	Adj RT (min.)	Dlt RT (min.)	Q	Response	Cal Amt ug/L	OnCol Amt ug/L	Flags
37 2,4-Dimethylphenol	107	5.242	5.243	-0.001	49	3867	20.0	16.9	
38 Bis(2-chloroethoxy)methane	93	5.323	5.323	0.000	64	4852	20.0	16.6	a
40 2,4-Dichlorophenol	162	5.397	5.392	0.005	1	1576	20.0	22.0	
41 1,2,4-Trichlorobenzene	180	5.456	5.456	0.000	50	7388	20.0	22.1	
42 Naphthalene	128	5.515	5.515	0.000	46	25785	20.0	21.3	
43 4-Chloroaniline	127	5.574	5.569	0.005	32	4821	20.0	37.1	
44 2,6-Dichlorophenol	162	5.574	5.574	0.000	31	4566	20.0	21.6	
45 Hexachlorobutadiene	225	5.622	5.622	0.000	32	4635	20.0	23.3	
47 2-Methylnaphthalene	142	6.081	6.081	0.000	34	16577	20.0	23.2	
48 1-Methylnaphthalene	142	6.161	6.156	0.005	53	15130	20.0	22.3	
50 1,2,4,5-Tetrachlorobenzene	216	6.215	6.215	0.000	36	7413	20.0	20.1	
54 1,1'-Biphenyl	154	6.466	6.461	0.005	61	14875	20.0	20.3	
55 2-Chloronaphthalene	162	6.476	6.471	0.005	60	12526	20.0	21.7	
60 Acenaphthylene	152	6.813	6.808	0.005	63	16248	20.0	16.6	
62 Acenaphthene	153	6.952	6.952	0.000	58	13633	20.0	23.0	
66 Dibenzofuran	168	7.101	7.096	0.005	39	12109	20.0	16.1	
68 Diethyl phthalate	149	7.310	7.299	0.011	40	11668	20.0	17.8	
69 Fluorene	166	7.379	7.374	0.005	45	9642	20.0	16.1	
70 4-Chlorophenyl phenyl ether	204	7.390	7.385	0.005	26	4536	20.0	16.5	
73 N-Nitrosodiphenylamine	169	7.491	7.481	0.010	1	5128	20.0	14.7	
74 Azobenzene	77	7.518	7.513	0.005	37	6057	20.0	20.4	
75 4-Bromophenyl phenyl ether	248	7.785	7.786	-0.001	1	1411	20.0	19.5	
79 n-Octadecane	57	8.095	8.085	0.010	10	4675	20.0	23.8	
80 Phenanthrene	178	8.159	8.160	0.000	40	15103	20.0	17.8	
81 Anthracene	178	8.202	8.197	0.005	26	9538	20.0	19.4	a
83 Carbazole	167	8.368	8.336	0.032	1	7728	20.0	17.1	
84 Di-n-butyl phthalate	149	8.651	8.646	0.005	60	23632	20.0	22.5	
85 Fluoranthene	202	9.131	9.132	-0.001	58	15483	20.0	19.5	
89 Pyrene	202	9.318	9.313	0.005	76	15300	20.0	16.7	
94 Butyl benzyl phthalate	149	9.874	9.869	0.005	5	6796	20.0	25.3	
96 3,3'-Dichlorobenzidine	252	10.328	10.318	0.010	1	2536	40.0	38.1	
97 Benzo[a]anthracene	228	10.333	10.323	0.010	9	11529	20.0	23.9	a
99 Chrysene	228	10.366	10.360	0.006	41	22332	20.0	19.6	
98 Bis(2-ethylhexyl) phthalate	149	10.398	10.393	0.006	45	10145	20.0	20.5	a
101 Benzo[b]fluoranthene	252	11.434	11.424	0.010	57	11195	20.0	20.5	
102 Benzofluoranthene	252	11.434	11.456	-0.022	1	30007	40.0	44.1	a
103 Benzo[k]fluoranthene	252	11.461	11.456	0.005	19	15142	20.0	20.4	a
104 Benzo[a]pyrene	252	11.803	11.792	0.011	27	9067	20.0	20.8	
105 Indeno[1,2,3-cd]pyrene	276	13.186	13.165	0.021	54	6230	20.0	20.7	
106 Dibenz(a,h)anthracene	278	13.218	13.208	0.010	1	4172	20.0	20.8	
107 Benzo[g,h,i]perylene	276	13.501	13.496	0.005	55	13798	20.0	23.0	Ma

QC Flag Legend

Processing Flags

NC - Not Calibrated

Review Flags

M - Manually Integrated

a - User Assigned ID

Reagents:

8270SIM_IS_00069

Amount Added: 6.00

Units: uL

8270ccvl_50_00039

Amount Added: 400.00

Units: uL

Eurofins Seattle

Data File: \\chromfs\Seattle\ChromData\TAC051\20220124-81014.b\0124A18.D

Injection Date: 24-Jan-2022 20:08:30

Instrument ID: TAC051

Lims ID: STD2

Client ID:

Operator ID: TL

ALS Bottle#: 12

Worklist Smp#: 12

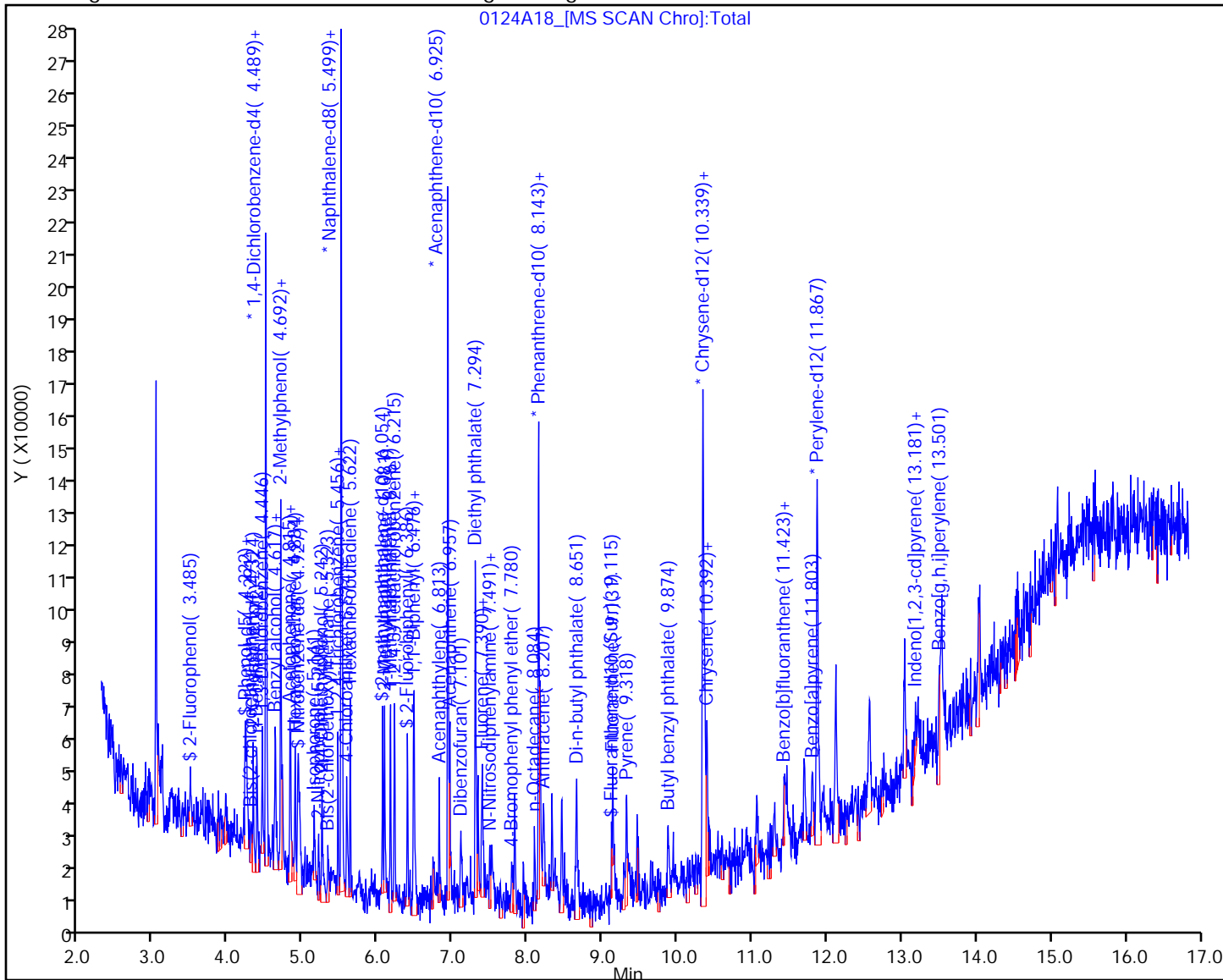
Injection Vol: 1.0 ul

Dil. Factor: 1.0000

Method: 8270 TAC051

Limit Group: 8270D BNA QSM 5.0

Y Scaling: Method Defined: Scale to the Nth Largest Target: 1



Eurofins Seattle

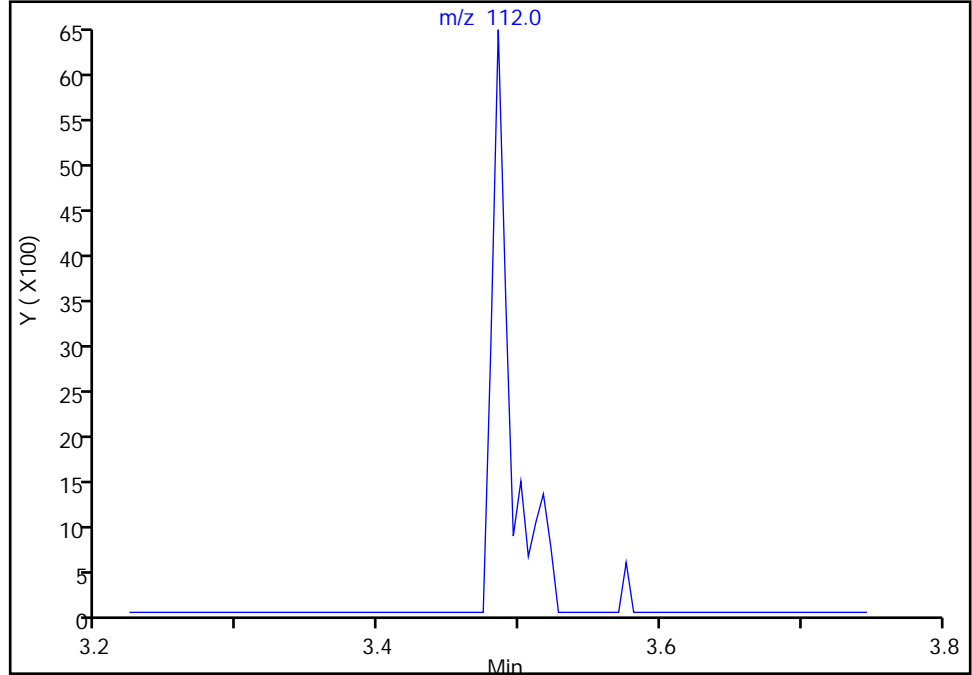
Data File: \\chromfs\Seattle\ChromData\TAC051\20220124-81014.b\0124A18_.D
Injection Date: 24-Jan-2022 20:08:30 Instrument ID: TAC051
Lims ID: STD2
Client ID:
Operator ID: TL ALS Bottle#: 12 Worklist Smp#: 12
Injection Vol: 1.0 ul Dil. Factor: 1.0000
Method: 8270 TAC051 Limit Group: 8270D BNA QSM 5.0
Column: Detector MS SCAN

\$ 7 2-Fluorophenol, CAS: 367-12-4

Signal: 1

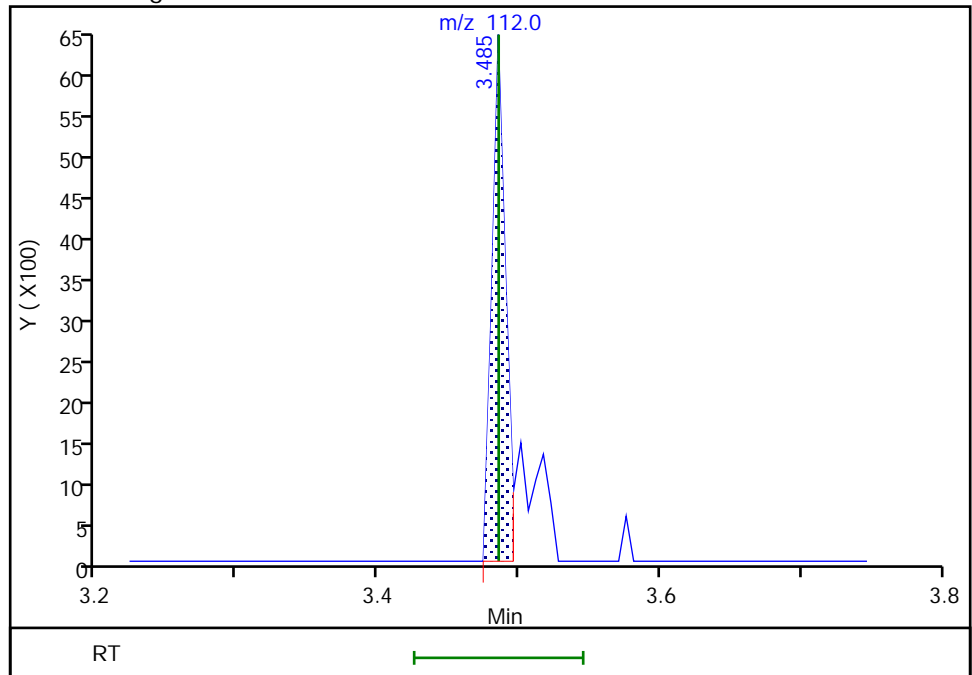
Not Detected
Expected RT: 3.49

Processing Integration Results



Manual Integration Results

RT: 3.48
Area: 4372
Amount: 19.589470
Amount Units: ug/L



Reviewer: limmere, 27-Jan-2022 13:57:44
Audit Action: Assigned Compound ID

Audit Reason: Peak assignment corrected

Eurofins Seattle

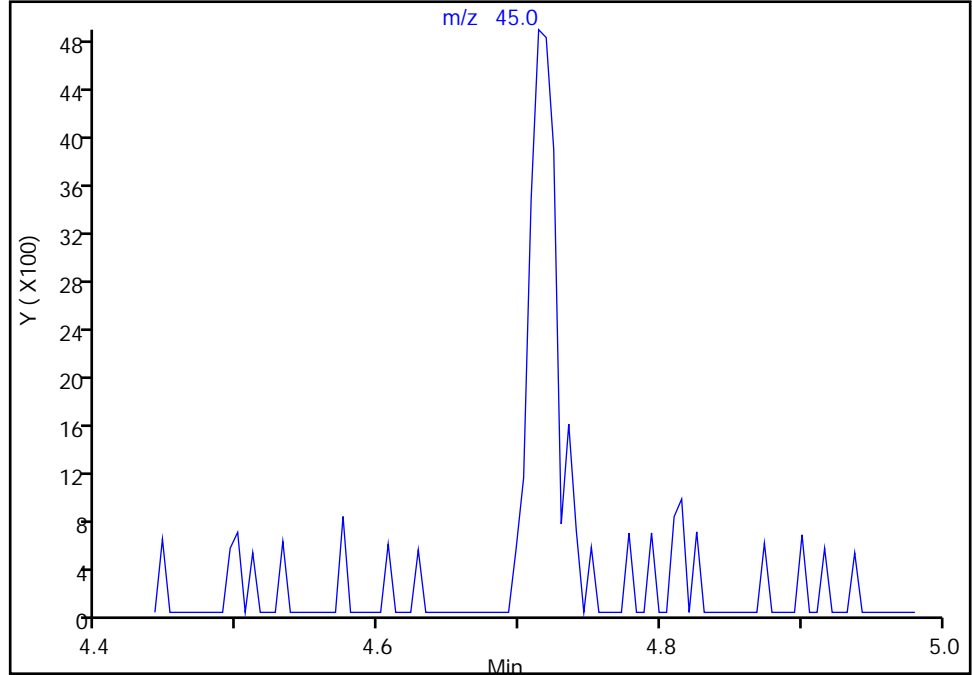
Data File: \\chromfs\Seattle\ChromData\TAC051\20220124-81014.b\0124A18_.D
Injection Date: 24-Jan-2022 20:08:30 Instrument ID: TAC051
Lims ID: STD2
Client ID:
Operator ID: TL ALS Bottle#: 12 Worklist Smp#: 12
Injection Vol: 1.0 ul Dil. Factor: 1.0000
Method: 8270 TAC051 Limit Group: 8270D BNA QSM 5.0
Column: Detector MS SCAN

29 2,2'-oxybis[1-chloropropane], CAS: 108-60-1

Signal: 1

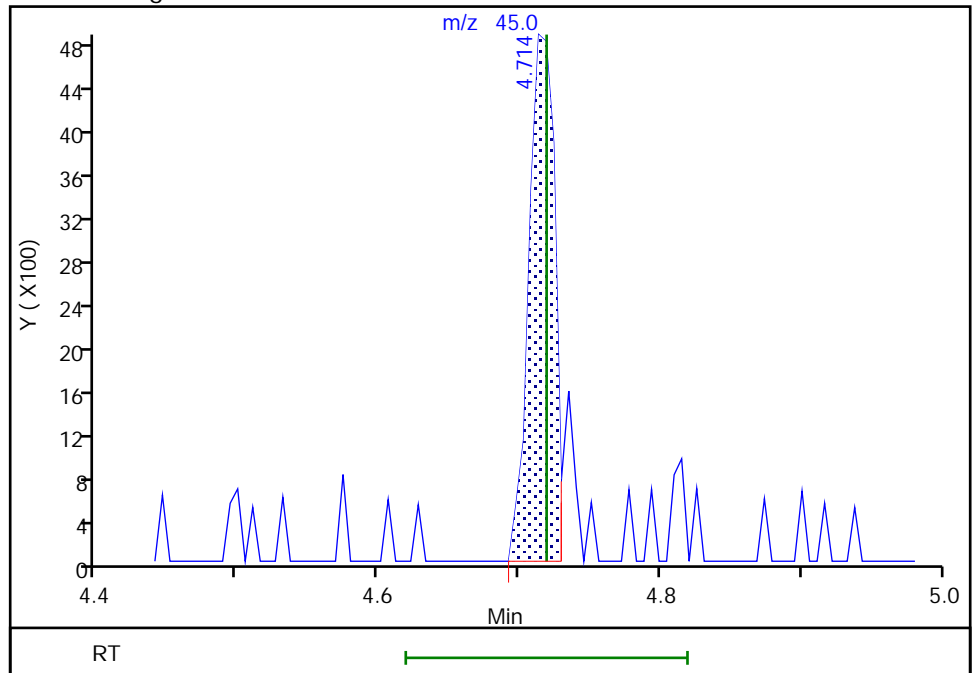
Not Detected
Expected RT: 4.72

Processing Integration Results



Manual Integration Results

RT: 4.71
Area: 6254
Amount: 20.415665
Amount Units: ug/L



Reviewer: limmere, 27-Jan-2022 13:58:02
Audit Action: Assigned Compound ID

Audit Reason: Peak assignment corrected

Eurofins Seattle

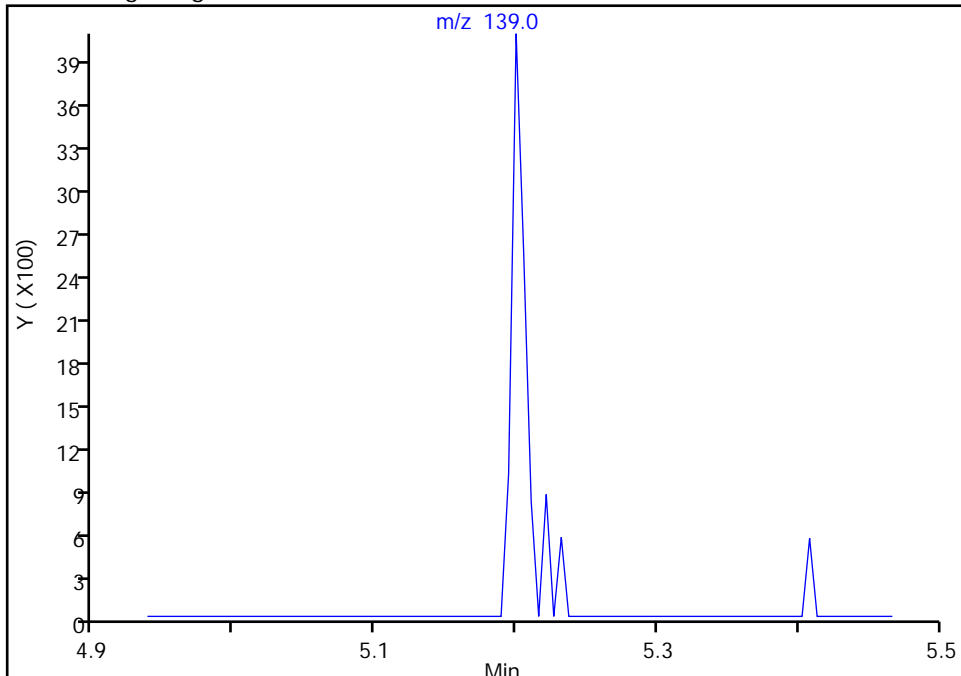
Data File: \\chromfs\Seattle\ChromData\TAC051\20220124-81014.b\0124A18_.D
Injection Date: 24-Jan-2022 20:08:30 Instrument ID: TAC051
Lims ID: STD2
Client ID:
Operator ID: TL ALS Bottle#: 12 Worklist Smp#: 12
Injection Vol: 1.0 ul Dil. Factor: 1.0000
Method: 8270 TAC051 Limit Group: 8270D BNA QSM 5.0
Column: Detector MS SCAN

36 2-Nitrophenol, CAS: 88-75-5

Signal: 1

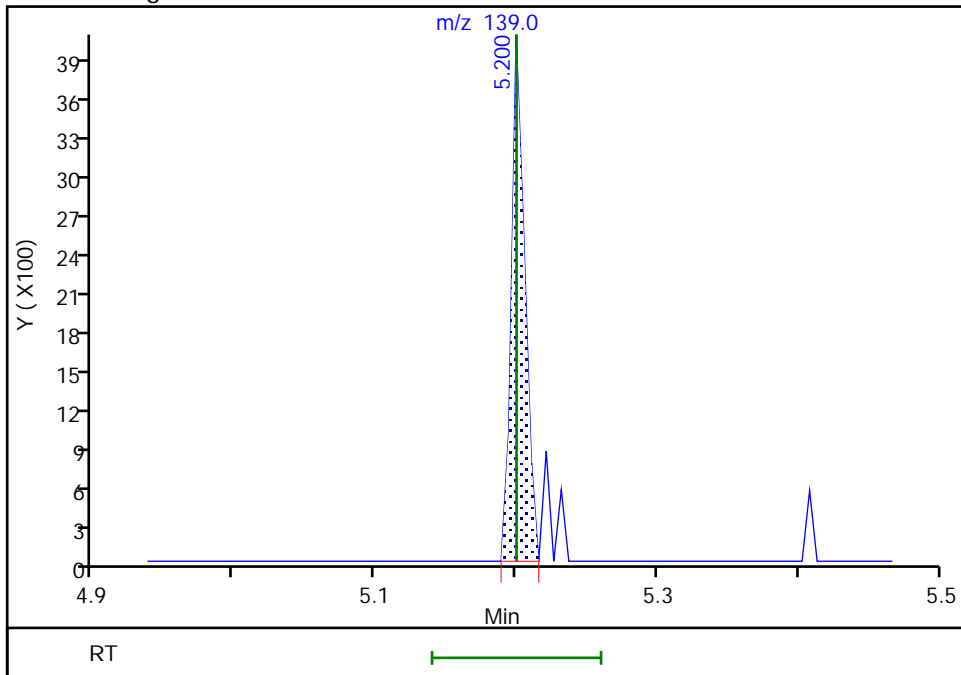
Not Detected
Expected RT: 5.20

Processing Integration Results



Manual Integration Results

RT: 5.20
Area: 2689
Amount: 21.366336
Amount Units: ug/L



Reviewer: limmere, 27-Jan-2022 13:58:26
Audit Action: Assigned Compound ID

Audit Reason: Peak assignment corrected

Eurofins Seattle

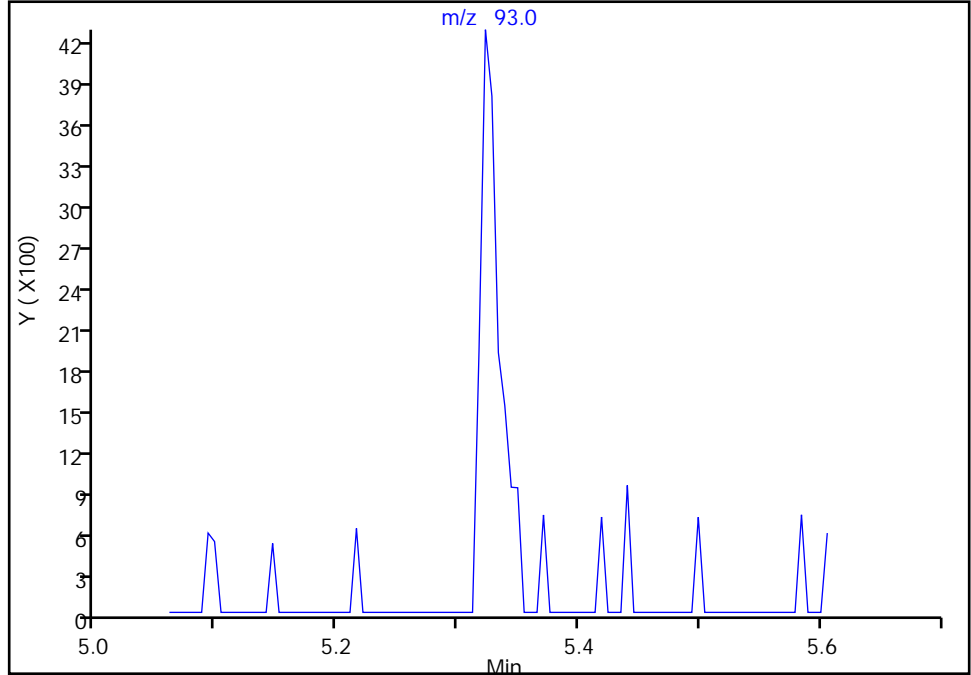
Data File: \\chromfs\Seattle\ChromData\TAC051\20220124-81014.b\0124A18_.D
Injection Date: 24-Jan-2022 20:08:30 Instrument ID: TAC051
Lims ID: STD2
Client ID:
Operator ID: TL ALS Bottle#: 12 Worklist Smp#: 12
Injection Vol: 1.0 ul Dil. Factor: 1.0000
Method: 8270 TAC051 Limit Group: 8270D BNA QSM 5.0
Column: Detector MS SCAN

38 Bis(2-chloroethoxy)methane, CAS: 111-91-1

Signal: 1

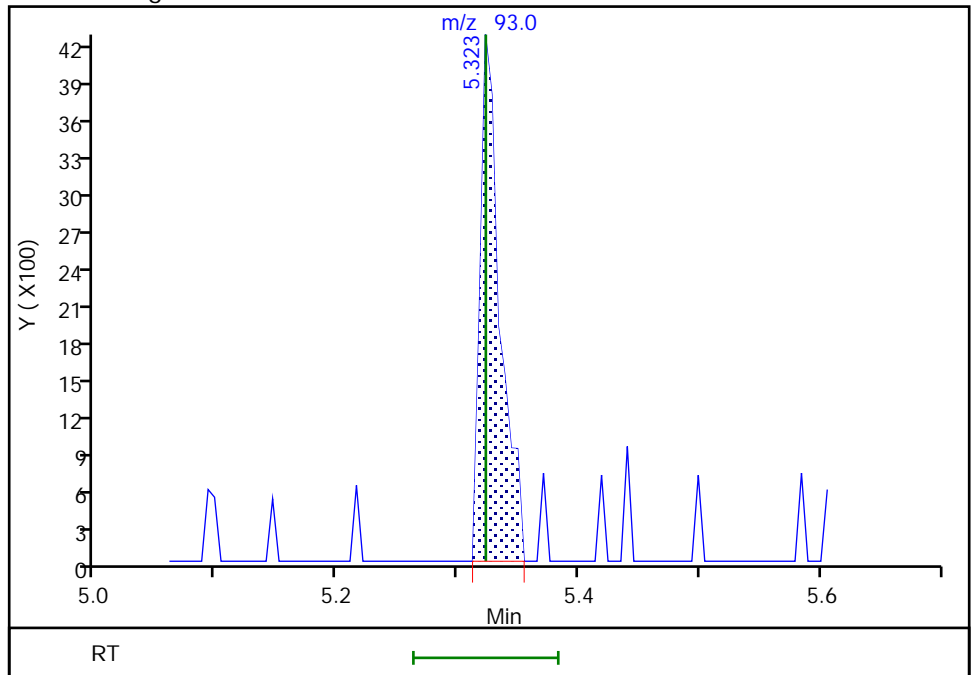
Not Detected
Expected RT: 5.32

Processing Integration Results



RT: 5.32
Area: 4852
Amount: 16.646377
Amount Units: ug/L

Manual Integration Results



Reviewer: mohammedj, 27-Jan-2022 15:08:16
Audit Action: Assigned Compound ID

Audit Reason: Peak assignment corrected

Eurofins Seattle

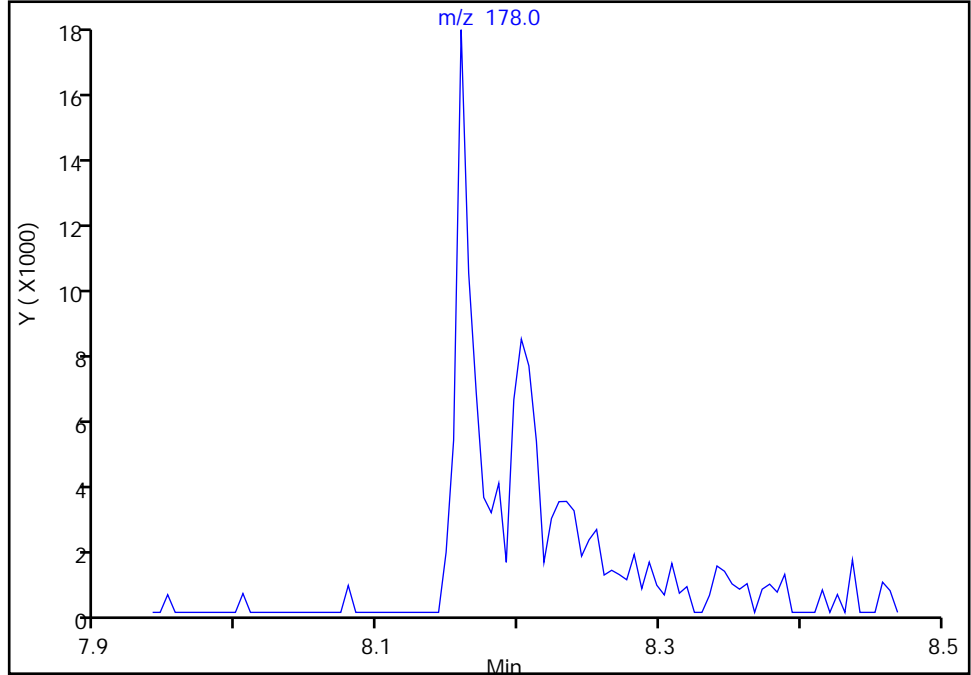
Data File: \\chromfs\Seattle\ChromData\TAC051\20220124-81014.b\0124A18_.D
Injection Date: 24-Jan-2022 20:08:30 Instrument ID: TAC051
Lims ID: STD2
Client ID:
Operator ID: TL ALS Bottle#: 12 Worklist Smp#: 12
Injection Vol: 1.0 ul Dil. Factor: 1.0000
Method: 8270 TAC051 Limit Group: 8270D BNA QSM 5.0
Column: Detector MS SCAN

81 Anthracene, CAS: 120-12-7

Signal: 1

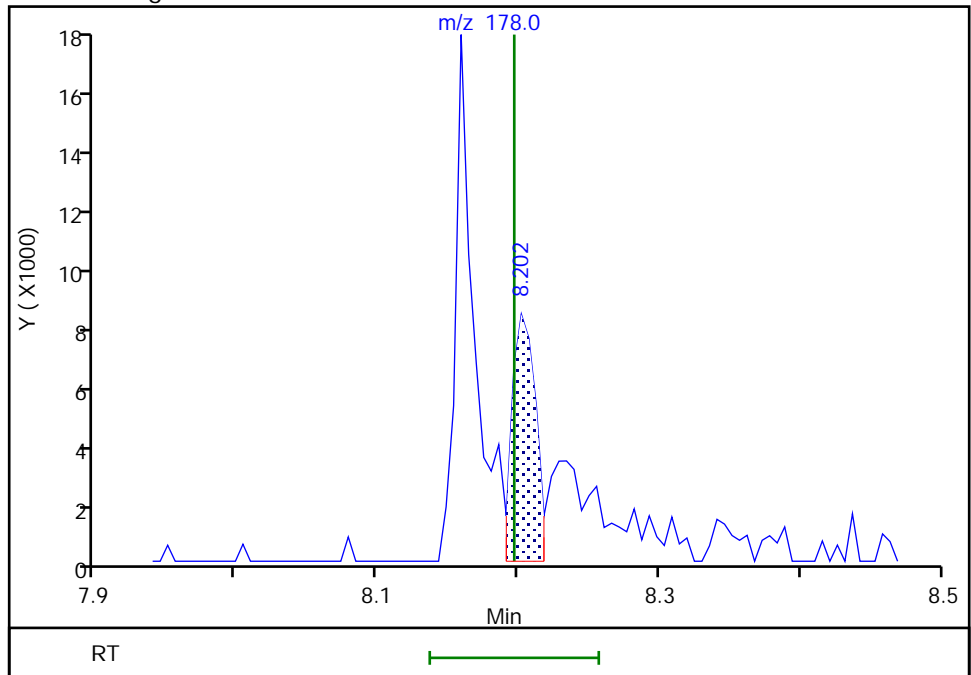
Not Detected
Expected RT: 8.20

Processing Integration Results



Manual Integration Results

RT: 8.20
Area: 9538
Amount: 19.376864
Amount Units: ug/L



Reviewer: mohammedj, 27-Jan-2022 14:34:24
Audit Action: Assigned Compound ID

Audit Reason: Peak assignment corrected

Eurofins Seattle

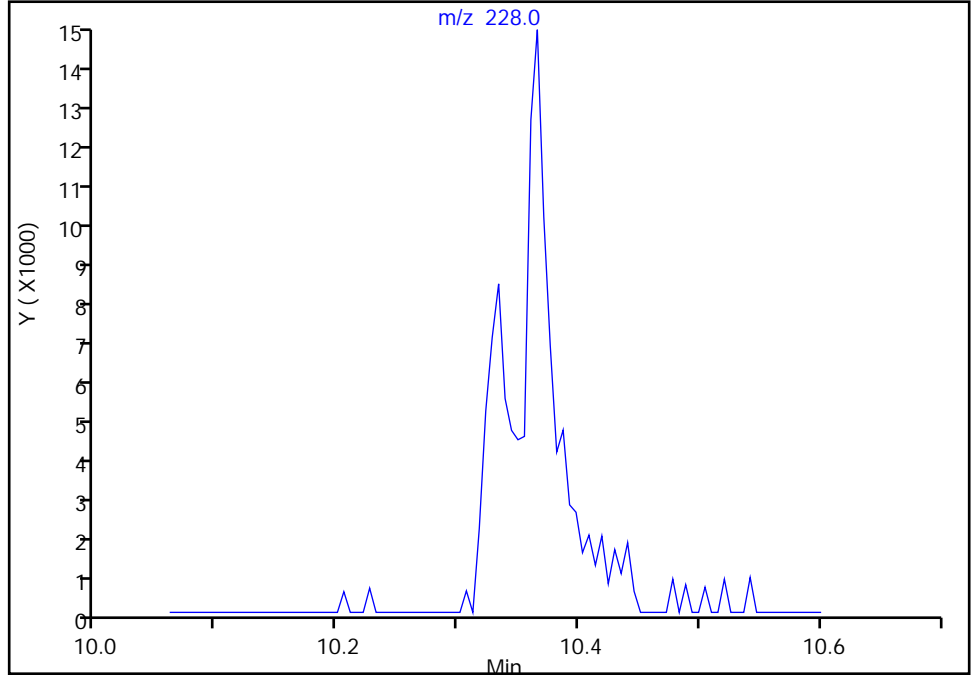
Data File: \\chromfs\Seattle\ChromData\TAC051\20220124-81014.b\0124A18_.D
Injection Date: 24-Jan-2022 20:08:30 Instrument ID: TAC051
Lims ID: STD2
Client ID:
Operator ID: TL ALS Bottle#: 12 Worklist Smp#: 12
Injection Vol: 1.0 ul Dil. Factor: 1.0000
Method: 8270 TAC051 Limit Group: 8270D BNA QSM 5.0
Column: Detector MS SCAN

97 Benzo[a]anthracene, CAS: 56-55-3

Signal: 1

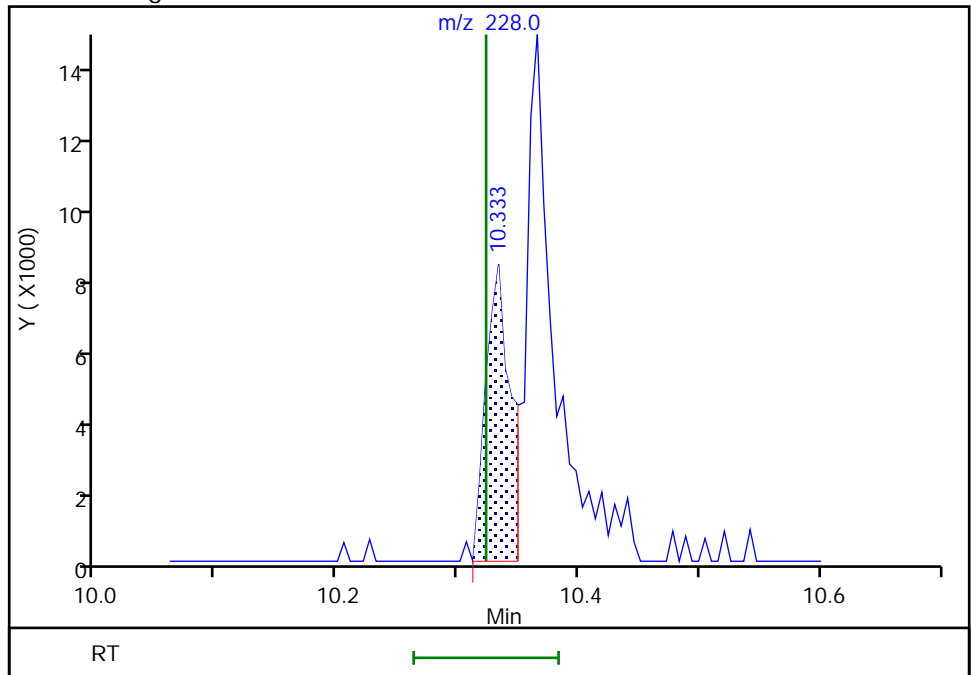
Not Detected
Expected RT: 10.32

Processing Integration Results



Manual Integration Results

RT: 10.33
Area: 11529
Amount: 23.907867
Amount Units: ug/L



Reviewer: mohammedj, 27-Jan-2022 14:34:36
Audit Action: Assigned Compound ID

Audit Reason: Peak assignment corrected

Eurofins Seattle

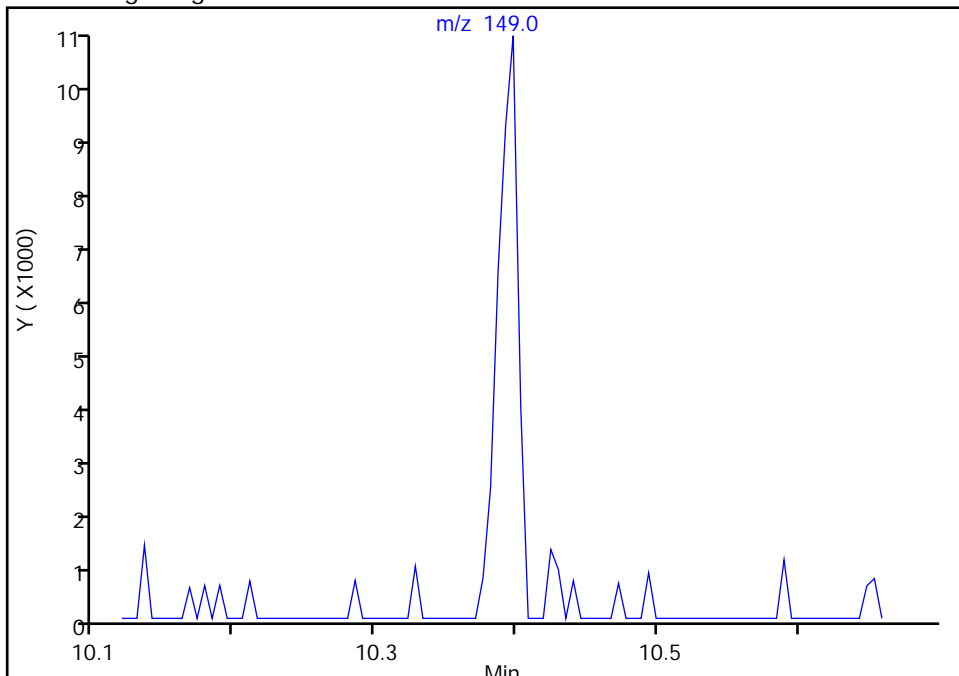
Data File: \\chromfs\Seattle\ChromData\TAC051\20220124-81014.b0124A18_.D
Injection Date: 24-Jan-2022 20:08:30 Instrument ID: TAC051
Lims ID: STD2
Client ID:
Operator ID: TL ALS Bottle#: 12 Worklist Smp#: 12
Injection Vol: 1.0 ul Dil. Factor: 1.0000
Method: 8270 TAC051 Limit Group: 8270D BNA QSM 5.0
Column: Detector MS SCAN

98 Bis(2-ethylhexyl) phthalate, CAS: 117-81-7

Signal: 1

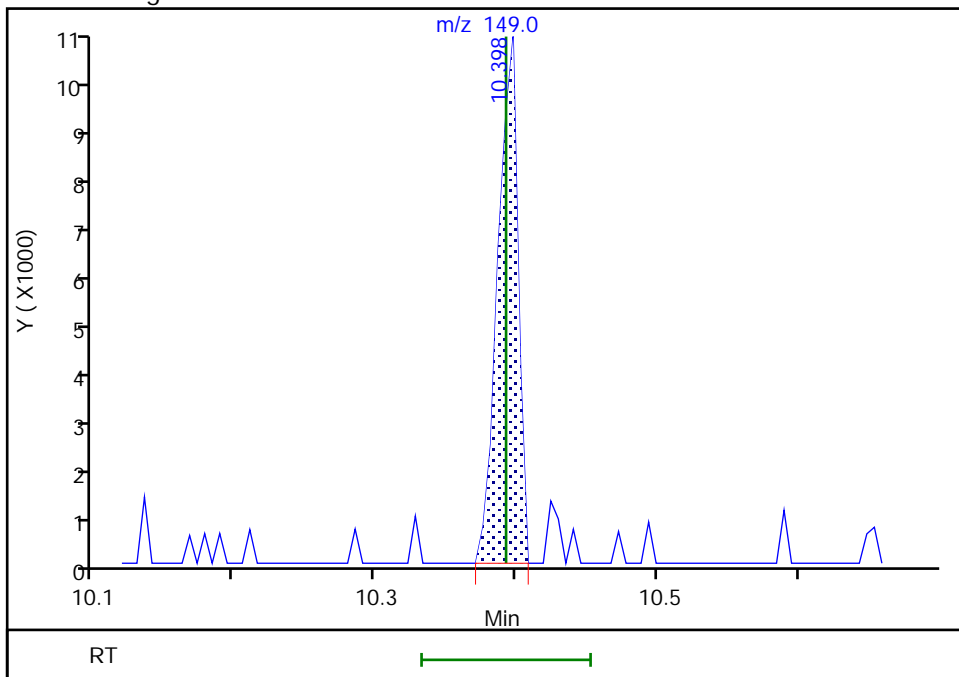
Not Detected
Expected RT: 10.39

Processing Integration Results



Manual Integration Results

RT: 10.40
Area: 10145
Amount: 20.547476
Amount Units: ug/L



Reviewer: mohammedj, 27-Jan-2022 14:34:43
Audit Action: Assigned Compound ID

Audit Reason: Peak assignment corrected

Eurofins Seattle

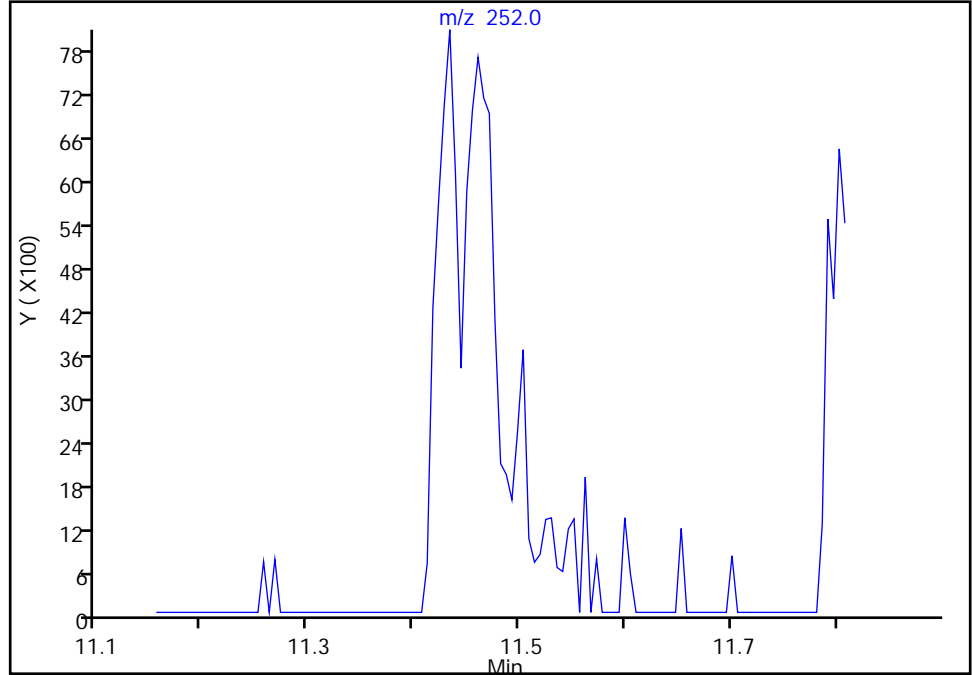
Data File: \\chromfs\Seattle\ChromData\TAC051\20220124-81014.b\0124A18_.D
Injection Date: 24-Jan-2022 20:08:30 Instrument ID: TAC051
Lims ID: STD2
Client ID:
Operator ID: TL ALS Bottle#: 12 Worklist Smp#: 12
Injection Vol: 1.0 ul Dil. Factor: 1.0000
Method: 8270 TAC051 Limit Group: 8270D BNA QSM 5.0
Column: Detector MS SCAN

102 Benzofluoranthene, CAS: 56832-73-6

Signal: 1

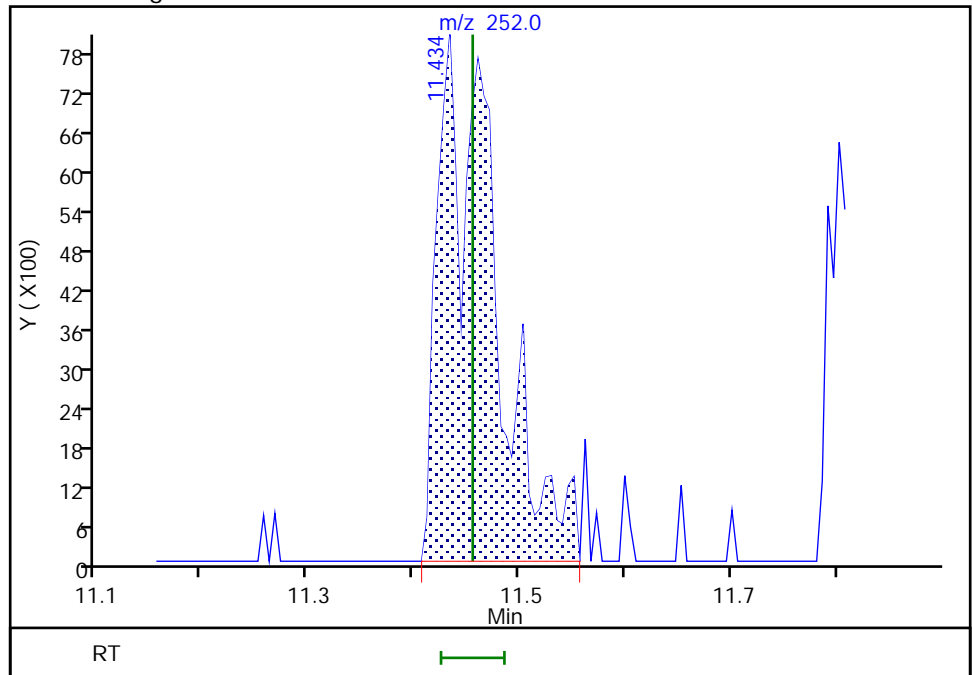
Not Detected
Expected RT: 11.46

Processing Integration Results



Manual Integration Results

RT: 11.43
Area: 30007
Amount: 44.086950
Amount Units: ug/L



Reviewer: mohammedj, 27-Jan-2022 14:34:55
Audit Action: Assigned Compound ID

Audit Reason: Peak assignment corrected

Eurofins Seattle

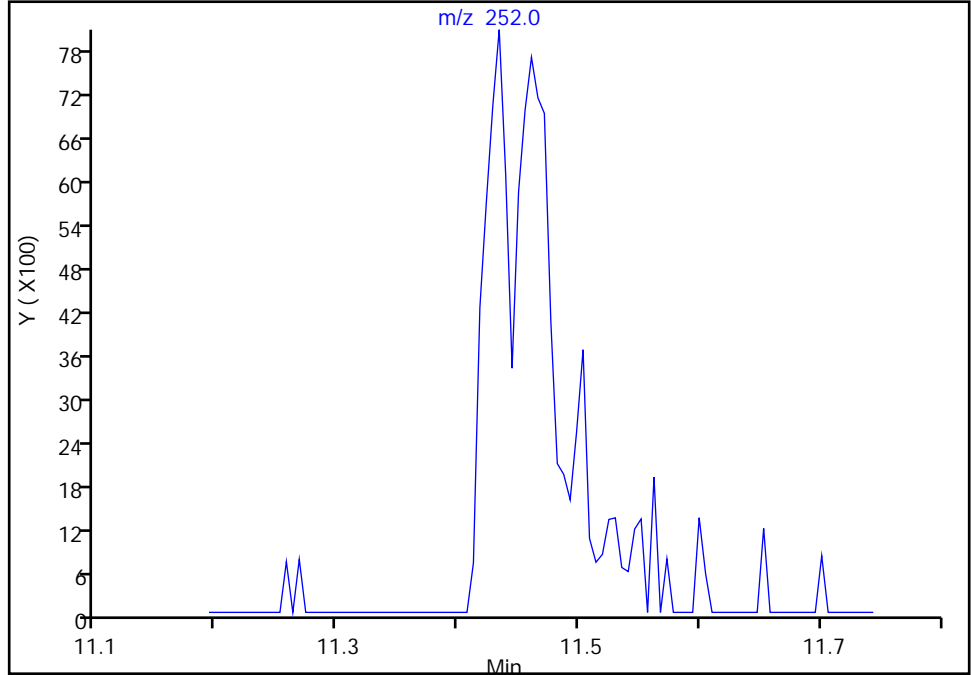
Data File: \\chromfs\Seattle\ChromData\TAC051\20220124-81014.b\0124A18_.D
Injection Date: 24-Jan-2022 20:08:30 Instrument ID: TAC051
Lims ID: STD2
Client ID:
Operator ID: TL ALS Bottle#: 12 Worklist Smp#: 12
Injection Vol: 1.0 ul Dil. Factor: 1.0000
Method: 8270 TAC051 Limit Group: 8270D BNA QSM 5.0
Column: Detector MS SCAN

103 Benzo[k]fluoranthene, CAS: 207-08-9

Signal: 1

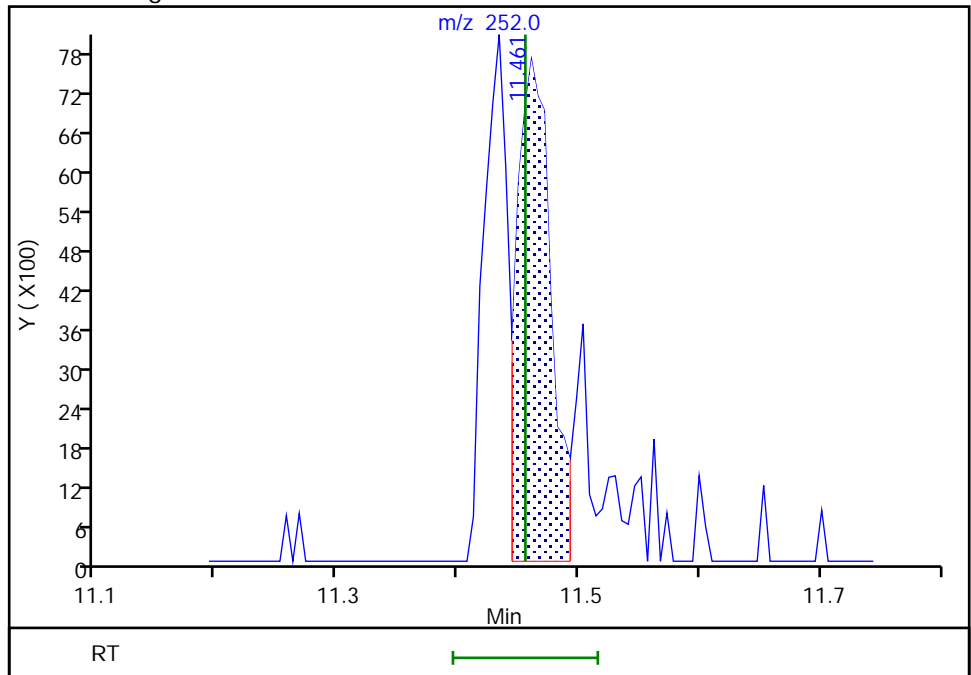
Not Detected
Expected RT: 11.46

Processing Integration Results



Manual Integration Results

RT: 11.46
Area: 15142
Amount: 20.364581
Amount Units: ug/L



Reviewer: mohammedj, 27-Jan-2022 14:34:52
Audit Action: Assigned Compound ID

Audit Reason: Peak assignment corrected

Eurofins Seattle

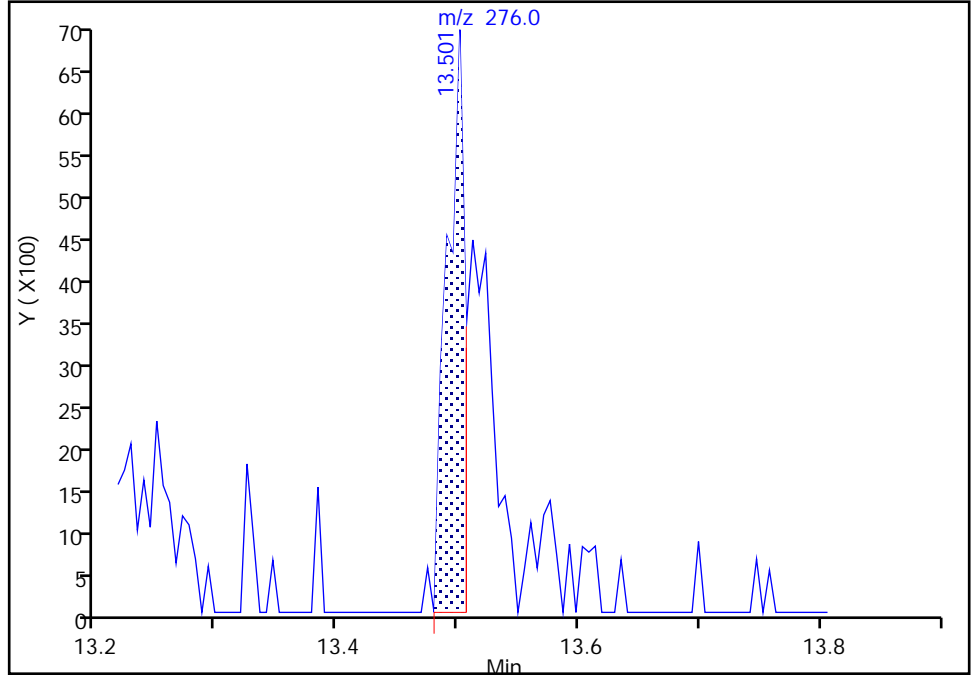
Data File: \\chromfs\Seattle\ChromData\TAC051\20220124-81014.b\0124A18_.D
Injection Date: 24-Jan-2022 20:08:30 Instrument ID: TAC051
Lims ID: STD2
Client ID:
Operator ID: TL ALS Bottle#: 12 Worklist Smp#: 12
Injection Vol: 1.0 ul Dil. Factor: 1.0000
Method: 8270 TAC051 Limit Group: 8270D BNA QSM 5.0
Column: Detector MS SCAN

107 Benzo[g,h,i]perylene, CAS: 191-24-2

Signal: 1

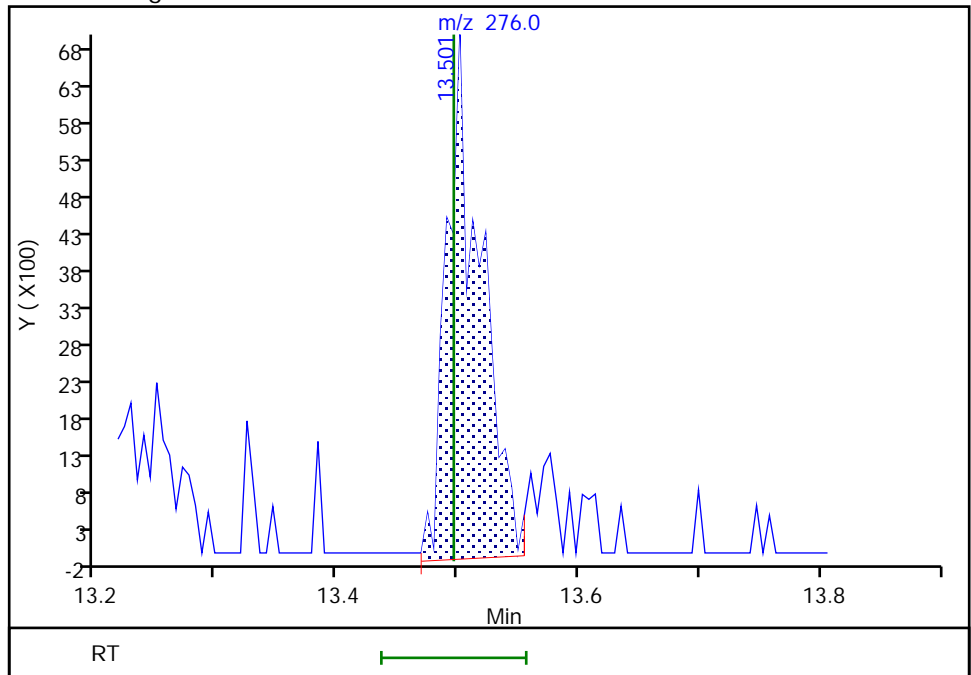
RT: 13.50
Area: 7055
Amount: 16.152259
Amount Units: ug/L

Processing Integration Results



RT: 13.50
Area: 13798
Amount: 22.978969
Amount Units: ug/L

Manual Integration Results



Reviewer: mohammedj, 27-Jan-2022 14:35:19
Audit Action: Manually Integrated

Audit Reason: Incomplete Integration

Eurofins Seattle
Target Compound Quantitation Report

Data File: \\chromfs\Seattle\ChromData\TAC051\20220124-81014.b\0124A19_.D
 Lims ID: STD1
 Client ID:
 Sample Type: IC Calib Level: 1
 Inject. Date: 24-Jan-2022 20:31:30 ALS Bottle#: 13 Worklist Smp#: 13
 Injection Vol: 1.0 ul Dil. Factor: 1.0000
 Sample Info: 1
 Operator ID: TL Instrument ID: TAC051
 Sublist: chrom-8270 TAC051*sub34

Method: \\chromfs\Seattle\ChromData\TAC051\20220124-81014.b\8270 TAC051.m
 Limit Group: 8270D BNA QSM 5.0
 Last Update: 28-Jan-2022 17:07:15 Calib Date: 24-Jan-2022 20:31:30
 Integrator: RTE ID Type: RT Order ID
 Quant Method: Internal Standard Quant By: Initial Calibration
 Last ICal File: \\chromfs\Seattle\ChromData\TAC051\20220124-81014.b\0124A19_.D

Column 1 : Det: MS SCAN
 Process Host: CTX1607

First Level Reviewer: limmere

Date: 26-Jan-2022 13:59:35

Compound	Sig	RT (min.)	Adj RT (min.)	Dlt RT (min.)	Q	Response	Cal Amt ug/L	OnCol Amt ug/L	Flags
* 1 1,4-Dichlorobenzene-d4	152	4.490	4.489	0.001	85	28063	100.0	100.0	
* 2 Naphthalene-d8	136	5.500	5.499	0.001	95	102392	100.0	100.0	
* 3 Acenaphthene-d10	164	6.926	6.925	0.001	84	41597	100.0	100.0	
* 4 Phenanthrene-d10	188	8.144	8.138	0.006	76	50974	100.0	100.0	
* 5 Chrysene-d12	240	10.340	10.334	0.006	76	41671	100.0	100.0	
* 6 Perylene-d12	264	11.868	11.862	0.006	80	53713	100.0	100.0	
\$ 8 Phenol-d5	99	4.218	4.212	0.006	13	2646	10.0	7.61	
\$ 9 Nitrobenzene-d5	82	4.934	4.928	0.006	27	1979	10.0	8.12	
\$ 10 2-methylnaphthalene-d10	152	6.056	6.055	0.001	0	6906	NC	NC	
\$ 11 2-Fluorobiphenyl	172	6.392	6.386	0.006	6	6419	10.0	11.6	
\$ 13 Fluoranthene-d10 (Surr)	212	9.117	9.116	0.001	0	6513	NC	NC	
19 Phenol	94	4.223	4.222	0.001	1	2386	10.0	8.47	
18 Aniline	93	4.239	4.238	0.001	1	1362	10.0	9.65	
21 2-Chlorophenol	128	4.325	4.324	0.001	23	3140	10.0	9.24	
22 n-Decane	57	4.373	4.377	-0.004	18	2806	10.0	12.7	
23 1,3-Dichlorobenzene	146	4.448	4.447	0.001	30	4574	10.0	11.3	
25 1,4-Dichlorobenzene	146	4.506	4.505	0.001	43	5549	10.0	12.6	
27 1,2-Dichlorobenzene	146	4.619	4.623	-0.004	33	4632	10.0	11.3	
28 2-Methylphenol	108	4.699	4.692	0.007	16	2004	10.0	8.51	
30 Acetophenone	105	4.811	4.810	0.001	27	4164	10.0	11.7	
31 N-Nitrosodi-n-propylamine	70	4.822	4.815	0.007	4	1197	10.0	8.56	
32 3 & 4 Methylphenol	108	4.822	4.821	0.001	10	1350	10.0	11.6	
35 Isophorone	82	5.142	5.136	0.006	53	4301	10.0	10.4	
37 2,4-Dimethylphenol	107	5.249	5.243	0.006	2	1700	10.0	10.7	
38 Bis(2-chloroethoxy)methane	93	5.324	5.323	0.001	45	2800	10.0	10.8	
40 2,4-Dichlorophenol	162	5.398	5.392	0.006	1	1005	10.0	20.3	
41 1,2,4-Trichlorobenzene	180	5.463	5.456	0.007	1	3183	10.0	10.2	
42 Naphthalene	128	5.516	5.515	0.001	35	11849	10.0	9.66	
43 4-Chloroaniline	127	5.580	5.569	0.011	1	1191	10.0	28.1	
44 2,6-Dichlorophenol	162	5.580	5.574	0.006	1	776	10.0	7.97	
45 Hexachlorobutadiene	225	5.623	5.622	0.001	6	2375	10.0	12.8	

Compound	Sig	RT (min.)	Adj RT (min.)	Dlt RT (min.)	Q	Response	Cal Amt ug/L	OnCol Amt ug/L	Flags
47 2-Methylnaphthalene	142	6.082	6.081	0.001	25	7132	10.0	10.7	
48 1-Methylnaphthalene	142	6.162	6.156	0.006	29	6222	10.0	9.82	
50 1,2,4,5-Tetrachlorobenzene	216	6.216	6.215	0.001	1	1741	10.0	0.1954	
54 1,1'-Biphenyl	154	6.467	6.461	0.006	23	6895	10.0	11.4	
55 2-Chloronaphthalene	162	6.483	6.471	0.012	1	4352	10.0	9.18	
60 Acenaphthylene	152	6.814	6.808	0.006	38	9229	10.0	10.8	
62 Acenaphthene	153	6.953	6.952	0.001	41	5365	10.0	11.0	
70 4-Chlorophenyl phenyl ether	204	7.391	7.385	0.006	1	1057	10.0	4.66	
74 Azobenzene	77	7.519	7.513	0.006	1	1688	10.0	9.80	
75 4-Bromophenyl phenyl ether	248	7.802	7.786	0.016	1	1207	10.0	20.5	
79 n-Octadecane	57	8.080	8.085	-0.005	5	1032	10.0	7.95	
80 Phenanthrene	178	8.160	8.160	0.001	1	7355	10.0	10.4	
81 Anthracene	178	8.208	8.197	0.011	1	1967	10.0	10.7	
85 Fluoranthene	202	9.143	9.132	0.011	14	7321	10.0	12.1	
89 Pyrene	202	9.320	9.313	0.007	66	9646	10.0	13.3	
99 Chrysene	228	10.361	10.360	0.001	16	5585	10.0	-1.76	
101 Benzo[b]fluoranthene	252	11.424	11.424	0.000	22	2829	10.0	7.06	
102 Benzofluoranthene	252	11.456	11.456	0.000	1	15165	20.0	23.0	
103 Benzo[k]fluoranthene	252	11.456	11.456	0.000	1	8752	10.0	12.1	
104 Benzo[a]pyrene	252	11.798	11.792	0.006	16	2640	10.0	9.62	
106 Dibenz(a,h)anthracene	278	13.209	13.208	0.001	1	1159	10.0	15.9	
107 Benzo[g,h,i]perylene	276	13.508	13.496	0.012	15	5131	10.0	11.1	

QC Flag Legend

Processing Flags

NC - Not Calibrated

Reagents:

8270SIM_IS_00069

Amount Added: 8.00

Units: uL

8270ccvl_50_00039

Amount Added: 200.00

Units: uL

Eurofins Seattle

Data File: \\chromf\Seattle\ChromData\TAC051\20220124-81014.b\0124A19_.D

Injection Date: 24-Jan-2022 20:31:30

Instrument ID: TAC051

Lims ID: STD1

Client ID:

Operator ID: TL

ALS Bottle#: 13

Worklist Smp#: 13

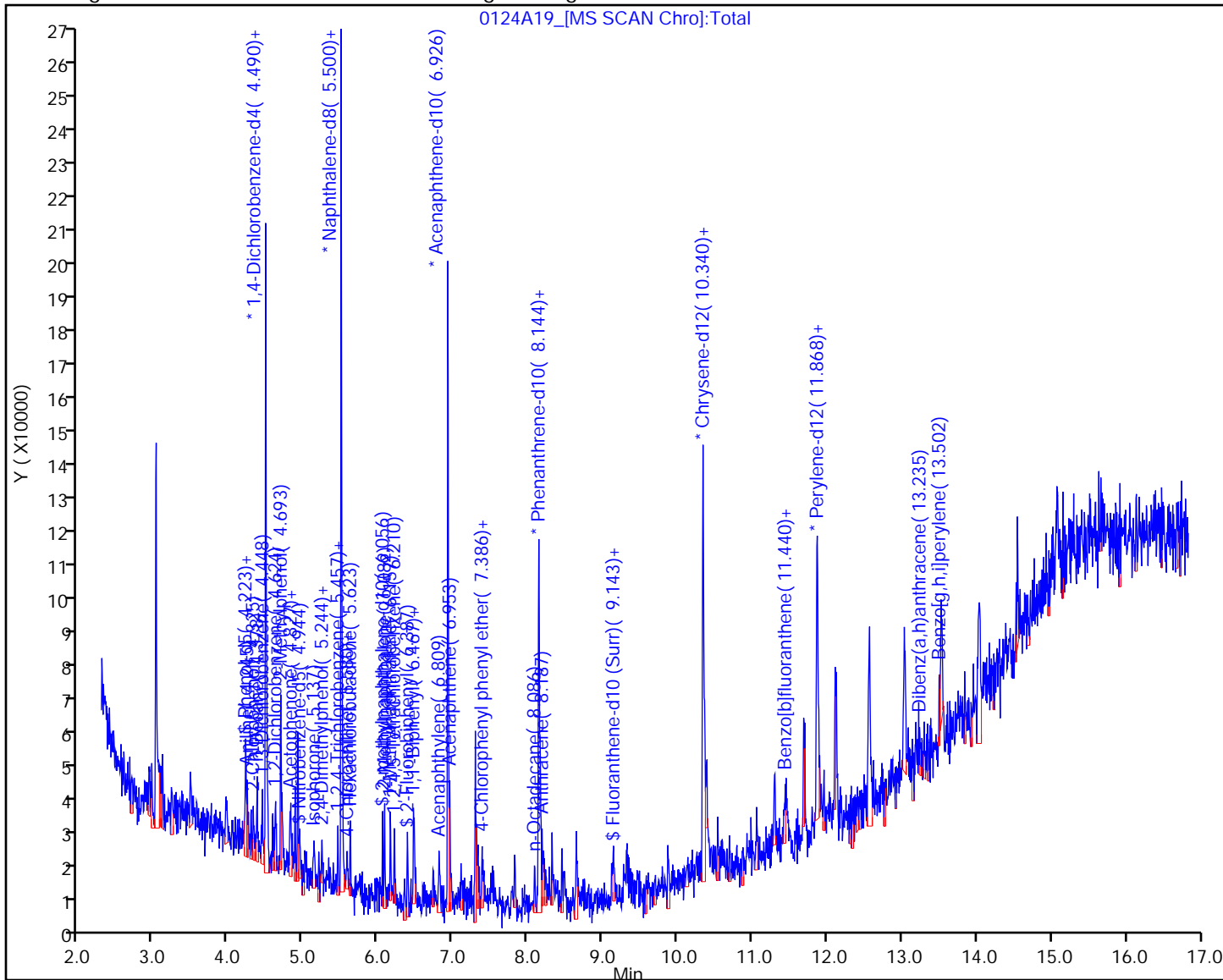
Injection Vol: 1.0 ul

Dil. Factor: 1.0000

Method: 8270 TAC051

Limit Group: 8270D BNA QSM 5.0

Y Scaling: Method Defined: Scale to the Nth Largest Target: 1



Calibration

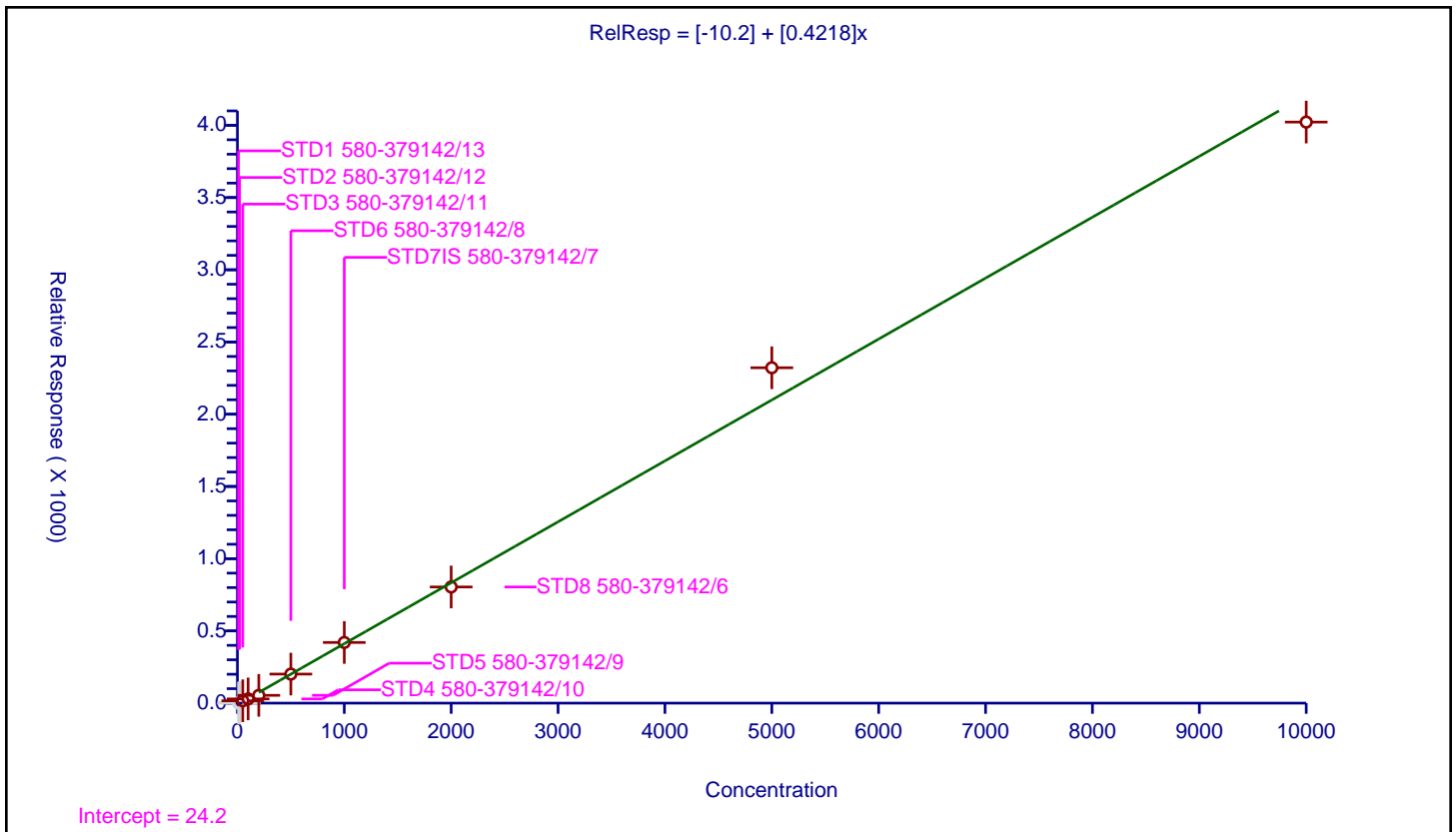
/ N-Nitrosodimethylamine

Curve Type: Linear
 Weighting: Conc
 Origin: None
 Dependency: Response
 Calib Mode: ISTD
 Response Base: AREA
 RF Rounding: 0

Curve Coefficients	
Intercept:	-10.2
Slope:	0.4218

Error Coefficients	
Standard Error:	671000
Relative Standard Error:	15.4
Correlation Coefficient:	0.999
Coefficient of Determination (Adjusted):	0.995

ID	Level	Concentration	Rel. Resp.	IS Amount	IS Response	RRF	Used
1	STD1 580-379142/13	10.0	0.0	100.0	28063.0	0.0	N
2	STD2 580-379142/12	20.0	3.75685	100.0	31569.0	0.187843	N
3	STD3 580-379142/11	50.0	16.31277	100.0	33814.0	0.326255	Y
4	STD4 580-379142/10	100.0	29.190256	100.0	34443.0	0.291903	Y
5	STD5 580-379142/9	200.0	53.962481	100.0	32997.0	0.269812	Y
6	STD6 580-379142/8	500.0	201.043473	100.0	32296.0	0.402087	Y
7	STD7IS 580-379142/7	1000.0	419.850473	100.0	32770.0	0.41985	Y
8	STD8 580-379142/6	2000.0	804.234022	100.0	33467.0	0.402117	Y
9	STD9 580-379142/5	5000.0	2321.778069	100.0	32046.0	0.464356	Y
10	STD10 580-379142/4	10000.0	4022.611055	100.0	35748.0	0.402261	Y



Calibration

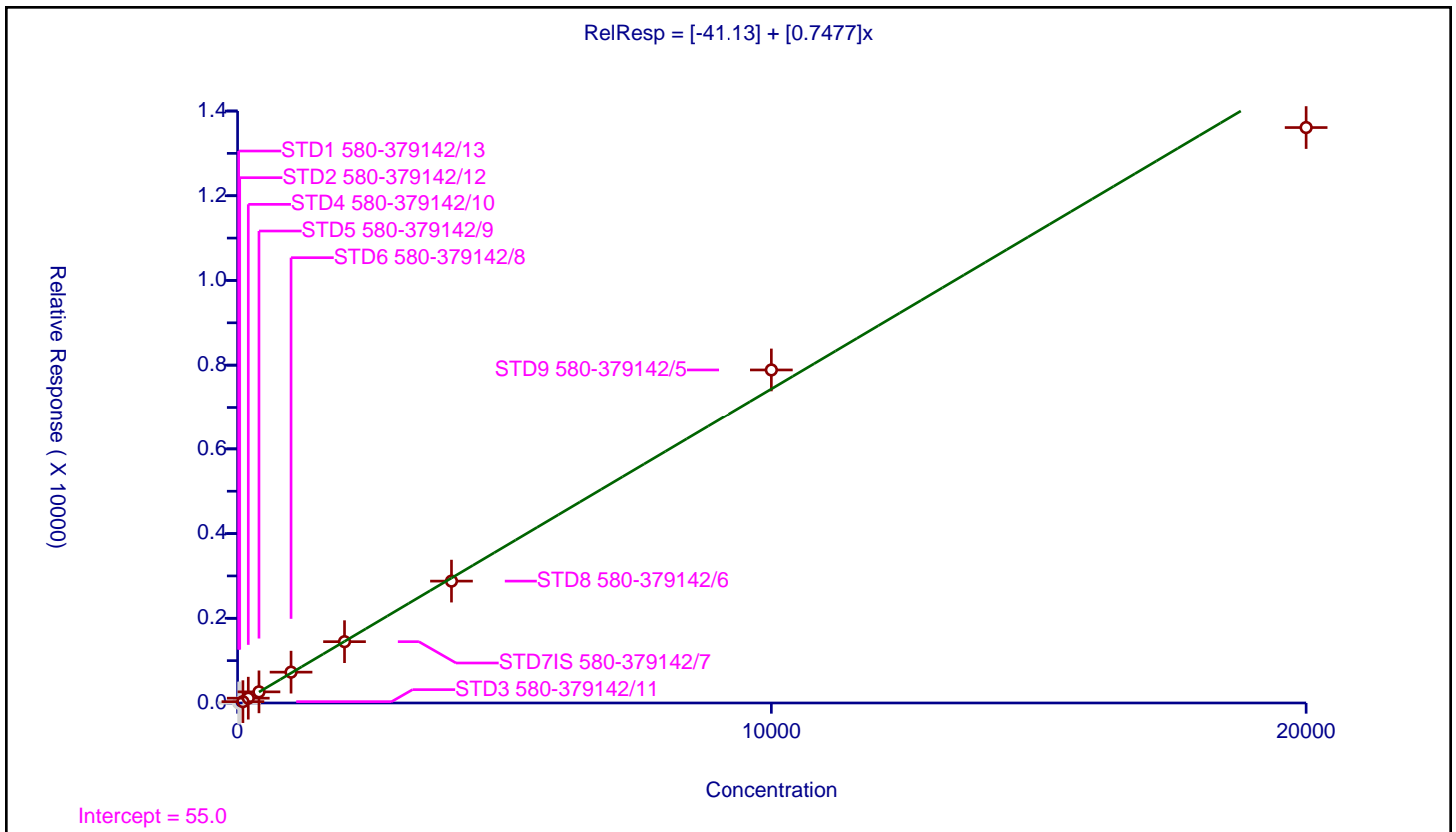
/ Pyridine

Curve Type: Linear
 Weighting: Conc_Sq
 Origin: None
 Dependency: Response
 Calib Mode: ISTD
 Response Base: AREA
 RF Rounding: 0

Curve Coefficients	
Intercept:	-41.13
Slope:	0.7477

Error Coefficients	
Standard Error:	2280000
Relative Standard Error:	4.9
Correlation Coefficient:	1.000
Coefficient of Determination (Adjusted):	0.997

ID	Level	Concentration	Rel. Resp.	IS Amount	IS Response	RRF	Used
1	STD1 580-379142/13	20.0	0.0	100.0	28063.0	0.0	N
2	STD2 580-379142/12	40.0	0.0	100.0	31569.0	0.0	N
3	STD3 580-379142/11	100.0	31.874372	100.0	33814.0	0.318744	Y
4	STD4 580-379142/10	200.0	113.637023	100.0	34443.0	0.568185	Y
5	STD5 580-379142/9	400.0	262.645089	100.0	32997.0	0.656613	Y
6	STD6 580-379142/8	1000.0	727.963215	100.0	32296.0	0.727963	Y
7	STD7IS 580-379142/7	2000.0	1447.49466	100.0	32770.0	0.723747	Y
8	STD8 580-379142/6	4000.0	2877.805002	100.0	33467.0	0.719451	Y
9	STD9 580-379142/5	10000.0	7886.394558	100.0	32046.0	0.788639	Y
10	STD10 580-379142/4	20000.0	13609.424303	100.0	35748.0	0.680471	Y



Calibration

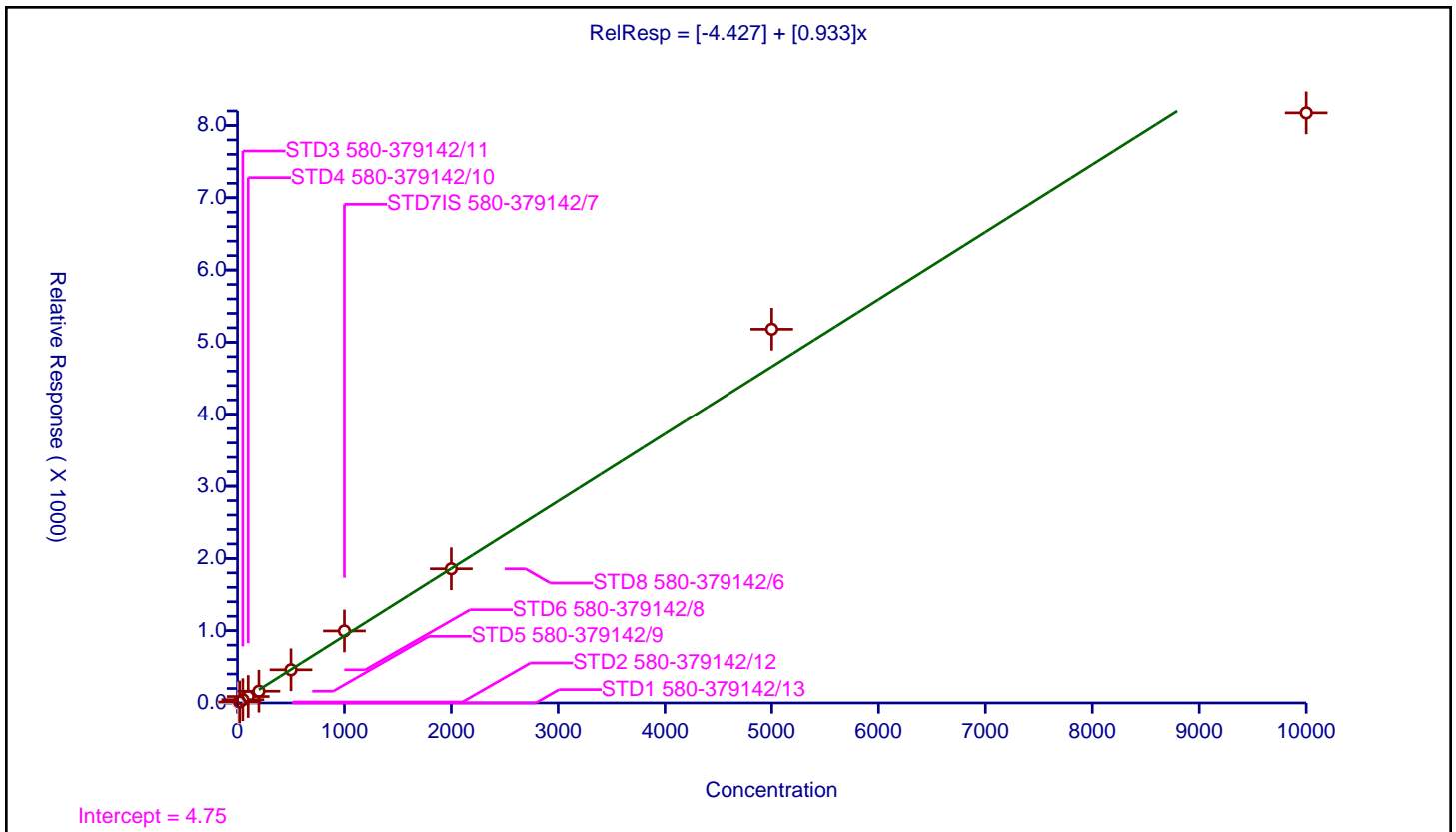
/ 2-Fluorophenol

Curve Type: Linear
 Weighting: Conc_Sq
 Origin: None
 Dependency: Response
 Calib Mode: ISTD
 Response Base: AREA
 RF Rounding: 0

Curve Coefficients	
Intercept:	-4.427
Slope:	0.933

Error Coefficients	
Standard Error:	1300000
Relative Standard Error:	8.5
Correlation Coefficient:	0.996
Coefficient of Determination (Adjusted):	0.992

ID	Level	Concentration	Rel. Resp.	IS Amount	IS Response	RRF	Used
1	STD1 580-379142/13	10.0	0.0	100.0	28063.0	0.0	N
2	STD2 580-379142/12	20.0	13.849029	100.0	31569.0	0.692451	Y
3	STD3 580-379142/11	50.0	45.634944	100.0	33814.0	0.912699	Y
4	STD4 580-379142/10	100.0	89.13277	100.0	34443.0	0.891328	Y
5	STD5 580-379142/9	200.0	162.317786	100.0	32997.0	0.811589	Y
6	STD6 580-379142/8	500.0	458.403517	100.0	32296.0	0.916807	Y
7	STD7IS 580-379142/7	1000.0	996.747025	100.0	32770.0	0.996747	Y
8	STD8 580-379142/6	2000.0	1856.873936	100.0	33467.0	0.928437	Y
9	STD9 580-379142/5	5000.0	5180.184734	100.0	32046.0	1.036037	Y
10	STD10 580-379142/4	10000.0	8174.342621	100.0	35748.0	0.817434	Y



Calibration

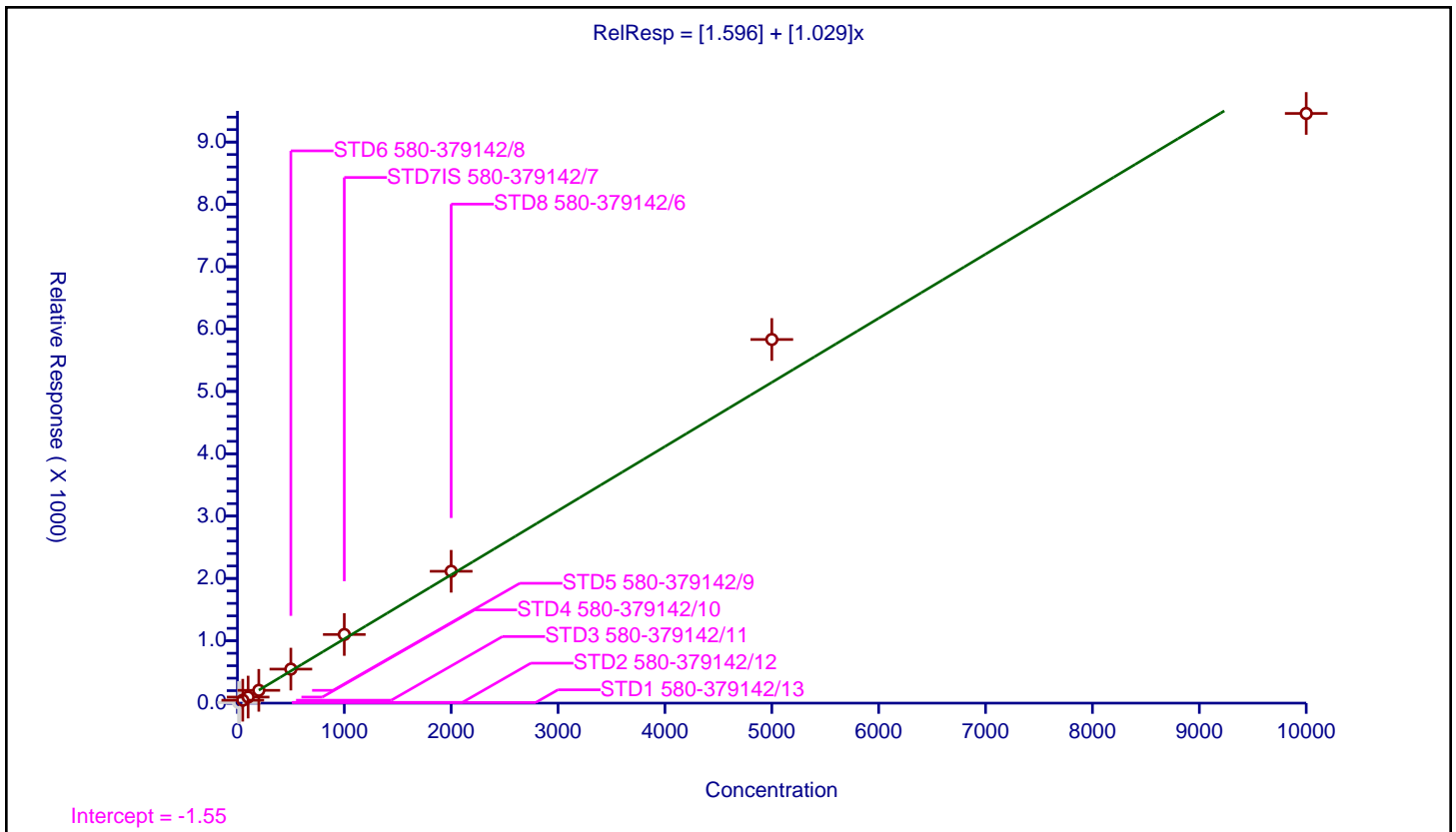
/ Phenol-d5

Curve Type: Linear
 Weighting: Conc
 Origin: None
 Dependency: Response
 Calib Mode: ISTD
 Response Base: AREA
 RF Rounding: 0

Curve Coefficients	
Intercept:	1.596
Slope:	1.029

Error Coefficients	
Standard Error:	1610000
Relative Standard Error:	9.5
Correlation Coefficient:	0.998
Coefficient of Determination (Adjusted):	0.991

ID	Level	Concentration	Rel. Resp.	IS Amount	IS Response	RRF	Used
1	STD1 580-379142/13	10.0	9.428785	100.0	28063.0	0.942879	N
2	STD2 580-379142/12	20.0	12.458424	100.0	31569.0	0.622921	N
3	STD3 580-379142/11	50.0	46.601999	100.0	33814.0	0.93204	Y
4	STD4 580-379142/10	100.0	96.995035	100.0	34443.0	0.96995	Y
5	STD5 580-379142/9	200.0	205.267145	100.0	32997.0	1.026336	Y
6	STD6 580-379142/8	500.0	545.925192	100.0	32296.0	1.09185	Y
7	STD7IS 580-379142/7	1000.0	1101.031431	100.0	32770.0	1.101031	Y
8	STD8 580-379142/6	2000.0	2114.859414	100.0	33467.0	1.05743	Y
9	STD9 580-379142/5	5000.0	5833.31461	100.0	32046.0	1.166663	Y
10	STD10 580-379142/4	10000.0	9458.965537	100.0	35748.0	0.945897	Y



Calibration

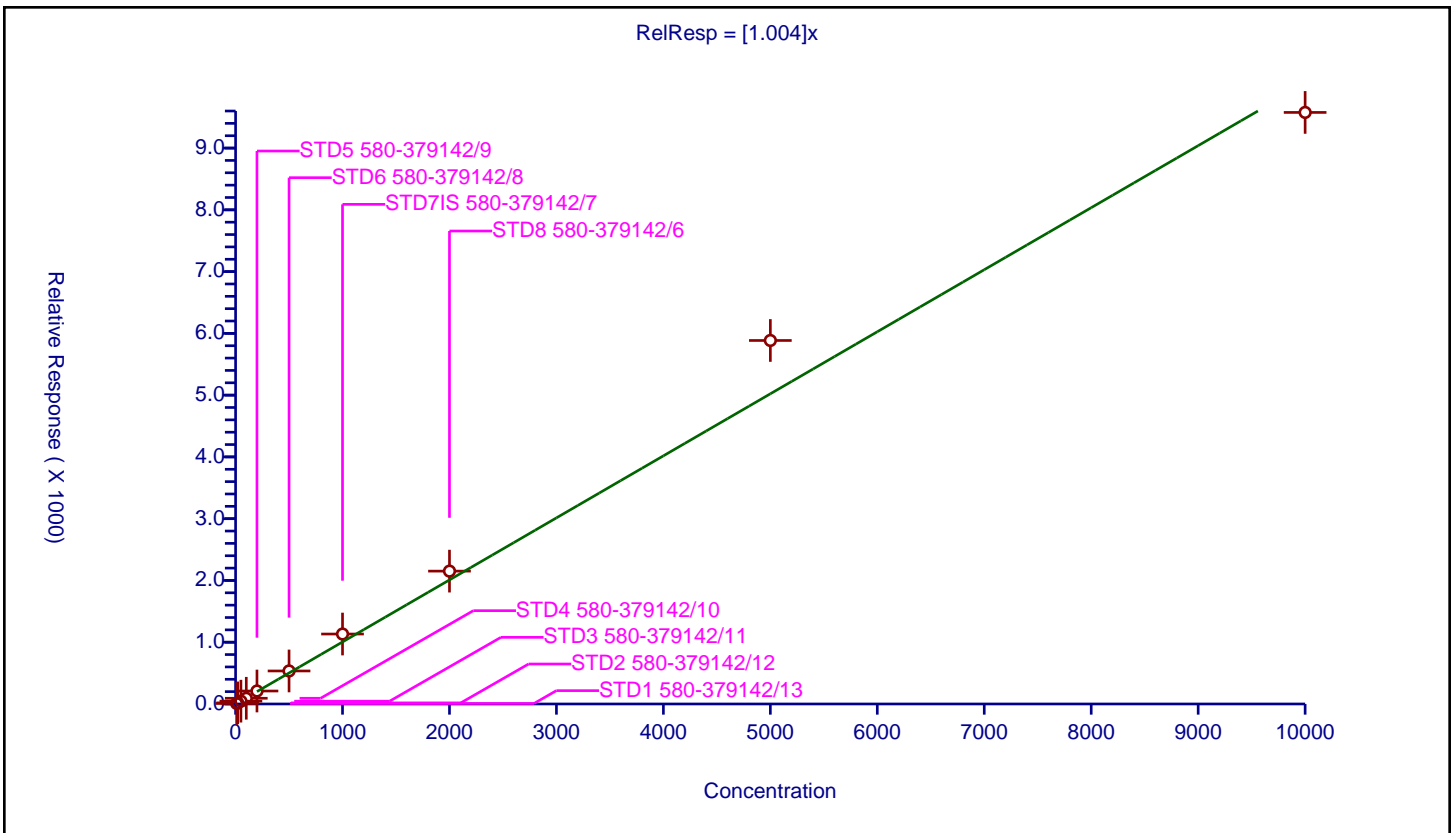
/ Phenol

Curve Type: Average
 Weighting: Conc_Sq
 Origin: Force
 Dependency: Response
 Calib Mode: ISTD
 Response Base: AREA
 RF Rounding: 0

Curve Coefficients	
Intercept:	0
Slope:	1.004

Error Coefficients	
Standard Error:	1330000
Relative Standard Error:	11.0
Correlation Coefficient:	0.998
Coefficient of Determination (Adjusted):	0.986

ID	Level	Concentration	Rel. Resp.	IS Amount	IS Response	RRF	Used
1	STD1 580-379142/13	10.0	8.502298	100.0	28063.0	0.85023	Y
2	STD2 580-379142/12	20.0	17.878298	100.0	31569.0	0.893915	Y
3	STD3 580-379142/11	50.0	45.623115	100.0	33814.0	0.912462	Y
4	STD4 580-379142/10	100.0	92.58485	100.0	34443.0	0.925849	Y
5	STD5 580-379142/9	200.0	209.906961	100.0	32997.0	1.049535	Y
6	STD6 580-379142/8	500.0	534.512014	100.0	32296.0	1.069024	Y
7	STD7IS 580-379142/7	1000.0	1132.541959	100.0	32770.0	1.132542	Y
8	STD8 580-379142/6	2000.0	2150.94272	100.0	33467.0	1.075471	Y
9	STD9 580-379142/5	5000.0	5884.82806	100.0	32046.0	1.176966	Y
10	STD10 580-379142/4	10000.0	9577.291037	100.0	35748.0	0.957729	Y



Calibration

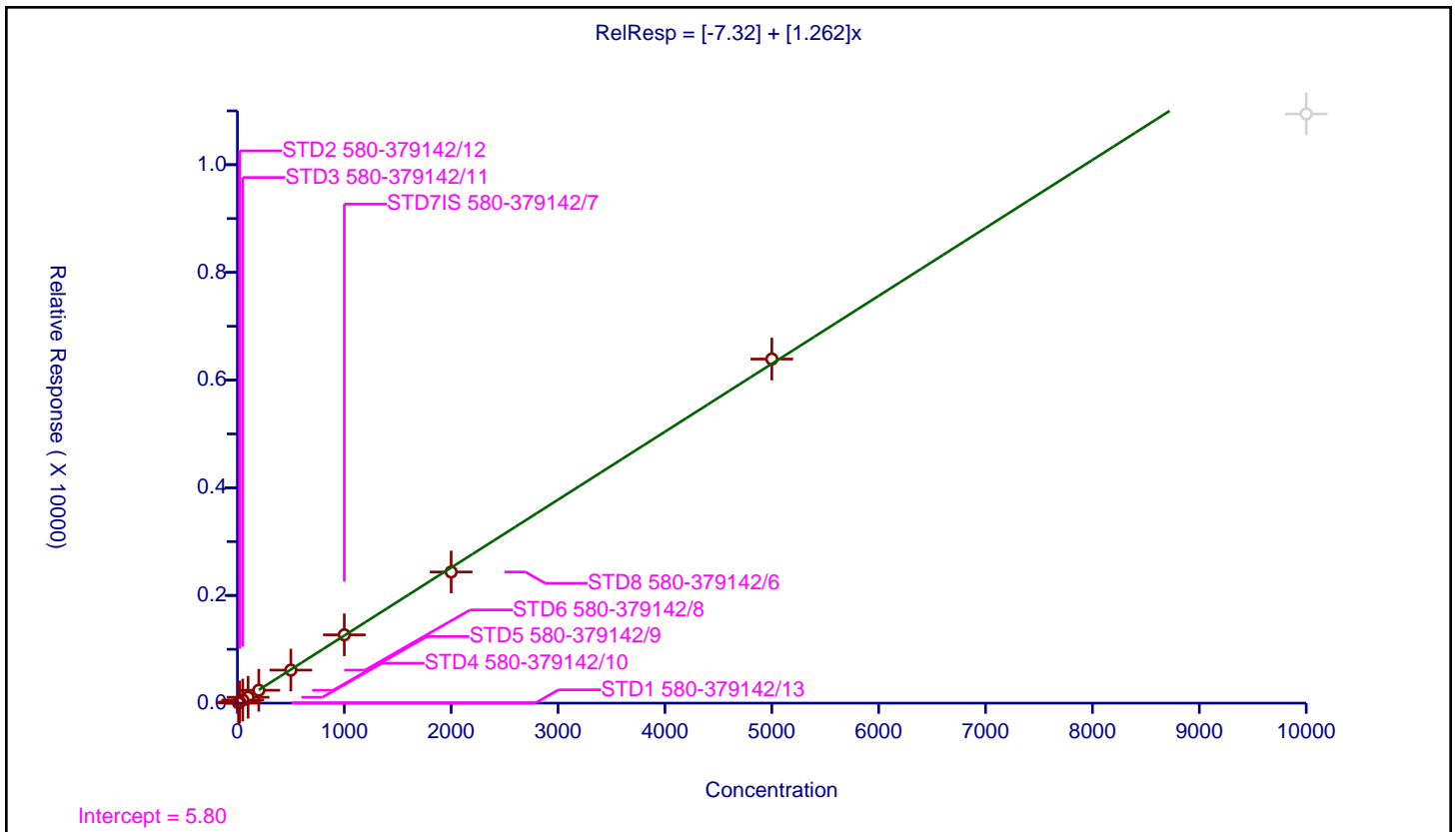
/ Aniline

Curve Type: Linear
 Weighting: Conc
 Origin: None
 Dependency: Response
 Calib Mode: ISTD
 Response Base: AREA
 RF Rounding: 0

Curve Coefficients	
Intercept:	-7.32
Slope:	1.262

Error Coefficients	
Standard Error:	849000
Relative Standard Error:	6.6
Correlation Coefficient:	1.000
Coefficient of Determination (Adjusted):	0.999

ID	Level	Concentration	Rel. Resp.	IS Amount	IS Response	RRF	Used
1	STD1 580-379142/13	10.0	4.853366	100.0	28063.0	0.485337	Y
2	STD2 580-379142/12	20.0	21.533783	100.0	31569.0	1.076689	Y
3	STD3 580-379142/11	50.0	56.923168	100.0	33814.0	1.138463	Y
4	STD4 580-379142/10	100.0	108.887147	100.0	34443.0	1.088871	Y
5	STD5 580-379142/9	200.0	238.991423	100.0	32997.0	1.194957	Y
6	STD6 580-379142/8	500.0	613.642556	100.0	32296.0	1.227285	Y
7	STD7IS 580-379142/7	1000.0	1268.593226	100.0	32770.0	1.268593	Y
8	STD8 580-379142/6	2000.0	2436.286491	100.0	33467.0	1.218143	Y
9	STD9 580-379142/5	5000.0	6390.638457	100.0	32046.0	1.278128	Y
10	STD10 580-379142/4	10000.0	10942.547835	100.0	35748.0	1.094255	N



Calibration

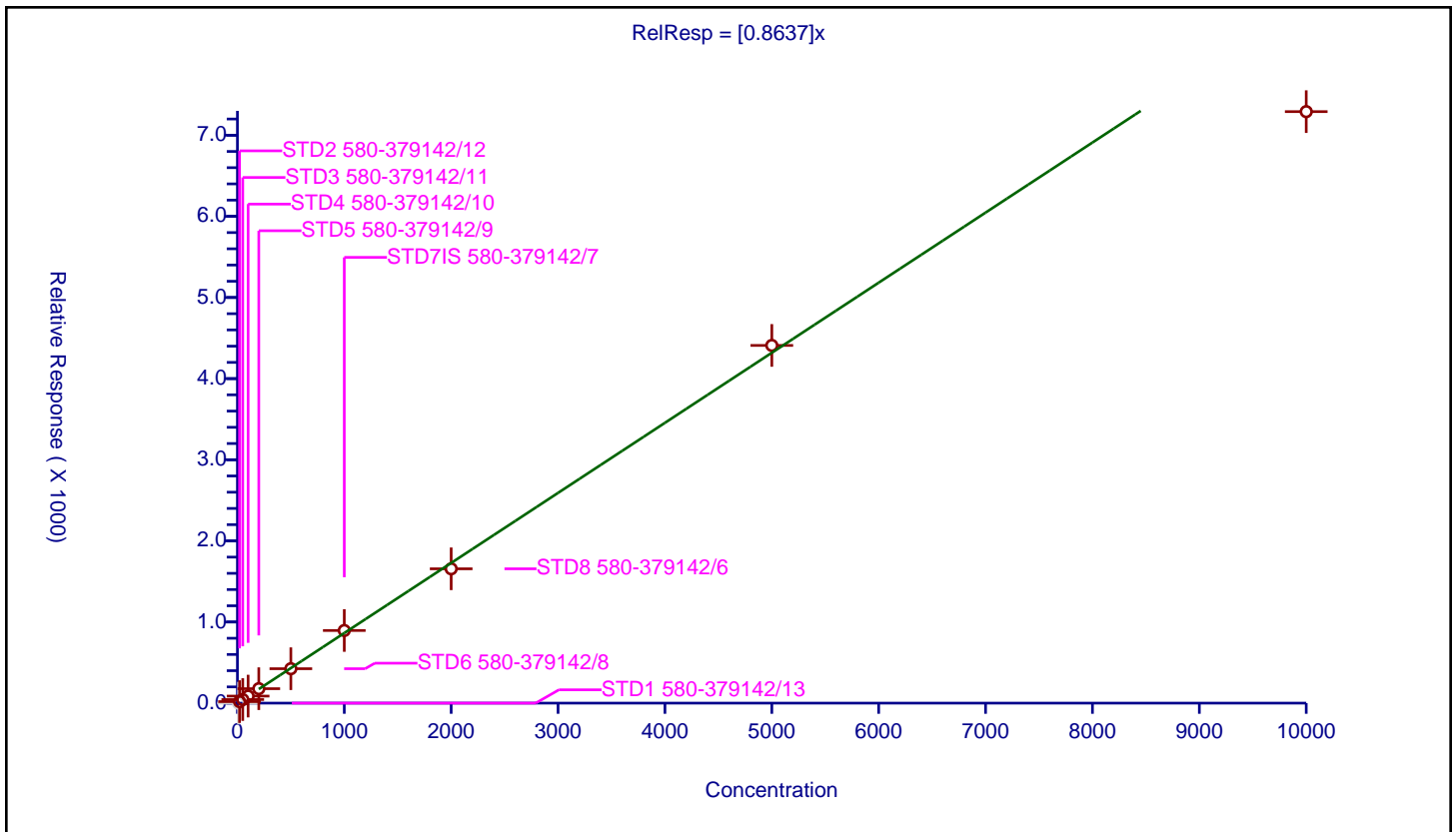
/ Bis(2-chloroethyl)ether

Curve Type: Average
 Weighting: Conc_Sq
 Origin: Force
 Dependency: Response
 Calib Mode: ISTD
 Response Base: AREA
 RF Rounding: 0

Curve Coefficients	
Intercept:	0
Slope:	0.8637

Error Coefficients	
Standard Error:	1070000
Relative Standard Error:	7.0
Correlation Coefficient:	0.999
Coefficient of Determination (Adjusted):	0.993

ID	Level	Concentration	Rel. Resp.	IS Amount	IS Response	RRF	Used
1	STD1 580-379142/13	10.0	0.0	100.0	28063.0	0.0	N
2	STD2 580-379142/12	20.0	19.021825	100.0	31569.0	0.951091	Y
3	STD3 580-379142/11	50.0	44.020228	100.0	33814.0	0.880405	Y
4	STD4 580-379142/10	100.0	86.926226	100.0	34443.0	0.869262	Y
5	STD5 580-379142/9	200.0	177.973755	100.0	32997.0	0.889869	Y
6	STD6 580-379142/8	500.0	424.467426	100.0	32296.0	0.848935	Y
7	STD7IS 580-379142/7	1000.0	895.382972	100.0	32770.0	0.895383	Y
8	STD8 580-379142/6	2000.0	1655.5861	100.0	33467.0	0.827793	Y
9	STD9 580-379142/5	5000.0	4409.083817	100.0	32046.0	0.881817	Y
10	STD10 580-379142/4	10000.0	7290.84704	100.0	35748.0	0.729085	Y



Calibration

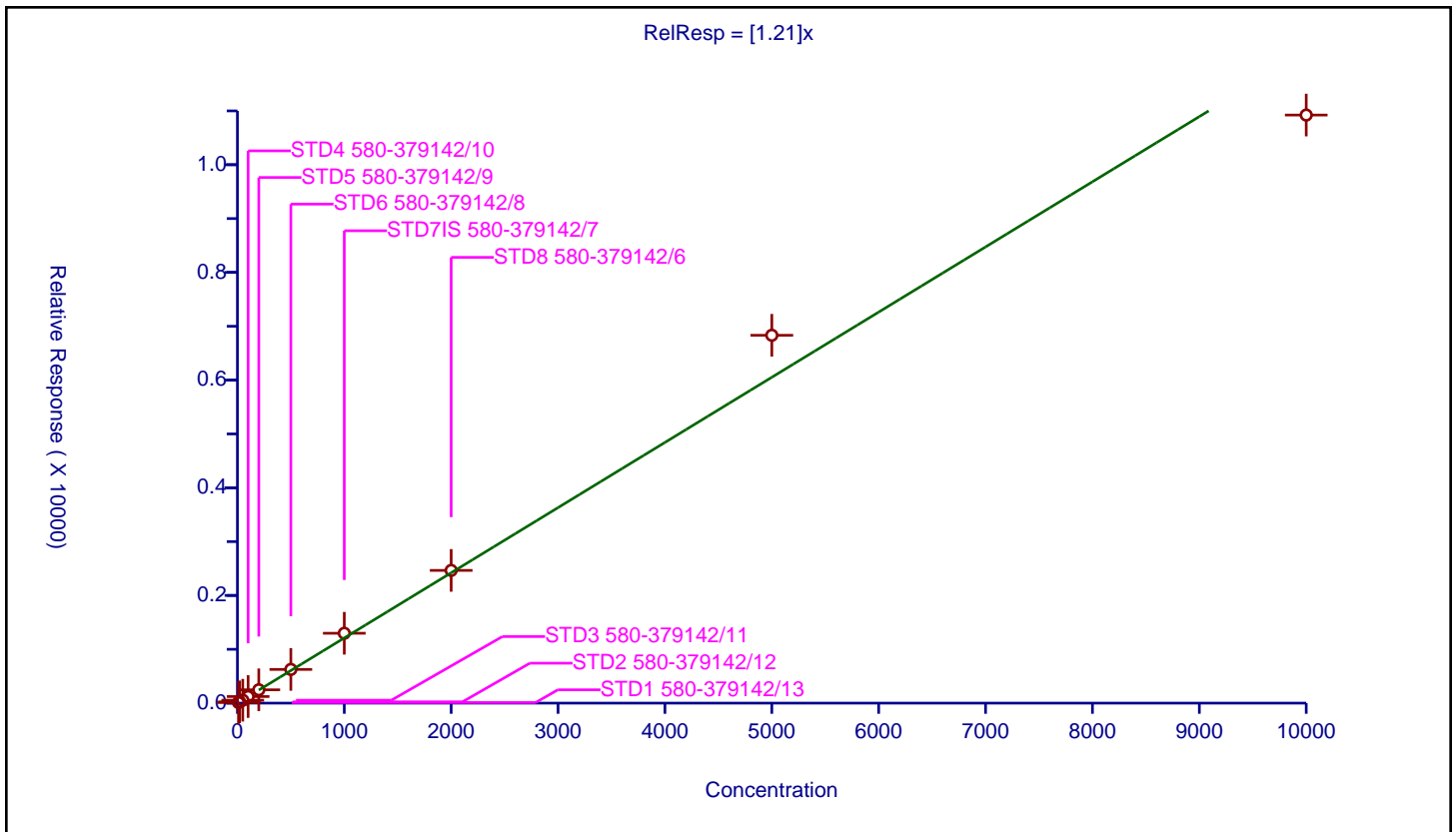
/ 2-Chlorophenol

Curve Type: Average
 Weighting: Conc_Sq
 Origin: Force
 Dependency: Response
 Calib Mode: ISTD
 Response Base: AREA
 RF Rounding: 0

Curve Coefficients	
Intercept:	0
Slope:	1.21

Error Coefficients	
Standard Error:	1520000
Relative Standard Error:	7.5
Correlation Coefficient:	0.997
Coefficient of Determination (Adjusted):	0.993

ID	Level	Concentration	Rel. Resp.	IS Amount	IS Response	RRF	Used
1	STD1 580-379142/13	10.0	11.18911	100.0	28063.0	1.118911	Y
2	STD2 580-379142/12	20.0	24.036238	100.0	31569.0	1.201812	Y
3	STD3 580-379142/11	50.0	54.013131	100.0	33814.0	1.080263	Y
4	STD4 580-379142/10	100.0	122.41094	100.0	34443.0	1.224109	Y
5	STD5 580-379142/9	200.0	247.761918	100.0	32997.0	1.23881	Y
6	STD6 580-379142/8	500.0	625.956775	100.0	32296.0	1.251914	Y
7	STD7IS 580-379142/7	1000.0	1297.760146	100.0	32770.0	1.29776	Y
8	STD8 580-379142/6	2000.0	2465.096961	100.0	33467.0	1.232548	Y
9	STD9 580-379142/5	5000.0	6832.078887	100.0	32046.0	1.366416	Y
10	STD10 580-379142/4	10000.0	10922.840439	100.0	35748.0	1.092284	Y



Calibration

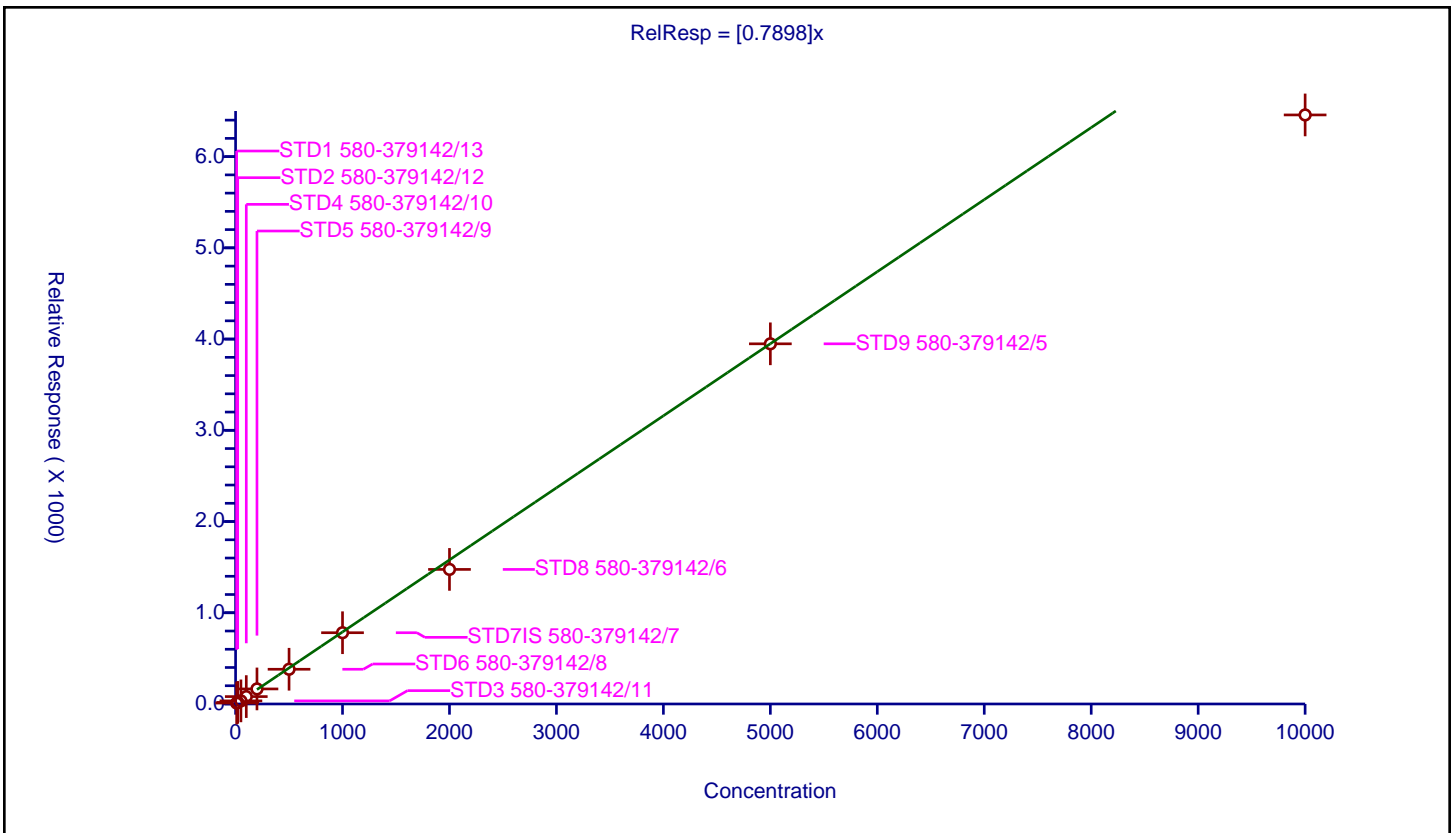
/ n-Decane

Curve Type: Average
 Weighting: Conc_Sq
 Origin: Force
 Dependency: Response
 Calib Mode: ISTD
 Response Base: AREA
 RF Rounding: 0

Curve Coefficients	
Intercept:	0
Slope:	0.7898

Error Coefficients	
Standard Error:	895000
Relative Standard Error:	12.6
Correlation Coefficient:	0.998
Coefficient of Determination (Adjusted):	0.978

ID	Level	Concentration	Rel. Resp.	IS Amount	IS Response	RRF	Used
1	STD1 580-379142/13	10.0	9.998931	100.0	28063.0	0.999893	Y
2	STD2 580-379142/12	20.0	17.330292	100.0	31569.0	0.866515	Y
3	STD3 580-379142/11	50.0	33.917904	100.0	33814.0	0.678358	Y
4	STD4 580-379142/10	100.0	81.218245	100.0	34443.0	0.812182	Y
5	STD5 580-379142/9	200.0	165.099858	100.0	32997.0	0.825499	Y
6	STD6 580-379142/8	500.0	380.694204	100.0	32296.0	0.761388	Y
7	STD7IS 580-379142/7	1000.0	781.303021	100.0	32770.0	0.781303	Y
8	STD8 580-379142/6	2000.0	1475.196462	100.0	33467.0	0.737598	Y
9	STD9 580-379142/5	5000.0	3948.005991	100.0	32046.0	0.789601	Y
10	STD10 580-379142/4	10000.0	6457.122077	100.0	35748.0	0.645712	Y



Calibration

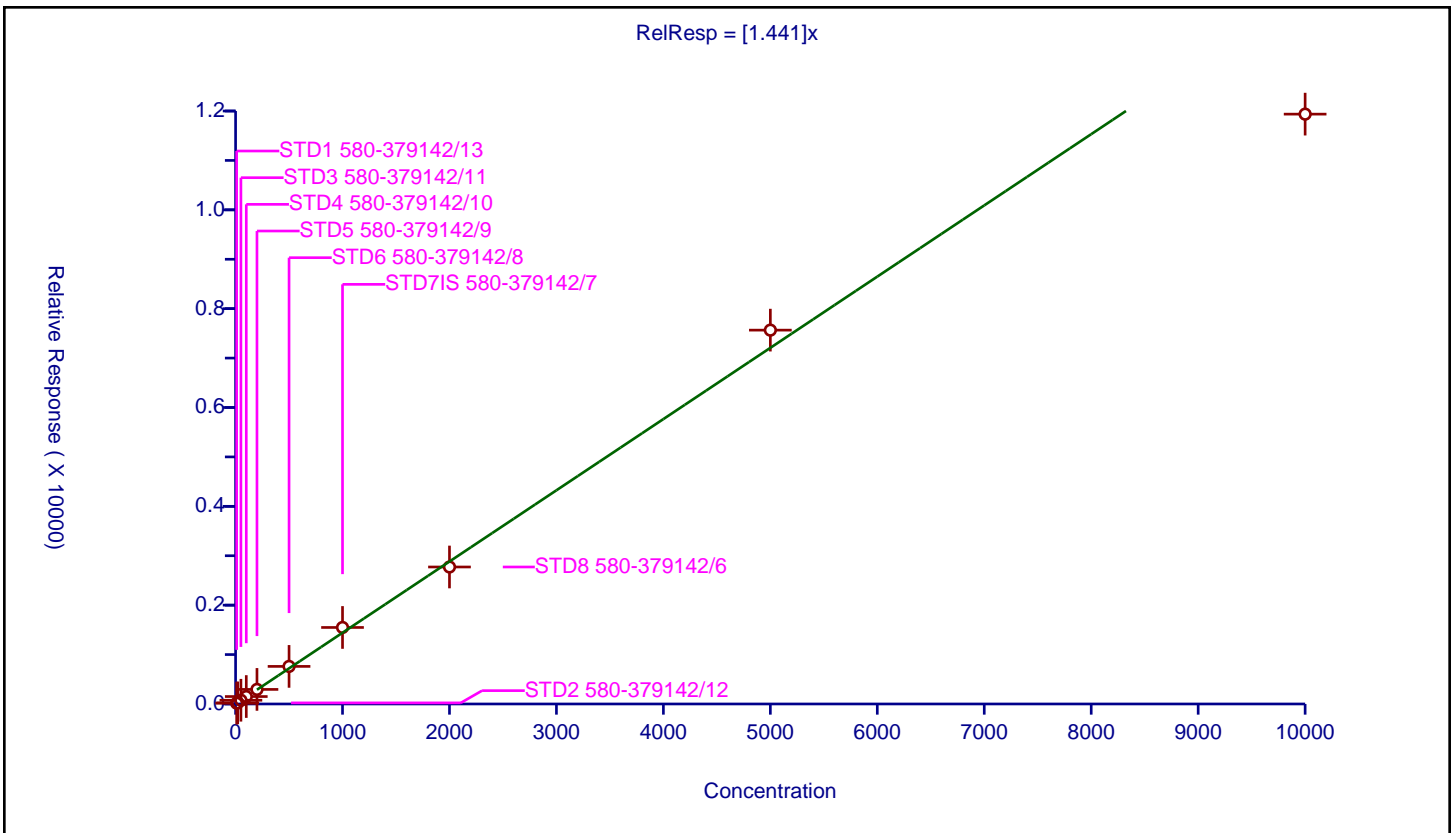
/ 1,3-Dichlorobenzene

Curve Type: Average
 Weighting: Conc_Sq
 Origin: Force
 Dependency: Response
 Calib Mode: ISTD
 Response Base: AREA
 RF Rounding: 0

Curve Coefficients	
Intercept:	0
Slope:	1.441

Error Coefficients	
Standard Error:	1670000
Relative Standard Error:	11.3
Correlation Coefficient:	0.996
Coefficient of Determination (Adjusted):	0.984

ID	Level	Concentration	Rel. Resp.	IS Amount	IS Response	RRF	Used
1	STD1 580-379142/13	10.0	16.299041	100.0	28063.0	1.629904	Y
2	STD2 580-379142/12	20.0	22.398556	100.0	31569.0	1.119928	Y
3	STD3 580-379142/11	50.0	75.977406	100.0	33814.0	1.519548	Y
4	STD4 580-379142/10	100.0	150.849229	100.0	34443.0	1.508492	Y
5	STD5 580-379142/9	200.0	294.714671	100.0	32997.0	1.473573	Y
6	STD6 580-379142/8	500.0	760.762943	100.0	32296.0	1.521526	Y
7	STD7IS 580-379142/7	1000.0	1548.410131	100.0	32770.0	1.54841	Y
8	STD8 580-379142/6	2000.0	2772.674575	100.0	33467.0	1.386337	Y
9	STD9 580-379142/5	5000.0	7565.611933	100.0	32046.0	1.513122	Y
10	STD10 580-379142/4	10000.0	11936.947522	100.0	35748.0	1.193695	Y



Calibration

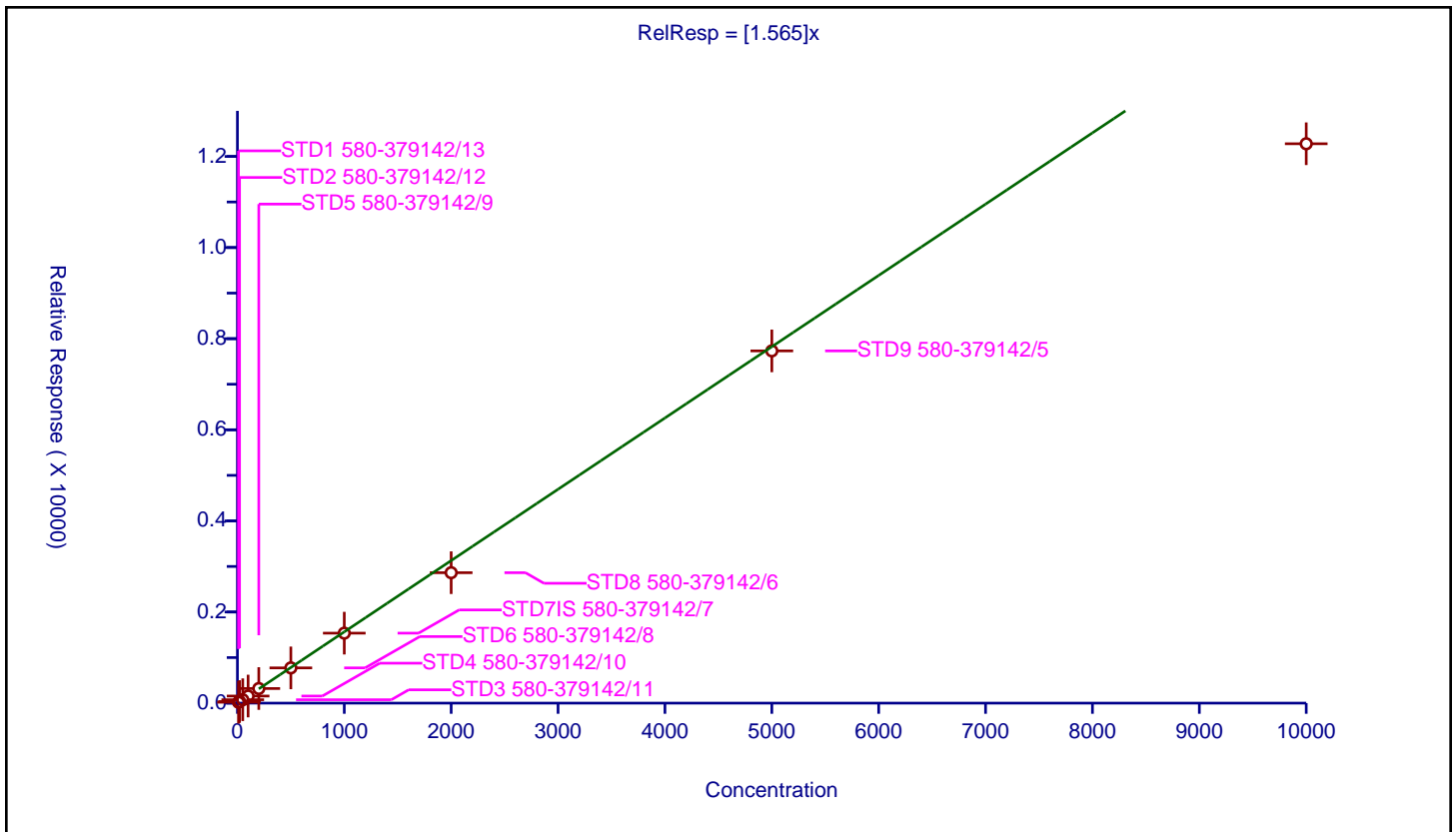
/ 1,4-Dichlorobenzene

Curve Type: Average
 Weighting: Conc_Sq
 Origin: Force
 Dependency: Response
 Calib Mode: ISTD
 Response Base: AREA
 RF Rounding: 0

Curve Coefficients	
Intercept:	0
Slope:	1.565

Error Coefficients	
Standard Error:	1710000
Relative Standard Error:	12.4
Correlation Coefficient:	0.997
Coefficient of Determination (Adjusted):	0.979

ID	Level	Concentration	Rel. Resp.	IS Amount	IS Response	RRF	Used
1	STD1 580-379142/13	10.0	19.773367	100.0	28063.0	1.977337	Y
2	STD2 580-379142/12	20.0	34.606734	100.0	31569.0	1.730337	Y
3	STD3 580-379142/11	50.0	74.398178	100.0	33814.0	1.487964	Y
4	STD4 580-379142/10	100.0	155.906861	100.0	34443.0	1.559069	Y
5	STD5 580-379142/9	200.0	320.486711	100.0	32997.0	1.602434	Y
6	STD6 580-379142/8	500.0	774.006069	100.0	32296.0	1.548012	Y
7	STD7IS 580-379142/7	1000.0	1536.325908	100.0	32770.0	1.536326	Y
8	STD8 580-379142/6	2000.0	2862.969492	100.0	33467.0	1.431485	Y
9	STD9 580-379142/5	5000.0	7731.67322	100.0	32046.0	1.546335	Y
10	STD10 580-379142/4	10000.0	12278.530267	100.0	35748.0	1.227853	Y



Calibration

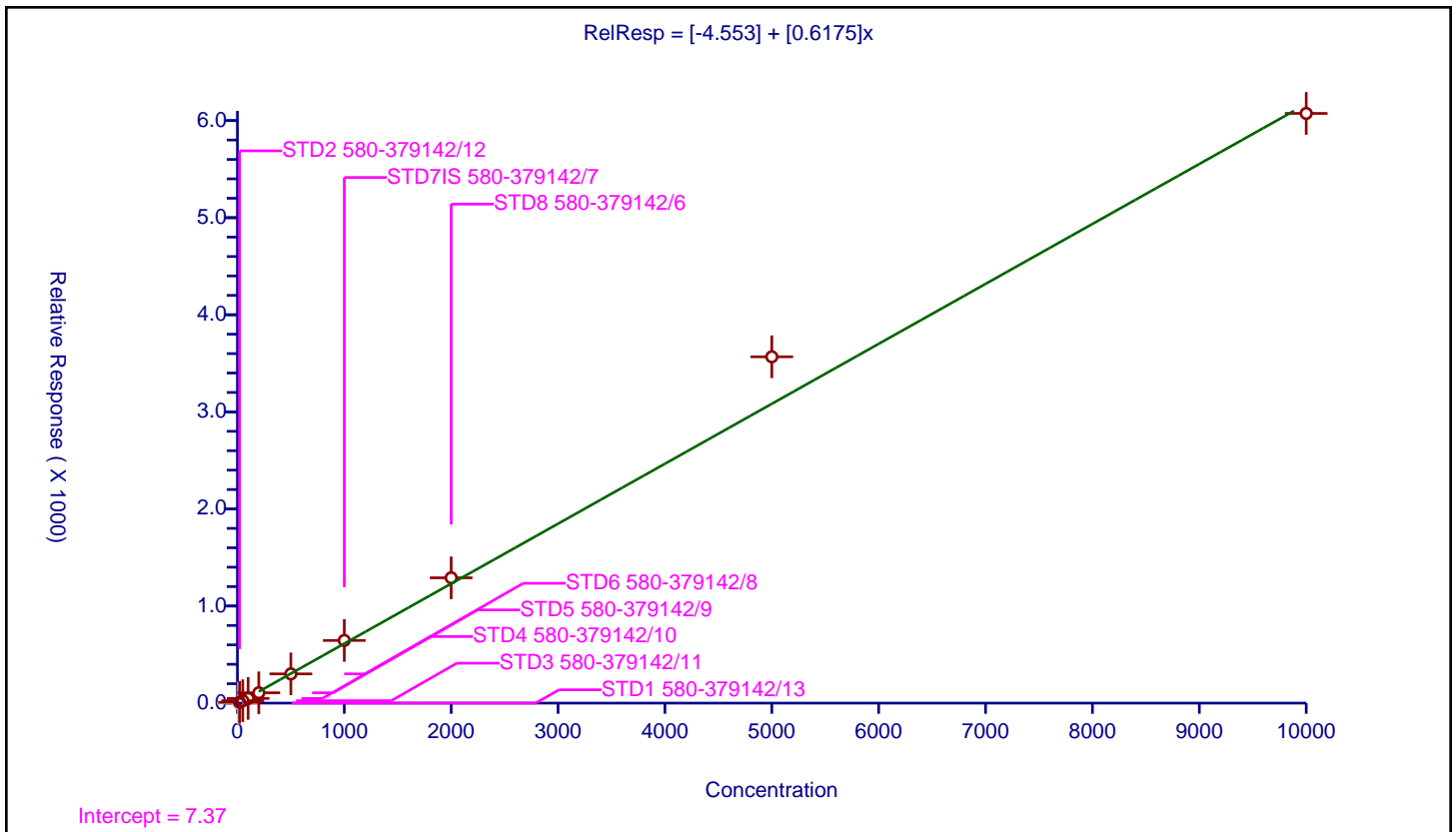
/ Benzyl alcohol

Curve Type: Linear
 Weighting: Conc_Sq
 Origin: None
 Dependency: Response
 Calib Mode: ISTD
 Response Base: AREA
 RF Rounding: 0

Curve Coefficients	
Intercept:	-4.553
Slope:	0.6175

Error Coefficients	
Standard Error:	943000
Relative Standard Error:	9.7
Correlation Coefficient:	0.999
Coefficient of Determination (Adjusted):	0.990

ID	Level	Concentration	Rel. Resp.	IS Amount	IS Response	RRF	Used
1	STD1 580-379142/13	10.0	0.0	100.0	28063.0	0.0	N
2	STD2 580-379142/12	20.0	8.470335	100.0	31569.0	0.423517	Y
3	STD3 580-379142/11	50.0	24.974862	100.0	33814.0	0.499497	Y
4	STD4 580-379142/10	100.0	48.3088	100.0	34443.0	0.483088	Y
5	STD5 580-379142/9	200.0	106.658181	100.0	32997.0	0.533291	Y
6	STD6 580-379142/8	500.0	301.130171	100.0	32296.0	0.60226	Y
7	STD7IS 580-379142/7	1000.0	645.498932	100.0	32770.0	0.645499	Y
8	STD8 580-379142/6	2000.0	1290.826785	100.0	33467.0	0.645413	Y
9	STD9 580-379142/5	5000.0	3567.144105	100.0	32046.0	0.713429	Y
10	STD10 580-379142/4	10000.0	6074.00414	100.0	35748.0	0.6074	Y



Calibration

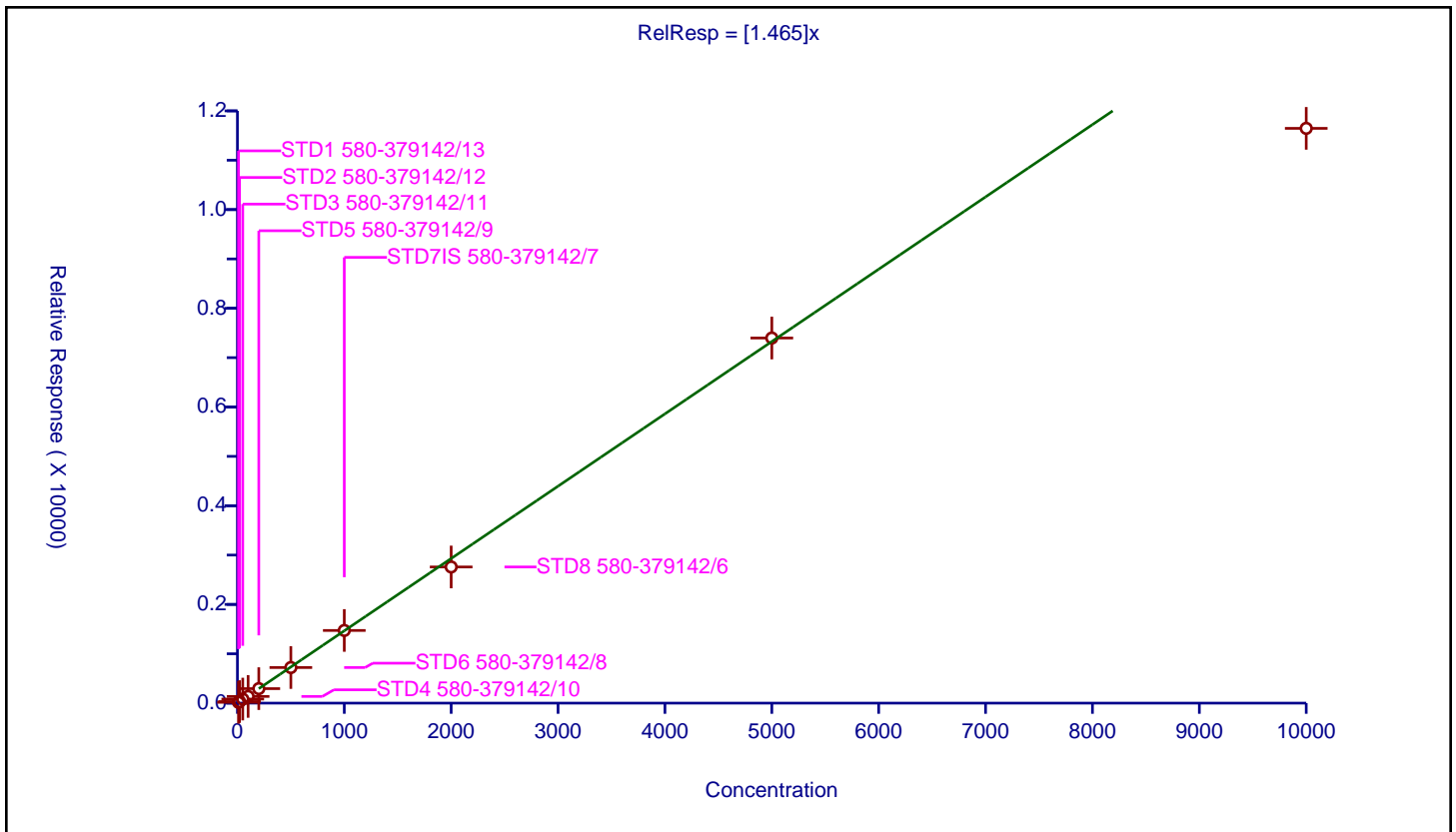
/ 1,2-Dichlorobenzene

Curve Type: Average
 Weighting: Conc_Sq
 Origin: Force
 Dependency: Response
 Calib Mode: ISTD
 Response Base: AREA
 RF Rounding: 0

Curve Coefficients	
Intercept:	0
Slope:	1.465

Error Coefficients	
Standard Error:	1630000
Relative Standard Error:	10.0
Correlation Coefficient:	0.996
Coefficient of Determination (Adjusted):	0.987

ID	Level	Concentration	Rel. Resp.	IS Amount	IS Response	RRF	Used
1	STD1 580-379142/13	10.0	16.505719	100.0	28063.0	1.650572	Y
2	STD2 580-379142/12	20.0	31.822357	100.0	31569.0	1.591118	Y
3	STD3 580-379142/11	50.0	82.241084	100.0	33814.0	1.644822	Y
4	STD4 580-379142/10	100.0	135.937636	100.0	34443.0	1.359376	Y
5	STD5 580-379142/9	200.0	293.690335	100.0	32997.0	1.468452	Y
6	STD6 580-379142/8	500.0	721.04595	100.0	32296.0	1.442092	Y
7	STD7IS 580-379142/7	1000.0	1472.66097	100.0	32770.0	1.472661	Y
8	STD8 580-379142/6	2000.0	2759.025309	100.0	33467.0	1.379513	Y
9	STD9 580-379142/5	5000.0	7397.750109	100.0	32046.0	1.47955	Y
10	STD10 580-379142/4	10000.0	11646.231957	100.0	35748.0	1.164623	Y



Calibration

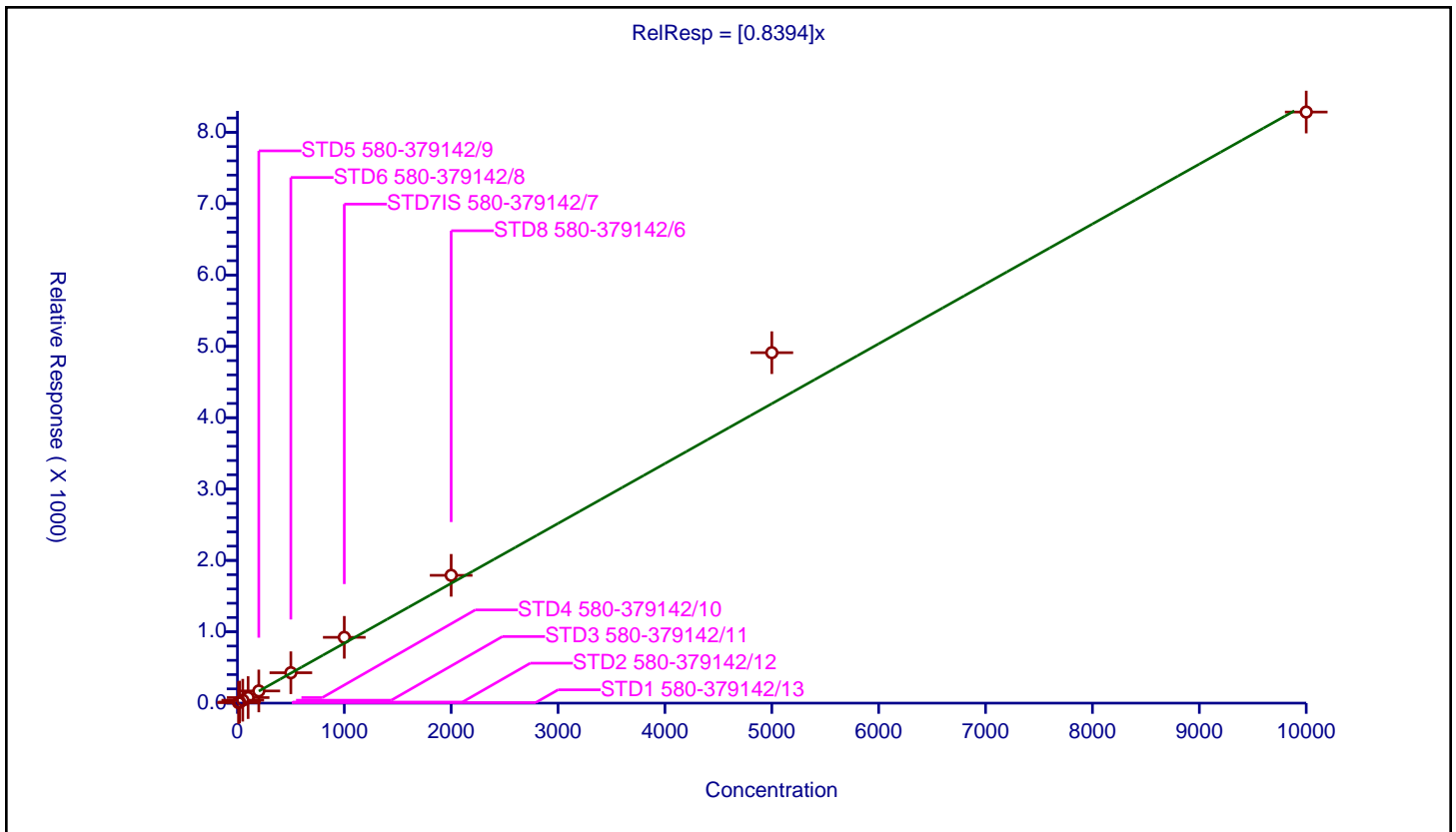
/ 2-Methylphenol

Curve Type: Average
 Weighting: Conc_Sq
 Origin: Force
 Dependency: Response
 Calib Mode: ISTD
 Response Base: AREA
 RF Rounding: 0

Curve Coefficients	
Intercept:	0
Slope:	0.8394

Error Coefficients	
Standard Error:	1140000
Relative Standard Error:	9.6
Correlation Coefficient:	0.999
Coefficient of Determination (Adjusted):	0.989

ID	Level	Concentration	Rel. Resp.	IS Amount	IS Response	RRF	Used
1	STD1 580-379142/13	10.0	7.141075	100.0	28063.0	0.714108	Y
2	STD2 580-379142/12	20.0	15.024233	100.0	31569.0	0.751212	Y
3	STD3 580-379142/11	50.0	40.77601	100.0	33814.0	0.81552	Y
4	STD4 580-379142/10	100.0	77.867782	100.0	34443.0	0.778678	Y
5	STD5 580-379142/9	200.0	170.745825	100.0	32997.0	0.853729	Y
6	STD6 580-379142/8	500.0	426.034184	100.0	32296.0	0.852068	Y
7	STD7IS 580-379142/7	1000.0	922.184925	100.0	32770.0	0.922185	Y
8	STD8 580-379142/6	2000.0	1791.07479	100.0	33467.0	0.895537	Y
9	STD9 580-379142/5	5000.0	4911.464769	100.0	32046.0	0.982293	Y
10	STD10 580-379142/4	10000.0	8283.800492	100.0	35748.0	0.82838	Y



Calibration

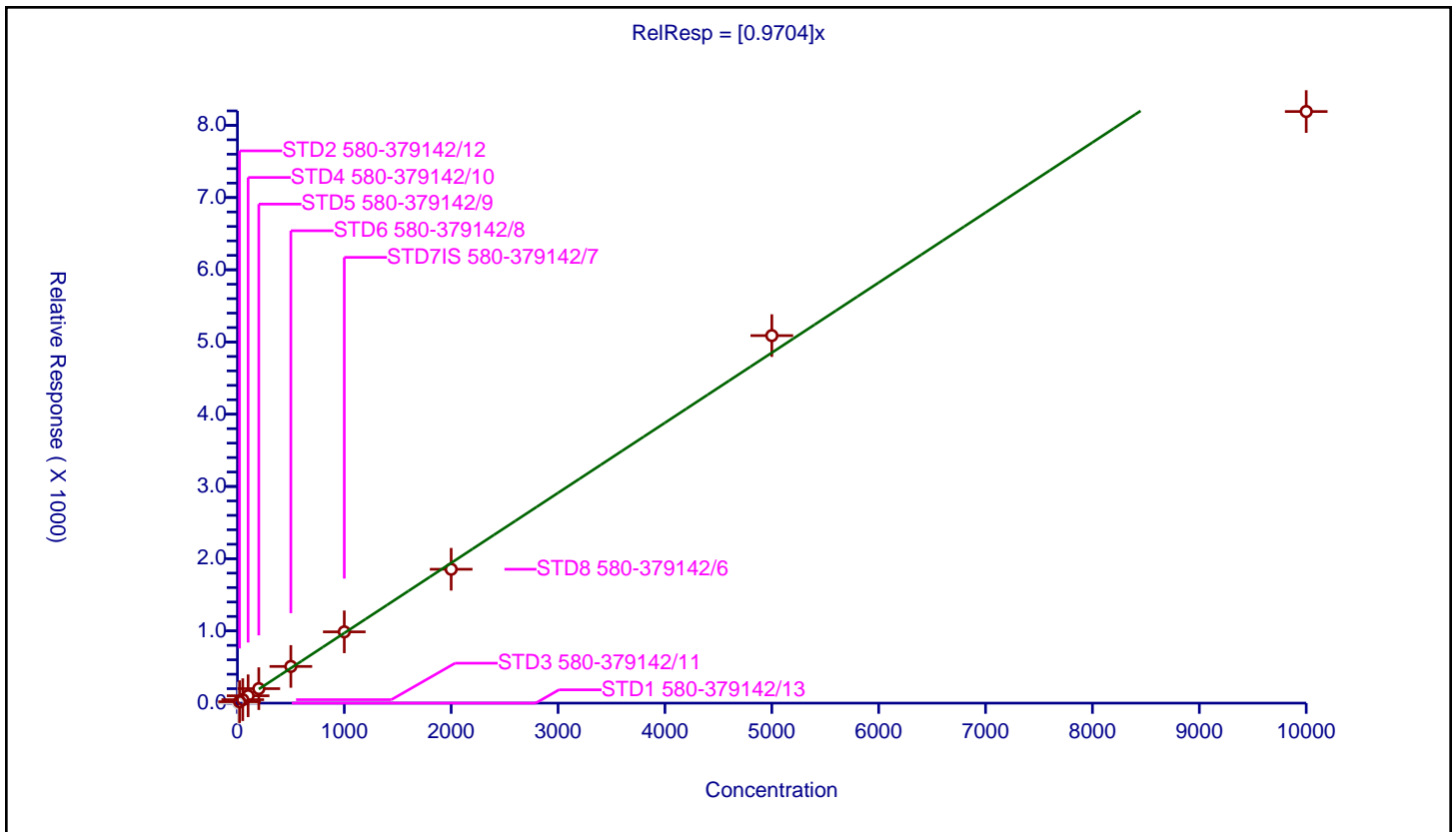
/ 2,2'-oxybis[1-chloropropane]

Curve Type: Average
 Weighting: Conc_Sq
 Origin: Force
 Dependency: Response
 Calib Mode: ISTD
 Response Base: AREA
 RF Rounding: 0

Curve Coefficients	
Intercept:	0
Slope:	0.9704

Error Coefficients	
Standard Error:	1210000
Relative Standard Error:	6.7
Correlation Coefficient:	0.997
Coefficient of Determination (Adjusted):	0.994

ID	Level	Concentration	Rel. Resp.	IS Amount	IS Response	RRF	Used
1	STD1 580-379142/13	10.0	0.0	100.0	28063.0	0.0	N
2	STD2 580-379142/12	20.0	19.810574	100.0	31569.0	0.990529	Y
3	STD3 580-379142/11	50.0	47.610457	100.0	33814.0	0.952209	Y
4	STD4 580-379142/10	100.0	102.10783	100.0	34443.0	1.021078	Y
5	STD5 580-379142/9	200.0	200.500045	100.0	32997.0	1.0025	Y
6	STD6 580-379142/8	500.0	508.072207	100.0	32296.0	1.016144	Y
7	STD7IS 580-379142/7	1000.0	987.16509	100.0	32770.0	0.987165	Y
8	STD8 580-379142/6	2000.0	1853.557235	100.0	33467.0	0.926779	Y
9	STD9 580-379142/5	5000.0	5088.582038	100.0	32046.0	1.017716	Y
10	STD10 580-379142/4	10000.0	8191.319794	100.0	35748.0	0.819132	Y



Calibration

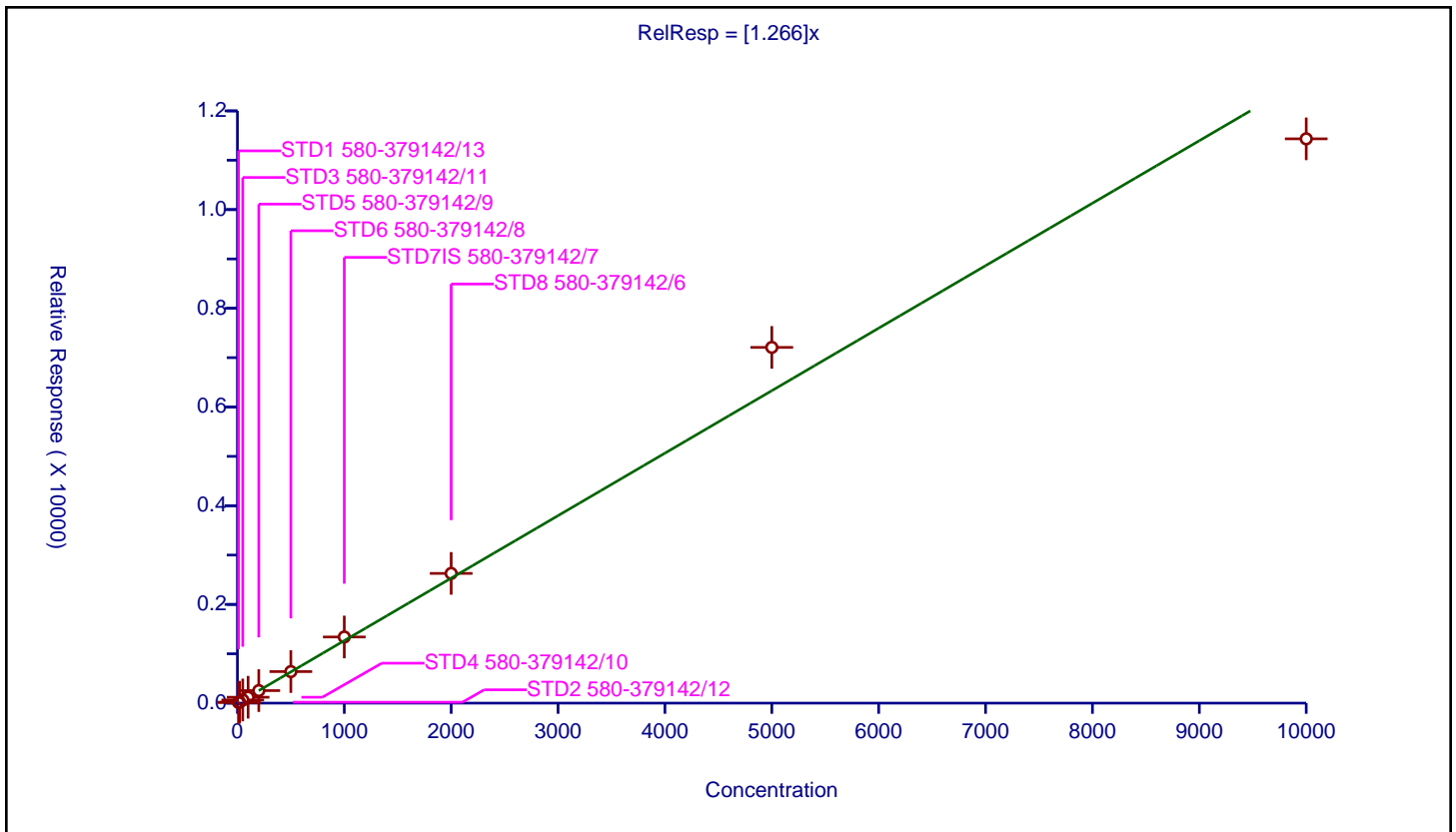
/ Acetophenone

Curve Type: Average
 Weighting: Conc_Sq
 Origin: Force
 Dependency: Response
 Calib Mode: ISTD
 Response Base: AREA
 RF Rounding: 0

Curve Coefficients	
Intercept:	0
Slope:	1.266

Error Coefficients	
Standard Error:	160000
Relative Standard Error:	12.5
Correlation Coefficient:	0.997
Coefficient of Determination (Adjusted):	0.981

ID	Level	Concentration	Rel. Resp.	IS Amount	IS Response	RRF	Used
1	STD1 580-379142/13	10.0	14.838043	100.0	28063.0	1.483804	Y
2	STD2 580-379142/12	20.0	18.372454	100.0	31569.0	0.918623	Y
3	STD3 580-379142/11	50.0	63.861123	100.0	33814.0	1.277222	Y
4	STD4 580-379142/10	100.0	119.559853	100.0	34443.0	1.195599	Y
5	STD5 580-379142/9	200.0	253.859442	100.0	32997.0	1.269297	Y
6	STD6 580-379142/8	500.0	639.10701	100.0	32296.0	1.278214	Y
7	STD7IS 580-379142/7	1000.0	1340.335673	100.0	32770.0	1.340336	Y
8	STD8 580-379142/6	2000.0	2628.144142	100.0	33467.0	1.314072	Y
9	STD9 580-379142/5	5000.0	7207.816888	100.0	32046.0	1.441563	Y
10	STD10 580-379142/4	10000.0	11433.635448	100.0	35748.0	1.143364	Y



Calibration

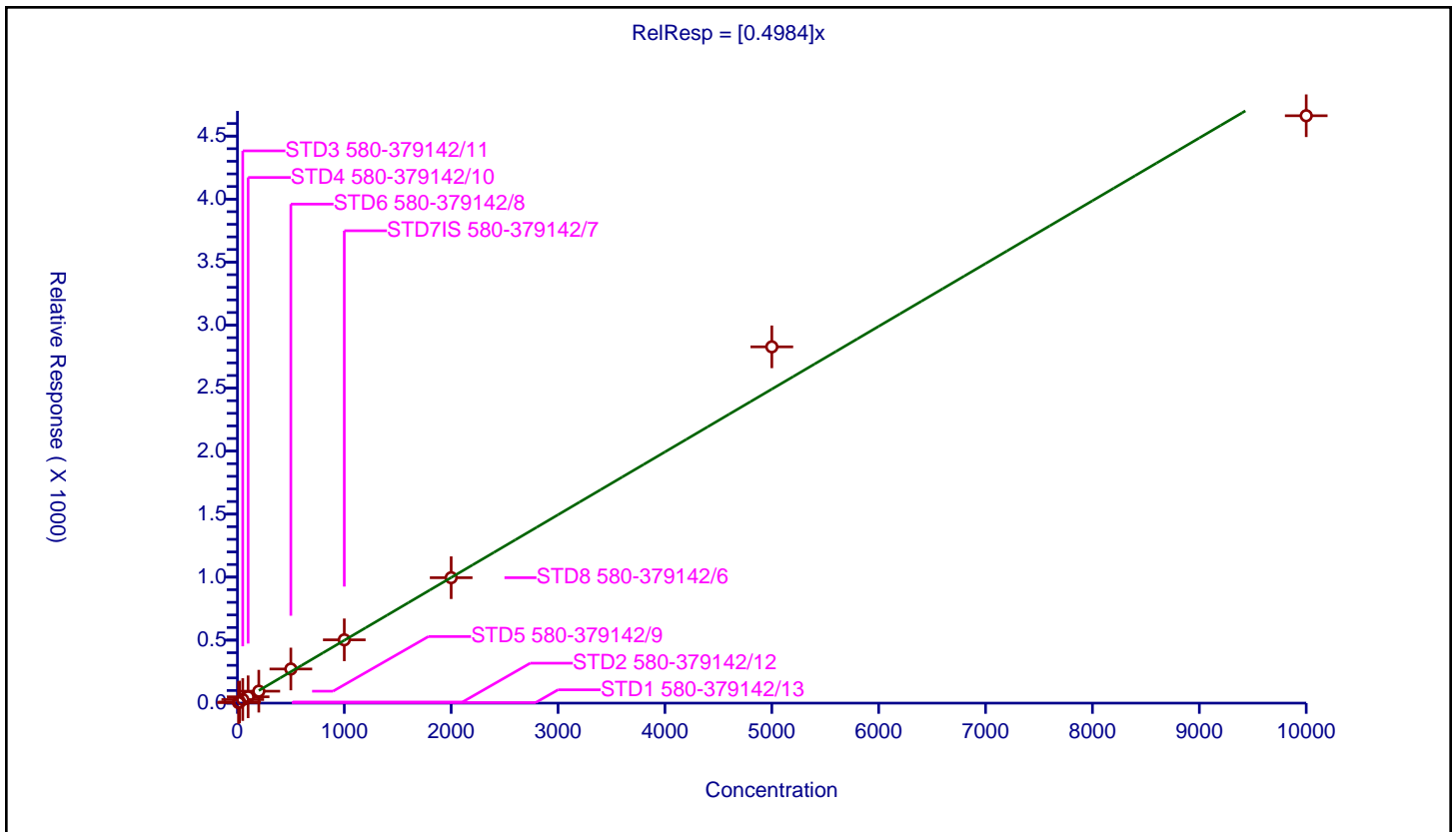
/ N-Nitrosodi-n-propylamine

Curve Type: Average
 Weighting: Conc_Sq
 Origin: Force
 Dependency: Response
 Calib Mode: ISTD
 Response Base: AREA
 RF Rounding: 0

Curve Coefficients	
Intercept:	0
Slope:	0.4984

Error Coefficients	
Standard Error:	643000
Relative Standard Error:	9.8
Correlation Coefficient:	0.998
Coefficient of Determination (Adjusted):	0.989

ID	Level	Concentration	Rel. Resp.	IS Amount	IS Response	RRF	Used
1	STD1 580-379142/13	10.0	4.265403	100.0	28063.0	0.42654	Y
2	STD2 580-379142/12	20.0	8.806107	100.0	31569.0	0.440305	Y
3	STD3 580-379142/11	50.0	28.43201	100.0	33814.0	0.56864	Y
4	STD4 580-379142/10	100.0	50.100165	100.0	34443.0	0.501002	Y
5	STD5 580-379142/9	200.0	94.723763	100.0	32997.0	0.473619	Y
6	STD6 580-379142/8	500.0	270.878747	100.0	32296.0	0.541757	Y
7	STD7IS 580-379142/7	1000.0	502.392432	100.0	32770.0	0.502392	Y
8	STD8 580-379142/6	2000.0	995.425344	100.0	33467.0	0.497713	Y
9	STD9 580-379142/5	5000.0	2827.479249	100.0	32046.0	0.565496	Y
10	STD10 580-379142/4	10000.0	4661.617433	100.0	35748.0	0.466162	Y



Calibration

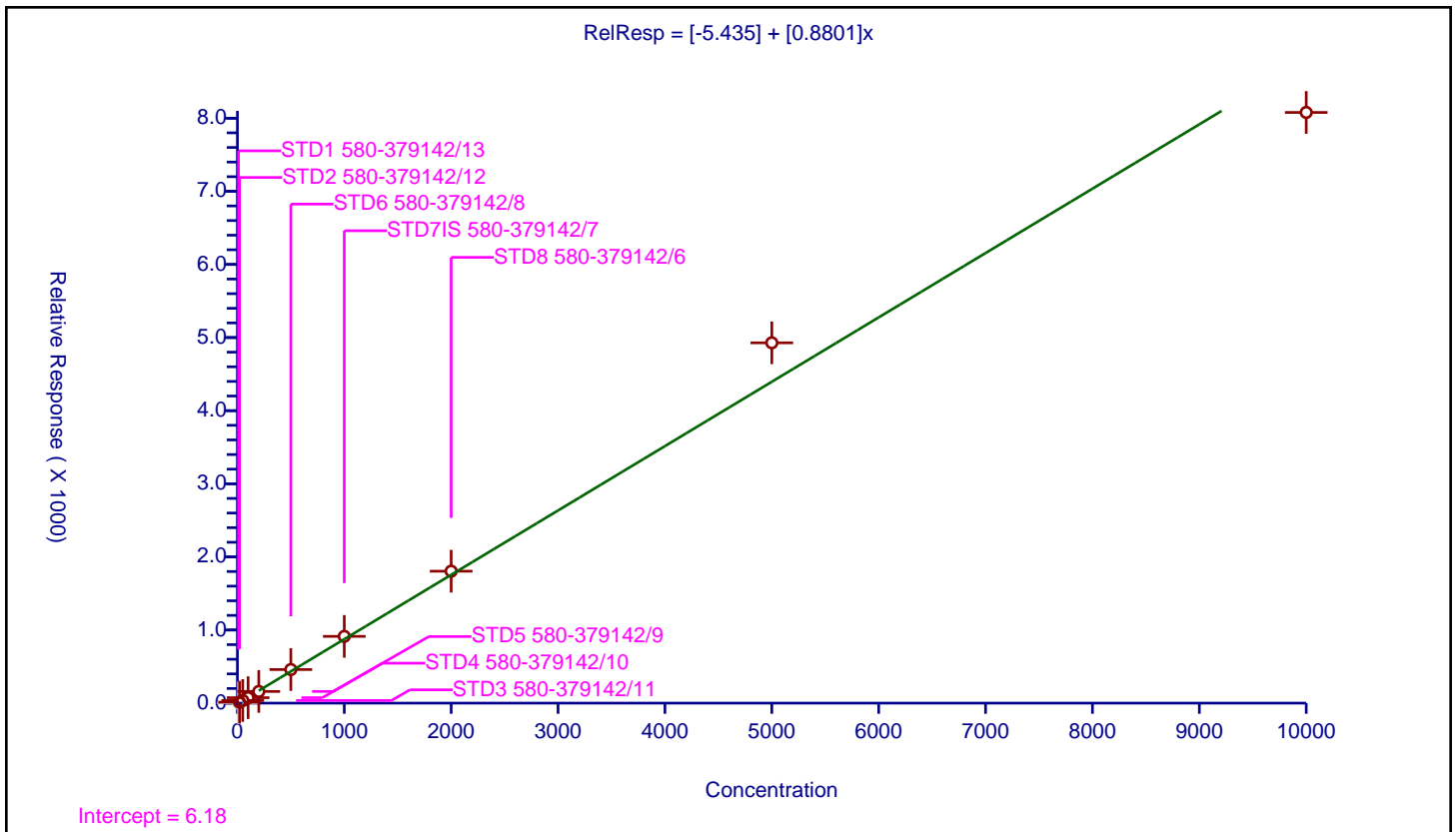
/ 3 & 4 Methylphenol

Curve Type: Linear
 Weighting: Conc_Sq
 Origin: None
 Dependency: Response
 Calib Mode: ISTD
 Response Base: AREA
 RF Rounding: 0

Curve Coefficients	
Intercept:	-5.435
Slope:	0.8801

Error Coefficients	
Standard Error:	1270000
Relative Standard Error:	8.0
Correlation Coefficient:	0.998
Coefficient of Determination (Adjusted):	0.993

ID	Level	Concentration	Rel. Resp.	IS Amount	IS Response	RRF	Used
1	STD1 580-379142/13	10.0	4.810605	100.0	28063.0	0.48106	N
2	STD2 580-379142/12	20.0	12.939909	100.0	31569.0	0.646995	Y
3	STD3 580-379142/11	50.0	36.053114	100.0	33814.0	0.721062	Y
4	STD4 580-379142/10	100.0	74.409895	100.0	34443.0	0.744099	Y
5	STD5 580-379142/9	200.0	159.808467	100.0	32997.0	0.799042	Y
6	STD6 580-379142/8	500.0	459.357196	100.0	32296.0	0.918714	Y
7	STD7IS 580-379142/7	1000.0	913.094294	100.0	32770.0	0.913094	Y
8	STD8 580-379142/6	2000.0	1804.437207	100.0	33467.0	0.902219	Y
9	STD9 580-379142/5	5000.0	4927.966049	100.0	32046.0	0.985593	Y
10	STD10 580-379142/4	10000.0	8078.496699	100.0	35748.0	0.80785	Y



Calibration

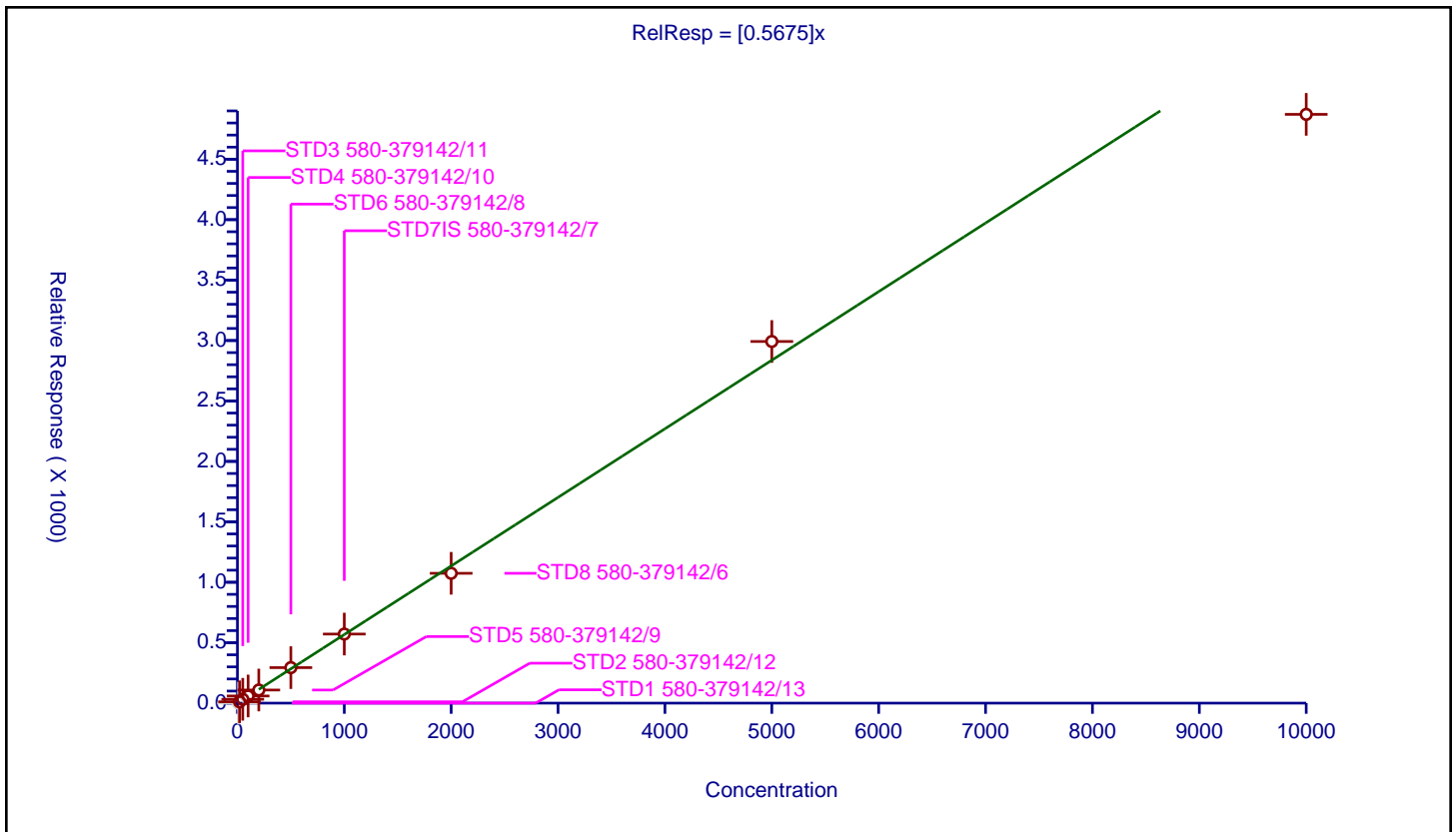
/ Hexachloroethane

Curve Type: Average
 Weighting: Conc_Sq
 Origin: Force
 Dependency: Response
 Calib Mode: ISTD
 Response Base: AREA
 RF Rounding: 0

Curve Coefficients	
Intercept:	0
Slope:	0.5675

Error Coefficients	
Standard Error:	716000
Relative Standard Error:	7.5
Correlation Coefficient:	0.998
Coefficient of Determination (Adjusted):	0.993

ID	Level	Concentration	Rel. Resp.	IS Amount	IS Response	RRF	Used
1	STD1 580-379142/13	10.0	0.0	100.0	28063.0	0.0	N
2	STD2 580-379142/12	20.0	11.118502	100.0	31569.0	0.555925	Y
3	STD3 580-379142/11	50.0	31.741291	100.0	33814.0	0.634826	Y
4	STD4 580-379142/10	100.0	59.13248	100.0	34443.0	0.591325	Y
5	STD5 580-379142/9	200.0	108.621996	100.0	32997.0	0.54311	Y
6	STD6 580-379142/8	500.0	293.832054	100.0	32296.0	0.587664	Y
7	STD7IS 580-379142/7	1000.0	571.583766	100.0	32770.0	0.571584	Y
8	STD8 580-379142/6	2000.0	1074.186512	100.0	33467.0	0.537093	Y
9	STD9 580-379142/5	5000.0	2992.083255	100.0	32046.0	0.598417	Y
10	STD10 580-379142/4	10000.0	4871.321473	100.0	35748.0	0.487132	Y



Calibration

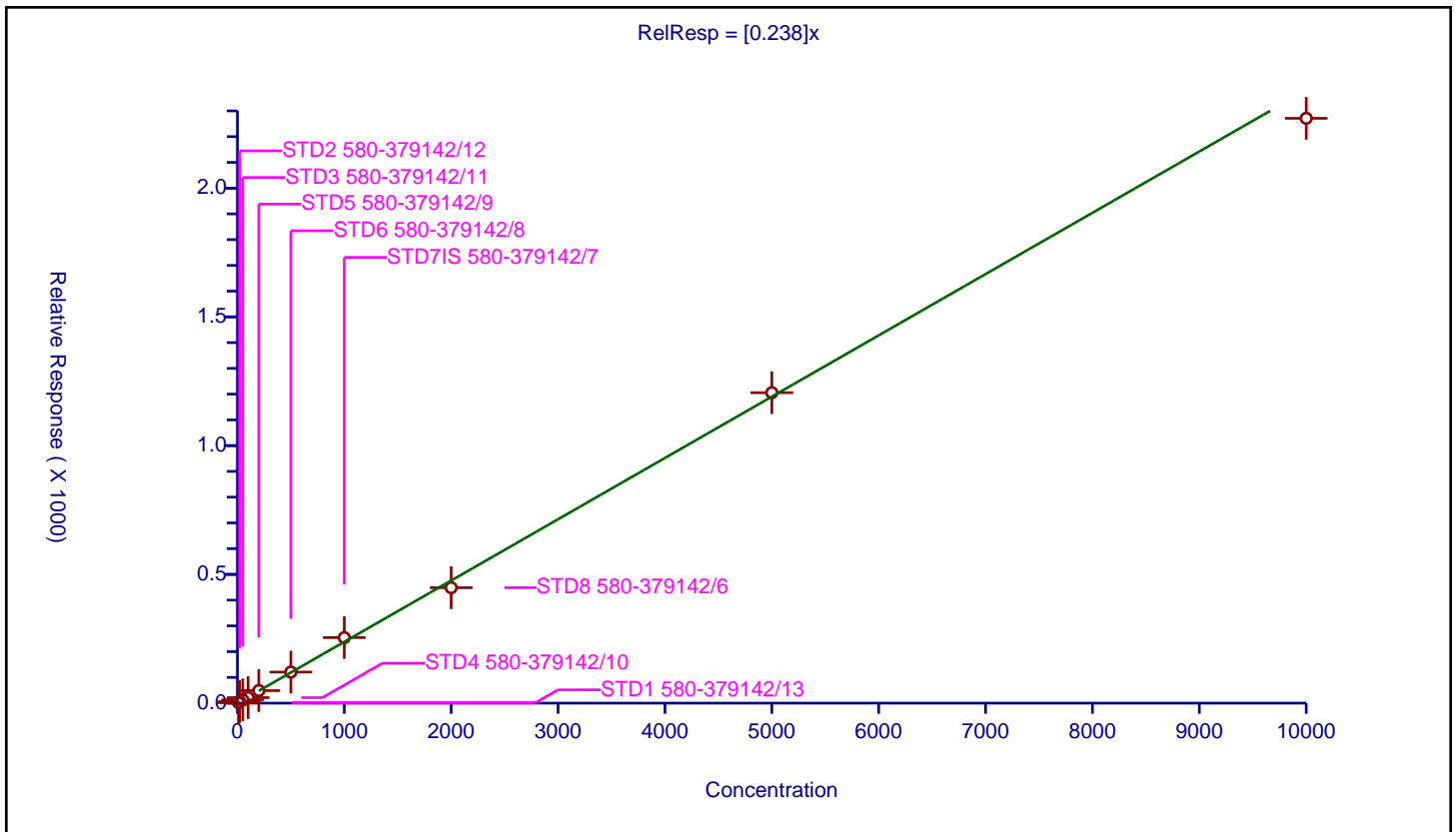
/ Nitrobenzene-d5

Curve Type: Average
 Weighting: Conc_Sq
 Origin: Force
 Dependency: Response
 Calib Mode: ISTD
 Response Base: AREA
 RF Rounding: 0

Curve Coefficients	
Intercept:	0
Slope:	0.238

Error Coefficients	
Standard Error:	1080000
Relative Standard Error:	10.8
Correlation Coefficient:	0.998
Coefficient of Determination (Adjusted):	0.986

ID	Level	Concentration	Rel. Resp.	IS Amount	IS Response	RRF	Used
1	STD1 580-379142/13	10.0	1.932768	100.0	102392.0	0.193277	Y
2	STD2 580-379142/12	20.0	5.768634	100.0	109558.0	0.288432	Y
3	STD3 580-379142/11	50.0	12.646271	100.0	120154.0	0.252925	Y
4	STD4 580-379142/10	100.0	21.384604	100.0	126881.0	0.213846	Y
5	STD5 580-379142/9	200.0	48.706705	100.0	121550.0	0.243534	Y
6	STD6 580-379142/8	500.0	120.672425	100.0	117277.0	0.241345	Y
7	STD7IS 580-379142/7	1000.0	254.482747	100.0	118298.0	0.254483	Y
8	STD8 580-379142/6	2000.0	448.309826	100.0	129957.0	0.224155	Y
9	STD9 580-379142/5	5000.0	1205.694548	100.0	126226.0	0.241139	Y
10	STD10 580-379142/4	10000.0	2271.176706	100.0	122401.0	0.227118	Y



Calibration

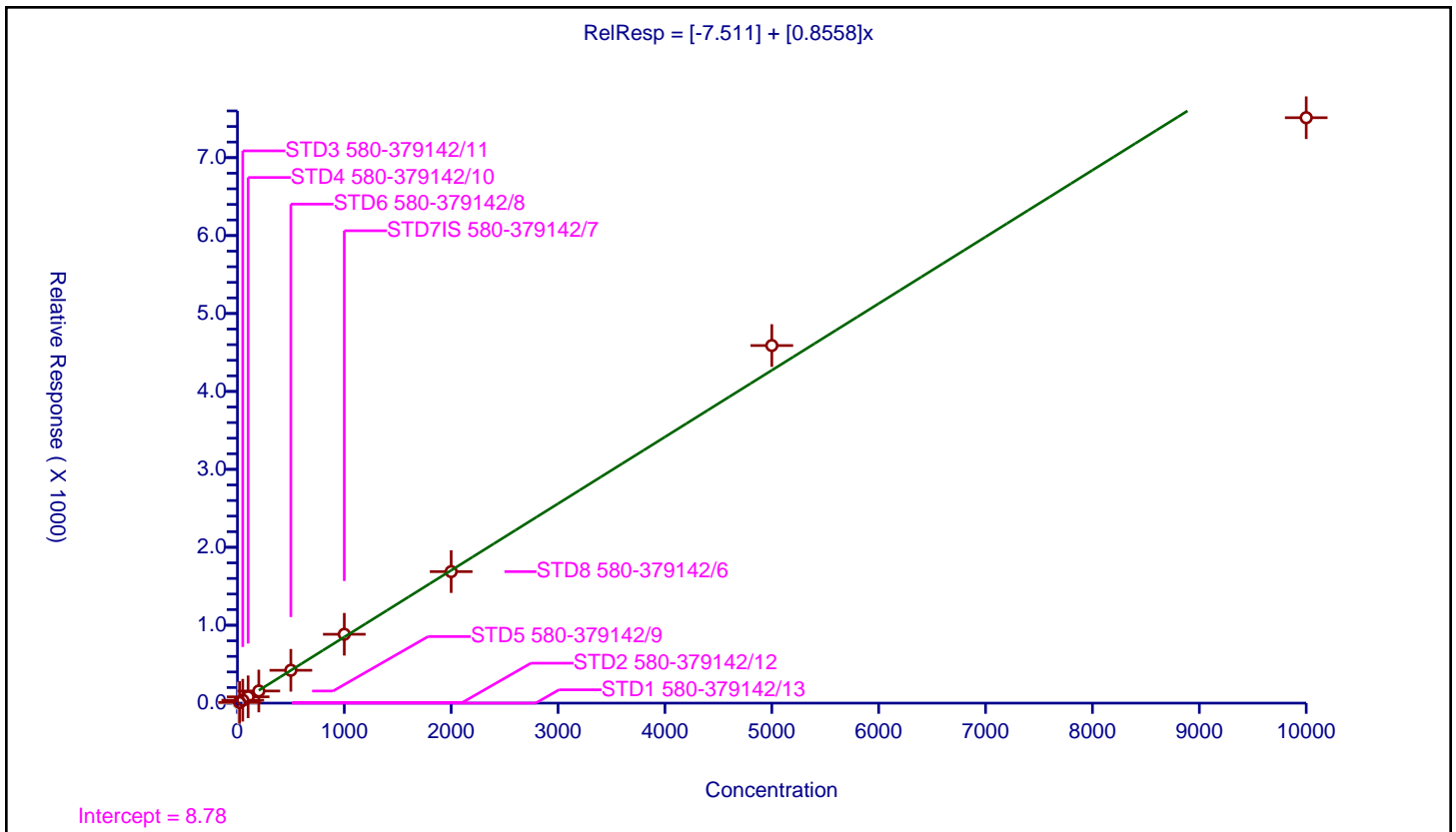
/ Nitrobenzene

Curve Type: Linear
 Weighting: Conc_Sq
 Origin: None
 Dependency: Response
 Calib Mode: ISTD
 Response Base: AREA
 RF Rounding: 0

Curve Coefficients	
Intercept:	-7.511
Slope:	0.8558

Error Coefficients	
Standard Error:	1180000
Relative Standard Error:	6.3
Correlation Coefficient:	0.998
Coefficient of Determination (Adjusted):	0.996

ID	Level	Concentration	Rel. Resp.	IS Amount	IS Response	RRF	Used
1	STD1 580-379142/13	10.0	0.0	100.0	28063.0	0.0	N
2	STD2 580-379142/12	20.0	9.221071	100.0	31569.0	0.461054	Y
3	STD3 580-379142/11	50.0	37.395753	100.0	33814.0	0.747915	Y
4	STD4 580-379142/10	100.0	80.814679	100.0	34443.0	0.808147	Y
5	STD5 580-379142/9	200.0	155.668697	100.0	32997.0	0.778343	Y
6	STD6 580-379142/8	500.0	421.643547	100.0	32296.0	0.843287	Y
7	STD7IS 580-379142/7	1000.0	883.622215	100.0	32770.0	0.883622	Y
8	STD8 580-379142/6	2000.0	1687.635581	100.0	33467.0	0.843818	Y
9	STD9 580-379142/5	5000.0	4588.831679	100.0	32046.0	0.917766	Y
10	STD10 580-379142/4	10000.0	7512.621685	100.0	35748.0	0.751262	Y



Calibration

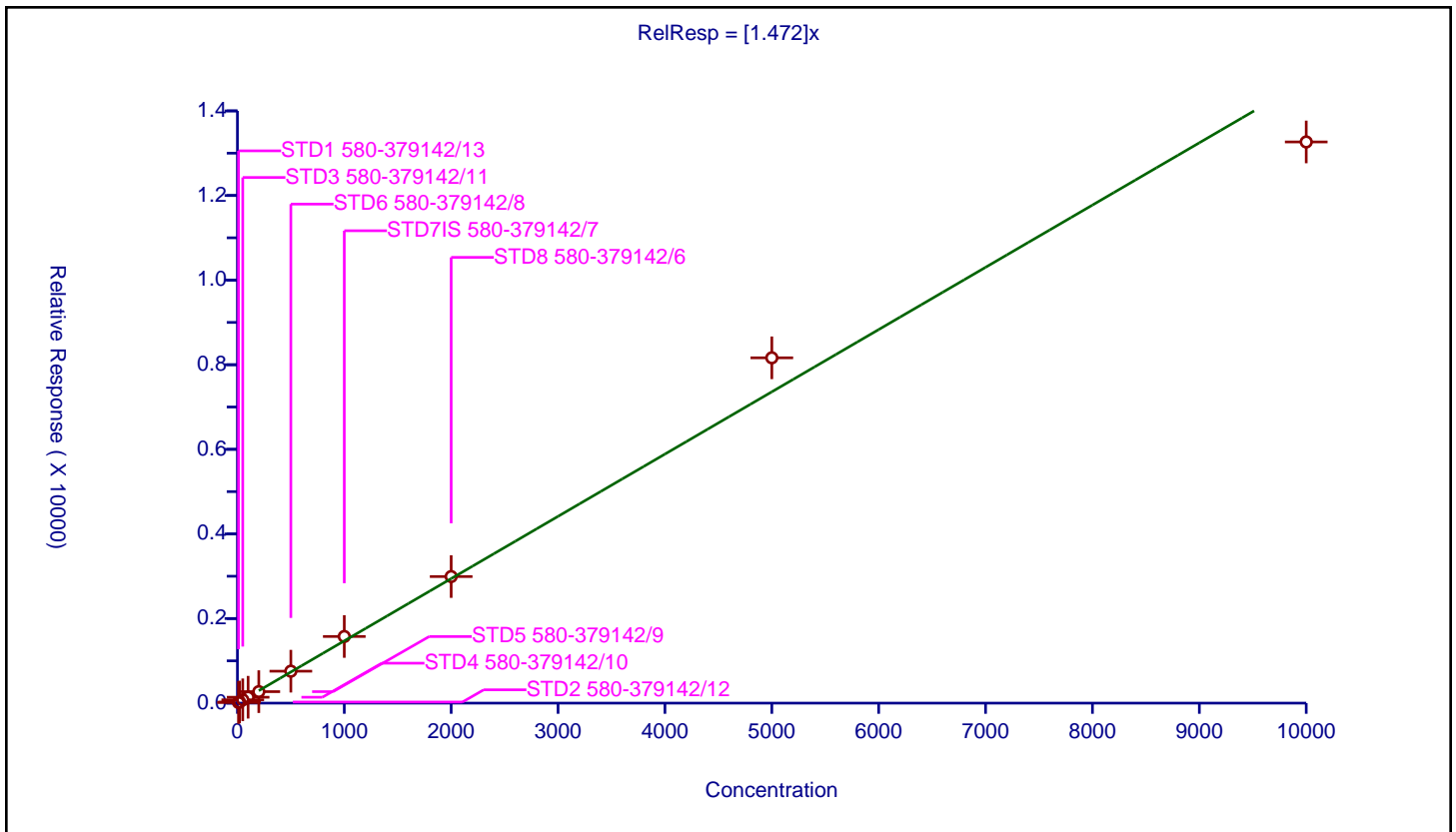
/ Isophorone

Curve Type: Average
 Weighting: Conc_Sq
 Origin: Force
 Dependency: Response
 Calib Mode: ISTD
 Response Base: AREA
 RF Rounding: 0

Curve Coefficients	
Intercept:	0
Slope:	1.472

Error Coefficients	
Standard Error:	1840000
Relative Standard Error:	7.7
Correlation Coefficient:	0.998
Coefficient of Determination (Adjusted):	0.993

ID	Level	Concentration	Rel. Resp.	IS Amount	IS Response	RRF	Used
1	STD1 580-379142/13	10.0	15.32623	100.0	28063.0	1.532623	Y
2	STD2 580-379142/12	20.0	26.386645	100.0	31569.0	1.319332	Y
3	STD3 580-379142/11	50.0	78.50003	100.0	33814.0	1.570001	Y
4	STD4 580-379142/10	100.0	139.616177	100.0	34443.0	1.396162	Y
5	STD5 580-379142/9	200.0	271.642877	100.0	32997.0	1.358214	Y
6	STD6 580-379142/8	500.0	755.09351	100.0	32296.0	1.510187	Y
7	STD7IS 580-379142/7	1000.0	1575.691181	100.0	32770.0	1.575691	Y
8	STD8 580-379142/6	2000.0	2992.249081	100.0	33467.0	1.496125	Y
9	STD9 580-379142/5	5000.0	8162.778506	100.0	32046.0	1.632556	Y
10	STD10 580-379142/4	10000.0	13265.975719	100.0	35748.0	1.326598	Y



Calibration

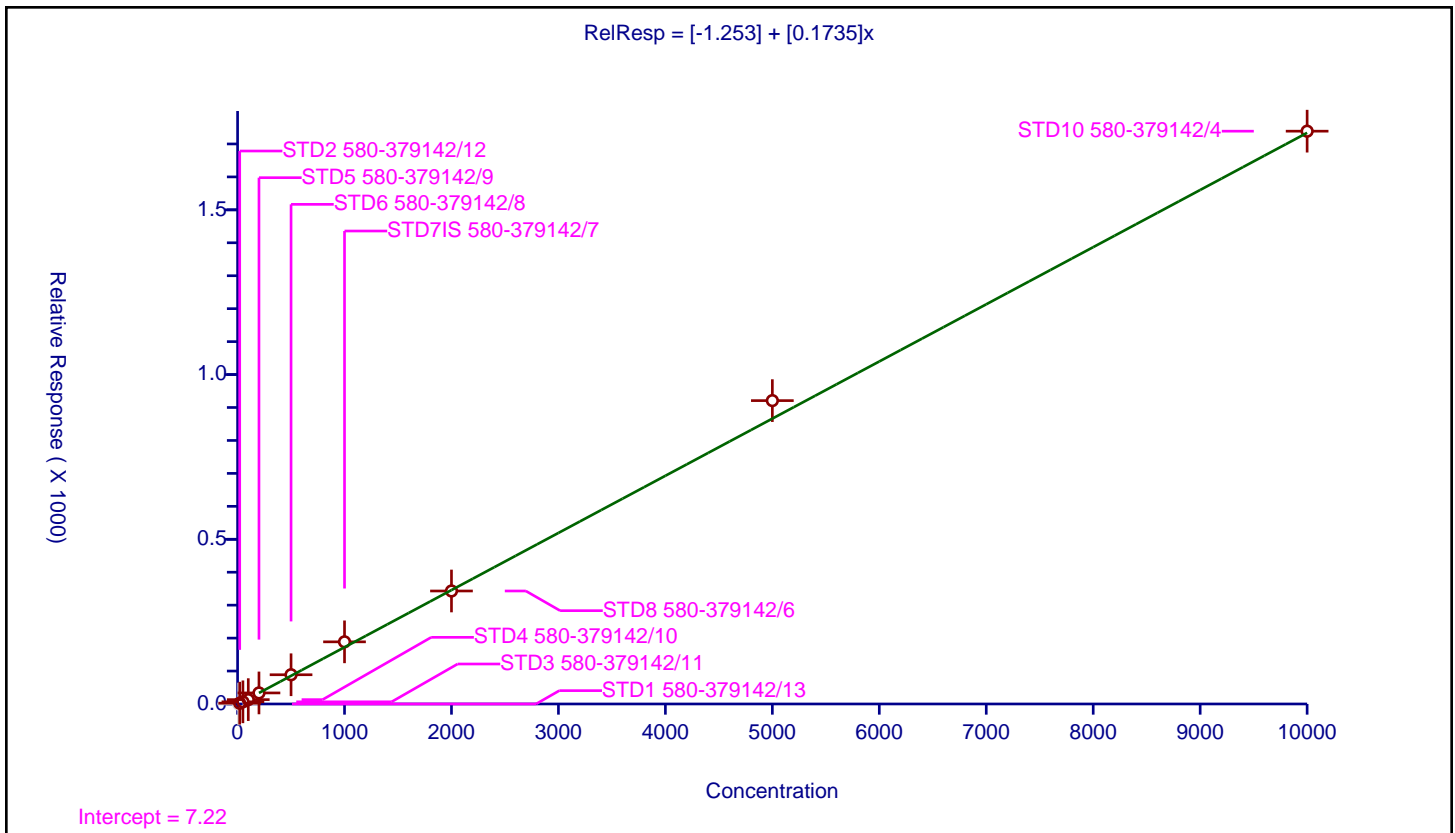
/ 2-Nitrophenol

Curve Type: Linear
 Weighting: Conc_Sq
 Origin: None
 Dependency: Response
 Calib Mode: ISTD
 Response Base: AREA
 RF Rounding: 0

Curve Coefficients	
Intercept:	-1.253
Slope:	0.1735

Error Coefficients	
Standard Error:	936000
Relative Standard Error:	8.9
Correlation Coefficient:	0.998
Coefficient of Determination (Adjusted):	0.991

ID	Level	Concentration	Rel. Resp.	IS Amount	IS Response	RRF	Used
1	STD1 580-379142/13	10.0	0.0	100.0	102392.0	0.0	N
2	STD2 580-379142/12	20.0	2.454408	100.0	109558.0	0.12272	Y
3	STD3 580-379142/11	50.0	6.562412	100.0	120154.0	0.131248	Y
4	STD4 580-379142/10	100.0	13.268338	100.0	126881.0	0.132683	Y
5	STD5 580-379142/9	200.0	33.578774	100.0	121550.0	0.167894	Y
6	STD6 580-379142/8	500.0	88.76506	100.0	117277.0	0.17753	Y
7	STD7IS 580-379142/7	1000.0	188.663376	100.0	118298.0	0.188663	Y
8	STD8 580-379142/6	2000.0	342.988835	100.0	129957.0	0.171494	Y
9	STD9 580-379142/5	5000.0	920.903776	100.0	126226.0	0.184181	Y
10	STD10 580-379142/4	10000.0	1738.771742	100.0	122401.0	0.173877	Y



Calibration

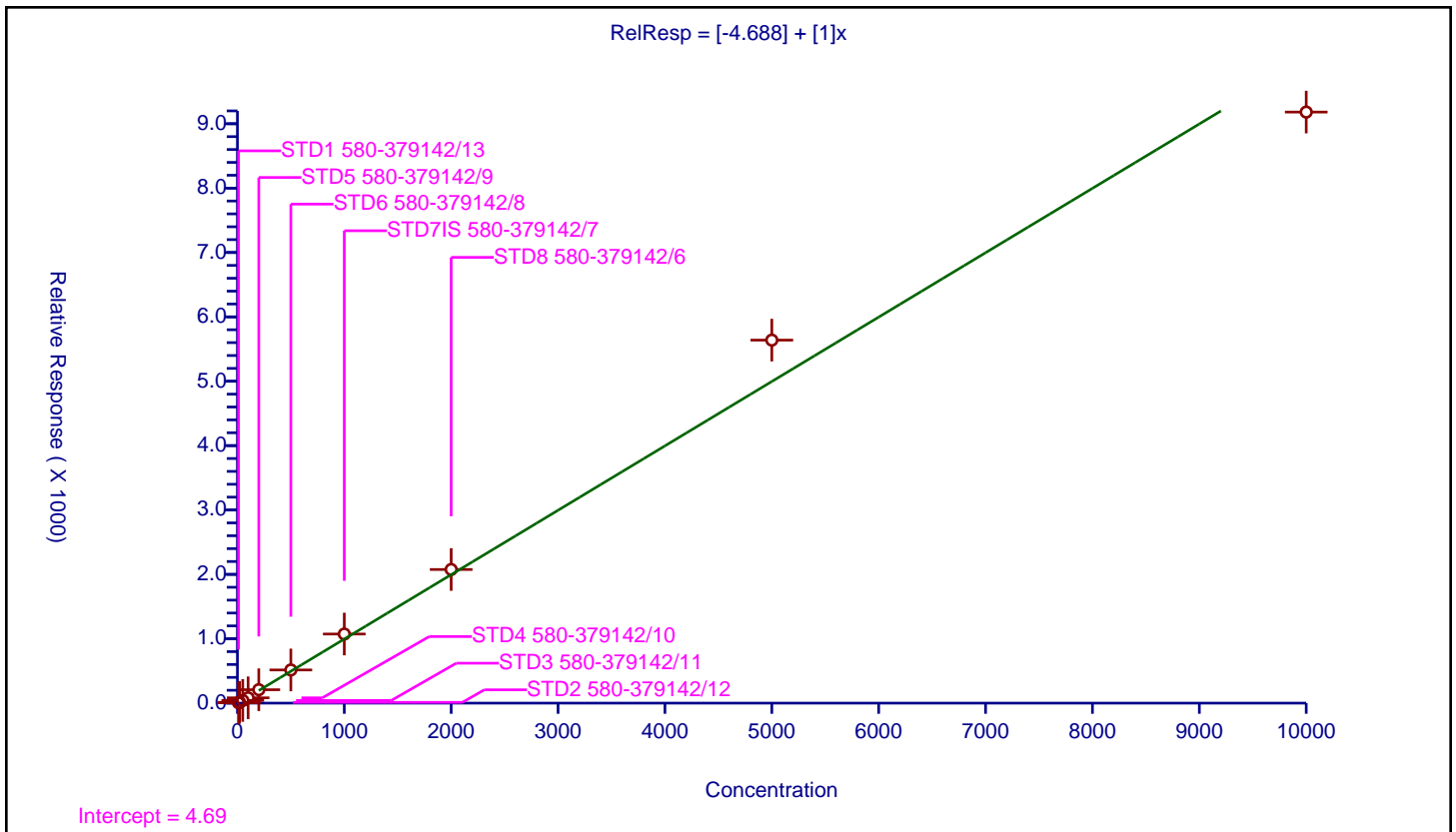
/ 2,4-Dimethylphenol

Curve Type: Linear
 Weighting: Conc
 Origin: None
 Dependency: Response
 Calib Mode: ISTD
 Response Base: AREA
 RF Rounding: 0

Curve Coefficients	
Intercept:	-4.688
Slope:	1

Error Coefficients	
Standard Error:	1350000
Relative Standard Error:	10.4
Correlation Coefficient:	0.998
Coefficient of Determination (Adjusted):	0.991

ID	Level	Concentration	Rel. Resp.	IS Amount	IS Response	RRF	Used
1	STD1 580-379142/13	10.0	6.057799	100.0	28063.0	0.60578	Y
2	STD2 580-379142/12	20.0	12.249359	100.0	31569.0	0.612468	Y
3	STD3 580-379142/11	50.0	42.163009	100.0	33814.0	0.84326	Y
4	STD4 580-379142/10	100.0	82.539268	100.0	34443.0	0.825393	Y
5	STD5 580-379142/9	200.0	208.358336	100.0	32997.0	1.041792	Y
6	STD6 580-379142/8	500.0	515.429155	100.0	32296.0	1.030858	Y
7	STD7IS 580-379142/7	1000.0	1073.558132	100.0	32770.0	1.073558	Y
8	STD8 580-379142/6	2000.0	2075.931515	100.0	33467.0	1.037966	Y
9	STD9 580-379142/5	5000.0	5639.168695	100.0	32046.0	1.127834	Y
10	STD10 580-379142/4	10000.0	9181.626944	100.0	35748.0	0.918163	Y



Calibration

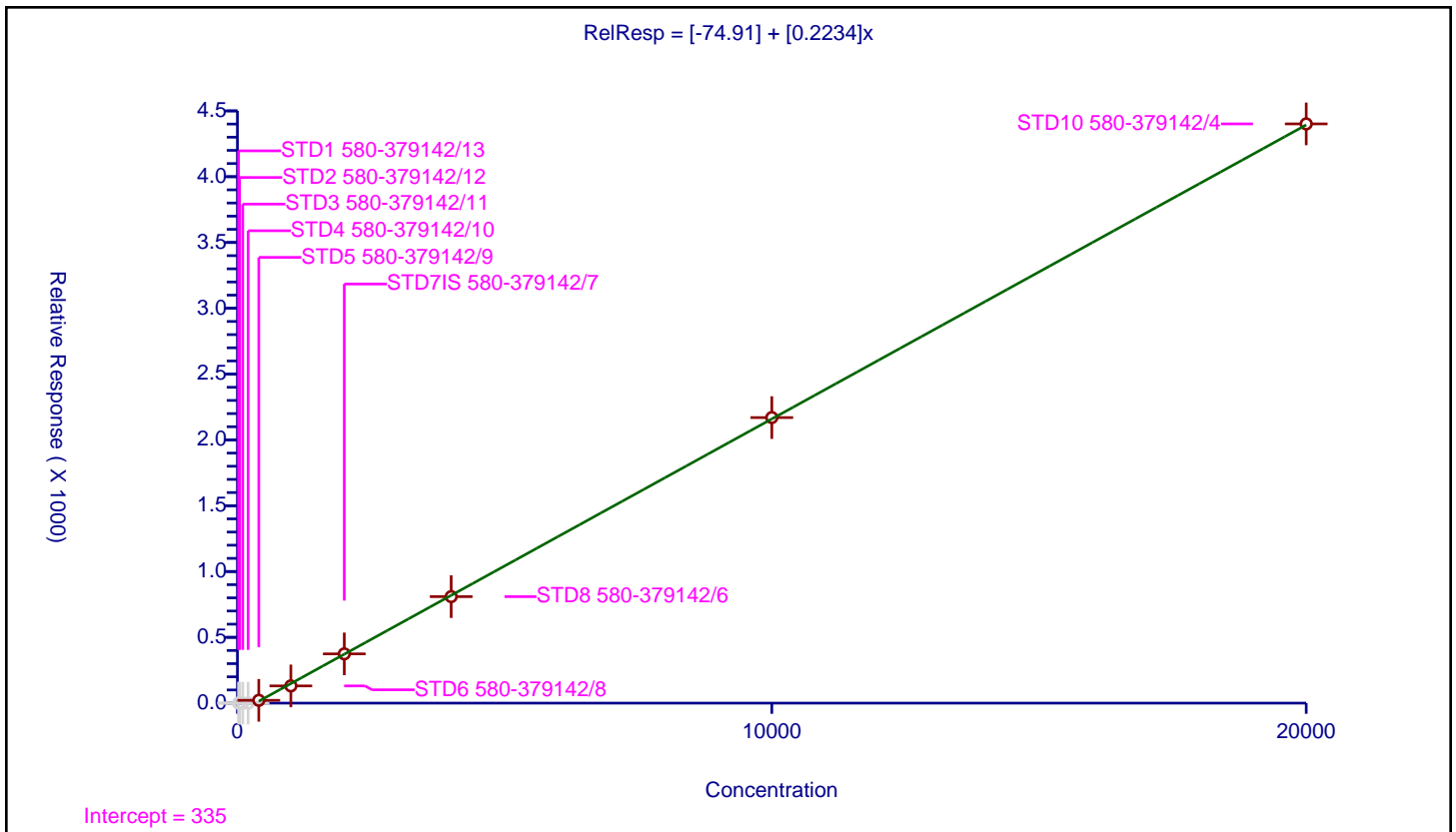
/ Benzoic acid

Curve Type: Linear
 Weighting: Conc
 Origin: None
 Dependency: Response
 Calib Mode: ISTD
 Response Base: AREA
 RF Rounding: 0

Curve Coefficients	
Intercept:	-74.91
Slope:	0.2234

Error Coefficients	
Standard Error:	3070000
Relative Standard Error:	5.6
Correlation Coefficient:	1.000
Coefficient of Determination (Adjusted):	1.000

ID	Level	Concentration	Rel. Resp.	IS Amount	IS Response	RRF	Used
1	STD1 580-379142/13	20.0	0.0	100.0	102392.0	0.0	N
2	STD2 580-379142/12	40.0	0.0	100.0	109558.0	0.0	N
3	STD3 580-379142/11	100.0	0.0	100.0	120154.0	0.0	N
4	STD4 580-379142/10	200.0	0.0	100.0	126881.0	0.0	N
5	STD5 580-379142/9	400.0	21.438914	100.0	121550.0	0.053597	Y
6	STD6 580-379142/8	1000.0	130.925928	100.0	117277.0	0.130926	Y
7	STD7IS 580-379142/7	2000.0	374.201593	100.0	118298.0	0.187101	Y
8	STD8 580-379142/6	4000.0	809.215356	100.0	129957.0	0.202304	Y
9	STD9 580-379142/5	10000.0	2169.698794	100.0	126226.0	0.21697	Y
10	STD10 580-379142/4	20000.0	4401.205056	100.0	122401.0	0.22006	Y



Calibration

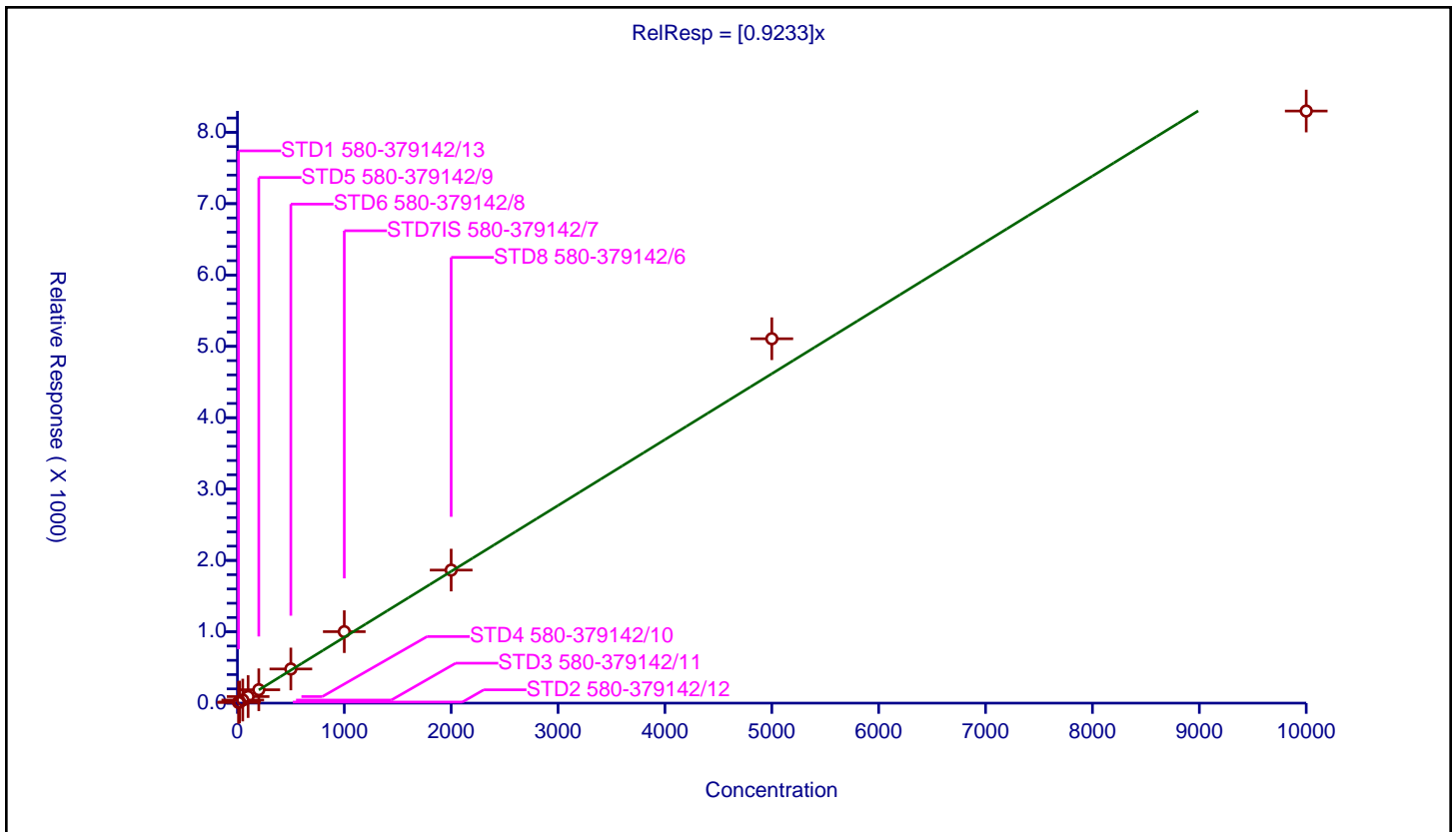
/ Bis(2-chloroethoxy)methane

Curve Type: Average
 Weighting: Conc_Sq
 Origin: Force
 Dependency: Response
 Calib Mode: ISTD
 Response Base: AREA
 RF Rounding: 0

Curve Coefficients	
Intercept:	0
Slope:	0.9233

Error Coefficients	
Standard Error:	1150000
Relative Standard Error:	8.8
Correlation Coefficient:	0.998
Coefficient of Determination (Adjusted):	0.991

ID	Level	Concentration	Rel. Resp.	IS Amount	IS Response	RRF	Used
1	STD1 580-379142/13	10.0	9.977551	100.0	28063.0	0.997755	Y
2	STD2 580-379142/12	20.0	15.369508	100.0	31569.0	0.768475	Y
3	STD3 580-379142/11	50.0	43.227657	100.0	33814.0	0.864553	Y
4	STD4 580-379142/10	100.0	92.129025	100.0	34443.0	0.92129	Y
5	STD5 580-379142/9	200.0	187.723126	100.0	32997.0	0.938616	Y
6	STD6 580-379142/8	500.0	478.551523	100.0	32296.0	0.957103	Y
7	STD7IS 580-379142/7	1000.0	1001.742447	100.0	32770.0	1.001742	Y
8	STD8 580-379142/6	2000.0	1864.574058	100.0	33467.0	0.932287	Y
9	STD9 580-379142/5	5000.0	5106.624852	100.0	32046.0	1.021325	Y
10	STD10 580-379142/4	10000.0	8297.980307	100.0	35748.0	0.829798	Y



Calibration

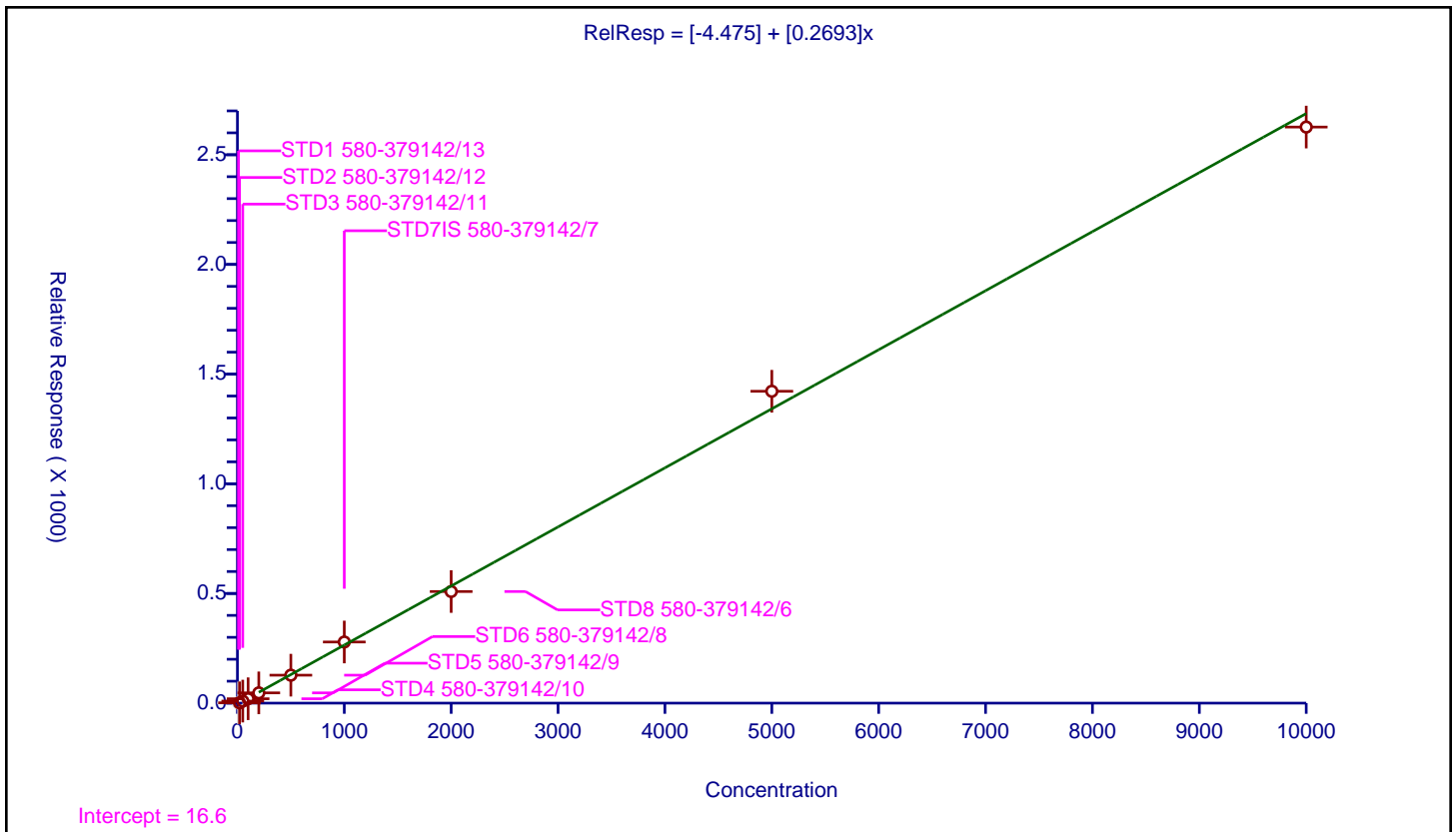
/ 2,4-Dichlorophenol

Curve Type: Linear
 Weighting: Conc
 Origin: None
 Dependency: Response
 Calib Mode: ISTD
 Response Base: AREA
 RF Rounding: 0

Curve Coefficients	
Intercept:	-4.475
Slope:	0.2693

Error Coefficients	
Standard Error:	1420000
Relative Standard Error:	6.6
Correlation Coefficient:	0.997
Coefficient of Determination (Adjusted):	0.998

ID	Level	Concentration	Rel. Resp.	IS Amount	IS Response	RRF	Used
1	STD1 580-379142/13	10.0	0.981522	100.0	102392.0	0.098152	N
2	STD2 580-379142/12	20.0	1.438507	100.0	109558.0	0.071925	Y
3	STD3 580-379142/11	50.0	9.274764	100.0	120154.0	0.185495	Y
4	STD4 580-379142/10	100.0	19.947037	100.0	126881.0	0.19947	Y
5	STD5 580-379142/9	200.0	46.798026	100.0	121550.0	0.23399	Y
6	STD6 580-379142/8	500.0	127.440163	100.0	117277.0	0.25488	Y
7	STD7IS 580-379142/7	1000.0	278.716462	100.0	118298.0	0.278716	Y
8	STD8 580-379142/6	2000.0	508.821379	100.0	129957.0	0.254411	Y
9	STD9 580-379142/5	5000.0	1421.784735	100.0	126226.0	0.284357	Y
10	STD10 580-379142/4	10000.0	2626.27021	100.0	122401.0	0.262627	Y



Calibration

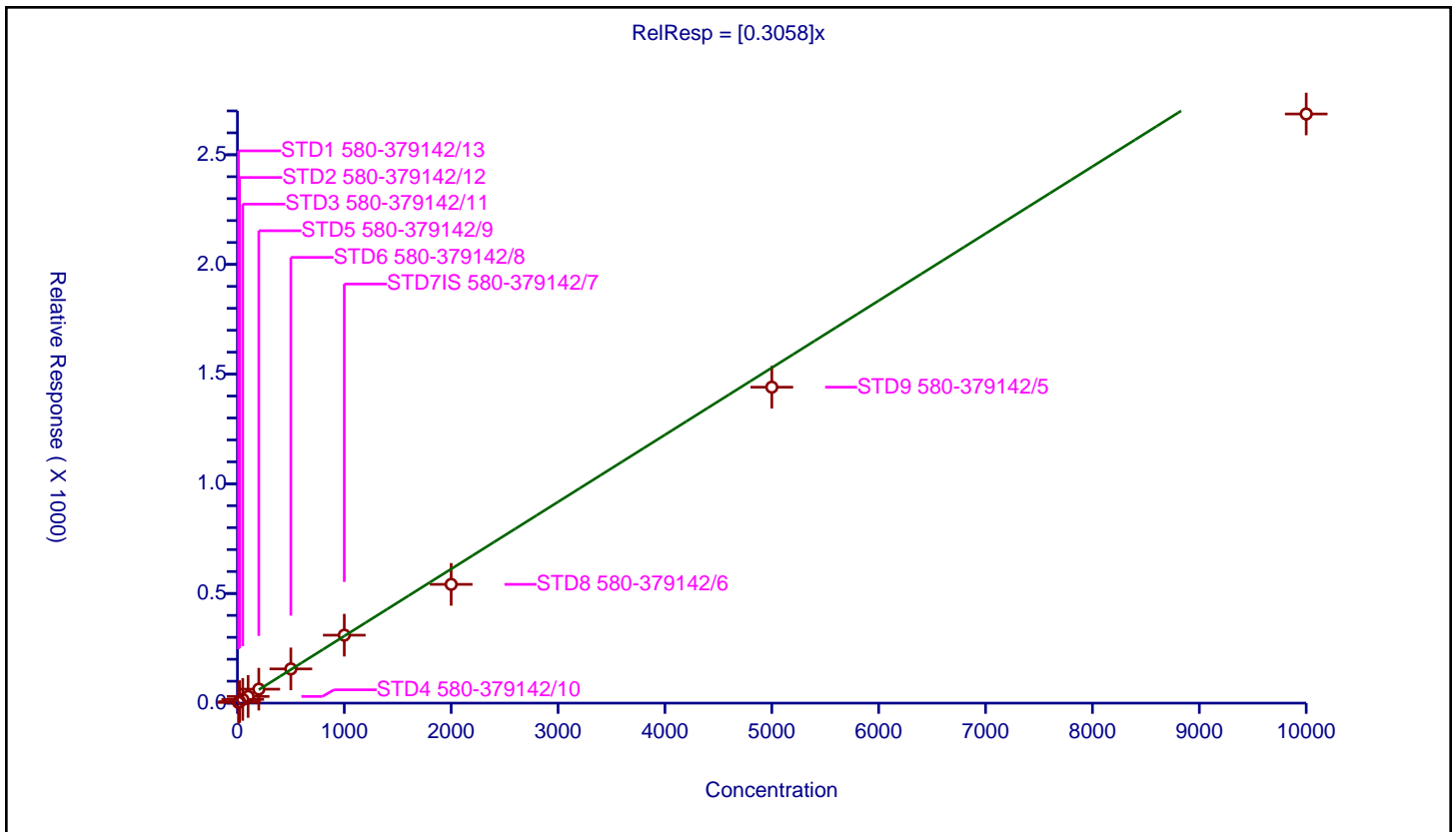
/ 1,2,4-Trichlorobenzene

Curve Type: Average
 Weighting: Conc_Sq
 Origin: Force
 Dependency: Response
 Calib Mode: ISTD
 Response Base: AREA
 RF Rounding: 0

Curve Coefficients	
Intercept:	0
Slope:	0.3058

Error Coefficients	
Standard Error:	1280000
Relative Standard Error:	7.9
Correlation Coefficient:	0.998
Coefficient of Determination (Adjusted):	0.992

ID	Level	Concentration	Rel. Resp.	IS Amount	IS Response	RRF	Used
1	STD1 580-379142/13	10.0	3.108641	100.0	102392.0	0.310864	Y
2	STD2 580-379142/12	20.0	6.74346	100.0	109558.0	0.337173	Y
3	STD3 580-379142/11	50.0	16.900811	100.0	120154.0	0.338016	Y
4	STD4 580-379142/10	100.0	30.414325	100.0	126881.0	0.304143	Y
5	STD5 580-379142/9	200.0	63.712053	100.0	121550.0	0.31856	Y
6	STD6 580-379142/8	500.0	155.973465	100.0	117277.0	0.311947	Y
7	STD7IS 580-379142/7	1000.0	309.817579	100.0	118298.0	0.309818	Y
8	STD8 580-379142/6	2000.0	541.510654	100.0	129957.0	0.270755	Y
9	STD9 580-379142/5	5000.0	1440.413227	100.0	126226.0	0.288083	Y
10	STD10 580-379142/4	10000.0	2685.881651	100.0	122401.0	0.268588	Y



Calibration

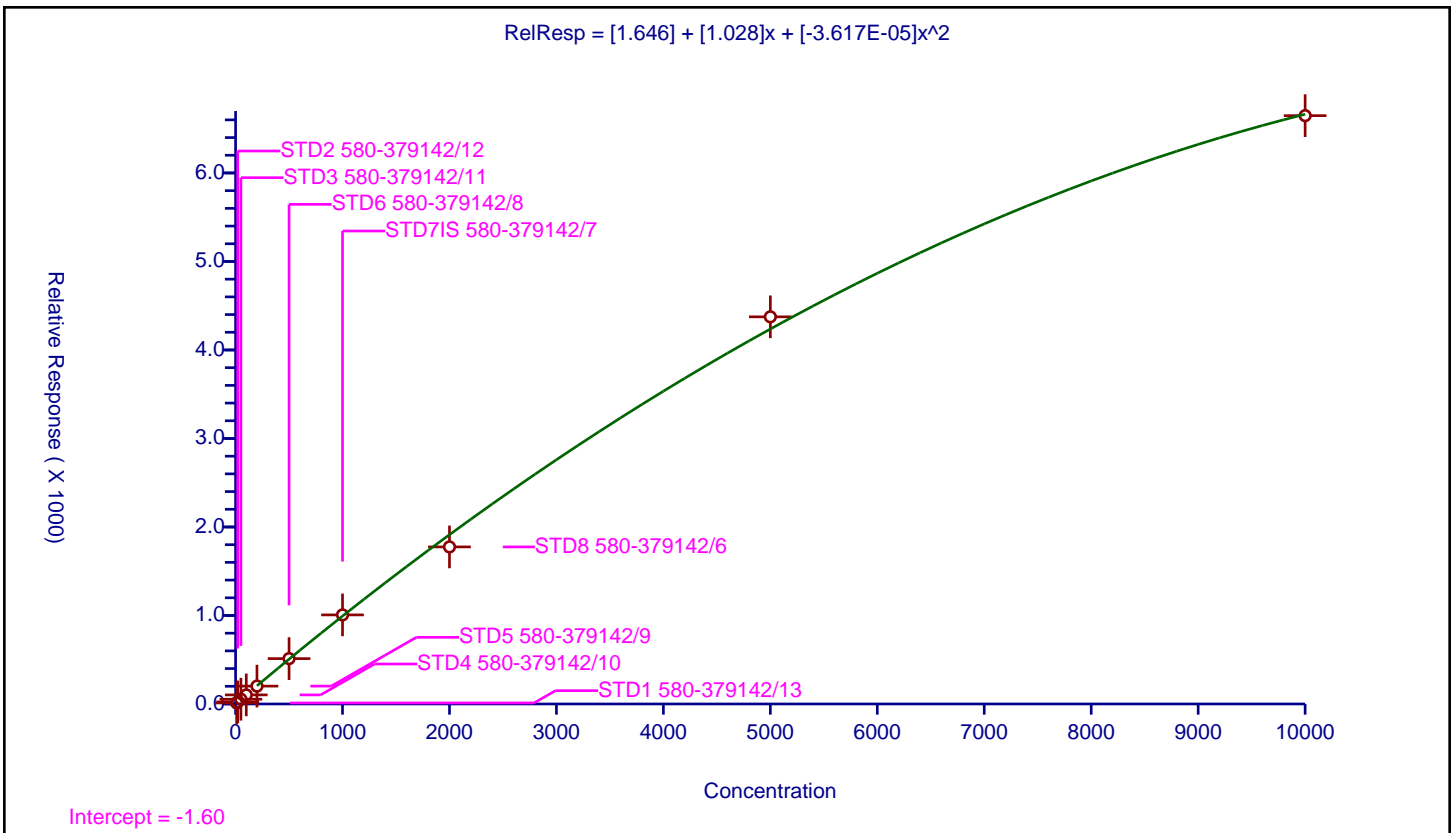
/ Naphthalene

Curve Type: Quadratic
 Weighting: Conc_Sq
 Origin: None
 Dependency: Response
 Calib Mode: ISTD
 Response Base: AREA
 RF Rounding: 0

Curve Coefficients	
Intercept:	1.646
Slope:	1.028
Second Order:	-3.617E-05

Error Coefficients	
Standard Error:	3850000
Relative Standard Error:	4.5
Correlation Coefficient:	0.999
Coefficient of Determination (Adjusted):	0.998

ID	Level	Concentration	Rel. Resp.	IS Amount	IS Response	RRF	Used
1	STD1 580-379142/13	10.0	11.572193	100.0	102392.0	1.157219	Y
2	STD2 580-379142/12	20.0	23.535479	100.0	109558.0	1.176774	Y
3	STD3 580-379142/11	50.0	53.832582	100.0	120154.0	1.076652	Y
4	STD4 580-379142/10	100.0	102.663913	100.0	126881.0	1.026639	Y
5	STD5 580-379142/9	200.0	202.069107	100.0	121550.0	1.010346	Y
6	STD6 580-379142/8	500.0	512.74504	100.0	117277.0	1.02549	Y
7	STD7IS 580-379142/7	1000.0	1006.607889	100.0	118298.0	1.006608	Y
8	STD8 580-379142/6	2000.0	1774.837831	100.0	129957.0	0.887419	Y
9	STD9 580-379142/5	5000.0	4374.410977	100.0	126226.0	0.874882	Y
10	STD10 580-379142/4	10000.0	6647.57069	100.0	122401.0	0.664757	Y



Calibration

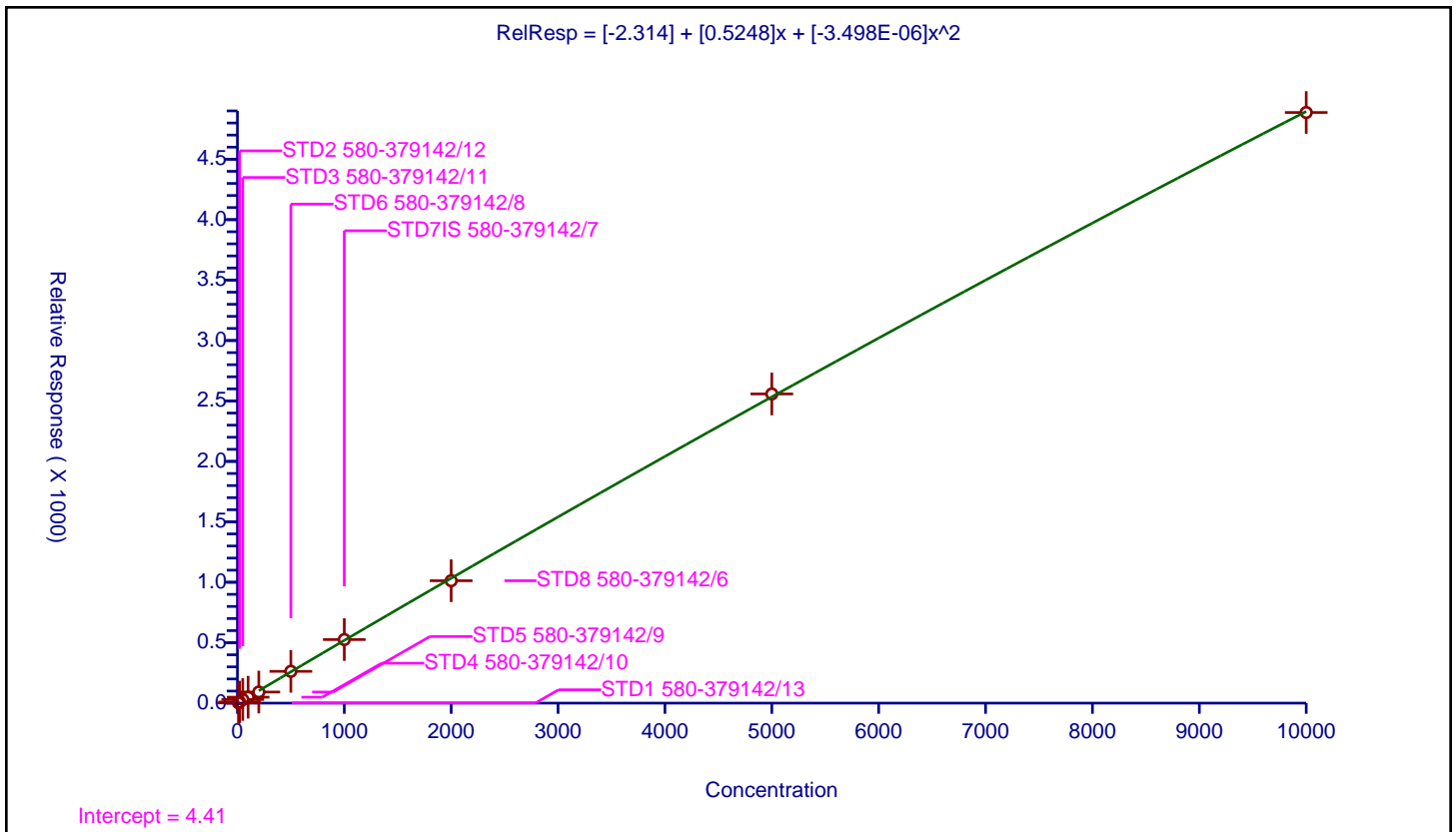
/ 2,6-Dichlorophenol

Curve Type: Quadratic
 Weighting: Conc
 Origin: None
 Dependency: Response
 Calib Mode: ISTD
 Response Base: AREA
 RF Rounding: 0

Curve Coefficients	
Intercept:	-2.314
Slope:	0.5248
Second Order:	-3.498E-06

Error Coefficients	
Standard Error:	1410000
Relative Standard Error:	12.5
Correlation Coefficient:	0.999
Coefficient of Determination (Adjusted):	1.000

ID	Level	Concentration	Rel. Resp.	IS Amount	IS Response	RRF	Used
1	STD1 580-379142/13	10.0	1.865519	100.0	41597.0	0.186552	Y
2	STD2 580-379142/12	20.0	9.028176	100.0	50575.0	0.451409	Y
3	STD3 580-379142/11	50.0	29.762563	100.0	54246.0	0.595251	Y
4	STD4 580-379142/10	100.0	49.348486	100.0	57635.0	0.493485	Y
5	STD5 580-379142/9	200.0	91.840908	100.0	60644.0	0.459205	Y
6	STD6 580-379142/8	500.0	263.071072	100.0	63105.0	0.526142	Y
7	STD7IS 580-379142/7	1000.0	525.91827	100.0	65313.0	0.525918	Y
8	STD8 580-379142/6	2000.0	1012.755056	100.0	65966.0	0.506378	Y
9	STD9 580-379142/5	5000.0	2558.056351	100.0	69529.0	0.511611	Y
10	STD10 580-379142/4	10000.0	4886.844233	100.0	65553.0	0.488684	Y



Calibration

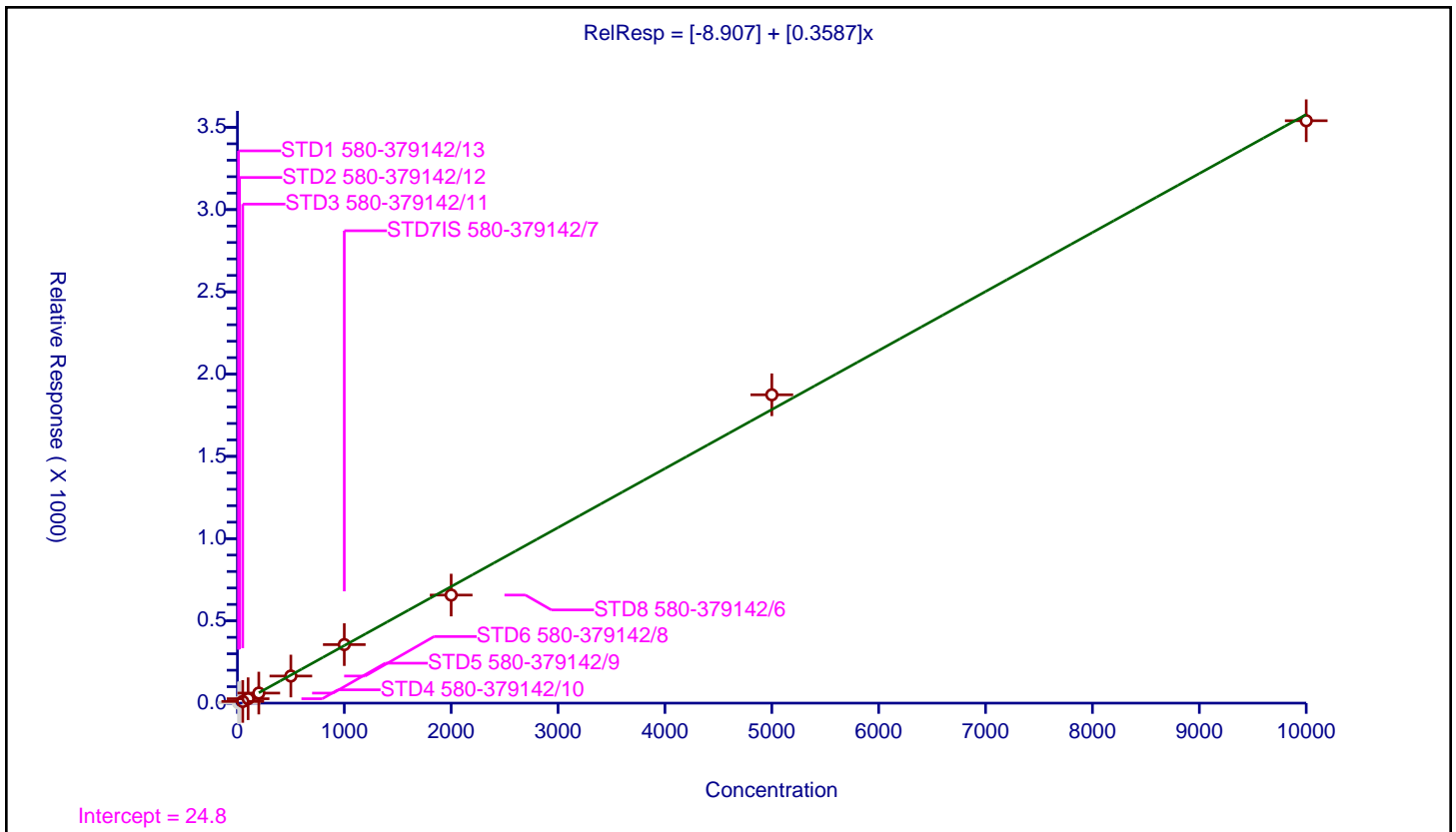
/ 4-Chloroaniline

Curve Type: Linear
 Weighting: Conc
 Origin: None
 Dependency: Response
 Calib Mode: ISTD
 Response Base: AREA
 RF Rounding: 0

Curve Coefficients	
Intercept:	-8.907
Slope:	0.3587

Error Coefficients	
Standard Error:	2050000
Relative Standard Error:	5.0
Correlation Coefficient:	0.998
Coefficient of Determination (Adjusted):	0.999

ID	Level	Concentration	Rel. Resp.	IS Amount	IS Response	RRF	Used
1	STD1 580-379142/13	10.0	1.163177	100.0	102392.0	0.116318	N
2	STD2 580-379142/12	20.0	4.400409	100.0	109558.0	0.22002	N
3	STD3 580-379142/11	50.0	10.360038	100.0	120154.0	0.207201	Y
4	STD4 580-379142/10	100.0	26.840898	100.0	126881.0	0.268409	Y
5	STD5 580-379142/9	200.0	61.159194	100.0	121550.0	0.305796	Y
6	STD6 580-379142/8	500.0	164.759501	100.0	117277.0	0.329519	Y
7	STD7IS 580-379142/7	1000.0	355.792997	100.0	118298.0	0.355793	Y
8	STD8 580-379142/6	2000.0	656.852651	100.0	129957.0	0.328426	Y
9	STD9 580-379142/5	5000.0	1874.346014	100.0	126226.0	0.374869	Y
10	STD10 580-379142/4	10000.0	3540.209639	100.0	122401.0	0.354021	Y



Calibration

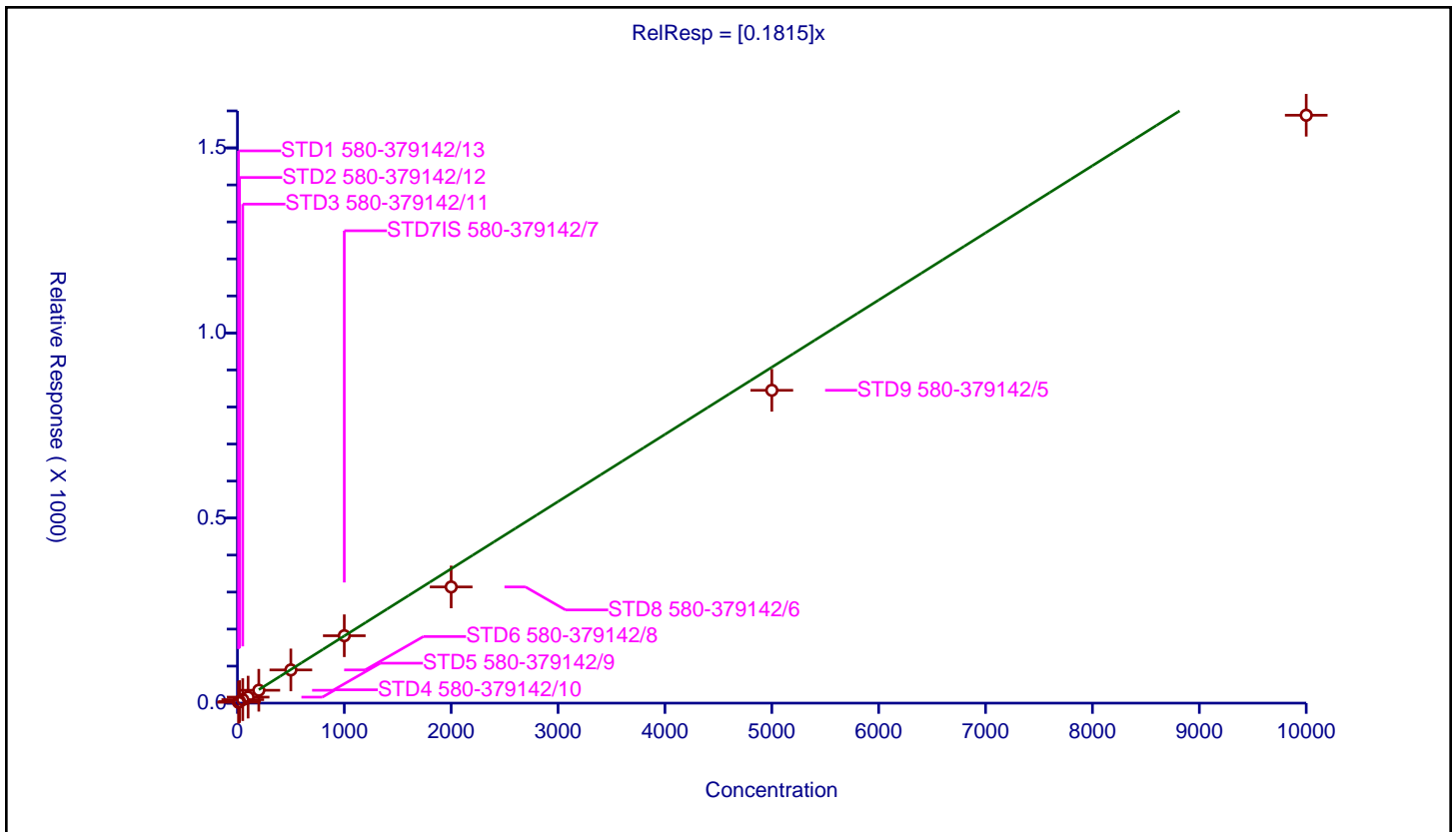
/ Hexachlorobutadiene

Curve Type: Average
 Weighting: Conc_Sq
 Origin: Force
 Dependency: Response
 Calib Mode: ISTD
 Response Base: AREA
 RF Rounding: 0

Curve Coefficients	
Intercept:	0
Slope:	0.1815

Error Coefficients	
Standard Error:	755000
Relative Standard Error:	13.3
Correlation Coefficient:	0.998
Coefficient of Determination (Adjusted):	0.975

ID	Level	Concentration	Rel. Resp.	IS Amount	IS Response	RRF	Used
1	STD1 580-379142/13	10.0	2.319517	100.0	102392.0	0.231952	Y
2	STD2 580-379142/12	20.0	4.230636	100.0	109558.0	0.211532	Y
3	STD3 580-379142/11	50.0	9.467017	100.0	120154.0	0.18934	Y
4	STD4 580-379142/10	100.0	16.196278	100.0	126881.0	0.161963	Y
5	STD5 580-379142/9	200.0	34.788153	100.0	121550.0	0.173941	Y
6	STD6 580-379142/8	500.0	89.685957	100.0	117277.0	0.179372	Y
7	STD7IS 580-379142/7	1000.0	182.094372	100.0	118298.0	0.182094	Y
8	STD8 580-379142/6	2000.0	313.899213	100.0	129957.0	0.15695	Y
9	STD9 580-379142/5	5000.0	845.166606	100.0	126226.0	0.169033	Y
10	STD10 580-379142/4	10000.0	1588.280325	100.0	122401.0	0.158828	Y



Calibration

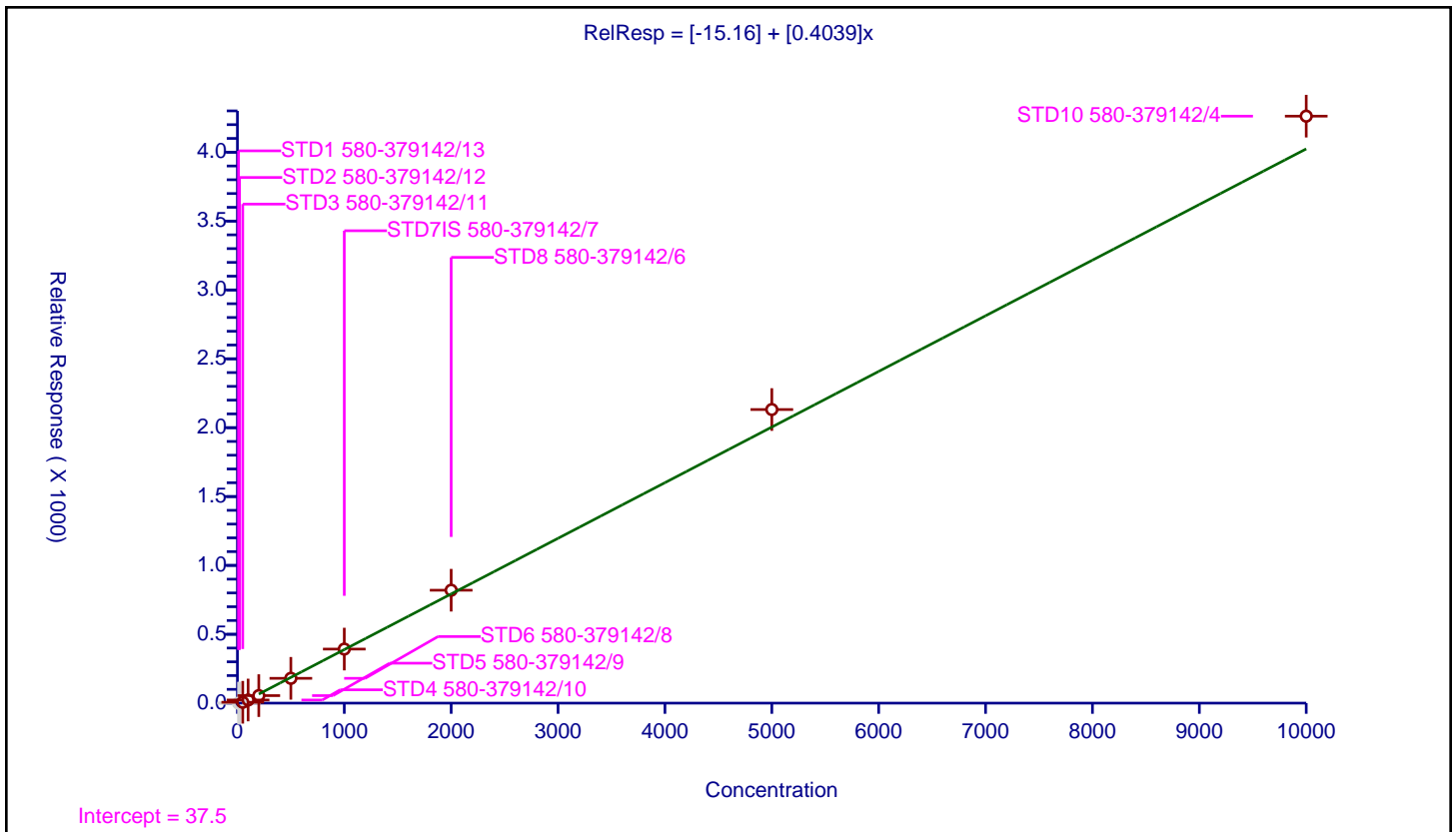
/ 4-Chloro-3-methylphenol

Curve Type: Linear
 Weighting: Conc_Sq
 Origin: None
 Dependency: Response
 Calib Mode: ISTD
 Response Base: AREA
 RF Rounding: 0

Curve Coefficients	
Intercept:	-15.16
Slope:	0.4039

Error Coefficients	
Standard Error:	1310000
Relative Standard Error:	7.8
Correlation Coefficient:	0.999
Coefficient of Determination (Adjusted):	0.993

ID	Level	Concentration	Rel. Resp.	IS Amount	IS Response	RRF	Used
1	STD1 580-379142/13	10.0	0.0	100.0	41597.0	0.0	N
2	STD2 580-379142/12	20.0	0.0	100.0	50575.0	0.0	N
3	STD3 580-379142/11	50.0	6.358072	100.0	54246.0	0.127161	Y
4	STD4 580-379142/10	100.0	22.800382	100.0	57635.0	0.228004	Y
5	STD5 580-379142/9	200.0	54.612163	100.0	60644.0	0.273061	Y
6	STD6 580-379142/8	500.0	180.106172	100.0	63105.0	0.360212	Y
7	STD7IS 580-379142/7	1000.0	392.488479	100.0	65313.0	0.392488	Y
8	STD8 580-379142/6	2000.0	819.758664	100.0	65966.0	0.409879	Y
9	STD9 580-379142/5	5000.0	2131.673115	100.0	69529.0	0.426335	Y
10	STD10 580-379142/4	10000.0	4261.676811	100.0	65553.0	0.426168	Y



Calibration

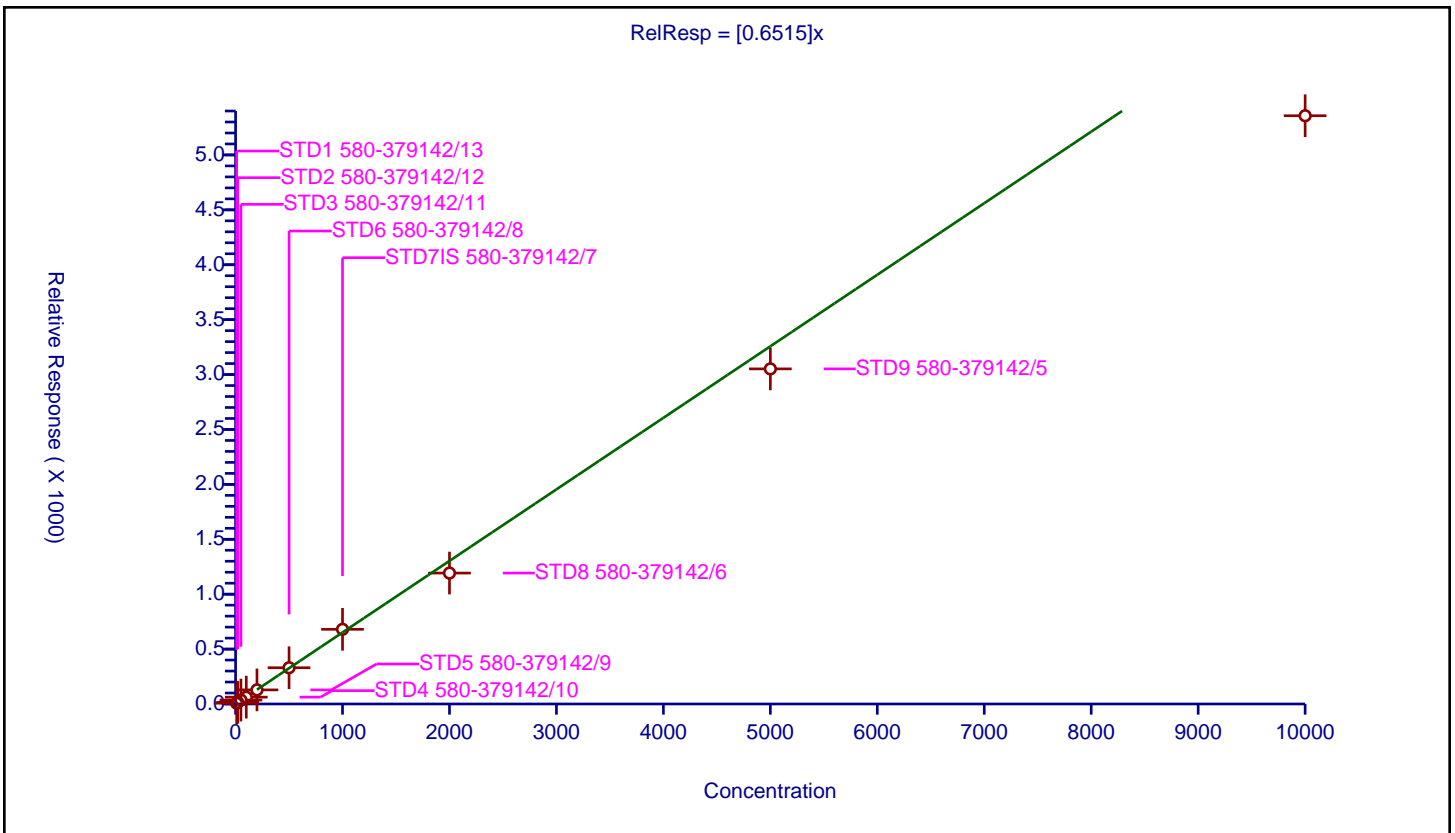
/ 2-Methylnaphthalene

Curve Type: Average
 Weighting: Conc_Sq
 Origin: Force
 Dependency: Response
 Calib Mode: ISTD
 Response Base: AREA
 RF Rounding: 0

Curve Coefficients	
Intercept:	0
Slope:	0.6515

Error Coefficients	
Standard Error:	2600000
Relative Standard Error:	9.9
Correlation Coefficient:	0.994
Coefficient of Determination (Adjusted):	0.987

ID	Level	Concentration	Rel. Resp.	IS Amount	IS Response	RRF	Used
1	STD1 580-379142/13	10.0	6.965388	100.0	102392.0	0.696539	Y
2	STD2 580-379142/12	20.0	15.130798	100.0	109558.0	0.75654	Y
3	STD3 580-379142/11	50.0	35.803219	100.0	120154.0	0.716064	Y
4	STD4 580-379142/10	100.0	62.196862	100.0	126881.0	0.621969	Y
5	STD5 580-379142/9	200.0	128.281366	100.0	121550.0	0.641407	Y
6	STD6 580-379142/8	500.0	330.031464	100.0	117277.0	0.660063	Y
7	STD7IS 580-379142/7	1000.0	679.966694	100.0	118298.0	0.679967	Y
8	STD8 580-379142/6	2000.0	1192.173565	100.0	129957.0	0.596087	Y
9	STD9 580-379142/5	5000.0	3051.666059	100.0	126226.0	0.610333	Y
10	STD10 580-379142/4	10000.0	5356.996266	100.0	122401.0	0.5357	Y



Calibration

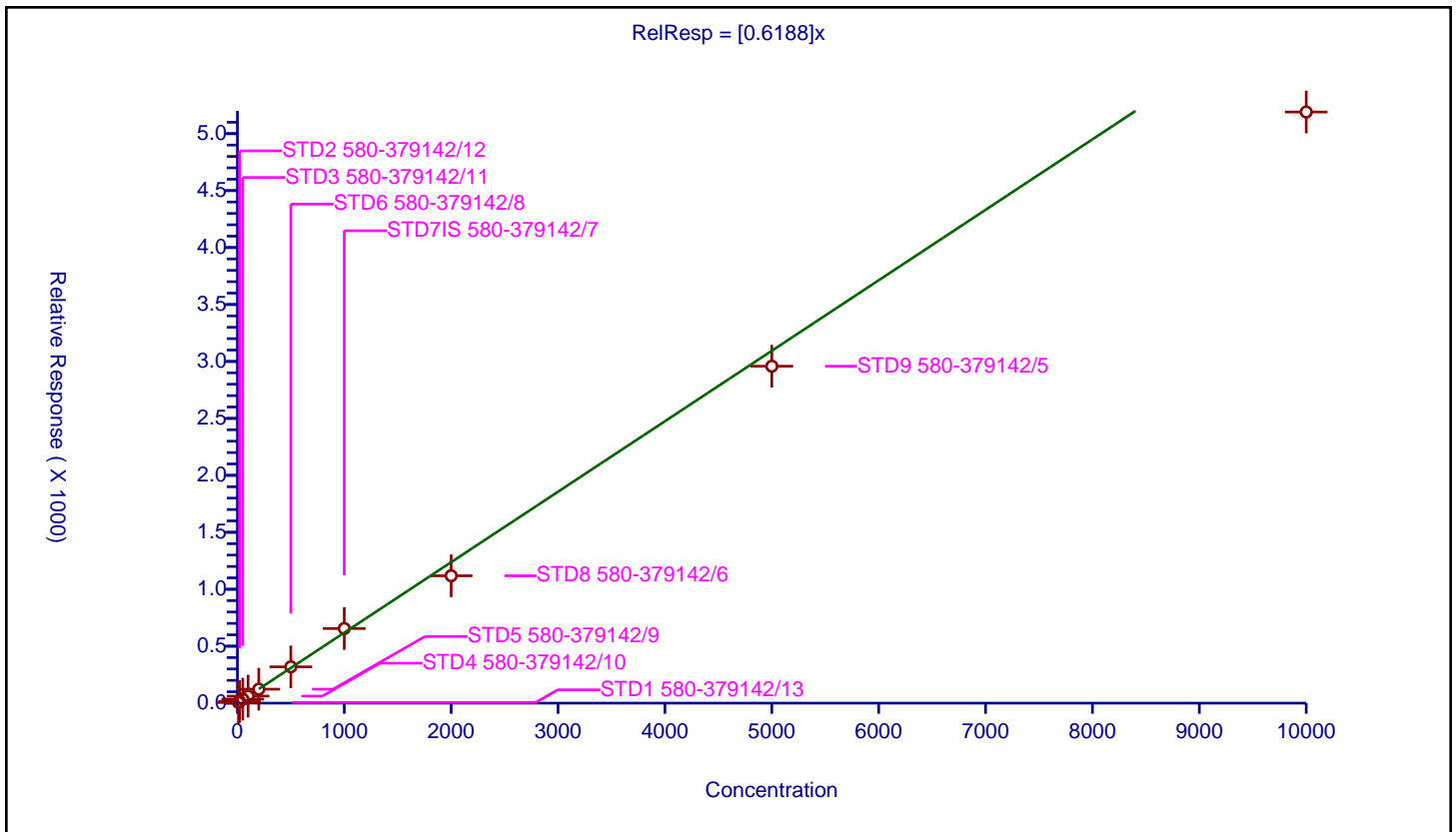
/ 1-Methylnaphthalene

Curve Type: Average
 Weighting: Conc_Sq
 Origin: Force
 Dependency: Response
 Calib Mode: ISTD
 Response Base: AREA
 RF Rounding: 0

Curve Coefficients	
Intercept:	0
Slope:	0.6188

Error Coefficients	
Standard Error:	2520000
Relative Standard Error:	8.9
Correlation Coefficient:	0.994
Coefficient of Determination (Adjusted):	0.990

ID	Level	Concentration	Rel. Resp.	IS Amount	IS Response	RRF	Used
1	STD1 580-379142/13	10.0	6.076647	100.0	102392.0	0.607665	Y
2	STD2 580-379142/12	20.0	13.810037	100.0	109558.0	0.690502	Y
3	STD3 580-379142/11	50.0	34.847779	100.0	120154.0	0.696956	Y
4	STD4 580-379142/10	100.0	61.745257	100.0	126881.0	0.617453	Y
5	STD5 580-379142/9	200.0	122.558618	100.0	121550.0	0.612793	Y
6	STD6 580-379142/8	500.0	318.609787	100.0	117277.0	0.63722	Y
7	STD7IS 580-379142/7	1000.0	655.224095	100.0	118298.0	0.655224	Y
8	STD8 580-379142/6	2000.0	1118.207561	100.0	129957.0	0.559104	Y
9	STD9 580-379142/5	5000.0	2958.297023	100.0	126226.0	0.591659	Y
10	STD10 580-379142/4	10000.0	5190.084231	100.0	122401.0	0.519008	Y



Calibration

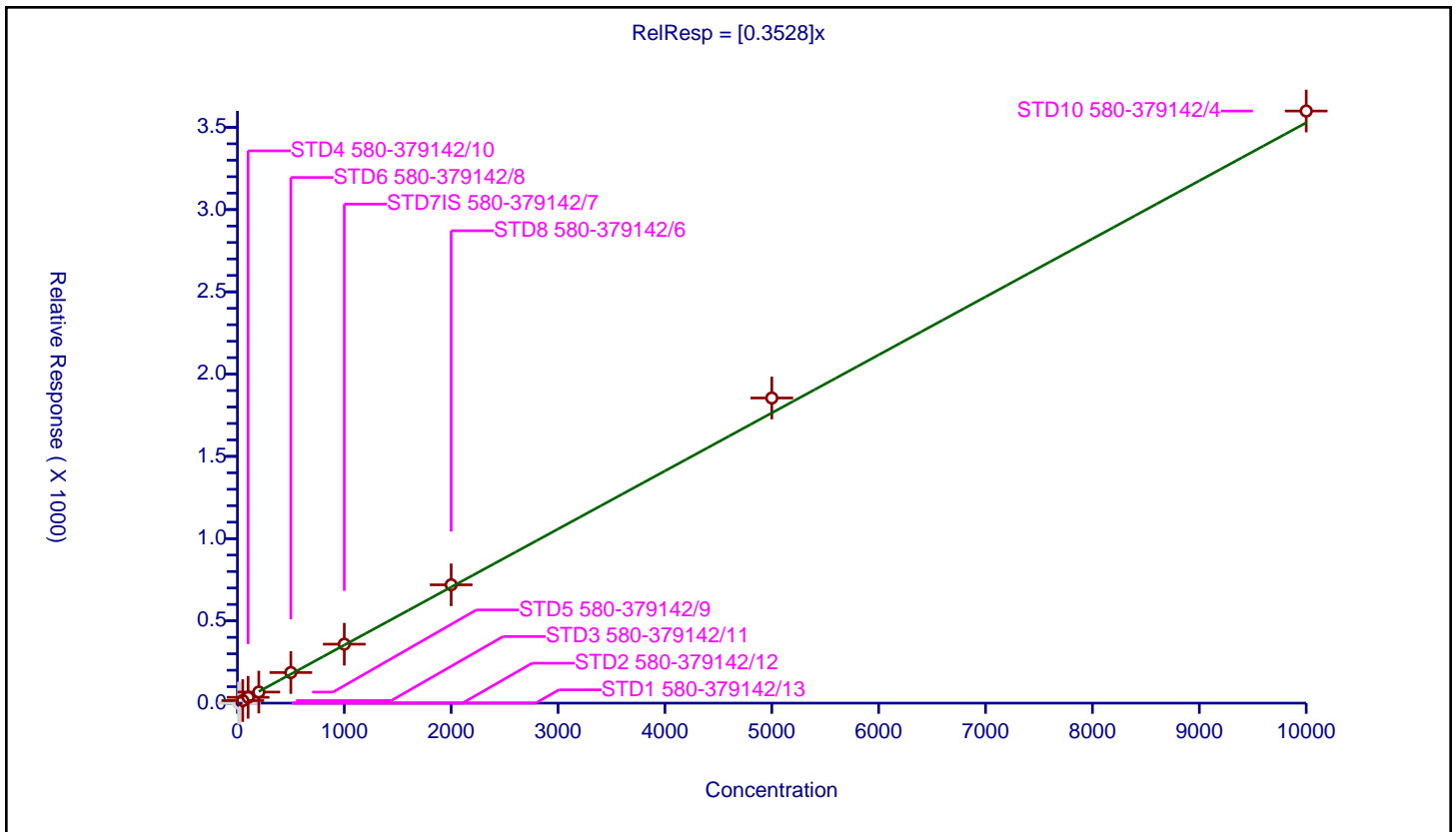
/ Hexachlorocyclopentadiene

Curve Type: Average
 Weighting: Conc_Sq
 Origin: Force
 Dependency: Response
 Calib Mode: ISTD
 Response Base: AREA
 RF Rounding: 0

Curve Coefficients	
Intercept:	0
Slope:	0.3528

Error Coefficients	
Standard Error:	1040000
Relative Standard Error:	5.7
Correlation Coefficient:	0.998
Coefficient of Determination (Adjusted):	0.996

ID	Level	Concentration	Rel. Resp.	IS Amount	IS Response	RRF	Used
1	STD1 580-379142/13	10.0	0.0	100.0	41597.0	0.0	N
2	STD2 580-379142/12	20.0	0.0	100.0	50575.0	0.0	N
3	STD3 580-379142/11	50.0	15.566125	100.0	54246.0	0.311322	Y
4	STD4 580-379142/10	100.0	35.414245	100.0	57635.0	0.354142	Y
5	STD5 580-379142/9	200.0	67.238309	100.0	60644.0	0.336192	Y
6	STD6 580-379142/8	500.0	186.010617	100.0	63105.0	0.372021	Y
7	STD7IS 580-379142/7	1000.0	358.378883	100.0	65313.0	0.358379	Y
8	STD8 580-379142/6	2000.0	719.199284	100.0	65966.0	0.3596	Y
9	STD9 580-379142/5	5000.0	1854.74694	100.0	69529.0	0.370949	Y
10	STD10 580-379142/4	10000.0	3599.109118	100.0	65553.0	0.359911	Y



Calibration

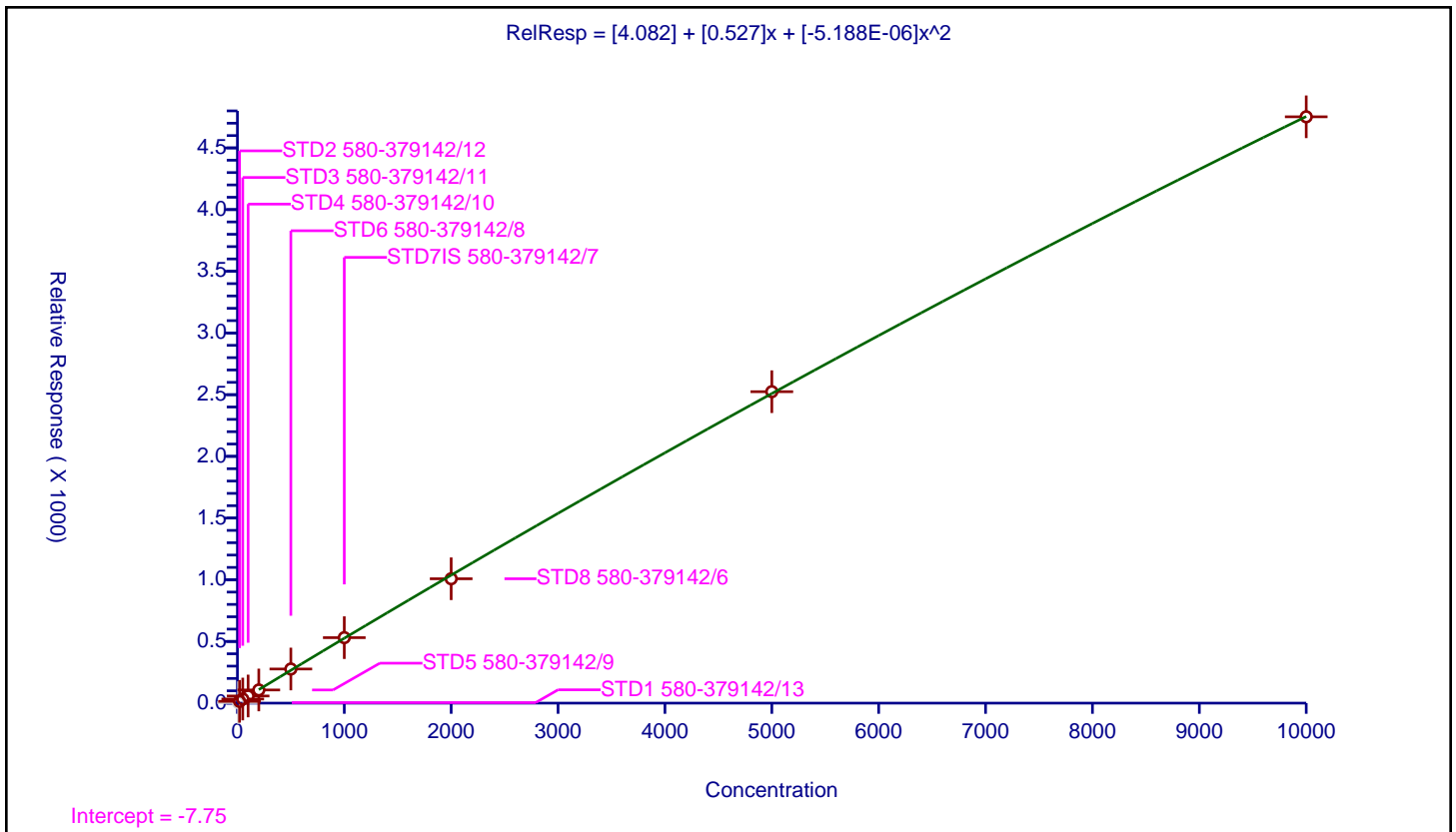
/ 1,2,4,5-Tetrachlorobenzene

Curve Type: Quadratic
 Weighting: None
 Origin: None
 Dependency: Response
 Calib Mode: ISTD
 Response Base: AREA
 RF Rounding: 0

Curve Coefficients	
Intercept:	4.082
Slope:	0.527
Second Order:	-5.188E-06

Error Coefficients	
Standard Error:	1490000
Relative Standard Error:	5.1
Correlation Coefficient:	0.999
Coefficient of Determination (Adjusted):	1.000

ID	Level	Concentration	Rel. Resp.	IS Amount	IS Response	RRF	Used
1	STD1 580-379142/13	10.0	4.185398	100.0	41597.0	0.41854	N
2	STD2 580-379142/12	20.0	14.657439	100.0	50575.0	0.732872	Y
3	STD3 580-379142/11	50.0	33.28909	100.0	54246.0	0.665782	Y
4	STD4 580-379142/10	100.0	57.914462	100.0	57635.0	0.579145	Y
5	STD5 580-379142/9	200.0	106.663479	100.0	60644.0	0.533317	Y
6	STD6 580-379142/8	500.0	276.672213	100.0	63105.0	0.553344	Y
7	STD7IS 580-379142/7	1000.0	530.767229	100.0	65313.0	0.530767	Y
8	STD8 580-379142/6	2000.0	1008.025346	100.0	65966.0	0.504013	Y
9	STD9 580-379142/5	5000.0	2524.171209	100.0	69529.0	0.504834	Y
10	STD10 580-379142/4	10000.0	4752.099828	100.0	65553.0	0.47521	Y



Calibration

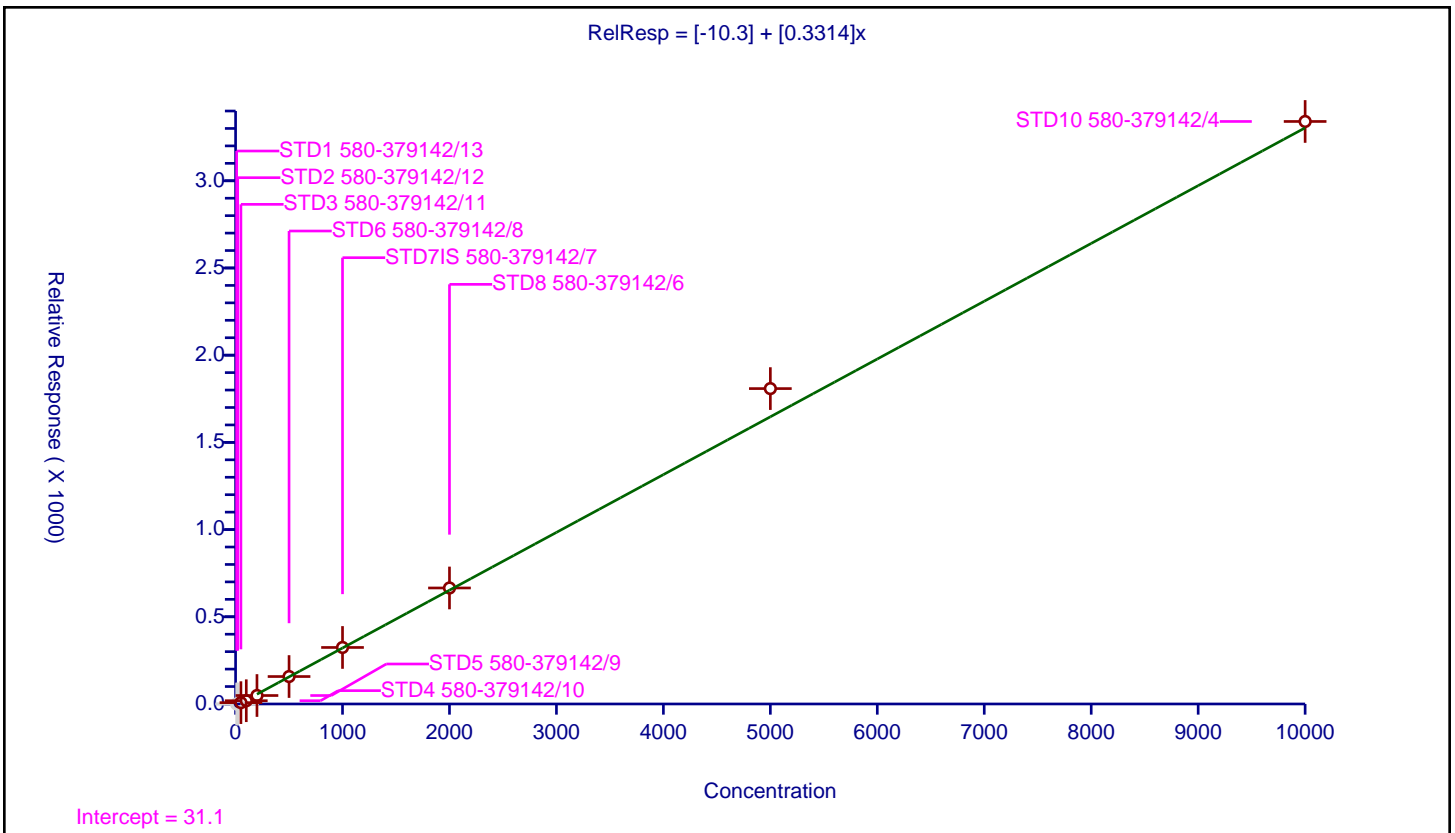
/ 2,4,6-Trichlorophenol

Curve Type: Linear
 Weighting: Conc_Sq
 Origin: None
 Dependency: Response
 Calib Mode: ISTD
 Response Base: AREA
 RF Rounding: 0

Curve Coefficients	
Intercept:	-10.3
Slope:	0.3314

Error Coefficients	
Standard Error:	1050000
Relative Standard Error:	8.7
Correlation Coefficient:	0.995
Coefficient of Determination (Adjusted):	0.991

ID	Level	Concentration	Rel. Resp.	IS Amount	IS Response	RRF	Used
1	STD1 580-379142/13	10.0	0.0	100.0	41597.0	0.0	N
2	STD2 580-379142/12	20.0	0.0	100.0	50575.0	0.0	N
3	STD3 580-379142/11	50.0	7.703794	100.0	54246.0	0.154076	Y
4	STD4 580-379142/10	100.0	18.747289	100.0	57635.0	0.187473	Y
5	STD5 580-379142/9	200.0	48.515929	100.0	60644.0	0.24258	Y
6	STD6 580-379142/8	500.0	157.447112	100.0	63105.0	0.314894	Y
7	STD7IS 580-379142/7	1000.0	324.123834	100.0	65313.0	0.324124	Y
8	STD8 580-379142/6	2000.0	665.153261	100.0	65966.0	0.332577	Y
9	STD9 580-379142/5	5000.0	1808.410879	100.0	69529.0	0.361682	Y
10	STD10 580-379142/4	10000.0	3340.054612	100.0	65553.0	0.334005	Y



Calibration

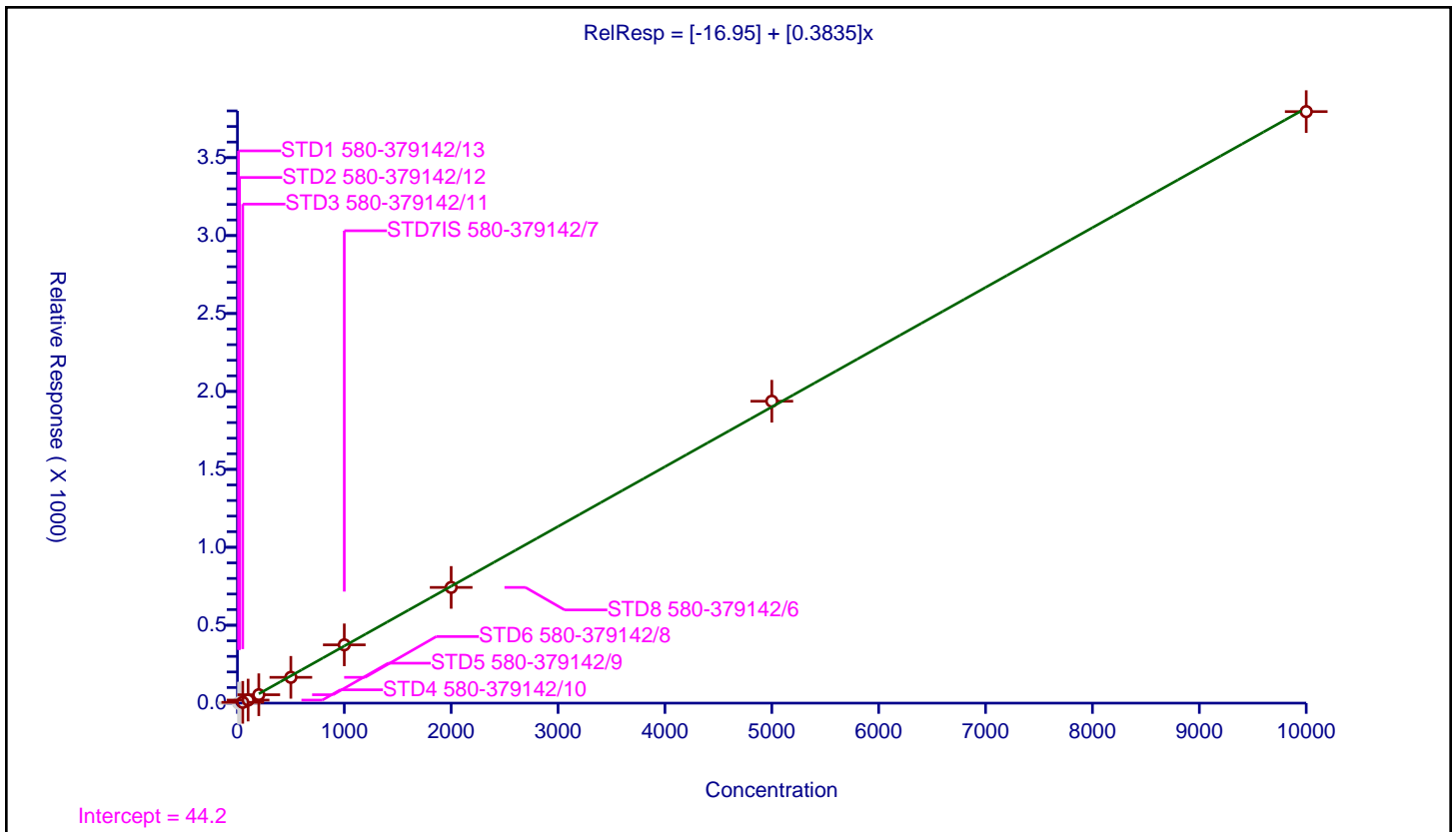
/ 2,4,5-Trichlorophenol

Curve Type: Linear
 Weighting: Conc
 Origin: None
 Dependency: Response
 Calib Mode: ISTD
 Response Base: AREA
 RF Rounding: 0

Curve Coefficients	
Intercept:	-16.95
Slope:	0.3835

Error Coefficients	
Standard Error:	1180000
Relative Standard Error:	7.5
Correlation Coefficient:	0.998
Coefficient of Determination (Adjusted):	1.000

ID	Level	Concentration	Rel. Resp.	IS Amount	IS Response	RRF	Used
1	STD1 580-379142/13	10.0	0.0	100.0	41597.0	0.0	N
2	STD2 580-379142/12	20.0	0.0	100.0	50575.0	0.0	N
3	STD3 580-379142/11	50.0	5.082402	100.0	54246.0	0.101648	Y
4	STD4 580-379142/10	100.0	19.597467	100.0	57635.0	0.195975	Y
5	STD5 580-379142/9	200.0	53.875074	100.0	60644.0	0.269375	Y
6	STD6 580-379142/8	500.0	165.557404	100.0	63105.0	0.331115	Y
7	STD7IS 580-379142/7	1000.0	373.945463	100.0	65313.0	0.373945	Y
8	STD8 580-379142/6	2000.0	742.350605	100.0	65966.0	0.371175	Y
9	STD9 580-379142/5	5000.0	1937.052165	100.0	69529.0	0.38741	Y
10	STD10 580-379142/4	10000.0	3795.344225	100.0	65553.0	0.379534	Y



Calibration

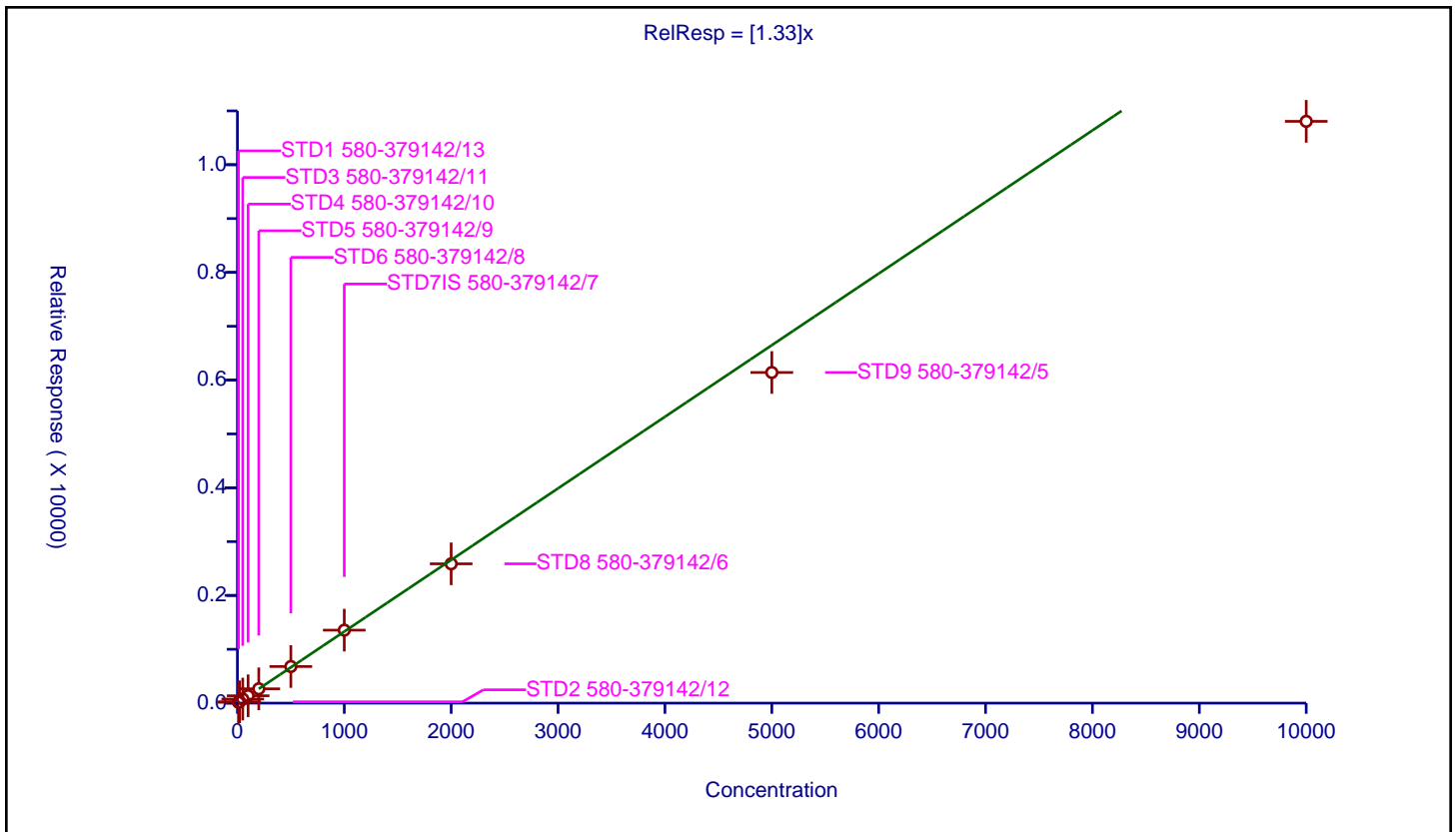
/ 2-Fluorobiphenyl

Curve Type: Average
 Weighting: Conc_Sq
 Origin: Force
 Dependency: Response
 Calib Mode: ISTD
 Response Base: AREA
 RF Rounding: 0

Curve Coefficients	
Intercept:	0
Slope:	1.33

Error Coefficients	
Standard Error:	2830000
Relative Standard Error:	10.2
Correlation Coefficient:	0.991
Coefficient of Determination (Adjusted):	0.986

ID	Level	Concentration	Rel. Resp.	IS Amount	IS Response	RRF	Used
1	STD1 580-379142/13	10.0	15.431401	100.0	41597.0	1.54314	Y
2	STD2 580-379142/12	20.0	24.488384	100.0	50575.0	1.224419	Y
3	STD3 580-379142/11	50.0	75.607418	100.0	54246.0	1.512148	Y
4	STD4 580-379142/10	100.0	136.843932	100.0	57635.0	1.368439	Y
5	STD5 580-379142/9	200.0	266.131851	100.0	60644.0	1.330659	Y
6	STD6 580-379142/8	500.0	680.076064	100.0	63105.0	1.360152	Y
7	STD7IS 580-379142/7	1000.0	1355.171252	100.0	65313.0	1.355171	Y
8	STD8 580-379142/6	2000.0	2587.589061	100.0	65966.0	1.293795	Y
9	STD9 580-379142/5	5000.0	6141.423003	100.0	69529.0	1.228285	Y
10	STD10 580-379142/4	10000.0	10805.630558	100.0	65553.0	1.080563	Y



Calibration

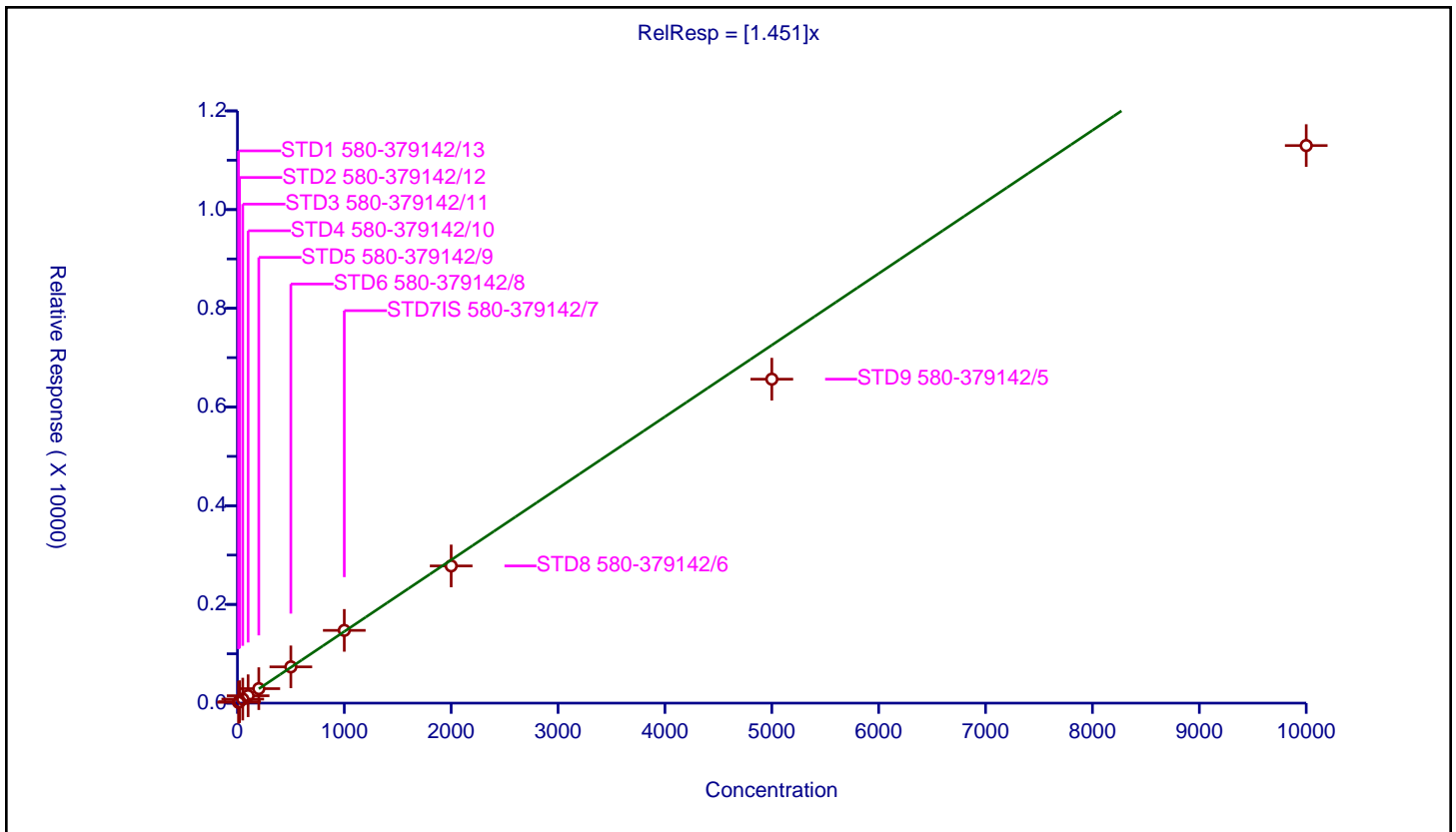
/ 1,1'-Biphenyl

Curve Type: Average
 Weighting: Conc_Sq
 Origin: Force
 Dependency: Response
 Calib Mode: ISTD
 Response Base: AREA
 RF Rounding: 0

Curve Coefficients	
Intercept:	0
Slope:	1.451

Error Coefficients	
Standard Error:	2980000
Relative Standard Error:	10.5
Correlation Coefficient:	0.989
Coefficient of Determination (Adjusted):	0.986

ID	Level	Concentration	Rel. Resp.	IS Amount	IS Response	RRF	Used
1	STD1 580-379142/13	10.0	16.575715	100.0	41597.0	1.657571	Y
2	STD2 580-379142/12	20.0	29.411765	100.0	50575.0	1.470588	Y
3	STD3 580-379142/11	50.0	81.875161	100.0	54246.0	1.637503	Y
4	STD4 580-379142/10	100.0	149.745814	100.0	57635.0	1.497458	Y
5	STD5 580-379142/9	200.0	293.511312	100.0	60644.0	1.467557	Y
6	STD6 580-379142/8	500.0	734.919578	100.0	63105.0	1.469839	Y
7	STD7IS 580-379142/7	1000.0	1474.211872	100.0	65313.0	1.474212	Y
8	STD8 580-379142/6	2000.0	2780.197374	100.0	65966.0	1.390099	Y
9	STD9 580-379142/5	5000.0	6564.203426	100.0	69529.0	1.312841	Y
10	STD10 580-379142/4	10000.0	11297.357863	100.0	65553.0	1.129736	Y



Calibration

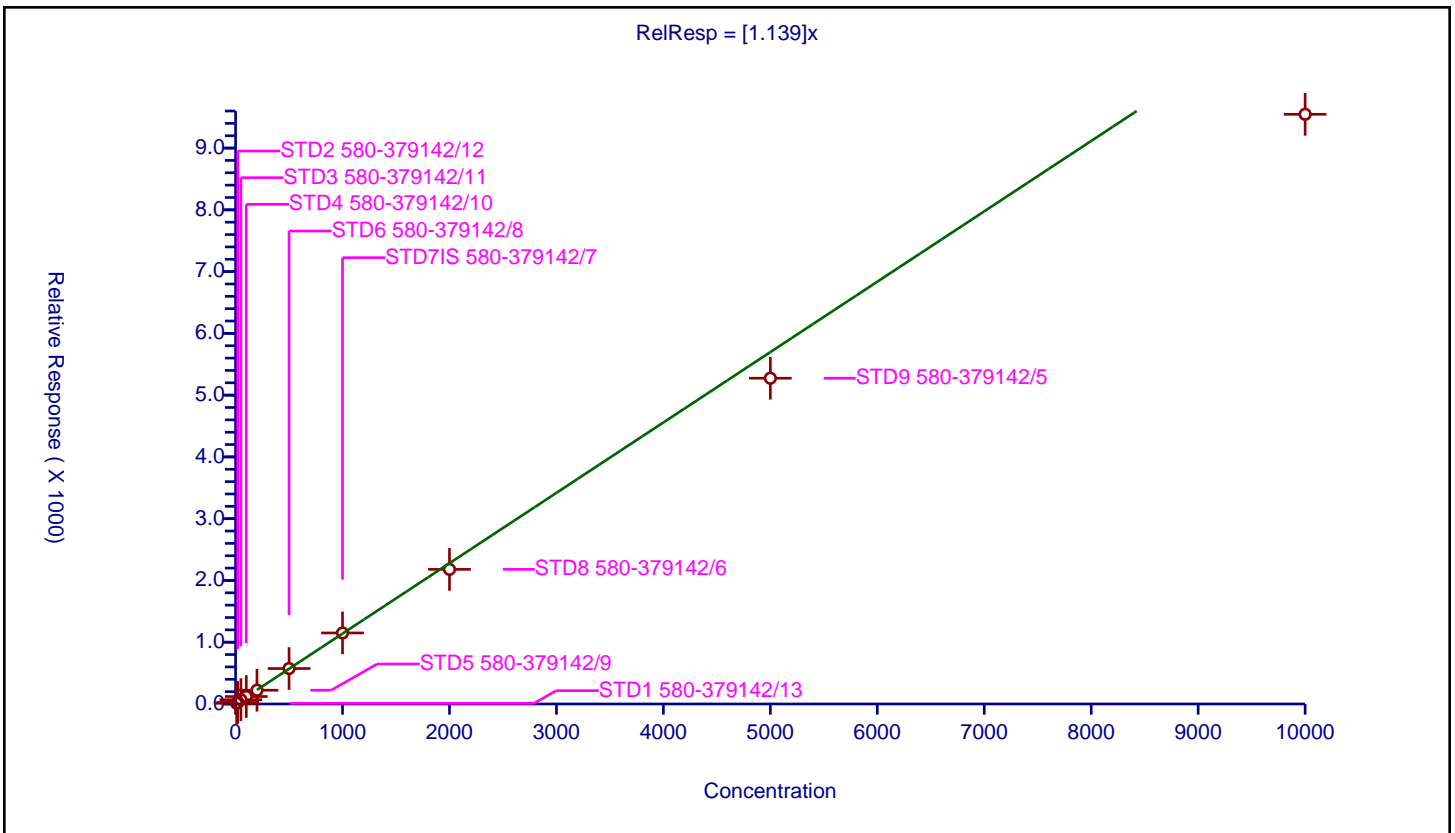
/ 2-Chloronaphthalene

Curve Type: Average
 Weighting: Conc_Sq
 Origin: Force
 Dependency: Response
 Calib Mode: ISTD
 Response Base: AREA
 RF Rounding: 0

Curve Coefficients	
Intercept:	0
Slope:	1.139

Error Coefficients	
Standard Error:	2480000
Relative Standard Error:	10.5
Correlation Coefficient:	0.994
Coefficient of Determination (Adjusted):	0.986

ID	Level	Concentration	Rel. Resp.	IS Amount	IS Response	RRF	Used
1	STD1 580-379142/13	10.0	10.462293	100.0	41597.0	1.046229	Y
2	STD2 580-379142/12	20.0	24.767177	100.0	50575.0	1.238359	Y
3	STD3 580-379142/11	50.0	69.271467	100.0	54246.0	1.385429	Y
4	STD4 580-379142/10	100.0	121.195454	100.0	57635.0	1.211955	Y
5	STD5 580-379142/9	200.0	222.97177	100.0	60644.0	1.114859	Y
6	STD6 580-379142/8	500.0	574.106648	100.0	63105.0	1.148213	Y
7	STD7IS 580-379142/7	1000.0	1149.882872	100.0	65313.0	1.149883	Y
8	STD8 580-379142/6	2000.0	2179.336325	100.0	65966.0	1.089668	Y
9	STD9 580-379142/5	5000.0	5274.105769	100.0	69529.0	1.054821	Y
10	STD10 580-379142/4	10000.0	9546.722499	100.0	65553.0	0.954672	Y



Calibration

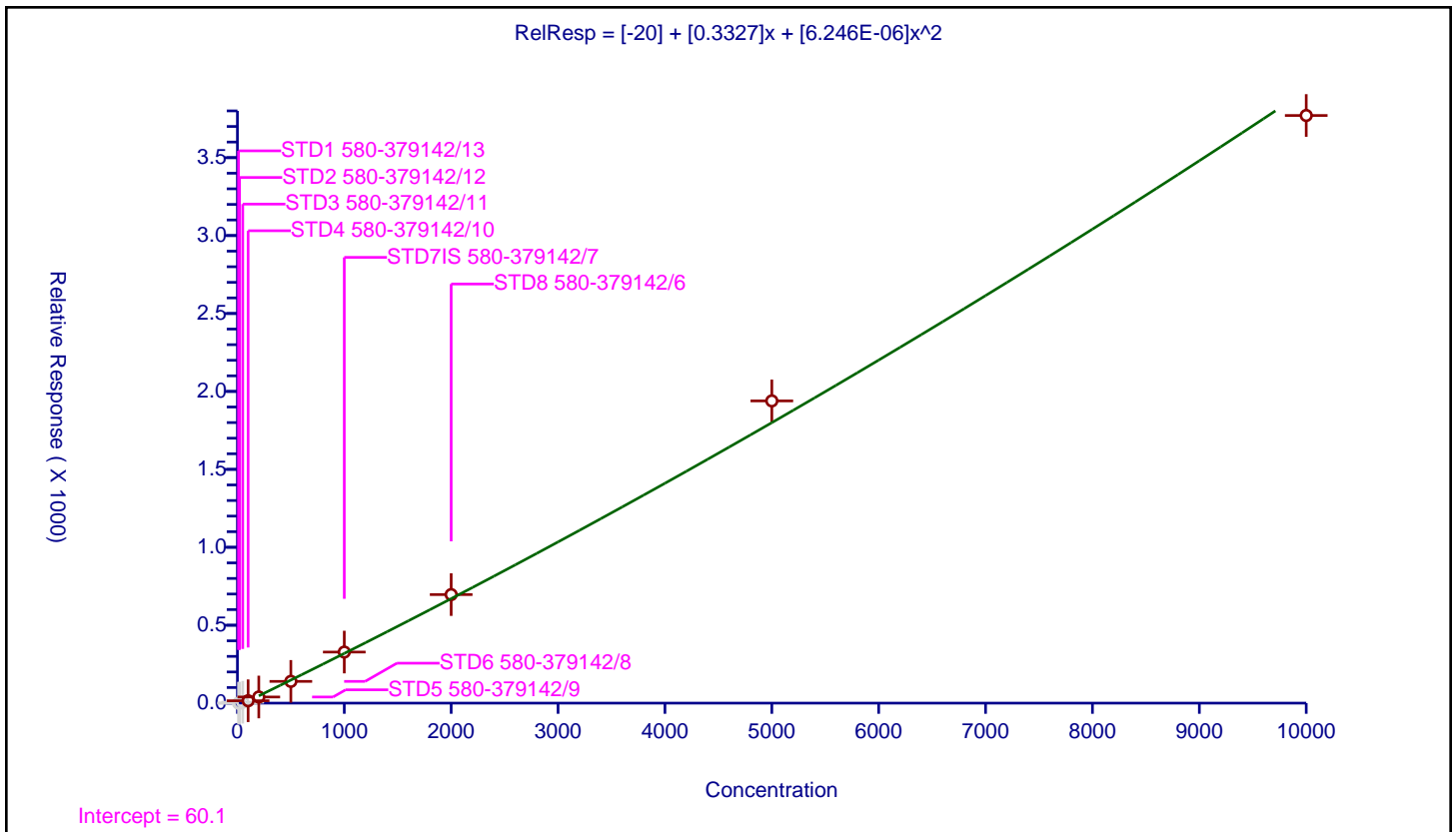
/ 2-Nitroaniline

Curve Type: Quadratic
 Weighting: Conc_Sq
 Origin: None
 Dependency: Response
 Calib Mode: ISTD
 Response Base: AREA
 RF Rounding: 0

Curve Coefficients	
Intercept:	-20
Slope:	0.3327
Second Order:	6.246E-06

Error Coefficients	
Standard Error:	1430000
Relative Standard Error:	8.1
Correlation Coefficient:	0.993
Coefficient of Determination (Adjusted):	0.994

ID	Level	Concentration	Rel. Resp.	IS Amount	IS Response	RRF	Used
1	STD1 580-379142/13	10.0	0.0	100.0	41597.0	0.0	N
2	STD2 580-379142/12	20.0	0.0	100.0	50575.0	0.0	N
3	STD3 580-379142/11	50.0	5.939608	100.0	54246.0	0.118792	N
4	STD4 580-379142/10	100.0	15.313612	100.0	57635.0	0.153136	Y
5	STD5 580-379142/9	200.0	39.402084	100.0	60644.0	0.19701	Y
6	STD6 580-379142/8	500.0	139.562634	100.0	63105.0	0.279125	Y
7	STD7IS 580-379142/7	1000.0	327.697396	100.0	65313.0	0.327697	Y
8	STD8 580-379142/6	2000.0	696.528515	100.0	65966.0	0.348264	Y
9	STD9 580-379142/5	5000.0	1939.242618	100.0	69529.0	0.387849	Y
10	STD10 580-379142/4	10000.0	3770.452916	100.0	65553.0	0.377045	Y



Calibration

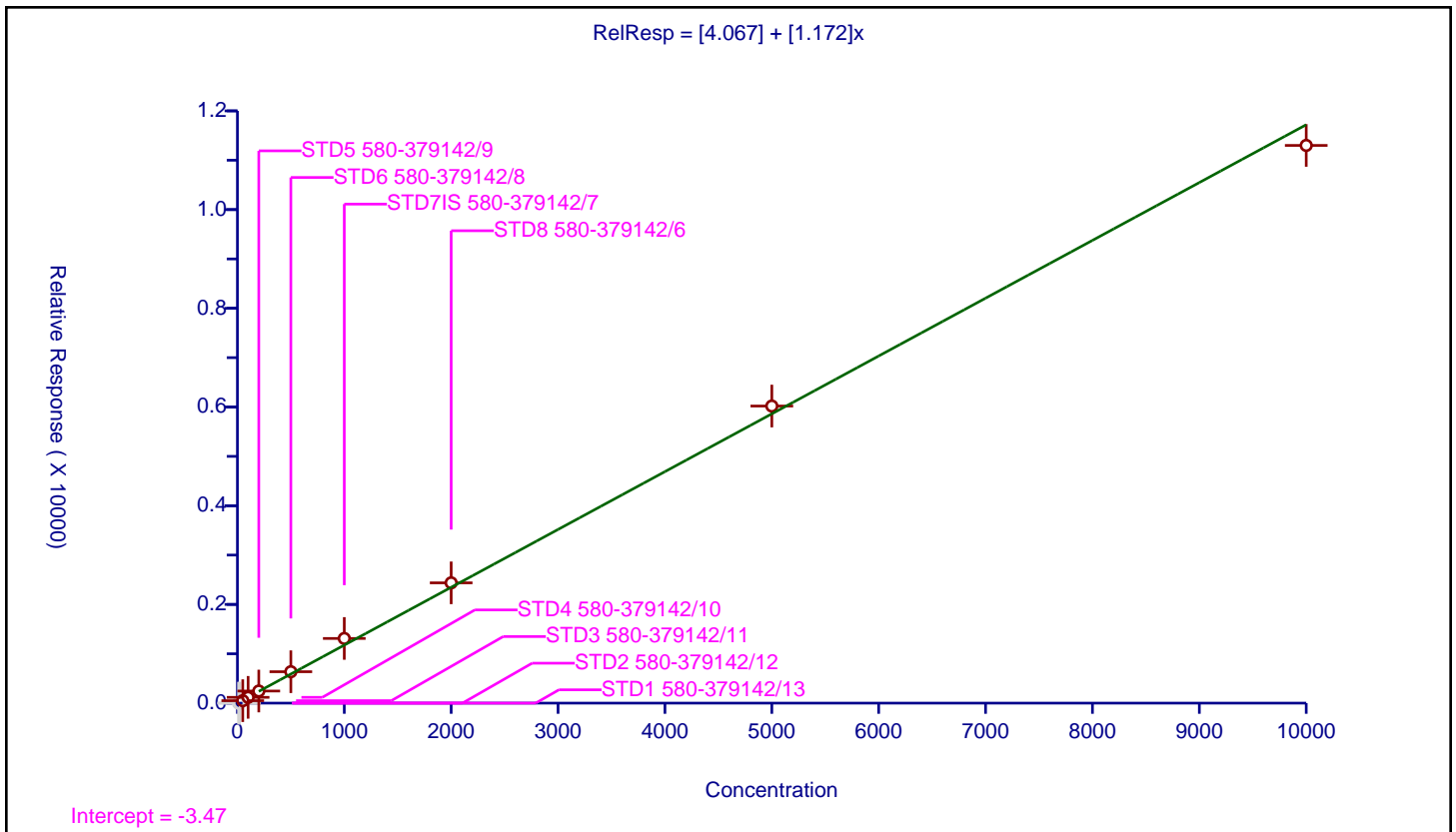
/ Dimethyl phthalate

Curve Type: Linear
 Weighting: Conc
 Origin: None
 Dependency: Response
 Calib Mode: ISTD
 Response Base: AREA
 RF Rounding: 0

Curve Coefficients	
Intercept:	4.067
Slope:	1.172

Error Coefficients	
Standard Error:	3550000
Relative Standard Error:	11.0
Correlation Coefficient:	0.996
Coefficient of Determination (Adjusted):	0.998

ID	Level	Concentration	Rel. Resp.	IS Amount	IS Response	RRF	Used
1	STD1 580-379142/13	10.0	0.0	100.0	41597.0	0.0	N
2	STD2 580-379142/12	20.0	0.0	100.0	50575.0	0.0	N
3	STD3 580-379142/11	50.0	49.806437	100.0	54246.0	0.996129	Y
4	STD4 580-379142/10	100.0	117.267286	100.0	57635.0	1.172673	Y
5	STD5 580-379142/9	200.0	245.056395	100.0	60644.0	1.225282	Y
6	STD6 580-379142/8	500.0	636.50107	100.0	63105.0	1.273002	Y
7	STD7IS 580-379142/7	1000.0	1310.486427	100.0	65313.0	1.310486	Y
8	STD8 580-379142/6	2000.0	2437.270715	100.0	65966.0	1.218635	Y
9	STD9 580-379142/5	5000.0	6019.798933	100.0	69529.0	1.20396	Y
10	STD10 580-379142/4	10000.0	11300.010678	100.0	65553.0	1.130001	Y



Calibration

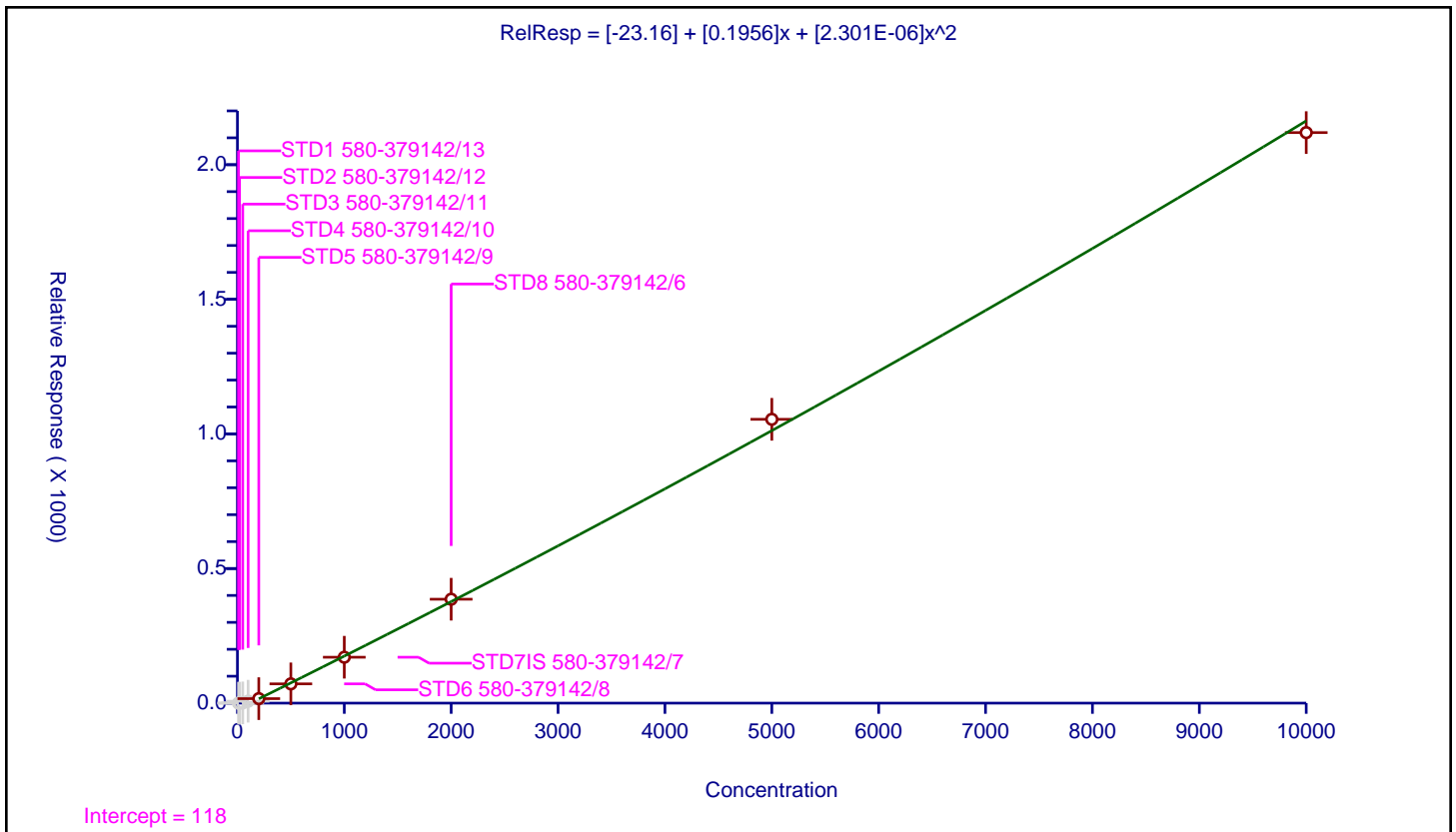
/ 1,3-Dinitrobenzene

Curve Type: Quadratic
 Weighting: Conc_Sq
 Origin: None
 Dependency: Response
 Calib Mode: ISTD
 Response Base: AREA
 RF Rounding: 0

Curve Coefficients	
Intercept:	-23.16
Slope:	0.1956
Second Order:	2.301E-06

Error Coefficients	
Standard Error:	920000
Relative Standard Error:	3.8
Correlation Coefficient:	0.996
Coefficient of Determination (Adjusted):	0.999

ID	Level	Concentration	Rel. Resp.	IS Amount	IS Response	RRF	Used
1	STD1 580-379142/13	10.0	0.0	100.0	41597.0	0.0	N
2	STD2 580-379142/12	20.0	0.0	100.0	50575.0	0.0	N
3	STD3 580-379142/11	50.0	0.905136	100.0	54246.0	0.018103	N
4	STD4 580-379142/10	100.0	7.212631	100.0	57635.0	0.072126	N
5	STD5 580-379142/9	200.0	16.66117	100.0	60644.0	0.083306	Y
6	STD6 580-379142/8	500.0	71.566437	100.0	63105.0	0.143133	Y
7	STD7IS 580-379142/7	1000.0	170.486733	100.0	65313.0	0.170487	Y
8	STD8 580-379142/6	2000.0	386.041294	100.0	65966.0	0.193021	Y
9	STD9 580-379142/5	5000.0	1054.283824	100.0	69529.0	0.210857	Y
10	STD10 580-379142/4	10000.0	2119.340076	100.0	65553.0	0.211934	Y



Calibration

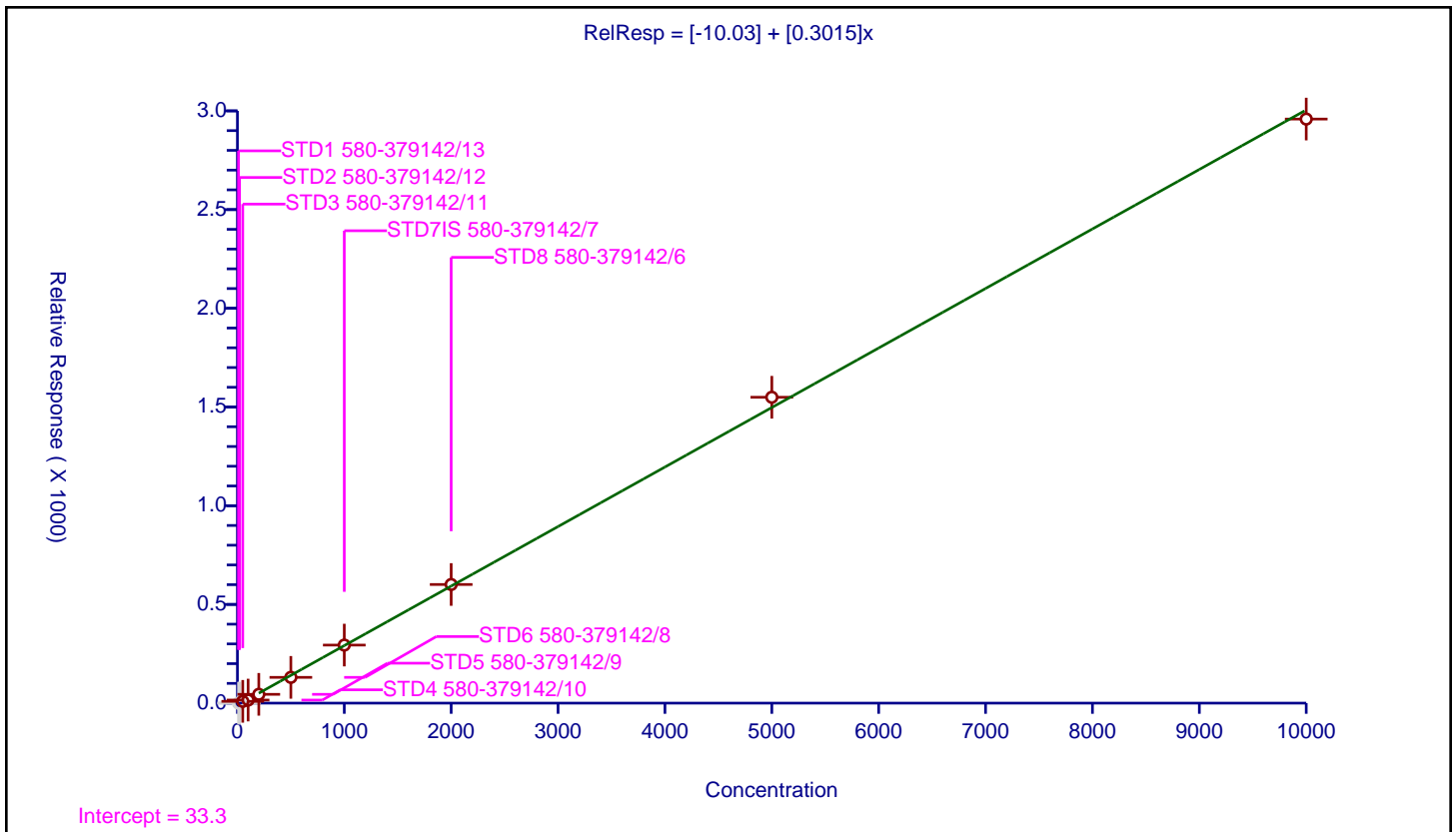
/ 2,6-Dinitrotoluene

Curve Type: Linear
 Weighting: Conc
 Origin: None
 Dependency: Response
 Calib Mode: ISTD
 Response Base: AREA
 RF Rounding: 0

Curve Coefficients	
Intercept:	-10.03
Slope:	0.3015

Error Coefficients	
Standard Error:	923000
Relative Standard Error:	13.6
Correlation Coefficient:	0.997
Coefficient of Determination (Adjusted):	0.999

ID	Level	Concentration	Rel. Resp.	IS Amount	IS Response	RRF	Used
1	STD1 580-379142/13	10.0	0.0	100.0	41597.0	0.0	N
2	STD2 580-379142/12	20.0	0.0	100.0	50575.0	0.0	N
3	STD3 580-379142/11	50.0	9.123253	100.0	54246.0	0.182465	Y
4	STD4 580-379142/10	100.0	15.613776	100.0	57635.0	0.156138	Y
5	STD5 580-379142/9	200.0	44.558406	100.0	60644.0	0.222792	Y
6	STD6 580-379142/8	500.0	130.545916	100.0	63105.0	0.261092	Y
7	STD7IS 580-379142/7	1000.0	294.034878	100.0	65313.0	0.294035	Y
8	STD8 580-379142/6	2000.0	600.945942	100.0	65966.0	0.300473	Y
9	STD9 580-379142/5	5000.0	1549.38371	100.0	69529.0	0.309877	Y
10	STD10 580-379142/4	10000.0	2958.592284	100.0	65553.0	0.295859	Y



Calibration

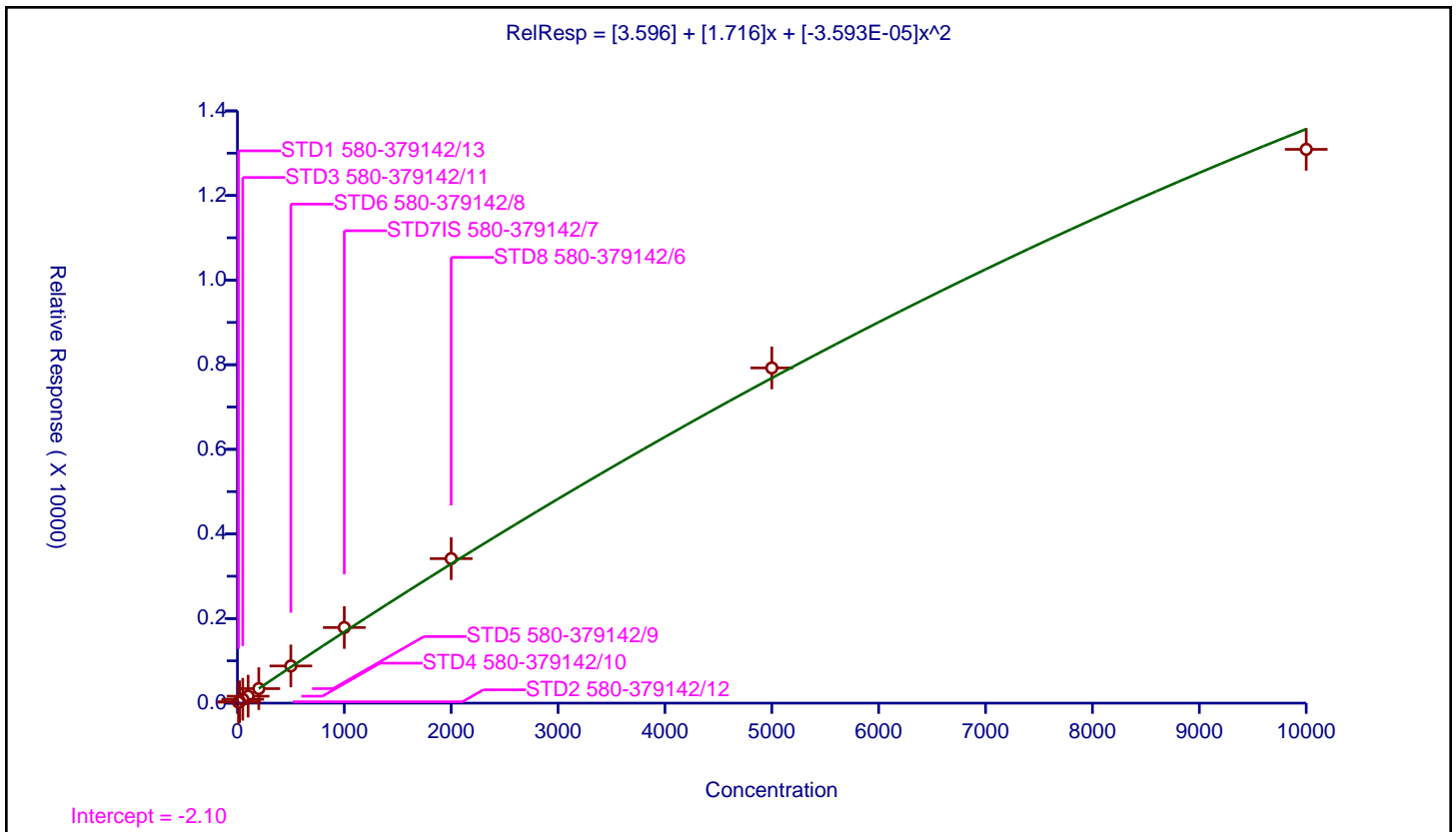
/ Acenaphthylene

Curve Type: Quadratic
 Weighting: Conc_Sq
 Origin: None
 Dependency: Response
 Calib Mode: ISTD
 Response Base: AREA
 RF Rounding: 0

Curve Coefficients	
Intercept:	3.596
Slope:	1.716
Second Order:	-3.593E-05

Error Coefficients	
Standard Error:	3970000
Relative Standard Error:	8.5
Correlation Coefficient:	0.996
Coefficient of Determination (Adjusted):	0.993

ID	Level	Concentration	Rel. Resp.	IS Amount	IS Response	RRF	Used
1	STD1 580-379142/13	10.0	22.186696	100.0	41597.0	2.21867	Y
2	STD2 580-379142/12	20.0	32.126545	100.0	50575.0	1.606327	Y
3	STD3 580-379142/11	50.0	91.757918	100.0	54246.0	1.835158	Y
4	STD4 580-379142/10	100.0	163.964605	100.0	57635.0	1.639646	Y
5	STD5 580-379142/9	200.0	342.561506	100.0	60644.0	1.712808	Y
6	STD6 580-379142/8	500.0	878.589652	100.0	63105.0	1.757179	Y
7	STD7IS 580-379142/7	1000.0	1787.393015	100.0	65313.0	1.787393	Y
8	STD8 580-379142/6	2000.0	3416.141649	100.0	65966.0	1.708071	Y
9	STD9 580-379142/5	5000.0	7924.083476	100.0	69529.0	1.584817	Y
10	STD10 580-379142/4	10000.0	13090.937104	100.0	65553.0	1.309094	Y



Calibration

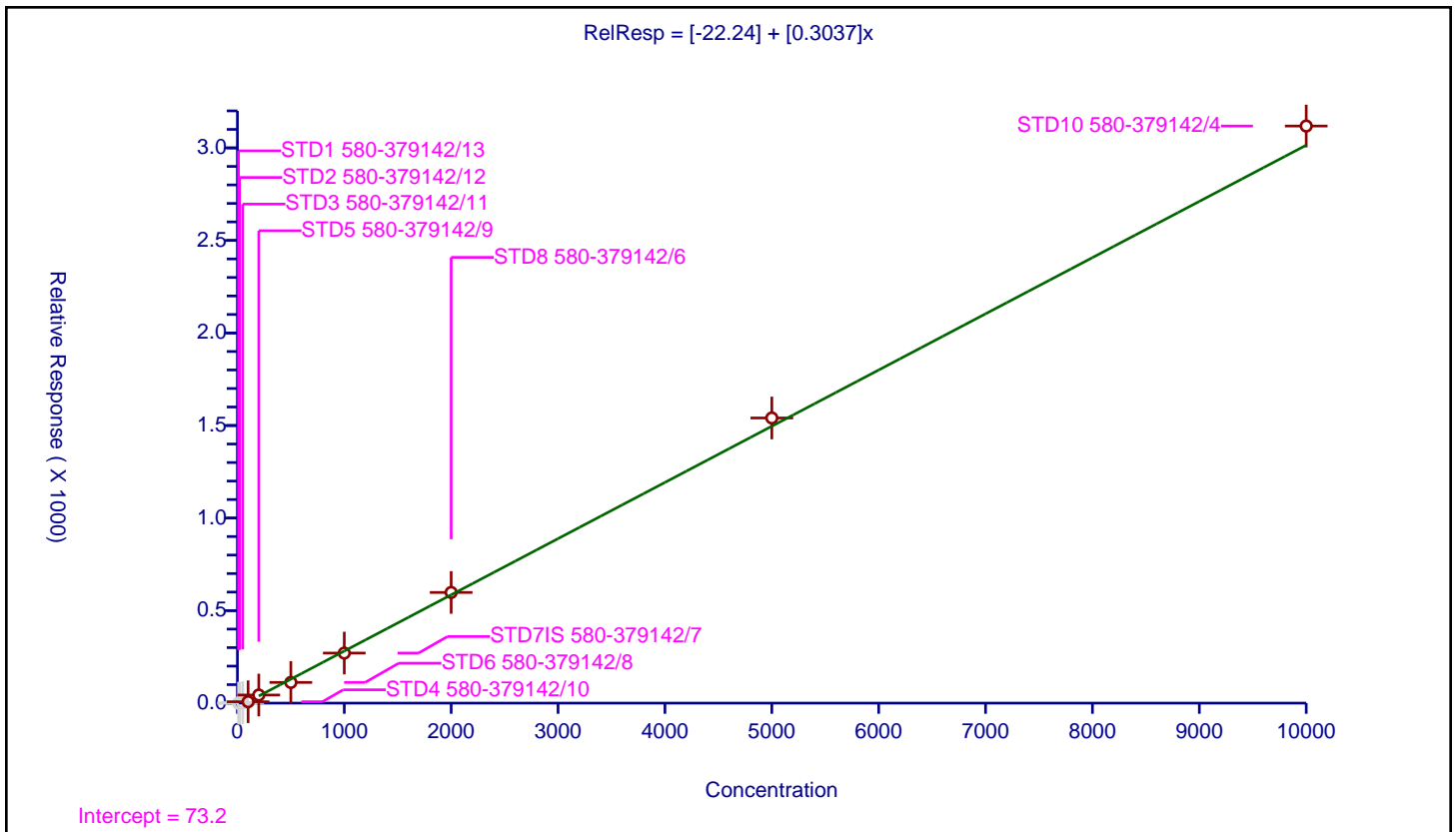
/ 3-Nitroaniline

Curve Type: Linear
 Weighting: Conc_Sq
 Origin: None
 Dependency: Response
 Calib Mode: ISTD
 Response Base: AREA
 RF Rounding: 0

Curve Coefficients	
Intercept:	-22.24
Slope:	0.3037

Error Coefficients	
Standard Error:	1050000
Relative Standard Error:	7.1
Correlation Coefficient:	0.999
Coefficient of Determination (Adjusted):	0.994

ID	Level	Concentration	Rel. Resp.	IS Amount	IS Response	RRF	Used
1	STD1 580-379142/13	10.0	0.0	100.0	41597.0	0.0	N
2	STD2 580-379142/12	20.0	0.0	100.0	50575.0	0.0	N
3	STD3 580-379142/11	50.0	2.674852	100.0	54246.0	0.053497	N
4	STD4 580-379142/10	100.0	7.564848	100.0	57635.0	0.075648	Y
5	STD5 580-379142/9	200.0	43.783392	100.0	60644.0	0.218917	Y
6	STD6 580-379142/8	500.0	111.829491	100.0	63105.0	0.223659	Y
7	STD7IS 580-379142/7	1000.0	270.514293	100.0	65313.0	0.270514	Y
8	STD8 580-379142/6	2000.0	597.938332	100.0	65966.0	0.298969	Y
9	STD9 580-379142/5	5000.0	1540.770038	100.0	69529.0	0.308154	Y
10	STD10 580-379142/4	10000.0	3118.147148	100.0	65553.0	0.311815	Y



Calibration

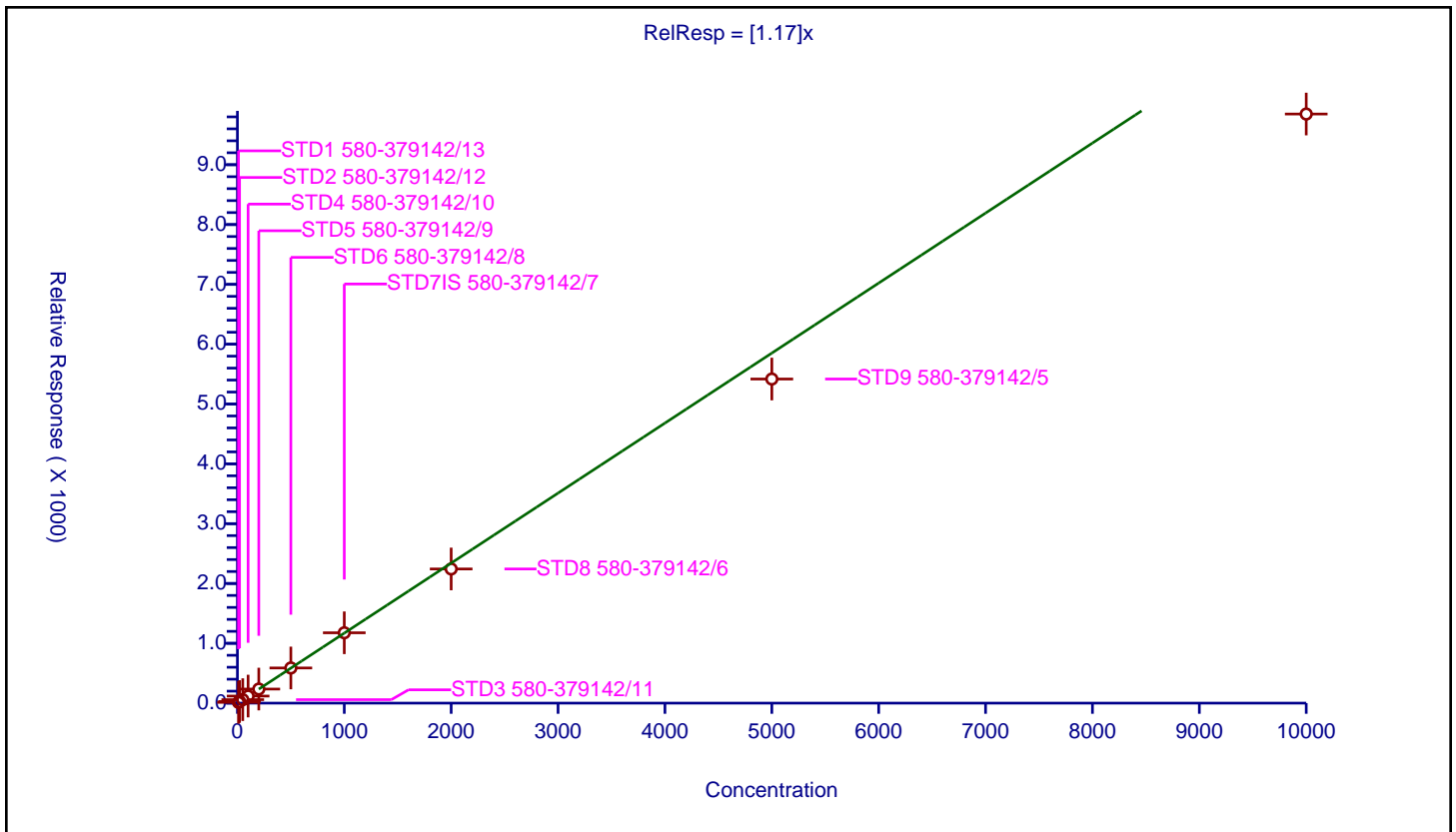
/ Acenaphthene

Curve Type: Average
 Weighting: Conc_Sq
 Origin: Force
 Dependency: Response
 Calib Mode: ISTD
 Response Base: AREA
 RF Rounding: 0

Curve Coefficients	
Intercept:	0
Slope:	1.17

Error Coefficients	
Standard Error:	2550000
Relative Standard Error:	8.6
Correlation Coefficient:	0.994
Coefficient of Determination (Adjusted):	0.990

ID	Level	Concentration	Rel. Resp.	IS Amount	IS Response	RRF	Used
1	STD1 580-379142/13	10.0	12.897565	100.0	41597.0	1.289756	Y
2	STD2 580-379142/12	20.0	26.956006	100.0	50575.0	1.3478	Y
3	STD3 580-379142/11	50.0	58.243926	100.0	54246.0	1.164879	Y
4	STD4 580-379142/10	100.0	118.303114	100.0	57635.0	1.183031	Y
5	STD5 580-379142/9	200.0	235.147748	100.0	60644.0	1.175739	Y
6	STD6 580-379142/8	500.0	587.685603	100.0	63105.0	1.175371	Y
7	STD7IS 580-379142/7	1000.0	1176.16401	100.0	65313.0	1.176164	Y
8	STD8 580-379142/6	2000.0	2242.955462	100.0	65966.0	1.121478	Y
9	STD9 580-379142/5	5000.0	5417.640121	100.0	69529.0	1.083528	Y
10	STD10 580-379142/4	10000.0	9847.488292	100.0	65553.0	0.984749	Y



Calibration

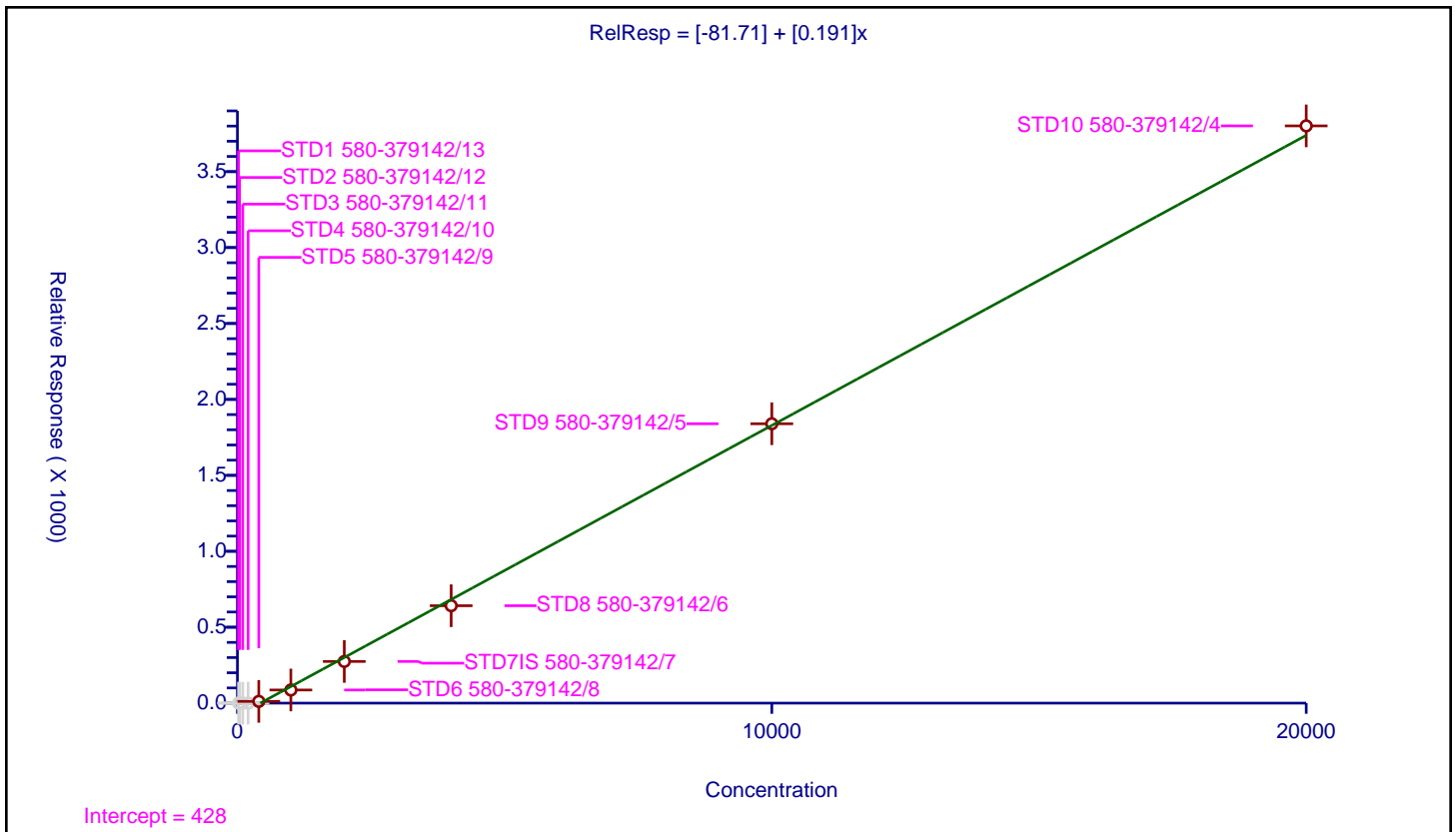
/ 2,4-Dinitrophenol

Curve Type: Linear
 Weighting: Conc
 Origin: None
 Dependency: Response
 Calib Mode: ISTD
 Response Base: AREA
 RF Rounding: 0

Curve Coefficients	
Intercept:	-81.71
Slope:	0.191

Error Coefficients	
Standard Error:	1420000
Relative Standard Error:	13.2
Correlation Coefficient:	0.999
Coefficient of Determination (Adjusted):	0.998

ID	Level	Concentration	Rel. Resp.	IS Amount	IS Response	RRF	Used
1	STD1 580-379142/13	20.0	0.0	100.0	41597.0	0.0	N
2	STD2 580-379142/12	40.0	0.0	100.0	50575.0	0.0	N
3	STD3 580-379142/11	100.0	0.0	100.0	54246.0	0.0	N
4	STD4 580-379142/10	200.0	0.0	100.0	57635.0	0.0	N
5	STD5 580-379142/9	400.0	11.4224	100.0	60644.0	0.028556	Y
6	STD6 580-379142/8	1000.0	86.628635	100.0	63105.0	0.086629	Y
7	STD7IS 580-379142/7	2000.0	274.346608	100.0	65313.0	0.137173	Y
8	STD8 580-379142/6	4000.0	641.486523	100.0	65966.0	0.160372	Y
9	STD9 580-379142/5	10000.0	1839.730185	100.0	69529.0	0.183973	Y
10	STD10 580-379142/4	20000.0	3801.256998	100.0	65553.0	0.190063	Y



Calibration

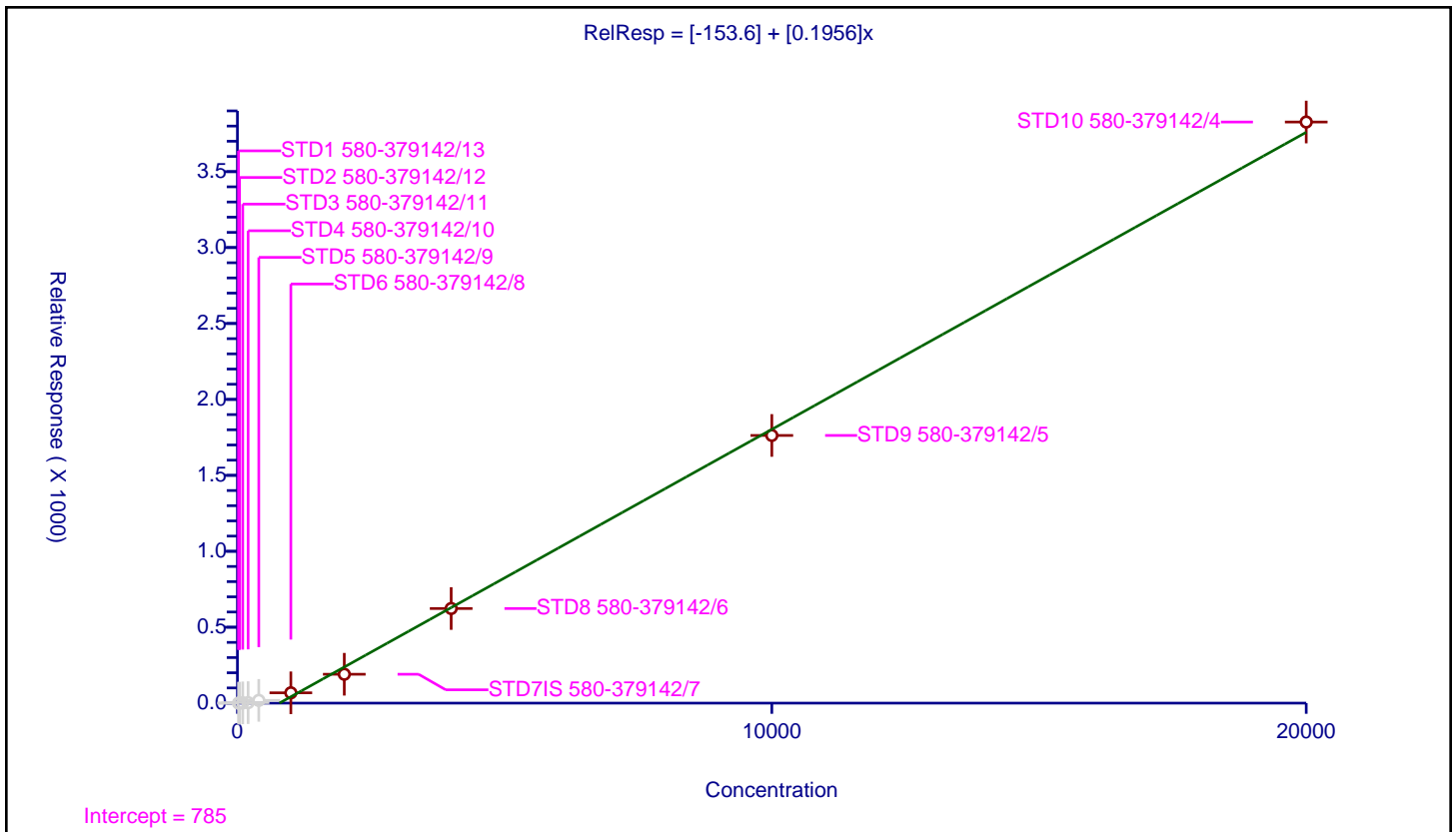
/ 4-Nitrophenol

Curve Type: Linear
 Weighting: Conc
 Origin: None
 Dependency: Response
 Calib Mode: ISTD
 Response Base: AREA
 RF Rounding: 0

Curve Coefficients	
Intercept:	-153.6
Slope:	0.1956

Error Coefficients	
Standard Error:	1630000
Relative Standard Error:	10.5
Correlation Coefficient:	1.000
Coefficient of Determination (Adjusted):	0.998

ID	Level	Concentration	Rel. Resp.	IS Amount	IS Response	RRF	Used
1	STD1 580-379142/13	20.0	0.0	100.0	41597.0	0.0	N
2	STD2 580-379142/12	40.0	0.0	100.0	50575.0	0.0	N
3	STD3 580-379142/11	100.0	1.810272	100.0	54246.0	0.018103	N
4	STD4 580-379142/10	200.0	3.277522	100.0	57635.0	0.016388	N
5	STD5 580-379142/9	400.0	18.235934	100.0	60644.0	0.04559	N
6	STD6 580-379142/8	1000.0	67.875763	100.0	63105.0	0.067876	Y
7	STD7IS 580-379142/7	2000.0	190.133664	100.0	65313.0	0.095067	Y
8	STD8 580-379142/6	4000.0	623.107358	100.0	65966.0	0.155777	Y
9	STD9 580-379142/5	10000.0	1762.772368	100.0	69529.0	0.176277	Y
10	STD10 580-379142/4	20000.0	3826.737144	100.0	65553.0	0.191337	Y



Calibration

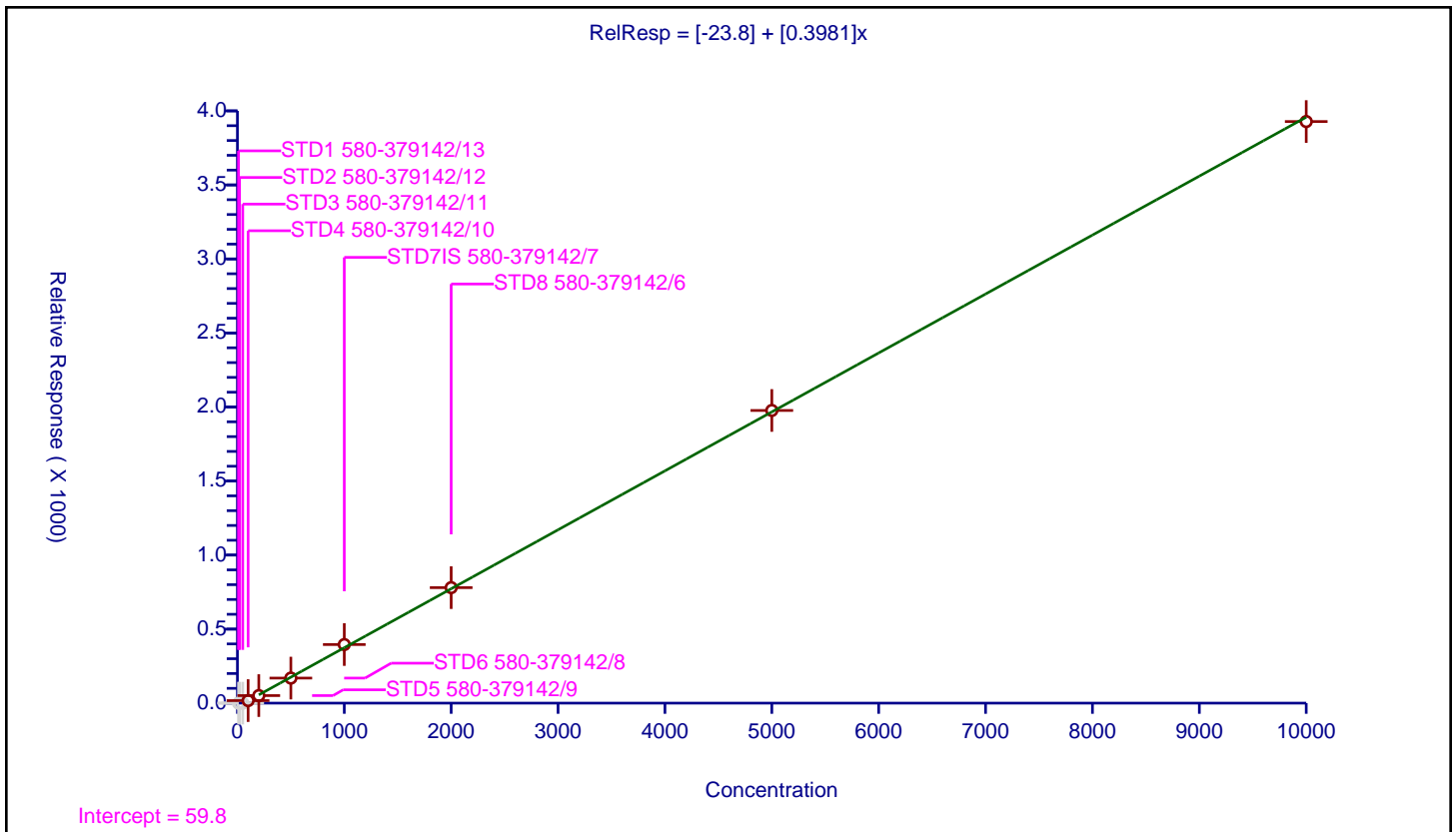
/ 2,4-Dinitrotoluene

Curve Type: Linear
 Weighting: Conc_Sq
 Origin: None
 Dependency: Response
 Calib Mode: ISTD
 Response Base: AREA
 RF Rounding: 0

Curve Coefficients	
Intercept:	-23.8
Slope:	0.3981

Error Coefficients	
Standard Error:	1330000
Relative Standard Error:	4.1
Correlation Coefficient:	0.999
Coefficient of Determination (Adjusted):	0.998

ID	Level	Concentration	Rel. Resp.	IS Amount	IS Response	RRF	Used
1	STD1 580-379142/13	10.0	0.0	100.0	41597.0	0.0	N
2	STD2 580-379142/12	20.0	0.0	100.0	50575.0	0.0	N
3	STD3 580-379142/11	50.0	0.0	100.0	54246.0	0.0	N
4	STD4 580-379142/10	100.0	17.229114	100.0	57635.0	0.172291	Y
5	STD5 580-379142/9	200.0	50.994328	100.0	60644.0	0.254972	Y
6	STD6 580-379142/8	500.0	169.256002	100.0	63105.0	0.338512	Y
7	STD7IS 580-379142/7	1000.0	395.57056	100.0	65313.0	0.395571	Y
8	STD8 580-379142/6	2000.0	780.004851	100.0	65966.0	0.390002	Y
9	STD9 580-379142/5	5000.0	1976.63421	100.0	69529.0	0.395327	Y
10	STD10 580-379142/4	10000.0	3928.03533	100.0	65553.0	0.392804	Y



Calibration

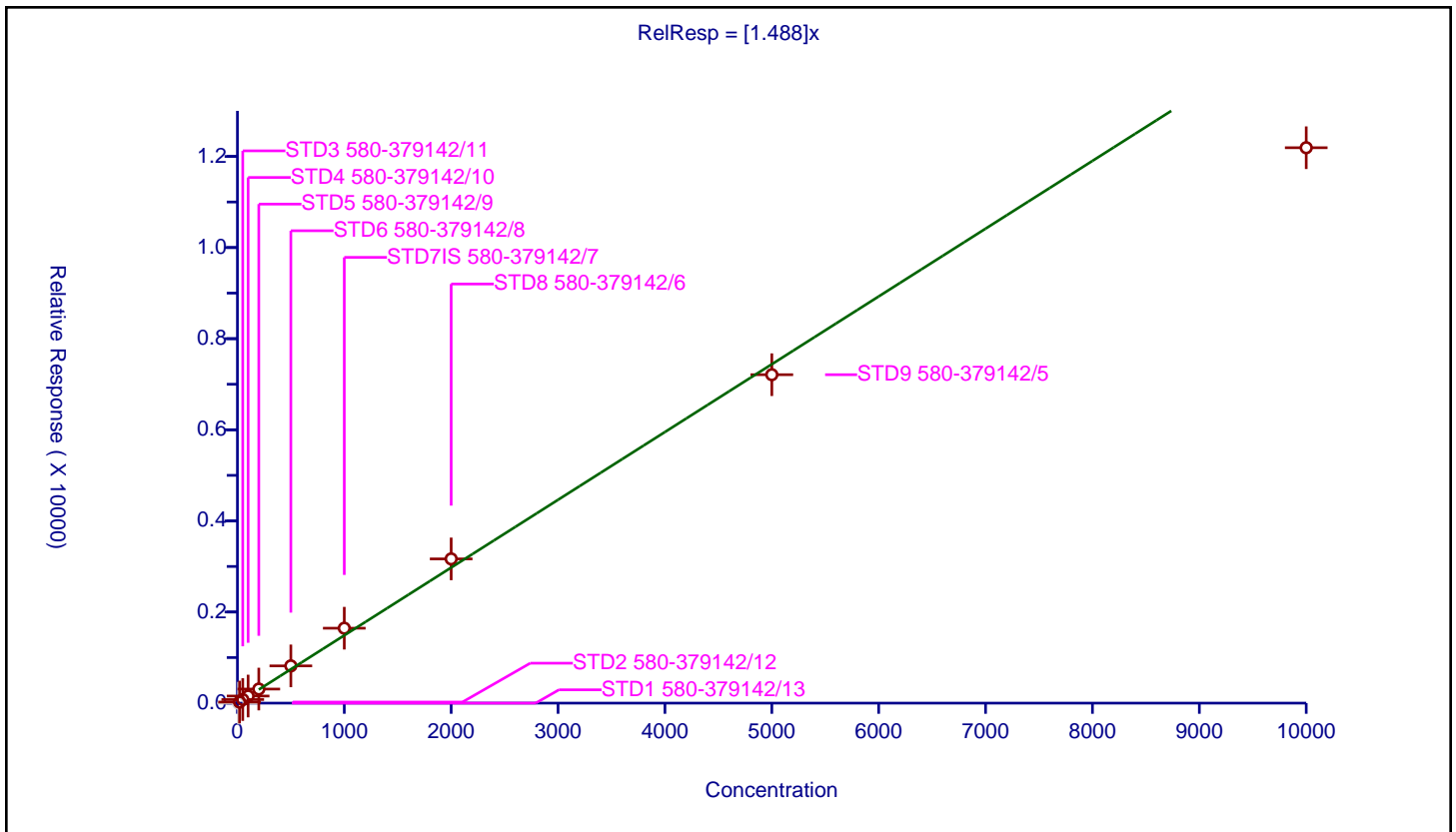
/ Dibenzofuran

Curve Type: Average
 Weighting: Conc_Sq
 Origin: Force
 Dependency: Response
 Calib Mode: ISTD
 Response Base: AREA
 RF Rounding: 0

Curve Coefficients	
Intercept:	0
Slope:	1.488

Error Coefficients	
Standard Error:	3440000
Relative Standard Error:	11.4
Correlation Coefficient:	0.986
Coefficient of Determination (Adjusted):	0.985

ID	Level	Concentration	Rel. Resp.	IS Amount	IS Response	RRF	Used
1	STD1 580-379142/13	10.0	0.0	100.0	41597.0	0.0	N
2	STD2 580-379142/12	20.0	23.942659	100.0	50575.0	1.197133	Y
3	STD3 580-379142/11	50.0	78.472145	100.0	54246.0	1.569443	Y
4	STD4 580-379142/10	100.0	155.625922	100.0	57635.0	1.556259	Y
5	STD5 580-379142/9	200.0	308.751072	100.0	60644.0	1.543755	Y
6	STD6 580-379142/8	500.0	817.642025	100.0	63105.0	1.635284	Y
7	STD7IS 580-379142/7	1000.0	1644.588367	100.0	65313.0	1.644588	Y
8	STD8 580-379142/6	2000.0	3166.140133	100.0	65966.0	1.58307	Y
9	STD9 580-379142/5	5000.0	7209.446418	100.0	69529.0	1.441889	Y
10	STD10 580-379142/4	10000.0	12191.262032	100.0	65553.0	1.219126	Y



Calibration

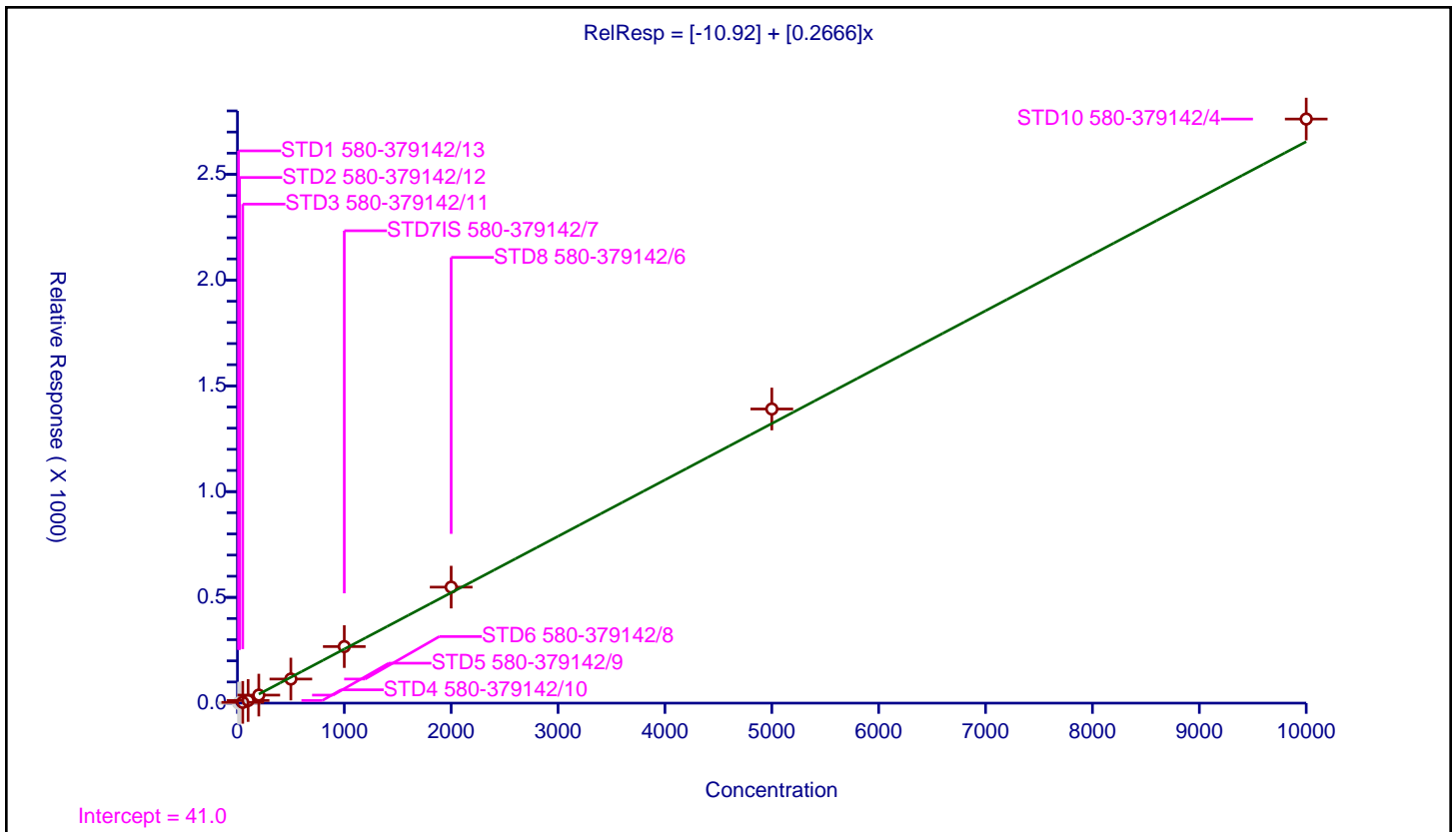
/ 2,3,5,6-Tetrachlorophenol

Curve Type: Linear
 Weighting: Conc_Sq
 Origin: None
 Dependency: Response
 Calib Mode: ISTD
 Response Base: AREA
 RF Rounding: 0

Curve Coefficients	
Intercept:	-10.92
Slope:	0.2666

Error Coefficients	
Standard Error:	853000
Relative Standard Error:	8.4
Correlation Coefficient:	0.999
Coefficient of Determination (Adjusted):	0.992

ID	Level	Concentration	Rel. Resp.	IS Amount	IS Response	RRF	Used
1	STD1 580-379142/13	10.0	0.0	100.0	41597.0	0.0	N
2	STD2 580-379142/12	20.0	0.0	100.0	50575.0	0.0	N
3	STD3 580-379142/11	50.0	3.532058	100.0	54246.0	0.070641	Y
4	STD4 580-379142/10	100.0	12.443828	100.0	57635.0	0.124438	Y
5	STD5 580-379142/9	200.0	37.964184	100.0	60644.0	0.189821	Y
6	STD6 580-379142/8	500.0	113.905396	100.0	63105.0	0.227811	Y
7	STD7IS 580-379142/7	1000.0	267.378623	100.0	65313.0	0.267379	Y
8	STD8 580-379142/6	2000.0	548.482552	100.0	65966.0	0.274241	Y
9	STD9 580-379142/5	5000.0	1390.549267	100.0	69529.0	0.27811	Y
10	STD10 580-379142/4	10000.0	2761.507482	100.0	65553.0	0.276151	Y



Calibration

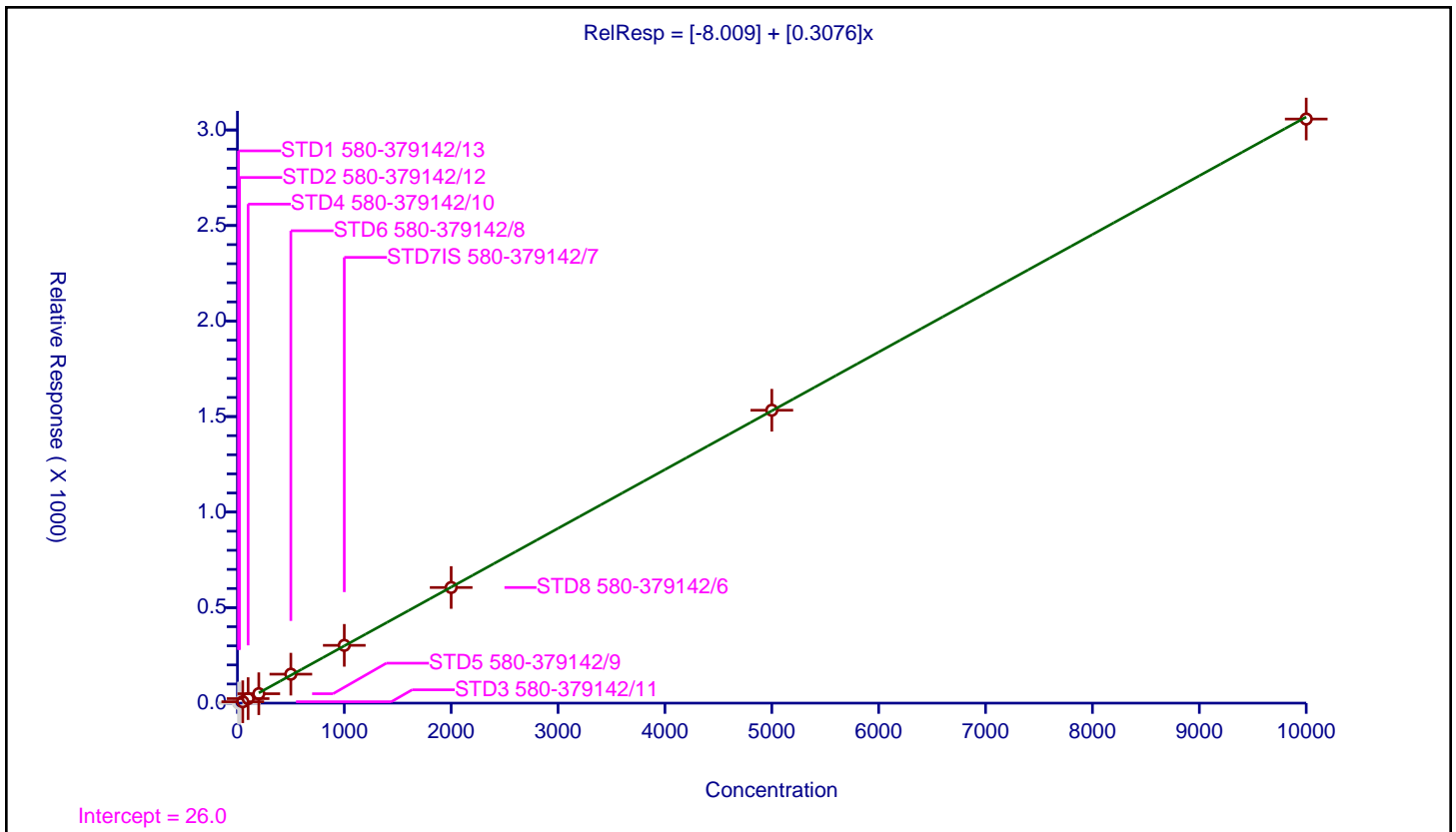
/ 2,3,4,6-Tetrachlorophenol

Curve Type: Linear
 Weighting: Conc_Sq
 Origin: None
 Dependency: Response
 Calib Mode: ISTD
 Response Base: AREA
 RF Rounding: 0

Curve Coefficients	
Intercept:	-8.009
Slope:	0.3076

Error Coefficients	
Standard Error:	944000
Relative Standard Error:	3.4
Correlation Coefficient:	0.999
Coefficient of Determination (Adjusted):	0.999

ID	Level	Concentration	Rel. Resp.	IS Amount	IS Response	RRF	Used
1	STD1 580-379142/13	10.0	0.0	100.0	41597.0	0.0	N
2	STD2 580-379142/12	20.0	0.0	100.0	50575.0	0.0	N
3	STD3 580-379142/11	50.0	7.368285	100.0	54246.0	0.147366	Y
4	STD4 580-379142/10	100.0	23.563807	100.0	57635.0	0.235638	Y
5	STD5 580-379142/9	200.0	49.309083	100.0	60644.0	0.246545	Y
6	STD6 580-379142/8	500.0	151.568022	100.0	63105.0	0.303136	Y
7	STD7IS 580-379142/7	1000.0	302.478833	100.0	65313.0	0.302479	Y
8	STD8 580-379142/6	2000.0	605.261802	100.0	65966.0	0.302631	Y
9	STD9 580-379142/5	5000.0	1533.19622	100.0	69529.0	0.306639	Y
10	STD10 580-379142/4	10000.0	3057.310878	100.0	65553.0	0.305731	Y



Calibration

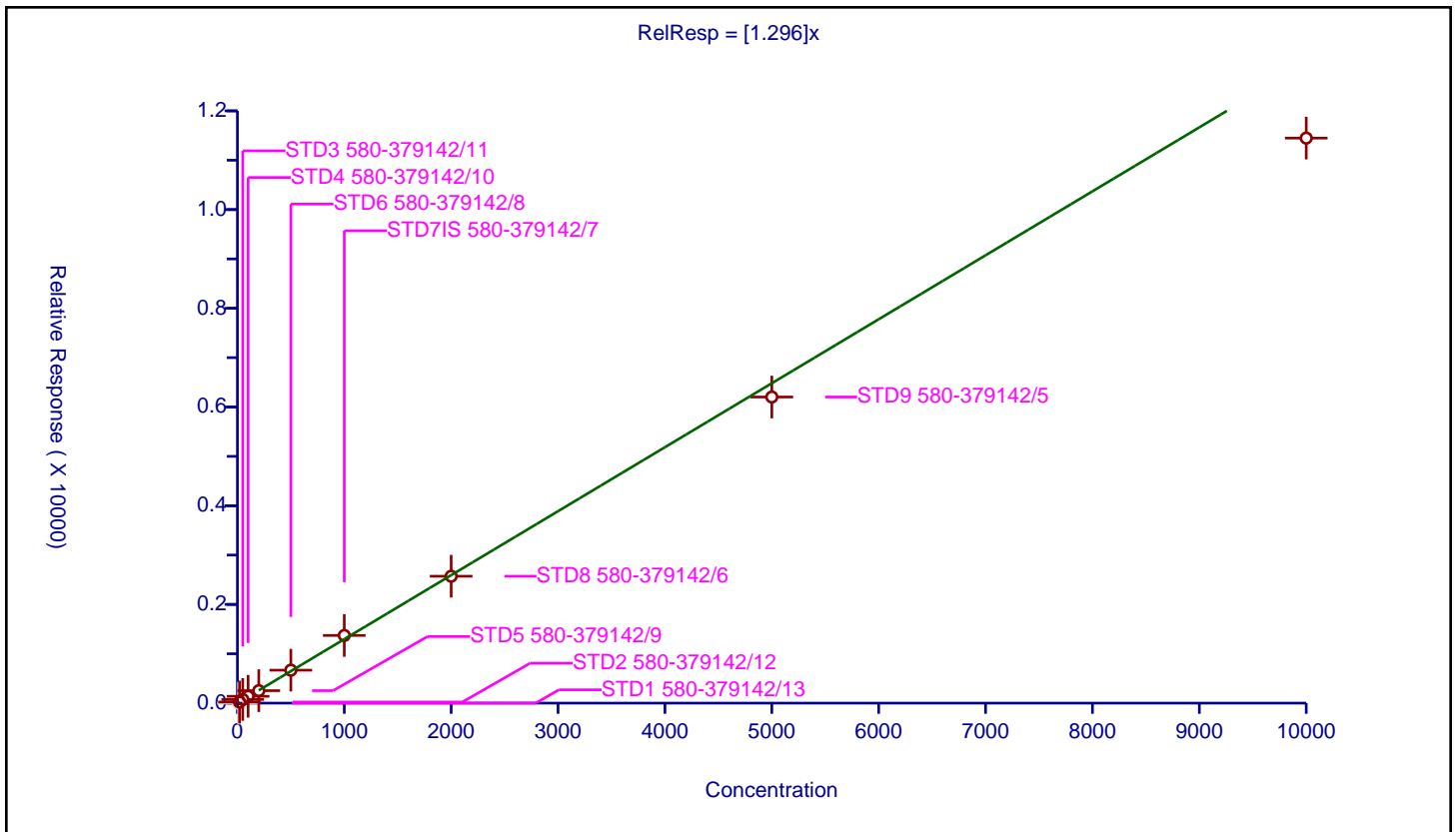
/ Diethyl phthalate

Curve Type: Average
 Weighting: Conc_Sq
 Origin: Force
 Dependency: Response
 Calib Mode: ISTD
 Response Base: AREA
 RF Rounding: 0

Curve Coefficients	
Intercept:	0
Slope:	1.296

Error Coefficients	
Standard Error:	3130000
Relative Standard Error:	8.5
Correlation Coefficient:	0.995
Coefficient of Determination (Adjusted):	0.991

ID	Level	Concentration	Rel. Resp.	IS Amount	IS Response	RRF	Used
1	STD1 580-379142/13	10.0	0.0	100.0	41597.0	0.0	N
2	STD2 580-379142/12	20.0	23.070687	100.0	50575.0	1.153534	Y
3	STD3 580-379142/11	50.0	74.033108	100.0	54246.0	1.480662	Y
4	STD4 580-379142/10	100.0	139.063069	100.0	57635.0	1.390631	Y
5	STD5 580-379142/9	200.0	252.73234	100.0	60644.0	1.263662	Y
6	STD6 580-379142/8	500.0	667.622217	100.0	63105.0	1.335244	Y
7	STD7IS 580-379142/7	1000.0	1371.582993	100.0	65313.0	1.371583	Y
8	STD8 580-379142/6	2000.0	2571.262469	100.0	65966.0	1.285631	Y
9	STD9 580-379142/5	5000.0	6202.43927	100.0	69529.0	1.240488	Y
10	STD10 580-379142/4	10000.0	11448.47528	100.0	65553.0	1.144848	Y



Calibration

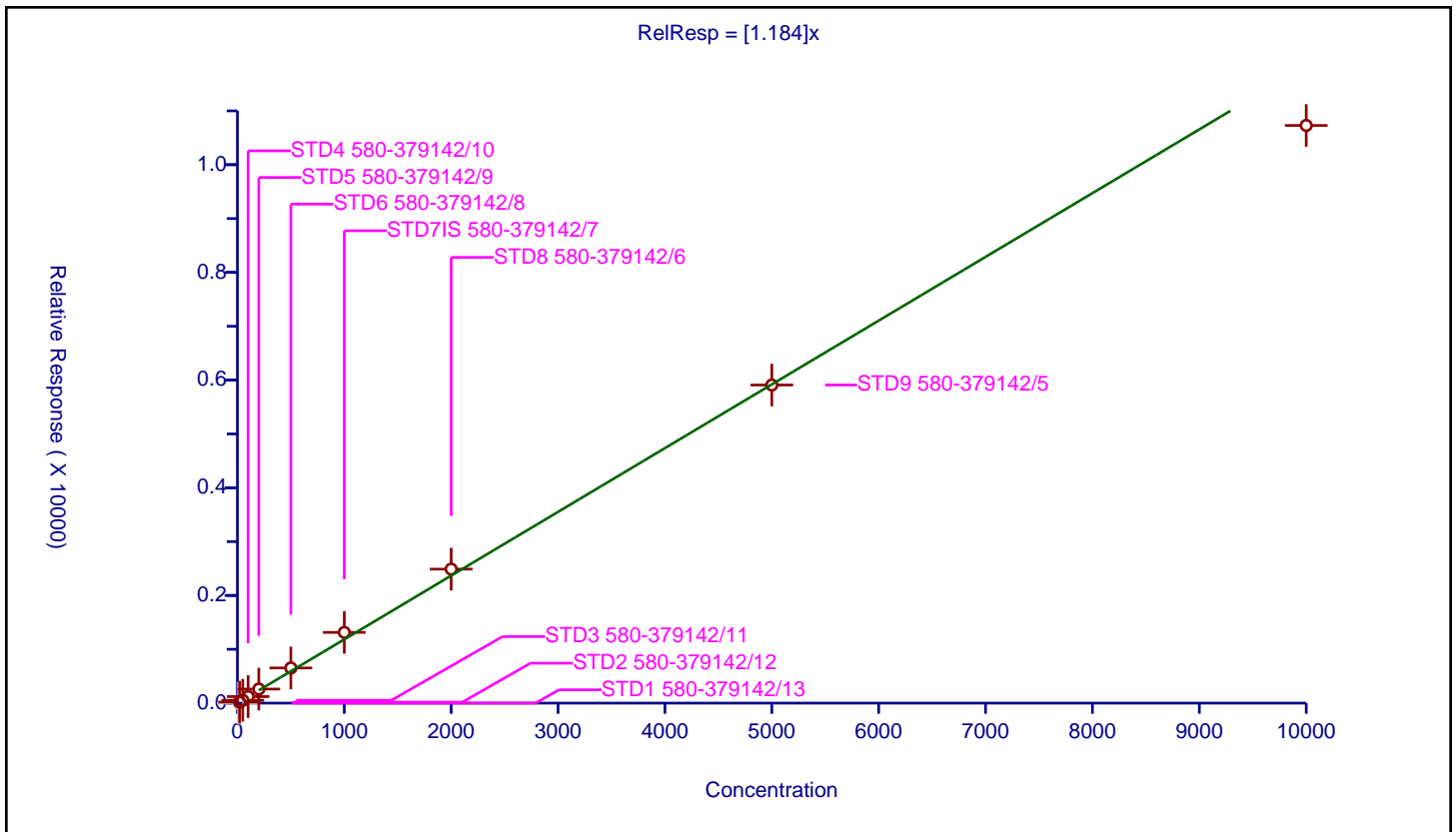
/ Fluorene

Curve Type: Average
 Weighting: Conc_Sq
 Origin: Force
 Dependency: Response
 Calib Mode: ISTD
 Response Base: AREA
 RF Rounding: 0

Curve Coefficients	
Intercept:	0
Slope:	1.184

Error Coefficients	
Standard Error:	2950000
Relative Standard Error:	10.9
Correlation Coefficient:	0.994
Coefficient of Determination (Adjusted):	0.987

ID	Level	Concentration	Rel. Resp.	IS Amount	IS Response	RRF	Used
1	STD1 580-379142/13	10.0	0.0	100.0	41597.0	0.0	N
2	STD2 580-379142/12	20.0	19.064755	100.0	50575.0	0.953238	Y
3	STD3 580-379142/11	50.0	52.929248	100.0	54246.0	1.058585	Y
4	STD4 580-379142/10	100.0	121.804459	100.0	57635.0	1.218045	Y
5	STD5 580-379142/9	200.0	261.40591	100.0	60644.0	1.30703	Y
6	STD6 580-379142/8	500.0	653.322241	100.0	63105.0	1.306644	Y
7	STD7IS 580-379142/7	1000.0	1313.516452	100.0	65313.0	1.313516	Y
8	STD8 580-379142/6	2000.0	2489.094382	100.0	65966.0	1.244547	Y
9	STD9 580-379142/5	5000.0	5908.740238	100.0	69529.0	1.181748	Y
10	STD10 580-379142/4	10000.0	10729.414367	100.0	65553.0	1.072941	Y



Calibration

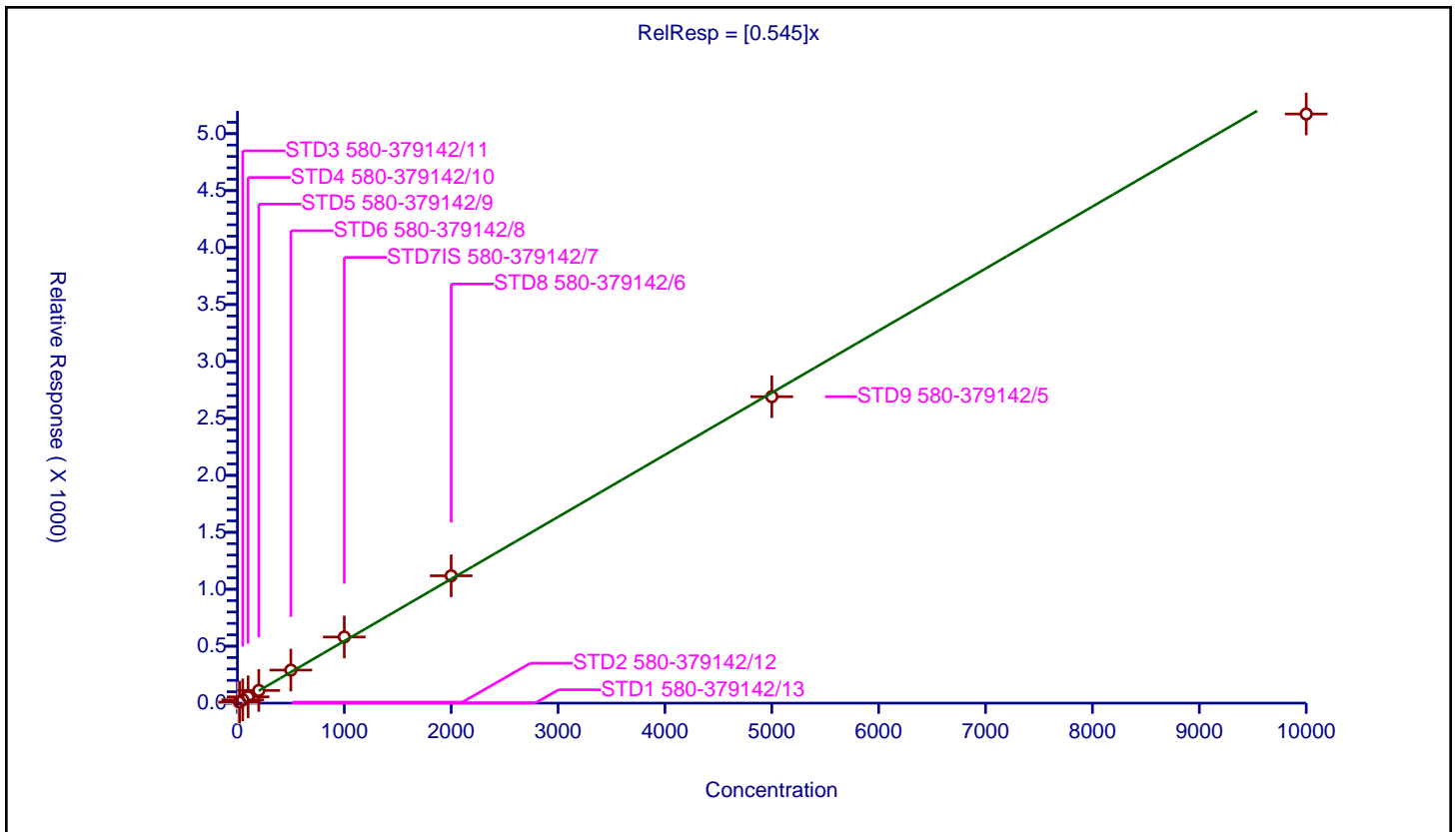
/ 4-Chlorophenyl phenyl ether

Curve Type: Average
 Weighting: Conc_Sq
 Origin: Force
 Dependency: Response
 Calib Mode: ISTD
 Response Base: AREA
 RF Rounding: 0

Curve Coefficients	
Intercept:	0
Slope:	0.545

Error Coefficients	
Standard Error:	1400000
Relative Standard Error:	7.6
Correlation Coefficient:	0.998
Coefficient of Determination (Adjusted):	0.993

ID	Level	Concentration	Rel. Resp.	IS Amount	IS Response	RRF	Used
1	STD1 580-379142/13	10.0	2.541049	100.0	41597.0	0.254105	N
2	STD2 580-379142/12	20.0	8.968858	100.0	50575.0	0.448443	Y
3	STD3 580-379142/11	50.0	28.739446	100.0	54246.0	0.574789	Y
4	STD4 580-379142/10	100.0	54.97354	100.0	57635.0	0.549735	Y
5	STD5 580-379142/9	200.0	111.3416	100.0	60644.0	0.556708	Y
6	STD6 580-379142/8	500.0	290.059425	100.0	63105.0	0.580119	Y
7	STD7IS 580-379142/7	1000.0	580.847611	100.0	65313.0	0.580848	Y
8	STD8 580-379142/6	2000.0	1118.133584	100.0	65966.0	0.559067	Y
9	STD9 580-379142/5	5000.0	2690.70316	100.0	69529.0	0.538141	Y
10	STD10 580-379142/4	10000.0	5172.541302	100.0	65553.0	0.517254	Y



Calibration

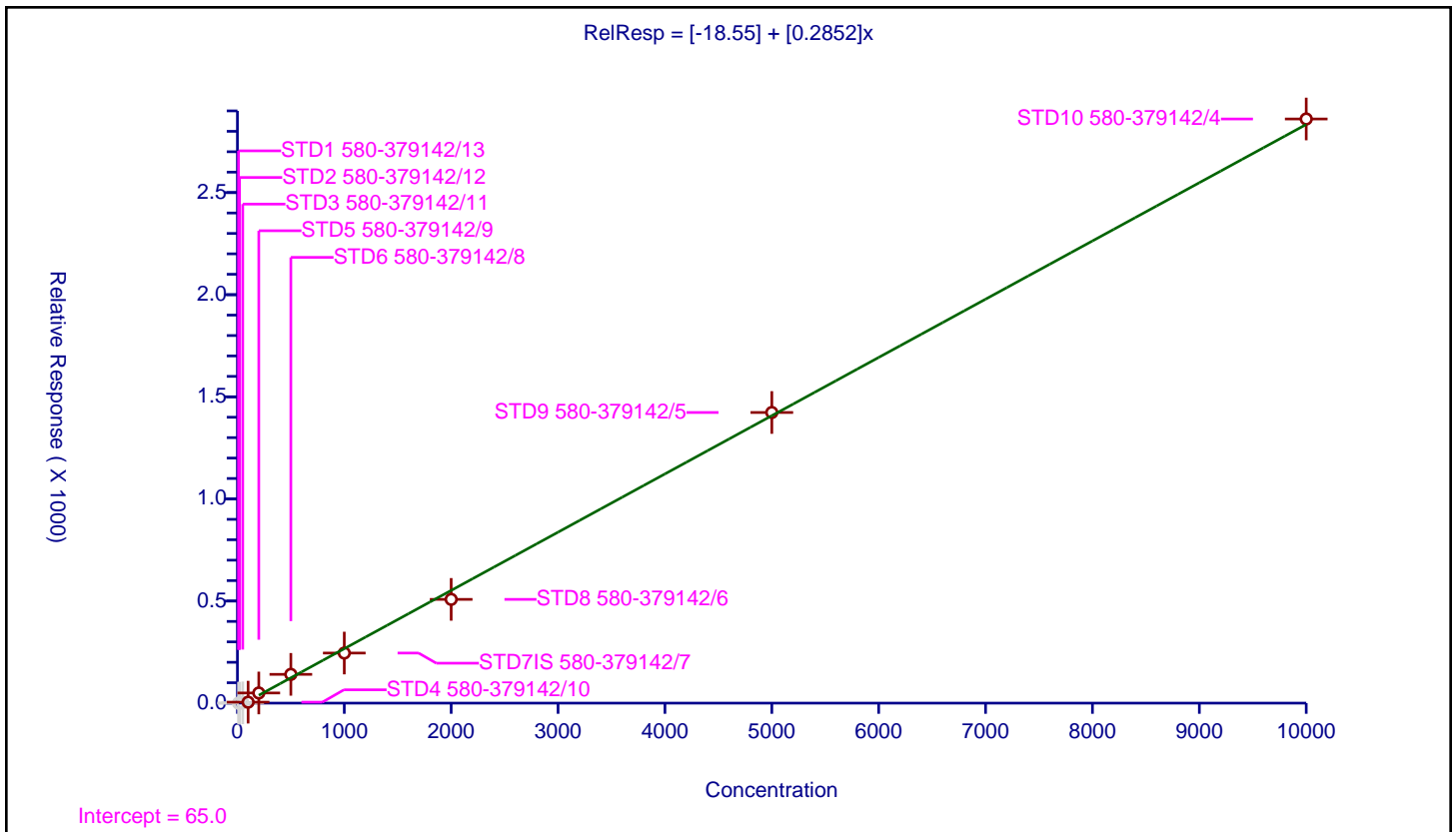
/ 4-Nitroaniline

Curve Type: Linear
 Weighting: Conc
 Origin: None
 Dependency: Response
 Calib Mode: ISTD
 Response Base: AREA
 RF Rounding: 0

Curve Coefficients	
Intercept:	-18.55
Slope:	0.2852

Error Coefficients	
Standard Error:	962000
Relative Standard Error:	14.0
Correlation Coefficient:	0.999
Coefficient of Determination (Adjusted):	0.998

ID	Level	Concentration	Rel. Resp.	IS Amount	IS Response	RRF	Used
1	STD1 580-379142/13	10.0	0.0	100.0	41597.0	0.0	N
2	STD2 580-379142/12	20.0	0.0	100.0	50575.0	0.0	N
3	STD3 580-379142/11	50.0	1.544814	100.0	54246.0	0.030896	N
4	STD4 580-379142/10	100.0	4.750586	100.0	57635.0	0.047506	Y
5	STD5 580-379142/9	200.0	49.701537	100.0	60644.0	0.248508	Y
6	STD6 580-379142/8	500.0	140.909595	100.0	63105.0	0.281819	Y
7	STD7IS 580-379142/7	1000.0	245.236017	100.0	65313.0	0.245236	Y
8	STD8 580-379142/6	2000.0	508.089016	100.0	65966.0	0.254045	Y
9	STD9 580-379142/5	5000.0	1423.122726	100.0	69529.0	0.284625	Y
10	STD10 580-379142/4	10000.0	2860.38015	100.0	65553.0	0.286038	Y



Calibration

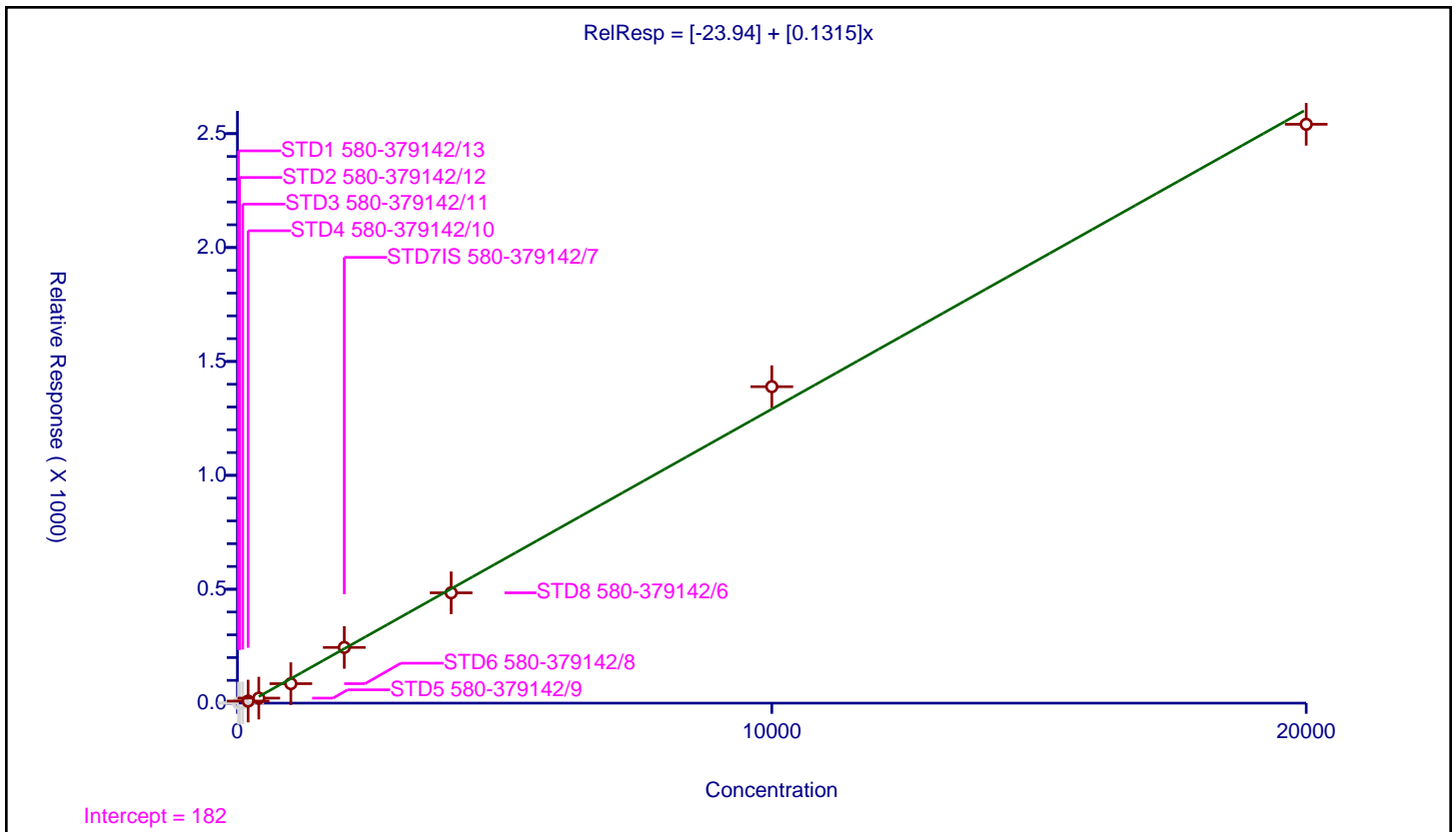
/ 4,6-Dinitro-2-methylphenol

Curve Type: Linear
 Weighting: Conc
 Origin: None
 Dependency: Response
 Calib Mode: ISTD
 Response Base: AREA
 RF Rounding: 0

Curve Coefficients	
Intercept:	-23.94
Slope:	0.1315

Error Coefficients	
Standard Error:	140000
Relative Standard Error:	15.2
Correlation Coefficient:	0.998
Coefficient of Determination (Adjusted):	0.996

ID	Level	Concentration	Rel. Resp.	IS Amount	IS Response	RRF	Used
1	STD1 580-379142/13	20.0	0.0	100.0	50974.0	0.0	N
2	STD2 580-379142/12	40.0	0.0	100.0	65799.0	0.0	N
3	STD3 580-379142/11	100.0	1.45766	100.0	75532.0	0.014577	N
4	STD4 580-379142/10	200.0	9.040835	100.0	82968.0	0.045204	Y
5	STD5 580-379142/9	400.0	22.077279	100.0	90840.0	0.055193	Y
6	STD6 580-379142/8	1000.0	85.584228	100.0	99516.0	0.085584	Y
7	STD7IS 580-379142/7	2000.0	244.572243	100.0	94680.0	0.122286	Y
8	STD8 580-379142/6	4000.0	484.406221	100.0	103195.0	0.121102	Y
9	STD9 580-379142/5	10000.0	1389.254719	100.0	103934.0	0.138925	Y
10	STD10 580-379142/4	20000.0	2541.19103	100.0	107067.0	0.12706	Y



Calibration

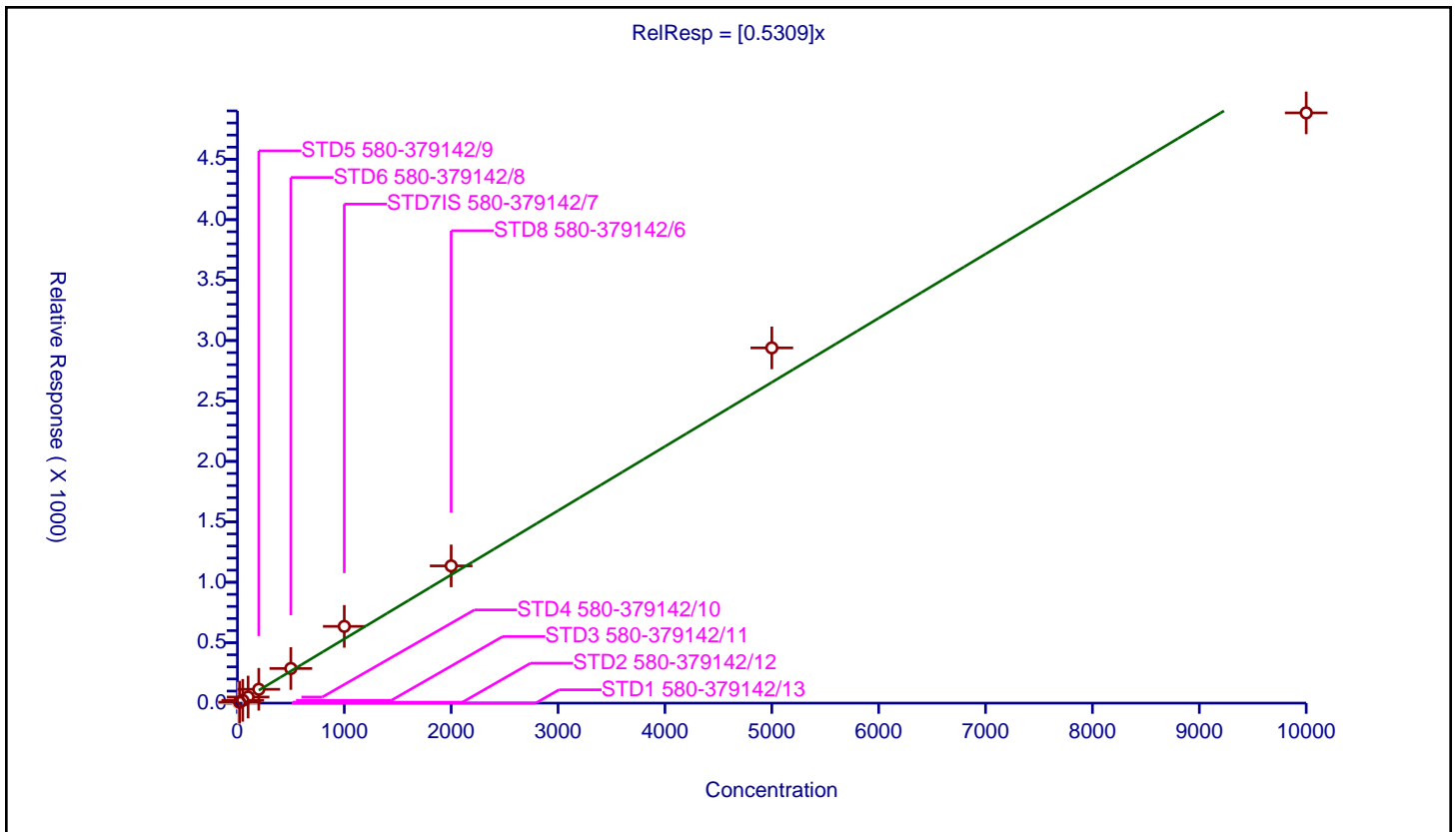
/ N-Nitrosodiphenylamine

Curve Type: Average
 Weighting: Conc_Sq
 Origin: Force
 Dependency: Response
 Calib Mode: ISTD
 Response Base: AREA
 RF Rounding: 0

Curve Coefficients	
Intercept:	0
Slope:	0.5309

Error Coefficients	
Standard Error:	2190000
Relative Standard Error:	14.4
Correlation Coefficient:	0.994
Coefficient of Determination (Adjusted):	0.978

ID	Level	Concentration	Rel. Resp.	IS Amount	IS Response	RRF	Used
1	STD1 580-379142/13	10.0	0.0	100.0	50974.0	0.0	N
2	STD2 580-379142/12	20.0	7.793432	100.0	65799.0	0.389672	Y
3	STD3 580-379142/11	50.0	23.026002	100.0	75532.0	0.46052	Y
4	STD4 580-379142/10	100.0	50.291679	100.0	82968.0	0.502917	Y
5	STD5 580-379142/9	200.0	114.476002	100.0	90840.0	0.57238	Y
6	STD6 580-379142/8	500.0	286.637325	100.0	99516.0	0.573275	Y
7	STD7IS 580-379142/7	1000.0	635.015843	100.0	94680.0	0.635016	Y
8	STD8 580-379142/6	2000.0	1135.489123	100.0	103195.0	0.567745	Y
9	STD9 580-379142/5	5000.0	2939.216233	100.0	103934.0	0.587843	Y
10	STD10 580-379142/4	10000.0	4883.510325	100.0	107067.0	0.488351	Y



Calibration

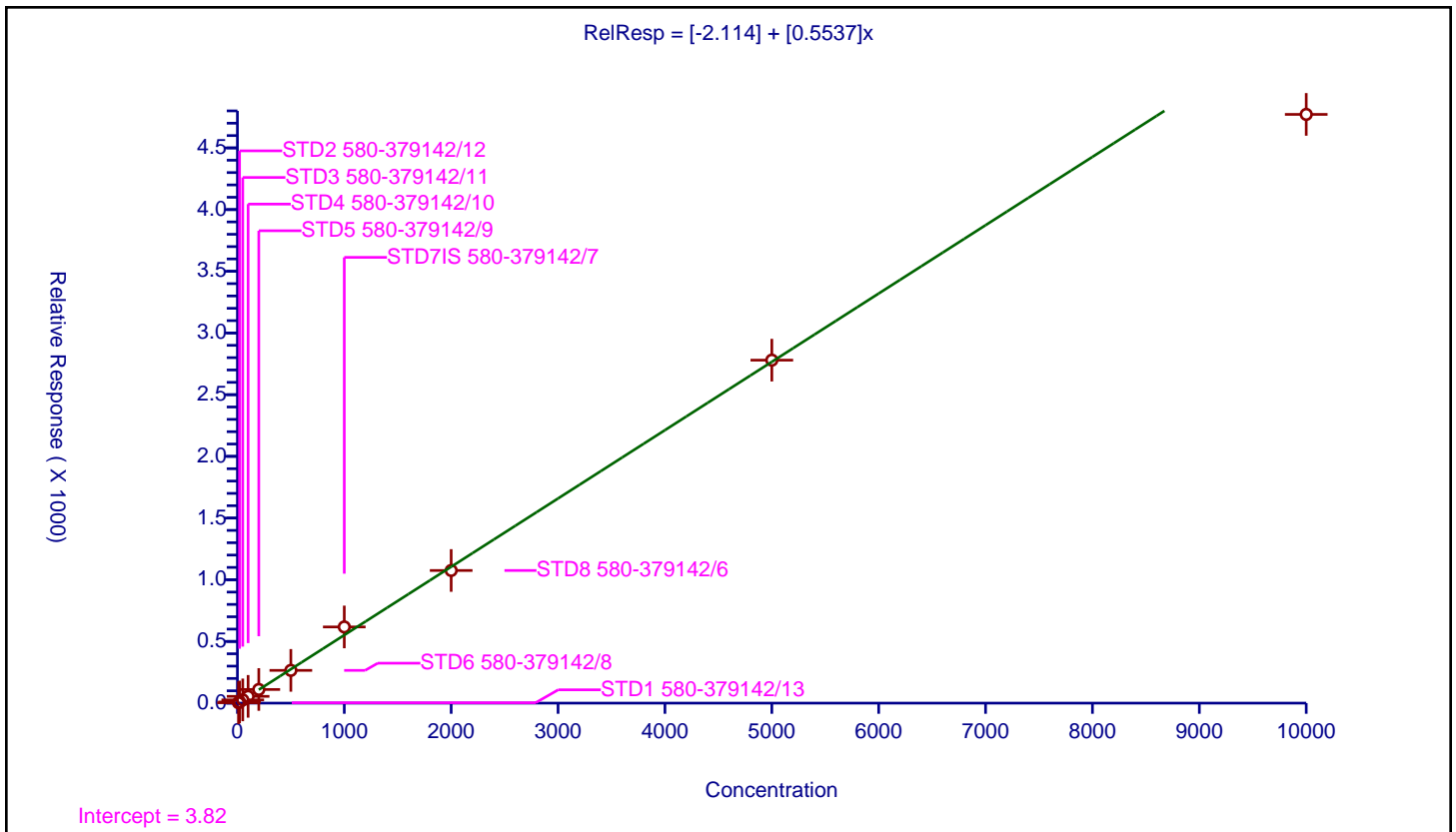
/ Azobenzene

Curve Type: Linear
 Weighting: Conc_Sq
 Origin: None
 Dependency: Response
 Calib Mode: ISTD
 Response Base: AREA
 RF Rounding: 0

Curve Coefficients	
Intercept:	-2.114
Slope:	0.5537

Error Coefficients	
Standard Error:	2120000
Relative Standard Error:	6.9
Correlation Coefficient:	0.996
Coefficient of Determination (Adjusted):	0.995

ID	Level	Concentration	Rel. Resp.	IS Amount	IS Response	RRF	Used
1	STD1 580-379142/13	10.0	3.311492	100.0	50974.0	0.331149	Y
2	STD2 580-379142/12	20.0	9.205307	100.0	65799.0	0.460265	Y
3	STD3 580-379142/11	50.0	26.22597	100.0	75532.0	0.524519	Y
4	STD4 580-379142/10	100.0	54.934433	100.0	82968.0	0.549344	Y
5	STD5 580-379142/9	200.0	110.64509	100.0	90840.0	0.553225	Y
6	STD6 580-379142/8	500.0	265.407573	100.0	99516.0	0.530815	Y
7	STD7IS 580-379142/7	1000.0	617.530629	100.0	94680.0	0.617531	Y
8	STD8 580-379142/6	2000.0	1075.00751	100.0	103195.0	0.537504	Y
9	STD9 580-379142/5	5000.0	2779.675563	100.0	103934.0	0.555935	Y
10	STD10 580-379142/4	10000.0	4771.475805	100.0	107067.0	0.477148	Y



Calibration

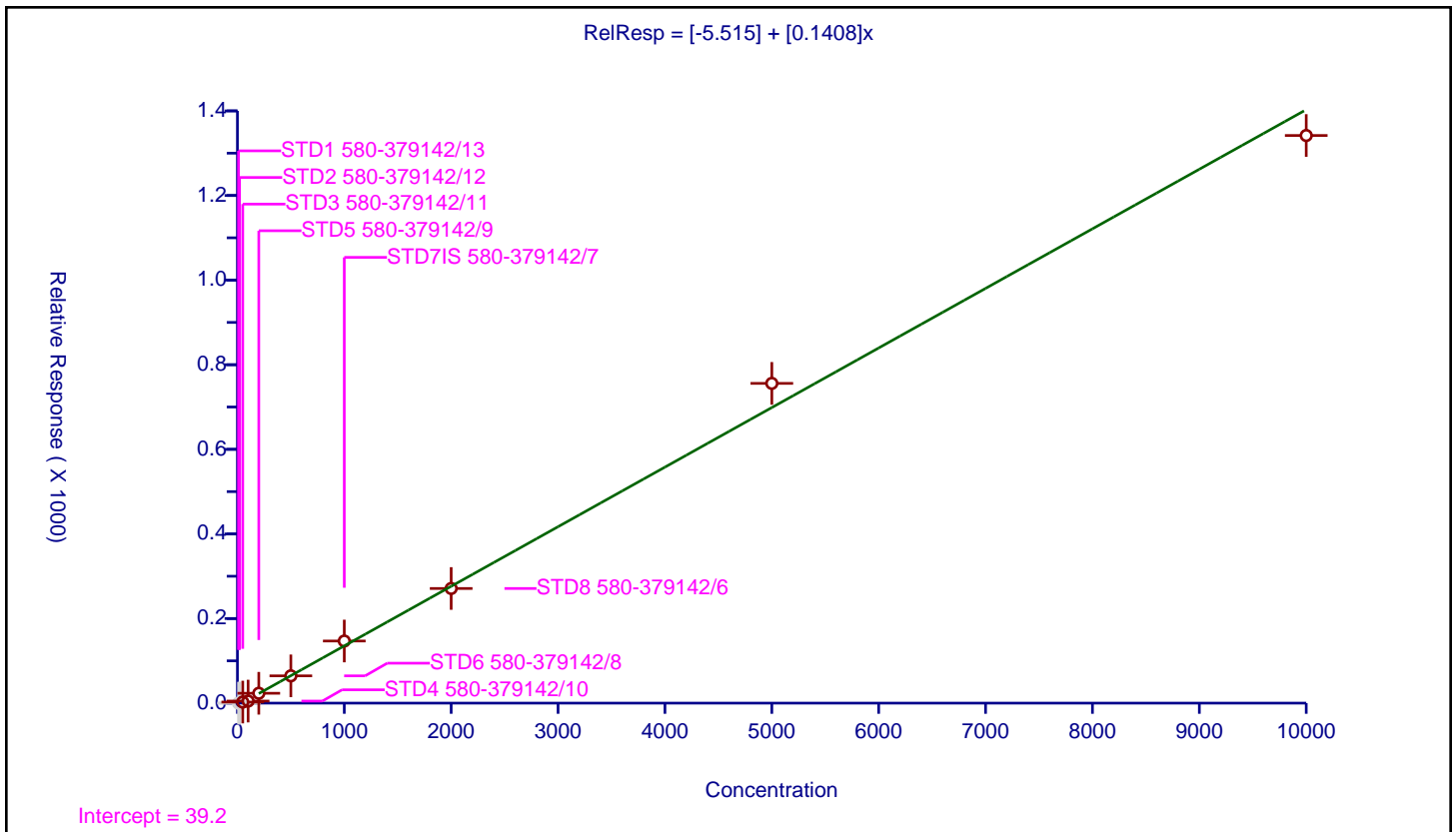
/ 2,4,6-Tribromophenol

Curve Type: Linear
 Weighting: Conc
 Origin: None
 Dependency: Response
 Calib Mode: ISTD
 Response Base: AREA
 RF Rounding: 0

Curve Coefficients	
Intercept:	-5.515
Slope:	0.1408

Error Coefficients	
Standard Error:	680000
Relative Standard Error:	13.3
Correlation Coefficient:	0.998
Coefficient of Determination (Adjusted):	0.996

ID	Level	Concentration	Rel. Resp.	IS Amount	IS Response	RRF	Used
1	STD1 580-379142/13	10.0	0.0	100.0	50974.0	0.0	N
2	STD2 580-379142/12	20.0	0.0	100.0	65799.0	0.0	N
3	STD3 580-379142/11	50.0	2.540645	100.0	75532.0	0.050813	Y
4	STD4 580-379142/10	100.0	4.859705	100.0	82968.0	0.048597	Y
5	STD5 580-379142/9	200.0	23.316821	100.0	90840.0	0.116584	Y
6	STD6 580-379142/8	500.0	64.525302	100.0	99516.0	0.129051	Y
7	STD7IS 580-379142/7	1000.0	146.837769	100.0	94680.0	0.146838	Y
8	STD8 580-379142/6	2000.0	271.022821	100.0	103195.0	0.135511	Y
9	STD9 580-379142/5	5000.0	755.865261	100.0	103934.0	0.151173	Y
10	STD10 580-379142/4	10000.0	1341.793456	100.0	107067.0	0.134179	Y



Calibration

/ 4-Bromophenyl phenyl ether

Curve Type: Quadratic
 Weighting: Conc_Sq
 Origin: None
 Dependency: Response
 Calib Mode: ISTD
 Response Base: AREA
 RF Rounding: 0

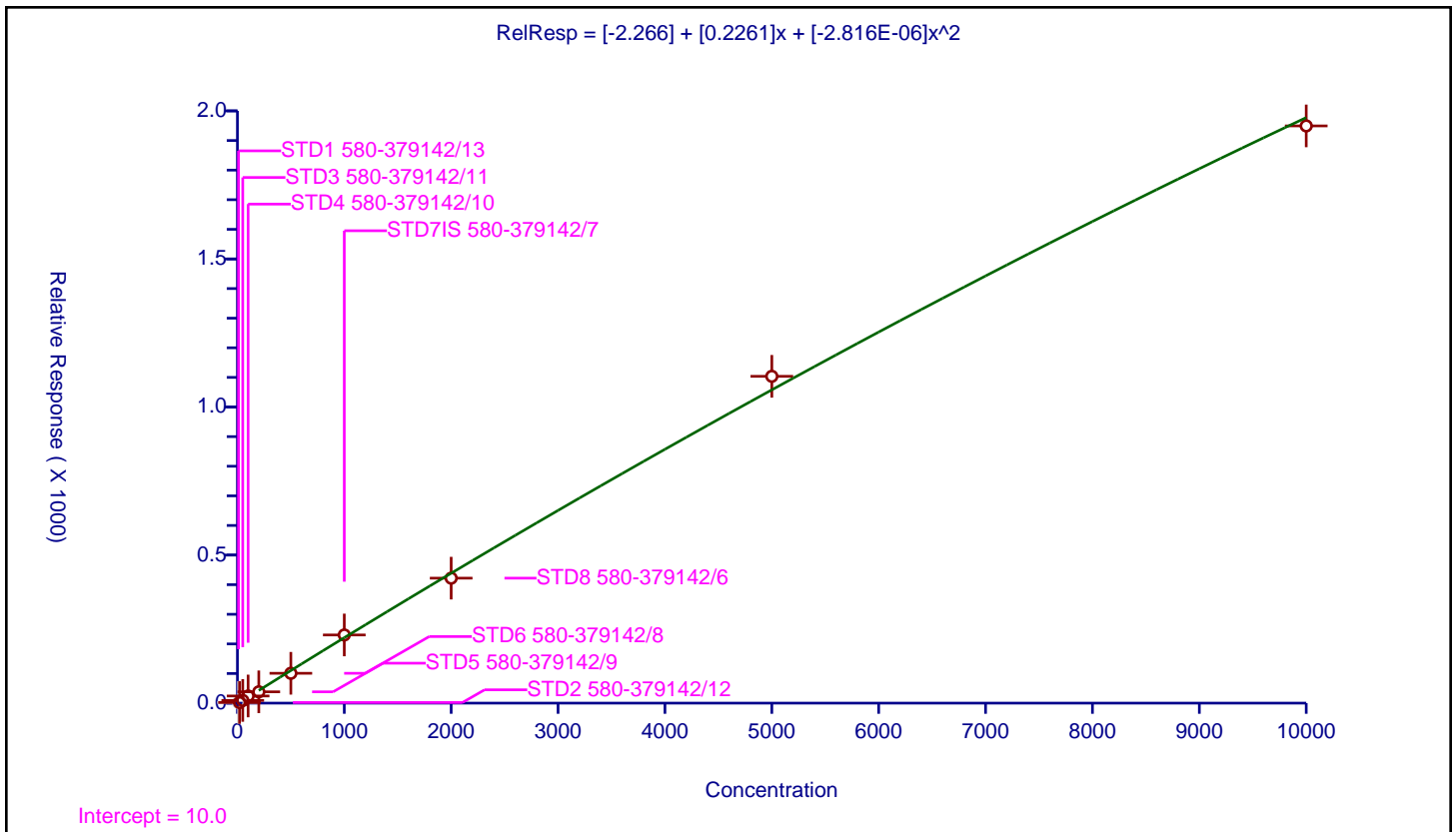
Curve Coefficients

Intercept: -2.266
 Slope: 0.2261
 Second Order: -2.816E-06

Error Coefficients

Standard Error: 992000
 Relative Standard Error: 9.4
 Correlation Coefficient: 1.000
 Coefficient of Determination (Adjusted): 0.991

ID	Level	Concentration	Rel. Resp.	IS Amount	IS Response	RRF	Used
1	STD1 580-379142/13	10.0	2.367874	100.0	50974.0	0.236787	N
2	STD2 580-379142/12	20.0	2.144409	100.0	65799.0	0.10722	Y
3	STD3 580-379142/11	50.0	9.136525	100.0	75532.0	0.18273	Y
4	STD4 580-379142/10	100.0	24.137017	100.0	82968.0	0.24137	Y
5	STD5 580-379142/9	200.0	38.166006	100.0	90840.0	0.19083	Y
6	STD6 580-379142/8	500.0	100.797862	100.0	99516.0	0.201596	Y
7	STD7IS 580-379142/7	1000.0	230.232362	100.0	94680.0	0.230232	Y
8	STD8 580-379142/6	2000.0	422.096032	100.0	103195.0	0.211048	Y
9	STD9 580-379142/5	5000.0	1103.643658	100.0	103934.0	0.220729	Y
10	STD10 580-379142/4	10000.0	1949.230855	100.0	107067.0	0.194923	Y



Calibration

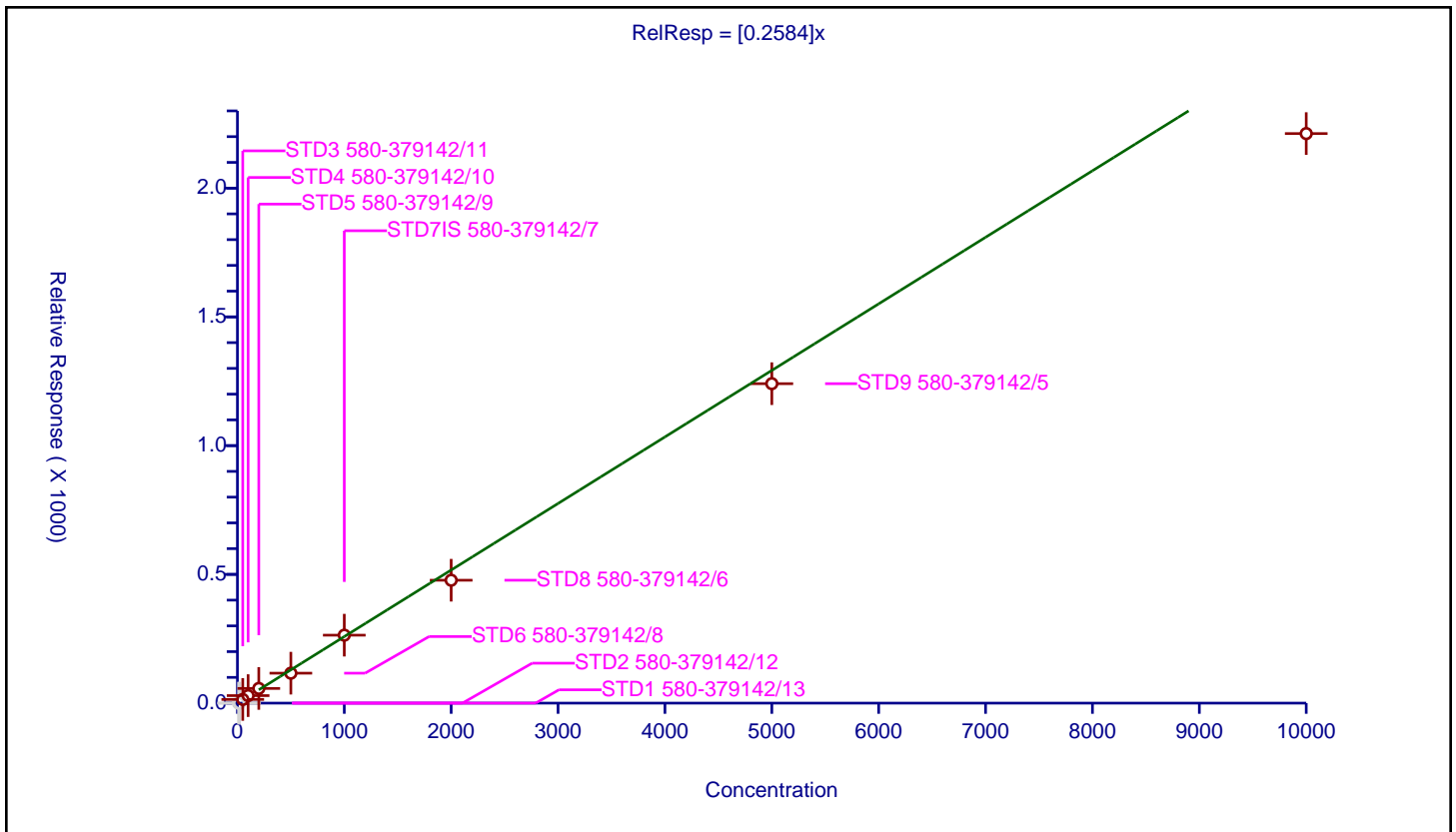
/ Hexachlorobenzene

Curve Type: Average
 Weighting: Conc_Sq
 Origin: Force
 Dependency: Response
 Calib Mode: ISTD
 Response Base: AREA
 RF Rounding: 0

Curve Coefficients	
Intercept:	0
Slope:	0.2584

Error Coefficients	
Standard Error:	1040000
Relative Standard Error:	10.5
Correlation Coefficient:	0.998
Coefficient of Determination (Adjusted):	0.983

ID	Level	Concentration	Rel. Resp.	IS Amount	IS Response	RRF	Used
1	STD1 580-379142/13	10.0	0.0	100.0	50974.0	0.0	N
2	STD2 580-379142/12	20.0	0.0	100.0	65799.0	0.0	N
3	STD3 580-379142/11	50.0	14.281364	100.0	75532.0	0.285627	Y
4	STD4 580-379142/10	100.0	29.210057	100.0	82968.0	0.292101	Y
5	STD5 580-379142/9	200.0	57.075077	100.0	90840.0	0.285375	Y
6	STD6 580-379142/8	500.0	116.27276	100.0	99516.0	0.232546	Y
7	STD7IS 580-379142/7	1000.0	263.860372	100.0	94680.0	0.26386	Y
8	STD8 580-379142/6	2000.0	477.330297	100.0	103195.0	0.238665	Y
9	STD9 580-379142/5	5000.0	1240.658495	100.0	103934.0	0.248132	Y
10	STD10 580-379142/4	10000.0	2211.908431	100.0	107067.0	0.221191	Y



Calibration

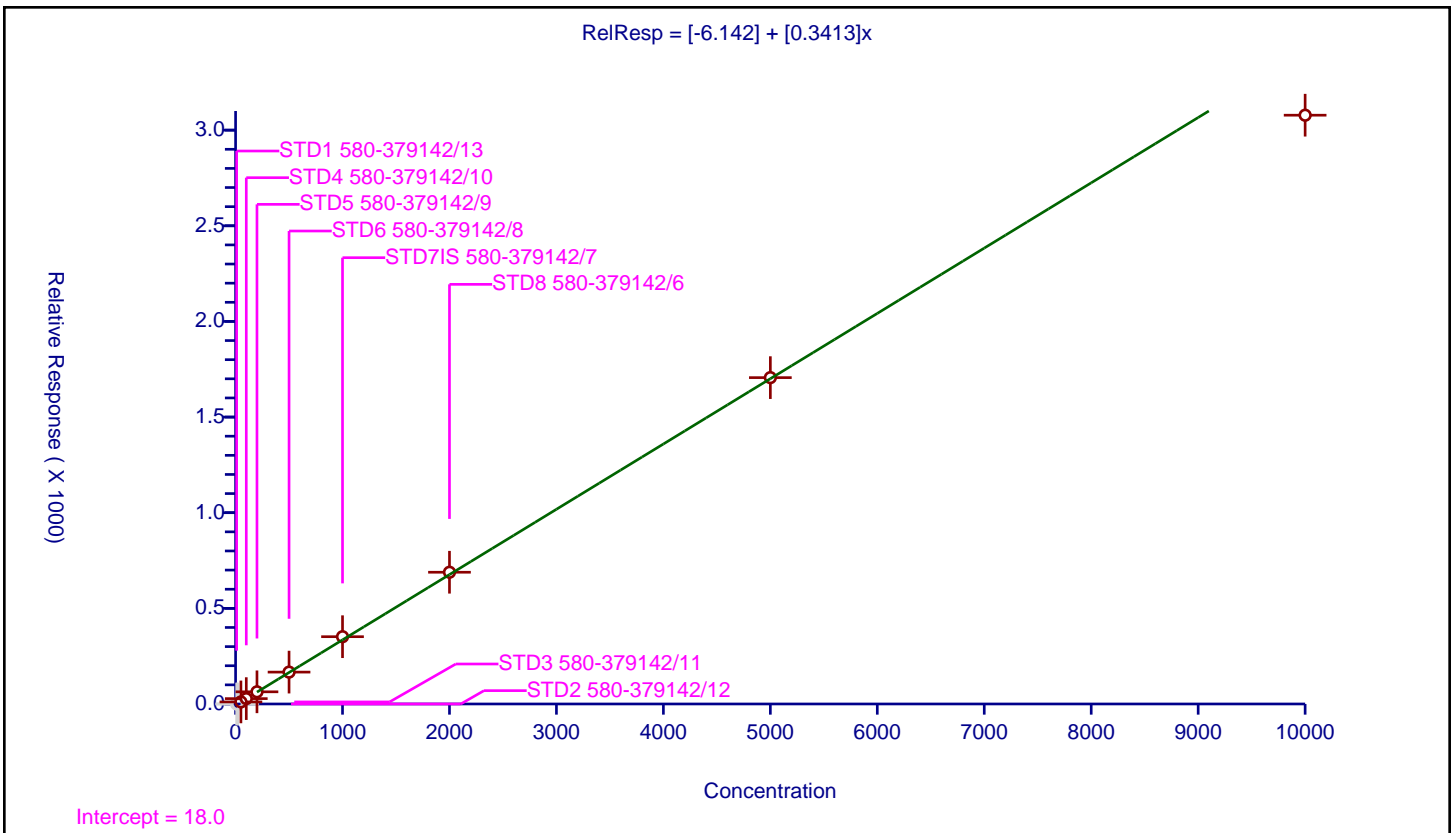
/ Atrazine

Curve Type: Linear
 Weighting: Conc_Sq
 Origin: None
 Dependency: Response
 Calib Mode: ISTD
 Response Base: AREA
 RF Rounding: 0

Curve Coefficients	
Intercept:	-6.142
Slope:	0.3413

Error Coefficients	
Standard Error:	977000
Relative Standard Error:	4.6
Correlation Coefficient:	0.993
Coefficient of Determination (Adjusted):	0.998

ID	Level	Concentration	Rel. Resp.	IS Amount	IS Response	RRF	Used
1	STD1 580-379142/13	10.0	0.0	100.0	41597.0	0.0	N
2	STD2 580-379142/12	20.0	0.0	100.0	50575.0	0.0	N
3	STD3 580-379142/11	50.0	10.736275	100.0	54246.0	0.214726	Y
4	STD4 580-379142/10	100.0	28.133946	100.0	57635.0	0.281339	Y
5	STD5 580-379142/9	200.0	63.584196	100.0	60644.0	0.317921	Y
6	STD6 580-379142/8	500.0	166.617542	100.0	63105.0	0.333235	Y
7	STD7IS 580-379142/7	1000.0	351.744676	100.0	65313.0	0.351745	Y
8	STD8 580-379142/6	2000.0	688.82303	100.0	65966.0	0.344412	Y
9	STD9 580-379142/5	5000.0	1706.206044	100.0	69529.0	0.341241	Y
10	STD10 580-379142/4	10000.0	3078.126096	100.0	65553.0	0.307813	Y



Calibration

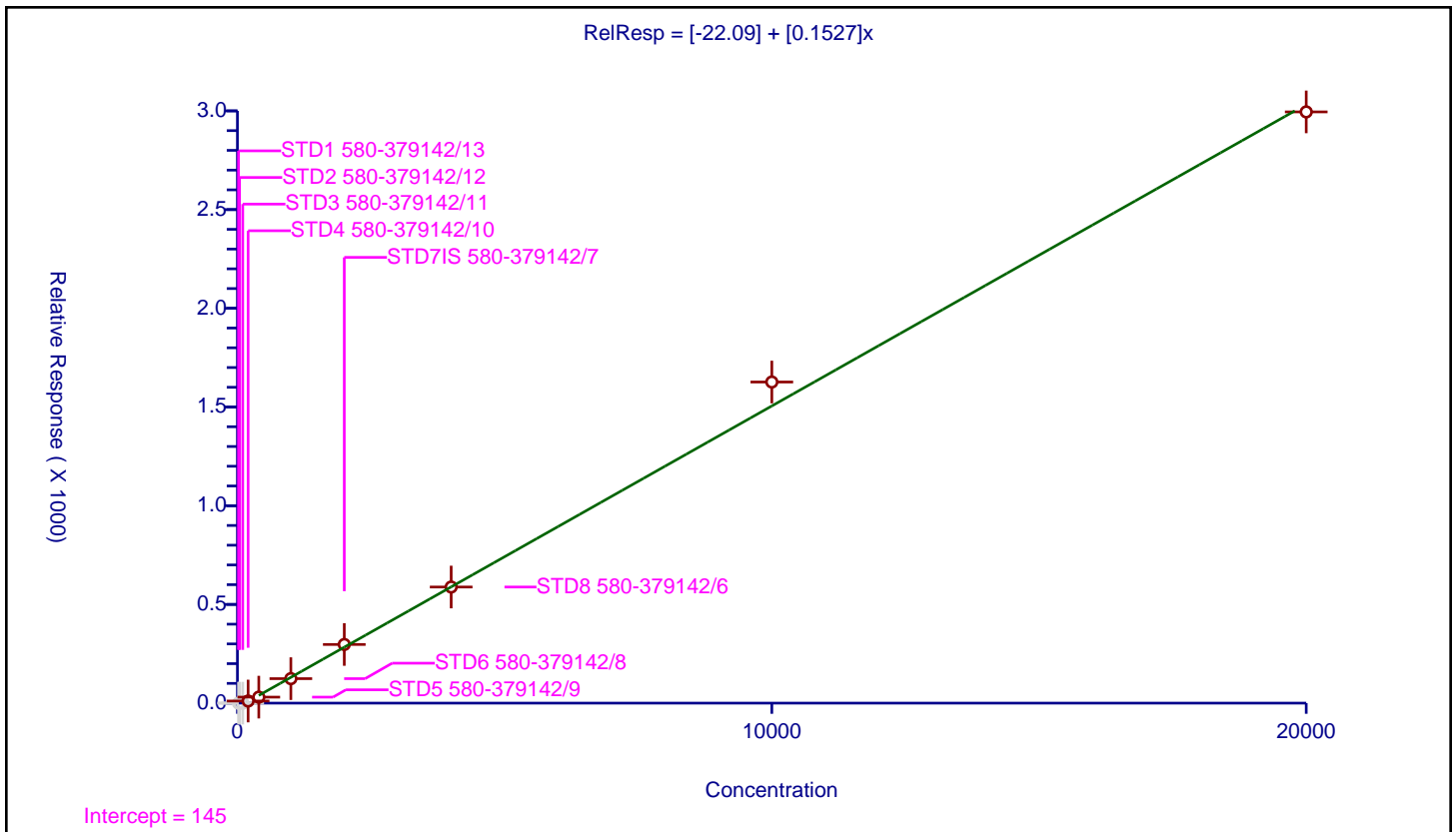
/ Pentachlorophenol

Curve Type: Linear
 Weighting: Conc_Sq
 Origin: None
 Dependency: Response
 Calib Mode: ISTD
 Response Base: AREA
 RF Rounding: 0

Curve Coefficients	
Intercept:	-22.09
Slope:	0.1527

Error Coefficients	
Standard Error:	1650000
Relative Standard Error:	8.4
Correlation Coefficient:	0.999
Coefficient of Determination (Adjusted):	0.992

ID	Level	Concentration	Rel. Resp.	IS Amount	IS Response	RRF	Used
1	STD1 580-379142/13	20.0	0.0	100.0	50974.0	0.0	N
2	STD2 580-379142/12	40.0	0.0	100.0	65799.0	0.0	N
3	STD3 580-379142/11	100.0	0.0	100.0	75532.0	0.0	N
4	STD4 580-379142/10	200.0	10.693279	100.0	82968.0	0.053466	Y
5	STD5 580-379142/9	400.0	30.402906	100.0	90840.0	0.076007	Y
6	STD6 580-379142/8	1000.0	123.996141	100.0	99516.0	0.123996	Y
7	STD7IS 580-379142/7	2000.0	297.206379	100.0	94680.0	0.148603	Y
8	STD8 580-379142/6	4000.0	588.128301	100.0	103195.0	0.147032	Y
9	STD9 580-379142/5	10000.0	1626.594762	100.0	103934.0	0.162659	Y
10	STD10 580-379142/4	20000.0	2994.901323	100.0	107067.0	0.149745	Y



Calibration

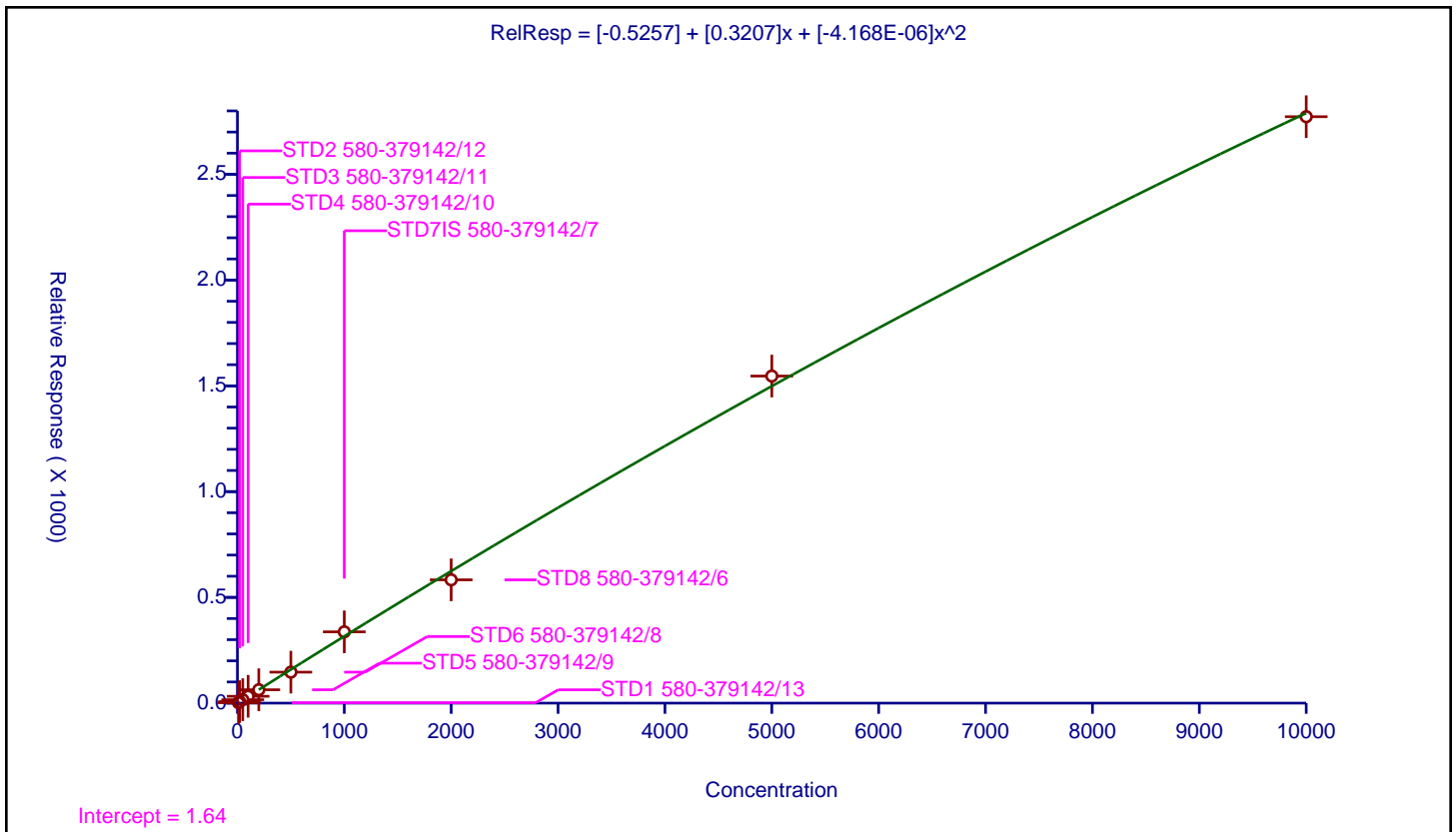
/ n-Octadecane

Curve Type: Quadratic
 Weighting: Conc
 Origin: None
 Dependency: Response
 Calib Mode: ISTD
 Response Base: AREA
 RF Rounding: 0

Curve Coefficients	
Intercept:	-0.5257
Slope:	0.3207
Second Order:	-4.168E-06

Error Coefficients	
Standard Error:	1300000
Relative Standard Error:	11.8
Correlation Coefficient:	1.000
Coefficient of Determination (Adjusted):	0.999

ID	Level	Concentration	Rel. Resp.	IS Amount	IS Response	RRF	Used
1	STD1 580-379142/13	10.0	2.024562	100.0	50974.0	0.202456	Y
2	STD2 580-379142/12	20.0	7.104971	100.0	65799.0	0.355249	Y
3	STD3 580-379142/11	50.0	16.148123	100.0	75532.0	0.322962	Y
4	STD4 580-379142/10	100.0	32.378748	100.0	82968.0	0.323787	Y
5	STD5 580-379142/9	200.0	63.303611	100.0	90840.0	0.316518	Y
6	STD6 580-379142/8	500.0	146.471924	100.0	99516.0	0.292944	Y
7	STD7IS 580-379142/7	1000.0	337.065906	100.0	94680.0	0.337066	Y
8	STD8 580-379142/6	2000.0	582.928436	100.0	103195.0	0.291464	Y
9	STD9 580-379142/5	5000.0	1546.339985	100.0	103934.0	0.309268	Y
10	STD10 580-379142/4	10000.0	2772.568579	100.0	107067.0	0.277257	Y



Calibration

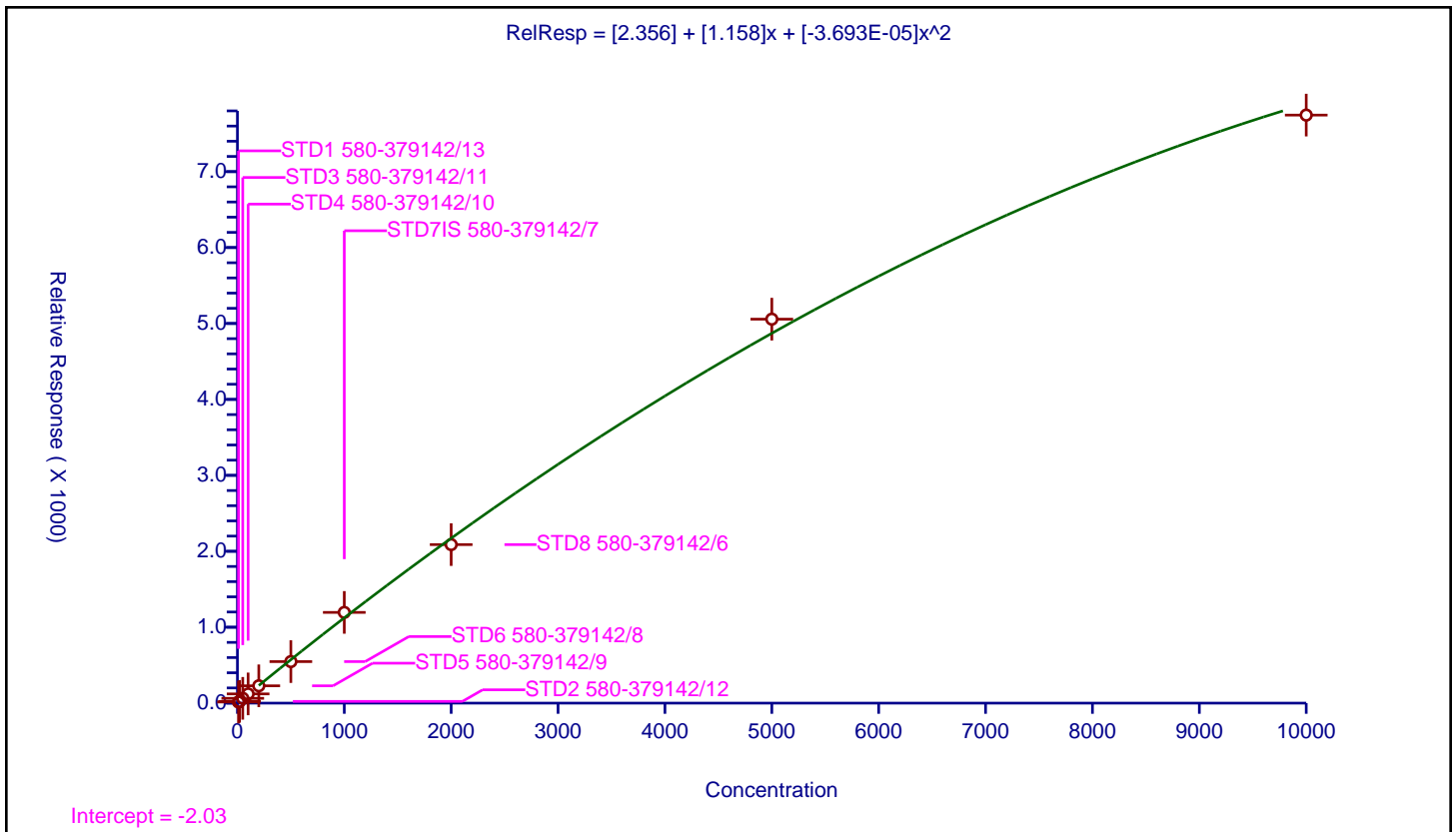
/ Phenanthrene

Curve Type: Quadratic
 Weighting: Conc_Sq
 Origin: None
 Dependency: Response
 Calib Mode: ISTD
 Response Base: AREA
 RF Rounding: 0

Curve Coefficients	
Intercept:	2.356
Slope:	1.158
Second Order:	-3.693E-05

Error Coefficients	
Standard Error:	3830000
Relative Standard Error:	6.5
Correlation Coefficient:	1.000
Coefficient of Determination (Adjusted):	0.996

ID	Level	Concentration	Rel. Resp.	IS Amount	IS Response	RRF	Used
1	STD1 580-379142/13	10.0	14.428925	100.0	50974.0	1.442892	Y
2	STD2 580-379142/12	20.0	22.953236	100.0	65799.0	1.147662	Y
3	STD3 580-379142/11	50.0	63.32283	100.0	75532.0	1.266457	Y
4	STD4 580-379142/10	100.0	121.376916	100.0	82968.0	1.213769	Y
5	STD5 580-379142/9	200.0	228.326728	100.0	90840.0	1.141634	Y
6	STD6 580-379142/8	500.0	547.110012	100.0	99516.0	1.09422	Y
7	STD7IS 580-379142/7	1000.0	1195.009506	100.0	94680.0	1.19501	Y
8	STD8 580-379142/6	2000.0	2087.948059	100.0	103195.0	1.043974	Y
9	STD9 580-379142/5	5000.0	5056.905344	100.0	103934.0	1.011381	Y
10	STD10 580-379142/4	10000.0	7744.64214	100.0	107067.0	0.774464	Y



Calibration

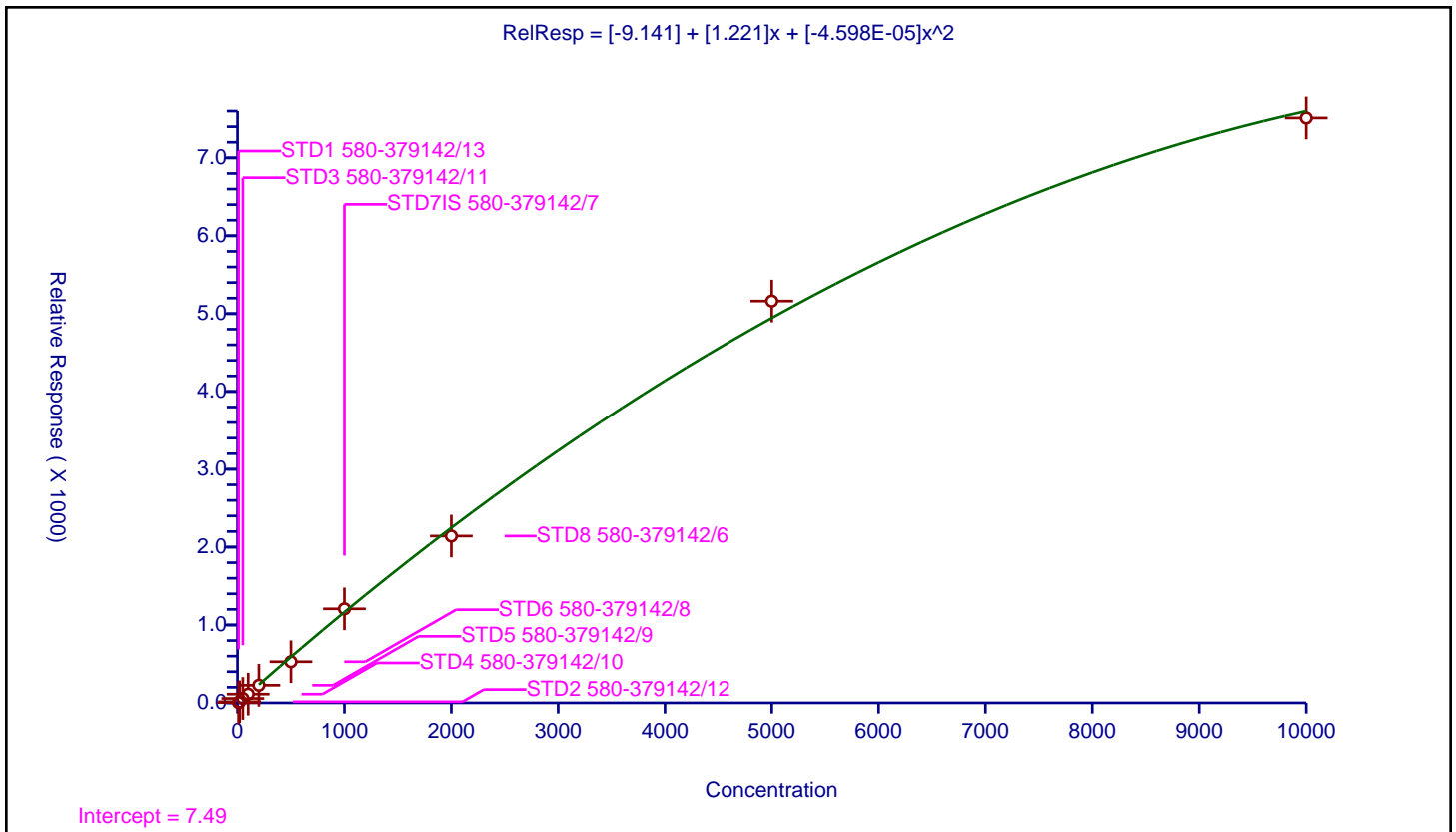
/ Anthracene

Curve Type: Quadratic
 Weighting: Conc
 Origin: None
 Dependency: Response
 Calib Mode: ISTD
 Response Base: AREA
 RF Rounding: 0

Curve Coefficients	
Intercept:	-9.141
Slope:	1.221
Second Order:	-4.598E-05

Error Coefficients	
Standard Error:	3780000
Relative Standard Error:	6.7
Correlation Coefficient:	0.999
Coefficient of Determination (Adjusted):	0.998

ID	Level	Concentration	Rel. Resp.	IS Amount	IS Response	RRF	Used
1	STD1 580-379142/13	10.0	3.85883	100.0	50974.0	0.385883	Y
2	STD2 580-379142/12	20.0	14.495661	100.0	65799.0	0.724783	Y
3	STD3 580-379142/11	50.0	56.53895	100.0	75532.0	1.130779	Y
4	STD4 580-379142/10	100.0	112.289075	100.0	82968.0	1.122891	Y
5	STD5 580-379142/9	200.0	226.239542	100.0	90840.0	1.131198	Y
6	STD6 580-379142/8	500.0	527.982435	100.0	99516.0	1.055965	Y
7	STD7IS 580-379142/7	1000.0	1207.275032	100.0	94680.0	1.207275	Y
8	STD8 580-379142/6	2000.0	2141.80532	100.0	103195.0	1.070903	Y
9	STD9 580-379142/5	5000.0	5162.000885	100.0	103934.0	1.0324	Y
10	STD10 580-379142/4	10000.0	7511.513351	100.0	107067.0	0.751151	Y



Calibration

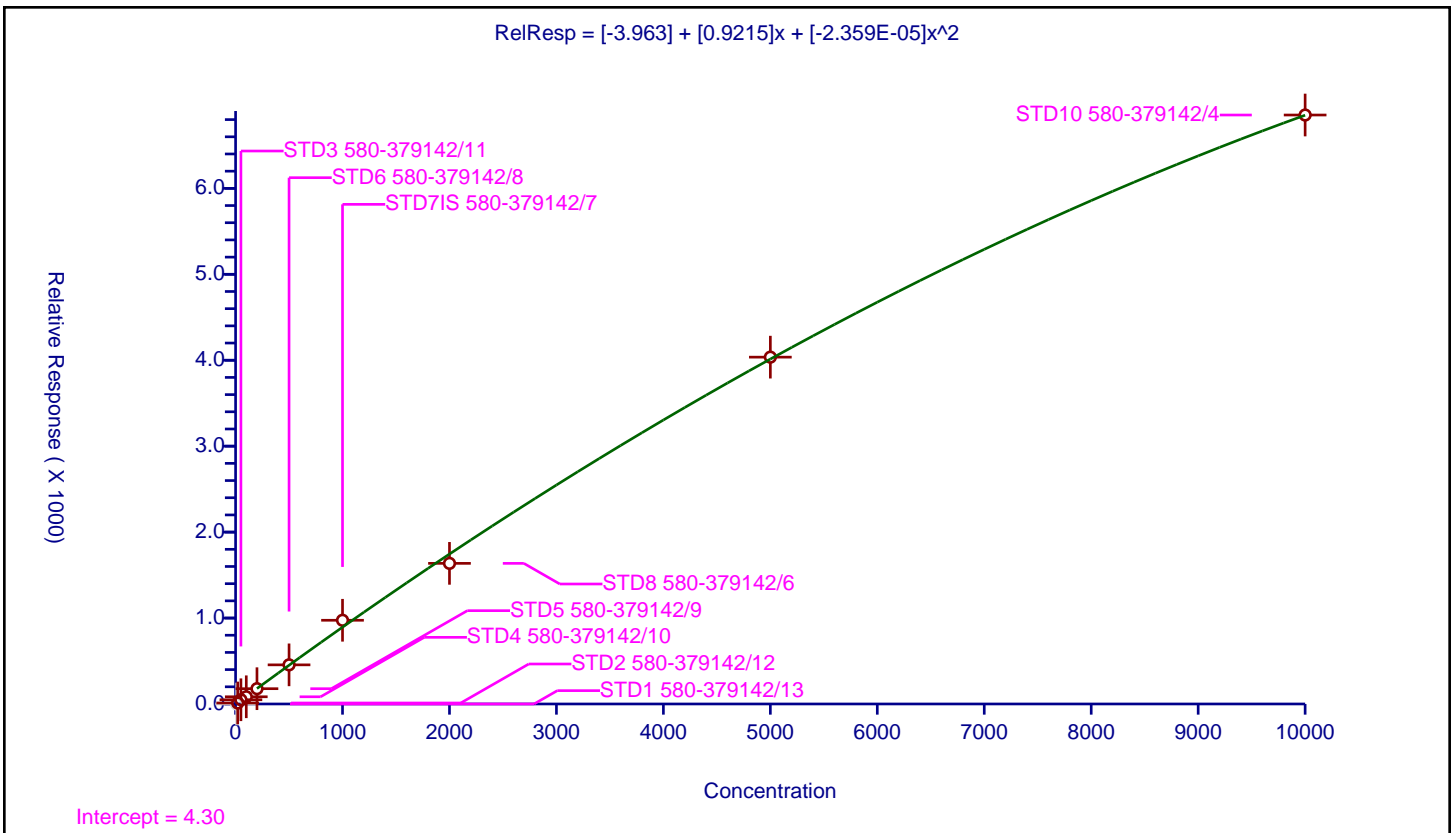
/ Carbazole

Curve Type: Quadratic
 Weighting: Conc
 Origin: None
 Dependency: Response
 Calib Mode: ISTD
 Response Base: AREA
 RF Rounding: 0

Curve Coefficients	
Intercept:	-3.963
Slope:	0.9215
Second Order:	-2.359E-05

Error Coefficients	
Standard Error:	3540000
Relative Standard Error:	10.1
Correlation Coefficient:	0.999
Coefficient of Determination (Adjusted):	0.999

ID	Level	Concentration	Rel. Resp.	IS Amount	IS Response	RRF	Used
1	STD1 580-379142/13	10.0	0.0	100.0	50974.0	0.0	N
2	STD2 580-379142/12	20.0	11.744859	100.0	65799.0	0.587243	Y
3	STD3 580-379142/11	50.0	49.26786	100.0	75532.0	0.985357	Y
4	STD4 580-379142/10	100.0	83.841963	100.0	82968.0	0.83842	Y
5	STD5 580-379142/9	200.0	177.863276	100.0	90840.0	0.889316	Y
6	STD6 580-379142/8	500.0	455.486555	100.0	99516.0	0.910973	Y
7	STD7IS 580-379142/7	1000.0	974.070553	100.0	94680.0	0.974071	Y
8	STD8 580-379142/6	2000.0	1636.21784	100.0	103195.0	0.818109	Y
9	STD9 580-379142/5	5000.0	4036.059422	100.0	103934.0	0.807212	Y
10	STD10 580-379142/4	10000.0	6853.598214	100.0	107067.0	0.68536	Y



Calibration

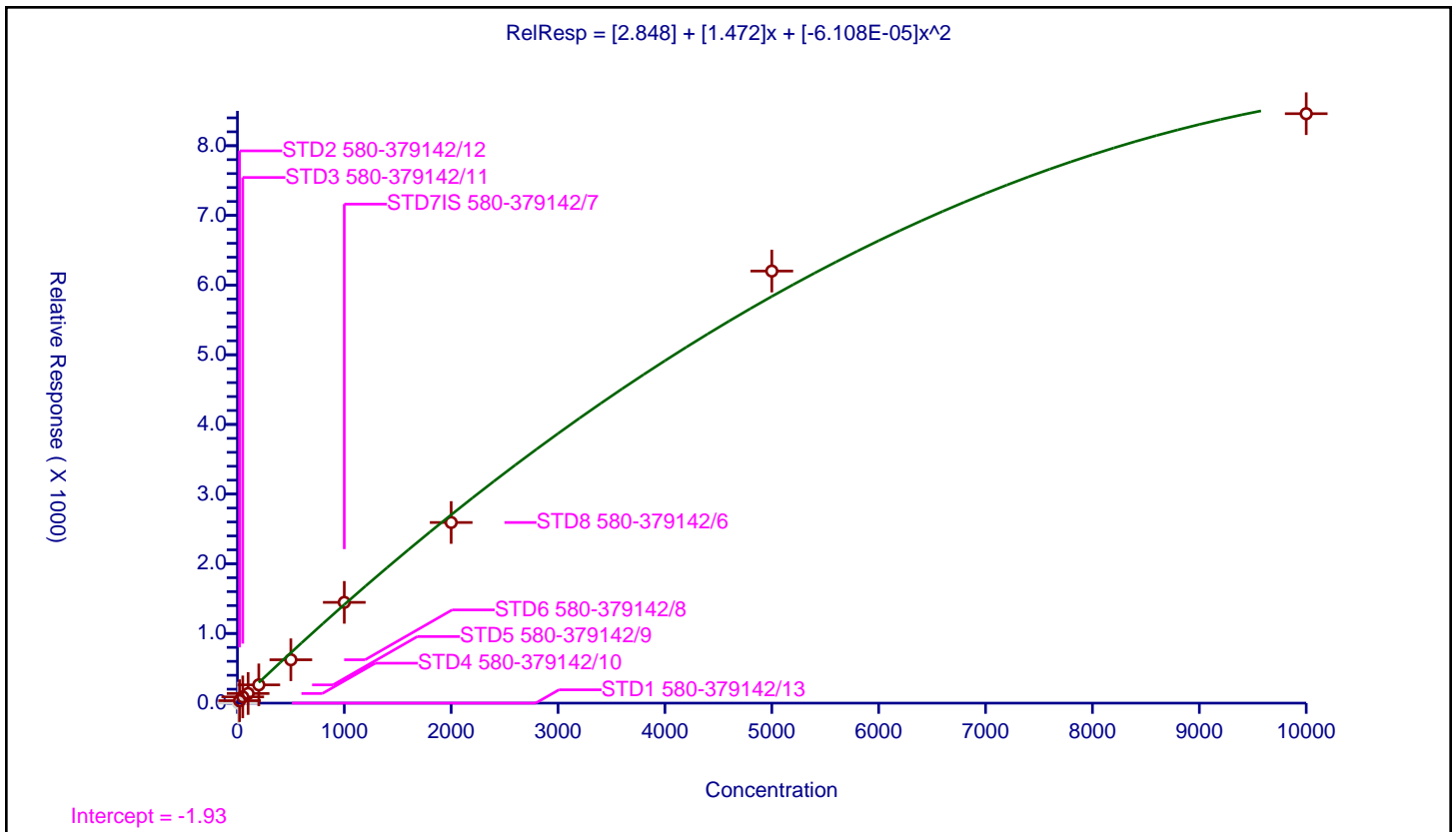
/ Di-n-butyl phthalate

Curve Type: Quadratic
 Weighting: Conc
 Origin: None
 Dependency: Response
 Calib Mode: ISTD
 Response Base: AREA
 RF Rounding: 0

Curve Coefficients	
Intercept:	2.848
Slope:	1.472
Second Order:	-6.108E-05

Error Coefficients	
Standard Error:	4700000
Relative Standard Error:	12.9
Correlation Coefficient:	0.999
Coefficient of Determination (Adjusted):	0.997

ID	Level	Concentration	Rel. Resp.	IS Amount	IS Response	RRF	Used
1	STD1 580-379142/13	10.0	0.0	100.0	50974.0	0.0	N
2	STD2 580-379142/12	20.0	35.915439	100.0	65799.0	1.795772	Y
3	STD3 580-379142/11	50.0	89.454801	100.0	75532.0	1.789096	Y
4	STD4 580-379142/10	100.0	138.09541	100.0	82968.0	1.380954	Y
5	STD5 580-379142/9	200.0	262.221488	100.0	90840.0	1.311107	Y
6	STD6 580-379142/8	500.0	622.433579	100.0	99516.0	1.244867	Y
7	STD7IS 580-379142/7	1000.0	1446.298057	100.0	94680.0	1.446298	Y
8	STD8 580-379142/6	2000.0	2592.746742	100.0	103195.0	1.296373	Y
9	STD9 580-379142/5	5000.0	6200.982354	100.0	103934.0	1.240196	Y
10	STD10 580-379142/4	10000.0	8459.818618	100.0	107067.0	0.845982	Y



Calibration

/ Fluoranthene

Curve Type: Quadratic
 Weighting: Conc
 Origin: None
 Dependency: Response
 Calib Mode: ISTD
 Response Base: AREA
 RF Rounding: 0

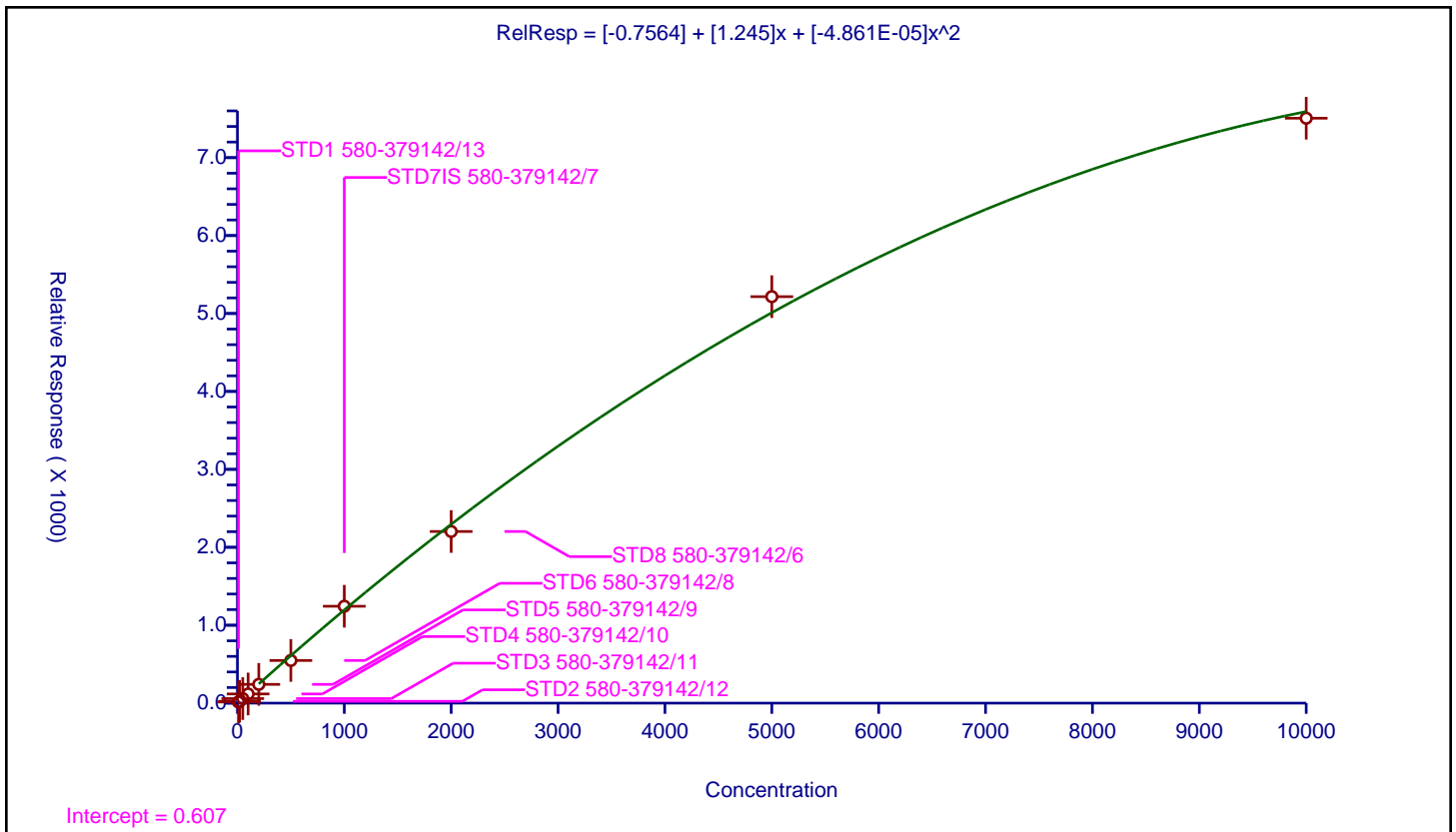
Curve Coefficients

Intercept: -0.7564
 Slope: 1.245
 Second Order: -4.861E-05

Error Coefficients

Standard Error: 3790000
 Relative Standard Error: 10.0
 Correlation Coefficient: 0.999
 Coefficient of Determination (Adjusted): 0.998

ID	Level	Concentration	Rel. Resp.	IS Amount	IS Response	RRF	Used
1	STD1 580-379142/13	10.0	14.362224	100.0	50974.0	1.436222	Y
2	STD2 580-379142/12	20.0	23.530753	100.0	65799.0	1.176538	Y
3	STD3 580-379142/11	50.0	58.229625	100.0	75532.0	1.164592	Y
4	STD4 580-379142/10	100.0	117.768296	100.0	82968.0	1.177683	Y
5	STD5 580-379142/9	200.0	240.804712	100.0	90840.0	1.204024	Y
6	STD6 580-379142/8	500.0	547.519997	100.0	99516.0	1.09504	Y
7	STD7IS 580-379142/7	1000.0	1243.168568	100.0	94680.0	1.243169	Y
8	STD8 580-379142/6	2000.0	2202.522409	100.0	103195.0	1.101261	Y
9	STD9 580-379142/5	5000.0	5216.225682	100.0	103934.0	1.043245	Y
10	STD10 580-379142/4	10000.0	7505.862684	100.0	107067.0	0.750586	Y



Calibration

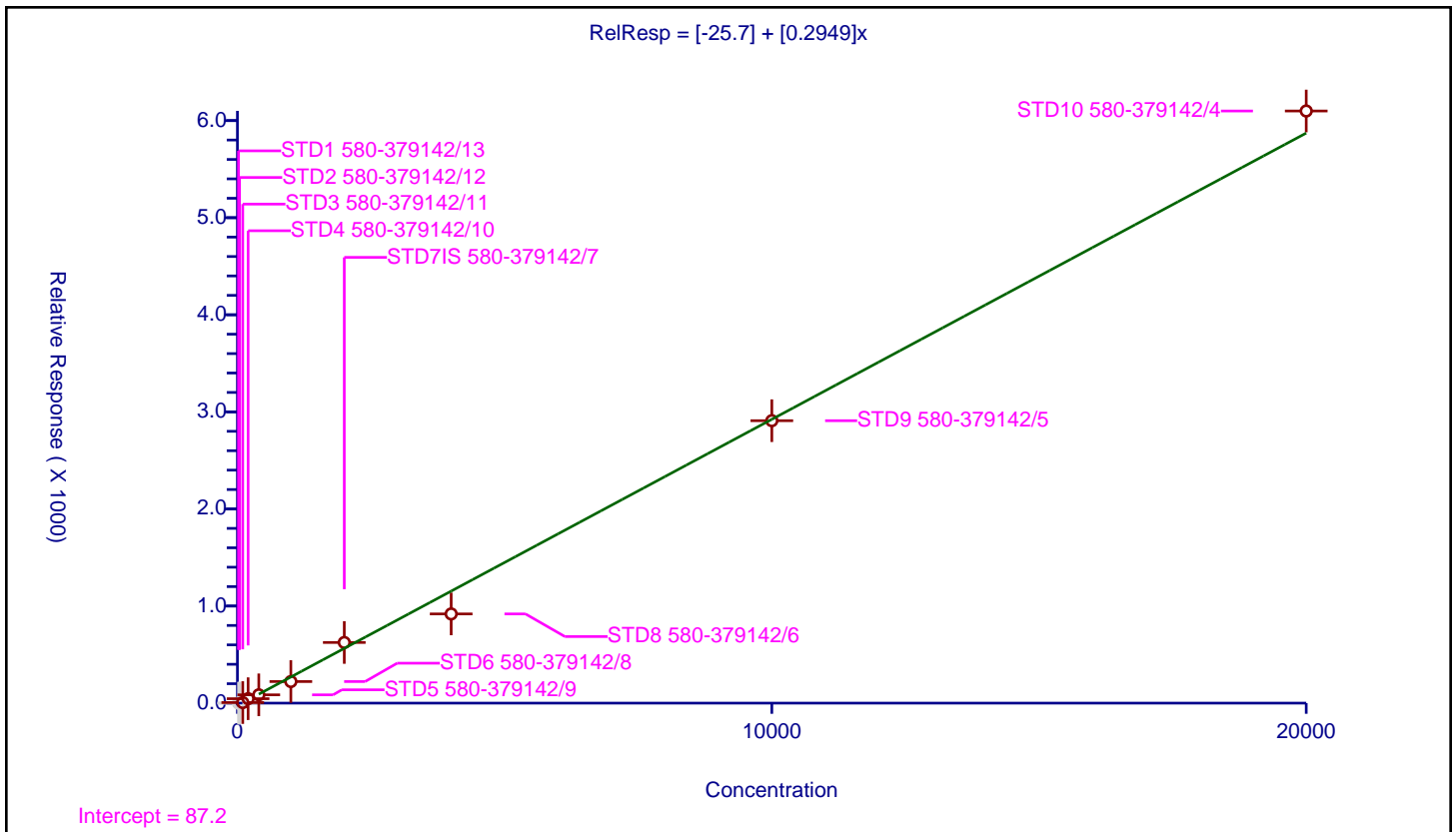
/ Benzidine

Curve Type: Linear
 Weighting: Conc
 Origin: None
 Dependency: Response
 Calib Mode: ISTD
 Response Base: AREA
 RF Rounding: 0

Curve Coefficients	
Intercept:	-25.7
Slope:	0.2949

Error Coefficients	
Standard Error:	2970000
Relative Standard Error:	14.7
Correlation Coefficient:	0.997
Coefficient of Determination (Adjusted):	0.993

ID	Level	Concentration	Rel. Resp.	IS Amount	IS Response	RRF	Used
1	STD1 580-379142/13	20.0	0.0	100.0	50974.0	0.0	N
2	STD2 580-379142/12	40.0	0.0	100.0	65799.0	0.0	N
3	STD3 580-379142/11	100.0	5.797543	100.0	75532.0	0.057975	Y
4	STD4 580-379142/10	200.0	45.726063	100.0	82968.0	0.22863	Y
5	STD5 580-379142/9	400.0	85.361074	100.0	90840.0	0.213403	Y
6	STD6 580-379142/8	1000.0	222.426544	100.0	99516.0	0.222427	Y
7	STD7IS 580-379142/7	2000.0	624.713773	100.0	94680.0	0.312357	Y
8	STD8 580-379142/6	4000.0	918.745094	100.0	103195.0	0.229686	Y
9	STD9 580-379142/5	10000.0	2908.967229	100.0	103934.0	0.290897	Y
10	STD10 580-379142/4	20000.0	6099.000626	100.0	107067.0	0.30495	Y



Calibration

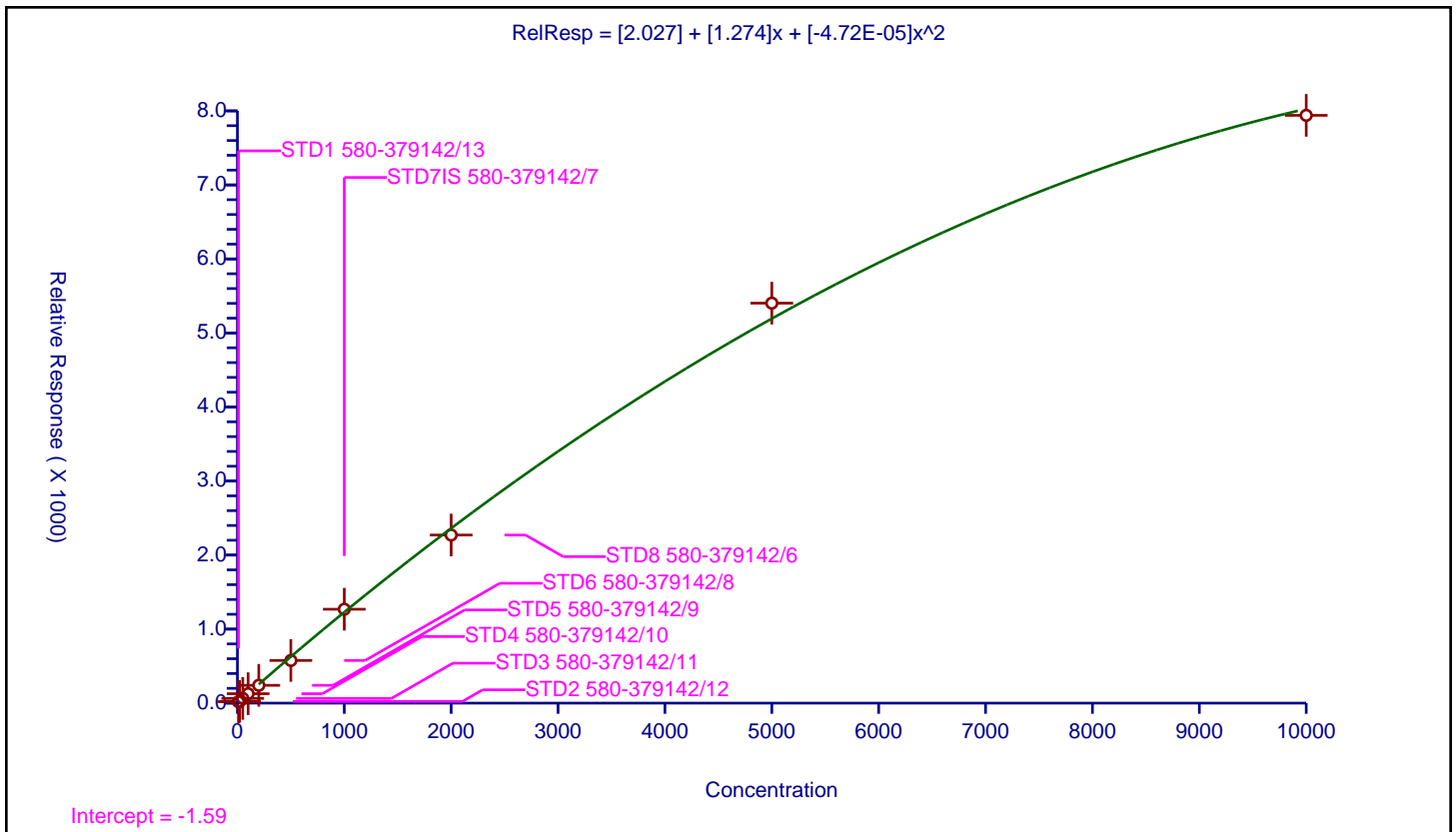
/ Pyrene

Curve Type: Quadratic
 Weighting: Conc
 Origin: None
 Dependency: Response
 Calib Mode: ISTD
 Response Base: AREA
 RF Rounding: 0

Curve Coefficients	
Intercept:	2.027
Slope:	1.274
Second Order:	-4.72E-05

Error Coefficients	
Standard Error:	3980000
Relative Standard Error:	14.7
Correlation Coefficient:	0.999
Coefficient of Determination (Adjusted):	0.999

ID	Level	Concentration	Rel. Resp.	IS Amount	IS Response	RRF	Used
1	STD1 580-379142/13	10.0	18.923373	100.0	50974.0	1.892337	Y
2	STD2 580-379142/12	20.0	23.252633	100.0	65799.0	1.162632	Y
3	STD3 580-379142/11	50.0	63.602182	100.0	75532.0	1.272044	Y
4	STD4 580-379142/10	100.0	127.494938	100.0	82968.0	1.274949	Y
5	STD5 580-379142/9	200.0	240.653897	100.0	90840.0	1.203269	Y
6	STD6 580-379142/8	500.0	576.203827	100.0	99516.0	1.152408	Y
7	STD7IS 580-379142/7	1000.0	1268.457964	100.0	94680.0	1.268458	Y
8	STD8 580-379142/6	2000.0	2270.534425	100.0	103195.0	1.135267	Y
9	STD9 580-379142/5	5000.0	5402.90569	100.0	103934.0	1.080581	Y
10	STD10 580-379142/4	10000.0	7939.665817	100.0	107067.0	0.793967	Y



Calibration

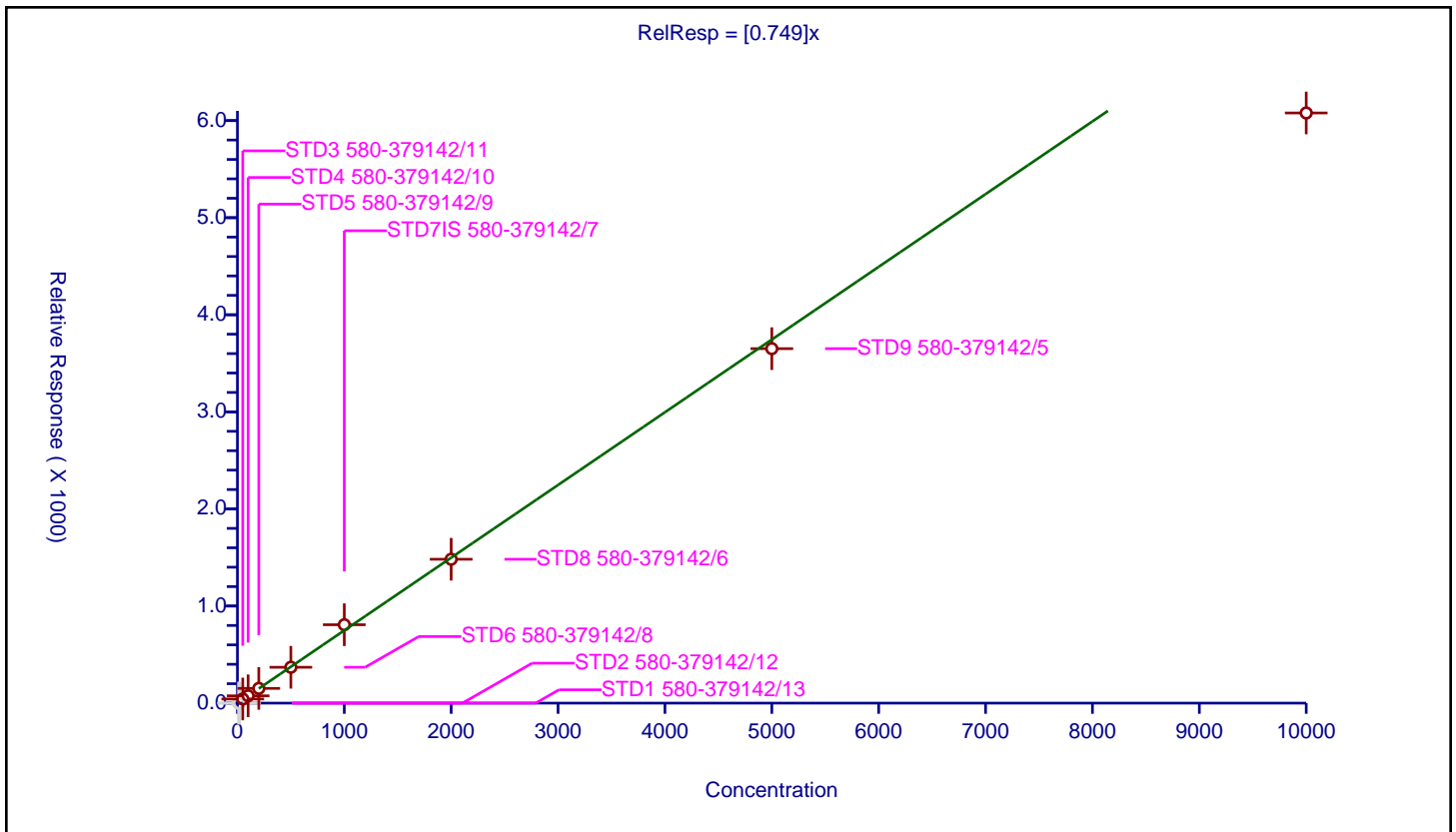
/ Terphenyl-d14

Curve Type: Average
 Weighting: Conc_Sq
 Origin: Force
 Dependency: Response
 Calib Mode: ISTD
 Response Base: AREA
 RF Rounding: 0

Curve Coefficients	
Intercept:	0
Slope:	0.749

Error Coefficients	
Standard Error:	2920000
Relative Standard Error:	9.4
Correlation Coefficient:	0.994
Coefficient of Determination (Adjusted):	0.987

ID	Level	Concentration	Rel. Resp.	IS Amount	IS Response	RRF	Used
1	STD1 580-379142/13	10.0	0.0	100.0	50974.0	0.0	N
2	STD2 580-379142/12	20.0	0.0	100.0	65799.0	0.0	N
3	STD3 580-379142/11	50.0	42.662712	100.0	75532.0	0.853254	Y
4	STD4 580-379142/10	100.0	75.426671	100.0	82968.0	0.754267	Y
5	STD5 580-379142/9	200.0	151.772347	100.0	90840.0	0.758862	Y
6	STD6 580-379142/8	500.0	369.441095	100.0	99516.0	0.738882	Y
7	STD7IS 580-379142/7	1000.0	807.398606	100.0	94680.0	0.807399	Y
8	STD8 580-379142/6	2000.0	1481.948738	100.0	103195.0	0.740974	Y
9	STD9 580-379142/5	5000.0	3651.107434	100.0	103934.0	0.730221	Y
10	STD10 580-379142/4	10000.0	6078.685309	100.0	107067.0	0.607869	Y



Calibration

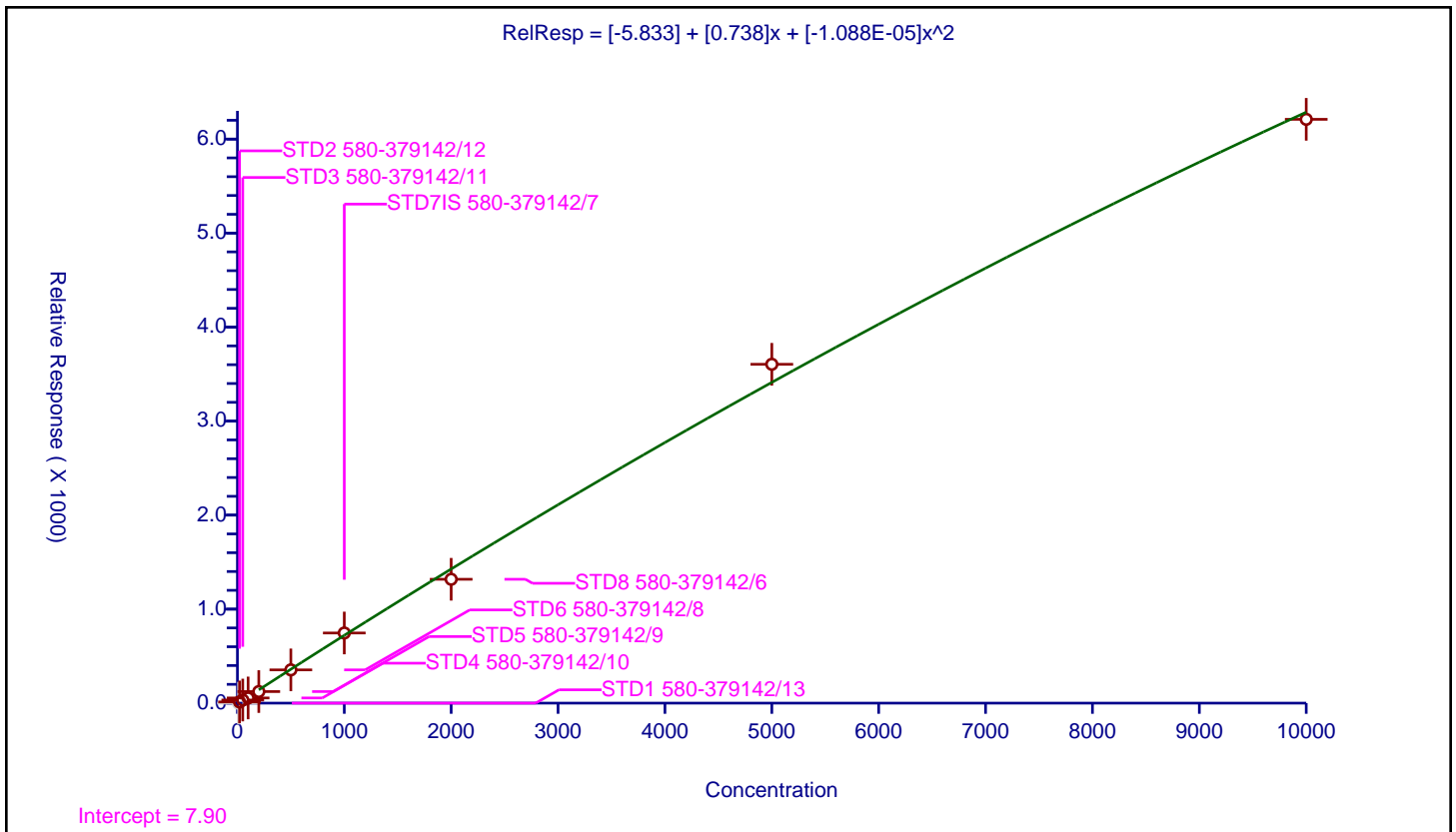
/ Butyl benzyl phthalate

Curve Type: Quadratic
 Weighting: Conc
 Origin: None
 Dependency: Response
 Calib Mode: ISTD
 Response Base: AREA
 RF Rounding: 0

Curve Coefficients	
Intercept:	-5.833
Slope:	0.738
Second Order:	-1.088E-05

Error Coefficients	
Standard Error:	2670000
Relative Standard Error:	14.7
Correlation Coefficient:	1.000
Coefficient of Determination (Adjusted):	0.998

ID	Level	Concentration	Rel. Resp.	IS Amount	IS Response	RRF	Used
1	STD1 580-379142/13	10.0	0.0	100.0	41671.0	0.0	N
2	STD2 580-379142/12	20.0	12.803557	100.0	53079.0	0.640178	Y
3	STD3 580-379142/11	50.0	32.9168	100.0	65781.0	0.658336	Y
4	STD4 580-379142/10	100.0	55.082578	100.0	67633.0	0.550826	Y
5	STD5 580-379142/9	200.0	123.027663	100.0	73238.0	0.615138	Y
6	STD6 580-379142/8	500.0	353.721773	100.0	72049.0	0.707444	Y
7	STD7IS 580-379142/7	1000.0	746.147689	100.0	77460.0	0.746148	Y
8	STD8 580-379142/6	2000.0	1317.462249	100.0	88740.0	0.658731	Y
9	STD9 580-379142/5	5000.0	3604.564417	100.0	85575.0	0.720913	Y
10	STD10 580-379142/4	10000.0	6210.1117	100.0	90331.0	0.621011	Y



Calibration

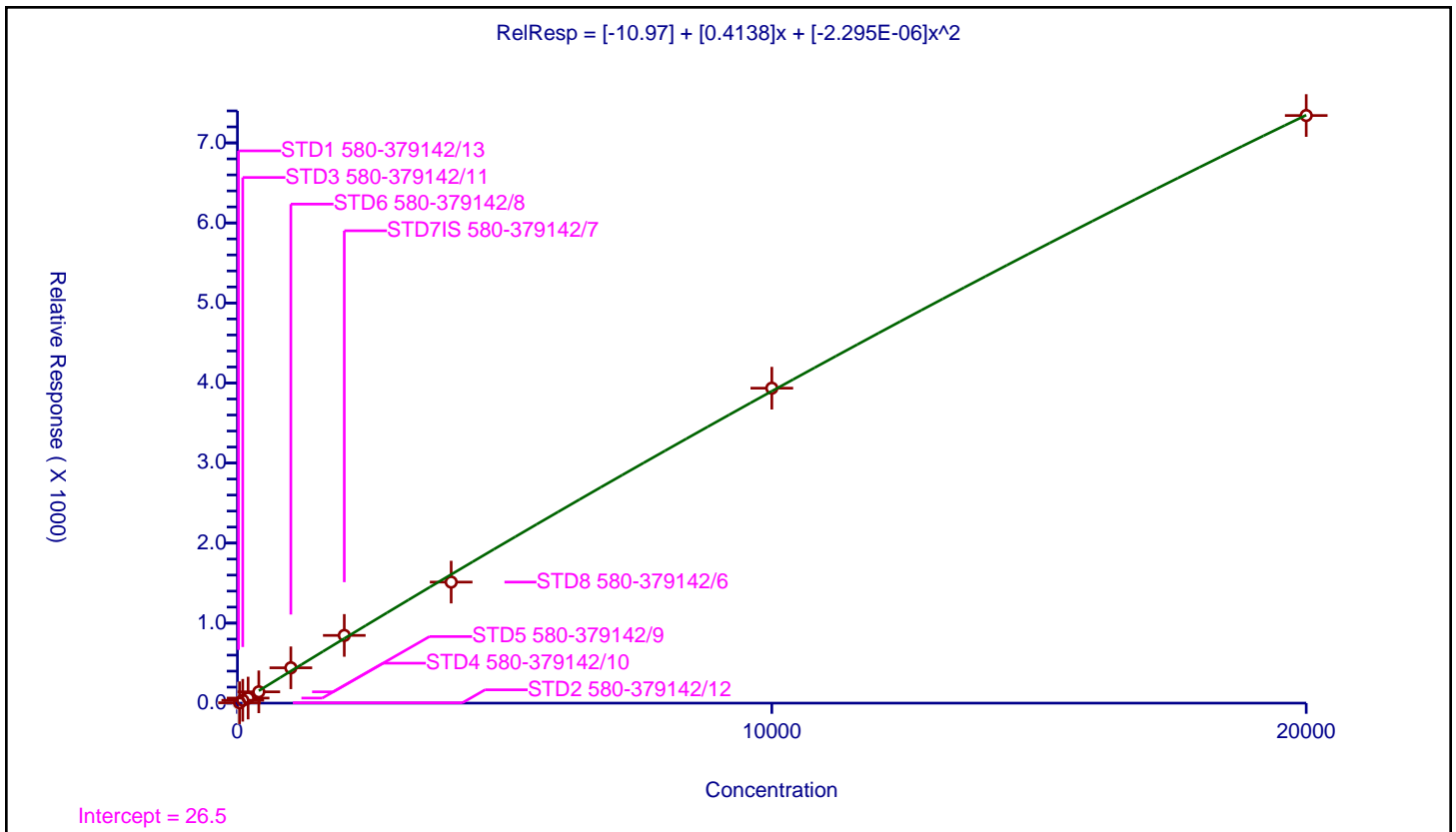
/ 3,3'-Dichlorobenzidine

Curve Type: Quadratic
 Weighting: Conc
 Origin: None
 Dependency: Response
 Calib Mode: ISTD
 Response Base: AREA
 RF Rounding: 0

Curve Coefficients	
Intercept:	-10.97
Slope:	0.4138
Second Order:	-2.295E-06

Error Coefficients	
Standard Error:	3100000
Relative Standard Error:	9.2
Correlation Coefficient:	0.999
Coefficient of Determination (Adjusted):	0.999

ID	Level	Concentration	Rel. Resp.	IS Amount	IS Response	RRF	Used
1	STD1 580-379142/13	20.0	0.0	100.0	41671.0	0.0	N
2	STD2 580-379142/12	40.0	4.777784	100.0	53079.0	0.119445	Y
3	STD3 580-379142/11	100.0	35.718521	100.0	65781.0	0.357185	Y
4	STD4 580-379142/10	200.0	63.508938	100.0	67633.0	0.317545	Y
5	STD5 580-379142/9	400.0	141.378792	100.0	73238.0	0.353447	Y
6	STD6 580-379142/8	1000.0	441.518966	100.0	72049.0	0.441519	Y
7	STD7IS 580-379142/7	2000.0	846.054738	100.0	77460.0	0.423027	Y
8	STD8 580-379142/6	4000.0	1512.412666	100.0	88740.0	0.378103	Y
9	STD9 580-379142/5	10000.0	3935.21005	100.0	85575.0	0.393521	Y
10	STD10 580-379142/4	20000.0	7342.255704	100.0	90331.0	0.367113	Y



Calibration

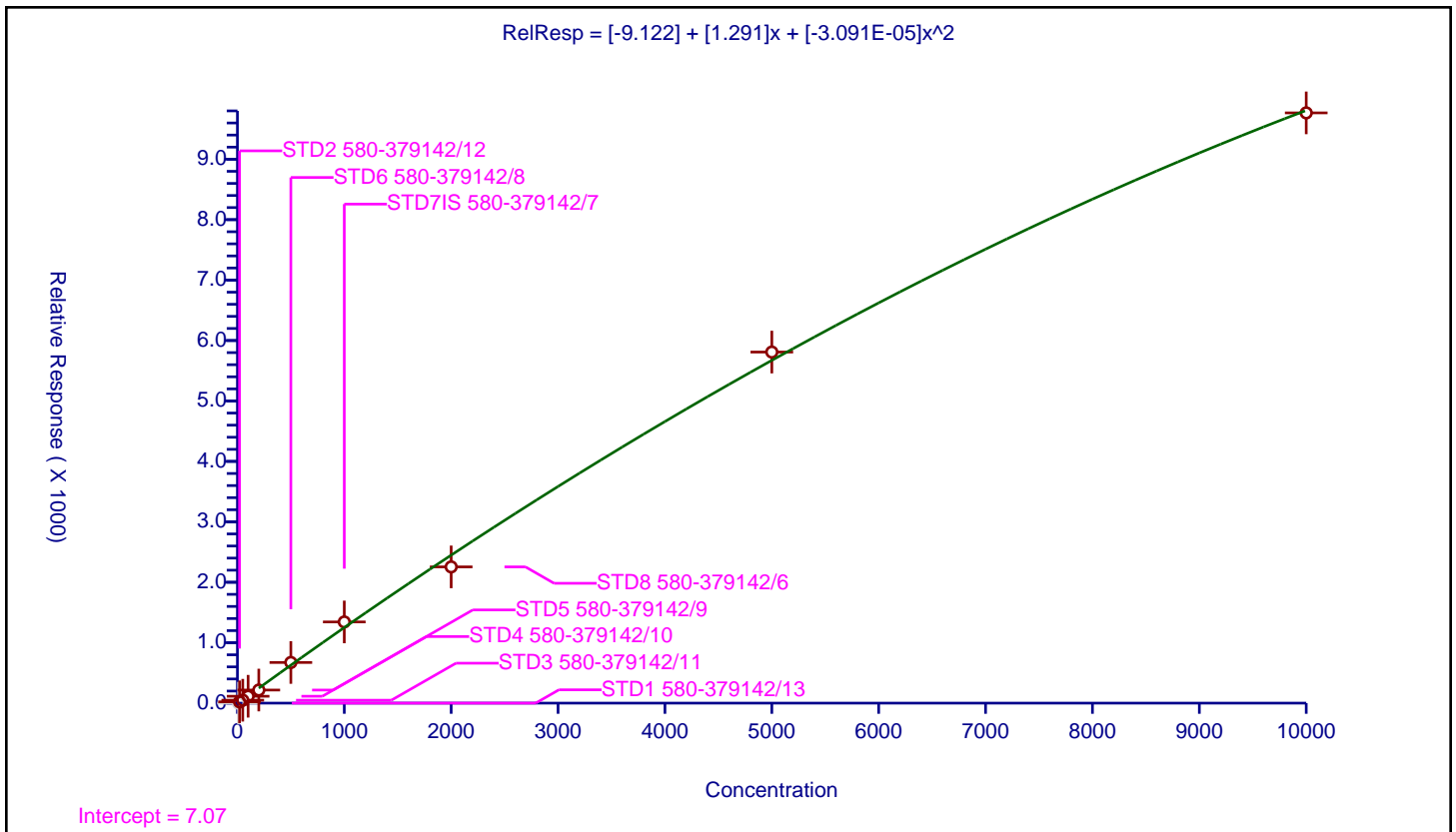
/ Benzo[a]anthracene

Curve Type: Quadratic
 Weighting: Conc
 Origin: None
 Dependency: Response
 Calib Mode: ISTD
 Response Base: AREA
 RF Rounding: 0

Curve Coefficients	
Intercept:	-9.122
Slope:	1.291
Second Order:	-3.091E-05

Error Coefficients	
Standard Error:	4240000
Relative Standard Error:	12.0
Correlation Coefficient:	1.000
Coefficient of Determination (Adjusted):	0.998

ID	Level	Concentration	Rel. Resp.	IS Amount	IS Response	RRF	Used
1	STD1 580-379142/13	10.0	0.0	100.0	41671.0	0.0	N
2	STD2 580-379142/12	20.0	21.720454	100.0	53079.0	1.086023	Y
3	STD3 580-379142/11	50.0	48.098995	100.0	65781.0	0.96198	Y
4	STD4 580-379142/10	100.0	113.793562	100.0	67633.0	1.137936	Y
5	STD5 580-379142/9	200.0	216.647096	100.0	73238.0	1.083235	Y
6	STD6 580-379142/8	500.0	672.710239	100.0	72049.0	1.34542	Y
7	STD7IS 580-379142/7	1000.0	1343.520527	100.0	77460.0	1.343521	Y
8	STD8 580-379142/6	2000.0	2254.334009	100.0	88740.0	1.127167	Y
9	STD9 580-379142/5	5000.0	5809.453696	100.0	85575.0	1.161891	Y
10	STD10 580-379142/4	10000.0	9766.9759	100.0	90331.0	0.976698	Y



Calibration

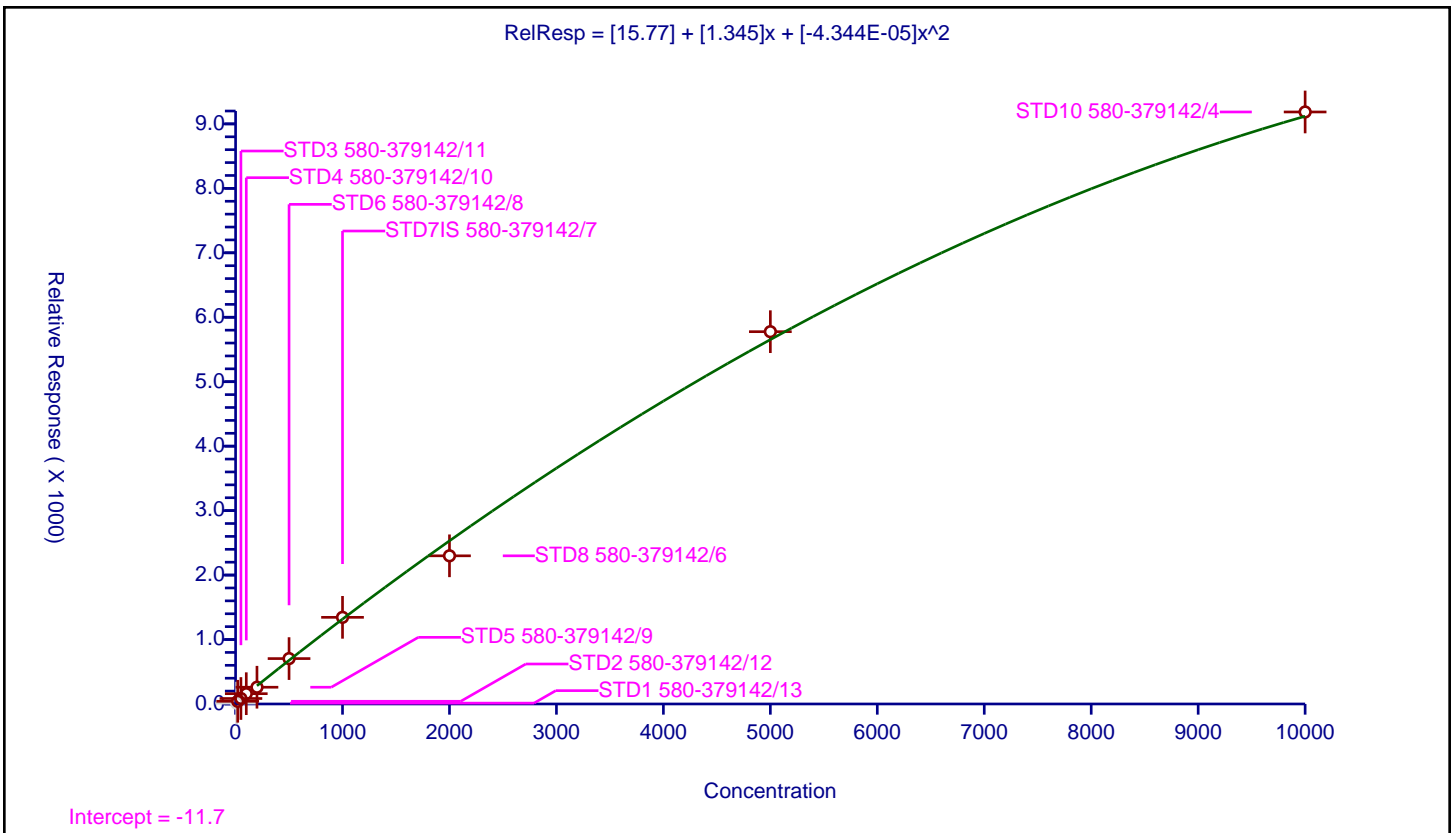
/ Chrysene

Curve Type: Quadratic
 Weighting: Conc_Sq
 Origin: None
 Dependency: Response
 Calib Mode: ISTD
 Response Base: AREA
 RF Rounding: 0

Curve Coefficients	
Intercept:	15.77
Slope:	1.345
Second Order:	-4.344E-05

Error Coefficients	
Standard Error:	4050000
Relative Standard Error:	6.8
Correlation Coefficient:	0.999
Coefficient of Determination (Adjusted):	0.995

ID	Level	Concentration	Rel. Resp.	IS Amount	IS Response	RRF	Used
1	STD1 580-379142/13	10.0	13.402606	100.0	41671.0	1.340261	N
2	STD2 580-379142/12	20.0	42.073136	100.0	53079.0	2.103657	Y
3	STD3 580-379142/11	50.0	85.144647	100.0	65781.0	1.702893	Y
4	STD4 580-379142/10	100.0	159.932282	100.0	67633.0	1.599323	Y
5	STD5 580-379142/9	200.0	260.142276	100.0	73238.0	1.300711	Y
6	STD6 580-379142/8	500.0	704.24017	100.0	72049.0	1.40848	Y
7	STD7IS 580-379142/7	1000.0	1344.337723	100.0	77460.0	1.344338	Y
8	STD8 580-379142/6	2000.0	2298.975659	100.0	88740.0	1.149488	Y
9	STD9 580-379142/5	5000.0	5776.269939	100.0	85575.0	1.155254	Y
10	STD10 580-379142/4	10000.0	9185.233198	100.0	90331.0	0.918523	Y



Calibration

/ Bis(2-ethylhexyl) phthalate

Curve Type: Quadratic
 Weighting: Conc_Sq
 Origin: None
 Dependency: Response
 Calib Mode: ISTD
 Response Base: AREA
 RF Rounding: 0

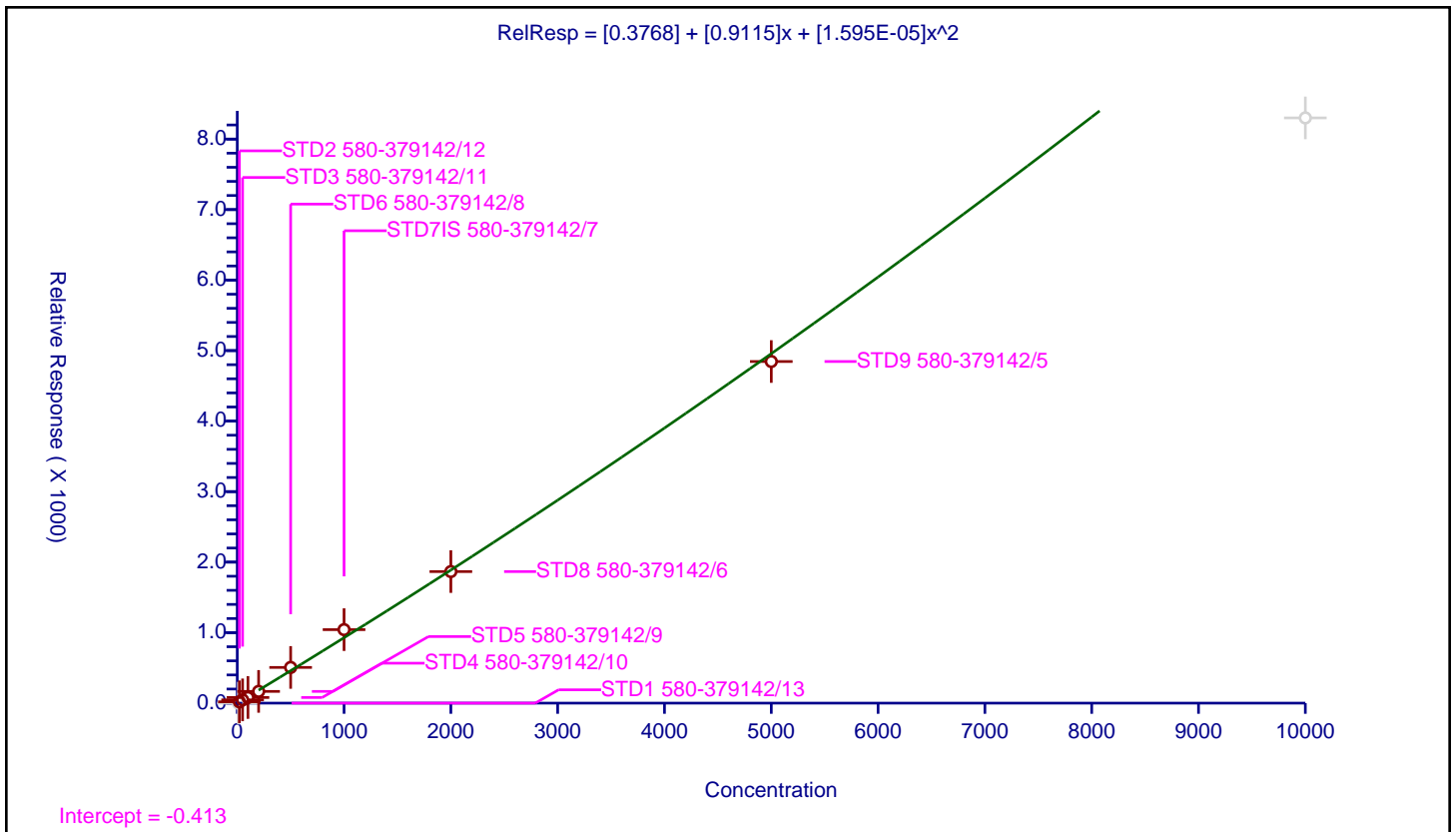
Curve Coefficients

Intercept: 0.3768
 Slope: 0.9115
 Second Order: 1.595E-05

Error Coefficients

Standard Error: 2030000
 Relative Standard Error: 10.1
 Correlation Coefficient: 0.999
 Coefficient of Determination (Adjusted): 0.991

ID	Level	Concentration	Rel. Resp.	IS Amount	IS Response	RRF	Used
1	STD1 580-379142/13	10.0	0.0	100.0	41671.0	0.0	N
2	STD2 580-379142/12	20.0	19.11302	100.0	53079.0	0.955651	Y
3	STD3 580-379142/11	50.0	46.12122	100.0	65781.0	0.922424	Y
4	STD4 580-379142/10	100.0	80.057073	100.0	67633.0	0.800571	Y
5	STD5 580-379142/9	200.0	166.2798	100.0	73238.0	0.831399	Y
6	STD6 580-379142/8	500.0	506.236034	100.0	72049.0	1.012472	Y
7	STD7IS 580-379142/7	1000.0	1042.501936	100.0	77460.0	1.042502	Y
8	STD8 580-379142/6	2000.0	1866.061528	100.0	88740.0	0.933031	Y
9	STD9 580-379142/5	5000.0	4845.169734	100.0	85575.0	0.969034	Y
10	STD10 580-379142/4	10000.0	8300.425103	100.0	90331.0	0.830043	N



Calibration

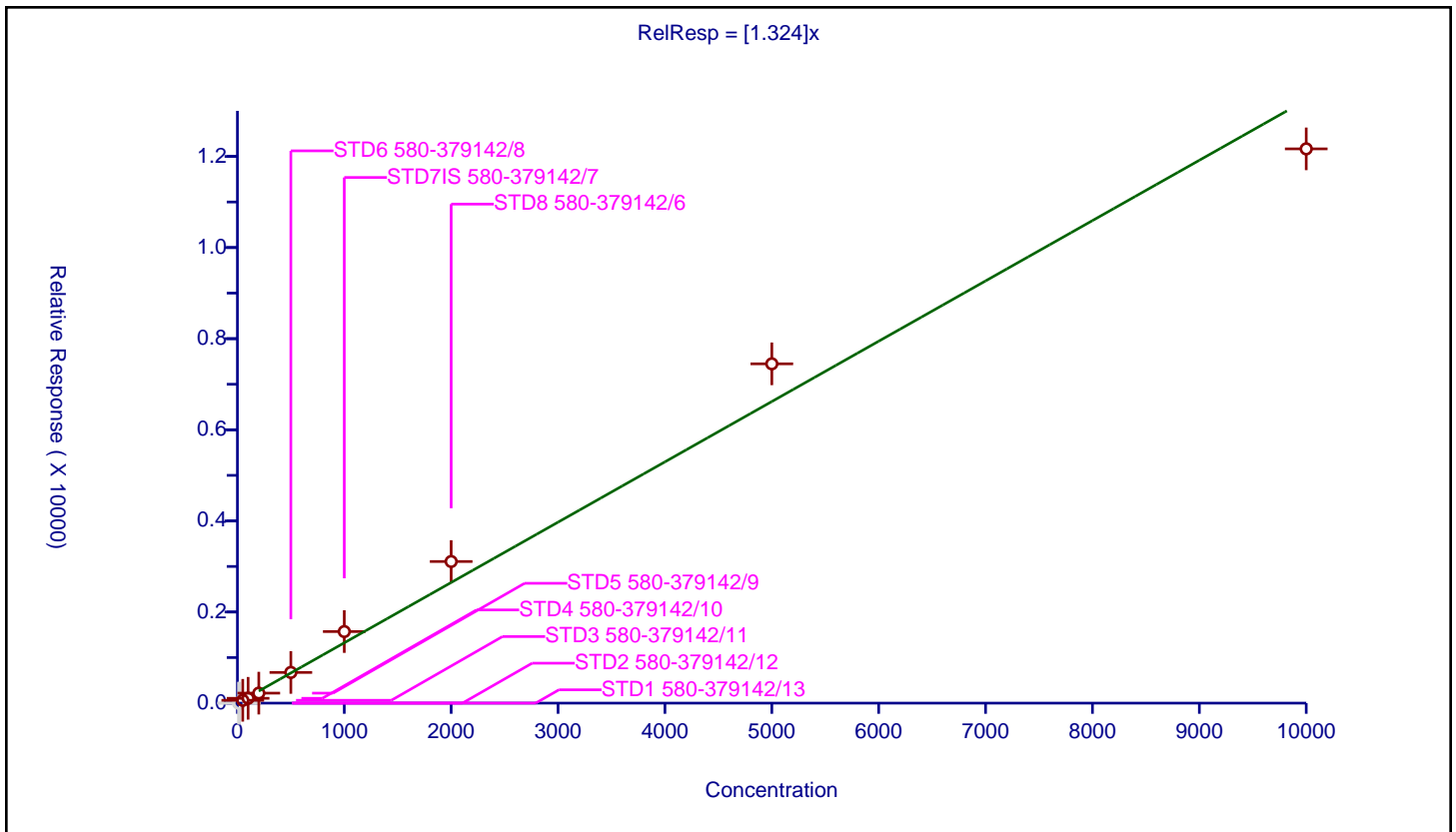
/ Di-n-octyl phthalate

Curve Type: Average
 Weighting: Conc_Sq
 Origin: Force
 Dependency: Response
 Calib Mode: ISTD
 Response Base: AREA
 RF Rounding: 0

Curve Coefficients	
Intercept:	0
Slope:	1.324

Error Coefficients	
Standard Error:	5380000
Relative Standard Error:	15.0
Correlation Coefficient:	0.994
Coefficient of Determination (Adjusted):	0.973

ID	Level	Concentration	Rel. Resp.	IS Amount	IS Response	RRF	Used
1	STD1 580-379142/13	10.0	0.0	100.0	53713.0	0.0	N
2	STD2 580-379142/12	20.0	0.0	100.0	55387.0	0.0	N
3	STD3 580-379142/11	50.0	62.538691	100.0	68492.0	1.250774	Y
4	STD4 580-379142/10	100.0	106.302638	100.0	75635.0	1.063026	Y
5	STD5 580-379142/9	200.0	219.783519	100.0	75942.0	1.098918	Y
6	STD6 580-379142/8	500.0	673.791935	100.0	83791.0	1.347584	Y
7	STD7IS 580-379142/7	1000.0	1571.002398	100.0	82562.0	1.571002	Y
8	STD8 580-379142/6	2000.0	3108.672872	100.0	87987.0	1.554336	Y
9	STD9 580-379142/5	5000.0	7447.928546	100.0	93823.0	1.489586	Y
10	STD10 580-379142/4	10000.0	12166.362837	100.0	98959.0	1.216636	Y



Calibration

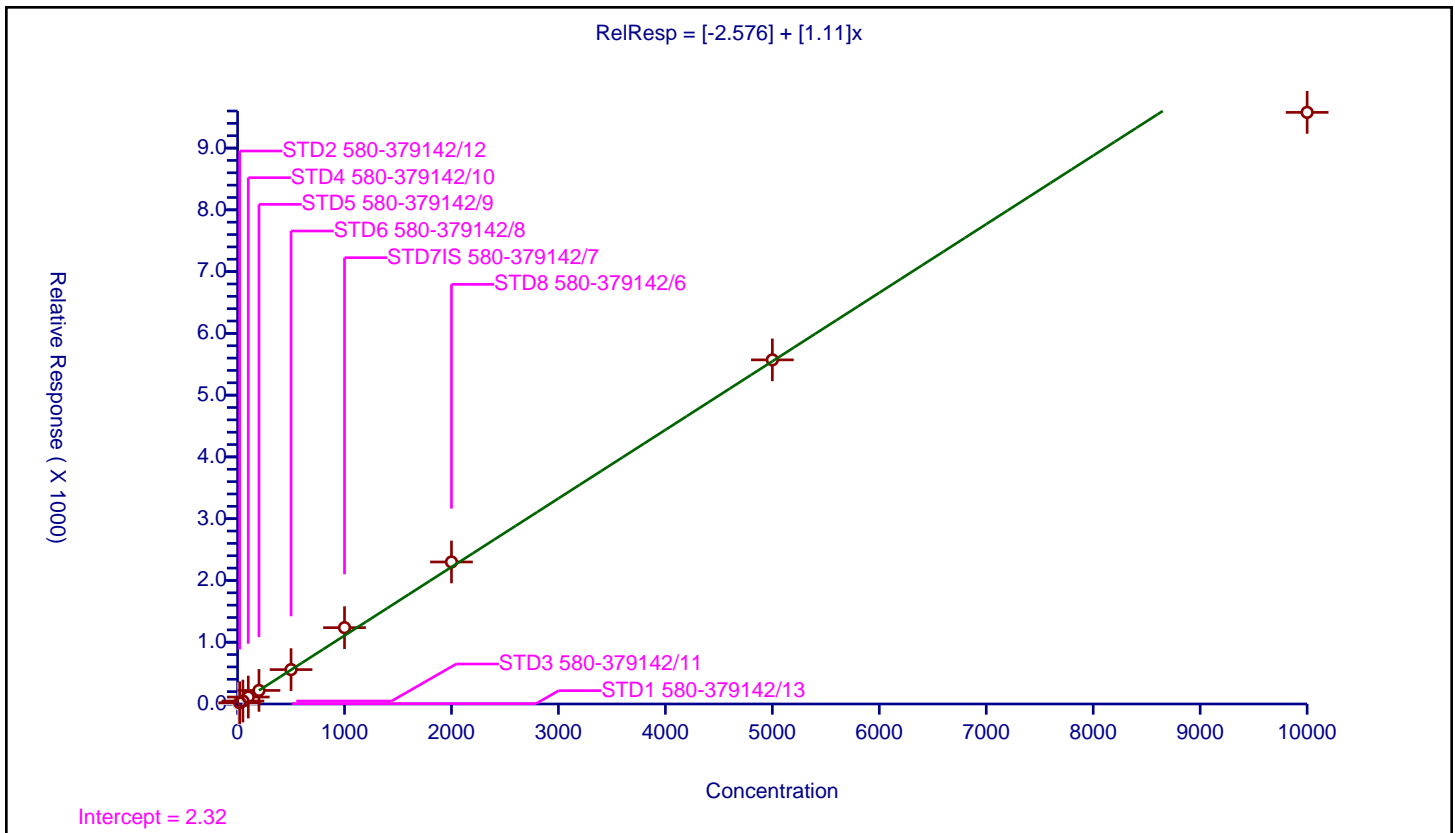
/ Benzo[b]fluoranthene

Curve Type: Linear
 Weighting: Conc_Sq
 Origin: None
 Dependency: Response
 Calib Mode: ISTD
 Response Base: AREA
 RF Rounding: 0

Curve Coefficients	
Intercept:	-2.576
Slope:	1.11

Error Coefficients	
Standard Error:	4180000
Relative Standard Error:	7.9
Correlation Coefficient:	0.998
Coefficient of Determination (Adjusted):	0.993

ID	Level	Concentration	Rel. Resp.	IS Amount	IS Response	RRF	Used
1	STD1 580-379142/13	10.0	5.266881	100.0	53713.0	0.526688	N
2	STD2 580-379142/12	20.0	20.212324	100.0	55387.0	1.010616	Y
3	STD3 580-379142/11	50.0	47.827484	100.0	68492.0	0.95655	Y
4	STD4 580-379142/10	100.0	112.63304	100.0	75635.0	1.12633	Y
5	STD5 580-379142/9	200.0	219.62682	100.0	75942.0	1.098134	Y
6	STD6 580-379142/8	500.0	556.623026	100.0	83791.0	1.113246	Y
7	STD7IS 580-379142/7	1000.0	1235.716189	100.0	82562.0	1.235716	Y
8	STD8 580-379142/6	2000.0	2299.10555	100.0	87987.0	1.149553	Y
9	STD9 580-379142/5	5000.0	5571.283161	100.0	93823.0	1.114257	Y
10	STD10 580-379142/4	10000.0	9578.023222	100.0	98959.0	0.957802	Y



Calibration

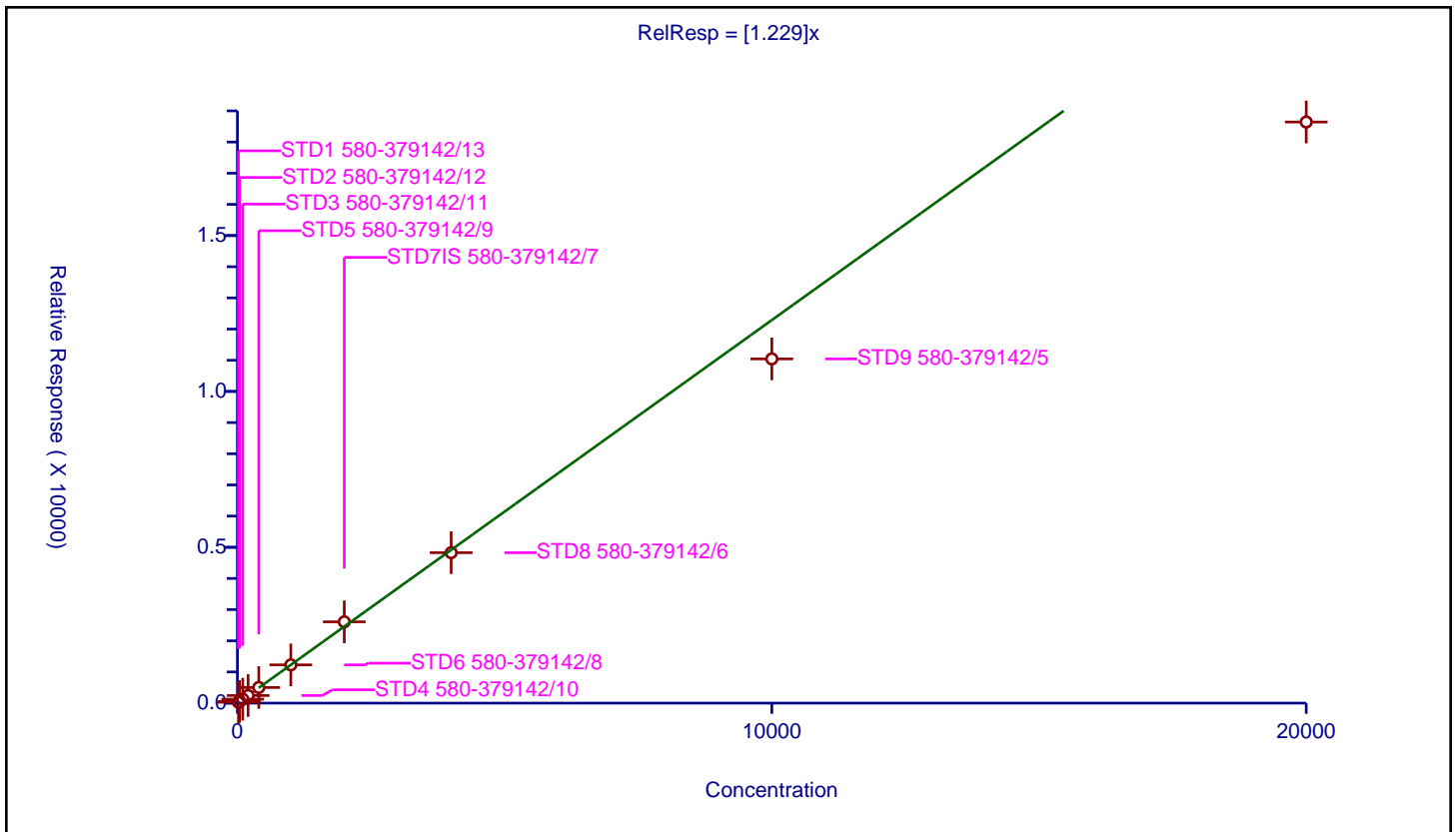
/ Benzofluoranthene

Curve Type: Average
 Weighting: Conc_Sq
 Origin: Force
 Dependency: Response
 Calib Mode: ISTD
 Response Base: AREA
 RF Rounding: 0

Curve Coefficients	
Intercept:	0
Slope:	1.229

Error Coefficients	
Standard Error:	7230000
Relative Standard Error:	10.9
Correlation Coefficient:	0.997
Coefficient of Determination (Adjusted):	0.984

ID	Level	Concentration	Rel. Resp.	IS Amount	IS Response	RRF	Used
1	STD1 580-379142/13	20.0	28.233389	100.0	53713.0	1.411669	Y
2	STD2 580-379142/12	40.0	54.176973	100.0	55387.0	1.354424	Y
3	STD3 580-379142/11	100.0	127.103895	100.0	68492.0	1.271039	Y
4	STD4 580-379142/10	200.0	244.261255	100.0	75635.0	1.221306	Y
5	STD5 580-379142/9	400.0	502.371547	100.0	75942.0	1.255929	Y
6	STD6 580-379142/8	1000.0	1227.080474	100.0	83791.0	1.22708	Y
7	STD7IS 580-379142/7	2000.0	2608.247135	100.0	82562.0	1.304124	Y
8	STD8 580-379142/6	4000.0	4826.437997	100.0	87987.0	1.206609	Y
9	STD9 580-379142/5	10000.0	11043.410464	100.0	93823.0	1.104341	Y
10	STD10 580-379142/4	20000.0	18642.838954	100.0	98959.0	0.932142	Y



Calibration

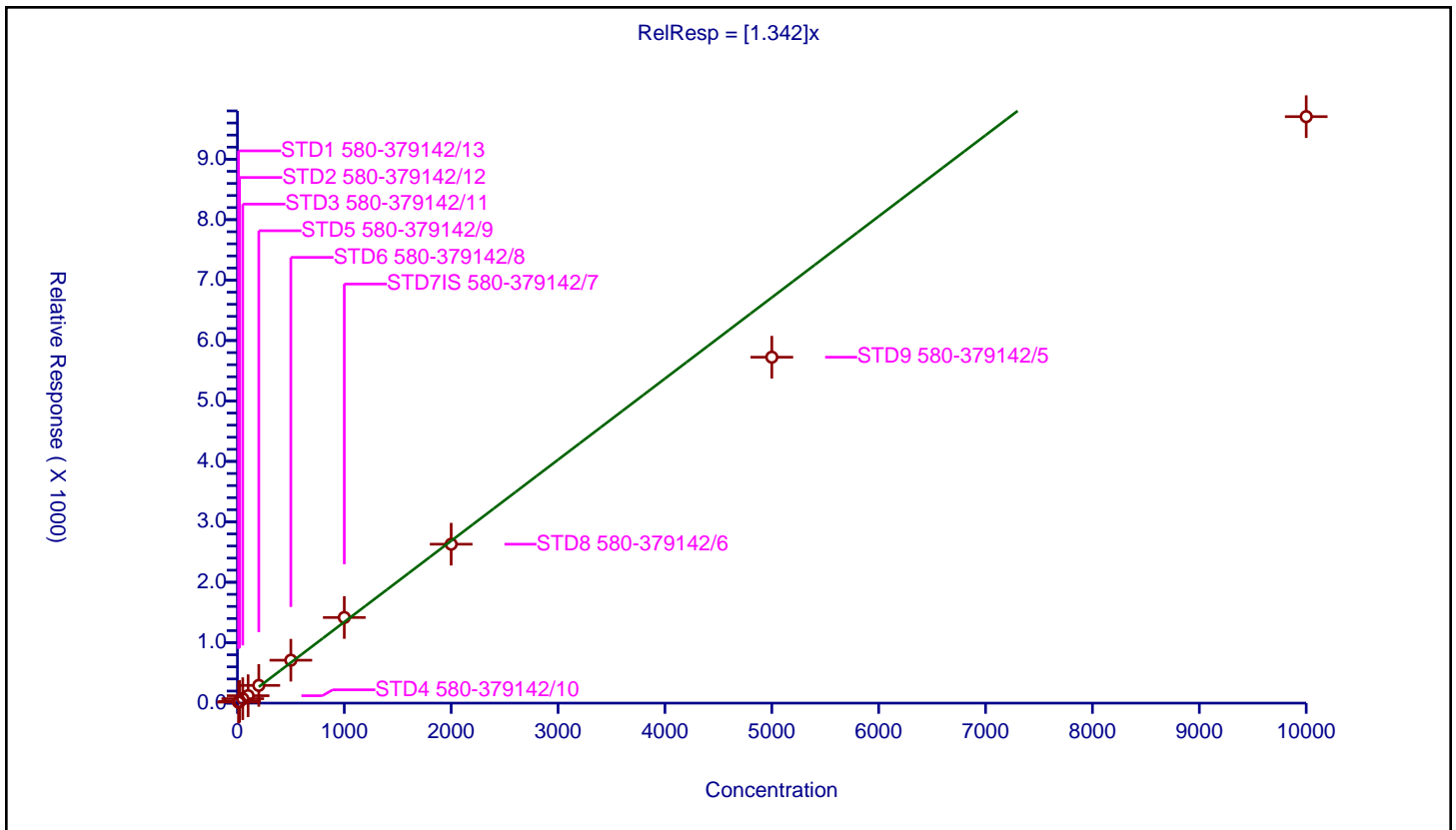
/ Benzo[k]fluoranthene

Curve Type: Average
 Weighting: Conc_Sq
 Origin: Force
 Dependency: Response
 Calib Mode: ISTD
 Response Base: AREA
 RF Rounding: 0

Curve Coefficients	
Intercept:	0
Slope:	1.342

Error Coefficients	
Standard Error:	3770000
Relative Standard Error:	14.0
Correlation Coefficient:	0.996
Coefficient of Determination (Adjusted):	0.974

ID	Level	Concentration	Rel. Resp.	IS Amount	IS Response	RRF	Used
1	STD1 580-379142/13	10.0	16.294007	100.0	53713.0	1.629401	Y
2	STD2 580-379142/12	20.0	27.338545	100.0	55387.0	1.366927	Y
3	STD3 580-379142/11	50.0	73.329732	100.0	68492.0	1.466595	Y
4	STD4 580-379142/10	100.0	122.710385	100.0	75635.0	1.227104	Y
5	STD5 580-379142/9	200.0	293.359406	100.0	75942.0	1.466797	Y
6	STD6 580-379142/8	500.0	710.156222	100.0	83791.0	1.420312	Y
7	STD7IS 580-379142/7	1000.0	1417.098665	100.0	82562.0	1.417099	Y
8	STD8 580-379142/6	2000.0	2629.951015	100.0	87987.0	1.314976	Y
9	STD9 580-379142/5	5000.0	5724.219008	100.0	93823.0	1.144844	Y
10	STD10 580-379142/4	10000.0	9705.01824	100.0	98959.0	0.970502	Y



Calibration

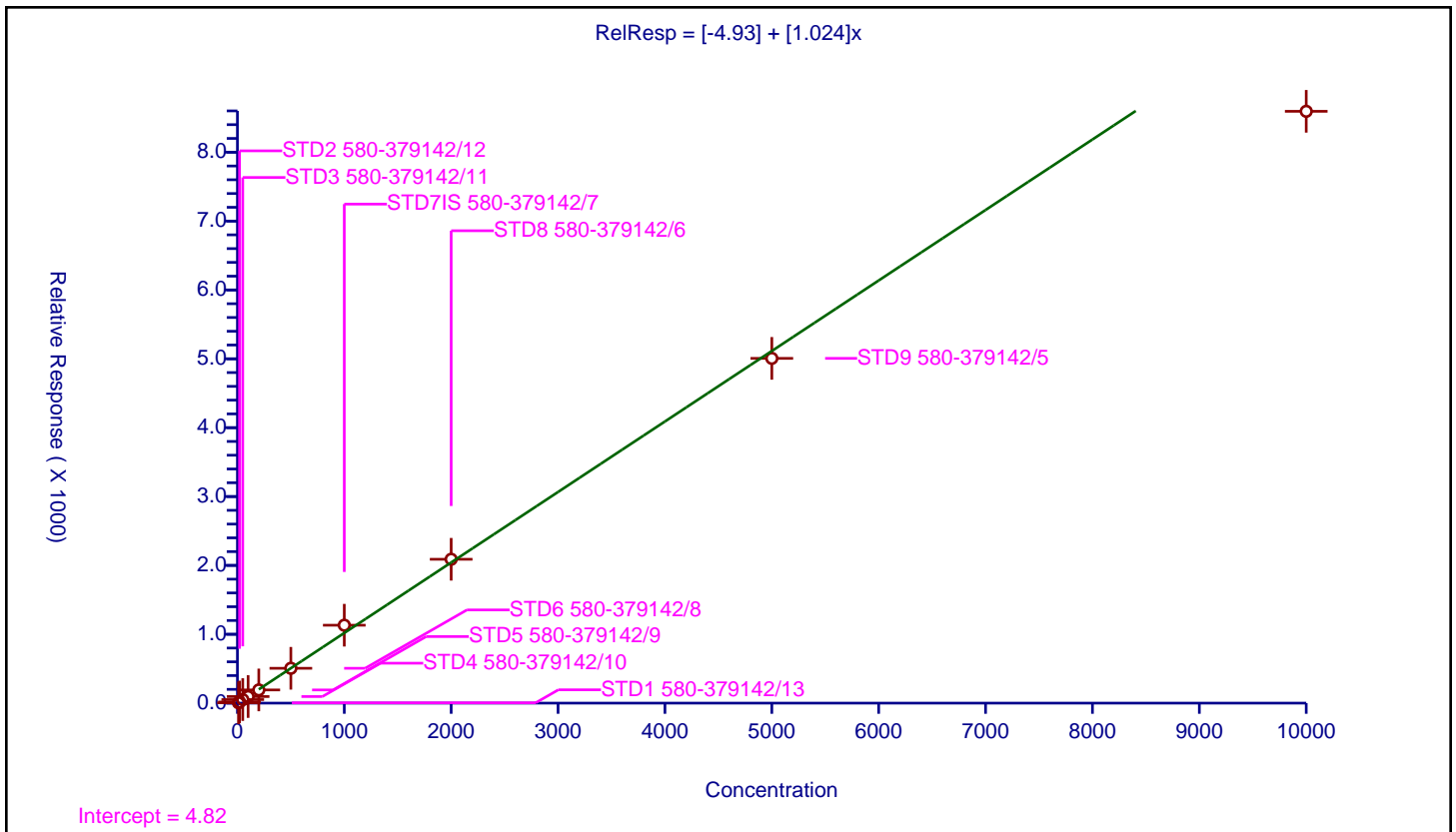
/ Benzo[a]pyrene

Curve Type: Linear
 Weighting: Conc_Sq
 Origin: None
 Dependency: Response
 Calib Mode: ISTD
 Response Base: AREA
 RF Rounding: 0

Curve Coefficients	
Intercept:	-4.93
Slope:	1.024

Error Coefficients	
Standard Error:	3510000
Relative Standard Error:	8.3
Correlation Coefficient:	0.998
Coefficient of Determination (Adjusted):	0.993

ID	Level	Concentration	Rel. Resp.	IS Amount	IS Response	RRF	Used
1	STD1 580-379142/13	10.0	4.915011	100.0	53713.0	0.491501	Y
2	STD2 580-379142/12	20.0	16.370267	100.0	55387.0	0.818513	Y
3	STD3 580-379142/11	50.0	51.584127	100.0	68492.0	1.031683	Y
4	STD4 580-379142/10	100.0	95.634296	100.0	75635.0	0.956343	Y
5	STD5 580-379142/9	200.0	191.816123	100.0	75942.0	0.959081	Y
6	STD6 580-379142/8	500.0	506.124763	100.0	83791.0	1.01225	Y
7	STD7IS 580-379142/7	1000.0	1131.617451	100.0	82562.0	1.131617	Y
8	STD8 580-379142/6	2000.0	2089.057474	100.0	87987.0	1.044529	Y
9	STD9 580-379142/5	5000.0	5006.114705	100.0	93823.0	1.001223	Y
10	STD10 580-379142/4	10000.0	8593.954062	100.0	98959.0	0.859395	Y



Calibration

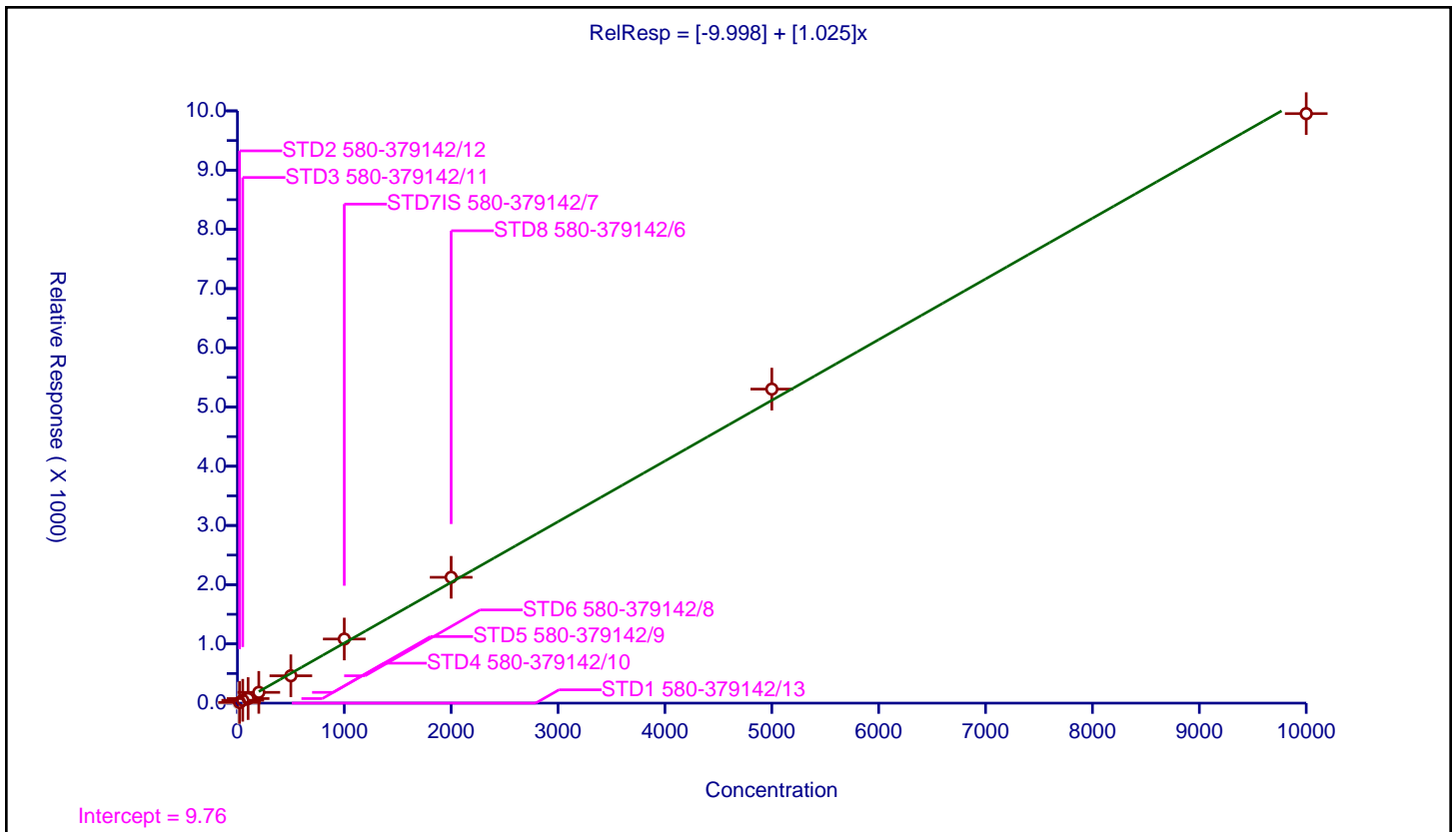
/ Indeno[1,2,3-cd]pyrene

Curve Type: Linear
 Weighting: Conc
 Origin: None
 Dependency: Response
 Calib Mode: ISTD
 Response Base: AREA
 RF Rounding: 0

Curve Coefficients	
Intercept:	-9.998
Slope:	1.025

Error Coefficients	
Standard Error:	4240000
Relative Standard Error:	9.4
Correlation Coefficient:	1.000
Coefficient of Determination (Adjusted):	0.998

ID	Level	Concentration	Rel. Resp.	IS Amount	IS Response	RRF	Used
1	STD1 580-379142/13	10.0	0.0	100.0	53713.0	0.0	N
2	STD2 580-379142/12	20.0	11.248127	100.0	55387.0	0.562406	Y
3	STD3 580-379142/11	50.0	48.360392	100.0	68492.0	0.967208	Y
4	STD4 580-379142/10	100.0	76.952469	100.0	75635.0	0.769525	Y
5	STD5 580-379142/9	200.0	181.865108	100.0	75942.0	0.909326	Y
6	STD6 580-379142/8	500.0	461.974436	100.0	83791.0	0.923949	Y
7	STD7IS 580-379142/7	1000.0	1082.734188	100.0	82562.0	1.082734	Y
8	STD8 580-379142/6	2000.0	2124.821849	100.0	87987.0	1.062411	Y
9	STD9 580-379142/5	5000.0	5302.170044	100.0	93823.0	1.060434	Y
10	STD10 580-379142/4	10000.0	9953.704059	100.0	98959.0	0.99537	Y



Calibration

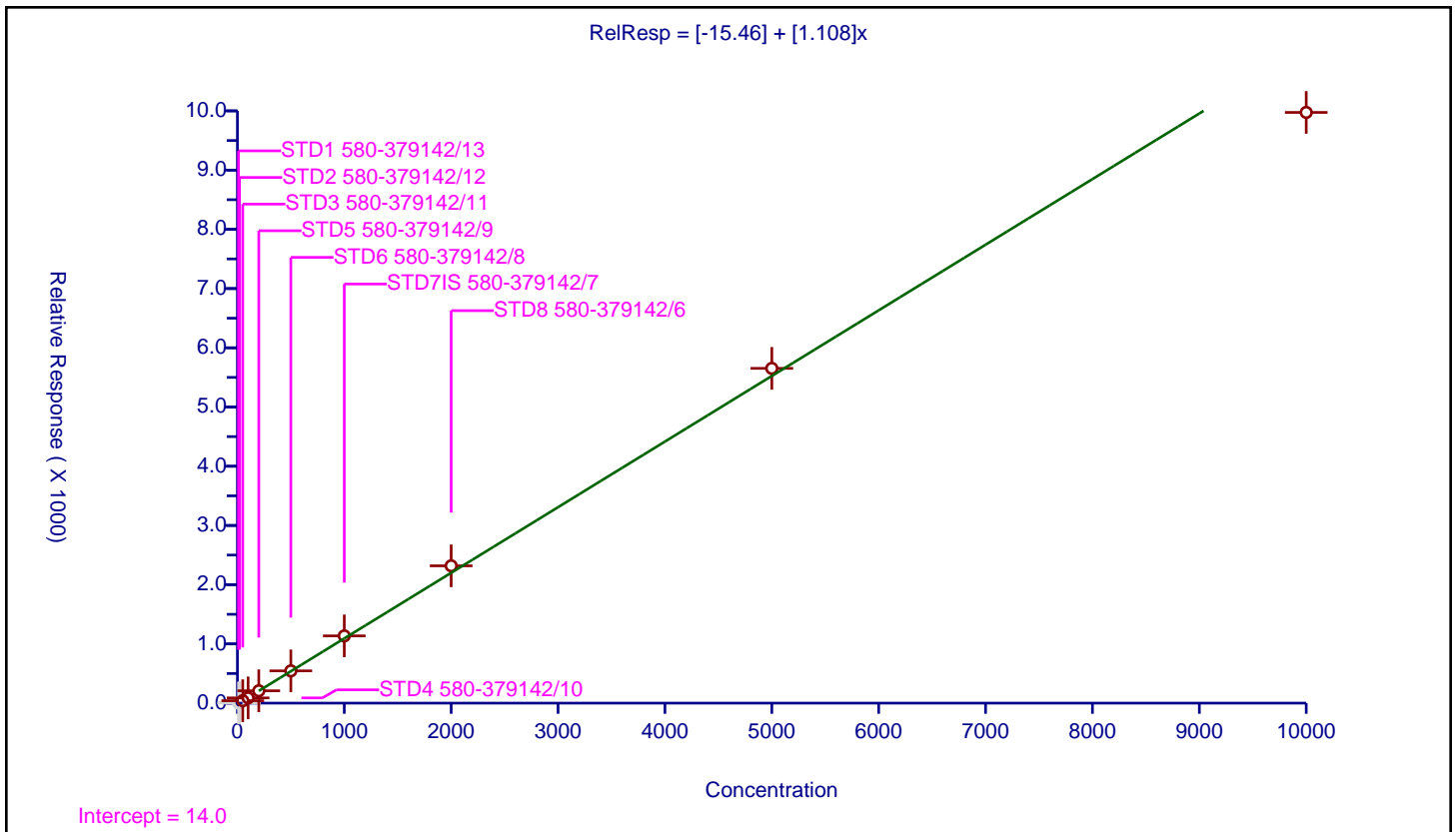
/ Dibenz(a,h)anthracene

Curve Type: Linear
 Weighting: Conc_Sq
 Origin: None
 Dependency: Response
 Calib Mode: ISTD
 Response Base: AREA
 RF Rounding: 0

Curve Coefficients	
Intercept:	-15.46
Slope:	1.108

Error Coefficients	
Standard Error:	4660000
Relative Standard Error:	5.7
Correlation Coefficient:	0.999
Coefficient of Determination (Adjusted):	0.996

ID	Level	Concentration	Rel. Resp.	IS Amount	IS Response	RRF	Used
1	STD1 580-379142/13	10.0	2.157764	100.0	53713.0	0.215776	N
2	STD2 580-379142/12	20.0	7.532453	100.0	55387.0	0.376623	N
3	STD3 580-379142/11	50.0	41.346435	100.0	68492.0	0.826929	Y
4	STD4 580-379142/10	100.0	88.195941	100.0	75635.0	0.881959	Y
5	STD5 580-379142/9	200.0	208.316873	100.0	75942.0	1.041584	Y
6	STD6 580-379142/8	500.0	544.957096	100.0	83791.0	1.089914	Y
7	STD7IS 580-379142/7	1000.0	1135.953586	100.0	82562.0	1.135954	Y
8	STD8 580-379142/6	2000.0	2318.434541	100.0	87987.0	1.159217	Y
9	STD9 580-379142/5	5000.0	5652.803684	100.0	93823.0	1.130561	Y
10	STD10 580-379142/4	10000.0	9974.033691	100.0	98959.0	0.997403	Y



Calibration

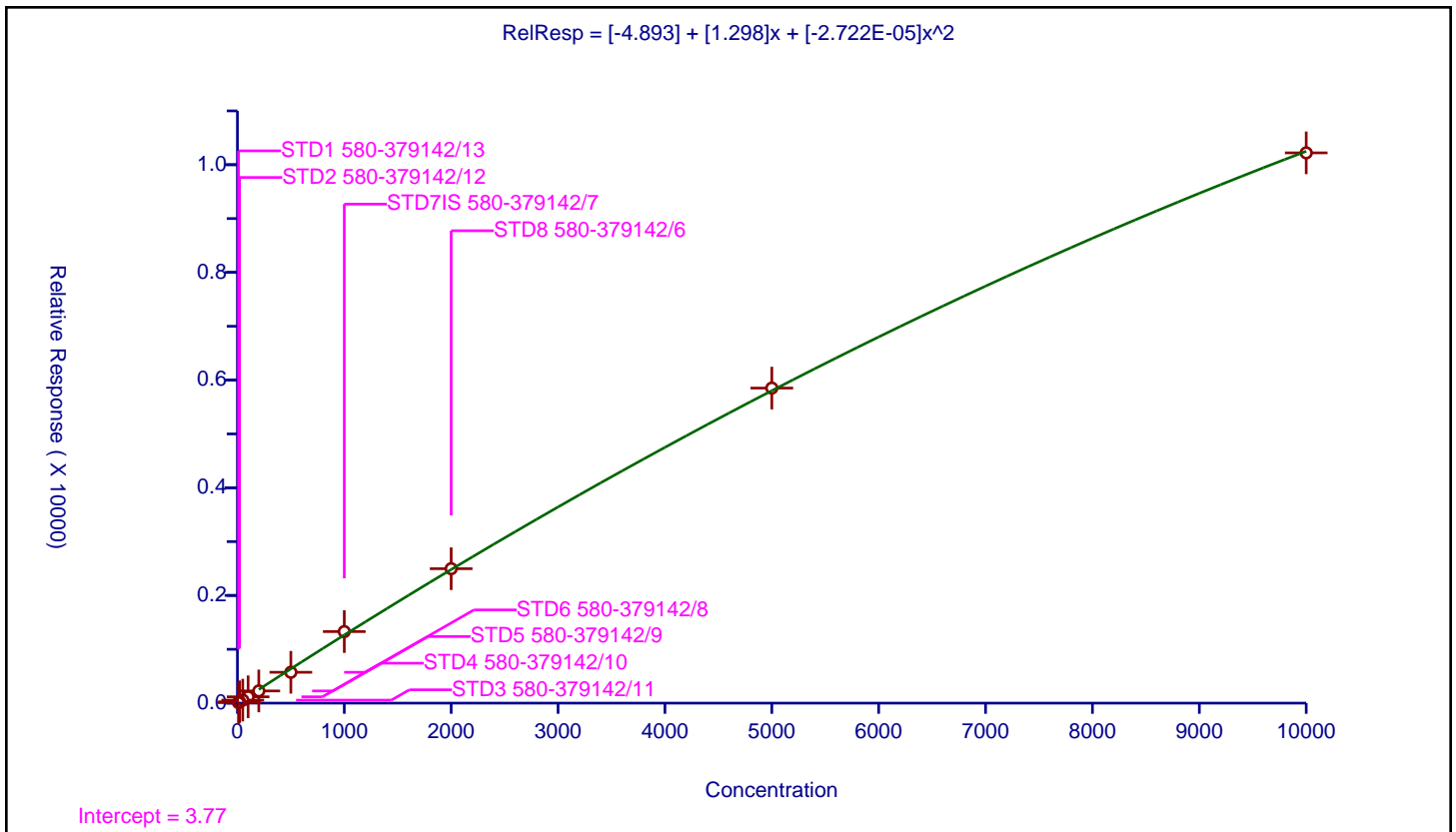
/ Benzo[g,h,i]perylene

Curve Type: Quadratic
 Weighting: Conc
 Origin: None
 Dependency: Response
 Calib Mode: ISTD
 Response Base: AREA
 RF Rounding: 0

Curve Coefficients	
Intercept:	-4.893
Slope:	1.298
Second Order:	-2.722E-05

Error Coefficients	
Standard Error:	4450000
Relative Standard Error:	9.7
Correlation Coefficient:	0.999
Coefficient of Determination (Adjusted):	0.999

ID	Level	Concentration	Rel. Resp.	IS Amount	IS Response	RRF	Used
1	STD1 580-379142/13	10.0	9.552622	100.0	53713.0	0.955262	Y
2	STD2 580-379142/12	20.0	24.911983	100.0	55387.0	1.245599	Y
3	STD3 580-379142/11	50.0	55.740816	100.0	68492.0	1.114816	Y
4	STD4 580-379142/10	100.0	117.602962	100.0	75635.0	1.17603	Y
5	STD5 580-379142/9	200.0	226.385926	100.0	75942.0	1.13193	Y
6	STD6 580-379142/8	500.0	572.856273	100.0	83791.0	1.145713	Y
7	STD7IS 580-379142/7	1000.0	1329.06543	100.0	82562.0	1.329065	Y
8	STD8 580-379142/6	2000.0	2496.800664	100.0	87987.0	1.2484	Y
9	STD9 580-379142/5	5000.0	5851.337092	100.0	93823.0	1.170267	Y
10	STD10 580-379142/4	10000.0	10220.299316	100.0	98959.0	1.02203	Y



FORM VII
GC/MS SEMI VOA CONTINUING CALIBRATION DATA

Lab Name: Eurofins Seattle Job No.: 580-111290-1
 SDG No.: _____
 Lab Sample ID: ICV 580-379142/15 Calibration Date: 01/24/2022 21:17
 Instrument ID: TAC051 Calib Start Date: 01/24/2022 17:04
 GC Column: ZB-SV ID: 0.25 (mm) Calib End Date: 01/24/2022 20:31
 Lab File ID: 0124A21_.D Conc. Units: ug/L

ANALYTE	CURVE TYPE	AVE RRF	RRF	MIN RRF	CALC AMOUNT	SPIKE AMOUNT	%D	MAX %D
N-Nitrosodimethylamine	Lin1		0.4106	0.0100	998	1000	-0.2	20.0
Pyridine	Lin2		0.6218	0.0100	1720	2000	-14.1	20.0
Phenol	Ave	1.004	1.033	0.8000	1030	1000	2.8	20.0
Aniline	Lin1		1.160	0.0100	925	1000	-7.5	20.0
Bis(2-chloroethyl)ether	Ave	0.8637	0.8062	0.7000	933	1000	-6.7	20.0
2-Chlorophenol	Ave	1.210	1.153	0.8000	953	1000	-4.7	20.0
n-Decane	Ave	0.7898	0.7097		899	1000	-10.1	20.0
1,3-Dichlorobenzene	Ave	1.441	1.344	0.0100	932	1000	-6.8	20.0
1,4-Dichlorobenzene	Ave	1.565	1.388	0.0100	887	1000	-11.3	20.0
Benzyl alcohol	Lin2		0.5845	0.0100	954	1000	-4.6	20.0
1,2-Dichlorobenzene	Ave	1.465	1.352	0.0100	923	1000	-7.7	20.0
o-Cresol	Ave	0.8394	0.8377	0.7000	998	1000	-0.2	20.0
bis (2-chloroisopropyl) ether	Ave	0.9704	0.8387	0.0100	864	1000	-13.6	20.0
Acetophenone	Ave	1.266	1.210	0.0100	955	1000	-4.5	20.0
m+p-Cresol	Lin2		0.8556	0.6000	978	1000	-2.2	20.0
N-Nitrosodi-n-propylamine	Ave	0.4984	0.4574*	0.5000	918	1000	-8.2	20.0
Hexachloroethane	Ave	0.5675	0.5434	0.3000	958	1000	-4.2	20.0
Nitrobenzene	Lin2		0.8199	0.2000	967	1000	-3.3	20.0
Isophorone	Ave	1.472	1.362	0.4000	925	1000	-7.5	20.0
2-Nitrophenol	Lin2		0.1784	0.1000	1040	1000	3.6	20.0
2,4-Dimethylphenol	Lin1		0.9172	0.2000	922	1000	-7.8	20.0
Benzoic acid	Lin1		0.1664	0.0100	1830	2000	-8.7	20.0
Bis(2-chloroethoxy)methane	Ave	0.9233	0.8560	0.3000	927	1000	-7.3	20.0
2,4-Dichlorophenol	Lin1		0.2753	0.2000	1040	1000	3.9	20.0
1,2,4-Trichlorobenzene	Ave	0.3058	0.3202	0.0100	1050	1000	4.7	20.0
Naphthalene	Qua2		1.025	0.7000	1030	1000	3.3	20.0
4-Chloroaniline	Lin1		0.3539	0.0100	1010	1000	1.1	20.0
2,6-Dichlorophenol	Qual		0.4805	0.0100	926	1000	-7.4	20.0
Hexachlorobutadiene	Ave	0.1815	0.1848	0.0100	1020	1000	1.8	20.0
4-Chloro-3-methylphenol	Lin2		0.3769	0.2000	971	1000	-2.9	20.0
2-Methylnaphthalene	Ave	0.6515	0.6726	0.4000	1030	1000	3.2	20.0
1-Methylnaphthalene	Ave	0.6188	0.6331	0.0100	1020	1000	2.3	20.0
Hexachlorocyclopentadiene	Ave	0.3528	0.3322	0.0500	942	1000	-5.8	20.0
1,2,4,5-Tetrachlorobenzene	Qua		0.5143		978	1000	-2.2	20.0
2,4,6-Trichlorophenol	Lin2		0.3148	0.2000	981	1000	-1.9	20.0
2,4,5-Trichlorophenol	Lin1		0.3233	0.2000	887	1000	-11.3	20.0
1,1'-Biphenyl	Ave	1.451	1.405	0.0100	968	1000	-3.2	20.0
2-Chloronaphthalene	Ave	1.139	1.111	0.8000	975	1000	-2.5	20.0
2-Nitroaniline	Qua2		0.3026	0.0100	953	1000	-4.7	20.0
Dimethyl phthalate	Lin1		1.294	0.0100	1100	1000	10.1	20.0

FORM VII
GC/MS SEMI VOA CONTINUING CALIBRATION DATA

Lab Name: Eurofins Seattle Job No.: 580-111290-1
 SDG No.: _____
 Lab Sample ID: ICV 580-379142/15 Calibration Date: 01/24/2022 21:17
 Instrument ID: TAC051 Calib Start Date: 01/24/2022 17:04
 GC Column: ZB-SV ID: 0.25 (mm) Calib End Date: 01/24/2022 20:31
 Lab File ID: 0124A21_.D Conc. Units: ug/L

ANALYTE	CURVE TYPE	AVE RRF	RRF	MIN RRF	CALC AMOUNT	SPIKE AMOUNT	%D	MAX %D
2,6-Dinitrotoluene	Lin1		0.2866	0.2000	984	1000	-1.6	20.0
Acenaphthylene	Qua2		1.804	0.9000	1070	1000	7.4	20.0
3-Nitroaniline	Lin2		0.2727	0.0100	971	1000	-2.9	20.0
Acenaphthene	Ave	1.170	1.138	0.9000	972	1000	-2.8	20.0
2,4-Dinitrophenol	Lin1		0.1286	0.0100	1770	2000	-11.3	20.0
4-Nitrophenol	Lin1		0.1139	0.0100	1950	2000	-2.5	20.0
2,4-Dinitrotoluene	Lin2		0.3634	0.2000	973	1000	-2.7	20.0
Dibenzofuran	Ave	1.488	1.566	0.8000	1050	1000	5.3	20.0
2,3,5,6-Tetrachlorophenol	Lin2		0.2709	0.0100	1060	1000	5.7	20.0
2,3,4,6-Tetrachlorophenol	Lin2		0.3148	0.0100	1050	1000	4.9	20.0
Diethyl phthalate	Ave	1.296	1.380	0.0100	1060	1000	6.5	20.0
Fluorene	Ave	1.184	1.290	0.9000	1090	1000	8.9	20.0
4-Chlorophenyl phenyl ether	Ave	0.5450	0.5654	0.4000	1040	1000	3.7	20.0
4-Nitroaniline	Lin1		0.2292	0.0100	869	1000	-13.1	20.0
4,6-Dinitro-2-methylphenol	Lin1		0.1205	0.0100	2010	2000	0.7	20.0
N-Nitrosodiphenylamine	Ave	0.5309	0.6282	0.0100	1180	1000	18.3	20.0
Azobenzene	Lin2		0.6396		1160	1000	15.9	20.0
4-Bromophenyl phenyl ether	Qua2		0.2262	0.1000	1020	1000	2.3	20.0
Hexachlorobenzene	Ave	0.2584	0.2706	0.1000	1050	1000	4.7	20.0
Atrazine	Lin2		0.3249	0.0100	970	1000	-3.0	20.0
Pentachlorophenol	Lin2		0.1556	0.0500	2180	2000	9.1	20.0
n-Octadecane	Qual		0.3053		966	1000	-3.4	20.0
Phenanthrene	Qua2		1.207	0.7000	1080	1000	7.7	20.0
Anthracene	Qual		1.239	0.7000	1070	1000	6.5	20.0
Carbazole	Qual		0.9641	0.0100	1080	1000	8.0	20.0
Di-n-butyl phthalate	Qual		1.520	0.0100	1080	1000	7.9	20.0
Fluoranthene	Qual		1.300	0.6000	1090	1000	9.1	20.0
Benzidine	Lin1		0.3015	0.0100	2130	2000	6.6	20.0
Pyrene	Qual		1.374	0.6000	1120	1000	12.3	20.0
Butyl benzyl phthalate	Qual		0.7470	0.0100	1040	1000	3.6	20.0
3,3'-Dichlorobenzidine	Qual		0.4058	0.0100	2010	2000	0.5	20.0
Benzo[a]anthracene	Qual		1.285	0.8000	1030	1000	2.8	20.0
Chrysene	Qua2		1.312	0.7000	996	1000	-0.4	20.0
Bis(2-ethylhexyl) phthalate	Qua2		1.030	0.0100	1110	1000	10.8	20.0
Di-n-octyl phthalate	Ave	1.324	1.478	0.0100	1120	1000	11.6	20.0
Benzo[b]fluoranthene	Lin2		1.186	0.7000	1070	1000	7.0	20.0
Benzo[fluoranthene	Ave	1.229	1.230		2000	2000	0.1	20.0
Benzo[k]fluoranthene	Ave	1.342	1.405	0.7000	1050	1000	4.7	20.0
Benzo[a]pyrene	Lin2		1.189	0.7000	1170	1000	16.6	20.0
Indeno[1,2,3-cd]pyrene	Lin1		1.084	0.5000	1070	1000	6.8	20.0
Dibenz(a,h)anthracene	Lin2		1.094	0.4000	1000	1000	0.1	20.0

FORM VII
GC/MS SEMI VOA CONTINUING CALIBRATION DATA

Lab Name: Eurofins Seattle Job No.: 580-111290-1
 SDG No.: _____
 Lab Sample ID: ICV 580-379142/15 Calibration Date: 01/24/2022 21:17
 Instrument ID: TAC051 Calib Start Date: 01/24/2022 17:04
 GC Column: ZB-SV ID: 0.25 (mm) Calib End Date: 01/24/2022 20:31
 Lab File ID: 0124A21_.D Conc. Units: ug/L

ANALYTE	CURVE TYPE	AVE RRF	RRF	MIN RRF	CALC AMOUNT	SPIKE AMOUNT	%D	MAX %D
Benzo[g,h,i]perylene	Qual		1.298	0.5000	1030	1000	2.6	20.0
2-Fluorophenol (Surr)	Lin2		0.8441		909	1000	-9.1	20.0
Phenol-d5 (Surr)	Lin1		0.9755		947	1000	-5.3	20.0
Nitrobenzene-d5 (Surr)	Ave	0.2380	0.2434		1020	1000	2.3	20.0
2-Fluorobiphenyl	Ave	1.330	1.334		1000	1000	0.3	20.0
2,4,6-Tribromophenol (Surr)	Lin1		0.1358	0.0100	1000	1000	0.3	20.0
Terphenyl-d14	Ave	0.7490	0.8298		1110	1000	10.8	20.0

Eurofins Seattle
Target Compound Quantitation Report

Data File: \\chromfs\Seattle\ChromData\TAC051\20220124-81014.b\0124A21_.D
 Lims ID: ICV
 Client ID:
 Sample Type: ICV
 Inject. Date: 24-Jan-2022 21:17:30 ALS Bottle#: 15 Worklist Smp#: 15
 Injection Vol: 1.0 ul Dil. Factor: 1.0000
 Sample Info: icv
 Operator ID: TL Instrument ID: TAC051
 Sublist:

Method: \\chromfs\Seattle\ChromData\TAC051\20220124-81014.b\8270 TAC051.m
 Limit Group: 8270D BNA QSM 5.0
 Last Update: 28-Jan-2022 17:07:15 Calib Date: 24-Jan-2022 20:31:30
 Integrator: RTE ID Type: RT Order ID
 Quant Method: Internal Standard Quant By: Initial Calibration
 Last ICal File: \\chromfs\Seattle\ChromData\TAC051\20220124-81014.b\0124A19_.D

Column 1 : Det: MS SCAN
 Process Host: CTX1607

First Level Reviewer: limmere Date: 27-Jan-2022 12:10:55

Compound	Sig	RT (min.)	Adj RT (min.)	Dlt RT (min.)	Q	Response	Cal Amt ug/L	OnCol Amt ug/L	Flags
* 1 1,4-Dichlorobenzene-d4	152	4.489	4.489	0.000	71	29129	100.0	100.0	
* 2 Naphthalene-d8	136	5.498	5.499	-0.001	96	96485	100.0	100.0	
* 3 Acenaphthene-d10	164	6.925	6.925	0.000	39	53811	100.0	100.0	
* 4 Phenanthrene-d10	188	8.137	8.138	-0.001	93	77974	100.0	100.0	
* 5 Chrysene-d12	240	10.333	10.334	-0.001	57	68776	100.0	100.0	
* 6 Perylene-d12	264	11.861	11.862	-0.001	86	75719	100.0	100.0	M
\$ 7 2-Fluorophenol	112	3.484	3.485	-0.001	85	245873	1000.0	909.5	
\$ 8 Phenol-d5	99	4.211	4.212	-0.001	98	284152	1000.0	946.8	
\$ 9 Nitrobenzene-d5	82	4.927	4.928	-0.001	88	234864	1000.0	1022.7	
\$ 10 2-methylnaphthalene-d10	152	6.054	6.055	-0.001	0	576751	NC	NC	
\$ 11 2-Fluorobiphenyl	172	6.385	6.386	-0.001	99	717911	1000.0	1003.4	
\$ 12 2,4,6-Tribromophenol	330	7.571	7.572	-0.001	83	105853	1000.0	1003.0	
\$ 13 Fluoranthene-d10 (Surr)	212	9.115	9.116	-0.001	0	876905	NC	NC	
\$ 14 Terphenyl-d14	244	9.457	9.458	-0.001	99	647056	1000.0	1108.0	
15 1,4-Dioxane	88	2.352	2.353	-0.001	1	1473	NC	NC	
16 N-Nitrosodimethylamine	74	2.480	2.475	0.005	75	119618	1000.0	997.8	
17 Pyridine	79	2.491	2.492	-0.001	88	362263	2000.0	1718.3	
19 Phenol	94	4.222	4.222	0.000	98	300880	1000.0	1028.4	
18 Aniline	93	4.238	4.238	0.000	46	337926	1000.0	925.1	
20 Bis(2-chloroethyl)ether	93	4.296	4.297	-0.001	97	234838	1000.0	933.4	
21 2-Chlorophenol	128	4.323	4.324	-0.001	81	335958	1000.0	952.8	
22 n-Decane	57	4.376	4.377	-0.001	88	206734	1000.0	898.6	
23 1,3-Dichlorobenzene	146	4.446	4.447	-0.001	98	391519	1000.0	932.5	
25 1,4-Dichlorobenzene	146	4.505	4.505	0.000	96	404278	1000.0	887.0	
26 Benzyl alcohol	79	4.606	4.607	-0.001	96	170261	1000.0	953.9	
27 1,2-Dichlorobenzene	146	4.622	4.623	-0.001	91	393944	1000.0	923.0	
28 2-Methylphenol	108	4.697	4.692	0.005	57	244020	1000.0	998.0	
29 2,2'-oxybis[1-chloropropane]	45	4.718	4.719	-0.001	45	244319	1000.0	864.4	a
30 Acetophenone	105	4.814	4.810	0.004	90	352416	1000.0	955.5	
31 N-Nitrosodi-n-propylamine	70	4.820	4.815	0.005	77	133223	1000.0	917.7	
32 3 & 4 Methylphenol	108	4.820	4.821	-0.001	87	249241	1000.0	978.3	

Compound	Sig	RT (min.)	Adj RT (min.)	Dlt RT (min.)	Q	Response	Cal Amt ug/L	OnCol Amt ug/L	Flags
33 Hexachloroethane	117	4.884	4.885	-0.001	90	158275	1000.0	957.5	
34 Nitrobenzene	77	4.943	4.944	-0.001	87	238839	1000.0	966.9	
35 Isophorone	82	5.140	5.136	0.004	94	396747	1000.0	925.5	
36 2-Nitrophenol	139	5.199	5.200	-0.001	88	172153	1000.0	1035.6	
37 2,4-Dimethylphenol	107	5.242	5.243	-0.001	91	267159	1000.0	921.7	
39 Benzoic acid	105	5.301	5.301	0.000	81	321165	2000.0	1825.1	M
38 Bis(2-chloroethoxy)methane	93	5.322	5.323	-0.001	90	249349	1000.0	927.1	
40 2,4-Dichlorophenol	162	5.391	5.392	-0.001	87	265576	1000.0	1038.9	
41 1,2,4-Trichlorobenzene	180	5.456	5.456	0.000	93	308908	1000.0	1047.0	
42 Naphthalene	128	5.520	5.515	0.005	95	988620	1000.0	1032.8	
43 4-Chloroaniline	127	5.568	5.569	-0.001	83	341475	1000.0	1011.5	
44 2,6-Dichlorophenol	162	5.573	5.574	-0.001	91	258574	1000.0	925.8	
45 Hexachlorobutadiene	225	5.621	5.622	-0.001	92	178258	1000.0	1017.9	
46 4-Chloro-3-methylphenol	107	5.968	5.969	-0.001	89	202834	1000.0	970.7	
47 2-Methylnaphthalene	142	6.081	6.081	0.000	77	648992	1000.0	1032.5	
48 1-Methylnaphthalene	142	6.155	6.156	-0.001	89	610865	1000.0	1023.2	
49 Hexachlorocyclopentadiene	237	6.209	6.210	-0.001	85	178775	1000.0	941.6	
50 1,2,4,5-Tetrachlorobenzene	216	6.214	6.215	-0.001	96	276776	1000.0	977.7	
52 2,4,6-Trichlorophenol	196	6.310	6.311	-0.001	88	169422	1000.0	981.2	
53 2,4,5-Trichlorophenol	196	6.342	6.343	-0.001	94	173973	1000.0	887.3	
54 1,1'-Biphenyl	154	6.465	6.461	0.004	94	756059	1000.0	968.5	
55 2-Chloronaphthalene	162	6.471	6.471	0.000	98	597941	1000.0	975.2	
56 2-Nitroaniline	138	6.567	6.568	-0.001	92	162831	1000.0	952.7	
57 Dimethyl phthalate	163	6.727	6.722	0.005	98	696440	1000.0	1101.3	
58 1,3-Dinitrobenzene	168	6.743	6.744	-0.001	79	84161	1000.0	908.4	
59 2,6-Dinitrotoluene	165	6.770	6.765	0.005	68	154245	1000.0	984.0	
60 Acenaphthylene	152	6.807	6.808	-0.001	92	970857	1000.0	1073.5	
61 3-Nitroaniline	138	6.903	6.904	-0.001	86	146725	1000.0	971.1	
62 Acenaphthene	153	6.951	6.952	-0.001	92	612393	1000.0	972.5	
63 2,4-Dinitrophenol	184	6.989	6.990	-0.001	51	138385	2000.0	1773.8	Ma
64 4-Nitrophenol	109	7.048	7.048	0.000	87	122539	2000.0	1949.2	M
65 2,4-Dinitrotoluene	165	7.096	7.096	0.000	58	195557	1000.0	972.6	
66 Dibenzofuran	168	7.096	7.096	0.000	92	842877	1000.0	1052.8	
51 2,3,5,6-Tetrachlorophenol	232	7.165	7.166	-0.001	88	145761	1000.0	1057.2	
67 2,3,4,6-Tetrachlorophenol	232	7.197	7.198	-0.001	74	169389	1000.0	1049.4	
68 Diethyl phthalate	149	7.304	7.299	0.005	97	742601	1000.0	1064.6	
69 Fluorene	166	7.373	7.374	-0.001	84	694055	1000.0	1089.3	
70 4-Chlorophenyl phenyl ether	204	7.384	7.385	-0.001	92	304238	1000.0	1037.4	
71 4-Nitroaniline	138	7.400	7.401	-0.001	28	123350	1000.0	868.7	
72 4,6-Dinitro-2-methylphenol	198	7.421	7.422	-0.001	80	187903	2000.0	2014.9	
73 N-Nitrosodiphenylamine	169	7.480	7.481	-0.001	59	489856	1000.0	1183.4	
74 Azobenzene	77	7.512	7.513	-0.001	96	498683	1000.0	1159.0	
75 4-Bromophenyl phenyl ether	248	7.785	7.786	-0.001	56	176364	1000.0	1023.3	
76 Hexachlorobenzene	284	7.822	7.818	0.004	85	210966	1000.0	1046.9	
77 Atrazine	200	7.929	7.930	-0.001	91	174821	1000.0	969.8	
78 Pentachlorophenol	266	7.982	7.983	-0.001	82	242672	2000.0	2182.3	
79 n-Octadecane	57	8.084	8.085	-0.001	90	238057	1000.0	965.8	
80 Phenanthrene	178	8.159	8.160	0.000	96	941479	1000.0	1077.3	
81 Anthracene	178	8.201	8.197	0.004	95	966093	1000.0	1065.2	
83 Carbazole	167	8.340	8.336	0.004	82	751750	1000.0	1080.5	
84 Di-n-butyl phthalate	149	8.645	8.646	-0.001	99	1185286	1000.0	1078.8	
85 Fluoranthene	202	9.131	9.132	-0.001	95	1013532	1000.0	1090.9	

Compound	Sig	RT (min.)	Adj RT (min.)	Dlt RT (min.)	Q	Response	Cal Amt ug/L	OnCol Amt ug/L	Flags
88 Benzidine	184	9.259	9.260	-0.001	97	470139	2000.0	2132.0	
89 Pyrene	202	9.313	9.313	0.000	99	1071043	1000.0	1122.9	
94 Butyl benzyl phthalate	149	9.873	9.869	0.004	92	513723	1000.0	1035.9	
96 3,3'-Dichlorobenzidine	252	10.322	10.318	0.004	59	558142	2000.0	2010.0	
97 Benzo[a]anthracene	228	10.328	10.323	0.005	97	884089	1000.0	1028.2	
99 Chrysene	228	10.360	10.360	0.000	93	902008	1000.0	995.6	
98 Bis(2-ethylhexyl) phthalate	149	10.392	10.393	0.000	77	708121	1000.0	1107.7	
100 Di-n-octyl phthalate	149	11.059	11.055	0.004	97	1119026	1000.0	1116.2	
101 Benzo[b]fluoranthene	252	11.428	11.424	0.004	94	897702	1000.0	1070.3	
102 Benzofluoranthene	252	11.428	11.456	-0.028	1	1862924	2000.0	2002.1	Ma
103 Benzo[k]fluoranthene	252	11.455	11.456	-0.001	96	1064172	1000.0	1046.9	
104 Benzo[a]pyrene	252	11.797	11.792	0.005	74	900239	1000.0	1166.2	
105 Indeno[1,2,3-cd]pyrene	276	13.164	13.165	-0.001	98	821171	1000.0	1068.2	
106 Dibenz(a,h)anthracene	278	13.207	13.208	-0.001	4	828384	1000.0	1001.4	
107 Benzo[g,h,i]perylene	276	13.490	13.496	-0.006	89	982685	1000.0	1025.9	a

QC Flag Legend

Processing Flags

NC - Not Calibrated

Review Flags

M - Manually Integrated

a - User Assigned ID

Reagents:

icv_8270_1000_00014

Amount Added: 1.00

Units: ml

Eurofins Seattle

Data File: \\chromfs\Seattle\ChromData\TAC051\20220124-81014.b\0124A21_.D

Injection Date: 24-Jan-2022 21:17:30

Instrument ID: TAC051

Lims ID: ICV

Client ID:

Operator ID: TL

ALS Bottle#: 15

Worklist Smp#: 15

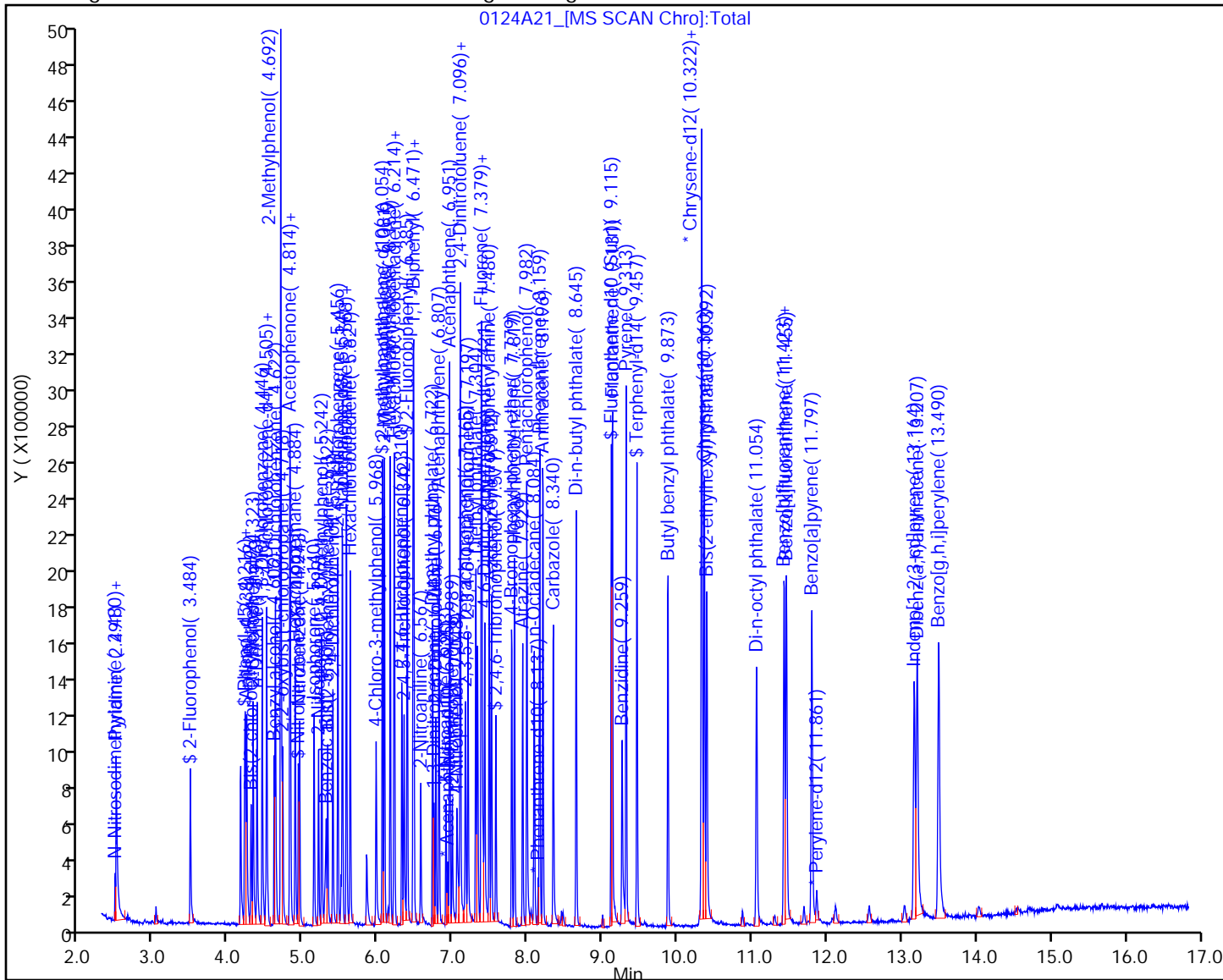
Injection Vol: 1.0 ul

Dil. Factor: 1.0000

Method: 8270 TAC051

Limit Group: 8270D BNA QSM 5.0

Y Scaling: Method Defined: Scale to the Nth Largest Target: 1



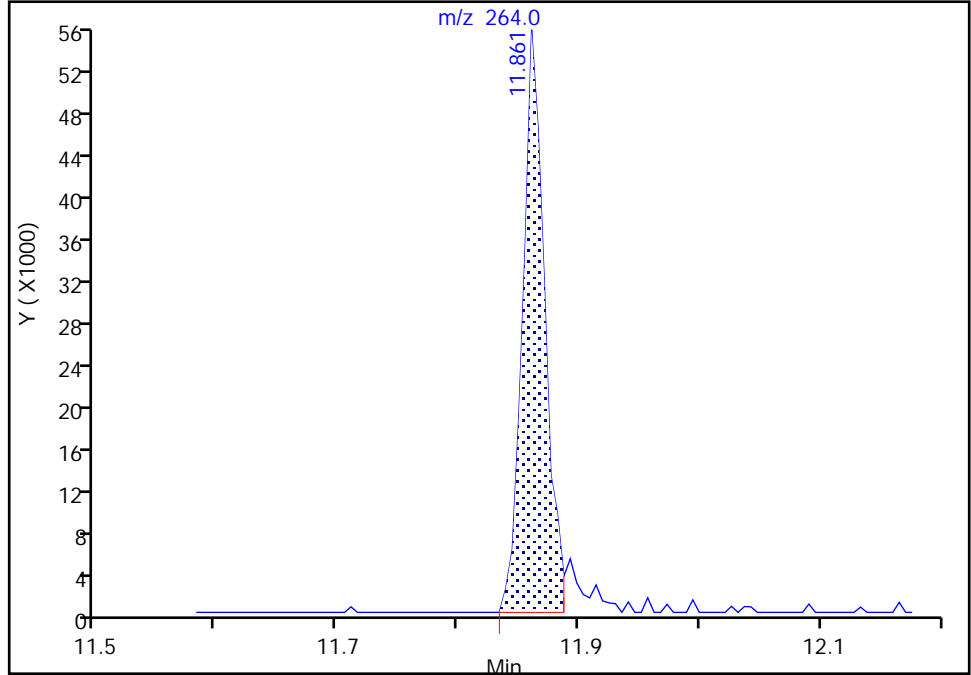
Eurofins Seattle

Data File: \\chromfs\Seattle\ChromData\TAC051\20220124-81014.b\0124A21_.D
Injection Date: 24-Jan-2022 21:17:30 Instrument ID: TAC051
Lims ID: ICV
Client ID:
Operator ID: TL ALS Bottle#: 15 Worklist Smp#: 15
Injection Vol: 1.0 ul Dil. Factor: 1.0000
Method: 8270 TAC051 Limit Group: 8270D BNA QSM 5.0
Column: Detector MS SCAN

* 6 Perylene-d12, CAS: 1520-96-3
Signal: 1

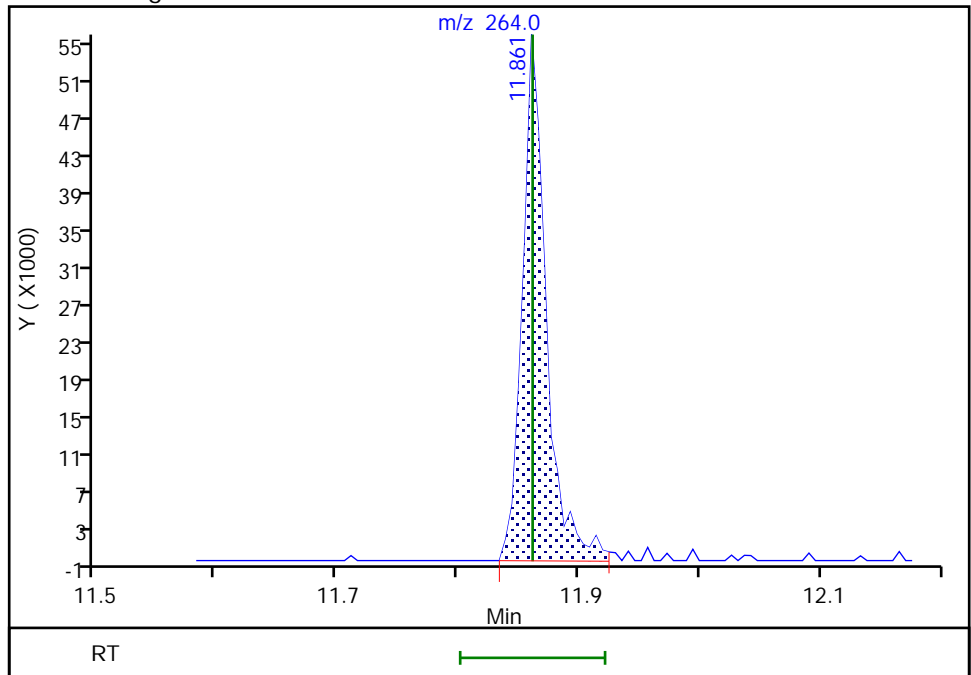
RT: 11.86
Area: 70483
Amount: 100.0000
Amount Units: ug/L

Processing Integration Results



RT: 11.86
Area: 75719
Amount: 100.0000
Amount Units: ug/L

Manual Integration Results



Reviewer: mohammedj, 27-Jan-2022 14:58:13
Audit Action: Manually Integrated

Audit Reason: Incomplete Integration
Page 406 of 829

Eurofins Seattle

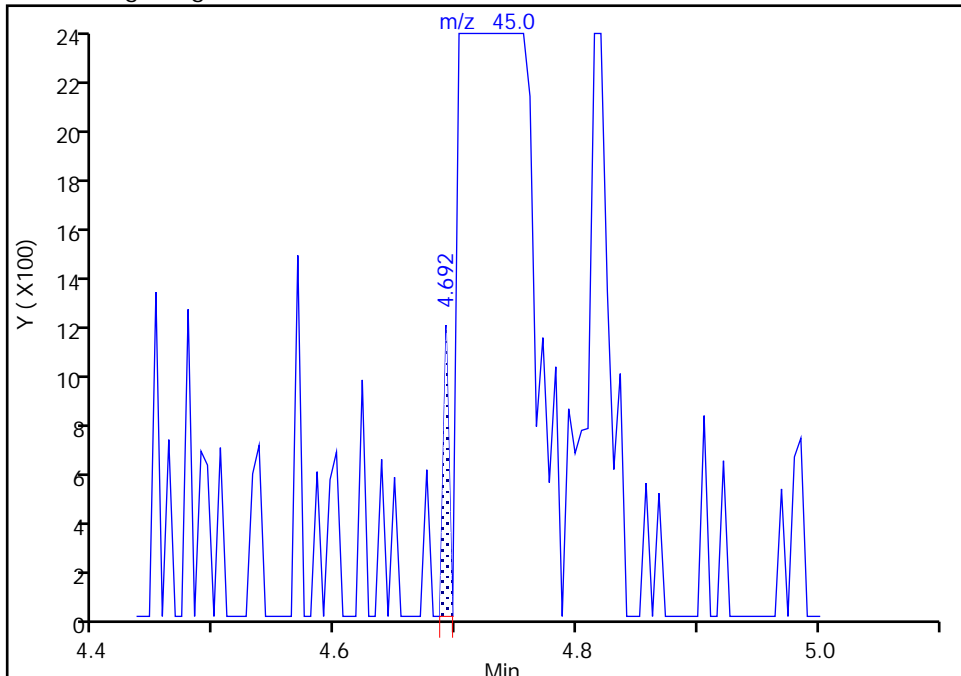
Data File: \\chromfs\Seattle\ChromData\TAC051\20220124-81014.b\0124A21_.D
Injection Date: 24-Jan-2022 21:17:30 Instrument ID: TAC051
Lims ID: ICV
Client ID:
Operator ID: TL ALS Bottle#: 15 Worklist Smp#: 15
Injection Vol: 1.0 ul Dil. Factor: 1.0000
Method: 8270 TAC051 Limit Group: 8270D BNA QSM 5.0
Column: Detector MS SCAN

29 2,2'-oxybis[1-chloropropane], CAS: 108-60-1

Signal: 1

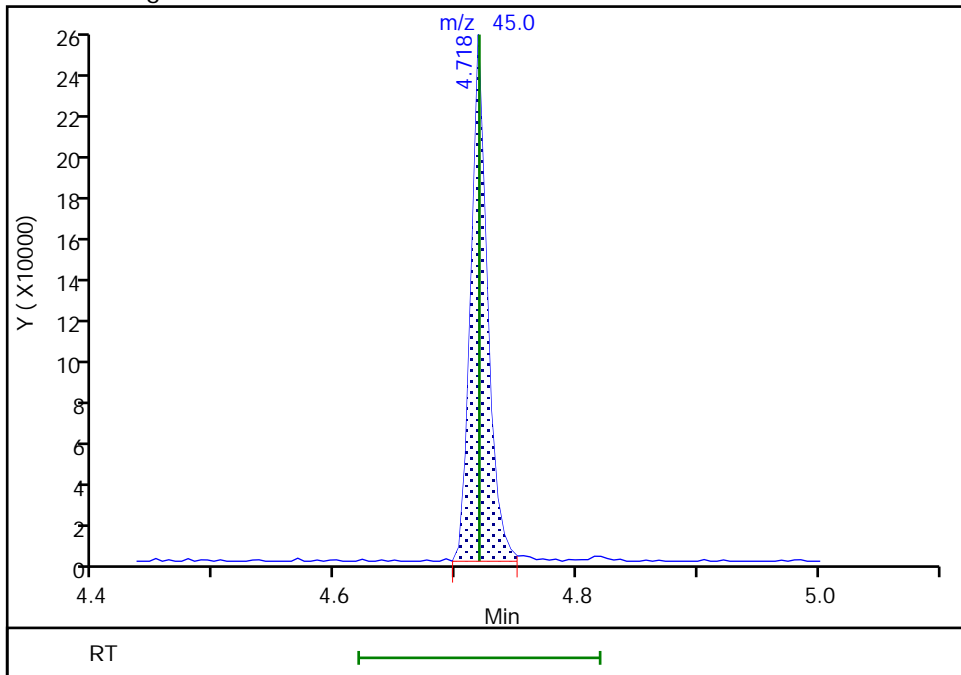
RT: 4.69
Area: 385
Amount: 1.362077
Amount Units: ug/L

Processing Integration Results



RT: 4.72
Area: 244319
Amount: 864.3669
Amount Units: ug/L

Manual Integration Results



Reviewer: limmere, 27-Jan-2022 12:07:51
Audit Action: Assigned Compound ID

Audit Reason: Peak assignment corrected

Eurofins Seattle

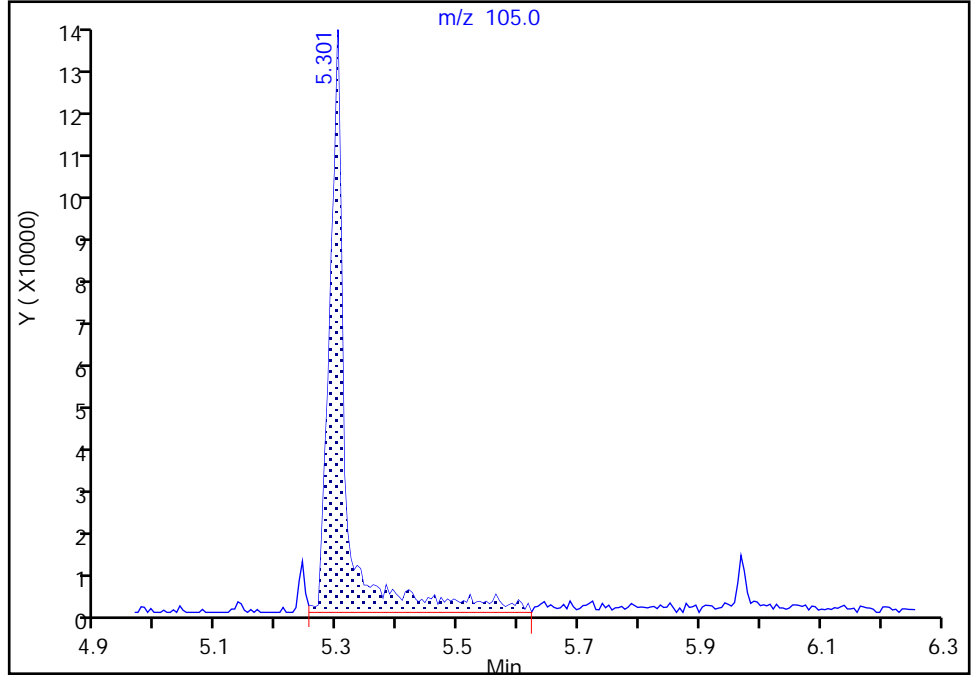
Data File: \\chromfs\Seattle\ChromData\TAC051\20220124-81014.b\0124A21_.D
Injection Date: 24-Jan-2022 21:17:30 Instrument ID: TAC051
Lims ID: ICV
Client ID:
Operator ID: TL ALS Bottle#: 15 Worklist Smp#: 15
Injection Vol: 1.0 ul Dil. Factor: 1.0000
Method: 8270 TAC051 Limit Group: 8270D BNA QSM 5.0
Column: Detector MS SCAN

39 Benzoic acid, CAS: 65-85-0

Signal: 1

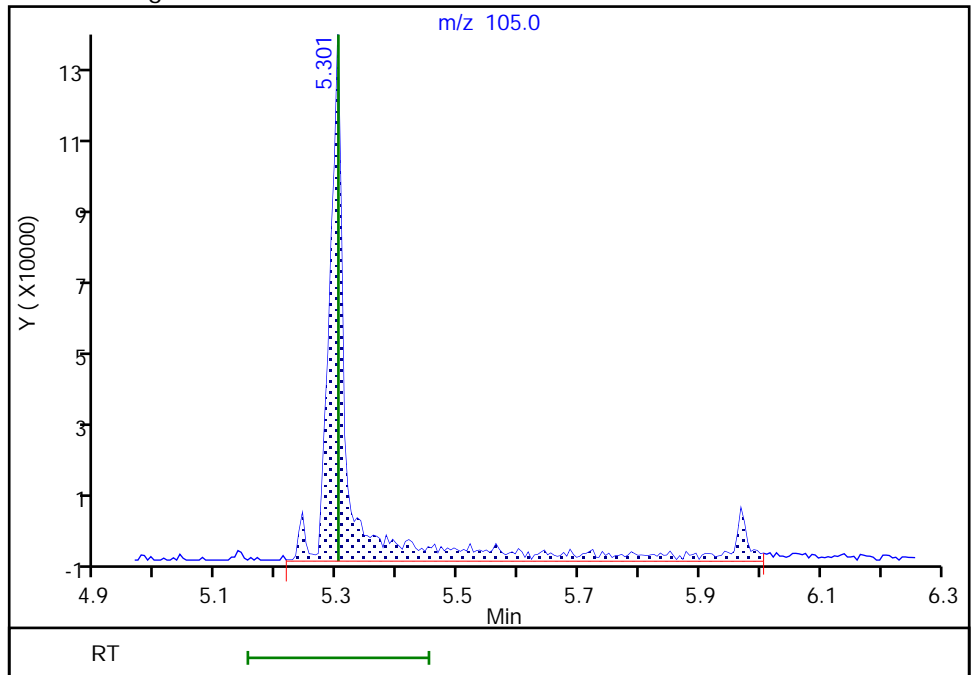
RT: 5.30
Area: 257108
Amount: 1461.6119
Amount Units: ug/L

Processing Integration Results



RT: 5.30
Area: 321165
Amount: 1825.0954
Amount Units: ug/L

Manual Integration Results



Reviewer: limmere, 27-Jan-2022 12:08:51
Audit Action: Manually Integrated

Audit Reason: Baseline
Page 408 of 829

Eurofins Seattle

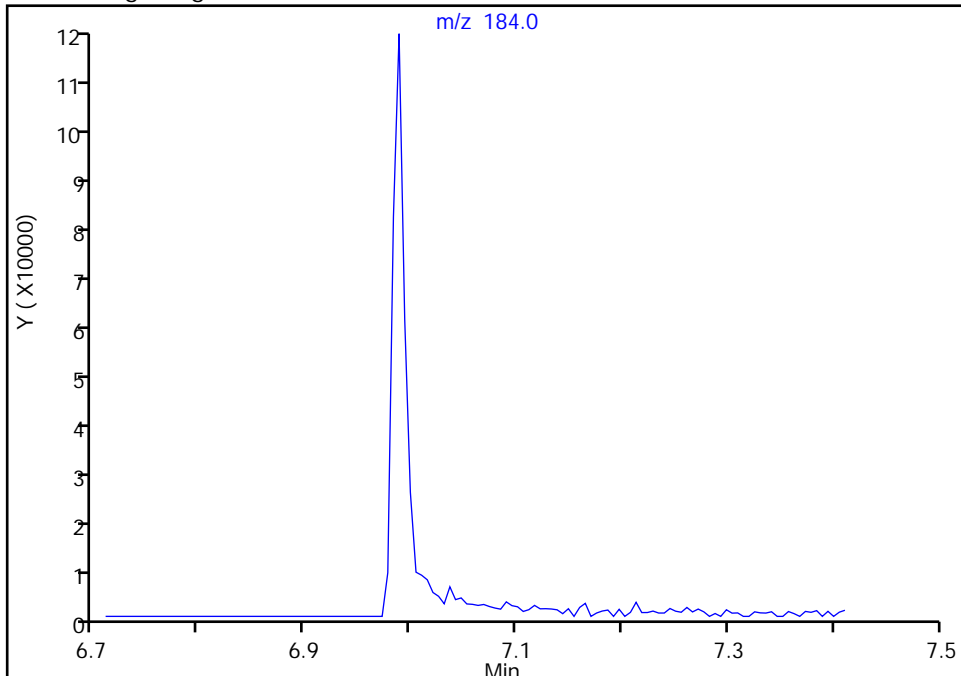
Data File: \\chromfs\Seattle\ChromData\TAC051\20220124-81014.b\0124A21_.D
Injection Date: 24-Jan-2022 21:17:30 Instrument ID: TAC051
Lims ID: ICV
Client ID:
Operator ID: TL ALS Bottle#: 15 Worklist Smp#: 15
Injection Vol: 1.0 ul Dil. Factor: 1.0000
Method: 8270 TAC051 Limit Group: 8270D BNA QSM 5.0
Column: Detector MS SCAN

63 2,4-Dinitrophenol, CAS: 51-28-5

Signal: 1

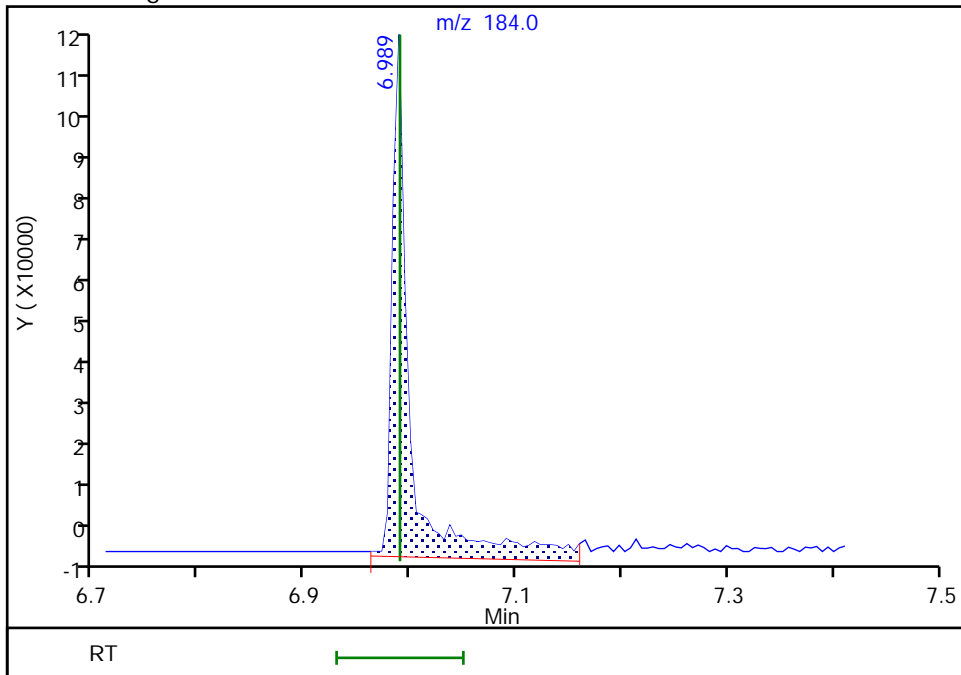
Not Detected
Expected RT: 6.99

Processing Integration Results



Manual Integration Results

RT: 6.99
Area: 138385
Amount: 1773.7909
Amount Units: ug/L



Reviewer: limmere, 27-Jan-2022 12:09:14
Audit Action: Manually Integrated

Audit Reason: Baseline
Page 409 of 829

Eurofins Seattle

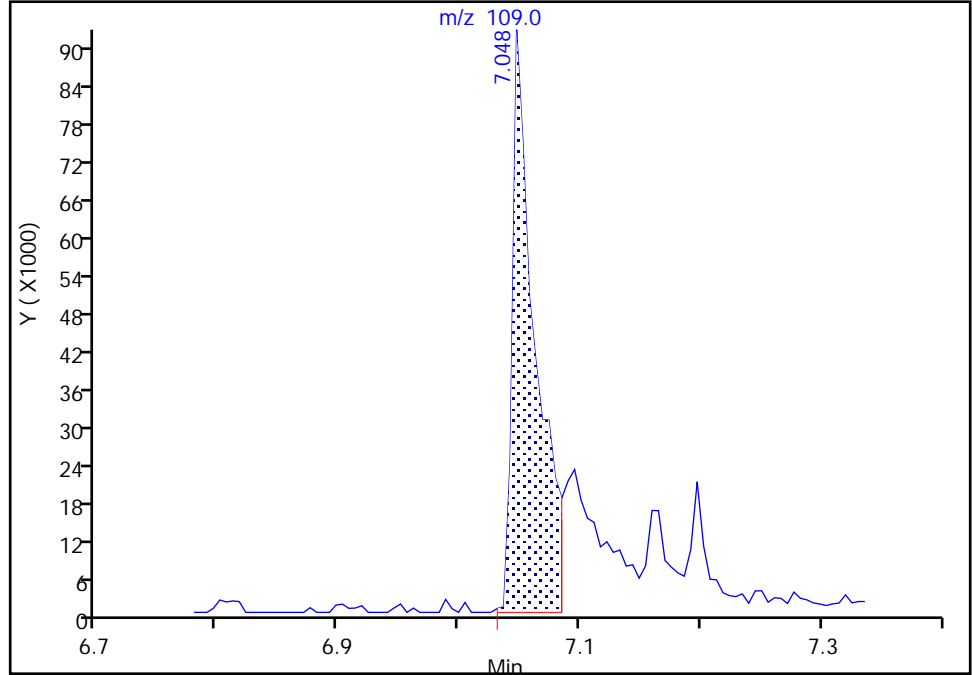
Data File: \\chromfs\Seattle\ChromData\TAC051\20220124-81014.b\0124A21_.D
Injection Date: 24-Jan-2022 21:17:30 Instrument ID: TAC051
Lims ID: ICV
Client ID:
Operator ID: TL ALS Bottle#: 15 Worklist Smp#: 15
Injection Vol: 1.0 ul Dil. Factor: 1.0000
Method: 8270 TAC051 Limit Group: 8270D BNA QSM 5.0
Column: Detector MS SCAN

64 4-Nitrophenol, CAS: 100-02-7

Signal: 1

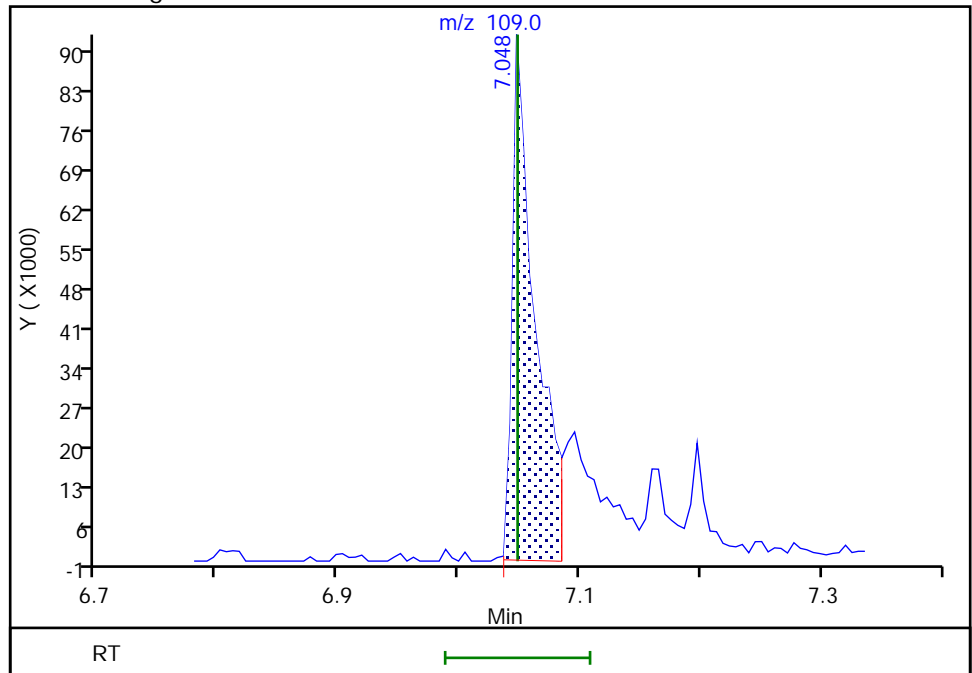
RT: 7.05
Area: 123077
Amount: 1428.9679
Amount Units: ug/L

Processing Integration Results



RT: 7.05
Area: 122539
Amount: 1949.1693
Amount Units: ug/L

Manual Integration Results



Reviewer: boylea, 28-Jan-2022 17:05:22
Audit Action: Manually Integrated

Audit Reason: Peak Tail

Eurofins Seattle

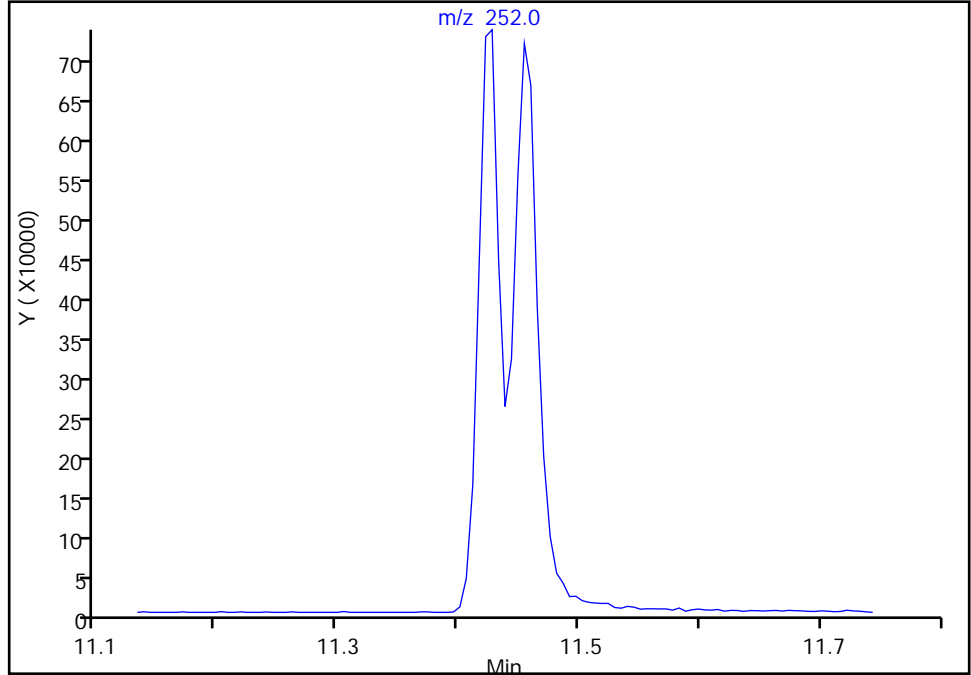
Data File: \\chromfs\Seattle\ChromData\TAC051\20220124-81014.b\0124A21_.D
Injection Date: 24-Jan-2022 21:17:30 Instrument ID: TAC051
Lims ID: ICV
Client ID:
Operator ID: TL ALS Bottle#: 15 Worklist Smp#: 15
Injection Vol: 1.0 ul Dil. Factor: 1.0000
Method: 8270 TAC051 Limit Group: 8270D BNA QSM 5.0
Column: Detector MS SCAN

102 Benzofluoranthene, CAS: 56832-73-6

Signal: 1

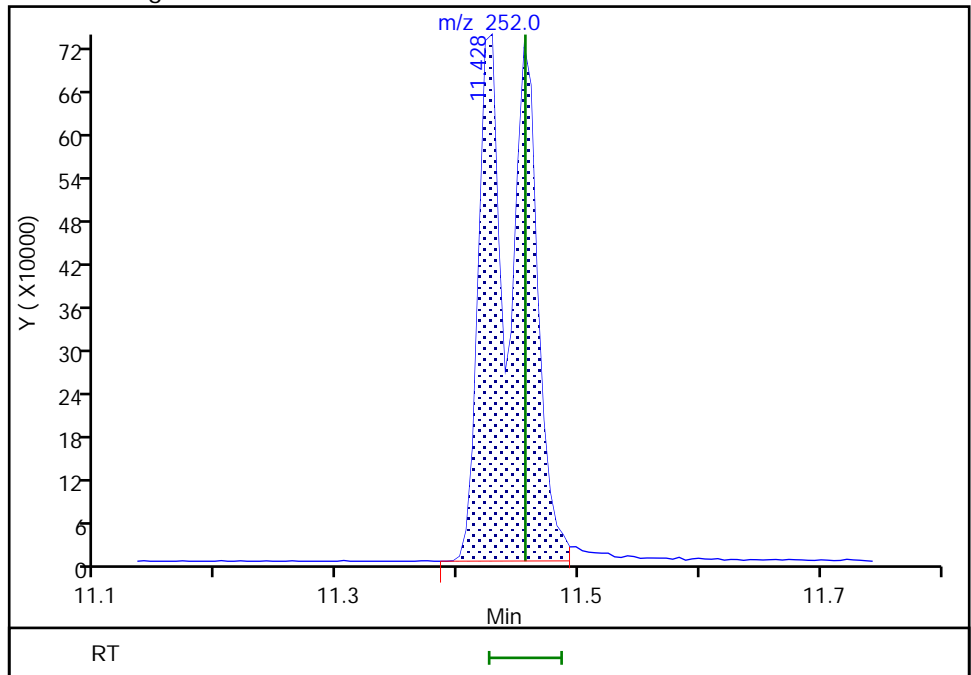
Not Detected
Expected RT: 11.46

Processing Integration Results



RT: 11.43
Area: 1862924
Amount: 2002.0992
Amount Units: ug/L

Manual Integration Results



Reviewer: limmere, 27-Jan-2022 12:09:47
Audit Action: Manually Integrated

Eurofins Seattle

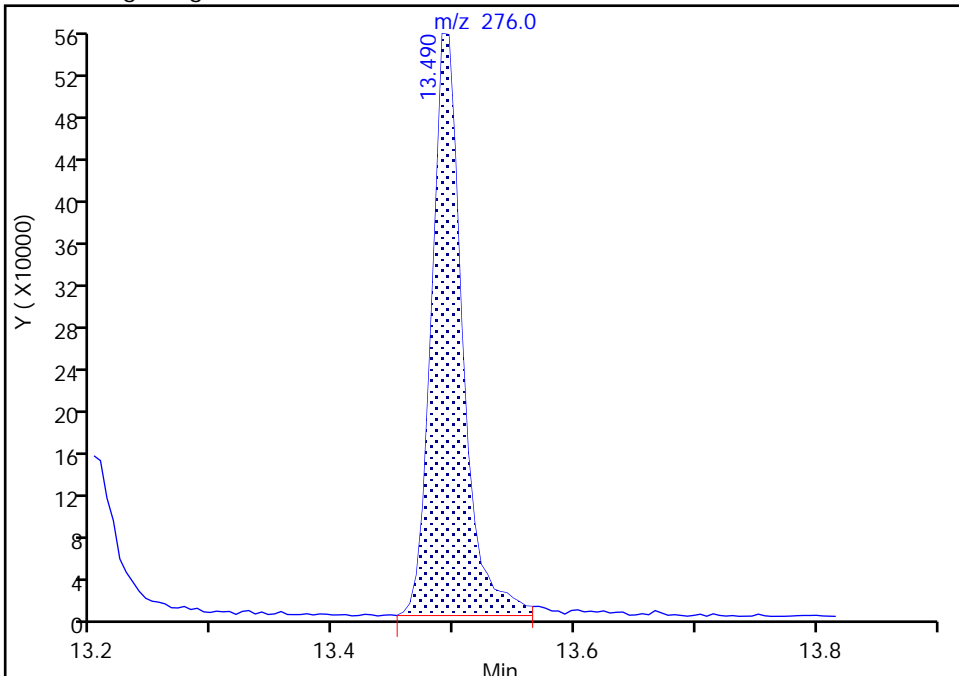
Data File: \\chromfs\Seattle\ChromData\TAC051\20220124-81014.b\0124A21_.D
Injection Date: 24-Jan-2022 21:17:30 Instrument ID: TAC051
Lims ID: ICV
Client ID:
Operator ID: TL ALS Bottle#: 15 Worklist Smp#: 15
Injection Vol: 1.0 ul Dil. Factor: 1.0000
Method: 8270 TAC051 Limit Group: 8270D BNA QSM 5.0
Column: Detector MS SCAN

107 Benzo[g,h,i]perylene, CAS: 191-24-2

Signal: 1

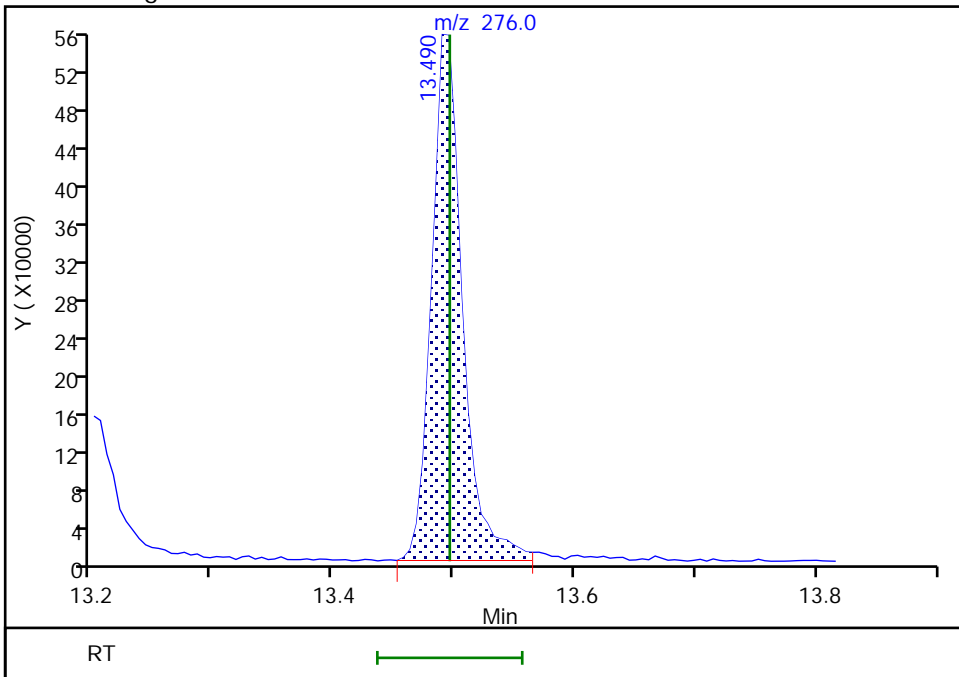
RT: 13.49
Area: 982685
Amount: 1100.9746
Amount Units: ug/L

Processing Integration Results



RT: 13.49
Area: 982685
Amount: 1025.9436
Amount Units: ug/L

Manual Integration Results



Reviewer: limmere, 27-Jan-2022 12:09:59
Audit Action: Assigned Compound ID

Audit Reason: Baseline

FORM VII
GC/MS SEMI VOA CONTINUING CALIBRATION DATA

Lab Name: Eurofins Seattle Job No.: 580-111290-1
 SDG No.: _____
 Lab Sample ID: CCVIS 580-384146/3 Calibration Date: 03/17/2022 12:48
 Instrument ID: TAC051 Calib Start Date: 01/24/2022 17:04
 GC Column: ZB-SV ID: 0.25 (mm) Calib End Date: 01/24/2022 20:31
 Lab File ID: 31722A08.D Conc. Units: ug/L

ANALYTE	CURVE TYPE	AVE RRF	RRF	MIN RRF	CALC AMOUNT	SPIKE AMOUNT	%D	MAX %D
N-Nitrosodimethylamine	Lin1		0.3992	0.0100	971	1000	-2.9	20.0
Pyridine	Lin2		0.7236	0.0100	1990	2000	-0.5	20.0
Aniline	Lin1		1.145	0.0100	913	1000	-8.7	20.0
Phenol	Ave	1.004	0.9568	0.8000	953	1000	-4.7	20.0
Bis(2-chloroethyl)ether	Ave	0.8637	0.8247	0.7000	955	1000	-4.5	20.0
2-Chlorophenol	Ave	1.210	1.380	0.8000	1140	1000	14.0	20.0
n-Decane	Ave	0.7898	0.7068		895	1000	-10.5	20.0
1,3-Dichlorobenzene	Ave	1.441	1.511	0.0100	1050	1000	4.8	20.0
1,4-Dichlorobenzene	Ave	1.565	1.584	0.0100	1010	1000	1.2	20.0
1,2-Dichlorobenzene	Ave	1.465	1.494	0.0100	1020	1000	2.0	20.0
Benzyl alcohol	Lin2		0.5426	0.0100	886	1000	-11.4	20.0
bis (2-chloroisopropyl) ether	Ave	0.9704	0.8986	0.0100	926	1000	-7.4	20.0
o-Cresol	Ave	0.8394	0.9017	0.7000	1070	1000	7.4	20.0
Acetophenone	Ave	1.266	1.323	0.0100	1040	1000	4.5	20.0
N-Nitrosodi-n-propylamine	Ave	0.4984	0.4994*	0.5000	1000	1000	0.2	20.0
m+p-Cresol	Lin2		0.9112	0.6000	1040	1000	4.1	20.0
Hexachloroethane	Ave	0.5675	0.6009	0.3000	1060	1000	5.9	20.0
Nitrobenzene	Lin2		0.8235	0.2000	971	1000	-2.9	20.0
Isophorone	Ave	1.472	1.525	0.4000	1040	1000	3.6	20.0
2-Nitrophenol	Lin2		0.1902	0.1000	1100	1000	10.4	20.0
2,4-Dimethylphenol	Lin1		1.075	0.2000	1080	1000	7.9	20.0
Bis(2-chloroethoxy)methane	Ave	0.9233	0.9512	0.3000	1030	1000	3.0	20.0
Benzoic acid	Lin1		0.1846	0.0100	1990	2000	-0.6	20.0
2,4-Dichlorophenol	Lin1		0.2730	0.2000	1030	1000	3.1	20.0
1,2,4-Trichlorobenzene	Ave	0.3058	0.2994	0.0100	979	1000	-2.1	20.0
Naphthalene	Qua2		1.005	0.7000	1010	1000	1.2	20.0
4-Chloroaniline	Lin1		0.3445	0.0100	985	1000	-1.5	20.0
2,6-Dichlorophenol	Qual		0.5156	0.0100	994	1000	-0.6	20.0
Hexachlorobutadiene	Ave	0.1815	0.1737	0.0100	957	1000	-4.3	20.0
4-Chloro-3-methylphenol	Lin2		0.3723	0.2000	959	1000	-4.1	20.0
2-Methylnaphthalene	Ave	0.6515	0.6832	0.4000	1050	1000	4.9	20.0
1-Methylnaphthalene	Ave	0.6188	0.6481	0.0100	1050	1000	4.7	20.0
Hexachlorocyclopentadiene	Ave	0.3528	0.3345	0.0500	948	1000	-5.2	20.0
1,2,4,5-Tetrachlorobenzene	Qua		0.5432		1030	1000	3.4	20.0
2,4,6-Trichlorophenol	Lin2		0.3399	0.2000	1060	1000	5.7	20.0
2,4,5-Trichlorophenol	Lin1		0.3665	0.2000	1000	1000	-0.0	20.0
1,1'-Biphenyl	Ave	1.451	1.517	0.0100	1050	1000	4.6	20.0
2-Chloronaphthalene	Ave	1.139	1.190	0.8000	1040	1000	4.5	20.0
2-Nitroaniline	Qua2		0.3804	0.0100	1180	1000	17.8	20.0
Dimethyl phthalate	Lin1		1.356	0.0100	1150	1000	15.4	20.0

FORM VII
GC/MS SEMI VOA CONTINUING CALIBRATION DATA

Lab Name: Eurofins Seattle Job No.: 580-111290-1
 SDG No.: _____
 Lab Sample ID: CCVIS 580-384146/3 Calibration Date: 03/17/2022 12:48
 Instrument ID: TAC051 Calib Start Date: 01/24/2022 17:04
 GC Column: ZB-SV ID: 0.25 (mm) Calib End Date: 01/24/2022 20:31
 Lab File ID: 31722A08.D Conc. Units: ug/L

ANALYTE	CURVE TYPE	AVE RRF	RRF	MIN RRF	CALC AMOUNT	SPIKE AMOUNT	%D	MAX %D
2,6-Dinitrotoluene	Lin1		0.3143	0.2000	1080	1000	7.6	20.0
Acenaphthylene	Qua2		1.851	0.9000	1100	1000	10.2	20.0
3-Nitroaniline	Lin2		0.2931	0.0100	1040	1000	3.8	20.0
Acenaphthene	Ave	1.170	1.201	0.9000	1030	1000	2.6	20.0
2,4-Dinitrophenol	Lin1		0.1652	0.0100	2160	2000	7.8	20.0
Dibenzofuran	Ave	1.488	1.648	0.8000	1110	1000	10.8	20.0
2,4-Dinitrotoluene	Lin2		0.3900	0.2000	1040	1000	3.9	20.0
4-Nitrophenol	Lin1		0.1573	0.0100	2390	2000	19.7	20.0
2,3,5,6-Tetrachlorophenol	Lin2		0.2786	0.0100	1090	1000	8.6	20.0
2,3,4,6-Tetrachlorophenol	Lin2		0.3138	0.0100	1050	1000	4.6	20.0
Diethyl phthalate	Ave	1.296	1.437	0.0100	1110	1000	10.9	20.0
Fluorene	Ave	1.184	1.371	0.9000	1160	1000	15.8	20.0
4-Chlorophenyl phenyl ether	Ave	0.5450	0.5735	0.4000	1050	1000	5.2	20.0
4-Nitroaniline	Lin1		0.2418	0.0100	913	1000	-8.7	20.0
4,6-Dinitro-2-methylphenol	Lin1		0.1244	0.0100	2070	2000	3.7	20.0
N-Nitrosodiphenylamine	Ave	0.5309	0.6147	0.0100	1160	1000	15.8	20.0
Azobenzene	Lin2		0.5638		1020	1000	2.2	20.0
4-Bromophenyl phenyl ether	Qua2		0.2244	0.1000	1020	1000	1.5	20.0
Hexachlorobenzene	Ave	0.2584	0.2668	0.1000	1030	1000	3.2	20.0
Atrazine	Lin2		0.3571	0.0100	1060	1000	6.4	20.0
Pentachlorophenol	Lin2		0.1417	0.0500	2000	2000	0.0	20.0
n-Octadecane	Qual		0.2942		930	1000	-7.0	20.0
Phenanthrene	Qua2		1.167	0.7000	1040	1000	4.0	20.0
Anthracene	Qual		1.193	0.7000	1020	1000	2.4	20.0
Carbazole	Qual		0.9786	0.0100	1100	1000	9.7	20.0
Di-n-butyl phthalate	Qual		1.481	0.0100	1050	1000	5.0	20.0
Fluoranthene	Qual		1.230	0.6000	1030	1000	3.0	20.0
Benzidine	Lin1		0.3083	0.0100	2180	2000	8.9	20.0
Pyrene	Qual		1.226	0.6000	997	1000	-0.3	20.0
Butyl benzyl phthalate	Qual		0.7932	0.0100	1100	1000	10.1	20.0
3,3'-Dichlorobenzidine	Qual		0.4190	0.0100	2080	2000	3.8	20.0
Benzo[a]anthracene	Qual		1.256	0.8000	1000	1000	0.4	20.0
Chrysene	Qua2		1.267	0.7000	960	1000	-4.0	20.0
Bis(2-ethylhexyl) phthalate	Qua2		1.093	0.0100	1170	1000	17.4	20.0
Di-n-octyl phthalate	Ave	1.324	1.551	0.0100	1170	1000	17.1	20.0
Benzo[b]fluoranthene	Lin2		1.066	0.7000	963	1000	-3.7	20.0
Benzo[k]fluoranthene	Ave	1.342	1.249	0.7000	931	1000	-6.9	20.0
Benzo[fluoranthene	Ave	1.229	1.123		1830	2000	-8.6	20.0
Benzo[a]pyrene	Lin2		0.9871	0.7000	969	1000	-3.1	20.0
Indeno[1,2,3-cd]pyrene	Lin1		0.9594	0.5000	946	1000	-5.4	20.0
Dibenz(a,h)anthracene	Lin2		0.9697	0.4000	889	1000	-11.1	20.0

FORM VII
GC/MS SEMI VOA CONTINUING CALIBRATION DATA

Lab Name: Eurofins Seattle Job No.: 580-111290-1
 SDG No.: _____
 Lab Sample ID: CCVIS 580-384146/3 Calibration Date: 03/17/2022 12:48
 Instrument ID: TAC051 Calib Start Date: 01/24/2022 17:04
 GC Column: ZB-SV ID: 0.25 (mm) Calib End Date: 01/24/2022 20:31
 Lab File ID: 31722A08.D Conc. Units: ug/L

ANALYTE	CURVE TYPE	AVE RRF	RRF	MIN RRF	CALC AMOUNT	SPIKE AMOUNT	%D	MAX %D
Benzo[g,h,i]perylene	Qual		1.121	0.5000	884	1000	-11.6	20.0
2-Fluorophenol (Surr)	Lin2		0.8610		928	1000	-7.2	20.0
Phenol-d5 (Surr)	Lin1		1.022		992	1000	-0.8	20.0
Nitrobenzene-d5 (Surr)	Ave	0.2380	0.2430		1020	1000	2.1	20.0
2-Fluorobiphenyl	Ave	1.330	1.335		1000	1000	0.4	20.0
2,4,6-Tribromophenol (Surr)	Lin1		0.1507	0.0100	1110	1000	10.9	20.0
Terphenyl-d14	Ave	0.7490	0.8149		1090	1000	8.8	20.0

Eurofins Seattle
Target Compound Quantitation Report

Data File: \\chromfs\Seattle\ChromData\TAC051\20220317-81787.b\31722A08.D
 Lims ID: ccvis
 Client ID:
 Sample Type: CCVIS
 Inject. Date: 17-Mar-2022 12:48:30 ALS Bottle#: 3 Worklist Smp#: 3
 Injection Vol: 1.0 ul Dil. Factor: 1.0000
 Sample Info: CCVIS
 Operator ID: TL Instrument ID: TAC051
 Sublist: chrom-8270 TAC051*sub34

Method: \\chromfs\Seattle\ChromData\TAC051\20220317-81787.b\8270 TAC051.m
 Limit Group: 8270D BNA QSM 5.0
 Last Update: 17-Mar-2022 16:55:25 Calib Date: 24-Jan-2022 20:31:30
 Integrator: RTE ID Type: RT Order ID
 Quant Method: Internal Standard Quant By: Initial Calibration
 Last ICal File: \\chromfs\Seattle\ChromData\TAC051\20220124-81014.b\0124A19_.D

Column 1 : Det: MS SCAN
 Process Host: CTX1602

First Level Reviewer: limmere

Date: 17-Mar-2022 16:55:25

Compound	Sig	RT (min.)	Adj RT (min.)	Dlt RT (min.)	Q	Response	Cal Amt ug/L	OnCol Amt ug/L	Flags
* 1 1,4-Dichlorobenzene-d4	152	4.457	4.457	0.000	88	34798	100.0	100.0	
* 2 Naphthalene-d8	136	5.467	5.467	0.000	97	131191	100.0	100.0	
* 3 Acenaphthene-d10	164	6.893	6.893	0.000	87	69484	100.0	100.0	
* 4 Phenanthrene-d10	188	8.111	8.111	0.000	95	106648	100.0	100.0	
* 5 Chrysene-d12	240	10.307	10.307	0.000	58	91126	100.0	100.0	M
* 6 Perylene-d12	264	11.835	11.835	0.000	85	105925	100.0	100.0	
\$ 7 2-Fluorophenol	112	3.469	3.469	0.000	88	299595	1000.0	927.6	
\$ 8 Phenol-d5	99	4.217	4.217	0.000	98	355702	1000.0	992.2	
\$ 9 Nitrobenzene-d5	82	4.895	4.895	0.000	88	318796	1000.0	1020.9	
\$ 10 2-methylnaphthalene-d10	152	6.022	6.022	0.000	0	789032	NC	NC	
\$ 11 2-Fluorobiphenyl	172	6.354	6.354	0.000	97	927663	1000.0	1004.1	
\$ 12 2,4,6-Tribromophenol	330	7.550	7.550	0.000	75	160736	1000.0	1109.3	
\$ 13 Fluoranthene-d10 (Surr)	212	9.089	9.089	0.000	0	1135382	NC	NC	
\$ 14 Terphenyl-d14	244	9.431	9.431	0.000	99	869093	1000.0	1088.1	
15 1,4-Dioxane	88	2.331	2.331	0.000	1	2427	NC	NC	
16 N-Nitrosodimethylamine	74	2.411	2.411	0.000	70	138913	1000.0	970.6	
17 Pyridine	79	2.422	2.422	0.000	88	503571	2000.0	1990.4	
18 Aniline	93	4.206	4.206	0.000	98	398503	1000.0	913.3	
19 Phenol	94	4.227	4.227	0.000	72	332962	1000.0	952.7	
20 Bis(2-chloroethyl)ether	93	4.259	4.259	0.000	95	286995	1000.0	954.9	
21 2-Chlorophenol	128	4.302	4.302	0.000	86	480285	1000.0	1140.2	
22 n-Decane	57	4.334	4.334	0.000	88	245935	1000.0	894.8	
23 1,3-Dichlorobenzene	146	4.409	4.409	0.000	95	525685	1000.0	1048.0	
25 1,4-Dichlorobenzene	146	4.468	4.468	0.000	97	551145	1000.0	1012.2	
27 1,2-Dichlorobenzene	146	4.585	4.585	0.000	96	519867	1000.0	1019.6	
26 Benzyl alcohol	79	4.585	4.585	0.000	50	188829	1000.0	886.1	
29 2,2'-oxybis[1-chloropropane]	45	4.681	4.681	0.000	74	312684	1000.0	926.0	
28 2-Methylphenol	108	4.687	4.687	0.000	94	313781	1000.0	1074.3	
30 Acetophenone	105	4.783	4.783	0.000	90	460283	1000.0	1044.6	
31 N-Nitrosodi-n-propylamine	70	4.788	4.788	0.000	91	173786	1000.0	1002.1	
32 3 & 4 Methylphenol	108	4.815	4.815	0.000	93	317066	1000.0	1041.4	

Compound	Sig	RT (min.)	Adj RT (min.)	Dlt RT (min.)	Q	Response	Cal Amt ug/L	OnCol Amt ug/L	Flags
33 Hexachloroethane	117	4.847	4.847	0.000	91	209116	1000.0	1059.0	
34 Nitrobenzene	77	4.911	4.911	0.000	84	286555	1000.0	971.0	
35 Isophorone	82	5.109	5.109	0.000	94	530609	1000.0	1036.1	
36 2-Nitrophenol	139	5.168	5.168	0.000	89	249554	1000.0	1103.6	
37 2,4-Dimethylphenol	107	5.232	5.232	0.000	91	374054	1000.0	1079.4	
38 Bis(2-chloroethoxy)methane	93	5.290	5.290	0.000	97	330990	1000.0	1030.2	
39 Benzoic acid	105	5.317	5.317	0.000	84	484455	2000.0	1988.1	
40 2,4-Dichlorophenol	162	5.381	5.381	0.000	87	358194	1000.0	1030.7	
41 1,2,4-Trichlorobenzene	180	5.424	5.424	0.000	94	392727	1000.0	978.9	
42 Naphthalene	128	5.488	5.488	0.000	95	1318828	1000.0	1012.5	
43 4-Chloroaniline	127	5.547	5.547	0.000	82	451962	1000.0	985.3	
44 2,6-Dichlorophenol	162	5.552	5.552	0.000	93	358273	1000.0	993.6	
45 Hexachlorobutadiene	225	5.590	5.590	0.000	90	227876	1000.0	957.0	
46 4-Chloro-3-methylphenol	107	5.969	5.969	0.000	88	258687	1000.0	959.2	
47 2-Methylnaphthalene	142	6.049	6.049	0.000	83	896322	1000.0	1048.7	
48 1-Methylnaphthalene	142	6.129	6.129	0.000	86	850249	1000.0	1047.4	
49 Hexachlorocyclopentadiene	237	6.177	6.177	0.000	92	232405	1000.0	948.0	
50 1,2,4,5-Tetrachlorobenzene	216	6.183	6.183	0.000	95	377470	1000.0	1033.7	
52 2,4,6-Trichlorophenol	196	6.295	6.295	0.000	88	236177	1000.0	1056.8	
53 2,4,5-Trichlorophenol	196	6.338	6.338	0.000	94	254651	1000.0	999.9	
54 1,1'-Biphenyl	154	6.434	6.434	0.000	94	1054055	1000.0	1045.7	
55 2-Chloronaphthalene	162	6.444	6.444	0.000	96	827116	1000.0	1044.7	
56 2-Nitroaniline	138	6.546	6.546	0.000	88	264348	1000.0	1177.7	
57 Dimethyl phthalate	163	6.695	6.695	0.000	99	942080	1000.0	1153.8	
58 1,3-Dinitrobenzene	168	6.722	6.722	0.000	62	139860	1000.0	1132.5	
59 2,6-Dinitrotoluene	165	6.744	6.744	0.000	69	218360	1000.0	1075.6	
60 Acenaphthylene	152	6.781	6.781	0.000	90	1286208	1000.0	1102.1	
61 3-Nitroaniline	138	6.888	6.888	0.000	85	203658	1000.0	1038.4	
62 Acenaphthene	153	6.920	6.920	0.000	91	834173	1000.0	1025.9	
63 2,4-Dinitrophenol	184	6.973	6.973	0.000	85	229545	2000.0	2156.9	a
66 Dibenzofuran	168	7.064	7.064	0.000	87	1145149	1000.0	1107.7	
65 2,4-Dinitrotoluene	165	7.075	7.075	0.000	92	271021	1000.0	1039.5	
64 4-Nitrophenol	109	7.080	7.080	0.000	81	218624	2000.0	2393.4	a
51 2,3,5,6-Tetrachlorophenol	232	7.144	7.144	0.000	89	193561	1000.0	1086.1	
67 2,3,4,6-Tetrachlorophenol	232	7.182	7.182	0.000	71	218068	1000.0	1046.3	
68 Diethyl phthalate	149	7.272	7.272	0.000	97	998573	1000.0	1108.7	
69 Fluorene	166	7.347	7.347	0.000	82	952351	1000.0	1157.6	
70 4-Chlorophenyl phenyl ether	204	7.358	7.358	0.000	89	398500	1000.0	1052.3	
71 4-Nitroaniline	138	7.385	7.385	0.000	73	168029	1000.0	912.9	
72 4,6-Dinitro-2-methylphenol	198	7.401	7.401	0.000	84	265307	2000.0	2074.1	
73 N-Nitrosodiphenylamine	169	7.459	7.459	0.000	59	655575	1000.0	1158.0	
74 Azobenzene	77	7.481	7.481	0.000	88	601306	1000.0	1022.2	
75 4-Bromophenyl phenyl ether	248	7.753	7.753	0.000	59	239285	1000.0	1015.1	
76 Hexachlorobenzene	284	7.791	7.791	0.000	85	284519	1000.0	1032.3	
77 Atrazine	200	7.908	7.908	0.000	91	248098	1000.0	1064.0	
78 Pentachlorophenol	266	7.967	7.967	0.000	82	302269	2000.0	2000.3	
79 n-Octadecane	57	8.052	8.052	0.000	89	313778	1000.0	930.3	
80 Phenanthrene	178	8.127	8.127	0.000	97	1245112	1000.0	1040.3	
81 Anthracene	178	8.170	8.170	0.000	97	1272388	1000.0	1024.4	
83 Carbazole	167	8.319	8.319	0.000	81	1043694	1000.0	1097.2	
84 Di-n-butyl phthalate	149	8.619	8.619	0.000	99	1579773	1000.0	1049.9	
85 Fluoranthene	202	9.105	9.105	0.000	96	1311657	1000.0	1029.6	

Compound	Sig	RT (min.)	Adj RT (min.)	Dlt RT (min.)	Q	Response	Cal Amt ug/L	OnCol Amt ug/L	Flags
88 Benzidine	184	9.238	9.238	0.000	98	657561	2000.0	2178.2	
89 Pyrene	202	9.286	9.286	0.000	97	1307027	1000.0	996.9	
94 Butyl benzyl phthalate	149	9.847	9.847	0.000	91	722842	1000.0	1100.6	
96 3,3'-Dichlorobenzidine	252	10.296	10.296	0.000	62	763681	2000.0	2075.5	
97 Benzo[a]anthracene	228	10.296	10.296	0.000	98	1144740	1000.0	1004.4	
99 Chrysene	228	10.333	10.333	0.000	92	1154269	1000.0	960.0	
98 Bis(2-ethylhexyl) phthalate	149	10.360	10.360	0.000	76	995707	1000.0	1174.2	M
100 Di-n-octyl phthalate	149	11.023	11.023	0.000	97	1642868	1000.0	1171.4	
101 Benzo[b]fluoranthene	252	11.397	11.397	0.000	92	1129264	1000.0	962.7	
102 Benzofluoranthene	252	11.423	11.423	0.000	1	2378283	2000.0	1827.1	a
103 Benzo[k]fluoranthene	252	11.423	11.423	0.000	96	1323339	1000.0	930.6	
104 Benzo[a]pyrene	252	11.765	11.765	0.000	74	1045543	1000.0	969.0	
105 Indeno[1,2,3-cd]pyrene	276	13.133	13.133	0.000	96	1016285	1000.0	946.2	
106 Dibenz(a,h)anthracene	278	13.170	13.170	0.000	4	1027160	1000.0	889.2	
107 Benzo[g,h,i]perylene	276	13.459	13.459	0.000	91	1186957	1000.0	883.7	

QC Flag Legend

Processing Flags

NC - Not Calibrated

Review Flags

M - Manually Integrated

a - User Assigned ID

Reagents:

ccv_8270_1000_00057

Amount Added: 1.00

Units: mL

Eurofins Seattle

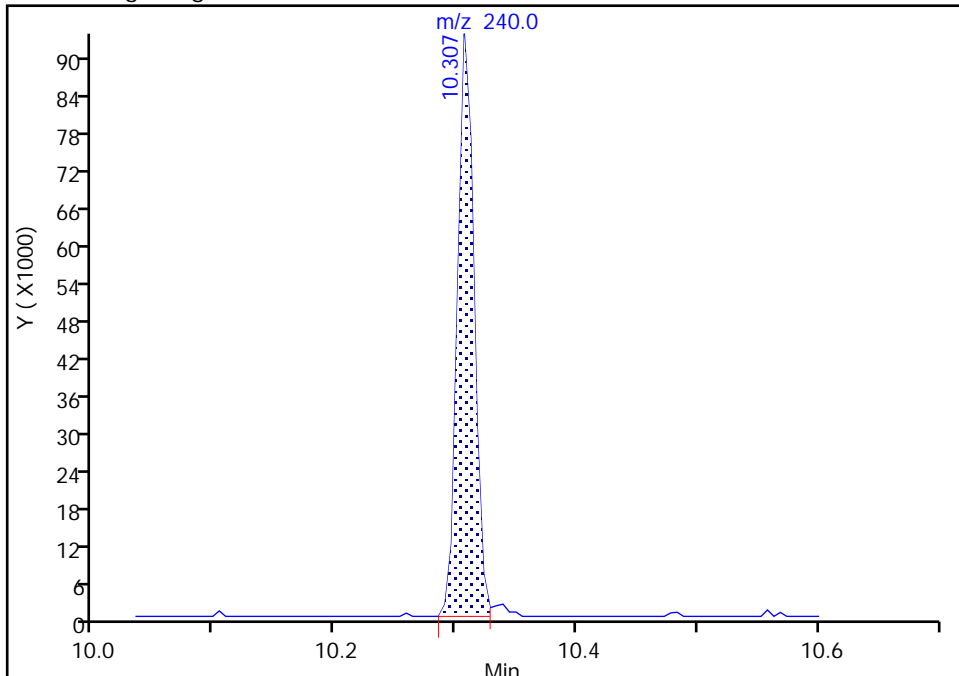
Data File: \\chromfs\Seattle\ChromData\TAC051\20220317-81787.b\31722A08.D
Injection Date: 17-Mar-2022 12:48:30 Instrument ID: TAC051
Lims ID: ccvis
Client ID:
Operator ID: TL ALS Bottle#: 3 Worklist Smp#: 3
Injection Vol: 1.0 ul Dil. Factor: 1.0000
Method: 8270 TAC051 Limit Group: 8270D BNA QSM 5.0
Column: Detector MS SCAN

* 5 Chrysene-d12, CAS: 1719-03-5

Signal: 1

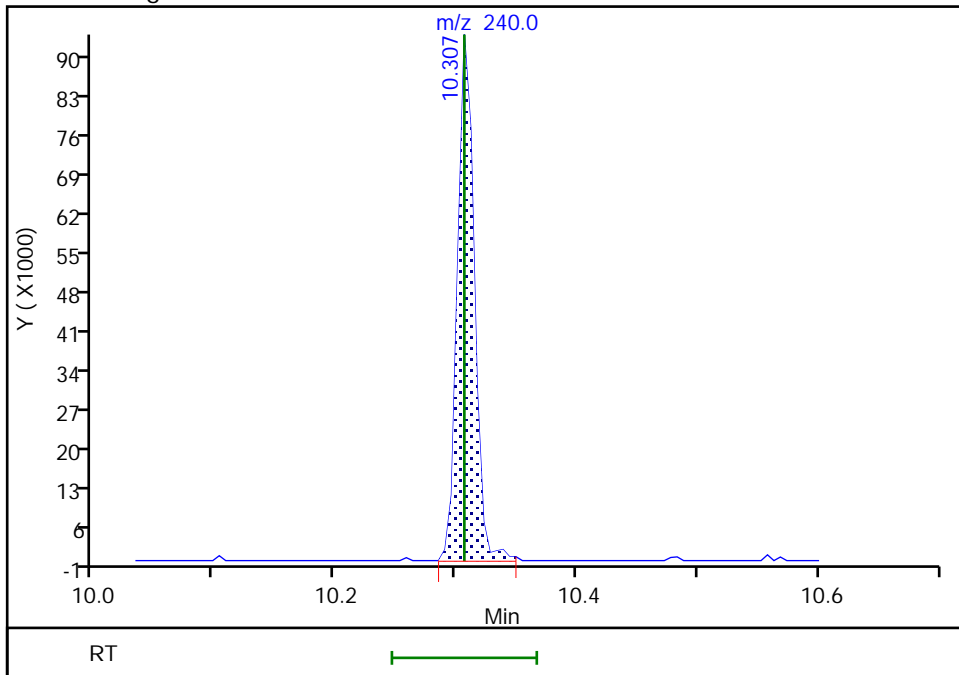
RT: 10.31
Area: 89027
Amount: 100.0000
Amount Units: ug/L

Processing Integration Results



RT: 10.31
Area: 91126
Amount: 100.0000
Amount Units: ug/L

Manual Integration Results



Reviewer: limmere, 17-Mar-2022 14:11:46
Audit Action: Manually Integrated

Audit Reason: Baseline
Page 420 of 829

Eurofins Seattle

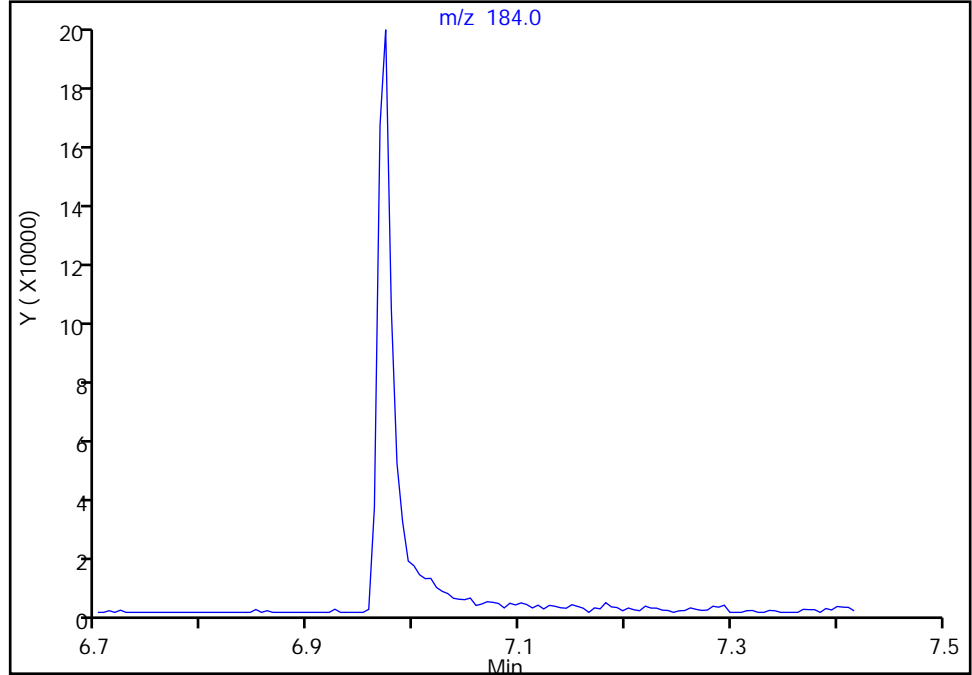
Data File: \\chromfs\Seattle\ChromData\TAC051\20220317-81787.b\31722A08.D
Injection Date: 17-Mar-2022 12:48:30 Instrument ID: TAC051
Lims ID: ccvis
Client ID:
Operator ID: TL ALS Bottle#: 3 Worklist Smp#: 3
Injection Vol: 1.0 ul Dil. Factor: 1.0000
Method: 8270 TAC051 Limit Group: 8270D BNA QSM 5.0
Column: Detector MS SCAN

63 2,4-Dinitrophenol, CAS: 51-28-5

Signal: 1

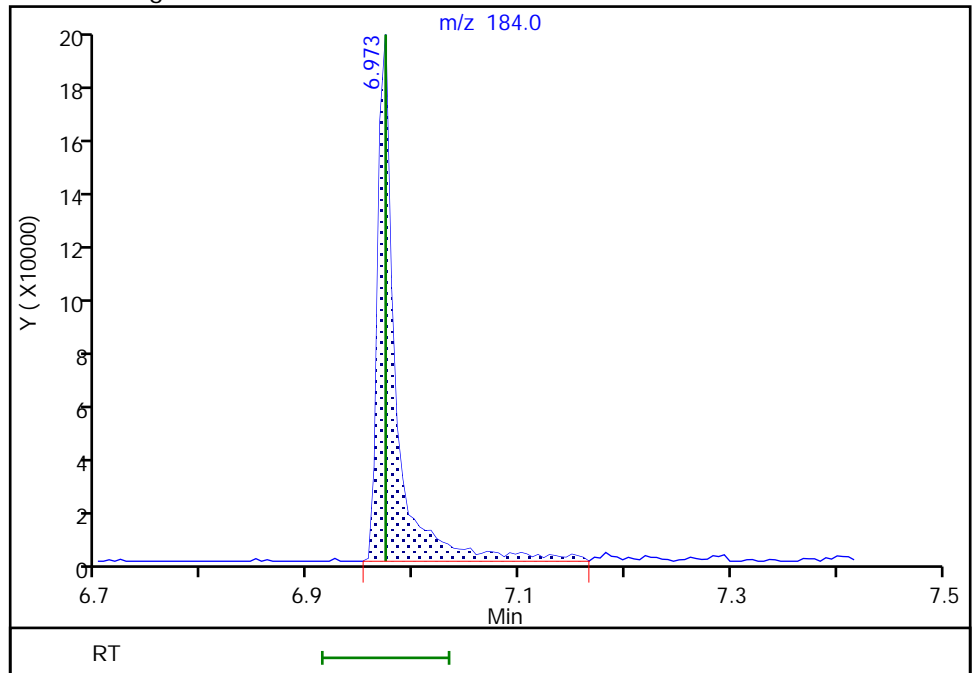
Not Detected
Expected RT: 6.97

Processing Integration Results



RT: 6.97
Area: 229545
Amount: 2156.8825
Amount Units: ug/L

Manual Integration Results



Reviewer: limmere, 17-Mar-2022 14:10:46
Audit Action: Assigned Compound ID

Audit Reason: Peak assignment corrected

Eurofins Seattle

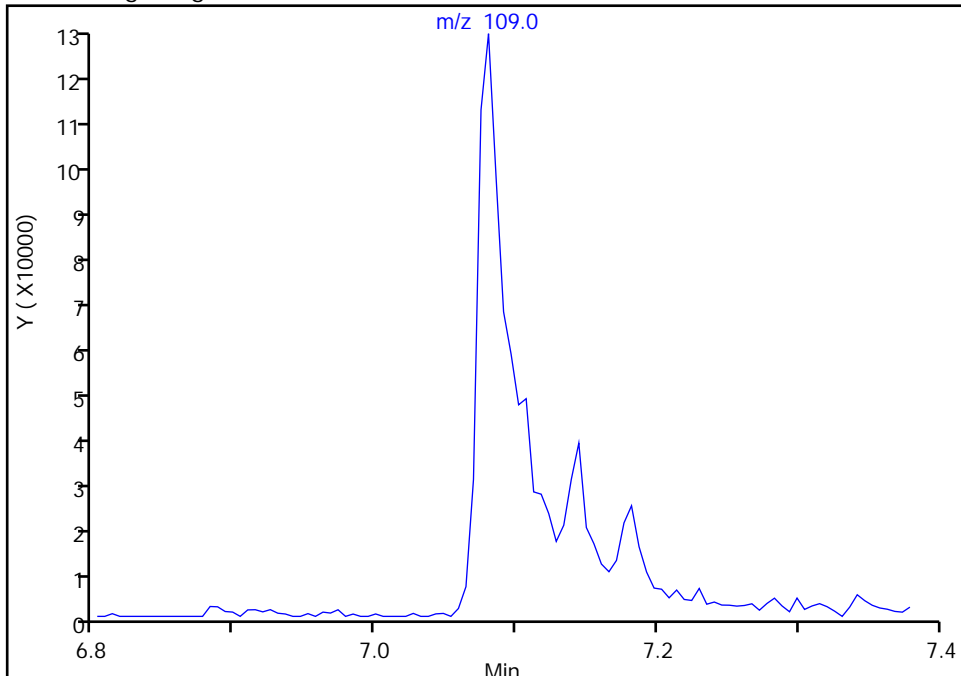
Data File: \\chromfs\Seattle\ChromData\TAC051\20220317-81787.b\31722A08.D
Injection Date: 17-Mar-2022 12:48:30 Instrument ID: TAC051
Lims ID: ccvis
Client ID:
Operator ID: TL ALS Bottle#: 3 Worklist Smp#: 3
Injection Vol: 1.0 ul Dil. Factor: 1.0000
Method: 8270 TAC051 Limit Group: 8270D BNA QSM 5.0
Column: Detector MS SCAN

64 4-Nitrophenol, CAS: 100-02-7

Signal: 1

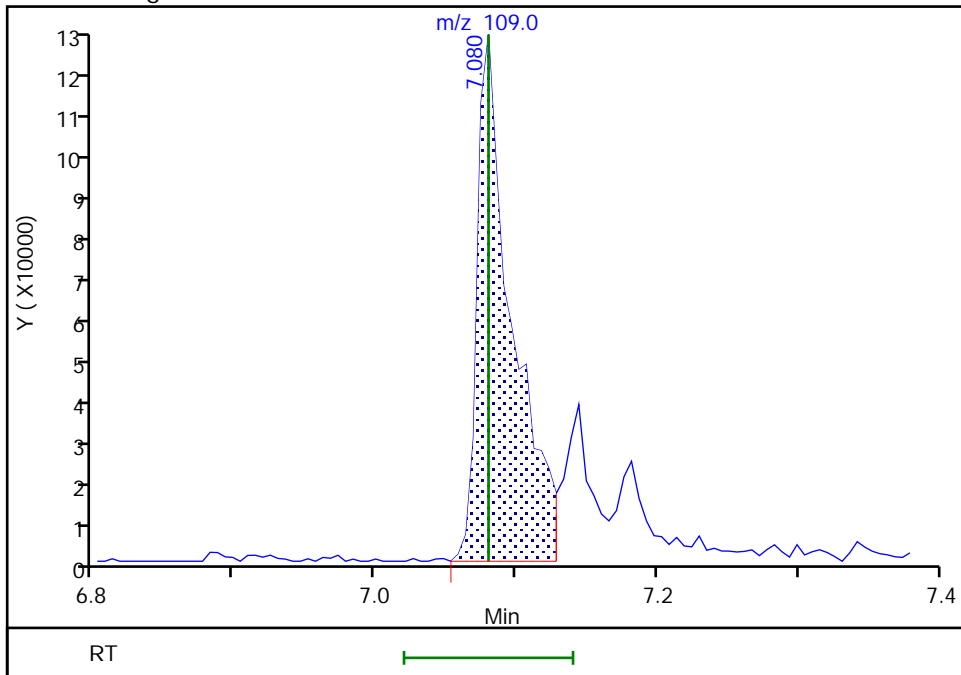
Not Detected
Expected RT: 7.08

Processing Integration Results



Manual Integration Results

RT: 7.08
Area: 218624
Amount: 2393.4443
Amount Units: ug/L



Reviewer: limmere, 17-Mar-2022 14:10:49
Audit Action: Assigned Compound ID

Audit Reason: Peak assignment corrected

Eurofins Seattle

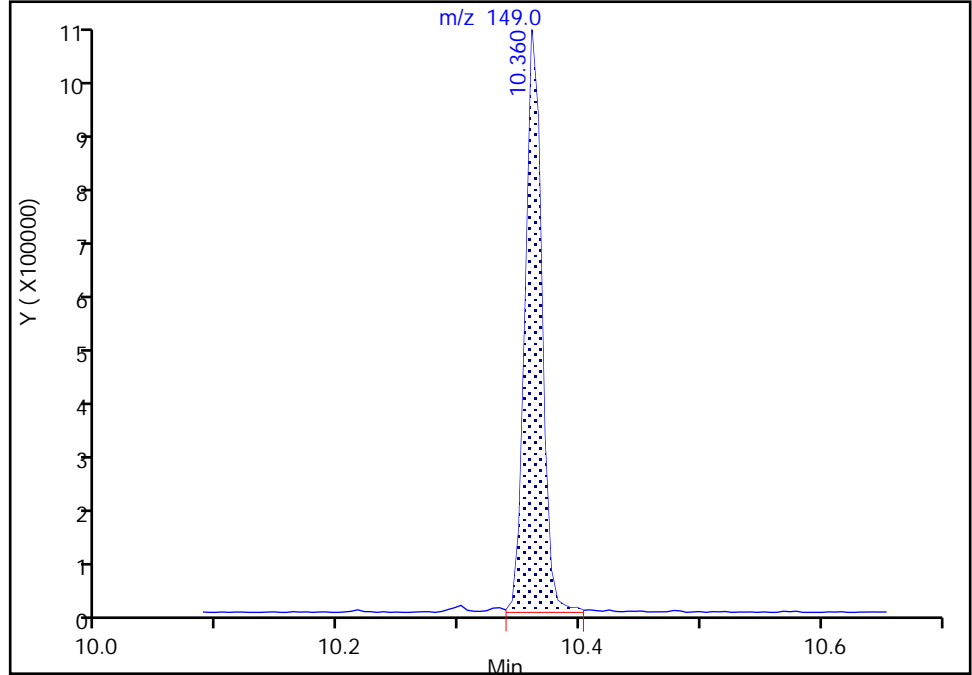
Data File: \\chromfs\Seattle\ChromData\TAC051\20220317-81787.b\31722A08.D
Injection Date: 17-Mar-2022 12:48:30 Instrument ID: TAC051
Lims ID: ccvis
Client ID:
Operator ID: TL ALS Bottle#: 3 Worklist Smp#: 3
Injection Vol: 1.0 ul Dil. Factor: 1.0000
Method: 8270 TAC051 Limit Group: 8270D BNA QSM 5.0
Column: Detector MS SCAN

98 Bis(2-ethylhexyl) phthalate, CAS: 117-81-7

Signal: 1

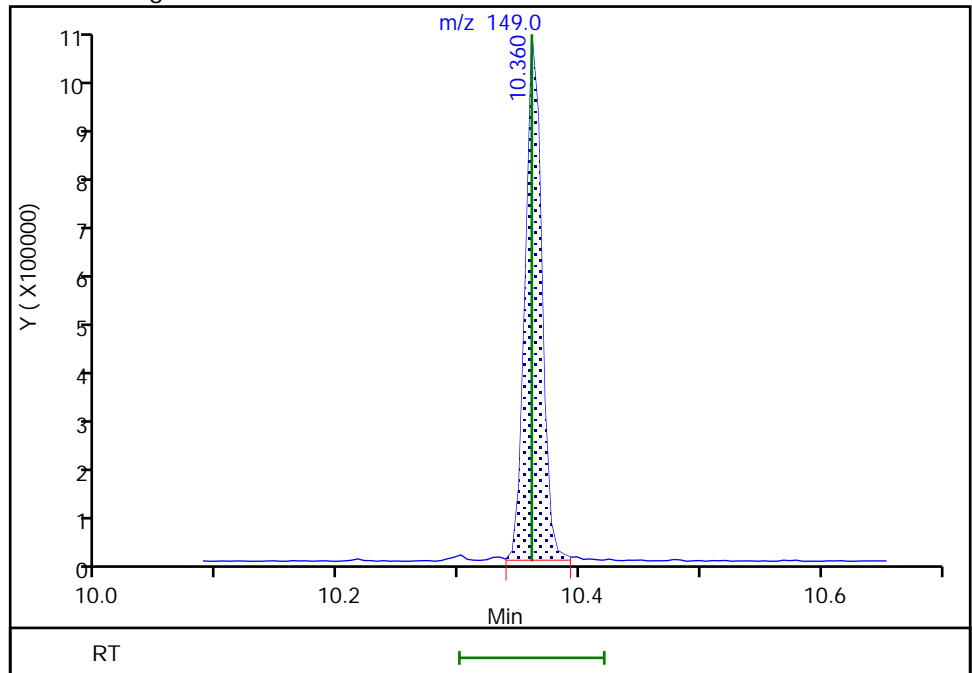
RT: 10.36
Area: 1007391
Amount: 1215.1400
Amount Units: ug/L

Processing Integration Results



RT: 10.36
Area: 995707
Amount: 1174.1914
Amount Units: ug/L

Manual Integration Results



Reviewer: limmere, 17-Mar-2022 14:11:28
Audit Action: Manually Integrated

Eurofins Seattle

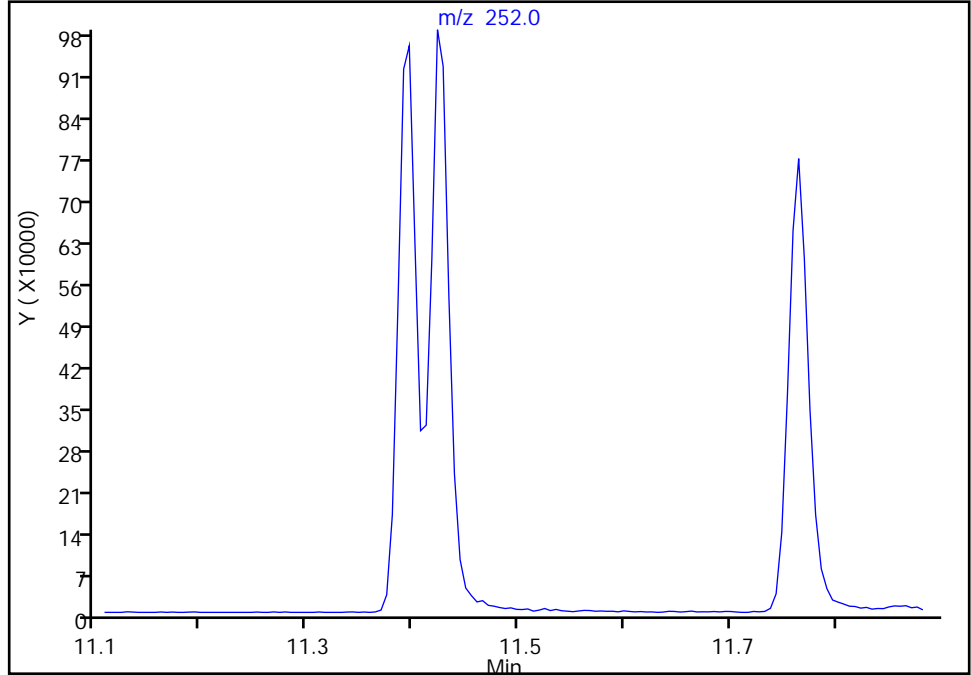
Data File: \\chromfs\Seattle\ChromData\TAC051\20220317-81787.b\31722A08.D
Injection Date: 17-Mar-2022 12:48:30 Instrument ID: TAC051
Lims ID: ccvis
Client ID:
Operator ID: TL ALS Bottle#: 3 Worklist Smp#: 3
Injection Vol: 1.0 ul Dil. Factor: 1.0000
Method: 8270 TAC051 Limit Group: 8270D BNA QSM 5.0
Column: Detector MS SCAN

102 Benzofluoranthene, CAS: 56832-73-6

Signal: 1

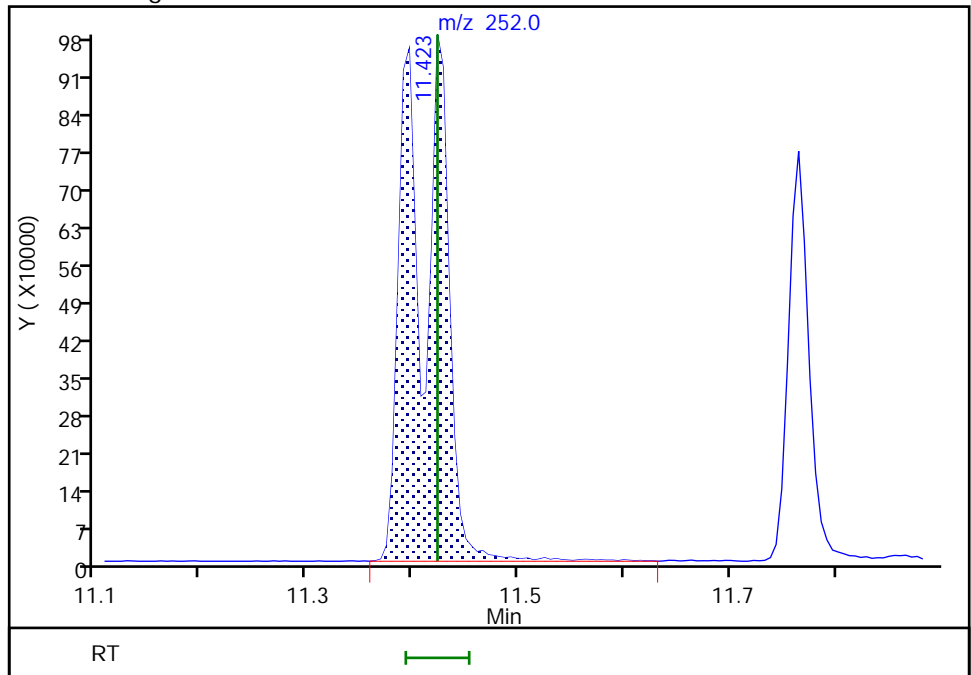
Not Detected
Expected RT: 11.42

Processing Integration Results



RT: 11.42
Area: 2378283
Amount: 1827.0918
Amount Units: ug/L

Manual Integration Results



Reviewer: limmere, 17-Mar-2022 14:10:56
Audit Action: Assigned Compound ID

Audit Reason: Peak assignment corrected

FORM VII
GC/MS SEMI VOA CONTINUING CALIBRATION DATA

Lab Name: Eurofins Seattle Job No.: 580-111290-1
 SDG No.: _____
 Lab Sample ID: CCVC 580-384146/21 Calibration Date: 03/17/2022 21:21
 Instrument ID: TAC051 Calib Start Date: 01/24/2022 17:04
 GC Column: ZB-SV ID: 0.25 (mm) Calib End Date: 01/24/2022 20:31
 Lab File ID: 31722A30.D Conc. Units: ug/L

ANALYTE	CURVE TYPE	AVE RRF	RRF	MIN RRF	CALC AMOUNT	SPIKE AMOUNT	%D	MAX %D
N-Nitrosodimethylamine	Lin1		0.4000	0.0100	973	1000	-2.7	50.0
Pyridine	Lin2		0.6562	0.0100	1810	2000	-9.5	50.0
Aniline	Lin1		1.082	0.0100	863	1000	-13.7	50.0
Phenol	Ave	1.004	0.8734	0.8000	870	1000	-13.0	50.0
Bis(2-chloroethyl)ether	Ave	0.8637	0.7822	0.7000	906	1000	-9.4	50.0
2-Chlorophenol	Ave	1.210	1.305	0.8000	1080	1000	7.8	50.0
n-Decane	Ave	0.7898	0.7083		897	1000	-10.3	50.0
1,3-Dichlorobenzene	Ave	1.441	1.519	0.0100	1050	1000	5.4	50.0
1,4-Dichlorobenzene	Ave	1.565	1.518	0.0100	970	1000	-3.0	50.0
1,2-Dichlorobenzene	Ave	1.465	1.434	0.0100	979	1000	-2.1	50.0
Benzyl alcohol	Lin2		0.5440	0.0100	888	1000	-11.2	50.0
bis (2-chloroisopropyl) ether	Ave	0.9704	0.8895	0.0100	917	1000	-8.3	50.0
o-Cresol	Ave	0.8394	0.8358	0.7000	996	1000	-0.4	50.0
Acetophenone	Ave	1.266	1.252	0.0100	988	1000	-1.2	50.0
N-Nitrosodi-n-propylamine	Ave	0.4984	0.4845*	0.5000	972	1000	-2.8	50.0
m+p-Cresol	Lin2		0.8965	0.6000	1020	1000	2.5	50.0
Hexachloroethane	Ave	0.5675	0.5998	0.3000	1060	1000	5.7	50.0
Nitrobenzene	Lin2		0.8107	0.2000	956	1000	-4.4	50.0
Isophorone	Ave	1.472	1.527	0.4000	1040	1000	3.7	50.0
2-Nitrophenol	Lin2		0.1720	0.1000	999	1000	-0.1	50.0
2,4-Dimethylphenol	Lin1		1.036	0.2000	1040	1000	4.0	50.0
Bis(2-chloroethoxy)methane	Ave	0.9233	0.9266	0.3000	1000	1000	0.4	50.0
Benzoic acid	Lin1		0.1609	0.0100	1780	2000	-11.2	50.0
2,4-Dichlorophenol	Lin1		0.2697	0.2000	1020	1000	1.8	50.0
1,2,4-Trichlorobenzene	Ave	0.3058	0.2838	0.0100	928	1000	-7.2	50.0
Naphthalene	Qua2		0.9699	0.7000	975	1000	-2.5	50.0
4-Chloroaniline	Lin1		0.2983	0.0100	856	1000	-14.4	50.0
2,6-Dichlorophenol	Qual		0.4770	0.0100	919	1000	-8.1	50.0
Hexachlorobutadiene	Ave	0.1815	0.1689	0.0100	931	1000	-6.9	50.0
4-Chloro-3-methylphenol	Lin2		0.3779	0.2000	973	1000	-2.7	50.0
2-Methylnaphthalene	Ave	0.6515	0.6485	0.4000	995	1000	-0.5	50.0
1-Methylnaphthalene	Ave	0.6188	0.6240	0.0100	1010	1000	0.8	50.0
Hexachlorocyclopentadiene	Ave	0.3528	0.2073	0.0500	588	1000	-41.2	50.0
1,2,4,5-Tetrachlorobenzene	Qua		0.4847		920	1000	-8.0	50.0
2,4,6-Trichlorophenol	Lin2		0.3035	0.2000	947	1000	-5.3	50.0
2,4,5-Trichlorophenol	Lin1		0.3333	0.2000	913	1000	-8.7	50.0
1,1'-Biphenyl	Ave	1.451	1.377	0.0100	949	1000	-5.1	50.0
2-Chloronaphthalene	Ave	1.139	1.049	0.8000	921	1000	-7.9	50.0
2-Nitroaniline	Qua2		0.3361	0.0100	1050	1000	5.0	50.0
Dimethyl phthalate	Lin1		1.241	0.0100	1060	1000	5.6	50.0

FORM VII
GC/MS SEMI VOA CONTINUING CALIBRATION DATA

Lab Name: Eurofins Seattle Job No.: 580-111290-1
 SDG No.: _____
 Lab Sample ID: CCVC 580-384146/21 Calibration Date: 03/17/2022 21:21
 Instrument ID: TAC051 Calib Start Date: 01/24/2022 17:04
 GC Column: ZB-SV ID: 0.25 (mm) Calib End Date: 01/24/2022 20:31
 Lab File ID: 31722A30.D Conc. Units: ug/L

ANALYTE	CURVE TYPE	AVE RRF	RRF	MIN RRF	CALC AMOUNT	SPIKE AMOUNT	%D	MAX %D
2,6-Dinitrotoluene	Lin1		0.2986	0.2000	1020	1000	2.4	50.0
Acenaphthylene	Qua2		1.691	0.9000	1000	1000	0.5	50.0
3-Nitroaniline	Lin2		0.2498	0.0100	896	1000	-10.4	50.0
Acenaphthene	Ave	1.170	1.121	0.9000	958	1000	-4.2	50.0
2,4-Dinitrophenol	Lin1		0.0181	0.0100	1600	2000	-69.2*	50.0
Dibenzofuran	Ave	1.488	1.555	0.8000	1050	1000	4.5	50.0
2,4-Dinitrotoluene	Lin2		0.3579	0.2000	959	1000	-4.1	50.0
4-Nitrophenol	Lin1		0.1361	0.0100	2180	2000	8.8	50.0
2,3,5,6-Tetrachlorophenol	Lin2		0.2449	0.0100	960	1000	-4.0	50.0
2,3,4,6-Tetrachlorophenol	Lin2		0.2889	0.0100	965	1000	-3.5	50.0
Diethyl phthalate	Ave	1.296	1.353	0.0100	1040	1000	4.4	50.0
Fluorene	Ave	1.184	1.278	0.9000	1080	1000	8.0	50.0
4-Chlorophenyl phenyl ether	Ave	0.5450	0.5368	0.4000	985	1000	-1.5	50.0
4-Nitroaniline	Lin1		0.2436	0.0100	919	1000	-8.1	50.0
4,6-Dinitro-2-methylphenol	Lin1		0.0309	0.0100	652	2000	-67.4*	50.0
N-Nitrosodiphenylamine	Ave	0.5309	0.5973	0.0100	1130	1000	12.5	50.0
Azobenzene	Lin2		0.5372		974	1000	-2.6	50.0
4-Bromophenyl phenyl ether	Qua2		0.2204	0.1000	997	1000	-0.3	50.0
Hexachlorobenzene	Ave	0.2584	0.2576	0.1000	997	1000	-0.3	50.0
Atrazine	Lin2		0.3541	0.0100	1060	1000	5.5	50.0
Pentachlorophenol	Lin2		0.1335	0.0500	1890	2000	-5.4	50.0
n-Octadecane	Qual		0.2971		940	1000	-6.0	50.0
Phenanthrene	Qua2		1.095	0.7000	973	1000	-2.7	50.0
Anthracene	Qual		1.127	0.7000	966	1000	-3.4	50.0
Carbazole	Qual		1.057	0.0100	1190	1000	18.8	50.0
Di-n-butyl phthalate	Qual		1.434	0.0100	1010	1000	1.5	50.0
Fluoranthene	Qual		1.188	0.6000	993	1000	-0.7	50.0
Benidine	Lin1		0.2010	0.0100	1450	2000	-27.5	50.0
Pyrene	Qual		1.209	0.6000	983	1000	-1.7	50.0
Butyl benzyl phthalate	Qual		0.7291	0.0100	1010	1000	1.1	50.0
3,3'-Dichlorobenzidine	Qual		0.4311	0.0100	2140	2000	6.8	50.0
Benzo[a]anthracene	Qual		1.205	0.8000	963	1000	-3.7	50.0
Chrysene	Qua2		1.225	0.7000	927	1000	-7.3	50.0
Bis(2-ethylhexyl) phthalate	Qua2		1.051	0.0100	1130	1000	13.0	50.0
Di-n-octyl phthalate	Ave	1.324	1.733	0.0100	1310	1000	30.9	50.0
Benzo[b]fluoranthene	Lin2		1.208	0.7000	1090	1000	9.0	50.0
Benzo[k]fluoranthene	Ave	1.342	1.338	0.7000	997	1000	-0.3	50.0
Benzo[fluoranthene	Ave	1.229	1.244		2020	2000	1.2	50.0
Benzo[a]pyrene	Lin2		1.024	0.7000	1000	1000	0.5	50.0
Indeno[1,2,3-cd]pyrene	Lin1		0.7108	0.5000	703	1000	-29.7	50.0
Dibenz(a,h)anthracene	Lin2		0.7641	0.4000	704	1000	-29.6	50.0

FORM VII
GC/MS SEMI VOA CONTINUING CALIBRATION DATA

Lab Name: Eurofins Seattle Job No.: 580-111290-1
 SDG No.: _____
 Lab Sample ID: CCVC 580-384146/21 Calibration Date: 03/17/2022 21:21
 Instrument ID: TAC051 Calib Start Date: 01/24/2022 17:04
 GC Column: ZB-SV ID: 0.25 (mm) Calib End Date: 01/24/2022 20:31
 Lab File ID: 31722A30.D Conc. Units: ug/L

ANALYTE	CURVE TYPE	AVE RRF	RRF	MIN RRF	CALC AMOUNT	SPIKE AMOUNT	%D	MAX %D
Benzo[g,h,i]perylene	Qual		0.8034	0.5000	631	1000	-36.9	50.0
2-Fluorophenol (Surr)	Lin2		0.8677		935	1000	-6.5	50.0
Phenol-d5 (Surr)	Lin1		1.012		982	1000	-1.8	50.0
Nitrobenzene-d5 (Surr)	Ave	0.2380	0.2254		947	1000	-5.3	50.0
2-Fluorobiphenyl	Ave	1.330	1.267		953	1000	-4.7	50.0
2,4,6-Tribromophenol (Surr)	Lin1		0.1412	0.0100	1040	1000	4.2	50.0
Terphenyl-d14	Ave	0.7490	0.7826		1040	1000	4.5	50.0

Eurofins Seattle
Target Compound Quantitation Report

Data File: \\chromfs\Seattle\ChromData\TAC051\20220317-81787.b\31722A30.D
 Lims ID: ccvc
 Client ID:
 Sample Type: CCVC
 Inject. Date: 17-Mar-2022 21:21:30 ALS Bottle#: 3 Worklist Smp#: 21
 Injection Vol: 1.0 ul Dil. Factor: 1.0000
 Sample Info: CCVC
 Operator ID: TL Instrument ID: TAC051
 Sublist: chrom-8270 TAC051*sub34

Method: \\chromfs\Seattle\ChromData\TAC051\20220317-81787.b\8270 TAC051.m
 Limit Group: 8270D BNA QSM 5.0
 Last Update: 18-Mar-2022 10:47:30 Calib Date: 24-Jan-2022 20:31:30
 Integrator: RTE ID Type: RT Order ID
 Quant Method: Internal Standard Quant By: Initial Calibration
 Last ICal File: \\chromfs\Seattle\ChromData\TAC051\20220124-81014.b\0124A19_.D

Column 1 : Det: MS SCAN
 Process Host: CTX1651

First Level Reviewer: limmere

Date: 18-Mar-2022 10:47:30

Compound	Sig	RT (min.)	Adj RT (min.)	Dlt RT (min.)	Q	Response	Cal Amt ug/L	OnCol Amt ug/L	Flags
* 1 1,4-Dichlorobenzene-d4	152	4.452	4.457	-0.005	87	33340	100.0	100.0	
* 2 Naphthalene-d8	136	5.467	5.467	0.000	96	128740	100.0	100.0	
* 3 Acenaphthene-d10	164	6.893	6.893	0.000	89	70452	100.0	100.0	
* 4 Phenanthrene-d10	188	8.106	8.111	-0.005	93	105840	100.0	100.0	
* 5 Chrysene-d12	240	10.307	10.307	0.000	70	94779	100.0	100.0	
* 6 Perylene-d12	264	11.829	11.835	-0.006	92	96787	100.0	100.0	
\$ 7 2-Fluorophenol	112	3.469	3.474	0.000	86	289292	1000.0	934.8	
\$ 8 Phenol-d5	99	4.222	4.225	0.005	98	337300	1000.0	982.0	
\$ 9 Nitrobenzene-d5	82	4.895	4.895	0.000	85	290137	1000.0	946.8	
\$ 10 2-methylnaphthalene-d10	152	6.022	6.022	0.000	0	740532	NC	NC	
\$ 11 2-Fluorobiphenyl	172	6.353	6.353	-0.001	99	892700	1000.0	952.9	
\$ 12 2,4,6-Tribromophenol	330	7.550	7.552	0.000	79	149438	1000.0	1041.6	
\$ 13 Fluoranthene-d10 (Surr)	212	9.089	9.083	0.000	0	1123367	NC	NC	
\$ 14 Terphenyl-d14	244	9.430	9.424	-0.001	99	828343	1000.0	1045.0	
15 1,4-Dioxane	88	2.325	2.328	-0.006	22	905	NC	NC	
16 N-Nitrosodimethylamine	74	2.406	2.411	-0.005	67	133362	1000.0	972.5	
17 Pyridine	79	2.411	2.422	-0.011	90	437532	2000.0	1810.1	
18 Aniline	93	4.206	4.201	0.000	98	360673	1000.0	863.0	
19 Phenol	94	4.227	4.222	0.000	96	291198	1000.0	869.6	
20 Bis(2-chloroethyl)ether	93	4.259	4.257	0.000	93	260781	1000.0	905.6	
21 2-Chlorophenol	128	4.302	4.300	0.000	90	435218	1000.0	1078.4	
22 n-Decane	57	4.329	4.329	-0.005	89	236146	1000.0	896.8	
23 1,3-Dichlorobenzene	146	4.404	4.409	-0.005	97	506512	1000.0	1054.0	
25 1,4-Dichlorobenzene	146	4.468	4.467	0.000	97	506110	1000.0	970.2	
27 1,2-Dichlorobenzene	146	4.580	4.585	-0.005	96	478260	1000.0	979.0	
26 Benzyl alcohol	79	4.580	4.580	-0.005	55	181373	1000.0	888.3	
29 2,2'-oxybis[1-chloropropane]	45	4.681	4.676	0.000	75	296569	1000.0	916.7	
28 2-Methylphenol	108	4.692	4.684	0.005	91	278645	1000.0	995.7	
30 Acetophenone	105	4.777	4.777	-0.006	95	417295	1000.0	988.5	
31 N-Nitrosodi-n-propylamine	70	4.783	4.786	-0.005	86	161523	1000.0	972.1	
32 3 & 4 Methylphenol	108	4.820	4.815	0.005	97	298904	1000.0	1024.8	

Compound	Sig	RT (min.)	Adj RT (min.)	Dlt RT (min.)	Q	Response	Cal Amt ug/L	OnCol Amt ug/L	Flags
33 Hexachloroethane	117	4.847	4.845	0.000	91	199989	1000.0	1057.1	
34 Nitrobenzene	77	4.911	4.911	0.000	81	270273	1000.0	956.0	
35 Isophorone	82	5.103	5.109	-0.006	93	509024	1000.0	1037.4	
36 2-Nitrophenol	139	5.167	5.167	-0.001	86	221431	1000.0	998.5	
37 2,4-Dimethylphenol	107	5.232	5.235	0.000	93	345322	1000.0	1040.2	
38 Bis(2-chloroethoxy)methane	93	5.290	5.290	0.000	95	308936	1000.0	1003.6	
39 Benzoic acid	105	5.317	5.320	0.000	81	414210	2000.0	1775.3	
40 2,4-Dichlorophenol	162	5.381	5.381	0.000	87	347181	1000.0	1018.2	
41 1,2,4-Trichlorobenzene	180	5.424	5.427	0.000	93	365388	1000.0	928.1	
42 Naphthalene	128	5.483	5.488	-0.005	96	1248661	1000.0	975.5	
43 4-Chloroaniline	127	5.547	5.546	0.000	90	383991	1000.0	856.3	
44 2,6-Dichlorophenol	162	5.552	5.556	0.000	94	336064	1000.0	919.1	
45 Hexachlorobutadiene	225	5.589	5.589	-0.001	91	217444	1000.0	930.6	
46 4-Chloro-3-methylphenol	107	5.974	5.969	0.005	89	266245	1000.0	973.1	
47 2-Methylnaphthalene	142	6.049	6.049	0.000	83	834911	1000.0	995.5	
48 1-Methylnaphthalene	142	6.124	6.132	-0.005	90	803322	1000.0	1008.5	
49 Hexachlorocyclopentadiene	237	6.172	6.182	-0.005	92	146076	1000.0	587.7	
50 1,2,4,5-Tetrachlorobenzene	216	6.182	6.185	-0.001	95	341478	1000.0	920.4	
52 2,4,6-Trichlorophenol	196	6.295	6.299	0.000	86	213845	1000.0	947.0	
53 2,4,5-Trichlorophenol	196	6.343	6.342	0.005	93	234819	1000.0	913.4	
54 1,1'-Biphenyl	154	6.434	6.437	0.000	94	970448	1000.0	949.5	
55 2-Chloronaphthalene	162	6.444	6.449	0.000	96	739290	1000.0	921.0	
56 2-Nitroaniline	138	6.546	6.551	0.000	91	236819	1000.0	1049.8	
57 Dimethyl phthalate	163	6.695	6.695	0.000	98	874311	1000.0	1055.8	
58 1,3-Dinitrobenzene	168	6.722	6.727	0.000	69	125444	1000.0	1016.6	
59 2,6-Dinitrotoluene	165	6.743	6.743	-0.001	66	210381	1000.0	1023.7	
60 Acenaphthylene	152	6.775	6.781	-0.006	95	1191290	1000.0	1004.5	
61 3-Nitroaniline	138	6.888	6.893	0.000	88	175994	1000.0	895.8	
62 Acenaphthene	153	6.920	6.919	0.000	92	790030	1000.0	958.2	
63 2,4-Dinitrophenol	184	6.984	6.984	0.011	61	25456	2000.0	616.8	a
66 Dibenzofuran	168	7.064	7.066	0.000	87	1095664	1000.0	1045.3	
65 2,4-Dinitrotoluene	165	7.069	7.080	-0.006	68	252167	1000.0	958.8	
64 4-Nitrophenol	109	7.091	7.080	0.011	8	191716	2000.0	2176.1	
51 2,3,5,6-Tetrachlorophenol	232	7.144	7.149	0.000	83	172557	1000.0	959.9	
67 2,3,4,6-Tetrachlorophenol	232	7.181	7.187	-0.001	72	203531	1000.0	965.2	
68 Diethyl phthalate	149	7.272	7.272	0.000	97	953378	1000.0	1044.0	
69 Fluorene	166	7.342	7.352	-0.005	92	900641	1000.0	1079.7	
70 4-Chlorophenyl phenyl ether	204	7.352	7.363	-0.006	92	378218	1000.0	985.0	
71 4-Nitroaniline	138	7.390	7.384	0.005	85	171624	1000.0	919.1	
72 4,6-Dinitro-2-methylphenol	198	7.406	7.403	0.005	47	65356	2000.0	651.7	
73 N-Nitrosodiphenylamine	169	7.454	7.459	-0.005	60	632227	1000.0	1125.2	
74 Azobenzene	77	7.481	7.476	0.000	92	568556	1000.0	974.1	
75 4-Bromophenyl phenyl ether	248	7.753	7.753	0.000	56	233223	1000.0	996.9	
76 Hexachlorobenzene	284	7.790	7.790	-0.001	82	272634	1000.0	996.7	
77 Atrazine	200	7.903	7.914	-0.005	93	249472	1000.0	1055.4	
78 Pentachlorophenol	266	7.967	7.966	0.000	82	282487	2000.0	1892.1	
79 n-Octadecane	57	8.047	8.047	-0.005	90	314499	1000.0	939.7	
80 Phenanthrene	178	8.127	8.122	0.000	96	1158810	1000.0	973.3	
81 Anthracene	178	8.170	8.164	0.000	96	1192875	1000.0	965.9	
83 Carbazole	167	8.319	8.314	0.000	85	1118749	1000.0	1187.5	
84 Di-n-butyl phthalate	149	8.613	8.613	-0.006	99	1517900	1000.0	1014.9	
85 Fluoranthene	202	9.099	9.099	-0.006	96	1257351	1000.0	993.1	

Compound	Sig	RT (min.)	Adj RT (min.)	Dlt RT (min.)	Q	Response	Cal Amt ug/L	OnCol Amt ug/L	Flags
88 Benzidine	184	9.238	9.232	0.000	97	425470	2000.0	1450.5	
89 Pyrene	202	9.286	9.280	0.000	98	1279290	1000.0	982.6	
94 Butyl benzyl phthalate	149	9.842	9.847	-0.005	94	691027	1000.0	1010.9	
97 Benzo[a]anthracene	228	10.296	10.296	0.000	98	1141882	1000.0	962.6	
96 3,3'-Dichlorobenzidine	252	10.296	10.296	0.000	60	817257	2000.0	2135.5	
99 Chrysene	228	10.328	10.328	-0.005	93	1161418	1000.0	927.3	
98 Bis(2-ethylhexyl) phthalate	149	10.360	10.360	0.000	76	996191	1000.0	1130.3	
100 Di-n-octyl phthalate	149	11.017	11.017	-0.006	97	1677790	1000.0	1309.3	
101 Benzo[b]fluoranthene	252	11.391	11.391	-0.005	94	1169124	1000.0	1090.4	
102 Benzofluoranthene	252	11.423	11.423	0.000	1	2408268	2000.0	2024.8	a
103 Benzo[k]fluoranthene	252	11.423	11.418	0.000	99	1295265	1000.0	996.9	
104 Benzo[a]pyrene	252	11.760	11.760	-0.005	74	990755	1000.0	1004.8	
105 Indeno[1,2,3-cd]pyrene	276	13.127	13.130	-0.006	87	687941	1000.0	703.5	
106 Dibenz(a,h)anthracene	278	13.165	13.170	-0.005	1	739518	1000.0	703.6	
107 Benzo[g,h,i]perylene	276	13.453	13.453	-0.006	91	777605	1000.0	631.2	M

QC Flag Legend

Processing Flags

NC - Not Calibrated

Review Flags

M - Manually Integrated

a - User Assigned ID

Reagents:

ccv_8270_1000_00057

Amount Added: 1.00

Units: mL

Eurofins Seattle

Data File: \\chromfs\Seattle\ChromData\TAC051\20220317-81787.b\31722A30.D

Injection Date: 17-Mar-2022 21:21:30

Instrument ID: TAC051

Lims ID: ccvc

Client ID:

Operator ID: TL

ALS Bottle#: 3

Worklist Smp#: 21

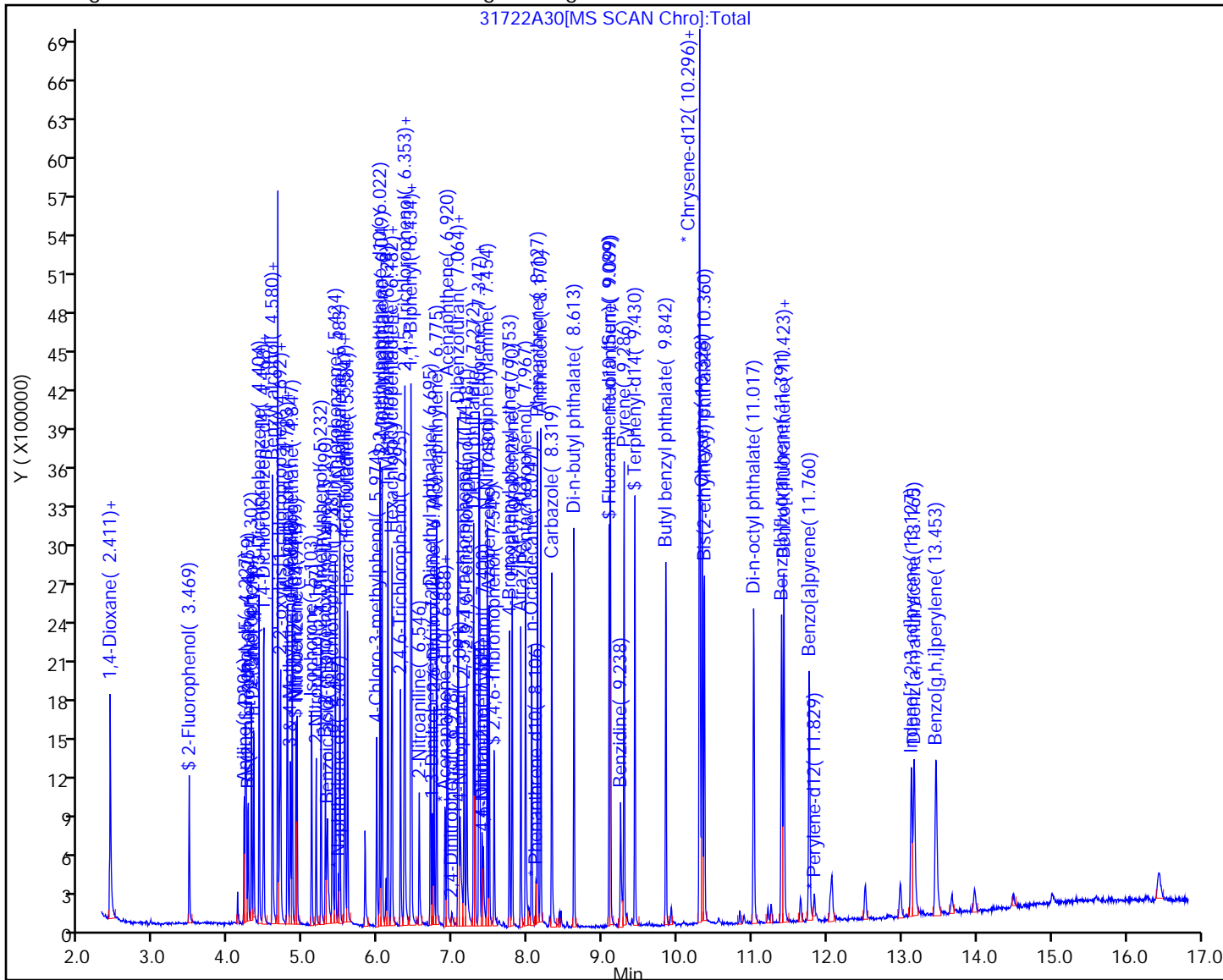
Injection Vol: 1.0 ul

Dil. Factor: 1.0000

Method: 8270 TAC051

Limit Group: 8270D BNA QSM 5.0

Y Scaling: Method Defined: Scale to the Nth Largest Target: 1



Eurofins Seattle

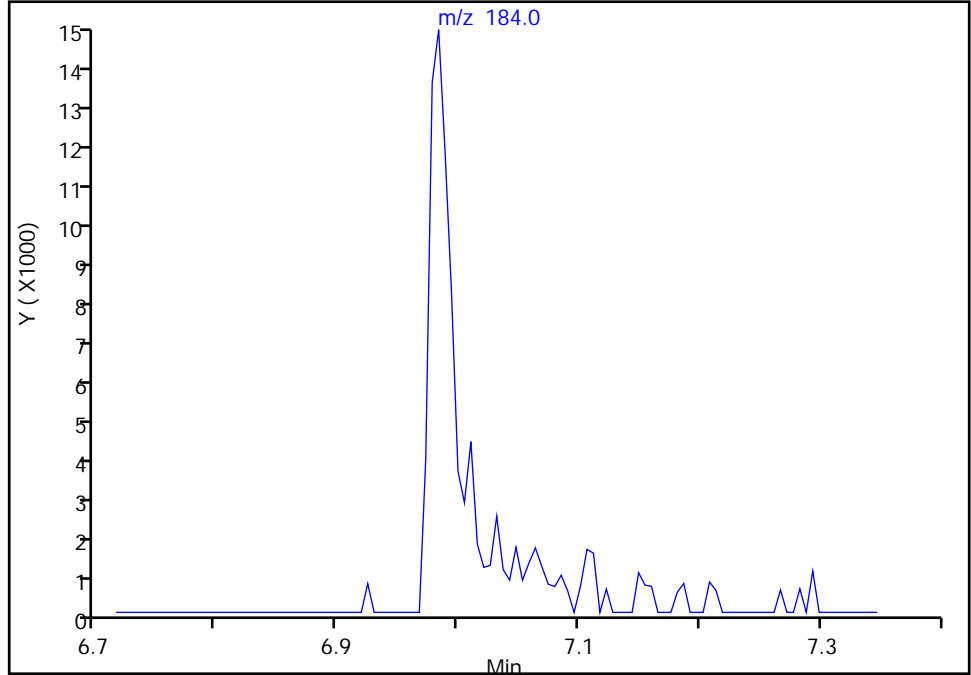
Data File: \\chromfs\Seattle\ChromData\TAC051\20220317-81787.b\31722A30.D
Injection Date: 17-Mar-2022 21:21:30 Instrument ID: TAC051
Lims ID: ccvc
Client ID:
Operator ID: TL ALS Bottle#: 3 Worklist Smp#: 21
Injection Vol: 1.0 ul Dil. Factor: 1.0000
Method: 8270 TAC051 Limit Group: 8270D BNA QSM 5.0
Column: Detector MS SCAN

63 2,4-Dinitrophenol, CAS: 51-28-5

Signal: 1

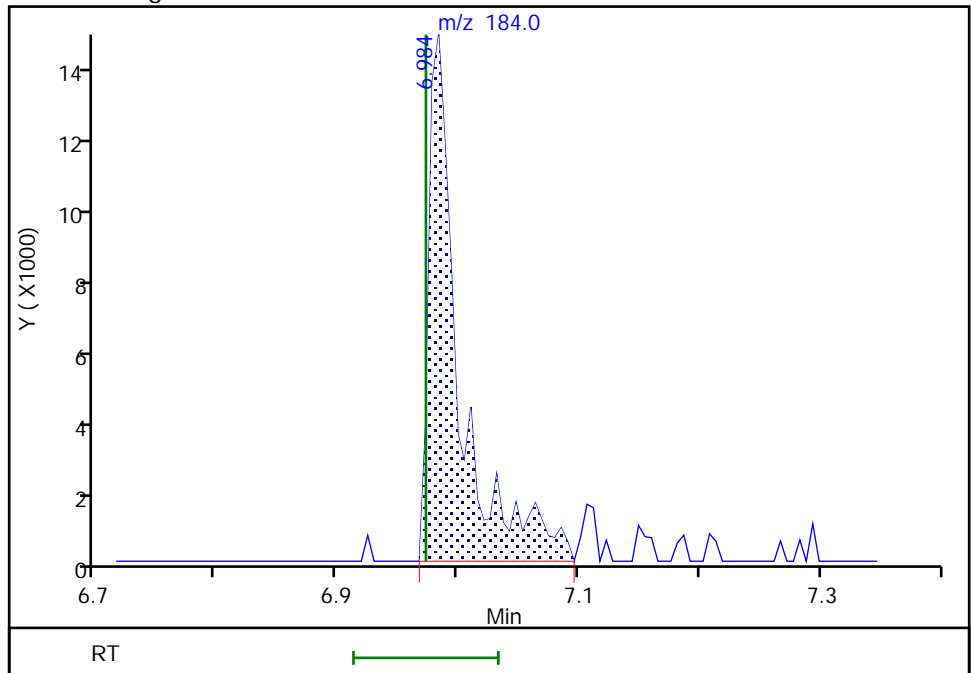
Not Detected
Expected RT: 6.97

Processing Integration Results



Manual Integration Results

RT: 6.98
Area: 25456
Amount: 616.8104
Amount Units: ug/L



Reviewer: limmere, 18-Mar-2022 10:32:20
Audit Action: Assigned Compound ID

Audit Reason: Peak assignment corrected

Eurofins Seattle

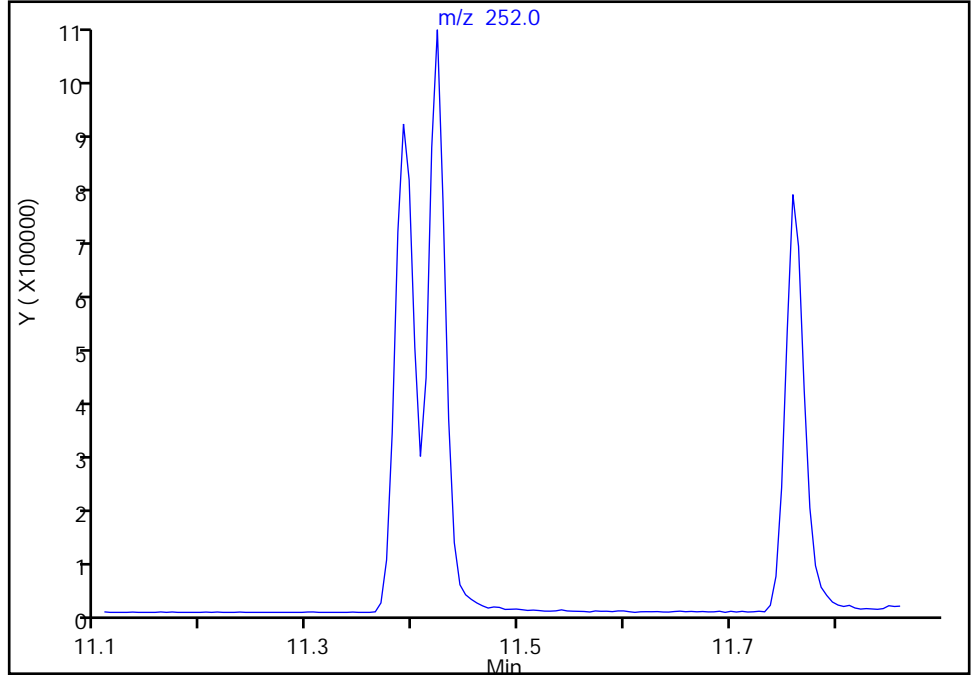
Data File: \\chromfs\Seattle\ChromData\TAC051\20220317-81787.b\31722A30.D
Injection Date: 17-Mar-2022 21:21:30 Instrument ID: TAC051
Lims ID: ccvc
Client ID:
Operator ID: TL ALS Bottle#: 3 Worklist Smp#: 21
Injection Vol: 1.0 ul Dil. Factor: 1.0000
Method: 8270 TAC051 Limit Group: 8270D BNA QSM 5.0
Column: Detector MS SCAN

102 Benzofluoranthene, CAS: 56832-73-6

Signal: 1

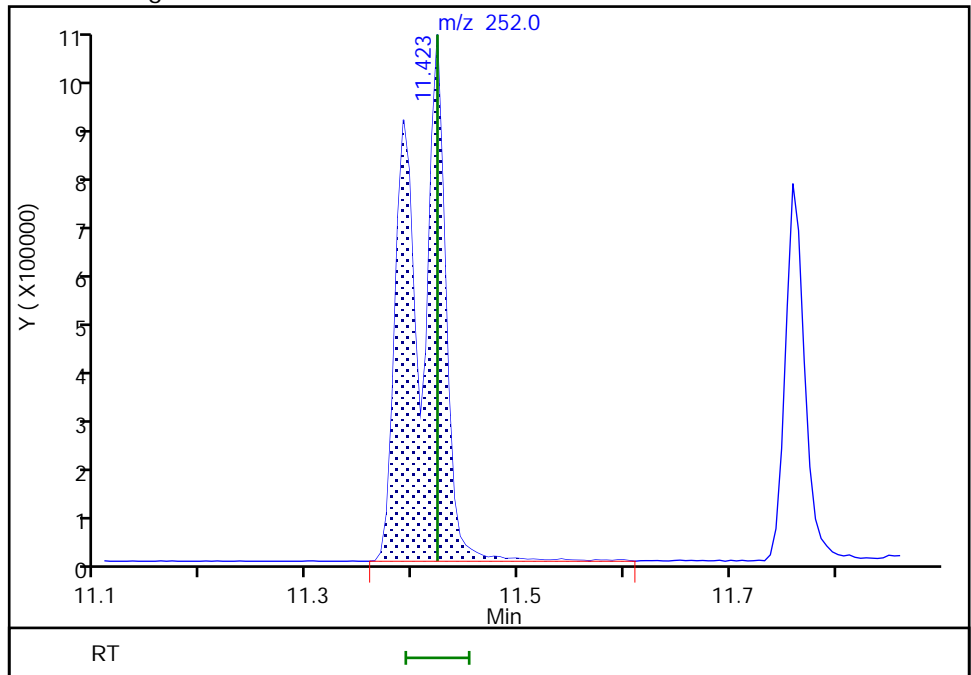
Not Detected
Expected RT: 11.42

Processing Integration Results



RT: 11.42
Area: 2408268
Amount: 2024.8045
Amount Units: ug/L

Manual Integration Results



Reviewer: limmere, 18-Mar-2022 10:32:40
Audit Action: Assigned Compound ID

Audit Reason: Peak assignment corrected

Eurofins Seattle

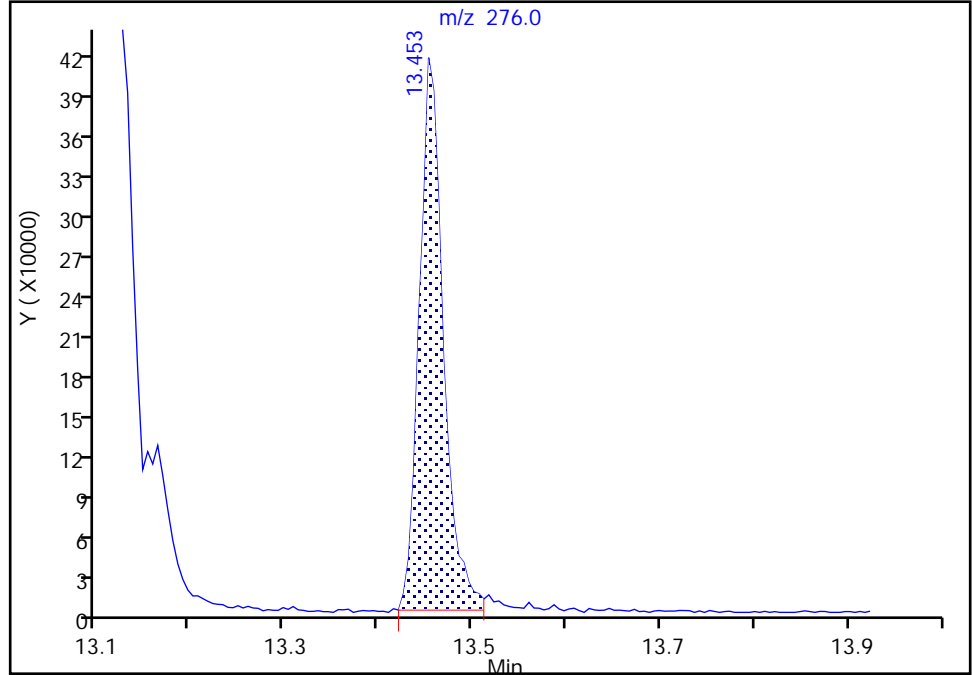
Data File: \\chromfs\Seattle\ChromData\TAC051\20220317-81787.b\31722A30.D
Injection Date: 17-Mar-2022 21:21:30 Instrument ID: TAC051
Lims ID: ccvc
Client ID:
Operator ID: TL ALS Bottle#: 3 Worklist Smp#: 21
Injection Vol: 1.0 ul Dil. Factor: 1.0000
Method: 8270 TAC051 Limit Group: 8270D BNA QSM 5.0
Column: Detector MS SCAN

107 Benzo[g,h,i]perylene, CAS: 191-24-2

Signal: 1

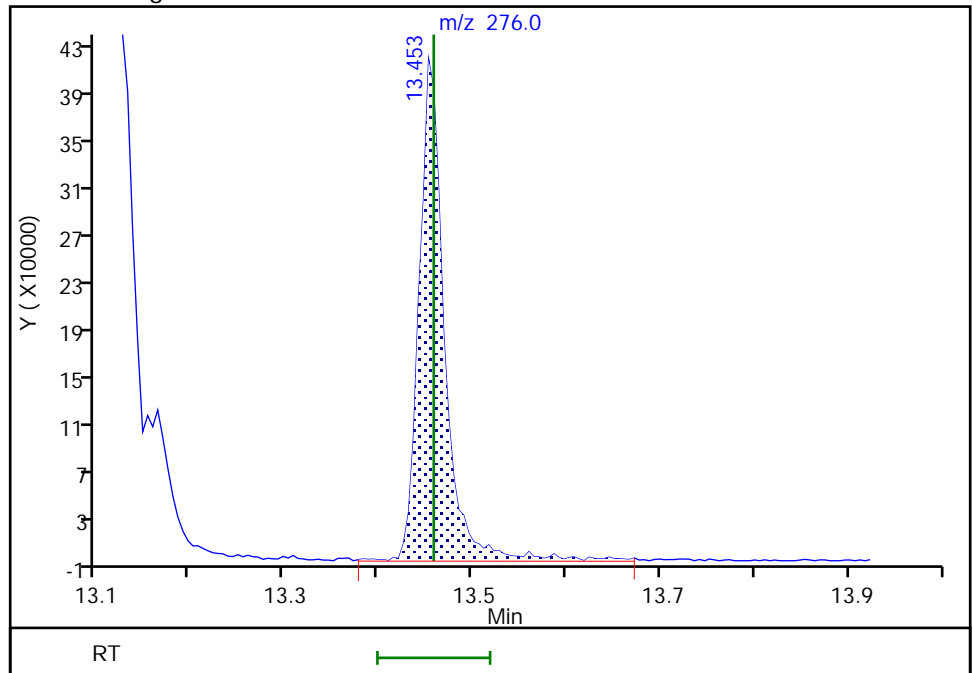
RT: 13.45
Area: 725772
Amount: 588.8947
Amount Units: ug/L

Processing Integration Results



RT: 13.45
Area: 777605
Amount: 631.2474
Amount Units: ug/L

Manual Integration Results



Reviewer: limmere, 18-Mar-2022 10:32:58
Audit Action: Manually Integrated

Audit Reason: Baseline
Page 434 of 829

Eurofins Seattle
Target Compound Quantitation Report

Data File: \\chromfs\Seattle\ChromData\TAC051\20220124-81014.b\0124A08_D
 Lims ID: dftpp
 Client ID:
 Sample Type: DFTPP
 Inject. Date: 24-Jan-2022 16:16:30 ALS Bottle#: 2 Worklist Smp#: 2
 Injection Vol: 1.0 ul Dil. Factor: 1.0000
 Sample Info: dftpp
 Operator ID: TL Instrument ID: TAC051
 Method: \\chromfs\Seattle\ChromData\TAC051\20220124-81014.b\8270 TAC051.m
 Limit Group: 8270D BNA QSM 5.0
 Last Update: 27-Jan-2022 15:44:19 Calib Date: 24-Jan-2022 20:31:30
 Integrator: RTE ID Type: RT Order ID
 Quant Method: Internal Standard Quant By: Initial Calibration
 Last ICal File: \\chromfs\Seattle\ChromData\TAC051\20220124-81014.b\0124A19_D

Column 1 : Det: MS SCAN
 Process Host: CTX1640

First Level Reviewer: limmere Date: 24-Jan-2022 16:38:13

Compound	Sig	RT (min.)	Adj RT (min.)	Dlt RT (min.)	Q	Response	Cal Amt ug/L	OnCol Amt ug/L	Flags
90 4,4'-DDE	246	9.417	9.417	0.000	16	4264			NR
93 4,4'-DDD	235	9.689	9.689	0.000	85	80559			NR
95 4,4'-DDT	235	9.940	9.940	0.000	95	5375736	NR		NR
123 Pentachlorophenol_T	266	7.985	7.985	0.000	87	2451646	NR		NR
124 DFTPP									
125 Benzidine_T	184	9.262	9.262	0.000	97	8692283	NR		NR

QC Flag Legend

Processing Flags

NR - Missing Quant Standard

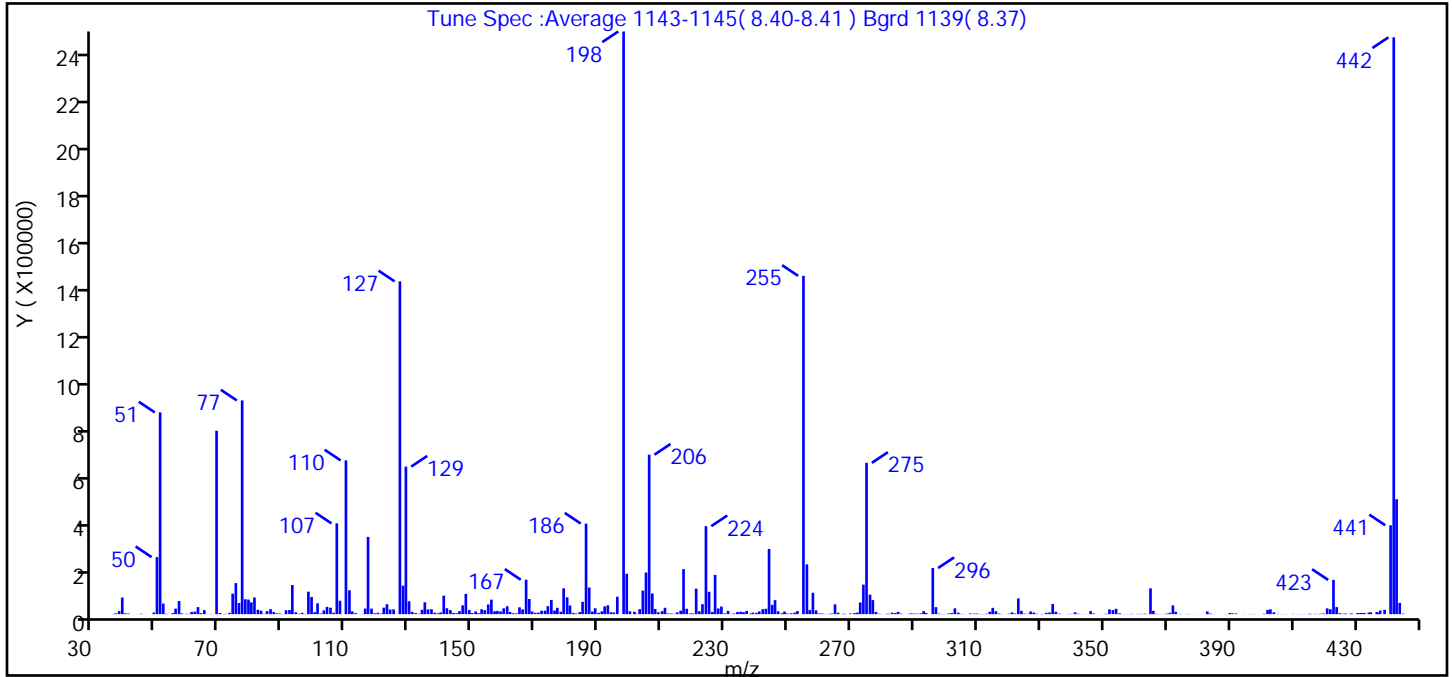
Reagents:

DFTPPx2_00044 Amount Added: 1.00 Units: mL

Eurofins Seattle

Data File: \\chromfs\Seattle\ChromData\TAC051\20220124-81014.b\0124A08_.D
 Injection Date: 24-Jan-2022 16:16:30 Instrument ID: TAC051
 Lims ID: dftpp
 Client ID:
 Operator ID: TL ALS Bottle#: 2 Worklist Smp#: 2
 Injection Vol: 1.0 ul Dil. Factor: 1.0000
 Method: 8270 TAC051 Limit Group: 8270D BNA QSM 5.0
 Tune Method: DFTPP Method 8270E, BP 198

124 DFTPP



m/z	Ion Abundance Criteria	% Relative Abundance
198	Base peak or present	100.0
68	<2% of m/z 69	0.0 (0.0)
69	Present	31.5
70	<2% of m/z 69	0.2 (0.6)
197	<2% of m/z 198	0.0
199	5-9% of m/z 198	6.9
365	>1% of m/z 198	4.4
441	<150% of m/z 443	15.3 (77.3)
442	Present	99.0
443	15-24% of m/z 442	19.7 (19.9)

Data File: \\chromfs\Seattle\ChromData\TAC051\20220124-81014.b\0124A08_.D\8270 TAC051.rslt\spectra.d
 Injection Date: 24-Jan-2022 16:16:30
 Spectrum: Tune Spec :Average 1143-1145(8.40-8.41) Bgrd 1139(8.37)
 Base Peak: 197.90
 Minimum % Base Peak: 0
 Number of Points: 390

m/z	Y	m/z	Y	m/z	Y	m/z	Y
36.00	630	142.00	25360	241.00	11741	343.00	452
37.00	3630	143.00	17240	242.00	21376	344.00	225
38.00	12928	144.00	5230	243.00	23096	345.00	218
39.00	71024	145.00	3935	244.00	278976	346.00	12996
40.00	3612	146.00	12873	245.00	39704	347.00	3144
41.00	2451	147.00	37640	246.00	59880	348.00	172
44.00	416	148.00	86560	247.00	11833	349.00	212
45.00	1677	149.00	17728	248.00	4063	350.00	1141
46.00	258	150.00	4948	249.00	11408	351.00	1201
49.00	6921	151.00	11418	250.00	2686	352.00	20472
50.00	243904	152.00	4013	251.00	3867	353.00	17472
51.00	863168	153.00	21024	252.00	6390	354.00	22960
52.00	45216	154.00	17160	253.00	13193	355.00	3689
53.00	1362	155.00	41440	255.00	1447424	356.00	479
55.00	4475	156.00	61856	256.00	212800	357.00	255
56.00	23776	157.00	12354	257.00	17456	358.00	488
57.00	55920	158.00	14109	258.00	91616	359.00	1483
58.00	3137	159.00	11574	259.00	16044	360.00	182
59.00	1216	160.00	24928	260.00	2878	361.00	1177
60.00	1221	161.00	33656	261.00	2348	362.00	1324
61.00	9102	162.00	9122	262.00	830	363.00	1972
62.00	10829	163.00	3717	263.00	1401	364.00	603
63.00	30128	164.00	3381	264.00	2327	365.00	110432
64.00	4404	165.00	29144	265.00	42056	366.00	14249
65.00	17392	166.00	20560	266.00	5887	367.00	1603
66.00	71	167.00	147264	268.00	1736	368.00	629
67.00	798	168.00	64816	268.00	1051	369.00	414
69.00	784704	169.00	11002	269.00	63	370.00	2218
70.00	5017	170.00	5447	270.00	2954	371.00	5660
71.00	805	171.00	6572	271.00	4549	372.00	37552
72.00	1205	172.00	14757	272.00	6742	373.00	10021
73.00	5599	173.00	14999	273.00	49784	374.00	981
74.00	87576	174.00	34208	274.00	126344	376.00	174

Data File: \\chromfs\Seattle\ChromData\TAC051\20220124-81014.b\0124A08_D\8270 TAC051.rslt\spectra.d

Injection Date: 24-Jan-2022 16:16:30

Spectrum: Tune Spec :Average 1143-1145(8.40-8.41) Bgrd 1139(8.37)

Base Peak: 197.90

Minimum % Base Peak: 0

Number of Points: 390

m/z	Y	m/z	Y	m/z	Y	m/z	Y
75.00	132800	175.00	60456	275.00	647232	377.00	901
76.00	47752	176.00	15556	276.00	83480	378.00	227
77.00	914304	177.00	27088	277.00	60056	379.00	196
78.00	63592	178.00	10107	278.00	9239	380.00	209
79.00	62264	179.00	110488	279.00	1671	381.00	346
80.00	50320	180.00	72120	280.00	247	383.00	11481
81.00	71072	181.00	36976	281.00	1008	384.00	2775
82.00	18664	182.00	5206	282.00	2054	385.00	591
83.00	14759	183.00	3163	283.00	6264	387.00	210
84.00	1239	184.00	8725	284.00	4708	389.00	718
85.00	12986	185.00	52704	285.00	9645	390.00	4875
86.00	21424	186.00	387520	286.00	2415	391.00	3488
87.00	9390	187.00	113864	288.00	1023	392.00	3007
88.00	3385	188.00	11147	289.00	3204	393.00	296
89.00	2558	189.00	25264	290.00	2575	394.00	175
90.00	465	190.00	5660	291.00	1923	395.00	437
91.00	16720	191.00	11960	292.00	3144	396.00	288
92.00	17600	192.00	33264	293.00	12898	397.00	765
93.00	124568	193.00	37752	294.00	5248	398.00	632
94.00	7772	194.00	7828	296.00	197312	400.00	172
95.00	1630	195.00	7232	297.00	30024	401.00	1811
96.00	5523	196.00	74568	298.00	2147	402.00	18048
97.00	1150	198.00	2492928	299.00	610	403.00	20608
98.00	96176	199.00	172864	300.00	589	404.00	7694
99.00	73336	200.00	12171	301.00	2621	405.00	1161
100.00	8002	201.00	10200	302.00	4963	406.00	172
101.00	46120	202.00	2214	303.00	24856	407.00	496
102.00	2653	203.00	21520	304.00	6172	408.00	481
103.00	15883	204.00	100928	305.00	1156	410.00	1023
104.00	30960	205.00	178240	306.00	555	411.00	449
105.00	27576	206.00	682368	307.00	186	412.00	453
106.00	6049	207.00	88376	308.00	2816	413.00	300
107.00	388288	208.00	22096	309.00	2308	414.00	518
108.00	57488	209.00	7989	310.00	2547	415.00	1716

Data File: \\chromfs\Seattle\ChromData\TAC051\20220124-81014.b\0124A08_.D\8270 TAC051.rslt\spectra.d

Injection Date: 24-Jan-2022 16:16:30

Spectrum: Tune Spec :Average 1143-1145(8.40-8.41) Bgrd 1139(8.37)

Base Peak: 197.90

Minimum % Base Peak: 0

Number of Points: 390

m/z	Y	m/z	Y	m/z	Y	m/z	Y
110.00	657856	210.00	12916	311.00	903	416.00	962
111.00	102232	211.00	27232	312.00	600	417.00	1196
112.00	11781	212.00	2998	313.00	1857	418.00	906
113.00	4580	213.00	2529	314.00	10500	419.00	1685
114.00	130	214.00	1342	315.00	26856	420.00	2583
115.00	859	215.00	7493	316.00	12857	421.00	24712
116.00	23880	216.00	14751	317.00	2711	422.00	20664
117.00	330432	217.00	192576	318.00	665	423.00	146432
118.00	23576	218.00	23040	319.00	183	424.00	30040
119.00	3508	219.00	2858	320.00	1631	425.00	3826
120.00	6003	220.00	3093	321.00	7290	426.00	1572
121.00	2400	221.00	109144	322.00	2520	427.00	2945
122.00	27872	222.00	12560	323.00	67304	428.00	1944
123.00	42488	223.00	42536	324.00	14029	429.00	2096
124.00	19696	224.00	376448	325.00	2016	430.00	4491
125.00	20488	225.00	95696	326.00	1309	431.00	4607
127.00	1423872	226.00	9330	327.00	11399	432.00	4418
128.00	121736	227.00	167936	328.00	6666	433.00	5029
129.00	631296	228.00	24296	329.00	1841	434.00	6376
130.00	55072	229.00	32432	330.00	586	435.00	7829
131.00	9917	230.00	3338	331.00	863	437.00	8969
132.00	4695	231.00	13975	332.00	5628	437.00	5602
133.00	1436	232.00	382	333.00	7140	438.00	15503
134.00	18576	233.00	2758	334.00	43680	439.00	18688
135.00	50920	234.00	9512	335.00	10180	441.00	380288
136.00	20288	235.00	10145	336.00	2094	442.00	2467840
137.00	21160	236.00	8508	338.00	169	443.00	491712
138.00	5955	237.00	13940	339.00	1242	444.00	48248
139.00	3521	238.00	2704	340.00	1045	445.00	2134
140.00	7368	239.00	6590	341.00	7781		
141.00	79056	240.00	5479	342.00	1919		

Eurofins Seattle

Data File: \\chromfs\Seattle\ChromData\TAC051\20220124-81014.b\0124A08_.D

Injection Date: 24-Jan-2022 16:16:30

Instrument ID: TAC051

Lims ID: dftpp

Client ID:

Operator ID: TL

ALS Bottle#: 2

Worklist Smp#: 2

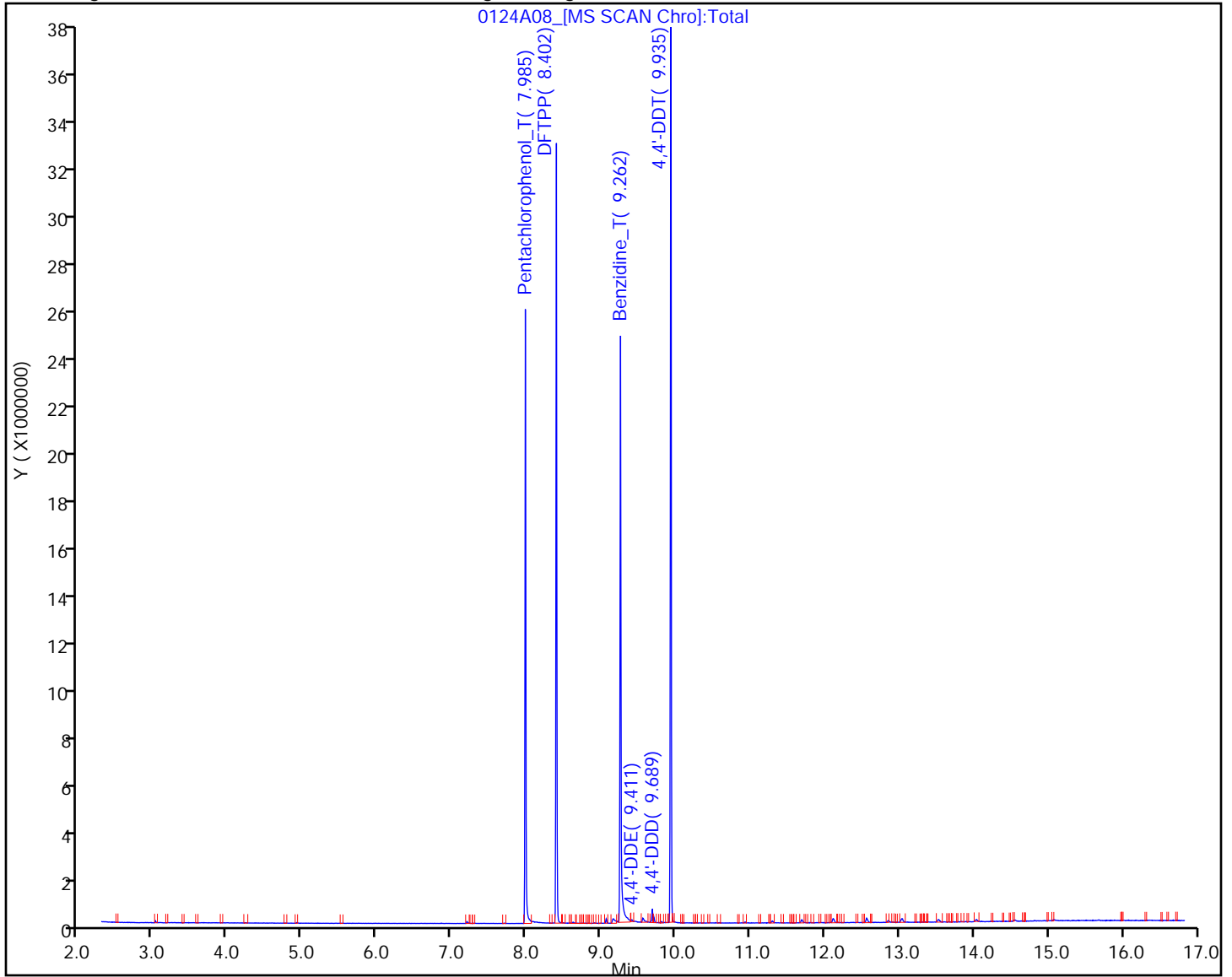
Injection Vol: 1.0 ul

Dil. Factor: 1.0000

Method: 8270 TAC051

Limit Group: 8270D BNA QSM 5.0

Y Scaling: Method Defined: Scale to the Nth Largest Target: 1



Eurofins Seattle

Data File: \\chromfs\Seattle\ChromData\TAC051\20220124-81014.b\0124A08_.D
Injection Date: 24-Jan-2022 16:16:30 Instrument ID: TAC051
Lims ID: dftpp
Client ID:
Operator ID: TL ALS Bottle#: 2 Worklist Smp#: 2
Injection Vol: 1.0 ul Dil. Factor: 1.0000
Method: 8270 TAC051 Limit Group: 8270D BNA QSM 5.0

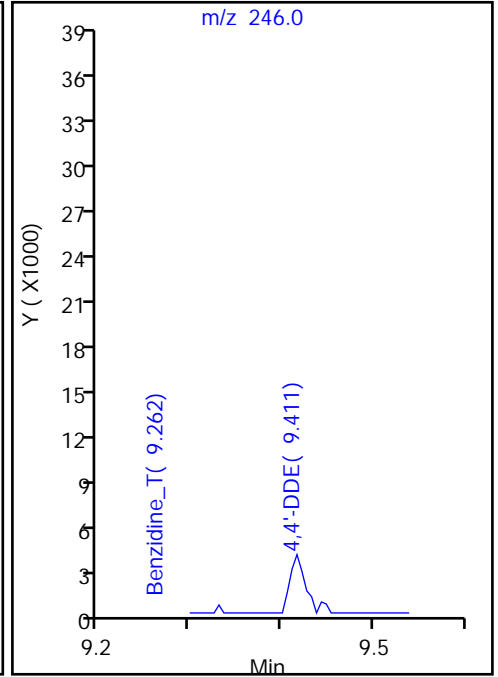
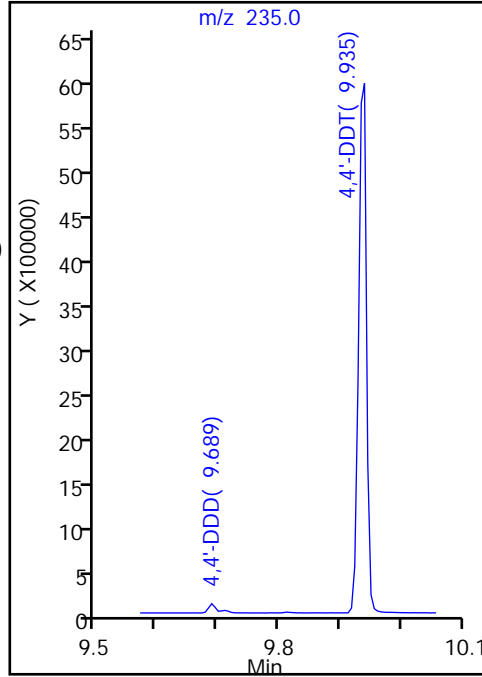
95 4,4'-DDT, Detector: MS SCAN

SW-846 Method

%Breakdown =
(Area Breakdown Cpnds/
Total Area Breakdown Cpnds) * 100

95 4,4'-DDT, Area = 5375736
90 4,4'-DDE, Area = 4264
93 4,4'-DDD, Area = 80559

%Breakdown: 1.55%, <= 20.00%
Passed



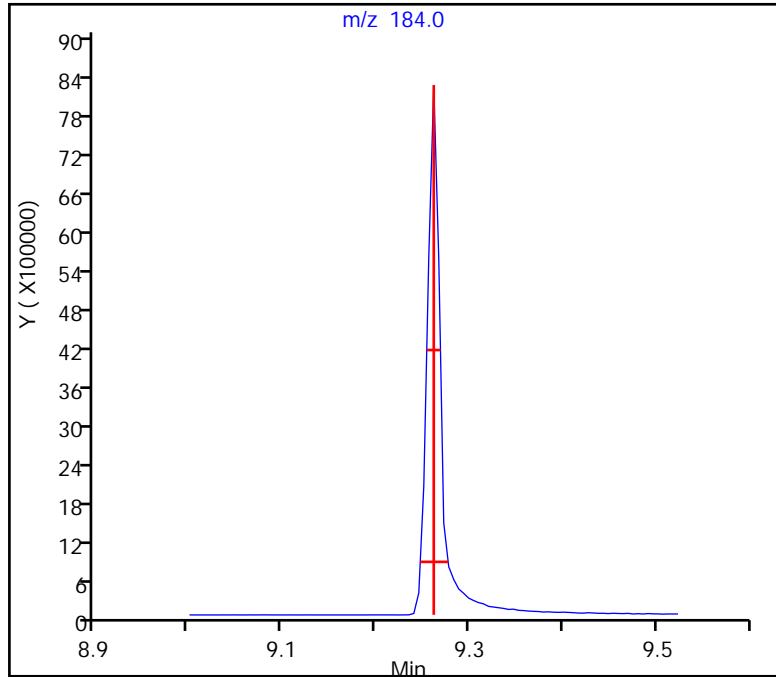
Eurofins Seattle

Data File: \\chromfs\Seattle\ChromData\TAC051\20220124-81014.b\0124A08_.D
Injection Date: 24-Jan-2022 16:16:30 Instrument ID: TAC051
Lims ID: dftpp
Client ID:
Operator ID: TL ALS Bottle#: 2 Worklist Smp#: 2
Injection Vol: 1.0 ul Dil. Factor: 1.0000
Method: 8270 TAC051 Limit Group: 8270D BNA QSM 5.0
125 Benzidine_T, Detector: MS SCAN

Peak Tailing Factor =
BackWidth/FrontWidth @ 10% Peak Height

Back Width = 0.015 (min.)
Front Width = 0.014 (min.)

Tailing Factor = 1.07, Max. Tailing <= 2.00
Passed



Eurofins Seattle

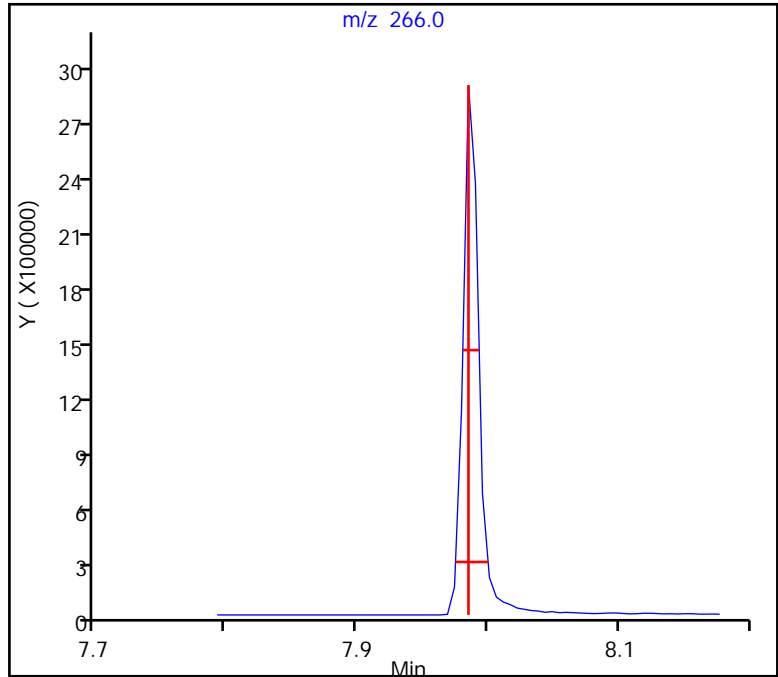
Data File: \\chromfs\Seattle\ChromData\TAC051\20220124-81014.b\0124A08_.D
Injection Date: 24-Jan-2022 16:16:30 Instrument ID: TAC051
Lims ID: dftpp
Client ID:
Operator ID: TL ALS Bottle#: 2 Worklist Smp#: 2
Injection Vol: 1.0 ul Dil. Factor: 1.0000
Method: 8270 TAC051 Limit Group: 8270D BNA QSM 5.0

123 Pentachlorophenol_T, Detector: MS SCAN

Peak Tailing Factor =
BackWidth/FrontWidth @ 10% Peak Height

Back Width = 0.015 (min.)
Front Width = 0.010 (min.)

Tailing Factor = 1.50, Max. Tailing <= 2.00
Passed



Eurofins Seattle
Target Compound Quantitation Report

Data File: \\chromfs\Seattle\ChromData\TAC051\20220317-81787.b\31722A06.D
 Lims ID: dftpp
 Client ID:
 Sample Type: DFTPP
 Inject. Date: 17-Mar-2022 12:03:30 ALS Bottle#: 2 Worklist Smp#: 2
 Injection Vol: 1.0 ul Dil. Factor: 1.0000
 Sample Info: DFTPP
 Operator ID: TL Instrument ID: TAC051
 Method: \\chromfs\Seattle\ChromData\TAC051\20220317-81787.b\8270 TAC051.m
 Limit Group: 8270D BNA QSM 5.0
 Last Update: 17-Mar-2022 16:54:29 Calib Date: 24-Jan-2022 20:31:30
 Integrator: RTE ID Type: RT Order ID
 Quant Method: Internal Standard Quant By: Initial Calibration
 Last ICal File: \\chromfs\Seattle\ChromData\TAC051\20220124-81014.b\0124A19_D
 Column 1 : Det: MS SCAN
 Process Host: CTX1602

First Level Reviewer: limmere Date: 17-Mar-2022 16:54:29

Compound	Sig	RT (min.)	Adj RT (min.)	Dlt RT (min.)	Q	Response	Cal Amt ug/L	OnCol Amt ug/L	Flags
90 4,4'-DDE	246	9.385	9.385	0.000	1	2824		NR	
93 4,4'-DDD	235	9.668	9.668	0.000	89	49102		NR	
95 4,4'-DDT	235	9.913	9.913	0.000	94	4643889	NR	NR	a
123 Pentachlorophenol_T	266	7.969	7.969	0.000	90	1853894	NR	NR	a
124 DFTPP									
125 Benzidine_T	184	9.240	9.240	0.000	97	5599322	NR	NR	a

QC Flag Legend

Processing Flags

NR - Missing Quant Standard

Review Flags

a - User Assigned ID

Reagents:

DFTPPx2_00044 Amount Added: 1.00 Units: mL

Eurofins Seattle

Data File: \\chromfs\Seattle\ChromData\TAC051\20220317-81787.b\31722A06.D

Injection Date: 17-Mar-2022 12:03:30

Instrument ID: TAC051

Lims ID: dftpp

Client ID:

Operator ID: TL

ALS Bottle#: 2

Worklist Smp#: 2

Injection Vol: 1.0 ul

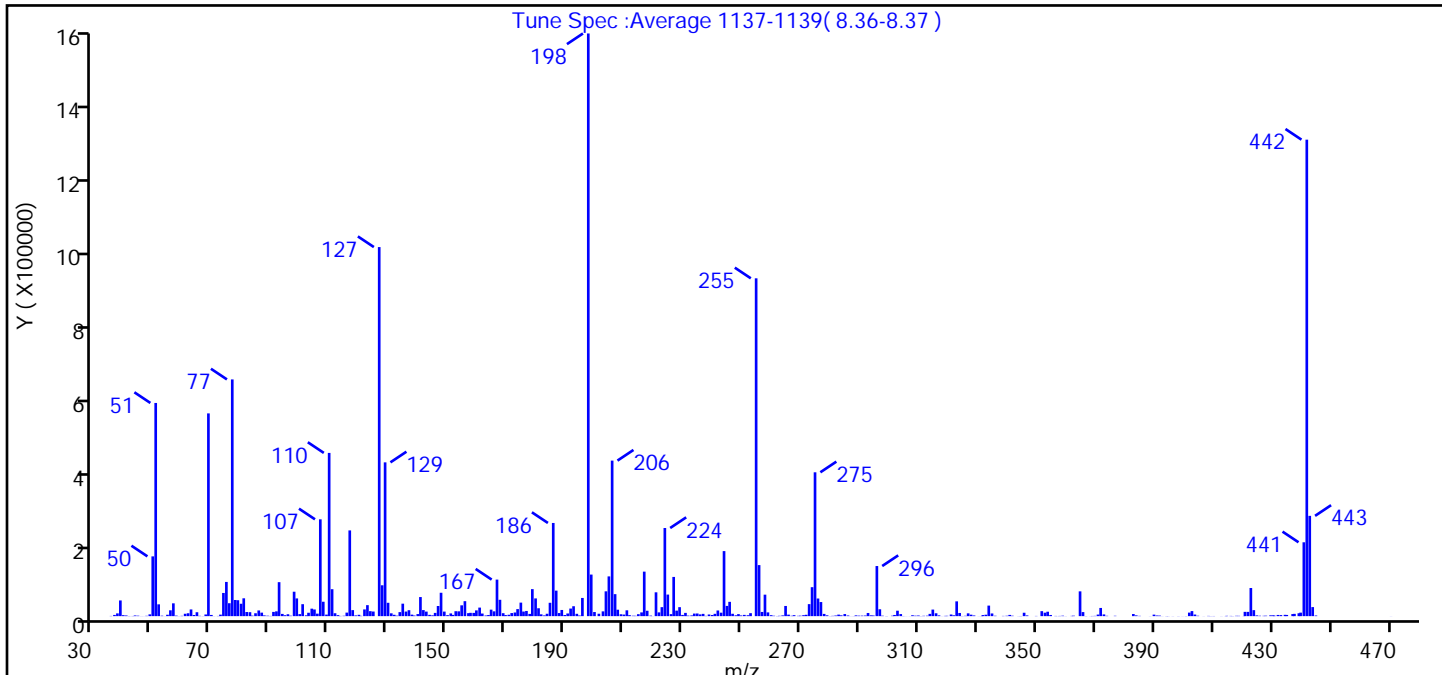
Dil. Factor: 1.0000

Method: 8270 TAC051

Limit Group: 8270D BNA QSM 5.0

Tune Method: DFTPP Method 8270E, BP 198

124 DFTPP



m/z	Ion Abundance Criteria	% Relative Abundance
198	Base peak or present	100.0
68	<2% of m/z 69	0.3 (0.8)
69	Present	34.8
70	<2% of m/z 69	0.2 (0.6)
197	<2% of m/z 198	0.0
199	5-9% of m/z 198	7.1
365	>1% of m/z 198	4.3
441	<150% of m/z 443	12.7 (73.6)
442	Present	81.8
443	15-24% of m/z 442	17.2 (21.0)

Data File: \\chromfs\Seattle\ChromData\TAC051\20220317-81787.b\31722A06.D\8270 TAC051.rslt\spectra.d
Injection Date: 17-Mar-2022 12:03:30
Spectrum: Tune Spec :Average 1137-1139(8.36-8.37)
Base Peak: 197.90
Minimum % Base Peak: 0
Number of Points: 382

m/z	Y	m/z	Y	m/z	Y	m/z	Y
36.00	569	133.00	1328	231.00	8927	329.00	1885
37.00	3311	134.00	11046	232.00	1461	330.00	193
38.00	7578	135.00	34208	233.00	1978	332.00	403
39.00	43072	136.00	12568	234.00	7035	332.00	2976
40.00	2648	137.00	16317	235.00	7289	333.00	3892
41.00	1860	138.00	4107	236.00	4796	334.00	28928
42.00	434	139.00	1682	237.00	6266	335.00	7368
43.00	461	140.00	5672	238.00	773	336.00	1050
44.00	1863	141.00	52392	239.00	4520	339.00	655
45.00	1229	142.00	16600	240.00	3151	340.00	1027
46.00	222	143.00	12469	241.00	6372	341.00	3379
47.00	167	144.00	3554	242.00	15524	342.00	1214
48.00	871	145.00	2245	243.00	9487	344.00	253
49.00	4886	146.00	8881	244.00	178432	345.00	443
50.00	163968	147.00	27808	245.00	28064	346.00	9336
51.00	584832	148.00	64136	246.00	39248	347.00	1996
52.00	32392	149.00	12474	247.00	6533	350.00	571
53.00	1242	150.00	2806	248.00	2284	352.00	13680
54.00	179	151.00	7485	249.00	5562	353.00	9470
55.00	3820	152.00	3460	250.00	1923	354.00	12125
56.00	16034	153.00	13519	251.00	3434	355.00	3212
57.00	35152	154.00	13195	252.00	2451	357.00	592
58.00	1445	155.00	29664	253.00	8154	357.00	173
59.00	229	156.00	41064	255.00	926784	358.00	633
60.00	806	157.00	8243	256.00	140032	359.00	1233
61.00	6536	158.00	9065	257.00	11523	360.00	228
62.00	7922	159.00	8908	258.00	58928	362.00	741
63.00	18376	160.00	15819	259.00	10284	363.00	1253
64.00	3150	161.00	23448	260.00	2634	365.00	68016
65.00	10730	162.00	7157	261.00	1127	366.00	11127
66.00	855	163.00	1731	262.00	433	367.00	377
67.00	294	164.00	3063	263.00	954	368.00	223
68.00	4552	165.00	17832	264.00	2028	369.00	505

Data File: \\chromfs\Seattle\ChromData\TAC051\20220317-81787.b\31722A06.D\8270 TAC051.rslt\spectra.d

Injection Date: 17-Mar-2022 12:03:30

Spectrum: Tune Spec :Average 1137-1139(8.36-8.37)

Base Peak: 197.90

Minimum % Base Peak: 0

Number of Points: 382

m/z	Y	m/z	Y	m/z	Y	m/z	Y
69.00	556224	166.00	13179	265.00	27912	370.00	757
70.00	3291	167.00	100240	266.00	4090	371.00	4334
71.00	208	168.00	44872	267.00	1063	372.00	22472
72.00	547	169.00	8105	268.00	2679	373.00	4727
73.00	4127	170.00	2997	269.00	850	374.00	908
74.00	63584	171.00	3795	270.00	1272	377.00	978
75.00	93848	172.00	8465	271.00	2659	383.00	5845
76.00	35456	173.00	9978	272.00	3707	384.00	2098
77.00	649408	174.00	19328	273.00	32944	385.00	775
78.00	44304	175.00	37096	274.00	79440	389.00	227
79.00	43680	176.00	12608	275.00	394624	390.00	4177
80.00	33992	177.00	14194	276.00	48384	391.00	1749
81.00	48936	178.00	6152	277.00	38648	392.00	1482
82.00	11314	179.00	74112	278.00	6144	393.00	192
83.00	10857	180.00	48624	279.00	2238	394.00	365
84.00	1330	181.00	21656	280.00	316	395.00	254
85.00	7934	182.00	4964	281.00	828	396.00	234
86.00	15629	183.00	2046	282.00	1690	398.00	296
87.00	9599	184.00	6518	283.00	4168	400.00	171
88.00	2113	185.00	36648	284.00	2205	401.00	363
89.00	1211	186.00	255616	285.00	5752	402.00	9671
90.00	570	187.00	69992	286.00	1777	403.00	13868
91.00	11594	188.00	8474	287.00	191	404.00	4391
92.00	13145	189.00	16936	288.00	296	405.00	1132
93.00	93208	190.00	3098	289.00	2067	407.00	187
94.00	6148	191.00	7290	290.00	1346	408.00	666
95.00	2570	192.00	20816	291.00	1390	409.00	329
96.00	5206	193.00	27176	292.00	1697	410.00	451
97.00	1238	194.00	6407	293.00	8663	413.00	208
98.00	67016	195.00	1822	294.00	2231	414.00	275
99.00	48600	196.00	49912	295.00	1776	415.00	874
100.00	5572	198.00	1598464	296.00	137472	416.00	622
101.00	32808	199.00	114048	297.00	18832	417.00	326
102.00	2225	200.00	11272	298.00	1227	418.00	916

Data File: \\chromfs\Seattle\ChromData\TAC051\20220317-81787.b\31722A06.D\8270 TAC051.rslt\spectra.d

Injection Date: 17-Mar-2022 12:03:30

Spectrum: Tune Spec :Average 1137-1139(8.36-8.37)

Base Peak: 197.90

Minimum % Base Peak: 0

Number of Points: 382

m/z	Y	m/z	Y	m/z	Y	m/z	Y
103.00	9293	202.00	6615	299.00	383	419.00	823
104.00	20520	203.00	13113	301.00	1207	420.00	262
105.00	18320	204.00	68088	302.00	3224	421.00	11786
106.00	6840	205.00	109056	303.00	14903	422.00	11695
107.00	265600	206.00	426688	304.00	5664	423.00	77192
108.00	39528	207.00	60336	305.00	461	424.00	16448
109.00	4212	208.00	17648	306.00	170	425.00	2032
110.00	447808	209.00	5146	307.00	209	426.00	1102
111.00	73928	210.00	4343	308.00	2437	427.00	878
112.00	7990	211.00	15987	309.00	1261	428.00	1207
113.00	2784	212.00	2693	310.00	1728	430.00	2259
114.00	619	213.00	1153	311.00	336	430.00	2288
115.00	1051	214.00	992	312.00	935	431.00	1170
116.00	9682	215.00	5372	313.00	1197	432.00	3263
117.00	235200	216.00	10270	314.00	6220	433.00	2862
118.00	16528	217.00	122104	315.00	18016	434.00	3583
119.00	2012	218.00	14770	316.00	7889	435.00	3259
120.00	3671	219.00	1443	317.00	2160	437.00	5726
121.00	800	220.00	172	318.00	169	438.00	6289
122.00	18440	221.00	65400	319.00	689	439.00	7934
123.00	30160	222.00	10298	320.00	888	440.00	9615
124.00	13671	223.00	24664	321.00	4472	441.00	202624
125.00	12653	224.00	241792	322.00	2368	442.00	1307136
127.00	1012480	225.00	59168	323.00	40584	443.00	275136
128.00	84656	226.00	5499	324.00	8669	444.00	24824
129.00	421888	227.00	107576	325.00	411	445.00	1750
130.00	36608	228.00	15173	326.00	977	470.00	169
131.00	7759	229.00	24656	327.00	7691		
132.00	3738	230.00	3346	328.00	3994		

Eurofins Seattle

Data File: \\chromfs\Seattle\ChromData\TAC051\20220317-81787.b\31722A06.D

Injection Date: 17-Mar-2022 12:03:30

Instrument ID: TAC051

Lims ID: dftpp

Client ID:

Operator ID: TL

ALS Bottle#: 2

Worklist Smp#: 2

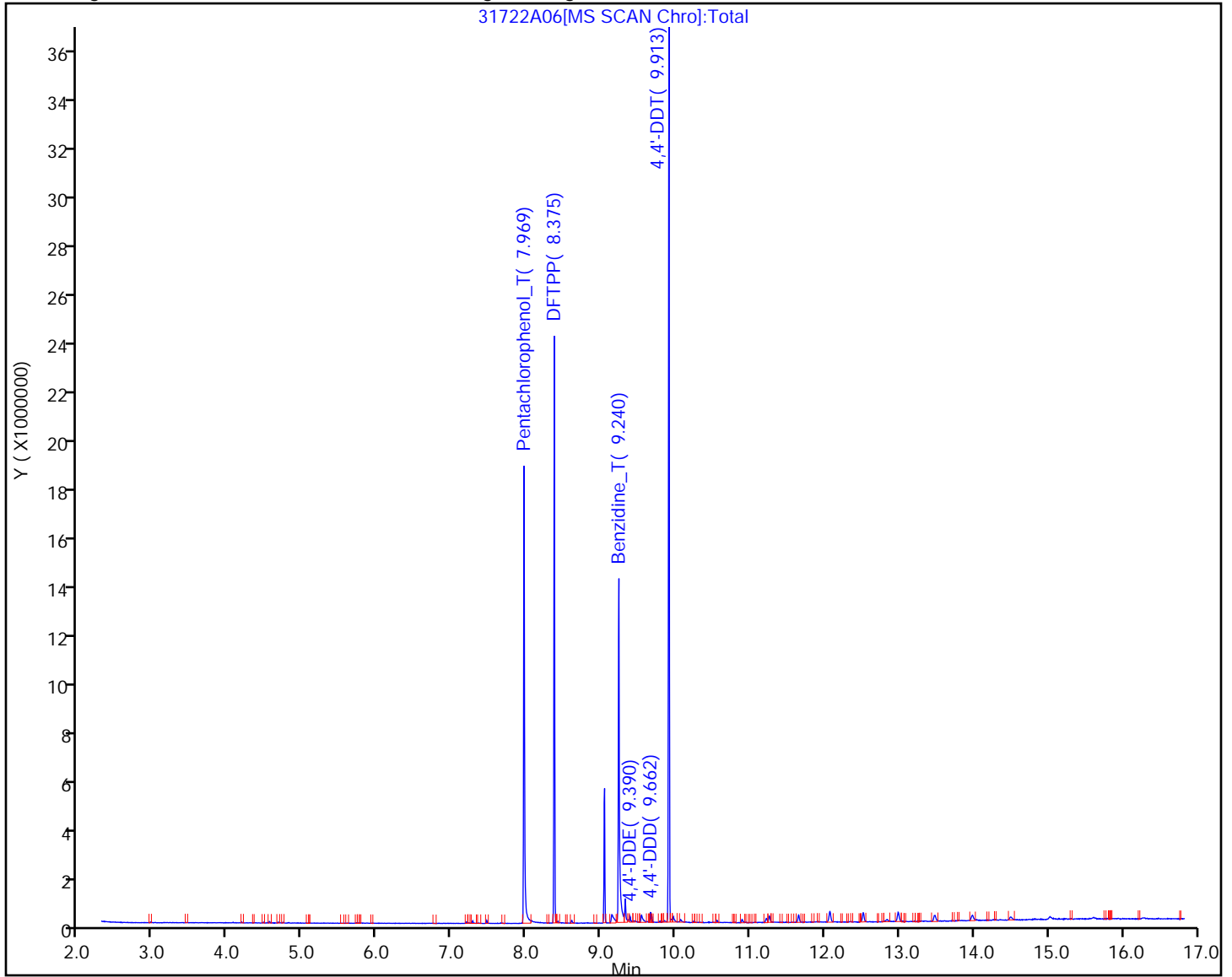
Injection Vol: 1.0 ul

Dil. Factor: 1.0000

Method: 8270 TAC051

Limit Group: 8270D BNA QSM 5.0

Y Scaling: Method Defined: Scale to the Nth Largest Target: 1



Eurofins Seattle

Data File: \\chromfs\Seattle\ChromData\TAC051\20220317-81787.b\31722A06.D
Injection Date: 17-Mar-2022 12:03:30 Instrument ID: TAC051
Lims ID: dftpp
Client ID:
Operator ID: TL ALS Bottle#: 2 Worklist Smp#: 2
Injection Vol: 1.0 ul Dil. Factor: 1.0000
Method: 8270 TAC051 Limit Group: 8270D BNA QSM 5.0

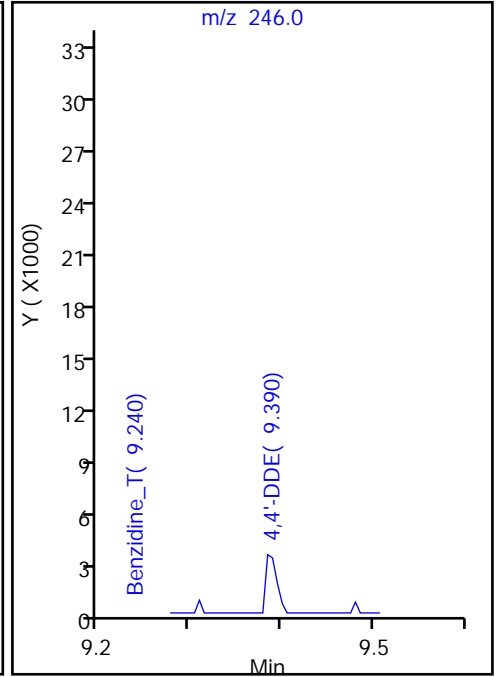
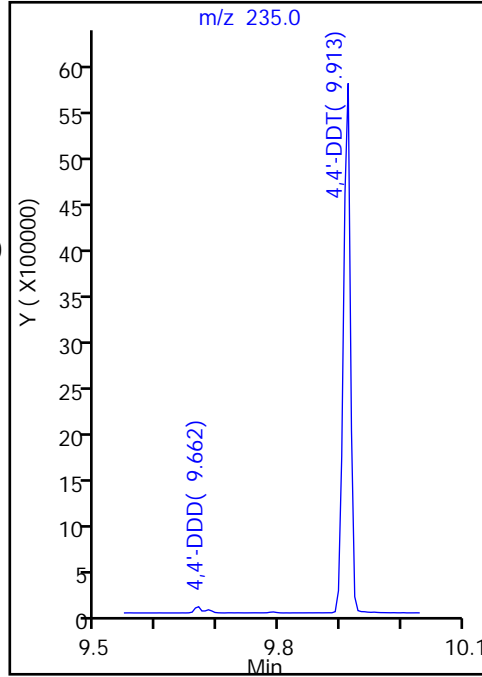
95 4,4'-DDT, Detector: MS SCAN

SW-846 Method

%Breakdown =
(Area Breakdown Cpnds/
Total Area Breakdown Cpnds) * 100

95 4,4'-DDT, Area = 4643889
90 4,4'-DDE, Area = 2824
93 4,4'-DDD, Area = 49102

%Breakdown: 1.11%, <= 20.00%
Passed



Eurofins Seattle

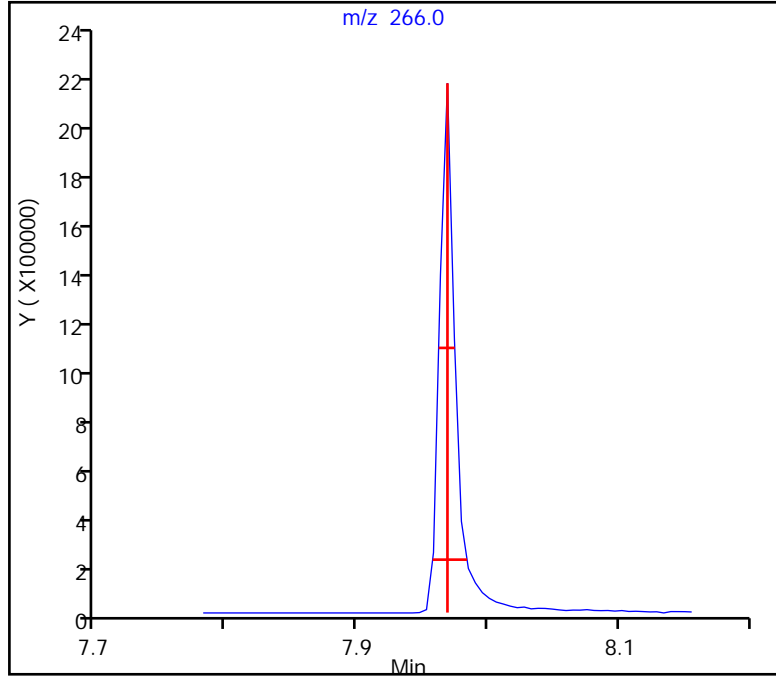
Data File: \\chromfs\Seattle\ChromData\TAC051\20220317-81787.b\31722A06.D
Injection Date: 17-Mar-2022 12:03:30 Instrument ID: TAC051
Lims ID: dftpp
Client ID:
Operator ID: TL ALS Bottle#: 2 Worklist Smp#: 2
Injection Vol: 1.0 ul Dil. Factor: 1.0000
Method: 8270 TAC051 Limit Group: 8270D BNA QSM 5.0

123 Pentachlorophenol_T, Detector: MS SCAN

Peak Tailing Factor =
BackWidth/FrontWidth @ 10% Peak Height

Back Width = 0.015 (min.)
Front Width = 0.011 (min.)

Tailing Factor = 1.36, Max. Tailing <= 2.00
Passed



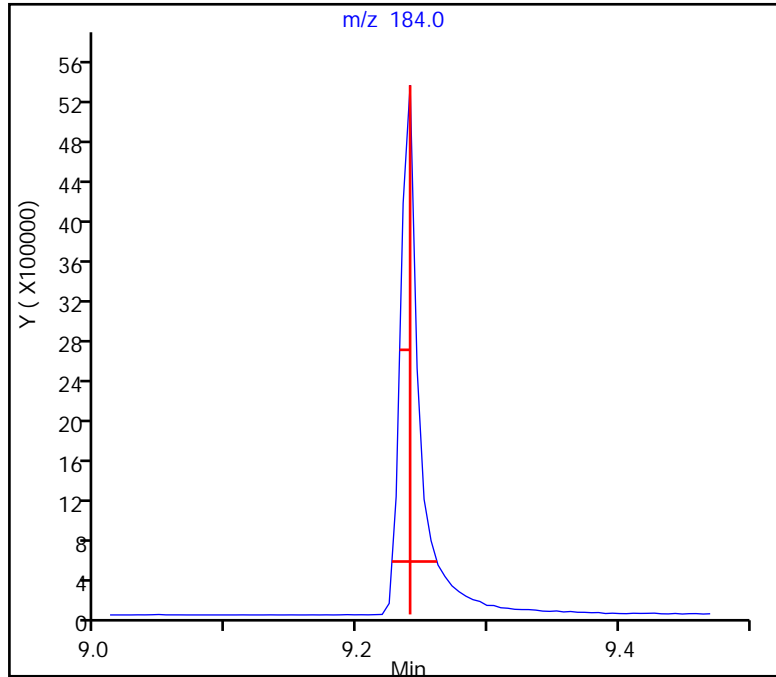
Eurofins Seattle

Data File: \\chromfs\Seattle\ChromData\TAC051\20220317-81787.b\31722A06.D
Injection Date: 17-Mar-2022 12:03:30 Instrument ID: TAC051
Lims ID: dftpp
Client ID:
Operator ID: TL ALS Bottle#: 2 Worklist Smp#: 2
Injection Vol: 1.0 ul Dil. Factor: 1.0000
Method: 8270 TAC051 Limit Group: 8270D BNA QSM 5.0
125 Benzidine_T, Detector: MS SCAN

Peak Tailing Factor =
BackWidth/FrontWidth @ 10% Peak Height

Back Width = 0.021 (min.)
Front Width = 0.014 (min.)

Tailing Factor = 1.50, Max. Tailing <= 2.00
Passed



FORM I
GC/MS SEMI VOA ORGANICS ANALYSIS DATA SHEET

Lab Name: Eurofins Seattle Job No.: 580-111290-1
 SDG No.: _____
 Client Sample ID: _____ Lab Sample ID: MB 580-383995/1-A
 Matrix: Water Lab File ID: 31722A10.D
 Analysis Method: 8270E Date Collected: _____
 Extract. Method: 3510C Date Extracted: 03/16/2022 09:47
 Sample wt/vol: 1000 (mL) Date Analyzed: 03/17/2022 13:35
 Con. Extract Vol.: 2 (mL) Dilution Factor: 1
 Injection Volume: 1 (uL) Level: (low/med) Low
 % Moisture: _____ GPC Cleanup: (Y/N) N
 Analysis Batch No.: 384146 Units: ug/L

CAS NO.	COMPOUND NAME	RESULT	Q	LOQ	LOD	DL
120-82-1	1,2,4-Trichlorobenzene	0.30	U	0.40	0.30	0.090
95-50-1	1,2-Dichlorobenzene	0.15	U	0.40	0.15	0.050
541-73-1	1,3-Dichlorobenzene	0.090	U	0.40	0.090	0.040
106-46-7	1,4-Dichlorobenzene	0.090	U	0.40	0.090	0.040
95-95-4	2,4,5-Trichlorophenol	0.30	U	0.40	0.30	0.10
88-06-2	2,4,6-Trichlorophenol	0.30	U	0.60	0.30	0.10
120-83-2	2,4-Dichlorophenol	0.50	U	1.0	0.50	0.20
105-67-9	2,4-Dimethylphenol	0.50	U	4.0	0.50	0.16
51-28-5	2,4-Dinitrophenol	3.2	U	5.0	3.2	1.6
121-14-2	2,4-Dinitrotoluene	0.30	U	1.0	0.30	0.10
606-20-2	2,6-Dinitrotoluene	0.30	U	0.40	0.30	0.10
91-58-7	2-Chloronaphthalene	0.15	U	1.0	0.15	0.070
95-57-8	2-Chlorophenol	0.15	U	1.0	0.15	0.050
88-75-5	2-Nitrophenol	0.15	U	1.0	0.15	0.070
91-94-1	3,3'-Dichlorobenzidine	0.60	U	1.0	0.60	0.26
534-52-1	4,6-Dinitro-2-methylphenol	1.2	U	2.0	1.2	0.55
101-55-3	4-Bromophenyl phenyl ether	0.15	U	0.60	0.15	0.060
59-50-7	4-Chloro-3-methylphenol	0.30	U M	0.60	0.30	0.13
7005-72-3	4-Chlorophenyl phenyl ether	0.15	U	0.60	0.15	0.050
100-02-7	4-Nitrophenol	6.0	U	10	6.0	1.7
103-33-3	Azobenzene	0.15	U M	2.0	0.15	0.060
111-91-1	Bis(2-chloroethoxy)methane	0.15	U	0.60	0.15	0.050
111-44-4	Bis(2-chloroethyl)ether	0.090	U	0.10	0.090	0.030
117-81-7	Bis(2-ethylhexyl) phthalate	1.6	U	3.0	1.6	0.74
108-60-1	bis (2-chloroisopropyl) ether	0.15	U M	0.25	0.15	0.060
85-68-7	Butyl benzyl phthalate	0.60	U	4.0	0.60	0.27
84-66-2	Diethyl phthalate	0.30	U M	1.0	0.30	0.15
131-11-3	Dimethyl phthalate	0.15	U	0.60	0.15	0.060
84-74-2	Di-n-butyl phthalate	0.50	U	3.0	0.50	0.19
117-84-0	Di-n-octyl phthalate	0.30	U M	1.0	0.30	0.13
118-74-1	Hexachlorobenzene	0.090	U	0.60	0.090	0.040
87-68-3	Hexachlorobutadiene	0.15	U	1.0	0.15	0.060
77-47-4	Hexachlorocyclopentadiene	0.30	U	1.0	0.30	0.14
67-72-1	Hexachloroethane	0.15	U	1.0	0.15	0.050

FORM I
GC/MS SEMI VOA ORGANICS ANALYSIS DATA SHEET

Lab Name: Eurofins Seattle Job No.: 580-111290-1
 SDG No.: _____
 Client Sample ID: _____ Lab Sample ID: MB 580-383995/1-A
 Matrix: Water Lab File ID: 31722A10.D
 Analysis Method: 8270E Date Collected: _____
 Extract. Method: 3510C Date Extracted: 03/16/2022 09:47
 Sample wt/vol: 1000 (mL) Date Analyzed: 03/17/2022 13:35
 Con. Extract Vol.: 2 (mL) Dilution Factor: 1
 Injection Volume: 1 (uL) Level: (low/med) Low
 % Moisture: _____ GPC Cleanup: (Y/N) N
 Analysis Batch No.: 384146 Units: ug/L

CAS NO.	COMPOUND NAME	RESULT	Q	LOQ	LOD	DL
78-59-1	Isophorone	0.30	U	0.40	0.30	0.10
15831-10-4	m+p-Cresol	0.30	U M	0.60	0.30	0.10
98-95-3	Nitrobenzene	0.090	U M	1.0	0.090	0.040
62-75-9	N-Nitrosodimethylamine	0.60	U	2.0	0.60	0.26
621-64-7	N-Nitrosodi-n-propylamine	0.090	U	0.40	0.090	0.060
86-30-6	N-Nitrosodiphenylamine	0.15	U	1.0	0.15	0.070
95-48-7	o-Cresol	0.15	U M	0.60	0.15	0.050
87-86-5	Pentachlorophenol	1.0	U	10	1.0	0.51
108-95-2	Phenol	0.60	U	1.0	0.60	0.36
129-00-0	Pyrene	0.090	U M	1.0	0.090	0.040
110-86-1	Pyridine	3.2	U	10	3.2	1.1

CAS NO.	SURROGATE	%REC	Q	LIMITS
118-79-6	2,4,6-Tribromophenol (Surr)	53		43-140
321-60-8	2-Fluorobiphenyl	72		44-119
367-12-4	2-Fluorophenol (Surr)	48		19-119
4165-60-0	Nitrobenzene-d5 (Surr)	76		44-120
4165-62-2	Phenol-d5 (Surr)	31		10-120
1718-51-0	Terphenyl-d14	98		50-134

Eurofins Seattle
Target Compound Quantitation Report

Data File: \\chromfs\Seattle\ChromData\TAC051\20220317-81787.b\31722A10.D
 Lims ID: MB 580-383995/1-A
 Client ID:
 Sample Type: MB
 Inject. Date: 17-Mar-2022 13:35:30 ALS Bottle#: 5 Worklist Smp#: 5
 Injection Vol: 1.0 ul Dil. Factor: 1.0000
 Sample Info: mb 580-383995/1-a
 Operator ID: TL Instrument ID: TAC051
 Method: \\chromfs\Seattle\ChromData\TAC051\20220317-81787.b\8270 TAC051.m
 Limit Group: 8270D BNA QSM 5.0
 Last Update: 17-Mar-2022 16:58:19 Calib Date: 24-Jan-2022 20:31:30
 Integrator: RTE ID Type: RT Order ID
 Quant Method: Internal Standard Quant By: Initial Calibration
 Last ICal File: \\chromfs\Seattle\ChromData\TAC051\20220124-81014.b\0124A19_D
 Column 1 : Det: MS SCAN
 Process Host: CTX1602

First Level Reviewer: limmere

Date: 17-Mar-2022 16:58:19

Compound	Sig	RT (min.)	Adj RT (min.)	Dlt RT (min.)	Q	Response	Cal Amt ug/L	OnCol Amt ug/L	Flags
* 1 1,4-Dichlorobenzene-d4	152	4.451	4.457	-0.006	89	34471	100.0	100.0	
* 2 Naphthalene-d8	136	5.466	5.467	-0.001	96	115826	100.0	100.0	
* 3 Acenaphthene-d10	164	6.898	6.893	0.005	88	58679	100.0	100.0	
* 4 Phenanthrene-d10	188	8.116	8.111	0.005	88	99557	100.0	100.0	
* 5 Chrysene-d12	240	10.311	10.307	0.004	93	82176	100.0	100.0	
* 6 Perylene-d12	264	11.829	11.835	-0.006	94	87016	100.0	100.0	
\$ 7 2-Fluorophenol	112	3.468	3.469	-0.001	84	153319	1000.0	481.5	
\$ 8 Phenol-d5	99	4.216	4.217	-0.001	97	111334	1000.0	312.4	
\$ 9 Nitrobenzene-d5	82	4.894	4.895	-0.001	87	208219	1000.0	755.3	
\$ 10 2-methylnaphthalene-d10	152	6.022	6.022	0.000	0	446161	NC	NC	
\$ 11 2-Fluorobiphenyl	172	6.353	6.354	-0.001	98	558568	1000.0	715.9	
\$ 12 2,4,6-Tribromophenol	330	7.555	7.550	0.005	73	69286	1000.0	533.3	
\$ 13 Fluoranthene-d10 (Surr)	212	9.088	9.089	-0.001	0	859737	NC	NC	
\$ 14 Terphenyl-d14	244	9.430	9.431	-0.001	95	730718	1000.0	980.0	
15 1,4-Dioxane	88	2.352	2.331	0.021	1	1816		NC	
22 n-Decane	57	4.334	4.334	0.000	87	34410		126.4	
84 Di-n-butyl phthalate	149	8.618	8.619	-0.001	87	35926		22.6	
94 Butyl benzyl phthalate	149	9.847	9.847	0.000	65	13627		30.4	
98 Bis(2-ethylhexyl) phthalate	149	10.359	10.360	-0.001	86	90736		120.5	
91 Nonylphenol	135	11.850	11.858	0.002	0	2856		NC	

QC Flag Legend

Processing Flags

NC - Not Calibrated

Reagents:

8270SIM_IS_00069

Amount Added: 10.00

Units: uL

Run Reagent

Eurofins Seattle

Data File: \\chromfs\Seattle\ChromData\TAC051\20220317-81787.b\31722A10.D

Injection Date: 17-Mar-2022 13:35:30

Instrument ID: TAC051

Lims ID: MB 580-383995/1-A

Client ID:

Operator ID: TL

ALS Bottle#: 5

Worklist Smp#: 5

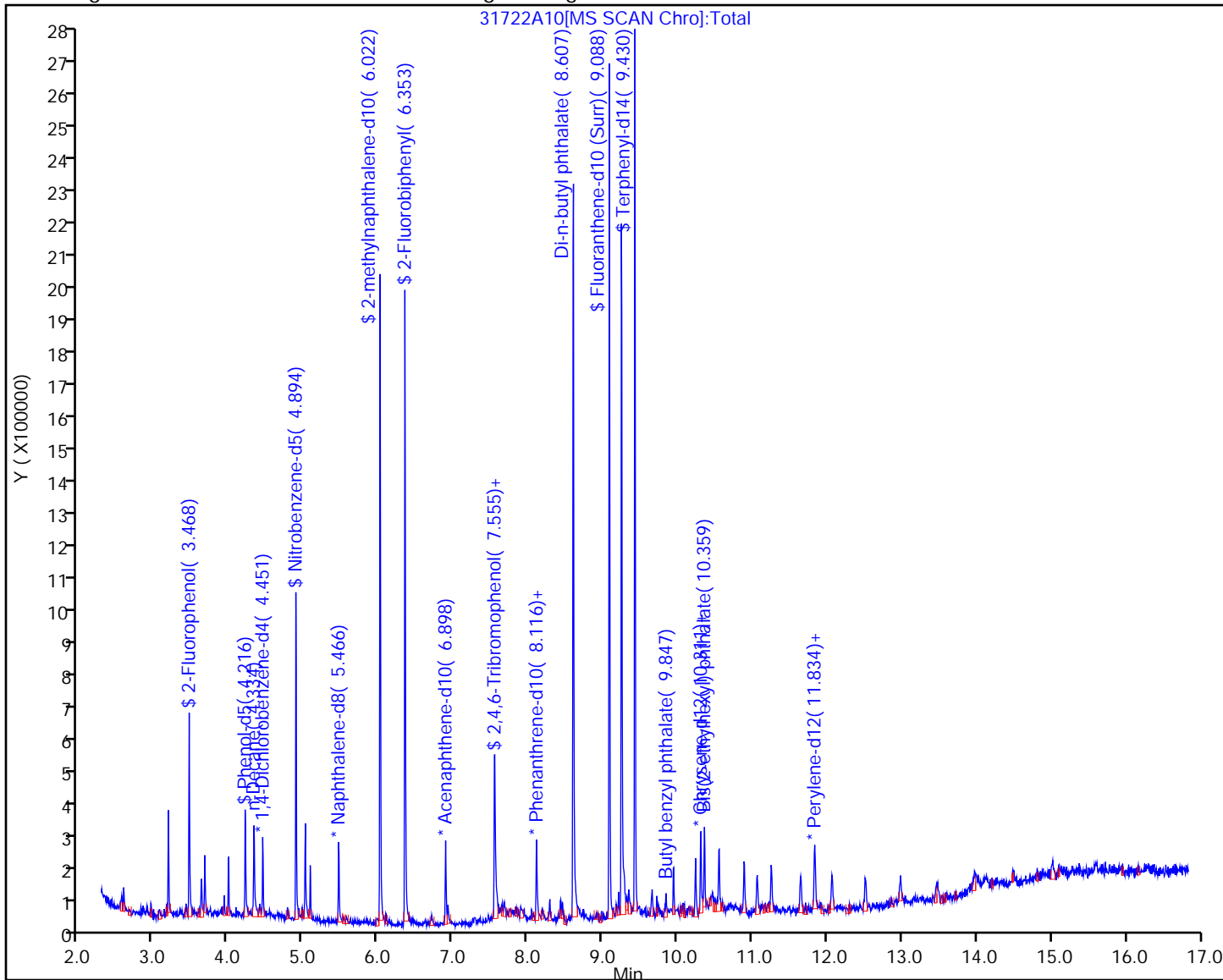
Injection Vol: 1.0 ul

Dil. Factor: 1.0000

Method: 8270 TAC051

Limit Group: 8270D BNA QSM 5.0

Y Scaling: Method Defined: Scale to the Nth Largest Target: 1



Eurofins Seattle
Recovery Report

Data File: \\chromfs\Seattle\ChromData\TAC051\20220317-81787.b\31722A10.D
 Lims ID: MB 580-383995/1-A
 Client ID:
 Sample Type: MB
 Inject. Date: 17-Mar-2022 13:35:30 ALS Bottle#: 5 Worklist Smp#: 5
 Injection Vol: 1.0 ul Dil. Factor: 1.0000
 Sample Info: mb 580-383995/1-a
 Operator ID: TL Instrument ID: TAC051
 Method: \\chromfs\Seattle\ChromData\TAC051\20220317-81787.b\8270 TAC051.m
 Limit Group: 8270D BNA QSM 5.0
 Last Update: 17-Mar-2022 16:58:19 Calib Date: 24-Jan-2022 20:31:30
 Integrator: RTE ID Type: RT Order ID
 Quant Method: Internal Standard Quant By: Initial Calibration
 Last ICal File: \\chromfs\Seattle\ChromData\TAC051\20220124-81014.b\0124A19_D
 Column 1 : Det: MS SCAN
 Process Host: CTX1602

First Level Reviewer: limmere

Date: 17-Mar-2022 16:58:19

Compound	Amount Added	Amount Recovered	% Rec.
\$ 7 2-Fluorophenol	1000.0	481.5	48.15
\$ 8 Phenol-d5	1000.0	312.4	31.24
\$ 9 Nitrobenzene-d5	1000.0	755.3	75.53
\$ 11 2-Fluorobiphenyl	1000.0	715.9	71.59
\$ 12 2,4,6-Tribromophenol	1000.0	533.3	53.33
\$ 14 Terphenyl-d14	1000.0	980.0	98.00

Eurofins Seattle

Data File: \\chromfs\Seattle\ChromData\TAC051\20220317-81787.b\31722A10.D

Injection Date: 17-Mar-2022 13:35:30

Instrument ID: TAC051

Lims ID: MB 580-383995/1-A

Client ID:

Operator ID: TL

ALS Bottle#: 5

Worklist Smp#: 5

Injection Vol: 1.0 ul

Dil. Factor: 1.0000

Method: 8270 TAC051

Limit Group: 8270D BNA QSM 5.0

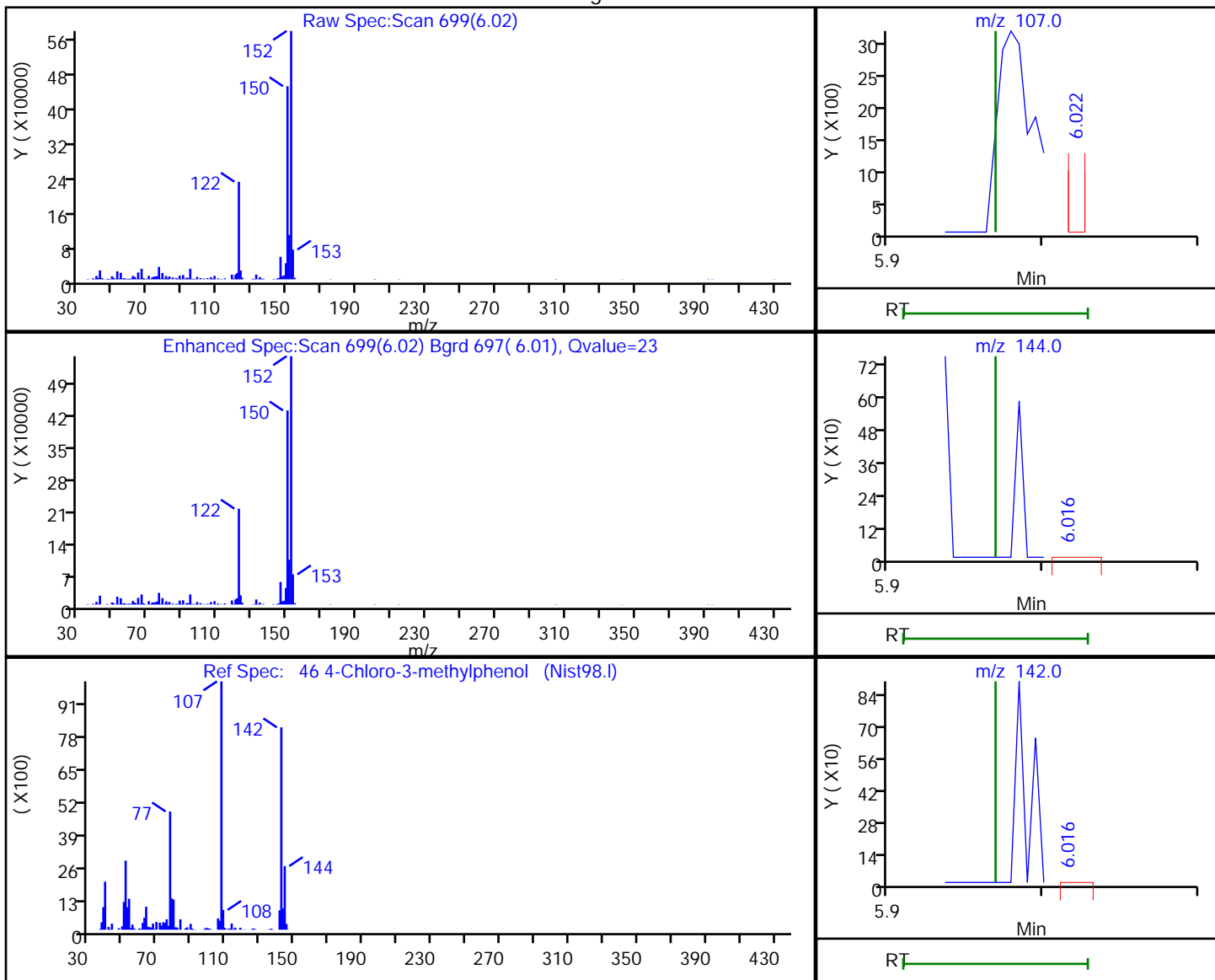
Column:

Detector

MS SCAN

46 4-Chloro-3-methylphenol, CAS: 59-50-7

Processing Results



RT	Mass	Response	Amount
6.02	107.00	607	40.086582
6.02	144.00	2429	
6.02	142.00	1203	

Reviewer: limmere, 17-Mar-2022 16:57:36

Audit Action: Marked Compound Undetected

Audit Reason: Invalid Compound ID

Eurofins Seattle

Data File: \\chromfs\Seattle\ChromData\TAC051\20220317-81787.b\31722A10.D

Injection Date: 17-Mar-2022 13:35:30 Instrument ID: TAC051

Lims ID: MB 580-383995/1-A

Client ID:

Operator ID: TL ALS Bottle#: 5 Worklist Smp#: 5

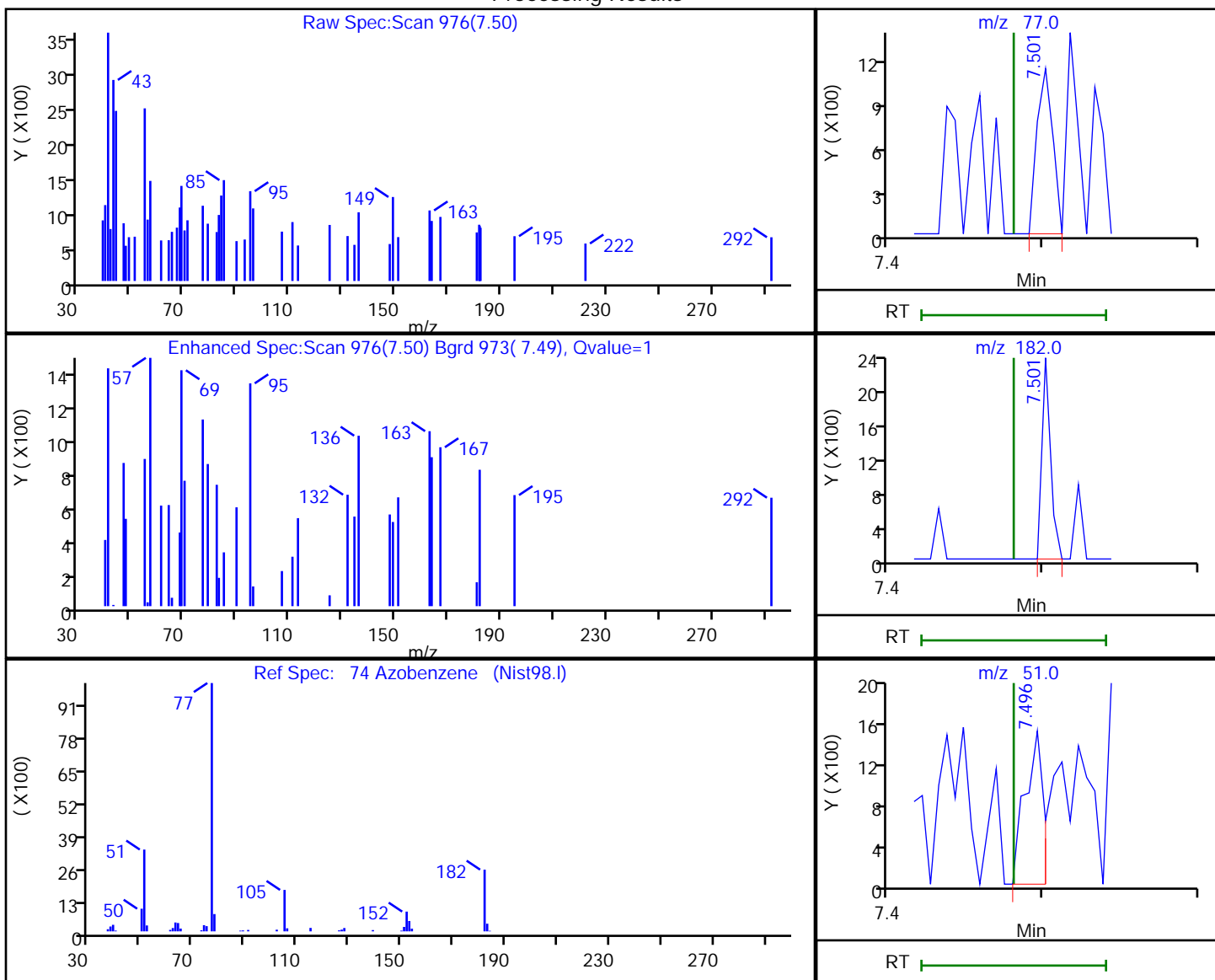
Injection Vol: 1.0 ul Dil. Factor: 1.0000

Method: 8270 TAC051 Limit Group: 8270D BNA QSM 5.0

Column: Detector MS SCAN

74 Azobenzene, CAS: 103-33-3

Processing Results



RT	Mass	Response	Amount
7.50	77.00	763	5.202366
7.50	182.00	911	
7.50	51.00	1253	

Reviewer: limmere, 17-Mar-2022 16:57:48

Audit Action: Marked Compound Undetected

Audit Reason: Invalid Compound ID

Eurofins Seattle

Data File: \\chromfs\Seattle\ChromData\TAC051\20220317-81787.b\31722A10.D

Injection Date: 17-Mar-2022 13:35:30

Instrument ID: TAC051

Lims ID: MB 580-383995/1-A

Client ID:

Operator ID: TL

ALS Bottle#: 5

Worklist Smp#: 5

Injection Vol: 1.0 ul

Dil. Factor: 1.0000

Method: 8270 TAC051

Limit Group: 8270D BNA QSM 5.0

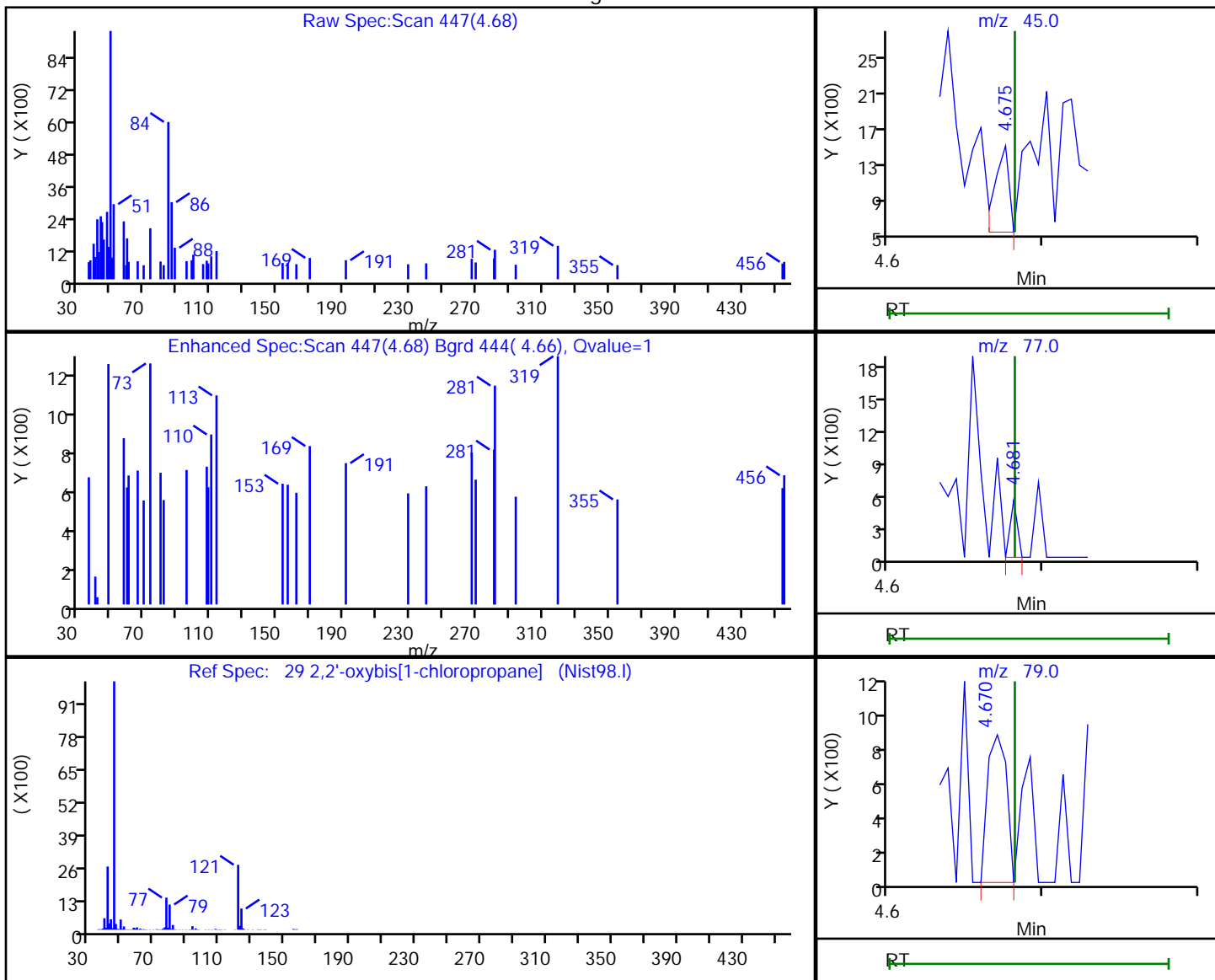
Column:

Detector

MS SCAN

29 2,2'-oxybis[1-chloropropane], CAS: 108-60-1

Processing Results



RT	Mass	Response	Amount
4.68	45.00	582	1.739945
4.68	77.00	170	
4.67	79.00	703	

Reviewer: limmere, 17-Mar-2022 16:57:27

Audit Action: Marked Compound Undetected

Audit Reason: Invalid Compound ID

Eurofins Seattle

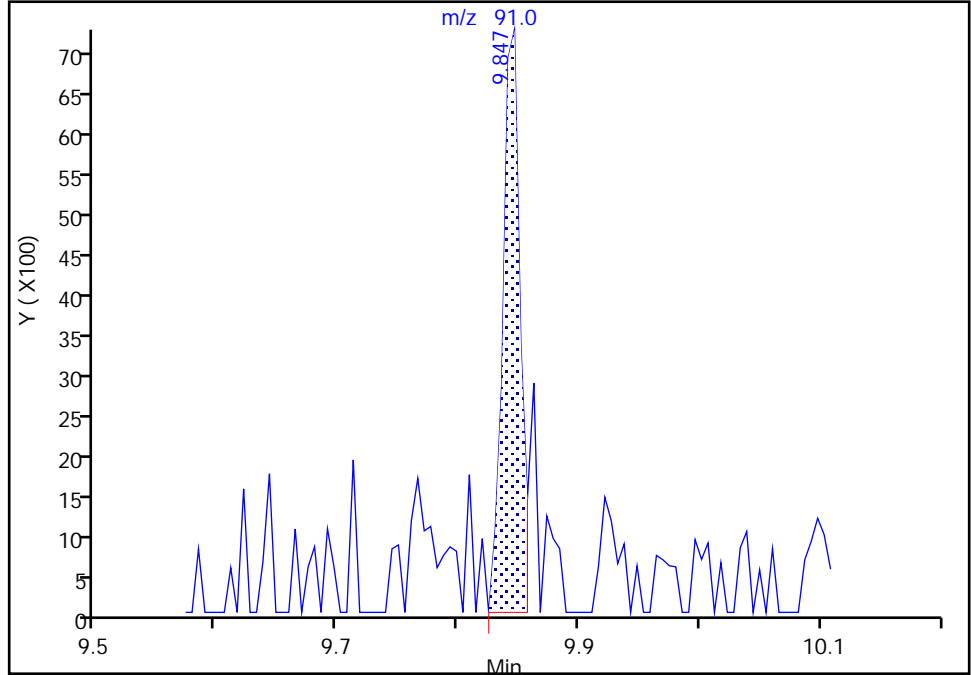
Data File: \\chromfs\Seattle\ChromData\TAC051\20220317-81787.b\31722A10.D
Injection Date: 17-Mar-2022 13:35:30 Instrument ID: TAC051
Lims ID: MB 580-383995/1-A
Client ID:
Operator ID: TL ALS Bottle#: 5 Worklist Smp#: 5
Injection Vol: 1.0 ul Dil. Factor: 1.0000
Method: 8270 TAC051 Limit Group: 8270D BNA QSM 5.0
Column: Detector MS SCAN

94 Butyl benzyl phthalate, CAS: 85-68-7

Signal: 2

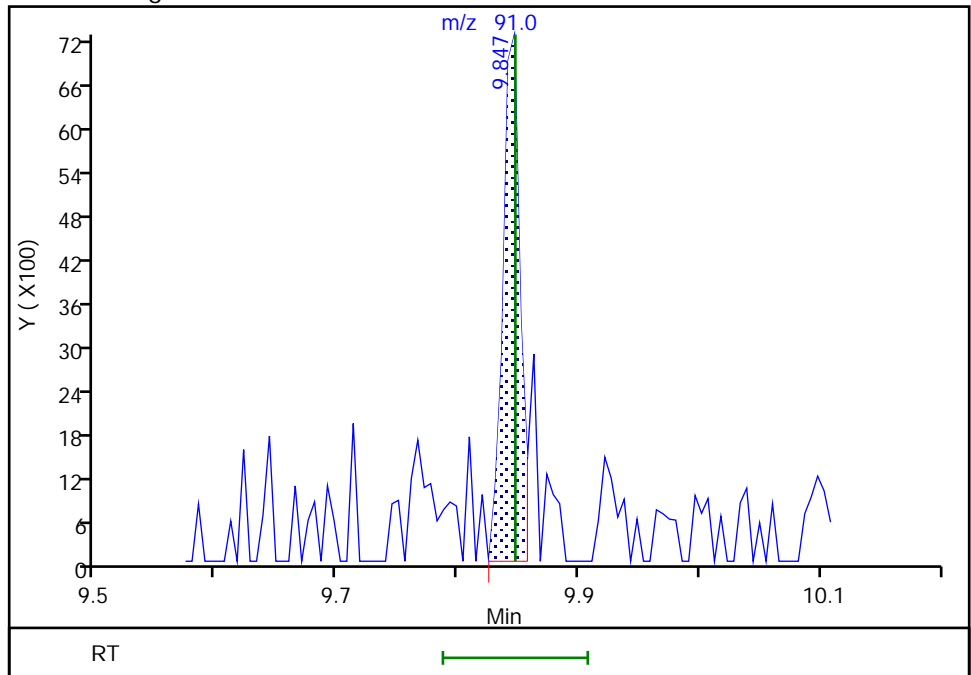
RT: 9.85
Area: 7254
Amount: 30.387023
Amount Units: ug/L

Processing Integration Results



RT: 9.85
Area: 7254
Amount: 30.387023
Amount Units: ug/L

Manual Integration Results



Reviewer: limmere, 17-Mar-2022 16:58:03
Audit Action: Marked Compound Undetected

Audit Reason: Invalid Compound ID

Eurofins Seattle

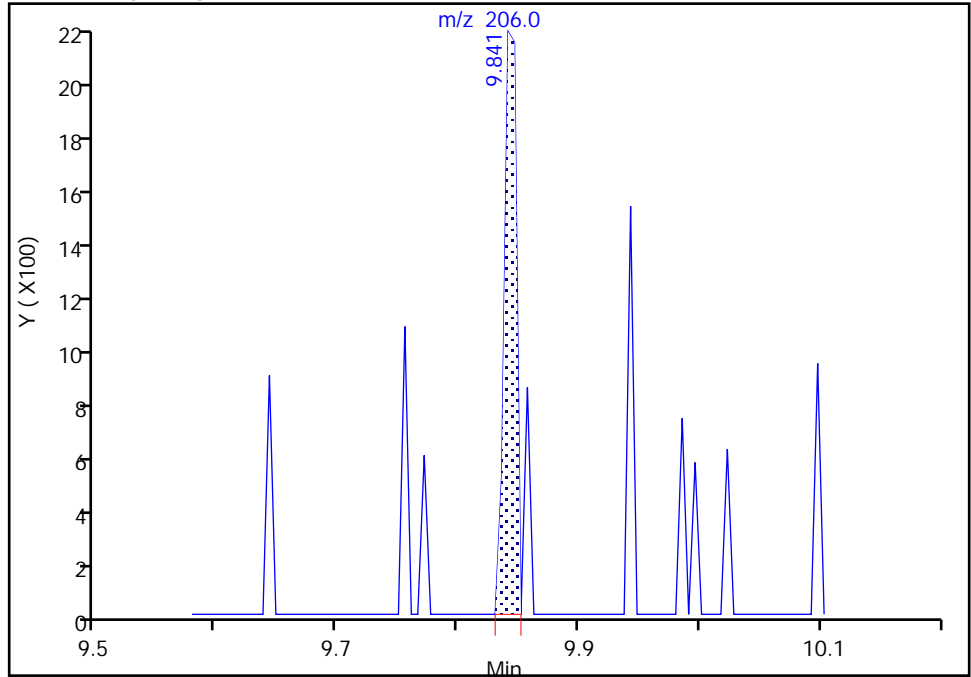
Data File: \\chromfs\Seattle\ChromData\TAC051\20220317-81787.b\31722A10.D
Injection Date: 17-Mar-2022 13:35:30 Instrument ID: TAC051
Lims ID: MB 580-383995/1-A
Client ID:
Operator ID: TL ALS Bottle#: 5 Worklist Smp#: 5
Injection Vol: 1.0 ul Dil. Factor: 1.0000
Method: 8270 TAC051 Limit Group: 8270D BNA QSM 5.0
Column: Detector MS SCAN

94 Butyl benzyl phthalate, CAS: 85-68-7

Signal: 3

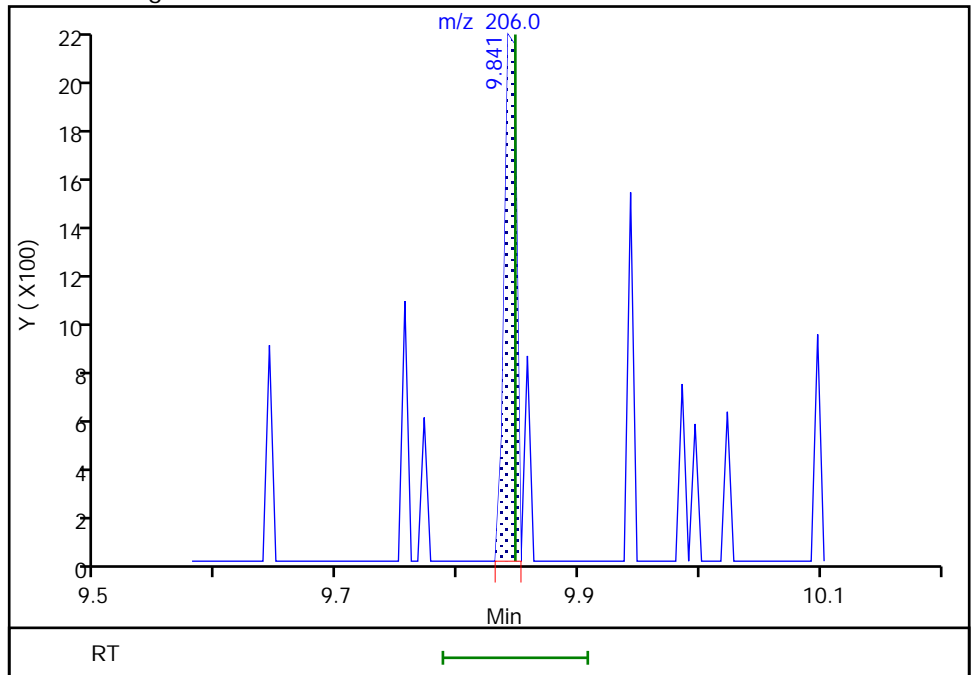
RT: 9.84
Area: 1508
Amount: 30.387023
Amount Units: ug/L

Processing Integration Results



RT: 9.84
Area: 1508
Amount: 30.387023
Amount Units: ug/L

Manual Integration Results



Eurofins Seattle

Data File: \\chromfs\Seattle\ChromData\TAC051\20220317-81787.b\31722A10.D

Injection Date: 17-Mar-2022 13:35:30

Instrument ID: TAC051

Lims ID: MB 580-383995/1-A

Client ID:

Operator ID: TL

ALS Bottle#: 5

Worklist Smp#: 5

Injection Vol: 1.0 ul

Dil. Factor: 1.0000

Method: 8270 TAC051

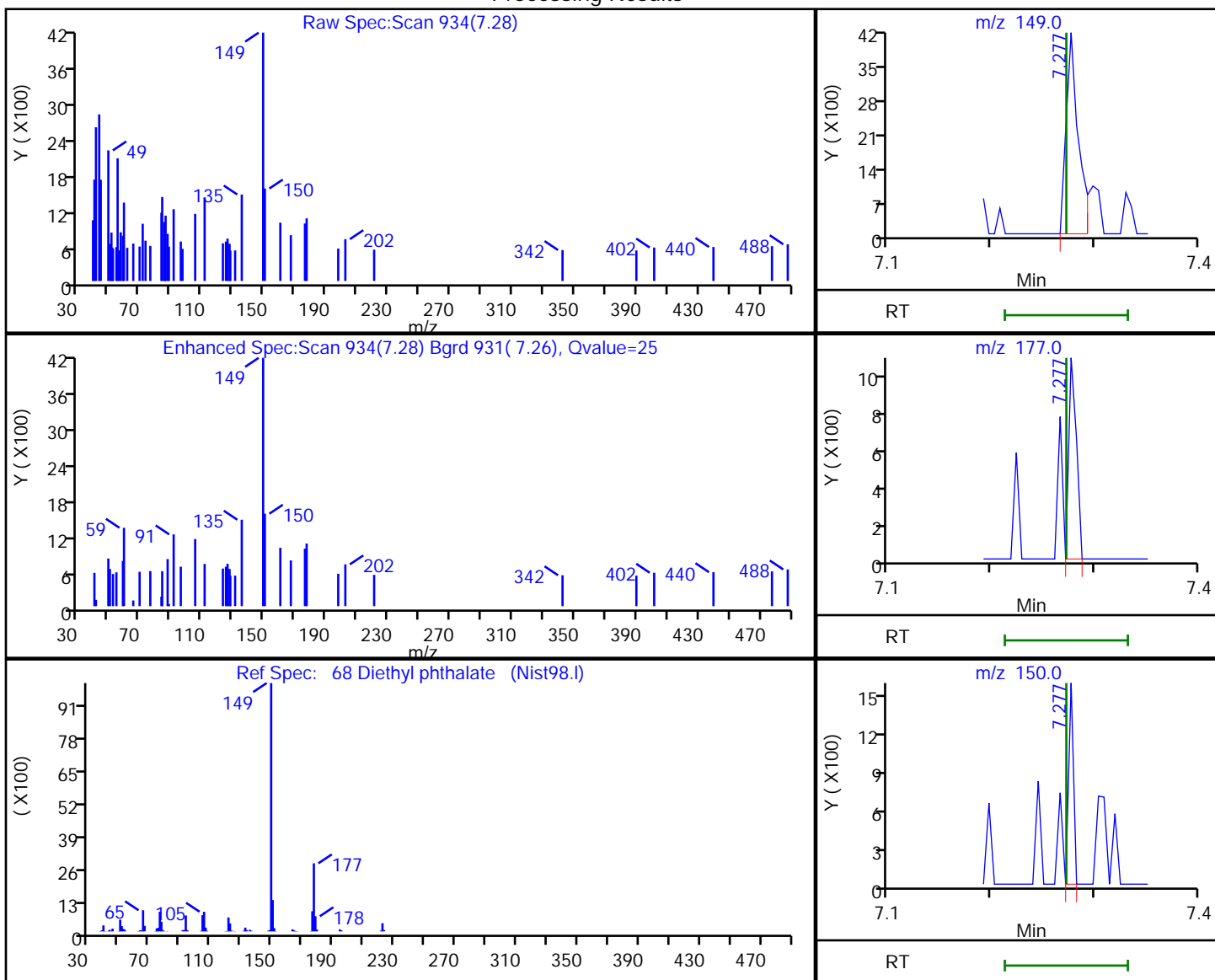
Limit Group: 8270D BNA QSM 5.0

Column:

Detector: MS SCAN

68 Diethyl phthalate, CAS: 84-66-2

Processing Results



RT	Mass	Response	Amount
7.28	149.00	3386	4.451581
7.28	177.00	529	
7.28	150.00	490	

Reviewer: limmere, 17-Mar-2022 16:57:44

Audit Action: Marked Compound Undetected

Audit Reason: Invalid Compound ID

Eurofins Seattle

Data File: \\chromfs\Seattle\ChromData\TAC051\20220317-81787.b\31722A10.D

Injection Date: 17-Mar-2022 13:35:30

Instrument ID: TAC051

Lims ID: MB 580-383995/1-A

Client ID:

Operator ID: TL

ALS Bottle#: 5

Worklist Smp#: 5

Injection Vol: 1.0 ul

Dil. Factor: 1.0000

Method: 8270 TAC051

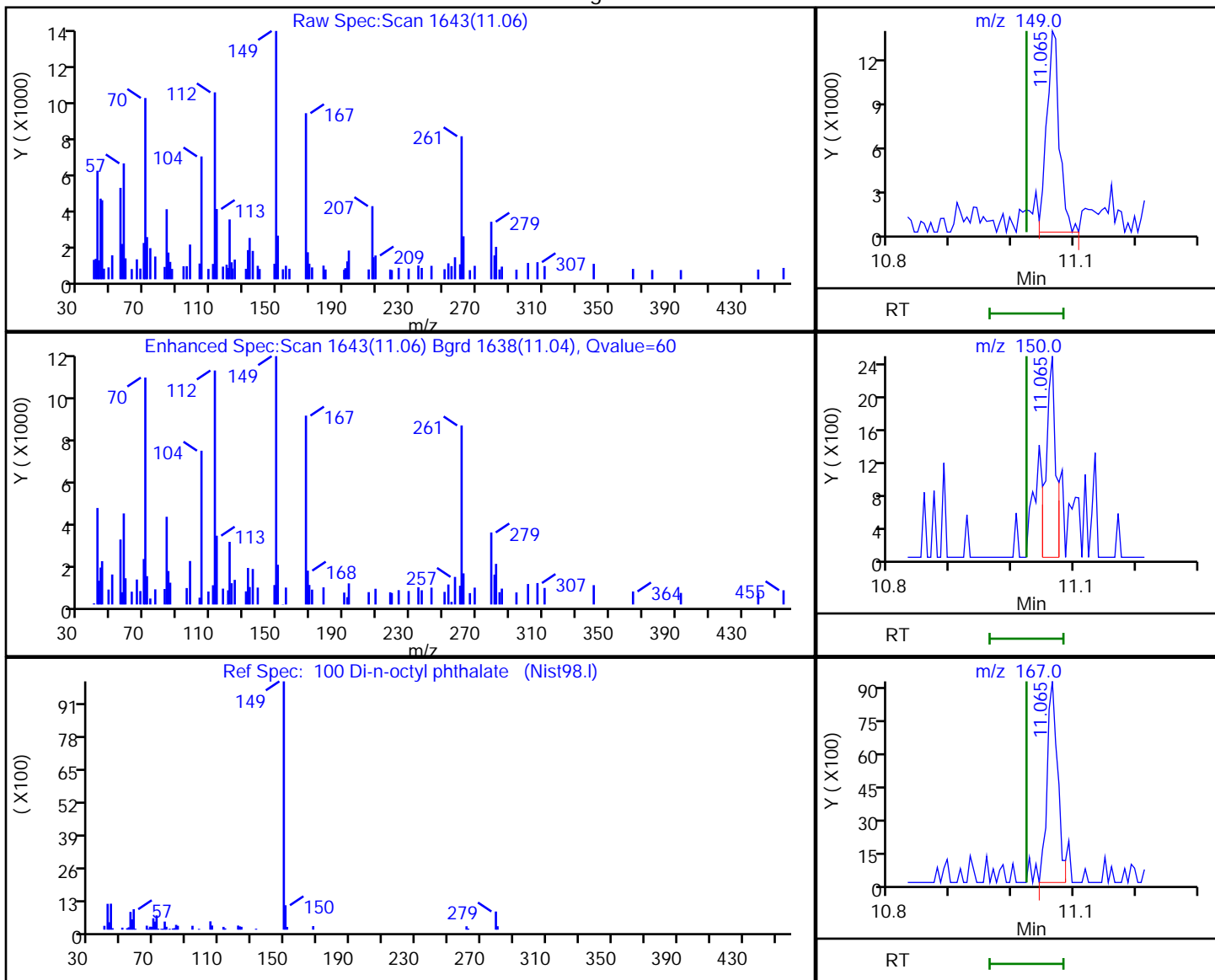
Limit Group: 8270D BNA QSM 5.0

Column:

Detector: MS SCAN

100 Di-n-octyl phthalate, CAS: 117-84-0

Processing Results



RT	Mass	Response	Amount
11.06	149.00	19692	17.092609
11.06	150.00	2610	
11.06	167.00	10980	

Reviewer: limmere, 17-Mar-2022 16:58:10

Audit Action: Marked Compound Undetected

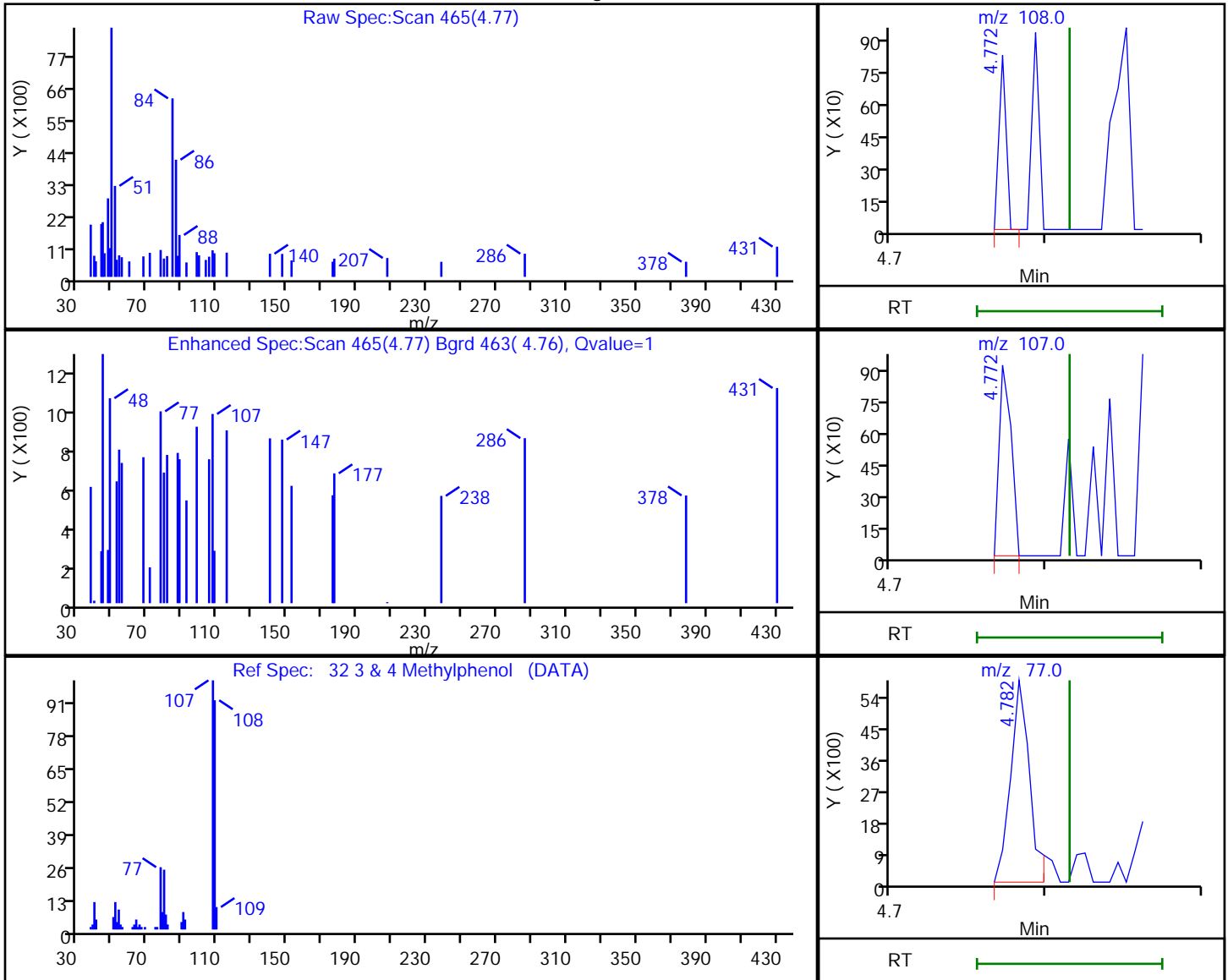
Audit Reason: Invalid Compound ID

Eurofins Seattle

Data File: \\chromfs\Seattle\ChromData\TAC051\20220317-81787.b\31722A10.D
 Injection Date: 17-Mar-2022 13:35:30 Instrument ID: TAC051
 Lims ID: MB 580-383995/1-A
 Client ID:
 Operator ID: TL ALS Bottle#: 5 Worklist Smp#: 5
 Injection Vol: 1.0 ul Dil. Factor: 1.0000
 Method: 8270 TAC051 Limit Group: 8270D BNA QSM 5.0
 Column: Detector MS SCAN

32 3 & 4 Methylphenol, CAS: 15831-10-4

Processing Results



RT	Mass	Response	Amount
4.77	108.00	264	7.045457
4.77	107.00	498	
4.78	77.00	5036	

Reviewer: limmere, 17-Mar-2022 16:57:31

Audit Action: Marked Compound Undetected

Audit Reason: Invalid Compound ID

Eurofins Seattle

Data File: \\chromfs\Seattle\ChromData\TAC051\20220317-81787.b\31722A10.D

Injection Date: 17-Mar-2022 13:35:30

Instrument ID: TAC051

Lims ID: MB 580-383995/1-A

Client ID:

Operator ID: TL

ALS Bottle#: 5

Worklist Smp#: 5

Injection Vol: 1.0 ul

Dil. Factor: 1.0000

Method: 8270 TAC051

Limit Group: 8270D BNA QSM 5.0

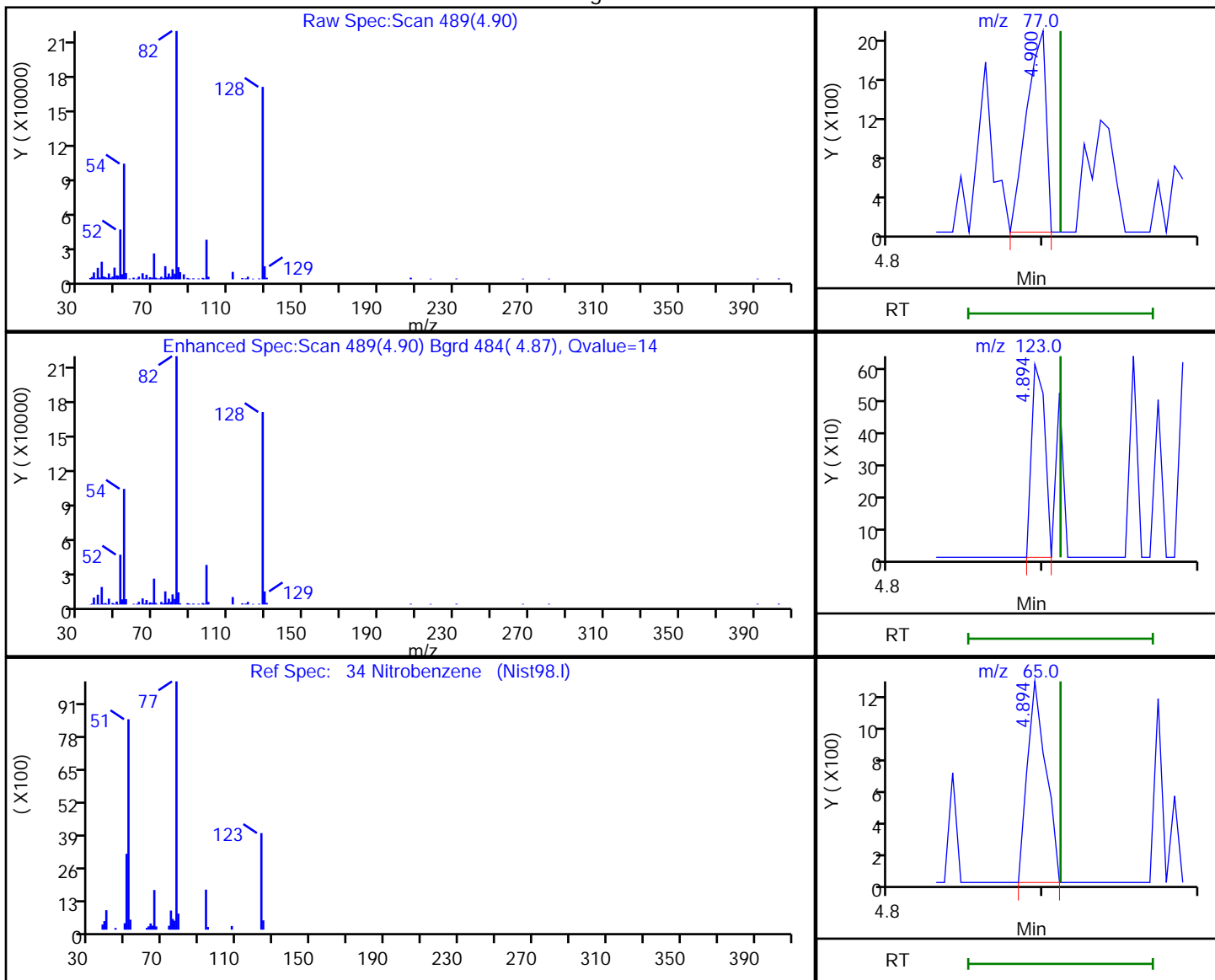
Column:

Detector

MS SCAN

34 Nitrobenzene, CAS: 98-95-3

Processing Results



RT	Mass	Response	Amount
4.90	77.00	1840	15.013561
4.89	123.00	364	
4.89	65.00	1036	

Reviewer: limmere, 17-Mar-2022 16:57:32

Audit Action: Marked Compound Undetected

Audit Reason: Invalid Compound ID

Eurofins Seattle

Data File: \\chromfs\Seattle\ChromData\TAC051\20220317-81787.b\31722A10.D

Injection Date: 17-Mar-2022 13:35:30

Instrument ID: TAC051

Lims ID: MB 580-383995/1-A

Client ID:

Operator ID: TL

ALS Bottle#: 5

Worklist Smp#: 5

Injection Vol: 1.0 ul

Dil. Factor: 1.0000

Method: 8270 TAC051

Limit Group: 8270D BNA QSM 5.0

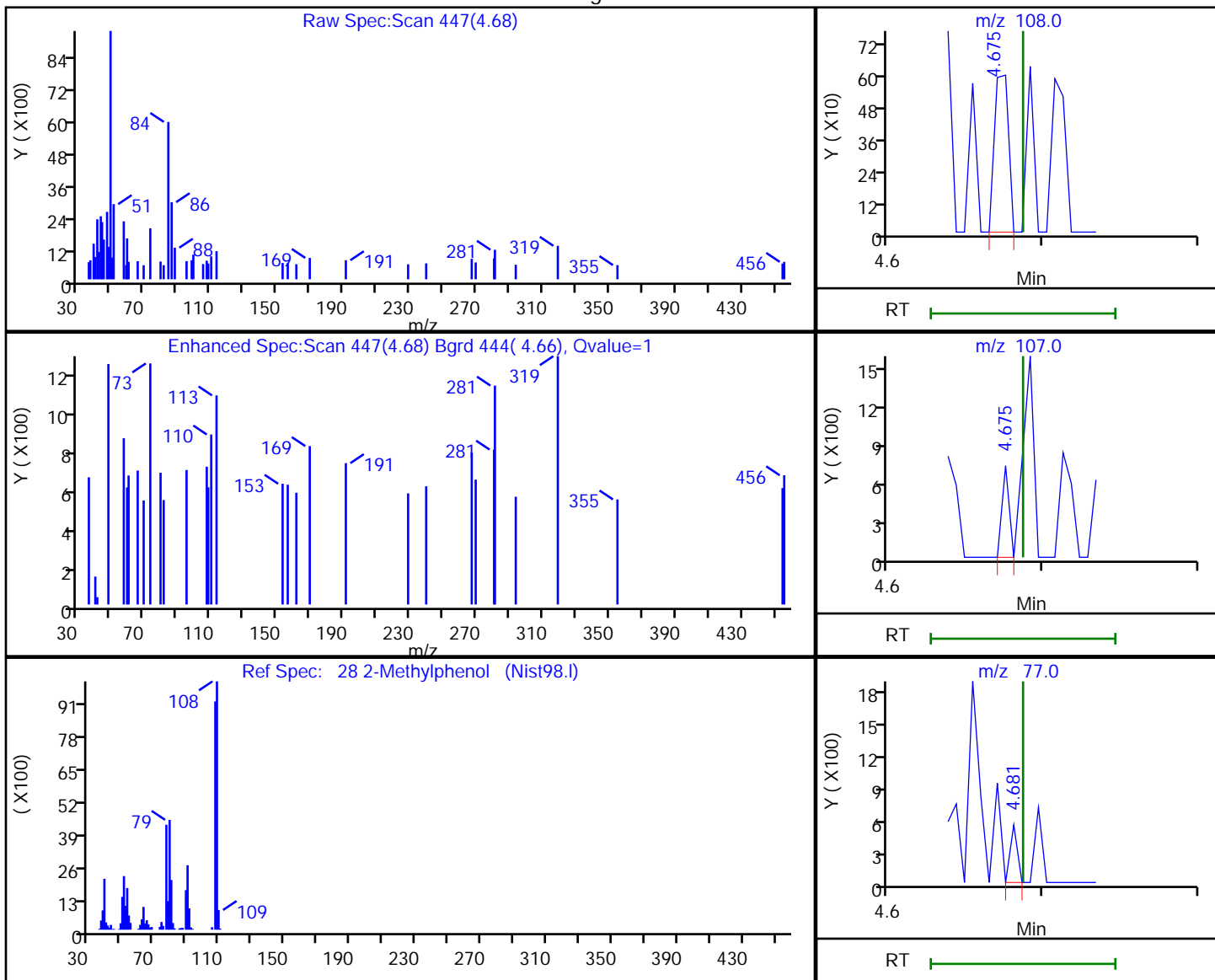
Column:

Detector

MS SCAN

28 2-Methylphenol, CAS: 95-48-7

Processing Results



RT	Mass	Response	Amount
4.68	108.00	380	1.313336
4.68	107.00	225	
4.68	77.00	170	

Reviewer: limmere, 17-Mar-2022 16:57:28

Audit Action: Marked Compound Undetected

Audit Reason: Invalid Compound ID

Eurofins Seattle

Data File: \\chromfs\Seattle\ChromData\TAC051\20220317-81787.b\31722A10.D

Injection Date: 17-Mar-2022 13:35:30

Instrument ID: TAC051

Lims ID: MB 580-383995/1-A

Client ID:

Operator ID: TL

ALS Bottle#: 5

Worklist Smp#: 5

Injection Vol: 1.0 ul

Dil. Factor: 1.0000

Method: 8270 TAC051

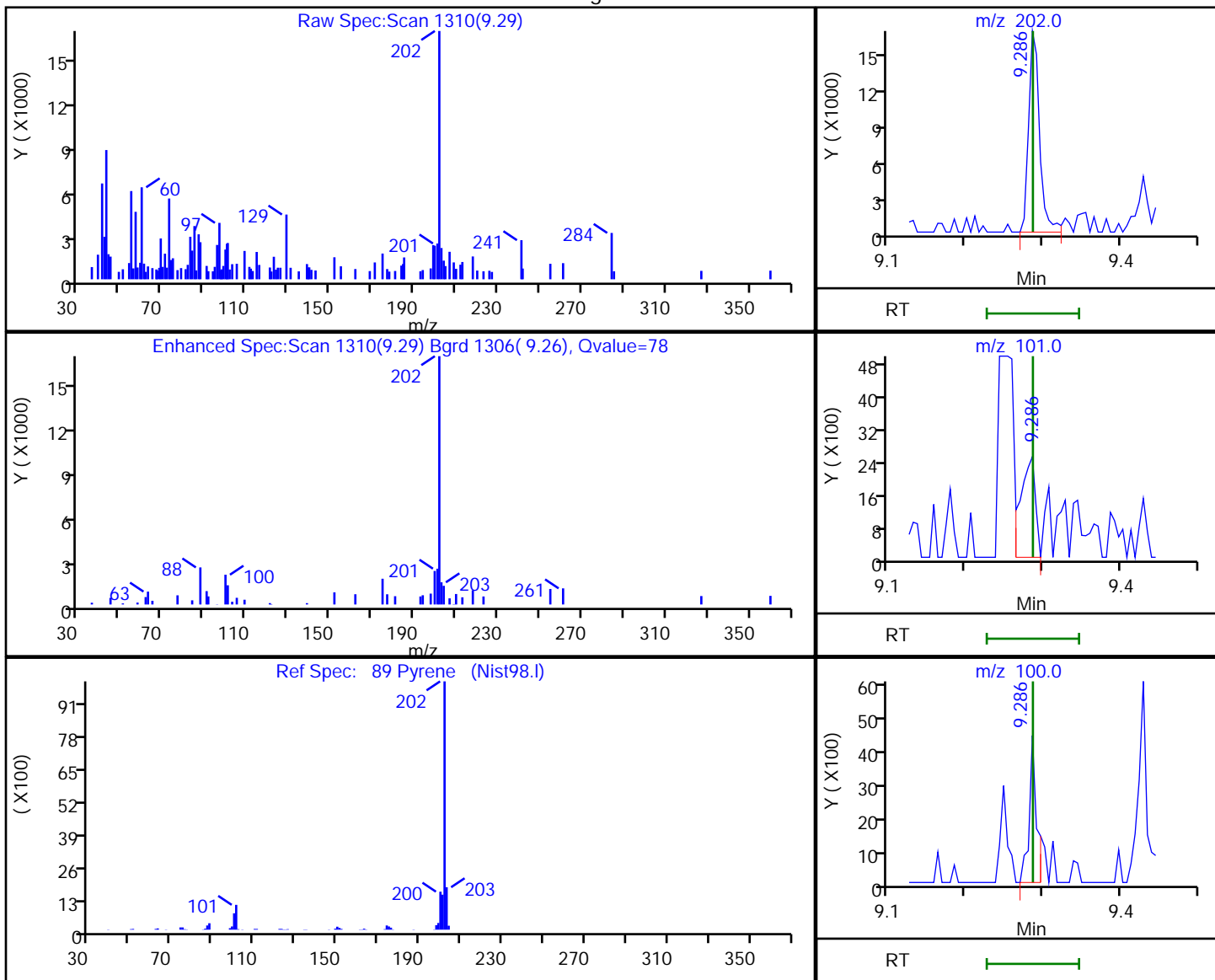
Limit Group: 8270D BNA QSM 5.0

Column:

Detector: MS SCAN

89 Pyrene, CAS: 129-00-0

Processing Results



RT	Mass	Response	Amount
9.29	202.00	16773	11.634267
9.29	101.00	3282	
9.29	100.00	2972	

Reviewer: limmere, 17-Mar-2022 16:57:59

Audit Action: Marked Compound Undetected

Audit Reason: Invalid Compound ID

FORM I
GC/MS SEMI VOA ORGANICS ANALYSIS DATA SHEET

Lab Name: Eurofins Seattle Job No.: 580-111290-1
 SDG No.: _____
 Client Sample ID: _____ Lab Sample ID: LCS 580-383995/2-A
 Matrix: Water Lab File ID: 31722A11.D
 Analysis Method: 8270E Date Collected: _____
 Extract. Method: 3510C Date Extracted: 03/16/2022 09:47
 Sample wt/vol: 1000 (mL) Date Analyzed: 03/17/2022 13:58
 Con. Extract Vol.: 2 (mL) Dilution Factor: 1
 Injection Volume: 1 (uL) Level: (low/med) Low
 % Moisture: _____ GPC Cleanup: (Y/N) N
 Analysis Batch No.: 384146 Units: ug/L

CAS NO.	COMPOUND NAME	RESULT	Q	LOQ	LOD	DL
120-82-1	1,2,4-Trichlorobenzene	1.28		0.40	0.30	0.090
95-50-1	1,2-Dichlorobenzene	1.17		0.40	0.15	0.050
541-73-1	1,3-Dichlorobenzene	1.19		0.40	0.090	0.040
106-46-7	1,4-Dichlorobenzene	1.14		0.40	0.090	0.040
95-95-4	2,4,5-Trichlorophenol	1.55		0.40	0.30	0.10
88-06-2	2,4,6-Trichlorophenol	1.74		0.60	0.30	0.10
120-83-2	2,4-Dichlorophenol	1.69		1.0	0.50	0.20
105-67-9	2,4-Dimethylphenol	1.57	J	4.0	0.50	0.16
51-28-5	2,4-Dinitrophenol	3.20	J M	5.0	3.2	1.6
121-14-2	2,4-Dinitrotoluene	1.96		1.0	0.30	0.10
606-20-2	2,6-Dinitrotoluene	1.93		0.40	0.30	0.10
91-58-7	2-Chloronaphthalene	1.60		1.0	0.15	0.070
95-57-8	2-Chlorophenol	1.64		1.0	0.15	0.050
88-75-5	2-Nitrophenol	1.73		1.0	0.15	0.070
91-94-1	3,3'-Dichlorobenzidine	3.89		1.0	0.60	0.26
534-52-1	4,6-Dinitro-2-methylphenol	3.29		2.0	1.2	0.55
101-55-3	4-Bromophenyl phenyl ether	1.65		0.60	0.15	0.060
59-50-7	4-Chloro-3-methylphenol	1.73		0.60	0.30	0.13
7005-72-3	4-Chlorophenyl phenyl ether	1.80		0.60	0.15	0.050
100-02-7	4-Nitrophenol	6.0	U	10	6.0	1.7
103-33-3	Azobenzene	1.68	J	2.0	0.15	0.060
111-91-1	Bis(2-chloroethoxy)methane	1.62		0.60	0.15	0.050
111-44-4	Bis(2-chloroethyl)ether	1.42		0.10	0.090	0.030
117-81-7	Bis(2-ethylhexyl) phthalate	2.49	J	3.0	1.6	0.74
108-60-1	bis (2-chloroisopropyl) ether	1.42		0.25	0.15	0.060
85-68-7	Butyl benzyl phthalate	2.06	J	4.0	0.60	0.27
84-66-2	Diethyl phthalate	1.99		1.0	0.30	0.15
131-11-3	Dimethyl phthalate	2.10		0.60	0.15	0.060
84-74-2	Di-n-butyl phthalate	1.83	J	3.0	0.50	0.19
117-84-0	Di-n-octyl phthalate	2.21		1.0	0.30	0.13
118-74-1	Hexachlorobenzene	1.56		0.60	0.090	0.040
87-68-3	Hexachlorobutadiene	0.997	J	1.0	0.15	0.060
77-47-4	Hexachlorocyclopentadiene	0.994	J	1.0	0.30	0.14
67-72-1	Hexachloroethane	1.04		1.0	0.15	0.050

FORM I
GC/MS SEMI VOA ORGANICS ANALYSIS DATA SHEET

Lab Name: Eurofins Seattle Job No.: 580-111290-1
 SDG No.: _____
 Client Sample ID: _____ Lab Sample ID: LCS 580-383995/2-A
 Matrix: Water Lab File ID: 31722A11.D
 Analysis Method: 8270E Date Collected: _____
 Extract. Method: 3510C Date Extracted: 03/16/2022 09:47
 Sample wt/vol: 1000 (mL) Date Analyzed: 03/17/2022 13:58
 Con. Extract Vol.: 2 (mL) Dilution Factor: 1
 Injection Volume: 1 (uL) Level: (low/med) Low
 % Moisture: _____ GPC Cleanup: (Y/N) N
 Analysis Batch No.: 384146 Units: ug/L

CAS NO.	COMPOUND NAME	RESULT	Q	LOQ	LOD	DL
78-59-1	Isophorone	1.64		0.40	0.30	0.10
15831-10-4	m+p-Cresol	1.15		0.60	0.30	0.10
98-95-3	Nitrobenzene	1.56		1.0	0.090	0.040
62-75-9	N-Nitrosodimethylamine	1.11	J	2.0	0.60	0.26
621-64-7	N-Nitrosodi-n-propylamine	1.55		0.40	0.090	0.060
86-30-6	N-Nitrosodiphenylamine	1.89		1.0	0.15	0.070
95-48-7	o-Cresol	1.46		0.60	0.15	0.050
87-86-5	Pentachlorophenol	1.55	J	10	1.0	0.51
108-95-2	Phenol	0.826	J M	1.0	0.60	0.36
129-00-0	Pyrene	1.65		1.0	0.090	0.040
110-86-1	Pyridine	1.33	J	10	3.2	1.1

CAS NO.	SURROGATE	%REC	Q	LIMITS
118-79-6	2,4,6-Tribromophenol (Surr)	84		43-140
321-60-8	2-Fluorobiphenyl	79		44-119
367-12-4	2-Fluorophenol (Surr)	50		19-119
4165-60-0	Nitrobenzene-d5 (Surr)	81		44-120
4165-62-2	Phenol-d5 (Surr)	32		10-120
1718-51-0	Terphenyl-d14	96		50-134

Eurofins Seattle
Target Compound Quantitation Report

Data File: \\chromfs\Seattle\ChromData\TAC051\20220317-81787.b\31722A11.D
 Lims ID: LCS 580-383995/2-A
 Client ID:
 Sample Type: LCS
 Inject. Date: 17-Mar-2022 13:58:30 ALS Bottle#: 6 Worklist Smp#: 6
 Injection Vol: 1.0 ul Dil. Factor: 1.0000
 Sample Info: lcs 580-383995/2-a
 Operator ID: TL Instrument ID: TAC051
 Method: \\chromfs\Seattle\ChromData\TAC051\20220317-81787.b\8270 TAC051.m
 Limit Group: 8270D BNA QSM 5.0
 Last Update: 17-Mar-2022 16:59:53 Calib Date: 24-Jan-2022 20:31:30
 Integrator: RTE ID Type: RT Order ID
 Quant Method: Internal Standard Quant By: Initial Calibration
 Last ICal File: \\chromfs\Seattle\ChromData\TAC051\20220124-81014.b\0124A19_D
 Column 1 : Det: MS SCAN
 Process Host: CTX1602

First Level Reviewer: limmere

Date: 17-Mar-2022 16:59:53

Compound	Sig	RT (min.)	Adj RT (min.)	Diff RT (min.)	Q	Response	Cal Amt ug/L	OnCol Amt ug/L	Flags
* 1 1,4-Dichlorobenzene-d4	152	4.455	4.457	-0.002	87	34353	100.0	100.0	
* 2 Naphthalene-d8	136	5.470	5.467	0.003	96	119550	100.0	100.0	
* 3 Acenaphthene-d10	164	6.896	6.893	0.003	93	62613	100.0	100.0	
* 4 Phenanthrene-d10	188	8.109	8.111	-0.002	94	106480	100.0	100.0	
* 5 Chrysene-d12	240	10.304	10.307	-0.003	63	82991	100.0	100.0	
* 6 Perylene-d12	264	11.827	11.835	-0.008	89	91909	100.0	100.0	
\$ 7 2-Fluorophenol	112	3.472	3.469	0.003	83	159081	1000.0	501.1	
\$ 8 Phenol-d5	99	4.214	4.217	-0.003	97	115282	1000.0	324.7	
\$ 9 Nitrobenzene-d5	82	4.898	4.895	0.003	84	229931	1000.0	808.0	
\$ 10 2-methylnaphthalene-d10	152	6.020	6.022	-0.002	0	540068	NC	NC	
\$ 11 2-Fluorobiphenyl	172	6.351	6.354	-0.003	98	657004	1000.0	789.1	
\$ 12 2,4,6-Tribromophenol	330	7.548	7.550	-0.002	85	119642	1000.0	836.9	
\$ 13 Fluoranthene-d10 (Surr)	212	9.086	9.089	-0.003	0	909996	NC	NC	
\$ 14 Terphenyl-d14	244	9.428	9.431	-0.003	96	766469	1000.0	961.1	
15 1,4-Dioxane	88	2.371	2.331	0.040	1	1995	NC	NC	
16 N-Nitrosodimethylamine	74	2.409	2.408	-0.002	77	77007	1000.0	555.6	
17 Pyridine	79	2.425	2.418	0.003	82	157115	2000.0	666.7	
18 Aniline	93	4.204	4.206	-0.002	98	269589	1000.0	627.7	
19 Phenol	94	4.225	4.225	-0.002	96	142464	1000.0	412.9	M
20 Bis(2-chloroethyl)ether	93	4.257	4.259	-0.002	95	210476	1000.0	709.3	
21 2-Chlorophenol	128	4.300	4.302	-0.002	88	341435	1000.0	821.1	
22 n-Decane	57	4.332	4.334	-0.002	86	135177	1000.0	498.2	
23 1,3-Dichlorobenzene	146	4.407	4.403	-0.002	96	293946	1000.0	593.6	
25 1,4-Dichlorobenzene	146	4.466	4.462	-0.002	96	305273	1000.0	567.9	
27 1,2-Dichlorobenzene	146	4.583	4.579	-0.002	96	293614	1000.0	583.3	
26 Benzyl alcohol	79	4.583	4.585	-0.002	53	114241	1000.0	545.9	
29 2,2'-oxybis[1-chloropropane]	45	4.679	4.681	-0.002	79	237239	1000.0	711.7	
28 2-Methylphenol	108	4.690	4.687	0.003	93	210623	1000.0	730.4	
30 Acetophenone	105	4.781	4.783	-0.002	92	365051	1000.0	839.2	
31 N-Nitrosodi-n-propylamine	70	4.786	4.788	-0.002	91	132469	1000.0	773.8	
32 3 & 4 Methylphenol	108	4.818	4.815	0.003	96	171775	1000.0	574.3	
33 Hexachloroethane	117	4.845	4.847	-0.002	87	101847	1000.0	522.5	

Compound	Sig	RT (min.)	Adj RT (min.)	Dlt RT (min.)	Q	Response	Cal Amt ug/L	OnCol Amt ug/L	Flags
34 Nitrobenzene	77	4.914	4.911	0.003	78	227162	1000.0	781.5	
35 Isophorone	82	5.107	5.109	-0.002	93	415086	1000.0	821.0	
36 2-Nitrophenol	139	5.165	5.167	-0.003	90	177999	1000.0	865.4	
37 2,4-Dimethylphenol	107	5.229	5.232	-0.003	92	268910	1000.0	787.3	
38 Bis(2-chloroethoxy)methane	93	5.288	5.290	-0.002	96	256734	1000.0	809.4	
39 Benzoic acid	105	5.304	5.304	-0.013	74	94116	2000.0	687.6	a
40 2,4-Dichlorophenol	162	5.379	5.381	-0.002	87	266146	1000.0	843.4	
41 1,2,4-Trichlorobenzene	180	5.422	5.423	-0.002	94	233775	1000.0	639.5	
42 Naphthalene	128	5.486	5.488	-0.002	94	917949	1000.0	766.1	
43 4-Chloroaniline	127	5.550	5.546	0.003	70	289739	1000.0	700.5	
44 2,6-Dichlorophenol	162	5.550	5.556	-0.002	93	270450	1000.0	832.1	
45 Hexachlorobutadiene	225	5.587	5.589	-0.003	89	108143	1000.0	498.4	
46 4-Chloro-3-methylphenol	107	5.972	5.969	0.003	86	209699	1000.0	866.7	
47 2-Methylnaphthalene	142	6.047	6.049	-0.002	84	597254	1000.0	766.9	
48 1-Methylnaphthalene	142	6.127	6.128	-0.002	88	576763	1000.0	779.7	
49 Hexachlorocyclopentadiene	237	6.175	6.181	-0.002	88	109823	1000.0	497.1	
50 1,2,4,5-Tetrachlorobenzene	216	6.186	6.187	0.003	94	232371	1000.0	701.4	
52 2,4,6-Trichlorophenol	196	6.293	6.299	-0.002	89	174025	1000.0	869.8	
53 2,4,5-Trichlorophenol	196	6.335	6.342	-0.003	92	175633	1000.0	775.7	
54 1,1'-Biphenyl	154	6.431	6.438	-0.003	94	730083	1000.0	803.7	
55 2-Chloronaphthalene	162	6.442	6.449	-0.002	96	572415	1000.0	802.4	
56 2-Nitroaniline	138	6.544	6.546	-0.002	91	198408	1000.0	994.1	
57 Dimethyl phthalate	163	6.699	6.695	0.004	98	772837	1000.0	1050.1	
58 1,3-Dinitrobenzene	168	6.720	6.727	-0.002	51	108869	1000.0	995.7	
59 2,6-Dinitrotoluene	165	6.741	6.744	-0.003	71	175901	1000.0	965.1	
60 Acenaphthylene	152	6.779	6.781	-0.002	95	969733	1000.0	918.2	
61 3-Nitroaniline	138	6.886	6.892	-0.002	90	155333	1000.0	890.1	
62 Acenaphthene	153	6.923	6.924	0.003	92	623599	1000.0	851.1	
63 2,4-Dinitrophenol	184	6.971	6.971	-0.002	86	140119	2000.0	1599.1	a
66 Dibenzofuran	168	7.062	7.064	-0.002	92	890462	1000.0	955.9	
65 2,4-Dinitrotoluene	165	7.072	7.075	-0.003	93	228846	1000.0	977.8	
64 4-Nitrophenol	109	7.062	7.080	-0.018	36	3612	2000.0	814.7	
51 2,3,5,6-Tetrachlorophenol	232	7.142	7.149	-0.002	84	125893	1000.0	795.3	
67 2,3,4,6-Tetrachlorophenol	232	7.179	7.186	-0.003	73	157058	1000.0	841.5	
68 Diethyl phthalate	149	7.275	7.272	0.003	97	806562	1000.0	993.8	
69 Fluorene	166	7.345	7.352	-0.002	83	740387	1000.0	998.7	
70 4-Chlorophenyl phenyl ether	204	7.356	7.363	-0.002	90	307594	1000.0	901.4	
71 4-Nitroaniline	138	7.388	7.385	0.003	88	143403	1000.0	868.0	
72 4,6-Dinitro-2-methylphenol	198	7.404	7.405	0.003	91	204995	2000.0	1646.3	
73 N-Nitrosodiphenylamine	169	7.452	7.464	-0.007	58	534578	1000.0	945.7	
74 Azobenzene	77	7.478	7.481	-0.003	92	492607	1000.0	839.4	
75 4-Bromophenyl phenyl ether	248	7.751	7.758	-0.002	60	193904	1000.0	823.8	
76 Hexachlorobenzene	284	7.788	7.795	-0.003	86	214243	1000.0	778.5	
77 Atrazine	200	7.906	7.913	-0.002	94	390065	2000.0	1843.1	
78 Pentachlorophenol	266	7.970	7.971	0.003	85	102442	2000.0	774.5	
79 n-Octadecane	57	8.050	8.052	-0.002	91	248134	1000.0	735.3	
80 Phenanthrene	178	8.125	8.127	-0.002	97	1017864	1000.0	846.0	
81 Anthracene	178	8.173	8.170	0.003	96	1044474	1000.0	837.5	
83 Carbazole	167	8.317	8.319	-0.002	82	996250	1000.0	1047.8	
84 Di-n-butyl phthalate	149	8.616	8.619	-0.003	99	1385597	1000.0	916.8	
85 Fluoranthene	202	9.102	9.105	-0.003	96	1069368	1000.0	834.2	
88 Benzidine	184	9.241	9.238	0.003	94	207162	2000.0	747.0	

Compound	Sig	RT (min.)	Adj RT (min.)	Dlt RT (min.)	Q	Response	Cal Amt ug/L	OnCol Amt ug/L	Flags
89 Pyrene	202	9.284	9.286	-0.002	98	1084549	1000.0	822.7	
94 Butyl benzyl phthalate	149	9.845	9.847	-0.002	91	617268	1000.0	1031.4	
96 3,3'-Dichlorobenzidine	252	10.294	10.296	-0.002	65	652239	2000.0	1946.7	
97 Benzo[a]anthracene	228	10.294	10.296	-0.002	99	909445	1000.0	874.3	
99 Chrysene	228	10.331	10.333	-0.002	92	889931	1000.0	806.7	
98 Bis(2-ethylhexyl) phthalate	149	10.358	10.360	-0.002	76	962372	1000.0	1244.6	
100 Di-n-octyl phthalate	149	11.020	11.023	-0.003	97	1345209	1000.0	1105.5	
101 Benzo[b]fluoranthene	252	11.389	11.397	-0.007	93	906604	1000.0	890.9	
102 Benzofluoranthene	252	11.389	11.389	-0.034	1	1928419	2000.0	1707.4	a
103 Benzo[k]fluoranthene	252	11.421	11.423	-0.002	98	1056434	1000.0	856.2	
104 Benzo[a]pyrene	252	11.763	11.765	-0.002	74	827205	1000.0	884.0	
105 Indeno[1,2,3-cd]pyrene	276	13.125	13.133	-0.008	99	840004	1000.0	901.8	
106 Dibenz(a,h)anthracene	278	13.168	13.170	-0.002	6	913064	1000.0	910.6	
107 Benzo[g,h,i]perylene	276	13.456	13.459	-0.003	92	978560	1000.0	839.0	

QC Flag Legend

Processing Flags

NC - Not Calibrated

Review Flags

M - Manually Integrated

a - User Assigned ID

Reagents:

8270SIM_IS_00069

Amount Added: 10.00

Units: uL

Run Reagent

Eurofins Seattle

Data File: \\chromfs\Seattle\ChromData\TAC051\20220317-81787.b\31722A11.D

Injection Date: 17-Mar-2022 13:58:30

Instrument ID: TAC051

Lims ID: LCS 580-383995/2-A

Client ID:

Operator ID: TL

ALS Bottle#: 6

Worklist Smp#: 6

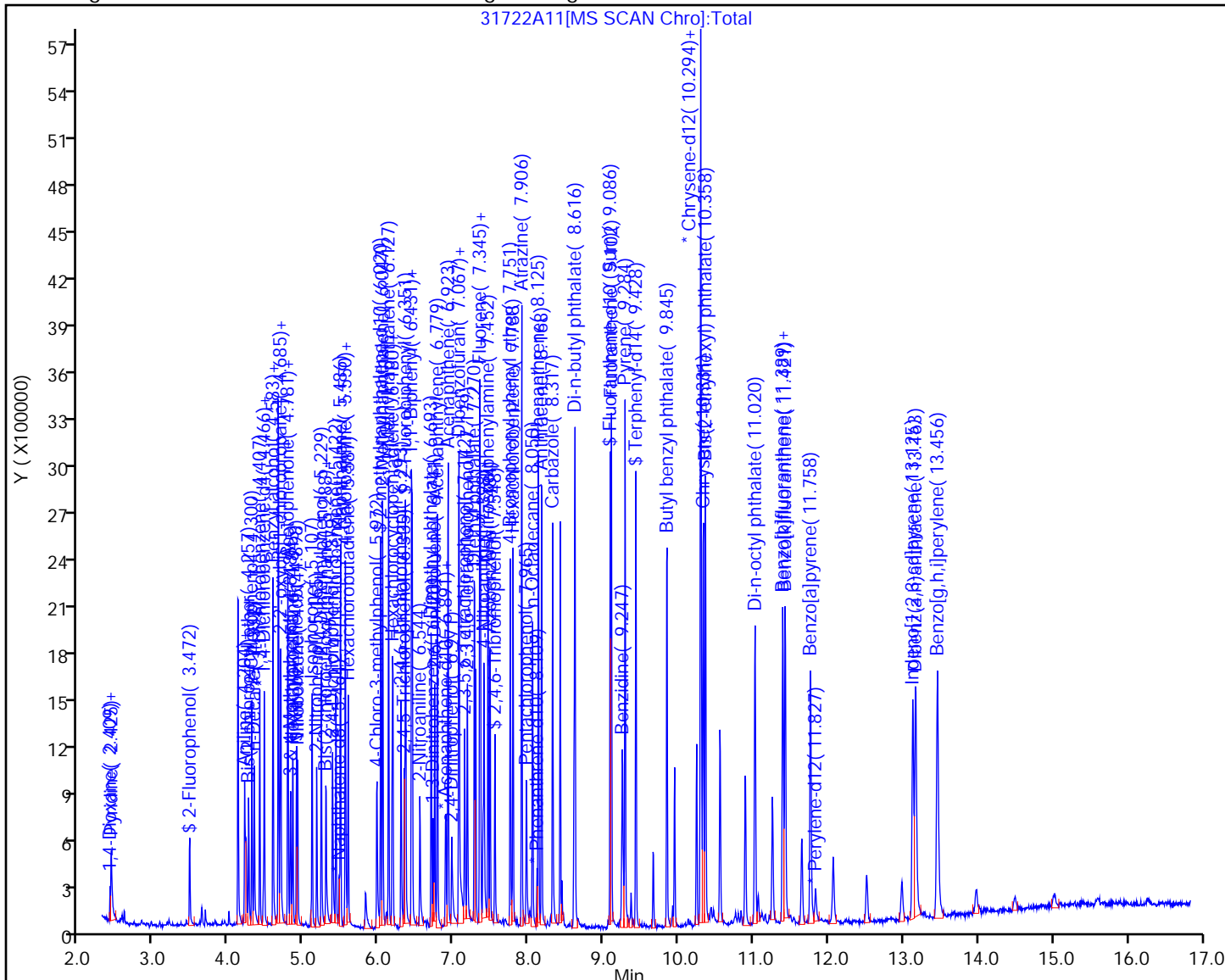
Injection Vol: 1.0 ul

Dil. Factor: 1.0000

Method: 8270 TAC051

Limit Group: 8270D BNA QSM 5.0

Y Scaling: Method Defined: Scale to the Nth Largest Target: 1



Eurofins Seattle
Recovery Report

Data File: \\chromfs\Seattle\ChromData\TAC051\20220317-81787.b\31722A11.D
 Lims ID: LCS 580-383995/2-A
 Client ID:
 Sample Type: LCS
 Inject. Date: 17-Mar-2022 13:58:30 ALS Bottle#: 6 Worklist Smp#: 6
 Injection Vol: 1.0 ul Dil. Factor: 1.0000
 Sample Info: lcs 580-383995/2-a
 Operator ID: TL Instrument ID: TAC051
 Method: \\chromfs\Seattle\ChromData\TAC051\20220317-81787.b\8270 TAC051.m
 Limit Group: 8270D BNA QSM 5.0
 Last Update: 17-Mar-2022 16:59:53 Calib Date: 24-Jan-2022 20:31:30
 Integrator: RTE ID Type: RT Order ID
 Quant Method: Internal Standard Quant By: Initial Calibration
 Last ICal File: \\chromfs\Seattle\ChromData\TAC051\20220124-81014.b\0124A19_D
 Column 1 : Det: MS SCAN
 Process Host: CTX1602

First Level Reviewer: limmere

Date: 17-Mar-2022 16:59:53

Compound	Amount Added	Amount Recovered	% Rec.
\$ 7 2-Fluorophenol	1000.0	501.1	50.11
\$ 8 Phenol-d5	1000.0	324.7	32.47
\$ 9 Nitrobenzene-d5	1000.0	808.0	80.80
\$ 11 2-Fluorobiphenyl	1000.0	789.1	78.91
\$ 12 2,4,6-Tribromophenol	1000.0	836.9	83.69
\$ 14 Terphenyl-d14	1000.0	961.1	96.11

Eurofins Seattle

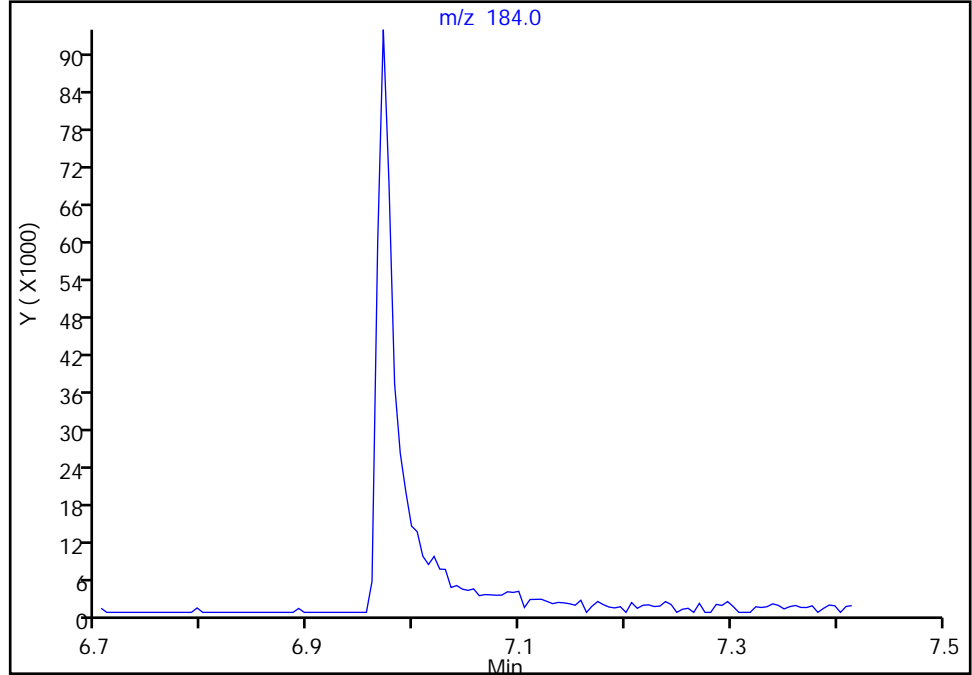
Data File: \\chromfs\Seattle\ChromData\TAC051\20220317-81787.b\31722A11.D
Injection Date: 17-Mar-2022 13:58:30 Instrument ID: TAC051
Lims ID: LCS 580-383995/2-A
Client ID:
Operator ID: TL ALS Bottle#: 6 Worklist Smp#: 6
Injection Vol: 1.0 ul Dil. Factor: 1.0000
Method: 8270 TAC051 Limit Group: 8270D BNA QSM 5.0
Column: Detector MS SCAN

63 2,4-Dinitrophenol, CAS: 51-28-5

Signal: 1

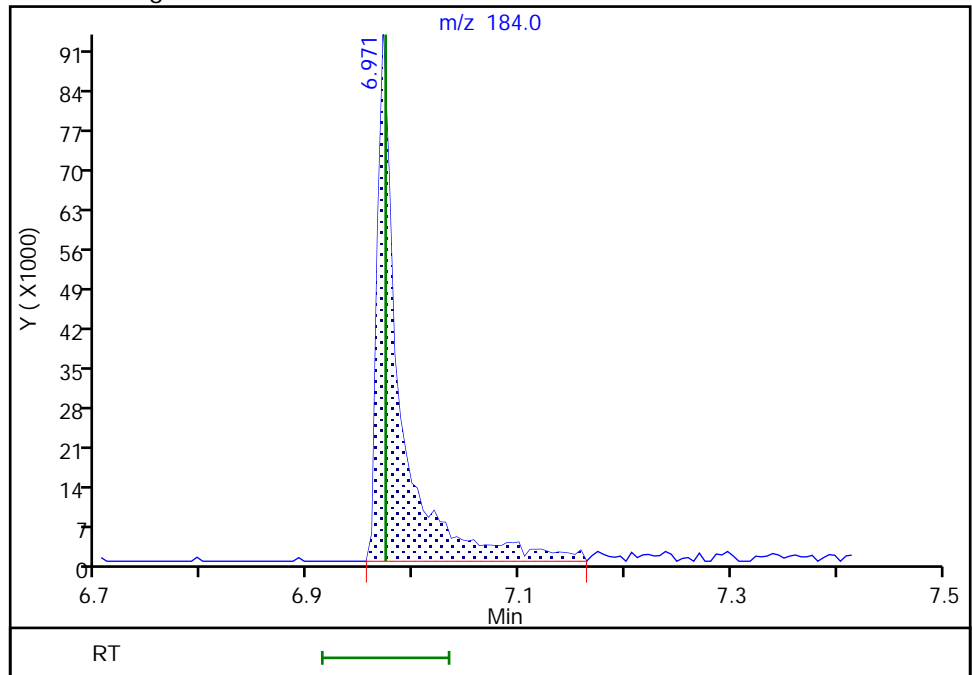
Not Detected
Expected RT: 6.97

Processing Integration Results



Manual Integration Results

RT: 6.97
Area: 140119
Amount: 1599.0536
Amount Units: ug/L



Eurofins Seattle

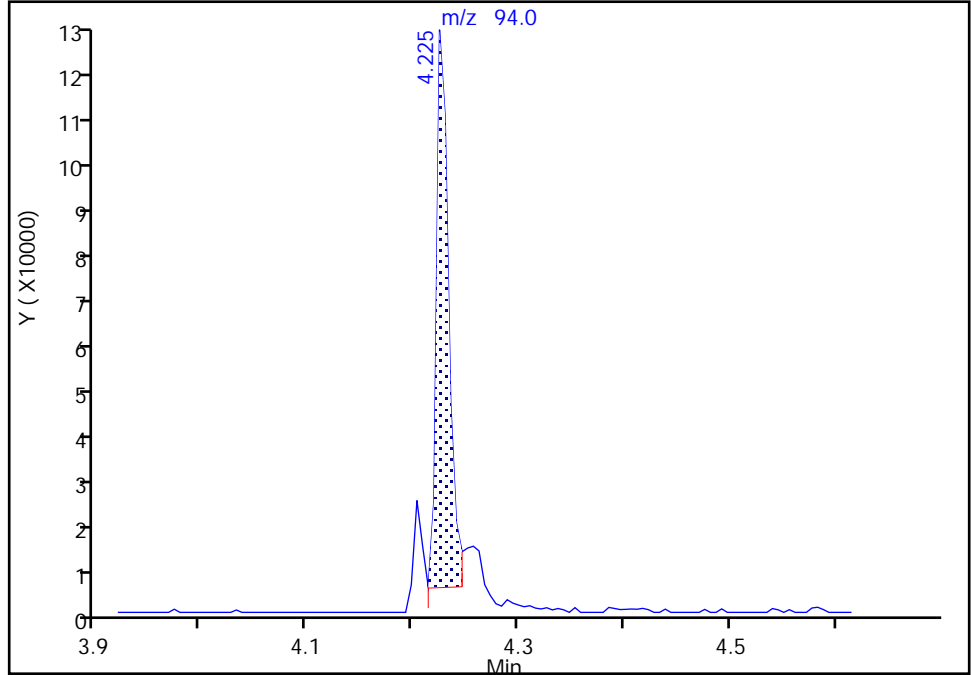
Data File: \\chromfs\Seattle\ChromData\TAC051\20220317-81787.b\31722A11.D
Injection Date: 17-Mar-2022 13:58:30 Instrument ID: TAC051
Lims ID: LCS 580-383995/2-A
Client ID:
Operator ID: TL ALS Bottle#: 6 Worklist Smp#: 6
Injection Vol: 1.0 ul Dil. Factor: 1.0000
Method: 8270 TAC051 Limit Group: 8270D BNA QSM 5.0
Column: Detector MS SCAN

19 Phenol, CAS: 108-95-2

Signal: 1

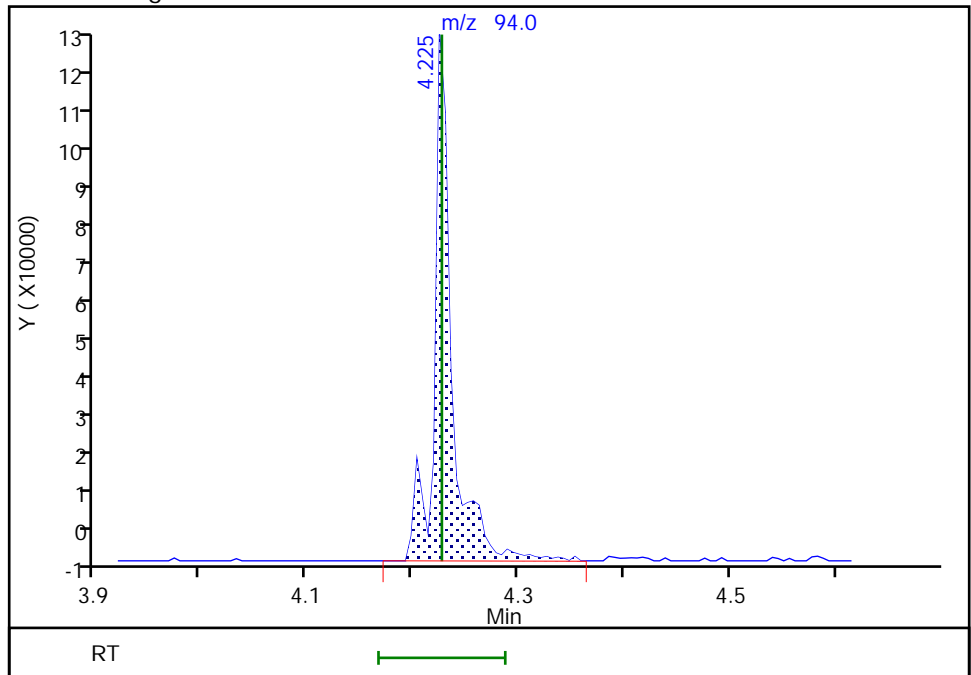
RT: 4.23
Area: 94672
Amount: 274.3861
Amount Units: ug/L

Processing Integration Results



RT: 4.23
Area: 142464
Amount: 412.9008
Amount Units: ug/L

Manual Integration Results



Reviewer: limmere, 17-Mar-2022 16:59:03
Audit Action: Manually Integrated

Audit Reason: Baseline
Page 477 of 829

FORM I
GC/MS SEMI VOA ORGANICS ANALYSIS DATA SHEET

Lab Name: Eurofins Seattle Job No.: 580-111290-1
 SDG No.: _____
 Client Sample ID: _____ Lab Sample ID: LCSD 580-383995/3-A
 Matrix: Water Lab File ID: 31722A12.D
 Analysis Method: 8270E Date Collected: _____
 Extract. Method: 3510C Date Extracted: 03/16/2022 09:47
 Sample wt/vol: 1000 (mL) Date Analyzed: 03/17/2022 14:22
 Con. Extract Vol.: 2 (mL) Dilution Factor: 1
 Injection Volume: 1 (uL) Level: (low/med) Low
 % Moisture: _____ GPC Cleanup: (Y/N) N
 Analysis Batch No.: 384146 Units: ug/L

CAS NO.	COMPOUND NAME	RESULT	Q	LOQ	LOD	DL
120-82-1	1,2,4-Trichlorobenzene	0.993	Q	0.40	0.30	0.090
95-50-1	1,2-Dichlorobenzene	0.999		0.40	0.15	0.050
541-73-1	1,3-Dichlorobenzene	0.933	Q	0.40	0.090	0.040
106-46-7	1,4-Dichlorobenzene	0.926		0.40	0.090	0.040
95-95-4	2,4,5-Trichlorophenol	1.59		0.40	0.30	0.10
88-06-2	2,4,6-Trichlorophenol	1.56		0.60	0.30	0.10
120-83-2	2,4-Dichlorophenol	1.64		1.0	0.50	0.20
105-67-9	2,4-Dimethylphenol	1.57	J	4.0	0.50	0.16
51-28-5	2,4-Dinitrophenol	3.28	J M	5.0	3.2	1.6
121-14-2	2,4-Dinitrotoluene	1.81		1.0	0.30	0.10
606-20-2	2,6-Dinitrotoluene	1.74		0.40	0.30	0.10
91-58-7	2-Chloronaphthalene	1.43		1.0	0.15	0.070
95-57-8	2-Chlorophenol	1.75		1.0	0.15	0.050
88-75-5	2-Nitrophenol	1.67		1.0	0.15	0.070
91-94-1	3,3'-Dichlorobenzidine	4.14		1.0	0.60	0.26
534-52-1	4,6-Dinitro-2-methylphenol	3.50		2.0	1.2	0.55
101-55-3	4-Bromophenyl phenyl ether	1.64		0.60	0.15	0.060
59-50-7	4-Chloro-3-methylphenol	1.61		0.60	0.30	0.13
7005-72-3	4-Chlorophenyl phenyl ether	1.64		0.60	0.15	0.050
100-02-7	4-Nitrophenol	6.0	U	10	6.0	1.7
103-33-3	Azobenzene	1.69	J	2.0	0.15	0.060
111-91-1	Bis(2-chloroethoxy)methane	1.65		0.60	0.15	0.050
111-44-4	Bis(2-chloroethyl)ether	1.52		0.10	0.090	0.030
117-81-7	Bis(2-ethylhexyl) phthalate	2.49	J	3.0	1.6	0.74
108-60-1	bis (2-chloroisopropyl) ether	1.47		0.25	0.15	0.060
85-68-7	Butyl benzyl phthalate	2.03	J	4.0	0.60	0.27
84-66-2	Diethyl phthalate	1.92		1.0	0.30	0.15
131-11-3	Dimethyl phthalate	1.96		0.60	0.15	0.060
84-74-2	Di-n-butyl phthalate	1.88	J	3.0	0.50	0.19
117-84-0	Di-n-octyl phthalate	2.16		1.0	0.30	0.13
118-74-1	Hexachlorobenzene	1.64		0.60	0.090	0.040
87-68-3	Hexachlorobutadiene	0.666	J Q	1.0	0.15	0.060
77-47-4	Hexachlorocyclopentadiene	0.706	J Q	1.0	0.30	0.14
67-72-1	Hexachloroethane	0.752	J Q	1.0	0.15	0.050

FORM I
GC/MS SEMI VOA ORGANICS ANALYSIS DATA SHEET

Lab Name: Eurofins Seattle Job No.: 580-111290-1
 SDG No.: _____
 Client Sample ID: _____ Lab Sample ID: LCSD 580-383995/3-A
 Matrix: Water Lab File ID: 31722A12.D
 Analysis Method: 8270E Date Collected: _____
 Extract. Method: 3510C Date Extracted: 03/16/2022 09:47
 Sample wt/vol: 1000 (mL) Date Analyzed: 03/17/2022 14:22
 Con. Extract Vol.: 2 (mL) Dilution Factor: 1
 Injection Volume: 1 (uL) Level: (low/med) Low
 % Moisture: _____ GPC Cleanup: (Y/N) N
 Analysis Batch No.: 384146 Units: ug/L

CAS NO.	COMPOUND NAME	RESULT	Q	LOQ	LOD	DL
78-59-1	Isophorone	1.63		0.40	0.30	0.10
15831-10-4	m+p-Cresol	1.44	Q	0.60	0.30	0.10
98-95-3	Nitrobenzene	1.64		1.0	0.090	0.040
62-75-9	N-Nitrosodimethylamine	1.06	J	2.0	0.60	0.26
621-64-7	N-Nitrosodi-n-propylamine	1.58		0.40	0.090	0.060
86-30-6	N-Nitrosodiphenylamine	1.96		1.0	0.15	0.070
95-48-7	o-Cresol	1.59		0.60	0.15	0.050
87-86-5	Pentachlorophenol	1.83	J	10	1.0	0.51
108-95-2	Phenol	0.664	J Q	1.0	0.60	0.36
129-00-0	Pyrene	1.66		1.0	0.090	0.040
110-86-1	Pyridine	1.78	J Q	10	3.2	1.1

CAS NO.	SURROGATE	%REC	Q	LIMITS
118-79-6	2,4,6-Tribromophenol (Surr)	87		43-140
321-60-8	2-Fluorobiphenyl	73		44-119
367-12-4	2-Fluorophenol (Surr)	51		19-119
4165-60-0	Nitrobenzene-d5 (Surr)	77		44-120
4165-62-2	Phenol-d5 (Surr)	41	M	10-120
1718-51-0	Terphenyl-d14	103		50-134

Eurofins Seattle
Target Compound Quantitation Report

Data File: \\chromfs\Seattle\ChromData\TAC051\20220317-81787.b\31722A12.D
 Lims ID: LCSD 580-383995/3-A
 Client ID:
 Sample Type: LCSD
 Inject. Date: 17-Mar-2022 14:22:30 ALS Bottle#: 7 Worklist Smp#: 7
 Injection Vol: 1.0 ul Dil. Factor: 1.0000
 Sample Info: lcsd 580-383995/3-a
 Operator ID: TL Instrument ID: TAC051
 Method: \\chromfs\Seattle\ChromData\TAC051\20220317-81787.b\8270 TAC051.m
 Limit Group: 8270D BNA QSM 5.0
 Last Update: 18-Mar-2022 15:49:57 Calib Date: 24-Jan-2022 20:31:30
 Integrator: RTE ID Type: RT Order ID
 Quant Method: Internal Standard Quant By: Initial Calibration
 Last ICal File: \\chromfs\Seattle\ChromData\TAC051\20220124-81014.b\0124A19_.D
 Column 1 : Det: MS SCAN
 Process Host: CTX1651

First Level Reviewer: limmere

Date: 18-Mar-2022 18:08:08

Compound	Sig	RT (min.)	Adj RT (min.)	Dlt RT (min.)	Q	Response	Cal Amt ug/L	OnCol Amt ug/L	Flags
* 1 1,4-Dichlorobenzene-d4	152	4.457	4.457	0.000	88	33824	100.0	100.0	
* 2 Naphthalene-d8	136	5.466	5.467	-0.001	94	128364	100.0	100.0	
* 3 Acenaphthene-d10	164	6.893	6.893	0.000	89	67911	100.0	100.0	
* 4 Phenanthrene-d10	188	8.111	8.111	0.000	95	106499	100.0	100.0	
* 5 Chrysene-d12	240	10.306	10.307	-0.001	69	84222	100.0	100.0	
* 6 Perylene-d12	264	11.829	11.835	-0.006	87	97560	100.0	100.0	
\$ 7 2-Fluorophenol	112	3.468	3.474	-0.001	85	160603	1000.0	513.7	
\$ 8 Phenol-d5	99	4.216	4.225	-0.001	98	142359	1000.0	407.6	M
\$ 9 Nitrobenzene-d5	82	4.895	4.895	0.000	86	234896	1000.0	768.8	
\$ 10 2-methylnaphthalene-d10	152	6.022	6.022	0.000	0	540718	NC	NC	
\$ 11 2-Fluorobiphenyl	172	6.353	6.353	-0.001	95	662638	1000.0	733.8	
\$ 12 2,4,6-Tribromophenol	330	7.544	7.552	-0.006	75	123927	1000.0	865.4	
\$ 13 Fluoranthene-d10 (Surr)	212	9.088	9.083	-0.001	0	957523	NC	NC	
\$ 14 Terphenyl-d14	244	9.430	9.424	-0.001	97	818256	1000.0	1025.8	
15 1,4-Dioxane	88	2.336	2.328	0.005	1	1735	NC	NC	
16 N-Nitrosodimethylamine	74	2.411	2.411	0.000	80	71890	1000.0	528.1	
17 Pyridine	79	2.421	2.422	-0.001	85	210766	2000.0	888.4	
18 Aniline	93	4.206	4.201	0.000	98	280259	1000.0	662.4	
19 Phenol	94	4.227	4.222	0.000	72	112737	1000.0	331.9	
20 Bis(2-chloroethyl)ether	93	4.259	4.257	0.000	96	222563	1000.0	761.8	
21 2-Chlorophenol	128	4.302	4.300	0.000	87	358634	1000.0	875.9	
22 n-Decane	57	4.334	4.329	0.000	86	97460	1000.0	364.8	
23 1,3-Dichlorobenzene	146	4.409	4.409	0.000	94	227340	1000.0	466.3	
25 1,4-Dichlorobenzene	146	4.467	4.467	-0.001	97	245167	1000.0	463.2	
27 1,2-Dichlorobenzene	146	4.585	4.585	0.000	95	247609	1000.0	499.6	
26 Benzyl alcohol	79	4.580	4.580	-0.005	72	114188	1000.0	554.1	
29 2,2'-oxybis[1-chloropropane]	45	4.681	4.676	0.000	69	240641	1000.0	733.2	
28 2-Methylphenol	108	4.686	4.684	-0.001	96	226012	1000.0	796.1	
30 Acetophenone	105	4.777	4.777	-0.006	93	376514	1000.0	879.1	
31 N-Nitrosodi-n-propylamine	70	4.783	4.786	-0.005	77	132943	1000.0	788.7	
32 3 & 4 Methylphenol	108	4.815	4.815	0.000	98	212175	1000.0	718.9	
33 Hexachloroethane	117	4.847	4.845	0.000	90	72197	1000.0	376.2	

Compound	Sig	RT (min.)	Adj RT (min.)	Dlt RT (min.)	Q	Response	Cal Amt ug/L	OnCol Amt ug/L	Flags
34 Nitrobenzene	77	4.911	4.911	0.000	83	234933	1000.0	820.4	
35 Isophorone	82	5.103	5.109	-0.006	93	406180	1000.0	815.9	
36 2-Nitrophenol	139	5.167	5.167	-0.001	87	184796	1000.0	837.0	
37 2,4-Dimethylphenol	107	5.226	5.235	-0.006	93	264228	1000.0	785.7	
38 Bis(2-chloroethoxy)methane	93	5.290	5.290	0.000	97	258122	1000.0	826.5	
39 Benzoic acid	105	5.306	5.320	-0.011	73	57328	2000.0	535.2	a
40 2,4-Dichlorophenol	162	5.376	5.381	-0.005	88	277570	1000.0	819.7	
41 1,2,4-Trichlorobenzene	180	5.424	5.427	0.000	94	194968	1000.0	496.7	
42 Naphthalene	128	5.482	5.488	-0.006	96	882517	1000.0	683.7	
43 4-Chloroaniline	127	5.546	5.546	-0.001	79	314007	1000.0	706.8	
44 2,6-Dichlorophenol	162	5.546	5.556	-0.006	94	288142	1000.0	817.4	
45 Hexachlorobutadiene	225	5.589	5.589	-0.001	85	77554	1000.0	332.9	
46 4-Chloro-3-methylphenol	107	5.969	5.969	-0.001	88	210881	1000.0	806.3	
47 2-Methylnaphthalene	142	6.049	6.049	0.000	82	597428	1000.0	714.4	
48 1-Methylnaphthalene	142	6.129	6.132	0.000	88	565283	1000.0	711.7	
49 Hexachlorocyclopentadiene	237	6.172	6.182	-0.005	89	84552	1000.0	352.9	
50 1,2,4,5-Tetrachlorobenzene	216	6.182	6.185	-0.001	97	211329	1000.0	586.2	
52 2,4,6-Trichlorophenol	196	6.294	6.299	-0.001	85	168476	1000.0	779.7	
53 2,4,5-Trichlorophenol	196	6.337	6.342	-0.001	93	194971	1000.0	792.9	
54 1,1'-Biphenyl	154	6.433	6.437	-0.001	93	736733	1000.0	747.8	
55 2-Chloronaphthalene	162	6.444	6.449	0.000	95	551500	1000.0	712.7	
56 2-Nitroaniline	138	6.545	6.551	-0.001	91	189561	1000.0	884.5	
57 Dimethyl phthalate	163	6.695	6.695	0.000	99	782094	1000.0	979.5	
58 1,3-Dinitrobenzene	168	6.722	6.727	0.000	69	110015	1000.0	936.4	
59 2,6-Dinitrotoluene	165	6.743	6.743	-0.001	67	170984	1000.0	868.4	
60 Acenaphthylene	152	6.781	6.781	-0.001	94	970401	1000.0	845.7	
61 3-Nitroaniline	138	6.887	6.893	-0.001	84	143271	1000.0	767.9	
62 Acenaphthene	153	6.919	6.919	-0.001	92	628140	1000.0	790.4	
63 2,4-Dinitrophenol	184	6.973	6.984	0.000	80	157172	2000.0	1639.1	a
66 Dibenzofuran	168	7.064	7.066	0.000	87	881877	1000.0	872.8	
65 2,4-Dinitrotoluene	165	7.069	7.080	-0.006	69	228392	1000.0	904.5	
64 4-Nitrophenol	109	7.064	7.080	-0.016	39	4353	2000.0	818.0	
51 2,3,5,6-Tetrachlorophenol	232	7.144	7.149	0.000	86	134247	1000.0	782.6	
67 2,3,4,6-Tetrachlorophenol	232	7.181	7.187	-0.001	70	168791	1000.0	834.0	
68 Diethyl phthalate	149	7.272	7.272	0.000	97	846611	1000.0	961.7	
69 Fluorene	166	7.341	7.352	-0.006	83	734060	1000.0	912.9	
70 4-Chlorophenyl phenyl ether	204	7.352	7.363	-0.006	93	303420	1000.0	819.8	
71 4-Nitroaniline	138	7.384	7.384	-0.001	85	160115	1000.0	891.7	
72 4,6-Dinitro-2-methylphenol	198	7.400	7.403	-0.001	88	219594	2000.0	1750.3	
73 N-Nitrosodiphenylamine	169	7.454	7.459	-0.005	56	552932	1000.0	978.0	
74 Azobenzene	77	7.480	7.476	-0.001	92	495495	1000.0	844.2	
75 4-Bromophenyl phenyl ether	248	7.753	7.753	0.000	58	192857	1000.0	819.2	
76 Hexachlorobenzene	284	7.790	7.790	-0.001	85	226304	1000.0	822.2	
77 Atrazine	200	7.902	7.914	-0.006	91	418666	2000.0	1824.1	
78 Pentachlorophenol	266	7.966	7.966	-0.001	81	125489	2000.0	916.1	
79 n-Octadecane	57	8.047	8.047	-0.005	90	247434	1000.0	733.1	
80 Phenanthrene	178	8.127	8.122	0.000	97	1007017	1000.0	836.6	
81 Anthracene	178	8.169	8.164	-0.001	96	1058978	1000.0	849.2	
83 Carbazole	167	8.319	8.314	0.000	82	986129	1000.0	1036.7	
84 Di-n-butyl phthalate	149	8.613	8.613	-0.006	99	1422290	1000.0	942.0	
85 Fluoranthene	202	9.104	9.099	-0.001	95	1087590	1000.0	848.8	
88 Benzidine	184	9.238	9.232	0.000	97	306755	2000.0	1064.0	

Compound	Sig	RT (min.)	Adj RT (min.)	Dlt RT (min.)	Q	Response	Cal Amt ug/L	OnCol Amt ug/L	Flags
89 Pyrene	202	9.286	9.280	0.000	98	1096667	1000.0	832.1	
94 Butyl benzyl phthalate	149	9.842	9.847	-0.005	90	615696	1000.0	1013.6	
96 3,3'-Dichlorobenzidine	252	10.296	10.296	0.000	59	703580	2000.0	2069.0	
97 Benzo[a]anthracene	228	10.296	10.296	0.000	98	950326	1000.0	900.6	
99 Chrysene	228	10.328	10.328	-0.005	93	978796	1000.0	877.4	
98 Bis(2-ethylhexyl) phthalate	149	10.360	10.360	0.000	76	977781	1000.0	1246.1	
100 Di-n-octyl phthalate	149	11.017	11.017	-0.006	97	1391844	1000.0	1077.5	
101 Benzo[b]fluoranthene	252	11.391	11.391	-0.005	96	1000204	1000.0	925.9	
102 Benzofluoranthene	252	11.423	11.423	0.000	1	2027403	2000.0	1691.1	a
103 Benzo[k]fluoranthene	252	11.423	11.418	0.000	94	1076477	1000.0	821.9	
104 Benzo[a]pyrene	252	11.759	11.760	-0.006	74	890489	1000.0	896.5	
105 Indeno[1,2,3-cd]pyrene	276	13.127	13.130	-0.006	96	845590	1000.0	855.7	
106 Dibenz(a,h)anthracene	278	13.164	13.170	-0.006	1	886138	1000.0	833.8	
107 Benzo[g,h,i]perylene	276	13.453	13.453	-0.006	91	966446	1000.0	779.9	

QC Flag Legend

Processing Flags

NC - Not Calibrated

Review Flags

M - Manually Integrated

a - User Assigned ID

Reagents:

8270SIM_IS_00069

Amount Added: 10.00

Units: uL

Run Reagent

Eurofins Seattle

Data File: \\chromfs\Seattle\ChromData\TAC051\20220317-81787.b\31722A12.D

Injection Date: 17-Mar-2022 14:22:30

Instrument ID: TAC051

Lims ID: LCSD 580-383995/3-A

Client ID:

Operator ID: TL

ALS Bottle#: 7

Worklist Smp#: 7

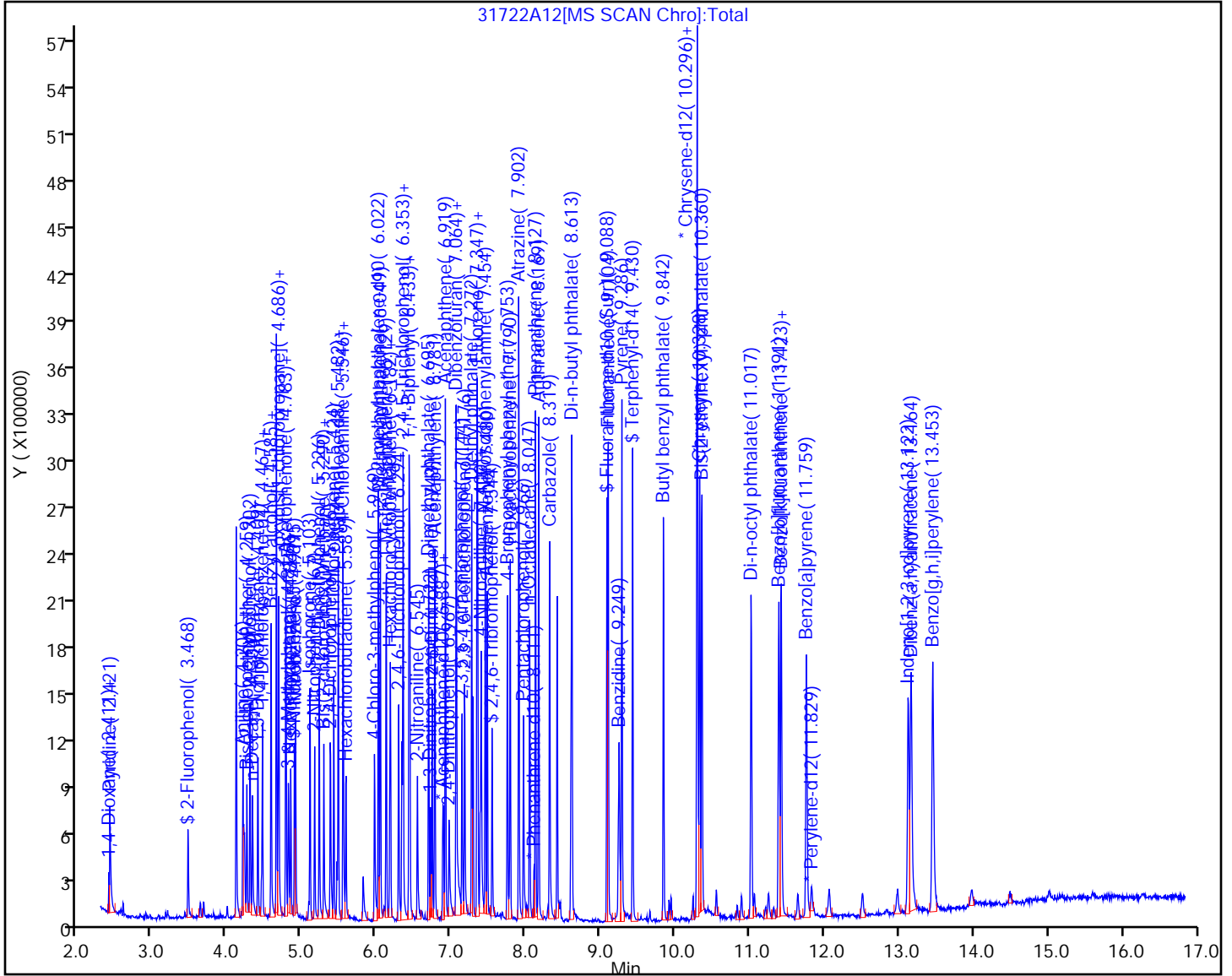
Injection Vol: 1.0 ul

Dil. Factor: 1.0000

Method: 8270 TAC051

Limit Group: 8270D BNA QSM 5.0

Y Scaling: Method Defined: Scale to the Nth Largest Target: 1



Eurofins Seattle
Recovery Report

Data File: \\chromfs\Seattle\ChromData\TAC051\20220317-81787.b\31722A12.D
 Lims ID: LCSD 580-383995/3-A
 Client ID:
 Sample Type: LCSD
 Inject. Date: 17-Mar-2022 14:22:30 ALS Bottle#: 7 Worklist Smp#: 7
 Injection Vol: 1.0 ul Dil. Factor: 1.0000
 Sample Info: lcsd 580-383995/3-a
 Operator ID: TL Instrument ID: TAC051
 Method: \\chromfs\Seattle\ChromData\TAC051\20220317-81787.b\8270 TAC051.m
 Limit Group: 8270D BNA QSM 5.0
 Last Update: 18-Mar-2022 15:49:57 Calib Date: 24-Jan-2022 20:31:30
 Integrator: RTE ID Type: RT Order ID
 Quant Method: Internal Standard Quant By: Initial Calibration
 Last ICal File: \\chromfs\Seattle\ChromData\TAC051\20220124-81014.b\0124A19_D
 Column 1 : Det: MS SCAN
 Process Host: CTX1651

First Level Reviewer: limmere

Date: 18-Mar-2022 18:08:08

Compound	Amount Added	Amount Recovered	% Rec.
\$ 7 2-Fluorophenol	1000.0	513.7	51.37
\$ 8 Phenol-d5	1000.0	407.6	40.76
\$ 9 Nitrobenzene-d5	1000.0	768.8	76.88
\$ 11 2-Fluorobiphenyl	1000.0	733.8	73.38
\$ 12 2,4,6-Tribromophenol	1000.0	865.4	86.54
\$ 14 Terphenyl-d14	1000.0	1025.8	102.58

Eurofins Seattle

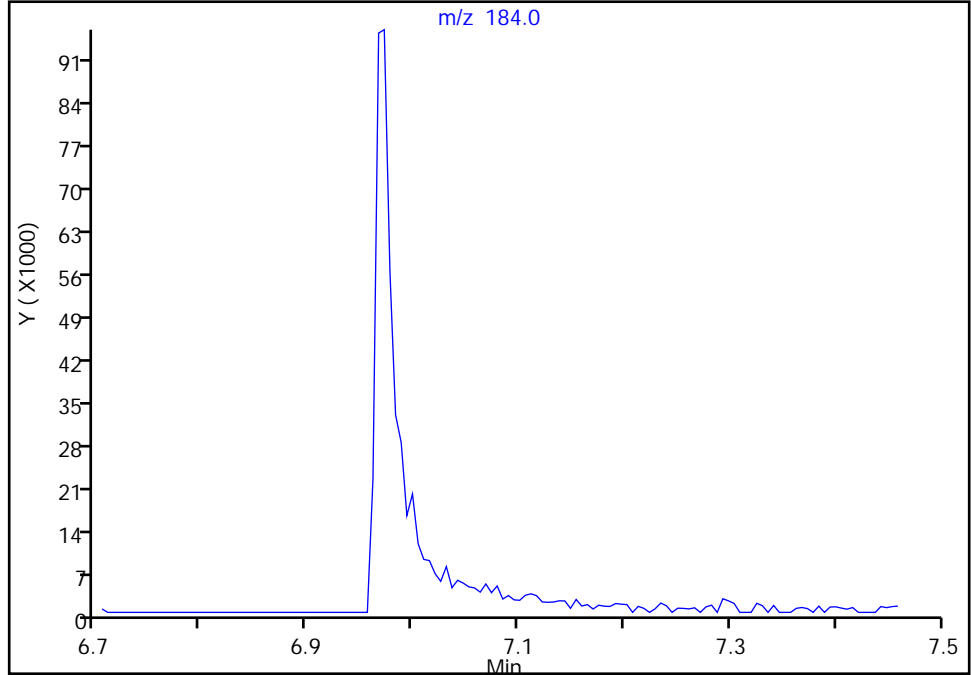
Data File: \\chromfs\Seattle\ChromData\TAC051\20220317-81787.b\31722A12.D
Injection Date: 17-Mar-2022 14:22:30 Instrument ID: TAC051
Lims ID: LCSD 580-383995/3-A
Client ID:
Operator ID: TL ALS Bottle#: 7 Worklist Smp#: 7
Injection Vol: 1.0 ul Dil. Factor: 1.0000
Method: 8270 TAC051 Limit Group: 8270D BNA QSM 5.0
Column: Detector MS SCAN

63 2,4-Dinitrophenol, CAS: 51-28-5

Signal: 1

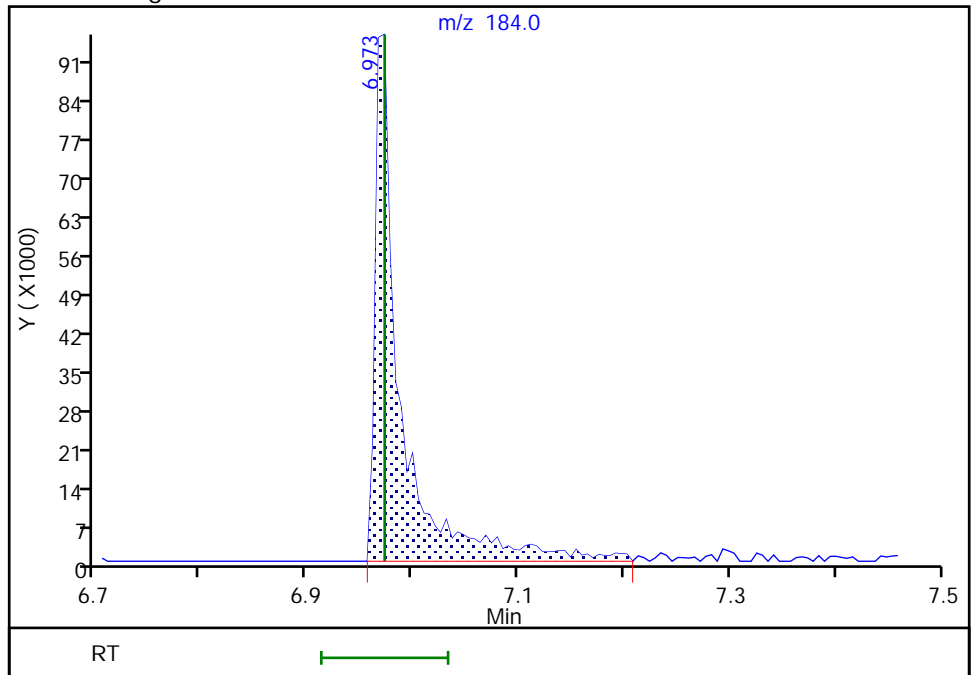
Not Detected
Expected RT: 6.97

Processing Integration Results



Manual Integration Results

RT: 6.97
Area: 157172
Amount: 1639.1090
Amount Units: ug/L



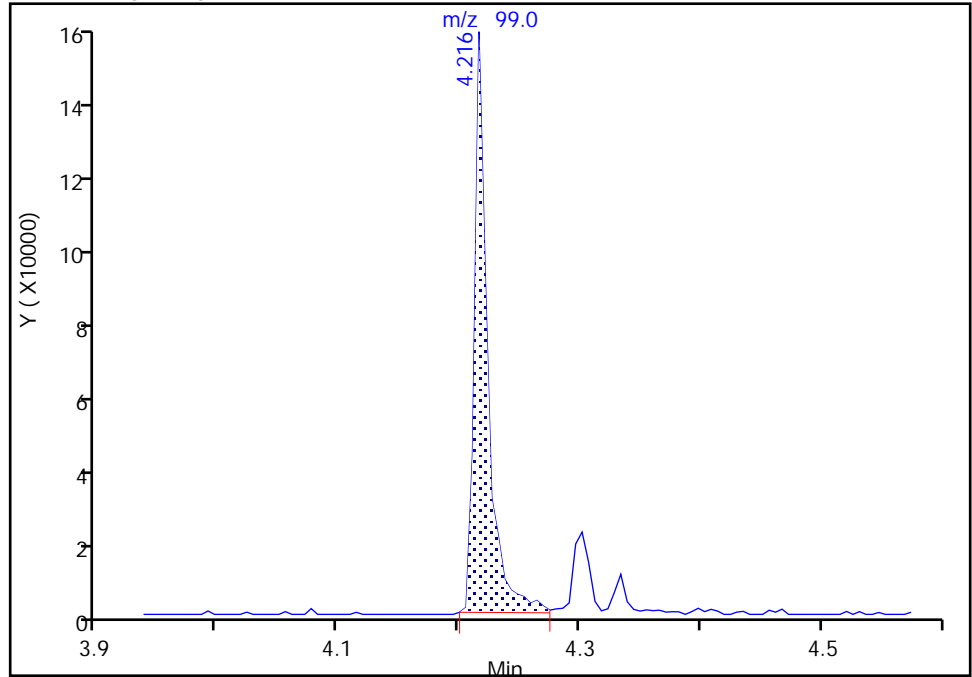
Eurofins Seattle

Data File: \\chromfs\Seattle\ChromData\TAC051\20220317-81787.b\31722A12.D
Injection Date: 17-Mar-2022 14:22:30 Instrument ID: TAC051
Lims ID: LCSD 580-383995/3-A
Client ID:
Operator ID: TL ALS Bottle#: 7 Worklist Smp#: 7
Injection Vol: 1.0 ul Dil. Factor: 1.0000
Method: 8270 TAC051 Limit Group: 8270D BNA QSM 5.0
Column: Detector MS SCAN

\$ 8 Phenol-d5, CAS: 4165-62-2
Signal: 1

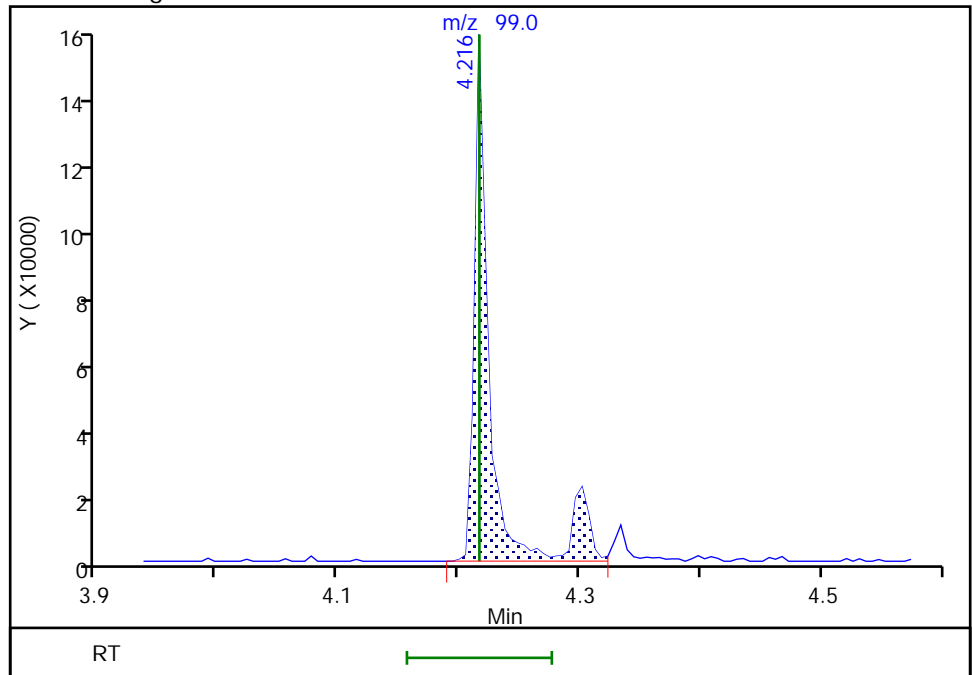
RT: 4.22
Area: 118982
Amount: 340.4162
Amount Units: ug/L

Processing Integration Results



RT: 4.22
Area: 142359
Amount: 407.6044
Amount Units: ug/L

Manual Integration Results



Reviewer: limmere, 17-Mar-2022 17:00:22
Audit Action: Manually Integrated

GC/MS SEMI VOA ANALYSIS RUN LOG

Lab Name: Eurofins Seattle Job No.: 580-111290-1

SDG No.: _____

Instrument ID: TAC051 Start Date: 01/24/2022 16:16Analysis Batch Number: 379142 End Date: 01/24/2022 21:17

LAB SAMPLE ID	CLIENT SAMPLE ID	DATE ANALYZED	DILUTION FACTOR	LAB FILE ID	COLUMN ID
DFTPP 580-379142/2		01/24/2022 16:16	1	0124A08_.D	ZB-SV 0.25 (mm)
STD10 580-379142/4 IC		01/24/2022 17:04	1	0124A10_.D	ZB-SV 0.25 (mm)
STD9 580-379142/5 IC		01/24/2022 17:28	1	0124A11_.D	ZB-SV 0.25 (mm)
STD8 580-379142/6 IC		01/24/2022 17:51	1	0124A12_.D	ZB-SV 0.25 (mm)
STD7IS 580-379142/7 ICIS		01/24/2022 18:14	1	0124A13_.D	ZB-SV 0.25 (mm)
STD6 580-379142/8 IC		01/24/2022 18:37	1	0124A14_.D	ZB-SV 0.25 (mm)
STD5 580-379142/9 IC		01/24/2022 19:00	1	0124A15_.D	ZB-SV 0.25 (mm)
STD4 580-379142/10 IC		01/24/2022 19:23	1	0124A16_.D	ZB-SV 0.25 (mm)
STD3 580-379142/11 IC		01/24/2022 19:45	1	0124A17_.D	ZB-SV 0.25 (mm)
STD2 580-379142/12 IC		01/24/2022 20:08	1	0124A18_.D	ZB-SV 0.25 (mm)
STD1 580-379142/13 IC		01/24/2022 20:31	1	0124A19_.D	ZB-SV 0.25 (mm)
ICB 580-379142/14		01/24/2022 20:54	1		ZB-SV 0.25 (mm)
ICV 580-379142/15		01/24/2022 21:17	1	0124A21_.D	ZB-SV 0.25 (mm)

GC/MS SEMI VOA ANALYSIS RUN LOG

Lab Name: Eurofins Seattle Job No.: 580-111290-1

SDG No.: _____

Instrument ID: TAC051 Start Date: 03/17/2022 12:03

Analysis Batch Number: 384146 End Date: 03/17/2022 21:21

LAB SAMPLE ID	CLIENT SAMPLE ID	DATE ANALYZED	DILUTION FACTOR	LAB FILE ID	COLUMN ID
DFTPP 580-384146/2		03/17/2022 12:03	1	31722A06.D	ZB-SV 0.25 (mm)
CCVIS 580-384146/3		03/17/2022 12:48	1	31722A08.D	ZB-SV 0.25 (mm)
MB 580-383995/1-A		03/17/2022 13:35	1	31722A10.D	ZB-SV 0.25 (mm)
LCS 580-383995/2-A		03/17/2022 13:58	1	31722A11.D	ZB-SV 0.25 (mm)
LCSD 580-383995/3-A		03/17/2022 14:22	1	31722A12.D	ZB-SV 0.25 (mm)
580-111290-1	ERH2686 (RHMW2254-01, Bailer)	03/17/2022 15:32	1	31722A15.D	ZB-SV 0.25 (mm)
580-111290-2	ERH2689 (RHMW2254-01, Low Flow)	03/17/2022 15:56	1	31722A16.D	ZB-SV 0.25 (mm)
580-111290-3	ERH2764 (ADIT 3 SUMP)	03/17/2022 16:19	1	31722A17.D	ZB-SV 0.25 (mm)
ZZZZZ		03/17/2022 16:42	1		ZB-SV 0.25 (mm)
ZZZZZ		03/17/2022 17:06	1		ZB-SV 0.25 (mm)
ZZZZZ		03/17/2022 17:29	1		ZB-SV 0.25 (mm)
ZZZZZ		03/17/2022 17:53	1		ZB-SV 0.25 (mm)
ZZZZZ		03/17/2022 18:16	1		ZB-SV 0.25 (mm)
ZZZZZ		03/17/2022 18:39	1		ZB-SV 0.25 (mm)
ZZZZZ		03/17/2022 19:02	1		ZB-SV 0.25 (mm)
ZZZZZ		03/17/2022 19:49	1		ZB-SV 0.25 (mm)
ZZZZZ		03/17/2022 20:12	1		ZB-SV 0.25 (mm)
ZZZZZ		03/17/2022 20:35	1		ZB-SV 0.25 (mm)
CCVC 580-384146/21		03/17/2022 21:21	1	31722A30.D	ZB-SV 0.25 (mm)

GC/MS SEMI VOA BATCH WORKSHEET

Lab Name: Eurofins Seattle Job No.: 580-111290-1

SDG No.: _____

Batch Number: 383995 Batch Start Date: 03/16/22 09:47 Batch Analyst: Lanin, Aleksey SBatch Method: 3510C Batch End Date: 03/16/22 19:58

Lab Sample ID	Client Sample ID	Method Chain	Basis	GrossWeight	TareWeight	InitialAmount	FinalAmount	ReceivedpH	FirstAdjustpH
MB 580-383995/1		3510C, 8270E				1000 mL	2 mL	7 SU	2 SU
LCS 580-383995/2		3510C, 8270E				1000 mL	2 mL	7 SU	2 SU
LCSD 580-383995/3		3510C, 8270E				1000 mL	2 mL	7 SU	2 SU
580-111290-B-1	ERH2686 (RHMW2254-01, Bailer)	3510C, 8270E	T	01450.12 g	00468.42 g	981.7 mL	2 mL	7 SU	2 SU
580-111290-A-2	ERH2689 (RHMW2254-01, Low Flow)	3510C, 8270E	T	01456.57 g	00468.82 g	987.8 mL	2 mL	7 SU	2 SU
580-111290-B-3	ERH2764 (ADIT 3 SUMP)	3510C, 8270E	T	01446.13 g	00470.61 g	975.5 mL	2 mL	7 SU	2 SU

Lab Sample ID	Client Sample ID	Method Chain	Basis	SecondAdjustpH	8270flspk 00296	8270waterSurr 00119			
MB 580-383995/1		3510C, 8270E		11 SU		100 uL			
LCS 580-383995/2		3510C, 8270E		11 SU	100 uL	100 uL			
LCSD 580-383995/3		3510C, 8270E		11 SU	100 uL	100 uL			
580-111290-B-1	ERH2686 (RHMW2254-01, Bailer)	3510C, 8270E	T	11 SU		100 uL			
580-111290-A-2	ERH2689 (RHMW2254-01, Low Flow)	3510C, 8270E	T	11 SU		100 uL			
580-111290-B-3	ERH2764 (ADIT 3 SUMP)	3510C, 8270E	T	11 SU		100 uL			

The pound sign (#) in the amount added field denotes that the reagent was used undiluted. All calculations are performed using the stated concentration for this reagent.

GC/MS SEMI VOA BATCH WORKSHEET

Lab Name: Eurofins Seattle Job No.: 580-111290-1

SDG No.: _____

Batch Number: 383995 Batch Start Date: 03/16/22 09:47 Batch Analyst: Lanin, Aleksey SBatch Method: 3510C Batch End Date: 03/16/22 19:58

Batch Notes	
Method/Fraction	3510C / 8270E_SIM / 8270
Balance ID	SEA225
pH Indicator ID	6007005 / 6911002
Pipette/Syringe/Dispenser ID	MP5
Analyst ID - Extraction	AL
Reagent Water ID	DI
Analyst ID - Spike Analyst	Al
Analyst ID - Spike Witness Analyst	TA
Sufficient Volume for Batch QC	no
Acid Used for pH Adjustment ID	3020736
Base Used to Adjust pH ID	3090399
Prep Solvent ID	3076033
Prep Solvent Volume Used	180 / 360 mL
Filter ID	3048946
Na2SO4 ID	3058747
Analyst ID - Concentration	JCM
Equipment ID - Concentration 1	Steambath 1
Thermometer ID - Concentration 1	61013-040-1
Concentration 1 Uncorrected Temperature	70.0-75.0 Degrees C
Concentration 1 Corrected Temperature	69.4-74.4 Degrees C
Equipment ID - Concentration 2	Turbovap5
Thermometer ID - Concentration 2	DIGITALREADOUT
Concentration 2 Uncorrected Temperature	22.0 Degrees C
Concentration 2 Corrected Temperature	20.0 Degrees C
Vial Lot Number	24165097
Batch Comment	Vialed by: JCM/MAE

Basis	Basis Description
T	Total/NA

The pound sign (#) in the amount added field denotes that the reagent was used undiluted. All calculations are performed using the stated concentration for this reagent.

8270E_SIM_DOD5

Semivolatile Organic Compounds
(GC/MS SIM)

FORM II
GC/MS SEMI VOA SURROGATE RECOVERY

Lab Name: Eurofins Seattle Job No.: 580-111290-1

SDG No.: _____

Matrix: Water Level: Low

GC Column (1): ZB-SV ID: 0.25 (mm)

Client Sample ID	Lab Sample ID	2MN #	FLN10 #	TPHL #
ERH2686 (RHMW2254-01, Bailer)	580-111290-1	53	78	84
ERH2689 (RHMW2254-01, Low Flow)	580-111290-2	57	79	84
ERH2764 (ADIT 3 SUMP)	580-111290-3	69	77	83
	MB 580-383995/1-A	61	78	85
	LCS 580-383995/2-A	70	82	89
	LCSD 580-383995/3-A	67	81	89

2MN = 2-methylnaphthalene-d10
FLN10 = Fluoranthene-d10 (Surr)
TPHL = Terphenyl-d14

QC LIMITS
40-140
40-140
58-132

Column to be used to flag recovery values

FORM II 8270E SIM

FORM III
GC/MS SEMI VOA LAB CONTROL SAMPLE RECOVERY

Lab Name: Eurofins Seattle Job No.: 580-111290-1
 SDG No.: _____
 Matrix: Water Level: Low Lab File ID: SIM031722b005.D
 Lab ID: LCS 580-383995/2-A Client ID: _____

COMPOUND	SPIKE ADDED (ug/L)	LCS CONCENTRATION (ug/L)	LCS % REC	QC LIMITS REC	#
1-Methylnaphthalene	2.00	1.42	71	41-115	
2-Methylnaphthalene	2.00	1.35	67	39-114	
Acenaphthene	2.00	1.55	77	48-114	
Acenaphthylene	2.00	1.47	74	35-121	
Anthracene	2.00	1.61	81	53-119	
Benzo[a]anthracene	2.00	1.67	84	59-120	
Benzo[a]pyrene	2.00	1.62	81	53-120	
Benzo[b]fluoranthene	2.00	1.76	88	53-126	
Benzo[g,h,i]perylene	2.00	1.85	93	44-128	
Benzo[k]fluoranthene	2.00	1.74	87	54-125	
Chrysene	2.00	1.62	81	57-120	
Dibenz(a,h)anthracene	2.00	1.82	91	44-131	M
Fluoranthene	2.00	1.66	83	58-120	
Fluorene	2.00	1.64	82	50-118	
Indeno[1,2,3-cd]pyrene	2.00	1.79	90	48-130	M
Naphthalene	2.00	1.41	70	43-114	
Phenanthrene	2.00	1.65	83	53-115	
Pyrene	2.00	1.63	81	53-121	

Column to be used to flag recovery and RPD values

FORM III
GC/MS SEMI VOA LAB CONTROL SAMPLE DUPLICATE RECOVERY

Lab Name: Eurofins Seattle Job No.: 580-111290-1
 SDG No.: _____
 Matrix: Water Level: Low Lab File ID: SIM031722b006.D
 Lab ID: LCSD 580-383995/3-A Client ID: _____

COMPOUND	SPIKE ADDED (ug/L)	LCSD CONCENTRATION (ug/L)	LCSD % REC	% RPD	QC LIMITS		#
					RPD	REC	
1-Methylnaphthalene	2.00	1.31	65	8	20	41-115	
2-Methylnaphthalene	2.00	1.24	62	8	20	39-114	
Acenaphthene	2.00	1.52	76	2	20	48-114	
Acenaphthylene	2.00	1.46	73	0	20	35-121	
Anthracene	2.00	1.60	80	1	20	53-119	
Benzo[a]anthracene	2.00	1.69	84	1	20	59-120	
Benzo[a]pyrene	2.00	1.60	80	1	20	53-120	
Benzo[b]fluoranthene	2.00	1.68	84	5	20	53-126	
Benzo[g,h,i]perylene	2.00	1.85	93	0	20	44-128	
Benzo[k]fluoranthene	2.00	1.77	89	2	20	54-125	
Chrysene	2.00	1.63	82	1	20	57-120	
Dibenz(a,h)anthracene	2.00	1.82	91	0	20	44-131	M
Fluoranthene	2.00	1.65	82	0	20	58-120	
Fluorene	2.00	1.60	80	2	20	50-118	
Indeno[1,2,3-cd]pyrene	2.00	1.75	87	3	20	48-130	M
Naphthalene	2.00	1.33	66	6	20	43-114	
Phenanthrene	2.00	1.63	81	1	20	53-115	
Pyrene	2.00	1.61	81	1	20	53-121	

Column to be used to flag recovery and RPD values

FORM IV
GC/MS SEMI VOA METHOD BLANK SUMMARY

Lab Name: Eurofins Seattle Job No.: 580-111290-1
 SDG No.: _____
 Lab File ID: SIM031722b004.D Lab Sample ID: MB 580-383995/1-A
 Matrix: Water Date Extracted: 03/16/2022 09:47
 Instrument ID: TAC050 Date Analyzed: 03/17/2022 17:55
 Level: (Low/Med) Low

THIS METHOD BLANK APPLIES TO THE FOLLOWING SAMPLES:

CLIENT SAMPLE ID	LAB SAMPLE ID	LAB FILE ID	DATE ANALYZED
	LCS 580-383995/2-A	SIM031722b005.D	03/17/2022 18:14
	LCSD 580-383995/3-A	SIM031722b006.D	03/17/2022 18:33
ERH2686 (RHMW2254-01, Bailer)	580-111290-1	SIM031722b007.D	03/17/2022 18:53
ERH2689 (RHMW2254-01, Low Flow)	580-111290-2	SIM031722b008.D	03/17/2022 19:12
ERH2764 (ADIT 3 SUMP)	580-111290-3	SIM031722b009.D	03/17/2022 19:31

FORM V
GC/MS SEMI VOA INSTRUMENT PERFORMANCE CHECK
DECAFLUOROTRIPHENYLPHOSPHINE (DFTPP)

Lab Name: Eurofins Seattle Job No.: 580-111290-1
 SDG No.: _____
 Lab File ID: SIM011322b012.D DFTPP Injection Date: 01/14/2022
 Instrument ID: TAC050 DFTPP Injection Time: 00:35
 Analysis Batch No.: 378263

M/E	ION ABUNDANCE CRITERIA	% RELATIVE ABUNDANCE
51	10.0 - 80.0 % of mass 198	17.1
68	Less than 2.0 % of mass 69	0.1 (0.7) 1
69	Mass 69 relative abundance	21.5
70	Less than 2.0 % of mass 69	0.1 (0.5) 1
127	10.0 - 80.0 % of mass 198	47.9
197	Less than 2.0 % of mass 198	0.0
198	Base Peak, 100% relative abundance	100.0
199	5.0 - 9.0 % of mass 198	6.9
275	10.0 - 60.0 % of mass 198	27.4
365	Greater than 1.0 % of mass 198	5.8
441	Present but less than mass 443	24.9
442	Greater than 50.0 % of mass 198	179.2
443	15.0 - 24.0 % of mass 442	32.4 (18.1) 2

1-Value is % mass 69

2-Value is % mass 442

THIS CHECK APPLIES TO THE FOLLOWING SAMPLES, MS, MSD, BLANKS AND STANDARDS:

CLIENT SAMPLE ID	LAB SAMPLE ID	LAB FILE ID	DATE ANALYZED	TIME ANALYZED
	STD13 580-378263/4	SIM011322b014	01/14/2022	1:16
	STD12 580-378263/5	SIM011322b015	01/14/2022	1:35
	STD11 580-378263/6	SIM011322b016	01/14/2022	1:54
	STD10 580-378263/7	SIM011322b017	01/14/2022	2:13
	STD9IS 580-378263/8	SIM011322b018	01/14/2022	2:32
	STD8 580-378263/9	SIM011322b019	01/14/2022	2:51
	STD7 580-378263/10	SIM011322b020	01/14/2022	3:10
	STD6 580-378263/11	SIM011322b021	01/14/2022	3:29
	STD5 580-378263/12	SIM011322b022	01/14/2022	3:48
	STD4 580-378263/13	SIM011322b023	01/14/2022	4:07
	STD3 580-378263/14	SIM011322b024	01/14/2022	4:26
	STD2 580-378263/15	SIM011322b025	01/14/2022	4:45
	STD1 580-378263/16	SIM011322b026	01/14/2022	5:04
	ICV 580-378263/18	SIM011322b028	01/14/2022	5:42

FORM V
GC/MS SEMI VOA INSTRUMENT PERFORMANCE CHECK
DECAFLUOROTRIPHENYLPHOSPHINE (DFTPP)

Lab Name: Eurofins Seattle Job No.: 580-111290-1
 SDG No.: _____
 Lab File ID: SIM031722b002.D DFTPP Injection Date: 03/17/2022
 Instrument ID: TAC050 DFTPP Injection Time: 17:11
 Analysis Batch No.: 384248

M/E	ION ABUNDANCE CRITERIA	% RELATIVE ABUNDANCE
51	10.0 - 80.0 % of mass 198	17.4
68	Less than 2.0 % of mass 69	0.2 (1.0) 1
69	Mass 69 relative abundance	21.6
70	Less than 2.0 % of mass 69	0.1 (0.3) 1
127	10.0 - 80.0 % of mass 198	50.6
197	Less than 2.0 % of mass 198	0.0
198	Base Peak, 100% relative abundance	100.0
199	5.0 - 9.0 % of mass 198	7.1
275	10.0 - 60.0 % of mass 198	27.3
365	Greater than 1.0 % of mass 198	5.7
441	Present but less than mass 443	25.0
442	Greater than 50.0 % of mass 198	167.1
443	15.0 - 24.0 % of mass 442	31.2 (18.7) 2

1-Value is % mass 69

2-Value is % mass 442

THIS CHECK APPLIES TO THE FOLLOWING SAMPLES, MS, MSD, BLANKS AND STANDARDS:

CLIENT SAMPLE ID	LAB SAMPLE ID	LAB FILE ID	DATE ANALYZED	TIME ANALYZED
	CCVIS 580-384248/3	SIM031722b003	03/17/2022	17:34
	MB 580-383995/1-A	SIM031722b004	03/17/2022	17:55
	LCS 580-383995/2-A	SIM031722b005	03/17/2022	18:14
	LCSD 580-383995/3-A	SIM031722b006	03/17/2022	18:33
ERH2686 (RHMW2254-01, Bailer)	580-111290-1	SIM031722b007	03/17/2022	18:53
ERH2689 (RHMW2254-01, Low Flow)	580-111290-2	SIM031722b008	03/17/2022	19:12
ERH2764 (ADIT 3 SUMP)	580-111290-3	SIM031722b009	03/17/2022	19:31
	CCVC 580-384248/39	SIM031722b023	03/18/2022	0:02

FORM VIII
GC/MS SEMI VOA INTERNAL STANDARD AREA AND RETENTION TIME SUMMARY

Lab Name: Eurofins Seattle Job No.: 580-111290-1
 SDG No.: _____
 Sample No.: CCVIS 580-384248/3 Date Analyzed: 03/17/2022 17:34
 Instrument ID: TAC050 GC Column: ZB-SV ID: 0.25 (mm)
 Lab File ID (Standard): SIM031722b003.D Heated Purge: (Y/N) N
 Calibration ID: 31897

	NPT		ANT		PHN		
	AREA #	RT #	AREA #	RT #	AREA #	RT #	
12/24 HOUR STD	20113	5.15	9684	6.83	15614	8.30	
UPPER LIMIT	40226	5.65	19368	7.33	31228	8.80	
LOWER LIMIT	10057	4.65	4842	6.33	7807	7.80	
LAB SAMPLE ID	CLIENT SAMPLE ID						
MB 580-383995/1-A	18522	5.15	8009	6.84	13696	8.30	
LCS 580-383995/2-A	19141	5.15	9431	6.84	15422	8.30	
LCSD 580-383995/3-A	20161	5.15	9538	6.84	15561	8.30	
580-111290-1	ERH2686 (RHMW2254-01, Bailer)	20861	5.15	9635	6.84	15686	8.30
580-111290-2	ERH2689 (RHMW2254-01, Low Flow)	20267	5.15	9035	6.84	15394	8.30
580-111290-3	ERH2764 (ADIT 3 SUMP)	20018	5.15	10283	6.84	16672	8.30
CCVC 580-384248/39		24190	5.15	11871	6.84	19361	8.30

NPT = Naphthalene-d8
 ANT = Acenaphthene-d10
 PHN = Phenanthrene-d10

Area Limit = 50%-200% of internal standard area
 RT Limit = ± 0.5 minutes of internal standard RT

Column used to flag values outside QC limits

FORM VIII
GC/MS SEMI VOA INTERNAL STANDARD AREA AND RETENTION TIME SUMMARY

Lab Name: Eurofins Seattle Job No.: 580-111290-1
 SDG No.: _____
 Sample No.: CCVIS 580-384248/3 Date Analyzed: 03/17/2022 17:34
 Instrument ID: TAC050 GC Column: ZB-SV ID: 0.25 (mm)
 Lab File ID (Standard): SIM031722b003.D Heated Purge: (Y/N) N
 Calibration ID: 31897

	CRY		PRY		#	RT #
	AREA #	RT #	AREA #	RT #		
12/24 HOUR STD	12056	11.01	11450	13.06		
UPPER LIMIT	24112	11.51	22900	13.56		
LOWER LIMIT	6028	10.51	5725	12.56		
LAB SAMPLE ID	CLIENT SAMPLE ID					
MB 580-383995/1-A			10305	11.01	11175	13.06
LCS 580-383995/2-A			12076	11.01	13427	13.06
LCSD 580-383995/3-A			12183	11.01	13700	13.06
580-111290-1	ERH2686 (RHMW2254-01, Bailer)		12106	11.01	13870	13.06
580-111290-2	ERH2689 (RHMW2254-01, Low Flow)		11943	11.01	13755	13.06
580-111290-3	ERH2764 (ADIT 3 SUMP)		12270	11.01	14279	13.06
CCVC 580-384248/39			15738	11.01	18235	13.06

CRY = Chrysene-d12
 PRY = Perylene-d12

Area Limit = 50%-200% of internal standard area
 RT Limit = ± 0.5 minutes of internal standard RT

Column used to flag values outside QC limits

FORM I
GC/MS SEMI VOA ORGANICS ANALYSIS DATA SHEET

Lab Name: Eurofins Seattle Job No.: 580-111290-1
 SDG No.: _____
 Client Sample ID: ERH2686 (RHMW2254-01, Bailer) Lab Sample ID: 580-111290-1
 Matrix: Water Lab File ID: SIM031722b007.D
 Analysis Method: 8270E SIM Date Collected: 03/09/2022 13:20
 Extract. Method: 3510C Date Extracted: 03/16/2022 09:47
 Sample wt/vol: 981.7(mL) Date Analyzed: 03/17/2022 18:53
 Con. Extract Vol.: 2(mL) Dilution Factor: 1
 Injection Volume: 1(uL) Level: (low/med) Low
 % Moisture: _____ GPC Cleanup: (Y/N) N
 Analysis Batch No.: 384248 Units: ug/L

CAS NO.	COMPOUND NAME	RESULT	Q	LOQ	LOD	DL
90-12-0	1-Methylnaphthalene	0.033	U	0.10	0.033	0.019
91-57-6	2-Methylnaphthalene	0.081	U	0.20	0.081	0.040
83-32-9	Acenaphthene	0.033	U M	0.10	0.033	0.014
208-96-8	Acenaphthylene	0.033	U M	0.051	0.033	0.0092
120-12-7	Anthracene	0.081	U M	0.10	0.081	0.022
56-55-3	Benzo[a]anthracene	0.033	U M	0.051	0.033	0.014
50-32-8	Benzo[a]pyrene	0.033	U	0.10	0.033	0.011
205-99-2	Benzo[b]fluoranthene	0.033	U	0.051	0.033	0.011
191-24-2	Benzo[g,h,i]perylene	0.033	U	0.051	0.033	0.012
207-08-9	Benzo[k]fluoranthene	0.033	U	0.051	0.033	0.012
218-01-9	Chrysene	0.033	U M	0.10	0.033	0.016
53-70-3	Dibenz(a,h)anthracene	0.033	U	0.10	0.033	0.026
206-44-0	Fluoranthene	0.033	U M	0.20	0.033	0.018
86-73-7	Fluorene	0.033	U	0.10	0.033	0.017
193-39-5	Indeno[1,2,3-cd]pyrene	0.033	U	0.051	0.033	0.014
91-20-3	Naphthalene	0.081	U M	0.10	0.081	0.032
85-01-8	Phenanthrene	0.081	U	0.10	0.081	0.032
129-00-0	Pyrene	0.081	U M	0.10	0.081	0.034

CAS NO.	SURROGATE	%REC	Q	LIMITS
7297-45-2	2-methylnaphthalene-d10	53		40-140
93951-69-0	Fluoranthene-d10 (Surr)	78		40-140
1718-51-0	Terphenyl-d14	84		58-132

Eurofins Seattle
Target Compound Quantitation Report

Data File: \\chromfs\Seattle\ChromData\TAC050\20220317-81803.b\SIM031722b007.D
 Lims ID: 580-111290-B-1-A
 Client ID: ERH2686 (RHMW2254-01, Bailer)
 Sample Type: Client
 Inject. Date: 17-Mar-2022 18:53:30 ALS Bottle#: 7 Worklist Smp#: 22
 Injection Vol: 1.0 ul Dil. Factor: 1.0000
 Sample Info: 580-111290-B-1-A
 Operator ID: tl Instrument ID: TAC050
 Method: \\chromfs\Seattle\ChromData\TAC050\20220317-81803.b\TAC050_SIM_PAH.m
 Limit Group: 8270D_SIM QSM 5.0
 Last Update: 23-Mar-2022 16:59:50 Calib Date: 14-Jan-2022 05:04:30
 Integrator: Falcon ID Type: RT Order ID
 Quant Method: Internal Standard Quant By: Initial Calibration
 Last ICal File: \\chromfs\Seattle\ChromData\TAC050\20220113-80849.b\SIM011322b026.D
 Column 1 : Det: MS SCAN
 Process Host: CTX1657

First Level Reviewer: boylea

Date: 23-Mar-2022 16:59:50

Compound	Sig	RT (min.)	Exp RT (min.)	Dlt RT (min.)	Q	Response	OnCol Amt ug/L	Flags
* 1 Naphthalene-d8	136	5.152	5.150	0.002	90	20861	100.0	
* 2 Acenaphthene-d10	164	6.836	6.834	0.002	70	9635	100.0	
* 3 Phenanthrene-d10	188	8.303	8.301	0.002	56	15686	100.0	
* 4 Chrysene-d12	240	11.012	11.010	0.002	49	12106	100.0	
* 5 Perylene-d12	264	13.061	13.062	-0.001	69	13870	100.0	
\$ 6 2-methylnaphthalene-d10	152	5.791	5.793	-0.002	67	65116	527.6	
\$ 10 2-Fluorobiphenyl	172	6.170	6.171	-0.001	0	80459	521.9	Ma
\$ 7 2,4,6-Tribromophenol	330	7.614	7.612	0.002	58	18106	691.3	
\$ 8 Fluoranthene-d10 (Surr)	212	9.486	9.489	-0.003	68	127221	784.9	
\$ 9 Terphenyl-d14	244	9.880	9.882	-0.002	94	105943	842.7	
11 Naphthalene	128	5.171	5.168	0.003	100	1110	5.03	a
12 2-Methylnaphthalene	141	5.823	5.821	0.003	96	1037	8.29	
13 1-Methylnaphthalene	141	5.914	5.916	-0.002	97	1007	8.31	
14 Acenaphthylene	152	6.695	6.697	-0.002	96	271	1.33	M
18 Phenanthrene	178	8.322	8.325	-0.003	100	2166	9.86	
19 Anthracene	178	8.377	8.376	0.001	100	684	2.53	a
20 Fluoranthene	202	9.502	9.504	-0.002	28	644	2.13	M
21 Pyrene	202	9.734	9.733	0.001	50	1959	8.32	a
22 Benzo[a]anthracene	228	10.998	10.997	0.001	26	394	0.9551	Ma
23 Chrysene	228	11.044	11.042	0.002	94	834	3.11	M

QC Flag Legend

Processing Flags

Review Flags

M - Manually Integrated

a - User Assigned ID

Reagents:

8270SIM_IS_00069

Amount Added: 10.00

Units: uL

Run Reagent

Eurofins Seattle

Data File: \\chromfs\Seattle\ChromData\TAC050\20220317-81803.b\SIM031722b007.D

Injection Date: 17-Mar-2022 18:53:30

Instrument ID: TAC050

Lims ID: 580-111290-B-1-A

Lab Sample ID: 580-111290-1

Client ID: ERH2686 (RHMW2254-01, Bailer)

Operator ID: tl

ALS Bottle#: 7

Worklist Smp#: 22

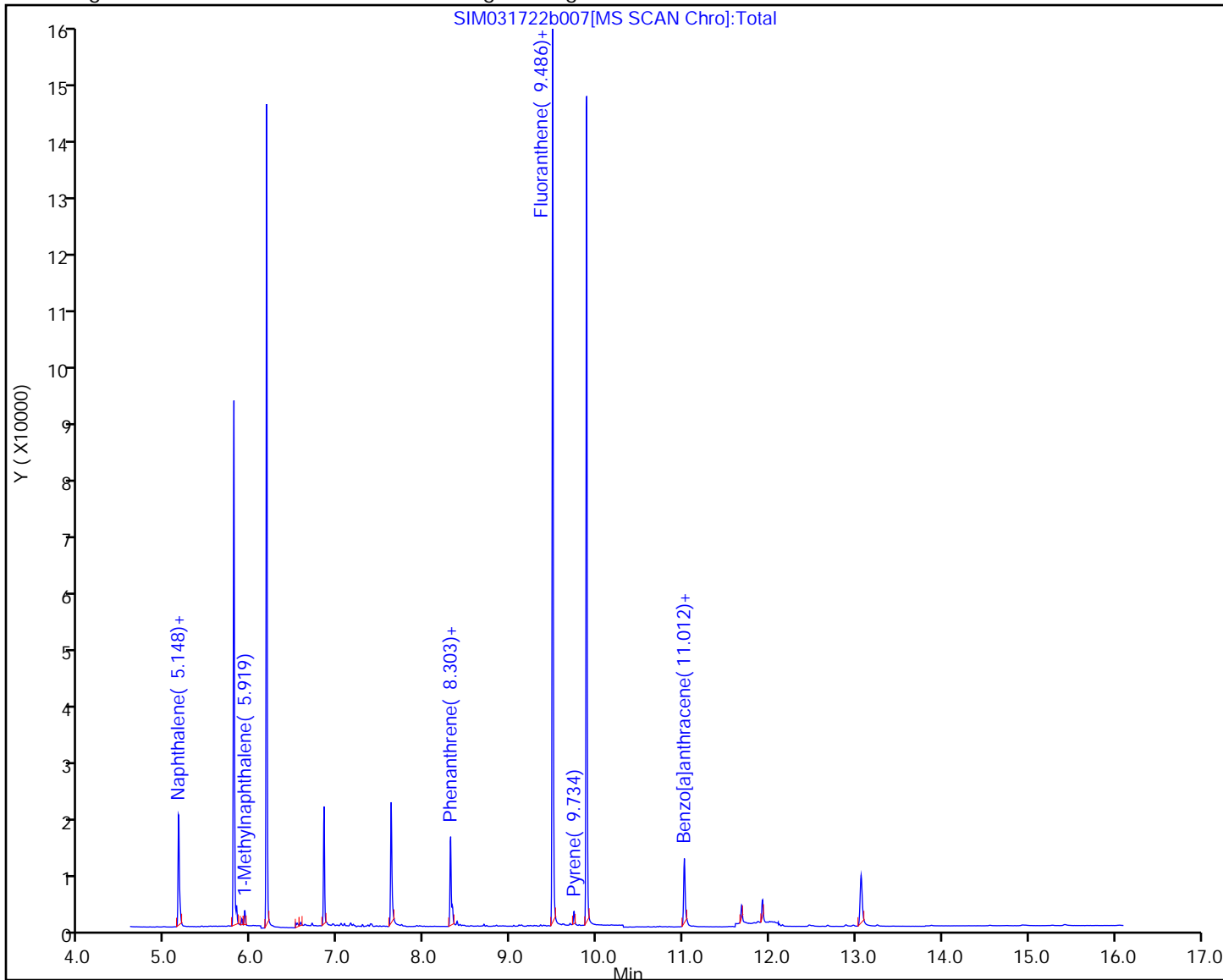
Injection Vol: 1.0 ul

Dil. Factor: 1.0000

Method: TAC050_SIM_PAH

Limit Group: 8270D_SIM QSM 5.0

Y Scaling: Method Defined: Scale to the Nth Largest Target: 1



Eurofins Seattle
Recovery Report

Data File: \\chromfs\Seattle\ChromData\TAC050\20220317-81803.b\SIM031722b007.D
 Lims ID: 580-111290-B-1-A
 Client ID: ERH2686 (RHMW2254-01, Bailer)
 Sample Type: Client
 Inject. Date: 17-Mar-2022 18:53:30 ALS Bottle#: 7 Worklist Smp#: 22
 Injection Vol: 1.0 ul Dil. Factor: 1.0000
 Sample Info: 580-111290-B-1-A
 Operator ID: tl Instrument ID: TAC050
 Method: \\chromfs\Seattle\ChromData\TAC050\20220317-81803.b\TAC050_SIM_PAH.m
 Limit Group: 8270D_SIM QSM 5.0
 Last Update: 23-Mar-2022 16:59:50 Calib Date: 14-Jan-2022 05:04:30
 Integrator: Falcon ID Type: RT Order ID
 Quant Method: Internal Standard Quant By: Initial Calibration
 Last ICal File: \\chromfs\Seattle\ChromData\TAC050\20220113-80849.b\SIM011322b026.D
 Column 1 : Det: MS SCAN
 Process Host: CTX1657

First Level Reviewer: boylea

Date: 23-Mar-2022 16:59:50

Compound	Amount Added	Amount Recovered	% Rec.
\$ 6 2-methylnaphthalene-d10	1000.0	527.6	52.76
\$ 10 2-Fluorobiphenyl	1000.0	521.9	52.19
\$ 7 2,4,6-Tribromophenol	1000.0	691.3	69.13
\$ 8 Fluoranthene-d10 (Surr)	1000.0	784.9	78.49
\$ 9 Terphenyl-d14	1000.0	842.7	84.27

Eurofins Seattle

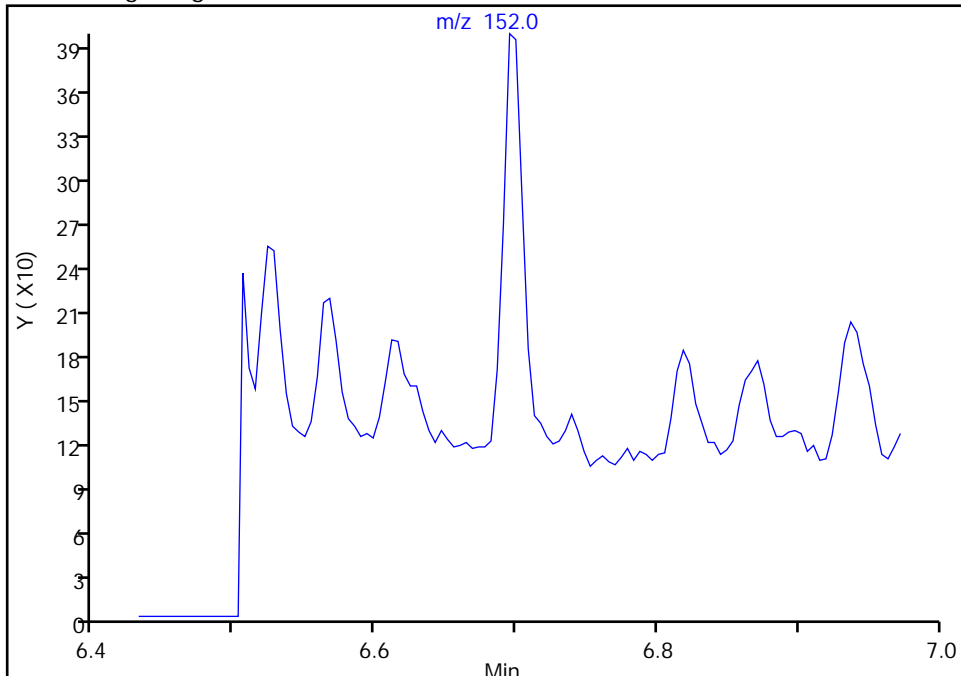
Data File: \\chromfs\Seattle\ChromData\TAC050\20220317-81803.b\SIM031722b007.D
Injection Date: 17-Mar-2022 18:53:30 Instrument ID: TAC050
Lims ID: 580-111290-B-1-A Lab Sample ID: 580-111290-1
Client ID: ERH2686 (RHMW2254-01, Bailer)
Operator ID: tl ALS Bottle#: 7 Worklist Smp#: 22
Injection Vol: 1.0 ul Dil. Factor: 1.0000
Method: TAC050_SIM_PAH Limit Group: 8270D_SIM QSM 5.0
Column: Detector MS SCAN

14 Acenaphthylene, CAS: 208-96-8

Signal: 1

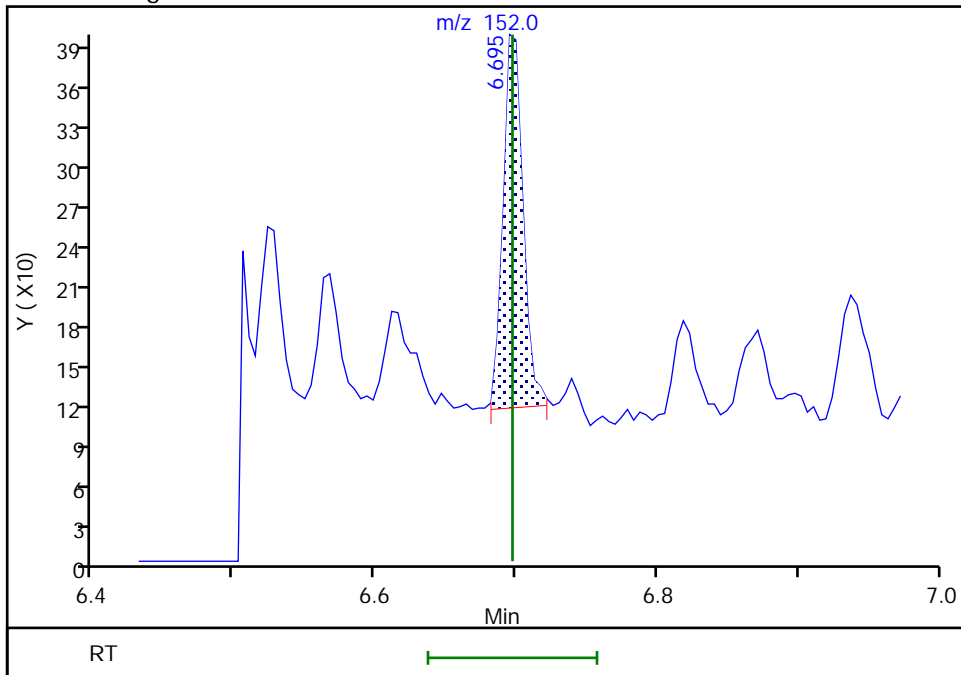
Not Detected
Expected RT: 6.70

Processing Integration Results



Manual Integration Results

RT: 6.70
Area: 271
Amount: 1.330406
Amount Units: ug/L



Reviewer: boylea, 23-Mar-2022 16:57:43
Audit Action: Manually Integrated

Audit Reason: Assign Peak
Page 504 of 829

Eurofins Seattle

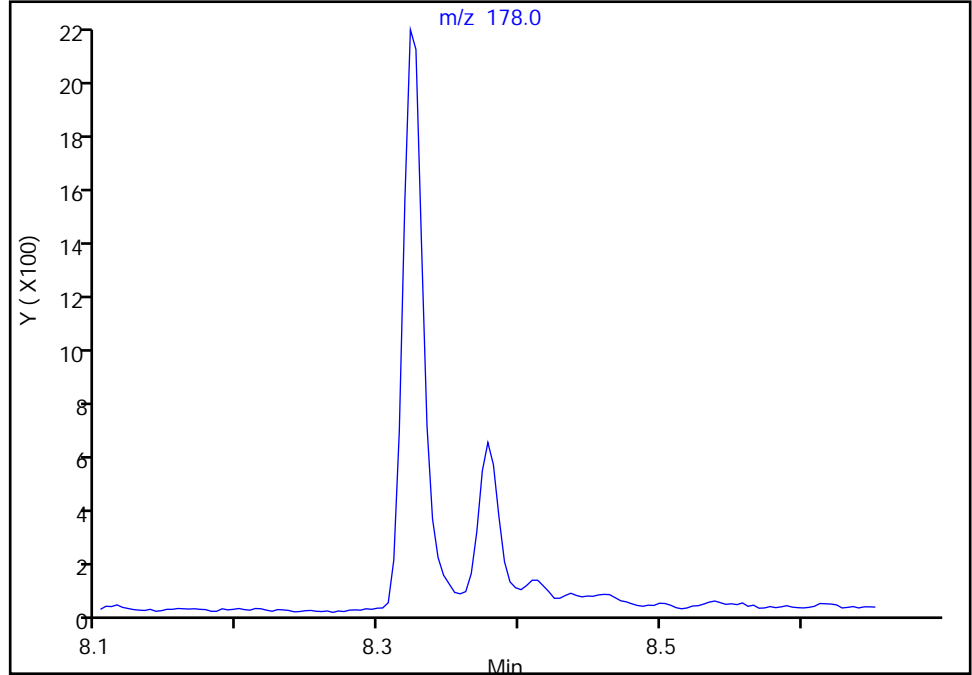
Data File: \\chromfs\Seattle\ChromData\TAC050\20220317-81803.b\SIM031722b007.D
Injection Date: 17-Mar-2022 18:53:30 Instrument ID: TAC050
Lims ID: 580-111290-B-1-A Lab Sample ID: 580-111290-1
Client ID: ERH2686 (RHMW2254-01, Bailer)
Operator ID: tl ALS Bottle#: 7 Worklist Smp#: 22
Injection Vol: 1.0 ul Dil. Factor: 1.0000
Method: TAC050_SIM_PAH Limit Group: 8270D_SIM QSM 5.0
Column: Detector MS SCAN

19 Anthracene, CAS: 120-12-7

Signal: 1

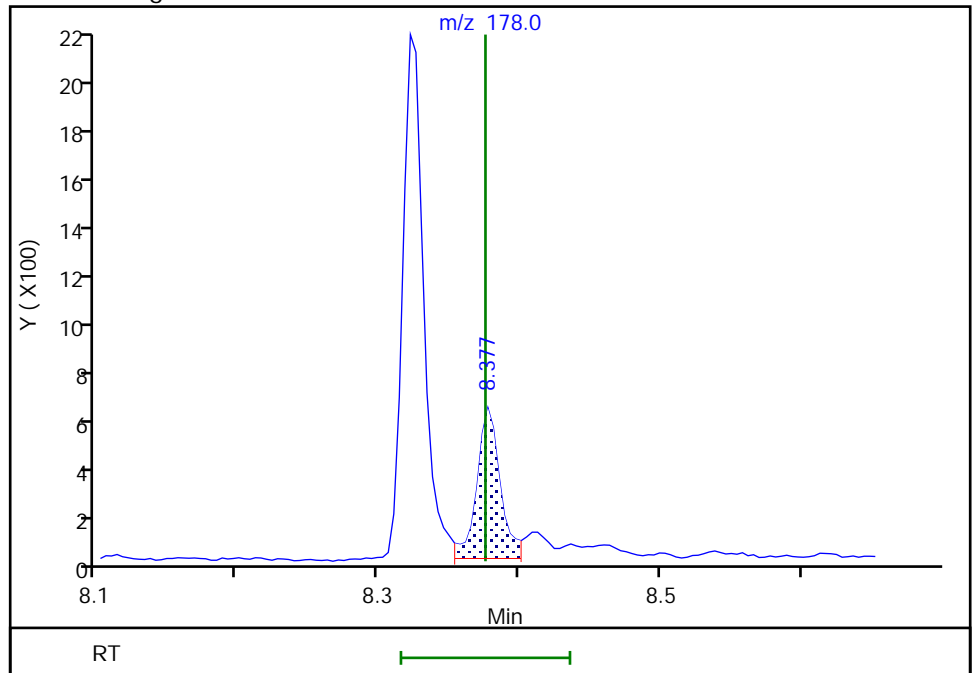
Not Detected
Expected RT: 8.38

Processing Integration Results



Manual Integration Results

RT: 8.38
Area: 684
Amount: 2.527457
Amount Units: ug/L



Eurofins Seattle

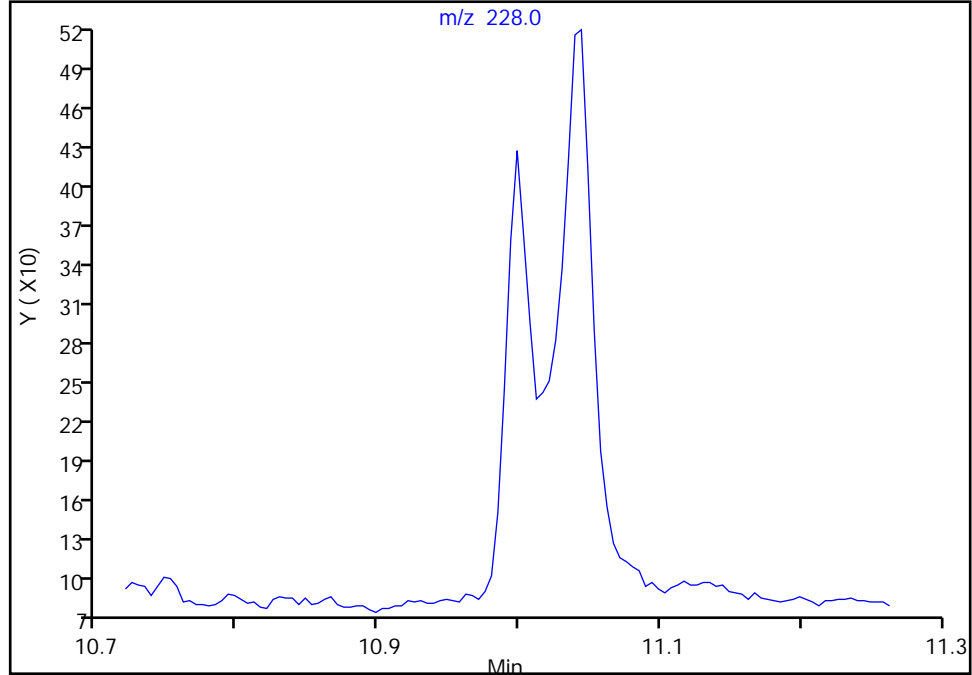
Data File: \\chromfs\Seattle\ChromData\TAC050\20220317-81803.b\SIM031722b007.D
Injection Date: 17-Mar-2022 18:53:30 Instrument ID: TAC050
Lims ID: 580-111290-B-1-A Lab Sample ID: 580-111290-1
Client ID: ERH2686 (RHMW2254-01, Bailer)
Operator ID: tl ALS Bottle#: 7 Worklist Smp#: 22
Injection Vol: 1.0 ul Dil. Factor: 1.0000
Method: TAC050_SIM_PAH Limit Group: 8270D_SIM QSM 5.0
Column: Detector MS SCAN

22 Benzo[a]anthracene, CAS: 56-55-3

Signal: 1

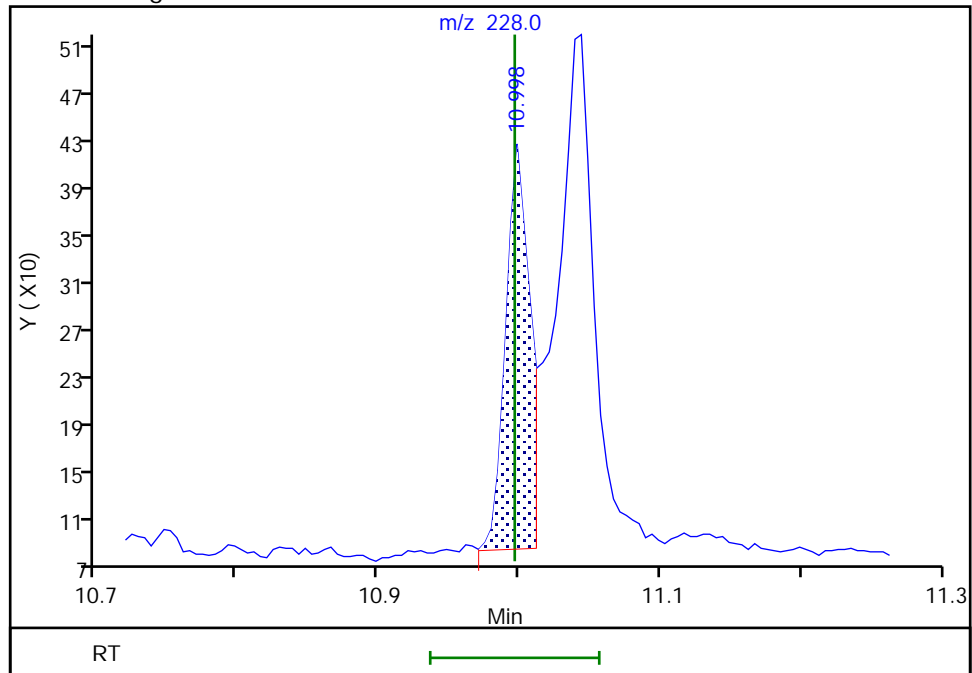
Not Detected
Expected RT: 11.00

Processing Integration Results



Manual Integration Results

RT: 11.00
Area: 394
Amount: 0.955098
Amount Units: ug/L



Reviewer: boylea, 23-Mar-2022 16:58:26
Audit Action: Manually Integrated

Audit Reason: Assign Peak
Page 506 of 829

Eurofins Seattle

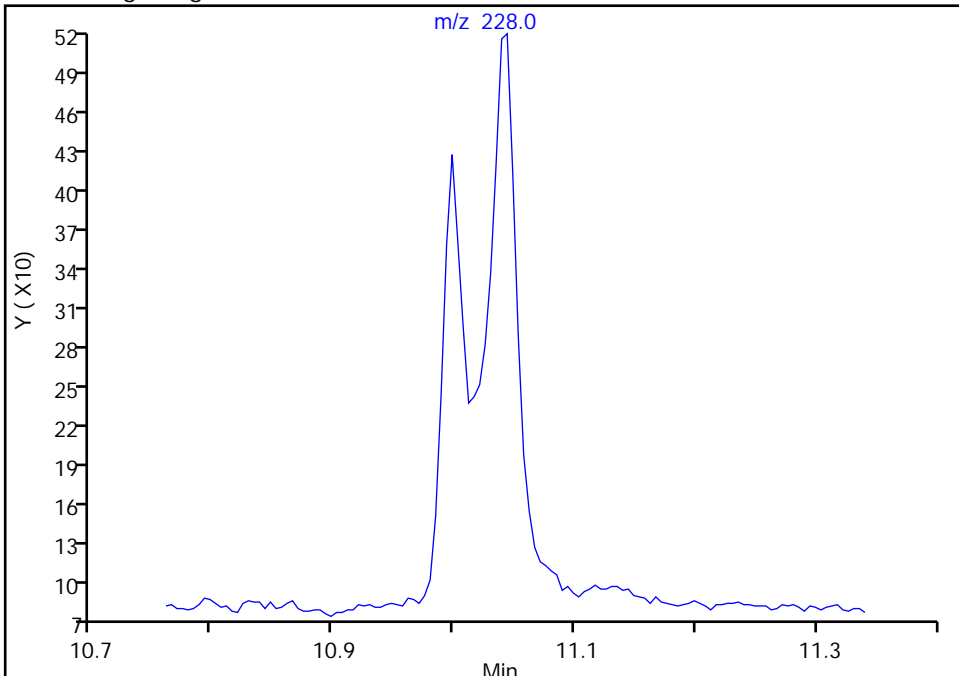
Data File: \\chromfs\Seattle\ChromData\TAC050\20220317-81803.b\SIM031722b007.D
Injection Date: 17-Mar-2022 18:53:30 Instrument ID: TAC050
Lims ID: 580-111290-B-1-A Lab Sample ID: 580-111290-1
Client ID: ERH2686 (RHMW2254-01, Bailer)
Operator ID: tl ALS Bottle#: 7 Worklist Smp#: 22
Injection Vol: 1.0 ul Dil. Factor: 1.0000
Method: TAC050_SIM_PAH Limit Group: 8270D_SIM QSM 5.0
Column: Detector MS SCAN

23 Chrysene, CAS: 218-01-9

Signal: 1

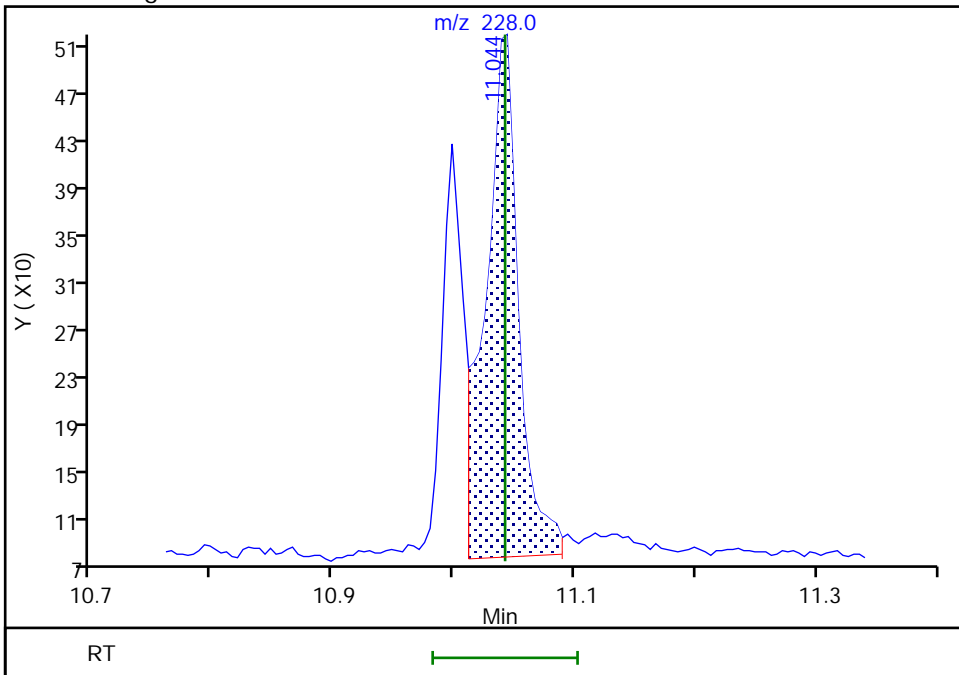
Not Detected
Expected RT: 11.04

Processing Integration Results



Manual Integration Results

RT: 11.04
Area: 834
Amount: 3.114458
Amount Units: ug/L



Reviewer: boylea, 23-Mar-2022 16:58:39
Audit Action: Manually Integrated

Audit Reason: Assign Peak

Eurofins Seattle

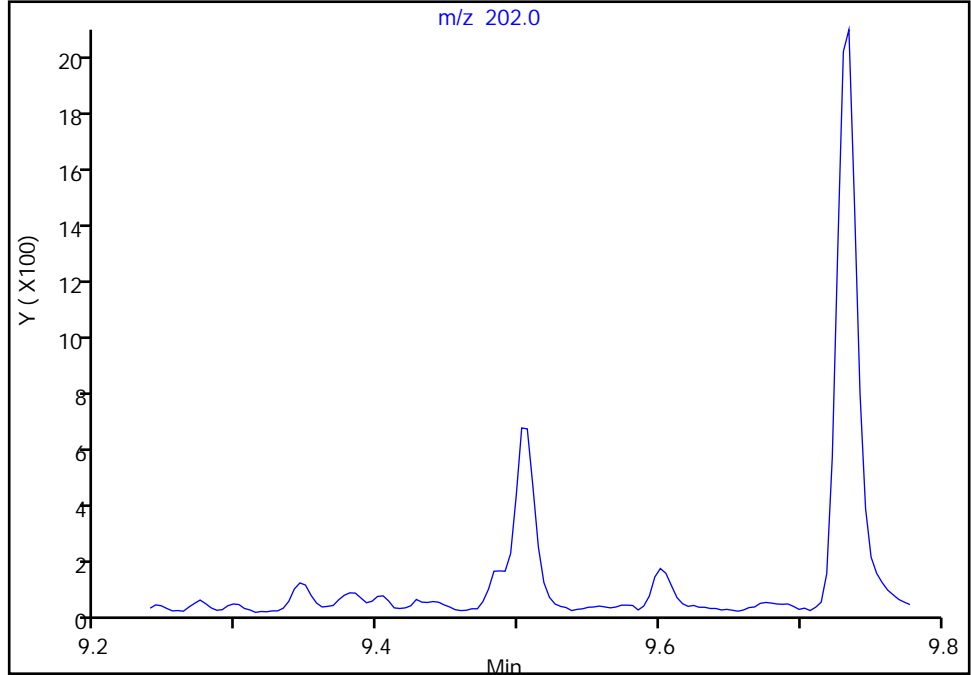
Data File: \\chromfs\Seattle\ChromData\TAC050\20220317-81803.b\SIM031722b007.D
Injection Date: 17-Mar-2022 18:53:30 Instrument ID: TAC050
Lims ID: 580-111290-B-1-A Lab Sample ID: 580-111290-1
Client ID: ERH2686 (RHMW2254-01, Bailer)
Operator ID: tl ALS Bottle#: 7 Worklist Smp#: 22
Injection Vol: 1.0 ul Dil. Factor: 1.0000
Method: TAC050_SIM_PAH Limit Group: 8270D_SIM QSM 5.0
Column: Detector MS SCAN

20 Fluoranthene, CAS: 206-44-0

Signal: 1

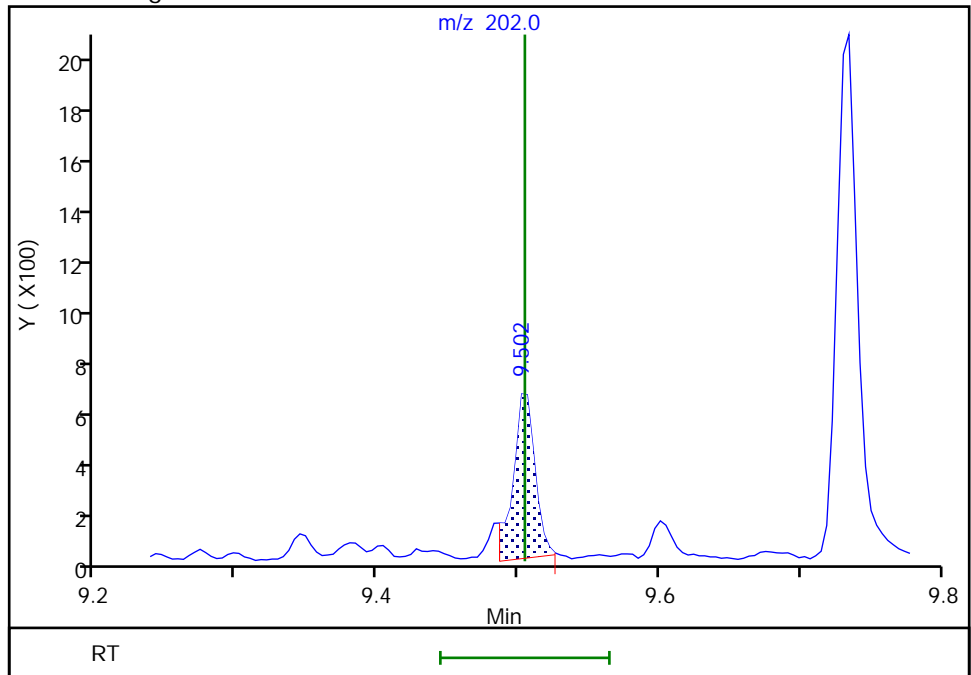
Not Detected
Expected RT: 9.50

Processing Integration Results



Manual Integration Results

RT: 9.50
Area: 644
Amount: 2.130873
Amount Units: ug/L



Eurofins Seattle

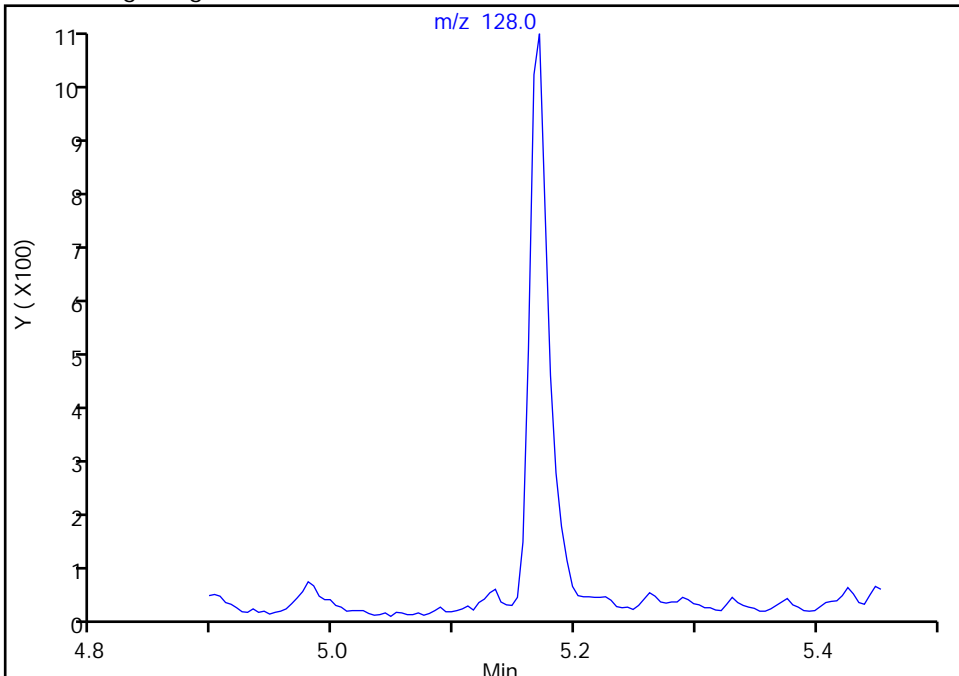
Data File: \\chromfs\Seattle\ChromData\TAC050\20220317-81803.b\SIM031722b007.D
Injection Date: 17-Mar-2022 18:53:30 Instrument ID: TAC050
Lims ID: 580-111290-B-1-A Lab Sample ID: 580-111290-1
Client ID: ERH2686 (RHMW2254-01, Bailer)
Operator ID: tl ALS Bottle#: 7 Worklist Smp#: 22
Injection Vol: 1.0 ul Dil. Factor: 1.0000
Method: TAC050_SIM_PAH Limit Group: 8270D_SIM QSM 5.0
Column: Detector MS SCAN

11 Naphthalene, CAS: 91-20-3

Signal: 1

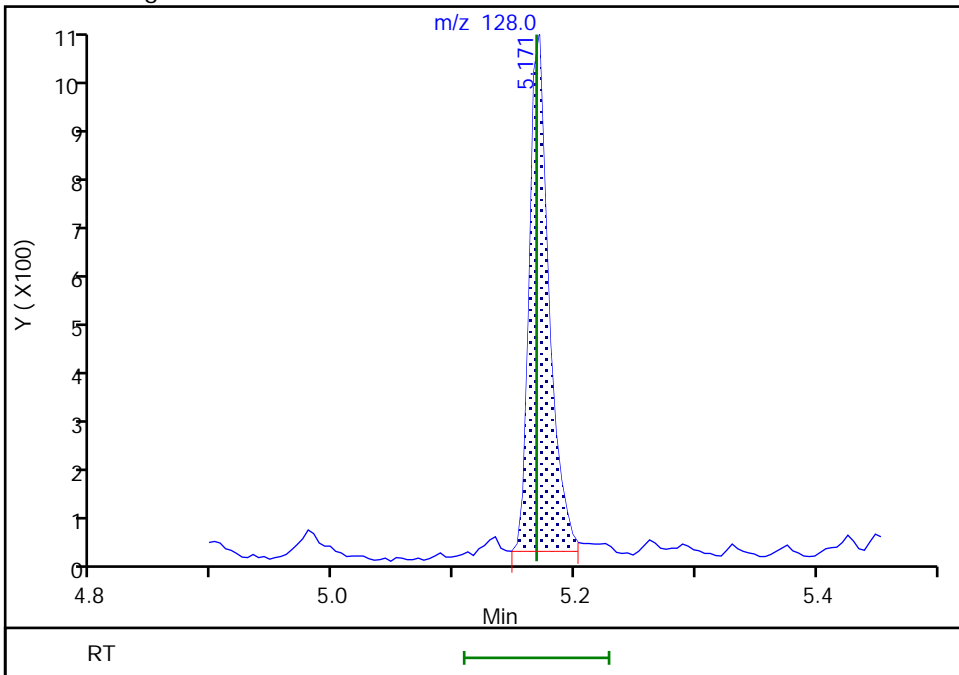
Not Detected
Expected RT: 5.17

Processing Integration Results



Manual Integration Results

RT: 5.17
Area: 1110
Amount: 5.030893
Amount Units: ug/L



Eurofins Seattle

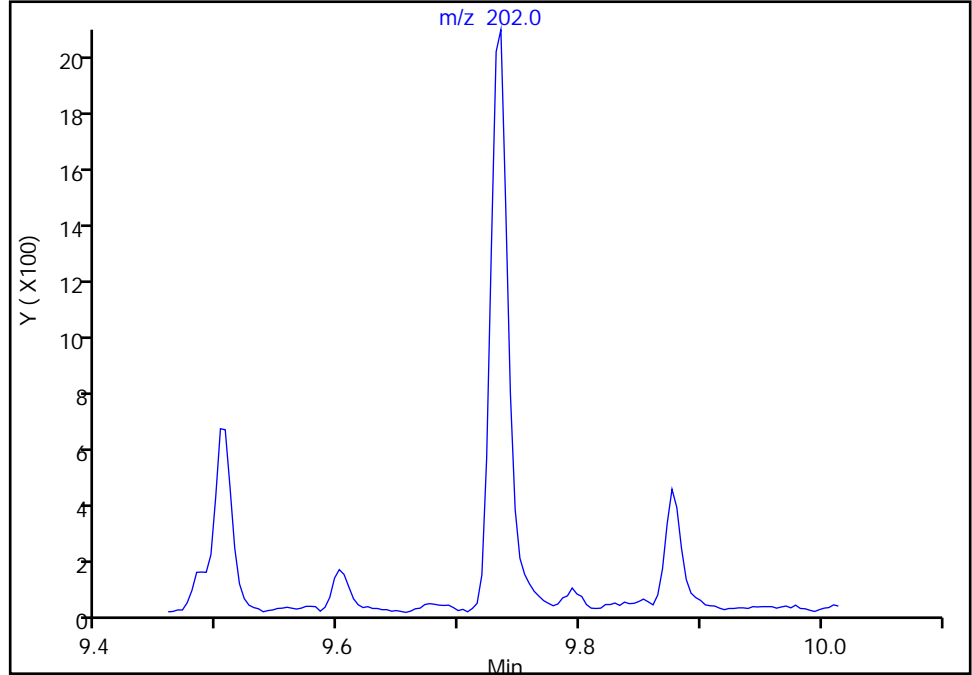
Data File: \\chromfs\Seattle\ChromData\TAC050\20220317-81803.b\SIM031722b007.D
Injection Date: 17-Mar-2022 18:53:30 Instrument ID: TAC050
Lims ID: 580-111290-B-1-A Lab Sample ID: 580-111290-1
Client ID: ERH2686 (RHMW2254-01, Bailer)
Operator ID: tl ALS Bottle#: 7 Worklist Smp#: 22
Injection Vol: 1.0 ul Dil. Factor: 1.0000
Method: TAC050_SIM_PAH Limit Group: 8270D_SIM QSM 5.0
Column: Detector MS SCAN

21 Pyrene, CAS: 129-00-0

Signal: 1

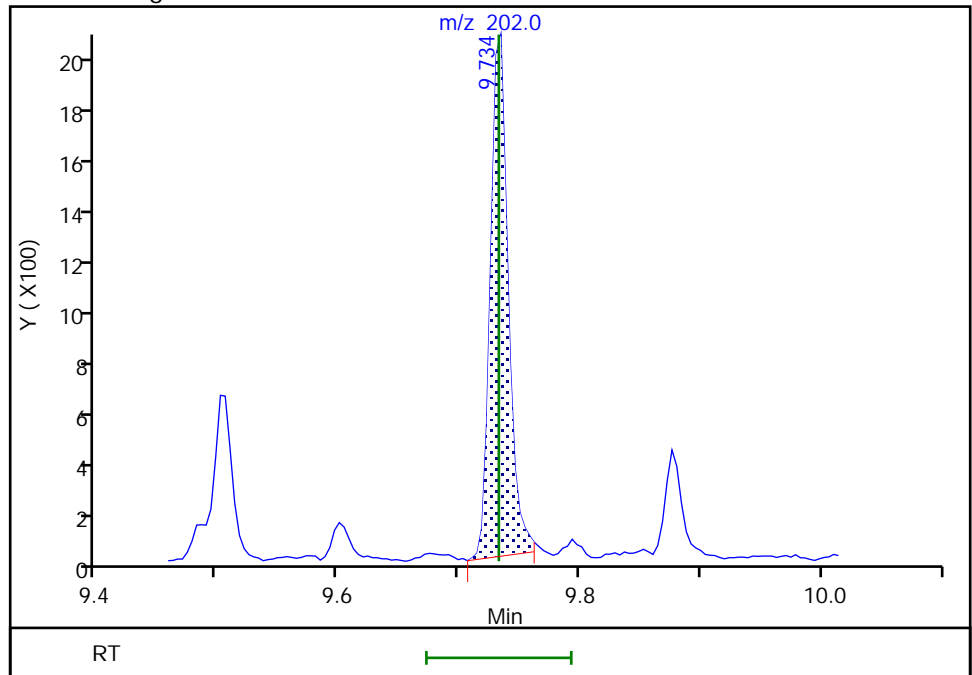
Not Detected
Expected RT: 9.73

Processing Integration Results



Manual Integration Results

RT: 9.73
Area: 1959
Amount: 8.315465
Amount Units: ug/L



Reviewer: boylea, 23-Mar-2022 16:58:20
Audit Action: Assigned Compound ID

Audit Reason: Assign Peak

FORM I
GC/MS SEMI VOA ORGANICS ANALYSIS DATA SHEET

Lab Name: Eurofins Seattle Job No.: 580-111290-1
 SDG No.: _____
 Client Sample ID: ERH2689 (RHMW2254-01, Low Flow) Lab Sample ID: 580-111290-2
 Matrix: Water Lab File ID: SIM031722b008.D
 Analysis Method: 8270E SIM Date Collected: 03/09/2022 13:15
 Extract. Method: 3510C Date Extracted: 03/16/2022 09:47
 Sample wt/vol: 987.8(mL) Date Analyzed: 03/17/2022 19:12
 Con. Extract Vol.: 2(mL) Dilution Factor: 1
 Injection Volume: 1(uL) Level: (low/med) Low
 % Moisture: _____ GPC Cleanup: (Y/N) N
 Analysis Batch No.: 384248 Units: ug/L

CAS NO.	COMPOUND NAME	RESULT	Q	LOQ	LOD	DL
90-12-0	1-Methylnaphthalene	0.032	U	0.10	0.032	0.019
91-57-6	2-Methylnaphthalene	0.081	U	0.20	0.081	0.039
83-32-9	Acenaphthene	0.032	U	0.10	0.032	0.014
208-96-8	Acenaphthylene	0.032	U M	0.051	0.032	0.0091
120-12-7	Anthracene	0.081	U M	0.10	0.081	0.022
56-55-3	Benzo[a]anthracene	0.032	U M	0.051	0.032	0.014
50-32-8	Benzo[a]pyrene	0.032	U	0.10	0.032	0.011
205-99-2	Benzo[b]fluoranthene	0.032	U	0.051	0.032	0.011
191-24-2	Benzo[g,h,i]perylene	0.032	U	0.051	0.032	0.012
207-08-9	Benzo[k]fluoranthene	0.032	U	0.051	0.032	0.012
218-01-9	Chrysene	0.032	U M	0.10	0.032	0.016
53-70-3	Dibenz(a,h)anthracene	0.032	U	0.10	0.032	0.026
206-44-0	Fluoranthene	0.032	U M	0.20	0.032	0.018
86-73-7	Fluorene	0.032	U M	0.10	0.032	0.017
193-39-5	Indeno[1,2,3-cd]pyrene	0.032	U	0.051	0.032	0.014
91-20-3	Naphthalene	0.081	U M	0.10	0.081	0.031
85-01-8	Phenanthrene	0.081	U M	0.10	0.081	0.031
129-00-0	Pyrene	0.081	U M	0.10	0.081	0.033

CAS NO.	SURROGATE	%REC	Q	LIMITS
7297-45-2	2-methylnaphthalene-d10	57		40-140
93951-69-0	Fluoranthene-d10 (Surr)	79		40-140
1718-51-0	Terphenyl-d14	84		58-132

Eurofins Seattle
Target Compound Quantitation Report

Data File: \\chromfs\Seattle\ChromData\TAC050\20220317-81803.b\SIM031722b008.D
 Lims ID: 580-111290-A-2-A
 Client ID: ERH2689 (RHMW2254-01, Low Flow)
 Sample Type: Client
 Inject. Date: 17-Mar-2022 19:12:30 ALS Bottle#: 8 Worklist Smp#: 23
 Injection Vol: 1.0 ul Dil. Factor: 1.0000
 Sample Info: 580-111290-A-2-A
 Operator ID: tl Instrument ID: TAC050
 Method: \\chromfs\Seattle\ChromData\TAC050\20220317-81803.b\TAC050_SIM_PAH.m
 Limit Group: 8270D_SIM QSM 5.0
 Last Update: 23-Mar-2022 17:00:55 Calib Date: 14-Jan-2022 05:04:30
 Integrator: Falcon ID Type: RT Order ID
 Quant Method: Internal Standard Quant By: Initial Calibration
 Last ICal File: \\chromfs\Seattle\ChromData\TAC050\20220113-80849.b\SIM011322b026.D
 Column 1 : Det: MS SCAN
 Process Host: CTX1657

First Level Reviewer: boylea

Date: 23-Mar-2022 17:00:55

Compound	Sig	RT (min.)	Exp RT (min.)	Diff RT (min.)	Q	Response	OnCol Amt ug/L	Flags
* 1 Naphthalene-d8	136	5.148	5.150	-0.002	90	20267	100.0	
* 2 Acenaphthene-d10	164	6.836	6.834	0.002	71	9035	100.0	
* 3 Phenanthrene-d10	188	8.303	8.301	0.002	56	15394	100.0	
* 4 Chrysene-d12	240	11.012	11.010	0.002	49	11943	100.0	
* 5 Perylene-d12	264	13.061	13.062	-0.001	69	13755	100.0	
\$ 6 2-methylnaphthalene-d10	152	5.791	5.793	-0.002	67	68926	574.9	
\$ 10 2-Fluorobiphenyl	172	6.170	6.171	-0.001	0	85314	590.1	Ma
\$ 7 2,4,6-Tribromophenol	330	7.614	7.612	0.002	58	17291	703.6	
\$ 8 Fluoranthene-d10 (Surr)	212	9.487	9.489	-0.002	68	125296	787.7	
\$ 9 Terphenyl-d14	244	9.880	9.882	-0.002	94	103974	842.7	
11 Naphthalene	128	5.171	5.168	0.003	100	1990	9.28	M
12 2-Methylnaphthalene	141	5.823	5.821	0.003	96	1341	11.0	
13 1-Methylnaphthalene	141	5.919	5.916	0.003	96	1048	8.90	
14 Acenaphthylene	152	6.700	6.697	0.003	97	183	0.9581	M
18 Phenanthrene	178	8.323	8.325	-0.002	100	1836	8.36	M
19 Anthracene	178	8.378	8.376	0.002	98	434	1.31	M
20 Fluoranthene	202	9.502	9.504	-0.002	29	659	2.27	M
21 Pyrene	202	9.735	9.733	0.002	49	2493	11.2	M
22 Benzo[a]anthracene	228	10.998	10.997	0.001	28	535	1.81	M
23 Chrysene	228	11.039	11.042	-0.003	98	956	3.86	M

QC Flag Legend

Processing Flags

Review Flags

M - Manually Integrated

a - User Assigned ID

Reagents:

8270SIM_IS_00069

Amount Added: 10.00

Units: uL

Run Reagent

Eurofins Seattle

Data File: \\chromfs\Seattle\ChromData\TAC050\20220317-81803.b\SIM031722b008.D

Injection Date: 17-Mar-2022 19:12:30

Instrument ID: TAC050

Lims ID: 580-111290-A-2-A

Lab Sample ID: 580-111290-2

Client ID: ERH2689 (RHMW2254-01, Low Flow)

Operator ID: tl

ALS Bottle#: 8

Worklist Smp#: 23

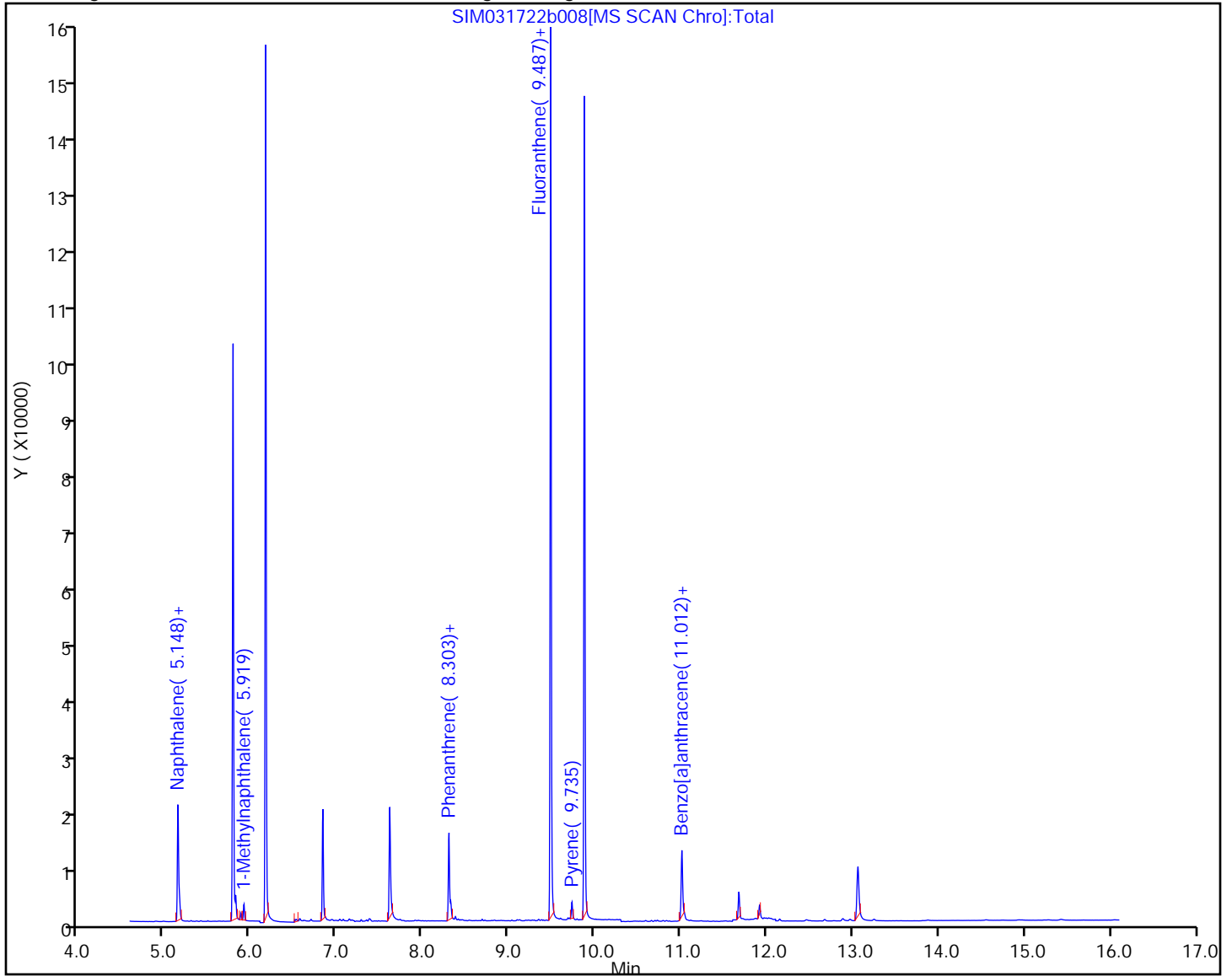
Injection Vol: 1.0 ul

Dil. Factor: 1.0000

Method: TAC050_SIM_PAH

Limit Group: 8270D_SIM QSM 5.0

Y Scaling: Method Defined: Scale to the Nth Largest Target: 1



Eurofins Seattle
Recovery Report

Data File: \\chromfs\Seattle\ChromData\TAC050\20220317-81803.b\SIM031722b008.D
 Lims ID: 580-111290-A-2-A
 Client ID: ERH2689 (RHMW2254-01, Low Flow)
 Sample Type: Client
 Inject. Date: 17-Mar-2022 19:12:30 ALS Bottle#: 8 Worklist Smp#: 23
 Injection Vol: 1.0 ul Dil. Factor: 1.0000
 Sample Info: 580-111290-A-2-A
 Operator ID: tl Instrument ID: TAC050
 Method: \\chromfs\Seattle\ChromData\TAC050\20220317-81803.b\TAC050_SIM_PAH.m
 Limit Group: 8270D_SIM QSM 5.0
 Last Update: 23-Mar-2022 17:00:55 Calib Date: 14-Jan-2022 05:04:30
 Integrator: Falcon ID Type: RT Order ID
 Quant Method: Internal Standard Quant By: Initial Calibration
 Last ICal File: \\chromfs\Seattle\ChromData\TAC050\20220113-80849.b\SIM011322b026.D
 Column 1 : Det: MS SCAN
 Process Host: CTX1657

First Level Reviewer: boylea Date: 23-Mar-2022 17:00:55

Compound	Amount Added	Amount Recovered	% Rec.
\$ 6 2-methylnaphthalene-d10	1000.0	574.9	57.49
\$ 10 2-Fluorobiphenyl	1000.0	590.1	59.01
\$ 7 2,4,6-Tribromophenol	1000.0	703.6	70.36
\$ 8 Fluoranthene-d10 (Surr)	1000.0	787.7	78.77
\$ 9 Terphenyl-d14	1000.0	842.7	84.27

Eurofins Seattle

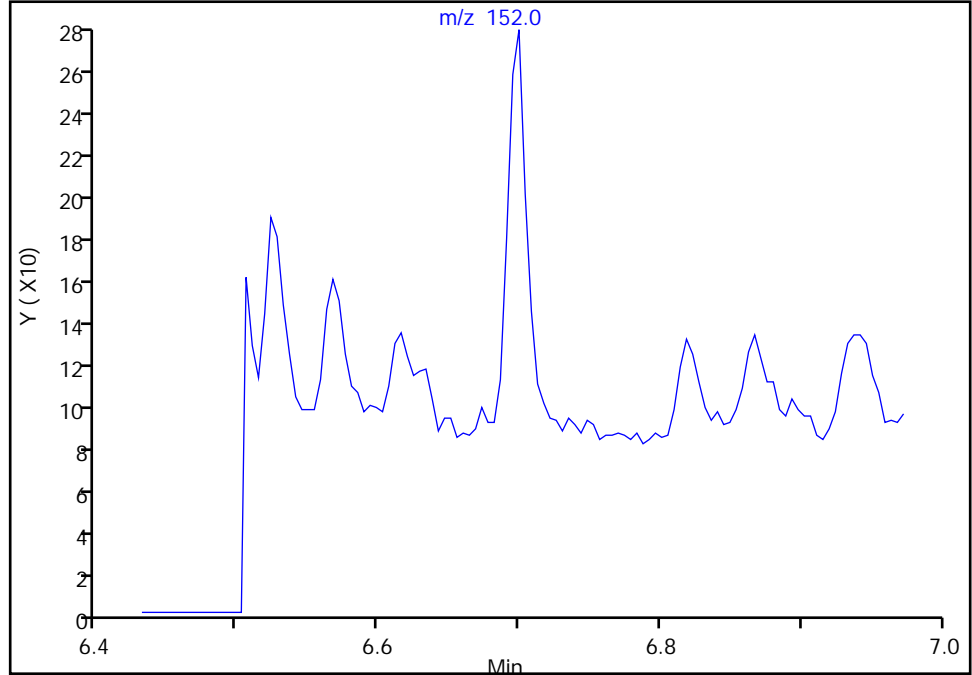
Data File: \\chromfs\Seattle\ChromData\TAC050\20220317-81803.b\SIM031722b008.D
Injection Date: 17-Mar-2022 19:12:30 Instrument ID: TAC050
Lims ID: 580-111290-A-2-A Lab Sample ID: 580-111290-2
Client ID: ERH2689 (RHMW2254-01, Low Flow)
Operator ID: tl ALS Bottle#: 8 Worklist Smp#: 23
Injection Vol: 1.0 ul Dil. Factor: 1.0000
Method: TAC050_SIM_PAH Limit Group: 8270D_SIM QSM 5.0
Column: Detector MS SCAN

14 Acenaphthylene, CAS: 208-96-8

Signal: 1

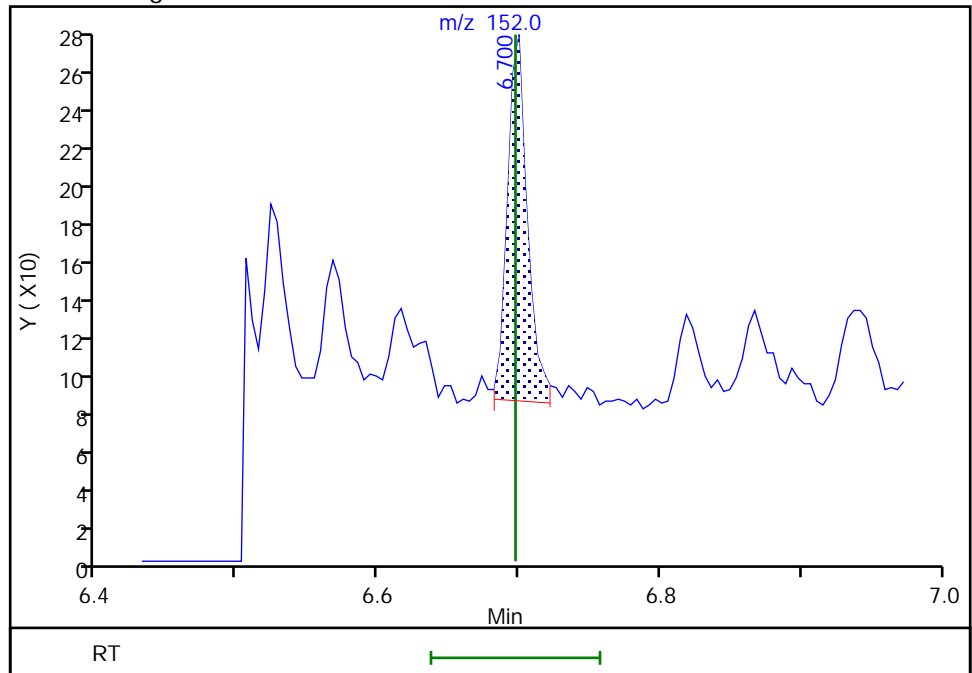
Not Detected
Expected RT: 6.70

Processing Integration Results



Manual Integration Results

RT: 6.70
Area: 183
Amount: 0.958053
Amount Units: ug/L



Reviewer: boylea, 23-Mar-2022 17:00:24
Audit Action: Manually Integrated

Audit Reason: Assign Peak

Eurofins Seattle

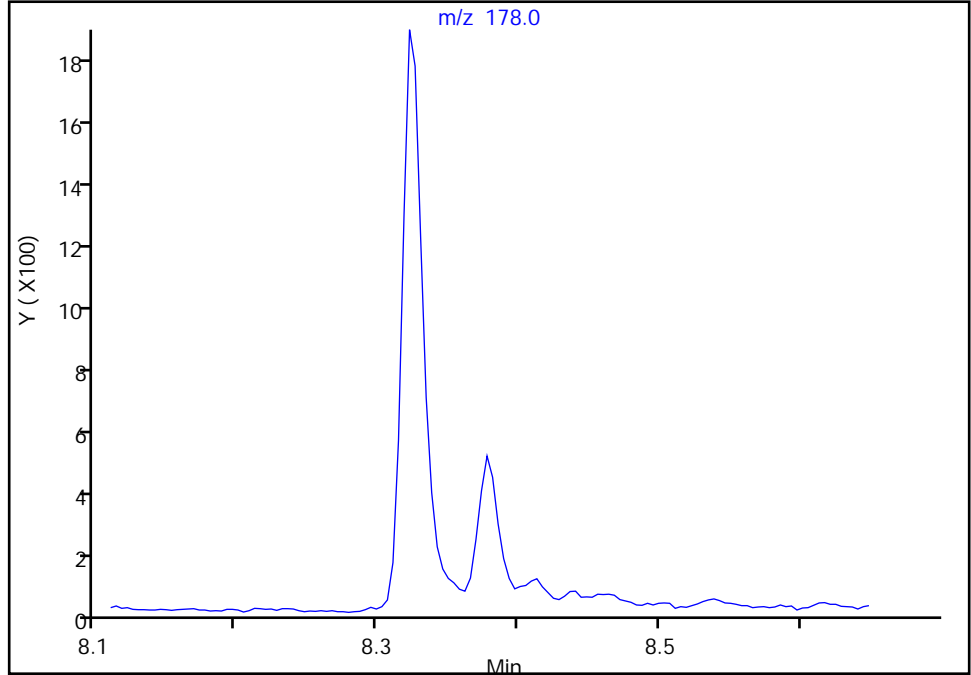
Data File: \\chromfs\Seattle\ChromData\TAC050\20220317-81803.b\SIM031722b008.D
Injection Date: 17-Mar-2022 19:12:30 Instrument ID: TAC050
Lims ID: 580-111290-A-2-A Lab Sample ID: 580-111290-2
Client ID: ERH2689 (RHMW2254-01, Low Flow)
Operator ID: tl ALS Bottle#: 8 Worklist Smp#: 23
Injection Vol: 1.0 ul Dil. Factor: 1.0000
Method: TAC050_SIM_PAH Limit Group: 8270D_SIM QSM 5.0
Column: Detector MS SCAN

19 Anthracene, CAS: 120-12-7

Signal: 1

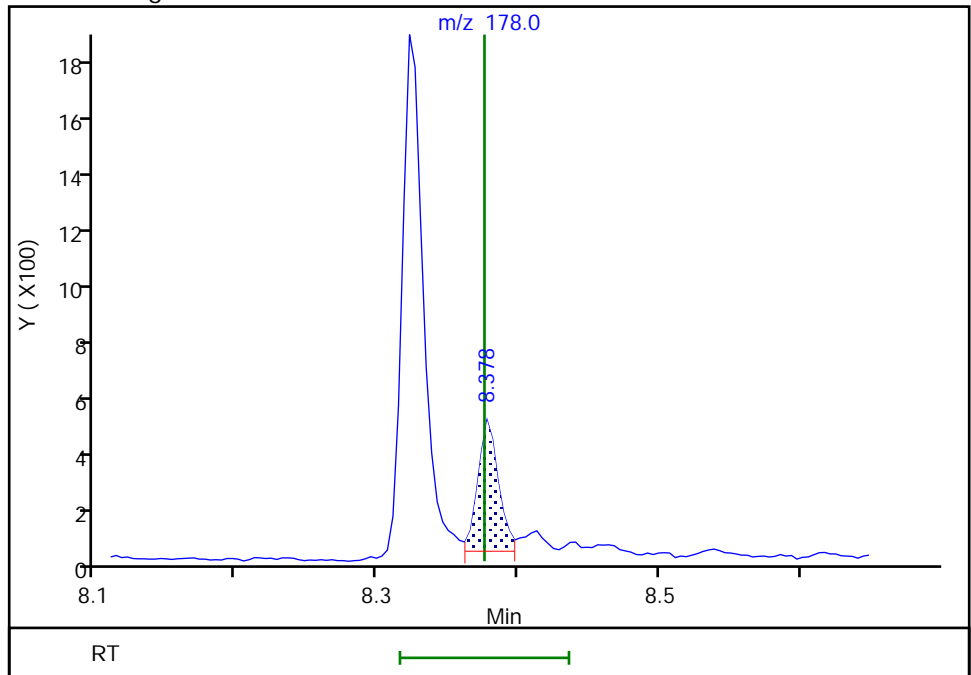
Not Detected
Expected RT: 8.38

Processing Integration Results



Manual Integration Results

RT: 8.38
Area: 434
Amount: 1.312973
Amount Units: ug/L



Reviewer: boylea, 23-Mar-2022 17:00:06
Audit Action: Manually Integrated

Audit Reason: Assign Peak
Page 516 of 829

Eurofins Seattle

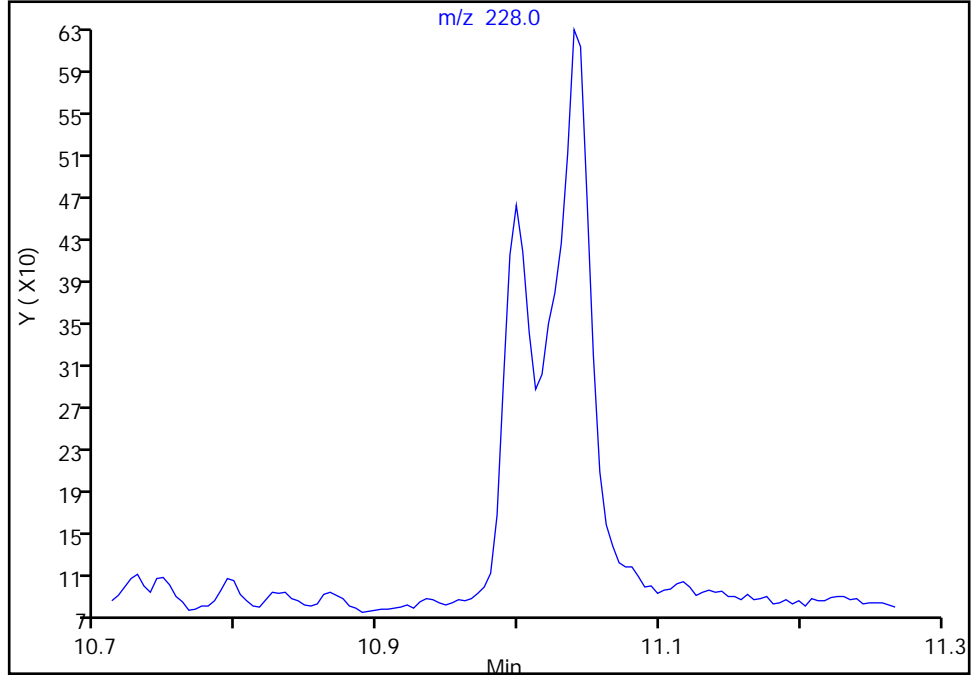
Data File: \\chromfs\Seattle\ChromData\TAC050\20220317-81803.b\SIM031722b008.D
Injection Date: 17-Mar-2022 19:12:30 Instrument ID: TAC050
Lims ID: 580-111290-A-2-A Lab Sample ID: 580-111290-2
Client ID: ERH2689 (RHMW2254-01, Low Flow)
Operator ID: tl ALS Bottle#: 8 Worklist Smp#: 23
Injection Vol: 1.0 ul Dil. Factor: 1.0000
Method: TAC050_SIM_PAH Limit Group: 8270D_SIM QSM 5.0
Column: Detector MS SCAN

22 Benzo[a]anthracene, CAS: 56-55-3

Signal: 1

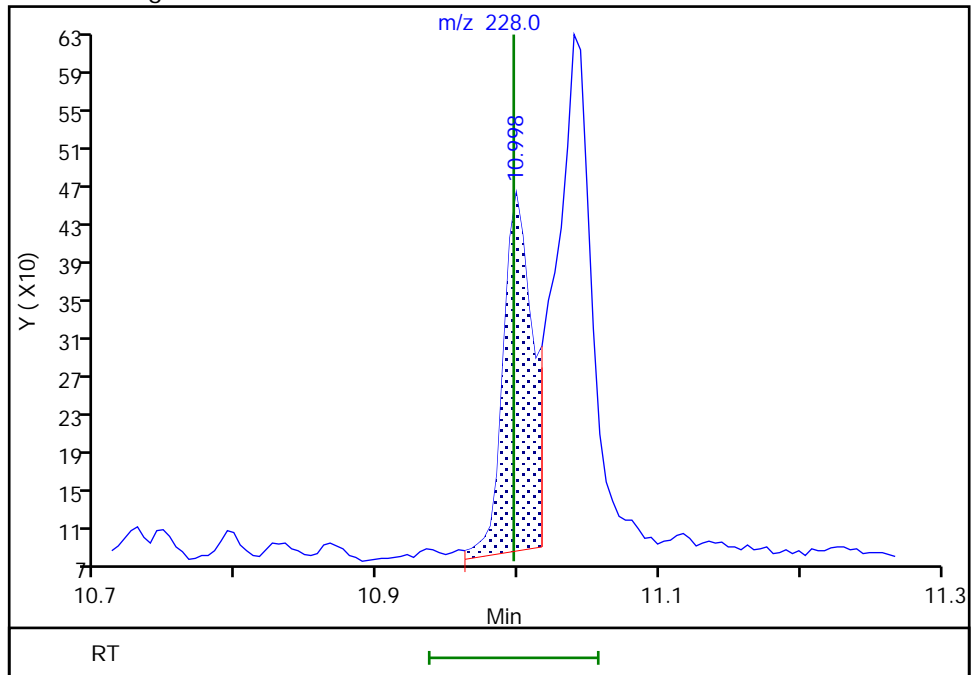
Not Detected
Expected RT: 11.00

Processing Integration Results



Manual Integration Results

RT: 11.00
Area: 535
Amount: 1.808450
Amount Units: ug/L



Reviewer: boylea, 23-Mar-2022 16:59:21
Audit Action: Manually Integrated

Audit Reason: Assign Peak

Eurofins Seattle

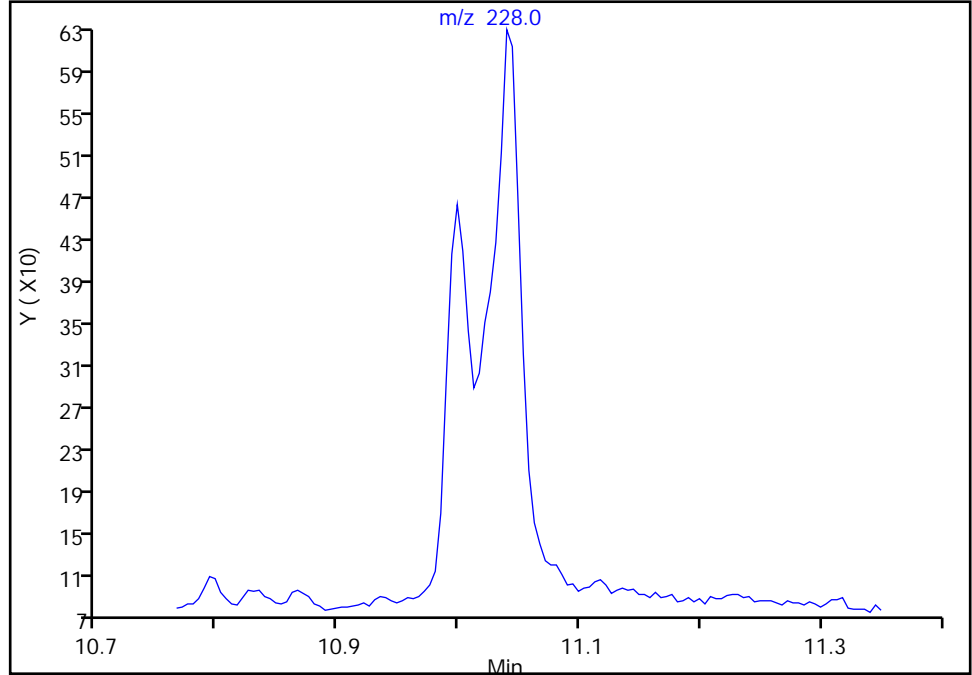
Data File: \\chromfs\Seattle\ChromData\TAC050\20220317-81803.b\SIM031722b008.D
Injection Date: 17-Mar-2022 19:12:30 Instrument ID: TAC050
Lims ID: 580-111290-A-2-A Lab Sample ID: 580-111290-2
Client ID: ERH2689 (RHMW2254-01, Low Flow)
Operator ID: tl ALS Bottle#: 8 Worklist Smp#: 23
Injection Vol: 1.0 ul Dil. Factor: 1.0000
Method: TAC050_SIM_PAH Limit Group: 8270D_SIM QSM 5.0
Column: Detector MS SCAN

23 Chrysene, CAS: 218-01-9

Signal: 1

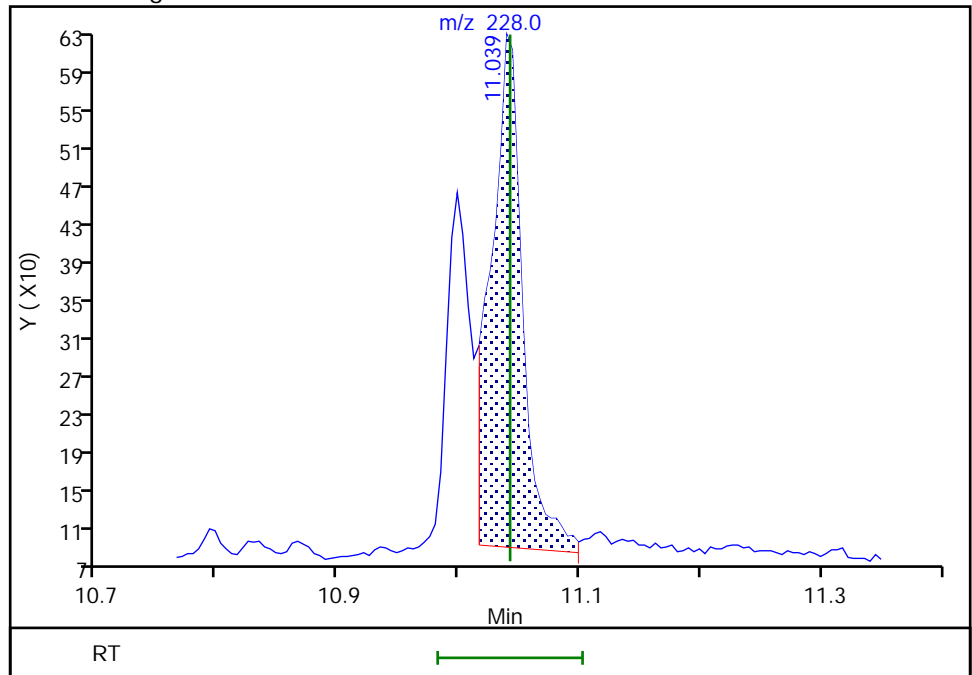
Not Detected
Expected RT: 11.04

Processing Integration Results



Manual Integration Results

RT: 11.04
Area: 956
Amount: 3.859200
Amount Units: ug/L



Reviewer: boylea, 23-Mar-2022 16:59:17
Audit Action: Manually Integrated

Audit Reason: Assign Peak

Eurofins Seattle

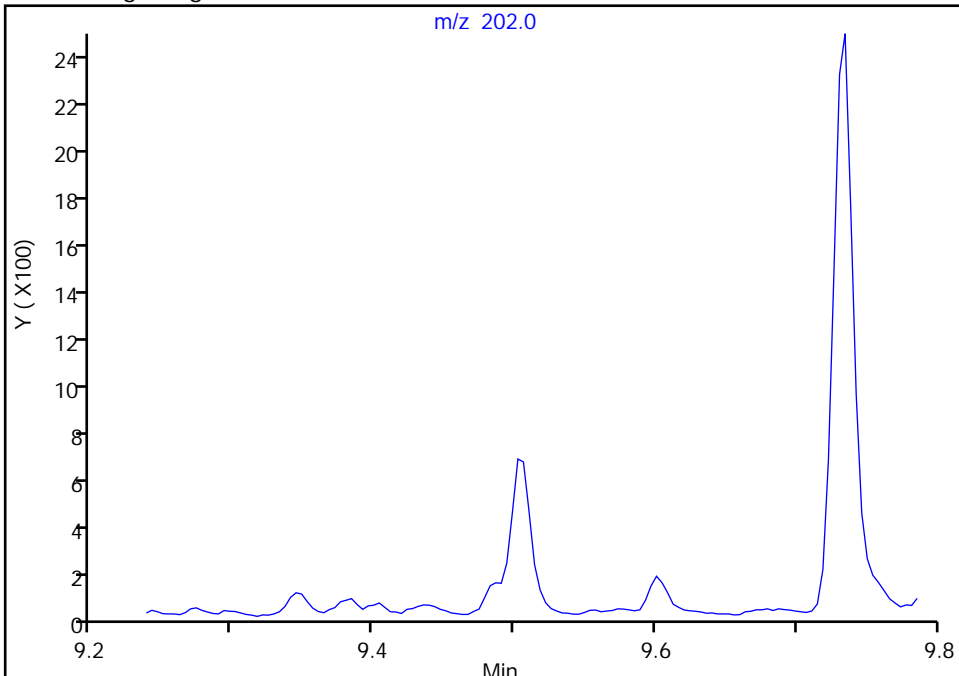
Data File: \\chromfs\Seattle\ChromData\TAC050\20220317-81803.b\SIM031722b008.D
Injection Date: 17-Mar-2022 19:12:30 Instrument ID: TAC050
Lims ID: 580-111290-A-2-A Lab Sample ID: 580-111290-2
Client ID: ERH2689 (RHMW2254-01, Low Flow)
Operator ID: tl ALS Bottle#: 8 Worklist Smp#: 23
Injection Vol: 1.0 ul Dil. Factor: 1.0000
Method: TAC050_SIM_PAH Limit Group: 8270D_SIM QSM 5.0
Column: Detector MS SCAN

20 Fluoranthene, CAS: 206-44-0

Signal: 1

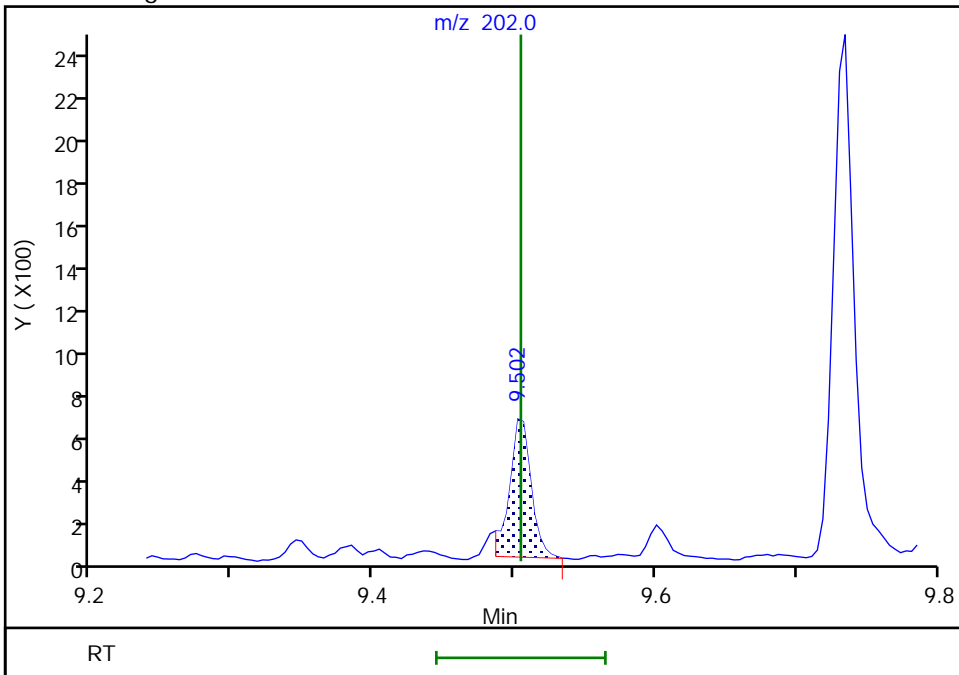
Not Detected
Expected RT: 9.50

Processing Integration Results



Manual Integration Results

RT: 9.50
Area: 659
Amount: 2.272167
Amount Units: ug/L



Reviewer: boylea, 23-Mar-2022 16:59:31
Audit Action: Manually Integrated

Audit Reason: Assign Peak
Page 519 of 829

Eurofins Seattle

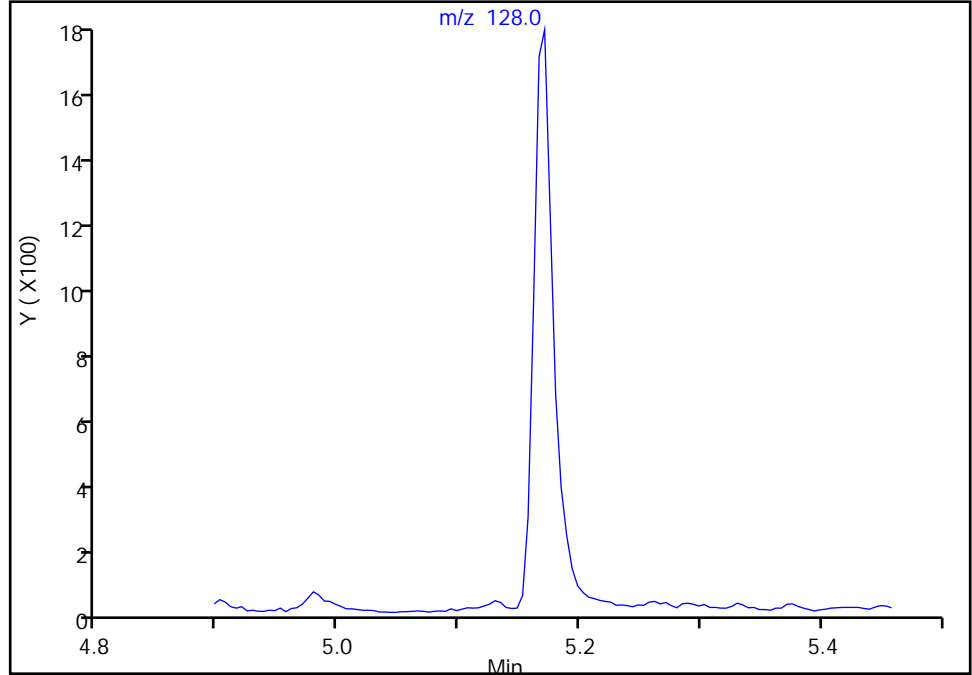
Data File: \\chromfs\Seattle\ChromData\TAC050\20220317-81803.b\SIM031722b008.D
Injection Date: 17-Mar-2022 19:12:30 Instrument ID: TAC050
Lims ID: 580-111290-A-2-A Lab Sample ID: 580-111290-2
Client ID: ERH2689 (RHMW2254-01, Low Flow)
Operator ID: tl ALS Bottle#: 8 Worklist Smp#: 23
Injection Vol: 1.0 ul Dil. Factor: 1.0000
Method: TAC050_SIM_PAH Limit Group: 8270D_SIM QSM 5.0
Column: Detector MS SCAN

11 Naphthalene, CAS: 91-20-3

Signal: 1

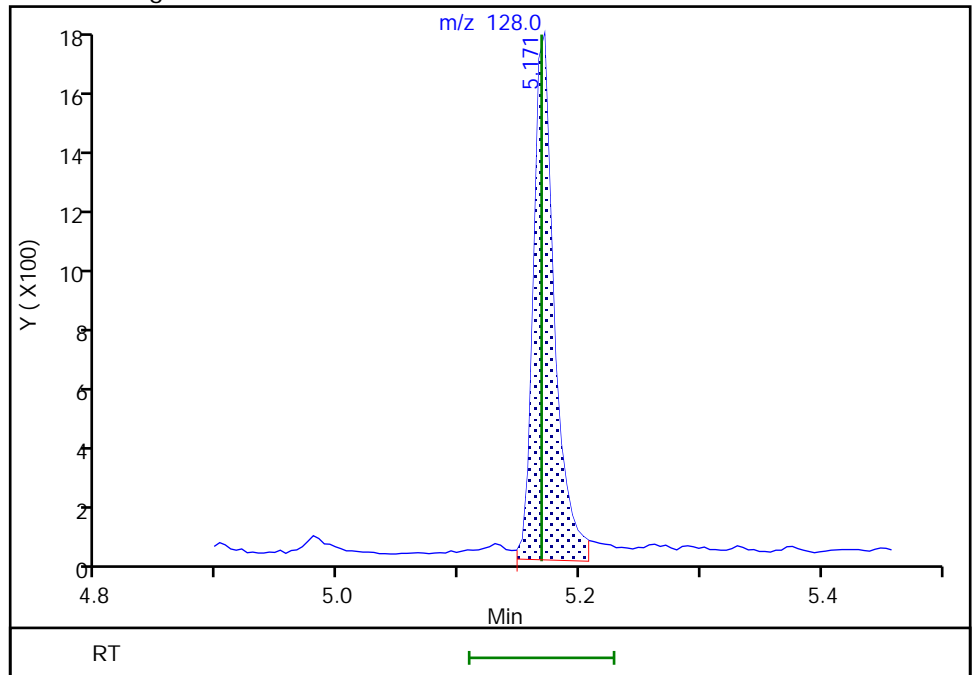
Not Detected
Expected RT: 5.17

Processing Integration Results



Manual Integration Results

RT: 5.17
Area: 1990
Amount: 9.283695
Amount Units: ug/L



Reviewer: boylea, 23-Mar-2022 17:00:42
Audit Action: Manually Integrated

Eurofins Seattle

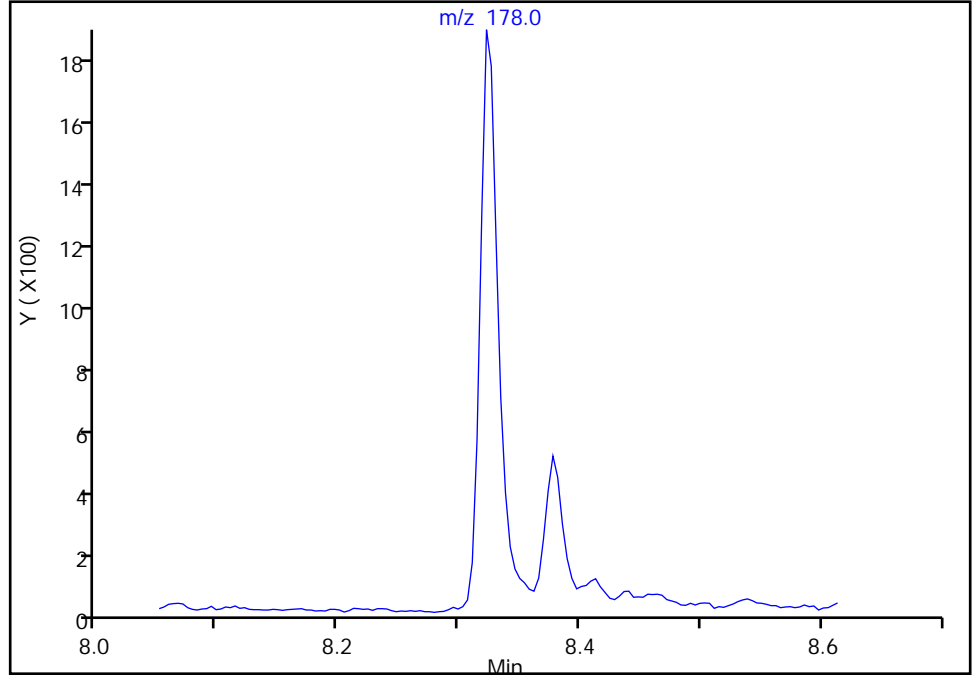
Data File: \\chromfs\Seattle\ChromData\TAC050\20220317-81803.b\SIM031722b008.D
Injection Date: 17-Mar-2022 19:12:30 Instrument ID: TAC050
Lims ID: 580-111290-A-2-A Lab Sample ID: 580-111290-2
Client ID: ERH2689 (RHMW2254-01, Low Flow)
Operator ID: tl ALS Bottle#: 8 Worklist Smp#: 23
Injection Vol: 1.0 ul Dil. Factor: 1.0000
Method: TAC050_SIM_PAH Limit Group: 8270D_SIM QSM 5.0
Column: Detector MS SCAN

18 Phenanthrene, CAS: 85-01-8

Signal: 1

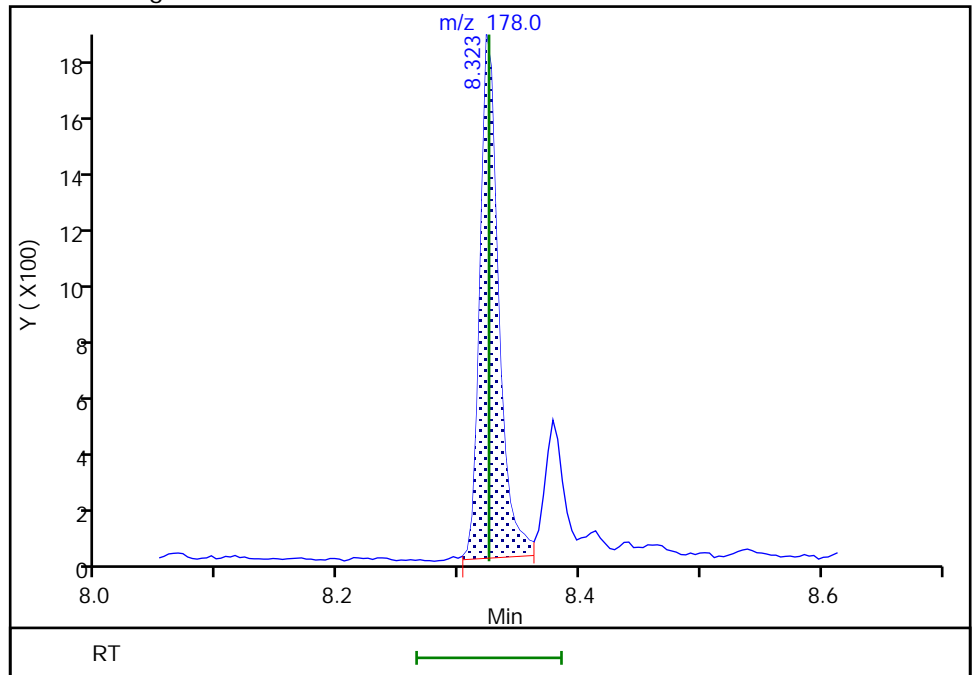
Not Detected
Expected RT: 8.32

Processing Integration Results



Manual Integration Results

RT: 8.32
Area: 1836
Amount: 8.357390
Amount Units: ug/L



Reviewer: boylea, 23-Mar-2022 17:00:11
Audit Action: Manually Integrated

Audit Reason: Assign Peak

Eurofins Seattle

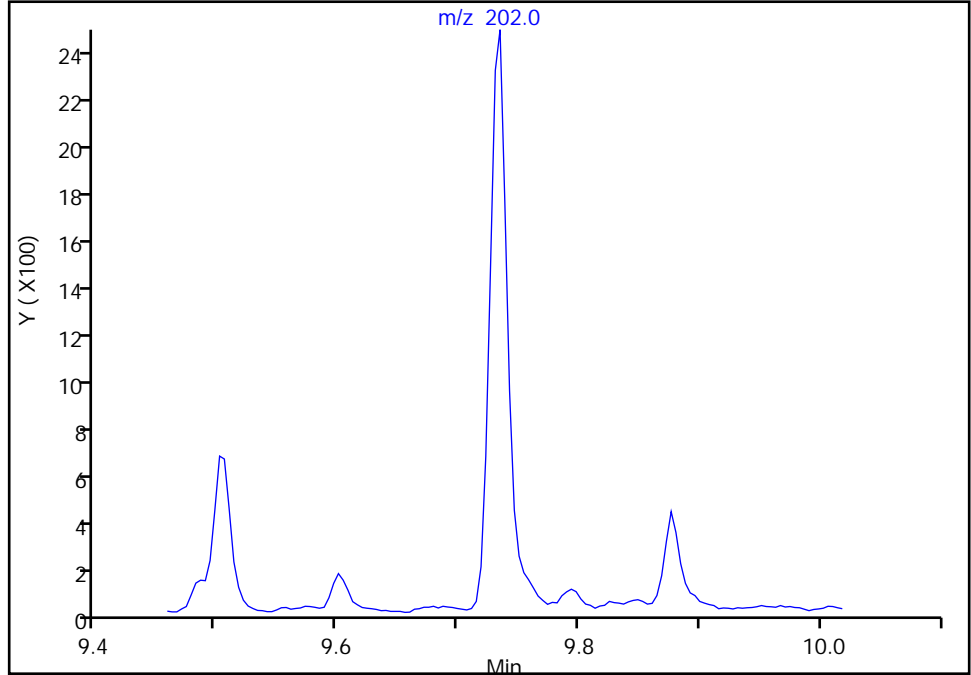
Data File: \\chromfs\Seattle\ChromData\TAC050\20220317-81803.b\SIM031722b008.D
Injection Date: 17-Mar-2022 19:12:30 Instrument ID: TAC050
Lims ID: 580-111290-A-2-A Lab Sample ID: 580-111290-2
Client ID: ERH2689 (RHMW2254-01, Low Flow)
Operator ID: tl ALS Bottle#: 8 Worklist Smp#: 23
Injection Vol: 1.0 ul Dil. Factor: 1.0000
Method: TAC050_SIM_PAH Limit Group: 8270D_SIM QSM 5.0
Column: Detector MS SCAN

21 Pyrene, CAS: 129-00-0

Signal: 1

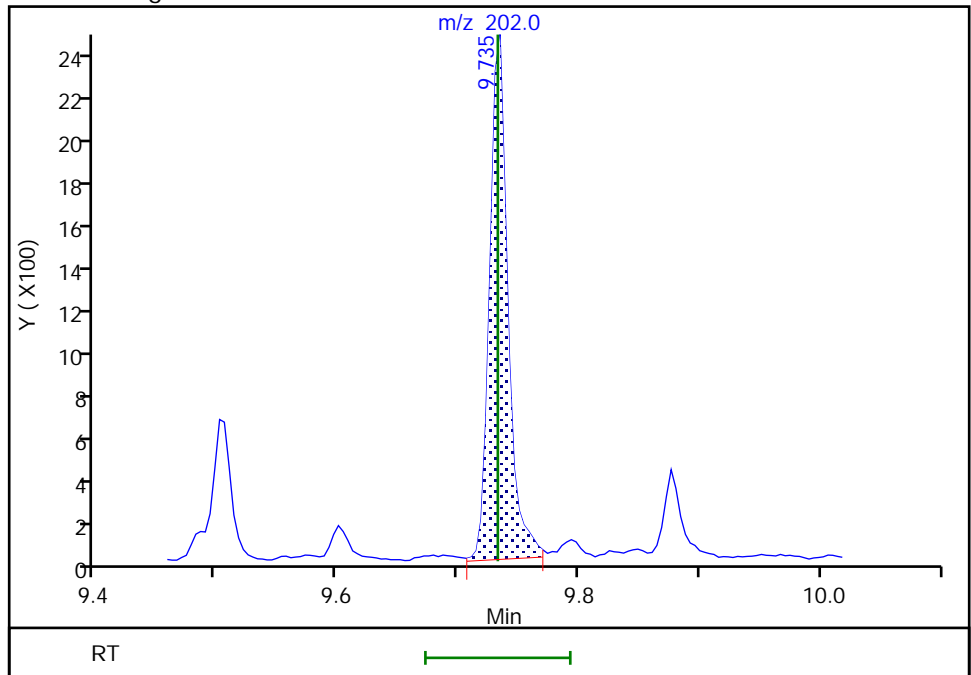
Not Detected
Expected RT: 9.73

Processing Integration Results



Manual Integration Results

RT: 9.73
Area: 2493
Amount: 11.150623
Amount Units: ug/L



Reviewer: boylea, 23-Mar-2022 16:59:26
Audit Action: Manually Integrated

Audit Reason: Assign Peak

FORM I
GC/MS SEMI VOA ORGANICS ANALYSIS DATA SHEET

Lab Name: Eurofins Seattle Job No.: 580-111290-1
 SDG No.: _____
 Client Sample ID: ERH2764 (ADIT 3 SUMP) Lab Sample ID: 580-111290-3
 Matrix: Water Lab File ID: SIM031722b009.D
 Analysis Method: 8270E SIM Date Collected: 03/09/2022 11:45
 Extract. Method: 3510C Date Extracted: 03/16/2022 09:47
 Sample wt/vol: 975.5 (mL) Date Analyzed: 03/17/2022 19:31
 Con. Extract Vol.: 2 (mL) Dilution Factor: 1
 Injection Volume: 1 (uL) Level: (low/med) Low
 % Moisture: _____ GPC Cleanup: (Y/N) N
 Analysis Batch No.: 384248 Units: ug/L

CAS NO.	COMPOUND NAME	RESULT	Q	LOQ	LOD	DL
90-12-0	1-Methylnaphthalene	0.033	U	0.10	0.033	0.019
91-57-6	2-Methylnaphthalene	0.082	U	0.21	0.082	0.040
83-32-9	Acenaphthene	0.033	U	0.10	0.033	0.014
208-96-8	Acenaphthylene	0.033	U	0.051	0.033	0.0092
120-12-7	Anthracene	0.082	U M	0.10	0.082	0.023
56-55-3	Benzo[a]anthracene	0.033	U M	0.051	0.033	0.014
50-32-8	Benzo[a]pyrene	0.033	U M	0.10	0.033	0.011
205-99-2	Benzo[b]fluoranthene	0.033	U M	0.051	0.033	0.011
191-24-2	Benzo[g,h,i]perylene	0.033	U M	0.051	0.033	0.012
207-08-9	Benzo[k]fluoranthene	0.033	U M	0.051	0.033	0.012
218-01-9	Chrysene	0.033	U M	0.10	0.033	0.016
53-70-3	Dibenz(a,h)anthracene	0.033	U	0.10	0.033	0.027
206-44-0	Fluoranthene	0.033	U M	0.21	0.033	0.018
86-73-7	Fluorene	0.033	U	0.10	0.033	0.017
193-39-5	Indeno[1,2,3-cd]pyrene	0.033	U M	0.051	0.033	0.014
91-20-3	Naphthalene	0.082	U	0.10	0.082	0.032
85-01-8	Phenanthrene	0.082	U M	0.10	0.082	0.032
129-00-0	Pyrene	0.082	U M	0.10	0.082	0.034

CAS NO.	SURROGATE	%REC	Q	LIMITS
7297-45-2	2-methylnaphthalene-d10	69		40-140
93951-69-0	Fluoranthene-d10 (Surr)	77		40-140
1718-51-0	Terphenyl-d14	83		58-132

Eurofins Seattle
Target Compound Quantitation Report

Data File: \\chromfs\Seattle\ChromData\TAC050\20220317-81803.b\SIM031722b009.D
 Lims ID: 580-111290-B-3-A
 Client ID: ERH2764 (ADIT 3 SUMP)
 Sample Type: Client
 Inject. Date: 17-Mar-2022 19:31:30 ALS Bottle#: 9 Worklist Smp#: 24
 Injection Vol: 1.0 ul Dil. Factor: 1.0000
 Sample Info: 580-111290-B-3-A
 Operator ID: tl Instrument ID: TAC050
 Method: \\chromfs\Seattle\ChromData\TAC050\20220317-81803.b\TAC050_SIM_PAH.m
 Limit Group: 8270D_SIM QSM 5.0
 Last Update: 23-Mar-2022 17:01:26 Calib Date: 14-Jan-2022 05:04:30
 Integrator: Falcon ID Type: RT Order ID
 Quant Method: Internal Standard Quant By: Initial Calibration
 Last ICal File: \\chromfs\Seattle\ChromData\TAC050\20220113-80849.b\SIM011322b026.D
 Column 1 : Det: MS SCAN
 Process Host: CTX1657

First Level Reviewer: boylea

Date: 23-Mar-2022 17:01:45

Compound	Sig	RT (min.)	Exp RT (min.)	Dlt RT (min.)	Q	Response	OnCol Amt ug/L	Flags
* 1 Naphthalene-d8	136	5.152	5.150	0.002	90	20018	100.0	
* 2 Acenaphthene-d10	164	6.836	6.834	0.002	72	10283	100.0	
* 3 Phenanthrene-d10	188	8.299	8.301	-0.002	56	16672	100.0	
* 4 Chrysene-d12	240	11.012	11.010	0.002	49	12270	100.0	
* 5 Perylene-d12	264	13.056	13.062	-0.006	69	14279	100.0	
\$ 6 2-methylnaphthalene-d10	152	5.791	5.793	-0.002	67	81456	687.8	
\$ 10 2-Fluorobiphenyl	172	6.170	6.171	-0.001	0	99833	606.7	Ma
\$ 7 2,4,6-Tribromophenol	330	7.614	7.612	0.002	57	20668	737.8	
\$ 8 Fluoranthene-d10 (Surr)	212	9.487	9.489	-0.002	68	133335	773.9	
\$ 9 Terphenyl-d14	244	9.880	9.882	-0.002	94	110849	829.6	
18 Phenanthrene	178	8.323	8.325	-0.003	100	1104	4.13	a
19 Anthracene	178	8.374	8.376	-0.002	98	374	0.8591	a
20 Fluoranthene	202	9.502	9.504	-0.002	31	584	1.65	a
21 Pyrene	202	9.731	9.733	-0.002	50	2141	8.59	Ma
22 Benzo[a]anthracene	228	10.998	10.997	0.001	24	403	0.9759	a
23 Chrysene	228	11.039	11.042	-0.003	96	776	2.74	Ma
24 Benzo[b]fluoranthene	252	12.457	12.454	0.002	97	451	1.61	Ma
25 Benzo[k]fluoranthene	252	12.498	12.495	0.003	1	233	0.3277	M
26 Benzo[a]pyrene	252	12.965	12.966	-0.001	97	371	1.18	M
27 Indeno[1,2,3-cd]pyrene	276	14.924	14.921	0.003	86	269	1.94	M
29 Benzo[g,h,i]perylene	276	15.418	15.415	0.003	93	418	1.43	M

QC Flag Legend

Processing Flags

Review Flags

M - Manually Integrated

a - User Assigned ID

Reagents:

8270SIM_IS_00069

Amount Added: 10.00

Units: uL

Run Reagent

Eurofins Seattle

Data File: \\chromfs\Seattle\ChromData\TAC050\20220317-81803.b\SIM031722b009.D

Injection Date: 17-Mar-2022 19:31:30

Instrument ID: TAC050

Lims ID: 580-111290-B-3-A

Lab Sample ID: 580-111290-3

Client ID: ERH2764 (ADIT 3 SUMP)

Operator ID: tl

ALS Bottle#: 9

Worklist Smp#: 24

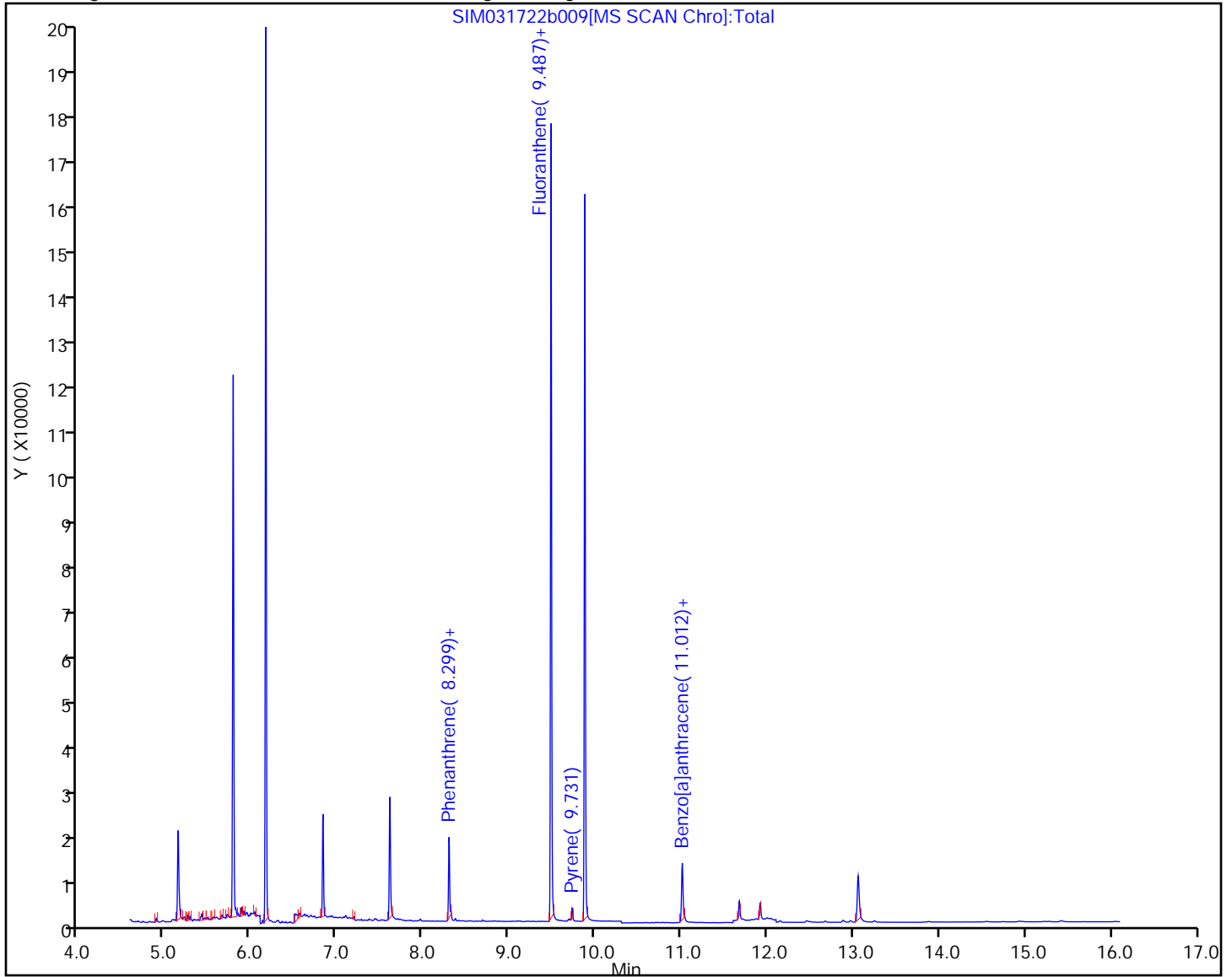
Injection Vol: 1.0 ul

Dil. Factor: 1.0000

Method: TAC050_SIM_PAH

Limit Group: 8270D_SIM QSM 5.0

Y Scaling: Method Defined: Scale to the Nth Largest Target: 1



Eurofins Seattle
Recovery Report

Data File: \\chromfs\Seattle\ChromData\TAC050\20220317-81803.b\SIM031722b009.D
 Lims ID: 580-111290-B-3-A
 Client ID: ERH2764 (ADIT 3 SUMP)
 Sample Type: Client
 Inject. Date: 17-Mar-2022 19:31:30 ALS Bottle#: 9 Worklist Smp#: 24
 Injection Vol: 1.0 ul Dil. Factor: 1.0000
 Sample Info: 580-111290-B-3-A
 Operator ID: tl Instrument ID: TAC050
 Method: \\chromfs\Seattle\ChromData\TAC050\20220317-81803.b\TAC050_SIM_PAH.m
 Limit Group: 8270D_SIM QSM 5.0
 Last Update: 23-Mar-2022 17:01:26 Calib Date: 14-Jan-2022 05:04:30
 Integrator: Falcon ID Type: RT Order ID
 Quant Method: Internal Standard Quant By: Initial Calibration
 Last ICal File: \\chromfs\Seattle\ChromData\TAC050\20220113-80849.b\SIM011322b026.D
 Column 1 : Det: MS SCAN
 Process Host: CTX1657

First Level Reviewer: boylea

Date: 23-Mar-2022 17:01:45

Compound	Amount Added	Amount Recovered	% Rec.
\$ 6 2-methylnaphthalene-d10	1000.0	687.8	68.78
\$ 10 2-Fluorobiphenyl	1000.0	606.7	60.67
\$ 7 2,4,6-Tribromophenol	1000.0	737.8	73.78
\$ 8 Fluoranthene-d10 (Surr)	1000.0	773.9	77.39
\$ 9 Terphenyl-d14	1000.0	829.6	82.96

Eurofins Seattle

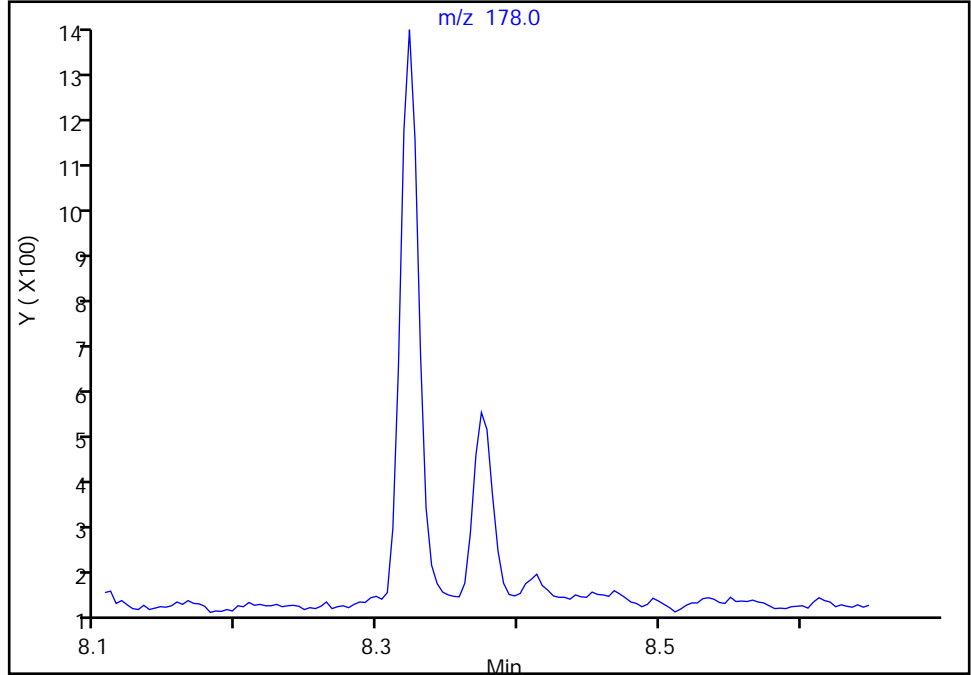
Data File: \\chromfs\Seattle\ChromData\TAC050\20220317-81803.b\SIM031722b009.D
Injection Date: 17-Mar-2022 19:31:30 Instrument ID: TAC050
Lims ID: 580-111290-B-3-A Lab Sample ID: 580-111290-3
Client ID: ERH2764 (ADIT 3 SUMP)
Operator ID: tl ALS Bottle#: 9 Worklist Smp#: 24
Injection Vol: 1.0 ul Dil. Factor: 1.0000
Method: TAC050_SIM_PAH Limit Group: 8270D_SIM QSM 5.0
Column: Detector MS SCAN

19 Anthracene, CAS: 120-12-7

Signal: 1

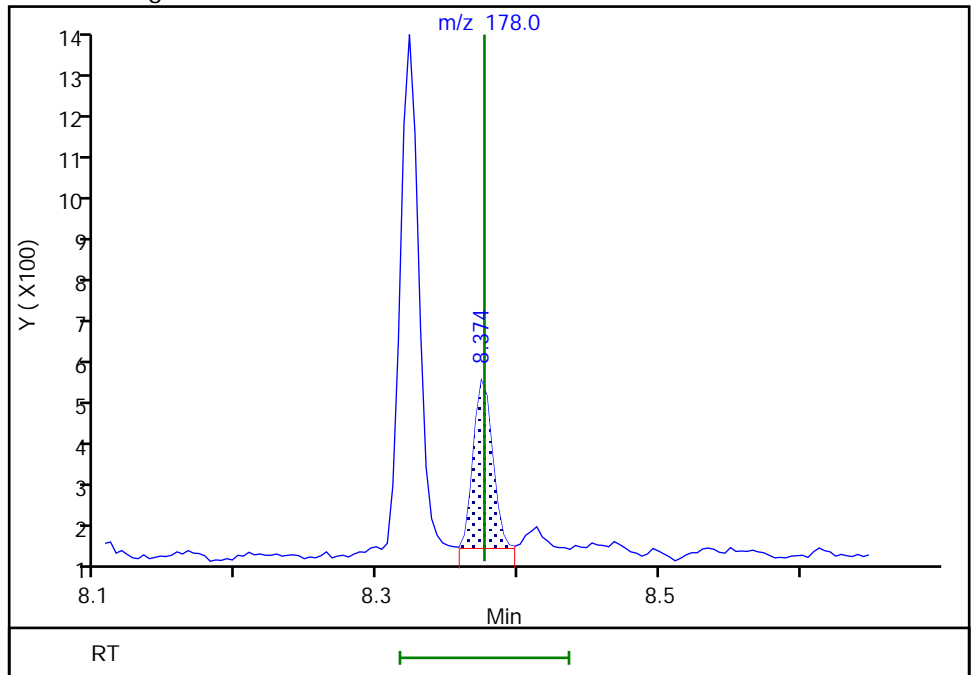
Not Detected
Expected RT: 8.38

Processing Integration Results



Manual Integration Results

RT: 8.37
Area: 374
Amount: 0.859107
Amount Units: ug/L



Reviewer: thaneeratw, 18-Mar-2022 13:18:06
Audit Action: Assigned Compound ID

Audit Reason: Incomplete Integration

Eurofins Seattle

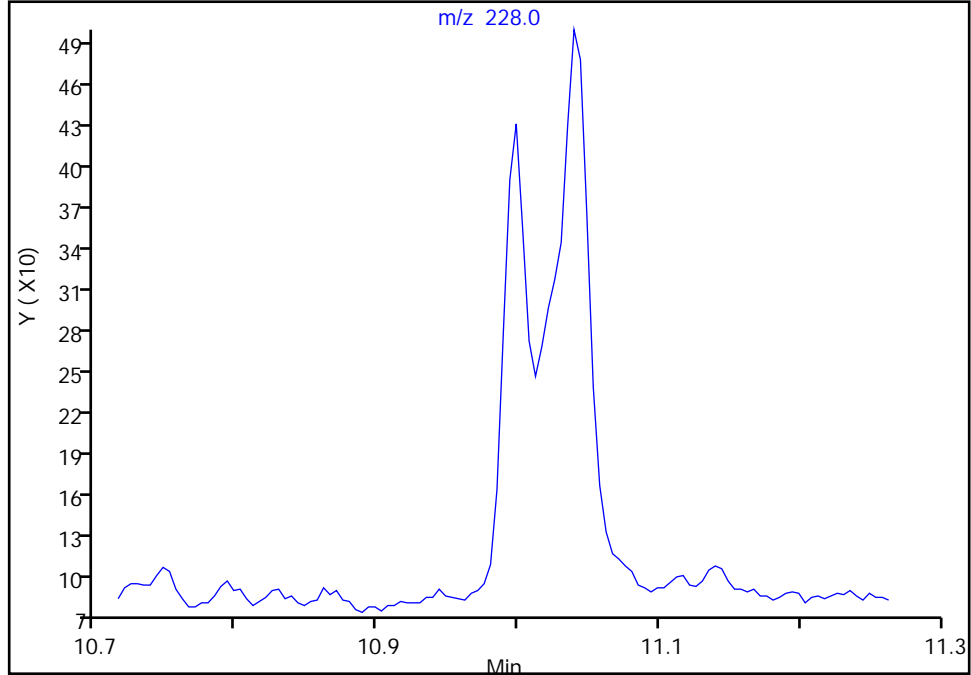
Data File: \\chromfs\Seattle\ChromData\TAC050\20220317-81803.b\SIM031722b009.D
Injection Date: 17-Mar-2022 19:31:30 Instrument ID: TAC050
Lims ID: 580-111290-B-3-A Lab Sample ID: 580-111290-3
Client ID: ERH2764 (ADIT 3 SUMP)
Operator ID: tl ALS Bottle#: 9 Worklist Smp#: 24
Injection Vol: 1.0 ul Dil. Factor: 1.0000
Method: TAC050_SIM_PAH Limit Group: 8270D_SIM QSM 5.0
Column: Detector MS SCAN

22 Benzo[a]anthracene, CAS: 56-55-3

Signal: 1

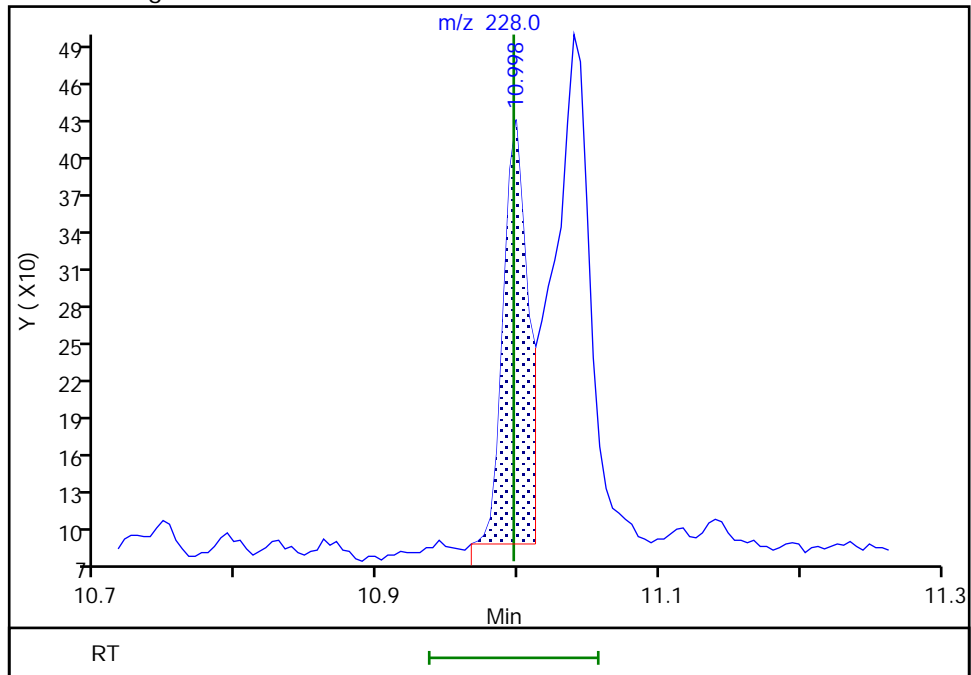
Not Detected
Expected RT: 11.00

Processing Integration Results



Manual Integration Results

RT: 11.00
Area: 403
Amount: 0.975891
Amount Units: ug/L



Reviewer: thaneeratw, 18-Mar-2022 13:18:37
Audit Action: Assigned Compound ID

Audit Reason: Incomplete Integration

Eurofins Seattle

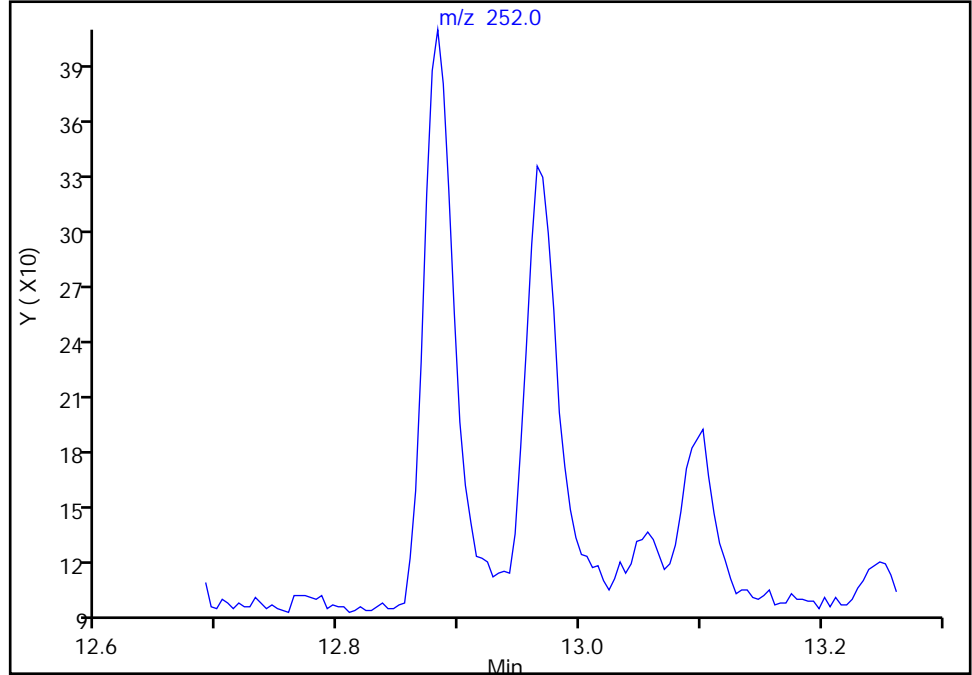
Data File: \\chromfs\Seattle\ChromData\TAC050\20220317-81803.b\SIM031722b009.D
Injection Date: 17-Mar-2022 19:31:30 Instrument ID: TAC050
Lims ID: 580-111290-B-3-A Lab Sample ID: 580-111290-3
Client ID: ERH2764 (ADIT 3 SUMP)
Operator ID: tl ALS Bottle#: 9 Worklist Smp#: 24
Injection Vol: 1.0 ul Dil. Factor: 1.0000
Method: TAC050_SIM_PAH Limit Group: 8270D_SIM QSM 5.0
Column: Detector MS SCAN

26 Benzo[a]pyrene, CAS: 50-32-8

Signal: 1

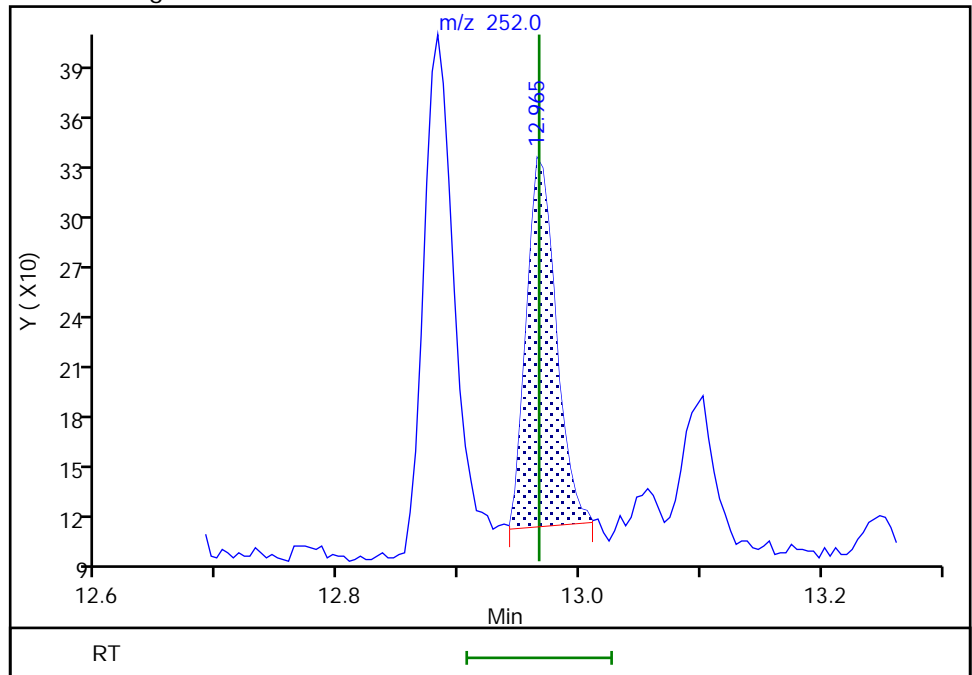
Not Detected
Expected RT: 12.97

Processing Integration Results



RT: 12.96
Area: 371
Amount: 1.181439
Amount Units: ug/L

Manual Integration Results



Reviewer: thaneeratw, 18-Mar-2022 13:19:34
Audit Action: Manually Integrated

Audit Reason: Incomplete Integration

Eurofins Seattle

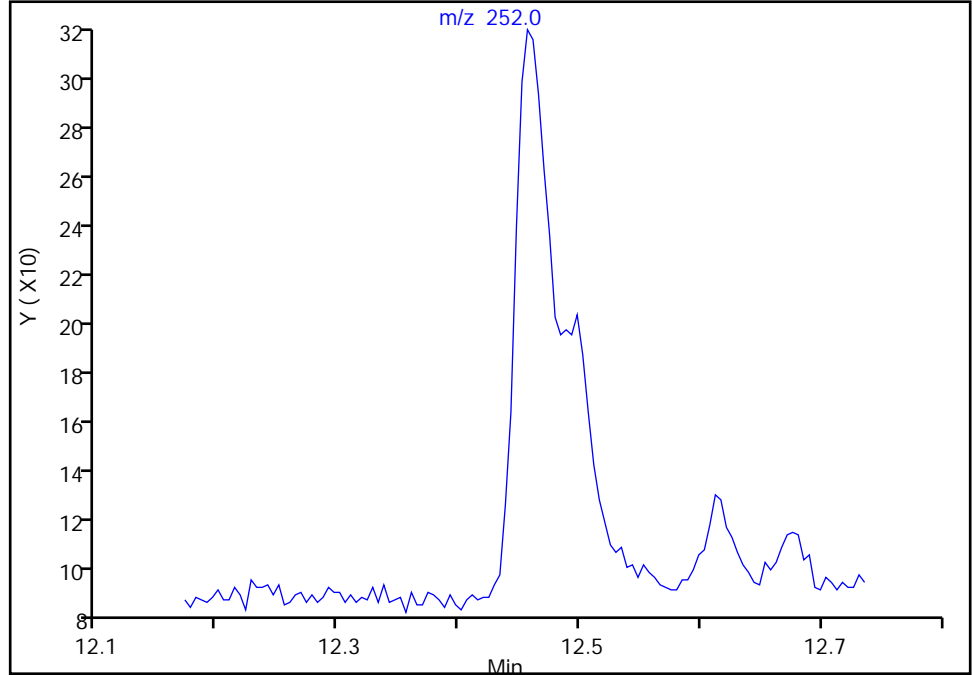
Data File: \\chromfs\Seattle\ChromData\TAC050\20220317-81803.b\SIM031722b009.D
Injection Date: 17-Mar-2022 19:31:30 Instrument ID: TAC050
Lims ID: 580-111290-B-3-A Lab Sample ID: 580-111290-3
Client ID: ERH2764 (ADIT 3 SUMP)
Operator ID: tl ALS Bottle#: 9 Worklist Smp#: 24
Injection Vol: 1.0 ul Dil. Factor: 1.0000
Method: TAC050_SIM_PAH Limit Group: 8270D_SIM QSM 5.0
Column: Detector MS SCAN

24 Benzo[b]fluoranthene, CAS: 205-99-2

Signal: 1

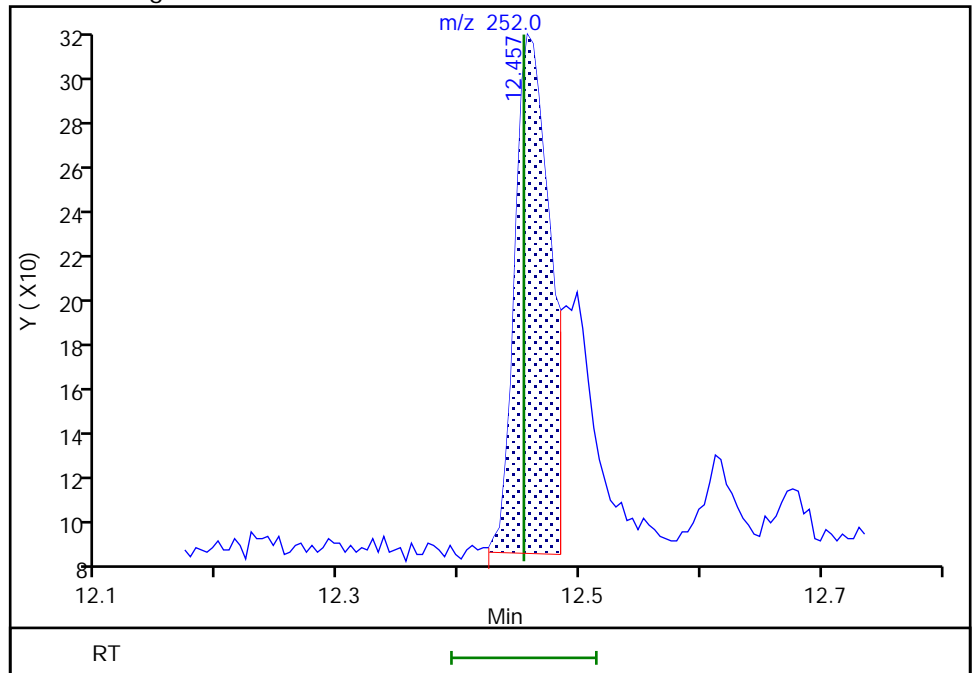
Not Detected
Expected RT: 12.45

Processing Integration Results



Manual Integration Results

RT: 12.46
Area: 451
Amount: 1.608370
Amount Units: ug/L



Reviewer: thaneeratw, 18-Mar-2022 13:19:17
Audit Action: Manually Integrated

Audit Reason: Incomplete Integration

Eurofins Seattle

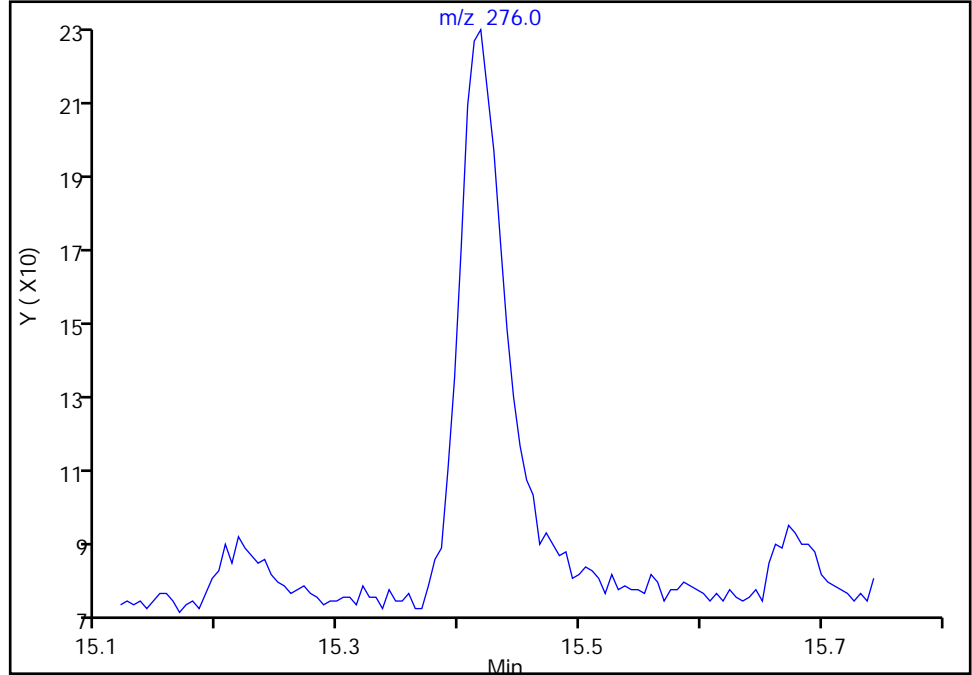
Data File: \\chromfs\Seattle\ChromData\TAC050\20220317-81803.b\SIM031722b009.D
Injection Date: 17-Mar-2022 19:31:30 Instrument ID: TAC050
Lims ID: 580-111290-B-3-A Lab Sample ID: 580-111290-3
Client ID: ERH2764 (ADIT 3 SUMP)
Operator ID: tl ALS Bottle#: 9 Worklist Smp#: 24
Injection Vol: 1.0 ul Dil. Factor: 1.0000
Method: TAC050_SIM_PAH Limit Group: 8270D_SIM QSM 5.0
Column: Detector MS SCAN

29 Benzo[g,h,i]perylene, CAS: 191-24-2

Signal: 1

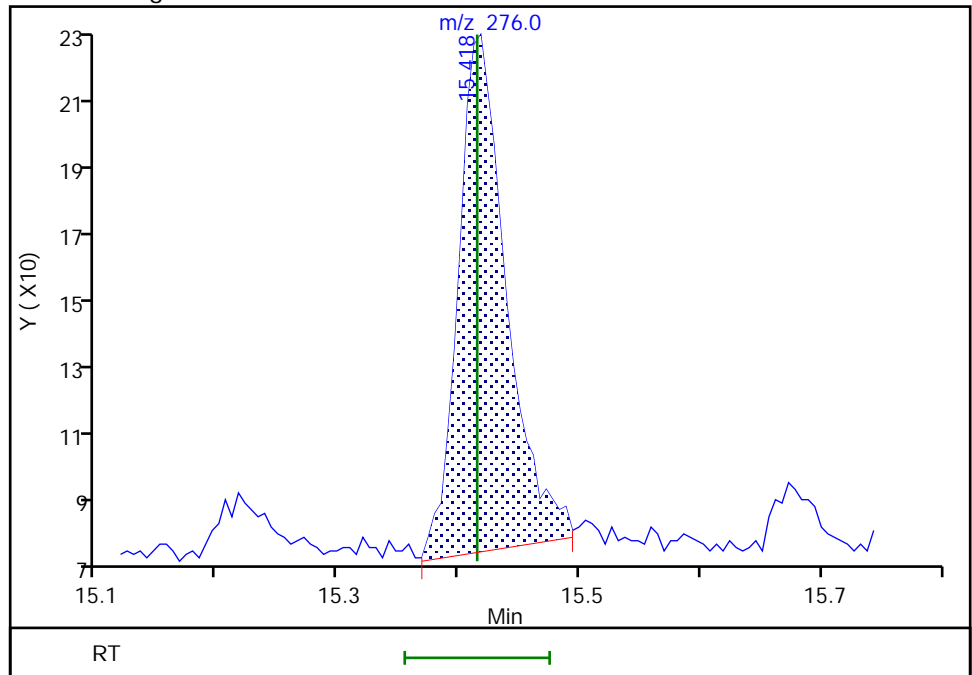
Not Detected
Expected RT: 15.41

Processing Integration Results



Manual Integration Results

RT: 15.42
Area: 418
Amount: 1.432529
Amount Units: ug/L



Reviewer: thaneeratw, 18-Mar-2022 13:19:56
Audit Action: Manually Integrated

Audit Reason: Incomplete Integration

Eurofins Seattle

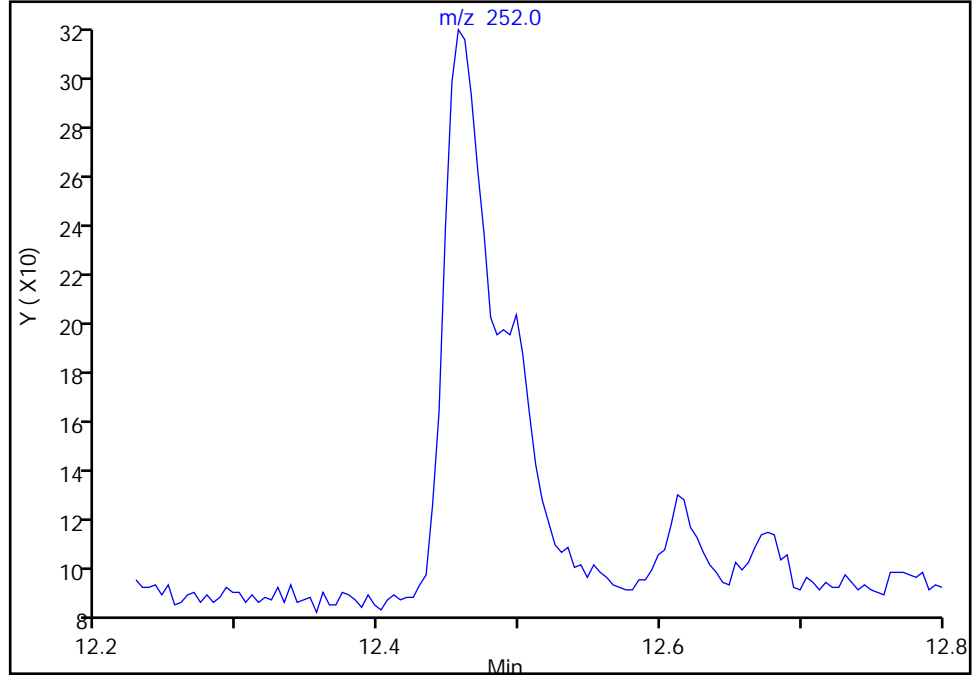
Data File: \\chromfs\Seattle\ChromData\TAC050\20220317-81803.b\SIM031722b009.D
Injection Date: 17-Mar-2022 19:31:30 Instrument ID: TAC050
Lims ID: 580-111290-B-3-A Lab Sample ID: 580-111290-3
Client ID: ERH2764 (ADIT 3 SUMP)
Operator ID: tl ALS Bottle#: 9 Worklist Smp#: 24
Injection Vol: 1.0 ul Dil. Factor: 1.0000
Method: TAC050_SIM_PAH Limit Group: 8270D_SIM QSM 5.0
Column: Detector MS SCAN

25 Benzo[k]fluoranthene, CAS: 207-08-9

Signal: 1

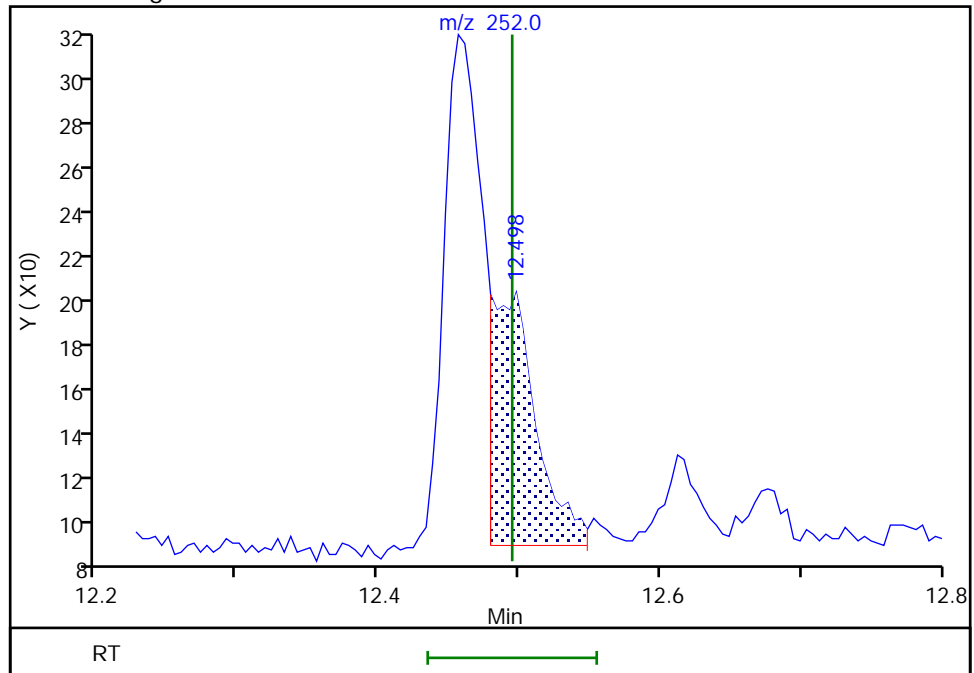
Not Detected
Expected RT: 12.49

Processing Integration Results



Manual Integration Results

RT: 12.50
Area: 233
Amount: 0.327732
Amount Units: ug/L



Reviewer: thaneeratw, 18-Mar-2022 13:19:25
Audit Action: Manually Integrated

Audit Reason: Incomplete Integration

Eurofins Seattle

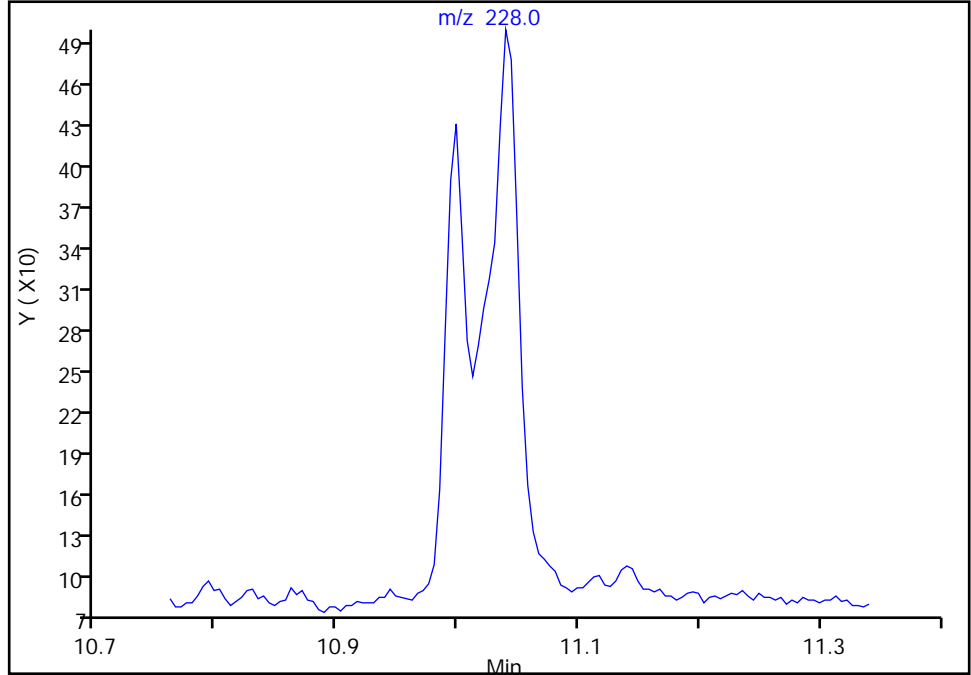
Data File: \\chromfs\Seattle\ChromData\TAC050\20220317-81803.b\SIM031722b009.D
Injection Date: 17-Mar-2022 19:31:30 Instrument ID: TAC050
Lims ID: 580-111290-B-3-A Lab Sample ID: 580-111290-3
Client ID: ERH2764 (ADIT 3 SUMP)
Operator ID: tl ALS Bottle#: 9 Worklist Smp#: 24
Injection Vol: 1.0 ul Dil. Factor: 1.0000
Method: TAC050_SIM_PAH Limit Group: 8270D_SIM QSM 5.0
Column: Detector MS SCAN

23 Chrysene, CAS: 218-01-9

Signal: 1

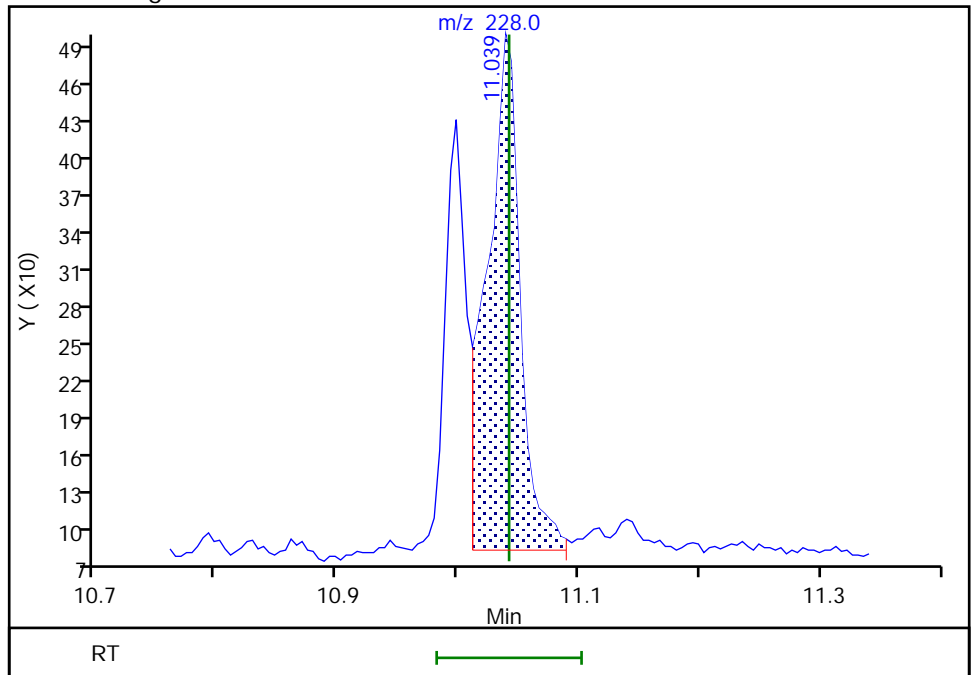
Not Detected
Expected RT: 11.04

Processing Integration Results



Manual Integration Results

RT: 11.04
Area: 776
Amount: 2.737410
Amount Units: ug/L



Reviewer: thaneeratw, 18-Mar-2022 13:18:57
Audit Action: Manually Integrated

Audit Reason: Incomplete Integration

Eurofins Seattle

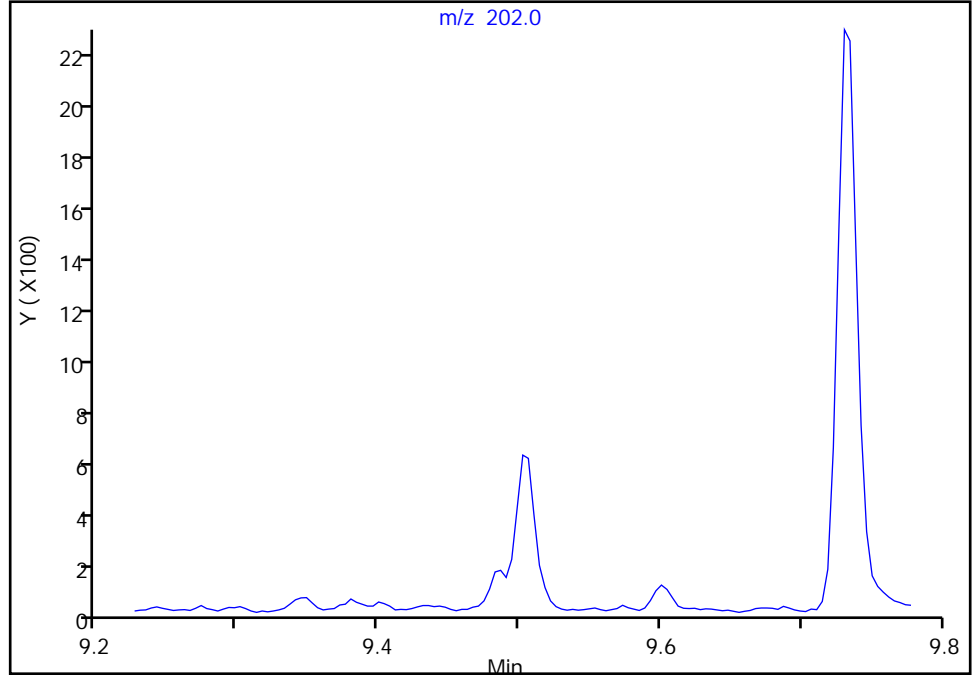
Data File: \\chromfs\Seattle\ChromData\TAC050\20220317-81803.b\SIM031722b009.D
Injection Date: 17-Mar-2022 19:31:30 Instrument ID: TAC050
Lims ID: 580-111290-B-3-A Lab Sample ID: 580-111290-3
Client ID: ERH2764 (ADIT 3 SUMP)
Operator ID: tl ALS Bottle#: 9 Worklist Smp#: 24
Injection Vol: 1.0 ul Dil. Factor: 1.0000
Method: TAC050_SIM_PAH Limit Group: 8270D_SIM QSM 5.0
Column: Detector MS SCAN

20 Fluoranthene, CAS: 206-44-0

Signal: 1

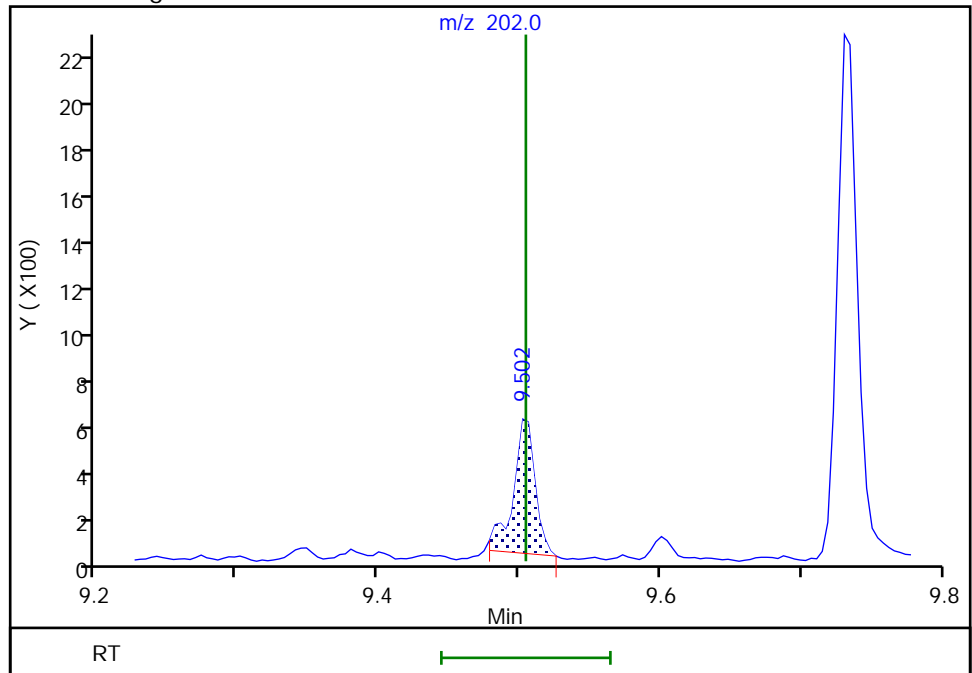
Not Detected
Expected RT: 9.50

Processing Integration Results



Manual Integration Results

RT: 9.50
Area: 584
Amount: 1.645140
Amount Units: ug/L



Reviewer: thaneeratw, 18-Mar-2022 13:18:15
Audit Action: Assigned Compound ID

Audit Reason: Incomplete Integration

Eurofins Seattle

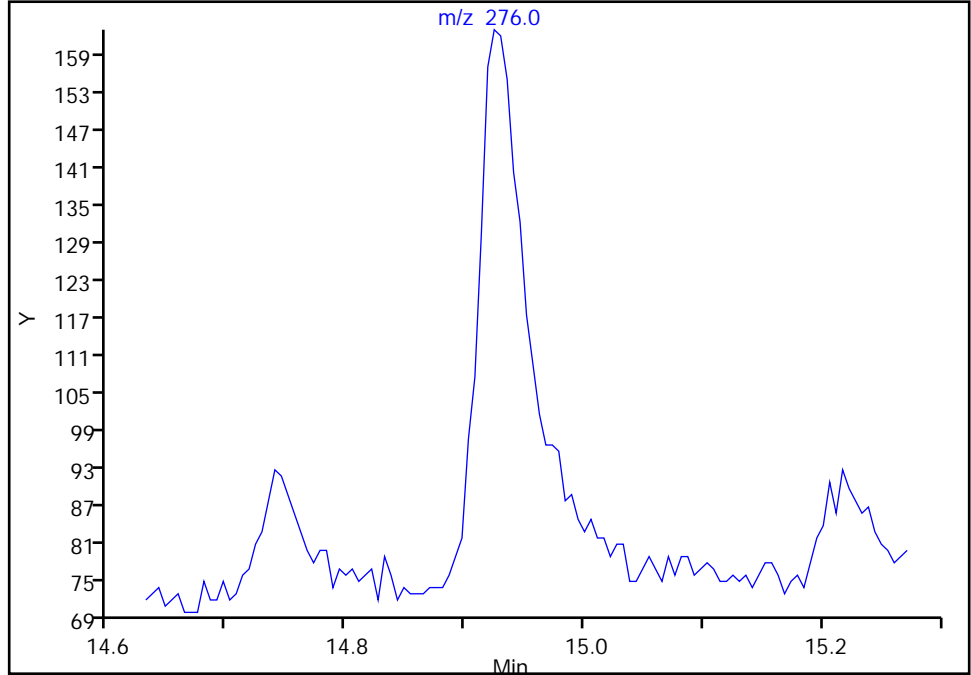
Data File: \\chromfs\Seattle\ChromData\TAC050\20220317-81803.b\SIM031722b009.D
Injection Date: 17-Mar-2022 19:31:30 Instrument ID: TAC050
Lims ID: 580-111290-B-3-A Lab Sample ID: 580-111290-3
Client ID: ERH2764 (ADIT 3 SUMP)
Operator ID: tl ALS Bottle#: 9 Worklist Smp#: 24
Injection Vol: 1.0 ul Dil. Factor: 1.0000
Method: TAC050_SIM_PAH Limit Group: 8270D_SIM QSM 5.0
Column: Detector MS SCAN

27 Indeno[1,2,3-cd]pyrene, CAS: 193-39-5

Signal: 1

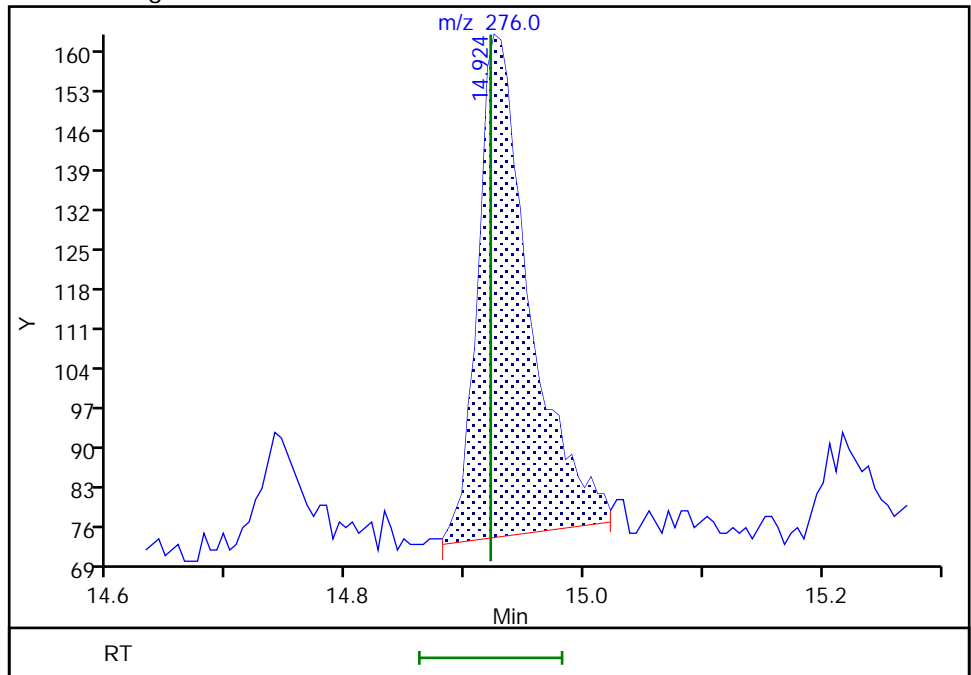
Not Detected
Expected RT: 14.92

Processing Integration Results



Manual Integration Results

RT: 14.92
Area: 269
Amount: 1.939068
Amount Units: ug/L



Reviewer: thaneeratw, 18-Mar-2022 13:19:42
Audit Action: Manually Integrated

Audit Reason: Incomplete Integration

Eurofins Seattle

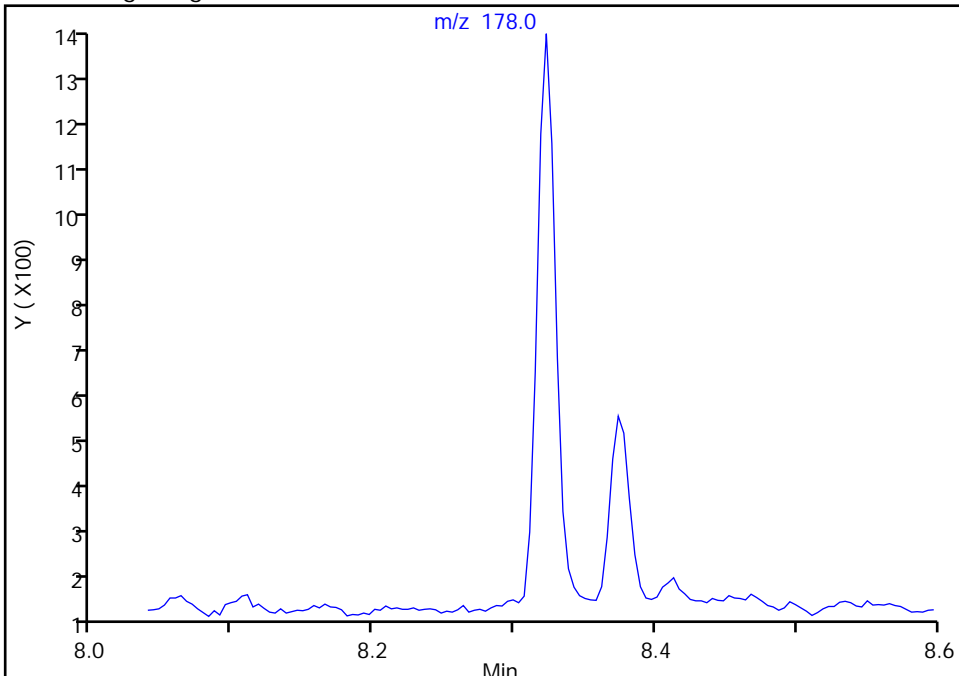
Data File: \\chromfs\Seattle\ChromData\TAC050\20220317-81803.b\SIM031722b009.D
Injection Date: 17-Mar-2022 19:31:30 Instrument ID: TAC050
Lims ID: 580-111290-B-3-A Lab Sample ID: 580-111290-3
Client ID: ERH2764 (ADIT 3 SUMP)
Operator ID: tl ALS Bottle#: 9 Worklist Smp#: 24
Injection Vol: 1.0 ul Dil. Factor: 1.0000
Method: TAC050_SIM_PAH Limit Group: 8270D_SIM QSM 5.0
Column: Detector MS SCAN

18 Phenanthrene, CAS: 85-01-8

Signal: 1

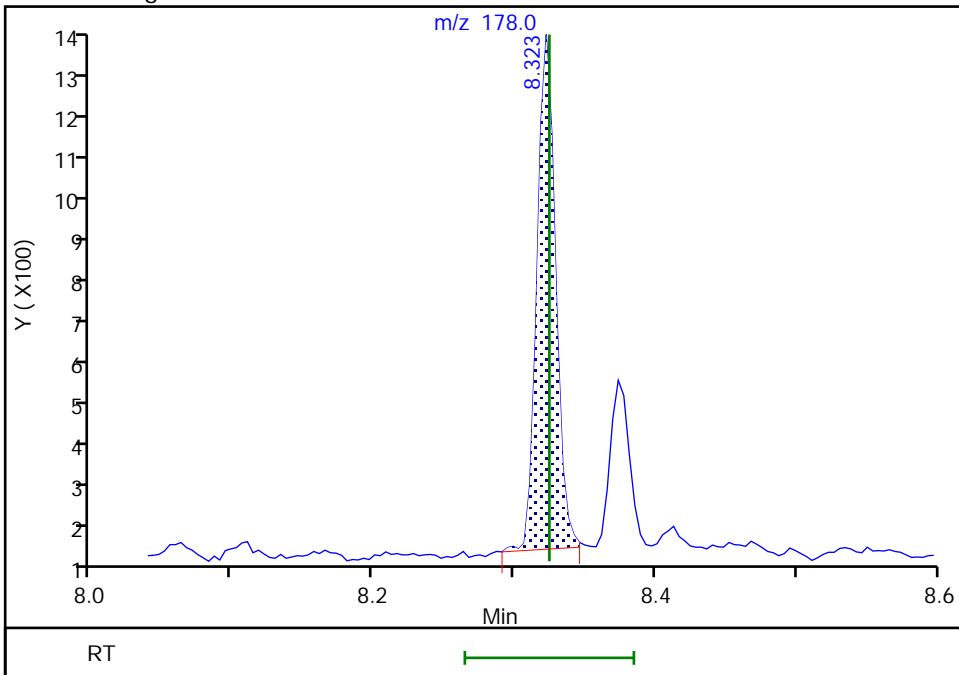
Not Detected
Expected RT: 8.32

Processing Integration Results



Manual Integration Results

RT: 8.32
Area: 1104
Amount: 4.133398
Amount Units: ug/L



Reviewer: thaneeratw, 18-Mar-2022 13:17:59
Audit Action: Assigned Compound ID

Audit Reason: Incomplete Integration

Eurofins Seattle

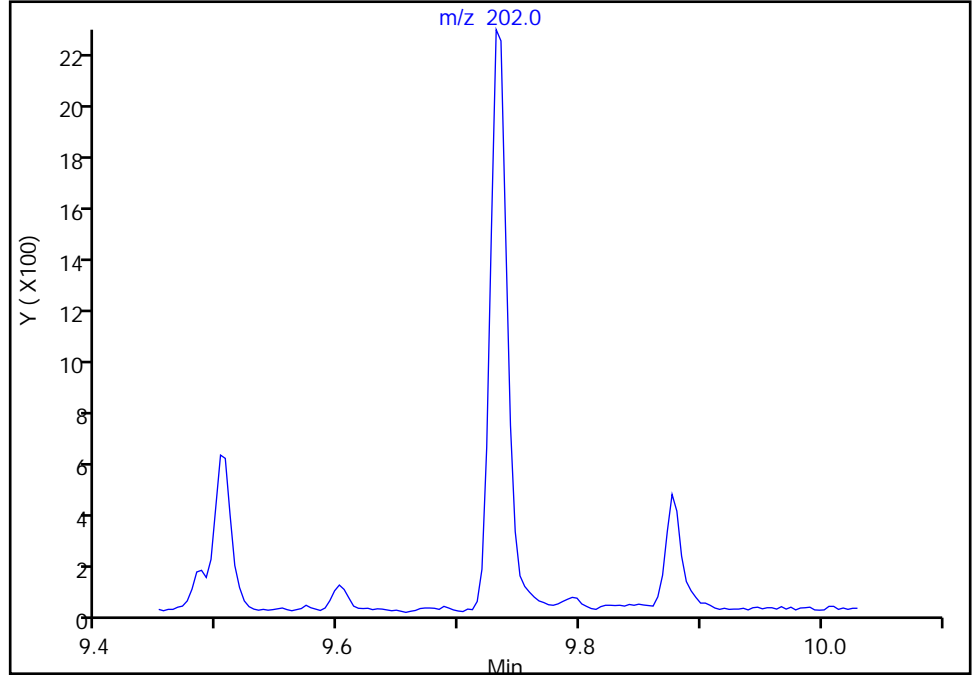
Data File: \\chromfs\Seattle\ChromData\TAC050\20220317-81803.b\SIM031722b009.D
Injection Date: 17-Mar-2022 19:31:30 Instrument ID: TAC050
Lims ID: 580-111290-B-3-A Lab Sample ID: 580-111290-3
Client ID: ERH2764 (ADIT 3 SUMP)
Operator ID: tl ALS Bottle#: 9 Worklist Smp#: 24
Injection Vol: 1.0 ul Dil. Factor: 1.0000
Method: TAC050_SIM_PAH Limit Group: 8270D_SIM QSM 5.0
Column: Detector MS SCAN

21 Pyrene, CAS: 129-00-0

Signal: 1

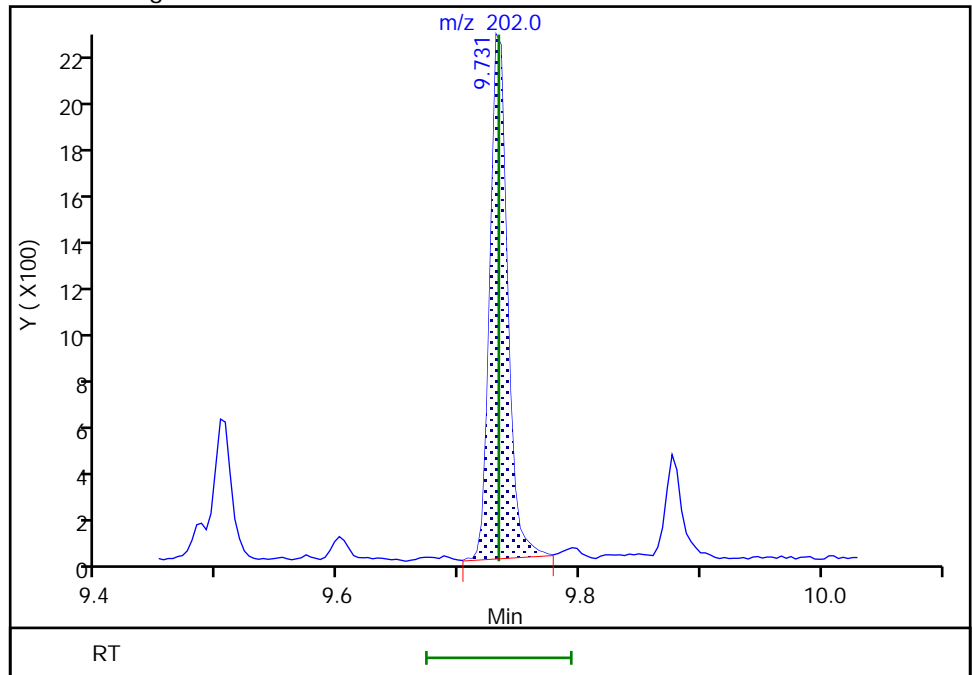
Not Detected
Expected RT: 9.73

Processing Integration Results



Manual Integration Results

RT: 9.73
Area: 2141
Amount: 8.585569
Amount Units: ug/L



Reviewer: thaneeratw, 18-Mar-2022 13:18:32
Audit Action: Manually Integrated

Audit Reason: Incomplete Integration

FORM VI
GC/MS SEMI VOA BY INTERNAL STANDARD - INITIAL CALIBRATION DATA
CURVE EVALUATION

Lab Name: Eurofins Seattle Job No.: 580-111290-1 Analy Batch No.: 378263

SDG No.: _____

Instrument ID: TAC050 GC Column: ZB-SV ID: 0.25 (mm) Heated Purge: (Y/N) N

Calibration Start Date: 01/14/2022 01:16 Calibration End Date: 01/14/2022 05:04 Calibration ID: 31897

Calibration Files

LEVEL:	LAB SAMPLE ID:	LAB FILE ID:
Level 1	STD1 580-378263/16	SIM011322b026.D
Level 2	STD2 580-378263/15	SIM011322b025.D
Level 3	STD3 580-378263/14	SIM011322b024.D
Level 4	STD4 580-378263/13	SIM011322b023.D
Level 5	STD5 580-378263/12	SIM011322b022.D
Level 6	STD6 580-378263/11	SIM011322b021.D
Level 7	STD7 580-378263/10	SIM011322b020.D
Level 8	STD8 580-378263/9	SIM011322b019.D
Level 9	STD9IS 580-378263/8	SIM011322b018.D
Level 10	STD10 580-378263/7	SIM011322b017.D
Level 11	STD11 580-378263/6	SIM011322b016.D
Level 12	STD12 580-378263/5	SIM011322b015.D
Level 13	STD13 580-378263/4	SIM011322b014.D

ANALYTE	RRF					CURVE TYPE	COEFFICIENT			#	MIN RRF	%RSD	#	MAX %RSD	R^2 OR COD	#	MIN R^2 OR COD
	LVL 1	LVL 2	LVL 3	LVL 4	LVL 5		B	M1	M2								
	LVL 6	LVL 7	LVL 8	LVL 9	LVL 10												
Naphthalene	+++++	1.1832	1.1041	1.0790	1.0850	Ave	1.057			0.7000	5.4		15.0				
	1.0572	1.0588	1.0251	1.0709	1.0433		7										
	0.9985	1.0347	0.9521														
2-Methylnaphthalene	0.5884	0.6568	0.6161	0.6029	0.6054	Ave	0.599			0.4000	3.7		15.0				
	0.5983	0.5949	0.5747	0.6011	0.5839		8										
	0.5702	0.6172	0.5877														
1-Methylnaphthalene	0.6414	0.6382	0.5889	0.5793	0.5850	Ave	0.581			0.4000	5.1		15.0				
	0.5715	0.5660	0.5479	0.5724	0.5639		0										
	0.5489	0.5912	0.5584														
Acenaphthylene	2.1933	2.2176	2.0998	2.0636	2.0810	Ave	2.114			0.9000	3.4		15.0				
	2.0847	2.0859	2.0647	2.1743	2.1550		1										
	2.0927	2.2109	1.9604														
Acenaphthene	1.3777	1.4871	1.3472	1.3227	1.3258	Ave	1.326			0.9000	4.9		15.0				
	1.3094	1.2994	1.2867	1.3492	1.3221		7										
	1.2729	1.3461	1.2012														
Fluorene	1.6312	1.6605	1.5052	1.4255	1.3820	Ave	1.479			0.9000	6.0		15.0				
	1.4001	1.4402	1.4316	1.5164	1.4840		1										
	1.4385	1.5298	1.3835														
Pentachlorophenol	+++++	+++++	+++++	+++++	+++++	Qua2	-8.15	0.098	0.0000251	0.0500	11.5		0.9900			0.9900	
	0.0267	0.0513	0.0753	0.1234	0.1625		7	4									
	0.1875	+++++	+++++														

Note: The M1 coefficient is the same as Ave RRF for an Ave curve type.

FORM VI
GC/MS SEMI VOA BY INTERNAL STANDARD - INITIAL CALIBRATION DATA
CURVE EVALUATION

Lab Name: Eurofins Seattle Job No.: 580-111290-1 Analy Batch No.: 378263

SDG No.: _____

Instrument ID: TAC050 GC Column: ZB-SV ID: 0.25 (mm) Heated Purge: (Y/N) N

Calibration Start Date: 01/14/2022 01:16 Calibration End Date: 01/14/2022 05:04 Calibration ID: 31897

ANALYTE	RRF					CURVE TYPE	COEFFICIENT			#	MIN RRF	%RSD	#	MAX %RSD	R^2 OR COD	#	MIN R^2 OR COD
	LVL 1	LVL 2	LVL 3	LVL 4	LVL 5		B	M1	M2								
	LVL 6	LVL 7	LVL 8	LVL 9	LVL 10												
Phenanthrene	++++ 1.2641 1.2329	1.9506 1.2773 1.3063	1.6138 1.2434 1.1734	1.3764 1.3095	1.2980 1.2965	Lin2	1.430 8	1.255 9		0.7000	3.7			0.9990		0.9900	
Anthracene	2.3820 1.2487 1.2527	1.9058 1.2352 1.3644	1.5794 1.2133 1.2394	1.3535 1.2985	1.3007 1.3025	Lin2	1.153 0	1.269 1		0.7000	4.3			0.9980		0.9900	
Fluoranthene	++++ 1.2430 1.2352	1.9679 1.2716 1.3153	1.6023 1.2115 1.2282	1.3090 1.2759	1.2387 1.2900	Lin2	1.461 6	1.240 8		0.6000	4.3			0.9980		0.9900	
Pyrene	++++ 1.2713 1.3202	2.1057 1.4006 1.3881	1.7542 1.2627 1.2825	1.3340 1.3339	1.2928 1.3786	Lin2	1.619 9	1.307 1		0.6000	6.3			0.9960		0.9900	
Benzo[a]anthracene	++++ 1.3906 1.4783	2.4076 1.4431 1.5802	1.8197 1.4102 1.4117	1.5003 1.4876	1.4786 1.4927	Lin2	1.883 5	1.435 5		0.8000	5.2			0.9970		0.9900	
Chrysene	++++ 1.5543 1.4499	2.5777 1.5055 1.5809	1.9873 1.4653 1.4003	1.7937 1.5367	1.6080 1.4918	Lin2	2.224 0	1.497 9		0.7000	3.7			0.9990		0.9900	
Bis(2-ethylhexyl) phthalate	2.9082 1.7581 2.0475	2.3387 1.7970 2.2784	1.7627 1.7485 ++++	1.5692 1.8919	1.5986 1.9798	Qua2	1.189 9	1.685 8	0.0001352	0.0100	7.9			0.9940		0.9900	
Benzo[b]fluoranthene	2.3584 1.2545 1.3072	1.8766 1.2933 1.4464	1.5292 1.2494 1.3422	1.3045 1.3744	1.2677 1.3491	Lin2	1.061 7	1.303 7		0.7000	5.6			0.9970		0.9900	
Benzo[k]fluoranthene	2.5810 1.4037 1.4699	2.0639 1.4003 1.5369	1.7594 1.4405 1.4168	1.6926 1.4756	1.4542 1.4746	Lin2	1.153 0	1.460 9		0.7000	4.4			0.9980		0.9900	
Benzo[a]pyrene	2.3501 1.2237 1.3406	1.8881 1.2679 1.4407	1.5462 1.2822 1.3359	1.2619 1.3732	1.2323 1.3724	Lin2	1.061 4	1.300 8		0.7000	6.7			0.9950		0.9900	
Indeno[1,2,3-cd]pyrene	++++ 0.9867 1.1845	++++ 1.0590 1.2612	1.1426 1.0976 1.1694	0.9654 1.1885	0.9180 1.2046	Qua2	-0.22 7	1.088 4	0.0000155	0.5000	9.6			0.9910		0.9900	
Dibenz(a,h)anthracene	2.0285 1.2194 1.3192	1.6397 1.1007 1.4407	1.4496 1.2326 1.3355	1.2020 1.3262	1.1262 1.3471	Lin2	0.758 3	1.256 6		0.4000	8.8			0.9920		0.9900	

Note: The M1 coefficient is the same as Ave RRF for an Ave curve type.

FORM VI
GC/MS SEMI VOA BY INTERNAL STANDARD - INITIAL CALIBRATION DATA
CURVE EVALUATION

Lab Name: Eurofins Seattle Job No.: 580-111290-1 Analy Batch No.: 378263

SDG No.: _____

Instrument ID: TAC050 GC Column: ZB-SV ID: 0.25 (mm) Heated Purge: (Y/N) N

Calibration Start Date: 01/14/2022 01:16 Calibration End Date: 01/14/2022 05:04 Calibration ID: 31897

ANALYTE	RRF					CURVE TYPE	COEFFICIENT			#	MIN RRF	%RSD	#	MAX %RSD	R^2 OR COD	#	MIN R^2 OR COD
	LVL 1	LVL 2	LVL 3	LVL 4	LVL 5		B	M1	M2								
	LVL 6	LVL 7	LVL 8	LVL 9	LVL 10												
	LVL 11	LVL 12	LVL 13														
Benzo[g,h,i]perylene	2.3171 1.3097 1.3894	1.8996 1.3225 1.4769	1.6173 1.3625 1.3291	1.3605 1.4075	1.3326 1.4232	Lin2	0.976 6	1.361 8		0.5000	5.0			0.9970		0.9900	
2-methylnaphthalene-d10	0.5884 0.5882 0.5680	0.6591 0.5862 0.6035	0.5915 0.5683 0.5648	0.5911 0.5988	0.5949 0.5880	Ave		0.591 6			4.0		15.0				
2-Fluorobiphenyl	1.7194 1.6205 1.4710	1.7656 1.5973 1.5637	1.6869 1.5685 1.3939	1.6449 1.5881	1.6462 1.5362	Ave		1.600 2			6.2		15.0				
2,4,6-Tribromophenol	++++ 0.1939 0.2875	++++ 0.2361 0.3170	++++ 0.2392 ++++	0.1887 0.2681	0.2060 0.2839	Qual1	-1.44 1	0.266 9	0.0000102		13.0			1.0000		0.9900	
Fluoranthene-d10 (Surr)	++++ 1.0213 1.0469	1.6405 1.0561 1.1089	1.3242 0.9976 1.0122	1.0806 1.0563	1.0359 1.0803	Lin2	1.214 0	1.031 8			4.7			0.9980		0.9900	
Terphenyl-d14	++++ 0.7322 0.7756	++++ 0.7825 0.8242	0.9976 0.7405 0.7508	0.8333 0.8193	0.7379 0.8219	Ave		0.801 4			9.4		15.0				

Note: The M1 coefficient is the same as Ave RRF for an Ave curve type.

FORM VI
GC/MS SEMI VOA BY INTERNAL STANDARD - INITIAL CALIBRATION DATA
RESPONSE AND CONCENTRATION

Lab Name: Eurofins Seattle Job No.: 580-111290-1 Analy Batch No.: 378263

SDG No.: _____

Instrument ID: TAC050 GC Column: ZB-SV ID: 0.25 (mm) Heated Purge: (Y/N) N

Calibration Start Date: 01/14/2022 01:16 Calibration End Date: 01/14/2022 05:04 Calibration ID: 31897

Calibration Files

LEVEL:	LAB SAMPLE ID:	LAB FILE ID:
Level 1	STD1 580-378263/16	SIM011322b026.D
Level 2	STD2 580-378263/15	SIM011322b025.D
Level 3	STD3 580-378263/14	SIM011322b024.D
Level 4	STD4 580-378263/13	SIM011322b023.D
Level 5	STD5 580-378263/12	SIM011322b022.D
Level 6	STD6 580-378263/11	SIM011322b021.D
Level 7	STD7 580-378263/10	SIM011322b020.D
Level 8	STD8 580-378263/9	SIM011322b019.D
Level 9	STD9IS 580-378263/8	SIM011322b018.D
Level 10	STD10 580-378263/7	SIM011322b017.D
Level 11	STD11 580-378263/6	SIM011322b016.D
Level 12	STD12 580-378263/5	SIM011322b015.D
Level 13	STD13 580-378263/4	SIM011322b014.D

ANALYTE	IS REF	CURVE TYPE	RESPONSE					CONCENTRATION (UG/L)				
			LVL 1	LVL 2	LVL 3	LVL 4	LVL 5	LVL 1	LVL 2	LVL 3	LVL 4	LVL 5
			LVL 6	LVL 7	LVL 8	LVL 9	LVL 10	LVL 6	LVL 7	LVL 8	LVL 9	LVL 10
Naphthalene	NPT	Ave	+++++	508	1258	2280	4620	+++++	2.00	5.00	10.0	20.0
			11320	24209	52945	118848	242151	50.0	100	200	500	1000
			455448	1129737	2265154			2000	5000	10000		
2-Methylnaphthalene	NPT	Ave	122	282	702	1274	2578	1.00	2.00	5.00	10.0	20.0
			6407	13602	29681	66711	135530	50.0	100	200	500	1000
			260099	673905	1398242			2000	5000	10000		
1-Methylnaphthalene	NPT	Ave	133	274	671	1224	2491	1.00	2.00	5.00	10.0	20.0
			6120	12942	28297	63527	130882	50.0	100	200	500	1000
			250376	645502	1328414			2000	5000	10000		
Acenaphthylene	ANT	Ave	199	422	1063	1947	4001	1.00	2.00	5.00	10.0	20.0
			10119	21750	48540	112225	237007	50.0	100	200	500	1000
			459226	1173013	2434168			2000	5000	10000		
Acenaphthene	ANT	Ave	125	283	682	1248	2549	1.00	2.00	5.00	10.0	20.0
			6356	13549	30250	69640	145402	50.0	100	200	500	1000
			279319	714176	1491471			2000	5000	10000		
Fluorene	ANT	Ave	148	316	762	1345	2657	1.00	2.00	5.00	10.0	20.0
			6796	15017	33656	78269	163209	50.0	100	200	500	1000
			315659	811630	1717929			2000	5000	10000		
Pentachlorophenol	CRY	Qua2	+++++	+++++	+++++	+++++	+++++	+++++	+++++	+++++	+++++	+++++
			304	1359	4235	15457	44279	100	200	400	1000	2000
			100947	+++++	+++++			4000	+++++	+++++		

FORM VI
GC/MS SEMI VOA BY INTERNAL STANDARD - INITIAL CALIBRATION DATA
RESPONSE AND CONCENTRATION

Lab Name: Eurofins Seattle Job No.: 580-111290-1 Analy Batch No.: 378263

SDG No.: _____

Instrument ID: TAC050 GC Column: ZB-SV ID: 0.25 (mm) Heated Purge: (Y/N) N

Calibration Start Date: 01/14/2022 01:16 Calibration End Date: 01/14/2022 05:04 Calibration ID: 31897

ANALYTE	IS REF	CURVE TYPE	RESPONSE					CONCENTRATION (UG/L)				
			LVL 1	LVL 2	LVL 3	LVL 4	LVL 5	LVL 1	LVL 2	LVL 3	LVL 4	LVL 5
			LVL 6	LVL 7	LVL 8	LVL 9	LVL 10	LVL 6	LVL 7	LVL 8	LVL 9	LVL 10
			LVL 11	LVL 12	LVL 13		LVL 11	LVL 12	LVL 13			
Phenanthrene	PHN	Lin2	++++ 9336 422623	566 21252 1092665	1265 45268 2257550	1982 102631	3789 217890	++++ 50.0 2000	2.00 100 5000	5.00 200 10000	10.0 500	20.0 1000
Anthracene	PHN	Lin2	339 9222 429392	553 20551 1141218	1238 44171 2384546	1949 101772	3797 218902	1.00 50.0 2000	2.00 100 5000	5.00 200 10000	10.0 500	20.0 1000
Fluoranthene	PHN	Lin2	++++ 9180 423401	571 21157 1100144	1256 44105 2362929	1885 99999	3616 216797	++++ 50.0 2000	2.00 100 5000	5.00 200 10000	10.0 500	20.0 1000
Pyrene	PHN	Lin2	++++ 9389 452528	611 23304 1161089	1375 45971 2467420	1921 104547	3774 231682	++++ 50.0 2000	2.00 100 5000	5.00 200 10000	10.0 500	20.0 1000
Benzo[a]anthracene	CRY	Lin2	++++ 7909 398056	524 19122 1050296	1118 39640 2263685	1677 93139	3279 203397	++++ 50.0 2000	2.00 100 5000	5.00 200 10000	10.0 500	20.0 1000
Chrysene	CRY	Lin2	++++ 8840 390408	561 19950 1050734	1221 41189 2245321	2005 96213	3566 203276	++++ 50.0 2000	2.00 100 5000	5.00 200 10000	10.0 500	20.0 1000
Bis(2-ethylhexyl) phthalate	CRY	Qua2	301 9999 551318	509 23812 1514360	1083 49150 ++++	1754 118452	3545 269774	1.00 50.0 2000	2.00 100 5000	5.00 200 ++++	10.0 500	20.0 1000
Benzo[b]fluoranthene	PRY	Lin2	286 8556 408952	491 20162 1135616	1076 40711 2440243	1654 97903	3324 209981	1.00 50.0 2000	2.00 100 5000	5.00 200 10000	10.0 500	20.0 1000
Benzo[k]fluoranthene	PRY	Lin2	313 9574 459854	540 21829 1206698	1238 46936 2575872	2146 105112	3813 229502	1.00 50.0 2000	2.00 100 5000	5.00 200 10000	10.0 500	20.0 1000
Benzo[a]pyrene	PRY	Lin2	285 8346 419408	494 19766 1131186	1088 41778 2428829	1600 97822	3231 213598	1.00 50.0 2000	2.00 100 5000	5.00 200 10000	10.0 500	20.0 1000
Indeno[1,2,3-cd]pyrene	PRY	Qua2	++++ 6730 370557	++++ 16508 990249	804 35765 2126159	1224 84665	2407 187487	++++ 50.0 2000	++++ 100 5000	5.00 200 10000	10.0 500	20.0 1000
Dibenz(a,h)anthracene	PRY	Lin2	246 8317	429 17159	1020 40164	1524 94470	2953 209663	1.00 50.0	2.00 100	5.00 200	10.0 500	20.0 1000

FORM VI
GC/MS SEMI VOA BY INTERNAL STANDARD - INITIAL CALIBRATION DATA
RESPONSE AND CONCENTRATION

Lab Name: Eurofins Seattle Job No.: 580-111290-1 Analy Batch No.: 378263

SDG No.: _____

Instrument ID: TAC050 GC Column: ZB-SV ID: 0.25 (mm) Heated Purge: (Y/N) N

Calibration Start Date: 01/14/2022 01:16 Calibration End Date: 01/14/2022 05:04 Calibration ID: 31897

ANALYTE	IS REF	CURVE TYPE	RESPONSE					CONCENTRATION (UG/L)				
			LVL 1	LVL 2	LVL 3	LVL 4	LVL 5	LVL 1	LVL 2	LVL 3	LVL 4	LVL 5
			LVL 6	LVL 7	LVL 8	LVL 9	LVL 10	LVL 6	LVL 7	LVL 8	LVL 9	LVL 10
			LVL 11	LVL 12	LVL 13		LVL 11	LVL 12	LVL 13			
			412698	1131196	2428114			2000	5000	10000		
Benzo[g,h,i]perylene	PRY	Lin2	281	497	1138	1725	3494	1.00	2.00	5.00	10.0	20.0
			8933	20616	44397	100263	221508	50.0	100	200	500	1000
			434660	1159620	2416384			2000	5000	10000		
2-methylnaphthalene-d10	NPT	Ave	122	283	674	1249	2533	1.00	2.00	5.00	10.0	20.0
			6298	13403	29353	66447	136490	50.0	100	200	500	1000
			259103	658935	1343563			2000	5000	10000		
2-Fluorobiphenyl	ANT	Ave	156	336	854	1552	3165	1.00	2.00	5.00	10.0	20.0
			7866	16655	36875	81972	168952	50.0	100	200	500	1000
			322797	829635	1730752			2000	5000	10000		
2,4,6-Tribromophenol	ANT	Qual	+++++	+++++	+++++	178	396	+++++	+++++	+++++	10.0	20.0
			941	2462	5623	13836	31220	50.0	100	200	500	1000
			63090	168193	+++++			2000	5000	+++++		
Fluoranthene-d10 (Surr)	PHN	Lin2	+++++	476	1038	1556	3024	+++++	2.00	5.00	10.0	20.0
			7543	17571	36319	82791	181549	50.0	100	200	500	1000
			358856	927539	1947324			2000	5000	10000		
Terphenyl-d14	PHN	Ave	+++++	+++++	782	1200	2154	+++++	+++++	5.00	10.0	20.0
			5408	13020	26958	64209	138125	50.0	100	200	500	1000
			265872	689419	1444527			2000	5000	10000		

Curve Type Legend

Ave = Average ISTD
 Lin2 = Linear 1/conc^2 ISTD
 Qual = Quadratic 1/conc ISTD
 Qua2 = Quadratic 1/conc^2 ISTD

FORM VI
GC/MS SEMI VOA BY INTERNAL STANDARD - INITIAL CALIBRATION DATA
READBACK PERCENT ERROR

Lab Name: Eurofins Seattle Job No.: 580-111290-1 Analy Batch No.: 378263

SDG No.: _____

Instrument ID: TAC050 GC Column: ZB-SV ID: 0.25 (mm) Heated Purge: (Y/N) N

Calibration Start Date: 01/14/2022 01:16 Calibration End Date: 01/14/2022 05:04 Calibration ID: 31897

Calibration Files

LEVEL:	LAB SAMPLE ID:	LAB FILE ID:
Level 1	STD1 580-378263/16	SIM011322b026.D
Level 2	STD2 580-378263/15	SIM011322b025.D
Level 3	STD3 580-378263/14	SIM011322b024.D
Level 4	STD4 580-378263/13	SIM011322b023.D
Level 5	STD5 580-378263/12	SIM011322b022.D
Level 6	STD6 580-378263/11	SIM011322b021.D
Level 7	STD7 580-378263/10	SIM011322b020.D
Level 8	STD8 580-378263/9	SIM011322b019.D
Level 9	STD9IS 580-378263/8	SIM011322b018.D
Level 10	STD10 580-378263/7	SIM011322b017.D
Level 11	STD11 580-378263/6	SIM011322b016.D
Level 12	STD12 580-378263/5	SIM011322b015.D
Level 13	STD13 580-378263/4	SIM011322b014.D

ANALYTE	PERCENT ERROR						PERCENT ERROR LIMIT					
	LVL 1 #	LVL 2 #	LVL 3 #	LVL 4 #	LVL 5 #	LVL 6 #	LVL 1	LVL 2	LVL 3	LVL 4	LVL 5	LVL 6
	LVL 7 #	LVL 8 #	LVL 9 #	LVL 10 #	LVL 11 #	LVL 12 #	LVL 7	LVL 8	LVL 9	LVL 10	LVL 11	LVL 12
Naphthalene	+++++	11.9						50				
2-Methylnaphthalene	-1.9						50					
1-Methylnaphthalene	10.4						50					
Acenaphthylene	3.7						50					
Acenaphthene	3.8						50					
Fluorene	10.3						50					
Pentachlorophenol	+++++	+++++	+++++	+++++	+++++	7.1 +++++						50
Phenanthrene	+++++	-1.6						50				

FORM VI
GC/MS SEMI VOA BY INTERNAL STANDARD - INITIAL CALIBRATION DATA
READBACK PERCENT ERROR

Lab Name: Eurofins Seattle Job No.: 580-111290-1 Analy Batch No.: 378263

SDG No.: _____

Instrument ID: TAC050 GC Column: ZB-SV ID: 0.25 (mm) Heated Purge: (Y/N) N

Calibration Start Date: 01/14/2022 01:16 Calibration End Date: 01/14/2022 05:04 Calibration ID: 31897

ANALYTE	PERCENT ERROR						PERCENT ERROR LIMIT					
	LVL 1 #	LVL 2 #	LVL 3 #	LVL 4 #	LVL 5 #	LVL 6 #	LVL 1	LVL 2	LVL 3	LVL 4	LVL 5	LVL 6
	LVL 7 #	LVL 8 #	LVL 9 #	LVL 10 #	LVL 11 #	LVL 12 #	LVL 7	LVL 8	LVL 9	LVL 10	LVL 11	LVL 12
Anthracene	-3.2						50					
Fluoranthene	++++	-0.3						50				
Pyrene	++++	-0.9						50				
Benzo[a]anthracene	++++	2.1						50				
Chrysene	++++	-2.2						50				
Bis(2-ethylhexyl) phthalate	1.9						50					
	++++											
Benzo[b]fluoranthene	-0.5						50					
Benzo[k]fluoranthene	-2.2						50					
Benzo[a]pyrene	-0.9						50					
Indeno[1,2,3-cd]pyrene	++++	++++	9.1						50			
Dibenz(a,h)anthracene	1.1						50					
Benzo[g,h,i]perylene	-1.6						50					
2-methylnaphthalene-d10	-0.5						50					

FORM VI
GC/MS SEMI VOA BY INTERNAL STANDARD - INITIAL CALIBRATION DATA
READBACK PERCENT ERROR

Lab Name: Eurofins Seattle Job No.: 580-111290-1 Analy Batch No.: 378263

SDG No.: _____

Instrument ID: TAC050 GC Column: ZB-SV ID: 0.25 (mm) Heated Purge: (Y/N) N

Calibration Start Date: 01/14/2022 01:16 Calibration End Date: 01/14/2022 05:04 Calibration ID: 31897

ANALYTE	PERCENT ERROR						PERCENT ERROR LIMIT					
	LVL 1 #	LVL 2 #	LVL 3 #	LVL 4 #	LVL 5 #	LVL 6 #	LVL 1	LVL 2	LVL 3	LVL 4	LVL 5	LVL 6
	LVL 7 #	LVL 8 #	LVL 9 #	LVL 10 #	LVL 11 #	LVL 12 #	LVL 7	LVL 8	LVL 9	LVL 10	LVL 11	LVL 12
2-Fluorobiphenyl	7.4						50					
2,4,6-Tribromophenol	+++++	+++++	+++++	24.6						30		
Fluoranthene-d10 (Surr)	+++++	0.2						50				
Terphenyl-d14	+++++	+++++	24.5						50			

Eurofins Seattle
Target Compound Quantitation Report

Data File: \\chromfs\Seattle\ChromData\TAC050\20220113-80849.b\SIM011322b014.D
 Lims ID: std13
 Client ID:
 Sample Type: IC Calib Level: 13
 Inject. Date: 14-Jan-2022 01:16:30 ALS Bottle#: 4 Worklist Smp#: 4
 Injection Vol: 1.0 ul Dil. Factor: 1.0000
 Sample Info: 13
 Operator ID: jcm Instrument ID: TAC050
 Sublist: chrom-TAC050_SIM_PAH*sub9

Method: \\chromfs\Seattle\ChromData\TAC050\20220113-80849.b\TAC050_SIM_PAH.m
 Limit Group: 8270D_SIM QSM 5.0
 Last Update: 14-Jan-2022 15:42:07 Calib Date: 14-Jan-2022 05:04:30
 Integrator: Falcon ID Type: RT Order ID
 Quant Method: Internal Standard Quant By: Initial Calibration
 Last ICal File: \\chromfs\Seattle\ChromData\TAC050\20220113-80849.b\SIM011322b026.D

Column 1 : Det: MS SCAN
 Process Host: CTX1628

First Level Reviewer: limmere Date: 14-Jan-2022 09:57:37

Compound	Sig	RT (min.)	Exp RT (min.)	Dlt RT (min.)	Q	Response	Cal Amt ug/L	OnCol Amt ug/L	Flags
* 1 Naphthalene-d8	136	5.175	5.175	0.000	89	23790	100.0	100.0	
* 2 Acenaphthene-d10	164	6.858	6.858	0.000	71	12417	100.0	100.0	
* 3 Phenanthrene-d10	188	8.323	8.323	0.000	56	19239	100.0	100.0	
* 4 Chrysene-d12	240	11.039	11.039	0.000	18	16035	100.0	100.0	
* 5 Perylene-d12	264	13.084	13.084	0.000	69	18181	100.0	100.0	
\$ 6 2-methylnaphthalene-d10	152	5.814	5.814	0.000	67	1343563	10000	9546.4	
\$ 10 2-Fluorobiphenyl	172	6.197	6.197	0.000	0	1730752	10000	8710.6	
\$ 7 2,4,6-Tribromophenol	330	7.637	7.637	0.000	57	364048	10000	8339.9	
\$ 8 Fluoranthene-d10 (Surr)	212	9.510	9.510	0.000	69	1947324	10000	9808.5	
\$ 9 Terphenyl-d14	244	9.904	9.904	0.000	95	1444527	10000	9368.4	
11 Naphthalene	128	5.194	5.194	0.000	100	2265154	10000	9002.4	
12 2-Methylnaphthalene	141	5.846	5.846	0.000	97	1398242	10000	9798.6	
13 1-Methylnaphthalene	141	5.942	5.942	0.000	98	1328414	10000	9610.9	
14 Acenaphthylene	152	6.722	6.722	0.000	100	2434168	10000	9272.6	
15 Acenaphthene	153	6.889	6.889	0.000	95	1491471	10000	9053.5	
16 Fluorene	166	7.399	7.399	0.000	95	1717929	10000	9353.8	
17 Pentachlorophenol	266	8.134	8.134	0.000	98	677544	20000	11173	
18 Phenanthrene	178	8.346	8.346	0.000	100	2257550	10000	9342.3	
19 Anthracene	178	8.401	8.401	0.000	100	2384546	10000	9765.4	
20 Fluoranthene	202	9.530	9.530	0.000	52	2362929	10000	9897.3	
21 Pyrene	202	9.754	9.754	0.000	52	2467420	10000	9810.8	
22 Benzo[a]anthracene	228	11.026	11.026	0.000	95	2263685	10000	9832.7	M
23 Chrysene	228	11.071	11.071	0.000	99	2245321	10000	9346.7	
30 Bis(2-ethylhexyl) phthalate	149	11.902	11.902	0.000	0	3217562	10000	7450.6	
24 Benzo[b]fluoranthene	252	12.493	12.493	0.000	97	2440243	10000	10295	
25 Benzo[k]fluoranthene	252	12.534	12.534	0.000	95	2575872	10000	9697.4	
26 Benzo[a]pyrene	252	13.006	13.006	0.000	97	2428829	10000	10269	
27 Indeno[1,2,3-cd]pyrene	276	14.968	14.968	0.000	96	2126159	10000	9465.5	
28 Dibenz(a,h)anthracene	278	15.017	15.017	0.000	96	2428114	10000	10628	
29 Benzo[g,h,i]perylene	276	15.467	15.467	0.000	95	2416384	10000	9758.9	

[QC Flag Legend](#)

Processing Flags

Review Flags

M - Manually Integrated

[Reagents:](#)

8270SIM_IS_00069

Amount Added: 10.00

Units: uL

8270_ic_stk_00062

Amount Added: 100.00

Units: uL

Eurofins Seattle

Data File: \\chromfs\Seattle\ChromData\TAC050\20220113-80849.b\SIM011322b014.D

Injection Date: 14-Jan-2022 01:16:30

Instrument ID: TAC050

Lims ID: std13

Client ID:

Operator ID: jcm

ALS Bottle#: 4

Worklist Smp#: 4

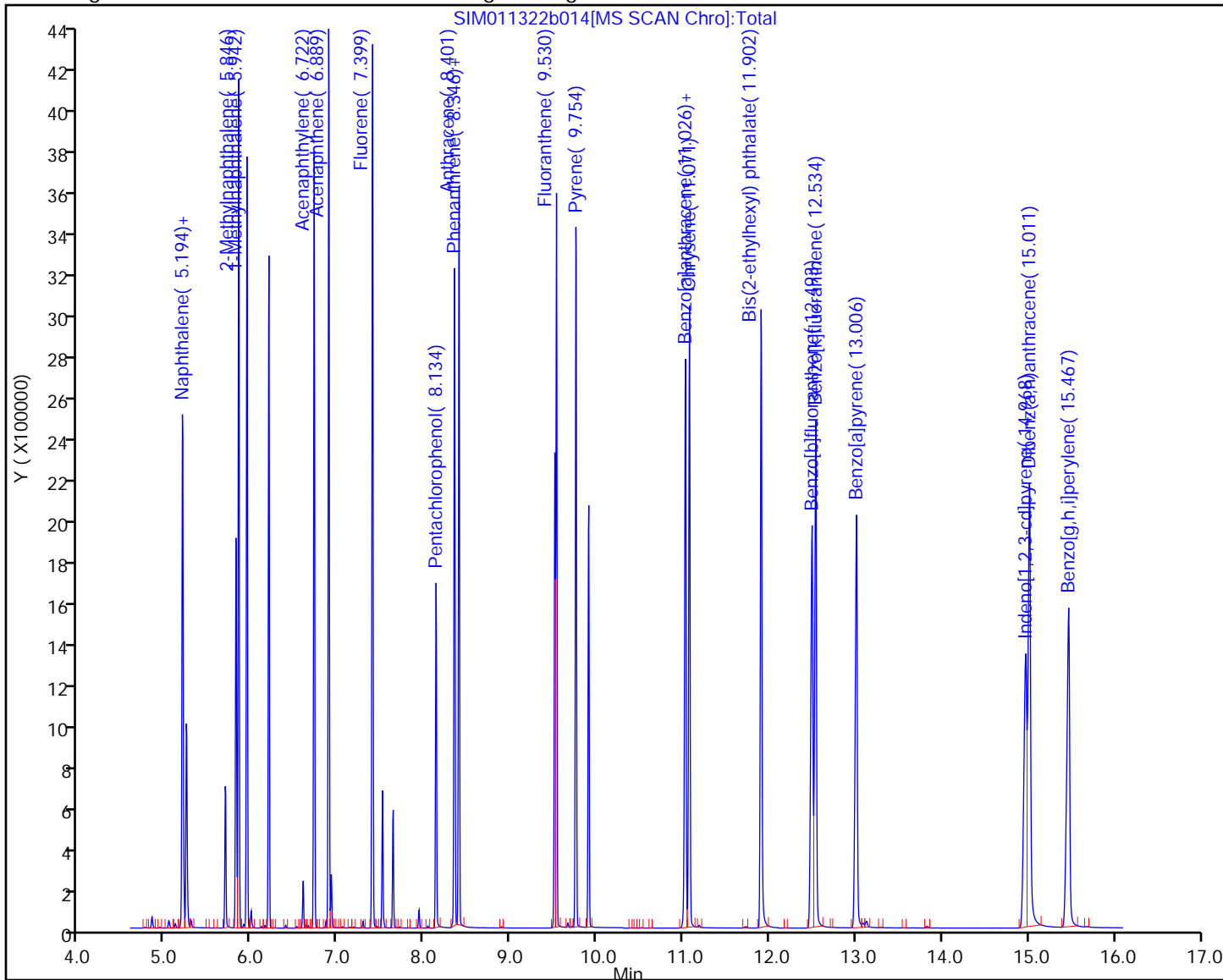
Injection Vol: 1.0 ul

Dil. Factor: 1.0000

Method: TAC050_SIM_PAH

Limit Group: 8270D_SIM QSM 5.0

Y Scaling: Method Defined: Scale to the Nth Largest Target: 1



Eurofins Seattle

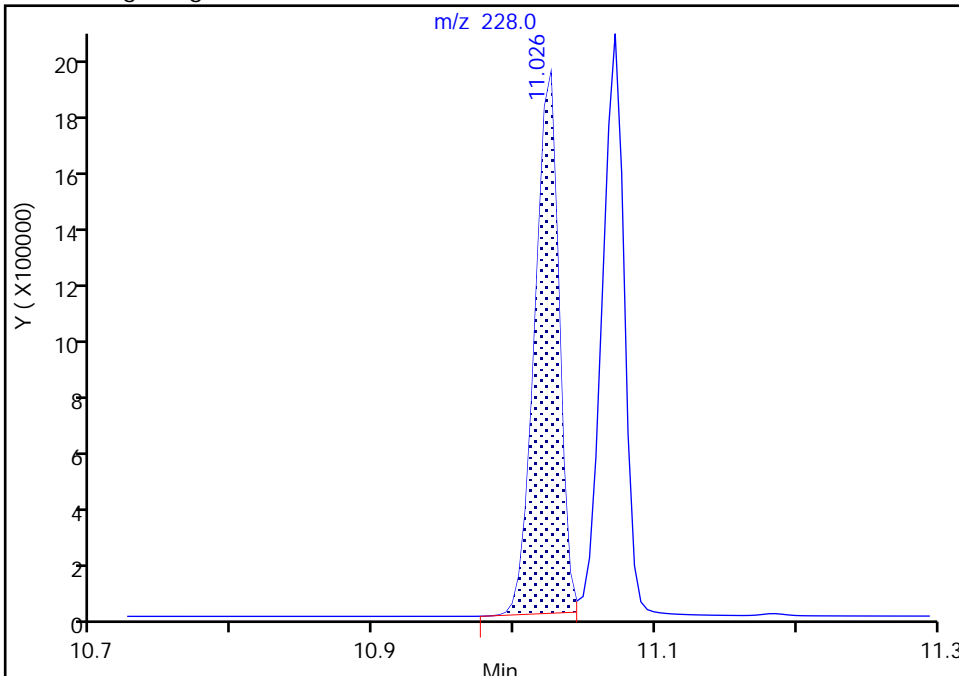
Data File: \\chromfs\Seattle\ChromData\TAC050\20220113-80849.b\SIM011322b014.D
Injection Date: 14-Jan-2022 01:16:30 Instrument ID: TAC050
Lims ID: std13
Client ID:
Operator ID: jcm ALS Bottle#: 4 Worklist Smp#: 4
Injection Vol: 1.0 ul Dil. Factor: 1.0000
Method: TAC050_SIM_PAH Limit Group: 8270D_SIM QSM 5.0
Column: Detector MS SCAN

22 Benzo[a]anthracene, CAS: 56-55-3

Signal: 1

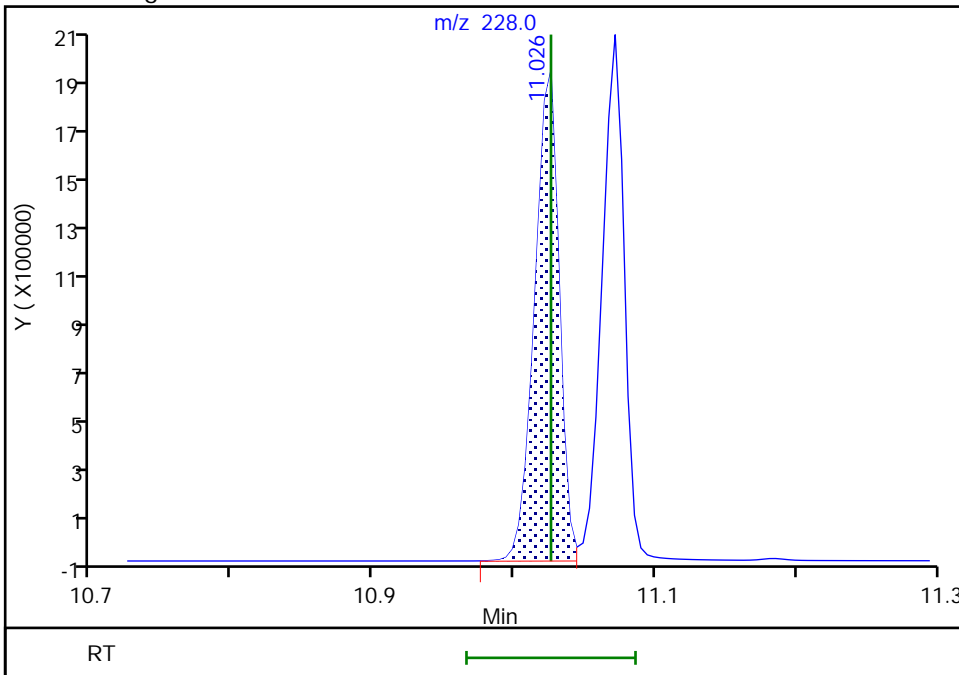
RT: 11.03
Area: 2231499
Amount: 9753.1502
Amount Units: ug/L

Processing Integration Results



RT: 11.03
Area: 2263685
Amount: 9832.6716
Amount Units: ug/L

Manual Integration Results



Reviewer: boylea, 14-Jan-2022 13:59:36
Audit Action: Manually Integrated

Audit Reason: Incomplete Integration

Eurofins Seattle
Target Compound Quantitation Report

Data File: \\chromfs\Seattle\ChromData\TAC050\20220113-80849.b\SIM011322b015.D
 Lims ID: std12
 Client ID:
 Sample Type: IC Calib Level: 12
 Inject. Date: 14-Jan-2022 01:35:30 ALS Bottle#: 5 Worklist Smp#: 5
 Injection Vol: 1.0 ul Dil. Factor: 1.0000
 Sample Info: 12
 Operator ID: jcm Instrument ID: TAC050
 Sublist: chrom-TAC050_SIM_PAH*sub9

Method: \\chromfs\Seattle\ChromData\TAC050\20220113-80849.b\TAC050_SIM_PAH.m
 Limit Group: 8270D_SIM QSM 5.0
 Last Update: 14-Jan-2022 15:42:08 Calib Date: 14-Jan-2022 05:04:30
 Integrator: Falcon ID Type: RT Order ID
 Quant Method: Internal Standard Quant By: Initial Calibration
 Last ICal File: \\chromfs\Seattle\ChromData\TAC050\20220113-80849.b\SIM011322b026.D

Column 1 : Det: MS SCAN
 Process Host: CTX1628

First Level Reviewer: limmere Date: 14-Jan-2022 09:58:25

Compound	Sig	RT (min.)	Exp RT (min.)	Dlt RT (min.)	Q	Response	Cal Amt ug/L	OnCol Amt ug/L	Flags
* 1 Naphthalene-d8	136	5.175	5.175	0.000	90	21838	100.0	100.0	
* 2 Acenaphthene-d10	164	6.858	6.858	0.000	72	10611	100.0	100.0	
* 3 Phenanthrene-d10	188	8.319	8.323	-0.004	56	16729	100.0	100.0	
* 4 Chrysene-d12	240	11.035	11.039	-0.004	40	13293	100.0	100.0	
* 5 Perylene-d12	264	13.079	13.084	-0.005	69	15703	100.0	100.0	
\$ 6 2-methylnaphthalene-d10	152	5.814	5.814	0.000	67	658935	5000.0	5100.4	
\$ 10 2-Fluorobiphenyl	172	6.193	6.197	-0.004	0	829635	5000.0	4886.1	
\$ 7 2,4,6-Tribromophenol	330	7.632	7.637	-0.005	58	168193	5000.0	4994.1	
\$ 8 Fluoranthene-d10 (Surr)	212	9.506	9.510	-0.004	69	927539	5000.0	5372.4	
\$ 9 Terphenyl-d14	244	9.900	9.904	-0.004	95	689419	5000.0	5142.1	
11 Naphthalene	128	5.194	5.194	0.000	100	1129737	5000.0	4891.3	
12 2-Methylnaphthalene	141	5.846	5.846	0.000	92	673905	5000.0	5144.7	
13 1-Methylnaphthalene	141	5.937	5.942	-0.005	99	645502	5000.0	5087.5	
14 Acenaphthylene	152	6.717	6.722	-0.005	100	1173013	5000.0	5228.9	
15 Acenaphthene	153	6.889	6.889	0.000	99	714176	5000.0	5073.0	
16 Fluorene	166	7.394	7.399	-0.005	96	811630	5000.0	5171.3	
17 Pentachlorophenol	266	8.130	8.134	-0.004	98	308802	10000	7873.5	
18 Phenanthrene	178	8.346	8.346	0.000	99	1092665	5000.0	5199.6	
19 Anthracene	178	8.397	8.401	-0.004	99	1141218	5000.0	5374.4	
20 Fluoranthene	202	9.526	9.530	-0.004	52	1100144	5000.0	5298.9	
21 Pyrene	202	9.750	9.754	-0.004	52	1161089	5000.0	5308.7	
22 Benzo[a]anthracene	228	11.017	11.026	-0.009	95	1050296	5000.0	5502.6	M
23 Chrysene	228	11.062	11.071	-0.009	99	1050734	5000.0	5275.5	
30 Bis(2-ethylhexyl) phthalate	149	11.898	11.902	-0.004	0	1514360	5000.0	4861.6	Ma
24 Benzo[b]fluoranthene	252	12.479	12.493	-0.014	98	1135616	5000.0	5546.5	
25 Benzo[k]fluoranthene	252	12.525	12.534	-0.009	95	1206698	5000.0	5259.4	
26 Benzo[a]pyrene	252	12.997	13.006	-0.009	97	1131186	5000.0	5537.0	
27 Indeno[1,2,3-cd]pyrene	276	14.951	14.968	-0.017	96	990249	5000.0	5380.8	
28 Dibenz(a,h)anthracene	278	14.995	15.017	-0.022	97	1131196	5000.0	5732.3	
29 Benzo[g,h,i]perylene	276	15.445	15.467	-0.022	96	1159620	5000.0	5422.0	

QC Flag Legend

Processing Flags

Review Flags

M - Manually Integrated

a - User Assigned ID

Reagents:

8270_ic_stk_00062

Amount Added: 50.00

Units: uL

8270SIM_IS_00069

Amount Added: 10.00

Units: uL

Eurofins Seattle

Data File: \\chromfs\Seattle\ChromData\TAC050\20220113-80849.b\SIM011322b015.D

Injection Date: 14-Jan-2022 01:35:30

Instrument ID: TAC050

Lims ID: std12

Client ID:

Operator ID: jcm

ALS Bottle#: 5

Worklist Smp#: 5

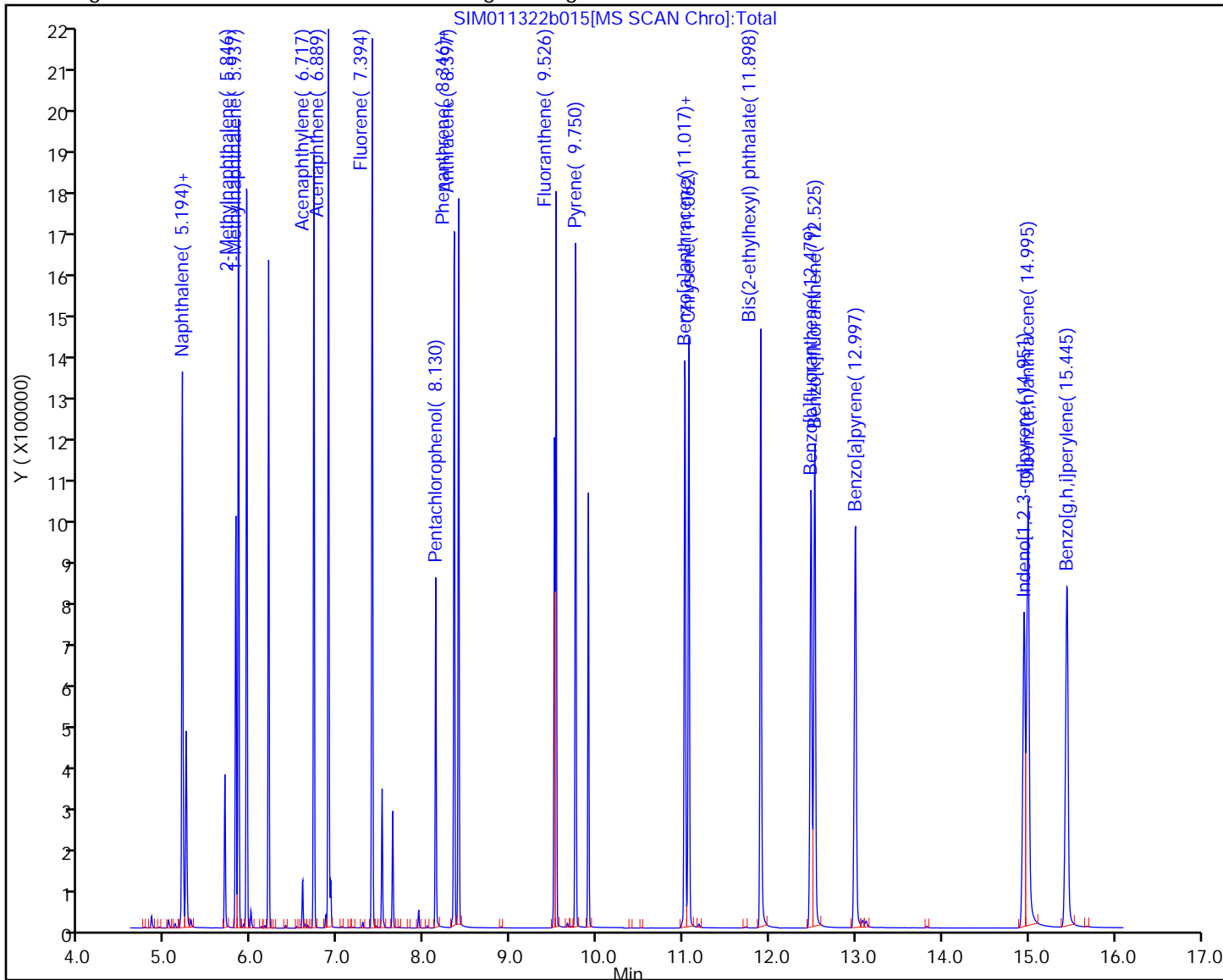
Injection Vol: 1.0 ul

Dil. Factor: 1.0000

Method: TAC050_SIM_PAH

Limit Group: 8270D_SIM QSM 5.0

Y Scaling: Method Defined: Scale to the Nth Largest Target: 1



Eurofins Seattle

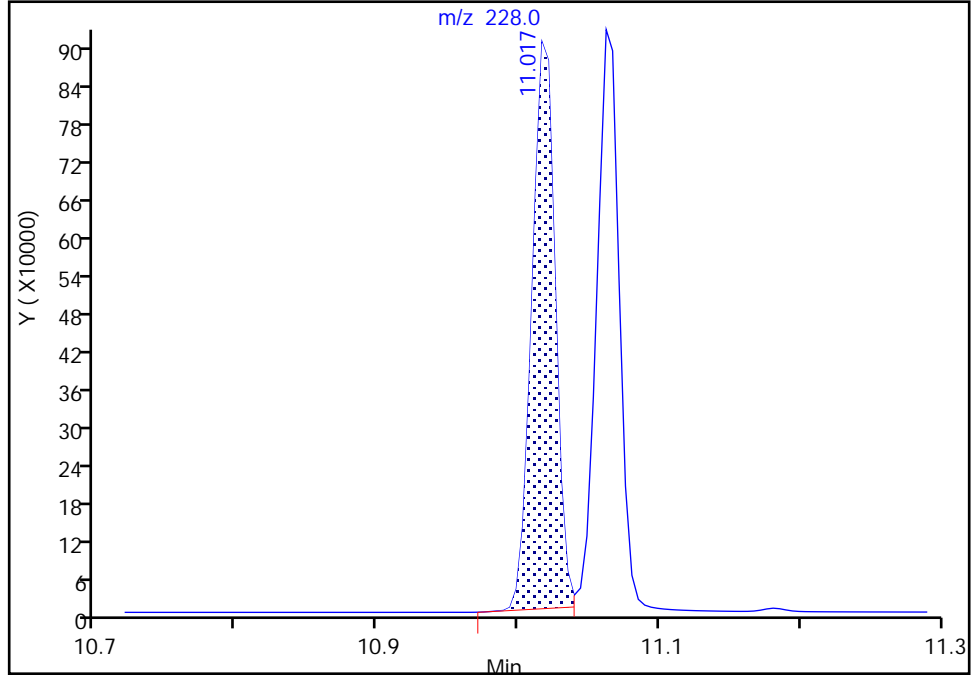
Data File: \\chromfs\Seattle\ChromData\TAC050\20220113-80849.b\SIM011322b015.D
Injection Date: 14-Jan-2022 01:35:30 Instrument ID: TAC050
Lims ID: std12
Client ID:
Operator ID: jcm ALS Bottle#: 5 Worklist Smp#: 5
Injection Vol: 1.0 ul Dil. Factor: 1.0000
Method: TAC050_SIM_PAH Limit Group: 8270D_SIM QSM 5.0
Column: Detector MS SCAN

22 Benzo[a]anthracene, CAS: 56-55-3

Signal: 1

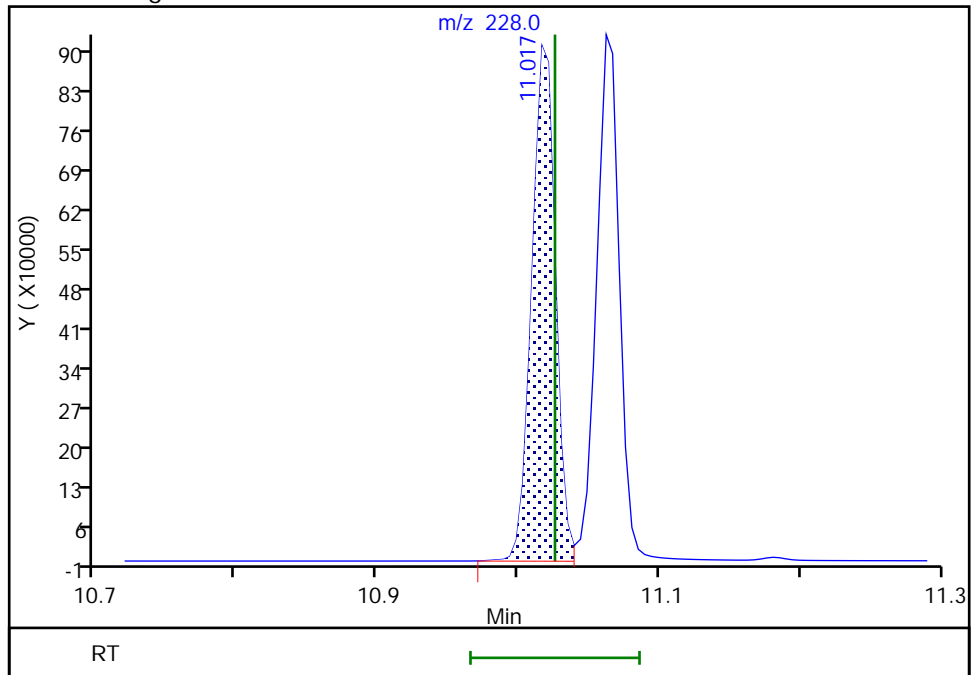
RT: 11.02
Area: 1031944
Amount: 5429.8812
Amount Units: ug/L

Processing Integration Results



RT: 11.02
Area: 1050296
Amount: 5502.5959
Amount Units: ug/L

Manual Integration Results



Reviewer: boylea, 14-Jan-2022 13:59:56
Audit Action: Manually Integrated

Audit Reason: Incomplete Integration

Eurofins Seattle

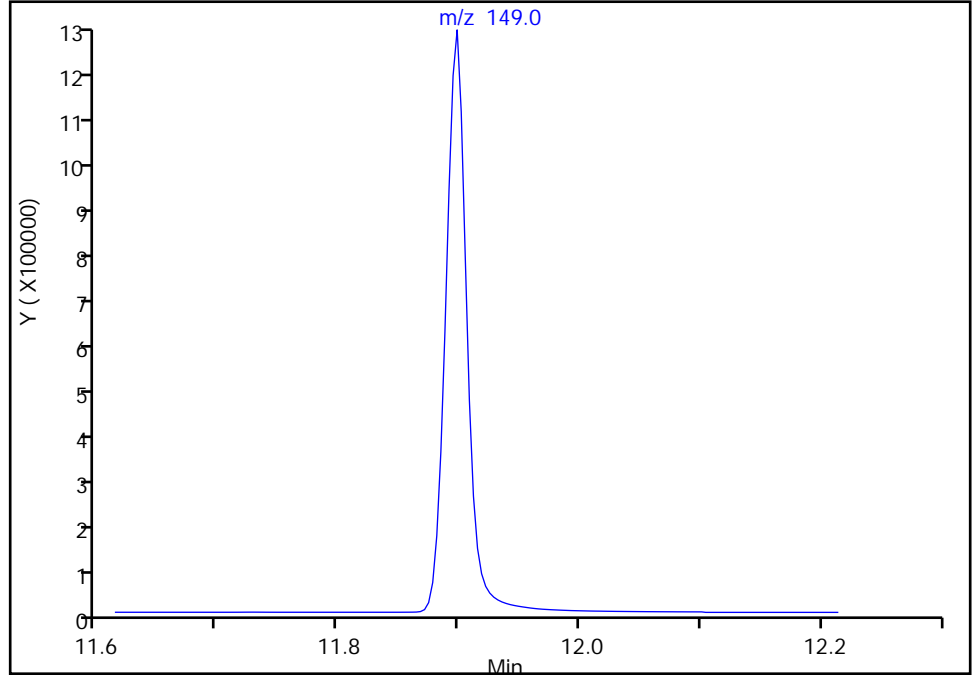
Data File: \\chromfs\Seattle\ChromData\TAC050\20220113-80849.b\SIM011322b015.D
Injection Date: 14-Jan-2022 01:35:30 Instrument ID: TAC050
Lims ID: std12
Client ID:
Operator ID: jcm ALS Bottle#: 5 Worklist Smp#: 5
Injection Vol: 1.0 ul Dil. Factor: 1.0000
Method: TAC050_SIM_PAH Limit Group: 8270D_SIM QSM 5.0
Column: Detector MS SCAN

30 Bis(2-ethylhexyl) phthalate, CAS: 117-81-7

Signal: 1

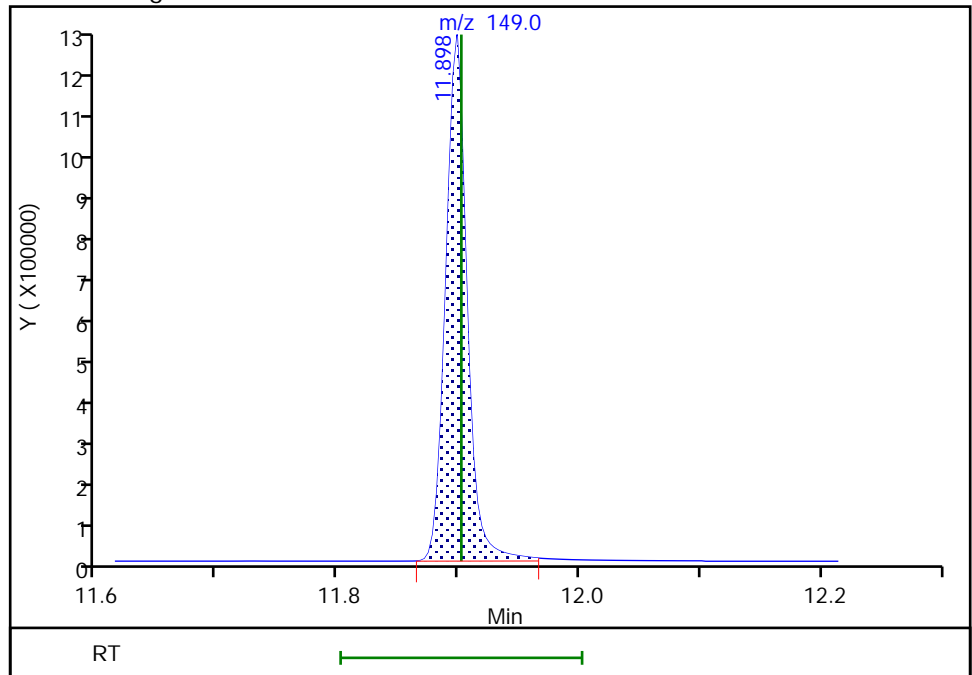
Not Detected
Expected RT: 11.90

Processing Integration Results



Manual Integration Results

RT: 11.90
Area: 1514360
Amount: 4861.6112
Amount Units: ug/L



Reviewer: boylea, 14-Jan-2022 13:58:35
Audit Action: Manually Integrated

Audit Reason: Incomplete Integration

Eurofins Seattle
Target Compound Quantitation Report

Data File: \\chromfs\Seattle\ChromData\TAC050\20220113-80849.b\SIM011322b016.D
 Lims ID: std11
 Client ID:
 Sample Type: IC Calib Level: 11
 Inject. Date: 14-Jan-2022 01:54:30 ALS Bottle#: 6 Worklist Smp#: 6
 Injection Vol: 1.0 ul Dil. Factor: 1.0000
 Sample Info: 11
 Operator ID: jcm Instrument ID: TAC050
 Sublist: chrom-TAC050_SIM_PAH*sub9

Method: \\chromfs\Seattle\ChromData\TAC050\20220113-80849.b\TAC050_SIM_PAH.m
 Limit Group: 8270D_SIM QSM 5.0
 Last Update: 14-Jan-2022 15:42:10 Calib Date: 14-Jan-2022 05:04:30
 Integrator: Falcon ID Type: RT Order ID
 Quant Method: Internal Standard Quant By: Initial Calibration
 Last ICal File: \\chromfs\Seattle\ChromData\TAC050\20220113-80849.b\SIM011322b026.D

Column 1 : Det: MS SCAN
 Process Host: CTX1628

First Level Reviewer: limmere Date: 14-Jan-2022 09:59:09

Compound	Sig	RT (min.)	Exp RT (min.)	Dlt RT (min.)	Q	Response	Cal Amt ug/L	OnCol Amt ug/L	Flags
* 1 Naphthalene-d8	136	5.171	5.175	-0.004	90	22807	100.0	100.0	
* 2 Acenaphthene-d10	164	6.854	6.858	-0.004	70	10972	100.0	100.0	
* 3 Phenanthrene-d10	188	8.319	8.323	-0.004	56	17139	100.0	100.0	
* 4 Chrysene-d12	240	11.030	11.039	-0.009	57	13463	100.0	100.0	
* 5 Perylene-d12	264	13.079	13.084	-0.005	69	15642	100.0	100.0	
\$ 6 2-methylnaphthalene-d10	152	5.814	5.814	0.000	67	259103	2000.0	1920.3	
\$ 10 2-Fluorobiphenyl	172	6.193	6.197	-0.004	0	322797	2000.0	1838.5	
\$ 7 2,4,6-Tribromophenol	330	7.628	7.637	-0.009	59	63090	2000.0	2006.5	
\$ 8 Fluoranthene-d10 (Surr)	212	9.506	9.510	-0.004	68	358856	2000.0	2028.1	
\$ 9 Terphenyl-d14	244	9.896	9.904	-0.008	96	265872	2000.0	1935.6	
11 Naphthalene	128	5.194	5.194	0.000	100	455448	2000.0	1888.1	
12 2-Methylnaphthalene	141	5.841	5.846	-0.005	96	260099	2000.0	1901.3	
13 1-Methylnaphthalene	141	5.937	5.942	-0.005	98	250376	2000.0	1889.5	
14 Acenaphthylene	152	6.717	6.722	-0.005	100	459226	2000.0	1979.7	
15 Acenaphthene	153	6.885	6.889	-0.004	96	279319	2000.0	1918.8	
16 Fluorene	166	7.394	7.399	-0.005	93	315659	2000.0	1945.0	
17 Pentachlorophenol	266	8.126	8.134	-0.008	97	100947	4000.0	3873.9	
18 Phenanthrene	178	8.342	8.346	-0.004	100	422623	2000.0	1962.3	
19 Anthracene	178	8.393	8.401	-0.008	100	429392	2000.0	1973.2	
20 Fluoranthene	202	9.522	9.530	-0.008	52	423401	2000.0	1989.8	
21 Pyrene	202	9.750	9.754	-0.004	51	452528	2000.0	2018.8	
22 Benzo[a]anthracene	228	11.017	11.026	-0.009	95	398056	2000.0	2058.3	M
23 Chrysene	228	11.058	11.071	-0.013	99	390408	2000.0	1934.5	
30 Bis(2-ethylhexyl) phthalate	149	11.895	11.902	-0.007	0	551318	2000.0	2081.1	Ma
24 Benzo[b]fluoranthene	252	12.475	12.493	-0.018	97	408952	2000.0	2004.7	
25 Benzo[k]fluoranthene	252	12.516	12.534	-0.018	96	459854	2000.0	2011.6	
26 Benzo[a]pyrene	252	12.988	13.006	-0.018	97	419408	2000.0	2060.4	
27 Indeno[1,2,3-cd]pyrene	276	14.941	14.968	-0.027	96	370557	2000.0	2113.1	
28 Dibenz(a,h)anthracene	278	14.989	15.017	-0.028	96	412698	2000.0	2099.1	
29 Benzo[g,h,i]perylene	276	15.434	15.467	-0.033	95	434660	2000.0	2039.8	

QC Flag Legend

Processing Flags

Review Flags

M - Manually Integrated

a - User Assigned ID

Reagents:

8270_ic_stk_00062

Amount Added: 20.00

Units: uL

8270SIM_IS_00069

Amount Added: 10.00

Units: uL

Eurofins Seattle

Data File: \\chromfs\Seattle\ChromData\TAC050\20220113-80849.b\SIM011322b016.D

Injection Date: 14-Jan-2022 01:54:30

Instrument ID: TAC050

Lims ID: std11

Client ID:

Operator ID: jcm

ALS Bottle#: 6

Worklist Smp#: 6

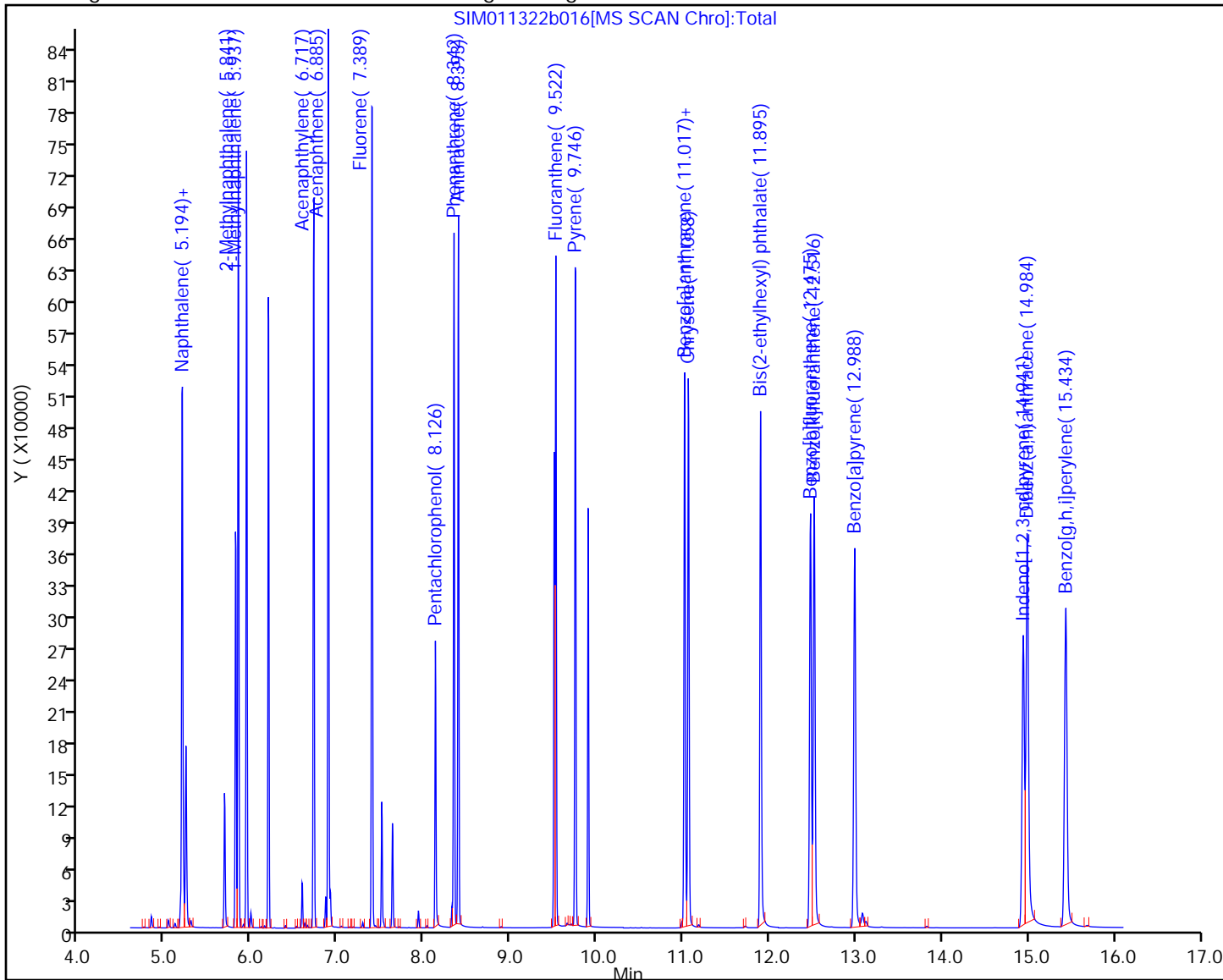
Injection Vol: 1.0 ul

Dil. Factor: 1.0000

Method: TAC050_SIM_PAH

Limit Group: 8270D_SIM QSM 5.0

Y Scaling: Method Defined: Scale to the Nth Largest Target: 1



Eurofins Seattle

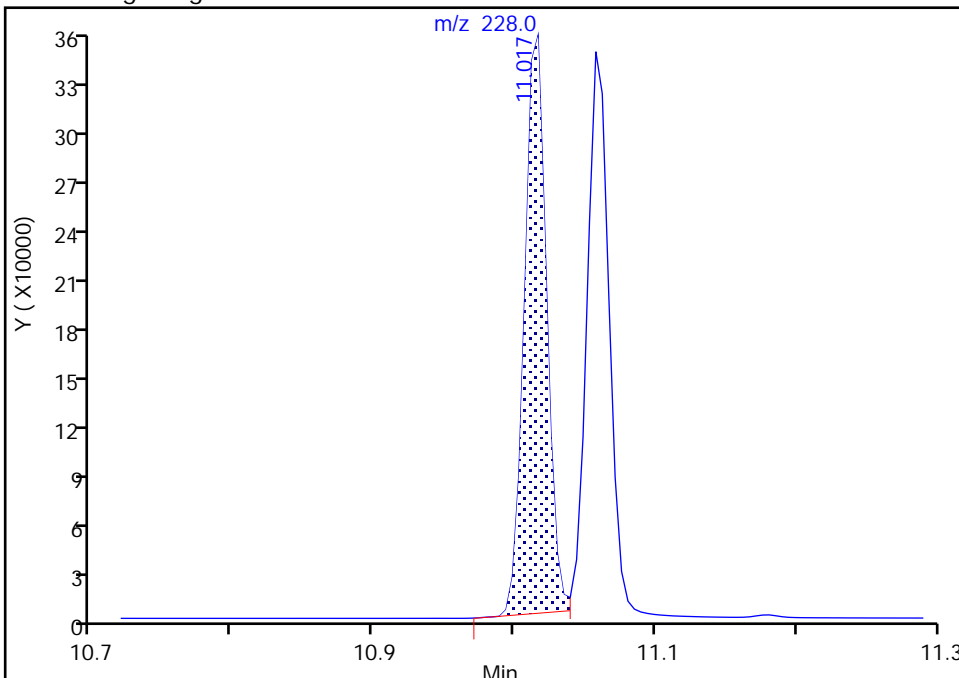
Data File: \\chromfs\Seattle\ChromData\TAC050\20220113-80849.b\SIM011322b016.D
Injection Date: 14-Jan-2022 01:54:30 Instrument ID: TAC050
Lims ID: std11
Client ID:
Operator ID: jcm ALS Bottle#: 6 Worklist Smp#: 6
Injection Vol: 1.0 ul Dil. Factor: 1.0000
Method: TAC050_SIM_PAH Limit Group: 8270D_SIM QSM 5.0
Column: Detector MS SCAN

22 Benzo[a]anthracene, CAS: 56-55-3

Signal: 1

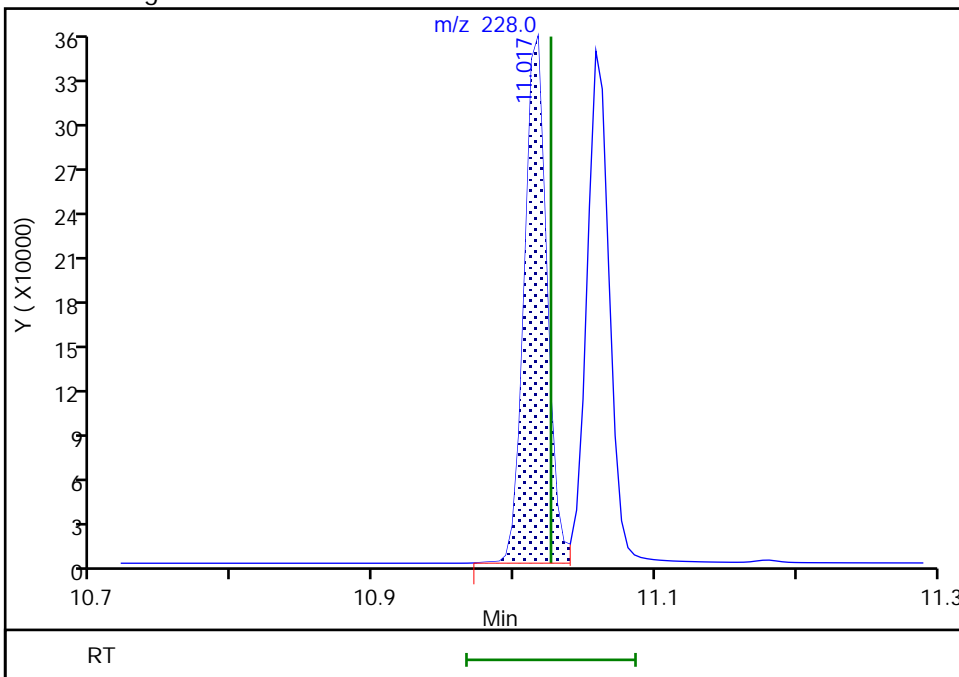
RT: 11.02
Area: 388556
Amount: 2012.7373
Amount Units: ug/L

Processing Integration Results



RT: 11.02
Area: 398056
Amount: 2058.2970
Amount Units: ug/L

Manual Integration Results



Reviewer: boylea, 14-Jan-2022 14:00:43
Audit Action: Manually Integrated

Audit Reason: Incomplete Integration

Eurofins Seattle

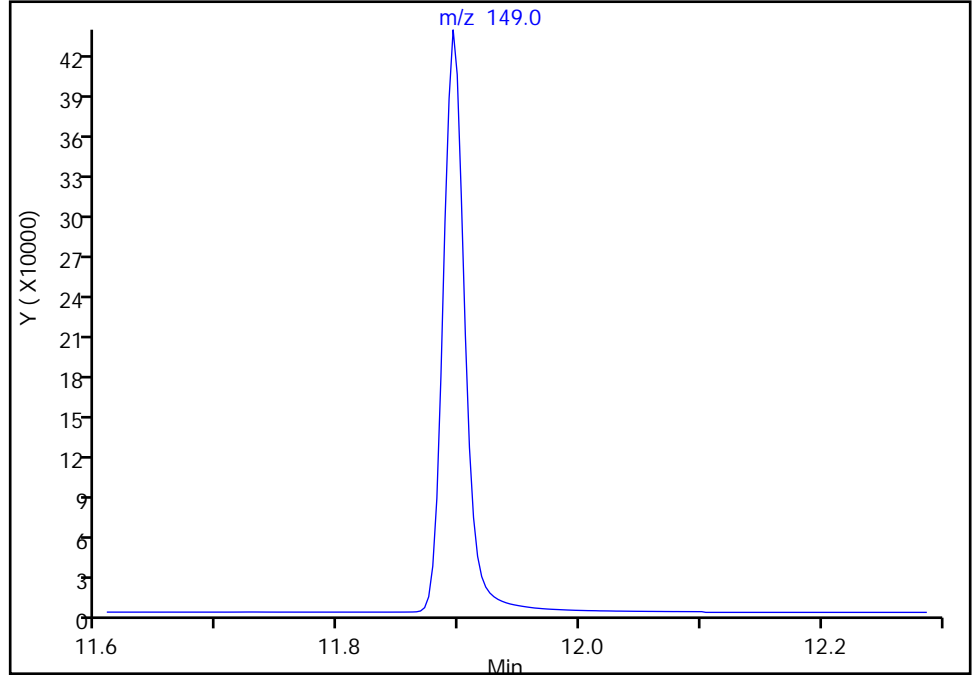
Data File: \\chromfs\Seattle\ChromData\TAC050\20220113-80849.b\SIM011322b016.D
Injection Date: 14-Jan-2022 01:54:30 Instrument ID: TAC050
Lims ID: std11
Client ID:
Operator ID: jcm ALS Bottle#: 6 Worklist Smp#: 6
Injection Vol: 1.0 ul Dil. Factor: 1.0000
Method: TAC050_SIM_PAH Limit Group: 8270D_SIM QSM 5.0
Column: Detector MS SCAN

30 Bis(2-ethylhexyl) phthalate, CAS: 117-81-7

Signal: 1

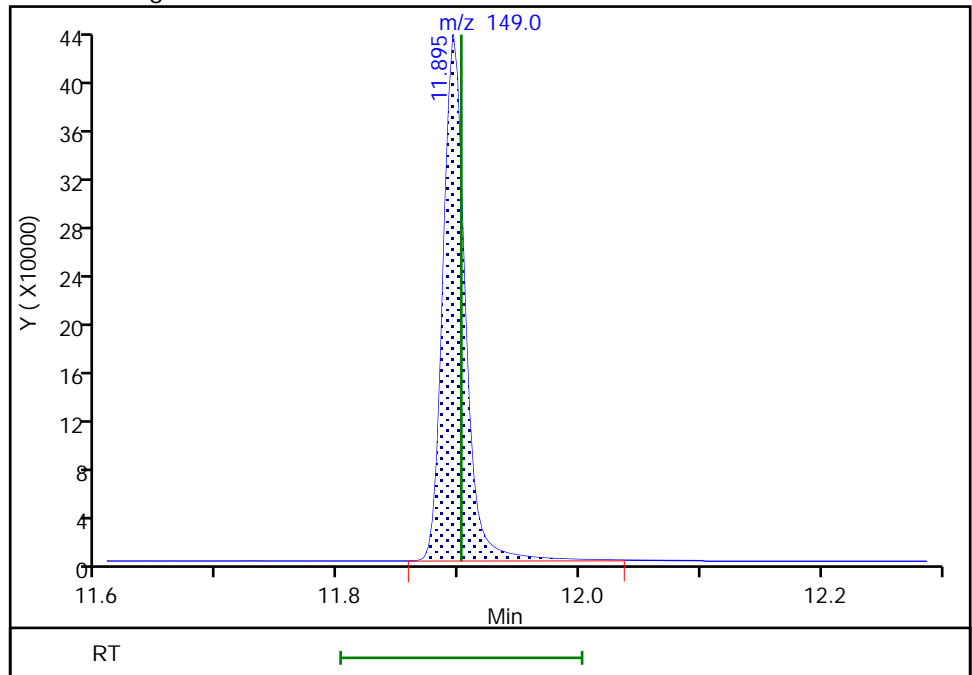
Not Detected
Expected RT: 11.90

Processing Integration Results



Manual Integration Results

RT: 11.89
Area: 551318
Amount: 2081.1144
Amount Units: ug/L



Reviewer: boylea, 14-Jan-2022 13:58:57
Audit Action: Manually Integrated

Audit Reason: Incomplete Integration

Eurofins Seattle
Target Compound Quantitation Report

Data File: \\chromfs\Seattle\ChromData\TAC050\20220113-80849.b\SIM011322b017.D
 Lims ID: std10
 Client ID:
 Sample Type: IC Calib Level: 10
 Inject. Date: 14-Jan-2022 02:13:30 ALS Bottle#: 7 Worklist Smp#: 7
 Injection Vol: 1.0 ul Dil. Factor: 1.0000
 Sample Info: 10
 Operator ID: jcm Instrument ID: TAC050
 Sublist: chrom-TAC050_SIM_PAH*sub9

Method: \\chromfs\Seattle\ChromData\TAC050\20220113-80849.b\TAC050_SIM_PAH.m
 Limit Group: 8270D_SIM QSM 5.0
 Last Update: 14-Jan-2022 15:42:11 Calib Date: 14-Jan-2022 05:04:30
 Integrator: Falcon ID Type: RT Order ID
 Quant Method: Internal Standard Quant By: Initial Calibration
 Last ICal File: \\chromfs\Seattle\ChromData\TAC050\20220113-80849.b\SIM011322b026.D

Column 1 : Det: MS SCAN
 Process Host: CTX1628

First Level Reviewer: limmere Date: 14-Jan-2022 10:02:14

Compound	Sig	RT (min.)	Exp RT (min.)	Diff RT (min.)	Q	Response	Cal Amt ug/L	OnCol Amt ug/L	Flags
* 1 Naphthalene-d8	136	5.171	5.175	-0.004	90	23211	100.0	100.0	
* 2 Acenaphthene-d10	164	6.854	6.858	-0.004	70	10998	100.0	100.0	
* 3 Phenanthrene-d10	188	8.319	8.323	-0.004	56	16806	100.0	100.0	
* 4 Chrysene-d12	240	11.026	11.039	-0.013	54	13626	100.0	100.0	
* 5 Perylene-d12	264	13.074	13.084	-0.010	69	15564	100.0	100.0	
\$ 6 2-methylnaphthalene-d10	152	5.814	5.814	0.000	67	136490	1000.0	994.0	
\$ 10 2-Fluorobiphenyl	172	6.193	6.197	-0.004	0	168952	1000.0	960.0	
\$ 7 2,4,6-Tribromophenol	330	7.628	7.637	-0.009	58	31220	1000.0	1028.7	
\$ 8 Fluoranthene-d10 (Surr)	212	9.502	9.510	-0.008	69	181549	1000.0	1045.8	
\$ 9 Terphenyl-d14	244	9.896	9.904	-0.008	95	138125	1000.0	1025.5	
11 Naphthalene	128	5.189	5.194	-0.005	100	242151	1000.0	986.4	
12 2-Methylnaphthalene	141	5.841	5.846	-0.005	96	135530	1000.0	973.5	
13 1-Methylnaphthalene	141	5.937	5.942	-0.005	98	130882	1000.0	970.5	
14 Acenaphthylene	152	6.717	6.722	-0.005	100	237007	1000.0	1019.3	
15 Acenaphthene	153	6.884	6.889	-0.005	96	145402	1000.0	996.5	
16 Fluorene	166	7.394	7.399	-0.005	92	163209	1000.0	1003.3	
17 Pentachlorophenol	266	8.126	8.134	-0.008	97	44279	2000.0	2176.5	
18 Phenanthrene	178	8.342	8.346	-0.004	100	217890	1000.0	1031.2	
19 Anthracene	178	8.393	8.401	-0.008	100	218902	1000.0	1025.4	
20 Fluoranthene	202	9.522	9.530	-0.008	52	216797	1000.0	1038.5	
21 Pyrene	202	9.746	9.754	-0.008	52	231682	1000.0	1053.5	
22 Benzo[a]anthracene	228	11.012	11.026	-0.014	95	203397	1000.0	1038.5	M
23 Chrysene	228	11.058	11.071	-0.013	99	203276	1000.0	994.5	
30 Bis(2-ethylhexyl) phthalate	149	11.895	11.902	-0.007	0	269774	1000.0	1080.2	Ma
24 Benzo[b]fluoranthene	252	12.470	12.493	-0.023	98	209981	1000.0	1034.1	a
25 Benzo[k]fluoranthene	252	12.516	12.534	-0.018	95	229502	1000.0	1008.6	
26 Benzo[a]pyrene	252	12.983	13.006	-0.023	97	213598	1000.0	1054.2	
27 Indeno[1,2,3-cd]pyrene	276	14.935	14.968	-0.033	96	187487	1000.0	1090.0	
28 Dibenz(a,h)anthracene	278	14.984	15.017	-0.033	96	209663	1000.0	1071.5	
29 Benzo[g,h,i]perylene	276	15.429	15.467	-0.038	95	221508	1000.0	1044.4	

[QC Flag Legend](#)

Processing Flags

Review Flags

M - Manually Integrated

a - User Assigned ID

[Reagents:](#)

ccv_8270_1000_00057

Amount Added: 1.00

Units: mL

Eurofins Seattle

Data File: \\chromfs\Seattle\ChromData\TAC050\20220113-80849.b\SIM011322b017.D

Injection Date: 14-Jan-2022 02:13:30

Instrument ID: TAC050

Lims ID: std10

Client ID:

Operator ID: jcm

ALS Bottle#: 7

Worklist Smp#: 7

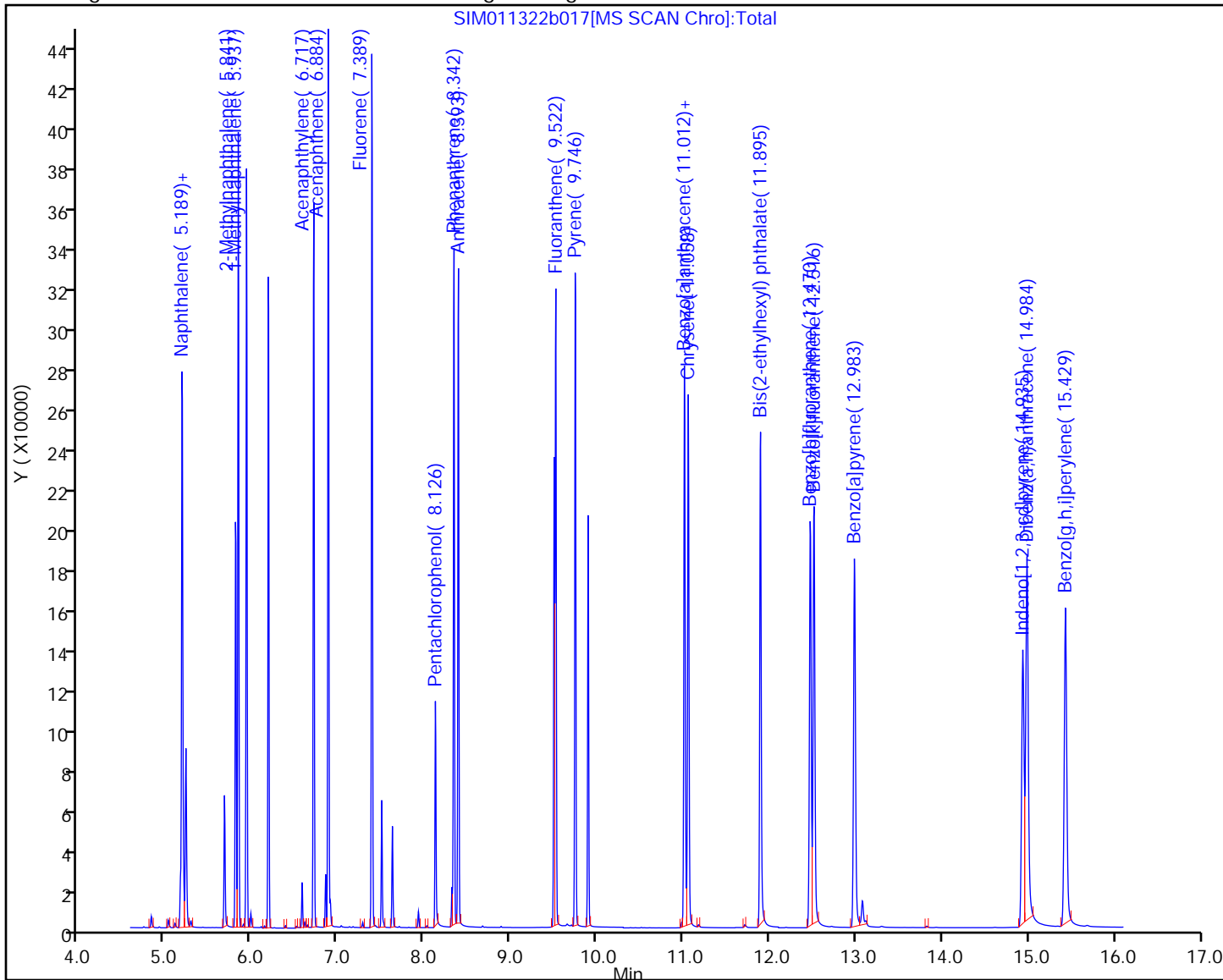
Injection Vol: 1.0 ul

Dil. Factor: 1.0000

Method: TAC050_SIM_PAH

Limit Group: 8270D_SIM QSM 5.0

Y Scaling: Method Defined: Scale to the Nth Largest Target: 1



Eurofins Seattle

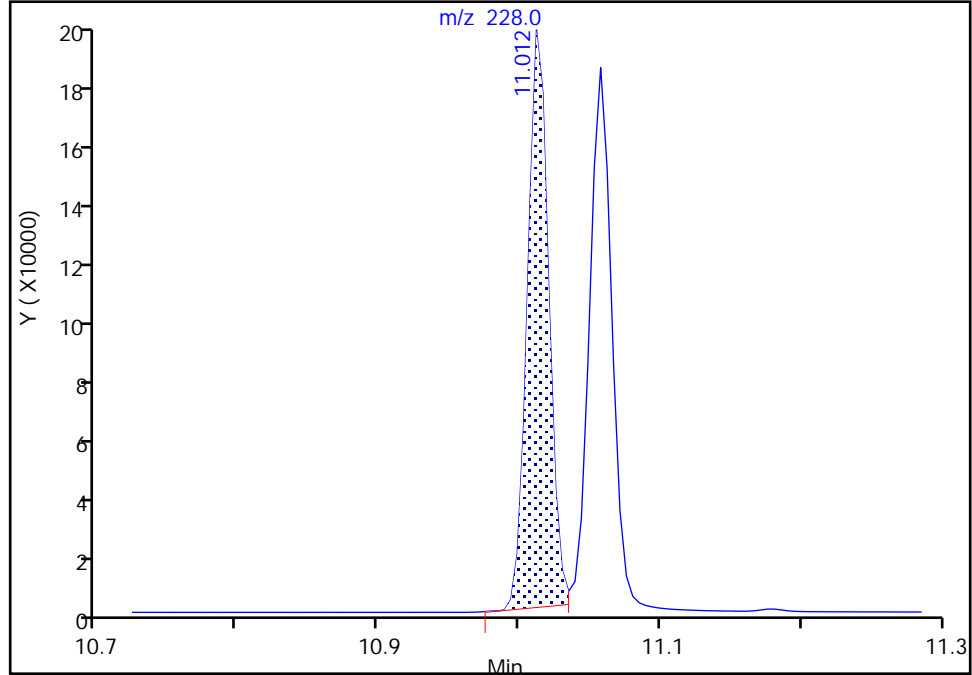
Data File: \\chromfs\Seattle\ChromData\TAC050\20220113-80849.b\SIM011322b017.D
Injection Date: 14-Jan-2022 02:13:30 Instrument ID: TAC050
Lims ID: std10
Client ID:
Operator ID: jcm ALS Bottle#: 7 Worklist Smp#: 7
Injection Vol: 1.0 ul Dil. Factor: 1.0000
Method: TAC050_SIM_PAH Limit Group: 8270D_SIM QSM 5.0
Column: Detector MS SCAN

22 Benzo[a]anthracene, CAS: 56-55-3

Signal: 1

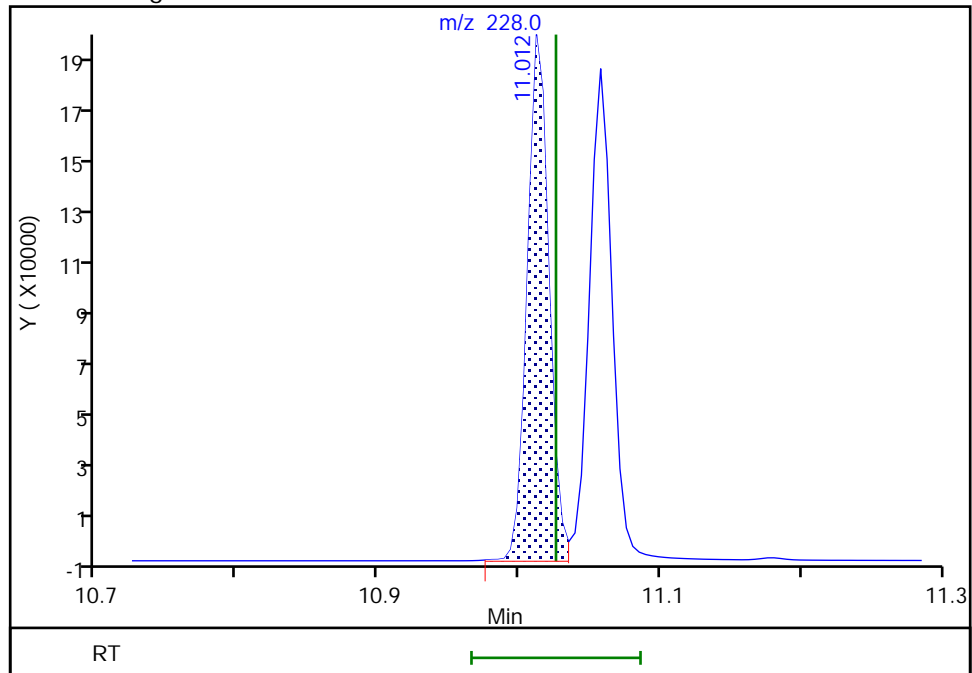
RT: 11.01
Area: 198209
Amount: 1012.8519
Amount Units: ug/L

Processing Integration Results



RT: 11.01
Area: 203397
Amount: 1038.5090
Amount Units: ug/L

Manual Integration Results



Reviewer: boylea, 14-Jan-2022 14:01:21
Audit Action: Manually Integrated

Audit Reason: Incomplete Integration

Eurofins Seattle

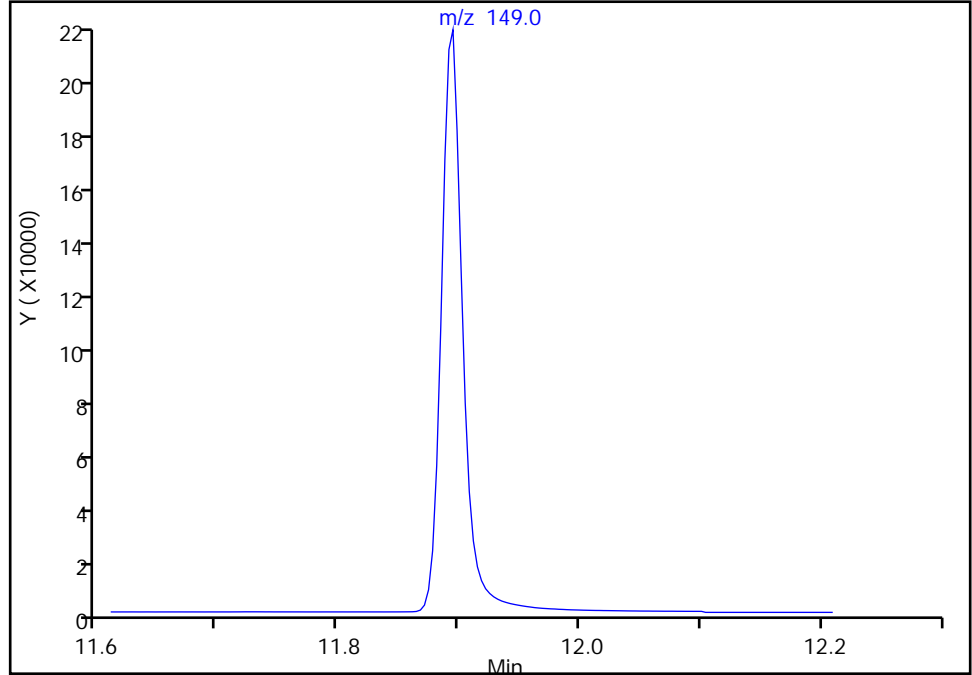
Data File: \\chromfs\Seattle\ChromData\TAC050\20220113-80849.b\SIM011322b017.D
Injection Date: 14-Jan-2022 02:13:30 Instrument ID: TAC050
Lims ID: std10
Client ID:
Operator ID: jcm ALS Bottle#: 7 Worklist Smp#: 7
Injection Vol: 1.0 ul Dil. Factor: 1.0000
Method: TAC050_SIM_PAH Limit Group: 8270D_SIM QSM 5.0
Column: Detector MS SCAN

30 Bis(2-ethylhexyl) phthalate, CAS: 117-81-7

Signal: 1

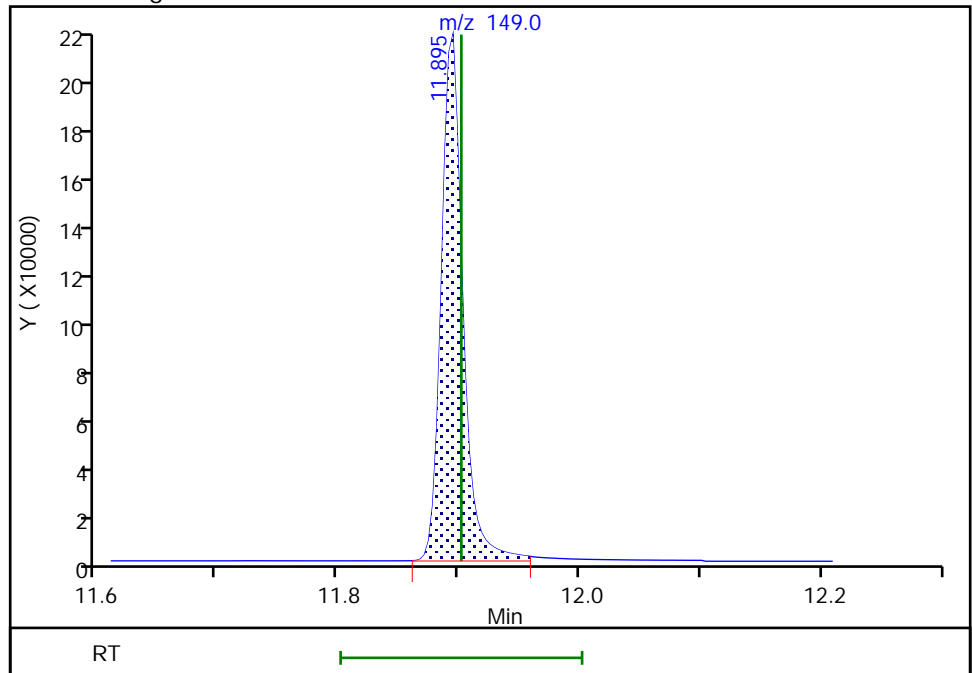
Not Detected
Expected RT: 11.90

Processing Integration Results



Manual Integration Results

RT: 11.89
Area: 269774
Amount: 1080.1509
Amount Units: ug/L



Reviewer: boylea, 14-Jan-2022 14:01:12
Audit Action: Manually Integrated

Audit Reason: Incomplete Integration

Eurofins Seattle

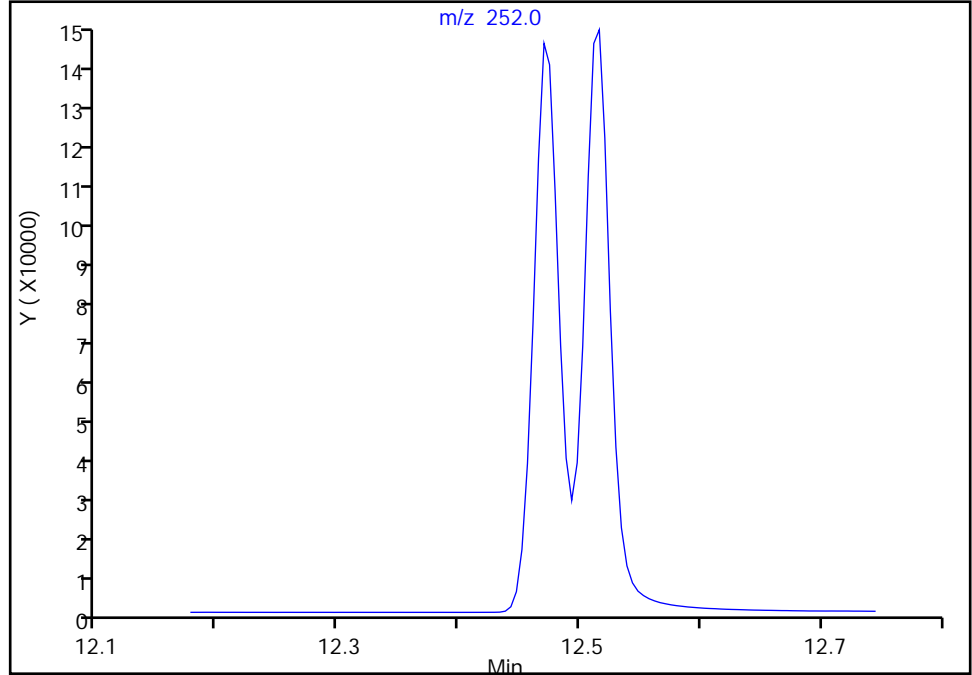
Data File: \\chromfs\Seattle\ChromData\TAC050\20220113-80849.b\SIM011322b017.D
Injection Date: 14-Jan-2022 02:13:30 Instrument ID: TAC050
Lims ID: std10
Client ID:
Operator ID: jcm ALS Bottle#: 7 Worklist Smp#: 7
Injection Vol: 1.0 ul Dil. Factor: 1.0000
Method: TAC050_SIM_PAH Limit Group: 8270D_SIM QSM 5.0
Column: Detector MS SCAN

24 Benzo[b]fluoranthene, CAS: 205-99-2

Signal: 1

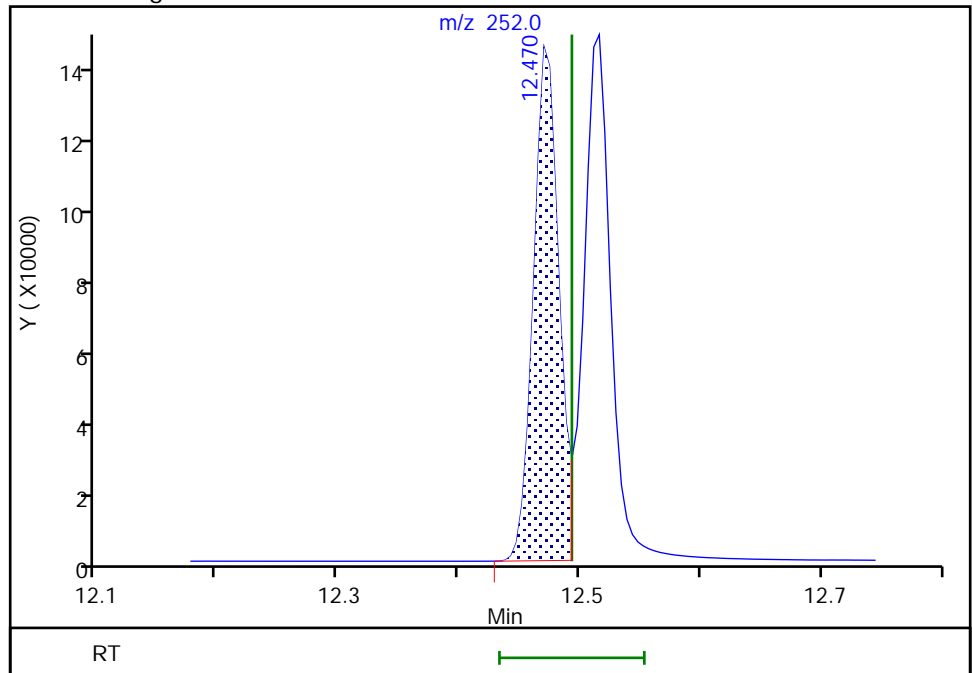
Not Detected
Expected RT: 12.49

Processing Integration Results



Manual Integration Results

RT: 12.47
Area: 209981
Amount: 1034.0773
Amount Units: ug/L



Reviewer: boylea, 14-Jan-2022 14:01:01
Audit Action: Assigned Compound ID

Audit Reason: Peak assignment corrected

Eurofins Seattle
Target Compound Quantitation Report

Data File: \\chromfs\Seattle\ChromData\TAC050\20220113-80849.b\SIM011322b018.D
 Lims ID: std9is
 Client ID:
 Sample Type: IC Calib Level: 9
 Inject. Date: 14-Jan-2022 02:32:30 ALS Bottle#: 8 Worklist Smp#: 8
 Injection Vol: 1.0 ul Dil. Factor: 1.0000
 Sample Info: 9
 Operator ID: jcm Instrument ID: TAC050
 Sublist: chrom-TAC050_SIM_PAH*sub9
 Method: \\chromfs\Seattle\ChromData\TAC050\20220113-80849.b\TAC050_SIM_PAH.m
 Limit Group: 8270D_SIM QSM 5.0
 Last Update: 14-Jan-2022 15:42:12 Calib Date: 14-Jan-2022 05:04:30
 Integrator: Falcon ID Type: RT Order ID
 Quant Method: Internal Standard Quant By: Initial Calibration
 Last ICal File: \\chromfs\Seattle\ChromData\TAC050\20220113-80849.b\SIM011322b026.D

Column 1 : Det: MS SCAN
 Process Host: CTX1628

First Level Reviewer: limmere Date: 14-Jan-2022 09:56:33

Compound	Sig	RT (min.)	Exp RT (min.)	Dlt RT (min.)	Q	Response	Cal Amt ug/L	OnCol Amt ug/L	Flags
* 1 Naphthalene-d8	136	5.171	5.171	0.000	90	22195	100.0	100.0	
* 2 Acenaphthene-d10	164	6.854	6.854	0.000	70	10323	100.0	100.0	
* 3 Phenanthrene-d10	188	8.319	8.319	0.000	56	15675	100.0	100.0	
* 4 Chrysene-d12	240	11.030	11.030	0.000	67	12522	100.0	100.0	
* 5 Perylene-d12	264	13.074	13.074	0.000	69	14247	100.0	100.0	
\$ 6 2-methylnaphthalene-d10	152	5.809	5.809	0.000	67	66447	500.0	506.1	
\$ 10 2-Fluorobiphenyl	172	6.190	6.190	0.000	0	81972	500.0	496.2	a
\$ 7 2,4,6-Tribromophenol	330	7.628	7.628	0.000	59	13836	500.0	498.2	
\$ 8 Fluoranthene-d10 (Surr)	212	9.502	9.502	0.000	69	82791	500.0	510.7	
\$ 9 Terphenyl-d14	244	9.896	9.896	0.000	95	64209	500.0	511.1	
11 Naphthalene	128	5.189	5.189	0.000	100	118848	500.0	506.3	
12 2-Methylnaphthalene	141	5.841	5.841	0.000	95	66711	500.0	501.1	
13 1-Methylnaphthalene	141	5.937	5.937	0.000	97	63527	500.0	492.6	
14 Acenaphthylene	152	6.717	6.717	0.000	100	112225	500.0	514.2	
15 Acenaphthene	153	6.884	6.884	0.000	96	69640	500.0	508.5	
16 Fluorene	166	7.389	7.389	0.000	97	78269	500.0	512.6	
17 Pentachlorophenol	266	8.126	8.126	0.000	97	15457	1000.0	1053.9	
18 Phenanthrene	178	8.342	8.342	0.000	100	102631	500.0	520.2	
19 Anthracene	178	8.389	8.389	0.000	100	101772	500.0	510.7	
20 Fluoranthene	202	9.522	9.522	0.000	52	99999	500.0	513.0	
21 Pyrene	202	9.746	9.746	0.000	52	104547	500.0	509.0	
22 Benzo[a]anthracene	228	11.012	11.012	0.000	95	93139	500.0	516.8	M
23 Chrysene	228	11.057	11.057	0.000	99	96213	500.0	511.5	
30 Bis(2-ethylhexyl) phthalate	149	11.895	11.895	0.000	0	118452	500.0	537.3	Ma
24 Benzo[b]fluoranthene	252	12.470	12.470	0.000	98	97903	500.0	526.3	a
25 Benzo[k]fluoranthene	252	12.511	12.511	0.000	95	105112	500.0	504.2	
26 Benzo[a]pyrene	252	12.983	12.983	0.000	97	97822	500.0	527.0	
27 Indeno[1,2,3-cd]pyrene	276	14.935	14.935	0.000	96	84665	500.0	542.0	
28 Dibenz(a,h)anthracene	278	14.984	14.984	0.000	96	94470	500.0	527.1	
29 Benzo[g,h,i]perylene	276	15.429	15.429	0.000	95	100263	500.0	516.1	

[QC Flag Legend](#)

Processing Flags

Review Flags

M - Manually Integrated

a - User Assigned ID

[Reagents:](#)

ccv_SIM_500_00086

Amount Added: 1.00

Units: mL

Eurofins Seattle

Data File: \\chromfs\Seattle\ChromData\TAC050\20220113-80849.b\SIM011322b018.D

Injection Date: 14-Jan-2022 02:32:30

Instrument ID: TAC050

Lims ID: std9is

Client ID:

Operator ID: jcm

ALS Bottle#: 8

Worklist Smp#: 8

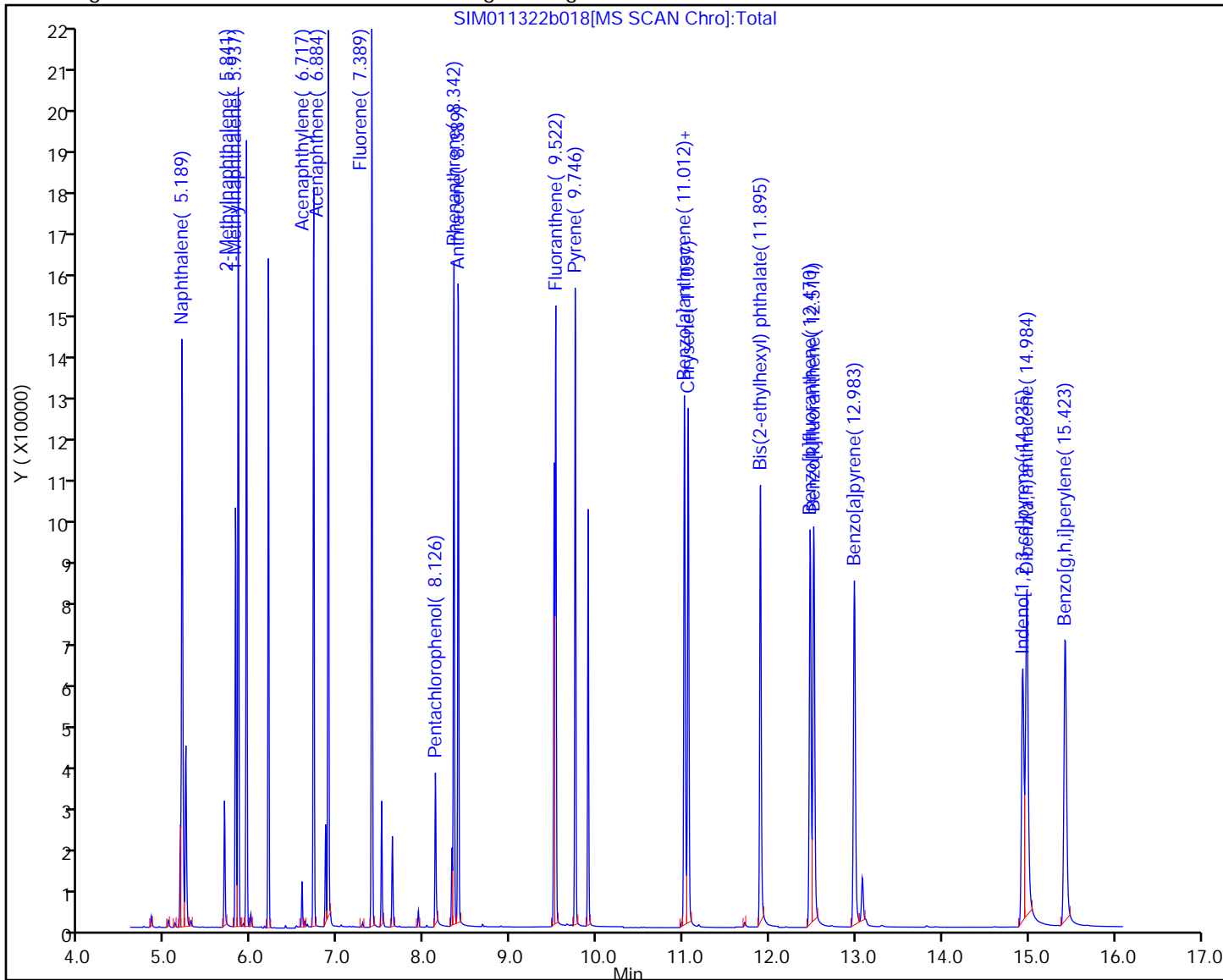
Injection Vol: 1.0 ul

Dil. Factor: 1.0000

Method: TAC050_SIM_PAH

Limit Group: 8270D_SIM QSM 5.0

Y Scaling: Method Defined: Scale to the Nth Largest Target: 1



Eurofins Seattle

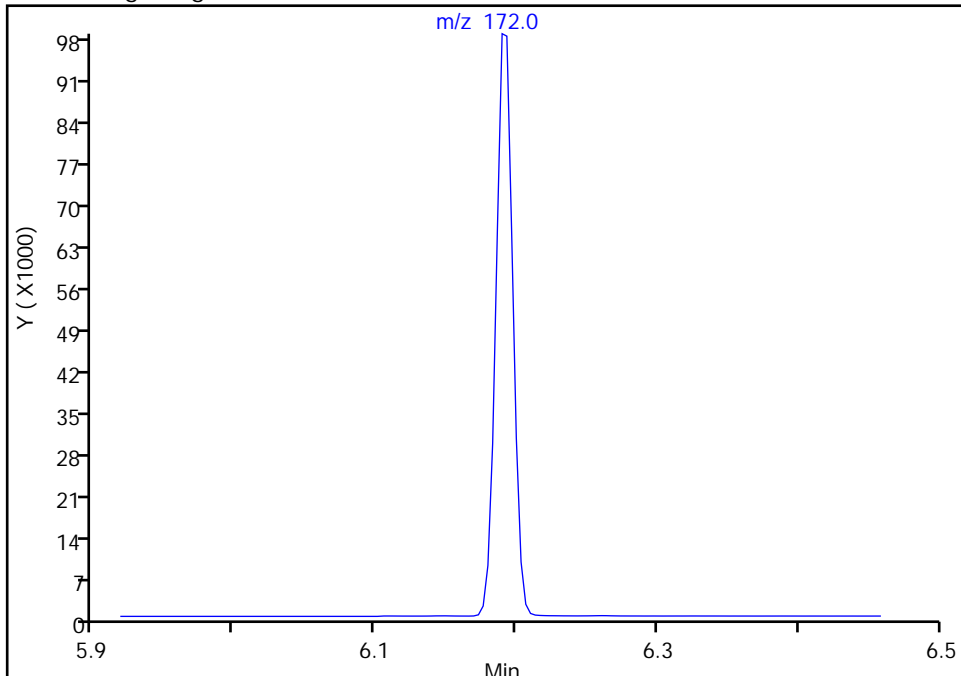
Data File: \\chromfs\Seattle\ChromData\TAC050\20220113-80849.b\SIM011322b018.D
Injection Date: 14-Jan-2022 02:32:30 Instrument ID: TAC050
Lims ID: std9is
Client ID:
Operator ID: jcm ALS Bottle#: 8 Worklist Smp#: 8
Injection Vol: 1.0 ul Dil. Factor: 1.0000
Method: TAC050_SIM_PAH Limit Group: 8270D_SIM QSM 5.0
Column: Detector MS SCAN

\$ 10 2-Fluorobiphenyl, CAS: 321-60-8

Signal: 1

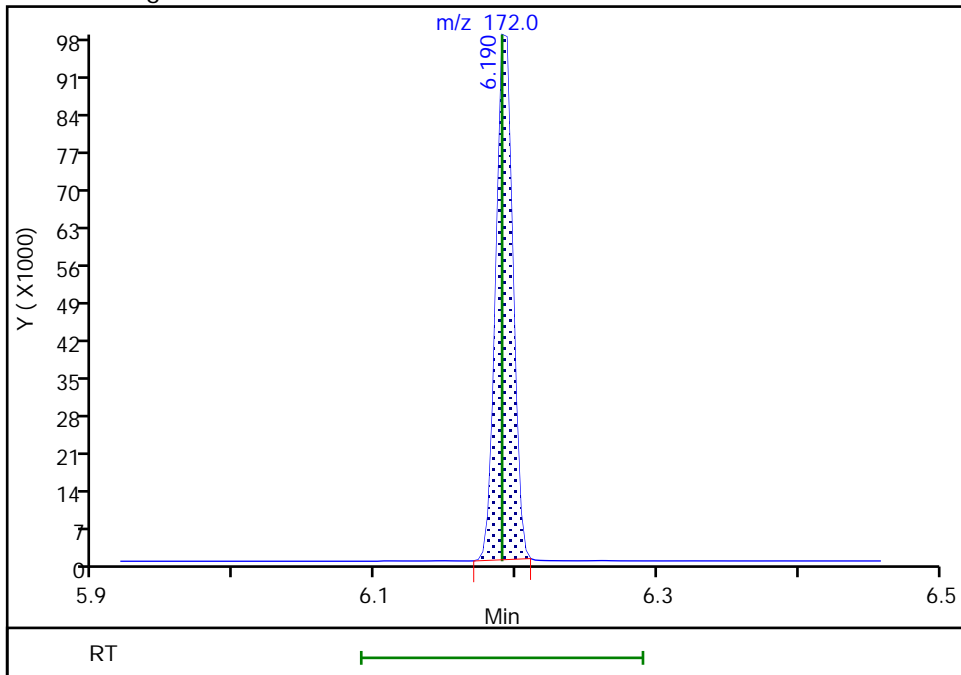
Not Detected
Expected RT: 6.19

Processing Integration Results



RT: 6.19
Area: 81972
Amount: 496.2395
Amount Units: ug/L

Manual Integration Results



Eurofins Seattle

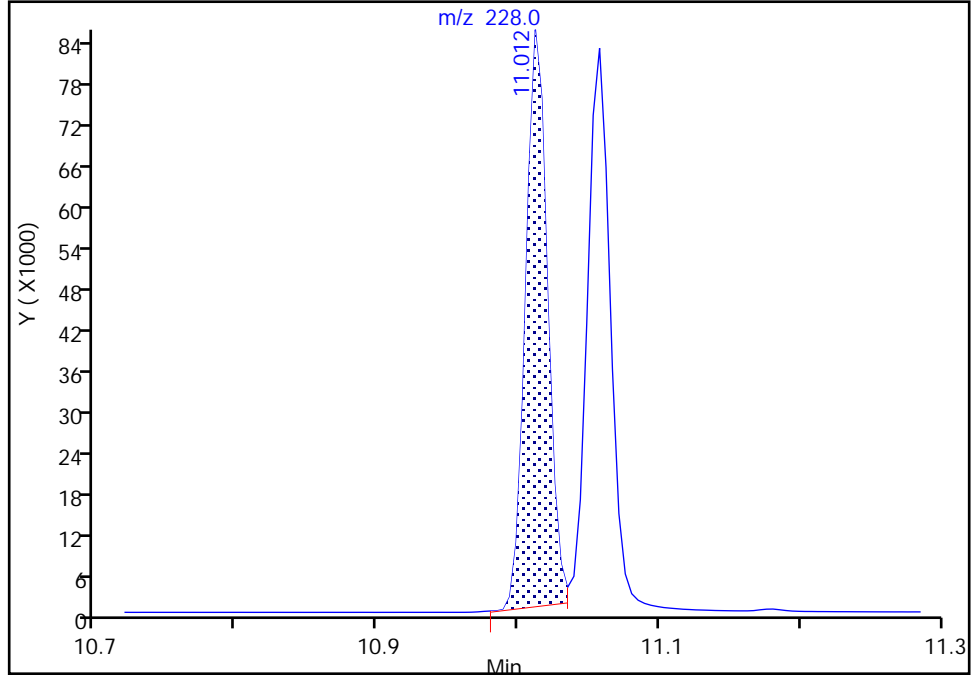
Data File: \\chromfs\Seattle\ChromData\TAC050\20220113-80849.b\SIM011322b018.D
Injection Date: 14-Jan-2022 02:32:30 Instrument ID: TAC050
Lims ID: std9is
Client ID:
Operator ID: jcm ALS Bottle#: 8 Worklist Smp#: 8
Injection Vol: 1.0 ul Dil. Factor: 1.0000
Method: TAC050_SIM_PAH Limit Group: 8270D_SIM QSM 5.0
Column: Detector MS SCAN

22 Benzo[a]anthracene, CAS: 56-55-3

Signal: 1

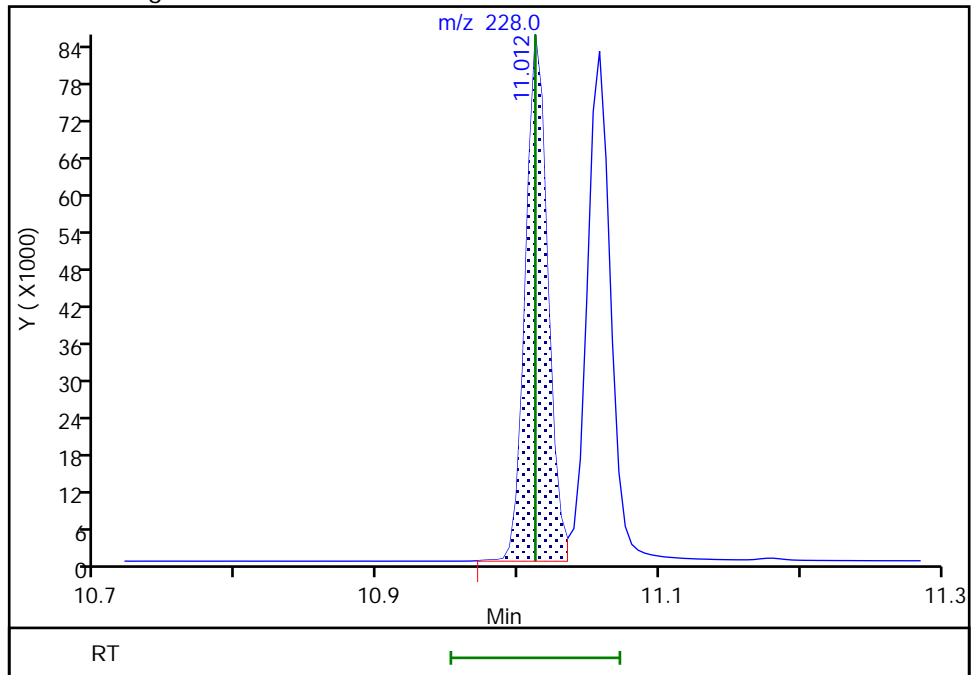
RT: 11.01
Area: 90754
Amount: 502.2735
Amount Units: ug/L

Processing Integration Results



RT: 11.01
Area: 93139
Amount: 516.8199
Amount Units: ug/L

Manual Integration Results



Reviewer: boylea, 14-Jan-2022 14:02:21
Audit Action: Manually Integrated

Audit Reason: Incomplete Integration

Eurofins Seattle

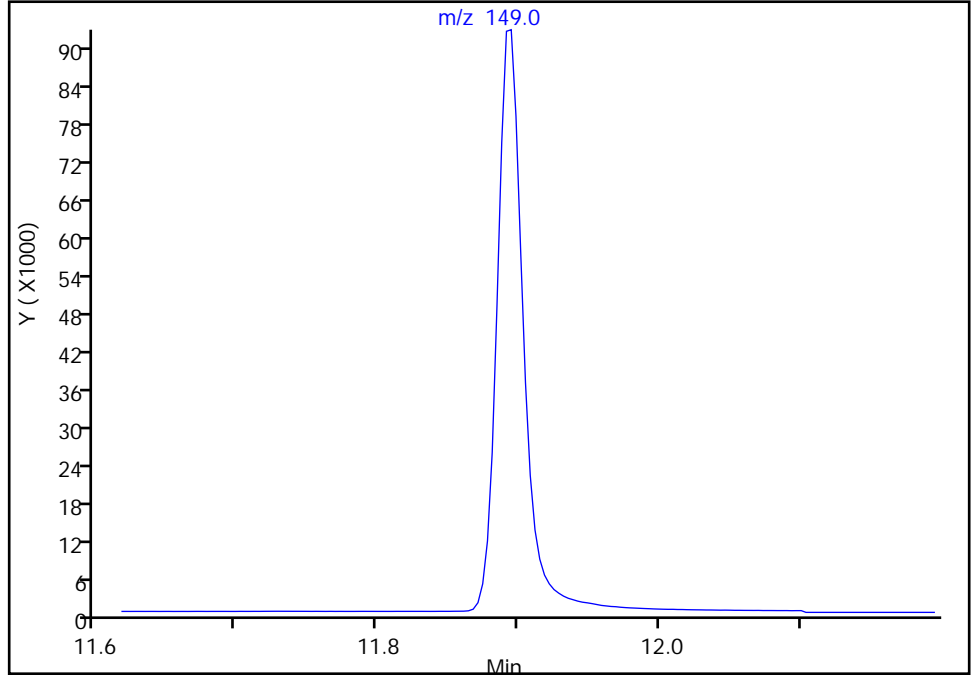
Data File: \\chromfs\Seattle\ChromData\TAC050\20220113-80849.b\SIM011322b018.D
Injection Date: 14-Jan-2022 02:32:30 Instrument ID: TAC050
Lims ID: std9is
Client ID:
Operator ID: jcm ALS Bottle#: 8 Worklist Smp#: 8
Injection Vol: 1.0 ul Dil. Factor: 1.0000
Method: TAC050_SIM_PAH Limit Group: 8270D_SIM QSM 5.0
Column: Detector MS SCAN

30 Bis(2-ethylhexyl) phthalate, CAS: 117-81-7

Signal: 1

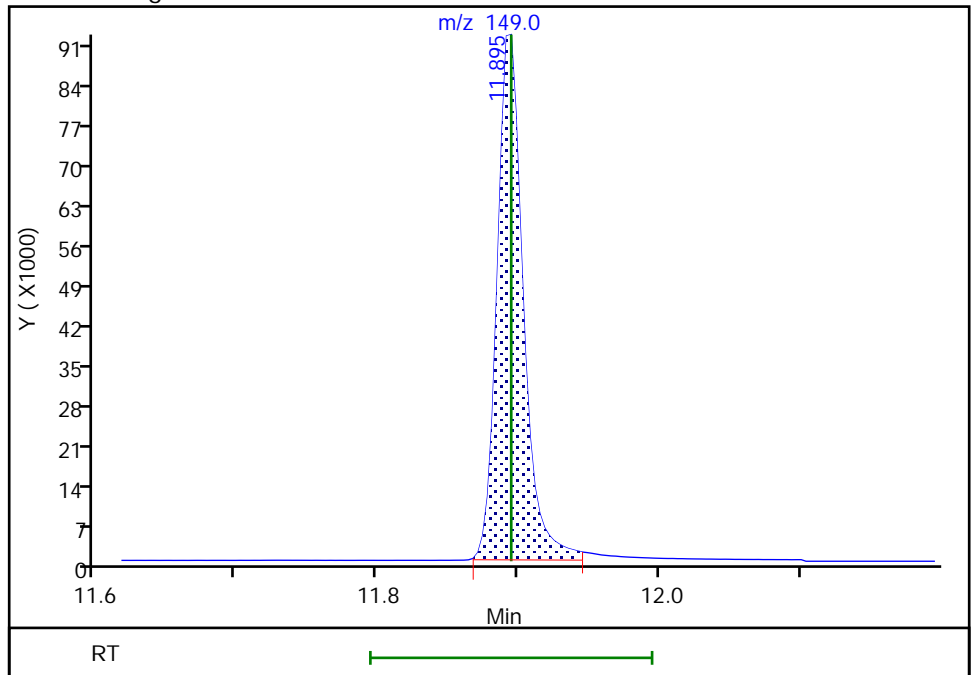
Not Detected
Expected RT: 11.89

Processing Integration Results



Manual Integration Results

RT: 11.89
Area: 118452
Amount: 537.2714
Amount Units: ug/L



Reviewer: boylea, 14-Jan-2022 14:02:31
Audit Action: Manually Integrated

Audit Reason: Incomplete Integration

Eurofins Seattle

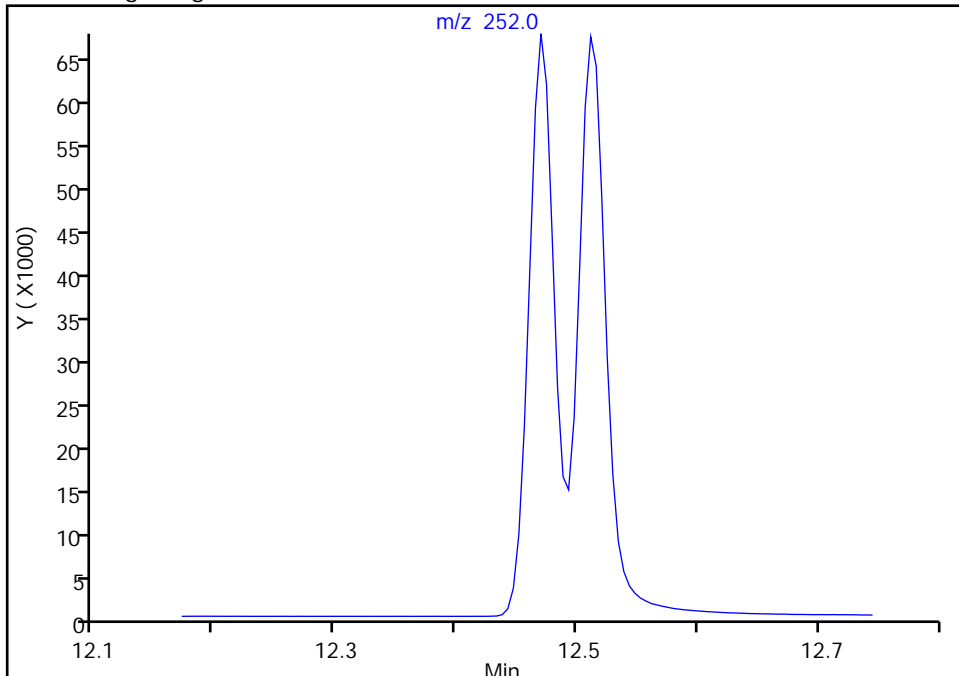
Data File: \\chromfs\Seattle\ChromData\TAC050\20220113-80849.b\SIM011322b018.D
Injection Date: 14-Jan-2022 02:32:30 Instrument ID: TAC050
Lims ID: std9is
Client ID:
Operator ID: jcm ALS Bottle#: 8 Worklist Smp#: 8
Injection Vol: 1.0 ul Dil. Factor: 1.0000
Method: TAC050_SIM_PAH Limit Group: 8270D_SIM QSM 5.0
Column: Detector MS SCAN

24 Benzo[b]fluoranthene, CAS: 205-99-2

Signal: 1

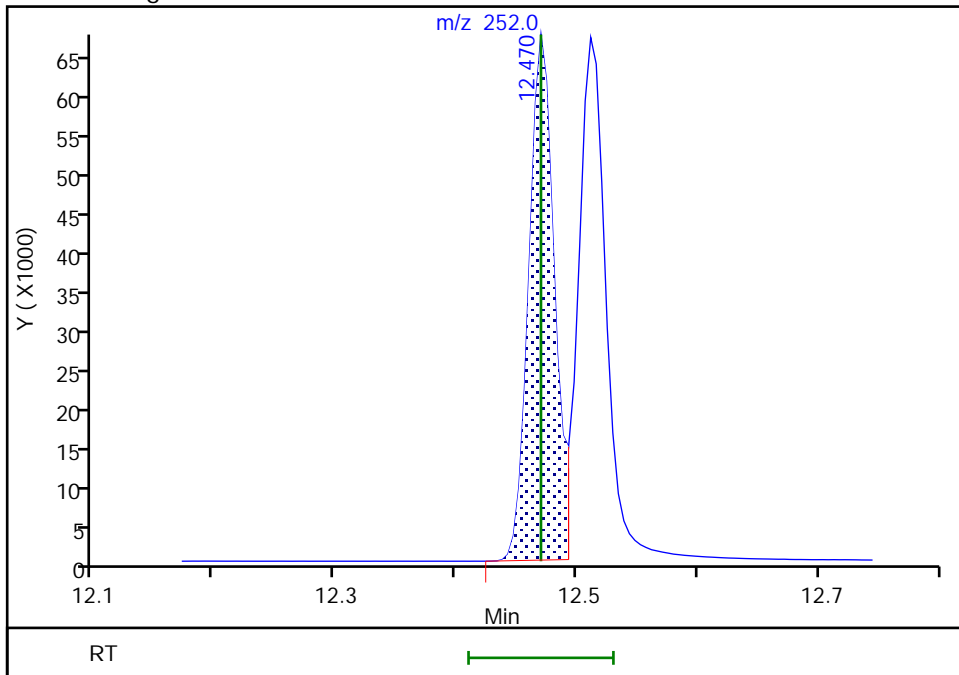
Not Detected
Expected RT: 12.47

Processing Integration Results



Manual Integration Results

RT: 12.47
Area: 97903
Amount: 526.3046
Amount Units: ug/L



Reviewer: boylea, 14-Jan-2022 14:02:34
Audit Action: Assigned Compound ID

Audit Reason: Incomplete Integration

Eurofins Seattle
Target Compound Quantitation Report

Data File: \\chromfs\Seattle\ChromData\TAC050\20220113-80849.b\SIM011322b019.D
 Lims ID: std8
 Client ID:
 Sample Type: IC Calib Level: 8
 Inject. Date: 14-Jan-2022 02:51:30 ALS Bottle#: 9 Worklist Smp#: 9
 Injection Vol: 1.0 ul Dil. Factor: 1.0000
 Sample Info: 8
 Operator ID: jcm Instrument ID: TAC050
 Sublist: chrom-TAC050_SIM_PAH*sub9
 Method: \\chromfs\Seattle\ChromData\TAC050\20220113-80849.b\TAC050_SIM_PAH.m
 Limit Group: 8270D_SIM QSM 5.0
 Last Update: 14-Jan-2022 15:42:14 Calib Date: 14-Jan-2022 05:04:30
 Integrator: Falcon ID Type: RT Order ID
 Quant Method: Internal Standard Quant By: Initial Calibration
 Last ICal File: \\chromfs\Seattle\ChromData\TAC050\20220113-80849.b\SIM011322b026.D

Column 1 : Det: MS SCAN
 Process Host: CTX1628

First Level Reviewer: limmere Date: 14-Jan-2022 10:03:39

Compound	Sig	RT (min.)	Exp RT (min.)	Dlt RT (min.)	Q	Response	Cal Amt ug/L	OnCol Amt ug/L	Flags
* 1 Naphthalene-d8	136	5.171	5.171	0.000	90	25824	100.0	100.0	
* 2 Acenaphthene-d10	164	6.854	6.854	0.000	70	11755	100.0	100.0	
* 3 Phenanthrene-d10	188	8.319	8.319	0.001	56	18203	100.0	100.0	
* 4 Chrysene-d12	240	11.026	11.030	-0.004	72	14055	100.0	100.0	
* 5 Perylene-d12	264	13.075	13.074	0.001	69	16292	100.0	100.0	
\$ 6 2-methylnaphthalene-d10	152	5.809	5.809	0.000	67	29353	200.0	192.1	
\$ 10 2-Fluorobiphenyl	172	6.190	6.190	0.000	0	36875	200.0	196.0	Ma
\$ 7 2,4,6-Tribromophenol	330	7.628	7.628	0.000	58	5623	200.0	183.4	
\$ 8 Fluoranthene-d10 (Surr)	212	9.502	9.502	0.000	69	36319	200.0	192.2	
\$ 9 Terphenyl-d14	244	9.896	9.896	0.000	95	26958	200.0	184.8	
11 Naphthalene	128	5.189	5.189	0.000	100	52945	200.0	193.8	
12 2-Methylnaphthalene	141	5.841	5.841	0.000	95	29681	200.0	191.6	
13 1-Methylnaphthalene	141	5.937	5.937	0.000	97	28297	200.0	188.6	
14 Acenaphthylene	152	6.717	6.717	0.000	100	48540	200.0	195.3	
15 Acenaphthene	153	6.885	6.884	0.001	96	30250	200.0	194.0	
16 Fluorene	166	7.389	7.389	0.000	97	33656	200.0	193.6	
17 Pentachlorophenol	266	8.126	8.126	0.000	96	4235	400.0	356.7	
18 Phenanthrene	178	8.338	8.342	-0.004	100	45268	200.0	196.9	
19 Anthracene	178	8.389	8.389	0.000	100	44171	200.0	190.3	
20 Fluoranthene	202	9.522	9.522	0.000	52	44105	200.0	194.1	
21 Pyrene	202	9.746	9.746	0.000	52	45971	200.0	192.0	
22 Benzo[a]anthracene	228	11.012	11.012	0.000	95	39640	200.0	195.2	M
23 Chrysene	228	11.058	11.057	0.001	98	41189	200.0	194.2	
30 Bis(2-ethylhexyl) phthalate	149	11.892	11.895	-0.003	0	49150	200.0	203.4	Ma
24 Benzo[b]fluoranthene	252	12.470	12.470	0.000	97	40711	200.0	190.9	a
25 Benzo[k]fluoranthene	252	12.512	12.511	0.001	95	46936	200.0	196.4	
26 Benzo[a]pyrene	252	12.983	12.983	0.000	97	41778	200.0	196.3	
27 Indeno[1,2,3-cd]pyrene	276	14.935	14.935	0.000	96	35765	200.0	201.3	M
28 Dibenz(a,h)anthracene	278	14.984	14.984	0.000	96	40164	200.0	195.6	a
29 Benzo[g,h,i]perylene	276	15.423	15.429	-0.006	95	44397	200.0	199.4	

QC Flag Legend

Processing Flags

Review Flags

M - Manually Integrated

a - User Assigned ID

Reagents:

ccv_8270_1000_00057

Amount Added: 200.00

Units: uL

8270SIM_IS_00069

Amount Added: 8.00

Units: uL

Eurofins Seattle

Data File: \\chromfs\Seattle\ChromData\TAC050\20220113-80849.b\SIM011322b019.D

Injection Date: 14-Jan-2022 02:51:30

Instrument ID: TAC050

Lims ID: std8

Client ID:

Operator ID: jcm

ALS Bottle#: 9

Worklist Smp#: 9

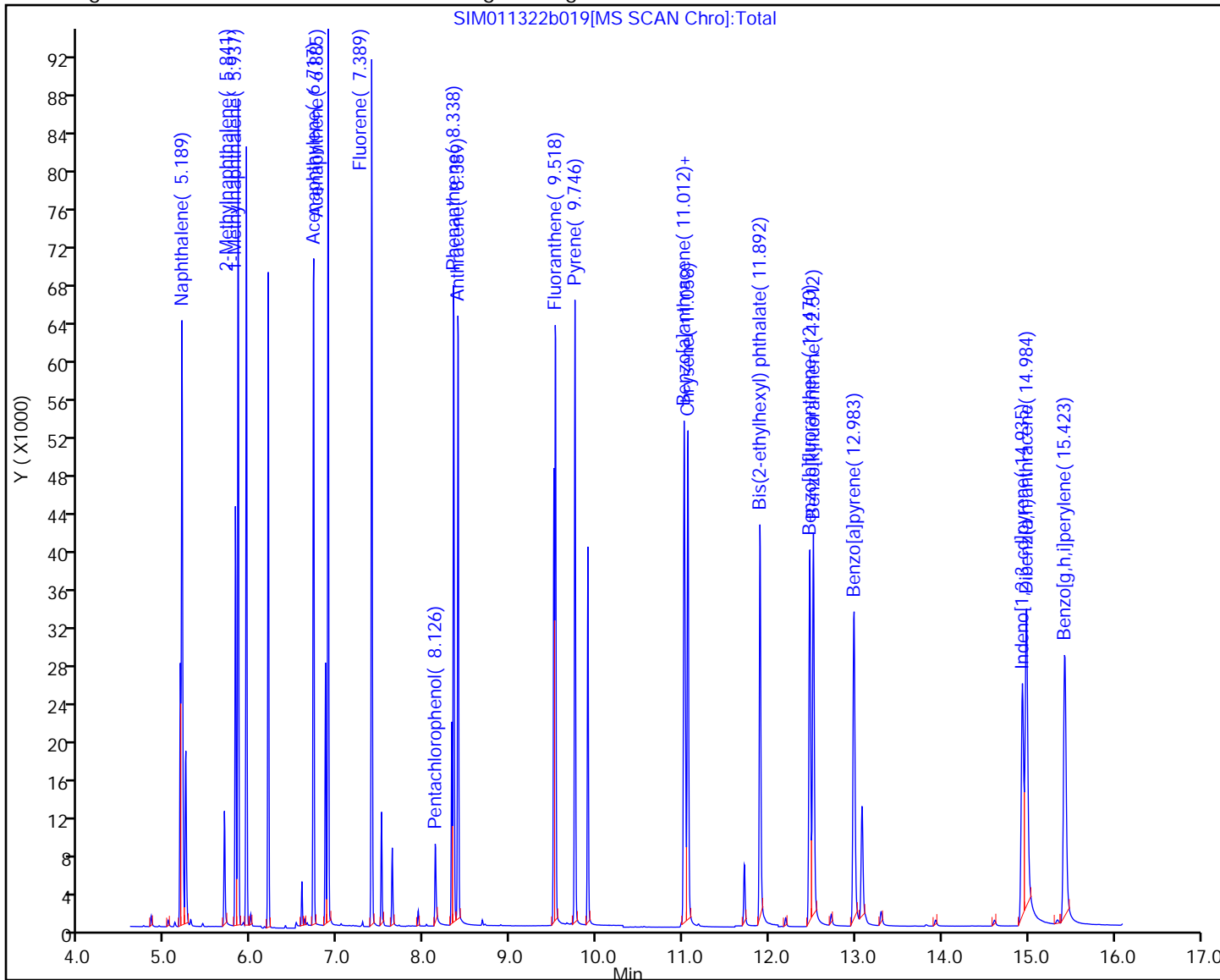
Injection Vol: 1.0 ul

Dil. Factor: 1.0000

Method: TAC050_SIM_PAH

Limit Group: 8270D_SIM QSM 5.0

Y Scaling: Method Defined: Scale to the Nth Largest Target: 1



Eurofins Seattle

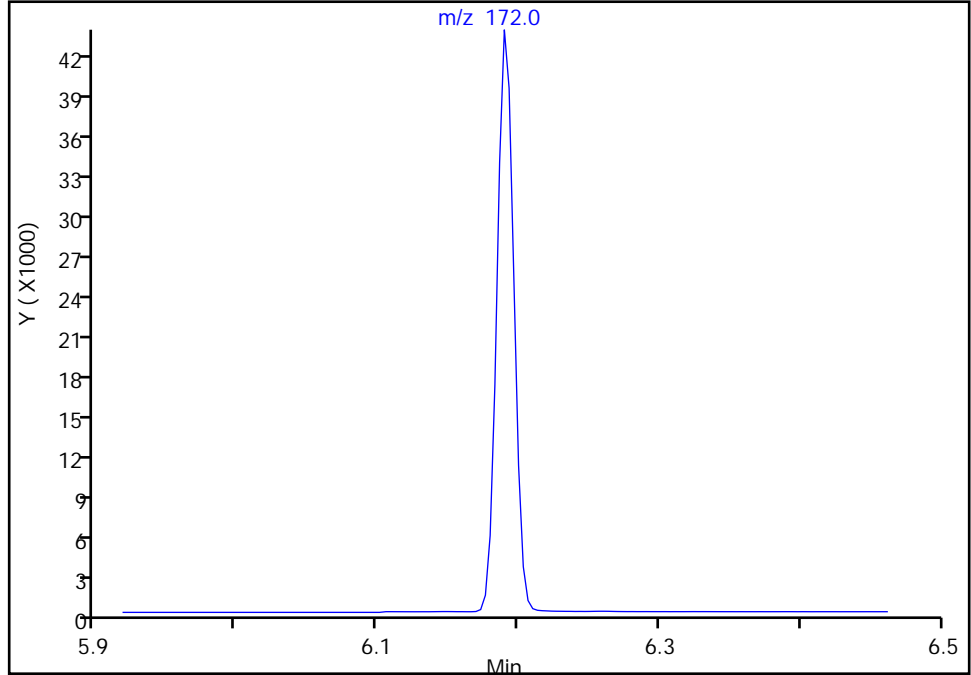
Data File: \\chromfs\Seattle\ChromData\TAC050\20220113-80849.b\SIM011322b019.D
Injection Date: 14-Jan-2022 02:51:30 Instrument ID: TAC050
Lims ID: std8
Client ID:
Operator ID: jcm ALS Bottle#: 9 Worklist Smp#: 9
Injection Vol: 1.0 ul Dil. Factor: 1.0000
Method: TAC050_SIM_PAH Limit Group: 8270D_SIM QSM 5.0
Column: Detector MS SCAN

\$ 10 2-Fluorobiphenyl, CAS: 321-60-8

Signal: 1

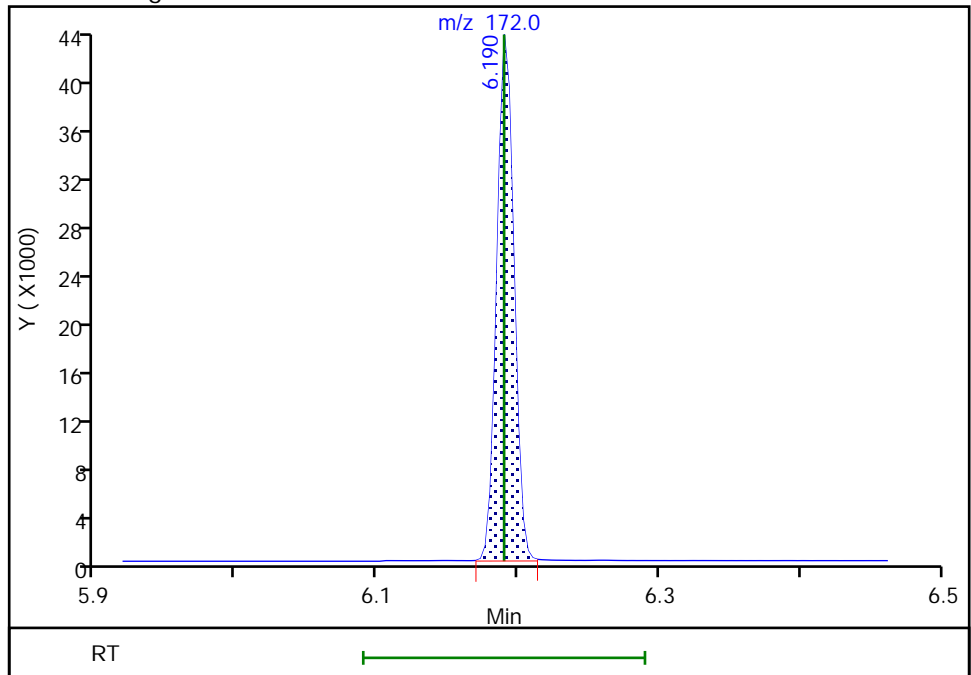
Not Detected
Expected RT: 6.19

Processing Integration Results



Manual Integration Results

RT: 6.19
Area: 36875
Amount: 196.0384
Amount Units: ug/L



Reviewer: boylea, 14-Jan-2022 14:07:55
Audit Action: Manually Integrated

Audit Reason: Incomplete Integration

Eurofins Seattle

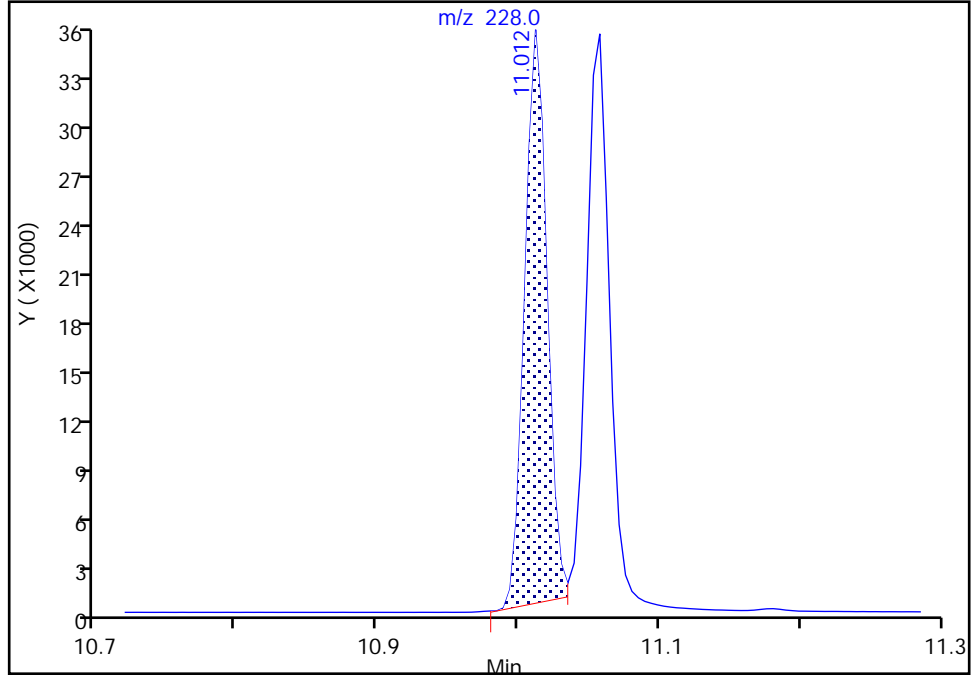
Data File: \\chromfs\Seattle\ChromData\TAC050\20220113-80849.b\SIM011322b019.D
Injection Date: 14-Jan-2022 02:51:30 Instrument ID: TAC050
Lims ID: std8
Client ID:
Operator ID: jcm ALS Bottle#: 9 Worklist Smp#: 9
Injection Vol: 1.0 ul Dil. Factor: 1.0000
Method: TAC050_SIM_PAH Limit Group: 8270D_SIM QSM 5.0
Column: Detector MS SCAN

22 Benzo[a]anthracene, CAS: 56-55-3

Signal: 1

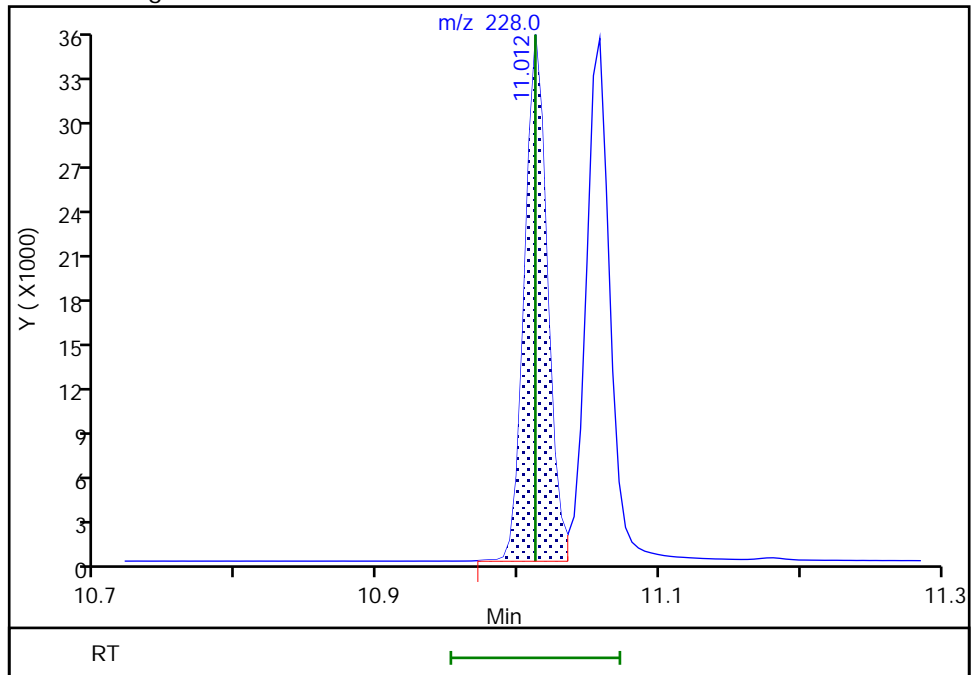
RT: 11.01
Area: 38019
Amount: 186.0820
Amount Units: ug/L

Processing Integration Results



RT: 11.01
Area: 39640
Amount: 195.1530
Amount Units: ug/L

Manual Integration Results



Reviewer: boylea, 14-Jan-2022 14:07:24
Audit Action: Manually Integrated

Audit Reason: Incomplete Integration

Eurofins Seattle

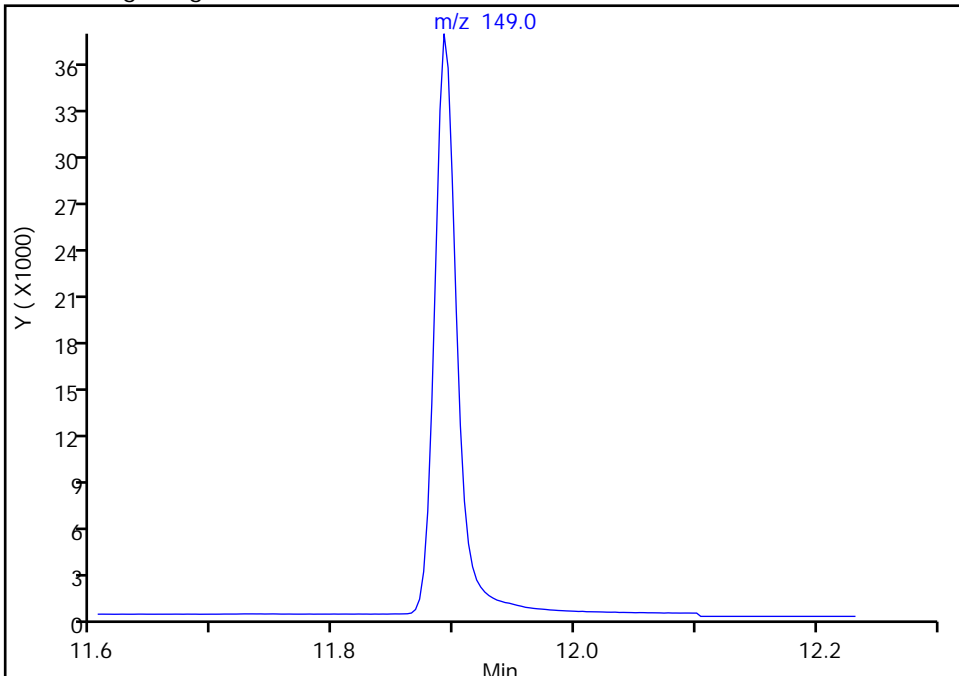
Data File: \\chromfs\Seattle\ChromData\TAC050\20220113-80849.b\SIM011322b019.D
Injection Date: 14-Jan-2022 02:51:30 Instrument ID: TAC050
Lims ID: std8
Client ID:
Operator ID: jcm ALS Bottle#: 9 Worklist Smp#: 9
Injection Vol: 1.0 ul Dil. Factor: 1.0000
Method: TAC050_SIM_PAH Limit Group: 8270D_SIM QSM 5.0
Column: Detector MS SCAN

30 Bis(2-ethylhexyl) phthalate, CAS: 117-81-7

Signal: 1

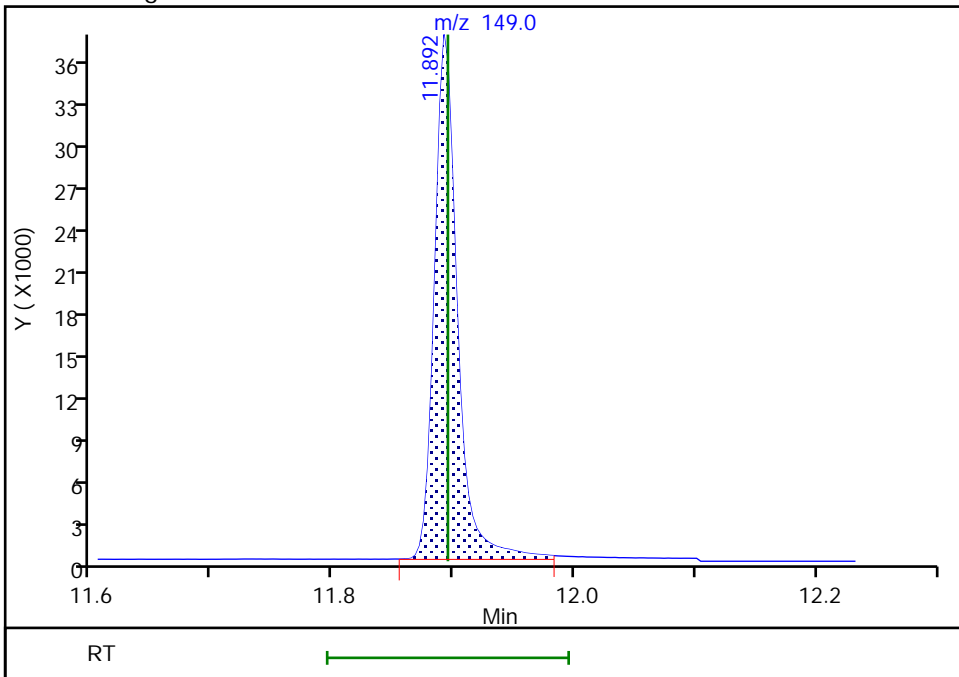
Not Detected
Expected RT: 11.89

Processing Integration Results



Manual Integration Results

RT: 11.89
Area: 49150
Amount: 203.4120
Amount Units: ug/L



Reviewer: boylea, 14-Jan-2022 14:07:14
Audit Action: Manually Integrated

Audit Reason: Assign Peak
Page 579 of 829

Eurofins Seattle

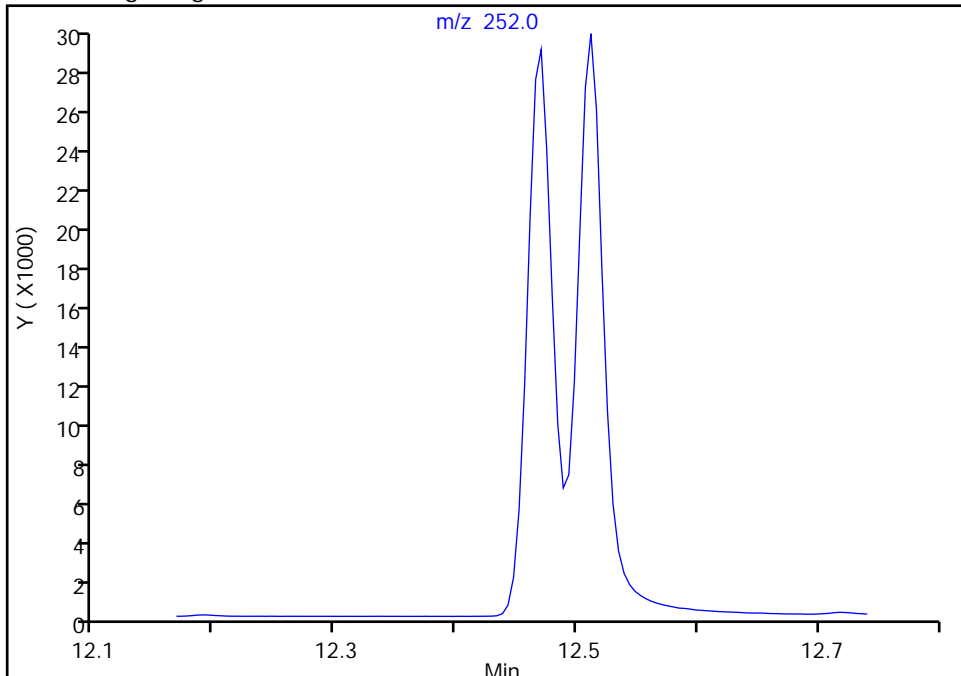
Data File: \\chromfs\Seattle\ChromData\TAC050\20220113-80849.b\SIM011322b019.D
Injection Date: 14-Jan-2022 02:51:30 Instrument ID: TAC050
Lims ID: std8
Client ID:
Operator ID: jcm ALS Bottle#: 9 Worklist Smp#: 9
Injection Vol: 1.0 ul Dil. Factor: 1.0000
Method: TAC050_SIM_PAH Limit Group: 8270D_SIM QSM 5.0
Column: Detector MS SCAN

24 Benzo[b]fluoranthene, CAS: 205-99-2

Signal: 1

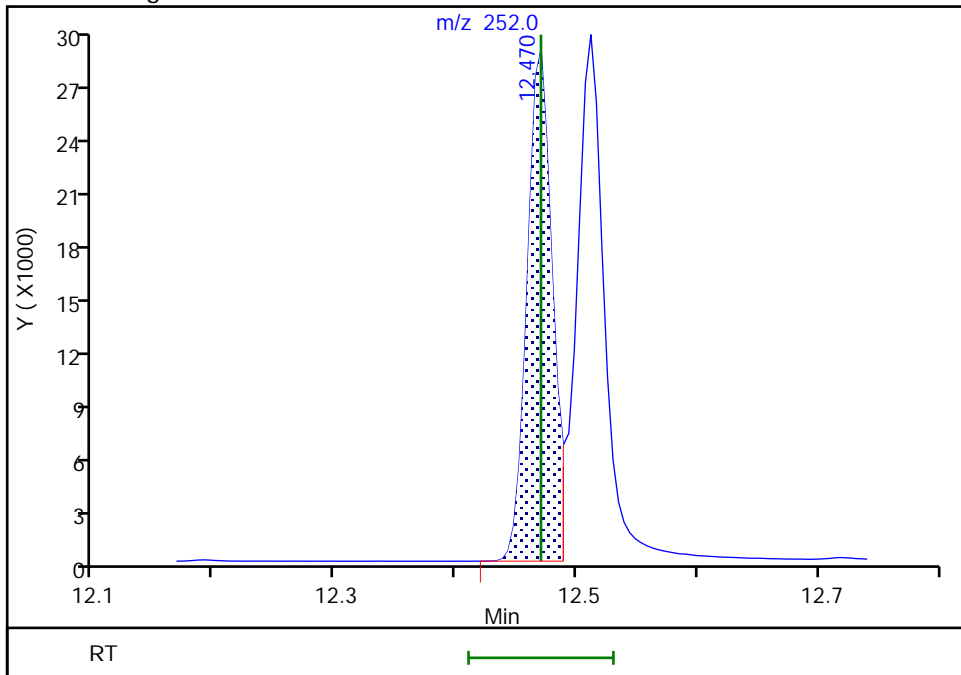
Not Detected
Expected RT: 12.47

Processing Integration Results



Manual Integration Results

RT: 12.47
Area: 40711
Amount: 190.8641
Amount Units: ug/L



Reviewer: boylea, 14-Jan-2022 14:06:58
Audit Action: Assigned Compound ID

Audit Reason: Split Peak

Eurofins Seattle

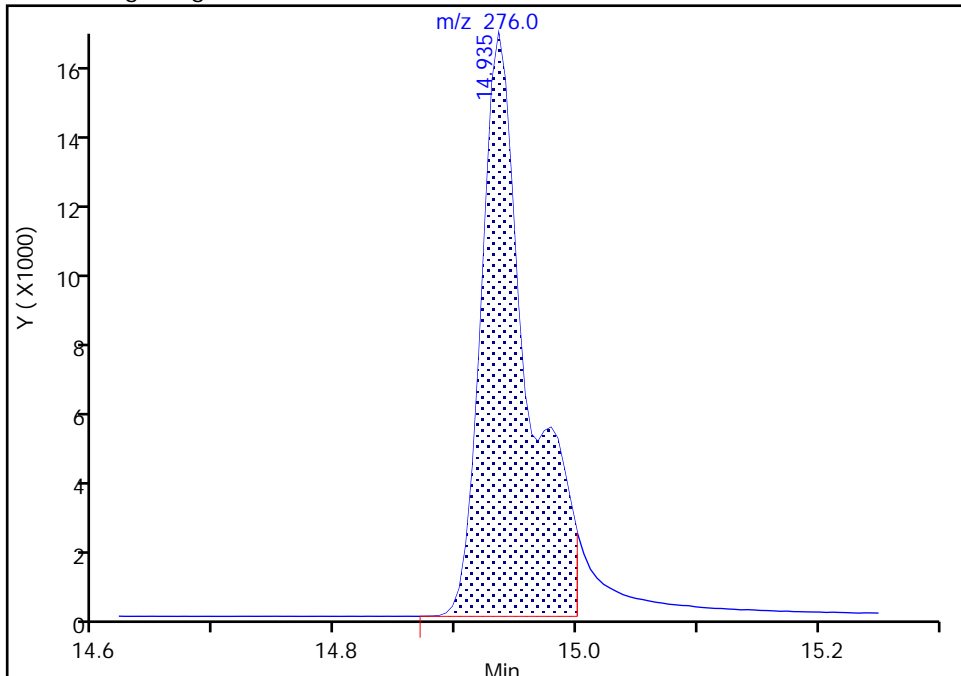
Data File: \\chromfs\Seattle\ChromData\TAC050\20220113-80849.b\SIM011322b019.D
Injection Date: 14-Jan-2022 02:51:30 Instrument ID: TAC050
Lims ID: std8
Client ID:
Operator ID: jcm ALS Bottle#: 9 Worklist Smp#: 9
Injection Vol: 1.0 ul Dil. Factor: 1.0000
Method: TAC050_SIM_PAH Limit Group: 8270D_SIM QSM 5.0
Column: Detector MS SCAN

27 Indeno[1,2,3-cd]pyrene, CAS: 193-39-5

Signal: 1

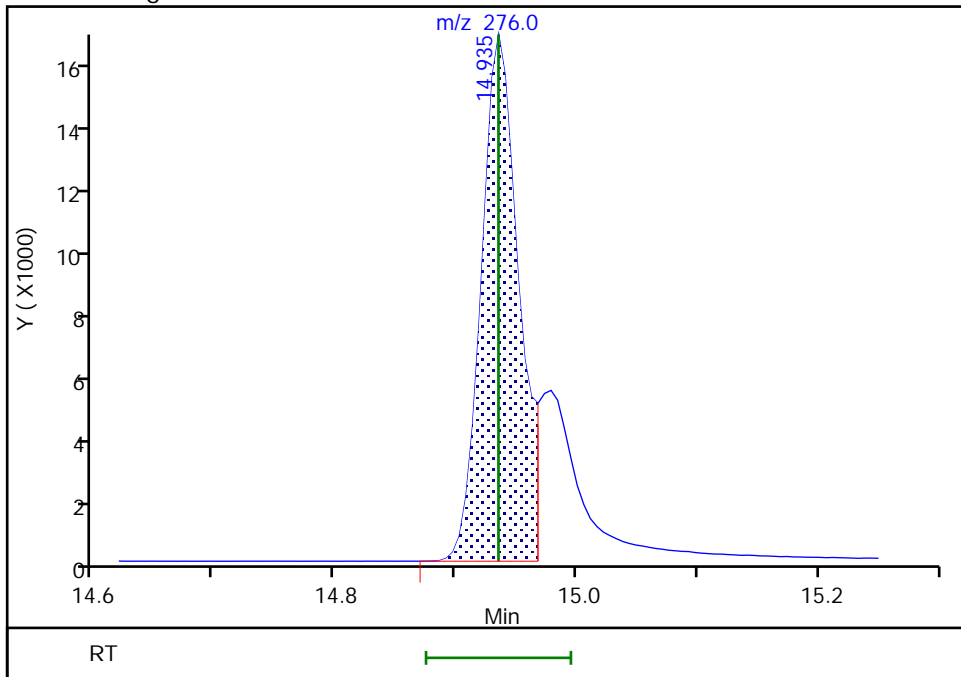
RT: 14.94
Area: 44608
Amount: 227.3977
Amount Units: ug/L

Processing Integration Results



RT: 14.94
Area: 35765
Amount: 201.3281
Amount Units: ug/L

Manual Integration Results



Reviewer: boylea, 14-Jan-2022 14:06:50
Audit Action: Split an Integrated Peak

Audit Reason: Split Peak

Eurofins Seattle

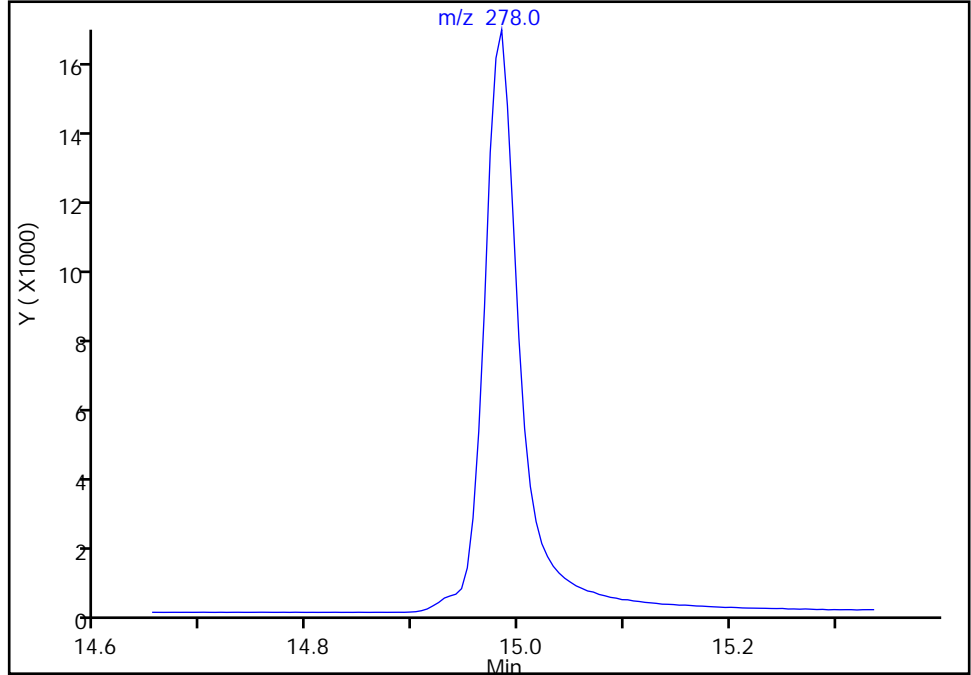
Data File: \\chromfs\Seattle\ChromData\TAC050\20220113-80849.b\SIM011322b019.D
Injection Date: 14-Jan-2022 02:51:30 Instrument ID: TAC050
Lims ID: std8
Client ID:
Operator ID: jcm ALS Bottle#: 9 Worklist Smp#: 9
Injection Vol: 1.0 ul Dil. Factor: 1.0000
Method: TAC050_SIM_PAH Limit Group: 8270D_SIM QSM 5.0
Column: Detector MS SCAN

28 Dibenz(a,h)anthracene, CAS: 53-70-3

Signal: 1

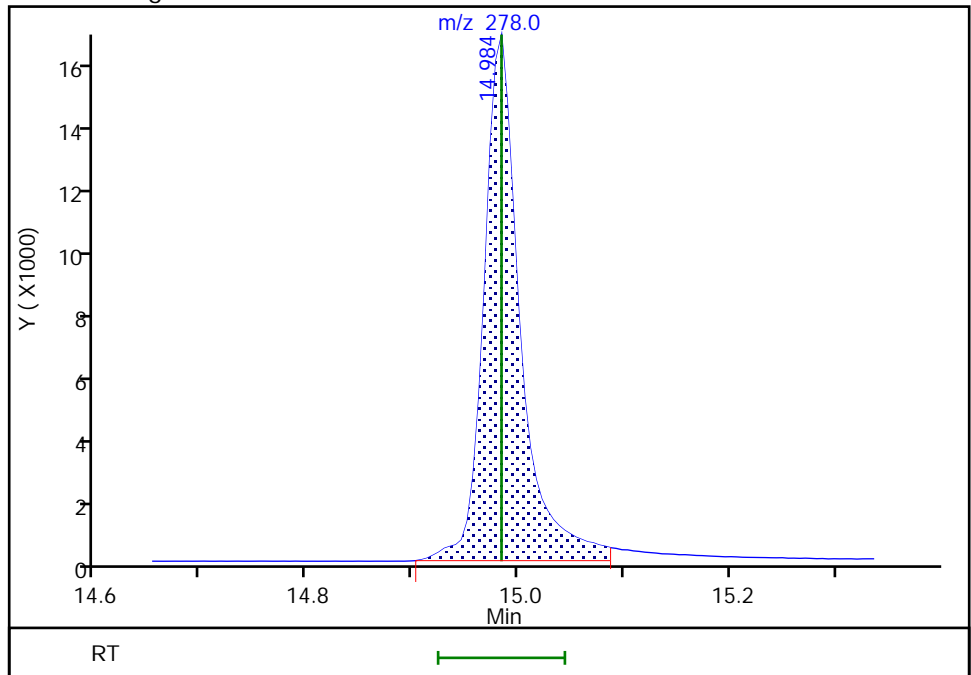
Not Detected
Expected RT: 14.98

Processing Integration Results



Manual Integration Results

RT: 14.98
Area: 40164
Amount: 195.5876
Amount Units: ug/L



Reviewer: boylea, 14-Jan-2022 14:06:44
Audit Action: Assigned Compound ID

Audit Reason: Peak assignment corrected

Eurofins Seattle
Target Compound Quantitation Report

Data File: \\chromfs\Seattle\ChromData\TAC050\20220113-80849.b\SIM011322b020.D
 Lims ID: std7
 Client ID:
 Sample Type: IC Calib Level: 7
 Inject. Date: 14-Jan-2022 03:10:30 ALS Bottle#: 10 Worklist Smp#: 10
 Injection Vol: 1.0 ul Dil. Factor: 1.0000
 Sample Info: 7
 Operator ID: jcm Instrument ID: TAC050
 Sublist: chrom-TAC050_SIM_PAH*sub9

Method: \\chromfs\Seattle\ChromData\TAC050\20220113-80849.b\TAC050_SIM_PAH.m
 Limit Group: 8270D_SIM QSM 5.0
 Last Update: 14-Jan-2022 15:42:06 Calib Date: 14-Jan-2022 05:04:30
 Integrator: Falcon ID Type: RT Order ID
 Quant Method: Internal Standard Quant By: Initial Calibration
 Last ICal File: \\chromfs\Seattle\ChromData\TAC050\20220113-80849.b\SIM011322b026.D

Column 1 : Det: MS SCAN
 Process Host: CTX1628

First Level Reviewer: boylea Date: 14-Jan-2022 15:42:06

Compound	Sig	RT (min.)	Exp RT (min.)	Dlt RT (min.)	Q	Response	Cal Amt ug/L	OnCol Amt ug/L	Flags
* 1 Naphthalene-d8	136	5.171	5.171	0.000	90	22864	100.0	100.0	
* 2 Acenaphthene-d10	164	6.854	6.854	0.000	70	10427	100.0	100.0	
* 3 Phenanthrene-d10	188	8.319	8.319	0.001	56	16638	100.0	100.0	
* 4 Chrysene-d12	240	11.026	11.030	-0.004	62	13251	100.0	100.0	
* 5 Perylene-d12	264	13.074	13.074	0.000	69	15589	100.0	100.0	
\$ 6 2-methylnaphthalene-d10	152	5.809	5.809	0.000	67	13403	100.0	99.1	
\$ 10 2-Fluorobiphenyl	172	6.190	6.190	0.000	0	16655	100.0	99.8	M
\$ 7 2,4,6-Tribromophenol	330	7.628	7.628	0.000	59	2462	100.0	93.5	
\$ 8 Fluoranthene-d10 (Surr)	212	9.502	9.502	0.000	69	17571	100.0	101.2	
\$ 9 Terphenyl-d14	244	9.896	9.896	0.000	95	13020	100.0	97.6	
11 Naphthalene	128	5.189	5.189	0.000	100	24209	100.0	100.1	M
12 2-Methylnaphthalene	141	5.841	5.841	0.000	95	13602	100.0	99.2	
13 1-Methylnaphthalene	141	5.937	5.937	0.000	98	12942	100.0	97.4	
14 Acenaphthylene	152	6.717	6.717	0.000	100	21750	100.0	98.7	
15 Acenaphthene	153	6.884	6.884	0.000	96	13549	100.0	97.9	
16 Fluorene	166	7.389	7.389	0.000	98	15017	100.0	97.4	
17 Pentachlorophenol	266	8.130	8.126	0.004	99	1359	200.0	179.0	M
18 Phenanthrene	178	8.342	8.342	0.000	100	21252	100.0	100.6	
19 Anthracene	178	8.393	8.389	0.004	100	20551	100.0	96.4	
20 Fluoranthene	202	9.522	9.522	0.000	52	21157	100.0	101.3	
21 Pyrene	202	9.746	9.746	0.000	52	23304	100.0	105.9	a
22 Benzo[a]anthracene	228	11.012	11.012	0.000	95	19122	100.0	99.2	
23 Chrysene	228	11.058	11.057	0.001	99	19950	100.0	99.0	
30 Bis(2-ethylhexyl) phthalate	149	11.891	11.895	-0.004	0	23812	100.0	105.0	Ma
24 Benzo[b]fluoranthene	252	12.470	12.470	0.000	97	20162	100.0	98.4	Ma
25 Benzo[k]fluoranthene	252	12.511	12.511	0.000	95	21829	100.0	95.1	
26 Benzo[a]pyrene	252	12.983	12.983	0.000	97	19766	100.0	96.7	
27 Indeno[1,2,3-cd]pyrene	276	14.935	14.935	0.000	96	16508	100.0	97.4	M
28 Dibenz(a,h)anthracene	278	14.984	14.984	0.000	96	17159	100.0	87.0	a
29 Benzo[g,h,i]perylene	276	15.429	15.429	0.000	95	20616	100.0	96.4	

QC Flag Legend

Processing Flags

Review Flags

M - Manually Integrated

a - User Assigned ID

Reagents:

ccv_8270_1000_00057

Amount Added: 100.00

Units: uL

8270SIM_IS_00069

Amount Added: 9.00

Units: uL

Eurofins Seattle

Data File: \\chromfs\Seattle\ChromData\TAC050\20220113-80849.b\SIM011322b020.D

Injection Date: 14-Jan-2022 03:10:30

Instrument ID: TAC050

Lims ID: std7

Client ID:

Operator ID: jcm

ALS Bottle#: 10

Worklist Smp#: 10

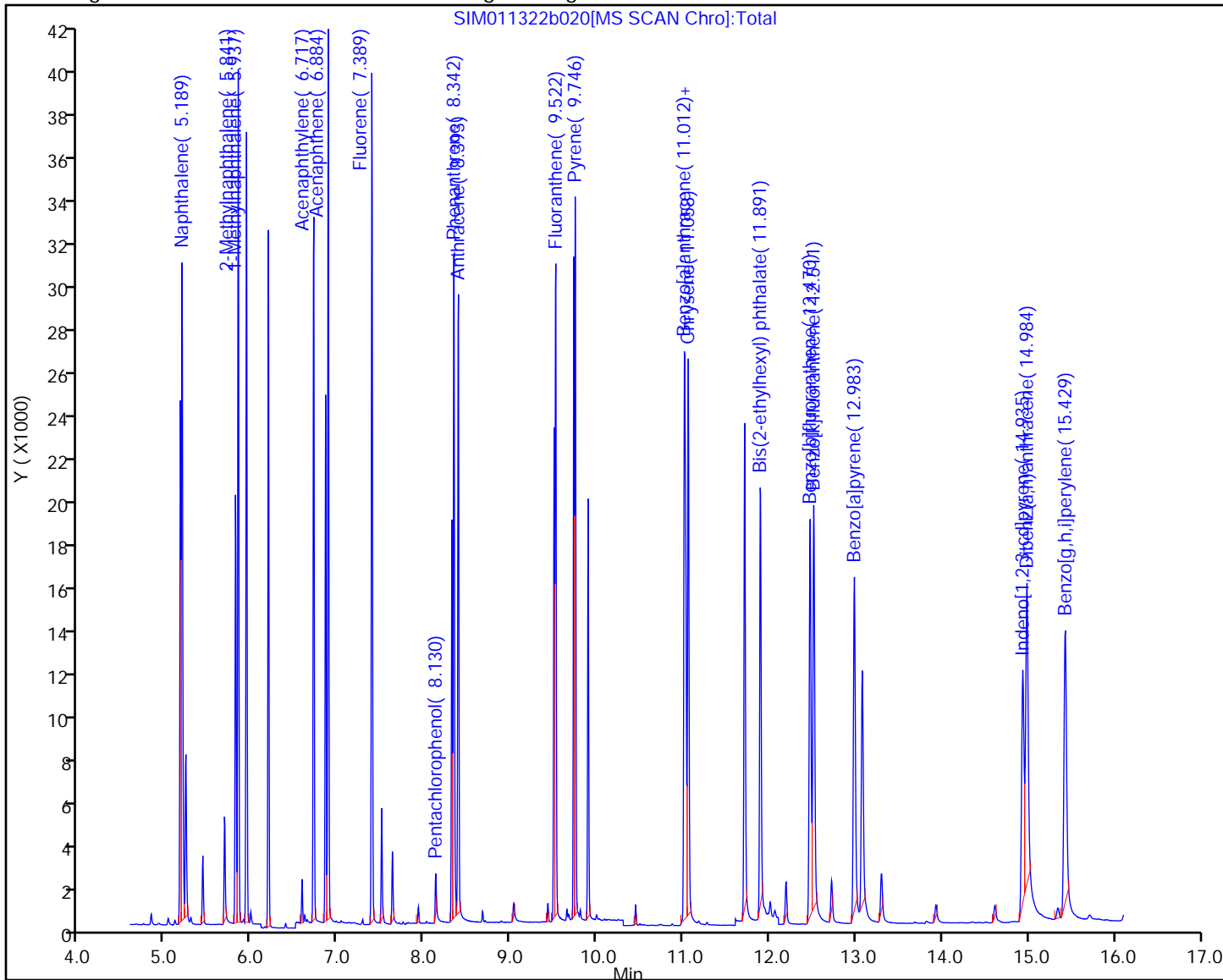
Injection Vol: 1.0 ul

Dil. Factor: 1.0000

Method: TAC050_SIM_PAH

Limit Group: 8270D_SIM QSM 5.0

Y Scaling: Method Defined: Scale to the Nth Largest Target: 1



Eurofins Seattle

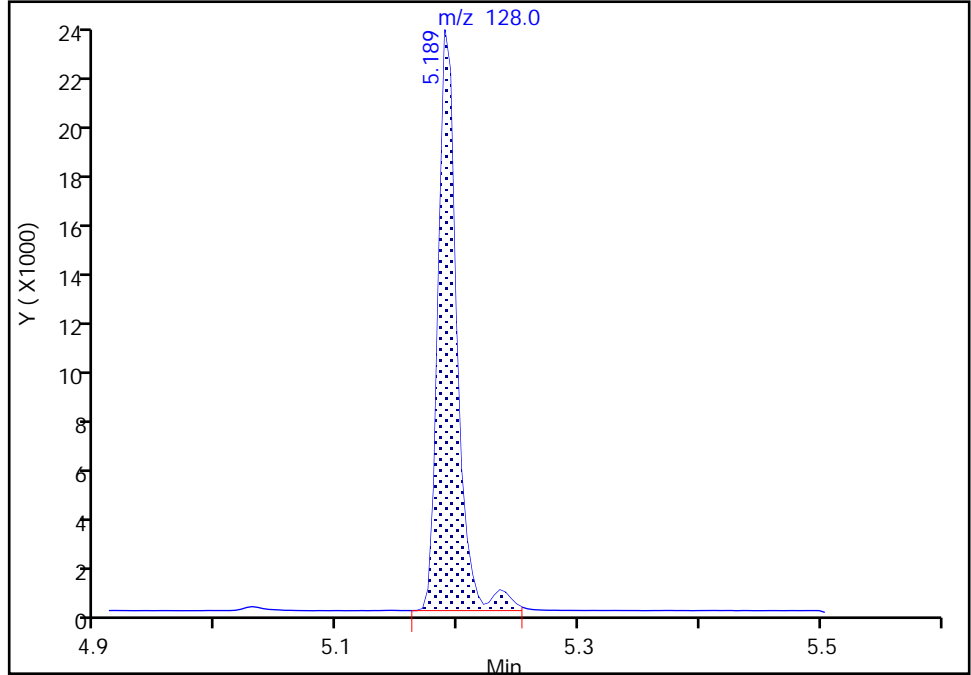
Data File: \\chromfs\Seattle\ChromData\TAC050\20220113-80849.b\SIM011322b020.D
Injection Date: 14-Jan-2022 03:10:30 Instrument ID: TAC050
Lims ID: std7
Client ID:
Operator ID: jcm ALS Bottle#: 10 Worklist Smp#: 10
Injection Vol: 1.0 ul Dil. Factor: 1.0000
Method: TAC050_SIM_PAH Limit Group: 8270D_SIM QSM 5.0
Column: Detector MS SCAN

11 Naphthalene, CAS: 91-20-3

Signal: 1

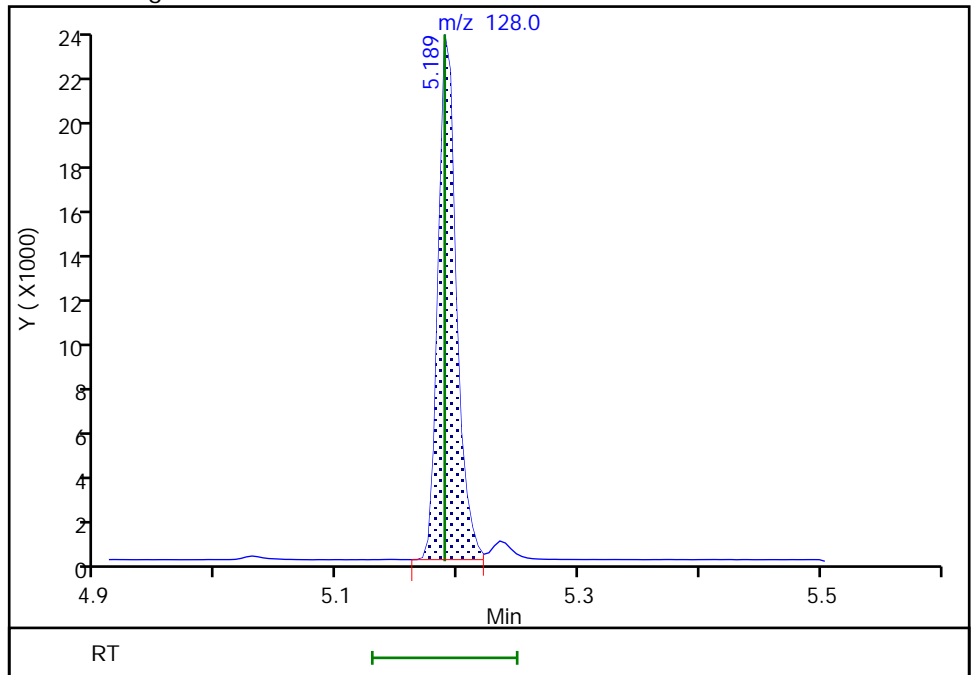
RT: 5.19
Area: 25141
Amount: 102.4086
Amount Units: ug/L

Processing Integration Results



RT: 5.19
Area: 24209
Amount: 100.1110
Amount Units: ug/L

Manual Integration Results



Reviewer: boylea, 14-Jan-2022 14:12:30
Audit Action: Split an Integrated Peak

Audit Reason: Shouldering

Eurofins Seattle

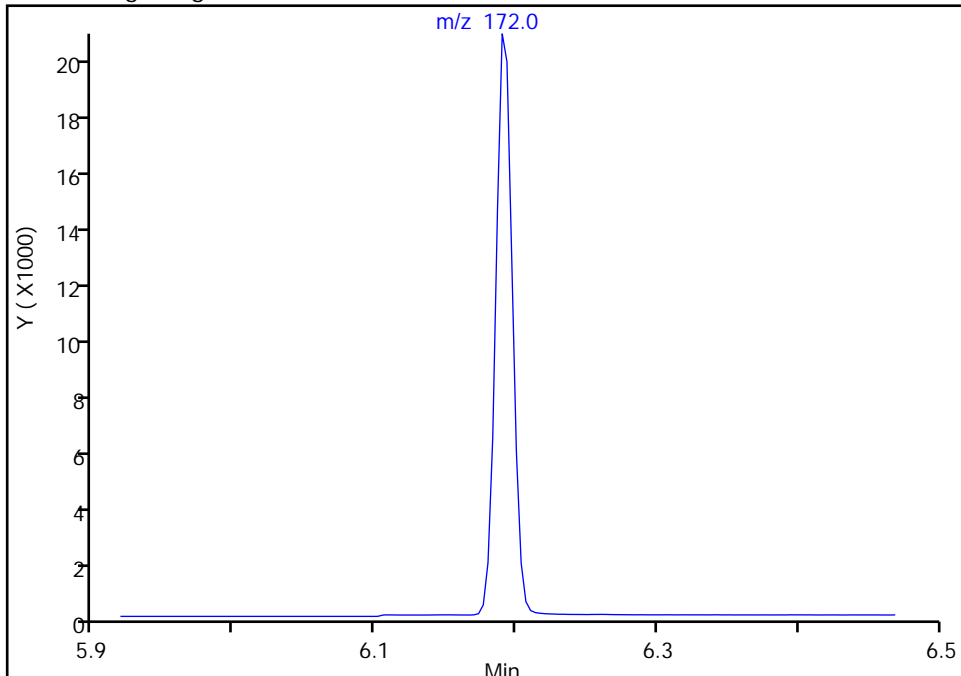
Data File: \\chromfs\Seattle\ChromData\TAC050\20220113-80849.b\SIM011322b020.D
Injection Date: 14-Jan-2022 03:10:30 Instrument ID: TAC050
Lims ID: std7
Client ID:
Operator ID: jcm ALS Bottle#: 10 Worklist Smp#: 10
Injection Vol: 1.0 ul Dil. Factor: 1.0000
Method: TAC050_SIM_PAH Limit Group: 8270D_SIM QSM 5.0
Column: Detector MS SCAN

\$ 10 2-Fluorobiphenyl, CAS: 321-60-8

Signal: 1

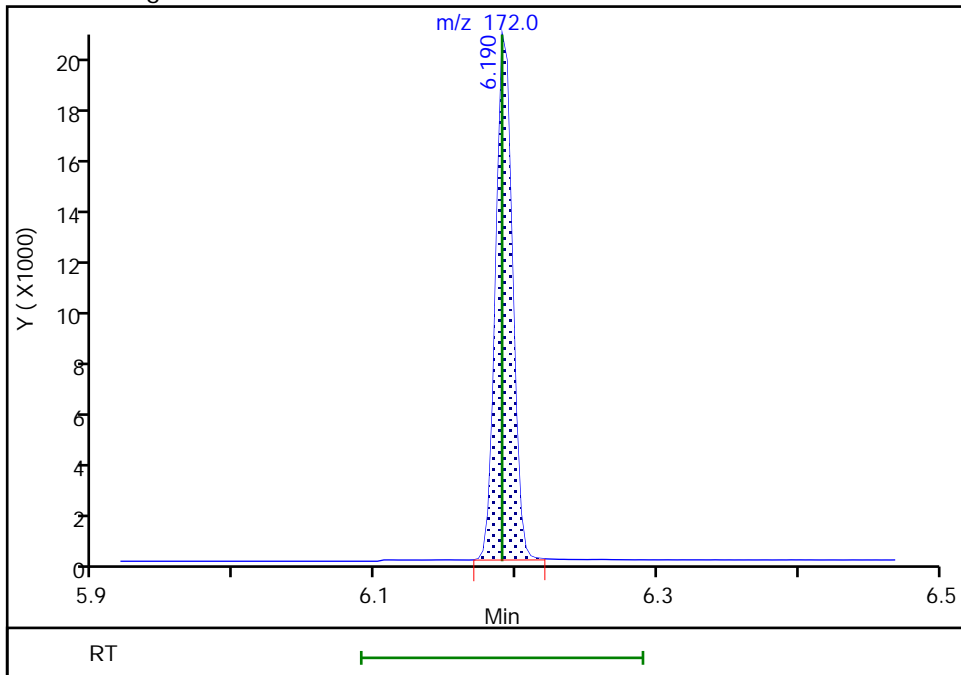
Not Detected
Expected RT: 6.19

Processing Integration Results



RT: 6.19
Area: 16655
Amount: 99.819865
Amount Units: ug/L

Manual Integration Results



Reviewer: boylea, 14-Jan-2022 14:12:16
Audit Action: Manually Integrated

Audit Reason: Assign Peak

Eurofins Seattle

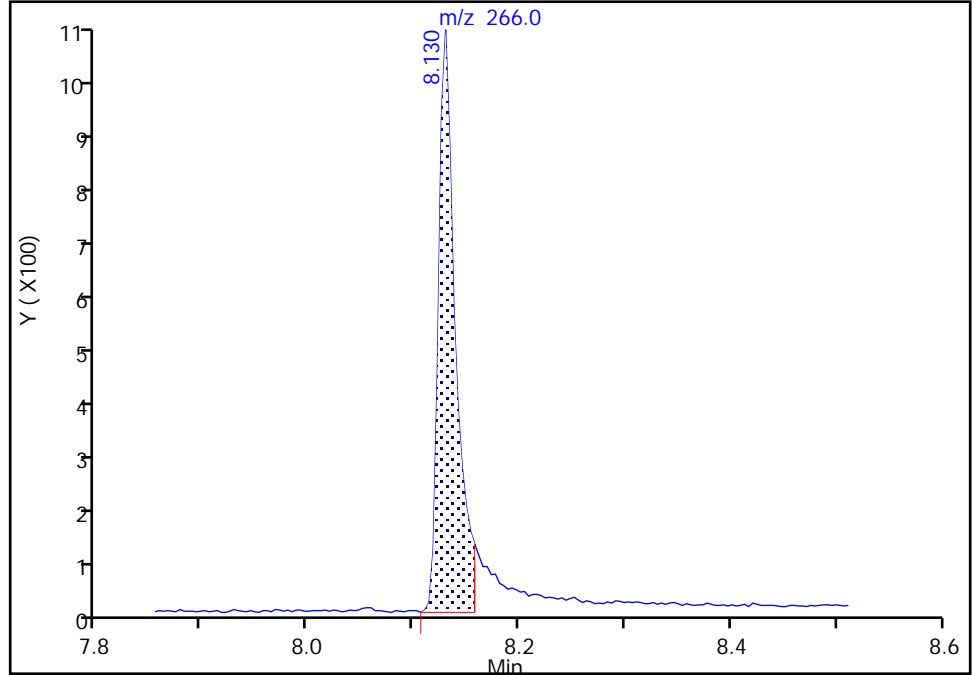
Data File: \\chromfs\Seattle\ChromData\TAC050\20220113-80849.b\SIM011322b020.D
Injection Date: 14-Jan-2022 03:10:30 Instrument ID: TAC050
Lims ID: std7
Client ID:
Operator ID: jcm ALS Bottle#: 10 Worklist Smp#: 10
Injection Vol: 1.0 ul Dil. Factor: 1.0000
Method: TAC050_SIM_PAH Limit Group: 8270D_SIM QSM 5.0
Column: Detector MS SCAN

17 Pentachlorophenol, CAS: 87-86-5

Signal: 1

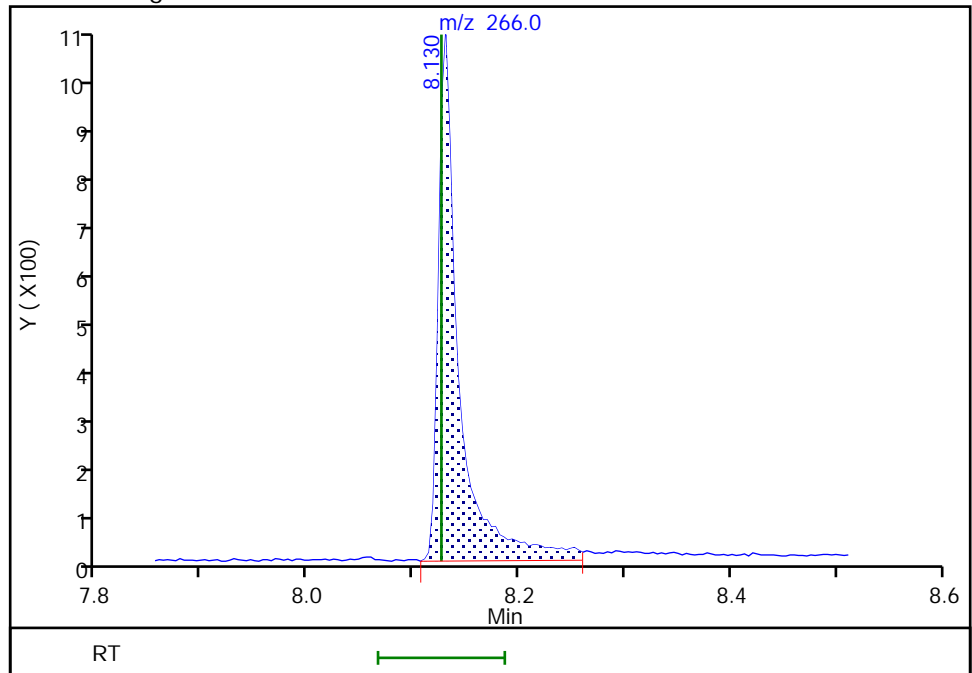
RT: 8.13
Area: 1114
Amount: 366.3377
Amount Units: ug/L

Processing Integration Results



RT: 8.13
Area: 1359
Amount: 178.9521
Amount Units: ug/L

Manual Integration Results



Reviewer: boylea, 14-Jan-2022 14:12:45
Audit Action: Manually Integrated

Audit Reason: Incomplete Integration

Eurofins Seattle

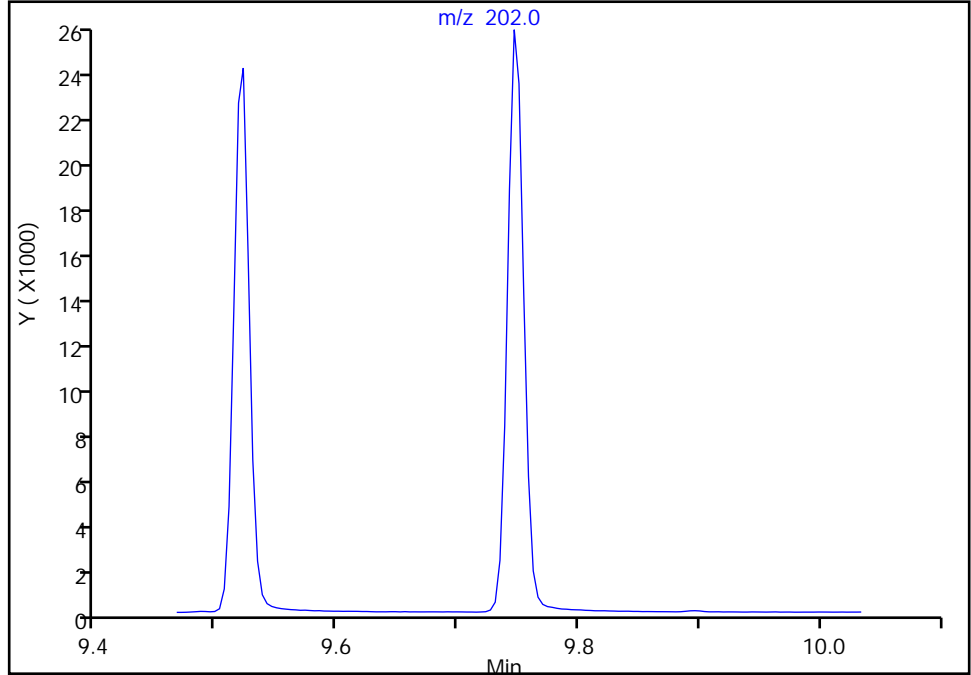
Data File: \\chromfs\Seattle\ChromData\TAC050\20220113-80849.b\SIM011322b020.D
Injection Date: 14-Jan-2022 03:10:30 Instrument ID: TAC050
Lims ID: std7
Client ID:
Operator ID: jcm ALS Bottle#: 10 Worklist Smp#: 10
Injection Vol: 1.0 ul Dil. Factor: 1.0000
Method: TAC050_SIM_PAH Limit Group: 8270D_SIM QSM 5.0
Column: Detector MS SCAN

21 Pyrene, CAS: 129-00-0

Signal: 1

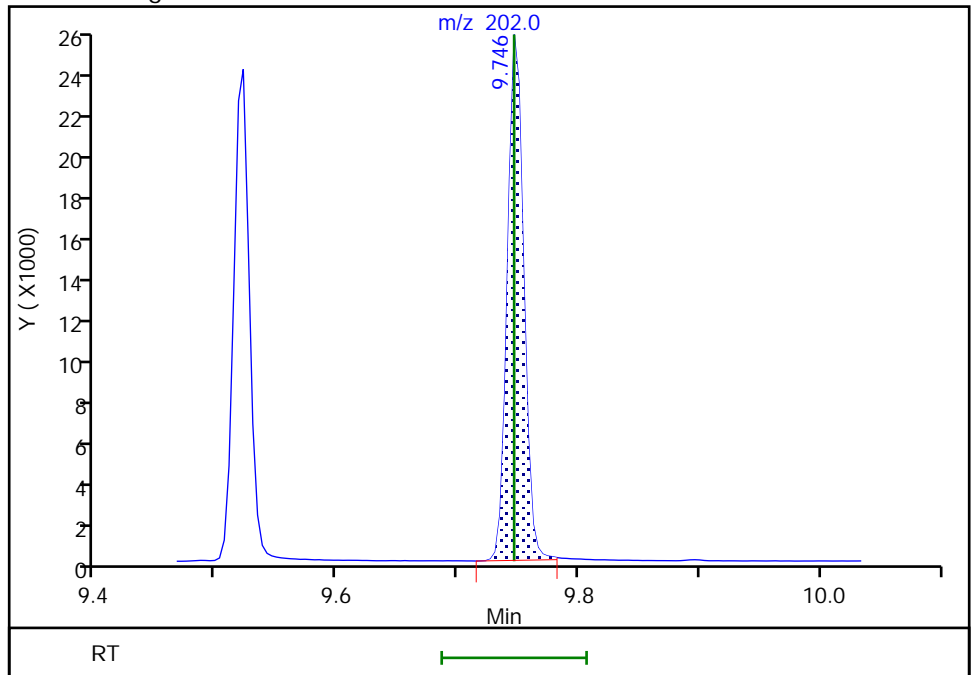
Not Detected
Expected RT: 9.75

Processing Integration Results



RT: 9.75
Area: 23304
Amount: 105.9194
Amount Units: ug/L

Manual Integration Results



Reviewer: boylea, 14-Jan-2022 14:12:50
Audit Action: Assigned Compound ID

Audit Reason: Incomplete Integration

Eurofins Seattle

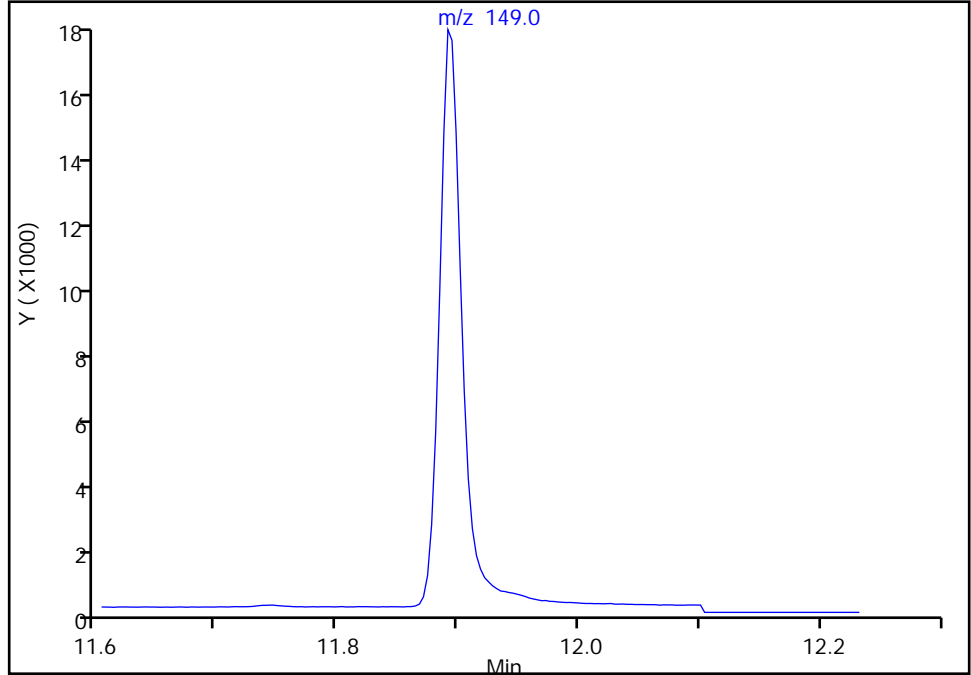
Data File: \\chromfs\Seattle\ChromData\TAC050\20220113-80849.b\SIM011322b020.D
Injection Date: 14-Jan-2022 03:10:30 Instrument ID: TAC050
Lims ID: std7
Client ID:
Operator ID: jcm ALS Bottle#: 10 Worklist Smp#: 10
Injection Vol: 1.0 ul Dil. Factor: 1.0000
Method: TAC050_SIM_PAH Limit Group: 8270D_SIM QSM 5.0
Column: Detector MS SCAN

30 Bis(2-ethylhexyl) phthalate, CAS: 117-81-7

Signal: 1

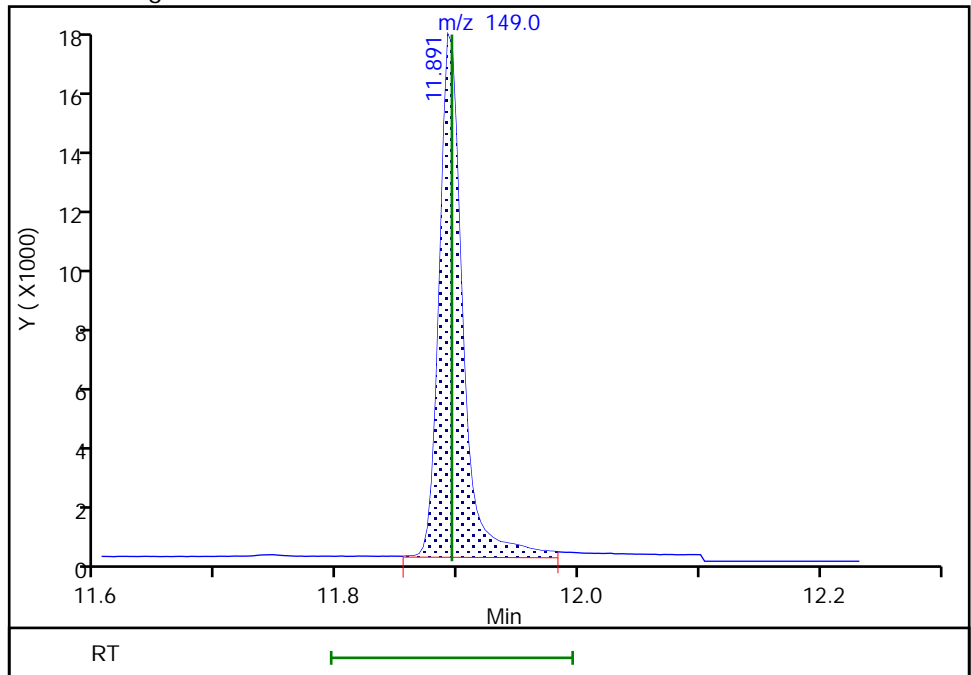
Not Detected
Expected RT: 11.89

Processing Integration Results



Manual Integration Results

RT: 11.89
Area: 23812
Amount: 105.0054
Amount Units: ug/L



Reviewer: boylea, 14-Jan-2022 14:13:08
Audit Action: Manually Integrated

Audit Reason: Assign Peak

Eurofins Seattle

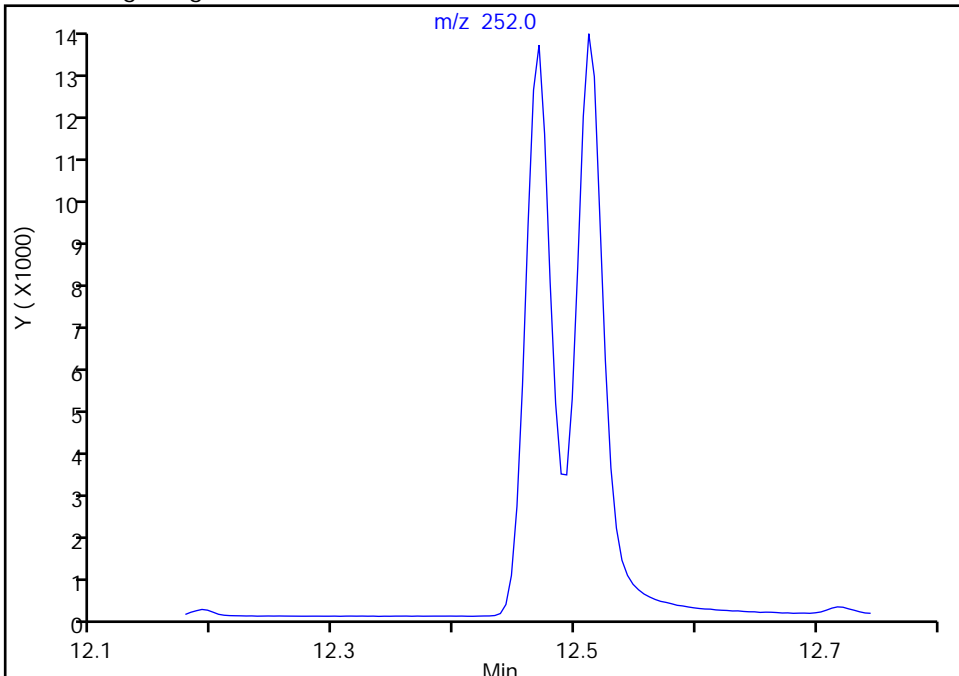
Data File: \\chromfs\Seattle\ChromData\TAC050\20220113-80849.b\SIM011322b020.D
Injection Date: 14-Jan-2022 03:10:30 Instrument ID: TAC050
Lims ID: std7
Client ID:
Operator ID: jcm ALS Bottle#: 10 Worklist Smp#: 10
Injection Vol: 1.0 ul Dil. Factor: 1.0000
Method: TAC050_SIM_PAH Limit Group: 8270D_SIM QSM 5.0
Column: Detector MS SCAN

24 Benzo[b]fluoranthene, CAS: 205-99-2

Signal: 1

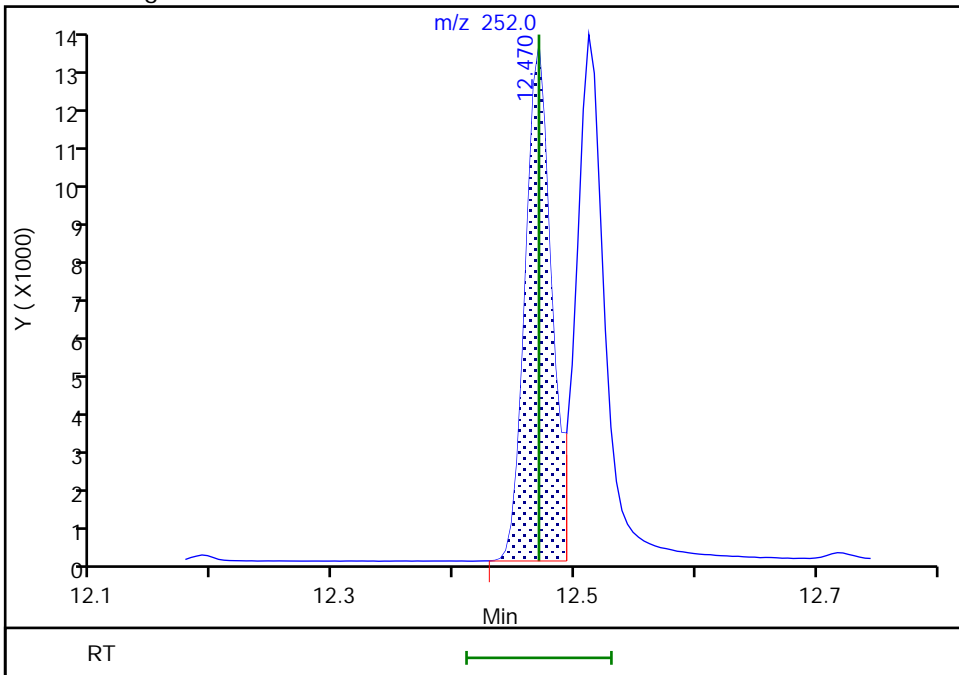
Not Detected
Expected RT: 12.47

Processing Integration Results



Manual Integration Results

RT: 12.47
Area: 20162
Amount: 98.394676
Amount Units: ug/L



Reviewer: boylea, 14-Jan-2022 14:13:36
Audit Action: Manually Integrated

Audit Reason: Incomplete Integration

Eurofins Seattle

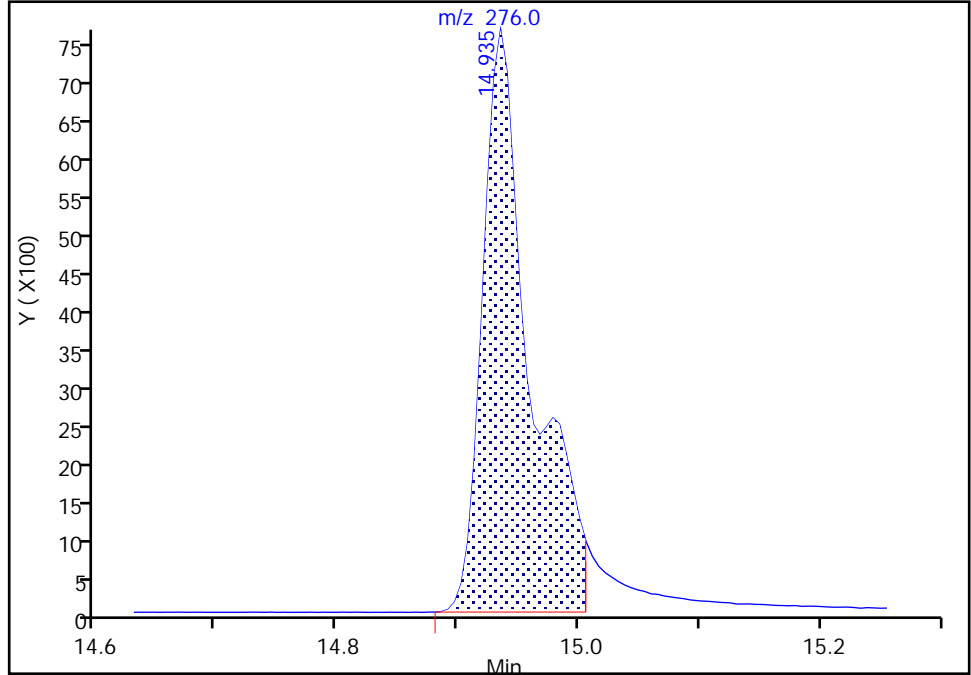
Data File: \\chromfs\Seattle\ChromData\TAC050\20220113-80849.b\SIM011322b020.D
Injection Date: 14-Jan-2022 03:10:30 Instrument ID: TAC050
Lims ID: std7
Client ID:
Operator ID: jcm ALS Bottle#: 10 Worklist Smp#: 10
Injection Vol: 1.0 ul Dil. Factor: 1.0000
Method: TAC050_SIM_PAH Limit Group: 8270D_SIM QSM 5.0
Column: Detector MS SCAN

27 Indeno[1,2,3-cd]pyrene, CAS: 193-39-5

Signal: 1

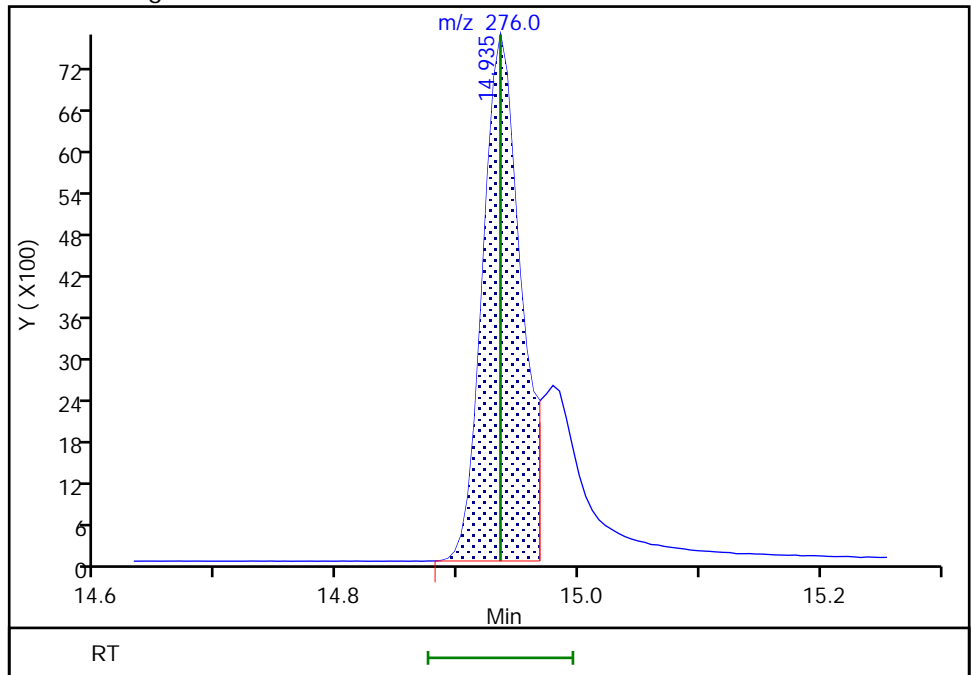
RT: 14.94
Area: 21055
Amount: 112.4300
Amount Units: ug/L

Processing Integration Results



RT: 14.94
Area: 16508
Amount: 97.368934
Amount Units: ug/L

Manual Integration Results



Reviewer: boylea, 14-Jan-2022 14:13:47
Audit Action: Split an Integrated Peak

Audit Reason: Split Peak

Eurofins Seattle

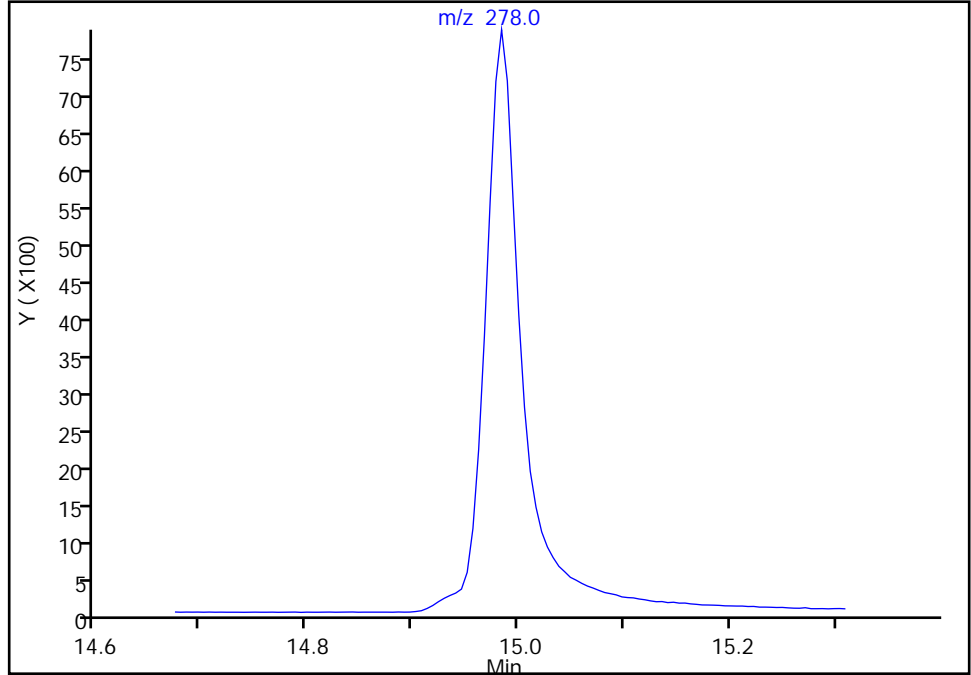
Data File: \\chromfs\Seattle\ChromData\TAC050\20220113-80849.b\SIM011322b020.D
Injection Date: 14-Jan-2022 03:10:30 Instrument ID: TAC050
Lims ID: std7
Client ID:
Operator ID: jcm ALS Bottle#: 10 Worklist Smp#: 10
Injection Vol: 1.0 ul Dil. Factor: 1.0000
Method: TAC050_SIM_PAH Limit Group: 8270D_SIM QSM 5.0
Column: Detector MS SCAN

28 Dibenz(a,h)anthracene, CAS: 53-70-3

Signal: 1

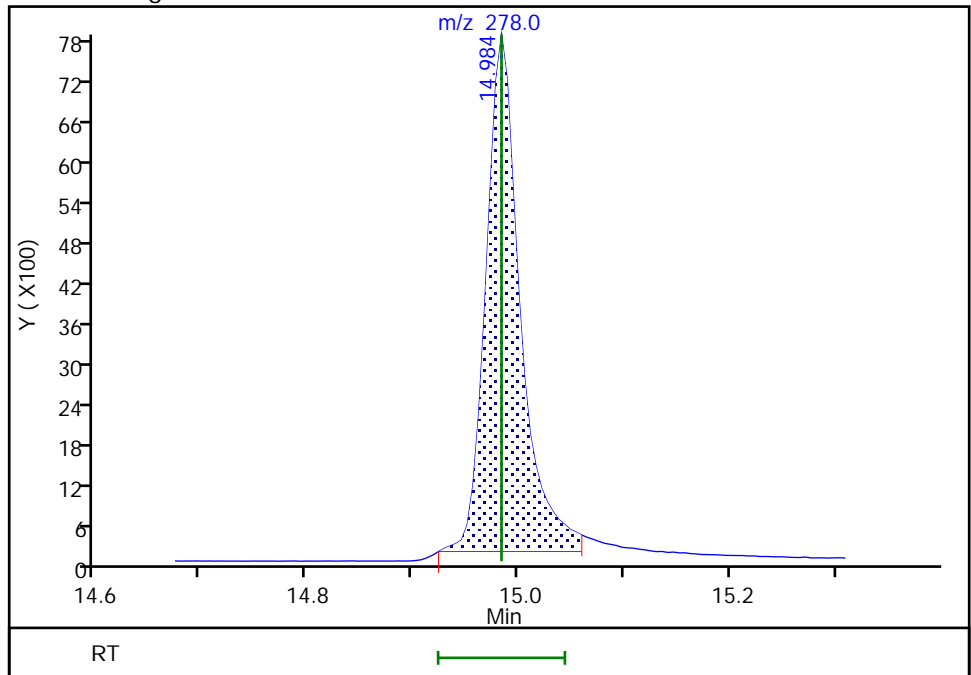
Not Detected
Expected RT: 14.98

Processing Integration Results



RT: 14.98
Area: 17159
Amount: 86.993762
Amount Units: ug/L

Manual Integration Results



Reviewer: boylea, 14-Jan-2022 14:13:50
Audit Action: Assigned Compound ID

Audit Reason: Split Peak

Eurofins Seattle
Target Compound Quantitation Report

Data File: \\chromfs\Seattle\ChromData\TAC050\20220113-80849.b\SIM011322b021.D
 Lims ID: std6
 Client ID:
 Sample Type: IC Calib Level: 6
 Inject. Date: 14-Jan-2022 03:29:30 ALS Bottle#: 11 Worklist Smp#: 11
 Injection Vol: 1.0 ul Dil. Factor: 1.0000
 Sample Info: 6
 Operator ID: jcm Instrument ID: TAC050
 Sublist: chrom-TAC050_SIM_PAH*sub9

Method: \\chromfs\Seattle\ChromData\TAC050\20220113-80849.b\TAC050_SIM_PAH.m
 Limit Group: 8270D_SIM QSM 5.0
 Last Update: 14-Jan-2022 15:42:15 Calib Date: 14-Jan-2022 05:04:30
 Integrator: Falcon ID Type: RT Order ID
 Quant Method: Internal Standard Quant By: Initial Calibration
 Last ICal File: \\chromfs\Seattle\ChromData\TAC050\20220113-80849.b\SIM011322b026.D

Column 1 : Det: MS SCAN
 Process Host: CTX1628

First Level Reviewer: limmere Date: 14-Jan-2022 10:06:06

Compound	Sig	RT (min.)	Exp RT (min.)	Dlt RT (min.)	Q	Response	Cal Amt ug/L	OnCol Amt ug/L	Flags
* 1 Naphthalene-d8	136	5.171	5.171	0.000	90	21416	100.0	100.0	
* 2 Acenaphthene-d10	164	6.854	6.854	0.000	71	9708	100.0	100.0	
* 3 Phenanthrene-d10	188	8.319	8.319	0.001	56	14771	100.0	100.0	
* 4 Chrysene-d12	240	11.030	11.030	0.000	52	11375	100.0	100.0	
* 5 Perylene-d12	264	13.074	13.074	0.000	69	13641	100.0	100.0	
\$ 6 2-methylnaphthalene-d10	152	5.809	5.809	0.000	67	6298	50.0	49.7	
\$ 10 2-Fluorobiphenyl	172	6.190	6.190	0.000	0	7866	50.0	50.6	M
\$ 7 2,4,6-Tribromophenol	330	7.632	7.628	0.004	58	941	50.0	41.7	
\$ 8 Fluoranthene-d10 (Surr)	212	9.502	9.502	0.000	69	7543	50.0	48.3	
\$ 9 Terphenyl-d14	244	9.900	9.896	0.004	95	5408	50.0	45.7	
11 Naphthalene	128	5.189	5.189	0.000	100	11320	50.0	50.0	M
12 2-Methylnaphthalene	141	5.841	5.841	0.000	96	6407	50.0	49.9	
13 1-Methylnaphthalene	141	5.937	5.937	0.000	98	6120	50.0	49.2	
14 Acenaphthylene	152	6.717	6.717	0.000	100	10119	50.0	49.3	
15 Acenaphthene	153	6.884	6.884	0.000	96	6356	50.0	49.3	
16 Fluorene	166	7.389	7.389	0.000	97	6796	50.0	47.3	
17 Pentachlorophenol	266	8.134	8.126	0.008	97	304	100.0	107.1	M
18 Phenanthrene	178	8.342	8.342	0.000	100	9336	50.0	49.2	
19 Anthracene	178	8.393	8.389	0.004	100	9222	50.0	48.3	
20 Fluoranthene	202	9.522	9.522	0.000	52	9180	50.0	48.9	
21 Pyrene	202	9.746	9.746	0.000	52	9389	50.0	47.4	
22 Benzo[a]anthracene	228	11.012	11.012	0.000	95	7909	50.0	47.1	
23 Chrysene	228	11.058	11.057	0.001	99	8840	50.0	50.4	
30 Bis(2-ethylhexyl) phthalate	149	11.891	11.895	-0.004	0	9999	50.0	51.2	M
24 Benzo[b]fluoranthene	252	12.470	12.470	0.000	98	8556	50.0	47.3	Ma
25 Benzo[k]fluoranthene	252	12.511	12.511	0.000	95	9574	50.0	47.3	
26 Benzo[a]pyrene	252	12.983	12.983	0.000	97	8346	50.0	46.2	
27 Indeno[1,2,3-cd]pyrene	276	14.940	14.935	0.005	96	6730	50.0	45.5	M
28 Dibenz(a,h)anthracene	278	14.989	14.984	0.005	96	8317	50.0	47.9	Ma
29 Benzo[g,h,i]perylene	276	15.429	15.429	0.000	96	8933	50.0	47.4	M

[QC Flag Legend](#)

Processing Flags

Review Flags

M - Manually Integrated

a - User Assigned ID

[Reagents:](#)

8270ccvl_50_00039

Amount Added: 1.00

Units: mL

Eurofins Seattle

Data File: \\chromfs\Seattle\ChromData\TAC050\20220113-80849.b\SIM011322b021.D

Injection Date: 14-Jan-2022 03:29:30

Instrument ID: TAC050

Lims ID: std6

Client ID:

Operator ID: jcm

ALS Bottle#: 11

Worklist Smp#: 11

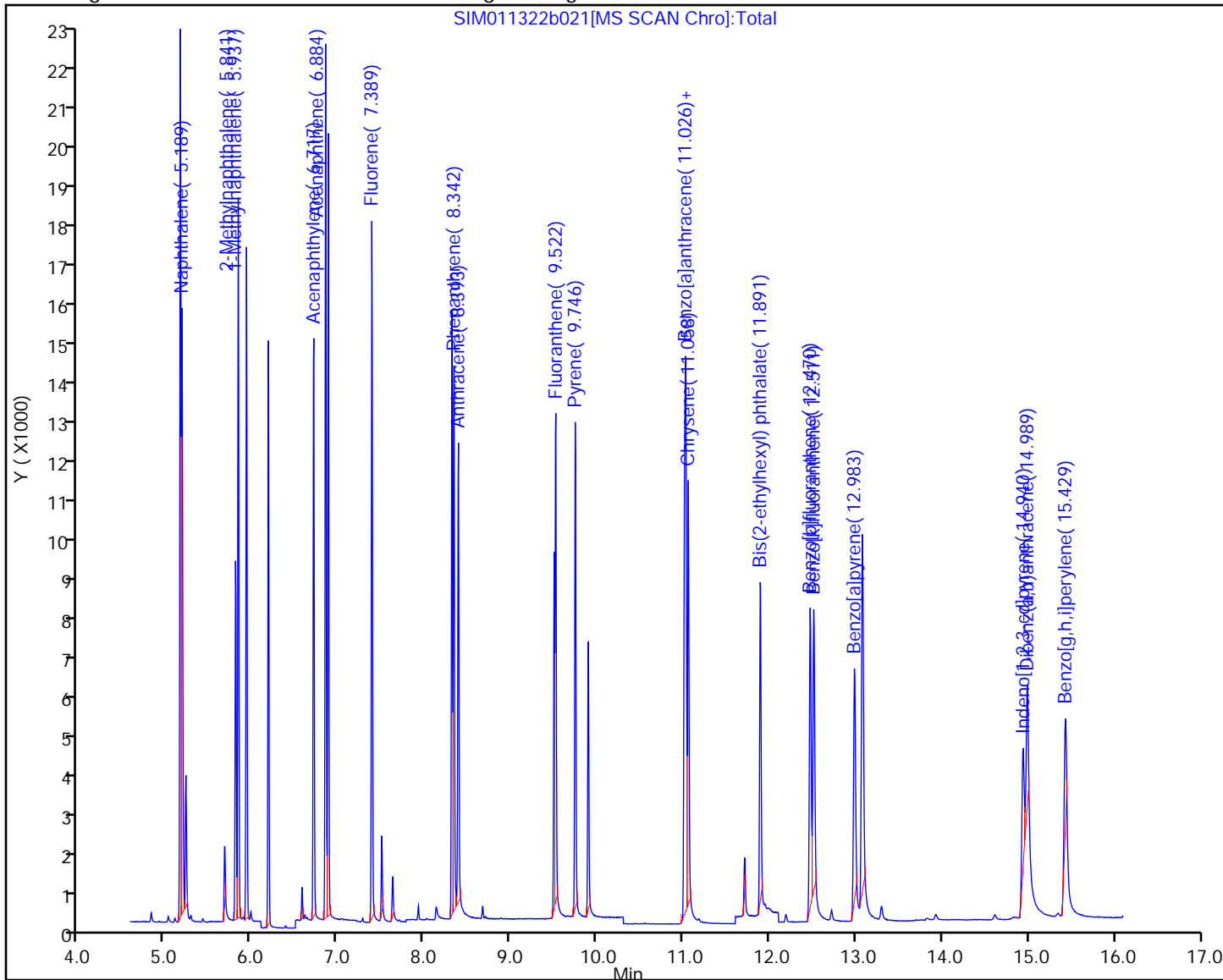
Injection Vol: 1.0 ul

Dil. Factor: 1.0000

Method: TAC050_SIM_PAH

Limit Group: 8270D_SIM QSM 5.0

Y Scaling: Method Defined: Scale to the Nth Largest Target: 1



Eurofins Seattle

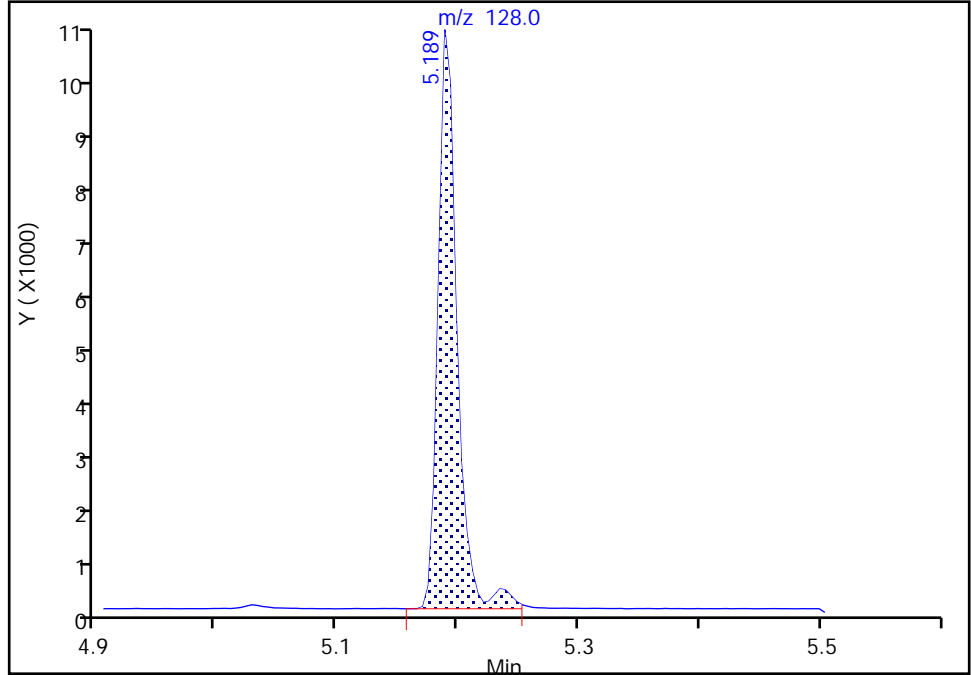
Data File: \\chromfs\Seattle\ChromData\TAC050\20220113-80849.b\SIM011322b021.D
Injection Date: 14-Jan-2022 03:29:30 Instrument ID: TAC050
Lims ID: std6
Client ID:
Operator ID: jcm ALS Bottle#: 11 Worklist Smp#: 11
Injection Vol: 1.0 ul Dil. Factor: 1.0000
Method: TAC050_SIM_PAH Limit Group: 8270D_SIM QSM 5.0
Column: Detector MS SCAN

11 Naphthalene, CAS: 91-20-3

Signal: 1

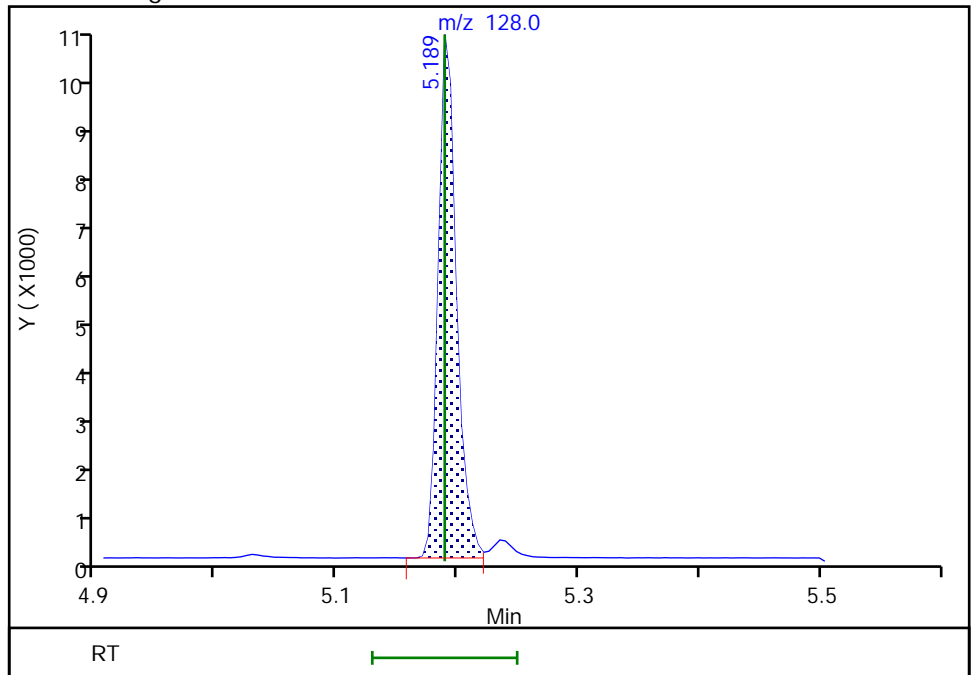
RT: 5.19
Area: 11759
Amount: 51.265537
Amount Units: ug/L

Processing Integration Results



RT: 5.19
Area: 11320
Amount: 49.976441
Amount Units: ug/L

Manual Integration Results



Reviewer: boylea, 14-Jan-2022 14:15:29
Audit Action: Split an Integrated Peak

Audit Reason: Shouldering

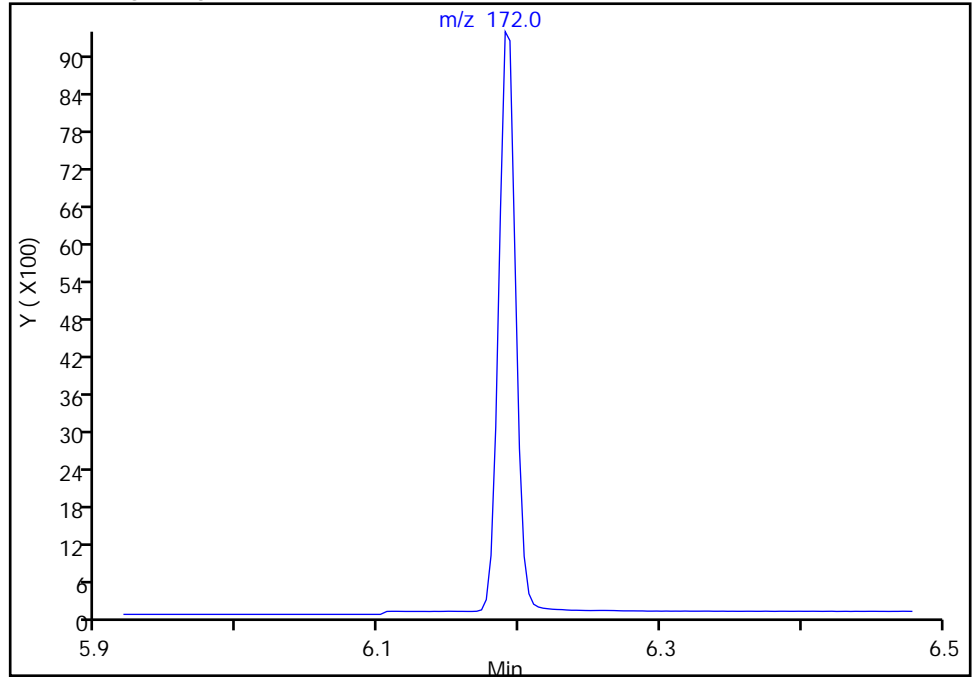
Eurofins Seattle

Data File: \\chromfs\Seattle\ChromData\TAC050\20220113-80849.b\SIM011322b021.D
Injection Date: 14-Jan-2022 03:29:30 Instrument ID: TAC050
Lims ID: std6
Client ID:
Operator ID: jcm ALS Bottle#: 11 Worklist Smp#: 11
Injection Vol: 1.0 ul Dil. Factor: 1.0000
Method: TAC050_SIM_PAH Limit Group: 8270D_SIM QSM 5.0
Column: Detector MS SCAN

\$ 10 2-Fluorobiphenyl, CAS: 321-60-8
Signal: 1

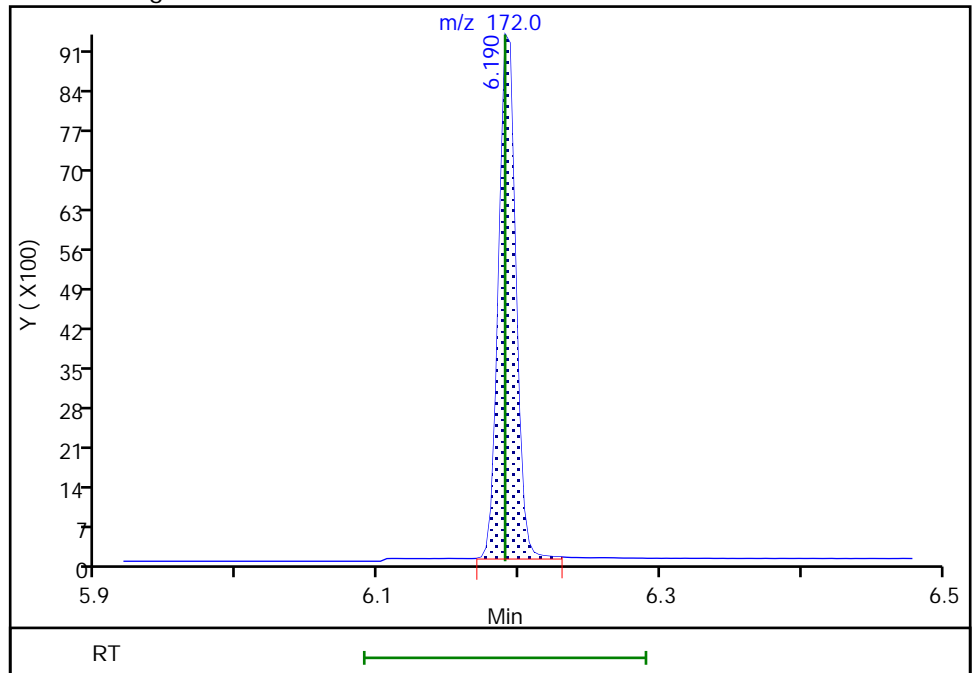
Not Detected
Expected RT: 6.19

Processing Integration Results



Manual Integration Results

RT: 6.19
Area: 7866
Amount: 50.635592
Amount Units: ug/L



Reviewer: boylea, 14-Jan-2022 14:15:40
Audit Action: Manually Integrated

Audit Reason: Assign Peak
Page 598 of 829

Eurofins Seattle

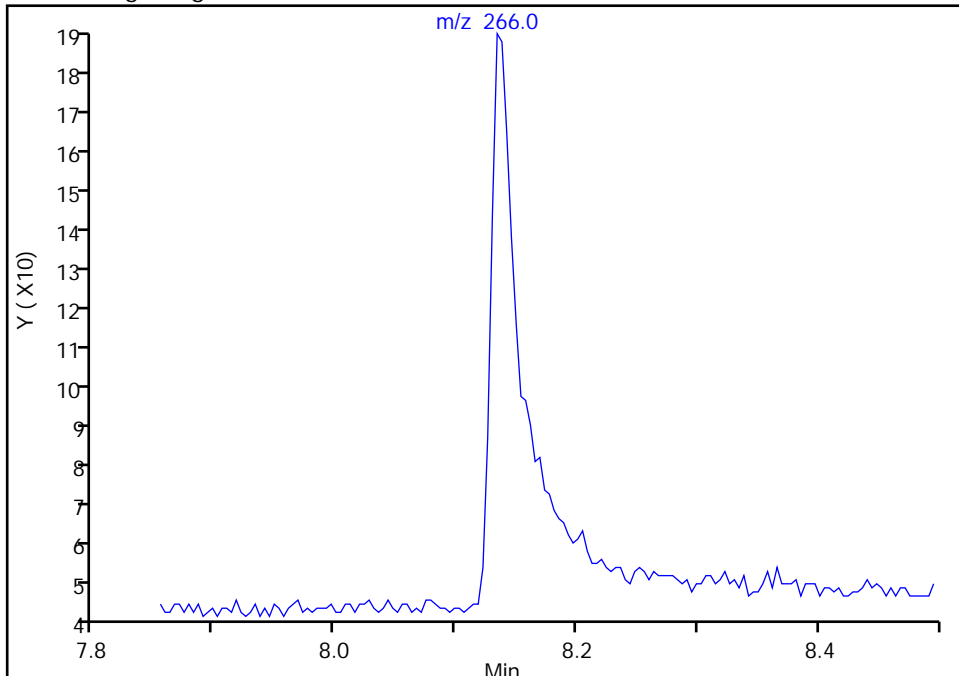
Data File: \\chromfs\Seattle\ChromData\TAC050\20220113-80849.b\SIM011322b021.D
Injection Date: 14-Jan-2022 03:29:30 Instrument ID: TAC050
Lims ID: std6
Client ID:
Operator ID: jcm ALS Bottle#: 11 Worklist Smp#: 11
Injection Vol: 1.0 ul Dil. Factor: 1.0000
Method: TAC050_SIM_PAH Limit Group: 8270D_SIM QSM 5.0
Column: Detector MS SCAN

17 Pentachlorophenol, CAS: 87-86-5

Signal: 1

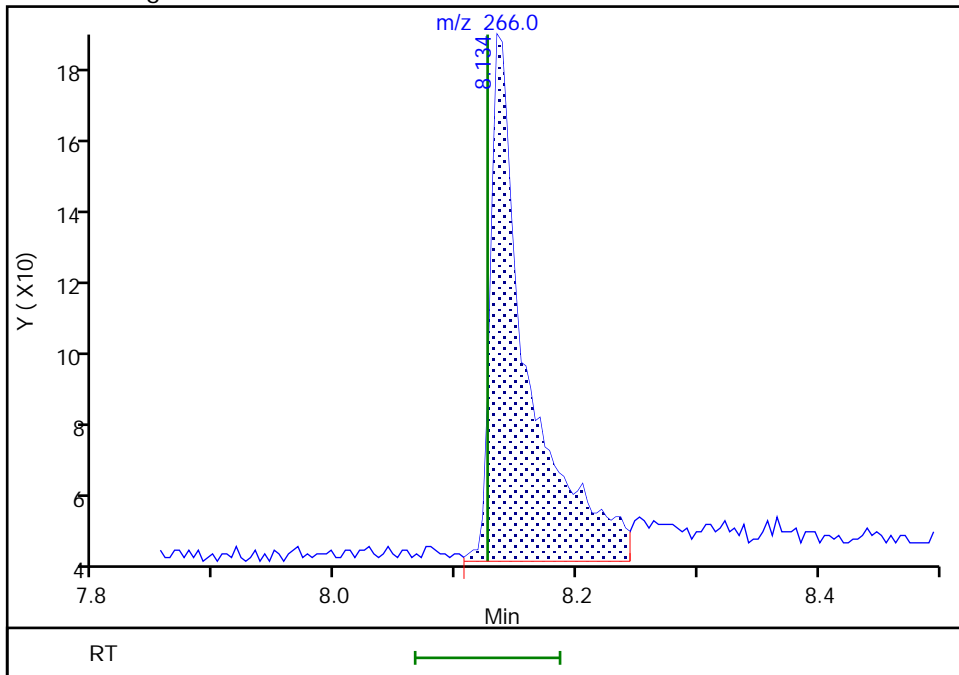
Not Detected
Expected RT: 8.13

Processing Integration Results



Manual Integration Results

RT: 8.13
Area: 304
Amount: 107.1297
Amount Units: ug/L



Reviewer: boylea, 14-Jan-2022 14:15:19
Audit Action: Manually Integrated

Audit Reason: Assign Peak

Eurofins Seattle

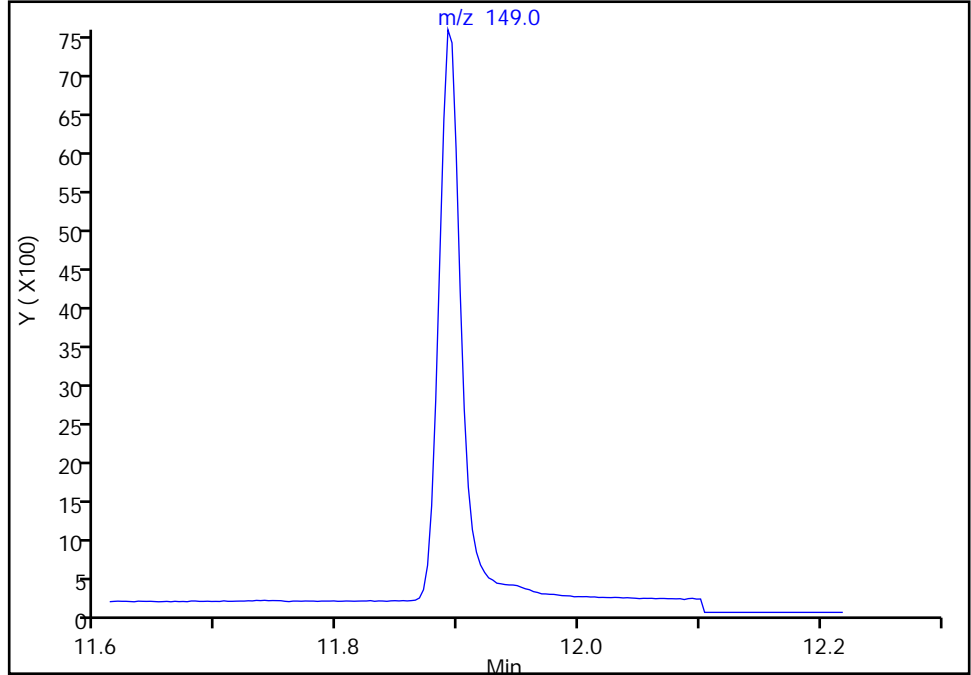
Data File: \\chromfs\Seattle\ChromData\TAC050\20220113-80849.b\SIM011322b021.D
Injection Date: 14-Jan-2022 03:29:30 Instrument ID: TAC050
Lims ID: std6
Client ID:
Operator ID: jcm ALS Bottle#: 11 Worklist Smp#: 11
Injection Vol: 1.0 ul Dil. Factor: 1.0000
Method: TAC050_SIM_PAH Limit Group: 8270D_SIM QSM 5.0
Column: Detector MS SCAN

30 Bis(2-ethylhexyl) phthalate, CAS: 117-81-7

Signal: 1

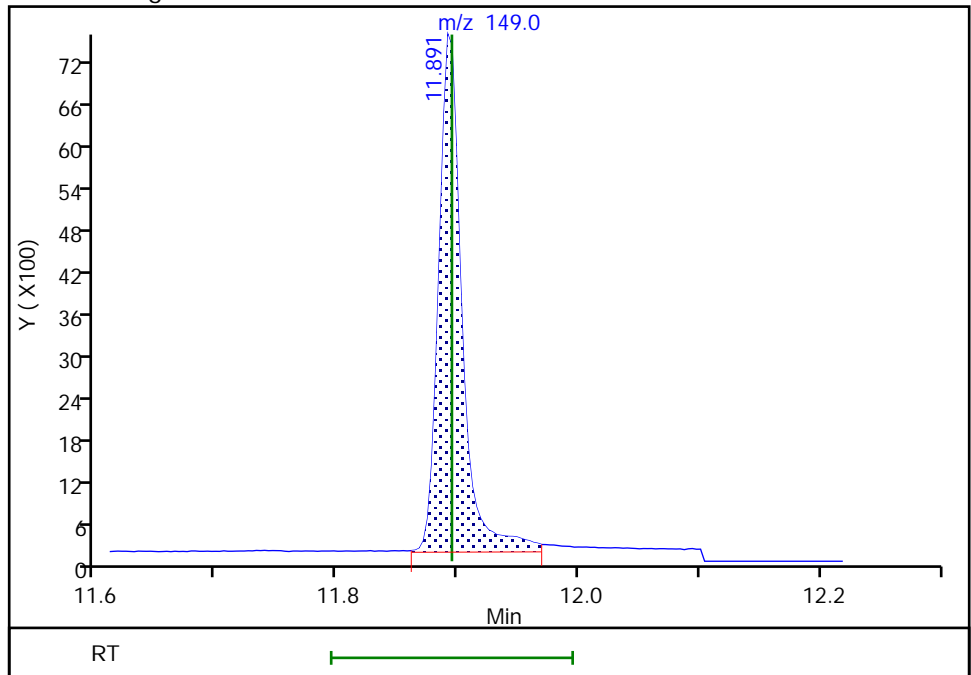
Not Detected
Expected RT: 11.89

Processing Integration Results



Manual Integration Results

RT: 11.89
Area: 9999
Amount: 51.226792
Amount Units: ug/L



Reviewer: boylea, 14-Jan-2022 14:15:00
Audit Action: Manually Integrated

Audit Reason: Assign Peak

Eurofins Seattle

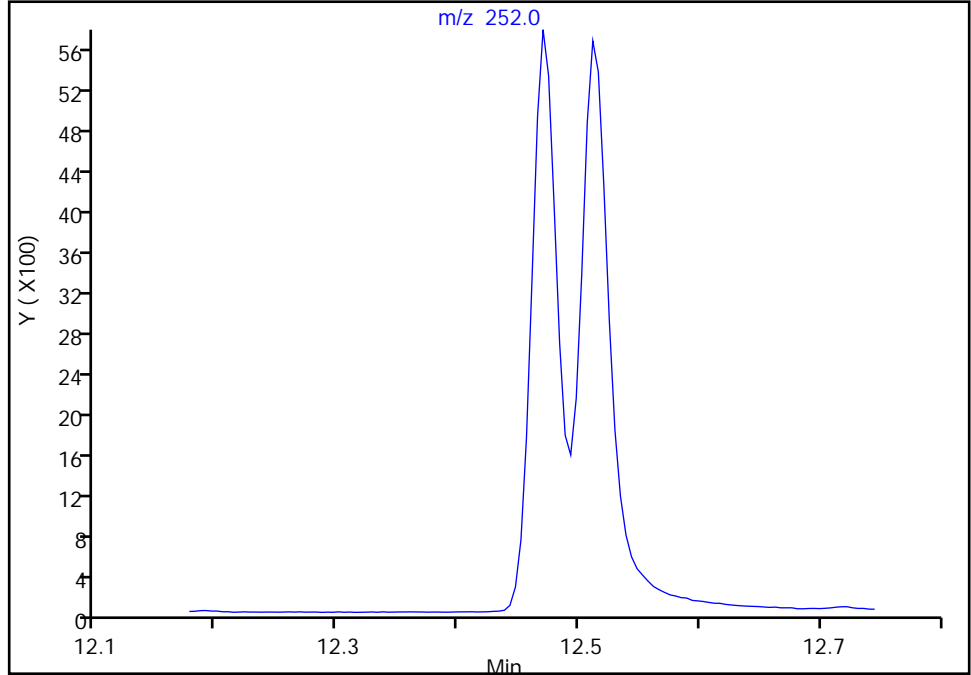
Data File: \\chromfs\Seattle\ChromData\TAC050\20220113-80849.b\SIM011322b021.D
Injection Date: 14-Jan-2022 03:29:30 Instrument ID: TAC050
Lims ID: std6
Client ID:
Operator ID: jcm ALS Bottle#: 11 Worklist Smp#: 11
Injection Vol: 1.0 ul Dil. Factor: 1.0000
Method: TAC050_SIM_PAH Limit Group: 8270D_SIM QSM 5.0
Column: Detector MS SCAN

24 Benzo[b]fluoranthene, CAS: 205-99-2

Signal: 1

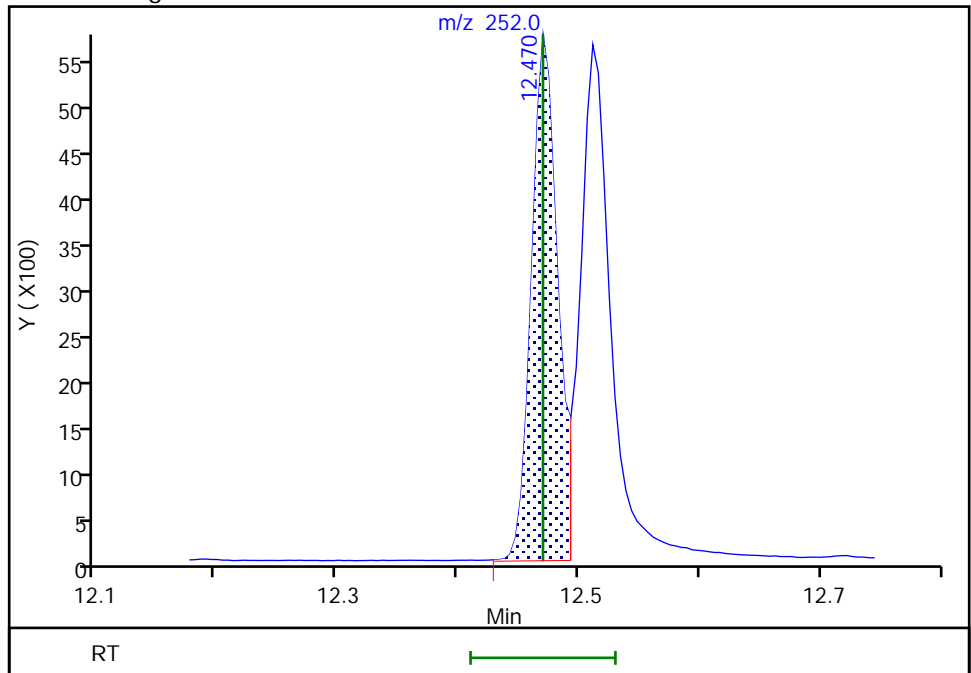
Not Detected
Expected RT: 12.47

Processing Integration Results



Manual Integration Results

RT: 12.47
Area: 8556
Amount: 47.298391
Amount Units: ug/L



Reviewer: boylea, 14-Jan-2022 14:14:50
Audit Action: Manually Integrated

Audit Reason: Incomplete Integration

Eurofins Seattle

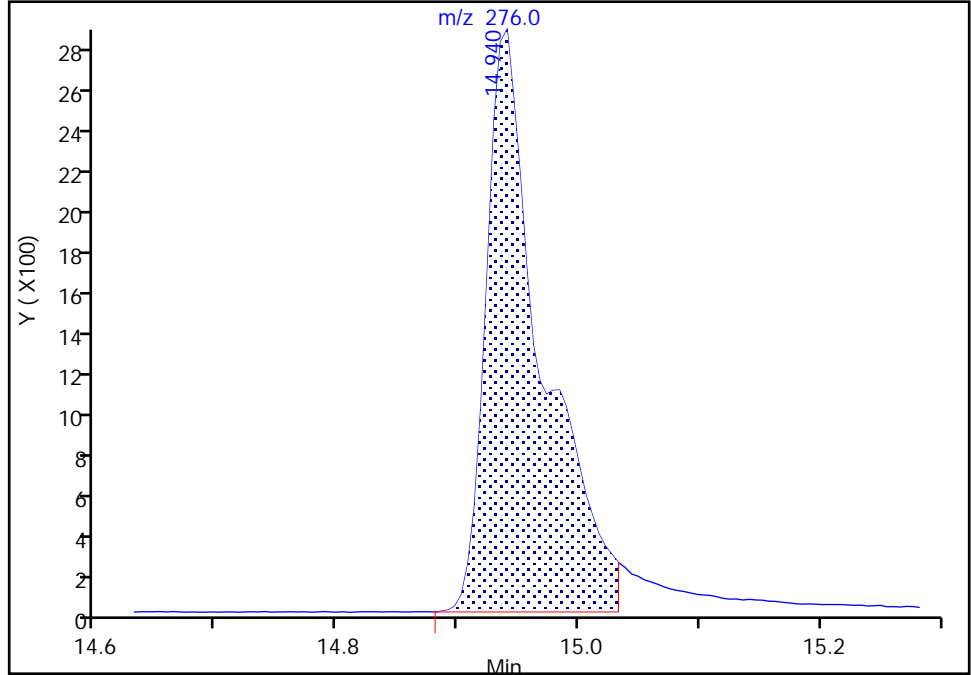
Data File: \\chromfs\Seattle\ChromData\TAC050\20220113-80849.b\SIM011322b021.D
Injection Date: 14-Jan-2022 03:29:30 Instrument ID: TAC050
Lims ID: std6
Client ID:
Operator ID: jcm ALS Bottle#: 11 Worklist Smp#: 11
Injection Vol: 1.0 ul Dil. Factor: 1.0000
Method: TAC050_SIM_PAH Limit Group: 8270D_SIM QSM 5.0
Column: Detector MS SCAN

27 Indeno[1,2,3-cd]pyrene, CAS: 193-39-5

Signal: 1

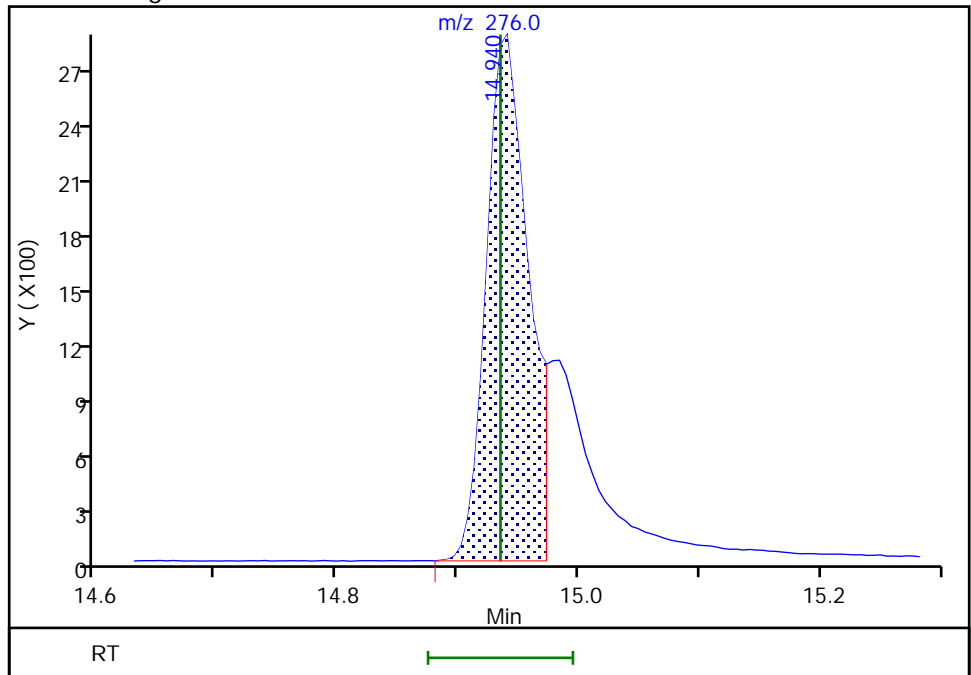
RT: 14.94
Area: 9130
Amount: 55.625137
Amount Units: ug/L

Processing Integration Results



RT: 14.94
Area: 6730
Amount: 45.508891
Amount Units: ug/L

Manual Integration Results



Reviewer: boylea, 14-Jan-2022 14:14:35
Audit Action: Split an Integrated Peak

Audit Reason: Split Peak

Eurofins Seattle

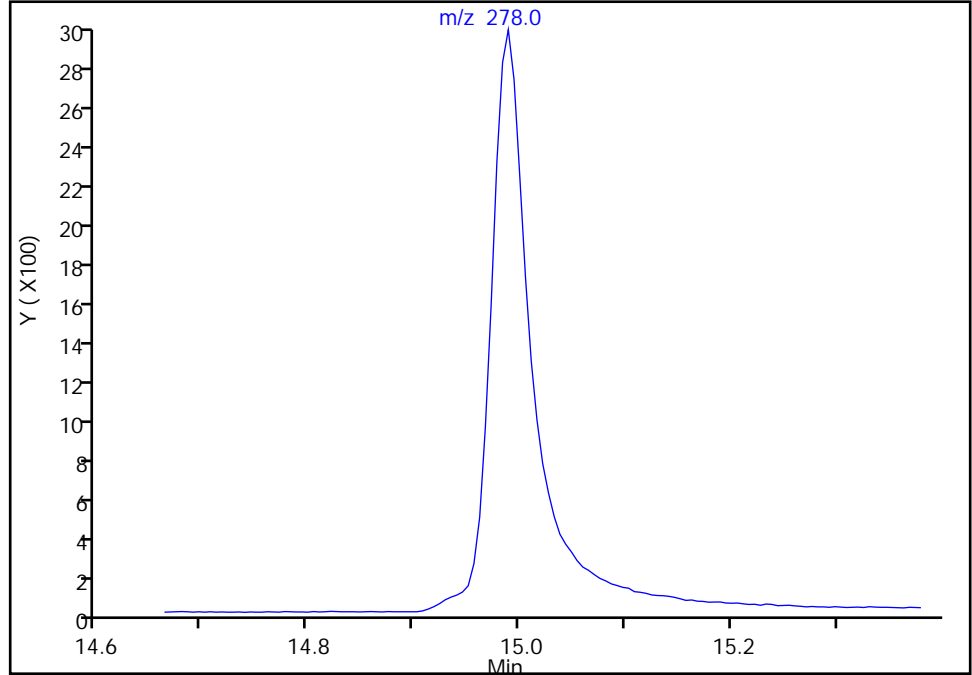
Data File: \\chromfs\Seattle\ChromData\TAC050\20220113-80849.b\SIM011322b021.D
Injection Date: 14-Jan-2022 03:29:30 Instrument ID: TAC050
Lims ID: std6
Client ID:
Operator ID: jcm ALS Bottle#: 11 Worklist Smp#: 11
Injection Vol: 1.0 ul Dil. Factor: 1.0000
Method: TAC050_SIM_PAH Limit Group: 8270D_SIM QSM 5.0
Column: Detector MS SCAN

28 Dibenz(a,h)anthracene, CAS: 53-70-3

Signal: 1

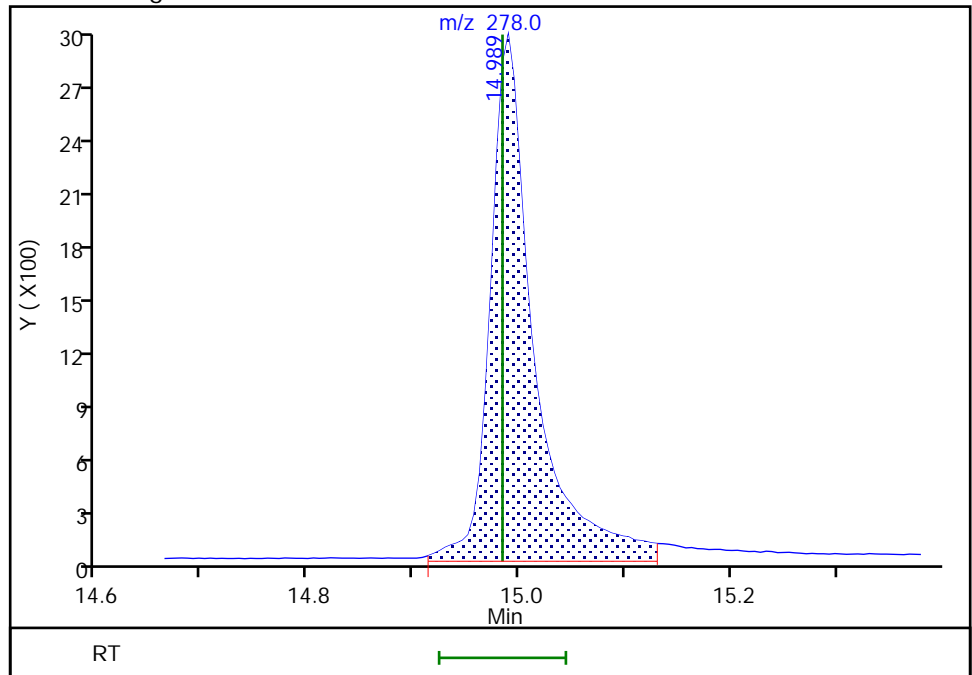
Not Detected
Expected RT: 14.98

Processing Integration Results



Manual Integration Results

RT: 14.99
Area: 8317
Amount: 47.918372
Amount Units: ug/L



Reviewer: boylea, 14-Jan-2022 14:14:23
Audit Action: Manually Integrated

Audit Reason: Incomplete Integration

Eurofins Seattle

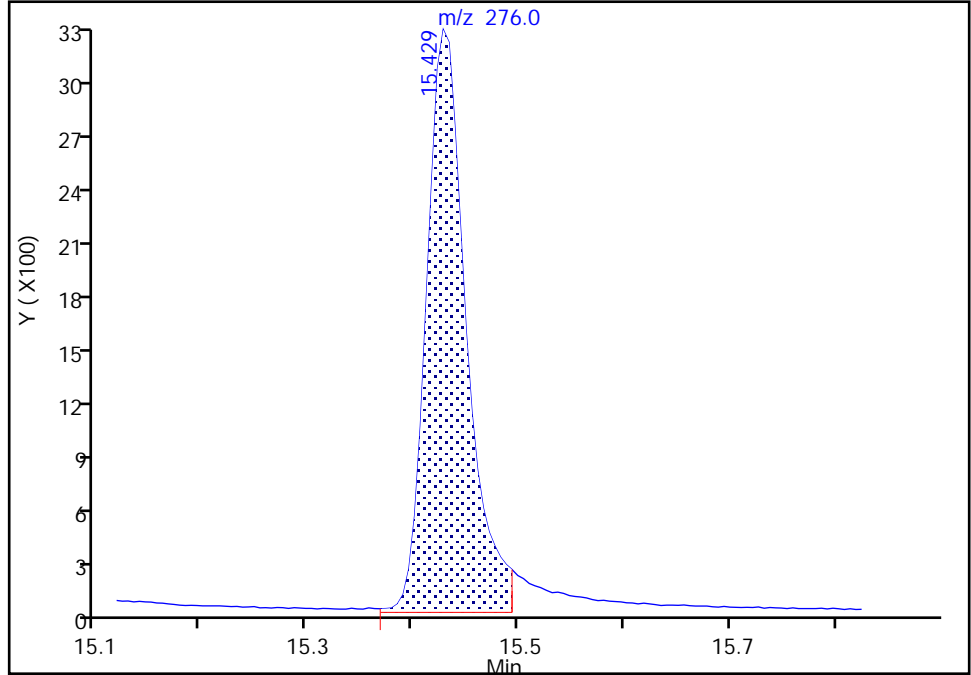
Data File: \\chromfs\Seattle\ChromData\TAC050\20220113-80849.b\SIM011322b021.D
Injection Date: 14-Jan-2022 03:29:30 Instrument ID: TAC050
Lims ID: std6
Client ID:
Operator ID: jcm ALS Bottle#: 11 Worklist Smp#: 11
Injection Vol: 1.0 ul Dil. Factor: 1.0000
Method: TAC050_SIM_PAH Limit Group: 8270D_SIM QSM 5.0
Column: Detector MS SCAN

29 Benzo[g,h,i]perylene, CAS: 191-24-2

Signal: 1

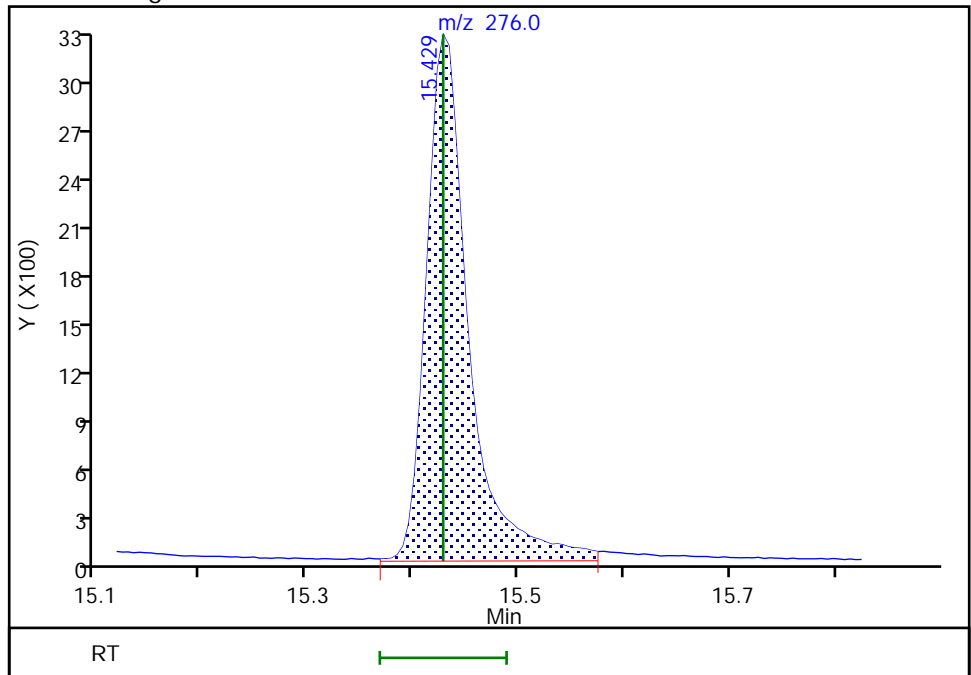
RT: 15.43
Area: 8423
Amount: 44.421994
Amount Units: ug/L

Processing Integration Results



RT: 15.43
Area: 8933
Amount: 47.371003
Amount Units: ug/L

Manual Integration Results



Reviewer: boylea, 14-Jan-2022 14:14:29
Audit Action: Manually Integrated

Audit Reason: Incomplete Integration

Eurofins Seattle
Target Compound Quantitation Report

Data File: \\chromfs\Seattle\ChromData\TAC050\20220113-80849.b\SIM011322b022.D
 Lims ID: std5
 Client ID:
 Sample Type: IC Calib Level: 5
 Inject. Date: 14-Jan-2022 03:48:30 ALS Bottle#: 12 Worklist Smp#: 12
 Injection Vol: 1.0 ul Dil. Factor: 1.0000
 Sample Info: 5
 Operator ID: jcm Instrument ID: TAC050
 Sublist: chrom-TAC050_SIM_PAH*sub9
 Method: \\chromfs\Seattle\ChromData\TAC050\20220113-80849.b\TAC050_SIM_PAH.m
 Limit Group: 8270D_SIM QSM 5.0
 Last Update: 14-Jan-2022 15:42:17 Calib Date: 14-Jan-2022 05:04:30
 Integrator: Falcon ID Type: RT Order ID
 Quant Method: Internal Standard Quant By: Initial Calibration
 Last ICal File: \\chromfs\Seattle\ChromData\TAC050\20220113-80849.b\SIM011322b026.D

Column 1 : Det: MS SCAN
 Process Host: CTX1628

First Level Reviewer: limmere Date: 14-Jan-2022 10:08:28

Compound	Sig	RT (min.)	Exp RT (min.)	Dlt RT (min.)	Q	Response	Cal Amt ug/L	OnCol Amt ug/L	Flags
* 1 Naphthalene-d8	136	5.171	5.171	0.000	90	21291	100.0	100.0	
* 2 Acenaphthene-d10	164	6.854	6.854	0.000	71	9613	100.0	100.0	
* 3 Phenanthrene-d10	188	8.319	8.319	0.001	56	14596	100.0	100.0	
* 4 Chrysene-d12	240	11.030	11.030	0.000	51	11088	100.0	100.0	
* 5 Perylene-d12	264	13.079	13.074	0.005	69	13110	100.0	100.0	
\$ 6 2-methylnaphthalene-d10	152	5.809	5.809	0.000	67	2533	20.0	20.1	
\$ 10 2-Fluorobiphenyl	172	6.190	6.190	0.000	0	3165	20.0	20.6	M
\$ 7 2,4,6-Tribromophenol	330	7.632	7.628	0.004	59	396	20.0	20.8	M
\$ 8 Fluoranthene-d10 (Surr)	212	9.502	9.502	0.000	69	3024	20.0	18.9	
\$ 9 Terphenyl-d14	244	9.900	9.896	0.004	95	2154	20.0	18.4	
11 Naphthalene	128	5.189	5.189	0.000	100	4620	20.0	20.5	M
12 2-Methylnaphthalene	141	5.841	5.841	0.000	96	2578	20.0	20.2	
13 1-Methylnaphthalene	141	5.937	5.937	0.000	98	2491	20.0	20.1	
14 Acenaphthylene	152	6.717	6.717	0.000	100	4001	20.0	19.7	
15 Acenaphthene	153	6.884	6.884	0.000	96	2549	20.0	20.0	
16 Fluorene	166	7.394	7.389	0.005	93	2657	20.0	18.7	
17 Pentachlorophenol	266	8.146	8.126	0.020	99	49	40.0	85.5	M
18 Phenanthrene	178	8.342	8.342	0.000	100	3789	20.0	19.5	
19 Anthracene	178	8.393	8.389	0.004	100	3797	20.0	19.6	
20 Fluoranthene	202	9.522	9.522	0.000	52	3616	20.0	18.8	
21 Pyrene	202	9.750	9.746	0.004	51	3774	20.0	18.5	
22 Benzo[a]anthracene	228	11.017	11.012	0.005	90	3279	20.0	19.3	M
23 Chrysene	228	11.058	11.057	0.001	99	3566	20.0	20.0	
30 Bis(2-ethylhexyl) phthalate	149	11.891	11.895	-0.004	0	3545	20.0	18.2	M
24 Benzo[b]fluoranthene	252	12.470	12.470	0.000	98	3324	20.0	18.6	M
25 Benzo[k]fluoranthene	252	12.516	12.511	0.005	95	3813	20.0	19.1	Ma
26 Benzo[a]pyrene	252	12.987	12.983	0.004	97	3231	20.0	18.1	a
27 Indeno[1,2,3-cd]pyrene	276	14.940	14.935	0.005	96	2407	20.0	17.1	Ma
28 Dibenz(a,h)anthracene	278	14.989	14.984	0.005	97	2953	20.0	17.3	Ma
29 Benzo[g,h,i]perylene	276	15.434	15.429	0.005	93	3494	20.0	18.9	Ma

QC Flag Legend

Processing Flags

Review Flags

M - Manually Integrated

a - User Assigned ID

Reagents:

8270ccvl_50_00039

Amount Added: 400.00

Units: uL

8270SIM_IS_00069

Amount Added: 6.00

Units: uL

Eurofins Seattle

Data File: \\chromfs\Seattle\ChromData\TAC050\20220113-80849.b\SIM011322b022.D

Injection Date: 14-Jan-2022 03:48:30

Instrument ID: TAC050

Lims ID: std5

Client ID:

Operator ID: jcm

ALS Bottle#: 12

Worklist Smp#: 12

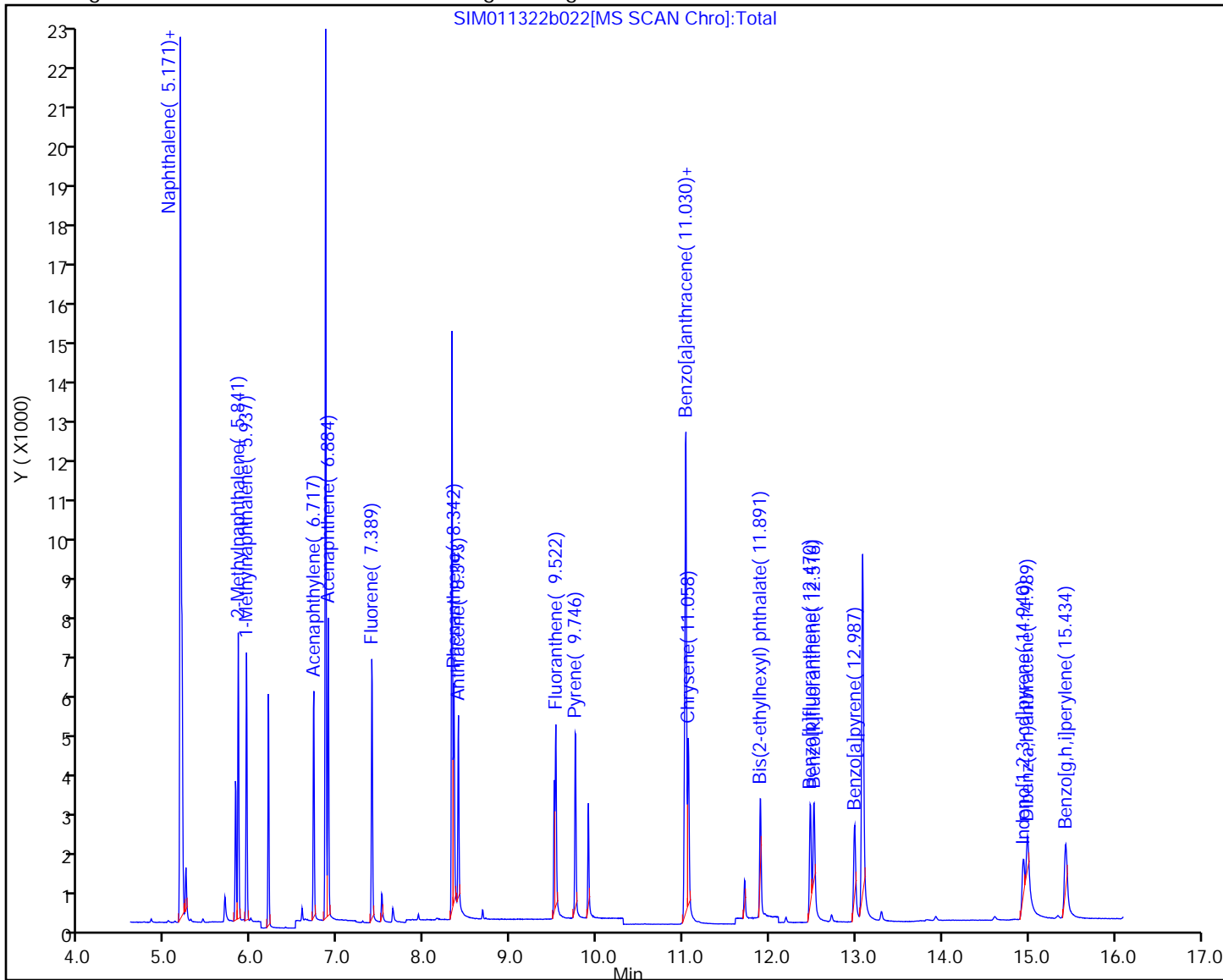
Injection Vol: 1.0 ul

Dil. Factor: 1.0000

Method: TAC050_SIM_PAH

Limit Group: 8270D_SIM QSM 5.0

Y Scaling: Method Defined: Scale to the Nth Largest Target: 1



Eurofins Seattle

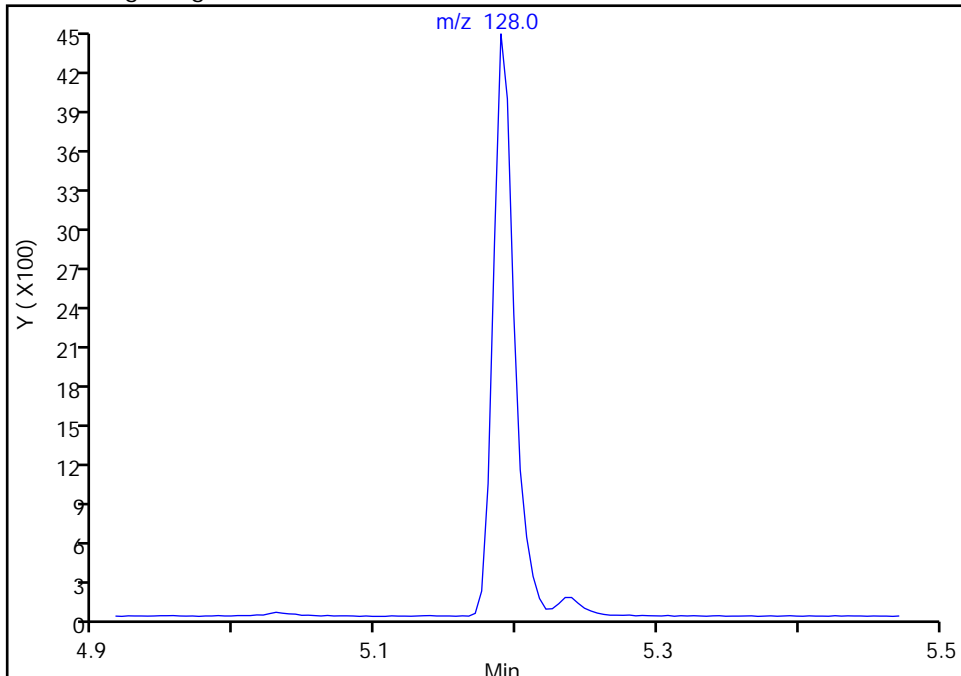
Data File: \\chromfs\Seattle\ChromData\TAC050\20220113-80849.b\SIM011322b022.D
Injection Date: 14-Jan-2022 03:48:30 Instrument ID: TAC050
Lims ID: std5
Client ID:
Operator ID: jcm ALS Bottle#: 12 Worklist Smp#: 12
Injection Vol: 1.0 ul Dil. Factor: 1.0000
Method: TAC050_SIM_PAH Limit Group: 8270D_SIM QSM 5.0
Column: Detector MS SCAN

11 Naphthalene, CAS: 91-20-3

Signal: 1

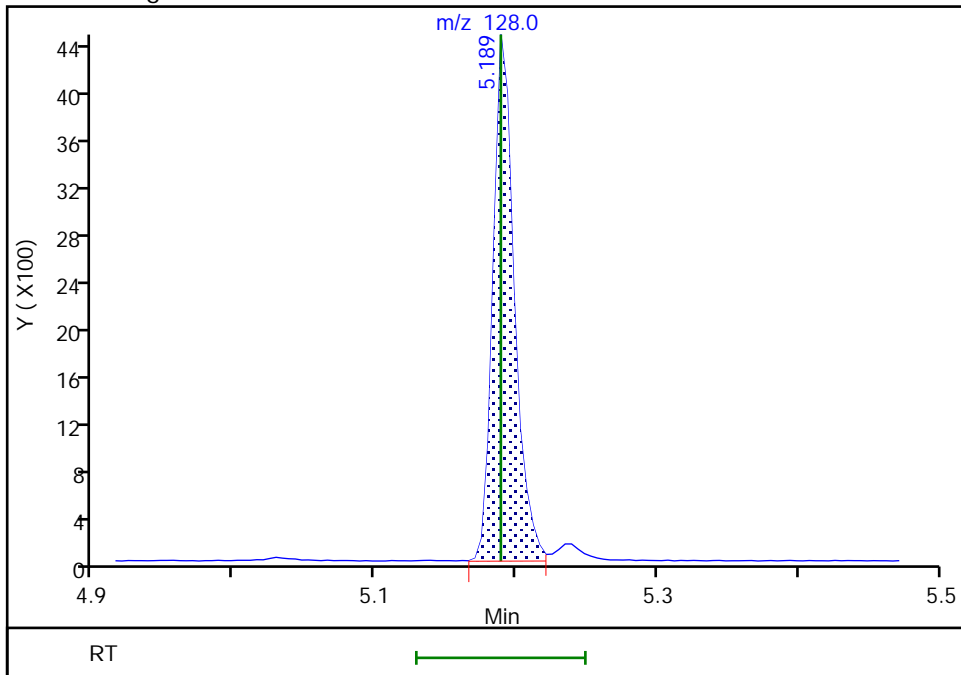
Not Detected
Expected RT: 5.19

Processing Integration Results



Manual Integration Results

RT: 5.19
Area: 4620
Amount: 20.516495
Amount Units: ug/L



Reviewer: boylea, 14-Jan-2022 14:16:33
Audit Action: Manually Integrated

Audit Reason: Assign Peak

Eurofins Seattle

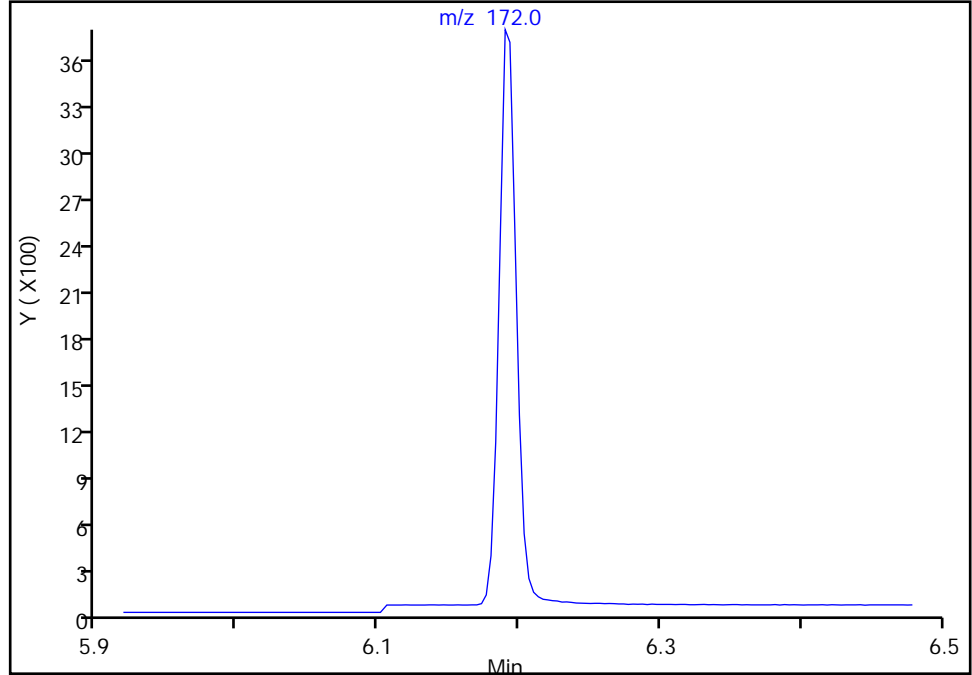
Data File: \\chromfs\Seattle\ChromData\TAC050\20220113-80849.b\SIM011322b022.D
Injection Date: 14-Jan-2022 03:48:30 Instrument ID: TAC050
Lims ID: std5
Client ID:
Operator ID: jcm ALS Bottle#: 12 Worklist Smp#: 12
Injection Vol: 1.0 ul Dil. Factor: 1.0000
Method: TAC050_SIM_PAH Limit Group: 8270D_SIM QSM 5.0
Column: Detector MS SCAN

\$ 10 2-Fluorobiphenyl, CAS: 321-60-8

Signal: 1

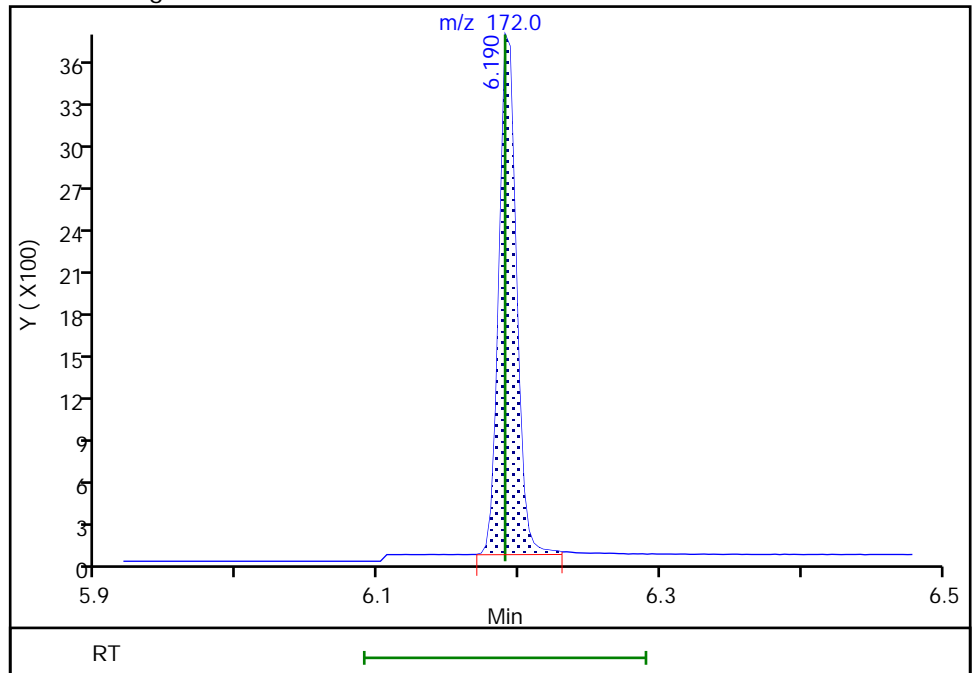
Not Detected
Expected RT: 6.19

Processing Integration Results



Manual Integration Results

RT: 6.19
Area: 3165
Amount: 20.575315
Amount Units: ug/L



Reviewer: boylea, 14-Jan-2022 14:16:15
Audit Action: Manually Integrated

Audit Reason: Assign Peak
Page 609 of 829

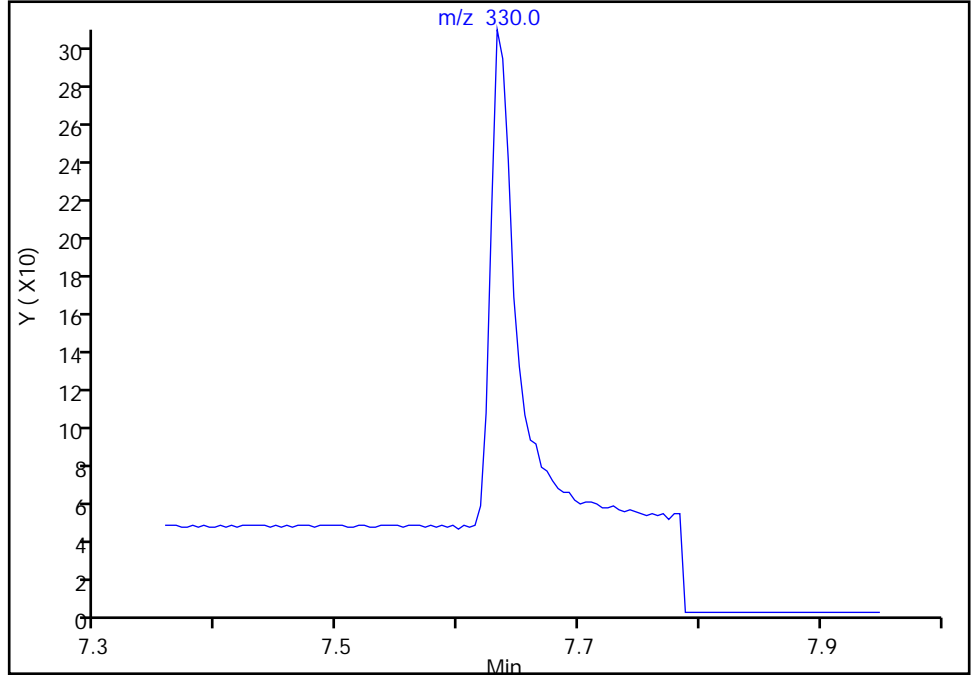
Eurofins Seattle

Data File: \\chromfs\Seattle\ChromData\TAC050\20220113-80849.b\SIM011322b022.D
Injection Date: 14-Jan-2022 03:48:30 Instrument ID: TAC050
Lims ID: std5
Client ID:
Operator ID: jcm ALS Bottle#: 12 Worklist Smp#: 12
Injection Vol: 1.0 ul Dil. Factor: 1.0000
Method: TAC050_SIM_PAH Limit Group: 8270D_SIM QSM 5.0
Column: Detector MS SCAN

\$ 7 2,4,6-Tribromophenol, CAS: 118-79-6
Signal: 1

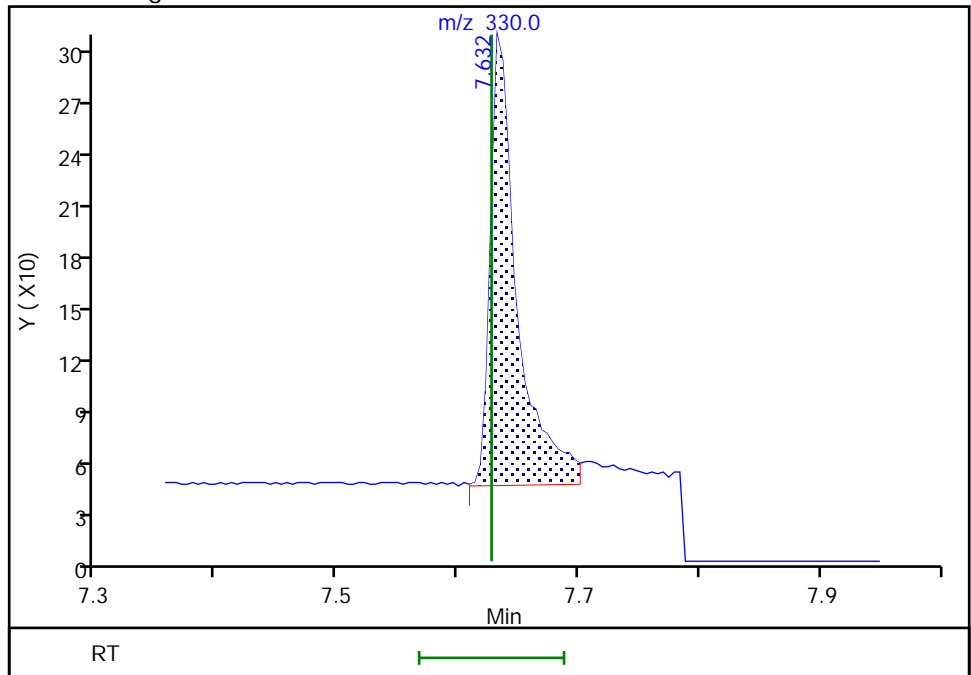
Not Detected
Expected RT: 7.63

Processing Integration Results



Manual Integration Results

RT: 7.63
Area: 396
Amount: 20.819703
Amount Units: ug/L



Reviewer: boylea, 14-Jan-2022 14:16:23
Audit Action: Manually Integrated

Audit Reason: Assign Peak
Page 610 of 829

Eurofins Seattle

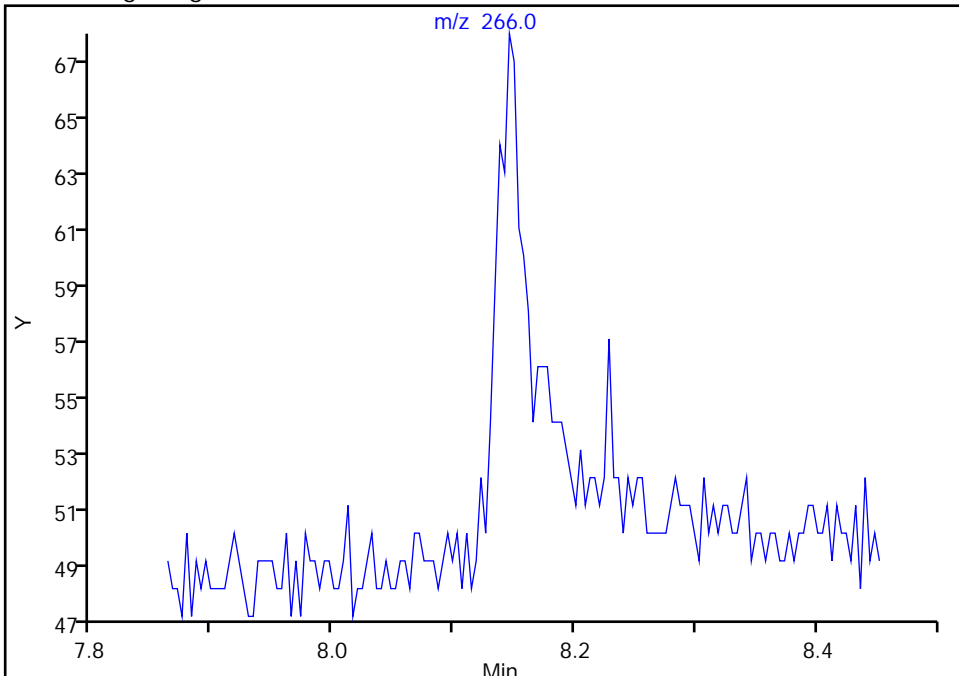
Data File: \\chromfs\Seattle\ChromData\TAC050\20220113-80849.b\SIM011322b022.D
Injection Date: 14-Jan-2022 03:48:30 Instrument ID: TAC050
Lims ID: std5
Client ID:
Operator ID: jcm ALS Bottle#: 12 Worklist Smp#: 12
Injection Vol: 1.0 ul Dil. Factor: 1.0000
Method: TAC050_SIM_PAH Limit Group: 8270D_SIM QSM 5.0
Column: Detector MS SCAN

17 Pentachlorophenol, CAS: 87-86-5

Signal: 1

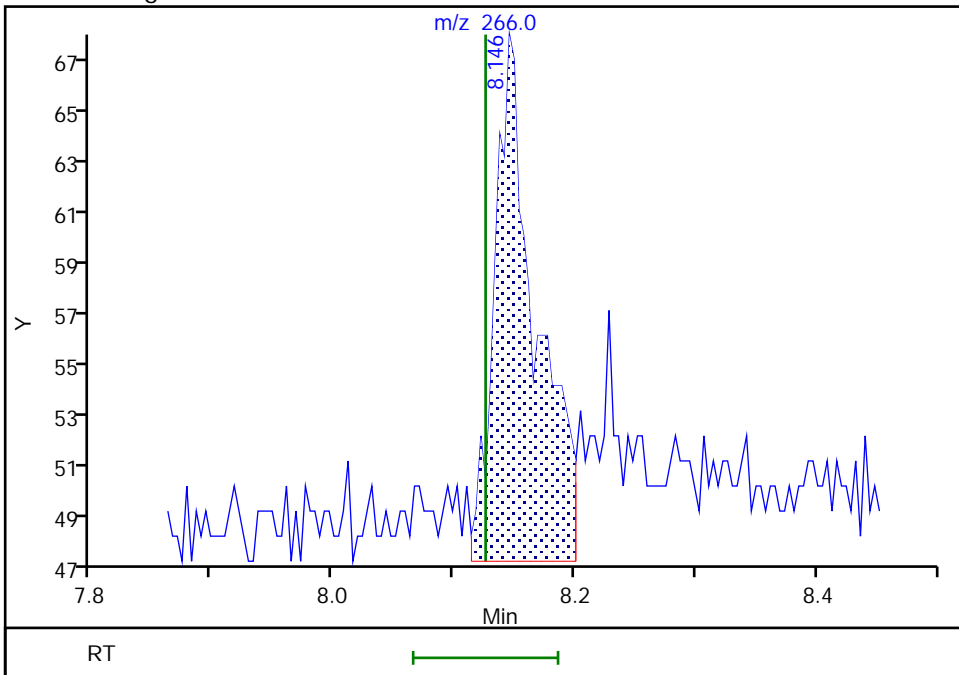
Not Detected
Expected RT: 8.13

Processing Integration Results



Manual Integration Results

RT: 8.15
Area: 49
Amount: 85.523380
Amount Units: ug/L



Reviewer: boylea, 14-Jan-2022 14:16:47
Audit Action: Manually Integrated

Audit Reason: Assign Peak
Page 611 of 829

Eurofins Seattle

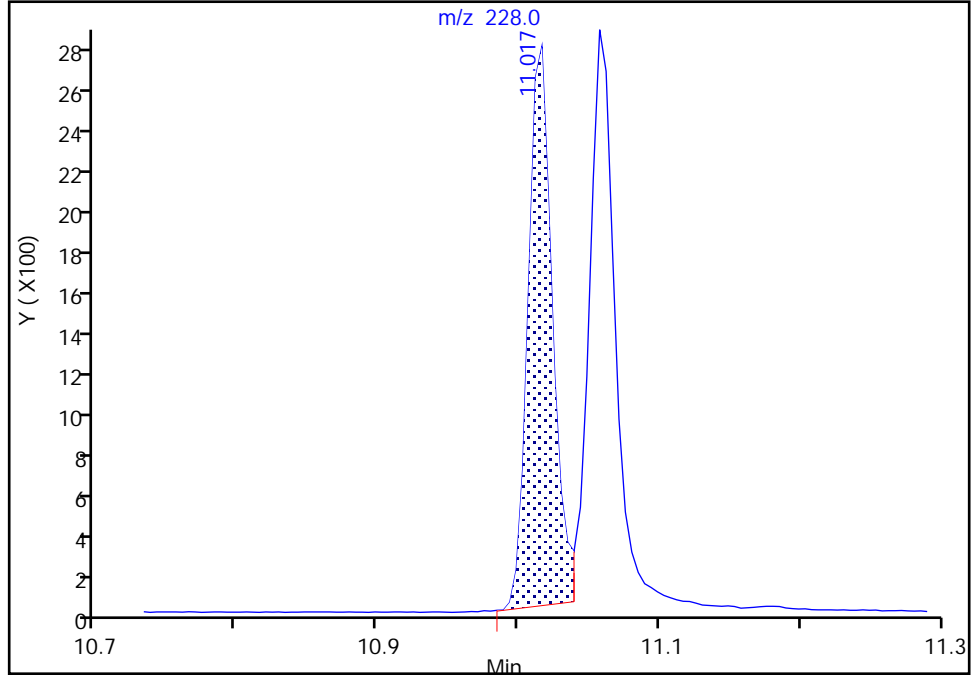
Data File: \\chromfs\Seattle\ChromData\TAC050\20220113-80849.b\SIM011322b022.D
Injection Date: 14-Jan-2022 03:48:30 Instrument ID: TAC050
Lims ID: std5
Client ID:
Operator ID: jcm ALS Bottle#: 12 Worklist Smp#: 12
Injection Vol: 1.0 ul Dil. Factor: 1.0000
Method: TAC050_SIM_PAH Limit Group: 8270D_SIM QSM 5.0
Column: Detector MS SCAN

22 Benzo[a]anthracene, CAS: 56-55-3

Signal: 1

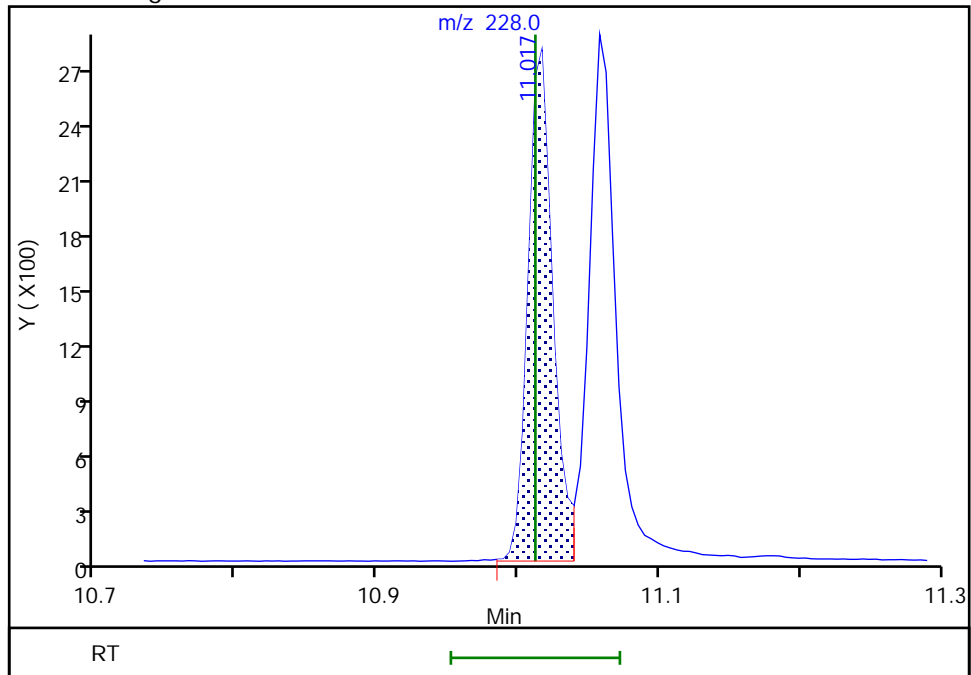
RT: 11.02
Area: 3189
Amount: 18.731486
Amount Units: ug/L

Processing Integration Results



RT: 11.02
Area: 3279
Amount: 19.288123
Amount Units: ug/L

Manual Integration Results



Reviewer: boylea, 14-Jan-2022 14:17:09
Audit Action: Manually Integrated

Audit Reason: Incomplete Integration

Eurofins Seattle

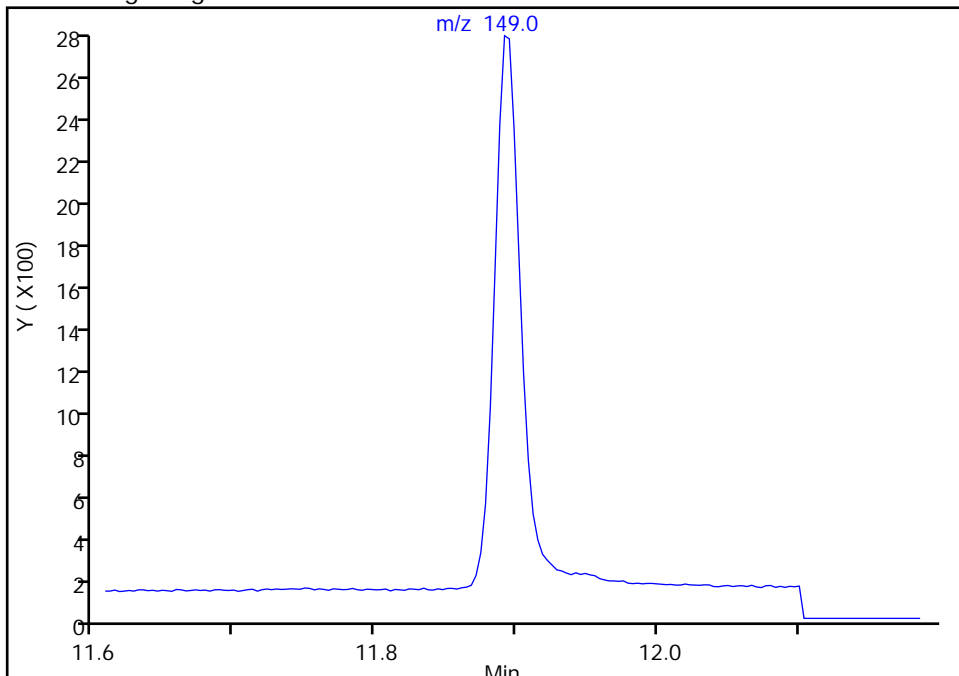
Data File: \\chromfs\Seattle\ChromData\TAC050\20220113-80849.b\SIM011322b022.D
Injection Date: 14-Jan-2022 03:48:30 Instrument ID: TAC050
Lims ID: std5
Client ID:
Operator ID: jcm ALS Bottle#: 12 Worklist Smp#: 12
Injection Vol: 1.0 ul Dil. Factor: 1.0000
Method: TAC050_SIM_PAH Limit Group: 8270D_SIM QSM 5.0
Column: Detector MS SCAN

30 Bis(2-ethylhexyl) phthalate, CAS: 117-81-7

Signal: 1

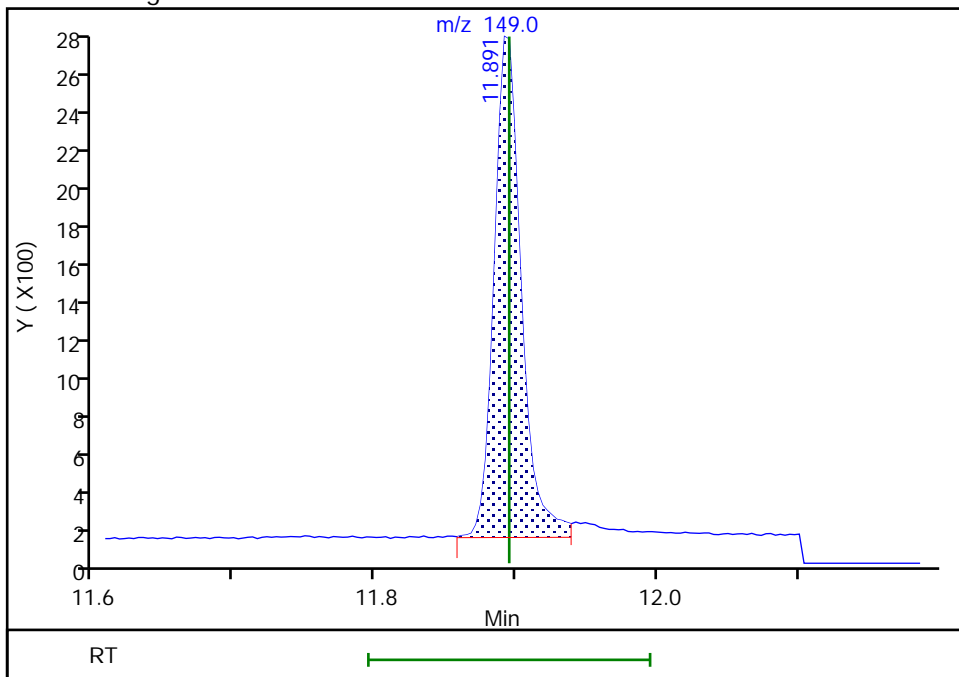
Not Detected
Expected RT: 11.89

Processing Integration Results



Manual Integration Results

RT: 11.89
Area: 3545
Amount: 18.232581
Amount Units: ug/L



Reviewer: boylea, 14-Jan-2022 14:18:00
Audit Action: Manually Integrated

Audit Reason: Assign Peak
Page 613 of 829

Eurofins Seattle

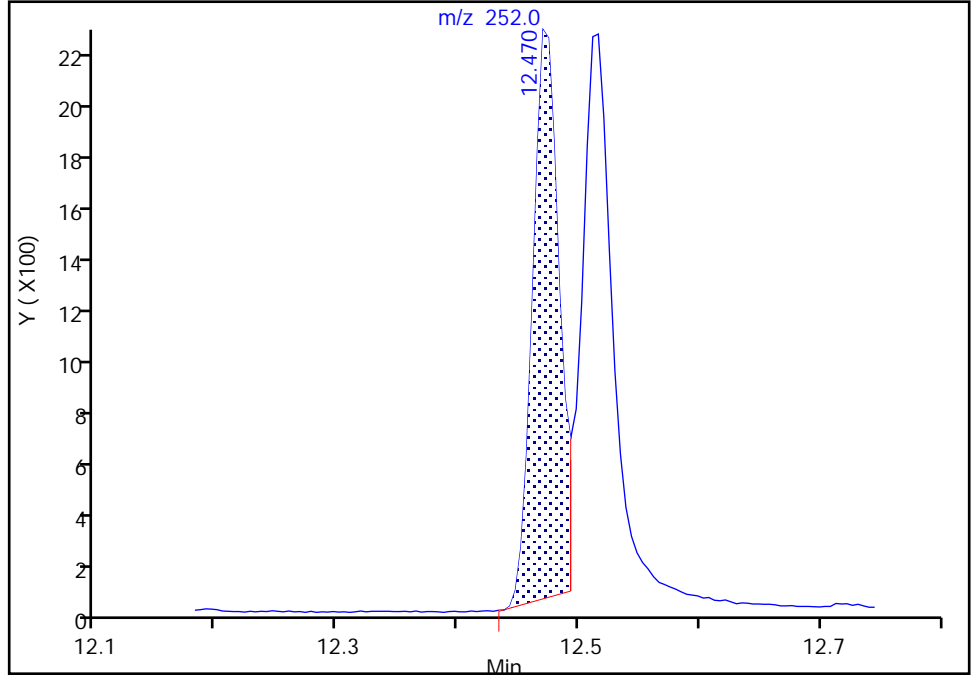
Data File: \\chromfs\Seattle\ChromData\TAC050\20220113-80849.b\SIM011322b022.D
Injection Date: 14-Jan-2022 03:48:30 Instrument ID: TAC050
Lims ID: std5
Client ID:
Operator ID: jcm ALS Bottle#: 12 Worklist Smp#: 12
Injection Vol: 1.0 ul Dil. Factor: 1.0000
Method: TAC050_SIM_PAH Limit Group: 8270D_SIM QSM 5.0
Column: Detector MS SCAN

24 Benzo[b]fluoranthene, CAS: 205-99-2

Signal: 1

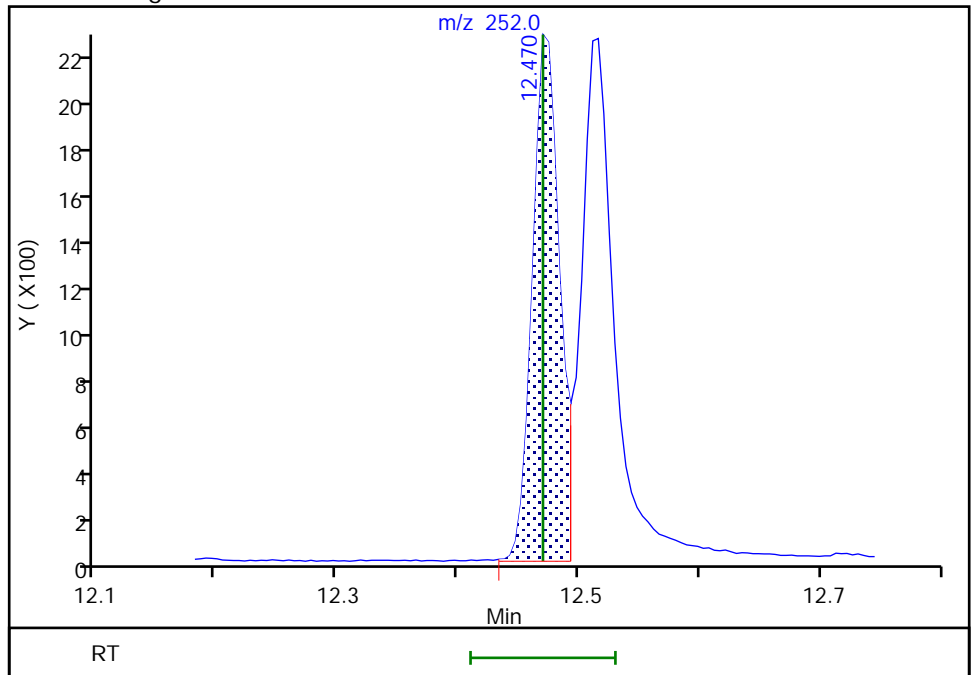
RT: 12.47
Area: 3176
Amount: 17.641583
Amount Units: ug/L

Processing Integration Results



RT: 12.47
Area: 3324
Amount: 18.634458
Amount Units: ug/L

Manual Integration Results



Reviewer: boylea, 14-Jan-2022 14:18:09
Audit Action: Manually Integrated

Audit Reason: Incomplete Integration

Eurofins Seattle

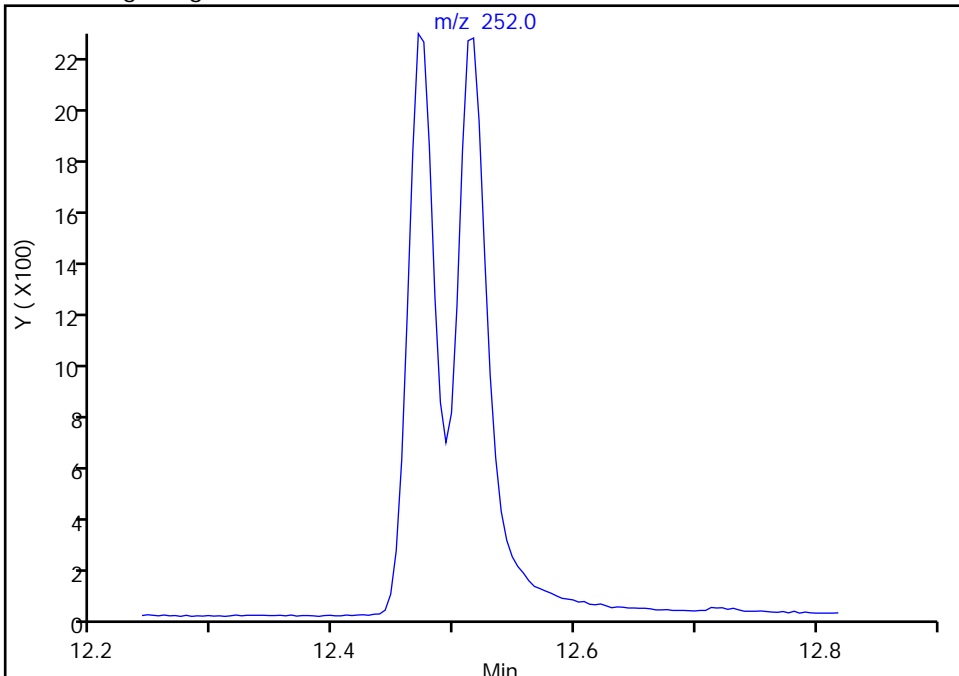
Data File: \\chromfs\Seattle\ChromData\TAC050\20220113-80849.b\SIM011322b022.D
Injection Date: 14-Jan-2022 03:48:30 Instrument ID: TAC050
Lims ID: std5
Client ID:
Operator ID: jcm ALS Bottle#: 12 Worklist Smp#: 12
Injection Vol: 1.0 ul Dil. Factor: 1.0000
Method: TAC050_SIM_PAH Limit Group: 8270D_SIM QSM 5.0
Column: Detector MS SCAN

25 Benzo[k]fluoranthene, CAS: 207-08-9

Signal: 1

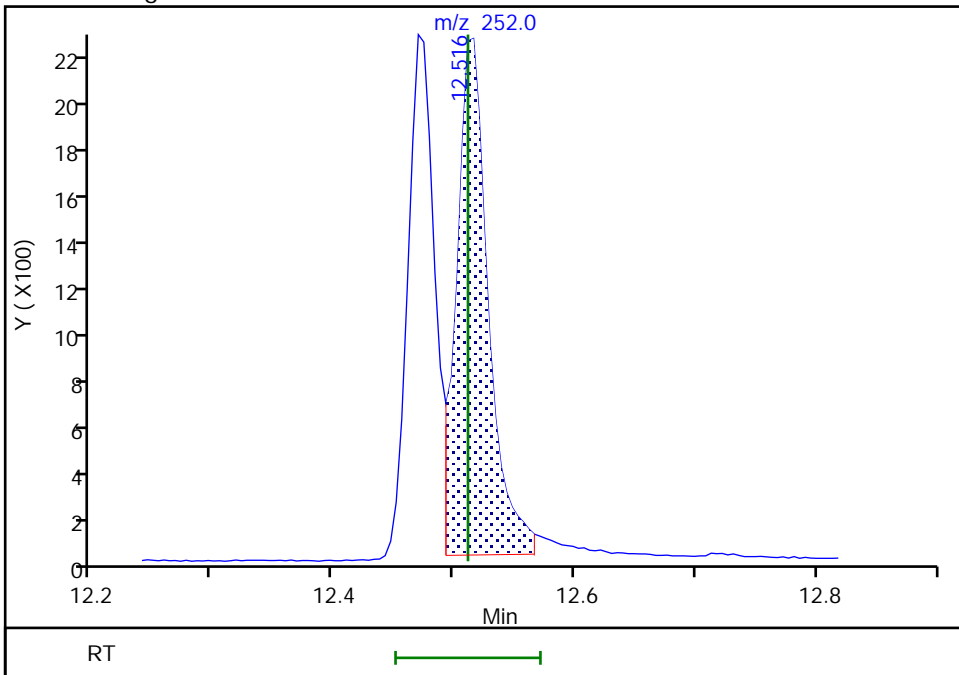
Not Detected
Expected RT: 12.51

Processing Integration Results



Manual Integration Results

RT: 12.52
Area: 3813
Amount: 19.119632
Amount Units: ug/L



Reviewer: boylea, 14-Jan-2022 14:18:19
Audit Action: Manually Integrated

Audit Reason: Incomplete Integration

Eurofins Seattle

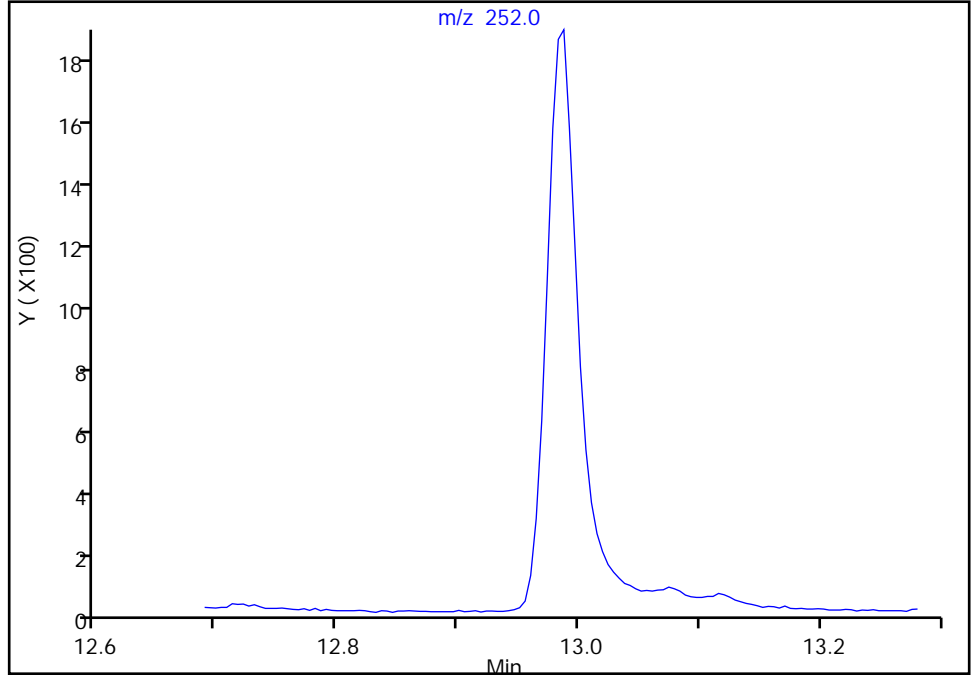
Data File: \\chromfs\Seattle\ChromData\TAC050\20220113-80849.b\SIM011322b022.D
Injection Date: 14-Jan-2022 03:48:30 Instrument ID: TAC050
Lims ID: std5
Client ID:
Operator ID: jcm ALS Bottle#: 12 Worklist Smp#: 12
Injection Vol: 1.0 ul Dil. Factor: 1.0000
Method: TAC050_SIM_PAH Limit Group: 8270D_SIM QSM 5.0
Column: Detector MS SCAN

26 Benzo[a]pyrene, CAS: 50-32-8

Signal: 1

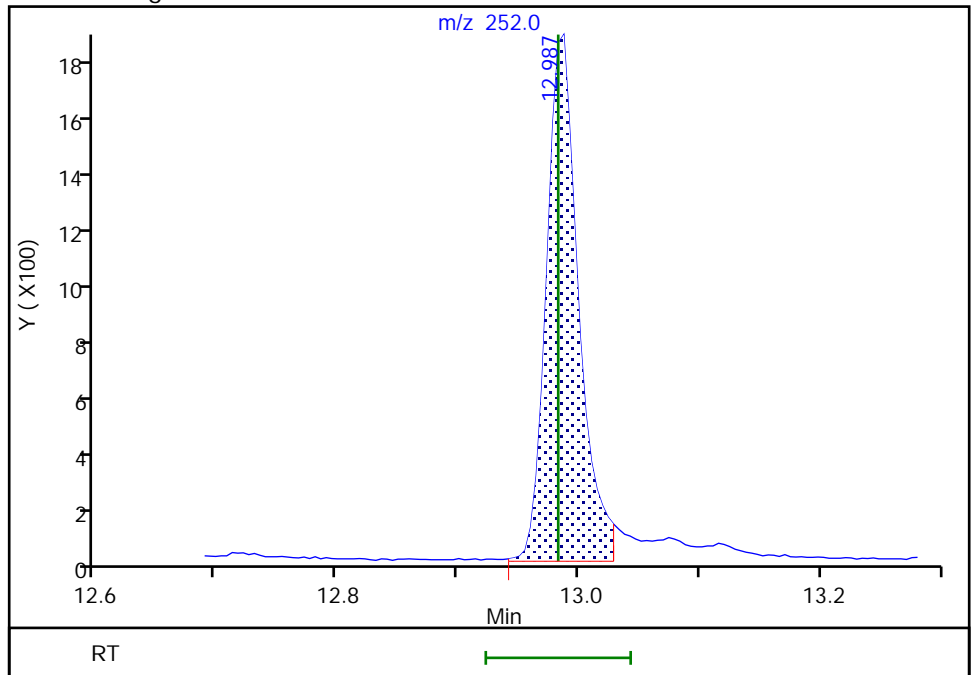
Not Detected
Expected RT: 12.98

Processing Integration Results



Manual Integration Results

RT: 12.99
Area: 3231
Amount: 18.130150
Amount Units: ug/L



Reviewer: boylea, 14-Jan-2022 14:18:25
Audit Action: Assigned Compound ID

Audit Reason: Incomplete Integration

Eurofins Seattle

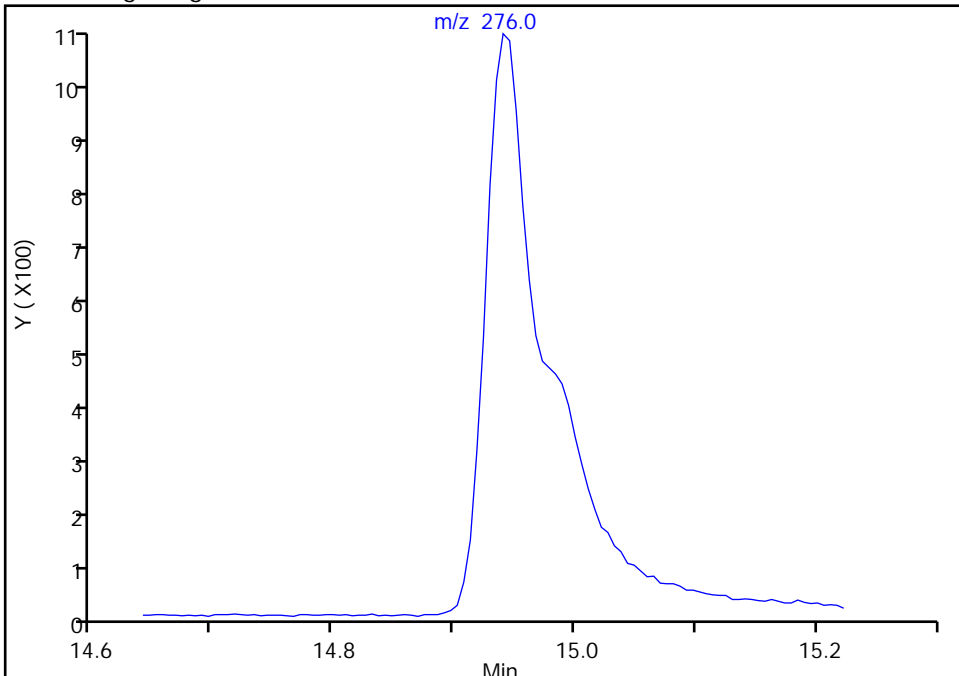
Data File: \\chromfs\Seattle\ChromData\TAC050\20220113-80849.b\SIM011322b022.D
Injection Date: 14-Jan-2022 03:48:30 Instrument ID: TAC050
Lims ID: std5
Client ID:
Operator ID: jcm ALS Bottle#: 12 Worklist Smp#: 12
Injection Vol: 1.0 ul Dil. Factor: 1.0000
Method: TAC050_SIM_PAH Limit Group: 8270D_SIM QSM 5.0
Column: Detector MS SCAN

27 Indeno[1,2,3-cd]pyrene, CAS: 193-39-5

Signal: 1

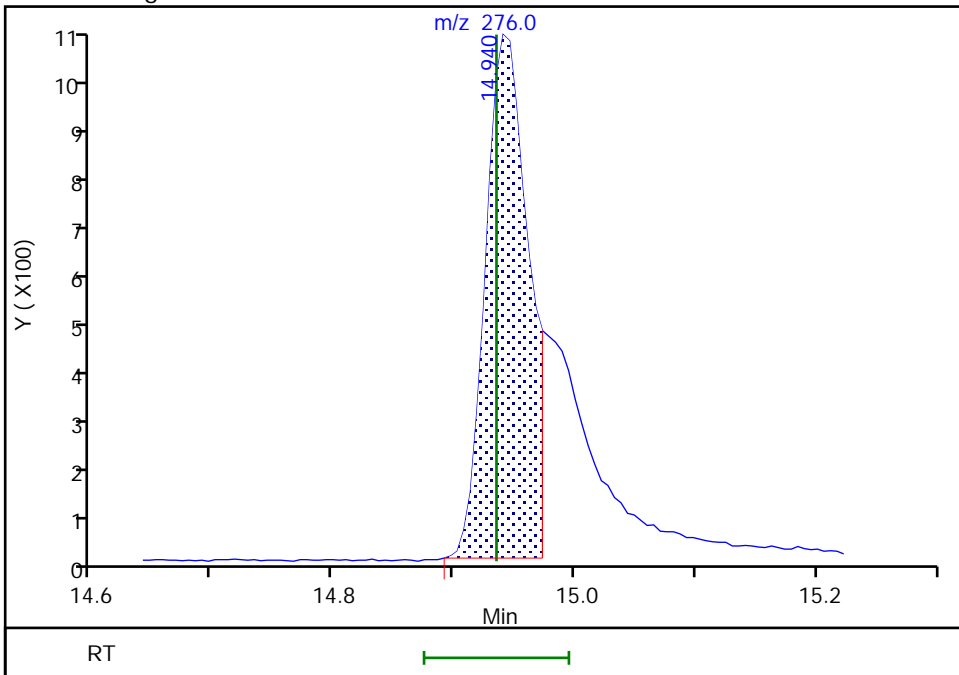
Not Detected
Expected RT: 14.93

Processing Integration Results



Manual Integration Results

RT: 14.94
Area: 2407
Amount: 17.073181
Amount Units: ug/L



Reviewer: boylea, 14-Jan-2022 14:18:40
Audit Action: Split an Integrated Peak

Audit Reason: Split Peak

Eurofins Seattle

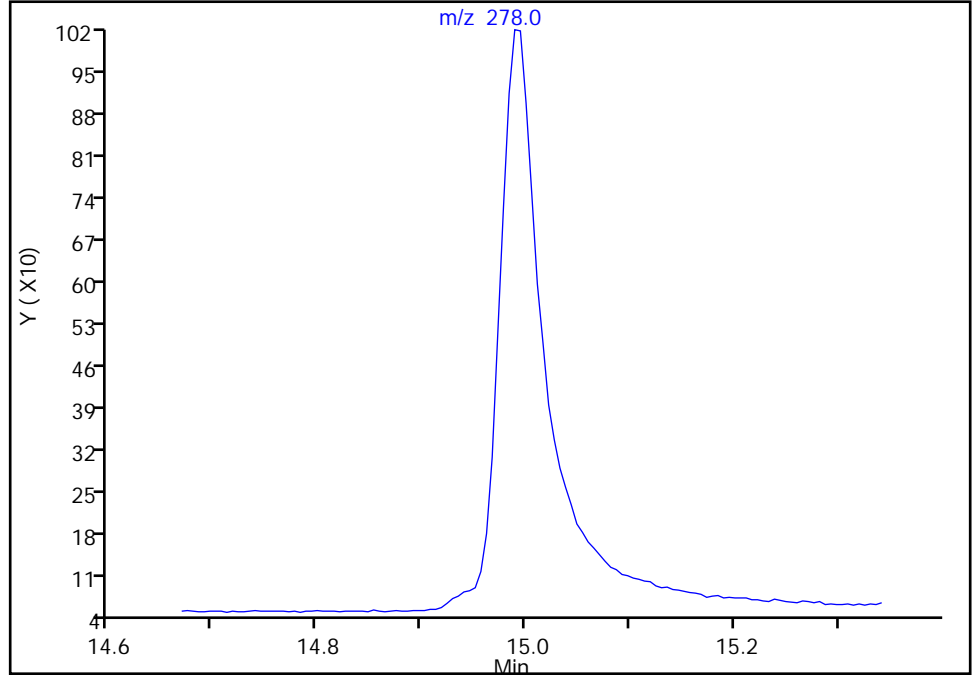
Data File: \\chromfs\Seattle\ChromData\TAC050\20220113-80849.b\SIM011322b022.D
Injection Date: 14-Jan-2022 03:48:30 Instrument ID: TAC050
Lims ID: std5
Client ID:
Operator ID: jcm ALS Bottle#: 12 Worklist Smp#: 12
Injection Vol: 1.0 ul Dil. Factor: 1.0000
Method: TAC050_SIM_PAH Limit Group: 8270D_SIM QSM 5.0
Column: Detector MS SCAN

28 Dibenz(a,h)anthracene, CAS: 53-70-3

Signal: 1

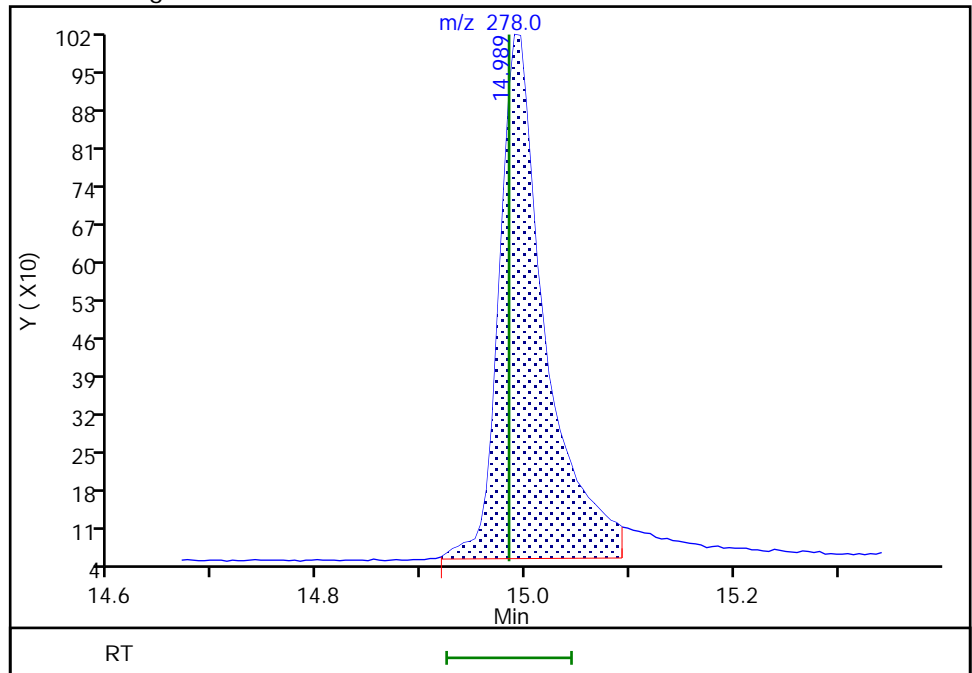
Not Detected
Expected RT: 14.98

Processing Integration Results



Manual Integration Results

RT: 14.99
Area: 2953
Amount: 17.322307
Amount Units: ug/L



Reviewer: boylea, 14-Jan-2022 14:19:13
Audit Action: Manually Integrated

Audit Reason: Assign Peak

Eurofins Seattle

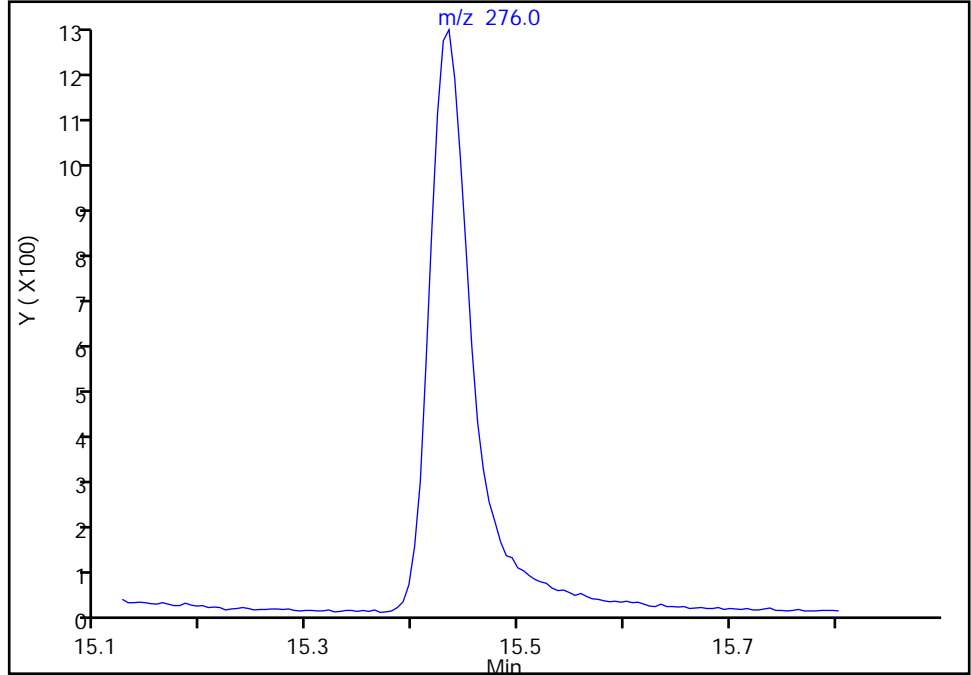
Data File: \\chromfs\Seattle\ChromData\TAC050\20220113-80849.b\SIM011322b022.D
Injection Date: 14-Jan-2022 03:48:30 Instrument ID: TAC050
Lims ID: std5
Client ID:
Operator ID: jcm ALS Bottle#: 12 Worklist Smp#: 12
Injection Vol: 1.0 ul Dil. Factor: 1.0000
Method: TAC050_SIM_PAH Limit Group: 8270D_SIM QSM 5.0
Column: Detector MS SCAN

29 Benzo[g,h,i]perylene, CAS: 191-24-2

Signal: 1

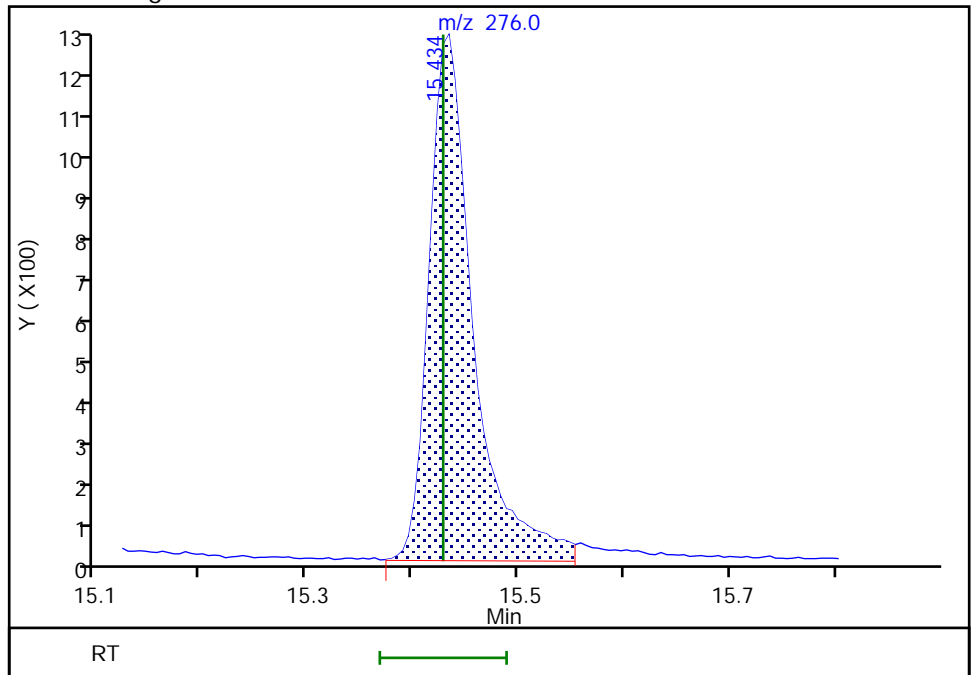
Not Detected
Expected RT: 15.43

Processing Integration Results



Manual Integration Results

RT: 15.43
Area: 3494
Amount: 18.853612
Amount Units: ug/L



Reviewer: boylea, 14-Jan-2022 14:19:25
Audit Action: Manually Integrated

Audit Reason: Incomplete Integration

Eurofins Seattle
Target Compound Quantitation Report

Data File: \\chromfs\Seattle\ChromData\TAC050\20220113-80849.b\SIM011322b023.D
 Lims ID: std4
 Client ID:
 Sample Type: IC Calib Level: 4
 Inject. Date: 14-Jan-2022 04:07:30 ALS Bottle#: 13 Worklist Smp#: 13
 Injection Vol: 1.0 ul Dil. Factor: 1.0000
 Sample Info: 4
 Operator ID: jcm Instrument ID: TAC050
 Sublist: chrom-TAC050_SIM_PAH*sub9
 Method: \\chromfs\Seattle\ChromData\TAC050\20220113-80849.b\TAC050_SIM_PAH.m
 Limit Group: 8270D_SIM QSM 5.0
 Last Update: 14-Jan-2022 15:42:18 Calib Date: 14-Jan-2022 05:04:30
 Integrator: Falcon ID Type: RT Order ID
 Quant Method: Internal Standard Quant By: Initial Calibration
 Last ICal File: \\chromfs\Seattle\ChromData\TAC050\20220113-80849.b\SIM011322b026.D

Column 1 : Det: MS SCAN
 Process Host: CTX1628

First Level Reviewer: limmere Date: 14-Jan-2022 10:11:08

Compound	Sig	RT (min.)	Exp RT (min.)	Dlt RT (min.)	Q	Response	Cal Amt ug/L	OnCol Amt ug/L	Flags
* 1 Naphthalene-d8	136	5.171	5.171	0.000	90	21130	100.0	100.0	
* 2 Acenaphthene-d10	164	6.854	6.854	0.000	70	9435	100.0	100.0	
* 3 Phenanthrene-d10	188	8.319	8.319	0.001	56	14400	100.0	100.0	
* 4 Chrysene-d12	240	11.030	11.030	0.000	50	11178	100.0	100.0	M
* 5 Perylene-d12	264	13.079	13.074	0.005	69	12679	100.0	100.0	
\$ 6 2-methylnaphthalene-d10	152	5.814	5.809	0.005	67	1249	10.0	10.0	
\$ 10 2-Fluorobiphenyl	172	6.190	6.190	0.000	0	1552	10.0	10.3	M
\$ 7 2,4,6-Tribromophenol	330	7.637	7.628	0.009	56	178	10.0	12.5	Ma
\$ 8 Fluoranthene-d10 (Surr)	212	9.506	9.502	0.004	68	1556	10.0	9.30	a
\$ 9 Terphenyl-d14	244	9.900	9.896	0.004	95	1200	10.0	10.4	Ma
11 Naphthalene	128	5.189	5.189	0.000	100	2280	10.0	10.2	a
12 2-Methylnaphthalene	141	5.841	5.841	0.000	97	1274	10.0	10.1	
13 1-Methylnaphthalene	141	5.937	5.937	0.000	97	1224	10.0	9.97	
14 Acenaphthylene	152	6.717	6.717	0.000	100	1947	10.0	9.76	
15 Acenaphthene	153	6.884	6.884	0.000	96	1248	10.0	9.97	
16 Fluorene	166	7.394	7.389	0.005	93	1345	10.0	9.64	Ma
18 Phenanthrene	178	8.342	8.342	0.000	100	1982	10.0	9.82	
19 Anthracene	178	8.393	8.389	0.004	100	1949	10.0	9.76	Ma
20 Fluoranthene	202	9.522	9.522	0.000	52	1885	10.0	9.37	a
21 Pyrene	202	9.750	9.746	0.004	51	1921	10.0	8.97	a
22 Benzo[a]anthracene	228	11.017	11.012	0.004	72	1677	10.0	9.14	M
23 Chrysene	228	11.058	11.057	0.001	100	2005	10.0	10.5	M
30 Bis(2-ethylhexyl) phthalate	149	11.895	11.895	0.000	0	1754	10.0	8.60	M
24 Benzo[b]fluoranthene	252	12.470	12.470	0.000	97	1654	10.0	9.19	M
25 Benzo[k]fluoranthene	252	12.516	12.511	0.005	96	2146	10.0	10.8	M
26 Benzo[a]pyrene	252	12.987	12.983	0.004	97	1600	10.0	8.89	M
27 Indeno[1,2,3-cd]pyrene	276	14.946	14.935	0.011	96	1224	10.0	9.08	M
28 Dibenzo(a,h)anthracene	278	15.000	14.984	0.016	95	1524	10.0	8.96	M
29 Benzo[g,h,i]perylene	276	15.434	15.429	0.005	95	1725	10.0	9.27	M

QC Flag Legend

Processing Flags

Review Flags

M - Manually Integrated

a - User Assigned ID

Reagents:

8270ccvl_50_00039

Amount Added: 200.00

Units: uL

8270SIM_IS_00069

Amount Added: 8.00

Units: uL

Eurofins Seattle

Data File: \\chromfs\Seattle\ChromData\TAC050\20220113-80849.b\SIM011322b023.D

Injection Date: 14-Jan-2022 04:07:30

Instrument ID: TAC050

Lims ID: std4

Client ID:

Operator ID: jcm

ALS Bottle#: 13

Worklist Smp#: 13

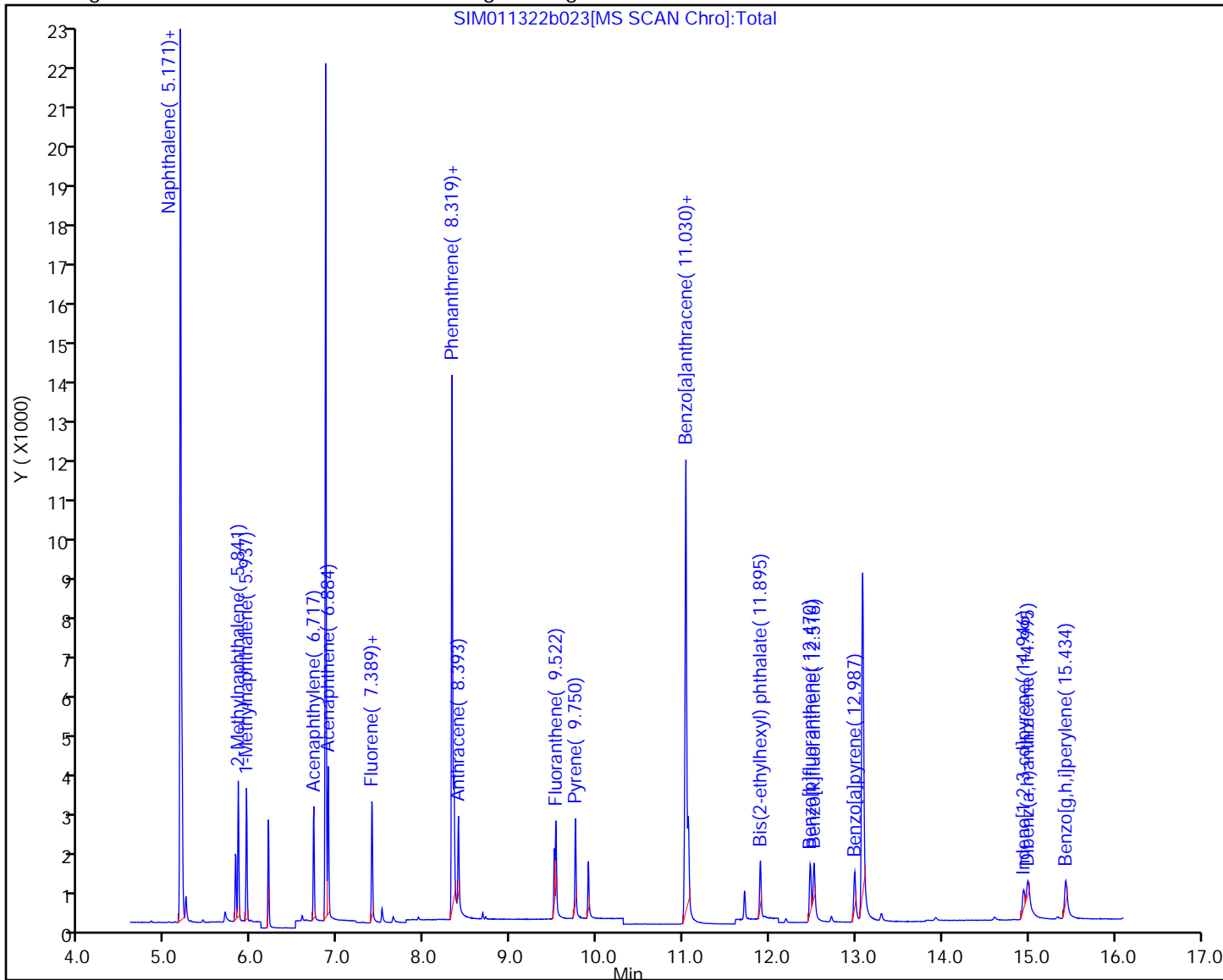
Injection Vol: 1.0 ul

Dil. Factor: 1.0000

Method: TAC050_SIM_PAH

Limit Group: 8270D_SIM QSM 5.0

Y Scaling: Method Defined: Scale to the Nth Largest Target: 1



Eurofins Seattle

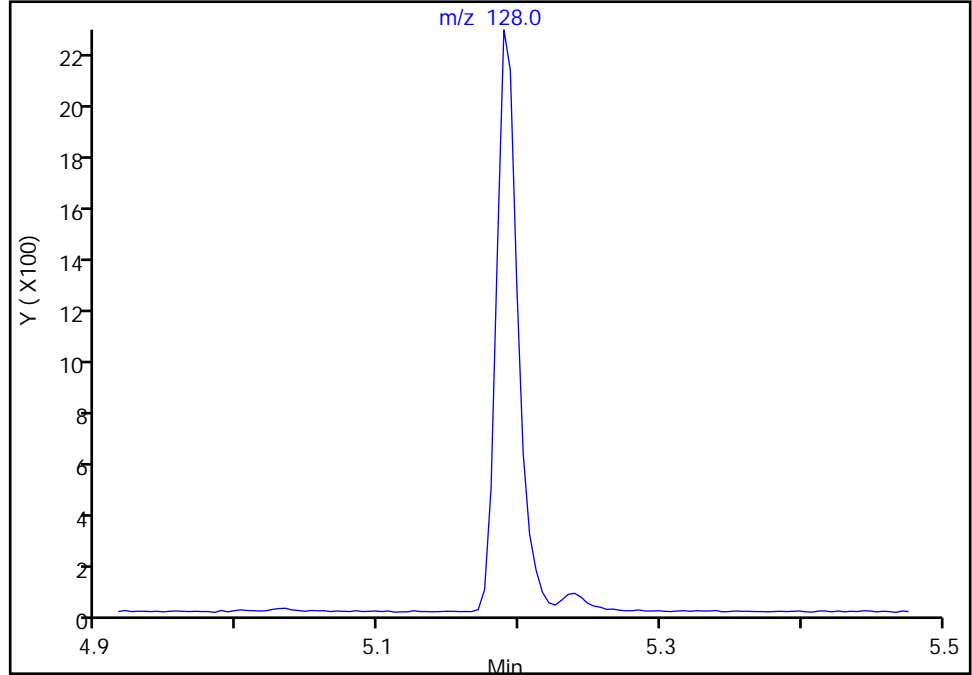
Data File: \\chromfs\Seattle\ChromData\TAC050\20220113-80849.b\SIM011322b023.D
Injection Date: 14-Jan-2022 04:07:30 Instrument ID: TAC050
Lims ID: std4
Client ID:
Operator ID: jcm ALS Bottle#: 13 Worklist Smp#: 13
Injection Vol: 1.0 ul Dil. Factor: 1.0000
Method: TAC050_SIM_PAH Limit Group: 8270D_SIM QSM 5.0
Column: Detector MS SCAN

11 Naphthalene, CAS: 91-20-3

Signal: 1

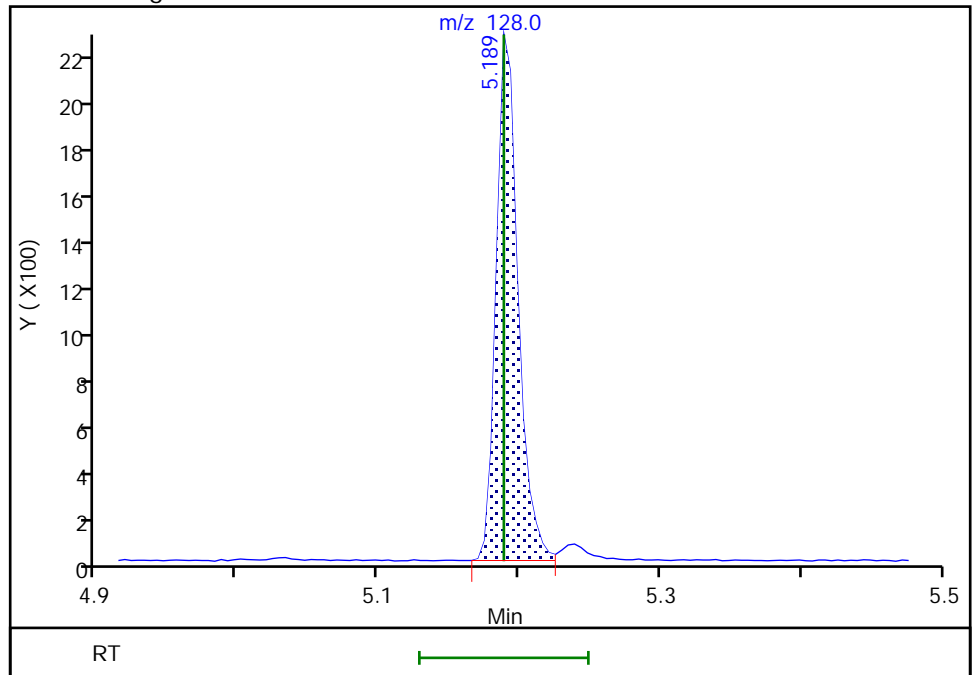
Not Detected
Expected RT: 5.19

Processing Integration Results



Manual Integration Results

RT: 5.19
Area: 2280
Amount: 10.202171
Amount Units: ug/L



Reviewer: boylea, 14-Jan-2022 14:23:10
Audit Action: Assigned Compound ID

Audit Reason: Incomplete Integration

Eurofins Seattle

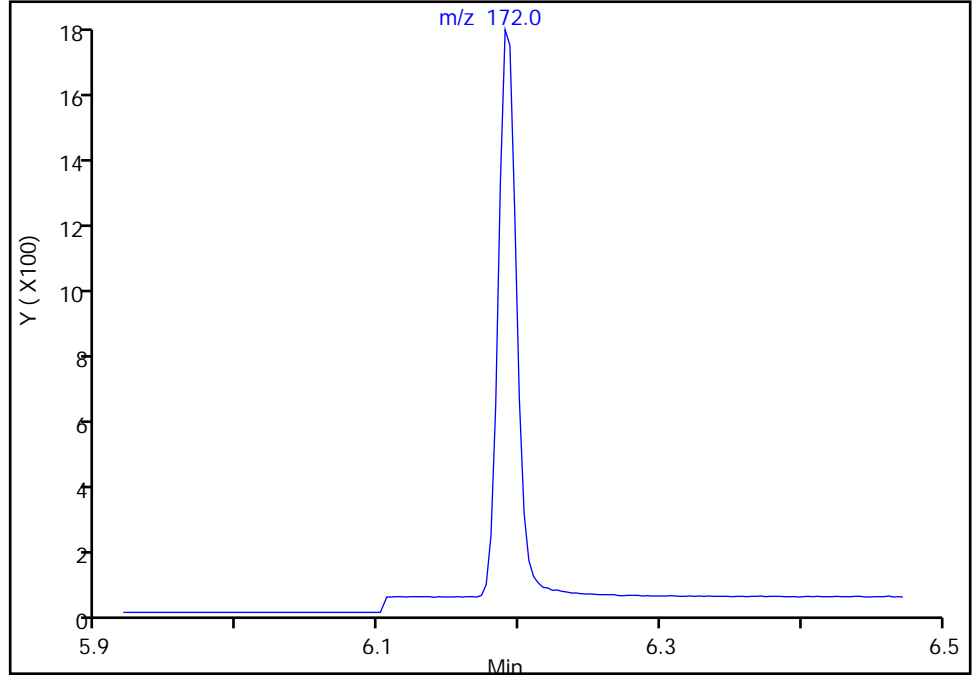
Data File: \\chromfs\Seattle\ChromData\TAC050\20220113-80849.b\SIM011322b023.D
Injection Date: 14-Jan-2022 04:07:30 Instrument ID: TAC050
Lims ID: std4
Client ID:
Operator ID: jcm ALS Bottle#: 13 Worklist Smp#: 13
Injection Vol: 1.0 ul Dil. Factor: 1.0000
Method: TAC050_SIM_PAH Limit Group: 8270D_SIM QSM 5.0
Column: Detector MS SCAN

\$ 10 2-Fluorobiphenyl, CAS: 321-60-8

Signal: 1

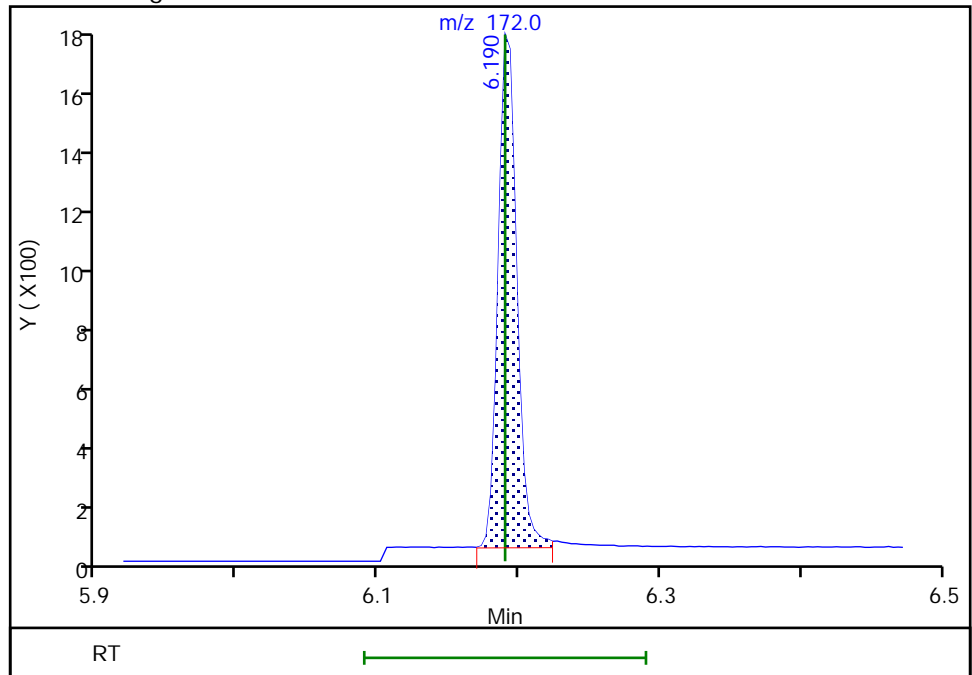
Not Detected
Expected RT: 6.19

Processing Integration Results



Manual Integration Results

RT: 6.19
Area: 1552
Amount: 10.279726
Amount Units: ug/L



Reviewer: boylea, 14-Jan-2022 14:23:53
Audit Action: Manually Integrated

Eurofins Seattle

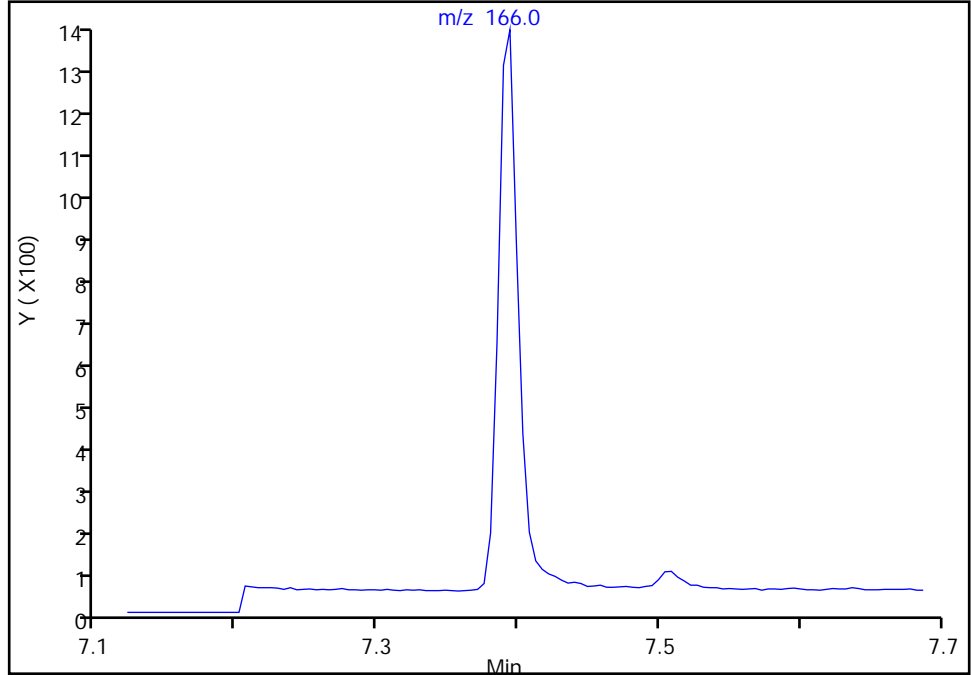
Data File: \\chromfs\Seattle\ChromData\TAC050\20220113-80849.b\SIM011322b023.D
Injection Date: 14-Jan-2022 04:07:30 Instrument ID: TAC050
Lims ID: std4
Client ID:
Operator ID: jcm ALS Bottle#: 13 Worklist Smp#: 13
Injection Vol: 1.0 ul Dil. Factor: 1.0000
Method: TAC050_SIM_PAH Limit Group: 8270D_SIM QSM 5.0
Column: Detector MS SCAN

16 Fluorene, CAS: 86-73-7

Signal: 1

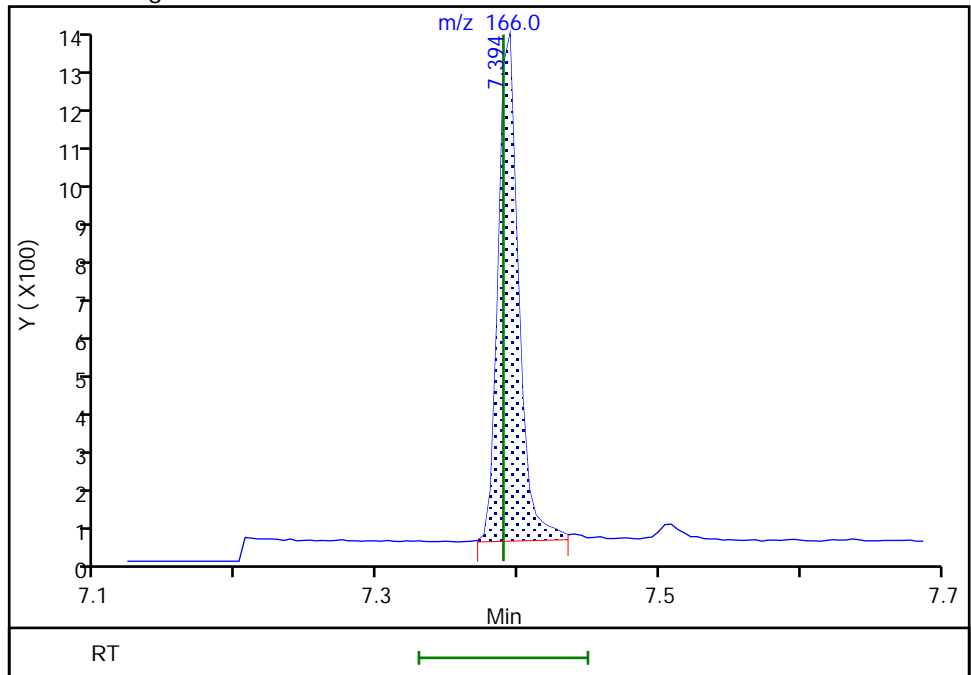
Not Detected
Expected RT: 7.39

Processing Integration Results



Manual Integration Results

RT: 7.39
Area: 1345
Amount: 9.637814
Amount Units: ug/L



Reviewer: boylea, 14-Jan-2022 14:22:04
Audit Action: Manually Integrated

Audit Reason: Incomplete Integration

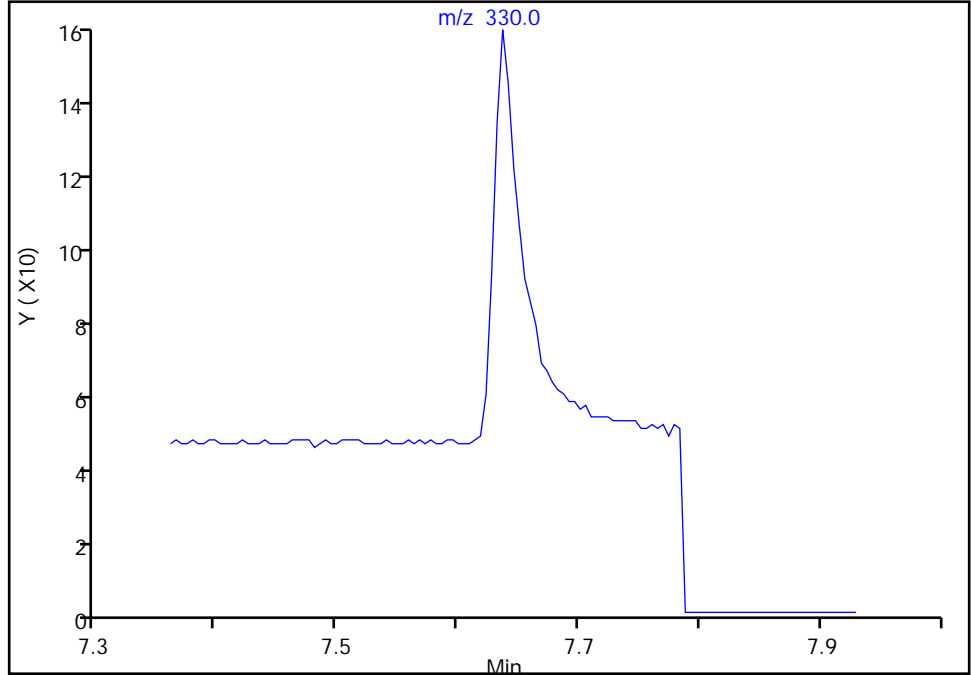
Eurofins Seattle

Data File: \\chromfs\Seattle\ChromData\TAC050\20220113-80849.b\SIM011322b023.D
Injection Date: 14-Jan-2022 04:07:30 Instrument ID: TAC050
Lims ID: std4
Client ID:
Operator ID: jcm ALS Bottle#: 13 Worklist Smp#: 13
Injection Vol: 1.0 ul Dil. Factor: 1.0000
Method: TAC050_SIM_PAH Limit Group: 8270D_SIM QSM 5.0
Column: Detector MS SCAN

\$ 7 2,4,6-Tribromophenol, CAS: 118-79-6
Signal: 1

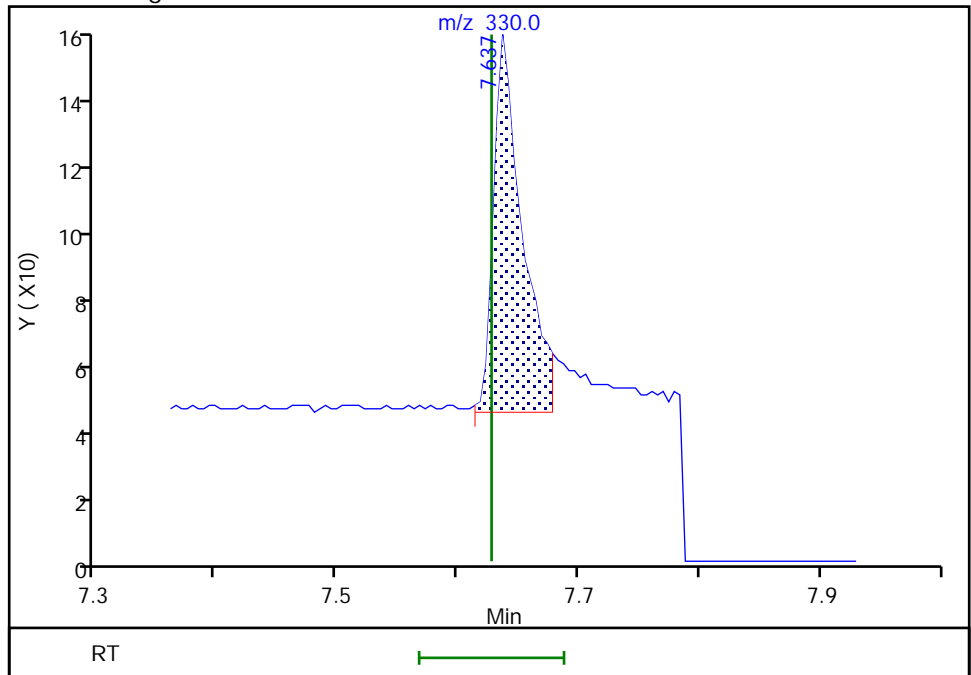
Not Detected
Expected RT: 7.63

Processing Integration Results



Manual Integration Results

RT: 7.64
Area: 178
Amount: 12.463633
Amount Units: ug/L



Reviewer: boylea, 14-Jan-2022 14:23:32
Audit Action: Manually Integrated

Eurofins Seattle

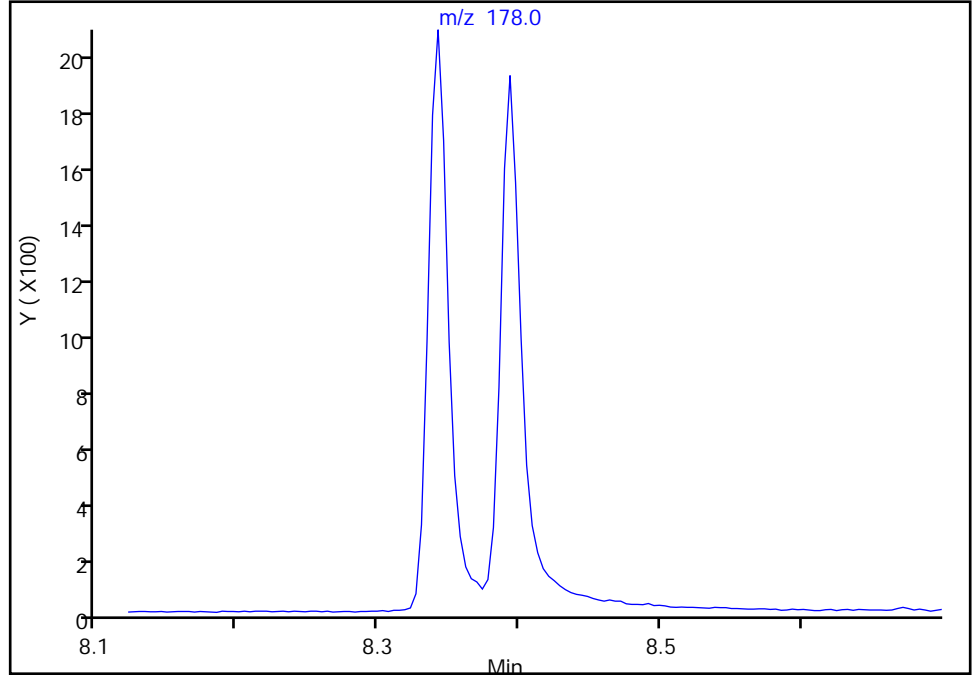
Data File: \\chromfs\Seattle\ChromData\TAC050\20220113-80849.b\SIM011322b023.D
Injection Date: 14-Jan-2022 04:07:30 Instrument ID: TAC050
Lims ID: std4
Client ID:
Operator ID: jcm ALS Bottle#: 13 Worklist Smp#: 13
Injection Vol: 1.0 ul Dil. Factor: 1.0000
Method: TAC050_SIM_PAH Limit Group: 8270D_SIM QSM 5.0
Column: Detector MS SCAN

19 Anthracene, CAS: 120-12-7

Signal: 1

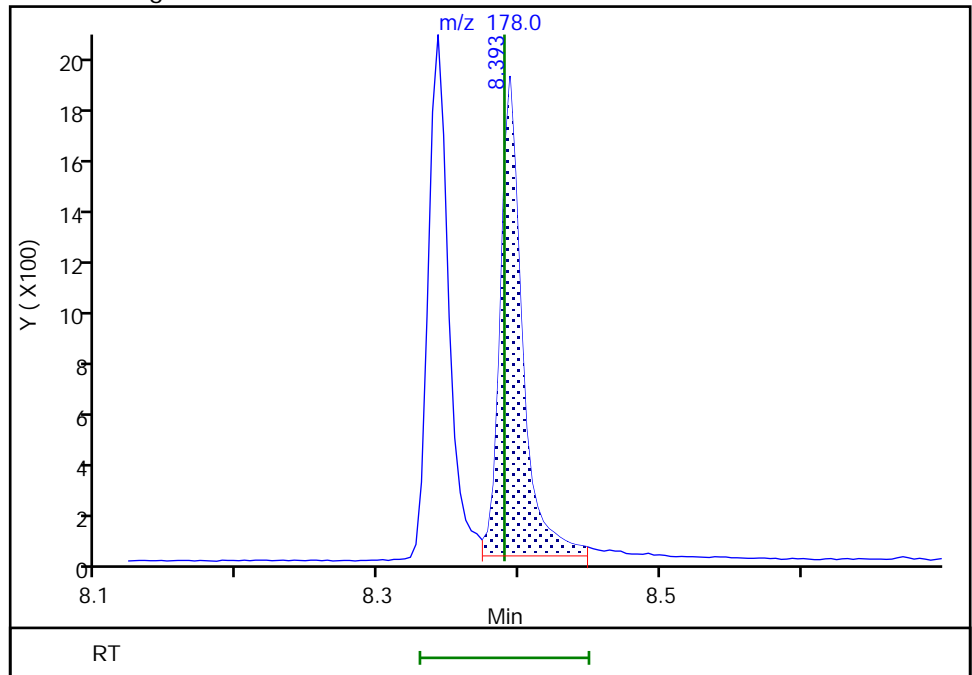
Not Detected
Expected RT: 8.39

Processing Integration Results



Manual Integration Results

RT: 8.39
Area: 1949
Amount: 9.756345
Amount Units: ug/L



Reviewer: boylea, 14-Jan-2022 14:21:46
Audit Action: Manually Integrated

Audit Reason: Incomplete Integration

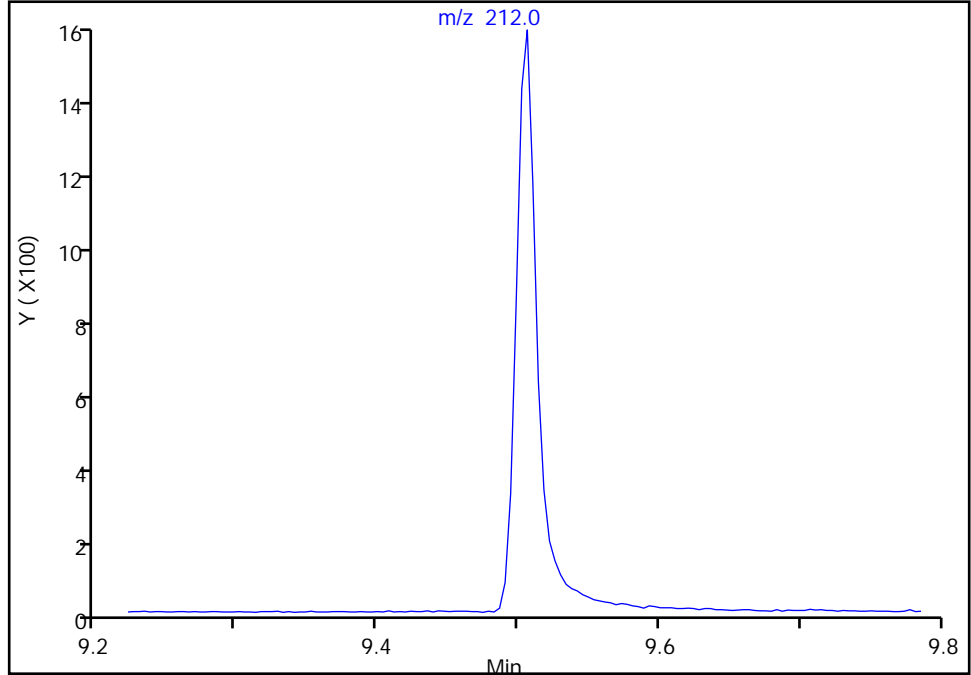
Eurofins Seattle

Data File: \\chromfs\Seattle\ChromData\TAC050\20220113-80849.b\SIM011322b023.D
Injection Date: 14-Jan-2022 04:07:30 Instrument ID: TAC050
Lims ID: std4
Client ID:
Operator ID: jcm ALS Bottle#: 13 Worklist Smp#: 13
Injection Vol: 1.0 ul Dil. Factor: 1.0000
Method: TAC050_SIM_PAH Limit Group: 8270D_SIM QSM 5.0
Column: Detector MS SCAN

\$ 8 Fluoranthene-d10 (Surr), CAS: 93951-69-0
Signal: 1

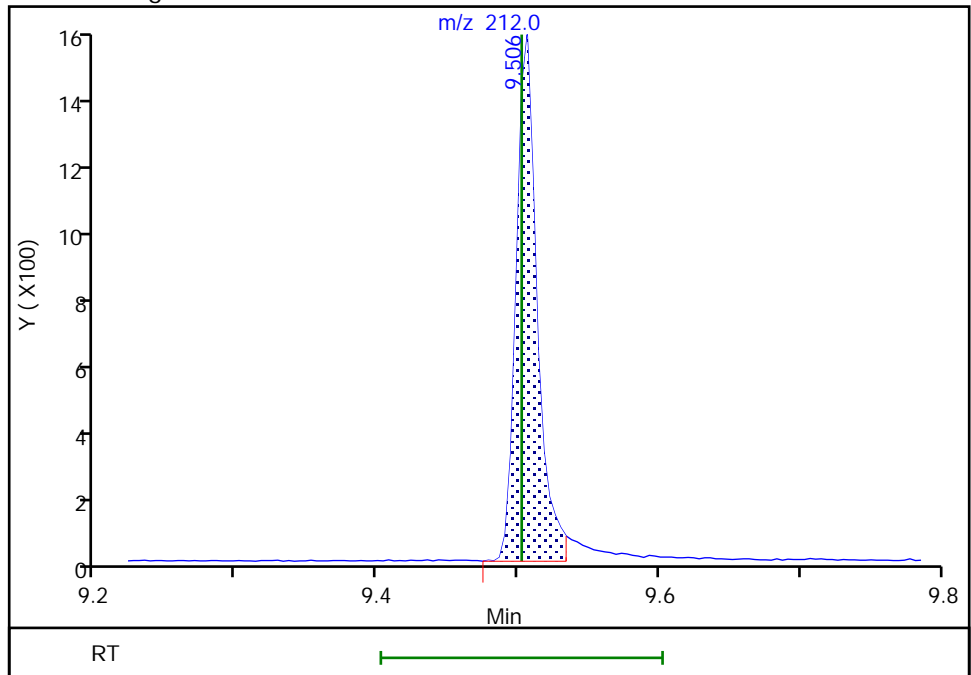
Not Detected
Expected RT: 9.50

Processing Integration Results



RT: 9.51
Area: 1556
Amount: 9.295836
Amount Units: ug/L

Manual Integration Results



Reviewer: boylea, 14-Jan-2022 14:23:24
Audit Action: Assigned Compound ID

Audit Reason: Incomplete Integration

Eurofins Seattle

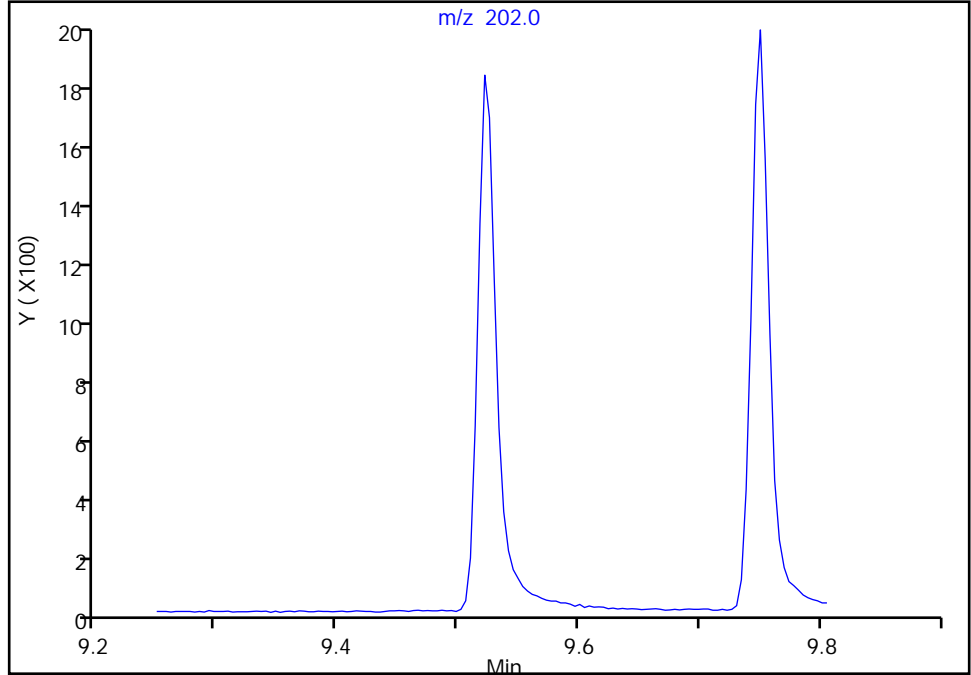
Data File: \\chromfs\Seattle\ChromData\TAC050\20220113-80849.b\SIM011322b023.D
Injection Date: 14-Jan-2022 04:07:30 Instrument ID: TAC050
Lims ID: std4
Client ID:
Operator ID: jcm ALS Bottle#: 13 Worklist Smp#: 13
Injection Vol: 1.0 ul Dil. Factor: 1.0000
Method: TAC050_SIM_PAH Limit Group: 8270D_SIM QSM 5.0
Column: Detector MS SCAN

20 Fluoranthene, CAS: 206-44-0

Signal: 1

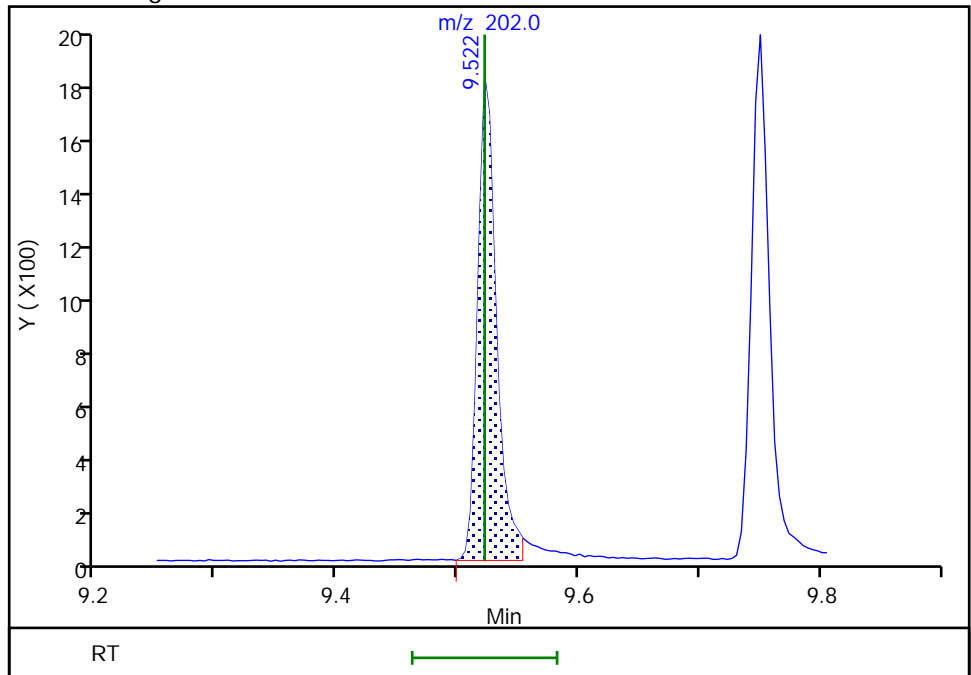
Not Detected
Expected RT: 9.52

Processing Integration Results



RT: 9.52
Area: 1885
Amount: 9.371987
Amount Units: ug/L

Manual Integration Results



Reviewer: boylea, 14-Jan-2022 14:21:31
Audit Action: Assigned Compound ID

Audit Reason: Assign Peak

Eurofins Seattle

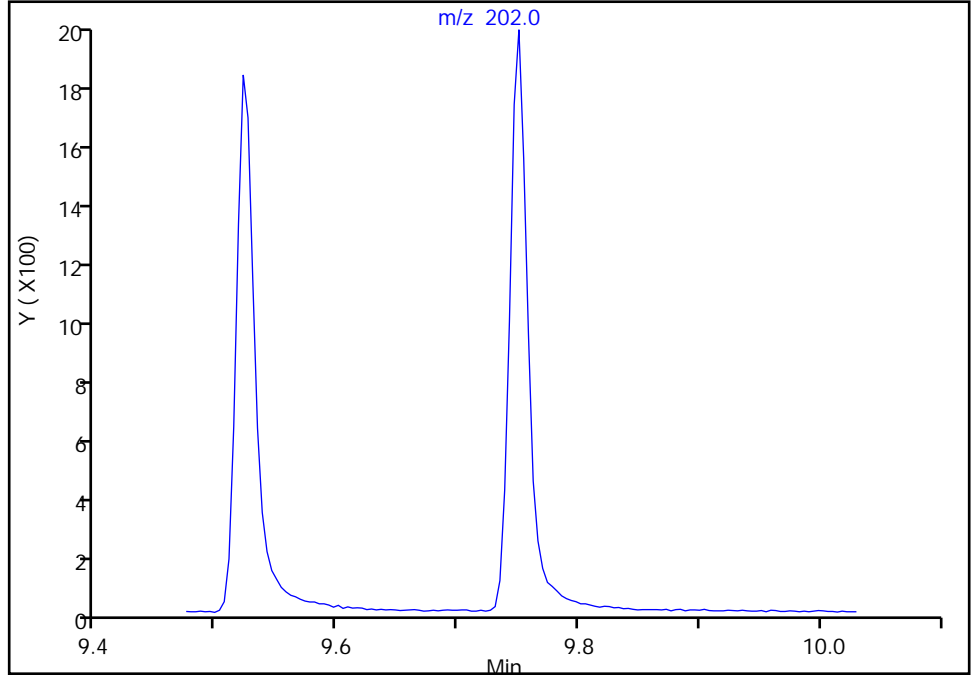
Data File: \\chromfs\Seattle\ChromData\TAC050\20220113-80849.b\SIM011322b023.D
Injection Date: 14-Jan-2022 04:07:30 Instrument ID: TAC050
Lims ID: std4
Client ID:
Operator ID: jcm ALS Bottle#: 13 Worklist Smp#: 13
Injection Vol: 1.0 ul Dil. Factor: 1.0000
Method: TAC050_SIM_PAH Limit Group: 8270D_SIM QSM 5.0
Column: Detector MS SCAN

21 Pyrene, CAS: 129-00-0

Signal: 1

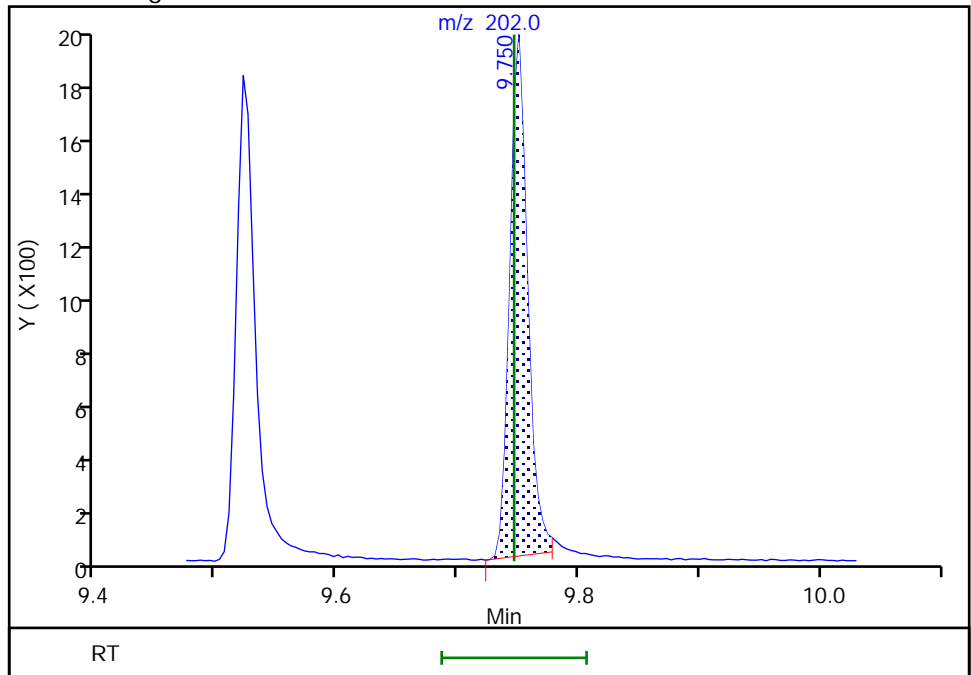
Not Detected
Expected RT: 9.75

Processing Integration Results



Manual Integration Results

RT: 9.75
Area: 1921
Amount: 8.966867
Amount Units: ug/L



Reviewer: boylea, 14-Jan-2022 14:21:24
Audit Action: Assigned Compound ID

Audit Reason: Assign Peak

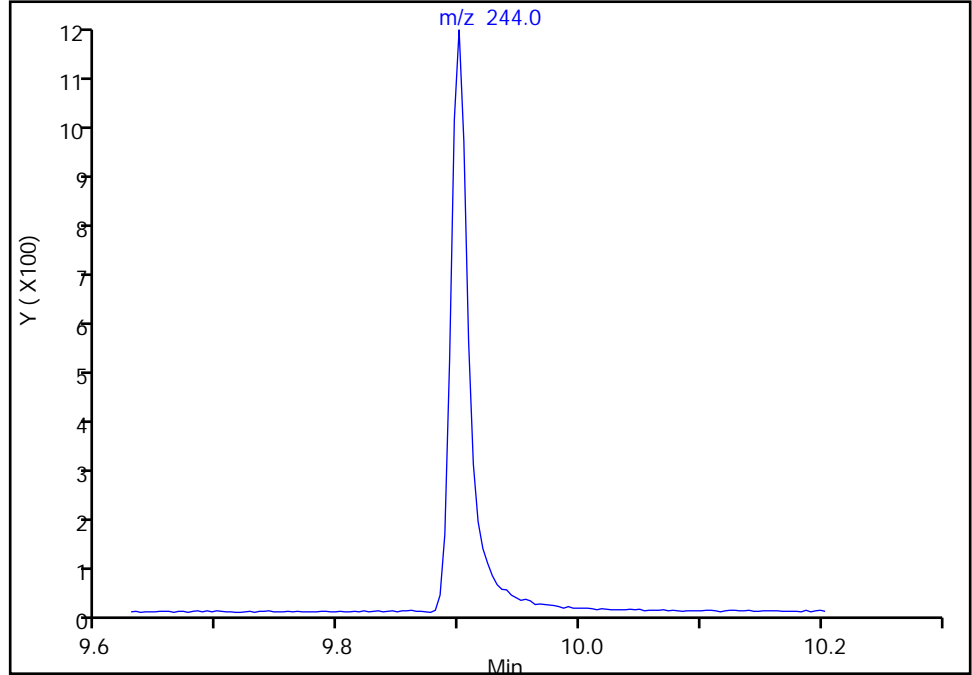
Eurofins Seattle

Data File: \\chromfs\Seattle\ChromData\TAC050\20220113-80849.b\SIM011322b023.D
Injection Date: 14-Jan-2022 04:07:30 Instrument ID: TAC050
Lims ID: std4
Client ID:
Operator ID: jcm ALS Bottle#: 13 Worklist Smp#: 13
Injection Vol: 1.0 ul Dil. Factor: 1.0000
Method: TAC050_SIM_PAH Limit Group: 8270D_SIM QSM 5.0
Column: Detector MS SCAN

\$ 9 Terphenyl-d14, CAS: 1718-51-0
Signal: 1

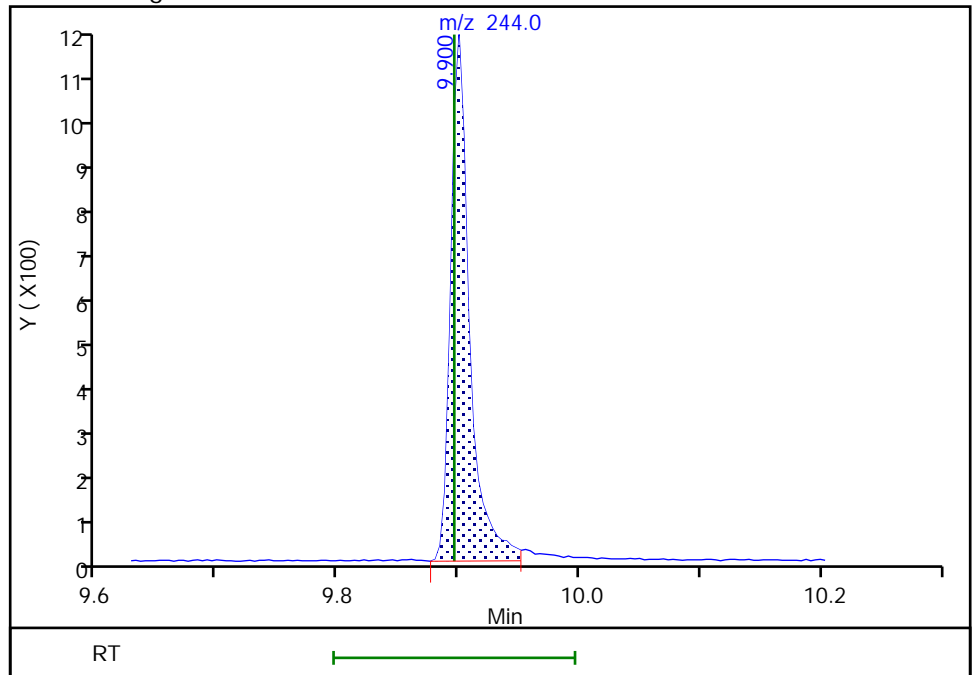
Not Detected
Expected RT: 9.90

Processing Integration Results



Manual Integration Results

RT: 9.90
Area: 1200
Amount: 10.397832
Amount Units: ug/L



Reviewer: boylea, 14-Jan-2022 14:23:21
Audit Action: Manually Integrated

Audit Reason: Incomplete Integration

Eurofins Seattle

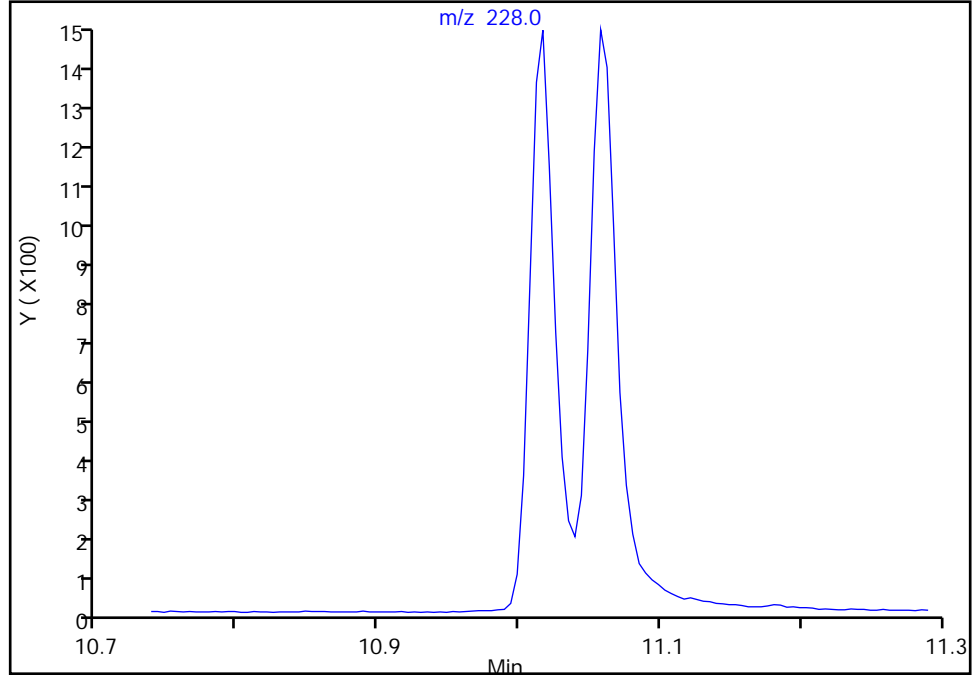
Data File: \\chromfs\Seattle\ChromData\TAC050\20220113-80849.b\SIM011322b023.D
Injection Date: 14-Jan-2022 04:07:30 Instrument ID: TAC050
Lims ID: std4
Client ID:
Operator ID: jcm ALS Bottle#: 13 Worklist Smp#: 13
Injection Vol: 1.0 ul Dil. Factor: 1.0000
Method: TAC050_SIM_PAH Limit Group: 8270D_SIM QSM 5.0
Column: Detector MS SCAN

22 Benzo[a]anthracene, CAS: 56-55-3

Signal: 1

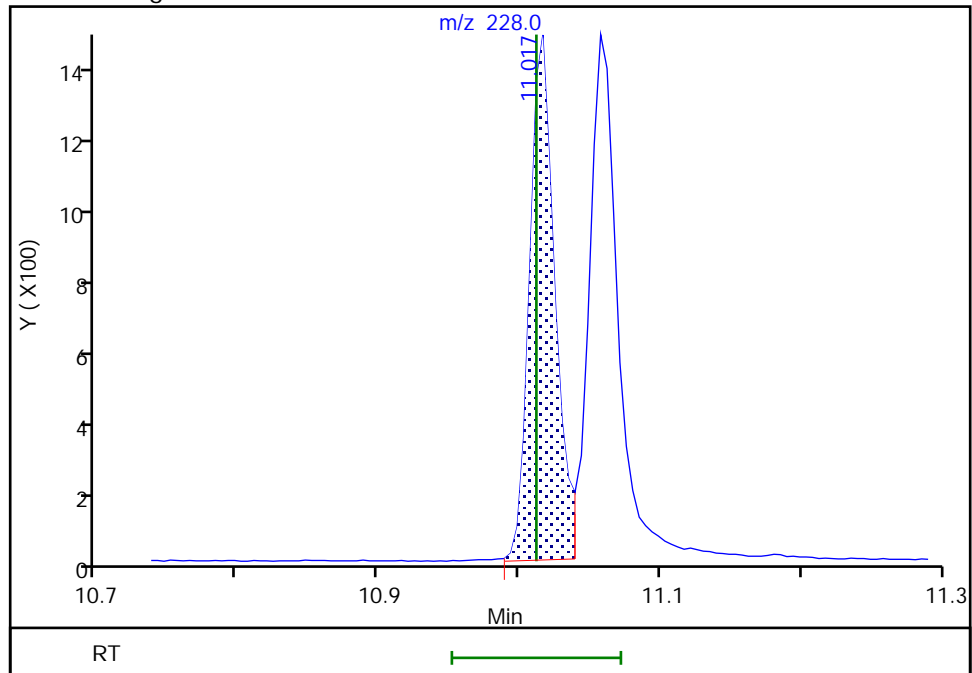
Not Detected
Expected RT: 11.01

Processing Integration Results



Manual Integration Results

RT: 11.02
Area: 1677
Amount: 9.138805
Amount Units: ug/L



Reviewer: boylea, 14-Jan-2022 14:21:20
Audit Action: Manually Integrated

Audit Reason: Assign Peak
Page 632 of 829

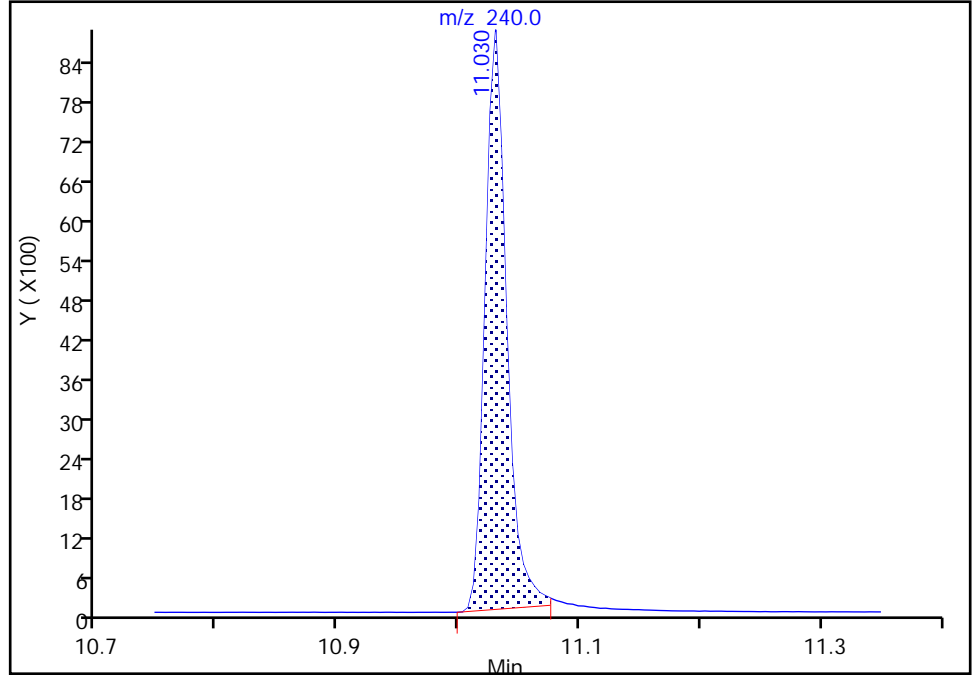
Eurofins Seattle

Data File: \\chromfs\Seattle\ChromData\TAC050\20220113-80849.b\SIM011322b023.D
Injection Date: 14-Jan-2022 04:07:30 Instrument ID: TAC050
Lims ID: std4
Client ID:
Operator ID: jcm ALS Bottle#: 13 Worklist Smp#: 13
Injection Vol: 1.0 ul Dil. Factor: 1.0000
Method: TAC050_SIM_PAH Limit Group: 8270D_SIM QSM 5.0
Column: Detector MS SCAN

* 4 Chrysene-d12, CAS: 1719-03-5
Signal: 1

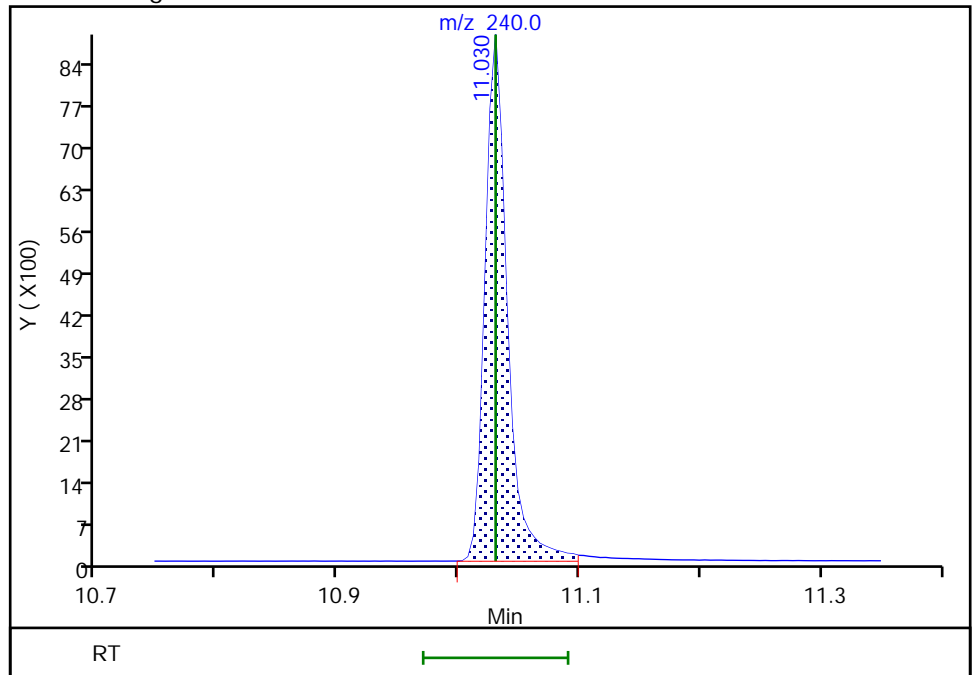
RT: 11.03
Area: 10718
Amount: 100.0000
Amount Units: ug/L

Processing Integration Results



RT: 11.03
Area: 11178
Amount: 100.0000
Amount Units: ug/L

Manual Integration Results



Reviewer: boylea, 14-Jan-2022 14:36:05
Audit Action: Manually Integrated

Audit Reason: Incomplete Integration

Eurofins Seattle

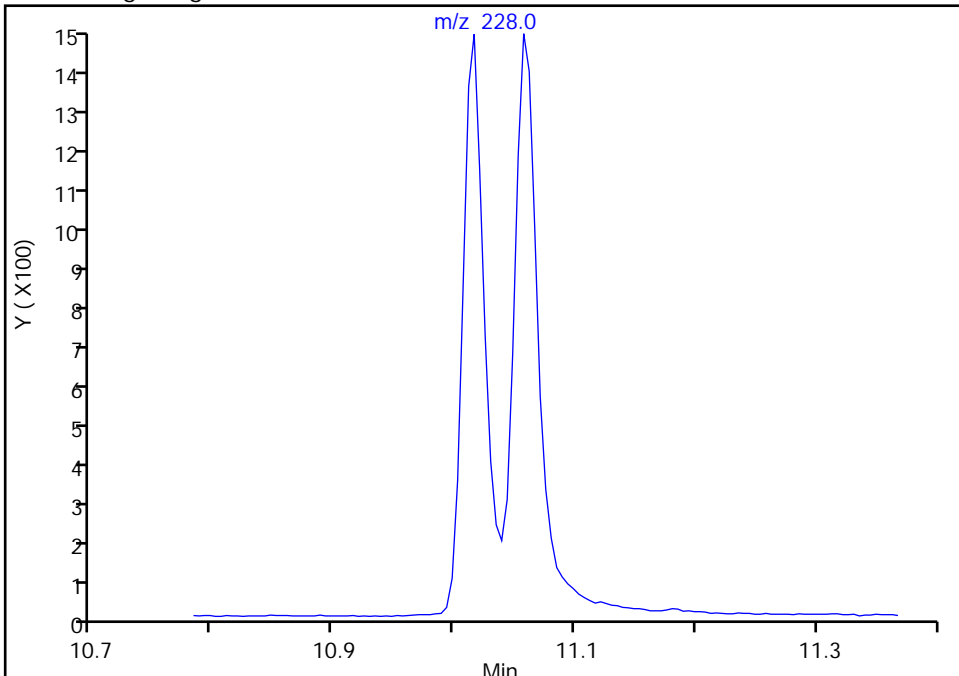
Data File: \\chromfs\Seattle\ChromData\TAC050\20220113-80849.b\SIM011322b023.D
Injection Date: 14-Jan-2022 04:07:30 Instrument ID: TAC050
Lims ID: std4
Client ID:
Operator ID: jcm ALS Bottle#: 13 Worklist Smp#: 13
Injection Vol: 1.0 ul Dil. Factor: 1.0000
Method: TAC050_SIM_PAH Limit Group: 8270D_SIM QSM 5.0
Column: Detector MS SCAN

23 Chrysene, CAS: 218-01-9

Signal: 1

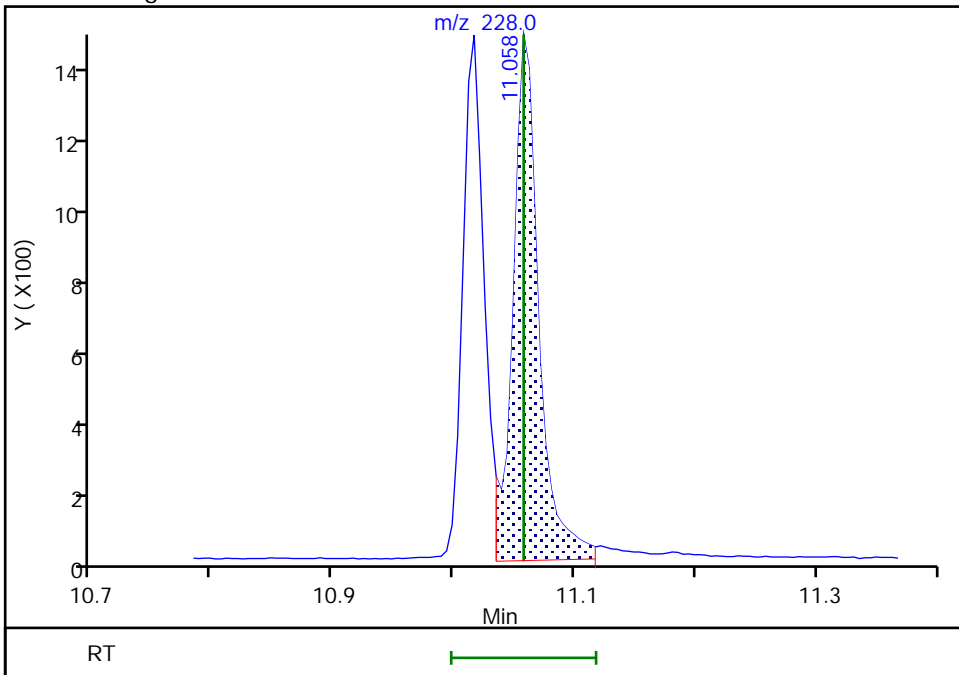
Not Detected
Expected RT: 11.06

Processing Integration Results



Manual Integration Results

RT: 11.06
Area: 2005
Amount: 10.490072
Amount Units: ug/L



Reviewer: boylea, 14-Jan-2022 14:21:14
Audit Action: Manually Integrated

Audit Reason: Assign Peak
Page 634 of 829

Eurofins Seattle

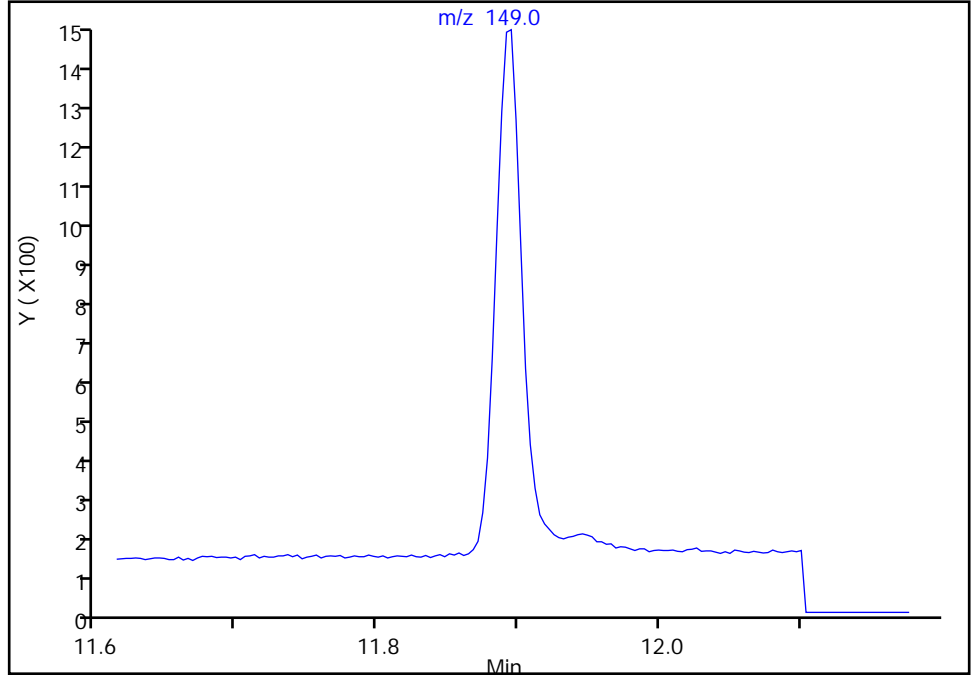
Data File: \\chromfs\Seattle\ChromData\TAC050\20220113-80849.b\SIM011322b023.D
Injection Date: 14-Jan-2022 04:07:30 Instrument ID: TAC050
Lims ID: std4
Client ID:
Operator ID: jcm ALS Bottle#: 13 Worklist Smp#: 13
Injection Vol: 1.0 ul Dil. Factor: 1.0000
Method: TAC050_SIM_PAH Limit Group: 8270D_SIM QSM 5.0
Column: Detector MS SCAN

30 Bis(2-ethylhexyl) phthalate, CAS: 117-81-7

Signal: 1

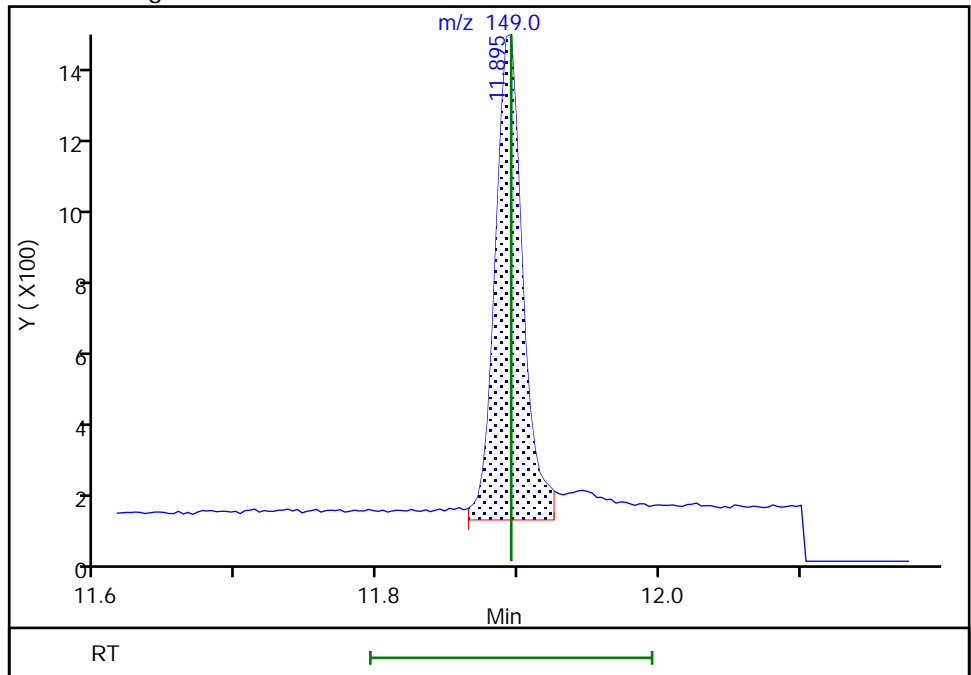
Not Detected
Expected RT: 11.89

Processing Integration Results



Manual Integration Results

RT: 11.89
Area: 1754
Amount: 8.596257
Amount Units: ug/L



Reviewer: boylea, 14-Jan-2022 14:21:09
Audit Action: Manually Integrated

Audit Reason: Assign Peak
Page 635 of 829

Eurofins Seattle

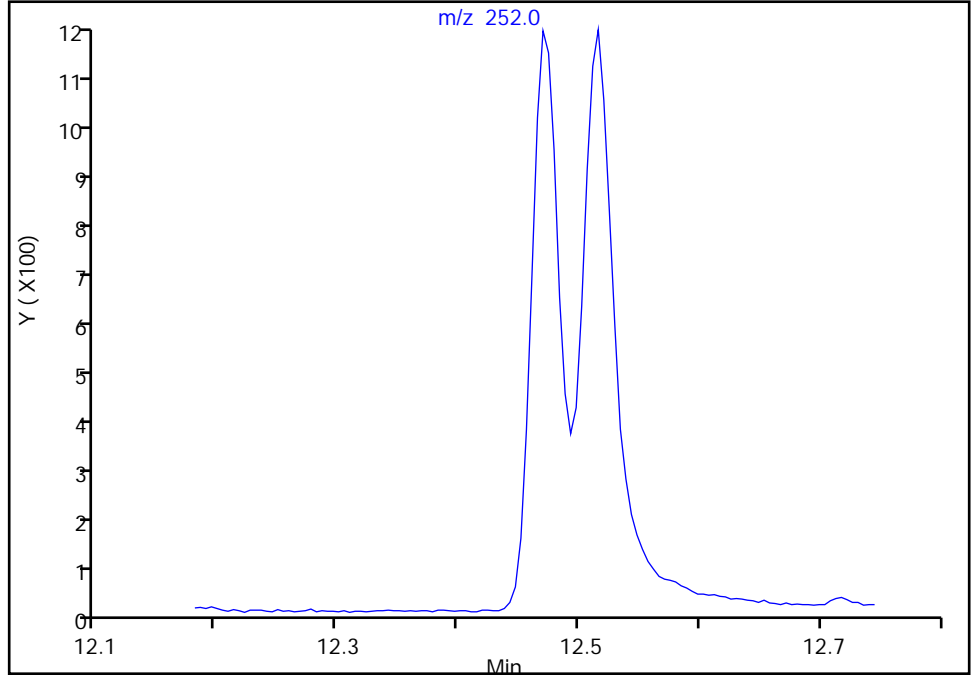
Data File: \\chromfs\Seattle\ChromData\TAC050\20220113-80849.b\SIM011322b023.D
Injection Date: 14-Jan-2022 04:07:30 Instrument ID: TAC050
Lims ID: std4
Client ID:
Operator ID: jcm ALS Bottle#: 13 Worklist Smp#: 13
Injection Vol: 1.0 ul Dil. Factor: 1.0000
Method: TAC050_SIM_PAH Limit Group: 8270D_SIM QSM 5.0
Column: Detector MS SCAN

24 Benzo[b]fluoranthene, CAS: 205-99-2

Signal: 1

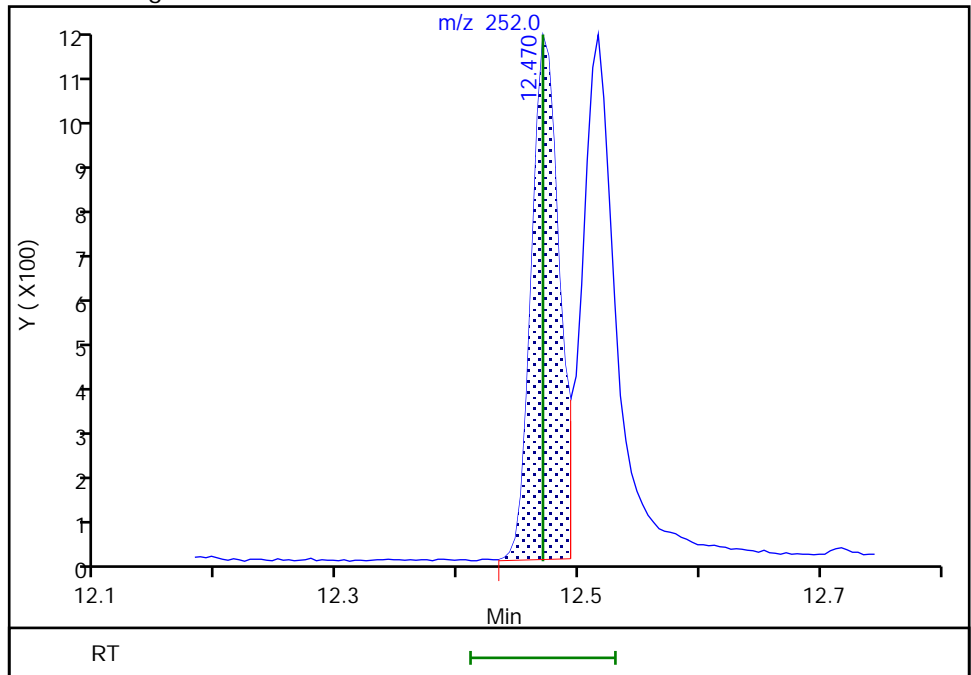
Not Detected
Expected RT: 12.47

Processing Integration Results



RT: 12.47
Area: 1654
Amount: 9.192187
Amount Units: ug/L

Manual Integration Results



Reviewer: boylea, 14-Jan-2022 14:21:06
Audit Action: Manually Integrated

Audit Reason: Assign Peak
Page 636 of 829

Eurofins Seattle

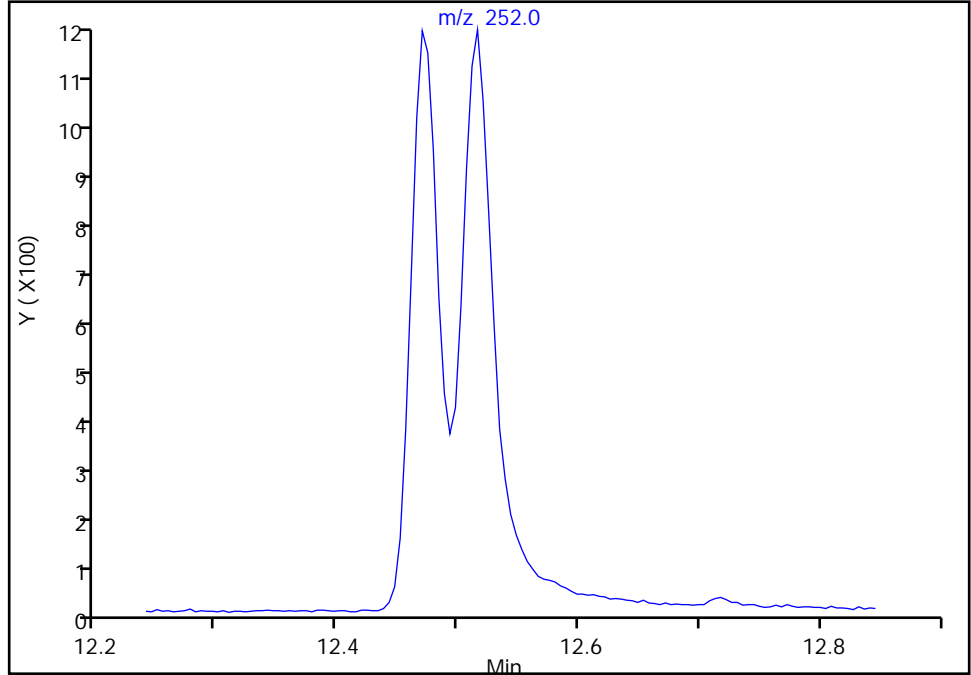
Data File: \\chromfs\Seattle\ChromData\TAC050\20220113-80849.b\SIM011322b023.D
Injection Date: 14-Jan-2022 04:07:30 Instrument ID: TAC050
Lims ID: std4
Client ID:
Operator ID: jcm ALS Bottle#: 13 Worklist Smp#: 13
Injection Vol: 1.0 ul Dil. Factor: 1.0000
Method: TAC050_SIM_PAH Limit Group: 8270D_SIM QSM 5.0
Column: Detector MS SCAN

25 Benzo[k]fluoranthene, CAS: 207-08-9

Signal: 1

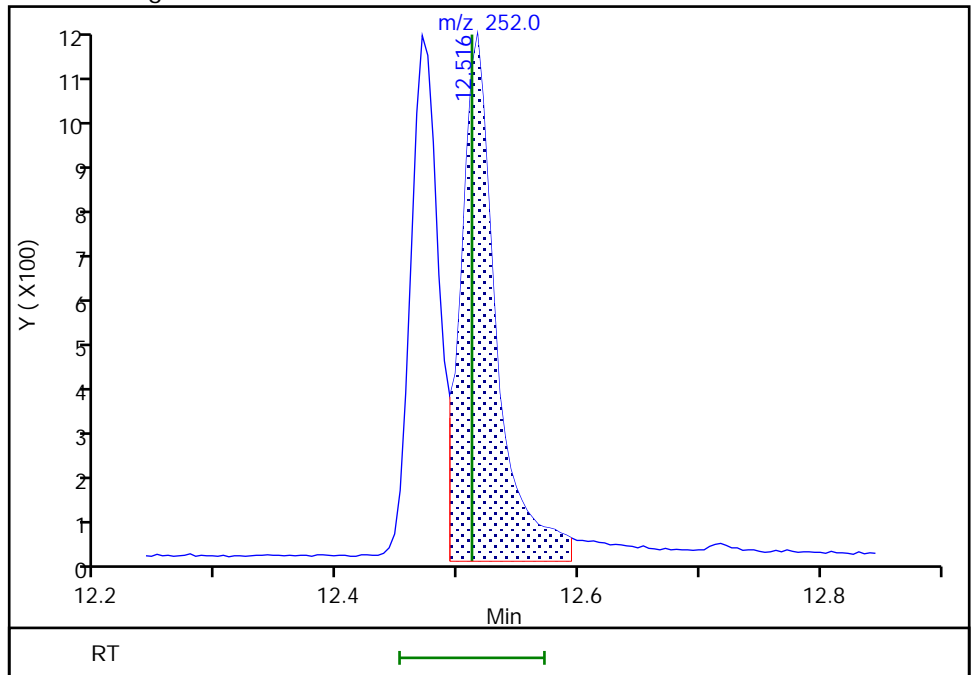
Not Detected
Expected RT: 12.51

Processing Integration Results



RT: 12.52
Area: 2146
Amount: 10.796595
Amount Units: ug/L

Manual Integration Results



Reviewer: boylea, 14-Jan-2022 14:21:01
Audit Action: Manually Integrated

Audit Reason: Assign Peak

Eurofins Seattle

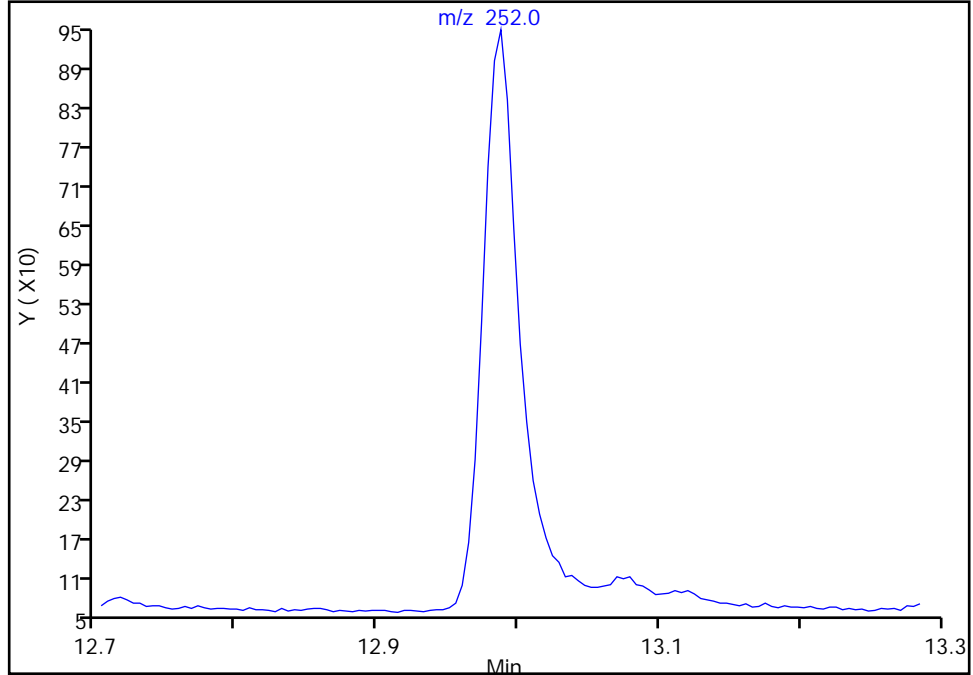
Data File: \\chromfs\Seattle\ChromData\TAC050\20220113-80849.b\SIM011322b023.D
Injection Date: 14-Jan-2022 04:07:30 Instrument ID: TAC050
Lims ID: std4
Client ID:
Operator ID: jcm ALS Bottle#: 13 Worklist Smp#: 13
Injection Vol: 1.0 ul Dil. Factor: 1.0000
Method: TAC050_SIM_PAH Limit Group: 8270D_SIM QSM 5.0
Column: Detector MS SCAN

26 Benzo[a]pyrene, CAS: 50-32-8

Signal: 1

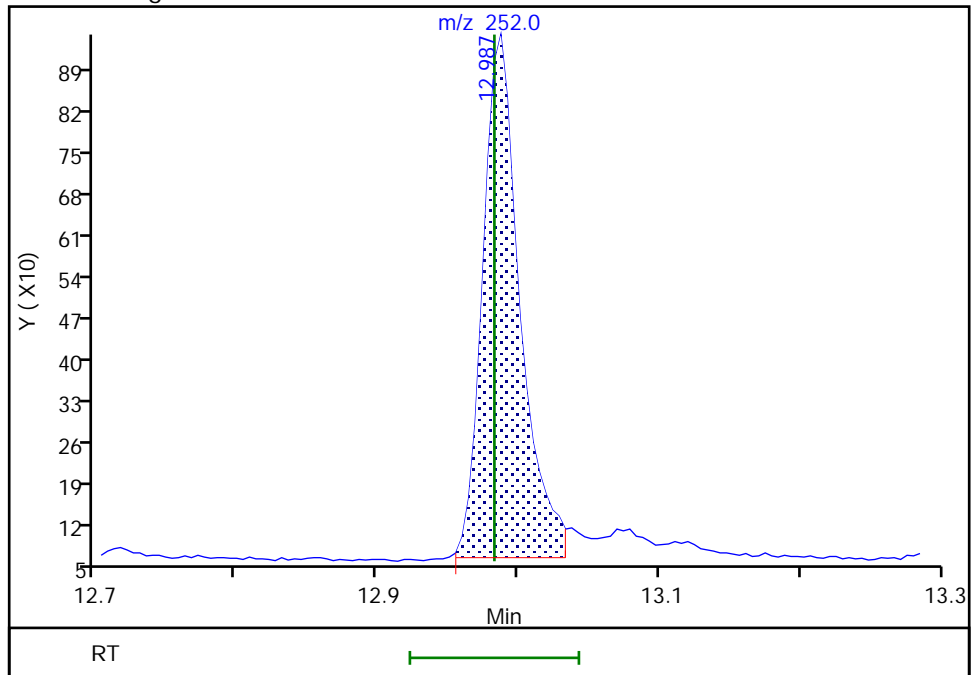
Not Detected
Expected RT: 12.98

Processing Integration Results



Manual Integration Results

RT: 12.99
Area: 1600
Amount: 8.885143
Amount Units: ug/L



Reviewer: boylea, 14-Jan-2022 14:19:58
Audit Action: Manually Integrated

Audit Reason: Assign Peak
Page 638 of 829

Eurofins Seattle

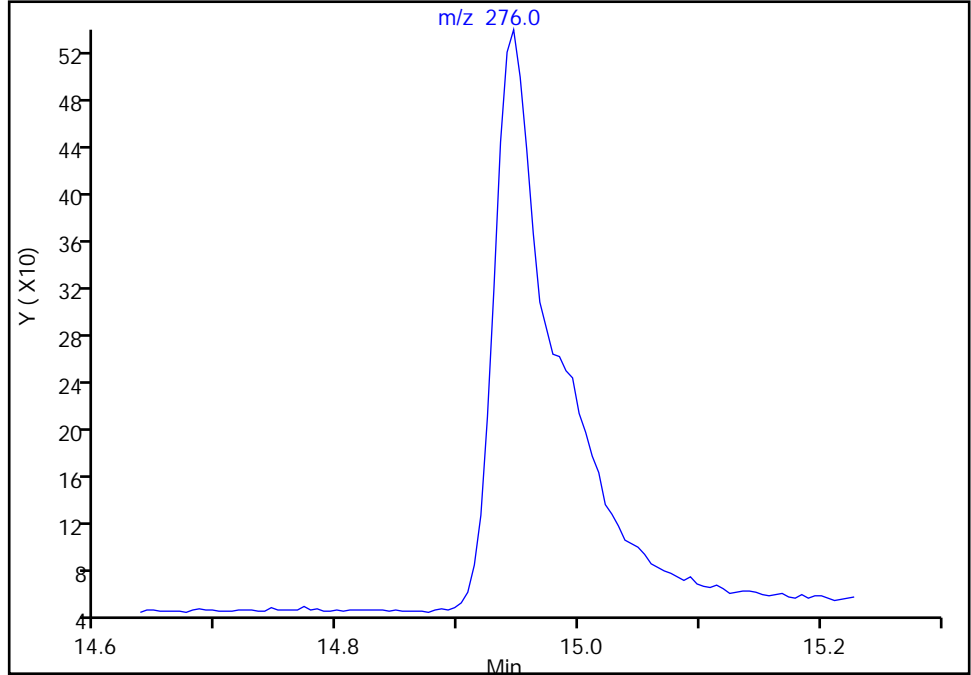
Data File: \\chromfs\Seattle\ChromData\TAC050\20220113-80849.b\SIM011322b023.D
Injection Date: 14-Jan-2022 04:07:30 Instrument ID: TAC050
Lims ID: std4
Client ID:
Operator ID: jcm ALS Bottle#: 13 Worklist Smp#: 13
Injection Vol: 1.0 ul Dil. Factor: 1.0000
Method: TAC050_SIM_PAH Limit Group: 8270D_SIM QSM 5.0
Column: Detector MS SCAN

27 Indeno[1,2,3-cd]pyrene, CAS: 193-39-5

Signal: 1

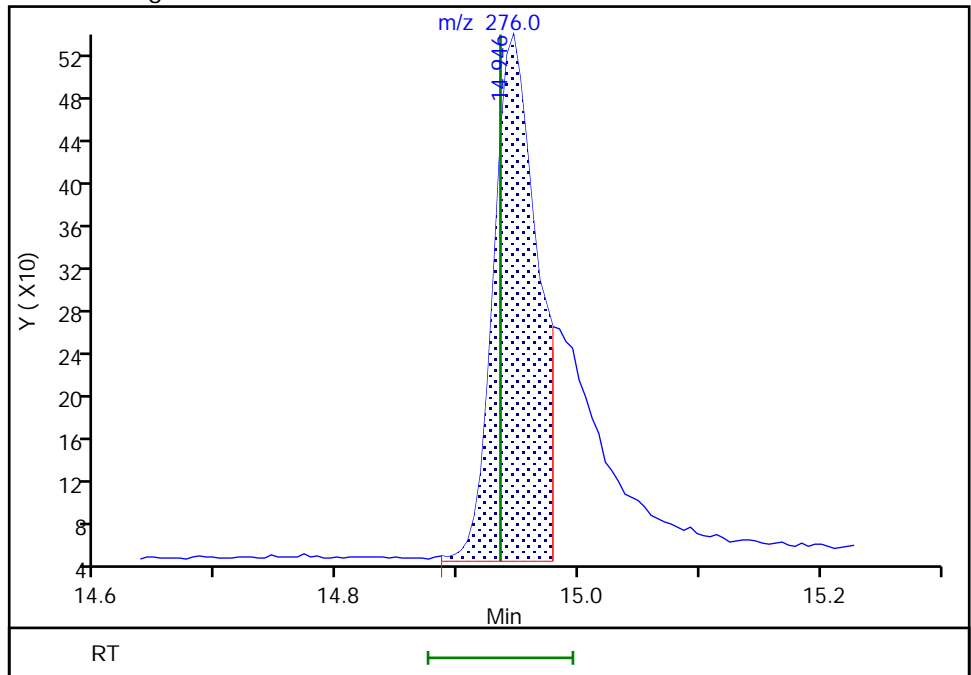
Not Detected
Expected RT: 14.93

Processing Integration Results



Manual Integration Results

RT: 14.95
Area: 1224
Amount: 9.076876
Amount Units: ug/L



Reviewer: boylea, 14-Jan-2022 14:19:51
Audit Action: Manually Integrated

Audit Reason: Assign Peak
Page 639 of 829

Eurofins Seattle

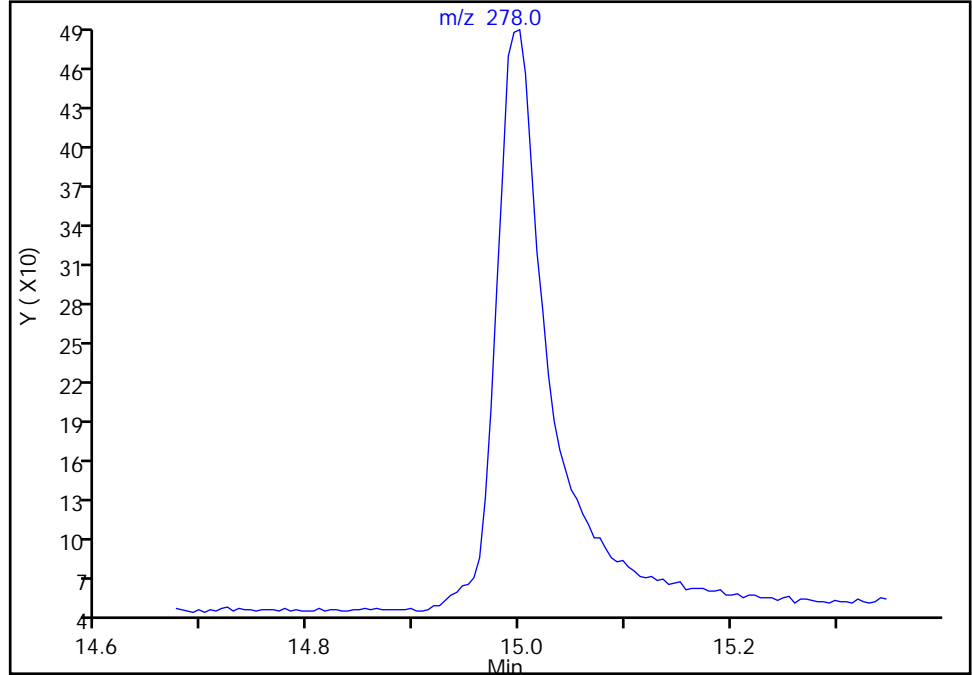
Data File: \\chromfs\Seattle\ChromData\TAC050\20220113-80849.b\SIM011322b023.D
Injection Date: 14-Jan-2022 04:07:30 Instrument ID: TAC050
Lims ID: std4
Client ID:
Operator ID: jcm ALS Bottle#: 13 Worklist Smp#: 13
Injection Vol: 1.0 ul Dil. Factor: 1.0000
Method: TAC050_SIM_PAH Limit Group: 8270D_SIM QSM 5.0
Column: Detector MS SCAN

28 Dibenz(a,h)anthracene, CAS: 53-70-3

Signal: 1

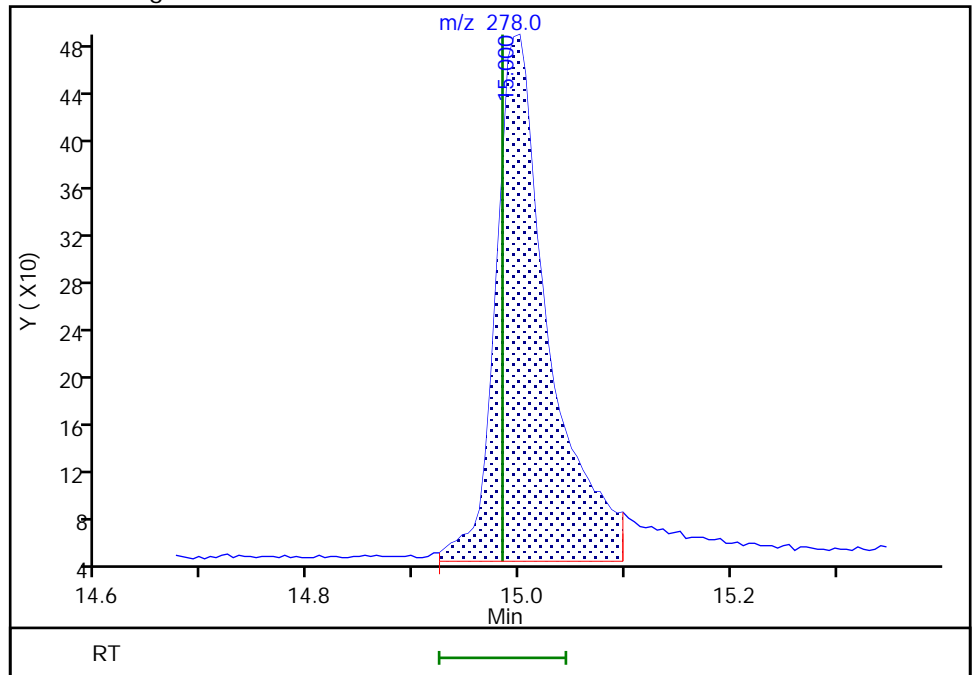
Not Detected
Expected RT: 14.98

Processing Integration Results



Manual Integration Results

RT: 15.00
Area: 1524
Amount: 8.962254
Amount Units: ug/L



Reviewer: boylea, 14-Jan-2022 14:19:46
Audit Action: Manually Integrated

Eurofins Seattle

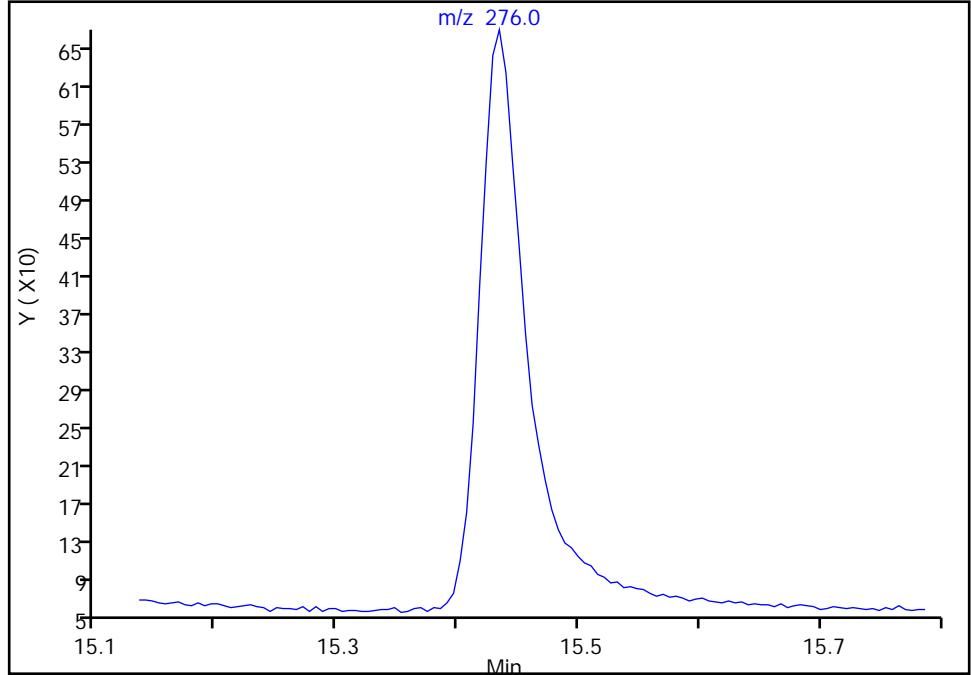
Data File: \\chromfs\Seattle\ChromData\TAC050\20220113-80849.b\SIM011322b023.D
Injection Date: 14-Jan-2022 04:07:30 Instrument ID: TAC050
Lims ID: std4
Client ID:
Operator ID: jcm ALS Bottle#: 13 Worklist Smp#: 13
Injection Vol: 1.0 ul Dil. Factor: 1.0000
Method: TAC050_SIM_PAH Limit Group: 8270D_SIM QSM 5.0
Column: Detector MS SCAN

29 Benzo[g,h,i]perylene, CAS: 191-24-2

Signal: 1

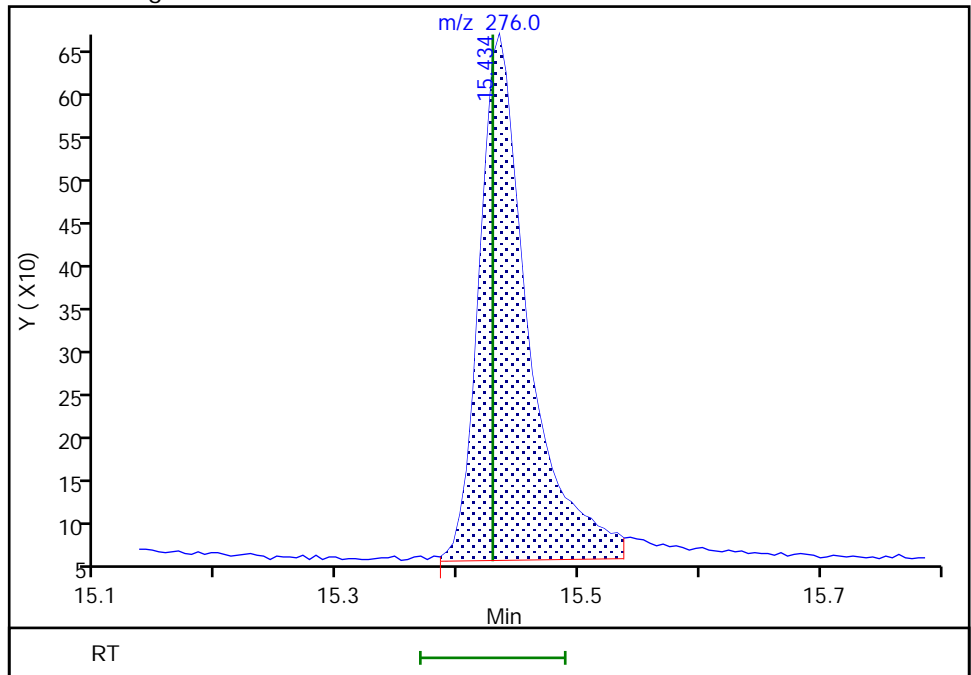
Not Detected
Expected RT: 15.43

Processing Integration Results



Manual Integration Results

RT: 15.43
Area: 1725
Amount: 9.273472
Amount Units: ug/L



Reviewer: boylea, 14-Jan-2022 14:19:41
Audit Action: Manually Integrated

Audit Reason: Assign Peak

Eurofins Seattle
Target Compound Quantitation Report

Data File: \\chromfs\Seattle\ChromData\TAC050\20220113-80849.b\SIM011322b024.D
 Lims ID: std3
 Client ID:
 Sample Type: IC Calib Level: 3
 Inject. Date: 14-Jan-2022 04:26:30 ALS Bottle#: 14 Worklist Smp#: 14
 Injection Vol: 1.0 ul Dil. Factor: 1.0000
 Sample Info: 3
 Operator ID: jcm Instrument ID: TAC050
 Sublist: chrom-TAC050_SIM_PAH*sub9
 Method: \\chromfs\Seattle\ChromData\TAC050\20220113-80849.b\TAC050_SIM_PAH.m
 Limit Group: 8270D_SIM QSM 5.0
 Last Update: 14-Jan-2022 15:42:20 Calib Date: 14-Jan-2022 05:04:30
 Integrator: Falcon ID Type: RT Order ID
 Quant Method: Internal Standard Quant By: Initial Calibration
 Last ICal File: \\chromfs\Seattle\ChromData\TAC050\20220113-80849.b\SIM011322b026.D

Column 1 : Det: MS SCAN
 Process Host: CTX1628

First Level Reviewer: limmere Date: 14-Jan-2022 10:18:47

Compound	Sig	RT (min.)	Exp RT (min.)	Dlt RT (min.)	Q	Response	Cal Amt ug/L	OnCol Amt ug/L	Flags
* 1 Naphthalene-d8	136	5.171	5.171	0.000	90	22788	100.0	100.0	
* 2 Acenaphthene-d10	164	6.854	6.854	0.000	69	10125	100.0	100.0	
* 3 Phenanthrene-d10	188	8.319	8.319	0.001	56	15677	100.0	100.0	
* 4 Chrysene-d12	240	11.030	11.030	0.000	49	12288	100.0	100.0	
* 5 Perylene-d12	264	13.079	13.074	0.005	69	14073	100.0	100.0	
\$ 6 2-methylnaphthalene-d10	152	5.809	5.809	0.000	67	674	5.00	5.00	M
\$ 10 2-Fluorobiphenyl	172	6.193	6.190	0.003	0	854	5.00	5.27	M
\$ 7 2,4,6-Tribromophenol	330	7.637	7.628	0.009	58	113	5.00	9.58	M
\$ 8 Fluoranthene-d10 (Surr)	212	9.506	9.502	0.004	68	1038	5.00	5.24	M
\$ 9 Terphenyl-d14	244	9.900	9.896	0.004	94	782	5.00	6.22	M
11 Naphthalene	128	5.189	5.189	0.000	100	1258	5.00	5.22	M
12 2-Methylnaphthalene	141	5.841	5.841	0.000	96	702	5.00	5.14	M
13 1-Methylnaphthalene	141	5.937	5.937	0.000	99	671	5.00	5.07	M
14 Acenaphthylene	152	6.717	6.717	0.000	100	1063	5.00	4.97	M
15 Acenaphthene	153	6.884	6.884	0.000	95	682	5.00	5.08	
16 Fluorene	166	7.394	7.389	0.005	96	762	5.00	5.09	M
18 Phenanthrene	178	8.342	8.342	0.000	100	1265	5.00	5.29	M
19 Anthracene	178	8.393	8.389	0.004	98	1238	5.00	5.31	M
20 Fluoranthene	202	9.522	9.522	0.000	52	1256	5.00	5.28	M
21 Pyrene	202	9.750	9.746	0.004	29	1375	5.00	5.47	M
22 Benzo[a]anthracene	228	11.012	11.012	0.000	89	1118	5.00	5.03	M
23 Chrysene	228	11.058	11.057	0.001	99	1221	5.00	5.15	M
30 Bis(2-ethylhexyl) phthalate	149	11.891	11.895	-0.004	0	1083	5.00	4.52	M
24 Benzo[b]fluoranthene	252	12.470	12.470	0.000	98	1076	5.00	5.05	M
25 Benzo[k]fluoranthene	252	12.516	12.511	0.005	95	1238	5.00	5.23	M
26 Benzo[a]pyrene	252	12.983	12.983	0.000	97	1088	5.00	5.13	M
27 Indeno[1,2,3-cd]pyrene	276	14.940	14.935	0.005	96	804	5.00	5.46	M
28 Dibenz(a,h)anthracene	278	14.995	14.984	0.011	95	1020	5.00	5.16	M
29 Benzo[g,h,i]perylene	276	15.434	15.429	0.005	91	1138	5.00	5.22	M

[QC Flag Legend](#)

Processing Flags

Review Flags

M - Manually Integrated

[Reagents:](#)

8270ccvl_50_00039

Amount Added: 100.00

Units: uL

8270SIM_IS_00069

Amount Added: 9.00

Units: uL

Eurofins Seattle

Data File: \\chromfs\Seattle\ChromData\TAC050\20220113-80849.b\SIM011322b024.D

Injection Date: 14-Jan-2022 04:26:30

Instrument ID: TAC050

Lims ID: std3

Client ID:

Operator ID: jcm

ALS Bottle#: 14

Worklist Smp#: 14

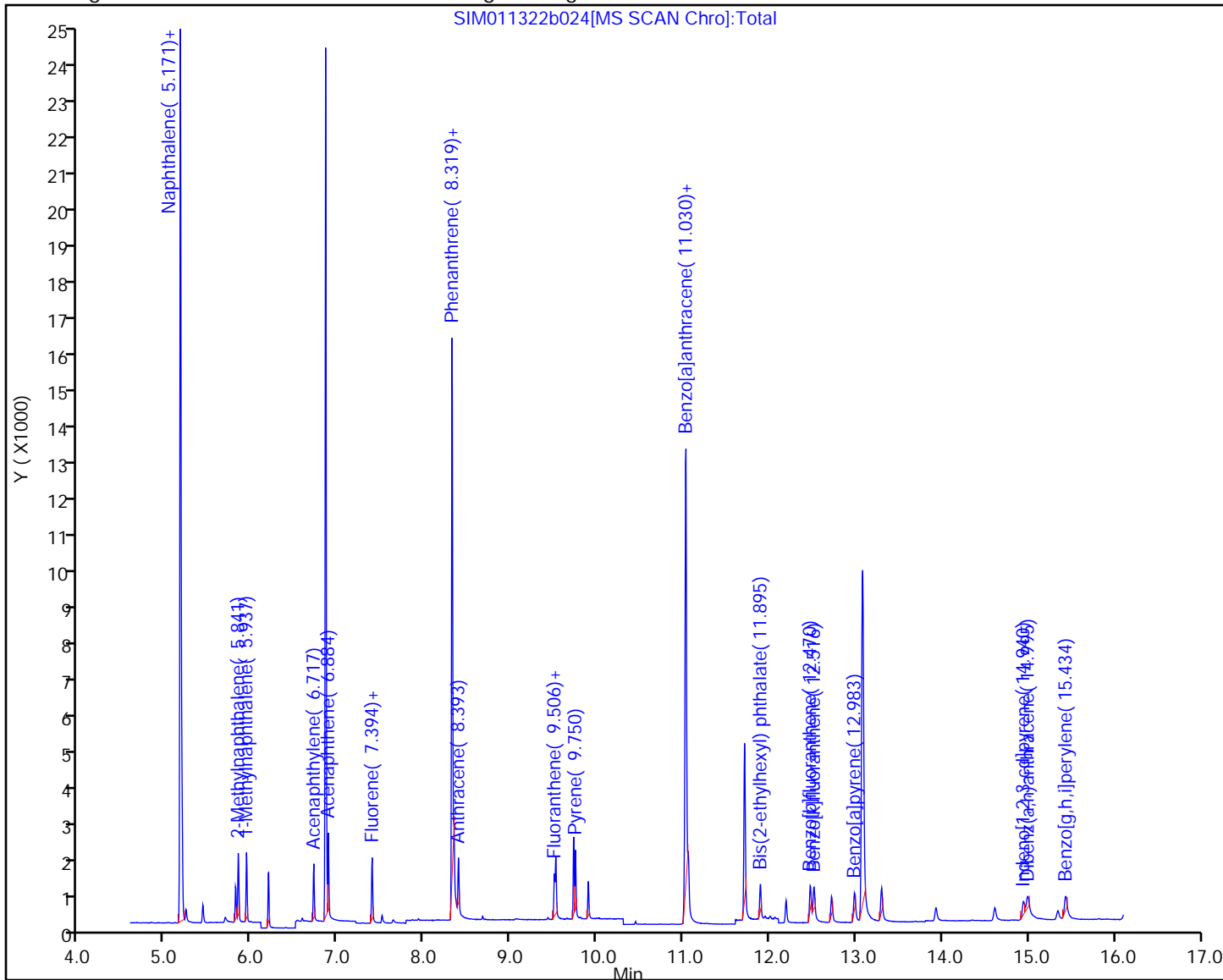
Injection Vol: 1.0 ul

Dil. Factor: 1.0000

Method: TAC050_SIM_PAH

Limit Group: 8270D_SIM QSM 5.0

Y Scaling: Method Defined: Scale to the Nth Largest Target: 1



Eurofins Seattle

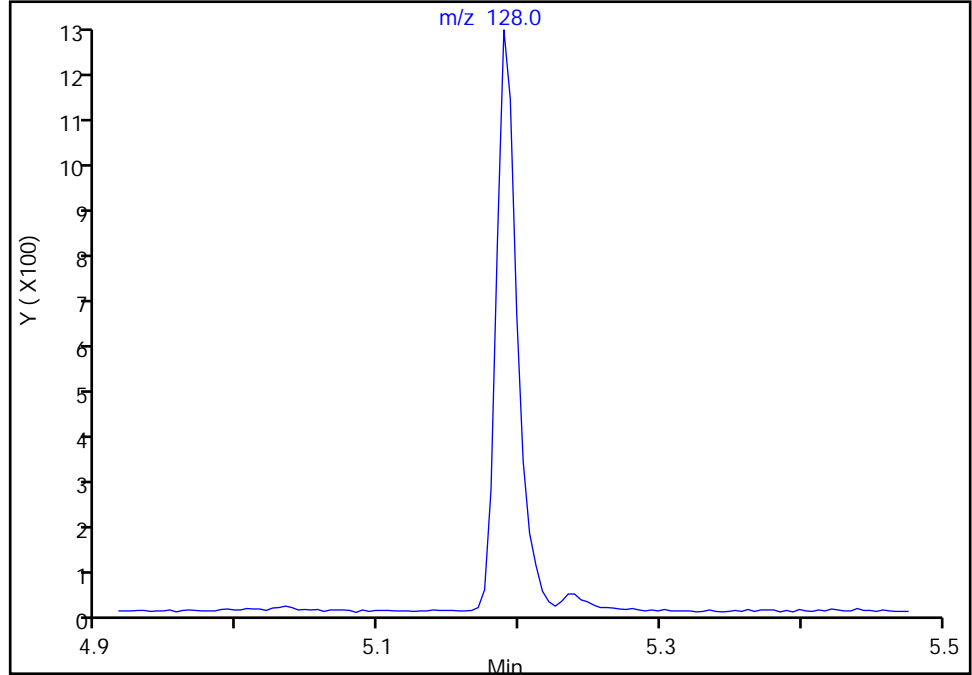
Data File: \\chromfs\Seattle\ChromData\TAC050\20220113-80849.b\SIM011322b024.D
Injection Date: 14-Jan-2022 04:26:30 Instrument ID: TAC050
Lims ID: std3
Client ID:
Operator ID: jcm ALS Bottle#: 14 Worklist Smp#: 14
Injection Vol: 1.0 ul Dil. Factor: 1.0000
Method: TAC050_SIM_PAH Limit Group: 8270D_SIM QSM 5.0
Column: Detector MS SCAN

11 Naphthalene, CAS: 91-20-3

Signal: 1

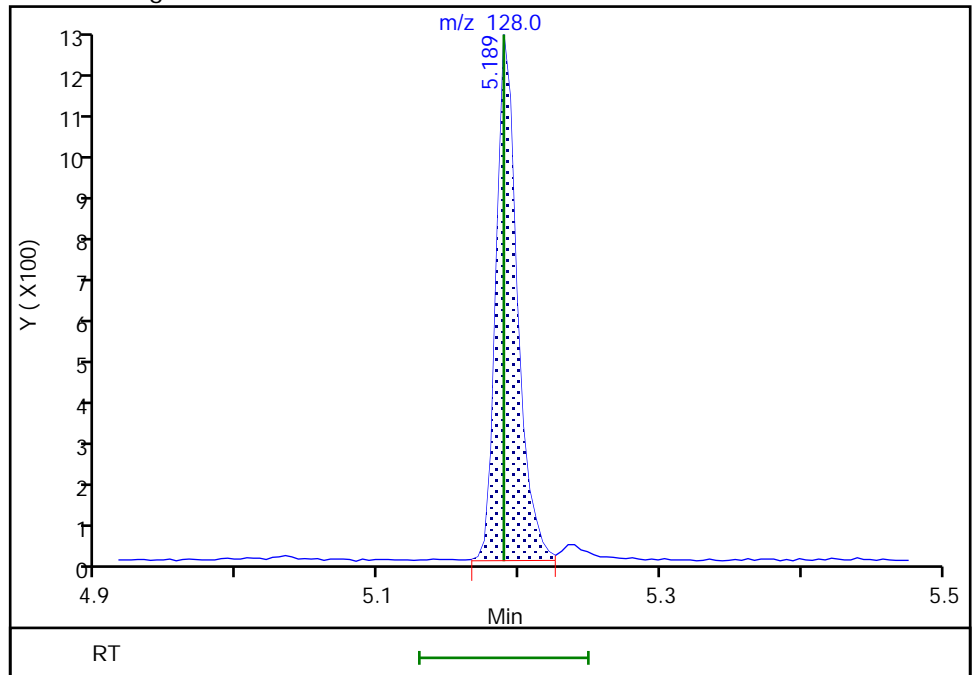
Not Detected
Expected RT: 5.19

Processing Integration Results



RT: 5.19
Area: 1258
Amount: 5.219533
Amount Units: ug/L

Manual Integration Results



Reviewer: boylea, 14-Jan-2022 14:25:06
Audit Action: Manually Integrated

Audit Reason: Assign Peak

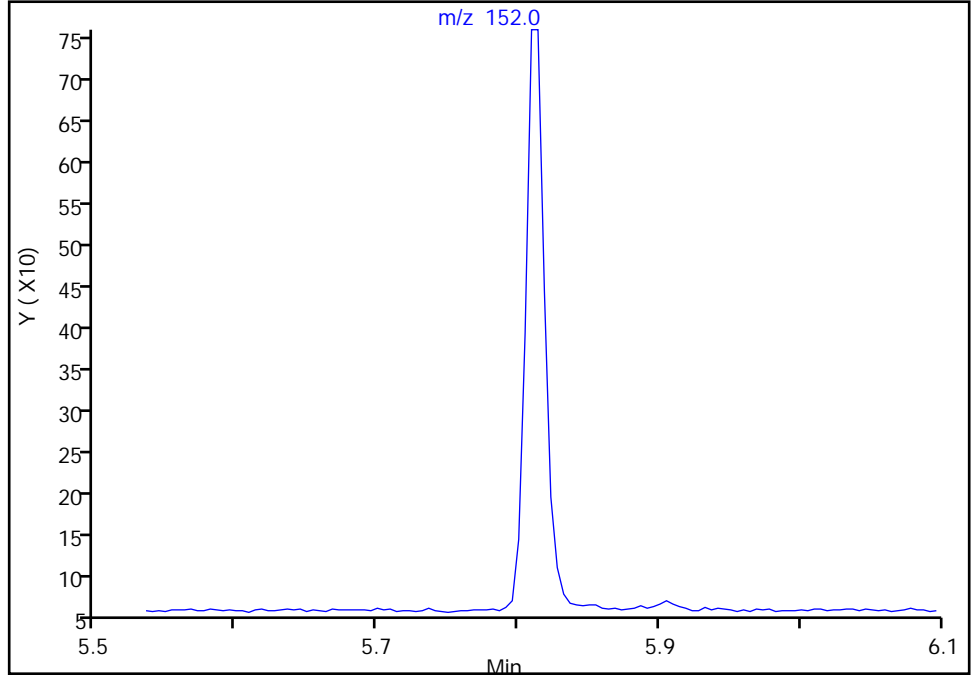
Eurofins Seattle

Data File: \\chromfs\Seattle\ChromData\TAC050\20220113-80849.b\SIM011322b024.D
Injection Date: 14-Jan-2022 04:26:30 Instrument ID: TAC050
Lims ID: std3
Client ID:
Operator ID: jcm ALS Bottle#: 14 Worklist Smp#: 14
Injection Vol: 1.0 ul Dil. Factor: 1.0000
Method: TAC050_SIM_PAH Limit Group: 8270D_SIM QSM 5.0
Column: Detector MS SCAN

\$ 6 2-methylnaphthalene-d10, CAS: 7297-45-2
Signal: 1

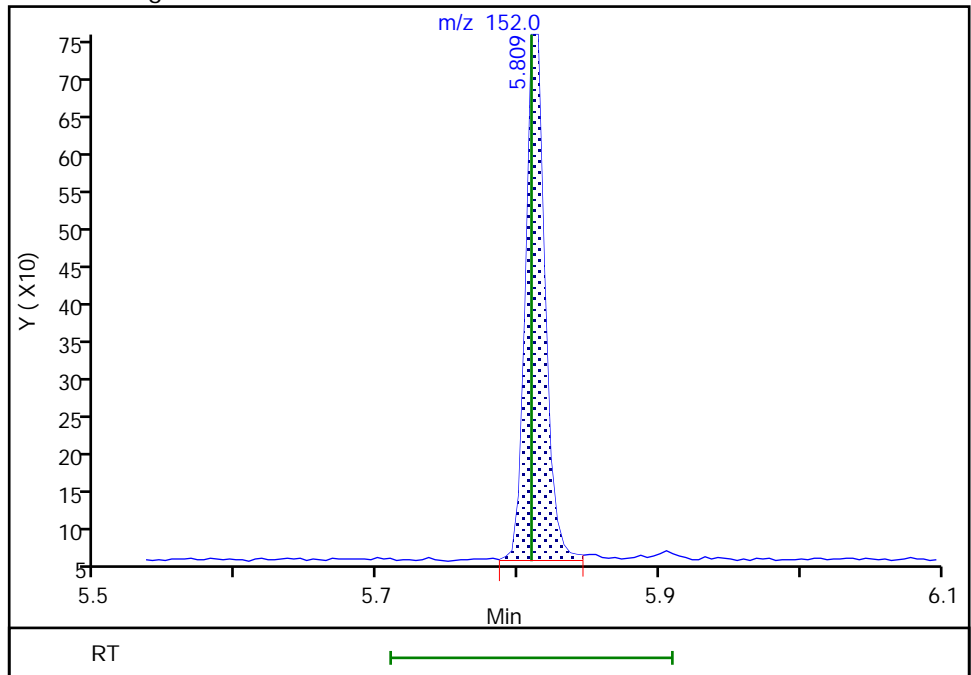
Not Detected
Expected RT: 5.81

Processing Integration Results



RT: 5.81
Area: 674
Amount: 4.999521
Amount Units: ug/L

Manual Integration Results



Reviewer: boylea, 14-Jan-2022 14:24:42
Audit Action: Manually Integrated

Eurofins Seattle

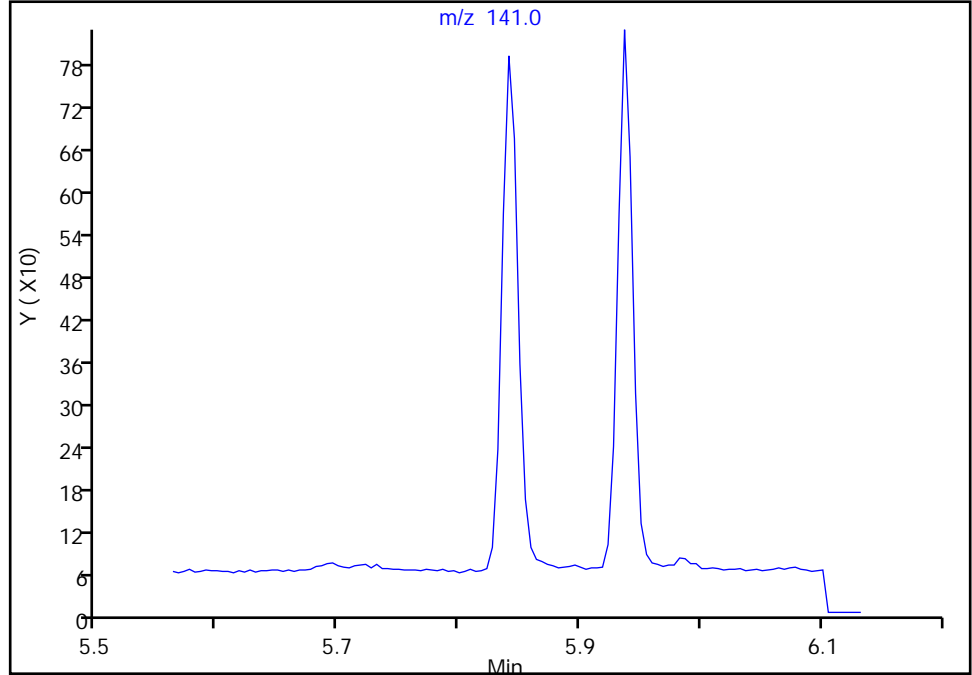
Data File: \\chromfs\Seattle\ChromData\TAC050\20220113-80849.b\SIM011322b024.D
Injection Date: 14-Jan-2022 04:26:30 Instrument ID: TAC050
Lims ID: std3
Client ID:
Operator ID: jcm ALS Bottle#: 14 Worklist Smp#: 14
Injection Vol: 1.0 ul Dil. Factor: 1.0000
Method: TAC050_SIM_PAH Limit Group: 8270D_SIM QSM 5.0
Column: Detector MS SCAN

12 2-Methylnaphthalene, CAS: 91-57-6

Signal: 1

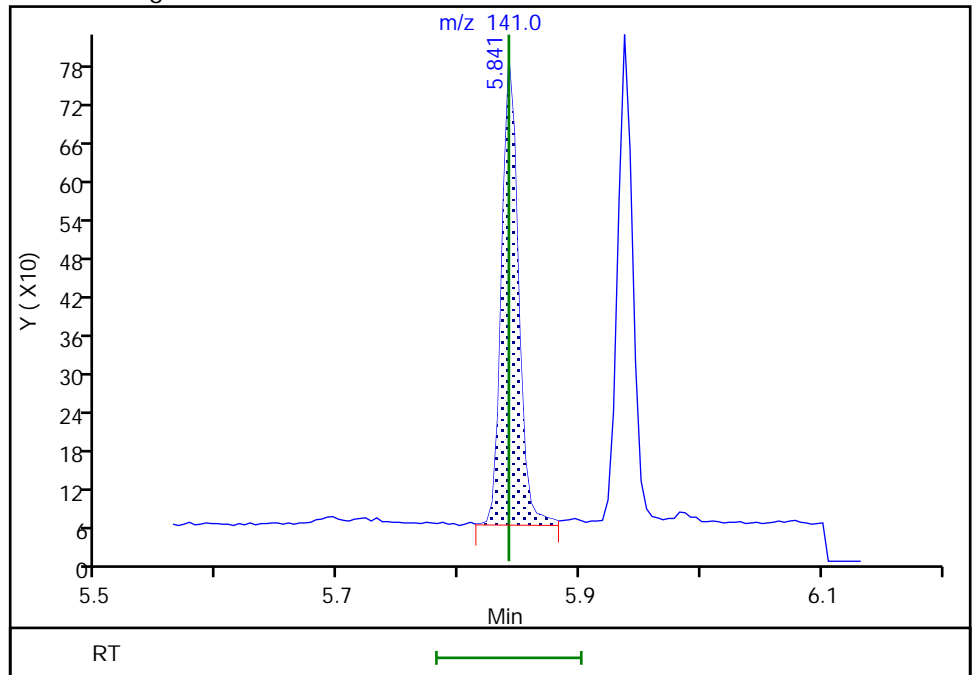
Not Detected
Expected RT: 5.84

Processing Integration Results



RT: 5.84
Area: 702
Amount: 5.135764
Amount Units: ug/L

Manual Integration Results



Reviewer: boylea, 14-Jan-2022 14:25:10
Audit Action: Manually Integrated

Audit Reason: Assign Peak

Eurofins Seattle

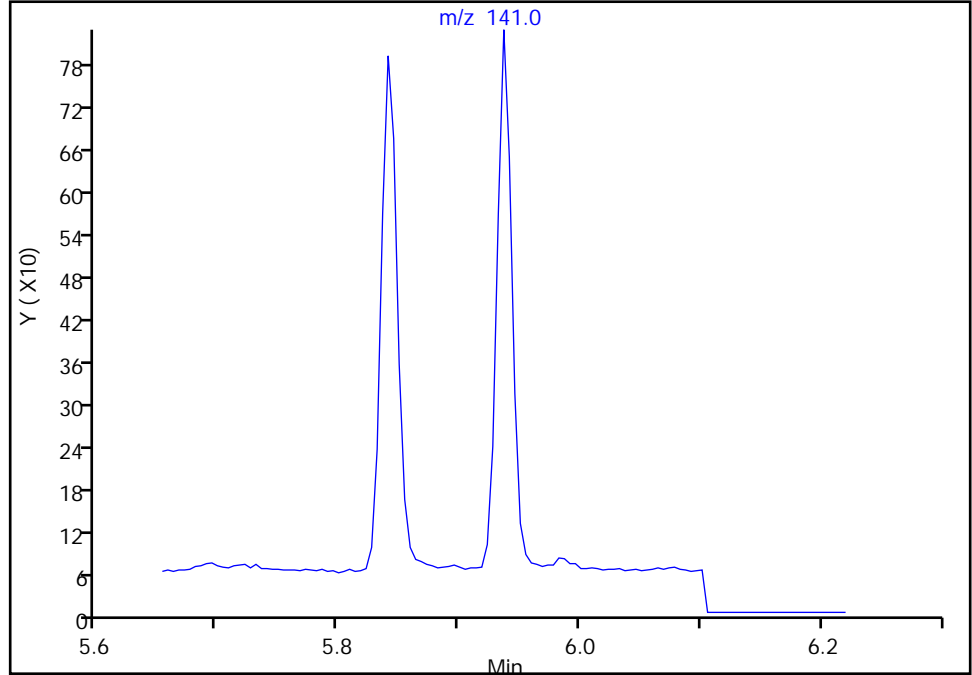
Data File: \\chromfs\Seattle\ChromData\TAC050\20220113-80849.b\SIM011322b024.D
Injection Date: 14-Jan-2022 04:26:30 Instrument ID: TAC050
Lims ID: std3
Client ID:
Operator ID: jcm ALS Bottle#: 14 Worklist Smp#: 14
Injection Vol: 1.0 ul Dil. Factor: 1.0000
Method: TAC050_SIM_PAH Limit Group: 8270D_SIM QSM 5.0
Column: Detector MS SCAN

13 1-Methylnaphthalene, CAS: 90-12-0

Signal: 1

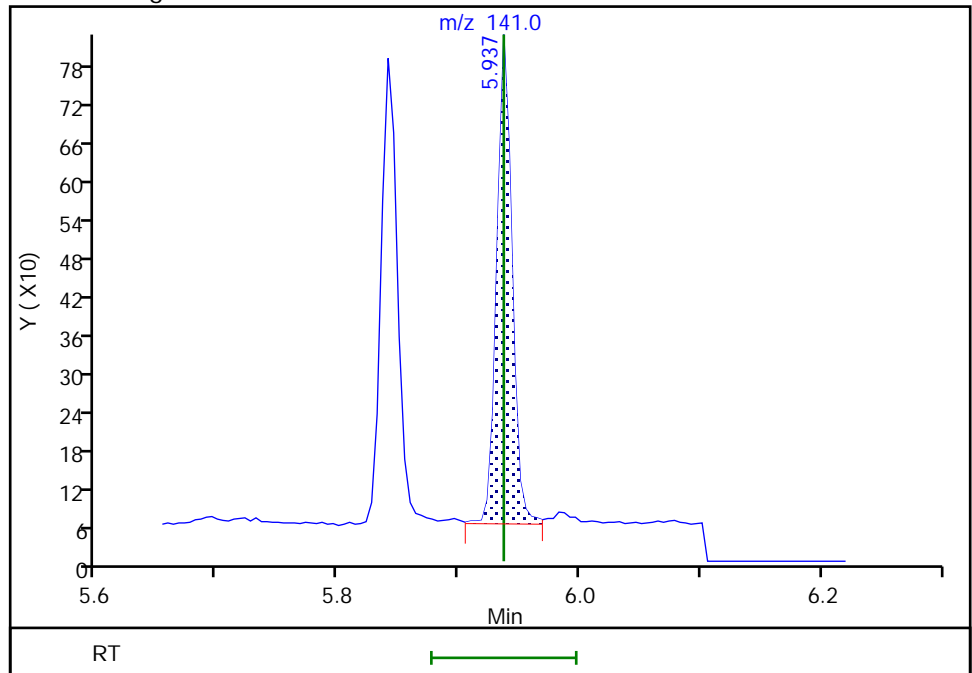
Not Detected
Expected RT: 5.94

Processing Integration Results



Manual Integration Results

RT: 5.94
Area: 671
Amount: 5.068040
Amount Units: ug/L



Eurofins Seattle

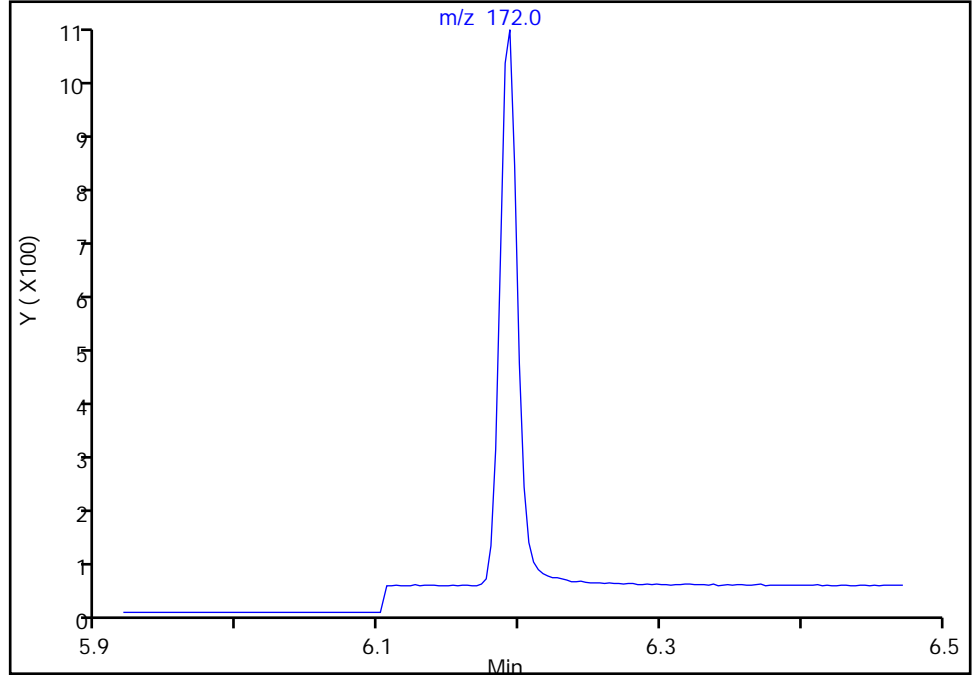
Data File: \\chromfs\Seattle\ChromData\TAC050\20220113-80849.b\SIM011322b024.D
Injection Date: 14-Jan-2022 04:26:30 Instrument ID: TAC050
Lims ID: std3
Client ID:
Operator ID: jcm ALS Bottle#: 14 Worklist Smp#: 14
Injection Vol: 1.0 ul Dil. Factor: 1.0000
Method: TAC050_SIM_PAH Limit Group: 8270D_SIM QSM 5.0
Column: Detector MS SCAN

\$ 10 2-Fluorobiphenyl, CAS: 321-60-8

Signal: 1

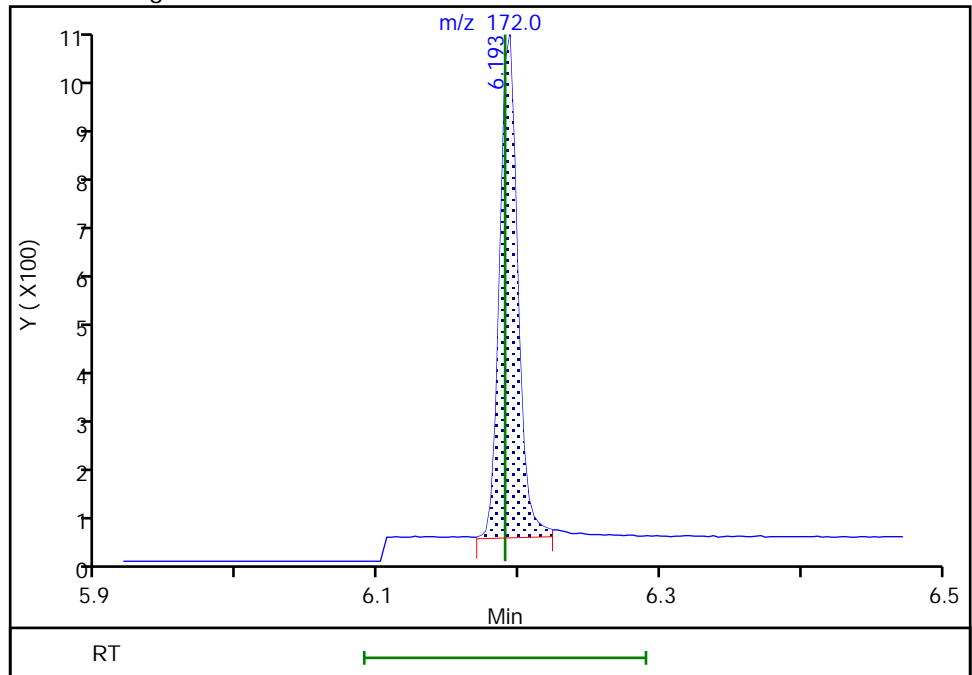
Not Detected
Expected RT: 6.19

Processing Integration Results



RT: 6.19
Area: 854
Amount: 5.271019
Amount Units: ug/L

Manual Integration Results



Reviewer: boylea, 14-Jan-2022 14:24:47
Audit Action: Manually Integrated

Audit Reason: Assign Peak

Eurofins Seattle

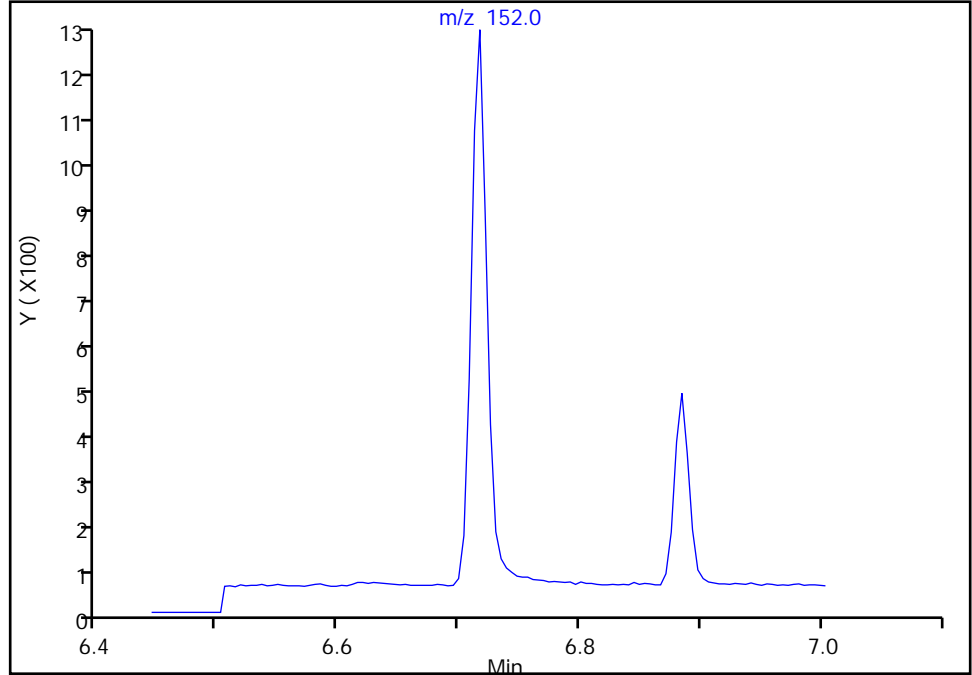
Data File: \\chromfs\Seattle\ChromData\TAC050\20220113-80849.b\SIM011322b024.D
Injection Date: 14-Jan-2022 04:26:30 Instrument ID: TAC050
Lims ID: std3
Client ID:
Operator ID: jcm ALS Bottle#: 14 Worklist Smp#: 14
Injection Vol: 1.0 ul Dil. Factor: 1.0000
Method: TAC050_SIM_PAH Limit Group: 8270D_SIM QSM 5.0
Column: Detector MS SCAN

14 Acenaphthylene, CAS: 208-96-8

Signal: 1

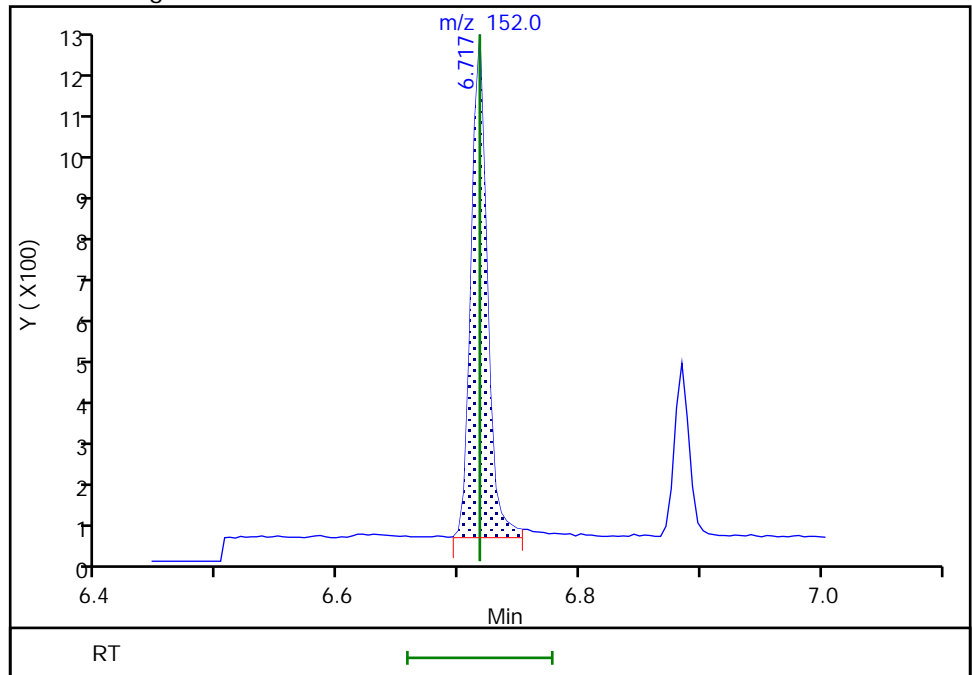
Not Detected
Expected RT: 6.72

Processing Integration Results



Manual Integration Results

RT: 6.72
Area: 1063
Amount: 4.965980
Amount Units: ug/L



Reviewer: boylea, 14-Jan-2022 14:25:18
Audit Action: Manually Integrated

Audit Reason: Assign Peak

Eurofins Seattle

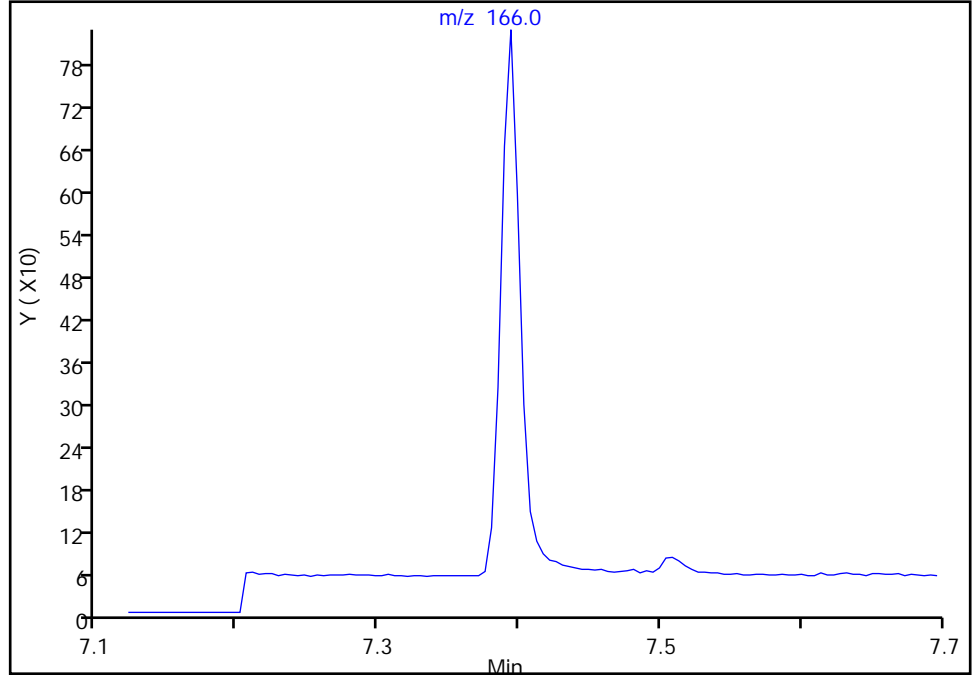
Data File: \\chromfs\Seattle\ChromData\TAC050\20220113-80849.b\SIM011322b024.D
Injection Date: 14-Jan-2022 04:26:30 Instrument ID: TAC050
Lims ID: std3
Client ID:
Operator ID: jcm ALS Bottle#: 14 Worklist Smp#: 14
Injection Vol: 1.0 ul Dil. Factor: 1.0000
Method: TAC050_SIM_PAH Limit Group: 8270D_SIM QSM 5.0
Column: Detector MS SCAN

16 Fluorene, CAS: 86-73-7

Signal: 1

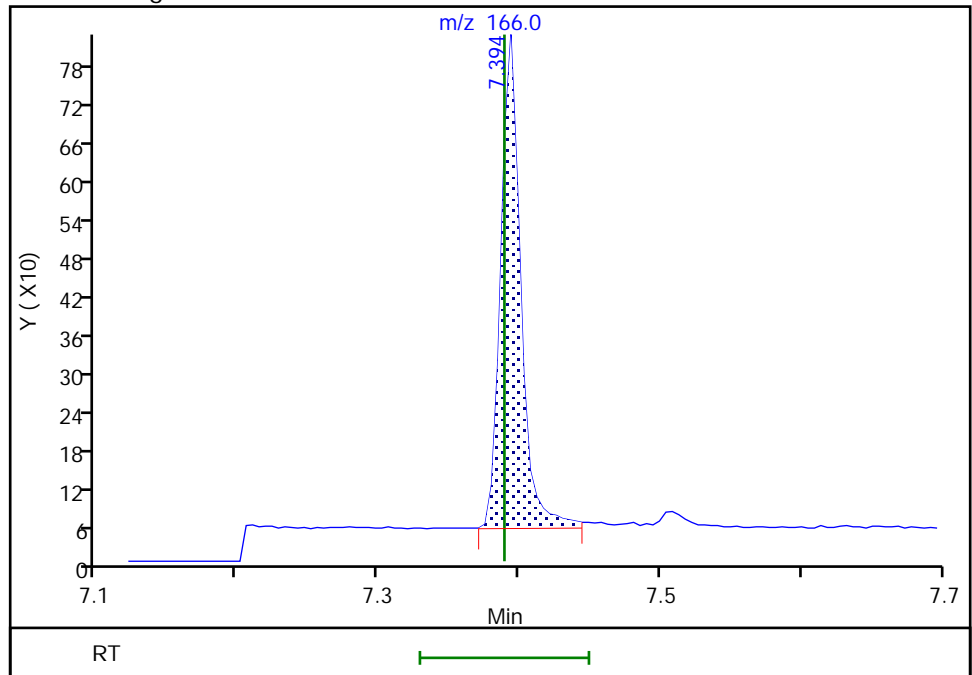
Not Detected
Expected RT: 7.39

Processing Integration Results



Manual Integration Results

RT: 7.39
Area: 762
Amount: 5.088129
Amount Units: ug/L



Reviewer: boylea, 14-Jan-2022 14:25:24
Audit Action: Manually Integrated

Audit Reason: Assign Peak
Page 651 of 829

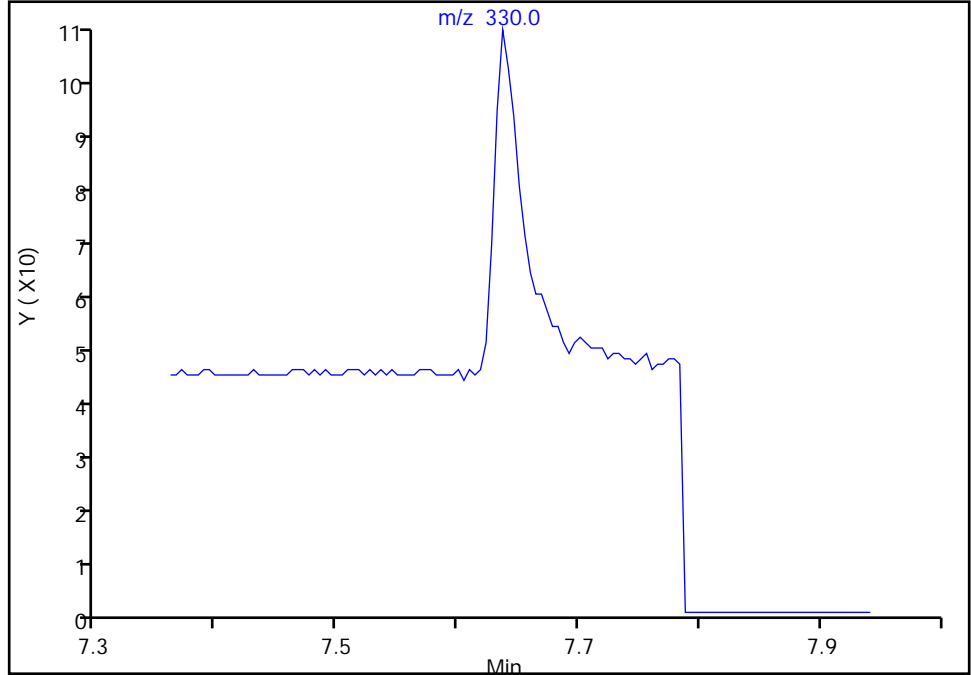
Eurofins Seattle

Data File: \\chromfs\Seattle\ChromData\TAC050\20220113-80849.b\SIM011322b024.D
Injection Date: 14-Jan-2022 04:26:30 Instrument ID: TAC050
Lims ID: std3
Client ID:
Operator ID: jcm ALS Bottle#: 14 Worklist Smp#: 14
Injection Vol: 1.0 ul Dil. Factor: 1.0000
Method: TAC050_SIM_PAH Limit Group: 8270D_SIM QSM 5.0
Column: Detector MS SCAN

\$ 7 2,4,6-Tribromophenol, CAS: 118-79-6
Signal: 1

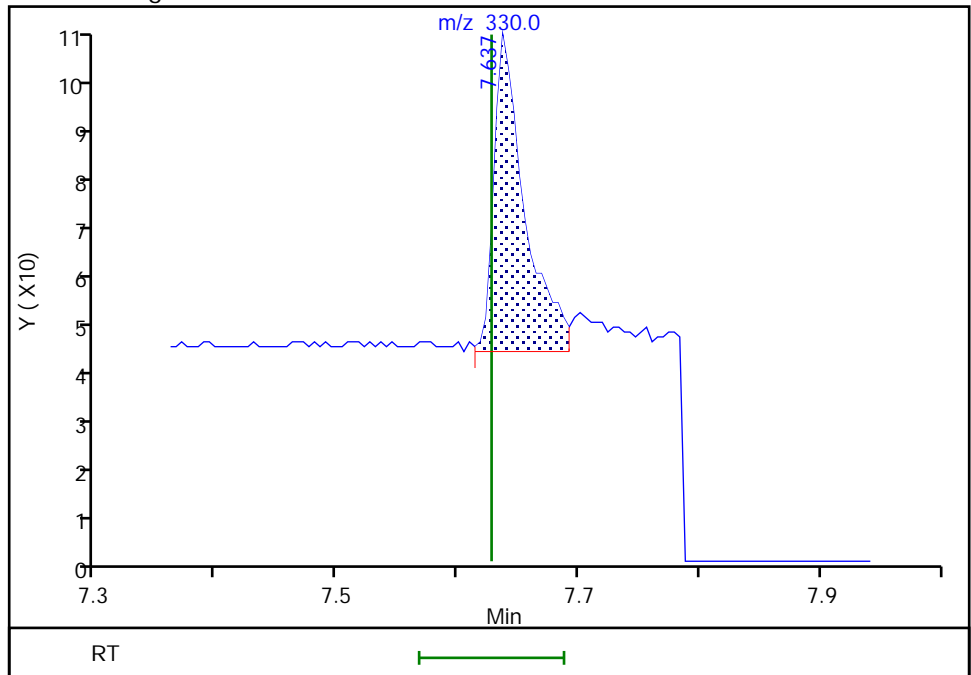
Not Detected
Expected RT: 7.63

Processing Integration Results



Manual Integration Results

RT: 7.64
Area: 113
Amount: 9.578742
Amount Units: ug/L



Reviewer: boylea, 14-Jan-2022 14:24:51
Audit Action: Manually Integrated

Audit Reason: Assign Peak
Page 652 of 829

Eurofins Seattle

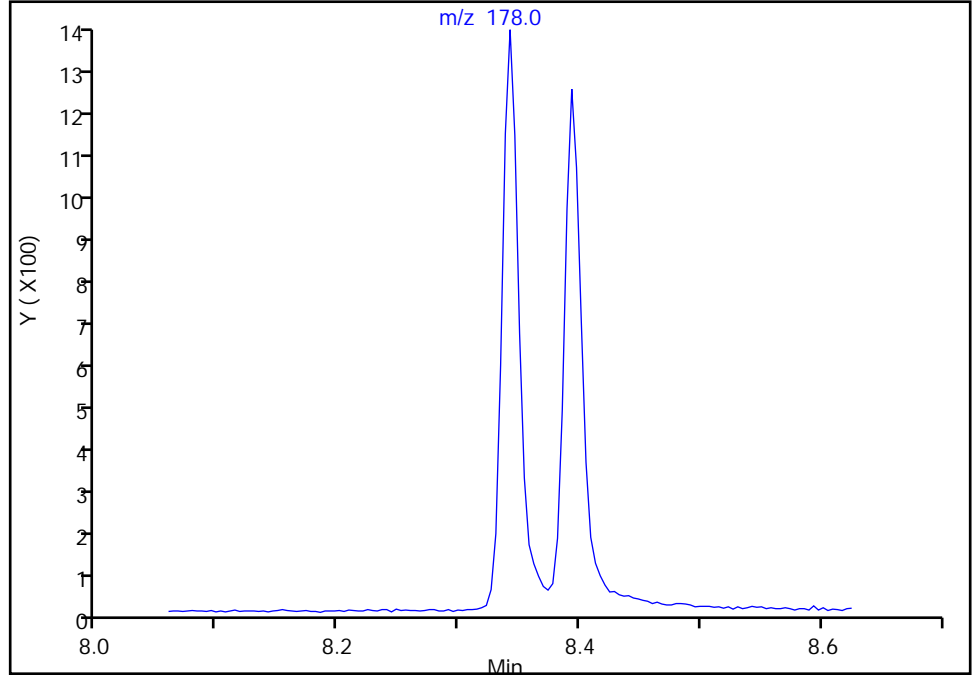
Data File: \\chromfs\Seattle\ChromData\TAC050\20220113-80849.b\SIM011322b024.D
Injection Date: 14-Jan-2022 04:26:30 Instrument ID: TAC050
Lims ID: std3
Client ID:
Operator ID: jcm ALS Bottle#: 14 Worklist Smp#: 14
Injection Vol: 1.0 ul Dil. Factor: 1.0000
Method: TAC050_SIM_PAH Limit Group: 8270D_SIM QSM 5.0
Column: Detector MS SCAN

18 Phenanthrene, CAS: 85-01-8

Signal: 1

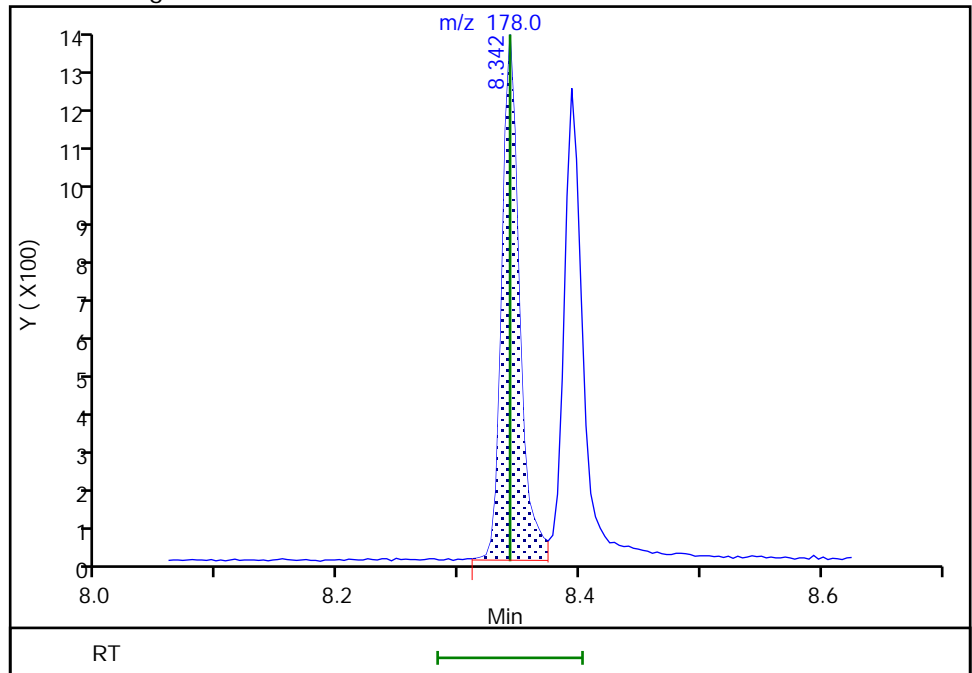
Not Detected
Expected RT: 8.34

Processing Integration Results



RT: 8.34
Area: 1265
Amount: 5.285785
Amount Units: ug/L

Manual Integration Results



Reviewer: boylea, 14-Jan-2022 14:25:31
Audit Action: Manually Integrated

Audit Reason: Assign Peak

Eurofins Seattle

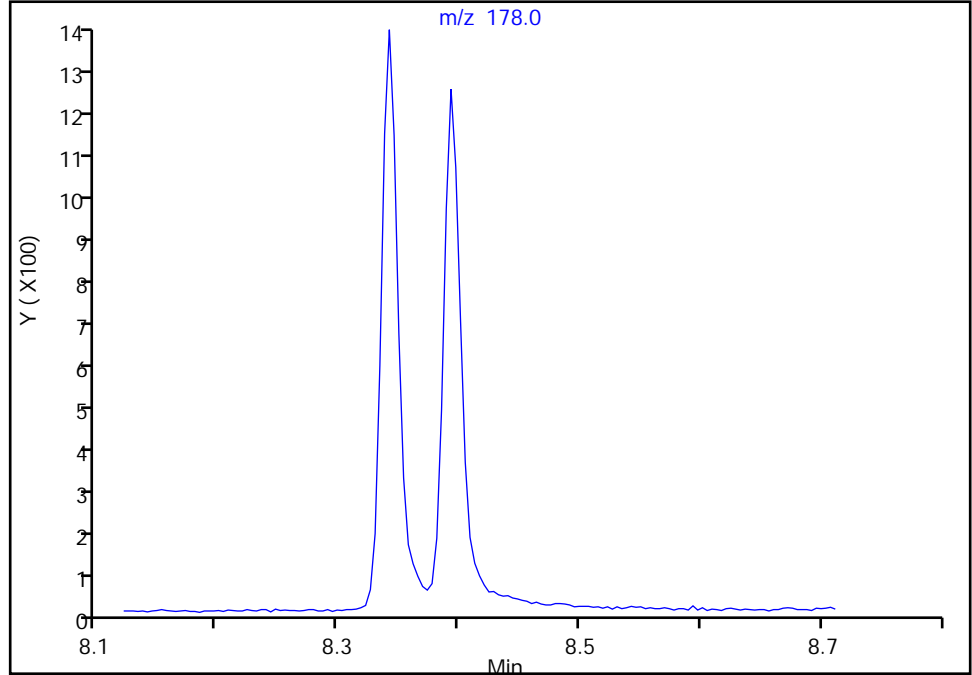
Data File: \\chromfs\Seattle\ChromData\TAC050\20220113-80849.b\SIM011322b024.D
Injection Date: 14-Jan-2022 04:26:30 Instrument ID: TAC050
Lims ID: std3
Client ID:
Operator ID: jcm ALS Bottle#: 14 Worklist Smp#: 14
Injection Vol: 1.0 ul Dil. Factor: 1.0000
Method: TAC050_SIM_PAH Limit Group: 8270D_SIM QSM 5.0
Column: Detector MS SCAN

19 Anthracene, CAS: 120-12-7

Signal: 1

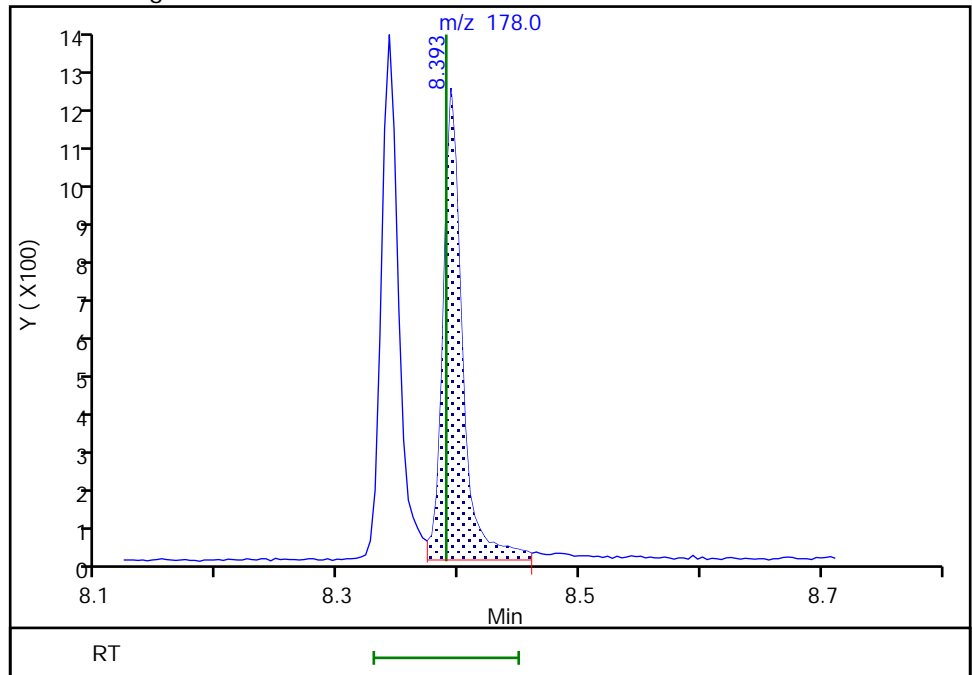
Not Detected
Expected RT: 8.39

Processing Integration Results



RT: 8.39
Area: 1238
Amount: 5.313964
Amount Units: ug/L

Manual Integration Results



Reviewer: boylea, 14-Jan-2022 14:25:38
Audit Action: Manually Integrated

Eurofins Seattle

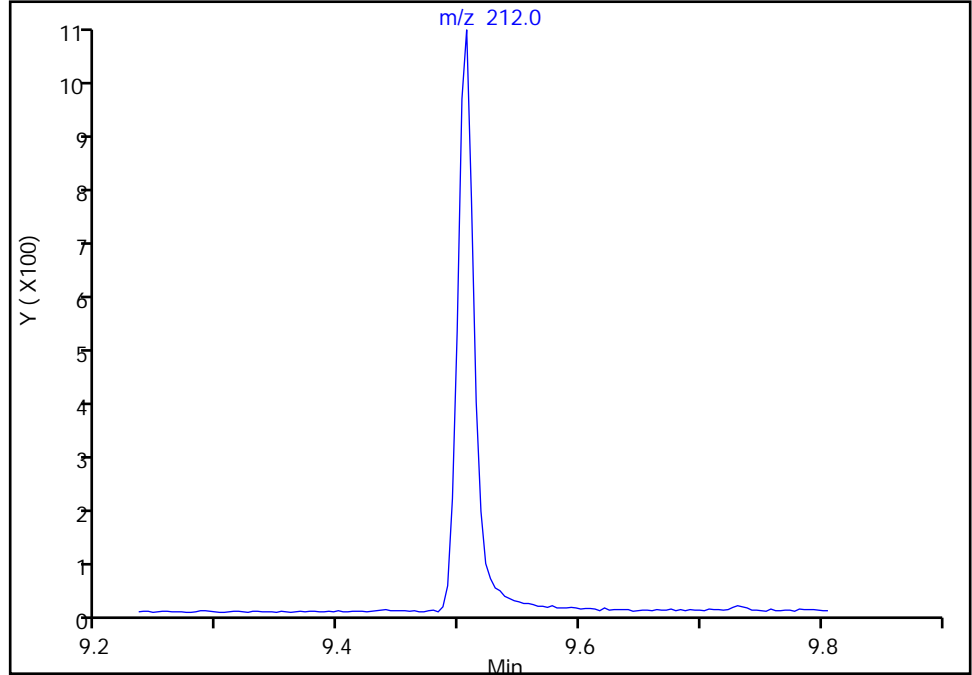
Data File: \\chromfs\Seattle\ChromData\TAC050\20220113-80849.b\SIM011322b024.D
Injection Date: 14-Jan-2022 04:26:30 Instrument ID: TAC050
Lims ID: std3
Client ID:
Operator ID: jcm ALS Bottle#: 14 Worklist Smp#: 14
Injection Vol: 1.0 ul Dil. Factor: 1.0000
Method: TAC050_SIM_PAH Limit Group: 8270D_SIM QSM 5.0
Column: Detector MS SCAN

\$ 8 Fluoranthene-d10 (Surr), CAS: 93951-69-0

Signal: 1

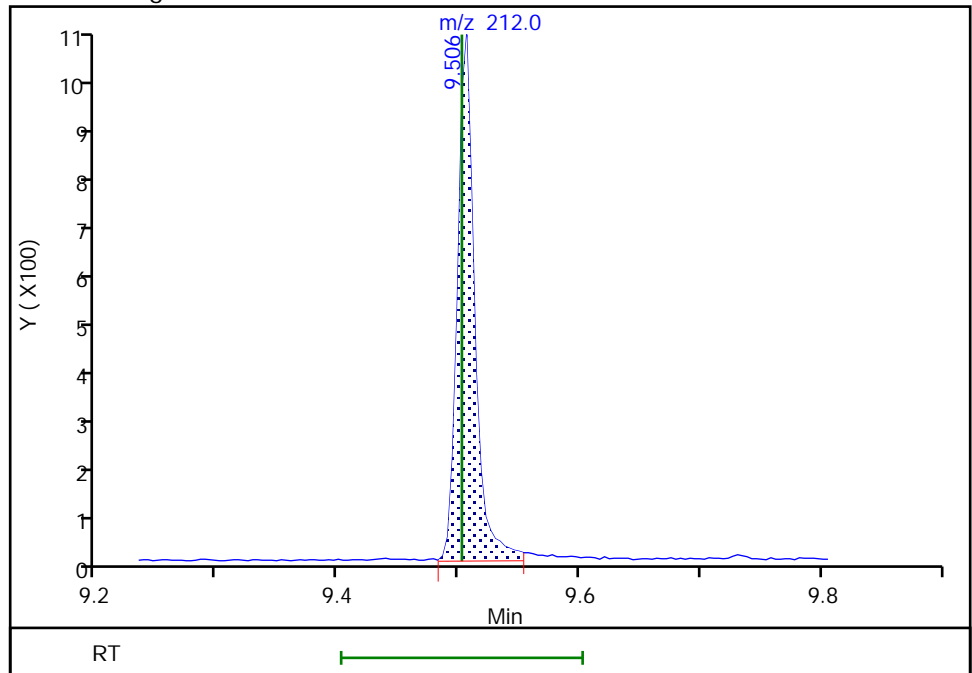
Not Detected
Expected RT: 9.50

Processing Integration Results



Manual Integration Results

RT: 9.51
Area: 1038
Amount: 5.240464
Amount Units: ug/L



Reviewer: boylea, 14-Jan-2022 14:24:56
Audit Action: Manually Integrated

Audit Reason: Assign Peak
Page 655 of 829

Eurofins Seattle

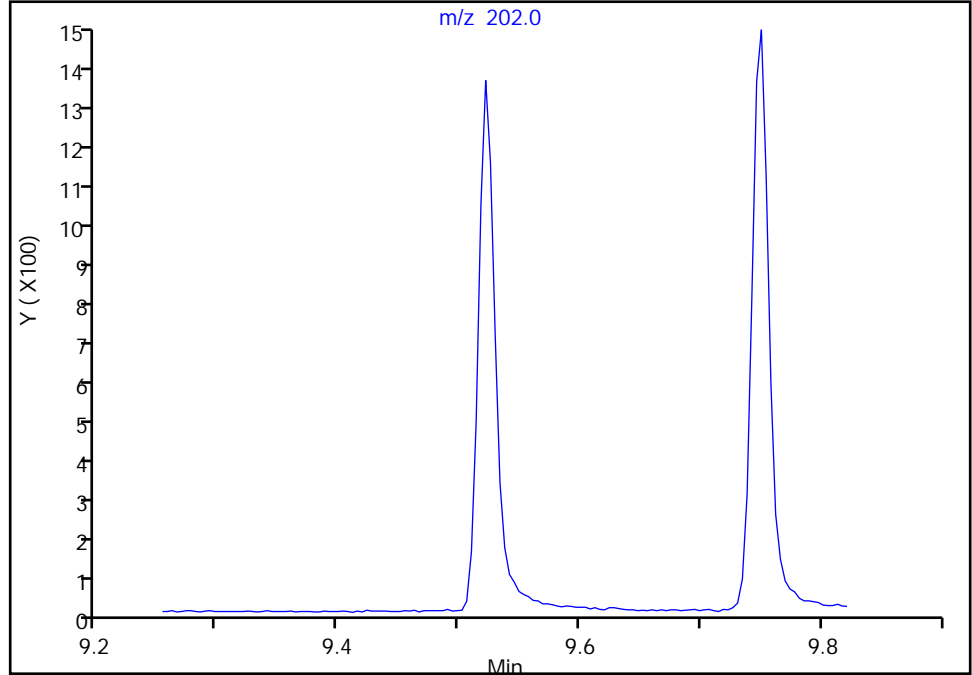
Data File: \\chromfs\Seattle\ChromData\TAC050\20220113-80849.b\SIM011322b024.D
Injection Date: 14-Jan-2022 04:26:30 Instrument ID: TAC050
Lims ID: std3
Client ID:
Operator ID: jcm ALS Bottle#: 14 Worklist Smp#: 14
Injection Vol: 1.0 ul Dil. Factor: 1.0000
Method: TAC050_SIM_PAH Limit Group: 8270D_SIM QSM 5.0
Column: Detector MS SCAN

20 Fluoranthene, CAS: 206-44-0

Signal: 1

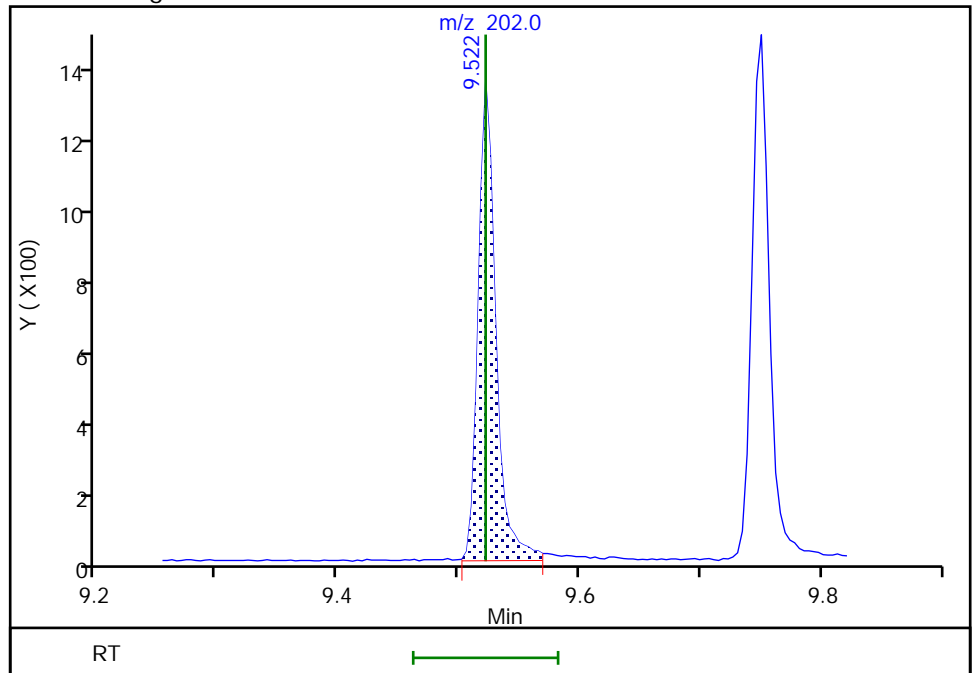
Not Detected
Expected RT: 9.52

Processing Integration Results



RT: 9.52
Area: 1256
Amount: 5.278999
Amount Units: ug/L

Manual Integration Results



Reviewer: boylea, 14-Jan-2022 14:26:06
Audit Action: Manually Integrated

Audit Reason: Assign Peak

Eurofins Seattle

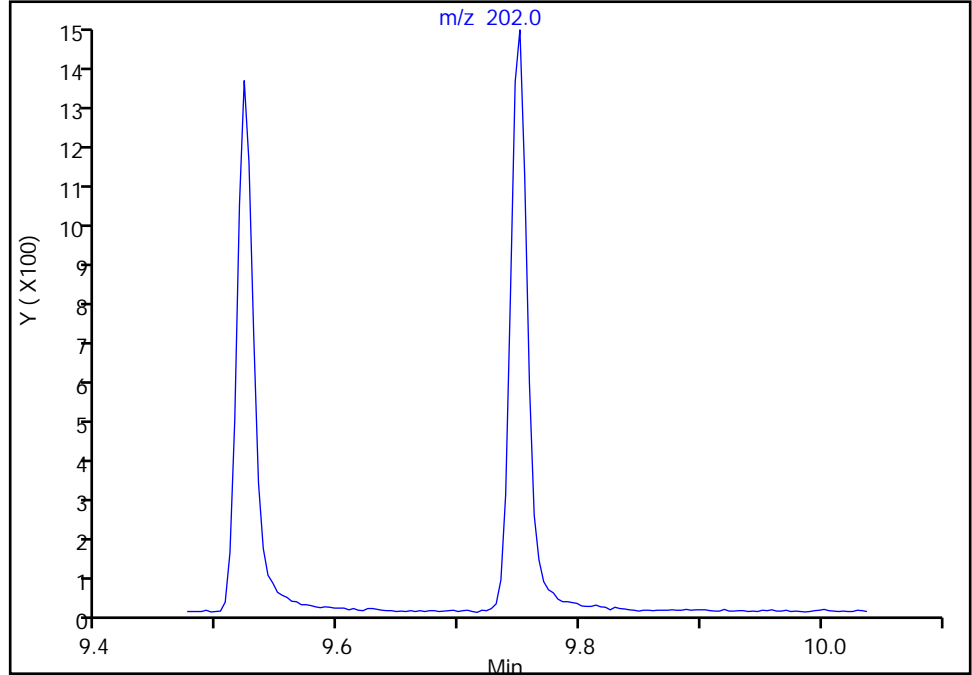
Data File: \\chromfs\Seattle\ChromData\TAC050\20220113-80849.b\SIM011322b024.D
Injection Date: 14-Jan-2022 04:26:30 Instrument ID: TAC050
Lims ID: std3
Client ID:
Operator ID: jcm ALS Bottle#: 14 Worklist Smp#: 14
Injection Vol: 1.0 ul Dil. Factor: 1.0000
Method: TAC050_SIM_PAH Limit Group: 8270D_SIM QSM 5.0
Column: Detector MS SCAN

21 Pyrene, CAS: 129-00-0

Signal: 1

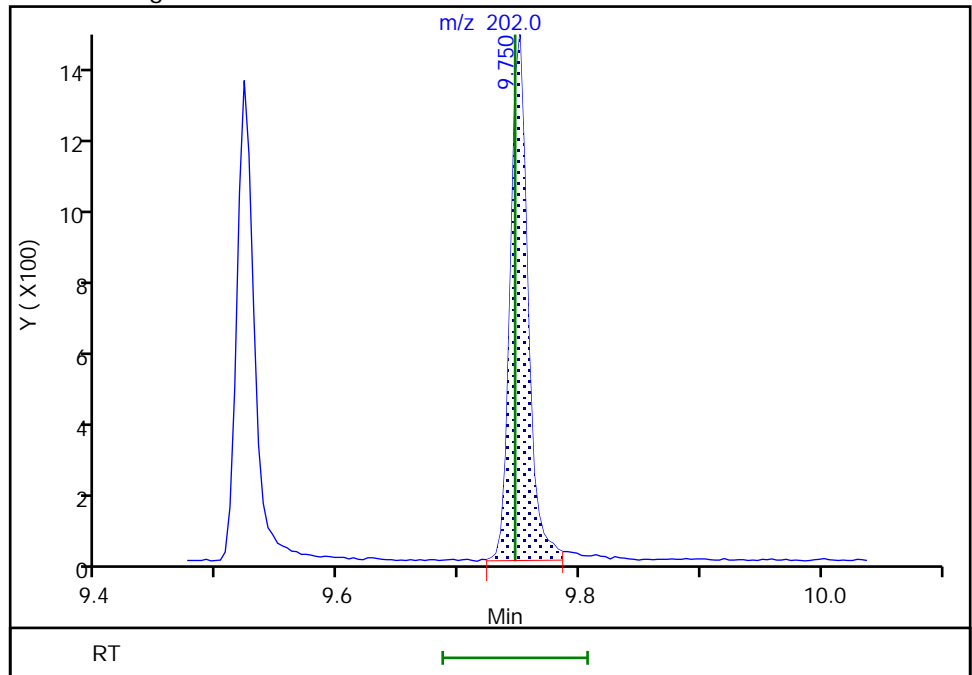
Not Detected
Expected RT: 9.75

Processing Integration Results



RT: 9.75
Area: 1375
Amount: 5.470931
Amount Units: ug/L

Manual Integration Results



Reviewer: boylea, 14-Jan-2022 14:26:10
Audit Action: Manually Integrated

Audit Reason: Assign Peak

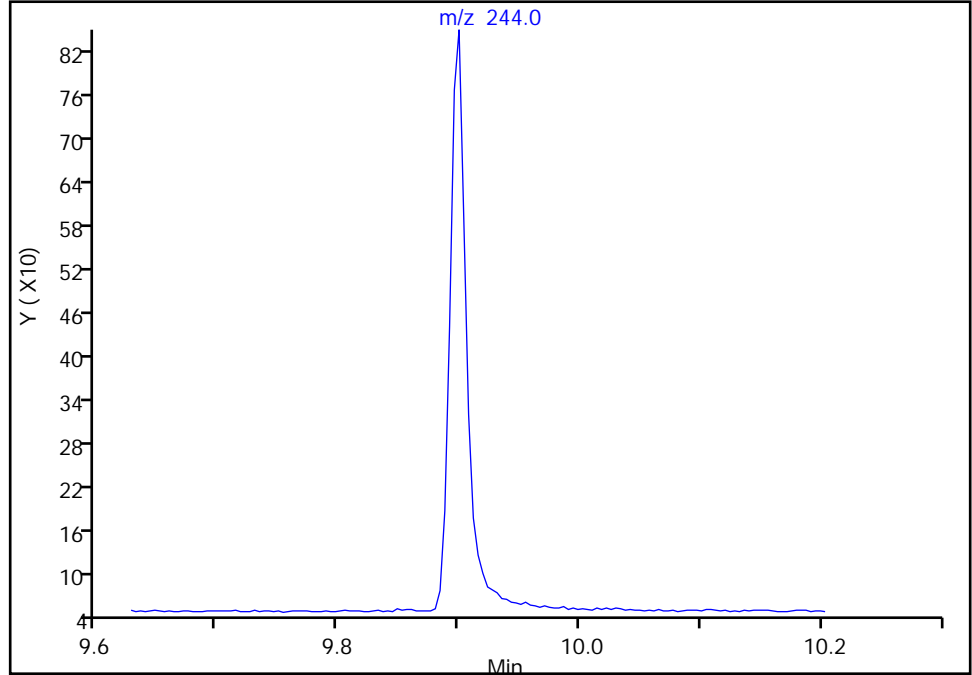
Eurofins Seattle

Data File: \\chromfs\Seattle\ChromData\TAC050\20220113-80849.b\SIM011322b024.D
Injection Date: 14-Jan-2022 04:26:30 Instrument ID: TAC050
Lims ID: std3
Client ID:
Operator ID: jcm ALS Bottle#: 14 Worklist Smp#: 14
Injection Vol: 1.0 ul Dil. Factor: 1.0000
Method: TAC050_SIM_PAH Limit Group: 8270D_SIM QSM 5.0
Column: Detector MS SCAN

\$ 9 Terphenyl-d14, CAS: 1718-51-0
Signal: 1

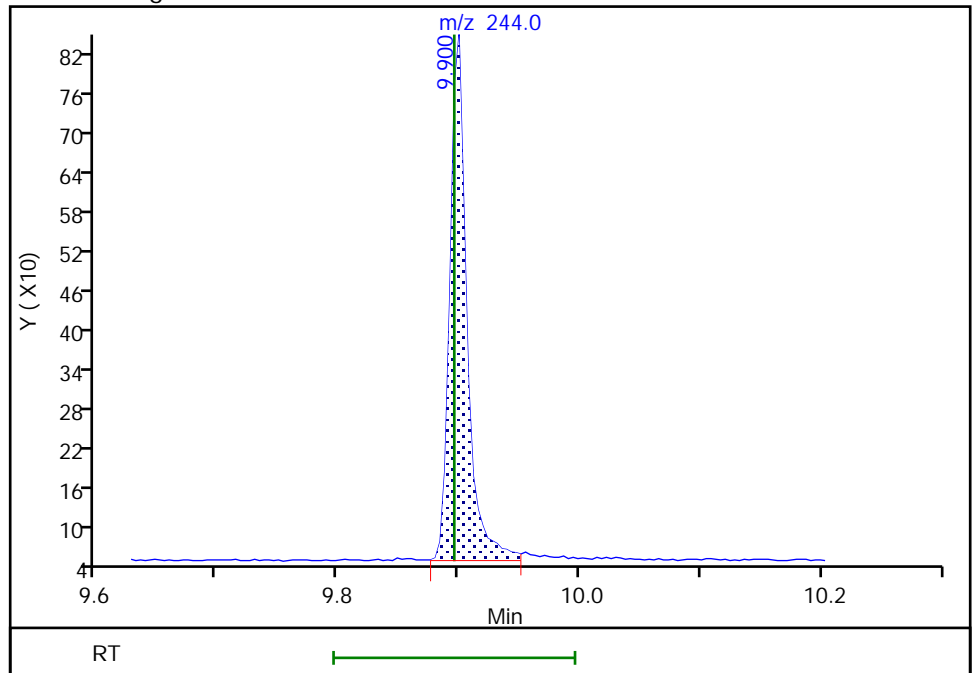
Not Detected
Expected RT: 9.90

Processing Integration Results



Manual Integration Results

RT: 9.90
Area: 782
Amount: 6.223975
Amount Units: ug/L



Reviewer: boylea, 14-Jan-2022 14:25:02
Audit Action: Manually Integrated

Audit Reason: Assign Peak
Page 658 of 829

Eurofins Seattle

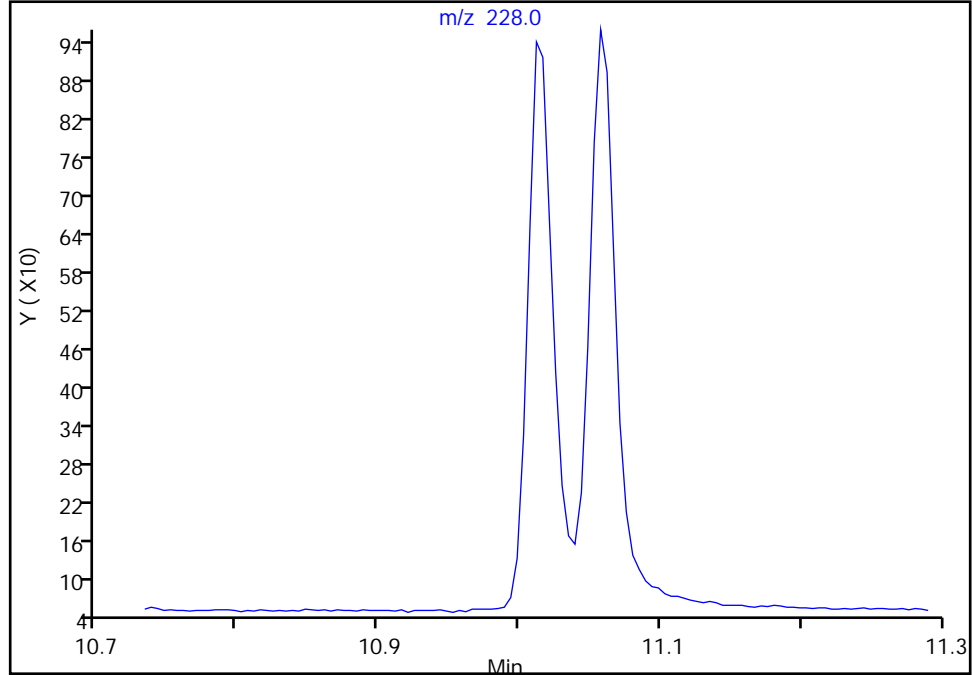
Data File: \\chromfs\Seattle\ChromData\TAC050\20220113-80849.b\SIM011322b024.D
Injection Date: 14-Jan-2022 04:26:30 Instrument ID: TAC050
Lims ID: std3
Client ID:
Operator ID: jcm ALS Bottle#: 14 Worklist Smp#: 14
Injection Vol: 1.0 ul Dil. Factor: 1.0000
Method: TAC050_SIM_PAH Limit Group: 8270D_SIM QSM 5.0
Column: Detector MS SCAN

22 Benzo[a]anthracene, CAS: 56-55-3

Signal: 1

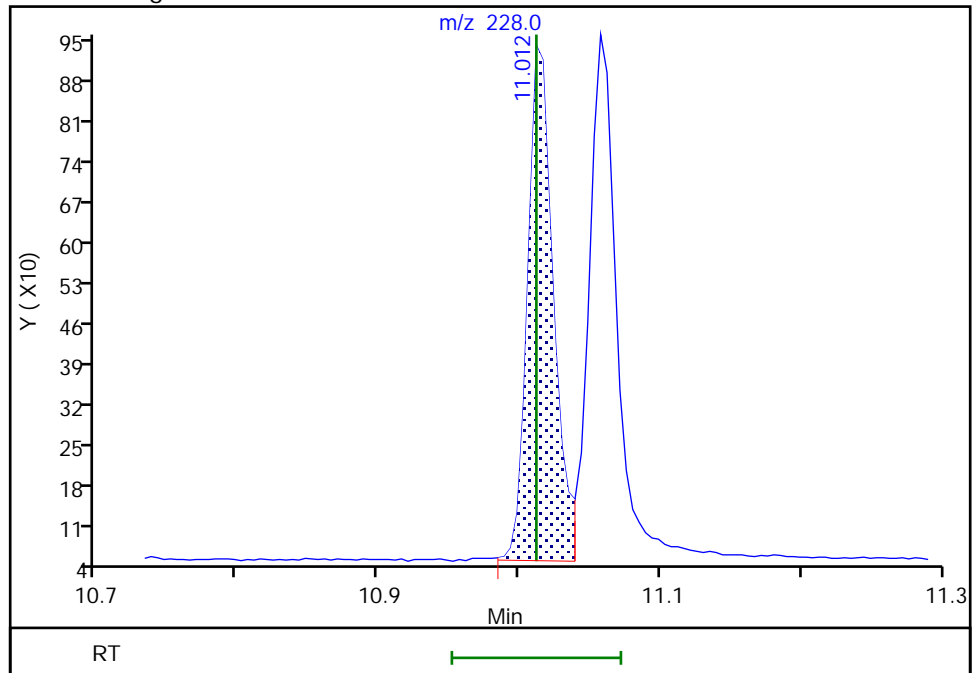
Not Detected
Expected RT: 11.01

Processing Integration Results



Manual Integration Results

RT: 11.01
Area: 1118
Amount: 5.025826
Amount Units: ug/L



Reviewer: boylea, 14-Jan-2022 14:26:26
Audit Action: Manually Integrated

Audit Reason: Assign Peak

Eurofins Seattle

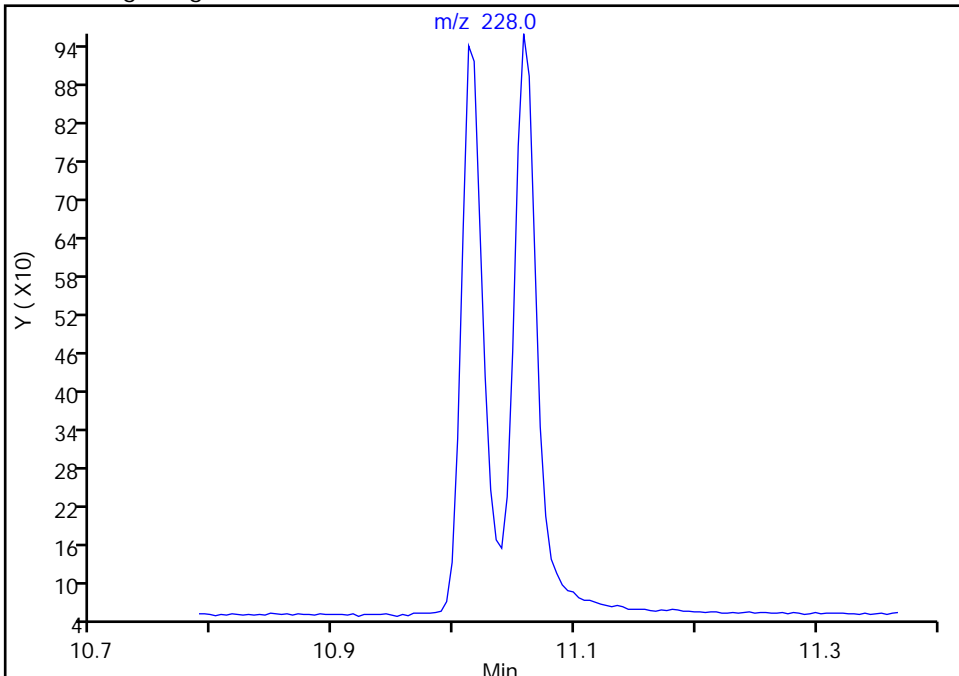
Data File: \\chromfs\Seattle\ChromData\TAC050\20220113-80849.b\SIM011322b024.D
Injection Date: 14-Jan-2022 04:26:30 Instrument ID: TAC050
Lims ID: std3
Client ID:
Operator ID: jcm ALS Bottle#: 14 Worklist Smp#: 14
Injection Vol: 1.0 ul Dil. Factor: 1.0000
Method: TAC050_SIM_PAH Limit Group: 8270D_SIM QSM 5.0
Column: Detector MS SCAN

23 Chrysene, CAS: 218-01-9

Signal: 1

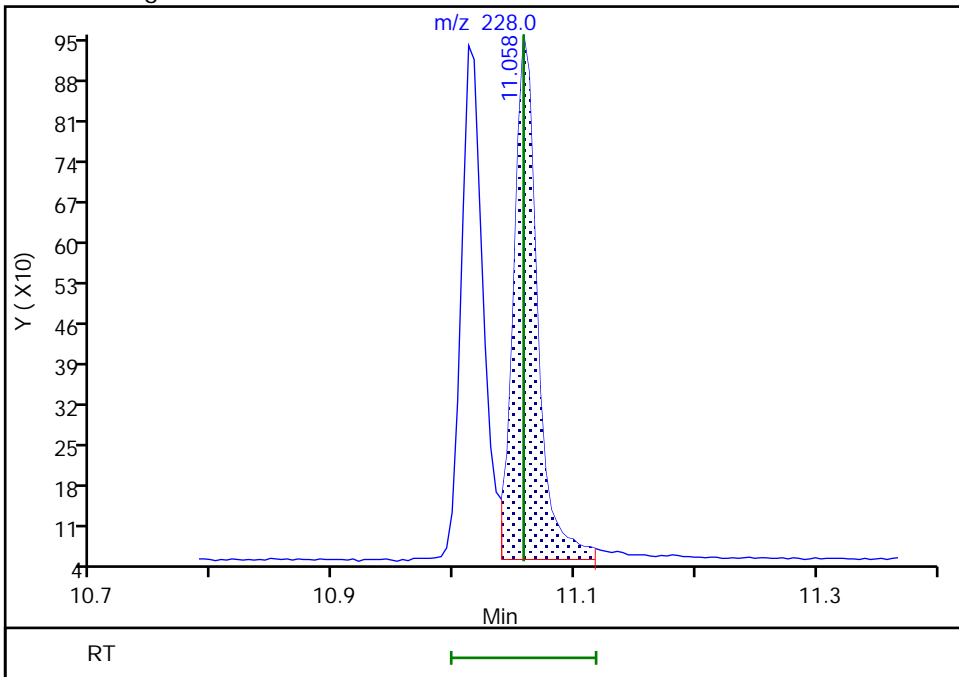
Not Detected
Expected RT: 11.06

Processing Integration Results



Manual Integration Results

RT: 11.06
Area: 1221
Amount: 5.148902
Amount Units: ug/L



Reviewer: boylea, 14-Jan-2022 14:26:39
Audit Action: Manually Integrated

Audit Reason: Assign Peak
Page 660 of 829

Eurofins Seattle

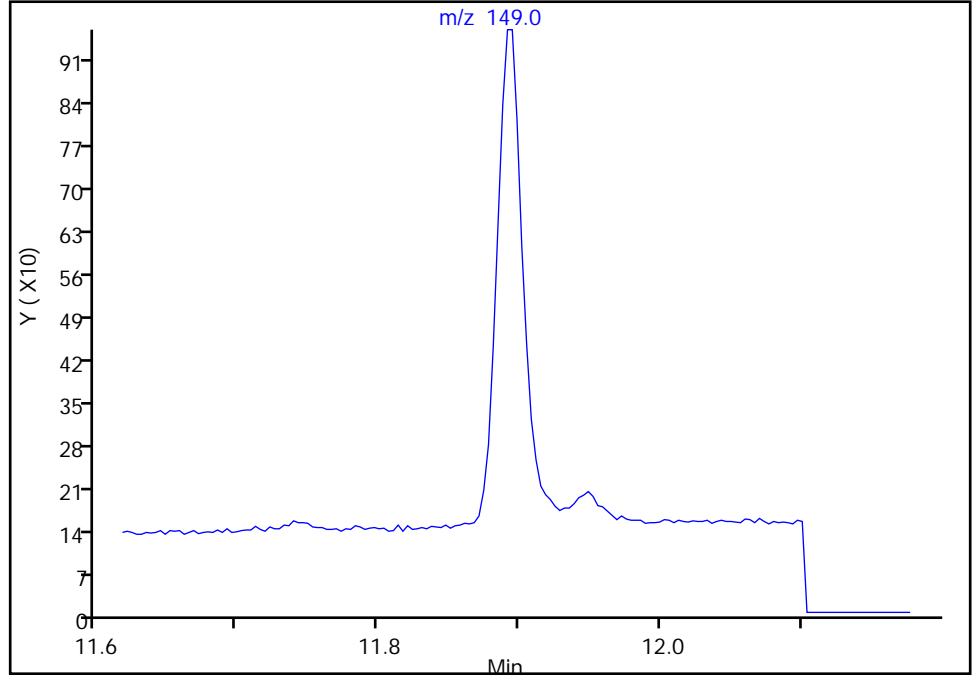
Data File: \\chromfs\Seattle\ChromData\TAC050\20220113-80849.b\SIM011322b024.D
Injection Date: 14-Jan-2022 04:26:30 Instrument ID: TAC050
Lims ID: std3
Client ID:
Operator ID: jcm ALS Bottle#: 14 Worklist Smp#: 14
Injection Vol: 1.0 ul Dil. Factor: 1.0000
Method: TAC050_SIM_PAH Limit Group: 8270D_SIM QSM 5.0
Column: Detector MS SCAN

30 Bis(2-ethylhexyl) phthalate, CAS: 117-81-7

Signal: 1

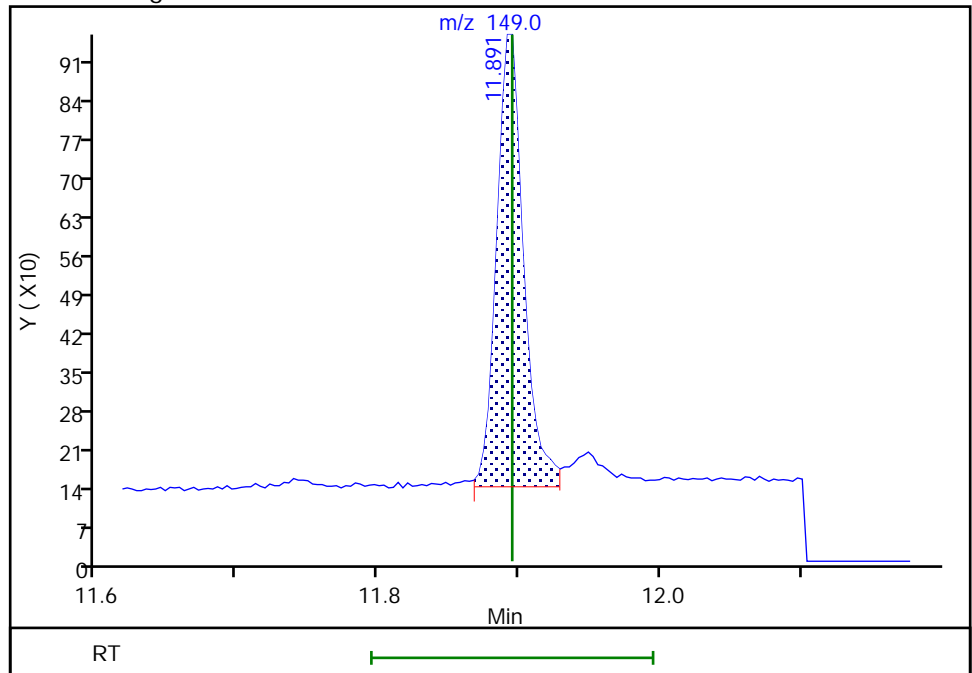
Not Detected
Expected RT: 11.89

Processing Integration Results



Manual Integration Results

RT: 11.89
Area: 1083
Amount: 4.520571
Amount Units: ug/L



Reviewer: boylea, 14-Jan-2022 14:26:44
Audit Action: Manually Integrated

Audit Reason: Assign Peak
Page 661 of 829

Eurofins Seattle

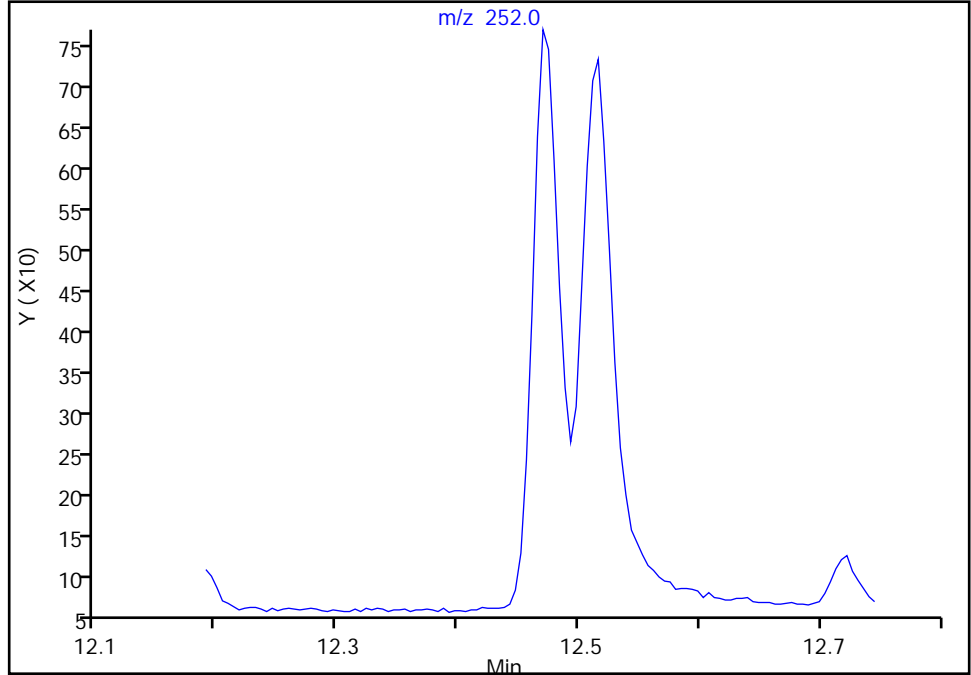
Data File: \\chromfs\Seattle\ChromData\TAC050\20220113-80849.b\SIM011322b024.D
Injection Date: 14-Jan-2022 04:26:30 Instrument ID: TAC050
Lims ID: std3
Client ID:
Operator ID: jcm ALS Bottle#: 14 Worklist Smp#: 14
Injection Vol: 1.0 ul Dil. Factor: 1.0000
Method: TAC050_SIM_PAH Limit Group: 8270D_SIM QSM 5.0
Column: Detector MS SCAN

24 Benzo[b]fluoranthene, CAS: 205-99-2

Signal: 1

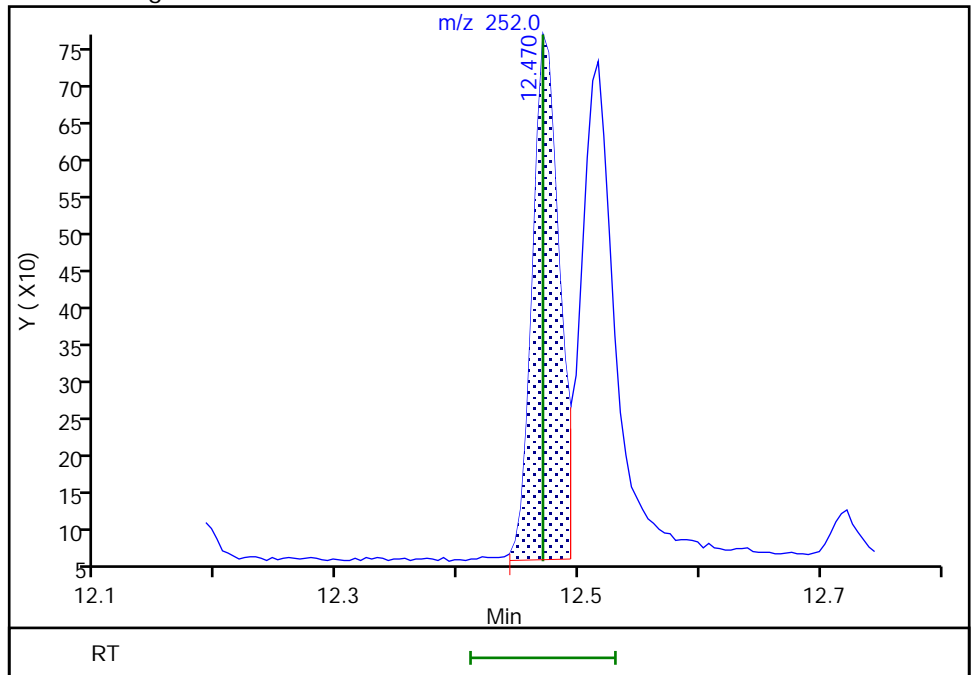
Not Detected
Expected RT: 12.47

Processing Integration Results



Manual Integration Results

RT: 12.47
Area: 1076
Amount: 5.050499
Amount Units: ug/L



Reviewer: boylea, 14-Jan-2022 14:26:51
Audit Action: Manually Integrated

Audit Reason: Assign Peak

Eurofins Seattle

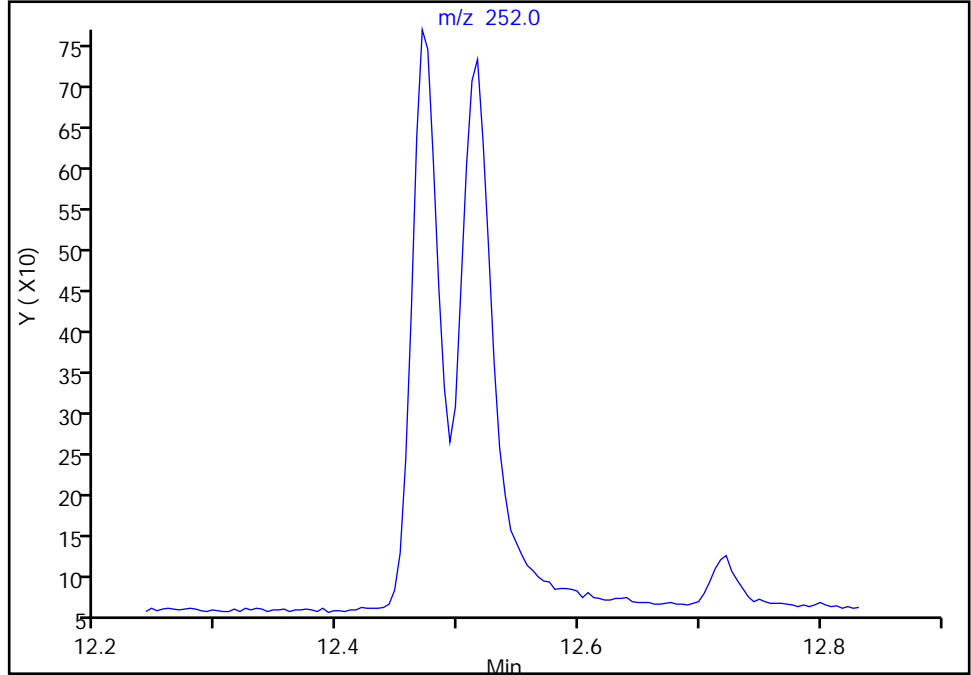
Data File: \\chromfs\Seattle\ChromData\TAC050\20220113-80849.b\SIM011322b024.D
Injection Date: 14-Jan-2022 04:26:30 Instrument ID: TAC050
Lims ID: std3
Client ID:
Operator ID: jcm ALS Bottle#: 14 Worklist Smp#: 14
Injection Vol: 1.0 ul Dil. Factor: 1.0000
Method: TAC050_SIM_PAH Limit Group: 8270D_SIM QSM 5.0
Column: Detector MS SCAN

25 Benzo[k]fluoranthene, CAS: 207-08-9

Signal: 1

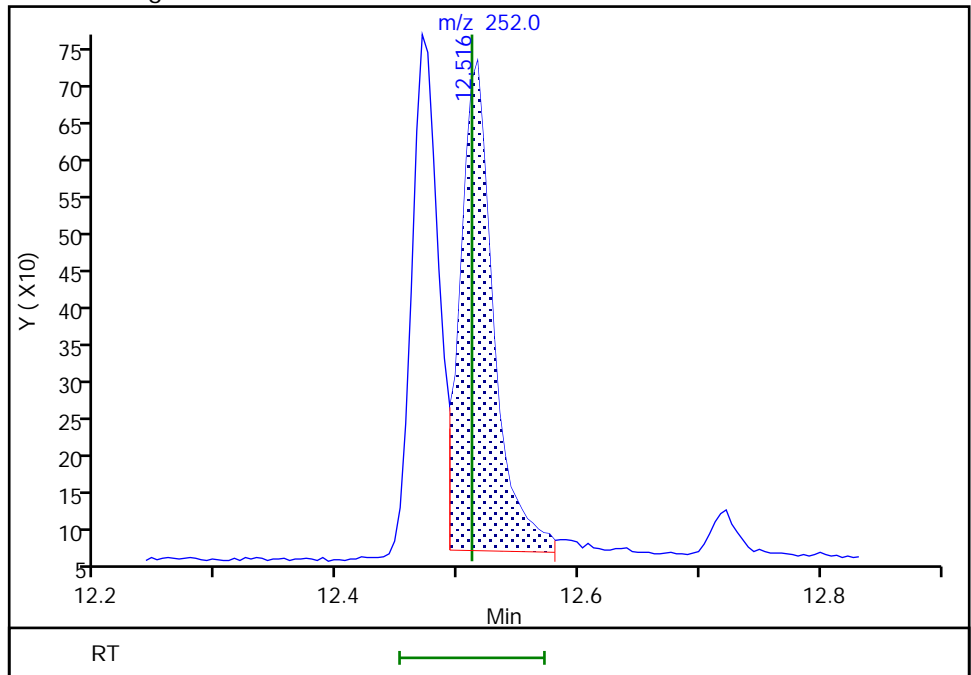
Not Detected
Expected RT: 12.51

Processing Integration Results



Manual Integration Results

RT: 12.52
Area: 1238
Amount: 5.232427
Amount Units: ug/L



Reviewer: boylea, 14-Jan-2022 14:26:57
Audit Action: Manually Integrated

Eurofins Seattle

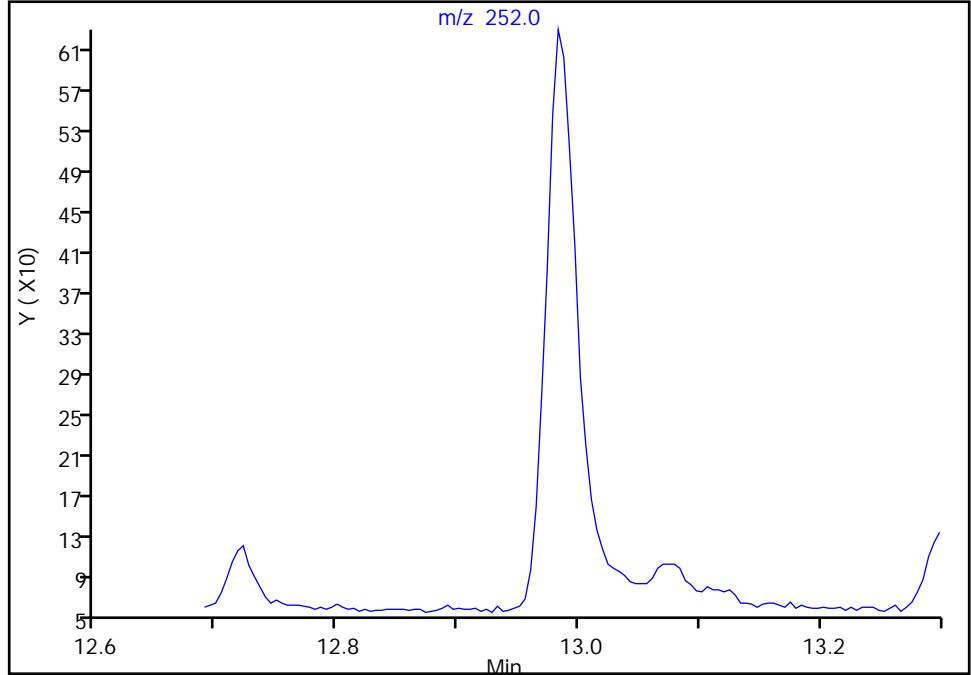
Data File: \\chromfs\Seattle\ChromData\TAC050\20220113-80849.b\SIM011322b024.D
Injection Date: 14-Jan-2022 04:26:30 Instrument ID: TAC050
Lims ID: std3
Client ID:
Operator ID: jcm ALS Bottle#: 14 Worklist Smp#: 14
Injection Vol: 1.0 ul Dil. Factor: 1.0000
Method: TAC050_SIM_PAH Limit Group: 8270D_SIM QSM 5.0
Column: Detector MS SCAN

26 Benzo[a]pyrene, CAS: 50-32-8

Signal: 1

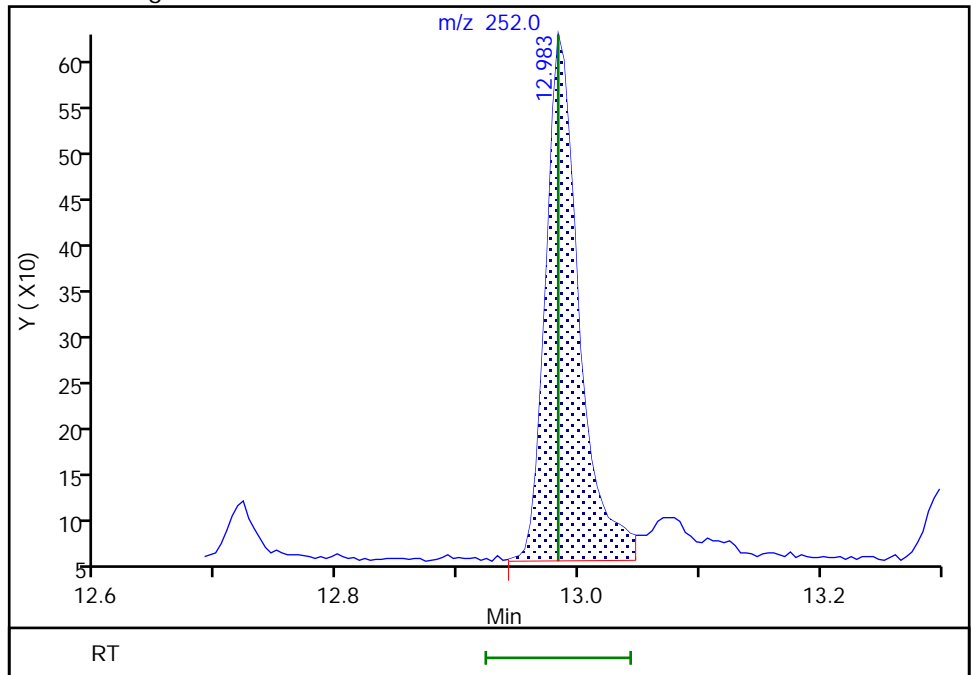
Not Detected
Expected RT: 12.98

Processing Integration Results



Manual Integration Results

RT: 12.98
Area: 1088
Amount: 5.127355
Amount Units: ug/L



Reviewer: boylea, 14-Jan-2022 14:27:08
Audit Action: Manually Integrated

Audit Reason: Assign Peak
Page 664 of 829

Eurofins Seattle

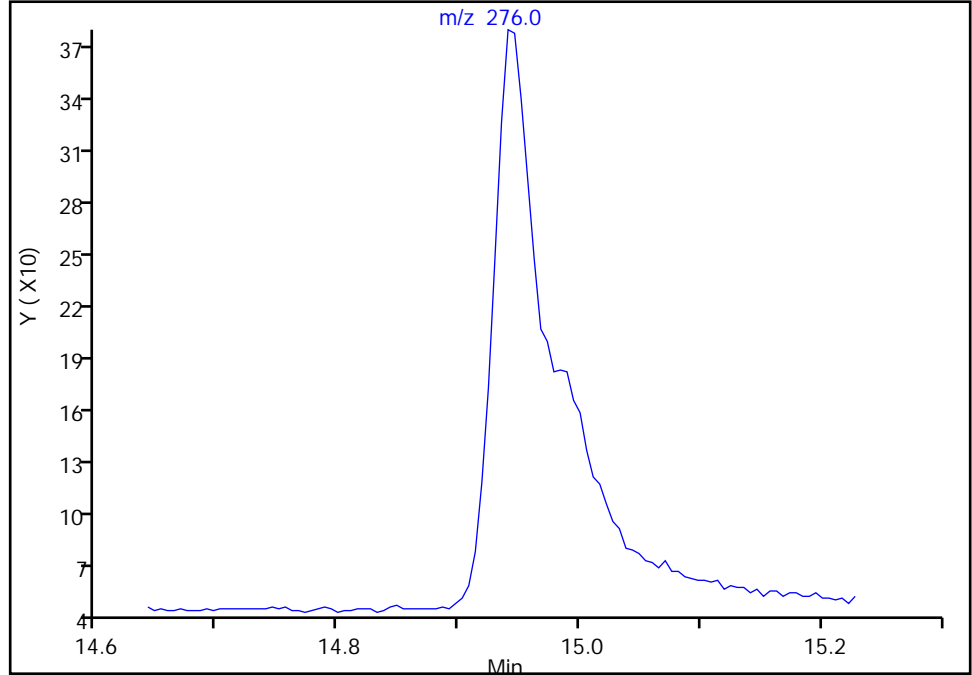
Data File: \\chromfs\Seattle\ChromData\TAC050\20220113-80849.b\SIM011322b024.D
Injection Date: 14-Jan-2022 04:26:30 Instrument ID: TAC050
Lims ID: std3
Client ID:
Operator ID: jcm ALS Bottle#: 14 Worklist Smp#: 14
Injection Vol: 1.0 ul Dil. Factor: 1.0000
Method: TAC050_SIM_PAH Limit Group: 8270D_SIM QSM 5.0
Column: Detector MS SCAN

27 Indeno[1,2,3-cd]pyrene, CAS: 193-39-5

Signal: 1

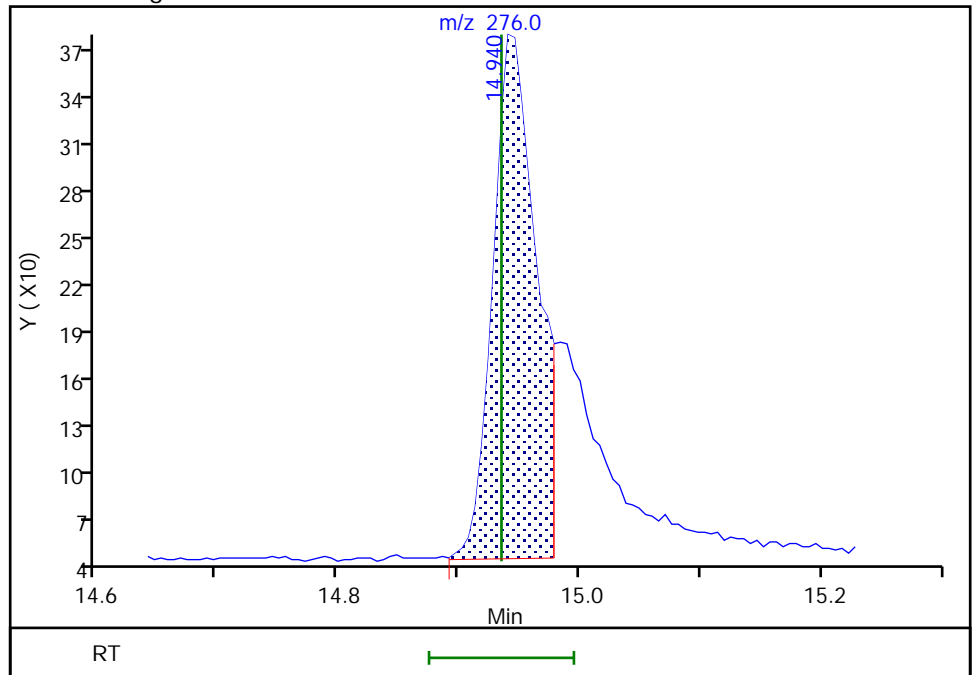
Not Detected
Expected RT: 14.93

Processing Integration Results



Manual Integration Results

RT: 14.94
Area: 804
Amount: 5.456935
Amount Units: ug/L



Reviewer: boylea, 14-Jan-2022 14:27:14
Audit Action: Manually Integrated

Eurofins Seattle

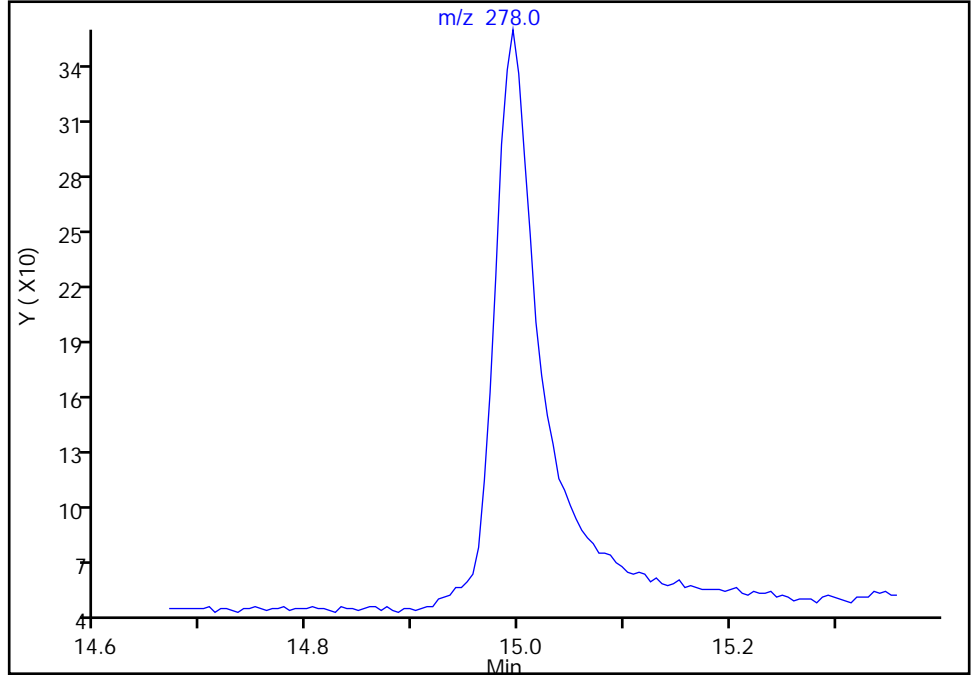
Data File: \\chromfs\Seattle\ChromData\TAC050\20220113-80849.b\SIM011322b024.D
Injection Date: 14-Jan-2022 04:26:30 Instrument ID: TAC050
Lims ID: std3
Client ID:
Operator ID: jcm ALS Bottle#: 14 Worklist Smp#: 14
Injection Vol: 1.0 ul Dil. Factor: 1.0000
Method: TAC050_SIM_PAH Limit Group: 8270D_SIM QSM 5.0
Column: Detector MS SCAN

28 Dibenz(a,h)anthracene, CAS: 53-70-3

Signal: 1

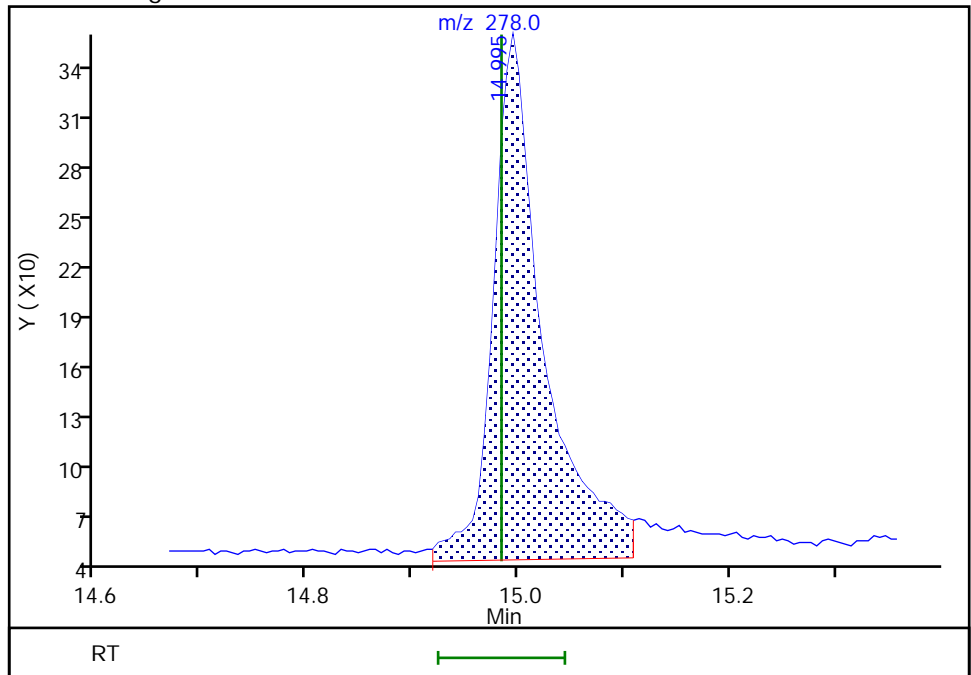
Not Detected
Expected RT: 14.98

Processing Integration Results



Manual Integration Results

RT: 14.99
Area: 1020
Amount: 5.164623
Amount Units: ug/L



Reviewer: boylea, 14-Jan-2022 14:27:18
Audit Action: Manually Integrated

Audit Reason: Assign Peak
Page 666 of 829

Eurofins Seattle

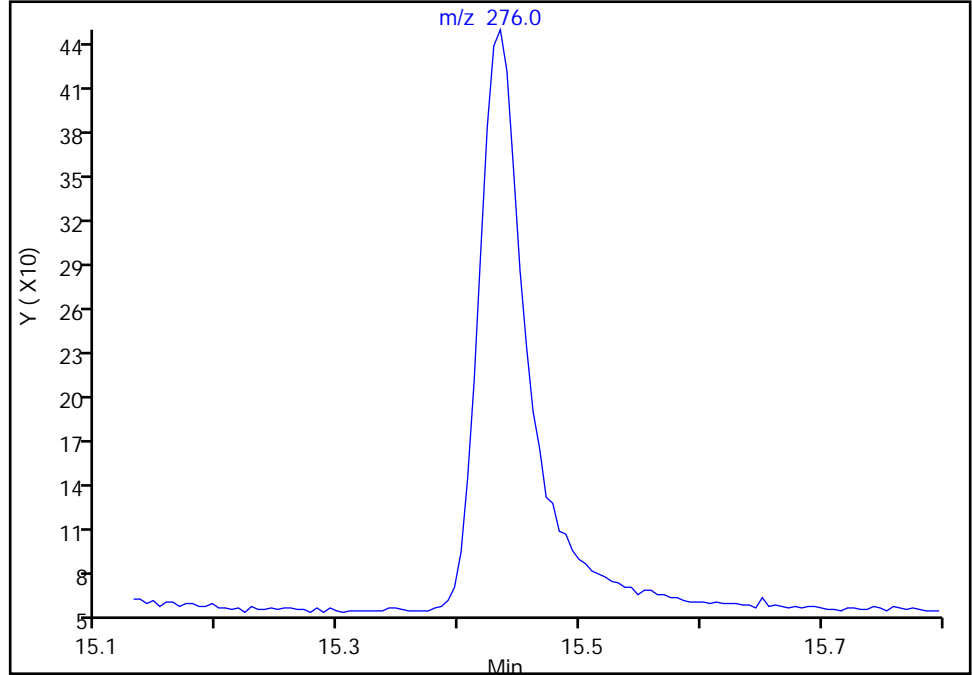
Data File: \\chromfs\Seattle\ChromData\TAC050\20220113-80849.b\SIM011322b024.D
Injection Date: 14-Jan-2022 04:26:30 Instrument ID: TAC050
Lims ID: std3
Client ID:
Operator ID: jcm ALS Bottle#: 14 Worklist Smp#: 14
Injection Vol: 1.0 ul Dil. Factor: 1.0000
Method: TAC050_SIM_PAH Limit Group: 8270D_SIM QSM 5.0
Column: Detector MS SCAN

29 Benzo[g,h,i]perylene, CAS: 191-24-2

Signal: 1

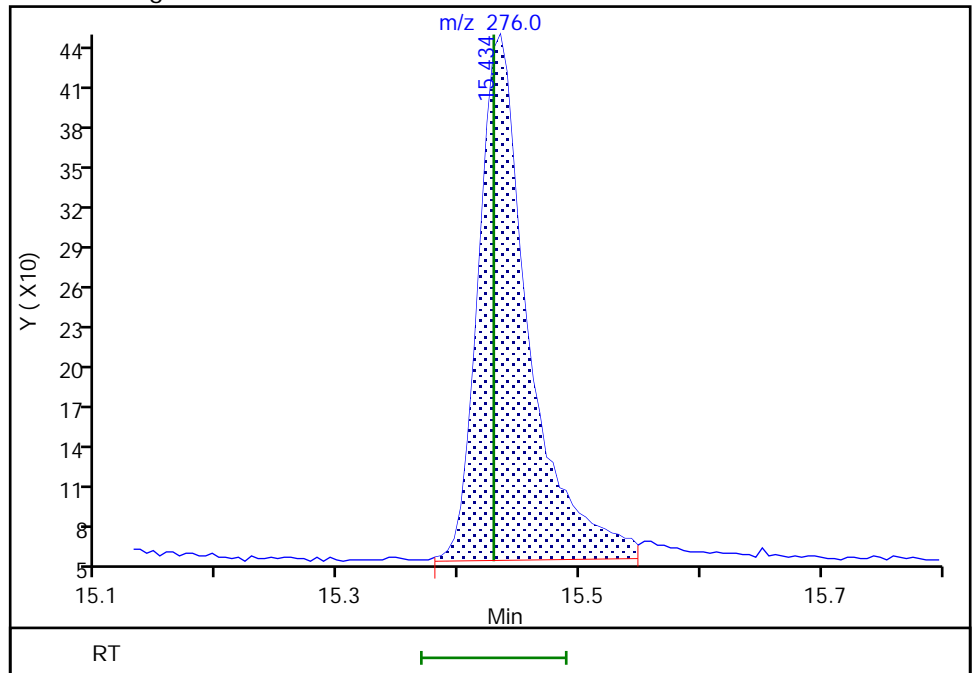
Not Detected
Expected RT: 15.43

Processing Integration Results



Manual Integration Results

RT: 15.43
Area: 1138
Amount: 5.220920
Amount Units: ug/L



Reviewer: boylea, 14-Jan-2022 14:27:31
Audit Action: Manually Integrated

Audit Reason: Assign Peak

Eurofins Seattle
Target Compound Quantitation Report

Data File: \\chromfs\Seattle\ChromData\TAC050\20220113-80849.b\SIM011322b025.D
 Lims ID: std2
 Client ID:
 Sample Type: IC Calib Level: 2
 Inject. Date: 14-Jan-2022 04:45:30 ALS Bottle#: 15 Worklist Smp#: 15
 Injection Vol: 1.0 ul Dil. Factor: 1.0000
 Sample Info: 2
 Operator ID: jcm Instrument ID: TAC050
 Sublist: chrom-TAC050_SIM_PAH*sub9
 Method: \\chromfs\Seattle\ChromData\TAC050\20220113-80849.b\TAC050_SIM_PAH.m
 Limit Group: 8270D_SIM QSM 5.0
 Last Update: 14-Jan-2022 15:42:22 Calib Date: 14-Jan-2022 05:04:30
 Integrator: Falcon ID Type: RT Order ID
 Quant Method: Internal Standard Quant By: Initial Calibration
 Last ICal File: \\chromfs\Seattle\ChromData\TAC050\20220113-80849.b\SIM011322b026.D

Column 1 : Det: MS SCAN
 Process Host: CTX1628

First Level Reviewer: limmere Date: 14-Jan-2022 10:26:21

Compound	Sig	RT (min.)	Exp RT (min.)	Dlt RT (min.)	Q	Response	Cal Amt ug/L	OnCol Amt ug/L	Flags
* 1 Naphthalene-d8	136	5.171	5.171	0.000	90	21468	100.0	100.0	
* 2 Acenaphthene-d10	164	6.854	6.854	0.000	69	9515	100.0	100.0	
* 3 Phenanthrene-d10	188	8.319	8.319	0.001	56	14508	100.0	100.0	
* 4 Chrysene-d12	240	11.030	11.030	0.000	49	10882	100.0	100.0	
* 5 Perylene-d12	264	13.079	13.074	0.005	69	13082	100.0	100.0	
\$ 6 2-methylnaphthalene-d10	152	5.814	5.809	0.005	67	283	2.00	2.23	M
\$ 10 2-Fluorobiphenyl	172	6.193	6.190	0.003	0	336	2.00	2.21	M
\$ 7 2,4,6-Tribromophenol	330	7.641	7.628	0.013	49	57	2.00	7.64	M
\$ 8 Fluoranthene-d10 (Surr)	212	9.506	9.502	0.004	68	476	2.00	2.00	M
\$ 9 Terphenyl-d14	244	9.900	9.896	0.004	94	359	2.00	3.09	M
11 Naphthalene	128	5.189	5.189	0.000	99	508	2.00	2.24	M
12 2-Methylnaphthalene	141	5.841	5.841	0.000	99	282	2.00	2.19	M
13 1-Methylnaphthalene	141	5.937	5.937	0.000	98	274	2.00	2.20	M
14 Acenaphthylene	152	6.717	6.717	0.000	100	422	2.00	2.10	M
15 Acenaphthene	153	6.884	6.884	0.000	90	283	2.00	2.24	M
16 Fluorene	166	7.394	7.389	0.005	95	316	2.00	2.25	M
18 Phenanthrene	178	8.342	8.342	0.000	100	566	2.00	1.97	M
19 Anthracene	178	8.393	8.389	0.004	99	553	2.00	2.09	M
20 Fluoranthene	202	9.526	9.522	0.004	52	571	2.00	1.99	M
21 Pyrene	202	9.750	9.746	0.004	51	611	2.00	1.98	M
22 Benzo[a]anthracene	228	11.017	11.012	0.005	26	524	2.00	2.04	M
23 Chrysene	228	11.058	11.057	0.001	99	561	2.00	1.96	M
30 Bis(2-ethylhexyl) phthalate	149	11.895	11.895	0.000	0	509	2.00	2.07	M
24 Benzo[b]fluoranthene	252	12.475	12.470	0.005	97	491	2.00	2.06	M
25 Benzo[k]fluoranthene	252	12.516	12.511	0.005	95	540	2.00	2.04	M
26 Benzo[a]pyrene	252	12.987	12.983	0.004	97	494	2.00	2.09	M
27 Indeno[1,2,3-cd]pyrene	276	14.946	14.935	0.011	94	365	2.00	2.77	M
28 Dibenz(a,h)anthracene	278	15.000	14.984	0.016	95	429	2.00	2.01	M
29 Benzo[g,h,i]perylene	276	15.440	15.429	0.011	94	497	2.00	2.07	M

[QC Flag Legend](#)

Processing Flags

Review Flags

M - Manually Integrated

[Reagents:](#)

8270SIM_IS_00069

Amount Added: 9.60

Units: uL

8270ccvl_50_00039

Amount Added: 40.00

Units: uL

Eurofins Seattle

Data File: \\chromfs\Seattle\ChromData\TAC050\20220113-80849.b\SIM011322b025.D

Injection Date: 14-Jan-2022 04:45:30

Instrument ID: TAC050

Lims ID: std2

Client ID:

Operator ID: jcm

ALS Bottle#: 15

Worklist Smp#: 15

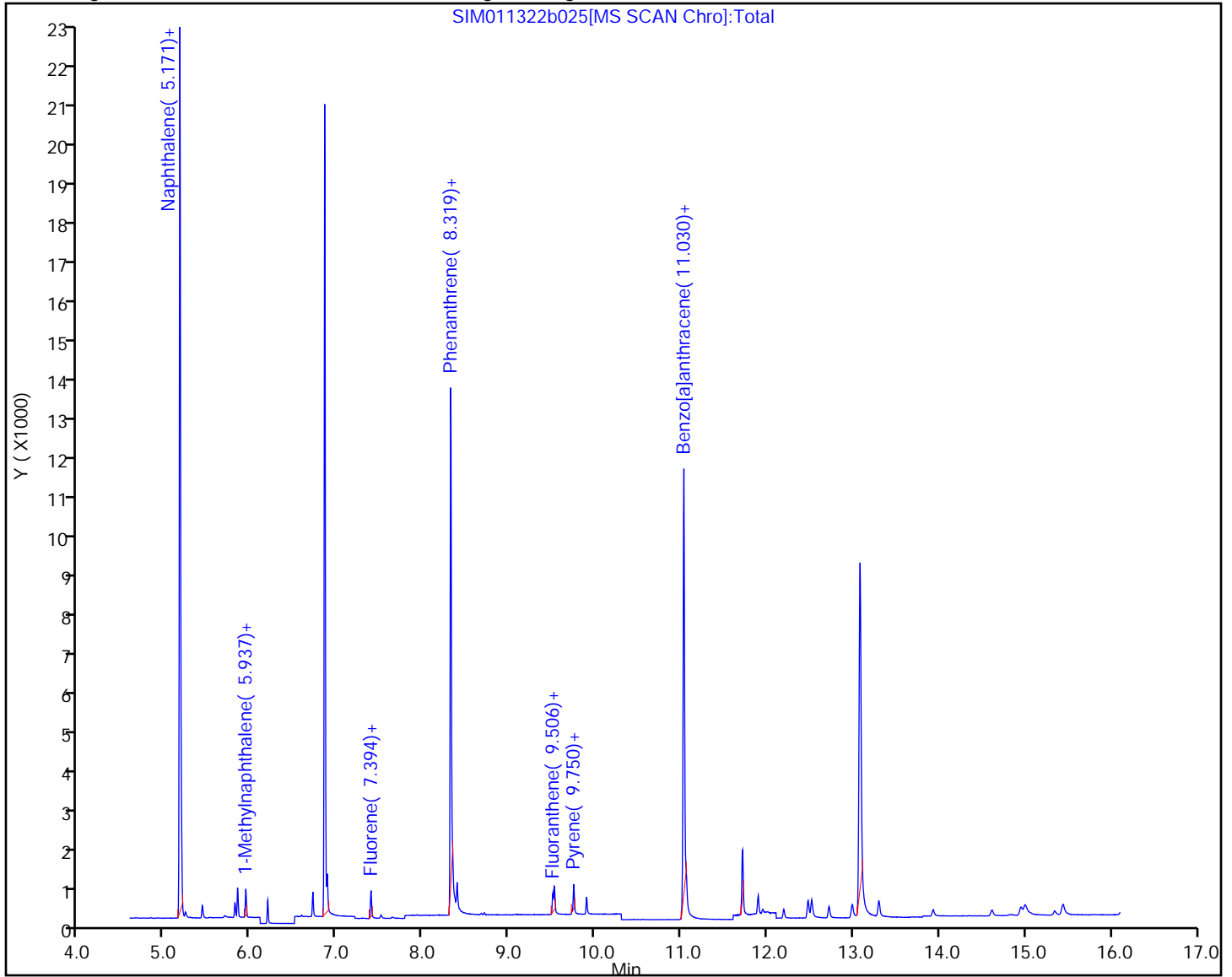
Injection Vol: 1.0 ul

Dil. Factor: 1.0000

Method: TAC050_SIM_PAH

Limit Group: 8270D_SIM QSM 5.0

Y Scaling: Method Defined: Scale to the Nth Largest Target: 1



Eurofins Seattle

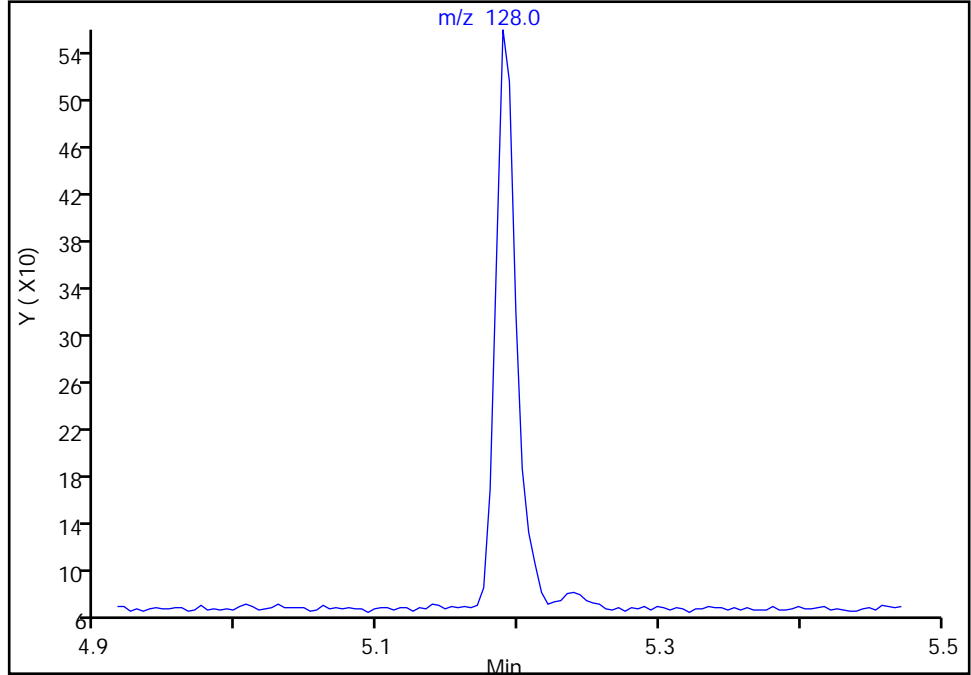
Data File: \\chromfs\Seattle\ChromData\TAC050\20220113-80849.b\SIM011322b025.D
Injection Date: 14-Jan-2022 04:45:30 Instrument ID: TAC050
Lims ID: std2
Client ID:
Operator ID: jcm ALS Bottle#: 15 Worklist Smp#: 15
Injection Vol: 1.0 ul Dil. Factor: 1.0000
Method: TAC050_SIM_PAH Limit Group: 8270D_SIM QSM 5.0
Column: Detector MS SCAN

11 Naphthalene, CAS: 91-20-3

Signal: 1

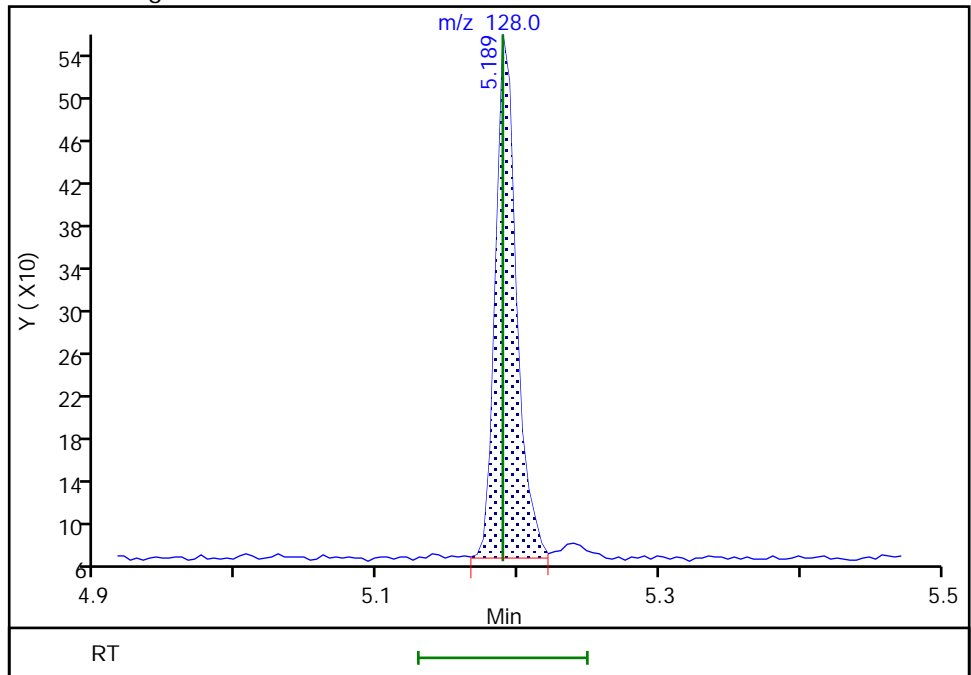
Not Detected
Expected RT: 5.19

Processing Integration Results



RT: 5.19
Area: 508
Amount: 2.237327
Amount Units: ug/L

Manual Integration Results



Reviewer: boylea, 14-Jan-2022 14:29:32
Audit Action: Manually Integrated

Audit Reason: Assign Peak

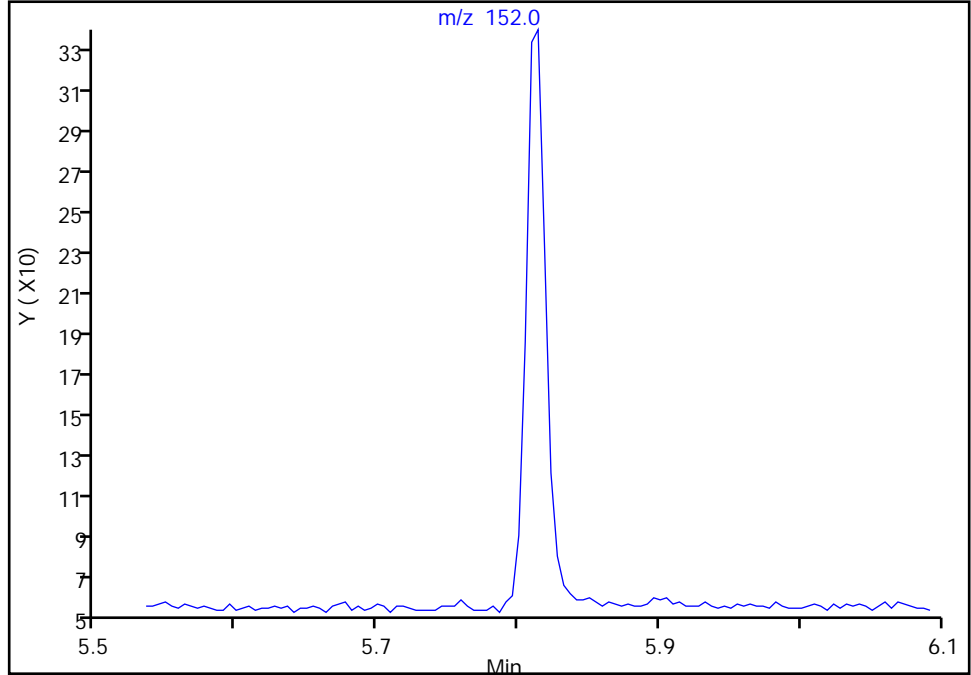
Eurofins Seattle

Data File: \\chromfs\Seattle\ChromData\TAC050\20220113-80849.b\SIM011322b025.D
Injection Date: 14-Jan-2022 04:45:30 Instrument ID: TAC050
Lims ID: std2
Client ID:
Operator ID: jcm ALS Bottle#: 15 Worklist Smp#: 15
Injection Vol: 1.0 ul Dil. Factor: 1.0000
Method: TAC050_SIM_PAH Limit Group: 8270D_SIM QSM 5.0
Column: Detector MS SCAN

\$ 6 2-methylnaphthalene-d10, CAS: 7297-45-2
Signal: 1

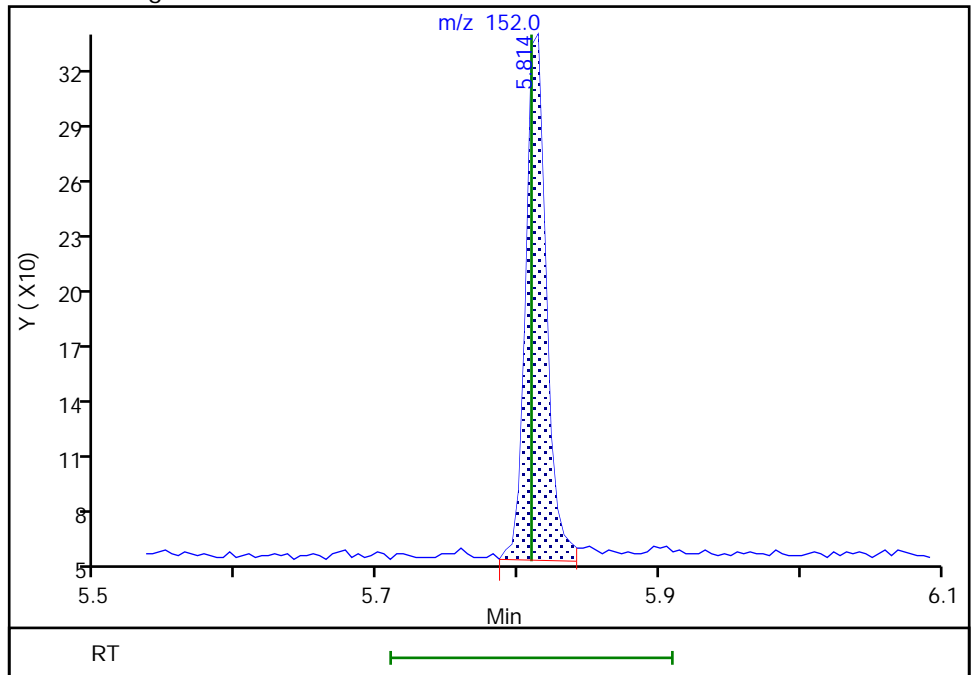
Not Detected
Expected RT: 5.81

Processing Integration Results



Manual Integration Results

RT: 5.81
Area: 283
Amount: 2.228279
Amount Units: ug/L



Reviewer: boylea, 14-Jan-2022 14:28:52
Audit Action: Manually Integrated

Audit Reason: Assign Peak
Page 672 of 829

Eurofins Seattle

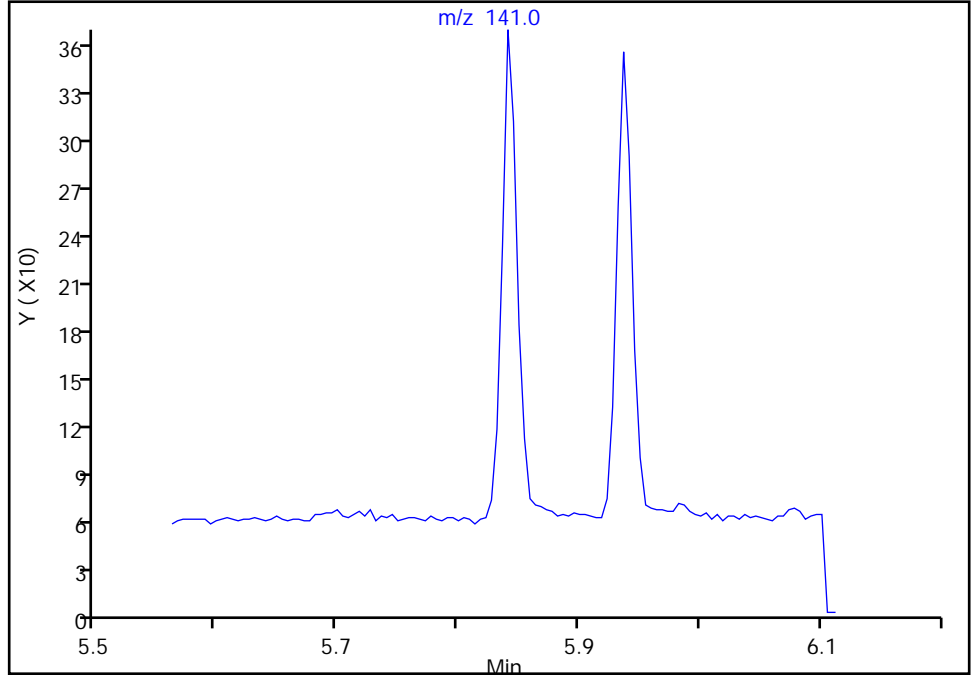
Data File: \\chromfs\Seattle\ChromData\TAC050\20220113-80849.b\SIM011322b025.D
Injection Date: 14-Jan-2022 04:45:30 Instrument ID: TAC050
Lims ID: std2
Client ID:
Operator ID: jcm ALS Bottle#: 15 Worklist Smp#: 15
Injection Vol: 1.0 ul Dil. Factor: 1.0000
Method: TAC050_SIM_PAH Limit Group: 8270D_SIM QSM 5.0
Column: Detector MS SCAN

12 2-Methylnaphthalene, CAS: 91-57-6

Signal: 1

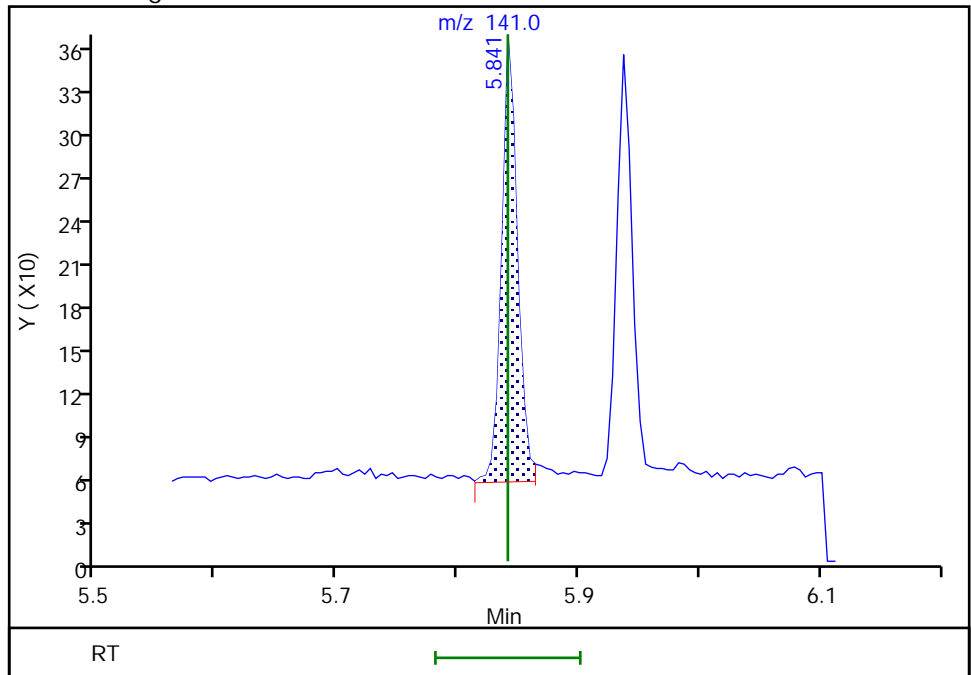
Not Detected
Expected RT: 5.84

Processing Integration Results



RT: 5.84
Area: 282
Amount: 2.189937
Amount Units: ug/L

Manual Integration Results



Reviewer: boylea, 14-Jan-2022 14:30:38
Audit Action: Manually Integrated

Audit Reason: Assign Peak
Page 673 of 829

Eurofins Seattle

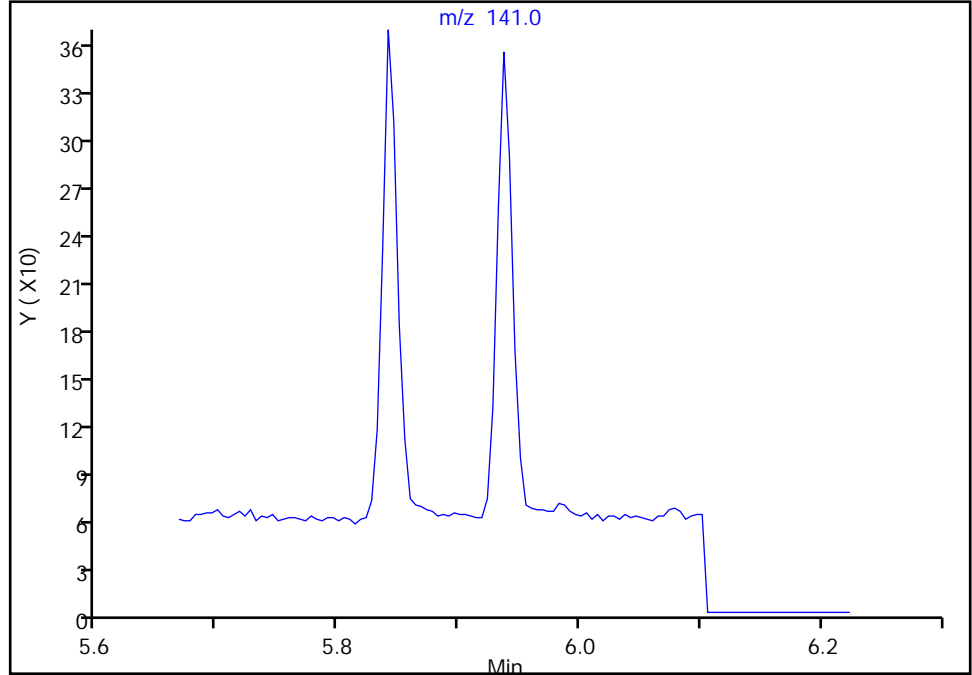
Data File: \\chromfs\Seattle\ChromData\TAC050\20220113-80849.b\SIM011322b025.D
Injection Date: 14-Jan-2022 04:45:30 Instrument ID: TAC050
Lims ID: std2
Client ID:
Operator ID: jcm ALS Bottle#: 15 Worklist Smp#: 15
Injection Vol: 1.0 ul Dil. Factor: 1.0000
Method: TAC050_SIM_PAH Limit Group: 8270D_SIM QSM 5.0
Column: Detector MS SCAN

13 1-Methylnaphthalene, CAS: 90-12-0

Signal: 1

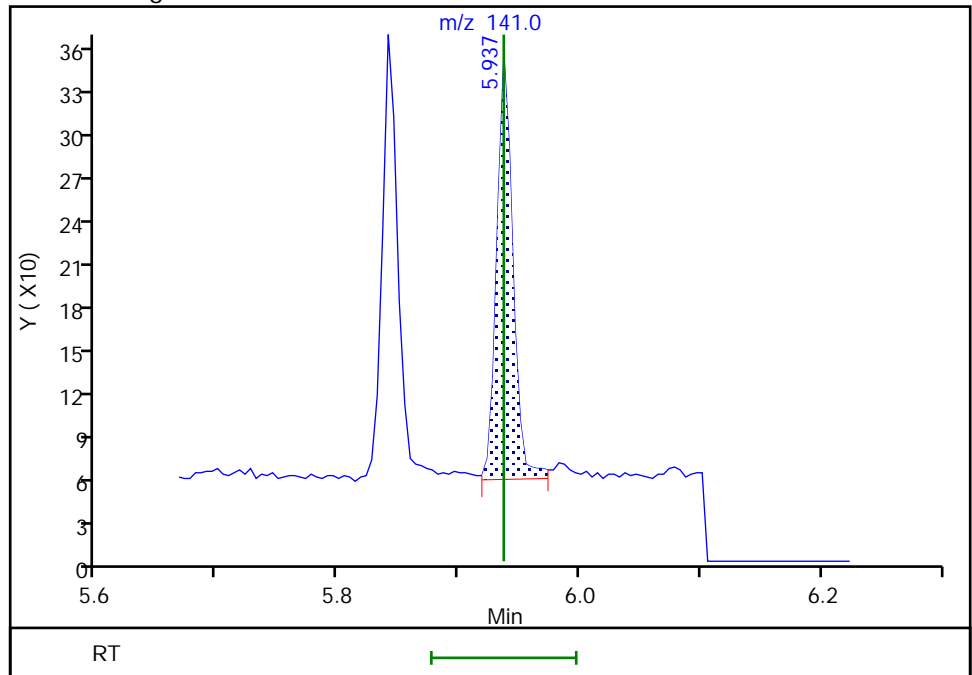
Not Detected
Expected RT: 5.94

Processing Integration Results



Manual Integration Results

RT: 5.94
Area: 274
Amount: 2.196760
Amount Units: ug/L



Reviewer: boylea, 14-Jan-2022 14:30:42
Audit Action: Manually Integrated

Audit Reason: Assign Peak
Page 674 of 829

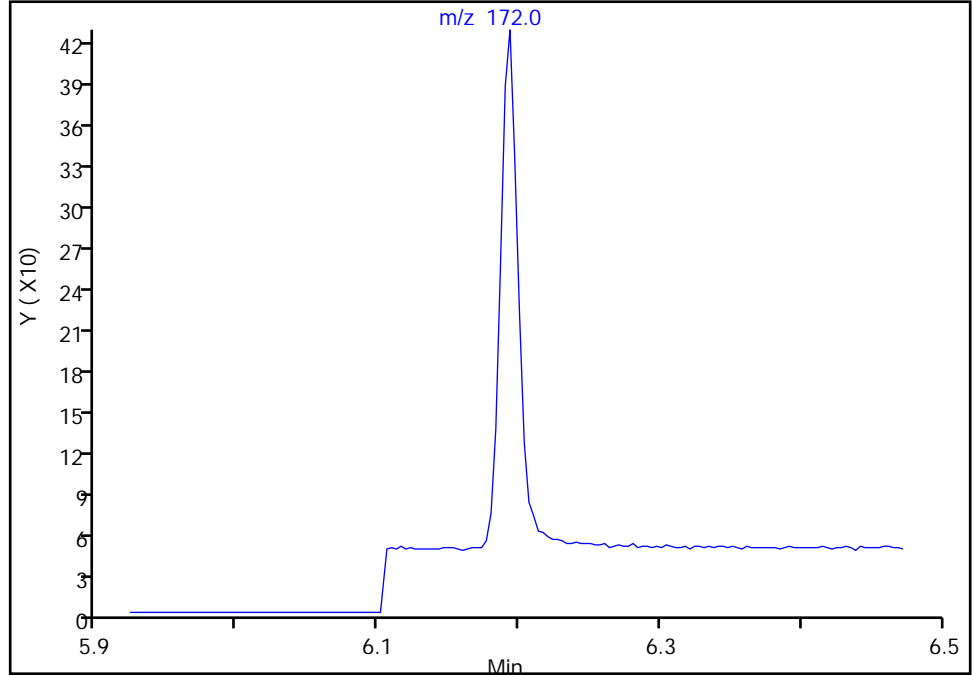
Eurofins Seattle

Data File: \\chromfs\Seattle\ChromData\TAC050\20220113-80849.b\SIM011322b025.D
Injection Date: 14-Jan-2022 04:45:30 Instrument ID: TAC050
Lims ID: std2
Client ID:
Operator ID: jcm ALS Bottle#: 15 Worklist Smp#: 15
Injection Vol: 1.0 ul Dil. Factor: 1.0000
Method: TAC050_SIM_PAH Limit Group: 8270D_SIM QSM 5.0
Column: Detector MS SCAN

\$ 10 2-Fluorobiphenyl, CAS: 321-60-8
Signal: 1

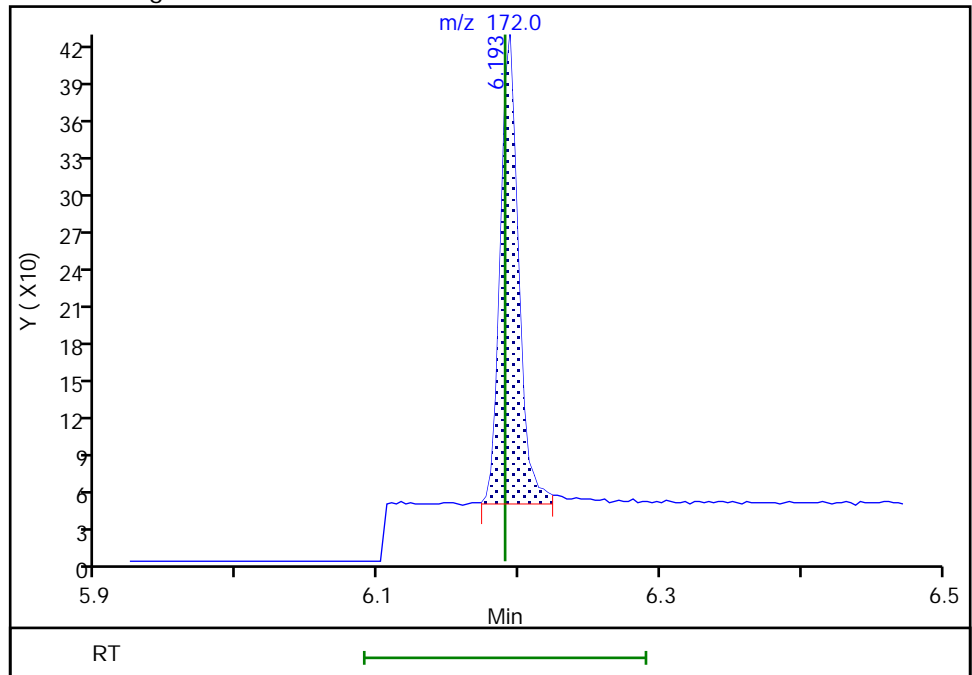
Not Detected
Expected RT: 6.19

Processing Integration Results



Manual Integration Results

RT: 6.19
Area: 336
Amount: 2.206796
Amount Units: ug/L



Reviewer: boylea, 14-Jan-2022 14:29:01
Audit Action: Manually Integrated

Audit Reason: Assign Peak
Page 675 of 829

Eurofins Seattle

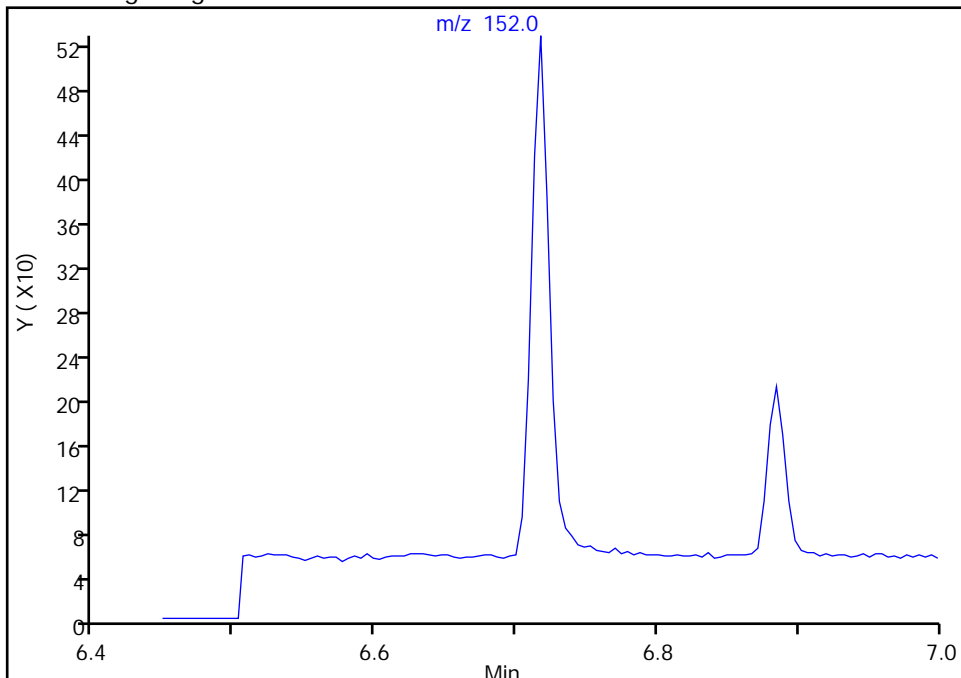
Data File: \\chromfs\Seattle\ChromData\TAC050\20220113-80849.b\SIM011322b025.D
Injection Date: 14-Jan-2022 04:45:30 Instrument ID: TAC050
Lims ID: std2
Client ID:
Operator ID: jcm ALS Bottle#: 15 Worklist Smp#: 15
Injection Vol: 1.0 ul Dil. Factor: 1.0000
Method: TAC050_SIM_PAH Limit Group: 8270D_SIM QSM 5.0
Column: Detector MS SCAN

14 Acenaphthylene, CAS: 208-96-8

Signal: 1

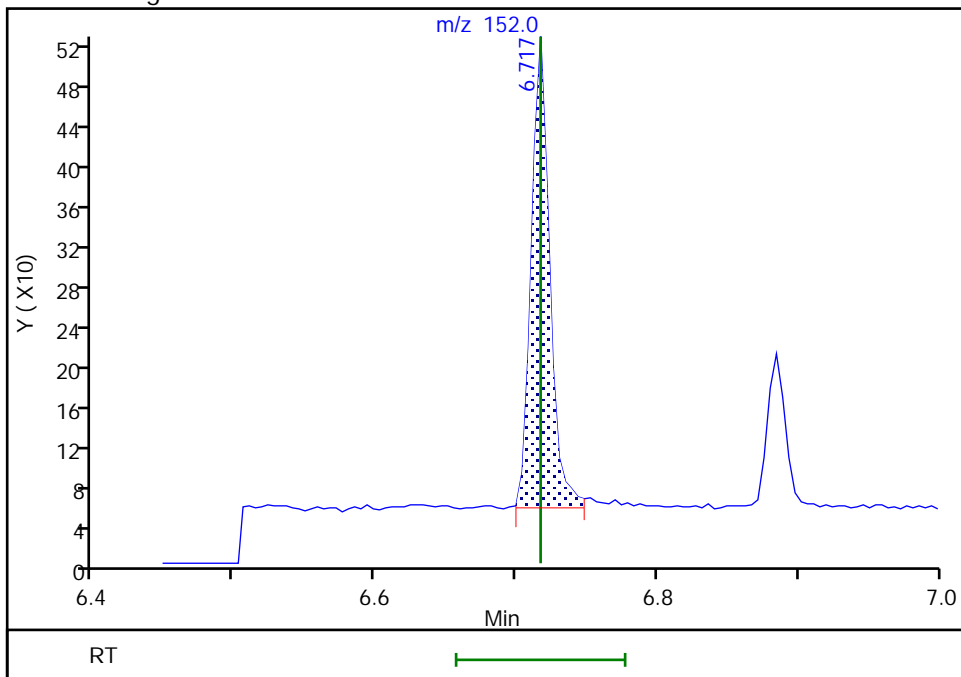
Not Detected
Expected RT: 6.72

Processing Integration Results



Manual Integration Results

RT: 6.72
Area: 422
Amount: 2.097831
Amount Units: ug/L



Reviewer: boylea, 14-Jan-2022 14:30:47
Audit Action: Manually Integrated

Audit Reason: Assign Peak
Page 676 of 829

Eurofins Seattle

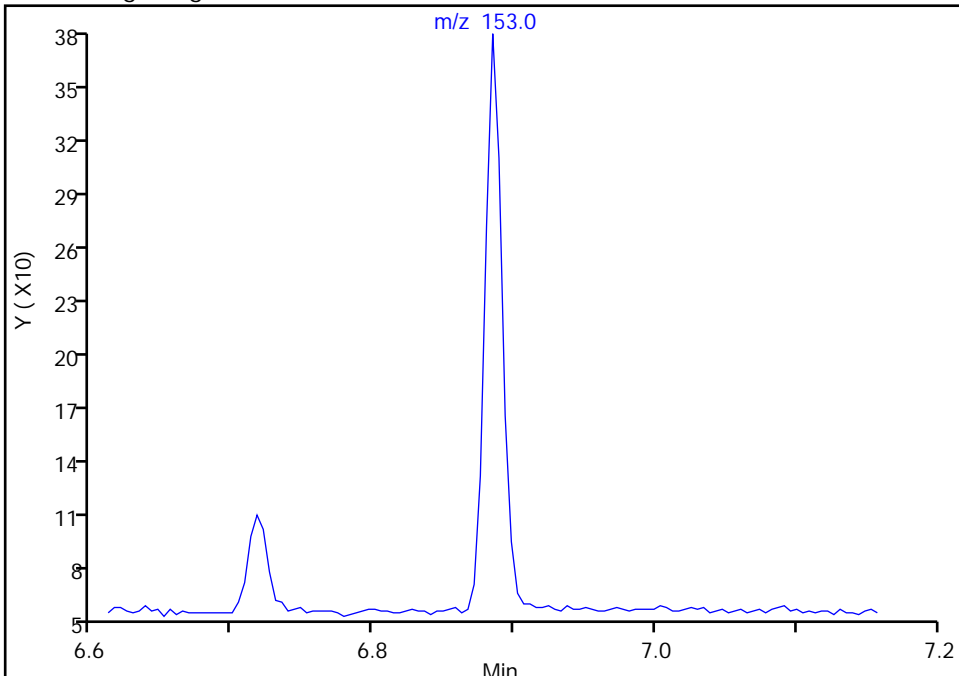
Data File: \\chromfs\Seattle\ChromData\TAC050\20220113-80849.b\SIM011322b025.D
Injection Date: 14-Jan-2022 04:45:30 Instrument ID: TAC050
Lims ID: std2
Client ID:
Operator ID: jcm ALS Bottle#: 15 Worklist Smp#: 15
Injection Vol: 1.0 ul Dil. Factor: 1.0000
Method: TAC050_SIM_PAH Limit Group: 8270D_SIM QSM 5.0
Column: Detector MS SCAN

15 Acenaphthene, CAS: 83-32-9

Signal: 1

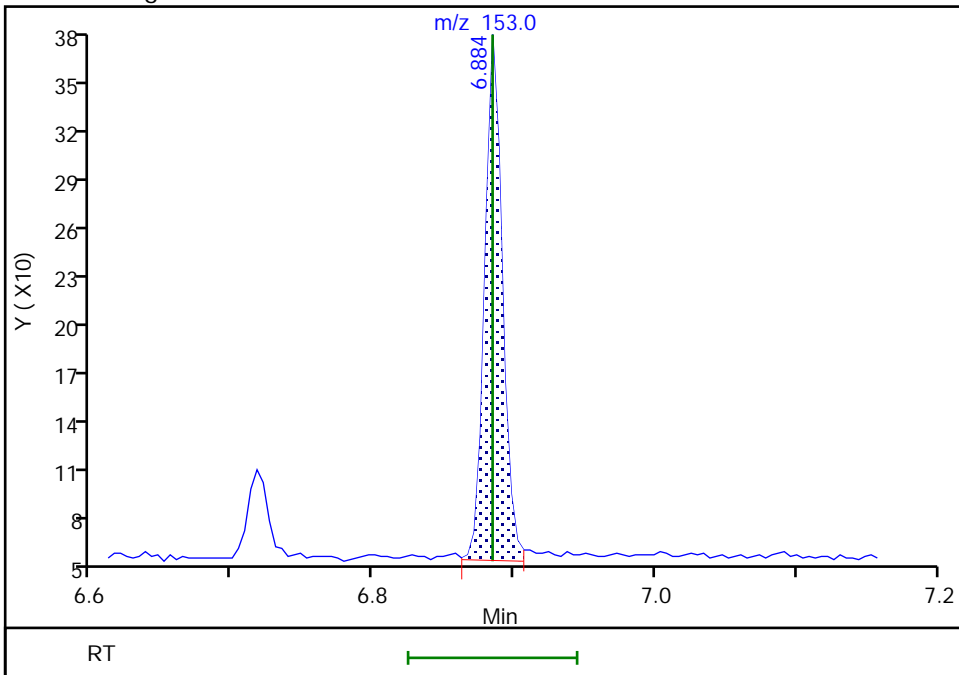
Not Detected
Expected RT: 6.88

Processing Integration Results



Manual Integration Results

RT: 6.88
Area: 283
Amount: 2.241789
Amount Units: ug/L



Reviewer: boylea, 14-Jan-2022 14:30:51
Audit Action: Manually Integrated

Audit Reason: Assign Peak
Page 677 of 829

Eurofins Seattle

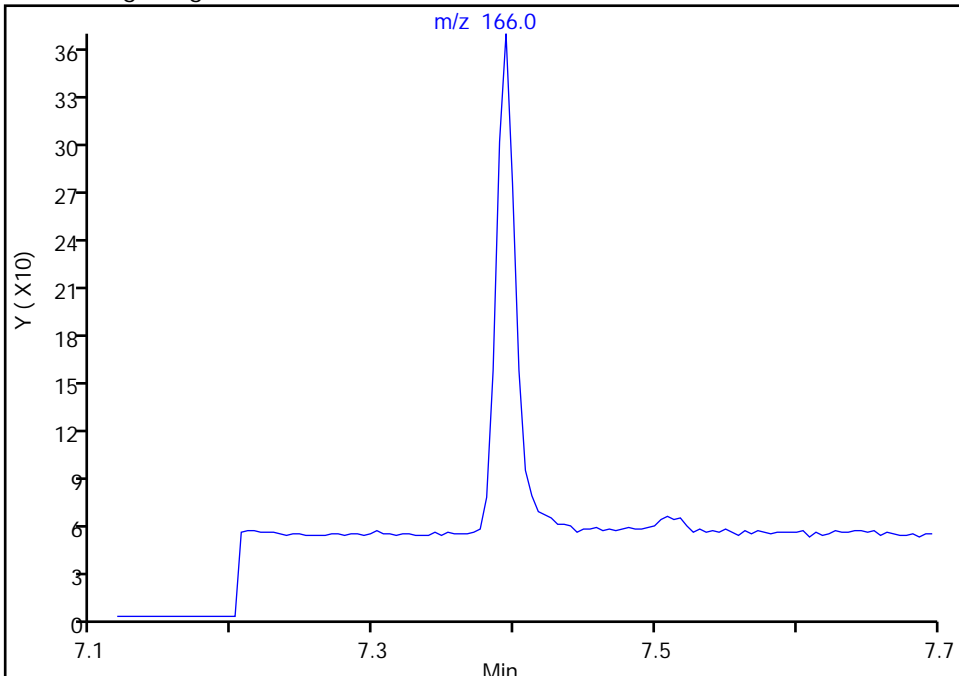
Data File: \\chromfs\Seattle\ChromData\TAC050\20220113-80849.b\SIM011322b025.D
Injection Date: 14-Jan-2022 04:45:30 Instrument ID: TAC050
Lims ID: std2
Client ID:
Operator ID: jcm ALS Bottle#: 15 Worklist Smp#: 15
Injection Vol: 1.0 ul Dil. Factor: 1.0000
Method: TAC050_SIM_PAH Limit Group: 8270D_SIM QSM 5.0
Column: Detector MS SCAN

16 Fluorene, CAS: 86-73-7

Signal: 1

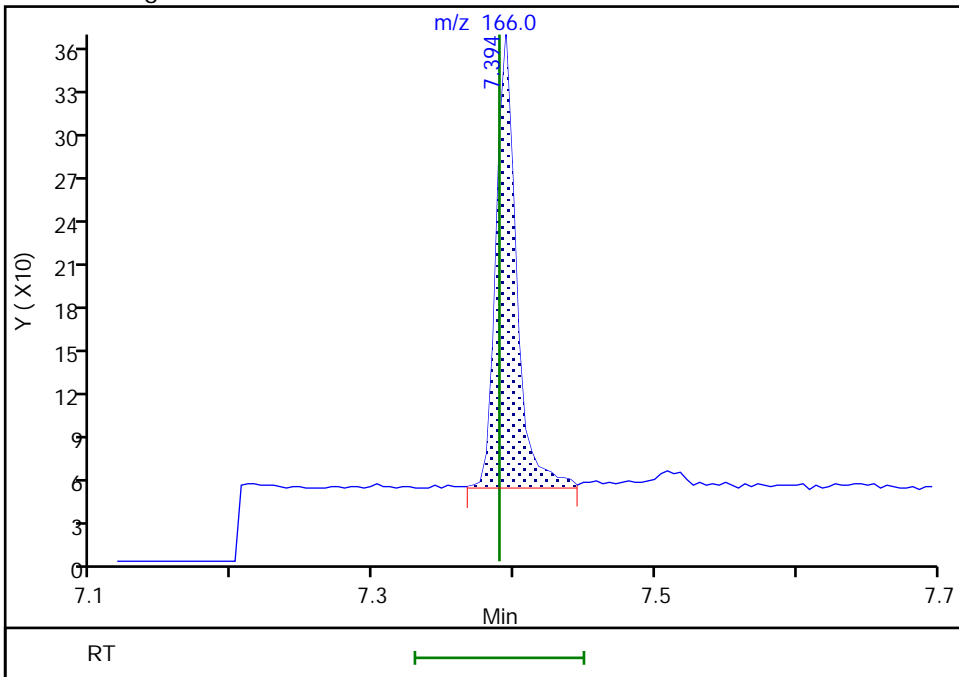
Not Detected
Expected RT: 7.39

Processing Integration Results



Manual Integration Results

RT: 7.39
Area: 316
Amount: 2.245311
Amount Units: ug/L



Reviewer: boylea, 14-Jan-2022 14:31:00
Audit Action: Manually Integrated

Audit Reason: Assign Peak
Page 678 of 829

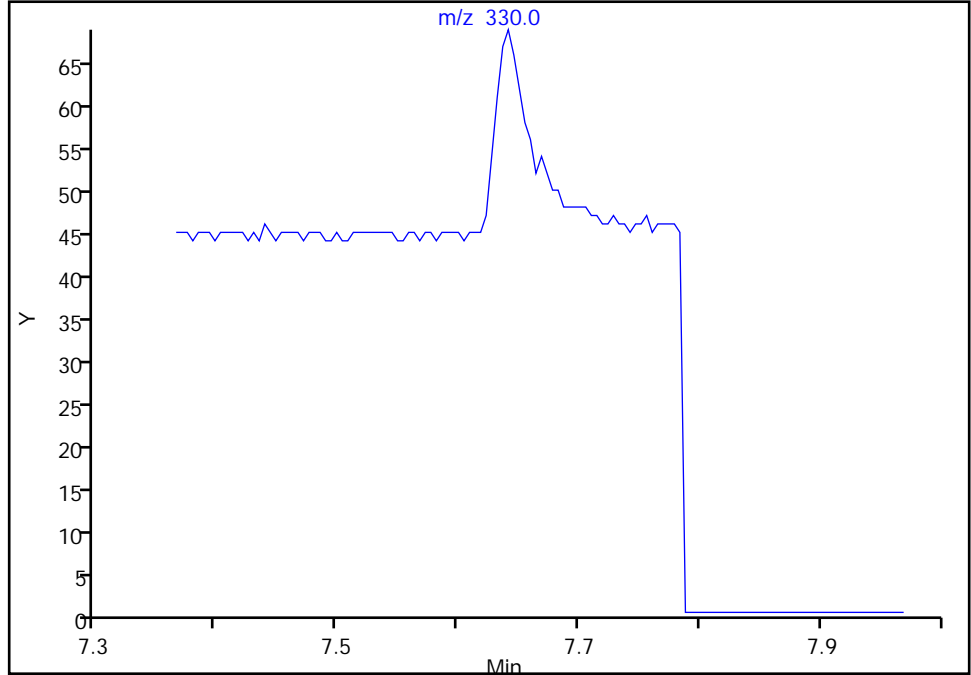
Eurofins Seattle

Data File: \\chromfs\Seattle\ChromData\TAC050\20220113-80849.b\SIM011322b025.D
Injection Date: 14-Jan-2022 04:45:30 Instrument ID: TAC050
Lims ID: std2
Client ID:
Operator ID: jcm ALS Bottle#: 15 Worklist Smp#: 15
Injection Vol: 1.0 ul Dil. Factor: 1.0000
Method: TAC050_SIM_PAH Limit Group: 8270D_SIM QSM 5.0
Column: Detector MS SCAN

\$ 7 2,4,6-Tribromophenol, CAS: 118-79-6
Signal: 1

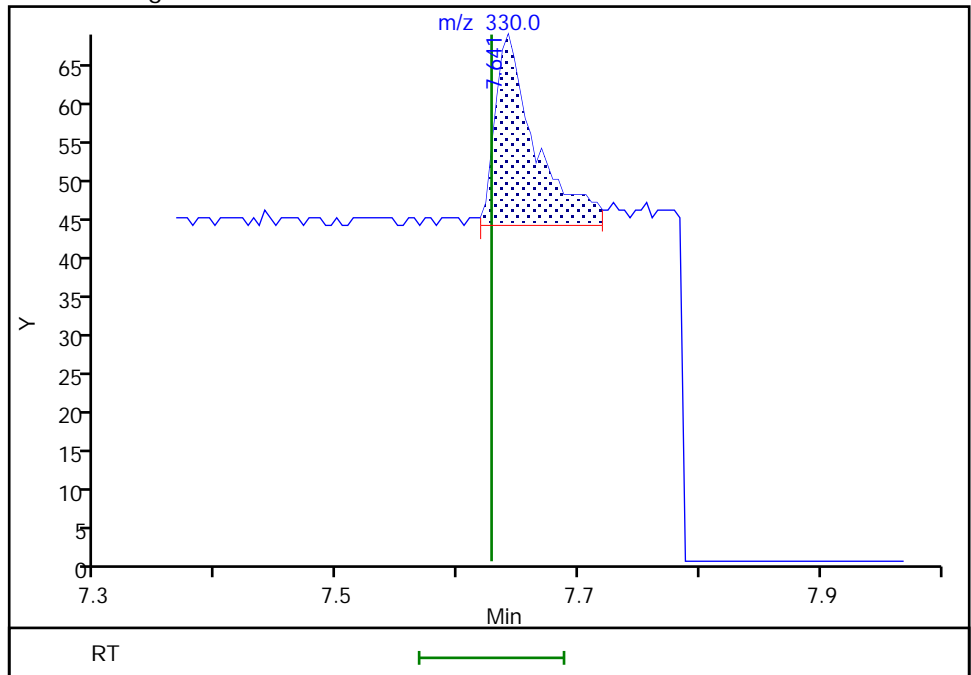
Not Detected
Expected RT: 7.63

Processing Integration Results



Manual Integration Results

RT: 7.64
Area: 57
Amount: 7.642771
Amount Units: ug/L



Reviewer: boylea, 14-Jan-2022 14:29:07
Audit Action: Manually Integrated

Audit Reason: Assign Peak
Page 679 of 829

Eurofins Seattle

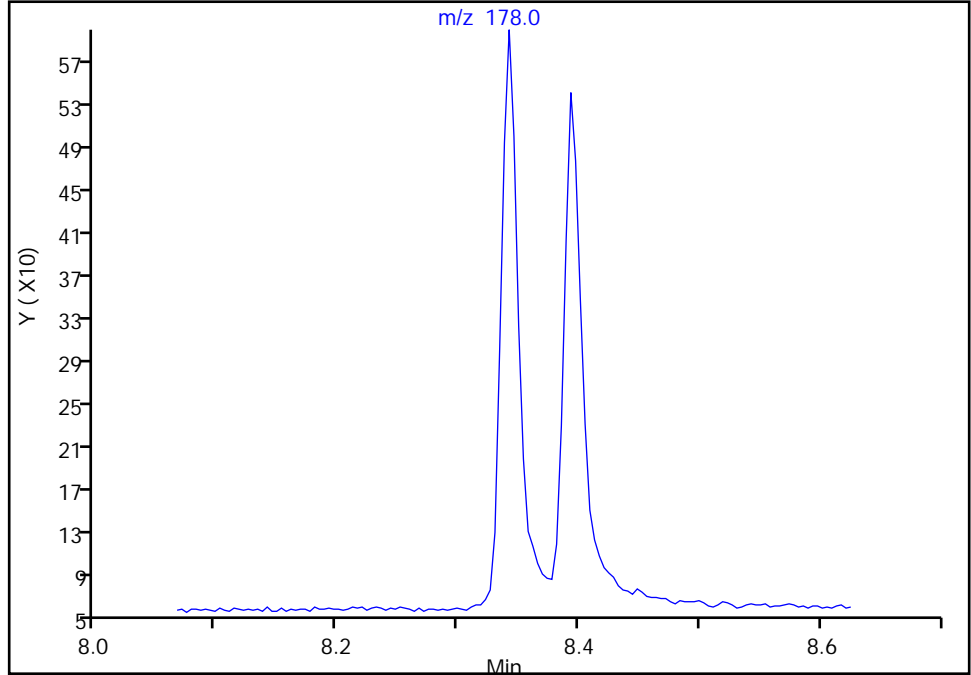
Data File: \\chromfs\Seattle\ChromData\TAC050\20220113-80849.b\SIM011322b025.D
Injection Date: 14-Jan-2022 04:45:30 Instrument ID: TAC050
Lims ID: std2
Client ID:
Operator ID: jcm ALS Bottle#: 15 Worklist Smp#: 15
Injection Vol: 1.0 ul Dil. Factor: 1.0000
Method: TAC050_SIM_PAH Limit Group: 8270D_SIM QSM 5.0
Column: Detector MS SCAN

18 Phenanthrene, CAS: 85-01-8

Signal: 1

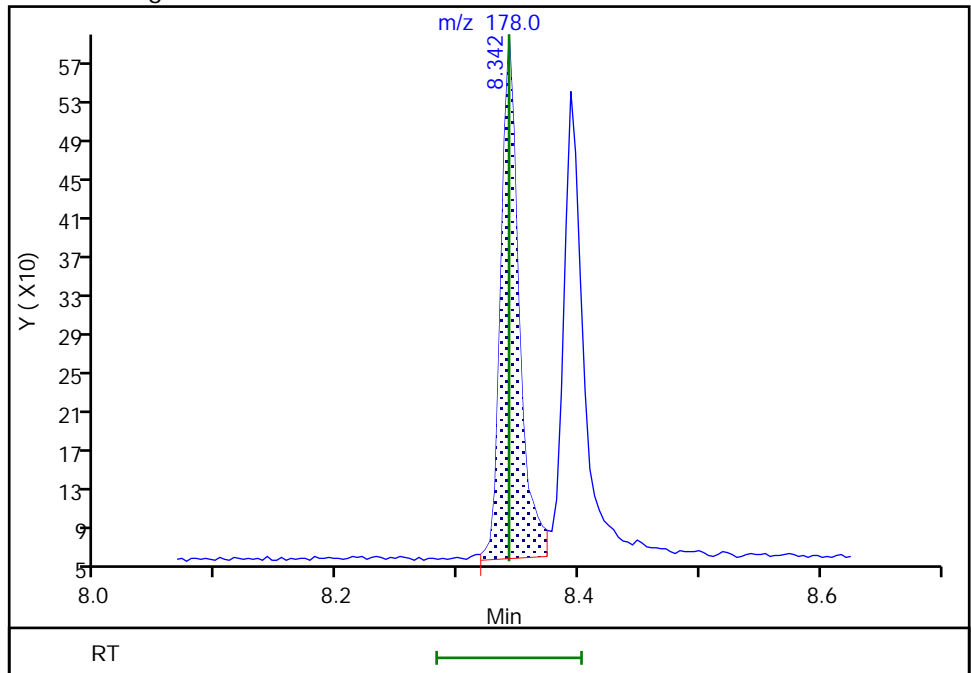
Not Detected
Expected RT: 8.34

Processing Integration Results



RT: 8.34
Area: 566
Amount: 1.967126
Amount Units: ug/L

Manual Integration Results



Reviewer: boylea, 14-Jan-2022 14:31:27
Audit Action: Manually Integrated

Audit Reason: Assign Peak
Page 680 of 829

Eurofins Seattle

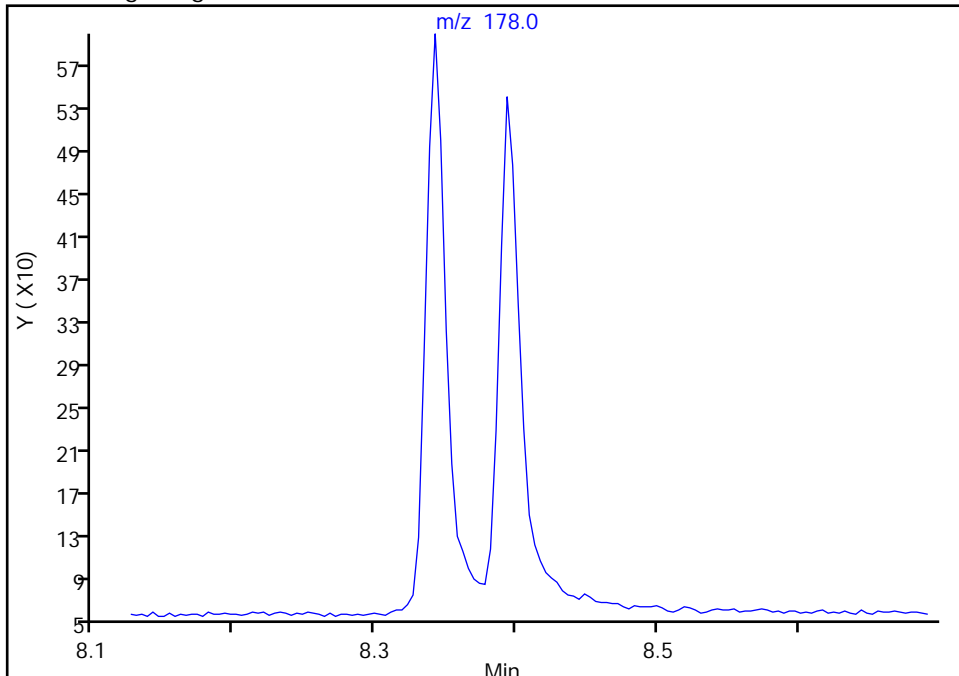
Data File: \\chromfs\Seattle\ChromData\TAC050\20220113-80849.b\SIM011322b025.D
Injection Date: 14-Jan-2022 04:45:30 Instrument ID: TAC050
Lims ID: std2
Client ID:
Operator ID: jcm ALS Bottle#: 15 Worklist Smp#: 15
Injection Vol: 1.0 ul Dil. Factor: 1.0000
Method: TAC050_SIM_PAH Limit Group: 8270D_SIM QSM 5.0
Column: Detector MS SCAN

19 Anthracene, CAS: 120-12-7

Signal: 1

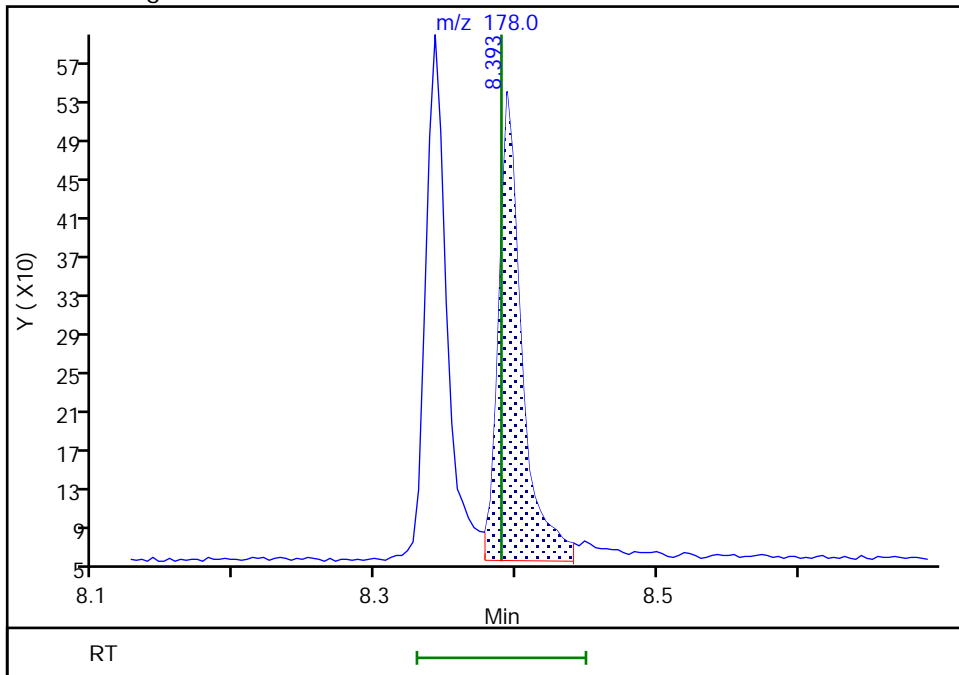
Not Detected
Expected RT: 8.39

Processing Integration Results



RT: 8.39
Area: 553
Amount: 2.094955
Amount Units: ug/L

Manual Integration Results



Reviewer: boylea, 14-Jan-2022 14:31:35
Audit Action: Manually Integrated

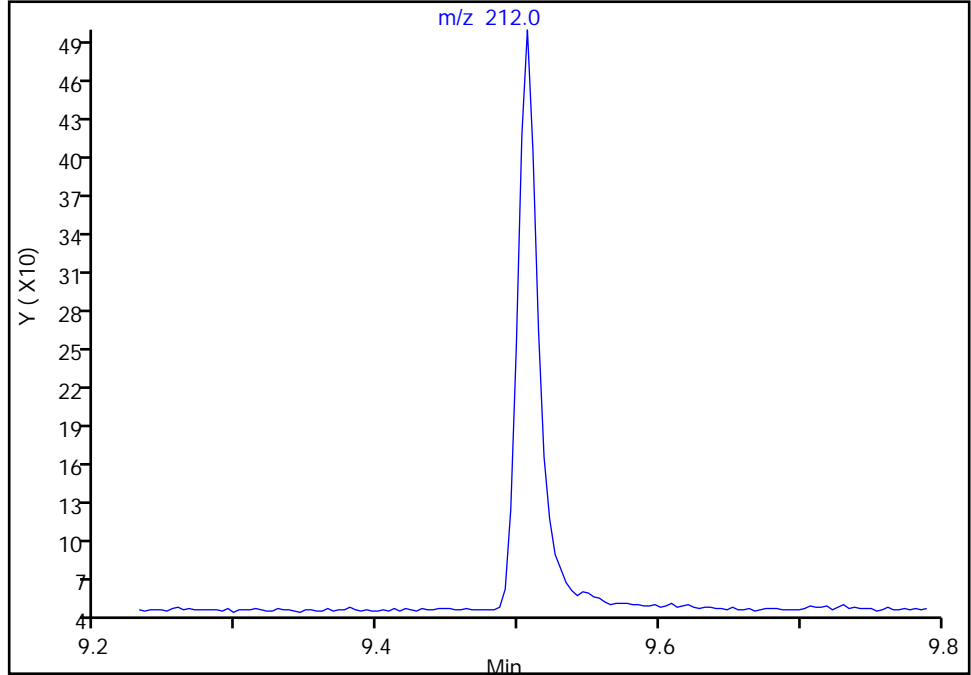
Eurofins Seattle

Data File: \\chromfs\Seattle\ChromData\TAC050\20220113-80849.b\SIM011322b025.D
Injection Date: 14-Jan-2022 04:45:30 Instrument ID: TAC050
Lims ID: std2
Client ID:
Operator ID: jcm ALS Bottle#: 15 Worklist Smp#: 15
Injection Vol: 1.0 ul Dil. Factor: 1.0000
Method: TAC050_SIM_PAH Limit Group: 8270D_SIM QSM 5.0
Column: Detector MS SCAN

\$ 8 Fluoranthene-d10 (Surr), CAS: 93951-69-0
Signal: 1

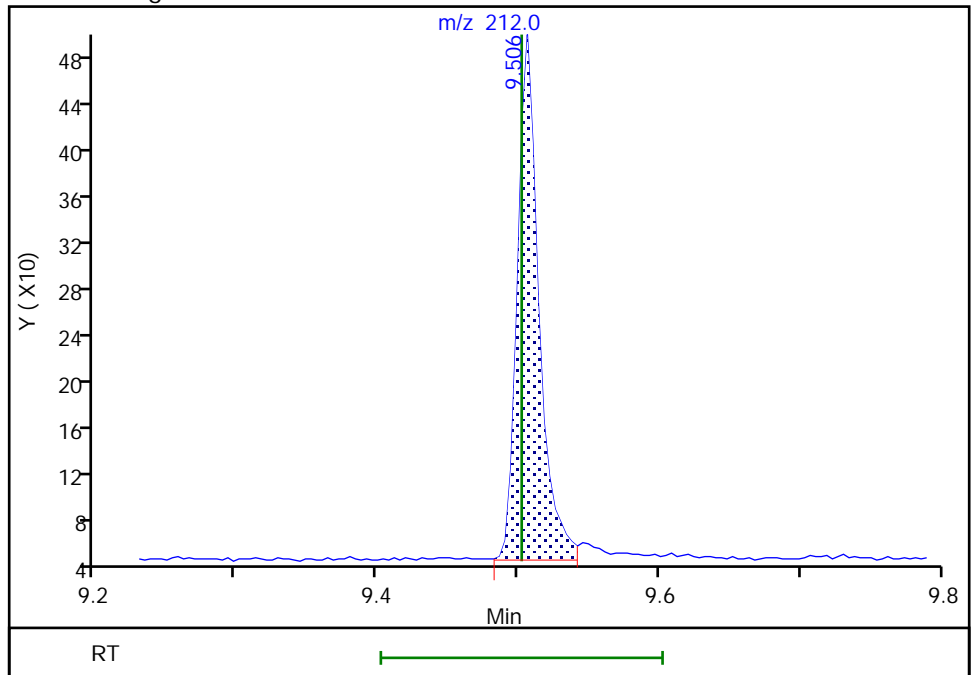
Not Detected
Expected RT: 9.50

Processing Integration Results



RT: 9.51
Area: 476
Amount: 2.003238
Amount Units: ug/L

Manual Integration Results



Reviewer: boylea, 14-Jan-2022 14:29:12
Audit Action: Manually Integrated

Eurofins Seattle

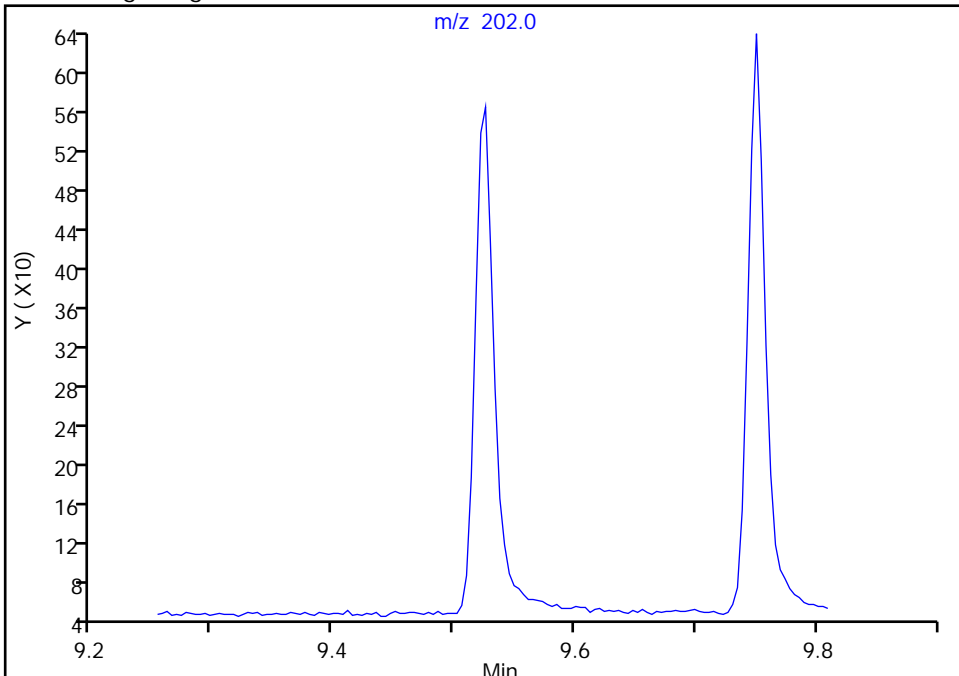
Data File: \\chromfs\Seattle\ChromData\TAC050\20220113-80849.b\SIM011322b025.D
Injection Date: 14-Jan-2022 04:45:30 Instrument ID: TAC050
Lims ID: std2
Client ID:
Operator ID: jcm ALS Bottle#: 15 Worklist Smp#: 15
Injection Vol: 1.0 ul Dil. Factor: 1.0000
Method: TAC050_SIM_PAH Limit Group: 8270D_SIM QSM 5.0
Column: Detector MS SCAN

20 Fluoranthene, CAS: 206-44-0

Signal: 1

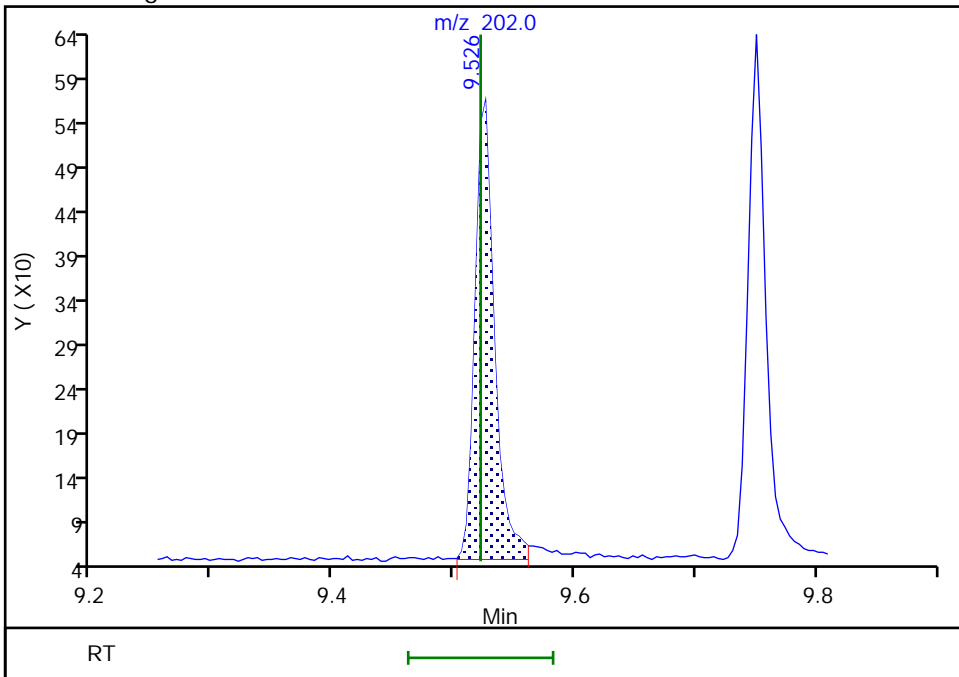
Not Detected
Expected RT: 9.52

Processing Integration Results



RT: 9.53
Area: 571
Amount: 1.994015
Amount Units: ug/L

Manual Integration Results



Reviewer: boylea, 14-Jan-2022 14:31:48
Audit Action: Manually Integrated

Audit Reason: Assign Peak

Eurofins Seattle

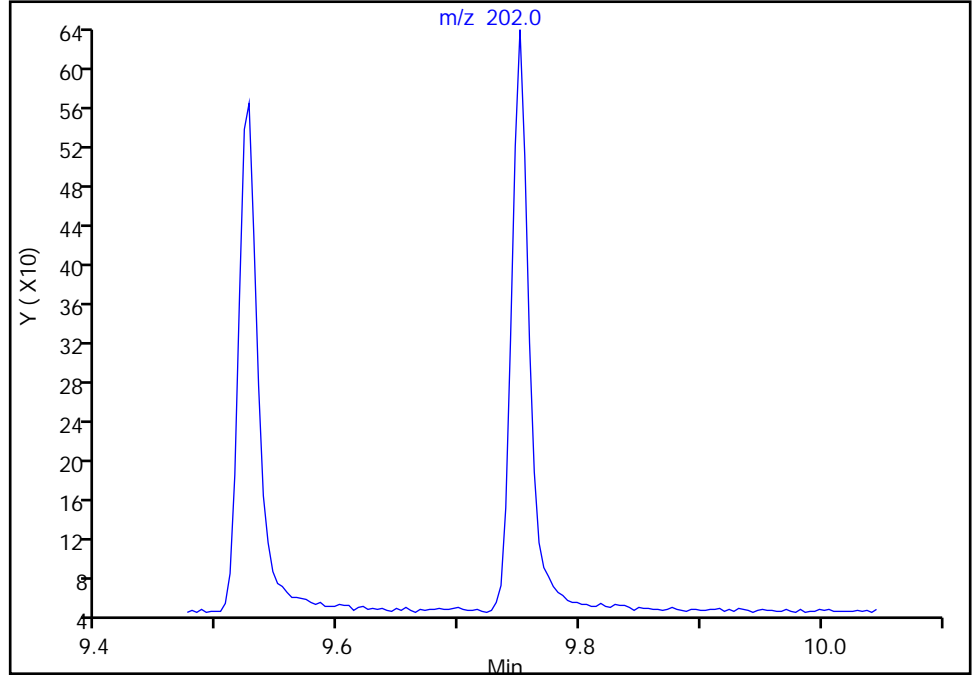
Data File: \\chromfs\Seattle\ChromData\TAC050\20220113-80849.b\SIM011322b025.D
Injection Date: 14-Jan-2022 04:45:30 Instrument ID: TAC050
Lims ID: std2
Client ID:
Operator ID: jcm ALS Bottle#: 15 Worklist Smp#: 15
Injection Vol: 1.0 ul Dil. Factor: 1.0000
Method: TAC050_SIM_PAH Limit Group: 8270D_SIM QSM 5.0
Column: Detector MS SCAN

21 Pyrene, CAS: 129-00-0

Signal: 1

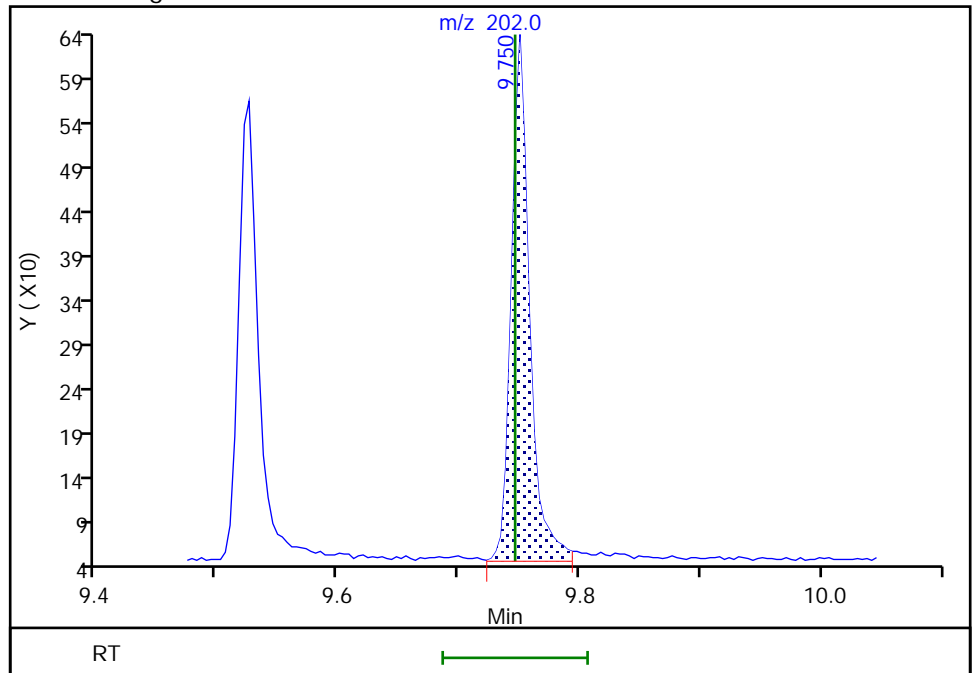
Not Detected
Expected RT: 9.75

Processing Integration Results



Manual Integration Results

RT: 9.75
Area: 611
Amount: 1.982742
Amount Units: ug/L



Reviewer: boylea, 14-Jan-2022 14:31:58
Audit Action: Manually Integrated

Audit Reason: Assign Peak

Eurofins Seattle

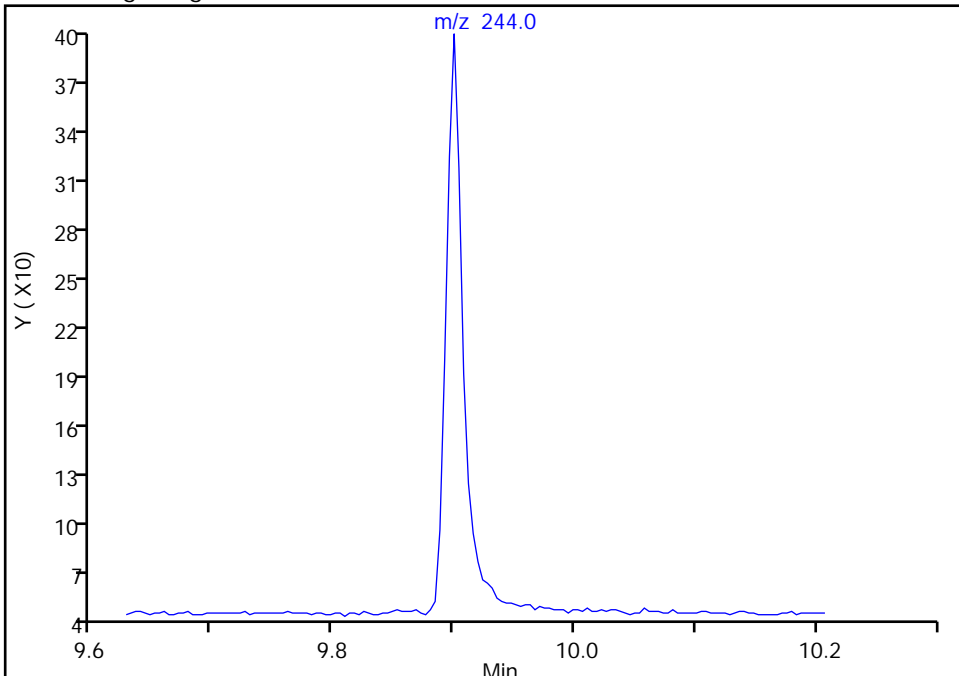
Data File: \\chromfs\Seattle\ChromData\TAC050\20220113-80849.b\SIM011322b025.D
Injection Date: 14-Jan-2022 04:45:30 Instrument ID: TAC050
Lims ID: std2
Client ID:
Operator ID: jcm ALS Bottle#: 15 Worklist Smp#: 15
Injection Vol: 1.0 ul Dil. Factor: 1.0000
Method: TAC050_SIM_PAH Limit Group: 8270D_SIM QSM 5.0
Column: Detector MS SCAN

\$ 9 Terphenyl-d14, CAS: 1718-51-0

Signal: 1

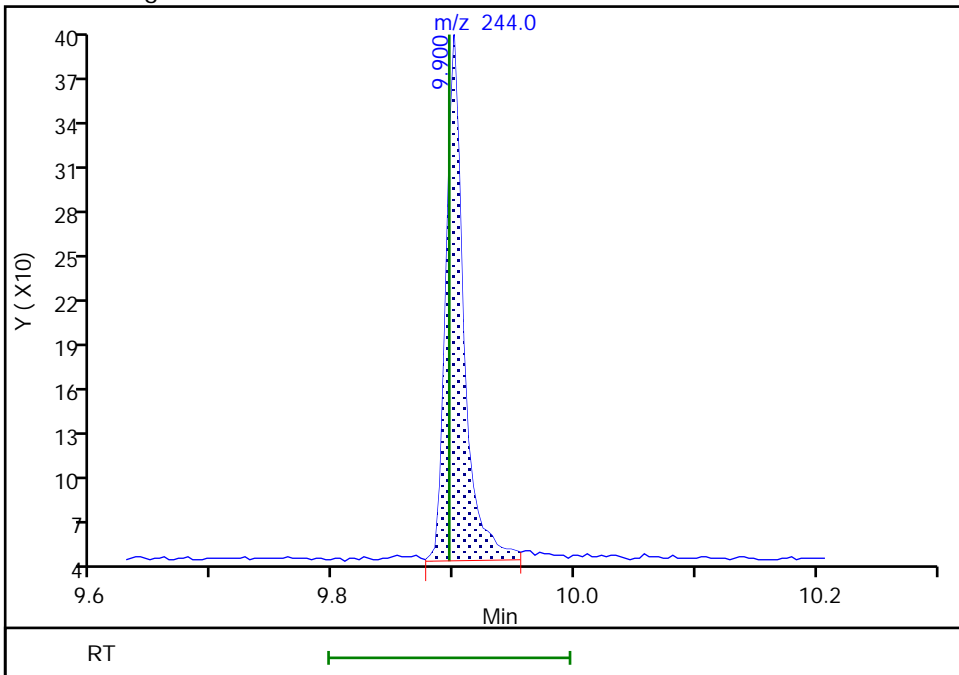
Not Detected
Expected RT: 9.90

Processing Integration Results



Manual Integration Results

RT: 9.90
Area: 359
Amount: 3.087528
Amount Units: ug/L



Reviewer: boylea, 14-Jan-2022 14:29:20
Audit Action: Manually Integrated

Audit Reason: Assign Peak
Page 685 of 829

Eurofins Seattle

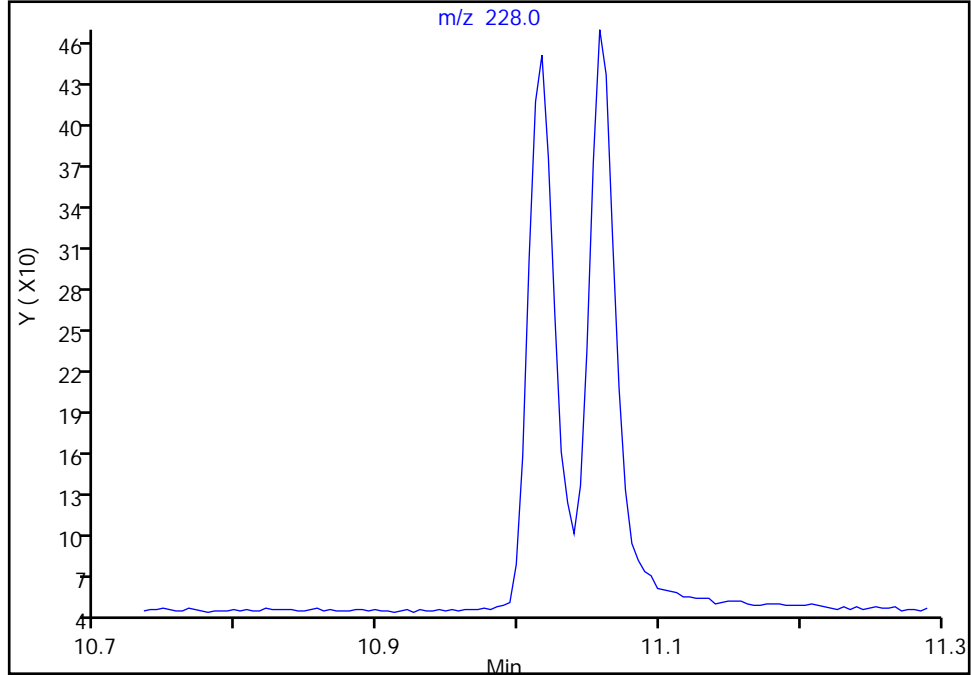
Data File: \\chromfs\Seattle\ChromData\TAC050\20220113-80849.b\SIM011322b025.D
Injection Date: 14-Jan-2022 04:45:30 Instrument ID: TAC050
Lims ID: std2
Client ID:
Operator ID: jcm ALS Bottle#: 15 Worklist Smp#: 15
Injection Vol: 1.0 ul Dil. Factor: 1.0000
Method: TAC050_SIM_PAH Limit Group: 8270D_SIM QSM 5.0
Column: Detector MS SCAN

22 Benzo[a]anthracene, CAS: 56-55-3

Signal: 1

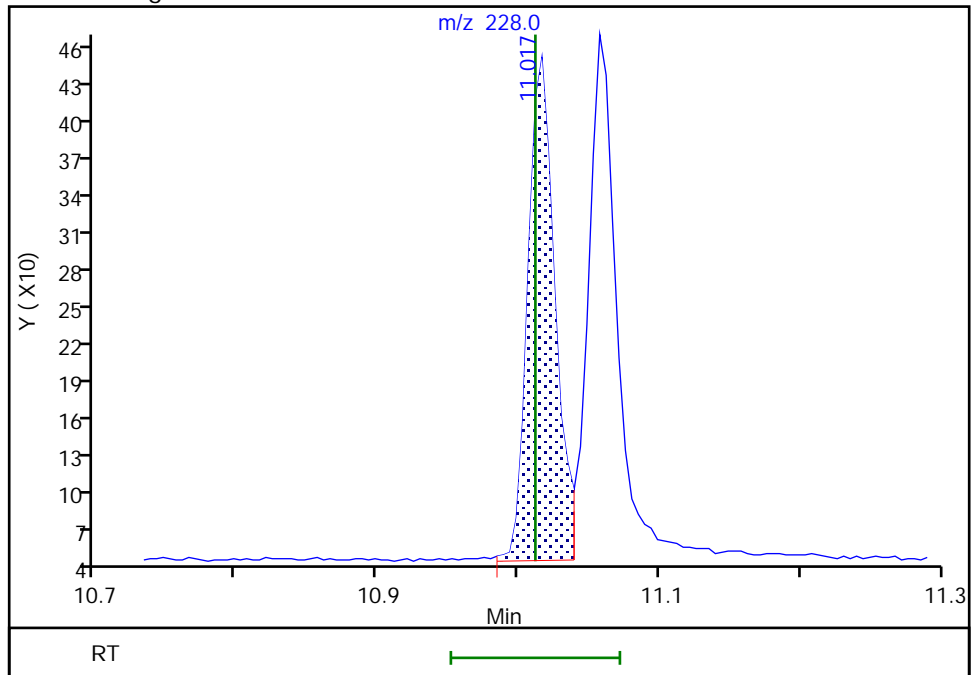
Not Detected
Expected RT: 11.01

Processing Integration Results



Manual Integration Results

RT: 11.02
Area: 524
Amount: 2.042284
Amount Units: ug/L



Reviewer: boylea, 14-Jan-2022 14:32:08
Audit Action: Manually Integrated

Eurofins Seattle

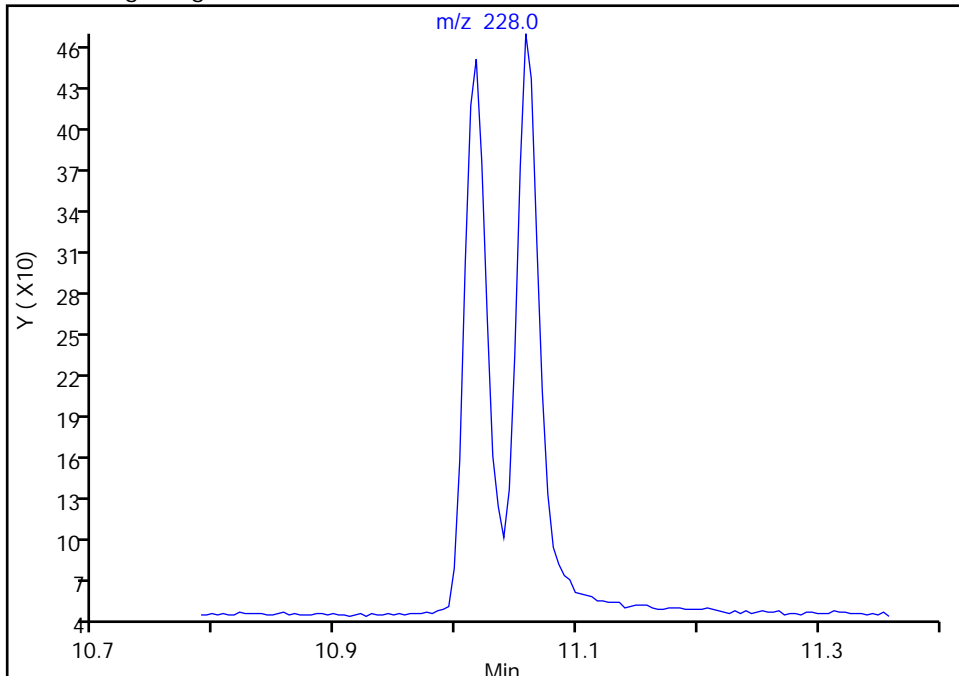
Data File: \\chromfs\Seattle\ChromData\TAC050\20220113-80849.b\SIM011322b025.D
Injection Date: 14-Jan-2022 04:45:30 Instrument ID: TAC050
Lims ID: std2
Client ID:
Operator ID: jcm ALS Bottle#: 15 Worklist Smp#: 15
Injection Vol: 1.0 ul Dil. Factor: 1.0000
Method: TAC050_SIM_PAH Limit Group: 8270D_SIM QSM 5.0
Column: Detector MS SCAN

23 Chrysene, CAS: 218-01-9

Signal: 1

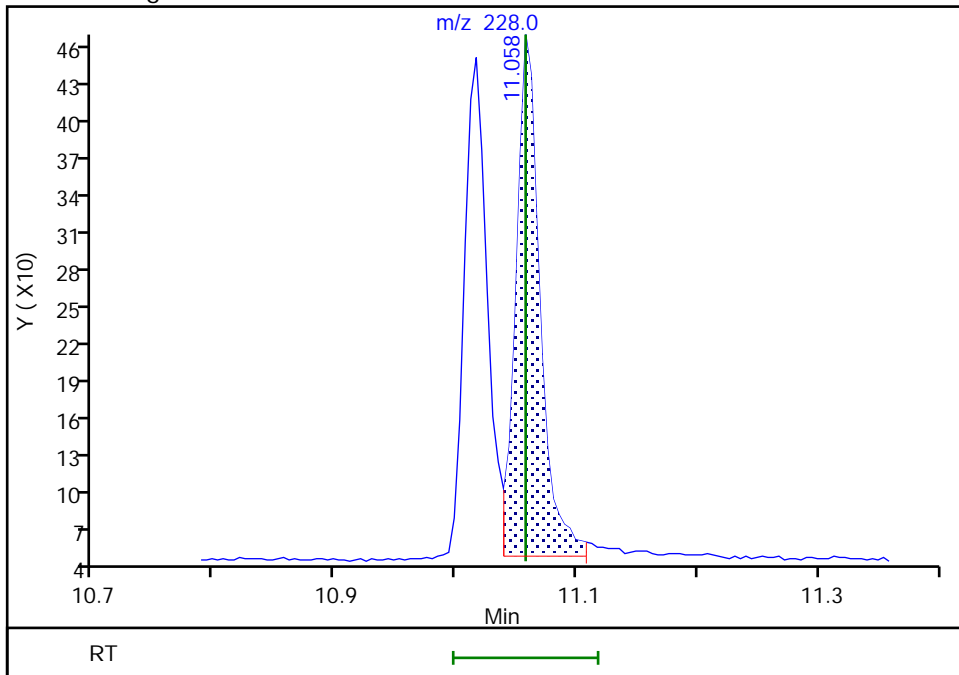
Not Detected
Expected RT: 11.06

Processing Integration Results



Manual Integration Results

RT: 11.06
Area: 561
Amount: 1.956936
Amount Units: ug/L



Reviewer: boylea, 14-Jan-2022 14:32:13
Audit Action: Manually Integrated

Audit Reason: Assign Peak
Page 687 of 829

Eurofins Seattle

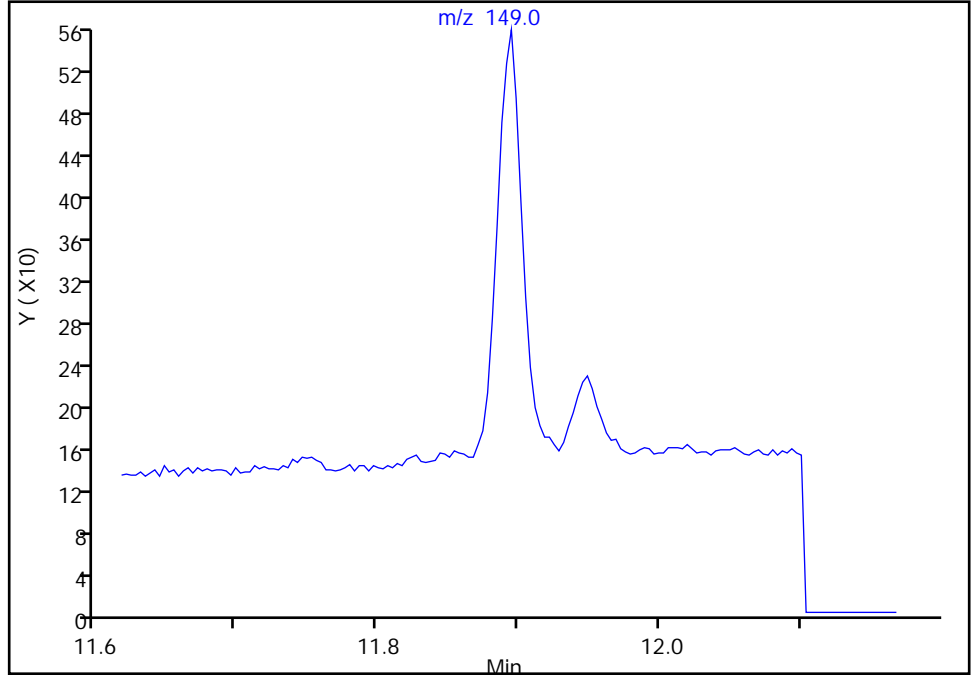
Data File: \\chromfs\Seattle\ChromData\TAC050\20220113-80849.b\SIM011322b025.D
Injection Date: 14-Jan-2022 04:45:30 Instrument ID: TAC050
Lims ID: std2
Client ID:
Operator ID: jcm ALS Bottle#: 15 Worklist Smp#: 15
Injection Vol: 1.0 ul Dil. Factor: 1.0000
Method: TAC050_SIM_PAH Limit Group: 8270D_SIM QSM 5.0
Column: Detector MS SCAN

30 Bis(2-ethylhexyl) phthalate, CAS: 117-81-7

Signal: 1

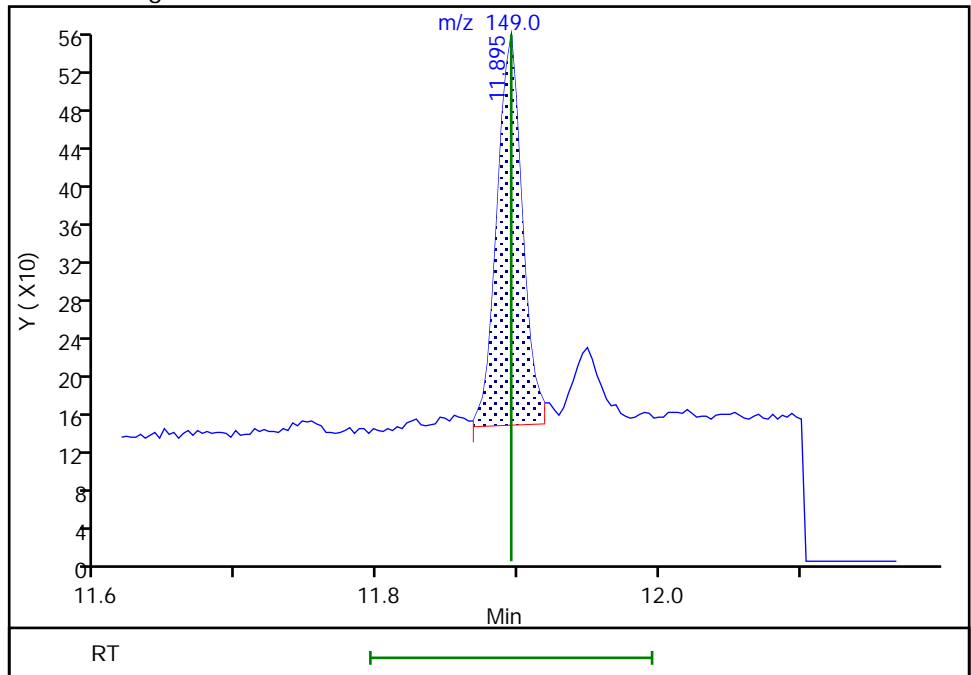
Not Detected
Expected RT: 11.89

Processing Integration Results



Manual Integration Results

RT: 11.89
Area: 509
Amount: 2.068430
Amount Units: ug/L



Reviewer: boylea, 14-Jan-2022 14:32:19
Audit Action: Manually Integrated

Audit Reason: Assign Peak

Eurofins Seattle

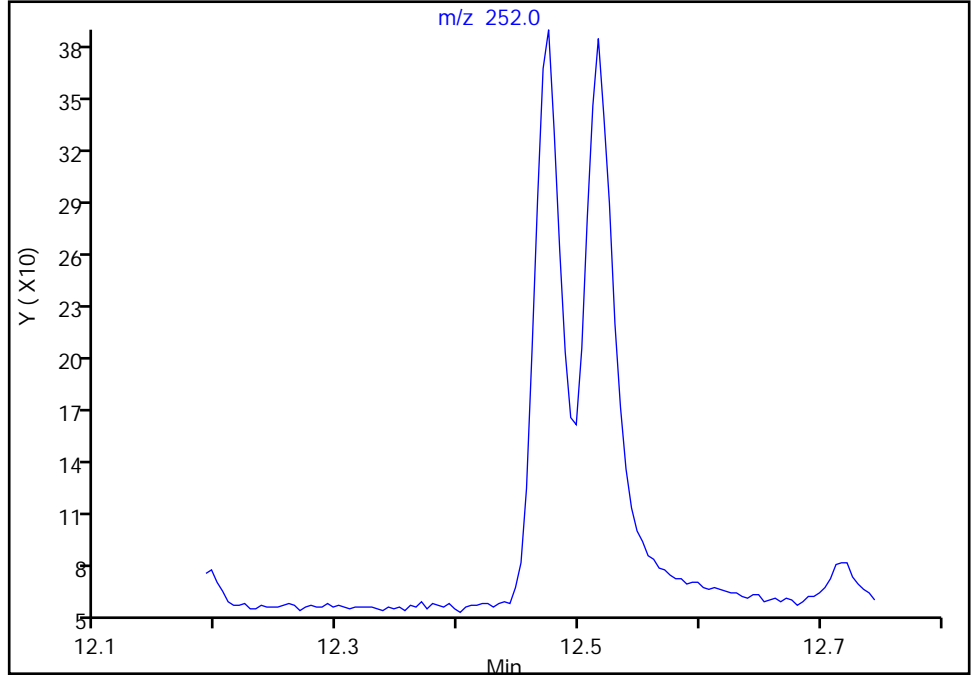
Data File: \\chromfs\Seattle\ChromData\TAC050\20220113-80849.b\SIM011322b025.D
Injection Date: 14-Jan-2022 04:45:30 Instrument ID: TAC050
Lims ID: std2
Client ID:
Operator ID: jcm ALS Bottle#: 15 Worklist Smp#: 15
Injection Vol: 1.0 ul Dil. Factor: 1.0000
Method: TAC050_SIM_PAH Limit Group: 8270D_SIM QSM 5.0
Column: Detector MS SCAN

24 Benzo[b]fluoranthene, CAS: 205-99-2

Signal: 1

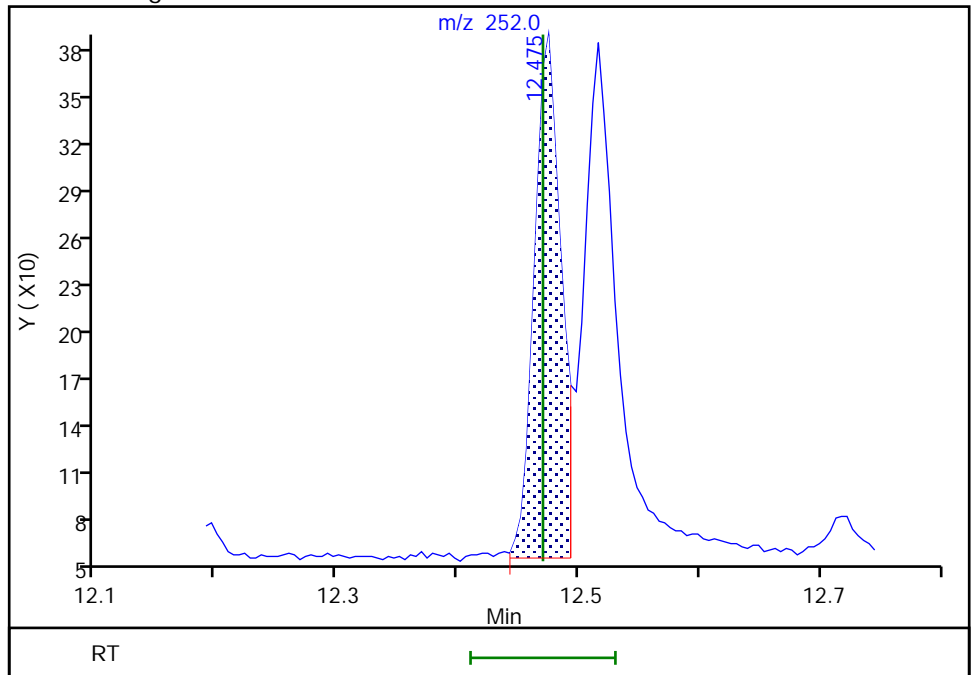
Not Detected
Expected RT: 12.47

Processing Integration Results



Manual Integration Results

RT: 12.47
Area: 491
Amount: 2.064597
Amount Units: ug/L



Reviewer: boylea, 14-Jan-2022 14:32:27
Audit Action: Manually Integrated

Audit Reason: Assign Peak
Page 689 of 829

Eurofins Seattle

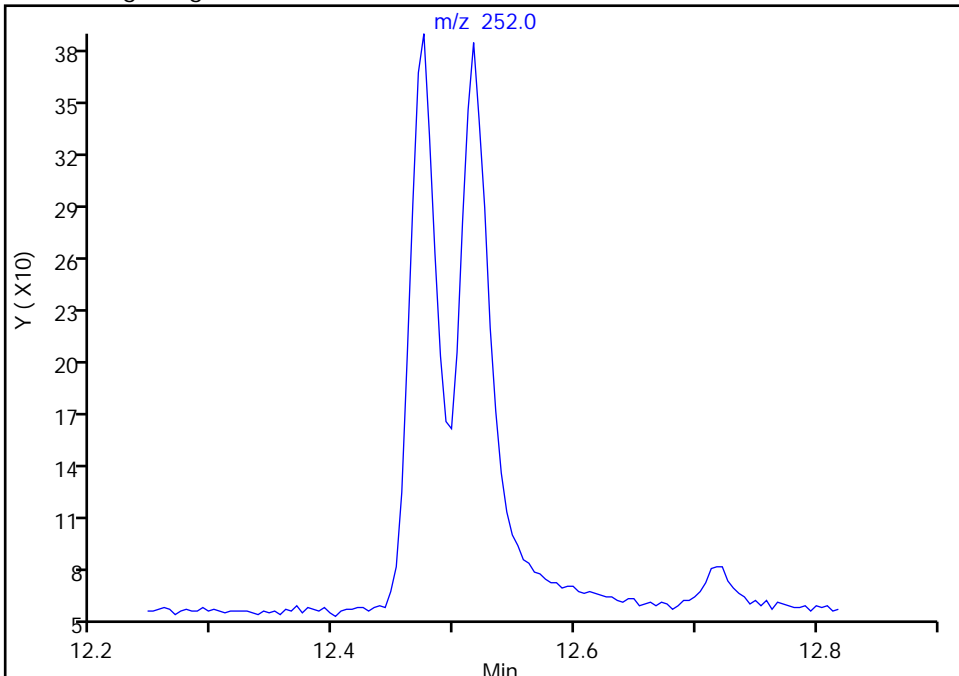
Data File: \\chromfs\Seattle\ChromData\TAC050\20220113-80849.b\SIM011322b025.D
Injection Date: 14-Jan-2022 04:45:30 Instrument ID: TAC050
Lims ID: std2
Client ID:
Operator ID: jcm ALS Bottle#: 15 Worklist Smp#: 15
Injection Vol: 1.0 ul Dil. Factor: 1.0000
Method: TAC050_SIM_PAH Limit Group: 8270D_SIM QSM 5.0
Column: Detector MS SCAN

25 Benzo[k]fluoranthene, CAS: 207-08-9

Signal: 1

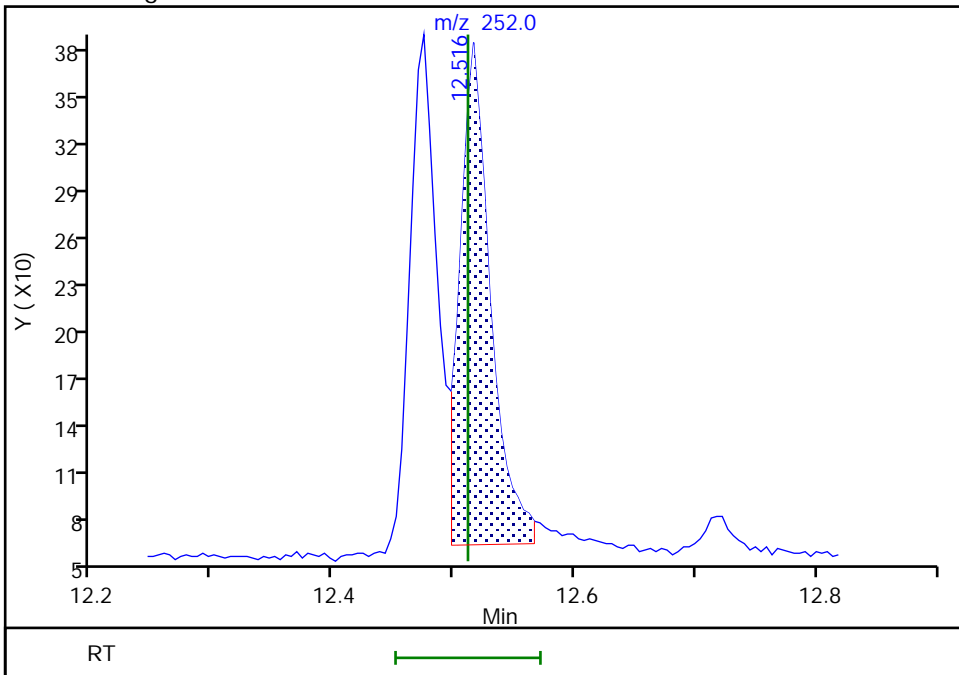
Not Detected
Expected RT: 12.51

Processing Integration Results



Manual Integration Results

RT: 12.52
Area: 540
Amount: 2.036308
Amount Units: ug/L



Reviewer: boylea, 14-Jan-2022 14:32:35
Audit Action: Manually Integrated

Audit Reason: Assign Peak
Page 690 of 829

Eurofins Seattle

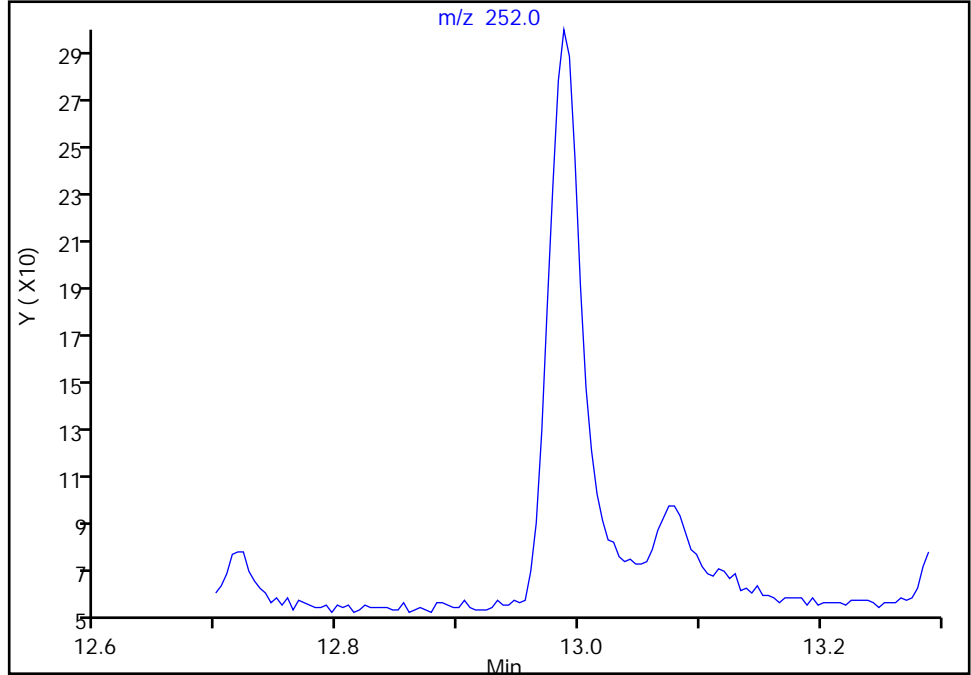
Data File: \\chromfs\Seattle\ChromData\TAC050\20220113-80849.b\SIM011322b025.D
Injection Date: 14-Jan-2022 04:45:30 Instrument ID: TAC050
Lims ID: std2
Client ID:
Operator ID: jcm ALS Bottle#: 15 Worklist Smp#: 15
Injection Vol: 1.0 ul Dil. Factor: 1.0000
Method: TAC050_SIM_PAH Limit Group: 8270D_SIM QSM 5.0
Column: Detector MS SCAN

26 Benzo[a]pyrene, CAS: 50-32-8

Signal: 1

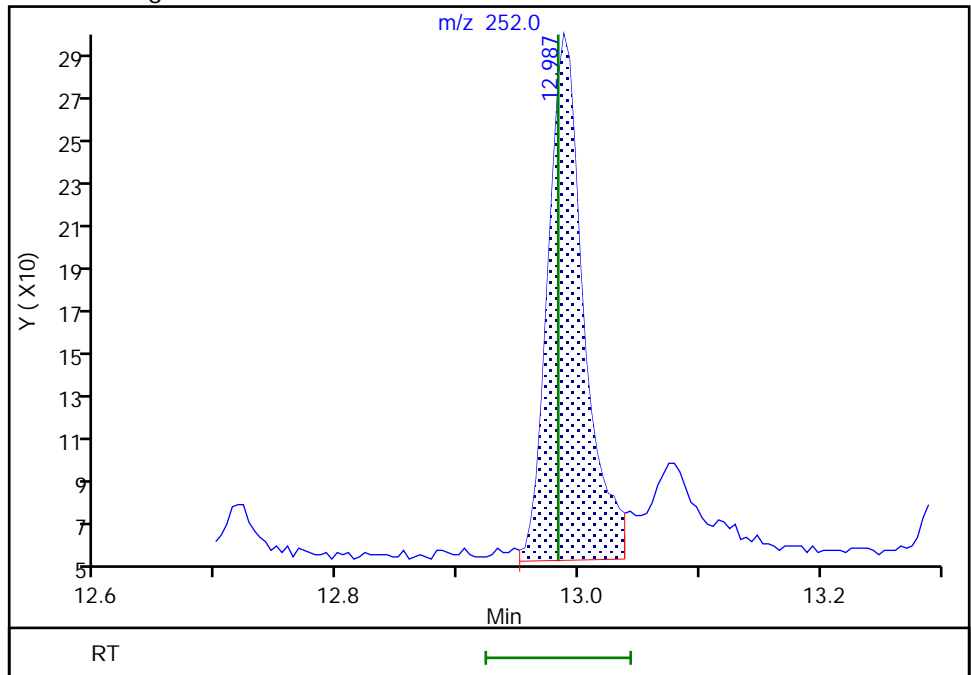
Not Detected
Expected RT: 12.98

Processing Integration Results



Manual Integration Results

RT: 12.99
Area: 494
Amount: 2.086996
Amount Units: ug/L



Reviewer: boylea, 14-Jan-2022 14:32:43
Audit Action: Manually Integrated

Audit Reason: Assign Peak
Page 691 of 829

Eurofins Seattle

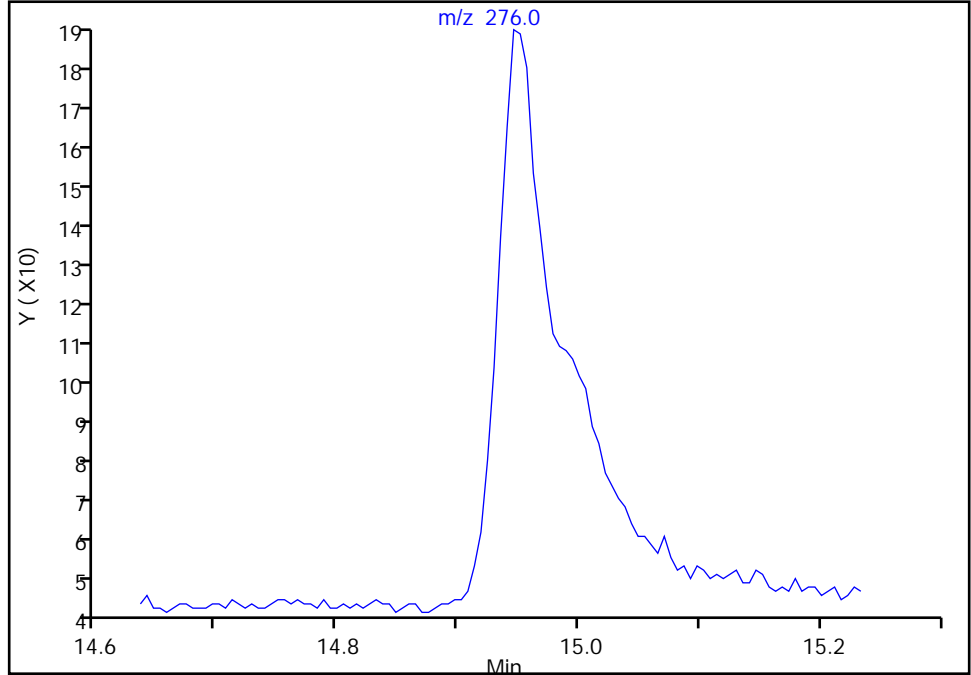
Data File: \\chromfs\Seattle\ChromData\TAC050\20220113-80849.b\SIM011322b025.D
Injection Date: 14-Jan-2022 04:45:30 Instrument ID: TAC050
Lims ID: std2
Client ID:
Operator ID: jcm ALS Bottle#: 15 Worklist Smp#: 15
Injection Vol: 1.0 ul Dil. Factor: 1.0000
Method: TAC050_SIM_PAH Limit Group: 8270D_SIM QSM 5.0
Column: Detector MS SCAN

27 Indeno[1,2,3-cd]pyrene, CAS: 193-39-5

Signal: 1

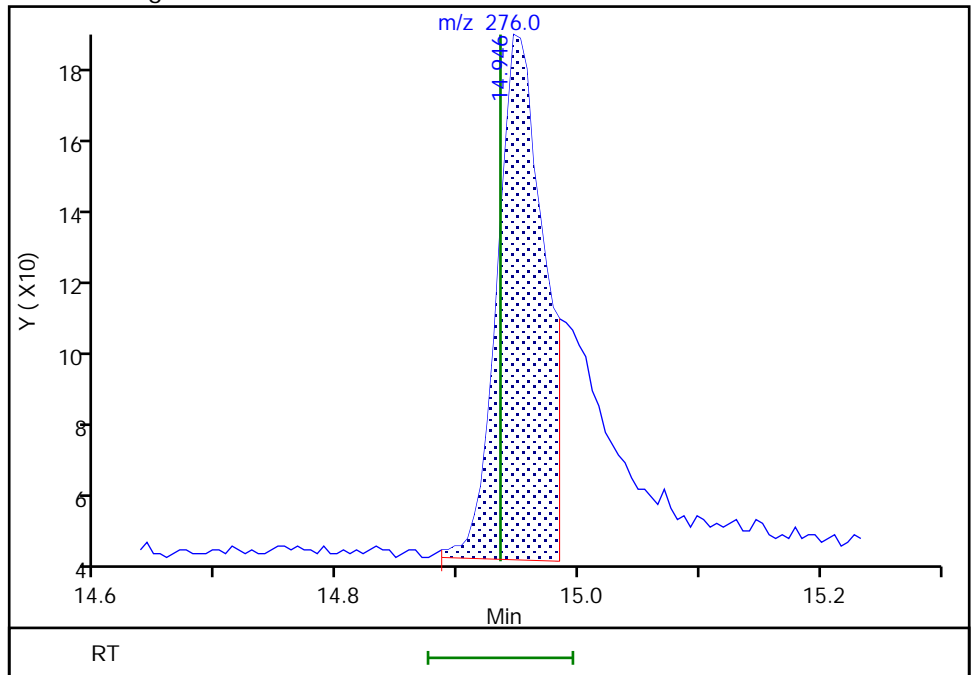
Not Detected
Expected RT: 14.93

Processing Integration Results



Manual Integration Results

RT: 14.95
Area: 365
Amount: 2.771632
Amount Units: ug/L



Reviewer: boylea, 14-Jan-2022 14:32:51
Audit Action: Manually Integrated

Eurofins Seattle

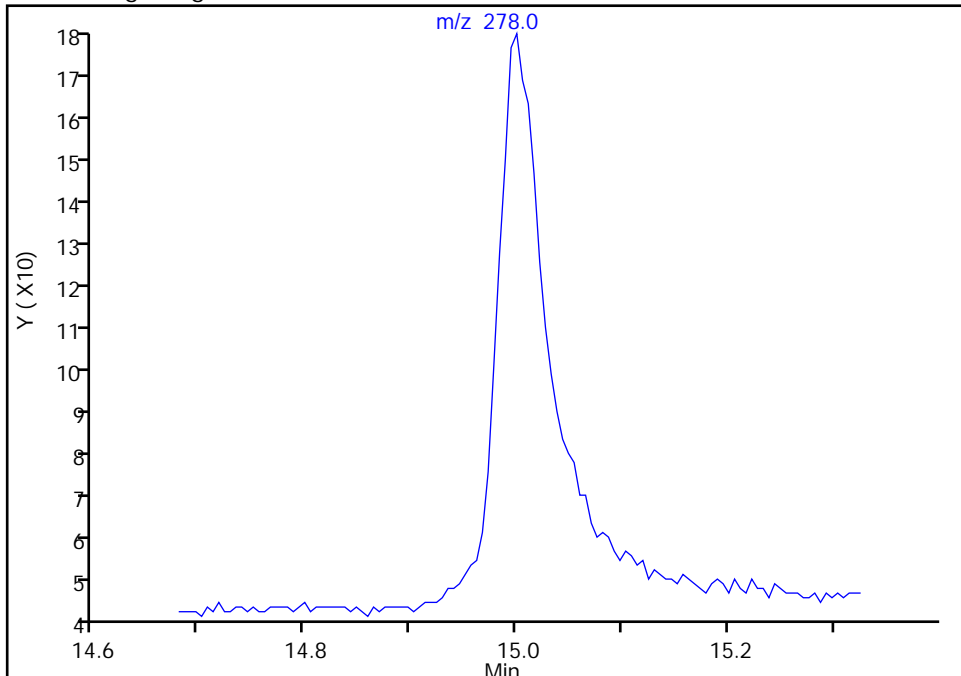
Data File: \\chromfs\Seattle\ChromData\TAC050\20220113-80849.b\SIM011322b025.D
Injection Date: 14-Jan-2022 04:45:30 Instrument ID: TAC050
Lims ID: std2
Client ID:
Operator ID: jcm ALS Bottle#: 15 Worklist Smp#: 15
Injection Vol: 1.0 ul Dil. Factor: 1.0000
Method: TAC050_SIM_PAH Limit Group: 8270D_SIM QSM 5.0
Column: Detector MS SCAN

28 Dibenz(a,h)anthracene, CAS: 53-70-3

Signal: 1

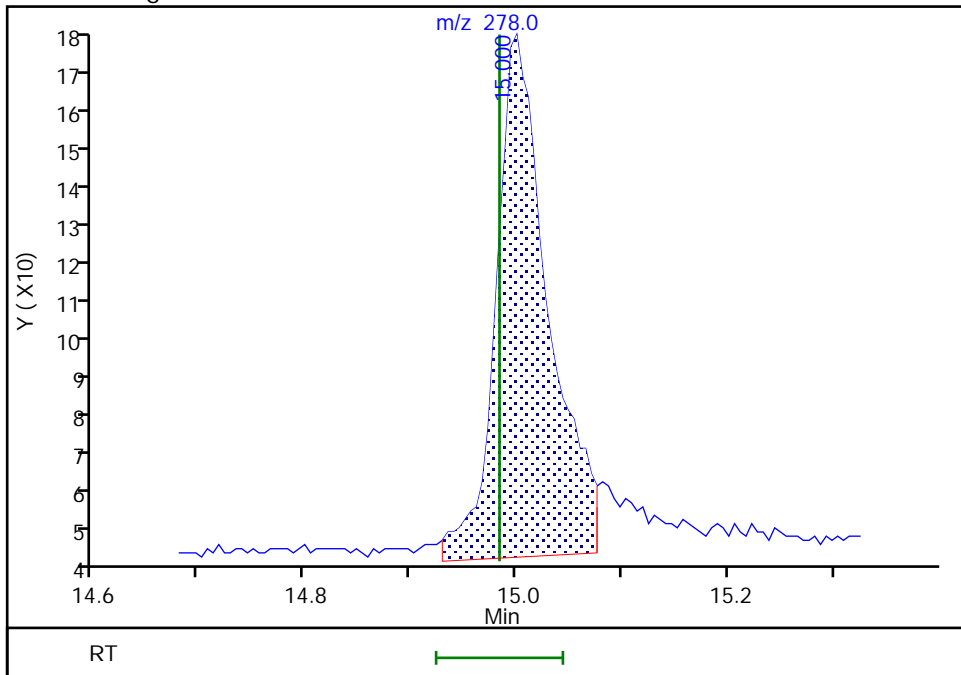
Not Detected
Expected RT: 14.98

Processing Integration Results



Manual Integration Results

RT: 15.00
Area: 429
Amount: 2.006314
Amount Units: ug/L



Reviewer: boylea, 14-Jan-2022 14:32:59
Audit Action: Manually Integrated

Audit Reason: Assign Peak
Page 693 of 829

Eurofins Seattle

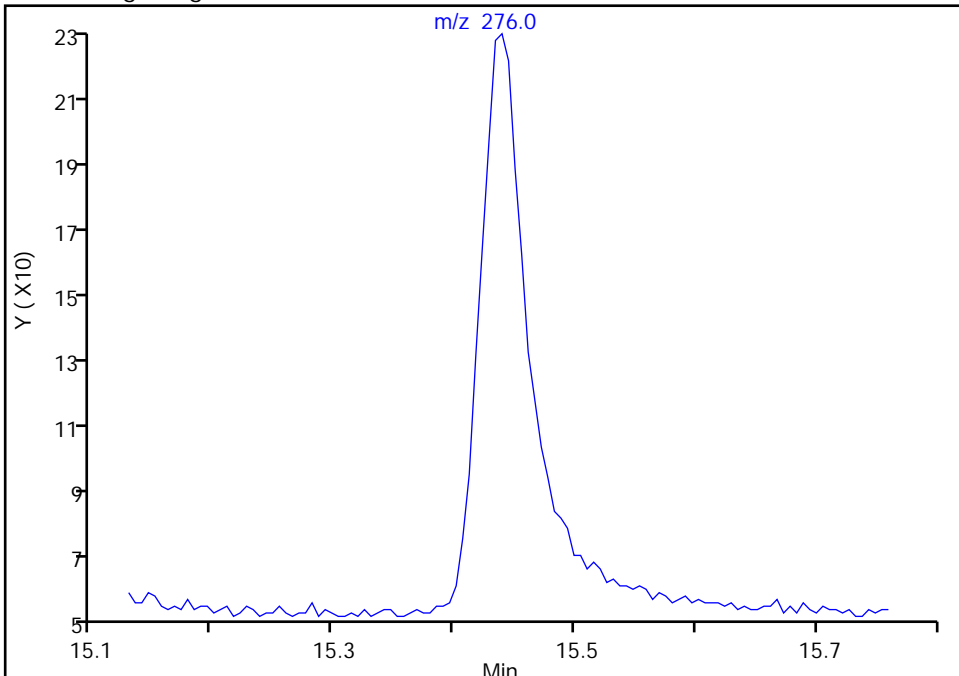
Data File: \\chromfs\Seattle\ChromData\TAC050\20220113-80849.b\SIM011322b025.D
Injection Date: 14-Jan-2022 04:45:30 Instrument ID: TAC050
Lims ID: std2
Client ID:
Operator ID: jcm ALS Bottle#: 15 Worklist Smp#: 15
Injection Vol: 1.0 ul Dil. Factor: 1.0000
Method: TAC050_SIM_PAH Limit Group: 8270D_SIM QSM 5.0
Column: Detector MS SCAN

29 Benzo[g,h,i]perylene, CAS: 191-24-2

Signal: 1

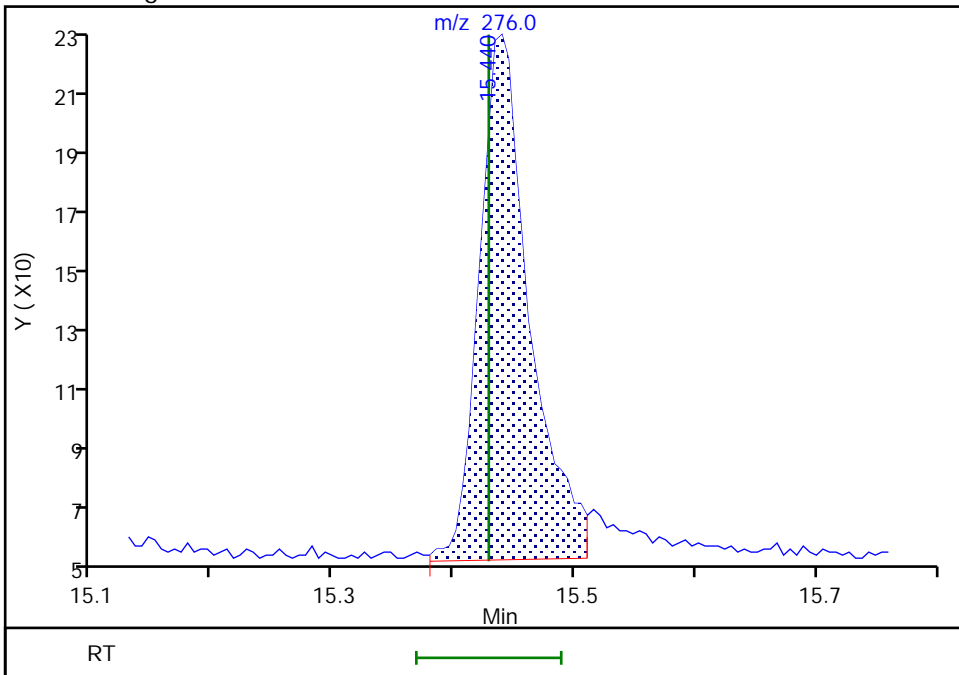
Not Detected
Expected RT: 15.43

Processing Integration Results



Manual Integration Results

RT: 15.44
Area: 497
Amount: 2.072665
Amount Units: ug/L



Reviewer: boylea, 14-Jan-2022 14:33:33
Audit Action: Manually Integrated

Eurofins Seattle
Target Compound Quantitation Report

Data File: \\chromfs\Seattle\ChromData\TAC050\20220113-80849.b\SIM011322b026.D
 Lims ID: std1
 Client ID:
 Sample Type: IC Calib Level: 1
 Inject. Date: 14-Jan-2022 05:04:30 ALS Bottle#: 16 Worklist Smp#: 16
 Injection Vol: 1.0 ul Dil. Factor: 1.0000
 Sample Info: 1
 Operator ID: jcm Instrument ID: TAC050
 Sublist: chrom-TAC050_SIM_PAH*sub9
 Method: \\chromfs\Seattle\ChromData\TAC050\20220113-80849.b\TAC050_SIM_PAH.m
 Limit Group: 8270D_SIM QSM 5.0
 Last Update: 14-Jan-2022 15:42:24 Calib Date: 14-Jan-2022 05:04:30
 Integrator: Falcon ID Type: RT Order ID
 Quant Method: Internal Standard Quant By: Initial Calibration
 Last ICal File: \\chromfs\Seattle\ChromData\TAC050\20220113-80849.b\SIM011322b026.D

Column 1 : Det: MS SCAN
 Process Host: CTX1628

First Level Reviewer: limmere Date: 14-Jan-2022 10:29:15

Compound	Sig	RT (min.)	Exp RT (min.)	Dlt RT (min.)	Q	Response	Cal Amt ug/L	OnCol Amt ug/L	Flags
* 1 Naphthalene-d8	136	5.171	5.171	0.000	90	20735	100.0	100.0	
* 2 Acenaphthene-d10	164	6.854	6.854	0.000	69	9073	100.0	100.0	
* 3 Phenanthrene-d10	188	8.319	8.319	0.001	56	14232	100.0	100.0	
* 4 Chrysene-d12	240	11.030	11.030	0.000	49	10350	100.0	100.0	
* 5 Perylene-d12	264	13.079	13.074	0.005	69	12127	100.0	100.0	
\$ 6 2-methylnaphthalene-d10	152	5.814	5.809	0.005	67	122	1.00	0.99	M
\$ 10 2-Fluorobiphenyl	172	6.193	6.190	0.003	0	156	1.00	1.07	M
\$ 8 Fluoranthene-d10 (Surr)	212	9.506	9.502	0.004	68	296	1.00	0.8391	M
\$ 9 Terphenyl-d14	244	9.900	9.896	0.004	95	216	1.00	1.89	M
11 Naphthalene	128	5.189	5.189	0.000	88	256	1.00	1.17	M
12 2-Methylnaphthalene	141	5.841	5.841	0.000	97	122	1.00	0.9809	M
13 1-Methylnaphthalene	141	5.937	5.937	0.000	99	133	1.00	1.10	M
14 Acenaphthylene	152	6.717	6.717	0.000	100	199	1.00	1.04	M
15 Acenaphthene	153	6.885	6.884	0.001	82	125	1.00	1.04	M
16 Fluorene	166	7.394	7.389	0.005	99	148	1.00	1.10	M
18 Phenanthrene	178	8.342	8.342	0.000	35	355	1.00	0.8469	M
19 Anthracene	178	8.397	8.389	0.008	99	339	1.00	0.9684	M
20 Fluoranthene	202	9.526	9.522	0.004	55	360	1.00	0.8607	M
21 Pyrene	202	9.754	9.746	0.008	52	386	1.00	0.8357	M
22 Benzo[a]anthracene	228	11.017	11.012	0.005	24	316	1.00	0.8148	M
23 Chrysene	228	11.058	11.057	0.001	98	341	1.00	0.7148	M
30 Bis(2-ethylhexyl) phthalate	149	11.892	11.895	-0.003	0	301	1.00	1.02	M
24 Benzo[b]fluoranthene	252	12.475	12.470	0.005	98	286	1.00	0.99	M
25 Benzo[k]fluoranthene	252	12.521	12.511	0.010	92	313	1.00	0.9775	M
26 Benzo[a]pyrene	252	12.988	12.983	0.005	96	285	1.00	0.99	M
27 Indeno[1,2,3-cd]pyrene	276	14.957	14.935	0.022	96	194	1.00	1.68	M
28 Dibenz(a,h)anthracene	278	15.011	14.984	0.027	95	246	1.00	1.01	M
29 Benzo[g,h,i]perylene	276	15.440	15.429	0.011	91	281	1.00	0.9844	M

[QC Flag Legend](#)

Processing Flags

Review Flags

M - Manually Integrated

[Reagents:](#)

8270SIM_IS_00069

Amount Added: 9.80

Units: uL

8270ccvl_50_00039

Amount Added: 20.00

Units: uL

Eurofins Seattle

Data File: \\chromfs\Seattle\ChromData\TAC050\20220113-80849.b\SIM011322b026.D

Injection Date: 14-Jan-2022 05:04:30

Instrument ID: TAC050

Lims ID: std1

Client ID:

Operator ID: jcm

ALS Bottle#: 16

Worklist Smp#: 16

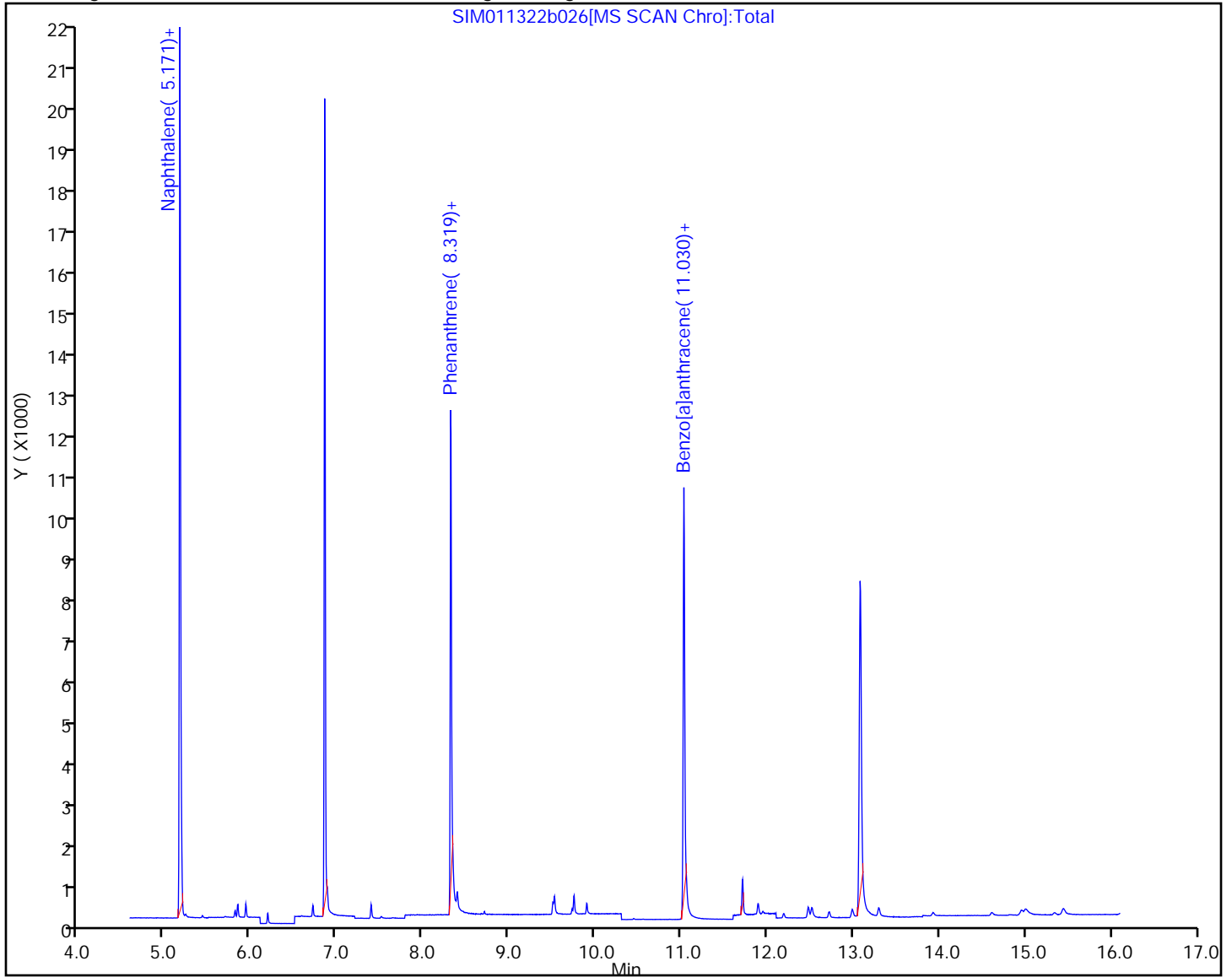
Injection Vol: 1.0 ul

Dil. Factor: 1.0000

Method: TAC050_SIM_PAH

Limit Group: 8270D_SIM QSM 5.0

Y Scaling: Method Defined: Scale to the Nth Largest Target: 1



Eurofins Seattle

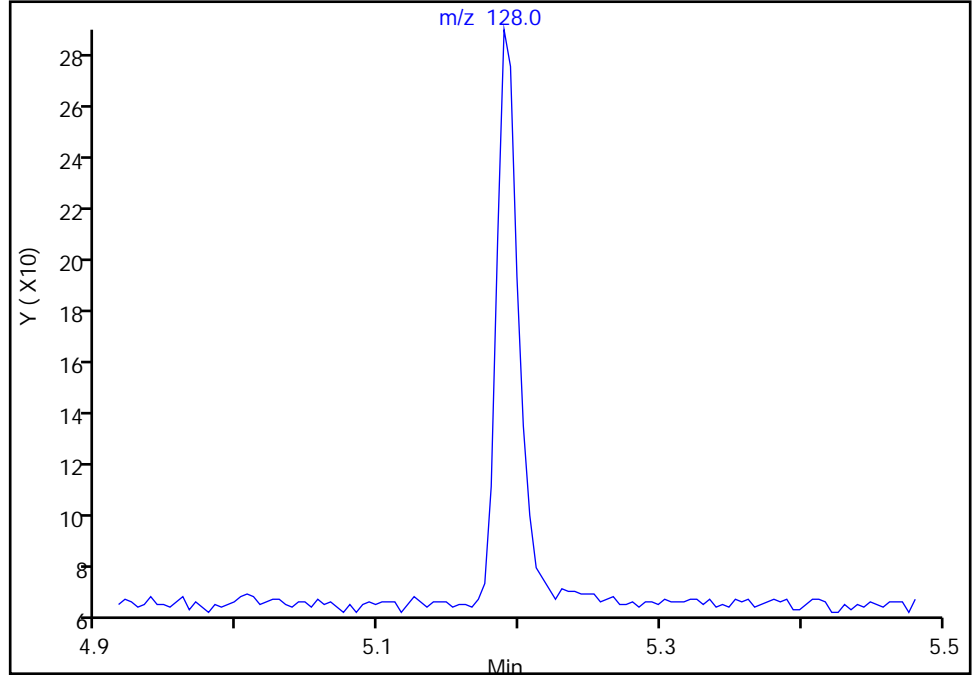
Data File: \\chromfs\Seattle\ChromData\TAC050\20220113-80849.b\SIM011322b026.D
Injection Date: 14-Jan-2022 05:04:30 Instrument ID: TAC050
Lims ID: std1
Client ID:
Operator ID: jcm ALS Bottle#: 16 Worklist Smp#: 16
Injection Vol: 1.0 ul Dil. Factor: 1.0000
Method: TAC050_SIM_PAH Limit Group: 8270D_SIM QSM 5.0
Column: Detector MS SCAN

11 Naphthalene, CAS: 91-20-3

Signal: 1

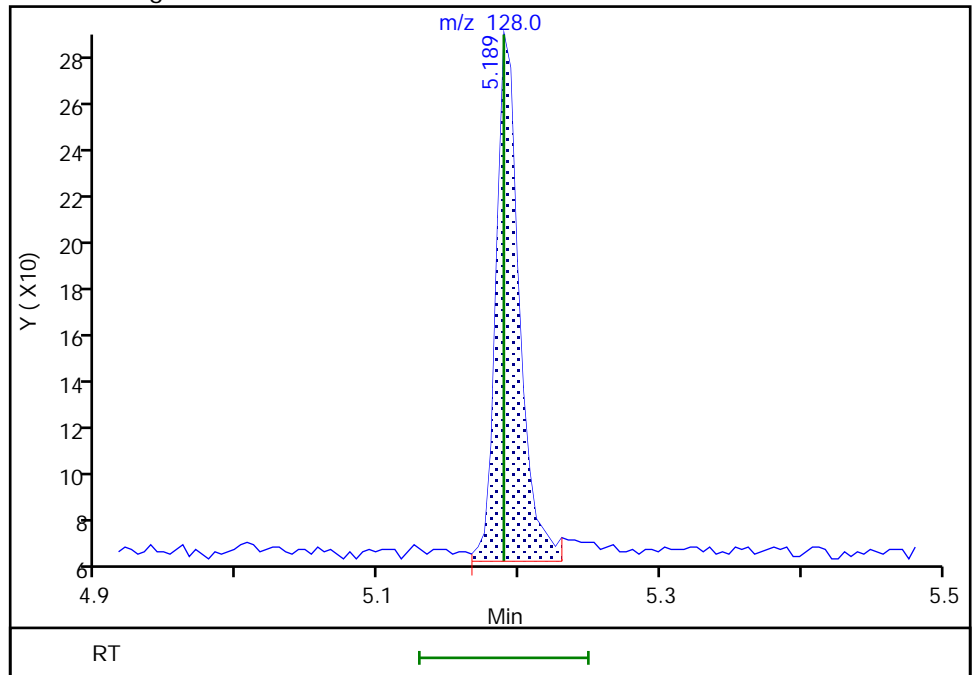
Not Detected
Expected RT: 5.19

Processing Integration Results



RT: 5.19
Area: 256
Amount: 1.167329
Amount Units: ug/L

Manual Integration Results



Reviewer: boylea, 14-Jan-2022 14:37:18
Audit Action: Manually Integrated

Audit Reason: Assign Peak

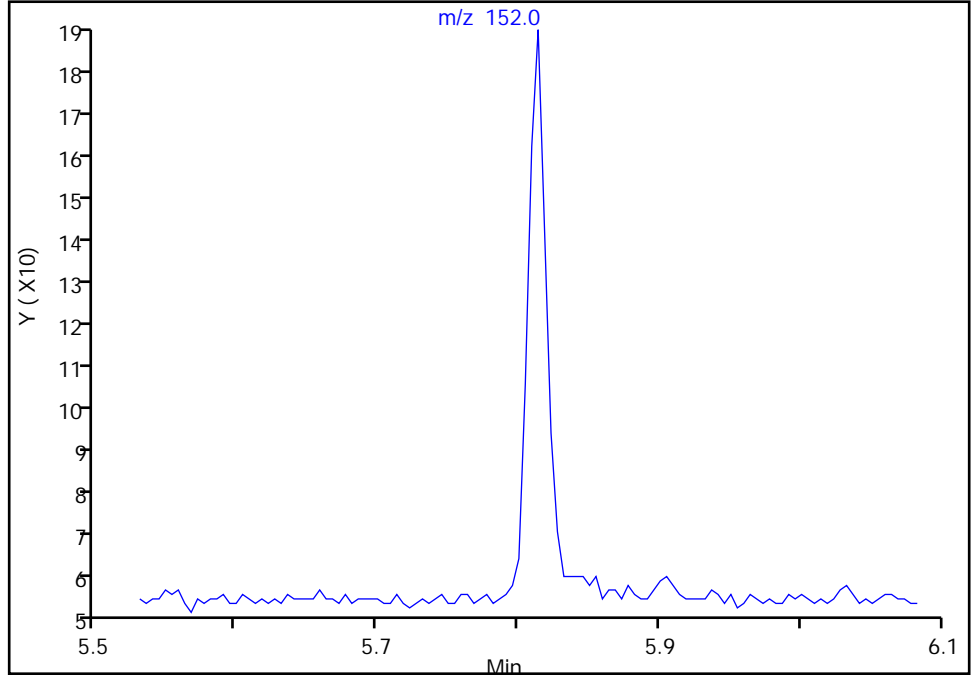
Eurofins Seattle

Data File: \\chromfs\Seattle\ChromData\TAC050\20220113-80849.b\SIM011322b026.D
Injection Date: 14-Jan-2022 05:04:30 Instrument ID: TAC050
Lims ID: std1
Client ID:
Operator ID: jcm ALS Bottle#: 16 Worklist Smp#: 16
Injection Vol: 1.0 ul Dil. Factor: 1.0000
Method: TAC050_SIM_PAH Limit Group: 8270D_SIM QSM 5.0
Column: Detector MS SCAN

\$ 6 2-methylnaphthalene-d10, CAS: 7297-45-2
Signal: 1

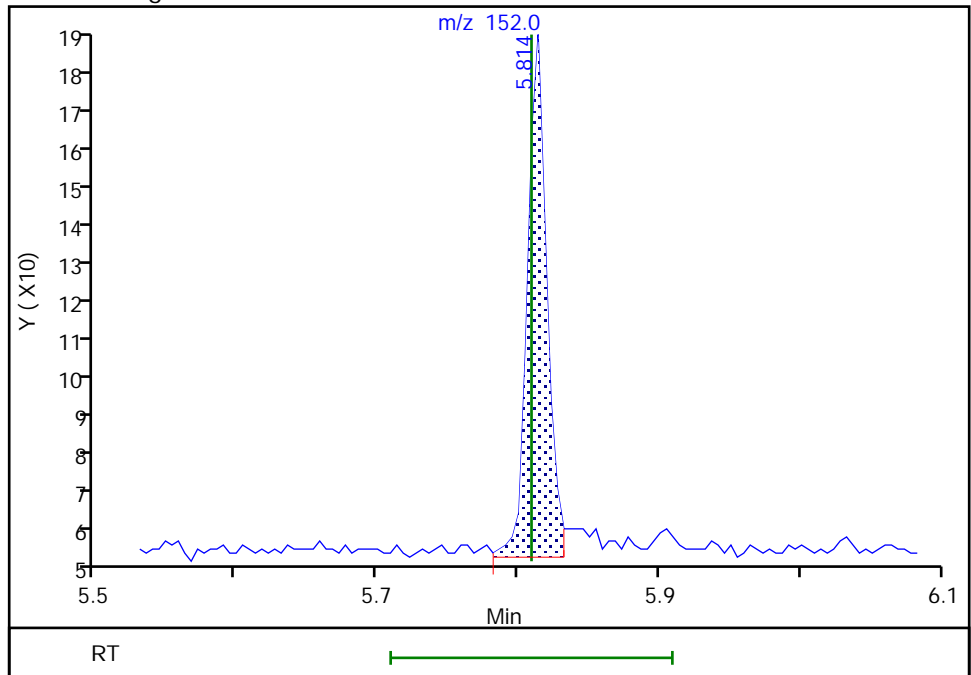
Not Detected
Expected RT: 5.81

Processing Integration Results



RT: 5.81
Area: 122
Amount: 0.994559
Amount Units: ug/L

Manual Integration Results



Eurofins Seattle

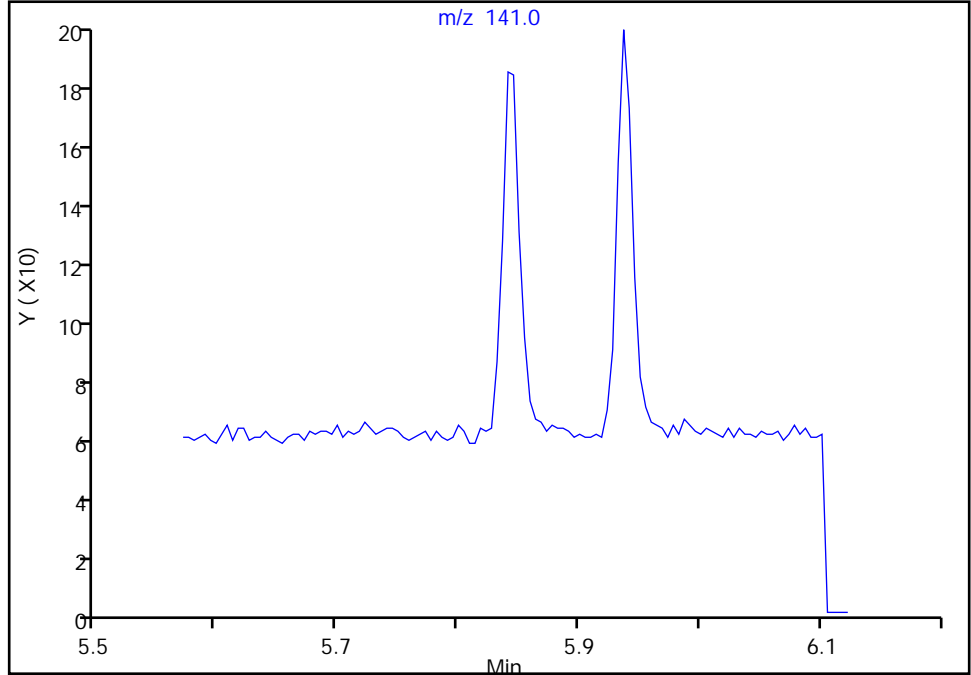
Data File: \\chromfs\Seattle\ChromData\TAC050\20220113-80849.b\SIM011322b026.D
Injection Date: 14-Jan-2022 05:04:30 Instrument ID: TAC050
Lims ID: std1
Client ID:
Operator ID: jcm ALS Bottle#: 16 Worklist Smp#: 16
Injection Vol: 1.0 ul Dil. Factor: 1.0000
Method: TAC050_SIM_PAH Limit Group: 8270D_SIM QSM 5.0
Column: Detector MS SCAN

12 2-Methylnaphthalene, CAS: 91-57-6

Signal: 1

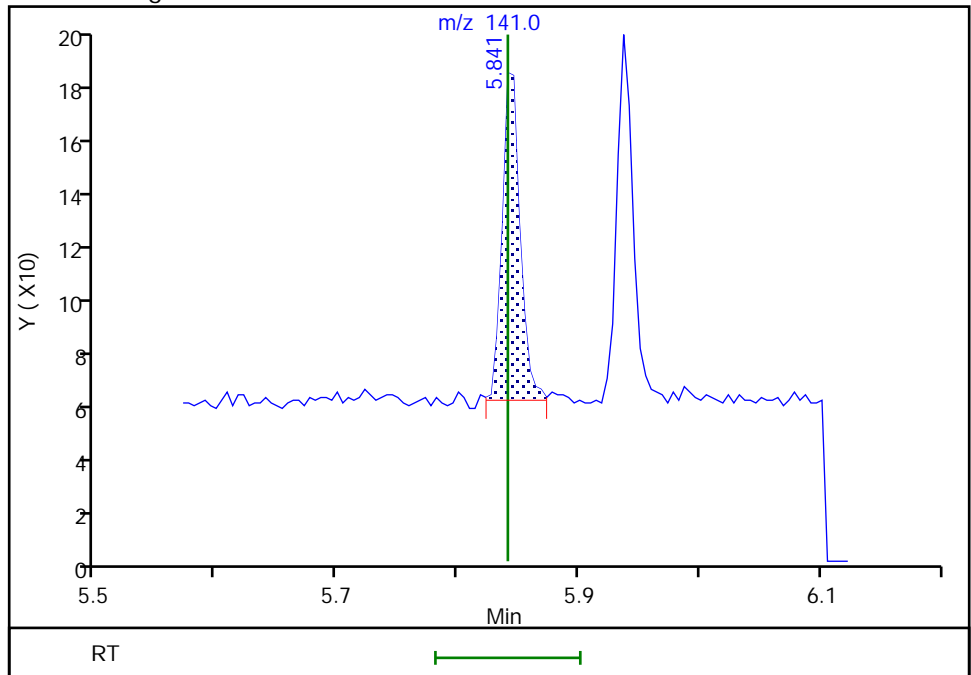
Not Detected
Expected RT: 5.84

Processing Integration Results



RT: 5.84
Area: 122
Amount: 0.980912
Amount Units: ug/L

Manual Integration Results



Reviewer: boylea, 14-Jan-2022 14:37:24
Audit Action: Manually Integrated

Eurofins Seattle

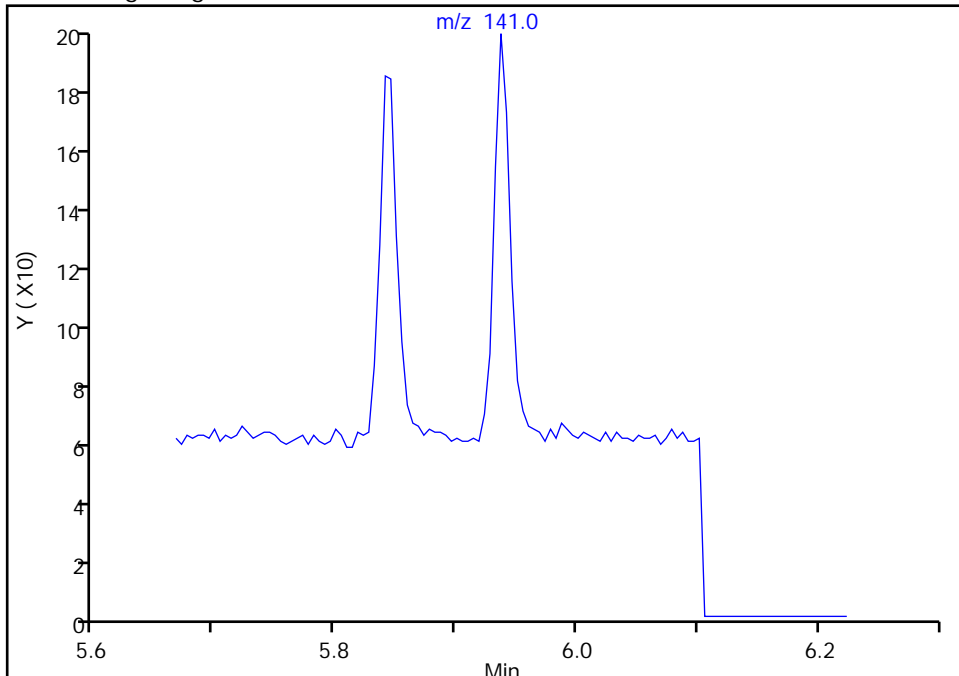
Data File: \\chromfs\Seattle\ChromData\TAC050\20220113-80849.b\SIM011322b026.D
Injection Date: 14-Jan-2022 05:04:30 Instrument ID: TAC050
Lims ID: std1
Client ID:
Operator ID: jcm ALS Bottle#: 16 Worklist Smp#: 16
Injection Vol: 1.0 ul Dil. Factor: 1.0000
Method: TAC050_SIM_PAH Limit Group: 8270D_SIM QSM 5.0
Column: Detector MS SCAN

13 1-Methylnaphthalene, CAS: 90-12-0

Signal: 1

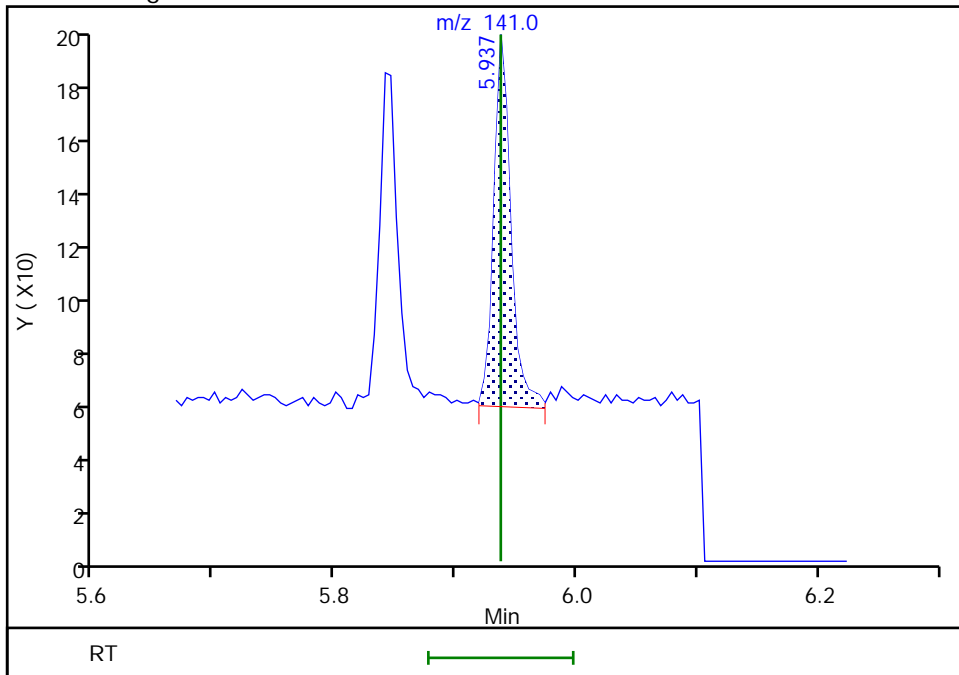
Not Detected
Expected RT: 5.94

Processing Integration Results



Manual Integration Results

RT: 5.94
Area: 133
Amount: 1.104006
Amount Units: ug/L



Reviewer: boylea, 14-Jan-2022 14:37:30
Audit Action: Manually Integrated

Audit Reason: Assign Peak
Page 701 of 829

Eurofins Seattle

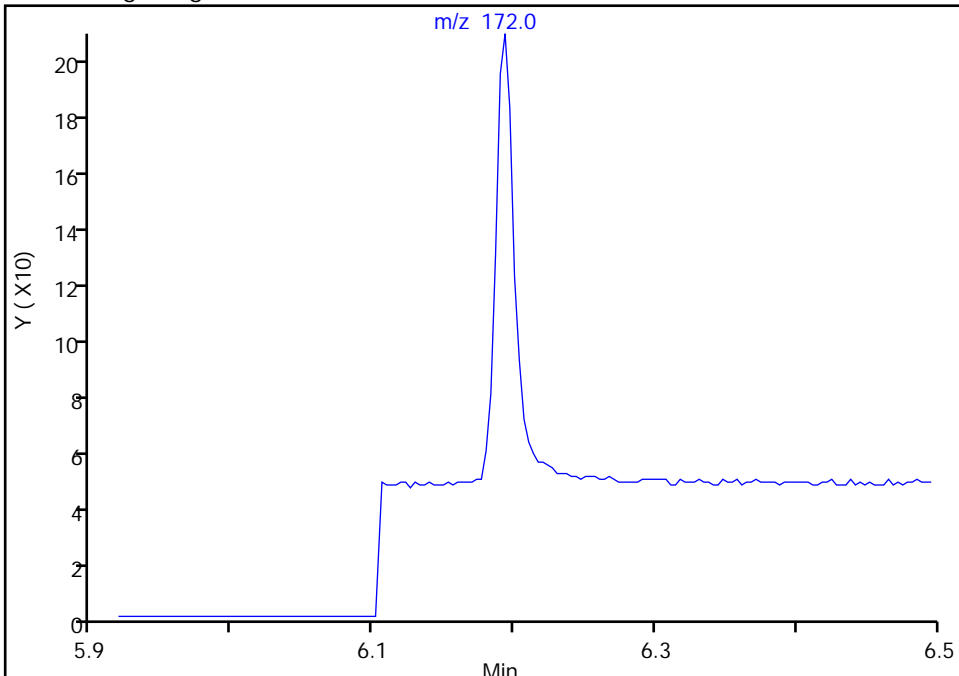
Data File: \\chromfs\Seattle\ChromData\TAC050\20220113-80849.b\SIM011322b026.D
Injection Date: 14-Jan-2022 05:04:30 Instrument ID: TAC050
Lims ID: std1
Client ID:
Operator ID: jcm ALS Bottle#: 16 Worklist Smp#: 16
Injection Vol: 1.0 ul Dil. Factor: 1.0000
Method: TAC050_SIM_PAH Limit Group: 8270D_SIM QSM 5.0
Column: Detector MS SCAN

\$ 10 2-Fluorobiphenyl, CAS: 321-60-8

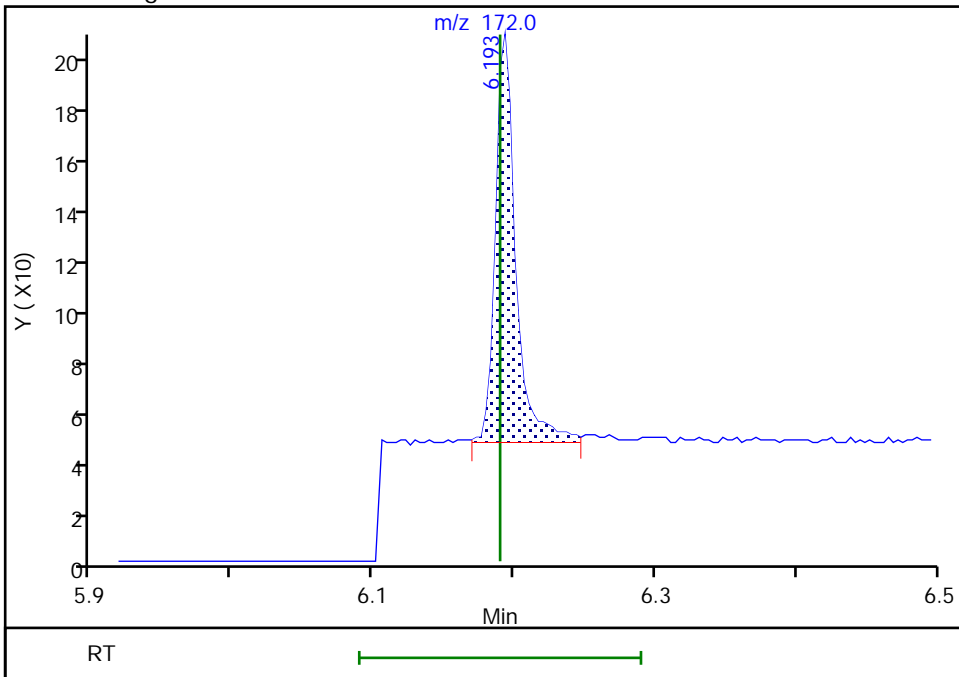
Signal: 1

Not Detected
Expected RT: 6.19

Processing Integration Results



Manual Integration Results



Reviewer: boylea, 14-Jan-2022 14:37:01
Audit Action: Manually Integrated

Audit Reason: Assign Peak

Eurofins Seattle

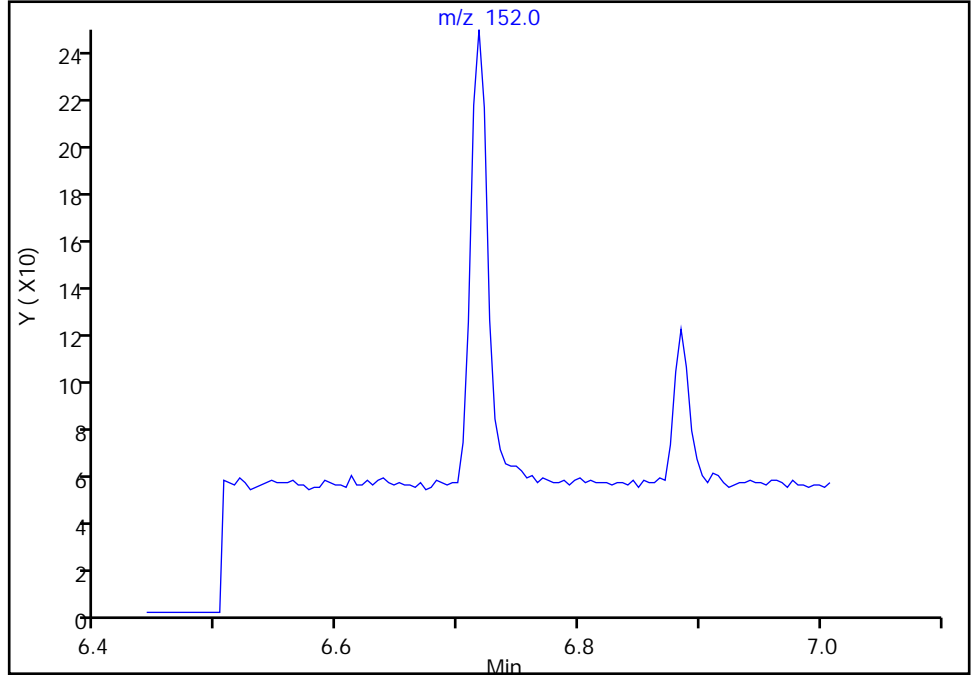
Data File: \\chromfs\Seattle\ChromData\TAC050\20220113-80849.b\SIM011322b026.D
Injection Date: 14-Jan-2022 05:04:30 Instrument ID: TAC050
Lims ID: std1
Client ID:
Operator ID: jcm ALS Bottle#: 16 Worklist Smp#: 16
Injection Vol: 1.0 ul Dil. Factor: 1.0000
Method: TAC050_SIM_PAH Limit Group: 8270D_SIM QSM 5.0
Column: Detector MS SCAN

14 Acenaphthylene, CAS: 208-96-8

Signal: 1

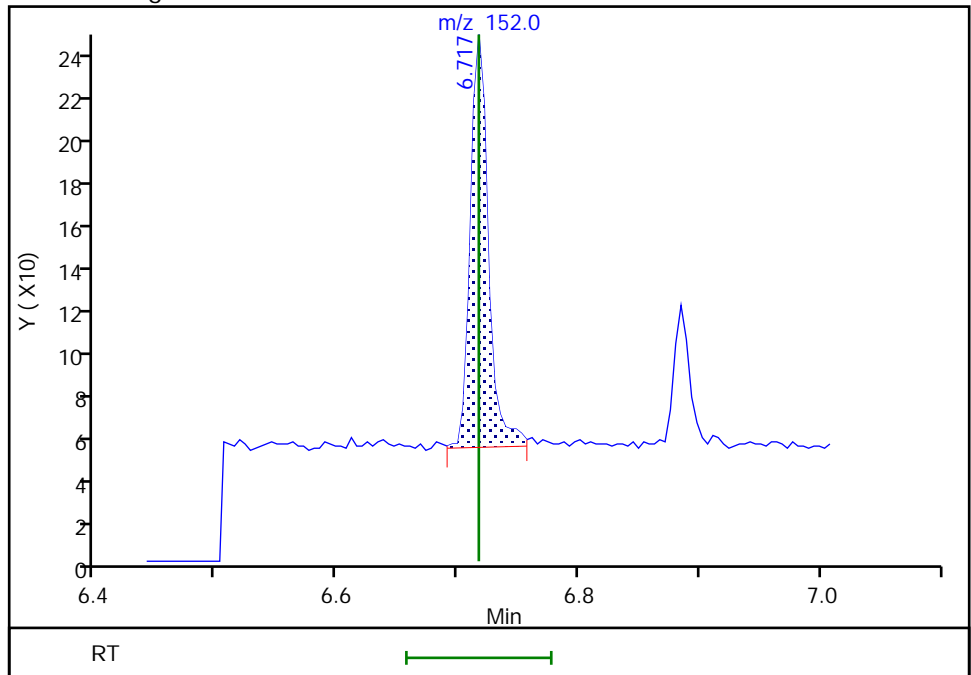
Not Detected
Expected RT: 6.72

Processing Integration Results



Manual Integration Results

RT: 6.72
Area: 199
Amount: 1.037454
Amount Units: ug/L



Reviewer: boylea, 14-Jan-2022 14:37:37
Audit Action: Manually Integrated

Eurofins Seattle

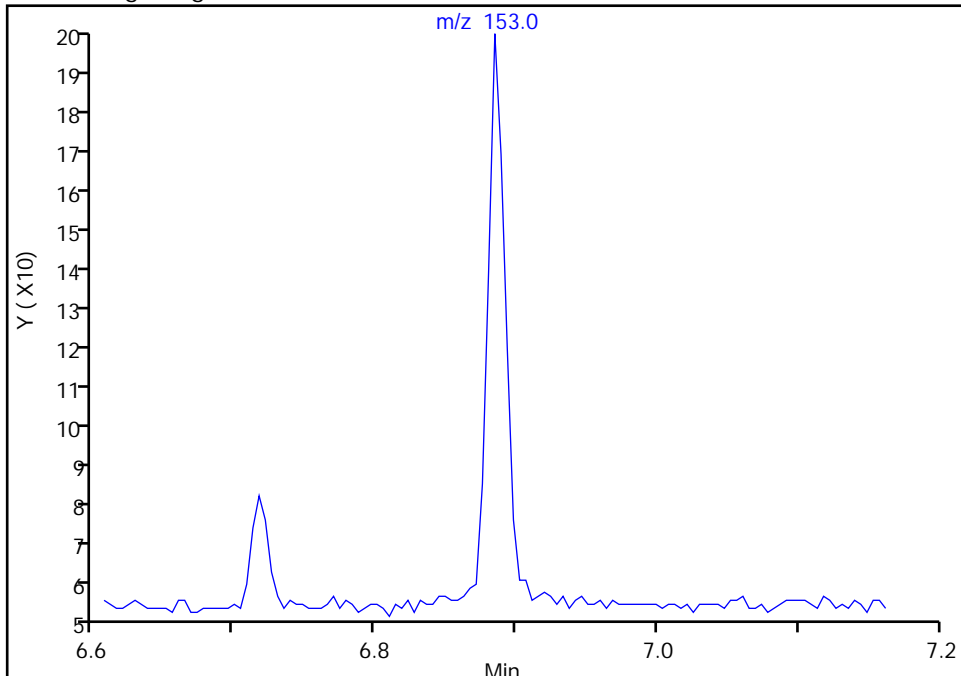
Data File: \\chromfs\Seattle\ChromData\TAC050\20220113-80849.b\SIM011322b026.D
Injection Date: 14-Jan-2022 05:04:30 Instrument ID: TAC050
Lims ID: std1
Client ID:
Operator ID: jcm ALS Bottle#: 16 Worklist Smp#: 16
Injection Vol: 1.0 ul Dil. Factor: 1.0000
Method: TAC050_SIM_PAH Limit Group: 8270D_SIM QSM 5.0
Column: Detector MS SCAN

15 Acenaphthene, CAS: 83-32-9

Signal: 1

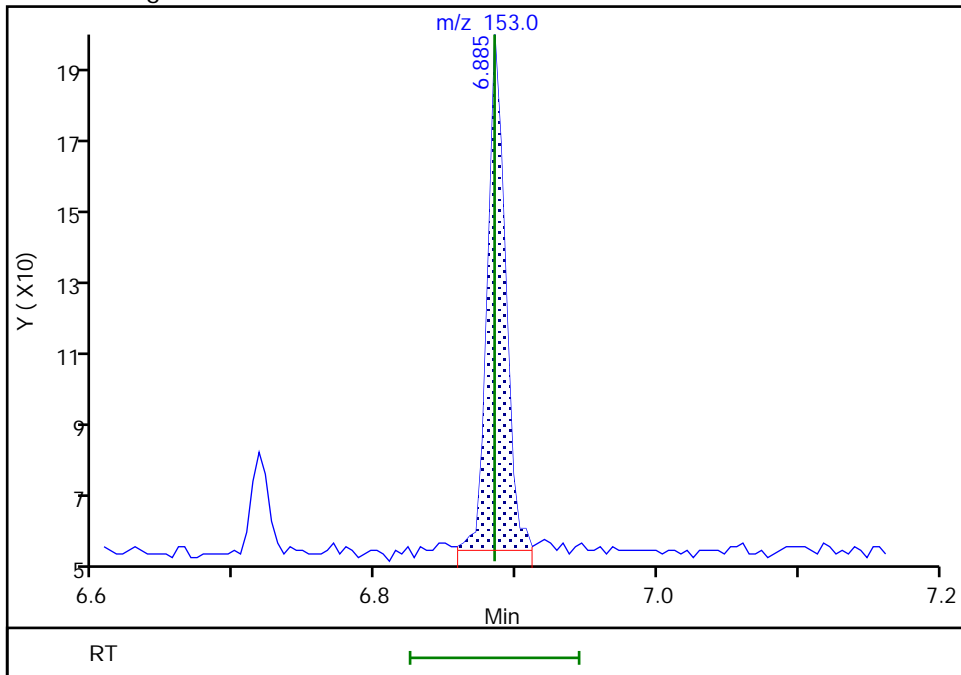
Not Detected
Expected RT: 6.88

Processing Integration Results



Manual Integration Results

RT: 6.88
Area: 125
Amount: 1.038427
Amount Units: ug/L



Reviewer: boylea, 14-Jan-2022 14:37:44
Audit Action: Manually Integrated

Audit Reason: Assign Peak
Page 704 of 829

Eurofins Seattle

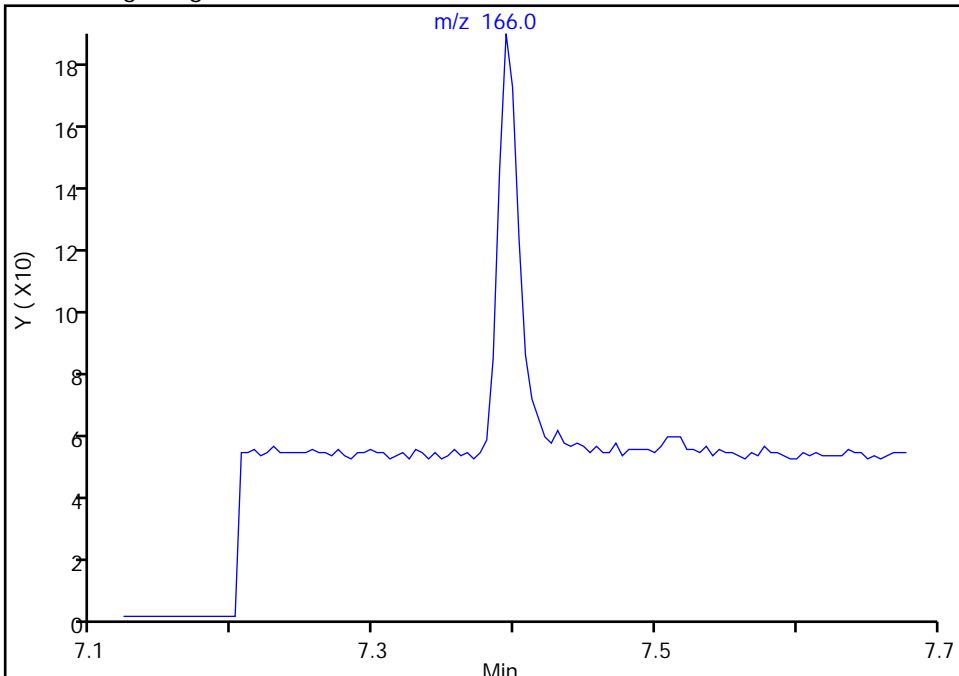
Data File: \\chromfs\Seattle\ChromData\TAC050\20220113-80849.b\SIM011322b026.D
Injection Date: 14-Jan-2022 05:04:30 Instrument ID: TAC050
Lims ID: std1
Client ID:
Operator ID: jcm ALS Bottle#: 16 Worklist Smp#: 16
Injection Vol: 1.0 ul Dil. Factor: 1.0000
Method: TAC050_SIM_PAH Limit Group: 8270D_SIM QSM 5.0
Column: Detector MS SCAN

16 Fluorene, CAS: 86-73-7

Signal: 1

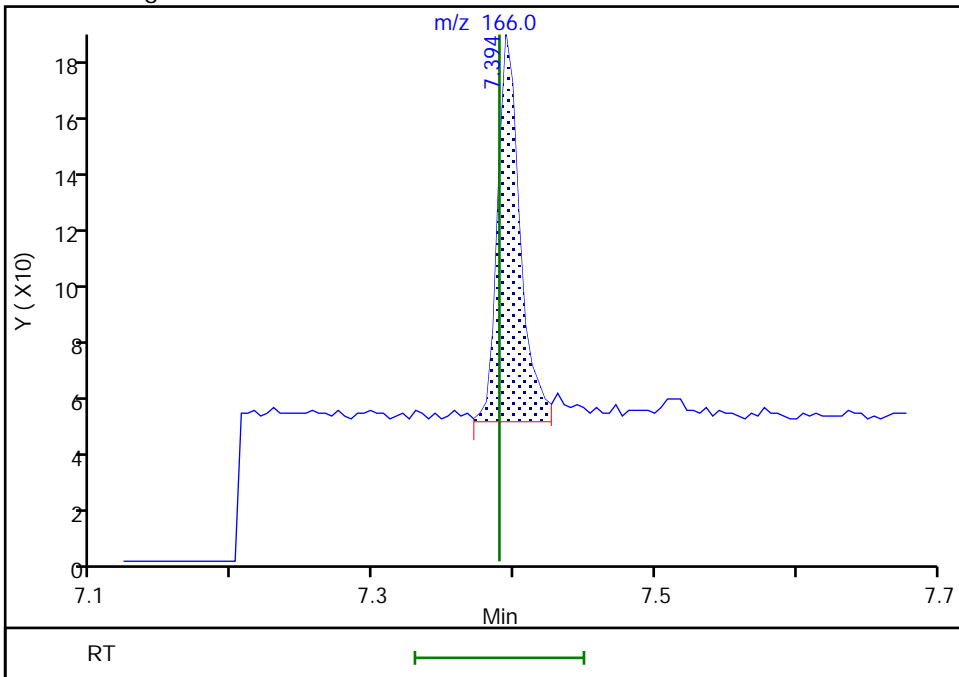
Not Detected
Expected RT: 7.39

Processing Integration Results



Manual Integration Results

RT: 7.39
Area: 148
Amount: 1.102831
Amount Units: ug/L



Reviewer: boylea, 14-Jan-2022 14:37:57
Audit Action: Manually Integrated

Audit Reason: Assign Peak
Page 705 of 829

Eurofins Seattle

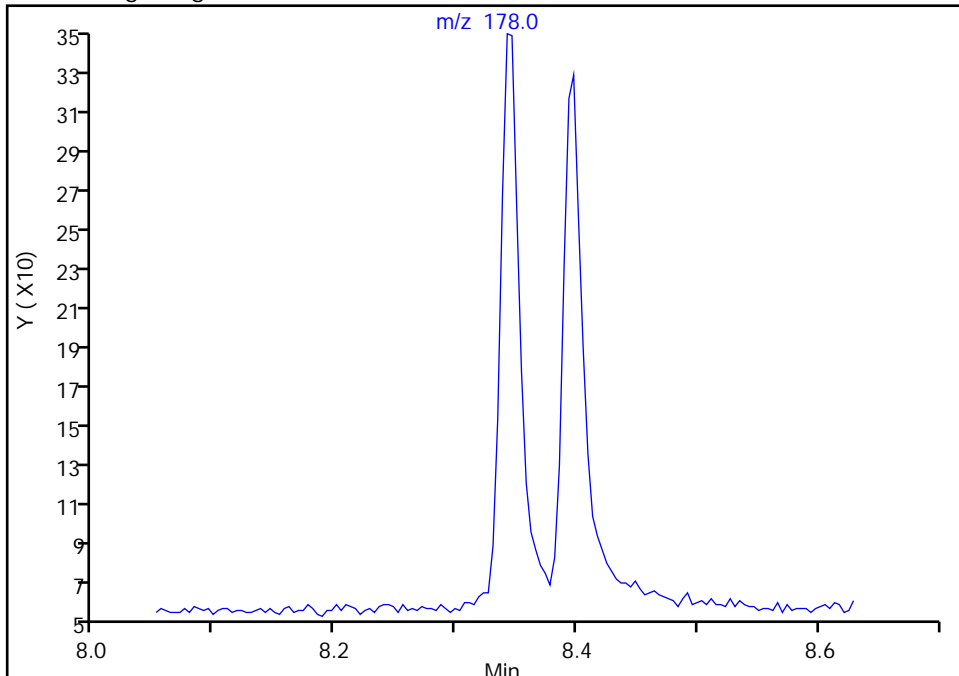
Data File: \\chromfs\Seattle\ChromData\TAC050\20220113-80849.b\SIM011322b026.D
Injection Date: 14-Jan-2022 05:04:30 Instrument ID: TAC050
Lims ID: std1
Client ID:
Operator ID: jcm ALS Bottle#: 16 Worklist Smp#: 16
Injection Vol: 1.0 ul Dil. Factor: 1.0000
Method: TAC050_SIM_PAH Limit Group: 8270D_SIM QSM 5.0
Column: Detector MS SCAN

18 Phenanthrene, CAS: 85-01-8

Signal: 1

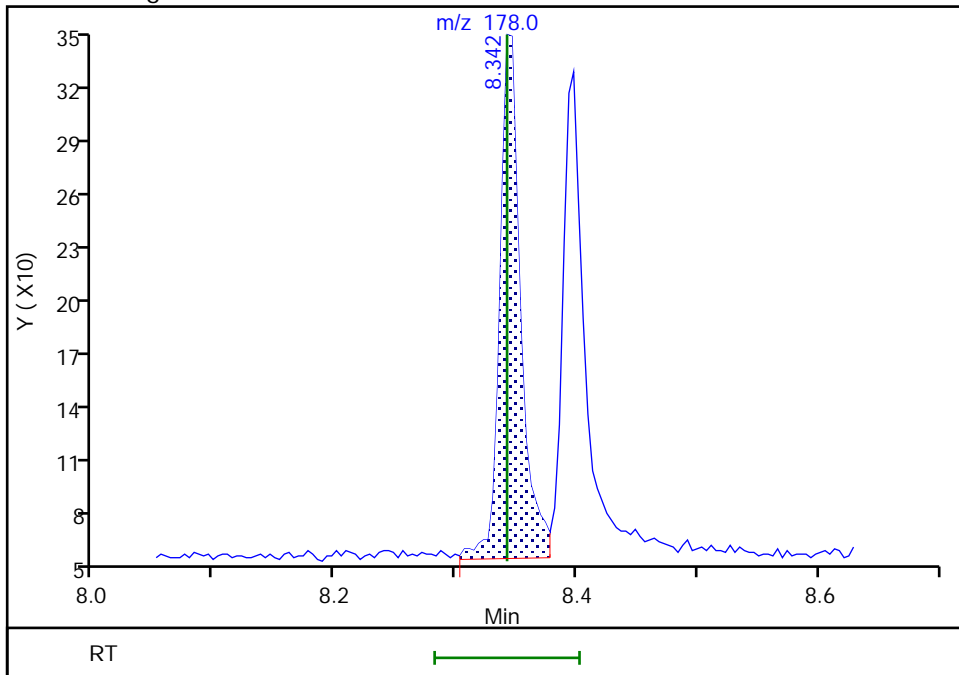
Not Detected
Expected RT: 8.34

Processing Integration Results



Manual Integration Results

RT: 8.34
Area: 355
Amount: 0.846866
Amount Units: ug/L



Reviewer: boylea, 14-Jan-2022 14:38:05
Audit Action: Manually Integrated

Eurofins Seattle

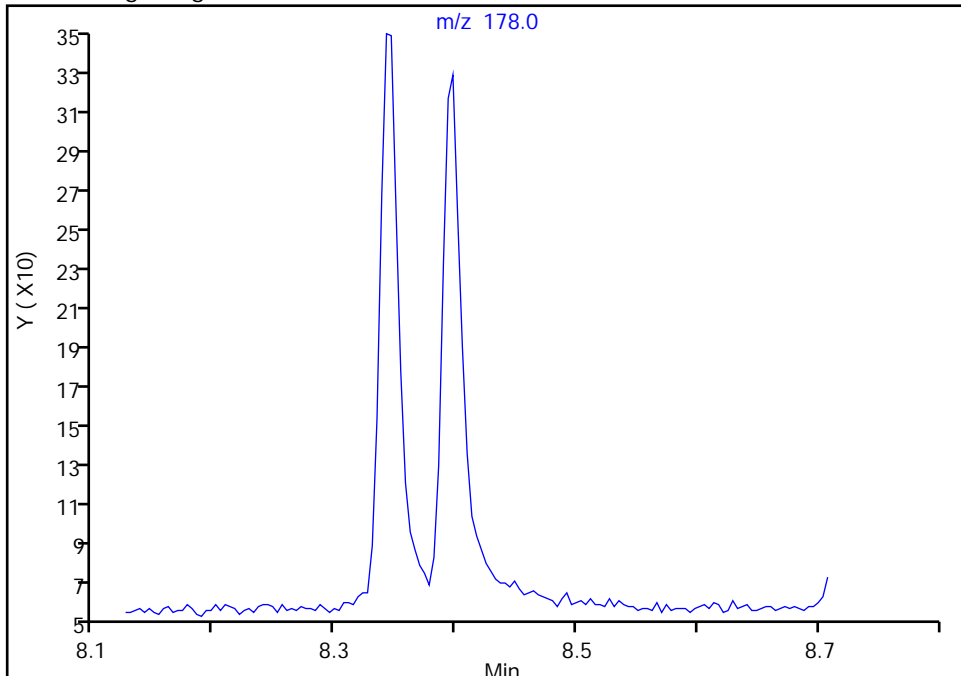
Data File: \\chromfs\Seattle\ChromData\TAC050\20220113-80849.b\SIM011322b026.D
Injection Date: 14-Jan-2022 05:04:30 Instrument ID: TAC050
Lims ID: std1
Client ID:
Operator ID: jcm ALS Bottle#: 16 Worklist Smp#: 16
Injection Vol: 1.0 ul Dil. Factor: 1.0000
Method: TAC050_SIM_PAH Limit Group: 8270D_SIM QSM 5.0
Column: Detector MS SCAN

19 Anthracene, CAS: 120-12-7

Signal: 1

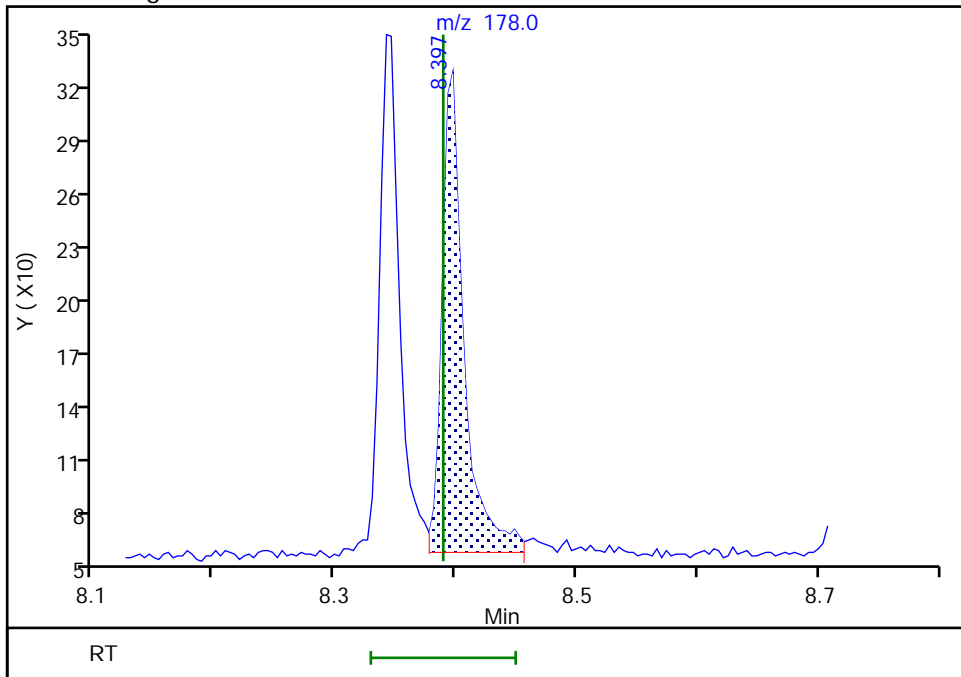
Not Detected
Expected RT: 8.39

Processing Integration Results



Manual Integration Results

RT: 8.40
Area: 339
Amount: 0.968377
Amount Units: ug/L



Reviewer: boylea, 14-Jan-2022 14:38:09
Audit Action: Manually Integrated

Audit Reason: Assign Peak
Page 707 of 829

Eurofins Seattle

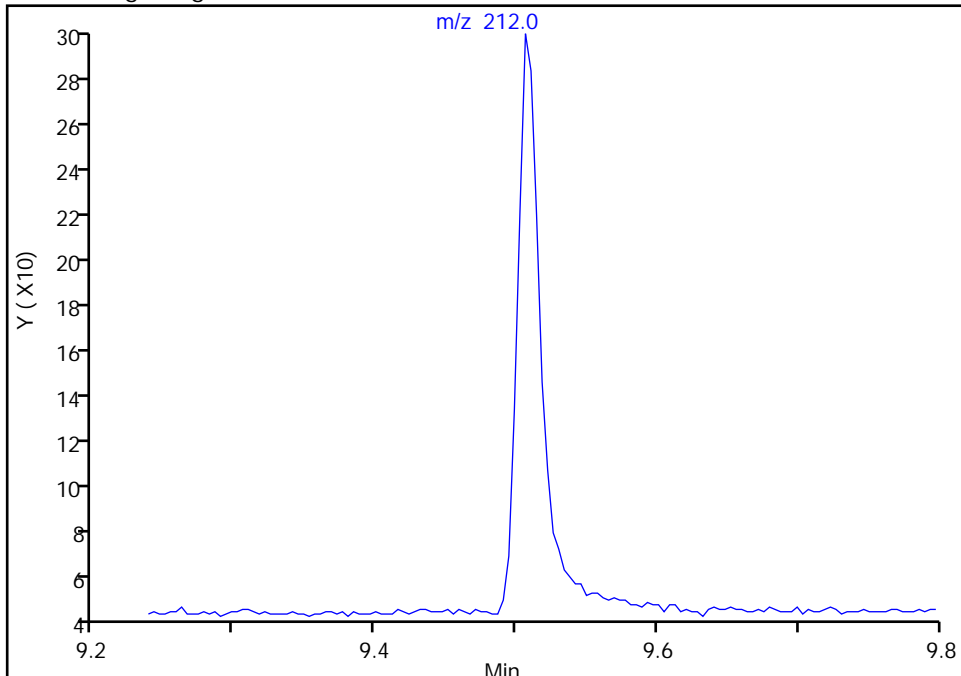
Data File: \\chromfs\Seattle\ChromData\TAC050\20220113-80849.b\SIM011322b026.D
Injection Date: 14-Jan-2022 05:04:30 Instrument ID: TAC050
Lims ID: std1
Client ID:
Operator ID: jcm ALS Bottle#: 16 Worklist Smp#: 16
Injection Vol: 1.0 ul Dil. Factor: 1.0000
Method: TAC050_SIM_PAH Limit Group: 8270D_SIM QSM 5.0
Column: Detector MS SCAN

\$ 8 Fluoranthene-d10 (Surr), CAS: 93951-69-0

Signal: 1

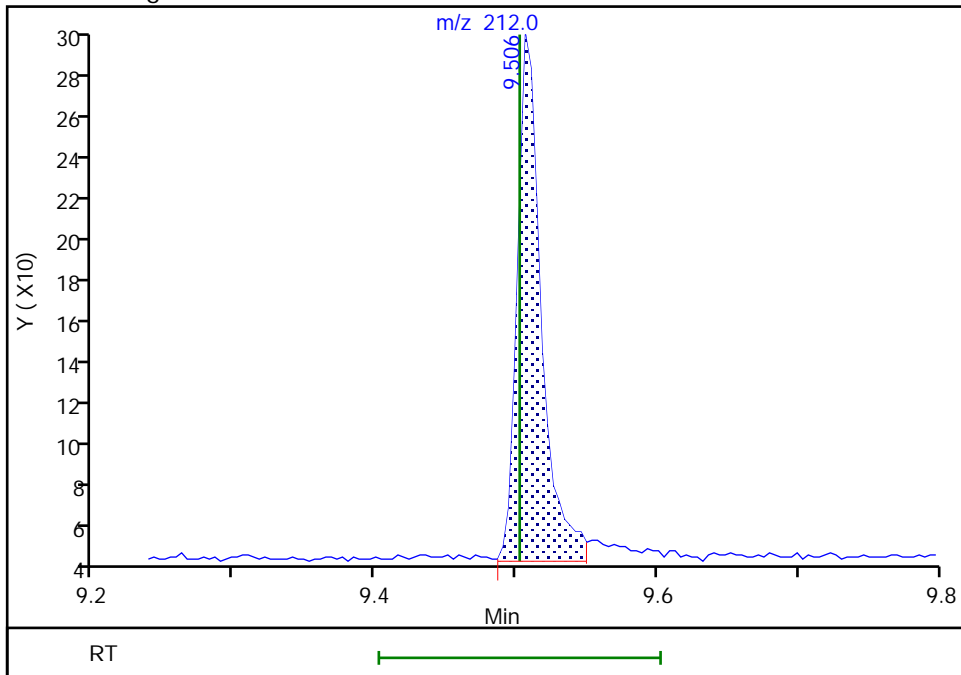
Not Detected
Expected RT: 9.50

Processing Integration Results



RT: 9.51
Area: 296
Amount: 0.839144
Amount Units: ug/L

Manual Integration Results



Reviewer: boylea, 14-Jan-2022 14:37:09
Audit Action: Manually Integrated

Eurofins Seattle

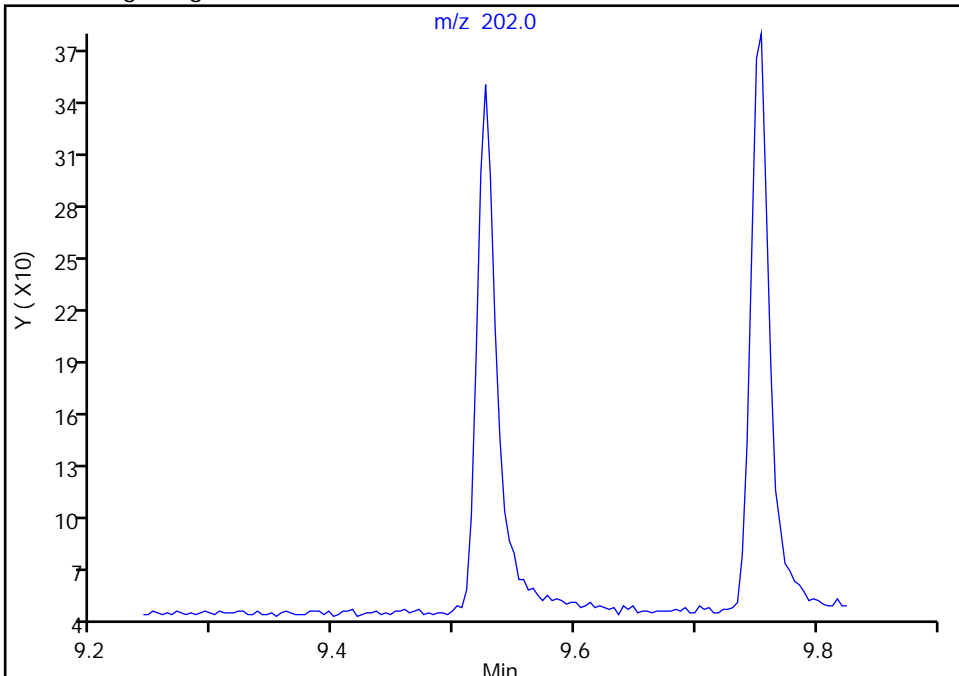
Data File: \\chromfs\Seattle\ChromData\TAC050\20220113-80849.b\SIM011322b026.D
Injection Date: 14-Jan-2022 05:04:30 Instrument ID: TAC050
Lims ID: std1
Client ID:
Operator ID: jcm ALS Bottle#: 16 Worklist Smp#: 16
Injection Vol: 1.0 ul Dil. Factor: 1.0000
Method: TAC050_SIM_PAH Limit Group: 8270D_SIM QSM 5.0
Column: Detector MS SCAN

20 Fluoranthene, CAS: 206-44-0

Signal: 1

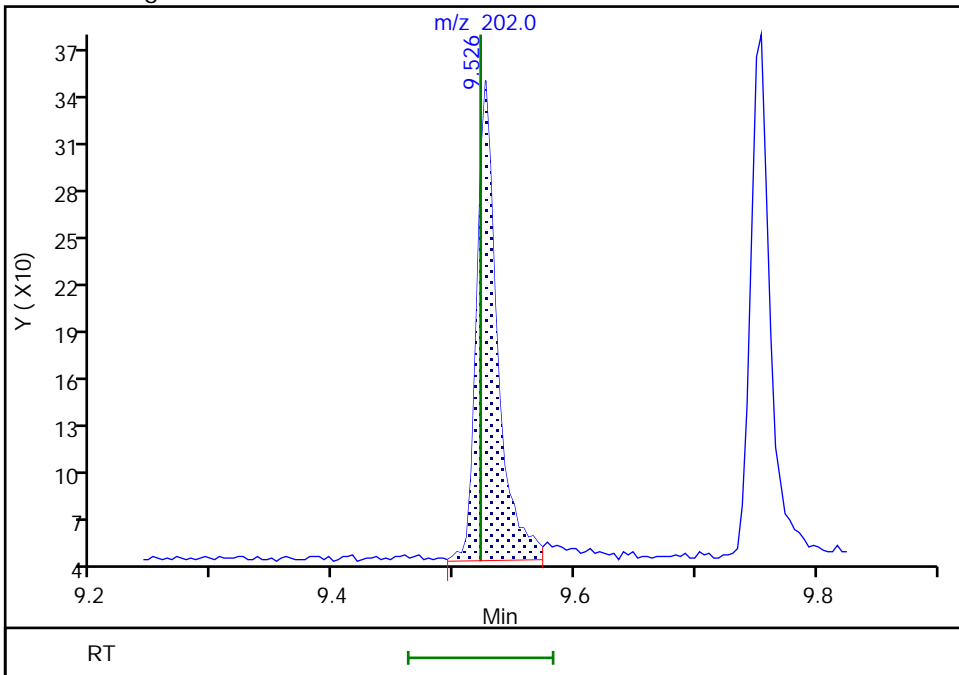
Not Detected
Expected RT: 9.52

Processing Integration Results



Manual Integration Results

RT: 9.53
Area: 360
Amount: 0.860666
Amount Units: ug/L



Reviewer: boylea, 14-Jan-2022 14:38:15
Audit Action: Manually Integrated

Eurofins Seattle

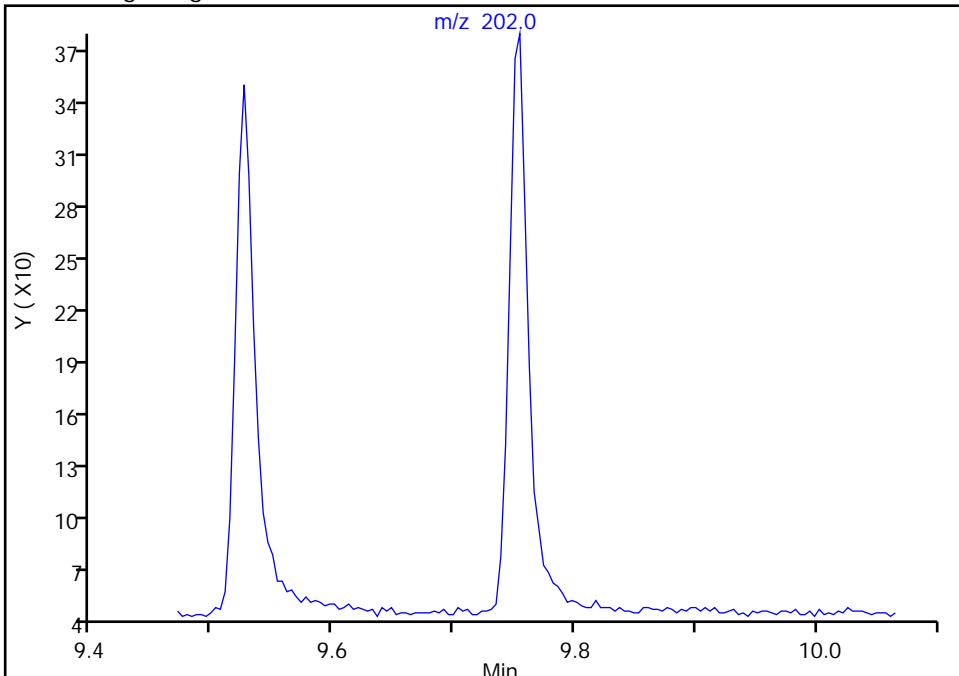
Data File: \\chromfs\Seattle\ChromData\TAC050\20220113-80849.b\SIM011322b026.D
Injection Date: 14-Jan-2022 05:04:30 Instrument ID: TAC050
Lims ID: std1
Client ID:
Operator ID: jcm ALS Bottle#: 16 Worklist Smp#: 16
Injection Vol: 1.0 ul Dil. Factor: 1.0000
Method: TAC050_SIM_PAH Limit Group: 8270D_SIM QSM 5.0
Column: Detector MS SCAN

21 Pyrene, CAS: 129-00-0

Signal: 1

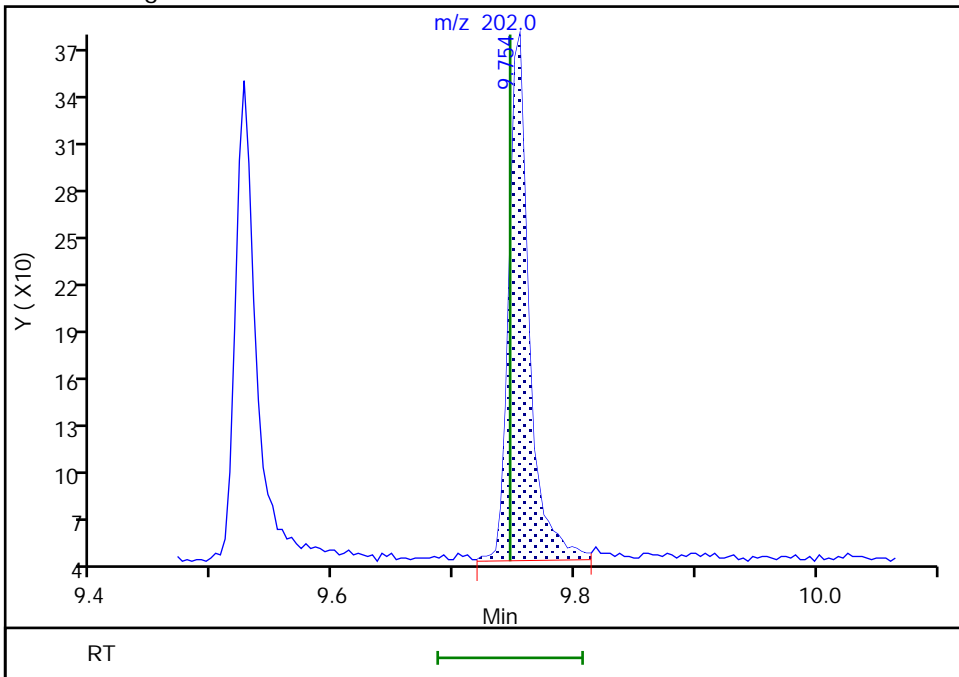
Not Detected
Expected RT: 9.75

Processing Integration Results



Manual Integration Results

RT: 9.75
Area: 386
Amount: 0.835702
Amount Units: ug/L



Reviewer: boylea, 14-Jan-2022 14:38:23
Audit Action: Manually Integrated

Audit Reason: Assign Peak
Page 710 of 829

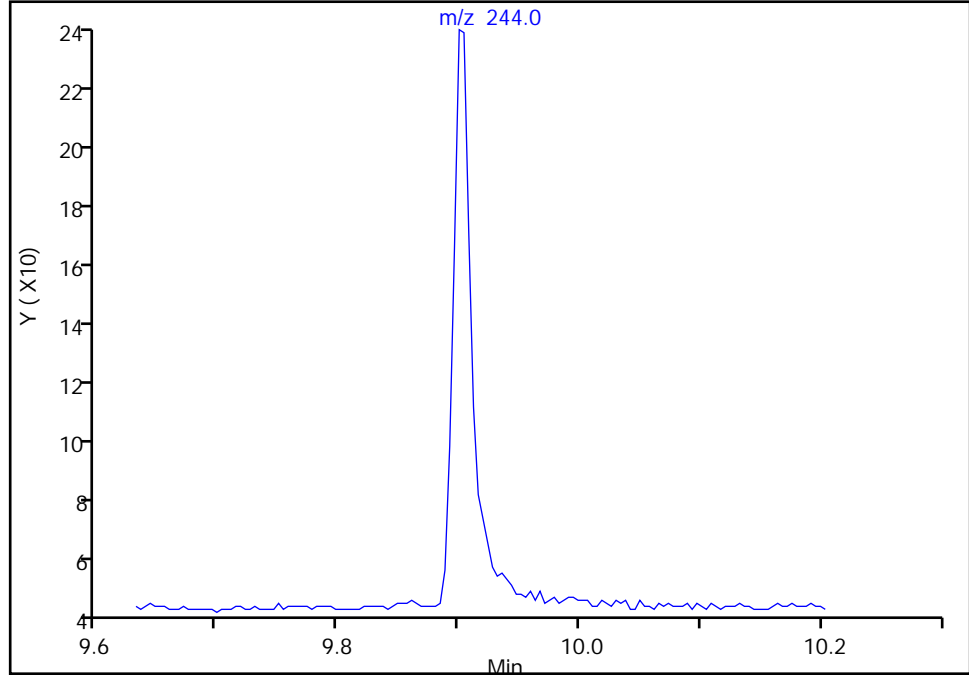
Eurofins Seattle

Data File: \\chromfs\Seattle\ChromData\TAC050\20220113-80849.b\SIM011322b026.D
Injection Date: 14-Jan-2022 05:04:30 Instrument ID: TAC050
Lims ID: std1
Client ID:
Operator ID: jcm ALS Bottle#: 16 Worklist Smp#: 16
Injection Vol: 1.0 ul Dil. Factor: 1.0000
Method: TAC050_SIM_PAH Limit Group: 8270D_SIM QSM 5.0
Column: Detector MS SCAN

\$ 9 Terphenyl-d14, CAS: 1718-51-0
Signal: 1

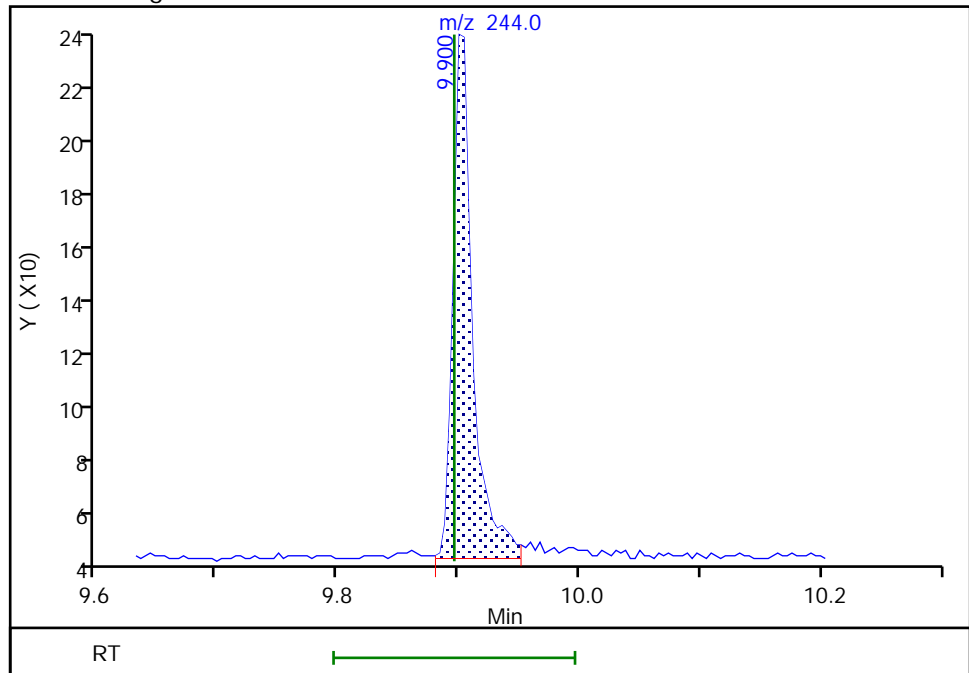
Not Detected
Expected RT: 9.90

Processing Integration Results



Manual Integration Results

RT: 9.90
Area: 216
Amount: 1.893703
Amount Units: ug/L



Reviewer: boylea, 14-Jan-2022 14:37:13
Audit Action: Manually Integrated

Audit Reason: Assign Peak

Eurofins Seattle

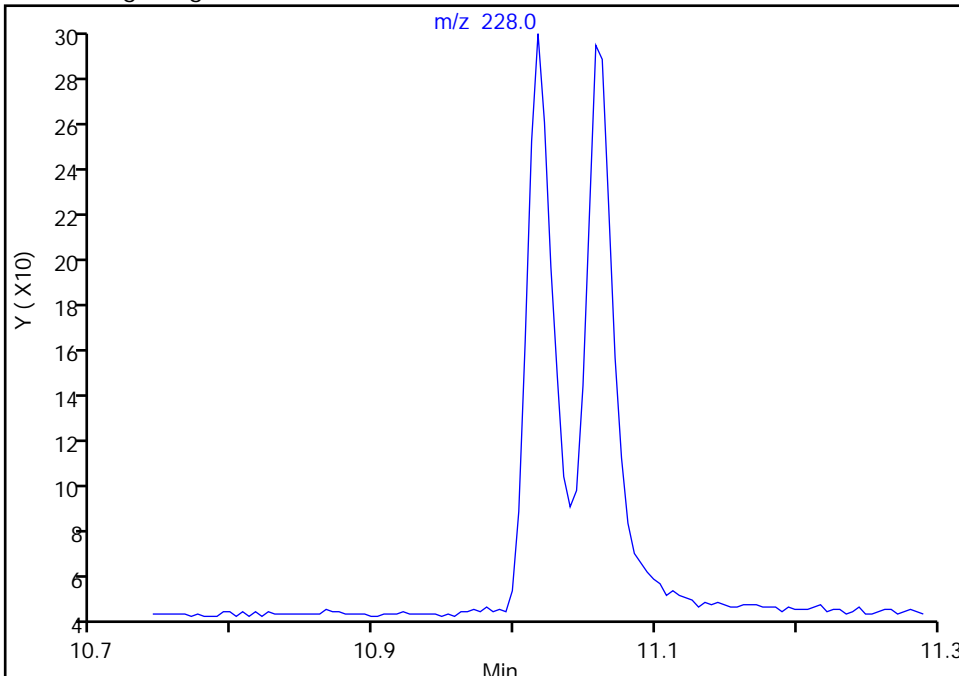
Data File: \\chromfs\Seattle\ChromData\TAC050\20220113-80849.b\SIM011322b026.D
Injection Date: 14-Jan-2022 05:04:30 Instrument ID: TAC050
Lims ID: std1
Client ID:
Operator ID: jcm ALS Bottle#: 16 Worklist Smp#: 16
Injection Vol: 1.0 ul Dil. Factor: 1.0000
Method: TAC050_SIM_PAH Limit Group: 8270D_SIM QSM 5.0
Column: Detector MS SCAN

22 Benzo[a]anthracene, CAS: 56-55-3

Signal: 1

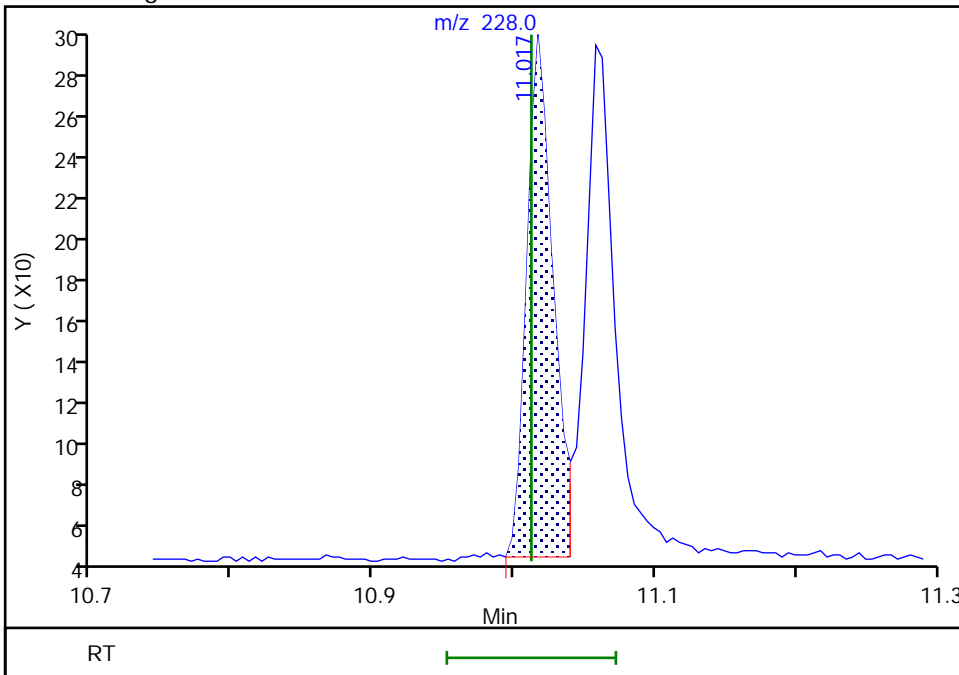
Not Detected
Expected RT: 11.01

Processing Integration Results



Manual Integration Results

RT: 11.02
Area: 316
Amount: 0.814772
Amount Units: ug/L



Reviewer: boylea, 14-Jan-2022 14:38:31
Audit Action: Manually Integrated

Audit Reason: Assign Peak
Page 712 of 829

Eurofins Seattle

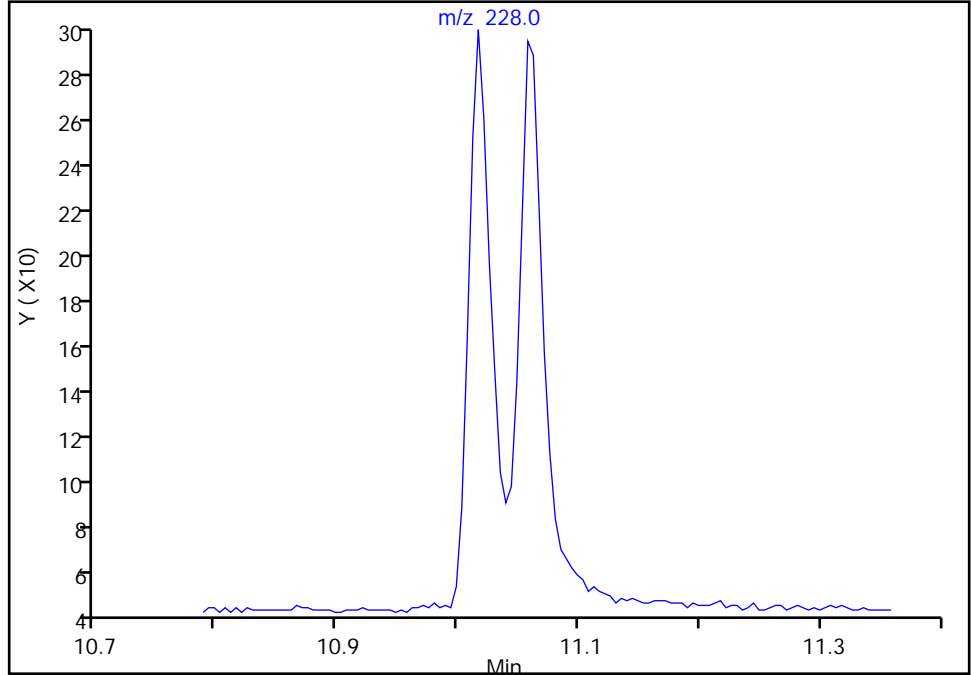
Data File: \\chromfs\Seattle\ChromData\TAC050\20220113-80849.b\SIM011322b026.D
Injection Date: 14-Jan-2022 05:04:30 Instrument ID: TAC050
Lims ID: std1
Client ID:
Operator ID: jcm ALS Bottle#: 16 Worklist Smp#: 16
Injection Vol: 1.0 ul Dil. Factor: 1.0000
Method: TAC050_SIM_PAH Limit Group: 8270D_SIM QSM 5.0
Column: Detector MS SCAN

23 Chrysene, CAS: 218-01-9

Signal: 1

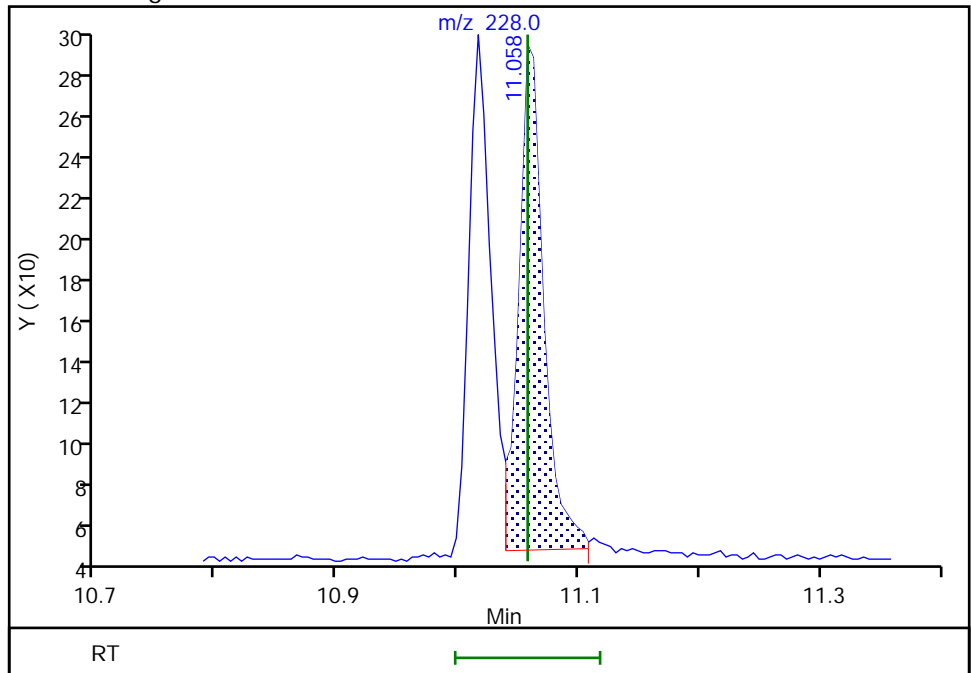
Not Detected
Expected RT: 11.06

Processing Integration Results



Manual Integration Results

RT: 11.06
Area: 341
Amount: 0.714780
Amount Units: ug/L



Reviewer: boylea, 14-Jan-2022 14:38:38
Audit Action: Manually Integrated

Eurofins Seattle

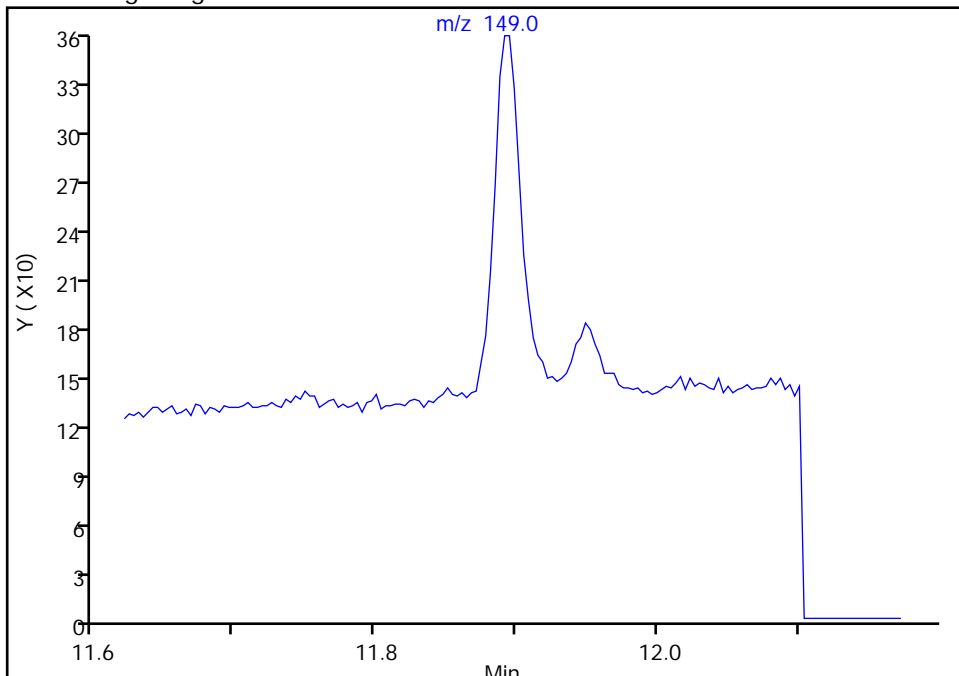
Data File: \\chromfs\Seattle\ChromData\TAC050\20220113-80849.b\SIM011322b026.D
Injection Date: 14-Jan-2022 05:04:30 Instrument ID: TAC050
Lims ID: std1
Client ID:
Operator ID: jcm ALS Bottle#: 16 Worklist Smp#: 16
Injection Vol: 1.0 ul Dil. Factor: 1.0000
Method: TAC050_SIM_PAH Limit Group: 8270D_SIM QSM 5.0
Column: Detector MS SCAN

30 Bis(2-ethylhexyl) phthalate, CAS: 117-81-7

Signal: 1

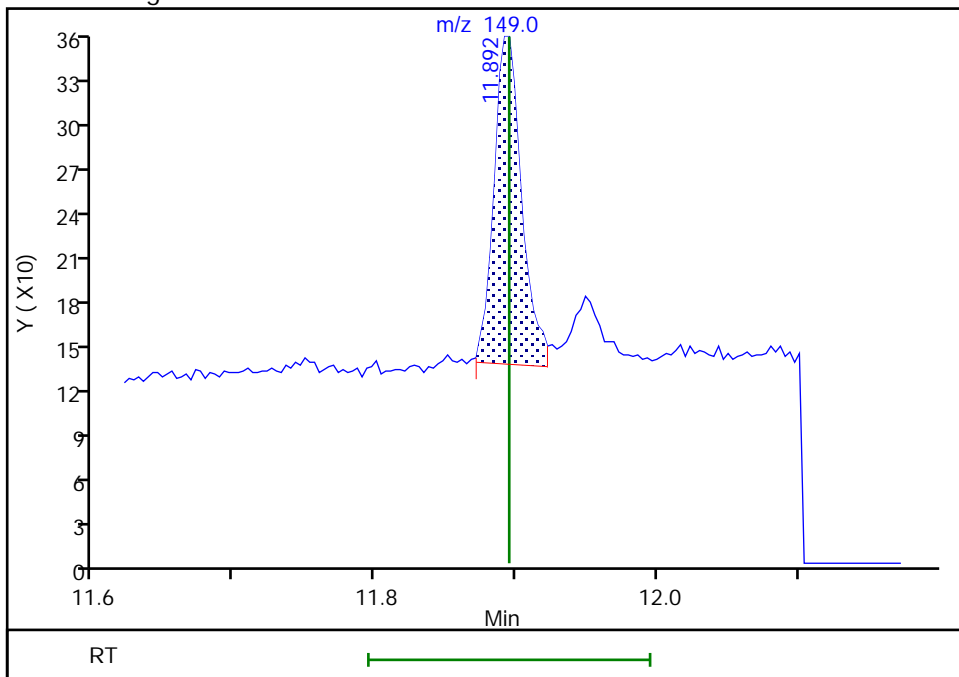
Not Detected
Expected RT: 11.89

Processing Integration Results



Manual Integration Results

RT: 11.89
Area: 301
Amount: 1.019203
Amount Units: ug/L



Reviewer: boylea, 14-Jan-2022 14:38:44
Audit Action: Manually Integrated

Audit Reason: Assign Peak
Page 714 of 829

Eurofins Seattle

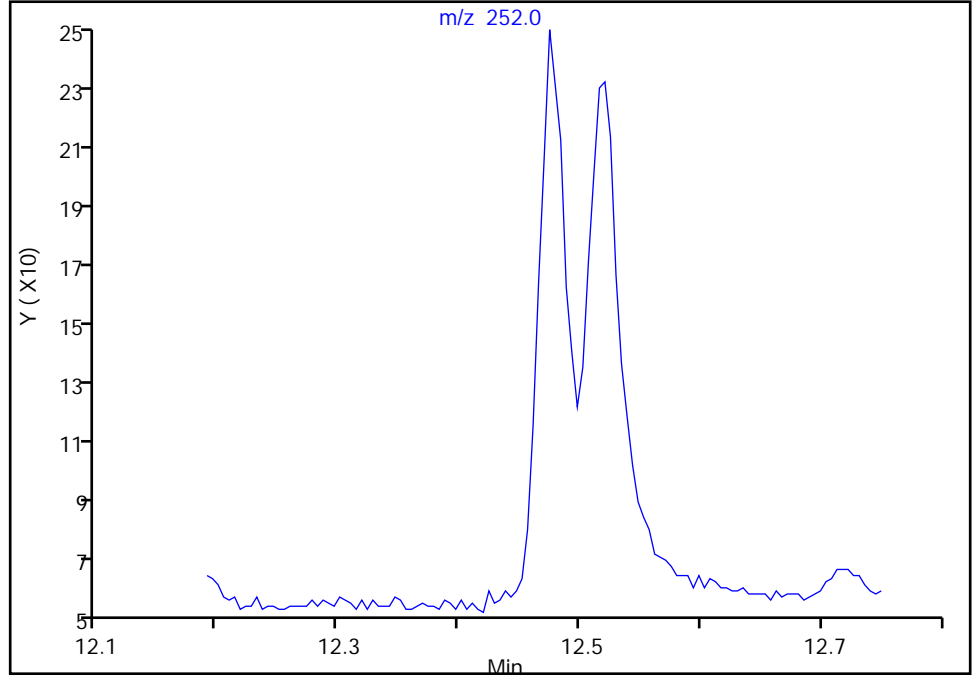
Data File: \\chromfs\Seattle\ChromData\TAC050\20220113-80849.b\SIM011322b026.D
Injection Date: 14-Jan-2022 05:04:30 Instrument ID: TAC050
Lims ID: std1
Client ID:
Operator ID: jcm ALS Bottle#: 16 Worklist Smp#: 16
Injection Vol: 1.0 ul Dil. Factor: 1.0000
Method: TAC050_SIM_PAH Limit Group: 8270D_SIM QSM 5.0
Column: Detector MS SCAN

24 Benzo[b]fluoranthene, CAS: 205-99-2

Signal: 1

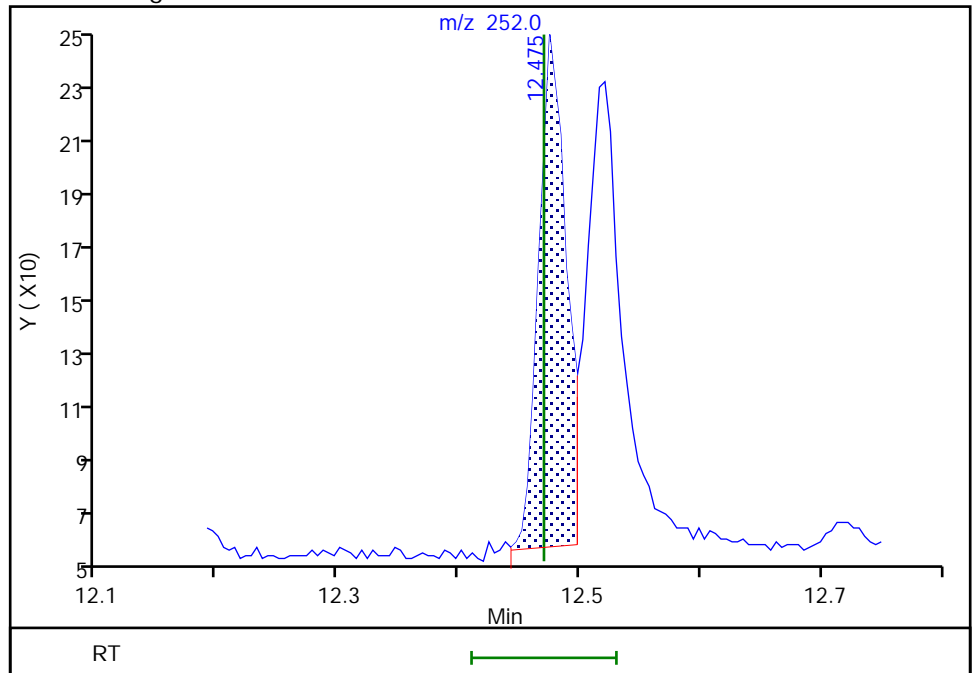
Not Detected
Expected RT: 12.47

Processing Integration Results



Manual Integration Results

RT: 12.47
Area: 286
Amount: 0.994627
Amount Units: ug/L



Reviewer: boylea, 14-Jan-2022 14:38:50
Audit Action: Manually Integrated

Audit Reason: Assign Peak
Page 715 of 829

Eurofins Seattle

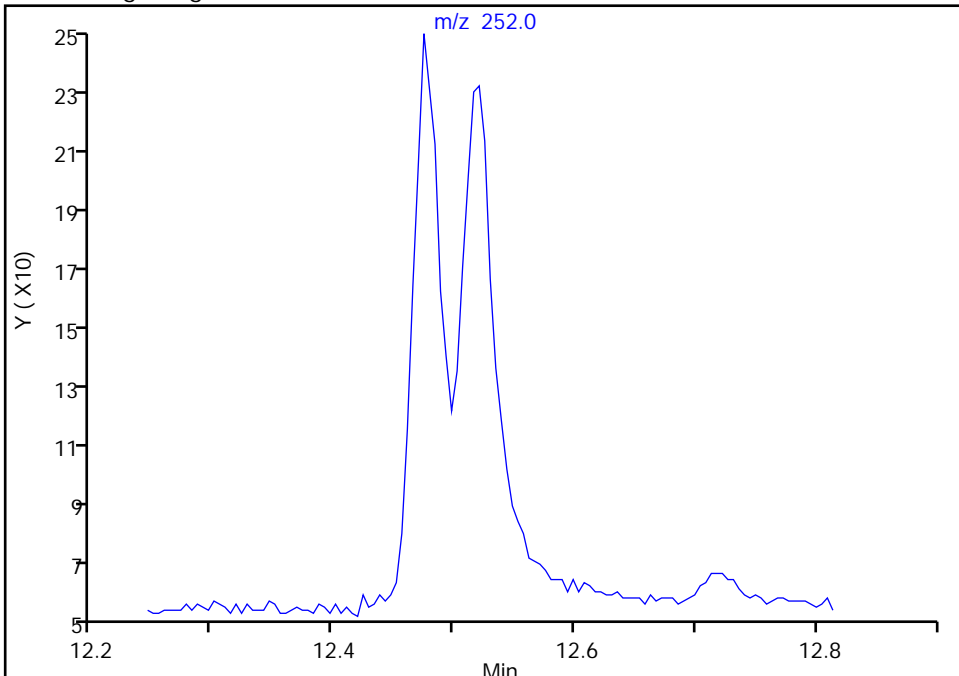
Data File: \\chromfs\Seattle\ChromData\TAC050\20220113-80849.b\SIM011322b026.D
Injection Date: 14-Jan-2022 05:04:30 Instrument ID: TAC050
Lims ID: std1
Client ID:
Operator ID: jcm ALS Bottle#: 16 Worklist Smp#: 16
Injection Vol: 1.0 ul Dil. Factor: 1.0000
Method: TAC050_SIM_PAH Limit Group: 8270D_SIM QSM 5.0
Column: Detector MS SCAN

25 Benzo[k]fluoranthene, CAS: 207-08-9

Signal: 1

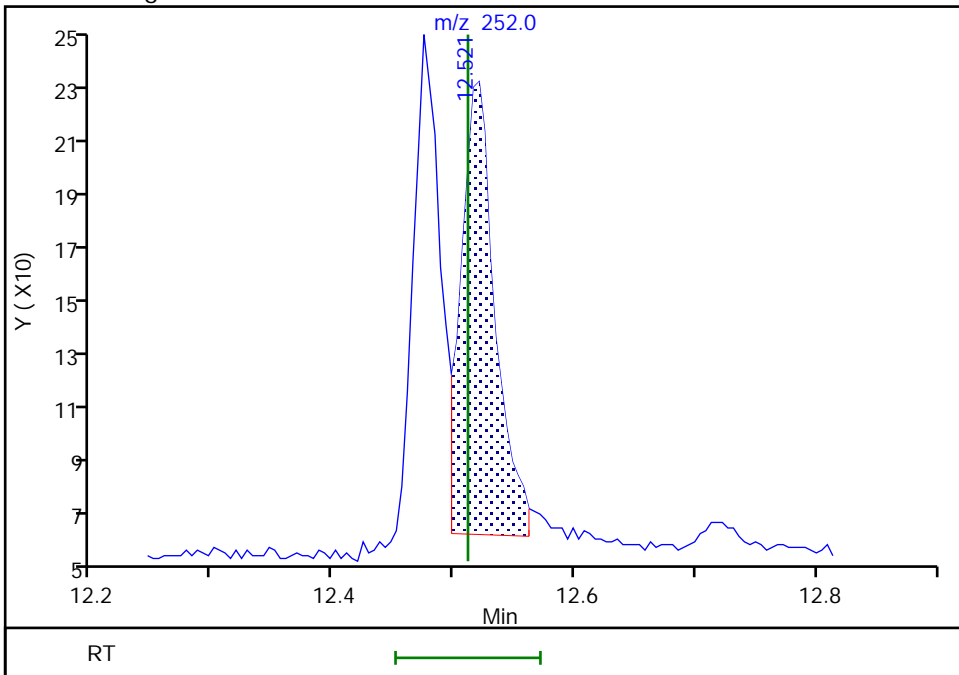
Not Detected
Expected RT: 12.51

Processing Integration Results



Manual Integration Results

RT: 12.52
Area: 313
Amount: 0.977507
Amount Units: ug/L



Reviewer: boylea, 14-Jan-2022 14:38:55
Audit Action: Manually Integrated

Audit Reason: Assign Peak
Page 716 of 829

Eurofins Seattle

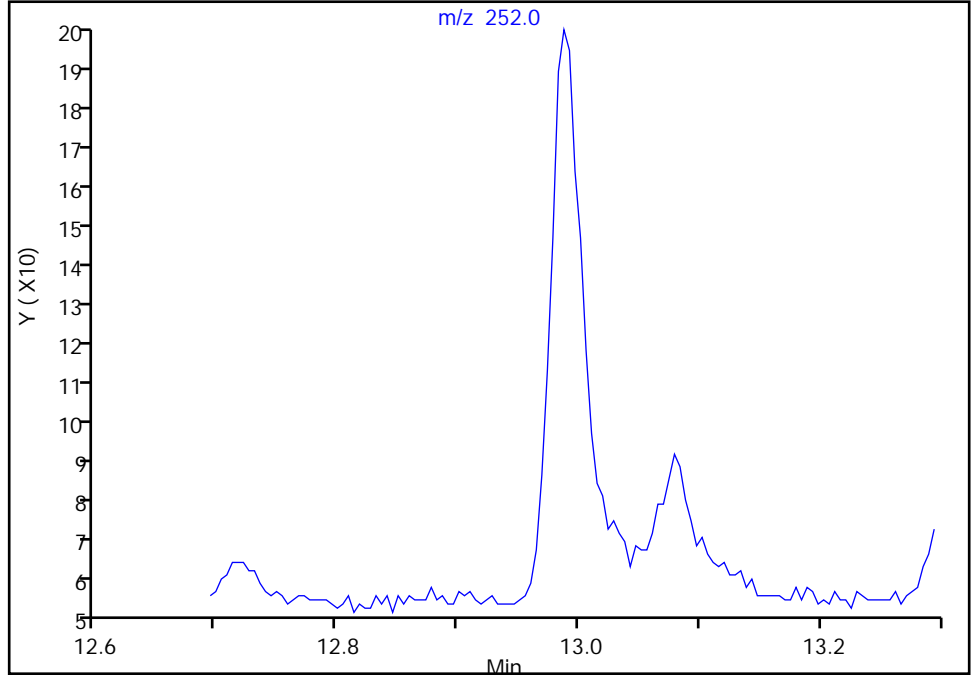
Data File: \\chromfs\Seattle\ChromData\TAC050\20220113-80849.b\SIM011322b026.D
Injection Date: 14-Jan-2022 05:04:30 Instrument ID: TAC050
Lims ID: std1
Client ID:
Operator ID: jcm ALS Bottle#: 16 Worklist Smp#: 16
Injection Vol: 1.0 ul Dil. Factor: 1.0000
Method: TAC050_SIM_PAH Limit Group: 8270D_SIM QSM 5.0
Column: Detector MS SCAN

26 Benzo[a]pyrene, CAS: 50-32-8

Signal: 1

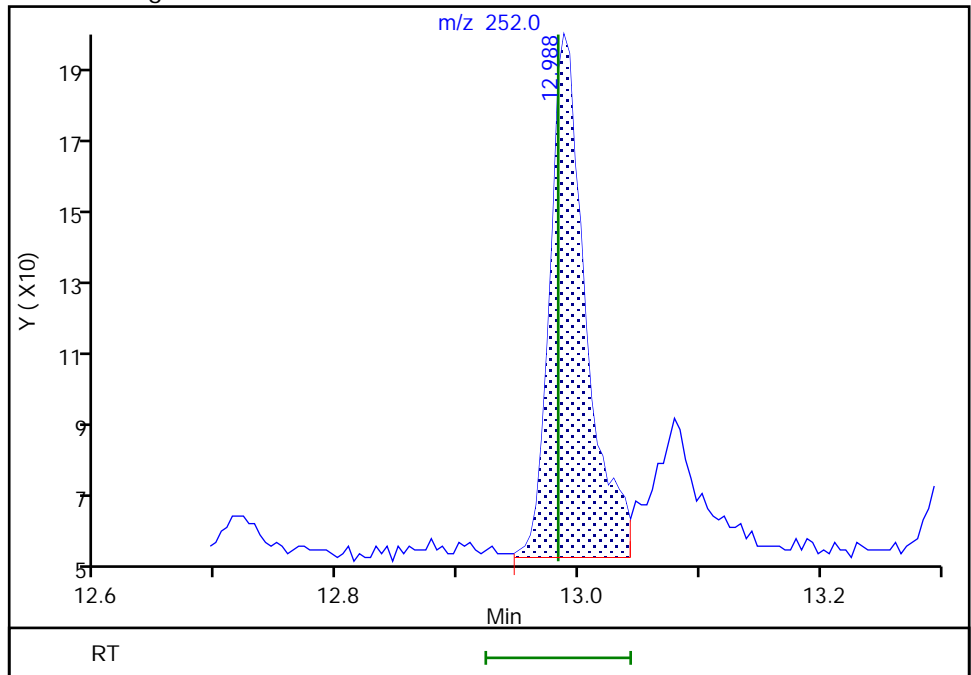
Not Detected
Expected RT: 12.98

Processing Integration Results



Manual Integration Results

RT: 12.99
Area: 285
Amount: 0.990717
Amount Units: ug/L



Reviewer: boylea, 14-Jan-2022 14:39:04
Audit Action: Manually Integrated

Eurofins Seattle

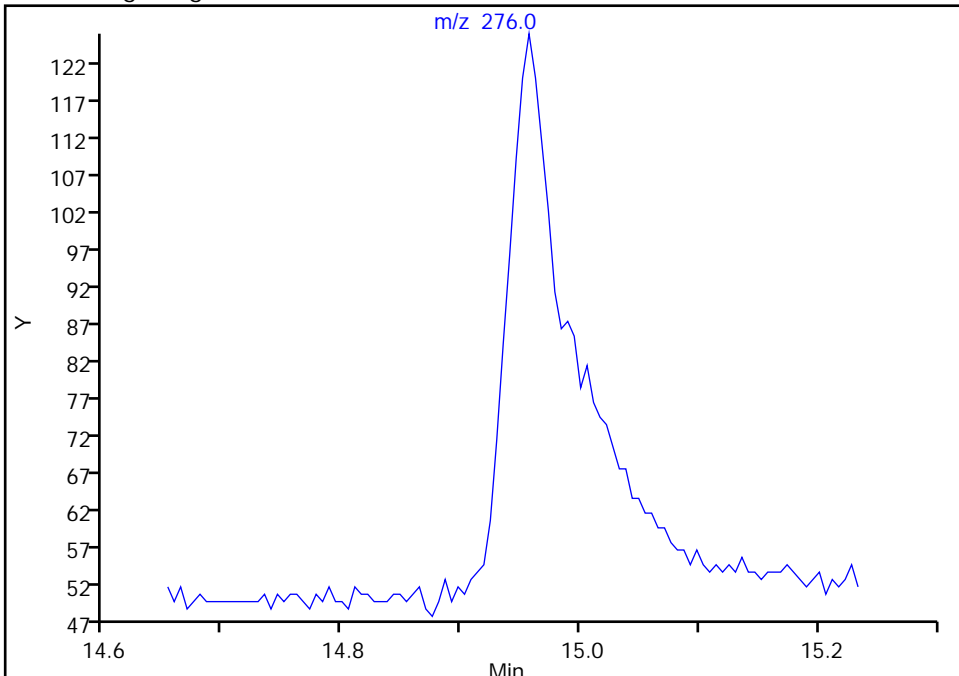
Data File: \\chromfs\Seattle\ChromData\TAC050\20220113-80849.b\SIM011322b026.D
Injection Date: 14-Jan-2022 05:04:30 Instrument ID: TAC050
Lims ID: std1
Client ID:
Operator ID: jcm ALS Bottle#: 16 Worklist Smp#: 16
Injection Vol: 1.0 ul Dil. Factor: 1.0000
Method: TAC050_SIM_PAH Limit Group: 8270D_SIM QSM 5.0
Column: Detector MS SCAN

27 Indeno[1,2,3-cd]pyrene, CAS: 193-39-5

Signal: 1

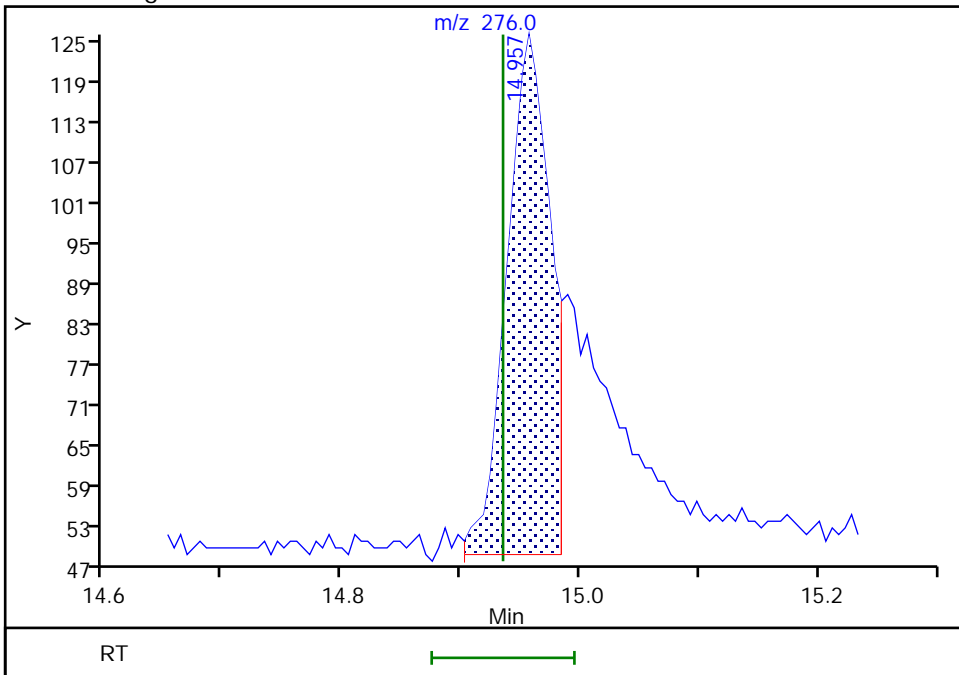
Not Detected
Expected RT: 14.93

Processing Integration Results



Manual Integration Results

RT: 14.96
Area: 194
Amount: 1.678006
Amount Units: ug/L



Reviewer: boylea, 14-Jan-2022 14:39:14
Audit Action: Manually Integrated

Eurofins Seattle

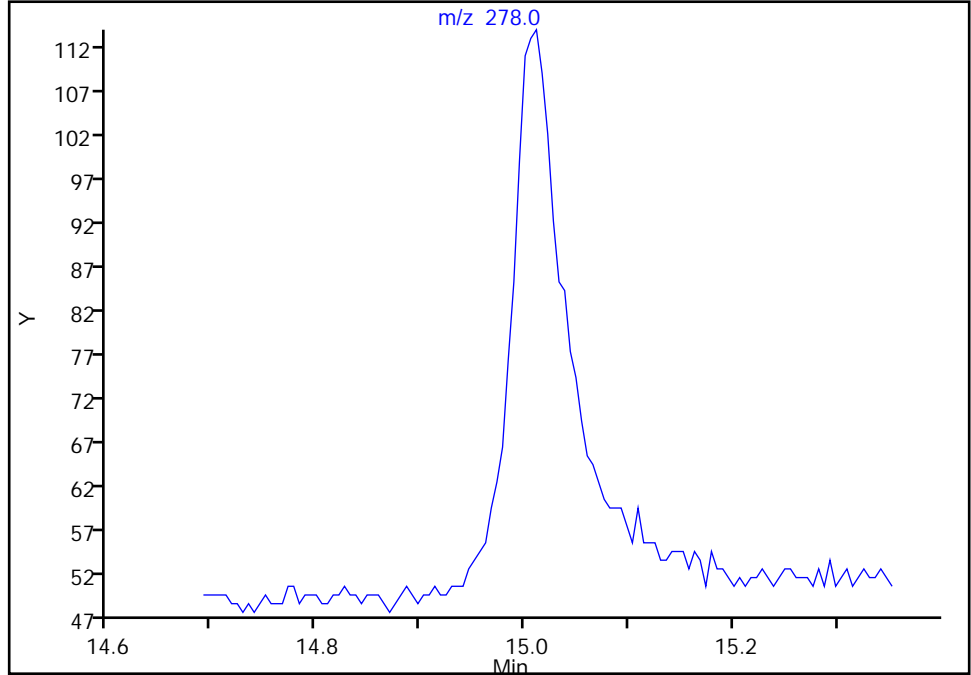
Data File: \\chromfs\Seattle\ChromData\TAC050\20220113-80849.b\SIM011322b026.D
Injection Date: 14-Jan-2022 05:04:30 Instrument ID: TAC050
Lims ID: std1
Client ID:
Operator ID: jcm ALS Bottle#: 16 Worklist Smp#: 16
Injection Vol: 1.0 ul Dil. Factor: 1.0000
Method: TAC050_SIM_PAH Limit Group: 8270D_SIM QSM 5.0
Column: Detector MS SCAN

28 Dibenz(a,h)anthracene, CAS: 53-70-3

Signal: 1

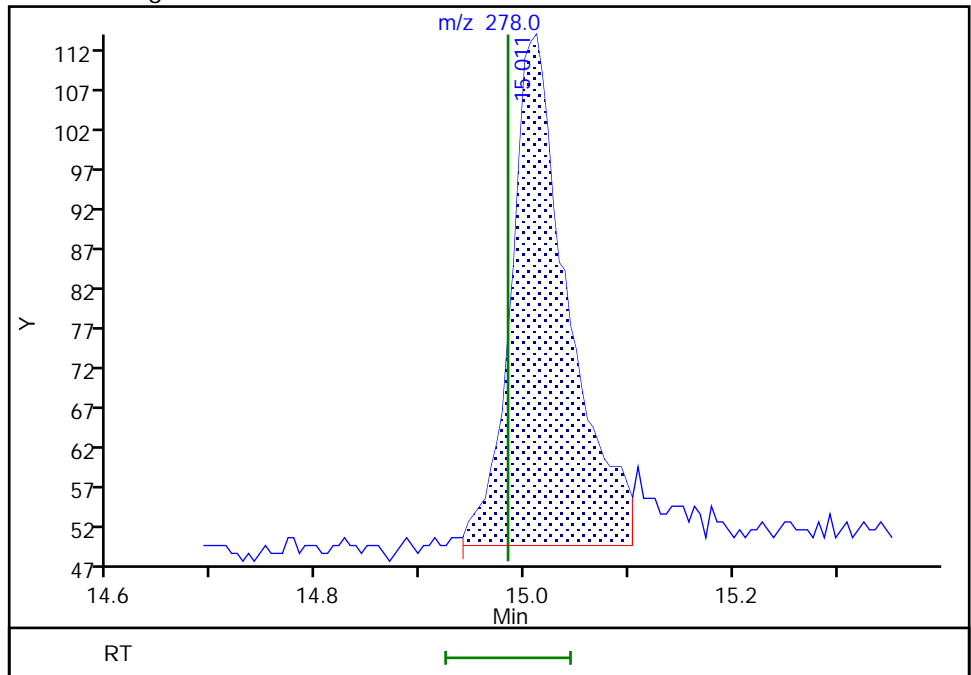
Not Detected
Expected RT: 14.98

Processing Integration Results



Manual Integration Results

RT: 15.01
Area: 246
Amount: 1.010912
Amount Units: ug/L



Reviewer: boylea, 14-Jan-2022 14:39:23
Audit Action: Manually Integrated

Eurofins Seattle

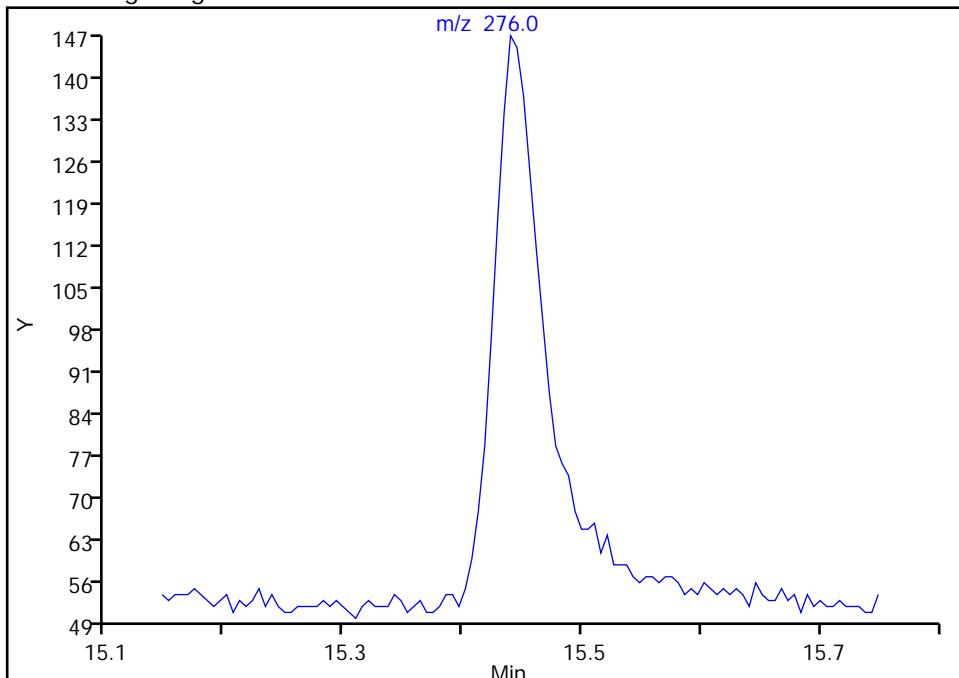
Data File: \\chromfs\Seattle\ChromData\TAC050\20220113-80849.b\SIM011322b026.D
Injection Date: 14-Jan-2022 05:04:30 Instrument ID: TAC050
Lims ID: std1
Client ID:
Operator ID: jcm ALS Bottle#: 16 Worklist Smp#: 16
Injection Vol: 1.0 ul Dil. Factor: 1.0000
Method: TAC050_SIM_PAH Limit Group: 8270D_SIM QSM 5.0
Column: Detector MS SCAN

29 Benzo[g,h,i]perylene, CAS: 191-24-2

Signal: 1

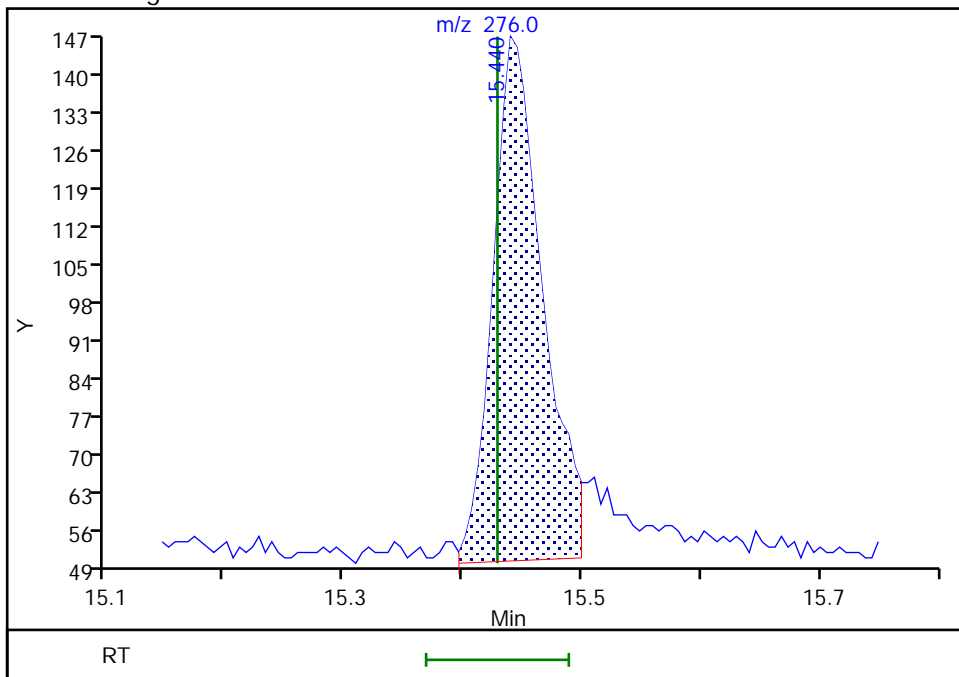
Not Detected
Expected RT: 15.43

Processing Integration Results



Manual Integration Results

RT: 15.44
Area: 281
Amount: 0.984422
Amount Units: ug/L



Reviewer: boylea, 14-Jan-2022 14:39:32
Audit Action: Manually Integrated

Audit Reason: Assign Peak
Page 720 of 829

Calibration

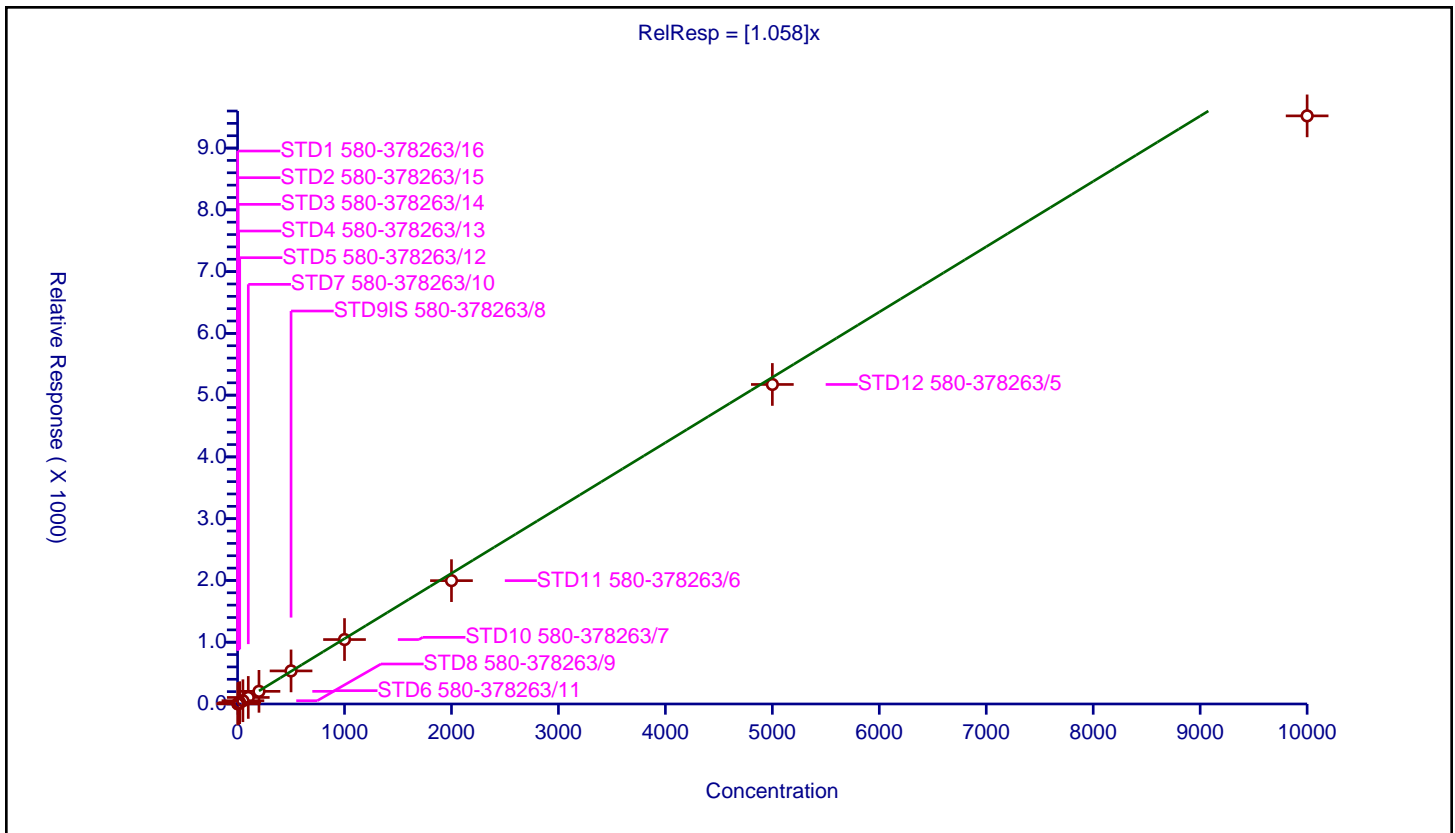
/ Naphthalene

Curve Type: Average
 Weighting: Conc_Sq
 Origin: Force
 Dependency: Response
 Calib Mode: ISTD
 Response Base: AREA
 RF Rounding: 0

Curve Coefficients	
Intercept:	0
Slope:	1.058

Error Coefficients	
Standard Error:	776000
Relative Standard Error:	5.4
Correlation Coefficient:	1.000
Coefficient of Determination (Adjusted):	0.996

ID	Level	Concentration	Rel. Resp.	IS Amount	IS Response	RRF	Used
1	STD1 580-378263/16	1.0	1.234627	100.0	20735.0	1.234627	N
2	STD2 580-378263/15	2.0	2.366313	100.0	21468.0	1.183156	Y
3	STD3 580-378263/14	5.0	5.520449	100.0	22788.0	1.10409	Y
4	STD4 580-378263/13	10.0	10.790345	100.0	21130.0	1.079035	Y
5	STD5 580-378263/12	20.0	21.69931	100.0	21291.0	1.084965	Y
6	STD6 580-378263/11	50.0	52.857677	100.0	21416.0	1.057154	Y
7	STD7 580-378263/10	100.0	105.88261	100.0	22864.0	1.058826	Y
8	STD8 580-378263/9	200.0	205.02246	100.0	25824.0	1.025112	Y
9	STD9IS 580-378263/8	500.0	535.471953	100.0	22195.0	1.070944	Y
10	STD10 580-378263/7	1000.0	1043.259661	100.0	23211.0	1.04326	Y
11	STD11 580-378263/6	2000.0	1996.965844	100.0	22807.0	0.998483	Y
12	STD12 580-378263/5	5000.0	5173.262203	100.0	21838.0	1.034652	Y
13	STD13 580-378263/4	10000.0	9521.454393	100.0	23790.0	0.952145	Y



Calibration

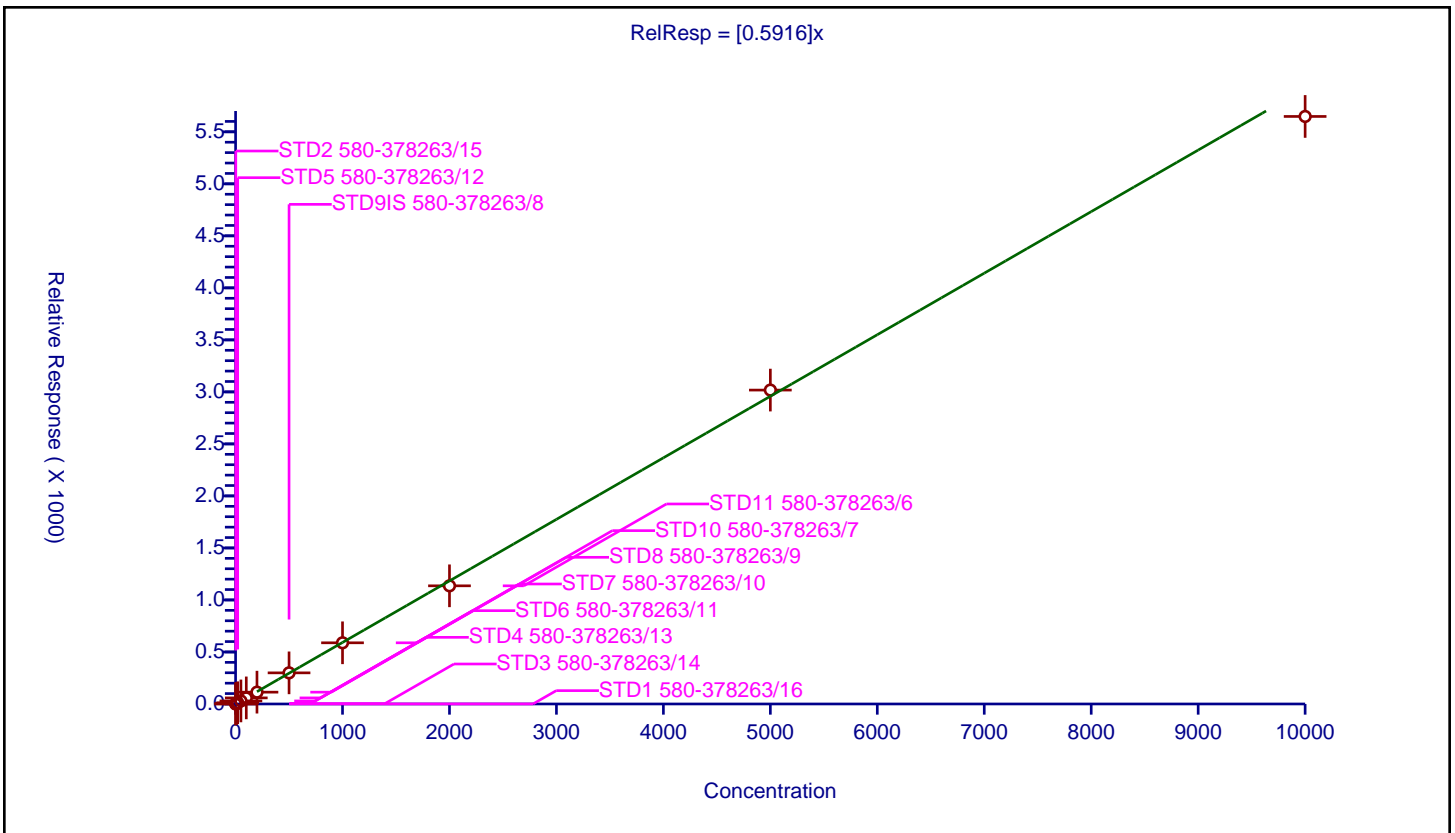
/ 2-methylnaphthalene-d10

Curve Type: Average
 Weighting: Conc_Sq
 Origin: Force
 Dependency: Response
 Calib Mode: ISTD
 Response Base: AREA
 RF Rounding: 0

Curve Coefficients	
Intercept:	0
Slope:	0.5916

Error Coefficients	
Standard Error:	439000
Relative Standard Error:	4.0
Correlation Coefficient:	1.000
Coefficient of Determination (Adjusted):	0.998

ID	Level	Concentration	Rel. Resp.	IS Amount	IS Response	RRF	Used
1	STD1 580-378263/16	1.0	0.588377	100.0	20735.0	0.588377	Y
2	STD2 580-378263/15	2.0	1.318241	100.0	21468.0	0.659121	Y
3	STD3 580-378263/14	5.0	2.957697	100.0	22788.0	0.591539	Y
4	STD4 580-378263/13	10.0	5.911027	100.0	21130.0	0.591103	Y
5	STD5 580-378263/12	20.0	11.897046	100.0	21291.0	0.594852	Y
6	STD6 580-378263/11	50.0	29.407919	100.0	21416.0	0.588158	Y
7	STD7 580-378263/10	100.0	58.620539	100.0	22864.0	0.586205	Y
8	STD8 580-378263/9	200.0	113.665582	100.0	25824.0	0.568328	Y
9	STD9IS 580-378263/8	500.0	299.378238	100.0	22195.0	0.598756	Y
10	STD10 580-378263/7	1000.0	588.040153	100.0	23211.0	0.58804	Y
11	STD11 580-378263/6	2000.0	1136.067874	100.0	22807.0	0.568034	Y
12	STD12 580-378263/5	5000.0	3017.377965	100.0	21838.0	0.603476	Y
13	STD13 580-378263/4	10000.0	5647.595628	100.0	23790.0	0.56476	Y



Calibration

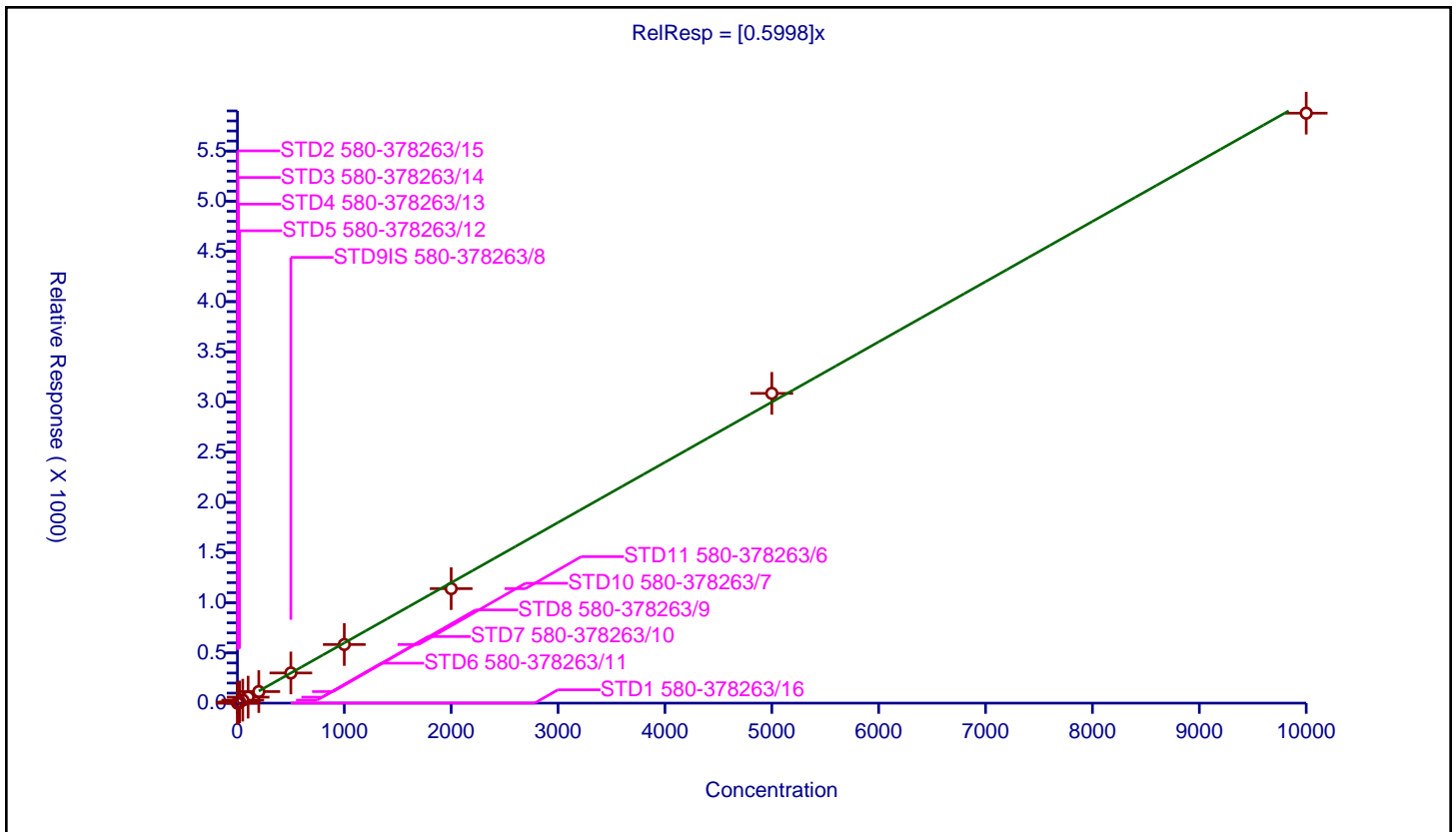
/ 2-Methylnaphthalene

Curve Type: Average
 Weighting: Conc_Sq
 Origin: Force
 Dependency: Response
 Calib Mode: ISTD
 Response Base: AREA
 RF Rounding: 0

Curve Coefficients	
Intercept:	0
Slope:	0.5998

Error Coefficients	
Standard Error:	455000
Relative Standard Error:	3.7
Correlation Coefficient:	1.000
Coefficient of Determination (Adjusted):	0.998

ID	Level	Concentration	Rel. Resp.	IS Amount	IS Response	RRF	Used
1	STD1 580-378263/16	1.0	0.588377	100.0	20735.0	0.588377	Y
2	STD2 580-378263/15	2.0	1.313583	100.0	21468.0	0.656792	Y
3	STD3 580-378263/14	5.0	3.080569	100.0	22788.0	0.616114	Y
4	STD4 580-378263/13	10.0	6.029342	100.0	21130.0	0.602934	Y
5	STD5 580-378263/12	20.0	12.108403	100.0	21291.0	0.60542	Y
6	STD6 580-378263/11	50.0	29.916885	100.0	21416.0	0.598338	Y
7	STD7 580-378263/10	100.0	59.490903	100.0	22864.0	0.594909	Y
8	STD8 580-378263/9	200.0	114.935719	100.0	25824.0	0.574679	Y
9	STD9IS 580-378263/8	500.0	300.567695	100.0	22195.0	0.601135	Y
10	STD10 580-378263/7	1000.0	583.904183	100.0	23211.0	0.583904	Y
11	STD11 580-378263/6	2000.0	1140.434954	100.0	22807.0	0.570217	Y
12	STD12 580-378263/5	5000.0	3085.928199	100.0	21838.0	0.617186	Y
13	STD13 580-378263/4	10000.0	5877.435897	100.0	23790.0	0.587744	Y



Calibration

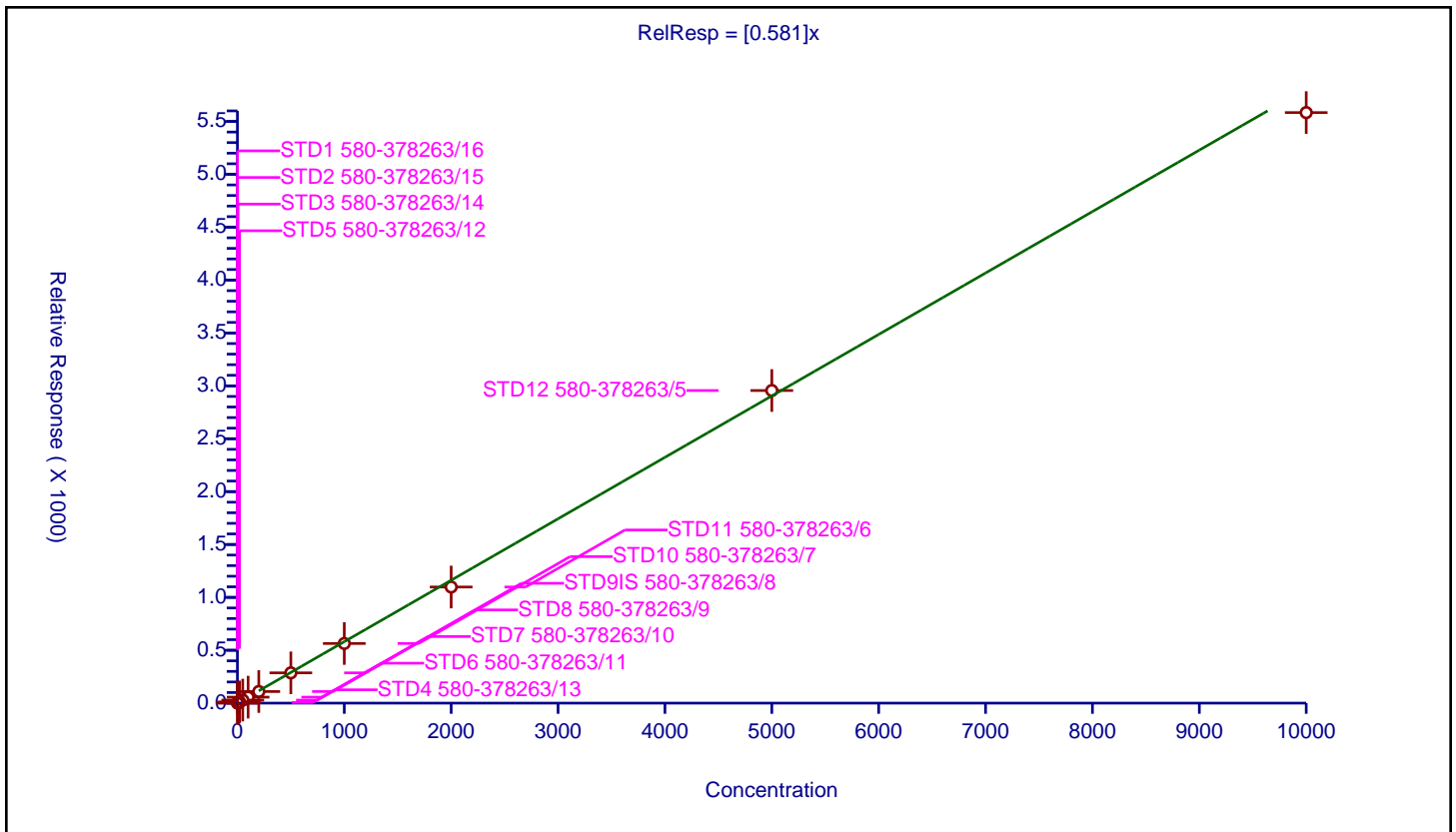
/ 1-Methylnaphthalene

Curve Type: Average
 Weighting: Conc_Sq
 Origin: Force
 Dependency: Response
 Calib Mode: ISTD
 Response Base: AREA
 RF Rounding: 0

Curve Coefficients	
Intercept:	0
Slope:	0.581

Error Coefficients	
Standard Error:	433000
Relative Standard Error:	5.1
Correlation Coefficient:	1.000
Coefficient of Determination (Adjusted):	0.997

ID	Level	Concentration	Rel. Resp.	IS Amount	IS Response	RRF	Used
1	STD1 580-378263/16	1.0	0.641428	100.0	20735.0	0.641428	Y
2	STD2 580-378263/15	2.0	1.276318	100.0	21468.0	0.638159	Y
3	STD3 580-378263/14	5.0	2.944532	100.0	22788.0	0.588906	Y
4	STD4 580-378263/13	10.0	5.792712	100.0	21130.0	0.579271	Y
5	STD5 580-378263/12	20.0	11.699779	100.0	21291.0	0.584989	Y
6	STD6 580-378263/11	50.0	28.576765	100.0	21416.0	0.571535	Y
7	STD7 580-378263/10	100.0	56.604269	100.0	22864.0	0.566043	Y
8	STD8 580-378263/9	200.0	109.576363	100.0	25824.0	0.547882	Y
9	STD9IS 580-378263/8	500.0	286.222122	100.0	22195.0	0.572444	Y
10	STD10 580-378263/7	1000.0	563.879195	100.0	23211.0	0.563879	Y
11	STD11 580-378263/6	2000.0	1097.803306	100.0	22807.0	0.548902	Y
12	STD12 580-378263/5	5000.0	2955.865922	100.0	21838.0	0.591173	Y
13	STD13 580-378263/4	10000.0	5583.917612	100.0	23790.0	0.558392	Y



Calibration

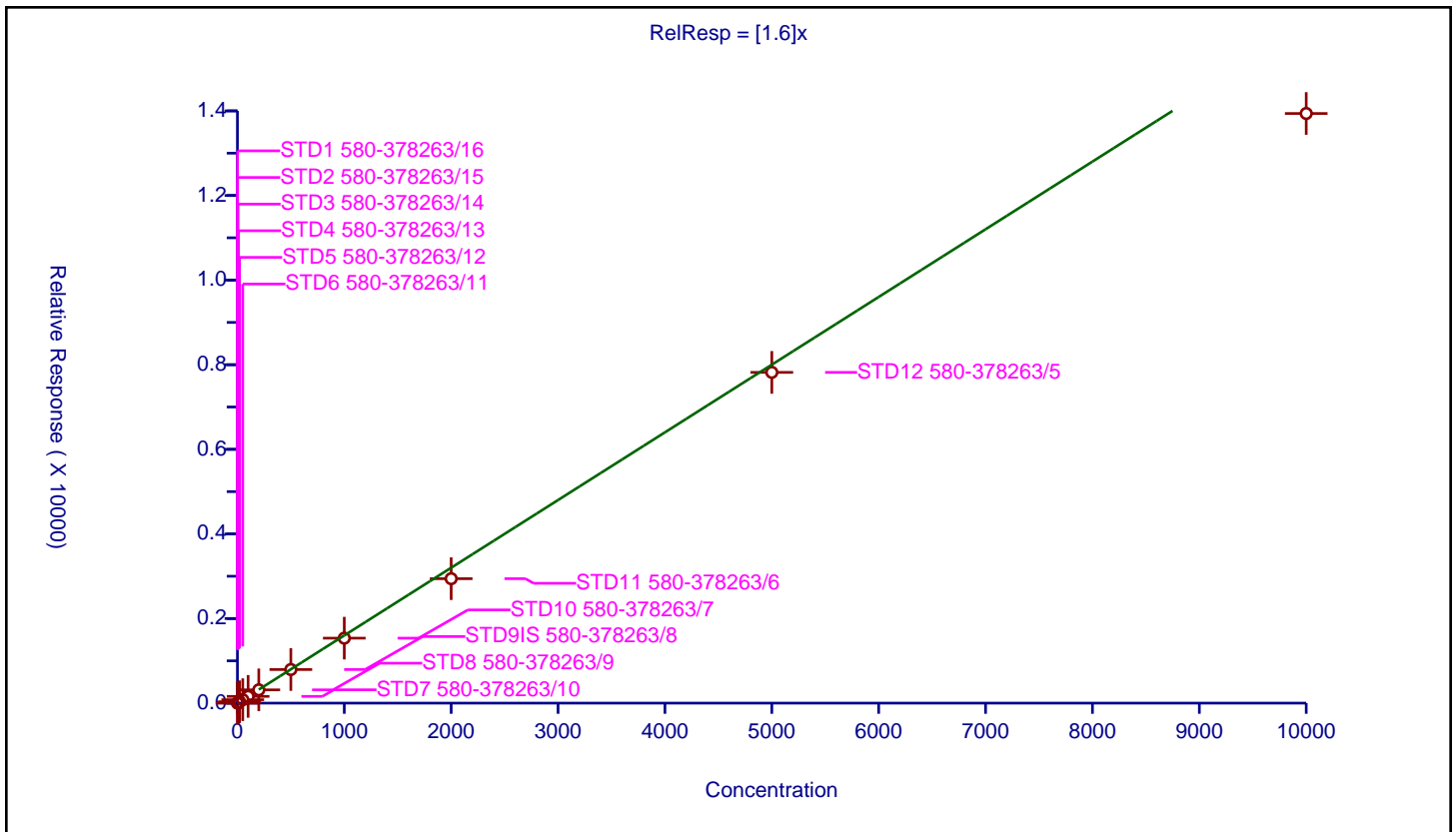
/ 2-Fluorobiphenyl

Curve Type: Average
 Weighting: Conc_Sq
 Origin: Force
 Dependency: Response
 Calib Mode: ISTD
 Response Base: AREA
 RF Rounding: 0

Curve Coefficients	
Intercept:	0
Slope:	1.6

Error Coefficients	
Standard Error:	559000
Relative Standard Error:	6.2
Correlation Coefficient:	1.000
Coefficient of Determination (Adjusted):	0.995

ID	Level	Concentration	Rel. Resp.	IS Amount	IS Response	RRF	Used
1	STD1 580-378263/16	1.0	1.719387	100.0	9073.0	1.719387	Y
2	STD2 580-378263/15	2.0	3.531266	100.0	9515.0	1.765633	Y
3	STD3 580-378263/14	5.0	8.434568	100.0	10125.0	1.686914	Y
4	STD4 580-378263/13	10.0	16.449391	100.0	9435.0	1.644939	Y
5	STD5 580-378263/12	20.0	32.924165	100.0	9613.0	1.646208	Y
6	STD6 580-378263/11	50.0	81.025958	100.0	9708.0	1.620519	Y
7	STD7 580-378263/10	100.0	159.729548	100.0	10427.0	1.597295	Y
8	STD8 580-378263/9	200.0	313.696299	100.0	11755.0	1.568481	Y
9	STD9IS 580-378263/8	500.0	794.071491	100.0	10323.0	1.588143	Y
10	STD10 580-378263/7	1000.0	1536.206583	100.0	10998.0	1.536207	Y
11	STD11 580-378263/6	2000.0	2942.006927	100.0	10972.0	1.471003	Y
12	STD12 580-378263/5	5000.0	7818.631609	100.0	10611.0	1.563726	Y
13	STD13 580-378263/4	10000.0	13938.568092	100.0	12417.0	1.393857	Y



Calibration

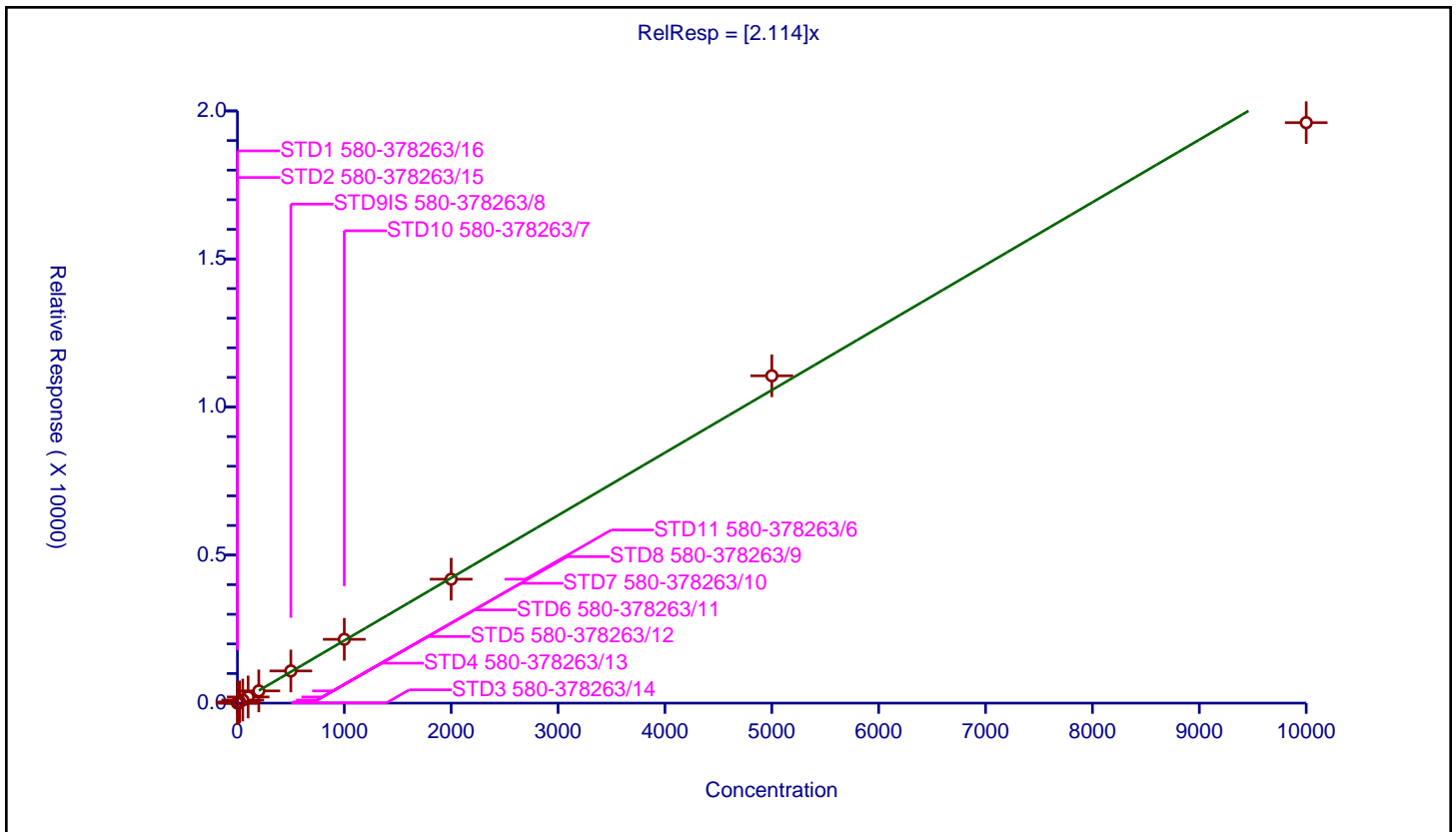
/ Acenaphthylene

Curve Type: Average
 Weighting: Conc_Sq
 Origin: Force
 Dependency: Response
 Calib Mode: ISTD
 Response Base: AREA
 RF Rounding: 0

Curve Coefficients	
Intercept:	0
Slope:	2.114

Error Coefficients	
Standard Error:	788000
Relative Standard Error:	3.4
Correlation Coefficient:	1.000
Coefficient of Determination (Adjusted):	0.999

ID	Level	Concentration	Rel. Resp.	IS Amount	IS Response	RRF	Used
1	STD1 580-378263/16	1.0	2.193321	100.0	9073.0	2.193321	Y
2	STD2 580-378263/15	2.0	4.435102	100.0	9515.0	2.217551	Y
3	STD3 580-378263/14	5.0	10.498765	100.0	10125.0	2.099753	Y
4	STD4 580-378263/13	10.0	20.63593	100.0	9435.0	2.063593	Y
5	STD5 580-378263/12	20.0	41.620722	100.0	9613.0	2.081036	Y
6	STD6 580-378263/11	50.0	104.233622	100.0	9708.0	2.084672	Y
7	STD7 580-378263/10	100.0	208.593076	100.0	10427.0	2.085931	Y
8	STD8 580-378263/9	200.0	412.930668	100.0	11755.0	2.064653	Y
9	STD9IS 580-378263/8	500.0	1087.135523	100.0	10323.0	2.174271	Y
10	STD10 580-378263/7	1000.0	2155.00909	100.0	10998.0	2.155001	Y
11	STD11 580-378263/6	2000.0	4185.435654	100.0	10972.0	2.092718	Y
12	STD12 580-378263/5	5000.0	11054.688531	100.0	10611.0	2.210938	Y
13	STD13 580-378263/4	10000.0	19603.511315	100.0	12417.0	1.960351	Y



Calibration

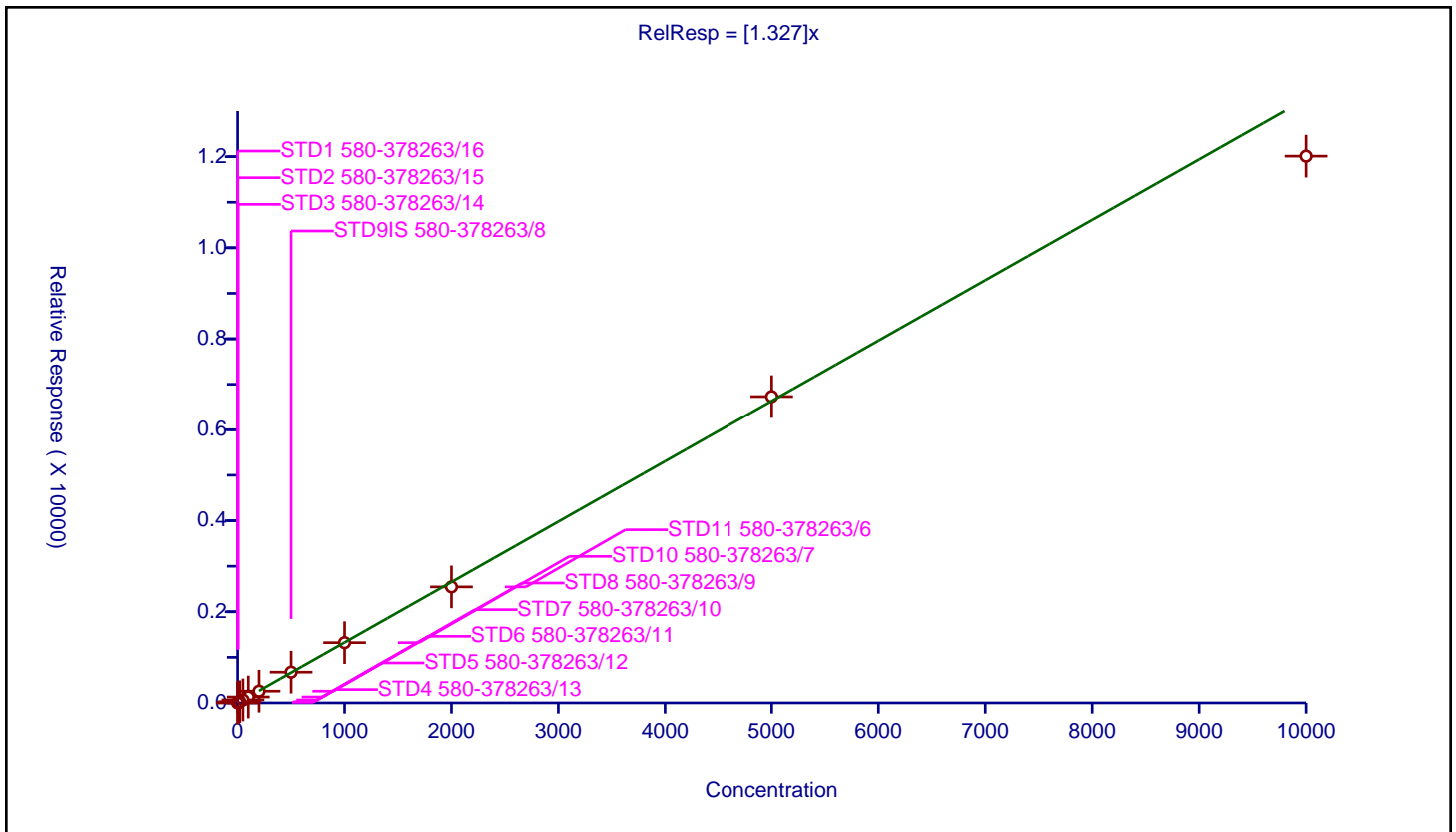
/ Acenaphthene

Curve Type: Average
 Weighting: Conc_Sq
 Origin: Force
 Dependency: Response
 Calib Mode: ISTD
 Response Base: AREA
 RF Rounding: 0

Curve Coefficients	
Intercept:	0
Slope:	1.327

Error Coefficients	
Standard Error:	482000
Relative Standard Error:	4.9
Correlation Coefficient:	1.000
Coefficient of Determination (Adjusted):	0.997

ID	Level	Concentration	Rel. Resp.	IS Amount	IS Response	RRF	Used
1	STD1 580-378263/16	1.0	1.377714	100.0	9073.0	1.377714	Y
2	STD2 580-378263/15	2.0	2.974251	100.0	9515.0	1.487126	Y
3	STD3 580-378263/14	5.0	6.735802	100.0	10125.0	1.34716	Y
4	STD4 580-378263/13	10.0	13.227345	100.0	9435.0	1.322734	Y
5	STD5 580-378263/12	20.0	26.516176	100.0	9613.0	1.325809	Y
6	STD6 580-378263/11	50.0	65.471776	100.0	9708.0	1.309436	Y
7	STD7 580-378263/10	100.0	129.941498	100.0	10427.0	1.299415	Y
8	STD8 580-378263/9	200.0	257.337303	100.0	11755.0	1.286687	Y
9	STD9IS 580-378263/8	500.0	674.610094	100.0	10323.0	1.34922	Y
10	STD10 580-378263/7	1000.0	1322.076741	100.0	10998.0	1.322077	Y
11	STD11 580-378263/6	2000.0	2545.743711	100.0	10972.0	1.272872	Y
12	STD12 580-378263/5	5000.0	6730.524927	100.0	10611.0	1.346105	Y
13	STD13 580-378263/4	10000.0	12011.524523	100.0	12417.0	1.201152	Y



Calibration

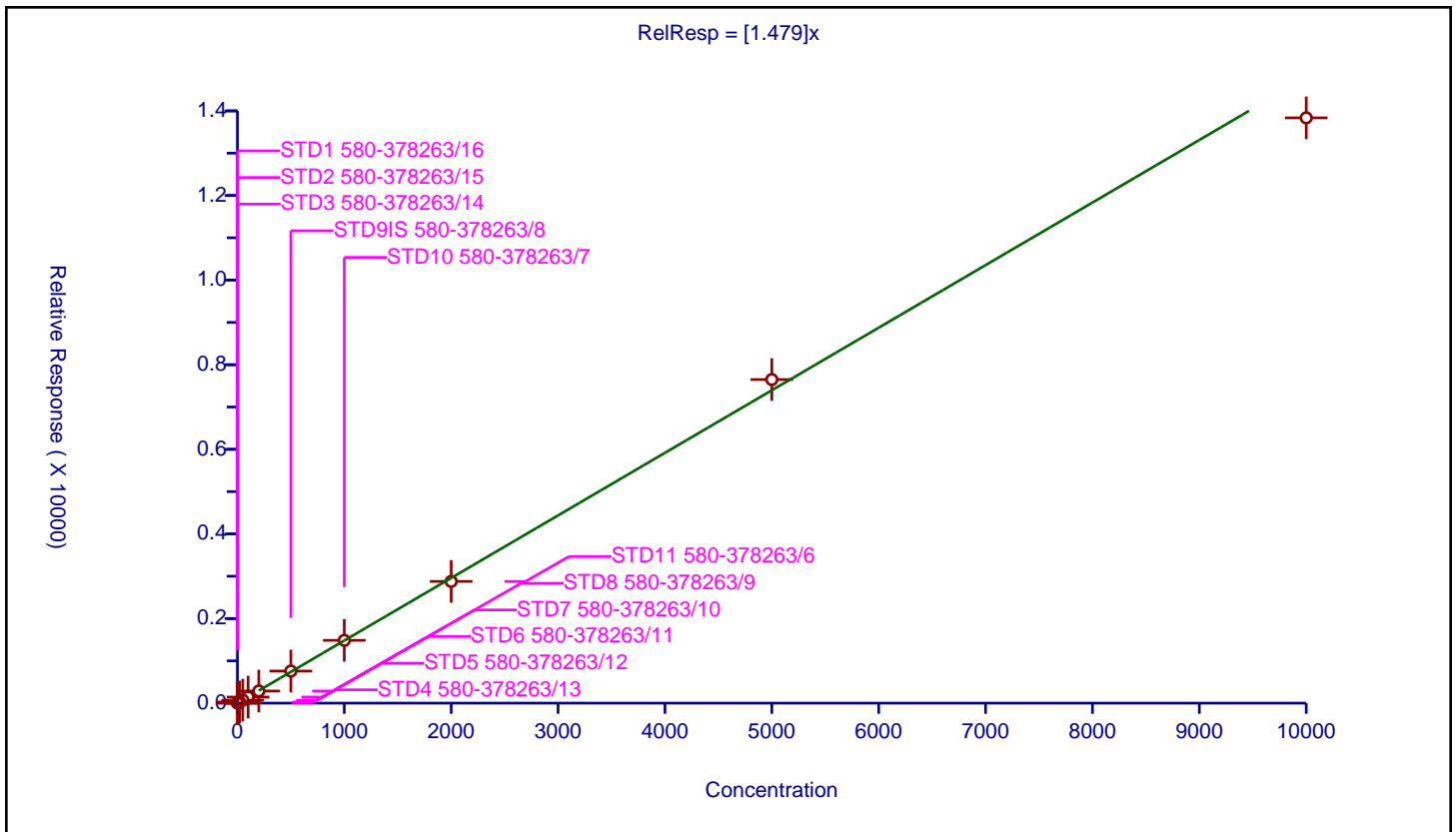
/ Fluorene

Curve Type: Average
 Weighting: Conc_Sq
 Origin: Force
 Dependency: Response
 Calib Mode: ISTD
 Response Base: AREA
 RF Rounding: 0

Curve Coefficients	
Intercept:	0
Slope:	1.479

Error Coefficients	
Standard Error:	554000
Relative Standard Error:	6.0
Correlation Coefficient:	0.999
Coefficient of Determination (Adjusted):	0.996

ID	Level	Concentration	Rel. Resp.	IS Amount	IS Response	RRF	Used
1	STD1 580-378263/16	1.0	1.631213	100.0	9073.0	1.631213	Y
2	STD2 580-378263/15	2.0	3.321072	100.0	9515.0	1.660536	Y
3	STD3 580-378263/14	5.0	7.525926	100.0	10125.0	1.505185	Y
4	STD4 580-378263/13	10.0	14.255432	100.0	9435.0	1.425543	Y
5	STD5 580-378263/12	20.0	27.639655	100.0	9613.0	1.381983	Y
6	STD6 580-378263/11	50.0	70.00412	100.0	9708.0	1.400082	Y
7	STD7 580-378263/10	100.0	144.020332	100.0	10427.0	1.440203	Y
8	STD8 580-378263/9	200.0	286.312208	100.0	11755.0	1.431561	Y
9	STD9IS 580-378263/8	500.0	758.200136	100.0	10323.0	1.5164	Y
10	STD10 580-378263/7	1000.0	1483.987998	100.0	10998.0	1.483988	Y
11	STD11 580-378263/6	2000.0	2876.950419	100.0	10972.0	1.438475	Y
12	STD12 580-378263/5	5000.0	7648.949204	100.0	10611.0	1.52979	Y
13	STD13 580-378263/4	10000.0	13835.298381	100.0	12417.0	1.38353	Y



Calibration

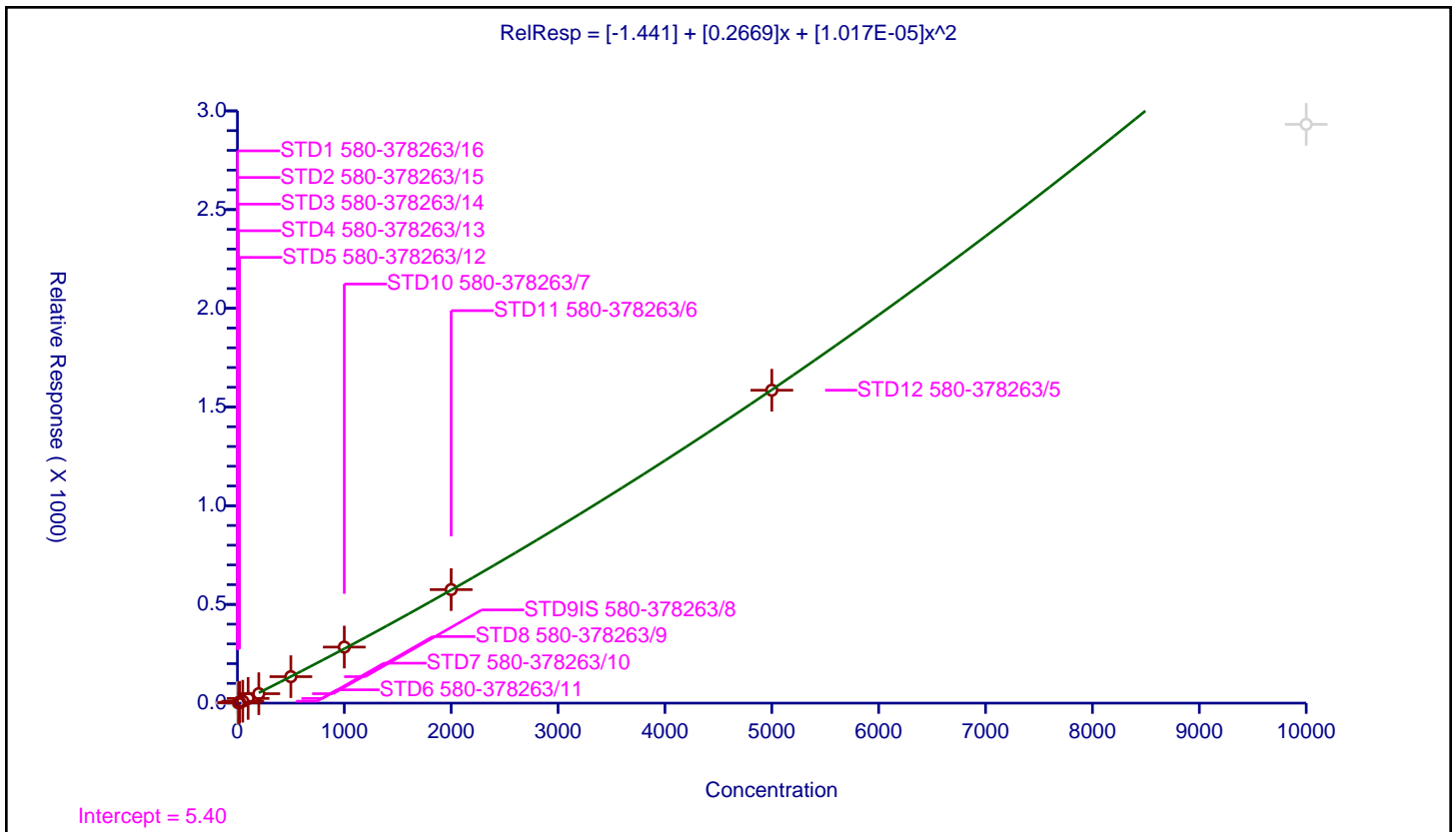
/ 2,4,6-Tribromophenol

Curve Type: Quadratic
 Weighting: Conc
 Origin: None
 Dependency: Response
 Calib Mode: ISTD
 Response Base: AREA
 RF Rounding: 0

Curve Coefficients	
Intercept:	-1.441
Slope:	0.2669
Second Order:	1.017E-05

Error Coefficients	
Standard Error:	74000
Relative Standard Error:	13.0
Correlation Coefficient:	1.000
Coefficient of Determination (Adjusted):	1.000

ID	Level	Concentration	Rel. Resp.	IS Amount	IS Response	RRF	Used
1	STD1 580-378263/16	1.0	0.0	100.0	9073.0	0.0	N
2	STD2 580-378263/15	2.0	0.599054	100.0	9515.0	0.299527	N
3	STD3 580-378263/14	5.0	1.116049	100.0	10125.0	0.22321	N
4	STD4 580-378263/13	10.0	1.886592	100.0	9435.0	0.188659	Y
5	STD5 580-378263/12	20.0	4.119422	100.0	9613.0	0.205971	Y
6	STD6 580-378263/11	50.0	9.693037	100.0	9708.0	0.193861	Y
7	STD7 580-378263/10	100.0	23.611777	100.0	10427.0	0.236118	Y
8	STD8 580-378263/9	200.0	47.834964	100.0	11755.0	0.239175	Y
9	STD9IS 580-378263/8	500.0	134.030805	100.0	10323.0	0.268062	Y
10	STD10 580-378263/7	1000.0	283.869795	100.0	10998.0	0.28387	Y
11	STD11 580-378263/6	2000.0	575.009114	100.0	10972.0	0.287505	Y
12	STD12 580-378263/5	5000.0	1585.081519	100.0	10611.0	0.317016	Y
13	STD13 580-378263/4	10000.0	2931.851494	100.0	12417.0	0.293185	N



Calibration

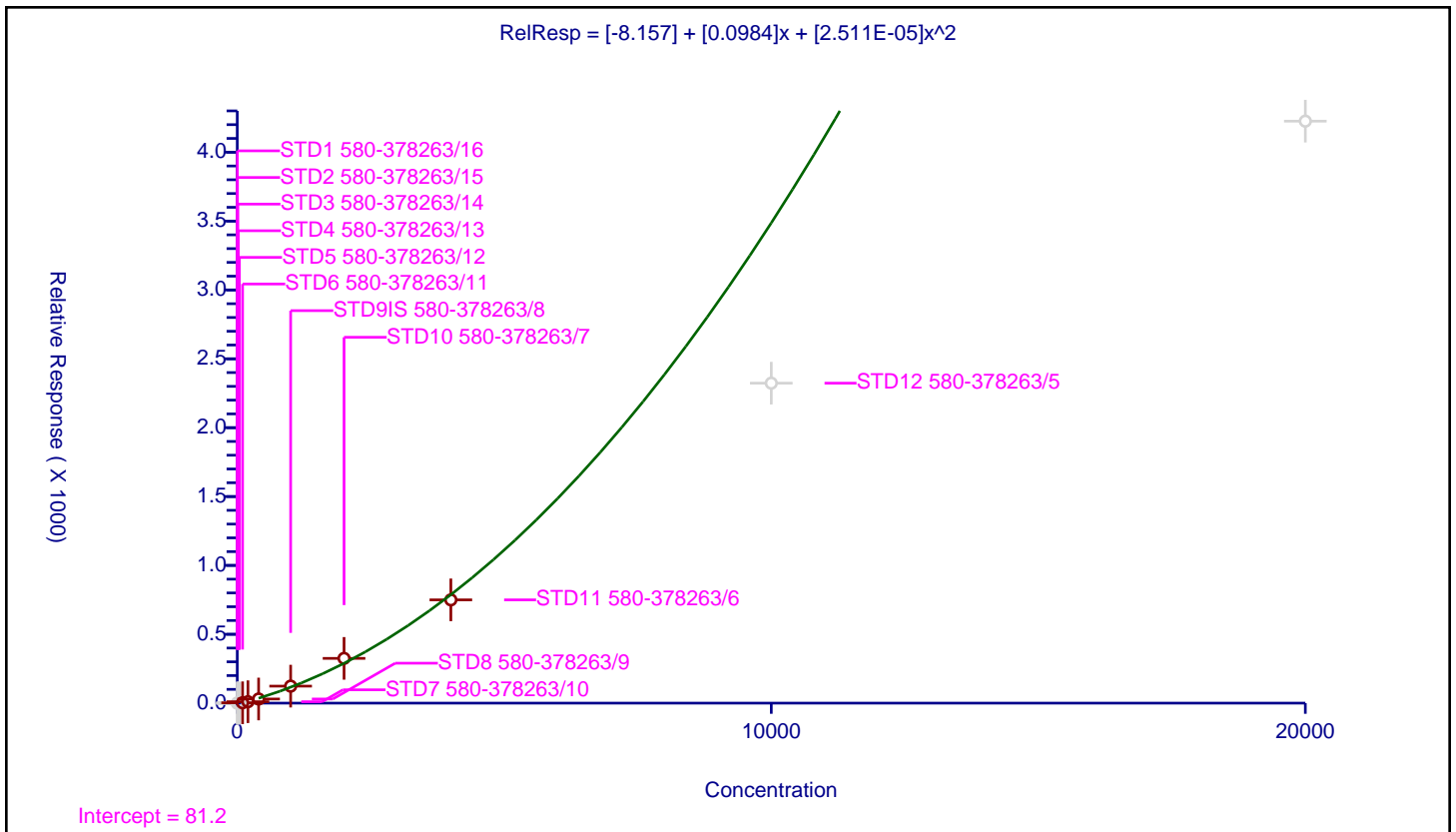
/ Pentachlorophenol

Curve Type: Quadratic
 Weighting: Conc_Sq
 Origin: None
 Dependency: Response
 Calib Mode: ISTD
 Response Base: AREA
 RF Rounding: 0

Curve Coefficients	
Intercept:	-8.157
Slope:	0.0984
Second Order:	2.511E-05

Error Coefficients	
Standard Error:	63800
Relative Standard Error:	11.5
Correlation Coefficient:	0.995
Coefficient of Determination (Adjusted):	0.990

ID	Level	Concentration	Rel. Resp.	IS Amount	IS Response	RRF	Used
1	STD1 580-378263/16	2.0	0.0	100.0	10350.0	0.0	N
2	STD2 580-378263/15	4.0	0.0	100.0	10882.0	0.0	N
3	STD3 580-378263/14	10.0	0.0	100.0	12288.0	0.0	N
4	STD4 580-378263/13	20.0	0.0	100.0	11178.0	0.0	N
5	STD5 580-378263/12	40.0	0.441919	100.0	11088.0	0.011048	N
6	STD6 580-378263/11	100.0	2.672527	100.0	11375.0	0.026725	Y
7	STD7 580-378263/10	200.0	10.25583	100.0	13251.0	0.051279	Y
8	STD8 580-378263/9	400.0	30.131626	100.0	14055.0	0.075329	Y
9	STD9IS 580-378263/8	1000.0	123.438748	100.0	12522.0	0.123439	Y
10	STD10 580-378263/7	2000.0	324.959636	100.0	13626.0	0.16248	Y
11	STD11 580-378263/6	4000.0	749.810592	100.0	13463.0	0.187453	Y
12	STD12 580-378263/5	10000.0	2323.042203	100.0	13293.0	0.232304	N
13	STD13 580-378263/4	20000.0	4225.406922	100.0	16035.0	0.21127	N



Calibration

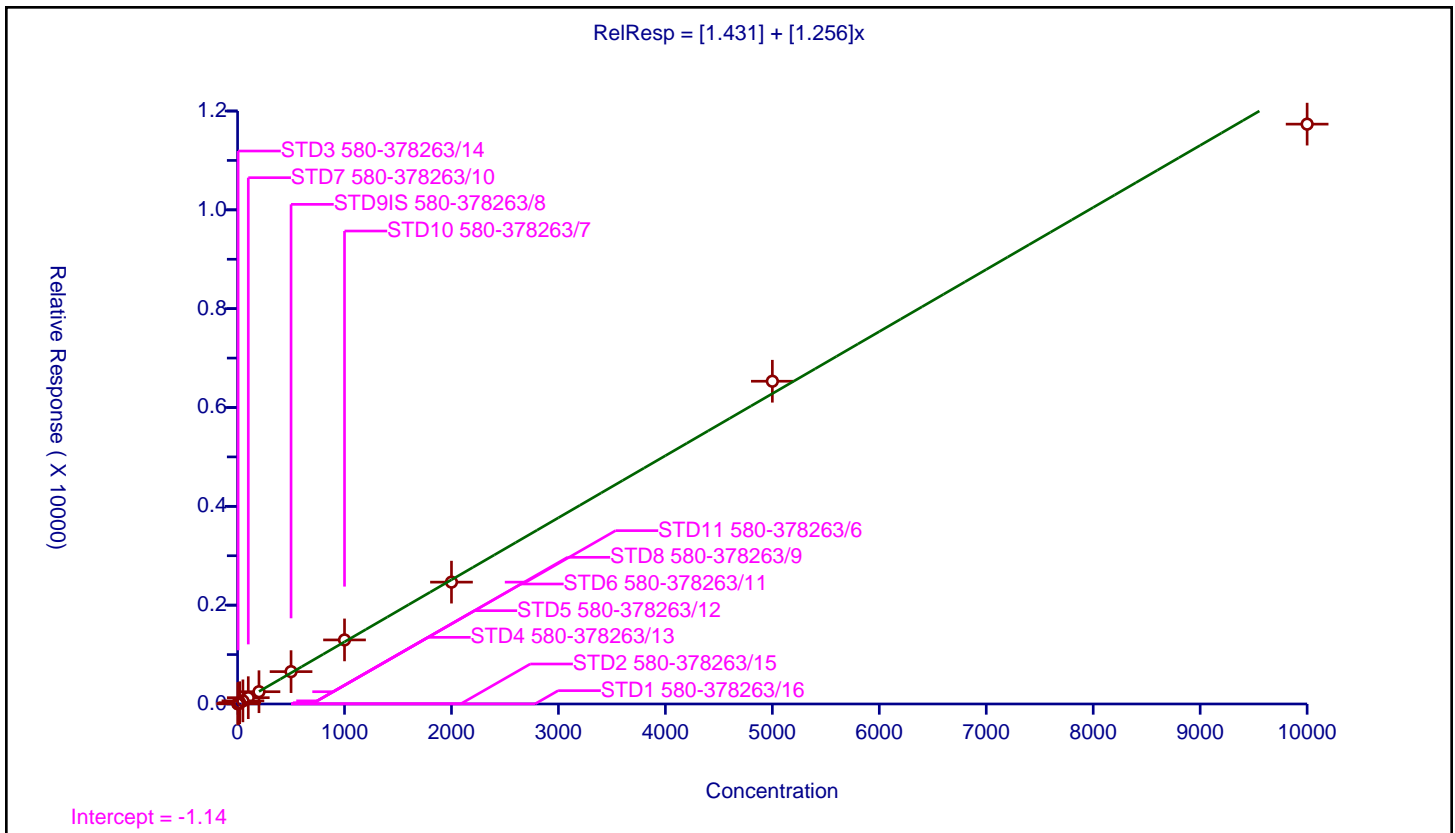
/ Phenanthrene

Curve Type: Linear
 Weighting: Conc_Sq
 Origin: None
 Dependency: Response
 Calib Mode: ISTD
 Response Base: AREA
 RF Rounding: 0

Curve Coefficients	
Intercept:	1.431
Slope:	1.256

Error Coefficients	
Standard Error:	804000
Relative Standard Error:	3.7
Correlation Coefficient:	1.000
Coefficient of Determination (Adjusted):	0.999

ID	Level	Concentration	Rel. Resp.	IS Amount	IS Response	RRF	Used
1	STD1 580-378263/16	1.0	2.494379	100.0	14232.0	2.494379	N
2	STD2 580-378263/15	2.0	3.901296	100.0	14508.0	1.950648	Y
3	STD3 580-378263/14	5.0	8.069146	100.0	15677.0	1.613829	Y
4	STD4 580-378263/13	10.0	13.763889	100.0	14400.0	1.376389	Y
5	STD5 580-378263/12	20.0	25.959167	100.0	14596.0	1.297958	Y
6	STD6 580-378263/11	50.0	63.204929	100.0	14771.0	1.264099	Y
7	STD7 580-378263/10	100.0	127.731699	100.0	16638.0	1.277317	Y
8	STD8 580-378263/9	200.0	248.684283	100.0	18203.0	1.243421	Y
9	STD9IS 580-378263/8	500.0	654.743222	100.0	15675.0	1.309486	Y
10	STD10 580-378263/7	1000.0	1296.50125	100.0	16806.0	1.296501	Y
11	STD11 580-378263/6	2000.0	2465.855651	100.0	17139.0	1.232928	Y
12	STD12 580-378263/5	5000.0	6531.561958	100.0	16729.0	1.306312	Y
13	STD13 580-378263/4	10000.0	11734.237746	100.0	19239.0	1.173424	Y



Calibration

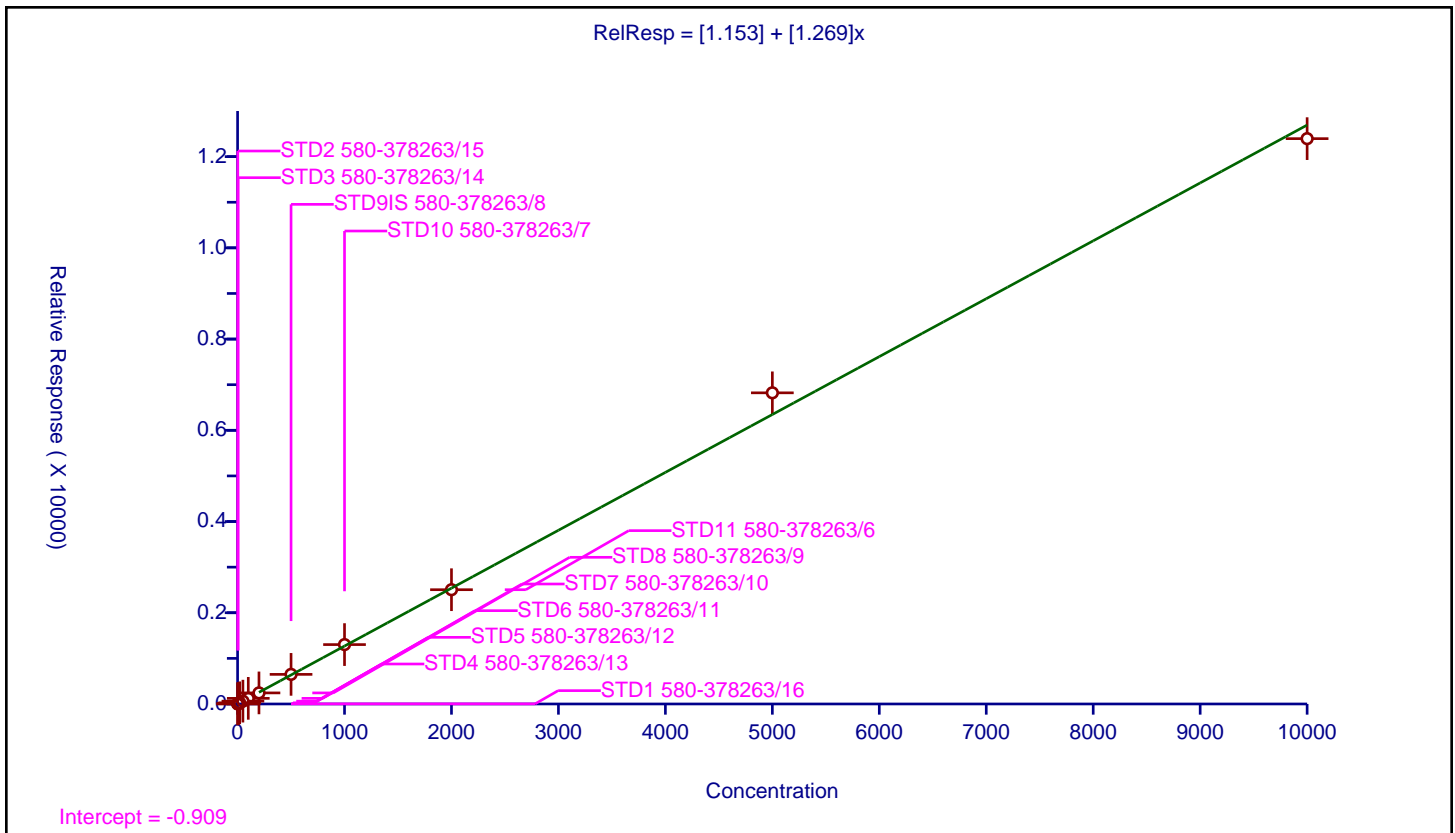
/ Anthracene

Curve Type: Linear
 Weighting: Conc_Sq
 Origin: None
 Dependency: Response
 Calib Mode: ISTD
 Response Base: AREA
 RF Rounding: 0

Curve Coefficients	
Intercept:	1.153
Slope:	1.269

Error Coefficients	
Standard Error:	807000
Relative Standard Error:	4.3
Correlation Coefficient:	0.999
Coefficient of Determination (Adjusted):	0.998

ID	Level	Concentration	Rel. Resp.	IS Amount	IS Response	RRF	Used
1	STD1 580-378263/16	1.0	2.381956	100.0	14232.0	2.381956	Y
2	STD2 580-378263/15	2.0	3.81169	100.0	14508.0	1.905845	Y
3	STD3 580-378263/14	5.0	7.896919	100.0	15677.0	1.579384	Y
4	STD4 580-378263/13	10.0	13.534722	100.0	14400.0	1.353472	Y
5	STD5 580-378263/12	20.0	26.013976	100.0	14596.0	1.300699	Y
6	STD6 580-378263/11	50.0	62.433146	100.0	14771.0	1.248663	Y
7	STD7 580-378263/10	100.0	123.518452	100.0	16638.0	1.235185	Y
8	STD8 580-378263/9	200.0	242.657804	100.0	18203.0	1.213289	Y
9	STD9IS 580-378263/8	500.0	649.263158	100.0	15675.0	1.298526	Y
10	STD10 580-378263/7	1000.0	1302.522908	100.0	16806.0	1.302523	Y
11	STD11 580-378263/6	2000.0	2505.350371	100.0	17139.0	1.252675	Y
12	STD12 580-378263/5	5000.0	6821.794489	100.0	16729.0	1.364359	Y
13	STD13 580-378263/4	10000.0	12394.334425	100.0	19239.0	1.239433	Y



Calibration

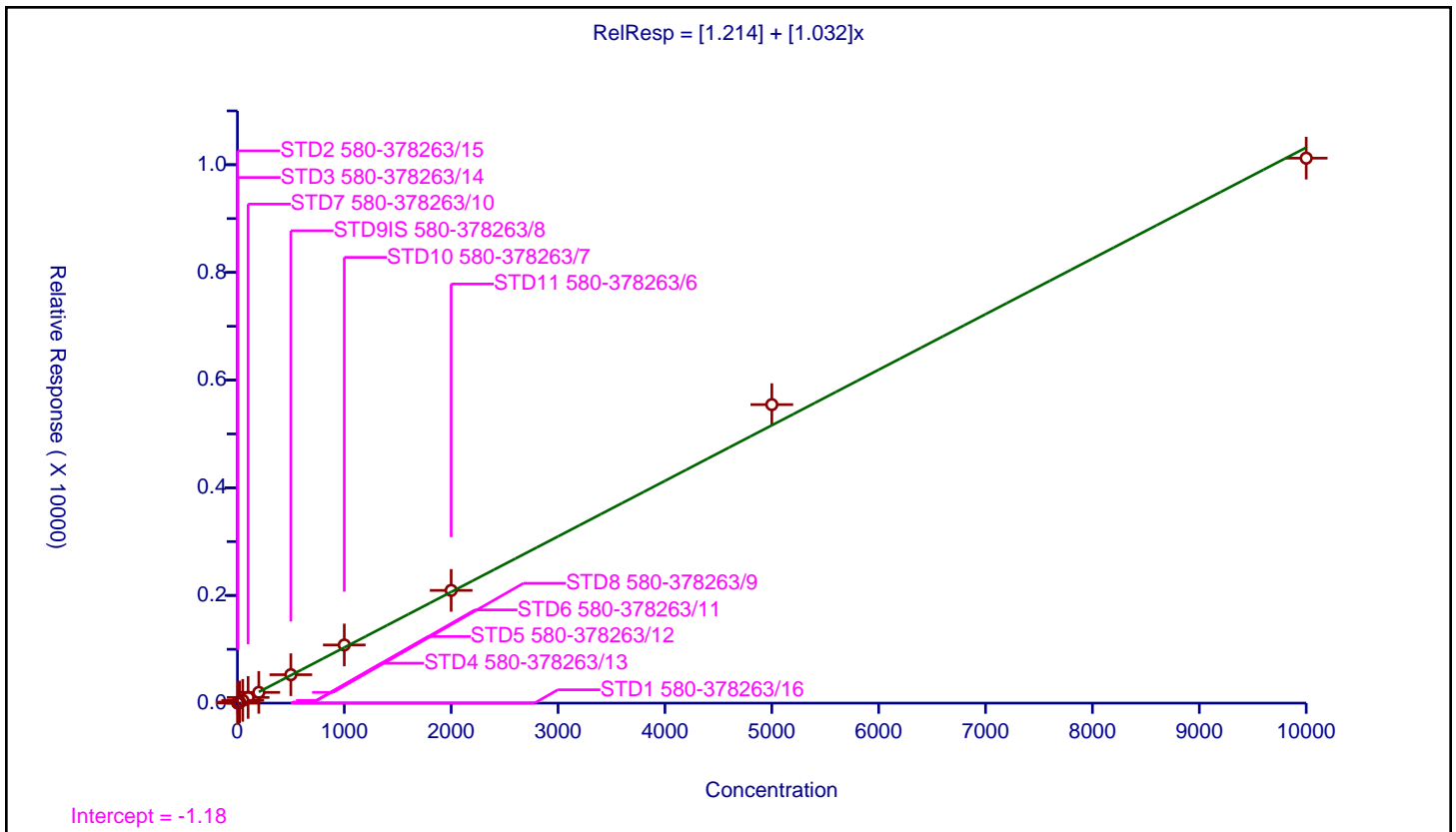
/ Fluoranthene-d10 (Surr)

Curve Type: Linear
 Weighting: Conc_Sq
 Origin: None
 Dependency: Response
 Calib Mode: ISTD
 Response Base: AREA
 RF Rounding: 0

Curve Coefficients	
Intercept:	1.214
Slope:	1.032

Error Coefficients	
Standard Error:	691000
Relative Standard Error:	4.7
Correlation Coefficient:	0.999
Coefficient of Determination (Adjusted):	0.998

ID	Level	Concentration	Rel. Resp.	IS Amount	IS Response	RRF	Used
1	STD1 580-378263/16	1.0	2.07982	100.0	14232.0	2.07982	N
2	STD2 580-378263/15	2.0	3.280948	100.0	14508.0	1.640474	Y
3	STD3 580-378263/14	5.0	6.621165	100.0	15677.0	1.324233	Y
4	STD4 580-378263/13	10.0	10.805556	100.0	14400.0	1.080556	Y
5	STD5 580-378263/12	20.0	20.718005	100.0	14596.0	1.0359	Y
6	STD6 580-378263/11	50.0	51.066279	100.0	14771.0	1.021326	Y
7	STD7 580-378263/10	100.0	105.607645	100.0	16638.0	1.056076	Y
8	STD8 580-378263/9	200.0	199.522057	100.0	18203.0	0.99761	Y
9	STD9IS 580-378263/8	500.0	528.172249	100.0	15675.0	1.056344	Y
10	STD10 580-378263/7	1000.0	1080.263001	100.0	16806.0	1.080263	Y
11	STD11 580-378263/6	2000.0	2093.797771	100.0	17139.0	1.046899	Y
12	STD12 580-378263/5	5000.0	5544.497579	100.0	16729.0	1.1089	Y
13	STD13 580-378263/4	10000.0	10121.75269	100.0	19239.0	1.012175	Y



Calibration

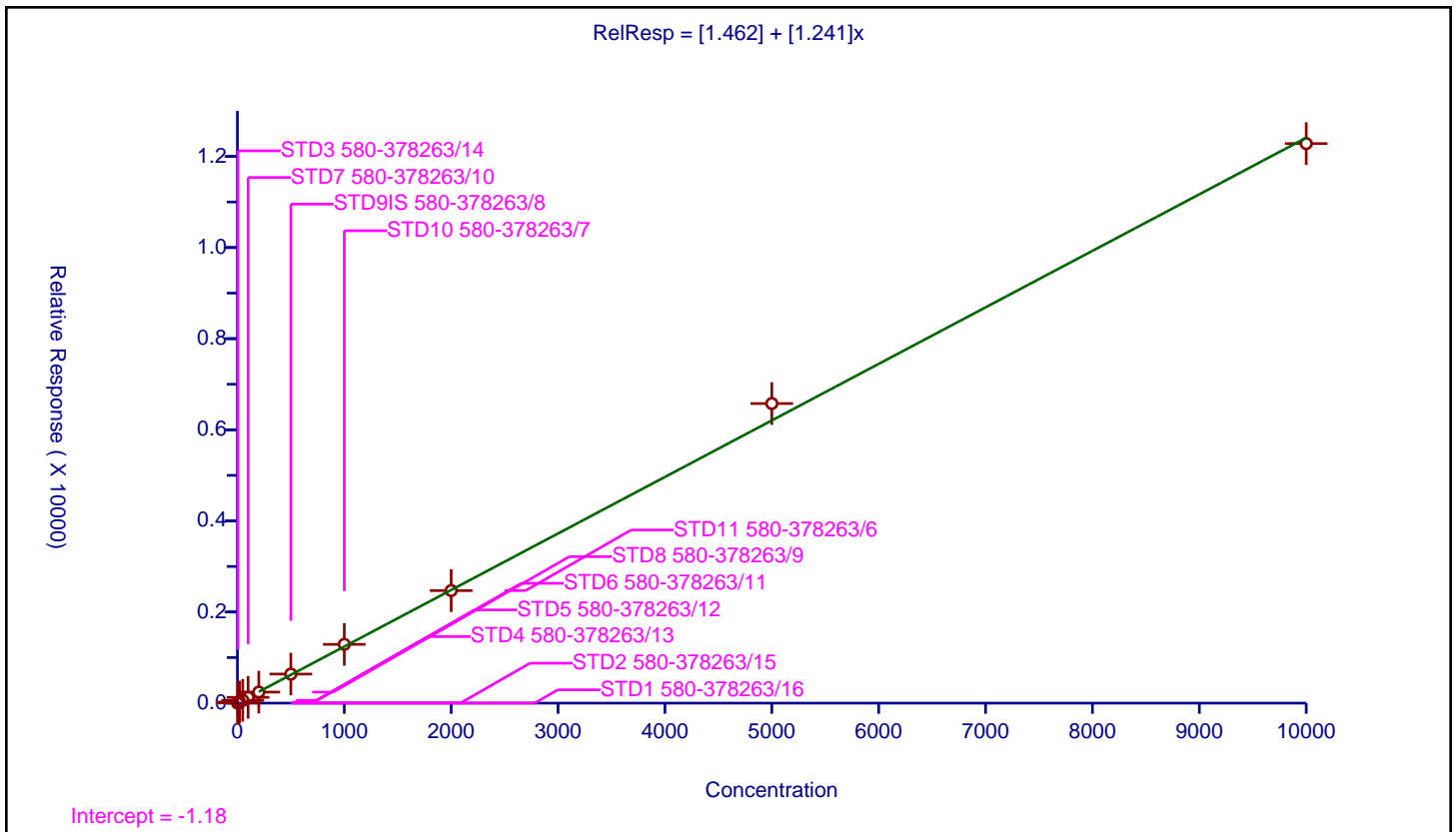
/ Fluoranthene

Curve Type: Linear
 Weighting: Conc_Sq
 Origin: None
 Dependency: Response
 Calib Mode: ISTD
 Response Base: AREA
 RF Rounding: 0

Curve Coefficients	
Intercept:	1.462
Slope:	1.241

Error Coefficients	
Standard Error:	834000
Relative Standard Error:	4.3
Correlation Coefficient:	0.999
Coefficient of Determination (Adjusted):	0.998

ID	Level	Concentration	Rel. Resp.	IS Amount	IS Response	RRF	Used
1	STD1 580-378263/16	1.0	2.529511	100.0	14232.0	2.529511	N
2	STD2 580-378263/15	2.0	3.93576	100.0	14508.0	1.96788	Y
3	STD3 580-378263/14	5.0	8.011737	100.0	15677.0	1.602347	Y
4	STD4 580-378263/13	10.0	13.090278	100.0	14400.0	1.309028	Y
5	STD5 580-378263/12	20.0	24.773911	100.0	14596.0	1.238696	Y
6	STD6 580-378263/11	50.0	62.148805	100.0	14771.0	1.242976	Y
7	STD7 580-378263/10	100.0	127.160716	100.0	16638.0	1.271607	Y
8	STD8 580-378263/9	200.0	242.295226	100.0	18203.0	1.211476	Y
9	STD9IS 580-378263/8	500.0	637.952153	100.0	15675.0	1.275904	Y
10	STD10 580-378263/7	1000.0	1289.99762	100.0	16806.0	1.289998	Y
11	STD11 580-378263/6	2000.0	2470.395006	100.0	17139.0	1.235198	Y
12	STD12 580-378263/5	5000.0	6576.268755	100.0	16729.0	1.315254	Y
13	STD13 580-378263/4	10000.0	12281.974115	100.0	19239.0	1.228197	Y



Calibration

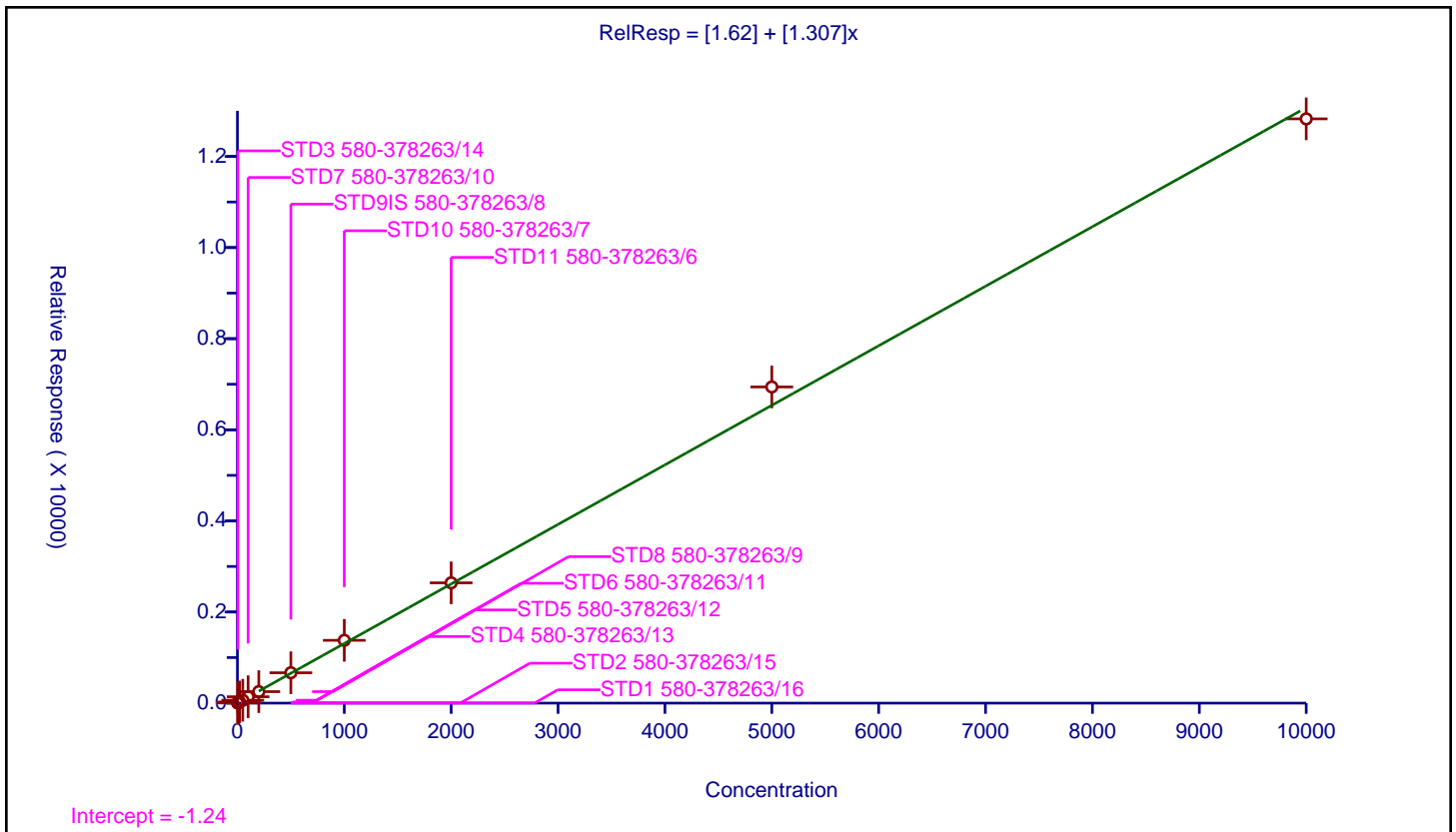
/ Pyrene

Curve Type: Linear
 Weighting: Conc_Sq
 Origin: None
 Dependency: Response
 Calib Mode: ISTD
 Response Base: AREA
 RF Rounding: 0

Curve Coefficients	
Intercept:	1.62
Slope:	1.307

Error Coefficients	
Standard Error:	873000
Relative Standard Error:	6.3
Correlation Coefficient:	0.999
Coefficient of Determination (Adjusted):	0.996

ID	Level	Concentration	Rel. Resp.	IS Amount	IS Response	RRF	Used
1	STD1 580-378263/16	1.0	2.712198	100.0	14232.0	2.712198	N
2	STD2 580-378263/15	2.0	4.21147	100.0	14508.0	2.105735	Y
3	STD3 580-378263/14	5.0	8.770811	100.0	15677.0	1.754162	Y
4	STD4 580-378263/13	10.0	13.340278	100.0	14400.0	1.334028	Y
5	STD5 580-378263/12	20.0	25.856399	100.0	14596.0	1.29282	Y
6	STD6 580-378263/11	50.0	63.56374	100.0	14771.0	1.271275	Y
7	STD7 580-378263/10	100.0	140.064912	100.0	16638.0	1.400649	Y
8	STD8 580-378263/9	200.0	252.546284	100.0	18203.0	1.262731	Y
9	STD9IS 580-378263/8	500.0	666.966507	100.0	15675.0	1.333933	Y
10	STD10 580-378263/7	1000.0	1378.567178	100.0	16806.0	1.378567	Y
11	STD11 580-378263/6	2000.0	2640.340743	100.0	17139.0	1.32017	Y
12	STD12 580-378263/5	5000.0	6940.576245	100.0	16729.0	1.388115	Y
13	STD13 580-378263/4	10000.0	12825.094859	100.0	19239.0	1.282509	Y



Calibration

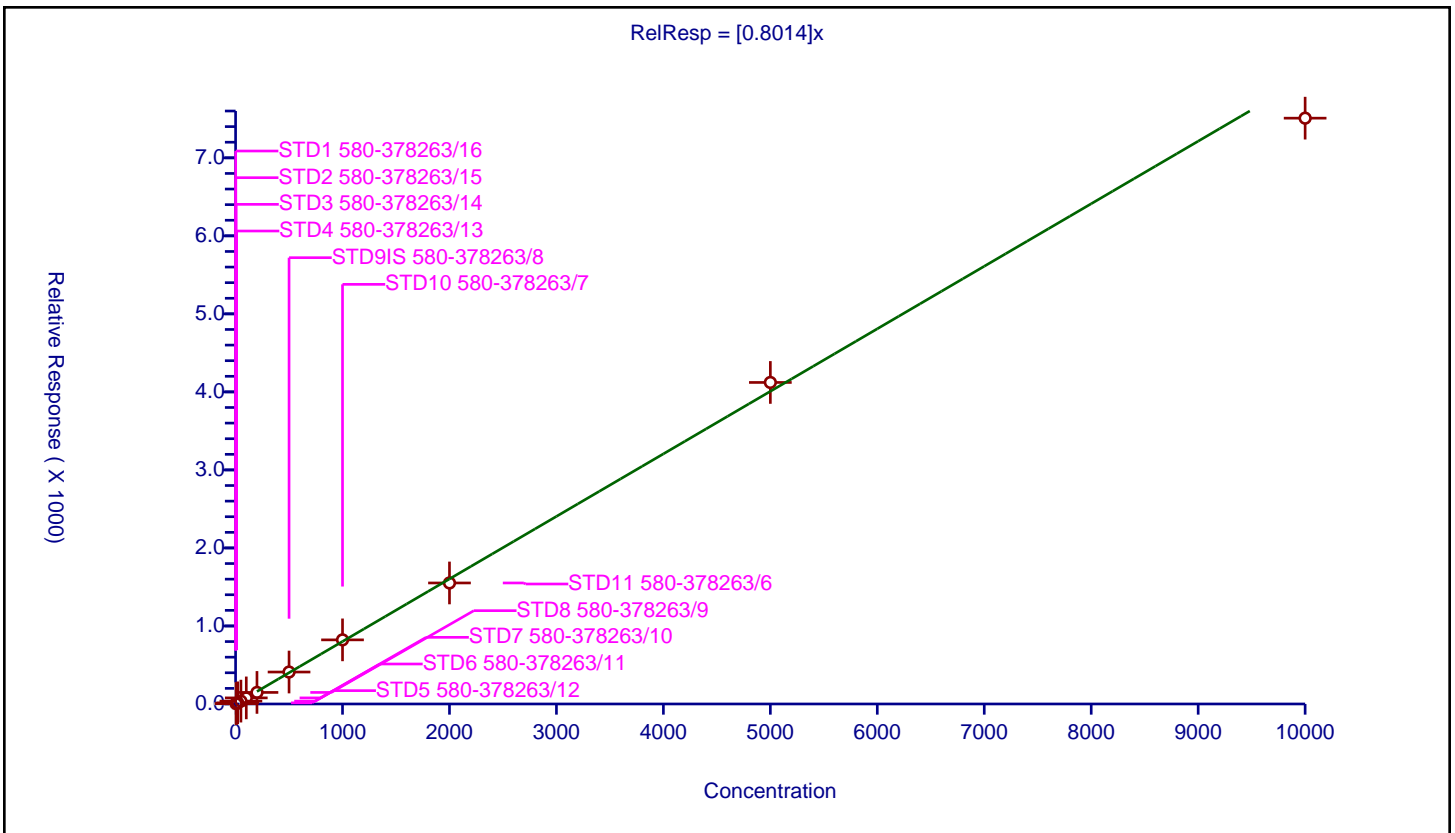
/ Terphenyl-d14

Curve Type: Average
 Weighting: Conc_Sq
 Origin: Force
 Dependency: Response
 Calib Mode: ISTD
 Response Base: AREA
 RF Rounding: 0

Curve Coefficients	
Intercept:	0
Slope:	0.8014

Error Coefficients	
Standard Error:	513000
Relative Standard Error:	9.4
Correlation Coefficient:	0.999
Coefficient of Determination (Adjusted):	0.988

ID	Level	Concentration	Rel. Resp.	IS Amount	IS Response	RRF	Used
1	STD1 580-378263/16	1.0	1.517707	100.0	14232.0	1.517707	N
2	STD2 580-378263/15	2.0	2.474497	100.0	14508.0	1.237248	N
3	STD3 580-378263/14	5.0	4.988199	100.0	15677.0	0.99764	Y
4	STD4 580-378263/13	10.0	8.333333	100.0	14400.0	0.833333	Y
5	STD5 580-378263/12	20.0	14.757468	100.0	14596.0	0.737873	Y
6	STD6 580-378263/11	50.0	36.612281	100.0	14771.0	0.732246	Y
7	STD7 580-378263/10	100.0	78.254598	100.0	16638.0	0.782546	Y
8	STD8 580-378263/9	200.0	148.096468	100.0	18203.0	0.740482	Y
9	STD9IS 580-378263/8	500.0	409.626794	100.0	15675.0	0.819254	Y
10	STD10 580-378263/7	1000.0	821.879091	100.0	16806.0	0.821879	Y
11	STD11 580-378263/6	2000.0	1551.269036	100.0	17139.0	0.775635	Y
12	STD12 580-378263/5	5000.0	4121.101082	100.0	16729.0	0.82422	Y
13	STD13 580-378263/4	10000.0	7508.326836	100.0	19239.0	0.750833	Y



Calibration

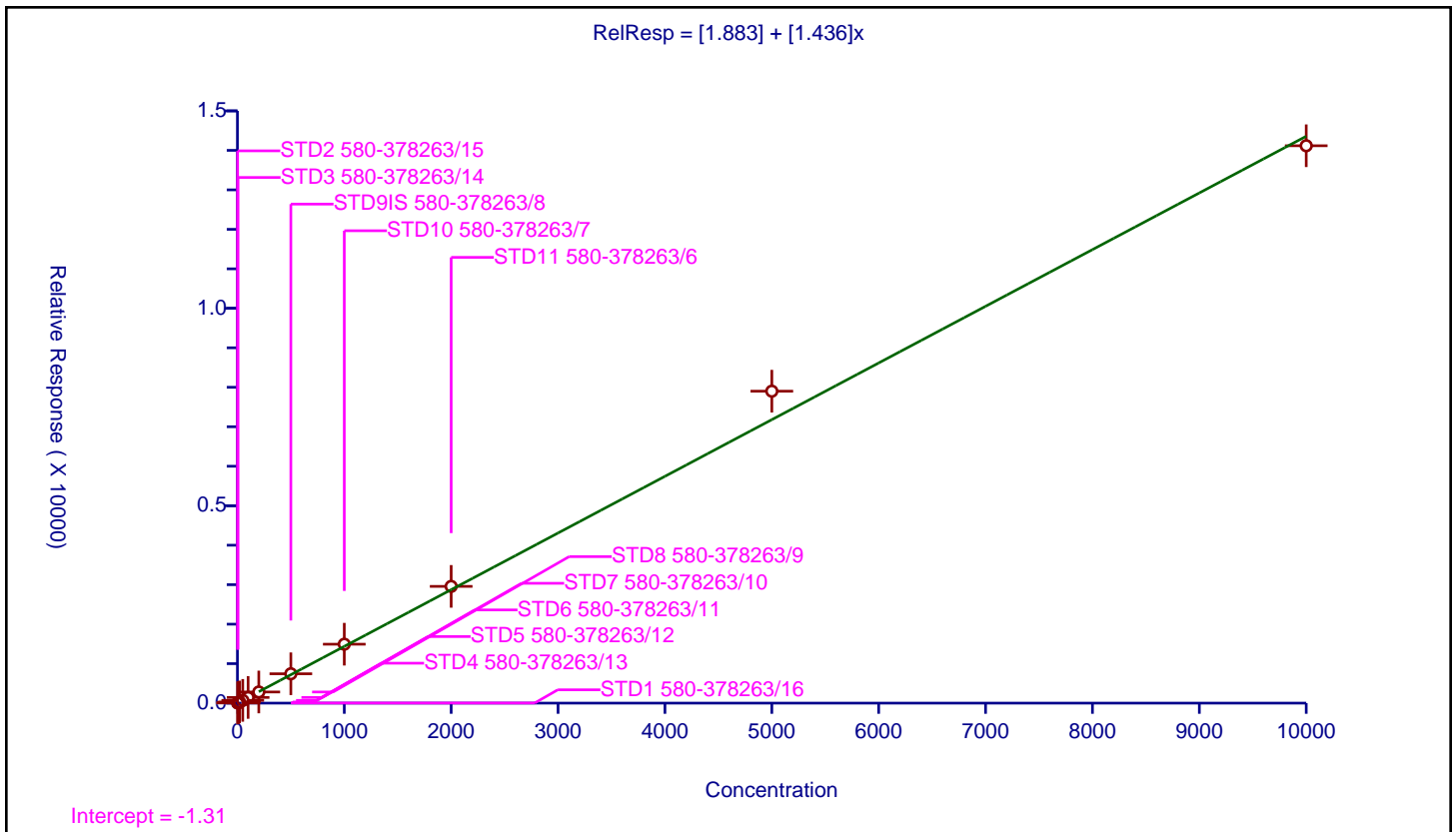
/ Benzo[a]anthracene

Curve Type: Linear
 Weighting: Conc_Sq
 Origin: None
 Dependency: Response
 Calib Mode: ISTD
 Response Base: AREA
 RF Rounding: 0

Curve Coefficients	
Intercept:	1.883
Slope:	1.436

Error Coefficients	
Standard Error:	797000
Relative Standard Error:	5.2
Correlation Coefficient:	0.999
Coefficient of Determination (Adjusted):	0.997

ID	Level	Concentration	Rel. Resp.	IS Amount	IS Response	RRF	Used
1	STD1 580-378263/16	1.0	3.05314	100.0	10350.0	3.05314	N
2	STD2 580-378263/15	2.0	4.815291	100.0	10882.0	2.407646	Y
3	STD3 580-378263/14	5.0	9.098307	100.0	12288.0	1.819661	Y
4	STD4 580-378263/13	10.0	15.002684	100.0	11178.0	1.500268	Y
5	STD5 580-378263/12	20.0	29.572511	100.0	11088.0	1.478626	Y
6	STD6 580-378263/11	50.0	69.52967	100.0	11375.0	1.390593	Y
7	STD7 580-378263/10	100.0	144.30609	100.0	13251.0	1.443061	Y
8	STD8 580-378263/9	200.0	282.034863	100.0	14055.0	1.410174	Y
9	STD9IS 580-378263/8	500.0	743.802907	100.0	12522.0	1.487606	Y
10	STD10 580-378263/7	1000.0	1492.712461	100.0	13626.0	1.492712	Y
11	STD11 580-378263/6	2000.0	2956.666419	100.0	13463.0	1.478333	Y
12	STD12 580-378263/5	5000.0	7901.120891	100.0	13293.0	1.580224	Y
13	STD13 580-378263/4	10000.0	14117.149984	100.0	16035.0	1.411715	Y



Calibration

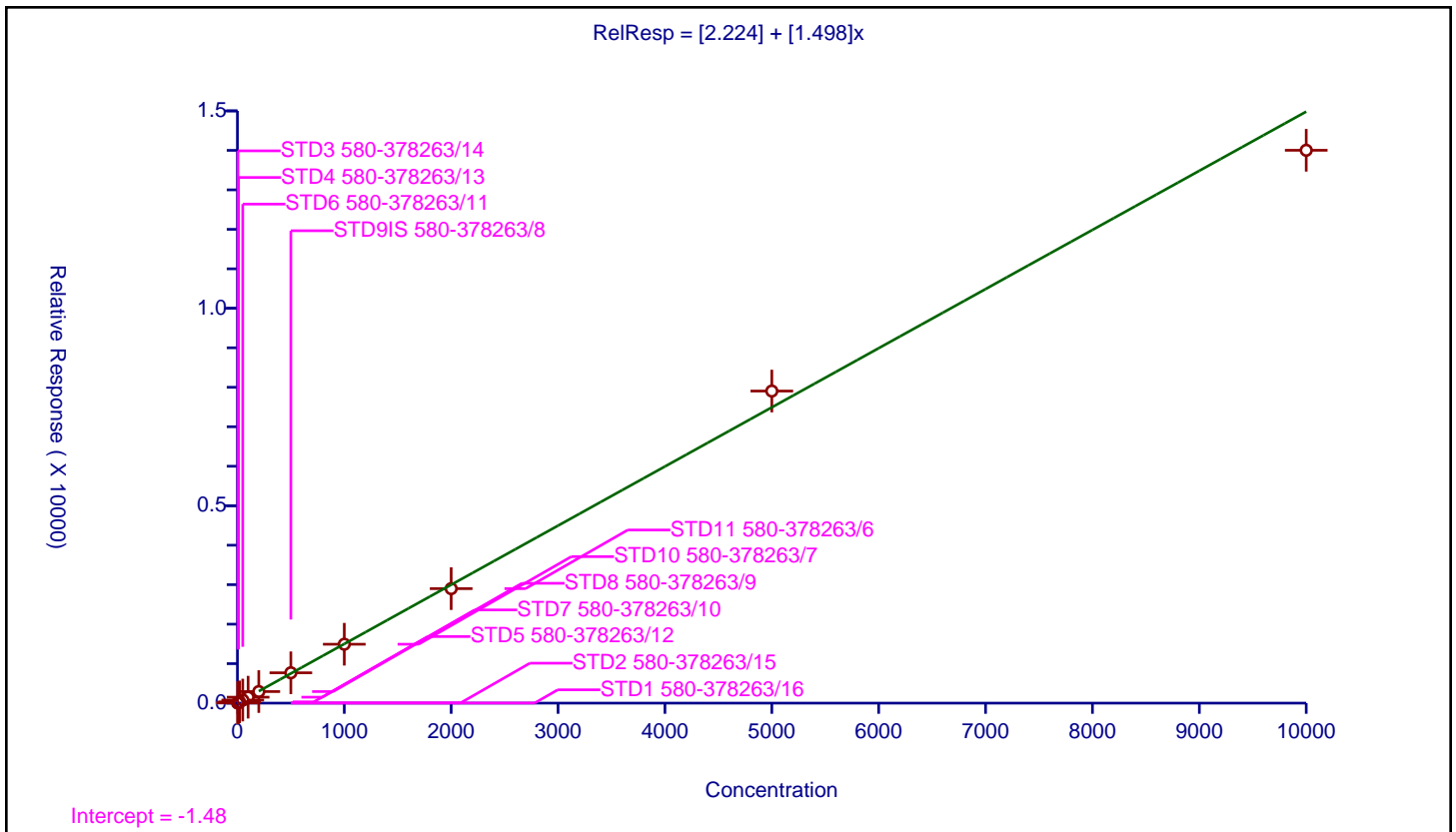
/ Chrysene

Curve Type: Linear
 Weighting: Conc_Sq
 Origin: None
 Dependency: Response
 Calib Mode: ISTD
 Response Base: AREA
 RF Rounding: 0

Curve Coefficients	
Intercept:	2.224
Slope:	1.498

Error Coefficients	
Standard Error:	792000
Relative Standard Error:	3.7
Correlation Coefficient:	0.999
Coefficient of Determination (Adjusted):	0.999

ID	Level	Concentration	Rel. Resp.	IS Amount	IS Response	RRF	Used
1	STD1 580-378263/16	1.0	3.294686	100.0	10350.0	3.294686	N
2	STD2 580-378263/15	2.0	5.155302	100.0	10882.0	2.577651	Y
3	STD3 580-378263/14	5.0	9.936523	100.0	12288.0	1.987305	Y
4	STD4 580-378263/13	10.0	17.937019	100.0	11178.0	1.793702	Y
5	STD5 580-378263/12	20.0	32.160895	100.0	11088.0	1.608045	Y
6	STD6 580-378263/11	50.0	77.714286	100.0	11375.0	1.554286	Y
7	STD7 580-378263/10	100.0	150.554675	100.0	13251.0	1.505547	Y
8	STD8 580-378263/9	200.0	293.055852	100.0	14055.0	1.465279	Y
9	STD9IS 580-378263/8	500.0	768.351701	100.0	12522.0	1.536703	Y
10	STD10 580-378263/7	1000.0	1491.824453	100.0	13626.0	1.491824	Y
11	STD11 580-378263/6	2000.0	2899.858872	100.0	13463.0	1.449929	Y
12	STD12 580-378263/5	5000.0	7904.415858	100.0	13293.0	1.580883	Y
13	STD13 580-378263/4	10000.0	14002.625507	100.0	16035.0	1.400263	Y



Calibration

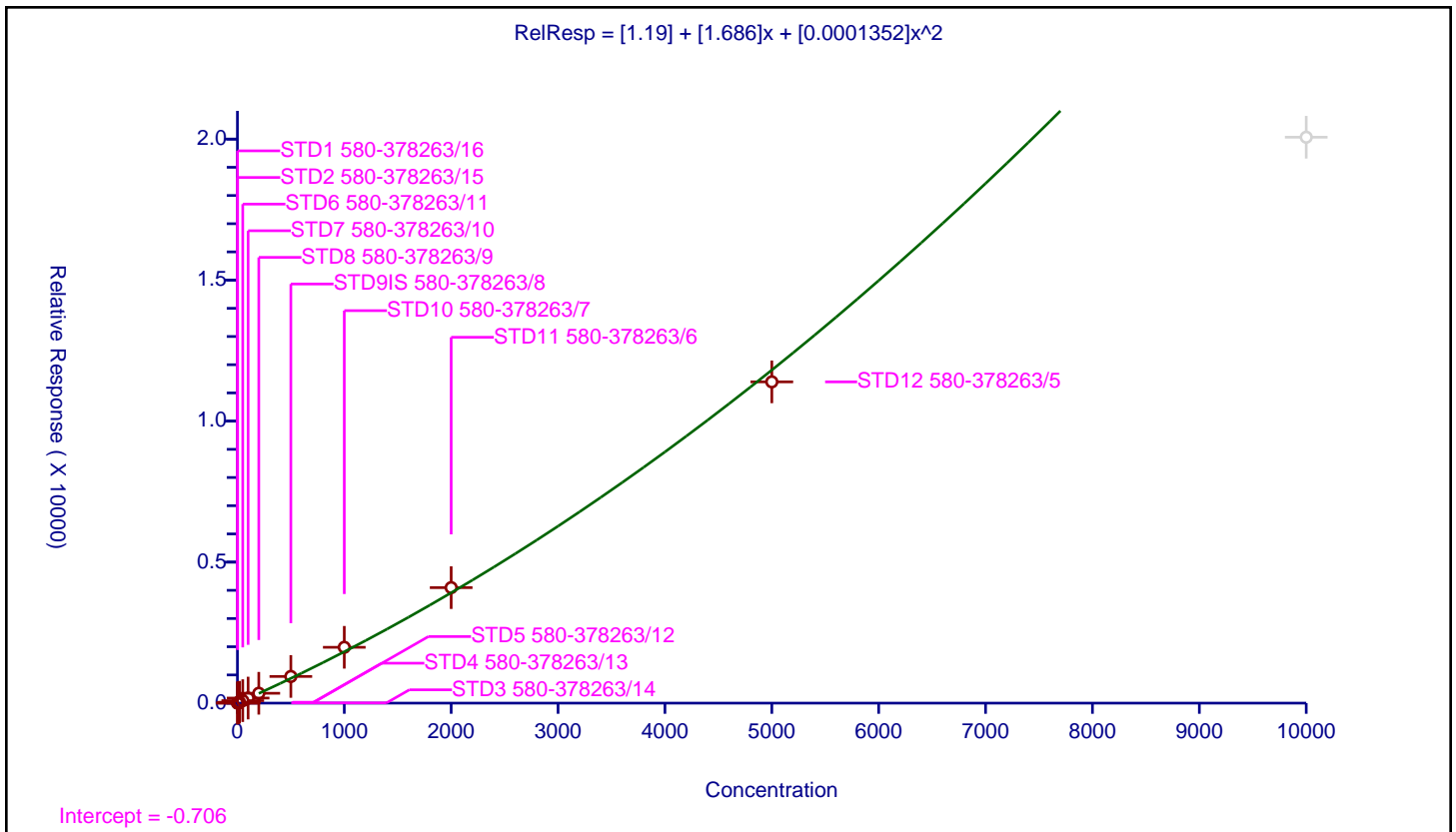
/ Bis(2-ethylhexyl) phthalate

Curve Type: Quadratic
 Weighting: Conc_Sq
 Origin: None
 Dependency: Response
 Calib Mode: ISTD
 Response Base: AREA
 RF Rounding: 0

Curve Coefficients	
Intercept:	1.19
Slope:	1.686
Second Order:	0.0001352

Error Coefficients	
Standard Error:	542000
Relative Standard Error:	7.9
Correlation Coefficient:	0.999
Coefficient of Determination (Adjusted):	0.994

ID	Level	Concentration	Rel. Resp.	IS Amount	IS Response	RRF	Used
1	STD1 580-378263/16	1.0	2.908213	100.0	10350.0	2.908213	Y
2	STD2 580-378263/15	2.0	4.677449	100.0	10882.0	2.338724	Y
3	STD3 580-378263/14	5.0	8.813477	100.0	12288.0	1.762695	Y
4	STD4 580-378263/13	10.0	15.691537	100.0	11178.0	1.569154	Y
5	STD5 580-378263/12	20.0	31.971501	100.0	11088.0	1.598575	Y
6	STD6 580-378263/11	50.0	87.903297	100.0	11375.0	1.758066	Y
7	STD7 580-378263/10	100.0	179.699645	100.0	13251.0	1.796996	Y
8	STD8 580-378263/9	200.0	349.697617	100.0	14055.0	1.748488	Y
9	STD9IS 580-378263/8	500.0	945.951126	100.0	12522.0	1.891902	Y
10	STD10 580-378263/7	1000.0	1979.847351	100.0	13626.0	1.979847	Y
11	STD11 580-378263/6	2000.0	4095.060536	100.0	13463.0	2.04753	Y
12	STD12 580-378263/5	5000.0	11392.161288	100.0	13293.0	2.278432	Y
13	STD13 580-378263/4	10000.0	20065.868413	100.0	16035.0	2.006587	N



Calibration

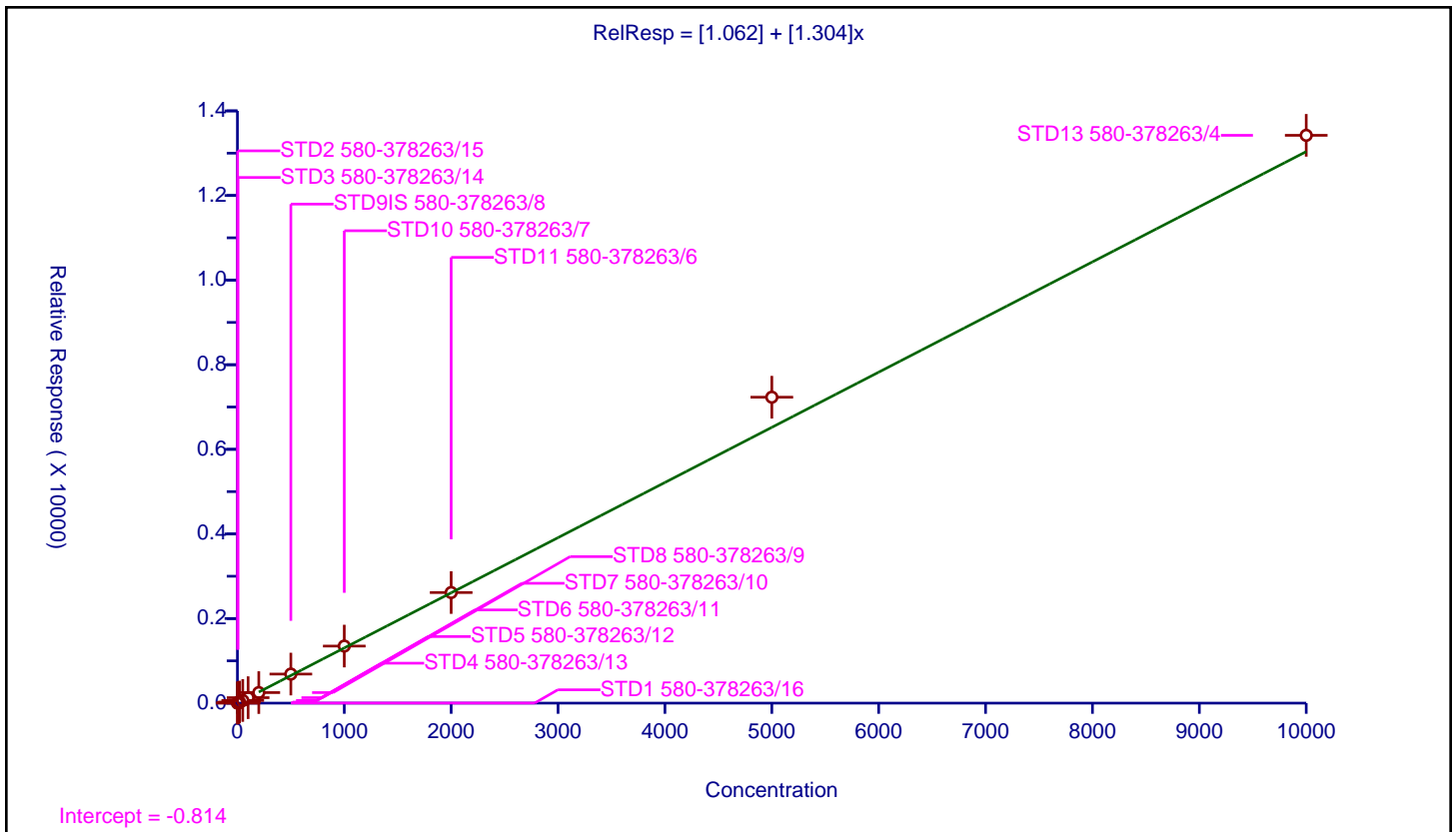
/ Benzo[b]fluoranthene

Curve Type: Linear
 Weighting: Conc_Sq
 Origin: None
 Dependency: Response
 Calib Mode: ISTD
 Response Base: AREA
 RF Rounding: 0

Curve Coefficients	
Intercept:	1.062
Slope:	1.304

Error Coefficients	
Standard Error:	819000
Relative Standard Error:	5.6
Correlation Coefficient:	0.998
Coefficient of Determination (Adjusted):	0.997

ID	Level	Concentration	Rel. Resp.	IS Amount	IS Response	RRF	Used
1	STD1 580-378263/16	1.0	2.358374	100.0	12127.0	2.358374	Y
2	STD2 580-378263/15	2.0	3.753249	100.0	13082.0	1.876624	Y
3	STD3 580-378263/14	5.0	7.645847	100.0	14073.0	1.529169	Y
4	STD4 580-378263/13	10.0	13.045193	100.0	12679.0	1.304519	Y
5	STD5 580-378263/12	20.0	25.354691	100.0	13110.0	1.267735	Y
6	STD6 580-378263/11	50.0	62.722674	100.0	13641.0	1.254453	Y
7	STD7 580-378263/10	100.0	129.334787	100.0	15589.0	1.293348	Y
8	STD8 580-378263/9	200.0	249.883378	100.0	16292.0	1.249417	Y
9	STD9IS 580-378263/8	500.0	687.183267	100.0	14247.0	1.374367	Y
10	STD10 580-378263/7	1000.0	1349.145464	100.0	15564.0	1.349145	Y
11	STD11 580-378263/6	2000.0	2614.44828	100.0	15642.0	1.307224	Y
12	STD12 580-378263/5	5000.0	7231.841049	100.0	15703.0	1.446368	Y
13	STD13 580-378263/4	10000.0	13421.940487	100.0	18181.0	1.342194	Y



Calibration

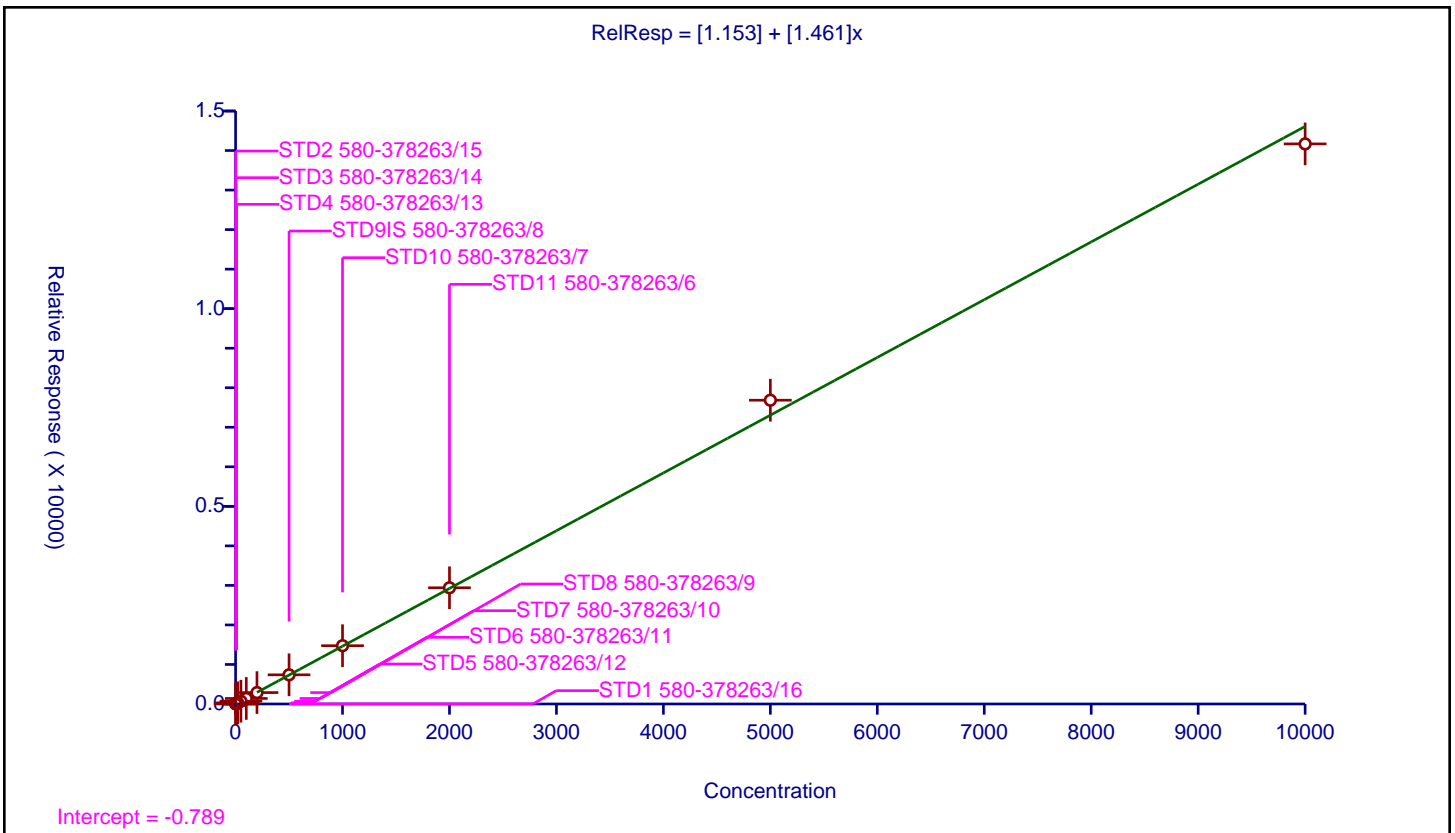
/ Benzo[k]fluoranthene

Curve Type: Linear
 Weighting: Conc_Sq
 Origin: None
 Dependency: Response
 Calib Mode: ISTD
 Response Base: AREA
 RF Rounding: 0

Curve Coefficients	
Intercept:	1.153
Slope:	1.461

Error Coefficients	
Standard Error:	867000
Relative Standard Error:	4.4
Correlation Coefficient:	0.999
Coefficient of Determination (Adjusted):	0.998

ID	Level	Concentration	Rel. Resp.	IS Amount	IS Response	RRF	Used
1	STD1 580-378263/16	1.0	2.581018	100.0	12127.0	2.581018	Y
2	STD2 580-378263/15	2.0	4.127809	100.0	13082.0	2.063905	Y
3	STD3 580-378263/14	5.0	8.796987	100.0	14073.0	1.759397	Y
4	STD4 580-378263/13	10.0	16.925625	100.0	12679.0	1.692563	Y
5	STD5 580-378263/12	20.0	29.084668	100.0	13110.0	1.454233	Y
6	STD6 580-378263/11	50.0	70.18547	100.0	13641.0	1.403709	Y
7	STD7 580-378263/10	100.0	140.028225	100.0	15589.0	1.400282	Y
8	STD8 580-378263/9	200.0	288.092315	100.0	16292.0	1.440462	Y
9	STD9IS 580-378263/8	500.0	737.783393	100.0	14247.0	1.475567	Y
10	STD10 580-378263/7	1000.0	1474.569519	100.0	15564.0	1.47457	Y
11	STD11 580-378263/6	2000.0	2939.867025	100.0	15642.0	1.469934	Y
12	STD12 580-378263/5	5000.0	7684.506145	100.0	15703.0	1.536901	Y
13	STD13 580-378263/4	10000.0	14167.933557	100.0	18181.0	1.416793	Y



Calibration

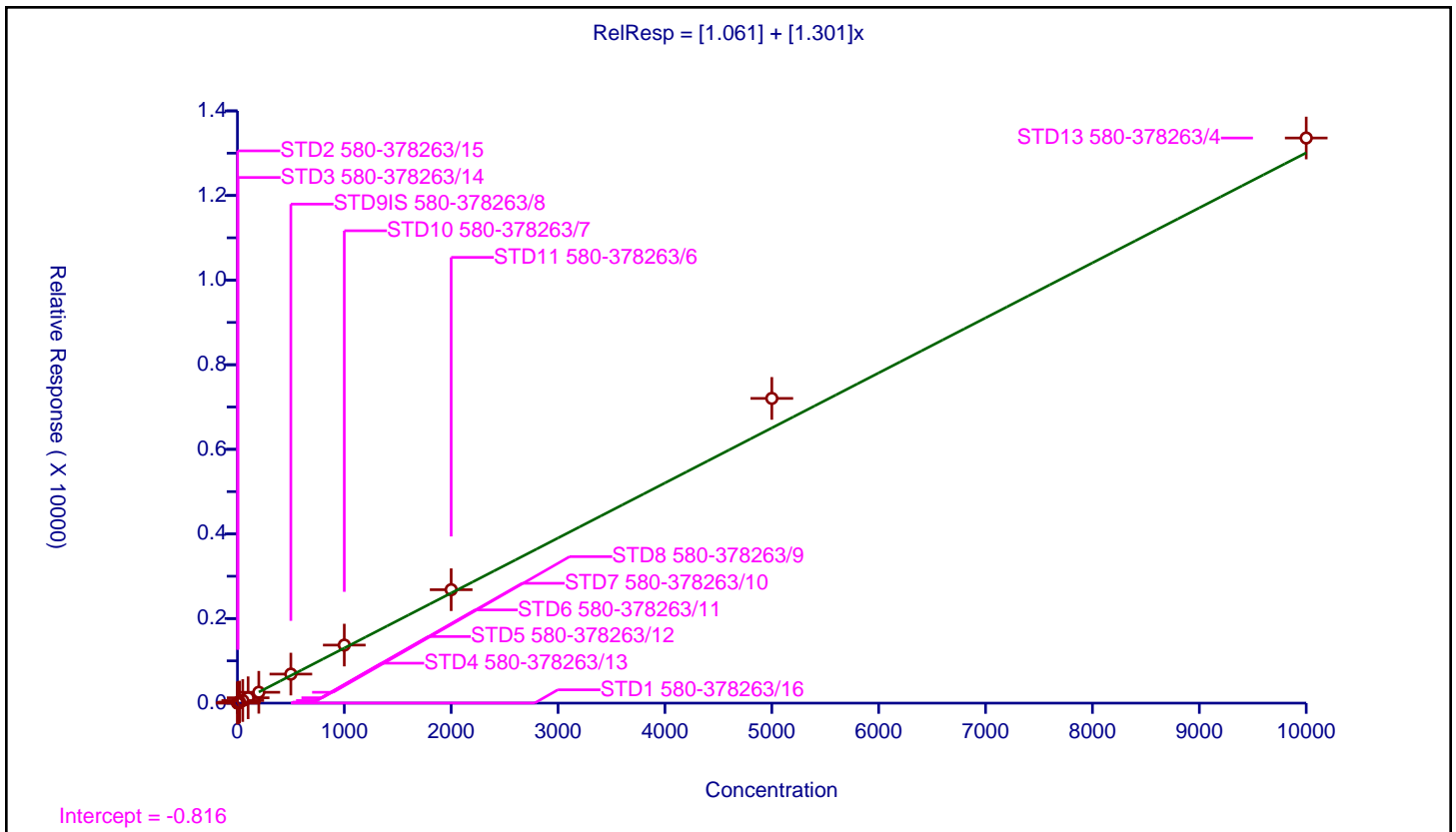
/ Benzo[a]pyrene

Curve Type: Linear
 Weighting: Conc_Sq
 Origin: None
 Dependency: Response
 Calib Mode: ISTD
 Response Base: AREA
 RF Rounding: 0

Curve Coefficients	
Intercept:	1.061
Slope:	1.301

Error Coefficients	
Standard Error:	816000
Relative Standard Error:	6.7
Correlation Coefficient:	0.999
Coefficient of Determination (Adjusted):	0.995

ID	Level	Concentration	Rel. Resp.	IS Amount	IS Response	RRF	Used
1	STD1 580-378263/16	1.0	2.350128	100.0	12127.0	2.350128	Y
2	STD2 580-378263/15	2.0	3.776181	100.0	13082.0	1.888091	Y
3	STD3 580-378263/14	5.0	7.731116	100.0	14073.0	1.546223	Y
4	STD4 580-378263/13	10.0	12.619292	100.0	12679.0	1.261929	Y
5	STD5 580-378263/12	20.0	24.645309	100.0	13110.0	1.232265	Y
6	STD6 580-378263/11	50.0	61.183198	100.0	13641.0	1.223664	Y
7	STD7 580-378263/10	100.0	126.794535	100.0	15589.0	1.267945	Y
8	STD8 580-378263/9	200.0	256.432605	100.0	16292.0	1.282163	Y
9	STD9IS 580-378263/8	500.0	686.614726	100.0	14247.0	1.373229	Y
10	STD10 580-378263/7	1000.0	1372.384991	100.0	15564.0	1.372385	Y
11	STD11 580-378263/6	2000.0	2681.293952	100.0	15642.0	1.340647	Y
12	STD12 580-378263/5	5000.0	7203.62988	100.0	15703.0	1.440726	Y
13	STD13 580-378263/4	10000.0	13359.160662	100.0	18181.0	1.335916	Y



Calibration

/ Indeno[1,2,3-cd]pyrene

Curve Type: Quadratic
 Weighting: Conc_Sq
 Origin: None
 Dependency: Response
 Calib Mode: ISTD
 Response Base: AREA
 RF Rounding: 0

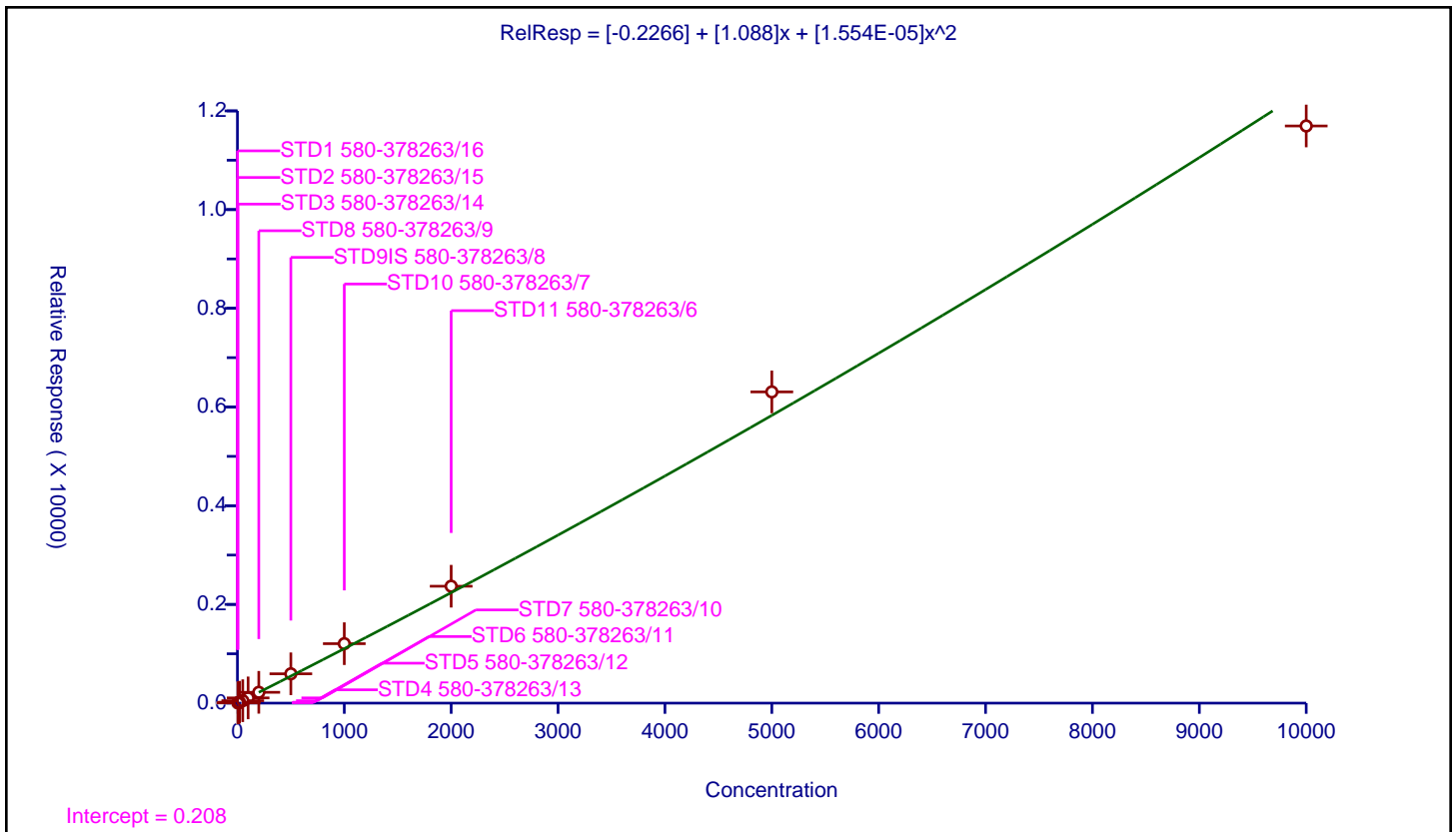
Curve Coefficients

Intercept: -0.2266
 Slope: 1.088
 Second Order: 1.554E-05

Error Coefficients

Standard Error: 838000
 Relative Standard Error: 9.6
 Correlation Coefficient: 1.000
 Coefficient of Determination (Adjusted): 0.991

ID	Level	Concentration	Rel. Resp.	IS Amount	IS Response	RRF	Used
1	STD1 580-378263/16	1.0	1.599736	100.0	12127.0	1.599736	N
2	STD2 580-378263/15	2.0	2.790093	100.0	13082.0	1.395047	N
3	STD3 580-378263/14	5.0	5.713068	100.0	14073.0	1.142614	Y
4	STD4 580-378263/13	10.0	9.653758	100.0	12679.0	0.965376	Y
5	STD5 580-378263/12	20.0	18.360031	100.0	13110.0	0.918002	Y
6	STD6 580-378263/11	50.0	49.336559	100.0	13641.0	0.986731	Y
7	STD7 580-378263/10	100.0	105.895183	100.0	15589.0	1.058952	Y
8	STD8 580-378263/9	200.0	219.52492	100.0	16292.0	1.097625	Y
9	STD9IS 580-378263/8	500.0	594.265459	100.0	14247.0	1.188531	Y
10	STD10 580-378263/7	1000.0	1204.619635	100.0	15564.0	1.20462	Y
11	STD11 580-378263/6	2000.0	2368.987342	100.0	15642.0	1.184494	Y
12	STD12 580-378263/5	5000.0	6306.113482	100.0	15703.0	1.261223	Y
13	STD13 580-378263/4	10000.0	11694.400748	100.0	18181.0	1.16944	Y



Calibration

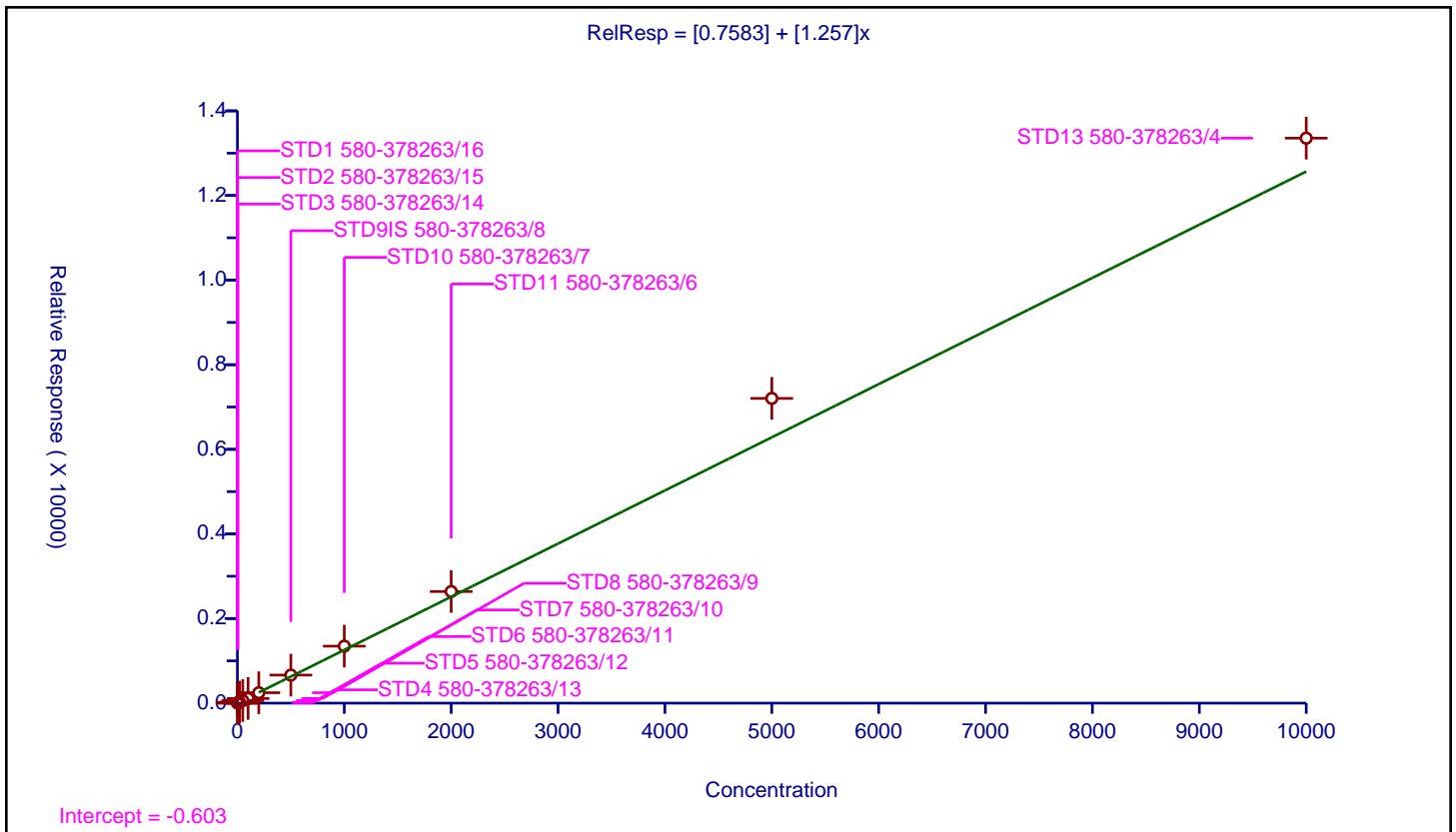
/ Dibenz(a,h)anthracene

Curve Type: Linear
 Weighting: Conc_Sq
 Origin: None
 Dependency: Response
 Calib Mode: ISTD
 Response Base: AREA
 RF Rounding: 0

Curve Coefficients	
Intercept:	0.7583
Slope:	1.257

Error Coefficients	
Standard Error:	816000
Relative Standard Error:	8.8
Correlation Coefficient:	0.998
Coefficient of Determination (Adjusted):	0.992

ID	Level	Concentration	Rel. Resp.	IS Amount	IS Response	RRF	Used
1	STD1 580-378263/16	1.0	2.028531	100.0	12127.0	2.028531	Y
2	STD2 580-378263/15	2.0	3.279315	100.0	13082.0	1.639658	Y
3	STD3 580-378263/14	5.0	7.247922	100.0	14073.0	1.449584	Y
4	STD4 580-378263/13	10.0	12.019875	100.0	12679.0	1.201988	Y
5	STD5 580-378263/12	20.0	22.52479	100.0	13110.0	1.12624	Y
6	STD6 580-378263/11	50.0	60.970603	100.0	13641.0	1.219412	Y
7	STD7 580-378263/10	100.0	110.071204	100.0	15589.0	1.100712	Y
8	STD8 580-378263/9	200.0	246.525902	100.0	16292.0	1.23263	Y
9	STD9IS 580-378263/8	500.0	663.086966	100.0	14247.0	1.326174	Y
10	STD10 580-378263/7	1000.0	1347.102287	100.0	15564.0	1.347102	Y
11	STD11 580-378263/6	2000.0	2638.396624	100.0	15642.0	1.319198	Y
12	STD12 580-378263/5	5000.0	7203.693562	100.0	15703.0	1.440739	Y
13	STD13 580-378263/4	10000.0	13355.227985	100.0	18181.0	1.335523	Y



Calibration

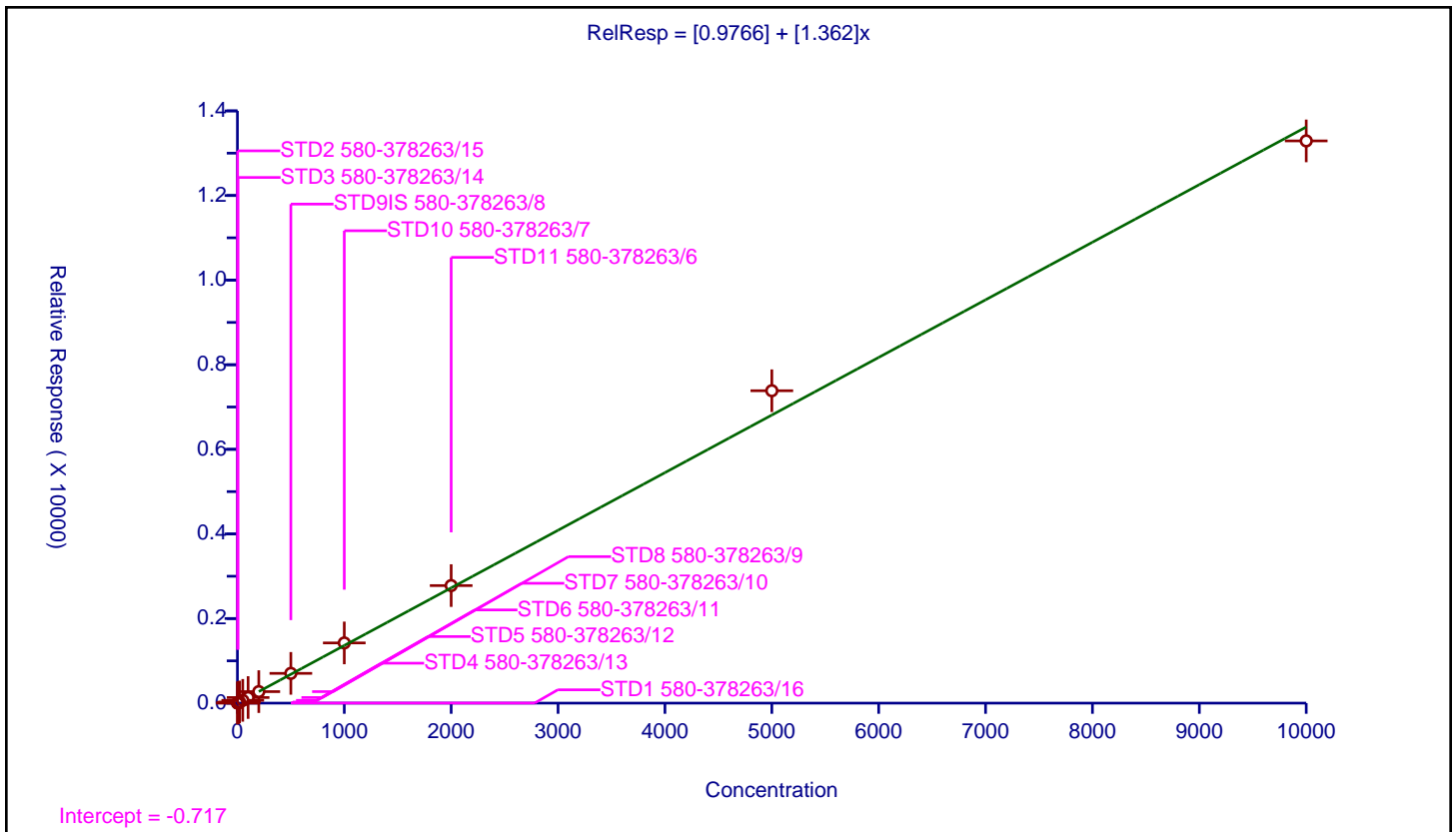
/ Benzo[g,h,i]perylene

Curve Type: Linear
 Weighting: Conc_Sq
 Origin: None
 Dependency: Response
 Calib Mode: ISTD
 Response Base: AREA
 RF Rounding: 0

Curve Coefficients	
Intercept:	0.9766
Slope:	1.362

Error Coefficients	
Standard Error:	817000
Relative Standard Error:	5.0
Correlation Coefficient:	0.999
Coefficient of Determination (Adjusted):	0.997

ID	Level	Concentration	Rel. Resp.	IS Amount	IS Response	RRF	Used
1	STD1 580-378263/16	1.0	2.317144	100.0	12127.0	2.317144	Y
2	STD2 580-378263/15	2.0	3.799113	100.0	13082.0	1.899557	Y
3	STD3 580-378263/14	5.0	8.086407	100.0	14073.0	1.617281	Y
4	STD4 580-378263/13	10.0	13.605174	100.0	12679.0	1.360517	Y
5	STD5 580-378263/12	20.0	26.651411	100.0	13110.0	1.332571	Y
6	STD6 580-378263/11	50.0	65.486401	100.0	13641.0	1.309728	Y
7	STD7 580-378263/10	100.0	132.247097	100.0	15589.0	1.322471	Y
8	STD8 580-378263/9	200.0	272.507979	100.0	16292.0	1.36254	Y
9	STD9IS 580-378263/8	500.0	703.748158	100.0	14247.0	1.407496	Y
10	STD10 580-378263/7	1000.0	1423.207402	100.0	15564.0	1.423207	Y
11	STD11 580-378263/6	2000.0	2778.800665	100.0	15642.0	1.3894	Y
12	STD12 580-378263/5	5000.0	7384.70356	100.0	15703.0	1.476941	Y
13	STD13 580-378263/4	10000.0	13290.710082	100.0	18181.0	1.329071	Y



FORM VI
RESOLUTION CHECK SUMMARY

Lab Name: Eurofins Seattle Job No.: 580-111290-1

SDG No.: _____

Lab Sample ID (1): CCVIS 580-384248/3 Instrument ID (1): TAC050

GC Column (1): ZB-SV ID: 0.25 (mm) Date Analyzed (1): 03/17/2022 17:34

ANALYTE	RT	RESOLUTION (%)
Benzo[b]fluoranthene	12.45	69.90

Eurofins Seattle

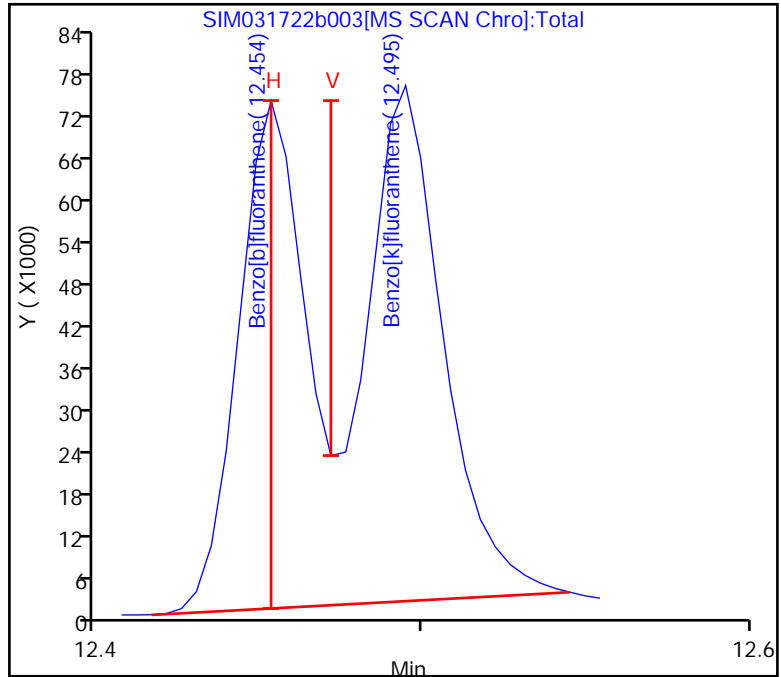
Data File: \\chromfs\Seattle\ChromData\TAC050\20220317-81803.b\SIM031722b003.D
Injection Date: 17-Mar-2022 17:34:30 Instrument ID: TAC050
Lims ID: ccvis
Client ID:
Operator ID: tl ALS Bottle#: 3 Worklist Smp#: 3
Injection Vol: 1.0 ul Dil. Factor: 1.0000
Method: TAC050_SIM_PAH Limit Group: 8270D_SIM QSM 5.0

24 Benzo[b]fluoranthene - 25 Benzo[k]fluoranthene

CLP Method

$\%Resolution = (V/H) * 100$
V(Valley Height) = 50479
H(Smaller Peak Height) = 72214

 $\%Resolution = 69.9$, Min. Resolution > 25.0
Passed



FORM VII
GC/MS SEMI VOA CONTINUING CALIBRATION DATA

Lab Name: Eurofins Seattle Job No.: 580-111290-1
 SDG No.: _____
 Lab Sample ID: ICV 580-378263/18 Calibration Date: 01/14/2022 05:42
 Instrument ID: TAC050 Calib Start Date: 01/14/2022 01:16
 GC Column: ZB-SV ID: 0.25 (mm) Calib End Date: 01/14/2022 05:04
 Lab File ID: SIM011322b028.D Conc. Units: ug/L

ANALYTE	CURVE TYPE	AVE RRF	RRF	MIN RRF	CALC AMOUNT	SPIKE AMOUNT	%D	MAX %D
Naphthalene	Ave	1.058	1.007	0.7000	952	1000	-4.8	20.0
2-Methylnaphthalene	Ave	0.5998	0.5457	0.4000	910	1000	-9.0	20.0
1-Methylnaphthalene	Ave	0.5810	0.5330	0.1000	917	1000	-8.3	20.0
Acenaphthylene	Ave	2.114	2.031	0.9000	961	1000	-3.9	20.0
Acenaphthene	Ave	1.327	1.304	0.9000	983	1000	-1.7	20.0
Fluorene	Ave	1.479	1.471	0.9000	995	1000	-0.5	20.0
Pentachlorophenol	Qua2		0.1481	0.0500	2040	2000	1.8	20.0
Phenanthrene	Lin2		1.270	0.7000	1010	1000	1.0	20.0
Anthracene	Lin2		1.275	0.7000	1000	1000	0.4	20.0
Fluoranthene	Lin2		1.256	0.6000	1010	1000	1.1	20.0
Pyrene	Lin2		1.328	0.6000	1010	1000	1.5	20.0
Benzo[a]anthracene	Lin2		1.464	0.8000	1020	1000	1.9	20.0
Chrysene	Lin2		1.493	0.7000	996	1000	-0.4	20.0
Bis(2-ethylhexyl) phthalate	Qua2		1.780	0.0100	978	1000	-2.2	20.0
Benzo[b]fluoranthene	Lin2		1.349	0.7000	1030	1000	3.4	20.0
Benzo[k]fluoranthene	Lin2		1.500	0.7000	1030	1000	2.6	20.0
Benzo[a]pyrene	Lin2		1.374	0.7000	1060	1000	5.5	20.0
Indeno[1,2,3-cd]pyrene	Qua2		1.131	0.5000	1020	1000	2.4	20.0
Dibenz(a,h)anthracene	Lin2		1.281	0.4000	1020	1000	1.9	20.0
Benzo[g,h,i]perylene	Lin2		1.378	0.5000	1010	1000	1.1	20.0
2-methylnaphthalene-d10	Ave	0.5916	0.5528		934	1000	-6.6	20.0
2-Fluorobiphenyl	Ave	1.600	1.469		918	1000	-8.2	20.0
2,4,6-Tribromophenol	Qua1		0.2598		945	1000	-5.5	20.0
Fluoranthene-d10 (Surr)	Lin2		1.001		969	1000	-3.1	20.0
Terphenyl-d14	Ave	0.8014	0.7713		962	1000	-3.8	20.0

Eurofins Seattle
Target Compound Quantitation Report

Data File: \\chromfs\Seattle\ChromData\TAC050\20220113-80849.b\SIM011322b028.D
 Lims ID: ICV
 Client ID:
 Sample Type: ICV
 Inject. Date: 14-Jan-2022 05:42:30 ALS Bottle#: 18 Worklist Smp#: 18
 Injection Vol: 1.0 ul Dil. Factor: 1.0000
 Sample Info: icv
 Operator ID: jcm Instrument ID: TAC050
 Sublist:

Method: \\chromfs\Seattle\ChromData\TAC050\20220113-80849.b\TAC050_SIM_PAH.m
 Limit Group: 8270D_SIM QSM 5.0
 Last Update: 14-Jan-2022 15:42:24 Calib Date: 14-Jan-2022 05:04:30
 Integrator: Falcon ID Type: RT Order ID
 Quant Method: Internal Standard Quant By: Initial Calibration
 Last ICal File: \\chromfs\Seattle\ChromData\TAC050\20220113-80849.b\SIM011322b026.D

Column 1 : Det: MS SCAN
 Process Host: CTX1628

First Level Reviewer: limmere Date: 14-Jan-2022 10:32:32

Compound	Sig	RT (min.)	Exp RT (min.)	Dlt RT (min.)	Q	Response	Cal Amt ug/L	OnCol Amt ug/L	Flags
* 1 Naphthalene-d8	136	5.171	5.171	0.000	90	19239	100.0	100.0	
* 2 Acenaphthene-d10	164	6.854	6.854	0.000	70	9013	100.0	100.0	
* 3 Phenanthrene-d10	188	8.319	8.319	0.001	56	13922	100.0	100.0	
* 4 Chrysene-d12	240	11.030	11.030	0.000	75	11197	100.0	100.0	
* 5 Perylene-d12	264	13.075	13.074	0.000	69	12527	100.0	100.0	
\$ 6 2-methylnaphthalene-d10	152	5.809	5.809	0.000	67	106359	1000.0	934.5	
\$ 10 2-Fluorobiphenyl	172	6.190	6.190	0.000	0	132367	1000.0	917.8	
\$ 7 2,4,6-Tribromophenol	330	7.628	7.628	0.000	58	23413	1000.0	944.8	
\$ 8 Fluoranthene-d10 (Surr)	212	9.502	9.502	0.000	69	139357	1000.0	968.9	
\$ 9 Terphenyl-d14	244	9.896	9.896	0.000	95	107374	1000.0	962.3	
11 Naphthalene	128	5.189	5.189	0.000	100	193644	1000.0	951.7	
12 2-Methylnaphthalene	141	5.841	5.841	0.000	96	104994	1000.0	909.8	
13 1-Methylnaphthalene	141	5.937	5.937	0.000	98	102546	1000.0	917.4	
14 Acenaphthylene	152	6.717	6.717	0.000	100	183034	1000.0	960.6	
15 Acenaphthene	153	6.885	6.884	0.001	97	117557	1000.0	983.1	
16 Fluorene	166	7.394	7.389	0.005	93	132613	1000.0	994.8	
17 Pentachlorophenol	266	8.126	8.126	0.000	98	33157	2000.0	2035.3	
18 Phenanthrene	178	8.342	8.342	0.000	100	176875	1000.0	1010.5	
19 Anthracene	178	8.393	8.389	0.004	100	177512	1000.0	1003.8	
20 Fluoranthene	202	9.522	9.522	0.000	56	174864	1000.0	1011.1	
21 Pyrene	202	9.746	9.746	0.000	52	184839	1000.0	1014.5	
22 Benzo[a]anthracene	228	11.012	11.012	0.000	95	163943	1000.0	1018.6	M
23 Chrysene	228	11.058	11.057	0.001	99	167226	1000.0	995.6	
30 Bis(2-ethylhexyl) phthalate	149	11.895	11.895	0.000	0	199292	1000.0	978.3	Ma
24 Benzo[b]fluoranthene	252	12.470	12.470	0.000	98	168933	1000.0	1033.6	a
25 Benzo[k]fluoranthene	252	12.516	12.511	0.005	95	187859	1000.0	1025.7	
26 Benzo[a]pyrene	252	12.983	12.983	0.000	97	172065	1000.0	1055.1	
27 Indeno[1,2,3-cd]pyrene	276	14.941	14.935	0.006	96	141658	1000.0	1024.2	
28 Dibenz(a,h)anthracene	278	14.984	14.984	0.000	96	160457	1000.0	1018.8	
29 Benzo[g,h,i]perylene	276	15.429	15.429	0.000	95	172648	1000.0	1011.3	

[QC Flag Legend](#)

Processing Flags

Review Flags

M - Manually Integrated

a - User Assigned ID

[Reagents:](#)

icv_8270_1000_00014

Amount Added: 1.00

Units: mL

Eurofins Seattle

Data File: \\chromfs\Seattle\ChromData\TAC050\20220113-80849.b\SIM011322b028.D

Injection Date: 14-Jan-2022 05:42:30

Instrument ID: TAC050

Lims ID: ICV

Client ID:

Operator ID: jcm

ALS Bottle#: 18

Worklist Smp#: 18

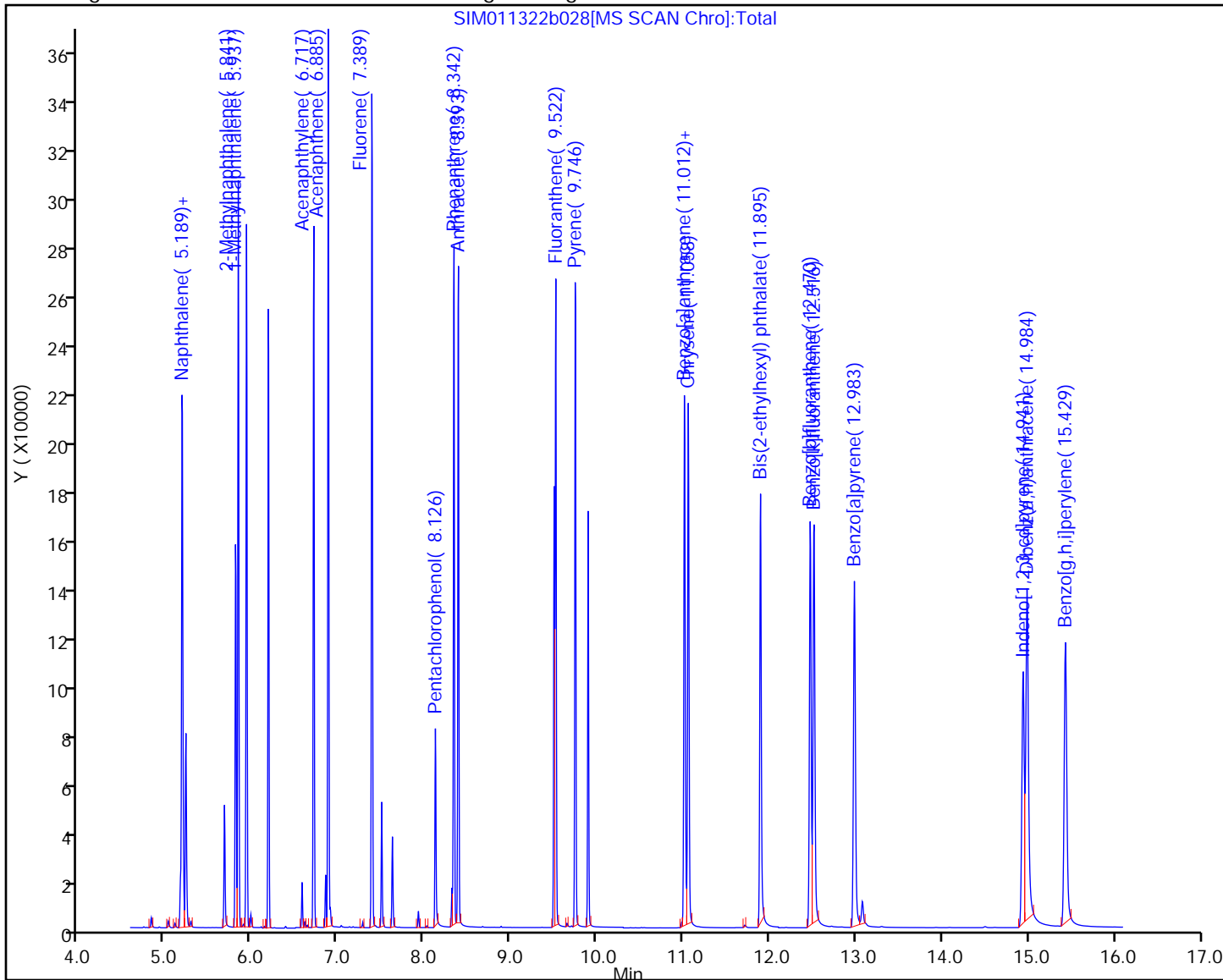
Injection Vol: 1.0 ul

Dil. Factor: 1.0000

Method: TAC050_SIM_PAH

Limit Group: 8270D_SIM QSM 5.0

Y Scaling: Method Defined: Scale to the Nth Largest Target: 1



Eurofins Seattle

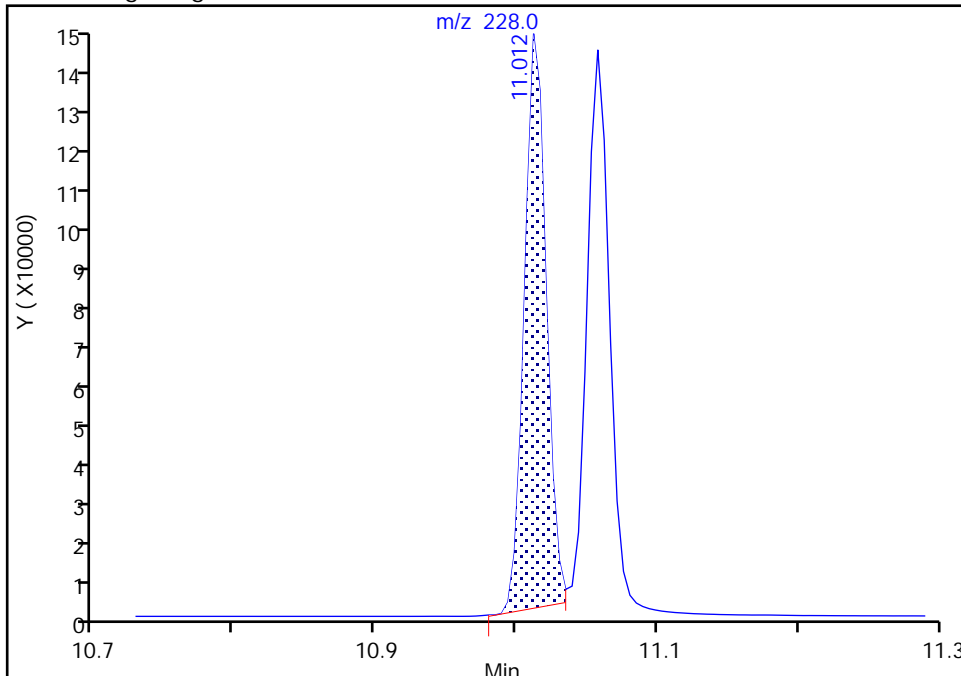
Data File: \\chromfs\Seattle\ChromData\TAC050\20220113-80849.b\SIM011322b028.D
Injection Date: 14-Jan-2022 05:42:30 Instrument ID: TAC050
Lims ID: ICV
Client ID:
Operator ID: jcm ALS Bottle#: 18 Worklist Smp#: 18
Injection Vol: 1.0 ul Dil. Factor: 1.0000
Method: TAC050_SIM_PAH Limit Group: 8270D_SIM QSM 5.0
Column: Detector MS SCAN

22 Benzo[a]anthracene, CAS: 56-55-3

Signal: 1

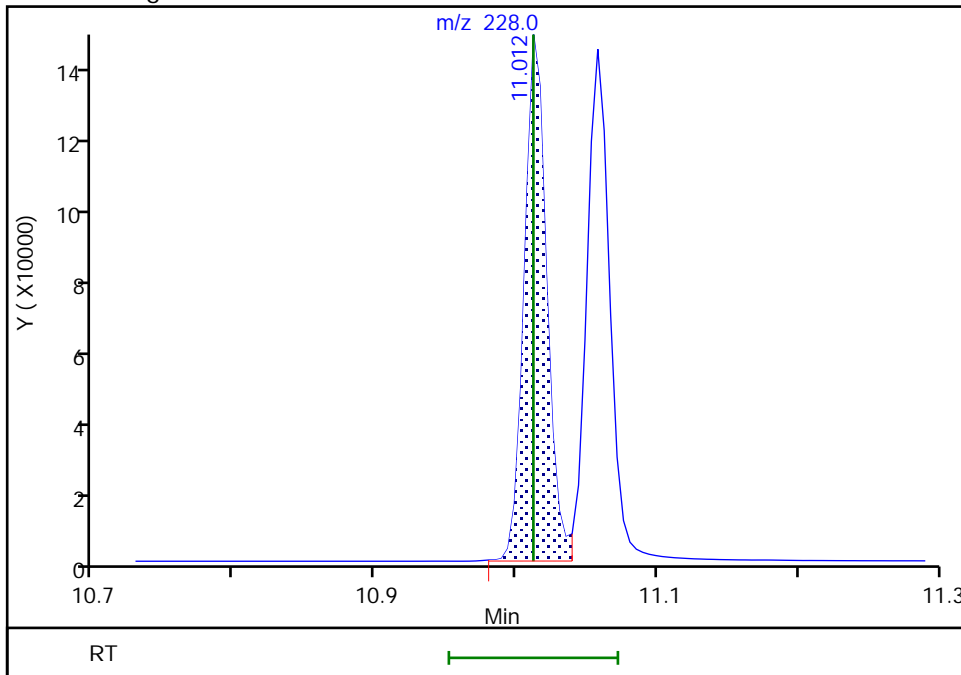
RT: 11.01
Area: 156356
Amount: 971.4247
Amount Units: ug/L

Processing Integration Results



RT: 11.01
Area: 163943
Amount: 1018.6257
Amount Units: ug/L

Manual Integration Results



Reviewer: boylea, 14-Jan-2022 15:39:00
Audit Action: Manually Integrated

Audit Reason: Incomplete Integration

Eurofins Seattle

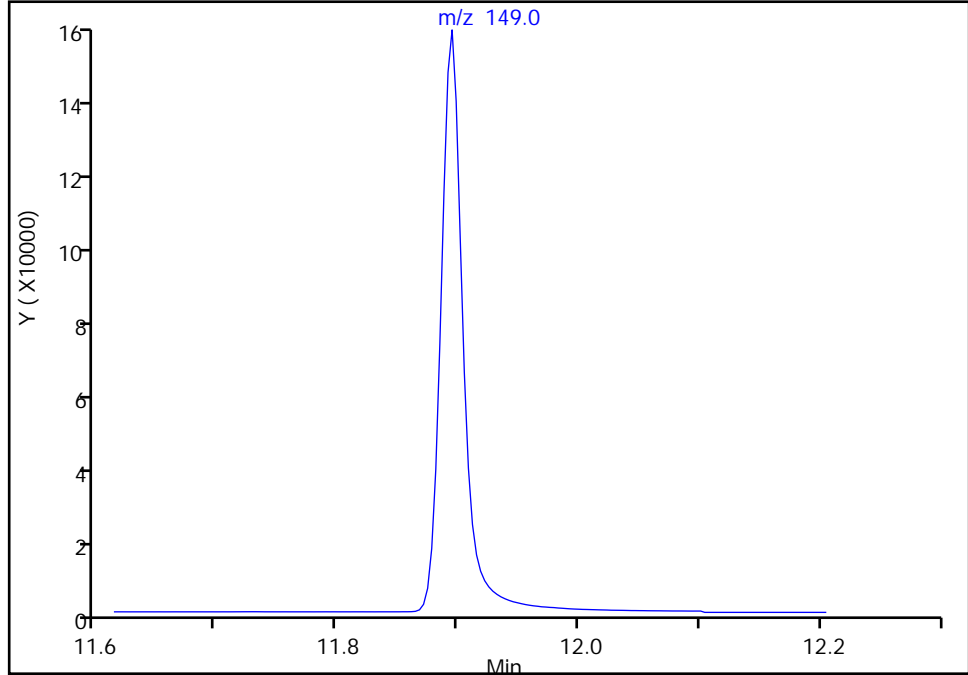
Data File: \\chromfs\Seattle\ChromData\TAC050\20220113-80849.b\SIM011322b028.D
Injection Date: 14-Jan-2022 05:42:30 Instrument ID: TAC050
Lims ID: ICV
Client ID:
Operator ID: jcm ALS Bottle#: 18 Worklist Smp#: 18
Injection Vol: 1.0 ul Dil. Factor: 1.0000
Method: TAC050_SIM_PAH Limit Group: 8270D_SIM QSM 5.0
Column: Detector MS SCAN

30 Bis(2-ethylhexyl) phthalate, CAS: 117-81-7

Signal: 1

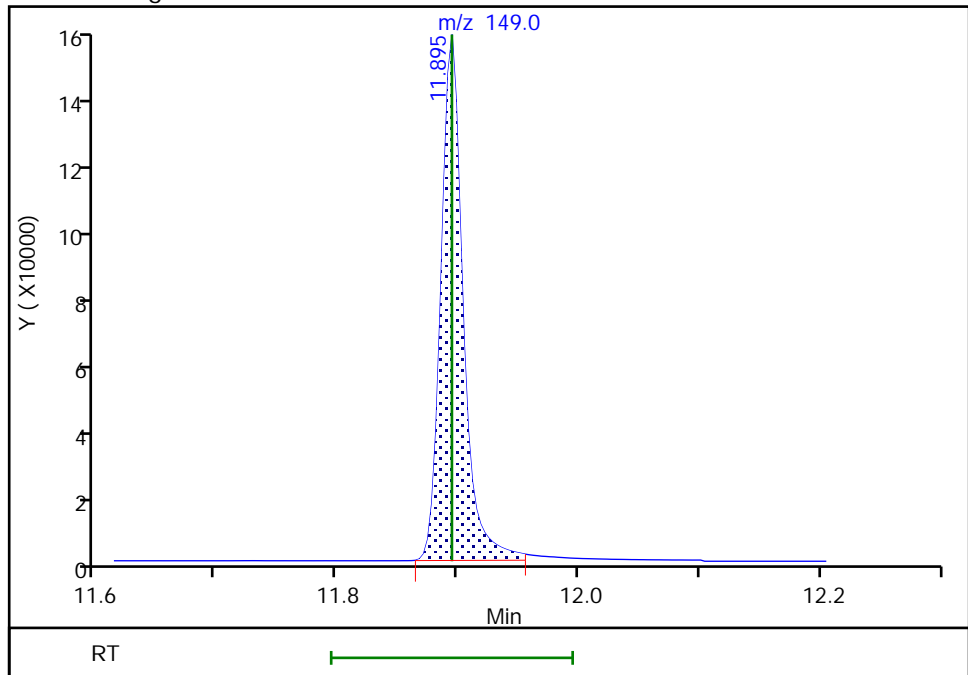
Not Detected
Expected RT: 11.89

Processing Integration Results



Manual Integration Results

RT: 11.89
Area: 199292
Amount: 978.3341
Amount Units: ug/L



Reviewer: boylea, 14-Jan-2022 15:39:14
Audit Action: Manually Integrated

Audit Reason: Incomplete Integration

Eurofins Seattle

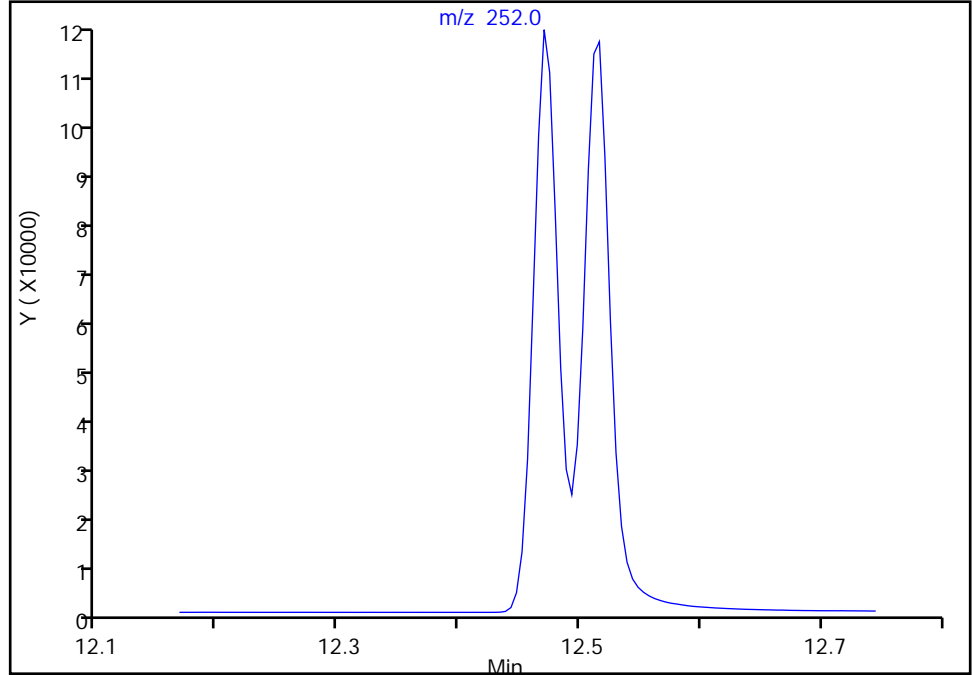
Data File: \\chromfs\Seattle\ChromData\TAC050\20220113-80849.b\SIM011322b028.D
Injection Date: 14-Jan-2022 05:42:30 Instrument ID: TAC050
Lims ID: ICV
Client ID:
Operator ID: jcm ALS Bottle#: 18 Worklist Smp#: 18
Injection Vol: 1.0 ul Dil. Factor: 1.0000
Method: TAC050_SIM_PAH Limit Group: 8270D_SIM QSM 5.0
Column: Detector MS SCAN

24 Benzo[b]fluoranthene, CAS: 205-99-2

Signal: 1

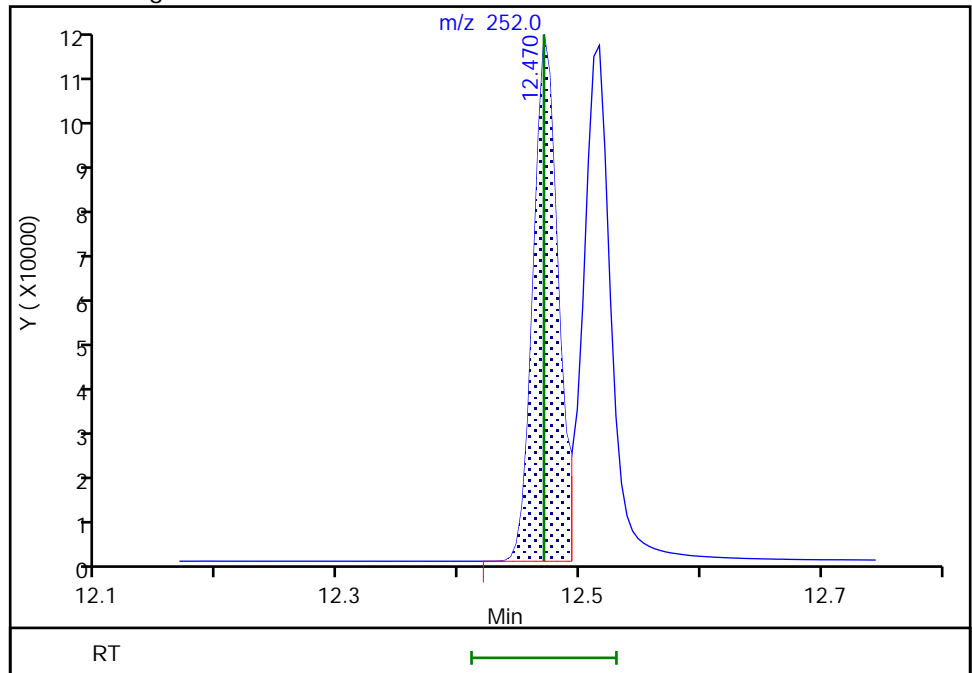
Not Detected
Expected RT: 12.47

Processing Integration Results



Manual Integration Results

RT: 12.47
Area: 168933
Amount: 1033.6214
Amount Units: ug/L



Reviewer: boylea, 14-Jan-2022 15:39:17
Audit Action: Assigned Compound ID

Audit Reason: Incomplete Integration

FORM VII
GC/MS SEMI VOA CONTINUING CALIBRATION DATA

Lab Name: Eurofins Seattle Job No.: 580-111290-1
 SDG No.: _____
 Lab Sample ID: CCVIS 580-384248/3 Calibration Date: 03/17/2022 17:34
 Instrument ID: TAC050 Calib Start Date: 01/14/2022 01:16
 GC Column: ZB-SV ID: 0.25 (mm) Calib End Date: 01/14/2022 05:04
 Lab File ID: SIM031722b003.D Conc. Units: ug/L

ANALYTE	CURVE TYPE	AVE RRF	RRF	MIN RRF	CALC AMOUNT	SPIKE AMOUNT	%D	MAX %D
Naphthalene	Ave	1.058	0.9592	0.7000	453	500	-9.3	20.0
2-Methylnaphthalene	Ave	0.5998	0.5252	0.4000	438	500	-12.4	20.0
1-Methylnaphthalene	Ave	0.5810	0.5238	0.1000	451	500	-9.9	20.0
Acenaphthylene	Ave	2.114	1.823	0.9000	431	500	-13.8	20.0
Acenaphthene	Ave	1.327	1.236	0.9000	466	500	-6.8	20.0
Fluorene	Ave	1.479	1.413	0.9000	478	500	-4.5	20.0
Pentachlorophenol	Qua2		0.1230	0.0500	1050	1000	5.1	20.0
Phenanthrene	Lin2		1.173	0.7000	466	500	-6.9	20.0
Anthracene	Lin2		1.156	0.7000	454	500	-9.1	20.0
Fluoranthene	Lin2		1.134	0.6000	456	500	-8.8	20.0
Pyrene	Lin2		1.196	0.6000	456	500	-8.7	20.0
Benzo[a]anthracene	Lin2		1.297	0.8000	450	500	-9.9	20.0
Chrysene	Lin2		1.378	0.7000	458	500	-8.3	20.0
Bis(2-ethylhexyl) phthalate	Qua2		1.423	0.0100	408	500	-18.4	20.0
Benzo[b]fluoranthene	Lin2		1.292	0.7000	495	500	-1.0	20.0
Benzo[k]fluoranthene	Lin2		1.700	0.7000	581	500	16.2	20.0
Benzo[a]pyrene	Lin2		1.254	0.7000	481	500	-3.8	20.0
Indeno[1,2,3-cd]pyrene	Qua2		1.065	0.5000	486	500	-2.8	20.0
Dibenz(a,h)anthracene	Lin2		1.331	0.4000	529	500	5.8	20.0
Benzo[g,h,i]perylene	Lin2		1.548	0.5000	568	500	13.6	20.0
2-methylnaphthalene-d10	Ave	0.5916	0.5442		460	500	-8.0	20.0
2,4,6-Tribromophenol	Qua1		0.2425		452	500	-9.6	20.0
Fluoranthene-d10 (Surr)	Lin2		0.9368		453	500	-9.4	20.0
Terphenyl-d14	Ave	0.8014	0.6921		432	500	-13.6	20.0

Eurofins Seattle
Target Compound Quantitation Report

Data File: \\chromfs\Seattle\ChromData\TAC050\20220317-81803.b\SIM031722b003.D
 Lims ID: ccvis
 Client ID:
 Sample Type: CCVIS
 Inject. Date: 17-Mar-2022 17:34:30 ALS Bottle#: 3 Worklist Smp#: 3
 Injection Vol: 1.0 ul Dil. Factor: 1.0000
 Sample Info: CCVIS
 Operator ID: tl Instrument ID: TAC050
 Sublist: chrom-TAC050_SIM_PAH*sub9

Method: \\chromfs\Seattle\ChromData\TAC050\20220317-81803.b\TAC050_SIM_PAH.m
 Limit Group: 8270D_SIM QSM 5.0
 Last Update: 18-Mar-2022 12:38:01 Calib Date: 14-Jan-2022 05:04:30
 Integrator: Falcon ID Type: RT Order ID
 Quant Method: Internal Standard Quant By: Initial Calibration
 Last ICal File: \\chromfs\Seattle\ChromData\TAC050\20220113-80849.b\SIM011322b026.D

Column 1 : Det: MS SCAN
 Process Host: CTX1614

First Level Reviewer: thaneeratw

Date: 18-Mar-2022 12:38:01

Compound	Sig	RT (min.)	Exp RT (min.)	Dlt RT (min.)	Q	Response	Cal Amt ug/L	OnCol Amt ug/L	Flags
* 1 Naphthalene-d8	136	5.150	5.150	0.000	90	20113	100.0	100.0	
* 2 Acenaphthene-d10	164	6.834	6.834	0.000	69	9684	100.0	100.0	
* 3 Phenanthrene-d10	188	8.301	8.301	0.000	56	15614	100.0	100.0	
* 4 Chrysene-d12	240	11.010	11.010	0.000	70	12056	100.0	100.0	
* 5 Perylene-d12	264	13.062	13.062	0.000	69	11450	100.0	100.0	
\$ 6 2-methylnaphthalene-d10	152	5.793	5.793	0.000	67	54724	500.0	459.9	
\$ 10 2-Fluorobiphenyl	172	6.171	6.171	0.000	0	65930	500.0	425.5	a
\$ 7 2,4,6-Tribromophenol	330	7.612	7.612	0.000	59	11740	500.0	451.9	
\$ 8 Fluoranthene-d10 (Surr)	212	9.489	9.489	0.000	68	73139	500.0	452.8	
\$ 9 Terphenyl-d14	244	9.882	9.882	0.000	94	54034	500.0	431.8	
11 Naphthalene	128	5.168	5.168	0.000	100	96458	500.0	453.4	
12 2-Methylnaphthalene	141	5.821	5.821	0.000	96	52818	500.0	437.8	
13 1-Methylnaphthalene	141	5.916	5.916	0.000	99	52673	500.0	450.7	
14 Acenaphthylene	152	6.697	6.697	0.000	100	88266	500.0	431.1	
15 Acenaphthene	153	6.864	6.864	0.000	96	59852	500.0	465.8	
16 Fluorene	166	7.373	7.373	0.000	95	68425	500.0	477.7	
17 Pentachlorophenol	266	8.116	8.116	0.000	98	14834	1000.0	1051.3	
18 Phenanthrene	178	8.325	8.325	0.000	100	91549	500.0	465.7	
19 Anthracene	178	8.376	8.376	0.000	100	90222	500.0	454.4	
20 Fluoranthene	202	9.504	9.504	0.000	52	88563	500.0	456.0	
21 Pyrene	202	9.733	9.733	0.000	51	93392	500.0	456.4	
22 Benzo[a]anthracene	228	10.997	10.997	0.000	95	78162	500.0	450.3	
23 Chrysene	228	11.042	11.042	0.000	98	83042	500.0	458.4	
30 Bis(2-ethylhexyl) phthalate	149	11.863	11.863	0.000	0	85766	500.0	407.9	Ma
24 Benzo[b]fluoranthene	252	12.454	12.454	0.000	98	73979	500.0	494.8	
25 Benzo[k]fluoranthene	252	12.495	12.495	0.000	95	97335	500.0	581.1	
26 Benzo[a]pyrene	252	12.966	12.966	0.000	97	71795	500.0	481.2	
27 Indeno[1,2,3-cd]pyrene	276	14.921	14.921	0.000	96	60970	500.0	486.1	M
28 Dibenz(a,h)anthracene	278	14.965	14.965	0.000	96	76228	500.0	529.2	a
29 Benzo[g,h,i]perylene	276	15.415	15.415	0.000	95	88643	500.0	567.8	

[QC Flag Legend](#)

Processing Flags

Review Flags

M - Manually Integrated

a - User Assigned ID

[Reagents:](#)

ccv_SIM_500_00086

Amount Added: 1.00

Units: mL

Eurofins Seattle

Data File: \\chromfs\Seattle\ChromData\TAC050\20220317-81803.b\SIM031722b003.D

Injection Date: 17-Mar-2022 17:34:30

Instrument ID: TAC050

Lims ID: ccvis

Client ID:

Operator ID: tl

ALS Bottle#: 3

Worklist Smp#: 3

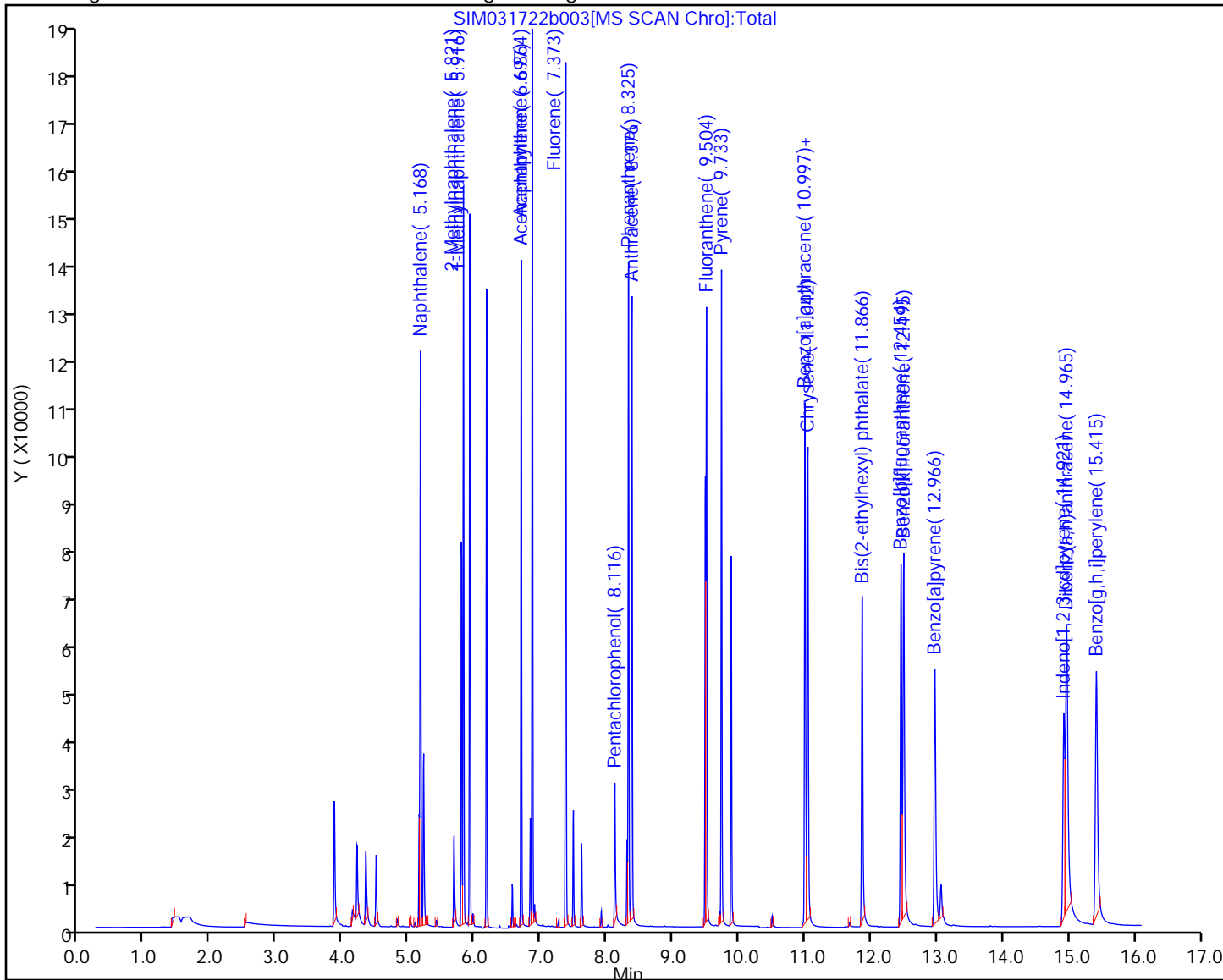
Injection Vol: 1.0 ul

Dil. Factor: 1.0000

Method: TAC050_SIM_PAH

Limit Group: 8270D_SIM QSM 5.0

Y Scaling: Method Defined: Scale to the Nth Largest Target: 1



Eurofins Seattle

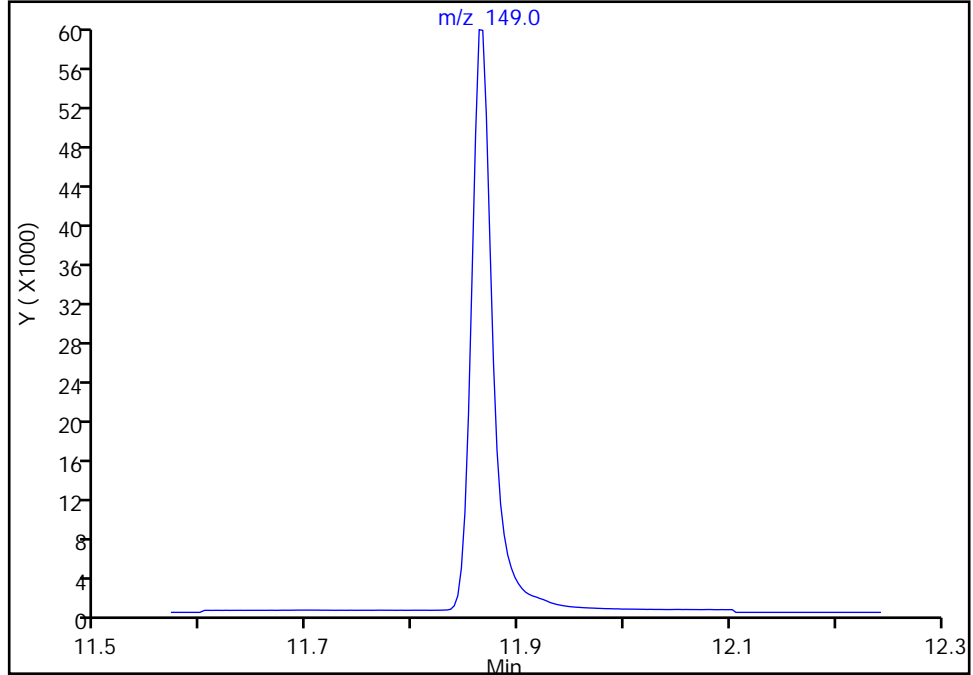
Data File: \\chromfs\Seattle\ChromData\TAC050\20220317-81803.b\SIM031722b003.D
Injection Date: 17-Mar-2022 17:34:30 Instrument ID: TAC050
Lims ID: ccvis
Client ID:
Operator ID: tl ALS Bottle#: 3 Worklist Smp#: 3
Injection Vol: 1.0 ul Dil. Factor: 1.0000
Method: TAC050_SIM_PAH Limit Group: 8270D_SIM QSM 5.0
Column: Detector MS SCAN

30 Bis(2-ethylhexyl) phthalate, CAS: 117-81-7

Signal: 1

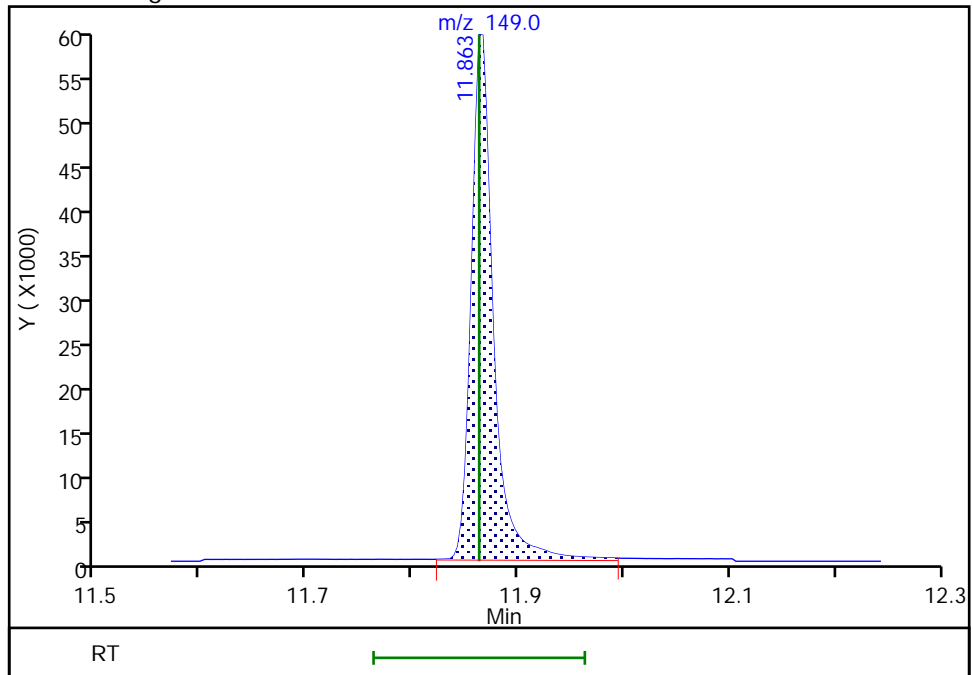
Not Detected
Expected RT: 11.86

Processing Integration Results



Manual Integration Results

RT: 11.86
Area: 85766
Amount: 407.9401
Amount Units: ug/L



Reviewer: thaneeratw, 18-Mar-2022 12:37:09
Audit Action: Manually Integrated

Audit Reason: Incomplete Integration

Eurofins Seattle

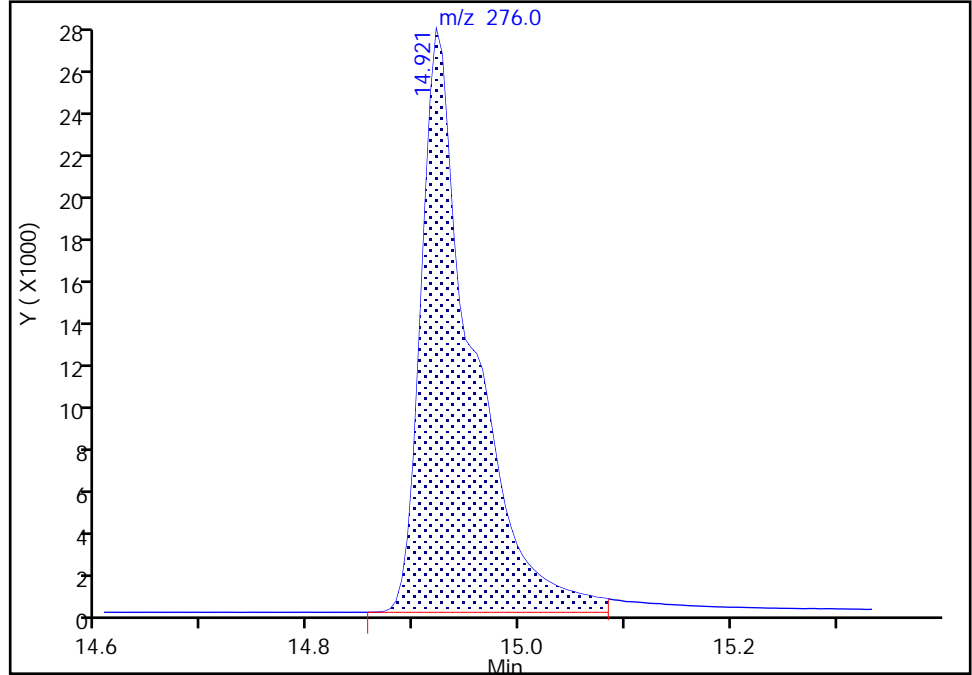
Data File: \\chromfs\Seattle\ChromData\TAC050\20220317-81803.b\SIM031722b003.D
Injection Date: 17-Mar-2022 17:34:30 Instrument ID: TAC050
Lims ID: ccvis
Client ID:
Operator ID: tl ALS Bottle#: 3 Worklist Smp#: 3
Injection Vol: 1.0 ul Dil. Factor: 1.0000
Method: TAC050_SIM_PAH Limit Group: 8270D_SIM QSM 5.0
Column: Detector MS SCAN

27 Indeno[1,2,3-cd]pyrene, CAS: 193-39-5

Signal: 1

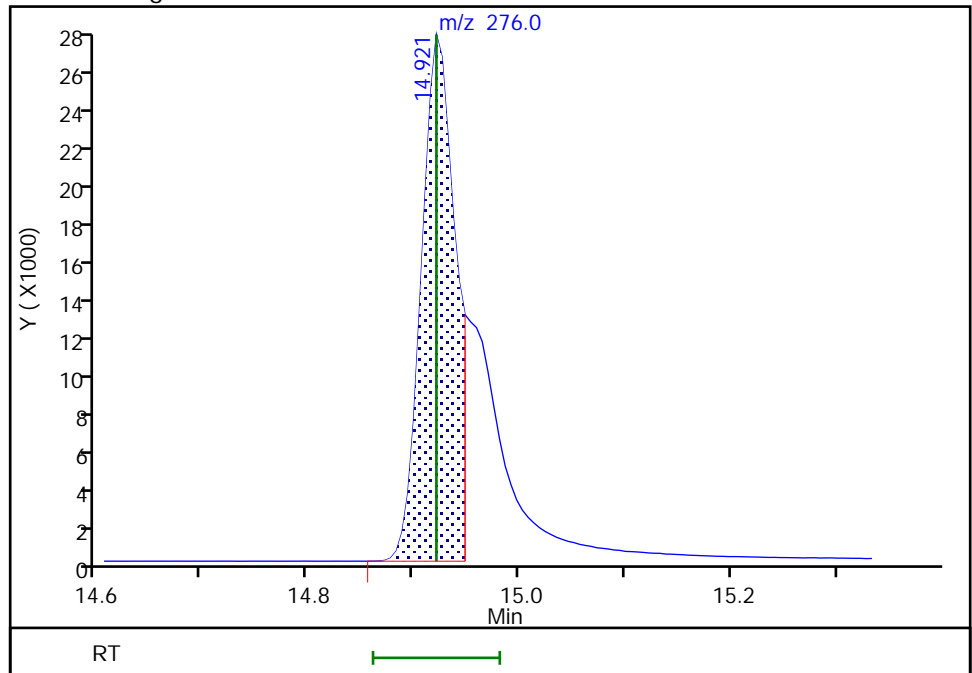
RT: 14.92
Area: 93809
Amount: 745.0441
Amount Units: ug/L

Processing Integration Results



RT: 14.92
Area: 60970
Amount: 486.0830
Amount Units: ug/L

Manual Integration Results



Reviewer: thaneeratw, 18-Mar-2022 12:37:48
Audit Action: Split an Integrated Peak

Audit Reason: Incomplete Integration

Eurofins Seattle

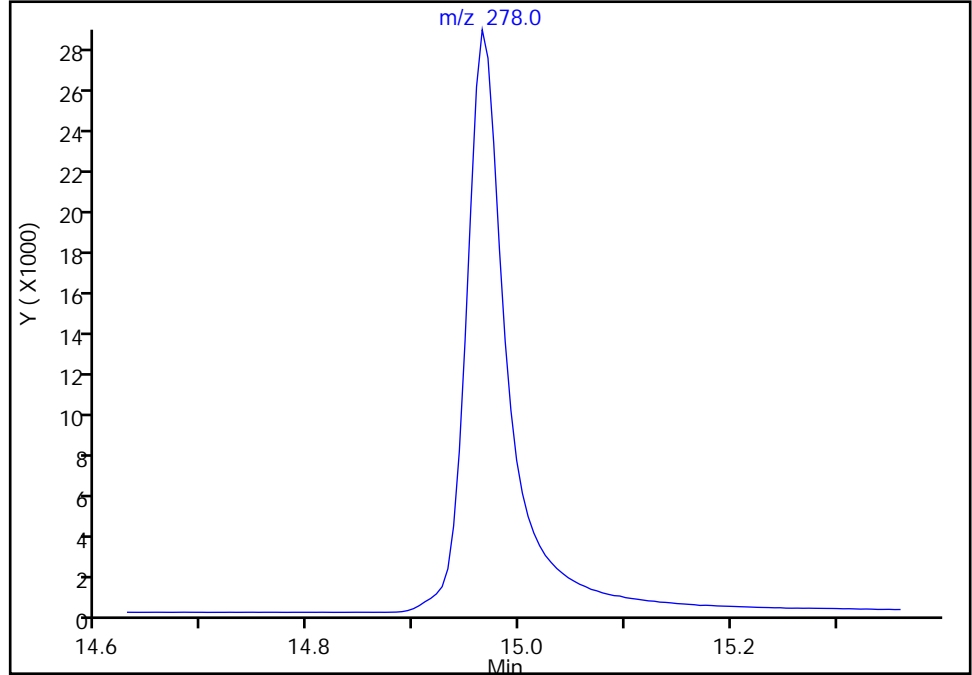
Data File: \\chromfs\Seattle\ChromData\TAC050\20220317-81803.b\SIM031722b003.D
Injection Date: 17-Mar-2022 17:34:30 Instrument ID: TAC050
Lims ID: ccvis
Client ID:
Operator ID: tl ALS Bottle#: 3 Worklist Smp#: 3
Injection Vol: 1.0 ul Dil. Factor: 1.0000
Method: TAC050_SIM_PAH Limit Group: 8270D_SIM QSM 5.0
Column: Detector MS SCAN

28 Dibenz(a,h)anthracene, CAS: 53-70-3

Signal: 1

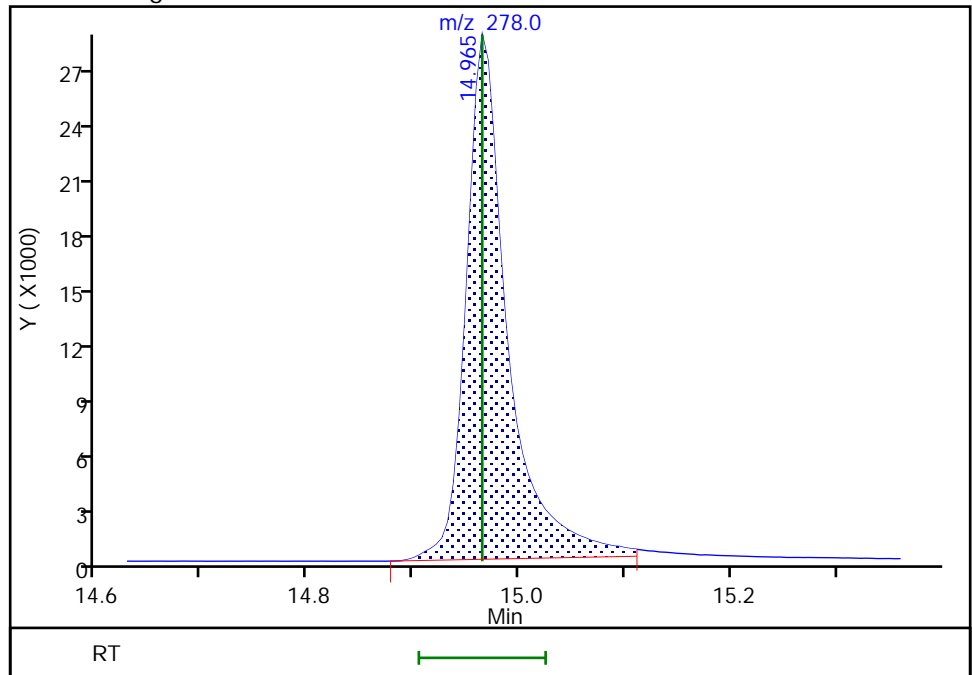
Not Detected
Expected RT: 14.96

Processing Integration Results



Manual Integration Results

RT: 14.96
Area: 76228
Amount: 529.2132
Amount Units: ug/L



Reviewer: thaneeratw, 18-Mar-2022 12:37:54
Audit Action: Assigned Compound ID

Audit Reason: Incomplete Integration

FORM VII
GC/MS SEMI VOA CONTINUING CALIBRATION DATA

Lab Name: Eurofins Seattle Job No.: 580-111290-1
 SDG No.: _____
 Lab Sample ID: CCVC 580-384248/39 Calibration Date: 03/18/2022 00:02
 Instrument ID: TAC050 Calib Start Date: 01/14/2022 01:16
 GC Column: ZB-SV ID: 0.25 (mm) Calib End Date: 01/14/2022 05:04
 Lab File ID: SIM031722b023.D Conc. Units: ug/L

ANALYTE	CURVE TYPE	AVE RRF	RRF	MIN RRF	CALC AMOUNT	SPIKE AMOUNT	%D	MAX %D
Naphthalene	Ave	1.058	0.9665	0.7000	457	500	-8.6	50.0
2-Methylnaphthalene	Ave	0.5998	0.5262	0.4000	439	500	-12.3	50.0
1-Methylnaphthalene	Ave	0.5810	0.5280	0.1000	454	500	-9.1	50.0
Acenaphthylene	Ave	2.114	1.813	0.9000	429	500	-14.3	50.0
Acenaphthene	Ave	1.327	1.234	0.9000	465	500	-7.0	50.0
Fluorene	Ave	1.479	1.395	0.9000	471	500	-5.7	50.0
Pentachlorophenol	Qua2		0.1475	0.0500	1210	1000	20.9	50.0
Phenanthrene	Lin2		1.159	0.7000	460	500	-7.9	50.0
Anthracene	Lin2		1.130	0.7000	444	500	-11.1	50.0
Fluoranthene	Lin2		1.157	0.6000	465	500	-7.0	50.0
Pyrene	Lin2		1.223	0.6000	466	500	-6.7	50.0
Benzo[a]anthracene	Lin2		1.343	0.8000	467	500	-6.7	50.0
Chrysene	Lin2		1.331	0.7000	443	500	-11.4	50.0
Bis(2-ethylhexyl) phthalate	Qua2		1.727	0.0100	492	500	-1.6	50.0
Benzo[b]fluoranthene	Lin2		1.223	0.7000	468	500	-6.4	50.0
Benzo[k]fluoranthene	Lin2		1.351	0.7000	462	500	-7.7	50.0
Benzo[a]pyrene	Lin2		1.133	0.7000	435	500	-13.1	50.0
Indeno[1,2,3-cd]pyrene	Qua2		1.105	0.5000	504	500	0.8	50.0
Dibenz(a,h)anthracene	Lin2		1.224	0.4000	486	500	-2.7	50.0
Benzo[g,h,i]perylene	Lin2		1.349	0.5000	494	500	-1.1	50.0
2-methylnaphthalene-d10	Ave	0.5916	0.5460		461	500	-7.7	50.0
2,4,6-Tribromophenol	Qual		0.2713		504	500	0.8	50.0
Fluoranthene-d10 (Surr)	Lin2		0.9713		470	500	-6.1	50.0
Terphenyl-d14	Ave	0.8014	0.7290		455	500	-9.0	50.0

Eurofins Seattle
Target Compound Quantitation Report

Data File: \\chromfs\Seattle\ChromData\TAC050\20220317-81803.b\SIM031722b023.D
 Lims ID: ccvc
 Client ID:
 Sample Type: CCVC
 Inject. Date: 18-Mar-2022 00:02:30 ALS Bottle#: 3 Worklist Smp#: 39
 Injection Vol: 1.0 ul Dil. Factor: 1.0000
 Sample Info: ccvc
 Operator ID: tl Instrument ID: TAC050
 Sublist: chrom-TAC050_SIM_PAH*sub9
 Method: \\chromfs\Seattle\ChromData\TAC050\20220317-81803.b\TAC050_SIM_PAH.m
 Limit Group: 8270D_SIM QSM 5.0
 Last Update: 18-Mar-2022 17:41:54 Calib Date: 14-Jan-2022 05:04:30
 Integrator: Falcon ID Type: RT Order ID
 Quant Method: Internal Standard Quant By: Initial Calibration
 Last ICal File: \\chromfs\Seattle\ChromData\TAC050\20220113-80849.b\SIM011322b026.D
 Column 1 : Det: MS SCAN
 Process Host: CTX1643

First Level Reviewer: thaneeratw Date: 18-Mar-2022 17:41:54

Compound	Sig	RT (min.)	Exp RT (min.)	Diff RT (min.)	Q	Response	Cal Amt ug/L	OnCol Amt ug/L	Flags
* 1 Naphthalene-d8	136	5.148	5.150	-0.002	90	24190	100.0	100.0	
* 2 Acenaphthene-d10	164	6.836	6.834	0.002	71	11871	100.0	100.0	
* 3 Phenanthrene-d10	188	8.299	8.301	-0.002	56	19361	100.0	100.0	
* 4 Chrysene-d12	240	11.008	11.010	-0.002	71	15738	100.0	100.0	
* 5 Perylene-d12	264	13.056	13.062	-0.006	69	18235	100.0	100.0	
\$ 6 2-methylnaphthalene-d10	152	5.791	5.793	-0.002	67	66042	500.0	461.5	
\$ 10 2-Fluorobiphenyl	172	6.170	6.171	-0.001	0	83525	500.0	439.7	Ma
\$ 7 2,4,6-Tribromophenol	330	7.609	7.612	-0.003	59	16103	500.0	504.0	
\$ 8 Fluoranthene-d10 (Surr)	212	9.487	9.489	-0.002	68	94027	500.0	469.5	
\$ 9 Terphenyl-d14	244	9.876	9.882	-0.006	95	70572	500.0	454.8	
11 Naphthalene	128	5.166	5.168	-0.002	100	116901	500.0	456.9	
12 2-Methylnaphthalene	141	5.818	5.821	-0.002	98	63645	500.0	438.6	
13 1-Methylnaphthalene	141	5.914	5.916	-0.002	99	63860	500.0	454.4	
14 Acenaphthylene	152	6.695	6.697	-0.002	100	107589	500.0	428.7	
15 Acenaphthene	153	6.863	6.864	-0.001	94	73273	500.0	465.2	
16 Fluorene	166	7.371	7.373	-0.002	96	82785	500.0	471.5	
17 Pentachlorophenol	266	8.114	8.116	-0.002	98	23206	1000.0	1208.6	
18 Phenanthrene	178	8.323	8.325	-0.002	100	112190	500.0	460.3	
19 Anthracene	178	8.374	8.376	-0.002	100	109399	500.0	444.3	
20 Fluoranthene	202	9.502	9.504	-0.002	52	112036	500.0	465.2	
21 Pyrene	202	9.731	9.733	-0.002	51	118353	500.0	466.4	
22 Benzo[a]anthracene	228	10.994	10.997	-0.003	95	105719	500.0	466.6	
23 Chrysene	228	11.039	11.042	-0.003	98	104752	500.0	442.9	
30 Bis(2-ethylhexyl) phthalate	149	11.861	11.863	-0.002	0	135877	500.0	492.0	Ma
24 Benzo[b]fluoranthene	252	12.447	12.454	-0.007	97	111483	500.0	468.1	
25 Benzo[k]fluoranthene	252	12.489	12.495	-0.006	95	123187	500.0	461.6	
26 Benzo[a]pyrene	252	12.960	12.966	-0.006	97	103308	500.0	434.7	
27 Indeno[1,2,3-cd]pyrene	276	14.913	14.921	-0.008	95	100749	500.0	504.2	M
28 Dibenz(a,h)anthracene	278	14.957	14.965	-0.008	96	111560	500.0	486.3	a
29 Benzo[g,h,i]perylene	276	15.407	15.415	-0.008	94	122959	500.0	494.4	

[QC Flag Legend](#)

Processing Flags

Review Flags

M - Manually Integrated

a - User Assigned ID

[Reagents:](#)

ccv_SIM_500_00086

Amount Added: 1.00

Units: mL

Eurofins Seattle

Data File: \\chromfs\Seattle\ChromData\TAC050\20220317-81803.b\SIM031722b023.D

Injection Date: 18-Mar-2022 00:02:30

Instrument ID: TAC050

Lims ID: ccvc

Client ID:

Operator ID: tl

ALS Bottle#: 3

Worklist Smp#: 39

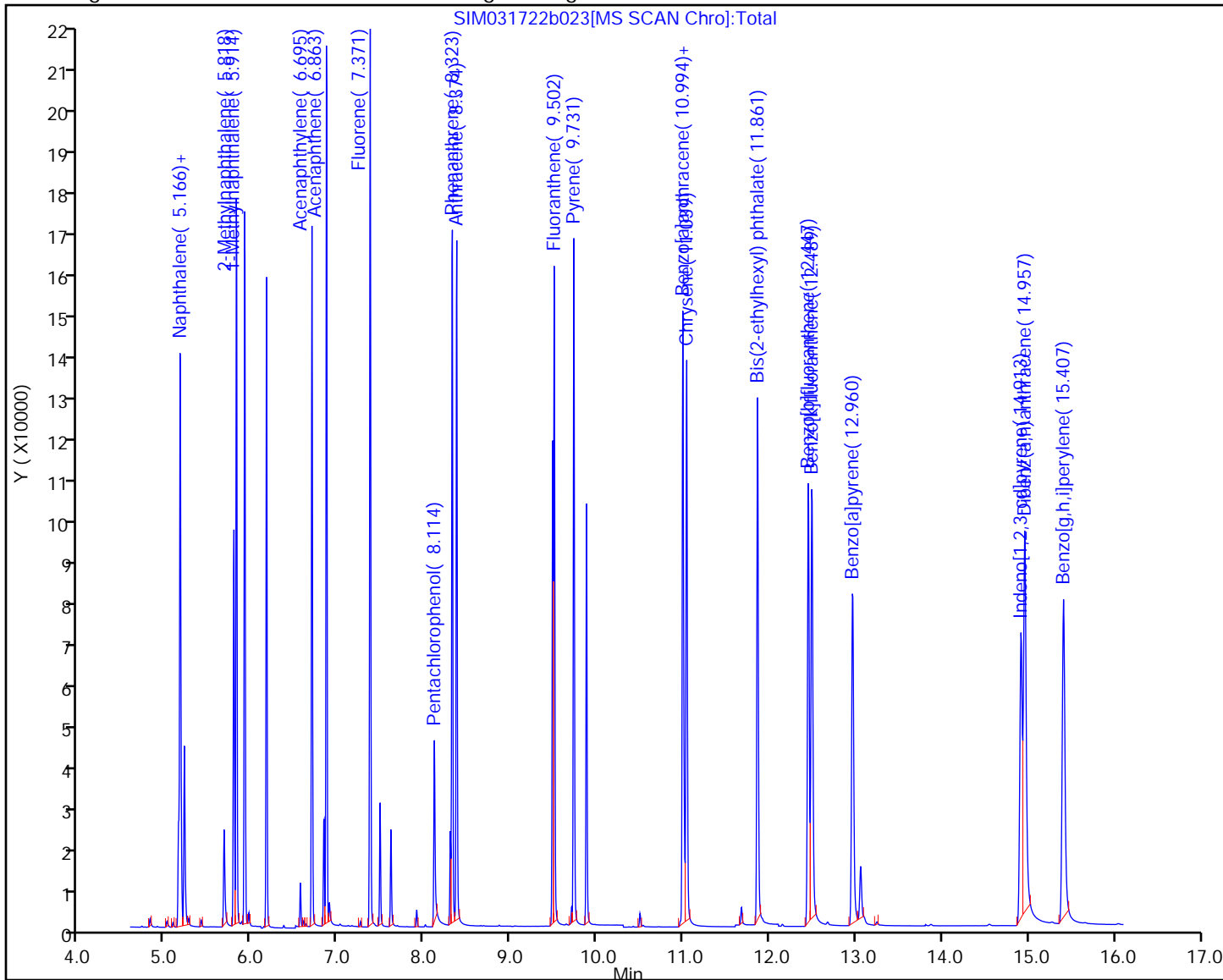
Injection Vol: 1.0 ul

Dil. Factor: 1.0000

Method: TAC050_SIM_PAH

Limit Group: 8270D_SIM QSM 5.0

Y Scaling: Method Defined: Scale to the Nth Largest Target: 1



Eurofins Seattle

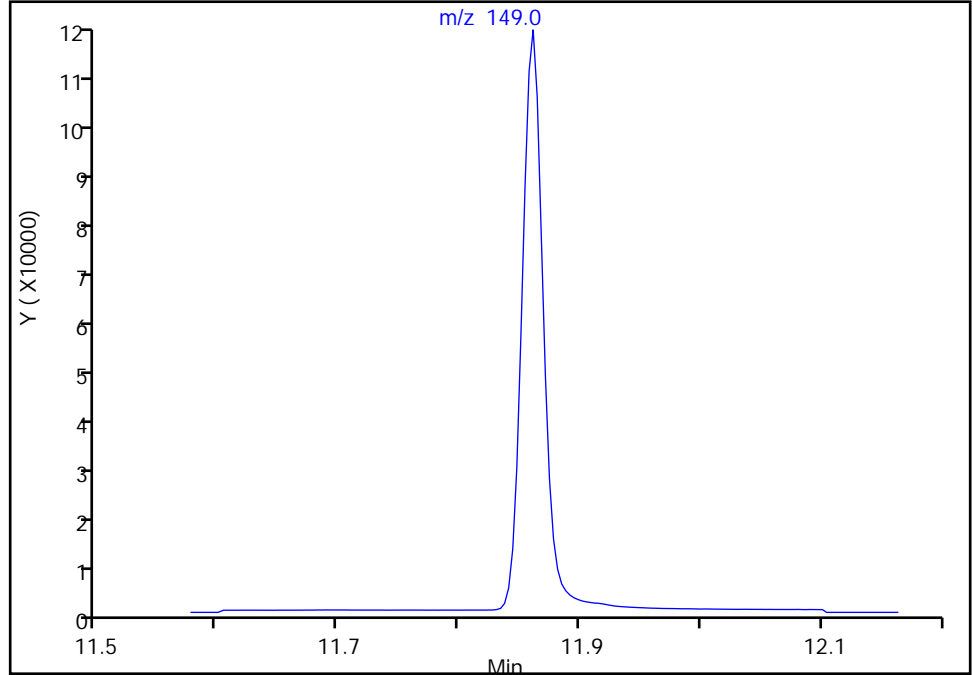
Data File: \\chromfs\Seattle\ChromData\TAC050\20220317-81803.b\SIM031722b023.D
Injection Date: 18-Mar-2022 00:02:30 Instrument ID: TAC050
Lims ID: ccvc
Client ID:
Operator ID: tl ALS Bottle#: 3 Worklist Smp#: 39
Injection Vol: 1.0 ul Dil. Factor: 1.0000
Method: TAC050_SIM_PAH Limit Group: 8270D_SIM QSM 5.0
Column: Detector MS SCAN

30 Bis(2-ethylhexyl) phthalate, CAS: 117-81-7

Signal: 1

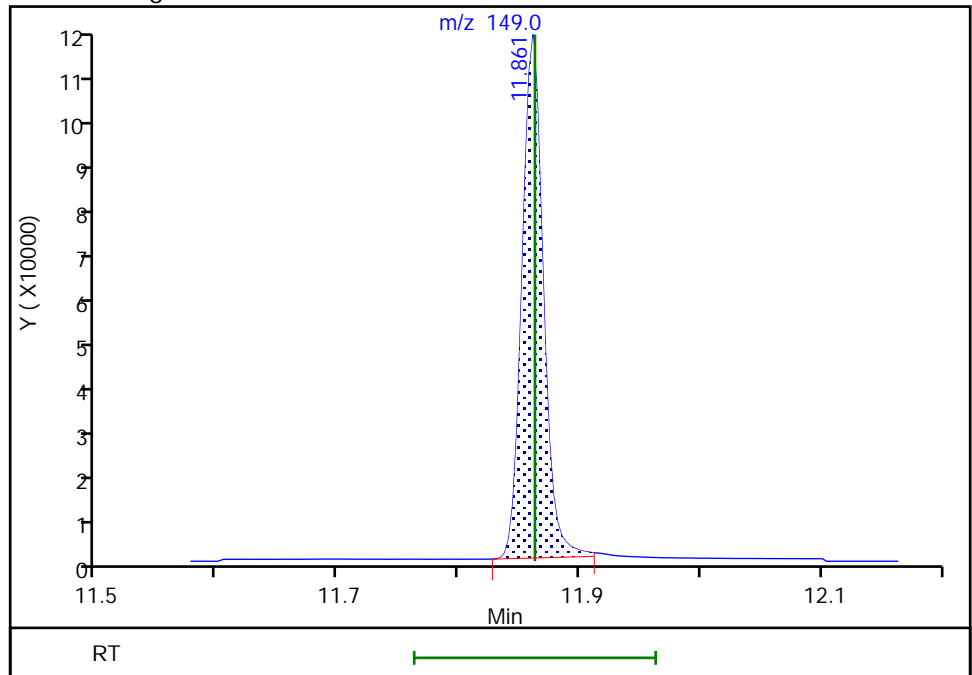
Not Detected
Expected RT: 11.86

Processing Integration Results



Manual Integration Results

RT: 11.86
Area: 135877
Amount: 492.0199
Amount Units: ug/L



Reviewer: thaneeratw, 18-Mar-2022 17:41:13
Audit Action: Manually Integrated

Audit Reason: Incomplete Integration

Eurofins Seattle

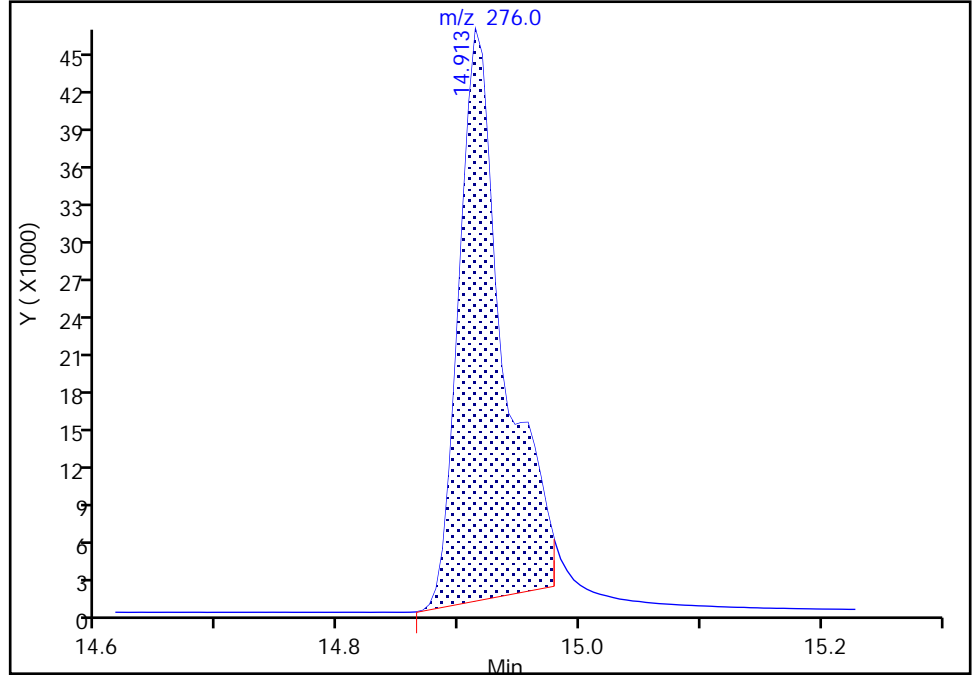
Data File: \\chromfs\Seattle\ChromData\TAC050\20220317-81803.b\SIM031722b023.D
Injection Date: 18-Mar-2022 00:02:30 Instrument ID: TAC050
Lims ID: ccvc
Client ID:
Operator ID: tl ALS Bottle#: 3 Worklist Smp#: 39
Injection Vol: 1.0 ul Dil. Factor: 1.0000
Method: TAC050_SIM_PAH Limit Group: 8270D_SIM QSM 5.0
Column: Detector MS SCAN

27 Indeno[1,2,3-cd]pyrene, CAS: 193-39-5

Signal: 1

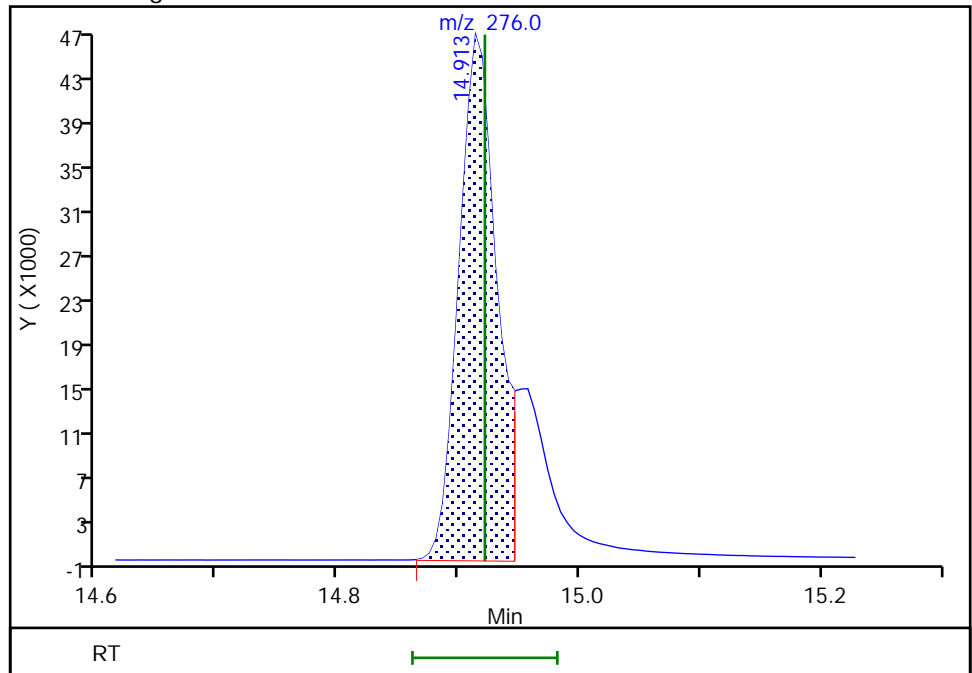
RT: 14.91
Area: 116970
Amount: 584.6960
Amount Units: ug/L

Processing Integration Results



RT: 14.91
Area: 100749
Amount: 504.2157
Amount Units: ug/L

Manual Integration Results



Reviewer: thaneeratw, 18-Mar-2022 17:41:46
Audit Action: Manually Integrated

Audit Reason: Incomplete Integration

Eurofins Seattle

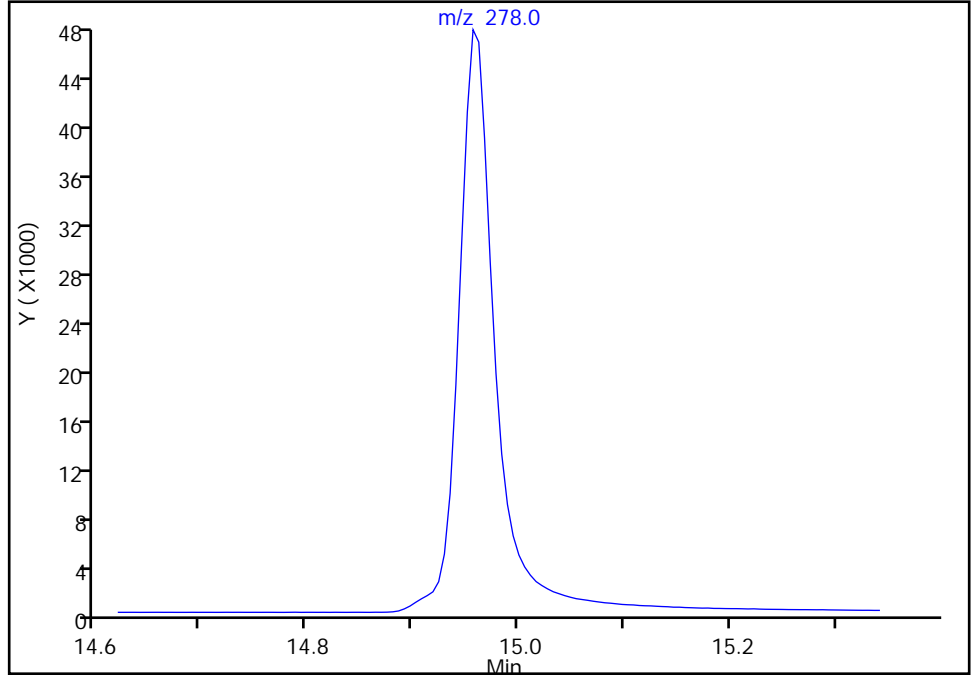
Data File: \\chromfs\Seattle\ChromData\TAC050\20220317-81803.b\SIM031722b023.D
Injection Date: 18-Mar-2022 00:02:30 Instrument ID: TAC050
Lims ID: ccvc
Client ID:
Operator ID: tl ALS Bottle#: 3 Worklist Smp#: 39
Injection Vol: 1.0 ul Dil. Factor: 1.0000
Method: TAC050_SIM_PAH Limit Group: 8270D_SIM QSM 5.0
Column: Detector MS SCAN

28 Dibenz(a,h)anthracene, CAS: 53-70-3

Signal: 1

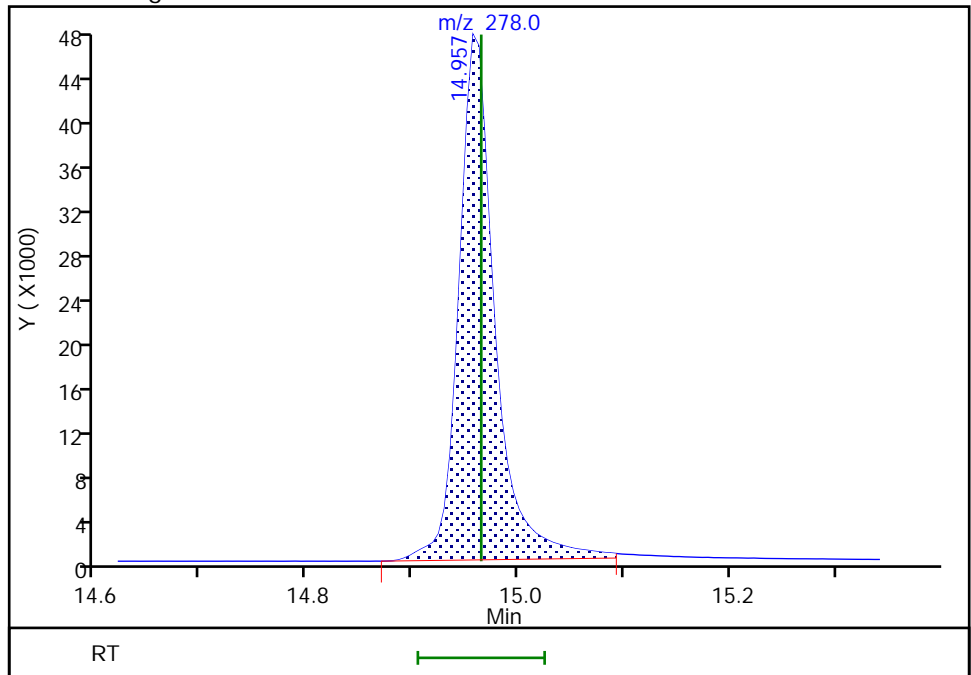
Not Detected
Expected RT: 14.96

Processing Integration Results



Manual Integration Results

RT: 14.96
Area: 111560
Amount: 486.2736
Amount Units: ug/L



Reviewer: thaneeratw, 18-Mar-2022 17:41:31
Audit Action: Assigned Compound ID

Audit Reason: Incomplete Integration

Eurofins Seattle
Target Compound Quantitation Report

Data File: \\chromfs\Seattle\ChromData\TAC050\20220113-80849.b\SIM011322b012.D
 Lims ID: dftpp
 Client ID:
 Sample Type: DFTPP
 Inject. Date: 14-Jan-2022 00:35:30 ALS Bottle#: 2 Worklist Smp#: 2
 Injection Vol: 1.0 ul Dil. Factor: 1.0000
 Sample Info: DFTPP
 Operator ID: jcm Instrument ID: TAC050
 Method: \\chromfs\Seattle\ChromData\TAC050\20220113-80849.b\TAC050_SIM_PAH.m
 Limit Group: 8270D_SIM QSM 5.0
 Last Update: 14-Jan-2022 15:43:29 Calib Date: 14-Jan-2022 05:04:30
 Integrator: Falcon ID Type: RT Order ID
 Quant Method: Internal Standard Quant By: Initial Calibration
 Last ICal File: \\chromfs\Seattle\ChromData\TAC050\20220113-80849.b\SIM011322b026.D
 Column 1 : Det: MS SCAN
 Process Host: CTX1628

First Level Reviewer: limmere Date: 14-Jan-2022 09:53:32

Compound	Sig	RT (min.)	Exp RT (min.)	Dlt RT (min.)	Q	Response	Cal Amt ug/L	OnCol Amt ug/L	Flags
31 Pentachlorophenol_T	266	9.467	9.467	0.000	0	2106417	NR	NR	
32 DFTPP									
33 Benzidine_T	184	10.838	10.838	0.000	0	8428769	NR	NR	e
34 4,4'-DDE	246	10.999	10.999	0.000	0	2920		NR	
35 4,4'-DDD	235	11.299	11.299	0.000	0	85436		NR	a
36 4,4'-DDT	235	11.568	11.568	0.000	0	5483688	NR	NR	

QC Flag Legend

Processing Flags

NR - Missing Quant Standard

e - Potential Peak Saturated

Review Flags

a - User Assigned ID

Reagents:

DFTPPx2_00044

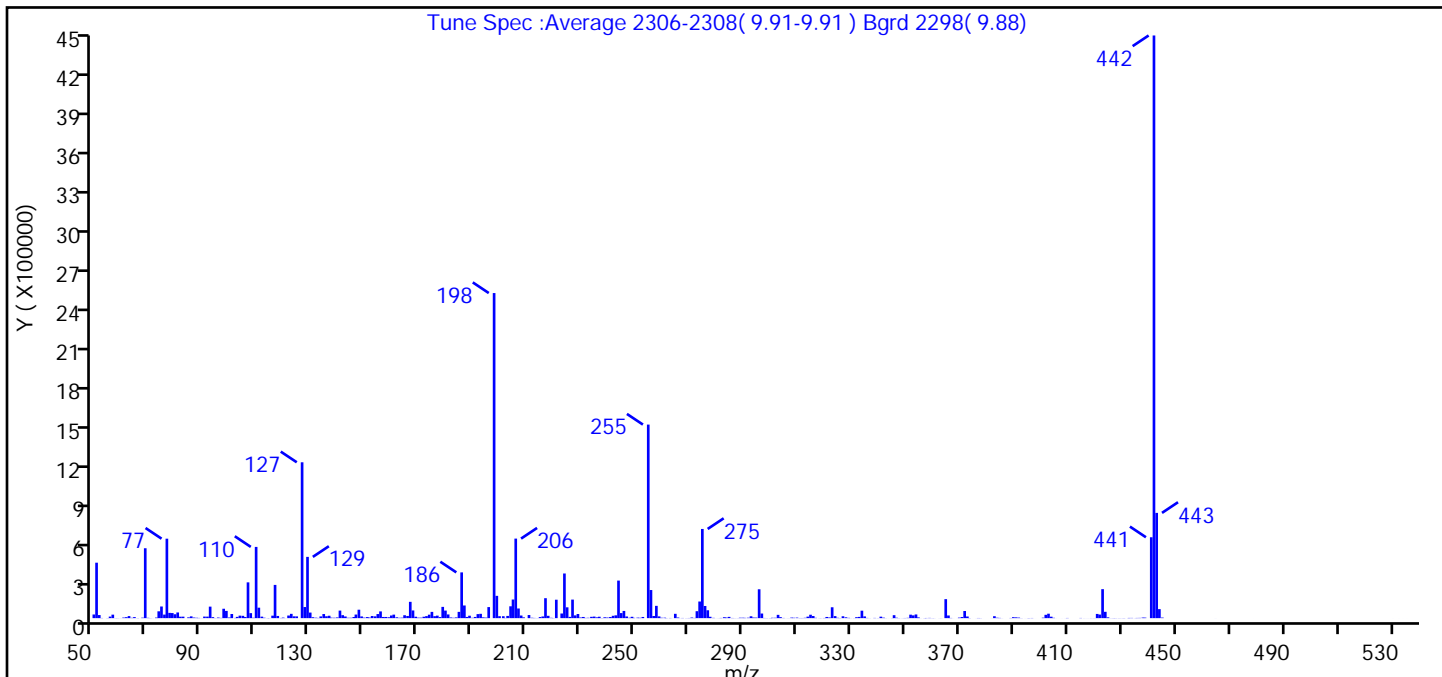
Amount Added: 1.00

Units: mL

Eurofins Seattle

Data File: \\chromfs\Seattle\ChromData\TAC050\20220113-80849.b\SIM011322b012.D
 Injection Date: 14-Jan-2022 00:35:30 Instrument ID: TAC050
 Lims ID: dftpp
 Client ID:
 Operator ID: jcm ALS Bottle#: 2 Worklist Smp#: 2
 Injection Vol: 1.0 ul Dil. Factor: 1.0000
 Method: TAC050_SIM_PAH Limit Group: 8270D_SIM QSM 5.0
 Tune Method: DFTPP Method 525.2, BP 198

32 DFTPP



m/z	Ion Abundance Criteria	% Relative Abundance
198	base peak, or >50% of 442	100.0 (55.8)
51	10-80% of the base peak	17.1
68	<2% of mass 69	0.1 (0.7)
69	Present	21.5
70	<2% of mass 69	0.1 (0.5)
127	10-80% of the base peak	47.9
197	<2% of mass 198	0.0
199	5-9% of mass 198	6.9
275	10-60% of the base peak	27.4
365	>1% of the base peak	5.8
441	Present and < mass 443	24.9 (76.8)
442	base peak, or >50% of 198	179.2
443	15-24% of mass 442	32.4 (18.1)

Data File: \\chromfs\Seattle\ChromData\TAC050\20220113-80849.b\SIM011322b012.D\TAC050_SIM_PAH.rslt\spec
 Injection Date: 14-Jan-2022 00:35:30
 Spectrum: Tune Spec :Average 2306-2308(9.91-9.91) Bgrd 2298(9.88)
 Base Peak: 442.00
 Minimum % Base Peak: 0
 Number of Points: 383

m/z	Y	m/z	Y	m/z	Y	m/z	Y
50.00	28016	148.00	64592	247.00	12808	345.00	818
51.00	424768	149.00	13032	248.00	3046	346.00	22680
52.00	23664	150.00	4059	249.00	10351	347.00	3321
53.00	1368	151.00	8260	250.00	2167	348.00	876
55.00	910	152.00	4447	251.00	3749	349.00	492
56.00	11806	153.00	16248	252.00	2709	350.00	1294
57.00	26760	154.00	13690	253.00	8949	351.00	2304
58.00	780	155.00	31256	255.00	1482752	352.00	26584
59.00	693	156.00	51632	256.00	215360	353.00	21256
60.00	434	157.00	8988	257.00	16480	354.00	28264
61.00	4565	158.00	8997	258.00	94168	355.00	5701
62.00	7277	159.00	6809	259.00	13538	356.00	270
63.00	15716	160.00	20296	260.00	3100	357.00	833
64.00	2512	161.00	26888	261.00	3477	358.00	1309
65.00	8021	162.00	6478	262.00	1005	359.00	1821
66.00	836	163.00	2887	263.00	1378	360.00	715
67.00	57	164.00	3616	264.00	126	361.00	437
68.00	3729	165.00	22344	265.00	33176	363.00	293
69.00	535488	166.00	16696	266.00	4862	363.00	486
70.00	2476	167.00	124952	267.00	355	365.00	145472
71.00	812	168.00	58888	268.00	1404	366.00	20392
72.00	226	169.00	10821	269.00	716	367.00	1547
73.00	4311	170.00	3753	270.00	1322	368.00	195
74.00	52416	171.00	3693	271.00	4696	370.00	261
75.00	89248	172.00	10674	272.00	1731	370.00	4063
76.00	27176	173.00	15522	273.00	53256	371.00	8551
77.00	608704	174.00	26472	274.00	127448	372.00	54640
78.00	40288	175.00	47960	275.00	683200	373.00	12515
79.00	38952	176.00	15028	276.00	93152	374.00	967
80.00	29712	177.00	19160	277.00	60336	375.00	51
81.00	43536	178.00	8029	278.00	10391	376.00	274
82.00	10987	179.00	86264	279.00	2178	377.00	1290
83.00	11341	180.00	57880	280.00	288	378.00	705

Data File: \\chromfs\Seattle\ChromData\TAC050\20220113-80849.b\SIM011322b012.D\TAC050_SIM_PAH.rslt\spec

Injection Date: 14-Jan-2022 00:35:30

Spectrum: Tune Spec :Average 2306-2308(9.91-9.91) Bgrd 2298(9.88)

Base Peak: 442.00

Minimum % Base Peak: 0

Number of Points: 383

m/z	Y	m/z	Y	m/z	Y	m/z	Y
84.00	119	181.00	28336	281.00	523	379.00	43
85.00	6057	182.00	5128	282.00	1597	382.00	350
86.00	13572	183.00	2858	283.00	7036	383.00	14753
87.00	4614	184.00	5555	284.00	4392	384.00	3196
88.00	2800	185.00	48056	285.00	9698	385.00	1780
89.00	1671	186.00	350528	286.00	1437	386.00	365
90.00	459	187.00	96984	287.00	687	389.00	1347
91.00	11999	188.00	9239	288.00	679	390.00	7322
92.00	11741	189.00	18528	289.00	3184	391.00	5982
93.00	88216	190.00	2753	290.00	3225	392.00	4145
94.00	7659	191.00	9162	291.00	2184	393.00	747
95.00	910	192.00	30824	292.00	3239	394.00	222
96.00	4643	193.00	33168	293.00	14267	396.00	927
97.00	1818	194.00	6029	294.00	4676	396.00	386
98.00	72000	195.00	4141	295.00	4100	397.00	1296
99.00	55504	196.00	84664	296.00	221120	398.00	77
100.00	4989	198.00	2490368	297.00	35376	401.00	3532
101.00	31768	199.00	170816	298.00	1510	402.00	25552
102.00	1699	200.00	15056	299.00	902	403.00	34016
103.00	9685	201.00	14672	300.00	1088	404.00	11092
104.00	19136	202.00	1682	301.00	2904	405.00	2519
105.00	17768	203.00	17072	302.00	3005	406.00	224
106.00	8405	204.00	90856	303.00	25208	407.00	87
107.00	274176	205.00	142656	304.00	7757	408.00	162
108.00	38352	206.00	609344	305.00	1569	409.00	320
109.00	3086	207.00	74016	306.00	275	410.00	1428
110.00	545728	208.00	20088	307.00	533	415.00	1456
111.00	80112	209.00	5984	308.00	4075	416.00	377
112.00	11404	211.00	23808	309.00	2959	417.00	259
113.00	3233	212.00	2964	310.00	4154	418.00	186
114.00	955	213.00	1614	311.00	1245	419.00	540
115.00	672	214.00	748	312.00	1237	420.00	631
116.00	18896	215.00	8242	313.00	2744	421.00	32232
117.00	254592	216.00	12818	314.00	11476	422.00	27504

Data File: \\chromfs\Seattle\ChromData\TAC050\20220113-80849.b\SIM011322b012.D\TAC050_SIM_PAH.rsl\spec

Injection Date: 14-Jan-2022 00:35:30

Spectrum: Tune Spec :Average 2306-2308(9.91-9.91) Bgrd 2298(9.88)

Base Peak: 442.00

Minimum % Base Peak: 0

Number of Points: 383

m/z	Y	m/z	Y	m/z	Y	m/z	Y
118.00	16792	217.00	152832	315.00	26232	423.00	222080
119.00	1360	218.00	17872	316.00	16202	424.00	48520
120.00	4089	219.00	2624	317.00	2406	425.00	6179
121.00	458	220.00	1144	318.00	488	426.00	576
122.00	20056	221.00	141184	319.00	603	427.00	961
123.00	32960	223.00	35560	320.00	1378	428.00	772
124.00	13806	224.00	342080	321.00	9064	429.00	810
125.00	13381	225.00	82864	322.00	4998	430.00	485
127.00	1193984	226.00	9699	323.00	83336	431.00	1011
128.00	85008	227.00	142144	324.00	15496	433.00	520
129.00	469312	228.00	21168	325.00	2791	433.00	1672
130.00	42680	229.00	31728	326.00	1173	434.00	1682
131.00	6990	230.00	5176	327.00	14334	435.00	497
132.00	3376	231.00	9010	328.00	6358	436.00	1644
133.00	1480	232.00	1891	329.00	2231	437.00	1964
134.00	13199	233.00	2700	330.00	422	438.00	4272
135.00	31456	234.00	10123	331.00	584	439.00	3895
136.00	14336	235.00	11856	332.00	7236	441.00	619648
137.00	18336	236.00	6186	333.00	9503	442.00	4463616
138.00	3811	237.00	10719	334.00	57088	443.00	806336
139.00	3100	238.00	1081	335.00	13338	444.00	69072
140.00	5323	239.00	6521	336.00	1735	445.00	4355
141.00	57752	240.00	4658	337.00	485	465.00	170
142.00	22728	241.00	8515	339.00	1674	479.00	56
143.00	12772	242.00	18000	340.00	691	530.00	89
144.00	2916	243.00	21464	341.00	11275	533.00	63
145.00	2986	244.00	287680	342.00	3821	534.00	52
146.00	8757	245.00	38776	343.00	539	536.00	55
147.00	27544	246.00	55264	344.00	161		

Eurofins Seattle

Data File: \\chromfs\Seattle\ChromData\TAC050\20220113-80849.b\SIM011322b012.D

Injection Date: 14-Jan-2022 00:35:30

Instrument ID: TAC050

Lims ID: dftpp

Client ID:

Operator ID: jcm

ALS Bottle#: 2

Worklist Smp#: 2

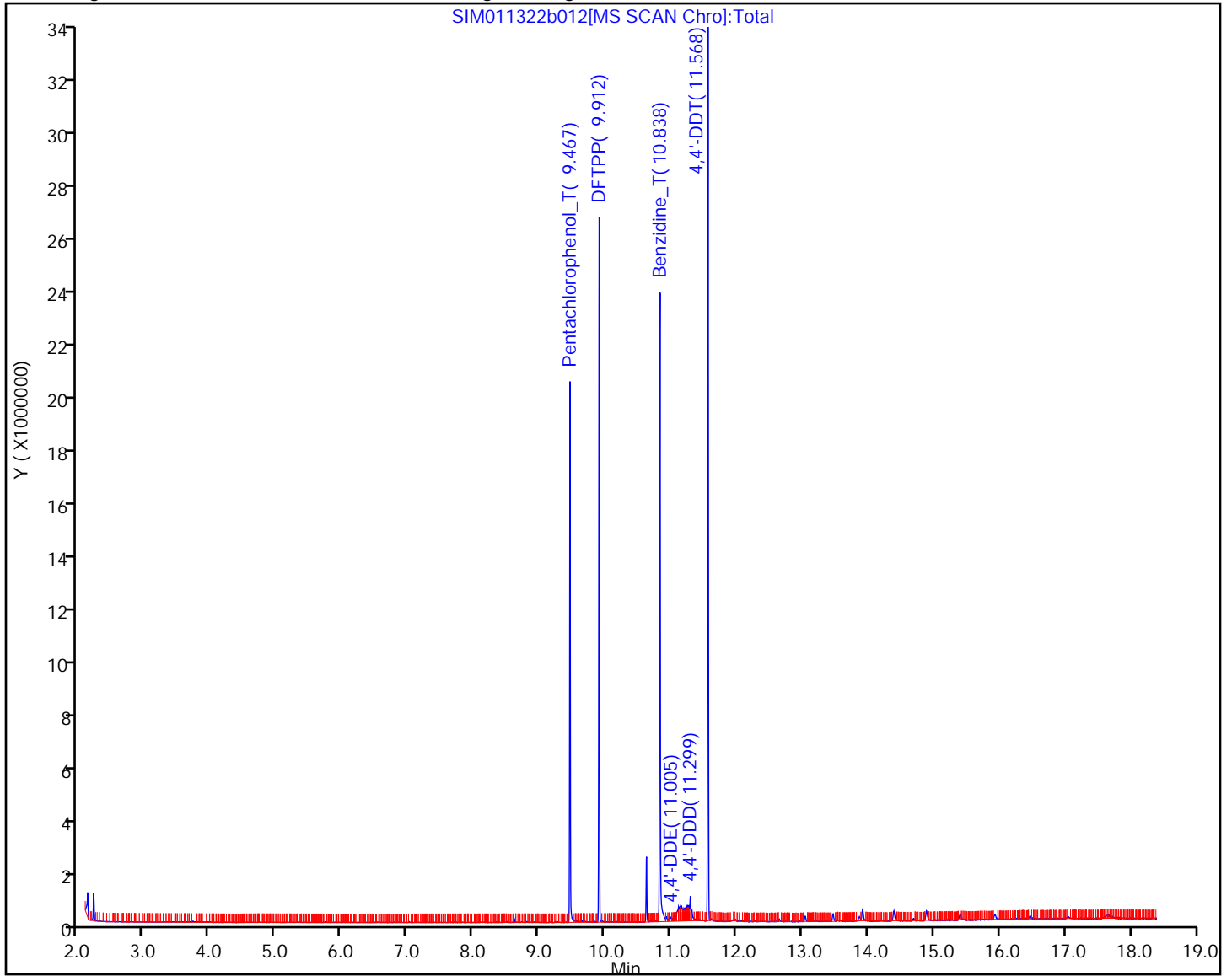
Injection Vol: 1.0 ul

Dil. Factor: 1.0000

Method: TAC050_SIM_PAH

Limit Group: 8270D_SIM QSM 5.0

Y Scaling: Method Defined: Scale to the Nth Largest Target: 1



Eurofins Seattle

Data File: \\chromfs\Seattle\ChromData\TAC050\20220113-80849.b\SIM011322b012.D
Injection Date: 14-Jan-2022 00:35:30 Instrument ID: TAC050
Lims ID: dftpp
Client ID:
Operator ID: jcm ALS Bottle#: 2 Worklist Smp#: 2
Injection Vol: 1.0 ul Dil. Factor: 1.0000
Method: TAC050_SIM_PAH Limit Group: 8270D_SIM QSM 5.0


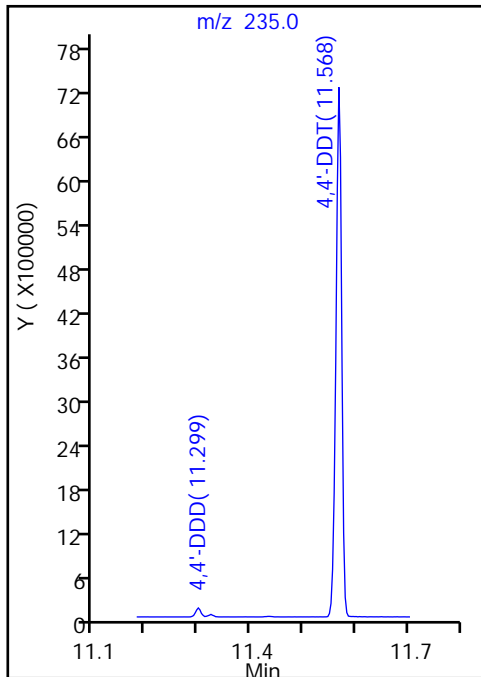
36 4,4'-DDT, Detector: MS SCAN

SW-846 Method

%Breakdown =
(Area Breakdown Cpnds/
Total Area Breakdown Cpnds) * 100

36 4,4'-DDT, Area = 5483688
35 4,4'-DDD, Area = 85436
34 4,4'-DDE, Area = 2920

%Breakdown: 1.59%, <= 20.00%
Passed



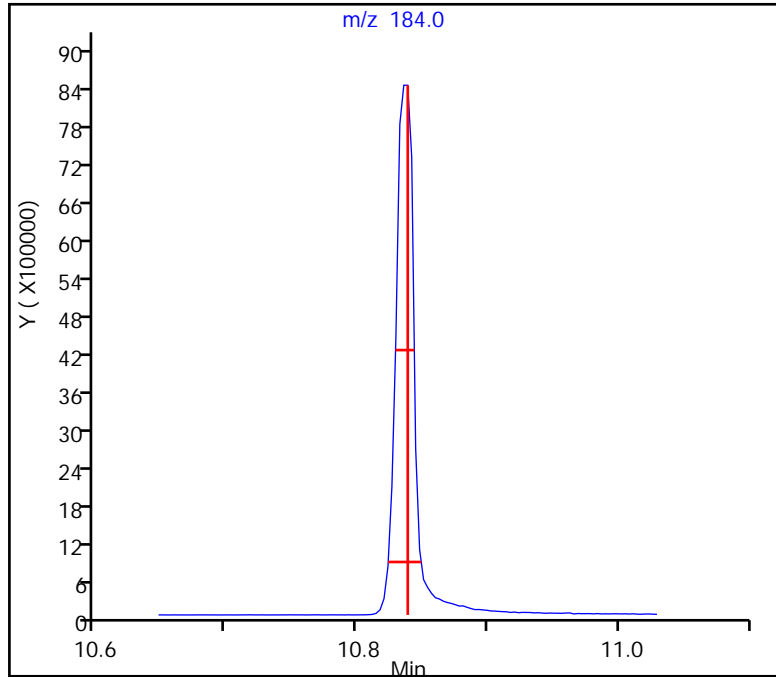
Eurofins Seattle

Data File: \\chromfs\Seattle\ChromData\TAC050\20220113-80849.b\SIM011322b012.D
Injection Date: 14-Jan-2022 00:35:30 Instrument ID: TAC050
Lims ID: dftpp
Client ID:
Operator ID: jcm ALS Bottle#: 2 Worklist Smp#: 2
Injection Vol: 1.0 ul Dil. Factor: 1.0000
Method: TAC050_SIM_PAH Limit Group: 8270D_SIM QSM 5.0
33 Benzidine_T, Detector: MS SCAN

Peak Tailing Factor =
BackWidth/FrontWidth @ 10% Peak Height

Back Width = 0.010 (min.)
Front Width = 0.015 (min.)

Tailing Factor = 0.67, Max. Tailing <= 2.00
Passed



Eurofins Seattle

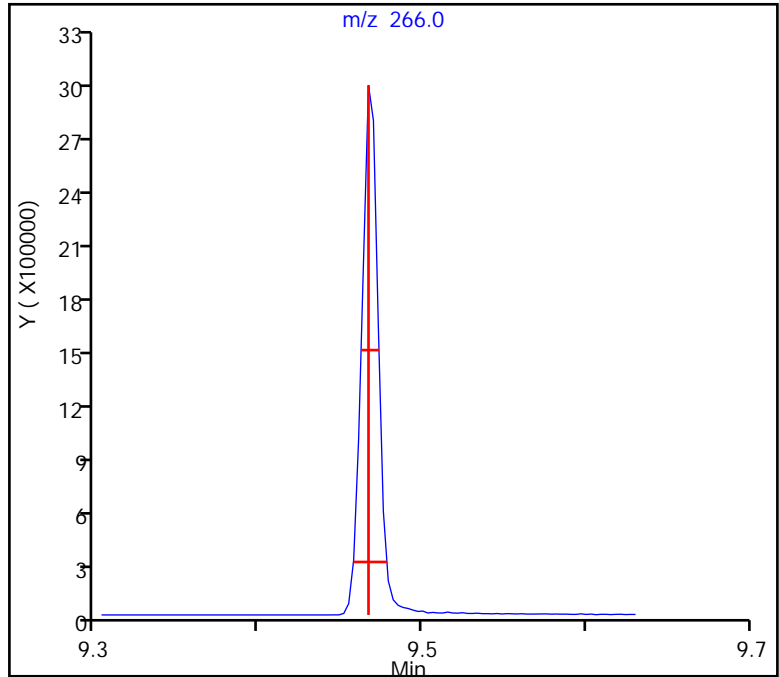
Data File: \\chromfs\Seattle\ChromData\TAC050\20220113-80849.b\SIM011322b012.D
Injection Date: 14-Jan-2022 00:35:30 Instrument ID: TAC050
Lims ID: dftpp
Client ID:
Operator ID: jcm ALS Bottle#: 2 Worklist Smp#: 2
Injection Vol: 1.0 ul Dil. Factor: 1.0000
Method: TAC050_SIM_PAH Limit Group: 8270D_SIM QSM 5.0

31 Pentachlorophenol_T, Detector: MS SCAN

Peak Tailing Factor =
BackWidth/FrontWidth @ 10% Peak Height

Back Width = 0.011 (min.)
Front Width = 0.009 (min.)

Tailing Factor = 1.22, Max. Tailing <= 2.00
Passed



Eurofins Seattle
Target Compound Quantitation Report

Data File: \\chromfs\Seattle\ChromData\TAC050\20220317-81803.b\SIM031722b002.D
 Lims ID: dftpp
 Client ID:
 Sample Type: DFTPP
 Inject. Date: 17-Mar-2022 17:11:30 ALS Bottle#: 2 Worklist Smp#: 2
 Injection Vol: 1.0 ul Dil. Factor: 1.0000
 Sample Info: DFTPP
 Operator ID: tl Instrument ID: TAC050
 Method: \\chromfs\Seattle\ChromData\TAC050\20220317-81803.b\TAC050_SIM_PAH.m
 Limit Group: 8270D_SIM QSM 5.0
 Last Update: 18-Mar-2022 12:36:19 Calib Date: 14-Jan-2022 05:04:30
 Integrator: Falcon ID Type: RT Order ID
 Quant Method: Internal Standard Quant By: Initial Calibration
 Last ICal File: \\chromfs\Seattle\ChromData\TAC050\20220113-80849.b\SIM011322b026.D
 Column 1 : Det: MS SCAN
 Process Host: CTX1614

First Level Reviewer: thaneeratw

Date: 18-Mar-2022 12:36:19

Compound	Sig	RT (min.)	Exp RT (min.)	Dlt RT (min.)	Q	Response	Cal Amt ug/L	OnCol Amt ug/L	Flags
31 Pentachlorophenol_T	266	9.458	9.458	0.000	0	1355991	NR	NR	
32 DFTPP									
33 Benzidine_T	184	10.823	10.823	0.000	0	3775246	NR	NR	
34 4,4'-DDE	246	10.987	10.987	0.000	0	1069		NR	
35 4,4'-DDD	235	11.281	11.281	0.000	0	8494		NR	
36 4,4'-DDT	235	11.553	11.553	0.000	0	3728124	NR	NR	

QC Flag Legend

Processing Flags

NR - Missing Quant Standard

Reagents:

DFTPPx2_00044

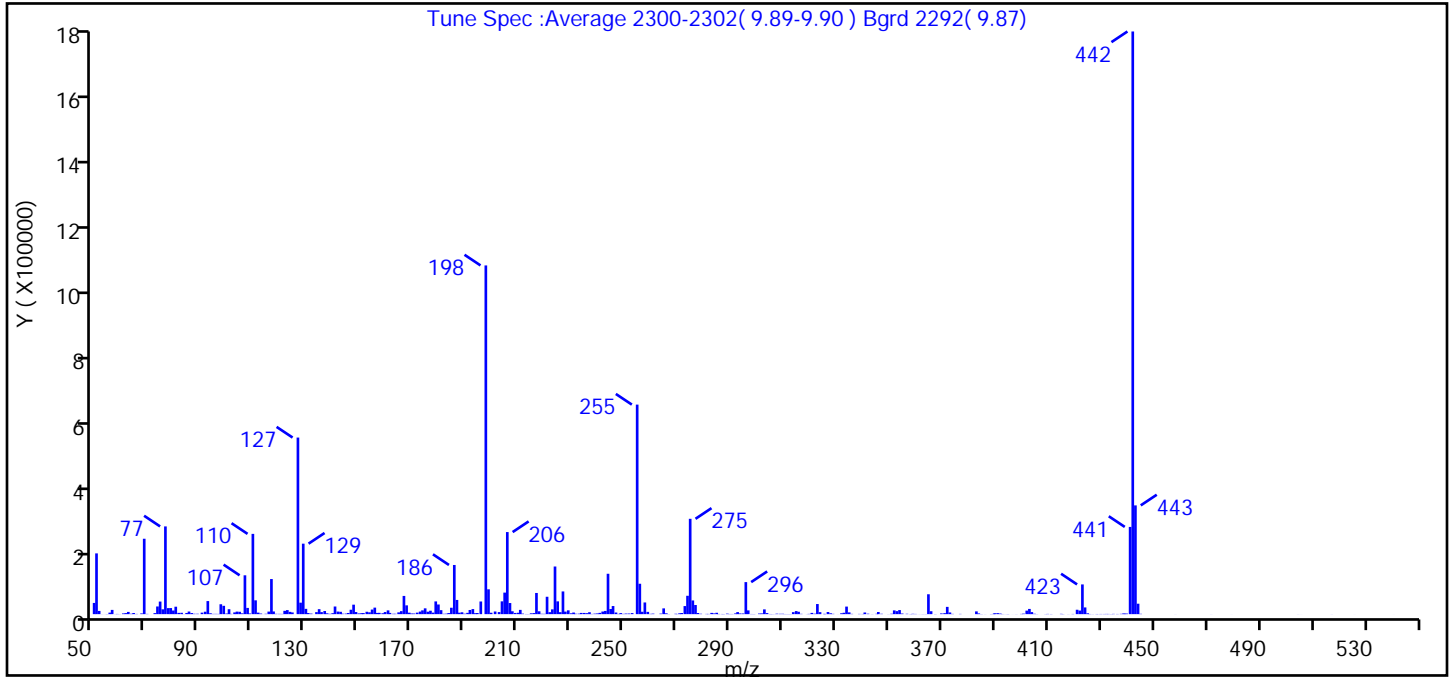
Amount Added: 1.00

Units: mL

Eurofins Seattle

Data File: \\chromfs\Seattle\ChromData\TAC050\20220317-81803.b\SIM031722b002.D
 Injection Date: 17-Mar-2022 17:11:30 Instrument ID: TAC050
 Lims ID: dftpp
 Client ID:
 Operator ID: tl ALS Bottle#: 2 Worklist Smp#: 2
 Injection Vol: 1.0 ul Dil. Factor: 1.0000
 Method: TAC050_SIM_PAH Limit Group: 8270D_SIM QSM 5.0
 Tune Method: DFTPP Method 525.2, BP 198

32 DFTPP



m/z	Ion Abundance Criteria	% Relative Abundance
198	base peak, or >50% of 442	100.0 (59.8)
51	10-80% of the base peak	17.4
68	<2% of mass 69	0.2 (1.0)
69	Present	21.6
70	<2% of mass 69	0.1 (0.3)
127	10-80% of the base peak	50.6
197	<2% of mass 198	0.0
199	5-9% of mass 198	7.1
275	10-60% of the base peak	27.3
365	>1% of the base peak	5.7
441	Present and < mass 443	25.0 (80.2)
442	base peak, or >50% of 198	167.1
443	15-24% of mass 442	31.2 (18.7)

Data File: \\chromfs\Seattle\ChromData\TAC050\20220317-81803.b\SIM031722b002.D\TAC050_SIM_PAH.rslt\spec
 Injection Date: 17-Mar-2022 17:11:30
 Spectrum: Tune Spec :Average 2300-2302(9.89-9.90) Bgrd 2292(9.87)
 Base Peak: 442.00
 Minimum % Base Peak: 0
 Number of Points: 365

m/z	Y	m/z	Y	m/z	Y	m/z	Y
50.00	33856	148.00	28616	242.00	7860	344.00	188
51.00	183488	149.00	6342	243.00	9671	345.00	1142
52.00	9729	150.00	2126	244.00	121960	346.00	6490
53.00	194	151.00	2997	245.00	15453	347.00	1105
54.00	112	152.00	3252	246.00	24464	350.00	226
55.00	431	153.00	7201	247.00	4871	351.00	1192
56.00	4589	154.00	5524	248.00	801	352.00	11378
57.00	12819	155.00	13861	249.00	3176	353.00	9060
58.00	209	156.00	19680	250.00	905	354.00	12290
59.00	613	157.00	3692	251.00	1766	355.00	1855
60.00	234	158.00	3905	252.00	1844	357.00	1084
61.00	2207	159.00	2713	253.00	3199	358.00	452
62.00	3147	160.00	6282	255.00	632832	359.00	991
63.00	6756	161.00	11356	256.00	91776	360.00	654
64.00	1202	162.00	3704	257.00	7193	361.00	113
65.00	3435	163.00	1047	258.00	35280	362.00	143
66.00	682	164.00	1098	259.00	6862	363.00	299
68.00	2199	165.00	5353	260.00	920	364.00	325
69.00	227712	166.00	9041	261.00	1580	365.00	60048
70.00	747	167.00	55000	264.00	1662	366.00	8819
73.00	3085	168.00	26536	265.00	17408	368.00	413
74.00	23168	169.00	4383	266.00	2489	370.00	2187
75.00	37984	170.00	1969	267.00	329	371.00	2985
76.00	14548	171.00	1885	270.00	1061	372.00	21944
77.00	264960	172.00	4579	270.00	661	373.00	5092
78.00	18152	173.00	7691	271.00	2535	374.00	784
79.00	18336	174.00	11399	272.00	3393	377.00	738
80.00	10939	175.00	17512	273.00	24368	383.00	8334
81.00	22448	176.00	7341	274.00	55456	384.00	2167
82.00	3864	177.00	10276	275.00	287936	385.00	408
83.00	4086	178.00	4577	276.00	41368	386.00	189
84.00	225	179.00	38440	277.00	27576	389.00	451
85.00	3545	180.00	29160	278.00	3425	390.00	1064

Data File: \\chromfs\Seattle\ChromData\TAC050\20220317-81803.b\SIM031722b002.D\TAC050_SIM_PAH.rslt\spec

Injection Date: 17-Mar-2022 17:11:30

Spectrum: Tune Spec :Average 2300-2302(9.89-9.90) Bgrd 2292(9.87)

Base Peak: 442.00

Minimum % Base Peak: 0

Number of Points: 365

m/z	Y	m/z	Y	m/z	Y	m/z	Y
86.00	7870	181.00	12064	279.00	1172	390.00	2714
87.00	3305	182.00	1052	281.00	710	391.00	3069
88.00	1195	183.00	1492	282.00	668	392.00	1750
89.00	1204	184.00	3244	283.00	3807	393.00	515
91.00	4520	185.00	19344	284.00	2309	394.00	183
92.00	7321	186.00	148480	285.00	4127	395.00	443
93.00	39472	187.00	42888	286.00	692	396.00	55
94.00	2632	188.00	4356	287.00	551	397.00	55
95.00	774	189.00	5594	288.00	437	398.00	236
96.00	846	190.00	1383	289.00	1549	400.00	716
97.00	746	191.00	3908	290.00	573	401.00	1589
98.00	29864	192.00	12551	291.00	548	402.00	10639
99.00	25136	193.00	15276	292.00	2297	403.00	15765
100.00	1836	194.00	2852	293.00	6247	404.00	6175
101.00	14890	195.00	3374	294.00	2091	405.00	1202
102.00	801	196.00	38232	295.00	2007	406.00	305
103.00	5216	198.00	1053184	296.00	96752	409.00	326
104.00	7649	199.00	74984	297.00	11337	410.00	702
105.00	7124	200.00	4214	298.00	536	411.00	460
106.00	2430	201.00	7988	299.00	431	415.00	880
107.00	117312	203.00	6209	301.00	1859	416.00	407
108.00	18816	204.00	38624	302.00	2236	418.00	212
109.00	1961	205.00	65032	303.00	14371	419.00	604
110.00	242432	206.00	247872	304.00	3191	421.00	13285
111.00	41728	207.00	33528	305.00	509	422.00	10838
112.00	4563	208.00	8635	306.00	385	423.00	89768
113.00	1798	209.00	3594	307.00	227	424.00	20256
114.00	107	210.00	4151	308.00	1368	425.00	2513
115.00	1057	211.00	12877	309.00	1018	426.00	523
116.00	7725	212.00	1611	310.00	1107	427.00	259
117.00	105992	213.00	460	311.00	492	428.00	502
118.00	8086	214.00	381	312.00	445	429.00	196
119.00	945	215.00	2549	313.00	436	430.00	557
120.00	857	216.00	3231	314.00	5985	431.00	532

Data File: \\chromfs\Seattle\ChromData\TAC050\20220317-81803.b\SIM031722b002.D\TAC050_SIM_PAH.rslt\spec

Injection Date: 17-Mar-2022 17:11:30

Spectrum: Tune Spec :Average 2300-2302(9.89-9.90) Bgrd 2292(9.87)

Base Peak: 442.00

Minimum % Base Peak: 0

Number of Points: 365

m/z	Y	m/z	Y	m/z	Y	m/z	Y
121.00	699	217.00	63936	315.00	9237	432.00	677
122.00	10046	218.00	8597	316.00	7186	433.00	625
123.00	12201	219.00	1054	317.00	914	434.00	381
124.00	6913	220.00	957	319.00	200	435.00	791
125.00	5082	221.00	52496	320.00	803	436.00	572
127.00	533312	222.00	5931	321.00	3774	438.00	940
128.00	34632	223.00	14444	322.00	1406	438.00	1924
129.00	212864	224.00	143872	323.00	30528	439.00	1503
130.00	15961	225.00	38592	324.00	6036	440.00	1703
131.00	3327	226.00	5922	326.00	876	441.00	263424
132.00	1712	227.00	68584	326.00	562	442.00	1759744
134.00	6069	228.00	7653	327.00	6478	443.00	328448
135.00	15012	229.00	11473	328.00	2595	444.00	31536
136.00	6182	230.00	2552	329.00	937	445.00	987
137.00	9396	231.00	4857	331.00	109	458.00	135
138.00	2431	232.00	1444	332.00	2680	472.00	131
139.00	1014	233.00	1452	333.00	4134	479.00	78
140.00	2900	234.00	3712	334.00	22816	504.00	148
141.00	23080	235.00	3611	335.00	5326	506.00	65
142.00	7738	236.00	2944	336.00	812	517.00	163
143.00	7070	237.00	5783	339.00	742	526.00	68
144.00	1446	238.00	663	340.00	571	540.00	55
145.00	1620	239.00	1531	341.00	4976		
146.00	3510	240.00	2175	342.00	1350		
147.00	13293	241.00	3858	344.00	87		

Eurofins Seattle

Data File: \\chromfs\Seattle\ChromData\TAC050\20220317-81803.b\SIM031722b002.D

Injection Date: 17-Mar-2022 17:11:30

Instrument ID: TAC050

Lims ID: dftpp

Client ID:

Operator ID: tl

ALS Bottle#: 2

Worklist Smp#: 2

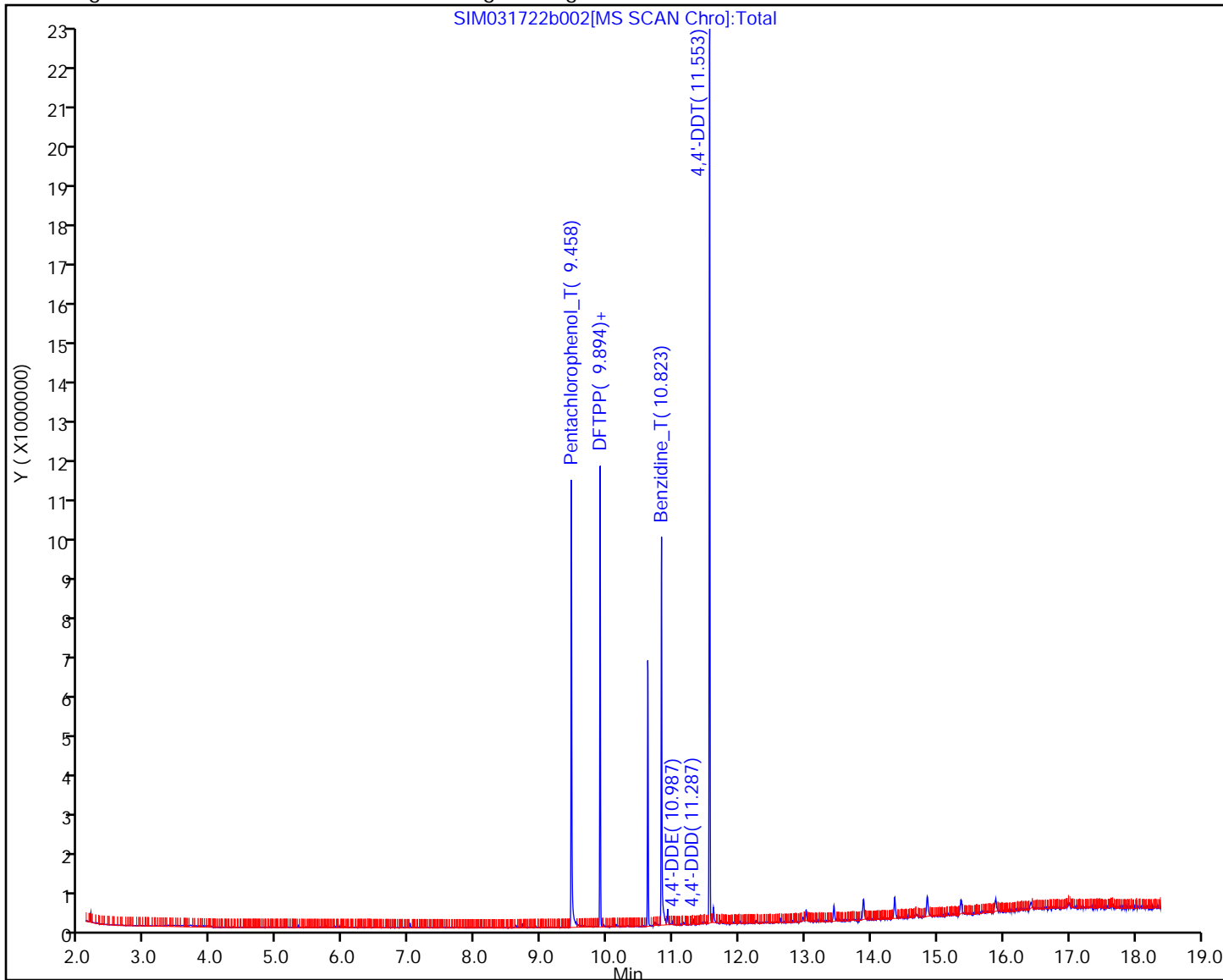
Injection Vol: 1.0 ul

Dil. Factor: 1.0000

Method: TAC050_SIM_PAH

Limit Group: 8270D_SIM QSM 5.0

Y Scaling: Method Defined: Scale to the Nth Largest Target: 1



Eurofins Seattle

Data File: \\chromfs\Seattle\ChromData\TAC050\20220317-81803.b\SIM031722b002.D

Injection Date: 17-Mar-2022 17:11:30

Instrument ID: TAC050

Lims ID: dftpp

Client ID:

Operator ID: tl

ALS Bottle#: 2

Worklist Smp#: 2

Injection Vol: 1.0 ul

Dil. Factor: 1.0000

Method: TAC050_SIM_PAH

Limit Group: 8270D_SIM QSM 5.0

36 4,4'-DDT, Detector: MS SCAN

SW-846 Method

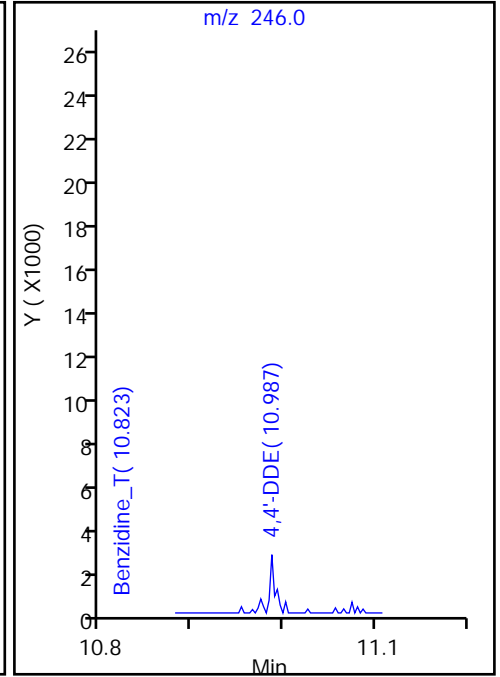
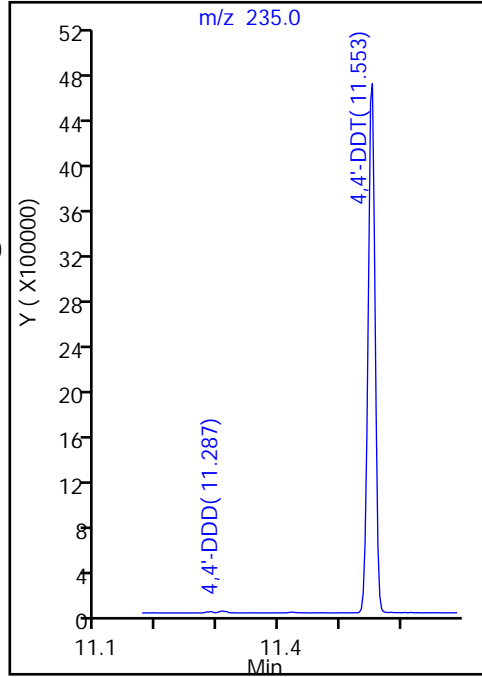
%Breakdown =
(Area Breakdown Cpnds/
Total Area Breakdown Cpnds) * 100

36 4,4'-DDT, Area = 3728124

35 4,4'-DDD, Area = 8494

34 4,4'-DDE, Area = 1069

%Breakdown: 0.26%, <= 20.00%
Passed



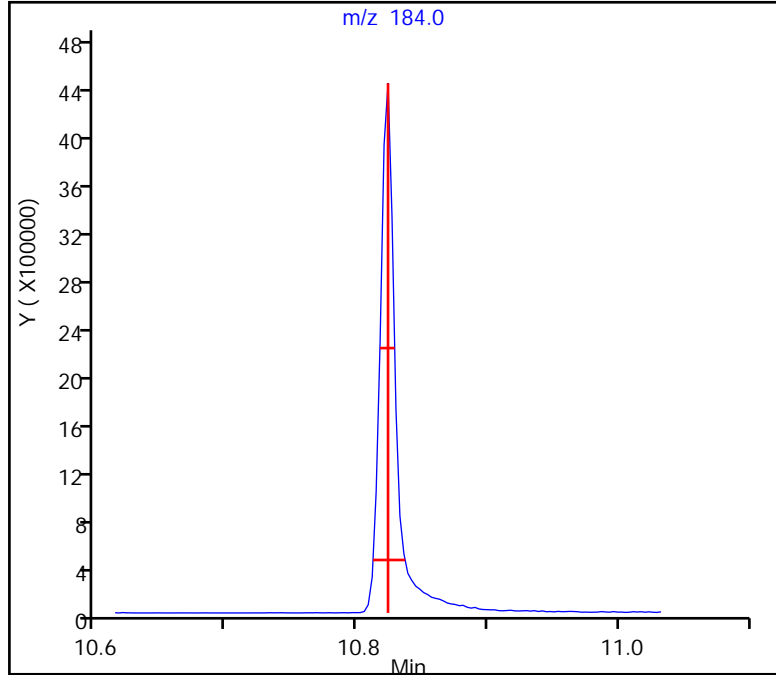
Eurofins Seattle

Data File: \\chromfs\Seattle\ChromData\TAC050\20220317-81803.b\SIM031722b002.D
Injection Date: 17-Mar-2022 17:11:30 Instrument ID: TAC050
Lims ID: dftpp
Client ID:
Operator ID: tl ALS Bottle#: 2 Worklist Smp#: 2
Injection Vol: 1.0 ul Dil. Factor: 1.0000
Method: TAC050_SIM_PAH Limit Group: 8270D_SIM QSM 5.0
33 Benzidine_T, Detector: MS SCAN

Peak Tailing Factor =
BackWidth/FrontWidth @ 10% Peak Height

Back Width = 0.013 (min.)
Front Width = 0.012 (min.)

Tailing Factor = 1.08, Max. Tailing <= 2.00
Passed



Eurofins Seattle

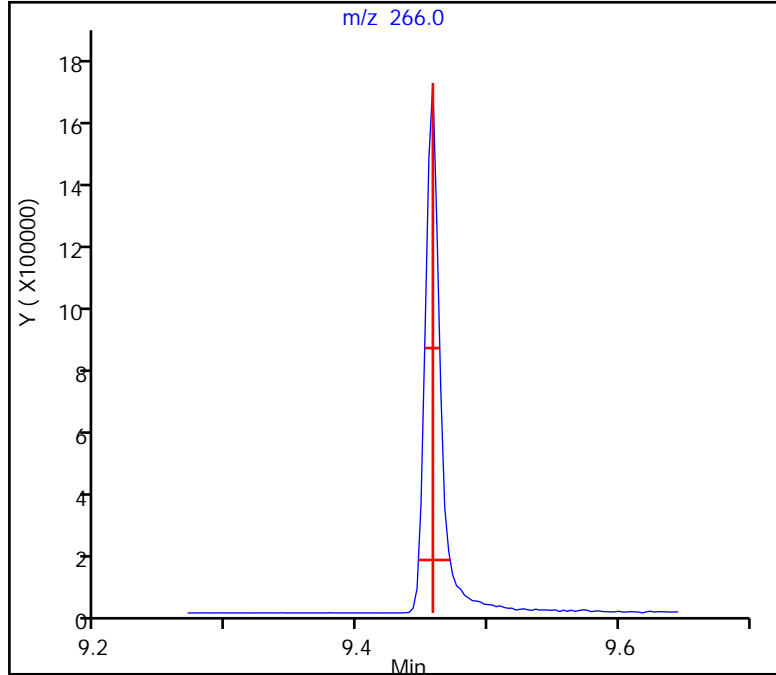
Data File: \\chromfs\Seattle\ChromData\TAC050\20220317-81803.b\SIM031722b002.D
Injection Date: 17-Mar-2022 17:11:30 Instrument ID: TAC050
Lims ID: dftpp
Client ID:
Operator ID: tl ALS Bottle#: 2 Worklist Smp#: 2
Injection Vol: 1.0 ul Dil. Factor: 1.0000
Method: TAC050_SIM_PAH Limit Group: 8270D_SIM QSM 5.0

31 Pentachlorophenol_T, Detector: MS SCAN

Peak Tailing Factor =
BackWidth/FrontWidth @ 10% Peak Height

Back Width = 0.013 (min.)
Front Width = 0.011 (min.)

Tailing Factor = 1.18, Max. Tailing <= 2.00
Passed



FORM I
GC/MS SEMI VOA ORGANICS ANALYSIS DATA SHEET

Lab Name: Eurofins Seattle Job No.: 580-111290-1
 SDG No.: _____
 Client Sample ID: _____ Lab Sample ID: MB 580-383995/1-A
 Matrix: Water Lab File ID: SIM031722b004.D
 Analysis Method: 8270E SIM Date Collected: _____
 Extract. Method: 3510C Date Extracted: 03/16/2022 09:47
 Sample wt/vol: 1000 (mL) Date Analyzed: 03/17/2022 17:55
 Con. Extract Vol.: 2 (mL) Dilution Factor: 1
 Injection Volume: 1 (uL) Level: (low/med) Low
 % Moisture: _____ GPC Cleanup: (Y/N) N
 Analysis Batch No.: 384248 Units: ug/L

CAS NO.	COMPOUND NAME	RESULT	Q	LOQ	LOD	DL
90-12-0	1-Methylnaphthalene	0.032	U M	0.10	0.032	0.019
91-57-6	2-Methylnaphthalene	0.080	U M	0.20	0.080	0.039
83-32-9	Acenaphthene	0.032	U	0.10	0.032	0.014
208-96-8	Acenaphthylene	0.032	U M	0.050	0.032	0.0090
120-12-7	Anthracene	0.080	U M	0.10	0.080	0.022
56-55-3	Benzo[a]anthracene	0.032	U M	0.050	0.032	0.014
50-32-8	Benzo[a]pyrene	0.032	U M	0.10	0.032	0.011
205-99-2	Benzo[b]fluoranthene	0.032	U M	0.050	0.032	0.011
191-24-2	Benzo[g,h,i]perylene	0.032	U M	0.050	0.032	0.012
207-08-9	Benzo[k]fluoranthene	0.032	U M	0.050	0.032	0.012
218-01-9	Chrysene	0.0179	J M	0.10	0.032	0.016
53-70-3	Dibenz(a,h)anthracene	0.032	U	0.10	0.032	0.026
206-44-0	Fluoranthene	0.032	U M	0.20	0.032	0.018
86-73-7	Fluorene	0.032	U M	0.10	0.032	0.017
193-39-5	Indeno[1,2,3-cd]pyrene	0.032	U M	0.050	0.032	0.014
91-20-3	Naphthalene	0.080	U M	0.10	0.080	0.031
85-01-8	Phenanthrene	0.080	U M	0.10	0.080	0.031
129-00-0	Pyrene	0.080	U M	0.10	0.080	0.033

CAS NO.	SURROGATE	%REC	Q	LIMITS
7297-45-2	2-methylnaphthalene-d10	61		40-140
93951-69-0	Fluoranthene-d10 (Surr)	78		40-140
1718-51-0	Terphenyl-d14	85		58-132

Eurofins Seattle
Target Compound Quantitation Report

Data File: \\chromfs\Seattle\ChromData\TAC050\20220317-81803.b\SIM031722b004.D
 Lims ID: MB 580-383995/1-A
 Client ID:
 Sample Type: MB
 Inject. Date: 17-Mar-2022 17:55:30 ALS Bottle#: 4 Worklist Smp#: 19
 Injection Vol: 1.0 ul Dil. Factor: 1.0000
 Sample Info: MB 580-383995/1-A
 Operator ID: tl Instrument ID: TAC050
 Method: \\chromfs\Seattle\ChromData\TAC050\20220317-81803.b\TAC050_SIM_PAH.m
 Limit Group: 8270D_SIM QSM 5.0
 Last Update: 18-Mar-2022 12:42:15 Calib Date: 14-Jan-2022 05:04:30
 Integrator: Falcon ID Type: RT Order ID
 Quant Method: Internal Standard Quant By: Initial Calibration
 Last ICal File: \\chromfs\Seattle\ChromData\TAC050\20220113-80849.b\SIM011322b026.D

Column 1 : Det: MS SCAN
 Process Host: CTX1614

First Level Reviewer: thaneeratw

Date: 18-Mar-2022 12:42:15

Compound	Sig	RT (min.)	Exp RT (min.)	Dlt RT (min.)	Q	Response	Cal Amt ug/L	OnCol Amt ug/L	Flags
* 1 Naphthalene-d8	136	5.148	5.150	-0.002	90	18522	100.0	100.0	
* 2 Acenaphthene-d10	164	6.836	6.834	0.002	71	8009	100.0	100.0	
* 3 Phenanthrene-d10	188	8.303	8.301	0.002	56	13696	100.0	100.0	
* 4 Chrysene-d12	240	11.012	11.010	0.002	50	10305	100.0	100.0	
* 5 Perylene-d12	264	13.061	13.062	-0.001	69	11175	100.0	100.0	
\$ 6 2-methylnaphthalene-d10	152	5.791	5.793	-0.002	67	66311	1000.0	605.2	
\$ 10 2-Fluorobiphenyl	172	6.173	6.171	0.002	0	81449	1000.0	635.5	Ma
\$ 7 2,4,6-Tribromophenol	330	7.614	7.612	0.002	59	14852	1000.0	682.5	
\$ 8 Fluoranthene-d10 (Surr)	212	9.486	9.489	-0.003	68	110539	1000.0	781.0	
\$ 9 Terphenyl-d14	244	9.880	9.882	-0.002	94	93768	1000.0	854.2	
11 Naphthalene	128	5.171	5.168	0.003	100	252		1.29	Ma
12 2-Methylnaphthalene	141	5.823	5.821	0.003	87	100		0.9001	M
13 1-Methylnaphthalene	141	5.919	5.916	0.003	75	57		0.5297	M
14 Acenaphthylene	152	6.699	6.697	0.002	100	54		0.3189	M
16 Fluorene	166	7.375	7.373	0.002	90	59		0.4980	Ma
17 Pentachlorophenol	266	8.134	8.116	0.018	98	61		87.0	M
18 Phenanthrene	178	8.326	8.325	0.001	99	335		0.8083	M
20 Fluoranthene	202	9.506	9.504	0.002	8	534		1.96	M
21 Pyrene	202	9.735	9.733	0.001	28	1991		9.88	M
22 Benzo[a]anthracene	228	10.998	10.997	0.001	58	686		3.33	M
23 Chrysene	228	11.044	11.042	0.002	98	1609		8.94	M
24 Benzo[b]fluoranthene	252	12.461	12.454	0.007	98	394		1.89	M
26 Benzo[a]pyrene	252	12.969	12.966	0.003	95	332		1.47	M
27 Indeno[1,2,3-cd]pyrene	276	14.930	14.921	0.009	89	110		1.11	M
29 Benzo[g,h,i]perylene	276	15.423	15.415	0.008	88	298		1.24	M

QC Flag Legend

Processing Flags

Review Flags

M - Manually Integrated

a - User Assigned ID

Reagents:

8270SIM_IS_00069

Amount Added: 10.00

Units: uL

Run Reagent

Eurofins Seattle

Data File: \\chromfs\Seattle\ChromData\TAC050\20220317-81803.b\SIM031722b004.D

Injection Date: 17-Mar-2022 17:55:30

Instrument ID: TAC050

Lims ID: MB 580-383995/1-A

Client ID:

Operator ID: tl

ALS Bottle#: 4

Worklist Smp#: 19

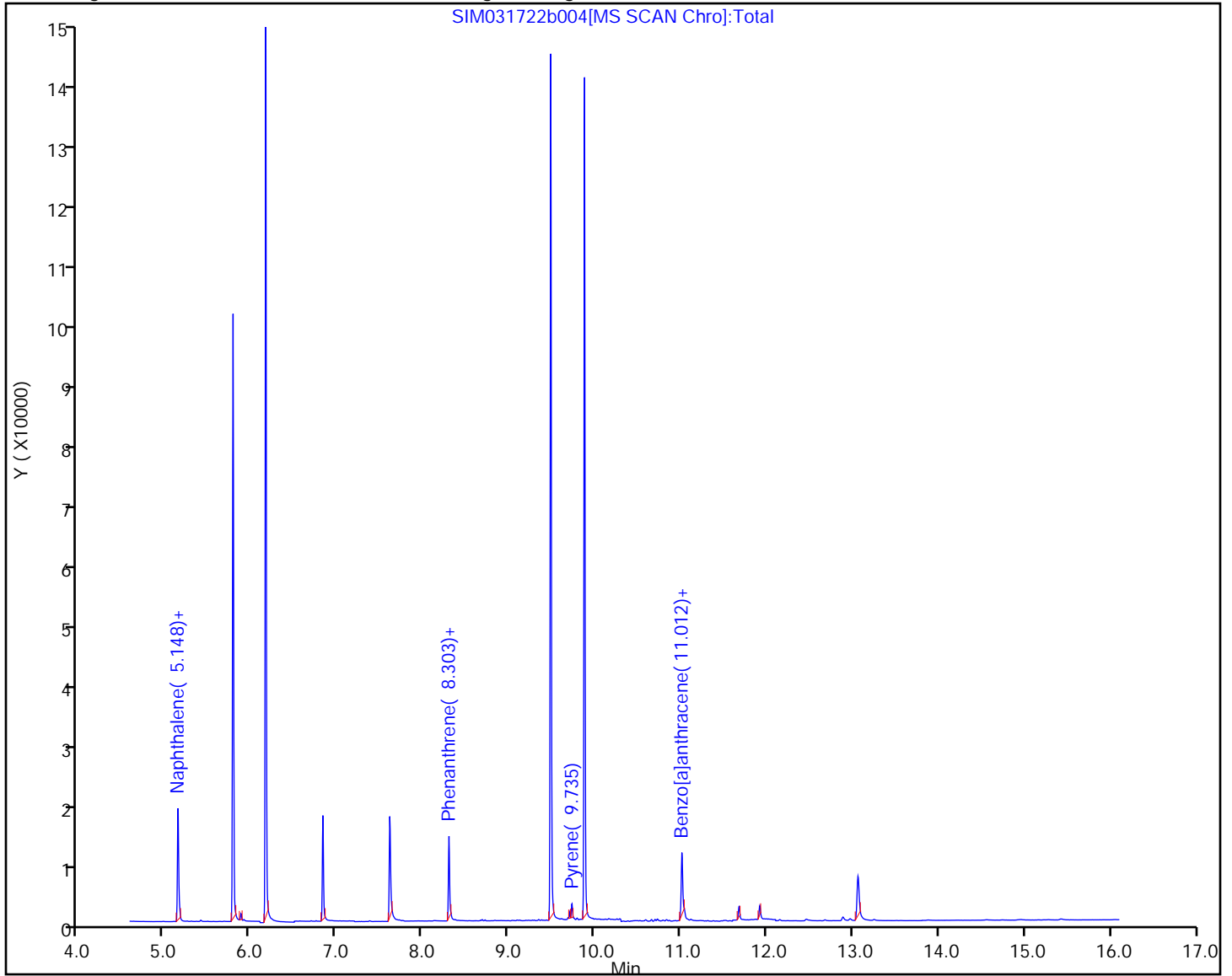
Injection Vol: 1.0 ul

Dil. Factor: 1.0000

Method: TAC050_SIM_PAH

Limit Group: 8270D_SIM QSM 5.0

Y Scaling: Method Defined: Scale to the Nth Largest Target: 1



Eurofins Seattle
Recovery Report

Data File: \\chromfs\Seattle\ChromData\TAC050\20220317-81803.b\SIM031722b004.D
 Lims ID: MB 580-383995/1-A
 Client ID:
 Sample Type: MB
 Inject. Date: 17-Mar-2022 17:55:30 ALS Bottle#: 4 Worklist Smp#: 19
 Injection Vol: 1.0 ul Dil. Factor: 1.0000
 Sample Info: MB 580-383995/1-A
 Operator ID: tl Instrument ID: TAC050
 Method: \\chromfs\Seattle\ChromData\TAC050\20220317-81803.b\TAC050_SIM_PAH.m
 Limit Group: 8270D_SIM QSM 5.0
 Last Update: 18-Mar-2022 12:42:15 Calib Date: 14-Jan-2022 05:04:30
 Integrator: Falcon ID Type: RT Order ID
 Quant Method: Internal Standard Quant By: Initial Calibration
 Last ICal File: \\chromfs\Seattle\ChromData\TAC050\20220113-80849.b\SIM011322b026.D
 Column 1 : Det: MS SCAN
 Process Host: CTX1614

First Level Reviewer: thaneeratw

Date: 18-Mar-2022 12:42:15

Compound	Amount Added	Amount Recovered	% Rec.
\$ 6 2-methylnaphthalene-d10	1000.0	605.2	60.52
\$ 10 2-Fluorobiphenyl	1000.0	635.5	63.55
\$ 7 2,4,6-Tribromophenol	1000.0	682.5	68.25
\$ 8 Fluoranthene-d10 (Surr)	1000.0	781.0	78.10
\$ 9 Terphenyl-d14	1000.0	854.2	85.42

Eurofins Seattle

Data File: \\chromfs\Seattle\ChromData\TAC050\20220317-81803.b\SIM031722b004.D

Injection Date: 17-Mar-2022 17:55:30

Instrument ID: TAC050

Lims ID: MB 580-383995/1-A

Client ID:

Operator ID: tl

ALS Bottle#: 4

Worklist Smp#: 19

Injection Vol: 1.0 ul

Dil. Factor: 1.0000

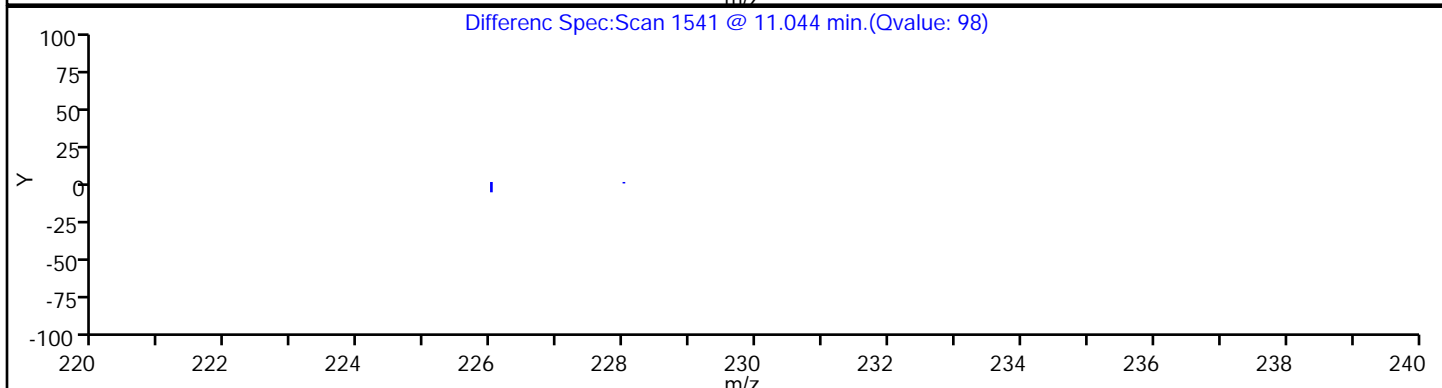
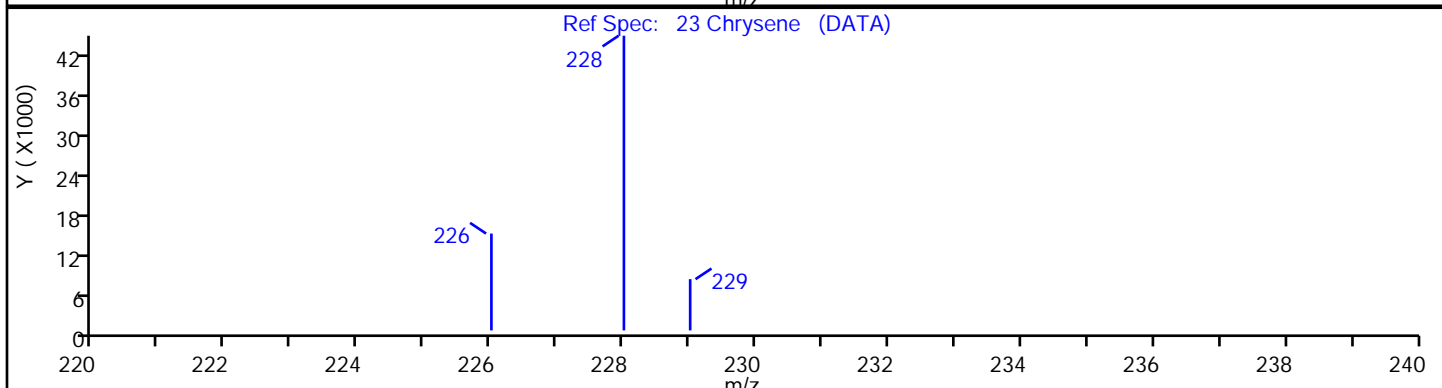
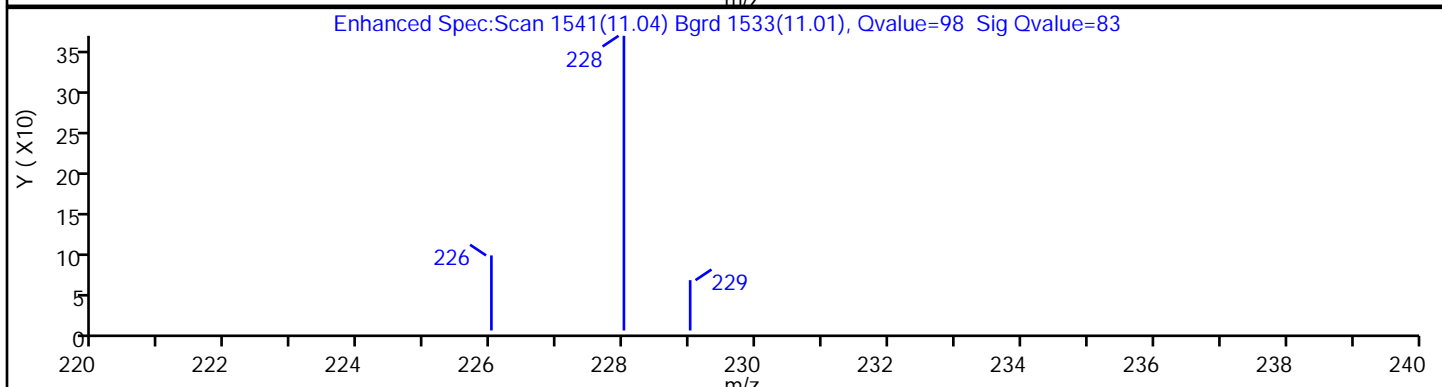
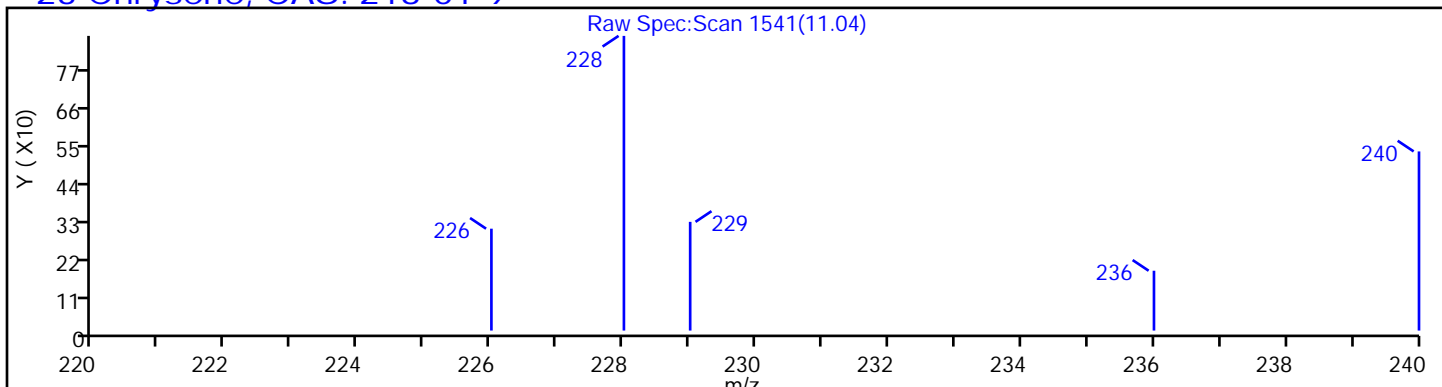
Method: TAC050_SIM_PAH

Limit Group: 8270D_SIM QSM 5.0

Column:

Detector MS SCAN

23 Chrysene, CAS: 218-01-9



Eurofins Seattle

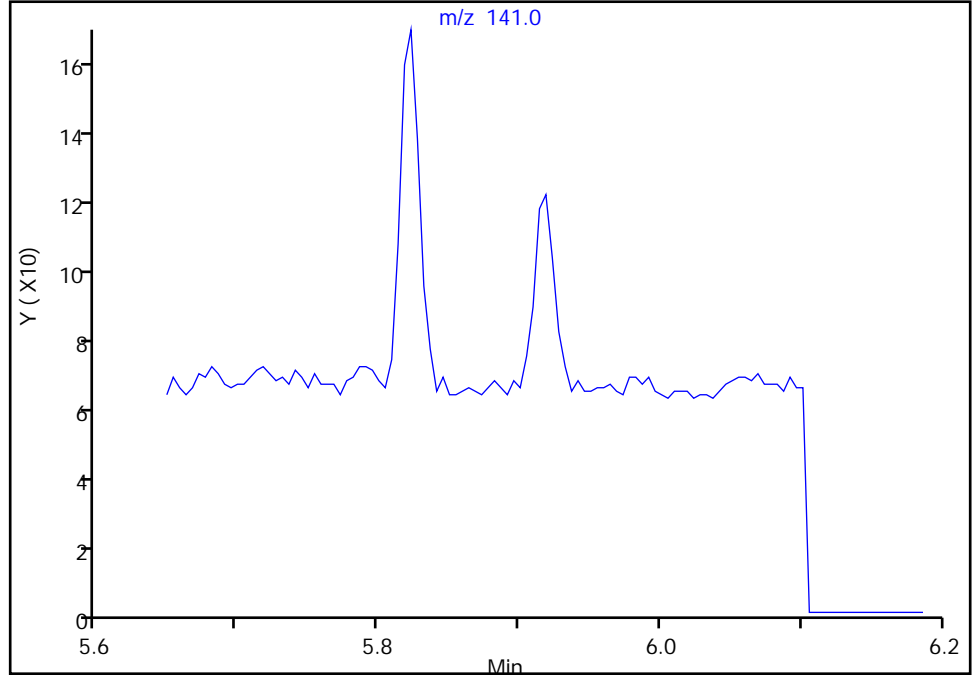
Data File: \\chromfs\Seattle\ChromData\TAC050\20220317-81803.b\SIM031722b004.D
Injection Date: 17-Mar-2022 17:55:30 Instrument ID: TAC050
Lims ID: MB 580-383995/1-A
Client ID:
Operator ID: tl ALS Bottle#: 4 Worklist Smp#: 19
Injection Vol: 1.0 ul Dil. Factor: 1.0000
Method: TAC050_SIM_PAH Limit Group: 8270D_SIM QSM 5.0
Column: Detector MS SCAN

13 1-Methylnaphthalene, CAS: 90-12-0

Signal: 1

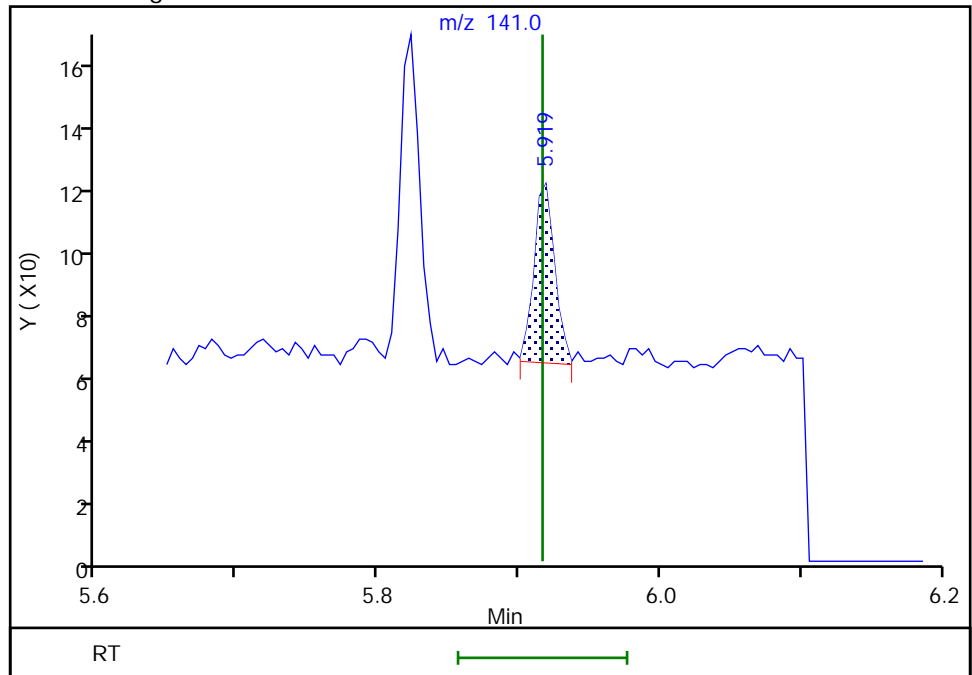
Not Detected
Expected RT: 5.92

Processing Integration Results



Manual Integration Results

RT: 5.92
Area: 57
Amount: 0.529676
Amount Units: ug/L



Reviewer: thaneeratw, 18-Mar-2022 12:39:10
Audit Action: Manually Integrated

Audit Reason: Incomplete Integration

Eurofins Seattle

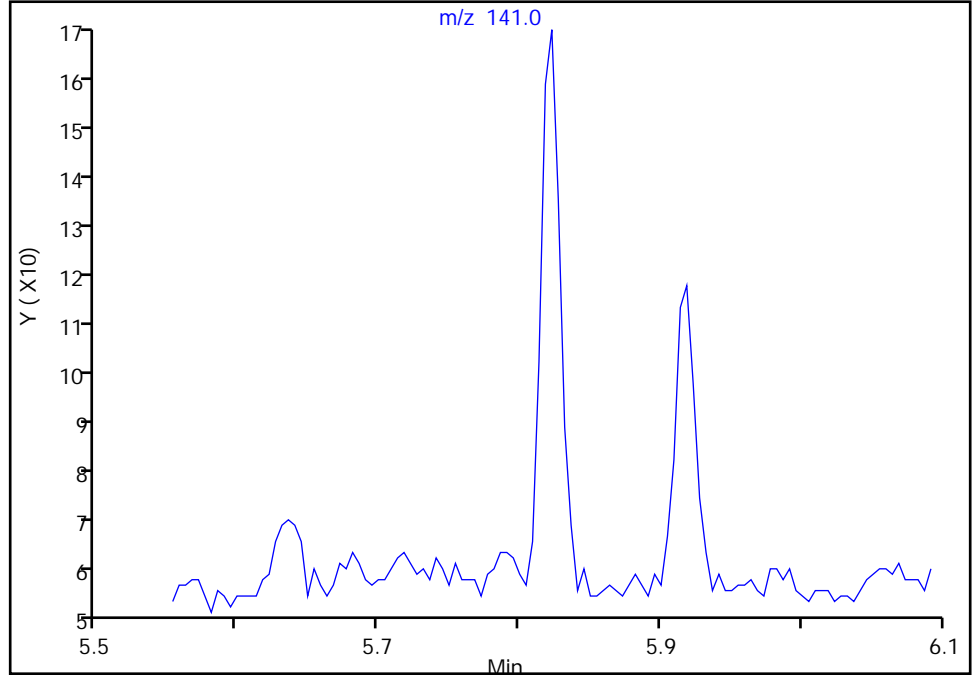
Data File: \\chromfs\Seattle\ChromData\TAC050\20220317-81803.b\SIM031722b004.D
Injection Date: 17-Mar-2022 17:55:30 Instrument ID: TAC050
Lims ID: MB 580-383995/1-A
Client ID:
Operator ID: tl ALS Bottle#: 4 Worklist Smp#: 19
Injection Vol: 1.0 ul Dil. Factor: 1.0000
Method: TAC050_SIM_PAH Limit Group: 8270D_SIM QSM 5.0
Column: Detector MS SCAN

12 2-Methylnaphthalene, CAS: 91-57-6

Signal: 1

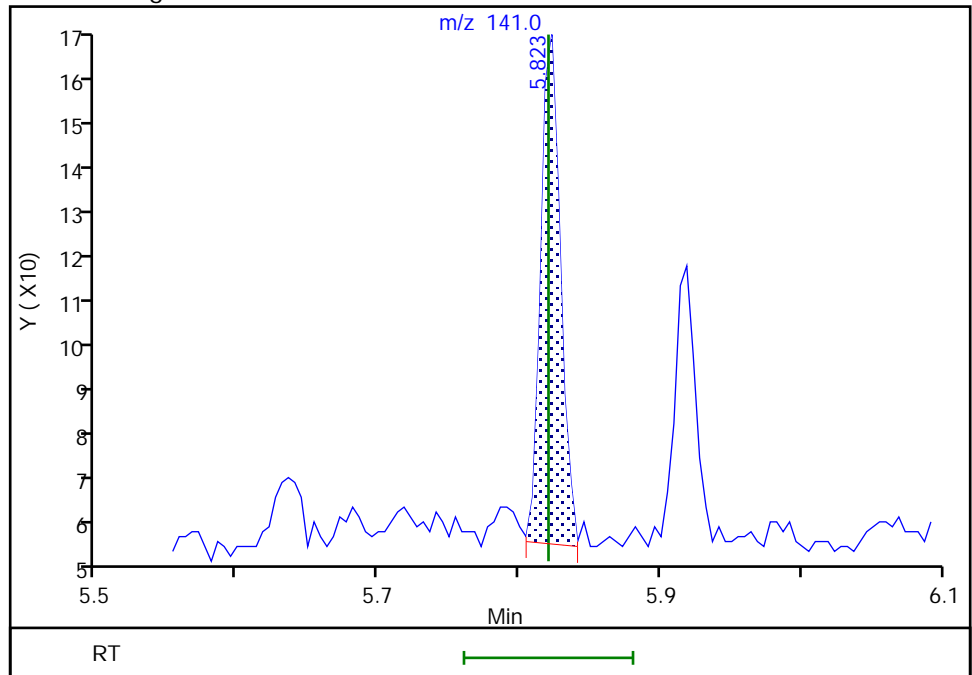
Not Detected
Expected RT: 5.82

Processing Integration Results



Manual Integration Results

RT: 5.82
Area: 100
Amount: 0.900091
Amount Units: ug/L



Reviewer: thaneeratw, 18-Mar-2022 12:39:03
Audit Action: Manually Integrated

Audit Reason: Incomplete Integration

Eurofins Seattle

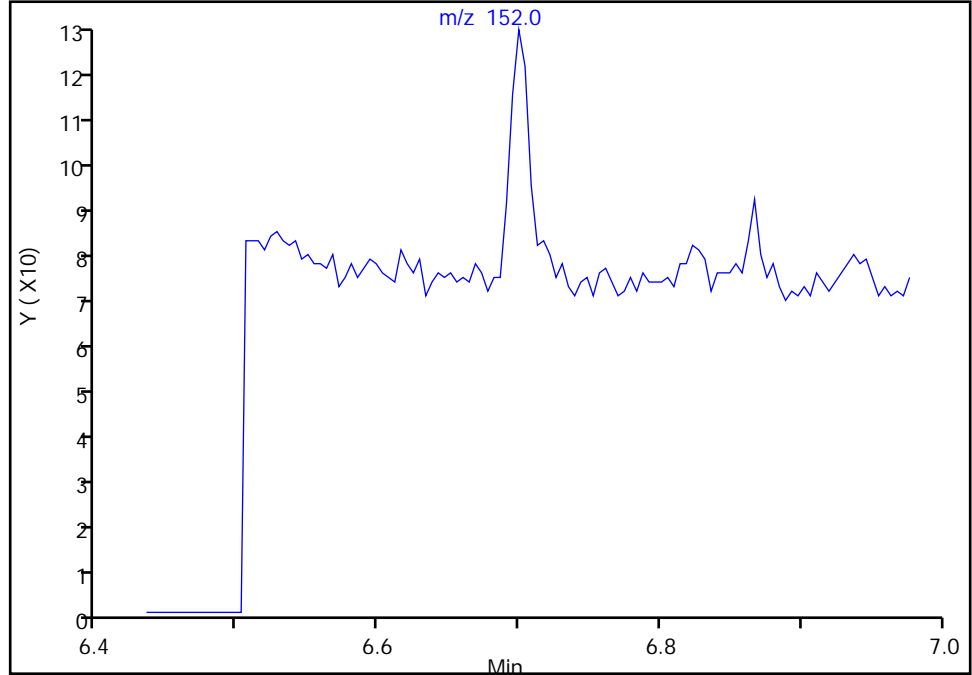
Data File: \\chromfs\Seattle\ChromData\TAC050\20220317-81803.b\SIM031722b004.D
Injection Date: 17-Mar-2022 17:55:30 Instrument ID: TAC050
Lims ID: MB 580-383995/1-A
Client ID:
Operator ID: tl ALS Bottle#: 4 Worklist Smp#: 19
Injection Vol: 1.0 ul Dil. Factor: 1.0000
Method: TAC050_SIM_PAH Limit Group: 8270D_SIM QSM 5.0
Column: Detector MS SCAN

14 Acenaphthylene, CAS: 208-96-8

Signal: 1

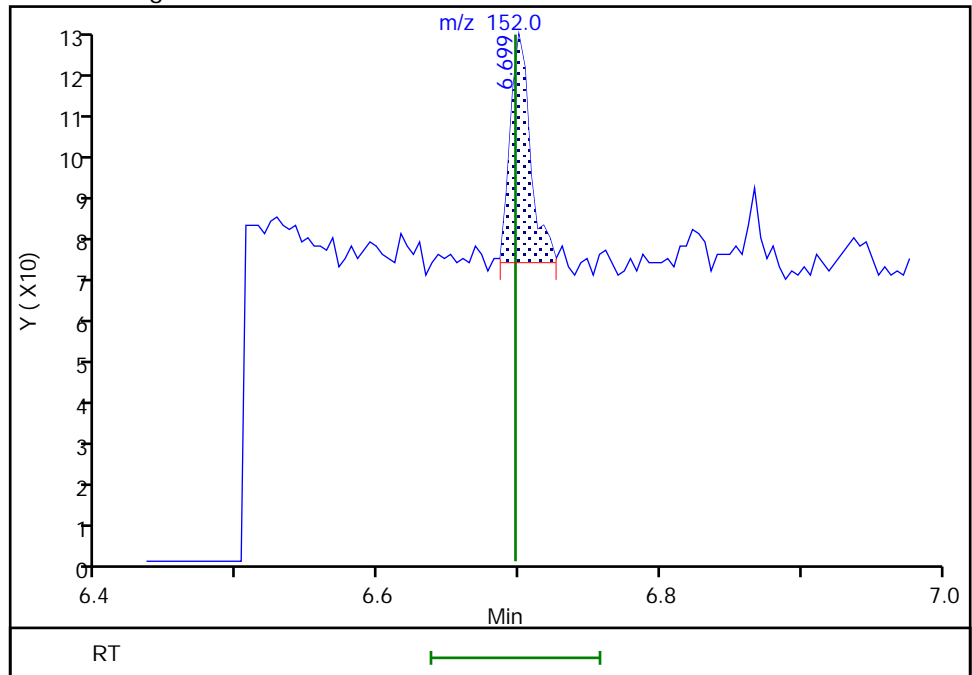
Not Detected
Expected RT: 6.70

Processing Integration Results



Manual Integration Results

RT: 6.70
Area: 54
Amount: 0.318920
Amount Units: ug/L



Reviewer: thaneeratw, 18-Mar-2022 12:39:17
Audit Action: Manually Integrated

Audit Reason: Incomplete Integration

Eurofins Seattle

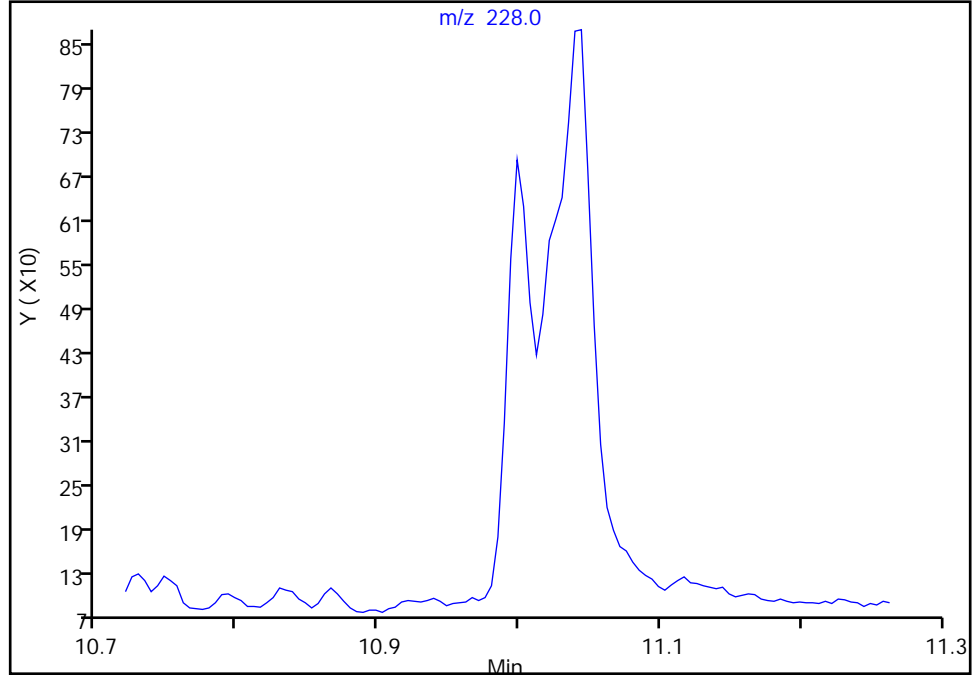
Data File: \\chromfs\Seattle\ChromData\TAC050\20220317-81803.b\SIM031722b004.D
Injection Date: 17-Mar-2022 17:55:30 Instrument ID: TAC050
Lims ID: MB 580-383995/1-A
Client ID:
Operator ID: tl ALS Bottle#: 4 Worklist Smp#: 19
Injection Vol: 1.0 ul Dil. Factor: 1.0000
Method: TAC050_SIM_PAH Limit Group: 8270D_SIM QSM 5.0
Column: Detector MS SCAN

22 Benzo[a]anthracene, CAS: 56-55-3

Signal: 1

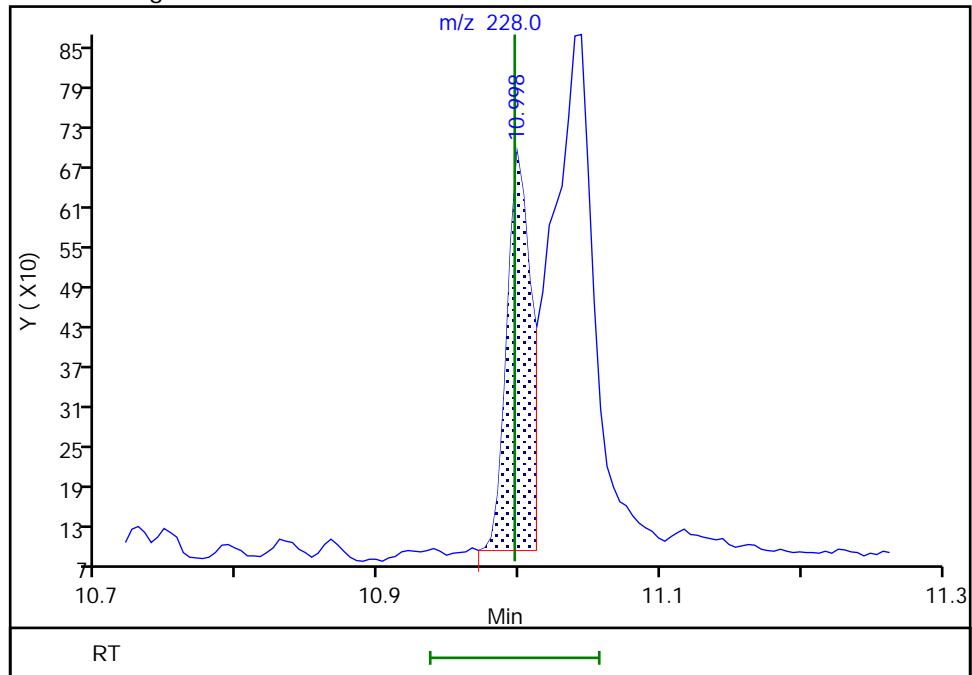
Not Detected
Expected RT: 11.00

Processing Integration Results



Manual Integration Results

RT: 11.00
Area: 686
Amount: 3.325189
Amount Units: ug/L



Reviewer: thaneeratw, 18-Mar-2022 12:40:45
Audit Action: Manually Integrated

Audit Reason: Incomplete Integration

Eurofins Seattle

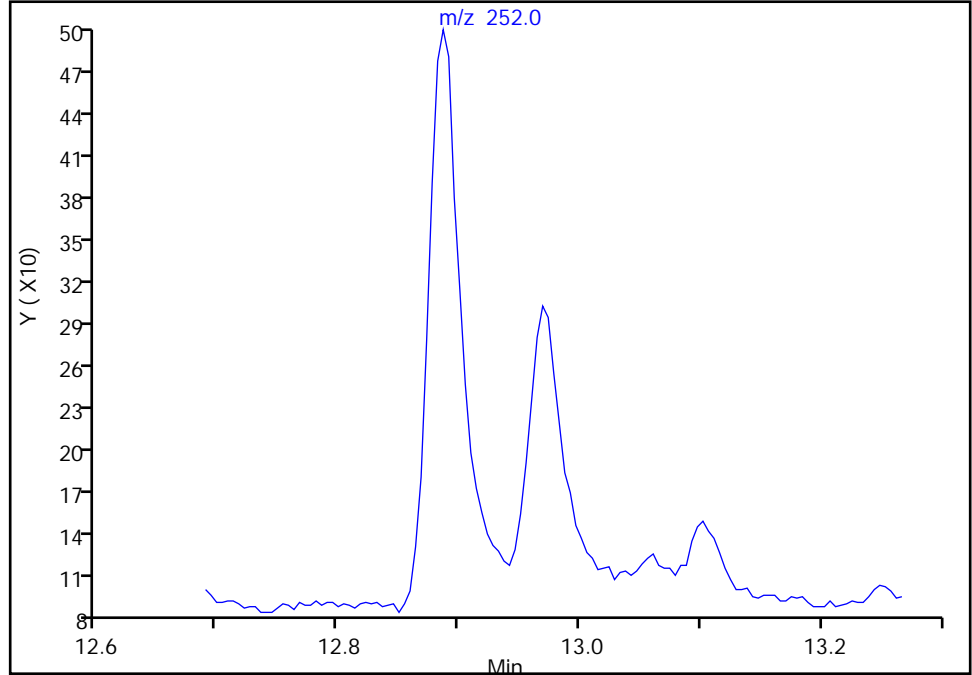
Data File: \\chromfs\Seattle\ChromData\TAC050\20220317-81803.b\SIM031722b004.D
Injection Date: 17-Mar-2022 17:55:30 Instrument ID: TAC050
Lims ID: MB 580-383995/1-A
Client ID:
Operator ID: tl ALS Bottle#: 4 Worklist Smp#: 19
Injection Vol: 1.0 ul Dil. Factor: 1.0000
Method: TAC050_SIM_PAH Limit Group: 8270D_SIM QSM 5.0
Column: Detector MS SCAN

26 Benzo[a]pyrene, CAS: 50-32-8

Signal: 1

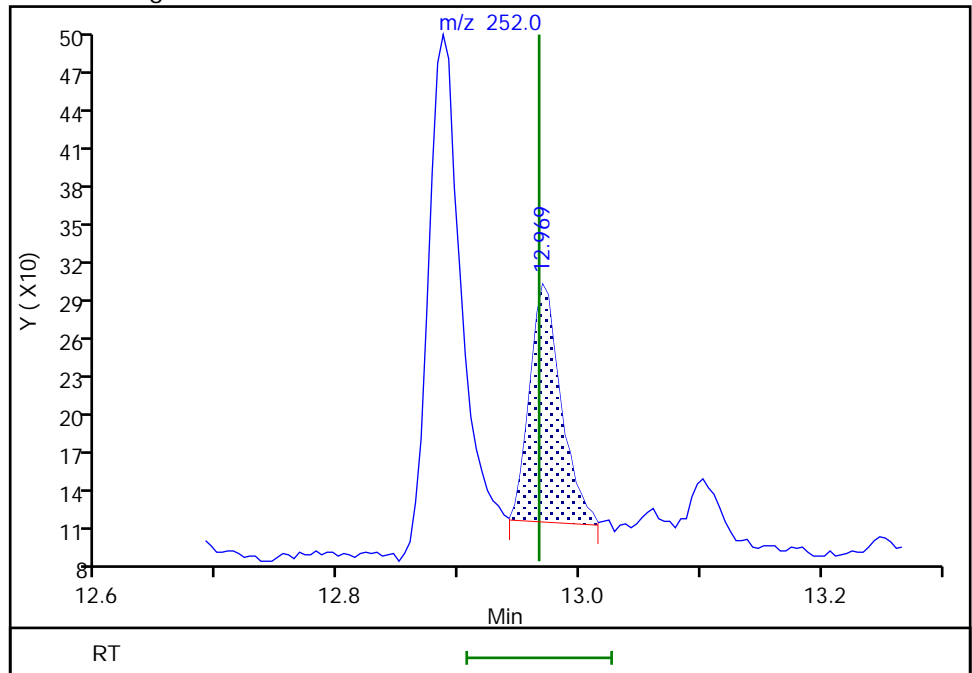
Not Detected
Expected RT: 12.97

Processing Integration Results



Manual Integration Results

RT: 12.97
Area: 332
Amount: 1.467949
Amount Units: ug/L



Reviewer: thaneeratw, 18-Mar-2022 12:41:52
Audit Action: Manually Integrated

Audit Reason: Incomplete Integration

Eurofins Seattle

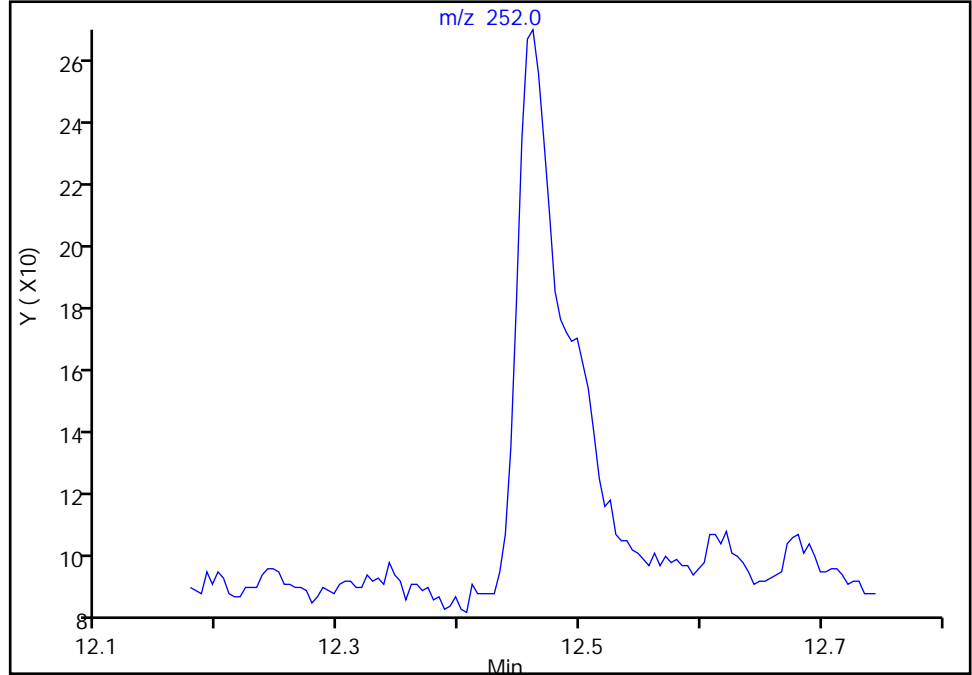
Data File: \\chromfs\Seattle\ChromData\TAC050\20220317-81803.b\SIM031722b004.D
Injection Date: 17-Mar-2022 17:55:30 Instrument ID: TAC050
Lims ID: MB 580-383995/1-A
Client ID:
Operator ID: tl ALS Bottle#: 4 Worklist Smp#: 19
Injection Vol: 1.0 ul Dil. Factor: 1.0000
Method: TAC050_SIM_PAH Limit Group: 8270D_SIM QSM 5.0
Column: Detector MS SCAN

24 Benzo[b]fluoranthene, CAS: 205-99-2

Signal: 1

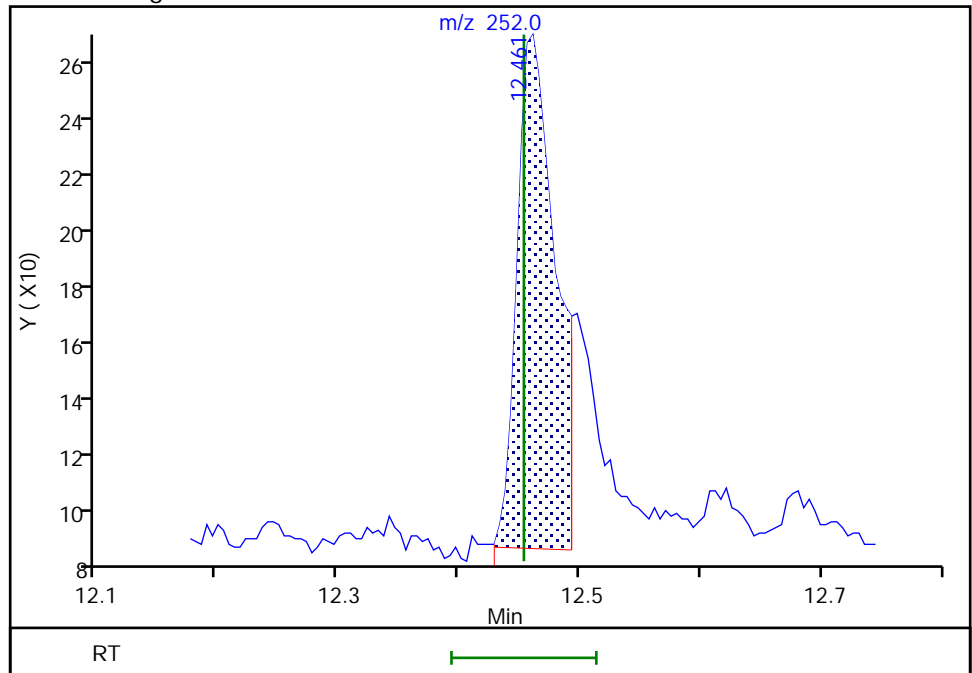
Not Detected
Expected RT: 12.45

Processing Integration Results



Manual Integration Results

RT: 12.46
Area: 394
Amount: 1.890071
Amount Units: ug/L



Reviewer: thaneeratw, 18-Mar-2022 12:41:26
Audit Action: Split an Integrated Peak

Audit Reason: Incomplete Integration

Eurofins Seattle

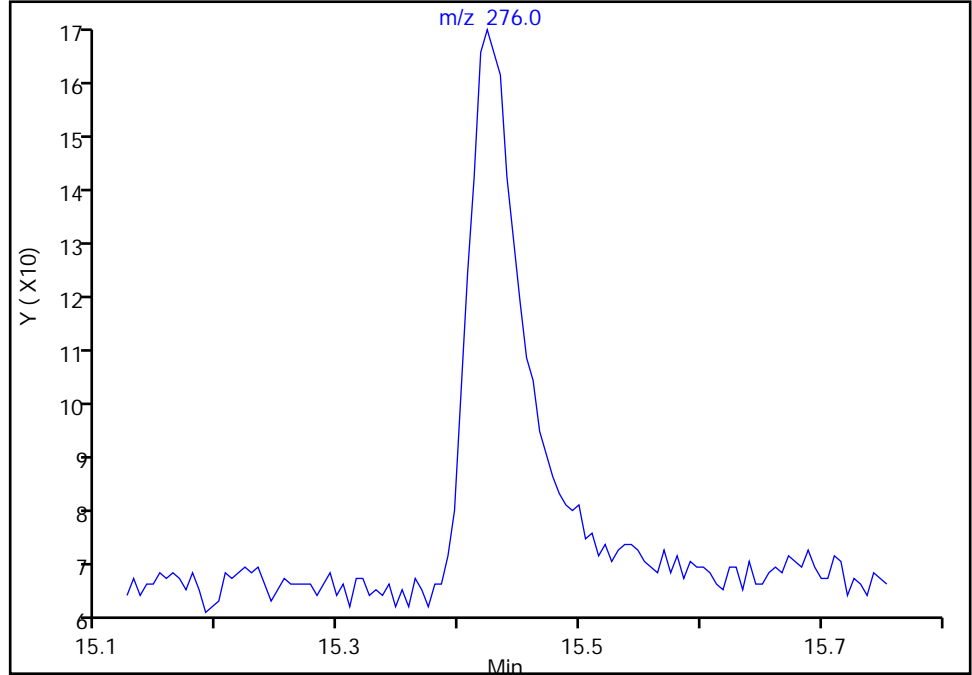
Data File: \\chromfs\Seattle\ChromData\TAC050\20220317-81803.b\SIM031722b004.D
Injection Date: 17-Mar-2022 17:55:30 Instrument ID: TAC050
Lims ID: MB 580-383995/1-A
Client ID:
Operator ID: tl ALS Bottle#: 4 Worklist Smp#: 19
Injection Vol: 1.0 ul Dil. Factor: 1.0000
Method: TAC050_SIM_PAH Limit Group: 8270D_SIM QSM 5.0
Column: Detector MS SCAN

29 Benzo[g,h,i]perylene, CAS: 191-24-2

Signal: 1

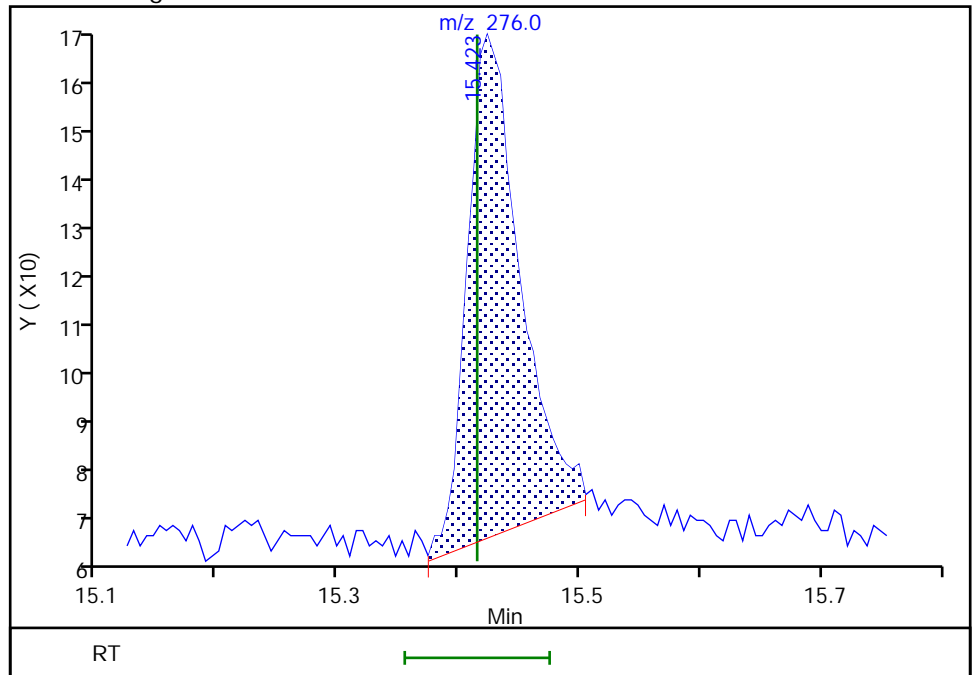
Not Detected
Expected RT: 15.41

Processing Integration Results



Manual Integration Results

RT: 15.42
Area: 298
Amount: 1.241085
Amount Units: ug/L



Reviewer: thaneeratw, 18-Mar-2022 12:42:12
Audit Action: Manually Integrated

Audit Reason: Incomplete Integration

Eurofins Seattle

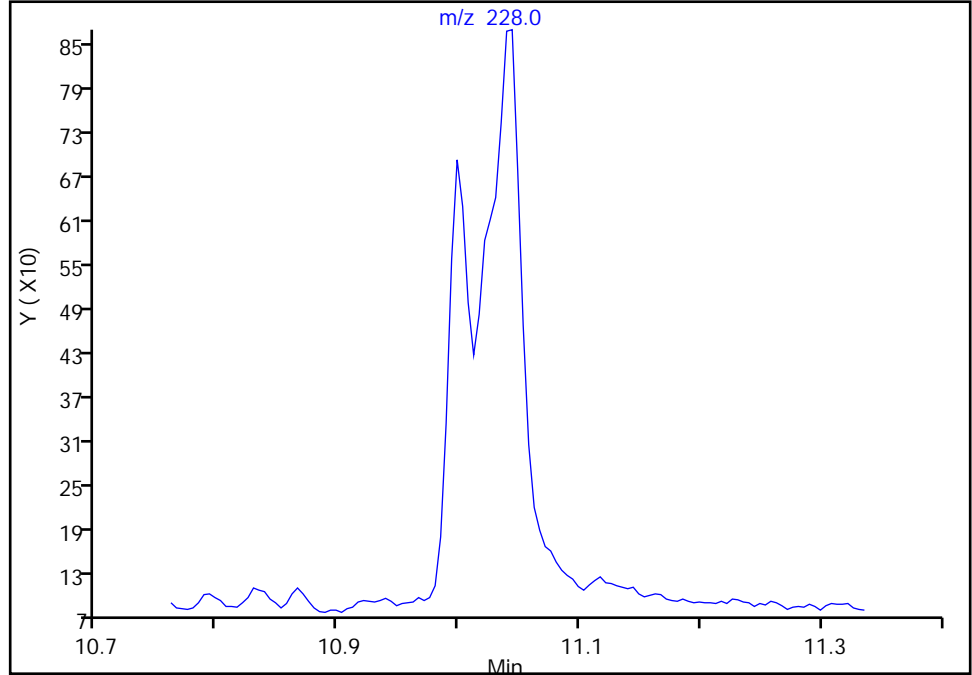
Data File: \\chromfs\Seattle\ChromData\TAC050\20220317-81803.b\SIM031722b004.D
Injection Date: 17-Mar-2022 17:55:30 Instrument ID: TAC050
Lims ID: MB 580-383995/1-A
Client ID:
Operator ID: tl ALS Bottle#: 4 Worklist Smp#: 19
Injection Vol: 1.0 ul Dil. Factor: 1.0000
Method: TAC050_SIM_PAH Limit Group: 8270D_SIM QSM 5.0
Column: Detector MS SCAN

23 Chrysene, CAS: 218-01-9

Signal: 1

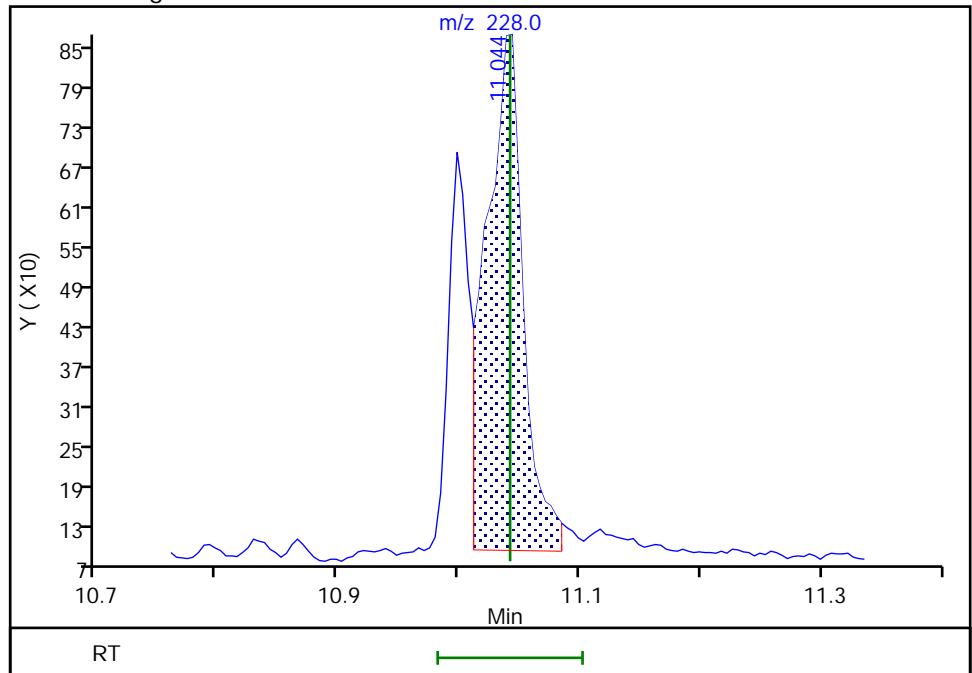
Not Detected
Expected RT: 11.04

Processing Integration Results



Manual Integration Results

RT: 11.04
Area: 1609
Amount: 8.939066
Amount Units: ug/L



Reviewer: thaneeratw, 18-Mar-2022 12:40:55
Audit Action: Manually Integrated

Audit Reason: Incomplete Integration

Eurofins Seattle

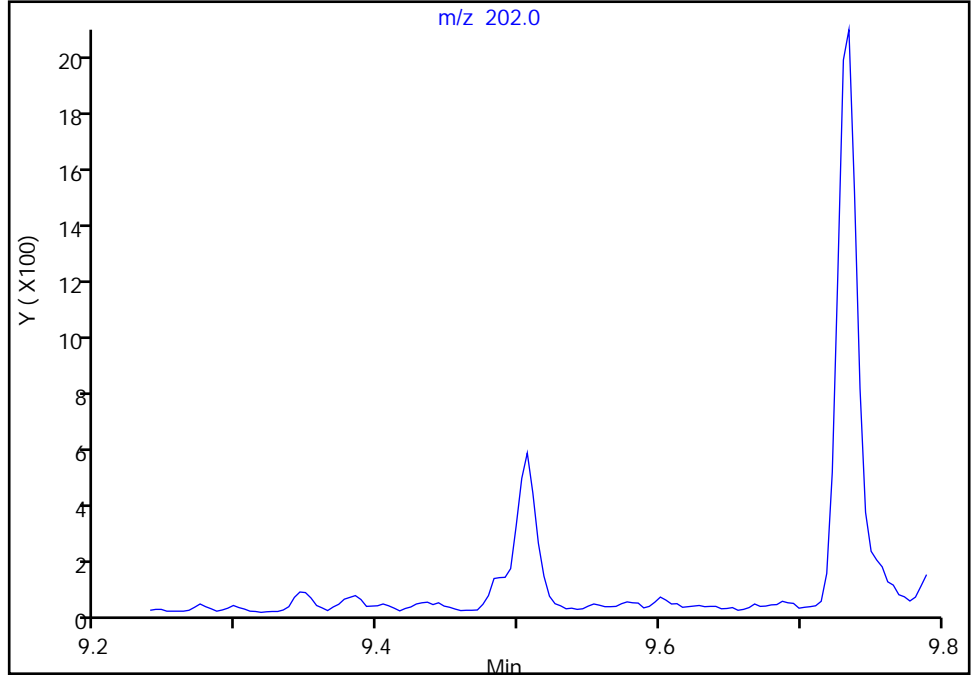
Data File: \\chromfs\Seattle\ChromData\TAC050\20220317-81803.b\SIM031722b004.D
Injection Date: 17-Mar-2022 17:55:30 Instrument ID: TAC050
Lims ID: MB 580-383995/1-A
Client ID:
Operator ID: tl ALS Bottle#: 4 Worklist Smp#: 19
Injection Vol: 1.0 ul Dil. Factor: 1.0000
Method: TAC050_SIM_PAH Limit Group: 8270D_SIM QSM 5.0
Column: Detector MS SCAN

20 Fluoranthene, CAS: 206-44-0

Signal: 1

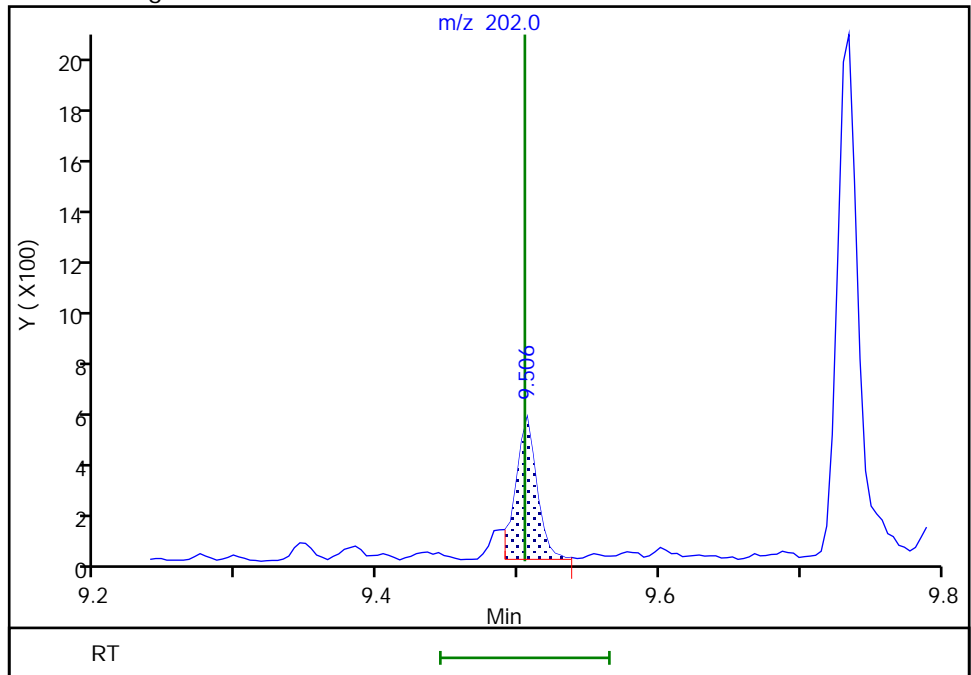
Not Detected
Expected RT: 9.50

Processing Integration Results



Manual Integration Results

RT: 9.51
Area: 534
Amount: 1.964347
Amount Units: ug/L



Reviewer: thaneeratw, 18-Mar-2022 12:40:26
Audit Action: Manually Integrated

Audit Reason: Incomplete Integration
Page 801 of 829

Eurofins Seattle

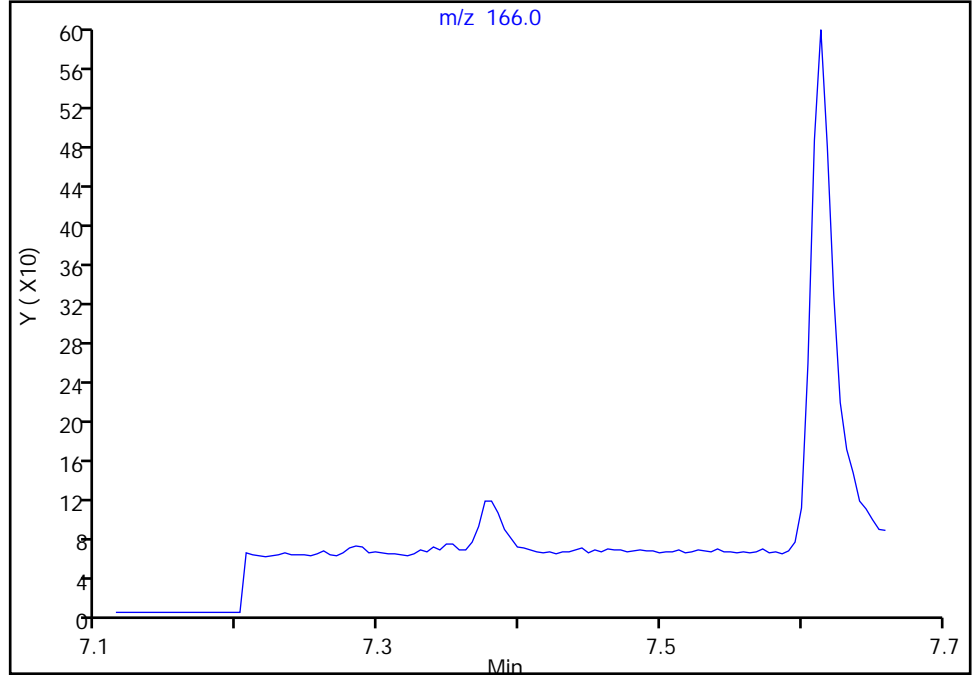
Data File: \\chromfs\Seattle\ChromData\TAC050\20220317-81803.b\SIM031722b004.D
Injection Date: 17-Mar-2022 17:55:30 Instrument ID: TAC050
Lims ID: MB 580-383995/1-A
Client ID:
Operator ID: tl ALS Bottle#: 4 Worklist Smp#: 19
Injection Vol: 1.0 ul Dil. Factor: 1.0000
Method: TAC050_SIM_PAH Limit Group: 8270D_SIM QSM 5.0
Column: Detector MS SCAN

16 Fluorene, CAS: 86-73-7

Signal: 1

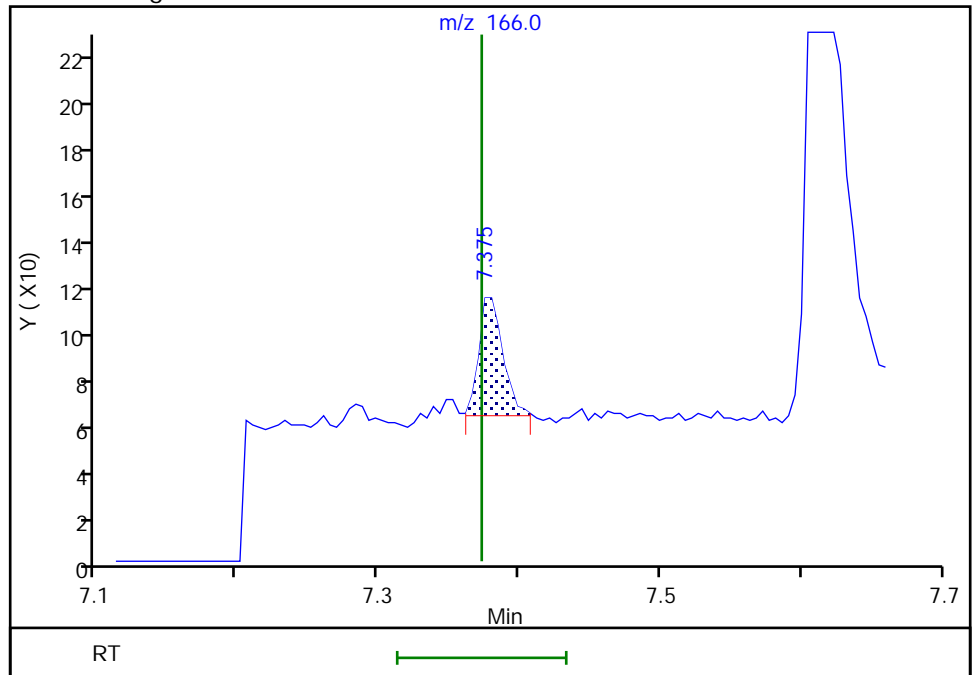
Not Detected
Expected RT: 7.37

Processing Integration Results



Manual Integration Results

RT: 7.38
Area: 59
Amount: 0.498049
Amount Units: ug/L



Reviewer: thaneeratw, 18-Mar-2022 12:39:48
Audit Action: Manually Integrated

Audit Reason: Incomplete Integration
Page 802 of 829

Eurofins Seattle

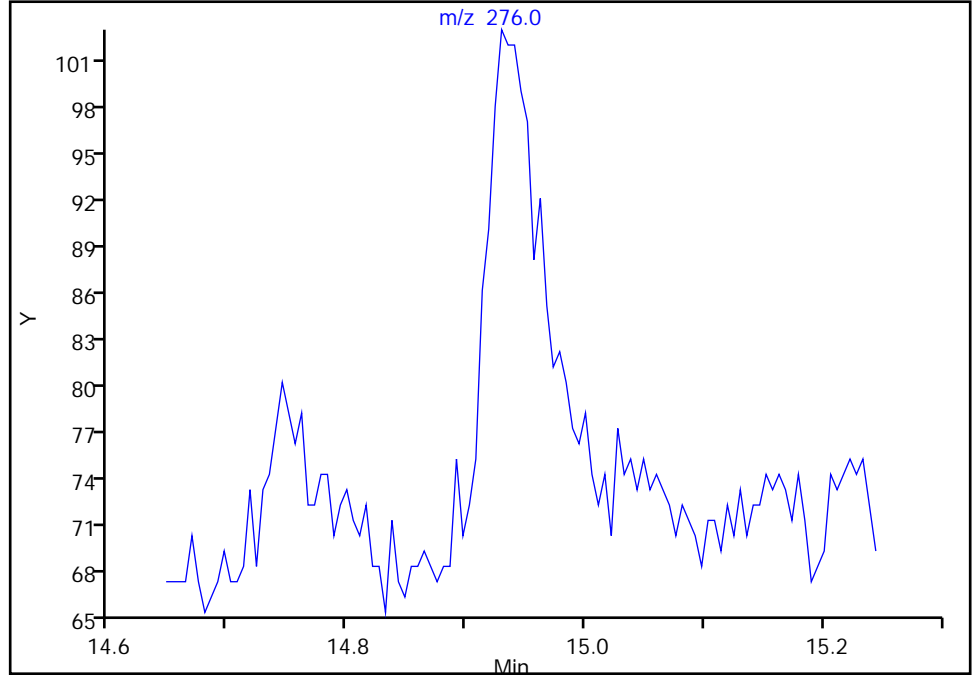
Data File: \\chromfs\Seattle\ChromData\TAC050\20220317-81803.b\SIM031722b004.D
Injection Date: 17-Mar-2022 17:55:30 Instrument ID: TAC050
Lims ID: MB 580-383995/1-A
Client ID:
Operator ID: tl ALS Bottle#: 4 Worklist Smp#: 19
Injection Vol: 1.0 ul Dil. Factor: 1.0000
Method: TAC050_SIM_PAH Limit Group: 8270D_SIM QSM 5.0
Column: Detector MS SCAN

27 Indeno[1,2,3-cd]pyrene, CAS: 193-39-5

Signal: 1

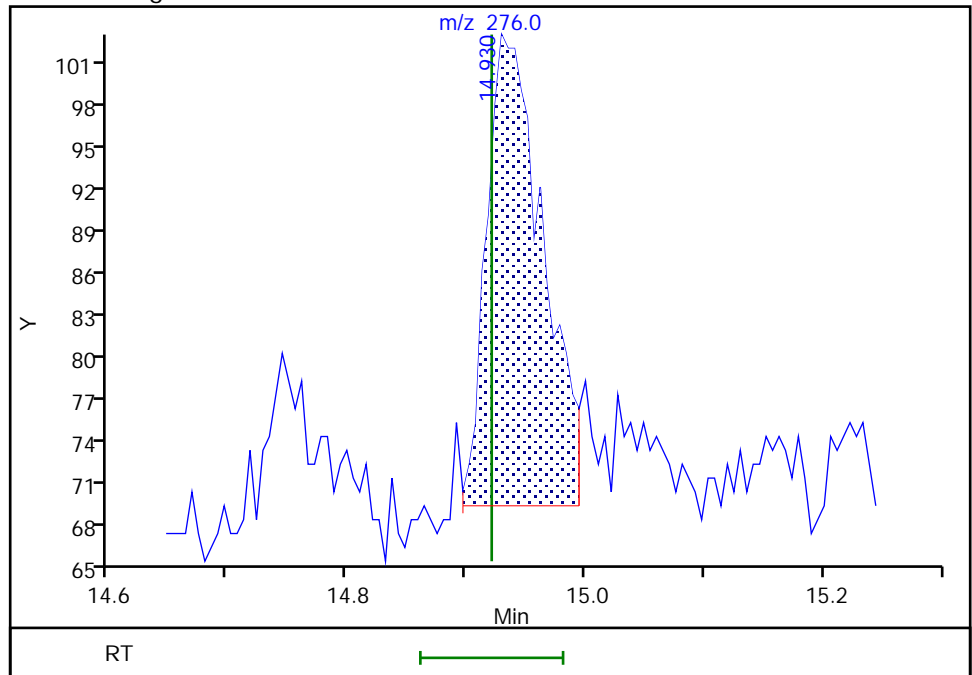
Not Detected
Expected RT: 14.92

Processing Integration Results



Manual Integration Results

RT: 14.93
Area: 110
Amount: 1.112605
Amount Units: ug/L



Reviewer: thaneeratw, 18-Mar-2022 12:42:02
Audit Action: Manually Integrated

Audit Reason: Incomplete Integration

Eurofins Seattle

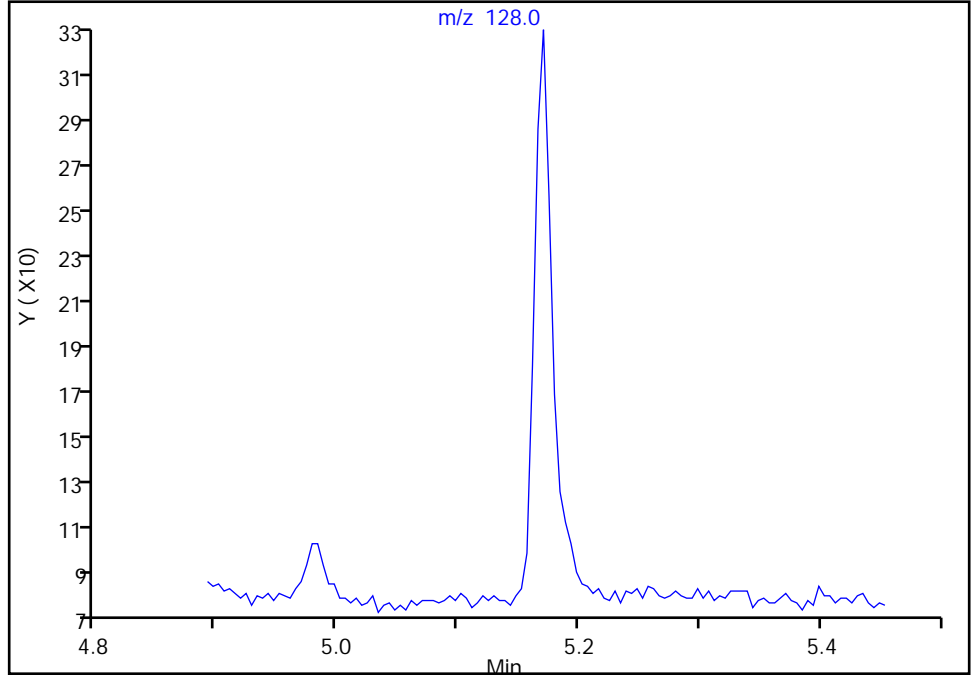
Data File: \\chromfs\Seattle\ChromData\TAC050\20220317-81803.b\SIM031722b004.D
Injection Date: 17-Mar-2022 17:55:30 Instrument ID: TAC050
Lims ID: MB 580-383995/1-A
Client ID:
Operator ID: tl ALS Bottle#: 4 Worklist Smp#: 19
Injection Vol: 1.0 ul Dil. Factor: 1.0000
Method: TAC050_SIM_PAH Limit Group: 8270D_SIM QSM 5.0
Column: Detector MS SCAN

11 Naphthalene, CAS: 91-20-3

Signal: 1

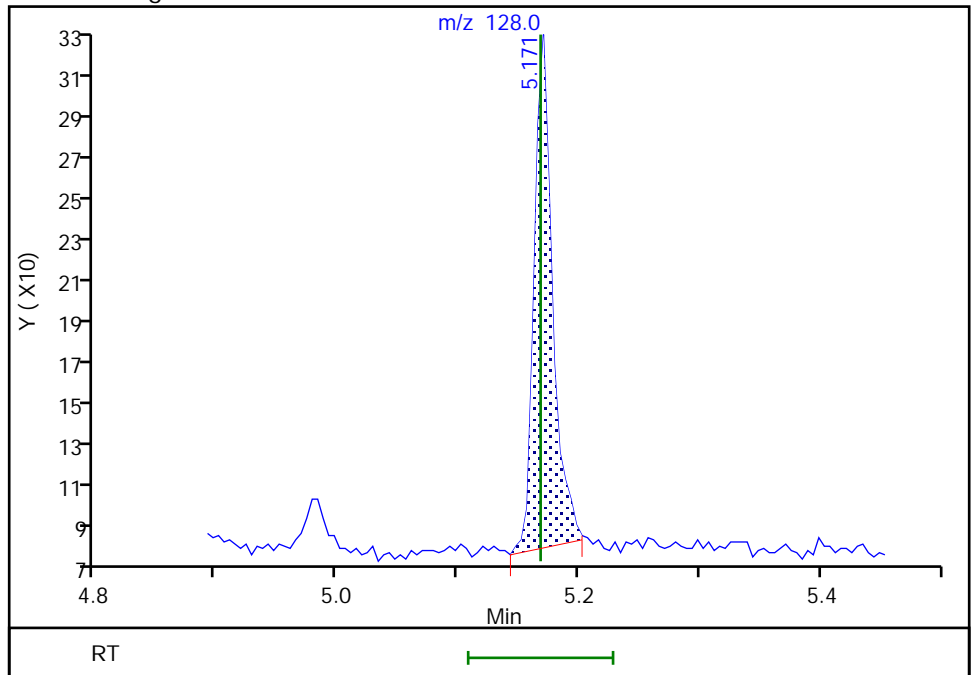
Not Detected
Expected RT: 5.17

Processing Integration Results



Manual Integration Results

RT: 5.17
Area: 252
Amount: 1.286382
Amount Units: ug/L



Reviewer: thaneeratw, 18-Mar-2022 12:38:54
Audit Action: Manually Integrated

Audit Reason: Incomplete Integration

Eurofins Seattle

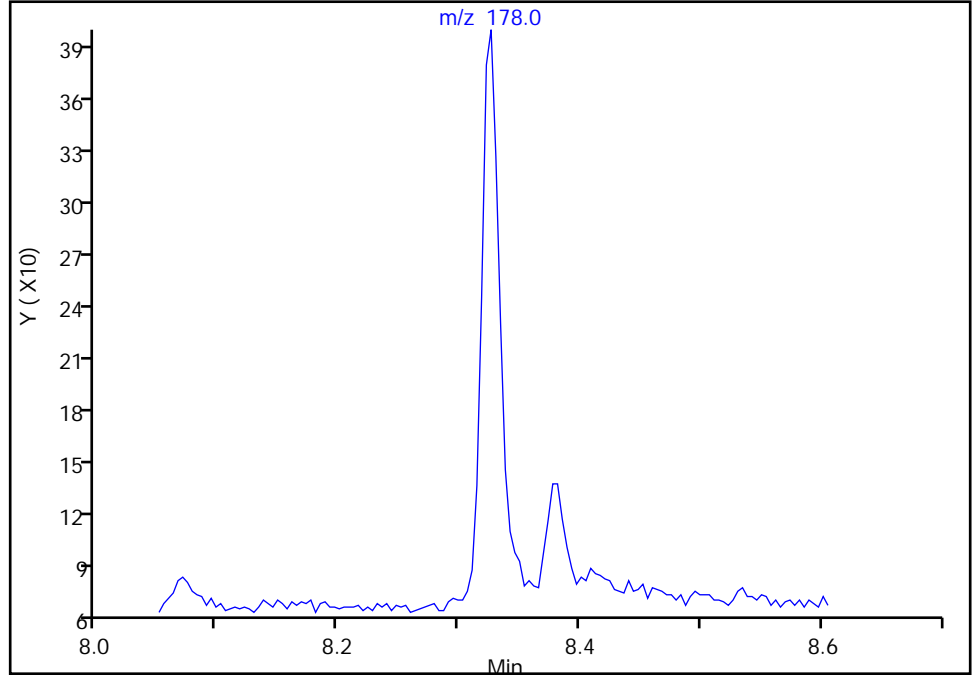
Data File: \\chromfs\Seattle\ChromData\TAC050\20220317-81803.b\SIM031722b004.D
Injection Date: 17-Mar-2022 17:55:30 Instrument ID: TAC050
Lims ID: MB 580-383995/1-A
Client ID:
Operator ID: tl ALS Bottle#: 4 Worklist Smp#: 19
Injection Vol: 1.0 ul Dil. Factor: 1.0000
Method: TAC050_SIM_PAH Limit Group: 8270D_SIM QSM 5.0
Column: Detector MS SCAN

18 Phenanthrene, CAS: 85-01-8

Signal: 1

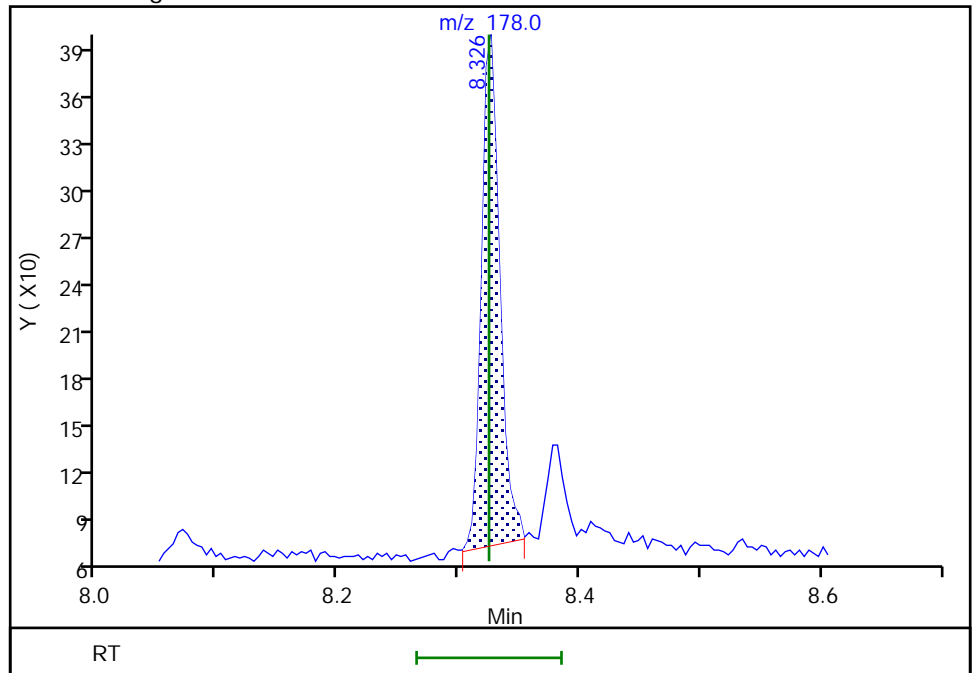
Not Detected
Expected RT: 8.32

Processing Integration Results



Manual Integration Results

RT: 8.33
Area: 335
Amount: 0.808320
Amount Units: ug/L



Reviewer: thaneeratw, 18-Mar-2022 12:40:05
Audit Action: Manually Integrated

Audit Reason: Incomplete Integration

Eurofins Seattle

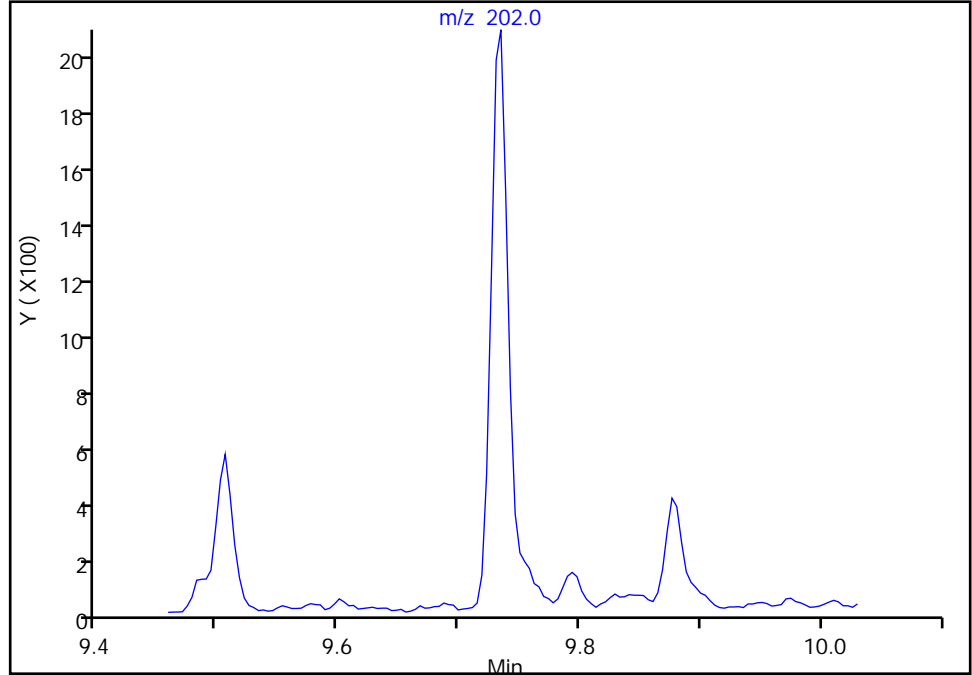
Data File: \\chromfs\Seattle\ChromData\TAC050\20220317-81803.b\SIM031722b004.D
Injection Date: 17-Mar-2022 17:55:30 Instrument ID: TAC050
Lims ID: MB 580-383995/1-A
Client ID:
Operator ID: tl ALS Bottle#: 4 Worklist Smp#: 19
Injection Vol: 1.0 ul Dil. Factor: 1.0000
Method: TAC050_SIM_PAH Limit Group: 8270D_SIM QSM 5.0
Column: Detector MS SCAN

21 Pyrene, CAS: 129-00-0

Signal: 1

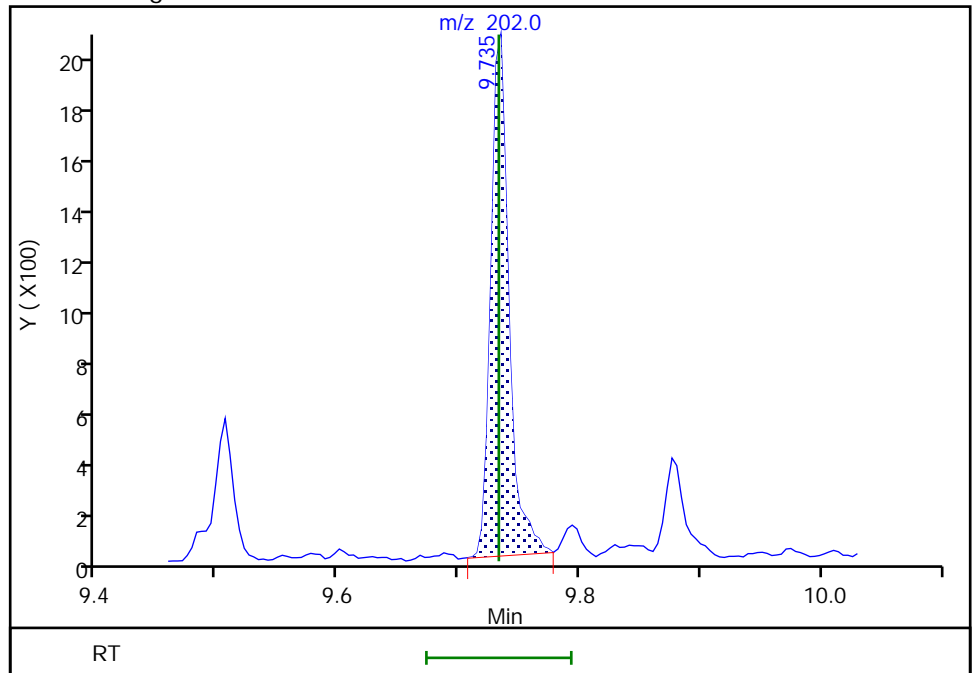
Not Detected
Expected RT: 9.73

Processing Integration Results



Manual Integration Results

RT: 9.73
Area: 1991
Amount: 9.882506
Amount Units: ug/L



Reviewer: thaneeratw, 18-Mar-2022 12:40:37
Audit Action: Manually Integrated

Audit Reason: Incomplete Integration

FORM I
GC/MS SEMI VOA ORGANICS ANALYSIS DATA SHEET

Lab Name: Eurofins Seattle Job No.: 580-111290-1
 SDG No.: _____
 Client Sample ID: _____ Lab Sample ID: LCS 580-383995/2-A
 Matrix: Water Lab File ID: SIM031722b005.D
 Analysis Method: 8270E SIM Date Collected: _____
 Extract. Method: 3510C Date Extracted: 03/16/2022 09:47
 Sample wt/vol: 1000 (mL) Date Analyzed: 03/17/2022 18:14
 Con. Extract Vol.: 2 (mL) Dilution Factor: 1
 Injection Volume: 1 (uL) Level: (low/med) Low
 % Moisture: _____ GPC Cleanup: (Y/N) N
 Analysis Batch No.: 384248 Units: ug/L

CAS NO.	COMPOUND NAME	RESULT	Q	LOQ	LOD	DL
90-12-0	1-Methylnaphthalene	1.42		0.10	0.032	0.019
91-57-6	2-Methylnaphthalene	1.35		0.20	0.080	0.039
83-32-9	Acenaphthene	1.55		0.10	0.032	0.014
208-96-8	Acenaphthylene	1.47		0.050	0.032	0.0090
120-12-7	Anthracene	1.61		0.10	0.080	0.022
56-55-3	Benzo[a]anthracene	1.67		0.050	0.032	0.014
50-32-8	Benzo[a]pyrene	1.62		0.10	0.032	0.011
205-99-2	Benzo[b]fluoranthene	1.76		0.050	0.032	0.011
191-24-2	Benzo[g,h,i]perylene	1.85		0.050	0.032	0.012
207-08-9	Benzo[k]fluoranthene	1.74		0.050	0.032	0.012
218-01-9	Chrysene	1.62		0.10	0.032	0.016
53-70-3	Dibenz(a,h)anthracene	1.82	M	0.10	0.032	0.026
206-44-0	Fluoranthene	1.66		0.20	0.032	0.018
86-73-7	Fluorene	1.64		0.10	0.032	0.017
193-39-5	Indeno[1,2,3-cd]pyrene	1.79	M	0.050	0.032	0.014
91-20-3	Naphthalene	1.41		0.10	0.080	0.031
85-01-8	Phenanthrene	1.65		0.10	0.080	0.031
129-00-0	Pyrene	1.63		0.10	0.080	0.033

CAS NO.	SURROGATE	%REC	Q	LIMITS
7297-45-2	2-methylnaphthalene-d10	70		40-140
93951-69-0	Fluoranthene-d10 (Surr)	82		40-140
1718-51-0	Terphenyl-d14	89		58-132

Eurofins Seattle
Target Compound Quantitation Report

Data File: \\chromfs\Seattle\ChromData\TAC050\20220317-81803.b\SIM031722b005.D
 Lims ID: LCS 580-383995/2-A
 Client ID:
 Sample Type: LCS
 Inject. Date: 17-Mar-2022 18:14:30 ALS Bottle#: 5 Worklist Smp#: 20
 Injection Vol: 1.0 ul Dil. Factor: 1.0000
 Sample Info: LCS 580-383995/2-A
 Operator ID: tl Instrument ID: TAC050
 Method: \\chromfs\Seattle\ChromData\TAC050\20220317-81803.b\TAC050_SIM_PAH.m
 Limit Group: 8270D_SIM QSM 5.0
 Last Update: 18-Mar-2022 12:45:42 Calib Date: 14-Jan-2022 05:04:30
 Integrator: Falcon ID Type: RT Order ID
 Quant Method: Internal Standard Quant By: Initial Calibration
 Last ICal File: \\chromfs\Seattle\ChromData\TAC050\20220113-80849.b\SIM011322b026.D

Column 1 : Det: MS SCAN
 Process Host: CTX1614

First Level Reviewer: thaneeratw Date: 18-Mar-2022 12:45:42

Compound	Sig	RT (min.)	Exp RT (min.)	Dlt RT (min.)	Q	Response	Cal Amt ug/L	OnCol Amt ug/L	Flags
* 1 Naphthalene-d8	136	5.148	5.150	-0.002	90	19141	100.0	100.0	
* 2 Acenaphthene-d10	164	6.836	6.834	0.002	72	9431	100.0	100.0	
* 3 Phenanthrene-d10	188	8.299	8.301	-0.002	56	15422	100.0	100.0	
* 4 Chrysene-d12	240	11.012	11.010	0.002	74	12076	100.0	100.0	
* 5 Perylene-d12	264	13.061	13.062	-0.001	69	13427	100.0	100.0	
\$ 6 2-methylnaphthalene-d10	152	5.791	5.793	-0.002	67	78755	1000.0	695.5	
\$ 10 2-Fluorobiphenyl	172	6.170	6.171	-0.001	0	99617	1000.0	660.1	
\$ 7 2,4,6-Tribromophenol	330	7.614	7.612	0.002	57	20128	1000.0	781.8	
\$ 8 Fluoranthene-d10 (Surr)	212	9.486	9.489	-0.003	68	129962	1000.0	815.5	
\$ 9 Terphenyl-d14	244	9.880	9.882	-0.002	94	110578	1000.0	894.6	
11 Naphthalene	128	5.171	5.168	0.003	100	142373	1000.0	703.3	
12 2-Methylnaphthalene	141	5.823	5.821	0.003	93	77407	1000.0	674.2	
13 1-Methylnaphthalene	141	5.914	5.916	-0.002	100	78769	1000.0	708.3	
14 Acenaphthylene	152	6.695	6.697	-0.002	100	146678	1000.0	735.7	
15 Acenaphthene	153	6.867	6.864	0.003	99	96821	1000.0	773.8	
16 Fluorene	166	7.371	7.373	-0.002	96	114210	1000.0	818.7	
17 Pentachlorophenol	266	8.114	8.116	-0.002	98	12007	2000.0	890.8	
18 Phenanthrene	178	8.322	8.325	-0.003	100	160092	1000.0	825.4	
19 Anthracene	178	8.374	8.376	-0.002	100	157930	1000.0	806.0	
20 Fluoranthene	202	9.506	9.504	0.002	52	158697	1000.0	828.2	
21 Pyrene	202	9.731	9.733	-0.002	52	164485	1000.0	814.7	
22 Benzo[a]anthracene	228	10.994	10.997	-0.003	95	145389	1000.0	837.4	
23 Chrysene	228	11.039	11.042	-0.003	99	146960	1000.0	811.0	
30 Bis(2-ethylhexyl) phthalate	149	11.861	11.863	-0.002	0	193078	1000.0	884.9	Ma
24 Benzo[b]fluoranthene	252	12.452	12.454	-0.002	97	153874	1000.0	878.3	
25 Benzo[k]fluoranthene	252	12.493	12.495	-0.002	95	171057	1000.0	871.3	
26 Benzo[a]pyrene	252	12.965	12.966	-0.001	97	141979	1000.0	812.1	
27 Indeno[1,2,3-cd]pyrene	276	14.919	14.921	-0.002	96	132677	1000.0	896.6	M
28 Dibenz(a,h)anthracene	278	14.962	14.965	-0.003	96	153872	1000.0	911.4	a
29 Benzo[g,h,i]perylene	276	15.412	15.415	-0.003	95	169509	1000.0	926.3	

[QC Flag Legend](#)

Processing Flags

Review Flags

M - Manually Integrated

a - User Assigned ID

[Reagents:](#)

8270SIM_IS_00069

Amount Added: 10.00

Units: uL

Run Reagent

Eurofins Seattle

Data File: \\chromfs\Seattle\ChromData\TAC050\20220317-81803.b\SIM031722b005.D

Injection Date: 17-Mar-2022 18:14:30

Instrument ID: TAC050

Lims ID: LCS 580-383995/2-A

Client ID:

Operator ID: tl

ALS Bottle#: 5

Worklist Smp#: 20

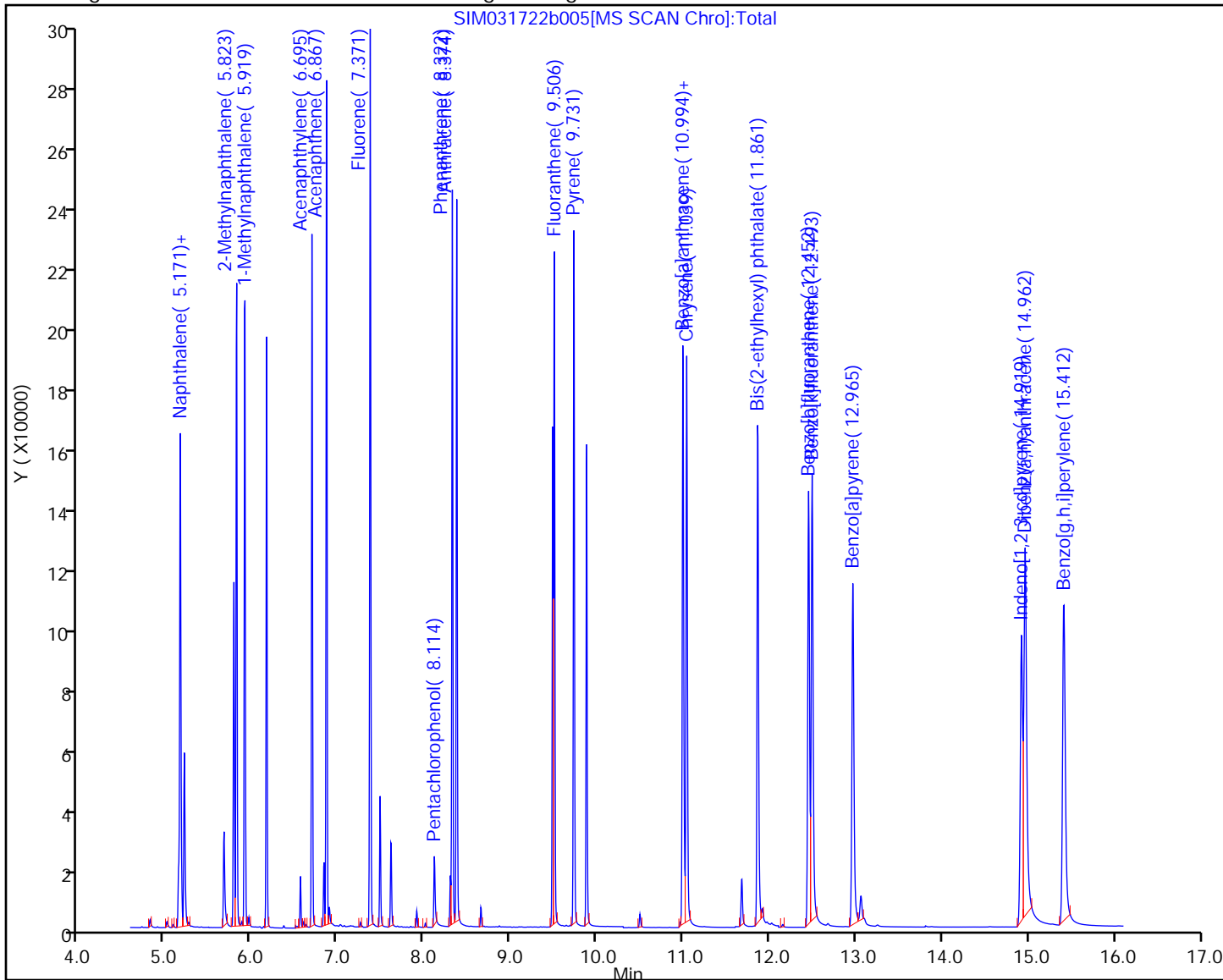
Injection Vol: 1.0 ul

Dil. Factor: 1.0000

Method: TAC050_SIM_PAH

Limit Group: 8270D_SIM QSM 5.0

Y Scaling: Method Defined: Scale to the Nth Largest Target: 1



Eurofins Seattle
Recovery Report

Data File: \\chromfs\Seattle\ChromData\TAC050\20220317-81803.b\SIM031722b005.D
 Lims ID: LCS 580-383995/2-A
 Client ID:
 Sample Type: LCS
 Inject. Date: 17-Mar-2022 18:14:30 ALS Bottle#: 5 Worklist Smp#: 20
 Injection Vol: 1.0 ul Dil. Factor: 1.0000
 Sample Info: LCS 580-383995/2-A
 Operator ID: tl Instrument ID: TAC050
 Method: \\chromfs\Seattle\ChromData\TAC050\20220317-81803.b\TAC050_SIM_PAH.m
 Limit Group: 8270D_SIM QSM 5.0
 Last Update: 18-Mar-2022 12:45:42 Calib Date: 14-Jan-2022 05:04:30
 Integrator: Falcon ID Type: RT Order ID
 Quant Method: Internal Standard Quant By: Initial Calibration
 Last ICal File: \\chromfs\Seattle\ChromData\TAC050\20220113-80849.b\SIM011322b026.D
 Column 1 : Det: MS SCAN
 Process Host: CTX1614

First Level Reviewer: thaneeratw

Date: 18-Mar-2022 12:45:42

Compound	Amount Added	Amount Recovered	% Rec.
\$ 6 2-methylnaphthalene-d10	1000.0	695.5	69.55
\$ 10 2-Fluorobiphenyl	1000.0	660.1	66.01
\$ 7 2,4,6-Tribromophenol	1000.0	781.8	78.18
\$ 8 Fluoranthene-d10 (Surr)	1000.0	815.5	81.55
\$ 9 Terphenyl-d14	1000.0	894.6	89.46

Eurofins Seattle

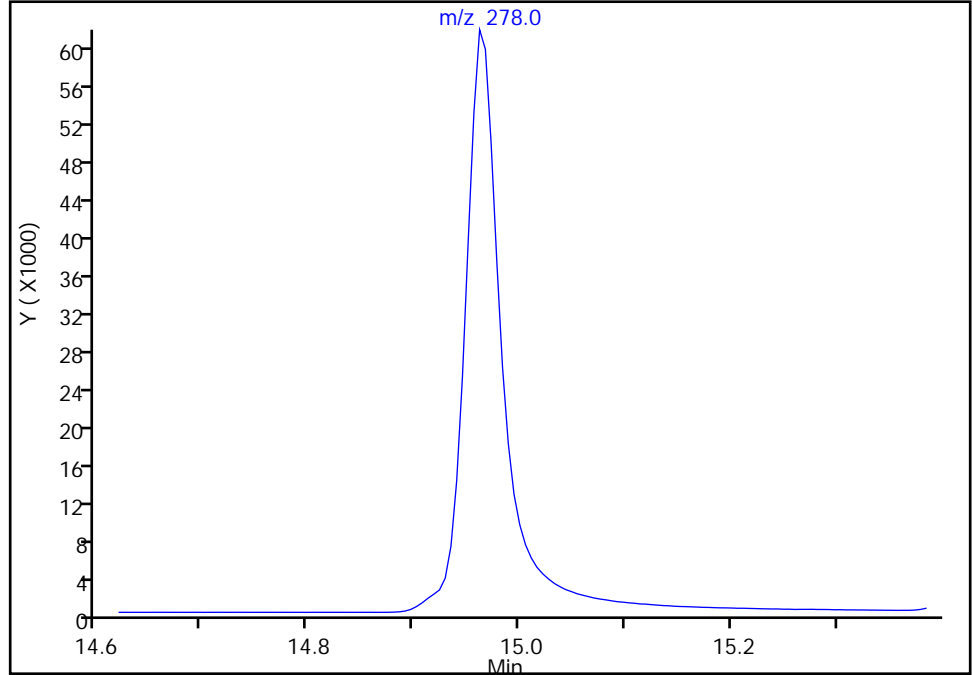
Data File: \\chromfs\Seattle\ChromData\TAC050\20220317-81803.b\SIM031722b005.D
Injection Date: 17-Mar-2022 18:14:30 Instrument ID: TAC050
Lims ID: LCS 580-383995/2-A
Client ID:
Operator ID: tl ALS Bottle#: 5 Worklist Smp#: 20
Injection Vol: 1.0 ul Dil. Factor: 1.0000
Method: TAC050_SIM_PAH Limit Group: 8270D_SIM QSM 5.0
Column: Detector MS SCAN

28 Dibenz(a,h)anthracene, CAS: 53-70-3

Signal: 1

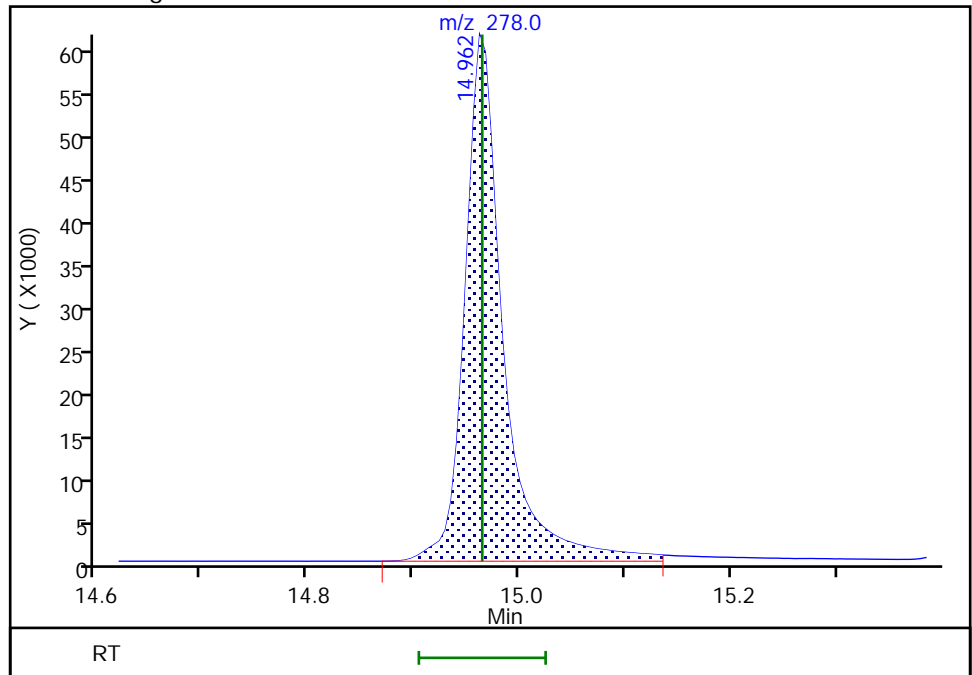
Not Detected
Expected RT: 14.96

Processing Integration Results



Manual Integration Results

RT: 14.96
Area: 153872
Amount: 911.4014
Amount Units: ug/L



Reviewer: thaneeratw, 18-Mar-2022 12:45:37
Audit Action: Assigned Compound ID

Audit Reason: Incomplete Integration

Eurofins Seattle

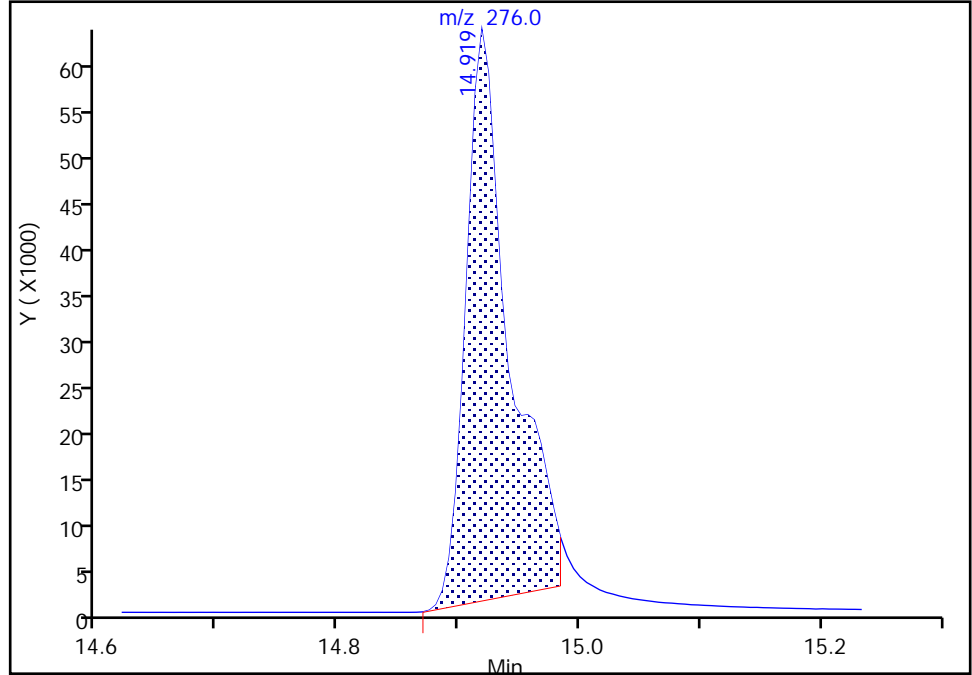
Data File: \\chromfs\Seattle\ChromData\TAC050\20220317-81803.b\SIM031722b005.D
Injection Date: 17-Mar-2022 18:14:30 Instrument ID: TAC050
Lims ID: LCS 580-383995/2-A
Client ID:
Operator ID: tl ALS Bottle#: 5 Worklist Smp#: 20
Injection Vol: 1.0 ul Dil. Factor: 1.0000
Method: TAC050_SIM_PAH Limit Group: 8270D_SIM QSM 5.0
Column: Detector MS SCAN

27 Indeno[1,2,3-cd]pyrene, CAS: 193-39-5

Signal: 1

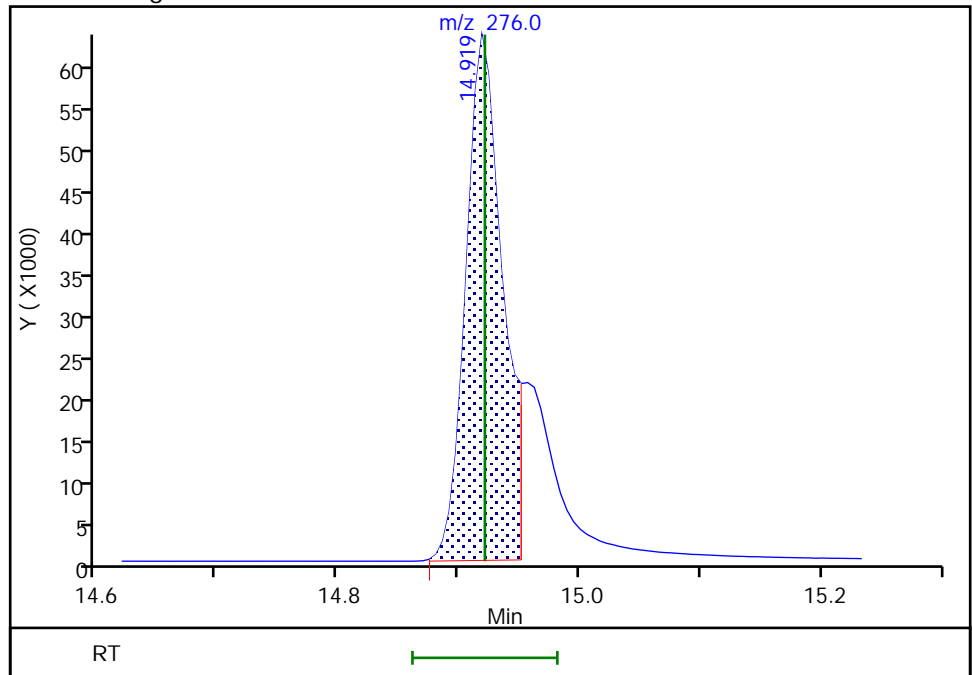
RT: 14.92
Area: 156290
Amount: 1053.8257
Amount Units: ug/L

Processing Integration Results



RT: 14.92
Area: 132677
Amount: 896.6230
Amount Units: ug/L

Manual Integration Results



Reviewer: thaneeratw, 18-Mar-2022 12:45:31
Audit Action: Manually Integrated

Audit Reason: Incomplete Integration

FORM I
GC/MS SEMI VOA ORGANICS ANALYSIS DATA SHEET

Lab Name: Eurofins Seattle Job No.: 580-111290-1
 SDG No.: _____
 Client Sample ID: _____ Lab Sample ID: LCSD 580-383995/3-A
 Matrix: Water Lab File ID: SIM031722b006.D
 Analysis Method: 8270E SIM Date Collected: _____
 Extract. Method: 3510C Date Extracted: 03/16/2022 09:47
 Sample wt/vol: 1000 (mL) Date Analyzed: 03/17/2022 18:33
 Con. Extract Vol.: 2 (mL) Dilution Factor: 1
 Injection Volume: 1 (uL) Level: (low/med) Low
 % Moisture: _____ GPC Cleanup: (Y/N) N
 Analysis Batch No.: 384248 Units: ug/L

CAS NO.	COMPOUND NAME	RESULT	Q	LOQ	LOD	DL
90-12-0	1-Methylnaphthalene	1.31		0.10	0.032	0.019
91-57-6	2-Methylnaphthalene	1.24		0.20	0.080	0.039
83-32-9	Acenaphthene	1.52		0.10	0.032	0.014
208-96-8	Acenaphthylene	1.46		0.050	0.032	0.0090
120-12-7	Anthracene	1.60		0.10	0.080	0.022
56-55-3	Benzo[a]anthracene	1.69		0.050	0.032	0.014
50-32-8	Benzo[a]pyrene	1.60		0.10	0.032	0.011
205-99-2	Benzo[b]fluoranthene	1.68		0.050	0.032	0.011
191-24-2	Benzo[g,h,i]perylene	1.85		0.050	0.032	0.012
207-08-9	Benzo[k]fluoranthene	1.77		0.050	0.032	0.012
218-01-9	Chrysene	1.63		0.10	0.032	0.016
53-70-3	Dibenz(a,h)anthracene	1.82	M	0.10	0.032	0.026
206-44-0	Fluoranthene	1.65		0.20	0.032	0.018
86-73-7	Fluorene	1.60		0.10	0.032	0.017
193-39-5	Indeno[1,2,3-cd]pyrene	1.75	M	0.050	0.032	0.014
91-20-3	Naphthalene	1.33		0.10	0.080	0.031
85-01-8	Phenanthrene	1.63		0.10	0.080	0.031
129-00-0	Pyrene	1.61		0.10	0.080	0.033

CAS NO.	SURROGATE	%REC	Q	LIMITS
7297-45-2	2-methylnaphthalene-d10	67		40-140
93951-69-0	Fluoranthene-d10 (Surr)	81		40-140
1718-51-0	Terphenyl-d14	89		58-132

Eurofins Seattle
Target Compound Quantitation Report

Data File: \\chromfs\Seattle\ChromData\TAC050\20220317-81803.b\SIM031722b006.D
 Lims ID: LCSD 580-383995/3-A
 Client ID:
 Sample Type: LCSD
 Inject. Date: 17-Mar-2022 18:33:30 ALS Bottle#: 6 Worklist Smp#: 21
 Injection Vol: 1.0 ul Dil. Factor: 1.0000
 Sample Info: LCSD 580-383995/3-A
 Operator ID: tl Instrument ID: TAC050
 Method: \\chromfs\Seattle\ChromData\TAC050\20220317-81803.b\TAC050_SIM_PAH.m
 Limit Group: 8270D_SIM QSM 5.0
 Last Update: 18-Mar-2022 12:47:50 Calib Date: 14-Jan-2022 05:04:30
 Integrator: Falcon ID Type: RT Order ID
 Quant Method: Internal Standard Quant By: Initial Calibration
 Last ICal File: \\chromfs\Seattle\ChromData\TAC050\20220113-80849.b\SIM011322b026.D

Column 1 : Det: MS SCAN
 Process Host: CTX1614

First Level Reviewer: thaneeratw

Date: 18-Mar-2022 12:47:50

Compound	Sig	RT (min.)	Exp RT (min.)	Dlt RT (min.)	Q	Response	Cal Amt ug/L	OnCol Amt ug/L	Flags
* 1 Naphthalene-d8	136	5.148	5.150	-0.002	90	20161	100.0	100.0	
* 2 Acenaphthene-d10	164	6.836	6.834	0.002	72	9538	100.0	100.0	
* 3 Phenanthrene-d10	188	8.299	8.301	-0.002	56	15561	100.0	100.0	
* 4 Chrysene-d12	240	11.007	11.010	-0.003	55	12183	100.0	100.0	
* 5 Perylene-d12	264	13.056	13.062	-0.006	69	13700	100.0	100.0	
\$ 6 2-methylnaphthalene-d10	152	5.791	5.793	-0.002	67	80218	1000.0	672.6	
\$ 10 2-Fluorobiphenyl	172	6.170	6.171	-0.001	0	101454	1000.0	664.7	M
\$ 7 2,4,6-Tribromophenol	330	7.614	7.612	0.002	57	20379	1000.0	782.7	
\$ 8 Fluoranthene-d10 (Surr)	212	9.487	9.489	-0.002	68	130627	1000.0	812.4	
\$ 9 Terphenyl-d14	244	9.880	9.882	-0.002	94	110902	1000.0	889.3	
11 Naphthalene	128	5.171	5.168	0.003	100	141530	1000.0	663.7	
12 2-Methylnaphthalene	141	5.818	5.821	-0.002	99	75034	1000.0	620.5	
13 1-Methylnaphthalene	141	5.914	5.916	-0.002	99	76518	1000.0	653.2	
14 Acenaphthylene	152	6.695	6.697	-0.002	100	147610	1000.0	732.0	
15 Acenaphthene	153	6.862	6.864	-0.002	94	96225	1000.0	760.4	
16 Fluorene	166	7.371	7.373	-0.002	96	113198	1000.0	802.4	
17 Pentachlorophenol	266	8.114	8.116	-0.002	98	14869	2000.0	1044.7	
18 Phenanthrene	178	8.323	8.325	-0.002	100	159423	1000.0	814.6	
19 Anthracene	178	8.374	8.376	-0.002	100	157822	1000.0	798.3	
20 Fluoranthene	202	9.502	9.504	-0.002	52	159387	1000.0	824.3	
21 Pyrene	202	9.731	9.733	-0.002	52	164330	1000.0	806.7	
22 Benzo[a]anthracene	228	10.994	10.997	-0.003	95	147943	1000.0	844.6	
23 Chrysene	228	11.039	11.042	-0.003	99	149400	1000.0	817.2	
30 Bis(2-ethylhexyl) phthalate	149	11.861	11.863	-0.002	0	196688	1000.0	893.0	Ma
24 Benzo[b]fluoranthene	252	12.452	12.454	-0.002	97	150070	1000.0	839.4	
25 Benzo[k]fluoranthene	252	12.493	12.495	-0.002	95	177600	1000.0	886.6	
26 Benzo[a]pyrene	252	12.965	12.966	-0.001	97	143090	1000.0	802.1	
27 Indeno[1,2,3-cd]pyrene	276	14.919	14.921	-0.002	96	131930	1000.0	874.1	M
28 Dibenzo(a,h)anthracene	278	14.962	14.965	-0.003	96	156763	1000.0	910.0	a
29 Benzo[g,h,i]perylene	276	15.412	15.415	-0.003	95	173151	1000.0	927.4	

[QC Flag Legend](#)

Processing Flags

Review Flags

M - Manually Integrated

a - User Assigned ID

[Reagents:](#)

8270SIM_IS_00069

Amount Added: 10.00

Units: uL

Run Reagent

Eurofins Seattle

Data File: \\chromfs\Seattle\ChromData\TAC050\20220317-81803.b\SIM031722b006.D

Injection Date: 17-Mar-2022 18:33:30

Instrument ID: TAC050

Lims ID: LCSD 580-383995/3-A

Client ID:

Operator ID: tl

ALS Bottle#: 6

Worklist Smp#: 21

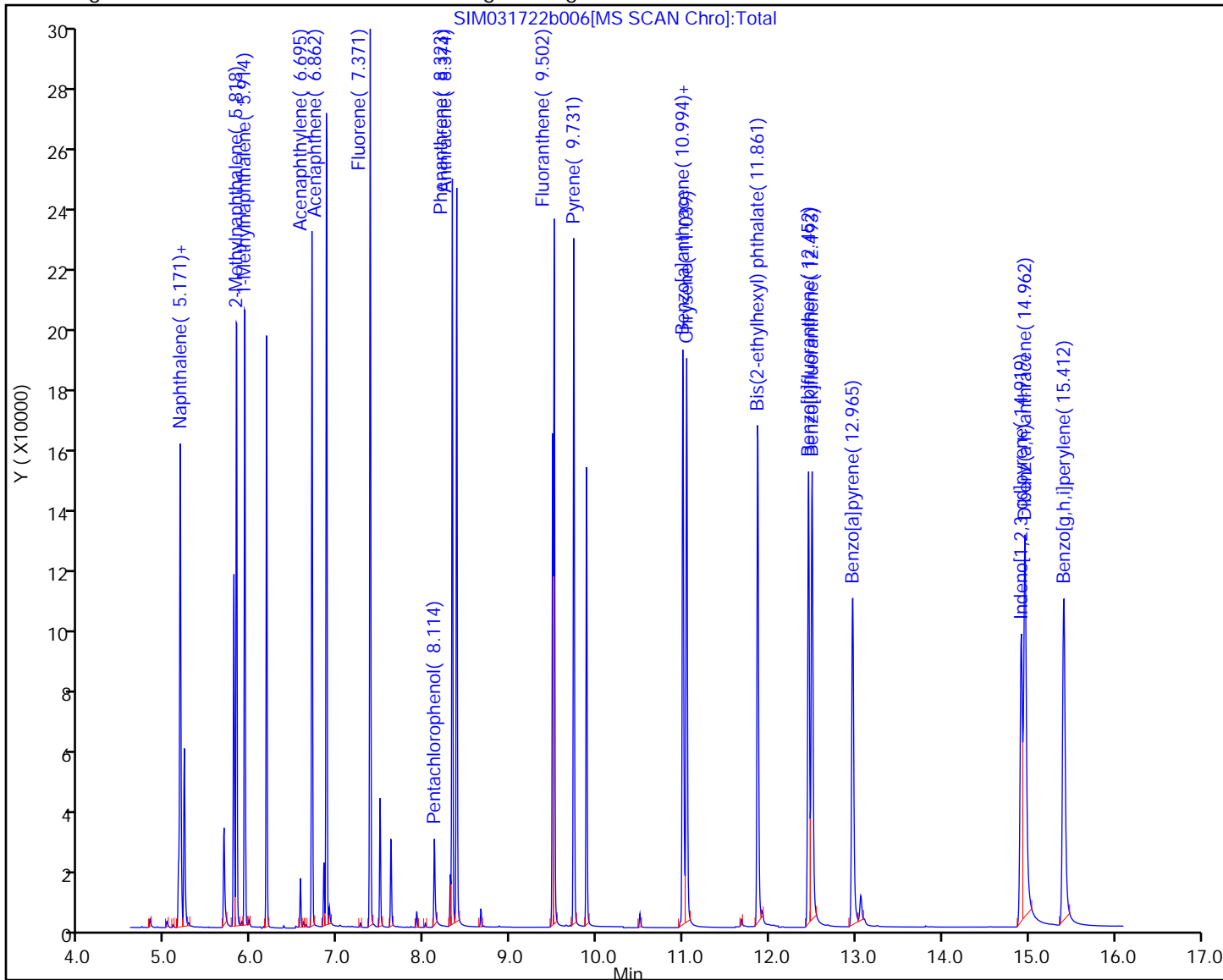
Injection Vol: 1.0 ul

Dil. Factor: 1.0000

Method: TAC050_SIM_PAH

Limit Group: 8270D_SIM QSM 5.0

Y Scaling: Method Defined: Scale to the Nth Largest Target: 1



Eurofins Seattle
Recovery Report

Data File: \\chromfs\Seattle\ChromData\TAC050\20220317-81803.b\SIM031722b006.D
 Lims ID: LCSD 580-383995/3-A
 Client ID:
 Sample Type: LCSD
 Inject. Date: 17-Mar-2022 18:33:30 ALS Bottle#: 6 Worklist Smp#: 21
 Injection Vol: 1.0 ul Dil. Factor: 1.0000
 Sample Info: LCSD 580-383995/3-A
 Operator ID: tl Instrument ID: TAC050
 Method: \\chromfs\Seattle\ChromData\TAC050\20220317-81803.b\TAC050_SIM_PAH.m
 Limit Group: 8270D_SIM QSM 5.0
 Last Update: 18-Mar-2022 12:47:50 Calib Date: 14-Jan-2022 05:04:30
 Integrator: Falcon ID Type: RT Order ID
 Quant Method: Internal Standard Quant By: Initial Calibration
 Last ICal File: \\chromfs\Seattle\ChromData\TAC050\20220113-80849.b\SIM011322b026.D
 Column 1 : Det: MS SCAN
 Process Host: CTX1614

First Level Reviewer: thaneeratw

Date: 18-Mar-2022 12:47:50

Compound	Amount Added	Amount Recovered	% Rec.
\$ 6 2-methylnaphthalene-d10	1000.0	672.6	67.26
\$ 10 2-Fluorobiphenyl	1000.0	664.7	66.47
\$ 7 2,4,6-Tribromophenol	1000.0	782.7	78.27
\$ 8 Fluoranthene-d10 (Surr)	1000.0	812.4	81.24
\$ 9 Terphenyl-d14	1000.0	889.3	88.93

Eurofins Seattle

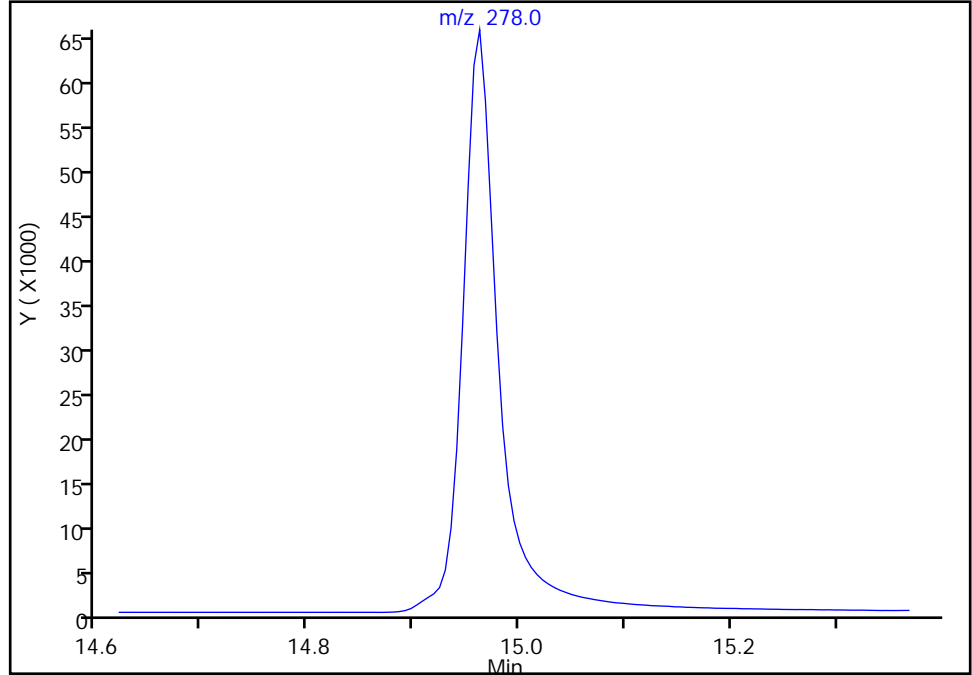
Data File: \\chromfs\Seattle\ChromData\TAC050\20220317-81803.b\SIM031722b006.D
Injection Date: 17-Mar-2022 18:33:30 Instrument ID: TAC050
Lims ID: LCSD 580-383995/3-A
Client ID:
Operator ID: tl ALS Bottle#: 6 Worklist Smp#: 21
Injection Vol: 1.0 ul Dil. Factor: 1.0000
Method: TAC050_SIM_PAH Limit Group: 8270D_SIM QSM 5.0
Column: Detector MS SCAN

28 Dibenz(a,h)anthracene, CAS: 53-70-3

Signal: 1

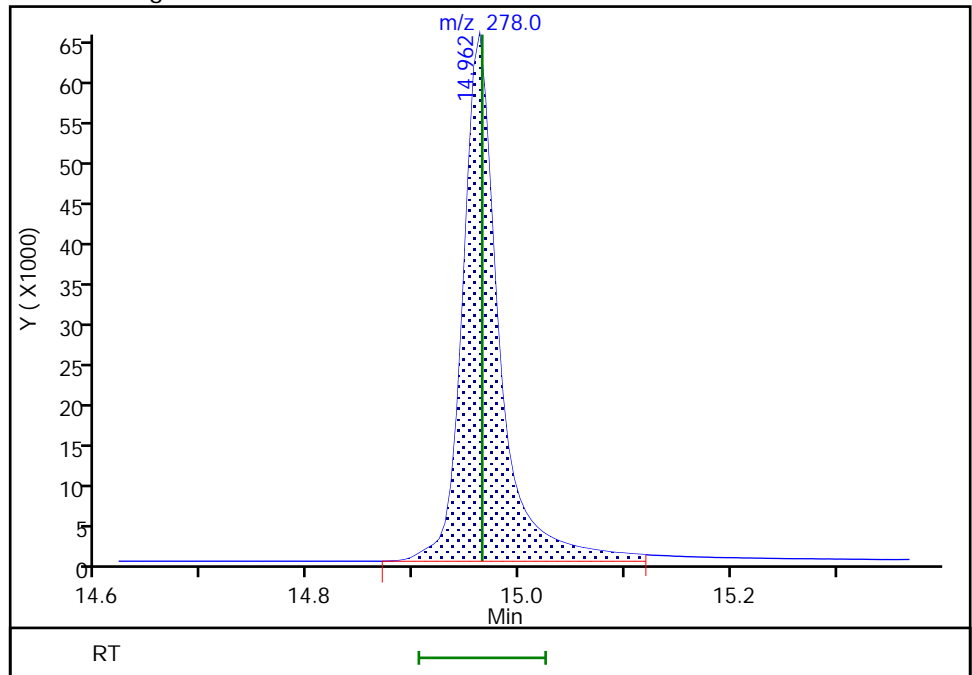
Not Detected
Expected RT: 14.96

Processing Integration Results



Manual Integration Results

RT: 14.96
Area: 156763
Amount: 910.0215
Amount Units: ug/L



Reviewer: thaneeratw, 18-Mar-2022 12:47:26
Audit Action: Assigned Compound ID

Audit Reason: Incomplete Integration

Eurofins Seattle

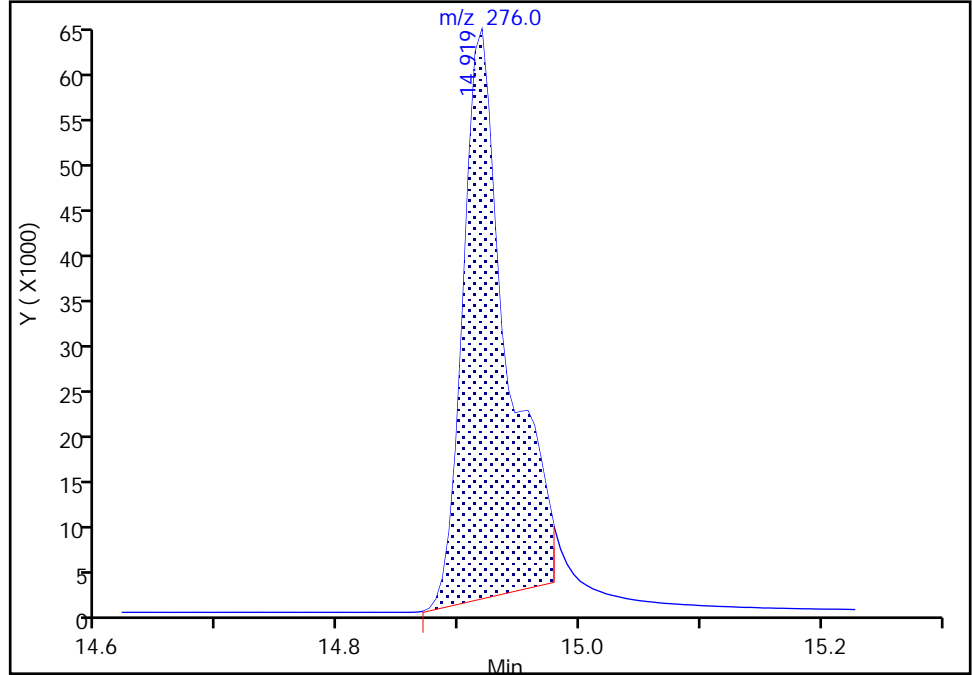
Data File: \\chromfs\Seattle\ChromData\TAC050\20220317-81803.b\SIM031722b006.D
Injection Date: 17-Mar-2022 18:33:30 Instrument ID: TAC050
Lims ID: LCSD 580-383995/3-A
Client ID:
Operator ID: tl ALS Bottle#: 6 Worklist Smp#: 21
Injection Vol: 1.0 ul Dil. Factor: 1.0000
Method: TAC050_SIM_PAH Limit Group: 8270D_SIM QSM 5.0
Column: Detector MS SCAN

27 Indeno[1,2,3-cd]pyrene, CAS: 193-39-5

Signal: 1

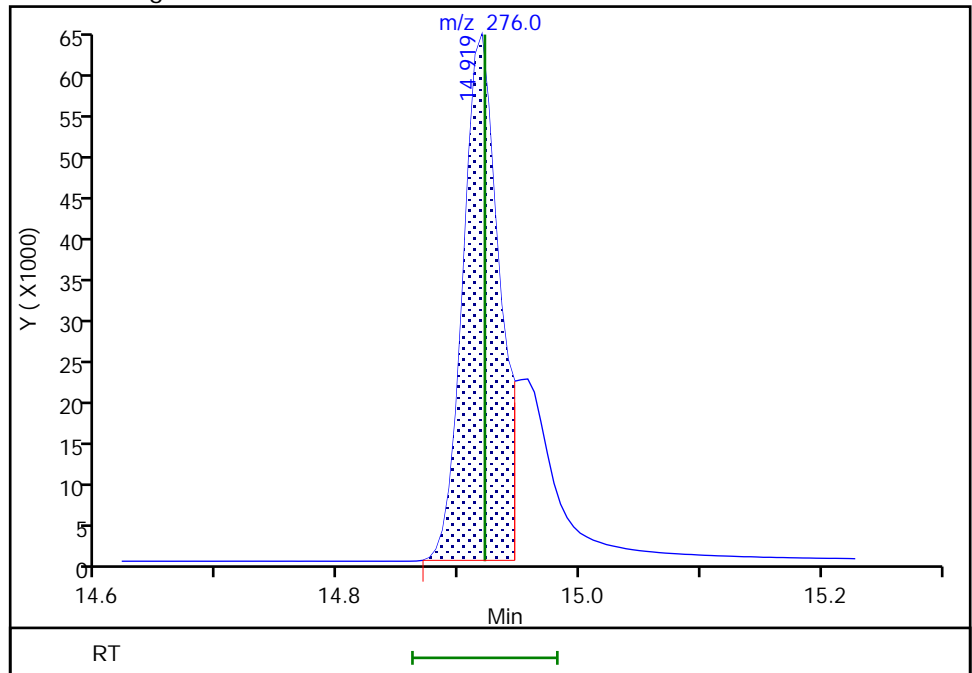
RT: 14.92
Area: 157764
Amount: 1042.7319
Amount Units: ug/L

Processing Integration Results



RT: 14.92
Area: 131930
Amount: 874.0914
Amount Units: ug/L

Manual Integration Results



Reviewer: thaneeratw, 18-Mar-2022 12:47:22
Audit Action: Manually Integrated

Audit Reason: Incomplete Integration

GC/MS SEMI VOA ANALYSIS RUN LOG

Lab Name: Eurofins Seattle Job No.: 580-111290-1

SDG No.: _____

Instrument ID: TAC050 Start Date: 01/14/2022 00:35Analysis Batch Number: 378263 End Date: 01/14/2022 05:42

LAB SAMPLE ID	CLIENT SAMPLE ID	DATE ANALYZED	DILUTION FACTOR	LAB FILE ID	COLUMN ID
DFTPP 580-378263/2		01/14/2022 00:35	1	SIM011322b012.D	ZB-SV 0.25 (mm)
STD13 580-378263/4 IC		01/14/2022 01:16	1	SIM011322b014.D	ZB-SV 0.25 (mm)
STD12 580-378263/5 IC		01/14/2022 01:35	1	SIM011322b015.D	ZB-SV 0.25 (mm)
STD11 580-378263/6 IC		01/14/2022 01:54	1	SIM011322b016.D	ZB-SV 0.25 (mm)
STD10 580-378263/7 IC		01/14/2022 02:13	1	SIM011322b017.D	ZB-SV 0.25 (mm)
STD9IS 580-378263/8 IC		01/14/2022 02:32	1	SIM011322b018.D	ZB-SV 0.25 (mm)
STD8 580-378263/9 IC		01/14/2022 02:51	1	SIM011322b019.D	ZB-SV 0.25 (mm)
STD7 580-378263/10 IC		01/14/2022 03:10	1	SIM011322b020.D	ZB-SV 0.25 (mm)
STD6 580-378263/11 IC		01/14/2022 03:29	1	SIM011322b021.D	ZB-SV 0.25 (mm)
STD5 580-378263/12 IC		01/14/2022 03:48	1	SIM011322b022.D	ZB-SV 0.25 (mm)
STD4 580-378263/13 IC		01/14/2022 04:07	1	SIM011322b023.D	ZB-SV 0.25 (mm)
STD3 580-378263/14 IC		01/14/2022 04:26	1	SIM011322b024.D	ZB-SV 0.25 (mm)
STD2 580-378263/15 IC		01/14/2022 04:45	1	SIM011322b025.D	ZB-SV 0.25 (mm)
STD1 580-378263/16 IC		01/14/2022 05:04	1	SIM011322b026.D	ZB-SV 0.25 (mm)
ICV 580-378263/18		01/14/2022 05:42	1	SIM011322b028.D	ZB-SV 0.25 (mm)

GC/MS SEMI VOA ANALYSIS RUN LOG

Lab Name: Eurofins Seattle Job No.: 580-111290-1

SDG No.: _____

Instrument ID: TAC050 Start Date: 03/17/2022 17:11

Analysis Batch Number: 384248 End Date: 03/18/2022 00:02

LAB SAMPLE ID	CLIENT SAMPLE ID	DATE ANALYZED	DILUTION FACTOR	LAB FILE ID	COLUMN ID
DFTPP 580-384248/2		03/17/2022 17:11	1	SIM031722b002.D	ZB-SV 0.25 (mm)
CCVIS 580-384248/3		03/17/2022 17:34	1	SIM031722b003.D	ZB-SV 0.25 (mm)
MB 580-383995/1-A		03/17/2022 17:55	1	SIM031722b004.D	ZB-SV 0.25 (mm)
LCS 580-383995/2-A		03/17/2022 18:14	1	SIM031722b005.D	ZB-SV 0.25 (mm)
LCSD 580-383995/3-A		03/17/2022 18:33	1	SIM031722b006.D	ZB-SV 0.25 (mm)
580-111290-1	ERH2686 (RHMW2254-01, Bailer)	03/17/2022 18:53	1	SIM031722b007.D	ZB-SV 0.25 (mm)
580-111290-2	ERH2689 (RHMW2254-01, Low Flow)	03/17/2022 19:12	1	SIM031722b008.D	ZB-SV 0.25 (mm)
580-111290-3	ERH2764 (ADIT 3 SUMP)	03/17/2022 19:31	1	SIM031722b009.D	ZB-SV 0.25 (mm)
ZZZZZ		03/17/2022 19:51	1		ZB-SV 0.25 (mm)
ZZZZZ		03/17/2022 20:10	1		ZB-SV 0.25 (mm)
ZZZZZ		03/17/2022 20:29	1		ZB-SV 0.25 (mm)
ZZZZZ		03/17/2022 20:49	1		ZB-SV 0.25 (mm)
ZZZZZ		03/17/2022 21:08	1		ZB-SV 0.25 (mm)
ZZZZZ		03/17/2022 21:28	1		ZB-SV 0.25 (mm)
ZZZZZ		03/17/2022 21:47	1		ZB-SV 0.25 (mm)
CCVC 580-384248/39		03/18/2022 00:02	1	SIM031722b023.D	ZB-SV 0.25 (mm)

GC/MS SEMI VOA BATCH WORKSHEET

Lab Name: Eurofins SeattleJob No.: 580-111290-1

SDG No.: _____

Batch Number: 383995Batch Start Date: 03/16/22 09:47Batch Analyst: Lanin, Aleksey SBatch Method: 3510CBatch End Date: 03/16/22 19:58

Lab Sample ID	Client Sample ID	Method Chain	Basis	GrossWeight	TareWeight	InitialAmount	FinalAmount	ReceivedpH	FirstAdjustpH
MB 580-383995/1		3510C, 8270E SIM				1000 mL	2 mL	7 SU	2 SU
LCS 580-383995/2		3510C, 8270E SIM				1000 mL	2 mL	7 SU	2 SU
LCSD 580-383995/3		3510C, 8270E SIM				1000 mL	2 mL	7 SU	2 SU
580-111290-B-1	ERH2686 (RHMW2254-01, Bailer)	3510C, 8270E SIM	T	01450.12 g	00468.42 g	981.7 mL	2 mL	7 SU	2 SU
580-111290-A-2	ERH2689 (RHMW2254-01, Low Flow)	3510C, 8270E SIM	T	01456.57 g	00468.82 g	987.8 mL	2 mL	7 SU	2 SU
580-111290-B-3	ERH2764 (ADIT 3 SUMP)	3510C, 8270E SIM	T	01446.13 g	00470.61 g	975.5 mL	2 mL	7 SU	2 SU

Lab Sample ID	Client Sample ID	Method Chain	Basis	SecondAdjustpH	8270flspk 00296	8270waterSurr 00119			
MB 580-383995/1		3510C, 8270E SIM		11 SU		100 uL			
LCS 580-383995/2		3510C, 8270E SIM		11 SU	100 uL	100 uL			
LCSD 580-383995/3		3510C, 8270E SIM		11 SU	100 uL	100 uL			
580-111290-B-1	ERH2686 (RHMW2254-01, Bailer)	3510C, 8270E SIM	T	11 SU		100 uL			
580-111290-A-2	ERH2689 (RHMW2254-01, Low Flow)	3510C, 8270E SIM	T	11 SU		100 uL			
580-111290-B-3	ERH2764 (ADIT 3 SUMP)	3510C, 8270E SIM	T	11 SU		100 uL			

The pound sign (#) in the amount added field denotes that the reagent was used undiluted. All calculations are performed using the stated concentration for this reagent.

8270E SIM

GC/MS SEMI VOA BATCH WORKSHEET

Lab Name: Eurofins Seattle Job No.: 580-111290-1

SDG No.: _____

Batch Number: 383995 Batch Start Date: 03/16/22 09:47 Batch Analyst: Lanin, Aleksey SBatch Method: 3510C Batch End Date: 03/16/22 19:58

Batch Notes	
Method/Fraction	3510C / 8270E_SIM / 8270
Balance ID	SEA225
pH Indicator ID	6007005 / 6911002
Pipette/Syringe/Dispenser ID	MP5
Analyst ID - Extraction	AL
Reagent Water ID	DI
Analyst ID - Spike Analyst	Al
Analyst ID - Spike Witness Analyst	TA
Sufficient Volume for Batch QC	no
Acid Used for pH Adjustment ID	3020736
Base Used to Adjust pH ID	3090399
Prep Solvent ID	3076033
Prep Solvent Volume Used	180 / 360 mL
Filter ID	3048946
Na2SO4 ID	3058747
Analyst ID - Concentration	JCM
Equipment ID - Concentration 1	Steambath 1
Thermometer ID - Concentration 1	61013-040-1
Concentration 1 Uncorrected Temperature	70.0-75.0 Degrees C
Concentration 1 Corrected Temperature	69.4-74.4 Degrees C
Equipment ID - Concentration 2	Turbovap5
Thermometer ID - Concentration 2	DIGITALREADOUT
Concentration 2 Uncorrected Temperature	22.0 Degrees C
Concentration 2 Corrected Temperature	20.0 Degrees C
Vial Lot Number	24165097
Batch Comment	Vialed by: JCM/MAE

Basis	Basis Description
T	Total/NA

The pound sign (#) in the amount added field denotes that the reagent was used undiluted. All calculations are performed using the stated concentration for this reagent.

Shipping and Receiving Documents

Login Sample Receipt Checklist

Client: AECOM

Job Number: 580-111290-1

Login Number: 111290
List Number: 1
Creator: Greene, Ashton R

List Source: Eurofins Seattle

Question	Answer	Comment
Radioactivity wasn't checked or is <=/ background as measured by a survey meter.	N/A	
The cooler's custody seal, if present, is intact.	True	
Sample custody seals, if present, are intact.	True	
The cooler or samples do not appear to have been compromised or tampered with.	True	
Samples were received on ice.	True	
Cooler Temperature is acceptable.	True	
Cooler Temperature is recorded.	True	
COC is present.	True	
COC is filled out in ink and legible.	True	
COC is filled out with all pertinent information.	True	
Is the Field Sampler's name present on COC?	True	
There are no discrepancies between the containers received and the COC.	False	Refer to Job Narrative for details.
Samples are received within Holding Time (excluding tests with immediate HTs)	True	
Sample containers have legible labels.	True	
Containers are not broken or leaking.	True	
Sample collection date/times are provided.	True	
Appropriate sample containers are used.	True	
Sample bottles are completely filled.	True	
Sample Preservation Verified.	True	
There is sufficient vol. for all requested analyses, incl. any requested MS/MSDs	True	
Containers requiring zero headspace have no headspace or bubble is <6mm (1/4").	N/A	
Multiphasic samples are not present.	True	
Samples do not require splitting or compositing.	True	
Residual Chlorine Checked.	N/A	