

## ANALYTICAL REPORT

Job Number: 580-111058-1

Job Description: Red Hill GW

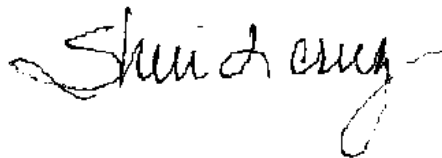
For:

AECOM

1001 Bishop Street

Honolulu, HI 96813

Attention: Alethea Ramos



Approved for release.  
Sheri L. Cruz  
Project Manager I  
3/16/2022 4:03 PM

---

Designee for  
Elaine M Walker, Project Manager II  
5755 8th Street East, Tacoma, WA, 98424  
(253)248-4972  
m.elaine.walker@eurofinset.com  
03/16/2022

This report is issued solely for the use of the person or company to whom it is addressed. Any use, copying or disclosure other than by the intended recipient is unauthorized. If you have received this report in error, please notify the sender and destroy this report immediately. This report shall not be reproduced except in full, without prior express written approval by the laboratory.

The data in the report relate to the field sample(s) as received by the laboratory and associated QC. All results have been reviewed and have been found to be compliant with laboratory and accreditation requirements, with the exception of the noted deviation(s). For questions, please contact the Project Manager.

The test results in this report relate only to the samples as received by the laboratory and will meet all requirements of the methodology, with any exceptions noted. This report shall not be reproduced except in full, without the express written approval of the laboratory. All questions should be directed to the Eurofins Environment Testing Northwest, LLC Project Manager.

This report has been electronically signed and authorized by the signatory. Electronic signature is intended to be the legally binding equivalent of a traditionally handwritten signature.

### **Eurofins Seattle**

5755 8th Street East, Tacoma, WA 98424

Tel (253) 922-2310 [www.EurofinsUS.com](http://www.EurofinsUS.com)

# Table of Contents

Cover Title Page . . . . .	1
Data Summaries . . . . .	4
Definitions . . . . .	4
Case Narrative . . . . .	5
Detection Summary . . . . .	7
Client Sample Results . . . . .	8
Default Detection Limits . . . . .	12
Surrogate Summary . . . . .	14
QC Sample Results . . . . .	15
QC Association . . . . .	26
Chronicle . . . . .	27
Certification Summary . . . . .	28
Method Summary . . . . .	29
Sample Summary . . . . .	30
Manual Integration Summary . . . . .	31
Reagent Traceability . . . . .	63
COAs . . . . .	96
Organic Sample Data . . . . .	177
GC/MS Semi VOA . . . . .	177
8270E_DOD5 . . . . .	177
8270E_DOD5 QC Summary . . . . .	178
8270E_DOD5 Sample Data . . . . .	198
Standards Data . . . . .	221
8270E_DOD5 ICAL Data . . . . .	221
8270E_DOD5 CCAL Data . . . . .	461
Raw QC Data . . . . .	517

# Table of Contents

8270E_DOD5 Tune Data .....	517
8270E_DOD5 Blank Data .....	544
8270E_DOD5 LCS/LCSD Data .....	568
8270E_DOD5 Run Logs .....	604
8270E_DOD5 Prep Data .....	607
<b>8270E_SIM_DOD5 .....</b>	<b>611</b>
8270E_SIM_DOD5 QC Summary .....	612
8270E_SIM_DOD5 Sample Data .....	629
Standards Data .....	648
8270E_SIM_DOD5 ICAL Data .....	648
8270E_SIM_DOD5 Resolution Data .....	1077
8270E_SIM_DOD5 CCAL Data .....	1083
Raw QC Data .....	1133
8270E_SIM_DOD5 Tune Data .....	1133
8270E_SIM_DOD5 Blank Data .....	1161
8270E_SIM_DOD5 LCS/LCSD Data .....	1182
8270E_SIM_DOD5 Run Logs .....	1208
8270E_SIM_DOD5 Prep Data .....	1212
<b>Shipping and Receiving Documents .....</b>	<b>1216</b>
Client Chain of Custody .....	1217
Sample Receipt Checklist .....	1219

# Definitions/Glossary

Client: AECOM  
Project/Site: Red Hill GW

Job ID: 580-111058-1

## Qualifiers

### GC/MS Semi VOA

Qualifier	Qualifier Description
J	Estimated: The analyte was positively identified; the quantitation is an estimation
M	Manual integrated compound.
Q	One or more quality control criteria failed.
U	Undetected at the Limit of Detection.

## Glossary

Abbreviation	These commonly used abbreviations may or may not be present in this report.
α	Listed under the "D" column to designate that the result is reported on a dry weight basis
%R	Percent Recovery
CFL	Contains Free Liquid
CFU	Colony Forming Unit
CNF	Contains No Free Liquid
DER	Duplicate Error Ratio (normalized absolute difference)
Dil Fac	Dilution Factor
DL	Detection Limit (DoD/DOE)
DL, RA, RE, IN	Indicates a Dilution, Re-analysis, Re-extraction, or additional Initial metals/anion analysis of the sample
DLC	Decision Level Concentration (Radiochemistry)
EDL	Estimated Detection Limit (Dioxin)
LOD	Limit of Detection (DoD/DOE)
LOQ	Limit of Quantitation (DoD/DOE)
MCL	EPA recommended "Maximum Contaminant Level"
MDA	Minimum Detectable Activity (Radiochemistry)
MDC	Minimum Detectable Concentration (Radiochemistry)
MDL	Method Detection Limit
ML	Minimum Level (Dioxin)
MPN	Most Probable Number
MQL	Method Quantitation Limit
NC	Not Calculated
ND	Not Detected at the reporting limit (or MDL or EDL if shown)
NEG	Negative / Absent
POS	Positive / Present
PQL	Practical Quantitation Limit
PRES	Presumptive
QC	Quality Control
RER	Relative Error Ratio (Radiochemistry)
RL	Reporting Limit or Requested Limit (Radiochemistry)
RPD	Relative Percent Difference, a measure of the relative difference between two points
TEF	Toxicity Equivalent Factor (Dioxin)
TEQ	Toxicity Equivalent Quotient (Dioxin)
TNTC	Too Numerous To Count

**CASE NARRATIVE**  
**Client: AECOM**  
**Project: Red Hill GW**  
**Report Number: 580-111058-1**

This case narrative is in the form of an exception report, where only the anomalies related to this report, method specific performance and/or QA/QC issues are discussed. If there are no issues to report, this narrative will include a statement that documents that there are no relevant data issues.

Following DoD QSM guidelines, manual integrations were performed only when necessary and are in compliance with the laboratory's standard operating procedure, Acceptable Manual Integration Practices, SOP No.: Q-S-002. The reason(s) for manual integration have been documented on the affected chromatogram(s), which is/are provided in the raw data package. The raw data also includes the original chromatogram(s) prior to any manual integration being performed. Manual integrations are detailed in the manual integration summary forms following this narrative.

It should be noted that samples with elevated Limits of Quantitation (LOQs) resulting from a dilution may not be able to satisfy customer reporting limits in some cases. Such increases in the LOQs are an unavoidable but acceptable consequence of sample dilution that enables quantification of target analytes within the calibration range of the instrument or that reduces the interferences thereby enabling the quantification of target analytes.

Calculations are performed before rounding to avoid round-off errors in calculated results.

All holding times were met and proper preservation noted for the methods performed on these samples, unless otherwise detailed in the individual sections below.

**RECEIPT**

The samples were received on 03/05/2022; the samples arrived in good condition, properly preserved and on ice. The temperature of the coolers at receipt was 1.3 C.

Note: All samples which require thermal preservation are considered acceptable if the arrival temperature is within 2C of the required temperature or method specified range. For samples with a specified temperature of 4C, samples with a temperature ranging from just above freezing temperature of water to 6C shall be acceptable. Samples that are hand delivered immediately following collection may not meet these criteria, however they will be deemed acceptable according to NELAC standards, if there is evidence that the chilling process has begun, such as arrival on ice, etc.

**SEMIVOLATILE ORGANIC COMPOUNDS (GC-MS)**

**Samples ERH2671 (RHMW15-5) (580-111058-1) and ERH2680 (HDMW2253-3) (580-111058-2) were analyzed for semivolatile organic compounds (GC-MS) in accordance with 8270E.** The samples were prepared on 03/09/2022 and 03/11/2022 and analyzed on 03/10/2022 and 03/14/2022.

The RPD of the laboratory control sample (LCS) and laboratory control sample duplicate (LCSD) for preparation batch 580-383282 and 580-383282 and analytical batch 580-383442 recovered outside control limits for the following analytes: Phenol, Pentachlorophenol, 2,4-Dimethylphenol, Hexachloroethane, 1,2-Dichlorobenzene, Nitrobenzene, 2-Chloronaphthalene, Bis(2-chloroethyl)ether, 2,4,6-Trichlorophenol, 1,2,4-Trichlorobenzene, Isophorone, 1,3-Dichlorobenzene, N-Nitrosodi-n-propylamine, 2-Methylphenol, 2,4-Dichlorophenol, Hexachlorocyclopentadiene, 2-Chlorophenol, Bis(2-chloroethoxy)methane, 1,4-Dichlorobenzene, Hexachlorobutadiene, 3&4 Methylphenol, bis (2-chloroisopropyl) ether and 2-Nitrophenol.

Diethyl phthalate was detected in method blank MB 580-383558/1-A at a level that was above the method detection limit. This target analyte concentration was less than half the Limit of Quantitation(1/2LOQ); therefore, re-extraction and/or re-analysis of samples was not performed

The laboratory control sample (LCS) for preparation batch 580-383558 and analytical batch 580-383728 recovered outside control limits for the following analyte: 4-Nitrophenol. 4-Nitrophenol has been identified as a poor performing analyte when analyzed using this method; therefore, re-extraction/re-analysis was not performed. Batch precision also exceeded control limits for this analyte. These results have been reported and qualified.

The laboratory control sample duplicate (LCS/LCSD) for preparation batch 580-383558 and analytical batch 580-383728 recovered outside control limits for the following analyte: Pyridine and 4-Nitrophenol. Pyridine and 4-Nitrophenol have been identified as a poor performing analyte when analyzed using this method; therefore, re-extraction/re-analysis was not performed. Batch precision also exceeded control limits for this analyte. These results have been reported and qualified.

The continuing calibration verification (CCV) associated with batch 580-383728 recovered above the upper control limit for Bis(2-ethylhexyl) phthalate and Butyl benzyl phthalate. The samples associated with this CCV were non-detects for the affected analytes; therefore, the data have been reported. The associated samples are impacted: ERH2671 (RHMW15-5) (580-111058-1) and (CCVIS

580-383728/3).

No additional analytical or quality issues were noted, other than those described above or in the Definitions/Glossary page.

**SEMIVOLATILE ORGANIC COMPOUNDS (GC-MS SIM)**

**Samples ERH2671 (RHMW15-5) (580-111058-1) and ERH2680 (HDMW2253-3) (580-111058-2) were analyzed for semivolatile organic compounds (GC-MS SIM) in accordance with 8270E SIM.** The samples were prepared on 03/09/2022 and 03/11/2022 and analyzed on 03/10/2022 and 03/14/2022.

The RPD of the laboratory control sample (LCS) and laboratory control sample duplicate (LCSD) for preparation batch 580-383282 and 580-383282 and analytical batch 580-383445 recovered outside control limits for the following analytes: Naphthalene, Acenaphthene, 2-Methylnaphthalene, 1-Methylnaphthalene and Acenaphthylene.

The method blank for preparation batch 580-383558 and analytical batch 580-383722 contained Phenanthrene above the method detection limit. This target analyte concentration was less than half the Limit of Quantitation(1/2LOQ); therefore, re-extraction and/or re-analysis of samples was not performed.

(DFTPP 580-383722/2) presents tailing factor outside the threshold for (Pentachlorophenol and Benzidine). For selective ion monitoring, tailing factor is not defined in the parent method and is not listed as a tune criteria under Appendix B-22 of the DoD QSM; therefore, the data is reported.

No additional analytical or quality issues were noted, other than those described above or in the Definitions/Glossary page.

# Detection Summary

Client: AECOM  
Project/Site: Red Hill GW

Job ID: 580-111058-1

**Client Sample ID: ERH2671 (RHMW15-5)**

**Lab Sample ID: 580-111058-1**

Analyte	Result	Qualifier	LOQ	DL	Unit	Dil Fac	D	Method	Prep Type
Diethyl phthalate	0.15	J	1.0	0.15	ug/L	1		8270E	Total/NA

**Client Sample ID: ERH2680 (HDMW2253-3)**

**Lab Sample ID: 580-111058-2**

No Detections.

This Detection Summary does not include radiochemical test results.

Eurofins Seattle

# Client Sample Results

Client: AECOM  
Project/Site: Red Hill GW

Job ID: 580-111058-1

**Client Sample ID: ERH2671 (RHMW15-5)**

**Lab Sample ID: 580-111058-1**

**Date Collected: 03/04/22 08:45**

**Matrix: Water**

**Date Received: 03/05/22 11:30**

**Method: 8270E SIM - Semivolatile Organic Compounds (GC/MS SIM)**

Analyte	Result	Qualifier	LOQ	DL	Unit	D	Prepared	Analyzed	Dil Fac
1-Methylnaphthalene	0.032	U	0.10	0.019	ug/L		03/11/22 09:25	03/14/22 21:22	1
2-Methylnaphthalene	0.080	U	0.20	0.039	ug/L		03/11/22 09:25	03/14/22 21:22	1
Acenaphthene	0.032	U	0.10	0.014	ug/L		03/11/22 09:25	03/14/22 21:22	1
Acenaphthylene	0.032	U	0.050	0.0091	ug/L		03/11/22 09:25	03/14/22 21:22	1
Anthracene	0.080	U	0.10	0.022	ug/L		03/11/22 09:25	03/14/22 21:22	1
Benzo[a]anthracene	0.032	U	0.050	0.014	ug/L		03/11/22 09:25	03/14/22 21:22	1
Benzo[a]pyrene	0.032	U	0.10	0.011	ug/L		03/11/22 09:25	03/14/22 21:22	1
Benzo[b]fluoranthene	0.032	U M	0.050	0.011	ug/L		03/11/22 09:25	03/14/22 21:22	1
Benzo[g,h,i]perylene	0.032	U	0.050	0.012	ug/L		03/11/22 09:25	03/14/22 21:22	1
Benzo[k]fluoranthene	0.032	U	0.050	0.012	ug/L		03/11/22 09:25	03/14/22 21:22	1
Chrysene	0.032	U	0.10	0.016	ug/L		03/11/22 09:25	03/14/22 21:22	1
Dibenz(a,h)anthracene	0.032	U	0.10	0.026	ug/L		03/11/22 09:25	03/14/22 21:22	1
Fluoranthene	0.032	U	0.20	0.018	ug/L		03/11/22 09:25	03/14/22 21:22	1
Fluorene	0.032	U	0.10	0.017	ug/L		03/11/22 09:25	03/14/22 21:22	1
Indeno[1,2,3-cd]pyrene	0.032	U	0.050	0.014	ug/L		03/11/22 09:25	03/14/22 21:22	1
Naphthalene	0.080	U M	0.10	0.031	ug/L		03/11/22 09:25	03/14/22 21:22	1
Phenanthrene	0.080	U M	0.10	0.031	ug/L		03/11/22 09:25	03/14/22 21:22	1
Pyrene	0.080	U M	0.10	0.033	ug/L		03/11/22 09:25	03/14/22 21:22	1

Surrogate	%Recovery	Qualifier	Limits	Prepared	Analyzed	Dil Fac
2-methylnaphthalene-d10	46		40 - 140	03/11/22 09:25	03/14/22 21:22	1
Fluoranthene-d10 (Surr)	68		40 - 140	03/11/22 09:25	03/14/22 21:22	1
Terphenyl-d14	75		58 - 132	03/11/22 09:25	03/14/22 21:22	1

**Method: 8270E - Semivolatile Organic Compounds (GC/MS)**

Analyte	Result	Qualifier	LOQ	DL	Unit	D	Prepared	Analyzed	Dil Fac
1,2,4-Trichlorobenzene	0.30	U	0.40	0.091	ug/L		03/11/22 09:25	03/14/22 16:19	1
1,2-Dichlorobenzene	0.15	U	0.40	0.050	ug/L		03/11/22 09:25	03/14/22 16:19	1
1,3-Dichlorobenzene	0.091	U	0.40	0.040	ug/L		03/11/22 09:25	03/14/22 16:19	1
1,4-Dichlorobenzene	0.091	U	0.40	0.040	ug/L		03/11/22 09:25	03/14/22 16:19	1
2,4,5-Trichlorophenol	0.30	U	0.40	0.10	ug/L		03/11/22 09:25	03/14/22 16:19	1
2,4,6-Trichlorophenol	0.30	U	0.60	0.10	ug/L		03/11/22 09:25	03/14/22 16:19	1
2,4-Dichlorophenol	0.50	U	1.0	0.20	ug/L		03/11/22 09:25	03/14/22 16:19	1
2,4-Dimethylphenol	0.50	U	4.0	0.16	ug/L		03/11/22 09:25	03/14/22 16:19	1
2,4-Dinitrophenol	3.2	U Q	5.0	1.6	ug/L		03/11/22 09:25	03/14/22 16:19	1
2,4-Dinitrotoluene	0.30	U	1.0	0.10	ug/L		03/11/22 09:25	03/14/22 16:19	1
2,6-Dinitrotoluene	0.30	U	0.40	0.10	ug/L		03/11/22 09:25	03/14/22 16:19	1
2-Chloronaphthalene	0.15	U	1.0	0.070	ug/L		03/11/22 09:25	03/14/22 16:19	1
2-Chlorophenol	0.15	U	1.0	0.050	ug/L		03/11/22 09:25	03/14/22 16:19	1
2-Nitrophenol	0.15	U	1.0	0.070	ug/L		03/11/22 09:25	03/14/22 16:19	1
3,3'-Dichlorobenzidine	0.60	U	1.0	0.26	ug/L		03/11/22 09:25	03/14/22 16:19	1
4,6-Dinitro-2-methylphenol	1.2	U Q	2.0	0.55	ug/L		03/11/22 09:25	03/14/22 16:19	1
4-Bromophenyl phenyl ether	0.15	U	0.60	0.060	ug/L		03/11/22 09:25	03/14/22 16:19	1
4-Chloro-3-methylphenol	0.30	U	0.60	0.13	ug/L		03/11/22 09:25	03/14/22 16:19	1
4-Chlorophenyl phenyl ether	0.15	U	0.60	0.050	ug/L		03/11/22 09:25	03/14/22 16:19	1
4-Nitrophenol	6.0	U Q	10	1.7	ug/L		03/11/22 09:25	03/14/22 16:19	1
Azobenzene	0.15	U M	2.0	0.060	ug/L		03/11/22 09:25	03/14/22 16:19	1
Bis(2-chloroethoxy)methane	0.15	U	0.60	0.050	ug/L		03/11/22 09:25	03/14/22 16:19	1
Bis(2-chloroethyl)ether	0.091	U	0.10	0.030	ug/L		03/11/22 09:25	03/14/22 16:19	1
Bis(2-ethylhexyl) phthalate	1.6	U Q	3.0	0.74	ug/L		03/11/22 09:25	03/14/22 16:19	1



# Client Sample Results

Client: AECOM  
Project/Site: Red Hill GW

Job ID: 580-111058-1

**Client Sample ID: ERH2671 (RHMW15-5)**

**Lab Sample ID: 580-111058-1**

Date Collected: 03/04/22 08:45

Matrix: Water

Date Received: 03/05/22 11:30

**Method: 8270E - Semivolatile Organic Compounds (GC/MS) (Continued)**

Analyte	Result	Qualifier	LOQ	DL	Unit	D	Prepared	Analyzed	Dil Fac
bis (2-chloroisopropyl) ether	0.15	U	0.25	0.060	ug/L		03/11/22 09:25	03/14/22 16:19	1
Butyl benzyl phthalate	0.60	U Q	4.0	0.27	ug/L		03/11/22 09:25	03/14/22 16:19	1
<b>Diethyl phthalate</b>	<b>0.15</b>	<b>J</b>	1.0	0.15	ug/L		03/11/22 09:25	03/14/22 16:19	1
Dimethyl phthalate	0.15	U	0.60	0.060	ug/L		03/11/22 09:25	03/14/22 16:19	1
Di-n-butyl phthalate	0.50	U	3.0	0.19	ug/L		03/11/22 09:25	03/14/22 16:19	1
Di-n-octyl phthalate	0.30	U M	1.0	0.13	ug/L		03/11/22 09:25	03/14/22 16:19	1
Hexachlorobenzene	0.091	U	0.60	0.040	ug/L		03/11/22 09:25	03/14/22 16:19	1
Hexachlorobutadiene	0.15	U	1.0	0.060	ug/L		03/11/22 09:25	03/14/22 16:19	1
Hexachlorocyclopentadiene	0.30	U	1.0	0.14	ug/L		03/11/22 09:25	03/14/22 16:19	1
Hexachloroethane	0.15	U	1.0	0.050	ug/L		03/11/22 09:25	03/14/22 16:19	1
Isophorone	0.30	U	0.40	0.10	ug/L		03/11/22 09:25	03/14/22 16:19	1
m+p-Cresol	0.30	U	0.60	0.10	ug/L		03/11/22 09:25	03/14/22 16:19	1
Nitrobenzene	0.091	U	1.0	0.040	ug/L		03/11/22 09:25	03/14/22 16:19	1
N-Nitrosodimethylamine	0.60	U	2.0	0.26	ug/L		03/11/22 09:25	03/14/22 16:19	1
N-Nitrosodi-n-propylamine	0.091	U	0.40	0.060	ug/L		03/11/22 09:25	03/14/22 16:19	1
N-Nitrosodiphenylamine	0.15	U M	1.0	0.070	ug/L		03/11/22 09:25	03/14/22 16:19	1
o-Cresol	0.15	U	0.60	0.050	ug/L		03/11/22 09:25	03/14/22 16:19	1
Pentachlorophenol	1.0	U	10	0.51	ug/L		03/11/22 09:25	03/14/22 16:19	1
Phenol	0.60	U	1.0	0.36	ug/L		03/11/22 09:25	03/14/22 16:19	1
Pyrene	0.091	U M	1.0	0.040	ug/L		03/11/22 09:25	03/14/22 16:19	1
Pyridine	3.2	U Q	10	1.1	ug/L		03/11/22 09:25	03/14/22 16:19	1

Surrogate	%Recovery	Qualifier	Limits	Prepared	Analyzed	Dil Fac
2,4,6-Tribromophenol (Surr)	49		43 - 140	03/11/22 09:25	03/14/22 16:19	1
2-Fluorobiphenyl	69		44 - 119	03/11/22 09:25	03/14/22 16:19	1
2-Fluorophenol (Surr)	44		19 - 119	03/11/22 09:25	03/14/22 16:19	1
Nitrobenzene-d5 (Surr)	60		44 - 120	03/11/22 09:25	03/14/22 16:19	1
Phenol-d5 (Surr)	26		10 - 120	03/11/22 09:25	03/14/22 16:19	1
Terphenyl-d14	80		50 - 134	03/11/22 09:25	03/14/22 16:19	1

**Client Sample ID: ERH2680 (HDMW2253-3)**

**Lab Sample ID: 580-111058-2**

Date Collected: 03/02/22 09:45

Matrix: Water

Date Received: 03/05/22 11:30

**Method: 8270E SIM - Semivolatile Organic Compounds (GC/MS SIM)**

Analyte	Result	Qualifier	LOQ	DL	Unit	D	Prepared	Analyzed	Dil Fac
1-Methylnaphthalene	0.032	U M Q	0.10	0.019	ug/L		03/09/22 09:33	03/10/22 16:33	1
2-Methylnaphthalene	0.080	U M Q	0.20	0.039	ug/L		03/09/22 09:33	03/10/22 16:33	1
Acenaphthene	0.032	U M Q	0.10	0.014	ug/L		03/09/22 09:33	03/10/22 16:33	1
Acenaphthylene	0.032	U Q	0.050	0.0090	ug/L		03/09/22 09:33	03/10/22 16:33	1
Anthracene	0.080	U	0.10	0.022	ug/L		03/09/22 09:33	03/10/22 16:33	1
Benzo[a]anthracene	0.032	U	0.050	0.014	ug/L		03/09/22 09:33	03/10/22 16:33	1
Benzo[a]pyrene	0.032	U	0.10	0.011	ug/L		03/09/22 09:33	03/10/22 16:33	1
Benzo[b]fluoranthene	0.032	U	0.050	0.011	ug/L		03/09/22 09:33	03/10/22 16:33	1
Benzo[g,h,i]perylene	0.032	U	0.050	0.012	ug/L		03/09/22 09:33	03/10/22 16:33	1
Benzo[k]fluoranthene	0.032	U	0.050	0.012	ug/L		03/09/22 09:33	03/10/22 16:33	1
Chrysene	0.032	U	0.10	0.016	ug/L		03/09/22 09:33	03/10/22 16:33	1
Dibenz(a,h)anthracene	0.032	U	0.10	0.026	ug/L		03/09/22 09:33	03/10/22 16:33	1
Fluoranthene	0.032	U	0.20	0.018	ug/L		03/09/22 09:33	03/10/22 16:33	1
Fluorene	0.032	U	0.10	0.017	ug/L		03/09/22 09:33	03/10/22 16:33	1

# Client Sample Results

Client: AECOM  
Project/Site: Red Hill GW

Job ID: 580-111058-1

**Client Sample ID: ERH2680 (HDMW2253-3)**

**Lab Sample ID: 580-111058-2**

**Date Collected: 03/02/22 09:45**

**Matrix: Water**

**Date Received: 03/05/22 11:30**

**Method: 8270E SIM - Semivolatile Organic Compounds (GC/MS SIM) (Continued)**

Analyte	Result	Qualifier	LOQ	DL	Unit	D	Prepared	Analyzed	Dil Fac
Indeno[1,2,3-cd]pyrene	0.032	U	0.050	0.014	ug/L		03/09/22 09:33	03/10/22 16:33	1
Naphthalene	0.080	U M Q	0.10	0.031	ug/L		03/09/22 09:33	03/10/22 16:33	1
Phenanthrene	0.080	U M	0.10	0.031	ug/L		03/09/22 09:33	03/10/22 16:33	1
Pyrene	0.080	U M	0.10	0.033	ug/L		03/09/22 09:33	03/10/22 16:33	1
<b>Surrogate</b>	<b>%Recovery</b>	<b>Qualifier</b>	<b>Limits</b>				<b>Prepared</b>	<b>Analyzed</b>	<b>Dil Fac</b>
2-methylnaphthalene-d10	60		40 - 140				03/09/22 09:33	03/10/22 16:33	1
Fluoranthene-d10 (Surr)	92		40 - 140				03/09/22 09:33	03/10/22 16:33	1
Terphenyl-d14	101		58 - 132				03/09/22 09:33	03/10/22 16:33	1

**Method: 8270E - Semivolatile Organic Compounds (GC/MS)**

Analyte	Result	Qualifier	LOQ	DL	Unit	D	Prepared	Analyzed	Dil Fac
1,2,4-Trichlorobenzene	0.30	U Q	0.40	0.090	ug/L		03/09/22 09:33	03/10/22 18:40	1
1,2-Dichlorobenzene	0.15	U Q	0.40	0.050	ug/L		03/09/22 09:33	03/10/22 18:40	1
1,3-Dichlorobenzene	0.090	U Q	0.40	0.040	ug/L		03/09/22 09:33	03/10/22 18:40	1
1,4-Dichlorobenzene	0.090	U Q	0.40	0.040	ug/L		03/09/22 09:33	03/10/22 18:40	1
2,4,5-Trichlorophenol	0.30	U	0.40	0.10	ug/L		03/09/22 09:33	03/10/22 18:40	1
2,4,6-Trichlorophenol	0.30	U Q	0.60	0.10	ug/L		03/09/22 09:33	03/10/22 18:40	1
2,4-Dichlorophenol	0.50	U Q	1.0	0.20	ug/L		03/09/22 09:33	03/10/22 18:40	1
2,4-Dimethylphenol	0.50	U Q	4.0	0.16	ug/L		03/09/22 09:33	03/10/22 18:40	1
2,4-Dinitrophenol	3.2	U Q	5.0	1.6	ug/L		03/09/22 09:33	03/10/22 18:40	1
2,4-Dinitrotoluene	0.30	U	1.0	0.10	ug/L		03/09/22 09:33	03/10/22 18:40	1
2,6-Dinitrotoluene	0.30	U	0.40	0.10	ug/L		03/09/22 09:33	03/10/22 18:40	1
2-Chloronaphthalene	0.15	U Q	1.0	0.070	ug/L		03/09/22 09:33	03/10/22 18:40	1
2-Chlorophenol	0.15	U Q	1.0	0.050	ug/L		03/09/22 09:33	03/10/22 18:40	1
2-Nitrophenol	0.15	U Q	1.0	0.070	ug/L		03/09/22 09:33	03/10/22 18:40	1
3,3'-Dichlorobenzidine	0.60	U	1.0	0.26	ug/L		03/09/22 09:33	03/10/22 18:40	1
4,6-Dinitro-2-methylphenol	1.2	U Q	2.0	0.55	ug/L		03/09/22 09:33	03/10/22 18:40	1
4-Bromophenyl phenyl ether	0.15	U	0.60	0.060	ug/L		03/09/22 09:33	03/10/22 18:40	1
4-Chloro-3-methylphenol	0.30	U	0.60	0.13	ug/L		03/09/22 09:33	03/10/22 18:40	1
4-Chlorophenyl phenyl ether	0.15	U	0.60	0.050	ug/L		03/09/22 09:33	03/10/22 18:40	1
4-Nitrophenol	6.0	U	10	1.7	ug/L		03/09/22 09:33	03/10/22 18:40	1
Azobenzene	0.15	U M	2.0	0.060	ug/L		03/09/22 09:33	03/10/22 18:40	1
Bis(2-chloroethoxy)methane	0.15	U Q	0.60	0.050	ug/L		03/09/22 09:33	03/10/22 18:40	1
Bis(2-chloroethyl)ether	0.090	U Q	0.10	0.030	ug/L		03/09/22 09:33	03/10/22 18:40	1
Bis(2-ethylhexyl) phthalate	1.6	U	3.0	0.74	ug/L		03/09/22 09:33	03/10/22 18:40	1
bis (2-chloroisopropyl) ether	0.15	U M Q	0.25	0.060	ug/L		03/09/22 09:33	03/10/22 18:40	1
Butyl benzyl phthalate	0.60	U	4.0	0.27	ug/L		03/09/22 09:33	03/10/22 18:40	1
Diethyl phthalate	0.30	U	1.0	0.15	ug/L		03/09/22 09:33	03/10/22 18:40	1
Dimethyl phthalate	0.15	U	0.60	0.060	ug/L		03/09/22 09:33	03/10/22 18:40	1
Di-n-butyl phthalate	0.50	U	3.0	0.19	ug/L		03/09/22 09:33	03/10/22 18:40	1
Di-n-octyl phthalate	0.30	U M	1.0	0.13	ug/L		03/09/22 09:33	03/10/22 18:40	1
Hexachlorobenzene	0.090	U	0.60	0.040	ug/L		03/09/22 09:33	03/10/22 18:40	1
Hexachlorobutadiene	0.15	U Q	1.0	0.060	ug/L		03/09/22 09:33	03/10/22 18:40	1
Hexachlorocyclopentadiene	0.30	U Q	1.0	0.14	ug/L		03/09/22 09:33	03/10/22 18:40	1
Hexachloroethane	0.15	U Q	1.0	0.050	ug/L		03/09/22 09:33	03/10/22 18:40	1
Isophorone	0.30	U M Q	0.40	0.10	ug/L		03/09/22 09:33	03/10/22 18:40	1
m+p-Cresol	0.30	U Q	0.60	0.10	ug/L		03/09/22 09:33	03/10/22 18:40	1
Nitrobenzene	0.090	U Q	1.0	0.040	ug/L		03/09/22 09:33	03/10/22 18:40	1
N-Nitrosodimethylamine	0.60	U	2.0	0.26	ug/L		03/09/22 09:33	03/10/22 18:40	1

# Client Sample Results

Client: AECOM  
Project/Site: Red Hill GW

Job ID: 580-111058-1

**Client Sample ID: ERH2680 (HDMW2253-3)**

**Lab Sample ID: 580-111058-2**

**Date Collected: 03/02/22 09:45**

**Matrix: Water**

**Date Received: 03/05/22 11:30**

**Method: 8270E - Semivolatile Organic Compounds (GC/MS) (Continued)**

Analyte	Result	Qualifier	LOQ	DL	Unit	D	Prepared	Analyzed	Dil Fac
N-Nitrosodi-n-propylamine	0.090	U Q	0.40	0.060	ug/L		03/09/22 09:33	03/10/22 18:40	1
N-Nitrosodiphenylamine	0.15	U	1.0	0.070	ug/L		03/09/22 09:33	03/10/22 18:40	1
o-Cresol	0.15	U Q	0.60	0.050	ug/L		03/09/22 09:33	03/10/22 18:40	1
Pentachlorophenol	1.0	U Q	10	0.51	ug/L		03/09/22 09:33	03/10/22 18:40	1
Phenol	0.60	U M Q	1.0	0.36	ug/L		03/09/22 09:33	03/10/22 18:40	1
Pyrene	0.090	U M	1.0	0.040	ug/L		03/09/22 09:33	03/10/22 18:40	1
Pyridine	3.2	U	10	1.1	ug/L		03/09/22 09:33	03/10/22 18:40	1

Surrogate	%Recovery	Qualifier	Limits	Prepared	Analyzed	Dil Fac
2,4,6-Tribromophenol (Surr)	78		43 - 140	03/09/22 09:33	03/10/22 18:40	1
2-Fluorobiphenyl	72		44 - 119	03/09/22 09:33	03/10/22 18:40	1
2-Fluorophenol (Surr)	59		19 - 119	03/09/22 09:33	03/10/22 18:40	1
Nitrobenzene-d5 (Surr)	81		44 - 120	03/09/22 09:33	03/10/22 18:40	1
Phenol-d5 (Surr)	37		10 - 120	03/09/22 09:33	03/10/22 18:40	1
Terphenyl-d14	103		50 - 134	03/09/22 09:33	03/10/22 18:40	1

## Default Detection Limits

Client: AECOM  
Project/Site: Red Hill GW

Job ID: 580-111058-1

### Method: 8270E SIM - Semivolatile Organic Compounds (GC/MS SIM)

Prep: 3510C

Analyte	LOQ	DL	Units
1-Methylnaphthalene	0.10	0.019	ug/L
2-Methylnaphthalene	0.20	0.039	ug/L
Acenaphthene	0.10	0.014	ug/L
Acenaphthylene	0.050	0.0090	ug/L
Anthracene	0.10	0.022	ug/L
Benzo[a]anthracene	0.050	0.014	ug/L
Benzo[a]pyrene	0.10	0.011	ug/L
Benzo[b]fluoranthene	0.050	0.011	ug/L
Benzo[g,h,i]perylene	0.050	0.012	ug/L
Benzo[k]fluoranthene	0.050	0.012	ug/L
Chrysene	0.10	0.016	ug/L
Dibenz(a,h)anthracene	0.10	0.026	ug/L
Fluoranthene	0.20	0.018	ug/L
Fluorene	0.10	0.017	ug/L
Indeno[1,2,3-cd]pyrene	0.050	0.014	ug/L
Naphthalene	0.10	0.031	ug/L
Phenanthrene	0.10	0.031	ug/L
Pyrene	0.10	0.033	ug/L

### Method: 8270E - Semivolatile Organic Compounds (GC/MS)

Prep: 3510C

Analyte	LOQ	DL	Units
1,2,4-Trichlorobenzene	0.40	0.090	ug/L
1,2-Dichlorobenzene	0.40	0.050	ug/L
1,3-Dichlorobenzene	0.40	0.040	ug/L
1,4-Dichlorobenzene	0.40	0.040	ug/L
2,4,5-Trichlorophenol	0.40	0.10	ug/L
2,4,6-Trichlorophenol	0.60	0.10	ug/L
2,4-Dichlorophenol	1.0	0.20	ug/L
2,4-Dimethylphenol	4.0	0.16	ug/L
2,4-Dinitrophenol	5.0	1.6	ug/L
2,4-Dinitrotoluene	1.0	0.10	ug/L
2,6-Dinitrotoluene	0.40	0.10	ug/L
2-Chloronaphthalene	1.0	0.070	ug/L
2-Chlorophenol	1.0	0.050	ug/L
2-Nitrophenol	1.0	0.070	ug/L
3,3'-Dichlorobenzidine	1.0	0.26	ug/L
4,6-Dinitro-2-methylphenol	2.0	0.55	ug/L
4-Bromophenyl phenyl ether	0.60	0.060	ug/L
4-Chloro-3-methylphenol	0.60	0.13	ug/L
4-Chlorophenyl phenyl ether	0.60	0.050	ug/L
4-Nitrophenol	10	1.7	ug/L
Azobenzene	2.0	0.060	ug/L
bis (2-chloroisopropyl) ether	0.25	0.060	ug/L
Bis(2-chloroethoxy)methane	0.60	0.050	ug/L
Bis(2-chloroethyl)ether	0.10	0.030	ug/L
Bis(2-ethylhexyl) phthalate	3.0	0.74	ug/L
Butyl benzyl phthalate	4.0	0.27	ug/L
Diethyl phthalate	1.0	0.15	ug/L
Dimethyl phthalate	0.60	0.060	ug/L
Di-n-butyl phthalate	3.0	0.19	ug/L

# Default Detection Limits

Client: AECOM  
Project/Site: Red Hill GW

Job ID: 580-111058-1

## Method: 8270E - Semivolatile Organic Compounds (GC/MS) (Continued)

### Prep: 3510C

Analyte	LOQ	DL	Units
Di-n-octyl phthalate	1.0	0.13	ug/L
Hexachlorobenzene	0.60	0.040	ug/L
Hexachlorobutadiene	1.0	0.060	ug/L
Hexachlorocyclopentadiene	1.0	0.14	ug/L
Hexachloroethane	1.0	0.050	ug/L
Isophorone	0.40	0.10	ug/L
m+p-Cresol	0.60	0.10	ug/L
Nitrobenzene	1.0	0.040	ug/L
N-Nitrosodimethylamine	2.0	0.26	ug/L
N-Nitrosodi-n-propylamine	0.40	0.060	ug/L
N-Nitrosodiphenylamine	1.0	0.070	ug/L
o-Cresol	0.60	0.050	ug/L
Pentachlorophenol	10	0.51	ug/L
Phenol	1.0	0.36	ug/L
Pyrene	1.0	0.040	ug/L
Pyridine	10	1.1	ug/L

# Surrogate Summary

Client: AECOM  
Project/Site: Red Hill GW

Job ID: 580-111058-1

## Method: 8270E - Semivolatile Organic Compounds (GC/MS)

Matrix: Water

Prep Type: Total/NA

Lab Sample ID	Client Sample ID	Percent Surrogate Recovery (Acceptance Limits)					
		TBP (43-140)	FBP (44-119)	2FP (19-119)	NBZ (44-120)	PHL (10-120)	TPHL (50-134)
580-111058-1	ERH2671 (RHMW15-5)	49	69	44	60	26	80
580-111058-2	ERH2680 (HDMW2253-3)	78	72	59	81	37	103
LCS 580-383282/2-A	Lab Control Sample	77	65	53 M	75	35	91
LCS 580-383558/2-A	Lab Control Sample	70	62	50	69	31	88
LCSD 580-383282/3-A	Lab Control Sample Dup	70	55	44 M	59	27	91
LCSD 580-383558/3-A	Lab Control Sample Dup	74	70	51	75	30	92
MB 580-383282/1-A	Method Blank	70	73	51 M	79	31 M	105
MB 580-383558/1-A	Method Blank	54	83	43	69	26	97

### Surrogate Legend

TBP = 2,4,6-Tribromophenol (Surr)

FBP = 2-Fluorobiphenyl

2FP = 2-Fluorophenol (Surr)

NBZ = Nitrobenzene-d5 (Surr)

PHL = Phenol-d5 (Surr)

TPHL = Terphenyl-d14

## Method: 8270E SIM - Semivolatile Organic Compounds (GC/MS SIM)

Matrix: Water

Prep Type: Total/NA

Lab Sample ID	Client Sample ID	Percent Surrogate Recovery (Acceptance Limits)		
		2MN (40-140)	FLN10 (40-140)	TPHL (58-132)
580-111058-1	ERH2671 (RHMW15-5)	46	68	75
580-111058-2	ERH2680 (HDMW2253-3)	60	92	101
LCS 580-383282/2-A	Lab Control Sample	58	81	91
LCS 580-383558/2-A	Lab Control Sample	57	69	78
LCSD 580-383282/3-A	Lab Control Sample Dup	46	80	89
LCSD 580-383558/3-A	Lab Control Sample Dup	59	74	82
MB 580-383282/1-A	Method Blank	57	96	105
MB 580-383558/1-A	Method Blank	59	74	82

### Surrogate Legend

2MN = 2-methylnaphthalene-d10

FLN10 = Fluoranthene-d10 (Surr)

TPHL = Terphenyl-d14

# QC Sample Results

Client: AECOM  
Project/Site: Red Hill GW

Job ID: 580-111058-1

## Method: 8270E - Semivolatile Organic Compounds (GC/MS)

Lab Sample ID: MB 580-383282/1-A

Matrix: Water

Analysis Batch: 383442

Client Sample ID: Method Blank

Prep Type: Total/NA

Prep Batch: 383282

Analyte	MB	MB	LOQ	DL	Unit	D	Prepared	Analyzed	Dil Fac
	Result	Qualifier							
1,2,4-Trichlorobenzene	0.30	U	0.40	0.090	ug/L		03/09/22 09:28	03/10/22 11:53	1
1,2-Dichlorobenzene	0.15	U	0.40	0.050	ug/L		03/09/22 09:28	03/10/22 11:53	1
1,3-Dichlorobenzene	0.090	U	0.40	0.040	ug/L		03/09/22 09:28	03/10/22 11:53	1
1,4-Dichlorobenzene	0.090	U	0.40	0.040	ug/L		03/09/22 09:28	03/10/22 11:53	1
2,4,5-Trichlorophenol	0.30	U	0.40	0.10	ug/L		03/09/22 09:28	03/10/22 11:53	1
2,4,6-Trichlorophenol	0.30	U	0.60	0.10	ug/L		03/09/22 09:28	03/10/22 11:53	1
2,4-Dichlorophenol	0.50	U	1.0	0.20	ug/L		03/09/22 09:28	03/10/22 11:53	1
2,4-Dimethylphenol	0.50	U	4.0	0.16	ug/L		03/09/22 09:28	03/10/22 11:53	1
2,4-Dinitrophenol	3.2	U	5.0	1.6	ug/L		03/09/22 09:28	03/10/22 11:53	1
2,4-Dinitrotoluene	0.30	U	1.0	0.10	ug/L		03/09/22 09:28	03/10/22 11:53	1
2,6-Dinitrotoluene	0.30	U	0.40	0.10	ug/L		03/09/22 09:28	03/10/22 11:53	1
2-Chloronaphthalene	0.15	U	1.0	0.070	ug/L		03/09/22 09:28	03/10/22 11:53	1
2-Chlorophenol	0.15	U	1.0	0.050	ug/L		03/09/22 09:28	03/10/22 11:53	1
2-Nitrophenol	0.15	U	1.0	0.070	ug/L		03/09/22 09:28	03/10/22 11:53	1
3,3'-Dichlorobenzidine	0.60	U	1.0	0.26	ug/L		03/09/22 09:28	03/10/22 11:53	1
4,6-Dinitro-2-methylphenol	1.2	U	2.0	0.55	ug/L		03/09/22 09:28	03/10/22 11:53	1
4-Bromophenyl phenyl ether	0.15	U	0.60	0.060	ug/L		03/09/22 09:28	03/10/22 11:53	1
4-Chloro-3-methylphenol	0.30	U	0.60	0.13	ug/L		03/09/22 09:28	03/10/22 11:53	1
4-Chlorophenyl phenyl ether	0.15	U	0.60	0.050	ug/L		03/09/22 09:28	03/10/22 11:53	1
4-Nitrophenol	6.0	U	10	1.7	ug/L		03/09/22 09:28	03/10/22 11:53	1
Azobenzene	0.15	U M	2.0	0.060	ug/L		03/09/22 09:28	03/10/22 11:53	1
Bis(2-chloroethoxy)methane	0.15	U	0.60	0.050	ug/L		03/09/22 09:28	03/10/22 11:53	1
Bis(2-chloroethyl)ether	0.090	U	0.10	0.030	ug/L		03/09/22 09:28	03/10/22 11:53	1
Bis(2-ethylhexyl) phthalate	1.6	U	3.0	0.74	ug/L		03/09/22 09:28	03/10/22 11:53	1
bis (2-chloroisopropyl) ether	0.15	U	0.25	0.060	ug/L		03/09/22 09:28	03/10/22 11:53	1
Butyl benzyl phthalate	0.60	U	4.0	0.27	ug/L		03/09/22 09:28	03/10/22 11:53	1
Diethyl phthalate	0.30	U	1.0	0.15	ug/L		03/09/22 09:28	03/10/22 11:53	1
Dimethyl phthalate	0.15	U	0.60	0.060	ug/L		03/09/22 09:28	03/10/22 11:53	1
Di-n-butyl phthalate	0.50	U	3.0	0.19	ug/L		03/09/22 09:28	03/10/22 11:53	1
Di-n-octyl phthalate	0.30	U M	1.0	0.13	ug/L		03/09/22 09:28	03/10/22 11:53	1
Hexachlorobenzene	0.090	U	0.60	0.040	ug/L		03/09/22 09:28	03/10/22 11:53	1
Hexachlorobutadiene	0.15	U	1.0	0.060	ug/L		03/09/22 09:28	03/10/22 11:53	1
Hexachlorocyclopentadiene	0.30	U	1.0	0.14	ug/L		03/09/22 09:28	03/10/22 11:53	1
Hexachloroethane	0.15	U	1.0	0.050	ug/L		03/09/22 09:28	03/10/22 11:53	1
Isophorone	0.30	U	0.40	0.10	ug/L		03/09/22 09:28	03/10/22 11:53	1
m+p-Cresol	0.30	U	0.60	0.10	ug/L		03/09/22 09:28	03/10/22 11:53	1
Nitrobenzene	0.090	U	1.0	0.040	ug/L		03/09/22 09:28	03/10/22 11:53	1
N-Nitrosodimethylamine	0.60	U	2.0	0.26	ug/L		03/09/22 09:28	03/10/22 11:53	1
N-Nitrosodi-n-propylamine	0.090	U	0.40	0.060	ug/L		03/09/22 09:28	03/10/22 11:53	1
N-Nitrosodiphenylamine	0.15	U	1.0	0.070	ug/L		03/09/22 09:28	03/10/22 11:53	1
o-Cresol	0.15	U	0.60	0.050	ug/L		03/09/22 09:28	03/10/22 11:53	1
Pentachlorophenol	1.0	U	10	0.51	ug/L		03/09/22 09:28	03/10/22 11:53	1
Phenol	0.60	U M	1.0	0.36	ug/L		03/09/22 09:28	03/10/22 11:53	1
Pyrene	0.090	U	1.0	0.040	ug/L		03/09/22 09:28	03/10/22 11:53	1
Pyridine	3.2	U	10	1.1	ug/L		03/09/22 09:28	03/10/22 11:53	1

Surrogate	MB	MB	Limits	Prepared	Analyzed	Dil Fac
	%Recovery	Qualifier				
2,4,6-Tribromophenol (Surr)	70		43 - 140	03/09/22 09:28	03/10/22 11:53	1

Eurofins Seattle

# QC Sample Results

Client: AECOM  
Project/Site: Red Hill GW

Job ID: 580-111058-1

## Method: 8270E - Semivolatile Organic Compounds (GC/MS) (Continued)

**Lab Sample ID: MB 580-383282/1-A**  
**Matrix: Water**  
**Analysis Batch: 383442**

**Client Sample ID: Method Blank**  
**Prep Type: Total/NA**  
**Prep Batch: 383282**

Surrogate	MB MB		Limits	Prepared	Analyzed	Dil Fac
	%Recovery	Qualifier				
2-Fluorobiphenyl	73		44 - 119	03/09/22 09:28	03/10/22 11:53	1
2-Fluorophenol (Surr)	51	M	19 - 119	03/09/22 09:28	03/10/22 11:53	1
Nitrobenzene-d5 (Surr)	79		44 - 120	03/09/22 09:28	03/10/22 11:53	1
Phenol-d5 (Surr)	31	M	10 - 120	03/09/22 09:28	03/10/22 11:53	1
Terphenyl-d14	105		50 - 134	03/09/22 09:28	03/10/22 11:53	1

**Lab Sample ID: LCS 580-383282/2-A**  
**Matrix: Water**  
**Analysis Batch: 383442**

**Client Sample ID: Lab Control Sample**  
**Prep Type: Total/NA**  
**Prep Batch: 383282**

Analyte	Spike Added	LCS Result	LCS Qualifier	Unit	D	%Rec	%Rec.	Limits
1,2-Dichlorobenzene	2.00	1.63		ug/L		81	32 - 111	
1,3-Dichlorobenzene	2.00	1.59		ug/L		79	28 - 110	
1,4-Dichlorobenzene	2.00	1.58		ug/L		79	29 - 112	
2,4,5-Trichlorophenol	2.00	1.52		ug/L		76	53 - 123	
2,4,6-Trichlorophenol	2.00	1.48		ug/L		74	50 - 125	
2,4-Dichlorophenol	2.00	1.62		ug/L		81	47 - 121	
2,4-Dimethylphenol	2.00	1.53	J	ug/L		77	31 - 124	
2,4-Dinitrophenol	4.00	2.18	J M	ug/L		55	23 - 143	
2,4-Dinitrotoluene	2.00	1.69		ug/L		84	57 - 128	
2,6-Dinitrotoluene	2.00	1.63		ug/L		81	57 - 124	
2-Chloronaphthalene	2.00	1.59		ug/L		79	40 - 116	
2-Chlorophenol	2.00	1.67		ug/L		83	38 - 117	
2-Nitrophenol	2.00	1.71		ug/L		86	47 - 123	
3,3'-Dichlorobenzidine	4.00	4.19		ug/L		105	27 - 129	
4,6-Dinitro-2-methylphenol	4.00	3.28		ug/L		82	44 - 137	
4-Bromophenyl phenyl ether	2.00	1.68		ug/L		84	55 - 124	
4-Chloro-3-methylphenol	2.00	1.58		ug/L		79	52 - 119	
4-Chlorophenyl phenyl ether	2.00	1.54		ug/L		77	53 - 121	
4-Nitrophenol	4.00	6.0	U	ug/L		38	35 - 145	
Azobenzene	2.00	1.59	J	ug/L		80	61 - 116	
Bis(2-chloroethoxy)methane	2.00	1.65		ug/L		83	48 - 120	
Bis(2-chloroethyl)ether	2.00	1.63		ug/L		82	43 - 118	
Bis(2-ethylhexyl) phthalate	2.00	2.18	J	ug/L		109	55 - 135	
bis (2-chloroisopropyl) ether	2.00	1.60		ug/L		80	37 - 130	
Butyl benzyl phthalate	2.00	2.06	J	ug/L		103	53 - 134	
Diethyl phthalate	2.00	1.71		ug/L		86	56 - 125	
Dimethyl phthalate	2.00	1.71		ug/L		86	45 - 127	
Di-n-butyl phthalate	2.00	1.98	J	ug/L		99	59 - 127	
Di-n-octyl phthalate	2.00	1.90		ug/L		95	51 - 140	
Hexachlorobenzene	2.00	1.63		ug/L		81	53 - 125	
Hexachlorobutadiene	2.00	1.55		ug/L		77	22 - 124	
Hexachlorocyclopentadiene	2.00	1.44		ug/L		72	20 - 125	
Hexachloroethane	2.00	1.49		ug/L		74	21 - 115	
Isophorone	2.00	1.60		ug/L		80	42 - 124	
m+p-Cresol	2.00	1.38		ug/L		69	29 - 110	
Nitrobenzene	2.00	1.61		ug/L		80	45 - 121	



# QC Sample Results

Client: AECOM  
Project/Site: Red Hill GW

Job ID: 580-111058-1

## Method: 8270E - Semivolatile Organic Compounds (GC/MS) (Continued)

**Lab Sample ID: LCS 580-383282/2-A**  
**Matrix: Water**  
**Analysis Batch: 383442**

**Client Sample ID: Lab Control Sample**  
**Prep Type: Total/NA**  
**Prep Batch: 383282**  
**%Rec. Limits**

Analyte	Spike Added	LCS Result	LCS Qualifier	Unit	D	%Rec	Limits
N-Nitrosodimethylamine	2.00	1.22	J	ug/L		61	45 - 125
N-Nitrosodi-n-propylamine	2.00	1.63		ug/L		82	49 - 119
N-Nitrosodiphenylamine	2.00	1.71		ug/L		86	51 - 123
o-Cresol	2.00	1.42		ug/L		71	30 - 117
Pentachlorophenol	4.00	2.20	J	ug/L		55	35 - 138
Phenol	2.00	0.847	J M	ug/L		42	13 - 120
Pyrene	2.00	1.91		ug/L		95	57 - 126
Pyridine	4.00	1.89	J	ug/L		47	20 - 125

Surrogate	LCS %Recovery	LCS Qualifier	Limits
2,4,6-Tribromophenol (Surr)	77		43 - 140
2-Fluorobiphenyl	65		44 - 119
2-Fluorophenol (Surr)	53	M	19 - 119
Nitrobenzene-d5 (Surr)	75		44 - 120
Phenol-d5 (Surr)	35		10 - 120
Terphenyl-d14	91		50 - 134

**Lab Sample ID: LCSD 580-383282/3-A**  
**Matrix: Water**  
**Analysis Batch: 383442**

**Client Sample ID: Lab Control Sample Dup**  
**Prep Type: Total/NA**  
**Prep Batch: 383282**  
**%Rec. RPD Limit**

Analyte	Spike Added	LCSD Result	LCSD Qualifier	Unit	D	%Rec	Limits	RPD	Limit
1,2,4-Trichlorobenzene	2.00	1.20	Q	ug/L		60	29 - 116	26	20
1,2-Dichlorobenzene	2.00	1.20	Q	ug/L		60	32 - 111	30	20
1,3-Dichlorobenzene	2.00	1.15	Q	ug/L		58	28 - 110	32	20
1,4-Dichlorobenzene	2.00	1.20	Q	ug/L		60	29 - 112	27	20
2,4,5-Trichlorophenol	2.00	1.40		ug/L		70	53 - 123	8	20
2,4,6-Trichlorophenol	2.00	1.19	Q	ug/L		60	50 - 125	21	20
2,4-Dichlorophenol	2.00	1.20	Q	ug/L		60	47 - 121	30	20
2,4-Dimethylphenol	2.00	1.15	J Q	ug/L		58	31 - 124	28	20
2,4-Dinitrophenol	4.00	2.43	J M	ug/L		61	23 - 143	10	20
2,4-Dinitrotoluene	2.00	1.57		ug/L		78	57 - 128	8	20
2,6-Dinitrotoluene	2.00	1.40		ug/L		70	57 - 124	15	20
2-Chloronaphthalene	2.00	1.25	Q	ug/L		62	40 - 116	24	20
2-Chlorophenol	2.00	1.23	Q	ug/L		62	38 - 117	30	20
2-Nitrophenol	2.00	1.29	Q	ug/L		64	47 - 123	28	20
3,3'-Dichlorobenzidine	4.00	3.93		ug/L		98	27 - 129	6	20
4,6-Dinitro-2-methylphenol	4.00	3.10		ug/L		78	44 - 137	5	20
4-Bromophenyl phenyl ether	2.00	1.42		ug/L		71	55 - 124	17	20
4-Chloro-3-methylphenol	2.00	1.37		ug/L		68	52 - 119	14	20
4-Chlorophenyl phenyl ether	2.00	1.29		ug/L		64	53 - 121	17	20
4-Nitrophenol	4.00	6.0	U	ug/L		42	35 - 145	10	20
Azobenzene	2.00	1.34	J	ug/L		67	61 - 116	17	20
Bis(2-chloroethoxy)methane	2.00	1.20	Q	ug/L		60	48 - 120	31	20
Bis(2-chloroethyl)ether	2.00	1.20	Q	ug/L		60	43 - 118	30	20
Bis(2-ethylhexyl) phthalate	2.00	2.20	J	ug/L		110	55 - 135	1	20
bis (2-chloroisopropyl) ether	2.00	1.14	Q	ug/L		57	37 - 130	34	20
Butyl benzyl phthalate	2.00	2.02	J	ug/L		101	53 - 134	2	20

Eurofins Seattle

# QC Sample Results

Client: AECOM  
Project/Site: Red Hill GW

Job ID: 580-111058-1

## Method: 8270E - Semivolatile Organic Compounds (GC/MS) (Continued)

**Lab Sample ID: LCSD 580-383282/3-A**  
**Matrix: Water**  
**Analysis Batch: 383442**

**Client Sample ID: Lab Control Sample Dup**  
**Prep Type: Total/NA**  
**Prep Batch: 383282**

Analyte	Spike Added	LCSD Result	LCSD Qualifier	Unit	D	%Rec	%Rec. Limits		RPD	
							RPD	Limit	RPD	Limit
Diethyl phthalate	2.00	1.67		ug/L		83	56 - 125	3	20	
Dimethyl phthalate	2.00	1.53		ug/L		76	45 - 127	11	20	
Di-n-butyl phthalate	2.00	1.91	J	ug/L		96	59 - 127	3	20	
Di-n-octyl phthalate	2.00	1.92		ug/L		96	51 - 140	1	20	
Hexachlorobenzene	2.00	1.42		ug/L		71	53 - 125	14	20	
Hexachlorobutadiene	2.00	1.16	Q	ug/L		58	22 - 124	29	20	
Hexachlorocyclopentadiene	2.00	1.09	Q	ug/L		55	20 - 125	27	20	
Hexachloroethane	2.00	1.09	Q	ug/L		54	21 - 115	31	20	
Isophorone	2.00	1.23	Q	ug/L		61	42 - 124	27	20	
m+p-Cresol	2.00	1.08	M Q	ug/L		54	29 - 110	24	20	
Nitrobenzene	2.00	1.25	Q	ug/L		62	45 - 121	25	20	
N-Nitrosodimethylamine	2.00	0.998	J	ug/L		50	45 - 125	20	20	
N-Nitrosodi-n-propylamine	2.00	1.26	Q	ug/L		63	49 - 119	26	20	
N-Nitrosodiphenylamine	2.00	1.59		ug/L		80	51 - 123	7	20	
o-Cresol	2.00	1.08	Q	ug/L		54	30 - 117	27	20	
Pentachlorophenol	4.00	2.76	J Q	ug/L		69	35 - 138	23	20	
Phenol	2.00	0.662	J Q	ug/L		33	13 - 120	25	20	
Pyrene	2.00	1.81		ug/L		90	57 - 126	5	20	
Pyridine	4.00	1.65	J	ug/L		41	20 - 125	13	20	

Surrogate	LCSD		Limits
	%Recovery	Qualifier	
2,4,6-Tribromophenol (Surr)	70		43 - 140
2-Fluorobiphenyl	55		44 - 119
2-Fluorophenol (Surr)	44	M	19 - 119
Nitrobenzene-d5 (Surr)	59		44 - 120
Phenol-d5 (Surr)	27		10 - 120
Terphenyl-d14	91		50 - 134

**Lab Sample ID: MB 580-383558/1-A**  
**Matrix: Water**  
**Analysis Batch: 383728**

**Client Sample ID: Method Blank**  
**Prep Type: Total/NA**  
**Prep Batch: 383558**

Analyte	MB		LOQ	DL	Unit	D	Prepared	Analyzed	Dil Fac
	Result	Qualifier							
1,2,4-Trichlorobenzene	0.30	U	0.40	0.090	ug/L		03/11/22 09:25	03/14/22 13:36	1
1,2-Dichlorobenzene	0.15	U	0.40	0.050	ug/L		03/11/22 09:25	03/14/22 13:36	1
1,3-Dichlorobenzene	0.090	U	0.40	0.040	ug/L		03/11/22 09:25	03/14/22 13:36	1
1,4-Dichlorobenzene	0.090	U	0.40	0.040	ug/L		03/11/22 09:25	03/14/22 13:36	1
2,4,5-Trichlorophenol	0.30	U	0.40	0.10	ug/L		03/11/22 09:25	03/14/22 13:36	1
2,4,6-Trichlorophenol	0.30	U	0.60	0.10	ug/L		03/11/22 09:25	03/14/22 13:36	1
2,4-Dichlorophenol	0.50	U	1.0	0.20	ug/L		03/11/22 09:25	03/14/22 13:36	1
2,4-Dimethylphenol	0.50	U	4.0	0.16	ug/L		03/11/22 09:25	03/14/22 13:36	1
2,4-Dinitrophenol	3.2	U	5.0	1.6	ug/L		03/11/22 09:25	03/14/22 13:36	1
2,4-Dinitrotoluene	0.30	U	1.0	0.10	ug/L		03/11/22 09:25	03/14/22 13:36	1
2,6-Dinitrotoluene	0.30	U	0.40	0.10	ug/L		03/11/22 09:25	03/14/22 13:36	1
2-Chloronaphthalene	0.15	U M	1.0	0.070	ug/L		03/11/22 09:25	03/14/22 13:36	1
2-Chlorophenol	0.15	U	1.0	0.050	ug/L		03/11/22 09:25	03/14/22 13:36	1
2-Nitrophenol	0.15	U	1.0	0.070	ug/L		03/11/22 09:25	03/14/22 13:36	1
3,3'-Dichlorobenzidine	0.60	U	1.0	0.26	ug/L		03/11/22 09:25	03/14/22 13:36	1

Eurofins Seattle

# QC Sample Results

Client: AECOM  
Project/Site: Red Hill GW

Job ID: 580-111058-1

## Method: 8270E - Semivolatile Organic Compounds (GC/MS) (Continued)

**Lab Sample ID: MB 580-383558/1-A**  
**Matrix: Water**  
**Analysis Batch: 383728**

**Client Sample ID: Method Blank**  
**Prep Type: Total/NA**  
**Prep Batch: 383558**

Analyte	MB	MB	LOQ	DL	Unit	D	Prepared	Analyzed	Dil Fac
	Result	Qualifier							
4,6-Dinitro-2-methylphenol	1.2	U	2.0	0.55	ug/L		03/11/22 09:25	03/14/22 13:36	1
4-Bromophenyl phenyl ether	0.15	U	0.60	0.060	ug/L		03/11/22 09:25	03/14/22 13:36	1
4-Chloro-3-methylphenol	0.30	U	0.60	0.13	ug/L		03/11/22 09:25	03/14/22 13:36	1
4-Chlorophenyl phenyl ether	0.15	U	0.60	0.050	ug/L		03/11/22 09:25	03/14/22 13:36	1
4-Nitrophenol	6.0	U	10	1.7	ug/L		03/11/22 09:25	03/14/22 13:36	1
Azobenzene	0.15	U M	2.0	0.060	ug/L		03/11/22 09:25	03/14/22 13:36	1
Bis(2-chloroethoxy)methane	0.15	U	0.60	0.050	ug/L		03/11/22 09:25	03/14/22 13:36	1
Bis(2-chloroethyl)ether	0.090	U	0.10	0.030	ug/L		03/11/22 09:25	03/14/22 13:36	1
Bis(2-ethylhexyl) phthalate	1.6	U	3.0	0.74	ug/L		03/11/22 09:25	03/14/22 13:36	1
bis (2-chloroisopropyl) ether	0.15	U	0.25	0.060	ug/L		03/11/22 09:25	03/14/22 13:36	1
Butyl benzyl phthalate	0.60	U	4.0	0.27	ug/L		03/11/22 09:25	03/14/22 13:36	1
Diethyl phthalate	0.177	J	1.0	0.15	ug/L		03/11/22 09:25	03/14/22 13:36	1
Dimethyl phthalate	0.15	U	0.60	0.060	ug/L		03/11/22 09:25	03/14/22 13:36	1
Di-n-butyl phthalate	0.50	U	3.0	0.19	ug/L		03/11/22 09:25	03/14/22 13:36	1
Di-n-octyl phthalate	0.30	U M	1.0	0.13	ug/L		03/11/22 09:25	03/14/22 13:36	1
Hexachlorobenzene	0.090	U	0.60	0.040	ug/L		03/11/22 09:25	03/14/22 13:36	1
Hexachlorobutadiene	0.15	U	1.0	0.060	ug/L		03/11/22 09:25	03/14/22 13:36	1
Hexachlorocyclopentadiene	0.30	U	1.0	0.14	ug/L		03/11/22 09:25	03/14/22 13:36	1
Hexachloroethane	0.15	U	1.0	0.050	ug/L		03/11/22 09:25	03/14/22 13:36	1
Isophorone	0.30	U	0.40	0.10	ug/L		03/11/22 09:25	03/14/22 13:36	1
m+p-Cresol	0.30	U M	0.60	0.10	ug/L		03/11/22 09:25	03/14/22 13:36	1
Nitrobenzene	0.090	U	1.0	0.040	ug/L		03/11/22 09:25	03/14/22 13:36	1
N-Nitrosodimethylamine	0.60	U	2.0	0.26	ug/L		03/11/22 09:25	03/14/22 13:36	1
N-Nitrosodi-n-propylamine	0.090	U	0.40	0.060	ug/L		03/11/22 09:25	03/14/22 13:36	1
N-Nitrosodiphenylamine	0.15	U M	1.0	0.070	ug/L		03/11/22 09:25	03/14/22 13:36	1
o-Cresol	0.15	U	0.60	0.050	ug/L		03/11/22 09:25	03/14/22 13:36	1
Pentachlorophenol	1.0	U	10	0.51	ug/L		03/11/22 09:25	03/14/22 13:36	1
Phenol	0.60	U M	1.0	0.36	ug/L		03/11/22 09:25	03/14/22 13:36	1
Pyrene	0.090	U	1.0	0.040	ug/L		03/11/22 09:25	03/14/22 13:36	1
Pyridine	3.2	U	10	1.1	ug/L		03/11/22 09:25	03/14/22 13:36	1

Surrogate	MB	MB	Limits	Prepared	Analyzed	Dil Fac
	%Recovery	Qualifier				
2,4,6-Tribromophenol (Surr)	54		43 - 140	03/11/22 09:25	03/14/22 13:36	1
2-Fluorobiphenyl	83		44 - 119	03/11/22 09:25	03/14/22 13:36	1
2-Fluorophenol (Surr)	43		19 - 119	03/11/22 09:25	03/14/22 13:36	1
Nitrobenzene-d5 (Surr)	69		44 - 120	03/11/22 09:25	03/14/22 13:36	1
Phenol-d5 (Surr)	26		10 - 120	03/11/22 09:25	03/14/22 13:36	1
Terphenyl-d14	97		50 - 134	03/11/22 09:25	03/14/22 13:36	1

**Lab Sample ID: LCS 580-383558/2-A**  
**Matrix: Water**  
**Analysis Batch: 383728**

**Client Sample ID: Lab Control Sample**  
**Prep Type: Total/NA**  
**Prep Batch: 383558**

Analyte	Spike Added	LCS	LCS	Unit	D	%Rec	%Rec.	Limits
		Result	Qualifier					
1,2,4-Trichlorobenzene	2.00	1.12		ug/L		56		29 - 116
1,2-Dichlorobenzene	2.00	1.15		ug/L		57		32 - 111
1,3-Dichlorobenzene	2.00	1.07		ug/L		53		28 - 110
1,4-Dichlorobenzene	2.00	1.08		ug/L		54		29 - 112

# QC Sample Results

Client: AECOM  
Project/Site: Red Hill GW

Job ID: 580-111058-1

## Method: 8270E - Semivolatile Organic Compounds (GC/MS) (Continued)

Lab Sample ID: LCS 580-383558/2-A

Matrix: Water

Analysis Batch: 383728

Client Sample ID: Lab Control Sample

Prep Type: Total/NA

Prep Batch: 383558

Analyte	Spike Added	LCS Result	LCS Qualifier	Unit	D	%Rec	%Rec. Limits
2,4,5-Trichlorophenol	2.00	1.46		ug/L		73	53 - 123
2,4,6-Trichlorophenol	2.00	1.24		ug/L		62	50 - 125
2,4-Dichlorophenol	2.00	1.34		ug/L		67	47 - 121
2,4-Dimethylphenol	2.00	1.21	J	ug/L		60	31 - 124
2,4-Dinitrophenol	4.00	2.30	J M	ug/L		57	23 - 143
2,4-Dinitrotoluene	2.00	1.49		ug/L		75	57 - 128
2,6-Dinitrotoluene	2.00	1.35		ug/L		67	57 - 124
2-Chloronaphthalene	2.00	1.27		ug/L		63	40 - 116
2-Chlorophenol	2.00	1.45		ug/L		73	38 - 117
2-Nitrophenol	2.00	1.52		ug/L		76	47 - 123
3,3'-Dichlorobenzidine	4.00	3.68		ug/L		92	27 - 129
4,6-Dinitro-2-methylphenol	4.00	3.17		ug/L		79	44 - 137
4-Bromophenyl phenyl ether	2.00	1.40		ug/L		70	55 - 124
4-Chloro-3-methylphenol	2.00	1.36		ug/L		68	52 - 119
4-Chlorophenyl phenyl ether	2.00	1.30		ug/L		65	53 - 121
4-Nitrophenol	4.00	6.0	U Q	ug/L		27	35 - 145
Azobenzene	2.00	1.44	J	ug/L		72	61 - 116
Bis(2-chloroethoxy)methane	2.00	1.35		ug/L		67	48 - 120
Bis(2-chloroethyl)ether	2.00	1.49		ug/L		74	43 - 118
Bis(2-ethylhexyl) phthalate	2.00	2.03	J	ug/L		101	55 - 135
bis (2-chloroisopropyl) ether	2.00	1.33		ug/L		67	37 - 130
Butyl benzyl phthalate	2.00	1.84	J	ug/L		92	53 - 134
Diethyl phthalate	2.00	1.71		ug/L		85	56 - 125
Dimethyl phthalate	2.00	1.47		ug/L		74	45 - 127
Di-n-butyl phthalate	2.00	1.74	J	ug/L		87	59 - 127
Di-n-octyl phthalate	2.00	1.72		ug/L		86	51 - 140
Hexachlorobenzene	2.00	1.39		ug/L		69	53 - 125
Hexachlorobutadiene	2.00	0.893	J	ug/L		45	22 - 124
Hexachlorocyclopentadiene	2.00	0.876	J	ug/L		44	20 - 125
Hexachloroethane	2.00	0.936	J	ug/L		47	21 - 115
Isophorone	2.00	1.33		ug/L		66	42 - 124
m+p-Cresol	2.00	1.21		ug/L		60	29 - 110
Nitrobenzene	2.00	1.36		ug/L		68	45 - 121
N-Nitrosodimethylamine	2.00	1.12	J	ug/L		56	45 - 125
N-Nitrosodi-n-propylamine	2.00	1.38		ug/L		69	49 - 119
N-Nitrosodiphenylamine	2.00	1.51		ug/L		75	51 - 123
o-Cresol	2.00	1.25		ug/L		62	30 - 117
Pentachlorophenol	4.00	1.86	J	ug/L		47	35 - 138
Phenol	2.00	0.693	J	ug/L		35	13 - 120
Pyrene	2.00	1.73		ug/L		87	57 - 126
Pyridine	4.00	1.42	J	ug/L		35	20 - 125

Surrogate	LCS %Recovery	LCS Qualifier	Limits
2,4,6-Tribromophenol (Surr)	70		43 - 140
2-Fluorobiphenyl	62		44 - 119
2-Fluorophenol (Surr)	50		19 - 119
Nitrobenzene-d5 (Surr)	69		44 - 120
Phenol-d5 (Surr)	31		10 - 120

# QC Sample Results

Client: AECOM  
Project/Site: Red Hill GW

Job ID: 580-111058-1

## Method: 8270E - Semivolatile Organic Compounds (GC/MS) (Continued)

**Lab Sample ID: LCS 580-383558/2-A**  
**Matrix: Water**  
**Analysis Batch: 383728**

**Client Sample ID: Lab Control Sample**  
**Prep Type: Total/NA**  
**Prep Batch: 383558**

Surrogate	LCS LCS		Limits
	%Recovery	Qualifier	
Terphenyl-d14	88		50 - 134

**Lab Sample ID: LCSD 580-383558/3-A**  
**Matrix: Water**  
**Analysis Batch: 383728**

**Client Sample ID: Lab Control Sample Dup**  
**Prep Type: Total/NA**  
**Prep Batch: 383558**

Analyte	Spike Added	LCSD Result	LCSD Qualifier	Unit	D	%Rec	%Rec.		RPD	Limit
							Limits	RPD		
1,2,4-Trichlorobenzene	2.00	1.16		ug/L		58	29 - 116	4	20	
1,2-Dichlorobenzene	2.00	1.11		ug/L		56	32 - 111	3	20	
1,3-Dichlorobenzene	2.00	1.01		ug/L		51	28 - 110	5	20	
1,4-Dichlorobenzene	2.00	1.06		ug/L		53	29 - 112	2	20	
2,4,5-Trichlorophenol	2.00	1.55		ug/L		78	53 - 123	6	20	
2,4,6-Trichlorophenol	2.00	1.42		ug/L		71	50 - 125	14	20	
2,4-Dichlorophenol	2.00	1.49		ug/L		74	47 - 121	10	20	
2,4-Dimethylphenol	2.00	1.31	J	ug/L		65	31 - 124	8	20	
2,4-Dinitrophenol	4.00	2.72	J M	ug/L		68	23 - 143	17	20	
2,4-Dinitrotoluene	2.00	1.63		ug/L		81	57 - 128	9	20	
2,6-Dinitrotoluene	2.00	1.56		ug/L		78	57 - 124	15	20	
2-Chloronaphthalene	2.00	1.40		ug/L		70	40 - 116	10	20	
2-Chlorophenol	2.00	1.43		ug/L		71	38 - 117	2	20	
2-Nitrophenol	2.00	1.50		ug/L		75	47 - 123	1	20	
3,3'-Dichlorobenzidine	4.00	3.80		ug/L		95	27 - 129	3	20	
4,6-Dinitro-2-methylphenol	4.00	3.23		ug/L		81	44 - 137	2	20	
4-Bromophenyl phenyl ether	2.00	1.50		ug/L		75	55 - 124	7	20	
4-Chloro-3-methylphenol	2.00	1.51		ug/L		76	52 - 119	10	20	
4-Chlorophenyl phenyl ether	2.00	1.46		ug/L		73	53 - 121	11	20	
4-Nitrophenol	4.00	6.0	U Q	ug/L		38	35 - 145	35	20	
Azobenzene	2.00	1.52	J	ug/L		76	61 - 116	5	20	
Bis(2-chloroethoxy)methane	2.00	1.43		ug/L		71	48 - 120	6	20	
Bis(2-chloroethyl)ether	2.00	1.47		ug/L		73	43 - 118	1	20	
Bis(2-ethylhexyl) phthalate	2.00	2.14	J	ug/L		107	55 - 135	6	20	
bis (2-chloroisopropyl) ether	2.00	1.38		ug/L		69	37 - 130	4	20	
Butyl benzyl phthalate	2.00	2.06	J	ug/L		103	53 - 134	12	20	
Diethyl phthalate	2.00	1.93		ug/L		96	56 - 125	12	20	
Dimethyl phthalate	2.00	1.70		ug/L		85	45 - 127	14	20	
Di-n-butyl phthalate	2.00	1.83	J	ug/L		92	59 - 127	5	20	
Di-n-octyl phthalate	2.00	1.95		ug/L		97	51 - 140	12	20	
Hexachlorobenzene	2.00	1.44		ug/L		72	53 - 125	4	20	
Hexachlorobutadiene	2.00	0.854	J	ug/L		43	22 - 124	4	20	
Hexachlorocyclopentadiene	2.00	0.865	J	ug/L		43	20 - 125	1	20	
Hexachloroethane	2.00	0.860	J	ug/L		43	21 - 115	9	20	
Isophorone	2.00	1.40		ug/L		70	42 - 124	6	20	
m+p-Cresol	2.00	1.16		ug/L		58	29 - 110	4	20	
Nitrobenzene	2.00	1.46		ug/L		73	45 - 121	6	20	
N-Nitrosodimethylamine	2.00	1.09	J	ug/L		55	45 - 125	3	20	
N-Nitrosodi-n-propylamine	2.00	1.45		ug/L		72	49 - 119	5	20	
N-Nitrosodiphenylamine	2.00	1.58		ug/L		79	51 - 123	5	20	
o-Cresol	2.00	1.21		ug/L		61	30 - 117	3	20	

# QC Sample Results

Client: AECOM  
Project/Site: Red Hill GW

Job ID: 580-111058-1

## Method: 8270E - Semivolatile Organic Compounds (GC/MS) (Continued)

**Lab Sample ID: LCSD 580-383558/3-A**  
**Matrix: Water**  
**Analysis Batch: 383728**

**Client Sample ID: Lab Control Sample Dup**  
**Prep Type: Total/NA**  
**Prep Batch: 383558**

Analyte	Spike Added	LCSD Result	LCSD Qualifier	Unit	D	%Rec	%Rec. Limits	RPD	RPD Limit
Pentachlorophenol	4.00	1.79	J	ug/L		45	35 - 138	4	20
Phenol	2.00	0.683	J	ug/L		34	13 - 120	1	20
Pyrene	2.00	1.88		ug/L		94	57 - 126	8	20
Pyridine	4.00	3.2	U Q	ug/L		13	20 - 125	95	20

Surrogate	LCSD %Recovery	LCSD Qualifier	Limits
2,4,6-Tribromophenol (Surr)	74		43 - 140
2-Fluorobiphenyl	70		44 - 119
2-Fluorophenol (Surr)	51		19 - 119
Nitrobenzene-d5 (Surr)	75		44 - 120
Phenol-d5 (Surr)	30		10 - 120
Terphenyl-d14	92		50 - 134

## Method: 8270E SIM - Semivolatile Organic Compounds (GC/MS SIM)

**Lab Sample ID: MB 580-383282/1-A**  
**Matrix: Water**  
**Analysis Batch: 383445**

**Client Sample ID: Method Blank**  
**Prep Type: Total/NA**  
**Prep Batch: 383282**

Analyte	MB Result	MB Qualifier	LOQ	DL	Unit	D	Prepared	Analyzed	Dil Fac
1-Methylnaphthalene	0.032	U	0.10	0.019	ug/L		03/09/22 09:28	03/10/22 11:27	1
2-Methylnaphthalene	0.080	U	0.20	0.039	ug/L		03/09/22 09:28	03/10/22 11:27	1
Acenaphthene	0.032	U	0.10	0.014	ug/L		03/09/22 09:28	03/10/22 11:27	1
Acenaphthylene	0.032	U	0.050	0.0090	ug/L		03/09/22 09:28	03/10/22 11:27	1
Anthracene	0.080	U	0.10	0.022	ug/L		03/09/22 09:28	03/10/22 11:27	1
Benzo[a]anthracene	0.032	U	0.050	0.014	ug/L		03/09/22 09:28	03/10/22 11:27	1
Benzo[a]pyrene	0.032	U	0.10	0.011	ug/L		03/09/22 09:28	03/10/22 11:27	1
Benzo[b]fluoranthene	0.032	U	0.050	0.011	ug/L		03/09/22 09:28	03/10/22 11:27	1
Benzo[g,h,i]perylene	0.032	U	0.050	0.012	ug/L		03/09/22 09:28	03/10/22 11:27	1
Benzo[k]fluoranthene	0.032	U	0.050	0.012	ug/L		03/09/22 09:28	03/10/22 11:27	1
Chrysene	0.032	U	0.10	0.016	ug/L		03/09/22 09:28	03/10/22 11:27	1
Dibenz(a,h)anthracene	0.032	U	0.10	0.026	ug/L		03/09/22 09:28	03/10/22 11:27	1
Fluoranthene	0.032	U	0.20	0.018	ug/L		03/09/22 09:28	03/10/22 11:27	1
Fluorene	0.032	U	0.10	0.017	ug/L		03/09/22 09:28	03/10/22 11:27	1
Indeno[1,2,3-cd]pyrene	0.032	U	0.050	0.014	ug/L		03/09/22 09:28	03/10/22 11:27	1
Naphthalene	0.080	U M	0.10	0.031	ug/L		03/09/22 09:28	03/10/22 11:27	1
Phenanthrene	0.080	U M	0.10	0.031	ug/L		03/09/22 09:28	03/10/22 11:27	1
Pyrene	0.080	U M	0.10	0.033	ug/L		03/09/22 09:28	03/10/22 11:27	1

Surrogate	MB %Recovery	MB Qualifier	Limits	Prepared	Analyzed	Dil Fac
2-methylnaphthalene-d10	57		40 - 140	03/09/22 09:28	03/10/22 11:27	1
Fluoranthene-d10 (Surr)	96		40 - 140	03/09/22 09:28	03/10/22 11:27	1
Terphenyl-d14	105		58 - 132	03/09/22 09:28	03/10/22 11:27	1

# QC Sample Results

Client: AECOM  
Project/Site: Red Hill GW

Job ID: 580-111058-1

## Method: 8270E SIM - Semivolatile Organic Compounds (GC/MS SIM) (Continued)

**Lab Sample ID: LCS 580-383282/2-A**

**Matrix: Water**

**Analysis Batch: 383445**

**Client Sample ID: Lab Control Sample**

**Prep Type: Total/NA**

**Prep Batch: 383282**

Analyte	Spike Added	LCS Result	LCS Qualifier	Unit	D	%Rec	%Rec.	
							Limits	
1-Methylnaphthalene	2.00	1.37		ug/L		69	41 - 115	
2-Methylnaphthalene	2.00	1.33		ug/L		66	39 - 114	
Acenaphthene	2.00	1.47		ug/L		74	48 - 114	
Acenaphthylene	2.00	1.37		ug/L		69	35 - 121	
Anthracene	2.00	1.61		ug/L		81	53 - 119	
Benzo[a]anthracene	2.00	1.64		ug/L		82	59 - 120	
Benzo[a]pyrene	2.00	1.47		ug/L		74	53 - 120	
Benzo[b]fluoranthene	2.00	1.53		ug/L		76	53 - 126	
Benzo[g,h,i]perylene	2.00	1.75		ug/L		88	44 - 128	
Benzo[k]fluoranthene	2.00	1.73		ug/L		86	54 - 125	
Chrysene	2.00	1.67		ug/L		83	57 - 120	
Dibenz(a,h)anthracene	2.00	1.77	M	ug/L		88	44 - 131	
Fluoranthene	2.00	1.70		ug/L		85	58 - 120	
Fluorene	2.00	1.58		ug/L		79	50 - 118	
Indeno[1,2,3-cd]pyrene	2.00	1.61	M	ug/L		81	48 - 130	
Naphthalene	2.00	1.41		ug/L		70	43 - 114	
Phenanthrene	2.00	1.49		ug/L		75	53 - 115	
Pyrene	2.00	1.69		ug/L		85	53 - 121	

Surrogate	LCS %Recovery	LCS Qualifier	Limits
2-methylnaphthalene-d10	58		40 - 140
Fluoranthene-d10 (Surr)	81		40 - 140
Terphenyl-d14	91		58 - 132

**Lab Sample ID: LCSD 580-383282/3-A**

**Matrix: Water**

**Analysis Batch: 383445**

**Client Sample ID: Lab Control Sample Dup**

**Prep Type: Total/NA**

**Prep Batch: 383282**

Analyte	Spike Added	LCSD Result	LCSD Qualifier	Unit	D	%Rec	%Rec.		RPD	
							Limits		RPD	Limit
1-Methylnaphthalene	2.00	1.01	Q	ug/L		50	41 - 115	31	20	
2-Methylnaphthalene	2.00	0.985	Q	ug/L		49	39 - 114	29	20	
Acenaphthene	2.00	1.14	Q	ug/L		57	48 - 114	26	20	
Acenaphthylene	2.00	1.07	Q	ug/L		53	35 - 121	25	20	
Anthracene	2.00	1.50		ug/L		75	53 - 119	7	20	
Benzo[a]anthracene	2.00	1.53		ug/L		76	59 - 120	7	20	
Benzo[a]pyrene	2.00	1.45		ug/L		72	53 - 120	2	20	
Benzo[b]fluoranthene	2.00	1.45		ug/L		72	53 - 126	5	20	
Benzo[g,h,i]perylene	2.00	1.69		ug/L		84	44 - 128	4	20	
Benzo[k]fluoranthene	2.00	1.69		ug/L		85	54 - 125	2	20	
Chrysene	2.00	1.62		ug/L		81	57 - 120	3	20	
Dibenz(a,h)anthracene	2.00	1.70	M	ug/L		85	44 - 131	4	20	
Fluoranthene	2.00	1.62		ug/L		81	58 - 120	5	20	
Fluorene	2.00	1.31		ug/L		65	50 - 118	19	20	
Indeno[1,2,3-cd]pyrene	2.00	1.53	M	ug/L		76	48 - 130	5	20	
Naphthalene	2.00	1.07	Q	ug/L		54	43 - 114	27	20	
Phenanthrene	2.00	1.38		ug/L		69	53 - 115	7	20	
Pyrene	2.00	1.62		ug/L		81	53 - 121	4	20	

# QC Sample Results

Client: AECOM  
Project/Site: Red Hill GW

Job ID: 580-111058-1

## Method: 8270E SIM - Semivolatile Organic Compounds (GC/MS SIM) (Continued)

**Lab Sample ID: LCSD 580-383282/3-A**  
**Matrix: Water**  
**Analysis Batch: 383445**

**Client Sample ID: Lab Control Sample Dup**  
**Prep Type: Total/NA**  
**Prep Batch: 383282**

Surrogate	LCSD LCSD		Limits
	%Recovery	Qualifier	
2-methylnaphthalene-d10	46		40 - 140
Fluoranthene-d10 (Surr)	80		40 - 140
Terphenyl-d14	89		58 - 132

**Lab Sample ID: MB 580-383558/1-A**  
**Matrix: Water**  
**Analysis Batch: 383722**

**Client Sample ID: Method Blank**  
**Prep Type: Total/NA**  
**Prep Batch: 383558**

Analyte	MB MB		LOQ	DL	Unit	D	Prepared	Analyzed	Dil Fac
	Result	Qualifier							
1-Methylnaphthalene	0.032	U M	0.10	0.019	ug/L		03/11/22 09:25	03/14/22 15:17	1
2-Methylnaphthalene	0.080	U M	0.20	0.039	ug/L		03/11/22 09:25	03/14/22 15:17	1
Acenaphthene	0.032	U M	0.10	0.014	ug/L		03/11/22 09:25	03/14/22 15:17	1
Acenaphthylene	0.032	U M	0.050	0.0090	ug/L		03/11/22 09:25	03/14/22 15:17	1
Anthracene	0.080	U M	0.10	0.022	ug/L		03/11/22 09:25	03/14/22 15:17	1
Benzo[a]anthracene	0.032	U	0.050	0.014	ug/L		03/11/22 09:25	03/14/22 15:17	1
Benzo[a]pyrene	0.032	U	0.10	0.011	ug/L		03/11/22 09:25	03/14/22 15:17	1
Benzo[b]fluoranthene	0.032	U M	0.050	0.011	ug/L		03/11/22 09:25	03/14/22 15:17	1
Benzo[g,h,i]perylene	0.032	U	0.050	0.012	ug/L		03/11/22 09:25	03/14/22 15:17	1
Benzo[k]fluoranthene	0.032	U	0.050	0.012	ug/L		03/11/22 09:25	03/14/22 15:17	1
Chrysene	0.032	U	0.10	0.016	ug/L		03/11/22 09:25	03/14/22 15:17	1
Dibenz(a,h)anthracene	0.032	U	0.10	0.026	ug/L		03/11/22 09:25	03/14/22 15:17	1
Fluoranthene	0.032	U M	0.20	0.018	ug/L		03/11/22 09:25	03/14/22 15:17	1
Fluorene	0.032	U M	0.10	0.017	ug/L		03/11/22 09:25	03/14/22 15:17	1
Indeno[1,2,3-cd]pyrene	0.032	U	0.050	0.014	ug/L		03/11/22 09:25	03/14/22 15:17	1
Naphthalene	0.080	U M	0.10	0.031	ug/L		03/11/22 09:25	03/14/22 15:17	1
Phenanthrene	0.0445	J	0.10	0.031	ug/L		03/11/22 09:25	03/14/22 15:17	1
Pyrene	0.080	U M	0.10	0.033	ug/L		03/11/22 09:25	03/14/22 15:17	1

Surrogate	MB MB		Limits	Prepared	Analyzed	Dil Fac
	%Recovery	Qualifier				
2-methylnaphthalene-d10	59		40 - 140	03/11/22 09:25	03/14/22 15:17	1
Fluoranthene-d10 (Surr)	74		40 - 140	03/11/22 09:25	03/14/22 15:17	1
Terphenyl-d14	82		58 - 132	03/11/22 09:25	03/14/22 15:17	1

**Lab Sample ID: LCS 580-383558/2-A**  
**Matrix: Water**  
**Analysis Batch: 383722**

**Client Sample ID: Lab Control Sample**  
**Prep Type: Total/NA**  
**Prep Batch: 383558**

Analyte	Spike Added	LCS LCS		Unit	D	%Rec	Limits
		Result	Qualifier				
1-Methylnaphthalene	2.00	1.20		ug/L		60	41 - 115
2-Methylnaphthalene	2.00	1.31		ug/L		66	39 - 114
Acenaphthene	2.00	1.23		ug/L		61	48 - 114
Acenaphthylene	2.00	1.34		ug/L		67	35 - 121
Anthracene	2.00	1.35		ug/L		68	53 - 119
Benzo[a]anthracene	2.00	1.69		ug/L		85	59 - 120
Benzo[a]pyrene	2.00	1.33		ug/L		66	53 - 120
Benzo[b]fluoranthene	2.00	1.56		ug/L		78	53 - 126
Benzo[g,h,i]perylene	2.00	1.46		ug/L		73	44 - 128
Benzo[k]fluoranthene	2.00	1.38		ug/L		69	54 - 125



# QC Sample Results

Client: AECOM  
Project/Site: Red Hill GW

Job ID: 580-111058-1

## Method: 8270E SIM - Semivolatile Organic Compounds (GC/MS SIM) (Continued)

**Lab Sample ID: LCS 580-383558/2-A**

**Matrix: Water**

**Analysis Batch: 383722**

**Client Sample ID: Lab Control Sample**

**Prep Type: Total/NA**

**Prep Batch: 383558**

Analyte	Spike Added	LCS Result	LCS Qualifier	Unit	D	%Rec	%Rec. Limits
Chrysene	2.00	1.36		ug/L		68	57 - 120
Dibenz(a,h)anthracene	2.00	1.51	M	ug/L		76	44 - 131
Fluoranthene	2.00	1.49		ug/L		75	58 - 120
Fluorene	2.00	1.32		ug/L		66	50 - 118
Indeno[1,2,3-cd]pyrene	2.00	2.23		ug/L		112	48 - 130
Naphthalene	2.00	1.30		ug/L		65	43 - 114
Phenanthrene	2.00	1.52		ug/L		76	53 - 115
Pyrene	2.00	1.46		ug/L		73	53 - 121

Surrogate	LCS %Recovery	LCS Qualifier	Limits
2-methylnaphthalene-d10	57		40 - 140
Fluoranthene-d10 (Surr)	69		40 - 140
Terphenyl-d14	78		58 - 132

**Lab Sample ID: LCSD 580-383558/3-A**

**Matrix: Water**

**Analysis Batch: 383722**

**Client Sample ID: Lab Control Sample Dup**

**Prep Type: Total/NA**

**Prep Batch: 383558**

Analyte	Spike Added	LCSD Result	LCSD Qualifier	Unit	D	%Rec	%Rec. Limits	RPD	Limit
1-Methylnaphthalene	2.00	1.24		ug/L		62	41 - 115	4	20
2-Methylnaphthalene	2.00	1.36		ug/L		68	39 - 114	4	20
Acenaphthene	2.00	1.37		ug/L		68	48 - 114	11	20
Acenaphthylene	2.00	1.47		ug/L		74	35 - 121	10	20
Anthracene	2.00	1.49		ug/L		74	53 - 119	10	20
Benzo[a]anthracene	2.00	1.77		ug/L		89	59 - 120	5	20
Benzo[a]pyrene	2.00	1.38		ug/L		69	53 - 120	4	20
Benzo[b]fluoranthene	2.00	1.65		ug/L		82	53 - 126	5	20
Benzo[g,h,i]perylene	2.00	1.47		ug/L		73	44 - 128	0	20
Benzo[k]fluoranthene	2.00	1.43		ug/L		71	54 - 125	3	20
Chrysene	2.00	1.41		ug/L		71	57 - 120	4	20
Dibenz(a,h)anthracene	2.00	1.55	M	ug/L		78	44 - 131	3	20
Fluoranthene	2.00	1.69		ug/L		84	58 - 120	12	20
Fluorene	2.00	1.47		ug/L		73	50 - 118	10	20
Indeno[1,2,3-cd]pyrene	2.00	2.31		ug/L		116	48 - 130	4	20
Naphthalene	2.00	1.36		ug/L		68	43 - 114	5	20
Phenanthrene	2.00	1.70		ug/L		85	53 - 115	11	20
Pyrene	2.00	1.67		ug/L		84	53 - 121	13	20

Surrogate	LCSD %Recovery	LCSD Qualifier	Limits
2-methylnaphthalene-d10	59		40 - 140
Fluoranthene-d10 (Surr)	74		40 - 140
Terphenyl-d14	82		58 - 132

# QC Association Summary

Client: AECOM  
Project/Site: Red Hill GW

Job ID: 580-111058-1

## GC/MS Semi VOA

### Prep Batch: 383282

Lab Sample ID	Client Sample ID	Prep Type	Matrix	Method	Prep Batch
580-111058-2	ERH2680 (HDMW2253-3)	Total/NA	Water	3510C	
MB 580-383282/1-A	Method Blank	Total/NA	Water	3510C	
LCS 580-383282/2-A	Lab Control Sample	Total/NA	Water	3510C	
LCSD 580-383282/3-A	Lab Control Sample Dup	Total/NA	Water	3510C	

### Analysis Batch: 383442

Lab Sample ID	Client Sample ID	Prep Type	Matrix	Method	Prep Batch
580-111058-2	ERH2680 (HDMW2253-3)	Total/NA	Water	8270E	383282
MB 580-383282/1-A	Method Blank	Total/NA	Water	8270E	383282
LCS 580-383282/2-A	Lab Control Sample	Total/NA	Water	8270E	383282
LCSD 580-383282/3-A	Lab Control Sample Dup	Total/NA	Water	8270E	383282

### Analysis Batch: 383445

Lab Sample ID	Client Sample ID	Prep Type	Matrix	Method	Prep Batch
580-111058-2	ERH2680 (HDMW2253-3)	Total/NA	Water	8270E SIM	383282
MB 580-383282/1-A	Method Blank	Total/NA	Water	8270E SIM	383282
LCS 580-383282/2-A	Lab Control Sample	Total/NA	Water	8270E SIM	383282
LCSD 580-383282/3-A	Lab Control Sample Dup	Total/NA	Water	8270E SIM	383282

### Prep Batch: 383558

Lab Sample ID	Client Sample ID	Prep Type	Matrix	Method	Prep Batch
580-111058-1	ERH2671 (RHMW15-5)	Total/NA	Water	3510C	
MB 580-383558/1-A	Method Blank	Total/NA	Water	3510C	
LCS 580-383558/2-A	Lab Control Sample	Total/NA	Water	3510C	
LCSD 580-383558/3-A	Lab Control Sample Dup	Total/NA	Water	3510C	

### Analysis Batch: 383722

Lab Sample ID	Client Sample ID	Prep Type	Matrix	Method	Prep Batch
580-111058-1	ERH2671 (RHMW15-5)	Total/NA	Water	8270E SIM	383558
MB 580-383558/1-A	Method Blank	Total/NA	Water	8270E SIM	383558
LCS 580-383558/2-A	Lab Control Sample	Total/NA	Water	8270E SIM	383558
LCSD 580-383558/3-A	Lab Control Sample Dup	Total/NA	Water	8270E SIM	383558

### Analysis Batch: 383728

Lab Sample ID	Client Sample ID	Prep Type	Matrix	Method	Prep Batch
580-111058-1	ERH2671 (RHMW15-5)	Total/NA	Water	8270E	383558
MB 580-383558/1-A	Method Blank	Total/NA	Water	8270E	383558
LCS 580-383558/2-A	Lab Control Sample	Total/NA	Water	8270E	383558
LCSD 580-383558/3-A	Lab Control Sample Dup	Total/NA	Water	8270E	383558

# Lab Chronicle

Client: AECOM  
Project/Site: Red Hill GW

Job ID: 580-111058-1

**Client Sample ID: ERH2671 (RHMW15-5)**

**Lab Sample ID: 580-111058-1**

**Date Collected: 03/04/22 08:45**

**Matrix: Water**

**Date Received: 03/05/22 11:30**

Prep Type	Batch Type	Batch Method	Run	Dilution Factor	Batch Number	Prepared or Analyzed	Analyst	Lab
Total/NA	Prep	3510C			383558	03/11/22 09:25	JJY	FGS SEA
Total/NA	Analysis	8270E		1	383728	03/14/22 16:19	E1L	FGS SEA
Total/NA	Prep	3510C			383558	03/11/22 09:25	JJY	FGS SEA
Total/NA	Analysis	8270E SIM		1	383722	03/14/22 21:22	CJ	FGS SEA

**Client Sample ID: ERH2680 (HDMW2253-3)**

**Lab Sample ID: 580-111058-2**

**Date Collected: 03/02/22 09:45**

**Matrix: Water**

**Date Received: 03/05/22 11:30**

Prep Type	Batch Type	Batch Method	Run	Dilution Factor	Batch Number	Prepared or Analyzed	Analyst	Lab
Total/NA	Prep	3510C			383282	03/09/22 09:33	JJY	FGS SEA
Total/NA	Analysis	8270E		1	383442	03/10/22 18:40	W1T	FGS SEA
Total/NA	Prep	3510C			383282	03/09/22 09:33	JJY	FGS SEA
Total/NA	Analysis	8270E SIM		1	383445	03/10/22 16:33	W1T	FGS SEA

**Laboratory References:**

FGS SEA = Eurofins Seattle, 5755 8th Street East, Tacoma, WA 98424, TEL (253)922-2310

# Accreditation/Certification Summary

Client: AECOM  
Project/Site: Red Hill GW

Job ID: 580-111058-1

---

## Laboratory: Eurofins Seattle

The accreditations/certifications listed below are applicable to this report.

---

<b>Authority</b>	<b>Program</b>	<b>Identification Number</b>	<b>Expiration Date</b>
ANAB	Dept. of Defense ELAP	L2236	01-19-25

# Method Summary

Client: AECOM  
Project/Site: Red Hill GW

Job ID: 580-111058-1

---

---

<b>Method</b>	<b>Method Description</b>	<b>Protocol</b>	<b>Laboratory</b>
8270E	Semivolatile Organic Compounds (GC/MS)	SW846	FGS SEA
8270E SIM	Semivolatile Organic Compounds (GC/MS SIM)	SW846	FGS SEA
3510C	Liquid-Liquid Extraction (Separatory Funnel)	SW846	FGS SEA

**Protocol References:**

SW846 = "Test Methods For Evaluating Solid Waste, Physical/Chemical Methods", Third Edition, November 1986 And Its Updates.

**Laboratory References:**

FGS SEA = Eurofins Seattle, 5755 8th Street East, Tacoma, WA 98424, TEL (253)922-2310

# Sample Summary

Client: AECOM  
Project/Site: Red Hill GW

Job ID: 580-111058-1

---

<b>Lab Sample ID</b>	<b>Client Sample ID</b>	<b>Matrix</b>	<b>Collected</b>	<b>Received</b>
580-111058-1	ERH2671 (RHMW15-5)	Water	03/04/22 08:45	03/05/22 11:30
580-111058-2	ERH2680 (HDMW2253-3)	Water	03/02/22 09:45	03/05/22 11:30

## GC/MS SEMI VOA MANUAL INTEGRATION SUMMARY

Lab Name: Eurofins Seattle Job No.: 580-111058-1

SDG No.: \_\_\_\_\_

Instrument ID: TAC040 Analysis Batch Number: 382822Lab Sample ID: STD10 580-382822/4 IC Client Sample ID: \_\_\_\_\_Date Analyzed: 03/03/22 17:30 Lab File ID: 40Scan030322a007.D GC Column: ZB-SV ID: 0.25 (mm)

COMPOUND NAME	RETENTION TIME	MANUAL INTEGRATION		
		REASON	ANALYST	DATE
N-Nitrosodimethylamine	2.52	Peak assignment corrected	limmere	03/08/22 10:37
Pyridine	2.53	Peak assignment corrected	limmere	03/08/22 10:37
2-Fluorophenol (Surr)	3.65	Peak assignment corrected	limmere	03/08/22 10:37
Phenol-d5 (Surr)	4.43	Peak assignment corrected	limmere	03/08/22 10:37
Phenol	4.44	Peak assignment corrected	limmere	03/08/22 10:37
Aniline	4.45	Peak assignment corrected	limmere	03/08/22 10:37
Bis(2-chloroethyl) ether	4.51	Peak assignment corrected	limmere	03/08/22 10:37
2-Chlorophenol	4.54	Peak assignment corrected	limmere	03/08/22 10:37
n-Decane	4.60	Peak assignment corrected	limmere	03/08/22 10:37
1,3-Dichlorobenzene	4.66	Peak assignment corrected	limmere	03/08/22 10:37
1,4-Dichlorobenzene-d4 (IS)	4.71	Peak assignment corrected	limmere	03/08/22 10:36
1,4-Dichlorobenzene	4.73	Peak assignment corrected	limmere	03/08/22 10:37
1,2-Dichlorobenzene	4.84	Peak assignment corrected	limmere	03/08/22 10:37
Benzyl alcohol	4.84	Peak assignment corrected	limmere	03/08/22 10:37
o-Cresol	4.93	Peak assignment corrected	limmere	03/08/22 13:51
bis (2-chloroisopropyl) ether	4.95	Peak assignment corrected	limmere	03/08/22 10:37
Acetophenone	5.05	Peak assignment corrected	limmere	03/08/22 10:37
m+p-Cresol	5.05	Peak assignment corrected	limmere	03/08/22 13:51
N-Nitrosodi-n-propylamine	5.06	Peak assignment corrected	limmere	03/08/22 10:38
Hexachloroethane	5.11	Peak assignment corrected	limmere	03/08/22 10:38
Benzoic acid	5.64	Peak assignment corrected	limmere	03/08/22 10:38
1,3-Dinitrobenzene	7.00	Peak assignment corrected	limmere	03/08/22 10:38
2,4-Dinitrophenol	7.24	Peak assignment corrected	limmere	03/08/22 10:38

## GC/MS SEMI VOA MANUAL INTEGRATION SUMMARY

Lab Name: Eurofins Seattle Job No.: 580-111058-1

SDG No.: \_\_\_\_\_

Instrument ID: TAC040 Analysis Batch Number: 382822Lab Sample ID: STD9 580-382822/5 IC Client Sample ID: \_\_\_\_\_Date Analyzed: 03/03/22 17:53 Lab File ID: 40Scan030322a008.D GC Column: ZB-SV ID: 0.25 (mm)

COMPOUND NAME	RETENTION TIME	MANUAL INTEGRATION		
		REASON	ANALYST	DATE
Aniline	4.45	Peak assignment corrected	limmere	03/08/22 10:39
Bis(2-chloroethyl)ether	4.51	Peak assignment corrected	limmere	03/08/22 10:39
1,4-Dichlorobenzene-d4 (IS)	4.71	Peak assignment corrected	limmere	03/08/22 10:39
o-Cresol	4.92	Peak assignment corrected	limmere	03/08/22 14:04
bis (2-chloroisopropyl) ether	4.95	Peak assignment corrected	limmere	03/08/22 10:39
m+p-Cresol	5.05	Peak assignment corrected	limmere	03/08/22 13:44

Lab Sample ID: STD8 580-382822/6 IC Client Sample ID: \_\_\_\_\_Date Analyzed: 03/03/22 18:16 Lab File ID: 40Scan030322a009.D GC Column: ZB-SV ID: 0.25 (mm)

COMPOUND NAME	RETENTION TIME	MANUAL INTEGRATION		
		REASON	ANALYST	DATE
1,4-Dichlorobenzene-d4 (IS)	4.71	Peak assignment corrected	limmere	03/08/22 10:40
o-Cresol	4.92	Peak assignment corrected	limmere	03/08/22 13:53
m+p-Cresol	5.04	Peak assignment corrected	limmere	03/08/22 13:42
Benzoic acid	5.56	Peak assignment corrected	limmere	03/08/22 10:41
Benzofluoranthene	11.69	Peak assignment corrected	limmere	03/08/22 10:41

Lab Sample ID: STD7IS 580-382822/7 ICI Client Sample ID: \_\_\_\_\_Date Analyzed: 03/03/22 18:40 Lab File ID: 40Scan030322a010.D GC Column: ZB-SV ID: 0.25 (mm)

COMPOUND NAME	RETENTION TIME	MANUAL INTEGRATION		
		REASON	ANALYST	DATE
Aniline	4.44	Peak assignment corrected	limmere	03/08/22 10:42
o-Cresol	4.92	Peak assignment corrected	limmere	03/08/22 13:54
m+p-Cresol	5.04	Peak assignment corrected	limmere	03/08/22 13:54
Benzoic acid	5.54	Peak assignment corrected	limmere	03/08/22 10:42
2,4-Dinitrophenol	7.23	Peak assignment corrected	limmere	03/08/22 10:42



## GC/MS SEMI VOA MANUAL INTEGRATION SUMMARY

Lab Name: Eurofins Seattle Job No.: 580-111058-1

SDG No.: \_\_\_\_\_

Instrument ID: TAC040 Analysis Batch Number: 382822Lab Sample ID: STD6 580-382822/8 IC Client Sample ID: \_\_\_\_\_Date Analyzed: 03/03/22 19:03 Lab File ID: 40Scan030322a011.D GC Column: ZB-SV ID: 0.25 (mm)

COMPOUND NAME	RETENTION TIME	MANUAL INTEGRATION		
		REASON	ANALYST	DATE
Aniline	4.44	Peak assignment corrected	limmere	03/08/22 10:43
o-Cresol	4.91	Peak assignment corrected	limmere	03/08/22 13:55
m+p-Cresol	5.04	Peak assignment corrected	limmere	03/08/22 13:55
Benzoic acid	5.52	Peak assignment corrected	limmere	03/08/22 10:43
2,4-Dinitrophenol	7.23	Peak assignment corrected	limmere	03/08/22 10:44
Benzofluoranthene	11.68	Peak assignment corrected	limmere	03/08/22 10:44

Lab Sample ID: STD5 580-382822/9 IC Client Sample ID: \_\_\_\_\_Date Analyzed: 03/03/22 19:26 Lab File ID: 40Scan030322a012.D GC Column: ZB-SV ID: 0.25 (mm)

COMPOUND NAME	RETENTION TIME	MANUAL INTEGRATION		
		REASON	ANALYST	DATE
o-Cresol	4.91	Peak assignment corrected	limmere	03/08/22 13:55
m+p-Cresol	5.04	Peak assignment corrected	limmere	03/08/22 13:55
Benzoic acid	5.51	Peak assignment corrected	limmere	03/08/22 10:45
2,4-Dinitrophenol	7.23	Peak assignment corrected	limmere	03/08/22 10:45

Lab Sample ID: STD4 580-382822/10 IC Client Sample ID: \_\_\_\_\_Date Analyzed: 03/03/22 19:49 Lab File ID: 40Scan030322a013.D GC Column: ZB-SV ID: 0.25 (mm)

COMPOUND NAME	RETENTION TIME	MANUAL INTEGRATION		
		REASON	ANALYST	DATE
Aniline	4.44	Peak assignment corrected	limmere	03/08/22 10:59
o-Cresol	4.91	Peak assignment corrected	limmere	03/08/22 13:56
m+p-Cresol	5.04	Peak assignment corrected	limmere	03/08/22 13:56
Benzoic acid	5.50	Peak assignment corrected	limmere	03/08/22 10:46
2,4-Dinitrophenol	7.23	Peak assignment corrected	limmere	03/08/22 10:46
Benzofluoranthene	11.68	Peak assignment corrected	limmere	03/08/22 10:46

## GC/MS SEMI VOA MANUAL INTEGRATION SUMMARY

Lab Name: Eurofins Seattle Job No.: 580-111058-1

SDG No.: \_\_\_\_\_

Instrument ID: TAC040 Analysis Batch Number: 382822Lab Sample ID: STD3 580-382822/11 IC Client Sample ID: \_\_\_\_\_Date Analyzed: 03/03/22 20:12 Lab File ID: 40Scan030322a014.D GC Column: ZB-SV ID: 0.25 (mm)

COMPOUND NAME	RETENTION TIME	MANUAL INTEGRATION		
		REASON	ANALYST	DATE
N-Nitrosodimethylamine	2.53	Peak assignment corrected	limmere	03/08/22 10:47
Aniline	4.44	Peak assignment corrected	limmere	03/08/22 10:59
o-Cresol	4.91	Peak assignment corrected	limmere	03/08/22 13:57
m+p-Cresol	5.04	Peak assignment corrected	limmere	03/08/22 13:57
Benzoic acid	5.50	Peak assignment corrected	limmere	03/08/22 10:47
2,4-Dinitrophenol	7.23	Peak assignment corrected	limmere	03/08/22 10:47
4-Nitrophenol	7.28	Peak assignment corrected	limmere	03/08/22 10:47
2,4-Dinitrotoluene	7.34	Peak assignment corrected	limmere	03/08/22 10:47
Benzofluoranthene	11.71	Peak assignment corrected	limmere	03/08/22 10:47

Lab Sample ID: STD2 580-382822/12 IC Client Sample ID: \_\_\_\_\_Date Analyzed: 03/03/22 20:35 Lab File ID: 40Scan030322a015.D GC Column: ZB-SV ID: 0.25 (mm)

COMPOUND NAME	RETENTION TIME	MANUAL INTEGRATION		
		REASON	ANALYST	DATE
N-Nitrosodimethylamine	2.53	Peak assignment corrected	limmere	03/08/22 10:52
o-Cresol	4.91	Peak assignment corrected	limmere	03/08/22 13:57
m+p-Cresol	5.04	Peak assignment corrected	limmere	03/08/22 13:57
2,4,5-Trichlorophenol	6.58	Peak assignment corrected	limmere	03/08/22 10:53
1,3-Dinitrobenzene	6.98	Peak assignment corrected	limmere	03/08/22 10:53
4-Nitrophenol	7.28	Baseline	limmere	03/08/22 10:53
2,4-Dinitrotoluene	7.34	Baseline	limmere	03/08/22 10:54
4,6-Dinitro-2-methylphenol	7.67	Baseline	limmere	03/08/22 10:54
Benzidine	9.52	Baseline	limmere	03/08/22 10:54
Benzo[a]anthracene	10.59	Baseline	limmere	03/08/22 10:54
Bis(2-ethylhexyl) phthalate	10.67	Baseline	limmere	03/08/22 10:54
Di-n-octyl phthalate	11.34	Baseline	limmere	03/08/22 10:54
Benzofluoranthene	11.68	Baseline	limmere	03/08/22 10:55
Benzo[k]fluoranthene	11.71	Baseline	limmere	03/08/22 10:55

## GC/MS SEMI VOA MANUAL INTEGRATION SUMMARY

Lab Name: Eurofins Seattle Job No.: 580-111058-1

SDG No.: \_\_\_\_\_

Instrument ID: TAC040 Analysis Batch Number: 382822Lab Sample ID: STD1 580-382822/13 IC Client Sample ID: \_\_\_\_\_Date Analyzed: 03/03/22 20:58 Lab File ID: 40Scan030322a016.D GC Column: ZB-SV ID: 0.25 (mm)

COMPOUND NAME	RETENTION TIME	MANUAL INTEGRATION		
		REASON	ANALYST	DATE
N-Nitrosodimethylamine	2.53	Peak assignment corrected	limmere	03/08/22 10:55
o-Cresol	4.91	Peak assignment corrected	limmere	03/08/22 13:58
m+p-Cresol	5.04	Peak assignment corrected	limmere	03/08/22 13:58
N-Nitrosodi-n-propylamine	5.04	Peak assignment corrected	limmere	03/08/22 10:55
Nitrobenzene	5.17	Peak assignment corrected	limmere	03/08/22 10:55
4-Chloroaniline	5.81	Peak assignment corrected	limmere	03/08/22 10:56
1,3-Dinitrobenzene	6.98	Peak assignment corrected	limmere	03/08/22 10:56
3-Nitroaniline	7.15	Peak assignment corrected	limmere	03/08/22 10:56
2,4-Dinitrotoluene	7.34	Peak assignment corrected	limmere	03/08/22 10:56
4-Nitroaniline	7.64	Peak assignment corrected	limmere	03/08/22 10:56
Atrazine	8.18	Peak assignment corrected	limmere	03/08/22 10:57
Benzidine	9.51	Peak assignment corrected	limmere	03/08/22 10:57
Benzo[a]anthracene	10.59	Peak assignment corrected	limmere	03/08/22 10:57
Di-n-octyl phthalate	11.34	Peak assignment corrected	limmere	03/08/22 10:57
Benzofluoranthene	11.71	Peak assignment corrected	limmere	03/08/22 10:57

Lab Sample ID: ICV 580-382822/15 Client Sample ID: \_\_\_\_\_Date Analyzed: 03/03/22 21:44 Lab File ID: 40Scan030322a018.D GC Column: ZB-SV ID: 0.25 (mm)

COMPOUND NAME	RETENTION TIME	MANUAL INTEGRATION		
		REASON	ANALYST	DATE
Aniline	4.44	Peak assignment corrected	limmere	03/08/22 10:58
o-Cresol	4.91	Peak assignment corrected	limmere	03/08/22 13:58
m+p-Cresol	5.04	Peak assignment corrected	limmere	03/08/22 13:58
Benzoic acid	5.53	Peak assignment corrected	limmere	03/08/22 10:58
2,4-Dinitrophenol	7.23	Peak assignment corrected	limmere	03/08/22 10:58
Benzofluoranthene	11.71	Peak assignment corrected	limmere	03/08/22 10:57

## GC/MS SEMI VOA MANUAL INTEGRATION SUMMARY

Lab Name: Eurofins Seattle Job No.: 580-111058-1

SDG No.: \_\_\_\_\_

Instrument ID: TAC040 Analysis Batch Number: 383442Lab Sample ID: CCVIS 580-383442/3 Client Sample ID: \_\_\_\_\_Date Analyzed: 03/10/22 11:07 Lab File ID: 40Scan031022a004.D GC Column: ZB-SV ID: 0.25 (mm)

COMPOUND NAME	RETENTION TIME	MANUAL INTEGRATION		
		REASON	ANALYST	DATE
Aniline	4.44	Peak assignment corrected	limmere	03/10/22 11:29
Benzoic acid	5.54	Peak assignment corrected	limmere	03/10/22 13:33
2,4-Dinitrophenol	7.22	Peak assignment corrected	limmere	03/10/22 11:29
4-Nitroaniline	7.64	Baseline	limmere	03/10/22 13:40
Bis(2-ethylhexyl) phthalate	10.65	Baseline	limmere	03/10/22 13:41
Benzofluoranthene	11.68	Peak assignment corrected	limmere	03/10/22 11:29

Lab Sample ID: MB 580-383282/1-A Client Sample ID: \_\_\_\_\_Date Analyzed: 03/10/22 11:53 Lab File ID: 40Scan031022a006.D GC Column: ZB-SV ID: 0.25 (mm)

COMPOUND NAME	RETENTION TIME	MANUAL INTEGRATION		
		REASON	ANALYST	DATE
2-Fluorophenol (Surr)	3.65	Baseline	limmere	03/10/22 13:42
Phenol-d5 (Surr)	4.42	Baseline	limmere	03/10/22 13:42
Azobenzene		Invalid Compound ID	limmere	03/10/22 13:42
Di-n-octyl phthalate		Invalid Compound ID	limmere	03/10/22 13:43
Phenol		Invalid Compound ID	limmere	03/10/22 13:42

Lab Sample ID: LCS 580-383282/2-A Client Sample ID: \_\_\_\_\_Date Analyzed: 03/10/22 12:16 Lab File ID: 40Scan031022a007.D GC Column: ZB-SV ID: 0.25 (mm)

COMPOUND NAME	RETENTION TIME	MANUAL INTEGRATION		
		REASON	ANALYST	DATE
2-Fluorophenol (Surr)	3.65	Baseline	limmere	03/10/22 13:43
Phenol	4.43	Baseline	limmere	03/10/22 13:43
2,4-Dinitrophenol	7.23	Baseline	limmere	03/10/22 13:44

## GC/MS SEMI VOA MANUAL INTEGRATION SUMMARY

Lab Name: Eurofins Seattle Job No.: 580-111058-1

SDG No.: \_\_\_\_\_

Instrument ID: TAC040 Analysis Batch Number: 383442Lab Sample ID: LCSD 580-383282/3-A Client Sample ID: \_\_\_\_\_Date Analyzed: 03/10/22 12:39 Lab File ID: 40Scan031022a008.D GC Column: ZB-SV ID: 0.25 (mm)

COMPOUND NAME	RETENTION TIME	MANUAL INTEGRATION		
		REASON	ANALYST	DATE
2-Fluorophenol (Surr)	3.65	Baseline	limmere	03/10/22 13:45
m+p-Cresol	5.04	Baseline	limmere	03/10/22 14:21
2,4-Dinitrophenol	7.23	Baseline	limmere	03/10/22 13:46

Lab Sample ID: 580-111058-2 Client Sample ID: ERH2680 (HDMW2253-3)Date Analyzed: 03/10/22 18:40 Lab File ID: 40Scan031022a024.D GC Column: ZB-SV ID: 0.25 (mm)

COMPOUND NAME	RETENTION TIME	MANUAL INTEGRATION		
		REASON	ANALYST	DATE
Pyrene	9.56	Incomplete Integration	thaneerat w	03/11/22 11:58
Azobenzene		Invalid Compound ID	thaneerat w	03/11/22 11:57
bis (2-chloroisopropyl) ether		Invalid Compound ID	thaneerat w	03/11/22 11:55
Di-n-octyl phthalate		Invalid Compound ID	thaneerat w	03/11/22 11:58
Isophorone		Invalid Compound ID	thaneerat w	03/11/22 11:56
Phenol		Invalid Compound ID	thaneerat w	03/11/22 11:55

## GC/MS SEMI VOA MANUAL INTEGRATION SUMMARY

Lab Name: Eurofins Seattle Job No.: 580-111058-1

SDG No.: \_\_\_\_\_

Instrument ID: TAC040 Analysis Batch Number: 383442Lab Sample ID: CCVC 580-383442/30 Client Sample ID: \_\_\_\_\_Date Analyzed: 03/10/22 21:17 Lab File ID: 40Scan031022a031.D GC Column: ZB-SV ID: 0.25 (mm)

COMPOUND NAME	RETENTION TIME	MANUAL INTEGRATION		
		REASON	ANALYST	DATE
2,4-Dinitrophenol	7.23	Peak assignment corrected	thaneerat w	03/11/22 12:38
4,6-Dinitro-2-methylphenol	7.66	Incomplete Integration	thaneerat w	03/11/22 15:50
Benzofluoranthene	11.71	Incomplete Integration	thaneerat w	03/11/22 12:39

## GC/MS SEMI VOA MANUAL INTEGRATION SUMMARY

Lab Name: Eurofins Seattle Job No.: 580-111058-1

SDG No.: \_\_\_\_\_

Instrument ID: TAC040 Analysis Batch Number: 383728Lab Sample ID: CCVIS 580-383728/3 Client Sample ID: \_\_\_\_\_Date Analyzed: 03/14/22 12:50 Lab File ID: 40Scan031422a006.D GC Column: ZB-SV ID: 0.25 (mm)

COMPOUND NAME	RETENTION TIME	MANUAL INTEGRATION		
		REASON	ANALYST	DATE
Benzoic acid	5.54	Peak assignment corrected	thaneerat w	03/15/22 09:46
2,4-Dinitrophenol	7.23	Peak assignment corrected	thaneerat w	03/15/22 09:47
Benzofluoranthene	11.71	Peak assignment corrected	thaneerat w	03/15/22 09:47

Lab Sample ID: MB 580-383558/1-A Client Sample ID: \_\_\_\_\_Date Analyzed: 03/14/22 13:36 Lab File ID: 40Scan031422a008.D GC Column: ZB-SV ID: 0.25 (mm)

COMPOUND NAME	RETENTION TIME	MANUAL INTEGRATION		
		REASON	ANALYST	DATE
2-Chloronaphthalene		Invalid Compound ID	thaneerat w	03/15/22 09:59
Azobenzene		Invalid Compound ID	thaneerat w	03/15/22 10:02
Di-n-octyl phthalate		Invalid Compound ID	thaneerat w	03/15/22 10:02
m+p-Cresol		Invalid Compound ID	thaneerat w	03/15/22 09:56
N-Nitrosodiphenylamine		Invalid Compound ID	thaneerat w	03/15/22 10:02
Phenol		Invalid Compound ID	thaneerat w	03/15/22 09:48

Lab Sample ID: LCS 580-383558/2-A Client Sample ID: \_\_\_\_\_Date Analyzed: 03/14/22 14:23 Lab File ID: 40Scan031422a010.D GC Column: ZB-SV ID: 0.25 (mm)

COMPOUND NAME	RETENTION TIME	MANUAL INTEGRATION		
		REASON	ANALYST	DATE
2,4-Dinitrophenol	7.22	Peak assignment corrected	limmere	03/15/22 11:41

## GC/MS SEMI VOA MANUAL INTEGRATION SUMMARY

Lab Name: Eurofins Seattle Job No.: 580-111058-1

SDG No.: \_\_\_\_\_

Instrument ID: TAC040 Analysis Batch Number: 383728Lab Sample ID: LCSD 580-383558/3-A Client Sample ID: \_\_\_\_\_Date Analyzed: 03/14/22 14:46 Lab File ID: 40Scan031422a011.D GC Column: ZB-SV ID: 0.25 (mm)

COMPOUND NAME	RETENTION TIME	MANUAL INTEGRATION		
		REASON	ANALYST	DATE
2,4-Dinitrophenol	7.23	Peak assignment corrected	limmere	03/15/22 11:42

Lab Sample ID: 580-111058-1 Client Sample ID: ERH2671 (RHMW15-5)Date Analyzed: 03/14/22 16:19 Lab File ID: 40Scan031422a015.D GC Column: ZB-SV ID: 0.25 (mm)

COMPOUND NAME	RETENTION TIME	MANUAL INTEGRATION		
		REASON	ANALYST	DATE
Azobenzene		Invalid Compound ID	thaneerat w	03/15/22 10:25
Di-n-octyl phthalate		Invalid Compound ID	thaneerat w	03/15/22 10:26
N-Nitrosodiphenylamine		Invalid Compound ID	thaneerat w	03/15/22 10:25
Pyrene		Invalid Compound ID	thaneerat w	03/15/22 10:25

Lab Sample ID: CCVC 580-383728/20 Client Sample ID: \_\_\_\_\_Date Analyzed: 03/14/22 19:24 Lab File ID: 40Scan031422a023.D GC Column: ZB-SV ID: 0.25 (mm)

COMPOUND NAME	RETENTION TIME	MANUAL INTEGRATION		
		REASON	ANALYST	DATE
Benzoic acid	5.55	Peak assignment corrected	thaneerat w	03/15/22 11:08
2,4-Dinitrophenol	7.24	Peak assignment corrected	thaneerat w	03/15/22 11:09
Benzofluoranthene	11.71	Peak assignment corrected	thaneerat w	03/15/22 11:10



## GC/MS SEMI VOA MANUAL INTEGRATION SUMMARY

Lab Name: Eurofins Seattle Job No.: 580-111058-1

SDG No.: \_\_\_\_\_

Instrument ID: SEA101 Analysis Batch Number: 369708Lab Sample ID: STD13 580-369708/4 IC Client Sample ID: \_\_\_\_\_Date Analyzed: 10/05/21 18:11 Lab File ID: 100521a019.D GC Column: ZB-SV ID: 0.25 (mm)

COMPOUND NAME	RETENTION TIME	MANUAL INTEGRATION		
		REASON	ANALYST	DATE
1,4-Dichlorobenzene-d4	5.50	Peak assignment corrected	limmere	10/06/21 10:09
Acenaphthylene	7.98	Peak assignment corrected	limmere	10/06/21 10:09
Indeno[1,2,3-cd]pyrene	14.31	Baseline	limmere	10/06/21 10:10
Dibenz(a,h)anthracene	14.34	Baseline	limmere	10/06/21 10:10

Lab Sample ID: STD12 580-369708/5 IC Client Sample ID: \_\_\_\_\_Date Analyzed: 10/05/21 18:36 Lab File ID: 100521a020.D GC Column: ZB-SV ID: 0.25 (mm)

COMPOUND NAME	RETENTION TIME	MANUAL INTEGRATION		
		REASON	ANALYST	DATE
1,4-Dichlorobenzene-d4	5.50	Peak assignment corrected	limmere	10/06/21 10:26
Acenaphthylene	7.98	Peak assignment corrected	limmere	10/06/21 10:26
Indeno[1,2,3-cd]pyrene	14.31	Baseline	limmere	10/06/21 10:26
Dibenz(a,h)anthracene	14.34	Baseline	limmere	10/06/21 10:27

Lab Sample ID: STD11 580-369708/6 IC Client Sample ID: \_\_\_\_\_Date Analyzed: 10/05/21 19:00 Lab File ID: 100521a021.D GC Column: ZB-SV ID: 0.25 (mm)

COMPOUND NAME	RETENTION TIME	MANUAL INTEGRATION		
		REASON	ANALYST	DATE
1,4-Dichlorobenzene-d4	5.50	Peak assignment corrected	limmere	10/06/21 10:27
Acenaphthylene	7.98	Peak assignment corrected	limmere	10/06/21 10:27
Indeno[1,2,3-cd]pyrene	14.30	Baseline	limmere	10/06/21 10:28
Dibenz(a,h)anthracene	14.34	Baseline	limmere	10/06/21 10:28

## GC/MS SEMI VOA MANUAL INTEGRATION SUMMARY

Lab Name: Eurofins Seattle Job No.: 580-111058-1

SDG No.: \_\_\_\_\_

Instrument ID: SEA101 Analysis Batch Number: 369708Lab Sample ID: STD10 580-369708/7 IC Client Sample ID: \_\_\_\_\_Date Analyzed: 10/05/21 19:25 Lab File ID: 100521a022.D GC Column: ZB-SV ID: 0.25 (mm)

COMPOUND NAME	RETENTION TIME	MANUAL INTEGRATION		
		REASON	ANALYST	DATE
Acenaphthylene	7.98	Peak assignment corrected	limmere	10/06/21 10:28
Indeno[1,2,3-cd]pyrene	14.31	Baseline	limmere	10/06/21 10:28
Dibenz(a,h)anthracene	14.34	Baseline	limmere	10/06/21 10:29

Lab Sample ID: STD9IS 580-369708/8 ICI Client Sample ID: \_\_\_\_\_Date Analyzed: 10/05/21 19:49 Lab File ID: 100521a023.D GC Column: ZB-SV ID: 0.25 (mm)

COMPOUND NAME	RETENTION TIME	MANUAL INTEGRATION		
		REASON	ANALYST	DATE
Acenaphthylene	7.98	Peak assignment corrected	limmere	10/06/21 10:29
Indeno[1,2,3-cd]pyrene	14.31	Baseline	limmere	10/06/21 10:30
Dibenz(a,h)anthracene	14.34	Baseline	limmere	10/06/21 10:30

Lab Sample ID: STD8 580-369708/9 IC Client Sample ID: \_\_\_\_\_Date Analyzed: 10/05/21 20:14 Lab File ID: 100521a024.D GC Column: ZB-SV ID: 0.25 (mm)

COMPOUND NAME	RETENTION TIME	MANUAL INTEGRATION		
		REASON	ANALYST	DATE
2-methylnaphthalene-d10	7.22	Baseline	limmere	10/06/21 10:31
2-Fluorobiphenyl	7.56	Baseline	limmere	10/06/21 10:31
Acenaphthylene	7.98	Baseline	limmere	10/06/21 10:31
Pentachlorophenol	9.19	Baseline	limmere	10/06/21 11:41
Indeno[1,2,3-cd]pyrene	14.32	Baseline	limmere	10/06/21 10:32
Dibenz(a,h)anthracene	14.35	Baseline	limmere	10/06/21 10:32

## GC/MS SEMI VOA MANUAL INTEGRATION SUMMARY

Lab Name: Eurofins Seattle Job No.: 580-111058-1

SDG No.: \_\_\_\_\_

Instrument ID: SEA101 Analysis Batch Number: 369708Lab Sample ID: STD7 580-369708/10 IC Client Sample ID: \_\_\_\_\_Date Analyzed: 10/05/21 20:38 Lab File ID: 100521a025.D GC Column: ZB-SV ID: 0.25 (mm)

COMPOUND NAME	RETENTION TIME	MANUAL INTEGRATION		
		REASON	ANALYST	DATE
2-Fluorobiphenyl	7.57	Baseline	limmere	10/06/21 10:32
Acenaphthylene	7.99	Baseline	limmere	10/06/21 10:33
Pentachlorophenol	9.20	Baseline	limmere	10/06/21 11:41
Indeno[1,2,3-cd]pyrene	14.33	Baseline	limmere	10/06/21 10:33
Dibenz(a,h)anthracene	14.37	Baseline	limmere	10/06/21 10:33

Lab Sample ID: STD6 580-369708/11 IC Client Sample ID: \_\_\_\_\_Date Analyzed: 10/05/21 21:03 Lab File ID: 100521a026.D GC Column: ZB-SV ID: 0.25 (mm)

COMPOUND NAME	RETENTION TIME	MANUAL INTEGRATION		
		REASON	ANALYST	DATE
2-methylnaphthalene-d10	7.25	Baseline	limmere	10/06/21 10:34
2-Fluorobiphenyl	7.59	Baseline	limmere	10/06/21 10:34
2,4,6-Tribromophenol (Surr)	8.79	Baseline	limmere	10/06/21 10:34
Pentachlorophenol	9.22	Baseline	limmere	10/06/21 11:41
Anthracene	9.40	Baseline	limmere	10/06/21 10:34
Benzo[a]anthracene	11.51	Baseline	limmere	10/06/21 11:49
Chrysene	11.54	Baseline	limmere	10/06/21 10:34
Benzo[k]fluoranthene	12.63	Baseline	limmere	10/06/21 10:34
Indeno[1,2,3-cd]pyrene	14.35	Baseline	limmere	10/06/21 10:35
Dibenz(a,h)anthracene	14.38	Baseline	limmere	10/06/21 10:35

## GC/MS SEMI VOA MANUAL INTEGRATION SUMMARY

Lab Name: Eurofins Seattle Job No.: 580-111058-1

SDG No.: \_\_\_\_\_

Instrument ID: SEA101 Analysis Batch Number: 369708Lab Sample ID: STD5 580-369708/12 IC Client Sample ID: \_\_\_\_\_Date Analyzed: 10/05/21 21:27 Lab File ID: 100521a027.D GC Column: ZB-SV ID: 0.25 (mm)

COMPOUND NAME	RETENTION TIME	MANUAL INTEGRATION		
		REASON	ANALYST	DATE
Naphthalene	6.67	Baseline	limmere	10/06/21 10:36
2-methylnaphthalene-d10	7.28	Baseline	limmere	10/06/21 10:35
2-Methylnaphthalene	7.31	Baseline	limmere	10/06/21 10:36
1-Methylnaphthalene	7.36	Baseline	limmere	10/06/21 11:31
2-Fluorobiphenyl	7.62	Baseline	limmere	10/06/21 10:35
2,4,6-Tribromophenol (Surr)	8.82	Baseline	limmere	10/06/21 10:35
Pentachlorophenol	9.26	Baseline	limmere	10/06/21 11:40
Phenanthrene	9.36	Baseline	limmere	10/06/21 10:36
Anthracene	9.41	Baseline	limmere	10/06/21 10:37
Fluoranthene-d10 (Surr)	10.31	Baseline	limmere	10/06/21 10:36
Fluoranthene	10.33	Baseline	limmere	10/06/21 10:37
Terphenyl-d14	10.65	Baseline	limmere	10/06/21 10:36
Benzo[a]anthracene	11.53	Baseline	limmere	10/06/21 11:48
Chrysene	11.55	Baseline	limmere	10/06/21 10:37
Benzo[b]fluoranthene	12.61	Baseline	limmere	10/06/21 10:38
Benzo[k]fluoranthene	12.64	Baseline	limmere	10/06/21 10:38
Benzo[a]pyrene	12.98	Baseline	limmere	10/06/21 10:38
Indeno[1,2,3-cd]pyrene	14.38	Baseline	limmere	10/06/21 10:38
Dibenz(a,h)anthracene	14.40	Baseline	limmere	10/06/21 10:38
Benzo[g,h,i]perylene	14.68	Baseline	limmere	10/06/21 10:39

## GC/MS SEMI VOA MANUAL INTEGRATION SUMMARY

Lab Name: Eurofins Seattle Job No.: 580-111058-1

SDG No.: \_\_\_\_\_

Instrument ID: SEA101 Analysis Batch Number: 369708Lab Sample ID: STD4 580-369708/13 IC Client Sample ID: \_\_\_\_\_Date Analyzed: 10/05/21 21:51 Lab File ID: 100521a028.D GC Column: ZB-SV ID: 0.25 (mm)

COMPOUND NAME	RETENTION TIME	MANUAL INTEGRATION		
		REASON	ANALYST	DATE
1,4-Dichlorobenzene-d4	5.55	Baseline	limmere	10/06/21 10:39
Naphthalene	6.68	Baseline	limmere	10/06/21 11:21
2-methylnaphthalene-d10	7.30	Baseline	limmere	10/06/21 10:39
2-Methylnaphthalene	7.36	Baseline	limmere	10/06/21 10:40
1-Methylnaphthalene	7.38	Baseline	limmere	10/06/21 11:35
2-Fluorobiphenyl	7.64	Baseline	limmere	10/06/21 10:40
Acenaphthene	8.14	Baseline	limmere	10/06/21 10:40
Fluorene	8.60	Baseline	limmere	10/06/21 10:40
2,4,6-Tribromophenol (Surr)	8.82	Baseline	limmere	10/06/21 10:40
Pentachlorophenol	9.30	Baseline	limmere	10/06/21 10:41
Phenanthrene-d10	9.35	Baseline	limmere	10/06/21 10:39
Phenanthrene	9.36	Baseline	limmere	10/06/21 10:41
Anthracene	9.43	Baseline	limmere	10/06/21 10:41
Fluoranthene-d10 (Surr)	10.33	Baseline	limmere	10/06/21 10:40
Pyrene	10.52	Baseline	limmere	10/06/21 10:41
Terphenyl-d14	10.66	Baseline	limmere	10/06/21 10:40
Benzo[a]anthracene	11.55	Baseline	limmere	10/06/21 11:47
Chrysene	11.55	Baseline	limmere	10/06/21 10:41
Benzo[b]fluoranthene	12.62	Baseline	limmere	10/06/21 10:42
Benzo[k]fluoranthene	12.65	Baseline	limmere	10/06/21 10:42
Benzo[a]pyrene	12.99	Baseline	limmere	10/06/21 10:42
Indeno[1,2,3-cd]pyrene	14.38	Baseline	limmere	10/06/21 10:42
Dibenz(a,h)anthracene	14.41	Baseline	limmere	10/06/21 10:42
Benzo[g,h,i]perylene	14.70	Baseline	limmere	10/06/21 10:43

## GC/MS SEMI VOA MANUAL INTEGRATION SUMMARY

Lab Name: Eurofins Seattle Job No.: 580-111058-1

SDG No.: \_\_\_\_\_

Instrument ID: SEA101 Analysis Batch Number: 369708Lab Sample ID: STD3 580-369708/14 IC Client Sample ID: \_\_\_\_\_Date Analyzed: 10/05/21 22:15 Lab File ID: 100521a029.D GC Column: ZB-SV ID: 0.25 (mm)

COMPOUND NAME	RETENTION TIME	MANUAL INTEGRATION		
		REASON	ANALYST	DATE
1,4-Dichlorobenzene-d4	5.55	Baseline	limmere	10/06/21 10:43
Naphthalene	6.68	Baseline	limmere	10/06/21 11:21
2-methylnaphthalene-d10	7.33	Baseline	limmere	10/06/21 10:43
2-Methylnaphthalene	7.38	Baseline	limmere	10/06/21 11:25
1-Methylnaphthalene	7.40	Baseline	limmere	10/06/21 11:30
2-Fluorobiphenyl	7.64	Baseline	limmere	10/06/21 10:43
Acenaphthylene	8.02	Baseline	limmere	10/06/21 10:45
Acenaphthene	8.15	Baseline	limmere	10/06/21 10:45
Fluorene	8.61	Baseline	limmere	10/06/21 10:45
2,4,6-Tribromophenol (Surr)	8.85	Baseline	limmere	10/06/21 10:44
Phenanthrene	9.37	Baseline	limmere	10/06/21 10:45
Anthracene	9.45	Baseline	limmere	10/06/21 10:45
Pentachlorophenol		Invalid Compound ID	boylea	10/22/21 02:21
Fluoranthene-d10 (Surr)	10.34	Baseline	limmere	10/06/21 10:44
Fluoranthene	10.35	Baseline	limmere	10/06/21 10:45
Pyrene	10.53	Baseline	limmere	10/06/21 10:45
Terphenyl-d14	10.67	Baseline	limmere	10/06/21 10:44
Benzo[a]anthracene	11.55	Baseline	limmere	10/06/21 11:46
Chrysene	11.56	Baseline	limmere	10/06/21 10:46
Benzo[b]fluoranthene	12.63	Baseline	limmere	10/06/21 10:46
Benzo[k]fluoranthene	12.66	Baseline	limmere	10/06/21 10:46
Benzo[a]pyrene	13.01	Baseline	limmere	10/06/21 10:46
Indeno[1,2,3-cd]pyrene	14.41	Baseline	limmere	10/06/21 11:54
Dibenz(a,h)anthracene	14.43	Baseline	limmere	10/06/21 10:46
Benzo[g,h,i]perylene	14.71	Baseline	limmere	10/06/21 10:46

## GC/MS SEMI VOA MANUAL INTEGRATION SUMMARY

Lab Name: Eurofins Seattle Job No.: 580-111058-1

SDG No.: \_\_\_\_\_

Instrument ID: SEA101 Analysis Batch Number: 369708Lab Sample ID: STD2 580-369708/15 IC Client Sample ID: \_\_\_\_\_Date Analyzed: 10/05/21 22:40 Lab File ID: 100521a030.D GC Column: ZB-SV ID: 0.25 (mm)

COMPOUND NAME	RETENTION TIME	MANUAL INTEGRATION		
		REASON	ANALYST	DATE
Naphthalene	6.68	Baseline	limmere	10/06/21 10:47
2-methylnaphthalene-d10	7.35	Baseline	limmere	10/06/21 10:47
2-Methylnaphthalene	7.39	Baseline	limmere	10/06/21 11:24
1-Methylnaphthalene	7.41	Baseline	limmere	10/06/21 11:29
2-Fluorobiphenyl	7.66	Baseline	limmere	10/06/21 10:47
Acenaphthylene	8.02	Baseline	limmere	10/06/21 10:48
Acenaphthene	8.15	Baseline	limmere	10/06/21 10:48
Fluorene	8.62	Baseline	limmere	10/06/21 10:48
2,4,6-Tribromophenol (Surr)	8.86	Baseline	limmere	10/06/21 10:47
Phenanthrene	9.38	Baseline	limmere	10/06/21 10:48
Anthracene	9.46	Baseline	limmere	10/06/21 10:48
Pentachlorophenol		Invalid Compound ID	boylea	10/22/21 02:21
Fluoranthene-d10 (Surr)	10.35	Baseline	limmere	10/06/21 10:47
Fluoranthene	10.36	Baseline	limmere	10/06/21 10:48
Pyrene	10.54	Baseline	limmere	10/06/21 10:48
Terphenyl-d14	10.67	Baseline	limmere	10/06/21 10:47
Benzo[a]anthracene	11.54	Baseline	limmere	10/06/21 10:49
Chrysene	11.56	Baseline	limmere	10/06/21 10:49
Benzo[b]fluoranthene	12.63	Baseline	limmere	10/06/21 10:49
Benzo[k]fluoranthene	12.67	Baseline	limmere	10/06/21 10:49
Benzo[a]pyrene	13.01	Baseline	limmere	10/06/21 10:49
Indeno[1,2,3-cd]pyrene	14.43	Baseline	limmere	10/06/21 11:54
Dibenz(a,h)anthracene	14.46	Baseline	limmere	10/06/21 10:50
Benzo[g,h,i]perylene	14.73	Baseline	limmere	10/06/21 10:50

## GC/MS SEMI VOA MANUAL INTEGRATION SUMMARY

Lab Name: Eurofins Seattle Job No.: 580-111058-1

SDG No.: \_\_\_\_\_

Instrument ID: SEA101 Analysis Batch Number: 369708Lab Sample ID: STD1 580-369708/16 IC Client Sample ID: \_\_\_\_\_Date Analyzed: 10/05/21 23:04 Lab File ID: 100521a031.D GC Column: ZB-SV ID: 0.25 (mm)

COMPOUND NAME	RETENTION TIME	MANUAL INTEGRATION		
		REASON	ANALYST	DATE
Naphthalene	6.69	Baseline	limmere	10/06/21 10:51
1-Methylnaphthalene	7.40	Baseline	limmere	10/06/21 10:51
Acenaphthylene	8.03	Baseline	limmere	10/06/21 10:51
Acenaphthene	8.15	Baseline	limmere	10/06/21 10:51
Fluorene	8.63	Baseline	limmere	10/06/21 10:51
Phenanthrene	9.38	Baseline	limmere	10/06/21 10:52
Anthracene	9.44	Baseline	limmere	10/06/21 10:53
2,4,6-Tribromophenol (Surr)		Invalid Compound ID	boylea	10/22/21 02:09
2-Fluorobiphenyl		Invalid Compound ID	boylea	10/22/21 02:07
2-Methylnaphthalene		Invalid Compound ID	boylea	10/22/21 02:15
2-methylnaphthalene-d10		Invalid Compound ID	boylea	10/22/21 02:06
Pentachlorophenol		Invalid Compound ID	boylea	10/22/21 02:21
Fluoranthene-d10 (Surr)	10.35	Baseline	limmere	10/06/21 10:51
Fluoranthene	10.36	Baseline	limmere	10/06/21 10:51
Pyrene	10.54	Baseline	limmere	10/06/21 10:52
Terphenyl-d14	10.68	Baseline	limmere	10/06/21 10:51
Benzo[a]anthracene	11.54	Baseline	limmere	10/06/21 10:52
Chrysene	11.56	Baseline	limmere	10/06/21 10:52
Benzo[b]fluoranthene	12.63	Baseline	limmere	10/06/21 10:52
Benzo[k]fluoranthene	12.67	Baseline	limmere	10/06/21 10:53
Benzo[a]pyrene	13.03	Baseline	limmere	10/06/21 10:53
Indeno[1,2,3-cd]pyrene	14.44	Baseline	limmere	10/06/21 10:53
Dibenz(a,h)anthracene	14.46	Baseline	limmere	10/06/21 10:54
Benzo[g,h,i]perylene	14.74	Baseline	limmere	10/06/21 10:57



## GC/MS SEMI VOA MANUAL INTEGRATION SUMMARY

Lab Name: Eurofins Seattle Job No.: 580-111058-1

SDG No.: \_\_\_\_\_

Instrument ID: SEA101 Analysis Batch Number: 369708Lab Sample ID: ICV 580-369708/18 Client Sample ID: \_\_\_\_\_Date Analyzed: 10/05/21 23:52 Lab File ID: 100521a033.D GC Column: ZB-SV ID: 0.25 (mm)

COMPOUND NAME	RETENTION TIME	MANUAL INTEGRATION		
		REASON	ANALYST	DATE
Acenaphthylene	7.98	Peak assignment corrected	limmere	10/06/21 11:56
Indeno[1,2,3-cd]pyrene	14.31	Baseline	limmere	10/06/21 11:56
Dibenz(a,h)anthracene	14.34	Baseline	limmere	10/06/21 11:56

## GC/MS SEMI VOA MANUAL INTEGRATION SUMMARY

Lab Name: Eurofins Seattle Job No.: 580-111058-1

SDG No.: \_\_\_\_\_

Instrument ID: SEA101 Analysis Batch Number: 383722Lab Sample ID: CCVIS 580-383722/3 Client Sample ID: \_\_\_\_\_Date Analyzed: 03/14/22 13:59 Lab File ID: 031422a010.D GC Column: ZB-SV ID: 0.25 (mm)

COMPOUND NAME	RETENTION TIME	MANUAL INTEGRATION		
		REASON	ANALYST	DATE
2-Fluorobiphenyl	7.49	Baseline	jantanuc	03/15/22 09:25
Pentachlorophenol	9.12	Assign Peak	jantanuc	03/15/22 09:49
Indeno[1,2,3-cd]pyrene	14.19	Assign Peak	jantanuc	03/15/22 09:50
Dibenz(a,h)anthracene	14.22	Baseline	jantanuc	03/15/22 09:26

Lab Sample ID: MB 580-383558/1-A Client Sample ID: \_\_\_\_\_Date Analyzed: 03/14/22 15:17 Lab File ID: 031422a013.D GC Column: ZB-SV ID: 0.25 (mm)

COMPOUND NAME	RETENTION TIME	MANUAL INTEGRATION		
		REASON	ANALYST	DATE
Naphthalene	6.61	Baseline	jantanuc	03/15/22 09:28
2-Methylnaphthalene	7.19	Baseline	jantanuc	03/15/22 09:28
1-Methylnaphthalene	7.27	Baseline	jantanuc	03/15/22 09:29
Acenaphthylene	7.95	Baseline	jantanuc	03/15/22 09:29
Acenaphthene	8.07	Baseline	jantanuc	03/15/22 09:29
Fluorene	8.51	Baseline	jantanuc	03/15/22 09:29
Anthracene	9.33	Baseline	jantanuc	03/15/22 09:29
Benzo[b]fluoranthene		Invalid Compound ID	jantanuc	03/15/22 09:30
Fluoranthene	10.24	Baseline	jantanuc	03/15/22 09:29
Pyrene	10.43	Baseline	jantanuc	03/15/22 09:29

Lab Sample ID: LCS 580-383558/2-A Client Sample ID: \_\_\_\_\_Date Analyzed: 03/14/22 15:41 Lab File ID: 031422a014.D GC Column: ZB-SV ID: 0.25 (mm)

COMPOUND NAME	RETENTION TIME	MANUAL INTEGRATION		
		REASON	ANALYST	DATE
Dibenz(a,h)anthracene	14.21	Peak assignment corrected	jantanuc	03/15/22 09:30

## GC/MS SEMI VOA MANUAL INTEGRATION SUMMARY

Lab Name: Eurofins Seattle Job No.: 580-111058-1

SDG No.: \_\_\_\_\_

Instrument ID: SEA101 Analysis Batch Number: 383722Lab Sample ID: LCSD 580-383558/3-A Client Sample ID: \_\_\_\_\_Date Analyzed: 03/14/22 16:06 Lab File ID: 031422a015.D GC Column: ZB-SV ID: 0.25 (mm)

COMPOUND NAME	RETENTION TIME	MANUAL INTEGRATION		
		REASON	ANALYST	DATE
Dibenz(a,h)anthracene	14.21	Peak assignment corrected	jantanuc	03/15/22 09:31

Lab Sample ID: 580-111058-1 Client Sample ID: ERH2671 (RHMW15-5)Date Analyzed: 03/14/22 21:22 Lab File ID: 031422a028.D GC Column: ZB-SV ID: 0.25 (mm)

COMPOUND NAME	RETENTION TIME	MANUAL INTEGRATION		
		REASON	ANALYST	DATE
Naphthalene	6.61	Baseline	jantanuc	03/15/22 12:45
Phenanthrene	9.28	Baseline	jantanuc	03/15/22 12:45
Benzo[b]fluoranthene		Invalid Compound ID	jantanuc	03/15/22 12:45
Pyrene		Invalid Compound ID	jantanuc	03/15/22 12:45
Perylene-d12	12.93	Baseline	jantanuc	03/15/22 12:45

Lab Sample ID: CCVC 580-383722/28 Client Sample ID: \_\_\_\_\_Date Analyzed: 03/15/22 00:11 Lab File ID: 031422a035.D GC Column: ZB-SV ID: 0.25 (mm)

COMPOUND NAME	RETENTION TIME	MANUAL INTEGRATION		
		REASON	ANALYST	DATE
2-Fluorobiphenyl	7.49	Assign Peak	jantanuc	03/15/22 16:14
Pentachlorophenol	9.12	Assign Peak	jantanuc	03/15/22 16:14
Indeno[1,2,3-cd]pyrene	14.19	Assign Peak	jantanuc	03/15/22 16:14
Dibenz(a,h)anthracene	14.22	Assign Peak	jantanuc	03/15/22 16:14

## GC/MS SEMI VOA MANUAL INTEGRATION SUMMARY

Lab Name: Eurofins Seattle Job No.: 580-111058-1

SDG No.: \_\_\_\_\_

Instrument ID: TAC050 Analysis Batch Number: 378263Lab Sample ID: STD13 580-378263/4 IC Client Sample ID: \_\_\_\_\_Date Analyzed: 01/14/22 01:16 Lab File ID: SIM011322b014.D GC Column: ZB-SV ID: 0.25 (mm)

COMPOUND NAME	RETENTION TIME	MANUAL INTEGRATION		
		REASON	ANALYST	DATE
Benzo[a]anthracene	11.03	Incomplete Integration	boylea	01/14/22 13:59

Lab Sample ID: STD12 580-378263/5 IC Client Sample ID: \_\_\_\_\_Date Analyzed: 01/14/22 01:35 Lab File ID: SIM011322b015.D GC Column: ZB-SV ID: 0.25 (mm)

COMPOUND NAME	RETENTION TIME	MANUAL INTEGRATION		
		REASON	ANALYST	DATE
Benzo[a]anthracene	11.02	Incomplete Integration	boylea	01/14/22 13:59
Bis(2-ethylhexyl) phthalate	11.90	Incomplete Integration	boylea	01/14/22 13:58

Lab Sample ID: STD11 580-378263/6 IC Client Sample ID: \_\_\_\_\_Date Analyzed: 01/14/22 01:54 Lab File ID: SIM011322b016.D GC Column: ZB-SV ID: 0.25 (mm)

COMPOUND NAME	RETENTION TIME	MANUAL INTEGRATION		
		REASON	ANALYST	DATE
Benzo[a]anthracene	11.02	Incomplete Integration	boylea	01/14/22 14:00
Bis(2-ethylhexyl) phthalate	11.90	Incomplete Integration	boylea	01/14/22 13:58

Lab Sample ID: STD10 580-378263/7 IC Client Sample ID: \_\_\_\_\_Date Analyzed: 01/14/22 02:13 Lab File ID: SIM011322b017.D GC Column: ZB-SV ID: 0.25 (mm)

COMPOUND NAME	RETENTION TIME	MANUAL INTEGRATION		
		REASON	ANALYST	DATE
Benzo[a]anthracene	11.01	Incomplete Integration	boylea	01/14/22 14:01
Bis(2-ethylhexyl) phthalate	11.90	Incomplete Integration	boylea	01/14/22 14:01
Benzo[b]fluoranthene	12.47	Peak assignment corrected	boylea	01/14/22 14:01

## GC/MS SEMI VOA MANUAL INTEGRATION SUMMARY

Lab Name: Eurofins Seattle Job No.: 580-111058-1

SDG No.: \_\_\_\_\_

Instrument ID: TAC050 Analysis Batch Number: 378263Lab Sample ID: STD9IS 580-378263/8 IC Client Sample ID: \_\_\_\_\_Date Analyzed: 01/14/22 02:32 Lab File ID: SIM011322b018.D GC Column: ZB-SV ID: 0.25 (mm)

COMPOUND NAME	RETENTION TIME	MANUAL INTEGRATION		
		REASON	ANALYST	DATE
2-Fluorobiphenyl	6.19	Peak assignment corrected	boylea	01/14/22 14:01
Benzo[a]anthracene	11.01	Incomplete Integration	boylea	01/14/22 14:02
Bis(2-ethylhexyl) phthalate	11.90	Incomplete Integration	boylea	01/14/22 14:02
Benzo[b]fluoranthene	12.47	Incomplete Integration	boylea	01/14/22 14:02

Lab Sample ID: STD8 580-378263/9 IC Client Sample ID: \_\_\_\_\_Date Analyzed: 01/14/22 02:51 Lab File ID: SIM011322b019.D GC Column: ZB-SV ID: 0.25 (mm)

COMPOUND NAME	RETENTION TIME	MANUAL INTEGRATION		
		REASON	ANALYST	DATE
2-Fluorobiphenyl	6.19	Incomplete Integration	boylea	01/14/22 14:07
Benzo[a]anthracene	11.01	Incomplete Integration	boylea	01/14/22 14:07
Bis(2-ethylhexyl) phthalate	11.89	Assign Peak	boylea	01/14/22 14:07
Benzo[b]fluoranthene	12.47	Split Peak	boylea	01/14/22 14:06
Indeno[1,2,3-cd]pyrene	14.94	Split Peak	boylea	01/14/22 14:06
Dibenz(a,h)anthracene	14.98	Peak assignment corrected	boylea	01/14/22 14:06

Lab Sample ID: STD7 580-378263/10 IC Client Sample ID: \_\_\_\_\_Date Analyzed: 01/14/22 03:10 Lab File ID: SIM011322b020.D GC Column: ZB-SV ID: 0.25 (mm)

COMPOUND NAME	RETENTION TIME	MANUAL INTEGRATION		
		REASON	ANALYST	DATE
Naphthalene	5.19	Shouldering	boylea	01/14/22 14:12
2-Fluorobiphenyl	6.19	Assign Peak	boylea	01/14/22 14:12
Pentachlorophenol	8.13	Incomplete Integration	boylea	01/14/22 14:12
Pyrene	9.75	Incomplete Integration	boylea	01/14/22 14:12
Bis(2-ethylhexyl) phthalate	11.89	Assign Peak	boylea	01/14/22 14:13
Benzo[b]fluoranthene	12.47	Incomplete Integration	boylea	01/14/22 14:13
Indeno[1,2,3-cd]pyrene	14.94	Split Peak	boylea	01/14/22 14:13
Dibenz(a,h)anthracene	14.98	Split Peak	boylea	01/14/22 14:13

## GC/MS SEMI VOA MANUAL INTEGRATION SUMMARY

Lab Name: Eurofins Seattle Job No.: 580-111058-1

SDG No.: \_\_\_\_\_

Instrument ID: TAC050 Analysis Batch Number: 378263Lab Sample ID: STD6 580-378263/11 IC Client Sample ID: \_\_\_\_\_Date Analyzed: 01/14/22 03:29 Lab File ID: SIM011322b021.D GC Column: ZB-SV ID: 0.25 (mm)

COMPOUND NAME	RETENTION TIME	MANUAL INTEGRATION		
		REASON	ANALYST	DATE
Naphthalene	5.19	Shouldering	boylea	01/14/22 14:15
2-Fluorobiphenyl	6.19	Assign Peak	boylea	01/14/22 14:15
Pentachlorophenol	8.13	Assign Peak	boylea	01/14/22 14:15
Bis(2-ethylhexyl) phthalate	11.89	Assign Peak	boylea	01/14/22 14:15
Benzo[b]fluoranthene	12.47	Incomplete Integration	boylea	01/14/22 14:14
Indeno[1,2,3-cd]pyrene	14.94	Split Peak	boylea	01/14/22 14:14
Dibenz(a,h)anthracene	14.99	Incomplete Integration	boylea	01/14/22 14:14
Benzo[g,h,i]perylene	15.43	Incomplete Integration	boylea	01/14/22 14:14

Lab Sample ID: STD5 580-378263/12 IC Client Sample ID: \_\_\_\_\_Date Analyzed: 01/14/22 03:48 Lab File ID: SIM011322b022.D GC Column: ZB-SV ID: 0.25 (mm)

COMPOUND NAME	RETENTION TIME	MANUAL INTEGRATION		
		REASON	ANALYST	DATE
Naphthalene	5.19	Assign Peak	boylea	01/14/22 14:16
2-Fluorobiphenyl	6.19	Assign Peak	boylea	01/14/22 14:16
2,4,6-Tribromophenol (Surr)	7.63	Assign Peak	boylea	01/14/22 14:16
Pentachlorophenol	8.15	Assign Peak	boylea	01/14/22 14:16
Benzo[a]anthracene	11.02	Incomplete Integration	boylea	01/14/22 14:17
Bis(2-ethylhexyl) phthalate	11.89	Assign Peak	boylea	01/14/22 14:18
Benzo[b]fluoranthene	12.47	Incomplete Integration	boylea	01/14/22 14:18
Benzo[k]fluoranthene	12.52	Incomplete Integration	boylea	01/14/22 14:18
Benzo[a]pyrene	12.99	Incomplete Integration	boylea	01/14/22 14:18
Indeno[1,2,3-cd]pyrene	14.94	Split Peak	boylea	01/14/22 14:18
Dibenz(a,h)anthracene	14.99	Assign Peak	boylea	01/14/22 14:19
Benzo[g,h,i]perylene	15.43	Incomplete Integration	boylea	01/14/22 14:19

## GC/MS SEMI VOA MANUAL INTEGRATION SUMMARY

Lab Name: Eurofins Seattle Job No.: 580-111058-1

SDG No.: \_\_\_\_\_

Instrument ID: TAC050 Analysis Batch Number: 378263Lab Sample ID: STD4 580-378263/13 IC Client Sample ID: \_\_\_\_\_Date Analyzed: 01/14/22 04:07 Lab File ID: SIM011322b023.D GC Column: ZB-SV ID: 0.25 (mm)

COMPOUND NAME	RETENTION TIME	MANUAL INTEGRATION		
		REASON	ANALYST	DATE
Naphthalene	5.19	Incomplete Integration	boylea	01/14/22 14:23
2-Fluorobiphenyl	6.19	Assign Peak	boylea	01/14/22 14:23
Fluorene	7.39	Incomplete Integration	boylea	01/14/22 14:22
2,4,6-Tribromophenol (Surr)	7.64	Incomplete Integration	boylea	01/14/22 14:23
Anthracene	8.39	Incomplete Integration	boylea	01/14/22 14:21
Fluoranthene-d10 (Surr)	9.51	Incomplete Integration	boylea	01/14/22 14:23
Fluoranthene	9.52	Assign Peak	boylea	01/14/22 14:21
Pyrene	9.75	Assign Peak	boylea	01/14/22 14:21
Terphenyl-d14	9.90	Incomplete Integration	boylea	01/14/22 14:23
Benzo[a]anthracene	11.02	Assign Peak	boylea	01/14/22 14:21
Chrysene-d12	11.03	Incomplete Integration	boylea	01/14/22 14:36
Chrysene	11.06	Assign Peak	boylea	01/14/22 14:21
Bis(2-ethylhexyl) phthalate	11.90	Assign Peak	boylea	01/14/22 14:21
Benzo[b]fluoranthene	12.47	Assign Peak	boylea	01/14/22 14:21
Benzo[k]fluoranthene	12.52	Assign Peak	boylea	01/14/22 14:21
Benzo[a]pyrene	12.99	Assign Peak	boylea	01/14/22 14:19
Indeno[1,2,3-cd]pyrene	14.95	Assign Peak	boylea	01/14/22 14:19
Dibenz(a,h)anthracene	15.00	Assign Peak	boylea	01/14/22 14:19
Benzo[g,h,i]perylene	15.43	Assign Peak	boylea	01/14/22 14:19

## GC/MS SEMI VOA MANUAL INTEGRATION SUMMARY

Lab Name: Eurofins Seattle Job No.: 580-111058-1

SDG No.: \_\_\_\_\_

Instrument ID: TAC050 Analysis Batch Number: 378263Lab Sample ID: STD3 580-378263/14 IC Client Sample ID: \_\_\_\_\_Date Analyzed: 01/14/22 04:26 Lab File ID: SIM011322b024.D GC Column: ZB-SV ID: 0.25 (mm)

COMPOUND NAME	RETENTION TIME	MANUAL INTEGRATION		
		REASON	ANALYST	DATE
Naphthalene	5.19	Assign Peak	boylea	01/14/22 14:25
2-methylnaphthalene-d10	5.81	Assign Peak	boylea	01/14/22 14:24
2-Methylnaphthalene	5.84	Assign Peak	boylea	01/14/22 14:25
1-Methylnaphthalene	5.94	Assign Peak	boylea	01/14/22 14:25
2-Fluorobiphenyl	6.19	Assign Peak	boylea	01/14/22 14:24
Acenaphthylene	6.72	Assign Peak	boylea	01/14/22 14:25
Fluorene	7.39	Assign Peak	boylea	01/14/22 14:25
2,4,6-Tribromophenol (Surr)	7.64	Assign Peak	boylea	01/14/22 14:24
Phenanthrene	8.34	Assign Peak	boylea	01/14/22 14:25
Anthracene	8.39	Assign Peak	boylea	01/14/22 14:25
Fluoranthene-d10 (Surr)	9.51	Assign Peak	boylea	01/14/22 14:24
Fluoranthene	9.52	Assign Peak	boylea	01/14/22 14:26
Pyrene	9.75	Assign Peak	boylea	01/14/22 14:26
Terphenyl-d14	9.90	Assign Peak	boylea	01/14/22 14:25
Benzo[a]anthracene	11.01	Assign Peak	boylea	01/14/22 14:26
Chrysene	11.06	Assign Peak	boylea	01/14/22 14:26
Bis(2-ethylhexyl) phthalate	11.89	Assign Peak	boylea	01/14/22 14:26
Benzo[b]fluoranthene	12.47	Assign Peak	boylea	01/14/22 14:26
Benzo[k]fluoranthene	12.52	Assign Peak	boylea	01/14/22 14:26
Benzo[a]pyrene	12.98	Assign Peak	boylea	01/14/22 14:27
Indeno[1,2,3-cd]pyrene	14.94	Assign Peak	boylea	01/14/22 14:27
Dibenz(a,h)anthracene	15.00	Assign Peak	boylea	01/14/22 14:27
Benzo[g,h,i]perylene	15.43	Assign Peak	boylea	01/14/22 14:27



## GC/MS SEMI VOA MANUAL INTEGRATION SUMMARY

Lab Name: Eurofins Seattle Job No.: 580-111058-1

SDG No.: \_\_\_\_\_

Instrument ID: TAC050 Analysis Batch Number: 378263Lab Sample ID: STD2 580-378263/15 IC Client Sample ID: \_\_\_\_\_Date Analyzed: 01/14/22 04:45 Lab File ID: SIM011322b025.D GC Column: ZB-SV ID: 0.25 (mm)

COMPOUND NAME	RETENTION TIME	MANUAL INTEGRATION		
		REASON	ANALYST	DATE
Naphthalene	5.19	Assign Peak	boylea	01/14/22 14:29
2-methylnaphthalene-d10	5.81	Assign Peak	boylea	01/14/22 14:28
2-Methylnaphthalene	5.84	Assign Peak	boylea	01/14/22 14:30
1-Methylnaphthalene	5.94	Assign Peak	boylea	01/14/22 14:30
2-Fluorobiphenyl	6.19	Assign Peak	boylea	01/14/22 14:29
Acenaphthylene	6.72	Assign Peak	boylea	01/14/22 14:30
Acenaphthene	6.88	Assign Peak	boylea	01/14/22 14:30
Fluorene	7.39	Assign Peak	boylea	01/14/22 14:31
2,4,6-Tribromophenol (Surr)	7.64	Assign Peak	boylea	01/14/22 14:29
Phenanthrene	8.34	Assign Peak	boylea	01/14/22 14:31
Anthracene	8.39	Assign Peak	boylea	01/14/22 14:31
Fluoranthene-d10 (Surr)	9.51	Assign Peak	boylea	01/14/22 14:29
Fluoranthene	9.53	Assign Peak	boylea	01/14/22 14:31
Pyrene	9.75	Assign Peak	boylea	01/14/22 14:31
Terphenyl-d14	9.90	Assign Peak	boylea	01/14/22 14:29
Benzo[a]anthracene	11.02	Assign Peak	boylea	01/14/22 14:32
Chrysene	11.06	Assign Peak	boylea	01/14/22 14:32
Bis(2-ethylhexyl) phthalate	11.90	Assign Peak	boylea	01/14/22 14:32
Benzo[b]fluoranthene	12.48	Assign Peak	boylea	01/14/22 14:32
Benzo[k]fluoranthene	12.52	Assign Peak	boylea	01/14/22 14:32
Benzo[a]pyrene	12.99	Assign Peak	boylea	01/14/22 14:32
Indeno[1,2,3-cd]pyrene	14.95	Assign Peak	boylea	01/14/22 14:32
Dibenz(a,h)anthracene	15.00	Assign Peak	boylea	01/14/22 14:32
Benzo[g,h,i]perylene	15.44	Assign Peak	boylea	01/14/22 14:33

## GC/MS SEMI VOA MANUAL INTEGRATION SUMMARY

Lab Name: Eurofins Seattle Job No.: 580-111058-1

SDG No.: \_\_\_\_\_

Instrument ID: TAC050 Analysis Batch Number: 378263Lab Sample ID: STD1 580-378263/16 IC Client Sample ID: \_\_\_\_\_Date Analyzed: 01/14/22 05:04 Lab File ID: SIM011322b026.D GC Column: ZB-SV ID: 0.25 (mm)

COMPOUND NAME	RETENTION TIME	MANUAL INTEGRATION		
		REASON	ANALYST	DATE
Naphthalene	5.19	Assign Peak	boylea	01/14/22 14:37
2-methylnaphthalene-d10	5.81	Assign Peak	boylea	01/14/22 14:36
2-Methylnaphthalene	5.84	Assign Peak	boylea	01/14/22 14:37
1-Methylnaphthalene	5.94	Assign Peak	boylea	01/14/22 14:37
2-Fluorobiphenyl	6.19	Assign Peak	boylea	01/14/22 14:37
Acenaphthylene	6.72	Assign Peak	boylea	01/14/22 14:37
Acenaphthene	6.89	Assign Peak	boylea	01/14/22 14:37
Fluorene	7.39	Assign Peak	boylea	01/14/22 14:37
Phenanthrene	8.34	Assign Peak	boylea	01/14/22 14:38
Anthracene	8.40	Assign Peak	boylea	01/14/22 14:38
Fluoranthene-d10 (Surr)	9.51	Assign Peak	boylea	01/14/22 14:37
Fluoranthene	9.53	Assign Peak	boylea	01/14/22 14:38
Pyrene	9.75	Assign Peak	boylea	01/14/22 14:38
Terphenyl-d14	9.90	Assign Peak	boylea	01/14/22 14:37
Benzo[a]anthracene	11.02	Assign Peak	boylea	01/14/22 14:38
Chrysene	11.06	Assign Peak	boylea	01/14/22 14:38
Bis(2-ethylhexyl) phthalate	11.89	Assign Peak	boylea	01/14/22 14:38
Benzo[b]fluoranthene	12.48	Assign Peak	boylea	01/14/22 14:38
Benzo[k]fluoranthene	12.52	Assign Peak	boylea	01/14/22 14:38
Benzo[a]pyrene	12.99	Assign Peak	boylea	01/14/22 14:39
Indeno[1,2,3-cd]pyrene	14.96	Assign Peak	boylea	01/14/22 14:39
Dibenz(a,h)anthracene	15.01	Assign Peak	boylea	01/14/22 14:39
Benzo[g,h,i]perylene	15.44	Assign Peak	boylea	01/14/22 14:39

## GC/MS SEMI VOA MANUAL INTEGRATION SUMMARY

Lab Name: Eurofins Seattle Job No.: 580-111058-1

SDG No.: \_\_\_\_\_

Instrument ID: TAC050 Analysis Batch Number: 378263Lab Sample ID: ICV 580-378263/18 Client Sample ID: \_\_\_\_\_Date Analyzed: 01/14/22 05:42 Lab File ID: SIM011322b028.D GC Column: ZB-SV ID: 0.25 (mm)

COMPOUND NAME	RETENTION TIME	MANUAL INTEGRATION		
		REASON	ANALYST	DATE
Benzo[a]anthracene	11.01	Incomplete Integration	boylea	01/14/22 15:39
Bis(2-ethylhexyl) phthalate	11.90	Incomplete Integration	boylea	01/14/22 15:39
Benzo[b]fluoranthene	12.47	Incomplete Integration	boylea	01/14/22 15:39

## GC/MS SEMI VOA MANUAL INTEGRATION SUMMARY

Lab Name: Eurofins Seattle Job No.: 580-111058-1

SDG No.: \_\_\_\_\_

Instrument ID: TAC050 Analysis Batch Number: 383445Lab Sample ID: CCVIS 580-383445/3 Client Sample ID: \_\_\_\_\_Date Analyzed: 03/10/22 11:06 Lab File ID: SIM031022a004.D GC Column: ZB-SV ID: 0.25 (mm)

COMPOUND NAME	RETENTION TIME	MANUAL INTEGRATION		
		REASON	ANALYST	DATE
2-Fluorobiphenyl	6.19	Incomplete Integration	thaneerat w	03/11/22 09:48
Bis(2-ethylhexyl) phthalate	11.89	Incomplete Integration	thaneerat w	03/11/22 09:49
Indeno[1,2,3-cd]pyrene	14.98	Incomplete Integration	thaneerat w	03/11/22 09:49
Dibenz(a,h)anthracene	15.02	Peak assignment corrected	limmere	03/10/22 11:25

Lab Sample ID: MB 580-383282/1-A Client Sample ID: \_\_\_\_\_Date Analyzed: 03/10/22 11:27 Lab File ID: SIM031022a005.D GC Column: ZB-SV ID: 0.25 (mm)

COMPOUND NAME	RETENTION TIME	MANUAL INTEGRATION		
		REASON	ANALYST	DATE
Naphthalene	5.19	Incomplete Integration	thaneerat w	03/11/22 10:08
Phenanthrene		Invalid Compound ID	thaneerat w	03/11/22 10:09
Pyrene		Invalid Compound ID	thaneerat w	03/11/22 10:09

Lab Sample ID: LCS 580-383282/2-A Client Sample ID: \_\_\_\_\_Date Analyzed: 03/10/22 11:46 Lab File ID: SIM031022a006.D GC Column: ZB-SV ID: 0.25 (mm)

COMPOUND NAME	RETENTION TIME	MANUAL INTEGRATION		
		REASON	ANALYST	DATE
Indeno[1,2,3-cd]pyrene	14.97	Incomplete Integration	thaneerat w	03/11/22 10:12
Dibenz(a,h)anthracene	15.02	Incomplete Integration	thaneerat w	03/11/22 10:12

## GC/MS SEMI VOA MANUAL INTEGRATION SUMMARY

Lab Name: Eurofins Seattle Job No.: 580-111058-1

SDG No.: \_\_\_\_\_

Instrument ID: TAC050 Analysis Batch Number: 383445Lab Sample ID: LCSD 580-383282/3-A Client Sample ID: \_\_\_\_\_Date Analyzed: 03/10/22 12:05 Lab File ID: SIM031022a007.D GC Column: ZB-SV ID: 0.25 (mm)

COMPOUND NAME	RETENTION TIME	MANUAL INTEGRATION		
		REASON	ANALYST	DATE
Indeno[1,2,3-cd]pyrene	14.97	Incomplete Integration	thaneerat w	03/11/22 10:14
Dibenz(a,h)anthracene	15.02	Incomplete Integration	thaneerat w	03/11/22 10:14

Lab Sample ID: 580-111058-2 Client Sample ID: ERH2680 (HDMW2253-3)Date Analyzed: 03/10/22 16:33 Lab File ID: SIM031022a021.D GC Column: ZB-SV ID: 0.25 (mm)

COMPOUND NAME	RETENTION TIME	MANUAL INTEGRATION		
		REASON	ANALYST	DATE
Naphthalene	5.19	Incomplete Integration	thaneerat w	03/11/22 10:42
2-Methylnaphthalene	5.84	Incomplete Integration	thaneerat w	03/11/22 10:43
1-Methylnaphthalene	5.94	Incomplete Integration	thaneerat w	03/11/22 10:43
Acenaphthene-d10	6.86	Incomplete Integration	thaneerat w	03/11/22 10:42
Acenaphthene	6.89	Incomplete Integration	thaneerat w	03/11/22 10:43
Pyrene	9.75	Incomplete Integration	thaneerat w	03/11/22 10:43
Phenanthrene		Invalid Compound ID	thaneerat w	03/11/22 10:43

## GC/MS SEMI VOA MANUAL INTEGRATION SUMMARY

Lab Name: Eurofins Seattle Job No.: 580-111058-1

SDG No.: \_\_\_\_\_

Instrument ID: TAC050 Analysis Batch Number: 383445Lab Sample ID: CCVC 580-383445/21 Client Sample ID: \_\_\_\_\_Date Analyzed: 03/10/22 16:52 Lab File ID: SIM031022a022.D GC Column: ZB-SV ID: 0.25 (mm)

COMPOUND NAME	RETENTION TIME	MANUAL INTEGRATION		
		REASON	ANALYST	DATE
2-Fluorobiphenyl	6.19	Incomplete Integration	thaneerat w	03/11/22 10:44
Bis(2-ethylhexyl) phthalate	11.89	Incomplete Integration	thaneerat w	03/11/22 10:45
Indeno[1,2,3-cd]pyrene	14.97	Incomplete Integration	thaneerat w	03/11/22 10:45
Dibenz(a,h)anthracene	15.02	Incomplete Integration	thaneerat w	03/11/22 10:45

REAGENT TRACEABILITY SUMMARY

Lab Name: Eurofins Seattle

Job No.: 580-111058-1

SDG No.:

Reagent ID	Exp Date	Prep Date	Dilutant Used	Reagent Final Volume	Parent Reagent		Analyte	Concentration
					Reagent ID	Volume Added		
8270_ic_stk_00062	03/31/22	09/15/21	DCM, Lot DCM CT#211	10 mL	2356TCP_00004	1 mL	2,3,5,6-Tetrachlorophenol	100 ug/mL
					8270Mega_1stk_00016	1 mL	1,1'-Biphenyl	100 ug/mL
							1,2,4,5-Tetrachlorobenzene	100 ug/mL
							1,2,4-Trichlorobenzene	100 ug/mL
							1,2-Dichlorobenzene	100 ug/mL
							1,3-Dichlorobenzene	100 ug/mL
							1,3-Dinitrobenzene	100 ug/mL
							1,4-Dichlorobenzene	100 ug/mL
							1-Methylnaphthalene	100 ug/mL
							2,3,4,6-Tetrachlorophenol	100 ug/mL
							2,4,5-Trichlorophenol	100 ug/mL
							2,4,6-Trichlorophenol	100 ug/mL
							2,4-Dichlorophenol	100 ug/mL
							2,4-Dimethylphenol	100 ug/mL
							2,4-Dinitrophenol	200 ug/mL
							2,4-Dinitrotoluene	100 ug/mL
							2,6-Dichlorophenol	100 ug/mL
							2,6-Dinitrotoluene	100 ug/mL
							2-Chloronaphthalene	100 ug/mL
							2-Chlorophenol	100 ug/mL
							2-Methylnaphthalene	100 ug/mL
							2-Nitroaniline	100 ug/mL
							2-Nitrophenol	100 ug/mL
							3-Nitroaniline	100 ug/mL
							4,6-Dinitro-2-methylphenol	200 ug/mL
							4-Bromophenyl phenyl ether	100 ug/mL
							4-Chloro-3-methylphenol	100 ug/mL
							4-Chloroaniline	100 ug/mL
							4-Chlorophenyl phenyl ether	100 ug/mL
							4-Nitroaniline	100 ug/mL
							4-Nitrophenol	200 ug/mL
							Acenaphthene	100 ug/mL
							Acenaphthylene	100 ug/mL
							Acetophenone	100 ug/mL
							Aniline	100 ug/mL
							Anthracene	100 ug/mL
							Azobenzene	100 ug/mL
							Benzo[a]anthracene	100 ug/mL
							Benzo[a]pyrene	100 ug/mL
							Benzo[b]fluoranthene	100 ug/mL
							Benzo[g,h,i]perylene	100 ug/mL
		Benzo[k]fluoranthene	100 ug/mL					
		Benzofluoranthene	200 ug/mL					
		Benzyl alcohol	100 ug/mL					
		bis (2-chloroisopropyl) ether	100 ug/mL					
		Bis (2-chloroethoxy)methane	100 ug/mL					
		Bis (2-chloroethyl) ether	100 ug/mL					

REAGENT TRACEABILITY SUMMARY

Lab Name: Eurofins Seattle

Job No.: 580-111058-1

SDG No.:

Reagent ID	Exp Date	Prep Date	Dilutant Used	Reagent Final Volume	Parent Reagent		Analyte	Concentration	
					Reagent ID	Volume Added			
							Bis(2-ethylhexyl) phthalate	100 ug/mL	
							Butyl benzyl phthalate	100 ug/mL	
							Carbazole	100 ug/mL	
							Chrysene	100 ug/mL	
							Di-n-butyl phthalate	100 ug/mL	
							Di-n-octyl phthalate	100 ug/mL	
							Dibenz(a,h)anthracene	100 ug/mL	
							Dibenzofuran	100 ug/mL	
							Diethyl phthalate	100 ug/mL	
							Dimethyl phthalate	100 ug/mL	
							Fluoranthene	100 ug/mL	
							Fluorene	100 ug/mL	
							Hexachlorobenzene	100 ug/mL	
							Hexachlorobutadiene	100 ug/mL	
							Hexachlorocyclopentadiene	100 ug/mL	
							Hexachloroethane	100 ug/mL	
							Indeno[1,2,3-cd]pyrene	100 ug/mL	
							Isophorone	100 ug/mL	
							m+p-Cresol	100 ug/mL	
							n-Decane	100 ug/mL	
							N-Nitrosodi-n-propylamine	100 ug/mL	
							N-Nitrosodimethylamine	100 ug/mL	
							N-Nitrosodiphenylamine	100 ug/mL	
							n-Octadecane	100 ug/mL	
							Naphthalene	100 ug/mL	
							Nitrobenzene	100 ug/mL	
							o-Cresol	100 ug/mL	
							Pentachlorophenol	200 ug/mL	
							Phenanthrene	100 ug/mL	
							Phenol	100 ug/mL	
							Pyrene	100 ug/mL	
							Pyridine	200 ug/mL	
					8270S#10_1stk_00016	1 mL	Benzoic acid	200 ug/mL	
					8270S#11_1stk_00011	500 uL	Atrazine	100 ug/mL	
					8270S#9_1stk_00015	1 mL	3,3'-Dichlorobenzidine	200 ug/mL	
							Benzenidine	200 ug/mL	
					8270SSstkPhen_00004	0.2 mL	2,4,6-Tribromophenol (Surr)	100 ug/mL	
							2-Fluorobiphenyl	100 ug/mL	
							2-Fluorophenol (Surr)	100 ug/mL	
							2-methylnaphthalene-d10	100 ug/mL	
							Fluoranthene-d10 (Surr)	100 ug/mL	
							Nitrobenzene-d5 (Surr)	100 ug/mL	
							Phenol-d5 (Surr)	100 ug/mL	
							Terphenyl-d14	100 ug/mL	
.2356TCP_00004	03/10/24		SPEX CertiPrep, Lot AA210304019				(Purchased Reagent)	2,3,5,6-Tetrachlorophenol	1000 ug/mL
.8270Mega_1stk_00016	03/31/22		Restek, Lot A0164427				(Purchased Reagent)	1,1'-Biphenyl	1000 ug/mL
								1,2,4,5-Tetrachlorobenzene	1000 ug/mL
								1,2,4-Trichlorobenzene	1000 ug/mL



REAGENT TRACEABILITY SUMMARY

Lab Name: Eurofins Seattle

Job No.: 580-111058-1

SDG No.:

Reagent ID	Exp Date	Prep Date	Dilutant Used	Reagent Final Volume	Parent Reagent		Analyte	Concentration
					Reagent ID	Volume Added		
							1,2-Dichlorobenzene	1000 ug/mL
							1,3-Dichlorobenzene	1000 ug/mL
							1,3-Dinitrobenzene	1000 ug/mL
							1,4-Dichlorobenzene	1000 ug/mL
							1-Methylnaphthalene	1000 ug/mL
							2,3,4,6-Tetrachlorophenol	1000 ug/mL
							2,4,5-Trichlorophenol	1000 ug/mL
							2,4,6-Trichlorophenol	1000 ug/mL
							2,4-Dichlorophenol	1000 ug/mL
							2,4-Dimethylphenol	1000 ug/mL
							2,4-Dinitrophenol	2000 ug/mL
							2,4-Dinitrotoluene	1000 ug/mL
							2,6-Dichlorophenol	1000 ug/mL
							2,6-Dinitrotoluene	1000 ug/mL
							2-Chloronaphthalene	1000 ug/mL
							2-Chlorophenol	1000 ug/mL
							2-Methylnaphthalene	1000 ug/mL
							2-Nitroaniline	1000 ug/mL
							2-Nitrophenol	1000 ug/mL
							3-Nitroaniline	1000 ug/mL
							4,6-Dinitro-2-methylphenol	2000 ug/mL
							4-Bromophenyl phenyl ether	1000 ug/mL
							4-Chloro-3-methylphenol	1000 ug/mL
							4-Chloroaniline	1000 ug/mL
							4-Chlorophenyl phenyl ether	1000 ug/mL
							4-Nitroaniline	1000 ug/mL
							4-Nitrophenol	2000 ug/mL
							Acenaphthene	1000 ug/mL
							Acenaphthylene	1000 ug/mL
							Acetophenone	1000 ug/mL
							Aniline	1000 ug/mL
							Anthracene	1000 ug/mL
							Azobenzene	1000 ug/mL
							Benzo[a]anthracene	1000 ug/mL
							Benzo[a]pyrene	1000 ug/mL
							Benzo[b]fluoranthene	1000 ug/mL
							Benzo[g,h,i]perylene	1000 ug/mL
							Benzo[k]fluoranthene	1000 ug/mL
							Benzofluoranthene	2000 ug/mL
							Benzyl alcohol	1000 ug/mL
							bis (2-chloroisopropyl) ether	1000 ug/mL
							Bis (2-chloroethoxy)methane	1000 ug/mL
							Bis (2-chloroethyl) ether	1000 ug/mL
							Bis (2-ethylhexyl) phthalate	1000 ug/mL
							Butyl benzyl phthalate	1000 ug/mL
							Carbazole	1000 ug/mL
							Chrysene	1000 ug/mL
							Di-n-butyl phthalate	1000 ug/mL

REAGENT TRACEABILITY SUMMARY

Lab Name: Eurofins Seattle

Job No.: 580-111058-1

SDG No.:

Reagent ID	Exp Date	Prep Date	Dilutant Used	Reagent Final Volume	Parent Reagent		Analyte	Concentration
					Reagent ID	Volume Added		
							Di-n-octyl phthalate	1000 ug/mL
							Dibenz(a,h)anthracene	1000 ug/mL
							Dibenzofuran	1000 ug/mL
							Diethyl phthalate	1000 ug/mL
							Dimethyl phthalate	1000 ug/mL
							Fluoranthene	1000 ug/mL
							Fluorene	1000 ug/mL
							Hexachlorobenzene	1000 ug/mL
							Hexachlorobutadiene	1000 ug/mL
							Hexachlorocyclopentadiene	1000 ug/mL
							Hexachloroethane	1000 ug/mL
							Indeno[1,2,3-cd]pyrene	1000 ug/mL
							Isophorone	1000 ug/mL
							m+p-Cresol	1000 ug/mL
							n-Decane	1000 ug/mL
							N-Nitrosodi-n-propylamine	1000 ug/mL
							N-Nitrosodimethylamine	1000 ug/mL
							N-Nitrosodiphenylamine	1000 ug/mL
							n-Octadecane	1000 ug/mL
							Naphthalene	1000 ug/mL
							Nitrobenzene	1000 ug/mL
							o-Cresol	1000 ug/mL
							Pentachlorophenol	2000 ug/mL
							Phenanthrene	1000 ug/mL
							Phenol	1000 ug/mL
							Pyrene	1000 ug/mL
							Pyridine	2000 ug/mL
.8270S#10_1stk_00016	03/31/22		Restek, Lot A0164214		(Purchased Reagent)		Benzoic acid	2000 ug/mL
.8270S#11_1stk_00011	03/31/22		Restek, Lot A0164387		(Purchased Reagent)		Atrazine	2000 ug/mL
.8270S#9_1stk_00015	07/31/22		Restek, Lot A0167791		(Purchased Reagent)		3,3'-Dichlorobenzidine	2000 ug/mL
							Benidine	2000 ug/mL
.8270SSstkPhen_00004	08/31/23		Phenova, Lot CL12771		(Purchased Reagent)		2,4,6-Tribromophenol (Surr)	5000 ug/mL
							2-Fluorobiphenyl	5000 ug/mL
							2-Fluorophenol (Surr)	5000 ug/mL
							2-methylnaphthalene-d10	5000 ug/mL
							Fluoranthene-d10 (Surr)	5000 ug/mL
							Nitrobenzene-d5 (Surr)	5000 ug/mL
							Phenol-d5 (Surr)	5000 ug/mL
							Terphenyl-d14	5000 ug/mL
<b>8270ccv1_50_00037</b>	06/07/22	08/14/21	DCM, Lot 266183	10 mL	8270_ic_stk_00060	5 uL	1-Methylnaphthalene	50 ug/L
							2-Methylnaphthalene	50 ug/L
							Acenaphthene	50 ug/L
							Acenaphthylene	50 ug/L
							Anthracene	50 ug/L
							Benzo[a]anthracene	50 ug/L
							Benzo[a]pyrene	50 ug/L
							Benzo[b]fluoranthene	50 ug/L

REAGENT TRACEABILITY SUMMARY

Lab Name: Eurofins Seattle

Job No.: 580-111058-1

SDG No.:

Reagent ID	Exp Date	Prep Date	Dilutant Used	Reagent Final Volume	Parent Reagent		Analyte	Concentration						
					Reagent ID	Volume Added								
							Benzo[g,h,i]perylene	50 ug/L						
							Benzo[k]fluoranthene	50 ug/L						
							Chrysene	50 ug/L						
							Dibenz(a,h)anthracene	50 ug/L						
							Fluoranthene	50 ug/L						
							Fluorene	50 ug/L						
							Indeno[1,2,3-cd]pyrene	50 ug/L						
							Naphthalene	50 ug/L						
							Pentachlorophenol	100 ug/L						
							Phenanthrene	50 ug/L						
							Pyrene	50 ug/L						
							2,4,6-Tribromophenol (Surr)	50 ug/L						
							2-Fluorobiphenyl	50 ug/L						
							2-methylnaphthalene-d10	50 ug/L						
							Fluoranthene-d10 (Surr)	50 ug/L						
							Terphenyl-d14	50 ug/L						
							8270SIM_IS_00067					100 uL	1,4-Dichlorobenzene-d4	100 ug/L
Acenaphthene-d10	100 ug/L													
Chrysene-d12	100 ug/L													
Naphthalene-d8	100 ug/L													
Perylene-d12	100 ug/L													
Phenanthrene-d10	100 ug/L													
1-Methylnaphthalene	100 ug/mL													
.8270_ic_stk_00060	06/07/22	06/07/21	DCM, Lot DCM CT#211	10 mL	8270Mega_1stk_00016	1 mL	2-Methylnaphthalene	100 ug/mL						
							Acenaphthene	100 ug/mL						
							Acenaphthylene	100 ug/mL						
							Anthracene	100 ug/mL						
							Benzo[a]anthracene	100 ug/mL						
							Benzo[a]pyrene	100 ug/mL						
							Benzo[b]fluoranthene	100 ug/mL						
							Benzo[g,h,i]perylene	100 ug/mL						
							Benzo[k]fluoranthene	100 ug/mL						
							Chrysene	100 ug/mL						
							Dibenz(a,h)anthracene	100 ug/mL						
							Fluoranthene	100 ug/mL						
							Fluorene	100 ug/mL						
							Indeno[1,2,3-cd]pyrene	100 ug/mL						
							Naphthalene	100 ug/mL						
							Pentachlorophenol	200 ug/mL						
							Phenanthrene	100 ug/mL						
							Pyrene	100 ug/mL						
							8270SSstkPhen_00004					0.2 mL	2,4,6-Tribromophenol (Surr)	100 ug/mL
													2-Fluorobiphenyl	100 ug/mL
2-methylnaphthalene-d10	100 ug/mL													
Fluoranthene-d10 (Surr)	100 ug/mL													
..8270Mega_1stk_00016	03/31/22		Restek, Lot A0164427				Terphenyl-d14	100 ug/mL						
							(Purchased Reagent)	1-Methylnaphthalene	1000 ug/mL					
							2-Methylnaphthalene	1000 ug/mL						

REAGENT TRACEABILITY SUMMARY

Lab Name: Eurofins Seattle

Job No.: 580-111058-1

SDG No.:

Reagent ID	Exp Date	Prep Date	Dilutant Used	Reagent Final Volume	Parent Reagent		Analyte	Concentration
					Reagent ID	Volume Added		
							Acenaphthene	1000 ug/mL
							Acenaphthylene	1000 ug/mL
							Anthracene	1000 ug/mL
							Benzo[a]anthracene	1000 ug/mL
							Benzo[a]pyrene	1000 ug/mL
							Benzo[b]fluoranthene	1000 ug/mL
							Benzo[g,h,i]perylene	1000 ug/mL
							Benzo[k]fluoranthene	1000 ug/mL
							Chrysene	1000 ug/mL
							Dibenz(a,h)anthracene	1000 ug/mL
							Fluoranthene	1000 ug/mL
							Fluorene	1000 ug/mL
							Indeno[1,2,3-cd]pyrene	1000 ug/mL
							Naphthalene	1000 ug/mL
							Pentachlorophenol	2000 ug/mL
							Phenanthrene	1000 ug/mL
							Pyrene	1000 ug/mL
..8270SSstkPhen_00004	08/31/23		Phenova, Lot CI12771			(Purchased Reagent)	2,4,6-Tribromophenol (Surr)	5000 ug/mL
							2-Fluorobiphenyl	5000 ug/mL
							2-methylnaphthalene-d10	5000 ug/mL
							Fluoranthene-d10 (Surr)	5000 ug/mL
							Terphenyl-d14	5000 ug/mL
.8270SIM_IS_00067	06/07/22	06/07/21	DCM, Lot CT#211	50 mL	8270ISstk_00007	250 uL	1,4-Dichlorobenzene-d4	10 ug/mL
							Acenaphthene-d10	10 ug/mL
							Chrysene-d12	10 ug/mL
							Naphthalene-d8	10 ug/mL
							Perylene-d12	10 ug/mL
							Phenanthrene-d10	10 ug/mL
..8270ISstk_00007	09/30/24		Restek, Lot A0153348			(Purchased Reagent)	1,4-Dichlorobenzene-d4	2000 ug/mL
							Acenaphthene-d10	2000 ug/mL
							Chrysene-d12	2000 ug/mL
							Naphthalene-d8	2000 ug/mL
							Perylene-d12	2000 ug/mL
							Phenanthrene-d10	2000 ug/mL
8270ccv1_50_00039	03/31/22	11/09/21	DCM, Lot 266183	10 mL	8270_ic_stk_00062	5 uL	2,3,5,6-Tetrachlorophenol	50 ug/L
							1,1'-Biphenyl	50 ug/L
							1,2,4,5-Tetrachlorobenzene	50 ug/L
							1,2,4-Trichlorobenzene	50 ug/L
							1,2-Dichlorobenzene	50 ug/L
							1,3-Dichlorobenzene	50 ug/L
							1,3-Dinitrobenzene	50 ug/L
							1,4-Dichlorobenzene	50 ug/L
							1-Methylnaphthalene	50 ug/L
							2,3,4,6-Tetrachlorophenol	50 ug/L
							2,4,5-Trichlorophenol	50 ug/L
							2,4,6-Trichlorophenol	50 ug/L
							2,4-Dichlorophenol	50 ug/L

REAGENT TRACEABILITY SUMMARY

Lab Name: Eurofins Seattle

Job No.: 580-111058-1

SDG No.:

Reagent ID	Exp Date	Prep Date	Dilutant Used	Reagent Final Volume	Parent Reagent		Analyte	Concentration
					Reagent ID	Volume Added		
							2,4-Dimethylphenol	50 ug/L
							2,4-Dinitrophenol	100 ug/L
							2,4-Dinitrotoluene	50 ug/L
							2,6-Dichlorophenol	50 ug/L
							2,6-Dinitrotoluene	50 ug/L
							2-Chloronaphthalene	50 ug/L
							2-Chlorophenol	50 ug/L
							2-Methylnaphthalene	50 ug/L
							2-Nitroaniline	50 ug/L
							2-Nitrophenol	50 ug/L
							3-Nitroaniline	50 ug/L
							4,6-Dinitro-2-methylphenol	100 ug/L
							4-Bromophenyl phenyl ether	50 ug/L
							4-Chloro-3-methylphenol	50 ug/L
							4-Chloroaniline	50 ug/L
							4-Chlorophenyl phenyl ether	50 ug/L
							4-Nitroaniline	50 ug/L
							4-Nitrophenol	100 ug/L
							Acenaphthene	50 ug/L
							Acenaphthylene	50 ug/L
							Acetophenone	50 ug/L
							Aniline	50 ug/L
							Anthracene	50 ug/L
							Azobenzene	50 ug/L
							Benzo[a]anthracene	50 ug/L
							Benzo[a]pyrene	50 ug/L
							Benzo[b]fluoranthene	50 ug/L
							Benzo[g,h,i]perylene	50 ug/L
							Benzo[k]fluoranthene	50 ug/L
							Benzofluoranthene	100 ug/L
							Benzyl alcohol	50 ug/L
							bis (2-chloroisopropyl) ether	50 ug/L
							Bis (2-chloroethoxy)methane	50 ug/L
							Bis (2-chloroethyl) ether	50 ug/L
							Bis (2-ethylhexyl) phthalate	50 ug/L
							Butyl benzyl phthalate	50 ug/L
							Carbazole	50 ug/L
							Chrysene	50 ug/L
							Di-n-butyl phthalate	50 ug/L
							Di-n-octyl phthalate	50 ug/L
							Dibenz (a,h) anthracene	50 ug/L
							Dibenzofuran	50 ug/L
							Diethyl phthalate	50 ug/L
							Dimethyl phthalate	50 ug/L
							Fluoranthene	50 ug/L
							Fluorene	50 ug/L
							Hexachlorobenzene	50 ug/L
							Hexachlorobutadiene	50 ug/L

REAGENT TRACEABILITY SUMMARY

Lab Name: Eurofins Seattle

Job No.: 580-111058-1

SDG No.:

Reagent ID	Exp Date	Prep Date	Dilutant Used	Reagent Final Volume	Parent Reagent		Analyte	Concentration
					Reagent ID	Volume Added		
							Hexachlorocyclopentadiene	50 ug/L
							Hexachloroethane	50 ug/L
							Indeno[1,2,3-cd]pyrene	50 ug/L
							Isophorone	50 ug/L
							m+p-Cresol	50 ug/L
							n-Decane	50 ug/L
							N-Nitrosodi-n-propylamine	50 ug/L
							N-Nitrosodimethylamine	50 ug/L
							N-Nitrosodiphenylamine	50 ug/L
							n-Octadecane	50 ug/L
							Naphthalene	50 ug/L
							Nitrobenzene	50 ug/L
							o-Cresol	50 ug/L
							Pentachlorophenol	100 ug/L
							Phenanthrene	50 ug/L
							Phenol	50 ug/L
							Pyrene	50 ug/L
							Pyridine	100 ug/L
							Benzoic acid	100 ug/L
							Atrazine	50 ug/L
							3,3'-Dichlorobenzidine	100 ug/L
							Benzidine	100 ug/L
							2,4,6-Tribromophenol (Surr)	50 ug/L
							2-Fluorobiphenyl	50 ug/L
							2-Fluorophenol (Surr)	50 ug/L
							2-methylnaphthalene-d10	50 ug/L
							Fluoranthene-d10 (Surr)	50 ug/L
							Nitrobenzene-d5 (Surr)	50 ug/L
							Phenol-d5 (Surr)	50 ug/L
							Terphenyl-d14	50 ug/L
							8270SIM_IS_00067	100 uL
		Acenaphthene-d10	100 ug/L					
		Chrysene-d12	100 ug/L					
		Naphthalene-d8	100 ug/L					
		Perylene-d12	100 ug/L					
		Phenanthrene-d10	100 ug/L					
.8270_ic_stk_00062	03/31/22	09/15/21	DCM, Lot DCM CT#211	10 mL	2356TCP 00004	1 mL	2,3,5,6-Tetrachlorophenol	100 ug/mL
					8270Mega_1stk_00016	1 mL	1,1'-Biphenyl	100 ug/mL
							1,2,4,5-Tetrachlorobenzene	100 ug/mL
							1,2,4-Trichlorobenzene	100 ug/mL
							1,2-Dichlorobenzene	100 ug/mL
							1,3-Dichlorobenzene	100 ug/mL
							1,3-Dinitrobenzene	100 ug/mL
							1,4-Dichlorobenzene	100 ug/mL
							1-Methylnaphthalene	100 ug/mL
							2,3,4,6-Tetrachlorophenol	100 ug/mL
							2,4,5-Trichlorophenol	100 ug/mL
							2,4,6-Trichlorophenol	100 ug/mL

REAGENT TRACEABILITY SUMMARY

Lab Name: Eurofins Seattle

Job No.: 580-111058-1

SDG No.:

Reagent ID	Exp Date	Prep Date	Dilutant Used	Reagent Final Volume	Parent Reagent		Analyte	Concentration
					Reagent ID	Volume Added		
							2,4-Dichlorophenol	100 ug/mL
							2,4-Dimethylphenol	100 ug/mL
							2,4-Dinitrophenol	200 ug/mL
							2,4-Dinitrotoluene	100 ug/mL
							2,6-Dichlorophenol	100 ug/mL
							2,6-Dinitrotoluene	100 ug/mL
							2-Chloronaphthalene	100 ug/mL
							2-Chlorophenol	100 ug/mL
							2-Methylnaphthalene	100 ug/mL
							2-Nitroaniline	100 ug/mL
							2-Nitrophenol	100 ug/mL
							3-Nitroaniline	100 ug/mL
							4,6-Dinitro-2-methylphenol	200 ug/mL
							4-Bromophenyl phenyl ether	100 ug/mL
							4-Chloro-3-methylphenol	100 ug/mL
							4-Chloroaniline	100 ug/mL
							4-Chlorophenyl phenyl ether	100 ug/mL
							4-Nitroaniline	100 ug/mL
							4-Nitrophenol	200 ug/mL
							Acenaphthene	100 ug/mL
							Acenaphthylene	100 ug/mL
							Acetophenone	100 ug/mL
							Aniline	100 ug/mL
							Anthracene	100 ug/mL
							Azobenzene	100 ug/mL
							Benzo[a]anthracene	100 ug/mL
							Benzo[a]pyrene	100 ug/mL
							Benzo[b]fluoranthene	100 ug/mL
							Benzo[g,h,i]perylene	100 ug/mL
							Benzo[k]fluoranthene	100 ug/mL
							Benzofluoranthene	200 ug/mL
							Benzyl alcohol	100 ug/mL
							bis (2-chloroisopropyl) ether	100 ug/mL
							Bis (2-chloroethoxy)methane	100 ug/mL
							Bis (2-chloroethyl) ether	100 ug/mL
							Bis (2-ethylhexyl) phthalate	100 ug/mL
							Butyl benzyl phthalate	100 ug/mL
							Carbazole	100 ug/mL
							Chrysene	100 ug/mL
							Di-n-butyl phthalate	100 ug/mL
							Di-n-octyl phthalate	100 ug/mL
							Dibenz (a,h) anthracene	100 ug/mL
							Dibenzofuran	100 ug/mL
							Diethyl phthalate	100 ug/mL
							Dimethyl phthalate	100 ug/mL
							Fluoranthene	100 ug/mL
							Fluorene	100 ug/mL
							Hexachlorobenzene	100 ug/mL

REAGENT TRACEABILITY SUMMARY

Lab Name: Eurofins Seattle

Job No.: 580-111058-1

SDG No.:

Reagent ID	Exp Date	Prep Date	Dilutant Used	Reagent Final Volume	Parent Reagent		Analyte	Concentration	
					Reagent ID	Volume Added			
							Hexachlorobutadiene	100 ug/mL	
							Hexachlorocyclopentadiene	100 ug/mL	
							Hexachloroethane	100 ug/mL	
							Indeno[1,2,3-cd]pyrene	100 ug/mL	
							Isophorone	100 ug/mL	
							m+p-Cresol	100 ug/mL	
							n-Decane	100 ug/mL	
							N-Nitrosodi-n-propylamine	100 ug/mL	
							N-Nitrosodimethylamine	100 ug/mL	
							N-Nitrosodiphenylamine	100 ug/mL	
							n-Octadecane	100 ug/mL	
							Naphthalene	100 ug/mL	
							Nitrobenzene	100 ug/mL	
							o-Cresol	100 ug/mL	
							Pentachlorophenol	200 ug/mL	
							Phenanthrene	100 ug/mL	
							Phenol	100 ug/mL	
							Pyrene	100 ug/mL	
							Pyridine	200 ug/mL	
					8270S#10_1stk_00016	1 mL	Benzoic acid	200 ug/mL	
					8270S#11_1stk_00011	500 uL	Atrazine	100 ug/mL	
					8270S#9_1stk_00015	1 mL	3,3'-Dichlorobenzidine	200 ug/mL	
							Benzydine	200 ug/mL	
					8270SSstkPhen_00004	0.2 mL	2,4,6-Tribromophenol (Surr)	100 ug/mL	
							2-Fluorobiphenyl	100 ug/mL	
							2-Fluorophenol (Surr)	100 ug/mL	
							2-methylnaphthalene-d10	100 ug/mL	
							Fluoranthene-d10 (Surr)	100 ug/mL	
							Nitrobenzene-d5 (Surr)	100 ug/mL	
							Phenol-d5 (Surr)	100 ug/mL	
							Terphenyl-d14	100 ug/mL	
..2356TCP_00004	03/10/24		SPEX CertiPrep, Lot AA210304019				(Purchased Reagent)	2,3,5,6-Tetrachlorophenol	1000 ug/mL
..8270Mega_1stk_00016	03/31/22		Restek, Lot A0164427				(Purchased Reagent)	1,1'-Biphenyl	1000 ug/mL
								1,2,4,5-Tetrachlorobenzene	1000 ug/mL
								1,2,4-Trichlorobenzene	1000 ug/mL
								1,2-Dichlorobenzene	1000 ug/mL
								1,3-Dichlorobenzene	1000 ug/mL
								1,3-Dinitrobenzene	1000 ug/mL
								1,4-Dichlorobenzene	1000 ug/mL
								1-Methylnaphthalene	1000 ug/mL
								2,3,4,6-Tetrachlorophenol	1000 ug/mL
								2,4,5-Trichlorophenol	1000 ug/mL
								2,4,6-Trichlorophenol	1000 ug/mL
								2,4-Dichlorophenol	1000 ug/mL
								2,4-Dimethylphenol	1000 ug/mL
								2,4-Dinitrophenol	2000 ug/mL
								2,4-Dinitrotoluene	1000 ug/mL
								2,6-Dichlorophenol	1000 ug/mL



REAGENT TRACEABILITY SUMMARY

Lab Name: Eurofins Seattle

Job No.: 580-111058-1

SDG No.:

Reagent ID	Exp Date	Prep Date	Dilutant Used	Reagent Final Volume	Parent Reagent		Analyte	Concentration
					Reagent ID	Volume Added		
							2,6-Dinitrotoluene	1000 ug/mL
							2-Chloronaphthalene	1000 ug/mL
							2-Chlorophenol	1000 ug/mL
							2-Methylnaphthalene	1000 ug/mL
							2-Nitroaniline	1000 ug/mL
							2-Nitrophenol	1000 ug/mL
							3-Nitroaniline	1000 ug/mL
							4,6-Dinitro-2-methylphenol	2000 ug/mL
							4-Bromophenyl phenyl ether	1000 ug/mL
							4-Chloro-3-methylphenol	1000 ug/mL
							4-Chloroaniline	1000 ug/mL
							4-Chlorophenyl phenyl ether	1000 ug/mL
							4-Nitroaniline	1000 ug/mL
							4-Nitrophenol	2000 ug/mL
							Acenaphthene	1000 ug/mL
							Acenaphthylene	1000 ug/mL
							Acetophenone	1000 ug/mL
							Aniline	1000 ug/mL
							Anthracene	1000 ug/mL
							Azobenzene	1000 ug/mL
							Benzo[a]anthracene	1000 ug/mL
							Benzo[a]pyrene	1000 ug/mL
							Benzo[b]fluoranthene	1000 ug/mL
							Benzo[g,h,i]perylene	1000 ug/mL
							Benzo[k]fluoranthene	1000 ug/mL
							Benzofluoranthene	2000 ug/mL
							Benzyl alcohol	1000 ug/mL
							bis (2-chloroisopropyl) ether	1000 ug/mL
							Bis (2-chloroethoxy)methane	1000 ug/mL
							Bis (2-chloroethyl) ether	1000 ug/mL
							Bis (2-ethylhexyl) phthalate	1000 ug/mL
							Butyl benzyl phthalate	1000 ug/mL
							Carbazole	1000 ug/mL
							Chrysene	1000 ug/mL
							Di-n-butyl phthalate	1000 ug/mL
							Di-n-octyl phthalate	1000 ug/mL
							Dibenz (a,h) anthracene	1000 ug/mL
							Dibenzofuran	1000 ug/mL
							Diethyl phthalate	1000 ug/mL
							Dimethyl phthalate	1000 ug/mL
							Fluoranthene	1000 ug/mL
							Fluorene	1000 ug/mL
							Hexachlorobenzene	1000 ug/mL
							Hexachlorobutadiene	1000 ug/mL
							Hexachlorocyclopentadiene	1000 ug/mL
							Hexachloroethane	1000 ug/mL
							Indeno[1,2,3-cd]pyrene	1000 ug/mL
							Isophorone	1000 ug/mL

REAGENT TRACEABILITY SUMMARY

Lab Name: Eurofins Seattle

Job No.: 580-111058-1

SDG No.:

Reagent ID	Exp Date	Prep Date	Dilutant Used	Reagent Final Volume	Parent Reagent		Analyte	Concentration
					Reagent ID	Volume Added		
							m+p-Cresol	1000 ug/mL
							n-Decane	1000 ug/mL
							N-Nitrosodi-n-propylamine	1000 ug/mL
							N-Nitrosodimethylamine	1000 ug/mL
							N-Nitrosodiphenylamine	1000 ug/mL
							n-Octadecane	1000 ug/mL
							Naphthalene	1000 ug/mL
							Nitrobenzene	1000 ug/mL
							o-Cresol	1000 ug/mL
							Pentachlorophenol	2000 ug/mL
							Phenanthrene	1000 ug/mL
							Phenol	1000 ug/mL
							Pyrene	1000 ug/mL
							Pyridine	2000 ug/mL
..8270S#10_1stk_00016	03/31/22		Restek, Lot A0164214		(Purchased Reagent)		Benzoic acid	2000 ug/mL
..8270S#11_1stk_00011	03/31/22		Restek, Lot A0164387		(Purchased Reagent)		Atrazine	2000 ug/mL
..8270S#9_1stk_00015	07/31/22		Restek, Lot A0167791		(Purchased Reagent)		3,3'-Dichlorobenzidine	2000 ug/mL
							Benzidine	2000 ug/mL
..8270SSstkPhen_00004	08/31/23		Phenova, Lot CL12771		(Purchased Reagent)		2,4,6-Tribromophenol (Surr)	5000 ug/mL
							2-Fluorobiphenyl	5000 ug/mL
							2-Fluorophenol (Surr)	5000 ug/mL
							2-methylnaphthalene-d10	5000 ug/mL
							Fluoranthene-d10 (Surr)	5000 ug/mL
							Nitrobenzene-d5 (Surr)	5000 ug/mL
							Phenol-d5 (Surr)	5000 ug/mL
							Terphenyl-d14	5000 ug/mL
.8270SIM_IS_00067	06/07/22	06/07/21	DCM, Lot CT#211	50 mL	8270ISstk_00007	250 uL	1,4-Dichlorobenzene-d4	10 ug/mL
							Acenaphthene-d10	10 ug/mL
							Chrysene-d12	10 ug/mL
							Naphthalene-d8	10 ug/mL
							Perylene-d12	10 ug/mL
							Phenanthrene-d10	10 ug/mL
..8270ISstk_00007	09/30/24		Restek, Lot A0153348		(Purchased Reagent)		1,4-Dichlorobenzene-d4	2000 ug/mL
							Acenaphthene-d10	2000 ug/mL
							Chrysene-d12	2000 ug/mL
							Naphthalene-d8	2000 ug/mL
							Perylene-d12	2000 ug/mL
							Phenanthrene-d10	2000 ug/mL
<b>8270f1spk_00296</b>	11/30/22	03/04/22	Acetone/DCM, Lot 236884/MeCl_CT201	50 mL	2356TCP_00005	1 mL	2,3,5,6-Tetrachlorophenol	20 ug/mL
					8270Mega_1stk_00018	1 mL	1,1'-Biphenyl	20 ug/mL
							1,2,4,5-Tetrachlorobenzene	20 ug/mL
							1,2,4-Trichlorobenzene	20 ug/mL
							1,2-Dichlorobenzene	20 ug/mL
							1,3-Dichlorobenzene	20 ug/mL
							1,3-Dinitrobenzene	20 ug/mL
							1,4-Dichlorobenzene	20 ug/mL
							1,4-Dioxane	20 ug/mL

REAGENT TRACEABILITY SUMMARY

Lab Name: Eurofins Seattle

Job No.: 580-111058-1

SDG No.:

Reagent ID	Exp Date	Prep Date	Dilutant Used	Reagent Final Volume	Parent Reagent		Analyte	Concentration
					Reagent ID	Volume Added		
							1-Methylnaphthalene	20 ug/mL
							2,3,4,6-Tetrachlorophenol	20 ug/mL
							2,4,5-Trichlorophenol	20 ug/mL
							2,4,6-Trichlorophenol	20 ug/mL
							2,4-Dichlorophenol	20 ug/mL
							2,4-Dimethylphenol	20 ug/mL
							2,4-Dinitrophenol	40 ug/mL
							2,4-Dinitrotoluene	20 ug/mL
							2,6-Dichlorophenol	20 ug/mL
							2,6-Dinitrotoluene	20 ug/mL
							2-Chloronaphthalene	20 ug/mL
							2-Chlorophenol	20 ug/mL
							2-Methylnaphthalene	20 ug/mL
							2-Nitroaniline	20 ug/mL
							2-Nitrophenol	20 ug/mL
							3-Nitroaniline	20 ug/mL
							4,6-Dinitro-2-methylphenol	40 ug/mL
							4-Bromophenyl phenyl ether	20 ug/mL
							4-Chloro-3-methylphenol	20 ug/mL
							4-Chloroaniline	20 ug/mL
							4-Chlorophenyl phenyl ether	20 ug/mL
							4-Nitroaniline	20 ug/mL
							4-Nitrophenol	40 ug/mL
							Acenaphthene	20 ug/mL
							Acenaphthylene	20 ug/mL
							Acetophenone	20 ug/mL
							Aniline	20 ug/mL
							Anthracene	20 ug/mL
							Azobenzene	20 ug/mL
							Benzo[a]anthracene	20 ug/mL
							Benzo[a]pyrene	20 ug/mL
							Benzo[b]fluoranthene	20 ug/mL
							Benzo[g,h,i]perylene	20 ug/mL
							Benzo[k]fluoranthene	20 ug/mL
							Benzofluoranthene	40 ug/mL
							Benzyl alcohol	20 ug/mL
							bis (2-chloroisopropyl) ether	20 ug/mL
							Bis (2-chloroethoxy)methane	20 ug/mL
							Bis (2-chloroethyl) ether	20 ug/mL
							Bis (2-ethylhexyl) phthalate	20 ug/mL
							Butyl benzyl phthalate	20 ug/mL
							Carbazole	20 ug/mL
							Chrysene	20 ug/mL
							Di-n-butyl phthalate	20 ug/mL
							Di-n-octyl phthalate	20 ug/mL
							Dibenz (a,h) anthracene	20 ug/mL
							Dibenzofuran	20 ug/mL
							Diethyl phthalate	20 ug/mL

REAGENT TRACEABILITY SUMMARY

Lab Name: Eurofins Seattle

Job No.: 580-111058-1

SDG No.:

Reagent ID	Exp Date	Prep Date	Dilutant Used	Reagent Final Volume	Parent Reagent		Analyte	Concentration
					Reagent ID	Volume Added		
							Dimethyl phthalate	20 ug/mL
							Diphenylamine	17 ug/mL
							Fluoranthene	20 ug/mL
							Fluorene	20 ug/mL
							Hexachlorobenzene	20 ug/mL
							Hexachlorobutadiene	20 ug/mL
							Hexachlorocyclopentadiene	20 ug/mL
							Hexachloroethane	20 ug/mL
							Hexadecane	20 ug/mL
							Indeno[1,2,3-cd]pyrene	20 ug/mL
							Isophorone	20 ug/mL
							m+p-Cresol	20 ug/mL
							n-Decane	20 ug/mL
							N-Nitrosodi-n-propylamine	20 ug/mL
							N-Nitrosodimethylamine	20 ug/mL
							N-Nitrosodiphenylamine	20 ug/mL
							n-Octadecane	20 ug/mL
							Naphthalene	20 ug/mL
							Nitrobenzene	20 ug/mL
							o-Cresol	20 ug/mL
							Pentachlorophenol	40 ug/mL
							Phenanthrene	20 ug/mL
							Phenol	20 ug/mL
							Pyrene	20 ug/mL
							Pyridine	40 ug/mL
					8270S#10_1stk_00018	1 mL	Benzoic acid	40 ug/mL
							Indene	40 ug/mL
					8270S#11_1stk_00013	1 mL	Atrazine	40 ug/mL
							Benzaldehyde	40 ug/mL
							Caprolactam	40 ug/mL
					8270S#9_1stk_00017	1 mL	3,3'-Dichlorobenzidine	40 ug/mL
							Benzidine	40 ug/mL
.2356TCP 00005	11/01/24		SPEX CertiPrep, Lot AA210304019			(Purchased Reagent)	2,3,5,6-Tetrachlorophenol	1000 ug/mL
.8270Mega_1stk_00018	02/28/23		Restek, Lot A0175066			(Purchased Reagent)	1,1'-Biphenyl	1000 ug/mL
							1,2,4,5-Tetrachlorobenzene	1000 ug/mL
							1,2,4-Trichlorobenzene	1000 ug/mL
							1,2-Dichlorobenzene	1000 ug/mL
							1,3-Dichlorobenzene	1000 ug/mL
							1,3-Dinitrobenzene	1000 ug/mL
							1,4-Dichlorobenzene	1000 ug/mL
							1,4-Dioxane	1000 ug/mL
							1-Methylnaphthalene	1000 ug/mL
							2,3,4,6-Tetrachlorophenol	1000 ug/mL
							2,4,5-Trichlorophenol	1000 ug/mL
							2,4,6-Trichlorophenol	1000 ug/mL
							2,4-Dichlorophenol	1000 ug/mL
							2,4-Dimethylphenol	1000 ug/mL
							2,4-Dinitrophenol	2000 ug/mL

REAGENT TRACEABILITY SUMMARY

Lab Name: Eurofins Seattle

Job No.: 580-111058-1

SDG No.:

Reagent ID	Exp Date	Prep Date	Dilutant Used	Reagent Final Volume	Parent Reagent		Analyte	Concentration
					Reagent ID	Volume Added		
							2,4-Dinitrotoluene	1000 ug/mL
							2,6-Dichlorophenol	1000 ug/mL
							2,6-Dinitrotoluene	1000 ug/mL
							2-Chloronaphthalene	1000 ug/mL
							2-Chlorophenol	1000 ug/mL
							2-Methylnaphthalene	1000 ug/mL
							2-Nitroaniline	1000 ug/mL
							2-Nitrophenol	1000 ug/mL
							3-Nitroaniline	1000 ug/mL
							4,6-Dinitro-2-methylphenol	2000 ug/mL
							4-Bromophenyl phenyl ether	1000 ug/mL
							4-Chloro-3-methylphenol	1000 ug/mL
							4-Chloroaniline	1000 ug/mL
							4-Chlorophenyl phenyl ether	1000 ug/mL
							4-Nitroaniline	1000 ug/mL
							4-Nitrophenol	2000 ug/mL
							Acenaphthene	1000 ug/mL
							Acenaphthylene	1000 ug/mL
							Acetophenone	1000 ug/mL
							Aniline	1000 ug/mL
							Anthracene	1000 ug/mL
							Azobenzene	1000 ug/mL
							Benzo[a]anthracene	1000 ug/mL
							Benzo[a]pyrene	1000 ug/mL
							Benzo[b]fluoranthene	1000 ug/mL
							Benzo[g,h,i]perylene	1000 ug/mL
							Benzo[k]fluoranthene	1000 ug/mL
							Benzofluoranthene	2000 ug/mL
							Benzyl alcohol	1000 ug/mL
							bis (2-chloroisopropyl) ether	1000 ug/mL
							Bis (2-chloroethoxy)methane	1000 ug/mL
							Bis (2-chloroethyl) ether	1000 ug/mL
							Bis (2-ethylhexyl) phthalate	1000 ug/mL
							Butyl benzyl phthalate	1000 ug/mL
							Carbazole	1000 ug/mL
							Chrysene	1000 ug/mL
							Di-n-butyl phthalate	1000 ug/mL
							Di-n-octyl phthalate	1000 ug/mL
							Dibenz (a,h) anthracene	1000 ug/mL
							Dibenzofuran	1000 ug/mL
							Diethyl phthalate	1000 ug/mL
							Dimethyl phthalate	1000 ug/mL
							Diphenylamine	850 ug/mL
							Fluoranthene	1000 ug/mL
							Fluorene	1000 ug/mL
							Hexachlorobenzene	1000 ug/mL
							Hexachlorobutadiene	1000 ug/mL
							Hexachlorocyclopentadiene	1000 ug/mL

REAGENT TRACEABILITY SUMMARY

Lab Name: Eurofins Seattle

Job No.: 580-111058-1

SDG No.:

Reagent ID	Exp Date	Prep Date	Dilutant Used	Reagent Final Volume	Parent Reagent		Analyte	Concentration
					Reagent ID	Volume Added		
							Hexachloroethane	1000 ug/mL
							Hexadecane	1000 ug/mL
							Indeno[1,2,3-cd]pyrene	1000 ug/mL
							Isophorone	1000 ug/mL
							m+p-Cresol	1000 ug/mL
							n-Decane	1000 ug/mL
							N-Nitrosodi-n-propylamine	1000 ug/mL
							N-Nitrosodimethylamine	1000 ug/mL
							N-Nitrosodiphenylamine	1000 ug/mL
							n-Octadecane	1000 ug/mL
							Naphthalene	1000 ug/mL
							Nitrobenzene	1000 ug/mL
							o-Cresol	1000 ug/mL
							Pentachlorophenol	2000 ug/mL
							Phenanthrene	1000 ug/mL
							Phenol	1000 ug/mL
							Pyrene	1000 ug/mL
							Pyridine	2000 ug/mL
.8270S#10_1stk_00018	12/31/22		Restek, Lot A0173787		(Purchased Reagent)		Benzoic acid	2000 ug/mL
							Indene	2000 ug/mL
.8270S#11_1stk_00013	11/30/22		Restek, Lot A0172244		(Purchased Reagent)		Atrazine	2000 ug/mL
							Benzaldehyde	2000 ug/mL
							Caprolactam	2000 ug/mL
.8270S#9_1stk_00017	02/28/23		Restek, Lot A0175898		(Purchased Reagent)		3,3'-Dichlorobenzidine	2000 ug/mL
							Benidine	2000 ug/mL
<b>8270SIM_IS_00066</b>	12/15/21	12/15/20	DCM, Lot CT#169	50 mL	8270ISstk_00007	250 uL	1,4-Dichlorobenzene-d4	10 ug/mL
							Acenaphthene-d10	10 ug/mL
							Chrysene-d12	10 ug/mL
							Naphthalene-d8	10 ug/mL
							Perylene-d12	10 ug/mL
							Phenanthrene-d10	10 ug/mL
.8270ISstk_00007	09/30/24		Restek, Lot A0153348		(Purchased Reagent)		1,4-Dichlorobenzene-d4	2000 ug/mL
							Acenaphthene-d10	2000 ug/mL
							Chrysene-d12	2000 ug/mL
							Naphthalene-d8	2000 ug/mL
							Perylene-d12	2000 ug/mL
							Phenanthrene-d10	2000 ug/mL
<b>8270SIM_IS_00069</b>	08/24/22	09/25/21	DCM, Lot CT#215	50 mL	8270ISstk_00007	250 uL	1,4-Dichlorobenzene-d4	10 ug/mL
							Acenaphthene-d10	10 ug/mL
							Chrysene-d12	10 ug/mL
							Naphthalene-d8	10 ug/mL
							Perylene-d12	10 ug/mL
							Phenanthrene-d10	10 ug/mL
.8270ISstk_00007	09/30/24		Restek, Lot A0153348		(Purchased Reagent)		1,4-Dichlorobenzene-d4	2000 ug/mL
							Acenaphthene-d10	2000 ug/mL
							Chrysene-d12	2000 ug/mL
							Naphthalene-d8	2000 ug/mL

REAGENT TRACEABILITY SUMMARY

Lab Name: Eurofins Seattle

Job No.: 580-111058-1

SDG No.:

Reagent ID	Exp Date	Prep Date	Dilutant Used	Reagent Final Volume	Parent Reagent		Analyte	Concentration
					Reagent ID	Volume Added		
							Perylene-d12	2000 ug/mL
							Phenanthrene-d10	2000 ug/mL
8270waterSurr_00118	12/29/22	02/24/22	Acetone/DCM, Lot 285502/CT#235	50 mL	8270Surr_Phen_00015	10 mL	1,4-Dioxane-d8	100 ug/mL
							2,4,6-Tribromophenol (Surr)	20 ug/mL
							2-Fluorobiphenyl	20 ug/mL
							2-Fluorophenol (Surr)	20 ug/mL
							2-methylnaphthalene-d10	20 ug/mL
							Fluoranthene-d10 (Surr)	20 ug/mL
							Nitrobenzene-d5 (Surr)	20 ug/mL
							Phenol-d5 (Surr)	20 ug/mL
							Terphenyl-d14	20 ug/mL
.8270Surr_Phen_00015	01/31/26		Phenova, Lot CL16338			(Purchased Reagent)	1,4-Dioxane-d8	500 ug/mL
							2,4,6-Tribromophenol (Surr)	100 ug/mL
							2-Fluorobiphenyl	100 ug/mL
							2-Fluorophenol (Surr)	100 ug/mL
							2-methylnaphthalene-d10	100 ug/mL
							Fluoranthene-d10 (Surr)	100 ug/mL
							Nitrobenzene-d5 (Surr)	100 ug/mL
							Phenol-d5 (Surr)	100 ug/mL
							Terphenyl-d14	100 ug/mL
ccv_8270_1000_00057	03/31/22	09/15/21	DCM, Lot MeCl2_CT_00211	10 mL	8270_ic_stk_00062	100 uL	2,3,5,6-Tetrachlorophenol	1000 ug/L
							1,1'-Biphenyl	1000 ug/L
							1,2,4,5-Tetrachlorobenzene	1000 ug/L
							1,2,4-Trichlorobenzene	1000 ug/L
							1,2-Dichlorobenzene	1000 ug/L
							1,3-Dichlorobenzene	1000 ug/L
							1,3-Dinitrobenzene	1000 ug/L
							1,4-Dichlorobenzene	1000 ug/L
							1-Methylnaphthalene	1000 ug/L
							2,3,4,6-Tetrachlorophenol	1000 ug/L
							2,4,5-Trichlorophenol	1000 ug/L
							2,4,6-Trichlorophenol	1000 ug/L
							2,4-Dichlorophenol	1000 ug/L
							2,4-Dimethylphenol	1000 ug/L
							2,4-Dinitrophenol	2000 ug/L
							2,4-Dinitrotoluene	1000 ug/L
							2,6-Dichlorophenol	1000 ug/L
							2,6-Dinitrotoluene	1000 ug/L
							2-Chloronaphthalene	1000 ug/L
							2-Chlorophenol	1000 ug/L
							2-Methylnaphthalene	1000 ug/L
							2-Nitroaniline	1000 ug/L
							2-Nitrophenol	1000 ug/L
							3-Nitroaniline	1000 ug/L
							4,6-Dinitro-2-methylphenol	2000 ug/L
							4-Bromophenyl phenyl ether	1000 ug/L

REAGENT TRACEABILITY SUMMARY

Lab Name: Eurofins Seattle

Job No.: 580-111058-1

SDG No.:

Reagent ID	Exp Date	Prep Date	Dilutant Used	Reagent Final Volume	Parent Reagent		Analyte	Concentration
					Reagent ID	Volume Added		
							4-Chloro-3-methylphenol	1000 ug/L
							4-Chloroaniline	1000 ug/L
							4-Chlorophenyl phenyl ether	1000 ug/L
							4-Nitroaniline	1000 ug/L
							4-Nitrophenol	2000 ug/L
							Acenaphthene	1000 ug/L
							Acenaphthylene	1000 ug/L
							Acetophenone	1000 ug/L
							Aniline	1000 ug/L
							Anthracene	1000 ug/L
							Azobenzene	1000 ug/L
							Benzo[a]anthracene	1000 ug/L
							Benzo[a]pyrene	1000 ug/L
							Benzo[b]fluoranthene	1000 ug/L
							Benzo[g,h,i]perylene	1000 ug/L
							Benzo[k]fluoranthene	1000 ug/L
							Benzofluoranthene	2000 ug/L
							Benzyl alcohol	1000 ug/L
							bis (2-chloroisopropyl) ether	1000 ug/L
							Bis (2-chloroethoxy)methane	1000 ug/L
							Bis (2-chloroethyl) ether	1000 ug/L
							Bis (2-ethylhexyl) phthalate	1000 ug/L
							Butyl benzyl phthalate	1000 ug/L
							Carbazole	1000 ug/L
							Chrysene	1000 ug/L
							Di-n-butyl phthalate	1000 ug/L
							Di-n-octyl phthalate	1000 ug/L
							Dibenz (a,h) anthracene	1000 ug/L
							Dibenzofuran	1000 ug/L
							Diethyl phthalate	1000 ug/L
							Dimethyl phthalate	1000 ug/L
							Fluoranthene	1000 ug/L
							Fluorene	1000 ug/L
							Hexachlorobenzene	1000 ug/L
							Hexachlorobutadiene	1000 ug/L
							Hexachlorocyclopentadiene	1000 ug/L
							Hexachloroethane	1000 ug/L
							Indeno[1,2,3-cd]pyrene	1000 ug/L
							Isophorone	1000 ug/L
							m+p-Cresol	1000 ug/L
							n-Decane	1000 ug/L
							N-Nitrosodi-n-propylamine	1000 ug/L
							N-Nitrosodimethylamine	1000 ug/L
							N-Nitrosodiphenylamine	1000 ug/L
							n-Octadecane	1000 ug/L
							Naphthalene	1000 ug/L
							Nitrobenzene	1000 ug/L
							o-Cresol	1000 ug/L



REAGENT TRACEABILITY SUMMARY

Lab Name: Eurofins Seattle

Job No.: 580-111058-1

SDG No.:

Reagent ID	Exp Date	Prep Date	Dilutant Used	Reagent Final Volume	Parent Reagent		Analyte	Concentration							
					Reagent ID	Volume Added									
							Pentachlorophenol	2000 ug/L							
							Phenanthrene	1000 ug/L							
							Phenol	1000 ug/L							
							Pyrene	1000 ug/L							
							Pyridine	2000 ug/L							
							Benzoic acid	2000 ug/L							
							Atrazine	1000 ug/L							
							3,3'-Dichlorobenzidine	2000 ug/L							
							Benzidine	2000 ug/L							
							2,4,6-Tribromophenol (Surr)	1000 ug/L							
							2-Fluorobiphenyl	1000 ug/L							
							2-Fluorophenol (Surr)	1000 ug/L							
							2-methylnaphthalene-d10	1000 ug/L							
							Fluoranthene-d10 (Surr)	1000 ug/L							
							Nitrobenzene-d5 (Surr)	1000 ug/L							
							Phenol-d5 (Surr)	1000 ug/L							
							Terphenyl-d14	1000 ug/L							
							8270SIM_IS_00068						100 uL	1,4-Dichlorobenzene-d4	100 ug/L
Acenaphthene-d10	100 ug/L														
Chrysene-d12	100 ug/L														
Naphthalene-d8	100 ug/L														
Perylene-d12	100 ug/L														
Phenanthrene-d10	100 ug/L														
.8270_ic_stk_00062	03/31/22	09/15/21	DCM, Lot DCM CT#211	10 mL	2356TCP_00004	1 mL								2,3,5,6-Tetrachlorophenol	100 ug/mL
														8270Mega_1stk_00016	1 mL
							1,2,4,5-Tetrachlorobenzene	100 ug/mL							
							1,2,4-Trichlorobenzene	100 ug/mL							
							1,2-Dichlorobenzene	100 ug/mL							
							1,3-Dichlorobenzene	100 ug/mL							
							1,3-Dinitrobenzene	100 ug/mL							
							1,4-Dichlorobenzene	100 ug/mL							
							1-Methylnaphthalene	100 ug/mL							
							2,3,4,6-Tetrachlorophenol	100 ug/mL							
							2,4,5-Trichlorophenol	100 ug/mL							
							2,4,6-Trichlorophenol	100 ug/mL							
							2,4-Dichlorophenol	100 ug/mL							
							2,4-Dimethylphenol	100 ug/mL							
							2,4-Dinitrophenol	200 ug/mL							
							2,4-Dinitrotoluene	100 ug/mL							
							2,6-Dichlorophenol	100 ug/mL							
							2,6-Dinitrotoluene	100 ug/mL							
							2-Chloronaphthalene	100 ug/mL							
							2-Chlorophenol	100 ug/mL							
							2-Methylnaphthalene	100 ug/mL							
							2-Nitroaniline	100 ug/mL							
2-Nitrophenol	100 ug/mL														
3-Nitroaniline	100 ug/mL														
4,6-Dinitro-2-methylphenol	200 ug/mL														

REAGENT TRACEABILITY SUMMARY

Lab Name: Eurofins Seattle

Job No.: 580-111058-1

SDG No.:

Reagent ID	Exp Date	Prep Date	Dilutant Used	Reagent Final Volume	Parent Reagent		Analyte	Concentration
					Reagent ID	Volume Added		
							4-Bromophenyl phenyl ether	100 ug/mL
							4-Chloro-3-methylphenol	100 ug/mL
							4-Chloroaniline	100 ug/mL
							4-Chlorophenyl phenyl ether	100 ug/mL
							4-Nitroaniline	100 ug/mL
							4-Nitrophenol	200 ug/mL
							Acenaphthene	100 ug/mL
							Acenaphthylene	100 ug/mL
							Acetophenone	100 ug/mL
							Aniline	100 ug/mL
							Anthracene	100 ug/mL
							Azobenzene	100 ug/mL
							Benzo[a]anthracene	100 ug/mL
							Benzo[a]pyrene	100 ug/mL
							Benzo[b]fluoranthene	100 ug/mL
							Benzo[g,h,i]perylene	100 ug/mL
							Benzo[k]fluoranthene	100 ug/mL
							Benzofluoranthene	200 ug/mL
							Benzyl alcohol	100 ug/mL
							bis (2-chloroisopropyl) ether	100 ug/mL
							Bis (2-chloroethoxy)methane	100 ug/mL
							Bis (2-chloroethyl) ether	100 ug/mL
							Bis (2-ethylhexyl) phthalate	100 ug/mL
							Butyl benzyl phthalate	100 ug/mL
							Carbazole	100 ug/mL
							Chrysene	100 ug/mL
							Di-n-butyl phthalate	100 ug/mL
							Di-n-octyl phthalate	100 ug/mL
							Dibenz (a,h) anthracene	100 ug/mL
							Dibenzofuran	100 ug/mL
							Diethyl phthalate	100 ug/mL
							Dimethyl phthalate	100 ug/mL
							Fluoranthene	100 ug/mL
							Fluorene	100 ug/mL
							Hexachlorobenzene	100 ug/mL
							Hexachlorobutadiene	100 ug/mL
							Hexachlorocyclopentadiene	100 ug/mL
							Hexachloroethane	100 ug/mL
							Indeno[1,2,3-cd]pyrene	100 ug/mL
							Isophorone	100 ug/mL
							m+p-Cresol	100 ug/mL
							n-Decane	100 ug/mL
							N-Nitrosodi-n-propylamine	100 ug/mL
							N-Nitrosodimethylamine	100 ug/mL
							N-Nitrosodiphenylamine	100 ug/mL
							n-Octadecane	100 ug/mL
							Naphthalene	100 ug/mL
							Nitrobenzene	100 ug/mL

REAGENT TRACEABILITY SUMMARY

Lab Name: Eurofins Seattle

Job No.: 580-111058-1

SDG No.:

Reagent ID	Exp Date	Prep Date	Dilutant Used	Reagent Final Volume	Parent Reagent		Analyte	Concentration
					Reagent ID	Volume Added		
							o-Cresol	100 ug/mL
							Pentachlorophenol	200 ug/mL
							Phenanthrene	100 ug/mL
							Phenol	100 ug/mL
							Pyrene	100 ug/mL
							Pyridine	200 ug/mL
					8270S#10_1stk_00016	1 mL	Benzoic acid	200 ug/mL
					8270S#11_1stk_00011	500 uL	Atrazine	100 ug/mL
					8270S#9_1stk_00015	1 mL	3,3'-Dichlorobenzidine	200 ug/mL
							Benzidine	200 ug/mL
					8270SSstkPhen_00004	0.2 mL	2,4,6-Tribromophenol (Surr)	100 ug/mL
							2-Fluorobiphenyl	100 ug/mL
							2-Fluorophenol (Surr)	100 ug/mL
							2-methylnaphthalene-d10	100 ug/mL
							Fluoranthene-d10 (Surr)	100 ug/mL
							Nitrobenzene-d5 (Surr)	100 ug/mL
							Phenol-d5 (Surr)	100 ug/mL
							Terphenyl-d14	100 ug/mL
..2356TCP_00004	03/10/24		SPEX CertiPrep, Lot AA210304019			(Purchased Reagent)	2,3,5,6-Tetrachlorophenol	1000 ug/mL
..8270Mega_1stk_00016	03/31/22		Restek, Lot A0164427			(Purchased Reagent)	1,1'-Biphenyl	1000 ug/mL
							1,2,4,5-Tetrachlorobenzene	1000 ug/mL
							1,2,4-Trichlorobenzene	1000 ug/mL
							1,2-Dichlorobenzene	1000 ug/mL
							1,3-Dichlorobenzene	1000 ug/mL
							1,3-Dinitrobenzene	1000 ug/mL
							1,4-Dichlorobenzene	1000 ug/mL
							1-Methylnaphthalene	1000 ug/mL
							2,3,4,6-Tetrachlorophenol	1000 ug/mL
							2,4,5-Trichlorophenol	1000 ug/mL
							2,4,6-Trichlorophenol	1000 ug/mL
							2,4-Dichlorophenol	1000 ug/mL
							2,4-Dimethylphenol	1000 ug/mL
							2,4-Dinitrophenol	2000 ug/mL
							2,4-Dinitrotoluene	1000 ug/mL
							2,6-Dichlorophenol	1000 ug/mL
							2,6-Dinitrotoluene	1000 ug/mL
							2-Chloronaphthalene	1000 ug/mL
							2-Chlorophenol	1000 ug/mL
							2-Methylnaphthalene	1000 ug/mL
							2-Nitroaniline	1000 ug/mL
							2-Nitrophenol	1000 ug/mL
							3-Nitroaniline	1000 ug/mL
							4,6-Dinitro-2-methylphenol	2000 ug/mL
							4-Bromophenyl phenyl ether	1000 ug/mL
							4-Chloro-3-methylphenol	1000 ug/mL
							4-Chloroaniline	1000 ug/mL
							4-Chlorophenyl phenyl ether	1000 ug/mL
							4-Nitroaniline	1000 ug/mL

REAGENT TRACEABILITY SUMMARY

Lab Name: Eurofins Seattle

Job No.: 580-111058-1

SDG No.:

Reagent ID	Exp Date	Prep Date	Dilutant Used	Reagent Final Volume	Parent Reagent		Analyte	Concentration
					Reagent ID	Volume Added		
							4-Nitrophenol	2000 ug/mL
							Acenaphthene	1000 ug/mL
							Acenaphthylene	1000 ug/mL
							Acetophenone	1000 ug/mL
							Aniline	1000 ug/mL
							Anthracene	1000 ug/mL
							Azobenzene	1000 ug/mL
							Benzo[a]anthracene	1000 ug/mL
							Benzo[a]pyrene	1000 ug/mL
							Benzo[b]fluoranthene	1000 ug/mL
							Benzo[g,h,i]perylene	1000 ug/mL
							Benzo[k]fluoranthene	1000 ug/mL
							Benzo[fluoranthene	2000 ug/mL
							Benzyl alcohol	1000 ug/mL
							bis (2-chloroisopropyl) ether	1000 ug/mL
							Bis (2-chloroethoxy)methane	1000 ug/mL
							Bis (2-chloroethyl) ether	1000 ug/mL
							Bis (2-ethylhexyl) phthalate	1000 ug/mL
							Butyl benzyl phthalate	1000 ug/mL
							Carbazole	1000 ug/mL
							Chrysene	1000 ug/mL
							Di-n-butyl phthalate	1000 ug/mL
							Di-n-octyl phthalate	1000 ug/mL
							Dibenz (a,h) anthracene	1000 ug/mL
							Dibenzofuran	1000 ug/mL
							Diethyl phthalate	1000 ug/mL
							Dimethyl phthalate	1000 ug/mL
							Fluoranthene	1000 ug/mL
							Fluorene	1000 ug/mL
							Hexachlorobenzene	1000 ug/mL
							Hexachlorobutadiene	1000 ug/mL
							Hexachlorocyclopentadiene	1000 ug/mL
							Hexachloroethane	1000 ug/mL
							Indeno[1,2,3-cd]pyrene	1000 ug/mL
							Isophorone	1000 ug/mL
							m+p-Cresol	1000 ug/mL
							n-Decane	1000 ug/mL
							N-Nitrosodi-n-propylamine	1000 ug/mL
							N-Nitrosodimethylamine	1000 ug/mL
							N-Nitrosodiphenylamine	1000 ug/mL
							n-Octadecane	1000 ug/mL
							Naphthalene	1000 ug/mL
							Nitrobenzene	1000 ug/mL
							o-Cresol	1000 ug/mL
							Pentachlorophenol	2000 ug/mL
							Phenanthrene	1000 ug/mL
							Phenol	1000 ug/mL
							Pyrene	1000 ug/mL

REAGENT TRACEABILITY SUMMARY

Lab Name: Eurofins Seattle

Job No.: 580-111058-1

SDG No.:

Reagent ID	Exp Date	Prep Date	Dilutant Used	Reagent Final Volume	Parent Reagent		Analyte	Concentration
					Reagent ID	Volume Added		
..8270S#10_1stk_00016	03/31/22		Restek, Lot A0164214			(Purchased Reagent)	Pyridine	2000 ug/mL
..8270S#11_1stk_00011	03/31/22		Restek, Lot A0164387			(Purchased Reagent)	Benzoic acid	2000 ug/mL
..8270S#9_1stk_00015	07/31/22		Restek, Lot A0167791			(Purchased Reagent)	Atrazine	2000 ug/mL
..8270SSstkPhen_00004	08/31/23		Phenova, Lot CL12771			(Purchased Reagent)	3,3'-Dichlorobenzidine	2000 ug/mL
							Benzenidine	2000 ug/mL
							2,4,6-Tribromophenol (Surr)	5000 ug/mL
							2-Fluorobiphenyl	5000 ug/mL
							2-Fluorophenol (Surr)	5000 ug/mL
							2-methylnaphthalene-d10	5000 ug/mL
							Fluoranthene-d10 (Surr)	5000 ug/mL
							Nitrobenzene-d5 (Surr)	5000 ug/mL
							Phenol-d5 (Surr)	5000 ug/mL
							Terphenyl-d14	5000 ug/mL
.8270SIM_IS_00068	08/24/22	08/24/21	DCM, Lot CT#215	50 mL	8270ISstk_00007	250 uL	1,4-Dichlorobenzene-d4	10 ug/mL
							Acenaphthene-d10	10 ug/mL
							Chrysene-d12	10 ug/mL
							Naphthalene-d8	10 ug/mL
							Perylene-d12	10 ug/mL
							Phenanthrene-d10	10 ug/mL
..8270ISstk_00007	09/30/24		Restek, Lot A0153348			(Purchased Reagent)	1,4-Dichlorobenzene-d4	2000 ug/mL
							Acenaphthene-d10	2000 ug/mL
							Chrysene-d12	2000 ug/mL
							Naphthalene-d8	2000 ug/mL
							Perylene-d12	2000 ug/mL
							Phenanthrene-d10	2000 ug/mL
ccv_SIM_500_00084	06/07/22	06/07/21	DCM, Lot MeC12_CT_00211	10 mL	8270_ic_stk_00060	50 uL	1-Methylnaphthalene	500 ug/L
							2-Methylnaphthalene	500 ug/L
							Acenaphthene	500 ug/L
							Acenaphthylene	500 ug/L
							Anthracene	500 ug/L
							Benzo[a]anthracene	500 ug/L
							Benzo[a]pyrene	500 ug/L
							Benzo[b]fluoranthene	500 ug/L
							Benzo[g,h,i]perylene	500 ug/L
							Benzo[k]fluoranthene	500 ug/L
							Chrysene	500 ug/L
							Dibenz(a,h)anthracene	500 ug/L
							Fluoranthene	500 ug/L
							Fluorene	500 ug/L
							Indeno[1,2,3-cd]pyrene	500 ug/L
							Naphthalene	500 ug/L
							Pentachlorophenol	1000 ug/L
							Phenanthrene	500 ug/L
							Pyrene	500 ug/L
							2,4,6-Tribromophenol (Surr)	500 ug/L
							2-Fluorobiphenyl	500 ug/L
							2-methylnaphthalene-d10	500 ug/L

REAGENT TRACEABILITY SUMMARY

Lab Name: Eurofins Seattle

Job No.: 580-111058-1

SDG No.:

Reagent ID	Exp Date	Prep Date	Dilutant Used	Reagent Final Volume	Parent Reagent		Analyte	Concentration								
					Reagent ID	Volume Added										
							Fluoranthene-d10 (Surr)	500 ug/L								
							Terphenyl-d14	500 ug/L								
							8270SIM_IS_00067	100 uL	1,4-Dichlorobenzene-d4	100 ug/L						
									Acenaphthene-d10	100 ug/L						
									Chrysene-d12	100 ug/L						
									Naphthalene-d8	100 ug/L						
									Perylene-d12	100 ug/L						
	Phenanthrene-d10	100 ug/L														
.8270_ic_stk_00060	06/07/22	06/07/21	DCM, Lot DCM CT#211	10 mL	8270Mega_1stk_00016	1 mL	1-Methylnaphthalene	100 ug/mL								
							2-Methylnaphthalene	100 ug/mL								
							Acenaphthene	100 ug/mL								
							Acenaphthylene	100 ug/mL								
							Anthracene	100 ug/mL								
							Benzo[a]anthracene	100 ug/mL								
							Benzo[a]pyrene	100 ug/mL								
							Benzo[b]fluoranthene	100 ug/mL								
							Benzo[g,h,i]perylene	100 ug/mL								
							Benzo[k]fluoranthene	100 ug/mL								
							Chrysene	100 ug/mL								
							Dibenz(a,h)anthracene	100 ug/mL								
							Fluoranthene	100 ug/mL								
							Fluorene	100 ug/mL								
							Indeno[1,2,3-cd]pyrene	100 ug/mL								
							Naphthalene	100 ug/mL								
							Pentachlorophenol	200 ug/mL								
							Phenanthrene	100 ug/mL								
							Pyrene	100 ug/mL								
							8270SSstkPhen_00004	0.2 mL	2,4,6-Tribromophenol (Surr)	100 ug/mL						
									2-Fluorobiphenyl	100 ug/mL						
									2-methylnaphthalene-d10	100 ug/mL						
									Fluoranthene-d10 (Surr)	100 ug/mL						
									Terphenyl-d14	100 ug/mL						
							..8270Mega_1stk_00016	03/31/22		Restek, Lot A0164427				(Purchased Reagent)	1-Methylnaphthalene	1000 ug/mL
															2-Methylnaphthalene	1000 ug/mL
															Acenaphthene	1000 ug/mL
	Acenaphthylene	1000 ug/mL														
	Anthracene	1000 ug/mL														
	Benzo[a]anthracene	1000 ug/mL														
	Benzo[a]pyrene	1000 ug/mL														
	Benzo[b]fluoranthene	1000 ug/mL														
	Benzo[g,h,i]perylene	1000 ug/mL														
	Benzo[k]fluoranthene	1000 ug/mL														
	Chrysene	1000 ug/mL														
	Dibenz(a,h)anthracene	1000 ug/mL														
	Fluoranthene	1000 ug/mL														
	Fluorene	1000 ug/mL														
	Indeno[1,2,3-cd]pyrene	1000 ug/mL														
	Naphthalene	1000 ug/mL														

REAGENT TRACEABILITY SUMMARY

Lab Name: Eurofins Seattle

Job No.: 580-111058-1

SDG No.:

Reagent ID	Exp Date	Prep Date	Dilutant Used	Reagent Final Volume	Parent Reagent		Analyte	Concentration
					Reagent ID	Volume Added		
..8270SSstkPhen_00004	08/31/23		Phenova, Lot CL12771			(Purchased Reagent)	Pentachlorophenol	2000 ug/mL
							Phenanthrene	1000 ug/mL
							Pyrene	1000 ug/mL
							2,4,6-Tribromophenol (Surr)	5000 ug/mL
							2-Fluorobiphenyl	5000 ug/mL
							2-methylnaphthalene-d10	5000 ug/mL
							Fluoranthene-d10 (Surr)	5000 ug/mL
.8270SIM_IS_00067	06/07/22	06/07/21	DCM, Lot CT#211	50 mL	8270ISstk_00007	250 uL	1,4-Dichlorobenzene-d4	10 ug/mL
							Acenaphthene-d10	10 ug/mL
							Chrysene-d12	10 ug/mL
							Naphthalene-d8	10 ug/mL
							Perylene-d12	10 ug/mL
							Phenanthrene-d10	10 ug/mL
							Terphenyl-d14	5000 ug/mL
..8270ISstk_00007	09/30/24		Restek, Lot A0153348			(Purchased Reagent)	1,4-Dichlorobenzene-d4	2000 ug/mL
							Acenaphthene-d10	2000 ug/mL
							Chrysene-d12	2000 ug/mL
							Naphthalene-d8	2000 ug/mL
							Perylene-d12	2000 ug/mL
Phenanthrene-d10	2000 ug/mL							
	2000 ug/mL							
ccv_SIM_500_00086	03/31/22	11/09/21	DCM, Lot MeC12_CT_00211	10 mL	8270_ic_stk_00062	50 uL	1-Methylnaphthalene	500 ug/L
							2-Methylnaphthalene	500 ug/L
							Acenaphthene	500 ug/L
							Acenaphthylene	500 ug/L
							Anthracene	500 ug/L
							Benzo[a]anthracene	500 ug/L
							Benzo[a]pyrene	500 ug/L
							Benzo[b]fluoranthene	500 ug/L
							Benzo[g,h,i]perylene	500 ug/L
							Benzo[k]fluoranthene	500 ug/L
							Bis(2-ethylhexyl) phthalate	500 ug/L
							Chrysene	500 ug/L
							Dibenz(a,h)anthracene	500 ug/L
							Fluoranthene	500 ug/L
							Fluorene	500 ug/L
							Indeno[1,2,3-cd]pyrene	500 ug/L
							Naphthalene	500 ug/L
							Pentachlorophenol	1000 ug/L
							Phenanthrene	500 ug/L
							Pyrene	500 ug/L
							2,4,6-Tribromophenol (Surr)	500 ug/L
							2-Fluorobiphenyl	500 ug/L
							2-methylnaphthalene-d10	500 ug/L
					Fluoranthene-d10 (Surr)	500 ug/L		
					Terphenyl-d14	500 ug/L		
					8270SIM_IS_00069	100 uL	1,4-Dichlorobenzene-d4	100 ug/L
							Acenaphthene-d10	100 ug/L

REAGENT TRACEABILITY SUMMARY

Lab Name: Eurofins Seattle

Job No.: 580-111058-1

SDG No.:

Reagent ID	Exp Date	Prep Date	Dilutant Used	Reagent Final Volume	Parent Reagent		Analyte	Concentration
					Reagent ID	Volume Added		
							Chrysene-d12	100 ug/L
							Naphthalene-d8	100 ug/L
							Perylene-d12	100 ug/L
							Phenanthrene-d10	100 ug/L
.8270_ic_stk_00062	03/31/22	09/15/21	DCM, Lot DCM CT#211	10 mL	8270Mega_1stk_00016	1 mL	1-Methylnaphthalene	100 ug/mL
							2-Methylnaphthalene	100 ug/mL
							Acenaphthene	100 ug/mL
							Acenaphthylene	100 ug/mL
							Anthracene	100 ug/mL
							Benzo[a]anthracene	100 ug/mL
							Benzo[a]pyrene	100 ug/mL
							Benzo[b]fluoranthene	100 ug/mL
							Benzo[g,h,i]perylene	100 ug/mL
							Benzo[k]fluoranthene	100 ug/mL
							Bis(2-ethylhexyl) phthalate	100 ug/mL
							Chrysene	100 ug/mL
							Dibenz(a,h)anthracene	100 ug/mL
							Fluoranthene	100 ug/mL
							Fluorene	100 ug/mL
							Indeno[1,2,3-cd]pyrene	100 ug/mL
							Naphthalene	100 ug/mL
							Pentachlorophenol	200 ug/mL
							Phenanthrene	100 ug/mL
							Pyrene	100 ug/mL
					8270SSstkPhen_00004	0.2 mL	2,4,6-Tribromophenol (Surr)	100 ug/mL
							2-Fluorobiphenyl	100 ug/mL
							2-methylnaphthalene-d10	100 ug/mL
							Fluoranthene-d10 (Surr)	100 ug/mL
							Terphenyl-d14	100 ug/mL
..8270Mega_1stk_00016	03/31/22		Restek, Lot A0164427			(Purchased Reagent)	1-Methylnaphthalene	1000 ug/mL
							2-Methylnaphthalene	1000 ug/mL
							Acenaphthene	1000 ug/mL
							Acenaphthylene	1000 ug/mL
							Anthracene	1000 ug/mL
							Benzo[a]anthracene	1000 ug/mL
							Benzo[a]pyrene	1000 ug/mL
							Benzo[b]fluoranthene	1000 ug/mL
							Benzo[g,h,i]perylene	1000 ug/mL
							Benzo[k]fluoranthene	1000 ug/mL
							Bis(2-ethylhexyl) phthalate	1000 ug/mL
							Chrysene	1000 ug/mL
							Dibenz(a,h)anthracene	1000 ug/mL
							Fluoranthene	1000 ug/mL
							Fluorene	1000 ug/mL
							Indeno[1,2,3-cd]pyrene	1000 ug/mL
							Naphthalene	1000 ug/mL
							Pentachlorophenol	2000 ug/mL
							Phenanthrene	1000 ug/mL



REAGENT TRACEABILITY SUMMARY

Lab Name: Eurofins Seattle

Job No.: 580-111058-1

SDG No.:

Reagent ID	Exp Date	Prep Date	Dilutant Used	Reagent Final Volume	Parent Reagent		Analyte	Concentration							
					Reagent ID	Volume Added									
..8270SSstkPhen_00004	08/31/23		Phenova, Lot CI12771			(Purchased Reagent)	Pyrene	1000 ug/mL							
							2,4,6-Tribromophenol (Surr)	5000 ug/mL							
							2-Fluorobiphenyl	5000 ug/mL							
							2-methylnaphthalene-d10	5000 ug/mL							
							Fluoranthene-d10 (Surr)	5000 ug/mL							
.8270SIM_IS_00069	08/24/22	09/25/21	DCM, Lot CT#215	50 mL	8270ISstk_00007	250 uL	Terphenyl-d14	5000 ug/mL							
							1,4-Dichlorobenzene-d4	10 ug/mL							
							Acenaphthene-d10	10 ug/mL							
							Chrysene-d12	10 ug/mL							
							Naphthalene-d8	10 ug/mL							
							Perylene-d12	10 ug/mL							
..8270ISstk_00007	09/30/24		Restek, Lot A0153348			(Purchased Reagent)	Phenanthrene-d10	10 ug/mL							
							1,4-Dichlorobenzene-d4	2000 ug/mL							
							Acenaphthene-d10	2000 ug/mL							
							Chrysene-d12	2000 ug/mL							
							Naphthalene-d8	2000 ug/mL							
DFTPPx2_00044							4,4'-DDD								
							4,4'-DDE								
							Tentatively Identified Compound								
							TPAH								
							DFTPPSTK_00014						200 uL	4,4'-DDT	20 ug/mL
														Benzidine_T	20 ug/mL
														DFTPP	20 ug/mL
														Pentachlorophenol_T	20 ug/mL
.DFTPPSTK_00014	08/31/22		Restek, Lot A0151587			(Purchased Reagent)	4,4'-DDT	1000 ug/mL							
							Benzidine_T	1000 ug/mL							
							DFTPP	1000 ug/mL							
							Pentachlorophenol_T	1000 ug/mL							
icv_8270_1000_00012	06/07/22	06/07/21	DCM, Lot CT_211	10 mL	8270SIM_IS_00067	100 uL	1,4-Dichlorobenzene-d4	100 ug/L							
							Acenaphthene-d10	100 ug/L							
							Chrysene-d12	100 ug/L							
							Naphthalene-d8	100 ug/L							
							Perylene-d12	100 ug/L							
							Phenanthrene-d10	100 ug/L							
.8270SIM_IS_00067	06/07/22	06/07/21	DCM, Lot CT#211	50 mL	8270ISstk_00007	250 uL	1,4-Dichlorobenzene-d4	10 ug/mL							
							Acenaphthene-d10	10 ug/mL							
							Chrysene-d12	10 ug/mL							
							Naphthalene-d8	10 ug/mL							
							Perylene-d12	10 ug/mL							
							Phenanthrene-d10	10 ug/mL							
..8270ISstk_00007	09/30/24		Restek, Lot A0153348			(Purchased Reagent)	1,4-Dichlorobenzene-d4	2000 ug/mL							
							Acenaphthene-d10	2000 ug/mL							
							Chrysene-d12	2000 ug/mL							
							Naphthalene-d8	2000 ug/mL							

REAGENT TRACEABILITY SUMMARY

Lab Name: Eurofins Seattle

Job No.: 580-111058-1

SDG No.:

Reagent ID	Exp Date	Prep Date	Dilutant Used	Reagent Final Volume	Parent Reagent		Analyte	Concentration
					Reagent ID	Volume Added		
							Perylene-d12	2000 ug/mL
							Phenanthrene-d10	2000 ug/mL
icv_8270_1000_00012	06/07/22	06/07/21	DCM, Lot CT_211	10 mL	8270_IC_STK_00061	100 uL	1,2,4-Trichlorobenzene	1000 ug/L
							1,2-Dichlorobenzene	1000 ug/L
							1,3-Dichlorobenzene	1000 ug/L
							1,4-Dichlorobenzene	1000 ug/L
							1-Methylnaphthalene	1000 ug/L
							2,4,5-Trichlorophenol	1000 ug/L
							2,4,6-Trichlorophenol	1000 ug/L
							2,4-Dichlorophenol	1000 ug/L
							2,4-Dimethylphenol	1000 ug/L
							2,4-Dinitrophenol	2000 ug/L
							2,4-Dinitrotoluene	1000 ug/L
							2,6-Dinitrotoluene	1000 ug/L
							2-Chloronaphthalene	1000 ug/L
							2-Chlorophenol	1000 ug/L
							2-Methylnaphthalene	1000 ug/L
							2-Nitrophenol	1000 ug/L
							4,6-Dinitro-2-methylphenol	2000 ug/L
							4-Bromophenyl phenyl ether	1000 ug/L
							4-Chloro-3-methylphenol	1000 ug/L
							4-Chlorophenyl phenyl ether	1000 ug/L
							Acenaphthene	1000 ug/L
							Acenaphthylene	1000 ug/L
							Anthracene	1000 ug/L
							Azobenzene	1000 ug/L
							Benzo[a]anthracene	1000 ug/L
							Benzo[a]pyrene	1000 ug/L
							Benzo[b]fluoranthene	1000 ug/L
							Benzo[g,h,i]perylene	1000 ug/L
							Benzo[k]fluoranthene	1000 ug/L
							Bis(2-chloroethoxy)methane	1000 ug/L
							Bis(2-chloroethyl)ether	1000 ug/L
							Butyl benzyl phthalate	1000 ug/L
							Chrysene	1000 ug/L
							Di-n-butyl phthalate	1000 ug/L
							Di-n-octyl phthalate	1000 ug/L
							Dibenz(a,h)anthracene	1000 ug/L
							Diethyl phthalate	1000 ug/L
							Dimethyl phthalate	1000 ug/L
							Fluoranthene	1000 ug/L
							Fluorene	1000 ug/L
							Hexachlorobenzene	1000 ug/L
							Hexachlorobutadiene	1000 ug/L
							Hexachlorocyclopentadiene	1000 ug/L
							Hexachloroethane	1000 ug/L
							Indeno[1,2,3-cd]pyrene	1000 ug/L
							Isophorone	1000 ug/L

REAGENT TRACEABILITY SUMMARY

Lab Name: Eurofins Seattle

Job No.: 580-111058-1

SDG No.:

Reagent ID	Exp Date	Prep Date	Dilutant Used	Reagent Final Volume	Parent Reagent		Analyte	Concentration
					Reagent ID	Volume Added		
							m+p-Cresol	1000 ug/L
							N-Nitrosodi-n-propylamine	1000 ug/L
							N-Nitrosodimethylamine	1000 ug/L
							N-Nitrosodiphenylamine	1000 ug/L
							Naphthalene	1000 ug/L
							Nitrobenzene	1000 ug/L
							o-Cresol	1000 ug/L
							Pentachlorophenol	2000 ug/L
							Phenanthrene	1000 ug/L
							Phenol	1000 ug/L
							Pyrene	1000 ug/L
							Pyridine	2000 ug/L
							3,3'-Dichlorobenzidine	2000 ug/L
							2,4,6-Tribromophenol (Surr)	1000 ug/L
							2-Fluorobiphenyl	1000 ug/L
							2-Fluorophenol (Surr)	1000 ug/L
							2-methylnaphthalene-d10	1000 ug/L
							Fluoranthene-d10 (Surr)	1000 ug/L
							Nitrobenzene-d5 (Surr)	1000 ug/L
							Phenol-d5 (Surr)	1000 ug/L
							Terphenyl-d14	1000 ug/L
.8270_IC_STK_00061	09/30/21	06/07/21	DCM, Lot CT#211	10 mL	8270L1S1-S_00009	1 mL	1,2,4-Trichlorobenzene	100000 ug/L
							1,2-Dichlorobenzene	100000 ug/L
							1,3-Dichlorobenzene	100000 ug/L
							1,4-Dichlorobenzene	100000 ug/L
							1-Methylnaphthalene	100000 ug/L
							2,4,5-Trichlorophenol	100000 ug/L
							2,4,6-Trichlorophenol	100000 ug/L
							2,4-Dichlorophenol	100000 ug/L
							2,4-Dimethylphenol	100000 ug/L
							2,4-Dinitrophenol	200000 ug/L
							2,4-Dinitrotoluene	100000 ug/L
							2,6-Dinitrotoluene	100000 ug/L
							2-Chloronaphthalene	100000 ug/L
							2-Chlorophenol	100000 ug/L
							2-Methylnaphthalene	100000 ug/L
							2-Nitrophenol	100000 ug/L
							4,6-Dinitro-2-methylphenol	200000 ug/L
							4-Bromophenyl phenyl ether	100000 ug/L
							4-Chloro-3-methylphenol	100000 ug/L
							4-Chlorophenyl phenyl ether	100000 ug/L
							Acenaphthene	100000 ug/L
							Acenaphthylene	100000 ug/L
							Anthracene	100000 ug/L
							Azobenzene	100000 ug/L
							Benzo[a]anthracene	100000 ug/L
							Benzo[a]pyrene	100000 ug/L
							Benzo[b]fluoranthene	100000 ug/L

REAGENT TRACEABILITY SUMMARY

Lab Name: Eurofins Seattle

Job No.: 580-111058-1

SDG No.:

Reagent ID	Exp Date	Prep Date	Dilutant Used	Reagent Final Volume	Parent Reagent		Analyte	Concentration	
					Reagent ID	Volume Added			
							Benzo[g,h,i]perylene	100000 ug/L	
							Benzo[k]fluoranthene	100000 ug/L	
							Bis (2-chloroethoxy)methane	100000 ug/L	
							Bis (2-chloroethyl) ether	100000 ug/L	
							Butyl benzyl phthalate	100000 ug/L	
							Chrysene	100000 ug/L	
							Di-n-butyl phthalate	100000 ug/L	
							Di-n-octyl phthalate	100000 ug/L	
							Dibenz (a,h) anthracene	100000 ug/L	
							Diethyl phthalate	100000 ug/L	
							Dimethyl phthalate	100000 ug/L	
							Fluoranthene	100000 ug/L	
							Fluorene	100000 ug/L	
							Hexachlorobenzene	100000 ug/L	
							Hexachlorobutadiene	100000 ug/L	
							Hexachlorocyclopentadiene	100000 ug/L	
							Hexachloroethane	100000 ug/L	
							Indeno[1,2,3-cd]pyrene	100000 ug/L	
							Isophorone	100000 ug/L	
							m+p-Cresol	100000 ug/L	
							N-Nitrosodi-n-propylamine	100000 ug/L	
							N-Nitrosodimethylamine	100000 ug/L	
							N-Nitrosodiphenylamine	100000 ug/L	
							Naphthalene	100000 ug/L	
							Nitrobenzene	100000 ug/L	
							o-Cresol	100000 ug/L	
							Pentachlorophenol	200000 ug/L	
							Phenanthrene	100000 ug/L	
							Phenol	100000 ug/L	
							Pyrene	100000 ug/L	
							Pyridine	200000 ug/L	
					8270L1S9-S_00009	1 mL	3,3'-Dichlorobenzidine	200000 ug/L	
					8270SSstkPhen_00004	0.2 mL	2,4,6-Tribromophenol (Surr)	100000 ug/L	
							2-Fluorobiphenyl	100000 ug/L	
							2-Fluorophenol (Surr)	100000 ug/L	
							2-methylnaphthalene-d10	100000 ug/L	
							Fluoranthene-d10 (Surr)	100000 ug/L	
							Nitrobenzene-d5 (Surr)	100000 ug/L	
							Phenol-d5 (Surr)	100000 ug/L	
							Terphenyl-d14	100000 ug/L	
..8270L1S1-S_00009	09/30/21		Restek, Lot A0159459				(Purchased Reagent)	1,2,4-Trichlorobenzene	1000 ug/mL
								1,2-Dichlorobenzene	1000 ug/mL
								1,3-Dichlorobenzene	1000 ug/mL
								1,4-Dichlorobenzene	1000 ug/mL
								1-Methylnaphthalene	1000 ug/mL
								2,4,5-Trichlorophenol	1000 ug/mL
								2,4,6-Trichlorophenol	1000 ug/mL
								2,4-Dichlorophenol	1000 ug/mL

REAGENT TRACEABILITY SUMMARY

Lab Name: Eurofins Seattle

Job No.: 580-111058-1

SDG No.:

Reagent ID	Exp Date	Prep Date	Dilutant Used	Reagent Final Volume	Parent Reagent		Analyte	Concentration
					Reagent ID	Volume Added		
							2,4-Dimethylphenol	1000 ug/mL
							2,4-Dinitrophenol	2000 ug/mL
							2,4-Dinitrotoluene	1000 ug/mL
							2,6-Dinitrotoluene	1000 ug/mL
							2-Chloronaphthalene	1000 ug/mL
							2-Chlorophenol	1000 ug/mL
							2-Methylnaphthalene	1000 ug/mL
							2-Nitrophenol	1000 ug/mL
							4,6-Dinitro-2-methylphenol	2000 ug/mL
							4-Bromophenyl phenyl ether	1000 ug/mL
							4-Chloro-3-methylphenol	1000 ug/mL
							4-Chlorophenyl phenyl ether	1000 ug/mL
							Acenaphthene	1000 ug/mL
							Acenaphthylene	1000 ug/mL
							Anthracene	1000 ug/mL
							Azobenzene	1000 ug/mL
							Benzo[a]anthracene	1000 ug/mL
							Benzo[a]pyrene	1000 ug/mL
							Benzo[b]fluoranthene	1000 ug/mL
							Benzo[g,h,i]perylene	1000 ug/mL
							Benzo[k]fluoranthene	1000 ug/mL
							Bis(2-chloroethoxy)methane	1000 ug/mL
							Bis(2-chloroethyl)ether	1000 ug/mL
							Butyl benzyl phthalate	1000 ug/mL
							Chrysene	1000 ug/mL
							Di-n-butyl phthalate	1000 ug/mL
							Di-n-octyl phthalate	1000 ug/mL
							Dibenz(a,h)anthracene	1000 ug/mL
							Diethyl phthalate	1000 ug/mL
							Dimethyl phthalate	1000 ug/mL
							Fluoranthene	1000 ug/mL
							Fluorene	1000 ug/mL
							Hexachlorobenzene	1000 ug/mL
							Hexachlorobutadiene	1000 ug/mL
							Hexachlorocyclopentadiene	1000 ug/mL
							Hexachloroethane	1000 ug/mL
							Indeno[1,2,3-cd]pyrene	1000 ug/mL
							Isophorone	1000 ug/mL
							m+p-Cresol	1000 ug/mL
							N-Nitrosodi-n-propylamine	1000 ug/mL
							N-Nitrosodimethylamine	1000 ug/mL
							N-Nitrosodiphenylamine	1000 ug/mL
							Naphthalene	1000 ug/mL
							Nitrobenzene	1000 ug/mL
							o-Cresol	1000 ug/mL
							Pentachlorophenol	2000 ug/mL
							Phenanthrene	1000 ug/mL
							Phenol	1000 ug/mL

REAGENT TRACEABILITY SUMMARY

Lab Name: Eurofins Seattle

Job No.: 580-111058-1

SDG No.:

Reagent ID	Exp Date	Prep Date	Dilutant Used	Reagent Final Volume	Parent Reagent		Analyte	Concentration
					Reagent ID	Volume Added		
							Pyrene	1000 ug/mL
							Pyridine	2000 ug/mL
..8270L1S9-S 00009	09/30/21		Restek, Lot A0152617		(Purchased Reagent)		3,3'-Dichlorobenzidine	2000 ug/mL
..8270SSstkPhen_00004	08/31/23		Phenova, Lot CL12771		(Purchased Reagent)		2,4,6-Tribromophenol (Surr)	5000 ug/mL
							2-Fluorobiphenyl	5000 ug/mL
							2-Fluorophenol (Surr)	5000 ug/mL
							2-methylnaphthalene-d10	5000 ug/mL
							Fluoranthene-d10 (Surr)	5000 ug/mL
							Nitrobenzene-d5 (Surr)	5000 ug/mL
							Phenol-d5 (Surr)	5000 ug/mL
							Terphenyl-d14	5000 ug/mL
icv_8270_1000_00014	01/26/22	10/05/21	DCM, Lot CT_211	10 mL	8270_IC_STK_00065	100 uL	1-Methylnaphthalene	1000 ug/L
							2-Methylnaphthalene	1000 ug/L
							Acenaphthene	1000 ug/L
							Acenaphthylene	1000 ug/L
							Anthracene	1000 ug/L
							Benzo[a]anthracene	1000 ug/L
							Benzo[a]pyrene	1000 ug/L
							Benzo[b]fluoranthene	1000 ug/L
							Benzo[g,h,i]perylene	1000 ug/L
							Benzo[k]fluoranthene	1000 ug/L
							Chrysene	1000 ug/L
							Dibenz(a,h)anthracene	1000 ug/L
							Fluoranthene	1000 ug/L
							Fluorene	1000 ug/L
							Indeno[1,2,3-cd]pyrene	1000 ug/L
							Naphthalene	1000 ug/L
							Phenanthrene	1000 ug/L
							Pyrene	1000 ug/L
							2,4,6-Tribromophenol (Surr)	1000 ug/L
							2-Fluorobiphenyl	1000 ug/L
							2-methylnaphthalene-d10	1000 ug/L
							Fluoranthene-d10 (Surr)	1000 ug/L
							Terphenyl-d14	1000 ug/L
.8270_IC_STK_00065	01/26/22	10/05/21	DCM, Lot CT#211	10 mL	8270L1S1-S_00011	1 mL	1-Methylnaphthalene	100000 ug/L
							2-Methylnaphthalene	100000 ug/L
							Acenaphthene	100000 ug/L
							Acenaphthylene	100000 ug/L
							Anthracene	100000 ug/L
							Benzo[a]anthracene	100000 ug/L
							Benzo[a]pyrene	100000 ug/L
							Benzo[b]fluoranthene	100000 ug/L
							Benzo[g,h,i]perylene	100000 ug/L
							Benzo[k]fluoranthene	100000 ug/L
							Chrysene	100000 ug/L
							Dibenz(a,h)anthracene	100000 ug/L
							Fluoranthene	100000 ug/L

REAGENT TRACEABILITY SUMMARY

Lab Name: Eurofins Seattle

Job No.: 580-111058-1

SDG No.:

Reagent ID	Exp Date	Prep Date	Dilutant Used	Reagent Final Volume	Parent Reagent		Analyte	Concentration
					Reagent ID	Volume Added		
							Fluorene	100000 ug/L
							Indeno[1,2,3-cd]pyrene	100000 ug/L
							Naphthalene	100000 ug/L
							Phenanthrene	100000 ug/L
							Pyrene	100000 ug/L
					8270SSstkPhen_00004	0.2 mL	2,4,6-Tribromophenol (Surr)	100000 ug/L
							2-Fluorobiphenyl	100000 ug/L
							2-methylnaphthalene-d10	100000 ug/L
							Fluoranthene-d10 (Surr)	100000 ug/L
							Terphenyl-d14	100000 ug/L
..8270L1S1-S_00011	05/28/22		Restek, Lot A0159459			(Purchased Reagent)	1-Methylnaphthalene	1000 ug/mL
							2-Methylnaphthalene	1000 ug/mL
							Acenaphthene	1000 ug/mL
							Acenaphthylene	1000 ug/mL
							Anthracene	1000 ug/mL
							Benzo[a]anthracene	1000 ug/mL
							Benzo[a]pyrene	1000 ug/mL
							Benzo[b]fluoranthene	1000 ug/mL
							Benzo[g,h,i]perylene	1000 ug/mL
							Benzo[k]fluoranthene	1000 ug/mL
							Chrysene	1000 ug/mL
							Dibenz(a,h)anthracene	1000 ug/mL
							Fluoranthene	1000 ug/mL
							Fluorene	1000 ug/mL
							Indeno[1,2,3-cd]pyrene	1000 ug/mL
							Naphthalene	1000 ug/mL
							Phenanthrene	1000 ug/mL
							Pyrene	1000 ug/mL
..8270SSstkPhen_00004	08/31/23		Phenova, Lot CL12771			(Purchased Reagent)	2,4,6-Tribromophenol (Surr)	5000 ug/mL
							2-Fluorobiphenyl	5000 ug/mL
							2-methylnaphthalene-d10	5000 ug/mL
							Fluoranthene-d10 (Surr)	5000 ug/mL
							Terphenyl-d14	5000 ug/mL

Reagent

---

**2356TCP\_00004**





Reference Materials Producer  
Cert #2495.01

# SPEXertificate®

## Certificate of Reference Material



Chemical Testing  
Cert #2495.02

**Catalog Number:** S-3410

**Lot No.** AA210304019

**Description:** 2,3,5,6-Tetrachlorophenol

**Ship Date:** December 28, 2021

**Matrix:** Methanol

**Expiration Date:** December 27, 2024

This SPEXOrganics® Certified Reference Material, CRM, is intended primarily for use as a calibration standard or quality control standard for organic chromatography instrumentation such as GC, GC-MS, LC, and LC-MS. It can be employed in USEPA, ASTM and other methods relevant to the certified properties listed below.

**Certified Compounds:**

<u>Compound</u>	<u>CAS #</u>	<u>Labeled</u>	<u>Purity</u>	<u>Certified†</u>	<u>Uncertainty</u>
2,3,5,6-Tetrachlorophenol	935-95-5	1000 µg/mL	98.8%	1004 µg/mL	± 25 µg/mL

\* - Isomer ratios (when applicable) are an uncertified parameter.

**Final Solution Verification:**

Final solution integrity verified by Gas Chromatography/Mass Spectrometry. The mass spectrum of each compound was confirmed against the NIST mass spectral database.

† Certified concentration based on gravimetric weights and corrected for the purity of the compound(s) used to prepare the standard. Analytical balance calibration is verified daily with C1 weight set #23-190006 which is registered with Atlantic Scale, and traceable to NIST and NJ Division of Weights and Measures.

This CRM is guaranteed stable and accurate to within the uncertainty listed for the certified value. This includes uncertainty components due to preparation, homogeneity, short term and long term stability. During the stated period of validity, the purchaser will be notified if this product is recalled due to any significant changes in the stability of the solution. For further information, contact the Sales Support Department at crmsales@spexcsp.com.

Date of Certification: December 28, 2021

Certifying Officer: Shannon Macieira  
Shannon Macieira, Operations Manager

# Report of Certification

**Catalog Number:** S-3410

**Lot No.** AA210304019

**Description:** 2,3,5,6-Tetrachlorophenol

**Matrix:** Methanol

**Ship Date:** December 28, 2021

**Expiration Date:** December 27, 2024

**This Certified Reference Material (CRM) has been prepared and certified under an ISO 9001 (certified by DQS) and ISO 17025 (accredited by A2LA), and ISO 17034 (accredited by A2LA) quality system consistent with the following standards:**

- ISO 9001: Quality management systems - Requirements
- ISO/IEC 17025: General requirements for the competence of testing and calibration laboratories
- ISO 17034: General requirements for the competence of reference material producers
- ISO Guide 30: Reference Materials - Selected terms and definitions
- ISO Guide 31: Reference Materials - Contents of certificates and labels
- ISO Guide 35: Reference Materials - General and Statistical principals for certification
- Guide to the Expression of Uncertainty in Measurement, 2008
- EURACHEM/CITAC Guide: Qualifying Uncertainty in Analytical Measurement - Third Edition
- NIST Technical Note 1297

## **Storage Requirements:**

To ensure the stability of the product once it arrives in your laboratory, please store this product in ambient conditions (18°C to 27°C). Note: Shipping conditions may differ from storage conditions. The EXPIRATION DATE is calculated from the SHIPPED DATE using our stability data and is applicable only if the product is stored under the laboratory specified conditions.

## **Instructions for Use:**

Let material come to room temperature before use. Check for precipitate and if necessary sonicate for one minute. If compounds do not dissolve after one minute then sonicate further until the product is dissolved. A clear appearance is acceptable. The minimum recommended amount that should be removed from this vial is 5µL with a 25µL gas tight syringe. All solutions should be thoroughly mixed, by shaking, prior to use. All surfaces that come in contact with the solution must be thoroughly cleaned prior to use. Dilutions should be performed only with Class A volumetric glassware.

## **Material Source:**

All analytes and matrix materials are obtained and verified by SPEX CertiPrep from pre-qualified vendors as per ISO guidelines. Vendor identifications are proprietary, however sources of all materials used in the preparation and testing of SPEX CertiPrep CRMs are tracked and documented. For assistance, please contact sales support at crmsales@spexcsp.com.

## **Method of Preparation:**

Clean laboratory procedures and techniques have been used throughout the preparation. All materials, equipment, and analytical instrumentation have been qualified prior to use. The highest purity solvents and Class A/ calibrated volumetrics have been used in all preparations.

## **Homogeneity:**

The homogeneity of this CRM has been confirmed by procedures consistent with ISO 17025, ISO 17034, and ASTM D6362-98 Appendix X2. Random, replicate samples of the final, packaged material have been analyzed to prove homogeneity in accordance with our internal procedure 4300-HOMOGEN-1A. This is consistent with the intended use of this CRM. The Degree of Homogeneity, as expressed as maximum between-bottle variation, is 1.2%

## **Statistical Estimator and Confidence Limits:**

The Certified value 'X' as listed on the reverse of this document is at the 95% level of confidence and can be expressed as:

- $X = x \pm U$  where X=certified value, U=expanded uncertainty, x=property value
- $U = k u_c$  where k=2 is the coverage factor at the 95% confidence level
- $u_c =$  combined standard uncertainty obtained by combining the individual compound standard uncertainty components  $u_i$ , where  $u_c = \sqrt{\sum u_i^2}$

## **Legal Notice:**

SPEX CertiPrep Certified Reference Materials are not for any cosmetic, drug, or household application and are to be used only by qualified individuals who are trained in appropriate procedures. No claims against SPEX CertiPrep of any kind whatsoever, whether based on breach of warranty, alleged negligence, or otherwise, with respect to this Reference Material shall be greater than the purchase price. In no event shall SPEX CertiPrep be liable for any loss of profits or any incidental, special, or consequential damages.

**SPEX CertiPrep** 

Your Science is Our Passion.®

203 Norcross Ave. Metuchen, NJ 08840

www.spexcertiprep.com • E-mail: crmsales@spexcsp.com

Phone: 1-732-549-7144 • Fax 1-732-603-9647



Reagent

---

**2356TCP\_00005**



Reference Materials Producer  
Cert #2495.01

# SPEXertificate®

## Certificate of Reference Material



**Catalog Number:** S-3410

**Lot No.** AA210304019

**Description:** 2,3,5,6-Tetrachlorophenol

**Ship Date:** November 2, 2021

**Matrix:** Methanol

**Expiration Date:** November 1, 2024

This SPEXOrganics® Certified Reference Material, CRM, is intended primarily for use as a calibration standard or quality control standard for organic chromatography instrumentation such as GC, GC-MS, LC, and LC-MS. It can be employed in USEPA, ASTM and other methods relevant to the certified properties listed below.

**Certified Compounds:**

<u>Compound</u>	<u>CAS #</u>	<u>Labeled</u>	<u>Purity</u>	<u>Certified†</u>	<u>Uncertainty</u>
2,3,5,6-Tetrachlorophenol	935-95-5	1000 µg/mL	98.8%	1004 µg/mL	± 25 µg/mL

\* - Isomer ratios (when applicable) are an uncertified parameter.

**Final Solution Verification:**

Final solution integrity verified by Gas Chromatography/Mass Spectrometry. The mass spectrum of each compound was confirmed against the NIST mass spectral database.

† Certified concentration based on gravimetric weights and corrected for the purity of the compound(s) used to prepare the standard. Analytical balance calibration is verified daily with C1 weight set #23-190006 which is registered with Atlantic Scale, and traceable to NIST and NJ Division of Weights and Measures.

This CRM is guaranteed stable and accurate to within the uncertainty listed for the certified value. This includes uncertainty components due to preparation, homogeneity, short term and long term stability. During the stated period of validity, the purchaser will be notified if this product is recalled due to any significant changes in the stability of the solution. For further information, contact the Sales Support Department at crmsales@spexcsp.com.

Date of Certification: November 2, 2021

Certifying Officer: Shannon Macieira  
Shannon Macieira, Operations Manager

Reagent

---

**8270f1spk\_00296**

## Preliminary Report

Eurofins TestAmerica, Seattle  
CCV, Cal Verification Report

Data File: \\chromfs\Seattle\ChromData\TAC051\20200820-72434.b\820A06.D  
 Lims ID: 8270flspk\_00269  
 Client ID:  
 Sample Type: CCV  
 Inject. Date: 20-Aug-2020 14:09:30 ALS Bottle#: 6 Worklist Smp#: 5  
 Injection Vol: 1.0 ul Dil. Factor: 1.0000  
 Sample Info: 8270FLSPK\_00269  
 Misc. Info.: 20X  
 Operator ID: jkm Instrument ID: TAC051  
 Sublist: chrom-8270 TAC051\*sub32  
 Method: \\chromfs\Seattle\ChromData\TAC051\20200820-72434.b\8270 TAC051.m  
 Limit Group: 8270D BNA QSM 5.0  
 Last Update: 20-Aug-2020 15:21:54 Calib Date: 31-Jul-2020 22:24:30  
 Integrator: RTE ID Type: RT Order ID  
 Quant Method: Internal Standard Quant By: Initial Calibration  
 Last ICal File: \\chromfs\Seattle\ChromData\TAC051\20200731-72074.b\0731B14.D

Column 1 : Det: MS SCAN  
 Process Host: CTX1001

Start Cal Date: 31-Jul-2020 18:50:30  
 End Cal Date: 31-Jul-2020 22:24:30

Compound	Standard RRF/Amt	DLT RT	Ccal Amt	Ccal RF	Min. RRF	%D	Max. %D	%Rec
\$ 7 2-Fluorophenol	*ND							
\$ 8 Phenol-d5	*ND							
\$ 9 Nitrobenzene-d5	*ND							
\$ 11 2-Fluorobiphenyl	*ND							
\$ 12 2,4,6-Tribromophenol	*ND							
\$ 14 Terphenyl-d14	*ND							
16 N-Nitrosodimethylamine	1000.0	0.0	904.2	0.361975	0.010	-9.6	20	90
17 Pyridine	2000.0	0.0	1816.3	0.645577	0.010	-9.2	20	91
19 Phenol	1000.0	0.0	911.0	0.959441	0.800	-8.9	20	91
18 Aniline	1000.0	0.0	900.0	1.181467	0.010	-10	20	90
20 Bis(2-chloroethyl)ether	1000.0	0.0	917.5	0.781316	0.700	-8.3	20	92
21 2-Chlorophenol	1000.0	0.0	947.9	1.178209	0.800	-5.2	20	95
22 n-Decane	1000.0	0.0	887.3	0.660906	0.000	-11.3	20	89
23 1,3-Dichlorobenzene	1000.0	0.0	919.9	1.344327	0.010	-8.0	20	92
25 1,4-Dichlorobenzene	1000.0	0.0	921.3	1.330284	0.010	-7.9	20	92
26 Benzyl alcohol	1000.0	0.0	797.3	0.459577	0.010	*-20.3	20	80
27 1,2-Dichlorobenzene	1000.0	0.0	932.5	1.316154	0.010	-6.7	20	93
28 2-Methylphenol	1000.0	0.0	834.7	0.818210	0.700	-16.5	20	83
29 2,2'-oxybis[1-chloropro	1000.0	0.0	884.7	0.955593	0.010	-11.5	20	88
30 Acetophenone	1000.0	0.0	926.1	1.236997	0.010	-7.4	20	93
31 N-Nitrosodi-n-propylami	(I) 0.455524	0.0		* 0.431481	0.500	-5.3	20	95
32 3 & 4 Methylphenol	1000.0	0.0	868.8	0.823476	0.600	-13.1	20	87
33 Hexachloroethane	1000.0	0.0	984.0	0.518981	0.300	-1.6	20	98
34 Nitrobenzene	1000.0	0.0	850.2	0.619727	0.200	-15.0	20	85
35 Isophorone	1000.0	0.0	922.0	1.296449	0.400	-7.8	20	92

## Preliminary Report

Data File: \\chromfs\Seattle\ChromData\TAC051\20200820-72434.b\820A06.D

Compound	Standard RRF/Amt	DLT RT	Ccal Amt	Ccal RF	Min. RRF	%D	Max. %D	%Rec
36 2-Nitrophenol	0.147551	0.0		0.165071	0.100	11.9	20	112
37 2,4-Dimethylphenol	0.928642	0.0		0.914986	0.200	-1.5	20	99
39 Benzoic acid	2000.0	0.0	1700.2	0.112363	0.010	-15.0	20	85
38 Bis(2-chloroethoxy)meth	1000.0	0.0	926.2	0.926950	0.300	-7.4	20	93
40 2,4-Dichlorophenol	1000.0	0.0	981.0	0.225673	0.200	-1.9	20	98
41 1,2,4-Trichlorobenzene	1000.0	0.0	1048.1	0.273299	0.010	4.8	20	105
42 Naphthalene	1000.0	0.0	980.2	0.910693	0.700	-2.0	20	98
43 4-Chloroaniline	1000.0	0.0	846.7	0.298498	0.010	-15.3	20	85
44 2,6-Dichlorophenol	0.445072	0.0		0.434328	0.010	-2.4	20	98
45 Hexachlorobutadiene	0.127294	0.0		0.139357	0.010	9.5	20	109
46 4-Chloro-3-methylphenol	1000.0	0.0	815.5	0.333554	0.200	-18.5	20	82
47 2-Methylnaphthalene	1000.0	0.0	965.2	0.609966	0.400	-3.5	20	97
48 1-Methylnaphthalene	1000.0	0.0	968.5	0.568064	0.010	-3.2	20	97
49 Hexachlorocyclopentadie	0.304774	0.0		0.283490	0.050	-7.0	20	93
50 1,2,4,5-Tetrachlorobenz	1000.0	0.0	963.2	0.435554	0.000	-3.7	20	96
52 2,4,6-Trichlorophenol	1000.0	0.0	836.6	0.250594	0.200	-16.3	20	84
53 2,4,5-Trichlorophenol	(I) 1000.0	0.0	1004.8	0.326285	0.200	0.5	20	100
54 1,1'-Biphenyl	1000.0	0.0	859.9	1.276118	0.010	-14.0	20	86
55 2-Chloronaphthalene	1000.0	0.0	874.7	1.007676	0.800	-12.5	20	87
56 2-Nitroaniline	1000.0	0.0	897.4	0.334289	0.010	-10.3	20	90
57 Dimethyl phthalate	1000.0	0.0	917.7	1.121027	0.010	-8.2	20	92
58 1,3-Dinitrobenzene	1000.0	0.0	907.9	0.163513	0.000	-9.2	20	91
59 2,6-Dinitrotoluene	(I) 1000.0	0.0	902.8	0.257665	0.200	-9.7	20	90
60 Acenaphthylene	1000.0	0.0	900.3	1.613681	0.900	-10	20	90
61 3-Nitroaniline	1000.0	0.0	917.1	0.278774	0.010	-8.3	20	92
62 Acenaphthene	1.130761	0.0		1.024322	0.900	-9.4	20	91
63 2,4-Dinitrophenol	2000.0	0.0	2088.8	0.100259	0.010	4.4	20	104
64 4-Nitrophenol	2000.0	0.0	1951.7	0.112532	0.010	-2.4	20	98
65 2,4-Dinitrotoluene	(I) 1000.0	0.0	926.1	0.331813	0.200	-7.4	20	93
66 Dibenzofuran	1.480710	0.0		1.381435	0.800	-6.7	20	93
67 2,3,4,6-Tetrachlorophen	1000.0	0.0	997.5	0.207185	0.010	-0.3	20	100
68 Diethyl phthalate	1.301646	0.0		1.225005	0.010	-5.9	20	94
69 Fluorene	1000.0	0.0	947.6	1.149144	0.900	-5.2	20	95
70 4-Chlorophenyl phenyl e	0.508412	0.0		0.491442	0.400	-3.3	20	97
71 4-Nitroaniline	1000.0	0.0	1094.8	0.309869	0.010	9.5	20	109
72 4,6-Dinitro-2-methylphe	2000.0	0.0	2160.6	0.097266	0.010	8.0	20	108
73 N-Nitrosodiphenylamine	0.549545	0.0		0.554488	0.010	0.9	20	101
74 Azobenzene	1000.0	0.0	978.0	0.470843	0.000	-2.2	20	98
75 4-Bromophenyl phenyl et	0.190324	0.0		0.184596	0.100	-3.0	20	97
76 Hexachlorobenzene	0.243010	0.0		0.228455	0.100	-6.0	20	94
77 Atrazine	0.278577	0.0		0.563303	0.010	*102.2	20	202
78 Pentachlorophenol	2000.0	0.0	1976.4	0.113655	0.050	-1.2	20	99
79 n-Octadecane	1000.0	0.0	914.3	0.273348	0.000	-8.6	20	91
80 Phenanthrene	1.060496	0.0		1.074722	0.700	1.3	20	101
81 Anthracene	1000.0	0.0	1045.6	1.120926	0.700	4.6	20	105

## Preliminary Report

Data File: \\chromfs\Seattle\ChromData\TAC051\20200820-72434.b\820A06.D

Compound	Standard RRF/Amt	DLT RT	Ccal Amt	Ccal RF	Min. RRF	%D	Max. %D	%Rec
83 Carbazole	0.786169	0.0		0.994039	0.010	*26.4	20	126
84 Di-n-butyl phthalate	1.273716	0.0		1.347000	0.010	5.8	20	106
85 Fluoranthene	0.995090	0.0		1.060149	0.600	6.5	20	107
88 Benzidine	2000.0	0.0	2405.7	0.431250	0.010	*20.3	20	120
89 Pyrene	1000.0	0.0	1094.6	1.142933	0.600	9.5	20	109
90 4,4'-DDE	*ND							
93 4,4'-DDD	*ND							
94 Butyl benzyl phthalate	0.676658	0.0		0.709716	0.010	4.9	20	105
96 3,3'-Dichlorobenzidine	2000.0	0.0	2432.3	0.454899	0.010	*21.6	20	122
97 Benzo[a]anthracene	1.108207	0.0		1.095645	0.800	-1.1	20	99
99 Chrysene	1.237871	0.0		1.227364	0.700	-0.8	20	99
98 Bis(2-ethylhexyl) phtha	1000.0	0.0	982.0	1.005085	0.010	-1.8	20	98
100 Di-n-octyl phthalate	1000.0	0.0	963.3	1.480588	0.010	-3.7	20	96
101 Benzo[b]fluoranthene	1.053743	0.0		1.030314	0.700	-2.2	20	98
102 Benzofluoranthene	*ND							
103 Benzo[k]fluoranthene	1.241038	0.0		1.249809	0.700	0.7	20	101
104 Benzo[a]pyrene	0.970570	0.0		0.931557	0.700	-4.0	20	96
105 Indeno[1,2,3-cd]pyrene	1000.0	0.0	814.9	0.809948	0.500	-18.5	20	81
106 Dibenz(a,h)anthracene	1000.0	0.0	736.4	0.717275	0.400	*-26.4	20	74
107 Benzo[g,h,i]perylene	1000.0	0.0	807.4	0.891678	0.500	-19.3	20	81
116 Hexadecane	*ND							
111 Caprolactam	*ND							
119 Indene	*ND							

(I) Fails an Initial Calibration Test



Reagent

---

**8270ISstk\_00007**



# CERTIFIED REFERENCE MATERIAL

110 Benner Circle  
Bellefonte, PA 16823-8812  
Tel: (800)356-1688  
Fax: (814)353-1309

## Certificate of Analysis



www.restek.com

### FOR LABORATORY USE ONLY-READ SDS PRIOR TO USE.

*This Reference Material is intended for Laboratory Use Only as a standard for the qualitative and/or quantitative determination of the analyte(s) listed.*

**Catalog No. :** 567684 **Lot No.:** A0153348

**Description :** 8270 Internal Standard  
8270 Internal Standard 2,000µg/mL, Methylene chloride, 5mL/ampul

**Container Size :** 5 mL **Pkg Amt:** > 5 mL

**Expiration Date :** September 30, 2024 **Storage:** 10°C or colder

**Handling:** Sonication required. Mix is photosensitive.



2529280  
ID: 8270ISstk\_00007  
Exp: 09/30/24 Pppl: E1L  
8270 Internal standard st

### CERTIFIED VALUES

Elution Order	Compound	Grav. Conc. (weight/volume)	Expanded Uncertainty (95% C.L., K=2)			
1	1,4-Dichlorobenzene-d4	2,001.9 µg/mL	+/-	11.6390	µg/mL	Gravimetric
	CAS # 3855-82-1 (Lot PR-18488)		+/-	90.1653	µg/mL	Unstressed
	Purity 99%		+/-	100.0495	µg/mL	Stressed
2	Naphthalene-d8	2,004.6 µg/mL	+/-	11.6549	µg/mL	Gravimetric
	CAS # 1146-65-2 (Lot M-1452)		+/-	90.2884	µg/mL	Unstressed
	Purity 99%		+/-	100.1861	µg/mL	Stressed
3	Acenaphthene-d10	2,003.3 µg/mL	+/-	11.6476	µg/mL	Gravimetric
	CAS # 15067-26-2 (Lot PR-28021)		+/-	90.2313	µg/mL	Unstressed
	Purity 99%		+/-	100.1228	µg/mL	Stressed
4	Phenanthrene-d10	2,001.9 µg/mL	+/-	11.6390	µg/mL	Gravimetric
	CAS # 1517-22-2 (Lot PR-27621)		+/-	90.1653	µg/mL	Unstressed
	Purity 99%		+/-	100.0495	µg/mL	Stressed
5	Chrysene-d12	2,003.7 µg/mL	+/-	11.6499	µg/mL	Gravimetric
	CAS # 1719-03-5 (Lot PR-29295)		+/-	90.2493	µg/mL	Unstressed
	Purity 99%		+/-	100.1428	µg/mL	Stressed
6	Perylene-d12	2,002.0 µg/mL	+/-	11.6398	µg/mL	Gravimetric
	CAS # 1520-96-3 (Lot PR-27342)		+/-	90.1713	µg/mL	Unstressed
	Purity 99%		+/-	100.0562	µg/mL	Stressed

**Solvent:** Methylene chloride  
**CAS #** 75-09-2  
**Purity** 99%

**Column:**  
30m x 0.25mm x 0.25µm  
Rtx-5 (cat.#10223)

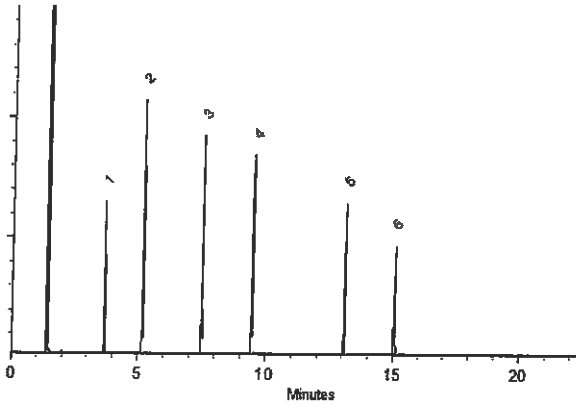
**Carrier Gas:**  
hydrogen-constant pressure 10 psi.

**Temp. Program:**  
75°C (hold 1 min.) to 330°C  
@ 20°C/min. (hold 10 min.)

**Inj. Temp:**  
250°C

**Det. Temp:**  
330°C

**Det. Type:**  
FID



This chromatogram represents a general set of testing conditions chosen for product acceptance. For optimal results in your lab, conditions should be adjusted for your specific instrument, method, and application.

*Cathleen Soltis*

Cathleen Soltis - Mix Technician

Date Mixed: 26-Sep-2019

Balance: B442140311

*Justin Albertson*

Justin Albertson - Operations Tech-ARM GC

Date Passed: 01-Oct-2019

Manufactured under Restek's ISO 9001:2015  
Registered Quality System  
Certificate #FM 80397

Reagent

---

**8270L1S1-S\_00009**



# CERTIFIED REFERENCE MATERIAL

110 Benner Circle  
Bellefonte, PA 16823-8812  
Tel: (800)356-1688  
Fax: (814)353-1309

www.restek.com

## Certificate of Analysis



### FOR LABORATORY USE ONLY-READ SDS PRIOR TO USE.

*This Reference Material is intended for Laboratory Use Only as a standard for the qualitative and/or quantitative determination of the analyte(s) listed.*

**Catalog No. :** 571995.SEC **Lot No.:** A0159459

**Description :** 8270 List 1 / Std #1 MegaMix (2017)  
8270 List 1 / Std #1 MegaMix (2017) 500-2000 µg/mL, Methylene chloride, 5mL/ampul

**Container Size :** 10 mL **Pkg Amt:** > 5 mL

**Expiration Date :** September 30, 2021 **Storage:** 0°C or colder

**Handling:** Carcinogen/reproductive toxin, Photosensitive, Sonicate.



571995  
ID: 2017011815\_00000  
Exp: 09/30/21 Peps, JKS  
8270 List 1 / Std#1 MegaM

### CERTIFIED VALUES

Elution Order	Compound	Grav. Conc. (weight/volume)	Expanded Uncertainty (95% C.L.; K=2)			
1	1,4-Dioxane	1,003.4 µg/mL (Lot 8CALO)	+/-	5.8473	µg/mL	Gravimetric
	CAS # 123-91-1.SEC		+/-	12.0013	µg/mL	Unstressed
	Purity 99%		+/-	19.0935	µg/mL	Stressed
2	N-Nitrosodimethylamine	1,004.2 µg/mL (Lot 71L89)	+/-	5.8520	µg/mL	Gravimetric
	CAS # 62-75-9.SEC		+/-	12.0108	µg/mL	Unstressed
	Purity 99%		+/-	19.1087	µg/mL	Stressed
3	Pyridine	2,002.8 µg/mL (Lot QN8DK)	+/-	11.6445	µg/mL	Gravimetric
	CAS # 110-86-1.SEC		+/-	23.9416	µg/mL	Unstressed
	Purity 99%		+/-	38.1027	µg/mL	Stressed
4	Phenol	1,002.4 µg/mL (Lot EDPYN)	+/-	5.8415	µg/mL	Gravimetric
	CAS # 108-95-2.SEC		+/-	11.9893	µg/mL	Unstressed
	Purity 99%		+/-	19.0745	µg/mL	Stressed
5	Aniline	1,007.0 µg/mL (Lot ZCD3N)	+/-	5.8683	µg/mL	Gravimetric
	CAS # 62-53-3.SEC		+/-	12.0443	µg/mL	Unstressed
	Purity 99%		+/-	19.1620	µg/mL	Stressed
6	Bis(2-chloroethyl)ether	1,002.6 µg/mL (Lot FA010143)	+/-	5.8427	µg/mL	Gravimetric
	CAS # 111-44-4.SEC		+/-	11.9917	µg/mL	Unstressed
	Purity 99%		+/-	19.0783	µg/mL	Stressed
7	n-Decane (C10)	1,005.2 µg/mL (Lot UCVNN)	+/-	5.8578	µg/mL	Gravimetric
	CAS # 124-18-5.SEC		+/-	12.0228	µg/mL	Unstressed
	Purity 99%		+/-	19.1278	µg/mL	Stressed

8	2-Chlorophenol CAS # 95-57-8.SEC Purity 99%	(Lot GJ01)	1,003.0 µg/mL	+/- 5.8450 +/- 11.9965 +/- 19.0859	µg/mL µg/mL µg/mL	Gravimetric Unstressed Stressed
9	1,3-Dichlorobenzene CAS # 541-73-1.SEC Purity 99%	(Lot FMDFD)	1,003.2 µg/mL	+/- 5.8462 +/- 11.9989 +/- 19.0897	µg/mL µg/mL µg/mL	Gravimetric Unstressed Stressed
10	1,4-Dichlorobenzene CAS # 106-46-7.SEC Purity 99%	(Lot 4Y5DC)	1,002.4 µg/mL	+/- 5.8415 +/- 11.9893 +/- 19.0745	µg/mL µg/mL µg/mL	Gravimetric Unstressed Stressed
11	Benzyl alcohol CAS # 100-51-6.SEC Purity 99%	(Lot QZBUO)	1,001.0 µg/mL	+/- 5.8333 +/- 11.9726 +/- 19.0478	µg/mL µg/mL µg/mL	Gravimetric Unstressed Stressed
12	1,2-Dichlorobenzene CAS # 95-50-1.SEC Purity 99%	(Lot R6QDM)	1,005.8 µg/mL	+/- 5.8613 +/- 12.0300 +/- 19.1392	µg/mL µg/mL µg/mL	Gravimetric Unstressed Stressed
13	2-Methylphenol (o-cresol) CAS # 95-48-7.SEC Purity 99%	(Lot NC7HL)	1,004.4 µg/mL	+/- 5.8532 +/- 12.0132 +/- 19.1125	µg/mL µg/mL µg/mL	Gravimetric Unstressed Stressed
14	2,2'-oxybis(1-chloropropane) CAS # 108-60-1.SEC Purity 99%	(Lot 2-KMW-57-8)	1,003.6 µg/mL	+/- 5.8485 +/- 12.0037 +/- 19.0973	µg/mL µg/mL µg/mL	Gravimetric Unstressed Stressed
15	Acetophenone CAS # 98-86-2.SEC Purity 99%	(Lot NSGTT)	1,002.0 µg/mL	+/- 5.8392 +/- 11.9845 +/- 19.0669	µg/mL µg/mL µg/mL	Gravimetric Unstressed Stressed
16	3-Methylphenol (m-cresol) CAS # 108-39-4.SEC Purity 99%	(Lot 6LHTM)	500.8 µg/mL	+/- 2.9184 +/- 5.9899 +/- 9.5296	µg/mL µg/mL µg/mL	Gravimetric Unstressed Stressed
17	4-Methylphenol (p-cresol) CAS # 106-44-5.SEC Purity 99%	(Lot 65S2E)	502.4 µg/mL	+/- 2.9277 +/- 6.0090 +/- 9.5601	µg/mL µg/mL µg/mL	Gravimetric Unstressed Stressed
18	N-Nitroso-di-n-propylamine CAS # 621-64-7.SEC Purity 99%	(Lot 9566100)	1,002.4 µg/mL	+/- 5.8415 +/- 11.9893 +/- 19.0745	µg/mL µg/mL µg/mL	Gravimetric Unstressed Stressed
19	Hexachloroethane CAS # 67-72-1.SEC Purity 99%	(Lot 10173016)	1,003.6 µg/mL	+/- 5.8485 +/- 12.0037 +/- 19.0973	µg/mL µg/mL µg/mL	Gravimetric Unstressed Stressed
20	Nitrobenzene CAS # 98-95-3.SEC Purity 99%	(Lot FLYIG)	1,004.6 µg/mL	+/- 5.8543 +/- 12.0156 +/- 19.1164	µg/mL µg/mL µg/mL	Gravimetric Unstressed Stressed
21	Isophorone CAS # 78-59-1.SEC Purity 99%	(Lot XHGJI)	1,001.8 µg/mL	+/- 5.8380 +/- 11.9821 +/- 19.0631	µg/mL µg/mL µg/mL	Gravimetric Unstressed Stressed
22	2-Nitrophenol CAS # 88-75-5.SEC Purity 99%	(Lot GXJ7J)	1,000.4 µg/mL	+/- 5.8299 +/- 11.9654 +/- 19.0364	µg/mL µg/mL µg/mL	Gravimetric Unstressed Stressed
23	2,4-Dimethylphenol CAS # 105-67-9.SEC Purity 99%	(Lot MKBL3650V)	1,005.0 µg/mL	+/- 5.8567 +/- 12.0204 +/- 19.1240	µg/mL µg/mL µg/mL	Gravimetric Unstressed Stressed

24	Bis(2-chloroethoxy)methane CAS # 111-91-1 * Purity 99%	(Lot 8238500)	1,002.8	µg/mL	+/- 5.8438 +/- 11.9941 +/- 19.0821	µg/mL µg/mL µg/mL	Gravimetric Unstressed Stressed
25	2,4-Dichlorophenol CAS # 120-83-2.SEC Purity 99%	(Lot FHM01)	1,003.6	µg/mL	+/- 5.8485 +/- 12.0037 +/- 19.0973	µg/mL µg/mL µg/mL	Gravimetric Unstressed Stressed
26	1,2,4-Trichlorobenzene CAS # 120-82-1.SEC Purity 99%	(Lot 3LYYC)	1,001.8	µg/mL	+/- 5.8380 +/- 11.9821 +/- 19.0631	µg/mL µg/mL µg/mL	Gravimetric Unstressed Stressed
27	Naphthalene CAS # 91-20-3.SEC Purity 99%	(Lot SKZ5N)	1,004.0	µg/mL	+/- 5.8508 +/- 12.0084 +/- 19.1049	µg/mL µg/mL µg/mL	Gravimetric Unstressed Stressed
28	2,6-Dichlorophenol CAS # 87-65-0.SEC Purity 99%	(Lot SIDBB)	1,000.4	µg/mL	+/- 5.8299 +/- 11.9654 +/- 19.0364	µg/mL µg/mL µg/mL	Gravimetric Unstressed Stressed
29	4-Chloroaniline CAS # 106-47-8.SEC Purity 99%	(Lot 10171860)	1,005.2	µg/mL	+/- 5.8578 +/- 12.0228 +/- 19.1278	µg/mL µg/mL µg/mL	Gravimetric Unstressed Stressed
30	Hexachlorobutadiene CAS # 87-68-3.SEC Purity 97%	(Lot 8290900)	1,003.8	µg/mL	+/- 5.8494 +/- 12.0055 +/- 19.1003	µg/mL µg/mL µg/mL	Gravimetric Unstressed Stressed
31	4-Chloro-3-methylphenol CAS # 59-50-7.SEC Purity 99%	(Lot FDO02)	1,000.6	µg/mL	+/- 5.8310 +/- 11.9678 +/- 19.0402	µg/mL µg/mL µg/mL	Gravimetric Unstressed Stressed
32	2-Methylnaphthalene CAS # 91-57-6.SEC Purity 99%	(Lot 76023-1)	1,004.4	µg/mL	+/- 5.8532 +/- 12.0132 +/- 19.1125	µg/mL µg/mL µg/mL	Gravimetric Unstressed Stressed
33	1-Methylnaphthalene CAS # 90-12-0.SEC Purity 99%	(Lot OEE3F)	1,004.4	µg/mL	+/- 5.8532 +/- 12.0132 +/- 19.1125	µg/mL µg/mL µg/mL	Gravimetric Unstressed Stressed
34	1,2,4,5-Tetrachlorobenzene CAS # 95-94-3.SEC Purity 99%	(Lot AF02)	1,004.4	µg/mL	+/- 5.8532 +/- 12.0132 +/- 19.1125	µg/mL µg/mL µg/mL	Gravimetric Unstressed Stressed
35	Hexachlorocyclopentadiene CAS # 77-47-4.SEC Purity 99%	(Lot 9707900)	1,001.6	µg/mL	+/- 5.8368 +/- 11.9797 +/- 19.0593	µg/mL µg/mL µg/mL	Gravimetric Unstressed Stressed
36	2,4,6-Trichlorophenol CAS # 88-06-2.SEC Purity 98%	(Lot UUMYM)	1,009.0	µg/mL	+/- 5.8800 +/- 12.0683 +/- 19.2002	µg/mL µg/mL µg/mL	Gravimetric Unstressed Stressed
37	2,4,5-Trichlorophenol CAS # 95-95-4.SEC Purity 99%	(Lot MKBQ9937V)	1,004.4	µg/mL	+/- 5.8532 +/- 12.0132 +/- 19.1125	µg/mL µg/mL µg/mL	Gravimetric Unstressed Stressed
38	2-Chloronaphthalene CAS # 91-58-7.SEC Purity 99%	(Lot 6984000)	1,001.0	µg/mL	+/- 5.8333 +/- 11.9726 +/- 19.0478	µg/mL µg/mL µg/mL	Gravimetric Unstressed Stressed
39	Biphenyl CAS # 92-52-4.SEC Purity 99%	(Lot 33OQE)	1,000.4	µg/mL	+/- 5.8299 +/- 11.9654 +/- 19.0364	µg/mL µg/mL µg/mL	Gravimetric Unstressed Stressed

40	2-Nitroaniline CAS # 88-74-4.SEC Purity 99%	(Lot T6E7B)	1,000.2 µg/mL	+/- 5.8287 +/- 11.9630 +/- 19.0326	µg/mL µg/mL µg/mL	Gravimetric Unstressed Stressed
41	Acenaphthylene CAS # 208-96-8.SEC Purity 96%	(Lot 0012014)	1,000.7 µg/mL	+/- 5.8316 +/- 11.9690 +/- 19.0422	µg/mL µg/mL µg/mL	Gravimetric Unstressed Stressed
42	1,3-Dinitrobenzene CAS # 99-65-0.SEC Purity 99%	(Lot 3XXLB)	1,001.0 µg/mL	+/- 5.8333 +/- 11.9726 +/- 19.0478	µg/mL µg/mL µg/mL	Gravimetric Unstressed Stressed
43	Dimethylphthalate CAS # 131-11-3.SEC Purity 99%	(Lot 483WC)	1,000.0 µg/mL	+/- 5.8275 +/- 11.9606 +/- 19.0288	µg/mL µg/mL µg/mL	Gravimetric Unstressed Stressed
44	2,6-Dinitrotoluene CAS # 606-20-2.SEC Purity 99%	(Lot GE01)	1,002.8 µg/mL	+/- 5.8438 +/- 11.9941 +/- 19.0821	µg/mL µg/mL µg/mL	Gravimetric Unstressed Stressed
45	3-Nitroaniline CAS # 99-09-2.SEC Purity 99%	(Lot FGN03)	1,003.0 µg/mL	+/- 5.8450 +/- 11.9965 +/- 19.0859	µg/mL µg/mL µg/mL	Gravimetric Unstressed Stressed
46	Acenaphthene CAS # 83-32-9.SEC Purity 99%	(Lot BWZJE)	1,002.2 µg/mL	+/- 5.8403 +/- 11.9869 +/- 19.0707	µg/mL µg/mL µg/mL	Gravimetric Unstressed Stressed
47	2,4-Dinitrophenol CAS # 51-28-5.SEC Purity 99%	(Lot 2TXXH)	2,002.0 µg/mL	+/- 11.6398 +/- 23.9320 +/- 38.0875	µg/mL µg/mL µg/mL	Gravimetric Unstressed Stressed
48	Dibenzofuran CAS # 132-64-9.SEC Purity 99%	(Lot 27ZGC)	999.8 µg/mL	+/- 5.8264 +/- 11.9582 +/- 19.0250	µg/mL µg/mL µg/mL	Gravimetric Unstressed Stressed
49	4-Nitrophenol CAS # 100-02-7.SEC Purity 99%	(Lot 2J5LB)	2,009.4 µg/mL	+/- 11.6828 +/- 24.0205 +/- 38.2283	µg/mL µg/mL µg/mL	Gravimetric Unstressed Stressed
50	2,4-Dinitrotoluene CAS # 121-14-2.SEC Purity 99%	(Lot SHRSA)	1,001.6 µg/mL	+/- 5.8368 +/- 11.9797 +/- 19.0593	µg/mL µg/mL µg/mL	Gravimetric Unstressed Stressed
51	2,3,4,6-Tetrachlorophenol CAS # 58-90-2.SEC Purity 99%	(Lot LRAC4175)	1,006.8 µg/mL	+/- 5.8671 +/- 12.0419 +/- 19.1582	µg/mL µg/mL µg/mL	Gravimetric Unstressed Stressed
52	Fluorene CAS # 86-73-7.SEC Purity 99%	(Lot 8292200)	1,002.2 µg/mL	+/- 5.8403 +/- 11.9869 +/- 19.0707	µg/mL µg/mL µg/mL	Gravimetric Unstressed Stressed
53	n-Hexadecane (C16) CAS # 544-76-3.SEC Purity 99%	(Lot A0328141)	1,006.6 µg/mL	+/- 5.8660 +/- 12.0395 +/- 19.1544	µg/mL µg/mL µg/mL	Gravimetric Unstressed Stressed
54	Diethylphthalate CAS # 84-66-2.SEC Purity 99%	(Lot UMBJC)	1,001.0 µg/mL	+/- 5.8333 +/- 11.9726 +/- 19.0478	µg/mL µg/mL µg/mL	Gravimetric Unstressed Stressed
55	4-Chlorophenyl phenyl ether CAS # 7005-72-3.SEC Purity 98%	(Lot P31G)	1,004.9 µg/mL	+/- 5.8560 +/- 12.0191 +/- 19.1219	µg/mL µg/mL µg/mL	Gravimetric Unstressed Stressed



56	4-Nitroaniline		1,000.2	µg/mL	+/-	5.8287	µg/mL	Gravimetric
	CAS #	100-01-6.SEC	(Lot 5ITRC)		+/-	11.9630	µg/mL	Unstressed
	Purity	99%			+/-	19.0326	µg/mL	Stressed
57	4,6-Dinitro-2-methylphenol (Dinitro-o-cresol)		2,000.8	µg/mL	+/-	11.6328	µg/mL	Gravimetric
	CAS #	534-52-1.SEC	(Lot 8644800)		+/-	23.9177	µg/mL	Unstressed
	Purity	99%			+/-	38.0646	µg/mL	Stressed
58	Diphenylamine		849.8	µg/mL	+/-	4.9522	µg/mL	Gravimetric
	CAS #	122-39-4.SEC	(Lot 10164691)		+/-	10.1641	µg/mL	Unstressed
	Purity	99%			+/-	16.1707	µg/mL	Stressed
59	Azobenzene		1,003.6	µg/mL	+/-	5.8485	µg/mL	Gravimetric
	CAS #	103-33-3.SEC	(Lot JUWAG)		+/-	12.0037	µg/mL	Unstressed
	Purity	99%			+/-	19.0973	µg/mL	Stressed
60	4-Bromophenyl phenyl ether		1,005.2	µg/mL	+/-	5.8578	µg/mL	Gravimetric
	CAS #	101-55-3.SEC	(Lot 84C6D)		+/-	12.0228	µg/mL	Unstressed
	Purity	99%			+/-	19.1278	µg/mL	Stressed
61	Hexachlorobenzene		1,007.4	µg/mL	+/-	5.8706	µg/mL	Gravimetric
	CAS #	118-74-1.SEC	(Lot G137934)		+/-	12.0491	µg/mL	Unstressed
	Purity	99%			+/-	19.1696	µg/mL	Stressed
62	Pentachlorophenol		2,007.2	µg/mL	+/-	11.6700	µg/mL	Gravimetric
	CAS #	87-86-5.SEC	(Lot 5784900)		+/-	23.9942	µg/mL	Unstressed
	Purity	99%			+/-	38.1864	µg/mL	Stressed
63	n-Octadecane (C18)		1,005.6	µg/mL	+/-	5.8602	µg/mL	Gravimetric
	CAS #	593-45-3.SEC	(Lot G14U045)		+/-	12.0276	µg/mL	Unstressed
	Purity	99%			+/-	19.1354	µg/mL	Stressed
64	Phenanthrene		1,002.3	µg/mL	+/-	5.8412	µg/mL	Gravimetric
	CAS #	85-01-8.SEC	(Lot 8637000)		+/-	11.9886	µg/mL	Unstressed
	Purity	98%			+/-	19.0734	µg/mL	Stressed
65	Anthracene		1,000.4	µg/mL	+/-	5.8299	µg/mL	Gravimetric
	CAS #	120-12-7.SEC	(Lot WDFNJ)		+/-	11.9654	µg/mL	Unstressed
	Purity	99%			+/-	19.0364	µg/mL	Stressed
66	Carbazole		1,005.6	µg/mL	+/-	5.8602	µg/mL	Gravimetric
	CAS #	86-74-8.SEC	(Lot LMIZB)		+/-	12.0276	µg/mL	Unstressed
	Purity	99%			+/-	19.1354	µg/mL	Stressed
67	Di-n-butylphthalate		1,004.4	µg/mL	+/-	5.8532	µg/mL	Gravimetric
	CAS #	84-74-2.SEC	(Lot 42FSG)		+/-	12.0132	µg/mL	Unstressed
	Purity	99%			+/-	19.1125	µg/mL	Stressed
68	Fluoranthene		1,007.2	µg/mL	+/-	5.8695	µg/mL	Gravimetric
	CAS #	206-44-0.SEC	(Lot FREGF)		+/-	12.0467	µg/mL	Unstressed
	Purity	99%			+/-	19.1658	µg/mL	Stressed
69	Pyrene		1,005.6	µg/mL	+/-	5.8602	µg/mL	Gravimetric
	CAS #	129-00-0.SEC	(Lot ROVJC)		+/-	12.0276	µg/mL	Unstressed
	Purity	99%			+/-	19.1354	µg/mL	Stressed
70	Benzyl butyl phthalate		1,004.5	µg/mL	+/-	5.8537	µg/mL	Gravimetric
	CAS #	85-68-7.SEC	(Lot GX3GL)		+/-	12.0144	µg/mL	Unstressed
	Purity	98%			+/-	19.1144	µg/mL	Stressed
71	Benz(a)anthracene		1,006.2	µg/mL	+/-	5.8637	µg/mL	Gravimetric
	CAS #	56-55-3.SEC	(Lot MTENF)		+/-	12.0348	µg/mL	Unstressed
	Purity	99%			+/-	19.1468	µg/mL	Stressed

72	chrysene CAS # 218-01-9.SEC Purity 99%	(Lot NICZC)	1,001.2 µg/mL	+/- 5.8345 +/- 11.9750 +/- 19.0517	µg/mL µg/mL µg/mL	Gravimetric Unstressed Stressed
73	Bis(2-ethylhexyl)phthalate CAS # 117-81-7.SEC Purity 99%	(Lot MT8AG)	1,006.6 µg/mL	+/- 5.8660 +/- 12.0395 +/- 19.1544	µg/mL µg/mL µg/mL	Gravimetric Unstressed Stressed
74	Di-n-octyl phthalate CAS # 117-84-0.SEC Purity 99%	(Lot O8DLD)	1,000.8 µg/mL	+/- 5.8322 +/- 11.9702 +/- 19.0440	µg/mL µg/mL µg/mL	Gravimetric Unstressed Stressed
75	Benzo(b)fluoranthene CAS # 205-99-2.SEC Purity 99%	(Lot FLUSD)	1,000.4 µg/mL	+/- 5.8299 +/- 11.9654 +/- 19.0364	µg/mL µg/mL µg/mL	Gravimetric Unstressed Stressed
76	Benzo(k)fluoranthene CAS # 207-08-9.SEC Purity 99%	(Lot 6899200)	1,005.4 µg/mL	+/- 5.8590 +/- 12.0252 +/- 19.1316	µg/mL µg/mL µg/mL	Gravimetric Unstressed Stressed
77	Benzo(a)pyrene CAS # 50-32-8.SEC Purity 97%	(Lot M8DFD)	1,006.3 µg/mL	+/- 5.8641 +/- 12.0357 +/- 19.1483	µg/mL µg/mL µg/mL	Gravimetric Unstressed Stressed
78	Indeno(1,2,3-cd)pyrene CAS # 193-39-5.SEC Purity 99%	(Lot 02201571)	1,008.0 µg/mL	+/- 5.8741 +/- 12.0563 +/- 19.1811	µg/mL µg/mL µg/mL	Gravimetric Unstressed Stressed
79	Dibenz(a,h)anthracene CAS # 53-70-3.SEC Purity 99%	(Lot 0012012)	1,002.0 µg/mL	+/- 5.8392 +/- 11.9845 +/- 19.0669	µg/mL µg/mL µg/mL	Gravimetric Unstressed Stressed
80	Benzo(g,h,i)perylene CAS # 191-24-2.SEC Purity 96%	(Lot 0022012)	1,003.8 µg/mL	+/- 5.8495 +/- 12.0058 +/- 19.1007	µg/mL µg/mL µg/mL	Gravimetric Unstressed Stressed

**Solvent:** Methylene chloride  
CAS # 75-09-2  
Purity 99%

\* Restek is unable to identify a reliable and/or acceptable second source for this material - the same batch of neat material may have been used to produce both the primary and secondary standard. The primary and secondary standards were prepared using different equipment and personnel.

**Specific Reference Material Notes:**

N-nitrosodiphenylamine 1000 ug/mL equivalent when used for GC analysis. Actual formulation is diphenylamine 855 ug/mL. N-Nitrosodiphenylamine is prone to breakdown in the injection port and will be converted to diphenylamine. N-Nitrosodiphenylamine is also a reactive species that can initiate premature decomposition of other compounds in the mix. For these reasons diphenylamine is used in the preparation of this mixture. When comparing the response of this compound to mixtures manufactured using N-nitrosodiphenylamine, a difference in response will be observed.

**Column:**  
30m x 0.25mm x 0.25µm  
Rtx-S (cat.#10223)

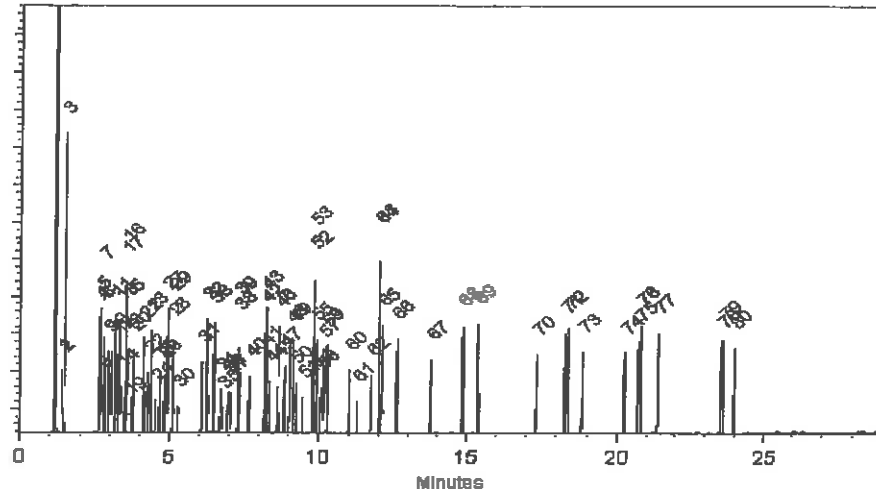
**Carrier Gas:**  
hydrogen-constant flow 1.8 ml/min.

**Temp. Program:**  
80°C (hold 0.1 min.) to 330°C  
@ 9.6°C/min. (hold 2.86 min.)

**Inj. Temp:**  
250°C

**Det. Temp:**  
340°C

**Det. Type:**  
FID



This chromatogram represents a general set of testing conditions chosen for product acceptance. For optimal results in your lab, conditions should be adjusted for your specific instrument, method, and application.

*Brandon Reish*

Brandon Reish - Mix Technician

Date Mixed: 31-Mar-2020

Balance: B345965662

*Jennifer L Pollino*

Jennifer Pollino - Operations Tech-ARM QC

Date Passed: 09-Apr-2020

Manufactured under Restek's ISO 9001:2015  
Registered Quality System  
Certificate #FM 80397

## General Certified Reference Material Notes

### Expiration Notes:

- Expiration date valid for unopened ampul stored in compliance with the recommended conditions.
- Uncertainty, concentration, and expiration of the CRM are based on the unopened product being stored according to the recommended condition found in the storage field.

### Purity Notes:

- Purity and/or chemical identity are determined by one or more of the following techniques: GC/FID, HPLC, GC/μECD, GC/MS, LC/MS, RI, and/or melting point.
- Compounds with a listed purity of less than 99% have been weight corrected to compensate for impurities and/or salts. A correction factor is used to calculate the amount of compound necessary to achieve the desired concentration of the parent compound in solution.
- Purity of isomeric compounds is reported as the sum of the isomers.
- Purity values are rounded to the nearest whole number.

### Certified Uncertainty Value Notes:

- The uncertainties are determined in accordance with ISO 17034 and Guide 35. The certified combined stressed uncertainty value ( includes gravimetric uncertainty, homogeneity between-ampul uncertainty, storage stability uncertainty and shipping stability uncertainty and were combined using the following formula:

$$U_{combined\ stressed} = k \sqrt{U_{gravimetric}^2 + U_{homogeneity}^2 + U_{storage\ stability}^2 + U_{shipping\ stability}^2}$$

*k* is a coverage factor of 2, which gives a level of confidence of approximately 95%.

- It is important to note that the shipping stability uncertainty was obtained under temperature extremes for specific time intervals; therefore, the certified combined stressed uncertainty value should only be applied to the product if it was stored at non-standard temperature conditions up to and including 7 days. Contact Restek Technical Service at [www.restek.com/Contact-Us](http://www.restek.com/Contact-Us) for use recommendations if your shipment was in-transit for more than 7 days at non-standard temperature conditions.
- Apply the certified combined unstressed uncertainty value if the product was received under standard shipping conditions. Apply the certified combined stressed uncertainty value if the product was received under non-standard conditions as specified below.

Label Conditions	Standard Conditions	Non-Standard Conditions
25°C Nominal (Room Temperature)	< 60°C	≥ 60°C up to 7 days
10°C or colder (Refrigerate)	< 40°C	≥ 40°C up to 7 days
0°C or colder (Freezer)	< 25°C	≥ 25°C up to 7 days

- Separate (not combined) uncertainty values for gravimetric uncertainty are also displayed on the certificate, if needed, separate homogeneity between-ampul uncertainty, storage stability uncertainty and shipping stability uncertainty values are available by contacting Restek Technical Service at [www.restek.com/Contact-Us](http://www.restek.com/Contact-Us).
- The packaged amount is the minimum sample size for which uncertainty is valid. The ampules are over-filled to ensure that the minimum packaged amount can be sufficiently transferred.

### Manufacturing Notes:

- Concentration is based upon gravimetric preparation using either a balance whose calibration has been verified daily using NIST traceable weights, and/or dilutions with Class A glassware.

### Handling Notes:

- Stability of the unopened product, when stored in compliance with the recommended conditions, is guaranteed through the expiration displayed on the product label and certificate. Contact Restek for additional opened product stability information, with the knowledge/understanding that open product stability is subject to the specific handling and environmental conditions to which the product is exposed. For your convenience Restek supplies deactivated vials with most standards packed in 2mL ampules. Larger volume deactivated vials are available through Restek as a custom ordered item. Additionally, Restek sells DMDCS for the purpose of glassware deactivation as catalog number 31861, which includes complete instructions.
- If any undissolved material is visible inside the ampul, sonicate the unopened ampul until the material is completely dissolved.

Reagent

---

**8270L1S9-S\_00009**



# CERTIFIED REFERENCE MATERIAL

110 Benner Circle  
Bellefonte, PA 16823-8812  
Tel: (800)356-1688  
Fax: (814)353-1309

www.restek.com

## Certificate of Analysis



### FOR LABORATORY USE ONLY-READ SDS PRIOR TO USE.

*This Reference Material is intended for Laboratory Use Only as a standard for the qualitative and/or quantitative determination of the analyte(s) listed.*


**Catalog No. :** 569730.SEC **Lot No.:** A0159239

**Description :** 8270 List 1 / Std #9  
8270 List 1 / Std #9 2000 µg/mL, Methylene chloride, 5mL/ampul

**Container Size :** 10 mL **Pkg Amt:** > 5 mL

**Expiration Date :** September 30, 2021 **Storage:** 10°C or colder

**Handling:** Contains carcinogen/reproductive toxin.

  
2799150  
ID: 8270L1S9-S\_00009  
Exp: 09/30/21 Pipe JKM Opn 020°C  
8270 List 1 / Std#9 (sec)

### CERTIFIED VALUES

Elution Order	Compound	Grav. Conc. (weight/volume)	Expanded Uncertainty (95% C.L., K=2)			
1	Benzidine	2,013.5 µg/mL (Lot 8616600)	+/-	11.8163	µg/mL	Gravimetric
	CAS # 92-87-5.SEC		+/-	24.1230	µg/mL	Unstressed
	Purity 99%		+/-	38.3399	µg/mL	Stressed
2	3,3'-Dichlorobenzidine	2,000.0 µg/mL (Lot 8490800)	+/-	11.7371	µg/mL	Gravimetric
	CAS # 91-94-1.SEC		+/-	23.9613	µg/mL	Unstressed
	Purity 99%		+/-	38.0829	µg/mL	Stressed

**Solvent:** Methylene chloride  
CAS # 75-09-2  
Purity 99%

**Column:**  
30m x 0.25mm x 0.25µm  
Rtx-5 (cat.#10223)

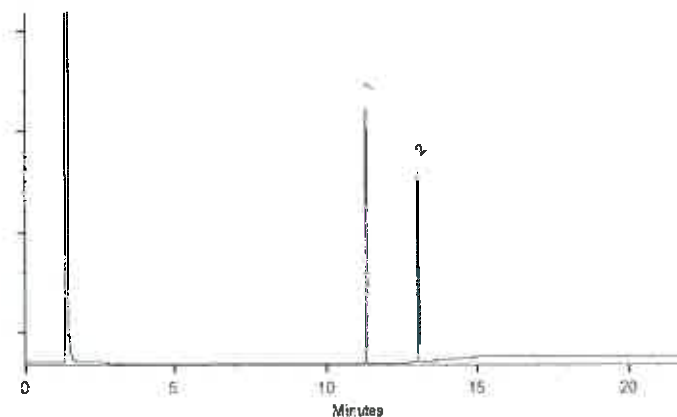
**Carrier Gas:**  
hydrogen-constant pressure 10 psi.

**Temp. Program:**  
75°C (hold 1 min.) to 330°C  
@ 20°C/min. (hold 10 min.)

**Inj. Temp:**  
250°C

**Det. Temp:**  
330°C

**Det. Type:**  
FID



This chromatogram represents a general set of testing conditions chosen for product acceptance. For optimal results in your lab, conditions should be adjusted for your specific instrument, method, and application.

*Brandon Relsh*  
Brandon Relsh - Mix Technician

**Date Mixed:** 26-Mar-2020      **Balance:** 1122030677

*Judith Anderson*  
Judith Anderson - Operations Tech-ARND QC

**Date Passed:** 30-Mar-2020

Manufactured under Restek's ISO 9001:2015  
Registered Quality System  
Certificate #FM 80397

## General Certified Reference Material Notes

### Expiration Notes:

- Expiration date valid for unopened ampul stored in compliance with the recommended conditions.
- Uncertainty, concentration, and expiration of the CRM are based on the unopened product being stored according to the recommended condition found in the storage field.

### Purity Notes:

- Purity and/or chemical identity are determined by one or more of the following techniques: GC/FID, HPLC, GC/μECD, GC/MS, LC/MS, RI, and/or melting point.
- Compounds with a listed purity of less than 99% have been weight corrected to compensate for impurities and/or salts. A correction factor is used to calculate the amount of compound necessary to achieve the desired concentration of the parent compound in solution.
- Purity of isomeric compounds is reported as the sum of the isomers.
- Purity values are rounded to the nearest whole number.

### Certified Uncertainty Value Notes:

- The uncertainties are determined in accordance with ISO 17034 and Guide 35. The certified combined stressed uncertainty value ( includes gravimetric uncertainty, homogeneity between-ampul uncertainty, storage stability uncertainty and shipping stability uncertainty and were combined using the following formula:

$$U_{combined\ stressed} = k \sqrt{U_{gravimetric}^2 + U_{homogeneity}^2 + U_{storage\ stability}^2 + U_{shipping\ stability}^2}$$

*k* is a coverage factor of 2, which gives a level of confidence of approximately 95%.

- It is important to note that the shipping stability uncertainty was obtained under temperature extremes for specific time intervals; therefore, the certified combined stressed uncertainty value should only be applied to the product if it was stored at non-standard temperature conditions up to and including 7 days. Contact Restek Technical Service at [www.restek.com/Contact-Us](http://www.restek.com/Contact-Us) for use recommendations if your shipment was in-transit for more than 7 days at non-standard temperature conditions.
- Apply the certified combined unstressed uncertainty value if the product was received under standard shipping conditions. Apply the certified combined stressed uncertainty value if the product was received under non-standard conditions as specified below.

Label Conditions	Standard Conditions	Non-Standard Conditions
25°C Nominal (Room Temperature)	< 60°C	≥ 60°C up to 7 days
10°C or colder (Refrigerate)	< 40°C	≥ 40°C up to 7 days
0°C or colder (Freezer)	< 25°C	≥ 25°C up to 7 days

- Separate (not combined) uncertainty values for gravimetric uncertainty are also displayed on the certificate, if needed, separate homogeneity between-ampul uncertainty, storage stability uncertainty and shipping stability uncertainty values are available by contacting Restek Technical Service at [www.restek.com/Contact-Us](http://www.restek.com/Contact-Us).
- The packaged amount is the minimum sample size for which uncertainty is valid. The ampules are over-filled to ensure that the minimum packaged amount can be sufficiently transferred.

### Manufacturing Notes:

- Concentration is based upon gravimetric preparation using either a balance whose calibration has been verified daily using NIST traceable weights, and/or dilutions with Class A glassware.

### Handling Notes:

- Stability of the unopened product, when stored in compliance with the recommended conditions, is guaranteed through the expiration displayed on the product label and certificate. Contact Restek for additional opened product stability information, with the knowledge/understanding that open product stability is subject to the specific handling and environmental conditions to which the product is exposed. For your convenience Restek supplies deactivated vials with most standards packed in 2mL ampules. Larger volume deactivated vials are available through Restek as a custom ordered item. Additionally, Restek sells DMDCS for the purpose of glassware deactivation as catalog number 31861, which includes complete instructions.
- If any undissolved material is visible inside the ampul, sonicate the unopened ampul until the material is completely dissolved.





Reagent

---

**8270Mega\_1stk\_00016**



CERTIFIED REFERENCE MATERIAL

110 Benner Circle
Bellefonte, PA 16823-8812
Tel: (800)356-1688
Fax: (814)353-1309

www.restek.com


Certificate of Analysis



FOR LABORATORY USE ONLY-READ SDS PRIOR TO USE.

This Reference Material is intended for Laboratory Use Only as a standard for the qualitative and/or quantitative determination of the analyte(s) listed.

Catalog No.: 571995 Lot No.: A0164427
Description: 8270 List 1 / Std #1 MegaMix (2017)
8270 List 1 / Std #1 MegaMix (2017) 500-2000 µg/mL, Methylene chloride, 5mL/ampul
Container Size: 10 mL Pkg Amt: > 5 mL
Expiration Date: March 31, 2022 Storage: 0°C or colder
Handling: Carcinogen/reproductive toxin. Shlp: Ambient
Photosensitive. Sonicate.



CERTIFIED VALUES

Table with 7 rows and 8 columns: Elution Order, Compound, Grav. Conc. (weight/volume), Expanded Uncertainty (95% C.L.; K=2), and three additional columns for measurement details.

8	2-Chlorophenol CAS # 95-57-8 Purity 99%	(Lot STBH7290)	1,003.2 µg/mL	+/- 5.8327 +/- 11.9923 +/- 19.0856	µg/mL µg/mL µg/mL	Gravimetric Unstressed Stressed
9	1,3-Dichlorobenzene CAS # 541-73-1 Purity 99%	(Lot BCBQ7100V)	1,002.9 µg/mL	+/- 5.8309 +/- 11.9887 +/- 19.0799	µg/mL µg/mL µg/mL	Gravimetric Unstressed Stressed
10	1,4-Dichlorobenzene CAS # 106-46-7 Purity 99%	(Lot MKBS4401V)	1,005.8 µg/mL	+/- 5.8478 +/- 12.0234 +/- 19.1351	µg/mL µg/mL µg/mL	Gravimetric Unstressed Stressed
11	Benzyl alcohol CAS # 100-51-6 Purity 99%	(Lot SHBK5943)	1,003.3 µg/mL	+/- 5.8333 +/- 11.9935 +/- 19.0875	µg/mL µg/mL µg/mL	Gravimetric Unstressed Stressed
12	1,2-Dichlorobenzene CAS # 95-50-1 Purity 99%	(Lot SHBK7741)	1,007.3 µg/mL	+/- 5.8565 +/- 12.0413 +/- 19.1636	µg/mL µg/mL µg/mL	Gravimetric Unstressed Stressed
13	2-Methylphenol (o-cresol) CAS # 95-48-7 Purity 99%	(Lot SHBH6379)	1,005.5 µg/mL	+/- 5.8461 +/- 12.0198 +/- 19.1293	µg/mL µg/mL µg/mL	Gravimetric Unstressed Stressed
14	2,2'-oxybis(1-chloropropane) CAS # 108-60-1 Purity 98%	(Lot 9788700)	1,006.6 µg/mL	+/- 5.8522 +/- 12.0325 +/- 19.1495	µg/mL µg/mL µg/mL	Gravimetric Unstressed Stressed
15	Acetophenone CAS # 98-86-2 Purity 99%	(Lot STBH8205)	1,002.3 µg/mL	+/- 5.8275 +/- 11.9816 +/- 19.0685	µg/mL µg/mL µg/mL	Gravimetric Unstressed Stressed
16	3-Methylphenol (m-cresol) CAS # 108-39-4 Purity 99%	(Lot SHBD0627V)	501.7 µg/mL	+/- 2.9237 +/- 6.0006 +/- 9.5468	µg/mL µg/mL µg/mL	Gravimetric Unstressed Stressed
17	4-Methylphenol (p-cresol) CAS # 106-44-5 Purity 99%	(Lot 49396AP)	502.1 µg/mL	+/- 2.9260 +/- 6.0054 +/- 9.5544	µg/mL µg/mL µg/mL	Gravimetric Unstressed Stressed
18	N-Nitroso-di-n-propylamine CAS # 621-64-7 Purity 99%	(Lot 2D5VJ)	1,007.4 µg/mL	+/- 5.8571 +/- 12.0425 +/- 19.1655	µg/mL µg/mL µg/mL	Gravimetric Unstressed Stressed
19	Hexachloroethane CAS # 67-72-1 Purity 99%	(Lot ENSIK)	1,007.9 µg/mL	+/- 5.8600 +/- 12.0485 +/- 19.1750	µg/mL µg/mL µg/mL	Gravimetric Unstressed Stressed
20	Nitrobenzene CAS # 98-95-3 Purity 99%	(Lot SHBJ3622)	1,004.8 µg/mL	+/- 5.8420 +/- 12.0114 +/- 19.1160	µg/mL µg/mL µg/mL	Gravimetric Unstressed Stressed
21	Isophorone CAS # 78-59-1 Purity 99%	(Lot MKCC9506)	1,004.3 µg/mL	+/- 5.8391 +/- 12.0055 +/- 19.1065	µg/mL µg/mL µg/mL	Gravimetric Unstressed Stressed
22	2-Nitrophenol CAS # 88-75-5 Purity 99%	(Lot BCCB2407)	1,007.6 µg/mL	+/- 5.8583 +/- 12.0449 +/- 19.1693	µg/mL µg/mL µg/mL	Gravimetric Unstressed Stressed
23	2,4-Dimethylphenol CAS # 105-67-9 Purity 99%	(Lot 10165155)	1,006.0 µg/mL	+/- 5.8490 +/- 12.0258 +/- 19.1389	µg/mL µg/mL µg/mL	Gravimetric Unstressed Stressed

24	Bis(2-chloroethoxy)methane CAS # 111-91-1 Purity 99%	(Lot 9890600)	1,005.6 µg/mL	+/- 5.8466 +/- 12.0210 +/- 19.1312	µg/mL µg/mL µg/mL	Gravimetric Unstressed Stressed
25	2,4-Dichlorophenol CAS # 120-83-2 Purity 99%	(Lot BCBJ8113V)	1,006.3 µg/mL	+/- 5.8507 +/- 12.0294 +/- 19.1446	µg/mL µg/mL µg/mL	Gravimetric Unstressed Stressed
26	1,2,4-Trichlorobenzene CAS # 120-82-1 Purity 99%	(Lot SHBJ9215)	1,006.9 µg/mL	+/- 5.8542 +/- 12.0365 +/- 19.1560	µg/mL µg/mL µg/mL	Gravimetric Unstressed Stressed
27	Naphthalene CAS # 91-20-3 Purity 99%	(Lot MKBZ8680V)	1,003.6 µg/mL	+/- 5.8350 +/- 11.9971 +/- 19.0932	µg/mL µg/mL µg/mL	Gravimetric Unstressed Stressed
28	2,6-Dichlorophenol CAS # 87-65-0 Purity 99%	(Lot MKCK2863)	1,008.2 µg/mL	+/- 5.8618 +/- 12.0521 +/- 19.1807	µg/mL µg/mL µg/mL	Gravimetric Unstressed Stressed
29	4-Chloroaniline CAS # 106-47-8 Purity 99%	(Lot BCBJ1580V)	1,004.1 µg/mL	+/- 5.8379 +/- 12.0031 +/- 19.1027	µg/mL µg/mL µg/mL	Gravimetric Unstressed Stressed
30	Hexachlorobutadiene CAS # 87-68-3 Purity 98%	(Lot J31X013)	1,004.4 µg/mL	+/- 5.8397 +/- 12.0067 +/- 19.1085	µg/mL µg/mL µg/mL	Gravimetric Unstressed Stressed
31	4-Chloro-3-methylphenol CAS # 59-50-7 Purity 99%	(Lot STBC7309V)	1,007.8 µg/mL	+/- 5.8594 +/- 12.0473 +/- 19.1731	µg/mL µg/mL µg/mL	Gravimetric Unstressed Stressed
32	2-Methylnaphthalene CAS # 91-57-6 Purity 96%	(Lot STBG8884)	999.1 µg/mL	+/- 5.8087 +/- 11.9430 +/- 19.0071	µg/mL µg/mL µg/mL	Gravimetric Unstressed Stressed
33	1-Methylnaphthalene CAS # 90-12-0 Purity 99%	(Lot 523400-9)	1,007.7 µg/mL	+/- 5.8589 +/- 12.0461 +/- 19.1712	µg/mL µg/mL µg/mL	Gravimetric Unstressed Stressed
34	1,2,4,5-Tetrachlorobenzene CAS # 95-94-3 Purity 99%	(Lot MKCG5992)	1,003.1 µg/mL	+/- 5.8321 +/- 11.9911 +/- 19.0837	µg/mL µg/mL µg/mL	Gravimetric Unstressed Stressed
35	Hexachlorocyclopentadiene CAS # 77-47-4 Purity 99%	(Lot 0012019)	1,007.1 µg/mL	+/- 5.8554 +/- 12.0389 +/- 19.1598	µg/mL µg/mL µg/mL	Gravimetric Unstressed Stressed
36	2,4,6-Trichlorophenol CAS # 88-06-2 Purity 99%	(Lot STBH7520)	1,006.1 µg/mL	+/- 5.8496 +/- 12.0270 +/- 19.1408	µg/mL µg/mL µg/mL	Gravimetric Unstressed Stressed
37	2,4,5-Trichlorophenol CAS # 95-95-4 Purity 98%	(Lot FHN01)	1,007.8 µg/mL	+/- 5.8596 +/- 12.0477 +/- 19.1737	µg/mL µg/mL µg/mL	Gravimetric Unstressed Stressed
38	2-Chloronaphthalene CAS # 91-58-7 Purity 99%	(Lot AJ2UI)	1,006.7 µg/mL	+/- 5.8530 +/- 12.0342 +/- 19.1522	µg/mL µg/mL µg/mL	Gravimetric Unstressed Stressed
39	Biphenyl CAS # 92-52-4 Purity 99%	(Lot MKCD8504)	1,006.6 µg/mL	+/- 5.8525 +/- 12.0330 +/- 19.1503	µg/mL µg/mL µg/mL	Gravimetric Unstressed Stressed

40	2-Nitroaniline CAS # 88-74-4 Purity 99%	(Lot MKCJ8895)	1,004.5 µg/mL	+/- 5.8402 +/- 12.0079 +/- 19.1103	µg/mL µg/mL µg/mL	Gravimetric Unstressed Stressed
41	Acenaphthylene CAS # 208-96-8 Purity 97%	(Lot L02U)	1,004.7 µg/mL	+/- 5.8416 +/- 12.0106 +/- 19.1146	µg/mL µg/mL µg/mL	Gravimetric Unstressed Stressed
42	1,3-Dinitrobenzene CAS # 99-65-0 Purity 99%	(Lot BCBN4329V)	1,003.6 µg/mL	+/- 5.8350 +/- 11.9971 +/- 19.0932	µg/mL µg/mL µg/mL	Gravimetric Unstressed Stressed
43	Dimethylphthalate CAS # 131-11-3 Purity 99%	(Lot 10117699)	1,008.3 µg/mL	+/- 5.8623 +/- 12.0533 +/- 19.1826	µg/mL µg/mL µg/mL	Gravimetric Unstressed Stressed
44	2,6-Dinitrotoluene CAS # 606-20-2 Purity 99%	(Lot BCBB8606)	1,003.4 µg/mL	+/- 5.8339 +/- 11.9947 +/- 19.0894	µg/mL µg/mL µg/mL	Gravimetric Unstressed Stressed
45	3-Nitroaniline CAS # 99-09-2 Purity 99%	(Lot MKCH5457)	1,005.6 µg/mL	+/- 5.8466 +/- 12.0210 +/- 19.1312	µg/mL µg/mL µg/mL	Gravimetric Unstressed Stressed
46	Acenaphthene CAS # 83-32-9 Purity 99%	(Lot MKCK2310)	1,002.2 µg/mL	+/- 5.8269 +/- 11.9804 +/- 19.0666	µg/mL µg/mL µg/mL	Gravimetric Unstressed Stressed
47	2,4-Dinitrophenol CAS # 51-28-5 Purity 99%	(Lot STBH7564)	2,006.6 µg/mL	+/- 11.6665 +/- 23.9870 +/- 38.1750	µg/mL µg/mL µg/mL	Gravimetric Unstressed Stressed
48	Dibenzofuran CAS # 132-64-9 Purity 99%	(Lot MKCD9952)	1,007.5 µg/mL	+/- 5.8577 +/- 12.0437 +/- 19.1674	µg/mL µg/mL µg/mL	Gravimetric Unstressed Stressed
49	4-Nitrophenol CAS # 100-02-7 Purity 99%	(Lot MKCF6111)	2,013.8 µg/mL	+/- 11.7084 +/- 24.0731 +/- 38.3120	µg/mL µg/mL µg/mL	Gravimetric Unstressed Stressed
50	2,4-Dinitrotoluene CAS # 121-14-2 Purity 99%	(Lot MKAA0690V)	1,007.8 µg/mL	+/- 5.8594 +/- 12.0473 +/- 19.1731	µg/mL µg/mL µg/mL	Gravimetric Unstressed Stressed
51	2,3,4,6-Tetrachlorophenol CAS # 58-90-2 Purity 99%	(Lot PR-30126)	1,007.4 µg/mL	+/- 5.8571 +/- 12.0425 +/- 19.1655	µg/mL µg/mL µg/mL	Gravimetric Unstressed Stressed
52	Fluorene CAS # 86-73-7 Purity 99%	(Lot 10217947)	1,003.7 µg/mL	+/- 5.8356 +/- 11.9983 +/- 19.0951	µg/mL µg/mL µg/mL	Gravimetric Unstressed Stressed
53	n-Hexadecane (C16) CAS # 544-76-3 Purity 99%	(Lot SHBJ7508)	1,003.5 µg/mL	+/- 5.8344 +/- 11.9959 +/- 19.0913	µg/mL µg/mL µg/mL	Gravimetric Unstressed Stressed
54	Diethylphthalate CAS # 84-66-2 Purity 99%	(Lot MKCD2547)	1,004.1 µg/mL	+/- 5.8379 +/- 12.0031 +/- 19.1027	µg/mL µg/mL µg/mL	Gravimetric Unstressed Stressed
55	4-Chlorophenyl phenyl ether CAS # 7005-72-3 Purity 99%	(Lot MKCJ6392)	1,006.9 µg/mL	+/- 5.8542 +/- 12.0365 +/- 19.1560	µg/mL µg/mL µg/mL	Gravimetric Unstressed Stressed

56	4-Nitroaniline		1,004.3	µg/mL	+/-	5.8391	µg/mL	Gravimetric
	CAS #	100-01-6	(Lot BCCC2312)		+/-	12.0055	µg/mL	Unstressed
	Purity	99%			+/-	19.1065	µg/mL	Stressed
57	4,6-Dinitro-2-methylphenol (Dinitro- <i>o</i> -cresol)		2,015.2	µg/mL	+/-	11.7165	µg/mL	Gravimetric
	CAS #	534-52-1	(Lot P012019-414)		+/-	24.0898	µg/mL	Unstressed
	Purity	99%			+/-	38.3386	µg/mL	Stressed
58	Diphenylamine		852.2	µg/mL	+/-	4.9662	µg/mL	Gravimetric
	CAS #	122-39-4	(Lot MKBN8295V)		+/-	10.1928	µg/mL	Unstressed
	Purity	99%			+/-	16.2164	µg/mL	Stressed
59	Azobenzene		1,007.4	µg/mL	+/-	5.8571	µg/mL	Gravimetric
	CAS #	103-33-3	(Lot BCCB8438)		+/-	12.0425	µg/mL	Unstressed
	Purity	99%			+/-	19.1655	µg/mL	Stressed
60	4-Bromophenyl phenyl ether		1,006.6	µg/mL	+/-	5.8525	µg/mL	Gravimetric
	CAS #	101-55-3	(Lot STBB9729V)		+/-	12.0330	µg/mL	Unstressed
	Purity	99%			+/-	19.1503	µg/mL	Stressed
61	Hexachlorobenzene		1,007.2	µg/mL	+/-	5.8559	µg/mL	Gravimetric
	CAS #	118-74-1	(Lot CCS-0410)		+/-	12.0401	µg/mL	Unstressed
	Purity	99%			+/-	19.1617	µg/mL	Stressed
62	Pentachlorophenol		2,010.7	µg/mL	+/-	11.6904	µg/mL	Gravimetric
	CAS #	87-86-5	(Lot 200820KJ)		+/-	24.0360	µg/mL	Unstressed
	Purity	99%			+/-	38.2530	µg/mL	Stressed
63	n-Octadecane (C18)		1,005.0	µg/mL	+/-	5.8432	µg/mL	Gravimetric
	CAS #	593-45-3	(Lot RI6FI)		+/-	12.0138	µg/mL	Unstressed
	Purity	99%			+/-	19.1198	µg/mL	Stressed
64	Phenanthrene		1,004.0	µg/mL	+/-	5.8373	µg/mL	Gravimetric
	CAS #	85-01-8	(Lot MKCG6676)		+/-	12.0019	µg/mL	Unstressed
	Purity	99%			+/-	19.1008	µg/mL	Stressed
65	Anthracene		1,004.4	µg/mL	+/-	5.8397	µg/mL	Gravimetric
	CAS #	120-12-7	(Lot MKCM0015)		+/-	12.0067	µg/mL	Unstressed
	Purity	99%			+/-	19.1084	µg/mL	Stressed
66	Carbazole		1,008.9	µg/mL	+/-	5.8658	µg/mL	Gravimetric
	CAS #	86-74-8	(Lot 10455200)		+/-	12.0605	µg/mL	Unstressed
	Purity	99%			+/-	19.1940	µg/mL	Stressed
67	Di-n-butylphthalate		1,003.8	µg/mL	+/-	5.8362	µg/mL	Gravimetric
	CAS #	84-74-2	(Lot MKCJ3790)		+/-	11.9995	µg/mL	Unstressed
	Purity	99%			+/-	19.0970	µg/mL	Stressed
68	Fluoranthene		1,008.1	µg/mL	+/-	5.8613	µg/mL	Gravimetric
	CAS #	206-44-0	(Lot MKBQ6360V)		+/-	12.0512	µg/mL	Unstressed
	Purity	98%			+/-	19.1793	µg/mL	Stressed
69	Pyrene		1,004.1	µg/mL	+/-	5.8379	µg/mL	Gravimetric
	CAS #	129-00-0	(Lot BCCB9880)		+/-	12.0031	µg/mL	Unstressed
	Purity	99%			+/-	19.1027	µg/mL	Stressed
70	Benzyl butyl phthalate		1,007.7	µg/mL	+/-	5.8589	µg/mL	Gravimetric
	CAS #	85-68-7	(Lot MKCF0058)		+/-	12.0461	µg/mL	Unstressed
	Purity	99%			+/-	19.1712	µg/mL	Stressed
71	Benz(a)anthracene		1,008.0	µg/mL	+/-	5.8606	µg/mL	Gravimetric
	CAS #	56-55-3	(Lot RP200715)		+/-	12.0497	µg/mL	Unstressed
	Purity	99%			+/-	19.1769	µg/mL	Stressed

72	Chrysene CAS # 218-01-9 Purity 99%	(Lot 012015)	1,008.9 µg/mL	+/- 5.8658 +/- 12.0605 +/- 19.1940	µg/mL µg/mL µg/mL	Gravimetric Unstressed Stressed
73	Bis(2-ethylhexyl)phthalate CAS # 117-81-7 Purity 99%	(Lot MKCJ1159)	1,002.7 µg/mL	+/- 5.8298 +/- 11.9863 +/- 19.0761	µg/mL µg/mL µg/mL	Gravimetric Unstressed Stressed
74	Di-n-octyl phthalate CAS # 117-84-0 Purity 99%	(Lot 10532100)	1,007.6 µg/mL	+/- 5.8583 +/- 12.0449 +/- 19.1693	µg/mL µg/mL µg/mL	Gravimetric Unstressed Stressed
75	Benzo(b)fluoranthene CAS # 205-99-2 Purity 99%	(Lot 012020B)	1,006.0 µg/mL	+/- 5.8490 +/- 12.0258 +/- 19.1389	µg/mL µg/mL µg/mL	Gravimetric Unstressed Stressed
76	Benzo(k)fluoranthene CAS # 207-08-9 Purity 99%	(Lot 012017K)	1,005.2 µg/mL	+/- 5.8443 +/- 12.0162 +/- 19.1236	µg/mL µg/mL µg/mL	Gravimetric Unstressed Stressed
77	Benzo(a)pyrene CAS # 50-32-8 Purity 99%	(Lot RP200901)	1,005.0 µg/mL	+/- 5.8432 +/- 12.0138 +/- 19.1198	µg/mL µg/mL µg/mL	Gravimetric Unstressed Stressed
78	Indeno(1,2,3-cd)pyrene CAS # 193-39-5 Purity 99%	(Lot 11-FLI-175-4)	1,004.6 µg/mL	+/- 5.8408 +/- 12.0091 +/- 19.1122	µg/mL µg/mL µg/mL	Gravimetric Unstressed Stressed
79	Dibenz(a,h)anthracene CAS # 53-70-3 Purity 99%	(Lot ER032211-01)	1,005.7 µg/mL	+/- 5.8472 +/- 12.0222 +/- 19.1332	µg/mL µg/mL µg/mL	Gravimetric Unstressed Stressed
80	Benzo(g,h,i)perylene CAS # 191-24-2 Purity 99%	(Lot 8GFYJ)	1,003.6 µg/mL	+/- 5.8350 +/- 11.9971 +/- 19.0932	µg/mL µg/mL µg/mL	Gravimetric Unstressed Stressed
<b>Solvent:</b>	Methylene chloride CAS # 75-09-2 Purity 99%					

**Specific Reference Material Notes:**

N-nitrosodiphenylamine 1000 ug/mL equivalent when used for GC analysis. Actual formulation is diphenylamine 855 ug/mL.

N-Nitrosodiphenylamine is prone to breakdown in the injection port and will be converted to diphenylamine.

N-Nitrosodiphenylamine is also a reactive species that can initiate premature decomposition of other compounds in the mix. For these reasons diphenylamine is used in the preparation of this mixture. When comparing the response of this compound to mixtures manufactured using N-nitrosodiphenylamine, a difference in response will be observed.

This lot was approved even though the %D for 4,6-DN-2-MP was greater than 10%.



**Column:**  
30m x 0.25mm x 0.25µm  
Rtx-5 (cat.#10223)

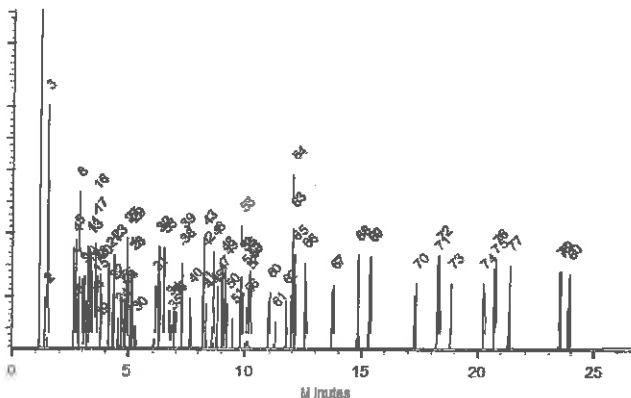
**Carrier Gas:**  
hydrogen-constant flow 1.8 mL/min.

**Temp. Program:**  
80°C (hold 0.1 min.) to 330°C  
@ 9.6°C/min. (hold 2.86 min.)

**Inj. Temp:**  
250°C

**Det. Temp:**  
340°C

**Det. Type:**  
FID



This chromatogram represents a general set of testing conditions chosen for product acceptance. For optimal results in your lab, conditions should be adjusted for your specific instrument, method, and application.

  
Tom Suckal - Mix Technician

Date Mixed: 15-Sep-2020

Balance: B442140311

  
Justine Allerton - Operations Tech-APM QO

Date Passed: 25-Sep-2020

Manufactured under Restek's ISO 9001:2015  
Registered Quality System  
Certificate #FM 80397

## General Certified Reference Material Notes

### Expiration Notes:

- Expiration date valid for unopened ampul stored in compliance with the recommended conditions.
- Uncertainty, concentration, and expiration of the CRM are based on the unopened product being stored according to the recommended condition found in the storage field.

### Purity Notes:

- Purity and/or chemical identity are determined by one or more of the following techniques: GC/FID, HPLC, GC/ $\mu$ ECD, GC/MS, LC/MS, RI, and/or melting point.
- Compounds with a listed purity of less than 99% have been weight corrected to compensate for impurities and/or salts. A correction factor is used to calculate the amount of compound necessary to achieve the desired concentration of the parent compound in solution.
- Purity of isomeric compounds is reported as the sum of the isomers.
- Purity values are rounded to the nearest whole number.

### Certified Uncertainty Value Notes:

- The uncertainties are determined in accordance with ISO 17034 and Guide 35. The certified combined stressed uncertainty value ( includes gravimetric uncertainty, homogeneity between-ampul uncertainty, storage stability uncertainty and shipping stability uncertainty and were combined using the following formula:

$$U_{combined\ stressed} = k \sqrt{U_{gravimetric}^2 + U_{homogeneity}^2 + U_{storage\ stability}^2 + U_{shipping\ stability}^2}$$

$k$  is a coverage factor of 2, which gives a level of confidence of approximately 95%.

- It is important to note that the shipping stability uncertainty was obtained under temperature extremes for specific time intervals; therefore, the certified combined stressed uncertainty value should only be applied to the product if it was stored at non-standard temperature conditions up to and including 7 days. Contact Restek Technical Service at [www.restek.com/Contact-Us](http://www.restek.com/Contact-Us) for use recommendations if your shipment was in-transit for more than 7 days at non-standard temperature conditions.
- Apply the certified combined unstressed uncertainty value if the product was received under standard shipping conditions. Apply the certified combined stressed uncertainty value if the product was received under non-standard conditions as specified below.

Label Conditions	Standard Conditions	Non-Standard Conditions
25°C Nominal (Room Temperature)	< 60°C	≥ 60°C up to 7 days
10°C or colder (Refrigerate)	< 40°C	≥ 40°C up to 7 days
0°C or colder (Freezer) -20°C or colder (Deep Freezer)	< 25°C	≥ 25°C up to 7 days

- Separate (not combined) uncertainty values for gravimetric uncertainty are also displayed on the certificate, if needed, separate homogeneity between-ampul uncertainty, storage stability uncertainty and shipping stability uncertainty values are available by contacting Restek Technical Service at [www.restek.com/Contact-Us](http://www.restek.com/Contact-Us).
- The packaged amount is the minimum sample size for which uncertainty is valid. The ampules are over-filled to ensure that the minimum packaged amount can be sufficiently transferred.

### Manufacturing Notes:

- Concentration is based upon gravimetric preparation using either a balance whose calibration has been verified daily using NIST traceable weights, and/or dilutions with Class A glassware.

### Handling Notes:

- Stability of the unopened product, when stored in compliance with the recommended conditions, is guaranteed through the expiration displayed on the product label and certificate. Contact Restek for additional opened product stability information, with the knowledge/understanding that open product stability is subject to the specific handling and environmental conditions to which the product is exposed. For your convenience Restek supplies deactivated vials with most standards packed in 2mL ampules. Larger volume deactivated vials are available through Restek as a custom ordered item. Additionally, Restek sells DMDCS for the purpose of glassware deactivation as catalog number 31861, which includes complete instructions.

Reagent

---

**8270Mega\_1stk\_00018**



CERTIFIED REFERENCE MATERIAL

110 Benner Circle
Bellefonte, PA 16823-8812
Tel: (800)356-1688
Fax: (814)353-1309

www.restek.com

Certificate of Analysis



FOR LABORATORY USE ONLY-READ SDS PRIOR TO USE.

This Reference Material is intended for Laboratory Use Only as a standard for the qualitative and/or quantitative determination of the analyte(s) listed.

Catalog No. : 571995 Lot No.: A0175066
Description : 8270 List 1 / Std #1 MegaMix (2017)
8270 List 1 / Std #1 MegaMix (2017) 500-2000 µg/mL, Methylene chloride, 5mL/ampul
Container Size : 10 mL Pkg Amt: > 5 mL
Expiration Date : February 28, 2023 Storage: 0°C or colder
Handling: Carcinogen/reproductive toxin. Photosensitive. Sonicate. Ship: Ambient

CERTIFIED VALUES

Table with 7 columns: Elution Order, Compound, Grav. Conc. (weight/volume), Expanded Uncertainty (95% C.L., K=2), and three additional columns for measurement details. Rows 1-7 list compounds like 1,4-Dioxane, N-Nitrosodimethylamine, Pyridine, Phenol, Aniline, Bis(2-chloroethyl)ether, and n-Decane (C10).

8	2-Chlorophenol CAS # 95-57-8 Purity 99%	(Lot STBH7290)	1,001.3 µg/mL	+/- 5.8215 +/- 11.9692 +/- 19.0488	µg/mL µg/mL µg/mL	Gravimetric Unstressed Stressed
9	1,3-Dichlorobenzene CAS # 541-73-1 Purity 99%	(Lot BCBZ7498)	1,002.7 µg/mL	+/- 5.8300 +/- 11.9867 +/- 19.0767	µg/mL µg/mL µg/mL	Gravimetric Unstressed Stressed
10	1,4-Dichlorobenzene CAS # 106-46-7 Purity 99%	(Lot MKBS4401V)	1,002.0 µg/mL	+/- 5.8257 +/- 11.9780 +/- 19.0628	µg/mL µg/mL µg/mL	Gravimetric Unstressed Stressed
11	Benzyl alcohol CAS # 100-51-6 Purity 99%	(Lot SHBK5943)	1,001.4 µg/mL	+/- 5.8222 +/- 11.9708 +/- 19.0513	µg/mL µg/mL µg/mL	Gravimetric Unstressed Stressed
12	1,2-Dichlorobenzene CAS # 95-50-1 Purity 99%	(Lot SHBK7741)	1,001.5 µg/mL	+/- 5.8230 +/- 11.9724 +/- 19.0539	µg/mL µg/mL µg/mL	Gravimetric Unstressed Stressed
13	2-Methylphenol (o-cresol) CAS # 95-48-7 Purity 99%	(Lot SHBH6379)	1,000.5 µg/mL	+/- 5.8172 +/- 11.9604 +/- 19.0349	µg/mL µg/mL µg/mL	Gravimetric Unstressed Stressed
14	2,2'-oxybis(1-chloropropane) CAS # 108-60-1 Purity 99%	(Lot 11885400)	1,002.5 µg/mL	+/- 5.8288 +/- 11.9843 +/- 19.0729	µg/mL µg/mL µg/mL	Gravimetric Unstressed Stressed
15	Acetophenone CAS # 98-86-2 Purity 99%	(Lot STBH8205)	1,001.3 µg/mL	+/- 5.8218 +/- 11.9700 +/- 19.0501	µg/mL µg/mL µg/mL	Gravimetric Unstressed Stressed
16	3-Methylphenol (m-cresol) CAS # 108-39-4 Purity 99%	(Lot SHBD0627V)	500.1 µg/mL	+/- 2.9145 +/- 5.9819 +/- 9.5169	µg/mL µg/mL µg/mL	Gravimetric Unstressed Stressed
17	4-Methylphenol (p-cresol) CAS # 106-44-5 Purity 99%	(Lot SHBL4411)	500.2 µg/mL	+/- 2.9149 +/- 5.9827 +/- 9.5182	µg/mL µg/mL µg/mL	Gravimetric Unstressed Stressed
18	N-Nitroso-di-n-propylamine CAS # 621-64-7 Purity 99%	(Lot 2D5VJ)	1,001.5 µg/mL	+/- 5.8230 +/- 11.9724 +/- 19.0539	µg/mL µg/mL µg/mL	Gravimetric Unstressed Stressed
19	Hexachloroethane CAS # 67-72-1 Purity 99%	(Lot ENSIK)	1,000.3 µg/mL	+/- 5.8156 +/- 11.9573 +/- 19.0298	µg/mL µg/mL µg/mL	Gravimetric Unstressed Stressed
20	Nitrobenzene CAS # 98-95-3 Purity 99%	(Lot MKCK4267)	1,002.0 µg/mL	+/- 5.8257 +/- 11.9780 +/- 19.0628	µg/mL µg/mL µg/mL	Gravimetric Unstressed Stressed
21	Isophorone CAS # 78-59-1 Purity 99%	(Lot MKCC9506)	1,001.3 µg/mL	+/- 5.8215 +/- 11.9692 +/- 19.0488	µg/mL µg/mL µg/mL	Gravimetric Unstressed Stressed
22	2-Nitrophenol CAS # 88-75-5 Purity 99%	(Lot BCCB2407)	1,003.5 µg/mL	+/- 5.8342 +/- 11.9955 +/- 19.0907	µg/mL µg/mL µg/mL	Gravimetric Unstressed Stressed
23	2,4-Dimethylphenol CAS # 105-67-9 Purity 99%	(Lot B2L4B)	1,002.1 µg/mL	+/- 5.8261 +/- 11.9788 +/- 19.0640	µg/mL µg/mL µg/mL	Gravimetric Unstressed Stressed

24	Bis(2-chloroethoxy)methane CAS # 111-91-1 Purity 99%	(Lot 9890600)	1,003.0	µg/mL	+/- 5.8315 +/- 11.9899 +/- 19.0818	µg/mL µg/mL µg/mL	Gravimetric Unstressed Stressed
25	2,4-Dichlorophenol CAS # 120-83-2 Purity 99%	(Lot BCBZ6787)	1,000.9	µg/mL	+/- 5.8195 +/- 11.9652 +/- 19.0425	µg/mL µg/mL µg/mL	Gravimetric Unstressed Stressed
26	1,2,4-Trichlorobenzene CAS # 120-82-1 Purity 99%	(Lot SHBM0526)	1,003.4	µg/mL	+/- 5.8339 +/- 11.9947 +/- 19.0894	µg/mL µg/mL µg/mL	Gravimetric Unstressed Stressed
27	Naphthalene CAS # 91-20-3 Purity 99%	(Lot MKCH0219)	1,003.5	µg/mL	+/- 5.8346 +/- 11.9963 +/- 19.0919	µg/mL µg/mL µg/mL	Gravimetric Unstressed Stressed
28	2,6-Dichlorophenol CAS # 87-65-0 Purity 99%	(Lot MKCK2863)	1,000.1	µg/mL	+/- 5.8149 +/- 11.9557 +/- 19.0272	µg/mL µg/mL µg/mL	Gravimetric Unstressed Stressed
29	4-Chloroaniline CAS # 106-47-8 Purity 99%	(Lot BCBJ1580V)	1,001.8	µg/mL	+/- 5.8246 +/- 11.9756 +/- 19.0590	µg/mL µg/mL µg/mL	Gravimetric Unstressed Stressed
30	Hexachlorobutadiene CAS # 87-68-3 Purity 99%	(Lot 664800)	1,001.6	µg/mL	+/- 5.8234 +/- 11.9732 +/- 19.0551	µg/mL µg/mL µg/mL	Gravimetric Unstressed Stressed
31	4-Chloro-3-methylphenol CAS # 59-50-7 Purity 99%	(Lot STBC7309V)	1,000.3	µg/mL	+/- 5.8160 +/- 11.9580 +/- 19.0311	µg/mL µg/mL µg/mL	Gravimetric Unstressed Stressed
32	2-Methylnaphthalene CAS # 91-57-6 Purity 99%	(Lot STBG8884)	1,001.2	µg/mL	+/- 5.8211 +/- 11.9684 +/- 19.0475	µg/mL µg/mL µg/mL	Gravimetric Unstressed Stressed
33	1-Methylnaphthalene CAS # 90-12-0 Purity 99%	(Lot 5234.00-3)	1,001.7	µg/mL	+/- 5.8238 +/- 11.9740 +/- 19.0564	µg/mL µg/mL µg/mL	Gravimetric Unstressed Stressed
34	1,2,4,5-Tetrachlorobenzene CAS # 95-94-3 Purity 99%	(Lot MKCG5992)	1,001.1	µg/mL	+/- 5.8203 +/- 11.9668 +/- 19.0450	µg/mL µg/mL µg/mL	Gravimetric Unstressed Stressed
35	Hexachlorocyclopentadiene CAS # 77-47-4 Purity 99%	(Lot 0012020)	1,001.6	µg/mL	+/- 5.8234 +/- 11.9732 +/- 19.0551	µg/mL µg/mL µg/mL	Gravimetric Unstressed Stressed
36	2,4,6-Trichlorophenol CAS # 88-06-2 Purity 99%	(Lot STBJ5914)	1,001.8	µg/mL	+/- 5.8246 +/- 11.9756 +/- 19.0590	µg/mL µg/mL µg/mL	Gravimetric Unstressed Stressed
37	2,4,5-Trichlorophenol CAS # 95-95-4 Purity 98%	(Lot FHN01)	1,001.4	µg/mL	+/- 5.8220 +/- 11.9704 +/- 19.0507	µg/mL µg/mL µg/mL	Gravimetric Unstressed Stressed
38	2-Chloronaphthalene CAS # 91-58-7 Purity 99%	(Lot TWYRD)	1,000.4	µg/mL	+/- 5.8164 +/- 11.9588 +/- 19.0323	µg/mL µg/mL µg/mL	Gravimetric Unstressed Stressed
39	Biphenyl CAS # 92-52-4 Purity 99%	(Lot MKCJ6240)	1,001.5	µg/mL	+/- 5.8230 +/- 11.9724 +/- 19.0539	µg/mL µg/mL µg/mL	Gravimetric Unstressed Stressed

40	2-Nitroaniline CAS # 88-74-4 Purity 99%	(Lot MKCJ8895)	1,001.1 µg/mL	+/- 5.8203 +/- 11.9668 +/- 19.0450	µg/mL µg/mL µg/mL	Gravimetric Unstressed Stressed
41	Acenaphthylene CAS # 208-96-8 Purity 98%	(Lot P06V)	1,001.0 µg/mL	+/- 5.8197 +/- 11.9657 +/- 19.0432	µg/mL µg/mL µg/mL	Gravimetric Unstressed Stressed
42	1,3-Dinitrobenzene CAS # 99-65-0 Purity 99%	(Lot 1-DXX-24-1)	1,001.9 µg/mL	+/- 5.8249 +/- 11.9764 +/- 19.0602	µg/mL µg/mL µg/mL	Gravimetric Unstressed Stressed
43	Dimethylphthalate CAS # 131-11-3 Purity 99%	(Lot 10117699)	1,002.8 µg/mL	+/- 5.8304 +/- 11.9875 +/- 19.0780	µg/mL µg/mL µg/mL	Gravimetric Unstressed Stressed
44	2,6-Dinitrotoluene CAS # 606-20-2 Purity 99%	(Lot BCBB8606)	1,002.0 µg/mL	+/- 5.8257 +/- 11.9780 +/- 19.0628	µg/mL µg/mL µg/mL	Gravimetric Unstressed Stressed
45	3-Nitroaniline CAS # 99-09-2 Purity 99%	(Lot MKCH5457)	1,000.1 µg/mL	+/- 5.8149 +/- 11.9557 +/- 19.0272	µg/mL µg/mL µg/mL	Gravimetric Unstressed Stressed
46	Acenaphthene CAS # 83-32-9 Purity 99%	(Lot MKCN0610)	1,002.5 µg/mL	+/- 5.8288 +/- 11.9843 +/- 19.0729	µg/mL µg/mL µg/mL	Gravimetric Unstressed Stressed
47	2,4-Dinitrophenol CAS # 51-28-5 Purity 99%	(Lot STBH7564)	2,001.1 µg/mL	+/- 11.6344 +/- 23.9209 +/- 38.0697	µg/mL µg/mL µg/mL	Gravimetric Unstressed Stressed
48	Dibenzofuran CAS # 132-64-9 Purity 99%	(Lot MKCN1772)	1,000.1 µg/mL	+/- 5.8149 +/- 11.9557 +/- 19.0272	µg/mL µg/mL µg/mL	Gravimetric Unstressed Stressed
49	4-Nitrophenol CAS # 100-02-7 Purity 99%	(Lot MKCF6111)	2,004.5 µg/mL	+/- 11.6545 +/- 23.9623 +/- 38.1357	µg/mL µg/mL µg/mL	Gravimetric Unstressed Stressed
50	2,4-Dinitrotoluene CAS # 121-14-2 Purity 99%	(Lot MKAA0690V)	1,002.0 µg/mL	+/- 5.8257 +/- 11.9780 +/- 19.0628	µg/mL µg/mL µg/mL	Gravimetric Unstressed Stressed
51	2,3,4,6-Tetrachlorophenol CAS # 58-90-2 Purity 99%	(Lot PR-30126)	1,000.1 µg/mL	+/- 5.8149 +/- 11.9557 +/- 19.0272	µg/mL µg/mL µg/mL	Gravimetric Unstressed Stressed
52	Fluorene CAS # 86-73-7 Purity 99%	(Lot 094650L18G)	1,000.7 µg/mL	+/- 5.8180 +/- 11.9620 +/- 19.0374	µg/mL µg/mL µg/mL	Gravimetric Unstressed Stressed
53	n-Hexadecane (C16) CAS # 544-76-3 Purity 99%	(Lot SHBL8588)	1,000.9 µg/mL	+/- 5.8191 +/- 11.9644 +/- 19.0412	µg/mL µg/mL µg/mL	Gravimetric Unstressed Stressed
54	Diethylphthalate CAS # 84-66-2 Purity 99%	(Lot MKCD2547)	1,000.7 µg/mL	+/- 5.8183 +/- 11.9628 +/- 19.0387	µg/mL µg/mL µg/mL	Gravimetric Unstressed Stressed
55	4-Chlorophenyl phenyl ether CAS # 7005-72-3 Purity 99%	(Lot MKCN1186)	1,000.6 µg/mL	+/- 5.8176 +/- 11.9612 +/- 19.0361	µg/mL µg/mL µg/mL	Gravimetric Unstressed Stressed

56	4-Nitroaniline		1,000.3	µg/mL	+/-	5.8160	µg/mL	Gravimetric
	CAS #	100-01-6	(Lot RP210713)		+/-	11.9580	µg/mL	Unstressed
	Purity	99%			+/-	19.0311	µg/mL	Stressed
57	4,6-Dinitro-2-methylphenol (Dinitro-o-cresol)		2,000.9	µg/mL	+/-	11.6336	µg/mL	Gravimetric
	CAS #	534-52-1	(Lot RP210716)		+/-	23.9193	µg/mL	Unstressed
	Purity	99%			+/-	38.0672	µg/mL	Stressed
58	Diphenylamine		852.9	µg/mL	+/-	4.9590	µg/mL	Gravimetric
	CAS #	122-39-4	(Lot MKBN8295V)		+/-	10.1960	µg/mL	Unstressed
	Purity	99%			+/-	16.2268	µg/mL	Stressed
59	Azobenzene		1,000.4	µg/mL	+/-	5.8164	µg/mL	Gravimetric
	CAS #	103-33-3	(Lot BCCC9136)		+/-	11.9588	µg/mL	Unstressed
	Purity	99%			+/-	19.0323	µg/mL	Stressed
60	4-Bromophenyl phenyl ether		1,000.4	µg/mL	+/-	5.8164	µg/mL	Gravimetric
	CAS #	101-55-3	(Lot STBB9729V)		+/-	11.9588	µg/mL	Unstressed
	Purity	99%			+/-	19.0323	µg/mL	Stressed
61	Hexachlorobenzene		1,000.1	µg/mL	+/-	5.8149	µg/mL	Gravimetric
	CAS #	118-74-1	(Lot SL210804)		+/-	11.9557	µg/mL	Unstressed
	Purity	99%			+/-	19.0272	µg/mL	Stressed
62	Pentachlorophenol		2,003.5	µg/mL	+/-	11.6487	µg/mL	Gravimetric
	CAS #	87-86-5	(Lot 210706RSR)		+/-	23.9504	µg/mL	Unstressed
	Purity	99%			+/-	38.1166	µg/mL	Stressed
63	n-Octadecane (C18)		1,000.7	µg/mL	+/-	5.8179	µg/mL	Gravimetric
	CAS #	593-45-3	(Lot VZKOJ)		+/-	11.9619	µg/mL	Unstressed
	Purity	97%			+/-	19.0371	µg/mL	Stressed
64	Phenanthrene		1,003.0	µg/mL	+/-	5.8315	µg/mL	Gravimetric
	CAS #	85-01-8	(Lot MKCL7390)		+/-	11.9899	µg/mL	Unstressed
	Purity	99%			+/-	19.0818	µg/mL	Stressed
65	Anthracene		1,002.5	µg/mL	+/-	5.8284	µg/mL	Gravimetric
	CAS #	120-12-7	(Lot MKCM0015)		+/-	11.9835	µg/mL	Unstressed
	Purity	99%			+/-	19.0716	µg/mL	Stressed
66	Carbazole		1,000.6	µg/mL	+/-	5.8176	µg/mL	Gravimetric
	CAS #	86-74-8	(Lot 10812100)		+/-	11.9612	µg/mL	Unstressed
	Purity	99%			+/-	19.0361	µg/mL	Stressed
67	Di-n-butylphthalate		1,000.4	µg/mL	+/-	5.8164	µg/mL	Gravimetric
	CAS #	84-74-2	(Lot MKCL9573)		+/-	11.9588	µg/mL	Unstressed
	Purity	99%			+/-	19.0323	µg/mL	Stressed
68	Fluoranthene		1,003.8	µg/mL	+/-	5.8362	µg/mL	Gravimetric
	CAS #	206-44-0	(Lot MKCF7378)		+/-	11.9995	µg/mL	Unstressed
	Purity	99%			+/-	19.0970	µg/mL	Stressed
69	Pyrene		1,001.1	µg/mL	+/-	5.8207	µg/mL	Gravimetric
	CAS #	129-00-0	(Lot BCCB9880)		+/-	11.9676	µg/mL	Unstressed
	Purity	99%			+/-	19.0463	µg/mL	Stressed
70	Benzyl butyl phthalate		1,001.2	µg/mL	+/-	5.8211	µg/mL	Gravimetric
	CAS #	85-68-7	(Lot MKCM1987)		+/-	11.9684	µg/mL	Unstressed
	Purity	99%			+/-	19.0475	µg/mL	Stressed
71	Benz(a)anthracene		1,002.4	µg/mL	+/-	5.8282	µg/mL	Gravimetric
	CAS #	56-55-3	(Lot RP210125)		+/-	11.9831	µg/mL	Unstressed
	Purity	96%			+/-	19.0710	µg/mL	Stressed



72	Chrysene CAS # 218-01-9 Purity 99%	(Lot STBJ1016)	1,000.2	µg/mL	+/- 5.8152 +/- 11.9565 +/- 19.0285	µg/mL µg/mL µg/mL	Gravimetric Unstressed Stressed
73	Bis(2-ethylhexyl)phthalate CAS # 117-81-7 Purity 99%	(Lot MKCJ1159)	1,001.0	µg/mL	+/- 5.8199 +/- 11.9660 +/- 19.0437	µg/mL µg/mL µg/mL	Gravimetric Unstressed Stressed
74	Di-n-octyl phthalate CAS # 117-84-0 Purity 99%	(Lot 11651800)	1,001.5	µg/mL	+/- 5.8226 +/- 11.9716 +/- 19.0526	µg/mL µg/mL µg/mL	Gravimetric Unstressed Stressed
75	Benzo(b)fluoranthene CAS # 205-99-2 Purity 99%	(Lot 012020B)	1,001.7	µg/mL	+/- 5.8238 +/- 11.9740 +/- 19.0564	µg/mL µg/mL µg/mL	Gravimetric Unstressed Stressed
76	Benzo(k)fluoranthene CAS # 207-08-9 Purity 99%	(Lot 012019K)	1,004.0	µg/mL	+/- 5.8373 +/- 12.0019 +/- 19.1008	µg/mL µg/mL µg/mL	Gravimetric Unstressed Stressed
77	Benzo(a)pyrene CAS # 50-32-8 Purity 99%	(Lot Z8BKF)	1,000.4	µg/mL	+/- 5.8164 +/- 11.9588 +/- 19.0323	µg/mL µg/mL µg/mL	Gravimetric Unstressed Stressed
78	Indeno(1,2,3-cd)pyrene CAS # 193-39-5 Purity 99%	(Lot 1-RAK-33-4)	1,003.7	µg/mL	+/- 5.8358 +/- 11.9987 +/- 19.0957	µg/mL µg/mL µg/mL	Gravimetric Unstressed Stressed
79	Dibenz(a,h)anthracene CAS # 53-70-3 Purity 99%	(Lot ER032211-01)	1,003.3	µg/mL	+/- 5.8335 +/- 11.9939 +/- 19.0881	µg/mL µg/mL µg/mL	Gravimetric Unstressed Stressed
80	Benzo(g,h,i)perylene CAS # 191-24-2 Purity 99%	(Lot 8GFYJ)	1,000.3	µg/mL	+/- 5.8156 +/- 11.9573 +/- 19.0298	µg/mL µg/mL µg/mL	Gravimetric Unstressed Stressed
<b>Solvent:</b>	Methylene chloride CAS # 75-09-2 Purity 99%						

**Specific Reference Material Notes:**

N-nitrosodiphenylamine 1000 ug/mL equivalent when used for GC analysis. Actual formulation is diphenylamine 855 ug/mL.

N-Nitrosodiphenylamine is prone to breakdown in the injection port and will be converted to diphenylamine.

N-Nitrosodiphenylamine is also a reactive species that can initiate premature decomposition of other compounds in the mix. For these reasons diphenylamine is used in the preparation of this mixture. When comparing the response of this compound to mixtures manufactured using N-nitrosodiphenylamine, a difference in response will be observed.

This lot was approved even though the %D for 4,6-DN-2-MP was greater than 10%.

**Column:**  
 30m x 0.25mm x 0.25µm  
 Rtx-5 (cat.#10223)

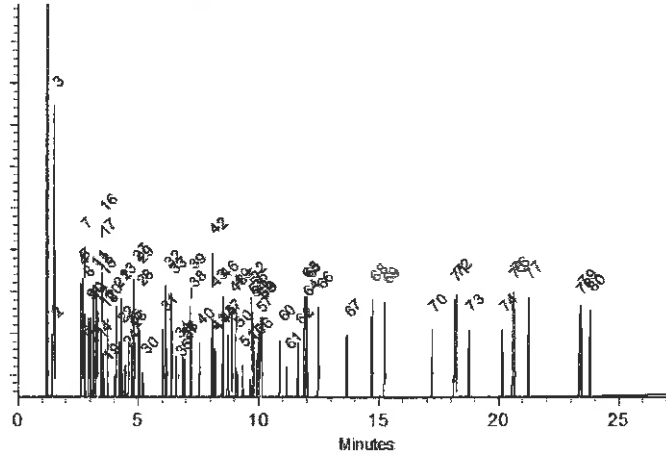
**Carrier Gas:**  
 hydrogen-constant flow 1.8 mL/min.

**Temp. Program:**  
 80°C (hold 0.1 min.) to 330°C  
 @ 9.6°C/min. (hold 2.86 min.)

**inj. Temp:**  
 250°C

**Det. Temp:**  
 340°C

**Det. Type:**  
 FID



This chromatogram represents a general set of testing conditions chosen for product acceptance. For optimal results in your lab, conditions should be adjusted for your specific instrument, method, and application.

*Cathleen Soitis*  
 Cathleen Soitis - Mix Technician

**Date Mixed:** 03-Aug-2021      **Balance:** B442140311

*John Lidgett*  
 John Lidgett - AD Chemist

**Date Passed:** 23-Aug-2021

Manufactured under Restek's ISO 9001:2015  
 Registered Quality System  
 Certificate #FM 80397

## General Certified Reference Material Notes

### Expiration Notes:

- Expiration date valid for unopened ampul stored in compliance with the recommended conditions.
- Uncertainty, concentration, and expiration of the CRM are based on the unopened product being stored according to the recommended condition found in the storage field.

### Purity Notes:

- Purity and/or chemical identity are determined by one or more of the following techniques: GC/FID, HPLC, GC/μECD, GC/MS, LC/MS, RI, and/or melting point.
- Compounds with a listed purity of less than 99% have been weight corrected to compensate for impurities and/or salts. A correction factor is used to calculate the amount of compound necessary to achieve the desired concentration of the parent compound in solution.
- Purity of isomeric compounds is reported as the sum of the isomers.
- Purity values are rounded to the nearest whole number.

### Certified Uncertainty Value Notes:

- The uncertainties are determined in accordance with ISO 17034 and Guide 35. The certified combined stressed uncertainty value ( includes gravimetric uncertainty, homogeneity between-ampul uncertainty, storage stability uncertainty and shipping stability uncertainty and were combined using the following formula:

$$U_{combined\ stressed} = k \sqrt{U_{gravimetric}^2 + U_{homogeneity}^2 + U_{storage\ stability}^2 + U_{shipping\ stability}^2}$$

*k* is a coverage factor of 2, which gives a level of confidence of approximately 95%.

- It is important to note that the shipping stability uncertainty was obtained under temperature extremes for specific time intervals; therefore, the certified combined stressed uncertainty value should only be applied to the product if it was stored at non-standard temperature conditions up to and including 7 days. Contact Restek Technical Service at [www.restek.com/Contact-Us](http://www.restek.com/Contact-Us) for use recommendations if your shipment was in-transit for more than 7 days at non-standard temperature conditions.
- Apply the certified combined unstressed uncertainty value if the product was received under standard shipping conditions. Apply the certified combined stressed uncertainty value if the product was received under non-standard conditions as specified below.

Label Conditions	Standard Conditions	Non-Standard Conditions
25°C Nominal (Room Temperature)	< 60°C	≥ 60°C up to 7 days
10°C or colder (Refrigerate)	< 40°C	≥ 40°C up to 7 days
0°C or colder (Freezer) -20°C or colder (Deep Freezer)	< 25°C	≥ 25°C up to 7 days

- Separate (not combined) uncertainty values for gravimetric uncertainty are also displayed on the certificate, if needed, separate homogeneity between-ampul uncertainty, storage stability uncertainty and shipping stability uncertainty values are available by contacting Restek Technical Service at [www.restek.com/Contact-Us](http://www.restek.com/Contact-Us).
- The packaged amount is the minimum sample size for which uncertainty is valid. The ampules are over-filled to ensure that the minimum packaged amount can be sufficiently transferred.

### Manufacturing Notes:

- Concentration is based upon gravimetric preparation using either a balance whose calibration has been verified daily using NIST traceable weights, and/or dilutions with Class A glassware.

### Handling Notes:

- Stability of the unopened product, when stored in compliance with the recommended conditions, is guaranteed through the expiration displayed on the product label and certificate. Contact Restek for additional opened product stability information, with the knowledge/understanding that open product stability is subject to the specific handling and environmental conditions to which the product is exposed. For your convenience Restek supplies deactivated vials with most standards packed in 2mL ampules. Larger volume deactivated vials are available through Restek as a custom ordered item. Additionally, Restek sells DMDCS for the purpose of glassware deactivation as catalog number 31861, which includes complete instructions.

Reagent

---

**8270S#10\_1stk\_00016**



# CERTIFIED REFERENCE MATERIAL

110 Benner Circle  
Bellefonte, PA 16823-8812  
Tel: (800)356-1688  
Fax: (814)353-1309

www.restek.com

## Certificate of Analysis



### FOR LABORATORY USE ONLY-READ SDS PRIOR TO USE.

*This Reference Material is intended for Laboratory Use Only as a standard for the qualitative and/or quantitative determination of the analyte(s) listed.*

**Catalog No. :** 569731 **Lot No.:** A0164214

**Description :** 8270 List 1 / Std #10  
8270 List 1 / Std #10 2000 µg/mL, Methylene chloride, 5mL/ampul

**Container Size :** 5 mL **Pkg Amt:** > 5 mL

**Expiration Date :** March 31, 2022 **Storage:** 10°C or colder

**Handling:** This product is photosensitive. **Ship:** Ambient

2841490  
ID: 8270S#10\_1Std\_00016  
Exp: 03/31/22 Pp: JRM Con: 04/07/22  
8270 List 1 - Std#10 (p1)

### CERTIFIED VALUES

Elution Order	Compound	Grav. Conc. (weight/volume)	Expanded Uncertainty (95% C.L.; K=2)			
1	Indene	2,007.3 µg/mL (Lot MKBT8433V)	+/-	11.6706	µg/mL	Gravimetric
	CAS # 95-13-6		+/-	112.5470	µg/mL	Unstressed
	Purity 97%		+/-	115.1804	µg/mL	Stressed
2	Benzoic acid	2,000.6 µg/mL (Lot MKCG6487)	+/-	11.6318	µg/mL	Gravimetric
	CAS # 65-85-0		+/-	112.1731	µg/mL	Unstressed
	Purity 99%		+/-	114.7978	µg/mL	Stressed

**Solvent:** Methylene chloride  
CAS # 75-09-2  
Purity 99%

**Column:**  
30m x 0.25mm x 0.25µm  
Rtx-5 (cat.#10223)

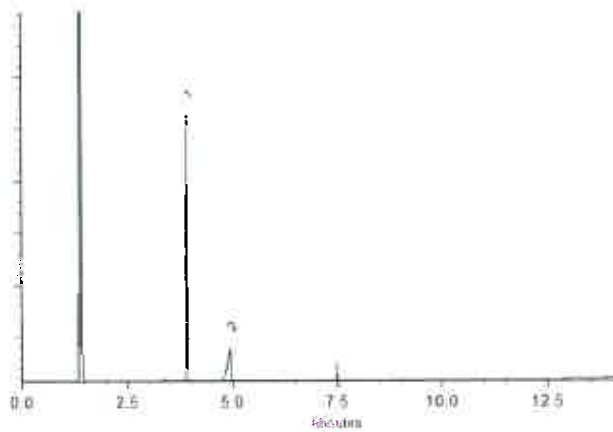
**Carrier Gas:**  
hydrogen-constant pressure 10 psi.

**Temp. Program:**  
75°C (hold 1 min.) to 330°C  
@ 20°C/min. (hold 10 min.)

**Inj. Temp:**  
250°C

**Det. Temp:**  
330°C

**Det. Type:**  
FID



This chromatogram represents a general set of testing conditions chosen for product acceptance. For optimal results in your lab, conditions should be adjusted for your specific instrument, method, and application.

Russ Bookhamer - Operations Technician I

Date Mixed: 08-Sep-2020

Balance: 1128360905

  
Justine Adertson - Operations Tech-ARM GC

Date Passed: 10-Sep-2020

Manufactured under Restek's ISO 9001:2015  
Registered Quality System  
Certificate #FM 80397

## General Certified Reference Material Notes

### Expiration Notes:

- Expiration date valid for unopened ampul stored in compliance with the recommended conditions.
- Uncertainty, concentration, and expiration of the CRM are based on the unopened product being stored according to the recommended condition found in the storage field.

### Purity Notes:

- Purity and/or chemical identity are determined by one or more of the following techniques: GC/FID, HPLC, GC/μECD, GC/MS, LC/MS, RI, and/or melting point.
- Compounds with a listed purity of less than 99% have been weight corrected to compensate for impurities and/or salts. A correction factor is used to calculate the amount of compound necessary to achieve the desired concentration of the parent compound in solution.
- Purity of isomeric compounds is reported as the sum of the isomers.
- Purity values are rounded to the nearest whole number.

### Certified Uncertainty Value Notes:

- The uncertainties are determined in accordance with ISO 17034 and Guide 35. The certified combined stressed uncertainty value ( includes gravimetric uncertainty, homogeneity between-ampul uncertainty, storage stability uncertainty and shipping stability uncertainty and were combined using the following formula:

$$U_{combined\ stressed} = k \sqrt{U_{gravimetric}^2 + U_{homogeneity}^2 + U_{storage\ stability}^2 + U_{shipping\ stability}^2}$$

*k* is a coverage factor of 2, which gives a level of confidence of approximately 95%.

- It is important to note that the shipping stability uncertainty was obtained under temperature extremes for specific time intervals; therefore, the certified combined stressed uncertainty value should only be applied to the product if it was stored at non-standard temperature conditions up to and including 7 days. Contact Restek Technical Service at [www.restek.com/Contact-Us](http://www.restek.com/Contact-Us) for use recommendations if your shipment was in-transit for more than 7 days at non-standard temperature conditions.
- Apply the certified combined unstressed uncertainty value if the product was received under standard shipping conditions. Apply the certified combined stressed uncertainty value if the product was received under non-standard conditions as specified below.

Label Conditions	Standard Conditions	Non-Standard Conditions
25°C Nominal (Room Temperature)	< 60°C	≥ 60°C up to 7 days
10°C or colder (Refrigerate)	< 40°C	≥ 40°C up to 7 days
0°C or colder (Freezer) -20°C or colder (Deep Freezer)	< 25°C	≥ 25°C up to 7 days

- Separate (not combined) uncertainty values for gravimetric uncertainty are also displayed on the certificate, if needed, separate homogeneity between-ampul uncertainty, storage stability uncertainty and shipping stability uncertainty values are available by contacting Restek Technical Service at [www.restek.com/Contact-Us](http://www.restek.com/Contact-Us).
- The packaged amount is the minimum sample size for which uncertainty is valid. The ampules are over-filled to ensure that the minimum packaged amount can be sufficiently transferred.

### Manufacturing Notes:

- Concentration is based upon gravimetric preparation using either a balance whose calibration has been verified daily using NIST traceable weights, and/or dilutions with Class A glassware.

### Handling Notes:

- Stability of the unopened product, when stored in compliance with the recommended conditions, is guaranteed through the expiration displayed on the product label and certificate. Contact Restek for additional opened product stability information, with the knowledge/understanding that open product stability is subject to the specific handling and environmental conditions to which the product is exposed. For your convenience Restek supplies deactivated vials with most standards packed in 2mL ampules. Larger volume deactivated vials are available through Restek as a custom ordered item. Additionally, Restek sells DMDCS for the purpose of glassware deactivation as catalog number 31861, which includes complete instructions.





Reagent

---

**8270S#10\_1stk\_00018**



# CERTIFIED REFERENCE MATERIAL

110 Benner Circle  
Bellefonte, PA 16823-8812  
Tel: (800)356-1688  
Fax: (814)353-1309

www.restek.com

## Certificate of Analysis



### FOR LABORATORY USE ONLY-READ SDS PRIOR TO USE.

*This Reference Material is intended for Laboratory Use Only as a standard for the qualitative and/or quantitative determination of the analyte(s) listed.*

**Catalog No. :** 569731 **Lot No.:** A0173787

**Description :** 8270 List 1 / Std #10  
8270 List 1 / Std #10 2000 µg/mL, Methylene chloride, 5mL/ampul

**Container Size :** 5 mL **Pkg Amt:** > 5 mL

**Expiration Date :** December 31, 2022 **Storage:** 10°C or colder

**Handling:** This product is photosensitive. **Ship:** Ambient

### CERTIFIED VALUES

Elution Order	Compound	Grav. Conc. (weight/volume)	Expanded Uncertainty (95% C.L.: K=2)
1	Indene	2,011.6 µg/mL (Lot DMKCB7043-1211)	+/- 11.6957 µg/mL Gravimetric
	CAS # 95-13-6		+/- 112.7892 µg/mL Unstressed
	Purity 98%		+/- 115.4283 µg/mL Stressed
2	Benzoic acid	2,018.2 µg/mL (Lot MKCG6487)	+/- 11.7340 µg/mL Gravimetric
	CAS # 65-85-0		+/- 113.1585 µg/mL Unstressed
	Purity 99%		+/- 115.8062 µg/mL Stressed

**Solvent:** Methylene chloride  
CAS # 75-09-2  
Purity 99%

**Column:**  
30m x 0.25mm x 0.25µm  
Rtx-5 (cat.#10223)

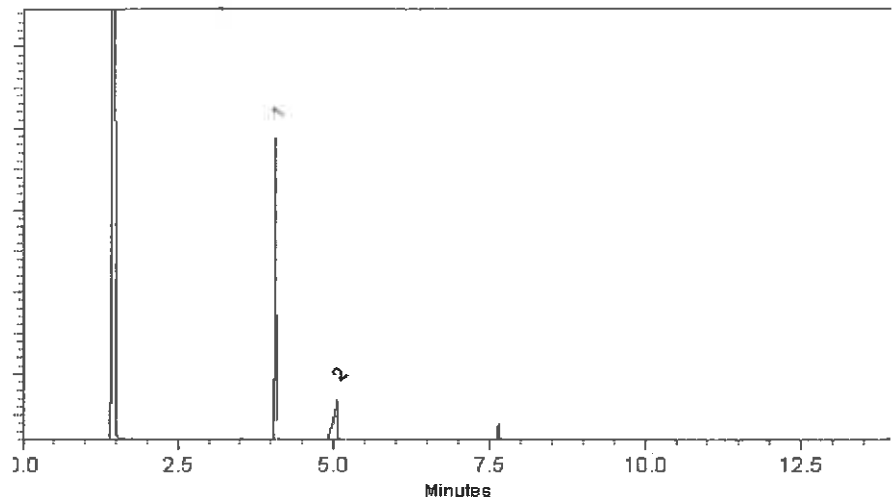
**Carrier Gas:**  
hydrogen-constant pressure 10 psi.

**Temp. Program:**  
75°C (hold 1 min.) to 330°C  
@ 20°C/min. (hold 10 min.)

**Inj. Temp:**  
250°C

**Det. Temp:**  
330°C

**Det. Type:**  
FID



This chromatogram represents a general set of testing conditions chosen for product acceptance. For optimal results in your lab, conditions should be adjusted for your specific instrument, method, and application.

*Sam Moodler*  
Sam Moodler - Operations Tech I

**Date Mixed:** 24-Jun-2021      **Balance:** 1128360905

*Alxis Shelow*  
Alxis Shelow - Operations Tech I

**Date Passed:** 28-Jun-2021

Manufactured under Restek's ISO 9001:2015  
Registered Quality System  
Certificate #FM 80397

**General Certified Reference Material Notes**

**Expiration Notes:**

- Expiration date valid for unopened ampul stored in compliance with the recommended conditions.
- Uncertainty, concentration, and expiration of the CRM are based on the unopened product being stored according to the recommended condition found in the storage field.

**Purity Notes:**

- Purity and/or chemical identity are determined by one or more of the following techniques: GC/FID, HPLC, GC/μECD, GC/MS, LC/MS, RI, and/or melting point.
- Compounds with a listed purity of less than 99% have been weight corrected to compensate for impurities and/or salts. A correction factor is used to calculate the amount of compound necessary to achieve the desired concentration of the parent compound in solution.
- Purity of isomeric compounds is reported as the sum of the isomers.
- Purity values are rounded to the nearest whole number.

**Certified Uncertainty Value Notes:**

- The uncertainties are determined in accordance with ISO 17034 and Guide 35. The certified combined stressed uncertainty value ( includes gravimetric uncertainty, homogeneity between-ampul uncertainty, storage stability uncertainty and shipping stability uncertainty and were combined using the following formula:

$$U_{combined\ stressed} = k \sqrt{U_{gravimetric}^2 + U_{homogeneity}^2 + U_{storage\ stability}^2 + U_{shipping\ stability}^2}$$

*k* is a coverage factor of 2, which gives a level of confidence of approximately 95%.

- It is important to note that the shipping stability uncertainty was obtained under temperature extremes for specific time intervals; therefore, the certified combined stressed uncertainty value should only be applied to the product if it was stored at non-standard temperature conditions up to and including 7 days. Contact Restek Technical Service at [www.restek.com/Contact-Us](http://www.restek.com/Contact-Us) for use recommendations if your shipment was in-transit for more than 7 days at non-standard temperature conditions.
- Apply the certified combined unstressed uncertainty value if the product was received under standard shipping conditions. Apply the certified combined stressed uncertainty value if the product was received under non-standard conditions as specified below.

Label Conditions	Standard Conditions	Non-Standard Conditions
25°C Nominal (Room Temperature)	< 60°C	≥ 60°C up to 7 days
10°C or colder (Refrigerate)	< 40°C	≥ 40°C up to 7 days
0°C or colder (Freezer) -20°C or colder (Deep Freezer)	< 25°C	≥ 25°C up to 7 days

- Separate (not combined) uncertainty values for gravimetric uncertainty are also displayed on the certificate, if needed, separate homogeneity between-ampul uncertainty, storage stability uncertainty and shipping stability uncertainty values are available by contacting Restek Technical Service at [www.restek.com/Contact-Us](http://www.restek.com/Contact-Us).
- The packaged amount is the minimum sample size for which uncertainty is valid. The ampules are over-filled to ensure that the minimum packaged amount can be sufficiently transferred.

**Manufacturing Notes:**

- Concentration is based upon gravimetric preparation using either a balance whose calibration has been verified daily using NIST traceable weights, and/or dilutions with Class A glassware.

**Handling Notes:**

- Stability of the unopened product, when stored in compliance with the recommended conditions, is guaranteed through the expiration displayed on the product label and certificate. Contact Restek for additional opened product stability information, with the knowledge/understanding that open product stability is subject to the specific handling and environmental conditions to which the product is exposed. For your convenience Restek supplies deactivated vials with most standards packed in 2mL ampules. Larger volume deactivated vials are available through Restek as a custom ordered item. Additionally, Restek sells DMDCS for the purpose of glassware deactivation as catalog number 31861, which includes complete instructions.

Reagent

---

**8270S#11\_1stk\_00011**



CERTIFIED REFERENCE MATERIAL

110 Benner Circle  
Bellefonte, PA 16823-8812  
Tel: (800)356-1688  
Fax: (814)353-1309

www.restek.com

# Certificate of Analysis



FOR LABORATORY USE ONLY-READ SDS PRIOR TO USE.

*This Reference Material is intended for Laboratory Use Only as a standard for the qualitative and/or quantitative determination of the analyte(s) listed.*


**Catalog No. :** 569732 **Lot No.:** A0164387

**Description :** 8270 List 1 / Std #11  
8270 List 1 / Std #11 2,000µg/mL, Methylene chloride, 5mL/ampul

**Container Size :** 5 mL **Pkg Amt:** > 5 mL

**Expiration Date :** March 31, 2022 **Storage:** 10°C or colder

**Handling:** This product is photosensitive. **Ship:** Ambient



## CERTIFIED VALUES

Elution Order	Compound	Grav. Conc. (weight/volume)	Expanded Uncertainty (95% C.L.; K=2)			
1	Benzaldehyde	2,001.8 µg/mL (Lot SHBG8690V)	+/- 11.6383	µg/mL	Gravimetric	
	CAS # 100-52-7		+/- 39.9656	µg/mL	Unstressed	
	Purity 99%		+/- 89.7049	µg/mL	Stressed	
2	epsilon-Caprolactam	2,000.6 µg/mL (Lot I16X016)	+/- 11.6316	µg/mL	Gravimetric	
	CAS # 105-60-2		+/- 39.9423	µg/mL	Unstressed	
	Purity 99%		+/- 89.6527	µg/mL	Stressed	
3	Atrazine	2,000.0 µg/mL (Lot PI8FG)	+/- 11.6282	µg/mL	Gravimetric	
	CAS # 1912-24-9		+/- 39.9306	µg/mL	Unstressed	
	Purity 99%		+/- 89.6265	µg/mL	Stressed	

**Solvent:** Methylene chloride  
CAS # 75-09-2  
Purity 99%

**Column:**  
30m x 0.25mm x 0.25µm  
Rtx-5 (cat.#10223)

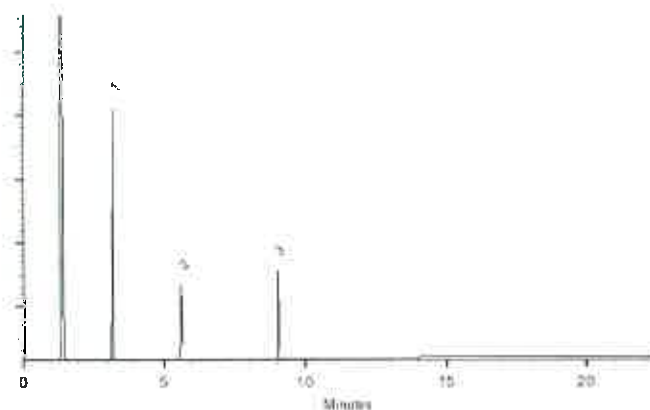
**Carrier Gas:**  
hydrogen-constant pressure 10 psi.

**Temp. Program:**  
75°C (hold 1 min.) to 330°C  
@ 20°C/min. (hold 10 min.)

**Inj. Temp:**  
250°C

**Det. Temp:**  
330°C

**Det. Type:**  
FID



This chromatogram represents a general set of testing conditions chosen for product acceptance. For optimal results in your lab, conditions should be adjusted for your specific instrument, method, and application.

*Russ Bookamer*  
Russ Bookamer - Operations Technician I

**Date Mixed:** 14-Sep-2020      **Balance:** 1128360905

*Justin Albertson*  
Justin Albertson - Operations Tech-ARSM QC

**Date Passed:** 17-Sep-2020

Manufactured under Restek's ISO 9001:2015  
Registered Quality System  
Certificate #FM 80397

## General Certified Reference Material Notes

### Expiration Notes:

- Expiration date valid for unopened ampul stored in compliance with the recommended conditions.
- Uncertainty, concentration, and expiration of the CRM are based on the unopened product being stored according to the recommended condition found in the storage field.

### Purity Notes:

- Purity and/or chemical identity are determined by one or more of the following techniques: GC/FID, HPLC, GC/ $\mu$ ECD, GC/MS, LC/MS, RI, and/or melting point.
- Compounds with a listed purity of less than 99% have been weight corrected to compensate for impurities and/or salts. A correction factor is used to calculate the amount of compound necessary to achieve the desired concentration of the parent compound in solution.
- Purity of isomeric compounds is reported as the sum of the isomers.
- Purity values are rounded to the nearest whole number.

### Certified Uncertainty Value Notes:

- The uncertainties are determined in accordance with ISO 17034 and Guide 35. The certified combined stressed uncertainty value ( includes gravimetric uncertainty, homogeneity between-ampul uncertainty, storage stability uncertainty and shipping stability uncertainty and were combined using the following formula:

$$U_{combined\ stressed} = k \sqrt{U_{gravimetric}^2 + U_{homogeneity}^2 + U_{storage\ stability}^2 + U_{shipping\ stability}^2}$$

$k$  is a coverage factor of 2, which gives a level of confidence of approximately 95%.

- It is important to note that the shipping stability uncertainty was obtained under temperature extremes for specific time intervals; therefore, the certified combined stressed uncertainty value should only be applied to the product if it was stored at non-standard temperature conditions up to and including 7 days. Contact Restek Technical Service at [www.restek.com/Contact-Us](http://www.restek.com/Contact-Us) for use recommendations if your shipment was in-transit for more than 7 days at non-standard temperature conditions.
- Apply the certified combined unstressed uncertainty value if the product was received under standard shipping conditions. Apply the certified combined stressed uncertainty value if the product was received under non-standard conditions as specified below.

Label Conditions	Standard Conditions	Non-Standard Conditions
25°C Nominal (Room Temperature)	< 60°C	≥ 60°C up to 7 days
10°C or colder (Refrigerate)	< 40°C	≥ 40°C up to 7 days
0°C or colder (Freezer) -20°C or colder (Deep Freezer)	< 25°C	≥ 25°C up to 7 days

- Separate (not combined) uncertainty values for gravimetric uncertainty are also displayed on the certificate, if needed, separate homogeneity between-ampul uncertainty, storage stability uncertainty and shipping stability uncertainty values are available by contacting Restek Technical Service at [www.restek.com/Contact-Us](http://www.restek.com/Contact-Us).
- The packaged amount is the minimum sample size for which uncertainty is valid. The ampules are over-filled to ensure that the minimum packaged amount can be sufficiently transferred.

### Manufacturing Notes:

- Concentration is based upon gravimetric preparation using either a balance whose calibration has been verified daily using NIST traceable weights, and/or dilutions with Class A glassware.

### Handling Notes:

- Stability of the unopened product, when stored in compliance with the recommended conditions, is guaranteed through the expiration displayed on the product label and certificate. Contact Restek for additional opened product stability information, with the knowledge/understanding that open product stability is subject to the specific handling and environmental conditions to which the product is exposed. For your convenience Restek supplies deactivated vials with most standards packed in 2mL ampules. Larger volume deactivated vials are available through Restek as a custom ordered item. Additionally, Restek sells DMDCS for the purpose of glassware deactivation as catalog number 31861, which includes complete instructions.





Reagent

---

**8270S#11\_1stk\_00013**



# CERTIFIED REFERENCE MATERIAL

110 Benner Circle  
Bellefonte, PA 16823-8812  
Tel: (800)356-1688  
Fax: (814)353-1309

www.restek.com

## Certificate of Analysis



**FOR LABORATORY USE ONLY-READ SDS PRIOR TO USE.**

*This Reference Material is intended for Laboratory Use Only as a standard for the qualitative and/or quantitative determination of the analyte(s) listed.*

**Catalog No. :** 569732 **Lot No.:** A0172244

**Description :** 8270 List 1 / Std #11  
8270 List 1 / Std #11 2,000µg/mL, Methylene chloride, 5mL/ampul

**Container Size :** 5 mL **Pkg Amt:** > 5 mL

**Expiration Date :** November 30, 2022 **Storage:** 10°C or colder

**Handling:** This product is photosensitive. **Ship:** Ambient

### CERTIFIED VALUES

Elution Order	Compound	Grav. Conc. (weight/volume)	Expanded Uncertainty (95% C.L.; K=2)			
1	Benzaldehyde	2,015.7 µg/mL	+/-	11.7193	µg/mL	Gravimetric
	CAS # 100-52-7 (Lot RD210106)		+/-	40.2434	µg/mL	Unstressed
	Purity 99%		+/-	90.3286	µg/mL	Stressed
2	epsilon-Caprolactam	2,008.5 µg/mL	+/-	11.6776	µg/mL	Gravimetric
	CAS # 105-60-2 (Lot I16X016)		+/-	40.1003	µg/mL	Unstressed
	Purity 99%		+/-	90.0074	µg/mL	Stressed
3	Atrazine	2,008.5 µg/mL	+/-	11.6776	µg/mL	Gravimetric
	CAS # 1912-24-9 (Lot PI8FG)		+/-	40.1003	µg/mL	Unstressed
	Purity 99%		+/-	90.0074	µg/mL	Stressed

**Solvent:** Methylene chloride  
CAS # 75-09-2  
Purity 99%

**Column:**  
30m x 0.25mm x 0.25µm  
Rtx-5 (cat.#10223)

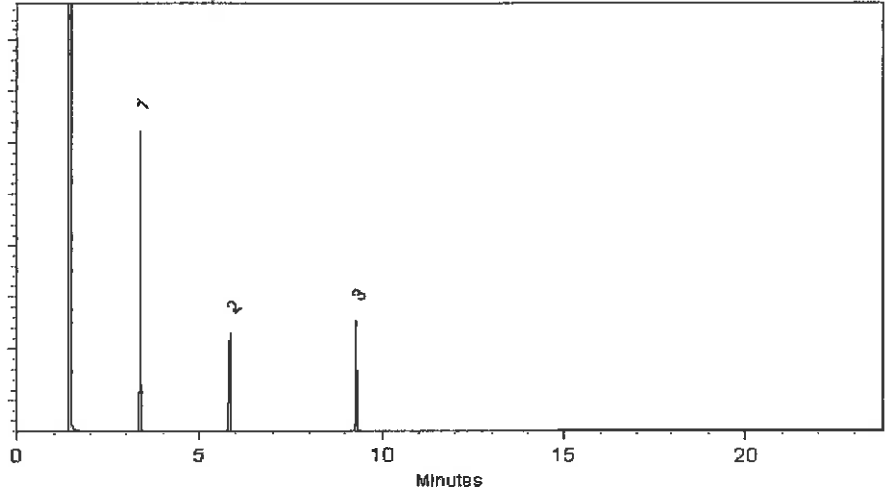
**Carrier Gas:**  
hydrogen-constant pressure 10 psi.

**Temp. Program:**  
75°C (hold 1 min.) to 330°C  
@ 20°C/min. (hold 10 min.)

**Inj. Temp:**  
250°C

**Det. Temp:**  
330°C

**Det. Type:**  
FID



This chromatogram represents a general set of testing conditions chosen for product acceptance. For optimal results in your lab, conditions should be adjusted for your specific instrument, method, and application.

*Sam Moodler*  
Sam Moodler - Operations Tech I

**Date Mixed:** 11-May-2021      **Balance:** 1128360905

*Marilina Cowan*  
Marilina Cowan - Operations Tech I

**Date Passed:** 12-May-2021

Manufactured under Restek's ISO 9001:2015  
Registered Quality System  
Certificate #FM 80397

## General Certified Reference Material Notes

### Expiration Notes:

- Expiration date valid for unopened ampul stored in compliance with the recommended conditions.
- Uncertainty, concentration, and expiration of the CRM are based on the unopened product being stored according to the recommended condition found in the storage field.

### Purity Notes:

- Purity and/or chemical identity are determined by one or more of the following techniques: GC/FID, HPLC, GC/ $\mu$ ECD, GC/MS, LC/MS, RI, and/or melting point.
- Compounds with a listed purity of less than 99% have been weight corrected to compensate for impurities and/or salts. A correction factor is used to calculate the amount of compound necessary to achieve the desired concentration of the parent compound in solution.
- Purity of isomeric compounds is reported as the sum of the isomers.
- Purity values are rounded to the nearest whole number.

### Certified Uncertainty Value Notes:

- The uncertainties are determined in accordance with ISO 17034 and Guide 35. The certified combined stressed uncertainty value ( includes gravimetric uncertainty, homogeneity between-ampul uncertainty, storage stability uncertainty and shipping stability uncertainty and were combined using the following formula:

$$U_{combined\ stressed} = k \sqrt{U_{gravimetric}^2 + U_{homogeneity}^2 + U_{storage\ stability}^2 + U_{shipping\ stability}^2}$$

$k$  is a coverage factor of 2, which gives a level of confidence of approximately 95%.

- It is important to note that the shipping stability uncertainty was obtained under temperature extremes for specific time intervals; therefore, the certified combined stressed uncertainty value should only be applied to the product if it was stored at non-standard temperature conditions up to and including 7 days. Contact Restek Technical Service at [www.restek.com/Contact-Us](http://www.restek.com/Contact-Us) for use recommendations if your shipment was in-transit for more than 7 days at non-standard temperature conditions.
- Apply the certified combined unstressed uncertainty value if the product was received under standard shipping conditions. Apply the certified combined stressed uncertainty value if the product was received under non-standard conditions as specified below.

Label Conditions	Standard Conditions	Non-Standard Conditions
25°C Nominal (Room Temperature)	< 60°C	≥ 60°C up to 7 days
10°C or colder (Refrigerate)	< 40°C	≥ 40°C up to 7 days
0°C or colder (Freezer) -20°C or colder (Deep Freezer)	< 25°C	≥ 25°C up to 7 days

- Separate (not combined) uncertainty values for gravimetric uncertainty are also displayed on the certificate, if needed, separate homogeneity between-ampul uncertainty, storage stability uncertainty and shipping stability uncertainty values are available by contacting Restek Technical Service at [www.restek.com/Contact-Us](http://www.restek.com/Contact-Us).
- The packaged amount is the minimum sample size for which uncertainty is valid. The ampules are over-filled to ensure that the minimum packaged amount can be sufficiently transferred.

### Manufacturing Notes:

- Concentration is based upon gravimetric preparation using either a balance whose calibration has been verified daily using NIST traceable weights, and/or dilutions with Class A glassware.

### Handling Notes:

- Stability of the unopened product, when stored in compliance with the recommended conditions, is guaranteed through the expiration displayed on the product label and certificate. Contact Restek for additional opened product stability information, with the knowledge/understanding that open product stability is subject to the specific handling and environmental conditions to which the product is exposed. For your convenience Restek supplies deactivated vials with most standards packed in 2mL ampules. Larger volume deactivated vials are available through Restek as a custom ordered item. Additionally, Restek sells DMDCS for the purpose of glassware deactivation as catalog number 31861, which includes complete instructions.

Reagent

---

**8270S#9\_1stk\_00015**



# CERTIFIED REFERENCE MATERIAL

110 Benner Circle  
 Bellefonte, PA 16823-8812  
 Tel: (800)356-1688  
 Fax: (814)353-1309

www.restek.com

## Certificate of Analysis



### FOR LABORATORY USE ONLY-READ SDS PRIOR TO USE.

*This Reference Material is intended for Laboratory Use Only as a standard for the qualitative and/or quantitative determination of the analyte(s) listed.*

**Catalog No. :** 569730 **Lot No.:** A0167791  
**Description :** 8270 List 1 / Std #9  
8270 List 1 / Std #9 2000 µg/mL, Methylene chloride, 5mL/ampul  
**Container Size :** 10 mL **Pkg Amt:** > 5 mL  
**Expiration Date :** July 31, 2022 **Storage:** 10°C or colder  
**Handling:** Contains carcinogen/reproductive toxin. **Ship:** Ambient



IC: 8270S#9\_1stk\_00016  
 Exp 07/31/22 Prod JKIM Cpn 06/15/21  
 8270 List 1 / Std#9 (prim)

### CERTIFIED VALUES

Elution Order	Compound	Grav. Conc. (weight/volume)	Expanded Uncertainty (95% C.L.; K=2)			
1	Benzidine	2,002.5 µg/mL (Lot CYGNUSX3)	+/-	11.6427	µg/mL	Gravimetric
	CAS # 92-87-5		+/-	23.9380	µg/mL	Unstressed
	Purity 99%		+/-	38.0970	µg/mL	Stressed
2	3,3'-Dichlorobenzidine	2,006.5 µg/mL (Lot 200824RSR)	+/-	11.6660	µg/mL	Gravimetric
	CAS # 91-94-1		+/-	23.9858	µg/mL	Unstressed
	Purity 99%		+/-	38.1731	µg/mL	Stressed

**Solvent:** Methylene chloride  
 CAS # 75-09-2  
 Purity 99%



2841447  
 IC: 8270S#9\_1stk\_00016  
 Exp 07/31/22 Prod JKIM Cpn 06/15/21  
 8270 List 1 / Std#9 (prim)

**Column:**  
30m x 0.25mm x 0.25µm  
Rtx-5 (cat.#10223)

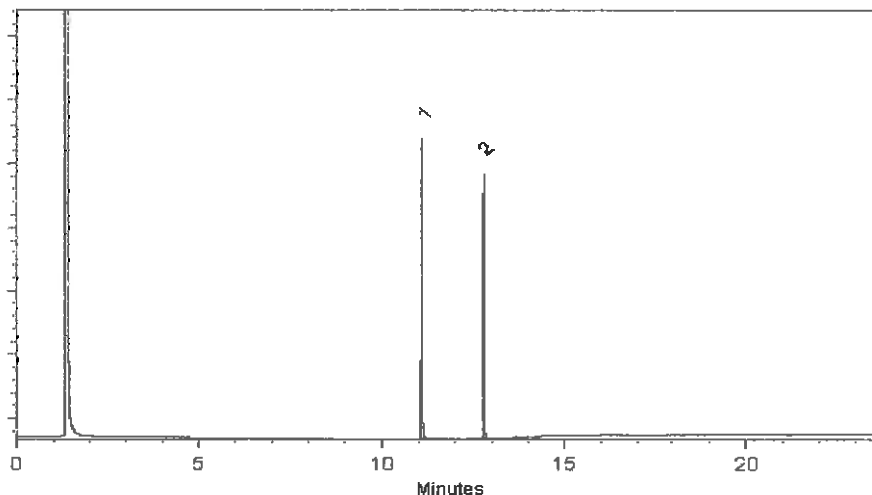
**Carrier Gas:**  
hydrogen-constant pressure 10 psi.

**Temp. Program:**  
75°C (hold 1 min.) to 330°C  
@ 20°C/min. (hold 10 min.)

**Inj. Temp:**  
250°C

**Det. Temp:**  
330°C

**Det. Type:**  
FID



This chromatogram represents a general set of testing conditions chosen for product acceptance. For optimal results in your lab, conditions should be adjusted for your specific instrument, method, and application.

*Russ Bookhamer*  
Russ Bookhamer - Operations Technician

**Date Mixed:** 05-Jan-2021      **Balance:** 1128360905

*Alexis Shalov*  
Alexis Shalov - Operations Tech I

**Date Passed:** 26-Feb-2021

Manufactured under Restek's ISO 9001:2015  
Registered Quality System  
Certificate #FM 80397



## General Certified Reference Material Notes

### Expiration Notes:

- Expiration date valid for unopened ampul stored in compliance with the recommended conditions.
- Uncertainty, concentration, and expiration of the CRM are based on the unopened product being stored according to the recommended condition found in the storage field.

### Purity Notes:

- Purity and/or chemical identity are determined by one or more of the following techniques: GC/FID, HPLC, GC/ $\mu$ ECD, GC/MS, LC/MS, RI, and/or melting point.
- Compounds with a listed purity of less than 99% have been weight corrected to compensate for impurities and/or salts. A correction factor is used to calculate the amount of compound necessary to achieve the desired concentration of the parent compound in solution.
- Purity of isomeric compounds is reported as the sum of the isomers.
- Purity values are rounded to the nearest whole number.

### Certified Uncertainty Value Notes:

- The uncertainties are determined in accordance with ISO 17034 and Guide 35. The certified combined stressed uncertainty value ( includes gravimetric uncertainty, homogeneity between-ampul uncertainty, storage stability uncertainty and shipping stability uncertainty and were combined using the following formula:

$$U_{combined\ stressed} = k \sqrt{U_{gravimetric}^2 + U_{homogeneity}^2 + U_{storage\ stability}^2 + U_{shipping\ stability}^2}$$

*k* is a coverage factor of 2, which gives a level of confidence of approximately 95%.

- It is important to note that the shipping stability uncertainty was obtained under temperature extremes for specific time intervals; therefore, the certified combined stressed uncertainty value should only be applied to the product if it was stored at non-standard temperature conditions up to and including 7 days. Contact Restek Technical Service at [www.restek.com/Contact-Us](http://www.restek.com/Contact-Us) for use recommendations if your shipment was in-transit for more than 7 days at non-standard temperature conditions.
- Apply the certified combined unstressed uncertainty value if the product was received under standard shipping conditions. Apply the certified combined stressed uncertainty value if the product was received under non-standard conditions as specified below.

Label Conditions	Standard Conditions	Non-Standard Conditions
25°C Nominal (Room Temperature)	< 60°C	≥ 60°C up to 7 days
10°C or colder (Refrigerate)	< 40°C	≥ 40°C up to 7 days
0°C or colder (Freezer) -20°C or colder (Deep Freezer)	< 25°C	≥ 25°C up to 7 days

- Separate (not combined) uncertainty values for gravimetric uncertainty are also displayed on the certificate, if needed, separate homogeneity between-ampul uncertainty, storage stability uncertainty and shipping stability uncertainty values are available by contacting Restek Technical Service at [www.restek.com/Contact-Us](http://www.restek.com/Contact-Us).
- The packaged amount is the minimum sample size for which uncertainty is valid. The ampules are over-filled to ensure that the minimum packaged amount can be sufficiently transferred.

### Manufacturing Notes:

- Concentration is based upon gravimetric preparation using either a balance whose calibration has been verified daily using NIST traceable weights, and/or dilutions with Class A glassware.

### Handling Notes:

- Stability of the unopened product, when stored in compliance with the recommended conditions, is guaranteed through the expiration displayed on the product label and certificate. Contact Restek for additional opened product stability information, with the knowledge/understanding that open product stability is subject to the specific handling and environmental conditions to which the product is exposed. For your convenience Restek supplies deactivated vials with most standards packed in 2mL ampules. Larger volume deactivated vials are available through Restek as a custom ordered item. Additionally, Restek sells DMDCS for the purpose of glassware deactivation as catalog number 31861, which includes complete instructions.



Reagent

---

**8270S#9\_1stk\_00017**



# CERTIFIED REFERENCE MATERIAL

110 Benner Circle  
Bellefonte, PA 16823-8812  
Tel: (800)356-1688  
Fax: (814)353-1309

www.restek.com

## Certificate of Analysis



### FOR LABORATORY USE ONLY-READ SDS PRIOR TO USE.

*This Reference Material is intended for Laboratory Use Only as a standard for the qualitative and/or quantitative determination of the analyte(s) listed.*

**Catalog No. :** 569730 **Lot No.:** A0175898

**Description :** 8270 List 1 / Std #9  
8270 List 1 / Std #9 2000 µg/mL, Methylene chloride, 5mL/ampul

**Container Size :** 10 mL **Pkg Amt:** > 5 mL

**Expiration Date :** February 28, 2023 **Storage:** 10°C or colder

**Handling:** Contains carcinogen/reproductive toxin. **Ship:** Ambient

### CERTIFIED VALUES

Elution Order	Compound	Grav. Conc. (weight/volume)	Expanded Uncertainty (95% C.L.; K=2)			
1	Benzidine	2,005.0 µg/mL (Lot 210716JLM)	+/-	11.6572	µg/mL	Gravimetric
	CAS # 92-87-5		+/-	23.9679	µg/mL	Unstressed
	Purity 99%		+/-	38.1445	µg/mL	Stressed
2	3,3'-Dichlorobenzidine	2,018.0 µg/mL (Lot 210727RSR)	+/-	11.7328	µg/mL	Gravimetric
	CAS # 91-94-1		+/-	24.1233	µg/mL	Unstressed
	Purity 99%		+/-	38.3919	µg/mL	Stressed

**Solvent:** Methylene chloride  
CAS # 75-09-2  
Purity 99%

**Column:**  
30m x 0.25mm x 0.25µm  
Rtx-5 (cat.#10223)

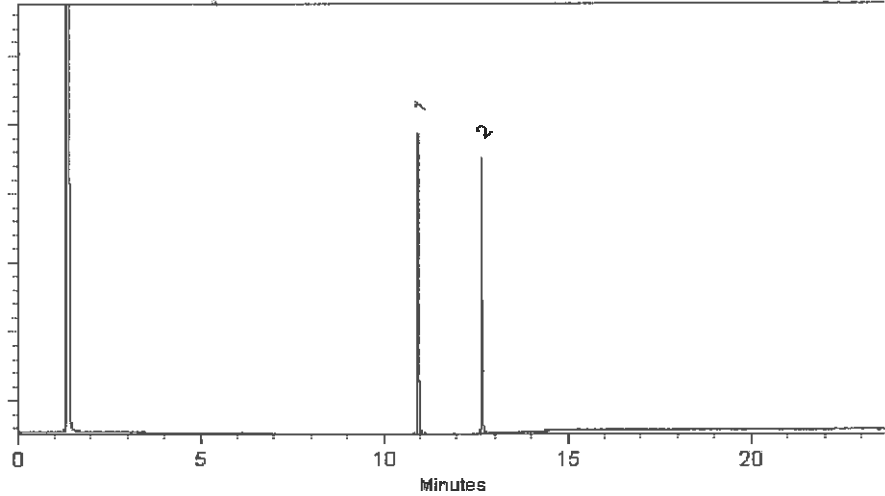
**Carrier Gas:**  
hydrogen-constant pressure 10 psi.

**Temp. Program:**  
75°C (hold 1 min.) to 330°C  
@ 20°C/min. (hold 10 min.)

**Inj. Temp:**  
250°C

**Det. Temp:**  
330°C

**Det. Type:**  
FID



This chromatogram represents a general set of testing conditions chosen for product acceptance. For optimal results in your lab, conditions should be adjusted for your specific instrument, method, and application.

  
Tom Suckal - Mix Technician

Date Mixed: 30-Aug-2021      Balance: 1128360905

  
Merlina Cowan - Operations Tech I

Date Passed: 07-Sep-2021

Manufactured under Restek's ISO 9001:2015  
Registered Quality System  
Certificate #FM 80397

## General Certified Reference Material Notes

### Expiration Notes:

- Expiration date valid for unopened ampul stored in compliance with the recommended conditions.
- Uncertainty, concentration, and expiration of the CRM are based on the unopened product being stored according to the recommended condition found in the storage field.

### Purity Notes:

- Purity and/or chemical identity are determined by one or more of the following techniques: GC/FID, HPLC, GC/ $\mu$ ECD, GC/MS, LC/MS, RI, and/or melting point.
- Compounds with a listed purity of less than 99% have been weight corrected to compensate for impurities and/or salts. A correction factor is used to calculate the amount of compound necessary to achieve the desired concentration of the parent compound in solution.
- Purity of isomeric compounds is reported as the sum of the isomers.
- Purity values are rounded to the nearest whole number.

### Certified Uncertainty Value Notes:

- The uncertainties are determined in accordance with ISO 17034 and Guide 35. The certified combined stressed uncertainty value ( includes gravimetric uncertainty, homogeneity between-ampul uncertainty, storage stability uncertainty and shipping stability uncertainty and were combined using the following formula:

$$U_{combined\ stressed} = k \sqrt{U_{gravimetric}^2 + U_{homogeneity}^2 + U_{storage\ stability}^2 + U_{shipping\ stability}^2}$$

$k$  is a coverage factor of 2, which gives a level of confidence of approximately 95%.

- It is important to note that the shipping stability uncertainty was obtained under temperature extremes for specific time intervals; therefore, the certified combined stressed uncertainty value should only be applied to the product if it was stored at non-standard temperature conditions up to and including 7 days. Contact Restek Technical Service at [www.restek.com/Contact-Us](http://www.restek.com/Contact-Us) for use recommendations if your shipment was in-transit for more than 7 days at non-standard temperature conditions.
- Apply the certified combined unstressed uncertainty value if the product was received under standard shipping conditions. Apply the certified combined stressed uncertainty value if the product was received under non-standard conditions as specified below.

Label Conditions	Standard Conditions	Non-Standard Conditions
25°C Nominal (Room Temperature)	< 60°C	≥ 60°C up to 7 days
10°C or colder (Refrigerate)	< 40°C	≥ 40°C up to 7 days
0°C or colder (Freezer) -20°C or colder (Deep Freezer)	< 25°C	≥ 25°C up to 7 days

- Separate (not combined) uncertainty values for gravimetric uncertainty are also displayed on the certificate, if needed, separate homogeneity between-ampul uncertainty, storage stability uncertainty and shipping stability uncertainty values are available by contacting Restek Technical Service at [www.restek.com/Contact-Us](http://www.restek.com/Contact-Us).
- The packaged amount is the minimum sample size for which uncertainty is valid. The ampules are over-filled to ensure that the minimum packaged amount can be sufficiently transferred.

### Manufacturing Notes:

- Concentration is based upon gravimetric preparation using either a balance whose calibration has been verified daily using NIST traceable weights, and/or dilutions with Class A glassware.

### Handling Notes:

- Stability of the unopened product, when stored in compliance with the recommended conditions, is guaranteed through the expiration displayed on the product label and certificate. Contact Restek for additional opened product stability information, with the knowledge/understanding that open product stability is subject to the specific handling and environmental conditions to which the product is exposed. For your convenience Restek supplies deactivated vials with most standards packed in 2mL ampules. Larger volume deactivated vials are available through Restek as a custom ordered item. Additionally, Restek sells DMDCS for the purpose of glassware deactivation as catalog number 31861, which includes complete instructions.

Reagent

---

**8270Surr\_Phen\_00015**

# Certificate of Analysis

Produced by Phenova

3350 Argyle Drive STE 100 Golden, CO 80405 USA ■ Tel: 303-940-9033 ■ Fax: 303-940-0045 ■ [info@phenova.com](mailto:info@phenova.com)  
Access your Safety Data Sheets and digital Certificates at [www.phenova.com/documents](http://www.phenova.com/documents).

## Certified Reference Material

This product is certified in accordance with Phenova's ISO 17034 accreditation and supported by Phenova's ISO/ICE 17025 chemical testing accreditation

**Catalog Number:** AL0-130371

**Description:** Revised BNA Surrogate Spike Mix

**Storage:** Refrigerate (4-10 °C)

**Provided As:** 25mL in 30mL Vial in Methanol

**Lot Number:** CL16338

**Certification Date:** January 21, 2021

**Expiration Date:** January 31, 2026

*Andrea Gill*

Andrea Gill, Certified Reference Material Manager

Component	CAS Number	Certified Value (µg/mL)	Expanded Uncertainty
1,4-Dioxane-d8	17647-74-4	500	0.211%
Fluoranthene-d10	93951-69-0	100	0.120%
2-Fluorobiphenyl	321-60-8	100	0.232%
2-Fluorophenol	367-12-4	100	0.232%
2-Methylnaphthalene-d10	7297-45-2	100	0.122%
Nitrobenzene-d5	4165-60-0	100	0.232%
Phenol-d5	4165-62-2	100	0.232%
p-Terphenyl-d14	1718-51-0	100	0.232%
2,4,6-Tribromophenol	118-79-6	100	0.153%



Reference Material Producer  
Certificate No. 2427.02



phenova  
Certified Reference Materials

A Phenomenex Company

Phenova is an accredited ISO/IEC 17034 Reference Material Producer and ISO/IEC 17025 accredited Chemical Testing Laboratory.



Chemical Testing Laboratory  
Certificate No. 2427.03



# Certificate of Analysis

## Produced by Phenova

6390 Joyal Drive STE 100, Golden, CO 80403 USA • Tel: 303-940-0033 • Fax: 303-940-0043 • info@phenova.com  
Access your Safety Data Sheets and digital Certificates at [www.phenova.com/documents](http://www.phenova.com/documents).

1. **Quality Document:** This Certificate of Analysis has been created in accordance with ISO Guide 31<sup>1</sup> and ISO Guide 35<sup>2</sup>.
2. **Quality Standards:** Phenova is accredited by A2LA to ISO 17034<sup>3</sup> and ISO/IEC 17025<sup>4</sup> as a producer of Certified Reference Materials and Reference Materials. This ensures that our manufacturing processes have been accredited to and meet strict international standards.
3. **Intended Use:** This product is manufactured for calibration, calibration verification, quantification, identification and other appropriate analytical control applications. This product is provided for routine laboratory analysis and research purposes only. Only trained personnel should handle this product.
4. **Handling and Usage Notes:** Store according to the recommended conditions listed and avoid prolonged exposure to light. Visually inspect the solution inside the ampoule for any un-dissolved material. If particulate is visible, sonicate or heat the unopened ampoule until material is fully dissolved. Dilute as required, use only glass A glassware and diluents compatible with all certified analytes in the mixture. Considerations should be made related to repeated use of the opened product. Once opened, exposure to light, air, heat, objects and addition transfer vessels may cause evaporation, degradation or contamination resulting in changes in concentration, uncertainty, and stability duration. Store opened standards in a clean, tightly capped vessel under the recommended temperature. Appropriate controls, such as the use of additional verification standards should be used to confirm that the opened product is fit for purpose under repeated use conditions.
5. **Hazardous Situation:** The product is intended for use by experienced professional personnel. A Safety Data Sheet (SDS) is available at [www.phenova.com/documents](http://www.phenova.com/documents).
6. **Level of Homogeneity:** The product has been determined to be homogeneous to a minimum volume of the packaged amount.
7. **Certified Value:** Certified Value is based upon gravimetric and volumetric preparation using calibrated balances and Class A glassware.
8. **Raw Materials and Purity:** Phenova reference standard products are prepared from the highest quality starting materials. The purity of the materials used in this product were verified using ISO/IEC 17025 methodology.
9. **Expanded Uncertainty:** The expanded uncertainty (uRM) as stated is determined in accordance with ISO/IEC Guide 98<sup>5</sup> and ISO Guide 35 incorporating Type A standard uncertainty at a 95% confidence level. The uncertainty is calculated based on the element of manufacturing (uM) times a coverage factor (k=2).  
  
$$uRM = k * uM$$
10. **Metrological Traceability:** The property value (certified value and its uncertainty) is traceable through an unbroken chain of calibration to the SI base unit kg through a NIST traceable weight in accordance with ISO Guide 34. This is achieved through calibration of balances, verification of weights, and use of national methodology for glassware calibration utilizing and ISO/IEC 17025 methodology.
11. **Period of Validity:** The Certified Values, Uncertainties and Expiration Date are based on the unopened product being stored according to the recommended storage condition listed and are guaranteed until the Expiration Date. This product will be monitored during the period of validity and customers notified of any significant changes in stability.

## References:

1. ISO Guide 31 – Reference Materials – Contents of Certificates and Labels.
2. ISO Guide 35 – Reference Materials – General and Statistical Principles for Certification.
3. ISO 17034 – General Requirements for the Competence of Reference Material Producers.
4. ISO/IEC 17025 – General Requirements for the Competence of Testing and Calibration Laboratories.
5. ISO/IEC Guide 98 – Uncertainty of Measurement – Part 3: Guide to Expression of Uncertainty in Measurement (GUM:1995)

Reagent

---

**8270waterSurr\_00118**

## Preliminary Report

Eurofins Seattle  
Target Compound Quantitation Report

Data File: \\chromfs\Seattle\ChromData\TAC040\20220224-81467.b\40Scan022422a006.D  
 Lims ID: 8270watersurr\_00118  
 Client ID:  
 Sample Type: Client  
 Inject. Date: 24-Feb-2022 15:42:30 ALS Bottle#: 5 Worklist Smp#: 5  
 Injection Vol: 1.0 ul Dil. Factor: 20.0000  
 Sample Info: 8270watersurr\_00118  
 Misc. Info.: 20X  
 Operator ID: tl Instrument ID: TAC040  
 Method: \\chromfs\Seattle\ChromData\TAC040\20220224-81467.b\8270TAC040.m  
 Limit Group: 8270D Standard  
 Last Update: 24-Feb-2022 16:18:50 Calib Date: 22-Nov-2021 16:19:30  
 Integrator: RTE ID Type: RT Order ID  
 Quant Method: Internal Standard Quant By: Initial Calibration  
 Last ICal File: \\chromfs\Seattle\ChromData\TAC040\20211122-80001.b\40Scan112221a014.D

Column 1 : Det: MS SCAN  
 Process Host: CTX1682

Compound	Sig	RT (min.)	Adj RT (min.)	Dlt RT (min.)	Q	Response	OnCol Amt ug/L	Flags
* 1 1,4-Dichlorobenzene-d4	152	4.454	4.454	0.000	77	12371	100.0	
* 2 Naphthalene-d8	136	5.501	5.495	0.006	91	42983	100.0	
* 3 Acenaphthene-d10	164	6.942	6.925	0.017	80	19760	100.0	
* 4 Phenanthrene-d10	188	8.154	8.130	0.024	85	37497	100.0	
* 5 Chrysene-d12	240	10.318	10.289	0.029	84	34900	100.0	
* 6 Perylene-d12	264	11.724	11.695	0.029	86	34886	100.0	
\$ 7 2-Fluorophenol	112	3.435	3.429	0.006	79	120664	1114.5	c
\$ 8 Phenol-d5	99	4.260	4.254	0.006	97	108413	928.1	c
\$ 9 Nitrobenzene-d5	82	4.919	4.924	0.000	78	81255	1040.2	c
\$ 10 2-Fluorobiphenyl	172	6.395	6.395	0.006	98	270011	1056.1	M
\$ 11 2,4,6-Tribromophenol	330	7.607	7.599	0.030	83	78191	980.8	c
\$ 12 Terphenyl-d14	244	9.454	9.454	0.006	97	361515	1185.0	M
45 4-Chloro-3-methylphenol	107	6.060	6.055	0.012	4	302	18.8	9
82 2,3-Dichlorobenzeneamine	161	8.489	8.498	0.012	1	129	NC	9ig

## QC Flag Legend

## Processing Flags

NC - Not Calibrated

9 - Failed A Reference Spectral Test

i - Failed Initial Calibration Limits

c - Failed Continuing Calibration Limits

g - Not in Limit Group or Failed to Calibrate

## Review Flags

M - Manually Integrated

## Reagents:

MeCl2\_CT\_00216

Amount Added: 1.00

Units: mL

Run Reagent

8270SIM\_IS\_00069

Amount Added: 10.00

Units: uL

Run Reagent

Reagent

---

**DFTPPSTK\_00014**



# CERTIFIED REFERENCE MATERIAL

110 Benner Circle  
Bellefonte, PA 16823-8812  
Tel: (800)356-1688  
Fax: (814)353-1309

www.restek.com

## Certificate of Analysis



### FOR LABORATORY USE ONLY-READ SDS PRIOR TO USE.

*This Reference Material is intended for Laboratory Use Only as a standard for the qualitative and/or quantitative determination of the analyte(s) listed.*

**Catalog No. :** 31615 **Lot No.:** A0151587

**Description :** GC/MS Tuning Mixture  
GC/MS Tuning Mixture 1,000µg/mL, Methylene Chloride, 1mL/ampul

**Container Size :** 2 mL **Pkg Amt:** > 1 mL

**Expiration Date :** August 31, 2022 **Storage:** 10°C or colder

**Handling:** Contains carcinogen/reproductive toxin.



2494939  
ID: DFTPPSTK\_00014  
Exp: 08/31/22 Prg: ADB Opn: 10/03/19  
GC/MS Tuning Mixture Stoc

### CERTIFIED VALUES

Elution Order	Compound	Grav. Conc. (weight/volume)	Expanded Uncertainty (95% C.L., K=2)			
1	Pentachlorophenol CAS # 87-86-5 Purity 99% (Lot 190227CGKJ)	1,002.4 µg/mL	+/-	5.8826	µg/mL	Gravimetric
			+/-	45.6585	µg/mL	Unstressed
			+/-	65.9247	µg/mL	Stressed
2	DFTPP (Decafluorotriphenylphosphine) CAS # 5074-71-5 Purity 99% (Lot 10198748)	1,008.8 µg/mL	+/-	5.9202	µg/mL	Gravimetric
			+/-	45.9501	µg/mL	Unstressed
			+/-	66.3457	µg/mL	Stressed
3	Benzidine CAS # 92-87-5 Purity 99% (Lot 190409JACG)	1,000.8 µg/mL	+/-	5.8733	µg/mL	Gravimetric
			+/-	45.5857	µg/mL	Unstressed
			+/-	65.8195	µg/mL	Stressed
4	4,4'-DDT CAS # 50-29-3 Purity 99% (Lot S37912V)	1,010.0 µg/mL	+/-	5.9272	µg/mL	Gravimetric
			+/-	46.0047	µg/mL	Unstressed
			+/-	66.4246	µg/mL	Stressed

**Solvent:** Methylene chloride  
CAS # 75-09-2  
Purity 99%

**Column:**

30m x 0.25mm x 0.25µm  
Rtx-5 (cat.#10223)

**Carrier Gas:**

Hydrogen-constant pressure 10 psi.

**Temp. Program:**

75°C (hold 1 min.) to 330°C  
@ 20°C/min. (hold 10 min.)

**Inj. Temp:**

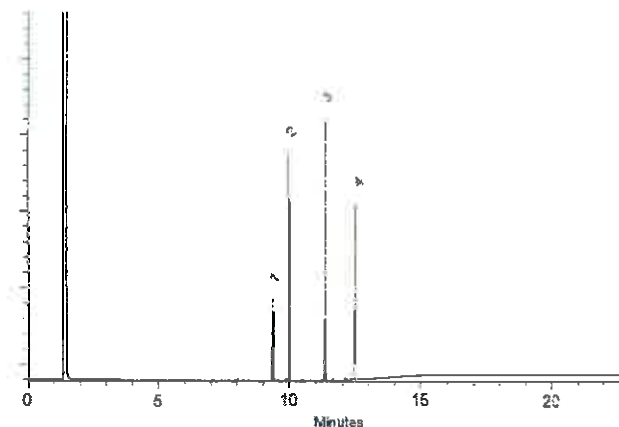
250°C

**Det. Temp:**

330°C

**Det. Type:**

FID



This chromatogram represents a general set of testing conditions chosen for product acceptance. For optimal results in your lab, conditions should be adjusted for your specific instrument, method, and application.

*Joseph Jaglowski*  
Joseph Jaglowski - Mix Technician

Date Mixed: 06-Aug-2019 Balance: 1128360905

*Justina Albertson*  
Justina Albertson - Operations Tech-ARM QC

Date Passed: 09-Aug-2019

Manufactured under Restek's ISO 9001:2015  
Registered Quality System  
Certificate #FM 80397

## General Certified Reference Material Notes

### Expiration Notes:

- Expiration date valid for unopened ampul stored in compliance with the recommended conditions.
- Uncertainty, concentration, and expiration of the CRM are based on the unopened product being stored according to the recommended condition found in the storage field.

### Purity Notes:

- Purity and/or chemical identity are determined by one or more of the following techniques: GC/FID, HPLC, GC/μECD, GC/MS, LC/MS, RI, and/or melting point.
- Compounds with a listed purity of less than 99% have been weight corrected to compensate for impurities and/or salts. A correction factor is used to calculate the amount of compound necessary to achieve the desired concentration of the parent compound in solution.
- Purity of isomeric compounds is reported as the sum of the isomers.
- Purity values are rounded to the nearest whole number.

### Certified Uncertainty Value Notes:

- The uncertainties are determined in accordance with ISO 17034 and Guide 35. The certified combined stressed uncertainty value ( includes gravimetric uncertainty, homogeneity between-ampul uncertainty, storage stability uncertainty and shipping stability uncertainty and were combined using the following formula:

$$U_{combined\ stressed} = k \sqrt{U_{gravimetric}^2 + U_{homogeneity}^2 + U_{storage\ stability}^2 + U_{shipping\ stability}^2}$$

*k* is a coverage factor of 2, which gives a level of confidence of approximately 95%.

- It is important to note that the shipping stability uncertainty was obtained under temperature extremes for specific time intervals; therefore, the certified combined stressed uncertainty value should only be applied to the product if it was stored at non-standard temperature conditions up to and including 7 days. Contact Restek Technical Service at [www.restek.com/Contact-Us](http://www.restek.com/Contact-Us) for use recommendations if your shipment was in-transit for more than 7 days at non-standard temperature conditions.
- Apply the certified combined unstressed uncertainty value if the product was received under standard shipping conditions. Apply the certified combined stressed uncertainty value if the product was received under non-standard conditions as specified below.

Label Conditions	Standard Conditions	Non-Standard Conditions
25°C Nominal (Room Temperature)	< 60°C	≥ 60°C up to 7 days
10°C or colder (Refrigerate)	< 40°C	≥ 40°C up to 7 days
0°C or colder (Freezer)	< 25°C	≥ 25°C up to 7 days

- Separate (not combined) uncertainty values for gravimetric uncertainty are also displayed on the certificate, if needed, separate homogeneity between-ampul uncertainty, storage stability uncertainty and shipping stability uncertainty values are available by contacting Restek Technical Service at [www.restek.com/Contact-Us](http://www.restek.com/Contact-Us).
- The packaged amount is the minimum sample size for which uncertainty is valid. The ampules are over-filled to ensure that the minimum packaged amount can be sufficiently transferred.

### Manufacturing Notes:

- Concentration is based upon gravimetric preparation using either a balance whose calibration has been verified daily using NIST traceable weights, and/or dilutions with Class A glassware.

### Handling Notes:

- Stability of the unopened product, when stored in compliance with the recommended conditions, is guaranteed through the expiration displayed on the product label and certificate. Contact Restek for additional opened product stability information, with the knowledge/understanding that open product stability is subject to the specific handling and environmental conditions to which the product is exposed. For your convenience Restek supplies deactivated vials with most standards packed in 2mL ampules. Larger volume deactivated vials are available through Restek as a custom ordered item. Additionally, Restek sells DMDCS for the purpose of glassware deactivation as catalog number 31861, which includes complete instructions.
- If any undissolved material is visible inside the ampul, sonicate the unopened ampul until the material is completely dissolved.





# 8270E\_DOD5

---

Semivolatile Organic Compounds  
(GC/MS)

FORM II  
GC/MS SEMI VOA SURROGATE RECOVERY

Lab Name: Eurofins Seattle Job No.: 580-111058-1

SDG No.: \_\_\_\_\_

Matrix: Water Level: Low

GC Column (1): ZB-SV ID: 0.25 (mm)

Client Sample ID	Lab Sample ID	2FP #	PHL #	NBZ #	FBP #	TBP #	TPHL #
ERH2671 (RHMW15-5)	580-111058-1	44	26	60	69	49	80
ERH2680 (HDMW2253-3)	580-111058-2	59	37	81	72	78	103
	MB 580-383282/1-A	51 M	31 M	79	73	70	105
	MB 580-383558/1-A	43	26	69	83	54	97
	LCS 580-383282/2-A	53 M	35	75	65	77	91
	LCS 580-383558/2-A	50	31	69	62	70	88
	LCSD 580-383282/3-A	44 M	27	59	55	70	91
	LCSD 580-383558/3-A	51	30	75	70	74	92

	<u>QC LIMITS</u>
2FP = 2-Fluorophenol (Surr)	19-119
PHL = Phenol-d5 (Surr)	10-120
NBZ = Nitrobenzene-d5 (Surr)	44-120
FBP = 2-Fluorobiphenyl	44-119
TBP = 2,4,6-Tribromophenol (Surr)	43-140
TPHL = Terphenyl-d14	50-134

# Column to be used to flag recovery values

FORM III  
GC/MS SEMI VOA LAB CONTROL SAMPLE RECOVERY

Lab Name: Eurofins Seattle Job No.: 580-111058-1

SDG No.: \_\_\_\_\_

Matrix: Water Level: Low Lab File ID: 40Scan031022a007.D

Lab ID: LCS 580-383282/2-A Client ID: \_\_\_\_\_

COMPOUND	SPIKE ADDED (ug/L)	LCS CONCENTRATION (ug/L)	LCS % REC	QC LIMITS REC	#
1,2,4-Trichlorobenzene	2.00	1.57	79	29-116	
1,2-Dichlorobenzene	2.00	1.63	81	32-111	
1,3-Dichlorobenzene	2.00	1.59	79	28-110	
1,4-Dichlorobenzene	2.00	1.58	79	29-112	
2,4,5-Trichlorophenol	2.00	1.52	76	53-123	
2,4,6-Trichlorophenol	2.00	1.48	74	50-125	
2,4-Dichlorophenol	2.00	1.62	81	47-121	
2,4-Dimethylphenol	2.00	1.53 J	77	31-124	
2,4-Dinitrophenol	4.00	2.18 J	55	23-143	M
2,4-Dinitrotoluene	2.00	1.69	84	57-128	
2,6-Dinitrotoluene	2.00	1.63	81	57-124	
2-Chloronaphthalene	2.00	1.59	79	40-116	
2-Chlorophenol	2.00	1.67	83	38-117	
2-Nitrophenol	2.00	1.71	86	47-123	
3,3'-Dichlorobenzidine	4.00	4.19	105	27-129	
4,6-Dinitro-2-methylphenol	4.00	3.28	82	44-137	
4-Bromophenyl phenyl ether	2.00	1.68	84	55-124	
4-Chloro-3-methylphenol	2.00	1.58	79	52-119	
4-Chlorophenyl phenyl ether	2.00	1.54	77	53-121	
4-Nitrophenol	4.00	6.0 U	38	35-145	
Azobenzene	2.00	1.59 J	80	61-116	
Bis(2-chloroethoxy)methane	2.00	1.65	83	48-120	
Bis(2-chloroethyl) ether	2.00	1.63	82	43-118	
Bis(2-ethylhexyl) phthalate	2.00	2.18 J	109	55-135	
bis (2-chloroisopropyl) ether	2.00	1.60	80	37-130	
Butyl benzyl phthalate	2.00	2.06 J	103	53-134	
Diethyl phthalate	2.00	1.71	86	56-125	
Dimethyl phthalate	2.00	1.71	86	45-127	
Di-n-butyl phthalate	2.00	1.98 J	99	59-127	
Di-n-octyl phthalate	2.00	1.90	95	51-140	
Hexachlorobenzene	2.00	1.63	81	53-125	
Hexachlorobutadiene	2.00	1.55	77	22-124	
Hexachlorocyclopentadiene	2.00	1.44	72	20-125	
Hexachloroethane	2.00	1.49	74	21-115	
Isophorone	2.00	1.60	80	42-124	
m+p-Cresol	2.00	1.38	69	29-110	
Nitrobenzene	2.00	1.61	80	45-121	
N-Nitrosodimethylamine	2.00	1.22 J	61	45-125	
N-Nitrosodi-n-propylamine	2.00	1.63	82	49-119	
N-Nitrosodiphenylamine	2.00	1.71	86	51-123	
o-Cresol	2.00	1.42	71	30-117	
Pentachlorophenol	4.00	2.20 J	55	35-138	

# Column to be used to flag recovery and RPD values

FORM III  
GC/MS SEMI VOA LAB CONTROL SAMPLE RECOVERY

Lab Name: Eurofins Seattle Job No.: 580-111058-1

SDG No.: \_\_\_\_\_

Matrix: Water Level: Low Lab File ID: 40Scan031022a007.D

Lab ID: LCS 580-383282/2-A Client ID: \_\_\_\_\_

COMPOUND	SPIKE ADDED (ug/L)	LCS CONCENTRATION (ug/L)	LCS % REC	QC LIMITS REC	#
Phenol	2.00	0.847 J	42	13-120	M
Pyrene	2.00	1.91	95	57-126	
Pyridine	4.00	1.89 J	47	20-125	

# Column to be used to flag recovery and RPD values

FORM III  
GC/MS SEMI VOA LAB CONTROL SAMPLE RECOVERY

Lab Name: Eurofins Seattle Job No.: 580-111058-1  
 SDG No.: \_\_\_\_\_  
 Matrix: Water Level: Low Lab File ID: 40Scan031422a010.D  
 Lab ID: LCS 580-383558/2-A Client ID: \_\_\_\_\_

COMPOUND	SPIKE ADDED (ug/L)	LCS CONCENTRATION (ug/L)	LCS % REC	QC LIMITS REC	#
1,2,4-Trichlorobenzene	2.00	1.12	56	29-116	
1,2-Dichlorobenzene	2.00	1.15	57	32-111	
1,3-Dichlorobenzene	2.00	1.07	53	28-110	
1,4-Dichlorobenzene	2.00	1.08	54	29-112	
2,4,5-Trichlorophenol	2.00	1.46	73	53-123	
2,4,6-Trichlorophenol	2.00	1.24	62	50-125	
2,4-Dichlorophenol	2.00	1.34	67	47-121	
2,4-Dimethylphenol	2.00	1.21 J	60	31-124	
2,4-Dinitrophenol	4.00	2.30 J	57	23-143	M
2,4-Dinitrotoluene	2.00	1.49	75	57-128	
2,6-Dinitrotoluene	2.00	1.35	67	57-124	
2-Chloronaphthalene	2.00	1.27	63	40-116	
2-Chlorophenol	2.00	1.45	73	38-117	
2-Nitrophenol	2.00	1.52	76	47-123	
3,3'-Dichlorobenzidine	4.00	3.68	92	27-129	
4,6-Dinitro-2-methylphenol	4.00	3.17	79	44-137	
4-Bromophenyl phenyl ether	2.00	1.40	70	55-124	
4-Chloro-3-methylphenol	2.00	1.36	68	52-119	
4-Chlorophenyl phenyl ether	2.00	1.30	65	53-121	
4-Nitrophenol	4.00	6.0 U	27	35-145	Q
Azobenzene	2.00	1.44 J	72	61-116	
Bis(2-chloroethoxy)methane	2.00	1.35	67	48-120	
Bis(2-chloroethyl) ether	2.00	1.49	74	43-118	
Bis(2-ethylhexyl) phthalate	2.00	2.03 J	101	55-135	
bis (2-chloroisopropyl) ether	2.00	1.33	67	37-130	
Butyl benzyl phthalate	2.00	1.84 J	92	53-134	
Diethyl phthalate	2.00	1.71	85	56-125	
Dimethyl phthalate	2.00	1.47	74	45-127	
Di-n-butyl phthalate	2.00	1.74 J	87	59-127	
Di-n-octyl phthalate	2.00	1.72	86	51-140	
Hexachlorobenzene	2.00	1.39	69	53-125	
Hexachlorobutadiene	2.00	0.893 J	45	22-124	
Hexachlorocyclopentadiene	2.00	0.876 J	44	20-125	
Hexachloroethane	2.00	0.936 J	47	21-115	
Isophorone	2.00	1.33	66	42-124	
m+p-Cresol	2.00	1.21	60	29-110	
Nitrobenzene	2.00	1.36	68	45-121	
N-Nitrosodimethylamine	2.00	1.12 J	56	45-125	
N-Nitrosodi-n-propylamine	2.00	1.38	69	49-119	
N-Nitrosodiphenylamine	2.00	1.51	75	51-123	
o-Cresol	2.00	1.25	62	30-117	
Pentachlorophenol	4.00	1.86 J	47	35-138	

# Column to be used to flag recovery and RPD values

FORM III  
GC/MS SEMI VOA LAB CONTROL SAMPLE RECOVERY

Lab Name: Eurofins Seattle Job No.: 580-111058-1

SDG No.: \_\_\_\_\_

Matrix: Water Level: Low Lab File ID: 40Scan031422a010.D

Lab ID: LCS 580-383558/2-A Client ID: \_\_\_\_\_

COMPOUND	SPIKE ADDED (ug/L)	LCS CONCENTRATION (ug/L)	LCS % REC	QC LIMITS REC	#
Phenol	2.00	0.693 J	35	13-120	
Pyrene	2.00	1.73	87	57-126	
Pyridine	4.00	1.42 J	35	20-125	

# Column to be used to flag recovery and RPD values

FORM III  
GC/MS SEMI VOA LAB CONTROL SAMPLE DUPLICATE RECOVERY

Lab Name: Eurofins Seattle Job No.: 580-111058-1  
 SDG No.: \_\_\_\_\_  
 Matrix: Water Level: Low Lab File ID: 40Scan031022a008.D  
 Lab ID: LCSD 580-383282/3-A Client ID: \_\_\_\_\_

COMPOUND	SPIKE ADDED (ug/L)	LCSD CONCENTRATION (ug/L)	LCSD % REC	% RPD	QC LIMITS		#
					RPD	REC	
1,2,4-Trichlorobenzene	2.00	1.20	60	26	20	29-116	Q
1,2-Dichlorobenzene	2.00	1.20	60	30	20	32-111	Q
1,3-Dichlorobenzene	2.00	1.15	58	32	20	28-110	Q
1,4-Dichlorobenzene	2.00	1.20	60	27	20	29-112	Q
2,4,5-Trichlorophenol	2.00	1.40	70	8	20	53-123	
2,4,6-Trichlorophenol	2.00	1.19	60	21	20	50-125	Q
2,4-Dichlorophenol	2.00	1.20	60	30	20	47-121	Q
2,4-Dimethylphenol	2.00	1.15 J	58	28	20	31-124	Q
2,4-Dinitrophenol	4.00	2.43 J	61	10	20	23-143	M
2,4-Dinitrotoluene	2.00	1.57	78	8	20	57-128	
2,6-Dinitrotoluene	2.00	1.40	70	15	20	57-124	
2-Chloronaphthalene	2.00	1.25	62	24	20	40-116	Q
2-Chlorophenol	2.00	1.23	62	30	20	38-117	Q
2-Nitrophenol	2.00	1.29	64	28	20	47-123	Q
3,3'-Dichlorobenzidine	4.00	3.93	98	6	20	27-129	
4,6-Dinitro-2-methylphenol	4.00	3.10	78	5	20	44-137	
4-Bromophenyl phenyl ether	2.00	1.42	71	17	20	55-124	
4-Chloro-3-methylphenol	2.00	1.37	68	14	20	52-119	
4-Chlorophenyl phenyl ether	2.00	1.29	64	17	20	53-121	
4-Nitrophenol	4.00	6.0 U	42	10	20	35-145	
Azobenzene	2.00	1.34 J	67	17	20	61-116	
Bis(2-chloroethoxy)methane	2.00	1.20	60	31	20	48-120	Q
Bis(2-chloroethyl) ether	2.00	1.20	60	30	20	43-118	Q
Bis(2-ethylhexyl) phthalate	2.00	2.20 J	110	1	20	55-135	
bis (2-chloroisopropyl) ether	2.00	1.14	57	34	20	37-130	Q
Butyl benzyl phthalate	2.00	2.02 J	101	2	20	53-134	
Diethyl phthalate	2.00	1.67	83	3	20	56-125	
Dimethyl phthalate	2.00	1.53	76	11	20	45-127	
Di-n-butyl phthalate	2.00	1.91 J	96	3	20	59-127	
Di-n-octyl phthalate	2.00	1.92	96	1	20	51-140	
Hexachlorobenzene	2.00	1.42	71	14	20	53-125	
Hexachlorobutadiene	2.00	1.16	58	29	20	22-124	Q
Hexachlorocyclopentadiene	2.00	1.09	55	27	20	20-125	Q
Hexachloroethane	2.00	1.09	54	31	20	21-115	Q
Isophorone	2.00	1.23	61	27	20	42-124	Q
m+p-Cresol	2.00	1.08	54	24	20	29-110	M Q
Nitrobenzene	2.00	1.25	62	25	20	45-121	Q
N-Nitrosodimethylamine	2.00	0.998 J	50	20	20	45-125	
N-Nitrosodi-n-propylamine	2.00	1.26	63	26	20	49-119	Q
N-Nitrosodiphenylamine	2.00	1.59	80	7	20	51-123	
o-Cresol	2.00	1.08	54	27	20	30-117	Q
Pentachlorophenol	4.00	2.76 J	69	23	20	35-138	Q

# Column to be used to flag recovery and RPD values

FORM III  
GC/MS SEMI VOA LAB CONTROL SAMPLE DUPLICATE RECOVERY

Lab Name: Eurofins Seattle Job No.: 580-111058-1  
 SDG No.: \_\_\_\_\_  
 Matrix: Water Level: Low Lab File ID: 40Scan031022a008.D  
 Lab ID: LCSD 580-383282/3-A Client ID: \_\_\_\_\_

COMPOUND	SPIKE ADDED (ug/L)	LCSD CONCENTRATION (ug/L)	LCSD % REC	% RPD	QC LIMITS		#
					RPD	REC	
Phenol	2.00	0.662 J	33	25	20	13-120	Q
Pyrene	2.00	1.81	90	5	20	57-126	
Pyridine	4.00	1.65 J	41	13	20	20-125	

# Column to be used to flag recovery and RPD values



FORM III  
GC/MS SEMI VOA LAB CONTROL SAMPLE DUPLICATE RECOVERY

Lab Name: Eurofins Seattle Job No.: 580-111058-1  
 SDG No.: \_\_\_\_\_  
 Matrix: Water Level: Low Lab File ID: 40Scan031422a011.D  
 Lab ID: LCSD 580-383558/3-A Client ID: \_\_\_\_\_

COMPOUND	SPIKE ADDED (ug/L)	LCSD CONCENTRATION (ug/L)	LCSD % REC	% RPD	QC LIMITS		#
					RPD	REC	
1,2,4-Trichlorobenzene	2.00	1.16	58	4	20	29-116	
1,2-Dichlorobenzene	2.00	1.11	56	3	20	32-111	
1,3-Dichlorobenzene	2.00	1.01	51	5	20	28-110	
1,4-Dichlorobenzene	2.00	1.06	53	2	20	29-112	
2,4,5-Trichlorophenol	2.00	1.55	78	6	20	53-123	
2,4,6-Trichlorophenol	2.00	1.42	71	14	20	50-125	
2,4-Dichlorophenol	2.00	1.49	74	10	20	47-121	
2,4-Dimethylphenol	2.00	1.31 J	65	8	20	31-124	
2,4-Dinitrophenol	4.00	2.72 J	68	17	20	23-143	M
2,4-Dinitrotoluene	2.00	1.63	81	9	20	57-128	
2,6-Dinitrotoluene	2.00	1.56	78	15	20	57-124	
2-Chloronaphthalene	2.00	1.40	70	10	20	40-116	
2-Chlorophenol	2.00	1.43	71	2	20	38-117	
2-Nitrophenol	2.00	1.50	75	1	20	47-123	
3,3'-Dichlorobenzidine	4.00	3.80	95	3	20	27-129	
4,6-Dinitro-2-methylphenol	4.00	3.23	81	2	20	44-137	
4-Bromophenyl phenyl ether	2.00	1.50	75	7	20	55-124	
4-Chloro-3-methylphenol	2.00	1.51	76	10	20	52-119	
4-Chlorophenyl phenyl ether	2.00	1.46	73	11	20	53-121	
4-Nitrophenol	4.00	6.0 U	38	35	20	35-145	Q
Azobenzene	2.00	1.52 J	76	5	20	61-116	
Bis(2-chloroethoxy)methane	2.00	1.43	71	6	20	48-120	
Bis(2-chloroethyl) ether	2.00	1.47	73	1	20	43-118	
Bis(2-ethylhexyl) phthalate	2.00	2.14 J	107	6	20	55-135	
bis (2-chloroisopropyl) ether	2.00	1.38	69	4	20	37-130	
Butyl benzyl phthalate	2.00	2.06 J	103	12	20	53-134	
Diethyl phthalate	2.00	1.93	96	12	20	56-125	
Dimethyl phthalate	2.00	1.70	85	14	20	45-127	
Di-n-butyl phthalate	2.00	1.83 J	92	5	20	59-127	
Di-n-octyl phthalate	2.00	1.95	97	12	20	51-140	
Hexachlorobenzene	2.00	1.44	72	4	20	53-125	
Hexachlorobutadiene	2.00	0.854 J	43	4	20	22-124	
Hexachlorocyclopentadiene	2.00	0.865 J	43	1	20	20-125	
Hexachloroethane	2.00	0.860 J	43	9	20	21-115	
Isophorone	2.00	1.40	70	6	20	42-124	
m+p-Cresol	2.00	1.16	58	4	20	29-110	
Nitrobenzene	2.00	1.46	73	6	20	45-121	
N-Nitrosodimethylamine	2.00	1.09 J	55	3	20	45-125	
N-Nitrosodi-n-propylamine	2.00	1.45	72	5	20	49-119	
N-Nitrosodiphenylamine	2.00	1.58	79	5	20	51-123	
o-Cresol	2.00	1.21	61	3	20	30-117	
Pentachlorophenol	4.00	1.79 J	45	4	20	35-138	

# Column to be used to flag recovery and RPD values

FORM III  
GC/MS SEMI VOA LAB CONTROL SAMPLE DUPLICATE RECOVERY

Lab Name: Eurofins Seattle Job No.: 580-111058-1  
 SDG No.: \_\_\_\_\_  
 Matrix: Water Level: Low Lab File ID: 40Scan031422a011.D  
 Lab ID: LCSD 580-383558/3-A Client ID: \_\_\_\_\_

COMPOUND	SPIKE ADDED (ug/L)	LCSD CONCENTRATION (ug/L)	LCSD % REC	% RPD	QC LIMITS		#
					RPD	REC	
Phenol	2.00	0.683 J	34	1	20	13-120	
Pyrene	2.00	1.88	94	8	20	57-126	
Pyridine	4.00	3.2 U	13	95	20	20-125	Q

# Column to be used to flag recovery and RPD values

FORM IV  
GC/MS SEMI VOA METHOD BLANK SUMMARY

Lab Name: Eurofins Seattle Job No.: 580-111058-1  
 SDG No.: \_\_\_\_\_  
 Lab File ID: 40Scan031022a006.D Lab Sample ID: MB 580-383282/1-A  
 Matrix: Water Date Extracted: 03/09/2022 09:28  
 Instrument ID: TAC040 Date Analyzed: 03/10/2022 11:53  
 Level: (Low/Med) Low

THIS METHOD BLANK APPLIES TO THE FOLLOWING SAMPLES:

CLIENT SAMPLE ID	LAB SAMPLE ID	LAB FILE ID	DATE ANALYZED
	LCS 580-383282/2-A	40Scan03102 2a007.D	03/10/2022 12:16
	LCSD 580-383282/3-A	40Scan03102 2a008.D	03/10/2022 12:39
ERH2680 (HDMW2253-3)	580-111058-2	40Scan03102 2a024.D	03/10/2022 18:40

FORM IV  
GC/MS SEMI VOA METHOD BLANK SUMMARY

Lab Name: Eurofins Seattle Job No.: 580-111058-1  
 SDG No.: \_\_\_\_\_  
 Lab File ID: 40Scan031422a008.D Lab Sample ID: MB 580-383558/1-A  
 Matrix: Water Date Extracted: 03/11/2022 09:25  
 Instrument ID: TAC040 Date Analyzed: 03/14/2022 13:36  
 Level: (Low/Med) Low

THIS METHOD BLANK APPLIES TO THE FOLLOWING SAMPLES:

CLIENT SAMPLE ID	LAB SAMPLE ID	LAB FILE ID	DATE ANALYZED
	LCS 580-383558/2-A	40Scan03142 2a010.D	03/14/2022 14:23
	LCSD 580-383558/3-A	40Scan03142 2a011.D	03/14/2022 14:46
ERH2671 (RHMW15-5)	580-111058-1	40Scan03142 2a015.D	03/14/2022 16:19

FORM V  
GC/MS SEMI VOA INSTRUMENT PERFORMANCE CHECK  
DECAFLUOROTRIPHENYLPHOSPHINE (DFTPP)

Lab Name: Eurofins Seattle Job No.: 580-111058-1  
 SDG No.: \_\_\_\_\_  
 Lab File ID: 40Scan030322a005.D DFTPP Injection Date: 03/03/2022  
 Instrument ID: TAC040 DFTPP Injection Time: 16:15  
 Analysis Batch No.: 382822

M/E	ION ABUNDANCE CRITERIA	% RELATIVE ABUNDANCE
51	10.0 - 80.0 % of mass 198	17.4
68	Less than 2.0 % of mass 69	0.3 (1.3) 1
69	Mass 69 relative abundance	22.6
70	Less than 2.0 % of mass 69	0.1 (0.4) 1
127	10.0 - 80.0 % of mass 198	47.1
197	Less than 2.0 % of mass 198	0.3
198	Base Peak, 100% relative abundance	100.0
199	5.0 - 9.0 % of mass 198	6.7
275	10.0 - 60.0 % of mass 198	25.2
365	Greater than 1.0 % of mass 198	4.0
441	Present but less than mass 443	18.9
442	Greater than 50.0 % of mass 198	116.8
443	15.0 - 24.0 % of mass 442	22.6 (19.4) 2

1-Value is % mass 69

2-Value is % mass 442

THIS CHECK APPLIES TO THE FOLLOWING SAMPLES, MS, MSD, BLANKS AND STANDARDS:

CLIENT SAMPLE ID	LAB SAMPLE ID	LAB FILE ID	DATE ANALYZED	TIME ANALYZED
	STD10 580-382822/4	40Scan030322a	03/03/2022	17:30
	STD9 580-382822/5	40Scan030322a	03/03/2022	17:53
	STD8 580-382822/6	40Scan030322a	03/03/2022	18:16
	STD7IS 580-382822/7	40Scan030322a	03/03/2022	18:40
	STD6 580-382822/8	40Scan030322a	03/03/2022	19:03
	STD5 580-382822/9	40Scan030322a	03/03/2022	19:26
	STD4 580-382822/10	40Scan030322a	03/03/2022	19:49
	STD3 580-382822/11	40Scan030322a	03/03/2022	20:12
	STD2 580-382822/12	40Scan030322a	03/03/2022	20:35
	STD1 580-382822/13	40Scan030322a	03/03/2022	20:58
	ICV 580-382822/15	40Scan030322a	03/03/2022	21:44

FORM V  
GC/MS SEMI VOA INSTRUMENT PERFORMANCE CHECK  
DECAFLUOROTRIPHENYLPHOSPHINE (DFTPP)

Lab Name: Eurofins Seattle Job No.: 580-111058-1  
 SDG No.: \_\_\_\_\_  
 Lab File ID: 40Scan031022a003.D DFTPP Injection Date: 03/10/2022  
 Instrument ID: TAC040 DFTPP Injection Time: 10:44  
 Analysis Batch No.: 383442

M/E	ION ABUNDANCE CRITERIA	% RELATIVE ABUNDANCE
51	10.0 - 80.0 % of mass 198	18.0
68	Less than 2.0 % of mass 69	0.3 (1.5) 1
69	Mass 69 relative abundance	22.2
70	Less than 2.0 % of mass 69	0.1 (0.5) 1
127	10.0 - 80.0 % of mass 198	48.9
197	Less than 2.0 % of mass 198	0.9
198	Base Peak, 100% relative abundance	100.0
199	5.0 - 9.0 % of mass 198	6.9
275	10.0 - 60.0 % of mass 198	24.4
365	Greater than 1.0 % of mass 198	3.9
441	Present but less than mass 443	17.1
442	Greater than 50.0 % of mass 198	108.5
443	15.0 - 24.0 % of mass 442	20.7 (19.1) 2

1-Value is % mass 69

2-Value is % mass 442

THIS CHECK APPLIES TO THE FOLLOWING SAMPLES, MS, MSD, BLANKS AND STANDARDS:

CLIENT SAMPLE ID	LAB SAMPLE ID	LAB FILE ID	DATE ANALYZED	TIME ANALYZED
	CCVIS 580-383442/3	40Scan031022a	03/10/2022	11:07
	MB 580-383282/1-A	40Scan031022a	03/10/2022	11:53
	LCS 580-383282/2-A	40Scan031022a	03/10/2022	12:16
	LCSD 580-383282/3-A	40Scan031022a	03/10/2022	12:39
ERH2680 (HDMW2253-3)	580-111058-2	40Scan031022a	03/10/2022	18:40
	CCVC 580-383442/30	40Scan031022a	03/10/2022	21:17

FORM V  
GC/MS SEMI VOA INSTRUMENT PERFORMANCE CHECK  
DECAFLUOROTRIPHENYLPHOSPHINE (DFTPP)

Lab Name: Eurofins Seattle Job No.: 580-111058-1  
 SDG No.: \_\_\_\_\_  
 Lab File ID: 40Scan031422a005.D DFTPP Injection Date: 03/14/2022  
 Instrument ID: TAC040 DFTPP Injection Time: 12:19  
 Analysis Batch No.: 383728

M/E	ION ABUNDANCE CRITERIA	% RELATIVE ABUNDANCE
51	10.0 - 80.0 % of mass 198	17.1
68	Less than 2.0 % of mass 69	0.3 (1.3) 1
69	Mass 69 relative abundance	21.9
70	Less than 2.0 % of mass 69	0.1 (0.4) 1
127	10.0 - 80.0 % of mass 198	47.9
197	Less than 2.0 % of mass 198	0.9
198	Base Peak, 100% relative abundance	100.0
199	5.0 - 9.0 % of mass 198	6.7
275	10.0 - 60.0 % of mass 198	25.6
365	Greater than 1.0 % of mass 198	4.3
441	Present but less than mass 443	19.3
442	Greater than 50.0 % of mass 198	120.1
443	15.0 - 24.0 % of mass 442	22.8 (19.0) 2

1-Value is % mass 69

2-Value is % mass 442

THIS CHECK APPLIES TO THE FOLLOWING SAMPLES, MS, MSD, BLANKS AND STANDARDS:

CLIENT SAMPLE ID	LAB SAMPLE ID	LAB FILE ID	DATE ANALYZED	TIME ANALYZED
	CCVIS 580-383728/3	40Scan031422a	03/14/2022	12:50
	MB 580-383558/1-A	40Scan031422a	03/14/2022	13:36
	LCS 580-383558/2-A	40Scan031422a	03/14/2022	14:23
	LCSD 580-383558/3-A	40Scan031422a	03/14/2022	14:46
ERH2671 (RHMW15-5)	580-111058-1	40Scan031422a	03/14/2022	16:19
	CCVC 580-383728/20	40Scan031422a	03/14/2022	19:24

FORM VIII  
GC/MS SEMI VOA INTERNAL STANDARD AREA AND RETENTION TIME SUMMARY

Lab Name: Eurofins Seattle Job No.: 580-111058-1  
 SDG No.: \_\_\_\_\_  
 Sample No.: STD7IS 580-382822/7 Date Analyzed: 03/03/2022 18:40  
 Instrument ID: TAC040 GC Column: ZB-SV ID: 0.25 (mm)  
 Lab File ID (Standard): 40Scan030322a010.D Heated Purge: (Y/N) N  
 Calibration ID: 32160

	DCBd4		NPT		ANT	
	AREA #	RT #	AREA #	RT #	AREA #	RT #
INITIAL CALIBRATION MID-POINT	25668	4.71	90230	5.74	46704	7.17
UPPER LIMIT	51336	5.21	180460	6.24	93408	7.67
LOWER LIMIT	12834	4.21	45115	5.24	23352	6.67
LAB SAMPLE ID	CLIENT SAMPLE ID					
ICV 580-382822/15	21257	4.71	74231	5.74	39793	7.17

DCBd4 = 1,4-Dichlorobenzene-d4  
 NPT = Naphthalene-d8  
 ANT = Acenaphthene-d10

Area Limit = 50%-200% of internal standard area  
 RT Limit = ± 0.5 minutes of internal standard RT

# Column used to flag values outside QC limits



FORM VIII  
GC/MS SEMI VOA INTERNAL STANDARD AREA AND RETENTION TIME SUMMARY

Lab Name: Eurofins Seattle Job No.: 580-111058-1  
 SDG No.: \_\_\_\_\_  
 Sample No.: STD7IS 580-382822/7 Date Analyzed: 03/03/2022 18:40  
 Instrument ID: TAC040 GC Column: ZB-SV ID: 0.25 (mm)  
 Lab File ID (Standard): 40Scan030322a010.D Heated Purge: (Y/N) N  
 Calibration ID: 32160

	PHN		CRY		PRY	
	AREA #	RT #	AREA #	RT #	AREA #	RT #
INITIAL CALIBRATION MID-POINT	78506	8.39	63107	10.60	65242	12.11
UPPER LIMIT	157012	8.89	126214	11.10	130484	12.61
LOWER LIMIT	39253	7.89	31554	10.10	32621	11.61
LAB SAMPLE ID	CLIENT SAMPLE ID					
ICV 580-382822/15	64021	8.39	51229	10.60	51502	12.11

PHN = Phenanthrene-d10  
 CRY = Chrysene-d12  
 PRY = Perylene-d12

Area Limit = 50%-200% of internal standard area  
 RT Limit = ± 0.5 minutes of internal standard RT

# Column used to flag values outside QC limits

FORM VIII  
GC/MS SEMI VOA INTERNAL STANDARD AREA AND RETENTION TIME SUMMARY

Lab Name: Eurofins Seattle Job No.: 580-111058-1  
 SDG No.: \_\_\_\_\_  
 Sample No.: CCVIS 580-383442/3 Date Analyzed: 03/10/2022 11:07  
 Instrument ID: TAC040 GC Column: ZB-SV ID: 0.25 (mm)  
 Lab File ID (Standard): 40Scan031022a004.D Heated Purge: (Y/N) N  
 Calibration ID: 32160

	DCBd4		NPT		ANT		
	AREA #	RT #	AREA #	RT #	AREA #	RT #	
12/24 HOUR STD	24909	4.71	88913	5.74	46557	7.17	
UPPER LIMIT	49818	5.21	177826	6.24	93114	7.67	
LOWER LIMIT	12455	4.21	44457	5.24	23279	6.67	
LAB SAMPLE ID	CLIENT SAMPLE ID						
MB 580-383282/1-A		22055	4.71	79321	5.74	38489	7.17
LCS 580-383282/2-A		22830	4.71	80817	5.74	43843	7.17
LCSD 580-383282/3-A		22717	4.71	79156	5.74	41251	7.17
580-111058-2	ERH2680 (HDMW2253-3)	23059	4.70	81872	5.73	40916	7.17
CCVC 580-383442/30		25821	4.70	93843	5.73	50895	7.17

DCBd4 = 1,4-Dichlorobenzene-d4  
 NPT = Naphthalene-d8  
 ANT = Acenaphthene-d10

Area Limit = 50%-200% of internal standard area  
 RT Limit = ± 0.5 minutes of internal standard RT

# Column used to flag values outside QC limits

FORM VIII  
GC/MS SEMI VOA INTERNAL STANDARD AREA AND RETENTION TIME SUMMARY

Lab Name: Eurofins Seattle Job No.: 580-111058-1  
 SDG No.: \_\_\_\_\_  
 Sample No.: CCVIS 580-383442/3 Date Analyzed: 03/10/2022 11:07  
 Instrument ID: TAC040 GC Column: ZB-SV ID: 0.25 (mm)  
 Lab File ID (Standard): 40Scan031022a004.D Heated Purge: (Y/N) N  
 Calibration ID: 32160

	PHN		CRY		PRY		
	AREA #	RT #	AREA #	RT #	AREA #	RT #	
12/24 HOUR STD	77000	8.38	63009	10.59	65270	12.11	
UPPER LIMIT	154000	8.88	126018	11.09	130540	12.61	
LOWER LIMIT	38500	7.88	31505	10.09	32635	11.61	
LAB SAMPLE ID	CLIENT SAMPLE ID						
MB 580-383282/1-A	63669	8.38	51133	10.59	57755	12.11	
LCS 580-383282/2-A	70436	8.38	58196	10.59	59971	12.11	
LCSD 580-383282/3-A	68983	8.38	54802	10.59	55853	12.11	
580-111058-2	ERH2680 (HDMW2253-3)	63314	8.38	54119	10.59	63411	12.10
CCVC 580-383442/30	78103	8.38	75019	10.59	72580	12.10	

PHN = Phenanthrene-d10  
 CRY = Chrysene-d12  
 PRY = Perylene-d12

Area Limit = 50%-200% of internal standard area  
 RT Limit = ± 0.5 minutes of internal standard RT

# Column used to flag values outside QC limits

FORM VIII  
GC/MS SEMI VOA INTERNAL STANDARD AREA AND RETENTION TIME SUMMARY

Lab Name: Eurofins Seattle Job No.: 580-111058-1  
 SDG No.: \_\_\_\_\_  
 Sample No.: CCVIS 580-383728/3 Date Analyzed: 03/14/2022 12:50  
 Instrument ID: TAC040 GC Column: ZB-SV ID: 0.25 (mm)  
 Lab File ID (Standard): 40Scan031422a006.D Heated Purge: (Y/N) N  
 Calibration ID: 32160

	DCBd4		NPT		ANT		
	AREA #	RT #	AREA #	RT #	AREA #	RT #	
12/24 HOUR STD	25466	4.70	87516	5.73	46977	7.17	
UPPER LIMIT	50932	5.20	175032	6.23	93954	7.67	
LOWER LIMIT	12733	4.20	43758	5.23	23489	6.67	
LAB SAMPLE ID	CLIENT SAMPLE ID						
MB 580-383558/1-A		28143	4.70	88359	5.73	35421	7.17
LCS 580-383558/2-A		25498	4.71	90128	5.73	48422	7.17
LCSD 580-383558/3-A		28320	4.70	94237	5.73	49132	7.17
580-111058-1	ERH2671 (RHMW15-5)	24304	4.70	86116	5.73	35324	7.17
CCVC 580-383728/20		28076	4.71	94050	5.74	50133	7.17

DCBd4 = 1,4-Dichlorobenzene-d4  
 NPT = Naphthalene-d8  
 ANT = Acenaphthene-d10

Area Limit = 50%-200% of internal standard area  
 RT Limit = ± 0.5 minutes of internal standard RT

# Column used to flag values outside QC limits

FORM VIII  
GC/MS SEMI VOA INTERNAL STANDARD AREA AND RETENTION TIME SUMMARY

Lab Name: Eurofins Seattle Job No.: 580-111058-1  
 SDG No.: \_\_\_\_\_  
 Sample No.: CCVIS 580-383728/3 Date Analyzed: 03/14/2022 12:50  
 Instrument ID: TAC040 GC Column: ZB-SV ID: 0.25 (mm)  
 Lab File ID (Standard): 40Scan031422a006.D Heated Purge: (Y/N) N  
 Calibration ID: 32160

	PHN		CRY		PRY		
	AREA #	RT #	AREA #	RT #	AREA #	RT #	
12/24 HOUR STD	75297	8.38	57300	10.59	55878	12.11	
UPPER LIMIT	150594	8.88	114600	11.09	111756	12.61	
LOWER LIMIT	37649	7.88	28650	10.09	27939	11.61	
LAB SAMPLE ID	CLIENT SAMPLE ID						
MB 580-383558/1-A	65484	8.38	50807	10.59	51569	12.11	
LCS 580-383558/2-A	76469	8.38	62040	10.59	58346	12.11	
LCSD 580-383558/3-A	82375	8.38	64110	10.59	59477	12.10	
580-111058-1	ERH2671 (RHMW15-5)	69341	8.38	54511	10.59	54049	12.11
CCVC 580-383728/20		82452	8.38	86224	10.59	86881	12.11

PHN = Phenanthrene-d10  
 CRY = Chrysene-d12  
 PRY = Perylene-d12

Area Limit = 50%-200% of internal standard area  
 RT Limit = ± 0.5 minutes of internal standard RT

# Column used to flag values outside QC limits

FORM I  
GC/MS SEMI VOA ORGANICS ANALYSIS DATA SHEET

Lab Name: Eurofins Seattle Job No.: 580-111058-1  
 SDG No.: \_\_\_\_\_  
 Client Sample ID: ERH2671 (RHMW15-5) Lab Sample ID: 580-111058-1  
 Matrix: Water Lab File ID: 40Scan031422a015.D  
 Analysis Method: 8270E Date Collected: 03/04/2022 08:45  
 Extract. Method: 3510C Date Extracted: 03/11/2022 09:25  
 Sample wt/vol: 994.1(mL) Date Analyzed: 03/14/2022 16:19  
 Con. Extract Vol.: 2(mL) Dilution Factor: 1  
 Injection Volume: 1(uL) Level: (low/med) Low  
 % Moisture: \_\_\_\_\_ GPC Cleanup: (Y/N) N  
 Analysis Batch No.: 383728 Units: ug/L

CAS NO.	COMPOUND NAME	RESULT	Q	LOQ	LOD	DL
120-82-1	1,2,4-Trichlorobenzene	0.30	U	0.40	0.30	0.091
95-50-1	1,2-Dichlorobenzene	0.15	U	0.40	0.15	0.050
541-73-1	1,3-Dichlorobenzene	0.091	U	0.40	0.091	0.040
106-46-7	1,4-Dichlorobenzene	0.091	U	0.40	0.091	0.040
95-95-4	2,4,5-Trichlorophenol	0.30	U	0.40	0.30	0.10
88-06-2	2,4,6-Trichlorophenol	0.30	U	0.60	0.30	0.10
120-83-2	2,4-Dichlorophenol	0.50	U	1.0	0.50	0.20
105-67-9	2,4-Dimethylphenol	0.50	U	4.0	0.50	0.16
51-28-5	2,4-Dinitrophenol	3.2	U Q	5.0	3.2	1.6
121-14-2	2,4-Dinitrotoluene	0.30	U	1.0	0.30	0.10
606-20-2	2,6-Dinitrotoluene	0.30	U	0.40	0.30	0.10
91-58-7	2-Chloronaphthalene	0.15	U	1.0	0.15	0.070
95-57-8	2-Chlorophenol	0.15	U	1.0	0.15	0.050
88-75-5	2-Nitrophenol	0.15	U	1.0	0.15	0.070
91-94-1	3,3'-Dichlorobenzidine	0.60	U	1.0	0.60	0.26
534-52-1	4,6-Dinitro-2-methylphenol	1.2	U Q	2.0	1.2	0.55
101-55-3	4-Bromophenyl phenyl ether	0.15	U	0.60	0.15	0.060
59-50-7	4-Chloro-3-methylphenol	0.30	U	0.60	0.30	0.13
7005-72-3	4-Chlorophenyl phenyl ether	0.15	U	0.60	0.15	0.050
100-02-7	4-Nitrophenol	6.0	U Q	10	6.0	1.7
103-33-3	Azobenzene	0.15	U M	2.0	0.15	0.060
111-91-1	Bis(2-chloroethoxy)methane	0.15	U	0.60	0.15	0.050
111-44-4	Bis(2-chloroethyl)ether	0.091	U	0.10	0.091	0.030
117-81-7	Bis(2-ethylhexyl) phthalate	1.6	U Q	3.0	1.6	0.74
108-60-1	bis (2-chloroisopropyl) ether	0.15	U	0.25	0.15	0.060
85-68-7	Butyl benzyl phthalate	0.60	U Q	4.0	0.60	0.27
84-66-2	Diethyl phthalate	0.15	J	1.0	0.30	0.15
131-11-3	Dimethyl phthalate	0.15	U	0.60	0.15	0.060
84-74-2	Di-n-butyl phthalate	0.50	U	3.0	0.50	0.19
117-84-0	Di-n-octyl phthalate	0.30	U M	1.0	0.30	0.13
118-74-1	Hexachlorobenzene	0.091	U	0.60	0.091	0.040
87-68-3	Hexachlorobutadiene	0.15	U	1.0	0.15	0.060
77-47-4	Hexachlorocyclopentadiene	0.30	U	1.0	0.30	0.14
67-72-1	Hexachloroethane	0.15	U	1.0	0.15	0.050

FORM I  
GC/MS SEMI VOA ORGANICS ANALYSIS DATA SHEET

Lab Name: Eurofins Seattle Job No.: 580-111058-1  
 SDG No.: \_\_\_\_\_  
 Client Sample ID: ERH2671 (RHMW15-5) Lab Sample ID: 580-111058-1  
 Matrix: Water Lab File ID: 40Scan031422a015.D  
 Analysis Method: 8270E Date Collected: 03/04/2022 08:45  
 Extract. Method: 3510C Date Extracted: 03/11/2022 09:25  
 Sample wt/vol: 994.1(mL) Date Analyzed: 03/14/2022 16:19  
 Con. Extract Vol.: 2(mL) Dilution Factor: 1  
 Injection Volume: 1(uL) Level: (low/med) Low  
 % Moisture: \_\_\_\_\_ GPC Cleanup: (Y/N) N  
 Analysis Batch No.: 383728 Units: ug/L

CAS NO.	COMPOUND NAME	RESULT	Q	LOQ	LOD	DL
78-59-1	Isophorone	0.30	U	0.40	0.30	0.10
15831-10-4	m+p-Cresol	0.30	U	0.60	0.30	0.10
98-95-3	Nitrobenzene	0.091	U	1.0	0.091	0.040
62-75-9	N-Nitrosodimethylamine	0.60	U	2.0	0.60	0.26
621-64-7	N-Nitrosodi-n-propylamine	0.091	U	0.40	0.091	0.060
86-30-6	N-Nitrosodiphenylamine	0.15	U M	1.0	0.15	0.070
95-48-7	o-Cresol	0.15	U	0.60	0.15	0.050
87-86-5	Pentachlorophenol	1.0	U	10	1.0	0.51
108-95-2	Phenol	0.60	U	1.0	0.60	0.36
129-00-0	Pyrene	0.091	U M	1.0	0.091	0.040
110-86-1	Pyridine	3.2	U Q	10	3.2	1.1

CAS NO.	SURROGATE	%REC	Q	LIMITS
118-79-6	2,4,6-Tribromophenol (Surr)	49		43-140
321-60-8	2-Fluorobiphenyl	69		44-119
367-12-4	2-Fluorophenol (Surr)	44		19-119
4165-60-0	Nitrobenzene-d5 (Surr)	60		44-120
4165-62-2	Phenol-d5 (Surr)	26		10-120
1718-51-0	Terphenyl-d14	80		50-134

Eurofins Seattle  
Target Compound Quantitation Report

Data File: \\chromfs\Seattle\ChromData\TAC040\20220314-81724.b\40Scan031422a015.D  
 Lims ID: 580-111058-B-1-A  
 Client ID: ERH2671 (RHMW15-5)  
 Sample Type: Client  
 Inject. Date: 14-Mar-2022 16:19:30 ALS Bottle#: 11 Worklist Smp#: 11  
 Injection Vol: 1.0 ul Dil. Factor: 1.0000  
 Sample Info: 580-111058-B-1-A  
 Operator ID: tl Instrument ID: TAC040  
 Method: \\chromfs\Seattle\ChromData\TAC040\20220314-81724.b\8270TAC040.m  
 Limit Group: 8270D BNA QSM 5.0  
 Last Update: 15-Mar-2022 10:26:18 Calib Date: 03-Mar-2022 20:58:30  
 Integrator: RTE ID Type: RT Order ID  
 Quant Method: Internal Standard Quant By: Initial Calibration  
 Last ICal File: \\chromfs\Seattle\ChromData\TAC040\20220303-81577.b\40Scan030322a016.D

Column 1 : Det: MS SCAN  
 Process Host: CTX1650

First Level Reviewer: thaneeratw

Date: 15-Mar-2022 10:26:18

Compound	Sig	RT (min.)	Adj RT (min.)	Dlt RT (min.)	Q	Response	OnCol Amt ug/L	Flags
* 1 1,4-Dichlorobenzene-d4	152	4.701	4.701	0.000	88	24304	100.0	
* 2 Naphthalene-d8	136	5.731	5.731	-0.001	97	86116	100.0	
* 3 Acenaphthene-d10	164	7.166	7.166	0.000	90	35324	100.0	
* 4 Phenanthrene-d10	188	8.383	8.383	0.000	95	69341	100.0	
* 5 Chrysene-d12	240	10.589	10.589	0.000	93	54511	100.0	
* 6 Perylene-d12	264	12.107	12.107	0.000	93	54049	100.0	
\$ 7 2-Fluorophenol	112	3.659	3.654	0.005	78	101516	442.9	
\$ 8 Phenol-d5	99	4.431	4.431	0.000	97	63909	264.3	
\$ 9 Nitrobenzene-d5	82	5.154	5.154	0.000	75	99247	600.0	
\$ 10 2-Fluorobiphenyl	172	6.625	6.625	0.000	99	310461	688.1	
\$ 11 2,4,6-Tribromophenol	330	7.819	7.819	0.000	84	62498	490.1	
\$ 12 Terphenyl-d14	244	9.707	9.707	0.000	97	405589	803.8	
26 Cyclohexanone	55	4.542	4.553	0.000	1	180	NC	
21 n-Decane	57	4.589	4.589	0.000	93	12363	103.6	
29 Acetophenone	105	5.031	5.036	-0.005	19	1088	3.72	
41 Naphthalene	128	5.748	5.748	0.000	18	3287	4.17	
66 Diethyl phthalate	149	7.548	7.548	0.000	91	33744	76.4	
79 Phenanthrene	178	8.401	8.401	0.000	25	3897	5.48	
80 Anthracene	178	8.442	8.442	0.000	1	643	1.16	a
83 Di-n-butyl phthalate	149	8.895	8.895	0.000	38	10300	13.3	
88 Nonylphenol	135	9.748	9.743	0.012	0	199	NC	
87 Butyl benzyl phthalate	149	10.124	10.124	0.000	45	6748	21.2	
92 Bis(2-ethylhexyl) phthalate	149	10.648	10.648	0.000	86	48126	107.8	
121 DFTPP								

## QC Flag Legend

Processing Flags

NC - Not Calibrated



Review Flags

a - User Assigned ID

**Reagents:**

MeCl2\_CT\_00216

Amount Added: 1.00

Units: mL

Run Reagent

8270SIM\_IS\_00069

Amount Added: 10.00

Units: uL

Run Reagent

Eurofins Seattle

Data File: \\chromfs\Seattle\ChromData\TAC040\20220314-81724.b\40Scan031422a015.D

Injection Date: 14-Mar-2022 16:19:30

Instrument ID: TAC040

Lims ID: 580-111058-B-1-A

Lab Sample ID: 580-111058-1

Client ID: ERH2671 (RHMW15-5)

Operator ID: tl

ALS Bottle#: 11

Worklist Smp#: 11

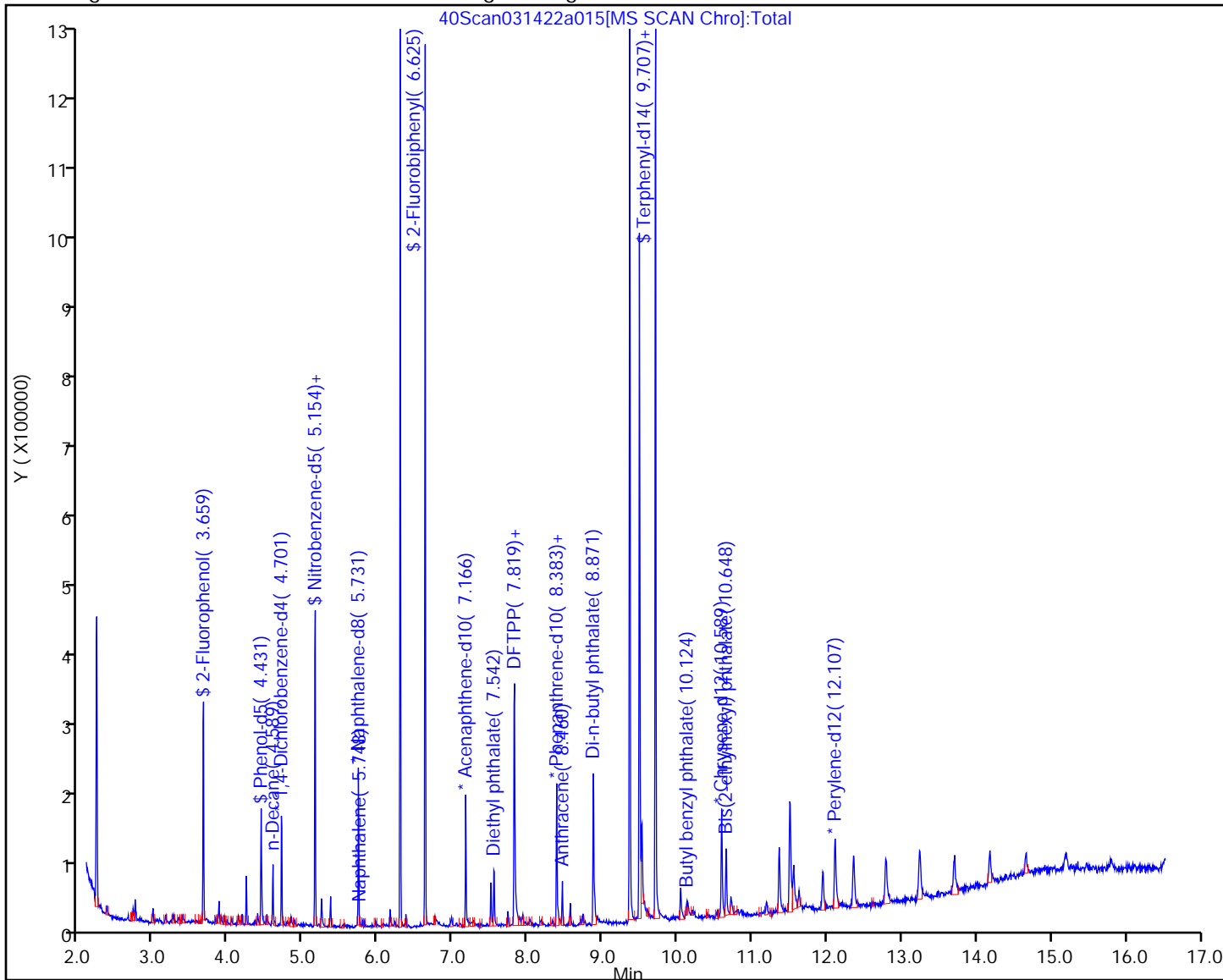
Injection Vol: 1.0 ul

Dil. Factor: 1.0000

Method: 8270TAC040

Limit Group: 8270D BNA QSM 5.0

Y Scaling: Method Defined: Scale to the Nth Largest Target: 1



Eurofins Seattle  
Recovery Report

Data File: \\chromfs\Seattle\ChromData\TAC040\20220314-81724.b\40Scan031422a015.D  
 Lims ID: 580-111058-B-1-A  
 Client ID: ERH2671 (RHMW15-5)  
 Sample Type: Client  
 Inject. Date: 14-Mar-2022 16:19:30 ALS Bottle#: 11 Worklist Smp#: 11  
 Injection Vol: 1.0 ul Dil. Factor: 1.0000  
 Sample Info: 580-111058-B-1-A  
 Operator ID: tl Instrument ID: TAC040  
 Method: \\chromfs\Seattle\ChromData\TAC040\20220314-81724.b\8270TAC040.m  
 Limit Group: 8270D BNA QSM 5.0  
 Last Update: 15-Mar-2022 10:26:18 Calib Date: 03-Mar-2022 20:58:30  
 Integrator: RTE ID Type: RT Order ID  
 Quant Method: Internal Standard Quant By: Initial Calibration  
 Last ICal File: \\chromfs\Seattle\ChromData\TAC040\20220303-81577.b\40Scan030322a016.D  
 Column 1 : Det: MS SCAN  
 Process Host: CTX1650

First Level Reviewer: thaneeratw

Date: 15-Mar-2022 10:26:18

Compound	Amount Added	Amount Recovered	% Rec.
\$ 7 2-Fluorophenol	1000.0	442.9	44.29
\$ 8 Phenol-d5	1000.0	264.3	26.43
\$ 9 Nitrobenzene-d5	1000.0	600.0	60.00
\$ 10 2-Fluorobiphenyl	1000.0	688.1	68.81
\$ 11 2,4,6-Tribromophenol	1000.0	490.1	49.01
\$ 12 Terphenyl-d14	1000.0	803.8	80.38

Eurofins Seattle

Data File: \\chromfs\Seattle\ChromData\TAC040\20220314-81724.b\40Scan031422a015.D

Injection Date: 14-Mar-2022 16:19:30

Instrument ID: TAC040

Lims ID: 580-111058-B-1-A

Lab Sample ID: 580-111058-1

Client ID: ERH2671 (RHMW15-5)

Operator ID: tl

ALS Bottle#: 11

Worklist Smp#: 11

Injection Vol: 1.0 ul

Dil. Factor: 1.0000

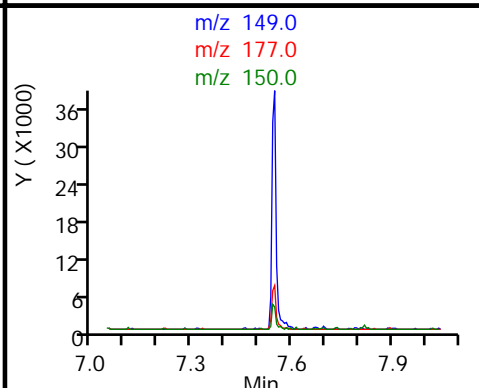
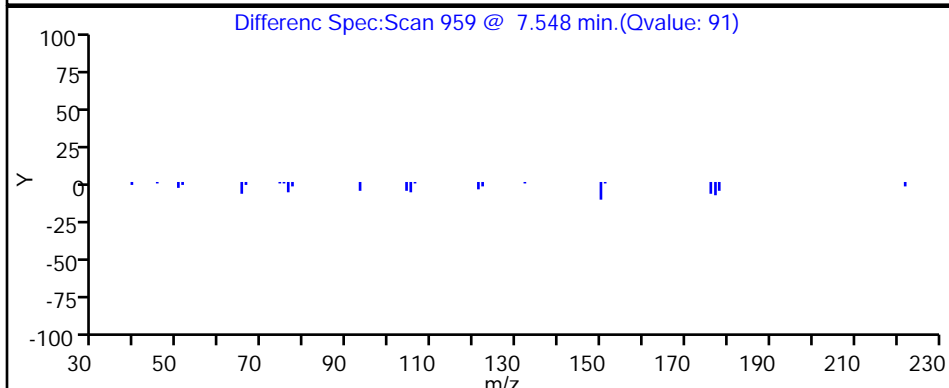
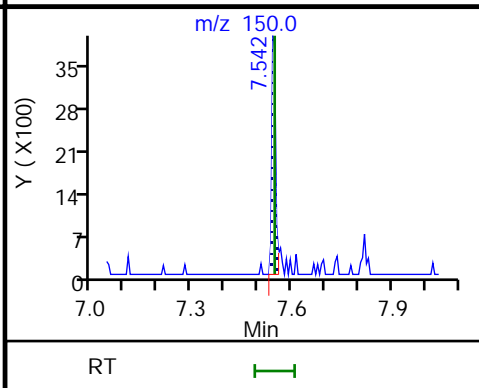
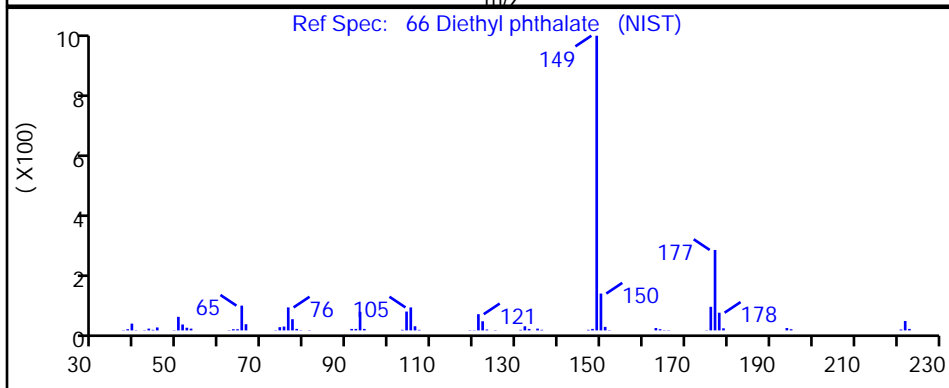
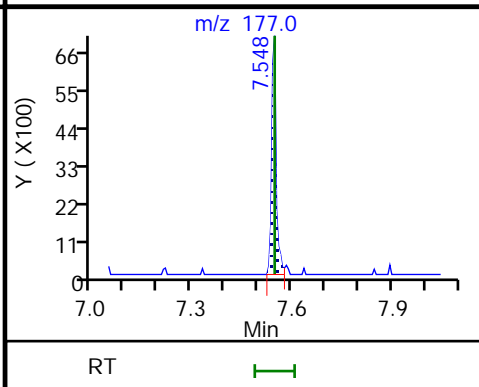
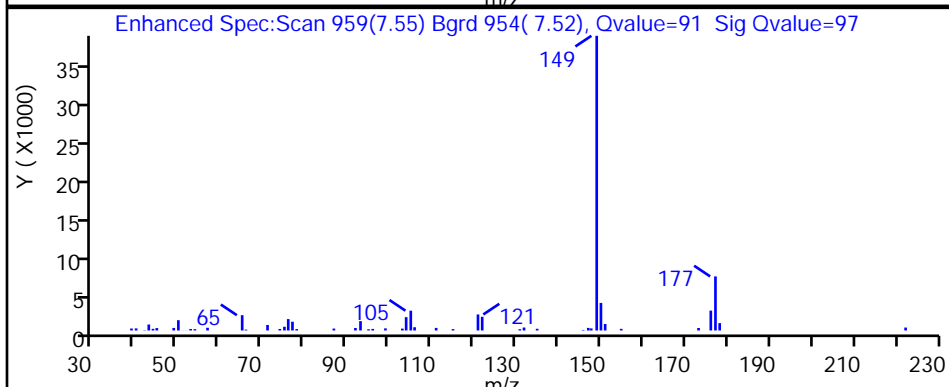
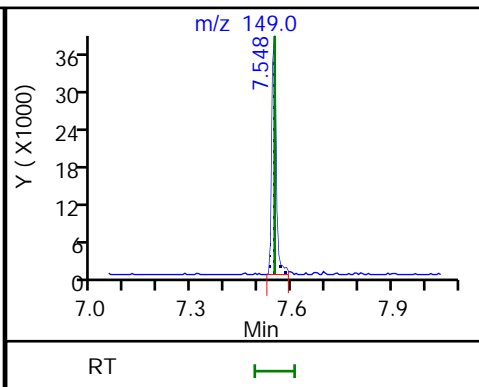
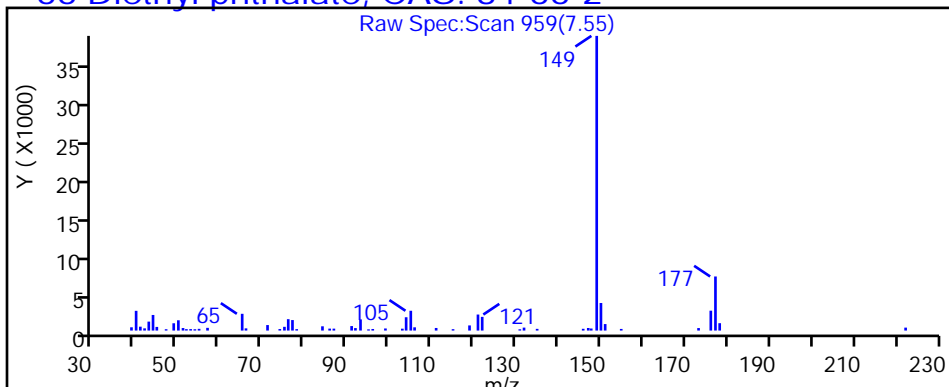
Method: 8270TAC040

Limit Group: 8270D BNA QSM 5.0

Column:

Detector MS SCAN

66 Diethyl phthalate, CAS: 84-66-2

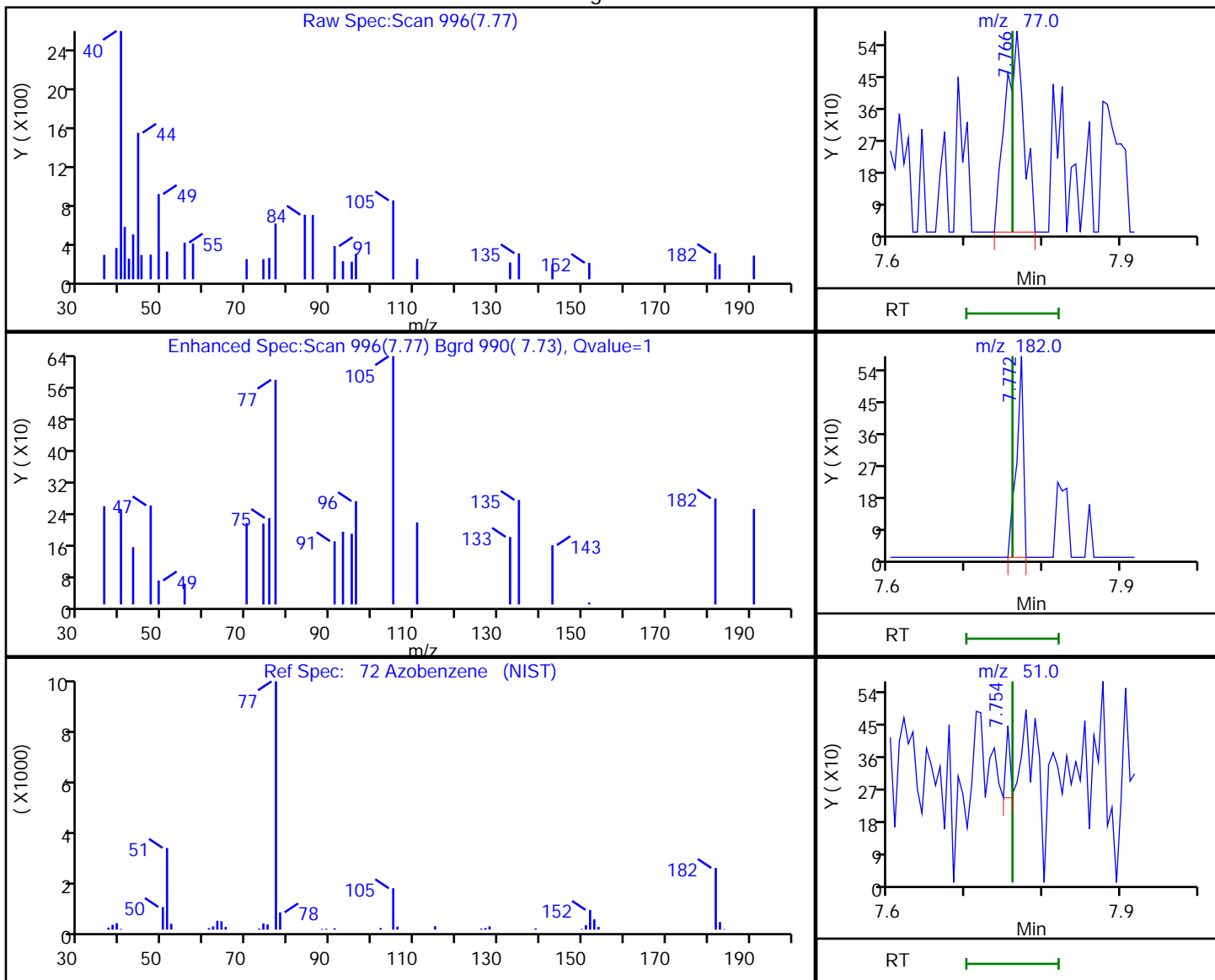


Eurofins Seattle

Data File: \\chromfs\Seattle\ChromData\TAC040\20220314-81724.b\40Scan031422a015.D  
 Injection Date: 14-Mar-2022 16:19:30 Instrument ID: TAC040  
 Lims ID: 580-111058-B-1-A Lab Sample ID: 580-111058-1  
 Client ID: ERH2671 (RHMW15-5)  
 Operator ID: tl ALS Bottle#: 11 Worklist Smp#: 11  
 Injection Vol: 1.0 ul Dil. Factor: 1.0000  
 Method: 8270TAC040 Limit Group: 8270D BNA QSM 5.0  
 Column: Detector MS SCAN

72 Azobenzene, CAS: 103-33-3

Processing Results



RT	Mass	Response	Amount
7.77	77.00	943	3.286170
7.77	182.00	356	
7.75	51.00	75	

Reviewer: thaneeratw, 15-Mar-2022 10:25:33

Audit Action: Marked Compound Undetected

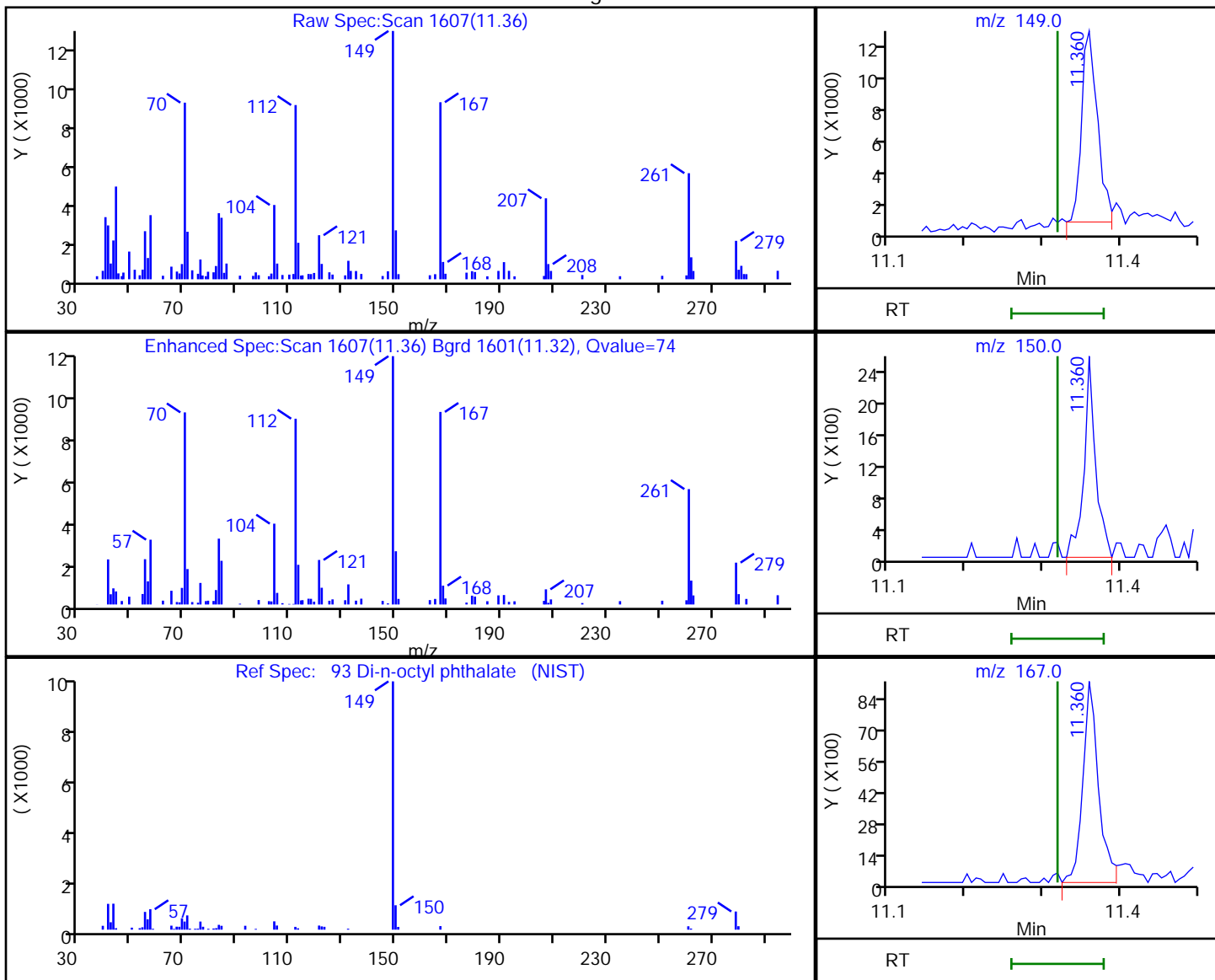
Audit Reason: Invalid Compound ID

Eurofins Seattle

Data File: \\chromfs\Seattle\ChromData\TAC040\20220314-81724.b\40Scan031422a015.D  
 Injection Date: 14-Mar-2022 16:19:30 Instrument ID: TAC040  
 Lims ID: 580-111058-B-1-A Lab Sample ID: 580-111058-1  
 Client ID: ERH2671 (RHMW15-5)  
 Operator ID: tl ALS Bottle#: 11 Worklist Smp#: 11  
 Injection Vol: 1.0 ul Dil. Factor: 1.0000  
 Method: 8270TAC040 Limit Group: 8270D BNA QSM 5.0  
 Column: Detector MS SCAN

93 Di-n-octyl phthalate, CAS: 117-84-0

Processing Results



RT	Mass	Response	Amount
11.36	149.00	17302	46.035824
11.36	150.00	2694	
11.36	167.00	13019	

Reviewer: thaneeratw, 15-Mar-2022 10:26:02

Audit Action: Marked Compound Undetected

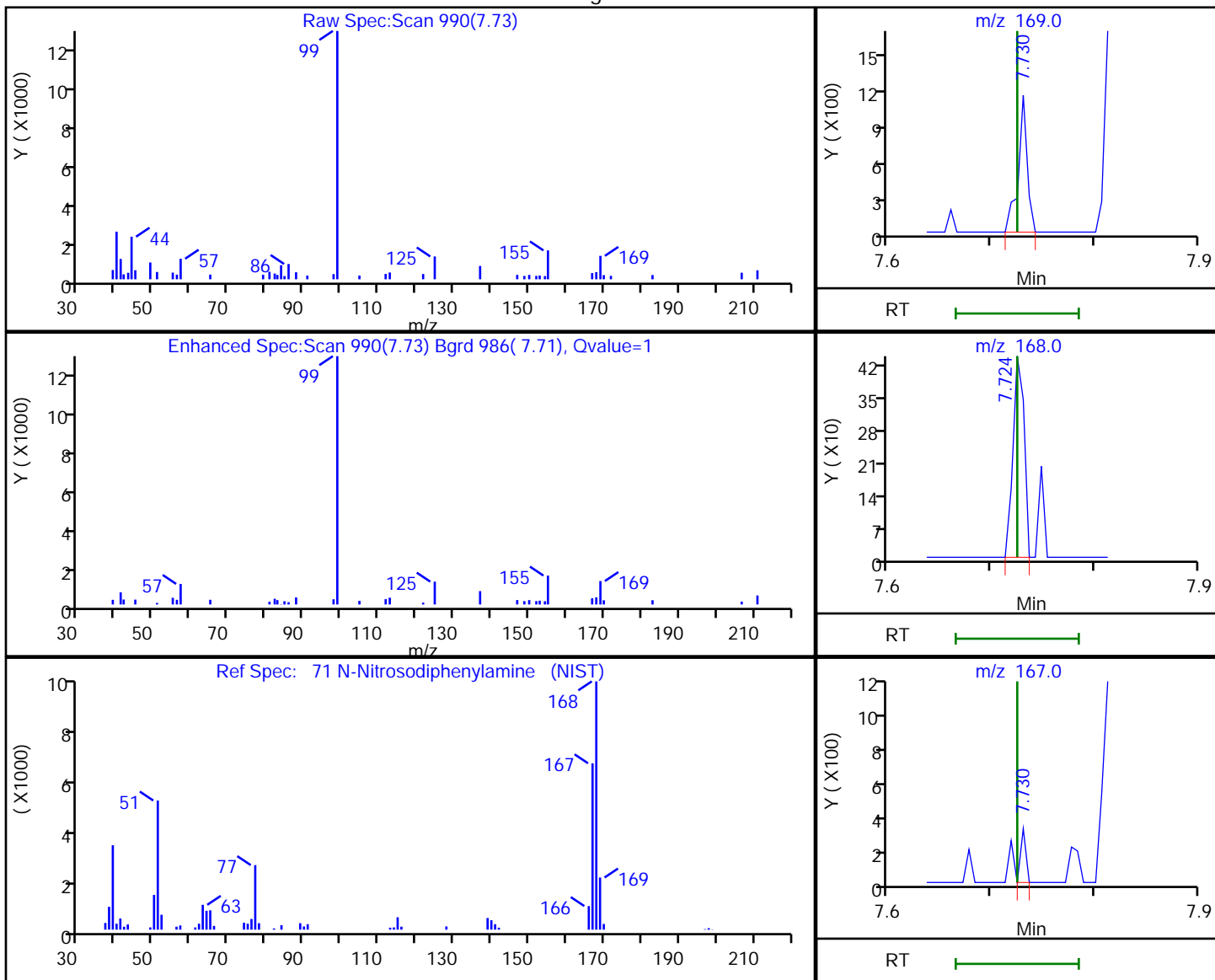
Audit Reason: Invalid Compound ID

Eurofins Seattle

Data File: \\chromfs\Seattle\ChromData\TAC040\20220314-81724.b\40Scan031422a015.D  
 Injection Date: 14-Mar-2022 16:19:30 Instrument ID: TAC040  
 Lims ID: 580-111058-B-1-A Lab Sample ID: 580-111058-1  
 Client ID: ERH2671 (RHMW15-5)  
 Operator ID: tl ALS Bottle#: 11 Worklist Smp#: 11  
 Injection Vol: 1.0 ul Dil. Factor: 1.0000  
 Method: 8270TAC040 Limit Group: 8270D BNA QSM 5.0  
 Column: Detector MS SCAN

71 N-Nitrosodiphenylamine, CAS: 86-30-6

Processing Results



RT	Mass	Response	Amount
7.73	169.00	691	2.094063
7.72	168.00	330	
7.73	167.00	106	

Reviewer: thaneeratw, 15-Mar-2022 10:25:33

Audit Action: Marked Compound Undetected

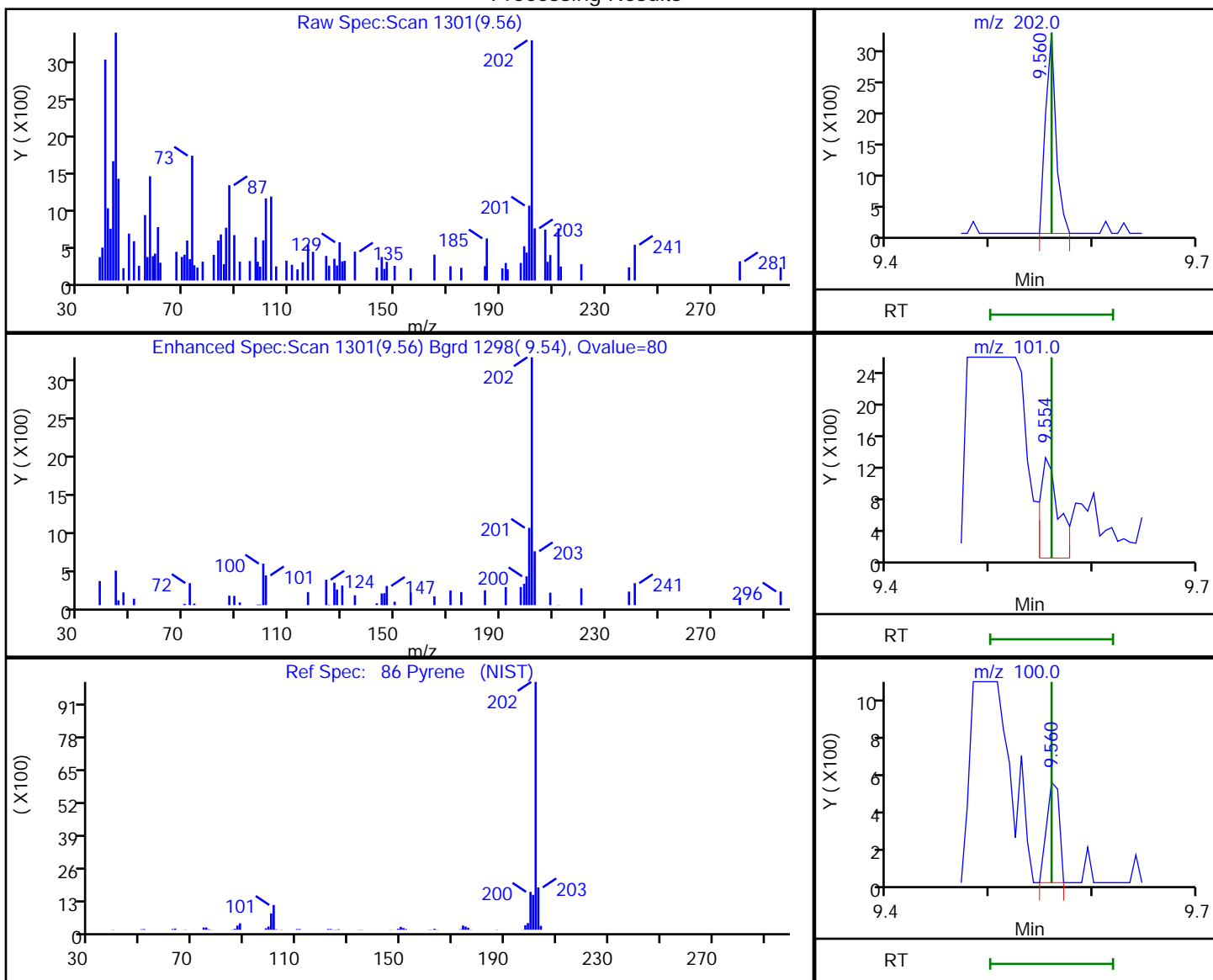
Audit Reason: Invalid Compound ID

Eurofins Seattle

Data File: \\chromfs\Seattle\ChromData\TAC040\20220314-81724.b\40Scan031422a015.D  
 Injection Date: 14-Mar-2022 16:19:30 Instrument ID: TAC040  
 Lims ID: 580-111058-B-1-A Lab Sample ID: 580-111058-1  
 Client ID: ERH2671 (RHMW15-5)  
 Operator ID: tl ALS Bottle#: 11 Worklist Smp#: 11  
 Injection Vol: 1.0 ul Dil. Factor: 1.0000  
 Method: 8270TAC040 Limit Group: 8270D BNA QSM 5.0  
 Column: Detector MS SCAN

86 Pyrene, CAS: 129-00-0

Processing Results



RT	Mass	Response	Amount
9.56	202.00	2286	3.134486
9.55	101.00	1606	
9.56	100.00	463	

Reviewer: thaneeratw, 15-Mar-2022 10:25:55

Audit Action: Marked Compound Undetected

Audit Reason: Invalid Compound ID



FORM I  
GC/MS SEMI VOA ORGANICS ANALYSIS DATA SHEET

Lab Name: Eurofins Seattle Job No.: 580-111058-1  
 SDG No.: \_\_\_\_\_  
 Client Sample ID: ERH2680 (HDMW2253-3) Lab Sample ID: 580-111058-2  
 Matrix: Water Lab File ID: 40Scan031022a024.D  
 Analysis Method: 8270E Date Collected: 03/02/2022 09:45  
 Extract. Method: 3510C Date Extracted: 03/09/2022 09:33  
 Sample wt/vol: 994.9(mL) Date Analyzed: 03/10/2022 18:40  
 Con. Extract Vol.: 2(mL) Dilution Factor: 1  
 Injection Volume: 1(uL) Level: (low/med) Low  
 % Moisture: \_\_\_\_\_ GPC Cleanup: (Y/N) N  
 Analysis Batch No.: 383442 Units: ug/L

CAS NO.	COMPOUND NAME	RESULT	Q	LOQ	LOD	DL
120-82-1	1,2,4-Trichlorobenzene	0.30	U Q	0.40	0.30	0.090
95-50-1	1,2-Dichlorobenzene	0.15	U Q	0.40	0.15	0.050
541-73-1	1,3-Dichlorobenzene	0.090	U Q	0.40	0.090	0.040
106-46-7	1,4-Dichlorobenzene	0.090	U Q	0.40	0.090	0.040
95-95-4	2,4,5-Trichlorophenol	0.30	U	0.40	0.30	0.10
88-06-2	2,4,6-Trichlorophenol	0.30	U Q	0.60	0.30	0.10
120-83-2	2,4-Dichlorophenol	0.50	U Q	1.0	0.50	0.20
105-67-9	2,4-Dimethylphenol	0.50	U Q	4.0	0.50	0.16
51-28-5	2,4-Dinitrophenol	3.2	U Q	5.0	3.2	1.6
121-14-2	2,4-Dinitrotoluene	0.30	U	1.0	0.30	0.10
606-20-2	2,6-Dinitrotoluene	0.30	U	0.40	0.30	0.10
91-58-7	2-Chloronaphthalene	0.15	U Q	1.0	0.15	0.070
95-57-8	2-Chlorophenol	0.15	U Q	1.0	0.15	0.050
88-75-5	2-Nitrophenol	0.15	U Q	1.0	0.15	0.070
91-94-1	3,3'-Dichlorobenzidine	0.60	U	1.0	0.60	0.26
534-52-1	4,6-Dinitro-2-methylphenol	1.2	U Q	2.0	1.2	0.55
101-55-3	4-Bromophenyl phenyl ether	0.15	U	0.60	0.15	0.060
59-50-7	4-Chloro-3-methylphenol	0.30	U	0.60	0.30	0.13
7005-72-3	4-Chlorophenyl phenyl ether	0.15	U	0.60	0.15	0.050
100-02-7	4-Nitrophenol	6.0	U	10	6.0	1.7
103-33-3	Azobenzene	0.15	U M	2.0	0.15	0.060
111-91-1	Bis(2-chloroethoxy)methane	0.15	U Q	0.60	0.15	0.050
111-44-4	Bis(2-chloroethyl)ether	0.090	U Q	0.10	0.090	0.030
117-81-7	Bis(2-ethylhexyl) phthalate	1.6	U	3.0	1.6	0.74
108-60-1	bis (2-chloroisopropyl) ether	0.15	U M Q	0.25	0.15	0.060
85-68-7	Butyl benzyl phthalate	0.60	U	4.0	0.60	0.27
84-66-2	Diethyl phthalate	0.30	U	1.0	0.30	0.15
131-11-3	Dimethyl phthalate	0.15	U	0.60	0.15	0.060
84-74-2	Di-n-butyl phthalate	0.50	U	3.0	0.50	0.19
117-84-0	Di-n-octyl phthalate	0.30	U M	1.0	0.30	0.13
118-74-1	Hexachlorobenzene	0.090	U	0.60	0.090	0.040
87-68-3	Hexachlorobutadiene	0.15	U Q	1.0	0.15	0.060
77-47-4	Hexachlorocyclopentadiene	0.30	U Q	1.0	0.30	0.14
67-72-1	Hexachloroethane	0.15	U Q	1.0	0.15	0.050

FORM I  
GC/MS SEMI VOA ORGANICS ANALYSIS DATA SHEET

Lab Name: Eurofins Seattle Job No.: 580-111058-1  
 SDG No.: \_\_\_\_\_  
 Client Sample ID: ERH2680 (HDMW2253-3) Lab Sample ID: 580-111058-2  
 Matrix: Water Lab File ID: 40Scan031022a024.D  
 Analysis Method: 8270E Date Collected: 03/02/2022 09:45  
 Extract. Method: 3510C Date Extracted: 03/09/2022 09:33  
 Sample wt/vol: 994.9(mL) Date Analyzed: 03/10/2022 18:40  
 Con. Extract Vol.: 2(mL) Dilution Factor: 1  
 Injection Volume: 1(uL) Level: (low/med) Low  
 % Moisture: \_\_\_\_\_ GPC Cleanup: (Y/N) N  
 Analysis Batch No.: 383442 Units: ug/L

CAS NO.	COMPOUND NAME	RESULT	Q	LOQ	LOD	DL
78-59-1	Isophorone	0.30	U M Q	0.40	0.30	0.10
15831-10-4	m+p-Cresol	0.30	U Q	0.60	0.30	0.10
98-95-3	Nitrobenzene	0.090	U Q	1.0	0.090	0.040
62-75-9	N-Nitrosodimethylamine	0.60	U	2.0	0.60	0.26
621-64-7	N-Nitrosodi-n-propylamine	0.090	U Q	0.40	0.090	0.060
86-30-6	N-Nitrosodiphenylamine	0.15	U	1.0	0.15	0.070
95-48-7	o-Cresol	0.15	U Q	0.60	0.15	0.050
87-86-5	Pentachlorophenol	1.0	U Q	10	1.0	0.51
108-95-2	Phenol	0.60	U M Q	1.0	0.60	0.36
129-00-0	Pyrene	0.090	U M	1.0	0.090	0.040
110-86-1	Pyridine	3.2	U	10	3.2	1.1

CAS NO.	SURROGATE	%REC	Q	LIMITS
118-79-6	2,4,6-Tribromophenol (Surr)	78		43-140
321-60-8	2-Fluorobiphenyl	72		44-119
367-12-4	2-Fluorophenol (Surr)	59		19-119
4165-60-0	Nitrobenzene-d5 (Surr)	81		44-120
4165-62-2	Phenol-d5 (Surr)	37		10-120
1718-51-0	Terphenyl-d14	103		50-134

Eurofins Seattle  
Target Compound Quantitation Report

Data File: \\chromfs\Seattle\ChromData\TAC040\20220310-81676.b\40Scan031022a024.D  
 Lims ID: 580-111058-B-2-A  
 Client ID: ERH2680 (HDMW2253-3)  
 Sample Type: Client  
 Inject. Date: 10-Mar-2022 18:40:30 ALS Bottle#: 23 Worklist Smp#: 23  
 Injection Vol: 1.0 ul Dil. Factor: 1.0000  
 Sample Info: 580-111058-B-2-A  
 Operator ID: tl Instrument ID: TAC040  
 Method: \\chromfs\Seattle\ChromData\TAC040\20220310-81676.b\8270TAC040.m  
 Limit Group: 8270D BNA QSM 5.0  
 Last Update: 11-Mar-2022 11:59:18 Calib Date: 03-Mar-2022 20:58:30  
 Integrator: RTE ID Type: RT Order ID  
 Quant Method: Internal Standard Quant By: Initial Calibration  
 Last ICal File: \\chromfs\Seattle\ChromData\TAC040\20220303-81577.b\40Scan030322a016.D

Column 1 : Det: MS SCAN  
 Process Host: CTX1602

First Level Reviewer: thaneeratw

Date: 11-Mar-2022 11:59:18

Compound	Sig	RT (min.)	Adj RT (min.)	Diff RT (min.)	Q	Response	OnCol Amt ug/L	Flags
* 1 1,4-Dichlorobenzene-d4	152	4.701	4.707	-0.006	88	23059	100.0	
* 2 Naphthalene-d8	136	5.730	5.736	-0.006	97	81872	100.0	
* 3 Acenaphthene-d10	164	7.166	7.172	-0.006	92	40916	100.0	
* 4 Phenanthrene-d10	188	8.383	8.383	0.000	95	63314	100.0	
* 5 Chrysene-d12	240	10.589	10.589	0.000	96	54119	100.0	
* 6 Perylene-d12	264	12.101	12.107	-0.006	95	63411	100.0	
\$ 7 2-Fluorophenol	112	3.659	3.644	0.010	79	127745	587.4	
\$ 8 Phenol-d5	99	4.431	4.413	0.012	98	84853	369.9	
\$ 9 Nitrobenzene-d5	82	5.148	5.149	-0.006	79	127170	808.6	
\$ 10 2-Fluorobiphenyl	172	6.625	6.619	0.000	99	376753	720.9	
\$ 11 2,4,6-Tribromophenol	330	7.813	7.818	-0.006	86	92147	781.0	
\$ 12 Terphenyl-d14	244	9.707	9.706	0.000	96	473546	1025.9	
26 Cyclohexanone	55	4.566	4.536	0.024	1	366	NC	
21 n-Decane	57	4.589	4.583	0.000	88	14034	124.5	
29 Acetophenone	105	5.031	5.030	-0.006	46	1087	3.91	
36 Benzoic acid	105	5.536	5.536	-0.006	64	7861	198.8	M
41 Naphthalene	128	5.748	5.748	-0.006	1	1368	1.82	
66 Diethyl phthalate	149	7.548	7.542	0.000	90	27014	52.8	
82 2,3-Dichlorobenzeneamine	161	8.419	8.470	-0.058	1	58	NC	
83 Di-n-butyl phthalate	149	8.895	8.895	0.000	98	48850	62.7	
86 Pyrene	202	9.560	9.560	0.000	30	1627	2.44	a
88 Nonylphenol	135	9.730	9.736	-0.006	0	499	NC	
87 Butyl benzyl phthalate	149	10.124	10.124	0.000	67	7613	24.1	
89 Benzo[a]anthracene	228	10.577	10.577	-0.006	1	318	2.00	a
90 Chrysene	228	10.613	10.612	0.000	12	1123	2.28	
92 Bis(2-ethylhexyl) phthalate	149	10.648	10.653	-0.006	86	23010	51.9	
121 DFTPP								
125 4,4'-DDT	235	10.160	10.189	-0.029	1	163	NR	

**QC Flag Legend**

Processing Flags

NR - Missing Quant Standard

NC - Not Calibrated

Review Flags

M - Manually Integrated

a - User Assigned ID

**Reagents:**

MeCl2\_CT\_00216

Amount Added: 1.00

Units: mL

Run Reagent

8270SIM\_IS\_00069

Amount Added: 10.00

Units: uL

Run Reagent

Eurofins Seattle

Data File: \\chromfs\Seattle\ChromData\TAC040\20220310-81676.b\40Scan031022a024.D

Injection Date: 10-Mar-2022 18:40:30

Instrument ID: TAC040

Lims ID: 580-111058-B-2-A

Lab Sample ID: 580-111058-2

Client ID: ERH2680 (HDMW2253-3)

Operator ID: tl

ALS Bottle#: 23

Worklist Smp#: 23

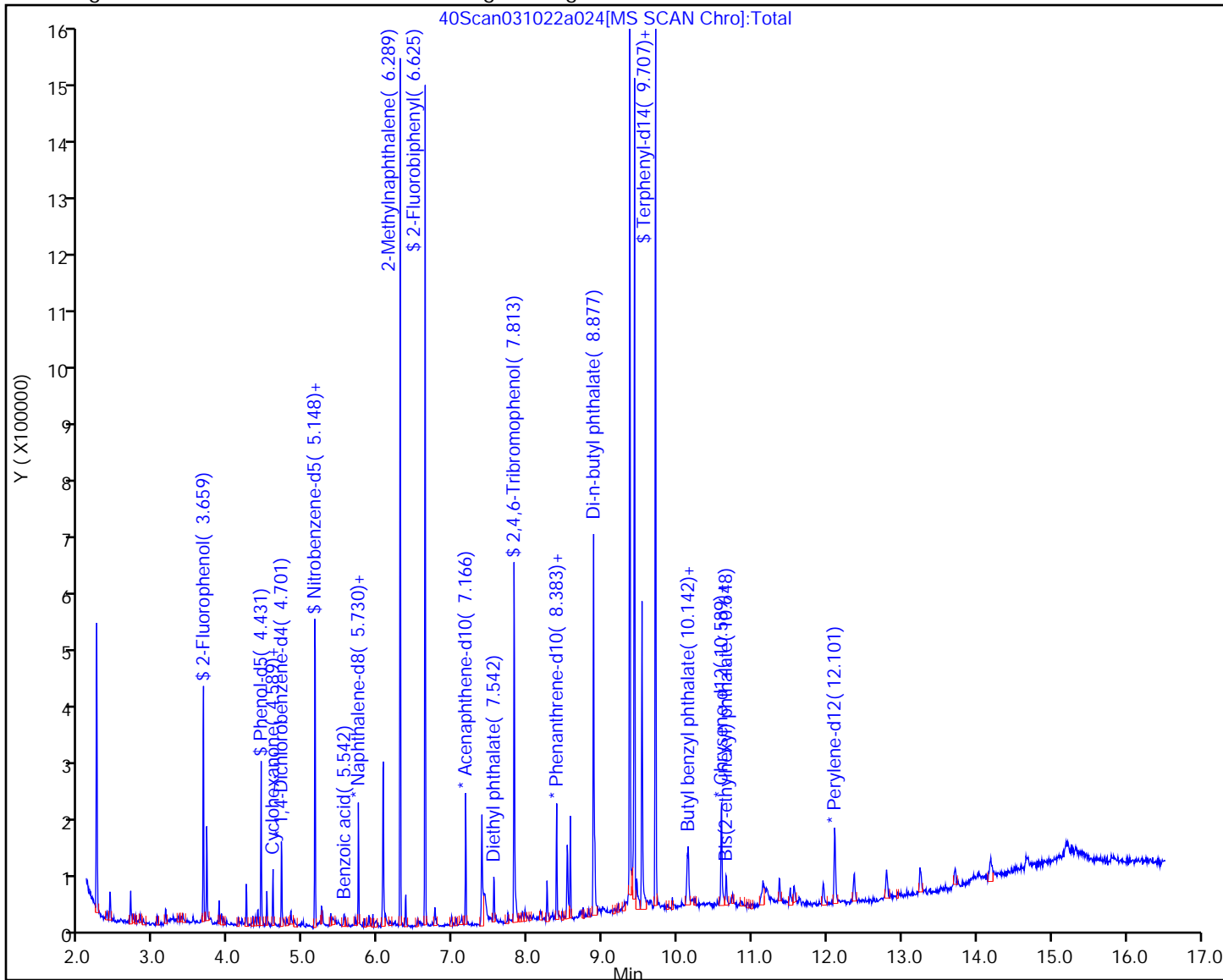
Injection Vol: 1.0 ul

Dil. Factor: 1.0000

Method: 8270TAC040

Limit Group: 8270D BNA QSM 5.0

Y Scaling: Method Defined: Scale to the Nth Largest Target: 1



Eurofins Seattle  
Recovery Report

Data File: \\chromfs\Seattle\ChromData\TAC040\20220310-81676.b\40Scan031022a024.D  
 Lims ID: 580-111058-B-2-A  
 Client ID: ERH2680 (HDMW2253-3)  
 Sample Type: Client  
 Inject. Date: 10-Mar-2022 18:40:30 ALS Bottle#: 23 Worklist Smp#: 23  
 Injection Vol: 1.0 ul Dil. Factor: 1.0000  
 Sample Info: 580-111058-B-2-A  
 Operator ID: tl Instrument ID: TAC040  
 Method: \\chromfs\Seattle\ChromData\TAC040\20220310-81676.b\8270TAC040.m  
 Limit Group: 8270D BNA QSM 5.0  
 Last Update: 11-Mar-2022 11:59:18 Calib Date: 03-Mar-2022 20:58:30  
 Integrator: RTE ID Type: RT Order ID  
 Quant Method: Internal Standard Quant By: Initial Calibration  
 Last ICal File: \\chromfs\Seattle\ChromData\TAC040\20220303-81577.b\40Scan030322a016.D  
 Column 1 : Det: MS SCAN  
 Process Host: CTX1602

First Level Reviewer: thaneeratw

Date: 11-Mar-2022 11:59:18

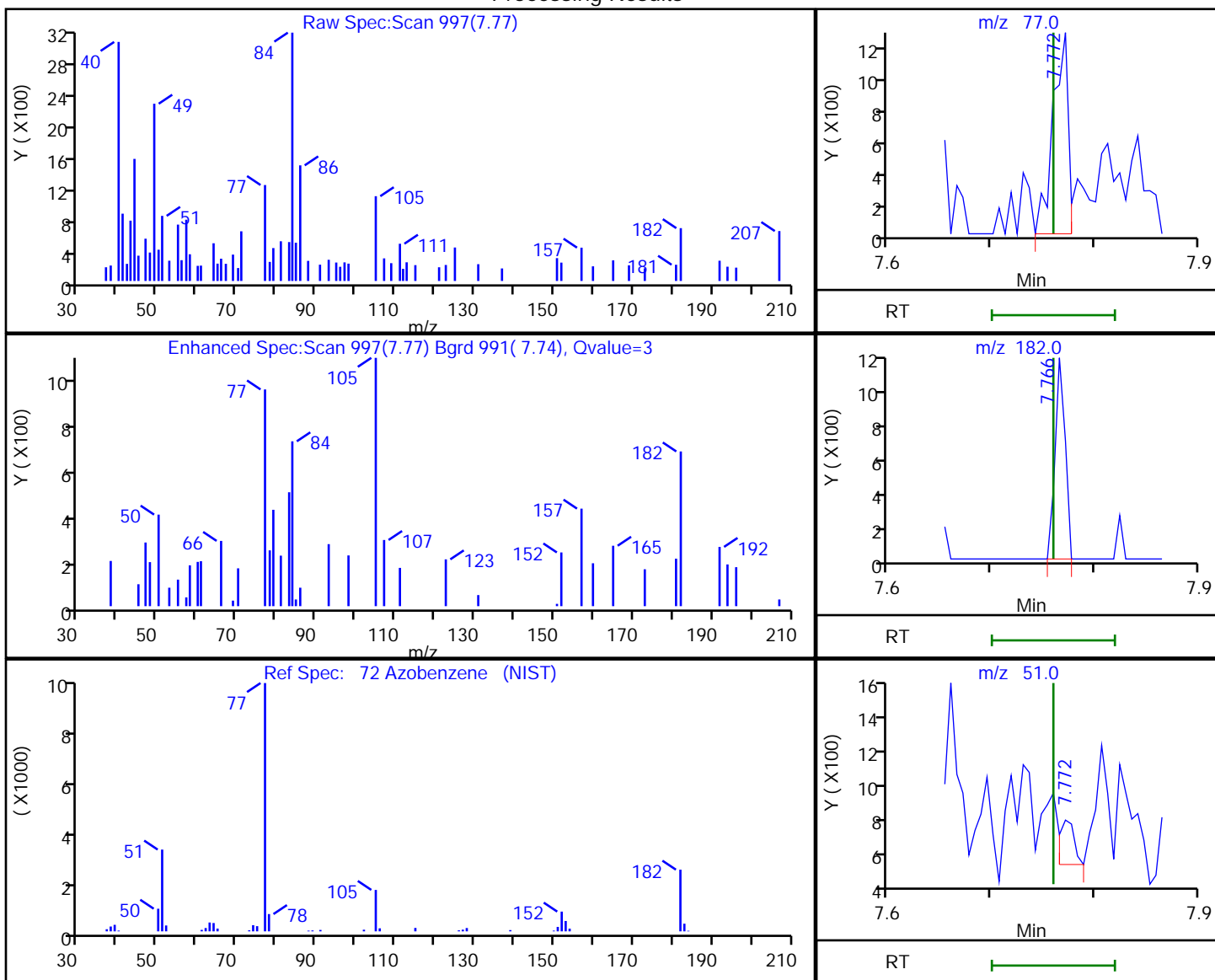
Compound	Amount Added	Amount Recovered	% Rec.
\$ 7 2-Fluorophenol	1000.0	587.4	58.74
\$ 8 Phenol-d5	1000.0	369.9	36.99
\$ 9 Nitrobenzene-d5	1000.0	808.6	80.86
\$ 10 2-Fluorobiphenyl	1000.0	720.9	72.09
\$ 11 2,4,6-Tribromophenol	1000.0	781.0	78.10
\$ 12 Terphenyl-d14	1000.0	1025.9	102.59

Eurofins Seattle

Data File: \\chromfs\Seattle\ChromData\TAC040\20220310-81676.b\40Scan031022a024.D  
 Injection Date: 10-Mar-2022 18:40:30 Instrument ID: TAC040  
 Lims ID: 580-111058-B-2-A Lab Sample ID: 580-111058-2  
 Client ID: ERH2680 (HDMW2253-3)  
 Operator ID: tl ALS Bottle#: 23 Worklist Smp#: 23  
 Injection Vol: 1.0 ul Dil. Factor: 1.0000  
 Method: 8270TAC040 Limit Group: 8270D BNA QSM 5.0  
 Column: Detector MS SCAN

72 Azobenzene, CAS: 103-33-3

Processing Results



RT	Mass	Response	Amount
7.77	77.00	1262	4.816460
7.77	182.00	779	
7.77	51.00	230	

Reviewer: thaneeratw, 11-Mar-2022 11:57:56

Audit Action: Marked Compound Undetected

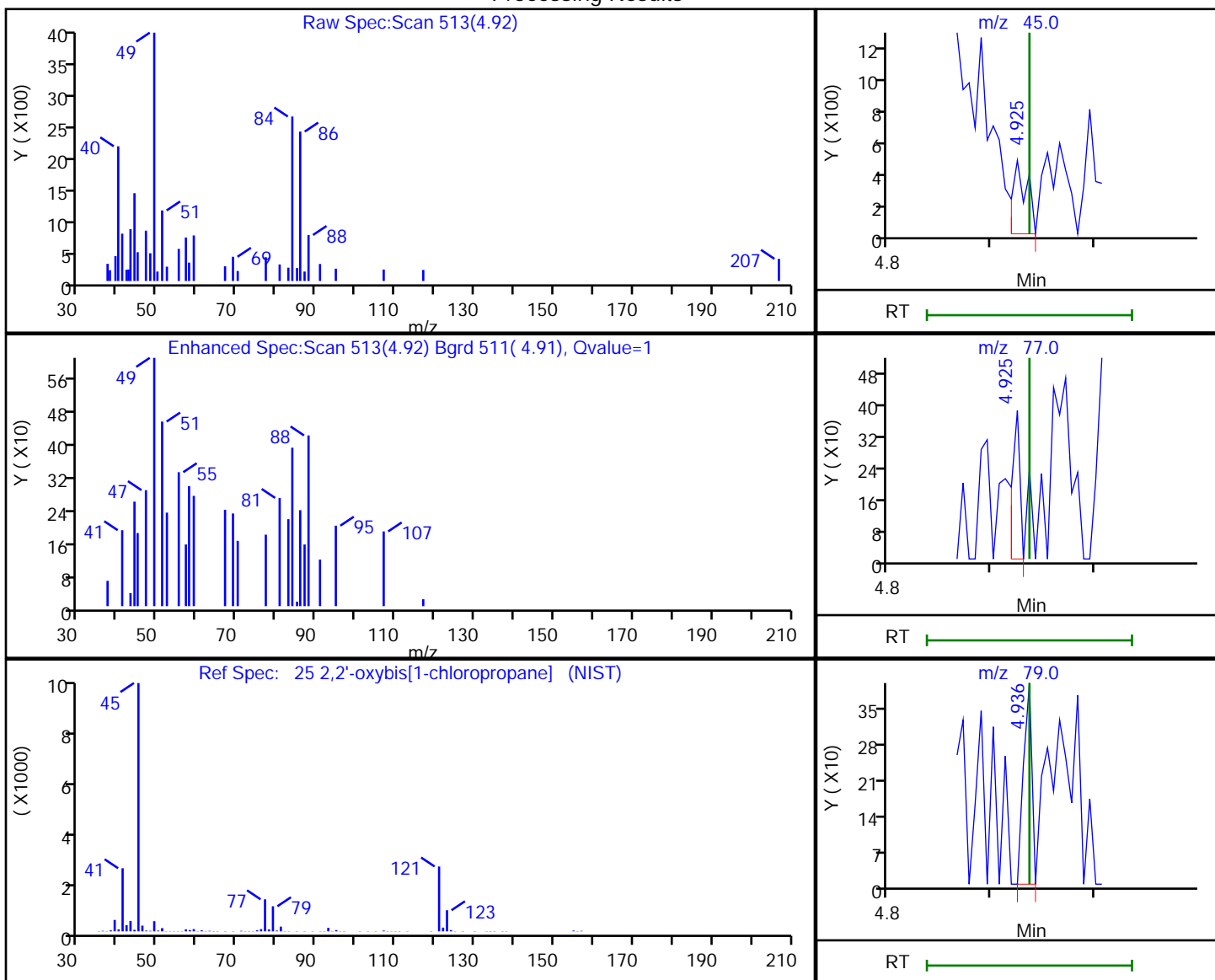
Audit Reason: Invalid Compound ID

Eurofins Seattle

Data File: \\chromfs\Seattle\ChromData\TAC040\20220310-81676.b\40Scan031022a024.D  
 Injection Date: 10-Mar-2022 18:40:30 Instrument ID: TAC040  
 Lims ID: 580-111058-B-2-A Lab Sample ID: 580-111058-2  
 Client ID: ERH2680 (HDMW2253-3)  
 Operator ID: tl ALS Bottle#: 23 Worklist Smp#: 23  
 Injection Vol: 1.0 ul Dil. Factor: 1.0000  
 Method: 8270TAC040 Limit Group: 8270D BNA QSM 5.0  
 Column: Detector MS SCAN

25 2,2'-oxybis[1-chloropropane], CAS: 108-60-1

Processing Results



RT	Mass	Response	Amount
4.92	45.00	442	1.031711
4.92	77.00	199	
4.94	79.00	220	

Reviewer: thaneeratw, 11-Mar-2022 11:55:34

Audit Action: Marked Compound Undetected

Audit Reason: Invalid Compound ID

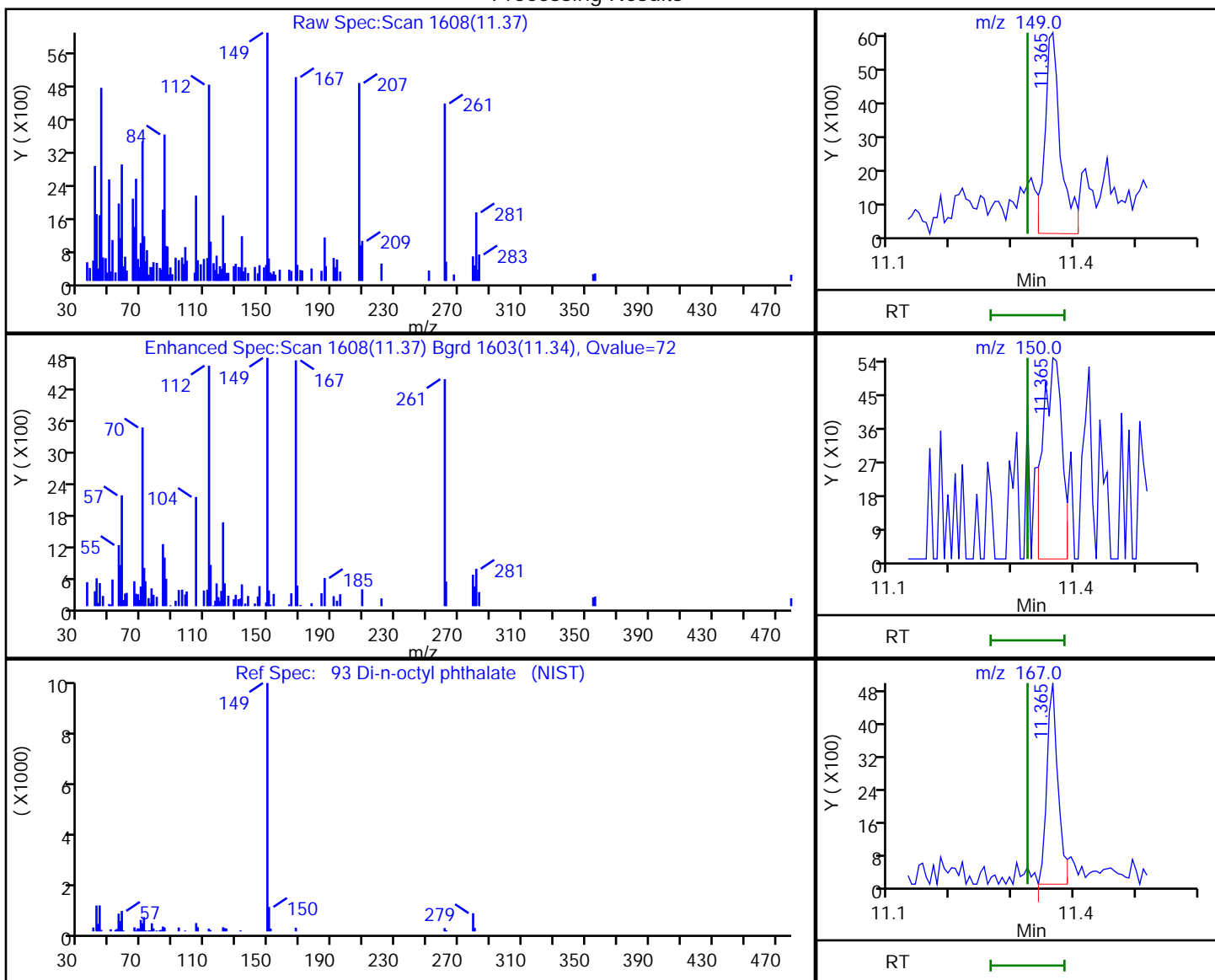


Eurofins Seattle

Data File: \\chromfms\Seattle\ChromData\TAC040\20220310-81676.b\40Scan031022a024.D  
 Injection Date: 10-Mar-2022 18:40:30 Instrument ID: TAC040  
 Lims ID: 580-111058-B-2-A Lab Sample ID: 580-111058-2  
 Client ID: ERH2680 (HDMW2253-3)  
 Operator ID: tl ALS Bottle#: 23 Worklist Smp#: 23  
 Injection Vol: 1.0 ul Dil. Factor: 1.0000  
 Method: 8270TAC040 Limit Group: 8270D BNA QSM 5.0  
 Column: Detector MS SCAN

93 Di-n-octyl phthalate, CAS: 117-84-0

Processing Results



RT	Mass	Response	Amount
11.37	149.00	10763	35.423916
11.37	150.00	1180	
11.37	167.00	6252	

Reviewer: thaneeratw, 11-Mar-2022 11:58:38

Audit Action: Marked Compound Undetected

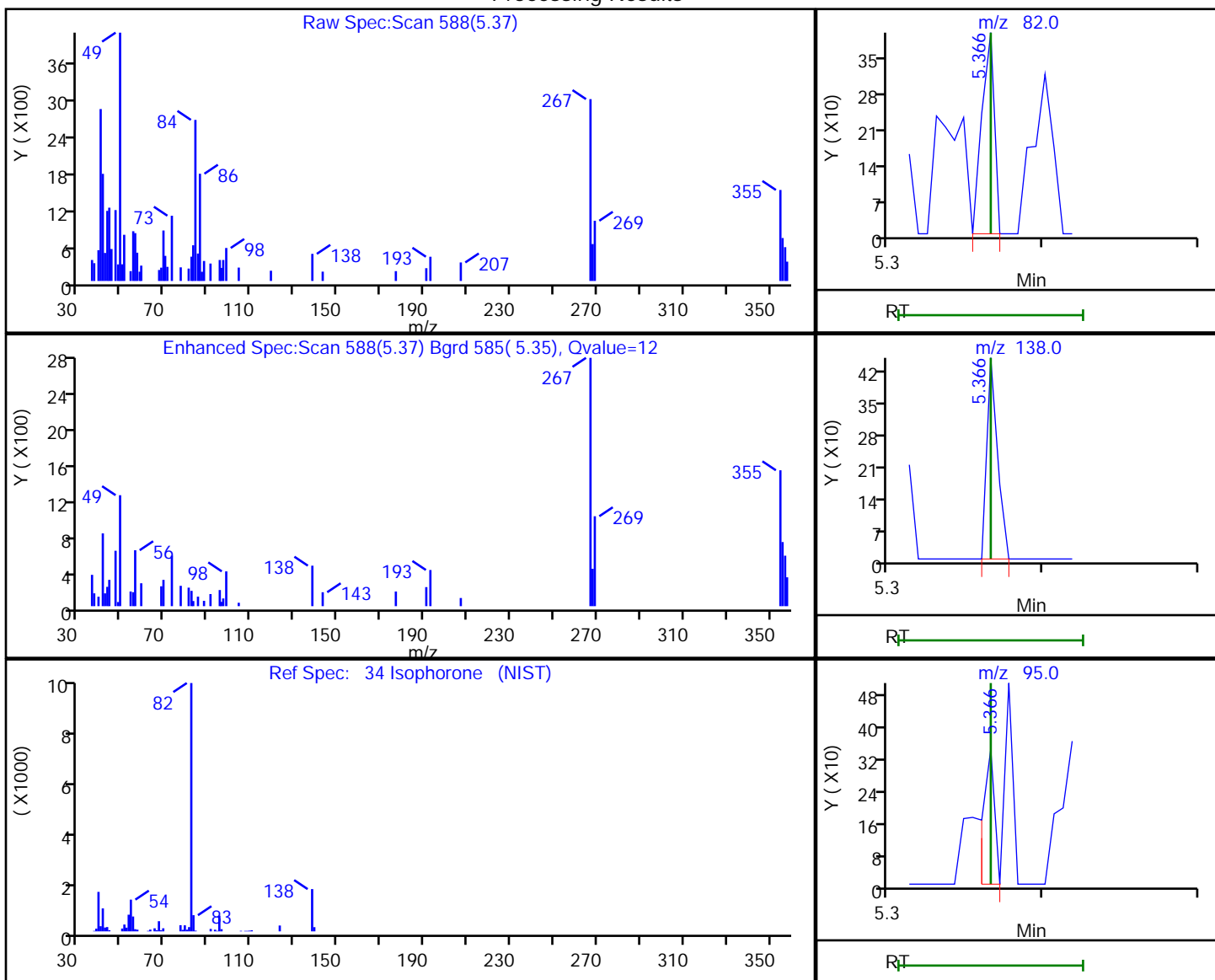
Audit Reason: Invalid Compound ID

Eurofins Seattle

Data File: \\chromfs\Seattle\ChromData\TAC040\20220310-81676.b\40Scan031022a024.D  
 Injection Date: 10-Mar-2022 18:40:30 Instrument ID: TAC040  
 Lims ID: 580-111058-B-2-A Lab Sample ID: 580-111058-2  
 Client ID: ERH2680 (HDMW2253-3)  
 Operator ID: tl ALS Bottle#: 23 Worklist Smp#: 23  
 Injection Vol: 1.0 ul Dil. Factor: 1.0000  
 Method: 8270TAC040 Limit Group: 8270D BNA QSM 5.0  
 Column: Detector MS SCAN

34 Isophorone, CAS: 78-59-1

Processing Results



RT	Mass	Response	Amount
5.37	82.00	223	4.346848
5.37	138.00	213	
5.37	95.00	178	

Reviewer: thaneeratw, 11-Mar-2022 11:56:51

Audit Action: Marked Compound Undetected

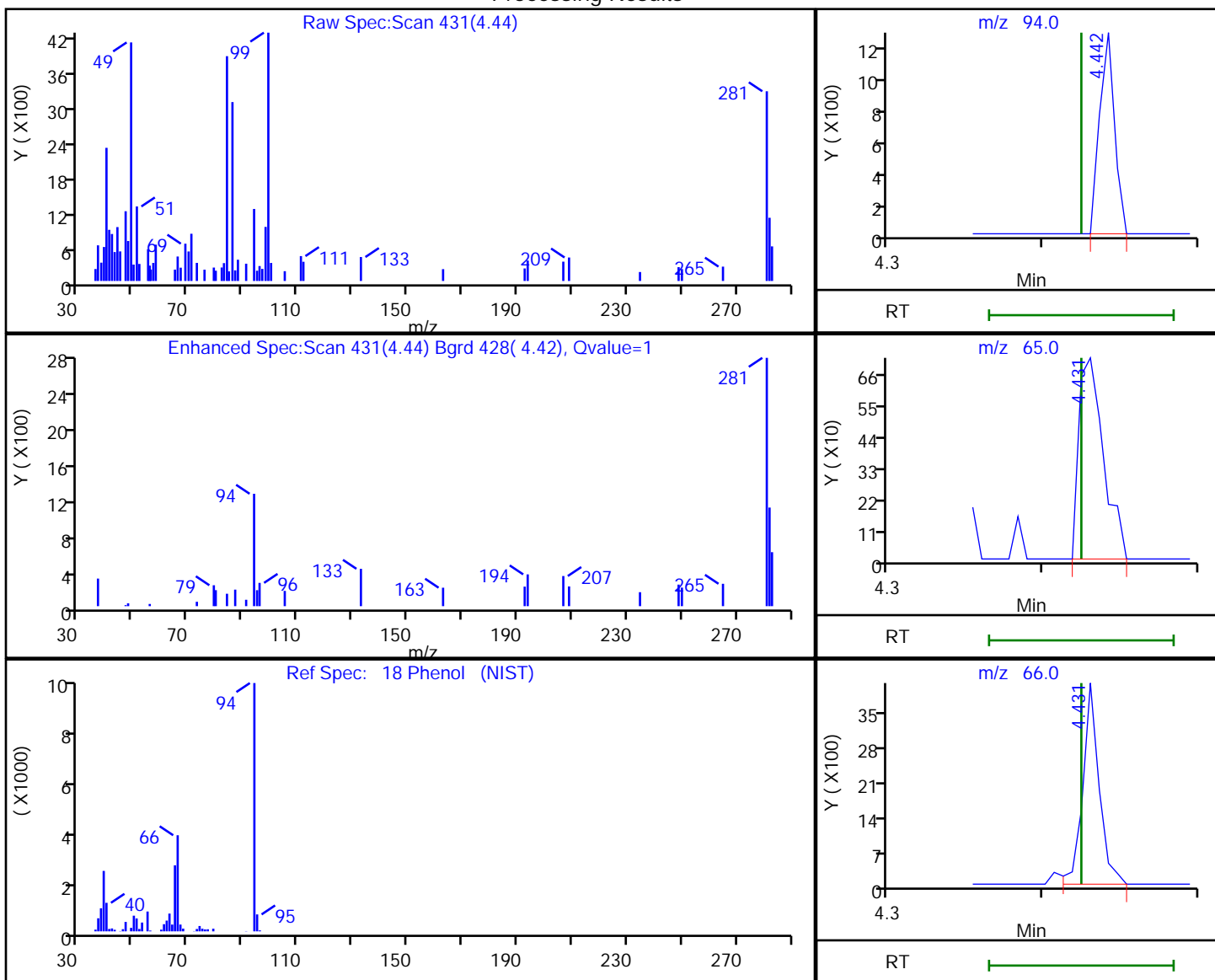
Audit Reason: Invalid Compound ID

Eurofins Seattle

Data File: \\chromfs\Seattle\ChromData\TAC040\20220310-81676.b\40Scan031022a024.D  
 Injection Date: 10-Mar-2022 18:40:30 Instrument ID: TAC040  
 Lims ID: 580-111058-B-2-A Lab Sample ID: 580-111058-2  
 Client ID: ERH2680 (HDMW2253-3)  
 Operator ID: tl ALS Bottle#: 23 Worklist Smp#: 23  
 Injection Vol: 1.0 ul Dil. Factor: 1.0000  
 Method: 8270TAC040 Limit Group: 8270D BNA QSM 5.0  
 Column: Detector MS SCAN

18 Phenol, CAS: 108-95-2

Processing Results



RT	Mass	Response	Amount
4.44	94.00	832	3.810529
4.43	65.00	794	
4.43	66.00	2973	

Reviewer: thaneeratw, 11-Mar-2022 11:55:04

Audit Action: Marked Compound Undetected

Audit Reason: Invalid Compound ID

Eurofins Seattle

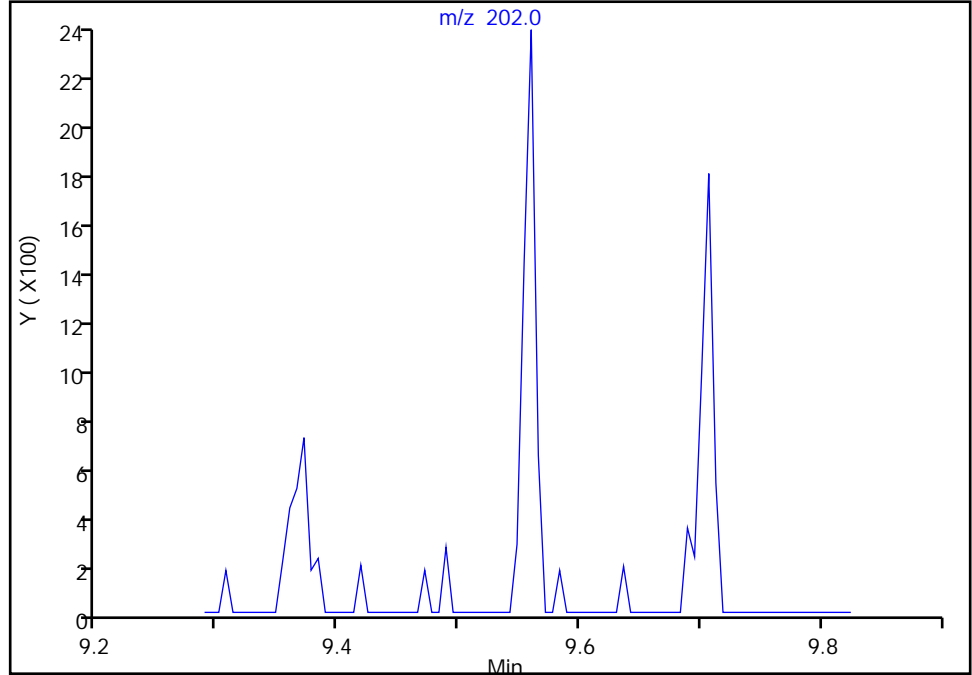
Data File: \\chromfs\Seattle\ChromData\TAC040\20220310-81676.b\40Scan031022a024.D  
Injection Date: 10-Mar-2022 18:40:30 Instrument ID: TAC040  
Lims ID: 580-111058-B-2-A Lab Sample ID: 580-111058-2  
Client ID: ERH2680 (HDMW2253-3)  
Operator ID: tl ALS Bottle#: 23 Worklist Smp#: 23  
Injection Vol: 1.0 ul Dil. Factor: 1.0000  
Method: 8270TAC040 Limit Group: 8270D BNA QSM 5.0  
Column: Detector MS SCAN

86 Pyrene, CAS: 129-00-0

Signal: 1

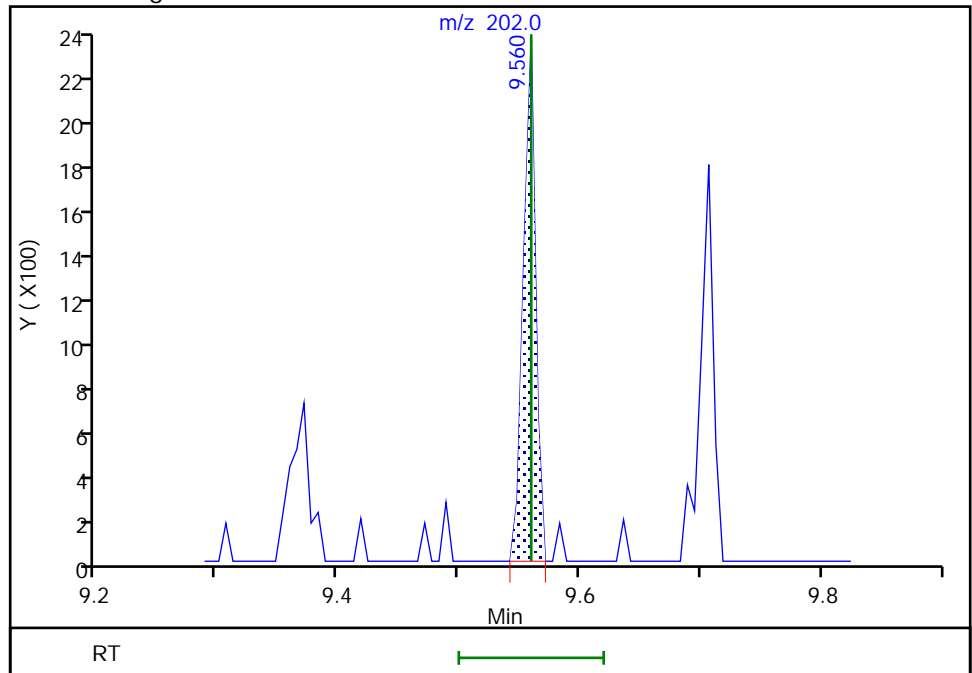
Not Detected  
Expected RT: 9.56

Processing Integration Results



Manual Integration Results

RT: 9.56  
Area: 1627  
Amount: 2.443250  
Amount Units: ug/L



Reviewer: thaneeratw, 11-Mar-2022 11:58:22  
Audit Action: Assigned Compound ID

Audit Reason: Incomplete Integration

FORM VI  
GC/MS SEMI VOA BY INTERNAL STANDARD - INITIAL CALIBRATION DATA  
CURVE EVALUATION

Lab Name: Eurofins Seattle Job No.: 580-111058-1 Analy Batch No.: 382822

SDG No.: \_\_\_\_\_

Instrument ID: TAC040 GC Column: ZB-SV ID: 0.25 (mm) Heated Purge: (Y/N) N

Calibration Start Date: 03/03/2022 17:30 Calibration End Date: 03/03/2022 20:58 Calibration ID: 32160

Calibration Files

LEVEL:	LAB SAMPLE ID:	LAB FILE ID:
Level 1	STD1 580-382822/13	40Scan030322a016.D
Level 2	STD2 580-382822/12	40Scan030322a015.D
Level 3	STD3 580-382822/11	40Scan030322a014.D
Level 4	STD4 580-382822/10	40Scan030322a013.D
Level 5	STD5 580-382822/9	40Scan030322a012.D
Level 6	STD6 580-382822/8	40Scan030322a011.D
Level 7	STD7IS 580-382822/7	40Scan030322a010.D
Level 8	STD8 580-382822/6	40Scan030322a009.D
Level 9	STD9 580-382822/5	40Scan030322a008.D
Level 10	STD10 580-382822/4	40Scan030322a007.D

ANALYTE	RRF					CURVE TYPE	COEFFICIENT			#	MIN RRF	%RSD	#	MAX %RSD	R^2 OR COD	#	MIN R^2 OR COD
	LVL 1 LVL 6	LVL 2 LVL 7	LVL 3 LVL 8	LVL 4 LVL 9	LVL 5 LVL 10		B	M1	M2								
N-Nitrosodimethylamine	0.2712 0.3248	0.3120 0.3093	0.2914 0.3182	0.3039 0.3255	0.2962 0.3262	Ave		0.307 9		0.0100	5.8		15.0				
Pyridine	0.5745 0.6026	0.5252 0.5945	0.4102 0.6027	0.5899 0.6298	0.5825 0.6349	Ave		0.574 7		0.0100	11.4		15.0				
Phenol	++++ 0.9606	++++ 0.9038	++++ 0.9304	0.9748 0.9630	0.9094 0.9862	Ave		0.946 9		0.8000	3.4		15.0				
Aniline	0.6331 1.0685	0.8322 1.0317	0.6896 1.0452	1.0485 1.1433	0.9335 1.1373	Qua2	-3.84 5	0.994 8	0.0000180	0.0100	10.3		0.9910		0.9900		
Bis(2-chloroethyl)ether	0.8294 0.7492	0.6681 0.6989	0.6016 0.7255	0.7808 0.7290	0.7656 0.7215	Ave		0.727 0		0.7000	8.6		15.0				
2-Chlorophenol	1.0736 1.2170	1.0384 1.1483	1.0309 1.1924	1.2208 1.2497	1.1897 1.2188	Ave		1.158 0		0.8000	7.0		15.0				
n-Decane	0.5968 0.4941	0.5705 0.4572	0.4516 0.4647	0.5359 0.4899	0.4974 0.4763	Lin1	1.345 5	0.478 0		0.0100	6.1		1.0000		0.9900		
1,3-Dichlorobenzene	1.5853 1.4183	1.4310 1.3414	1.1746 1.3712	1.5220 1.4224	1.3760 1.4018	Lin1	0.176 6	1.401 1		0.0100	8.0		1.0000		0.9900		
1,4-Dichlorobenzene	1.6528 1.4283	1.5144 1.3439	1.2094 1.3885	1.6264 1.4494	1.3937 1.4013	Lin1	1.612 3	1.410 4		0.0100	8.3		0.9990		0.9900		
Benzyl alcohol	0.4201 0.4895	0.6059 0.4745	0.3945 0.4968	0.4889 0.5177	0.4515 0.5104	Ave		0.485 0		0.0100	11.9		15.0				
1,2-Dichlorobenzene	1.5058 1.3795	1.2461 1.2978	1.1728 1.3289	1.4666 1.3840	1.3520 1.3389	Lin1	-0.09 8	1.349 1		0.0100	7.7		1.0000		0.9900		
o-Cresol	++++ 0.8390	++++ 0.8053	++++ 0.8254	0.8526 0.8447	0.7935 0.8121	Ave		0.824 7		0.7000	2.7		15.0				

Note: The M1 coefficient is the same as Ave RRF for an Ave curve type.

FORM VI  
GC/MS SEMI VOA BY INTERNAL STANDARD - INITIAL CALIBRATION DATA  
CURVE EVALUATION

Lab Name: Eurofins Seattle Job No.: 580-111058-1 Analy Batch No.: 382822

SDG No.: \_\_\_\_\_

Instrument ID: TAC040 GC Column: ZB-SV ID: 0.25 (mm) Heated Purge: (Y/N) N

Calibration Start Date: 03/03/2022 17:30 Calibration End Date: 03/03/2022 20:58 Calibration ID: 32160

ANALYTE	RRF					CURVE TYPE	COEFFICIENT			#	MIN RRF	%RSD	#	MAX %RSD	R^2 OR COD	#	MIN R^2 OR COD
	LVL 1	LVL 2	LVL 3	LVL 4	LVL 5		B	M1	M2								
	LVL 6	LVL 7	LVL 8	LVL 9	LVL 10												
bis (2-chloroisopropyl) ether	0.7196 0.7085	0.7621 0.6804	0.6140 0.6543	0.7303 0.6793	0.6951 0.6604	Lin1	1.228 5	0.667 2		0.0100	6.9			1.0000		0.9900	
Acetophenone	1.2909 1.2026	1.2930 1.1576	1.0523 1.1857	1.2842 1.2096	1.1673 1.1991	Ave		1.204 2		0.0100	6.1		15.0				
m+p-Cresol	0.8587 0.8441	0.7068 0.8149	0.6687 0.8416	0.9167 0.8479	0.8000 0.8551	Ave		0.815 4		0.6000	9.1		15.0				
N-Nitrosodi-n-propylamine	0.2605 0.3640	0.3172 0.3367	0.2946 0.3541	0.3603 0.3612	0.3111 0.3532	Ave		0.331 3	*	0.5000	10.5		15.0				
Hexachloroethane	0.5238 0.5909	0.6079 0.5596	0.5817 0.5775	0.6404 0.5922	0.5660 0.5904	Lin1	-0.26 3	0.588 0		0.3000	5.0			1.0000		0.9900	
Nitrobenzene	0.6168 0.6173	0.6092 0.5843	0.5353 0.5970	0.6192 0.6254	0.5725 0.6249	Ave		0.600 2		0.2000	4.8		15.0				
Isophorone	1.0899 1.1089	0.9941 1.0863	0.9322 1.1550	1.1384 1.1805	1.0376 1.1745	Lin1	-4.10 7	1.167 3		0.4000	12.0			0.9990		0.9900	
2-Nitrophenol	0.4228 0.6497	0.5234 0.6254	0.4866 0.6396	0.6569 0.6752	0.5912 0.6743	Ave		0.594 5		0.1000	14.7		15.0				
2,4-Dimethylphenol	++++ 0.2407	++++ 0.2436	0.2219 0.2422	0.2541 0.2590	0.2530 0.2388	Lin2	-0.89 8	0.248 5		0.2000	4.2			0.9980		0.9900	
Benzoic acid	++++ 0.4452	++++ 0.5152	++++ 0.6402	0.2087 0.7206	0.3060 0.7599	Qua2	-75.1 3	0.546 9	0.0000126	0.0100	9.4			0.9920		0.9900	
Bis(2-chloroethoxy)methane	1.0774 0.9332	0.8040 0.8722	0.7889 0.9118	0.9473 0.9183	0.8907 0.8985	Ave		0.904 2		0.3000	8.8		15.0				
2,4-Dichlorophenol	0.2351 0.2747	0.2356 0.2651	0.2396 0.2760	0.2668 0.2942	0.2829 0.2755	Lin2	-0.50 1	0.274 0		0.2000	5.0			0.9970		0.9900	
1,2,4-Trichlorobenzene	0.3648 0.3335	0.3278 0.3207	0.3111 0.3205	0.3484 0.3429	0.3512 0.3174	Ave		0.333 8		0.0100	5.2		15.0				
Naphthalene	0.9745 0.9197	0.9256 0.8711	0.8110 0.8733	0.9840 0.9124	0.9742 ++++	Ave		0.916 2		0.7000	6.3		15.0				
4-Chloroaniline	++++ 0.3173	++++ 0.3360	0.1758 0.3579	0.3020 0.4001	0.3228 0.3510	Lin2	-8.81 3	0.363 1		0.0100	6.8			0.9950		0.9900	
2,6-Dichlorophenol	0.5299 0.5217	0.4450 0.5157	0.4850 0.5403	0.5048 0.5420	0.5004 0.5401	Ave		0.512 5		0.0100	5.9		15.0				
Hexachlorobutadiene	0.2401 0.1956	0.1719 0.1929	0.1890 0.1904	0.2140 0.2082	0.2134 0.1972	Lin2	0.246 4	0.196 6		0.0100	9.1			0.9910		0.9900	
4-Chloro-3-methylphenol	0.3195 0.3566	0.2811 0.3651	0.2819 0.3855	0.3285 0.3887	0.3159 0.3876	Ave		0.341 0		0.2000	12.2		15.0				

Note: The M1 coefficient is the same as Ave RRF for an Ave curve type.

FORM VI  
GC/MS SEMI VOA BY INTERNAL STANDARD - INITIAL CALIBRATION DATA  
CURVE EVALUATION

Lab Name: Eurofins Seattle Job No.: 580-111058-1 Analy Batch No.: 382822

SDG No.: \_\_\_\_\_

Instrument ID: TAC040 GC Column: ZB-SV ID: 0.25 (mm) Heated Purge: (Y/N) N

Calibration Start Date: 03/03/2022 17:30 Calibration End Date: 03/03/2022 20:58 Calibration ID: 32160

ANALYTE	RRF					CURVE TYPE	COEFFICIENT			#	MIN RRF	%RSD	#	MAX %RSD	R <sup>2</sup> OR COD	#	MIN R <sup>2</sup> OR COD
	LVL 1	LVL 2	LVL 3	LVL 4	LVL 5		B	M1	M2								
	LVL 6	LVL 7	LVL 8	LVL 9	LVL 10												
2-Methylnaphthalene	0.5729 0.5941	0.5344 0.5710	0.5360 0.5698	0.6011 0.5982	0.6060 0.5530	Ave		0.573 7		0.4000	4.6		15.0				
1-Methylnaphthalene	0.5429 0.5683	0.5374 0.5484	0.5350 0.5526	0.6191 0.5839	0.6035 0.5357	Ave		0.562 7		0.0100	5.4		15.0				
Hexachlorocyclopentadiene	0.4026 0.4378	0.3592 0.4421	0.3472 0.4703	0.4659 0.4918	0.4086 0.5051	Qual	-1.75 2	0.456 5	0.0000051	0.0500	12.7			1.0000		0.9900	
1,2,4,5-Tetrachlorobenzene	0.6743 0.6486	0.6177 0.6379	0.6093 0.6654	0.6765 0.6583	0.6516 0.6628	Ave		0.650 2			3.5		15.0				
2,4,6-Trichlorophenol	++++ 0.3767	0.2531 0.3813	0.2694 0.4014	0.3400 0.4344	0.3501 0.4295	Lin2	-3.37 5	0.392 9		0.2000	8.8			0.9920		0.9900	
2,4,5-Trichlorophenol	++++ 0.4018	0.2015 0.4083	0.2336 0.4429	0.3327 0.4482	0.3321 0.4553	Qua2	-4.28 5	0.385 2	0.0000090	0.2000	10.1			0.9910		0.9900	
1,1'-Biphenyl	1.4642 1.3467	1.2731 1.3380	1.2949 1.3819	1.3859 1.3327	1.3591 1.2903	Ave		1.346 7		0.0100	4.2		15.0				
2-Chloronaphthalene	1.0716 1.1418	1.0488 1.1258	1.0763 1.1586	1.2010 1.1453	1.1086 1.1051	Ave		1.118 3		0.8000	4.1		15.0				
2-Nitroaniline	++++ 0.3373	0.1705 0.3524	0.2392 0.3787	0.2733 0.3867	0.2986 0.3918	Lin2	-4.19 7	0.355 7		0.0100	9.3			0.9910		0.9900	
Dimethyl phthalate	1.3457 1.1859	1.2227 1.1825	1.1208 1.2290	1.2467 1.1929	1.1856 1.1857	Lin2	1.336 2	1.184 5		0.0100	3.6			0.9990		0.9900	
1,3-Dinitrobenzene	++++ 0.2927	++++ 0.3087	0.1771 0.3352	0.2375 0.3591	0.2350 0.3681	Qua2	-6.75 1	0.303 6	0.0000078		6.5			0.9960		0.9900	
2,6-Dinitrotoluene	++++ 0.2674	++++ 0.2707	++++ 0.2814	0.2324 0.2860	0.2457 0.2906	Lin2	-5.62 1	0.282 9		0.2000	2.6			0.9990		0.9900	
Acenaphthylene	1.6486 1.6214	1.4748 1.6472	1.4650 1.7158	1.7248 1.7005	1.6402 1.5342	Ave		1.617 3		0.9000	5.9		15.0				
3-Nitroaniline	++++ 0.2380	++++ 0.2531	0.0109 0.2808	0.1941 0.2864	0.1895 0.2977	Lin2	-12.9 4	0.281 6		0.0100	8.7			0.9910		0.9900	
Acenaphthene	1.1200 1.1025	1.0143 1.0989	1.0251 1.1518	1.1999 1.1250	1.1094 1.1006	Ave		1.104 7		0.9000	4.9		15.0				
2,4-Dinitrophenol	++++ 0.1234	++++ 0.1506	++++ 0.1789	0.0554 0.1942	0.0710 0.2046	Qual	-33.6 6	0.176 6	0.0000016	0.0100	16.2			0.9990		0.9900	
4-Nitrophenol	++++ 0.0947	++++ 0.1169	0.0340 0.1277	0.0533 0.1317	0.0676 0.1331	Qual	-13.4 7	0.125 4	0.0000005	0.0100	18.9			0.9980		0.9900	
2,4-Dinitrotoluene	++++ 0.3246	++++ 0.3428	0.2097 0.3643	0.2630 0.3711	0.2771 0.3760	Lin2	-8.09 3	0.355 3		0.2000	6.3			0.9950		0.9900	

Note: The M1 coefficient is the same as Ave RRF for an Ave curve type.

FORM VI  
GC/MS SEMI VOA BY INTERNAL STANDARD - INITIAL CALIBRATION DATA  
CURVE EVALUATION

Lab Name: Eurofins Seattle Job No.: 580-111058-1 Analy Batch No.: 382822

SDG No.: \_\_\_\_\_

Instrument ID: TAC040 GC Column: ZB-SV ID: 0.25 (mm) Heated Purge: (Y/N) N

Calibration Start Date: 03/03/2022 17:30 Calibration End Date: 03/03/2022 20:58 Calibration ID: 32160

ANALYTE	RRF					CURVE TYPE	COEFFICIENT			#	MIN RRF	%RSD	#	MAX %RSD	R <sup>2</sup> OR COD	#	MIN R <sup>2</sup> OR COD
	LVL 1	LVL 2	LVL 3	LVL 4	LVL 5		B	M1	M2								
	LVL 6	LVL 7	LVL 8	LVL 9	LVL 10												
Dibenzofuran	1.3674 1.4867	1.3312 1.5009	1.4007 1.5597	1.6243 1.5294	1.5159 1.4254	Ave		1.474 1		0.8000	6.2		15.0				
2,3,5,6-Tetrachlorophenol	++++ 0.3095	0.1399 0.3270	0.1956 0.3538	0.2596 0.3670	0.2730 0.3861	Qua2	-3.72 1	0.307 4	0.0000093	0.0100	7.6			0.9950		0.9900	
2,3,4,6-Tetrachlorophenol	++++ 0.3284	0.1652 0.3501	0.2028 0.3803	0.3071 0.3919	0.3017 0.4064	Qua2	-3.81 4	0.334 4	0.0000087	0.0100	8.6			0.9940		0.9900	
Diethyl phthalate	++++ 1.2244	++++ 1.2255	++++ 1.2797	1.2780 1.2558	1.2269 1.2566	Ave		1.249 5		0.0100	1.9		15.0				
Fluorene	1.1286 1.1881	1.0183 1.1934	1.1445 1.2557	1.1952 1.2384	1.1589 1.1914	Ave		1.171 2		0.9000	5.7		15.0				
4-Chlorophenyl phenyl ether	0.6387 0.5377	0.5082 0.5516	0.4875 0.5816	0.5946 0.5889	0.5586 0.5853	Ave		0.563 3		0.4000	7.9		15.0				
4-Nitroaniline	++++ 0.1624	0.1264 0.1894	0.1329 0.1544	0.1521 0.1596	0.1844 ++++	Ave		0.157 7		0.0100	13.9		15.0				
4,6-Dinitro-2-methylphenol	++++ 0.1027	++++ 0.1088	0.0336 0.1177	0.0607 0.1378	0.0789 0.1380	Qua2	-8.05 3	0.108 1	0.0000019	0.0100	7.1			0.9950		0.9900	
N-Nitrosodiphenylamine	0.4445 0.4940	0.3847 0.4593	0.4337 0.4851	0.5217 0.5178	0.5085 0.5094	Ave		0.475 9		0.0100	9.3		15.0				
Azobenzene	0.4445 0.4296	0.3896 0.3954	0.3888 0.3966	0.4353 0.4200	0.4286 0.4101	Ave		0.413 8		0.0100	4.9		15.0				
4-Bromophenyl phenyl ether	0.2464 0.2300	0.2356 0.2144	0.2022 0.2200	0.2338 0.2521	0.2277 0.2566	Ave		0.231 9		0.1000	7.3		15.0				
Hexachlorobenzene	0.3423 0.3243	0.3338 0.3131	0.3042 0.3139	0.3517 0.3556	0.3201 0.3609	Lin2	0.070 5	0.330 7		0.1000	6.3			0.9960		0.9900	
Atrazine	0.1991 0.2853	0.2650 0.2871	0.2209 0.3057	0.2573 0.3106	0.2630 0.3078	Lin2	-0.89 2	0.287 0		0.0100	8.7			0.9920		0.9900	
Pentachlorophenol	++++ 0.1609	++++ 0.1643	0.0694 0.1856	0.1083 0.2147	0.1362 0.2227	Qua2	-10.4 9	0.168 2	0.0000032	0.0500	5.0			0.9970		0.9900	
n-Octadecane	0.1782 0.1613	0.1819 0.1515	0.1532 0.1555	0.1680 0.1652	0.1606 0.1569	Ave		0.163 2		0.0100	6.3		15.0				
Phenanthrene	1.0363 1.0499	0.9952 0.9779	0.9259 1.0073	1.1125 1.0861	1.0724 1.0001	Ave		1.026 4		0.7000	5.5		15.0				
Anthracene	1.0111 1.0156	0.9199 0.9657	0.8793 0.9951	1.0630 1.0800	1.0116 0.9245	Lin2	-0.22 1	0.990 8		0.7000	6.8			0.9950		0.9900	
Carbazole	++++ 0.7985	0.6012 0.6876	0.6064 0.6148	0.8132 0.6132	0.8258 0.6390	Ave		0.688 8		0.0100	14.0		15.0				

Note: The M1 coefficient is the same as Ave RRF for an Ave curve type.



FORM VI  
GC/MS SEMI VOA BY INTERNAL STANDARD - INITIAL CALIBRATION DATA  
CURVE EVALUATION

Lab Name: Eurofins Seattle Job No.: 580-111058-1 Analy Batch No.: 382822

SDG No.: \_\_\_\_\_

Instrument ID: TAC040 GC Column: ZB-SV ID: 0.25 (mm) Heated Purge: (Y/N) N

Calibration Start Date: 03/03/2022 17:30 Calibration End Date: 03/03/2022 20:58 Calibration ID: 32160

ANALYTE	RRF					CURVE TYPE	COEFFICIENT			#	MIN RRF	%RSD	#	MAX %RSD	R <sup>2</sup> OR COD	#	MIN R <sup>2</sup> OR COD
	LVL 1	LVL 2	LVL 3	LVL 4	LVL 5		B	M1	M2								
	LVL 6	LVL 7	LVL 8	LVL 9	LVL 10												
Di-n-butyl phthalate	1.1000 1.3066	1.1228 1.2778	1.1105 1.2896	1.2734 1.3942	1.2695 1.0947	Lin2	-1.97 8	1.261 3		0.0100	7.2			0.9940		0.9900	
Fluoranthene	0.8836 1.0784	0.8716 1.0313	0.9153 1.0578	1.0739 1.1789	1.0922 1.0298	Ave		1.021 3		0.6000	9.8	15.0					
Benzidine	++++ 0.2073	0.1132 0.2159	0.1307 0.2540	0.1625 0.3205	0.1624 0.3518	Qua2	-3.85 5	0.194 2	0.0000090	0.0100	10.5			0.9900		0.9900	
Pyrene	0.7901 1.0975	1.0183 1.0705	0.9182 1.0983	1.1118 1.2251	1.1174 1.0704	Ave		1.051 8		0.6000	11.4	15.0					
Butyl benzyl phthalate	0.5237 0.6168	0.4702 0.6255	0.5014 0.6417	0.5946 0.6587	0.5876 0.6229	Ave		0.584 3		0.0100	10.9	15.0					
3,3'-Dichlorobenzidine	0.2495 0.3686	0.2378 0.3601	0.2792 0.3700	0.3432 0.4176	0.3723 0.4224	Qua2	-2.64 0	0.350 8	0.0000043	0.0100	8.8			0.9930		0.9900	
Benzo[a]anthracene	1.0661 1.1343	0.9268 1.1542	0.9270 1.1447	1.1994 1.2383	1.1442 1.1678	Lin2	-1.69 6	1.142 3		0.8000	8.4			0.9920		0.9900	
Chrysene	1.0661 1.1952	1.2589 1.1409	1.2167 1.1064	1.4139 1.1562	1.2716 1.1007	Lin2	-0.67 2	1.205 3		0.7000	8.9			0.9910		0.9900	
Bis(2-ethylhexyl) phthalate	0.7494 0.8603	0.7652 0.8759	0.6199 0.8807	0.8099 0.9402	0.8044 0.8862	Ave		0.819 2		0.0100	11.2	15.0					
Di-n-octyl phthalate	++++ 1.2897	++++ 1.3618	0.8115 1.4070	1.0494 1.5634	1.1072 1.4576	Lin2	-33.2 3	1.417 1		0.0100	6.8			0.9950		0.9900	
Benzo[b]fluoranthene	1.1262 1.1197	0.8629 1.1036	0.9531 1.1568	1.1417 1.2624	1.2020 1.2124	Ave		1.114 1		0.7000	10.8	15.0					
Benzofluoranthene	1.1165 1.1559	1.0205 1.1487	0.9585 1.1398	1.1883 1.2242	1.1936 1.1990	Ave		1.134 5			7.4	15.0					
Benzo[k]fluoranthene	1.2419 1.2092	1.1816 1.2366	0.8469 1.1793	1.2586 1.2627	1.1922 1.2911	Ave		1.190 0		0.7000	10.6	15.0					
Benzo[a]pyrene	0.8028 0.9849	0.8042 0.9954	0.7852 0.9971	0.9649 1.0959	0.9993 1.0701	Lin2	-2.61 3	0.999 3		0.7000	7.9			0.9930		0.9900	
Indeno[1,2,3-cd]pyrene	0.8287 1.0054	0.7327 1.0481	0.7650 1.0163	0.9499 1.1785	0.9834 1.1699	Qua2	-2.15 5	0.958 4	0.0000265	0.5000	9.4			0.9920		0.9900	
Dibenz(a,h)anthracene	0.8792 1.0688	0.8718 1.0684	0.9066 1.0557	0.9684 1.2360	1.0347 1.2559	Lin2	-2.82 3	1.087 8		0.4000	9.7			0.9900		0.9900	
Benzo[g,h,i]perylene	1.1411 1.2283	1.1601 1.2139	1.0025 1.2078	1.2307 1.3392	1.2127 1.3301	Ave		1.206 6		0.5000	7.9	15.0					
2-Fluorophenol (Surr)	1.0667 0.9763	0.8377 0.9287	0.7823 0.9683	0.9978 0.9919	0.8915 0.9906	Ave		0.943 2			9.0	15.0					

Note: The M1 coefficient is the same as Ave RRF for an Ave curve type.

FORM VI  
GC/MS SEMI VOA BY INTERNAL STANDARD - INITIAL CALIBRATION DATA  
CURVE EVALUATION

Lab Name: Eurofins Seattle Job No.: 580-111058-1 Analy Batch No.: 382822

SDG No.: \_\_\_\_\_

Instrument ID: TAC040 GC Column: ZB-SV ID: 0.25 (mm) Heated Purge: (Y/N) N

Calibration Start Date: 03/03/2022 17:30 Calibration End Date: 03/03/2022 20:58 Calibration ID: 32160

ANALYTE	RRF					CURVE TYPE	COEFFICIENT			#	MIN RRF	%RSD	#	MAX %RSD	R^2 OR COD	#	MIN R^2 OR COD
	LVL 1	LVL 2	LVL 3	LVL 4	LVL 5		B	M1	M2								
	LVL 6	LVL 7	LVL 8	LVL 9	LVL 10												
Phenol-d5 (Surr)	1.0467 1.0317	0.9584 1.0023	0.8591 1.0209	0.9747 1.0540	0.9483 1.0531	Ave		0.994 9			6.2		15.0				
Nitrobenzene-d5 (Surr)	0.1916 0.1906	0.1808 0.1885	0.1789 0.1934	0.1956 0.2046	0.2084 0.1886	Ave		0.192 1			4.8		15.0				
2-Fluorobiphenyl	1.2699 1.2679	1.2631 1.2534	1.2253 1.3195	1.3507 1.2948	1.2791 1.2495	Ave		1.277 3			2.8		15.0				
2,4,6-Tribromophenol (Surr)	0.0949 0.1812	0.1524 0.1748	0.1135 0.1872	0.1465 0.2193	0.1758 0.2309	Qual	-1.37 2	0.184 3	0.0000049	0.0100	16.4			0.9990		0.9900	
Terphenyl-d14	++++ 0.6936	0.5083 0.6802	0.5710 0.7236	0.6802 0.8225	0.6707 0.8014	Lin2	-5.12 1	0.734 0			7.6			0.9940		0.9900	

Note: The M1 coefficient is the same as Ave RRF for an Ave curve type.

FORM VI  
GC/MS SEMI VOA BY INTERNAL STANDARD - INITIAL CALIBRATION DATA  
RESPONSE AND CONCENTRATION

Lab Name: Eurofins Seattle Job No.: 580-111058-1 Analy Batch No.: 382822

SDG No.: \_\_\_\_\_

Instrument ID: TAC040 GC Column: ZB-SV ID: 0.25 (mm) Heated Purge: (Y/N) N

Calibration Start Date: 03/03/2022 17:30 Calibration End Date: 03/03/2022 20:58 Calibration ID: 32160

Calibration Files

LEVEL:	LAB SAMPLE ID:	LAB FILE ID:
Level 1	STD1 580-382822/13	40Scan030322a016.D
Level 2	STD2 580-382822/12	40Scan030322a015.D
Level 3	STD3 580-382822/11	40Scan030322a014.D
Level 4	STD4 580-382822/10	40Scan030322a013.D
Level 5	STD5 580-382822/9	40Scan030322a012.D
Level 6	STD6 580-382822/8	40Scan030322a011.D
Level 7	STD7IS 580-382822/7	40Scan030322a010.D
Level 8	STD8 580-382822/6	40Scan030322a009.D
Level 9	STD9 580-382822/5	40Scan030322a008.D
Level 10	STD10 580-382822/4	40Scan030322a007.D

ANALYTE	IS REF	CURVE TYPE	RESPONSE					CONCENTRATION (UG/L)				
			LVL 1 LVL 6	LVL 2 LVL 7	LVL 3 LVL 8	LVL 4 LVL 9	LVL 5 LVL 10	LVL 1 LVL 6	LVL 2 LVL 7	LVL 3 LVL 8	LVL 4 LVL 9	LVL 5 LVL 10
N-Nitrosodimethylamine	DCBd 4	Ave	583	1451	3805	7274	14607	10.0	20.0	50.0	100	200
			39020	79398	148207	393996	775837	500	1000	2000	5000	10000
Pyridine	DCBd 4	Ave	2470	4885	10713	28242	57461	20.0	40.0	100	200	400
			144789	305212	561392	1524673	3019845	1000	2000	4000	10000	20000
Phenol	DCBd 4	Ave	+++++	+++++	+++++	23334	44855	+++++	+++++	+++++	100	200
			115405	231983	433293	1165725	2345493	500	1000	2000	5000	10000
Aniline	DCBd 4	Qua2	1361	3870	9005	25100	46041	10.0	20.0	50.0	100	200
			128365	264809	486741	1383962	2704821	500	1000	2000	5000	10000
Bis(2-chloroethyl)ether	DCBd 4	Ave	1783	3107	7856	18691	37759	10.0	20.0	50.0	100	200
			90004	179404	337875	882411	1716046	500	1000	2000	5000	10000
2-Chlorophenol	DCBd 4	Ave	2308	4829	13462	29224	58679	10.0	20.0	50.0	100	200
			146212	294753	555318	1512759	2898655	500	1000	2000	5000	10000
n-Decane	DCBd 4	Lin1	1283	2653	5898	12829	24533	10.0	20.0	50.0	100	200
			59361	117355	216400	593027	1132709	500	1000	2000	5000	10000
1,3-Dichlorobenzene	DCBd 4	Lin1	3408	6655	15339	36433	67866	10.0	20.0	50.0	100	200
			170389	344301	638564	1721786	3333985	500	1000	2000	5000	10000

FORM VI  
GC/MS SEMI VOA BY INTERNAL STANDARD - INITIAL CALIBRATION DATA  
RESPONSE AND CONCENTRATION

Lab Name: Eurofins Seattle Job No.: 580-111058-1 Analy Batch No.: 382822

SDG No.: \_\_\_\_\_

Instrument ID: TAC040 GC Column: ZB-SV ID: 0.25 (mm) Heated Purge: (Y/N) N

Calibration Start Date: 03/03/2022 17:30 Calibration End Date: 03/03/2022 20:58 Calibration ID: 32160

ANALYTE	IS REF	CURVE TYPE	RESPONSE					CONCENTRATION (UG/L)				
			LVL 1 LVL 6	LVL 2 LVL 7	LVL 3 LVL 8	LVL 4 LVL 9	LVL 5 LVL 10	LVL 1 LVL 6	LVL 2 LVL 7	LVL 3 LVL 8	LVL 4 LVL 9	LVL 5 LVL 10
1,4-Dichlorobenzene	DCBd 4	Lin1	3553	7043	15793	38932	68740	10.0	20.0	50.0	100	200
			171590	344950	646634	1754537	3332683	500	1000	2000	5000	10000
Benzyl alcohol	DCBd 4	Ave	903	2818	5152	11704	22269	10.0	20.0	50.0	100	200
			58811	121784	231377	626697	1213983	500	1000	2000	5000	10000
1,2-Dichlorobenzene	DCBd 4	Lin1	3237	5795	15316	35108	66684	10.0	20.0	50.0	100	200
			165734	333124	618857	1675310	3184289	500	1000	2000	5000	10000
o-Cresol	DCBd 4	Ave	+++++	+++++	+++++	20409	39136	+++++	+++++	+++++	100	200
			100797	206717	384396	1022494	1931499	500	1000	2000	5000	10000
bis (2-chloroisopropyl) ether	DCBd 4	Lin1	1547	3544	8018	17481	34283	10.0	20.0	50.0	100	200
			85116	174633	304725	822351	1570578	500	1000	2000	5000	10000
Acetophenone	DCBd 4	Ave	2775	6013	13742	30741	57575	10.0	20.0	50.0	100	200
			144477	297142	552199	1464254	2851779	500	1000	2000	5000	10000
m+p-Cresol	DCBd 4	Ave	1846	3287	8732	21943	39458	10.0	20.0	50.0	100	200
			101414	209159	391947	1026340	2033618	500	1000	2000	5000	10000
N-Nitrosodi-n-propylamine	DCBd 4	Ave	560	1475	3847	8624	15345	10.0	20.0	50.0	100	200
			43727	86431	164900	437202	840086	500	1000	2000	5000	10000
Hexachloroethane	DCBd 4	Lin1	1126	2827	7596	15331	27914	10.0	20.0	50.0	100	200
			70995	143644	268929	716878	1404119	500	1000	2000	5000	10000
Nitrobenzene	DCBd 4	Ave	1326	2833	6991	14823	28235	10.0	20.0	50.0	100	200
			74161	149978	278033	757057	1486199	500	1000	2000	5000	10000
Isophorone	DCBd 4	Lin1	2343	4623	12174	27251	51177	10.0	20.0	50.0	100	200
			133227	278836	537887	1428952	2793422	500	1000	2000	5000	10000
2-Nitrophenol	DCBd 4	Ave	909	2434	6354	15724	29157	10.0	20.0	50.0	100	200
			78057	160529	297862	817382	1603668	500	1000	2000	5000	10000

FORM VI  
GC/MS SEMI VOA BY INTERNAL STANDARD - INITIAL CALIBRATION DATA  
RESPONSE AND CONCENTRATION

Lab Name: Eurofins Seattle Job No.: 580-111058-1 Analy Batch No.: 382822

SDG No.: \_\_\_\_\_

Instrument ID: TAC040 GC Column: ZB-SV ID: 0.25 (mm) Heated Purge: (Y/N) N

Calibration Start Date: 03/03/2022 17:30 Calibration End Date: 03/03/2022 20:58 Calibration ID: 32160

ANALYTE	IS REF	CURVE TYPE	RESPONSE					CONCENTRATION (UG/L)				
			LVL 1 LVL 6	LVL 2 LVL 7	LVL 3 LVL 8	LVL 4 LVL 9	LVL 5 LVL 10	LVL 1 LVL 6	LVL 2 LVL 7	LVL 3 LVL 8	LVL 4 LVL 9	LVL 5 LVL 10
2,4-Dimethylphenol	NPT	Lin2	++++ 102299	++++ 219844	9676 406166	20868 1102951	40569 2116333	++++ 500	++++ 1000	50.0 2000	100 5000	200 10000
Benzoic acid	DCBd 4	Qua2	++++ 106968	++++ 264466	++++ 596287	9993 1744475	30187 3614725	++++ 1000	++++ 2000	++++ 4000	200 10000	400 20000
Bis(2-chloroethoxy)methane	DCBd 4	Ave	2316 112114	3739 223881	10302 424609	22676 1111614	43931 2137008	10.0 500	20.0 1000	50.0 2000	100 5000	200 10000
2,4-Dichlorophenol	NPT	Lin2	1837 116749	3809 239207	10444 462798	21911 1253004	45356 2442045	10.0 500	20.0 1000	50.0 2000	100 5000	200 10000
1,2,4-Trichlorobenzene	NPT	Ave	2850 141706	5298 289350	13564 537504	28615 1460102	56322 2813660	10.0 500	20.0 1000	50.0 2000	100 5000	200 10000
Naphthalene	NPT	Ave	7614 390802	14961 785988	35359 1464520	80818 3885639	156214 ++++	10.0 500	20.0 1000	50.0 2000	100 5000	200 ++++
4-Chloroaniline	NPT	Lin2	++++ 134833	++++ 303148	7666 600218	24806 1704020	51754 3111638	++++ 500	++++ 1000	50.0 2000	100 5000	200 10000
2,6-Dichlorophenol	ANT	Ave	2103 117967	3657 240836	10642 456791	21953 1255707	44571 2442061	10.0 500	20.0 1000	50.0 2000	100 5000	200 10000
Hexachlorobutadiene	NPT	Lin2	1876 83126	2778 174059	8241 319323	17575 886431	34224 1747556	10.0 500	20.0 1000	50.0 2000	100 5000	200 10000
4-Chloro-3-methylphenol	ANT	Ave	1268 80636	2310 170515	6186 325939	14285 900410	28139 1752586	10.0 500	20.0 1000	50.0 2000	100 5000	200 10000
2-Methylnaphthalene	NPT	Ave	4476 252475	8638 515238	23370 955586	49366 2547579	97177 4901679	10.0 500	20.0 1000	50.0 2000	100 5000	200 10000
1-Methylnaphthalene	NPT	Ave	4242 241491	8686 494860	23323 926752	50846 2486694	96763 4748325	10.0 500	20.0 1000	50.0 2000	100 5000	200 10000
Hexachlorocyclopentadiene	ANT	Qua1	1598 98988	2952 206497	7619 397550	20260 1139402	36391 2283860	10.0 500	20.0 1000	50.0 2000	100 5000	200 10000
1,2,4,5-Tetrachlorobenzene	ANT	Ave	2676 146669	5077 297936	13369 562559	29420 1524939	58040 2996761	10.0 500	20.0 1000	50.0 2000	100 5000	200 10000
2,4,6-Trichlorophenol	ANT	Lin2	++++ 85192	2080 178079	5912 339371	14787 1006391	31180 1942143	++++ 500	20.0 1000	50.0 2000	100 5000	200 10000
2,4,5-Trichlorophenol	ANT	Qua2	++++ 90847	1656 190701	5126 374432	14468 1038393	29577 2058925	++++ 500	20.0 1000	50.0 2000	100 5000	200 10000
1,1'-Biphenyl	ANT	Ave	5811 304514	10463 624892	28414 1168258	60273 3087408	121057 5834478	10.0 500	20.0 1000	50.0 2000	100 5000	200 10000

FORM VI  
GC/MS SEMI VOA BY INTERNAL STANDARD - INITIAL CALIBRATION DATA  
RESPONSE AND CONCENTRATION

Lab Name: Eurofins Seattle Job No.: 580-111058-1 Analy Batch No.: 382822

SDG No.: \_\_\_\_\_

Instrument ID: TAC040 GC Column: ZB-SV ID: 0.25 (mm) Heated Purge: (Y/N) N

Calibration Start Date: 03/03/2022 17:30 Calibration End Date: 03/03/2022 20:58 Calibration ID: 32160

ANALYTE	IS REF	CURVE TYPE	RESPONSE					CONCENTRATION (UG/L)				
			LVL 1 LVL 6	LVL 2 LVL 7	LVL 3 LVL 8	LVL 4 LVL 9	LVL 5 LVL 10	LVL 1 LVL 6	LVL 2 LVL 7	LVL 3 LVL 8	LVL 4 LVL 9	LVL 5 LVL 10
2-Chloronaphthalene	ANT	Ave	4253	8620	23617	52233	98741	10.0	20.0	50.0	100	200
			258183	525800	979448	2653296	4997066	500	1000	2000	5000	10000
2-Nitroaniline	ANT	Lin2	++++	1401	5249	11884	26593	++++	20.0	50.0	100	200
			76277	164574	320154	895886	1771550	500	1000	2000	5000	10000
Dimethyl phthalate	ANT	Lin2	5341	10049	24593	54219	105600	10.0	20.0	50.0	100	200
			268156	552255	1038976	2763428	5361216	500	1000	2000	5000	10000
1,3-Dinitrobenzene	DCBd 4	Qua2	++++	++++	2313	5686	11593	++++	++++	50.0	100	200
			35170	79249	156099	434684	875379	500	1000	2000	5000	10000
2,6-Dinitrotoluene	ANT	Lin2	++++	++++	++++	10109	21882	++++	++++	++++	100	200
			60475	126448	237855	662673	1314187	500	1000	2000	5000	10000
Acenaphthylene	ANT	Ave	6543	12121	32146	75013	146090	10.0	20.0	50.0	100	200
			366645	769319	1450575	3939466	6937267	500	1000	2000	5000	10000
3-Nitroaniline	ANT	Lin2	++++	++++	240	8440	16881	++++	++++	50.0	100	200
			53816	118203	237379	663599	1346041	500	1000	2000	5000	10000
Acenaphthene	ANT	Ave	4445	8336	22493	52184	98814	10.0	20.0	50.0	100	200
			249296	513241	973710	2606123	4976696	500	1000	2000	5000	10000
2,4-Dinitrophenol	ANT	Qual	++++	++++	++++	4815	12646	++++	++++	++++	200	400
			55811	140646	302400	899581	1850322	1000	2000	4000	10000	20000
4-Nitrophenol	ANT	Qual	++++	++++	1491	4634	12048	++++	++++	100	200	400
			42840	109225	215999	610034	1203403	1000	2000	4000	10000	20000
2,4-Dinitrotoluene	ANT	Lin2	++++	++++	4601	11437	24679	++++	++++	50.0	100	200
			73400	160103	307970	859602	1700377	500	1000	2000	5000	10000
Dibenzofuran	ANT	Ave	5427	10941	30735	70640	135020	10.0	20.0	50.0	100	200
			336177	700966	1318539	3543099	6445026	500	1000	2000	5000	10000
2,3,5,6-Tetrachlorophenol	ANT	Qua2	++++	1150	4293	11290	24318	++++	20.0	50.0	100	200
			69987	152734	299142	850145	1745779	500	1000	2000	5000	10000
2,3,4,6-Tetrachlorophenol	ANT	Qua2	++++	1358	4449	13357	26871	++++	20.0	50.0	100	200
			74263	163490	321482	907992	1837395	500	1000	2000	5000	10000
Diethyl phthalate	ANT	Ave	++++	++++	++++	55581	109280	++++	++++	++++	100	200
			276870	572350	1081850	2909224	5681767	500	1000	2000	5000	10000
Fluorene	ANT	Ave	4479	8369	25114	51980	103219	10.0	20.0	50.0	100	200
			268653	557379	1061554	2868967	5387123	500	1000	2000	5000	10000
4-Chlorophenyl phenyl ether	ANT	Ave	2535	4177	10697	25857	49757	10.0	20.0	50.0	100	200
			121591	257597	491675	1364219	2646623	500	1000	2000	5000	10000
4-Nitroaniline	ANT	Ave	++++	1039	2916	6615	16423	++++	20.0	50.0	100	200

FORM VI  
GC/MS SEMI VOA BY INTERNAL STANDARD - INITIAL CALIBRATION DATA  
RESPONSE AND CONCENTRATION

Lab Name: Eurofins Seattle Job No.: 580-111058-1 Analy Batch No.: 382822

SDG No.: \_\_\_\_\_

Instrument ID: TAC040 GC Column: ZB-SV ID: 0.25 (mm) Heated Purge: (Y/N) N

Calibration Start Date: 03/03/2022 17:30 Calibration End Date: 03/03/2022 20:58 Calibration ID: 32160

ANALYTE	IS REF	CURVE TYPE	RESPONSE					CONCENTRATION (UG/L)				
			LVL 1 LVL 6	LVL 2 LVL 7	LVL 3 LVL 8	LVL 4 LVL 9	LVL 5 LVL 10	LVL 1 LVL 6	LVL 2 LVL 7	LVL 3 LVL 8	LVL 4 LVL 9	LVL 5 LVL 10
			36728	88443	130522	369753	++++	500	1000	2000	5000	++++
4,6-Dinitro-2-methylphenol	PHN	Qua2	++++ 73052	++++ 170904	2289 344407	8087 1009897	21385 2035118	++++ 1000	++++ 2000	100 4000	200 10000	400 20000
N-Nitrosodiphenylamine	PHN	Ave	2549 175764	4634 360553	14779 709449	34776 1896917	68919 3756263	10.0 500	20.0 1000	50.0 2000	100 5000	200 10000
Azobenzene	PHN	Ave	2549 152834	4692 310417	13248 579975	29013 1538483	58093 3024210	10.0 500	20.0 1000	50.0 2000	100 5000	200 10000
4-Bromophenyl phenyl ether	PHN	Ave	1413 81842	2838 168322	6889 321812	15586 923397	30863 1892065	10.0 500	20.0 1000	50.0 2000	100 5000	200 10000
Hexachlorobenzene	PHN	Lin2	1963 115384	4020 245806	10364 459103	23445 1302617	43383 2660795	10.0 500	20.0 1000	50.0 2000	100 5000	200 10000
Atrazine	ANT	Lin2	790 64517	2178 134097	4848 258402	11190 719578	23422 1391998	10.0 500	20.0 1000	50.0 2000	100 5000	200 10000
Pentachlorophenol	PHN	Qua2	++++ 114500	++++ 257967	4727 542927	14432 1573140	36932 3283939	++++ 1000	++++ 2000	100 4000	200 10000	400 20000
n-Octadecane	PHN	Ave	1022 57402	2191 118913	5220 227464	11201 605246	21762 1157003	10.0 500	20.0 1000	50.0 2000	100 5000	200 10000
Phenanthrene	PHN	Ave	5943 373518	11986 767742	31549 1473186	74155 3979039	145360 7374506	10.0 500	20.0 1000	50.0 2000	100 5000	200 10000
Anthracene	PHN	Lin2	5798 361336	11080 758128	29962 1455404	70852 3956688	137121 6817000	10.0 500	20.0 1000	50.0 2000	100 5000	200 10000
Carbazole	PHN	Ave	++++ 284080	7241 539776	20662 899105	54200 2246566	111925 4711973	++++ 500	20.0 1000	50.0 2000	100 5000	200 10000
Di-n-butyl phthalate	PHN	Lin2	6308 464864	13524 1003157	37840 1886103	84875 5107635	172068 8071972	10.0 500	20.0 1000	50.0 2000	100 5000	200 10000
Fluoranthene	PHN	Ave	5067 383678	10498 809649	31187 1547060	71580 4318993	148035 7593072	10.0 500	20.0 1000	50.0 2000	100 5000	200 10000
Benzidine	PHN	Qua2	++++ 147489	2727 339022	8906 742808	21667 2348334	44020 5188215	++++ 1000	40.0 2000	100 4000	200 10000	400 20000
Pyrene	PHN	Ave	4531 390445	12265 840429	31286 1606294	74105 4488013	151459 7892910	10.0 500	20.0 1000	50.0 2000	100 5000	200 10000
Butyl benzyl phthalate	CRY	Ave	2093 180050	4216 394758	12762 801871	28882 2222127	63500 4378587	10.0 500	20.0 1000	50.0 2000	100 5000	200 10000
3,3'-Dichlorobenzidine	CRY	Qua2	1994 215204	4265 454526	14212 924622	33336 2817641	80469 5937737	20.0 1000	40.0 2000	100 4000	200 10000	400 20000
Benzo[a]anthracene	CRY	Lin2	4261	8310	23598	58256	123645	10.0	20.0	50.0	100	200

FORM VI  
GC/MS SEMI VOA BY INTERNAL STANDARD - INITIAL CALIBRATION DATA  
RESPONSE AND CONCENTRATION

Lab Name: Eurofins Seattle Job No.: 580-111058-1 Analy Batch No.: 382822

SDG No.: \_\_\_\_\_

Instrument ID: TAC040 GC Column: ZB-SV ID: 0.25 (mm) Heated Purge: (Y/N) N

Calibration Start Date: 03/03/2022 17:30 Calibration End Date: 03/03/2022 20:58 Calibration ID: 32160

ANALYTE	IS REF	CURVE TYPE	RESPONSE					CONCENTRATION (UG/L)				
			LVL 1 LVL 6	LVL 2 LVL 7	LVL 3 LVL 8	LVL 4 LVL 9	LVL 5 LVL 10	LVL 1 LVL 6	LVL 2 LVL 7	LVL 3 LVL 8	LVL 4 LVL 9	LVL 5 LVL 10
			331118	728409	1430272	4177228	8208889	500	1000	2000	5000	10000
Chrysene	CRY	Lin2	4261 348885	11288 719991	30970 1382460	68676 3900273	137413 7736861	10.0 500	20.0 1000	50.0 2000	100 5000	200 10000
Bis(2-ethylhexyl) phthalate	CRY	Ave	2995 251117	6861 552782	15780 1100419	39340 3171521	86928 6229651	10.0 500	20.0 1000	50.0 2000	100 5000	200 10000
Di-n-octyl phthalate	PRY	Lin2	++++ 394379	++++ 888470	23054 1797107	57698 5298347	120505 10314831	++++ 500	++++ 1000	50.0 2000	100 5000	200 10000
Benzo[b]fluoranthene	PRY	Ave	5219 342402	8729 719997	27077 1477474	62772 4278029	130823 8579979	10.0 500	20.0 1000	50.0 2000	100 5000	200 10000
Benzofluoranthene	PRY	Ave	10348 706929	20648 1498879	54456 2911437	130663 8297540	259823 16969900	20.0 1000	40.0 2000	100 4000	200 10000	400 20000
Benzo[k]fluoranthene	PRY	Ave	5755 369777	11954 806750	24059 1506226	69200 4279320	129758 9136788	10.0 500	20.0 1000	50.0 2000	100 5000	200 10000
Benzo[a]pyrene	PRY	Lin2	3720 301180	8136 649394	22305 1273524	53050 3714042	108763 7572975	10.0 500	20.0 1000	50.0 2000	100 5000	200 10000
Indeno[1,2,3-cd]pyrene	PRY	Qua2	3840 307442	7412 683781	21732 1298083	52223 3993804	107033 8278816	10.0 500	20.0 1000	50.0 2000	100 5000	200 10000
Dibenz(a,h)anthracene	PRY	Lin2	4074 326828	8819 697062	25756 1348375	53244 4188732	112610 8887272	10.0 500	20.0 1000	50.0 2000	100 5000	200 10000
Benzo[g,h,i]perylene	PRY	Ave	5288 375609	11736 791962	28478 1542622	67662 4538253	131988 9412239	10.0 500	20.0 1000	50.0 2000	100 5000	200 10000
2-Fluorophenol (Surr)	DCBd 4	Ave	2293 117294	3896 238372	10216 450920	23885 1200671	43969 2355899	10.0 500	20.0 1000	50.0 2000	100 5000	200 10000
Phenol-d5 (Surr)	DCBd 4	Ave	2250 123945	4457 257264	11219 475453	23332 1275859	46773 2504588	10.0 500	20.0 1000	50.0 2000	100 5000	200 10000
Nitrobenzene-d5 (Surr)	NPT	Ave	1497 80987	2922 170055	7799 324382	16062 871362	33415 1671809	10.0 500	20.0 1000	50.0 2000	100 5000	200 10000
2-Fluorobiphenyl	ANT	Ave	5040 286712	10381 585365	26886 1115476	58743 2999713	113928 5649797	10.0 500	20.0 1000	50.0 2000	100 5000	200 10000
2,4,6-Tribromophenol (Surr)	PHN	Qua1	544 64452	1836 137199	3869 273827	9763 803350	23823 1702428	10.0 500	20.0 1000	50.0 2000	100 5000	200 10000
Terphenyl-d14	PHN	Lin2	++++ 246747	6122 534025	19456 1058273	45341 3013103	90911 5909169	++++ 500	20.0 1000	50.0 2000	100 5000	200 10000



FORM VI  
GC/MS SEMI VOA BY INTERNAL STANDARD - INITIAL CALIBRATION DATA  
RESPONSE AND CONCENTRATION

Lab Name: Eurofins Seattle Job No.: 580-111058-1 Analy Batch No.: 382822

SDG No.: \_\_\_\_\_

Instrument ID: TAC040 GC Column: ZB-SV ID: 0.25 (mm) Heated Purge: (Y/N) N

Calibration Start Date: 03/03/2022 17:30 Calibration End Date: 03/03/2022 20:58 Calibration ID: 32160

Curve Type Legend

Ave = Average ISTD
Lin1 = Linear 1/conc ISTD
Lin2 = Linear 1/conc <sup>2</sup> ISTD
Qual1 = Quadratic 1/conc ISTD
Qual2 = Quadratic 1/conc <sup>2</sup> ISTD

FORM VI  
GC/MS SEMI VOA BY INTERNAL STANDARD - INITIAL CALIBRATION DATA  
READBACK PERCENT ERROR

Lab Name: Eurofins Seattle Job No.: 580-111058-1 Analy Batch No.: 382822

SDG No.: \_\_\_\_\_

Instrument ID: TAC040 GC Column: ZB-SV ID: 0.25 (mm) Heated Purge: (Y/N) N

Calibration Start Date: 03/03/2022 17:30 Calibration End Date: 03/03/2022 20:58 Calibration ID: 32160

Calibration Files

LEVEL:	LAB SAMPLE ID:	LAB FILE ID:
Level 1	STD1 580-382822/13	40Scan030322a016.D
Level 2	STD2 580-382822/12	40Scan030322a015.D
Level 3	STD3 580-382822/11	40Scan030322a014.D
Level 4	STD4 580-382822/10	40Scan030322a013.D
Level 5	STD5 580-382822/9	40Scan030322a012.D
Level 6	STD6 580-382822/8	40Scan030322a011.D
Level 7	STD7IS 580-382822/7	40Scan030322a010.D
Level 8	STD8 580-382822/6	40Scan030322a009.D
Level 9	STD9 580-382822/5	40Scan030322a008.D
Level 10	STD10 580-382822/4	40Scan030322a007.D

ANALYTE	PERCENT ERROR						PERCENT ERROR LIMIT					
	LVL 1 # LVL 7 #	LVL 2 # LVL 8 #	LVL 3 # LVL 9 #	LVL 4 # LVL 10 #	LVL 5 #	LVL 6 #	LVL 1 LVL 7	LVL 2 LVL 8	LVL 3 LVL 9	LVL 4 LVL 10	LVL 5	LVL 6
N-Nitrosodimethylamine	-11.9						50					
Pyridine	0.0						50					
Phenol	+++++	+++++	+++++	2.9						50		
Aniline	2.3						30					
Bis(2-chloroethyl)ether	14.1						50					
2-Chlorophenol	-7.3						50					
n-Decane	-3.3						30					
1,3-Dichlorobenzene	11.9						30					
1,4-Dichlorobenzene	5.8						30					
Benzyl alcohol	-13.4						50					
1,2-Dichlorobenzene	12.3						30					
o-Cresol	+++++	+++++	+++++	3.4						50		
bis (2-chloroisopropyl) ether	-10.6						30					
Acetophenone	7.2						50					

FORM VI  
GC/MS SEMI VOA BY INTERNAL STANDARD - INITIAL CALIBRATION DATA  
READBACK PERCENT ERROR

Lab Name: Eurofins Seattle Job No.: 580-111058-1 Analy Batch No.: 382822

SDG No.: \_\_\_\_\_

Instrument ID: TAC040 GC Column: ZB-SV ID: 0.25 (mm) Heated Purge: (Y/N) N

Calibration Start Date: 03/03/2022 17:30 Calibration End Date: 03/03/2022 20:58 Calibration ID: 32160

ANALYTE	PERCENT ERROR						PERCENT ERROR LIMIT					
	LVL 1 #	LVL 2 #	LVL 3 #	LVL 4 #	LVL 5 #	LVL 6 #	LVL 1	LVL 2	LVL 3	LVL 4	LVL 5	LVL 6
	LVL 7 #	LVL 8 #	LVL 9 #	LVL 10 #			LVL 7	LVL 8	LVL 9	LVL 10		
m+p-Cresol	5.3						50					
N-Nitrosodi-n-propylamine	-21.4						50					
Hexachloroethane	-6.5						30					
Nitrobenzene	2.8						50					
Isophorone	28.6						30					
2-Nitrophenol	-28.9						50					
2,4-Dimethylphenol	+++++	+++++	-3.5						30			
Benzoic acid	+++++	+++++	+++++	6.3						30		
Bis(2-chloroethoxy)methane	19.1						50					
2,4-Dichlorophenol	4.1						30					
1,2,4-Trichlorobenzene	9.3						50					
Naphthalene	6.4				+++++		50					
4-Chloroaniline	+++++	+++++	-3.0						30			
2,6-Dichlorophenol	3.4						50					
Hexachlorobutadiene	9.6						30					
4-Chloro-3-methylphenol	-6.3						50					
2-Methylnaphthalene	-0.1						50					
1-Methylnaphthalene	-3.5						50					
Hexachlorocyclopentadiene	26.6						30					
1,2,4,5-Tetrachlorobenzene	3.7						50					
2,4,6-Trichlorophenol	+++++	7.4						30				

FORM VI  
GC/MS SEMI VOA BY INTERNAL STANDARD - INITIAL CALIBRATION DATA  
READBACK PERCENT ERROR

Lab Name: Eurofins Seattle Job No.: 580-111058-1 Analy Batch No.: 382822

SDG No.: \_\_\_\_\_

Instrument ID: TAC040 GC Column: ZB-SV ID: 0.25 (mm) Heated Purge: (Y/N) N

Calibration Start Date: 03/03/2022 17:30 Calibration End Date: 03/03/2022 20:58 Calibration ID: 32160

ANALYTE	PERCENT ERROR						PERCENT ERROR LIMIT					
	LVL 1 #	LVL 2 #	LVL 3 #	LVL 4 #	LVL 5 #	LVL 6 #	LVL 1	LVL 2	LVL 3	LVL 4	LVL 5	LVL 6
	LVL 7 #	LVL 8 #	LVL 9 #	LVL 10 #			LVL 7	LVL 8	LVL 9	LVL 10		
2,4,5-Trichlorophenol	+++++	7.9						30				
1,1'-Biphenyl	8.7						50					
2-Chloronaphthalene	-4.2						50					
2-Nitroaniline	+++++	6.9						30				
Dimethyl phthalate	2.3						30					
1,3-Dinitrobenzene	+++++	+++++	2.7						30			
2,6-Dinitrotoluene	+++++	+++++	+++++	2.0						30		
Acenaphthylene	1.9						50					
3-Nitroaniline	+++++	+++++	-4.2						30			
Acenaphthene	1.4						50					
2,4-Dinitrophenol	+++++	+++++	+++++	26.4						30		
4-Nitrophenol	+++++	+++++	34.5 *						30			
2,4-Dinitrotoluene	+++++	+++++	4.6						30			
Dibenzofuran	-7.2						50					
2,3,5,6-Tetrachlorophenol	+++++	6.0						30				
2,3,4,6-Tetrachlorophenol	+++++	6.4						30				
Diethyl phthalate	+++++	+++++	+++++	2.3						50		
Fluorene	-3.6						50					
4-Chlorophenyl phenyl ether	13.4						50					
4-Nitroaniline	+++++	-19.8		+++++				50				
4,6-Dinitro-2-methylphenol	+++++	+++++	5.4						30			

FORM VI  
GC/MS SEMI VOA BY INTERNAL STANDARD - INITIAL CALIBRATION DATA  
READBACK PERCENT ERROR

Lab Name: Eurofins Seattle Job No.: 580-111058-1 Analy Batch No.: 382822

SDG No.: \_\_\_\_\_

Instrument ID: TAC040 GC Column: ZB-SV ID: 0.25 (mm) Heated Purge: (Y/N) N

Calibration Start Date: 03/03/2022 17:30 Calibration End Date: 03/03/2022 20:58 Calibration ID: 32160

ANALYTE	PERCENT ERROR						PERCENT ERROR LIMIT					
	LVL 1 #	LVL 2 #	LVL 3 #	LVL 4 #	LVL 5 #	LVL 6 #	LVL 1	LVL 2	LVL 3	LVL 4	LVL 5	LVL 6
	LVL 7 #	LVL 8 #	LVL 9 #	LVL 10 #			LVL 7	LVL 8	LVL 9	LVL 10		
N-Nitrosodiphenylamine	-6.6						50					
Azobenzene	7.4						50					
4-Bromophenyl phenyl ether	6.3						50					
Hexachlorobenzene	1.4						30					
Atrazine	0.4						30					
Pentachlorophenol	+++++	+++++	3.4						30			
n-Octadecane	9.2						50					
Phenanthrene	1.0						50					
Anthracene	4.3						30					
Carbazole	+++++	-12.7						50				
Di-n-butyl phthalate	2.9						30					
Fluoranthene	-13.5						50					
Benzidine	+++++	7.7						30				
Pyrene	-24.9						50					
Butyl benzyl phthalate	-10.4						50					
3,3'-Dichlorobenzidine	8.7						30					
Benzo[a]anthracene	8.2						30					
Chrysene	-6.0						30					
Bis(2-ethylhexyl) phthalate	-8.5						50					
Di-n-octyl phthalate	+++++	+++++	4.2						30			
Benzo[b]fluoranthene	1.1						50					

FORM VI  
GC/MS SEMI VOA BY INTERNAL STANDARD - INITIAL CALIBRATION DATA  
READBACK PERCENT ERROR

Lab Name: Eurofins Seattle Job No.: 580-111058-1 Analy Batch No.: 382822

SDG No.: \_\_\_\_\_

Instrument ID: TAC040 GC Column: ZB-SV ID: 0.25 (mm) Heated Purge: (Y/N) N

Calibration Start Date: 03/03/2022 17:30 Calibration End Date: 03/03/2022 20:58 Calibration ID: 32160

ANALYTE	PERCENT ERROR						PERCENT ERROR LIMIT					
	LVL 1 #	LVL 2 #	LVL 3 #	LVL 4 #	LVL 5 #	LVL 6 #	LVL 1	LVL 2	LVL 3	LVL 4	LVL 5	LVL 6
	LVL 7 #	LVL 8 #	LVL 9 #	LVL 10 #			LVL 7	LVL 8	LVL 9	LVL 10		
Benzofluoranthene	-1.6						50					
Benzo[k]fluoranthene	4.4						50					
Benzo[a]pyrene	6.5						30					
Indeno[1,2,3-cd]pyrene	8.9						30					
Dibenz(a,h)anthracene	6.8						30					
Benzo[g,h,i]perylene	-5.4						50					
2-Fluorophenol (Surr)	13.1						50					
Phenol-d5 (Surr)	5.2						50					
Nitrobenzene-d5 (Surr)	-0.3						50					
2-Fluorobiphenyl	-0.6						50					
2,4,6-Tribromophenol (Surr)	25.9						30					
Terphenyl-d14	+++++	4.1						30				

Eurofins Seattle  
Target Compound Quantitation Report

Data File: \\chromfs\Seattle\ChromData\TAC040\20220303-81577.b\40Scan030322a007.D  
 Lims ID: STD10  
 Client ID:  
 Sample Type: IC Calib Level: 10  
 Inject. Date: 03-Mar-2022 17:30:30 ALS Bottle#: 4 Worklist Smp#: 4  
 Injection Vol: 1.0 ul Dil. Factor: 1.0000  
 Sample Info: 10  
 Operator ID: tl Instrument ID: TAC040  
 Sublist: chrom-8270TAC040\*sub20  
 Method: \\chromfs\Seattle\ChromData\TAC040\20220303-81577.b\8270TAC040.m  
 Limit Group: 8270D BNA QSM 5.0  
 Last Update: 08-Mar-2022 14:30:53 Calib Date: 03-Mar-2022 20:58:30  
 Integrator: RTE ID Type: RT Order ID  
 Quant Method: Internal Standard Quant By: Initial Calibration  
 Last ICal File: \\chromfs\Seattle\ChromData\TAC040\20220303-81577.b\40Scan030322a016.D  
 Column 1 : Det: MS SCAN  
 Process Host: CTX1601

First Level Reviewer: limmere

Date: 04-Mar-2022 11:36:56

Compound	Sig	RT (min.)	Adj RT (min.)	Dlt RT (min.)	Q	Response	Cal Amt ug/L	OnCol Amt ug/L	Flags
* 1 1,4-Dichlorobenzene-d4	152	4.707	4.707	0.000	73	23783	100.0	100.0	a
* 2 Naphthalene-d8	136	5.742	5.736	0.006	96	88639	100.0	100.0	
* 3 Acenaphthene-d10	164	7.177	7.172	0.005	35	45217	100.0	100.0	
* 4 Phenanthrene-d10	188	8.395	8.389	0.006	95	73735	100.0	100.0	
* 5 Chrysene-d12	240	10.607	10.595	0.012	49	70293	100.0	100.0	
* 6 Perylene-d12	264	12.124	12.112	0.012	94	70766	100.0	100.0	
\$ 7 2-Fluorophenol	112	3.649	3.649	0.000	80	2355899	10000	10503	a
\$ 8 Phenol-d5	99	4.425	4.413	0.012	98	2504588	10000	10585	a
\$ 9 Nitrobenzene-d5	82	5.166	5.154	0.012	79	1671809	10000	9818.7	
\$ 10 2-Fluorobiphenyl	172	6.636	6.630	0.006	98	5649797	10000	9782.1	
\$ 11 2,4,6-Tribromophenol	330	7.830	7.819	0.011	82	1702428	10000	9918.4	
\$ 12 Terphenyl-d14	244	9.718	9.713	0.005	99	5909169	10000	10925	
15 N-Nitrosodimethylamine	74	2.520	2.525	-0.005	87	775837	10000	10596	a
16 Pyridine	79	2.531	2.536	-0.005	96	3019845	20000	22095	a
18 Phenol	94	4.436	4.425	0.011	94	2345493	10000	10415	a
17 Aniline	93	4.454	4.442	0.012	96	2704821	10000	9721.8	a
19 Bis(2-chloroethyl)ether	93	4.513	4.507	0.006	94	1716046	10000	9925.5	a
20 2-Chlorophenol	128	4.536	4.531	0.005	54	2898655	10000	10525	a
21 n-Decane	57	4.595	4.595	0.000	91	1132709	10000	9960.1	a
22 1,3-Dichlorobenzene	146	4.660	4.660	0.000	94	3333985	10000	10005	a
23 1,4-Dichlorobenzene	146	4.725	4.719	0.006	96	3332683	10000	9934.5	a
27 Benzyl alcohol	79	4.836	4.825	0.011	92	1213983	10000	10525	a
24 1,2-Dichlorobenzene	146	4.842	4.842	0.000	96	3184289	10000	9924.5	a
28 2-Methylphenol	108	4.925	4.913	0.012	68	1931499	10000	9848.1	a
25 2,2'-oxybis[1-chloropropane]	45	4.948	4.942	0.006	51	1570578	10000	9896.0	a
29 Acetophenone	105	5.048	5.036	0.012	92	2851779	10000	9957.3	a
32 3 & 4 Methylphenol	108	5.054	5.042	0.012	97	2033618	10000	10486	a
30 N-Nitrosodi-n-propylamine	70	5.060	5.042	0.018	63	840086	10000	10662	a
31 Hexachloroethane	117	5.113	5.113	0.000	91	1404119	10000	10041	a
33 Nitrobenzene	77	5.178	5.172	0.006	76	1486199	10000	10412	
34 Isophorone	82	5.383	5.372	0.011	97	2793422	10000	10066	

Compound	Sig	RT (min.)	Adj RT (min.)	Dlt RT (min.)	Q	Response	Cal Amt ug/L	OnCol Amt ug/L	Flags
35 2-Nitrophenol	139	5.436	5.430	0.006	76	1603668	10000	11342	
37 2,4-Dimethylphenol	107	5.483	5.472	0.011	89	2116333	10000	9610.6	
36 Benzoic acid	105	5.642	5.519	0.123	82	3614725	20000	19324	a
38 Bis(2-chloroethoxy)methane	93	5.566	5.560	0.006	92	2137008	10000	9937.2	
39 2,4-Dichlorophenol	162	5.630	5.619	0.011	84	2442045	10000	10056	
40 1,2,4-Trichlorobenzene	180	5.695	5.695	0.000	91	2813660	10000	9508.8	
41 Naphthalene	128	5.760	5.754	0.006	97	6190249	10000	7622.4	e
42 2,6-Dichlorophenol	162	5.813	5.807	0.006	72	2442061	10000	10538	
43 4-Chloroaniline	127	5.813	5.807	0.006	84	3111638	10000	9691.9	
44 Hexachlorobutadiene	225	5.866	5.860	0.006	93	1747556	10000	10026	
45 4-Chloro-3-methylphenol	107	6.219	6.201	0.018	85	1752586	10000	11365	
46 2-Methylnaphthalene	142	6.325	6.325	0.000	83	4901679	10000	9639.7	
47 1-Methylnaphthalene	142	6.407	6.401	0.006	89	4748325	10000	9520.4	
48 Hexachlorocyclopentadiene	237	6.454	6.454	0.000	85	2283860	10000	9955.9	
49 1,2,4,5-Tetrachlorobenzene	216	6.466	6.454	0.012	92	2996761	10000	10193	
50 2,4,6-Trichlorophenol	196	6.560	6.554	0.006	86	1942143	10000	10942	
51 2,4,5-Trichlorophenol	196	6.589	6.577	0.012	84	2058925	10000	9651.6	
52 1,1'-Biphenyl	154	6.713	6.707	0.006	95	5834478	10000	9581.6	e
53 2-Chloronaphthalene	162	6.724	6.719	0.005	93	4997066	10000	9882.3	
54 2-Nitroaniline	138	6.813	6.807	0.006	89	1771550	10000	11027	
55 Dimethyl phthalate	163	6.983	6.972	0.011	98	5361216	10000	10009	
56 1,3-Dinitrobenzene	168	6.995	6.983	0.012	89	875379	10000	9725.6	a
57 2,6-Dinitrotoluene	165	7.024	7.013	0.011	64	1314187	10000	10295	
58 Acenaphthylene	152	7.060	7.054	0.006	95	6937267	10000	9486.5	e
59 3-Nitroaniline	138	7.160	7.142	0.018	77	1346041	10000	10618	
60 Acenaphthene	153	7.207	7.201	0.006	93	4976696	10000	9962.8	
69 2,4-Dinitrophenol	184	7.242	7.230	0.012	66	1850322	20000	19886	a
63 4-Nitrophenol	109	7.307	7.283	0.024	71	1203403	20000	19884	
62 2,4-Dinitrotoluene	165	7.354	7.336	0.018	66	1700377	10000	10606	
61 Dibenzofuran	168	7.348	7.342	0.006	90	6445026	10000	9669.0	e
64 2,3,5,6-Tetrachlorophenol	232	7.413	7.407	0.006	90	1745779	10000	9717.0	
65 2,3,4,6-Tetrachlorophenol	232	7.454	7.442	0.012	66	1837395	10000	9719.7	
66 Diethyl phthalate	149	7.566	7.554	0.012	97	5681767	10000	10056	
67 Fluorene	166	7.630	7.624	0.006	82	5387123	10000	10172	
68 4-Chlorophenyl phenyl ether	204	7.642	7.636	0.006	83	2646623	10000	10391	
70 4-Nitroaniline	138	7.666	7.642	0.024	54	1110572	10000	15575	
73 4,6-Dinitro-2-methylphenol	198	7.683	7.666	0.017	95	2035118	20000	19251	
71 N-Nitrosodiphenylamine	169	7.742	7.730	0.012	60	3756263	10000	10705	
72 Azobenzene	77	7.771	7.760	0.011	93	3024210	10000	9910.8	
74 4-Bromophenyl phenyl ether	248	8.042	8.036	0.006	49	1892065	10000	11066	
75 Hexachlorobenzene	284	8.077	8.066	0.011	91	2660795	10000	10913	
76 Atrazine	200	8.195	8.177	0.018	90	1391998	10000	10729	
77 Pentachlorophenol	266	8.242	8.230	0.012	93	3283939	20000	19412	
78 n-Octadecane	43	8.342	8.342	0.000	95	1157003	10000	9612.5	
79 Phenanthrene	178	8.419	8.407	0.011	96	7374506	10000	9744.3	e
80 Anthracene	178	8.460	8.448	0.012	96	6817000	10000	9331.6	e
81 Carbazole	167	8.595	8.583	0.012	82	4711973	10000	9277.0	
83 Di-n-butyl phthalate	149	8.907	8.901	0.006	99	8071972	10000	8681.2	e
84 Fluoranthene	202	9.389	9.383	0.006	97	7593072	10000	10083	e
85 Benzidine	184	9.524	9.507	0.017	99	5188215	20000	19155	
86 Pyrene	202	9.571	9.566	0.005	95	7892910	10000	10178	e
87 Butyl benzyl phthalate	149	10.136	10.130	0.006	89	4378587	10000	10660	



Compound	Sig	RT (min.)	Adj RT (min.)	Dlt RT (min.)	Q	Response	Cal Amt ug/L	OnCol Amt ug/L	Flags
91 3,3'-Dichlorobenzidine	252	10.595	10.577	0.018	63	5937737	20000	19462	
89 Benzo[a]anthracene	228	10.595	10.589	0.006	98	8208889	10000	10225	
90 Chrysene	228	10.636	10.618	0.018	92	7736861	10000	9132.1	
92 Bis(2-ethylhexyl) phthalate	149	10.671	10.665	0.006	74	6229651	10000	10818	
93 Di-n-octyl phthalate	149	11.348	11.336	0.012	96	10314831	10000	10309	e
94 Benzo[b]fluoranthene	252	11.707	11.683	0.024	96	8579979	10000	10883	
95 Benzofluoranthene	252	11.736	11.683	0.053	100	16969900	20000	21137	
96 Benzo[k]fluoranthene	252	11.736	11.718	0.018	96	9136788	10000	10850	
97 Benzo[a]pyrene	252	12.071	12.048	0.023	75	7572975	10000	10711	
98 Indeno[1,2,3-cd]pyrene	276	13.406	13.371	0.035	97	8278816	10000	9638.9	
99 Dibenz(a,h)anthracene	278	13.442	13.412	0.030	78	8887272	10000	11547	
100 Benzo[g,h,i]perylene	276	13.724	13.683	0.041	96	9412239	10000	11023	

### QC Flag Legend

#### Processing Flags

e - Potential Peak Saturated

#### Review Flags

a - User Assigned ID

### Reagents:

8270\_ic\_stk\_00062

Amount Added: 0.10

Units: mL

8270SIM\_IS\_00069

Amount Added: 10.00

Units: uL

Eurofins Seattle

Data File: \\chromfs\Seattle\ChromData\TAC040\20220303-81577.b\40Scan030322a007.D

Injection Date: 03-Mar-2022 17:30:30

Instrument ID: TAC040

Lims ID: STD10

Client ID:

Operator ID: tl

ALS Bottle#: 4

Worklist Smp#: 4

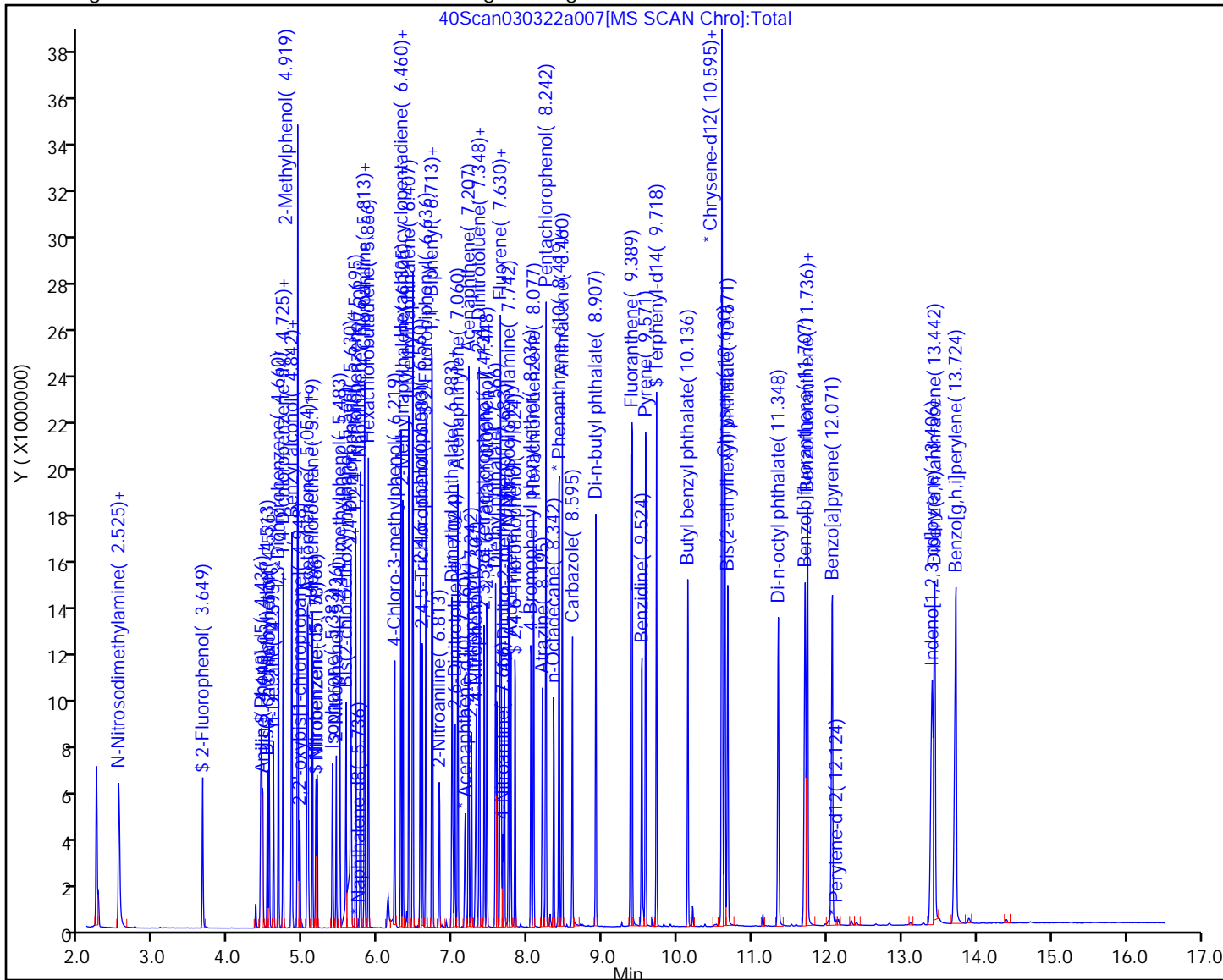
Injection Vol: 1.0 ul

Dil. Factor: 1.0000

Method: 8270TAC040

Limit Group: 8270D BNA QSM 5.0

Y Scaling: Method Defined: Scale to the Nth Largest Target: 1



Eurofins Seattle

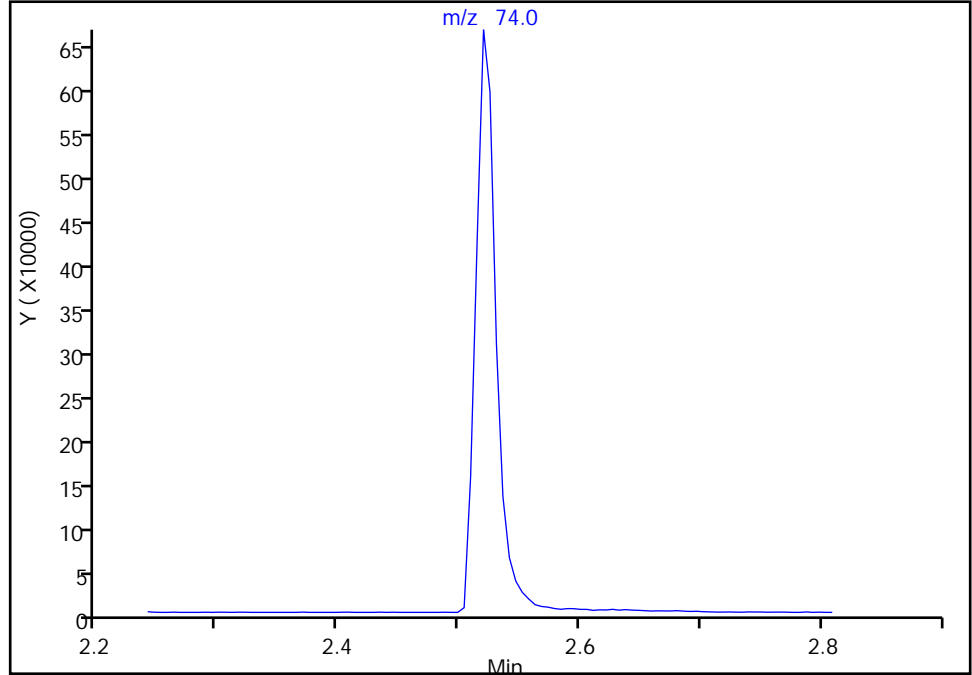
Data File: \\chromfs\Seattle\ChromData\TAC040\20220303-81577.b\40Scan030322a007.D  
Injection Date: 03-Mar-2022 17:30:30 Instrument ID: TAC040  
Lims ID: STD10  
Client ID:  
Operator ID: tl ALS Bottle#: 4 Worklist Smp#: 4  
Injection Vol: 1.0 ul Dil. Factor: 1.0000  
Method: 8270TAC040 Limit Group: 8270D BNA QSM 5.0  
Column: Detector MS SCAN

15 N-Nitrosodimethylamine, CAS: 62-75-9

Signal: 1

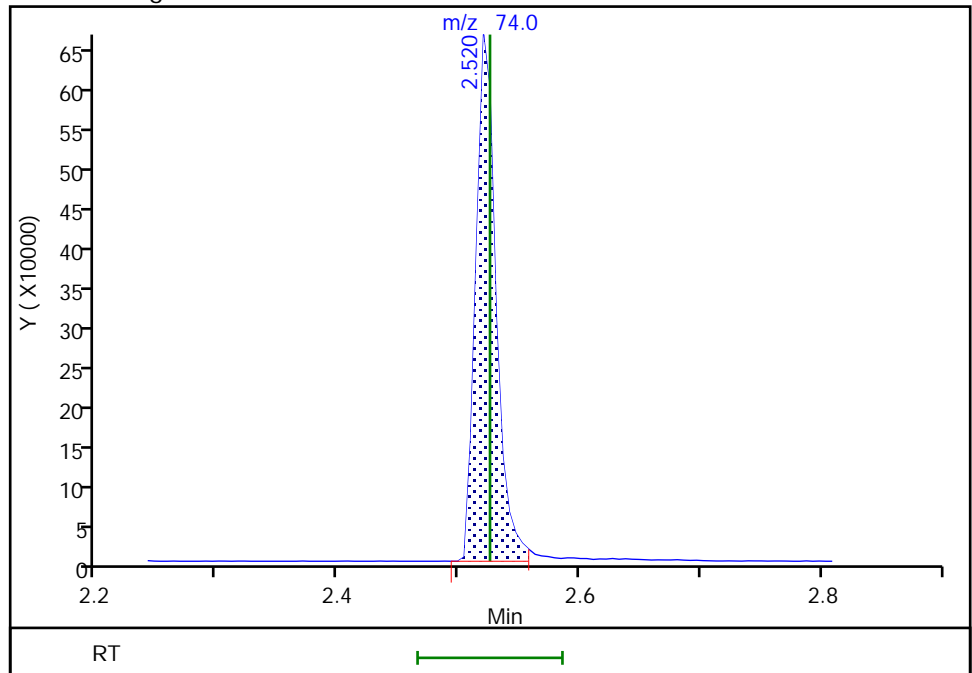
Not Detected  
Expected RT: 2.53

Processing Integration Results



Manual Integration Results

RT: 2.52  
Area: 775837  
Amount: 10596  
Amount Units: ug/L



Eurofins Seattle

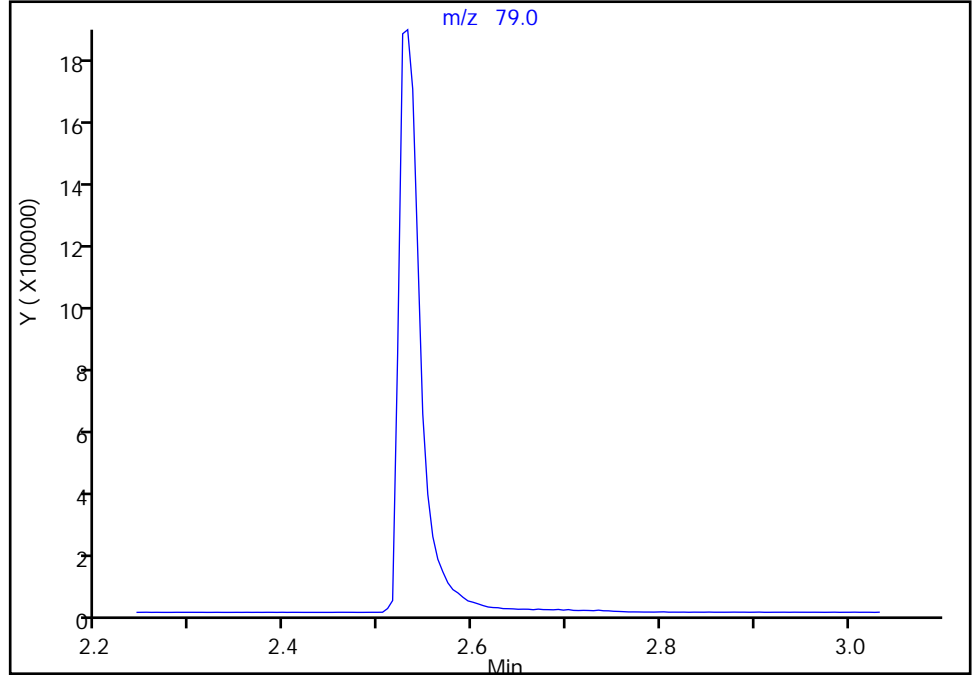
Data File: \\chromfs\Seattle\ChromData\TAC040\20220303-81577.b\40Scan030322a007.D  
Injection Date: 03-Mar-2022 17:30:30 Instrument ID: TAC040  
Lims ID: STD10  
Client ID:  
Operator ID: tl ALS Bottle#: 4 Worklist Smp#: 4  
Injection Vol: 1.0 ul Dil. Factor: 1.0000  
Method: 8270TAC040 Limit Group: 8270D BNA QSM 5.0  
Column: Detector MS SCAN

16 Pyridine, CAS: 110-86-1

Signal: 1

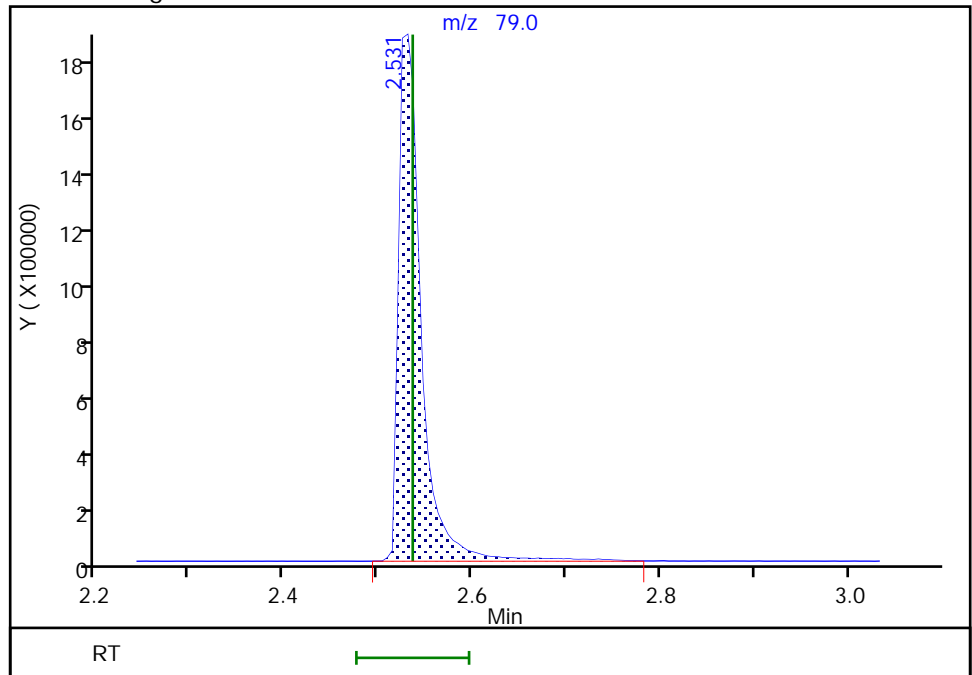
Not Detected  
Expected RT: 2.54

Processing Integration Results



Manual Integration Results

RT: 2.53  
Area: 3019845  
Amount: 22095  
Amount Units: ug/L



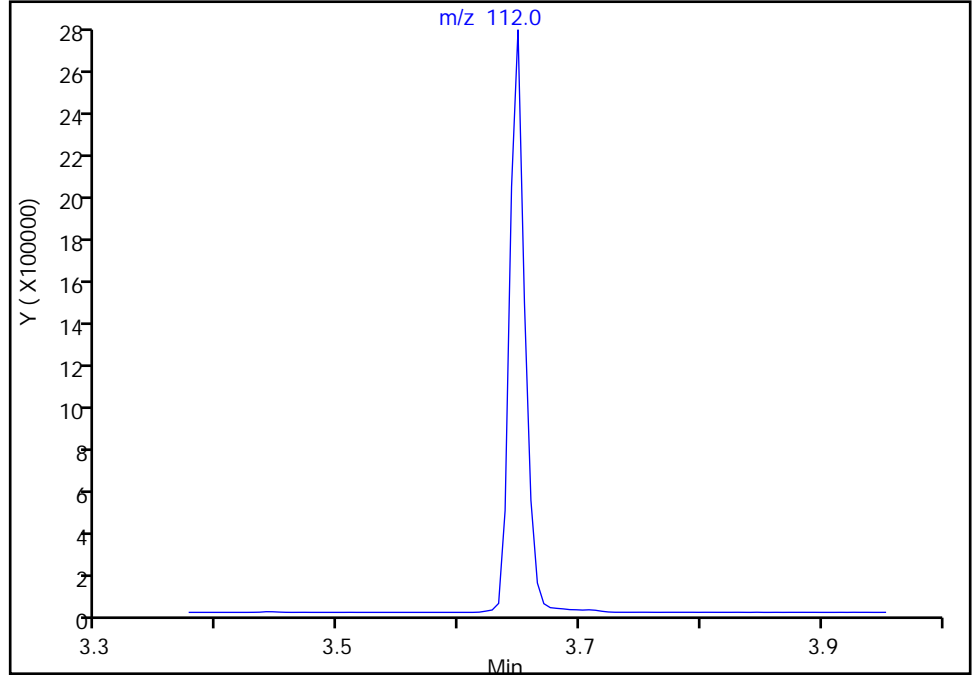
Eurofins Seattle

Data File: \\chromfs\Seattle\ChromData\TAC040\20220303-81577.b\40Scan030322a007.D  
Injection Date: 03-Mar-2022 17:30:30 Instrument ID: TAC040  
Lims ID: STD10  
Client ID:  
Operator ID: tl ALS Bottle#: 4 Worklist Smp#: 4  
Injection Vol: 1.0 ul Dil. Factor: 1.0000  
Method: 8270TAC040 Limit Group: 8270D BNA QSM 5.0  
Column: Detector MS SCAN

\$ 7 2-Fluorophenol, CAS: 367-12-4  
Signal: 1

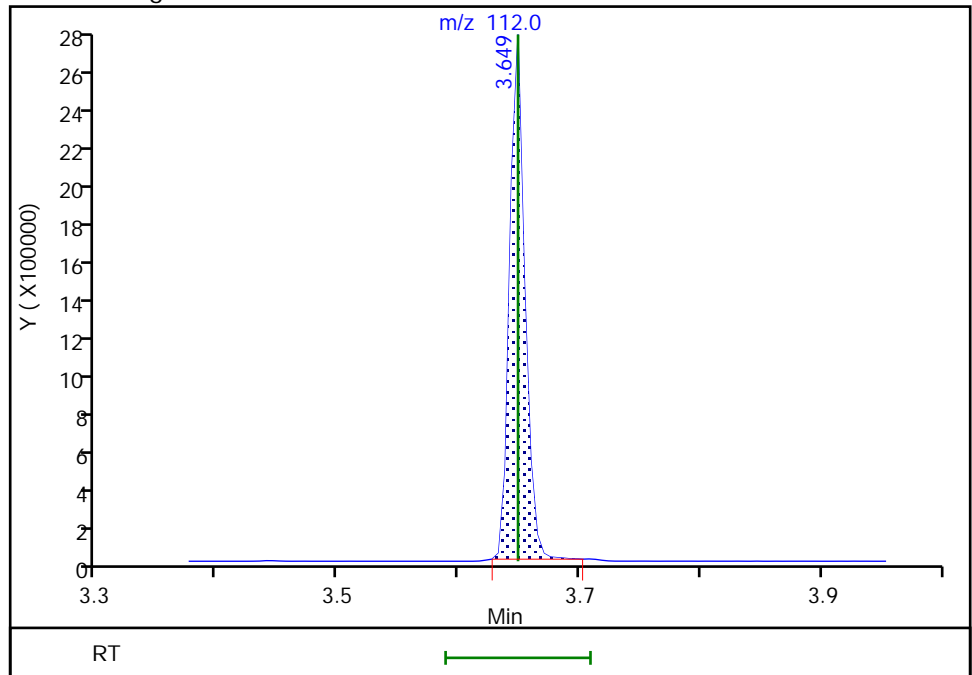
Not Detected  
Expected RT: 3.65

Processing Integration Results



Manual Integration Results

RT: 3.65  
Area: 2355899  
Amount: 10503  
Amount Units: ug/L



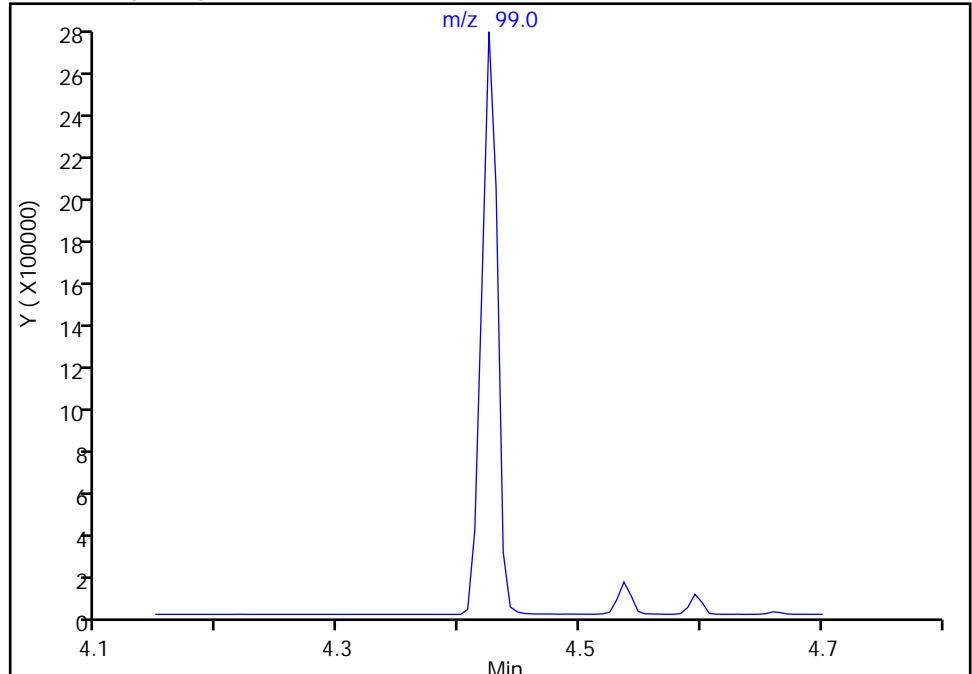
Eurofins Seattle

Data File: \\chromfs\Seattle\ChromData\TAC040\20220303-81577.b\40Scan030322a007.D  
Injection Date: 03-Mar-2022 17:30:30 Instrument ID: TAC040  
Lims ID: STD10  
Client ID:  
Operator ID: tl ALS Bottle#: 4 Worklist Smp#: 4  
Injection Vol: 1.0 ul Dil. Factor: 1.0000  
Method: 8270TAC040 Limit Group: 8270D BNA QSM 5.0  
Column: Detector MS SCAN

\$ 8 Phenol-d5, CAS: 4165-62-2  
Signal: 1

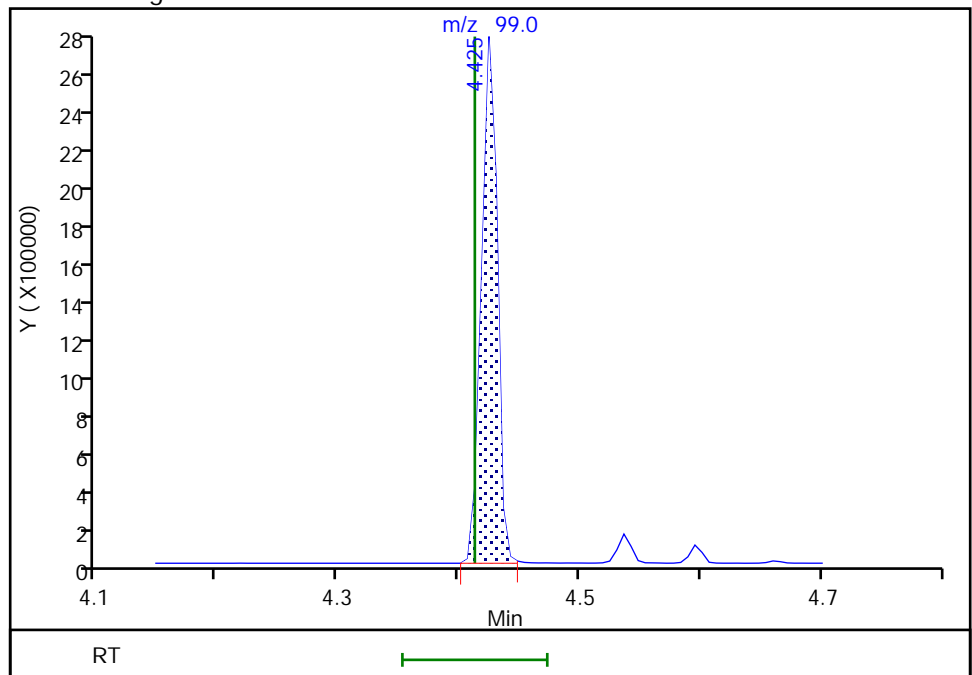
Not Detected  
Expected RT: 4.41

Processing Integration Results



Manual Integration Results

RT: 4.42  
Area: 2504588  
Amount: 10585  
Amount Units: ug/L



Eurofins Seattle

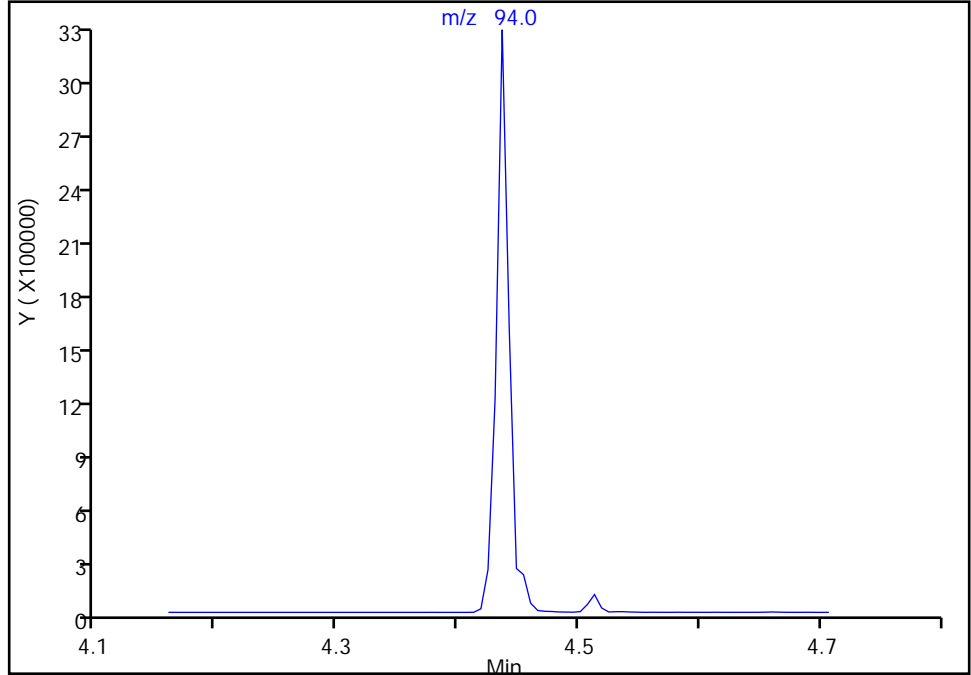
Data File: \\chromfs\Seattle\ChromData\TAC040\20220303-81577.b\40Scan030322a007.D  
Injection Date: 03-Mar-2022 17:30:30 Instrument ID: TAC040  
Lims ID: STD10  
Client ID:  
Operator ID: tl ALS Bottle#: 4 Worklist Smp#: 4  
Injection Vol: 1.0 ul Dil. Factor: 1.0000  
Method: 8270TAC040 Limit Group: 8270D BNA QSM 5.0  
Column: Detector MS SCAN

18 Phenol, CAS: 108-95-2

Signal: 1

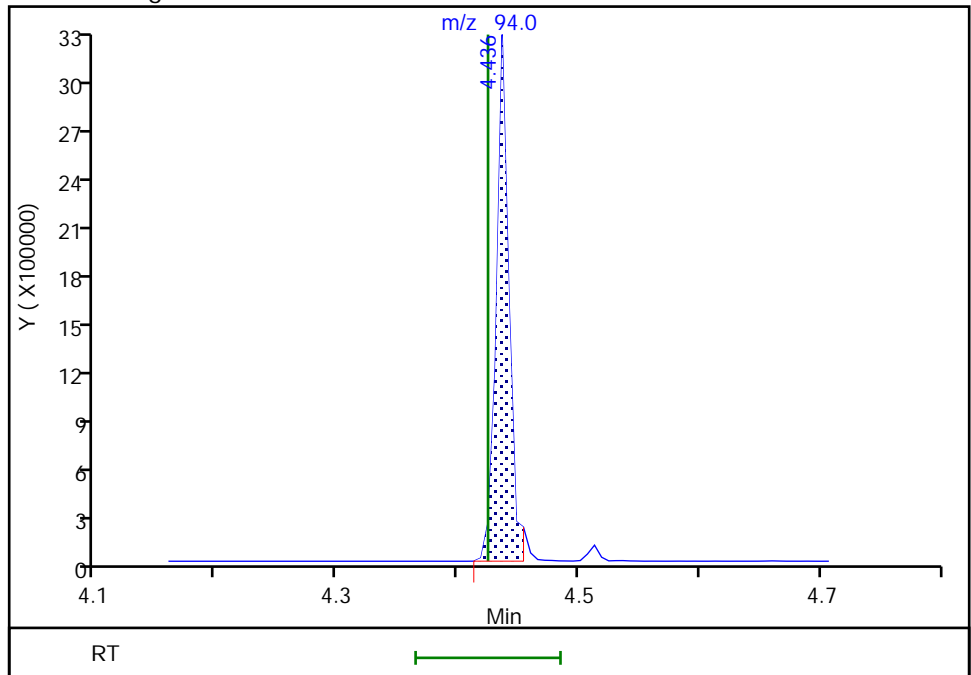
Not Detected  
Expected RT: 4.42

Processing Integration Results



Manual Integration Results

RT: 4.44  
Area: 2345493  
Amount: 10415  
Amount Units: ug/L



Reviewer: limmere, 08-Mar-2022 10:37:27  
Audit Action: Assigned Compound ID

Audit Reason: Peak assignment corrected

Eurofins Seattle

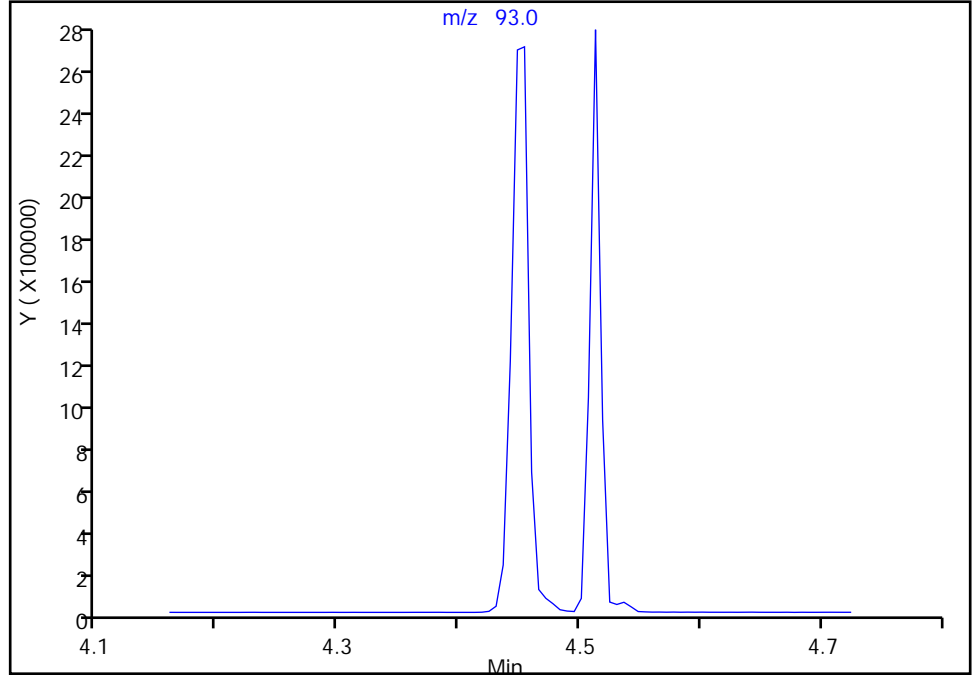
Data File: \\chromfs\Seattle\ChromData\TAC040\20220303-81577.b\40Scan030322a007.D  
Injection Date: 03-Mar-2022 17:30:30 Instrument ID: TAC040  
Lims ID: STD10  
Client ID:  
Operator ID: tl ALS Bottle#: 4 Worklist Smp#: 4  
Injection Vol: 1.0 ul Dil. Factor: 1.0000  
Method: 8270TAC040 Limit Group: 8270D BNA QSM 5.0  
Column: Detector MS SCAN

17 Aniline, CAS: 62-53-3

Signal: 1

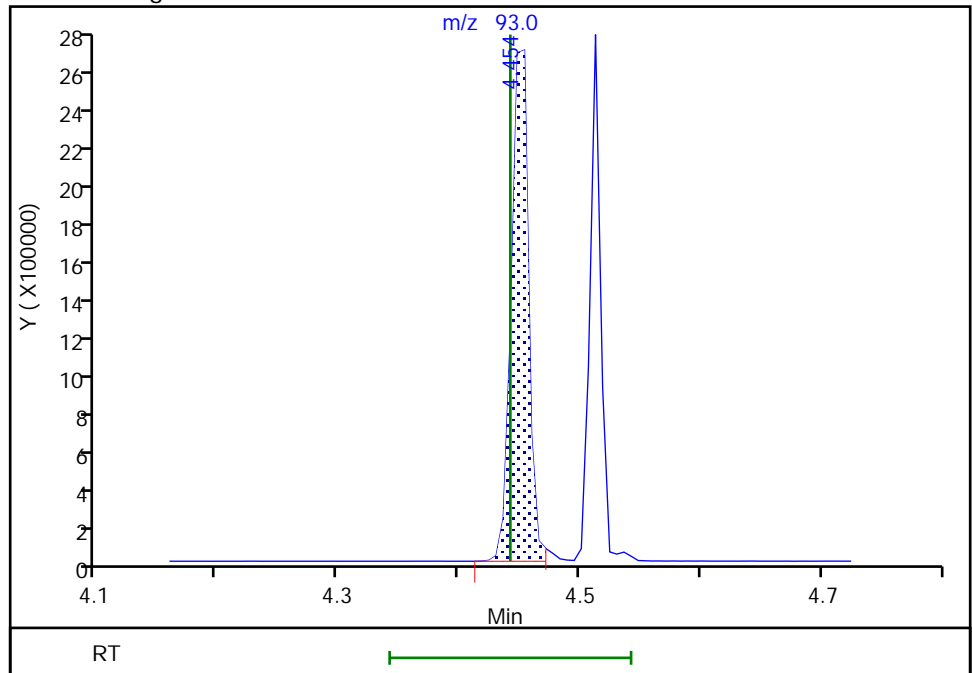
Not Detected  
Expected RT: 4.44

Processing Integration Results



RT: 4.45  
Area: 2704821  
Amount: 9721.8320  
Amount Units: ug/L

Manual Integration Results



Reviewer: limmere, 08-Mar-2022 10:37:23  
Audit Action: Assigned Compound ID

Audit Reason: Peak assignment corrected



Eurofins Seattle

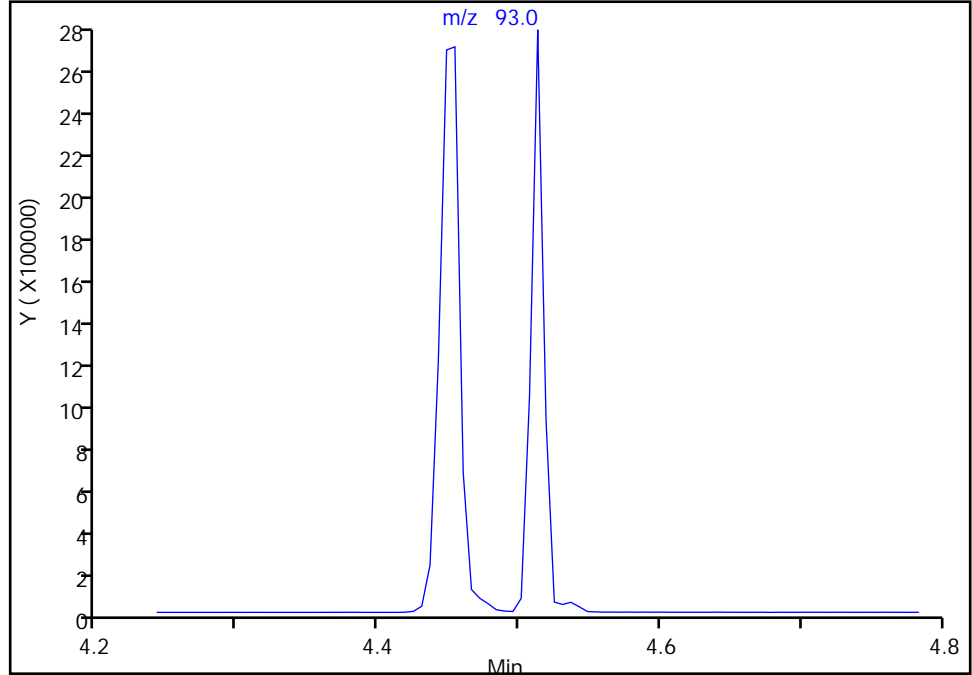
Data File: \\chromfs\Seattle\ChromData\TAC040\20220303-81577.b\40Scan030322a007.D  
Injection Date: 03-Mar-2022 17:30:30 Instrument ID: TAC040  
Lims ID: STD10  
Client ID:  
Operator ID: tl ALS Bottle#: 4 Worklist Smp#: 4  
Injection Vol: 1.0 ul Dil. Factor: 1.0000  
Method: 8270TAC040 Limit Group: 8270D BNA QSM 5.0  
Column: Detector MS SCAN

19 Bis(2-chloroethyl)ether, CAS: 111-44-4

Signal: 1

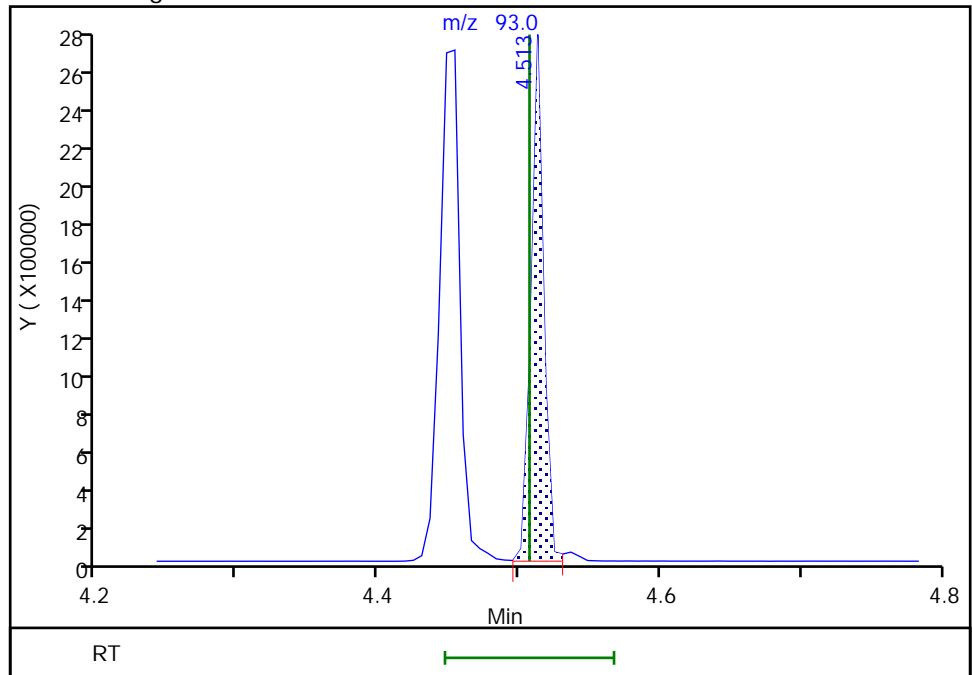
Not Detected  
Expected RT: 4.51

Processing Integration Results



Manual Integration Results

RT: 4.51  
Area: 1716046  
Amount: 9925.5150  
Amount Units: ug/L



Eurofins Seattle

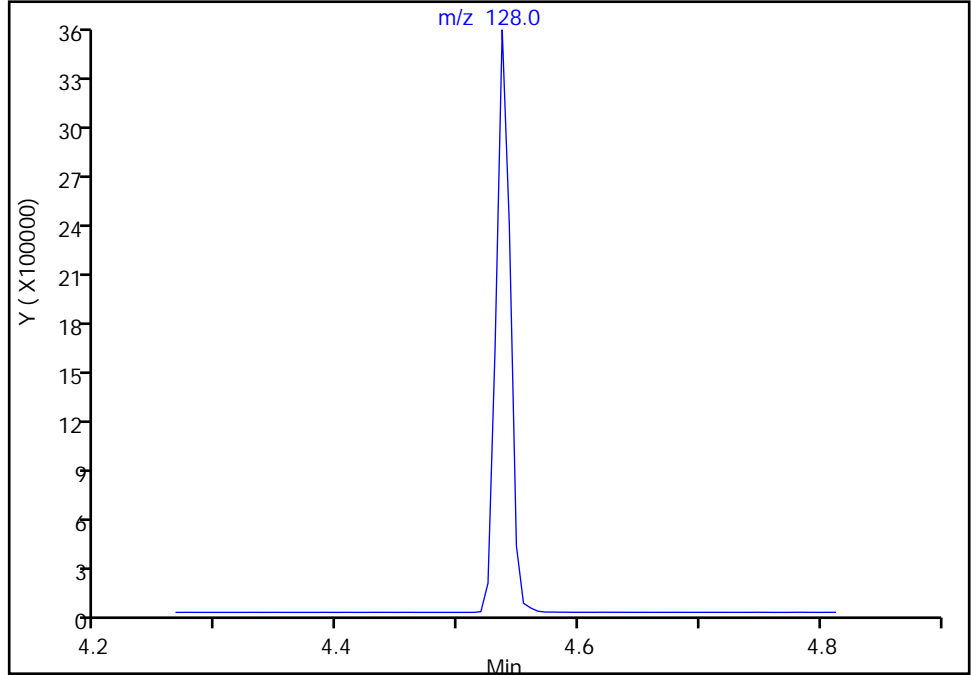
Data File: \\chromfs\Seattle\ChromData\TAC040\20220303-81577.b\40Scan030322a007.D  
Injection Date: 03-Mar-2022 17:30:30 Instrument ID: TAC040  
Lims ID: STD10  
Client ID:  
Operator ID: tl ALS Bottle#: 4 Worklist Smp#: 4  
Injection Vol: 1.0 ul Dil. Factor: 1.0000  
Method: 8270TAC040 Limit Group: 8270D BNA QSM 5.0  
Column: Detector MS SCAN

20 2-Chlorophenol, CAS: 95-57-8

Signal: 1

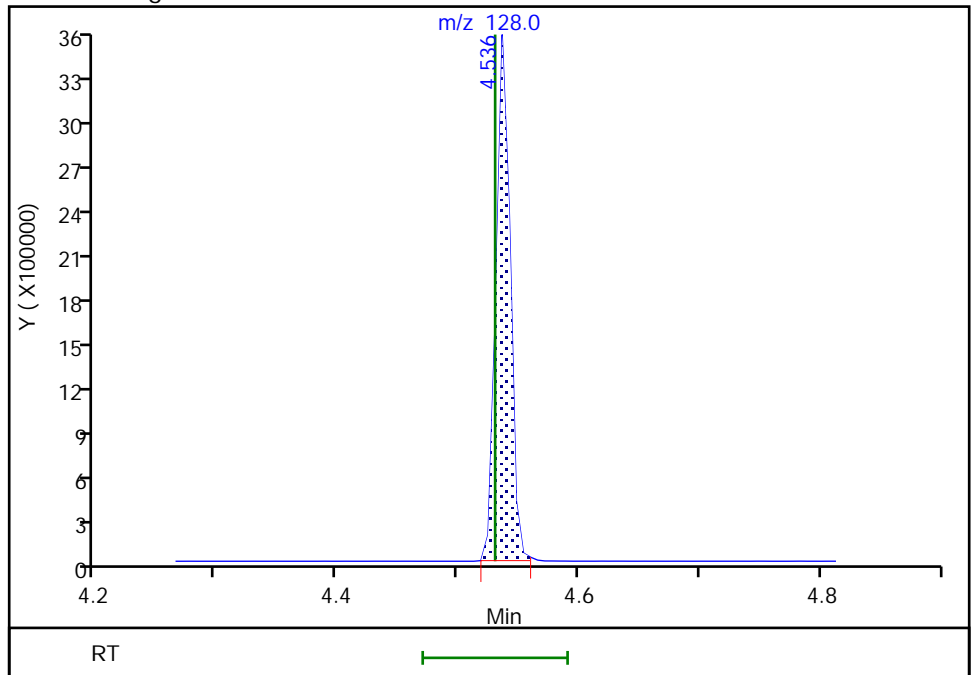
Not Detected  
Expected RT: 4.53

Processing Integration Results



Manual Integration Results

RT: 4.54  
Area: 2898655  
Amount: 10525  
Amount Units: ug/L



Reviewer: limmere, 08-Mar-2022 10:37:32  
Audit Action: Assigned Compound ID

Audit Reason: Peak assignment corrected

Eurofins Seattle

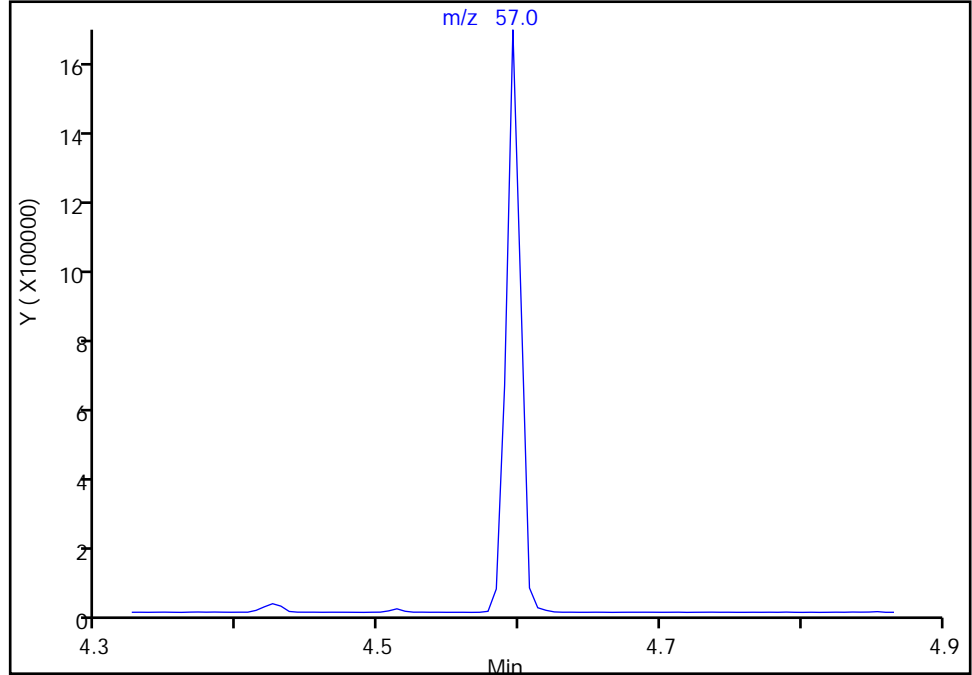
Data File: \\chromfs\Seattle\ChromData\TAC040\20220303-81577.b\40Scan030322a007.D  
Injection Date: 03-Mar-2022 17:30:30 Instrument ID: TAC040  
Lims ID: STD10  
Client ID:  
Operator ID: tl ALS Bottle#: 4 Worklist Smp#: 4  
Injection Vol: 1.0 ul Dil. Factor: 1.0000  
Method: 8270TAC040 Limit Group: 8270D BNA QSM 5.0  
Column: Detector MS SCAN

21 n-Decane, CAS: 124-18-5

Signal: 1

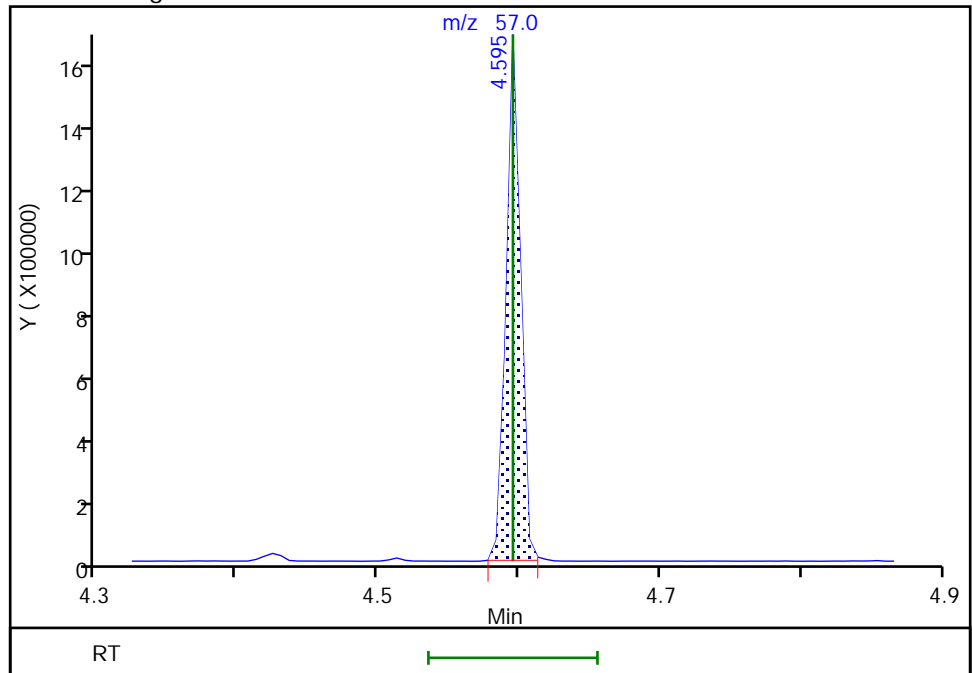
Not Detected  
Expected RT: 4.60

Processing Integration Results



Manual Integration Results

RT: 4.60  
Area: 1132709  
Amount: 9960.1401  
Amount Units: ug/L



Reviewer: limmere, 08-Mar-2022 10:37:34  
Audit Action: Assigned Compound ID

Audit Reason: Peak assignment corrected

Eurofins Seattle

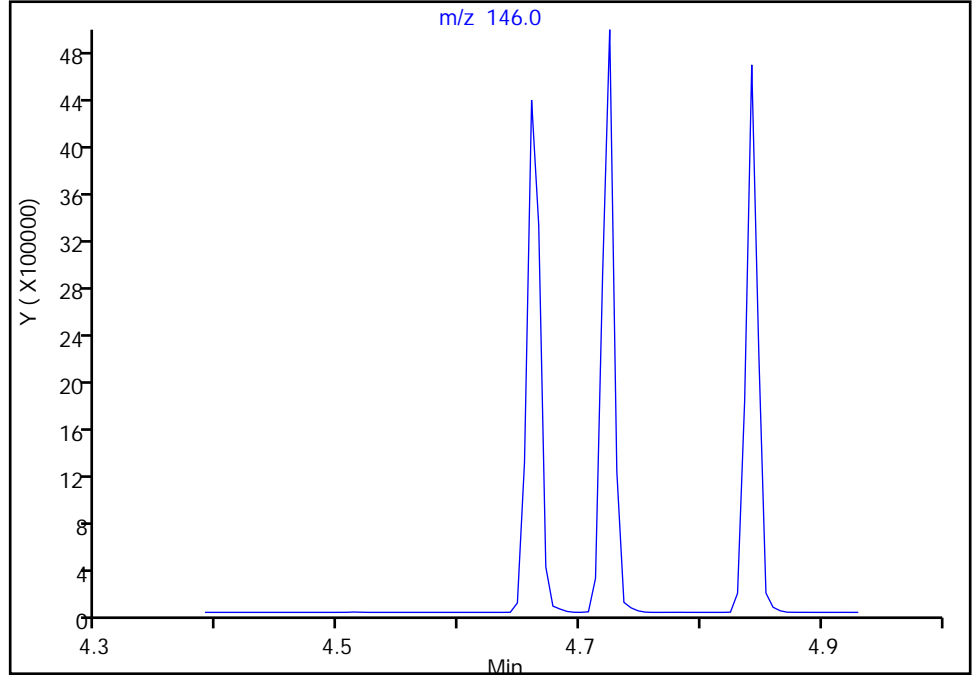
Data File: \\chromfs\Seattle\ChromData\TAC040\20220303-81577.b\40Scan030322a007.D  
Injection Date: 03-Mar-2022 17:30:30 Instrument ID: TAC040  
Lims ID: STD10  
Client ID:  
Operator ID: tl ALS Bottle#: 4 Worklist Smp#: 4  
Injection Vol: 1.0 ul Dil. Factor: 1.0000  
Method: 8270TAC040 Limit Group: 8270D BNA QSM 5.0  
Column: Detector MS SCAN

22 1,3-Dichlorobenzene, CAS: 541-73-1

Signal: 1

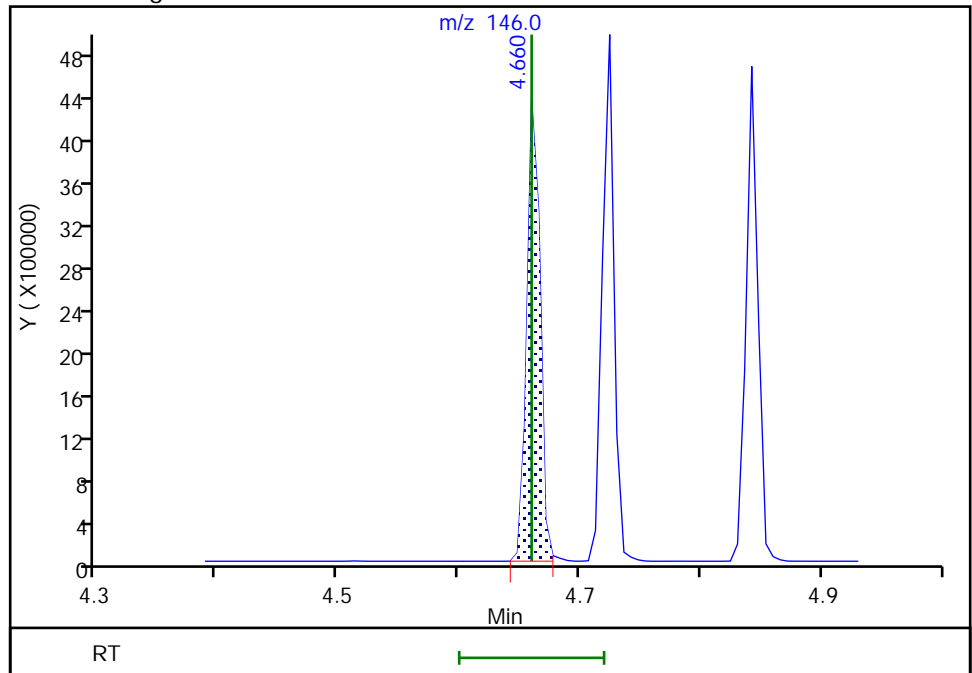
Not Detected  
Expected RT: 4.66

Processing Integration Results



RT: 4.66  
Area: 3333985  
Amount: 10005  
Amount Units: ug/L

Manual Integration Results



Reviewer: limmere, 08-Mar-2022 10:37:36  
Audit Action: Assigned Compound ID

Audit Reason: Peak assignment corrected

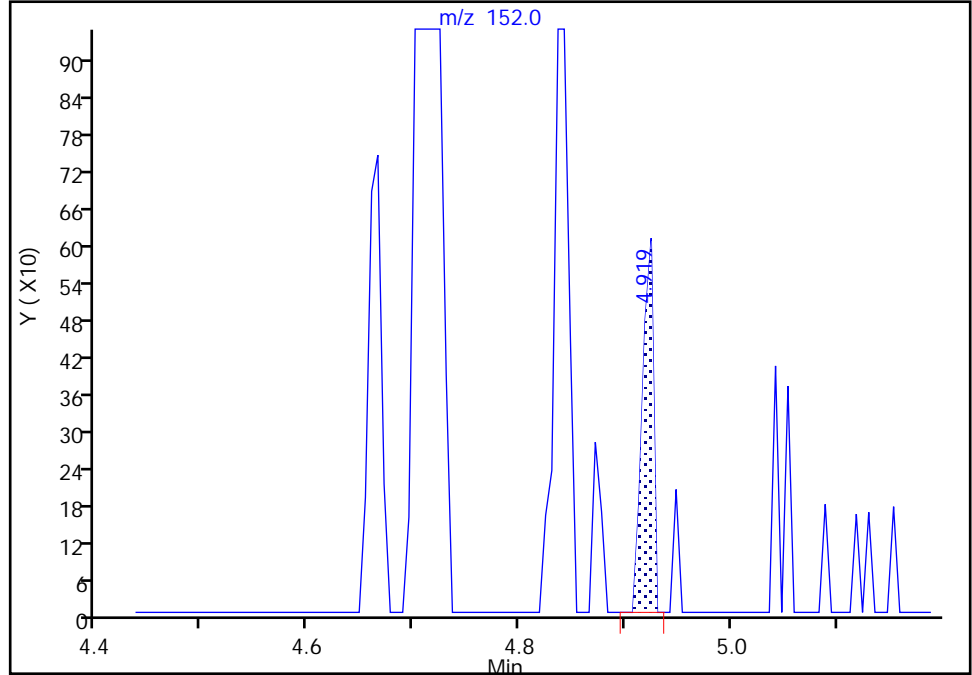
Eurofins Seattle

Data File: \\chromfs\Seattle\ChromData\TAC040\20220303-81577.b\40Scan030322a007.D  
Injection Date: 03-Mar-2022 17:30:30 Instrument ID: TAC040  
Lims ID: STD10  
Client ID:  
Operator ID: tl ALS Bottle#: 4 Worklist Smp#: 4  
Injection Vol: 1.0 ul Dil. Factor: 1.0000  
Method: 8270TAC040 Limit Group: 8270D BNA QSM 5.0  
Column: Detector MS SCAN

\* 1 1,4-Dichlorobenzene-d4, CAS: 3855-82-1  
Signal: 1

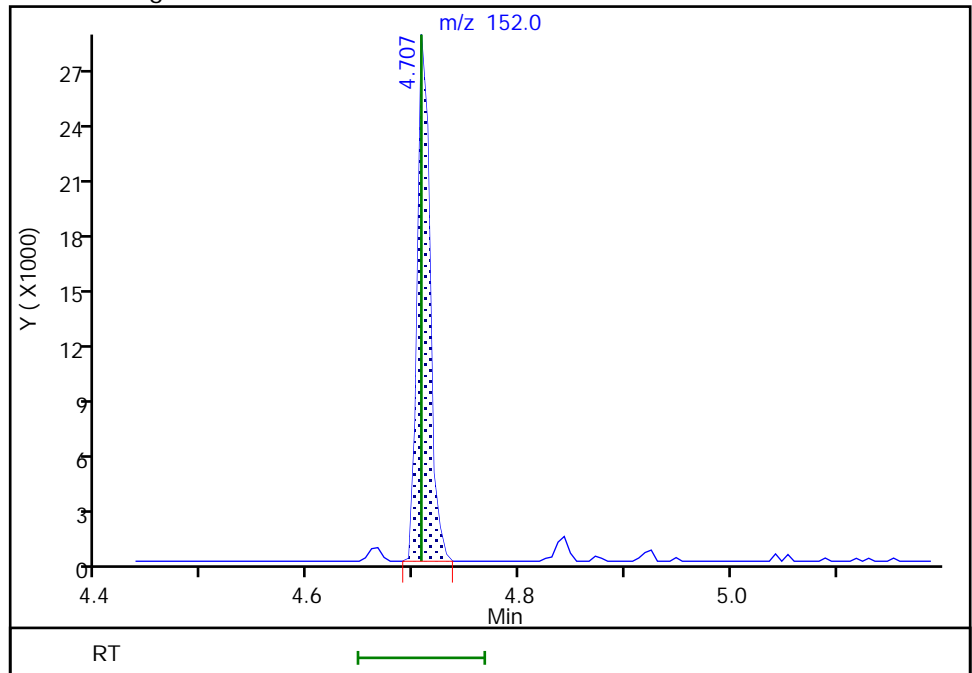
RT: 4.92  
Area: 445  
Amount: 100.0000  
Amount Units: ug/L

Processing Integration Results



RT: 4.71  
Area: 23783  
Amount: 100.0000  
Amount Units: ug/L

Manual Integration Results



Eurofins Seattle

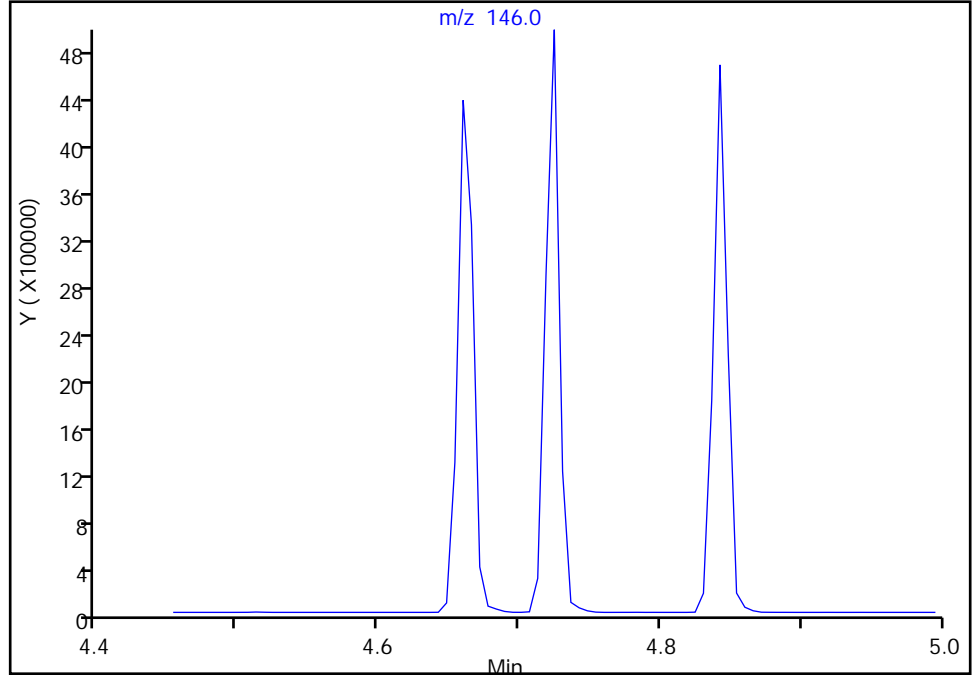
Data File: \\chromfs\Seattle\ChromData\TAC040\20220303-81577.b\40Scan030322a007.D  
Injection Date: 03-Mar-2022 17:30:30 Instrument ID: TAC040  
Lims ID: STD10  
Client ID:  
Operator ID: tl ALS Bottle#: 4 Worklist Smp#: 4  
Injection Vol: 1.0 ul Dil. Factor: 1.0000  
Method: 8270TAC040 Limit Group: 8270D BNA QSM 5.0  
Column: Detector MS SCAN

23 1,4-Dichlorobenzene, CAS: 106-46-7

Signal: 1

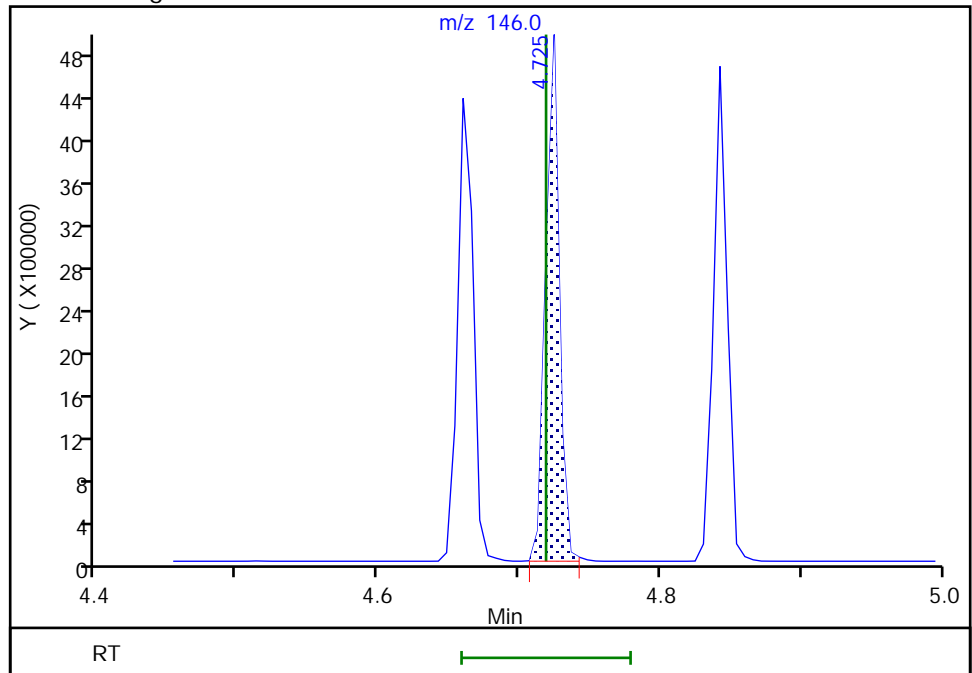
Not Detected  
Expected RT: 4.72

Processing Integration Results



RT: 4.72  
Area: 3332683  
Amount: 9934.5188  
Amount Units: ug/L

Manual Integration Results



Reviewer: limmere, 08-Mar-2022 10:37:40  
Audit Action: Assigned Compound ID

Audit Reason: Peak assignment corrected

Eurofins Seattle

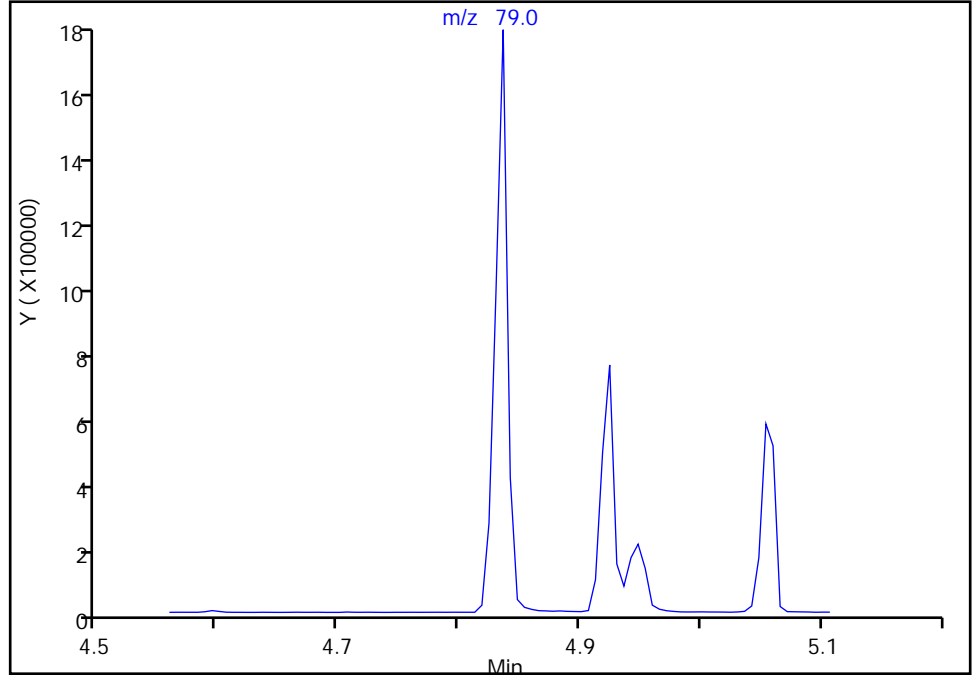
Data File: \\chromfs\Seattle\ChromData\TAC040\20220303-81577.b\40Scan030322a007.D  
Injection Date: 03-Mar-2022 17:30:30 Instrument ID: TAC040  
Lims ID: STD10  
Client ID:  
Operator ID: tl ALS Bottle#: 4 Worklist Smp#: 4  
Injection Vol: 1.0 ul Dil. Factor: 1.0000  
Method: 8270TAC040 Limit Group: 8270D BNA QSM 5.0  
Column: Detector MS SCAN

27 Benzyl alcohol, CAS: 100-51-6

Signal: 1

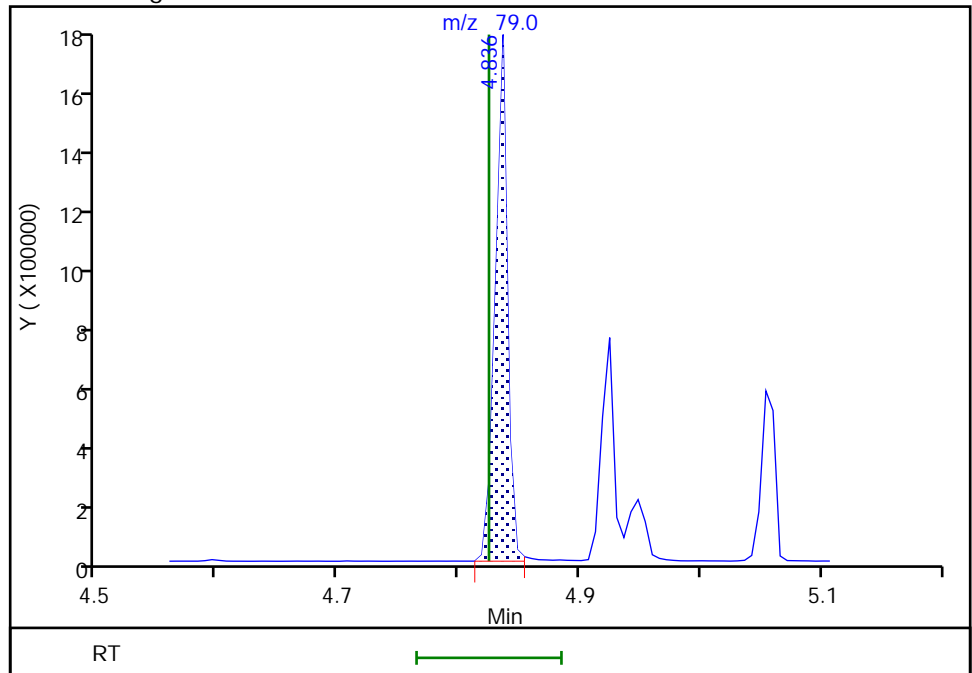
Not Detected  
Expected RT: 4.82

Processing Integration Results



RT: 4.84  
Area: 1213983  
Amount: 10525  
Amount Units: ug/L

Manual Integration Results



Reviewer: limmere, 08-Mar-2022 10:37:43  
Audit Action: Assigned Compound ID

Audit Reason: Peak assignment corrected

Eurofins Seattle

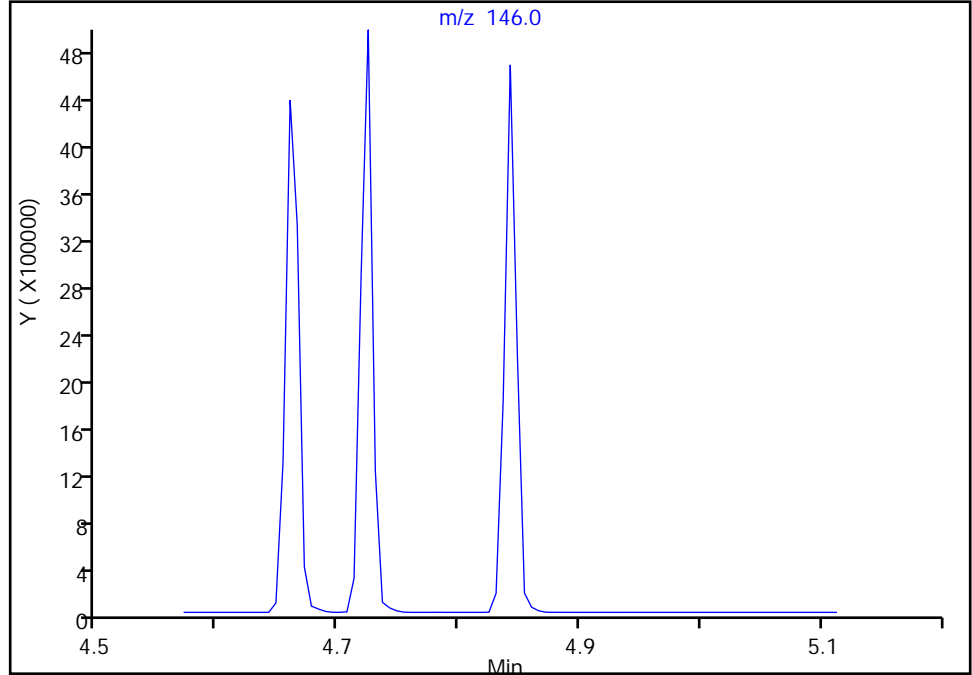
Data File: \\chromfs\Seattle\ChromData\TAC040\20220303-81577.b\40Scan030322a007.D  
Injection Date: 03-Mar-2022 17:30:30 Instrument ID: TAC040  
Lims ID: STD10  
Client ID:  
Operator ID: tl ALS Bottle#: 4 Worklist Smp#: 4  
Injection Vol: 1.0 ul Dil. Factor: 1.0000  
Method: 8270TAC040 Limit Group: 8270D BNA QSM 5.0  
Column: Detector MS SCAN

24 1,2-Dichlorobenzene, CAS: 95-50-1

Signal: 1

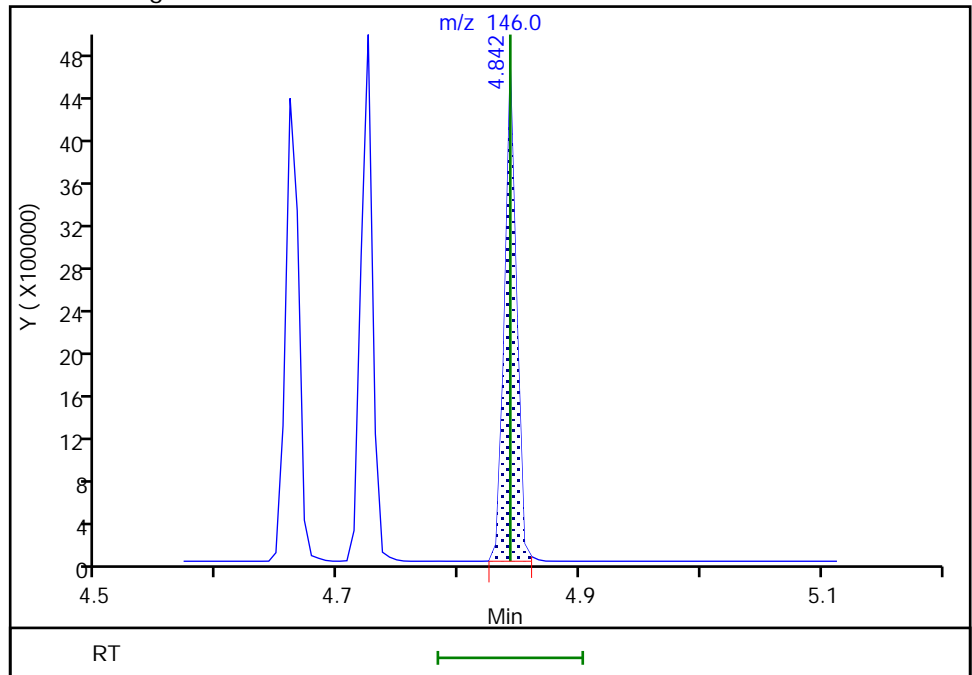
Not Detected  
Expected RT: 4.84

Processing Integration Results



RT: 4.84  
Area: 3184289  
Amount: 9924.4853  
Amount Units: ug/L

Manual Integration Results



Reviewer: limmere, 08-Mar-2022 10:37:52  
Audit Action: Assigned Compound ID

Audit Reason: Peak assignment corrected



Eurofins Seattle

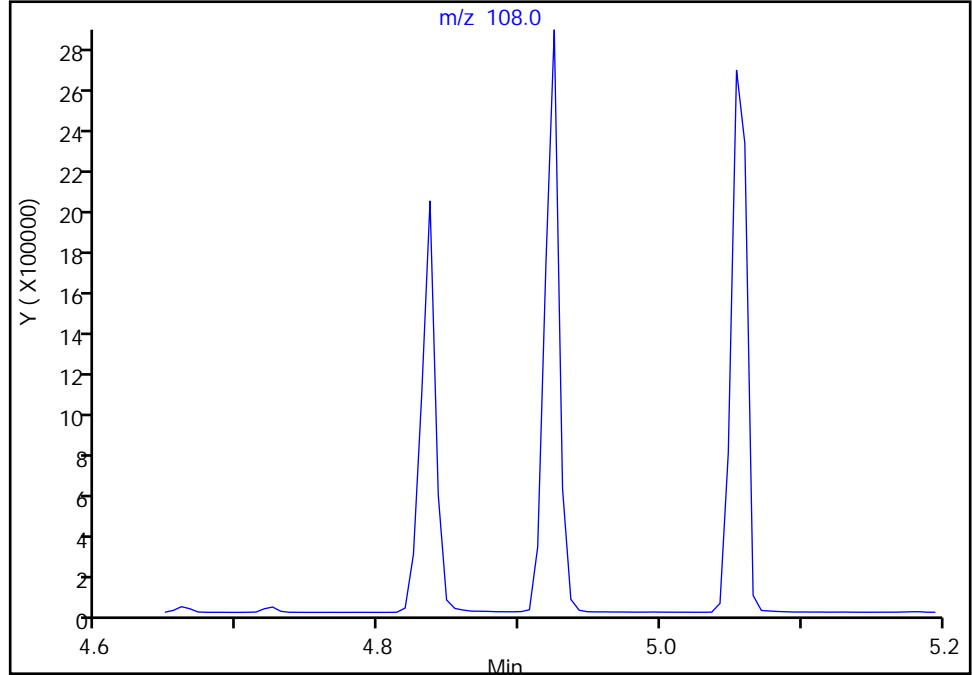
Data File: \\chromfs\Seattle\ChromData\TAC040\20220303-81577.b\40Scan030322a007.D  
Injection Date: 03-Mar-2022 17:30:30 Instrument ID: TAC040  
Lims ID: STD10  
Client ID:  
Operator ID: tl ALS Bottle#: 4 Worklist Smp#: 4  
Injection Vol: 1.0 ul Dil. Factor: 1.0000  
Method: 8270TAC040 Limit Group: 8270D BNA QSM 5.0  
Column: Detector MS SCAN

28 2-Methylphenol, CAS: 95-48-7

Signal: 1

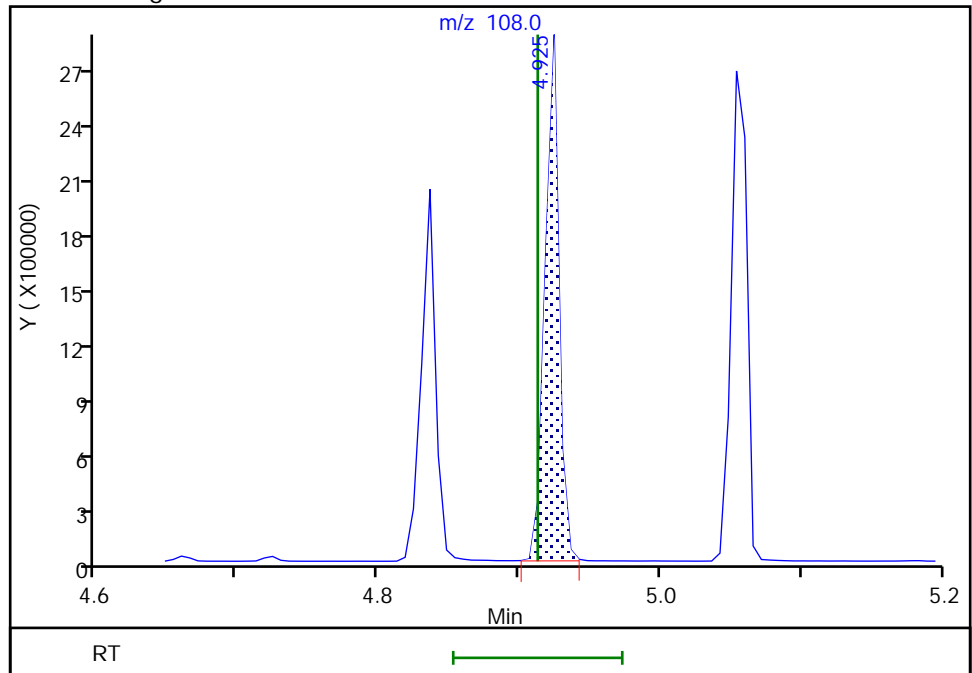
Not Detected  
Expected RT: 4.91

Processing Integration Results



Manual Integration Results

RT: 4.92  
Area: 1931499  
Amount: 9848.0775  
Amount Units: ug/L



Eurofins Seattle

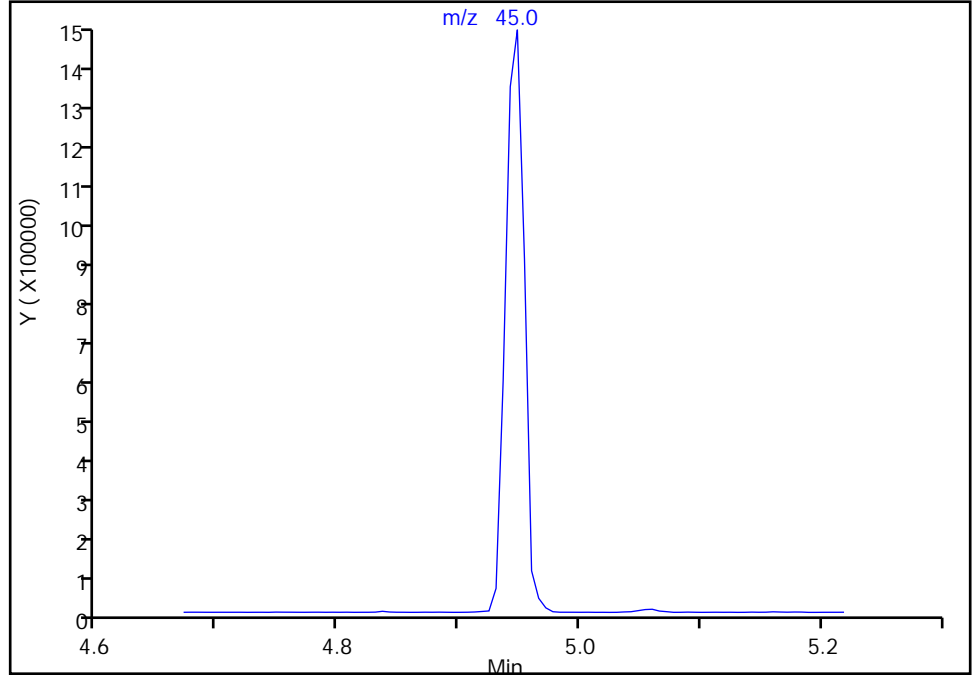
Data File: \\chromfs\Seattle\ChromData\TAC040\20220303-81577.b\40Scan030322a007.D  
Injection Date: 03-Mar-2022 17:30:30 Instrument ID: TAC040  
Lims ID: STD10  
Client ID:  
Operator ID: tl ALS Bottle#: 4 Worklist Smp#: 4  
Injection Vol: 1.0 ul Dil. Factor: 1.0000  
Method: 8270TAC040 Limit Group: 8270D BNA QSM 5.0  
Column: Detector MS SCAN

25 2,2'-oxybis[1-chloropropane], CAS: 108-60-1

Signal: 1

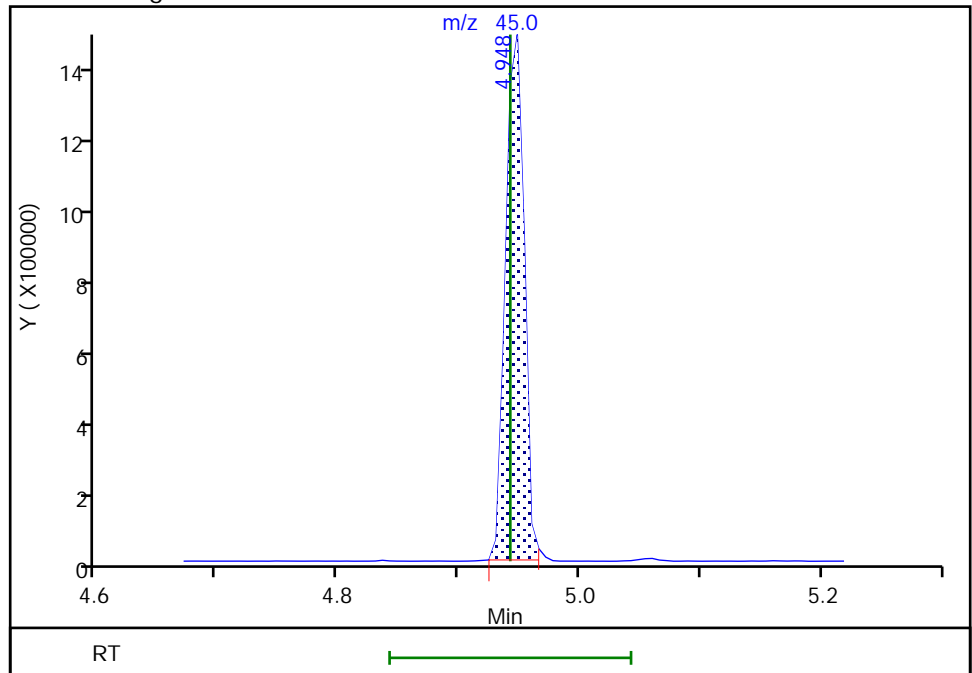
Not Detected  
Expected RT: 4.94

Processing Integration Results



RT: 4.95  
Area: 1570578  
Amount: 9895.9569  
Amount Units: ug/L

Manual Integration Results



Eurofins Seattle

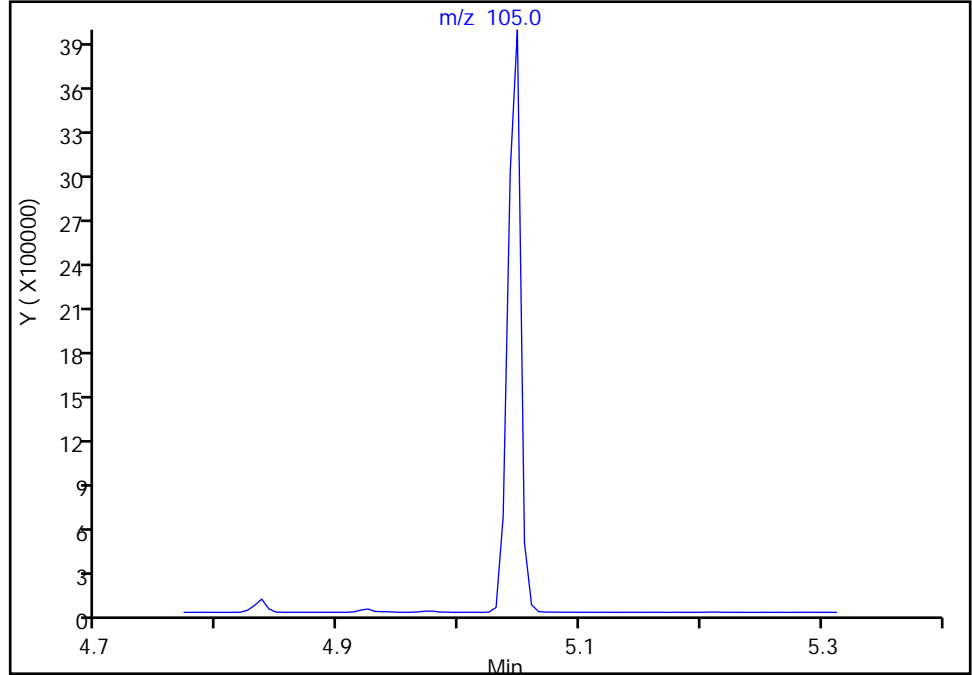
Data File: \\chromfs\Seattle\ChromData\TAC040\20220303-81577.b\40Scan030322a007.D  
Injection Date: 03-Mar-2022 17:30:30 Instrument ID: TAC040  
Lims ID: STD10  
Client ID:  
Operator ID: tl ALS Bottle#: 4 Worklist Smp#: 4  
Injection Vol: 1.0 ul Dil. Factor: 1.0000  
Method: 8270TAC040 Limit Group: 8270D BNA QSM 5.0  
Column: Detector MS SCAN

29 Acetophenone, CAS: 98-86-2

Signal: 1

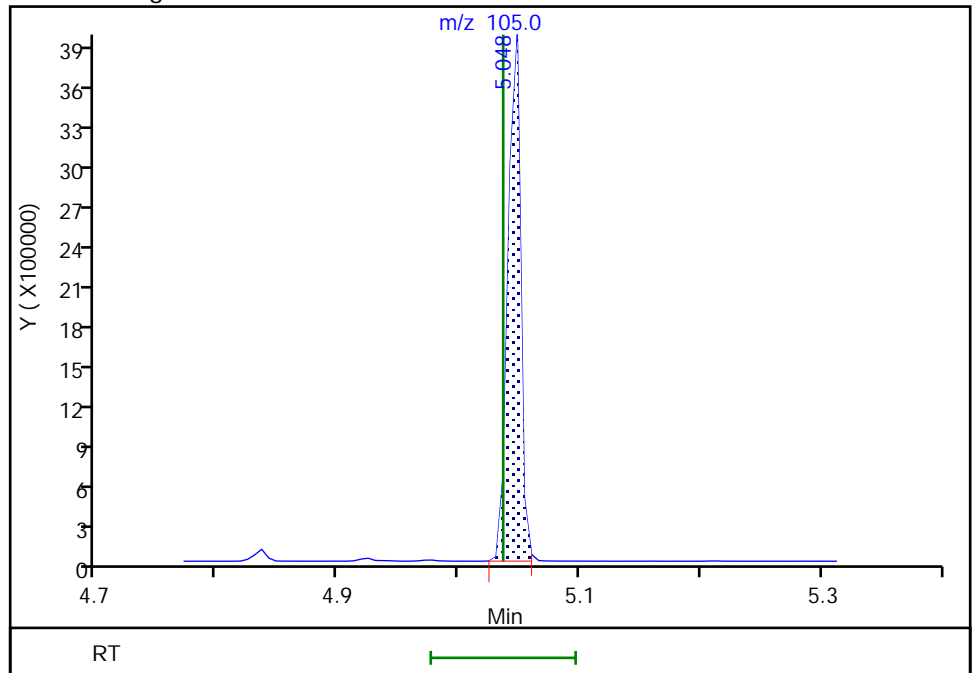
Not Detected  
Expected RT: 5.04

Processing Integration Results



Manual Integration Results

RT: 5.05  
Area: 2851779  
Amount: 9957.2505  
Amount Units: ug/L



Reviewer: limmere, 08-Mar-2022 10:37:58  
Audit Action: Assigned Compound ID

Audit Reason: Peak assignment corrected

Eurofins Seattle

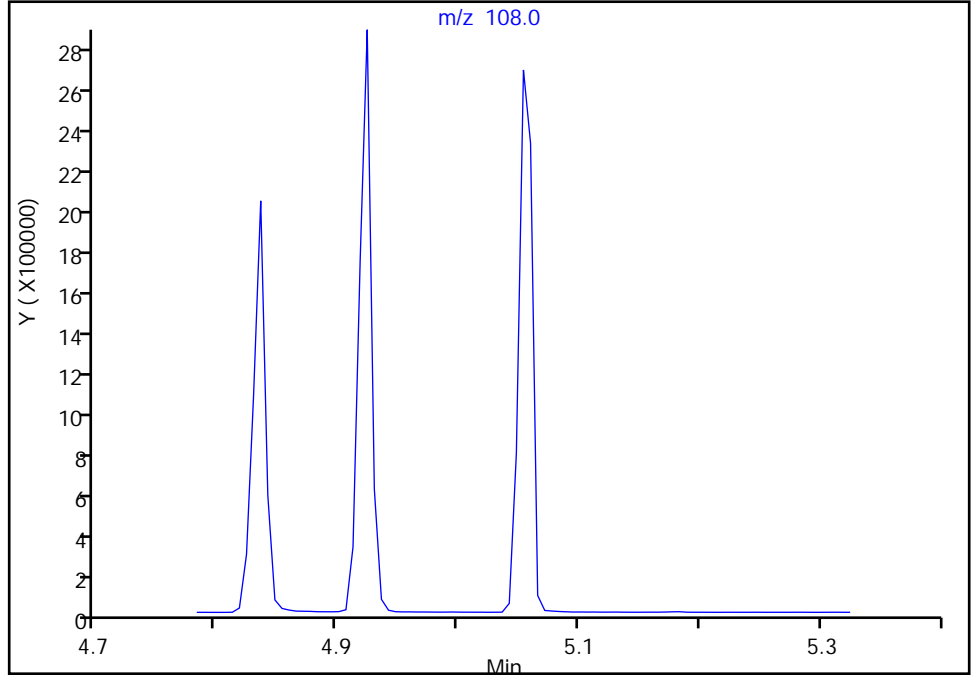
Data File: \\chromfs\Seattle\ChromData\TAC040\20220303-81577.b\40Scan030322a007.D  
Injection Date: 03-Mar-2022 17:30:30 Instrument ID: TAC040  
Lims ID: STD10  
Client ID:  
Operator ID: tl ALS Bottle#: 4 Worklist Smp#: 4  
Injection Vol: 1.0 ul Dil. Factor: 1.0000  
Method: 8270TAC040 Limit Group: 8270D BNA QSM 5.0  
Column: Detector MS SCAN

32 3 & 4 Methylphenol, CAS: 15831-10-4

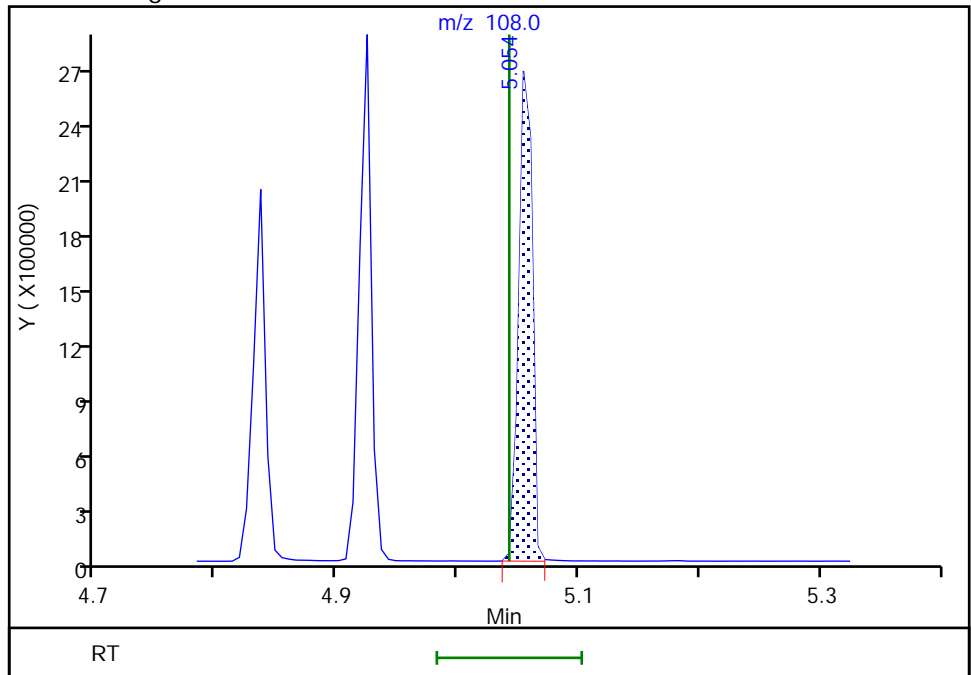
Signal: 1

Not Detected  
Expected RT: 5.04

Processing Integration Results



Manual Integration Results



RT: 5.05  
Area: 2033618  
Amount: 10486  
Amount Units: ug/L

Reviewer: limmere, 08-Mar-2022 13:51:25  
Audit Action: Assigned Compound ID

Audit Reason: Peak assignment corrected

Eurofins Seattle

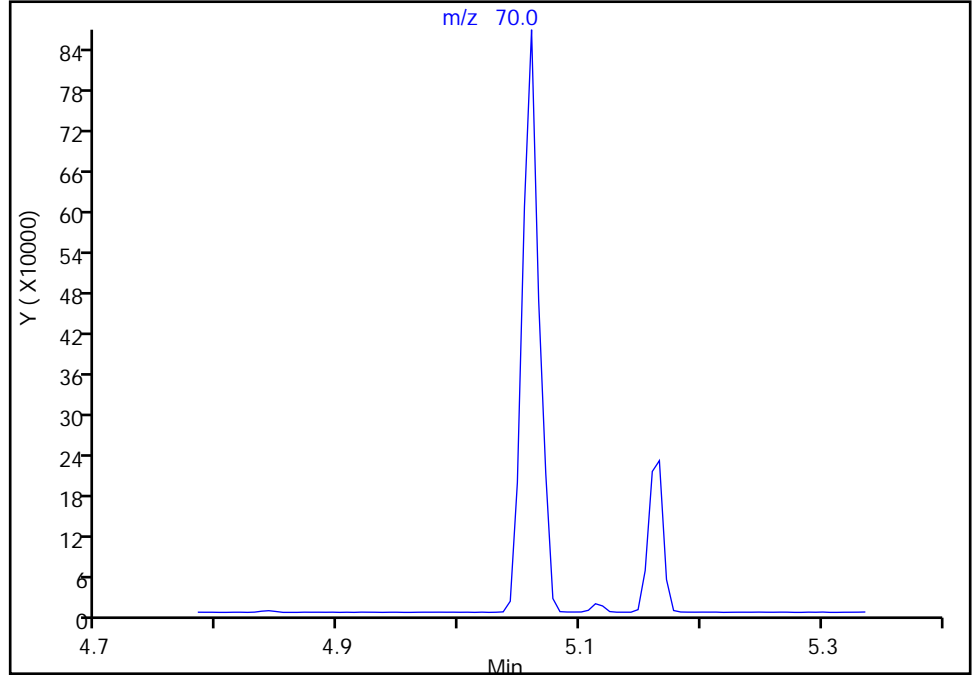
Data File: \\chromfs\Seattle\ChromData\TAC040\20220303-81577.b\40Scan030322a007.D  
Injection Date: 03-Mar-2022 17:30:30 Instrument ID: TAC040  
Lims ID: STD10  
Client ID:  
Operator ID: tl ALS Bottle#: 4 Worklist Smp#: 4  
Injection Vol: 1.0 ul Dil. Factor: 1.0000  
Method: 8270TAC040 Limit Group: 8270D BNA QSM 5.0  
Column: Detector MS SCAN

30 N-Nitrosodi-n-propylamine, CAS: 621-64-7

Signal: 1

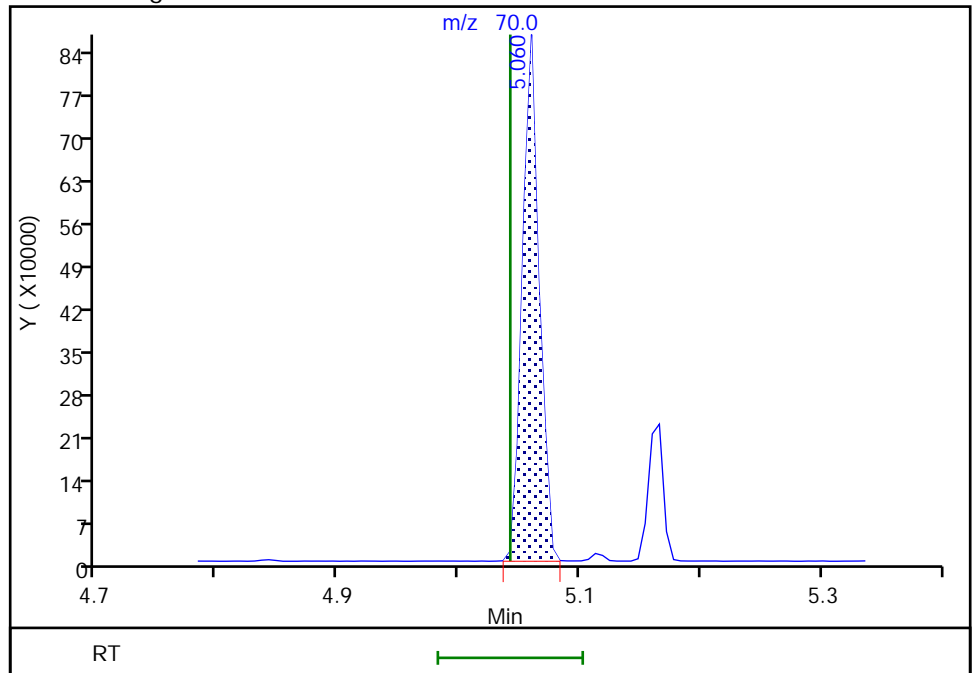
Not Detected  
Expected RT: 5.04

Processing Integration Results



RT: 5.06  
Area: 840086  
Amount: 10662  
Amount Units: ug/L

Manual Integration Results



Reviewer: limmere, 08-Mar-2022 10:38:05  
Audit Action: Assigned Compound ID

Audit Reason: Peak assignment corrected

Eurofins Seattle

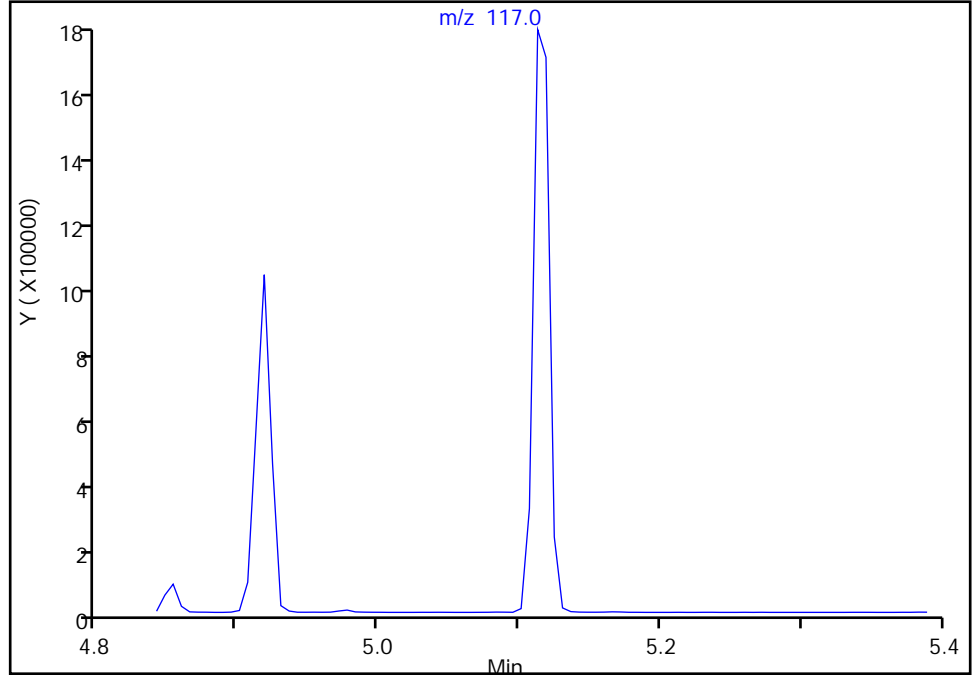
Data File: \\chromfs\Seattle\ChromData\TAC040\20220303-81577.b\40Scan030322a007.D  
Injection Date: 03-Mar-2022 17:30:30 Instrument ID: TAC040  
Lims ID: STD10  
Client ID:  
Operator ID: tl ALS Bottle#: 4 Worklist Smp#: 4  
Injection Vol: 1.0 ul Dil. Factor: 1.0000  
Method: 8270TAC040 Limit Group: 8270D BNA QSM 5.0  
Column: Detector MS SCAN

31 Hexachloroethane, CAS: 67-72-1

Signal: 1

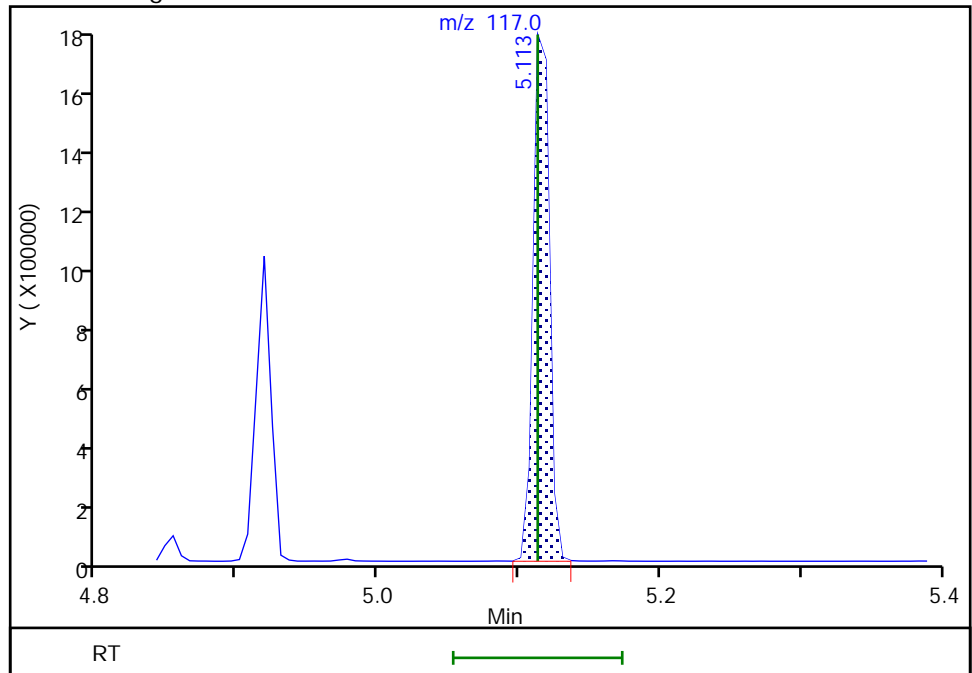
Not Detected  
Expected RT: 5.11

Processing Integration Results



Manual Integration Results

RT: 5.11  
Area: 1404119  
Amount: 10041  
Amount Units: ug/L



Reviewer: limmere, 08-Mar-2022 10:38:08  
Audit Action: Assigned Compound ID

Audit Reason: Peak assignment corrected

Eurofins Seattle

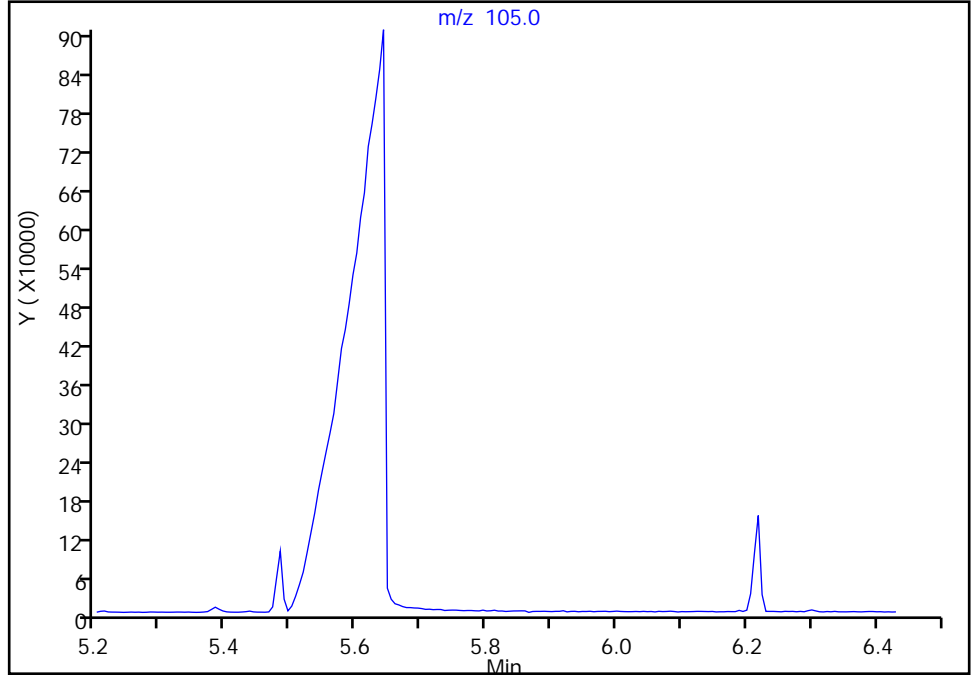
Data File: \\chromfs\Seattle\ChromData\TAC040\20220303-81577.b\40Scan030322a007.D  
Injection Date: 03-Mar-2022 17:30:30 Instrument ID: TAC040  
Lims ID: STD10  
Client ID:  
Operator ID: tl ALS Bottle#: 4 Worklist Smp#: 4  
Injection Vol: 1.0 ul Dil. Factor: 1.0000  
Method: 8270TAC040 Limit Group: 8270D BNA QSM 5.0  
Column: Detector MS SCAN

36 Benzoic acid, CAS: 65-85-0

Signal: 1

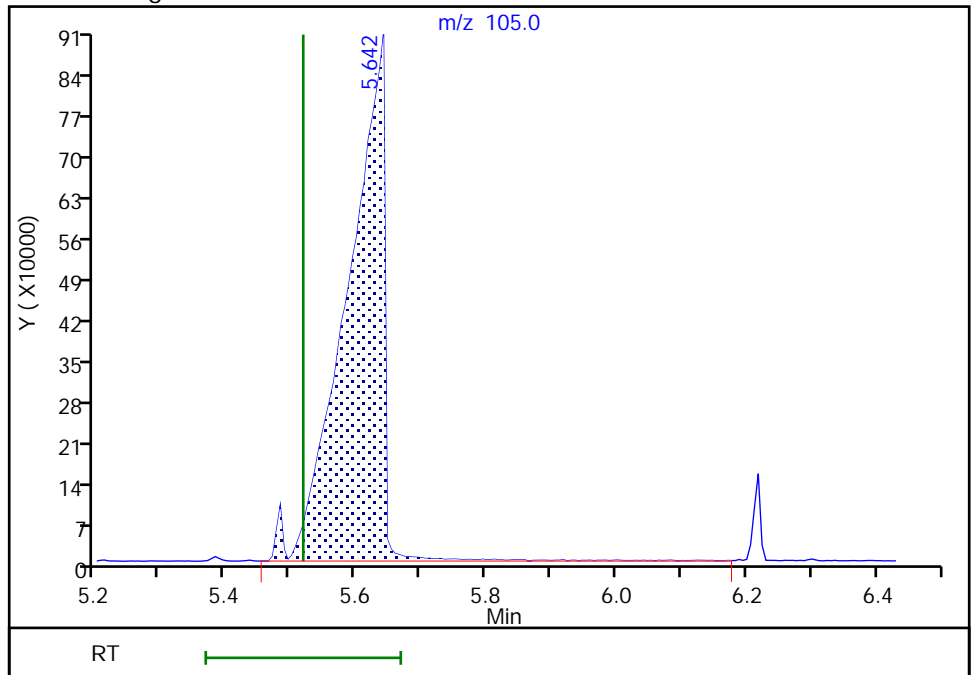
Not Detected  
Expected RT: 5.52

Processing Integration Results



RT: 5.64  
Area: 3614725  
Amount: 19324  
Amount Units: ug/L

Manual Integration Results



Eurofins Seattle

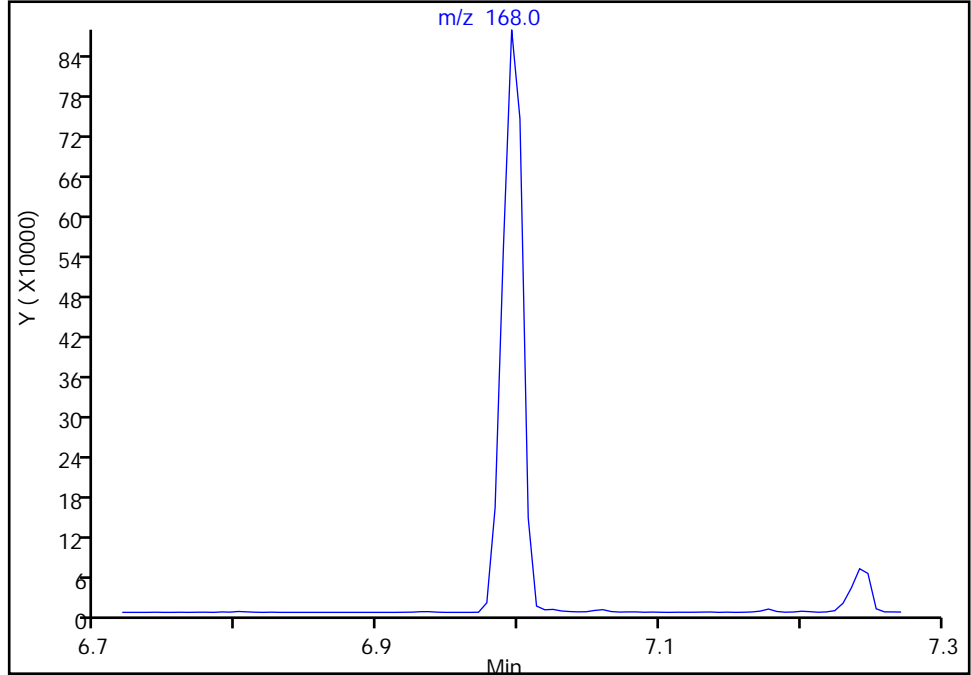
Data File: \\chromfs\Seattle\ChromData\TAC040\20220303-81577.b\40Scan030322a007.D  
Injection Date: 03-Mar-2022 17:30:30 Instrument ID: TAC040  
Lims ID: STD10  
Client ID:  
Operator ID: tl ALS Bottle#: 4 Worklist Smp#: 4  
Injection Vol: 1.0 ul Dil. Factor: 1.0000  
Method: 8270TAC040 Limit Group: 8270D BNA QSM 5.0  
Column: Detector MS SCAN

56 1,3-Dinitrobenzene, CAS: 99-65-0

Signal: 1

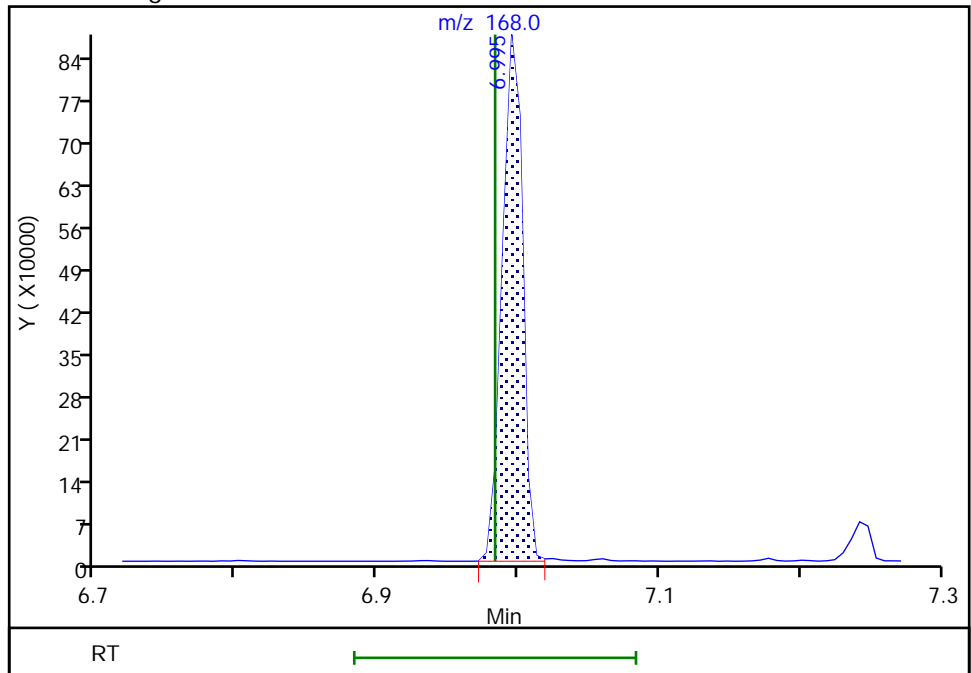
Not Detected  
Expected RT: 6.98

Processing Integration Results



Manual Integration Results

RT: 7.00  
Area: 875379  
Amount: 9725.5565  
Amount Units: ug/L



Reviewer: limmere, 08-Mar-2022 10:38:31  
Audit Action: Assigned Compound ID

Audit Reason: Peak assignment corrected



Eurofins Seattle

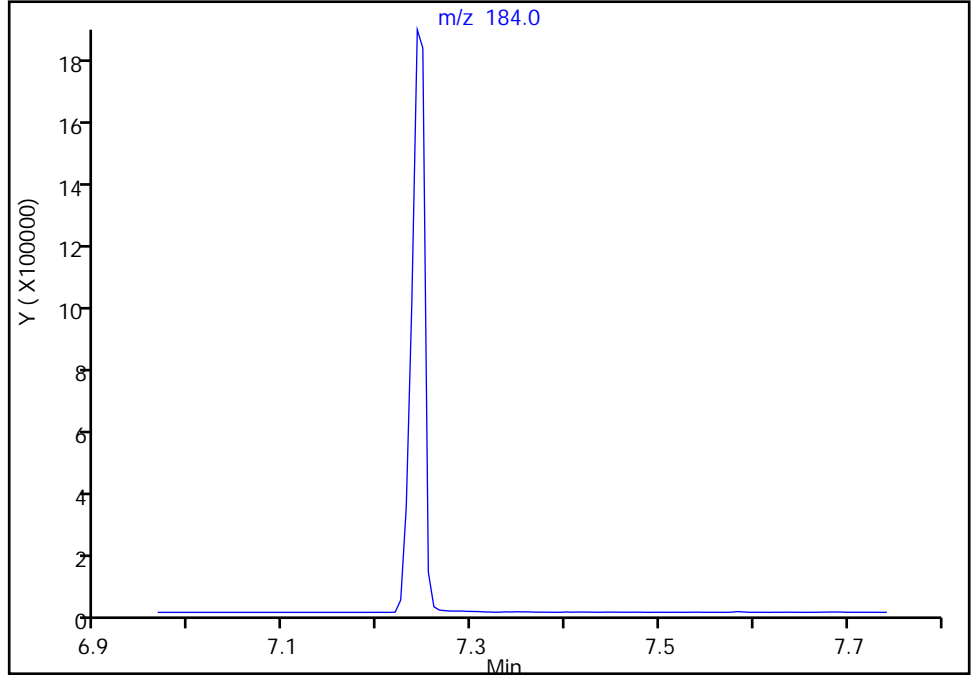
Data File: \\chromfs\Seattle\ChromData\TAC040\20220303-81577.b\40Scan030322a007.D  
Injection Date: 03-Mar-2022 17:30:30 Instrument ID: TAC040  
Lims ID: STD10  
Client ID:  
Operator ID: tl ALS Bottle#: 4 Worklist Smp#: 4  
Injection Vol: 1.0 ul Dil. Factor: 1.0000  
Method: 8270TAC040 Limit Group: 8270D BNA QSM 5.0  
Column: Detector MS SCAN

69 2,4-Dinitrophenol, CAS: 51-28-5

Signal: 1

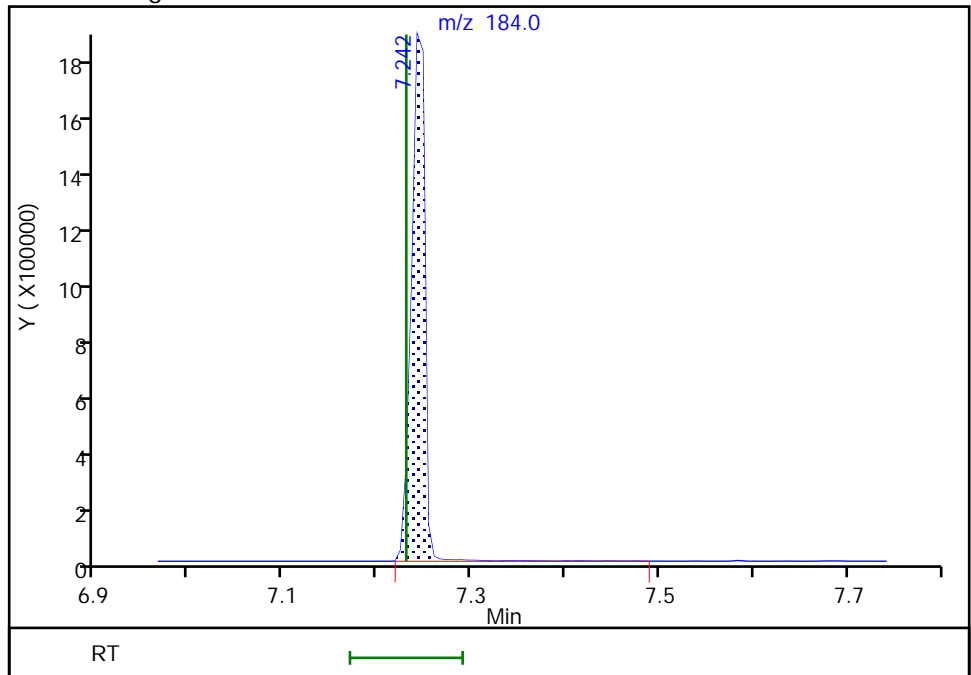
Not Detected  
Expected RT: 7.23

Processing Integration Results



Manual Integration Results

RT: 7.24  
Area: 1850322  
Amount: 19886  
Amount Units: ug/L



Eurofins Seattle  
Target Compound Quantitation Report

Data File: \\chromfs\Seattle\ChromData\TAC040\20220303-81577.b\40Scan030322a008.D  
 Lims ID: STD9  
 Client ID:  
 Sample Type: IC Calib Level: 9  
 Inject. Date: 03-Mar-2022 17:53:30 ALS Bottle#: 5 Worklist Smp#: 5  
 Injection Vol: 1.0 ul Dil. Factor: 1.0000  
 Sample Info: 9  
 Operator ID: tl Instrument ID: TAC040  
 Sublist: chrom-8270TAC040\*sub20  
 Method: \\chromfs\Seattle\ChromData\TAC040\20220303-81577.b\8270TAC040.m  
 Limit Group: 8270D BNA QSM 5.0  
 Last Update: 08-Mar-2022 14:31:02 Calib Date: 03-Mar-2022 20:58:30  
 Integrator: RTE ID Type: RT Order ID  
 Quant Method: Internal Standard Quant By: Initial Calibration  
 Last ICal File: \\chromfs\Seattle\ChromData\TAC040\20220303-81577.b\40Scan030322a016.D  
 Column 1 : Det: MS SCAN  
 Process Host: CTX1601

First Level Reviewer: limmere

Date: 04-Mar-2022 11:43:02

Compound	Sig	RT (min.)	Adj RT (min.)	Dlt RT (min.)	Q	Response	Cal Amt ug/L	OnCol Amt ug/L	Flags
* 1 1,4-Dichlorobenzene-d4	152	4.707	4.707	0.000	87	24210	100.0	100.0	a
* 2 Naphthalene-d8	136	5.736	5.736	0.000	94	85170	100.0	100.0	
* 3 Acenaphthene-d10	164	7.172	7.172	0.000	36	46333	100.0	100.0	
* 4 Phenanthrene-d10	188	8.389	8.389	0.000	93	73269	100.0	100.0	
* 5 Chrysene-d12	240	10.601	10.595	0.006	50	67467	100.0	100.0	
* 6 Perylene-d12	264	12.118	12.112	0.006	94	67778	100.0	100.0	
\$ 7 2-Fluorophenol	112	3.649	3.649	0.000	80	1200671	5000.0	5258.2	
\$ 8 Phenol-d5	99	4.419	4.413	0.006	98	1275859	5000.0	5296.9	
\$ 9 Nitrobenzene-d5	82	5.160	5.154	0.006	80	871362	5000.0	5326.0	
\$ 10 2-Fluorobiphenyl	172	6.630	6.630	0.000	99	2999713	5000.0	5068.6	
\$ 11 2,4,6-Tribromophenol	330	7.825	7.819	0.005	84	803350	5000.0	5229.4	
\$ 12 Terphenyl-d14	244	9.719	9.713	0.005	99	3013103	5000.0	5609.5	
15 N-Nitrosodimethylamine	74	2.520	2.525	-0.005	90	393996	5000.0	5286.1	
16 Pyridine	79	2.531	2.536	-0.005	96	1524673	10000	10959	
18 Phenol	94	4.431	4.425	0.006	93	1165725	5000.0	5085.2	
17 Aniline	93	4.448	4.442	0.006	96	1383962	5000.0	5250.2	a
19 Bis(2-chloroethyl)ether	93	4.507	4.507	0.000	95	882411	5000.0	5013.8	a
20 2-Chlorophenol	128	4.536	4.531	0.005	54	1512759	5000.0	5396.1	
21 n-Decane	57	4.595	4.595	0.000	91	593027	5000.0	5121.3	
22 1,3-Dichlorobenzene	146	4.660	4.660	0.000	94	1721786	5000.0	5076.0	
23 1,4-Dichlorobenzene	146	4.725	4.719	0.006	97	1754537	5000.0	5137.4	
27 Benzyl alcohol	79	4.831	4.825	0.006	93	626697	5000.0	5337.4	
24 1,2-Dichlorobenzene	146	4.842	4.842	0.000	96	1675310	5000.0	5129.4	
28 2-Methylphenol	108	4.919	4.913	0.006	54	1022494	5000.0	5121.4	a
25 2,2'-oxybis[1-chloropropane]	45	4.948	4.942	0.006	48	822351	5000.0	5089.2	a
29 Acetophenone	105	5.042	5.036	0.006	93	1464254	5000.0	5022.4	
32 3 & 4 Methylphenol	108	5.048	5.042	0.006	95	1026340	5000.0	5198.8	a
30 N-Nitrosodi-n-propylamine	70	5.054	5.042	0.012	72	437202	5000.0	5451.2	
31 Hexachloroethane	117	5.113	5.113	0.000	90	716878	5000.0	5036.3	
33 Nitrobenzene	77	5.178	5.172	0.006	71	757057	5000.0	5210.1	
34 Isophorone	82	5.378	5.372	0.006	97	1428952	5000.0	5060.0	

Compound	Sig	RT (min.)	Adj RT (min.)	Dlt RT (min.)	Q	Response	Cal Amt ug/L	OnCol Amt ug/L	Flags
35 2-Nitrophenol	139	5.431	5.430	0.001	78	817382	5000.0	5679.0	
37 2,4-Dimethylphenol	107	5.478	5.472	0.006	89	1102951	5000.0	5214.3	
36 Benzoic acid	105	5.601	5.519	0.082	80	1744475	10000	10683	
38 Bis(2-chloroethoxy)methane	93	5.560	5.560	0.000	92	1111614	5000.0	5077.9	
39 2,4-Dichlorophenol	162	5.625	5.619	0.006	79	1253004	5000.0	5370.9	
40 1,2,4-Trichlorobenzene	180	5.695	5.695	0.000	92	1460102	5000.0	5135.4	
41 Naphthalene	128	5.760	5.754	0.006	95	3885639	5000.0	4979.5	
42 2,6-Dichlorophenol	162	5.813	5.807	0.006	90	1255707	5000.0	5288.4	
43 4-Chloroaniline	127	5.807	5.807	0.000	84	1704020	5000.0	5534.1	
44 Hexachlorobutadiene	225	5.866	5.860	0.006	91	886431	5000.0	5292.3	
45 4-Chloro-3-methylphenol	107	6.213	6.201	0.012	80	900410	5000.0	5698.4	
46 2-Methylnaphthalene	142	6.325	6.325	0.000	80	2547579	5000.0	5214.2	
47 1-Methylnaphthalene	142	6.401	6.401	0.000	91	2486694	5000.0	5188.9	
48 Hexachlorocyclopentadiene	237	6.454	6.454	0.000	84	1139402	5000.0	5099.3	
49 1,2,4,5-Tetrachlorobenzene	216	6.460	6.454	0.006	94	1524939	5000.0	5061.7	
50 2,4,6-Trichlorophenol	196	6.554	6.554	0.000	85	1006391	5000.0	5537.6	
51 2,4,5-Trichlorophenol	196	6.583	6.577	0.006	92	1038393	5000.0	5197.1	
52 1,1'-Biphenyl	154	6.713	6.707	0.006	94	3087408	5000.0	4948.1	
53 2-Chloronaphthalene	162	6.719	6.719	0.000	94	2653296	5000.0	5120.8	
54 2-Nitroaniline	138	6.813	6.807	0.006	87	895886	5000.0	5448.1	
55 Dimethyl phthalate	163	6.978	6.972	0.006	98	2763428	5000.0	5034.1	
56 1,3-Dinitrobenzene	168	6.989	6.983	0.006	89	434684	5000.0	5234.7	
57 2,6-Dinitrotoluene	165	7.019	7.013	0.006	66	662673	5000.0	5076.3	
58 Acenaphthylene	152	7.060	7.054	0.006	96	3939466	5000.0	5257.4	
59 3-Nitroaniline	138	7.148	7.142	0.006	78	663599	5000.0	5132.6	
60 Acenaphthene	153	7.201	7.201	0.000	93	2606123	5000.0	5091.5	
69 2,4-Dinitrophenol	184	7.236	7.230	0.006	56	899581	10000	10260	
63 4-Nitrophenol	109	7.295	7.283	0.012	70	610034	10000	10225	
62 2,4-Dinitrotoluene	165	7.348	7.336	0.012	58	859602	5000.0	5244.3	
61 Dibenzofuran	168	7.348	7.342	0.006	92	3543099	5000.0	5187.4	
64 2,3,5,6-Tetrachlorophenol	232	7.413	7.407	0.006	88	850145	5000.0	5172.1	
65 2,3,4,6-Tetrachlorophenol	232	7.448	7.442	0.006	67	907992	5000.0	5178.5	
66 Diethyl phthalate	149	7.560	7.554	0.006	96	2909224	5000.0	5025.0	
67 Fluorene	166	7.625	7.624	0.001	83	2868967	5000.0	5286.8	
68 4-Chlorophenyl phenyl ether	204	7.636	7.636	0.000	85	1364219	5000.0	5227.3	
70 4-Nitroaniline	138	7.654	7.642	0.012	33	369753	5000.0	5060.5	
73 4,6-Dinitro-2-methylphenol	198	7.677	7.666	0.011	86	1009897	10000	10819	
71 N-Nitrosodiphenylamine	169	7.736	7.730	0.006	59	1896917	5000.0	5440.4	
72 Azobenzene	77	7.766	7.760	0.006	93	1538483	5000.0	5073.9	
74 4-Bromophenyl phenyl ether	248	8.036	8.036	0.000	51	923397	5000.0	5434.8	
75 Hexachlorobenzene	284	8.072	8.066	0.006	89	1302617	5000.0	5376.6	
76 Atrazine	200	8.189	8.177	0.012	89	719578	5000.0	5414.0	
77 Pentachlorophenol	266	8.236	8.230	0.006	93	1573140	10000	10672	
78 n-Octadecane	43	8.342	8.342	0.000	95	605246	5000.0	5060.4	
79 Phenanthrene	178	8.413	8.407	0.006	96	3979039	5000.0	5291.2	
80 Anthracene	178	8.454	8.448	0.006	96	3956688	5000.0	5450.7	
81 Carbazole	167	8.589	8.583	0.006	82	2246566	5000.0	4451.2	
83 Di-n-butyl phthalate	149	8.907	8.901	0.006	98	5107635	5000.0	5528.6	
84 Fluoranthene	202	9.389	9.383	0.006	96	4318993	5000.0	5771.8	
85 Benzidine	184	9.513	9.507	0.006	99	2348334	10000	10943	
86 Pyrene	202	9.571	9.566	0.005	98	4488013	5000.0	5823.9	
87 Butyl benzyl phthalate	149	10.136	10.130	0.006	87	2222127	5000.0	5636.7	

Compound	Sig	RT (min.)	Adj RT (min.)	Dlt RT (min.)	Q	Response	Cal Amt ug/L	OnCol Amt ug/L	Flags
91 3,3'-Dichlorobenzidine	252	10.589	10.577	0.012	57	2817641	10000	10553	
89 Benzo[a]anthracene	228	10.589	10.589	0.000	99	4177228	5000.0	5421.7	
90 Chrysene	228	10.624	10.618	0.006	93	3900273	5000.0	4796.7	
92 Bis(2-ethylhexyl) phthalate	149	10.665	10.665	0.000	87	3171521	5000.0	5738.3	
93 Di-n-octyl phthalate	149	11.342	11.336	0.006	96	5298347	5000.0	5539.7	
94 Benzo[b]fluoranthene	252	11.695	11.683	0.012	95	4278029	5000.0	5665.5	
95 Benzofluoranthene	252	11.724	11.683	0.041	100	8297540	10000	10791	
96 Benzo[k]fluoranthene	252	11.724	11.718	0.006	98	4279320	5000.0	5305.5	
97 Benzo[a]pyrene	252	12.060	12.048	0.012	78	3714042	5000.0	5486.1	
98 Indeno[1,2,3-cd]pyrene	276	13.389	13.371	0.018	97	3993804	5000.0	5356.7	
99 Dibenz(a,h)anthracene	278	13.424	13.412	0.012	77	4188732	5000.0	5683.6	
100 Benzo[g,h,i]perylene	276	13.706	13.683	0.023	95	4538253	5000.0	5549.2	

**QC Flag Legend**

Processing Flags

Review Flags

a - User Assigned ID

**Reagents:**

8270\_ic\_stk\_00062

Amount Added: 50.00

Units: uL

8270SIM\_IS\_00069

Amount Added: 10.00

Units: uL

Eurofins Seattle

Data File: \\chromfs\Seattle\ChromData\TAC040\20220303-81577.b\40Scan030322a008.D

Injection Date: 03-Mar-2022 17:53:30

Instrument ID: TAC040

Lims ID: STD9

Client ID:

Operator ID: tl

ALS Bottle#: 5

Worklist Smp#: 5

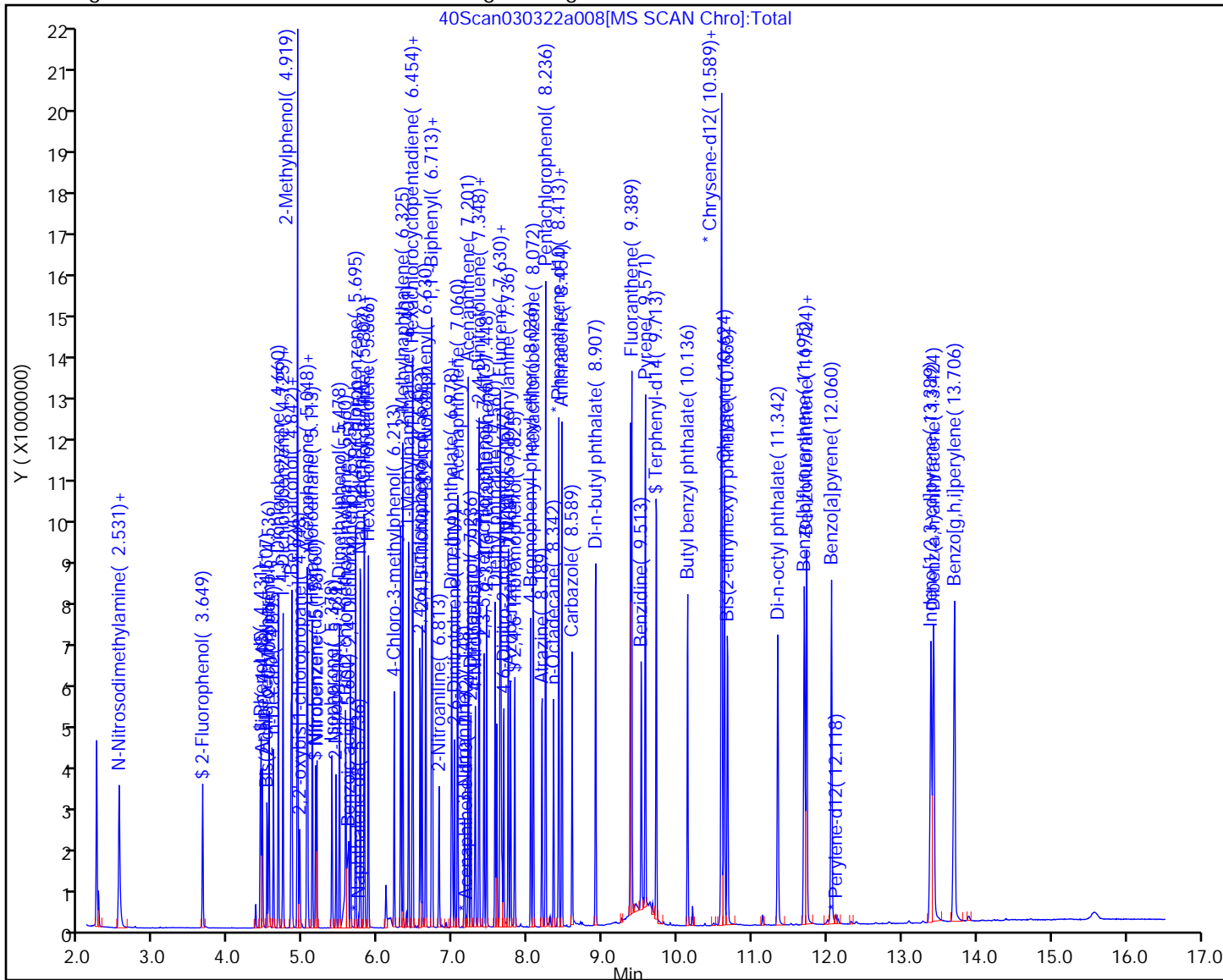
Injection Vol: 1.0 ul

Dil. Factor: 1.0000

Method: 8270TAC040

Limit Group: 8270D BNA QSM 5.0

Y Scaling: Method Defined: Scale to the Nth Largest Target: 1



Eurofins Seattle

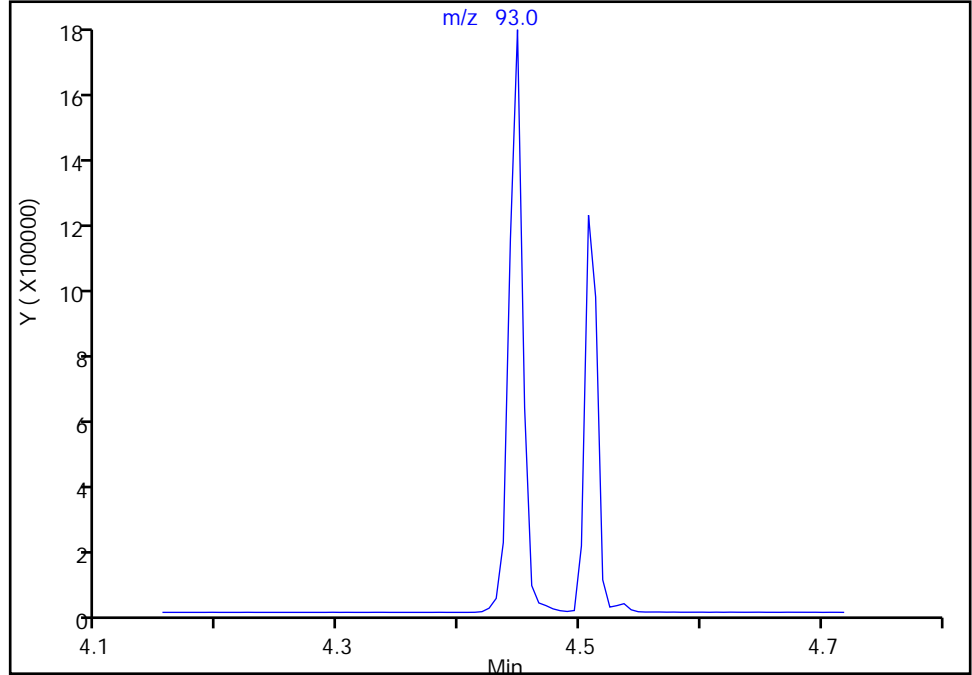
Data File: \\chromfs\Seattle\ChromData\TAC040\20220303-81577.b\40Scan030322a008.D  
Injection Date: 03-Mar-2022 17:53:30 Instrument ID: TAC040  
Lims ID: STD9  
Client ID:  
Operator ID: tl ALS Bottle#: 5 Worklist Smp#: 5  
Injection Vol: 1.0 ul Dil. Factor: 1.0000  
Method: 8270TAC040 Limit Group: 8270D BNA QSM 5.0  
Column: Detector MS SCAN

17 Aniline, CAS: 62-53-3

Signal: 1

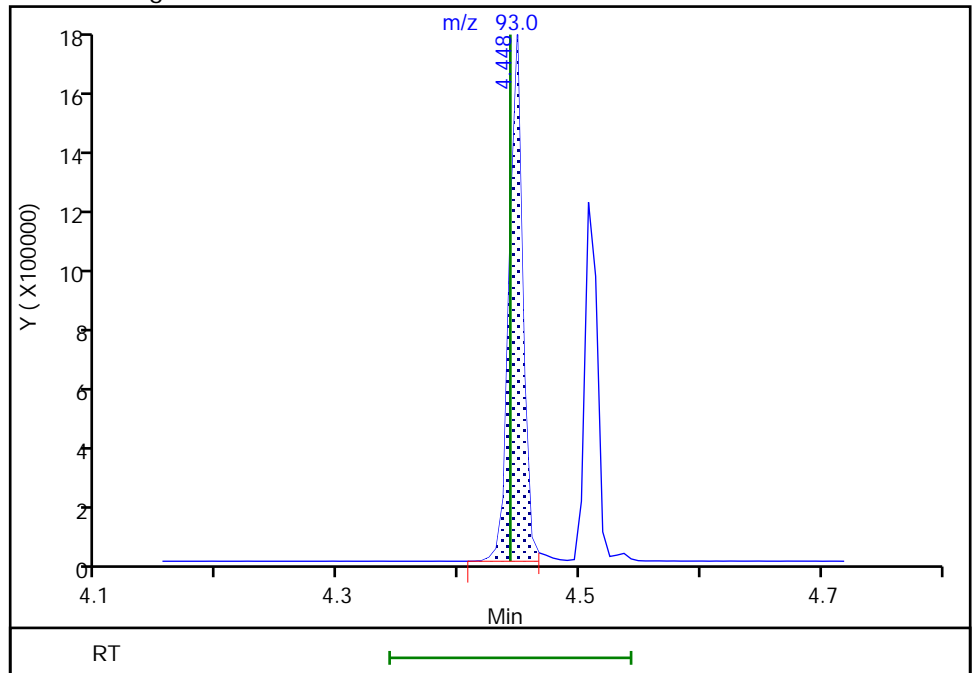
Not Detected  
Expected RT: 4.44

Processing Integration Results



RT: 4.45  
Area: 1383962  
Amount: 5250.2282  
Amount Units: ug/L

Manual Integration Results



Reviewer: limmere, 08-Mar-2022 10:39:40  
Audit Action: Assigned Compound ID

Audit Reason: Peak assignment corrected

Eurofins Seattle

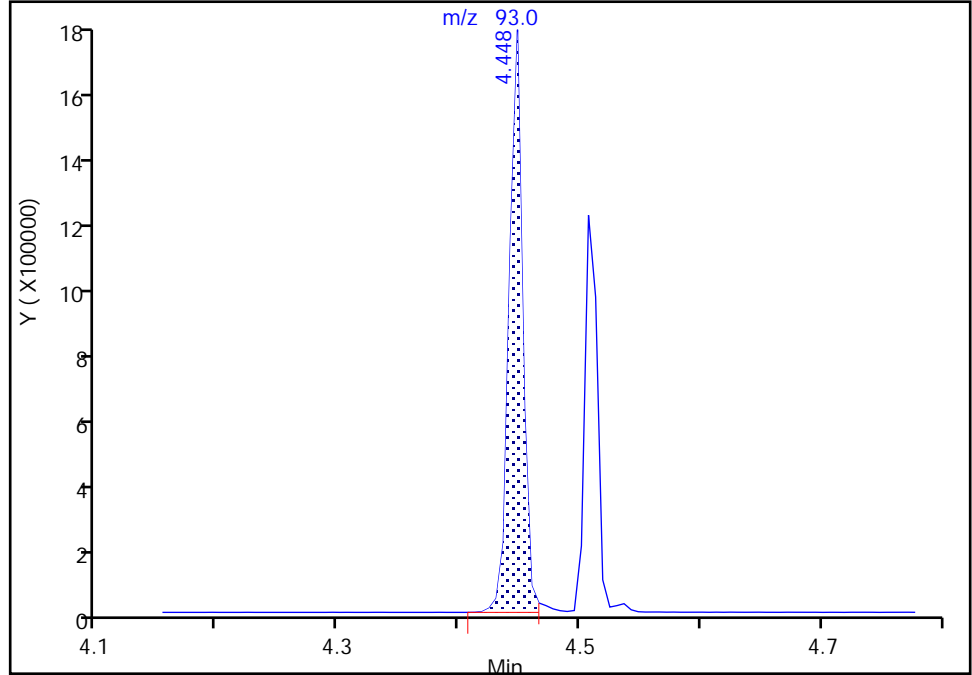
Data File: \\chromfs\Seattle\ChromData\TAC040\20220303-81577.b\40Scan030322a008.D  
Injection Date: 03-Mar-2022 17:53:30 Instrument ID: TAC040  
Lims ID: STD9  
Client ID:  
Operator ID: tl ALS Bottle#: 5 Worklist Smp#: 5  
Injection Vol: 1.0 ul Dil. Factor: 1.0000  
Method: 8270TAC040 Limit Group: 8270D BNA QSM 5.0  
Column: Detector MS SCAN

19 Bis(2-chloroethyl)ether, CAS: 111-44-4

Signal: 1

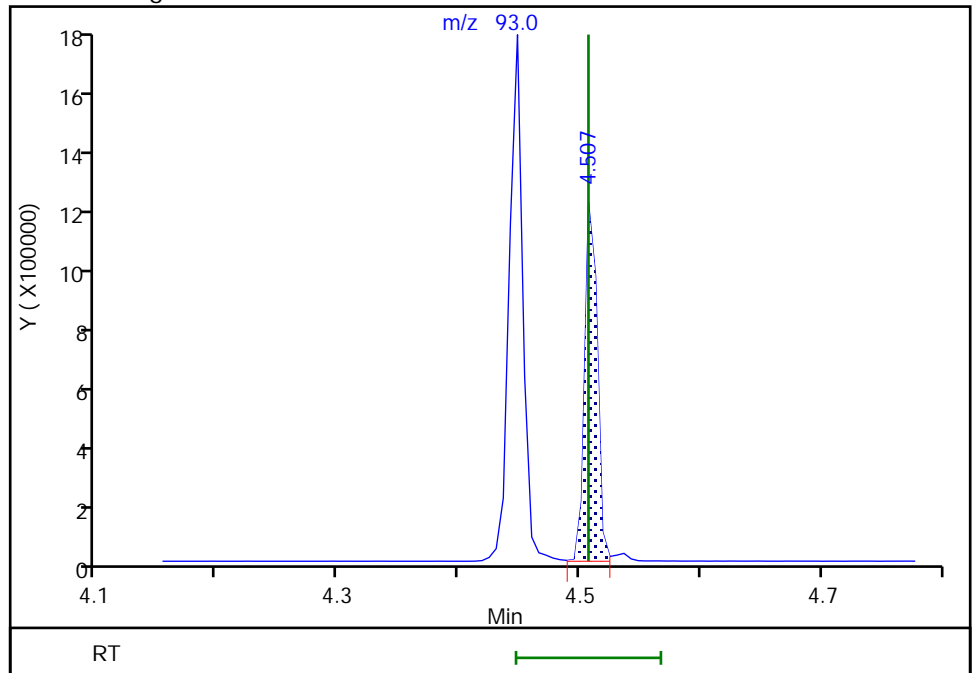
RT: 4.45  
Area: 1383962  
Amount: 7393.7203  
Amount Units: ug/L

Processing Integration Results



RT: 4.51  
Area: 882411  
Amount: 5013.7986  
Amount Units: ug/L

Manual Integration Results



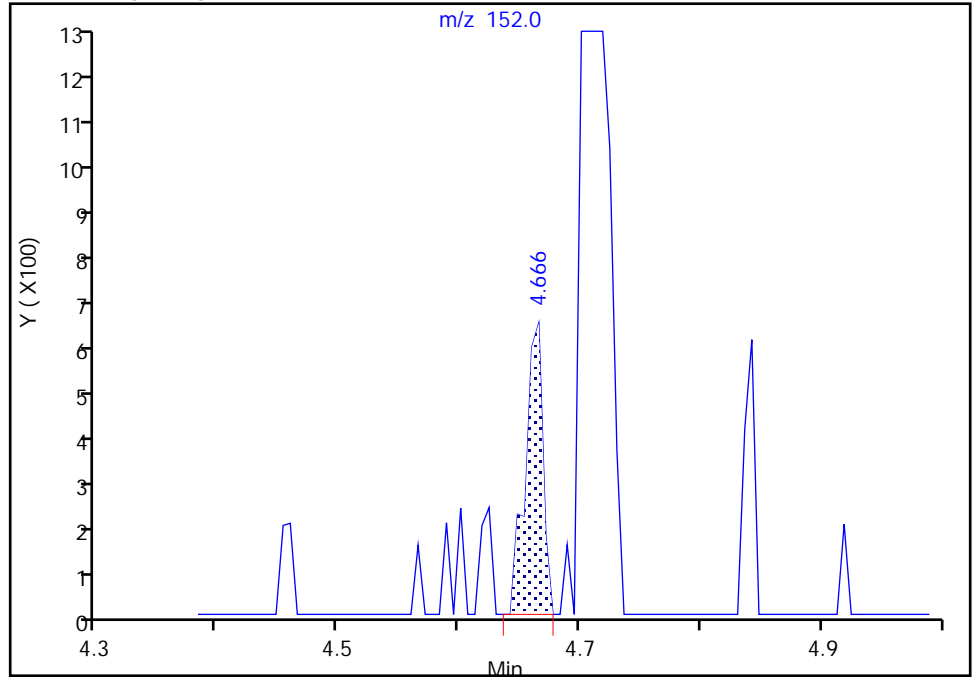
Eurofins Seattle

Data File: \\chromfs\Seattle\ChromData\TAC040\20220303-81577.b\40Scan030322a008.D  
Injection Date: 03-Mar-2022 17:53:30 Instrument ID: TAC040  
Lims ID: STD9  
Client ID:  
Operator ID: tl ALS Bottle#: 5 Worklist Smp#: 5  
Injection Vol: 1.0 ul Dil. Factor: 1.0000  
Method: 8270TAC040 Limit Group: 8270D BNA QSM 5.0  
Column: Detector MS SCAN

\* 1 1,4-Dichlorobenzene-d4, CAS: 3855-82-1  
Signal: 1

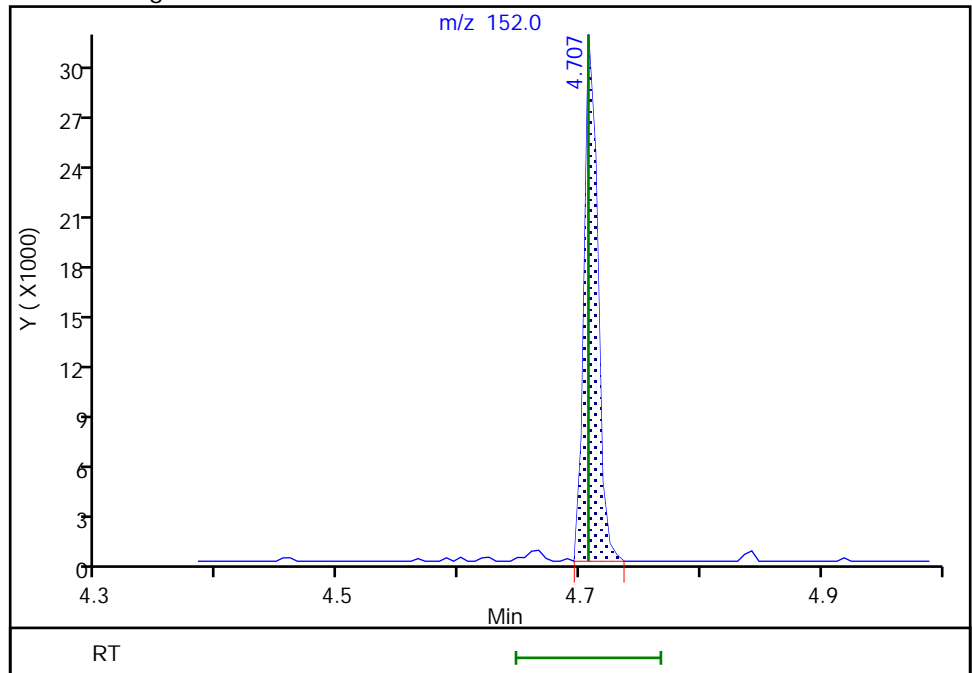
RT: 4.67  
Area: 656  
Amount: 100.0000  
Amount Units: ug/L

Processing Integration Results



RT: 4.71  
Area: 24210  
Amount: 100.0000  
Amount Units: ug/L

Manual Integration Results





Eurofins Seattle

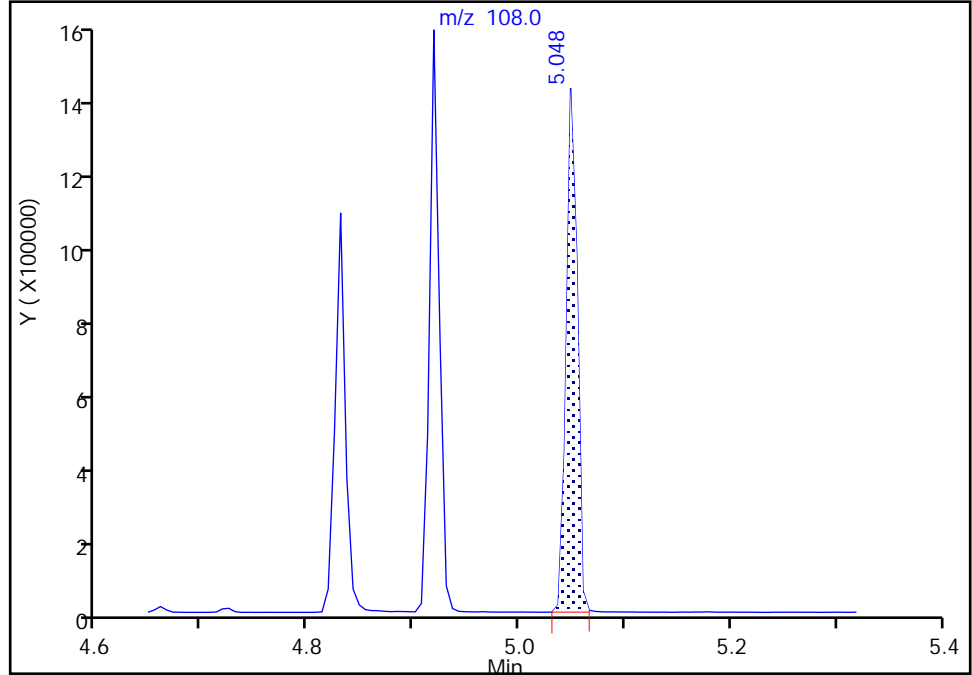
Data File: \\chromfs\Seattle\ChromData\TAC040\20220303-81577.b\40Scan030322a008.D  
Injection Date: 03-Mar-2022 17:53:30 Instrument ID: TAC040  
Lims ID: STD9  
Client ID:  
Operator ID: tl ALS Bottle#: 5 Worklist Smp#: 5  
Injection Vol: 1.0 ul Dil. Factor: 1.0000  
Method: 8270TAC040 Limit Group: 8270D BNA QSM 5.0  
Column: Detector MS SCAN

28 2-Methylphenol, CAS: 95-48-7

Signal: 1

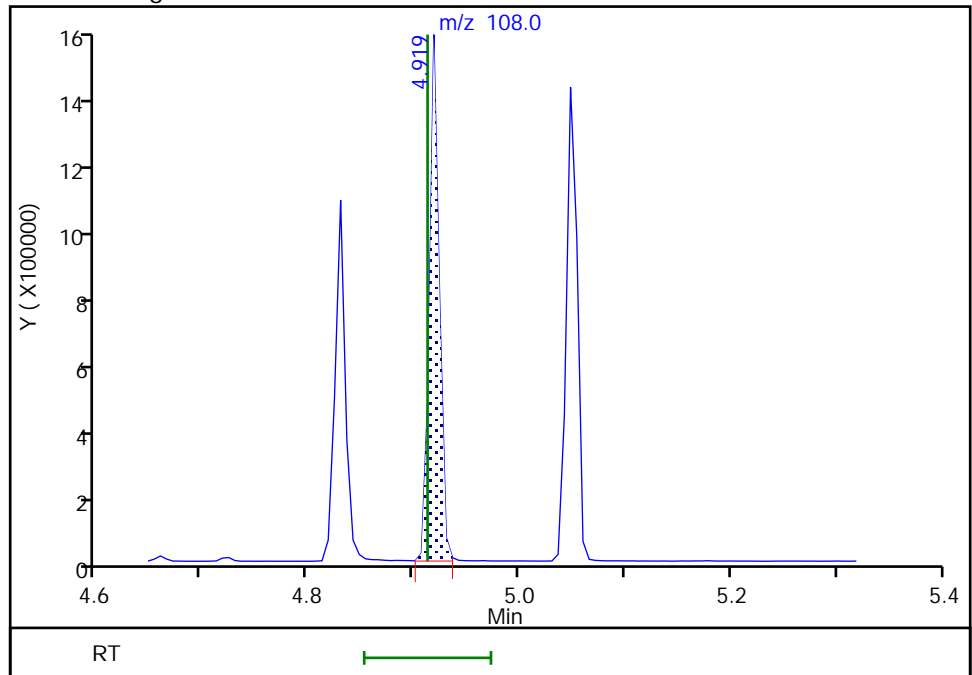
RT: 5.05  
Area: 1026340  
Amount: 5226.3349  
Amount Units: ug/L

Processing Integration Results



RT: 4.92  
Area: 1022494  
Amount: 5121.4105  
Amount Units: ug/L

Manual Integration Results



Reviewer: limmere, 08-Mar-2022 14:04:26  
Audit Action: Assigned Compound ID

Audit Reason: Peak assignment corrected

Eurofins Seattle

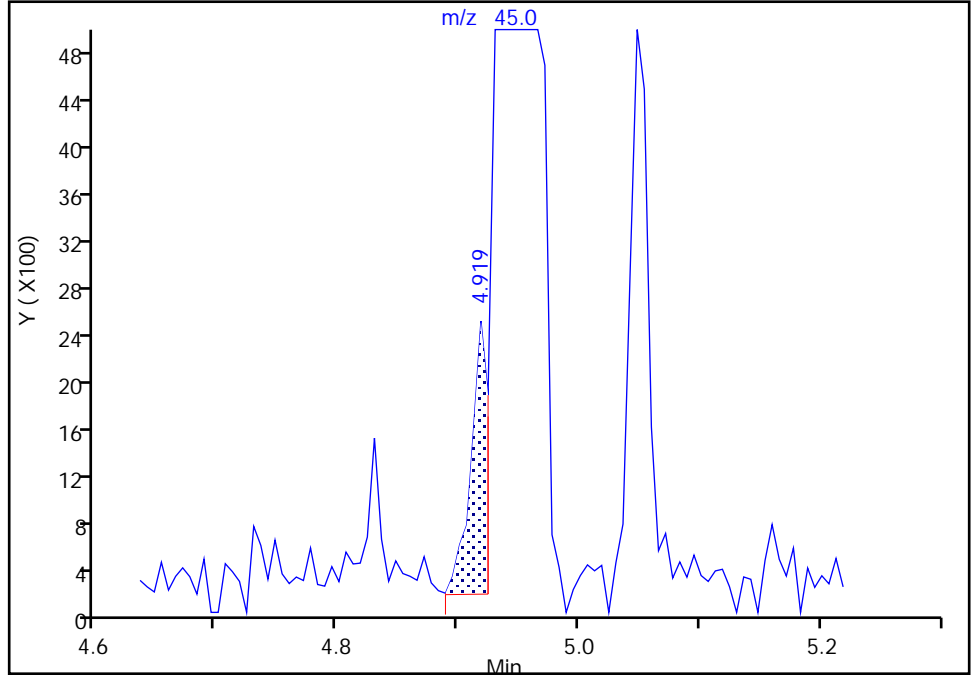
Data File: \\chromfs\Seattle\ChromData\TAC040\20220303-81577.b\40Scan030322a008.D  
Injection Date: 03-Mar-2022 17:53:30 Instrument ID: TAC040  
Lims ID: STD9  
Client ID:  
Operator ID: tl ALS Bottle#: 5 Worklist Smp#: 5  
Injection Vol: 1.0 ul Dil. Factor: 1.0000  
Method: 8270TAC040 Limit Group: 8270D BNA QSM 5.0  
Column: Detector MS SCAN

25 2,2'-oxybis[1-chloropropane], CAS: 108-60-1

Signal: 1

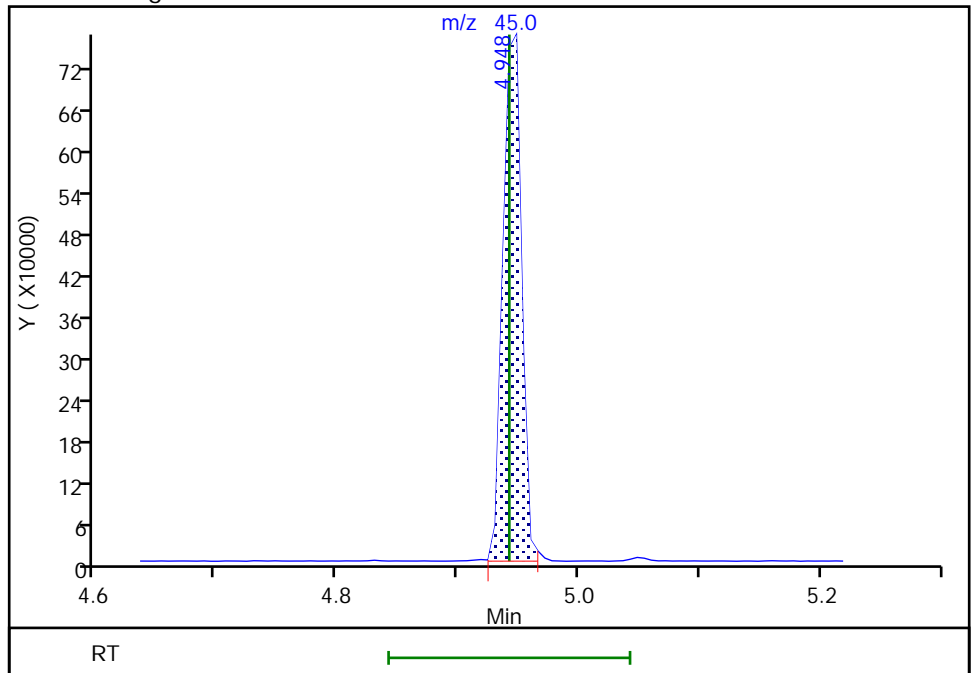
RT: 4.92  
Area: 2330  
Amount: 4.841663  
Amount Units: ug/L

Processing Integration Results



RT: 4.95  
Area: 822351  
Amount: 5089.2180  
Amount Units: ug/L

Manual Integration Results



Reviewer: limmere, 08-Mar-2022 10:39:55  
Audit Action: Assigned Compound ID

Audit Reason: Peak assignment corrected

Eurofins Seattle

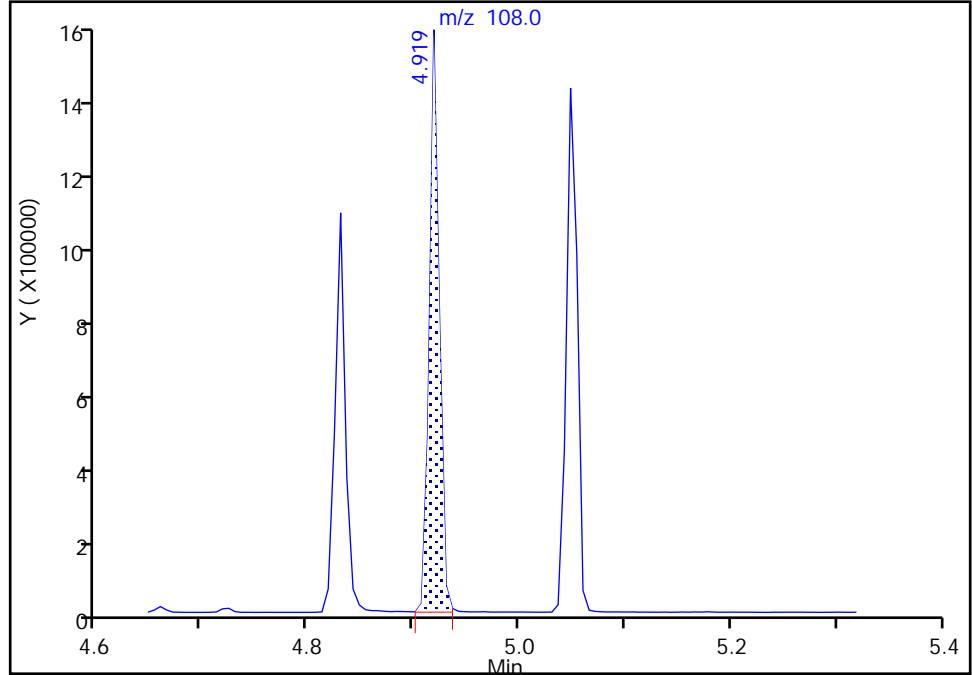
Data File: \\chromfs\Seattle\ChromData\TAC040\20220303-81577.b\40Scan030322a008.D  
Injection Date: 03-Mar-2022 17:53:30 Instrument ID: TAC040  
Lims ID: STD9  
Client ID:  
Operator ID: tl ALS Bottle#: 5 Worklist Smp#: 5  
Injection Vol: 1.0 ul Dil. Factor: 1.0000  
Method: 8270TAC040 Limit Group: 8270D BNA QSM 5.0  
Column: Detector MS SCAN

32 3 & 4 Methylphenol, CAS: 15831-10-4

Signal: 1

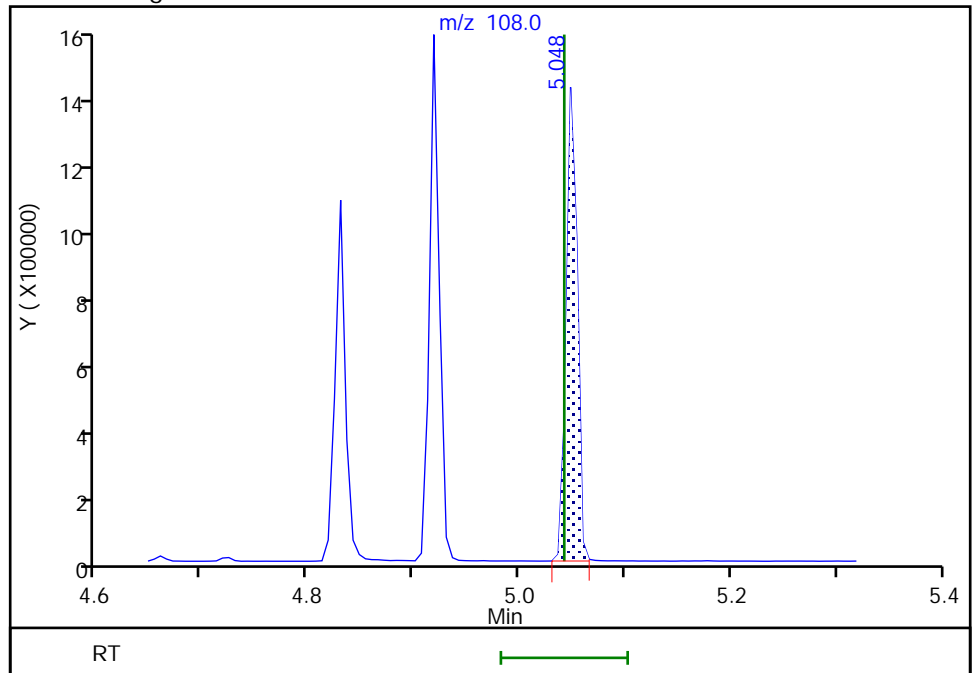
RT: 4.92  
Area: 1022494  
Amount: 5120.7951  
Amount Units: ug/L

Processing Integration Results



RT: 5.05  
Area: 1026340  
Amount: 5198.8151  
Amount Units: ug/L

Manual Integration Results



Reviewer: limmere, 08-Mar-2022 13:44:43  
Audit Action: Assigned Compound ID

Audit Reason: Peak assignment corrected

Eurofins Seattle  
Target Compound Quantitation Report

Data File: \\chromfs\Seattle\ChromData\TAC040\20220303-81577.b\40Scan030322a009.D  
 Lims ID: STD8  
 Client ID:  
 Sample Type: IC Calib Level: 8  
 Inject. Date: 03-Mar-2022 18:16:30 ALS Bottle#: 6 Worklist Smp#: 6  
 Injection Vol: 1.0 ul Dil. Factor: 1.0000  
 Sample Info: 8  
 Operator ID: tl Instrument ID: TAC040  
 Sublist: chrom-8270TAC040\*sub20

Method: \\chromfs\Seattle\ChromData\TAC040\20220303-81577.b\8270TAC040.m  
 Limit Group: 8270D BNA QSM 5.0  
 Last Update: 08-Mar-2022 14:31:07 Calib Date: 03-Mar-2022 20:58:30  
 Integrator: RTE ID Type: RT Order ID  
 Quant Method: Internal Standard Quant By: Initial Calibration  
 Last ICal File: \\chromfs\Seattle\ChromData\TAC040\20220303-81577.b\40Scan030322a016.D

Column 1 : Det: MS SCAN  
 Process Host: CTX1601

First Level Reviewer: limmere

Date: 04-Mar-2022 11:44:16

Compound	Sig	RT (min.)	Adj RT (min.)	Dlt RT (min.)	Q	Response	Cal Amt ug/L	OnCol Amt ug/L	Flags
* 1 1,4-Dichlorobenzene-d4	152	4.707	4.707	0.000	85	23285	100.0	100.0	a
* 2 Naphthalene-d8	136	5.736	5.736	0.000	96	83852	100.0	100.0	
* 3 Acenaphthene-d10	164	7.171	7.172	-0.001	42	42270	100.0	100.0	
* 4 Phenanthrene-d10	188	8.389	8.389	0.000	94	73125	100.0	100.0	
* 5 Chrysene-d12	240	10.595	10.595	0.000	43	62476	100.0	100.0	
* 6 Perylene-d12	264	12.118	12.112	0.006	95	63861	100.0	100.0	
\$ 7 2-Fluorophenol	112	3.649	3.649	0.000	79	450920	2000.0	2053.2	
\$ 8 Phenol-d5	99	4.413	4.413	0.000	98	475453	2000.0	2052.3	
\$ 9 Nitrobenzene-d5	82	5.154	5.154	0.000	81	324382	2000.0	2013.9	
\$ 10 2-Fluorobiphenyl	172	6.630	6.630	0.000	99	1115476	2000.0	2066.0	
\$ 11 2,4,6-Tribromophenol	330	7.818	7.819	-0.001	86	273827	2000.0	1939.3	
\$ 12 Terphenyl-d14	244	9.712	9.713	-0.001	99	1058273	2000.0	1978.6	
15 N-Nitrosodimethylamine	74	2.520	2.525	-0.005	90	148207	2000.0	2067.4	
16 Pyridine	79	2.531	2.536	-0.005	96	561392	4000.0	4195.3	
18 Phenol	94	4.425	4.425	0.000	93	433293	2000.0	1965.2	
17 Aniline	93	4.442	4.442	0.000	69	486741	2000.0	2030.4	
19 Bis(2-chloroethyl)ether	93	4.507	4.507	0.000	94	337875	2000.0	1996.0	
20 2-Chlorophenol	128	4.536	4.531	0.005	53	555318	2000.0	2059.5	
21 n-Decane	57	4.595	4.595	0.000	91	216400	2000.0	1941.3	
22 1,3-Dichlorobenzene	146	4.660	4.660	0.000	94	638564	2000.0	1957.2	
23 1,4-Dichlorobenzene	146	4.725	4.719	0.006	97	646634	2000.0	1967.9	
27 Benzyl alcohol	79	4.825	4.825	0.000	95	231377	2000.0	2048.8	
24 1,2-Dichlorobenzene	146	4.842	4.842	0.000	91	618857	2000.0	1970.1	
28 2-Methylphenol	108	4.919	4.913	0.006	57	384396	2000.0	2001.8	a
25 2,2'-oxybis[1-chloropropane]	45	4.942	4.942	0.000	52	304725	2000.0	1959.6	
29 Acetophenone	105	5.036	5.036	0.000	93	552199	2000.0	1969.3	
32 3 & 4 Methylphenol	108	5.042	5.042	0.000	89	391947	2000.0	2064.2	a
30 N-Nitrosodi-n-propylamine	70	5.048	5.042	0.006	74	164900	2000.0	2137.7	
31 Hexachloroethane	117	5.113	5.113	0.000	89	268929	2000.0	1964.7	
33 Nitrobenzene	77	5.172	5.172	0.000	78	278033	2000.0	1989.4	
34 Isophorone	82	5.372	5.372	0.000	97	537887	2000.0	1982.5	

Compound	Sig	RT (min.)	Adj RT (min.)	Dlt RT (min.)	Q	Response	Cal Amt ug/L	OnCol Amt ug/L	Flags
35 2-Nitrophenol	139	5.430	5.430	0.000	77	297862	2000.0	2151.7	
37 2,4-Dimethylphenol	107	5.477	5.472	0.005	87	406166	2000.0	1952.6	
36 Benzoic acid	105	5.560	5.519	0.041	51	596287	4000.0	4378.2	a
38 Bis(2-chloroethoxy)methane	93	5.560	5.560	0.000	92	424609	2000.0	2016.7	
39 2,4-Dichlorophenol	162	5.625	5.619	0.005	83	462798	2000.0	2016.1	
40 1,2,4-Trichlorobenzene	180	5.695	5.695	0.000	91	537504	2000.0	1920.2	
41 Naphthalene	128	5.754	5.754	0.000	95	1464520	2000.0	1906.3	
42 2,6-Dichlorophenol	162	5.807	5.807	0.000	78	456791	2000.0	2108.7	
43 4-Chloroaniline	127	5.807	5.807	0.000	83	600218	2000.0	1995.6	
44 Hexachlorobutadiene	225	5.866	5.860	0.006	91	319323	2000.0	1935.6	
45 4-Chloro-3-methylphenol	107	6.207	6.201	0.006	83	325939	2000.0	2261.0	
46 2-Methylnaphthalene	142	6.324	6.325	-0.001	80	955586	2000.0	1986.6	
47 1-Methylnaphthalene	142	6.401	6.401	0.000	90	926752	2000.0	1964.2	
48 Hexachlorocyclopentadiene	237	6.454	6.454	0.000	83	397550	2000.0	2018.5	
49 1,2,4,5-Tetrachlorobenzene	216	6.460	6.454	0.006	93	562559	2000.0	2046.8	
50 2,4,6-Trichlorophenol	196	6.554	6.554	0.000	85	339371	2000.0	2052.3	
51 2,4,5-Trichlorophenol	196	6.577	6.577	0.000	86	374432	2000.0	2197.7	
52 1,1'-Biphenyl	154	6.707	6.707	0.000	94	1168258	2000.0	2052.3	
53 2-Chloronaphthalene	162	6.719	6.719	0.000	93	979448	2000.0	2072.0	
54 2-Nitroaniline	138	6.807	6.807	0.000	87	320154	2000.0	2141.3	
55 Dimethyl phthalate	163	6.971	6.972	-0.001	98	1038976	2000.0	2074.0	
56 1,3-Dinitrobenzene	168	6.983	6.983	0.000	91	156099	2000.0	2115.6	
57 2,6-Dinitrotoluene	165	7.013	7.013	0.000	69	237855	2000.0	2009.2	
58 Acenaphthylene	152	7.054	7.054	0.000	93	1450575	2000.0	2121.9	
59 3-Nitroaniline	138	7.148	7.142	0.006	75	237379	2000.0	2040.4	
60 Acenaphthene	153	7.201	7.201	0.000	92	973710	2000.0	2085.2	
69 2,4-Dinitrophenol	184	7.230	7.230	0.000	59	302400	4000.0	4094.9	
63 4-Nitrophenol	109	7.283	7.283	0.000	71	215999	4000.0	4120.9	
62 2,4-Dinitrotoluene	165	7.342	7.336	0.006	59	307970	2000.0	2073.3	
61 Dibenzofuran	168	7.342	7.342	0.000	91	1318539	2000.0	2116.0	
64 2,3,5,6-Tetrachlorophenol	232	7.407	7.407	0.000	84	299142	2000.0	2171.6	
65 2,3,4,6-Tetrachlorophenol	232	7.442	7.442	0.000	67	321482	2000.0	2164.8	
66 Diethyl phthalate	149	7.554	7.554	0.000	96	1081850	2000.0	2048.2	
67 Fluorene	166	7.624	7.624	0.000	83	1061554	2000.0	2144.2	
68 4-Chlorophenyl phenyl ether	204	7.636	7.636	0.000	84	491675	2000.0	2065.1	
70 4-Nitroaniline	138	7.642	7.642	0.000	46	130522	2000.0	1958.1	
73 4,6-Dinitro-2-methylphenol	198	7.671	7.666	0.005	68	344407	4000.0	4138.8	
71 N-Nitrosodiphenylamine	169	7.730	7.730	0.000	59	709449	2000.0	2038.7	
72 Azobenzene	77	7.766	7.760	0.006	93	579975	2000.0	1916.5	
74 4-Bromophenyl phenyl ether	248	8.036	8.036	0.000	51	321812	2000.0	1897.8	
75 Hexachlorobenzene	284	8.071	8.066	0.005	88	459103	2000.0	1898.6	
76 Atrazine	200	8.183	8.177	0.006	91	258402	2000.0	2132.9	
77 Pentachlorophenol	266	8.236	8.230	0.006	94	542927	4000.0	4150.3	
78 n-Octadecane	43	8.342	8.342	0.000	95	227464	2000.0	1905.5	
79 Phenanthrene	178	8.407	8.407	0.000	96	1473186	2000.0	1962.8	
80 Anthracene	178	8.454	8.448	0.006	96	1455404	2000.0	2009.1	
81 Carbazole	167	8.589	8.583	0.006	82	899105	2000.0	1784.9	
83 Di-n-butyl phthalate	149	8.901	8.901	0.000	98	1886103	2000.0	2046.6	
84 Fluoranthene	202	9.383	9.383	0.000	96	1547060	2000.0	2071.5	
85 Benzidine	184	9.512	9.507	0.005	98	742808	4000.0	4363.1	
86 Pyrene	202	9.565	9.566	-0.001	97	1606294	2000.0	2088.5	
87 Butyl benzyl phthalate	149	10.136	10.130	0.006	87	801871	2000.0	2196.6	

Compound	Sig	RT (min.)	Adj RT (min.)	Dlt RT (min.)	Q	Response	Cal Amt ug/L	OnCol Amt ug/L	Flags
91 3,3'-Dichlorobenzidine	252	10.583	10.577	0.006	67	924622	4000.0	4028.1	
89 Benzo[a]anthracene	228	10.589	10.589	0.000	99	1430272	2000.0	2005.6	
90 Chrysene	228	10.624	10.618	0.006	93	1382460	2000.0	1836.4	
92 Bis(2-ethylhexyl) phthalate	149	10.665	10.665	0.000	87	1100419	2000.0	2150.1	
93 Di-n-octyl phthalate	149	11.342	11.336	0.006	96	1797107	2000.0	2009.2	
94 Benzo[b]fluoranthene	252	11.689	11.683	0.006	95	1477474	2000.0	2076.7	
95 Benzofluoranthene	252	11.689	11.683	0.006	99	2911437	4000.0	4018.5	a
96 Benzo[k]fluoranthene	252	11.718	11.718	0.000	98	1506226	2000.0	1982.0	
97 Benzo[a]pyrene	252	12.053	12.048	0.005	78	1273524	2000.0	1998.2	
98 Indeno[1,2,3-cd]pyrene	276	13.377	13.371	0.006	97	1298083	2000.0	2011.2	
99 Dibenz(a,h)anthracene	278	13.418	13.412	0.006	8	1348375	2000.0	1943.5	
100 Benzo[g,h,i]perylene	276	13.689	13.683	0.006	92	1542622	2000.0	2001.9	

**QC Flag Legend**

Processing Flags

Review Flags

a - User Assigned ID

**Reagents:**

8270\_ic\_stk\_00062

Amount Added: 20.00

Units: uL

8270SIM\_IS\_00069

Amount Added: 10.00

Units: uL

Eurofins Seattle

Data File: \\chromfs\Seattle\ChromData\TAC040\20220303-81577.b\40Scan030322a009.D

Injection Date: 03-Mar-2022 18:16:30

Instrument ID: TAC040

Lims ID: STD8

Client ID:

Operator ID: tl

ALS Bottle#: 6

Worklist Smp#: 6

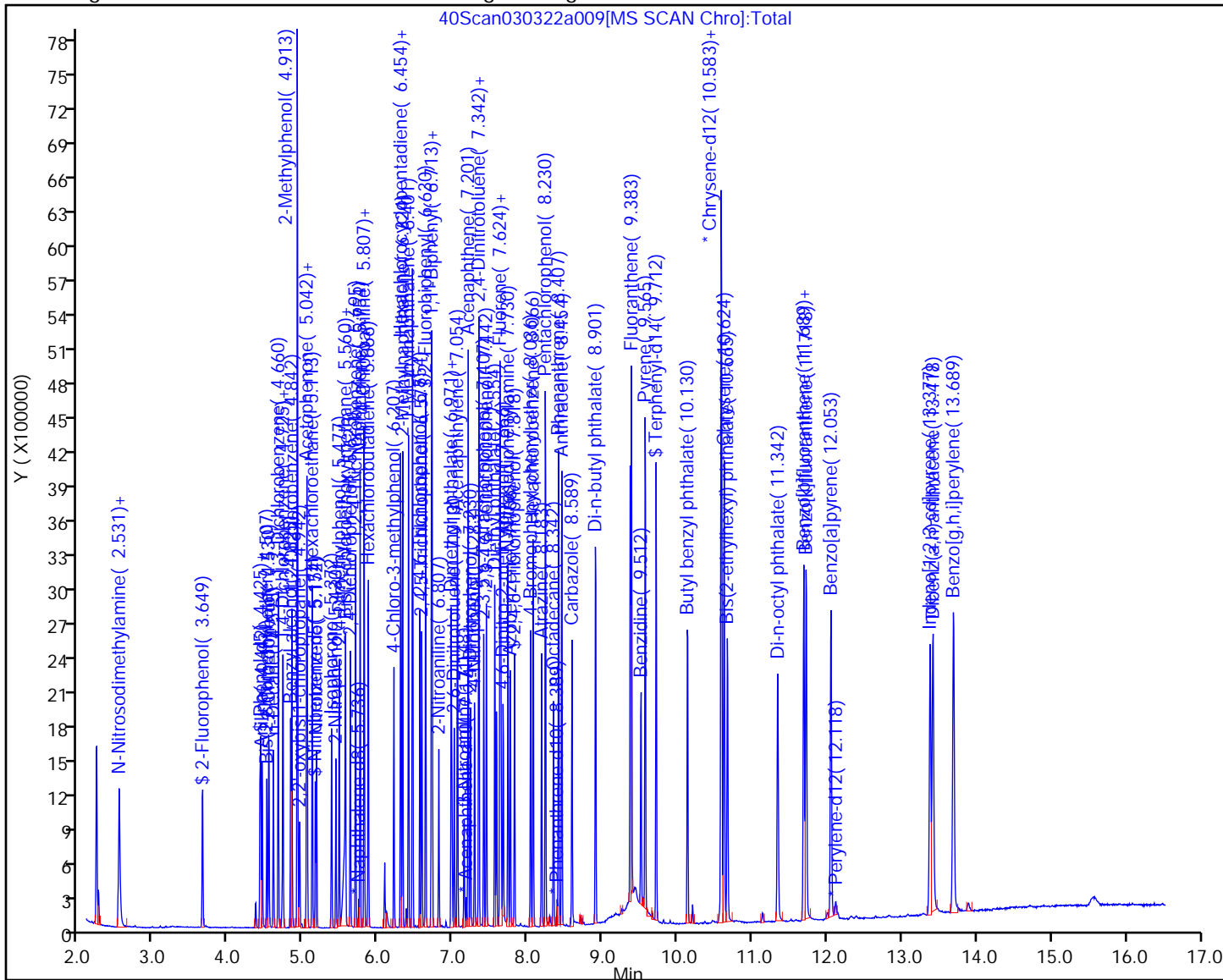
Injection Vol: 1.0 ul

Dil. Factor: 1.0000

Method: 8270TAC040

Limit Group: 8270D BNA QSM 5.0

Y Scaling: Method Defined: Scale to the Nth Largest Target: 1



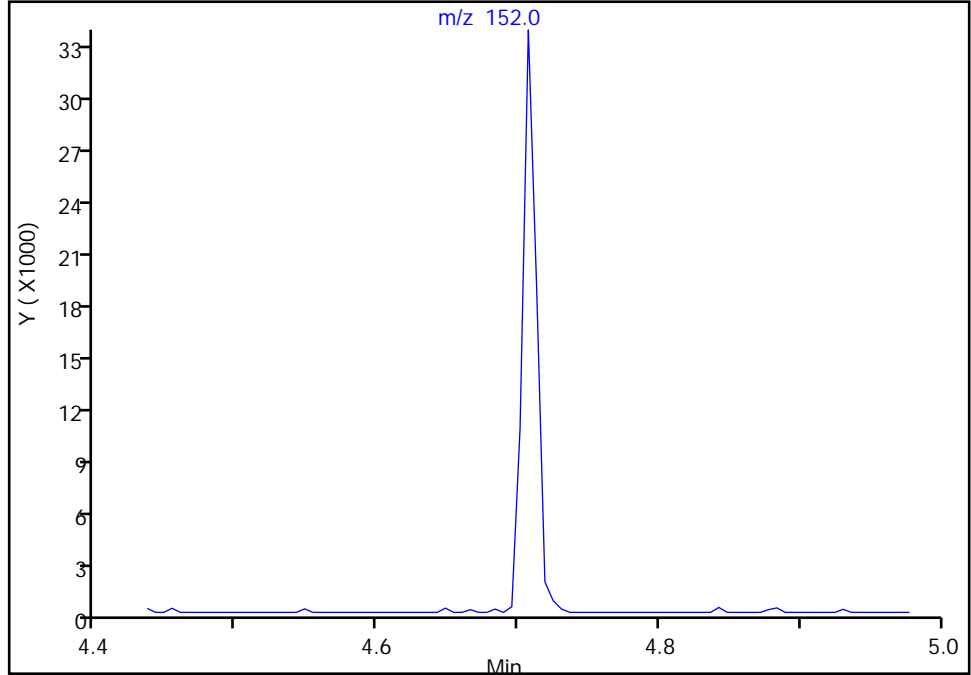
Eurofins Seattle

Data File: \\chromfs\Seattle\ChromData\TAC040\20220303-81577.b\40Scan030322a009.D  
Injection Date: 03-Mar-2022 18:16:30 Instrument ID: TAC040  
Lims ID: STD8  
Client ID:  
Operator ID: tl ALS Bottle#: 6 Worklist Smp#: 6  
Injection Vol: 1.0 ul Dil. Factor: 1.0000  
Method: 8270TAC040 Limit Group: 8270D BNA QSM 5.0  
Column: Detector MS SCAN

\* 1,1,4-Dichlorobenzene-d4, CAS: 3855-82-1  
Signal: 1

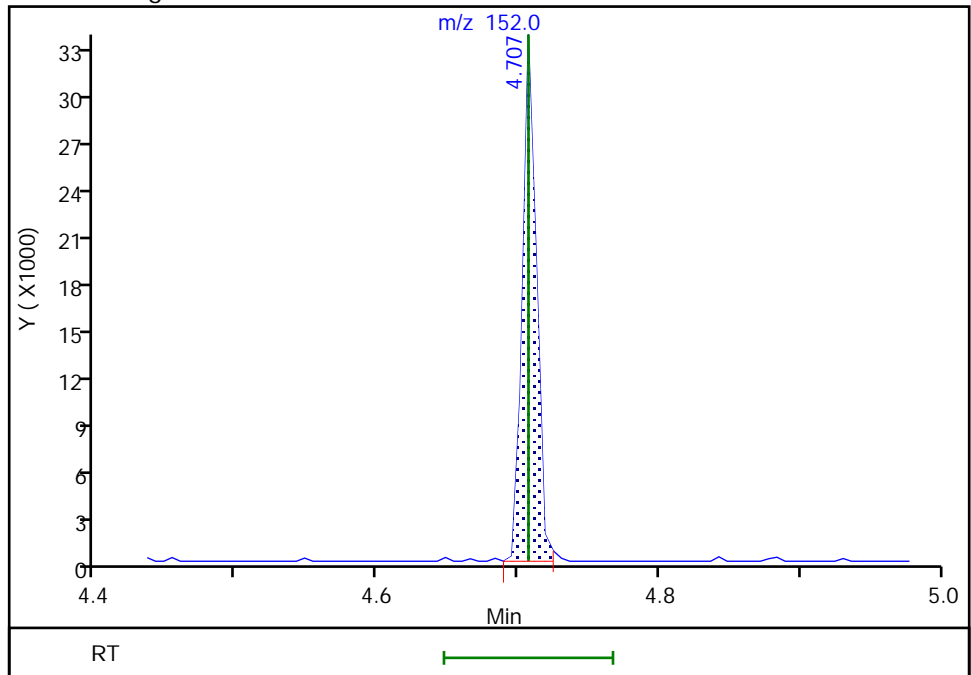
Not Detected  
Expected RT: 4.71

Processing Integration Results



RT: 4.71  
Area: 23285  
Amount: 100.0000  
Amount Units: ug/L

Manual Integration Results





Eurofins Seattle

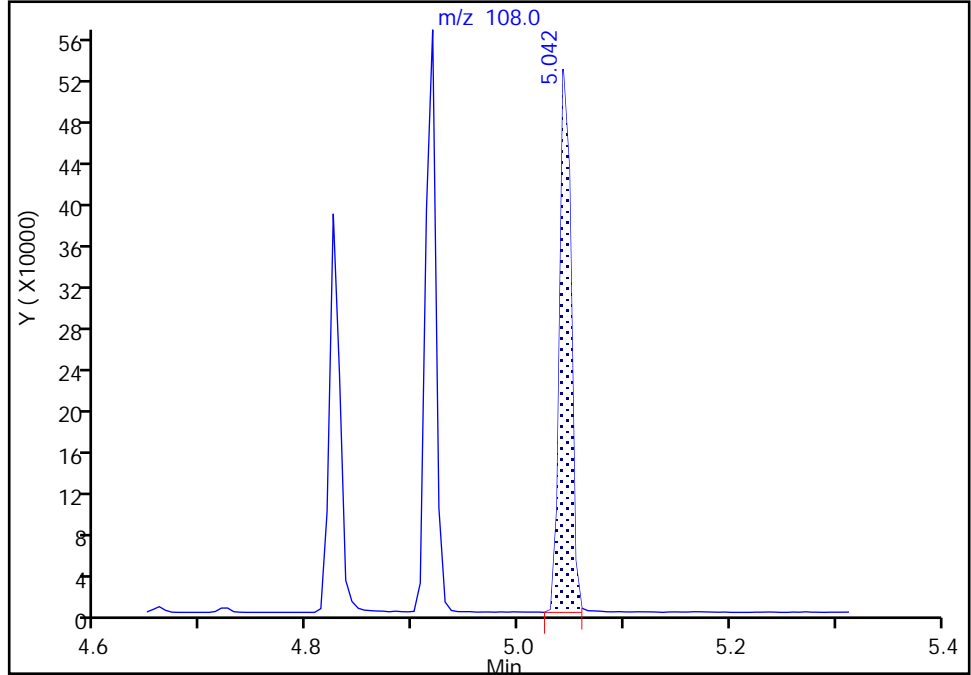
Data File: \\chromfs\Seattle\ChromData\TAC040\20220303-81577.b\40Scan030322a009.D  
Injection Date: 03-Mar-2022 18:16:30 Instrument ID: TAC040  
Lims ID: STD8  
Client ID:  
Operator ID: tl ALS Bottle#: 6 Worklist Smp#: 6  
Injection Vol: 1.0 ul Dil. Factor: 1.0000  
Method: 8270TAC040 Limit Group: 8270D BNA QSM 5.0  
Column: Detector MS SCAN

28 2-Methylphenol, CAS: 95-48-7

Signal: 1

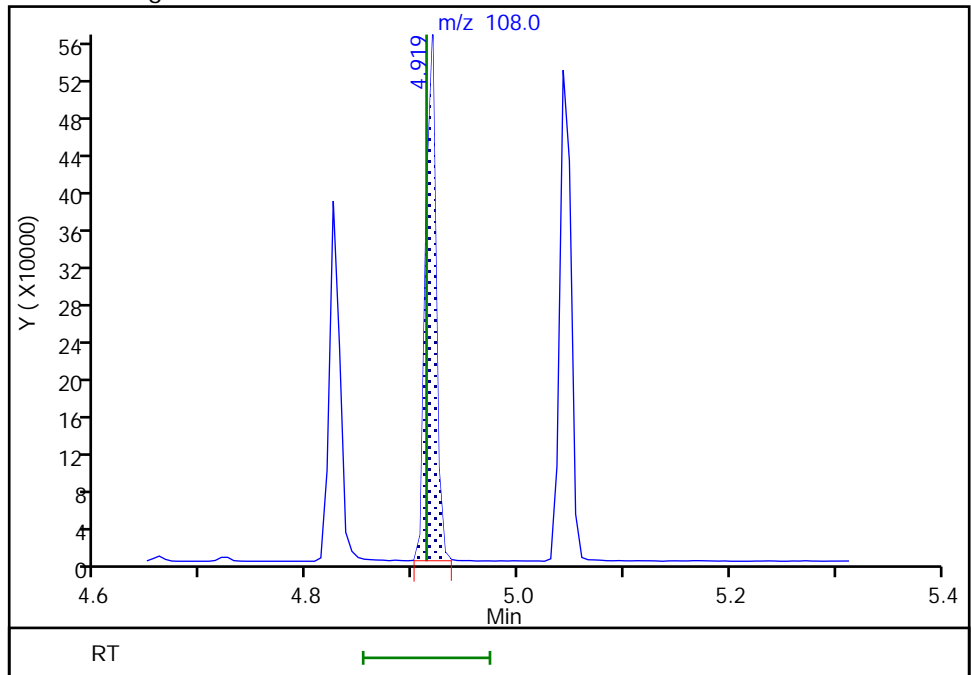
RT: 5.04  
Area: 391947  
Amount: 2075.9745  
Amount Units: ug/L

Processing Integration Results



RT: 4.92  
Area: 384396  
Amount: 2001.8255  
Amount Units: ug/L

Manual Integration Results



Eurofins Seattle

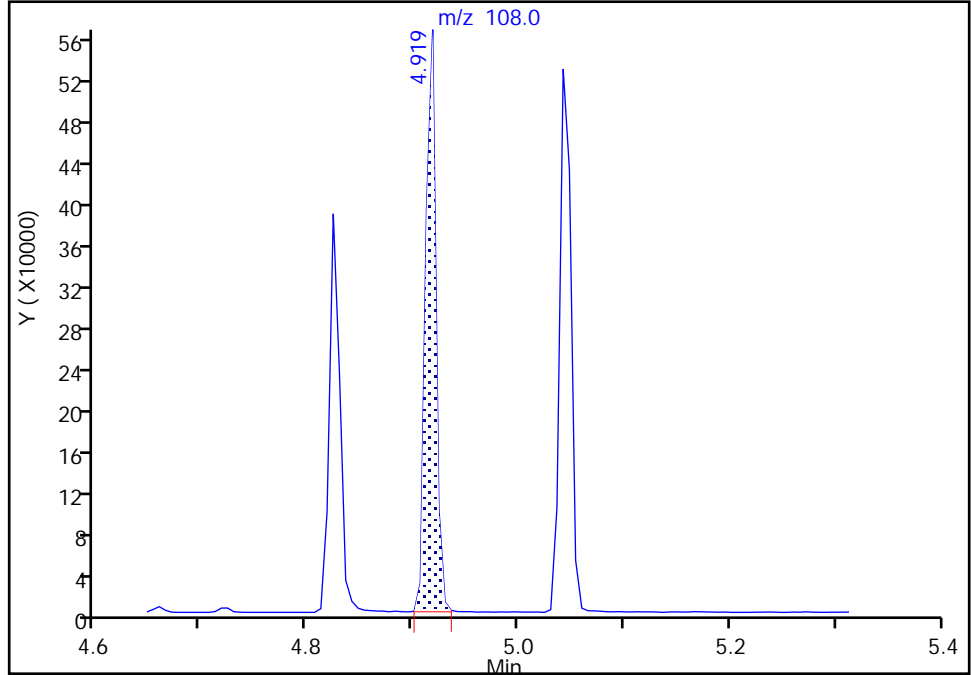
Data File: \\chromfs\Seattle\ChromData\TAC040\20220303-81577.b\40Scan030322a009.D  
Injection Date: 03-Mar-2022 18:16:30 Instrument ID: TAC040  
Lims ID: STD8  
Client ID:  
Operator ID: tl ALS Bottle#: 6 Worklist Smp#: 6  
Injection Vol: 1.0 ul Dil. Factor: 1.0000  
Method: 8270TAC040 Limit Group: 8270D BNA QSM 5.0  
Column: Detector MS SCAN

32 3 & 4 Methylphenol, CAS: 15831-10-4

Signal: 1

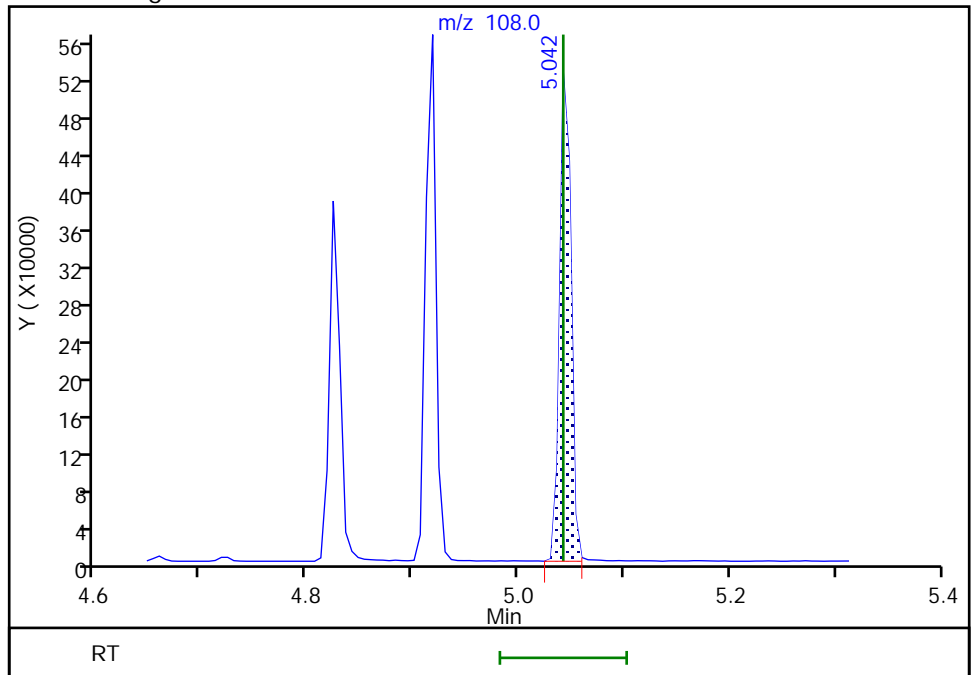
RT: 4.92  
Area: 384396  
Amount: 2000.8142  
Amount Units: ug/L

Processing Integration Results



RT: 5.04  
Area: 391947  
Amount: 2064.2344  
Amount Units: ug/L

Manual Integration Results



Eurofins Seattle

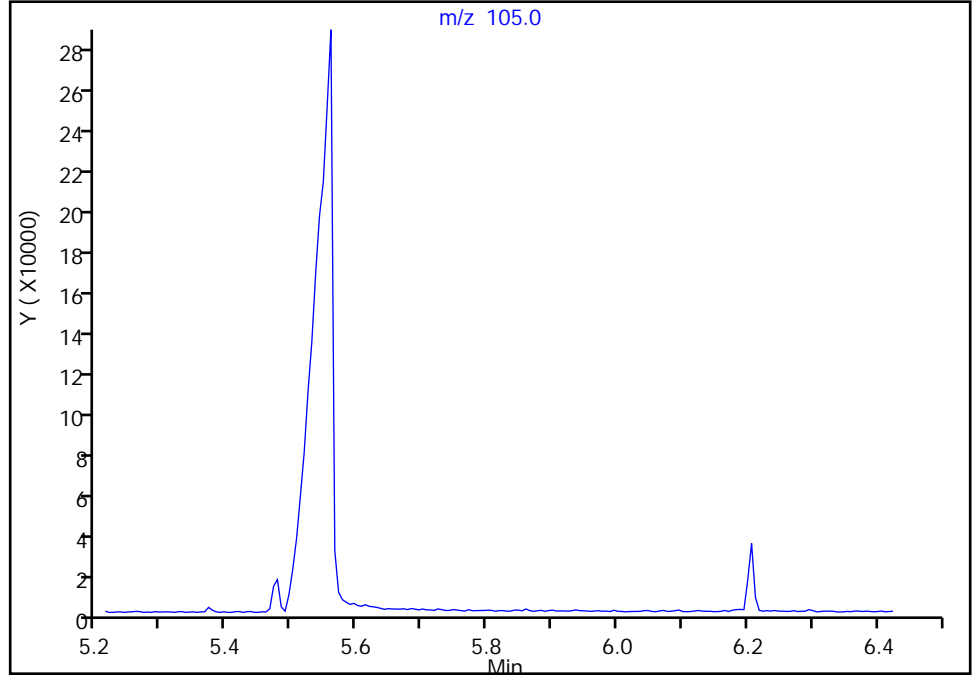
Data File: \\chromfs\Seattle\ChromData\TAC040\20220303-81577.b\40Scan030322a009.D  
Injection Date: 03-Mar-2022 18:16:30 Instrument ID: TAC040  
Lims ID: STD8  
Client ID:  
Operator ID: tl ALS Bottle#: 6 Worklist Smp#: 6  
Injection Vol: 1.0 ul Dil. Factor: 1.0000  
Method: 8270TAC040 Limit Group: 8270D BNA QSM 5.0  
Column: Detector MS SCAN

36 Benzoic acid, CAS: 65-85-0

Signal: 1

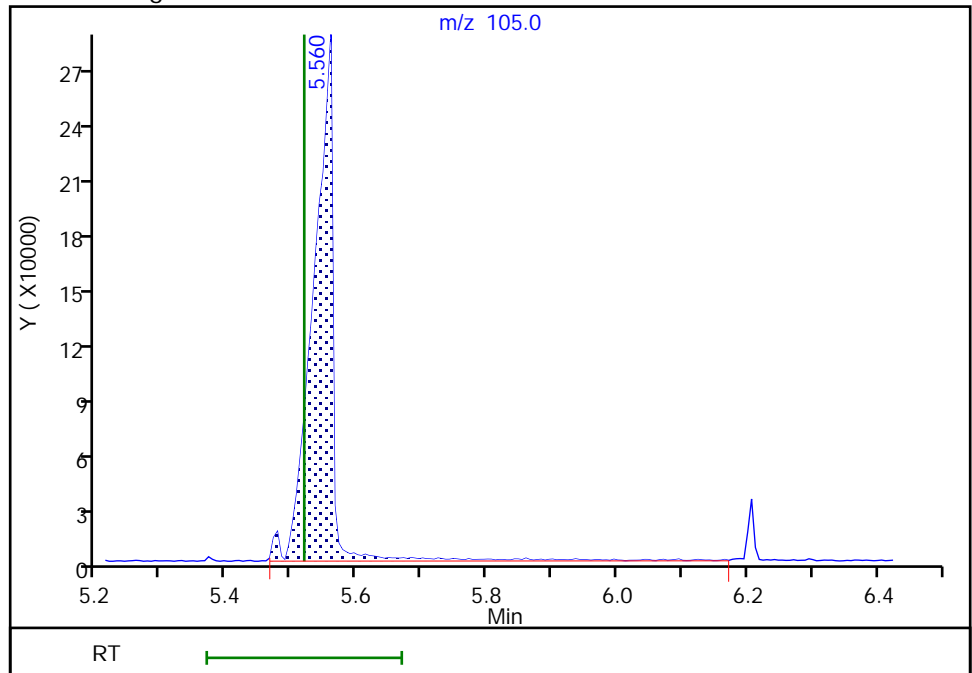
Not Detected  
Expected RT: 5.52

Processing Integration Results



Manual Integration Results

RT: 5.56  
Area: 596287  
Amount: 4378.2077  
Amount Units: ug/L



Eurofins Seattle

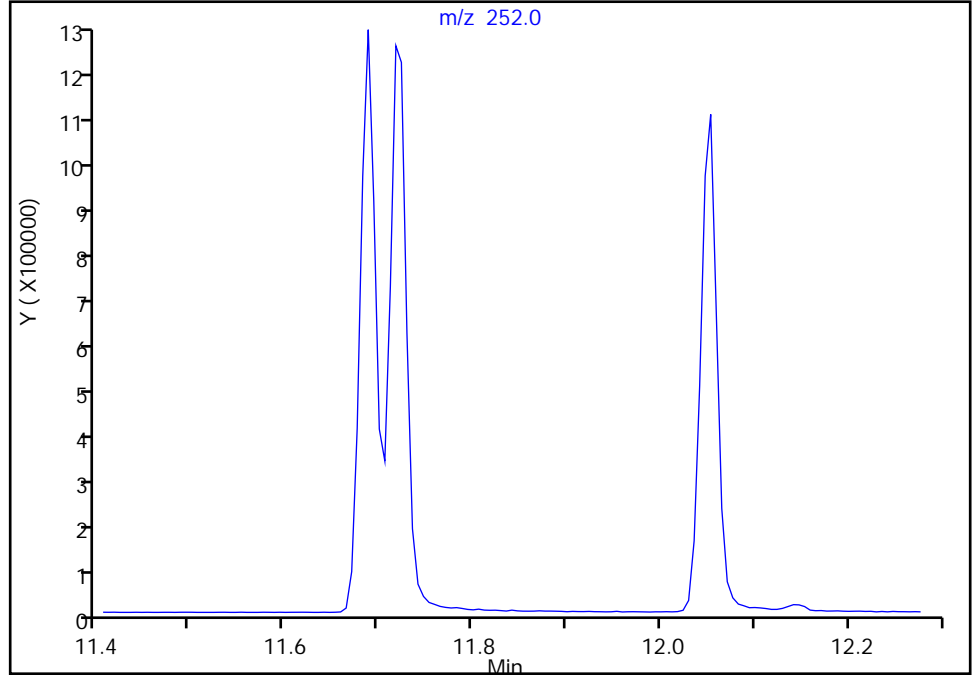
Data File: \\chromfs\Seattle\ChromData\TAC040\20220303-81577.b\40Scan030322a009.D  
Injection Date: 03-Mar-2022 18:16:30 Instrument ID: TAC040  
Lims ID: STD8  
Client ID:  
Operator ID: tl ALS Bottle#: 6 Worklist Smp#: 6  
Injection Vol: 1.0 ul Dil. Factor: 1.0000  
Method: 8270TAC040 Limit Group: 8270D BNA QSM 5.0  
Column: Detector MS SCAN

95 Benzofluoranthene, CAS: 56832-73-6

Signal: 1

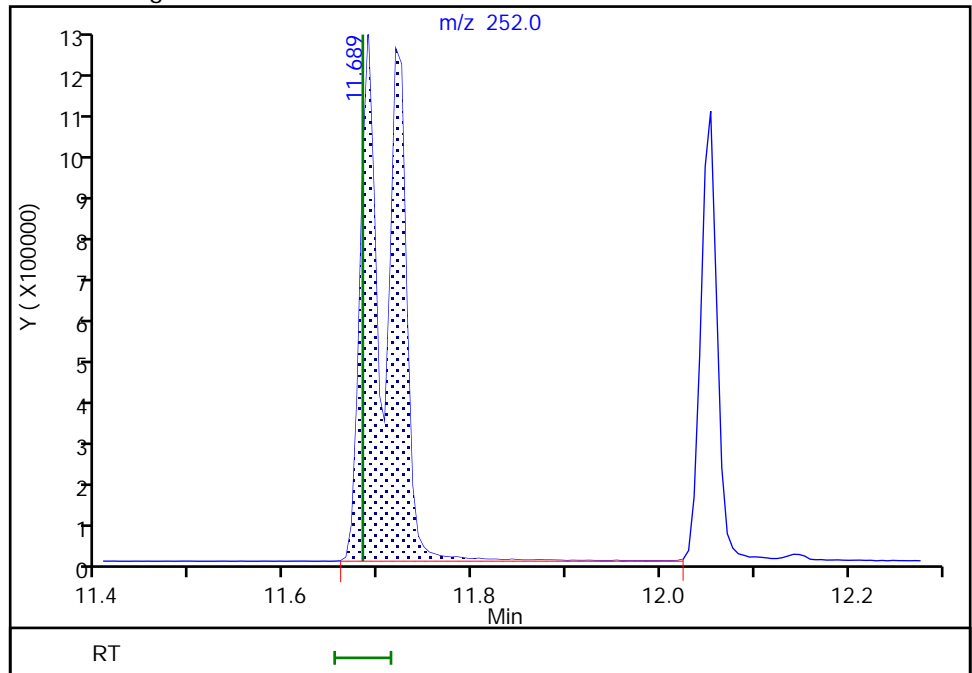
Not Detected  
Expected RT: 11.68

Processing Integration Results



Manual Integration Results

RT: 11.69  
Area: 2911437  
Amount: 4018.5291  
Amount Units: ug/L



Eurofins Seattle  
Target Compound Quantitation Report

Data File: \\chromfs\Seattle\ChromData\TAC040\20220303-81577.b\40Scan030322a010.D  
 Lims ID: STD7IS  
 Client ID:  
 Sample Type: ICIS Calib Level: 7  
 Inject. Date: 03-Mar-2022 18:40:30 ALS Bottle#: 7 Worklist Smp#: 7  
 Injection Vol: 1.0 ul Dil. Factor: 1.0000  
 Sample Info: 7  
 Operator ID: tl Instrument ID: TAC040  
 Sublist: chrom-8270TAC040\*sub20  
 Method: \\chromfs\Seattle\ChromData\TAC040\20220303-81577.b\8270TAC040.m  
 Limit Group: 8270D BNA QSM 5.0  
 Last Update: 08-Mar-2022 14:31:13 Calib Date: 03-Mar-2022 20:58:30  
 Integrator: RTE ID Type: RT Order ID  
 Quant Method: Internal Standard Quant By: Initial Calibration  
 Last ICal File: \\chromfs\Seattle\ChromData\TAC040\20220303-81577.b\40Scan030322a016.D  
 Column 1 : Det: MS SCAN  
 Process Host: CTX1601

First Level Reviewer: limmere

Date: 04-Mar-2022 11:38:01

Compound	Sig	RT (min.)	Adj RT (min.)	Dlt RT (min.)	Q	Response	Cal Amt ug/L	OnCol Amt ug/L	Flags
* 1 1,4-Dichlorobenzene-d4	152	4.707	4.707	0.000	87	25668	100.0	100.0	
* 2 Naphthalene-d8	136	5.736	5.736	0.000	96	90230	100.0	100.0	
* 3 Acenaphthene-d10	164	7.171	7.171	0.000	60	46704	100.0	100.0	
* 4 Phenanthrene-d10	188	8.389	8.389	0.000	94	78506	100.0	100.0	
* 5 Chrysene-d12	240	10.595	10.595	0.000	55	63107	100.0	100.0	
* 6 Perylene-d12	264	12.112	12.112	0.000	94	65242	100.0	100.0	
\$ 7 2-Fluorophenol	112	3.649	3.649	0.000	79	238372	1000.0	984.6	
\$ 8 Phenol-d5	99	4.413	4.413	0.000	98	257264	1000.0	1007.4	
\$ 9 Nitrobenzene-d5	82	5.154	5.154	0.000	81	170055	1000.0	981.1	
\$ 10 2-Fluorobiphenyl	172	6.630	6.630	0.000	99	585365	1000.0	981.2	
\$ 11 2,4,6-Tribromophenol	330	7.819	7.819	0.000	86	137199	1000.0	932.6	
\$ 12 Terphenyl-d14	244	9.713	9.713	0.000	99	534025	1000.0	933.7	
15 N-Nitrosodimethylamine	74	2.520	2.520	0.000	90	79398	1000.0	1004.7	
16 Pyridine	79	2.536	2.536	0.000	94	305212	2000.0	2069.1	
18 Phenol	94	4.425	4.425	0.000	92	231983	1000.0	954.5	
17 Aniline	93	4.442	4.442	0.000	25	264809	1000.0	1022.0	a
19 Bis(2-chloroethyl)ether	93	4.507	4.507	0.000	95	179404	1000.0	961.5	
20 2-Chlorophenol	128	4.530	4.530	0.000	54	294753	1000.0	991.7	
21 n-Decane	57	4.595	4.595	0.000	93	117355	1000.0	953.6	
22 1,3-Dichlorobenzene	146	4.660	4.660	0.000	93	344301	1000.0	957.3	
23 1,4-Dichlorobenzene	146	4.719	4.719	0.000	97	344950	1000.0	951.7	
27 Benzyl alcohol	79	4.825	4.825	0.000	95	121784	1000.0	978.3	
24 1,2-Dichlorobenzene	146	4.842	4.842	0.000	91	333124	1000.0	962.1	
28 2-Methylphenol	108	4.919	4.919	0.000	57	206717	1000.0	976.6	a
25 2,2'-oxybis[1-chloropropane]	45	4.942	4.942	0.000	52	174633	1000.0	1017.9	
29 Acetophenone	105	5.036	5.036	0.000	94	297142	1000.0	961.3	
32 3 & 4 Methylphenol	108	5.042	5.042	0.000	92	209159	1000.0	999.3	a
30 N-Nitrosodi-n-propylamine	70	5.048	5.048	0.000	79	86431	1000.0	1016.4	
31 Hexachloroethane	117	5.113	5.113	0.000	89	143644	1000.0	952.2	
33 Nitrobenzene	77	5.172	5.172	0.000	75	149978	1000.0	973.5	
34 Isophorone	82	5.372	5.372	0.000	97	278836	1000.0	934.2	

Compound	Sig	RT (min.)	Adj RT (min.)	Dlt RT (min.)	Q	Response	Cal Amt ug/L	OnCol Amt ug/L	Flags
35 2-Nitrophenol	139	5.430	5.430	0.000	77	160529	1000.0	1052.0	
37 2,4-Dimethylphenol	107	5.477	5.477	0.000	87	219844	1000.0	984.0	
36 Benzoic acid	105	5.536	5.536	0.000	18	264466	2000.0	1935.1	a
38 Bis(2-chloroethoxy)methane	93	5.560	5.560	0.000	85	223881	1000.0	964.6	
39 2,4-Dichlorophenol	162	5.625	5.625	0.000	82	239207	1000.0	969.3	
40 1,2,4-Trichlorobenzene	180	5.695	5.695	0.000	92	289350	1000.0	960.6	
41 Naphthalene	128	5.754	5.754	0.000	95	785988	1000.0	950.8	
42 2,6-Dichlorophenol	162	5.807	5.807	0.000	82	240836	1000.0	1006.2	
43 4-Chloroaniline	127	5.807	5.807	0.000	83	303148	1000.0	949.5	
44 Hexachlorobutadiene	225	5.866	5.866	0.000	91	174059	1000.0	979.9	
45 4-Chloro-3-methylphenol	107	6.207	6.207	0.000	82	170515	1000.0	1070.6	
46 2-Methylnaphthalene	142	6.324	6.324	0.000	84	515238	1000.0	995.4	
47 1-Methylnaphthalene	142	6.401	6.401	0.000	91	494860	1000.0	974.7	
48 Hexachlorocyclopentadiene	237	6.454	6.454	0.000	87	206497	1000.0	962.1	
49 1,2,4,5-Tetrachlorobenzene	216	6.460	6.460	0.000	91	297936	1000.0	981.1	
50 2,4,6-Trichlorophenol	196	6.554	6.554	0.000	84	178079	1000.0	979.2	
51 2,4,5-Trichlorophenol	196	6.577	6.577	0.000	86	190701	1000.0	1045.6	
52 1,1'-Biphenyl	154	6.707	6.707	0.000	94	624892	1000.0	993.5	
53 2-Chloronaphthalene	162	6.719	6.719	0.000	93	525800	1000.0	1006.7	
54 2-Nitroaniline	138	6.807	6.807	0.000	89	164574	1000.0	1002.5	
55 Dimethyl phthalate	163	6.972	6.972	0.000	97	552255	1000.0	997.1	
56 1,3-Dinitrobenzene	168	6.983	6.983	0.000	88	79249	1000.0	1012.8	
57 2,6-Dinitrotoluene	165	7.013	7.013	0.000	67	126448	1000.0	977.0	
58 Acenaphthylene	152	7.054	7.054	0.000	92	769319	1000.0	1018.5	
59 3-Nitroaniline	138	7.142	7.142	0.000	82	118203	1000.0	944.8	
60 Acenaphthene	153	7.201	7.201	0.000	92	513241	1000.0	994.7	
69 2,4-Dinitrophenol	184	7.230	7.230	0.000	60	140646	2000.0	1865.6	a
63 4-Nitrophenol	109	7.283	7.283	0.000	69	109225	2000.0	1958.7	
62 2,4-Dinitrotoluene	165	7.336	7.336	0.000	76	160103	1000.0	987.6	
61 Dibenzofuran	168	7.342	7.342	0.000	90	700966	1000.0	1018.1	
64 2,3,5,6-Tetrachlorophenol	232	7.407	7.407	0.000	90	152734	1000.0	1043.0	
65 2,3,4,6-Tetrachlorophenol	232	7.442	7.442	0.000	68	163490	1000.0	1030.9	
66 Diethyl phthalate	149	7.554	7.554	0.000	96	572350	1000.0	980.7	
67 Fluorene	166	7.624	7.624	0.000	91	557379	1000.0	1018.9	
68 4-Chlorophenyl phenyl ether	204	7.636	7.636	0.000	84	257597	1000.0	979.2	
70 4-Nitroaniline	138	7.642	7.642	0.000	60	88443	1000.0	1200.8	
73 4,6-Dinitro-2-methylphenol	198	7.666	7.666	0.000	85	170904	2000.0	2019.0	
71 N-Nitrosodiphenylamine	169	7.730	7.730	0.000	61	360553	1000.0	965.1	
72 Azobenzene	77	7.766	7.766	0.000	88	310417	1000.0	955.5	
74 4-Bromophenyl phenyl ether	248	8.036	8.036	0.000	49	168322	1000.0	924.6	
75 Hexachlorobenzene	284	8.071	8.071	0.000	88	245806	1000.0	946.7	
76 Atrazine	200	8.183	8.183	0.000	93	134097	1000.0	1003.4	
77 Pentachlorophenol	266	8.230	8.230	0.000	90	257967	2000.0	1944.3	
78 n-Octadecane	43	8.342	8.342	0.000	96	118913	1000.0	927.9	
79 Phenanthrene	178	8.407	8.407	0.000	96	767742	1000.0	952.8	
80 Anthracene	178	8.448	8.448	0.000	96	758128	1000.0	974.9	
81 Carbazole	167	8.589	8.589	0.000	81	539776	1000.0	998.1	
83 Di-n-butyl phthalate	149	8.901	8.901	0.000	98	1003157	1000.0	1014.7	
84 Fluoranthene	202	9.383	9.383	0.000	96	809649	1000.0	1009.8	
85 Benzidine	184	9.507	9.507	0.000	98	339022	2000.0	2047.9	
86 Pyrene	202	9.565	9.565	0.000	98	840429	1000.0	1017.8	
87 Butyl benzyl phthalate	149	10.130	10.130	0.000	88	394758	1000.0	1070.5	

Compound	Sig	RT (min.)	Adj RT (min.)	Dlt RT (min.)	Q	Response	Cal Amt ug/L	OnCol Amt ug/L	Flags
91 3,3'-Dichlorobenzidine	252	10.583	10.583	0.000	63	454526	2000.0	2011.2	
89 Benzo[a]anthracene	228	10.589	10.589	0.000	99	728409	1000.0	1011.9	
90 Chrysene	228	10.618	10.618	0.000	94	719991	1000.0	947.1	
92 Bis(2-ethylhexyl) phthalate	149	10.665	10.665	0.000	87	552782	1000.0	1069.3	
93 Di-n-octyl phthalate	149	11.336	11.336	0.000	96	888470	1000.0	984.4	
94 Benzo[b]fluoranthene	252	11.689	11.689	0.000	93	719997	1000.0	990.6	
95 Benzofluoranthene	252	11.718	11.718	0.000	99	1498879	2000.0	2025.0	
96 Benzo[k]fluoranthene	252	11.718	11.718	0.000	97	806750	1000.0	1039.1	
97 Benzo[a]pyrene	252	12.048	12.048	0.000	78	649394	1000.0	998.7	
98 Indeno[1,2,3-cd]pyrene	276	13.377	13.377	0.000	95	683781	1000.0	1064.5	
99 Dibenz(a,h)anthracene	278	13.412	13.412	0.000	7	697062	1000.0	984.7	
100 Benzo[g,h,i]perylene	276	13.683	13.683	0.000	91	791962	1000.0	1006.0	

**QC Flag Legend**

Processing Flags

Review Flags

a - User Assigned ID

**Reagents:**

ccv\_8270\_1000\_00057

Amount Added: 1.00

Units: mL

Eurofins Seattle

Data File: \\chromfs\Seattle\ChromData\TAC040\20220303-81577.b\40Scan030322a010.D

Injection Date: 03-Mar-2022 18:40:30

Instrument ID: TAC040

Lims ID: STD7IS

Client ID:

Operator ID: tl

ALS Bottle#: 7

Worklist Smp#: 7

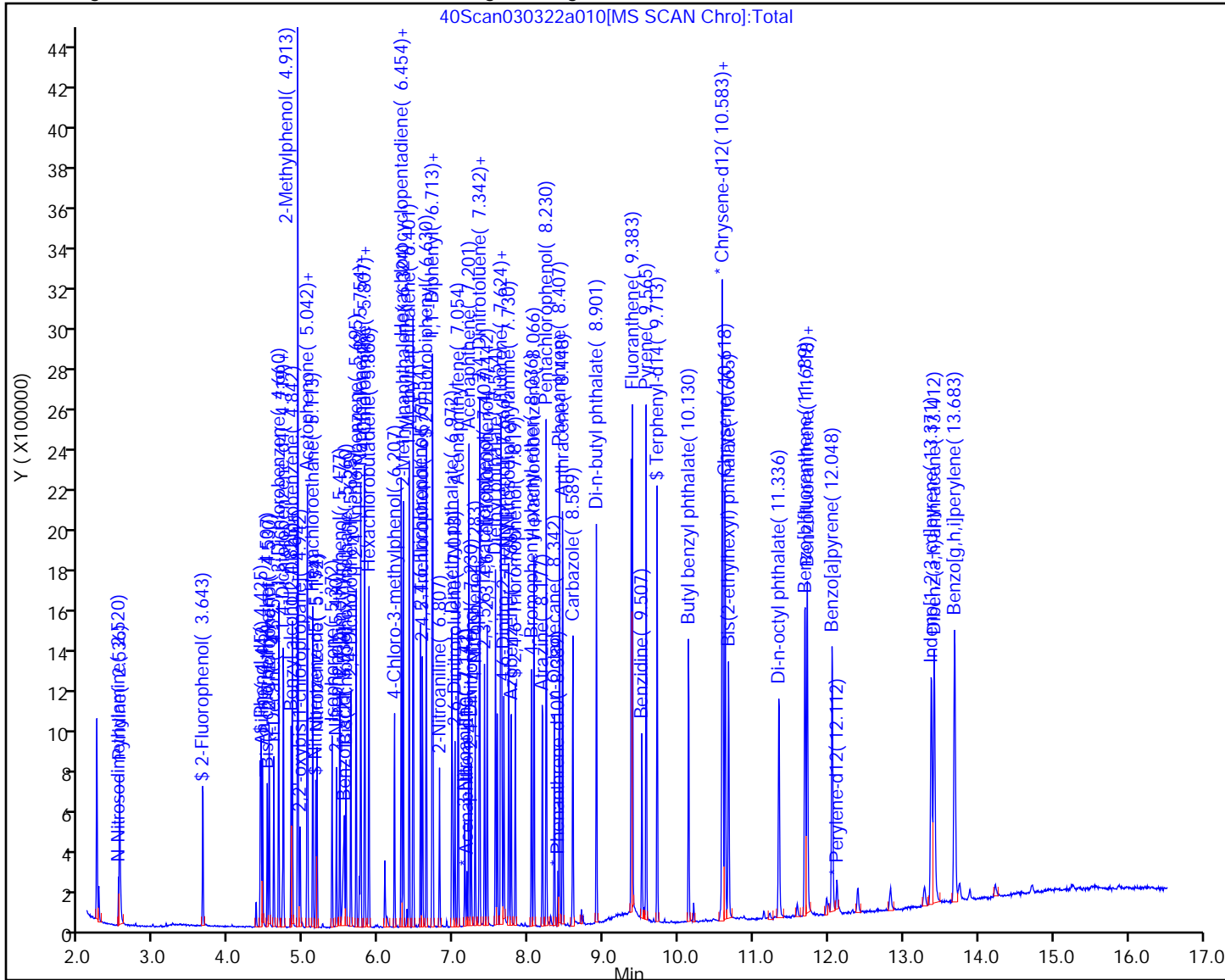
Injection Vol: 1.0 ul

Dil. Factor: 1.0000

Method: 8270TAC040

Limit Group: 8270D BNA QSM 5.0

Y Scaling: Method Defined: Scale to the Nth Largest Target: 1





Eurofins Seattle

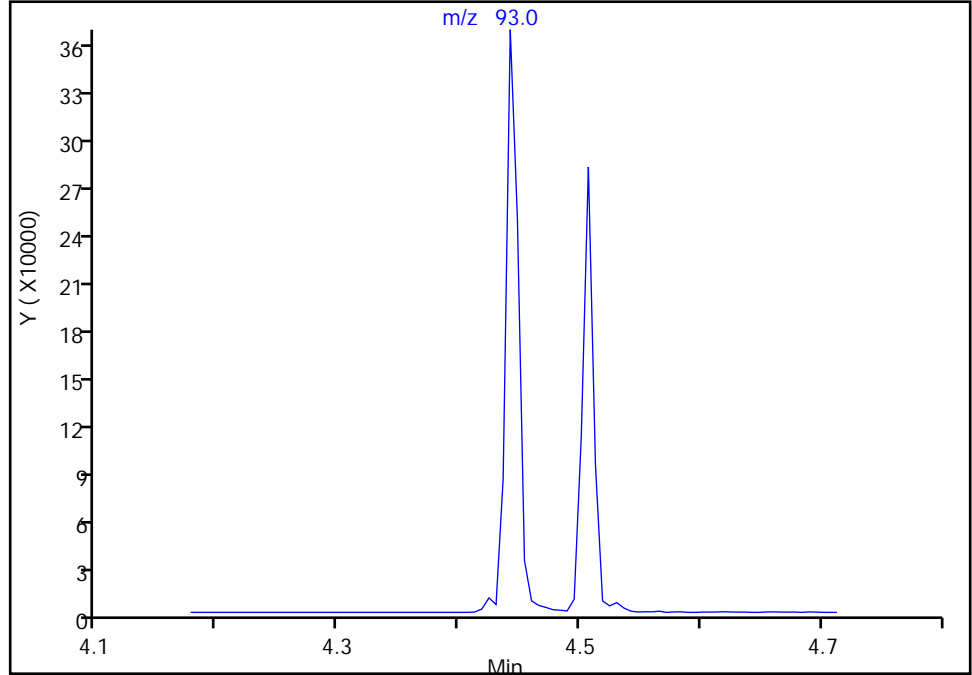
Data File: \\chromfs\Seattle\ChromData\TAC040\20220303-81577.b\40Scan030322a010.D  
Injection Date: 03-Mar-2022 18:40:30 Instrument ID: TAC040  
Lims ID: STD7IS  
Client ID:  
Operator ID: tl ALS Bottle#: 7 Worklist Smp#: 7  
Injection Vol: 1.0 ul Dil. Factor: 1.0000  
Method: 8270TAC040 Limit Group: 8270D BNA QSM 5.0  
Column: Detector MS SCAN

17 Aniline, CAS: 62-53-3

Signal: 1

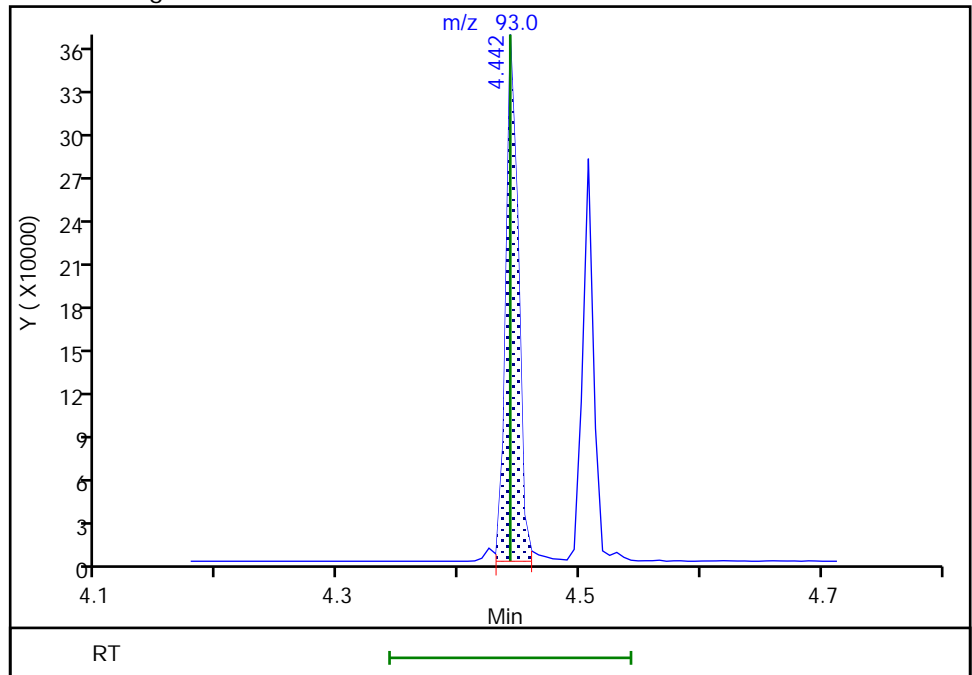
Not Detected  
Expected RT: 4.44

Processing Integration Results



Manual Integration Results

RT: 4.44  
Area: 264809  
Amount: 1021.9806  
Amount Units: ug/L



Reviewer: limmere, 08-Mar-2022 10:42:23  
Audit Action: Assigned Compound ID

Audit Reason: Peak assignment corrected

Eurofins Seattle

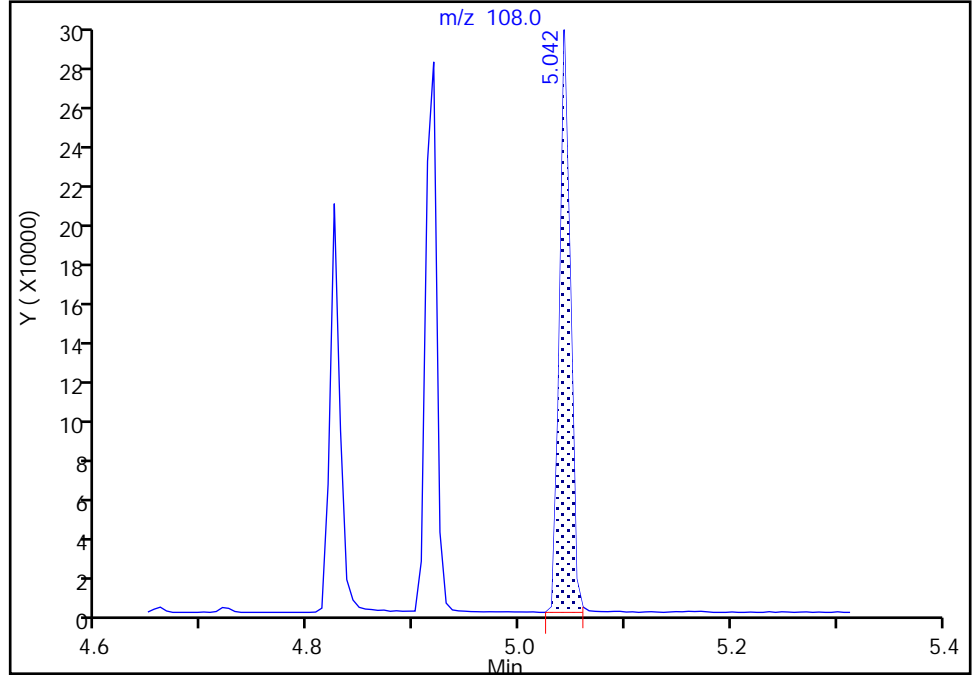
Data File: \\chromfs\Seattle\ChromData\TAC040\20220303-81577.b\40Scan030322a010.D  
Injection Date: 03-Mar-2022 18:40:30 Instrument ID: TAC040  
Lims ID: STD7IS  
Client ID:  
Operator ID: tl ALS Bottle#: 7 Worklist Smp#: 7  
Injection Vol: 1.0 ul Dil. Factor: 1.0000  
Method: 8270TAC040 Limit Group: 8270D BNA QSM 5.0  
Column: Detector MS SCAN

28 2-Methylphenol, CAS: 95-48-7

Signal: 1

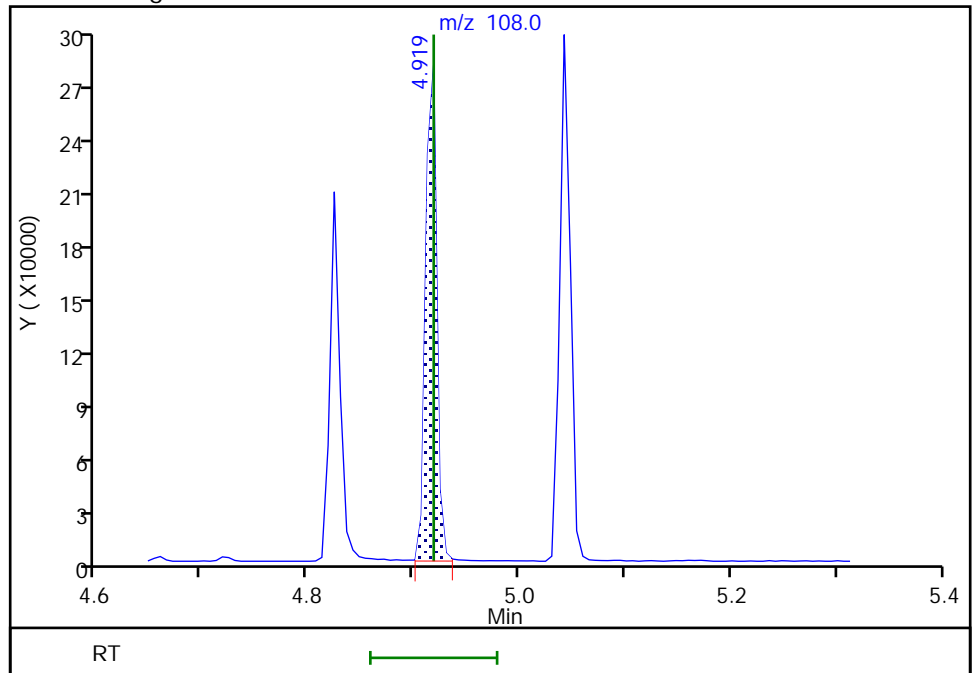
RT: 5.04  
Area: 209159  
Amount: 1006.5939  
Amount Units: ug/L

Processing Integration Results



RT: 4.92  
Area: 206717  
Amount: 976.5799  
Amount Units: ug/L

Manual Integration Results



Eurofins Seattle

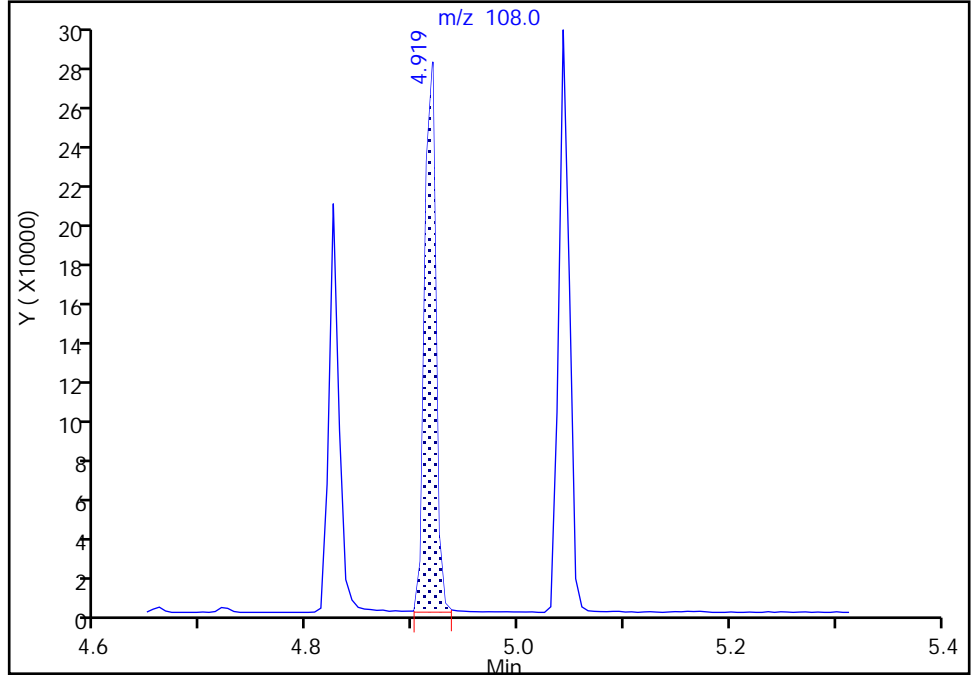
Data File: \\chromfs\Seattle\ChromData\TAC040\20220303-81577.b\40Scan030322a010.D  
Injection Date: 03-Mar-2022 18:40:30 Instrument ID: TAC040  
Lims ID: STD7IS  
Client ID:  
Operator ID: tl ALS Bottle#: 7 Worklist Smp#: 7  
Injection Vol: 1.0 ul Dil. Factor: 1.0000  
Method: 8270TAC040 Limit Group: 8270D BNA QSM 5.0  
Column: Detector MS SCAN

32 3 & 4 Methylphenol, CAS: 15831-10-4

Signal: 1

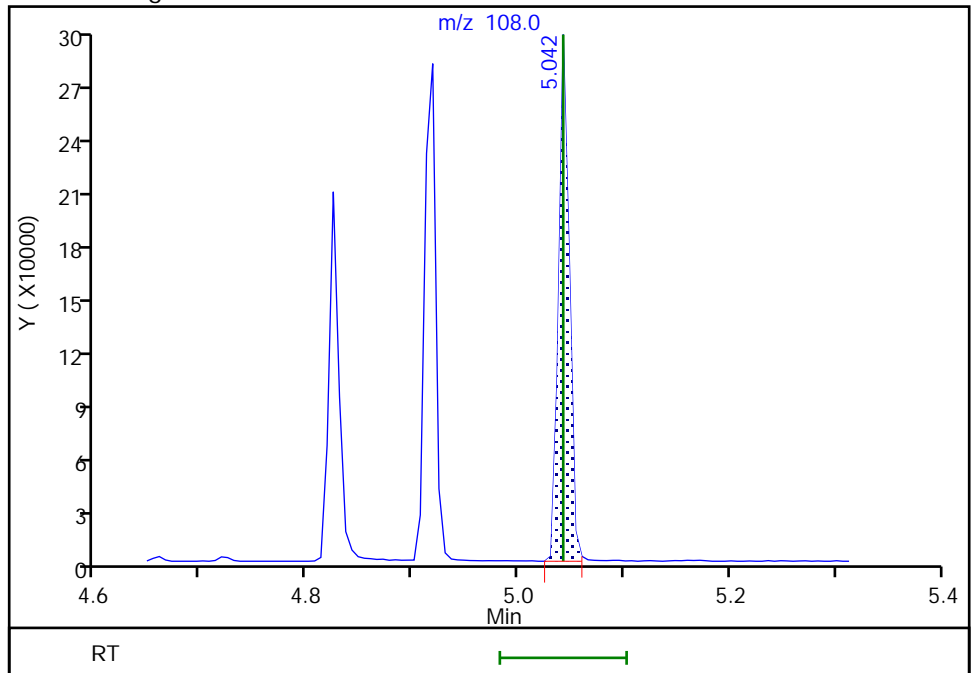
RT: 4.92  
Area: 206717  
Amount: 974.1721  
Amount Units: ug/L

Processing Integration Results



RT: 5.04  
Area: 209159  
Amount: 999.2920  
Amount Units: ug/L

Manual Integration Results



Eurofins Seattle

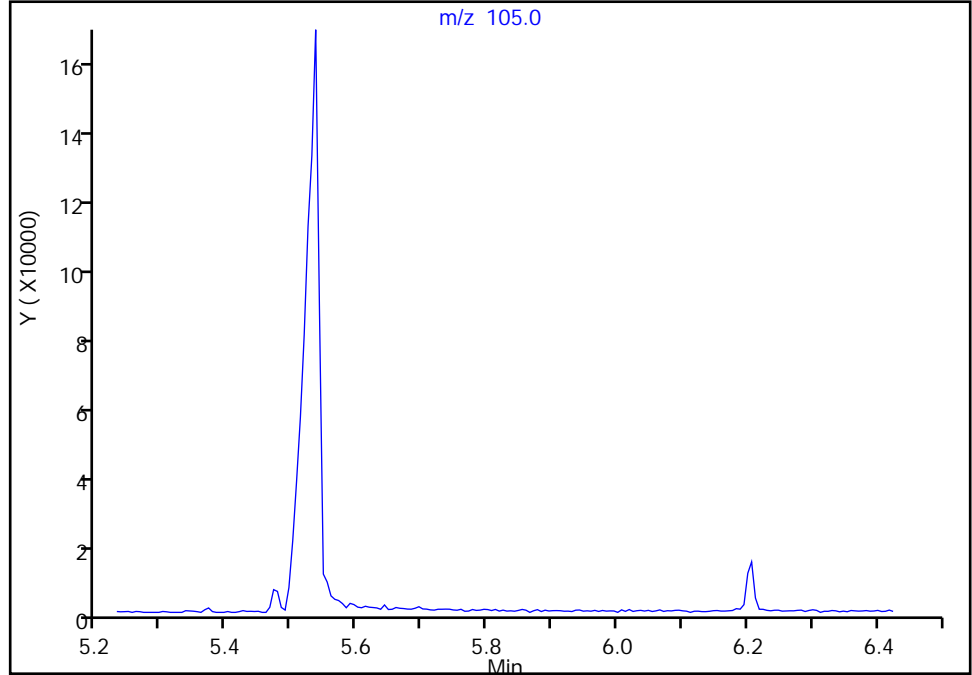
Data File: \\chromfs\Seattle\ChromData\TAC040\20220303-81577.b\40Scan030322a010.D  
Injection Date: 03-Mar-2022 18:40:30 Instrument ID: TAC040  
Lims ID: STD7IS  
Client ID:  
Operator ID: tl ALS Bottle#: 7 Worklist Smp#: 7  
Injection Vol: 1.0 ul Dil. Factor: 1.0000  
Method: 8270TAC040 Limit Group: 8270D BNA QSM 5.0  
Column: Detector MS SCAN

36 Benzoic acid, CAS: 65-85-0

Signal: 1

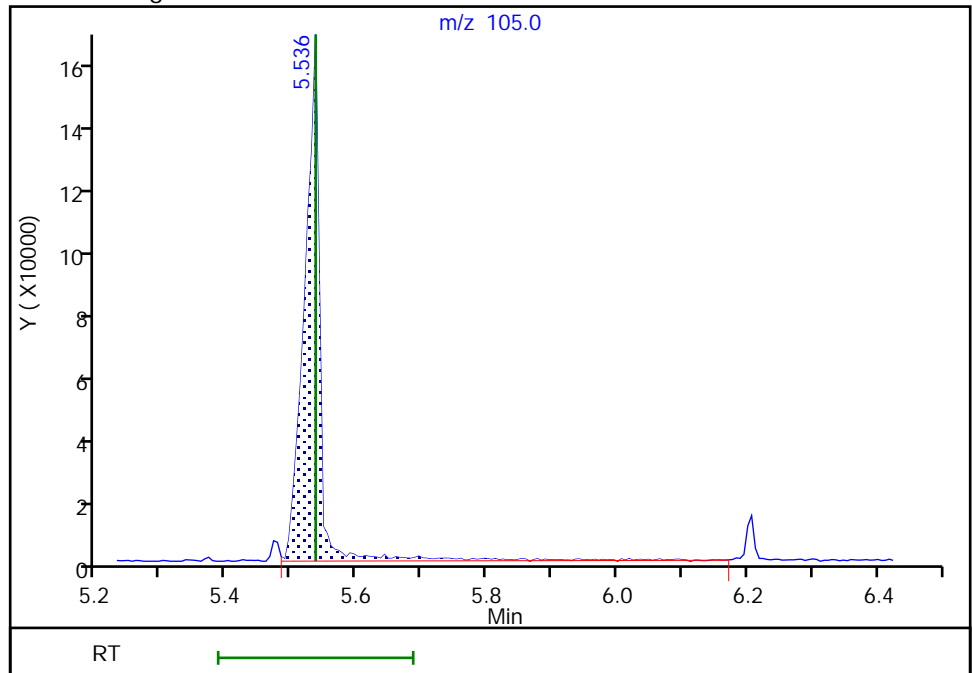
Not Detected  
Expected RT: 5.54

Processing Integration Results



RT: 5.54  
Area: 264466  
Amount: 1935.0814  
Amount Units: ug/L

Manual Integration Results



Reviewer: limmere, 08-Mar-2022 10:42:33  
Audit Action: Assigned Compound ID

Audit Reason: Peak assignment corrected

Eurofins Seattle

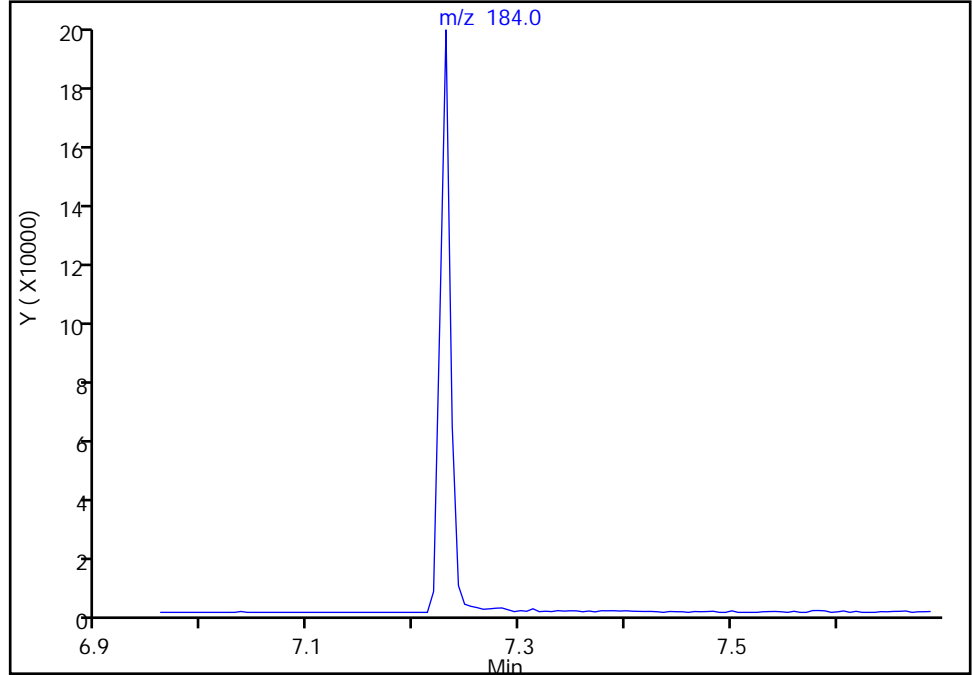
Data File: \\chromfs\Seattle\ChromData\TAC040\20220303-81577.b\40Scan030322a010.D  
Injection Date: 03-Mar-2022 18:40:30 Instrument ID: TAC040  
Lims ID: STD7IS  
Client ID:  
Operator ID: tl ALS Bottle#: 7 Worklist Smp#: 7  
Injection Vol: 1.0 ul Dil. Factor: 1.0000  
Method: 8270TAC040 Limit Group: 8270D BNA QSM 5.0  
Column: Detector MS SCAN

69 2,4-Dinitrophenol, CAS: 51-28-5

Signal: 1

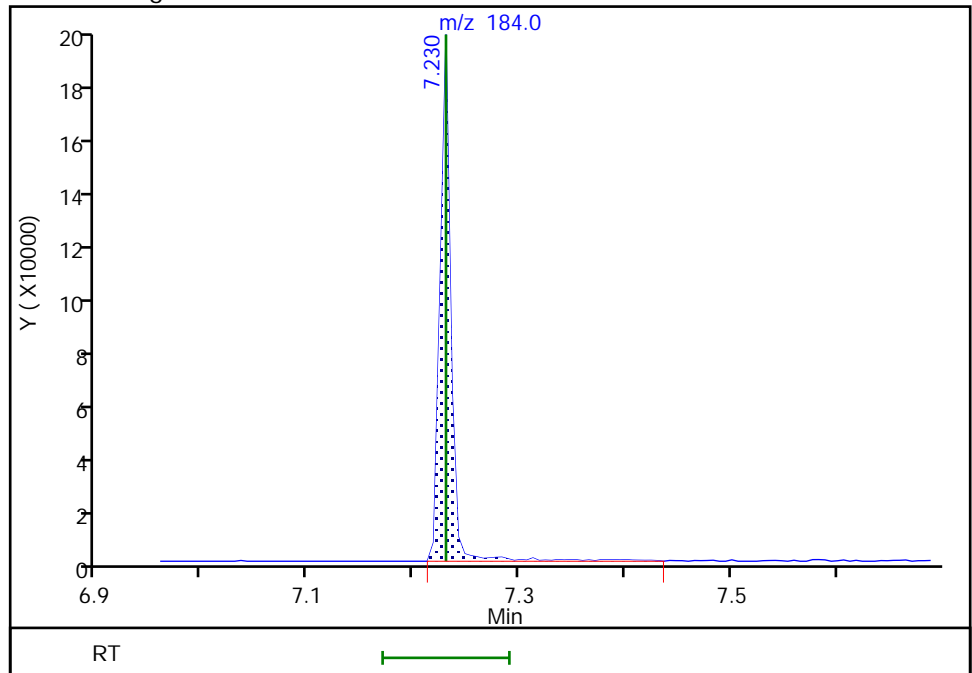
Not Detected  
Expected RT: 7.23

Processing Integration Results



RT: 7.23  
Area: 140646  
Amount: 1865.6041  
Amount Units: ug/L

Manual Integration Results



Eurofins Seattle  
Target Compound Quantitation Report

Data File: \\chromfs\Seattle\ChromData\TAC040\20220303-81577.b\40Scan030322a011.D  
 Lims ID: STD6  
 Client ID:  
 Sample Type: IC Calib Level: 6  
 Inject. Date: 03-Mar-2022 19:03:30 ALS Bottle#: 8 Worklist Smp#: 8  
 Injection Vol: 1.0 ul Dil. Factor: 1.0000  
 Sample Info: 6  
 Operator ID: tl Instrument ID: TAC040  
 Sublist: chrom-8270TAC040\*sub20

Method: \\chromfs\Seattle\ChromData\TAC040\20220303-81577.b\8270TAC040.m  
 Limit Group: 8270D BNA QSM 5.0  
 Last Update: 08-Mar-2022 14:31:18 Calib Date: 03-Mar-2022 20:58:30  
 Integrator: RTE ID Type: RT Order ID  
 Quant Method: Internal Standard Quant By: Initial Calibration  
 Last ICal File: \\chromfs\Seattle\ChromData\TAC040\20220303-81577.b\40Scan030322a016.D

Column 1 : Det: MS SCAN  
 Process Host: CTX1601

First Level Reviewer: limmere

Date: 04-Mar-2022 11:44:55

Compound	Sig	RT (min.)	Adj RT (min.)	Dlt RT (min.)	Q	Response	Cal Amt ug/L	OnCol Amt ug/L	Flags
* 1 1,4-Dichlorobenzene-d4	152	4.707	4.707	0.000	86	24028	100.0	100.0	
* 2 Naphthalene-d8	136	5.736	5.736	0.000	97	84987	100.0	100.0	
* 3 Acenaphthene-d10	164	7.172	7.172	0.000	73	45225	100.0	100.0	
* 4 Phenanthrene-d10	188	8.389	8.389	0.000	95	71154	100.0	100.0	
* 5 Chrysene-d12	240	10.595	10.595	0.000	78	58382	100.0	100.0	
* 6 Perylene-d12	264	12.112	12.112	0.000	93	61159	100.0	100.0	
\$ 7 2-Fluorophenol	112	3.649	3.649	0.000	78	117294	500.0	517.6	
\$ 8 Phenol-d5	99	4.413	4.413	0.000	97	123945	500.0	518.5	
\$ 9 Nitrobenzene-d5	82	5.154	5.154	0.000	81	80987	500.0	496.1	
\$ 10 2-Fluorobiphenyl	172	6.630	6.630	0.000	98	286712	500.0	496.3	
\$ 11 2,4,6-Tribromophenol	330	7.819	7.819	0.000	85	64452	500.0	492.5	
\$ 12 Terphenyl-d14	244	9.713	9.713	0.000	99	246747	500.0	479.4	
15 N-Nitrosodimethylamine	74	2.525	2.525	0.000	92	39020	500.0	527.5	
16 Pyridine	79	2.536	2.536	0.000	96	144789	1000.0	1048.6	
18 Phenol	94	4.425	4.425	0.000	92	115405	500.0	507.2	
17 Aniline	93	4.442	4.442	0.000	8	128365	500.0	535.7	a
19 Bis(2-chloroethyl)ether	93	4.507	4.507	0.000	90	90004	500.0	515.3	
20 2-Chlorophenol	128	4.531	4.531	0.000	54	146212	500.0	525.5	
21 n-Decane	57	4.595	4.595	0.000	91	59361	500.0	514.0	
22 1,3-Dichlorobenzene	146	4.660	4.660	0.000	94	170389	500.0	506.0	
23 1,4-Dichlorobenzene	146	4.719	4.719	0.000	97	171590	500.0	505.2	
27 Benzyl alcohol	79	4.825	4.825	0.000	93	58811	500.0	504.7	
24 1,2-Dichlorobenzene	146	4.842	4.842	0.000	87	165734	500.0	511.3	
28 2-Methylphenol	108	4.913	4.913	0.000	50	100797	500.0	508.7	a
25 2,2'-oxybis[1-chloropropane]	45	4.942	4.942	0.000	50	85116	500.0	529.1	
29 Acetophenone	105	5.036	5.036	0.000	93	144477	500.0	499.3	
32 3 & 4 Methylphenol	108	5.042	5.042	0.000	92	101414	500.0	517.6	a
30 N-Nitrosodi-n-propylamine	70	5.042	5.042	0.000	64	43727	500.0	549.3	
31 Hexachloroethane	117	5.113	5.113	0.000	88	70995	500.0	502.9	
33 Nitrobenzene	77	5.172	5.172	0.000	73	74161	500.0	514.2	
34 Isophorone	82	5.372	5.372	0.000	96	133227	500.0	478.5	

Compound	Sig	RT (min.)	Adj RT (min.)	Dlt RT (min.)	Q	Response	Cal Amt ug/L	OnCol Amt ug/L	Flags
35 2-Nitrophenol	139	5.430	5.430	0.000	76	78057	500.0	546.4	
37 2,4-Dimethylphenol	107	5.472	5.472	0.000	88	102299	500.0	487.9	
36 Benzoic acid	105	5.519	5.519	0.000	25	106968	1000.0	931.4	a
38 Bis(2-chloroethoxy)methane	93	5.560	5.560	0.000	91	112114	500.0	516.0	
39 2,4-Dichlorophenol	162	5.619	5.619	0.000	85	116749	500.0	503.2	
40 1,2,4-Trichlorobenzene	180	5.695	5.695	0.000	90	141706	500.0	499.5	
41 Naphthalene	128	5.754	5.754	0.000	95	390802	500.0	501.9	
42 2,6-Dichlorophenol	162	5.807	5.807	0.000	87	117967	500.0	509.0	
43 4-Chloroaniline	127	5.807	5.807	0.000	82	134833	500.0	461.2	
44 Hexachlorobutadiene	225	5.860	5.860	0.000	94	83126	500.0	496.2	
45 4-Chloro-3-methylphenol	107	6.201	6.201	0.000	85	80636	500.0	522.8	
46 2-Methylnaphthalene	142	6.325	6.325	0.000	80	252475	500.0	517.9	
47 1-Methylnaphthalene	142	6.401	6.401	0.000	92	241491	500.0	505.0	
48 Hexachlorocyclopentadiene	237	6.454	6.454	0.000	77	98988	500.0	480.8	
49 1,2,4,5-Tetrachlorobenzene	216	6.454	6.454	0.000	92	146669	500.0	498.8	
50 2,4,6-Trichlorophenol	196	6.554	6.554	0.000	84	85192	500.0	488.1	
51 2,4,5-Trichlorophenol	196	6.577	6.577	0.000	94	90847	500.0	526.1	
52 1,1'-Biphenyl	154	6.707	6.707	0.000	93	304514	500.0	500.0	
53 2-Chloronaphthalene	162	6.719	6.719	0.000	92	258183	500.0	510.5	
54 2-Nitroaniline	138	6.807	6.807	0.000	79	76277	500.0	486.0	
55 Dimethyl phthalate	163	6.972	6.972	0.000	97	268156	500.0	499.5	
56 1,3-Dinitrobenzene	168	6.983	6.983	0.000	80	35170	500.0	497.9	
57 2,6-Dinitrotoluene	165	7.013	7.013	0.000	76	60475	500.0	492.6	
58 Acenaphthylene	152	7.054	7.054	0.000	92	366645	500.0	501.3	
59 3-Nitroaniline	138	7.142	7.142	0.000	79	53816	500.0	468.6	
60 Acenaphthene	153	7.201	7.201	0.000	91	249296	500.0	499.0	
69 2,4-Dinitrophenol	184	7.230	7.230	0.000	58	55811	1000.0	882.7	a
63 4-Nitrophenol	109	7.283	7.283	0.000	66	42840	1000.0	860.3	
62 2,4-Dinitrotoluene	165	7.336	7.336	0.000	69	73400	500.0	479.6	
61 Dibenzofuran	168	7.342	7.342	0.000	90	336177	500.0	504.3	
64 2,3,5,6-Tetrachlorophenol	232	7.407	7.407	0.000	87	69987	500.0	507.7	
65 2,3,4,6-Tetrachlorophenol	232	7.442	7.442	0.000	64	74263	500.0	496.2	
66 Diethyl phthalate	149	7.554	7.554	0.000	95	276870	500.0	489.9	
67 Fluorene	166	7.624	7.624	0.000	82	268653	500.0	507.2	
68 4-Chlorophenyl phenyl ether	204	7.636	7.636	0.000	84	121591	500.0	477.3	
70 4-Nitroaniline	138	7.642	7.642	0.000	64	36728	500.0	515.0	
73 4,6-Dinitro-2-methylphenol	198	7.666	7.666	0.000	82	73052	1000.0	1007.2	
71 N-Nitrosodiphenylamine	169	7.730	7.730	0.000	58	175764	500.0	519.1	
72 Azobenzene	77	7.760	7.760	0.000	94	152834	500.0	519.0	
74 4-Bromophenyl phenyl ether	248	8.036	8.036	0.000	50	81842	500.0	496.0	
75 Hexachlorobenzene	284	8.066	8.066	0.000	88	115384	500.0	490.2	
76 Atrazine	200	8.177	8.177	0.000	94	64517	500.0	500.1	
77 Pentachlorophenol	266	8.230	8.230	0.000	90	114500	1000.0	1000.1	
78 n-Octadecane	43	8.342	8.342	0.000	95	57402	500.0	494.2	
79 Phenanthrene	178	8.407	8.407	0.000	96	373518	500.0	511.5	
80 Anthracene	178	8.448	8.448	0.000	96	361336	500.0	512.8	
81 Carbazole	167	8.583	8.583	0.000	82	284080	500.0	579.6	
83 Di-n-butyl phthalate	149	8.901	8.901	0.000	98	464864	500.0	519.6	
84 Fluoranthene	202	9.383	9.383	0.000	96	383678	500.0	528.0	
85 Benzidine	184	9.507	9.507	0.000	97	147489	1000.0	1037.0	
86 Pyrene	202	9.566	9.566	0.000	97	390445	500.0	521.7	
87 Butyl benzyl phthalate	149	10.130	10.130	0.000	89	180050	500.0	527.8	

Compound	Sig	RT (min.)	Adj RT (min.)	Dlt RT (min.)	Q	Response	Cal Amt ug/L	OnCol Amt ug/L	Flags
91 3,3'-Dichlorobenzidine	252	10.577	10.577	0.000	68	215204	1000.0	1044.9	
89 Benzo[a]anthracene	228	10.589	10.589	0.000	98	331118	500.0	498.0	
90 Chrysene	228	10.618	10.618	0.000	93	348885	500.0	496.3	
92 Bis(2-ethylhexyl) phthalate	149	10.665	10.665	0.000	88	251117	500.0	525.1	
93 Di-n-octyl phthalate	149	11.336	11.336	0.000	95	394379	500.0	478.5	
94 Benzo[b]fluoranthene	252	11.683	11.683	0.000	94	342402	500.0	502.5	
95 Benzofluoranthene	252	11.683	11.683	0.000	99	706929	1000.0	1018.9	a
96 Benzo[k]fluoranthene	252	11.718	11.718	0.000	97	369777	500.0	508.1	
97 Benzo[a]pyrene	252	12.048	12.048	0.000	73	301180	500.0	495.4	
98 Indeno[1,2,3-cd]pyrene	276	13.371	13.371	0.000	98	307442	500.0	519.3	
99 Dibenz(a,h)anthracene	278	13.412	13.412	0.000	73	326828	500.0	493.8	
100 Benzo[g,h,i]perylene	276	13.683	13.683	0.000	94	375609	500.0	509.0	

**QC Flag Legend**

Processing Flags

Review Flags

a - User Assigned ID

**Reagents:**

ccv\_8270\_1000\_00057

Amount Added: 0.50

Units: mL

8270SIM\_IS\_00069

Amount Added: 5.00

Units: uL



Eurofins Seattle

Data File: \\chromfs\Seattle\ChromData\TAC040\20220303-81577.b\40Scan030322a011.D

Injection Date: 03-Mar-2022 19:03:30

Instrument ID: TAC040

Lims ID: STD6

Client ID:

Operator ID: tl

ALS Bottle#: 8

Worklist Smp#: 8

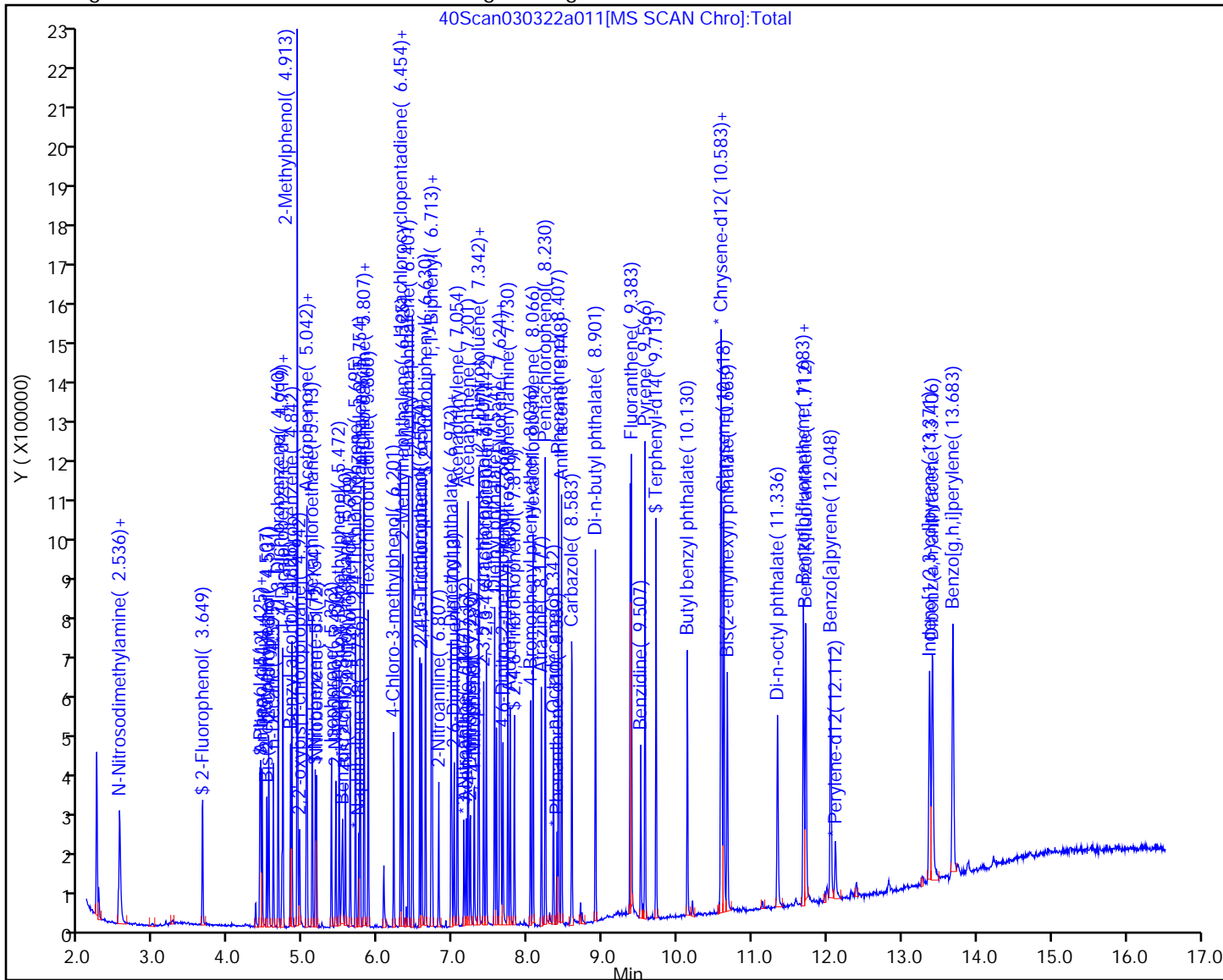
Injection Vol: 1.0 ul

Dil. Factor: 1.0000

Method: 8270TAC040

Limit Group: 8270D BNA QSM 5.0

Y Scaling: Method Defined: Scale to the Nth Largest Target: 1



Eurofins Seattle

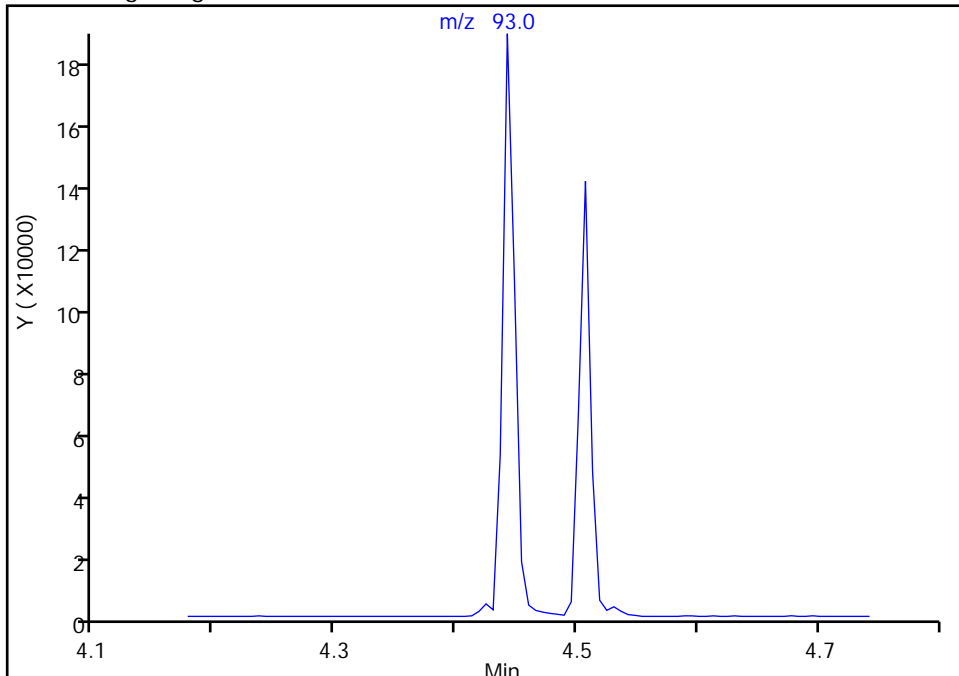
Data File: \\chromfs\Seattle\ChromData\TAC040\20220303-81577.b\40Scan030322a011.D  
Injection Date: 03-Mar-2022 19:03:30 Instrument ID: TAC040  
Lims ID: STD6  
Client ID:  
Operator ID: tl ALS Bottle#: 8 Worklist Smp#: 8  
Injection Vol: 1.0 ul Dil. Factor: 1.0000  
Method: 8270TAC040 Limit Group: 8270D BNA QSM 5.0  
Column: Detector MS SCAN

17 Aniline, CAS: 62-53-3

Signal: 1

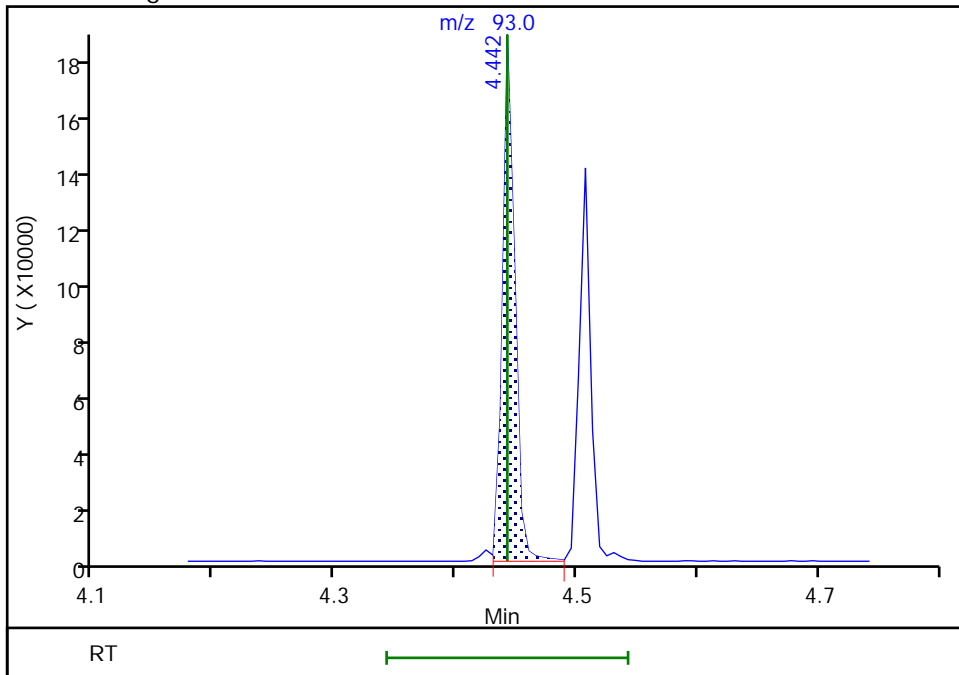
Not Detected  
Expected RT: 4.44

Processing Integration Results



RT: 4.44  
Area: 128365  
Amount: 535.6825  
Amount Units: ug/L

Manual Integration Results



Eurofins Seattle

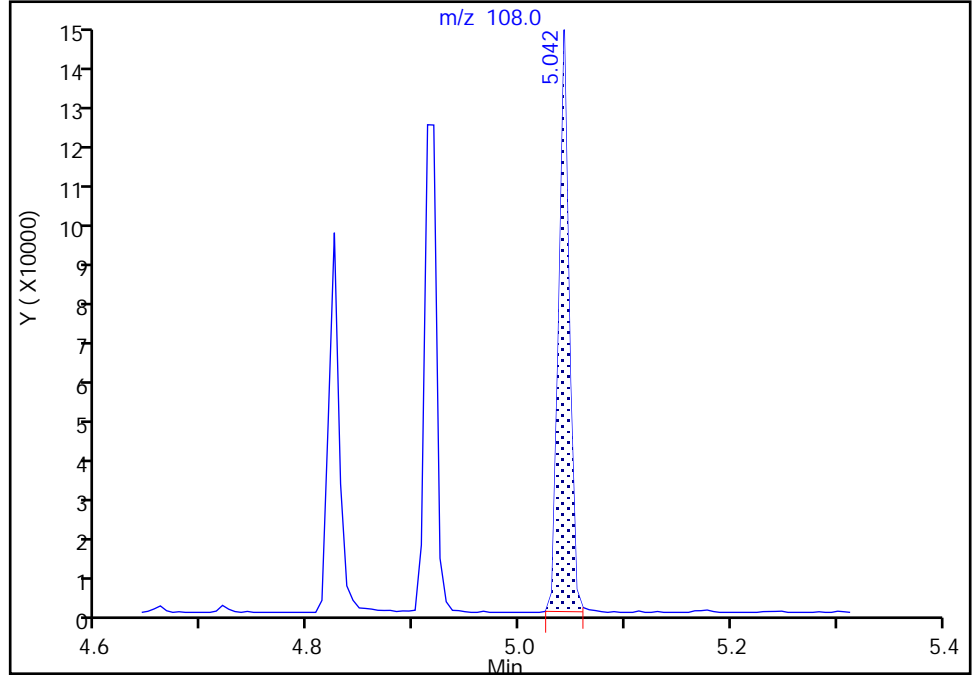
Data File: \\chromfs\Seattle\ChromData\TAC040\20220303-81577.b\40Scan030322a011.D  
Injection Date: 03-Mar-2022 19:03:30 Instrument ID: TAC040  
Lims ID: STD6  
Client ID:  
Operator ID: tl ALS Bottle#: 8 Worklist Smp#: 8  
Injection Vol: 1.0 ul Dil. Factor: 1.0000  
Method: 8270TAC040 Limit Group: 8270D BNA QSM 5.0  
Column: Detector MS SCAN

28 2-Methylphenol, CAS: 95-48-7

Signal: 1

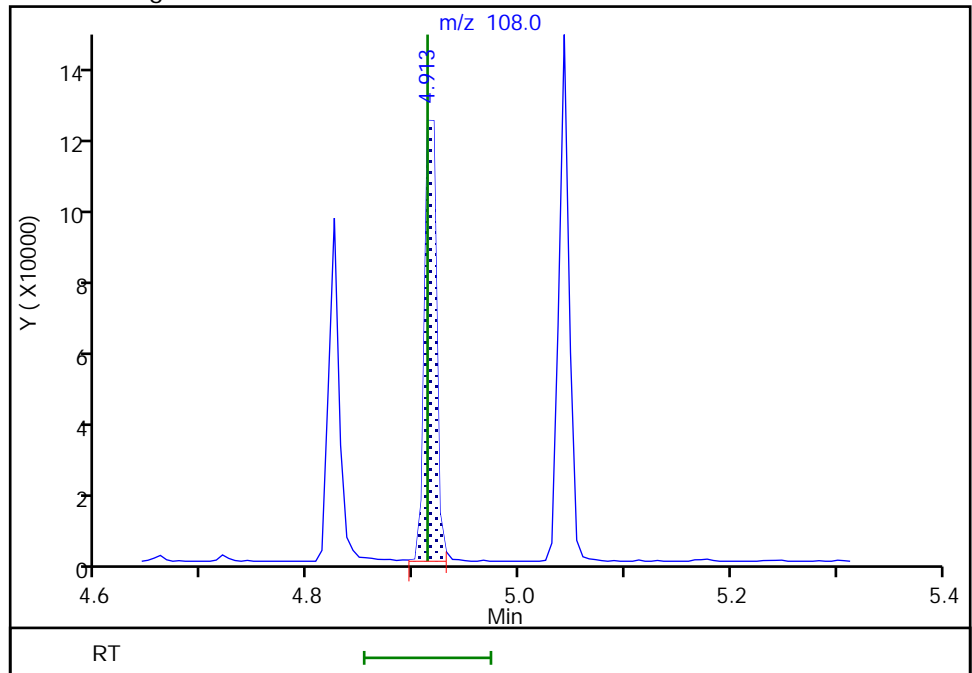
RT: 5.04  
Area: 101414  
Amount: 521.9883  
Amount Units: ug/L

Processing Integration Results



RT: 4.91  
Area: 100797  
Amount: 508.6905  
Amount Units: ug/L

Manual Integration Results



Eurofins Seattle

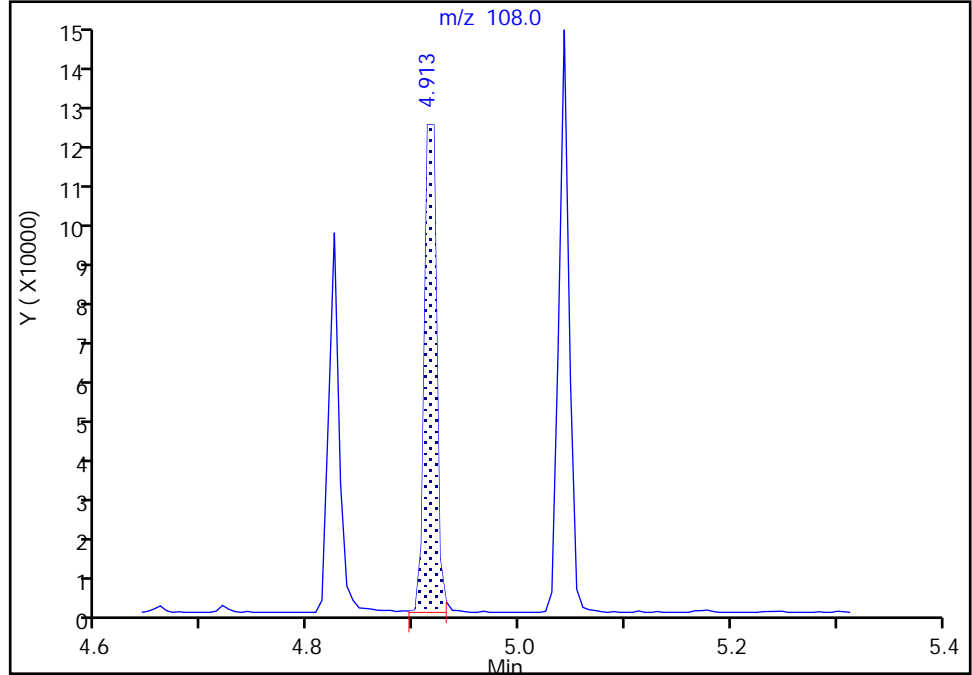
Data File: \\chromfs\Seattle\ChromData\TAC040\20220303-81577.b\40Scan030322a011.D  
Injection Date: 03-Mar-2022 19:03:30 Instrument ID: TAC040  
Lims ID: STD6  
Client ID:  
Operator ID: tl ALS Bottle#: 8 Worklist Smp#: 8  
Injection Vol: 1.0 ul Dil. Factor: 1.0000  
Method: 8270TAC040 Limit Group: 8270D BNA QSM 5.0  
Column: Detector MS SCAN

32 3 & 4 Methylphenol, CAS: 15831-10-4

Signal: 1

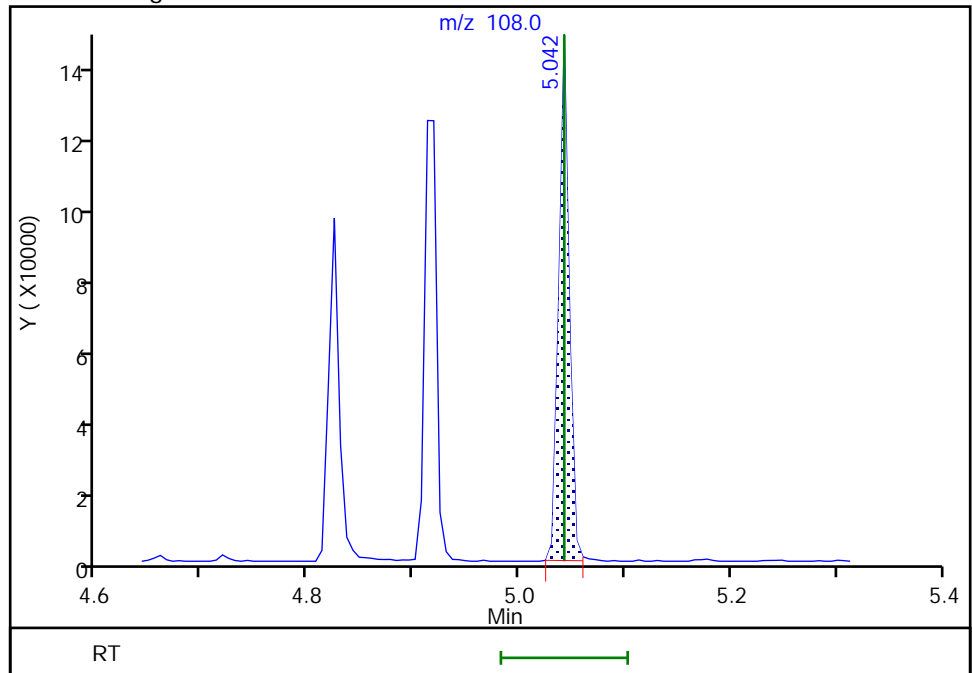
RT: 4.91  
Area: 100797  
Amount: 506.8530  
Amount Units: ug/L

Processing Integration Results



RT: 5.04  
Area: 101414  
Amount: 517.5928  
Amount Units: ug/L

Manual Integration Results



Reviewer: limmere, 08-Mar-2022 13:55:07  
Audit Action: Assigned Compound ID

Audit Reason: Peak assignment corrected

Eurofins Seattle

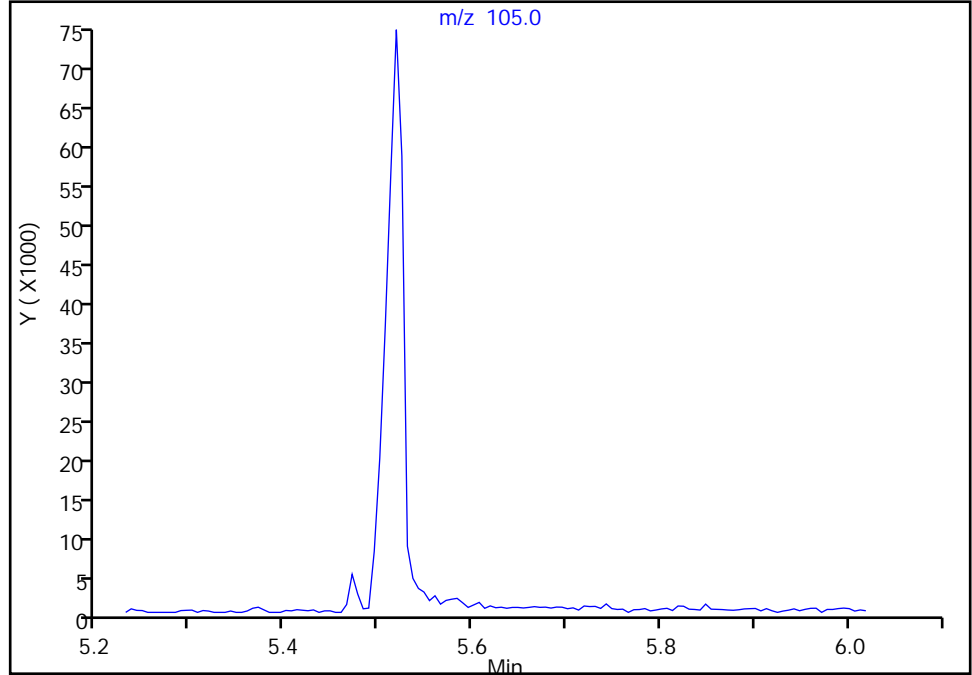
Data File: \\chromfs\Seattle\ChromData\TAC040\20220303-81577.b\40Scan030322a011.D  
Injection Date: 03-Mar-2022 19:03:30 Instrument ID: TAC040  
Lims ID: STD6  
Client ID:  
Operator ID: tl ALS Bottle#: 8 Worklist Smp#: 8  
Injection Vol: 1.0 ul Dil. Factor: 1.0000  
Method: 8270TAC040 Limit Group: 8270D BNA QSM 5.0  
Column: Detector MS SCAN

36 Benzoic acid, CAS: 65-85-0

Signal: 1

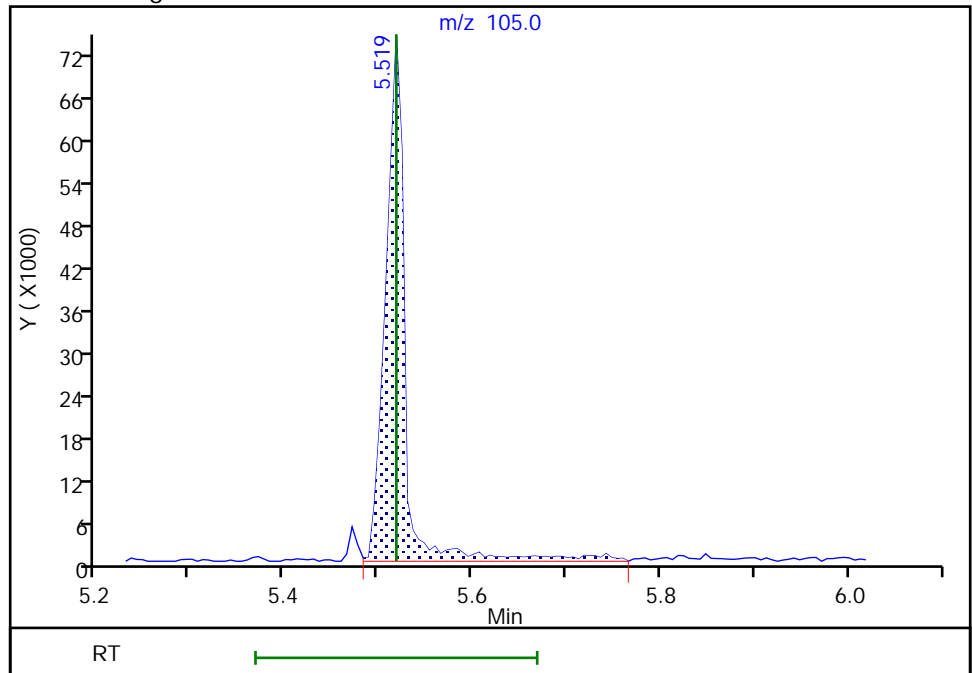
Not Detected  
Expected RT: 5.52

Processing Integration Results



RT: 5.52  
Area: 106968  
Amount: 931.4110  
Amount Units: ug/L

Manual Integration Results



Eurofins Seattle

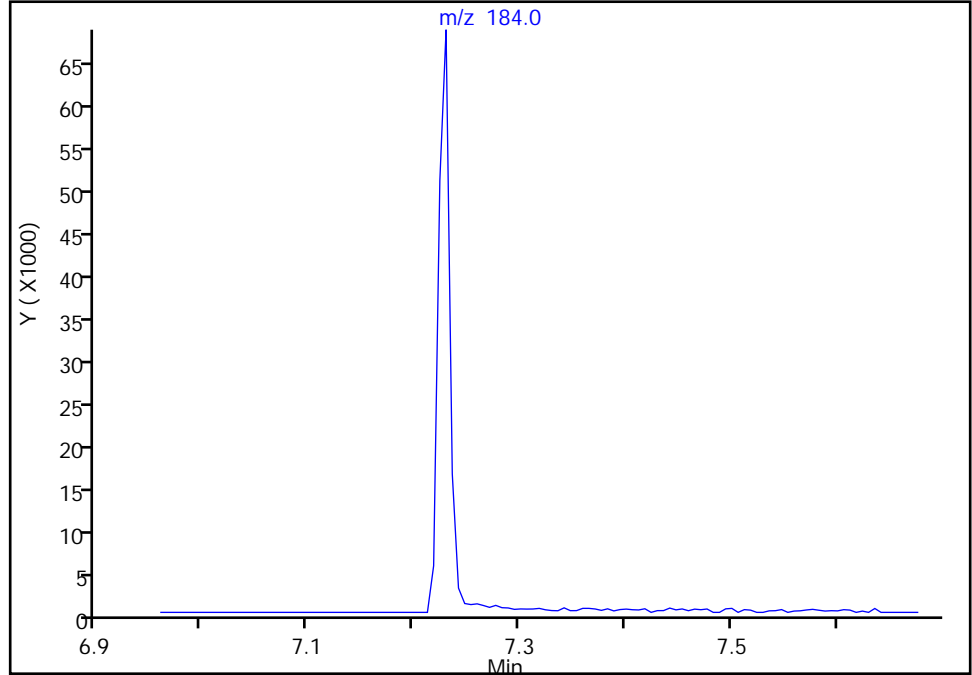
Data File: \\chromfs\Seattle\ChromData\TAC040\20220303-81577.b\40Scan030322a011.D  
Injection Date: 03-Mar-2022 19:03:30 Instrument ID: TAC040  
Lims ID: STD6  
Client ID:  
Operator ID: tl ALS Bottle#: 8 Worklist Smp#: 8  
Injection Vol: 1.0 ul Dil. Factor: 1.0000  
Method: 8270TAC040 Limit Group: 8270D BNA QSM 5.0  
Column: Detector MS SCAN

69 2,4-Dinitrophenol, CAS: 51-28-5

Signal: 1

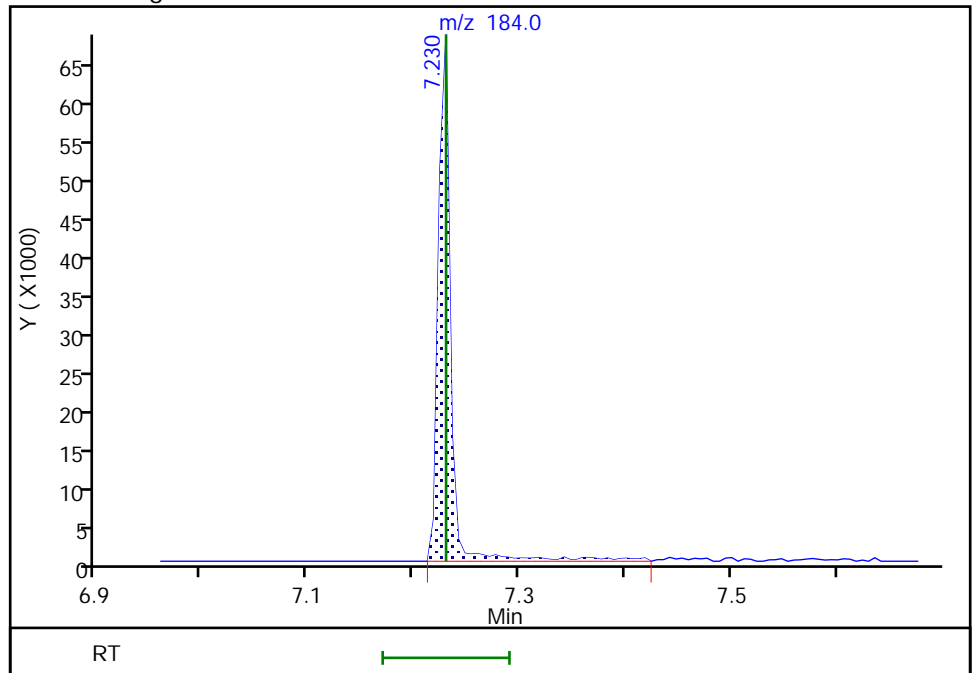
Not Detected  
Expected RT: 7.23

Processing Integration Results



Manual Integration Results

RT: 7.23  
Area: 55811  
Amount: 882.7408  
Amount Units: ug/L



Reviewer: limmere, 08-Mar-2022 10:44:07  
Audit Action: Assigned Compound ID

Audit Reason: Peak assignment corrected

Eurofins Seattle

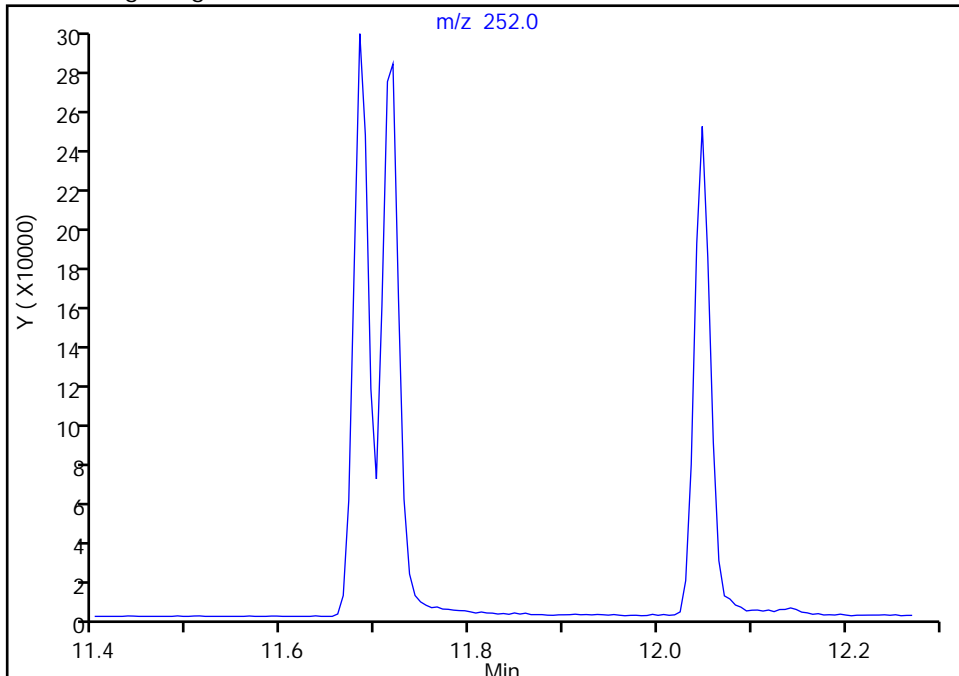
Data File: \\chromfs\Seattle\ChromData\TAC040\20220303-81577.b\40Scan030322a011.D  
Injection Date: 03-Mar-2022 19:03:30 Instrument ID: TAC040  
Lims ID: STD6  
Client ID:  
Operator ID: tl ALS Bottle#: 8 Worklist Smp#: 8  
Injection Vol: 1.0 ul Dil. Factor: 1.0000  
Method: 8270TAC040 Limit Group: 8270D BNA QSM 5.0  
Column: Detector MS SCAN

95 Benzofluoranthene, CAS: 56832-73-6

Signal: 1

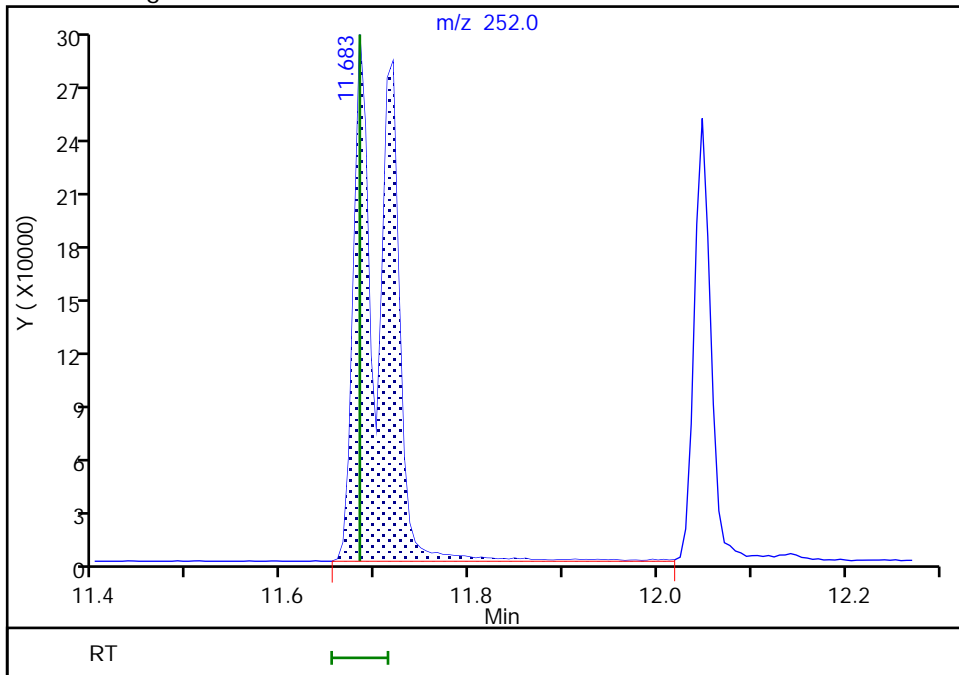
Not Detected  
Expected RT: 11.68

Processing Integration Results



Manual Integration Results

RT: 11.68  
Area: 706929  
Amount: 1018.8514  
Amount Units: ug/L



Eurofins Seattle  
Target Compound Quantitation Report

Data File: \\chromfs\Seattle\ChromData\TAC040\20220303-81577.b\40Scan030322a012.D  
 Lims ID: STD5  
 Client ID:  
 Sample Type: IC Calib Level: 5  
 Inject. Date: 03-Mar-2022 19:26:30 ALS Bottle#: 9 Worklist Smp#: 9  
 Injection Vol: 1.0 ul Dil. Factor: 1.0000  
 Sample Info: 5  
 Operator ID: tl Instrument ID: TAC040  
 Sublist: chrom-8270TAC040\*sub20  
 Method: \\chromfs\Seattle\ChromData\TAC040\20220303-81577.b\8270TAC040.m  
 Limit Group: 8270D BNA QSM 5.0  
 Last Update: 08-Mar-2022 14:31:23 Calib Date: 03-Mar-2022 20:58:30  
 Integrator: RTE ID Type: RT Order ID  
 Quant Method: Internal Standard Quant By: Initial Calibration  
 Last ICal File: \\chromfs\Seattle\ChromData\TAC040\20220303-81577.b\40Scan030322a016.D  
 Column 1 : Det: MS SCAN  
 Process Host: CTX1601

First Level Reviewer: limmere

Date: 04-Mar-2022 11:45:28

Compound	Sig	RT (min.)	Adj RT (min.)	Dlt RT (min.)	Q	Response	Cal Amt ug/L	OnCol Amt ug/L	Flags
* 1 1,4-Dichlorobenzene-d4	152	4.707	4.707	0.000	86	24661	100.0	100.0	
* 2 Naphthalene-d8	136	5.736	5.736	0.000	96	80174	100.0	100.0	
* 3 Acenaphthene-d10	164	7.172	7.172	0.000	88	44535	100.0	100.0	
* 4 Phenanthrene-d10	188	8.389	8.389	0.000	94	67771	100.0	100.0	
* 5 Chrysene-d12	240	10.595	10.595	0.000	96	54032	100.0	100.0	
* 6 Perylene-d12	264	12.112	12.112	0.000	96	54419	100.0	100.0	
\$ 7 2-Fluorophenol	112	3.643	3.649	-0.006	78	43969	200.0	189.0	
\$ 8 Phenol-d5	99	4.413	4.413	0.000	97	46773	200.0	190.6	
\$ 9 Nitrobenzene-d5	82	5.154	5.154	0.000	80	33415	200.0	217.0	
\$ 10 2-Fluorobiphenyl	172	6.630	6.630	0.000	98	113928	200.0	200.3	
\$ 11 2,4,6-Tribromophenol	330	7.819	7.819	0.000	80	23823	200.0	197.2	
\$ 12 Terphenyl-d14	244	9.713	9.713	0.000	98	90911	200.0	189.7	
15 N-Nitrosodimethylamine	74	2.520	2.525	-0.005	84	14607	200.0	192.4	
16 Pyridine	79	2.536	2.536	0.000	96	57461	400.0	405.4	
18 Phenol	94	4.425	4.425	0.000	91	44855	200.0	192.1	
17 Aniline	93	4.442	4.442	0.000	67	46041	200.0	190.9	
19 Bis(2-chloroethyl)ether	93	4.507	4.507	0.000	90	37759	200.0	210.6	
20 2-Chlorophenol	128	4.531	4.531	0.000	54	58679	200.0	205.5	
21 n-Decane	57	4.595	4.595	0.000	90	24533	200.0	205.3	
22 1,3-Dichlorobenzene	146	4.660	4.660	0.000	93	67866	200.0	196.3	
23 1,4-Dichlorobenzene	146	4.719	4.719	0.000	97	68740	200.0	196.5	
27 Benzyl alcohol	79	4.825	4.825	0.000	89	22269	200.0	186.2	
24 1,2-Dichlorobenzene	146	4.842	4.842	0.000	86	66684	200.0	200.5	
28 2-Methylphenol	108	4.913	4.913	0.000	51	39136	200.0	192.4	a
25 2,2'-oxybis[1-chloropropane]	45	4.942	4.942	0.000	50	34283	200.0	206.5	
29 Acetophenone	105	5.036	5.036	0.000	93	57575	200.0	193.9	
32 3 & 4 Methylphenol	108	5.042	5.042	0.000	94	39458	200.0	196.2	a
30 N-Nitrosodi-n-propylamine	70	5.042	5.042	0.000	67	15345	200.0	187.8	
31 Hexachloroethane	117	5.113	5.113	0.000	95	27914	200.0	192.9	
33 Nitrobenzene	77	5.172	5.172	0.000	71	28235	200.0	190.8	
34 Isophorone	82	5.372	5.372	0.000	97	51177	200.0	181.3	



Compound	Sig	RT (min.)	Adj RT (min.)	Dlt RT (min.)	Q	Response	Cal Amt ug/L	OnCol Amt ug/L	Flags
35 2-Nitrophenol	139	5.431	5.430	0.001	76	29157	200.0	198.9	
37 2,4-Dimethylphenol	107	5.472	5.472	0.000	87	40569	200.0	207.2	
36 Benzoic acid	105	5.507	5.519	-0.012	27	30187	400.0	358.2	a
38 Bis(2-chloroethoxy)methane	93	5.560	5.560	0.000	90	43931	200.0	197.0	
39 2,4-Dichlorophenol	162	5.619	5.619	0.000	84	45356	200.0	208.3	
40 1,2,4-Trichlorobenzene	180	5.695	5.695	0.000	89	56322	200.0	210.4	
41 Naphthalene	128	5.754	5.754	0.000	94	156214	200.0	212.7	
42 2,6-Dichlorophenol	162	5.807	5.807	0.000	89	44571	200.0	195.3	
43 4-Chloroaniline	127	5.807	5.807	0.000	82	51754	200.0	202.0	
44 Hexachlorobutadiene	225	5.860	5.860	0.000	90	34224	200.0	215.9	
45 4-Chloro-3-methylphenol	107	6.201	6.201	0.000	85	28139	200.0	185.3	
46 2-Methylnaphthalene	142	6.325	6.325	0.000	71	97177	200.0	211.3	
47 1-Methylnaphthalene	142	6.401	6.401	0.000	91	96763	200.0	214.5	
49 1,2,4,5-Tetrachlorobenzene	216	6.454	6.454	0.000	93	58040	200.0	200.4	
48 Hexachlorocyclopentadiene	237	6.454	6.454	0.000	74	36391	200.0	182.5	
50 2,4,6-Trichlorophenol	196	6.554	6.554	0.000	83	31180	200.0	186.8	
51 2,4,5-Trichlorophenol	196	6.578	6.577	0.001	91	29577	200.0	182.8	
52 1,1'-Biphenyl	154	6.707	6.707	0.000	94	121057	200.0	201.8	
53 2-Chloronaphthalene	162	6.719	6.719	0.000	91	98741	200.0	198.3	
54 2-Nitroaniline	138	6.807	6.807	0.000	66	26593	200.0	179.7	
55 Dimethyl phthalate	163	6.972	6.972	0.000	97	105600	200.0	199.1	
56 1,3-Dinitrobenzene	168	6.983	6.983	0.000	78	11593	200.0	176.3	
57 2,6-Dinitrotoluene	165	7.013	7.013	0.000	76	21882	200.0	193.6	
58 Acenaphthylene	152	7.054	7.054	0.000	91	146090	200.0	202.8	
59 3-Nitroaniline	138	7.142	7.142	0.000	81	16881	200.0	180.6	
60 Acenaphthene	153	7.195	7.201	-0.006	91	98814	200.0	200.8	
69 2,4-Dinitrophenol	184	7.230	7.230	0.000	55	12646	400.0	350.4	a
63 4-Nitrophenol	109	7.278	7.283	-0.005	71	12048	400.0	322.8	
62 2,4-Dinitrotoluene	165	7.336	7.336	0.000	64	24679	200.0	178.7	
61 Dibenzofuran	168	7.342	7.342	0.000	88	135020	200.0	205.7	
64 2,3,5,6-Tetrachlorophenol	232	7.407	7.407	0.000	89	24318	200.0	188.7	
65 2,3,4,6-Tetrachlorophenol	232	7.442	7.442	0.000	65	26871	200.0	190.9	
66 Diethyl phthalate	149	7.554	7.554	0.000	94	109280	200.0	196.4	
67 Fluorene	166	7.625	7.624	0.001	83	103219	200.0	197.9	
68 4-Chlorophenyl phenyl ether	204	7.630	7.636	-0.006	87	49757	200.0	198.4	
70 4-Nitroaniline	138	7.636	7.642	-0.006	59	16423	200.0	233.8	
73 4,6-Dinitro-2-methylphenol	198	7.666	7.666	0.000	75	21385	400.0	364.2	
71 N-Nitrosodiphenylamine	169	7.730	7.730	0.000	58	68919	200.0	213.7	
72 Azobenzene	77	7.760	7.760	0.000	94	58093	200.0	207.1	
74 4-Bromophenyl phenyl ether	248	8.036	8.036	0.000	47	30863	200.0	196.4	
75 Hexachlorobenzene	284	8.066	8.066	0.000	87	43383	200.0	193.4	
76 Atrazine	200	8.177	8.177	0.000	90	23422	200.0	186.3	
77 Pentachlorophenol	266	8.230	8.230	0.000	91	36932	400.0	383.6	
78 n-Octadecane	43	8.342	8.342	0.000	92	21762	200.0	196.7	
79 Phenanthrene	178	8.407	8.407	0.000	95	145360	200.0	209.0	
80 Anthracene	178	8.448	8.448	0.000	96	137121	200.0	204.4	
81 Carbazole	167	8.583	8.583	0.000	82	111925	200.0	239.8	
83 Di-n-butyl phthalate	149	8.901	8.901	0.000	98	172068	200.0	202.9	
84 Fluoranthene	202	9.383	9.383	0.000	96	148035	200.0	213.9	
85 Benzidine	184	9.507	9.507	0.000	93	44020	400.0	348.6	
86 Pyrene	202	9.566	9.566	0.000	98	151459	200.0	212.5	
87 Butyl benzyl phthalate	149	10.130	10.130	0.000	89	63500	200.0	201.1	

Compound	Sig	RT (min.)	Adj RT (min.)	Dlt RT (min.)	Q	Response	Cal Amt ug/L	OnCol Amt ug/L	Flags
91 3,3'-Dichlorobenzidine	252	10.577	10.577	0.000	70	80469	400.0	429.8	
89 Benzo[a]anthracene	228	10.583	10.589	-0.006	99	123645	200.0	201.8	
90 Chrysene	228	10.618	10.618	0.000	93	137413	200.0	211.6	
92 Bis(2-ethylhexyl) phthalate	149	10.666	10.665	0.001	87	86928	200.0	196.4	
93 Di-n-octyl phthalate	149	11.336	11.336	0.000	95	120505	200.0	179.7	
94 Benzo[b]fluoranthene	252	11.683	11.683	0.000	94	130823	200.0	215.8	
95 Benzofluoranthene	252	11.713	11.683	0.029	98	259823	400.0	420.8	
96 Benzo[k]fluoranthene	252	11.713	11.718	-0.006	98	129758	200.0	200.4	
97 Benzo[a]pyrene	252	12.048	12.048	0.000	73	108763	200.0	202.6	
98 Indeno[1,2,3-cd]pyrene	276	13.371	13.371	0.000	97	107033	200.0	206.3	
99 Dibenz(a,h)anthracene	278	13.407	13.412	-0.005	1	112610	200.0	192.8	
100 Benzo[g,h,i]perylene	276	13.683	13.683	0.000	90	131988	200.0	201.0	

**QC Flag Legend**

Processing Flags

Review Flags

a - User Assigned ID

**Reagents:**

ccv\_8270\_1000\_00057

Amount Added: 0.20

Units: mL

8270SIM\_IS\_00069

Amount Added: 8.00

Units: uL

Eurofins Seattle

Data File: \\chromfs\Seattle\ChromData\TAC040\20220303-81577.b\40Scan030322a012.D

Injection Date: 03-Mar-2022 19:26:30

Instrument ID: TAC040

Lims ID: STD5

Client ID:

Operator ID: tl

ALS Bottle#: 9

Worklist Smp#: 9

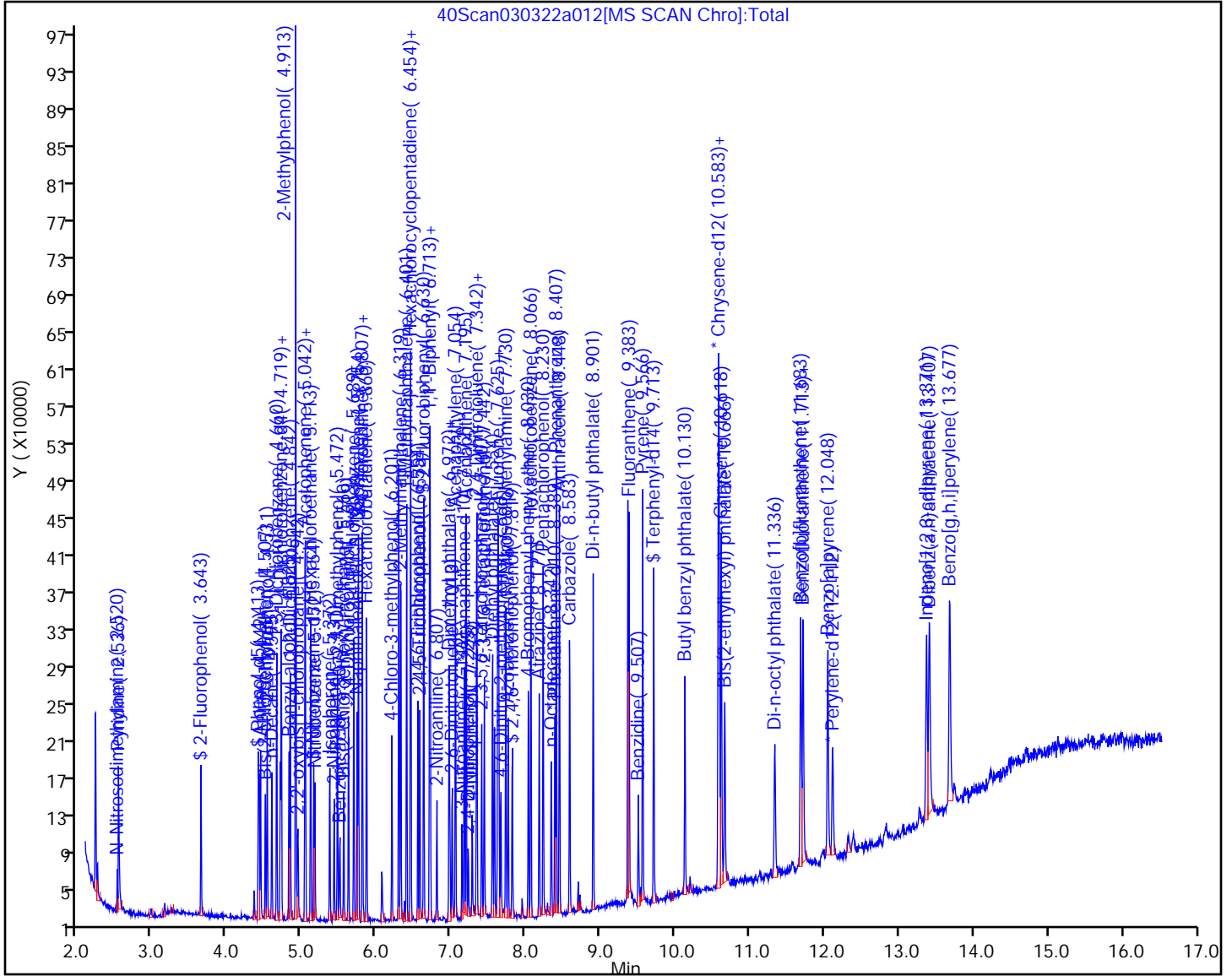
Injection Vol: 1.0 ul

Dil. Factor: 1.0000

Method: 8270TAC040

Limit Group: 8270D BNA QSM 5.0

Y Scaling: Method Defined: Scale to the Nth Largest Target: 1



Eurofins Seattle

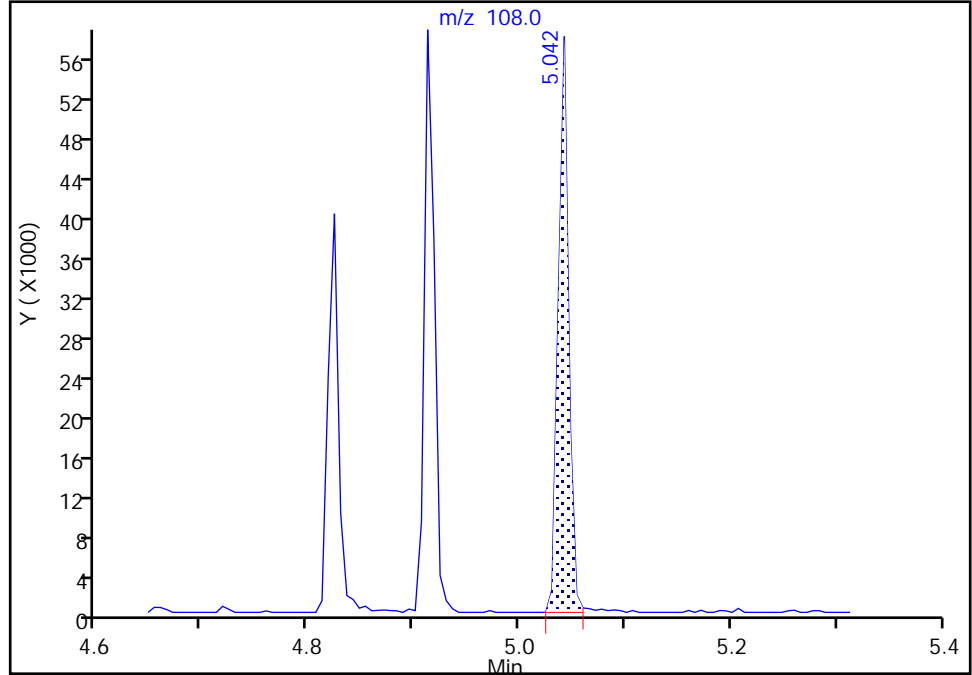
Data File: \\chromfs\Seattle\ChromData\TAC040\20220303-81577.b\40Scan030322a012.D  
Injection Date: 03-Mar-2022 19:26:30 Instrument ID: TAC040  
Lims ID: STD5  
Client ID:  
Operator ID: tl ALS Bottle#: 9 Worklist Smp#: 9  
Injection Vol: 1.0 ul Dil. Factor: 1.0000  
Method: 8270TAC040 Limit Group: 8270D BNA QSM 5.0  
Column: Detector MS SCAN

28 2-Methylphenol, CAS: 95-48-7

Signal: 1

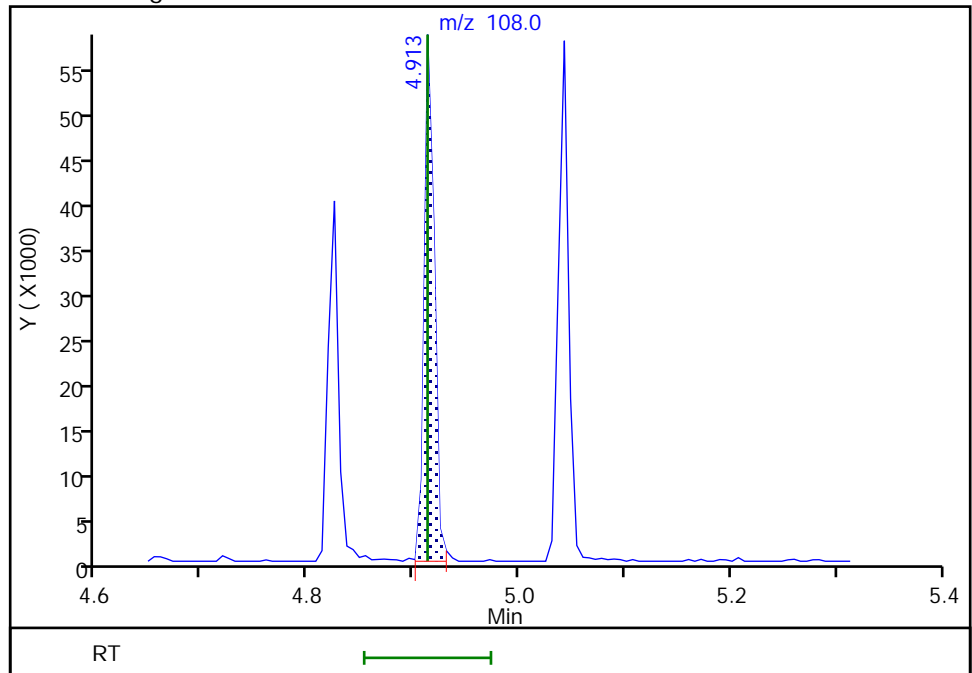
RT: 5.04  
Area: 39458  
Amount: 198.0071  
Amount Units: ug/L

Processing Integration Results



RT: 4.91  
Area: 39136  
Amount: 192.4373  
Amount Units: ug/L

Manual Integration Results



Eurofins Seattle

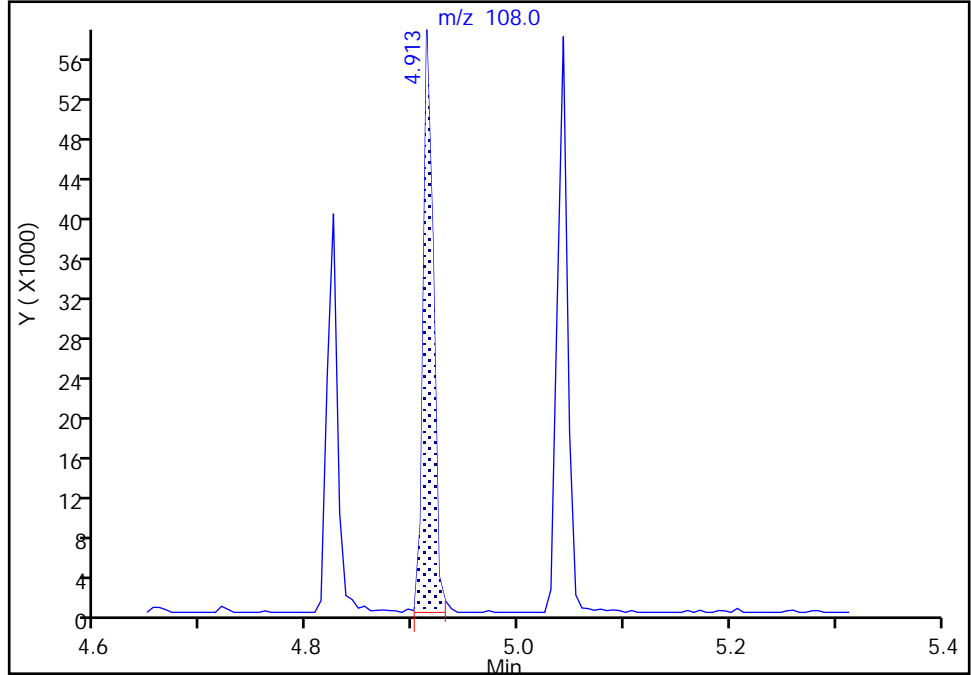
Data File: \\chromfs\Seattle\ChromData\TAC040\20220303-81577.b\40Scan030322a012.D  
Injection Date: 03-Mar-2022 19:26:30 Instrument ID: TAC040  
Lims ID: STD5  
Client ID:  
Operator ID: tl ALS Bottle#: 9 Worklist Smp#: 9  
Injection Vol: 1.0 ul Dil. Factor: 1.0000  
Method: 8270TAC040 Limit Group: 8270D BNA QSM 5.0  
Column: Detector MS SCAN

32 3 & 4 Methylphenol, CAS: 15831-10-4

Signal: 1

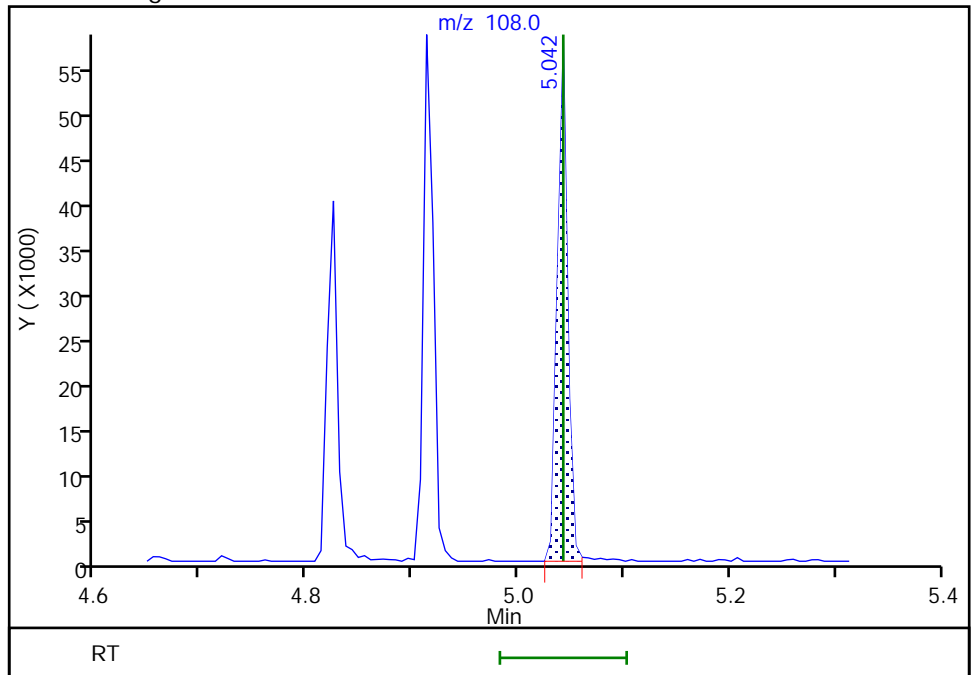
RT: 4.91  
Area: 39136  
Amount: 191.6233  
Amount Units: ug/L

Processing Integration Results



RT: 5.04  
Area: 39458  
Amount: 196.2150  
Amount Units: ug/L

Manual Integration Results



Eurofins Seattle

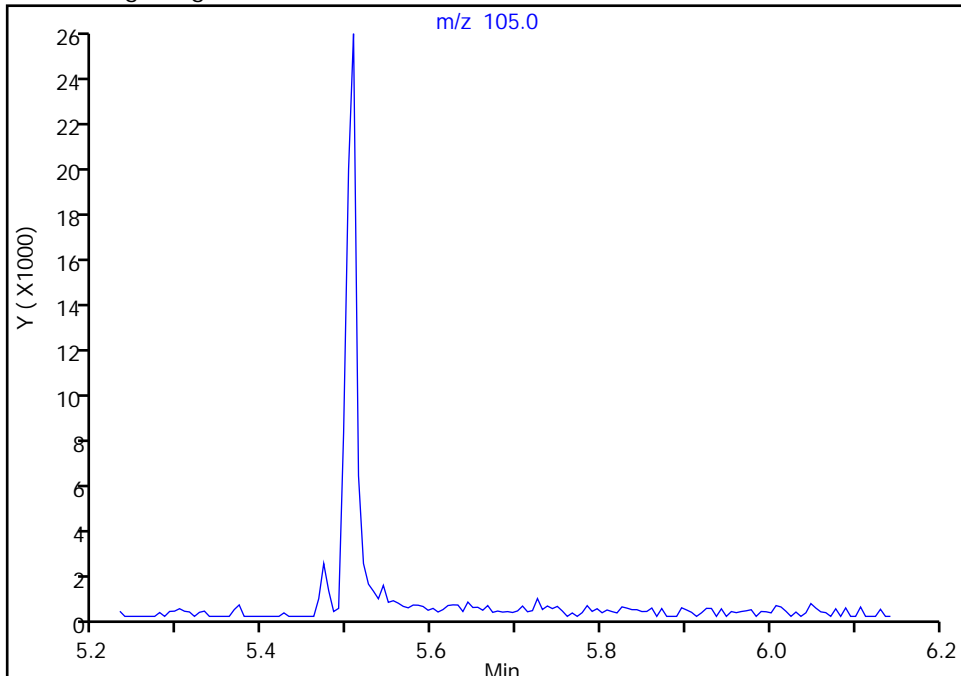
Data File: \\chromfs\Seattle\ChromData\TAC040\20220303-81577.b\40Scan030322a012.D  
Injection Date: 03-Mar-2022 19:26:30 Instrument ID: TAC040  
Lims ID: STD5  
Client ID:  
Operator ID: tl ALS Bottle#: 9 Worklist Smp#: 9  
Injection Vol: 1.0 ul Dil. Factor: 1.0000  
Method: 8270TAC040 Limit Group: 8270D BNA QSM 5.0  
Column: Detector MS SCAN

36 Benzoic acid, CAS: 65-85-0

Signal: 1

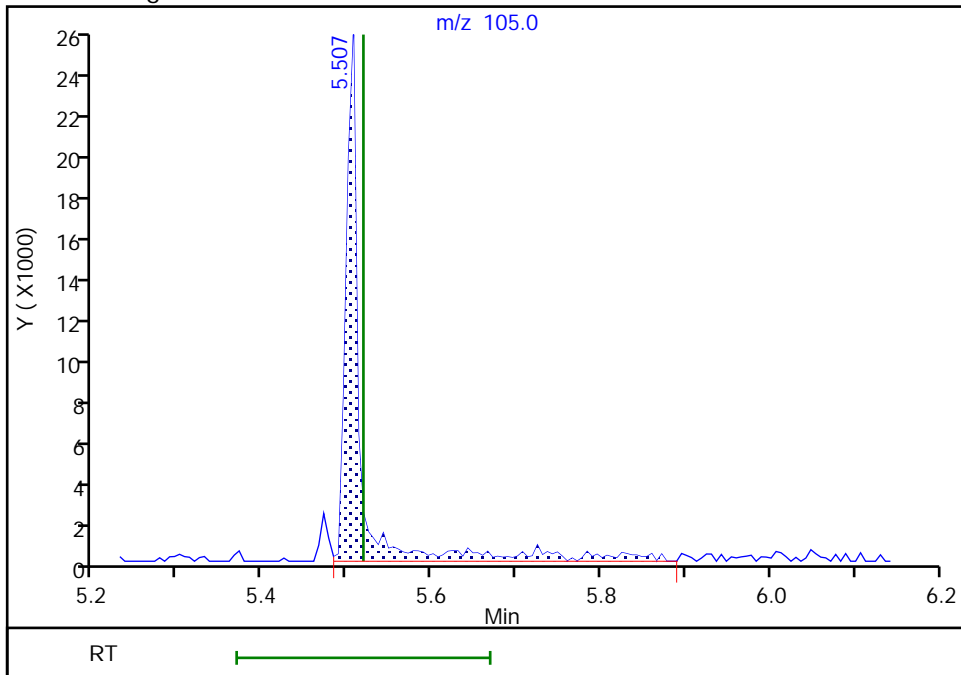
Not Detected  
Expected RT: 5.52

Processing Integration Results



Manual Integration Results

RT: 5.51  
Area: 30187  
Amount: 358.2482  
Amount Units: ug/L



Reviewer: limmere, 08-Mar-2022 10:45:05  
Audit Action: Assigned Compound ID

Audit Reason: Peak assignment corrected

Eurofins Seattle

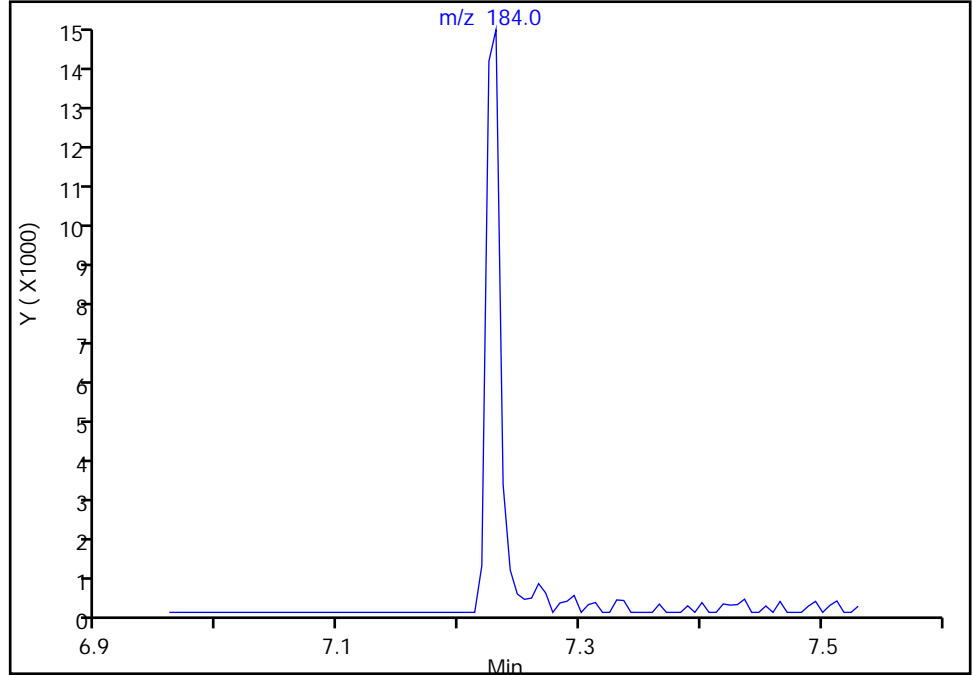
Data File: \\chromfs\Seattle\ChromData\TAC040\20220303-81577.b\40Scan030322a012.D  
Injection Date: 03-Mar-2022 19:26:30 Instrument ID: TAC040  
Lims ID: STD5  
Client ID:  
Operator ID: tl ALS Bottle#: 9 Worklist Smp#: 9  
Injection Vol: 1.0 ul Dil. Factor: 1.0000  
Method: 8270TAC040 Limit Group: 8270D BNA QSM 5.0  
Column: Detector MS SCAN

69 2,4-Dinitrophenol, CAS: 51-28-5

Signal: 1

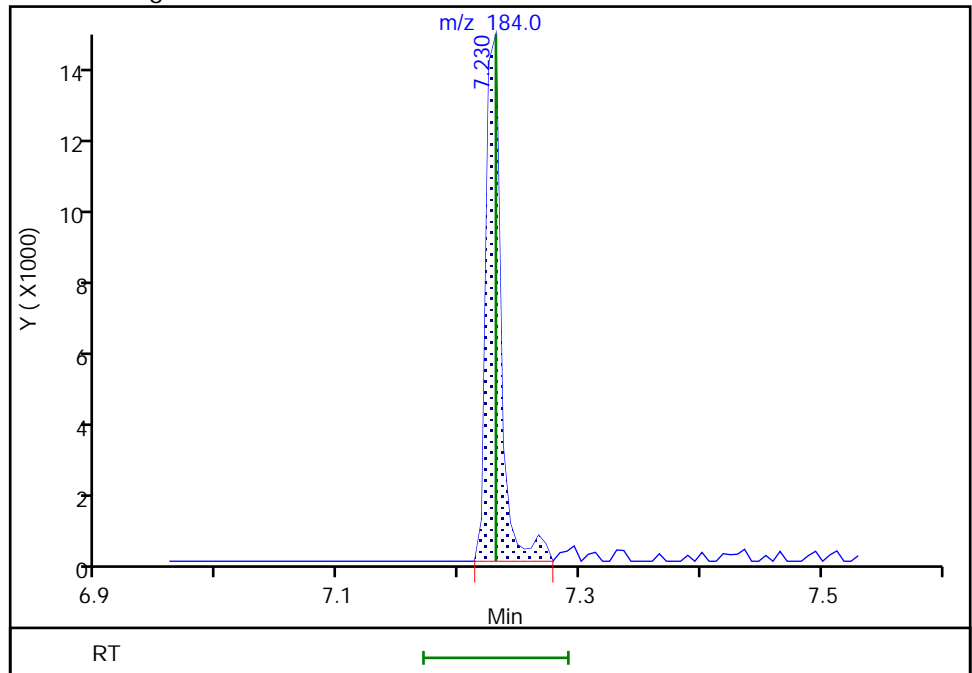
Not Detected  
Expected RT: 7.23

Processing Integration Results



Manual Integration Results

RT: 7.23  
Area: 12646  
Amount: 350.4035  
Amount Units: ug/L



Reviewer: limmere, 08-Mar-2022 10:45:18  
Audit Action: Assigned Compound ID

Audit Reason: Peak assignment corrected

Eurofins Seattle  
Target Compound Quantitation Report

Data File: \\chromfs\Seattle\ChromData\TAC040\20220303-81577.b\40Scan030322a013.D  
 Lims ID: STD4  
 Client ID:  
 Sample Type: IC Calib Level: 4  
 Inject. Date: 03-Mar-2022 19:49:30 ALS Bottle#: 10 Worklist Smp#: 10  
 Injection Vol: 1.0 ul Dil. Factor: 1.0000  
 Sample Info: 4  
 Operator ID: tl Instrument ID: TAC040  
 Sublist: chrom-8270TAC040\*sub20  
 Method: \\chromfs\Seattle\ChromData\TAC040\20220303-81577.b\8270TAC040.m  
 Limit Group: 8270D BNA QSM 5.0  
 Last Update: 08-Mar-2022 14:31:28 Calib Date: 03-Mar-2022 20:58:30  
 Integrator: RTE ID Type: RT Order ID  
 Quant Method: Internal Standard Quant By: Initial Calibration  
 Last ICal File: \\chromfs\Seattle\ChromData\TAC040\20220303-81577.b\40Scan030322a016.D  
 Column 1 : Det: MS SCAN  
 Process Host: CTX1601

First Level Reviewer: limmere

Date: 04-Mar-2022 11:45:57

Compound	Sig	RT (min.)	Adj RT (min.)	Dlt RT (min.)	Q	Response	Cal Amt ug/L	OnCol Amt ug/L	Flags
* 1 1,4-Dichlorobenzene-d4	152	4.707	4.707	0.000	88	23938	100.0	100.0	
* 2 Naphthalene-d8	136	5.736	5.736	0.000	97	82131	100.0	100.0	
* 3 Acenaphthene-d10	164	7.172	7.172	0.000	88	43490	100.0	100.0	
* 4 Phenanthrene-d10	188	8.389	8.389	0.000	95	66654	100.0	100.0	
* 5 Chrysene-d12	240	10.595	10.595	0.000	93	48572	100.0	100.0	
* 6 Perylene-d12	264	12.112	12.112	0.000	94	54980	100.0	100.0	
\$ 7 2-Fluorophenol	112	3.643	3.649	-0.006	74	23885	100.0	105.8	
\$ 8 Phenol-d5	99	4.413	4.413	0.000	96	23332	100.0	98.0	
\$ 9 Nitrobenzene-d5	82	5.154	5.154	0.000	75	16062	100.0	101.8	
\$ 10 2-Fluorobiphenyl	172	6.630	6.630	0.000	97	58743	100.0	105.7	
\$ 11 2,4,6-Tribromophenol	330	7.819	7.819	0.000	64	9763	100.0	86.7	
\$ 12 Terphenyl-d14	244	9.713	9.713	0.000	94	45341	100.0	99.6	
15 N-Nitrosodimethylamine	74	2.520	2.525	-0.005	71	7274	100.0	98.7	
16 Pyridine	79	2.542	2.536	0.006	91	28242	200.0	205.3	
18 Phenol	94	4.425	4.425	0.000	89	23334	100.0	102.9	
17 Aniline	93	4.442	4.442	0.000	17	25100	100.0	109.1	a
19 Bis(2-chloroethyl)ether	93	4.507	4.507	0.000	87	18691	100.0	107.4	
20 2-Chlorophenol	128	4.531	4.531	0.000	53	29224	100.0	105.4	
21 n-Decane	57	4.595	4.595	0.000	88	12829	100.0	109.3	
22 1,3-Dichlorobenzene	146	4.660	4.660	0.000	91	36433	100.0	108.5	
23 1,4-Dichlorobenzene	146	4.719	4.719	0.000	97	38932	100.0	114.2	
27 Benzyl alcohol	79	4.825	4.825	0.000	87	11704	100.0	100.8	
24 1,2-Dichlorobenzene	146	4.836	4.842	-0.006	86	35108	100.0	108.8	
28 2-Methylphenol	108	4.913	4.913	0.000	49	20409	100.0	103.4	a
25 2,2'-oxybis[1-chloropropane]	45	4.942	4.942	0.000	50	17481	100.0	107.6	
29 Acetophenone	105	5.036	5.036	0.000	92	30741	100.0	106.6	
32 3 & 4 Methylphenol	108	5.042	5.042	0.000	89	21943	100.0	112.4	a
30 N-Nitrosodi-n-propylamine	70	5.042	5.042	0.000	68	8624	100.0	108.7	
31 Hexachloroethane	117	5.113	5.113	0.000	90	15331	100.0	109.4	
33 Nitrobenzene	77	5.172	5.172	0.000	75	14823	100.0	103.2	
34 Isophorone	82	5.372	5.372	0.000	95	27251	100.0	101.0	



Compound	Sig	RT (min.)	Adj RT (min.)	Dlt RT (min.)	Q	Response	Cal Amt ug/L	OnCol Amt ug/L	Flags
35 2-Nitrophenol	139	5.431	5.430	0.001	74	15724	100.0	110.5	
37 2,4-Dimethylphenol	107	5.472	5.472	0.000	89	20868	100.0	105.8	
36 Benzoic acid	105	5.501	5.519	-0.018	6	9993	200.0	212.7	a
38 Bis(2-chloroethoxy)methane	93	5.554	5.560	-0.006	88	22676	100.0	104.8	
39 2,4-Dichlorophenol	162	5.619	5.619	0.000	82	21911	100.0	99.2	
40 1,2,4-Trichlorobenzene	180	5.695	5.695	0.000	89	28615	100.0	104.4	
41 Naphthalene	128	5.754	5.754	0.000	89	80818	100.0	107.4	
42 2,6-Dichlorophenol	162	5.807	5.807	0.000	88	21953	100.0	98.5	
43 4-Chloroaniline	127	5.807	5.807	0.000	77	24806	100.0	107.4	
44 Hexachlorobutadiene	225	5.866	5.860	0.006	83	17575	100.0	107.6	
45 4-Chloro-3-methylphenol	107	6.201	6.201	0.000	78	14285	100.0	96.3	
46 2-Methylnaphthalene	142	6.325	6.325	0.000	83	49366	100.0	104.8	
47 1-Methylnaphthalene	142	6.401	6.401	0.000	88	50846	100.0	110.0	
49 1,2,4,5-Tetrachlorobenzene	216	6.454	6.454	0.000	90	29420	100.0	104.0	
48 Hexachlorocyclopentadiene	237	6.454	6.454	0.000	72	20260	100.0	105.8	
50 2,4,6-Trichlorophenol	196	6.554	6.554	0.000	79	14787	100.0	95.1	
51 2,4,5-Trichlorophenol	196	6.578	6.577	0.001	82	14468	100.0	97.3	
52 1,1'-Biphenyl	154	6.707	6.707	0.000	93	60273	100.0	102.9	
53 2-Chloronaphthalene	162	6.719	6.719	0.000	93	52233	100.0	107.4	
54 2-Nitroaniline	138	6.807	6.807	0.000	67	11884	100.0	88.6	
55 Dimethyl phthalate	163	6.972	6.972	0.000	96	54219	100.0	104.1	
56 1,3-Dinitrobenzene	168	6.983	6.983	0.000	73	5686	100.0	100.2	
57 2,6-Dinitrotoluene	165	7.013	7.013	0.000	75	10109	100.0	102.0	
58 Acenaphthylene	152	7.054	7.054	0.000	90	75013	100.0	106.7	
59 3-Nitroaniline	138	7.142	7.142	0.000	73	8440	100.0	114.9	
60 Acenaphthene	153	7.195	7.201	-0.006	90	52184	100.0	108.6	
69 2,4-Dinitrophenol	184	7.230	7.230	0.000	39	4815	200.0	252.8	a
63 4-Nitrophenol	109	7.283	7.283	0.000	62	4634	200.0	192.3	
62 2,4-Dinitrotoluene	165	7.336	7.336	0.000	61	11437	100.0	96.8	
61 Dibenzofuran	168	7.342	7.342	0.000	88	70640	100.0	110.2	
64 2,3,5,6-Tetrachlorophenol	232	7.407	7.407	0.000	84	11290	100.0	96.3	
65 2,3,4,6-Tetrachlorophenol	232	7.442	7.442	0.000	58	13357	100.0	103.0	
66 Diethyl phthalate	149	7.554	7.554	0.000	94	55581	100.0	102.3	
67 Fluorene	166	7.625	7.624	0.001	90	51980	100.0	102.0	
68 4-Chlorophenyl phenyl ether	204	7.636	7.636	0.000	82	25857	100.0	105.6	
70 4-Nitroaniline	138	7.642	7.642	0.000	57	6615	100.0	96.5	
73 4,6-Dinitro-2-methylphenol	198	7.666	7.666	0.000	40	8087	200.0	186.2	
71 N-Nitrosodiphenylamine	169	7.730	7.730	0.000	53	34776	100.0	109.6	
72 Azobenzene	77	7.760	7.760	0.000	93	29013	100.0	105.2	
74 4-Bromophenyl phenyl ether	248	8.036	8.036	0.000	48	15586	100.0	100.8	
75 Hexachlorobenzene	284	8.066	8.066	0.000	89	23445	100.0	106.2	
76 Atrazine	200	8.177	8.177	0.000	86	11190	100.0	92.8	
77 Pentachlorophenol	266	8.230	8.230	0.000	86	14432	200.0	190.4	
78 n-Octadecane	43	8.342	8.342	0.000	86	11201	100.0	102.9	
79 Phenanthrene	178	8.407	8.407	0.000	93	74155	100.0	108.4	
80 Anthracene	178	8.448	8.448	0.000	96	70852	100.0	107.5	
81 Carbazole	167	8.589	8.583	0.006	80	54200	100.0	118.0	
83 Di-n-butyl phthalate	149	8.901	8.901	0.000	98	84875	100.0	102.5	
84 Fluoranthene	202	9.383	9.383	0.000	95	71580	100.0	105.2	
85 Benzidine	184	9.507	9.507	0.000	83	21667	200.0	185.6	
86 Pyrene	202	9.566	9.566	0.000	97	74105	100.0	105.7	
87 Butyl benzyl phthalate	149	10.130	10.130	0.000	84	28882	100.0	101.8	

Compound	Sig	RT (min.)	Adj RT (min.)	Dlt RT (min.)	Q	Response	Cal Amt ug/L	OnCol Amt ug/L	Flags
91 3,3'-Dichlorobenzidine	252	10.577	10.577	0.000	57	33336	200.0	202.7	
89 Benzo[a]anthracene	228	10.583	10.589	-0.006	98	58256	100.0	106.5	
90 Chrysene	228	10.618	10.618	0.000	86	68676	100.0	117.9	
92 Bis(2-ethylhexyl) phthalate	149	10.666	10.665	0.001	78	39340	100.0	98.9	
93 Di-n-octyl phthalate	149	11.336	11.336	0.000	92	57698	100.0	97.5	
94 Benzo[b]fluoranthene	252	11.683	11.683	0.000	90	62772	100.0	102.5	
95 Benzofluoranthene	252	11.683	11.683	0.000	97	130663	200.0	209.5	a
96 Benzo[k]fluoranthene	252	11.712	11.718	-0.006	94	69200	100.0	105.8	
97 Benzo[a]pyrene	252	12.048	12.048	0.000	67	53050	100.0	99.2	
98 Indeno[1,2,3-cd]pyrene	276	13.371	13.371	0.000	97	52223	100.0	101.1	
99 Dibenz(a,h)anthracene	278	13.407	13.412	-0.006	0	53244	100.0	91.6	
100 Benzo[g,h,i]perylene	276	13.683	13.683	0.000	87	67662	100.0	102.0	

**QC Flag Legend**

Processing Flags

Review Flags

a - User Assigned ID

**Reagents:**

ccv\_8270\_1000\_00057

Amount Added: 100.00

Units: uL

8270SIM\_IS\_00069

Amount Added: 9.00

Units: uL



Eurofins Seattle

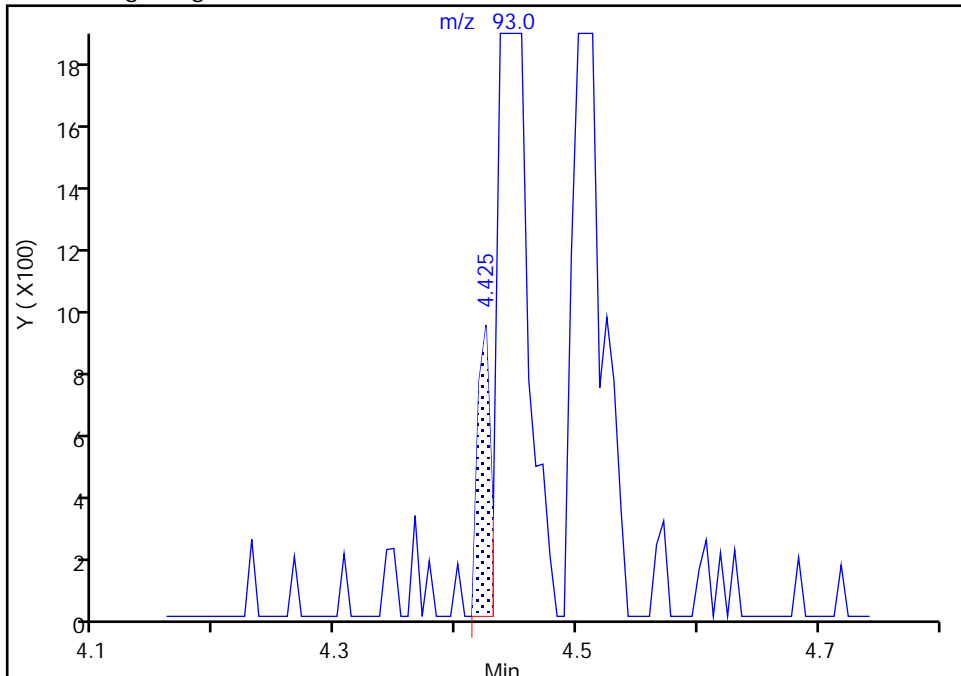
Data File: \\chromfs\Seattle\ChromData\TAC040\20220303-81577.b\40Scan030322a013.D  
Injection Date: 03-Mar-2022 19:49:30 Instrument ID: TAC040  
Lims ID: STD4  
Client ID:  
Operator ID: tl ALS Bottle#: 10 Worklist Smp#: 10  
Injection Vol: 1.0 ul Dil. Factor: 1.0000  
Method: 8270TAC040 Limit Group: 8270D BNA QSM 5.0  
Column: Detector MS SCAN

17 Aniline, CAS: 62-53-3

Signal: 1

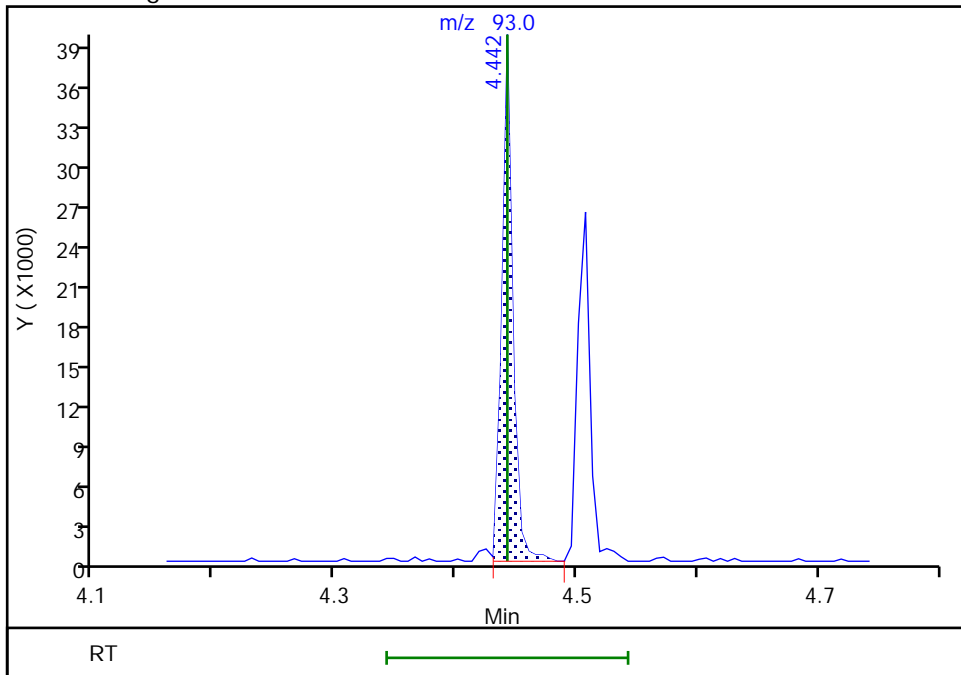
RT: 4.42  
Area: 707  
Amount: 18.410936  
Amount Units: ug/L

Processing Integration Results



RT: 4.44  
Area: 25100  
Amount: 109.0516  
Amount Units: ug/L

Manual Integration Results



Eurofins Seattle

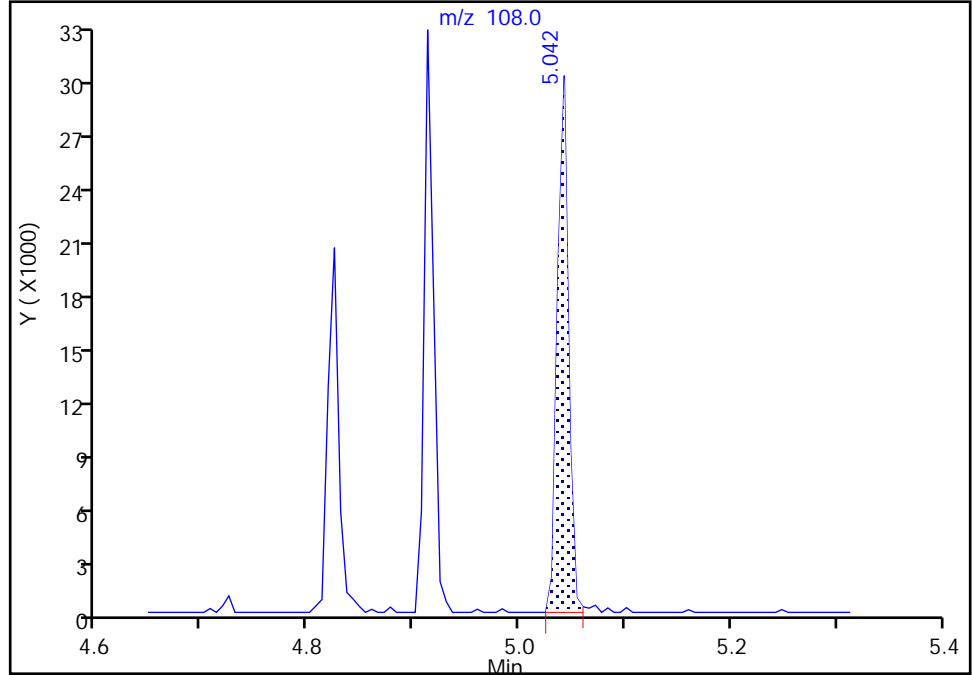
Data File: \\chromfs\Seattle\ChromData\TAC040\20220303-81577.b\40Scan030322a013.D  
Injection Date: 03-Mar-2022 19:49:30 Instrument ID: TAC040  
Lims ID: STD4  
Client ID:  
Operator ID: tl ALS Bottle#: 10 Worklist Smp#: 10  
Injection Vol: 1.0 ul Dil. Factor: 1.0000  
Method: 8270TAC040 Limit Group: 8270D BNA QSM 5.0  
Column: Detector MS SCAN

28 2-Methylphenol, CAS: 95-48-7

Signal: 1

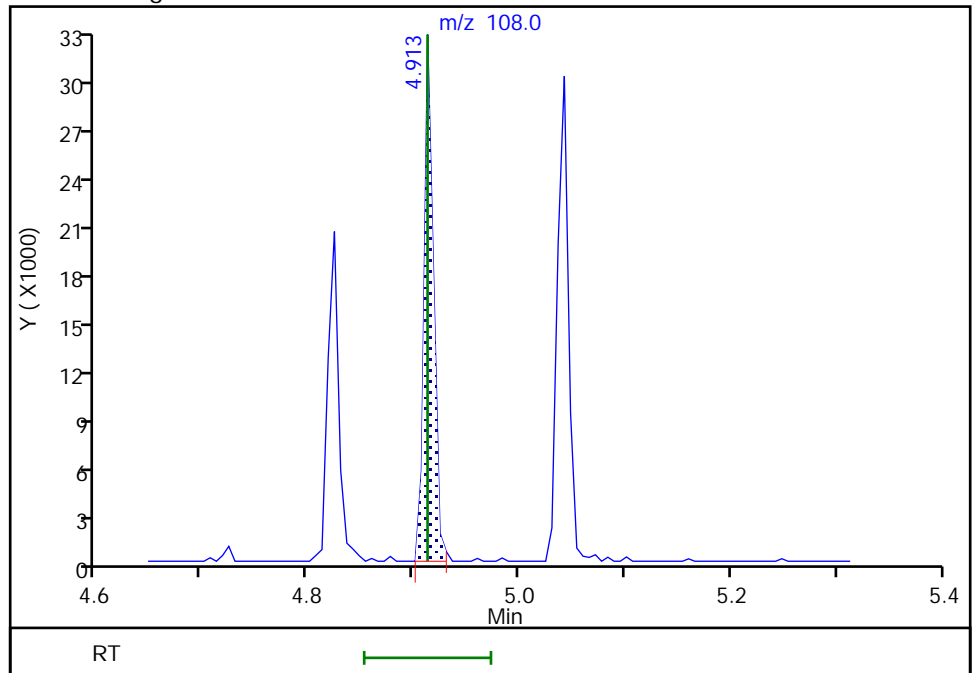
RT: 5.04  
Area: 21943  
Amount: 113.5313  
Amount Units: ug/L

Processing Integration Results



RT: 4.91  
Area: 20409  
Amount: 103.3850  
Amount Units: ug/L

Manual Integration Results



Eurofins Seattle

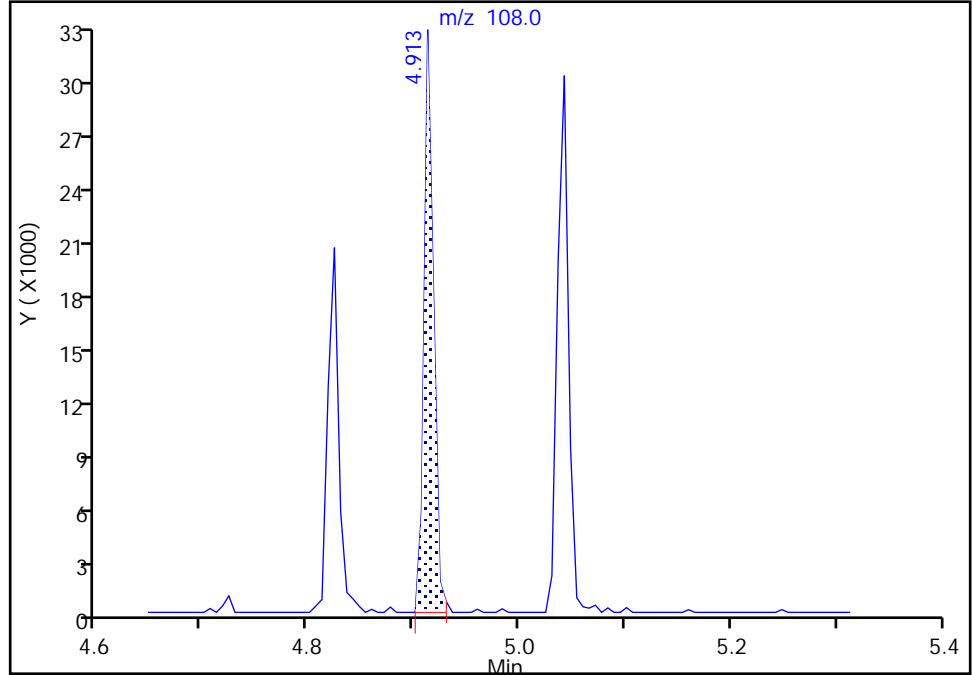
Data File: \\chromfs\Seattle\ChromData\TAC040\20220303-81577.b\40Scan030322a013.D  
Injection Date: 03-Mar-2022 19:49:30 Instrument ID: TAC040  
Lims ID: STD4  
Client ID:  
Operator ID: tl ALS Bottle#: 10 Worklist Smp#: 10  
Injection Vol: 1.0 ul Dil. Factor: 1.0000  
Method: 8270TAC040 Limit Group: 8270D BNA QSM 5.0  
Column: Detector MS SCAN

32 3 & 4 Methylphenol, CAS: 15831-10-4

Signal: 1

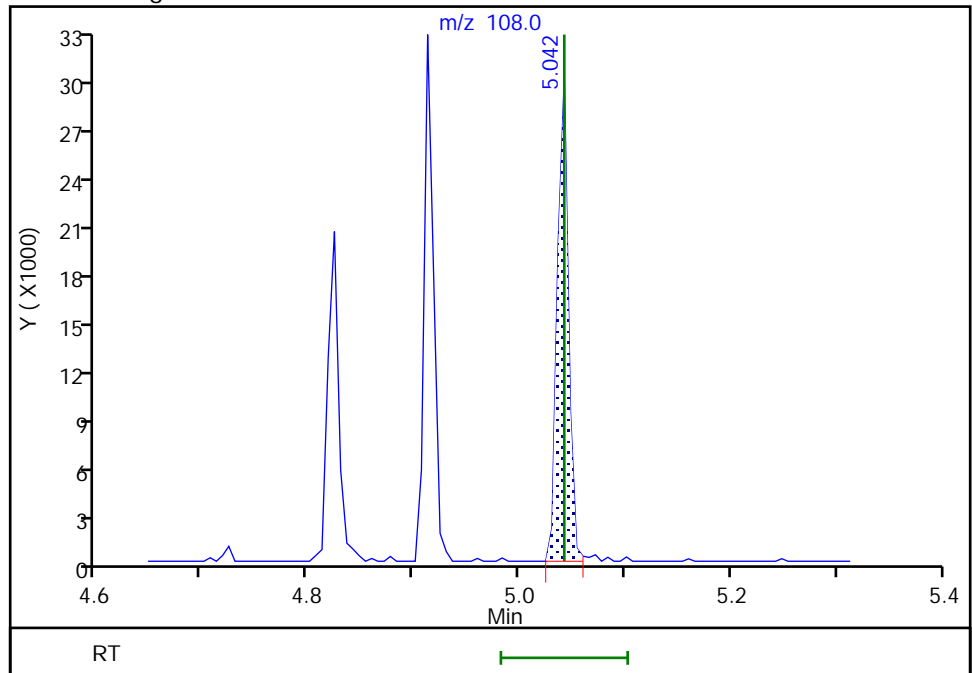
RT: 4.91  
Area: 20409  
Amount: 102.8666  
Amount Units: ug/L

Processing Integration Results



RT: 5.04  
Area: 21943  
Amount: 112.4129  
Amount Units: ug/L

Manual Integration Results



Eurofins Seattle

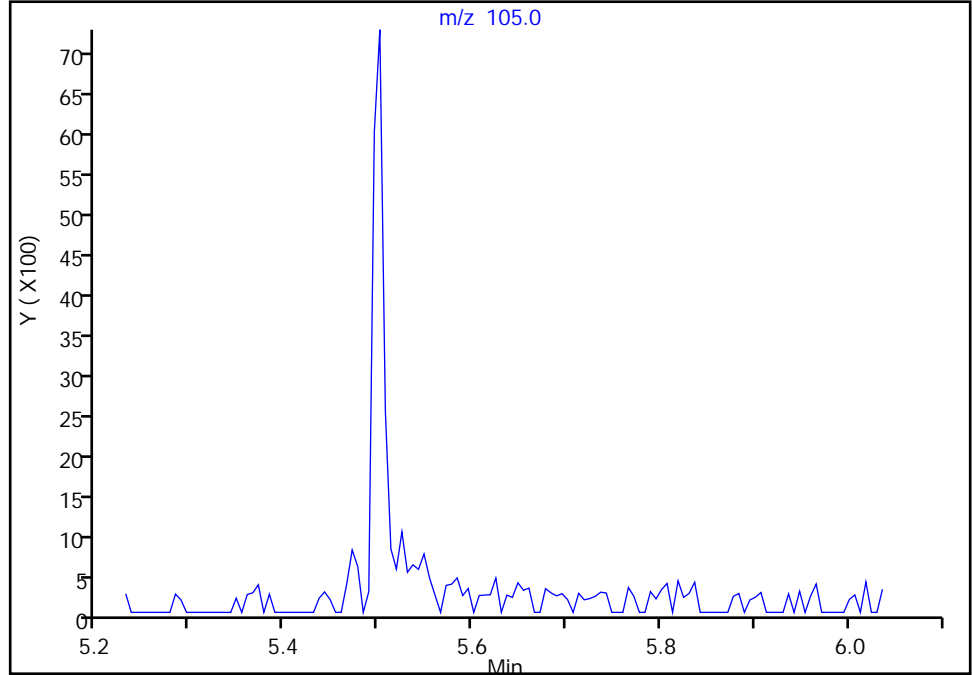
Data File: \\chromfs\Seattle\ChromData\TAC040\20220303-81577.b\40Scan030322a013.D  
Injection Date: 03-Mar-2022 19:49:30 Instrument ID: TAC040  
Lims ID: STD4  
Client ID:  
Operator ID: tl ALS Bottle#: 10 Worklist Smp#: 10  
Injection Vol: 1.0 ul Dil. Factor: 1.0000  
Method: 8270TAC040 Limit Group: 8270D BNA QSM 5.0  
Column: Detector MS SCAN

36 Benzoic acid, CAS: 65-85-0

Signal: 1

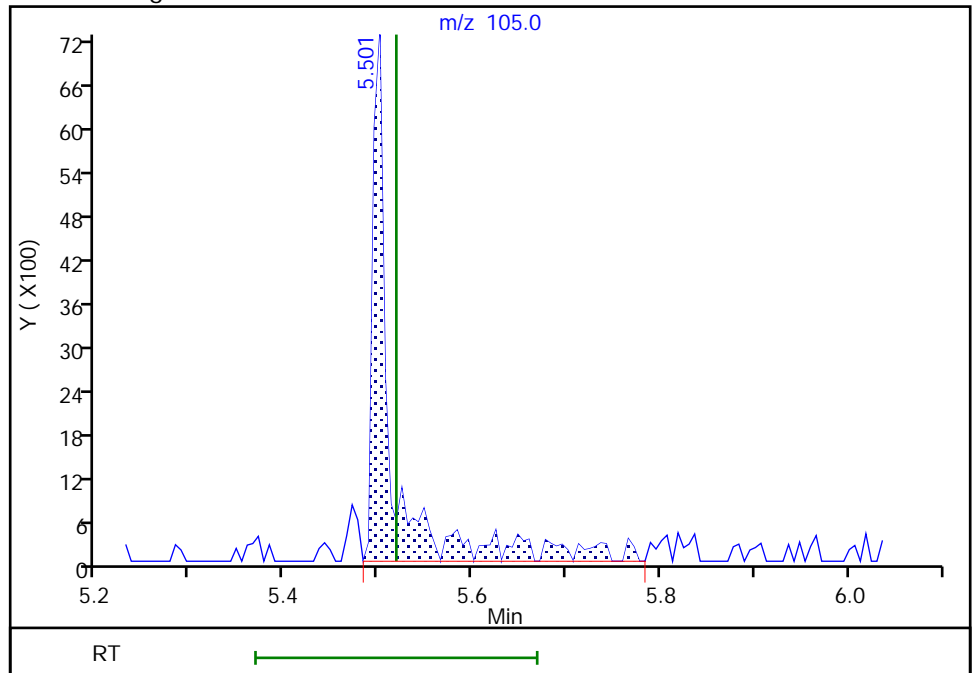
Not Detected  
Expected RT: 5.52

Processing Integration Results



Manual Integration Results

RT: 5.50  
Area: 9993  
Amount: 212.6707  
Amount Units: ug/L



Reviewer: limmere, 08-Mar-2022 10:46:03  
Audit Action: Assigned Compound ID

Audit Reason: Peak assignment corrected

Eurofins Seattle

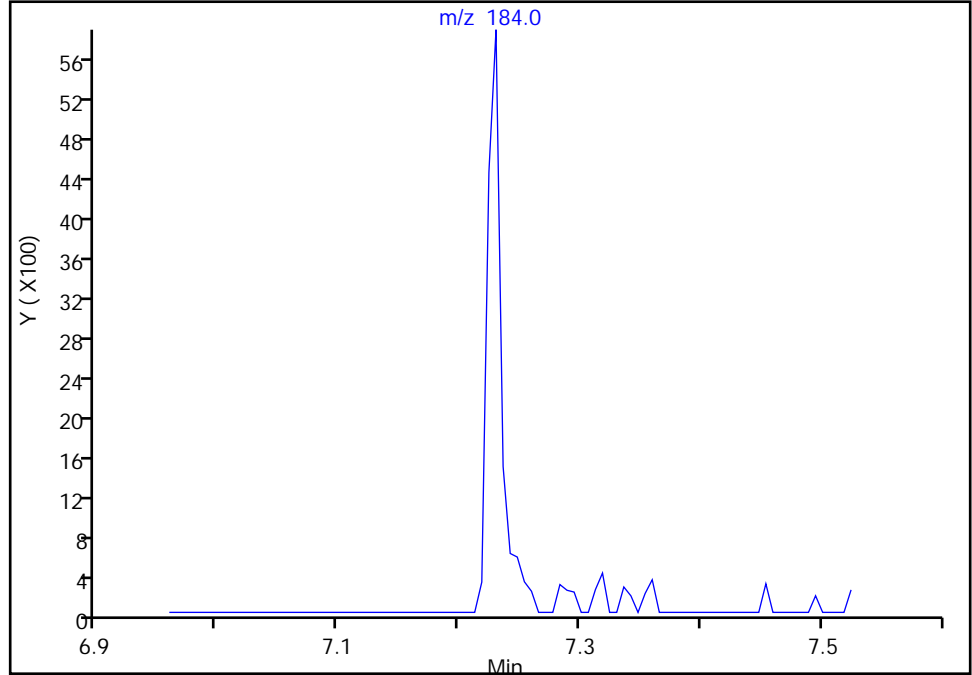
Data File: \\chromfs\Seattle\ChromData\TAC040\20220303-81577.b\40Scan030322a013.D  
Injection Date: 03-Mar-2022 19:49:30 Instrument ID: TAC040  
Lims ID: STD4  
Client ID:  
Operator ID: tl ALS Bottle#: 10 Worklist Smp#: 10  
Injection Vol: 1.0 ul Dil. Factor: 1.0000  
Method: 8270TAC040 Limit Group: 8270D BNA QSM 5.0  
Column: Detector MS SCAN

69 2,4-Dinitrophenol, CAS: 51-28-5

Signal: 1

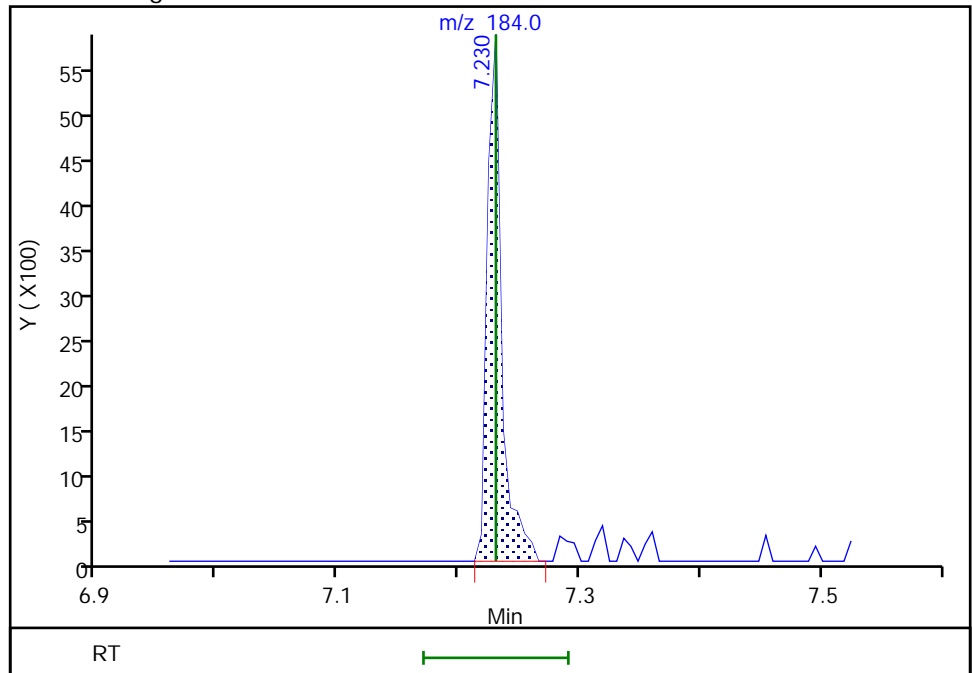
Not Detected  
Expected RT: 7.23

Processing Integration Results



Manual Integration Results

RT: 7.23  
Area: 4815  
Amount: 252.8036  
Amount Units: ug/L



Reviewer: limmere, 08-Mar-2022 10:46:22  
Audit Action: Assigned Compound ID

Audit Reason: Peak assignment corrected



Eurofins Seattle

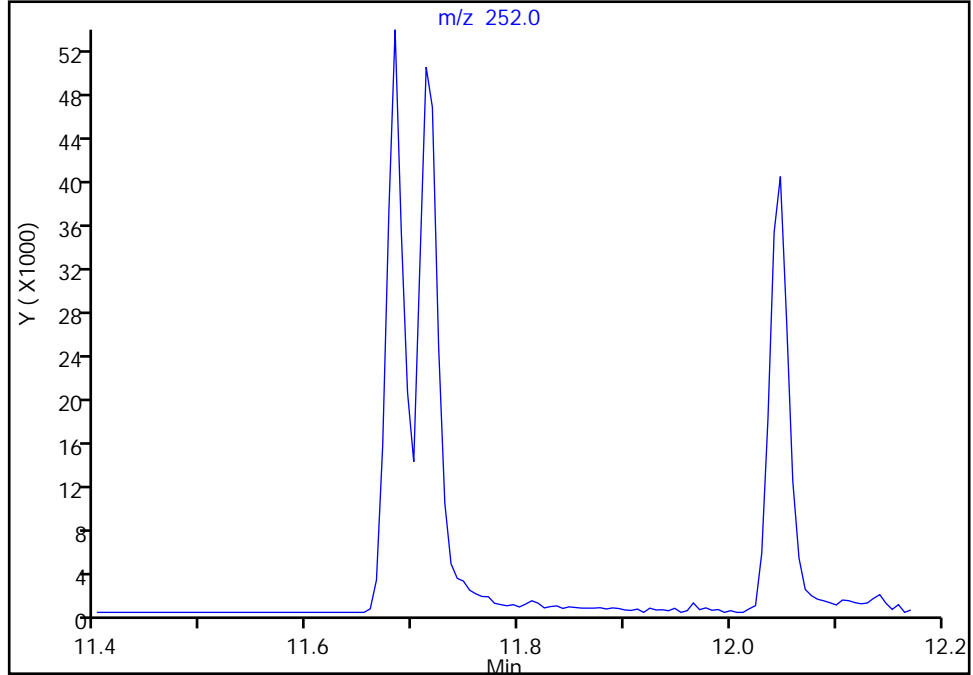
Data File: \\chromfs\Seattle\ChromData\TAC040\20220303-81577.b\40Scan030322a013.D  
Injection Date: 03-Mar-2022 19:49:30 Instrument ID: TAC040  
Lims ID: STD4  
Client ID:  
Operator ID: tl ALS Bottle#: 10 Worklist Smp#: 10  
Injection Vol: 1.0 ul Dil. Factor: 1.0000  
Method: 8270TAC040 Limit Group: 8270D BNA QSM 5.0  
Column: Detector MS SCAN

95 Benzofluoranthene, CAS: 56832-73-6

Signal: 1

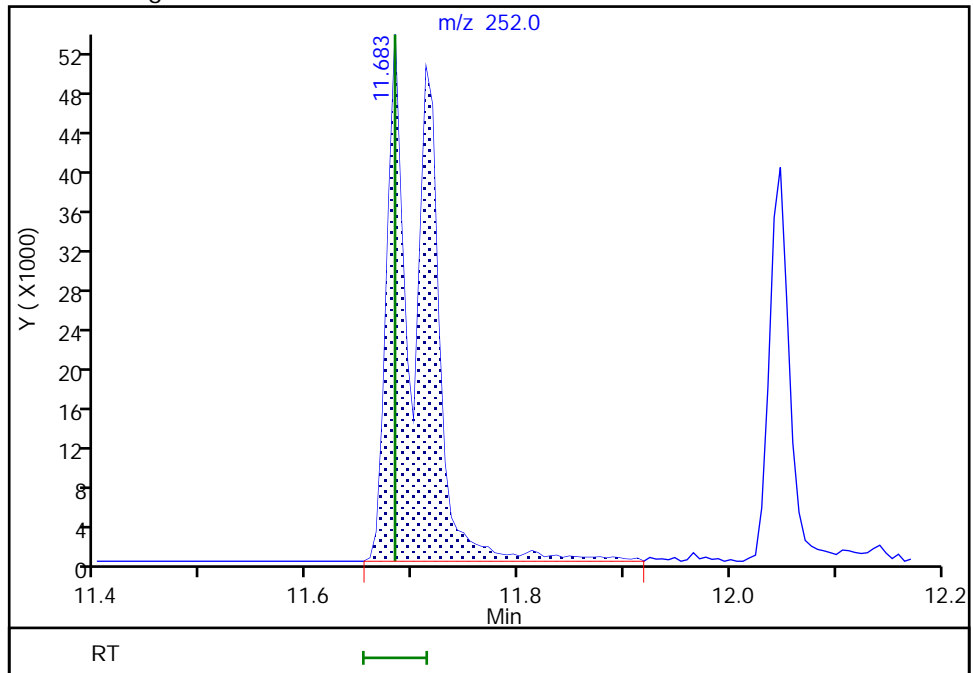
Not Detected  
Expected RT: 11.68

Processing Integration Results



RT: 11.68  
Area: 130663  
Amount: 209.4804  
Amount Units: ug/L

Manual Integration Results



Reviewer: limmere, 08-Mar-2022 10:46:45  
Audit Action: Assigned Compound ID

Audit Reason: Peak assignment corrected

Eurofins Seattle  
Target Compound Quantitation Report

Data File: \\chromfs\Seattle\ChromData\TAC040\20220303-81577.b\40Scan030322a014.D  
 Lims ID: STD3  
 Client ID:  
 Sample Type: IC Calib Level: 3  
 Inject. Date: 03-Mar-2022 20:12:30 ALS Bottle#: 11 Worklist Smp#: 11  
 Injection Vol: 1.0 ul Dil. Factor: 1.0000  
 Sample Info: 3  
 Operator ID: tl Instrument ID: TAC040  
 Sublist: chrom-8270TAC040\*sub20

Method: \\chromfs\Seattle\ChromData\TAC040\20220303-81577.b\8270TAC040.m  
 Limit Group: 8270D BNA QSM 5.0  
 Last Update: 08-Mar-2022 14:31:32 Calib Date: 03-Mar-2022 20:58:30  
 Integrator: RTE ID Type: RT Order ID  
 Quant Method: Internal Standard Quant By: Initial Calibration  
 Last ICal File: \\chromfs\Seattle\ChromData\TAC040\20220303-81577.b\40Scan030322a016.D

Column 1 : Det: MS SCAN  
 Process Host: CTX1601

First Level Reviewer: limmere

Date: 04-Mar-2022 11:46:56

Compound	Sig	RT (min.)	Adj RT (min.)	Dlt RT (min.)	Q	Response	Cal Amt ug/L	OnCol Amt ug/L	Flags
* 1 1,4-Dichlorobenzene-d4	152	4.707	4.707	0.000	87	26118	100.0	100.0	
* 2 Naphthalene-d8	136	5.736	5.736	0.000	97	87195	100.0	100.0	
* 3 Acenaphthene-d10	164	7.172	7.172	0.000	90	43886	100.0	100.0	
* 4 Phenanthrene-d10	188	8.389	8.389	0.000	94	68147	100.0	100.0	
* 5 Chrysene-d12	240	10.595	10.595	0.000	97	50910	100.0	100.0	
* 6 Perylene-d12	264	12.112	12.112	0.000	95	56816	100.0	100.0	
\$ 7 2-Fluorophenol	112	3.643	3.649	-0.006	62	10216	50.0	41.5	
\$ 8 Phenol-d5	99	4.413	4.413	0.000	98	11219	50.0	43.2	
\$ 9 Nitrobenzene-d5	82	5.154	5.154	0.000	66	7799	50.0	46.6	
\$ 10 2-Fluorobiphenyl	172	6.630	6.630	0.000	91	26886	50.0	48.0	
\$ 11 2,4,6-Tribromophenol	330	7.819	7.819	0.000	50	3869	50.0	38.2	
\$ 12 Terphenyl-d14	244	9.713	9.713	0.000	83	19456	50.0	45.9	
15 N-Nitrosodimethylamine	74	2.525	2.525	0.000	64	3805	50.0	47.3	a
16 Pyridine	79	2.547	2.536	0.011	93	10713	100.0	71.4	
18 Phenol	94	4.425	4.425	0.000	85	10295	50.0	41.6	
17 Aniline	93	4.442	4.442	0.000	23	9005	50.0	38.5	a
19 Bis(2-chloroethyl)ether	93	4.507	4.507	0.000	86	7856	50.0	41.4	
20 2-Chlorophenol	128	4.531	4.531	0.000	49	13462	50.0	44.5	
21 n-Decane	57	4.595	4.595	0.000	81	5898	50.0	44.4	
22 1,3-Dichlorobenzene	146	4.660	4.660	0.000	84	15339	50.0	41.8	
23 1,4-Dichlorobenzene	146	4.719	4.719	0.000	78	15793	50.0	41.7	
27 Benzyl alcohol	79	4.825	4.825	0.000	88	5152	50.0	40.7	
24 1,2-Dichlorobenzene	146	4.842	4.842	0.000	84	15316	50.0	43.5	
28 2-Methylphenol	108	4.913	4.913	0.000	45	9301	50.0	43.2	a
25 2,2'-oxybis[1-chloropropane]	45	4.942	4.942	0.000	68	8018	50.0	44.2	
29 Acetophenone	105	5.036	5.036	0.000	96	13742	50.0	43.7	
32 3 & 4 Methylphenol	108	5.042	5.042	0.000	87	8732	50.0	41.0	a
30 N-Nitrosodi-n-propylamine	70	5.042	5.042	0.000	63	3847	50.0	44.5	
31 Hexachloroethane	117	5.113	5.113	0.000	83	7596	50.0	49.9	
33 Nitrobenzene	77	5.172	5.172	0.000	62	6991	50.0	44.6	
34 Isophorone	82	5.372	5.372	0.000	83	12174	50.0	43.4	

Compound	Sig	RT (min.)	Adj RT (min.)	Dlt RT (min.)	Q	Response	Cal Amt ug/L	OnCol Amt ug/L	Flags
35 2-Nitrophenol	139	5.430	5.430	0.000	68	6354	50.0	40.9	
37 2,4-Dimethylphenol	107	5.472	5.472	0.000	76	9676	50.0	48.3	
36 Benzoic acid	105	5.501	5.519	-0.018	22	2635	100.0	155.3	a
38 Bis(2-chloroethoxy)methane	93	5.560	5.560	0.000	84	10302	50.0	43.6	
39 2,4-Dichlorophenol	162	5.619	5.619	0.000	76	10444	50.0	45.5	
40 1,2,4-Trichlorobenzene	180	5.689	5.695	-0.006	88	13564	50.0	46.6	
41 Naphthalene	128	5.754	5.754	0.000	82	35359	50.0	44.3	
42 2,6-Dichlorophenol	162	5.807	5.807	0.000	81	10642	50.0	47.3	
43 4-Chloroaniline	127	5.807	5.807	0.000	59	7666	50.0	48.5	
44 Hexachlorobutadiene	225	5.866	5.860	0.006	76	8241	50.0	46.8	
45 4-Chloro-3-methylphenol	107	6.201	6.201	0.000	74	6186	50.0	41.3	
46 2-Methylnaphthalene	142	6.319	6.325	-0.006	84	23370	50.0	46.7	
47 1-Methylnaphthalene	142	6.401	6.401	0.000	84	23323	50.0	47.5	
49 1,2,4,5-Tetrachlorobenzene	216	6.454	6.454	0.000	89	13369	50.0	46.8	
48 Hexachlorocyclopentadiene	237	6.454	6.454	0.000	61	7619	50.0	41.9	
50 2,4,6-Trichlorophenol	196	6.554	6.554	0.000	65	5912	50.0	42.9	
51 2,4,5-Trichlorophenol	196	6.577	6.577	0.000	78	5126	50.0	41.4	
52 1,1'-Biphenyl	154	6.707	6.707	0.000	92	28414	50.0	48.1	
53 2-Chloronaphthalene	162	6.719	6.719	0.000	89	23617	50.0	48.1	
54 2-Nitroaniline	138	6.807	6.807	0.000	48	5249	50.0	45.4	
55 Dimethyl phthalate	163	6.972	6.972	0.000	91	24593	50.0	46.2	
56 1,3-Dinitrobenzene	168	6.983	6.983	0.000	38	2313	50.0	51.3	
57 2,6-Dinitrotoluene	165	7.013	7.013	0.000	52	4351	50.0	54.9	
58 Acenaphthylene	152	7.054	7.054	0.000	88	32146	50.0	45.3	
59 3-Nitroaniline	138	7.177	7.142	0.035	1	240	50.0	47.9	
60 Acenaphthene	153	7.195	7.201	-0.006	88	22493	50.0	46.4	
69 2,4-Dinitrophenol	184	7.230	7.230	0.000	30	976	100.0	202.9	a
63 4-Nitrophenol	109	7.283	7.283	0.000	40	1491	100.0	134.5	a
62 2,4-Dinitrotoluene	165	7.336	7.336	0.000	51	4601	50.0	52.3	a
61 Dibenzofuran	168	7.342	7.342	0.000	83	30735	50.0	47.5	
64 2,3,5,6-Tetrachlorophenol	232	7.407	7.407	0.000	64	4293	50.0	43.9	
65 2,3,4,6-Tetrachlorophenol	232	7.442	7.442	0.000	39	4449	50.0	41.7	
66 Diethyl phthalate	149	7.554	7.554	0.000	94	61841	50.0	112.8	
67 Fluorene	166	7.624	7.624	0.000	92	25114	50.0	48.9	
68 4-Chlorophenyl phenyl ether	204	7.636	7.636	0.000	77	10697	50.0	43.3	
70 4-Nitroaniline	138	7.642	7.642	0.000	23	2916	50.0	42.1	
73 4,6-Dinitro-2-methylphenol	198	7.666	7.666	0.000	26	2289	100.0	105.4	
71 N-Nitrosodiphenylamine	169	7.730	7.730	0.000	54	14779	50.0	45.6	
72 Azobenzene	77	7.760	7.760	0.000	92	13248	50.0	47.0	
74 4-Bromophenyl phenyl ether	248	8.036	8.036	0.000	43	6889	50.0	43.6	
75 Hexachlorobenzene	284	8.066	8.066	0.000	68	10364	50.0	45.8	
76 Atrazine	200	8.177	8.177	0.000	69	4848	50.0	41.6	
77 Pentachlorophenol	266	8.230	8.230	0.000	61	4727	100.0	103.4	
78 n-Octadecane	43	8.342	8.342	0.000	63	5220	50.0	46.9	
79 Phenanthrene	178	8.407	8.407	0.000	90	31549	50.0	45.1	
80 Anthracene	178	8.448	8.448	0.000	89	29962	50.0	44.6	
81 Carbazole	167	8.583	8.583	0.000	72	20662	50.0	44.0	
83 Di-n-butyl phthalate	149	8.901	8.901	0.000	92	37840	50.0	45.6	
84 Fluoranthene	202	9.383	9.383	0.000	87	31187	50.0	44.8	
85 Benzidine	184	9.513	9.507	0.006	61	8906	100.0	86.8	
86 Pyrene	202	9.566	9.566	0.000	96	31286	50.0	43.6	
87 Butyl benzyl phthalate	149	10.130	10.130	0.000	71	12762	50.0	42.9	

Compound	Sig	RT (min.)	Adj RT (min.)	Dlt RT (min.)	Q	Response	Cal Amt ug/L	OnCol Amt ug/L	Flags
91 3,3'-Dichlorobenzidine	252	10.577	10.577	0.000	52	14212	100.0	87.0	
89 Benzo[a]anthracene	228	10.583	10.589	-0.006	91	23598	50.0	42.1	
90 Chrysene	228	10.618	10.618	0.000	86	30970	50.0	51.0	
92 Bis(2-ethylhexyl) phthalate	149	10.665	10.665	0.000	82	15780	50.0	37.8	
93 Di-n-octyl phthalate	149	11.336	11.336	0.000	76	23054	50.0	52.1	
94 Benzo[b]fluoranthene	252	11.683	11.683	0.000	81	27077	50.0	42.8	
95 Benzofluoranthene	252	11.712	11.683	0.029	95	54456	100.0	84.5	a
96 Benzo[k]fluoranthene	252	11.712	11.718	-0.006	88	24059	50.0	35.6	
97 Benzo[a]pyrene	252	12.048	12.048	0.000	59	22305	50.0	41.9	
98 Indeno[1,2,3-cd]pyrene	276	13.371	13.371	0.000	94	21732	50.0	42.1	
99 Dibenz(a,h)anthracene	278	13.406	13.412	-0.006	46	25756	50.0	44.3	
100 Benzo[g,h,i]perylene	276	13.677	13.683	-0.006	83	28478	50.0	41.5	

**QC Flag Legend**

Processing Flags

Review Flags

a - User Assigned ID

**Reagents:**

8270ccvl\_50\_00039

Amount Added: 1.00

Units: mL

Eurofins Seattle

Data File: \\chromfs\Seattle\ChromData\TAC040\20220303-81577.b\40Scan030322a014.D

Injection Date: 03-Mar-2022 20:12:30

Instrument ID: TAC040

Lims ID: STD3

Client ID:

Operator ID: tl

ALS Bottle#: 11

Worklist Smp#: 11

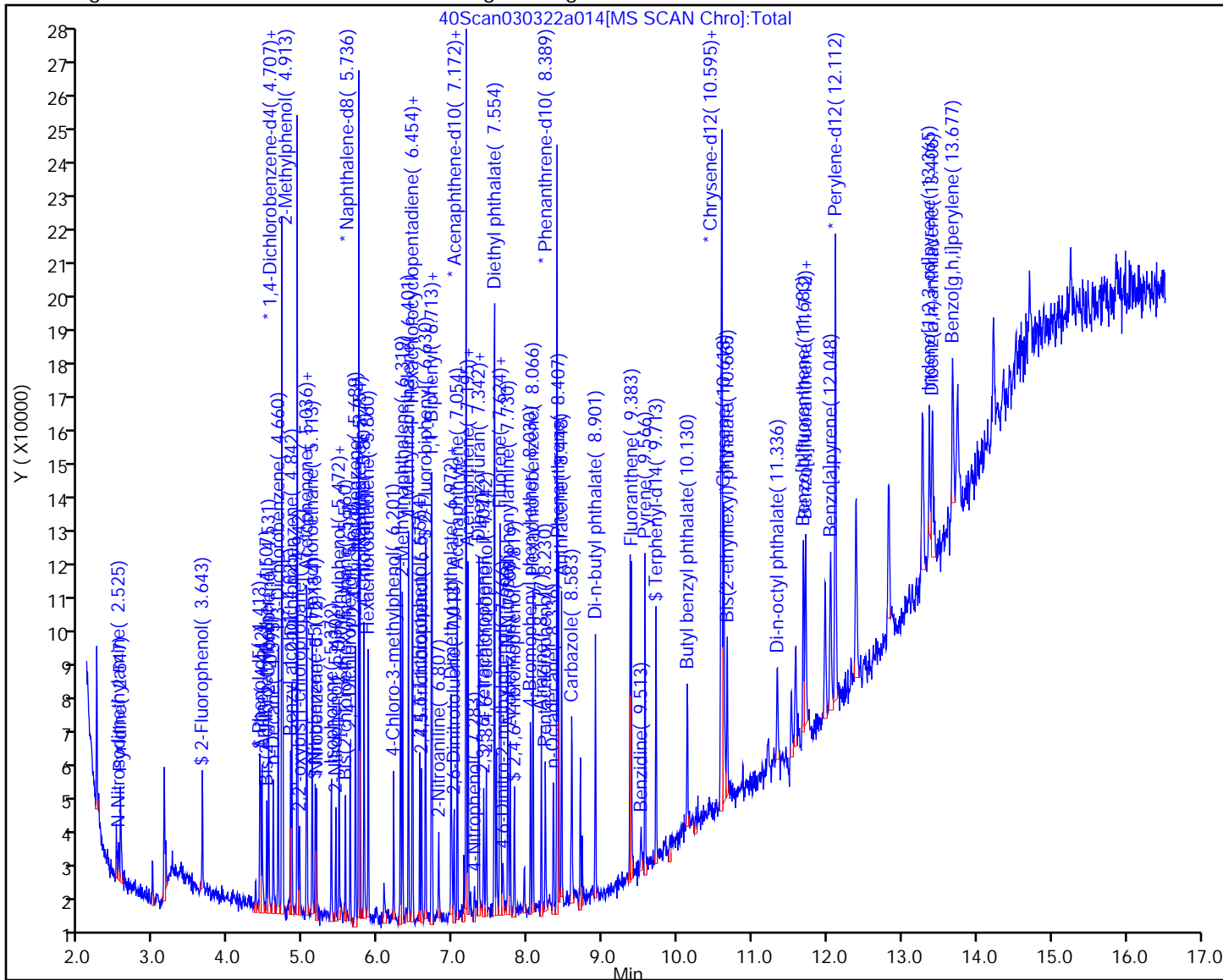
Injection Vol: 1.0 ul

Dil. Factor: 1.0000

Method: 8270TAC040

Limit Group: 8270D BNA QSM 5.0

Y Scaling: Method Defined: Scale to the Nth Largest Target: 1



Eurofins Seattle

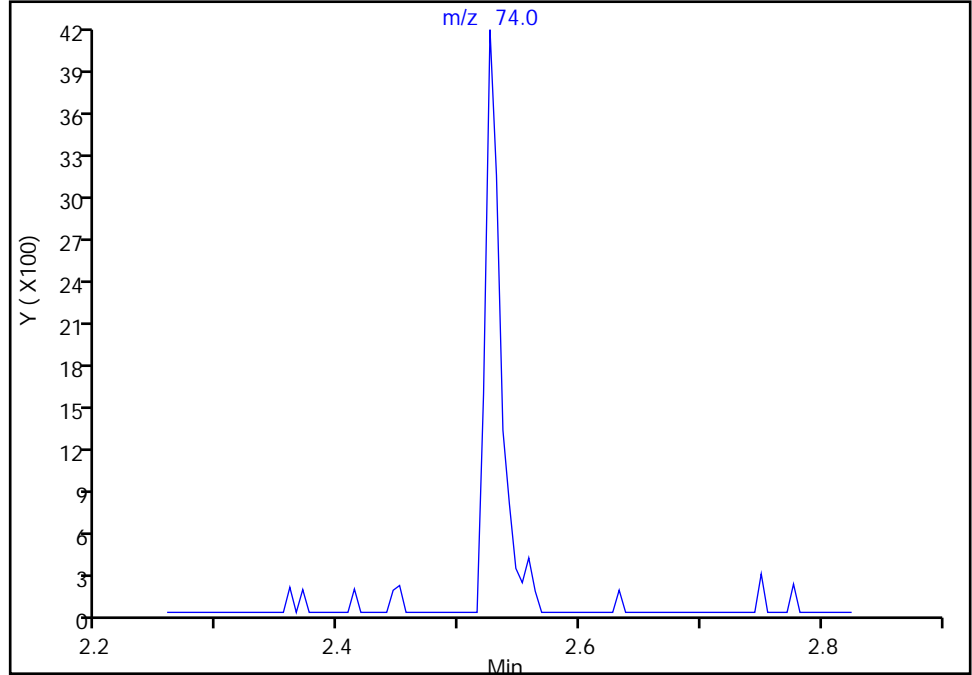
Data File: \\chromfs\Seattle\ChromData\TAC040\20220303-81577.b\40Scan030322a014.D  
Injection Date: 03-Mar-2022 20:12:30 Instrument ID: TAC040  
Lims ID: STD3  
Client ID:  
Operator ID: tl ALS Bottle#: 11 Worklist Smp#: 11  
Injection Vol: 1.0 ul Dil. Factor: 1.0000  
Method: 8270TAC040 Limit Group: 8270D BNA QSM 5.0  
Column: Detector MS SCAN

15 N-Nitrosodimethylamine, CAS: 62-75-9

Signal: 1

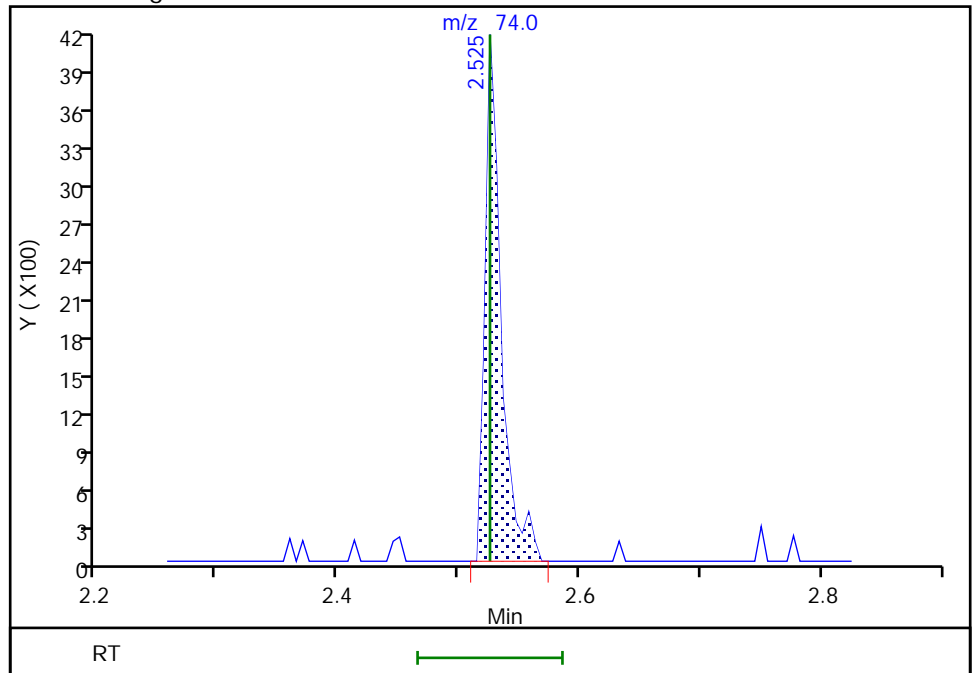
Not Detected  
Expected RT: 2.53

Processing Integration Results



RT: 2.53  
Area: 3805  
Amount: 47.320984  
Amount Units: ug/L

Manual Integration Results



Eurofins Seattle

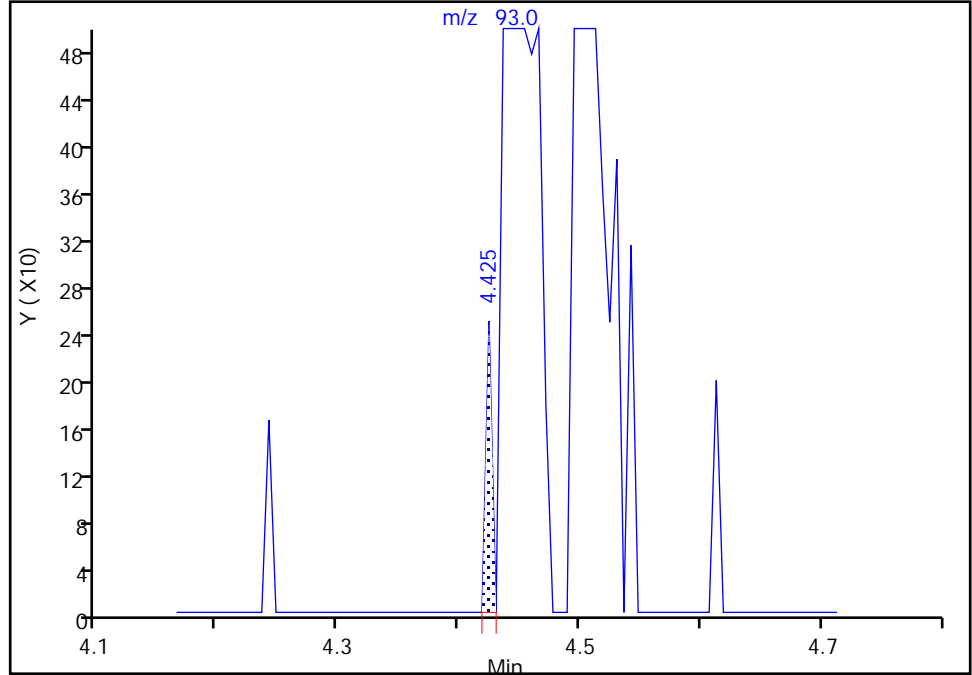
Data File: \\chromfs\Seattle\ChromData\TAC040\20220303-81577.b\40Scan030322a014.D  
Injection Date: 03-Mar-2022 20:12:30 Instrument ID: TAC040  
Lims ID: STD3  
Client ID:  
Operator ID: tl ALS Bottle#: 11 Worklist Smp#: 11  
Injection Vol: 1.0 ul Dil. Factor: 1.0000  
Method: 8270TAC040 Limit Group: 8270D BNA QSM 5.0  
Column: Detector MS SCAN

17 Aniline, CAS: 62-53-3

Signal: 1

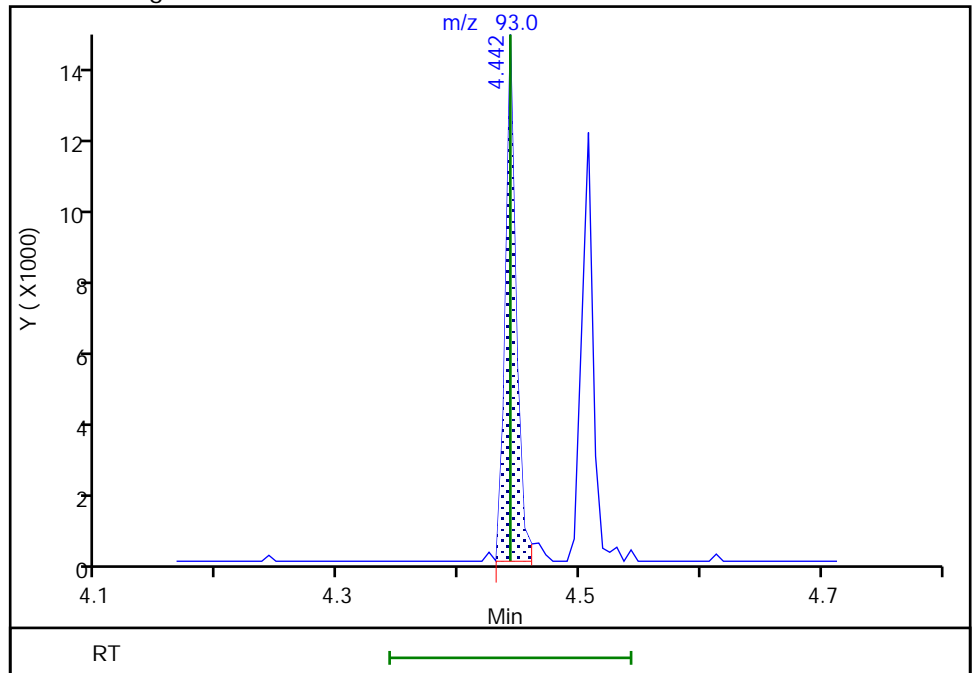
RT: 4.42  
Area: 88  
Amount: 11.349319  
Amount Units: ug/L

Processing Integration Results



RT: 4.44  
Area: 9005  
Amount: 38.496595  
Amount Units: ug/L

Manual Integration Results



Eurofins Seattle

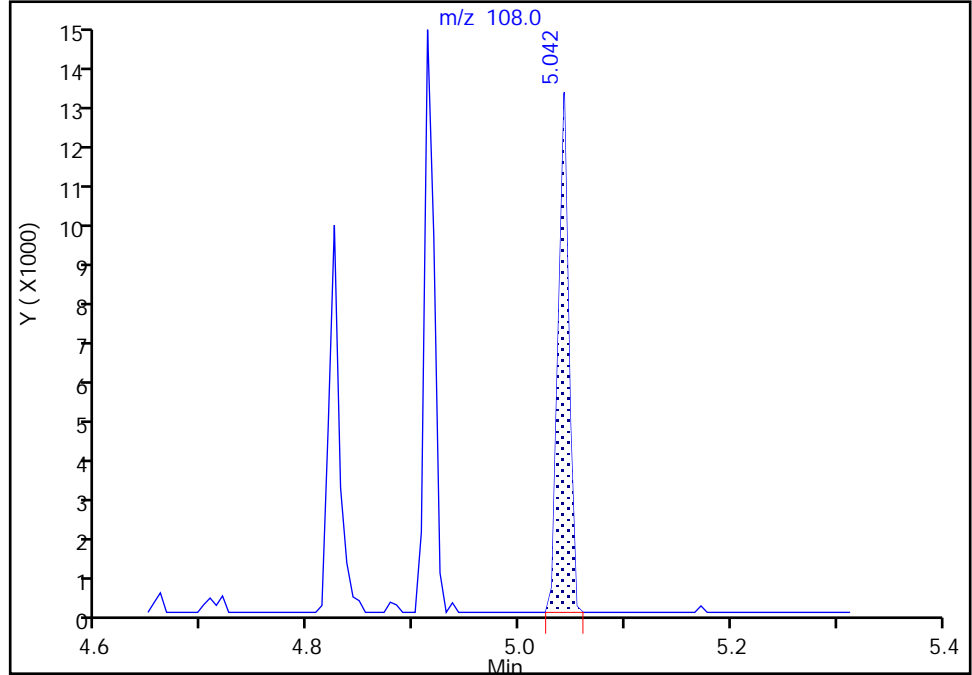
Data File: \\chromfs\Seattle\ChromData\TAC040\20220303-81577.b\40Scan030322a014.D  
Injection Date: 03-Mar-2022 20:12:30 Instrument ID: TAC040  
Lims ID: STD3  
Client ID:  
Operator ID: tl ALS Bottle#: 11 Worklist Smp#: 11  
Injection Vol: 1.0 ul Dil. Factor: 1.0000  
Method: 8270TAC040 Limit Group: 8270D BNA QSM 5.0  
Column: Detector MS SCAN

28 2-Methylphenol, CAS: 95-48-7

Signal: 1

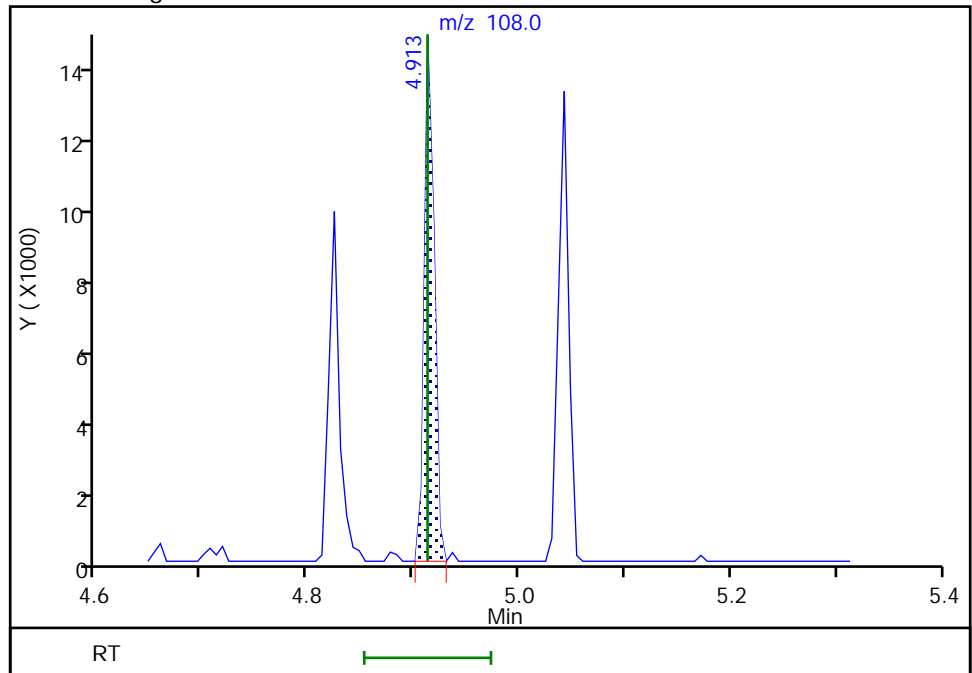
RT: 5.04  
Area: 8732  
Amount: 41.738984  
Amount Units: ug/L

Processing Integration Results



RT: 4.91  
Area: 9301  
Amount: 43.183052  
Amount Units: ug/L

Manual Integration Results





Eurofins Seattle

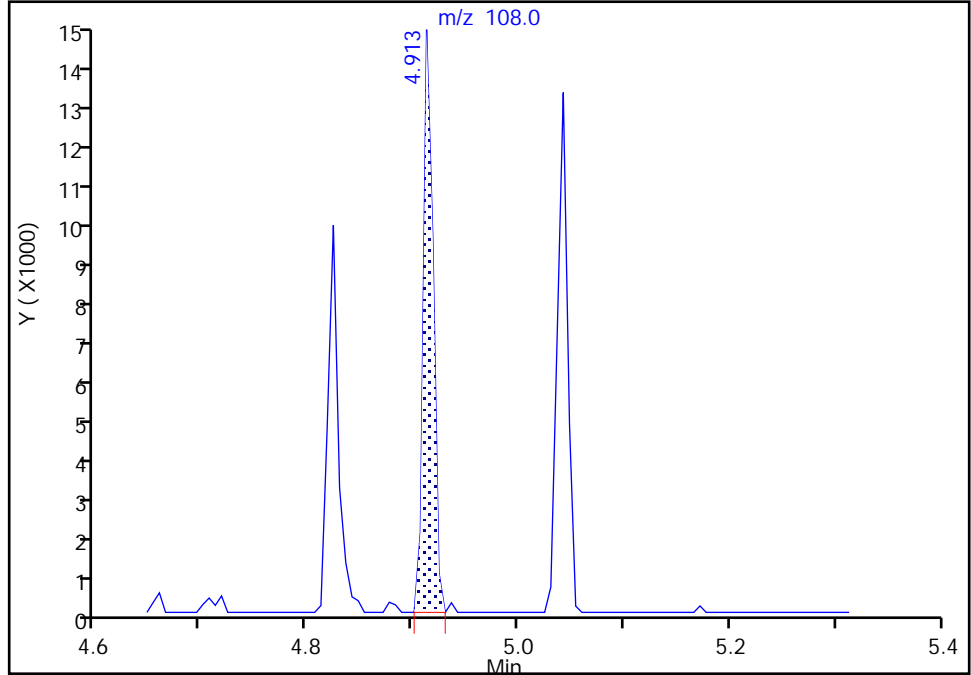
Data File: \\chromfs\Seattle\ChromData\TAC040\20220303-81577.b\40Scan030322a014.D  
Injection Date: 03-Mar-2022 20:12:30 Instrument ID: TAC040  
Lims ID: STD3  
Client ID:  
Operator ID: tl ALS Bottle#: 11 Worklist Smp#: 11  
Injection Vol: 1.0 ul Dil. Factor: 1.0000  
Method: 8270TAC040 Limit Group: 8270D BNA QSM 5.0  
Column: Detector MS SCAN

32 3 & 4 Methylphenol, CAS: 15831-10-4

Signal: 1

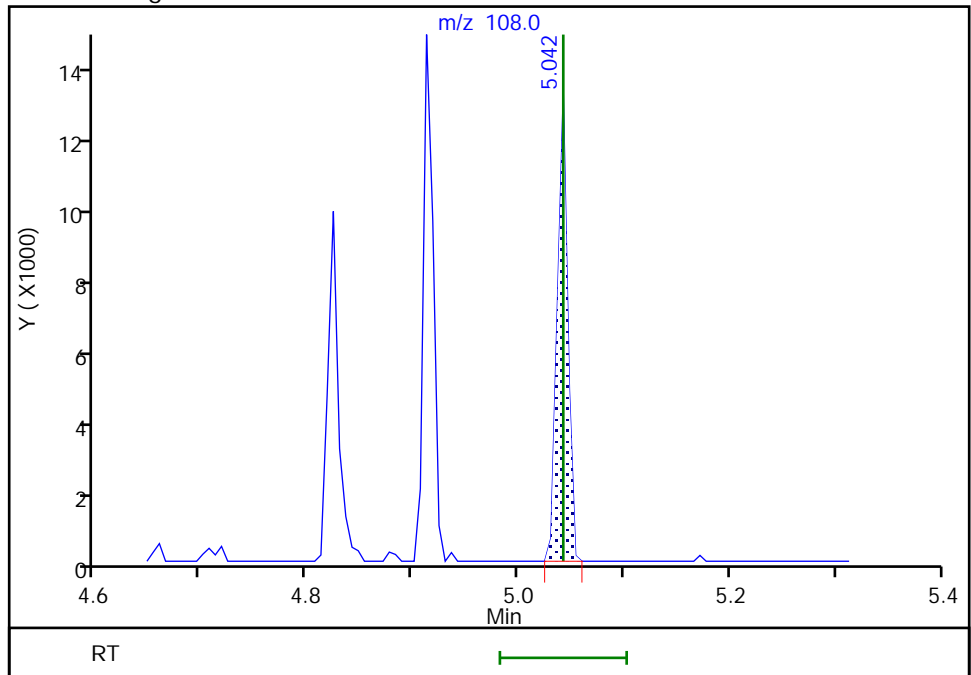
RT: 4.91  
Area: 9301  
Amount: 42.636856  
Amount Units: ug/L

Processing Integration Results



RT: 5.04  
Area: 8732  
Amount: 40.999798  
Amount Units: ug/L

Manual Integration Results



Eurofins Seattle

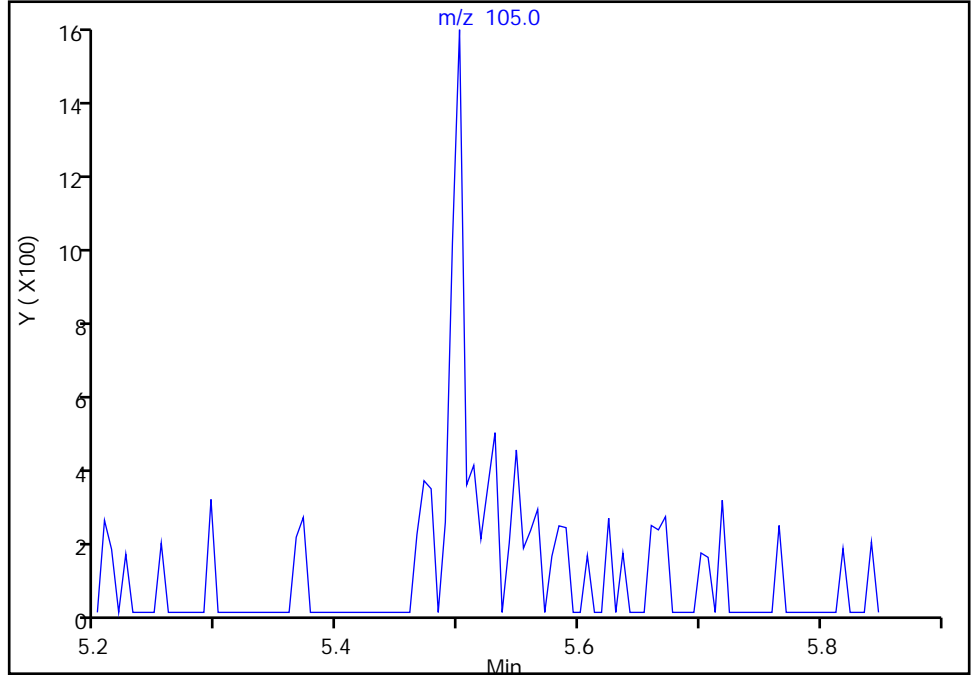
Data File: \\chromfs\Seattle\ChromData\TAC040\20220303-81577.b\40Scan030322a014.D  
Injection Date: 03-Mar-2022 20:12:30 Instrument ID: TAC040  
Lims ID: STD3  
Client ID:  
Operator ID: tl ALS Bottle#: 11 Worklist Smp#: 11  
Injection Vol: 1.0 ul Dil. Factor: 1.0000  
Method: 8270TAC040 Limit Group: 8270D BNA QSM 5.0  
Column: Detector MS SCAN

36 Benzoic acid, CAS: 65-85-0

Signal: 1

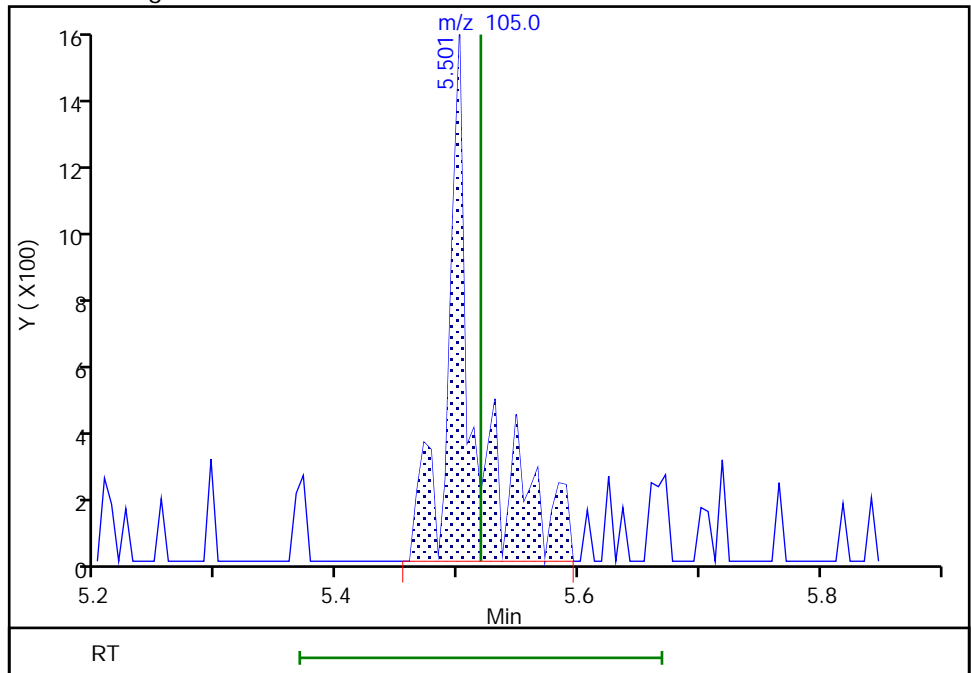
Not Detected  
Expected RT: 5.52

Processing Integration Results



Manual Integration Results

RT: 5.50  
Area: 2635  
Amount: 155.2730  
Amount Units: ug/L



Reviewer: limmere, 08-Mar-2022 10:47:23  
Audit Action: Assigned Compound ID

Audit Reason: Peak assignment corrected

Eurofins Seattle

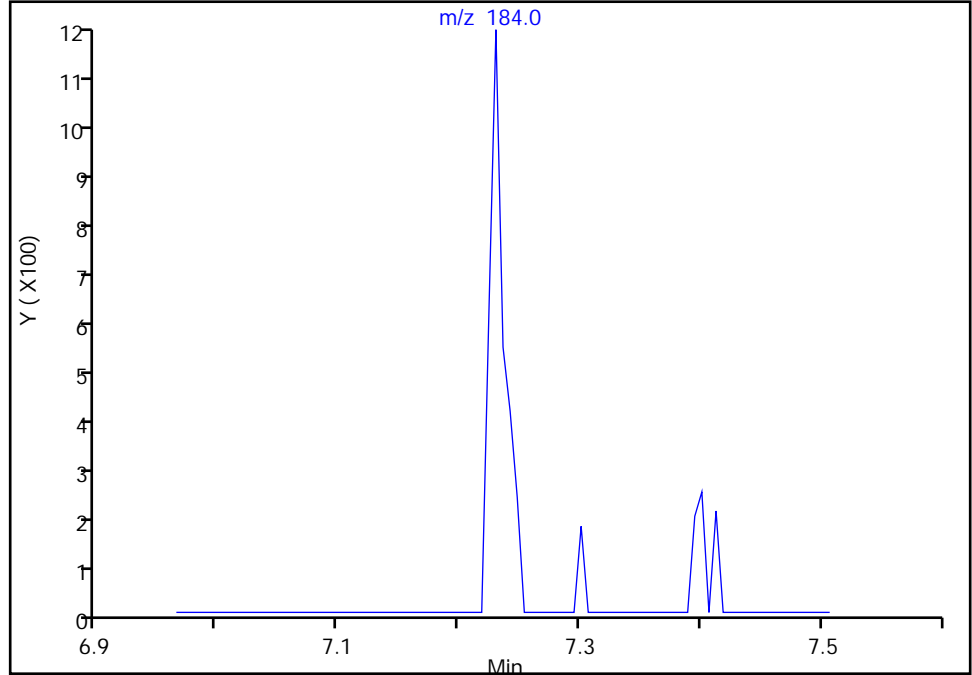
Data File: \\chromfs\Seattle\ChromData\TAC040\20220303-81577.b\40Scan030322a014.D  
Injection Date: 03-Mar-2022 20:12:30 Instrument ID: TAC040  
Lims ID: STD3  
Client ID:  
Operator ID: tl ALS Bottle#: 11 Worklist Smp#: 11  
Injection Vol: 1.0 ul Dil. Factor: 1.0000  
Method: 8270TAC040 Limit Group: 8270D BNA QSM 5.0  
Column: Detector MS SCAN

69 2,4-Dinitrophenol, CAS: 51-28-5

Signal: 1

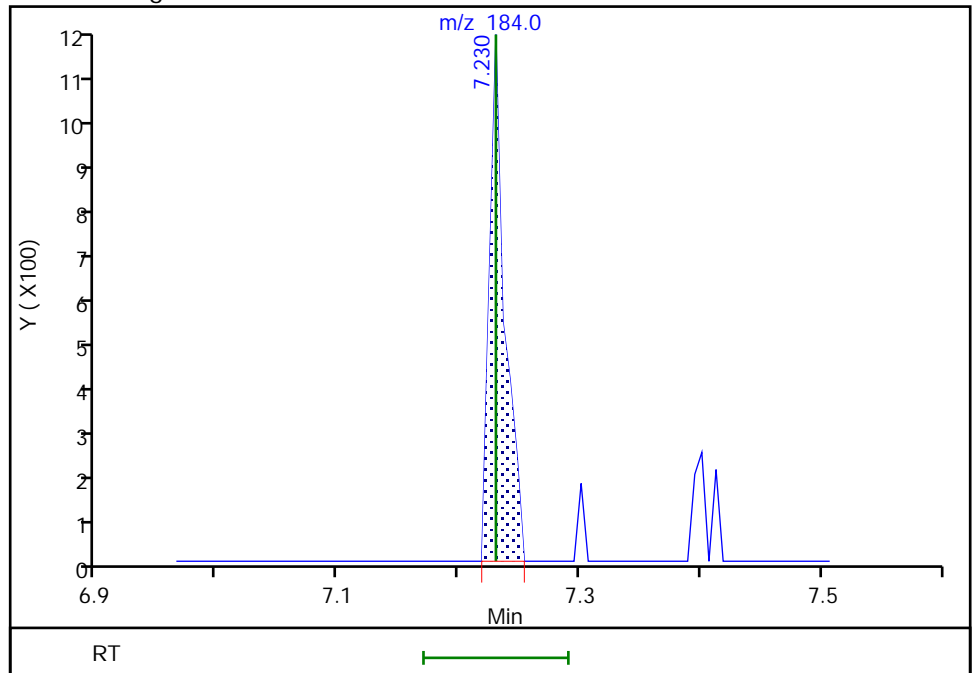
Not Detected  
Expected RT: 7.23

Processing Integration Results



Manual Integration Results

RT: 7.23  
Area: 976  
Amount: 202.8942  
Amount Units: ug/L



Eurofins Seattle

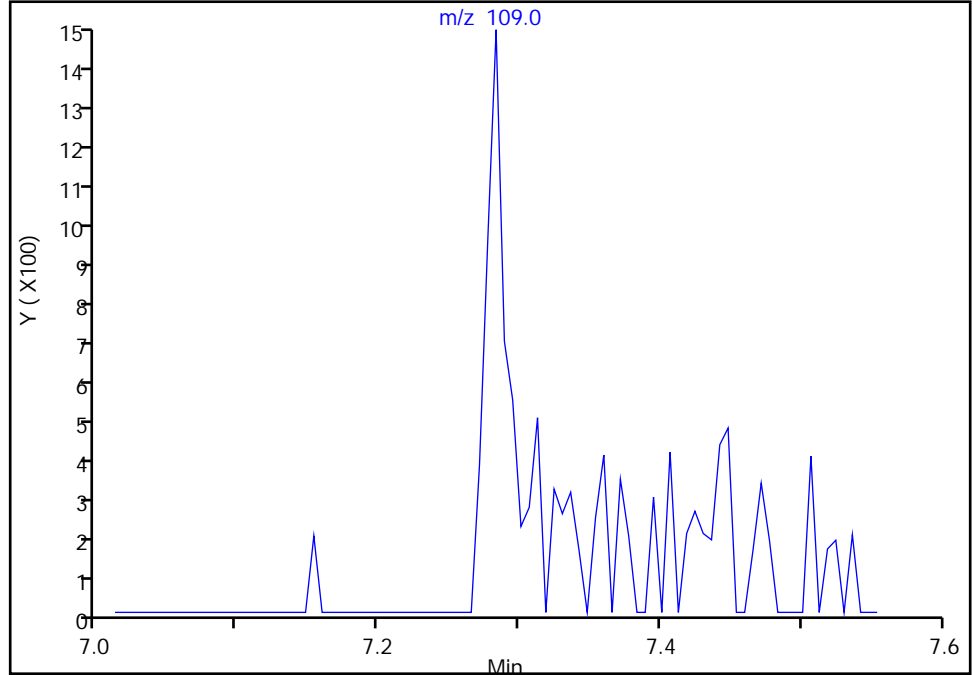
Data File: \\chromfs\Seattle\ChromData\TAC040\20220303-81577.b\40Scan030322a014.D  
Injection Date: 03-Mar-2022 20:12:30 Instrument ID: TAC040  
Lims ID: STD3  
Client ID:  
Operator ID: tl ALS Bottle#: 11 Worklist Smp#: 11  
Injection Vol: 1.0 ul Dil. Factor: 1.0000  
Method: 8270TAC040 Limit Group: 8270D BNA QSM 5.0  
Column: Detector MS SCAN

63 4-Nitrophenol, CAS: 100-02-7

Signal: 1

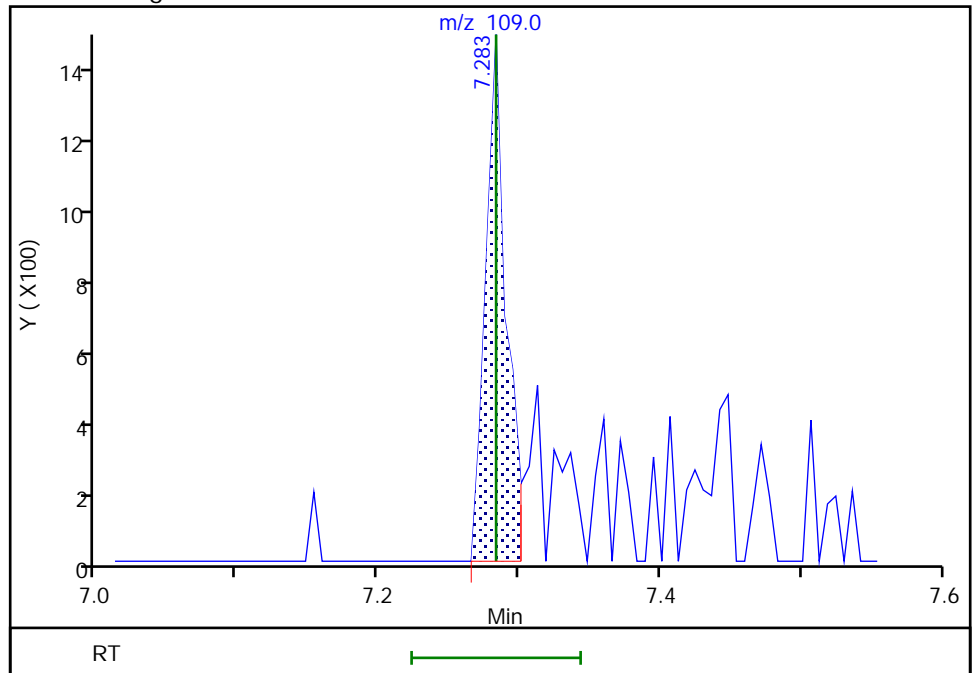
Not Detected  
Expected RT: 7.28

Processing Integration Results



Manual Integration Results

RT: 7.28  
Area: 1491  
Amount: 134.4729  
Amount Units: ug/L



Reviewer: limmere, 08-Mar-2022 10:47:39  
Audit Action: Assigned Compound ID

Audit Reason: Peak assignment corrected

Eurofins Seattle

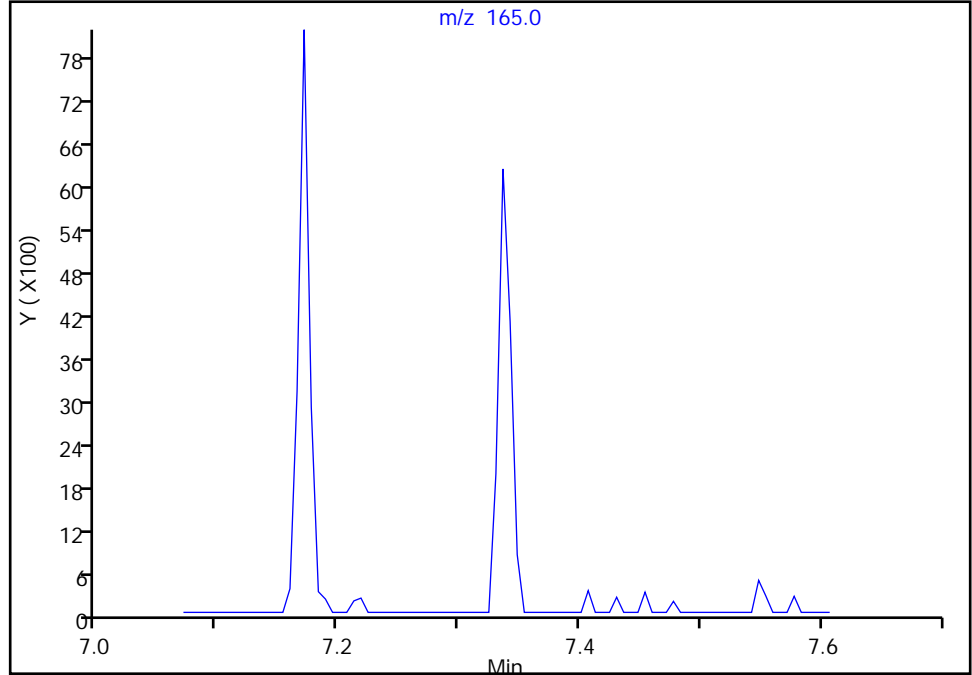
Data File: \\chromfs\Seattle\ChromData\TAC040\20220303-81577.b\40Scan030322a014.D  
Injection Date: 03-Mar-2022 20:12:30 Instrument ID: TAC040  
Lims ID: STD3  
Client ID:  
Operator ID: tl ALS Bottle#: 11 Worklist Smp#: 11  
Injection Vol: 1.0 ul Dil. Factor: 1.0000  
Method: 8270TAC040 Limit Group: 8270D BNA QSM 5.0  
Column: Detector MS SCAN

62 2,4-Dinitrotoluene, CAS: 121-14-2

Signal: 1

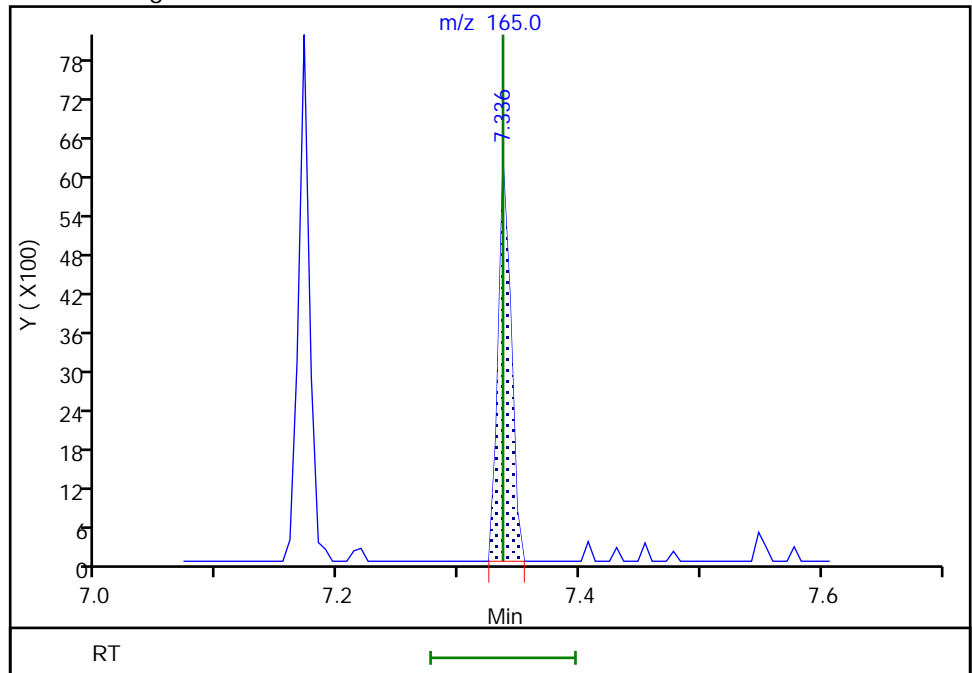
Not Detected  
Expected RT: 7.34

Processing Integration Results



Manual Integration Results

RT: 7.34  
Area: 4601  
Amount: 52.281957  
Amount Units: ug/L



Reviewer: limmere, 08-Mar-2022 10:47:45  
Audit Action: Assigned Compound ID

Audit Reason: Peak assignment corrected

Eurofins Seattle

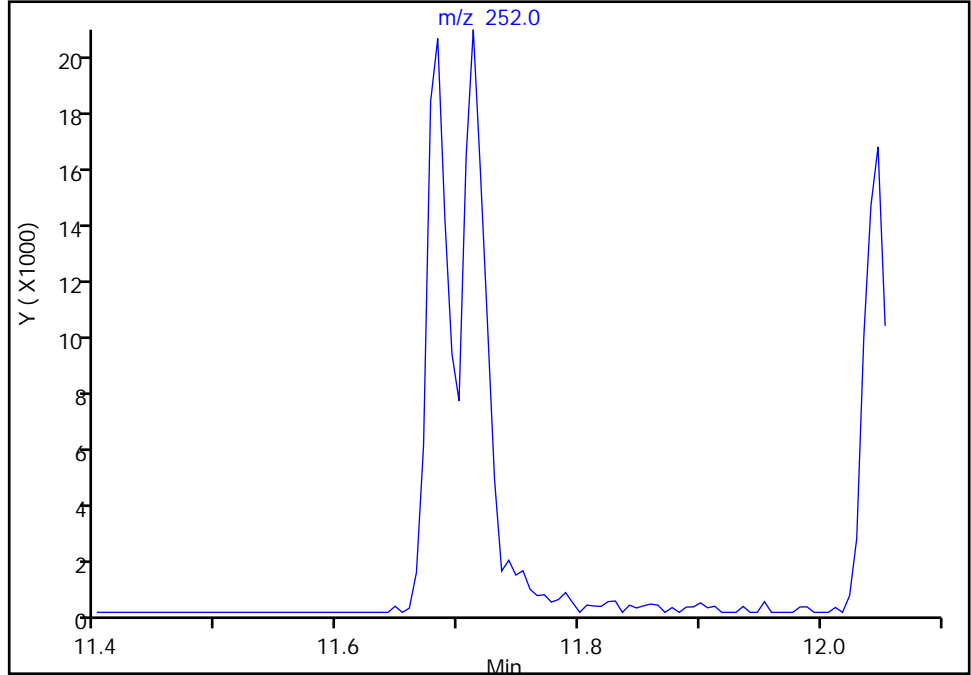
Data File: \\chromfs\Seattle\ChromData\TAC040\20220303-81577.b\40Scan030322a014.D  
Injection Date: 03-Mar-2022 20:12:30 Instrument ID: TAC040  
Lims ID: STD3  
Client ID:  
Operator ID: tl ALS Bottle#: 11 Worklist Smp#: 11  
Injection Vol: 1.0 ul Dil. Factor: 1.0000  
Method: 8270TAC040 Limit Group: 8270D BNA QSM 5.0  
Column: Detector MS SCAN

95 Benzofluoranthene, CAS: 56832-73-6

Signal: 1

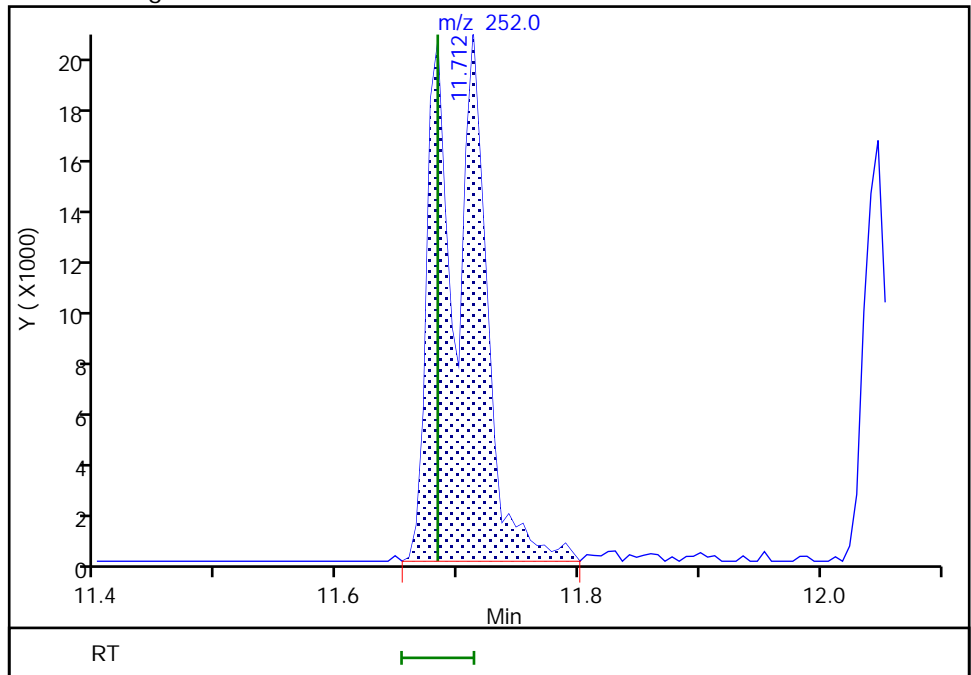
Not Detected  
Expected RT: 11.68

Processing Integration Results



Manual Integration Results

RT: 11.71  
Area: 54456  
Amount: 84.483231  
Amount Units: ug/L



Reviewer: limmere, 08-Mar-2022 10:47:58  
Audit Action: Assigned Compound ID

Audit Reason: Peak assignment corrected

Eurofins Seattle  
Target Compound Quantitation Report

Data File: \\chromfs\Seattle\ChromData\TAC040\20220303-81577.b\40Scan030322a015.D  
 Lims ID: STD2  
 Client ID:  
 Sample Type: IC Calib Level: 2  
 Inject. Date: 03-Mar-2022 20:35:30 ALS Bottle#: 12 Worklist Smp#: 12  
 Injection Vol: 1.0 ul Dil. Factor: 1.0000  
 Sample Info: 2  
 Operator ID: tl Instrument ID: TAC040  
 Sublist: chrom-8270TAC040\*sub20  
 Method: \\chromfs\Seattle\ChromData\TAC040\20220303-81577.b\8270TAC040.m  
 Limit Group: 8270D BNA QSM 5.0  
 Last Update: 08-Mar-2022 14:31:37 Calib Date: 03-Mar-2022 20:58:30  
 Integrator: RTE ID Type: RT Order ID  
 Quant Method: Internal Standard Quant By: Initial Calibration  
 Last ICal File: \\chromfs\Seattle\ChromData\TAC040\20220303-81577.b\40Scan030322a016.D

Column 1 : Det: MS SCAN  
 Process Host: CTX1601

First Level Reviewer: limmere Date: 04-Mar-2022 11:48:47

Compound	Sig	RT (min.)	Adj RT (min.)	Dlt RT (min.)	Q	Response	Cal Amt ug/L	OnCol Amt ug/L	Flags
* 1 1,4-Dichlorobenzene-d4	152	4.707	4.707	0.000	88	23253	100.0	100.0	
* 2 Naphthalene-d8	136	5.736	5.736	0.000	97	80821	100.0	100.0	
* 3 Acenaphthene-d10	164	7.171	7.172	-0.001	88	41094	100.0	100.0	
* 4 Phenanthrene-d10	188	8.389	8.389	0.000	95	60222	100.0	100.0	
* 5 Chrysene-d12	240	10.595	10.595	0.000	95	44833	100.0	100.0	
* 6 Perylene-d12	264	12.112	12.112	0.000	96	50582	100.0	100.0	
\$ 7 2-Fluorophenol	112	3.649	3.649	0.000	35	3896	20.0	17.8	
\$ 8 Phenol-d5	99	4.413	4.413	0.000	84	4457	20.0	19.3	
\$ 9 Nitrobenzene-d5	82	5.154	5.154	0.000	59	2922	20.0	18.8	
\$ 10 2-Fluorobiphenyl	172	6.630	6.630	0.000	82	10381	20.0	19.8	
\$ 11 2,4,6-Tribromophenol	330	7.818	7.819	-0.001	1	1836	20.0	24.0	
\$ 12 Terphenyl-d14	244	9.712	9.713	-0.001	48	6122	20.0	20.8	
15 N-Nitrosodimethylamine	74	2.531	2.525	0.006	48	1451	20.0	20.3	a
16 Pyridine	79	2.557	2.536	0.021	80	4885	40.0	36.6	
18 Phenol	94	4.425	4.425	-0.001	70	3794	20.0	17.2	
17 Aniline	93	4.442	4.442	0.000	46	3870	20.0	20.6	
19 Bis(2-chloroethyl)ether	93	4.507	4.507	0.000	80	3107	20.0	18.4	
20 2-Chlorophenol	128	4.530	4.531	-0.001	62	4829	20.0	17.9	
21 n-Decane	57	4.595	4.595	0.000	70	2653	20.0	21.1	
22 1,3-Dichlorobenzene	146	4.660	4.660	0.000	73	6655	20.0	20.3	
23 1,4-Dichlorobenzene	146	4.719	4.719	0.000	54	7043	20.0	20.3	
27 Benzyl alcohol	79	4.824	4.825	-0.001	65	2818	20.0	25.0	
24 1,2-Dichlorobenzene	146	4.842	4.842	0.000	78	5795	20.0	18.5	
28 2-Methylphenol	108	4.913	4.913	0.000	42	3507	20.0	18.3	a
25 2,2'-oxybis[1-chloropropane]	45	4.942	4.942	0.000	48	3544	20.0	21.0	
29 Acetophenone	105	5.036	5.036	0.000	91	6013	20.0	21.5	
32 3 & 4 Methylphenol	108	5.042	5.042	0.000	84	3287	20.0	17.3	a
30 N-Nitrosodi-n-propylamine	70	5.042	5.042	0.000	55	1475	20.0	19.1	
31 Hexachloroethane	117	5.113	5.113	0.000	80	2827	20.0	21.1	
33 Nitrobenzene	77	5.172	5.172	0.000	53	2833	20.0	20.3	
34 Isophorone	82	5.372	5.372	0.000	83	4623	20.0	20.6	

Compound	Sig	RT (min.)	Adj RT (min.)	Dlt RT (min.)	Q	Response	Cal Amt ug/L	OnCol Amt ug/L	Flags
35 2-Nitrophenol	139	5.430	5.430	0.000	38	2434	20.0	17.6	
37 2,4-Dimethylphenol	107	5.471	5.472	-0.001	65	3191	20.0	19.5	
38 Bis(2-chloroethoxy)methane	93	5.560	5.560	0.000	73	3739	20.0	17.8	
39 2,4-Dichlorophenol	162	5.619	5.619	0.000	48	3809	20.0	19.0	
40 1,2,4-Trichlorobenzene	180	5.695	5.695	0.000	56	5298	20.0	19.6	
41 Naphthalene	128	5.754	5.754	0.000	65	14961	20.0	20.2	
42 2,6-Dichlorophenol	162	5.807	5.807	0.000	76	3657	20.0	17.4	
43 4-Chloroaniline	127	5.807	5.807	0.000	49	3100	20.0	34.8	
44 Hexachlorobutadiene	225	5.866	5.860	0.006	48	2778	20.0	16.2	
45 4-Chloro-3-methylphenol	107	6.201	6.201	0.000	42	2310	20.0	16.5	
46 2-Methylnaphthalene	142	6.324	6.325	-0.001	54	8638	20.0	18.6	
47 1-Methylnaphthalene	142	6.401	6.401	0.000	67	8686	20.0	19.1	
49 1,2,4,5-Tetrachlorobenzene	216	6.460	6.454	0.006	43	5077	20.0	19.0	
48 Hexachlorocyclopentadiene	237	6.454	6.454	0.000	66	2952	20.0	19.6	
50 2,4,6-Trichlorophenol	196	6.554	6.554	0.000	27	2080	20.0	21.5	
51 2,4,5-Trichlorophenol	196	6.577	6.577	0.000	31	1656	20.0	21.6	a
52 1,1'-Biphenyl	154	6.707	6.707	0.000	87	10463	20.0	18.9	
53 2-Chloronaphthalene	162	6.718	6.719	-0.001	77	8620	20.0	18.8	
54 2-Nitroaniline	138	6.807	6.807	0.000	31	1401	20.0	21.4	
55 Dimethyl phthalate	163	6.971	6.972	-0.001	78	10049	20.0	19.5	
56 1,3-Dinitrobenzene	168	6.983	6.983	0.000	12	947	20.0	35.6	a
57 2,6-Dinitrotoluene	165	7.013	7.013	0.000	24	2000	20.0	37.1	
58 Acenaphthylene	152	7.054	7.054	0.000	77	12121	20.0	18.2	
59 3-Nitroaniline	138	7.142	7.142	0.000	26	918	20.0	53.9	
60 Acenaphthene	153	7.195	7.201	-0.006	77	8336	20.0	18.4	
63 4-Nitrophenol	109	7.283	7.283	0.000	1	139	40.0	110.1	Ma
62 2,4-Dinitrotoluene	165	7.336	7.336	0.000	17	1479	20.0	32.9	a
61 Dibenzofuran	168	7.342	7.342	0.000	76	10941	20.0	18.1	
64 2,3,5,6-Tetrachlorophenol	232	7.413	7.407	0.006	1	1150	20.0	21.2	
65 2,3,4,6-Tetrachlorophenol	232	7.442	7.442	0.000	1	1358	20.0	21.3	
66 Diethyl phthalate	149	7.554	7.554	0.000	79	8063	20.0	15.7	
67 Fluorene	166	7.624	7.624	0.000	76	8369	20.0	17.4	
68 4-Chlorophenyl phenyl ether	204	7.636	7.636	0.000	57	4177	20.0	18.0	
70 4-Nitroaniline	138	7.642	7.642	0.000	10	1039	20.0	16.0	
73 4,6-Dinitro-2-methylphenol	198	7.665	7.666	-0.001	1	595	40.0	83.5	a
71 N-Nitrosodiphenylamine	169	7.730	7.730	0.000	37	4634	20.0	16.2	
72 Azobenzene	77	7.760	7.760	0.000	74	4692	20.0	18.8	
74 4-Bromophenyl phenyl ether	248	8.036	8.036	0.000	20	2838	20.0	20.3	
75 Hexachlorobenzene	284	8.065	8.066	-0.001	54	4020	20.0	20.0	
76 Atrazine	200	8.177	8.177	0.000	34	2178	20.0	21.6	
77 Pentachlorophenol	266	8.230	8.230	0.000	1	807	40.0	70.3	
78 n-Octadecane	43	8.342	8.342	0.000	46	2191	20.0	22.3	
79 Phenanthrene	178	8.407	8.407	0.000	68	11986	20.0	19.4	
80 Anthracene	178	8.448	8.448	0.000	80	11080	20.0	18.8	
81 Carbazole	167	8.583	8.583	0.000	47	7241	20.0	17.5	
83 Di-n-butyl phthalate	149	8.901	8.901	0.000	72	13524	20.0	19.4	
84 Fluoranthene	202	9.383	9.383	0.000	68	10498	20.0	17.1	
85 Benzidine	184	9.518	9.507	0.011	1	2727	40.0	43.1	a
86 Pyrene	202	9.565	9.566	-0.001	89	12265	20.0	19.4	
87 Butyl benzyl phthalate	149	10.130	10.130	0.000	53	4216	20.0	16.1	
91 3,3'-Dichlorobenzidine	252	10.583	10.577	0.006	8	4265	40.0	34.6	
89 Benzo[a]anthracene	228	10.589	10.589	0.000	42	8310	20.0	17.7	Ma



Compound	Sig	RT (min.)	Adj RT (min.)	Dlt RT (min.)	Q	Response	Cal Amt ug/L	OnCol Amt ug/L	Flags
90 Chrysene	228	10.618	10.618	0.000	66	11288	20.0	21.4	
92 Bis(2-ethylhexyl) phthalate	149	10.665	10.665	0.000	64	6861	20.0	18.7	a
93 Di-n-octyl phthalate	149	11.336	11.336	0.000	50	8423	20.0	35.2	a
94 Benzo[b]fluoranthene	252	11.683	11.683	0.000	70	8729	20.0	15.5	
95 Benzofluoranthene	252	11.683	11.683	0.000	84	20648	40.0	36.0	a
96 Benzo[k]fluoranthene	252	11.712	11.718	-0.006	27	11954	20.0	19.9	a
97 Benzo[a]pyrene	252	12.048	12.048	0.000	42	8136	20.0	18.7	
98 Indeno[1,2,3-cd]pyrene	276	13.365	13.371	-0.006	83	7412	20.0	17.5	
99 Dibenz(a,h)anthracene	278	13.412	13.412	0.000	1	8819	20.0	18.6	
100 Benzo[g,h,i]perylene	276	13.677	13.683	-0.006	74	11736	20.0	19.2	

### QC Flag Legend

Processing Flags

Review Flags

M - Manually Integrated

a - User Assigned ID

### Reagents:

8270ccvl\_50\_00039

Amount Added: 0.40

Units: mL

8270SIM\_IS\_00069

Amount Added: 6.00

Units: uL

Eurofins Seattle

Data File: \\chromfs\Seattle\ChromData\TAC040\20220303-81577.b\40Scan030322a015.D

Injection Date: 03-Mar-2022 20:35:30

Instrument ID: TAC040

Lims ID: STD2

Client ID:

Operator ID: tl

ALS Bottle#: 12

Worklist Smp#: 12

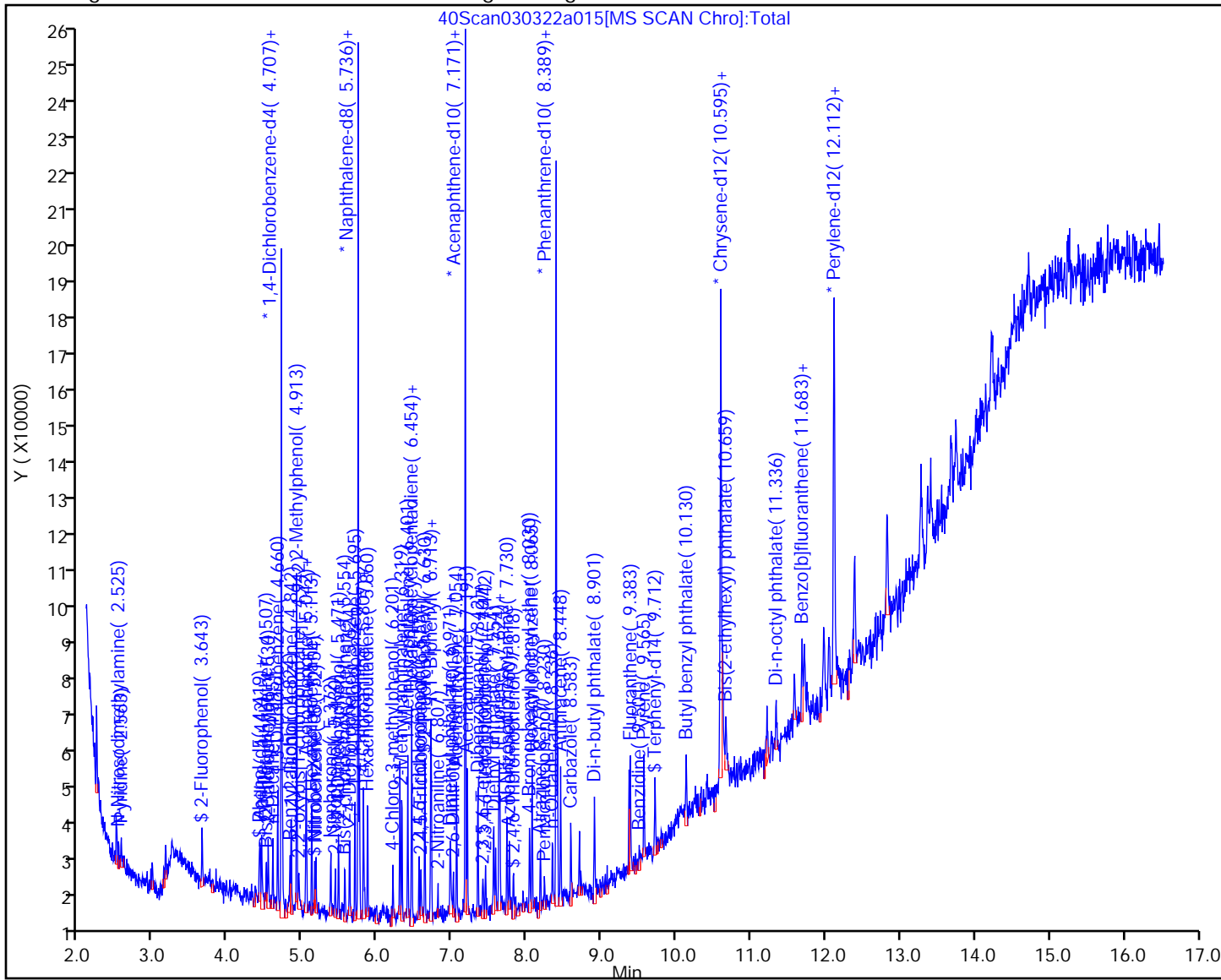
Injection Vol: 1.0 ul

Dil. Factor: 1.0000

Method: 8270TAC040

Limit Group: 8270D BNA QSM 5.0

Y Scaling: Method Defined: Scale to the Nth Largest Target: 1



Eurofins Seattle

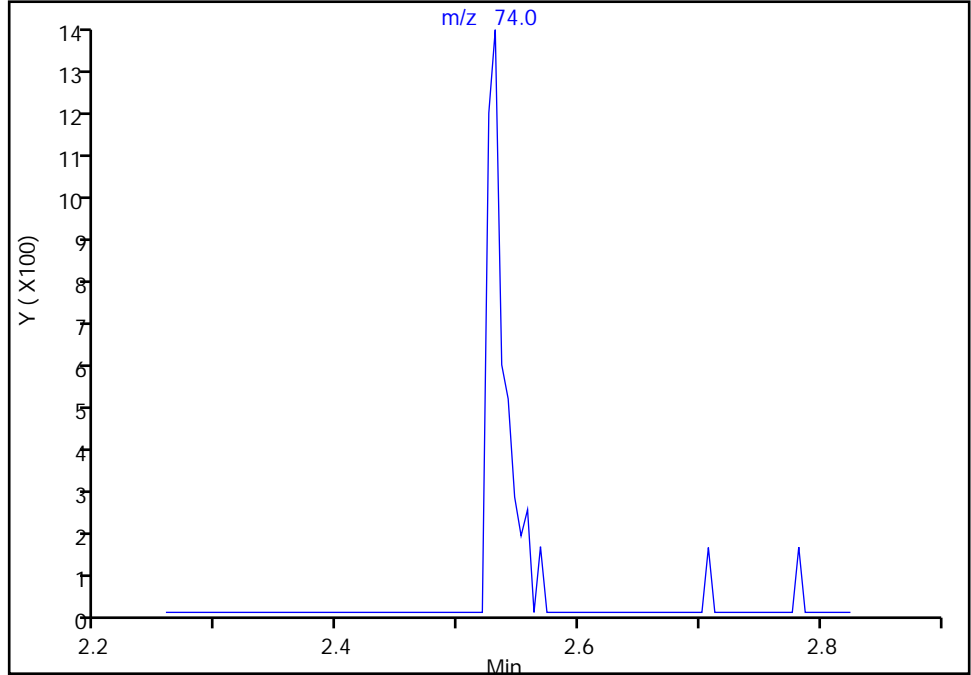
Data File: \\chromfs\Seattle\ChromData\TAC040\20220303-81577.b\40Scan030322a015.D  
Injection Date: 03-Mar-2022 20:35:30 Instrument ID: TAC040  
Lims ID: STD2  
Client ID:  
Operator ID: tl ALS Bottle#: 12 Worklist Smp#: 12  
Injection Vol: 1.0 ul Dil. Factor: 1.0000  
Method: 8270TAC040 Limit Group: 8270D BNA QSM 5.0  
Column: Detector MS SCAN

15 N-Nitrosodimethylamine, CAS: 62-75-9

Signal: 1

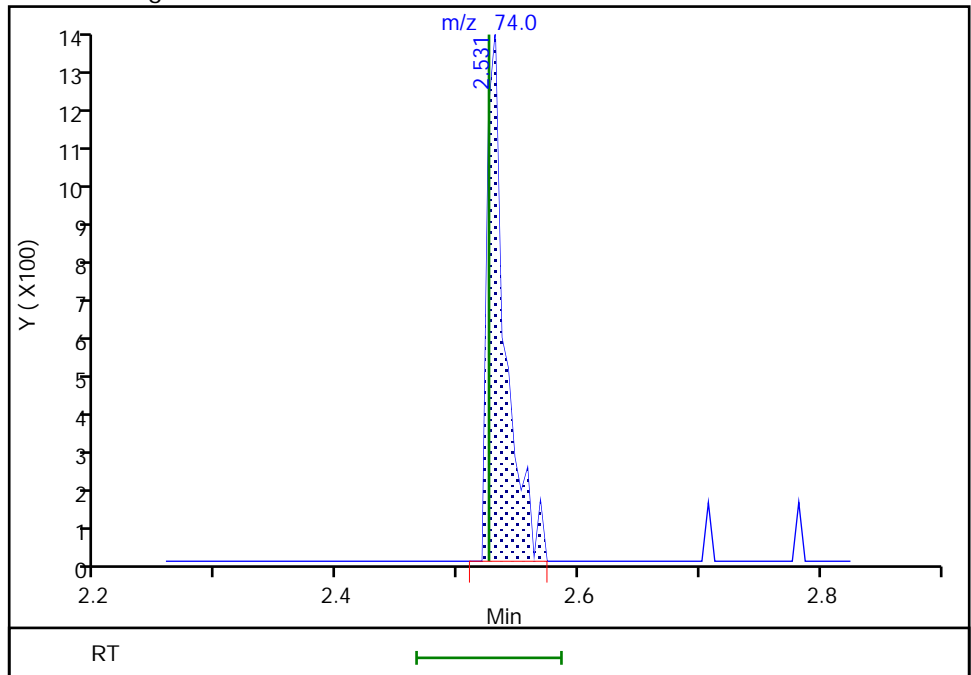
Not Detected  
Expected RT: 2.53

Processing Integration Results



Manual Integration Results

RT: 2.53  
Area: 1451  
Amount: 20.268772  
Amount Units: ug/L



Eurofins Seattle

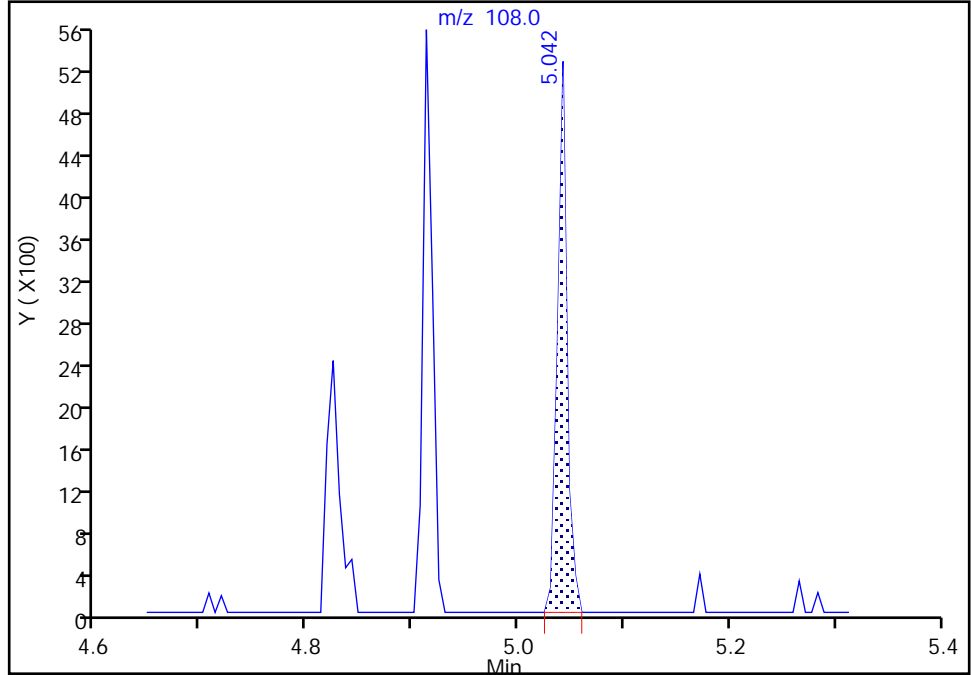
Data File: \\chromfs\Seattle\ChromData\TAC040\20220303-81577.b\40Scan030322a015.D  
Injection Date: 03-Mar-2022 20:35:30 Instrument ID: TAC040  
Lims ID: STD2  
Client ID:  
Operator ID: tl ALS Bottle#: 12 Worklist Smp#: 12  
Injection Vol: 1.0 ul Dil. Factor: 1.0000  
Method: 8270TAC040 Limit Group: 8270D BNA QSM 5.0  
Column: Detector MS SCAN

28 2-Methylphenol, CAS: 95-48-7

Signal: 1

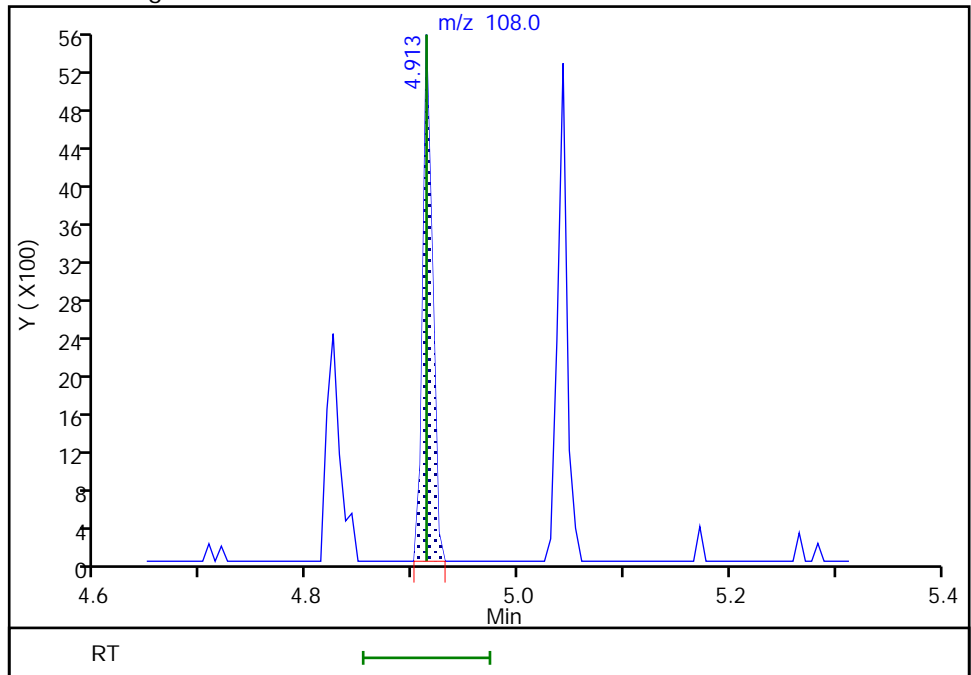
RT: 5.04  
Area: 3287  
Amount: 17.552249  
Amount Units: ug/L

Processing Integration Results



RT: 4.91  
Area: 3507  
Amount: 18.288597  
Amount Units: ug/L

Manual Integration Results



Eurofins Seattle

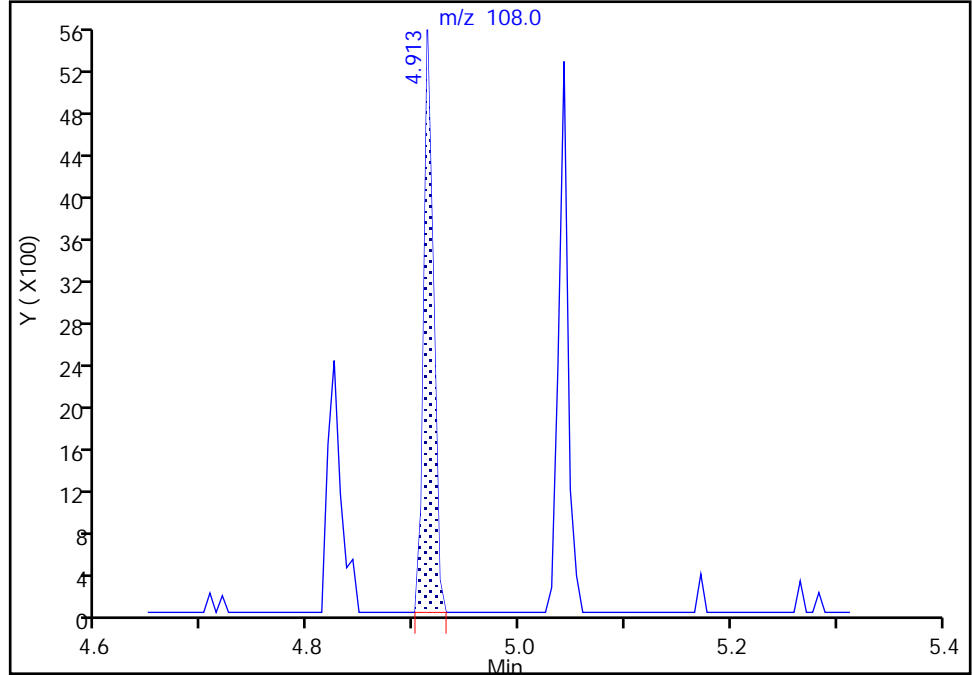
Data File: \\chromfs\Seattle\ChromData\TAC040\20220303-81577.b\40Scan030322a015.D  
Injection Date: 03-Mar-2022 20:35:30 Instrument ID: TAC040  
Lims ID: STD2  
Client ID:  
Operator ID: tl ALS Bottle#: 12 Worklist Smp#: 12  
Injection Vol: 1.0 ul Dil. Factor: 1.0000  
Method: 8270TAC040 Limit Group: 8270D BNA QSM 5.0  
Column: Detector MS SCAN

32 3 & 4 Methylphenol, CAS: 15831-10-4

Signal: 1

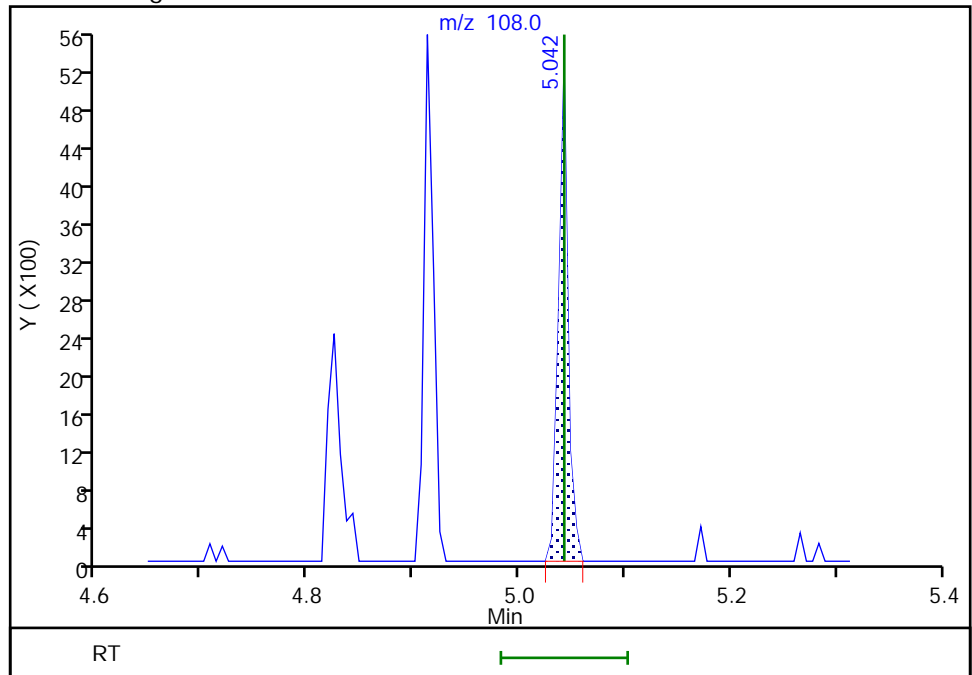
RT: 4.91  
Area: 3507  
Amount: 18.151969  
Amount Units: ug/L

Processing Integration Results



RT: 5.04  
Area: 3287  
Amount: 17.335190  
Amount Units: ug/L

Manual Integration Results



Eurofins Seattle

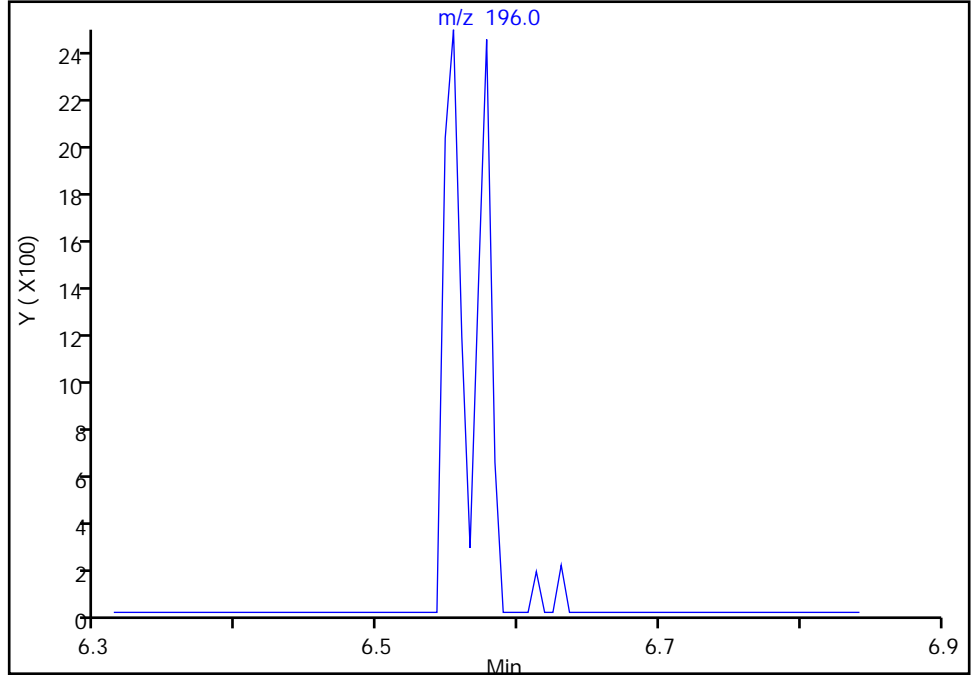
Data File: \\chromfs\Seattle\ChromData\TAC040\20220303-81577.b\40Scan030322a015.D  
Injection Date: 03-Mar-2022 20:35:30 Instrument ID: TAC040  
Lims ID: STD2  
Client ID:  
Operator ID: tl ALS Bottle#: 12 Worklist Smp#: 12  
Injection Vol: 1.0 ul Dil. Factor: 1.0000  
Method: 8270TAC040 Limit Group: 8270D BNA QSM 5.0  
Column: Detector MS SCAN

51 2,4,5-Trichlorophenol, CAS: 95-95-4

Signal: 1

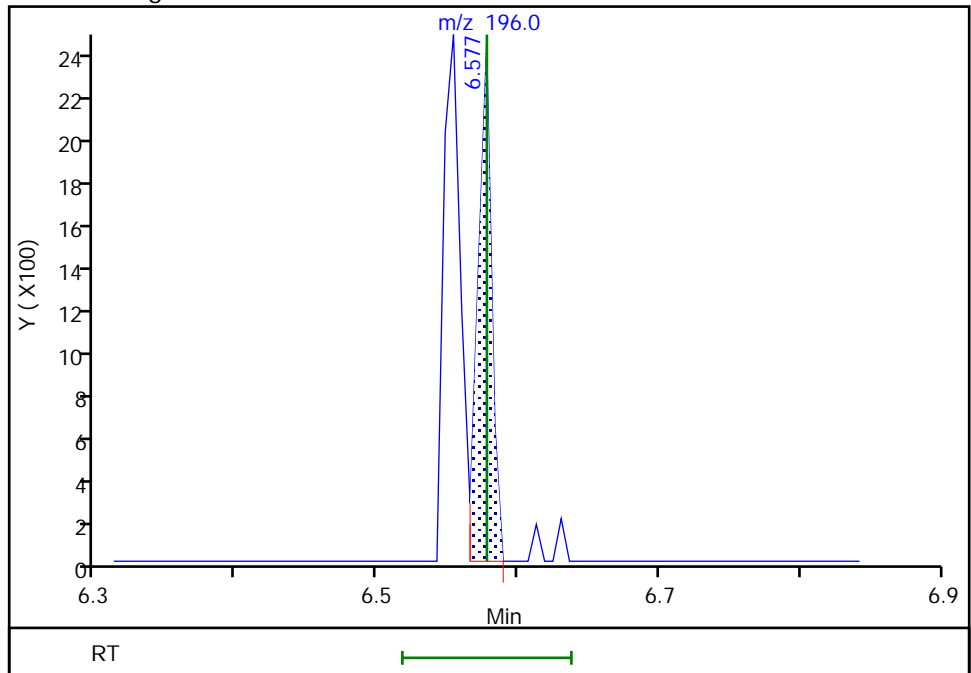
Not Detected  
Expected RT: 6.58

Processing Integration Results



Manual Integration Results

RT: 6.58  
Area: 1656  
Amount: 21.574509  
Amount Units: ug/L



Eurofins Seattle

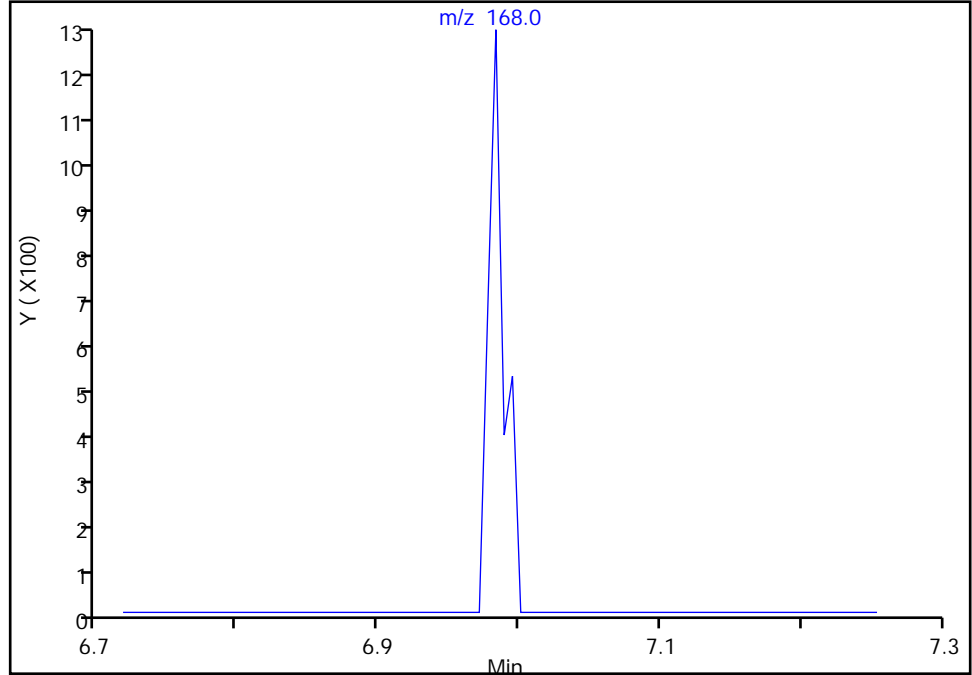
Data File: \\chromfs\Seattle\ChromData\TAC040\20220303-81577.b\40Scan030322a015.D  
Injection Date: 03-Mar-2022 20:35:30 Instrument ID: TAC040  
Lims ID: STD2  
Client ID:  
Operator ID: tl ALS Bottle#: 12 Worklist Smp#: 12  
Injection Vol: 1.0 ul Dil. Factor: 1.0000  
Method: 8270TAC040 Limit Group: 8270D BNA QSM 5.0  
Column: Detector MS SCAN

56 1,3-Dinitrobenzene, CAS: 99-65-0

Signal: 1

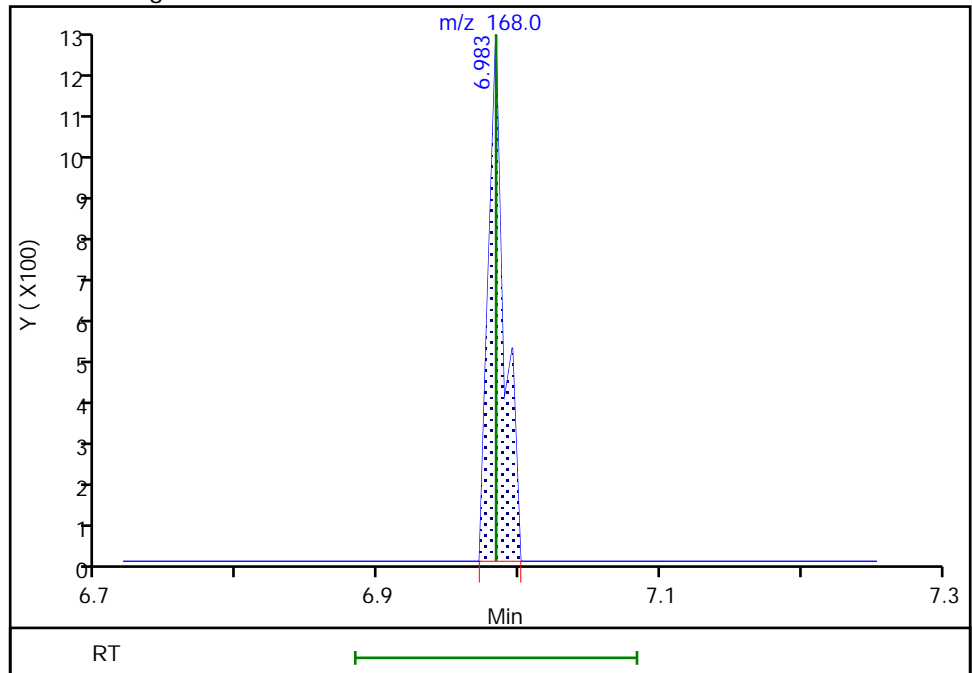
Not Detected  
Expected RT: 6.98

Processing Integration Results



Manual Integration Results

RT: 6.98  
Area: 947  
Amount: 35.613198  
Amount Units: ug/L



Reviewer: limmere, 08-Mar-2022 10:53:27  
Audit Action: Assigned Compound ID

Audit Reason: Peak assignment corrected

Eurofins Seattle

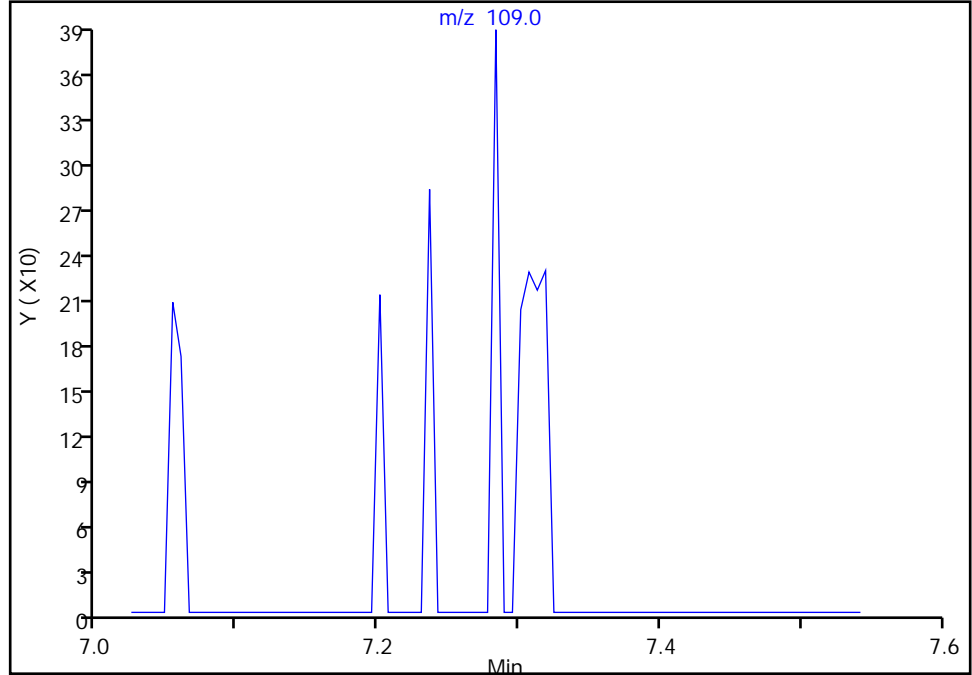
Data File: \\chromfs\Seattle\ChromData\TAC040\20220303-81577.b\40Scan030322a015.D  
Injection Date: 03-Mar-2022 20:35:30 Instrument ID: TAC040  
Lims ID: STD2  
Client ID:  
Operator ID: tl ALS Bottle#: 12 Worklist Smp#: 12  
Injection Vol: 1.0 ul Dil. Factor: 1.0000  
Method: 8270TAC040 Limit Group: 8270D BNA QSM 5.0  
Column: Detector MS SCAN

63 4-Nitrophenol, CAS: 100-02-7

Signal: 1

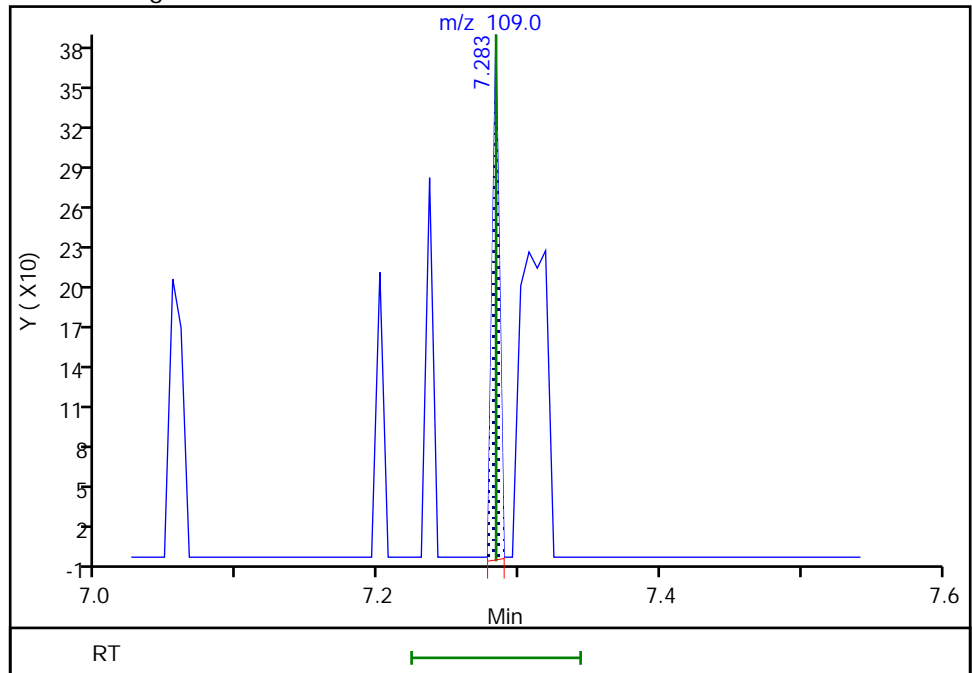
Not Detected  
Expected RT: 7.28

Processing Integration Results



Manual Integration Results

RT: 7.28  
Area: 139  
Amount: 110.0947  
Amount Units: ug/L



Reviewer: limmere, 08-Mar-2022 10:53:58  
Audit Action: Manually Integrated

Audit Reason: Baseline



Eurofins Seattle

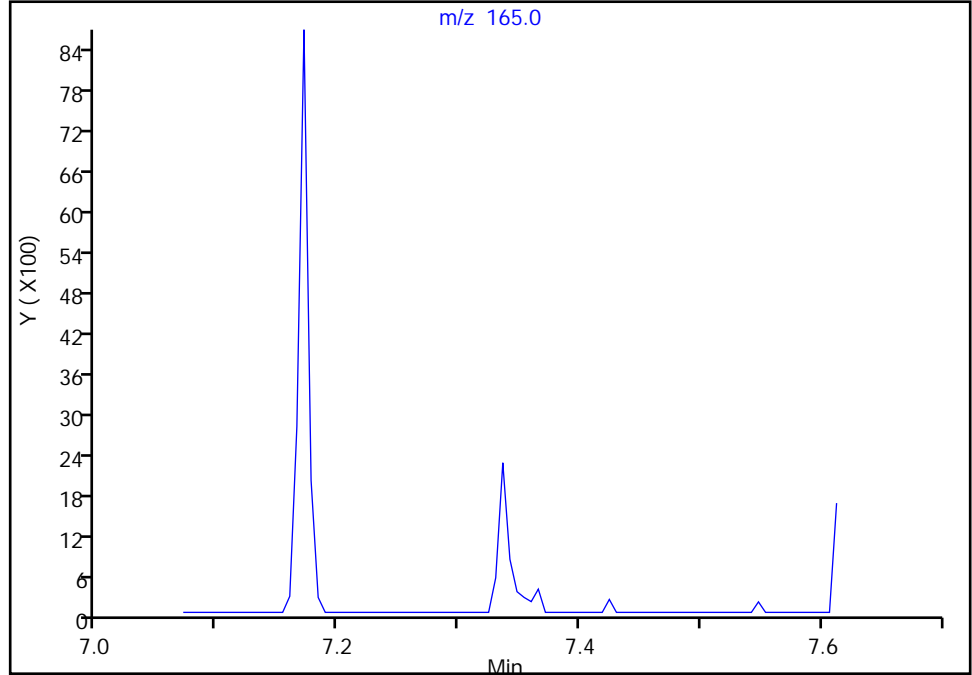
Data File: \\chromfs\Seattle\ChromData\TAC040\20220303-81577.b\40Scan030322a015.D  
Injection Date: 03-Mar-2022 20:35:30 Instrument ID: TAC040  
Lims ID: STD2  
Client ID:  
Operator ID: tl ALS Bottle#: 12 Worklist Smp#: 12  
Injection Vol: 1.0 ul Dil. Factor: 1.0000  
Method: 8270TAC040 Limit Group: 8270D BNA QSM 5.0  
Column: Detector MS SCAN

62 2,4-Dinitrotoluene, CAS: 121-14-2

Signal: 1

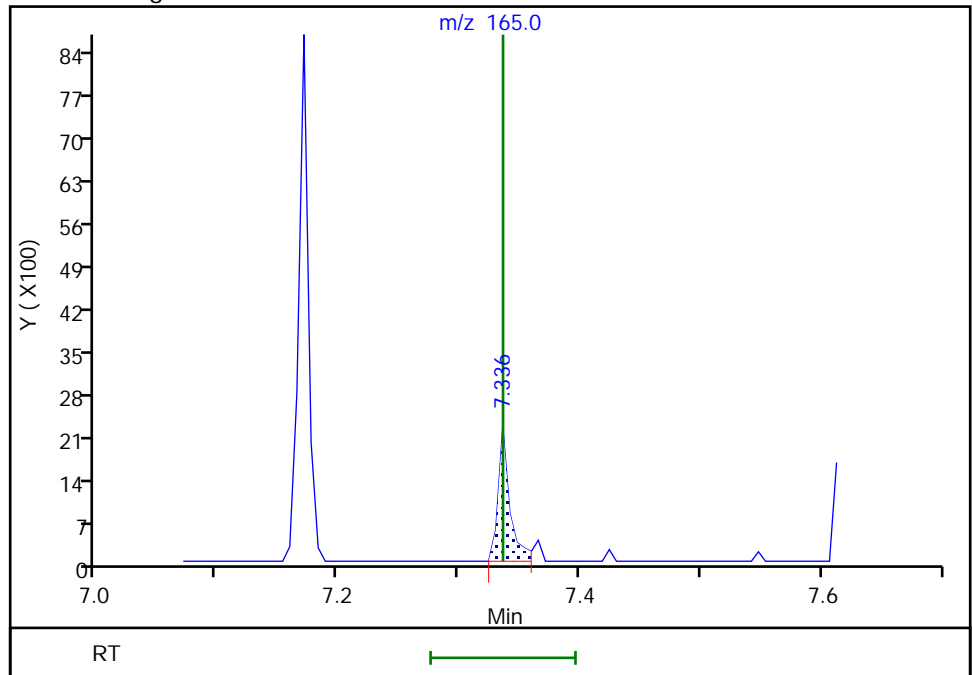
Not Detected  
Expected RT: 7.34

Processing Integration Results



Manual Integration Results

RT: 7.34  
Area: 1479  
Amount: 32.905022  
Amount Units: ug/L



Reviewer: limmere, 08-Mar-2022 10:54:02  
Audit Action: Assigned Compound ID

Audit Reason: Baseline

Eurofins Seattle

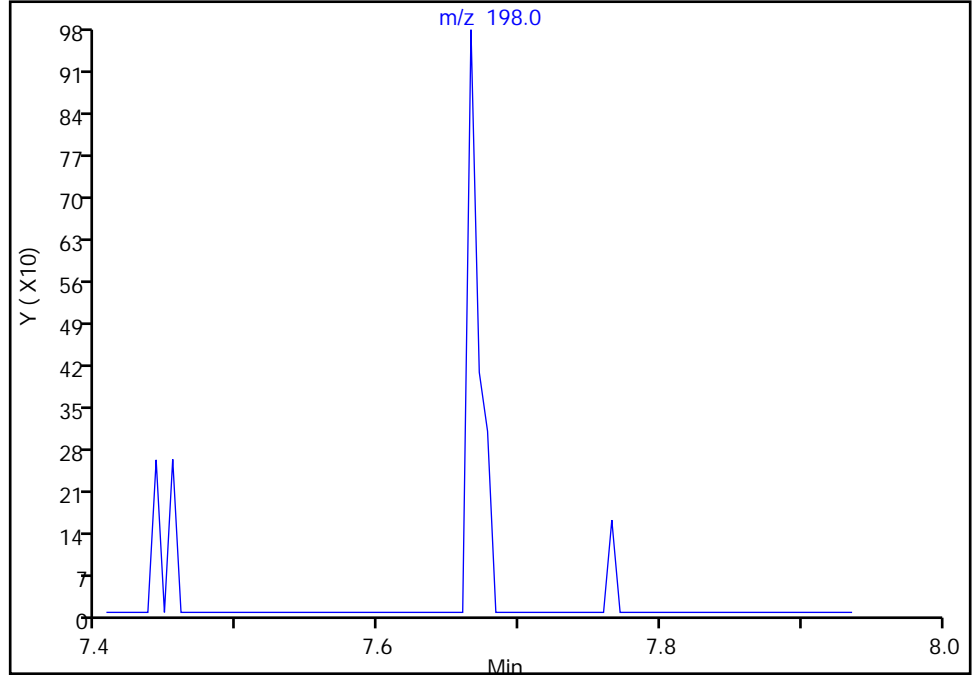
Data File: \\chromfs\Seattle\ChromData\TAC040\20220303-81577.b\40Scan030322a015.D  
Injection Date: 03-Mar-2022 20:35:30 Instrument ID: TAC040  
Lims ID: STD2  
Client ID:  
Operator ID: tl ALS Bottle#: 12 Worklist Smp#: 12  
Injection Vol: 1.0 ul Dil. Factor: 1.0000  
Method: 8270TAC040 Limit Group: 8270D BNA QSM 5.0  
Column: Detector MS SCAN

73 4,6-Dinitro-2-methylphenol, CAS: 534-52-1

Signal: 1

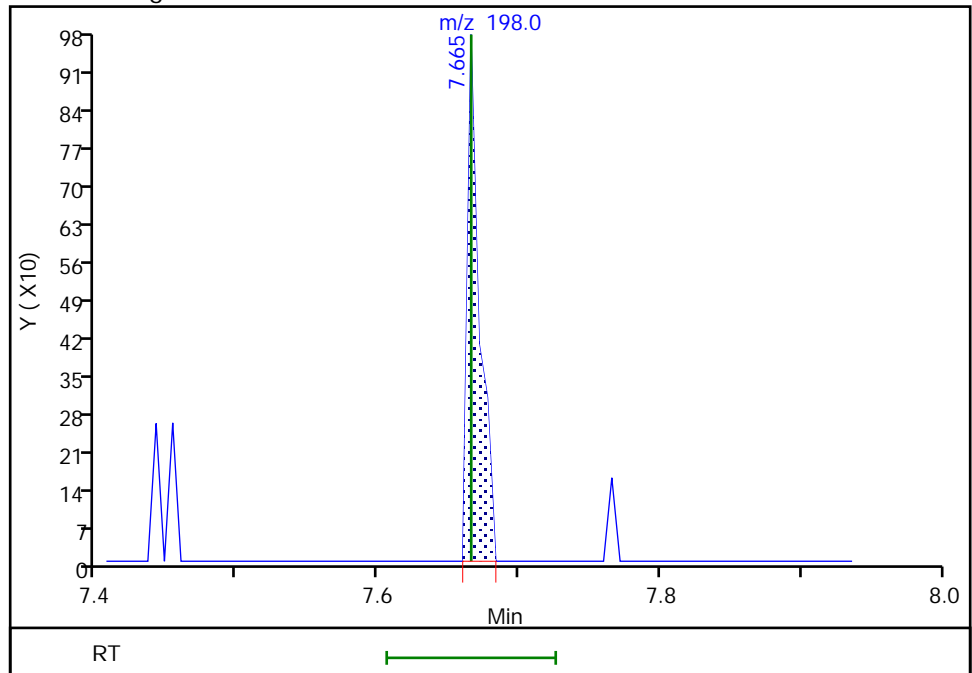
Not Detected  
Expected RT: 7.67

Processing Integration Results



RT: 7.67  
Area: 595  
Amount: 83.544656  
Amount Units: ug/L

Manual Integration Results



Eurofins Seattle

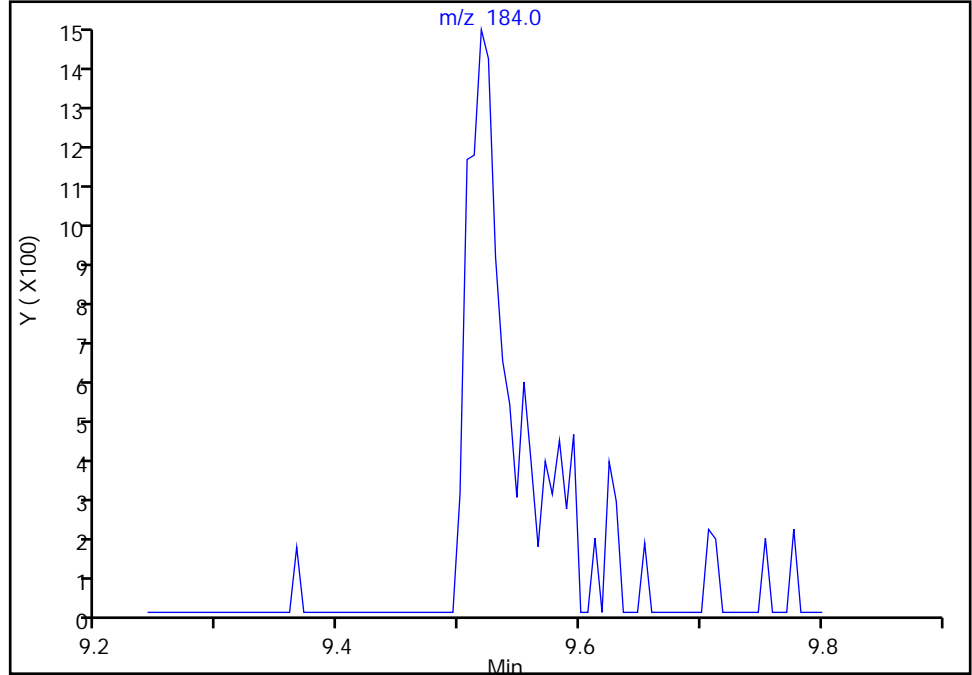
Data File: \\chromfs\Seattle\ChromData\TAC040\20220303-81577.b\40Scan030322a015.D  
Injection Date: 03-Mar-2022 20:35:30 Instrument ID: TAC040  
Lims ID: STD2  
Client ID:  
Operator ID: tl ALS Bottle#: 12 Worklist Smp#: 12  
Injection Vol: 1.0 ul Dil. Factor: 1.0000  
Method: 8270TAC040 Limit Group: 8270D BNA QSM 5.0  
Column: Detector MS SCAN

85 Benzidine, CAS: 92-87-5

Signal: 1

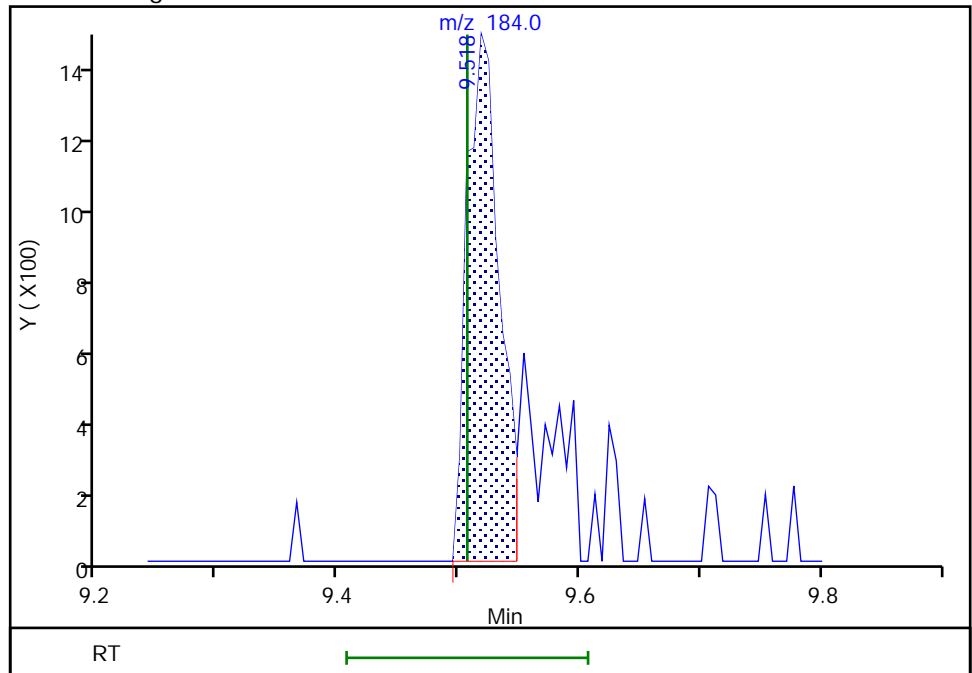
Not Detected  
Expected RT: 9.51

Processing Integration Results



Manual Integration Results

RT: 9.52  
Area: 2727  
Amount: 43.079329  
Amount Units: ug/L



Reviewer: limmere, 08-Mar-2022 10:54:26  
Audit Action: Assigned Compound ID

Audit Reason: Baseline

Eurofins Seattle

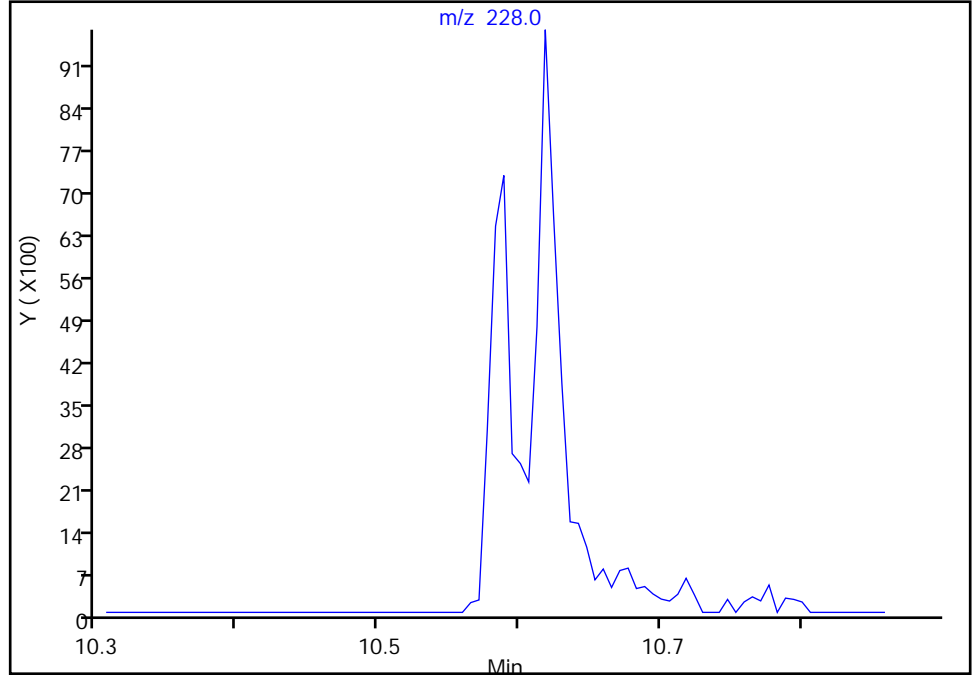
Data File: \\chromfs\Seattle\ChromData\TAC040\20220303-81577.b\40Scan030322a015.D  
Injection Date: 03-Mar-2022 20:35:30 Instrument ID: TAC040  
Lims ID: STD2  
Client ID:  
Operator ID: tl ALS Bottle#: 12 Worklist Smp#: 12  
Injection Vol: 1.0 ul Dil. Factor: 1.0000  
Method: 8270TAC040 Limit Group: 8270D BNA QSM 5.0  
Column: Detector MS SCAN

89 Benzo[a]anthracene, CAS: 56-55-3

Signal: 1

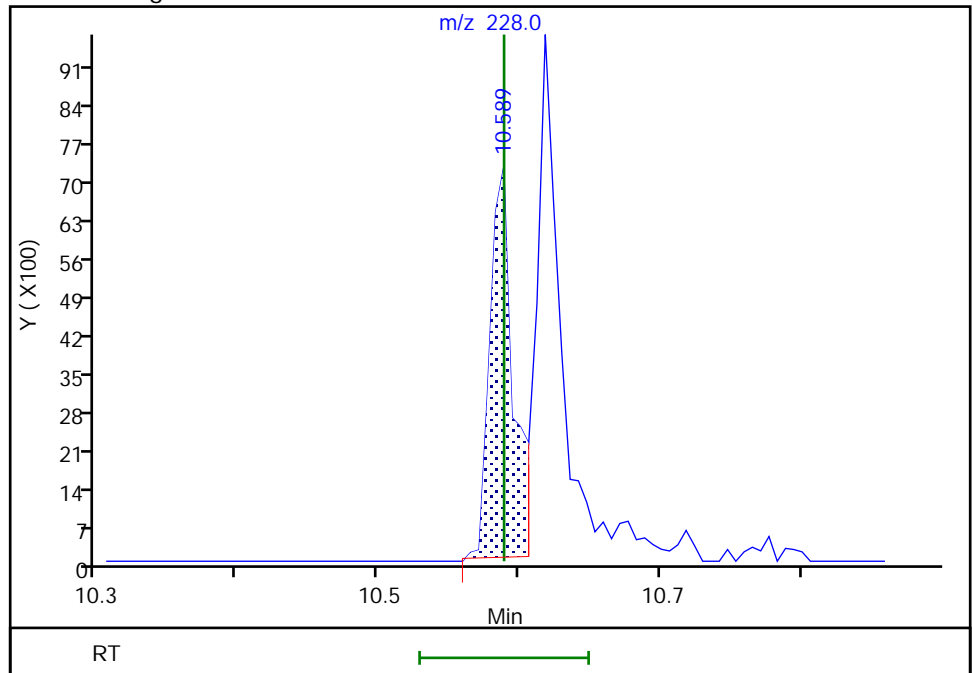
Not Detected  
Expected RT: 10.59

Processing Integration Results



Manual Integration Results

RT: 10.59  
Area: 8310  
Amount: 17.711140  
Amount Units: ug/L



Reviewer: limmere, 08-Mar-2022 10:54:47  
Audit Action: Manually Integrated

Audit Reason: Baseline

Eurofins Seattle

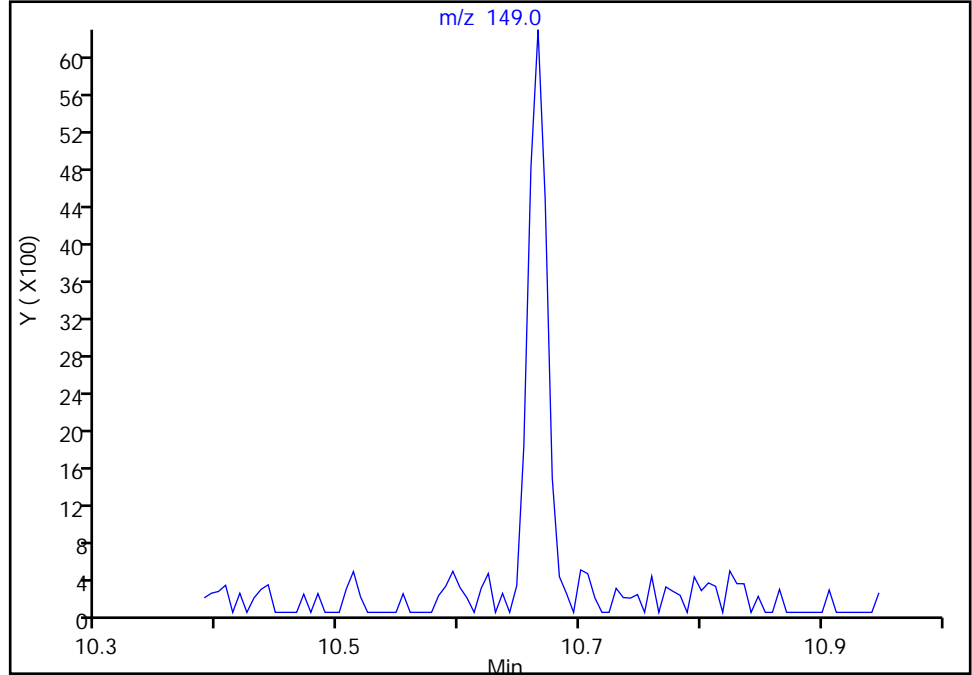
Data File: \\chromfs\Seattle\ChromData\TAC040\20220303-81577.b\40Scan030322a015.D  
Injection Date: 03-Mar-2022 20:35:30 Instrument ID: TAC040  
Lims ID: STD2  
Client ID:  
Operator ID: tl ALS Bottle#: 12 Worklist Smp#: 12  
Injection Vol: 1.0 ul Dil. Factor: 1.0000  
Method: 8270TAC040 Limit Group: 8270D BNA QSM 5.0  
Column: Detector MS SCAN

92 Bis(2-ethylhexyl) phthalate, CAS: 117-81-7

Signal: 1

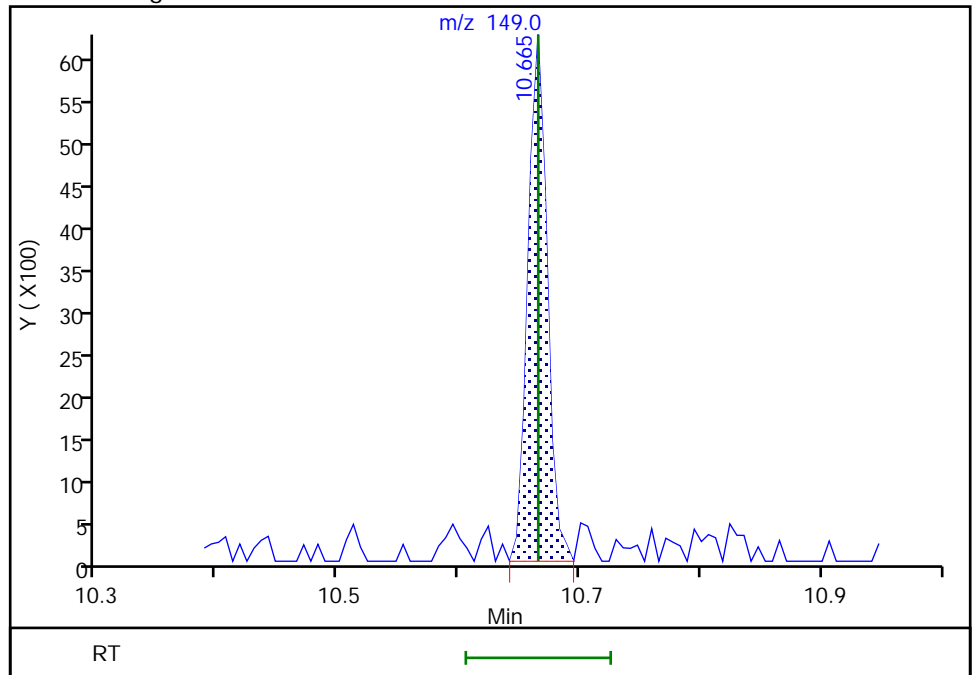
Not Detected  
Expected RT: 10.67

Processing Integration Results



Manual Integration Results

RT: 10.67  
Area: 6861  
Amount: 18.680787  
Amount Units: ug/L



Reviewer: limmere, 08-Mar-2022 10:54:55  
Audit Action: Assigned Compound ID

Audit Reason: Baseline

Eurofins Seattle

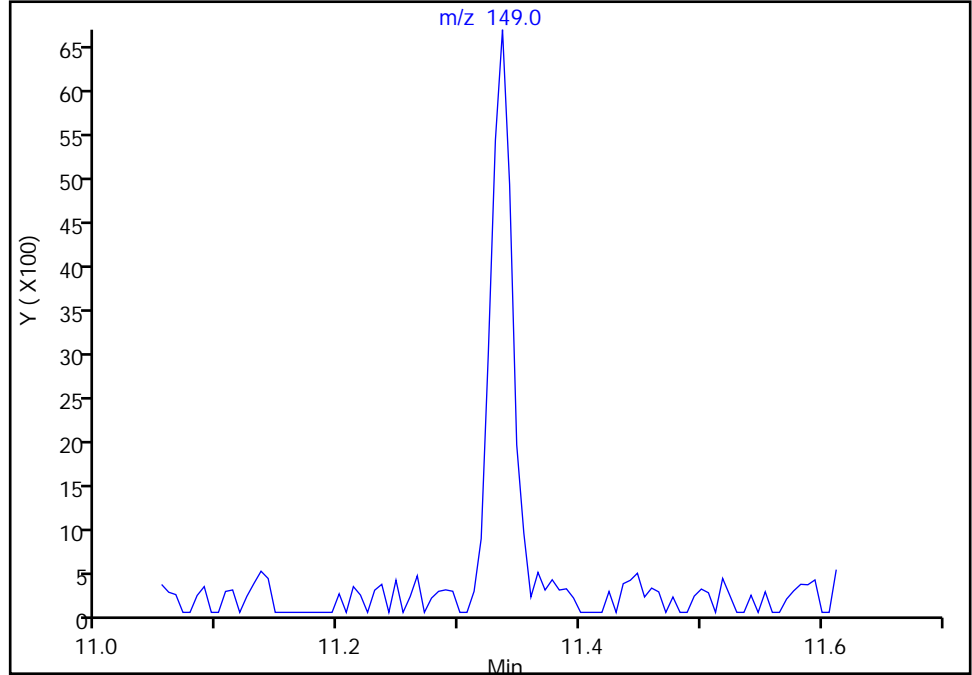
Data File: \\chromfs\Seattle\ChromData\TAC040\20220303-81577.b\40Scan030322a015.D  
Injection Date: 03-Mar-2022 20:35:30 Instrument ID: TAC040  
Lims ID: STD2  
Client ID:  
Operator ID: tl ALS Bottle#: 12 Worklist Smp#: 12  
Injection Vol: 1.0 ul Dil. Factor: 1.0000  
Method: 8270TAC040 Limit Group: 8270D BNA QSM 5.0  
Column: Detector MS SCAN

93 Di-n-octyl phthalate, CAS: 117-84-0

Signal: 1

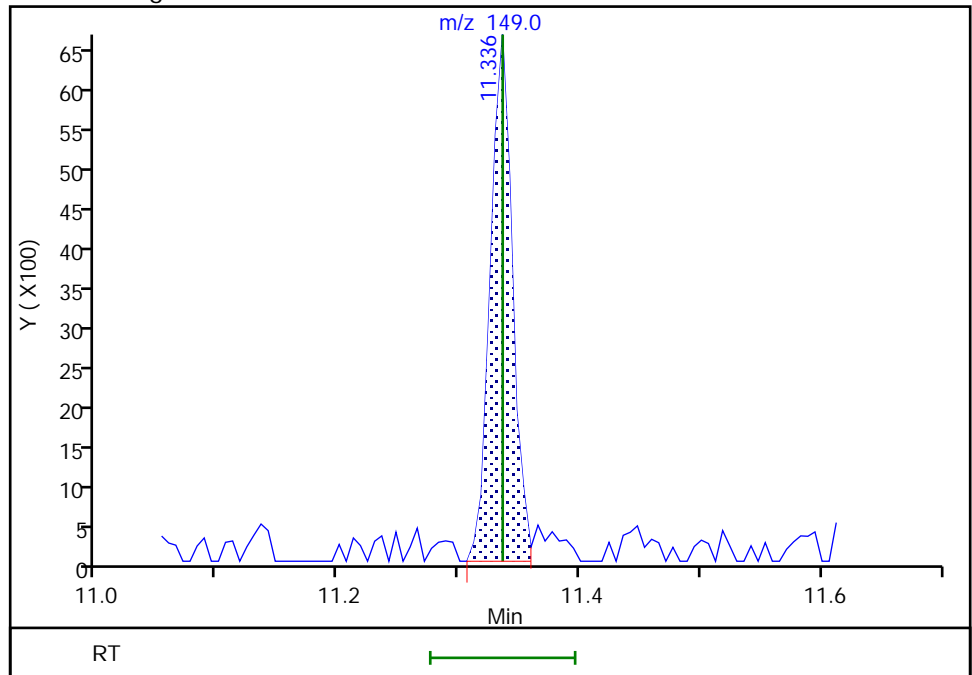
Not Detected  
Expected RT: 11.34

Processing Integration Results



Manual Integration Results

RT: 11.34  
Area: 8423  
Amount: 35.197240  
Amount Units: ug/L



Eurofins Seattle

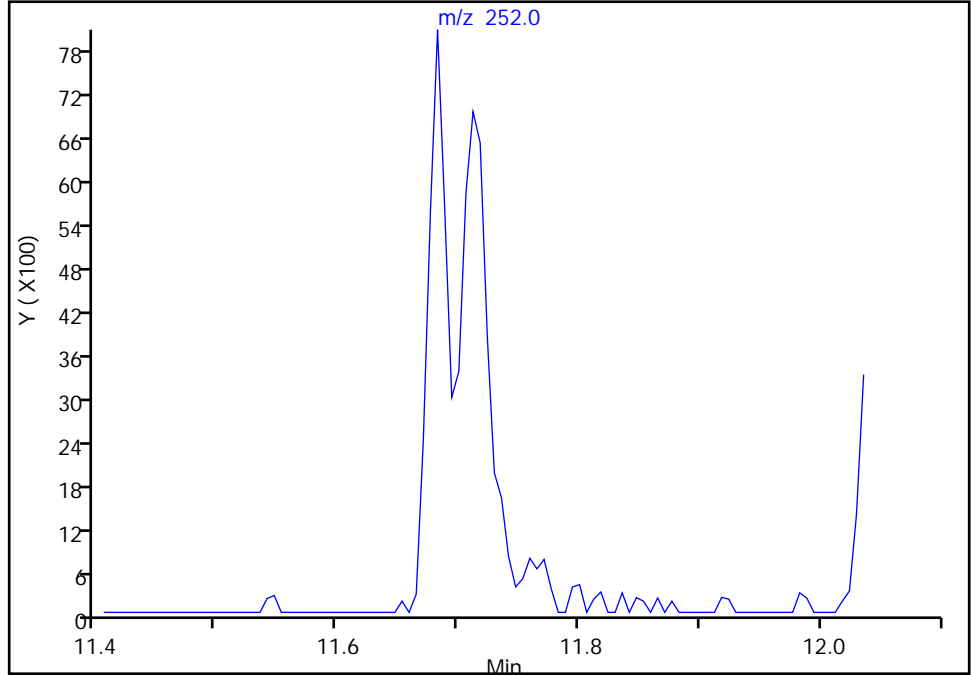
Data File: \\chromfs\Seattle\ChromData\TAC040\20220303-81577.b\40Scan030322a015.D  
Injection Date: 03-Mar-2022 20:35:30 Instrument ID: TAC040  
Lims ID: STD2  
Client ID:  
Operator ID: tl ALS Bottle#: 12 Worklist Smp#: 12  
Injection Vol: 1.0 ul Dil. Factor: 1.0000  
Method: 8270TAC040 Limit Group: 8270D BNA QSM 5.0  
Column: Detector MS SCAN

95 Benzofluoranthene, CAS: 56832-73-6

Signal: 1

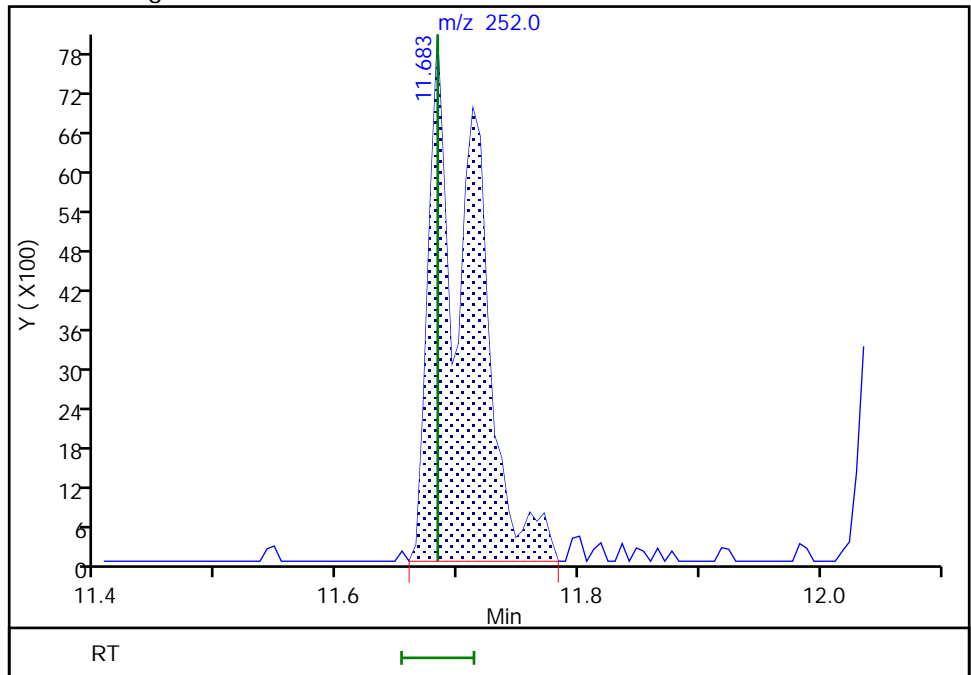
Not Detected  
Expected RT: 11.68

Processing Integration Results



Manual Integration Results

RT: 11.68  
Area: 20648  
Amount: 35.981348  
Amount Units: ug/L



Reviewer: limmere, 08-Mar-2022 10:55:03  
Audit Action: Assigned Compound ID

Audit Reason: Baseline

Eurofins Seattle

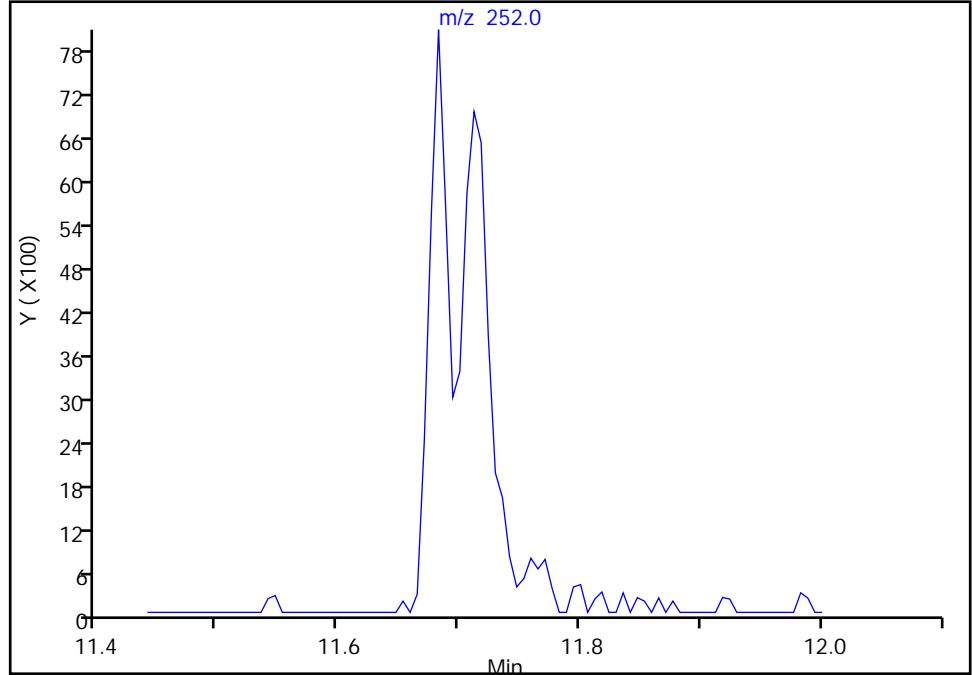
Data File: \\chromfs\Seattle\ChromData\TAC040\20220303-81577.b\40Scan030322a015.D  
Injection Date: 03-Mar-2022 20:35:30 Instrument ID: TAC040  
Lims ID: STD2  
Client ID:  
Operator ID: tl ALS Bottle#: 12 Worklist Smp#: 12  
Injection Vol: 1.0 ul Dil. Factor: 1.0000  
Method: 8270TAC040 Limit Group: 8270D BNA QSM 5.0  
Column: Detector MS SCAN

96 Benzo[k]fluoranthene, CAS: 207-08-9

Signal: 1

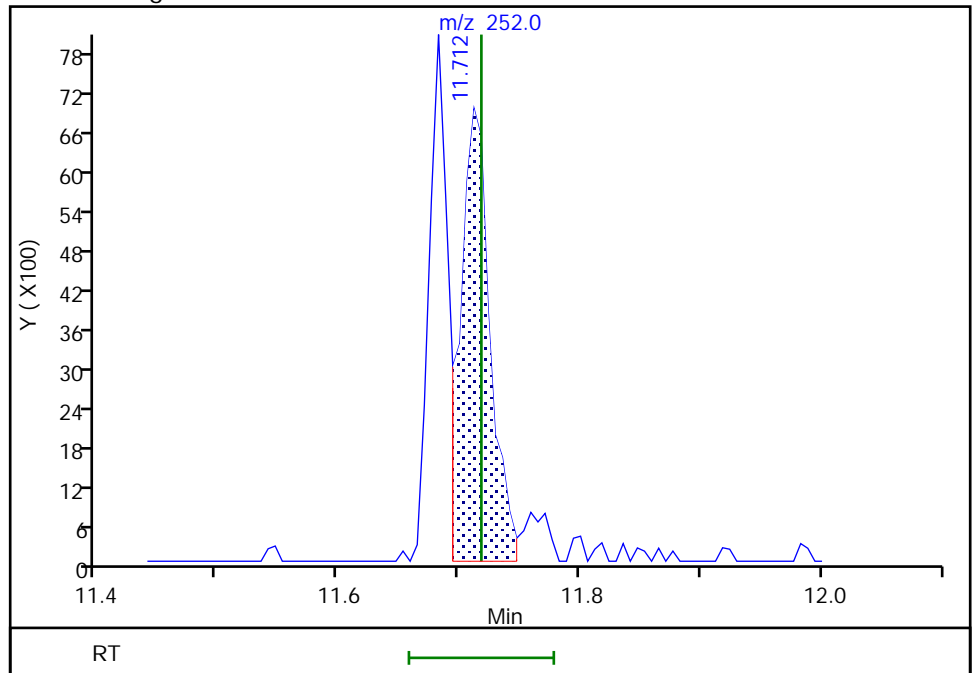
Not Detected  
Expected RT: 11.72

Processing Integration Results



Manual Integration Results

RT: 11.71  
Area: 11954  
Amount: 19.859141  
Amount Units: ug/L



Reviewer: limmere, 08-Mar-2022 10:55:09  
Audit Action: Assigned Compound ID

Audit Reason: Baseline



Eurofins Seattle  
Target Compound Quantitation Report

Data File: \\chromfs\Seattle\ChromData\TAC040\20220303-81577.b\40Scan030322a016.D  
 Lims ID: STD1  
 Client ID:  
 Sample Type: IC Calib Level: 1  
 Inject. Date: 03-Mar-2022 20:58:30 ALS Bottle#: 13 Worklist Smp#: 13  
 Injection Vol: 1.0 ul Dil. Factor: 1.0000  
 Sample Info: 1  
 Operator ID: tl Instrument ID: TAC040  
 Sublist: chrom-8270TAC040\*sub20  
 Method: \\chromfs\Seattle\ChromData\TAC040\20220303-81577.b\8270TAC040.m  
 Limit Group: 8270D BNA QSM 5.0  
 Last Update: 08-Mar-2022 14:31:43 Calib Date: 03-Mar-2022 20:58:30  
 Integrator: RTE ID Type: RT Order ID  
 Quant Method: Internal Standard Quant By: Initial Calibration  
 Last ICal File: \\chromfs\Seattle\ChromData\TAC040\20220303-81577.b\40Scan030322a016.D  
 Column 1 : Det: MS SCAN  
 Process Host: CTX1601

First Level Reviewer: limmere

Date: 04-Mar-2022 11:50:35

Compound	Sig	RT (min.)	Adj RT (min.)	Dlt RT (min.)	Q	Response	Cal Amt ug/L	OnCol Amt ug/L	Flags
* 1 1,4-Dichlorobenzene-d4	152	4.707	4.707	0.000	88	21497	100.0	100.0	
* 2 Naphthalene-d8	136	5.736	5.736	0.000	97	78134	100.0	100.0	
* 3 Acenaphthene-d10	164	7.172	7.172	0.000	88	39688	100.0	100.0	
* 4 Phenanthrene-d10	188	8.389	8.389	0.000	93	57346	100.0	100.0	
* 5 Chrysene-d12	240	10.595	10.595	0.000	92	39967	100.0	100.0	
* 6 Perylene-d12	264	12.112	12.112	0.000	91	46340	100.0	100.0	
\$ 7 2-Fluorophenol	112	3.643	3.649	-0.006	22	2293	10.0	11.3	
\$ 8 Phenol-d5	99	4.413	4.413	0.000	78	2250	10.0	10.5	
\$ 9 Nitrobenzene-d5	82	5.154	5.154	0.000	39	1497	10.0	9.97	
\$ 10 2-Fluorobiphenyl	172	6.630	6.630	0.000	51	5040	10.0	9.94	
\$ 11 2,4,6-Tribromophenol	330	7.819	7.819	0.000	1	544	10.0	12.6	
\$ 12 Terphenyl-d14	244	9.713	9.713	0.000	19	2548	10.0	13.0	
15 N-Nitrosodimethylamine	74	2.531	2.525	0.006	70	583	10.0	8.81	a
16 Pyridine	79	2.579	2.536	0.043	14	2470	20.0	20.0	
18 Phenol	94	4.425	4.425	0.000	40	2211	10.0	10.9	
17 Aniline	93	4.442	4.442	0.000	13	1361	10.0	10.2	
19 Bis(2-chloroethyl)ether	93	4.507	4.507	0.000	61	1783	10.0	11.4	
20 2-Chlorophenol	128	4.531	4.531	0.000	33	2308	10.0	9.27	
21 n-Decane	57	4.595	4.595	0.000	57	1283	10.0	9.67	
22 1,3-Dichlorobenzene	146	4.660	4.660	0.000	62	3408	10.0	11.2	
23 1,4-Dichlorobenzene	146	4.719	4.719	0.000	77	3553	10.0	10.6	
27 Benzyl alcohol	79	4.825	4.825	0.000	49	903	10.0	8.66	
24 1,2-Dichlorobenzene	146	4.842	4.842	0.000	67	3237	10.0	11.2	
28 2-Methylphenol	108	4.913	4.913	0.000	33	2076	10.0	11.7	a
25 2,2'-oxybis[1-chloropropane]	45	4.942	4.942	0.000	22	1547	10.0	8.94	
29 Acetophenone	105	5.036	5.036	0.000	83	2775	10.0	10.7	
32 3 & 4 Methylphenol	108	5.042	5.042	0.000	53	1846	10.0	10.5	a
30 N-Nitrosodi-n-propylamine	70	5.042	5.042	0.000	28	560	10.0	7.86	a
31 Hexachloroethane	117	5.113	5.113	0.000	58	1126	10.0	9.35	
33 Nitrobenzene	77	5.172	5.172	0.000	39	1326	10.0	10.3	a
34 Isophorone	82	5.372	5.372	0.000	65	2343	10.0	12.9	

Compound	Sig	RT (min.)	Adj RT (min.)	Dlt RT (min.)	Q	Response	Cal Amt ug/L	OnCol Amt ug/L	Flags
35 2-Nitrophenol	139	5.431	5.430	0.000	26	909	10.0	7.11	
37 2,4-Dimethylphenol	107	5.472	5.472	0.000	30	1748	10.0	12.6	
38 Bis(2-chloroethoxy)methane	93	5.560	5.560	0.000	70	2316	10.0	11.9	
39 2,4-Dichlorophenol	162	5.619	5.619	0.000	40	1837	10.0	10.4	
40 1,2,4-Trichlorobenzene	180	5.695	5.695	0.000	43	2850	10.0	10.9	
41 Naphthalene	128	5.754	5.754	0.000	35	7614	10.0	10.6	
42 2,6-Dichlorophenol	162	5.807	5.807	0.000	45	2103	10.0	10.3	
43 4-Chloroaniline	127	5.807	5.807	0.000	9	857	10.0	27.3	a
44 Hexachlorobutadiene	225	5.860	5.860	0.000	32	1876	10.0	11.0	
45 4-Chloro-3-methylphenol	107	6.201	6.201	0.000	20	1268	10.0	9.37	
46 2-Methylnaphthalene	142	6.325	6.325	0.000	41	4476	10.0	9.99	
47 1-Methylnaphthalene	142	6.401	6.401	0.000	55	4242	10.0	9.65	
49 1,2,4,5-Tetrachlorobenzene	216	6.454	6.454	0.000	57	2676	10.0	10.4	
48 Hexachlorocyclopentadiene	237	6.454	6.454	0.000	33	1598	10.0	12.7	
50 2,4,6-Trichlorophenol	196	6.554	6.554	0.000	0	1077	10.0	15.5	
51 2,4,5-Trichlorophenol	196	6.578	6.577	0.001	1	748	10.0	16.0	
52 1,1'-Biphenyl	154	6.707	6.707	0.000	71	5811	10.0	10.9	
53 2-Chloronaphthalene	162	6.719	6.719	0.000	61	4253	10.0	9.58	
54 2-Nitroaniline	138	6.807	6.807	0.000	4	1148	10.0	19.9	
55 Dimethyl phthalate	163	6.972	6.972	0.000	73	5341	10.0	10.2	
56 1,3-Dinitrobenzene	168	6.983	6.983	0.000	1	269	10.0	26.3	a
57 2,6-Dinitrotoluene	165	7.013	7.013	0.000	1	817	10.0	27.1	
58 Acenaphthylene	152	7.054	7.054	0.000	77	6543	10.0	10.2	
59 3-Nitroaniline	138	7.148	7.142	0.006	1	493	10.0	50.4	a
60 Acenaphthene	153	7.201	7.201	0.000	42	4445	10.0	10.1	
62 2,4-Dinitrotoluene	165	7.336	7.336	0.000	5	733	10.0	28.0	a
61 Dibenzofuran	168	7.342	7.342	0.000	73	5427	10.0	9.28	
64 2,3,5,6-Tetrachlorophenol	232	7.407	7.407	0.000	1	534	10.0	16.5	
65 2,3,4,6-Tetrachlorophenol	232	7.442	7.442	0.000	1	546	10.0	15.5	
66 Diethyl phthalate	149	7.554	7.554	0.000	62	4680	10.0	9.44	
67 Fluorene	166	7.624	7.624	0.000	69	4479	10.0	9.64	
68 4-Chlorophenyl phenyl ether	204	7.636	7.636	0.000	22	2535	10.0	11.3	
70 4-Nitroaniline	138	7.642	7.642	0.000	1	430	10.0	6.87	a
71 N-Nitrosodiphenylamine	169	7.730	7.730	0.000	12	2549	10.0	9.34	
72 Azobenzene	77	7.760	7.760	0.000	61	2549	10.0	10.7	
74 4-Bromophenyl phenyl ether	248	8.030	8.036	-0.006	10	1413	10.0	10.6	
75 Hexachlorobenzene	284	8.066	8.066	0.000	42	1963	10.0	10.1	
76 Atrazine	200	8.177	8.177	0.000	1	790	10.0	10.0	a
77 Pentachlorophenol	266	8.230	8.230	0.000	1	410	20.0	66.6	
78 n-Octadecane	43	8.336	8.342	-0.006	13	1022	10.0	10.9	
79 Phenanthrene	178	8.407	8.407	0.000	34	5943	10.0	10.1	
80 Anthracene	178	8.448	8.448	0.000	44	5798	10.0	10.4	
81 Carbazole	167	8.583	8.583	0.000	29	3100	10.0	7.85	
83 Di-n-butyl phthalate	149	8.901	8.901	0.000	43	6308	10.0	10.3	
84 Fluoranthene	202	9.383	9.383	0.000	43	5067	10.0	8.65	
85 Benzidine	184	9.513	9.507	0.006	1	1486	20.0	33.1	a
86 Pyrene	202	9.566	9.566	0.000	81	4531	10.0	7.51	
87 Butyl benzyl phthalate	149	10.130	10.130	0.000	43	2093	10.0	8.96	
91 3,3'-Dichlorobenzidine	252	10.583	10.577	0.006	1	1994	20.0	21.7	
89 Benzo[a]anthracene	228	10.589	10.589	0.000	13	4261	10.0	10.8	a
90 Chrysene	228	10.618	10.618	0.000	60	4261	10.0	9.40	
92 Bis(2-ethylhexyl) phthalate	149	10.665	10.665	0.000	43	2995	10.0	9.15	

Compound	Sig	RT (min.)	Adj RT (min.)	Dlt RT (min.)	Q	Response	Cal Amt ug/L	OnCol Amt ug/L	Flags
93 Di-n-octyl phthalate	149	11.336	11.336	0.000	1	4072	10.0	29.6	a
94 Benzo[b]fluoranthene	252	11.677	11.683	-0.006	47	5219	10.0	10.1	
95 Benzofluoranthene	252	11.712	11.683	0.029	72	10348	20.0	19.7	a
96 Benzo[k]fluoranthene	252	11.712	11.718	-0.006	39	5755	10.0	10.4	
97 Benzo[a]pyrene	252	12.048	12.048	0.000	41	3720	10.0	10.6	
98 Indeno[1,2,3-cd]pyrene	276	13.365	13.371	-0.006	53	3840	10.0	10.9	
99 Dibenz(a,h)anthracene	278	13.406	13.412	-0.006	1	4074	10.0	10.7	
100 Benzo[g,h,i]perylene	276	13.671	13.683	-0.012	57	5288	10.0	9.46	

### QC Flag Legend

Processing Flags

Review Flags

a - User Assigned ID

### Reagents:

8270ccvl\_50\_00039

Amount Added: 0.20

Units: mL

8270SIM\_IS\_00069

Amount Added: 8.00

Units: uL

Eurofins Seattle

Data File: \\chromfs\Seattle\ChromData\TAC040\20220303-81577.b\40Scan030322a016.D

Injection Date: 03-Mar-2022 20:58:30

Instrument ID: TAC040

Lims ID: STD1

Client ID:

Operator ID: tl

ALS Bottle#: 13

Worklist Smp#: 13

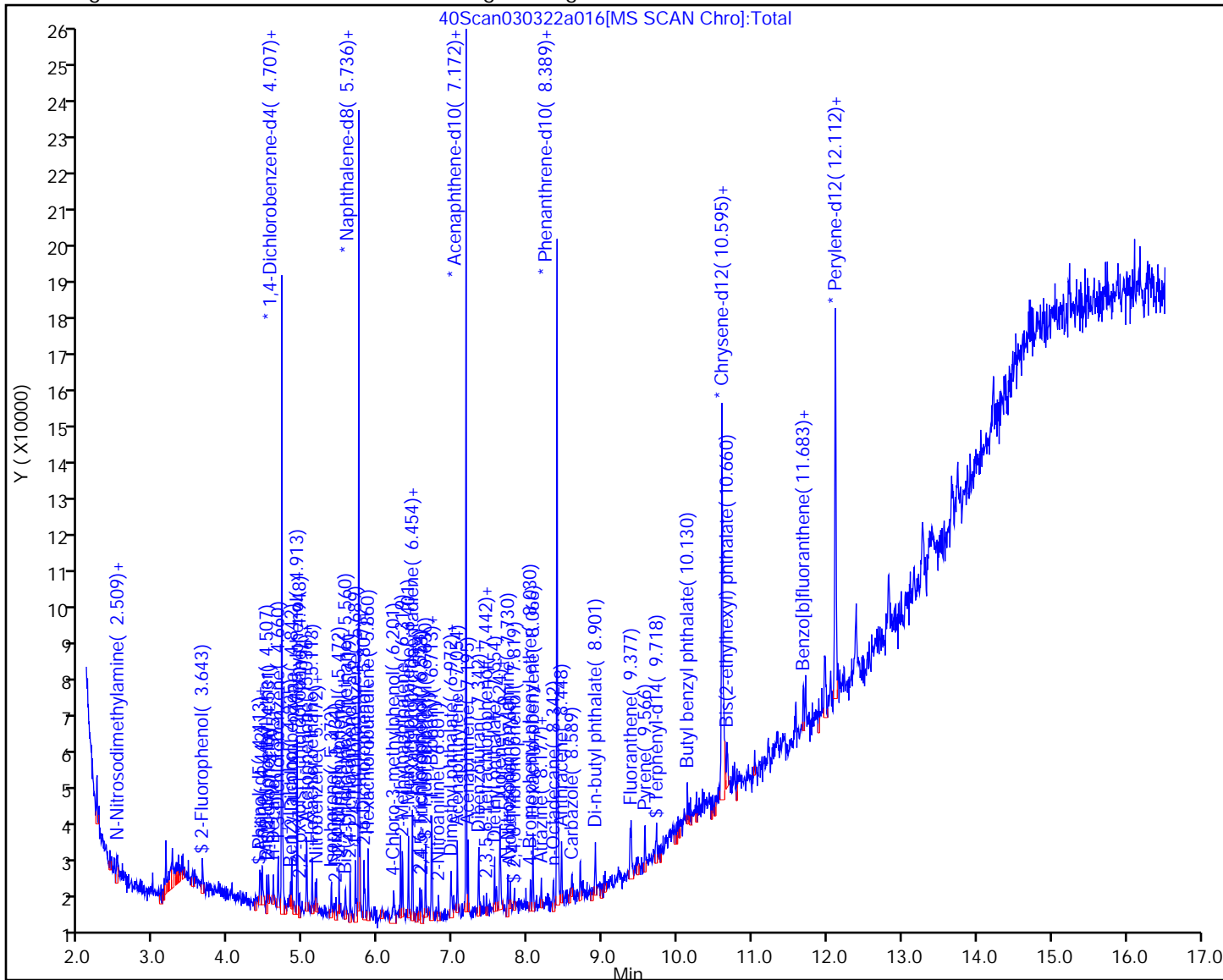
Injection Vol: 1.0 ul

Dil. Factor: 1.0000

Method: 8270TAC040

Limit Group: 8270D BNA QSM 5.0

Y Scaling: Method Defined: Scale to the Nth Largest Target: 1



Eurofins Seattle

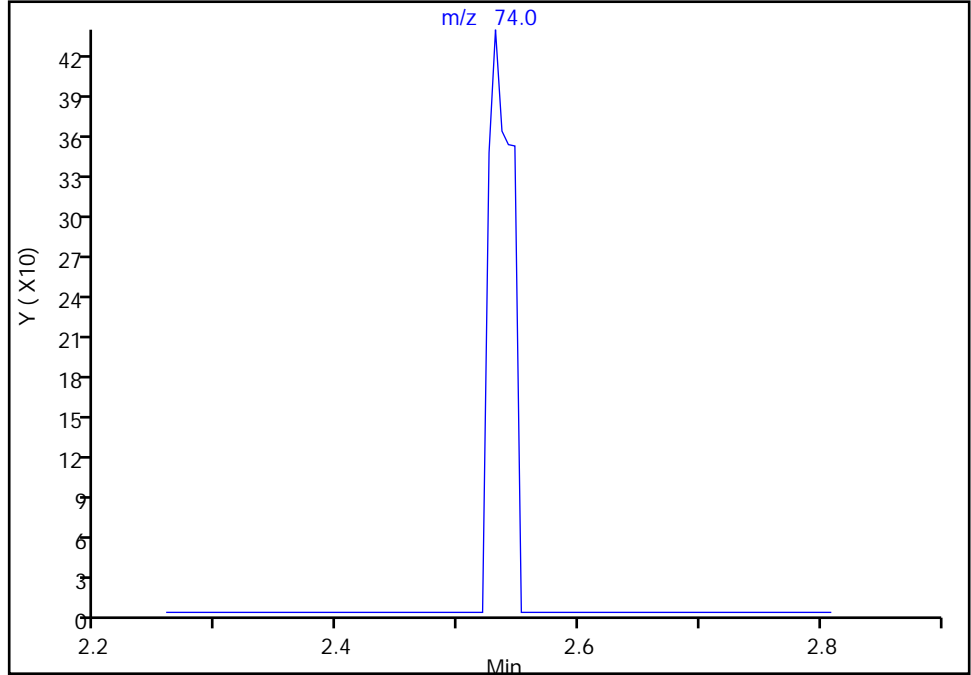
Data File: \\chromfs\Seattle\ChromData\TAC040\20220303-81577.b\40Scan030322a016.D  
Injection Date: 03-Mar-2022 20:58:30 Instrument ID: TAC040  
Lims ID: STD1  
Client ID:  
Operator ID: tl ALS Bottle#: 13 Worklist Smp#: 13  
Injection Vol: 1.0 ul Dil. Factor: 1.0000  
Method: 8270TAC040 Limit Group: 8270D BNA QSM 5.0  
Column: Detector MS SCAN

15 N-Nitrosodimethylamine, CAS: 62-75-9

Signal: 1

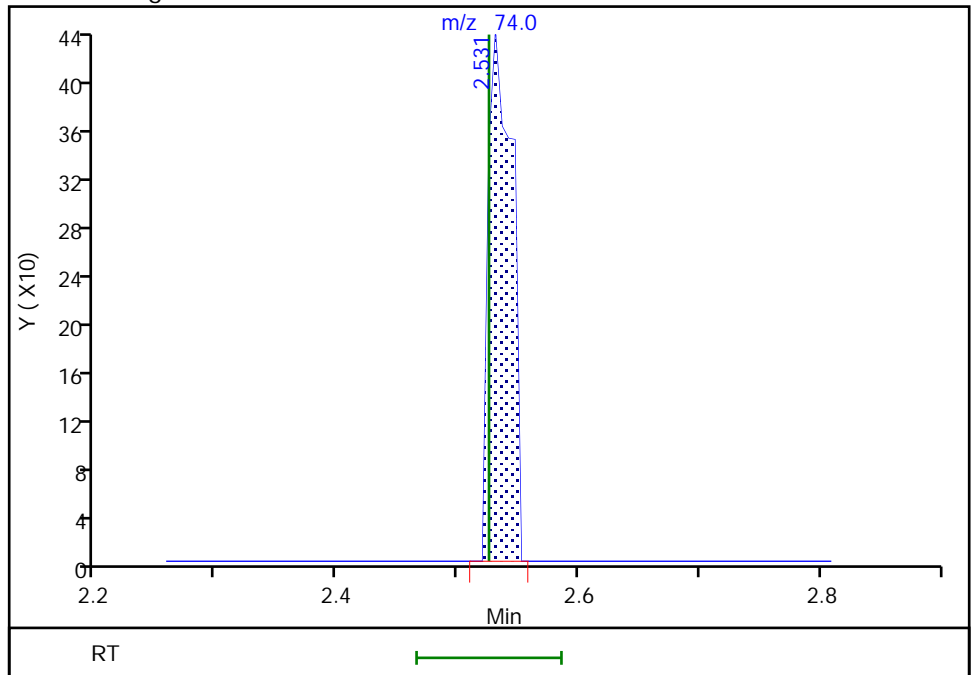
Not Detected  
Expected RT: 2.53

Processing Integration Results



RT: 2.53  
Area: 583  
Amount: 8.809063  
Amount Units: ug/L

Manual Integration Results



Eurofins Seattle

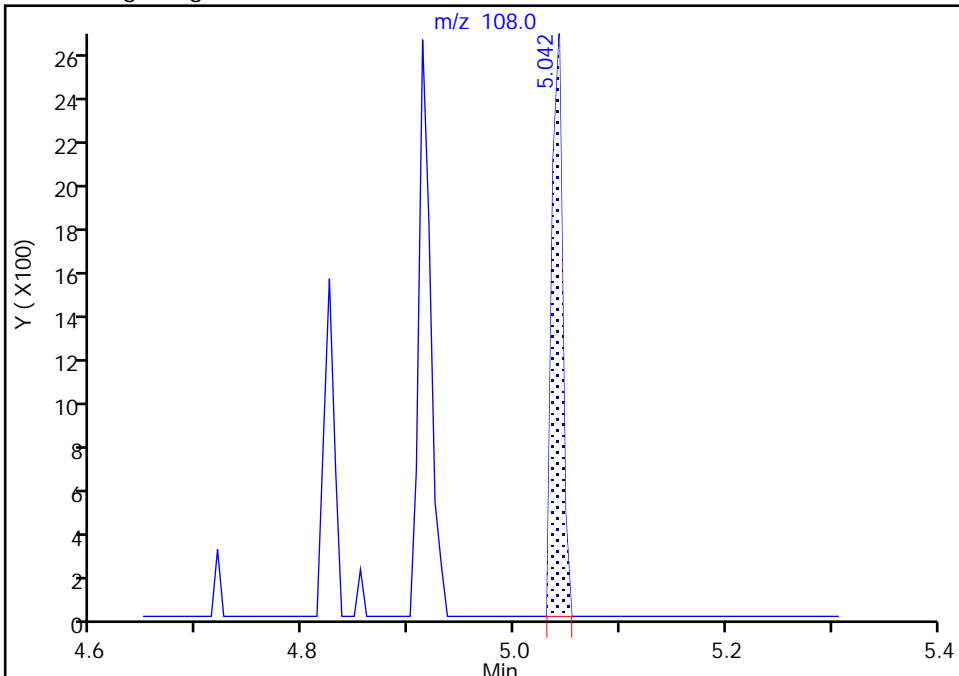
Data File: \\chromfs\Seattle\ChromData\TAC040\20220303-81577.b\40Scan030322a016.D  
Injection Date: 03-Mar-2022 20:58:30 Instrument ID: TAC040  
Lims ID: STD1  
Client ID:  
Operator ID: tl ALS Bottle#: 13 Worklist Smp#: 13  
Injection Vol: 1.0 ul Dil. Factor: 1.0000  
Method: 8270TAC040 Limit Group: 8270D BNA QSM 5.0  
Column: Detector MS SCAN

28 2-Methylphenol, CAS: 95-48-7

Signal: 1

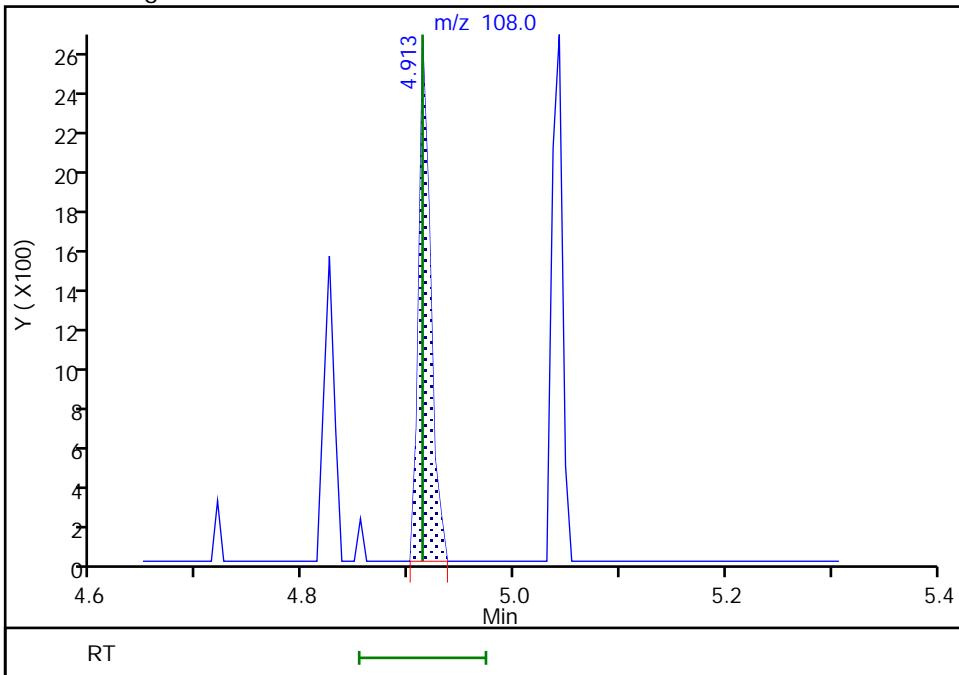
RT: 5.04  
Area: 1846  
Amount: 10.600403  
Amount Units: ug/L

Processing Integration Results



RT: 4.91  
Area: 2076  
Amount: 11.710437  
Amount Units: ug/L

Manual Integration Results



Eurofins Seattle

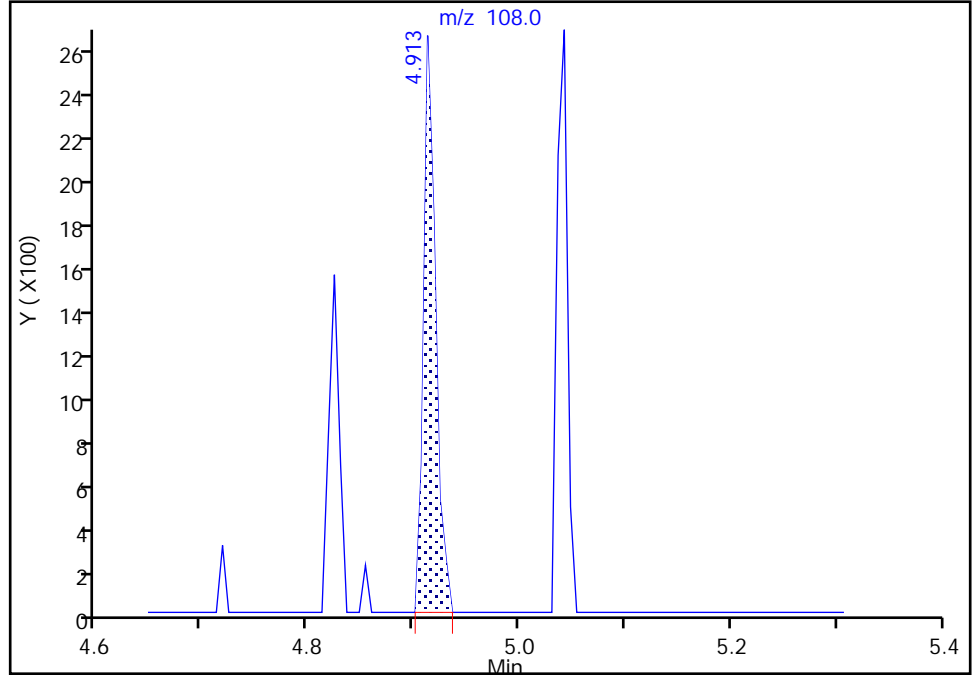
Data File: \\chromfs\Seattle\ChromData\TAC040\20220303-81577.b\40Scan030322a016.D  
Injection Date: 03-Mar-2022 20:58:30 Instrument ID: TAC040  
Lims ID: STD1  
Client ID:  
Operator ID: tl ALS Bottle#: 13 Worklist Smp#: 13  
Injection Vol: 1.0 ul Dil. Factor: 1.0000  
Method: 8270TAC040 Limit Group: 8270D BNA QSM 5.0  
Column: Detector MS SCAN

32 3 & 4 Methylphenol, CAS: 15831-10-4

Signal: 1

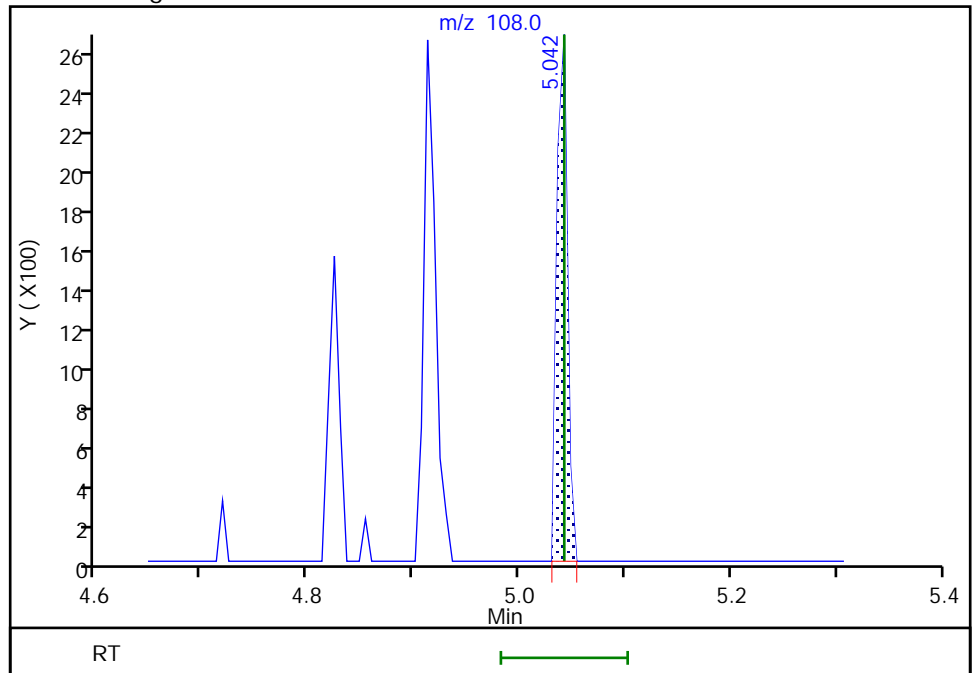
RT: 4.91  
Area: 2076  
Amount: 11.689507  
Amount Units: ug/L

Processing Integration Results



RT: 5.04  
Area: 1846  
Amount: 10.530809  
Amount Units: ug/L

Manual Integration Results



Reviewer: limmere, 08-Mar-2022 13:58:14  
Audit Action: Assigned Compound ID

Audit Reason: Peak assignment corrected

Eurofins Seattle

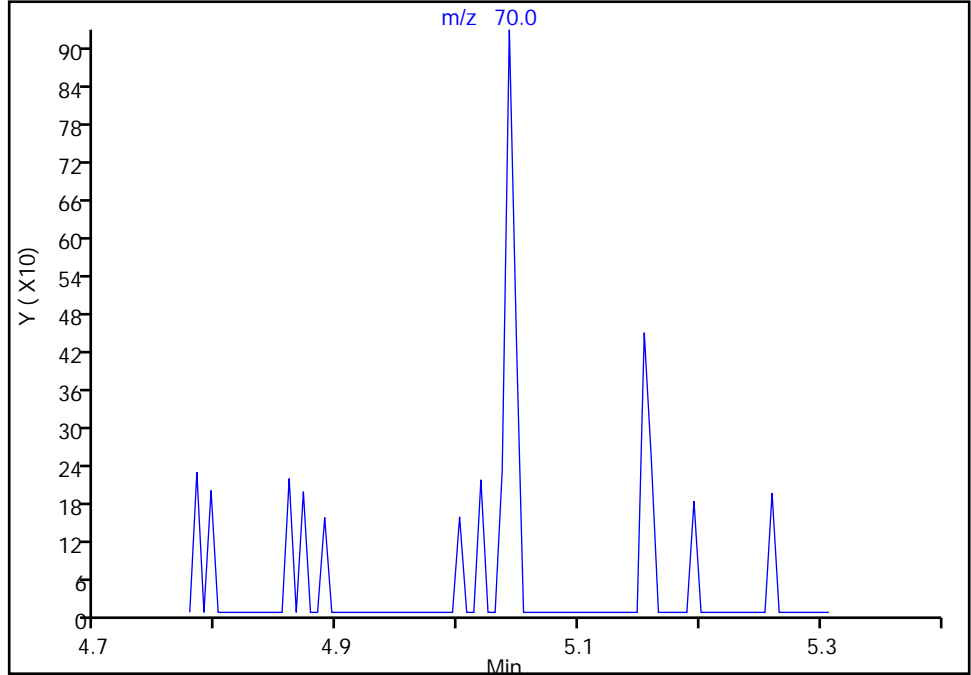
Data File: \\chromfs\Seattle\ChromData\TAC040\20220303-81577.b\40Scan030322a016.D  
Injection Date: 03-Mar-2022 20:58:30 Instrument ID: TAC040  
Lims ID: STD1  
Client ID:  
Operator ID: tl ALS Bottle#: 13 Worklist Smp#: 13  
Injection Vol: 1.0 ul Dil. Factor: 1.0000  
Method: 8270TAC040 Limit Group: 8270D BNA QSM 5.0  
Column: Detector MS SCAN

30 N-Nitrosodi-n-propylamine, CAS: 621-64-7

Signal: 1

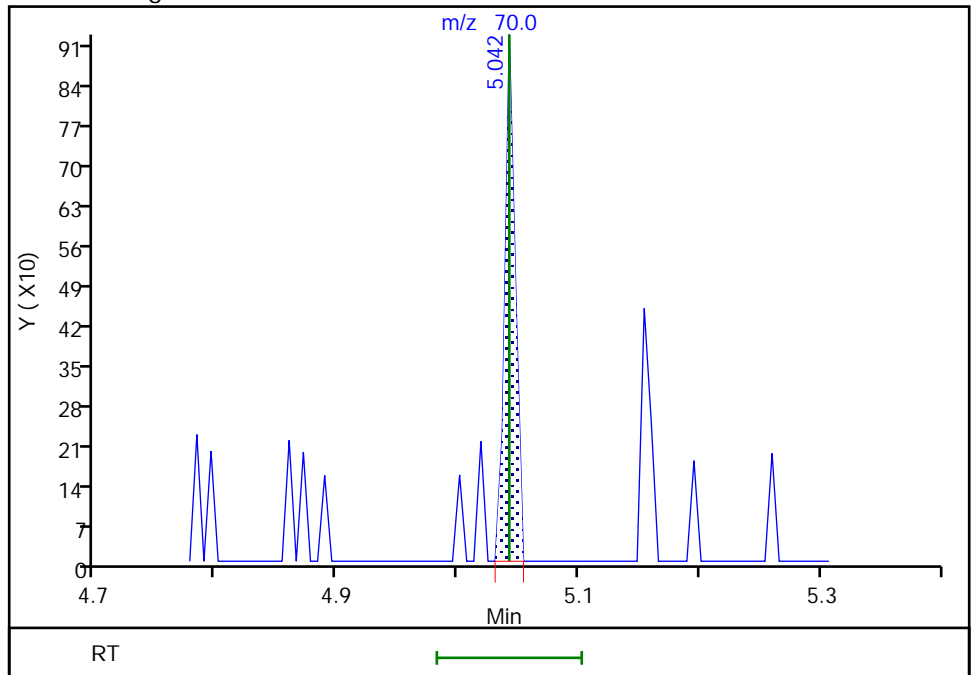
Not Detected  
Expected RT: 5.04

Processing Integration Results



Manual Integration Results

RT: 5.04  
Area: 560  
Amount: 7.863430  
Amount Units: ug/L



Reviewer: limmere, 08-Mar-2022 10:55:51  
Audit Action: Assigned Compound ID

Audit Reason: Peak assignment corrected



Eurofins Seattle

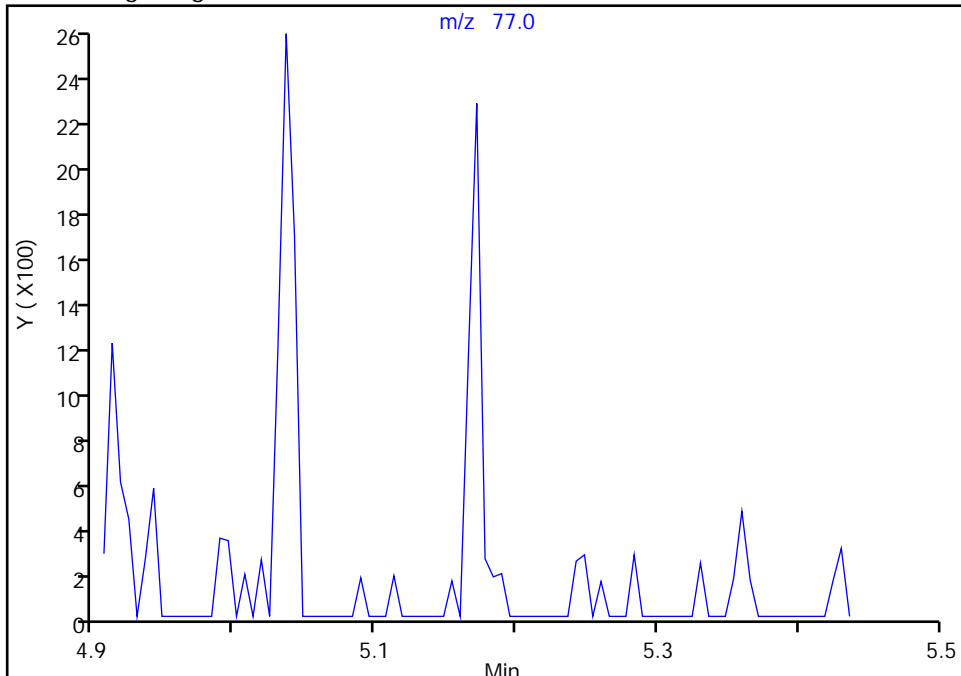
Data File: \\chromfs\Seattle\ChromData\TAC040\20220303-81577.b\40Scan030322a016.D  
Injection Date: 03-Mar-2022 20:58:30 Instrument ID: TAC040  
Lims ID: STD1  
Client ID:  
Operator ID: tl ALS Bottle#: 13 Worklist Smp#: 13  
Injection Vol: 1.0 ul Dil. Factor: 1.0000  
Method: 8270TAC040 Limit Group: 8270D BNA QSM 5.0  
Column: Detector MS SCAN

33 Nitrobenzene, CAS: 98-95-3

Signal: 1

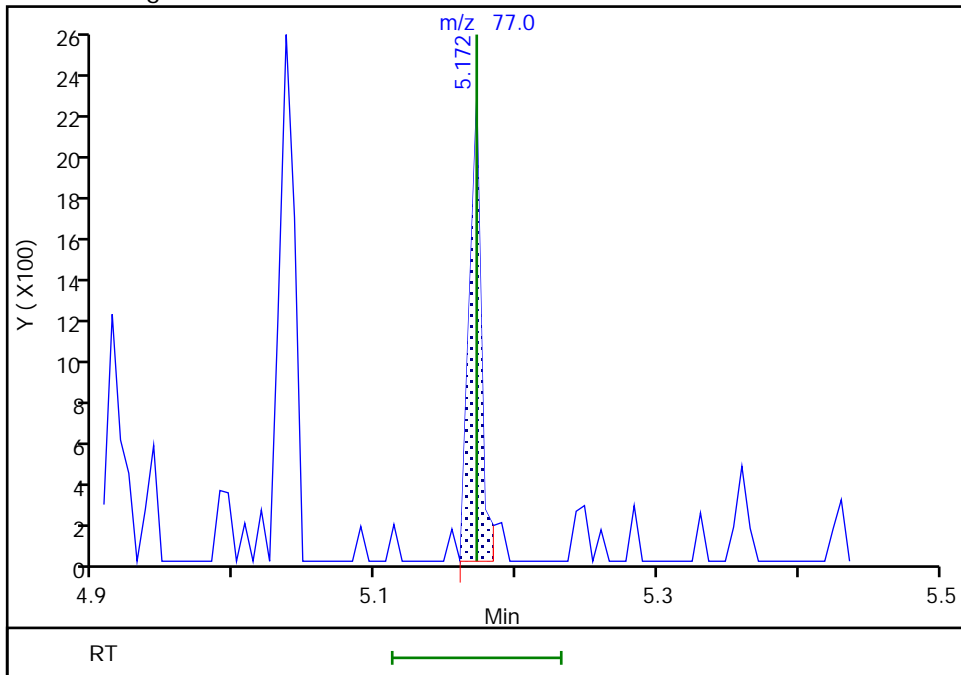
Not Detected  
Expected RT: 5.17

Processing Integration Results



Manual Integration Results

RT: 5.17  
Area: 1326  
Amount: 10.277175  
Amount Units: ug/L



Reviewer: limmere, 08-Mar-2022 10:55:59  
Audit Action: Assigned Compound ID

Audit Reason: Peak assignment corrected

Eurofins Seattle

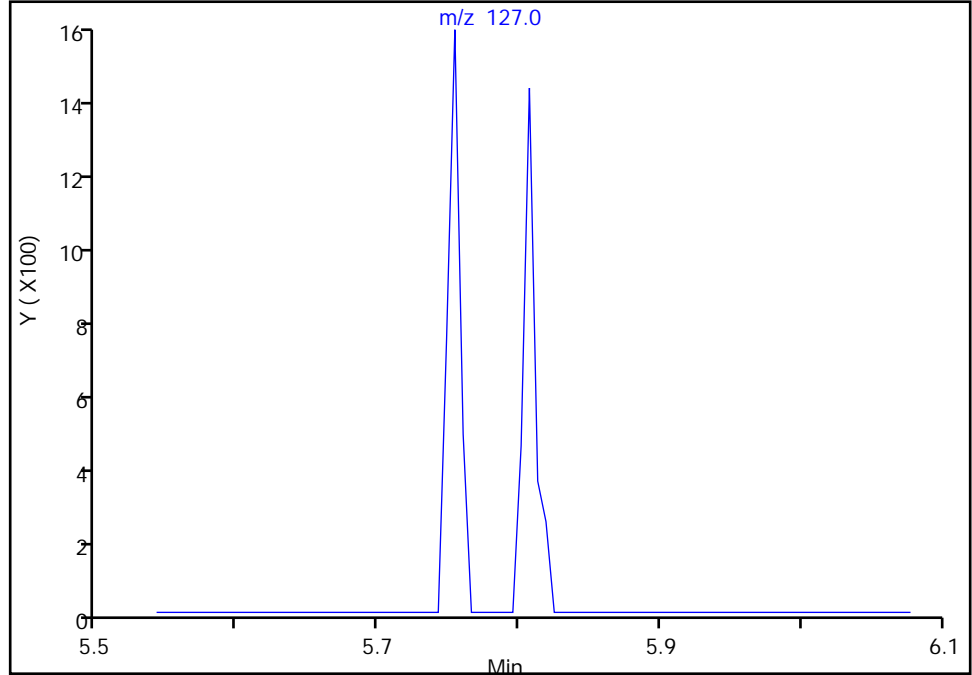
Data File: \\chromfs\Seattle\ChromData\TAC040\20220303-81577.b\40Scan030322a016.D  
Injection Date: 03-Mar-2022 20:58:30 Instrument ID: TAC040  
Lims ID: STD1  
Client ID:  
Operator ID: tl ALS Bottle#: 13 Worklist Smp#: 13  
Injection Vol: 1.0 ul Dil. Factor: 1.0000  
Method: 8270TAC040 Limit Group: 8270D BNA QSM 5.0  
Column: Detector MS SCAN

43 4-Chloroaniline, CAS: 106-47-8

Signal: 1

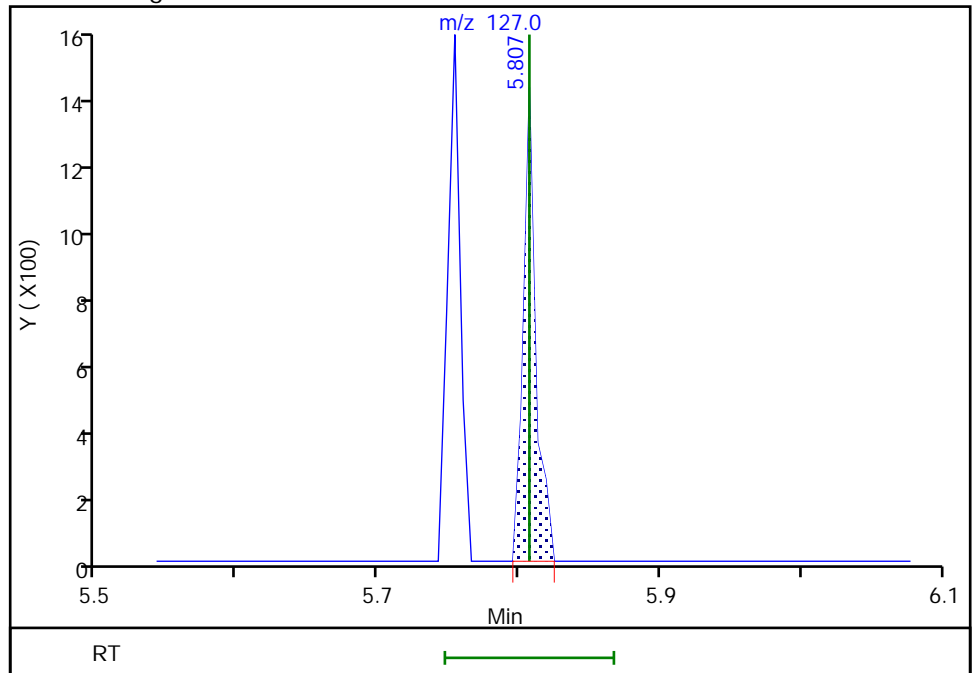
Not Detected  
Expected RT: 5.81

Processing Integration Results



RT: 5.81  
Area: 857  
Amount: 27.290626  
Amount Units: ug/L

Manual Integration Results



Eurofins Seattle

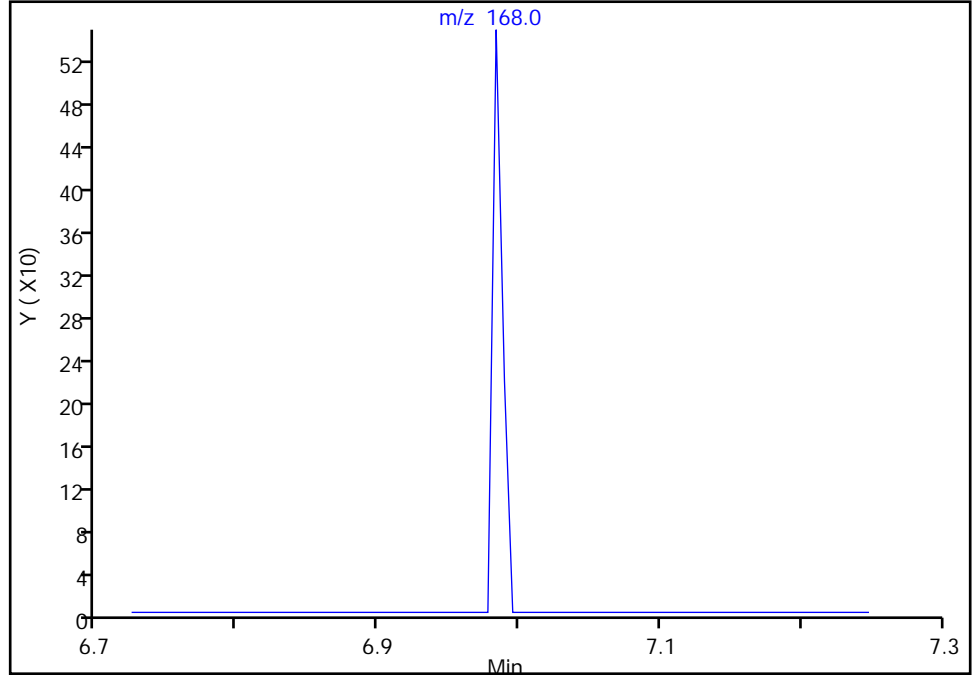
Data File: \\chromfs\Seattle\ChromData\TAC040\20220303-81577.b\40Scan030322a016.D  
Injection Date: 03-Mar-2022 20:58:30 Instrument ID: TAC040  
Lims ID: STD1  
Client ID:  
Operator ID: tl ALS Bottle#: 13 Worklist Smp#: 13  
Injection Vol: 1.0 ul Dil. Factor: 1.0000  
Method: 8270TAC040 Limit Group: 8270D BNA QSM 5.0  
Column: Detector MS SCAN

56 1,3-Dinitrobenzene, CAS: 99-65-0

Signal: 1

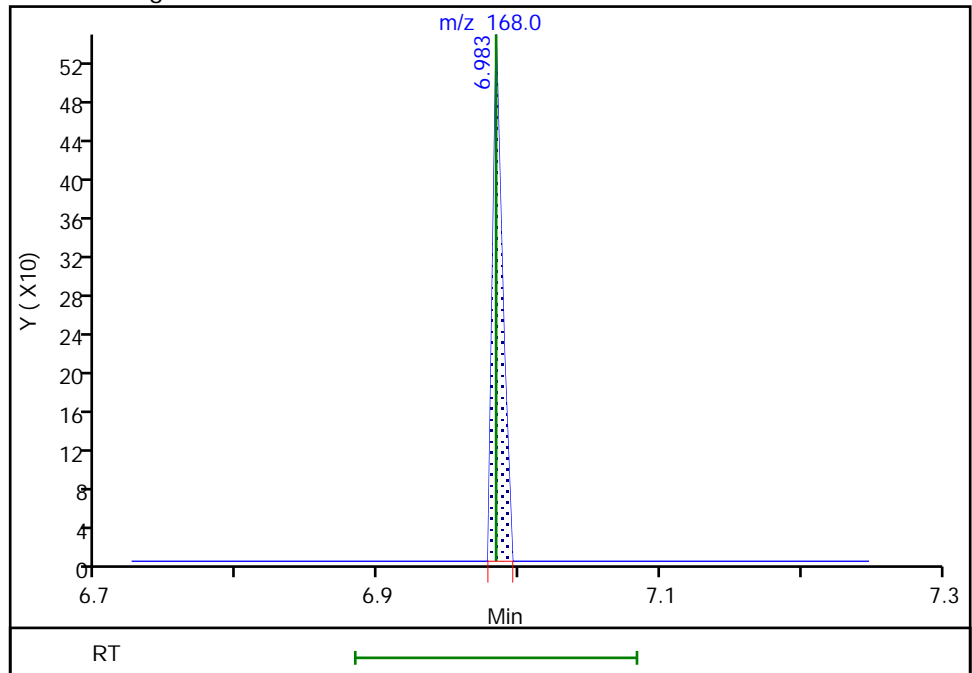
Not Detected  
Expected RT: 6.98

Processing Integration Results



Manual Integration Results

RT: 6.98  
Area: 269  
Amount: 26.336451  
Amount Units: ug/L



Eurofins Seattle

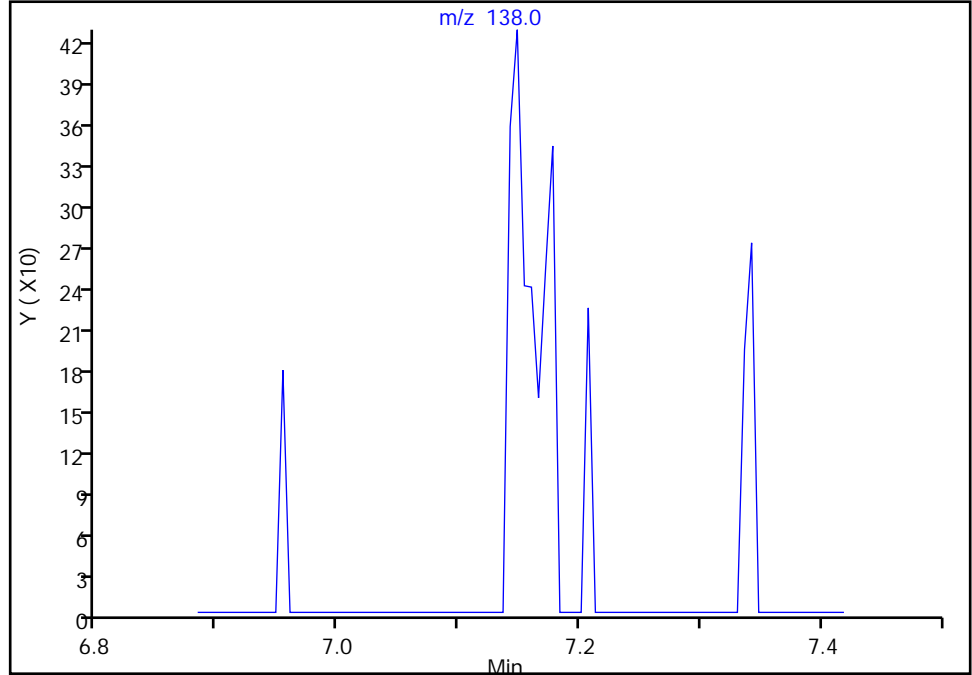
Data File: \\chromfs\Seattle\ChromData\TAC040\20220303-81577.b\40Scan030322a016.D  
Injection Date: 03-Mar-2022 20:58:30 Instrument ID: TAC040  
Lims ID: STD1  
Client ID:  
Operator ID: tl ALS Bottle#: 13 Worklist Smp#: 13  
Injection Vol: 1.0 ul Dil. Factor: 1.0000  
Method: 8270TAC040 Limit Group: 8270D BNA QSM 5.0  
Column: Detector MS SCAN

59 3-Nitroaniline, CAS: 99-09-2

Signal: 1

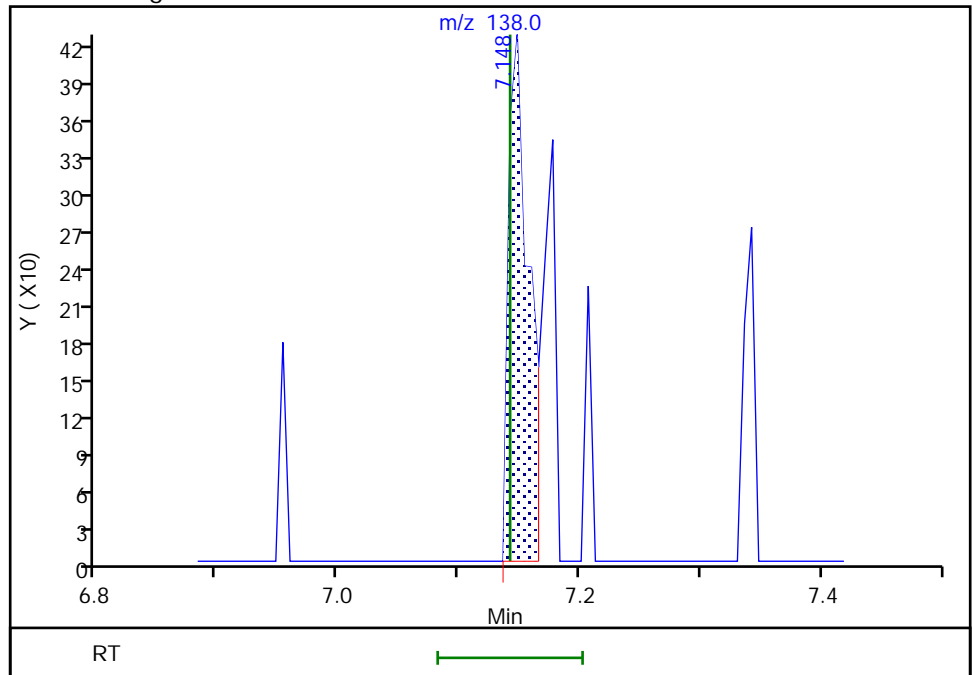
Not Detected  
Expected RT: 7.14

Processing Integration Results



Manual Integration Results

RT: 7.15  
Area: 493  
Amount: 50.363139  
Amount Units: ug/L



Reviewer: limmere, 08-Mar-2022 10:56:37  
Audit Action: Assigned Compound ID

Audit Reason: Peak assignment corrected

Eurofins Seattle

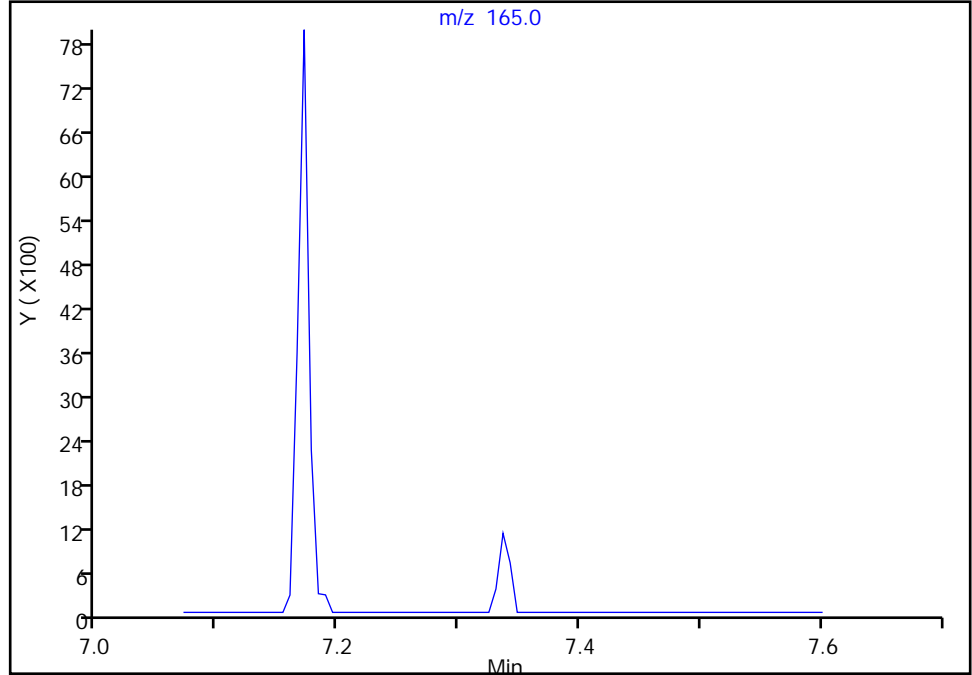
Data File: \\chromfs\Seattle\ChromData\TAC040\20220303-81577.b\40Scan030322a016.D  
Injection Date: 03-Mar-2022 20:58:30 Instrument ID: TAC040  
Lims ID: STD1  
Client ID:  
Operator ID: tl ALS Bottle#: 13 Worklist Smp#: 13  
Injection Vol: 1.0 ul Dil. Factor: 1.0000  
Method: 8270TAC040 Limit Group: 8270D BNA QSM 5.0  
Column: Detector MS SCAN

62 2,4-Dinitrotoluene, CAS: 121-14-2

Signal: 1

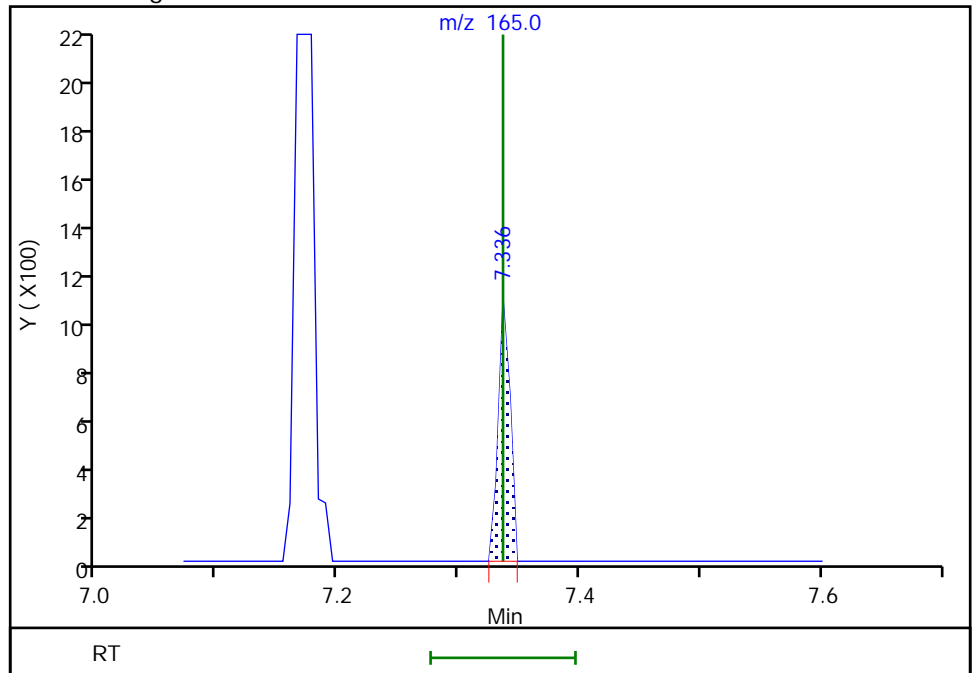
Not Detected  
Expected RT: 7.34

Processing Integration Results



RT: 7.34  
Area: 733  
Amount: 27.973736  
Amount Units: ug/L

Manual Integration Results



Reviewer: limmere, 08-Mar-2022 10:56:46  
Audit Action: Assigned Compound ID

Audit Reason: Peak assignment corrected

Eurofins Seattle

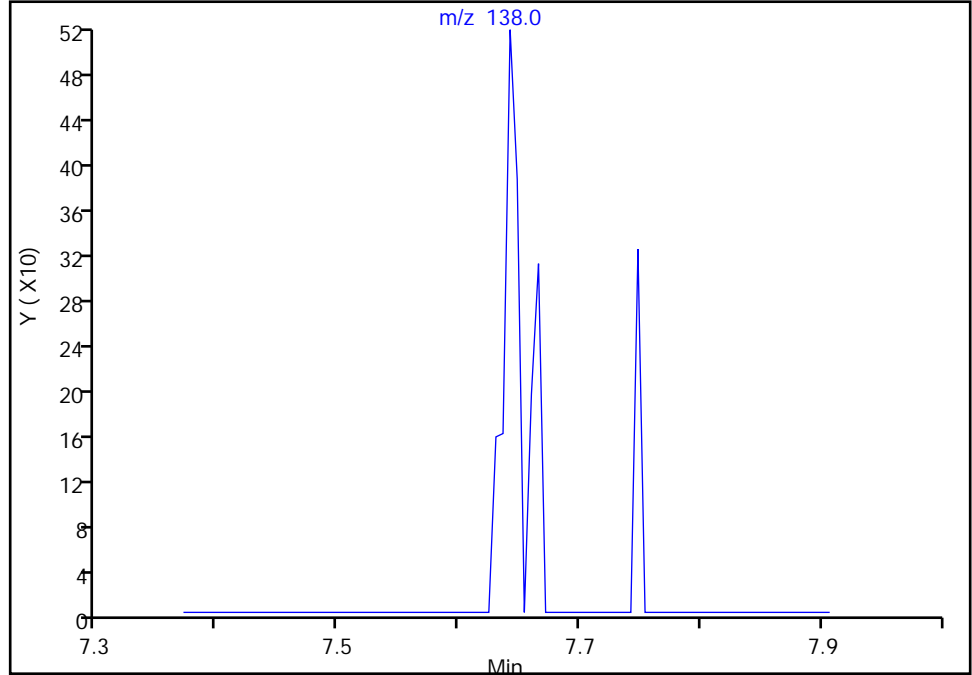
Data File: \\chromfs\Seattle\ChromData\TAC040\20220303-81577.b\40Scan030322a016.D  
Injection Date: 03-Mar-2022 20:58:30 Instrument ID: TAC040  
Lims ID: STD1  
Client ID:  
Operator ID: tl ALS Bottle#: 13 Worklist Smp#: 13  
Injection Vol: 1.0 ul Dil. Factor: 1.0000  
Method: 8270TAC040 Limit Group: 8270D BNA QSM 5.0  
Column: Detector MS SCAN

70 4-Nitroaniline, CAS: 100-01-6

Signal: 1

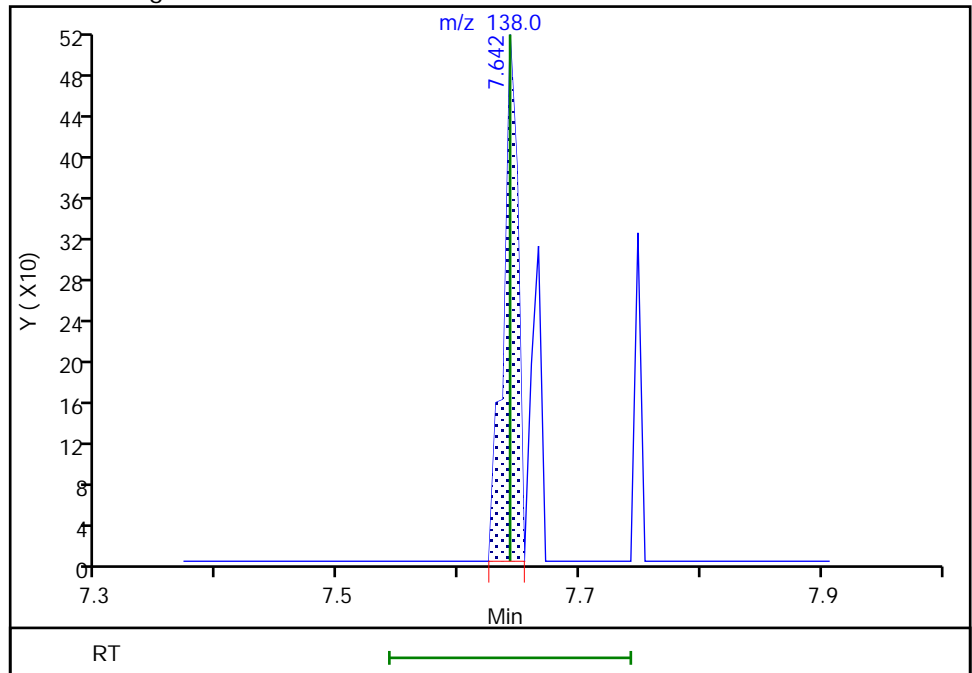
Not Detected  
Expected RT: 7.64

Processing Integration Results



RT: 7.64  
Area: 430  
Amount: 6.870414  
Amount Units: ug/L

Manual Integration Results



Eurofins Seattle

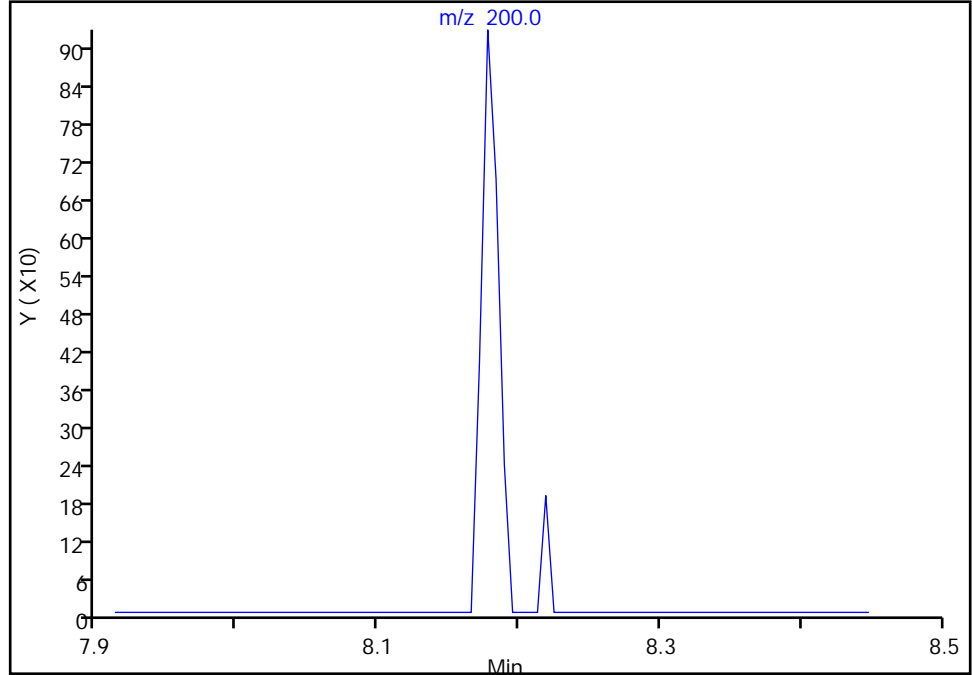
Data File: \\chromfs\Seattle\ChromData\TAC040\20220303-81577.b\40Scan030322a016.D  
Injection Date: 03-Mar-2022 20:58:30 Instrument ID: TAC040  
Lims ID: STD1  
Client ID:  
Operator ID: tl ALS Bottle#: 13 Worklist Smp#: 13  
Injection Vol: 1.0 ul Dil. Factor: 1.0000  
Method: 8270TAC040 Limit Group: 8270D BNA QSM 5.0  
Column: Detector MS SCAN

76 Atrazine, CAS: 1912-24-9

Signal: 1

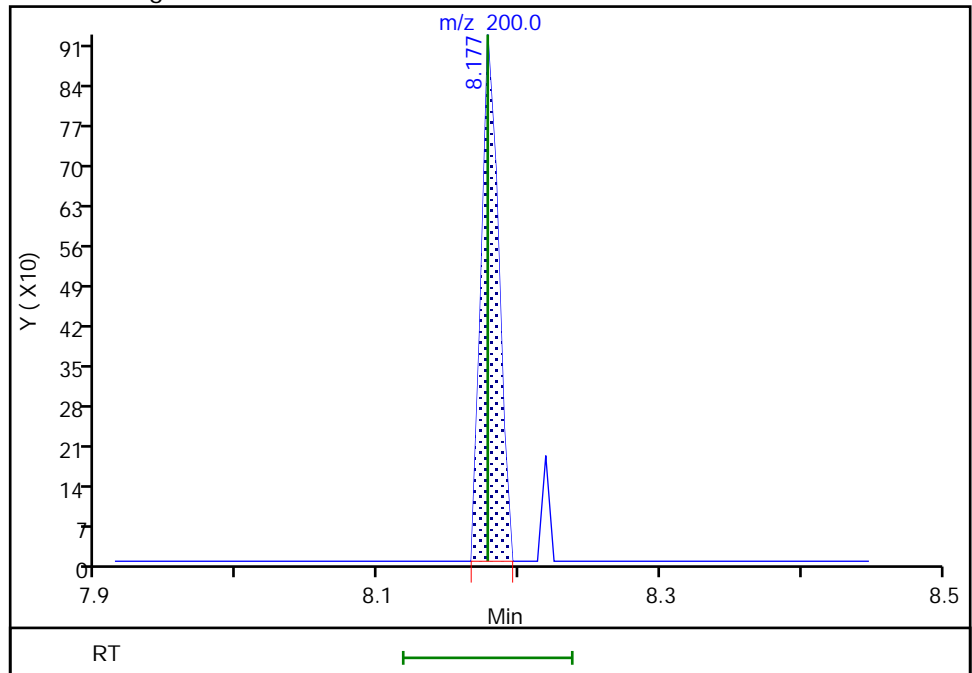
Not Detected  
Expected RT: 8.18

Processing Integration Results



Manual Integration Results

RT: 8.18  
Area: 790  
Amount: 10.043263  
Amount Units: ug/L



Eurofins Seattle

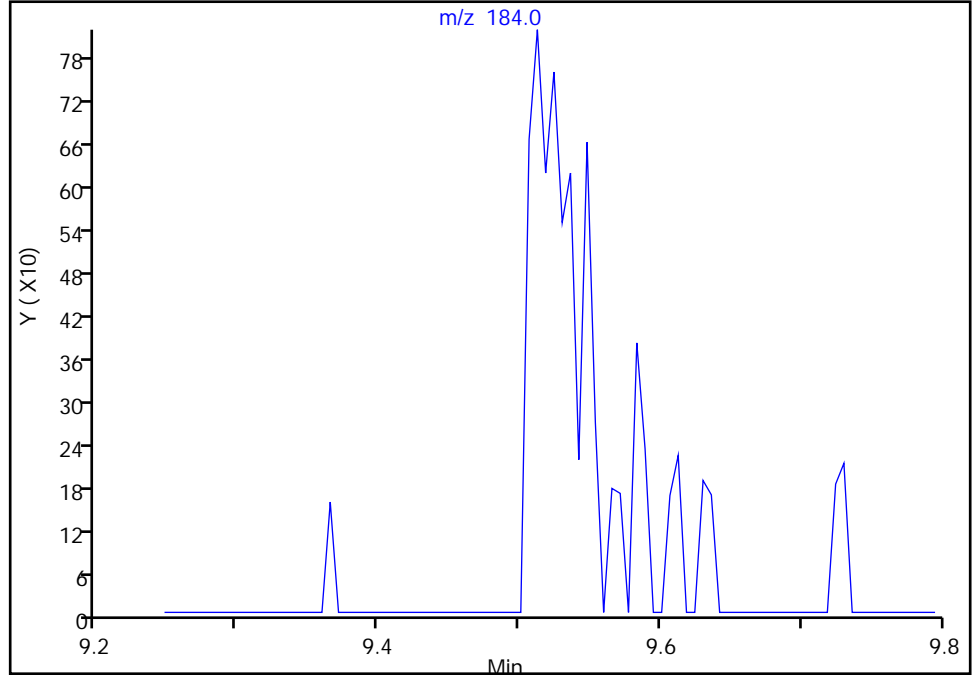
Data File: \\chromfs\Seattle\ChromData\TAC040\20220303-81577.b\40Scan030322a016.D  
Injection Date: 03-Mar-2022 20:58:30 Instrument ID: TAC040  
Lims ID: STD1  
Client ID:  
Operator ID: tl ALS Bottle#: 13 Worklist Smp#: 13  
Injection Vol: 1.0 ul Dil. Factor: 1.0000  
Method: 8270TAC040 Limit Group: 8270D BNA QSM 5.0  
Column: Detector MS SCAN

85 Benzidine, CAS: 92-87-5

Signal: 1

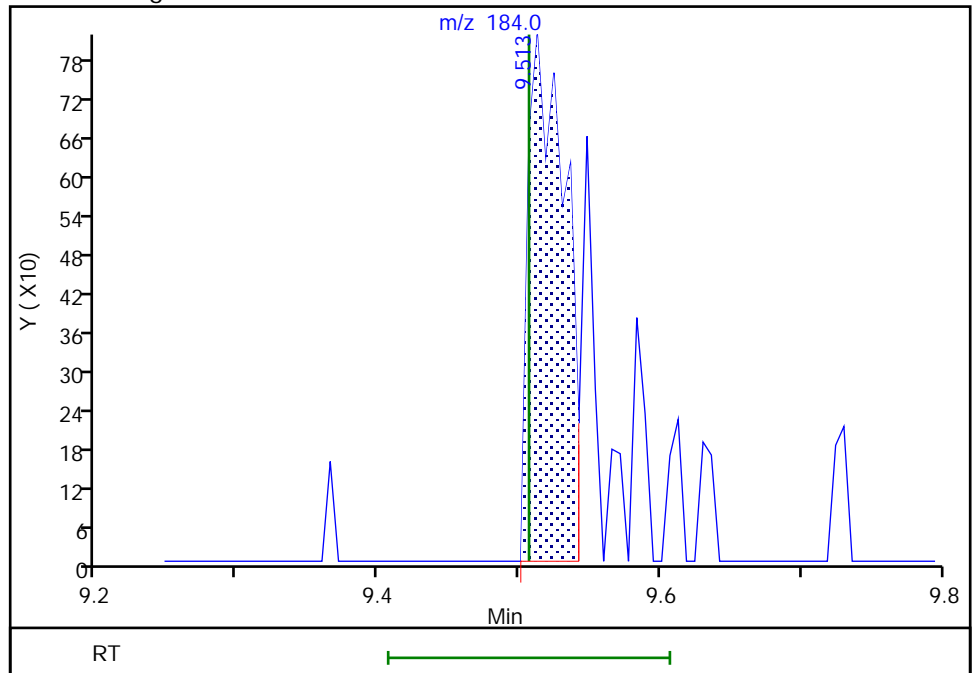
Not Detected  
Expected RT: 9.51

Processing Integration Results



Manual Integration Results

RT: 9.51  
Area: 1486  
Amount: 33.141592  
Amount Units: ug/L



Reviewer: limmere, 08-Mar-2022 10:57:18  
Audit Action: Assigned Compound ID

Audit Reason: Peak assignment corrected



Eurofins Seattle

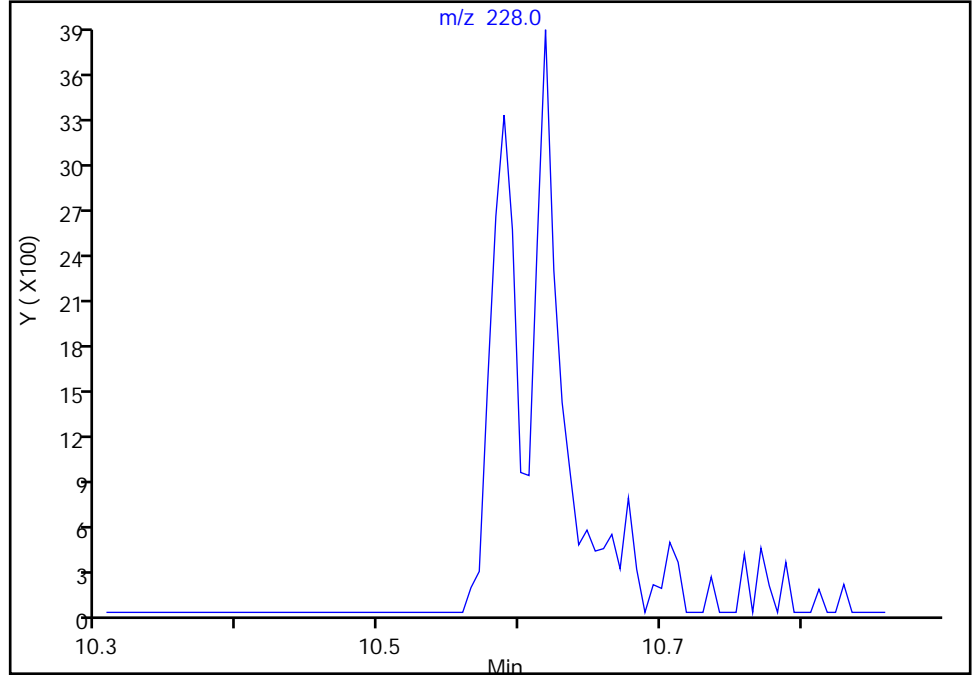
Data File: \\chromfs\Seattle\ChromData\TAC040\20220303-81577.b\40Scan030322a016.D  
Injection Date: 03-Mar-2022 20:58:30 Instrument ID: TAC040  
Lims ID: STD1  
Client ID:  
Operator ID: tl ALS Bottle#: 13 Worklist Smp#: 13  
Injection Vol: 1.0 ul Dil. Factor: 1.0000  
Method: 8270TAC040 Limit Group: 8270D BNA QSM 5.0  
Column: Detector MS SCAN

89 Benzo[a]anthracene, CAS: 56-55-3

Signal: 1

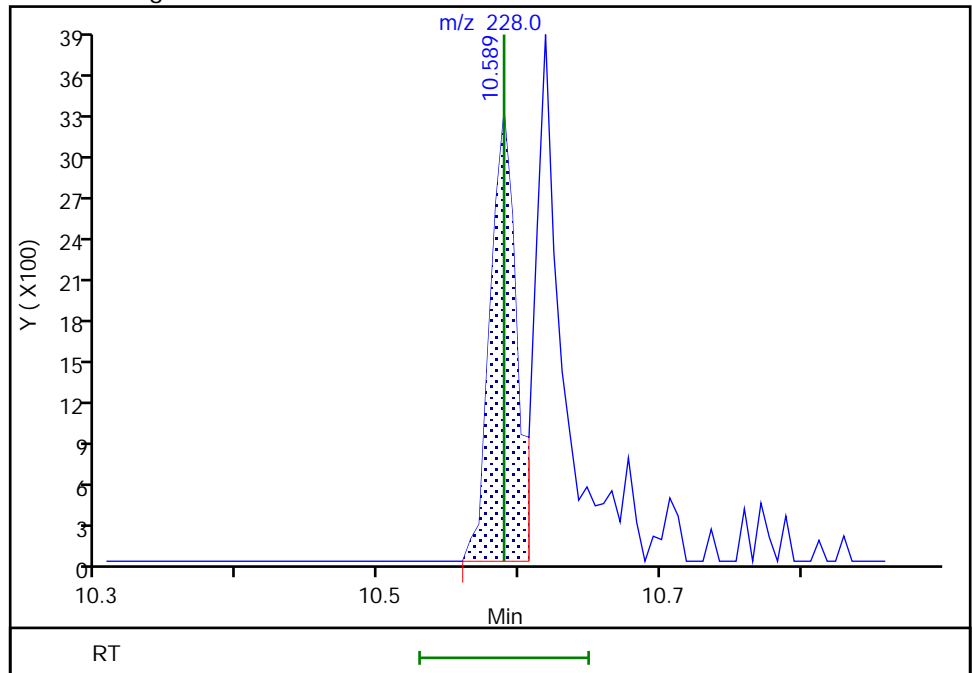
Not Detected  
Expected RT: 10.59

Processing Integration Results



Manual Integration Results

RT: 10.59  
Area: 4261  
Amount: 10.817926  
Amount Units: ug/L



Eurofins Seattle

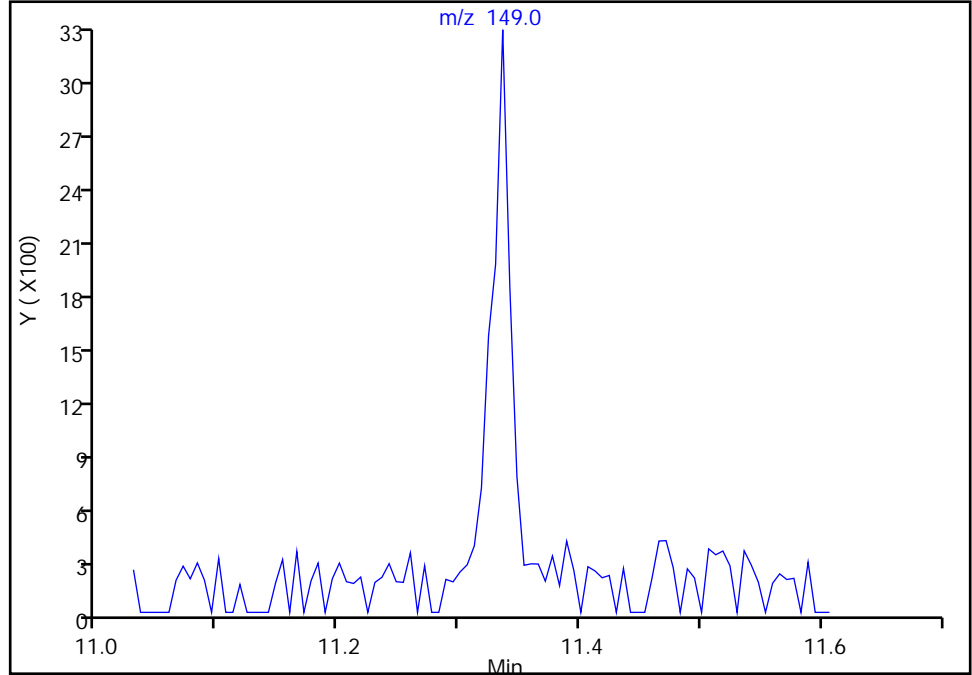
Data File: \\chromfs\Seattle\ChromData\TAC040\20220303-81577.b\40Scan030322a016.D  
Injection Date: 03-Mar-2022 20:58:30 Instrument ID: TAC040  
Lims ID: STD1  
Client ID:  
Operator ID: tl ALS Bottle#: 13 Worklist Smp#: 13  
Injection Vol: 1.0 ul Dil. Factor: 1.0000  
Method: 8270TAC040 Limit Group: 8270D BNA QSM 5.0  
Column: Detector MS SCAN

93 Di-n-octyl phthalate, CAS: 117-84-0

Signal: 1

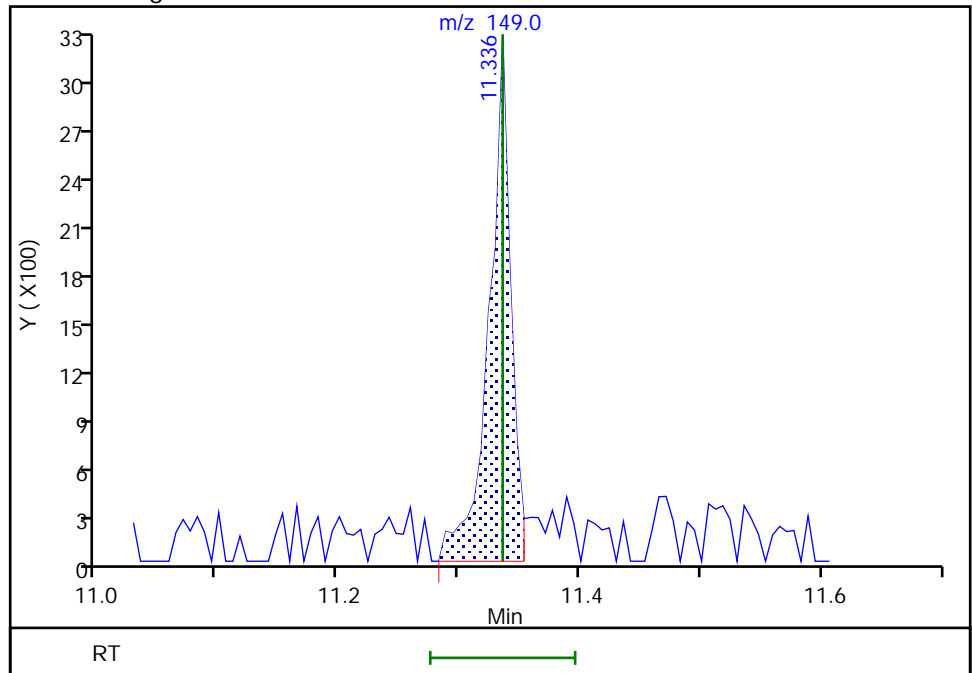
Not Detected  
Expected RT: 11.34

Processing Integration Results



Manual Integration Results

RT: 11.34  
Area: 4072  
Amount: 29.647272  
Amount Units: ug/L



Eurofins Seattle

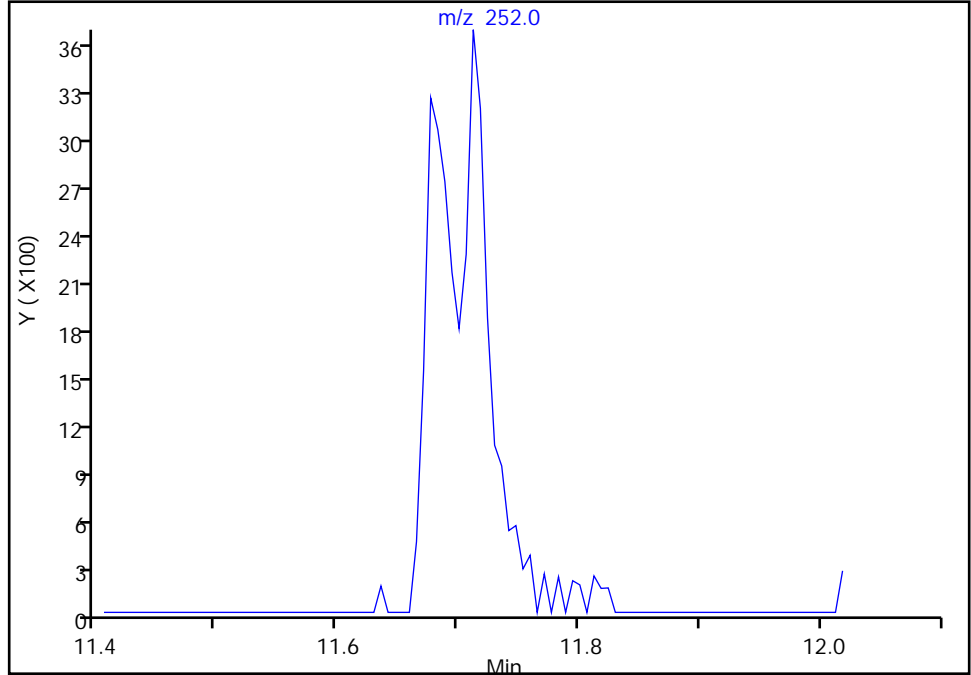
Data File: \\chromfs\Seattle\ChromData\TAC040\20220303-81577.b\40Scan030322a016.D  
Injection Date: 03-Mar-2022 20:58:30 Instrument ID: TAC040  
Lims ID: STD1  
Client ID:  
Operator ID: tl ALS Bottle#: 13 Worklist Smp#: 13  
Injection Vol: 1.0 ul Dil. Factor: 1.0000  
Method: 8270TAC040 Limit Group: 8270D BNA QSM 5.0  
Column: Detector MS SCAN

95 Benzofluoranthene, CAS: 56832-73-6

Signal: 1

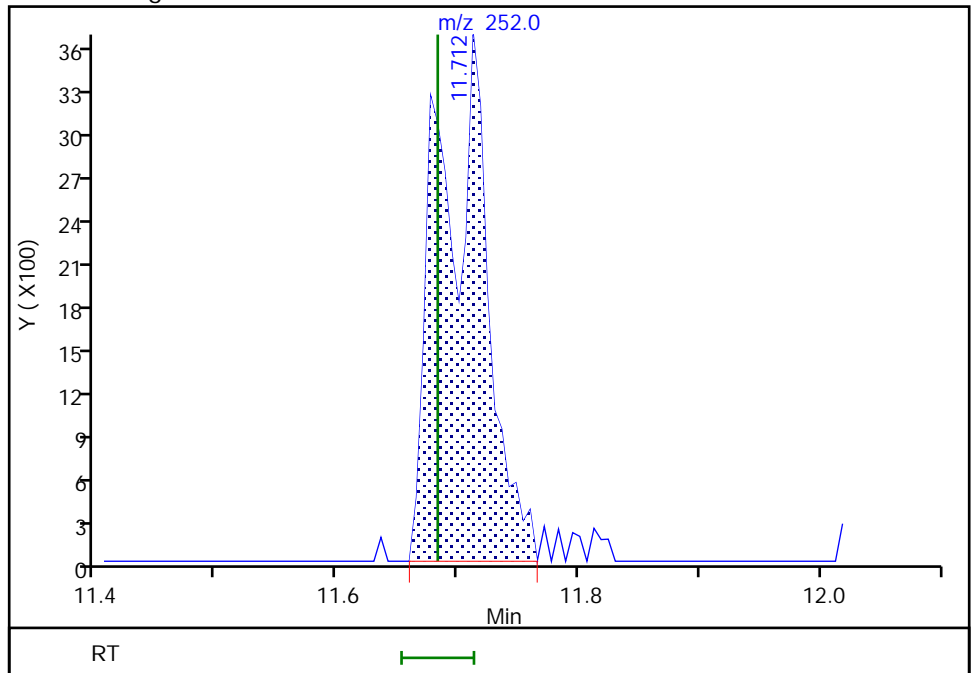
Not Detected  
Expected RT: 11.68

Processing Integration Results



Manual Integration Results

RT: 11.71  
Area: 10348  
Amount: 19.683205  
Amount Units: ug/L



Reviewer: limmere, 08-Mar-2022 10:57:35  
Audit Action: Assigned Compound ID

Audit Reason: Peak assignment corrected

Calibration

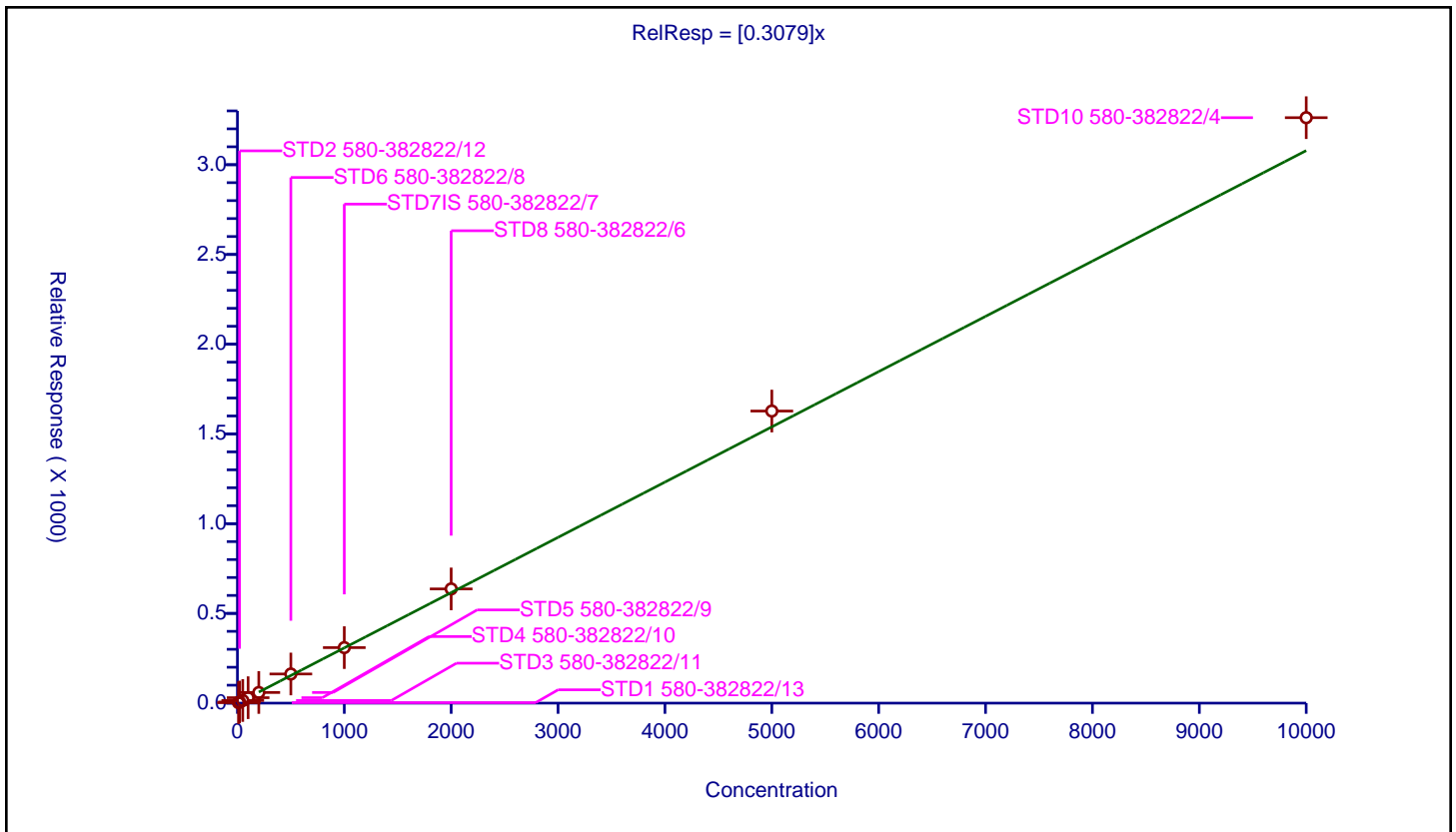
/ N-Nitrosodimethylamine

Curve Type: Average  
 Weighting: Conc\_Sq  
 Origin: Force  
 Dependency: Response  
 Calib Mode: ISTD  
 Response Base: AREA  
 RF Rounding: 0

Curve Coefficients	
Intercept:	0
Slope:	0.3079

Error Coefficients	
Standard Error:	295000
Relative Standard Error:	5.8
Correlation Coefficient:	1.000
Coefficient of Determination (Adjusted):	0.996

ID	Level	Concentration	Rel. Resp.	IS Amount	IS Response	RRF	Used
1	STD1 580-382822/13	10.0	2.712006	100.0	21497.0	0.271201	Y
2	STD2 580-382822/12	20.0	6.240055	100.0	23253.0	0.312003	Y
3	STD3 580-382822/11	50.0	14.568497	100.0	26118.0	0.29137	Y
4	STD4 580-382822/10	100.0	30.386833	100.0	23938.0	0.303868	Y
5	STD5 580-382822/9	200.0	59.231175	100.0	24661.0	0.296156	Y
6	STD6 580-382822/8	500.0	162.393874	100.0	24028.0	0.324788	Y
7	STD7IS 580-382822/7	1000.0	309.326788	100.0	25668.0	0.309327	Y
8	STD8 580-382822/6	2000.0	636.491303	100.0	23285.0	0.318246	Y
9	STD9 580-382822/5	5000.0	1627.410161	100.0	24210.0	0.325482	Y
10	STD10 580-382822/4	10000.0	3262.149434	100.0	23783.0	0.326215	Y



Calibration

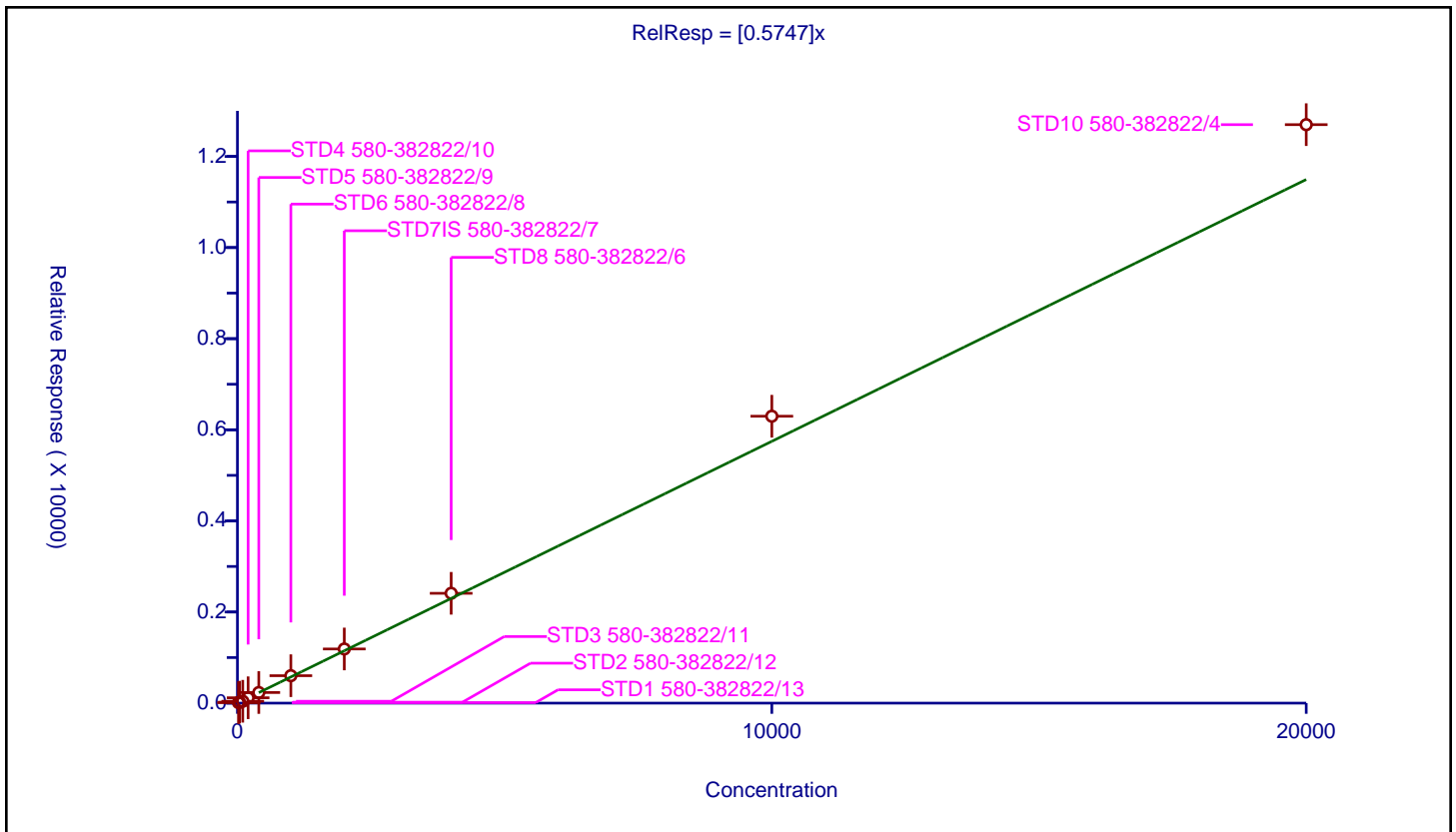
/ Pyridine

Curve Type: Average  
 Weighting: Conc\_Sq  
 Origin: Force  
 Dependency: Response  
 Calib Mode: ISTD  
 Response Base: AREA  
 RF Rounding: 0

Curve Coefficients	
Intercept:	0
Slope:	0.5747

Error Coefficients	
Standard Error:	1140000
Relative Standard Error:	11.4
Correlation Coefficient:	1.000
Coefficient of Determination (Adjusted):	0.985

ID	Level	Concentration	Rel. Resp.	IS Amount	IS Response	RRF	Used
1	STD1 580-382822/13	20.0	11.489975	100.0	21497.0	0.574499	Y
2	STD2 580-382822/12	40.0	21.008042	100.0	23253.0	0.525201	Y
3	STD3 580-382822/11	100.0	41.017689	100.0	26118.0	0.410177	Y
4	STD4 580-382822/10	200.0	117.979781	100.0	23938.0	0.589899	Y
5	STD5 580-382822/9	400.0	233.003528	100.0	24661.0	0.582509	Y
6	STD6 580-382822/8	1000.0	602.584485	100.0	24028.0	0.602584	Y
7	STD7IS 580-382822/7	2000.0	1189.075892	100.0	25668.0	0.594538	Y
8	STD8 580-382822/6	4000.0	2410.959845	100.0	23285.0	0.60274	Y
9	STD9 580-382822/5	10000.0	6297.699298	100.0	24210.0	0.62977	Y
10	STD10 580-382822/4	20000.0	12697.494008	100.0	23783.0	0.634875	Y



Calibration

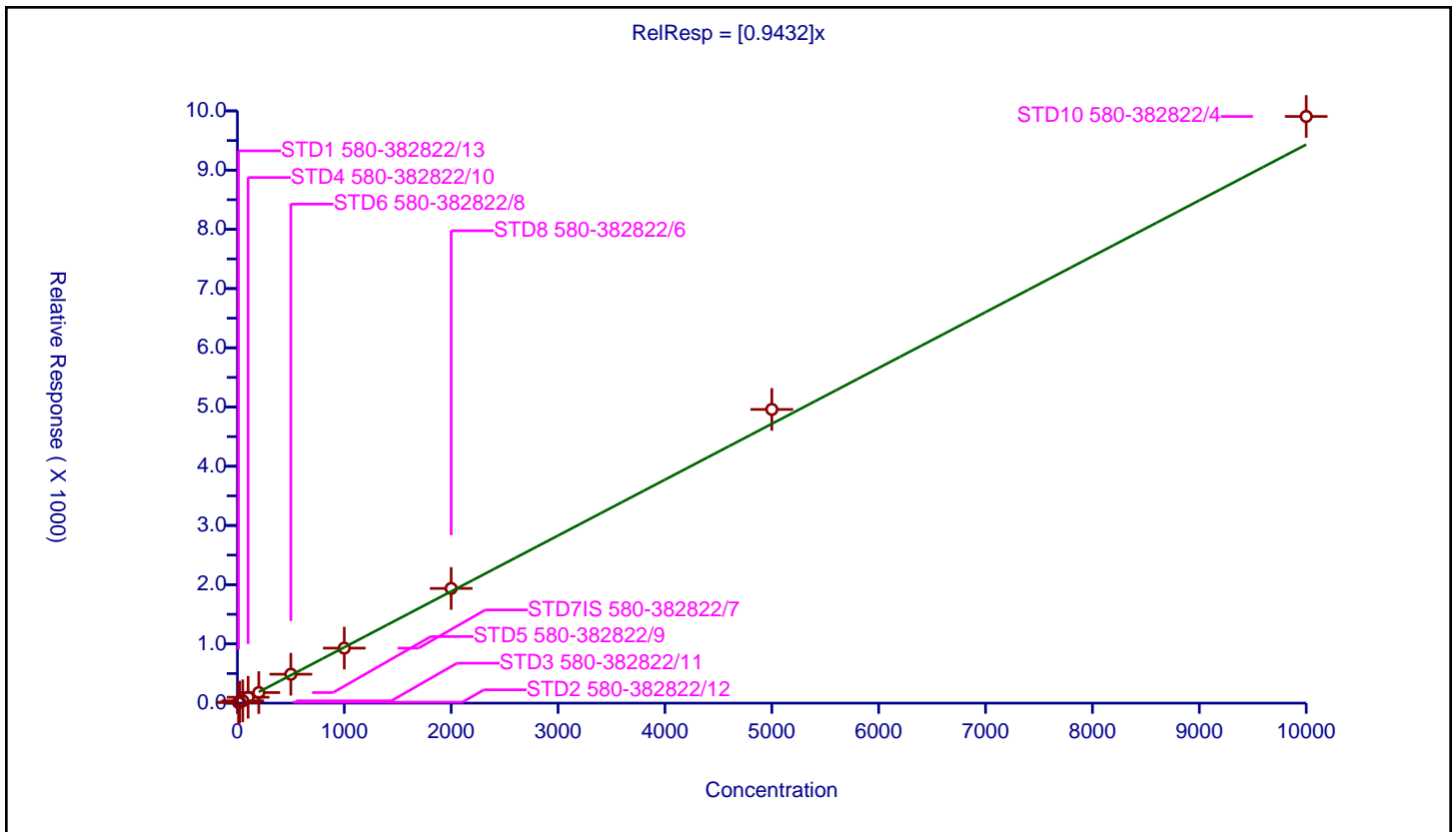
/ 2-Fluorophenol

Curve Type: Average  
 Weighting: Conc\_Sq  
 Origin: Force  
 Dependency: Response  
 Calib Mode: ISTD  
 Response Base: AREA  
 RF Rounding: 0

Curve Coefficients	
Intercept:	0
Slope:	0.9432

Error Coefficients	
Standard Error:	895000
Relative Standard Error:	9.0
Correlation Coefficient:	1.000
Coefficient of Determination (Adjusted):	0.990

ID	Level	Concentration	Rel. Resp.	IS Amount	IS Response	RRF	Used
1	STD1 580-382822/13	10.0	10.666605	100.0	21497.0	1.06666	Y
2	STD2 580-382822/12	20.0	16.754827	100.0	23253.0	0.837741	Y
3	STD3 580-382822/11	50.0	39.114787	100.0	26118.0	0.782296	Y
4	STD4 580-382822/10	100.0	99.778595	100.0	23938.0	0.997786	Y
5	STD5 580-382822/9	200.0	178.293662	100.0	24661.0	0.891468	Y
6	STD6 580-382822/8	500.0	488.155485	100.0	24028.0	0.976311	Y
7	STD7IS 580-382822/7	1000.0	928.673835	100.0	25668.0	0.928674	Y
8	STD8 580-382822/6	2000.0	1936.52566	100.0	23285.0	0.968263	Y
9	STD9 580-382822/5	5000.0	4959.401074	100.0	24210.0	0.99188	Y
10	STD10 580-382822/4	10000.0	9905.810873	100.0	23783.0	0.990581	Y



Calibration

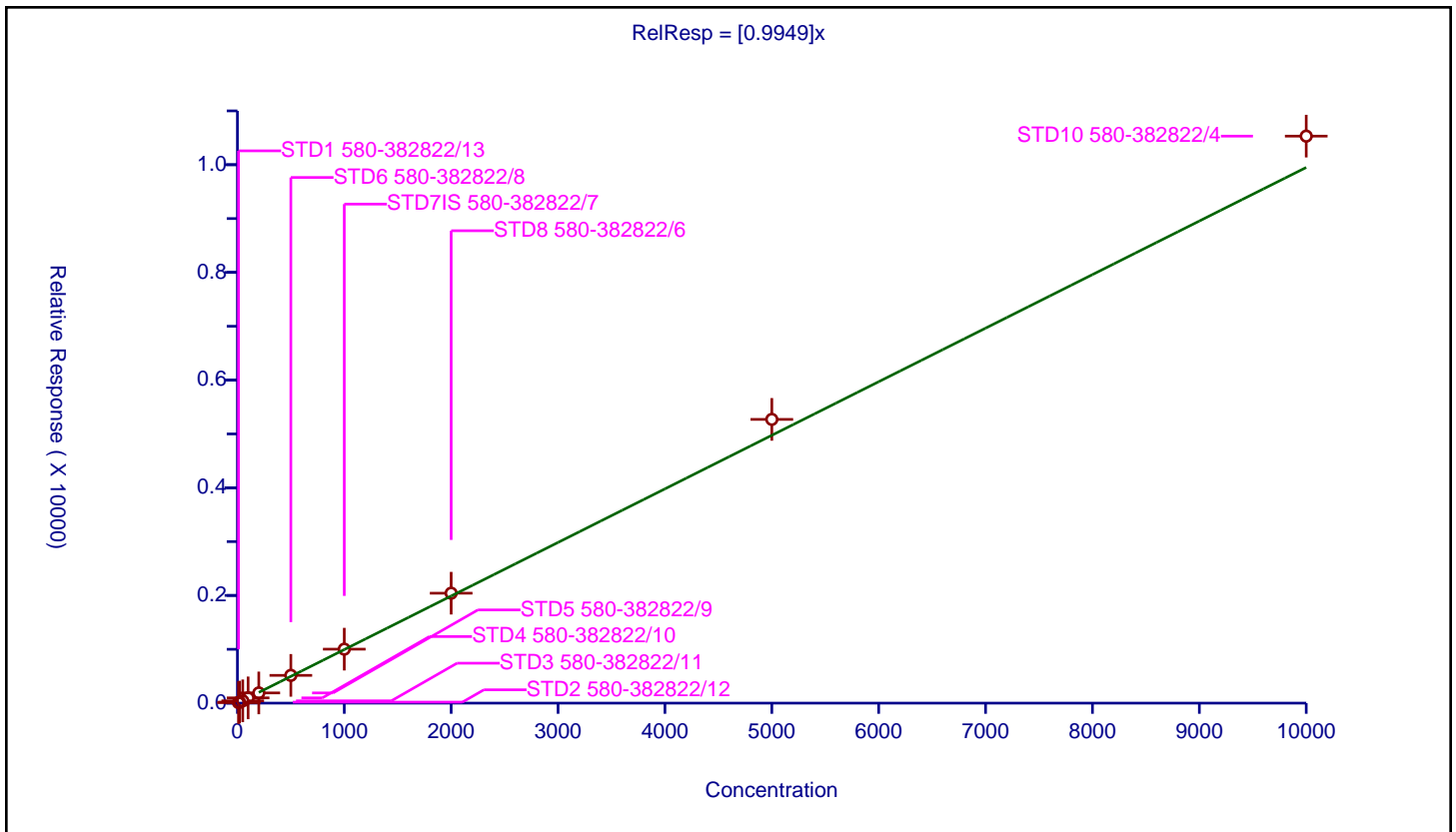
/ Phenol-d5

Curve Type: Average  
 Weighting: Conc\_Sq  
 Origin: Force  
 Dependency: Response  
 Calib Mode: ISTD  
 Response Base: AREA  
 RF Rounding: 0

Curve Coefficients	
Intercept:	0
Slope:	0.9949

Error Coefficients	
Standard Error:	951000
Relative Standard Error:	6.2
Correlation Coefficient:	1.000
Coefficient of Determination (Adjusted):	0.995

ID	Level	Concentration	Rel. Resp.	IS Amount	IS Response	RRF	Used
1	STD1 580-382822/13	10.0	10.466577	100.0	21497.0	1.046658	Y
2	STD2 580-382822/12	20.0	19.167419	100.0	23253.0	0.958371	Y
3	STD3 580-382822/11	50.0	42.95505	100.0	26118.0	0.859101	Y
4	STD4 580-382822/10	100.0	97.46846	100.0	23938.0	0.974685	Y
5	STD5 580-382822/9	200.0	189.663842	100.0	24661.0	0.948319	Y
6	STD6 580-382822/8	500.0	515.835692	100.0	24028.0	1.031671	Y
7	STD7IS 580-382822/7	1000.0	1002.275206	100.0	25668.0	1.002275	Y
8	STD8 580-382822/6	2000.0	2041.885334	100.0	23285.0	1.020943	Y
9	STD9 580-382822/5	5000.0	5269.966956	100.0	24210.0	1.053993	Y
10	STD10 580-382822/4	10000.0	10531.001135	100.0	23783.0	1.0531	Y



Calibration

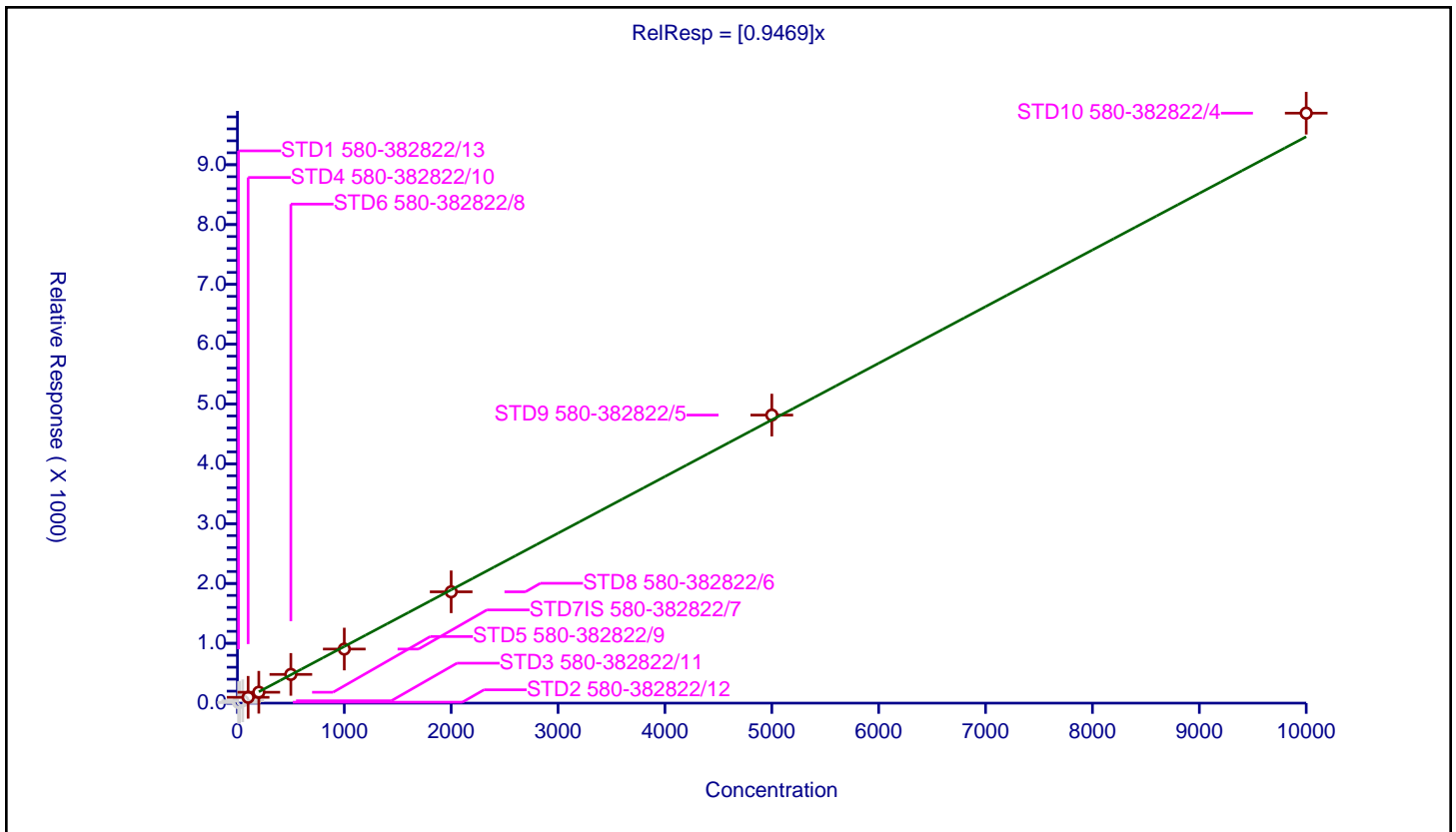
/ Phenol

Curve Type: Average  
 Weighting: Conc\_Sq  
 Origin: Force  
 Dependency: Response  
 Calib Mode: ISTD  
 Response Base: AREA  
 RF Rounding: 0

Curve Coefficients	
Intercept:	0
Slope:	0.9469

Error Coefficients	
Standard Error:	1080000
Relative Standard Error:	3.4
Correlation Coefficient:	1.000
Coefficient of Determination (Adjusted):	0.998

ID	Level	Concentration	Rel. Resp.	IS Amount	IS Response	RRF	Used
1	STD1 580-382822/13	10.0	10.285156	100.0	21497.0	1.028516	N
2	STD2 580-382822/12	20.0	16.316174	100.0	23253.0	0.815809	N
3	STD3 580-382822/11	50.0	39.41726	100.0	26118.0	0.788345	N
4	STD4 580-382822/10	100.0	97.476815	100.0	23938.0	0.974768	Y
5	STD5 580-382822/9	200.0	181.886379	100.0	24661.0	0.909432	Y
6	STD6 580-382822/8	500.0	480.293824	100.0	24028.0	0.960588	Y
7	STD7IS 580-382822/7	1000.0	903.78292	100.0	25668.0	0.903783	Y
8	STD8 580-382822/6	2000.0	1860.824565	100.0	23285.0	0.930412	Y
9	STD9 580-382822/5	5000.0	4815.055762	100.0	24210.0	0.963011	Y
10	STD10 580-382822/4	10000.0	9862.056931	100.0	23783.0	0.986206	Y





Calibration

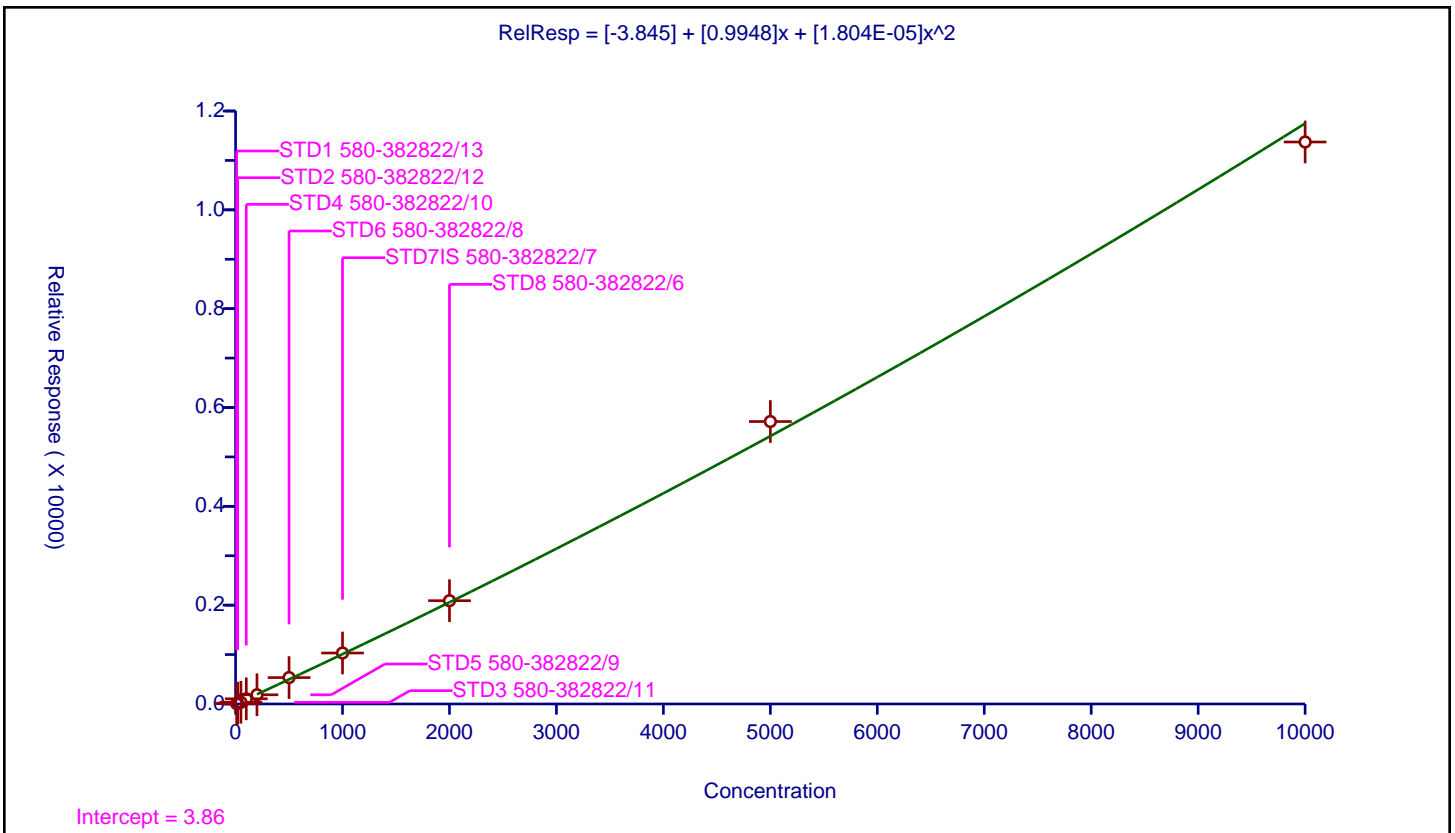
/ Aniline

Curve Type: Quadratic  
 Weighting: Conc\_Sq  
 Origin: None  
 Dependency: Response  
 Calib Mode: ISTD  
 Response Base: AREA  
 RF Rounding: 0

Curve Coefficients	
Intercept:	-3.845
Slope:	0.9948
Second Order:	1.804E-05

Error Coefficients	
Standard Error:	1160000
Relative Standard Error:	10.3
Correlation Coefficient:	0.998
Coefficient of Determination (Adjusted):	0.991

ID	Level	Concentration	Rel. Resp.	IS Amount	IS Response	RRF	Used
1	STD1 580-382822/13	10.0	6.331116	100.0	21497.0	0.633112	Y
2	STD2 580-382822/12	20.0	16.643014	100.0	23253.0	0.832151	Y
3	STD3 580-382822/11	50.0	34.478138	100.0	26118.0	0.689563	Y
4	STD4 580-382822/10	100.0	104.854207	100.0	23938.0	1.048542	Y
5	STD5 580-382822/9	200.0	186.695592	100.0	24661.0	0.933478	Y
6	STD6 580-382822/8	500.0	534.230897	100.0	24028.0	1.068462	Y
7	STD7IS 580-382822/7	1000.0	1031.669783	100.0	25668.0	1.03167	Y
8	STD8 580-382822/6	2000.0	2090.362895	100.0	23285.0	1.045181	Y
9	STD9 580-382822/5	5000.0	5716.489054	100.0	24210.0	1.143298	Y
10	STD10 580-382822/4	10000.0	11372.91763	100.0	23783.0	1.137292	Y



Calibration

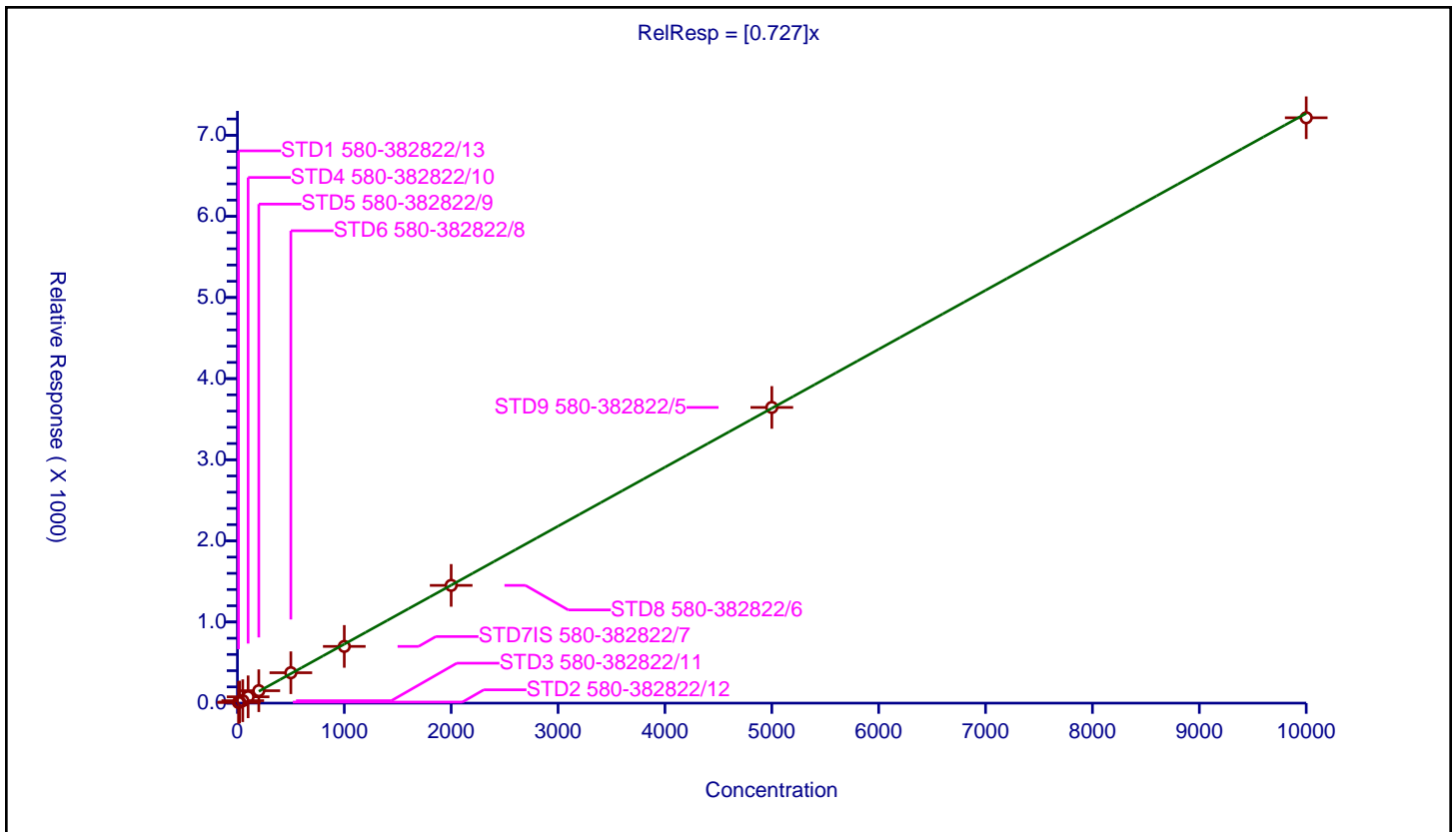
/ Bis(2-chloroethyl)ether

Curve Type: Average  
 Weighting: Conc\_Sq  
 Origin: Force  
 Dependency: Response  
 Calib Mode: ISTD  
 Response Base: AREA  
 RF Rounding: 0

Curve Coefficients	
Intercept:	0
Slope:	0.727

Error Coefficients	
Standard Error:	654000
Relative Standard Error:	8.6
Correlation Coefficient:	1.000
Coefficient of Determination (Adjusted):	0.991

ID	Level	Concentration	Rel. Resp.	IS Amount	IS Response	RRF	Used
1	STD1 580-382822/13	10.0	8.294181	100.0	21497.0	0.829418	Y
2	STD2 580-382822/12	20.0	13.361717	100.0	23253.0	0.668086	Y
3	STD3 580-382822/11	50.0	30.078873	100.0	26118.0	0.601577	Y
4	STD4 580-382822/10	100.0	78.080876	100.0	23938.0	0.780809	Y
5	STD5 580-382822/9	200.0	153.112201	100.0	24661.0	0.765561	Y
6	STD6 580-382822/8	500.0	374.579657	100.0	24028.0	0.749159	Y
7	STD7IS 580-382822/7	1000.0	698.940315	100.0	25668.0	0.69894	Y
8	STD8 580-382822/6	2000.0	1451.041443	100.0	23285.0	0.725521	Y
9	STD9 580-382822/5	5000.0	3644.820322	100.0	24210.0	0.728964	Y
10	STD10 580-382822/4	10000.0	7215.43119	100.0	23783.0	0.721543	Y



Calibration

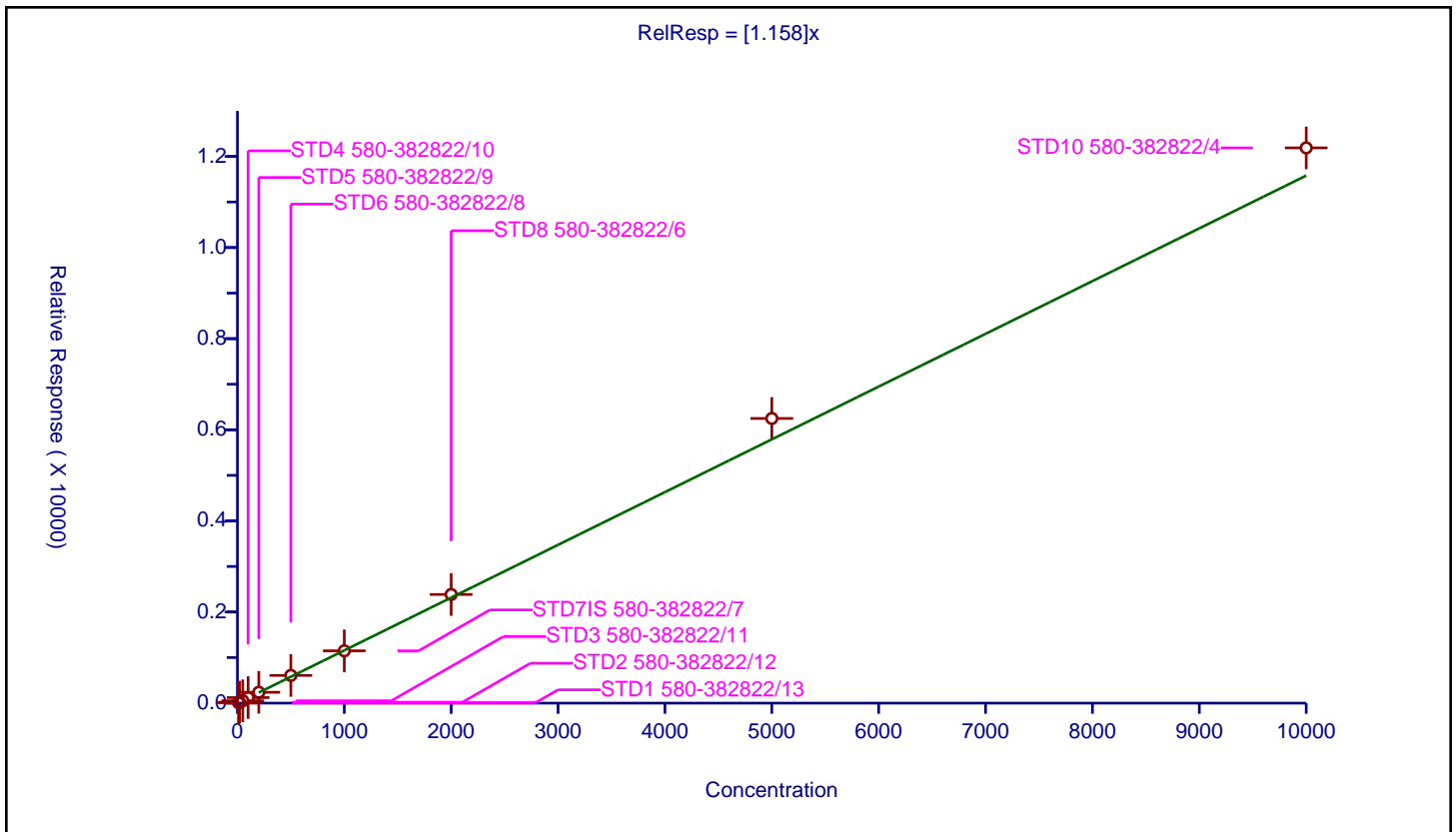
/ 2-Chlorophenol

Curve Type: Average  
 Weighting: Conc\_Sq  
 Origin: Force  
 Dependency: Response  
 Calib Mode: ISTD  
 Response Base: AREA  
 RF Rounding: 0

Curve Coefficients	
Intercept:	0
Slope:	1.158

Error Coefficients	
Standard Error:	1110000
Relative Standard Error:	7.0
Correlation Coefficient:	0.999
Coefficient of Determination (Adjusted):	0.994

ID	Level	Concentration	Rel. Resp.	IS Amount	IS Response	RRF	Used
1	STD1 580-382822/13	10.0	10.736382	100.0	21497.0	1.073638	Y
2	STD2 580-382822/12	20.0	20.767213	100.0	23253.0	1.038361	Y
3	STD3 580-382822/11	50.0	51.542997	100.0	26118.0	1.03086	Y
4	STD4 580-382822/10	100.0	122.082045	100.0	23938.0	1.22082	Y
5	STD5 580-382822/9	200.0	237.9425	100.0	24661.0	1.189713	Y
6	STD6 580-382822/8	500.0	608.506742	100.0	24028.0	1.217013	Y
7	STD7IS 580-382822/7	1000.0	1148.328658	100.0	25668.0	1.148329	Y
8	STD8 580-382822/6	2000.0	2384.874383	100.0	23285.0	1.192437	Y
9	STD9 580-382822/5	5000.0	6248.488228	100.0	24210.0	1.249698	Y
10	STD10 580-382822/4	10000.0	12187.928352	100.0	23783.0	1.218793	Y



Calibration

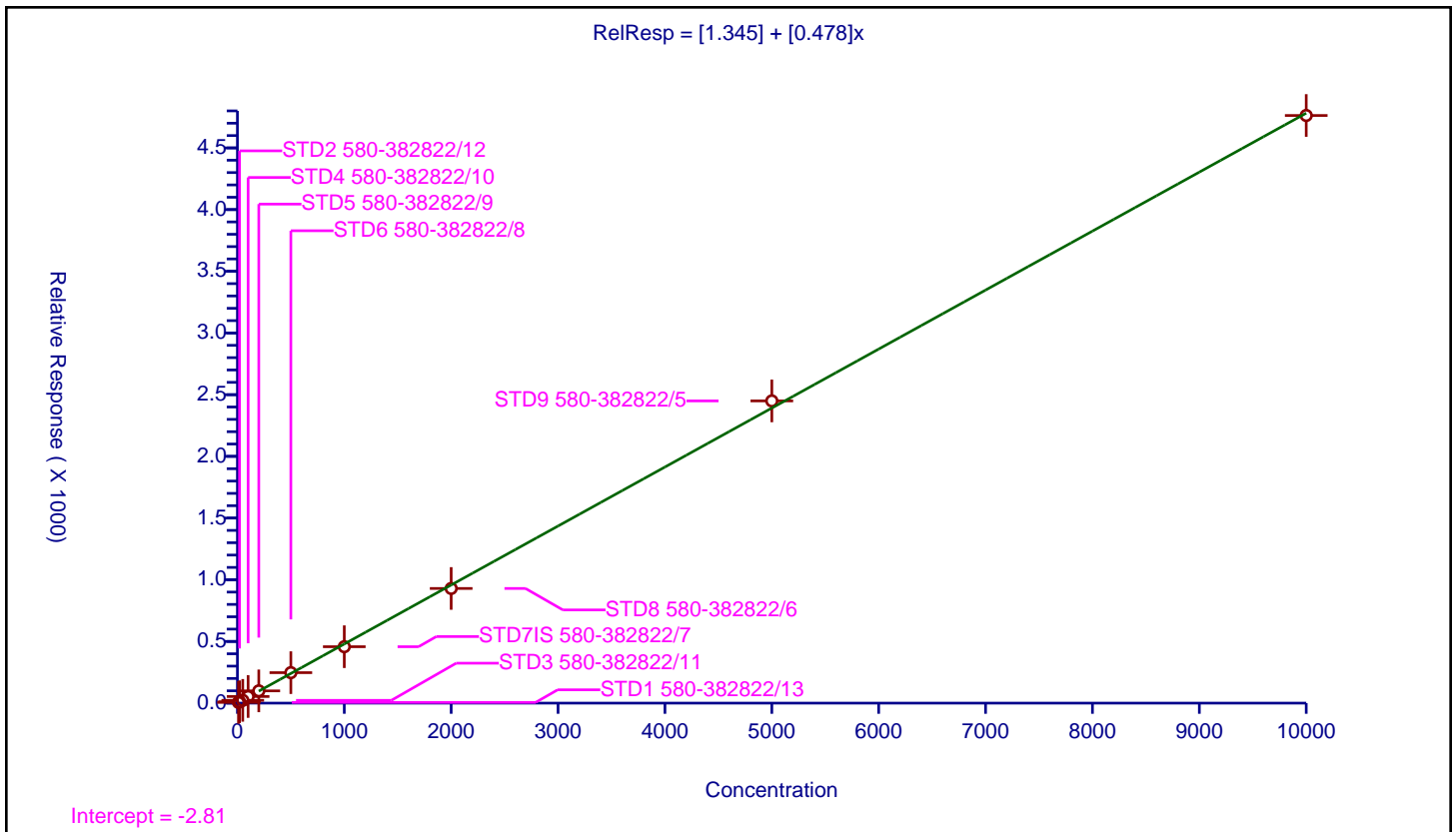
/ n-Decane

Curve Type: Linear  
 Weighting: Conc  
 Origin: None  
 Dependency: Response  
 Calib Mode: ISTD  
 Response Base: AREA  
 RF Rounding: 0

Curve Coefficients	
Intercept:	1.345
Slope:	0.478

Error Coefficients	
Standard Error:	459000
Relative Standard Error:	6.1
Correlation Coefficient:	0.999
Coefficient of Determination (Adjusted):	1.000

ID	Level	Concentration	Rel. Resp.	IS Amount	IS Response	RRF	Used
1	STD1 580-382822/13	10.0	5.968275	100.0	21497.0	0.596827	Y
2	STD2 580-382822/12	20.0	11.409281	100.0	23253.0	0.570464	Y
3	STD3 580-382822/11	50.0	22.582127	100.0	26118.0	0.451643	Y
4	STD4 580-382822/10	100.0	53.592614	100.0	23938.0	0.535926	Y
5	STD5 580-382822/9	200.0	99.480962	100.0	24661.0	0.497405	Y
6	STD6 580-382822/8	500.0	247.049276	100.0	24028.0	0.494099	Y
7	STD7IS 580-382822/7	1000.0	457.203522	100.0	25668.0	0.457204	Y
8	STD8 580-382822/6	2000.0	929.353661	100.0	23285.0	0.464677	Y
9	STD9 580-382822/5	5000.0	2449.512598	100.0	24210.0	0.489903	Y
10	STD10 580-382822/4	10000.0	4762.683429	100.0	23783.0	0.476268	Y



Calibration

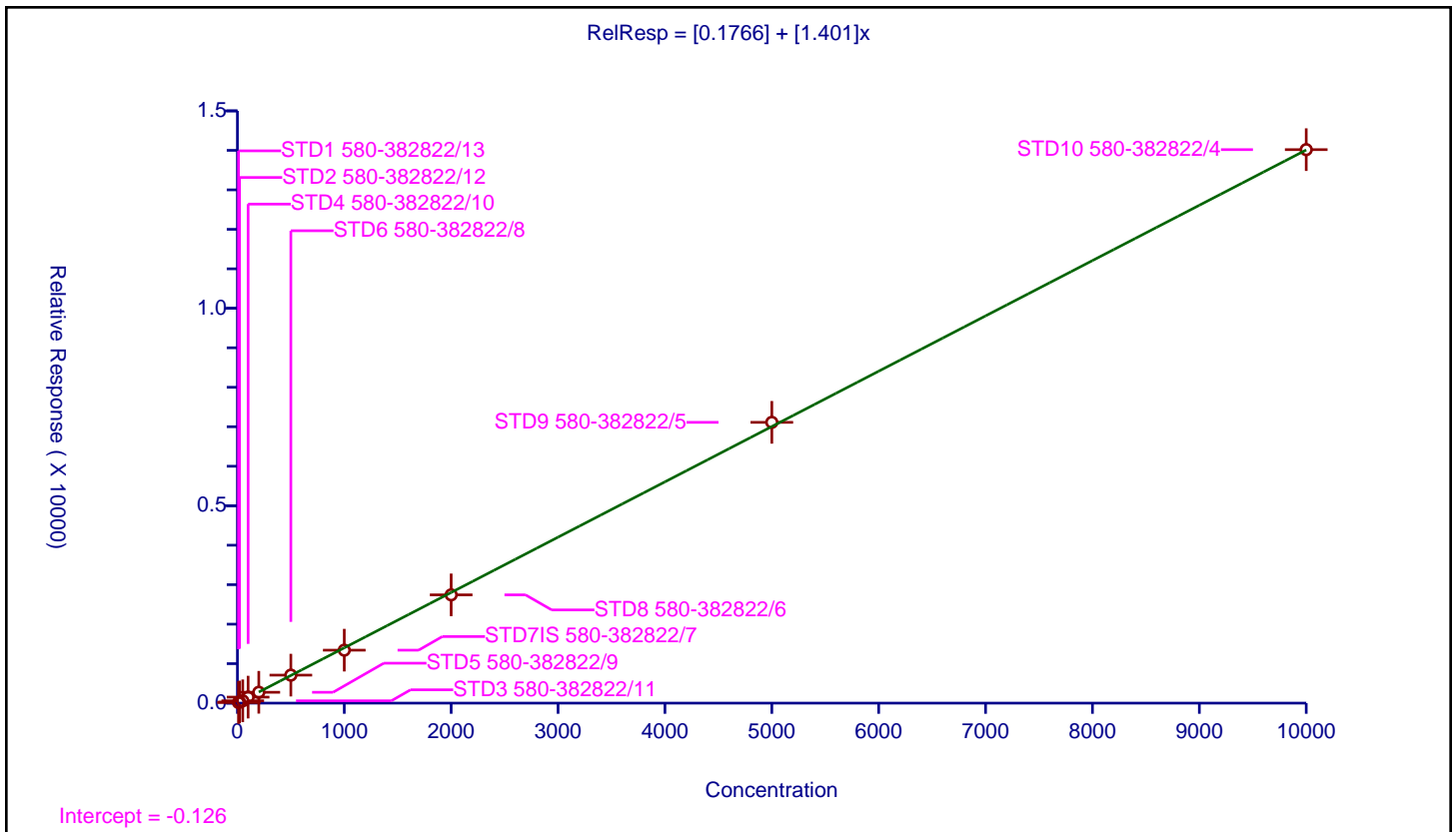
/ 1,3-Dichlorobenzene

Curve Type: Linear  
 Weighting: Conc  
 Origin: None  
 Dependency: Response  
 Calib Mode: ISTD  
 Response Base: AREA  
 RF Rounding: 0

Curve Coefficients	
Intercept:	0.1766
Slope:	1.401

Error Coefficients	
Standard Error:	1350000
Relative Standard Error:	8.0
Correlation Coefficient:	1.000
Coefficient of Determination (Adjusted):	1.000

ID	Level	Concentration	Rel. Resp.	IS Amount	IS Response	RRF	Used
1	STD1 580-382822/13	10.0	15.853375	100.0	21497.0	1.585337	Y
2	STD2 580-382822/12	20.0	28.619963	100.0	23253.0	1.430998	Y
3	STD3 580-382822/11	50.0	58.729612	100.0	26118.0	1.174592	Y
4	STD4 580-382822/10	100.0	152.197343	100.0	23938.0	1.521973	Y
5	STD5 580-382822/9	200.0	275.195653	100.0	24661.0	1.375978	Y
6	STD6 580-382822/8	500.0	709.126852	100.0	24028.0	1.418254	Y
7	STD7IS 580-382822/7	1000.0	1341.362786	100.0	25668.0	1.341363	Y
8	STD8 580-382822/6	2000.0	2742.383509	100.0	23285.0	1.371192	Y
9	STD9 580-382822/5	5000.0	7111.879389	100.0	24210.0	1.422376	Y
10	STD10 580-382822/4	10000.0	14018.353446	100.0	23783.0	1.401835	Y



Calibration

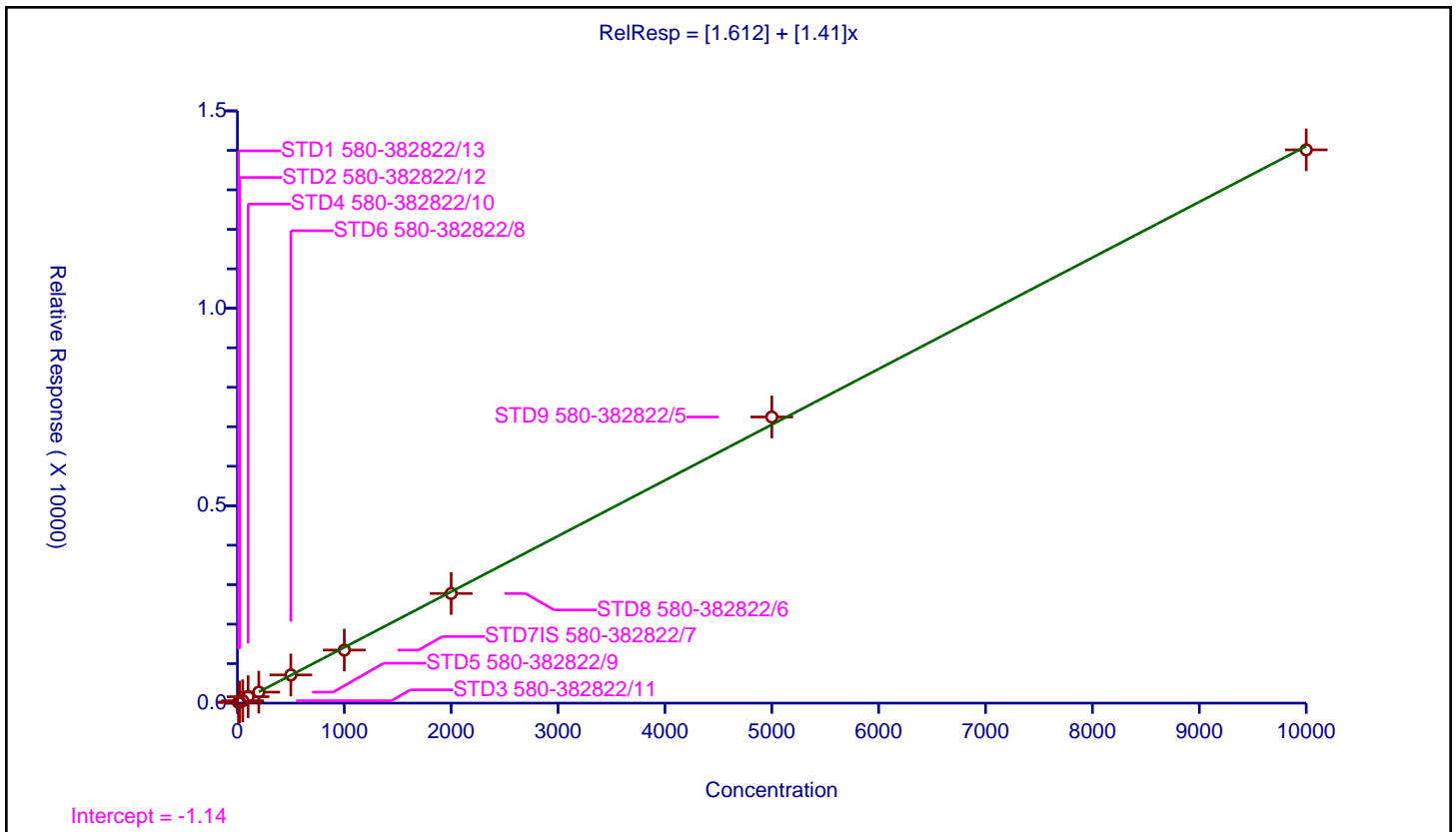
/ 1,4-Dichlorobenzene

Curve Type: Linear  
 Weighting: Conc  
 Origin: None  
 Dependency: Response  
 Calib Mode: ISTD  
 Response Base: AREA  
 RF Rounding: 0

Curve Coefficients	
Intercept:	1.612
Slope:	1.41

Error Coefficients	
Standard Error:	1350000
Relative Standard Error:	8.3
Correlation Coefficient:	0.999
Coefficient of Determination (Adjusted):	0.999

ID	Level	Concentration	Rel. Resp.	IS Amount	IS Response	RRF	Used
1	STD1 580-382822/13	10.0	16.527888	100.0	21497.0	1.652789	Y
2	STD2 580-382822/12	20.0	30.288565	100.0	23253.0	1.514428	Y
3	STD3 580-382822/11	50.0	60.467877	100.0	26118.0	1.209358	Y
4	STD4 580-382822/10	100.0	162.636812	100.0	23938.0	1.626368	Y
5	STD5 580-382822/9	200.0	278.73971	100.0	24661.0	1.393699	Y
6	STD6 580-382822/8	500.0	714.125187	100.0	24028.0	1.42825	Y
7	STD7IS 580-382822/7	1000.0	1343.891226	100.0	25668.0	1.343891	Y
8	STD8 580-382822/6	2000.0	2777.041014	100.0	23285.0	1.388521	Y
9	STD9 580-382822/5	5000.0	7247.158199	100.0	24210.0	1.449432	Y
10	STD10 580-382822/4	10000.0	14012.878947	100.0	23783.0	1.401288	Y



**Calibration**

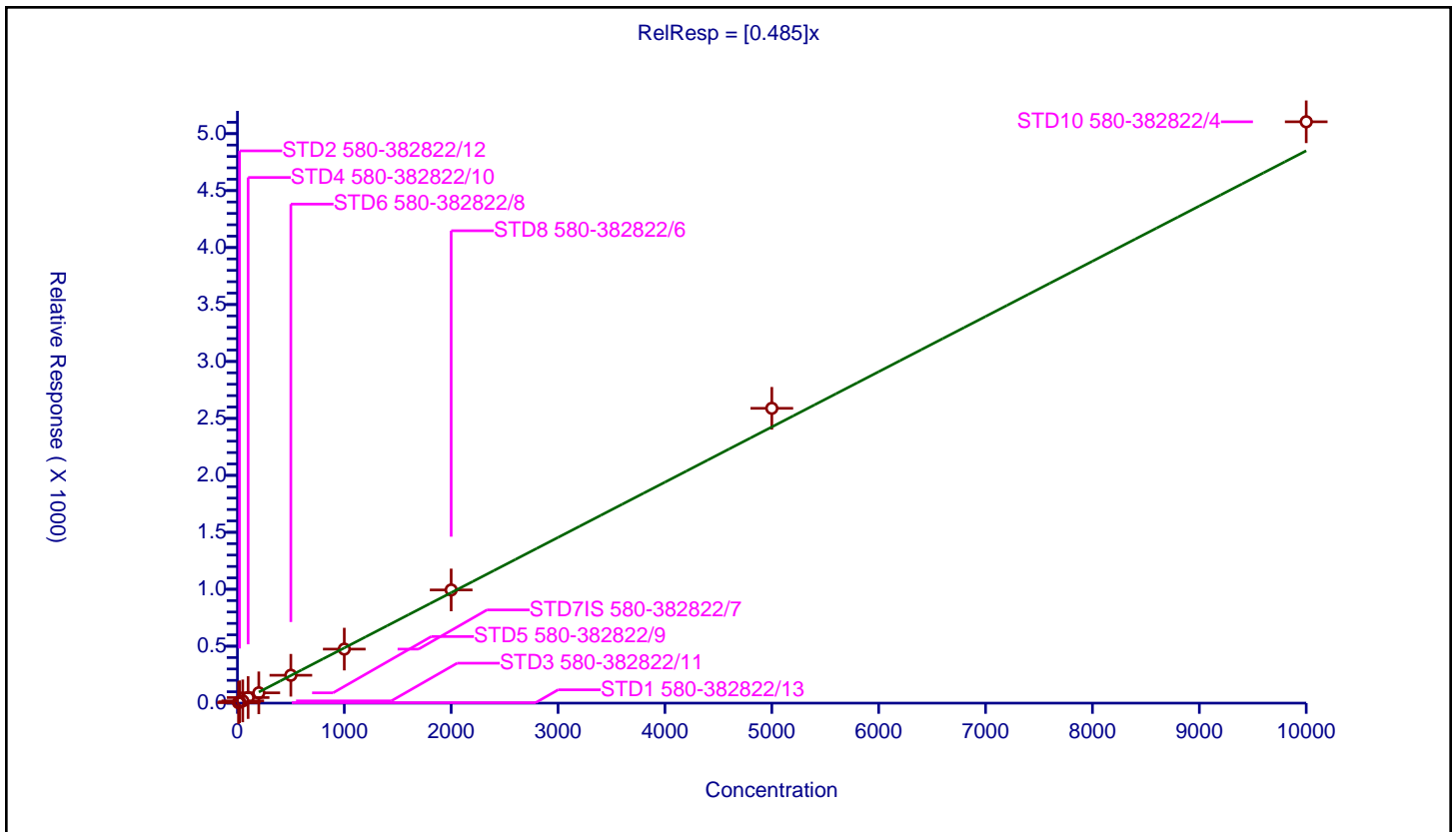
/ Benzyl alcohol

Curve Type: Average  
 Weighting: Conc\_Sq  
 Origin: Force  
 Dependency: Response  
 Calib Mode: ISTD  
 Response Base: AREA  
 RF Rounding: 0

Curve Coefficients	
Intercept:	0
Slope:	0.485

Error Coefficients	
Standard Error:	462000
Relative Standard Error:	11.9
Correlation Coefficient:	1.000
Coefficient of Determination (Adjusted):	0.983

ID	Level	Concentration	Rel. Resp.	IS Amount	IS Response	RRF	Used
1	STD1 580-382822/13	10.0	4.200586	100.0	21497.0	0.420059	Y
2	STD2 580-382822/12	20.0	12.118866	100.0	23253.0	0.605943	Y
3	STD3 580-382822/11	50.0	19.72586	100.0	26118.0	0.394517	Y
4	STD4 580-382822/10	100.0	48.892974	100.0	23938.0	0.48893	Y
5	STD5 580-382822/9	200.0	90.300474	100.0	24661.0	0.451502	Y
6	STD6 580-382822/8	500.0	244.76028	100.0	24028.0	0.489521	Y
7	STD7IS 580-382822/7	1000.0	474.45847	100.0	25668.0	0.474458	Y
8	STD8 580-382822/6	2000.0	993.674039	100.0	23285.0	0.496837	Y
9	STD9 580-382822/5	5000.0	2588.587361	100.0	24210.0	0.517717	Y
10	STD10 580-382822/4	10000.0	5104.414918	100.0	23783.0	0.510441	Y



Calibration

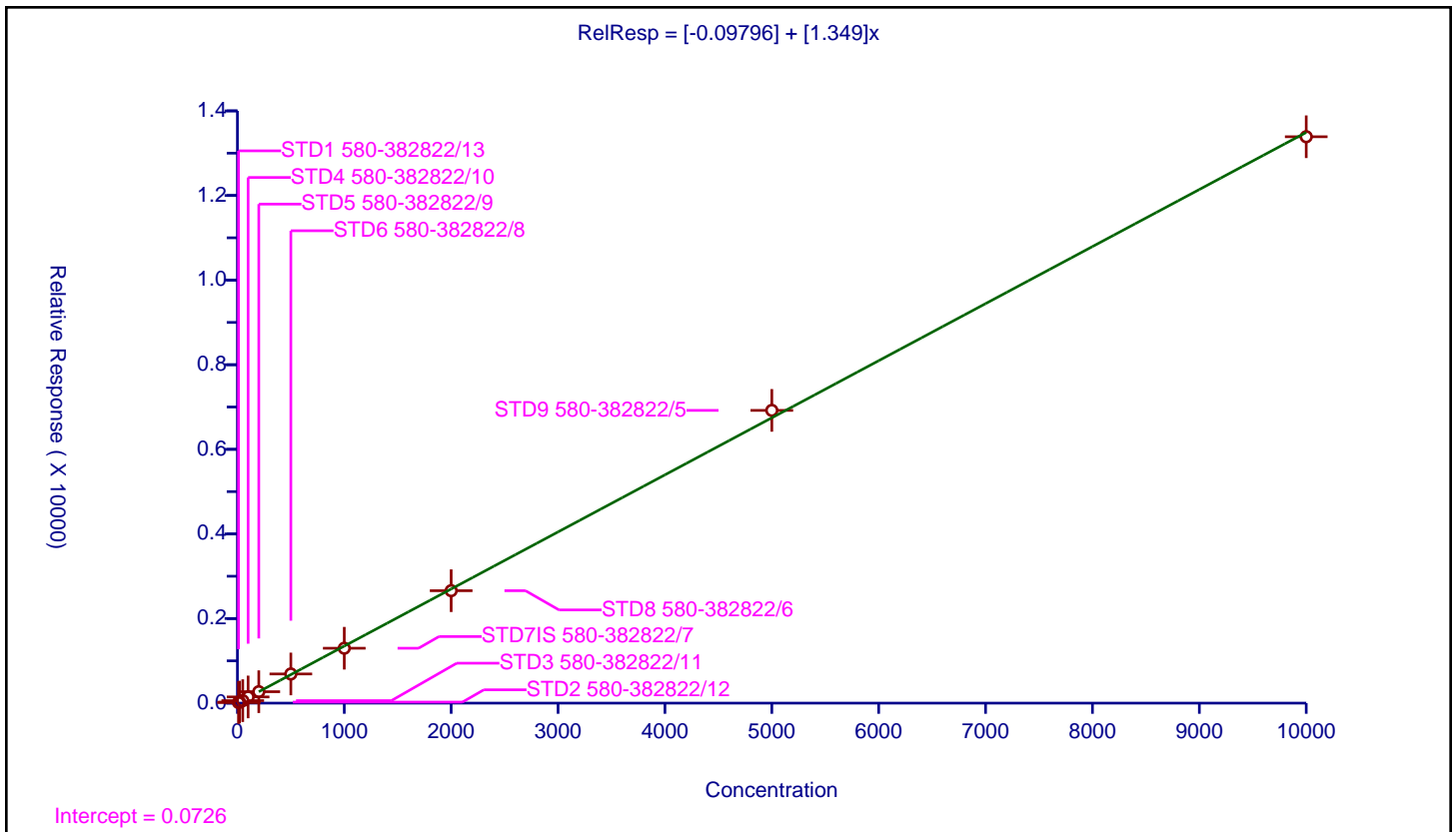
/ 1,2-Dichlorobenzene

Curve Type: Linear  
 Weighting: Conc  
 Origin: None  
 Dependency: Response  
 Calib Mode: ISTD  
 Response Base: AREA  
 RF Rounding: 0

Curve Coefficients	
Intercept:	-0.09796
Slope:	1.349

Error Coefficients	
Standard Error:	1290000
Relative Standard Error:	7.7
Correlation Coefficient:	0.999
Coefficient of Determination (Adjusted):	1.000

ID	Level	Concentration	Rel. Resp.	IS Amount	IS Response	RRF	Used
1	STD1 580-382822/13	10.0	15.057915	100.0	21497.0	1.505792	Y
2	STD2 580-382822/12	20.0	24.921516	100.0	23253.0	1.246076	Y
3	STD3 580-382822/11	50.0	58.64155	100.0	26118.0	1.172831	Y
4	STD4 580-382822/10	100.0	146.662211	100.0	23938.0	1.466622	Y
5	STD5 580-382822/9	200.0	270.40266	100.0	24661.0	1.352013	Y
6	STD6 580-382822/8	500.0	689.753621	100.0	24028.0	1.379507	Y
7	STD7IS 580-382822/7	1000.0	1297.818295	100.0	25668.0	1.297818	Y
8	STD8 580-382822/6	2000.0	2657.749624	100.0	23285.0	1.328875	Y
9	STD9 580-382822/5	5000.0	6919.909128	100.0	24210.0	1.383982	Y
10	STD10 580-382822/4	10000.0	13388.929067	100.0	23783.0	1.338893	Y





Calibration

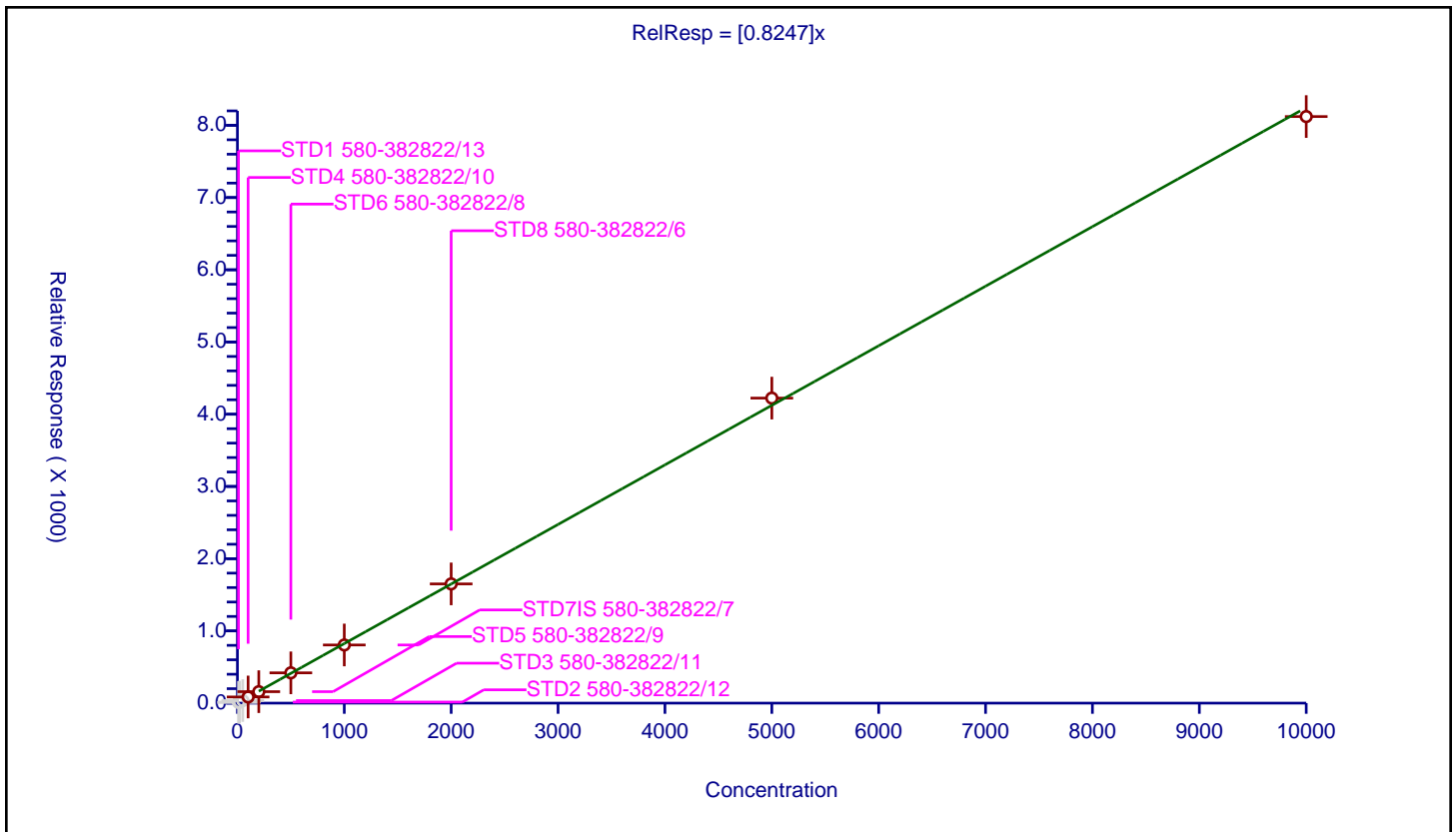
/ 2-Methylphenol

Curve Type: Average  
 Weighting: Conc\_Sq  
 Origin: Force  
 Dependency: Response  
 Calib Mode: ISTD  
 Response Base: AREA  
 RF Rounding: 0

Curve Coefficients	
Intercept:	0
Slope:	0.8247

Error Coefficients	
Standard Error:	907000
Relative Standard Error:	2.7
Correlation Coefficient:	0.999
Coefficient of Determination (Adjusted):	0.999

ID	Level	Concentration	Rel. Resp.	IS Amount	IS Response	RRF	Used
1	STD1 580-382822/13	10.0	9.657161	100.0	21497.0	0.965716	N
2	STD2 580-382822/12	20.0	15.081925	100.0	23253.0	0.754096	N
3	STD3 580-382822/11	50.0	35.611456	100.0	26118.0	0.712229	N
4	STD4 580-382822/10	100.0	85.257749	100.0	23938.0	0.852577	Y
5	STD5 580-382822/9	200.0	158.695917	100.0	24661.0	0.79348	Y
6	STD6 580-382822/8	500.0	419.498086	100.0	24028.0	0.838996	Y
7	STD7IS 580-382822/7	1000.0	805.349073	100.0	25668.0	0.805349	Y
8	STD8 580-382822/6	2000.0	1650.831007	100.0	23285.0	0.825416	Y
9	STD9 580-382822/5	5000.0	4223.436596	100.0	24210.0	0.844687	Y
10	STD10 580-382822/4	10000.0	8121.342976	100.0	23783.0	0.812134	Y



**Calibration**

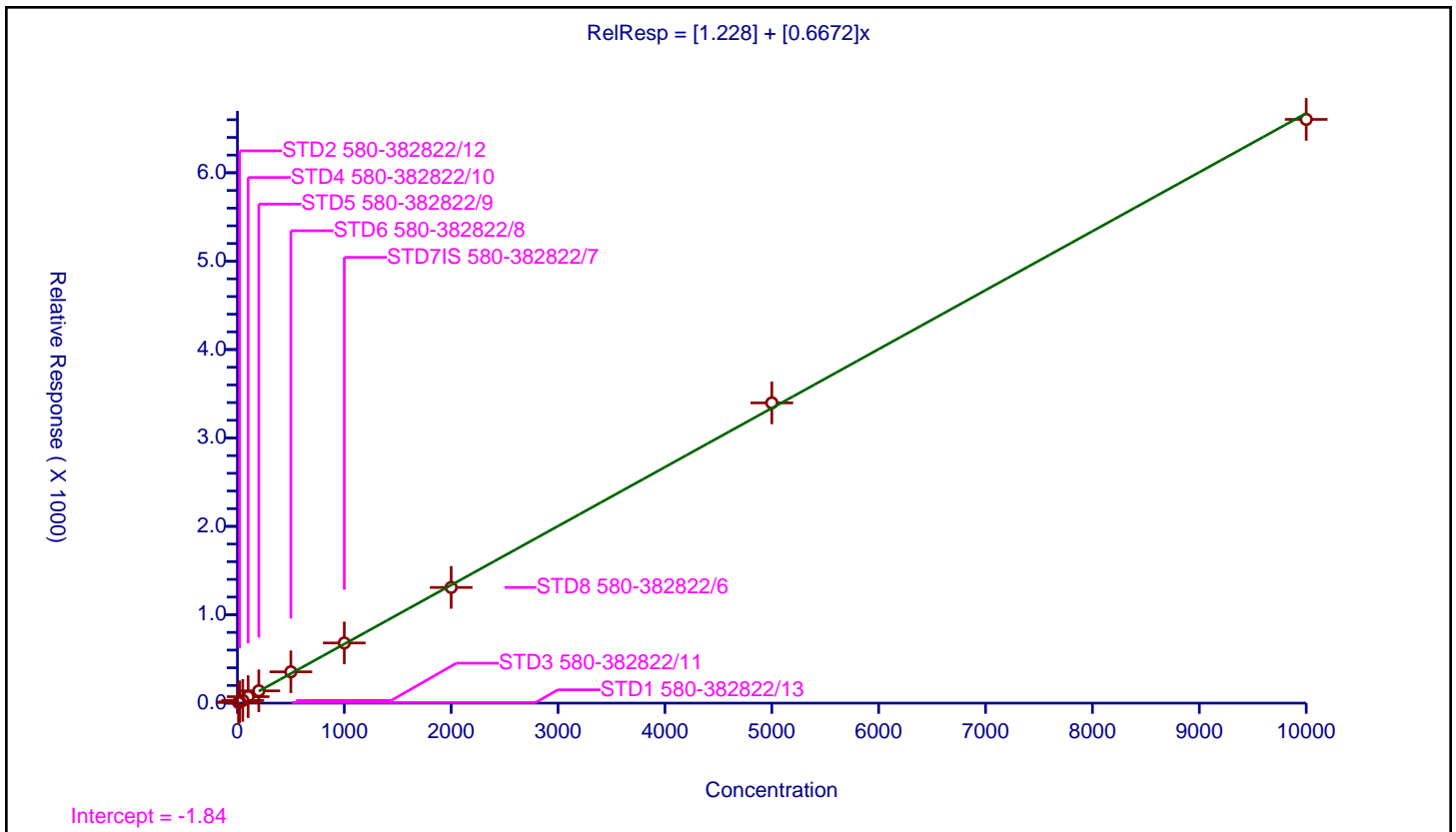
/ 2,2'-oxybis[1-chloropropane]

Curve Type: Linear  
 Weighting: Conc  
 Origin: None  
 Dependency: Response  
 Calib Mode: ISTD  
 Response Base: AREA  
 RF Rounding: 0

Curve Coefficients	
Intercept:	1.228
Slope:	0.6672

Error Coefficients	
Standard Error:	637000
Relative Standard Error:	6.9
Correlation Coefficient:	0.999
Coefficient of Determination (Adjusted):	1.000

ID	Level	Concentration	Rel. Resp.	IS Amount	IS Response	RRF	Used
1	STD1 580-382822/13	10.0	7.196353	100.0	21497.0	0.719635	Y
2	STD2 580-382822/12	20.0	15.241044	100.0	23253.0	0.762052	Y
3	STD3 580-382822/11	50.0	30.699135	100.0	26118.0	0.613983	Y
4	STD4 580-382822/10	100.0	73.026151	100.0	23938.0	0.730262	Y
5	STD5 580-382822/9	200.0	139.017071	100.0	24661.0	0.695085	Y
6	STD6 580-382822/8	500.0	354.236724	100.0	24028.0	0.708473	Y
7	STD7IS 580-382822/7	1000.0	680.352969	100.0	25668.0	0.680353	Y
8	STD8 580-382822/6	2000.0	1308.675113	100.0	23285.0	0.654338	Y
9	STD9 580-382822/5	5000.0	3396.741016	100.0	24210.0	0.679348	Y
10	STD10 580-382822/4	10000.0	6603.784216	100.0	23783.0	0.660378	Y



**Calibration**

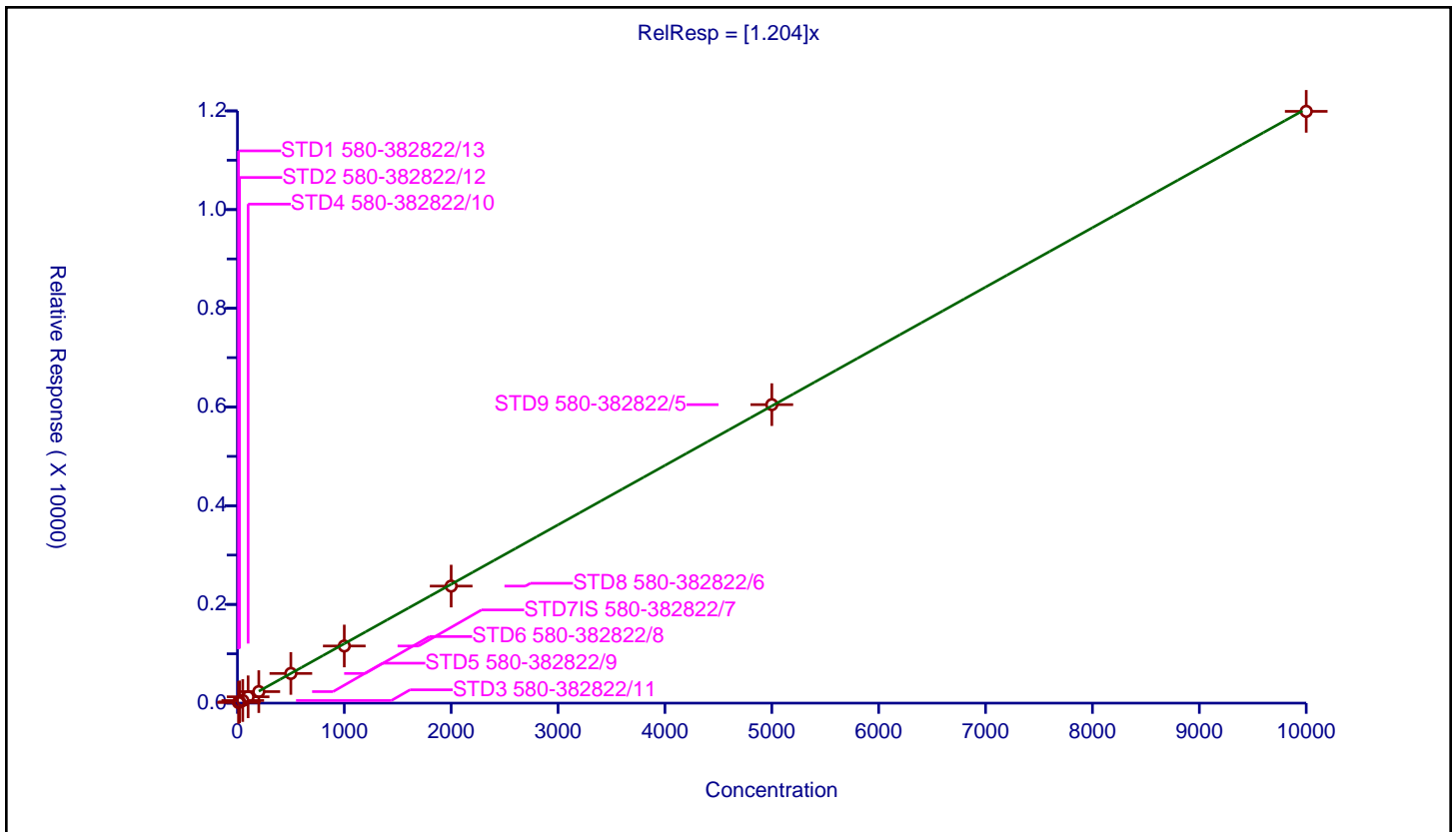
/ Acetophenone

Curve Type: Average  
 Weighting: Conc\_Sq  
 Origin: Force  
 Dependency: Response  
 Calib Mode: ISTD  
 Response Base: AREA  
 RF Rounding: 0

Curve Coefficients	
Intercept:	0
Slope:	1.204

Error Coefficients	
Standard Error:	1090000
Relative Standard Error:	6.1
Correlation Coefficient:	1.000
Coefficient of Determination (Adjusted):	0.995

ID	Level	Concentration	Rel. Resp.	IS Amount	IS Response	RRF	Used
1	STD1 580-382822/13	10.0	12.908778	100.0	21497.0	1.290878	Y
2	STD2 580-382822/12	20.0	25.859029	100.0	23253.0	1.292951	Y
3	STD3 580-382822/11	50.0	52.615055	100.0	26118.0	1.052301	Y
4	STD4 580-382822/10	100.0	128.41925	100.0	23938.0	1.284192	Y
5	STD5 580-382822/9	200.0	233.465796	100.0	24661.0	1.167329	Y
6	STD6 580-382822/8	500.0	601.286	100.0	24028.0	1.202572	Y
7	STD7IS 580-382822/7	1000.0	1157.635967	100.0	25668.0	1.157636	Y
8	STD8 580-382822/6	2000.0	2371.479493	100.0	23285.0	1.18574	Y
9	STD9 580-382822/5	5000.0	6048.137133	100.0	24210.0	1.209627	Y
10	STD10 580-382822/4	10000.0	11990.829584	100.0	23783.0	1.199083	Y



Calibration

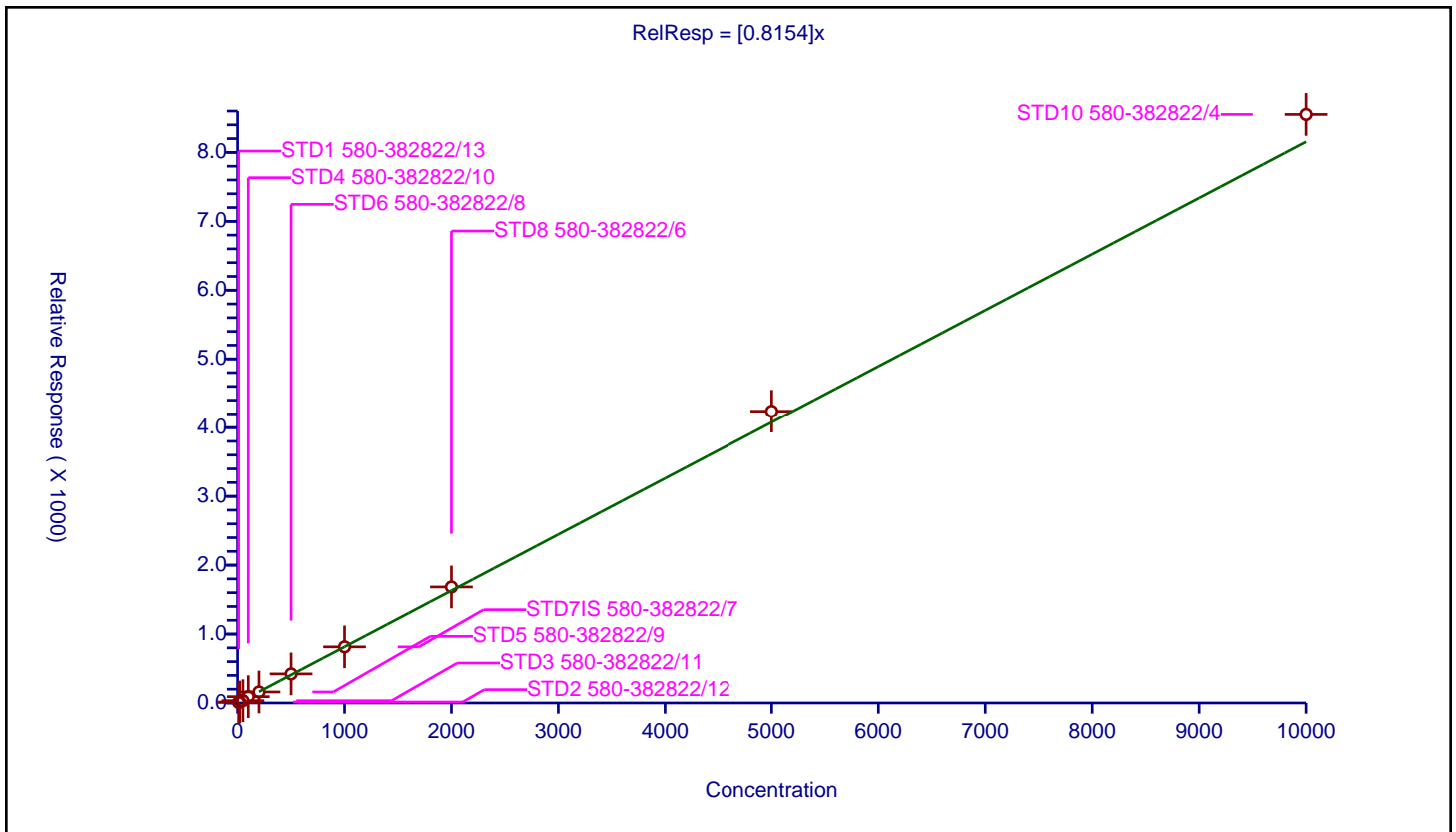
/ 3 & 4 Methylphenol

Curve Type: Average  
 Weighting: Conc\_Sq  
 Origin: Force  
 Dependency: Response  
 Calib Mode: ISTD  
 Response Base: AREA  
 RF Rounding: 0

Curve Coefficients	
Intercept:	0
Slope:	0.8154

Error Coefficients	
Standard Error:	771000
Relative Standard Error:	9.1
Correlation Coefficient:	1.000
Coefficient of Determination (Adjusted):	0.990

ID	Level	Concentration	Rel. Resp.	IS Amount	IS Response	RRF	Used
1	STD1 580-382822/13	10.0	8.587245	100.0	21497.0	0.858724	Y
2	STD2 580-382822/12	20.0	14.13581	100.0	23253.0	0.706791	Y
3	STD3 580-382822/11	50.0	33.432882	100.0	26118.0	0.668658	Y
4	STD4 580-382822/10	100.0	91.66597	100.0	23938.0	0.91666	Y
5	STD5 580-382822/9	200.0	160.001622	100.0	24661.0	0.800008	Y
6	STD6 580-382822/8	500.0	422.065923	100.0	24028.0	0.844132	Y
7	STD7IS 580-382822/7	1000.0	814.862864	100.0	25668.0	0.814863	Y
8	STD8 580-382822/6	2000.0	1683.259609	100.0	23285.0	0.84163	Y
9	STD9 580-382822/5	5000.0	4239.322594	100.0	24210.0	0.847865	Y
10	STD10 580-382822/4	10000.0	8550.721103	100.0	23783.0	0.855072	Y



**Calibration**

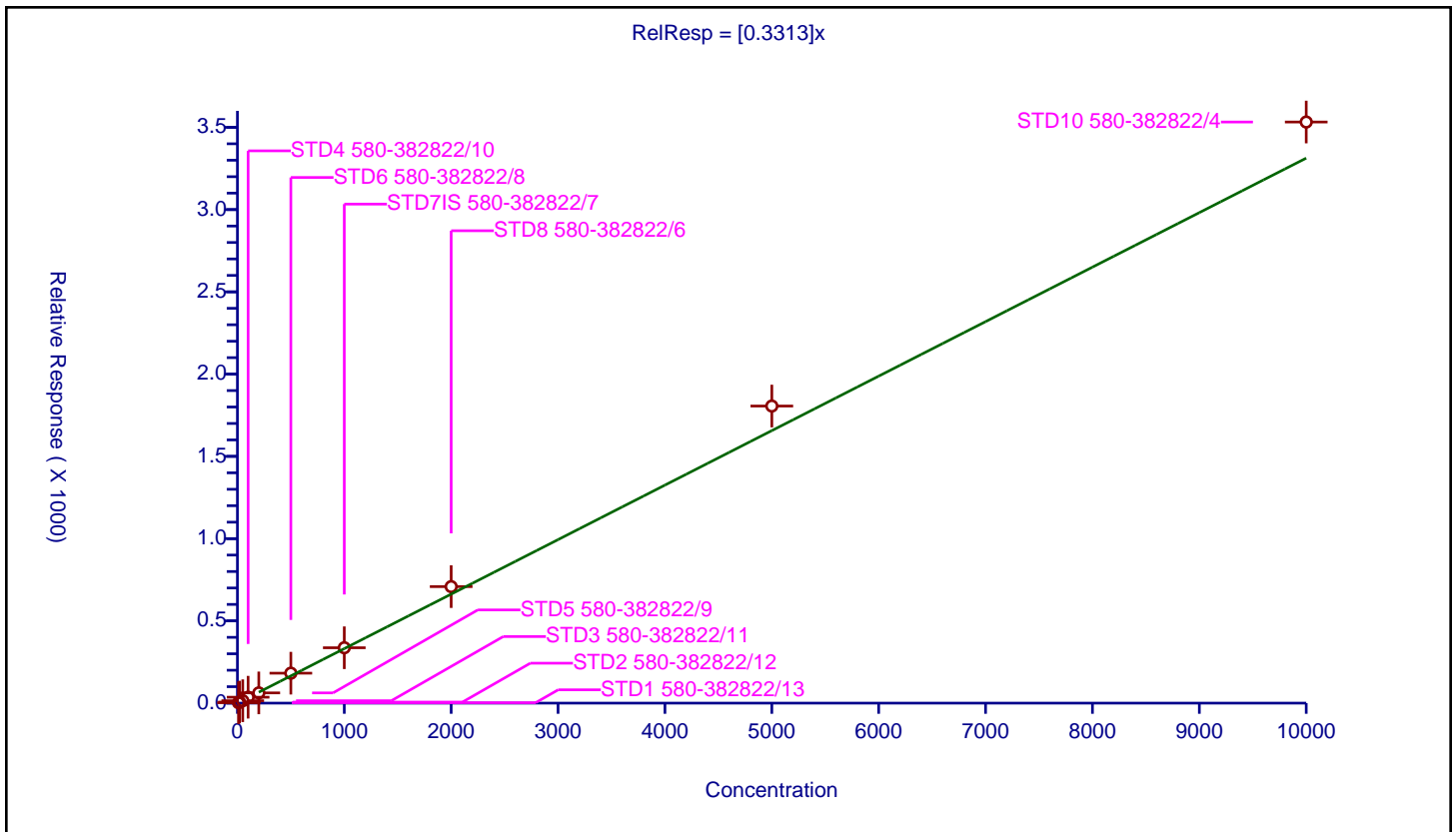
/ N-Nitrosodi-n-propylamine

Curve Type: Average  
 Weighting: Conc\_Sq  
 Origin: Force  
 Dependency: Response  
 Calib Mode: ISTD  
 Response Base: AREA  
 RF Rounding: 0

Curve Coefficients	
Intercept:	0
Slope:	0.3313

Error Coefficients	
Standard Error:	321000
Relative Standard Error:	10.5
Correlation Coefficient:	1.000
Coefficient of Determination (Adjusted):	0.988

ID	Level	Concentration	Rel. Resp.	IS Amount	IS Response	RRF	Used
1	STD1 580-382822/13	10.0	2.605015	100.0	21497.0	0.260501	Y
2	STD2 580-382822/12	20.0	6.343268	100.0	23253.0	0.317163	Y
3	STD3 580-382822/11	50.0	14.729305	100.0	26118.0	0.294586	Y
4	STD4 580-382822/10	100.0	36.026402	100.0	23938.0	0.360264	Y
5	STD5 580-382822/9	200.0	62.223754	100.0	24661.0	0.311119	Y
6	STD6 580-382822/8	500.0	181.983519	100.0	24028.0	0.363967	Y
7	STD7IS 580-382822/7	1000.0	336.726664	100.0	25668.0	0.336727	Y
8	STD8 580-382822/6	2000.0	708.181233	100.0	23285.0	0.354091	Y
9	STD9 580-382822/5	5000.0	1805.873606	100.0	24210.0	0.361175	Y
10	STD10 580-382822/4	10000.0	3532.296178	100.0	23783.0	0.35323	Y



Calibration

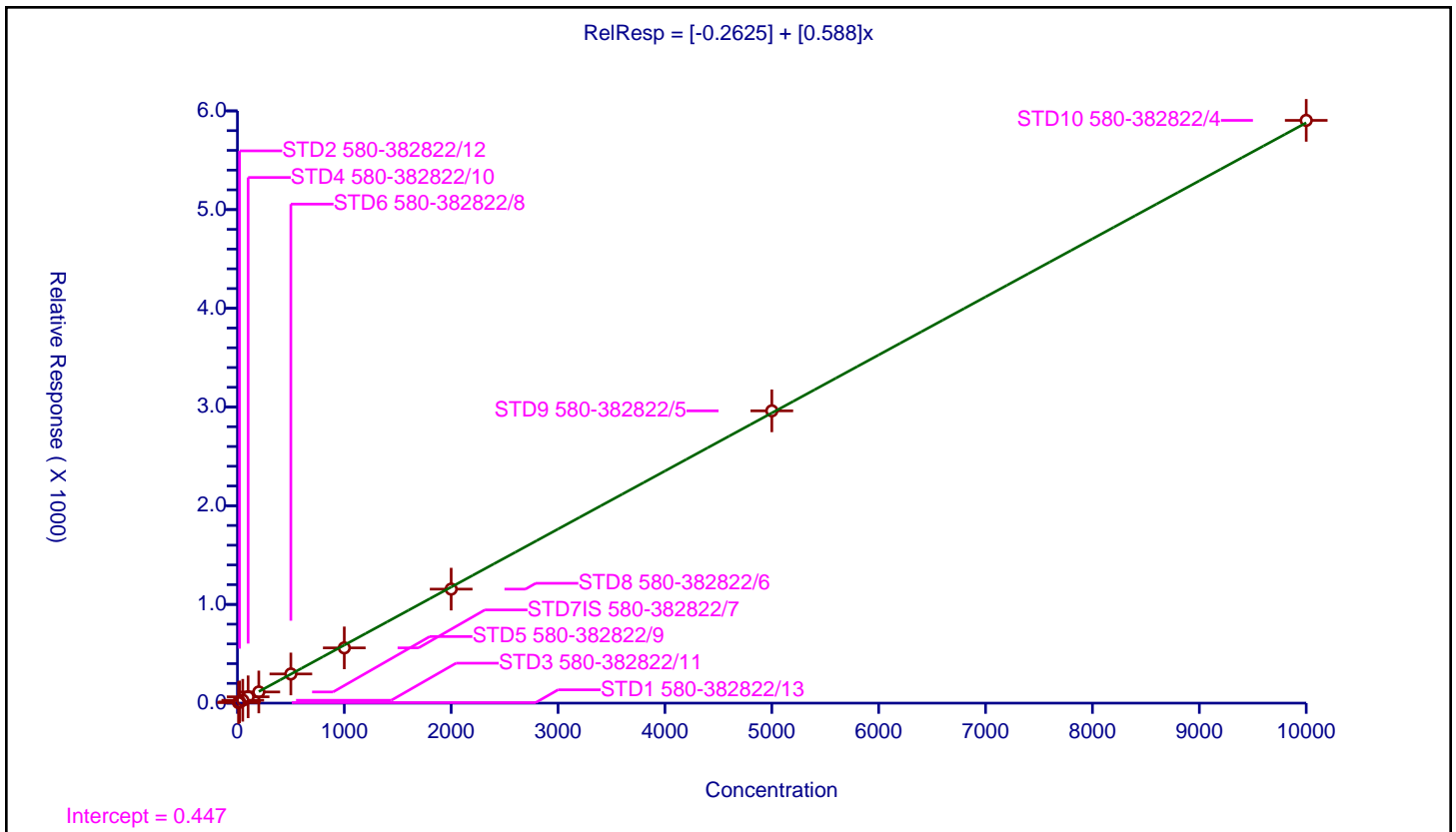
/ Hexachloroethane

Curve Type: Linear  
 Weighting: Conc  
 Origin: None  
 Dependency: Response  
 Calib Mode: ISTD  
 Response Base: AREA  
 RF Rounding: 0

Curve Coefficients	
Intercept:	-0.2625
Slope:	0.588

Error Coefficients	
Standard Error:	566000
Relative Standard Error:	5.0
Correlation Coefficient:	1.000
Coefficient of Determination (Adjusted):	1.000

ID	Level	Concentration	Rel. Resp.	IS Amount	IS Response	RRF	Used
1	STD1 580-382822/13	10.0	5.23794	100.0	21497.0	0.523794	Y
2	STD2 580-382822/12	20.0	12.157571	100.0	23253.0	0.607879	Y
3	STD3 580-382822/11	50.0	29.083391	100.0	26118.0	0.581668	Y
4	STD4 580-382822/10	100.0	64.044615	100.0	23938.0	0.640446	Y
5	STD5 580-382822/9	200.0	113.190868	100.0	24661.0	0.565954	Y
6	STD6 580-382822/8	500.0	295.467788	100.0	24028.0	0.590936	Y
7	STD7IS 580-382822/7	1000.0	559.622877	100.0	25668.0	0.559623	Y
8	STD8 580-382822/6	2000.0	1154.945244	100.0	23285.0	0.577473	Y
9	STD9 580-382822/5	5000.0	2961.082197	100.0	24210.0	0.592216	Y
10	STD10 580-382822/4	10000.0	5903.876719	100.0	23783.0	0.590388	Y



Calibration

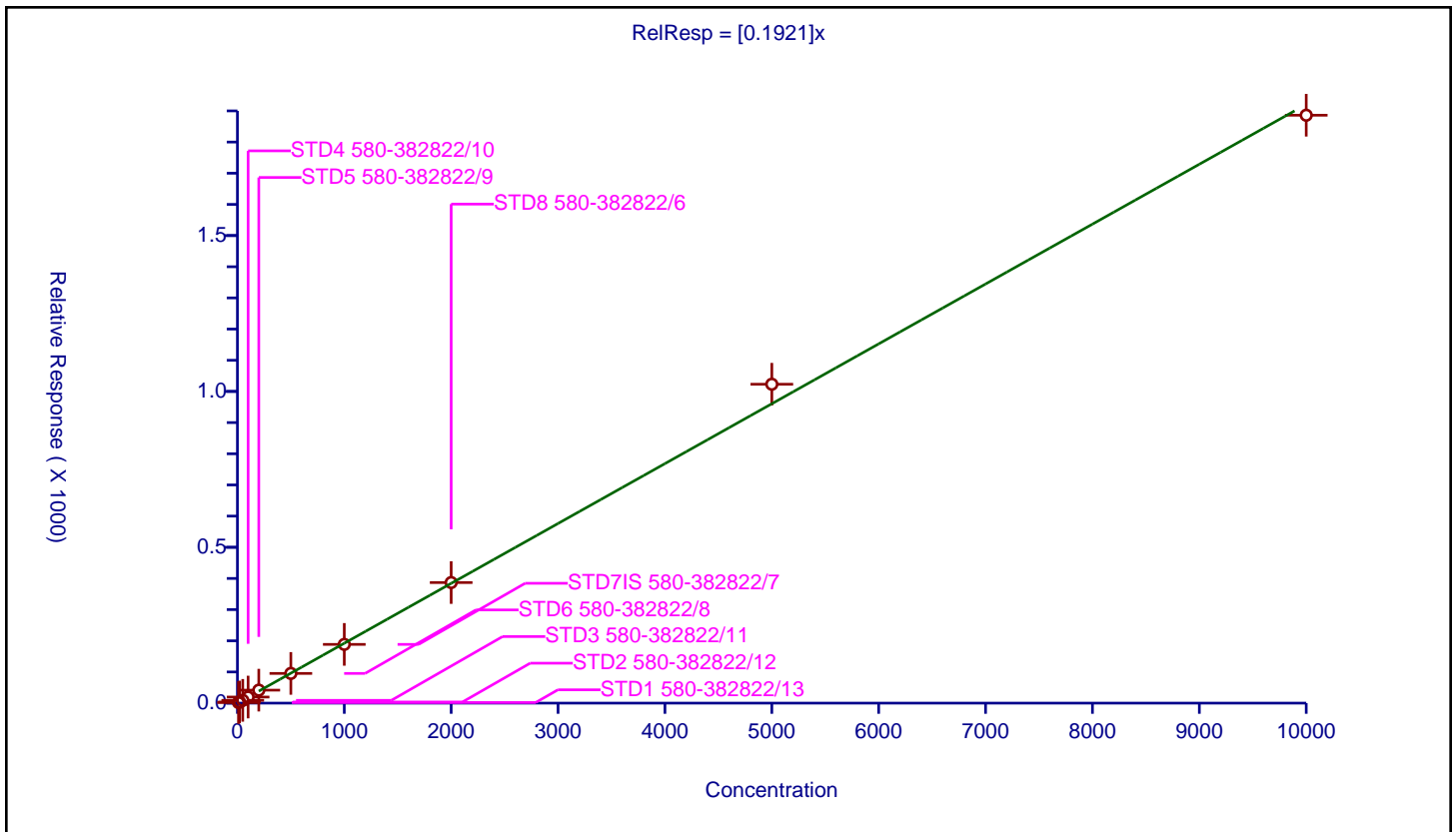
/ Nitrobenzene-d5

Curve Type: Average  
 Weighting: Conc\_Sq  
 Origin: Force  
 Dependency: Response  
 Calib Mode: ISTD  
 Response Base: AREA  
 RF Rounding: 0

Curve Coefficients	
Intercept:	0
Slope:	0.1921

Error Coefficients	
Standard Error:	640000
Relative Standard Error:	4.8
Correlation Coefficient:	1.000
Coefficient of Determination (Adjusted):	0.997

ID	Level	Concentration	Rel. Resp.	IS Amount	IS Response	RRF	Used
1	STD1 580-382822/13	10.0	1.915939	100.0	78134.0	0.191594	Y
2	STD2 580-382822/12	20.0	3.615397	100.0	80821.0	0.18077	Y
3	STD3 580-382822/11	50.0	8.94432	100.0	87195.0	0.178886	Y
4	STD4 580-382822/10	100.0	19.556562	100.0	82131.0	0.195566	Y
5	STD5 580-382822/9	200.0	41.6781	100.0	80174.0	0.208391	Y
6	STD6 580-382822/8	500.0	95.293398	100.0	84987.0	0.190587	Y
7	STD7IS 580-382822/7	1000.0	188.468359	100.0	90230.0	0.188468	Y
8	STD8 580-382822/6	2000.0	386.850642	100.0	83852.0	0.193425	Y
9	STD9 580-382822/5	5000.0	1023.085594	100.0	85170.0	0.204617	Y
10	STD10 580-382822/4	10000.0	1886.087388	100.0	88639.0	0.188609	Y



**Calibration**

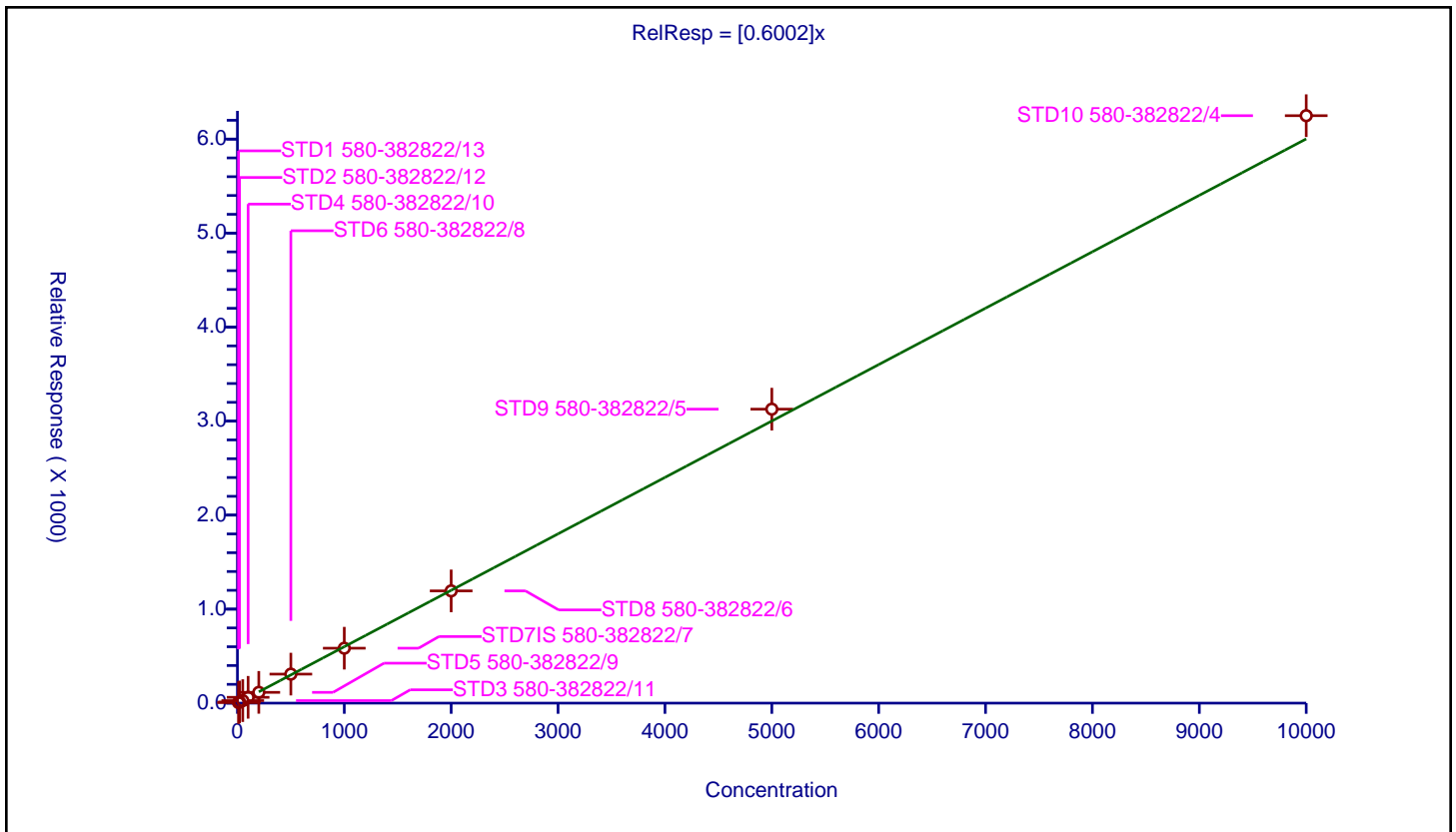
**/ Nitrobenzene**

Curve Type: Average  
 Weighting: Conc\_Sq  
 Origin: Force  
 Dependency: Response  
 Calib Mode: ISTD  
 Response Base: AREA  
 RF Rounding: 0

Curve Coefficients	
Intercept:	0
Slope:	0.6002

Error Coefficients	
Standard Error:	564000
Relative Standard Error:	4.8
Correlation Coefficient:	1.000
Coefficient of Determination (Adjusted):	0.997

ID	Level	Concentration	Rel. Resp.	IS Amount	IS Response	RRF	Used
1	STD1 580-382822/13	10.0	6.168303	100.0	21497.0	0.61683	Y
2	STD2 580-382822/12	20.0	12.183374	100.0	23253.0	0.609169	Y
3	STD3 580-382822/11	50.0	26.766981	100.0	26118.0	0.53534	Y
4	STD4 580-382822/10	100.0	61.922466	100.0	23938.0	0.619225	Y
5	STD5 580-382822/9	200.0	114.492519	100.0	24661.0	0.572463	Y
6	STD6 580-382822/8	500.0	308.644082	100.0	24028.0	0.617288	Y
7	STD7IS 580-382822/7	1000.0	584.299517	100.0	25668.0	0.5843	Y
8	STD8 580-382822/6	2000.0	1194.043376	100.0	23285.0	0.597022	Y
9	STD9 580-382822/5	5000.0	3127.042544	100.0	24210.0	0.625409	Y
10	STD10 580-382822/4	10000.0	6248.997183	100.0	23783.0	0.6249	Y





Calibration

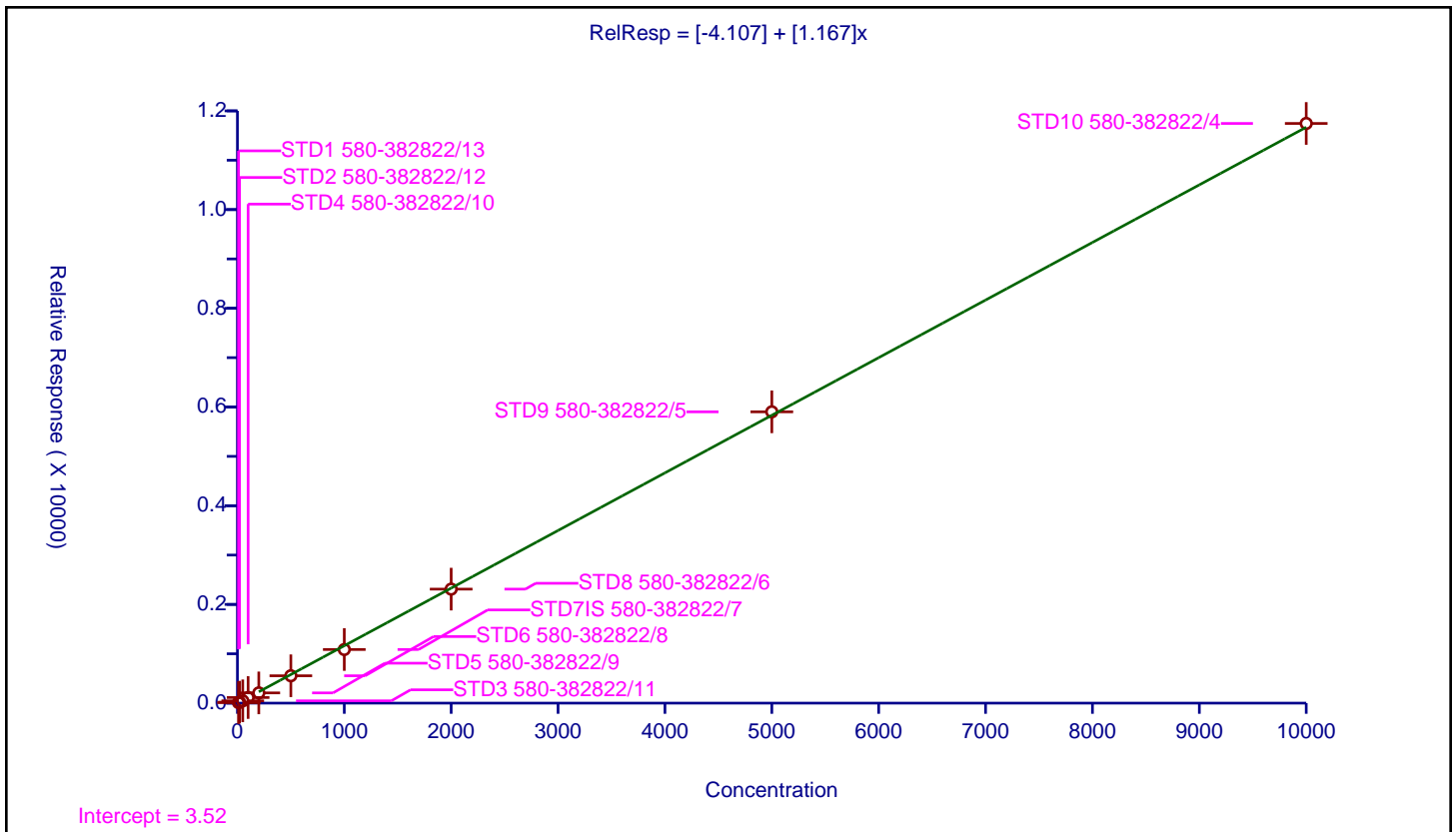
/ Isophorone

Curve Type: Linear  
 Weighting: Conc  
 Origin: None  
 Dependency: Response  
 Calib Mode: ISTD  
 Response Base: AREA  
 RF Rounding: 0

Curve Coefficients	
Intercept:	-4.107
Slope:	1.167

Error Coefficients	
Standard Error:	1130000
Relative Standard Error:	12.0
Correlation Coefficient:	1.000
Coefficient of Determination (Adjusted):	0.999

ID	Level	Concentration	Rel. Resp.	IS Amount	IS Response	RRF	Used
1	STD1 580-382822/13	10.0	10.899195	100.0	21497.0	1.08992	Y
2	STD2 580-382822/12	20.0	19.881306	100.0	23253.0	0.994065	Y
3	STD3 580-382822/11	50.0	46.611532	100.0	26118.0	0.932231	Y
4	STD4 580-382822/10	100.0	113.83992	100.0	23938.0	1.138399	Y
5	STD5 580-382822/9	200.0	207.521998	100.0	24661.0	1.03761	Y
6	STD6 580-382822/8	500.0	554.465623	100.0	24028.0	1.108931	Y
7	STD7IS 580-382822/7	1000.0	1086.317594	100.0	25668.0	1.086318	Y
8	STD8 580-382822/6	2000.0	2310.015031	100.0	23285.0	1.155008	Y
9	STD9 580-382822/5	5000.0	5902.321355	100.0	24210.0	1.180464	Y
10	STD10 580-382822/4	10000.0	11745.456839	100.0	23783.0	1.174546	Y



**Calibration**

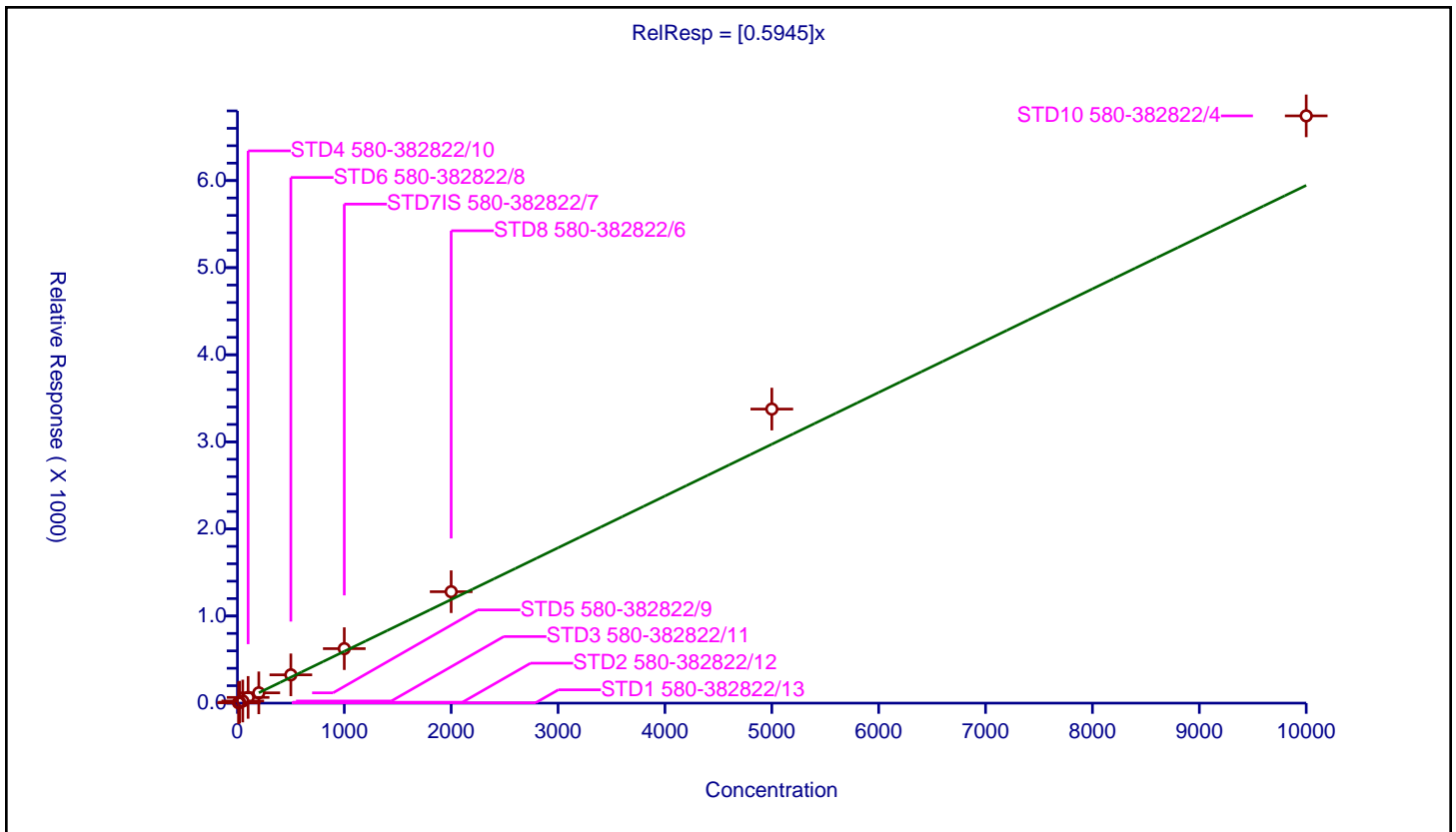
**/ 2-Nitrophenol**

**Curve Type:** Average  
**Weighting:** Conc\_Sq  
**Origin:** Force  
**Dependency:** Response  
**Calib Mode:** ISTD  
**Response Base:** AREA  
**RF Rounding:** 0

Curve Coefficients	
<b>Intercept:</b>	0
<b>Slope:</b>	0.5945

Error Coefficients	
<b>Standard Error:</b>	609000
<b>Relative Standard Error:</b>	14.7
<b>Correlation Coefficient:</b>	1.000
<b>Coefficient of Determination (Adjusted):</b>	0.977

ID	Level	Concentration	Rel. Resp.	IS Amount	IS Response	RRF	Used
1	STD1 580-382822/13	10.0	4.228497	100.0	21497.0	0.42285	Y
2	STD2 580-382822/12	20.0	10.467467	100.0	23253.0	0.523373	Y
3	STD3 580-382822/11	50.0	24.32805	100.0	26118.0	0.486561	Y
4	STD4 580-382822/10	100.0	65.686356	100.0	23938.0	0.656864	Y
5	STD5 580-382822/9	200.0	118.231215	100.0	24661.0	0.591156	Y
6	STD6 580-382822/8	500.0	324.858498	100.0	24028.0	0.649717	Y
7	STD7IS 580-382822/7	1000.0	625.405174	100.0	25668.0	0.625405	Y
8	STD8 580-382822/6	2000.0	1279.201202	100.0	23285.0	0.639601	Y
9	STD9 580-382822/5	5000.0	3376.216439	100.0	24210.0	0.675243	Y
10	STD10 580-382822/4	10000.0	6742.91721	100.0	23783.0	0.674292	Y



Calibration

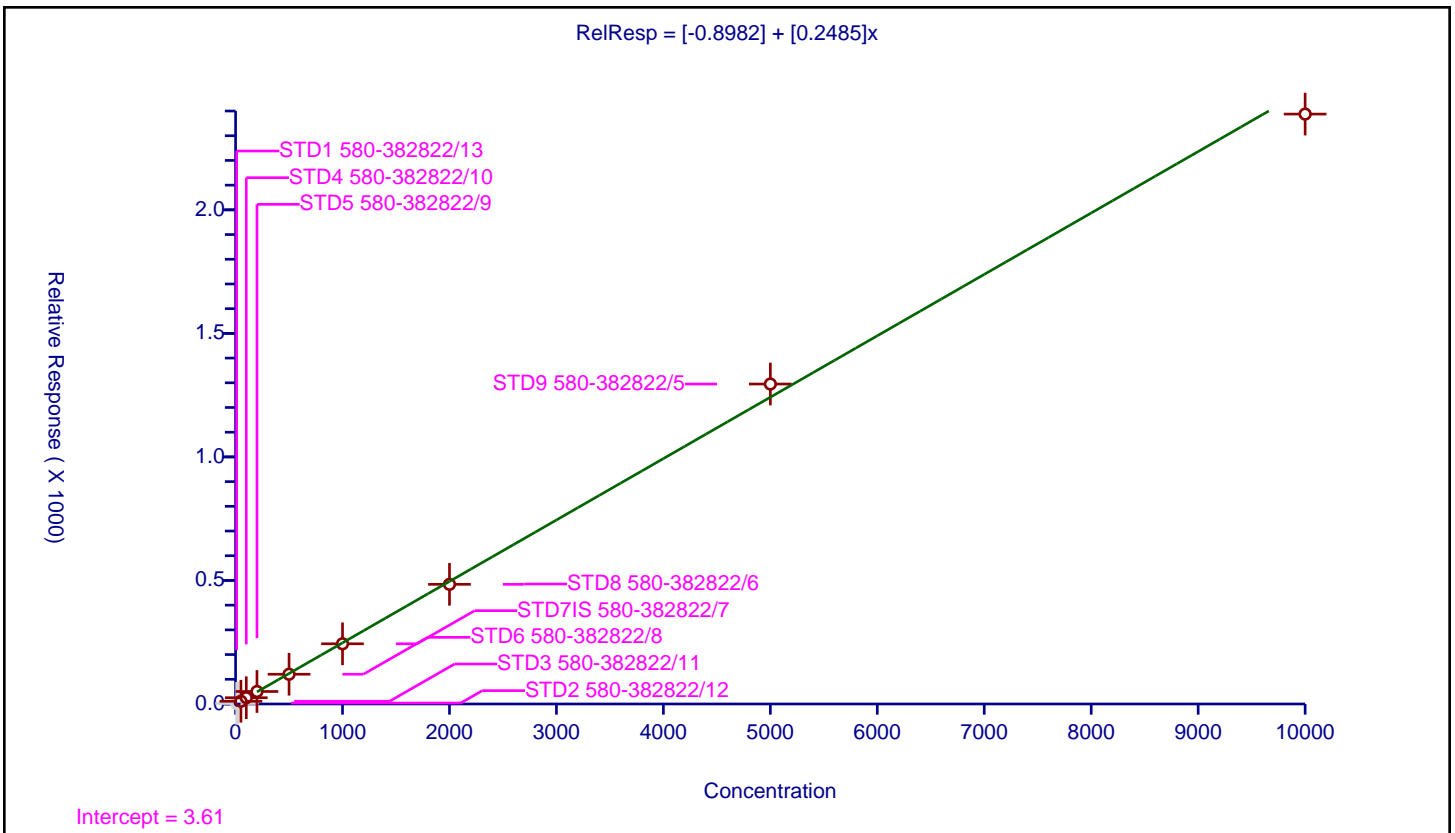
/ 2,4-Dimethylphenol

Curve Type: Linear  
 Weighting: Conc\_Sq  
 Origin: None  
 Dependency: Response  
 Calib Mode: ISTD  
 Response Base: AREA  
 RF Rounding: 0

Curve Coefficients	
Intercept:	-0.8982
Slope:	0.2485

Error Coefficients	
Standard Error:	992000
Relative Standard Error:	4.2
Correlation Coefficient:	0.999
Coefficient of Determination (Adjusted):	0.998

ID	Level	Concentration	Rel. Resp.	IS Amount	IS Response	RRF	Used
1	STD1 580-382822/13	10.0	2.237182	100.0	78134.0	0.223718	N
2	STD2 580-382822/12	20.0	3.948231	100.0	80821.0	0.197412	N
3	STD3 580-382822/11	50.0	11.096967	100.0	87195.0	0.221939	Y
4	STD4 580-382822/10	100.0	25.408189	100.0	82131.0	0.254082	Y
5	STD5 580-382822/9	200.0	50.601192	100.0	80174.0	0.253006	Y
6	STD6 580-382822/8	500.0	120.370174	100.0	84987.0	0.24074	Y
7	STD7IS 580-382822/7	1000.0	243.648454	100.0	90230.0	0.243648	Y
8	STD8 580-382822/6	2000.0	484.384392	100.0	83852.0	0.242192	Y
9	STD9 580-382822/5	5000.0	1294.999413	100.0	85170.0	0.259	Y
10	STD10 580-382822/4	10000.0	2387.586728	100.0	88639.0	0.238759	Y



**Calibration**

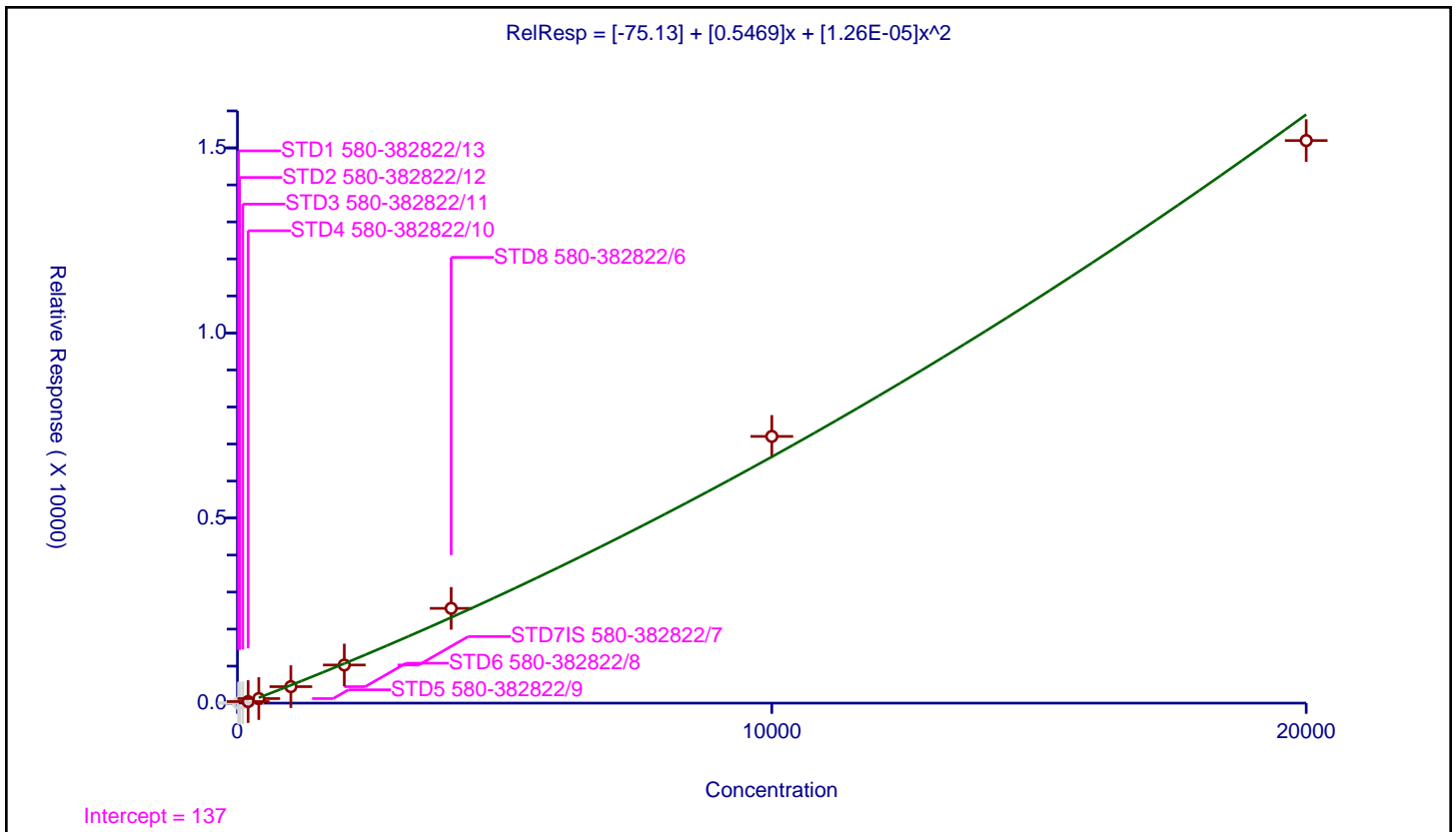
/ Benzoic acid

Curve Type: Quadratic  
 Weighting: Conc\_Sq  
 Origin: None  
 Dependency: Response  
 Calib Mode: ISTD  
 Response Base: AREA  
 RF Rounding: 0

Curve Coefficients	
Intercept:	-75.13
Slope:	0.5469
Second Order:	1.26E-05

Error Coefficients	
Standard Error:	2030000
Relative Standard Error:	9.4
Correlation Coefficient:	0.996
Coefficient of Determination (Adjusted):	0.992

ID	Level	Concentration	Rel. Resp.	IS Amount	IS Response	RRF	Used
1	STD1 580-382822/13	20.0	0.0	100.0	21497.0	0.0	N
2	STD2 580-382822/12	40.0	0.0	100.0	23253.0	0.0	N
3	STD3 580-382822/11	100.0	10.088828	100.0	26118.0	0.100888	N
4	STD4 580-382822/10	200.0	41.745342	100.0	23938.0	0.208727	Y
5	STD5 580-382822/9	400.0	122.40785	100.0	24661.0	0.30602	Y
6	STD6 580-382822/8	1000.0	445.180623	100.0	24028.0	0.445181	Y
7	STD7IS 580-382822/7	2000.0	1030.333489	100.0	25668.0	0.515167	Y
8	STD8 580-382822/6	4000.0	2560.820271	100.0	23285.0	0.640205	Y
9	STD9 580-382822/5	10000.0	7205.596861	100.0	24210.0	0.72056	Y
10	STD10 580-382822/4	20000.0	15198.776437	100.0	23783.0	0.759939	Y



Calibration

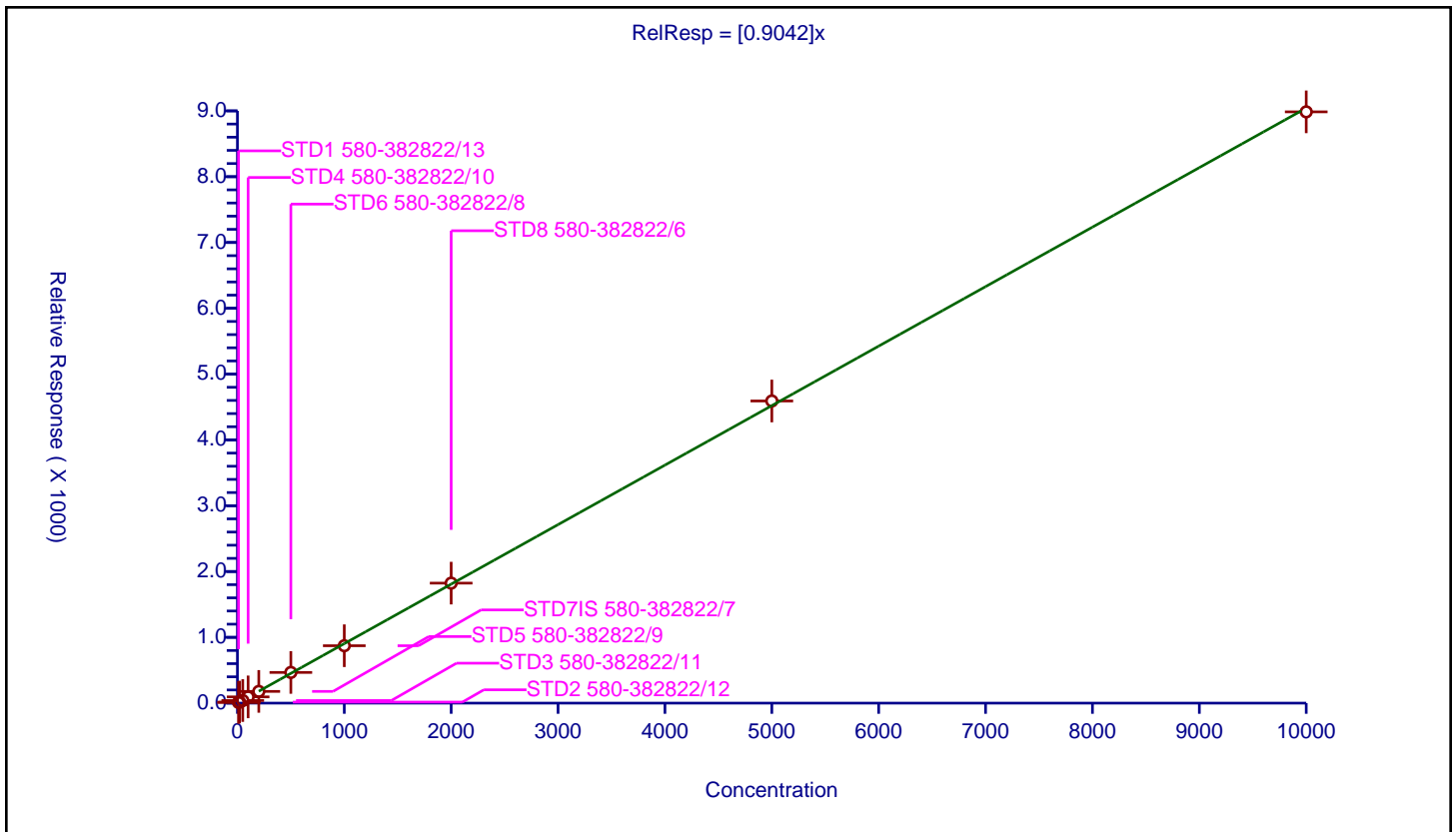
/ Bis(2-chloroethoxy)methane

Curve Type: Average  
 Weighting: Conc\_Sq  
 Origin: Force  
 Dependency: Response  
 Calib Mode: ISTD  
 Response Base: AREA  
 RF Rounding: 0

Curve Coefficients	
Intercept:	0
Slope:	0.9042

Error Coefficients	
Standard Error:	816000
Relative Standard Error:	8.8
Correlation Coefficient:	1.000
Coefficient of Determination (Adjusted):	0.990

ID	Level	Concentration	Rel. Resp.	IS Amount	IS Response	RRF	Used
1	STD1 580-382822/13	10.0	10.773596	100.0	21497.0	1.07736	Y
2	STD2 580-382822/12	20.0	16.079646	100.0	23253.0	0.803982	Y
3	STD3 580-382822/11	50.0	39.444062	100.0	26118.0	0.788881	Y
4	STD4 580-382822/10	100.0	94.728047	100.0	23938.0	0.94728	Y
5	STD5 580-382822/9	200.0	178.139573	100.0	24661.0	0.890698	Y
6	STD6 580-382822/8	500.0	466.597303	100.0	24028.0	0.933195	Y
7	STD7IS 580-382822/7	1000.0	872.218326	100.0	25668.0	0.872218	Y
8	STD8 580-382822/6	2000.0	1823.53017	100.0	23285.0	0.911765	Y
9	STD9 580-382822/5	5000.0	4591.548947	100.0	24210.0	0.91831	Y
10	STD10 580-382822/4	10000.0	8985.443384	100.0	23783.0	0.898544	Y



Calibration

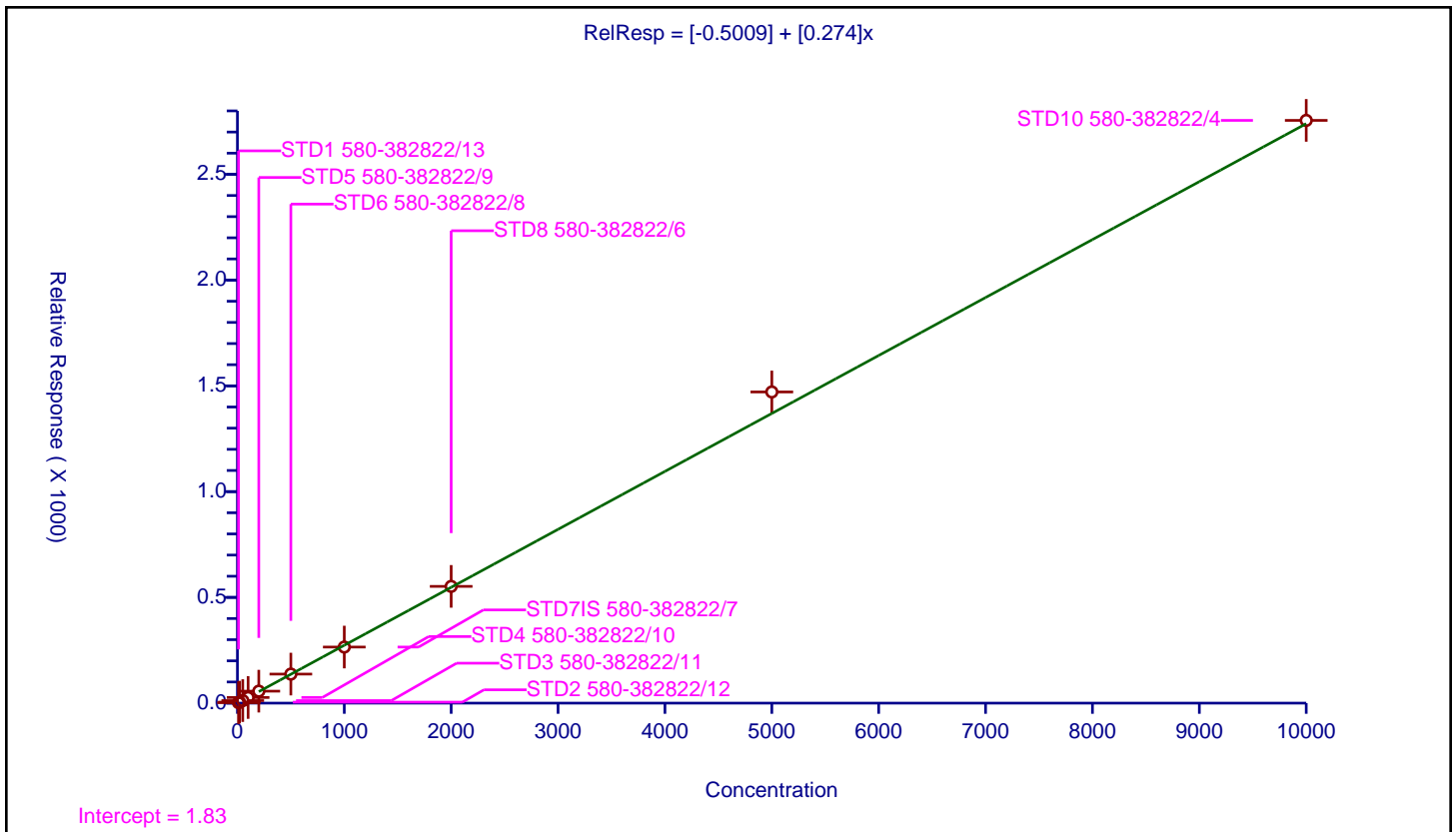
/ 2,4-Dichlorophenol

Curve Type: Linear  
 Weighting: Conc\_Sq  
 Origin: None  
 Dependency: Response  
 Calib Mode: ISTD  
 Response Base: AREA  
 RF Rounding: 0

Curve Coefficients	
Intercept:	-0.5009
Slope:	0.274

Error Coefficients	
Standard Error:	988000
Relative Standard Error:	5.0
Correlation Coefficient:	1.000
Coefficient of Determination (Adjusted):	0.997

ID	Level	Concentration	Rel. Resp.	IS Amount	IS Response	RRF	Used
1	STD1 580-382822/13	10.0	2.351089	100.0	78134.0	0.235109	Y
2	STD2 580-382822/12	20.0	4.712884	100.0	80821.0	0.235644	Y
3	STD3 580-382822/11	50.0	11.977751	100.0	87195.0	0.239555	Y
4	STD4 580-382822/10	100.0	26.678112	100.0	82131.0	0.266781	Y
5	STD5 580-382822/9	200.0	56.571956	100.0	80174.0	0.28286	Y
6	STD6 580-382822/8	500.0	137.372775	100.0	84987.0	0.274746	Y
7	STD7IS 580-382822/7	1000.0	265.108057	100.0	90230.0	0.265108	Y
8	STD8 580-382822/6	2000.0	551.922435	100.0	83852.0	0.275961	Y
9	STD9 580-382822/5	5000.0	1471.179993	100.0	85170.0	0.294236	Y
10	STD10 580-382822/4	10000.0	2755.045747	100.0	88639.0	0.275505	Y



Calibration

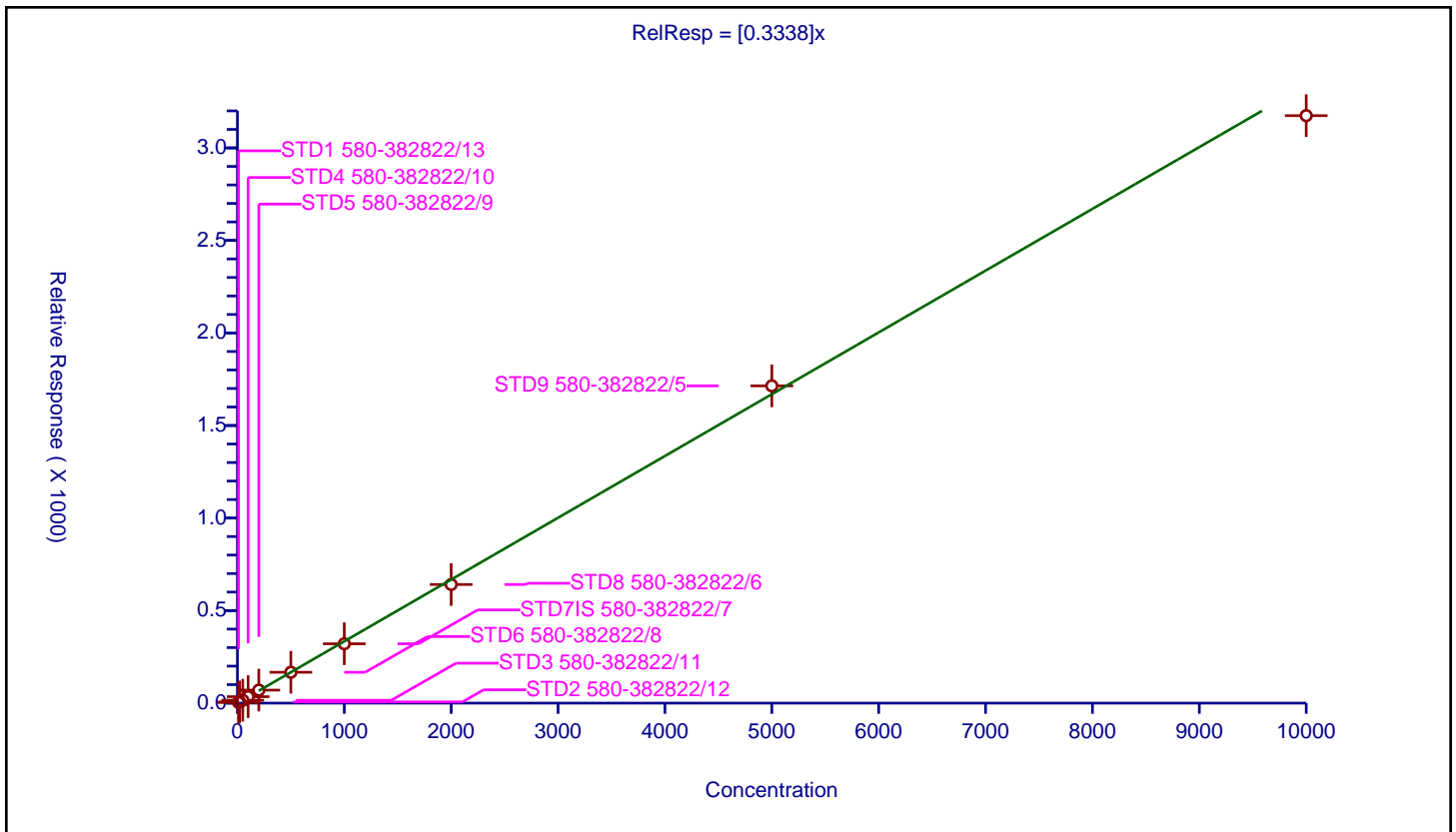
/ 1,2,4-Trichlorobenzene

Curve Type: Average  
 Weighting: Conc\_Sq  
 Origin: Force  
 Dependency: Response  
 Calib Mode: ISTD  
 Response Base: AREA  
 RF Rounding: 0

Curve Coefficients	
Intercept:	0
Slope:	0.3338

Error Coefficients	
Standard Error:	1080000
Relative Standard Error:	5.2
Correlation Coefficient:	1.000
Coefficient of Determination (Adjusted):	0.997

ID	Level	Concentration	Rel. Resp.	IS Amount	IS Response	RRF	Used
1	STD1 580-382822/13	10.0	3.64758	100.0	78134.0	0.364758	Y
2	STD2 580-382822/12	20.0	6.555227	100.0	80821.0	0.327761	Y
3	STD3 580-382822/11	50.0	15.555938	100.0	87195.0	0.311119	Y
4	STD4 580-382822/10	100.0	34.840681	100.0	82131.0	0.348407	Y
5	STD5 580-382822/9	200.0	70.249707	100.0	80174.0	0.351249	Y
6	STD6 580-382822/8	500.0	166.738442	100.0	84987.0	0.333477	Y
7	STD7IS 580-382822/7	1000.0	320.680483	100.0	90230.0	0.32068	Y
8	STD8 580-382822/6	2000.0	641.015122	100.0	83852.0	0.320508	Y
9	STD9 580-382822/5	5000.0	1714.338382	100.0	85170.0	0.342868	Y
10	STD10 580-382822/4	10000.0	3174.291226	100.0	88639.0	0.317429	Y



Calibration

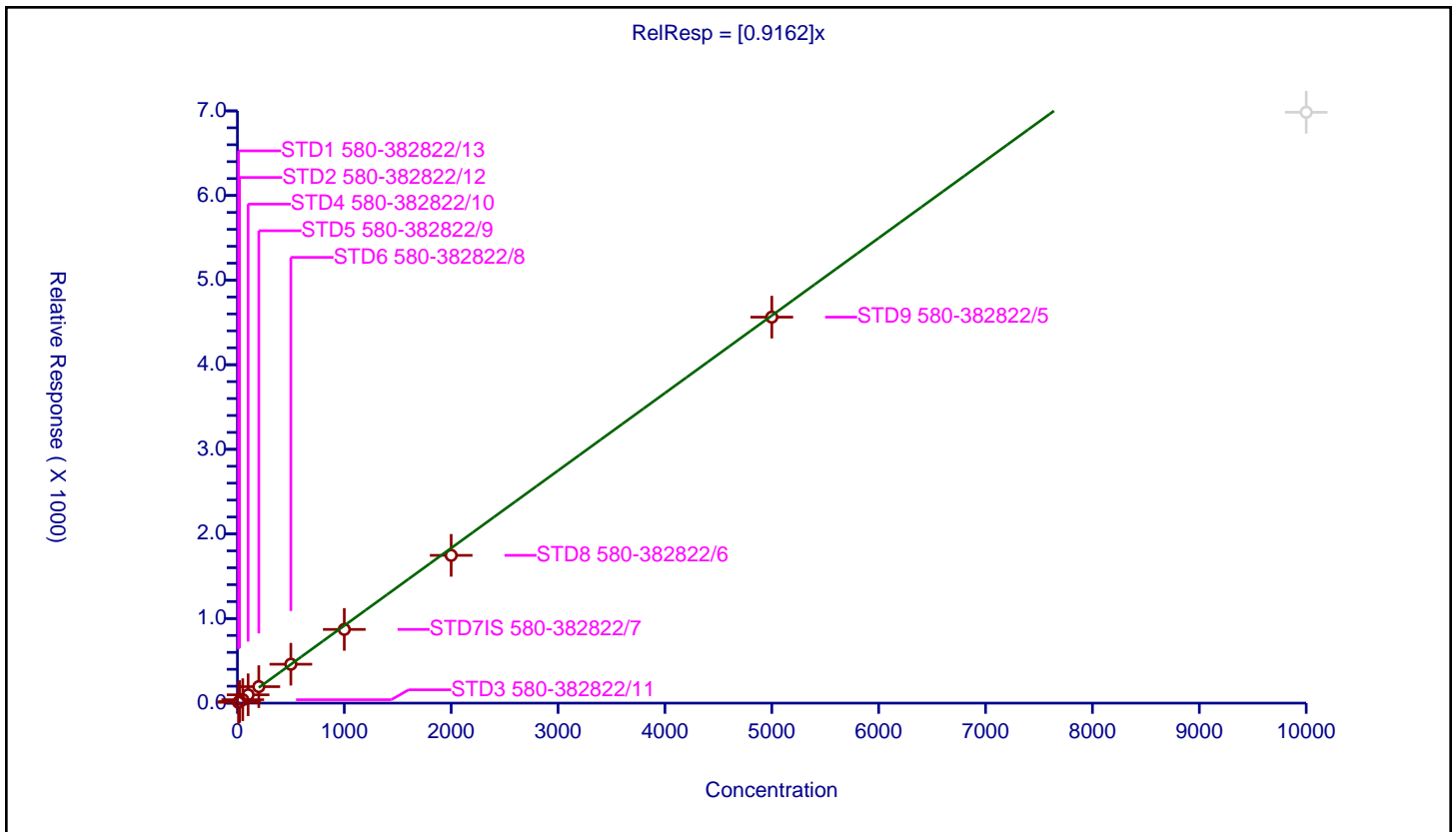
/ Naphthalene

Curve Type: Average  
 Weighting: Conc\_Sq  
 Origin: Force  
 Dependency: Response  
 Calib Mode: ISTD  
 Response Base: AREA  
 RF Rounding: 0

Curve Coefficients	
Intercept:	0
Slope:	0.9162

Error Coefficients	
Standard Error:	1500000
Relative Standard Error:	6.3
Correlation Coefficient:	0.999
Coefficient of Determination (Adjusted):	0.995

ID	Level	Concentration	Rel. Resp.	IS Amount	IS Response	RRF	Used
1	STD1 580-382822/13	10.0	9.744797	100.0	78134.0	0.97448	Y
2	STD2 580-382822/12	20.0	18.511278	100.0	80821.0	0.925564	Y
3	STD3 580-382822/11	50.0	40.551637	100.0	87195.0	0.811033	Y
4	STD4 580-382822/10	100.0	98.401334	100.0	82131.0	0.984013	Y
5	STD5 580-382822/9	200.0	194.843715	100.0	80174.0	0.974219	Y
6	STD6 580-382822/8	500.0	459.837387	100.0	84987.0	0.919675	Y
7	STD7IS 580-382822/7	1000.0	871.093871	100.0	90230.0	0.871094	Y
8	STD8 580-382822/6	2000.0	1746.553451	100.0	83852.0	0.873277	Y
9	STD9 580-382822/5	5000.0	4562.215569	100.0	85170.0	0.912443	Y
10	STD10 580-382822/4	10000.0	6983.662947	100.0	88639.0	0.698366	N





Calibration

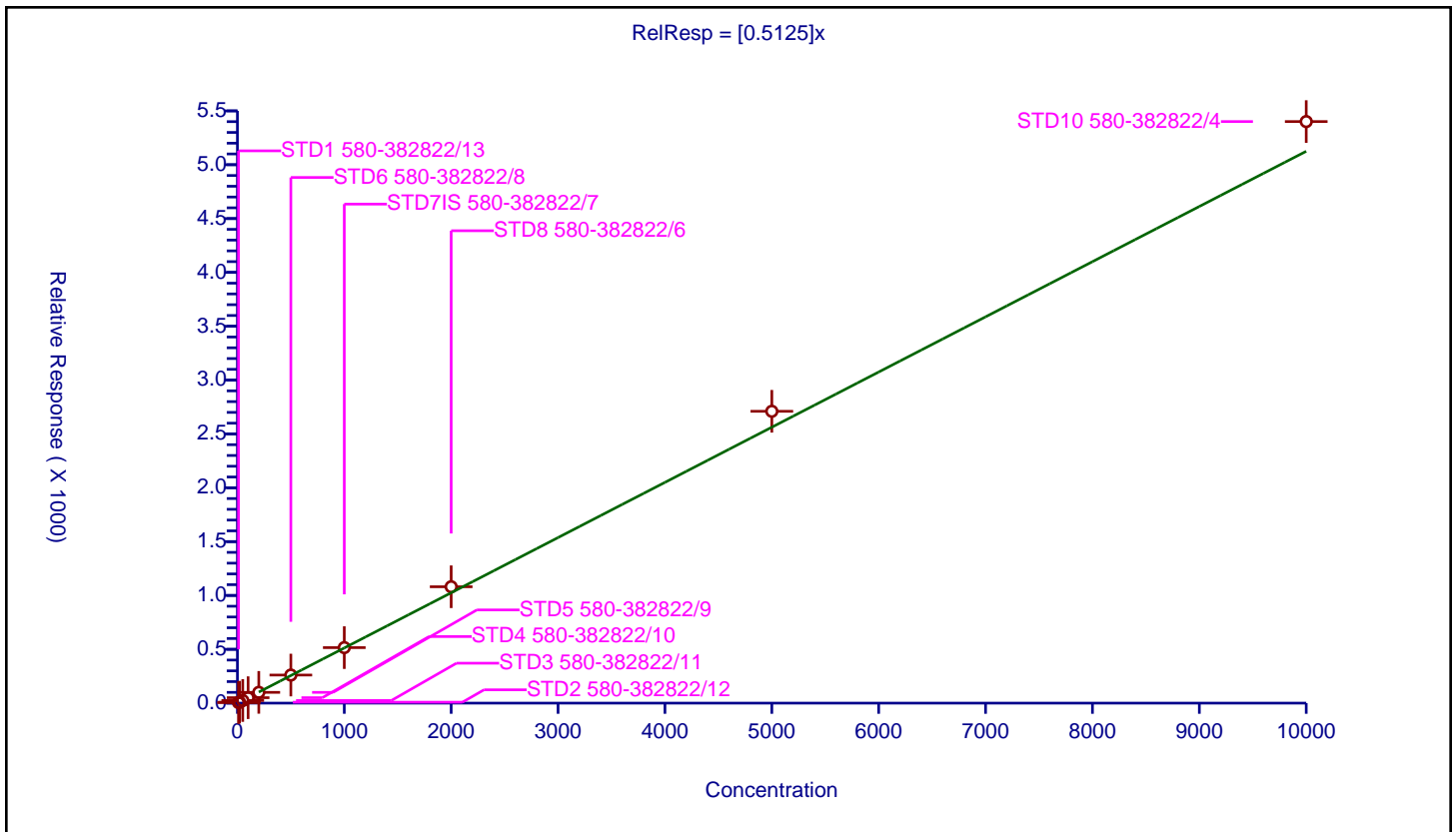
/ 2,6-Dichlorophenol

Curve Type: Average  
 Weighting: Conc\_Sq  
 Origin: Force  
 Dependency: Response  
 Calib Mode: ISTD  
 Response Base: AREA  
 RF Rounding: 0

Curve Coefficients	
Intercept:	0
Slope:	0.5125

Error Coefficients	
Standard Error:	930000
Relative Standard Error:	5.9
Correlation Coefficient:	1.000
Coefficient of Determination (Adjusted):	0.996

ID	Level	Concentration	Rel. Resp.	IS Amount	IS Response	RRF	Used
1	STD1 580-382822/13	10.0	5.298831	100.0	39688.0	0.529883	Y
2	STD2 580-382822/12	20.0	8.899109	100.0	41094.0	0.444955	Y
3	STD3 580-382822/11	50.0	24.249191	100.0	43886.0	0.484984	Y
4	STD4 580-382822/10	100.0	50.478271	100.0	43490.0	0.504783	Y
5	STD5 580-382822/9	200.0	100.080835	100.0	44535.0	0.500404	Y
6	STD6 580-382822/8	500.0	260.844666	100.0	45225.0	0.521689	Y
7	STD7IS 580-382822/7	1000.0	515.664611	100.0	46704.0	0.515665	Y
8	STD8 580-382822/6	2000.0	1080.65058	100.0	42270.0	0.540325	Y
9	STD9 580-382822/5	5000.0	2710.17849	100.0	46333.0	0.542036	Y
10	STD10 580-382822/4	10000.0	5400.758564	100.0	45217.0	0.540076	Y



Calibration

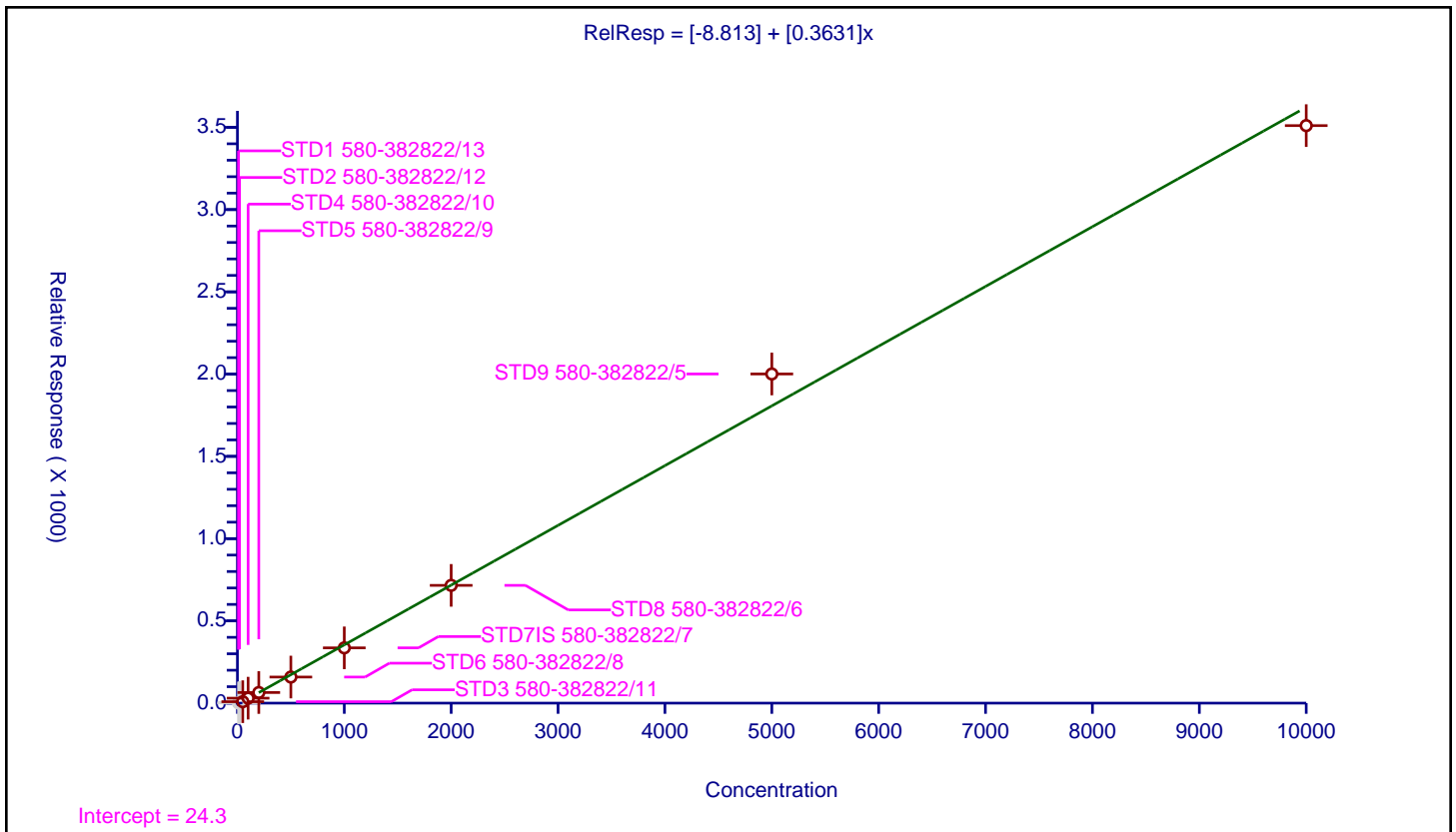
/ 4-Chloroaniline

Curve Type: Linear  
 Weighting: Conc\_Sq  
 Origin: None  
 Dependency: Response  
 Calib Mode: ISTD  
 Response Base: AREA  
 RF Rounding: 0

Curve Coefficients	
Intercept:	-8.813
Slope:	0.3631

Error Coefficients	
Standard Error:	1470000
Relative Standard Error:	6.8
Correlation Coefficient:	0.998
Coefficient of Determination (Adjusted):	0.995

ID	Level	Concentration	Rel. Resp.	IS Amount	IS Response	RRF	Used
1	STD1 580-382822/13	10.0	1.096834	100.0	78134.0	0.109683	N
2	STD2 580-382822/12	20.0	3.835637	100.0	80821.0	0.191782	N
3	STD3 580-382822/11	50.0	8.791789	100.0	87195.0	0.175836	Y
4	STD4 580-382822/10	100.0	30.202968	100.0	82131.0	0.30203	Y
5	STD5 580-382822/9	200.0	64.552099	100.0	80174.0	0.32276	Y
6	STD6 580-382822/8	500.0	158.651323	100.0	84987.0	0.317303	Y
7	STD7IS 580-382822/7	1000.0	335.972515	100.0	90230.0	0.335973	Y
8	STD8 580-382822/6	2000.0	715.806421	100.0	83852.0	0.357903	Y
9	STD9 580-382822/5	5000.0	2000.727956	100.0	85170.0	0.400146	Y
10	STD10 580-382822/4	10000.0	3510.461535	100.0	88639.0	0.351046	Y



Calibration

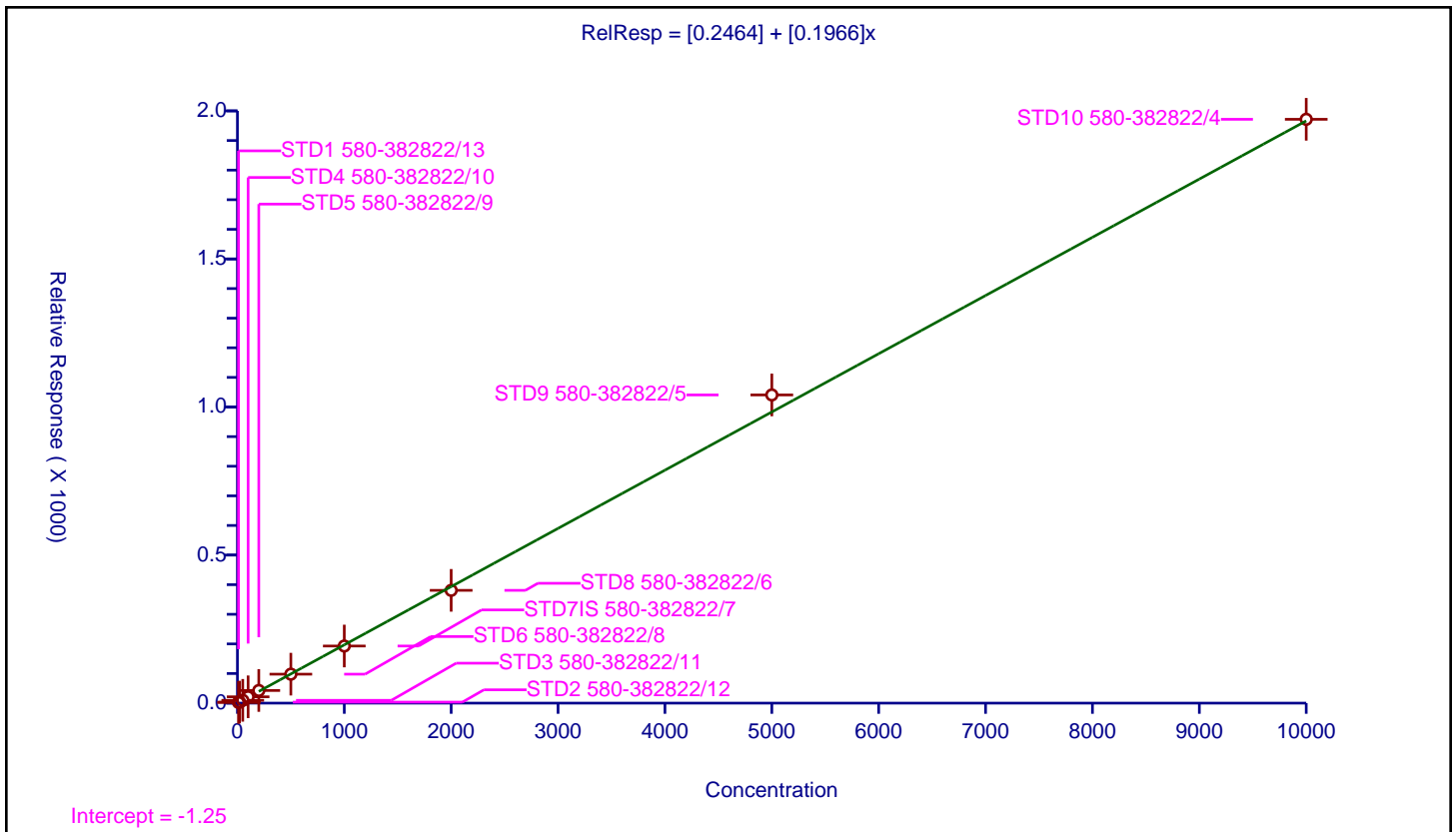
/ Hexachlorobutadiene

Curve Type: Linear  
 Weighting: Conc\_Sq  
 Origin: None  
 Dependency: Response  
 Calib Mode: ISTD  
 Response Base: AREA  
 RF Rounding: 0

Curve Coefficients	
Intercept:	0.2464
Slope:	0.1966

Error Coefficients	
Standard Error:	705000
Relative Standard Error:	9.1
Correlation Coefficient:	1.000
Coefficient of Determination (Adjusted):	0.991

ID	Level	Concentration	Rel. Resp.	IS Amount	IS Response	RRF	Used
1	STD1 580-382822/13	10.0	2.401003	100.0	78134.0	0.2401	Y
2	STD2 580-382822/12	20.0	3.437225	100.0	80821.0	0.171861	Y
3	STD3 580-382822/11	50.0	9.45123	100.0	87195.0	0.189025	Y
4	STD4 580-382822/10	100.0	21.398741	100.0	82131.0	0.213987	Y
5	STD5 580-382822/9	200.0	42.687155	100.0	80174.0	0.213436	Y
6	STD6 580-382822/8	500.0	97.810253	100.0	84987.0	0.195621	Y
7	STD7IS 580-382822/7	1000.0	192.905907	100.0	90230.0	0.192906	Y
8	STD8 580-382822/6	2000.0	380.817393	100.0	83852.0	0.190409	Y
9	STD9 580-382822/5	5000.0	1040.778443	100.0	85170.0	0.208156	Y
10	STD10 580-382822/4	10000.0	1971.543	100.0	88639.0	0.197154	Y



Calibration

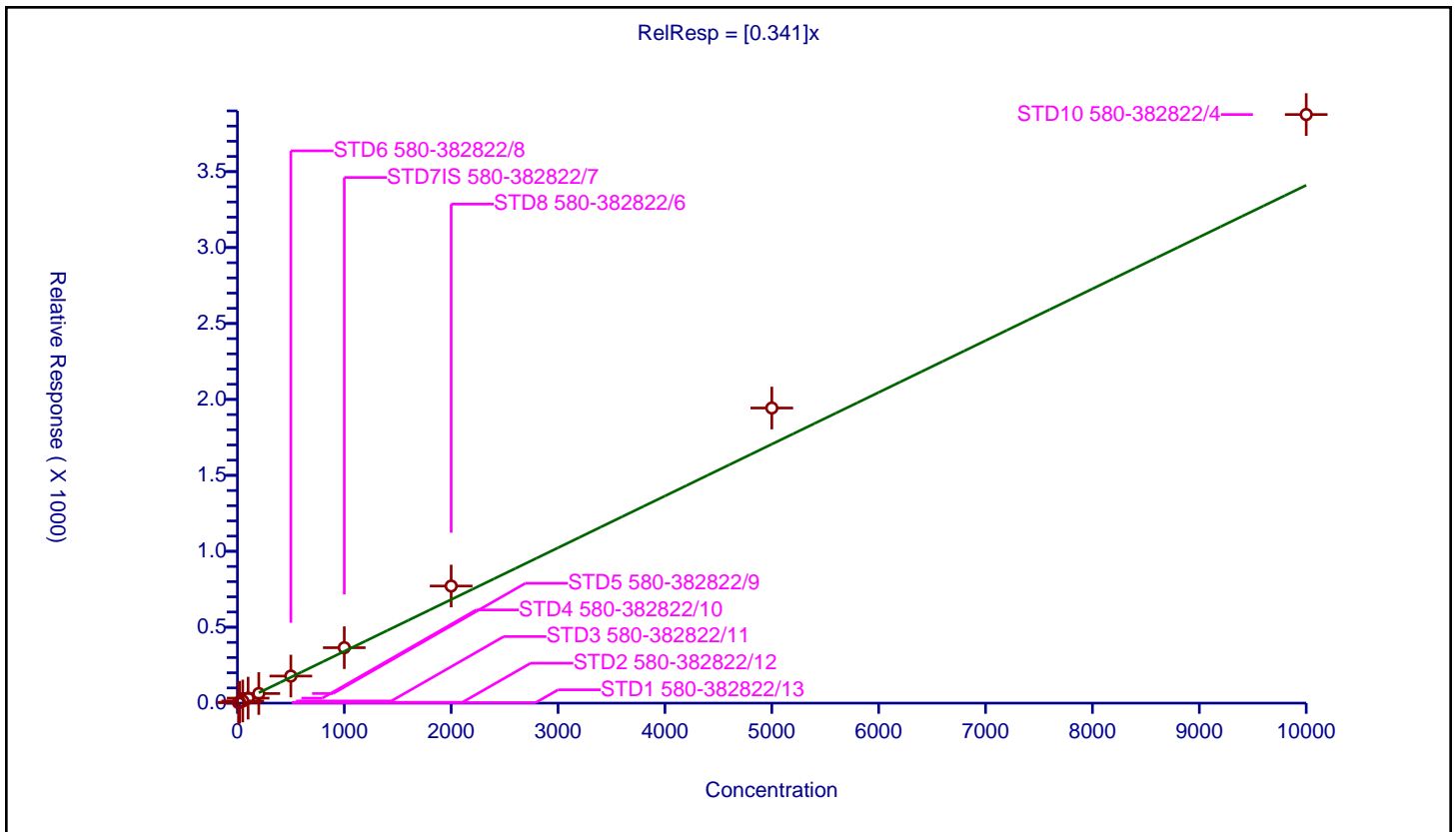
/ 4-Chloro-3-methylphenol

Curve Type: Average  
 Weighting: Conc\_Sq  
 Origin: Force  
 Dependency: Response  
 Calib Mode: ISTD  
 Response Base: AREA  
 RF Rounding: 0

Curve Coefficients	
Intercept:	0
Slope:	0.341

Error Coefficients	
Standard Error:	667000
Relative Standard Error:	12.2
Correlation Coefficient:	1.000
Coefficient of Determination (Adjusted):	0.983

ID	Level	Concentration	Rel. Resp.	IS Amount	IS Response	RRF	Used
1	STD1 580-382822/13	10.0	3.19492	100.0	39688.0	0.319492	Y
2	STD2 580-382822/12	20.0	5.621259	100.0	41094.0	0.281063	Y
3	STD3 580-382822/11	50.0	14.095611	100.0	43886.0	0.281912	Y
4	STD4 580-382822/10	100.0	32.846631	100.0	43490.0	0.328466	Y
5	STD5 580-382822/9	200.0	63.184013	100.0	44535.0	0.31592	Y
6	STD6 580-382822/8	500.0	178.299613	100.0	45225.0	0.356599	Y
7	STD7IS 580-382822/7	1000.0	365.097208	100.0	46704.0	0.365097	Y
8	STD8 580-382822/6	2000.0	771.088242	100.0	42270.0	0.385544	Y
9	STD9 580-382822/5	5000.0	1943.344916	100.0	46333.0	0.388669	Y
10	STD10 580-382822/4	10000.0	3875.944888	100.0	45217.0	0.387594	Y



Calibration

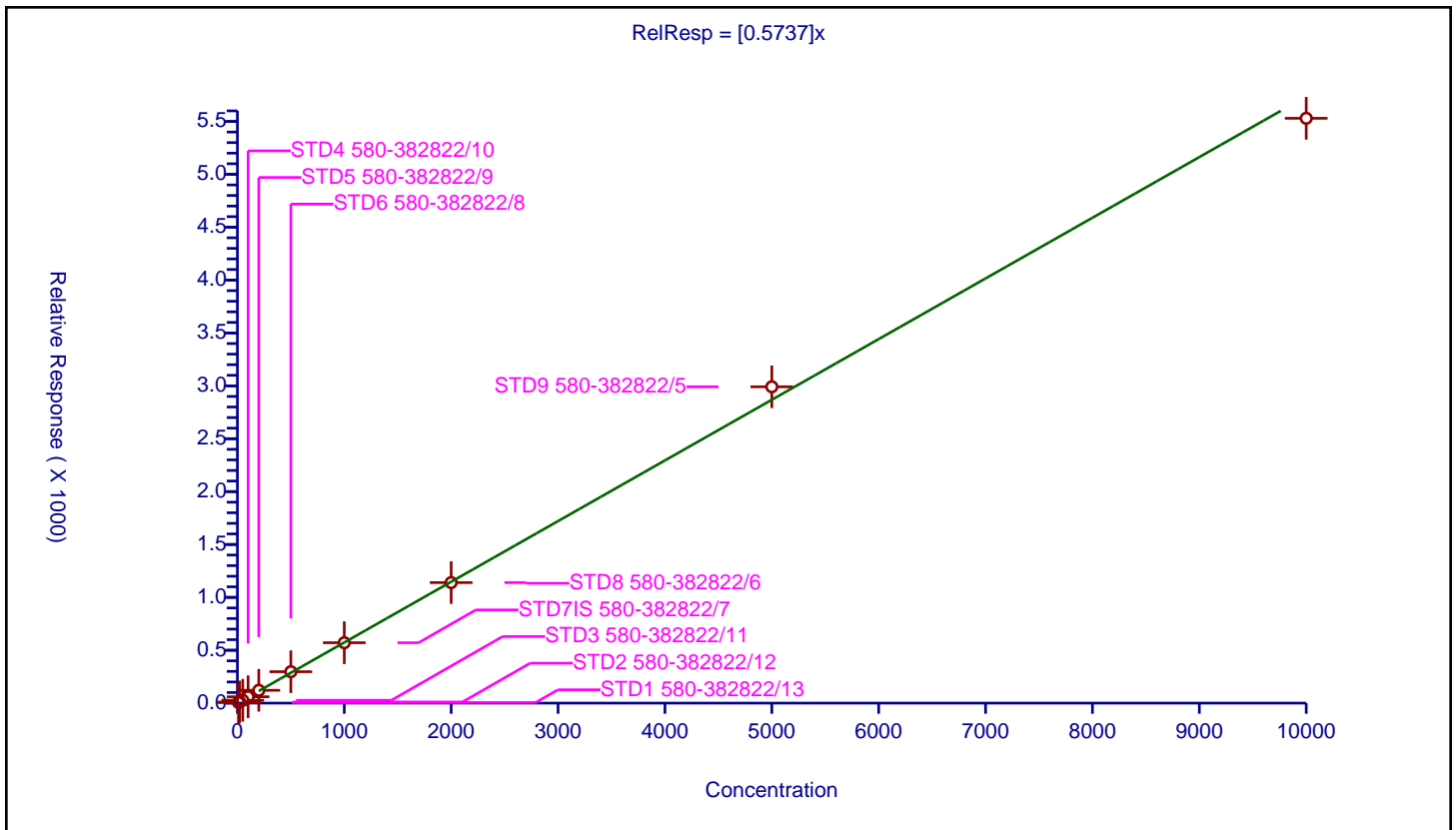
/ 2-Methylnaphthalene

Curve Type: Average  
 Weighting: Conc\_Sq  
 Origin: Force  
 Dependency: Response  
 Calib Mode: ISTD  
 Response Base: AREA  
 RF Rounding: 0

Curve Coefficients	
Intercept:	0
Slope:	0.5737

Error Coefficients	
Standard Error:	1880000
Relative Standard Error:	4.6
Correlation Coefficient:	1.000
Coefficient of Determination (Adjusted):	0.997

ID	Level	Concentration	Rel. Resp.	IS Amount	IS Response	RRF	Used
1	STD1 580-382822/13	10.0	5.72862	100.0	78134.0	0.572862	Y
2	STD2 580-382822/12	20.0	10.687816	100.0	80821.0	0.534391	Y
3	STD3 580-382822/11	50.0	26.801996	100.0	87195.0	0.53604	Y
4	STD4 580-382822/10	100.0	60.106415	100.0	82131.0	0.601064	Y
5	STD5 580-382822/9	200.0	121.207623	100.0	80174.0	0.606038	Y
6	STD6 580-382822/8	500.0	297.074847	100.0	84987.0	0.59415	Y
7	STD7IS 580-382822/7	1000.0	571.027374	100.0	90230.0	0.571027	Y
8	STD8 580-382822/6	2000.0	1139.610266	100.0	83852.0	0.569805	Y
9	STD9 580-382822/5	5000.0	2991.169426	100.0	85170.0	0.598234	Y
10	STD10 580-382822/4	10000.0	5529.934905	100.0	88639.0	0.552993	Y



Calibration

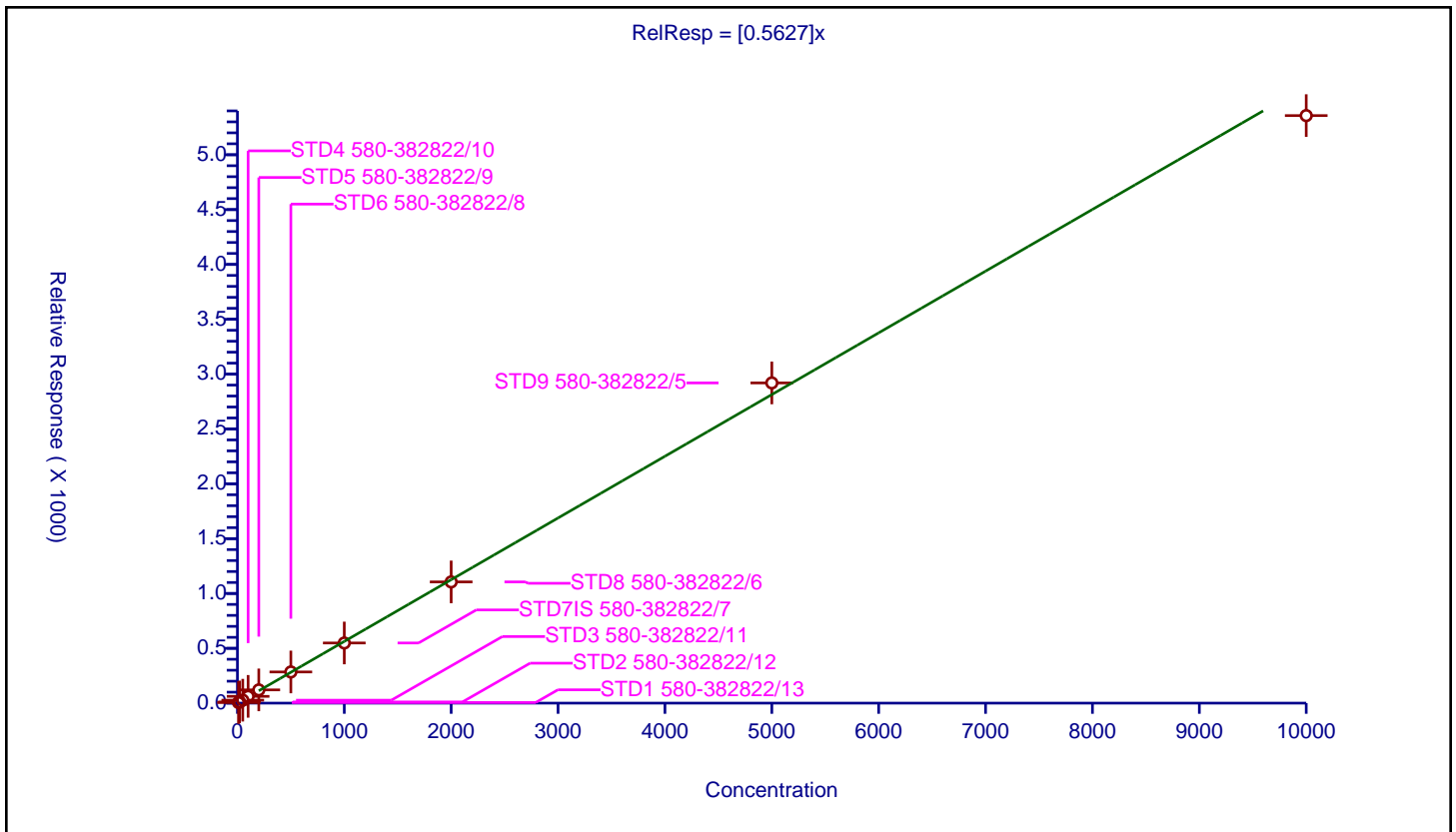
/ 1-Methylnaphthalene

Curve Type: Average  
 Weighting: Conc\_Sq  
 Origin: Force  
 Dependency: Response  
 Calib Mode: ISTD  
 Response Base: AREA  
 RF Rounding: 0

Curve Coefficients	
Intercept:	0
Slope:	0.5627

Error Coefficients	
Standard Error:	1820000
Relative Standard Error:	5.4
Correlation Coefficient:	0.999
Coefficient of Determination (Adjusted):	0.997

ID	Level	Concentration	Rel. Resp.	IS Amount	IS Response	RRF	Used
1	STD1 580-382822/13	10.0	5.429135	100.0	78134.0	0.542913	Y
2	STD2 580-382822/12	20.0	10.747207	100.0	80821.0	0.53736	Y
3	STD3 580-382822/11	50.0	26.748093	100.0	87195.0	0.534962	Y
4	STD4 580-382822/10	100.0	61.908415	100.0	82131.0	0.619084	Y
5	STD5 580-382822/9	200.0	120.691247	100.0	80174.0	0.603456	Y
6	STD6 580-382822/8	500.0	284.150517	100.0	84987.0	0.568301	Y
7	STD7IS 580-382822/7	1000.0	548.442868	100.0	90230.0	0.548443	Y
8	STD8 580-382822/6	2000.0	1105.223489	100.0	83852.0	0.552612	Y
9	STD9 580-382822/5	5000.0	2919.682987	100.0	85170.0	0.583937	Y
10	STD10 580-382822/4	10000.0	5356.925281	100.0	88639.0	0.535693	Y



Calibration

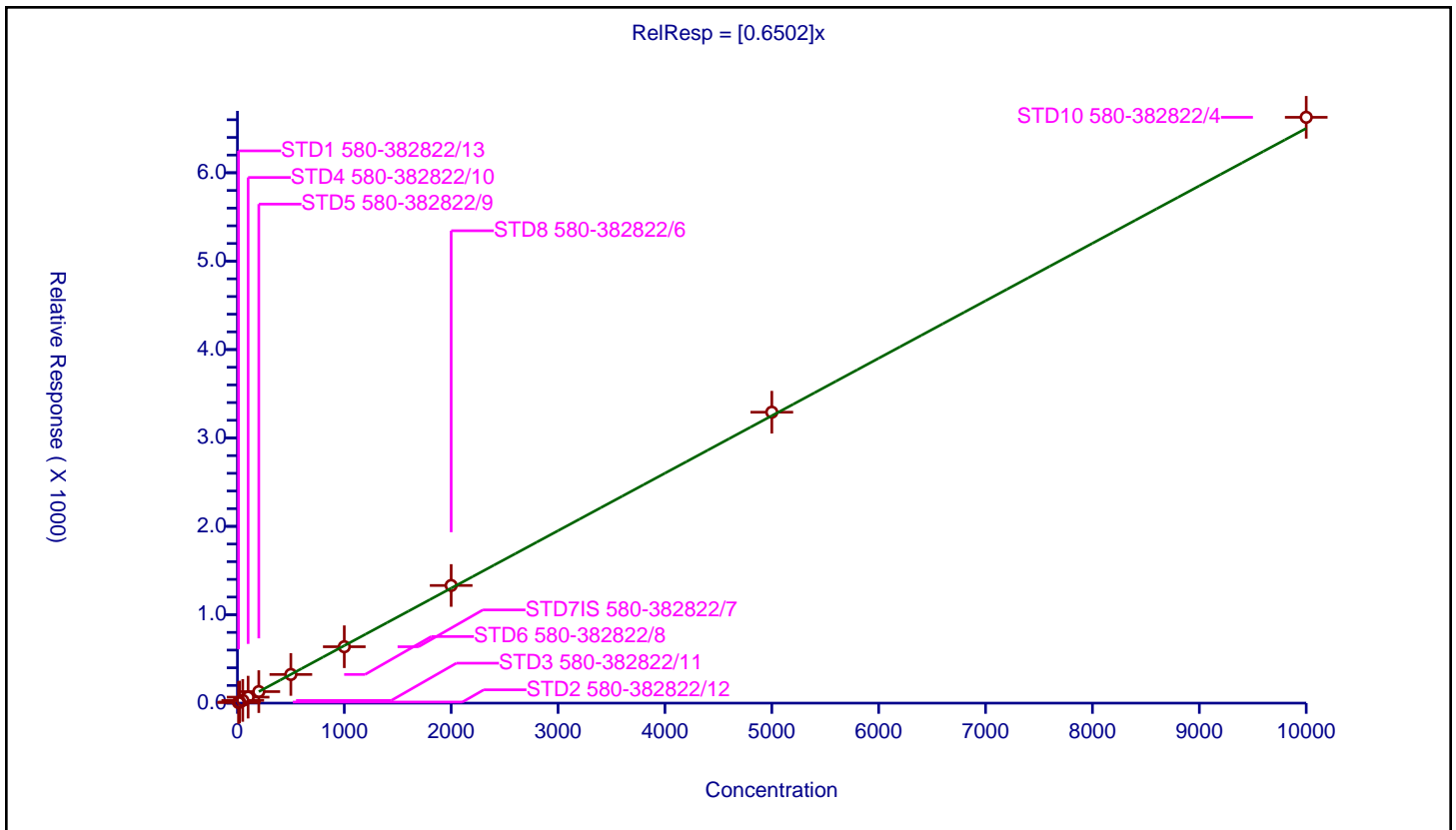
/ 1,2,4,5-Tetrachlorobenzene

Curve Type: Average  
 Weighting: Conc\_Sq  
 Origin: Force  
 Dependency: Response  
 Calib Mode: ISTD  
 Response Base: AREA  
 RF Rounding: 0

Curve Coefficients	
Intercept:	0
Slope:	0.6502

Error Coefficients	
Standard Error:	1140000
Relative Standard Error:	3.5
Correlation Coefficient:	1.000
Coefficient of Determination (Adjusted):	0.998

ID	Level	Concentration	Rel. Resp.	IS Amount	IS Response	RRF	Used
1	STD1 580-382822/13	10.0	6.742592	100.0	39688.0	0.674259	Y
2	STD2 580-382822/12	20.0	12.354602	100.0	41094.0	0.61773	Y
3	STD3 580-382822/11	50.0	30.463018	100.0	43886.0	0.60926	Y
4	STD4 580-382822/10	100.0	67.647735	100.0	43490.0	0.676477	Y
5	STD5 580-382822/9	200.0	130.324464	100.0	44535.0	0.651622	Y
6	STD6 580-382822/8	500.0	324.309563	100.0	45225.0	0.648619	Y
7	STD7IS 580-382822/7	1000.0	637.923947	100.0	46704.0	0.637924	Y
8	STD8 580-382822/6	2000.0	1330.870594	100.0	42270.0	0.665435	Y
9	STD9 580-382822/5	5000.0	3291.25893	100.0	46333.0	0.658252	Y
10	STD10 580-382822/4	10000.0	6627.509565	100.0	45217.0	0.662751	Y



Calibration

/ Hexachlorocyclopentadiene

Curve Type: Quadratic  
 Weighting: Conc  
 Origin: None  
 Dependency: Response  
 Calib Mode: ISTD  
 Response Base: AREA  
 RF Rounding: 0

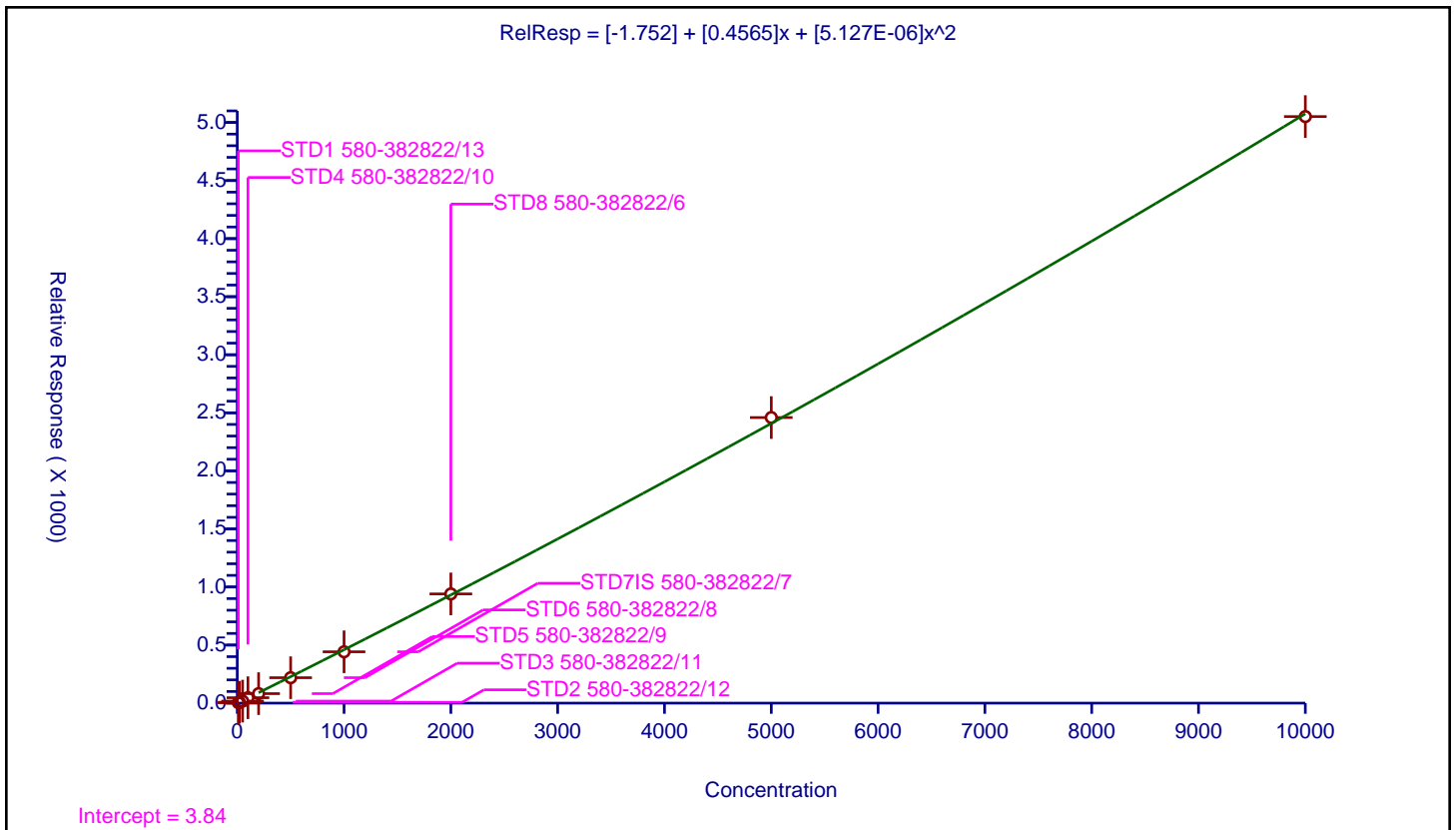
Curve Coefficients

Intercept: -1.752  
 Slope: 0.4565  
 Second Order: 5.127E-06

Error Coefficients

Standard Error: 978000  
 Relative Standard Error: 12.7  
 Correlation Coefficient: 0.999  
 Coefficient of Determination (Adjusted): 1.000

ID	Level	Concentration	Rel. Resp.	IS Amount	IS Response	RRF	Used
1	STD1 580-382822/13	10.0	4.026406	100.0	39688.0	0.402641	Y
2	STD2 580-382822/12	20.0	7.18353	100.0	41094.0	0.359177	Y
3	STD3 580-382822/11	50.0	17.36089	100.0	43886.0	0.347218	Y
4	STD4 580-382822/10	100.0	46.585422	100.0	43490.0	0.465854	Y
5	STD5 580-382822/9	200.0	81.713259	100.0	44535.0	0.408566	Y
6	STD6 580-382822/8	500.0	218.878939	100.0	45225.0	0.437758	Y
7	STD7IS 580-382822/7	1000.0	442.13986	100.0	46704.0	0.44214	Y
8	STD8 580-382822/6	2000.0	940.501538	100.0	42270.0	0.470251	Y
9	STD9 580-382822/5	5000.0	2459.158699	100.0	46333.0	0.491832	Y
10	STD10 580-382822/4	10000.0	5050.88794	100.0	45217.0	0.505089	Y





**Calibration**

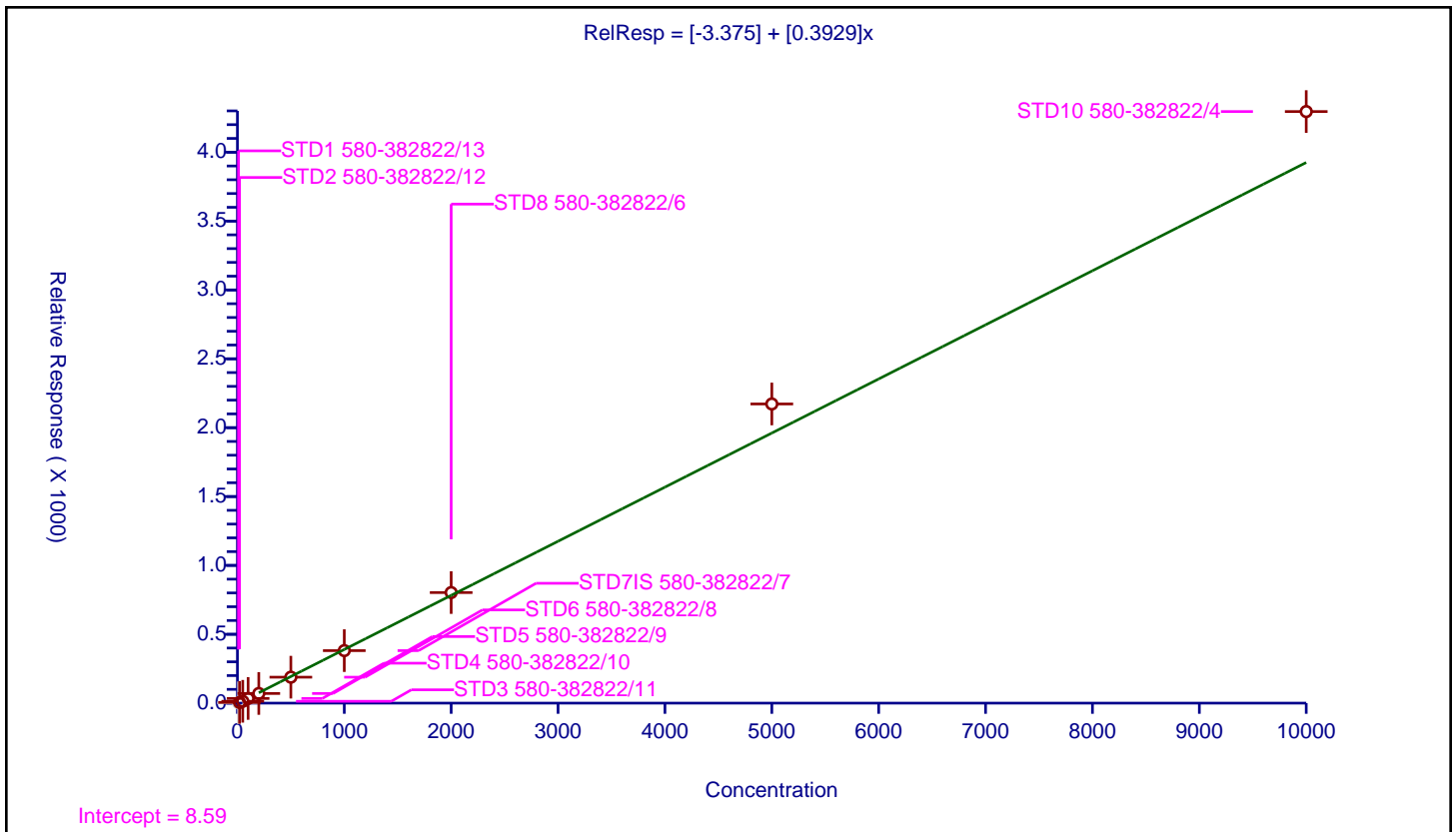
**/ 2,4,6-Trichlorophenol**

Curve Type: Linear  
 Weighting: Conc\_Sq  
 Origin: None  
 Dependency: Response  
 Calib Mode: ISTD  
 Response Base: AREA  
 RF Rounding: 0

Curve Coefficients	
Intercept:	-3.375
Slope:	0.3929

Error Coefficients	
Standard Error:	838000
Relative Standard Error:	8.8
Correlation Coefficient:	0.999
Coefficient of Determination (Adjusted):	0.992

ID	Level	Concentration	Rel. Resp.	IS Amount	IS Response	RRF	Used
1	STD1 580-382822/13	10.0	2.713667	100.0	39688.0	0.271367	N
2	STD2 580-382822/12	20.0	5.061566	100.0	41094.0	0.253078	Y
3	STD3 580-382822/11	50.0	13.471266	100.0	43886.0	0.269425	Y
4	STD4 580-382822/10	100.0	34.00092	100.0	43490.0	0.340009	Y
5	STD5 580-382822/9	200.0	70.01235	100.0	44535.0	0.350062	Y
6	STD6 580-382822/8	500.0	188.373687	100.0	45225.0	0.376747	Y
7	STD7IS 580-382822/7	1000.0	381.292823	100.0	46704.0	0.381293	Y
8	STD8 580-382822/6	2000.0	802.864916	100.0	42270.0	0.401432	Y
9	STD9 580-382822/5	5000.0	2172.082533	100.0	46333.0	0.434417	Y
10	STD10 580-382822/4	10000.0	4295.161112	100.0	45217.0	0.429516	Y



**Calibration**

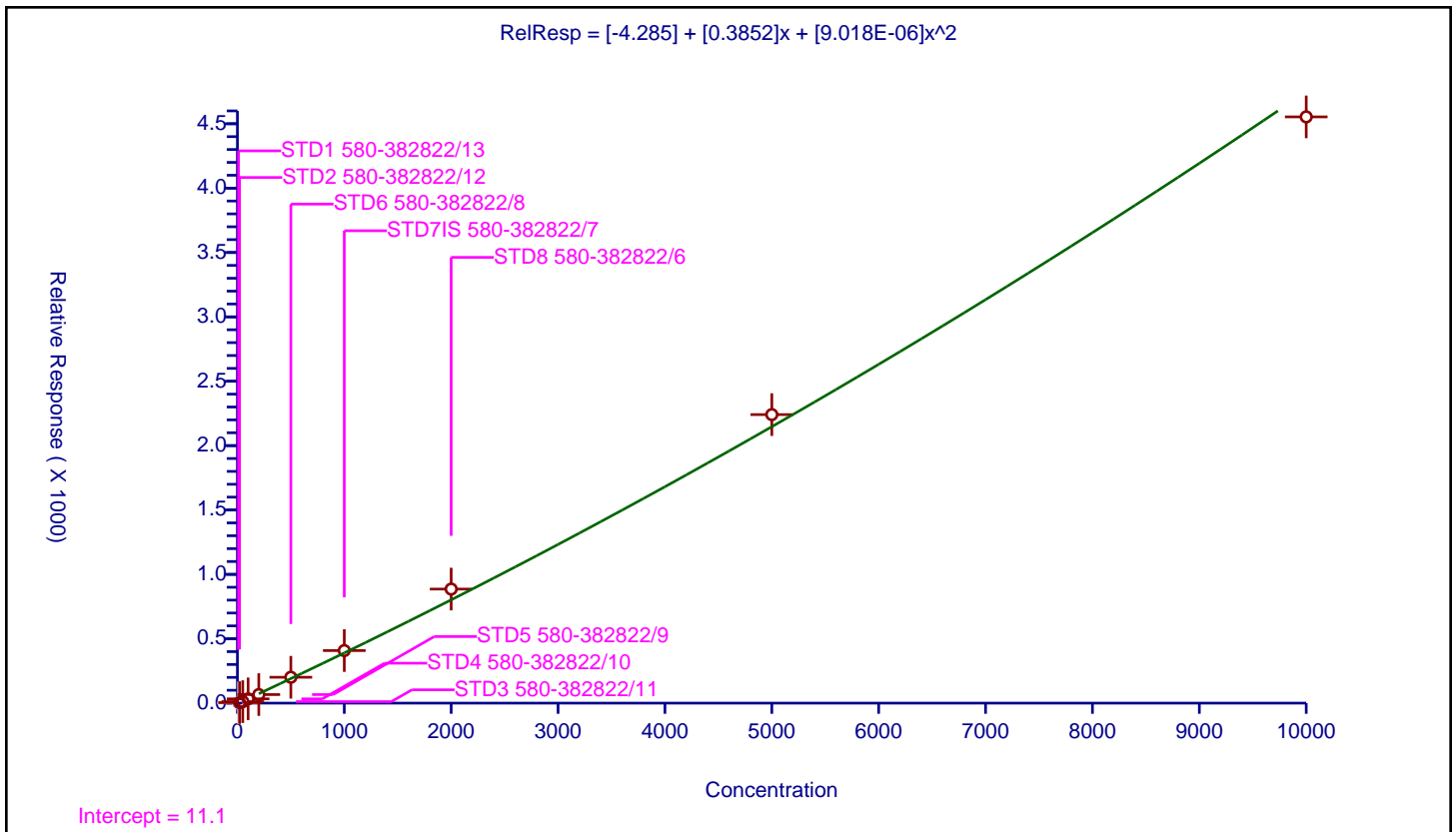
**/ 2,4,5-Trichlorophenol**

Curve Type: Quadratic  
 Weighting: Conc\_Sq  
 Origin: None  
 Dependency: Response  
 Calib Mode: ISTD  
 Response Base: AREA  
 RF Rounding: 0

Curve Coefficients	
Intercept:	-4.285
Slope:	0.3852
Second Order:	9.018E-06

Error Coefficients	
Standard Error:	956000
Relative Standard Error:	10.1
Correlation Coefficient:	0.998
Coefficient of Determination (Adjusted):	0.991

ID	Level	Concentration	Rel. Resp.	IS Amount	IS Response	RRF	Used
1	STD1 580-382822/13	10.0	1.884701	100.0	39688.0	0.18847	N
2	STD2 580-382822/12	20.0	4.029785	100.0	41094.0	0.201489	Y
3	STD3 580-382822/11	50.0	11.680262	100.0	43886.0	0.233605	Y
4	STD4 580-382822/10	100.0	33.267418	100.0	43490.0	0.332674	Y
5	STD5 580-382822/9	200.0	66.412934	100.0	44535.0	0.332065	Y
6	STD6 580-382822/8	500.0	200.877833	100.0	45225.0	0.401756	Y
7	STD7IS 580-382822/7	1000.0	408.318345	100.0	46704.0	0.408318	Y
8	STD8 580-382822/6	2000.0	885.810267	100.0	42270.0	0.442905	Y
9	STD9 580-382822/5	5000.0	2241.152095	100.0	46333.0	0.44823	Y
10	STD10 580-382822/4	10000.0	4553.431232	100.0	45217.0	0.455343	Y



Calibration

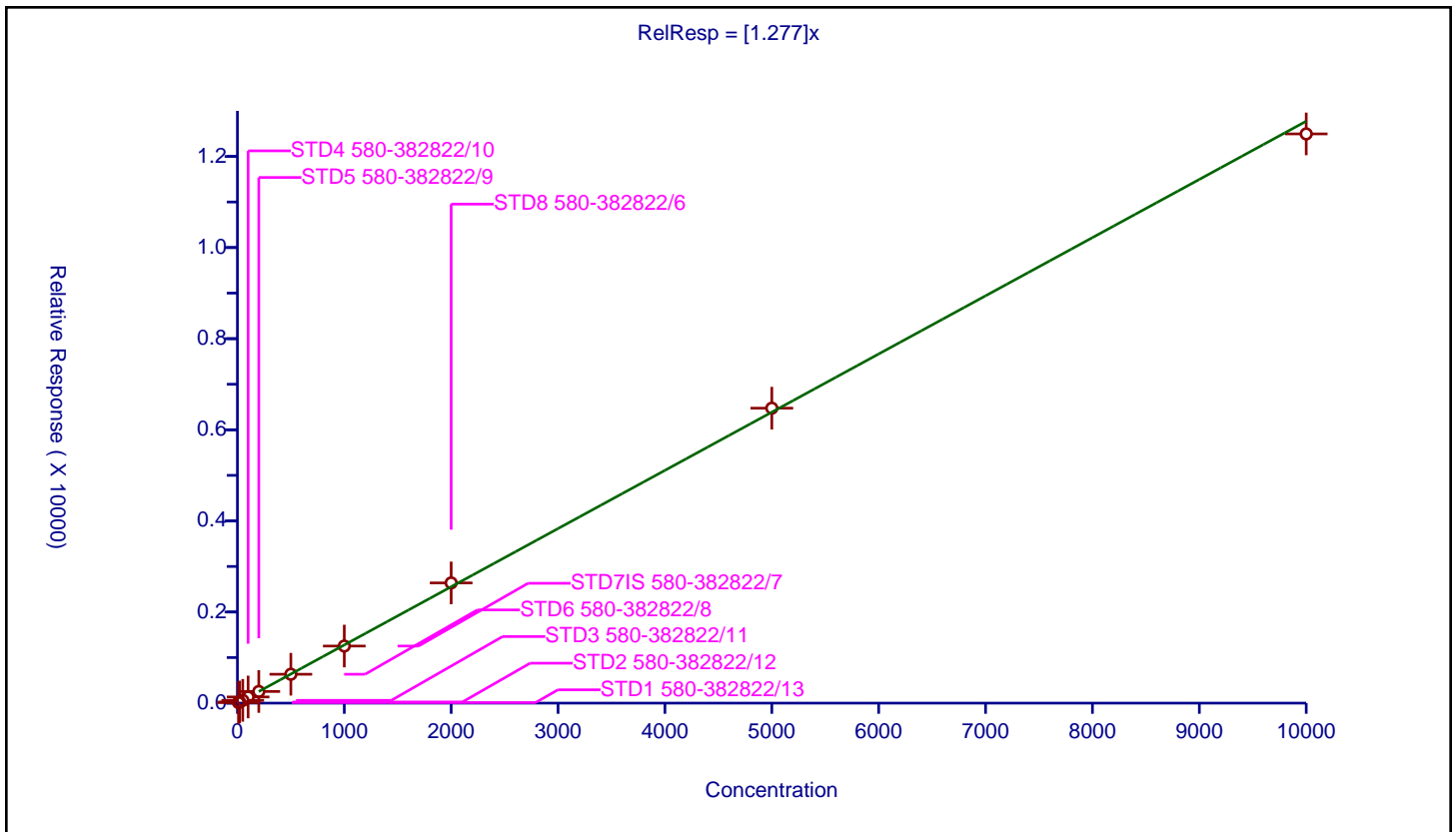
/ 2-Fluorobiphenyl

Curve Type: Average  
 Weighting: Conc\_Sq  
 Origin: Force  
 Dependency: Response  
 Calib Mode: ISTD  
 Response Base: AREA  
 RF Rounding: 0

Curve Coefficients	
Intercept:	0
Slope:	1.277

Error Coefficients	
Standard Error:	2170000
Relative Standard Error:	2.8
Correlation Coefficient:	0.999
Coefficient of Determination (Adjusted):	0.999

ID	Level	Concentration	Rel. Resp.	IS Amount	IS Response	RRF	Used
1	STD1 580-382822/13	10.0	12.699053	100.0	39688.0	1.269905	Y
2	STD2 580-382822/12	20.0	25.261595	100.0	41094.0	1.26308	Y
3	STD3 580-382822/11	50.0	61.263273	100.0	43886.0	1.225265	Y
4	STD4 580-382822/10	100.0	135.07243	100.0	43490.0	1.350724	Y
5	STD5 580-382822/9	200.0	255.816773	100.0	44535.0	1.279084	Y
6	STD6 580-382822/8	500.0	633.967938	100.0	45225.0	1.267936	Y
7	STD7IS 580-382822/7	1000.0	1253.350891	100.0	46704.0	1.253351	Y
8	STD8 580-382822/6	2000.0	2638.930684	100.0	42270.0	1.319465	Y
9	STD9 580-382822/5	5000.0	6474.247297	100.0	46333.0	1.294849	Y
10	STD10 580-382822/4	10000.0	12494.851494	100.0	45217.0	1.249485	Y



Calibration

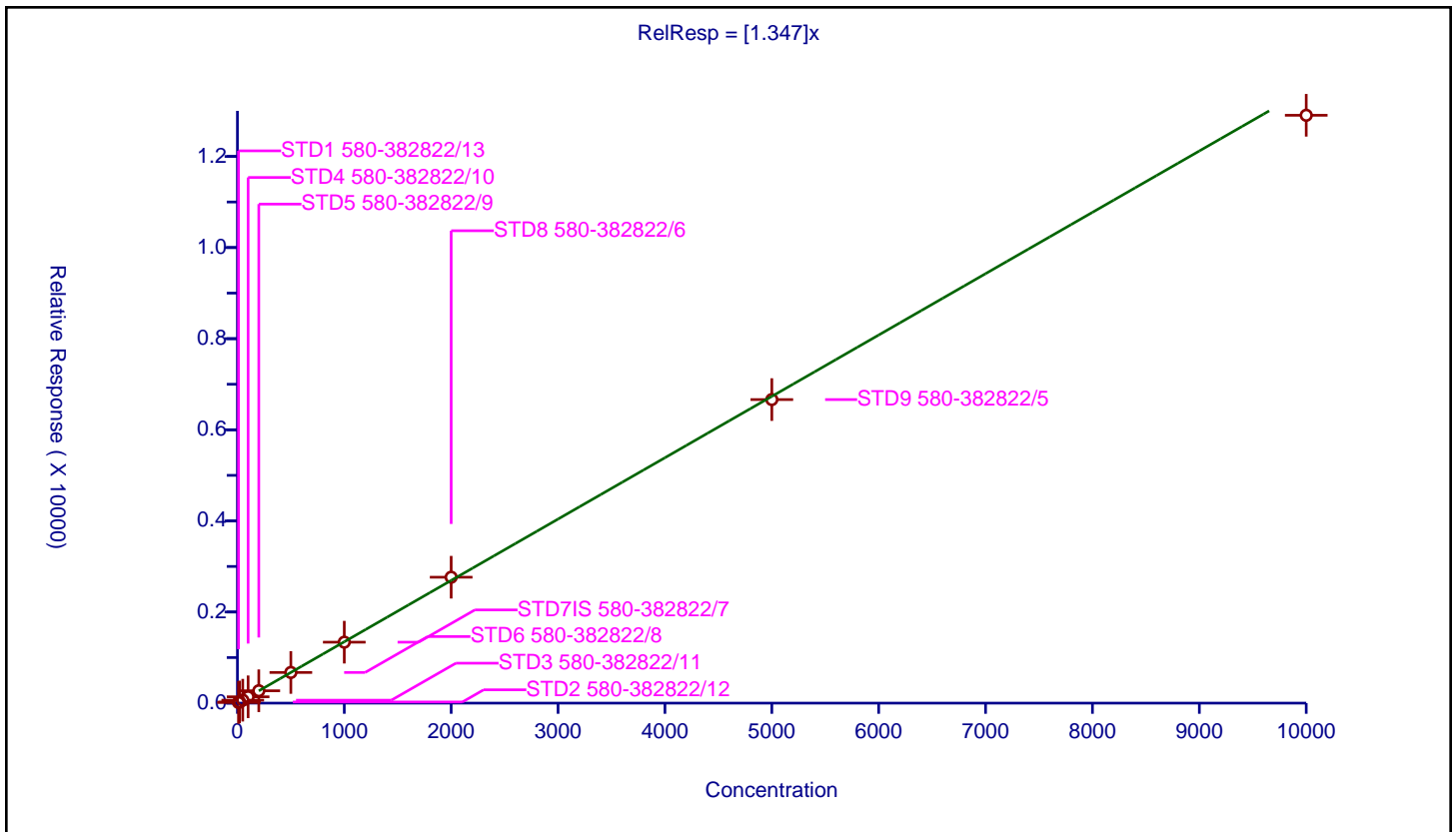
/ 1,1'-Biphenyl

Curve Type: Average  
 Weighting: Conc\_Sq  
 Origin: Force  
 Dependency: Response  
 Calib Mode: ISTD  
 Response Base: AREA  
 RF Rounding: 0

Curve Coefficients	
Intercept:	0
Slope:	1.347

Error Coefficients	
Standard Error:	2240000
Relative Standard Error:	4.2
Correlation Coefficient:	0.999
Coefficient of Determination (Adjusted):	0.998

ID	Level	Concentration	Rel. Resp.	IS Amount	IS Response	RRF	Used
1	STD1 580-382822/13	10.0	14.641705	100.0	39688.0	1.464171	Y
2	STD2 580-382822/12	20.0	25.461138	100.0	41094.0	1.273057	Y
3	STD3 580-382822/11	50.0	64.745021	100.0	43886.0	1.2949	Y
4	STD4 580-382822/10	100.0	138.590481	100.0	43490.0	1.385905	Y
5	STD5 580-382822/9	200.0	271.824408	100.0	44535.0	1.359122	Y
6	STD6 580-382822/8	500.0	673.331122	100.0	45225.0	1.346662	Y
7	STD7IS 580-382822/7	1000.0	1337.983899	100.0	46704.0	1.337984	Y
8	STD8 580-382822/6	2000.0	2763.799385	100.0	42270.0	1.3819	Y
9	STD9 580-382822/5	5000.0	6663.518443	100.0	46333.0	1.332704	Y
10	STD10 580-382822/4	10000.0	12903.284163	100.0	45217.0	1.290328	Y



Calibration

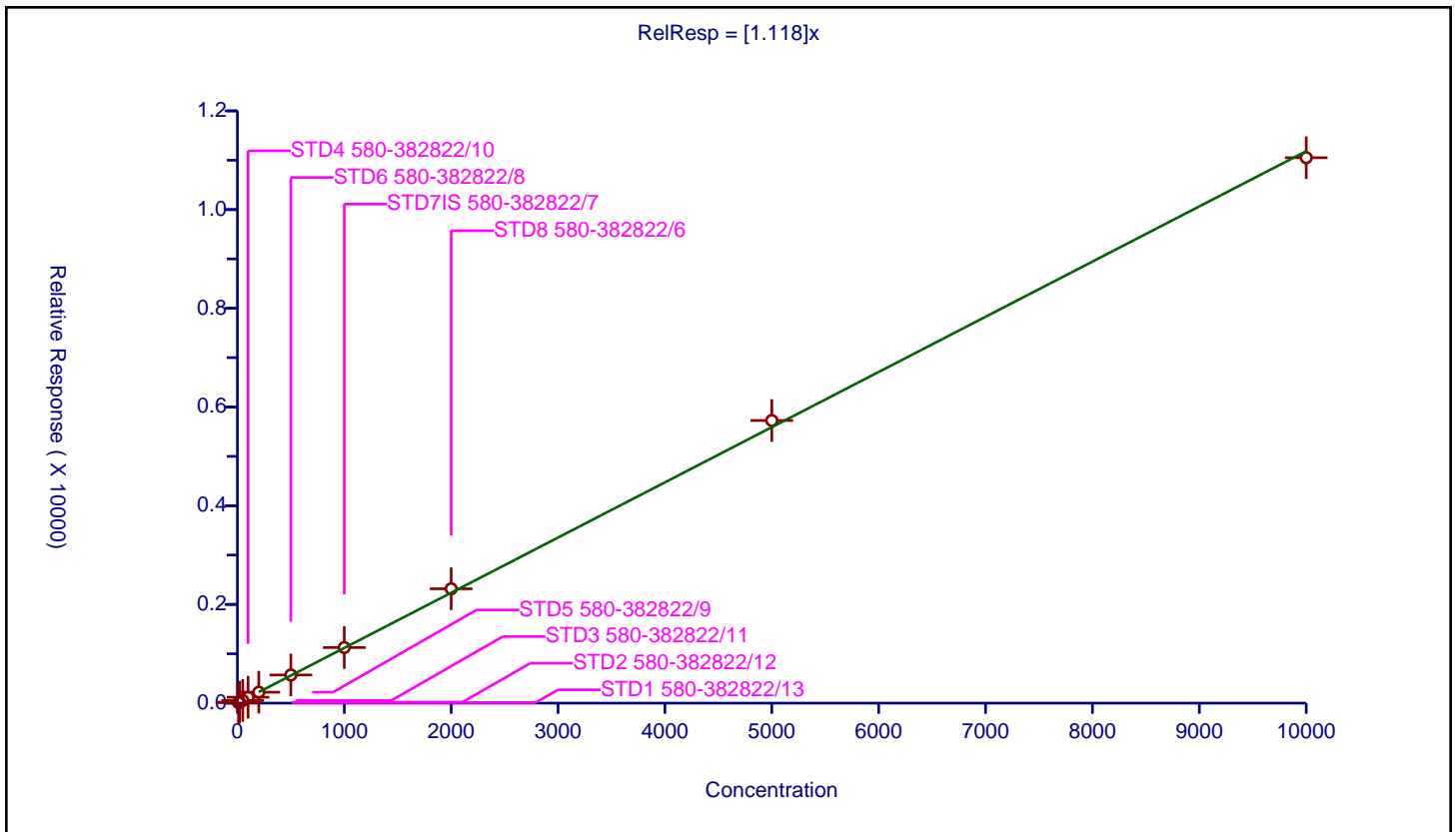
/ 2-Chloronaphthalene

Curve Type: Average  
 Weighting: Conc\_Sq  
 Origin: Force  
 Dependency: Response  
 Calib Mode: ISTD  
 Response Base: AREA  
 RF Rounding: 0

Curve Coefficients	
Intercept:	0
Slope:	1.118

Error Coefficients	
Standard Error:	1920000
Relative Standard Error:	4.1
Correlation Coefficient:	0.999
Coefficient of Determination (Adjusted):	0.998

ID	Level	Concentration	Rel. Resp.	IS Amount	IS Response	RRF	Used
1	STD1 580-382822/13	10.0	10.716085	100.0	39688.0	1.071609	Y
2	STD2 580-382822/12	20.0	20.976298	100.0	41094.0	1.048815	Y
3	STD3 580-382822/11	50.0	53.814428	100.0	43886.0	1.076289	Y
4	STD4 580-382822/10	100.0	120.103472	100.0	43490.0	1.201035	Y
5	STD5 580-382822/9	200.0	221.715505	100.0	44535.0	1.108578	Y
6	STD6 580-382822/8	500.0	570.885572	100.0	45225.0	1.141771	Y
7	STD7IS 580-382822/7	1000.0	1125.813635	100.0	46704.0	1.125814	Y
8	STD8 580-382822/6	2000.0	2317.123255	100.0	42270.0	1.158562	Y
9	STD9 580-382822/5	5000.0	5726.579328	100.0	46333.0	1.145316	Y
10	STD10 580-382822/4	10000.0	11051.29929	100.0	45217.0	1.10513	Y



Calibration

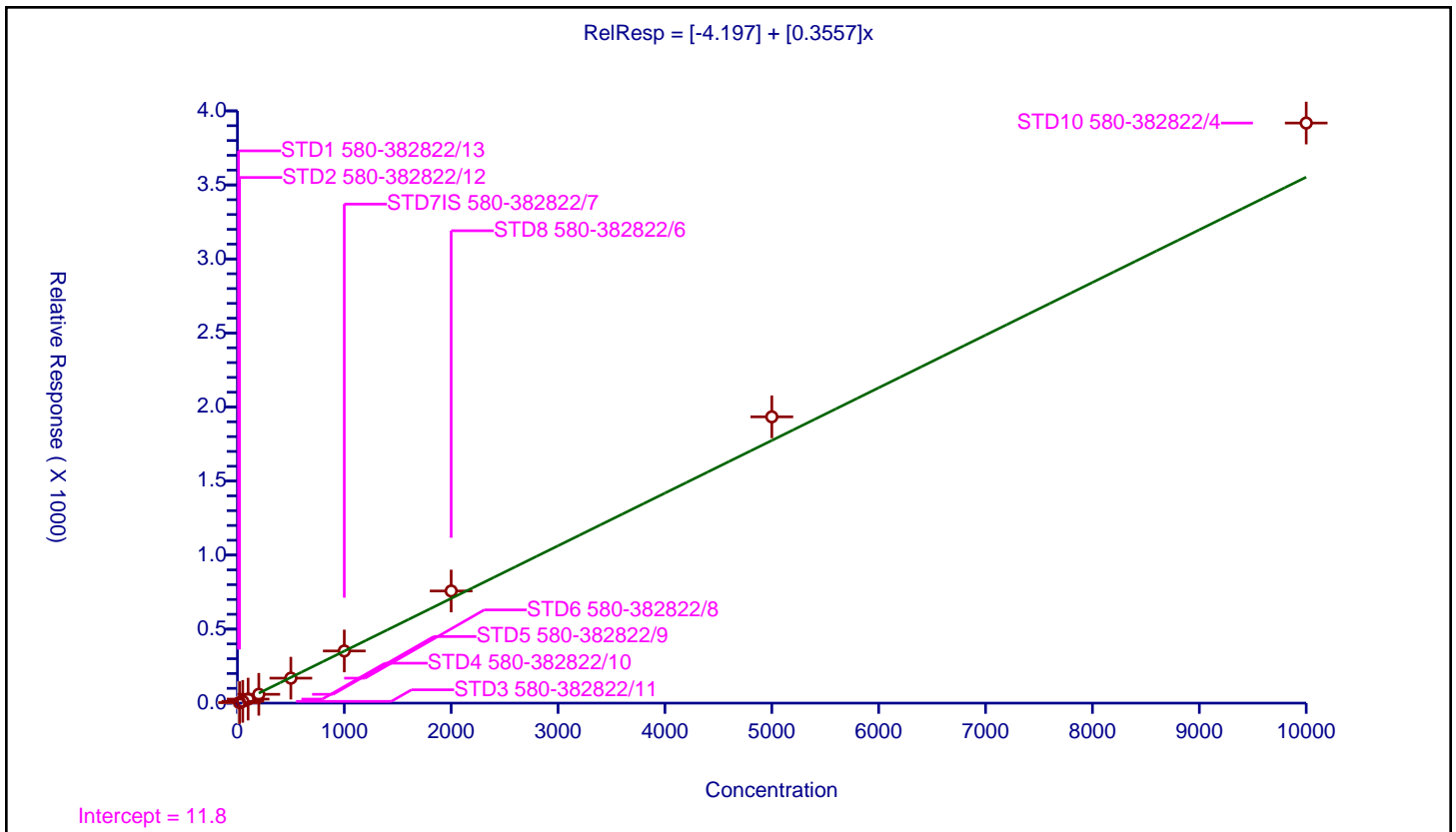
/ 2-Nitroaniline

Curve Type: Linear  
 Weighting: Conc\_Sq  
 Origin: None  
 Dependency: Response  
 Calib Mode: ISTD  
 Response Base: AREA  
 RF Rounding: 0

Curve Coefficients	
Intercept:	-4.197
Slope:	0.3557

Error Coefficients	
Standard Error:	762000
Relative Standard Error:	9.3
Correlation Coefficient:	1.000
Coefficient of Determination (Adjusted):	0.991

ID	Level	Concentration	Rel. Resp.	IS Amount	IS Response	RRF	Used
1	STD1 580-382822/13	10.0	2.892562	100.0	39688.0	0.289256	N
2	STD2 580-382822/12	20.0	3.409257	100.0	41094.0	0.170463	Y
3	STD3 580-382822/11	50.0	11.960534	100.0	43886.0	0.239211	Y
4	STD4 580-382822/10	100.0	27.325822	100.0	43490.0	0.273258	Y
5	STD5 580-382822/9	200.0	59.712586	100.0	44535.0	0.298563	Y
6	STD6 580-382822/8	500.0	168.661139	100.0	45225.0	0.337322	Y
7	STD7IS 580-382822/7	1000.0	352.37667	100.0	46704.0	0.352377	Y
8	STD8 580-382822/6	2000.0	757.402413	100.0	42270.0	0.378701	Y
9	STD9 580-382822/5	5000.0	1933.580817	100.0	46333.0	0.386716	Y
10	STD10 580-382822/4	10000.0	3917.884866	100.0	45217.0	0.391788	Y



Calibration

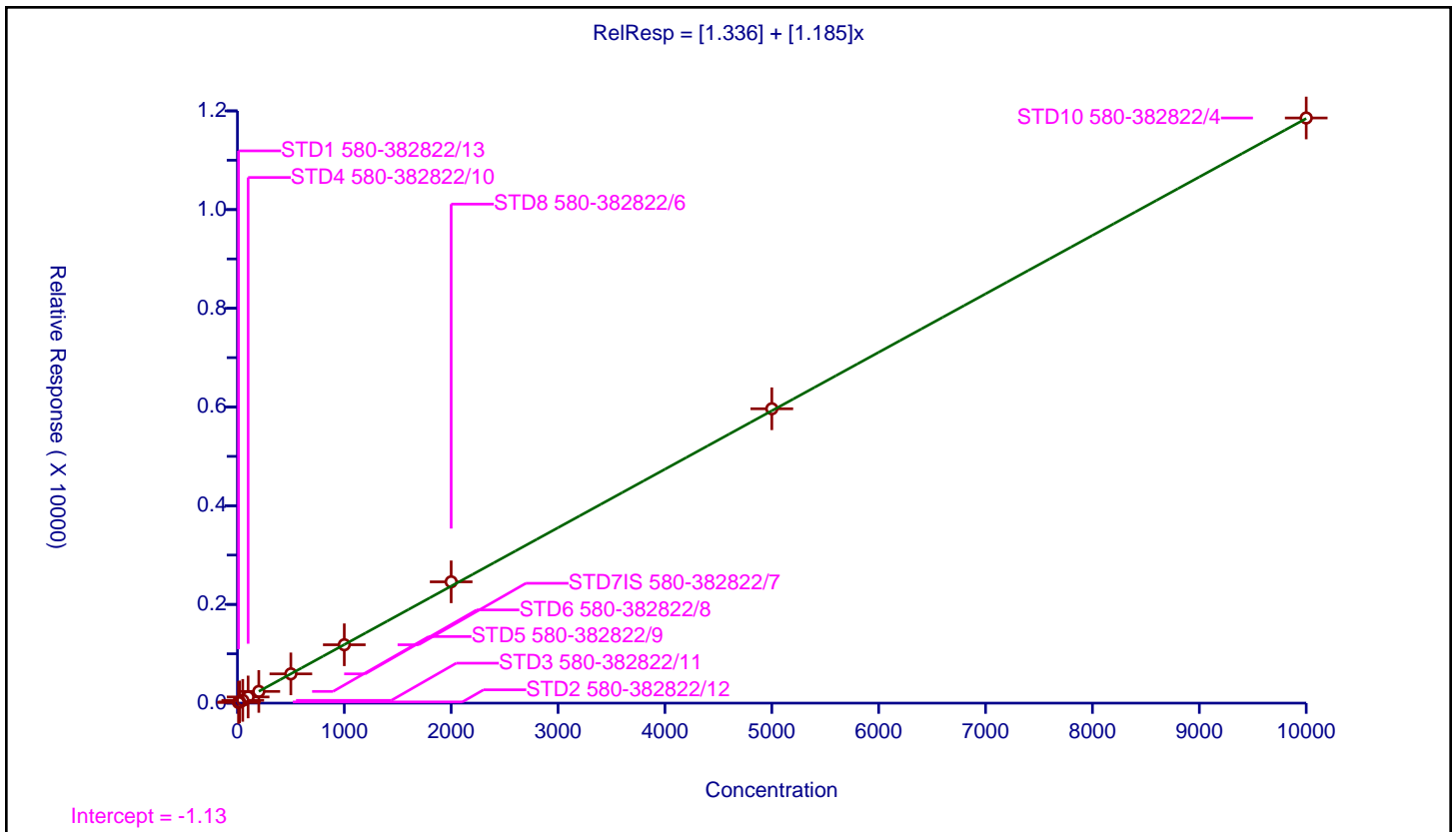
/ Dimethyl phthalate

Curve Type: Linear  
 Weighting: Conc\_Sq  
 Origin: None  
 Dependency: Response  
 Calib Mode: ISTD  
 Response Base: AREA  
 RF Rounding: 0

Curve Coefficients	
Intercept:	1.336
Slope:	1.185

Error Coefficients	
Standard Error:	2170000
Relative Standard Error:	3.6
Correlation Coefficient:	1.000
Coefficient of Determination (Adjusted):	0.999

ID	Level	Concentration	Rel. Resp.	IS Amount	IS Response	RRF	Used
1	STD1 580-382822/13	10.0	13.457468	100.0	39688.0	1.345747	Y
2	STD2 580-382822/12	20.0	24.453692	100.0	41094.0	1.222685	Y
3	STD3 580-382822/11	50.0	56.038372	100.0	43886.0	1.120767	Y
4	STD4 580-382822/10	100.0	124.670039	100.0	43490.0	1.2467	Y
5	STD5 580-382822/9	200.0	237.116874	100.0	44535.0	1.185584	Y
6	STD6 580-382822/8	500.0	592.937535	100.0	45225.0	1.185875	Y
7	STD7IS 580-382822/7	1000.0	1182.457605	100.0	46704.0	1.182458	Y
8	STD8 580-382822/6	2000.0	2457.951266	100.0	42270.0	1.228976	Y
9	STD9 580-382822/5	5000.0	5964.276002	100.0	46333.0	1.192855	Y
10	STD10 580-382822/4	10000.0	11856.63799	100.0	45217.0	1.185664	Y



Calibration

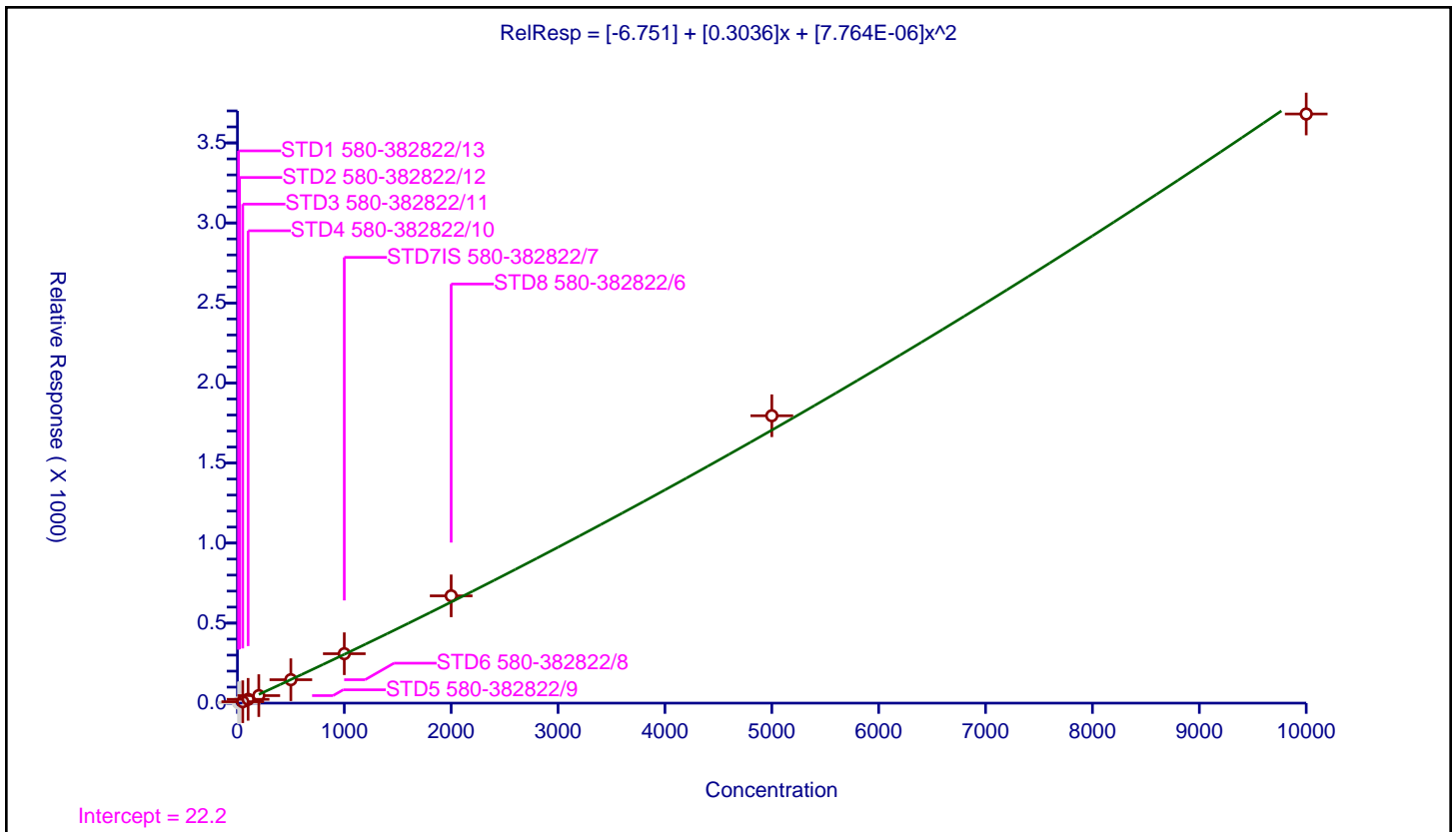
/ 1,3-Dinitrobenzene

Curve Type: Quadratic  
 Weighting: Conc\_Sq  
 Origin: None  
 Dependency: Response  
 Calib Mode: ISTD  
 Response Base: AREA  
 RF Rounding: 0

Curve Coefficients	
Intercept:	-6.751
Slope:	0.3036
Second Order:	7.764E-06

Error Coefficients	
Standard Error:	442000
Relative Standard Error:	6.5
Correlation Coefficient:	0.998
Coefficient of Determination (Adjusted):	0.996

ID	Level	Concentration	Rel. Resp.	IS Amount	IS Response	RRF	Used
1	STD1 580-382822/13	10.0	1.251337	100.0	21497.0	0.125134	N
2	STD2 580-382822/12	20.0	4.072593	100.0	23253.0	0.20363	N
3	STD3 580-382822/11	50.0	8.855961	100.0	26118.0	0.177119	Y
4	STD4 580-382822/10	100.0	23.753029	100.0	23938.0	0.23753	Y
5	STD5 580-382822/9	200.0	47.009448	100.0	24661.0	0.235047	Y
6	STD6 580-382822/8	500.0	146.370901	100.0	24028.0	0.292742	Y
7	STD7IS 580-382822/7	1000.0	308.746299	100.0	25668.0	0.308746	Y
8	STD8 580-382822/6	2000.0	670.384368	100.0	23285.0	0.335192	Y
9	STD9 580-382822/5	5000.0	1795.472945	100.0	24210.0	0.359095	Y
10	STD10 580-382822/4	10000.0	3680.692091	100.0	23783.0	0.368069	Y





Calibration

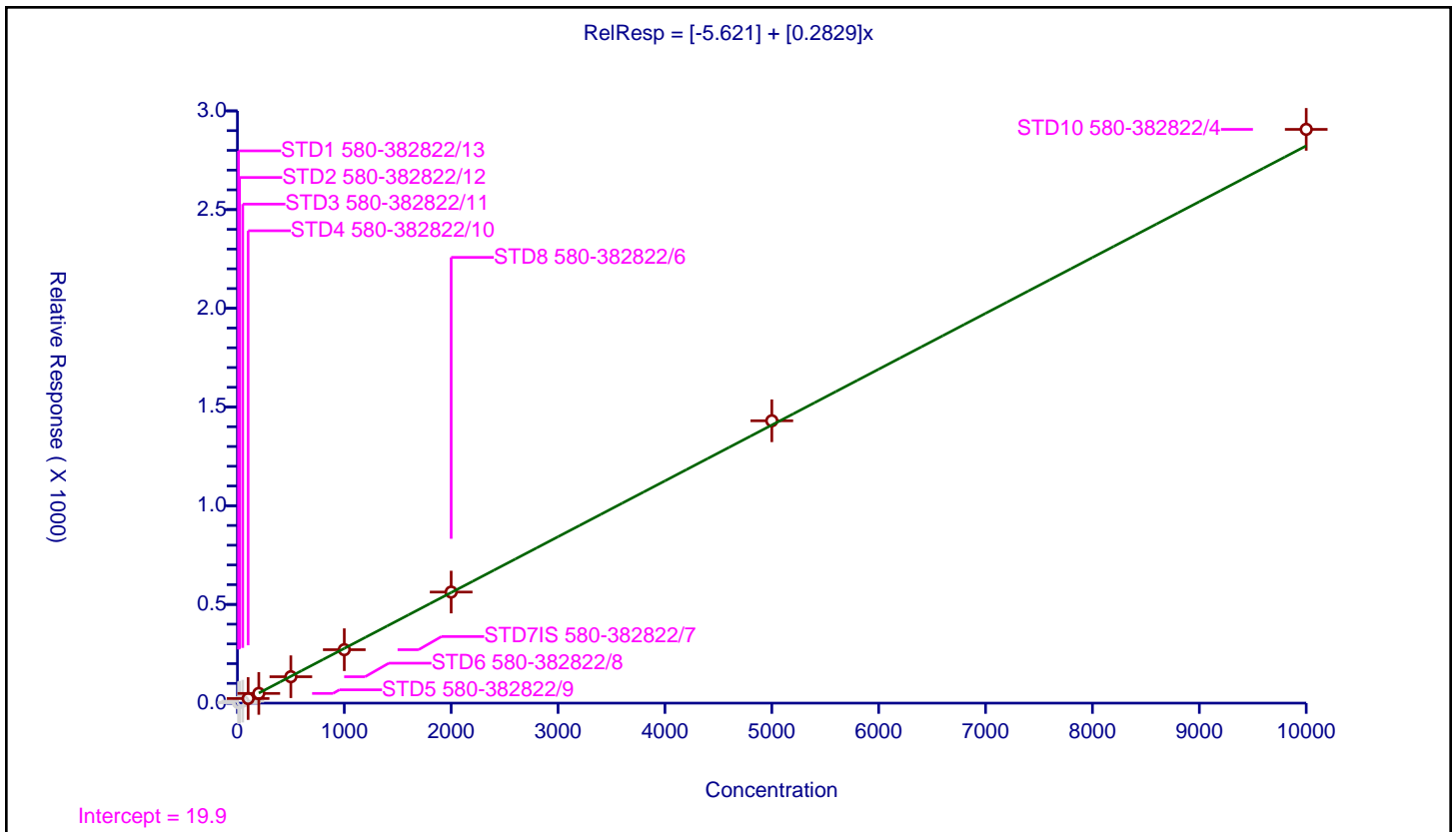
/ 2,6-Dinitrotoluene

Curve Type: Linear  
 Weighting: Conc\_Sq  
 Origin: None  
 Dependency: Response  
 Calib Mode: ISTD  
 Response Base: AREA  
 RF Rounding: 0

Curve Coefficients	
Intercept:	-5.621
Slope:	0.2829

Error Coefficients	
Standard Error:	668000
Relative Standard Error:	2.6
Correlation Coefficient:	1.000
Coefficient of Determination (Adjusted):	0.999

ID	Level	Concentration	Rel. Resp.	IS Amount	IS Response	RRF	Used
1	STD1 580-382822/13	10.0	2.058557	100.0	39688.0	0.205856	N
2	STD2 580-382822/12	20.0	4.866891	100.0	41094.0	0.243345	N
3	STD3 580-382822/11	50.0	9.914323	100.0	43886.0	0.198286	N
4	STD4 580-382822/10	100.0	23.244424	100.0	43490.0	0.232444	Y
5	STD5 580-382822/9	200.0	49.134389	100.0	44535.0	0.245672	Y
6	STD6 580-382822/8	500.0	133.720287	100.0	45225.0	0.267441	Y
7	STD7IS 580-382822/7	1000.0	270.743405	100.0	46704.0	0.270743	Y
8	STD8 580-382822/6	2000.0	562.704045	100.0	42270.0	0.281352	Y
9	STD9 580-382822/5	5000.0	1430.239786	100.0	46333.0	0.286048	Y
10	STD10 580-382822/4	10000.0	2906.400248	100.0	45217.0	0.29064	Y



**Calibration**

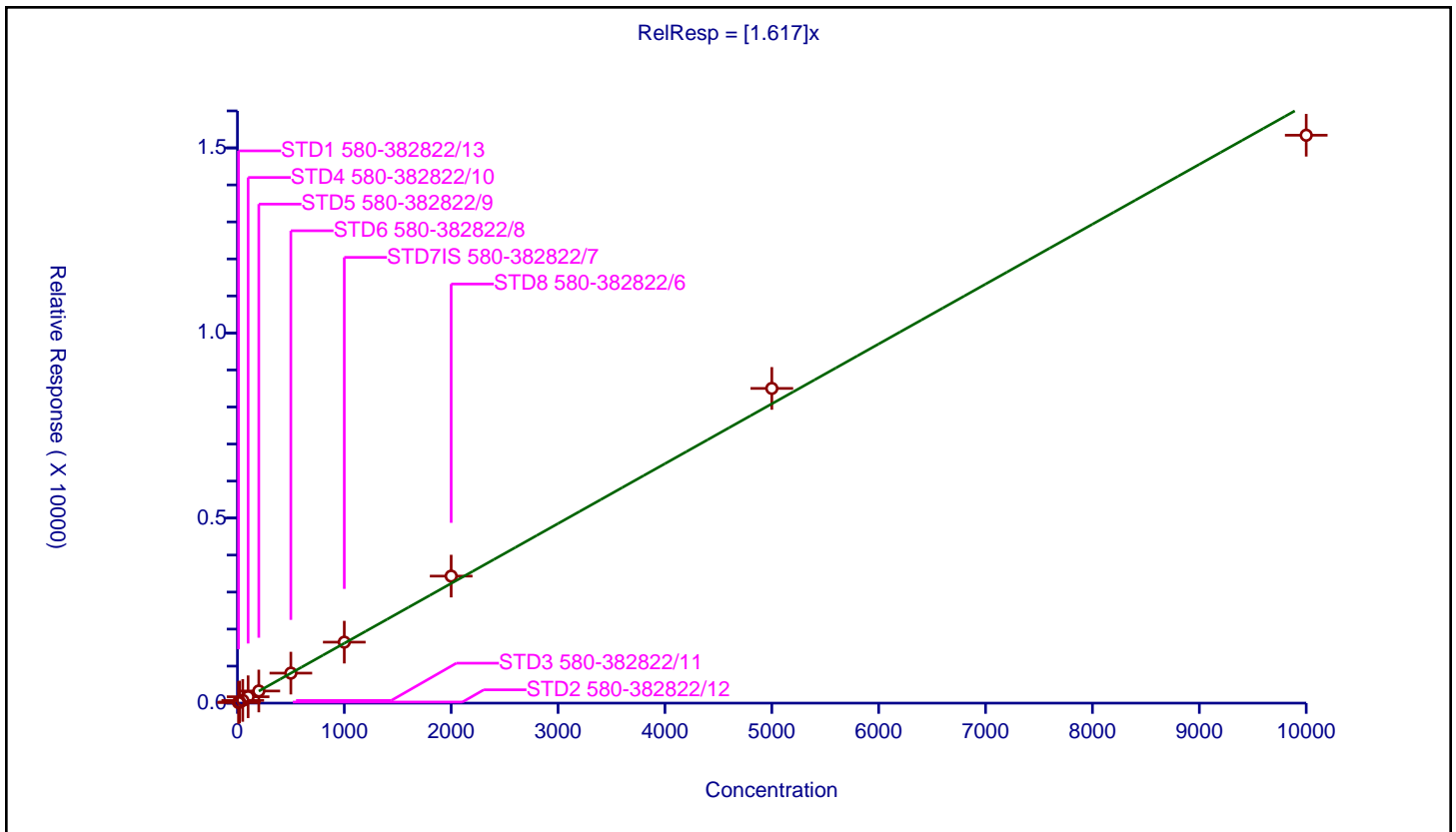
/ Acenaphthylene

Curve Type: Average  
 Weighting: Conc\_Sq  
 Origin: Force  
 Dependency: Response  
 Calib Mode: ISTD  
 Response Base: AREA  
 RF Rounding: 0

Curve Coefficients	
Intercept:	0
Slope:	1.617

Error Coefficients	
Standard Error:	2710000
Relative Standard Error:	5.9
Correlation Coefficient:	0.996
Coefficient of Determination (Adjusted):	0.996

ID	Level	Concentration	Rel. Resp.	IS Amount	IS Response	RRF	Used
1	STD1 580-382822/13	10.0	16.486092	100.0	39688.0	1.648609	Y
2	STD2 580-382822/12	20.0	29.49579	100.0	41094.0	1.47479	Y
3	STD3 580-382822/11	50.0	73.248872	100.0	43886.0	1.464977	Y
4	STD4 580-382822/10	100.0	172.48333	100.0	43490.0	1.724833	Y
5	STD5 580-382822/9	200.0	328.03413	100.0	44535.0	1.640171	Y
6	STD6 580-382822/8	500.0	810.713101	100.0	45225.0	1.621426	Y
7	STD7IS 580-382822/7	1000.0	1647.222936	100.0	46704.0	1.647223	Y
8	STD8 580-382822/6	2000.0	3431.689141	100.0	42270.0	1.715845	Y
9	STD9 580-382822/5	5000.0	8502.505773	100.0	46333.0	1.700501	Y
10	STD10 580-382822/4	10000.0	15342.165557	100.0	45217.0	1.534217	Y



Calibration

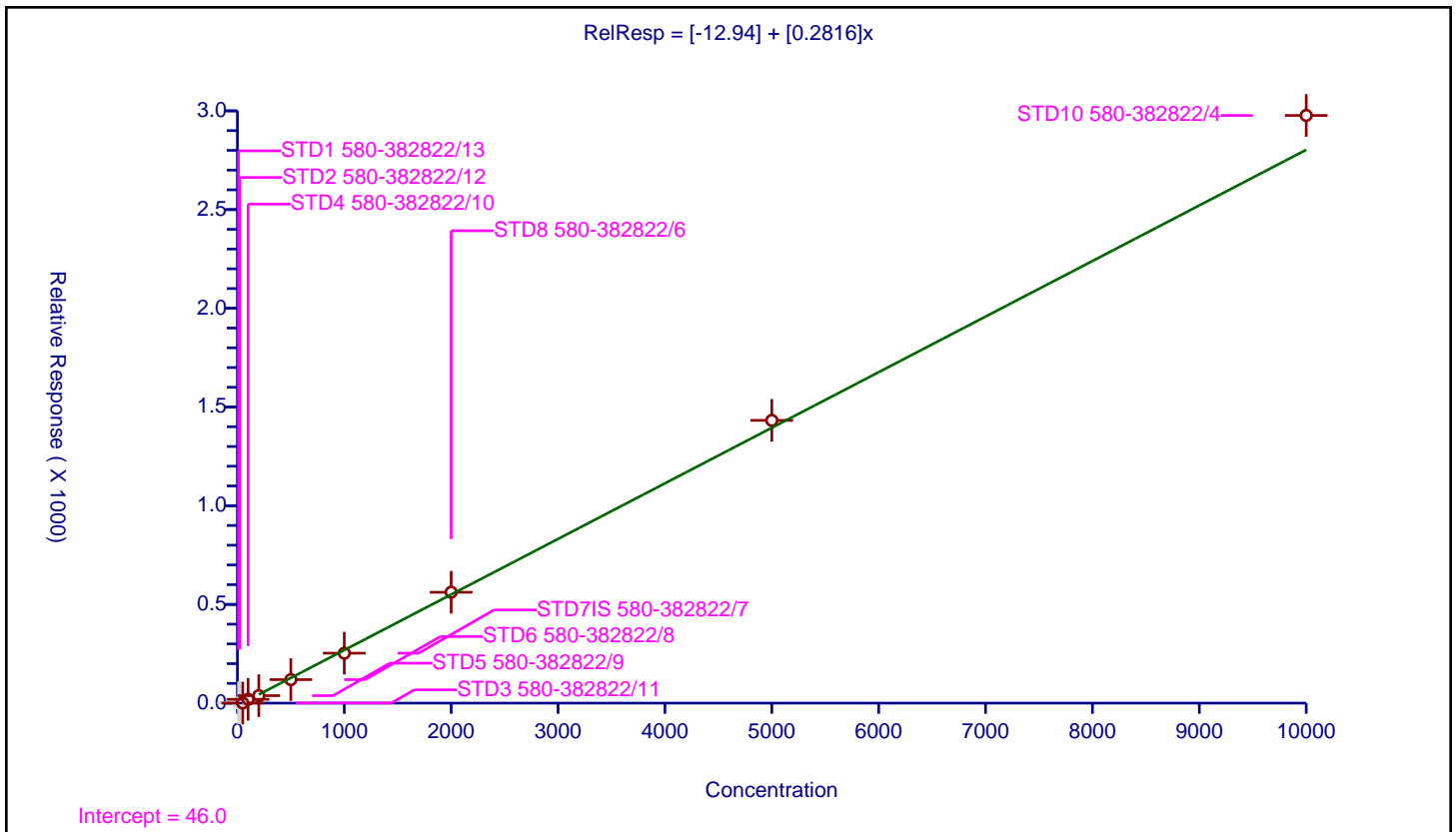
/ 3-Nitroaniline

Curve Type: Linear  
 Weighting: Conc\_Sq  
 Origin: None  
 Dependency: Response  
 Calib Mode: ISTD  
 Response Base: AREA  
 RF Rounding: 0

Curve Coefficients	
Intercept:	-12.94
Slope:	0.2816

Error Coefficients	
Standard Error:	621000
Relative Standard Error:	8.7
Correlation Coefficient:	1.000
Coefficient of Determination (Adjusted):	0.991

ID	Level	Concentration	Rel. Resp.	IS Amount	IS Response	RRF	Used
1	STD1 580-382822/13	10.0	1.242189	100.0	39688.0	0.124219	N
2	STD2 580-382822/12	20.0	2.233903	100.0	41094.0	0.111695	N
3	STD3 580-382822/11	50.0	0.546871	100.0	43886.0	0.010937	Y
4	STD4 580-382822/10	100.0	19.40676	100.0	43490.0	0.194068	Y
5	STD5 580-382822/9	200.0	37.905019	100.0	44535.0	0.189525	Y
6	STD6 580-382822/8	500.0	118.99613	100.0	45225.0	0.237992	Y
7	STD7IS 580-382822/7	1000.0	253.089671	100.0	46704.0	0.25309	Y
8	STD8 580-382822/6	2000.0	561.577951	100.0	42270.0	0.280789	Y
9	STD9 580-382822/5	5000.0	1432.238361	100.0	46333.0	0.286448	Y
10	STD10 580-382822/4	10000.0	2976.847203	100.0	45217.0	0.297685	Y



**Calibration**

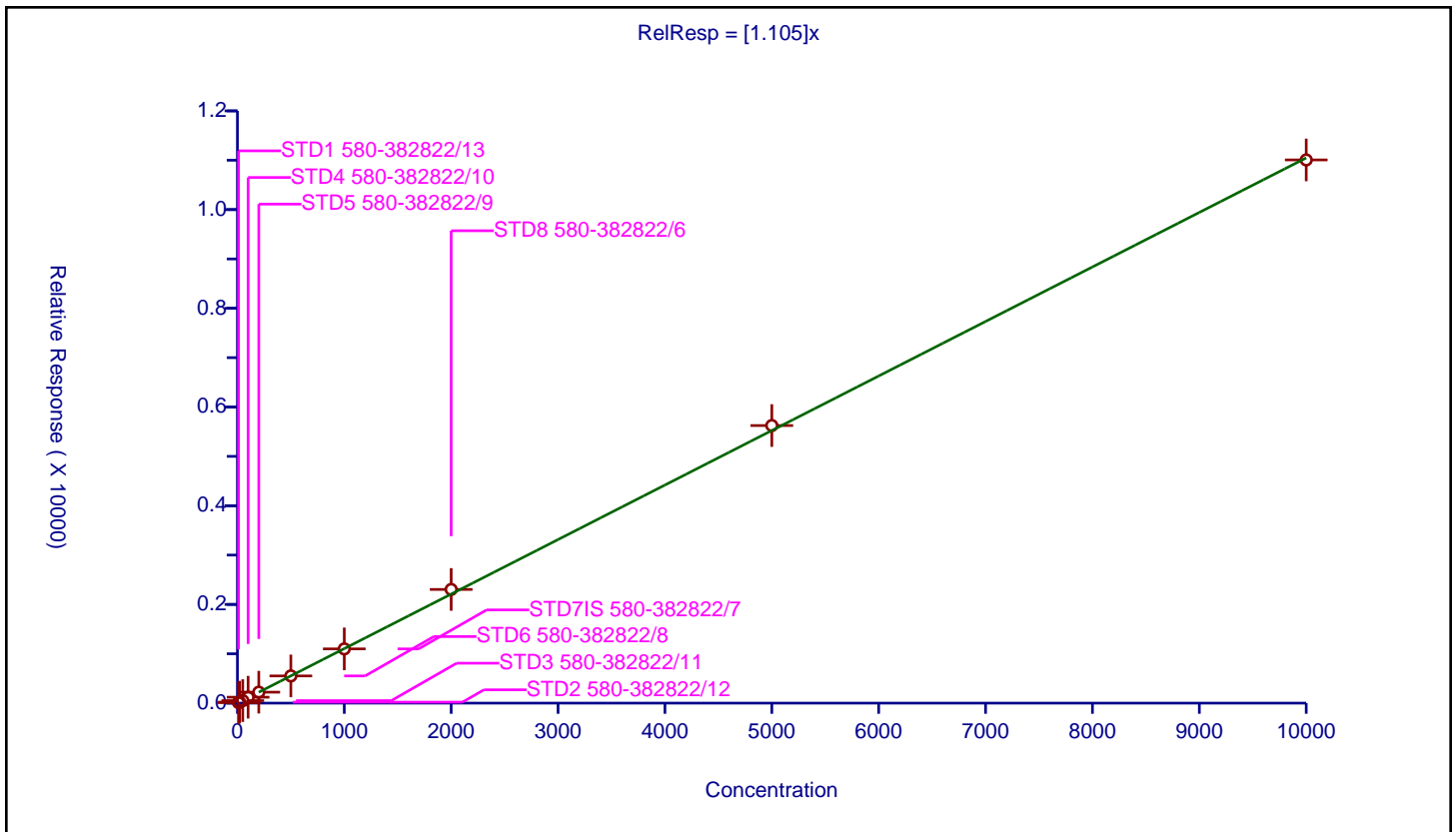
**/ Acenaphthene**

**Curve Type:** Average  
**Weighting:** Conc\_Sq  
**Origin:** Force  
**Dependency:** Response  
**Calib Mode:** ISTD  
**Response Base:** AREA  
**RF Rounding:** 0

Curve Coefficients	
Intercept:	0
Slope:	1.105

Error Coefficients	
Standard Error:	1910000
Relative Standard Error:	4.9
Correlation Coefficient:	0.999
Coefficient of Determination (Adjusted):	0.997

ID	Level	Concentration	Rel. Resp.	IS Amount	IS Response	RRF	Used
1	STD1 580-382822/13	10.0	11.199859	100.0	39688.0	1.119986	Y
2	STD2 580-382822/12	20.0	20.2852	100.0	41094.0	1.01426	Y
3	STD3 580-382822/11	50.0	51.253247	100.0	43886.0	1.025065	Y
4	STD4 580-382822/10	100.0	119.990802	100.0	43490.0	1.199908	Y
5	STD5 580-382822/9	200.0	221.879421	100.0	44535.0	1.109397	Y
6	STD6 580-382822/8	500.0	551.234936	100.0	45225.0	1.10247	Y
7	STD7IS 580-382822/7	1000.0	1098.923004	100.0	46704.0	1.098923	Y
8	STD8 580-382822/6	2000.0	2303.548616	100.0	42270.0	1.151774	Y
9	STD9 580-382822/5	5000.0	5624.766365	100.0	46333.0	1.124953	Y
10	STD10 580-382822/4	10000.0	11006.249862	100.0	45217.0	1.100625	Y



Calibration

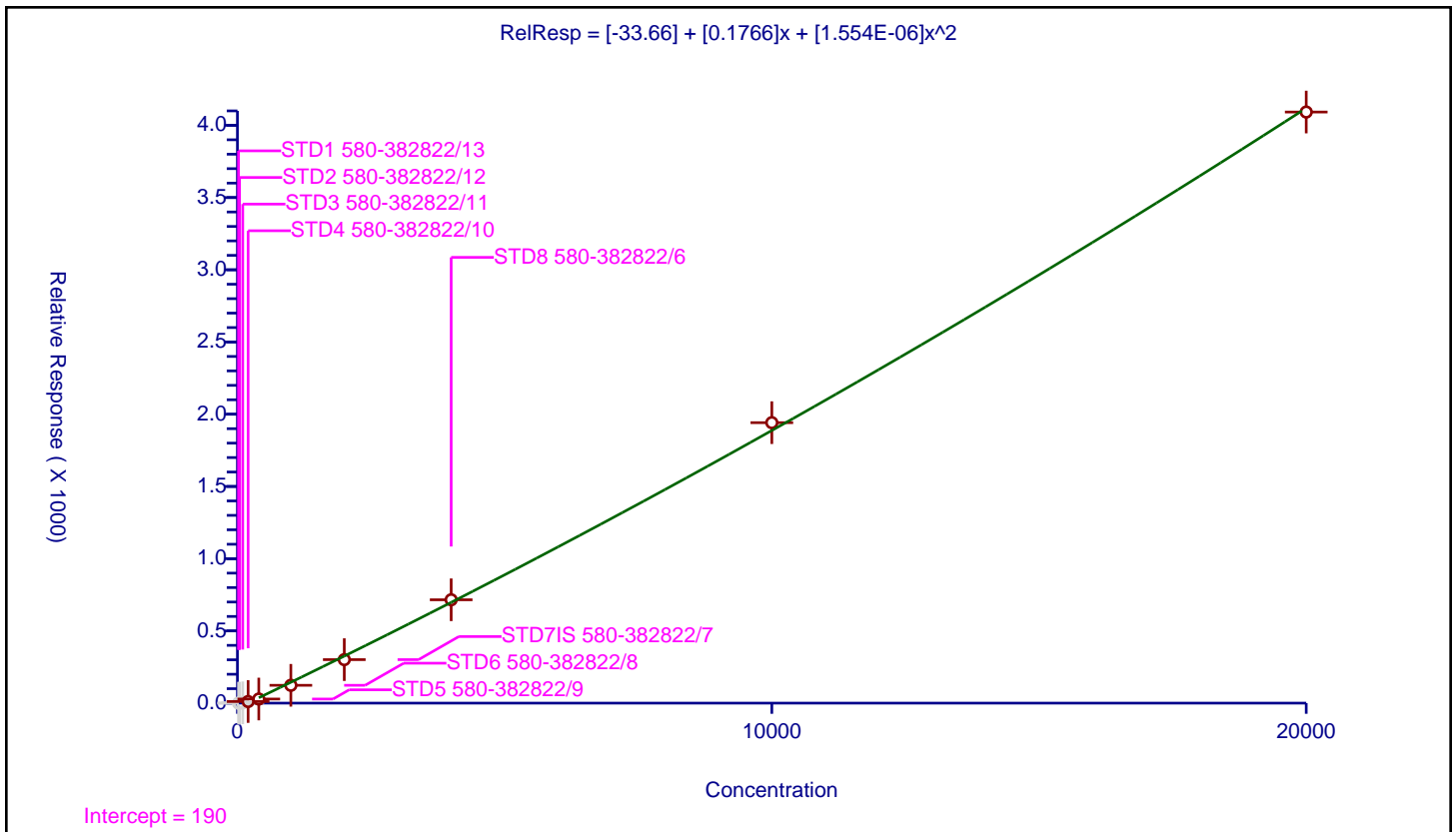
/ 2,4-Dinitrophenol

Curve Type: Quadratic  
 Weighting: Conc  
 Origin: None  
 Dependency: Response  
 Calib Mode: ISTD  
 Response Base: AREA  
 RF Rounding: 0

Curve Coefficients	
Intercept:	-33.66
Slope:	0.1766
Second Order:	1.554E-06

Error Coefficients	
Standard Error:	1040000
Relative Standard Error:	16.2
Correlation Coefficient:	0.999
Coefficient of Determination (Adjusted):	0.999

ID	Level	Concentration	Rel. Resp.	IS Amount	IS Response	RRF	Used
1	STD1 580-382822/13	20.0	0.0	100.0	39688.0	0.0	N
2	STD2 580-382822/12	40.0	0.0	100.0	41094.0	0.0	N
3	STD3 580-382822/11	100.0	2.223944	100.0	43886.0	0.022239	N
4	STD4 580-382822/10	200.0	11.071511	100.0	43490.0	0.055358	Y
5	STD5 580-382822/9	400.0	28.395644	100.0	44535.0	0.070989	Y
6	STD6 580-382822/8	1000.0	123.407407	100.0	45225.0	0.123407	Y
7	STD7IS 580-382822/7	2000.0	301.143371	100.0	46704.0	0.150572	Y
8	STD8 580-382822/6	4000.0	715.400994	100.0	42270.0	0.17885	Y
9	STD9 580-382822/5	10000.0	1941.555695	100.0	46333.0	0.194156	Y
10	STD10 580-382822/4	20000.0	4092.093682	100.0	45217.0	0.204605	Y



**Calibration**

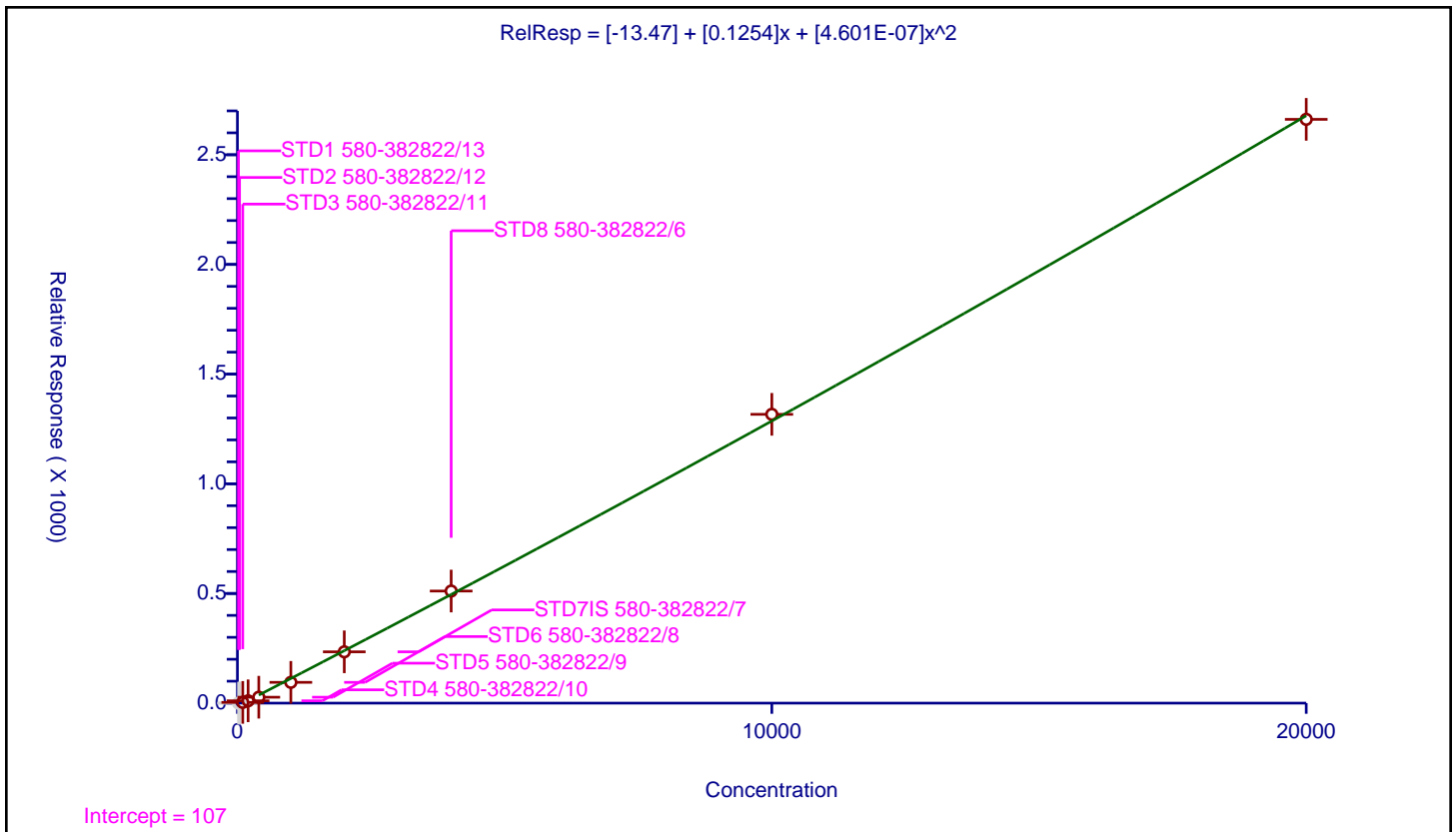
**/ 4-Nitrophenol**

Curve Type: Quadratic  
 Weighting: Conc  
 Origin: None  
 Dependency: Response  
 Calib Mode: ISTD  
 Response Base: AREA  
 RF Rounding: 0

Curve Coefficients	
Intercept:	-13.47
Slope:	0.1254
Second Order:	4.601E-07

Error Coefficients	
Standard Error:	612000
Relative Standard Error:	18.9
Correlation Coefficient:	0.999
Coefficient of Determination (Adjusted):	0.998

ID	Level	Concentration	Rel. Resp.	IS Amount	IS Response	RRF	Used
1	STD1 580-382822/13	20.0	0.0	100.0	39688.0	0.0	N
2	STD2 580-382822/12	40.0	0.338249	100.0	41094.0	0.008456	N
3	STD3 580-382822/11	100.0	3.397439	100.0	43886.0	0.033974	Y
4	STD4 580-382822/10	200.0	10.655323	100.0	43490.0	0.053277	Y
5	STD5 580-382822/9	400.0	27.05288	100.0	44535.0	0.067632	Y
6	STD6 580-382822/8	1000.0	94.726368	100.0	45225.0	0.094726	Y
7	STD7IS 580-382822/7	2000.0	233.866478	100.0	46704.0	0.116933	Y
8	STD8 580-382822/6	4000.0	510.998344	100.0	42270.0	0.12775	Y
9	STD9 580-382822/5	10000.0	1316.629616	100.0	46333.0	0.131663	Y
10	STD10 580-382822/4	20000.0	2661.395051	100.0	45217.0	0.13307	Y



Calibration

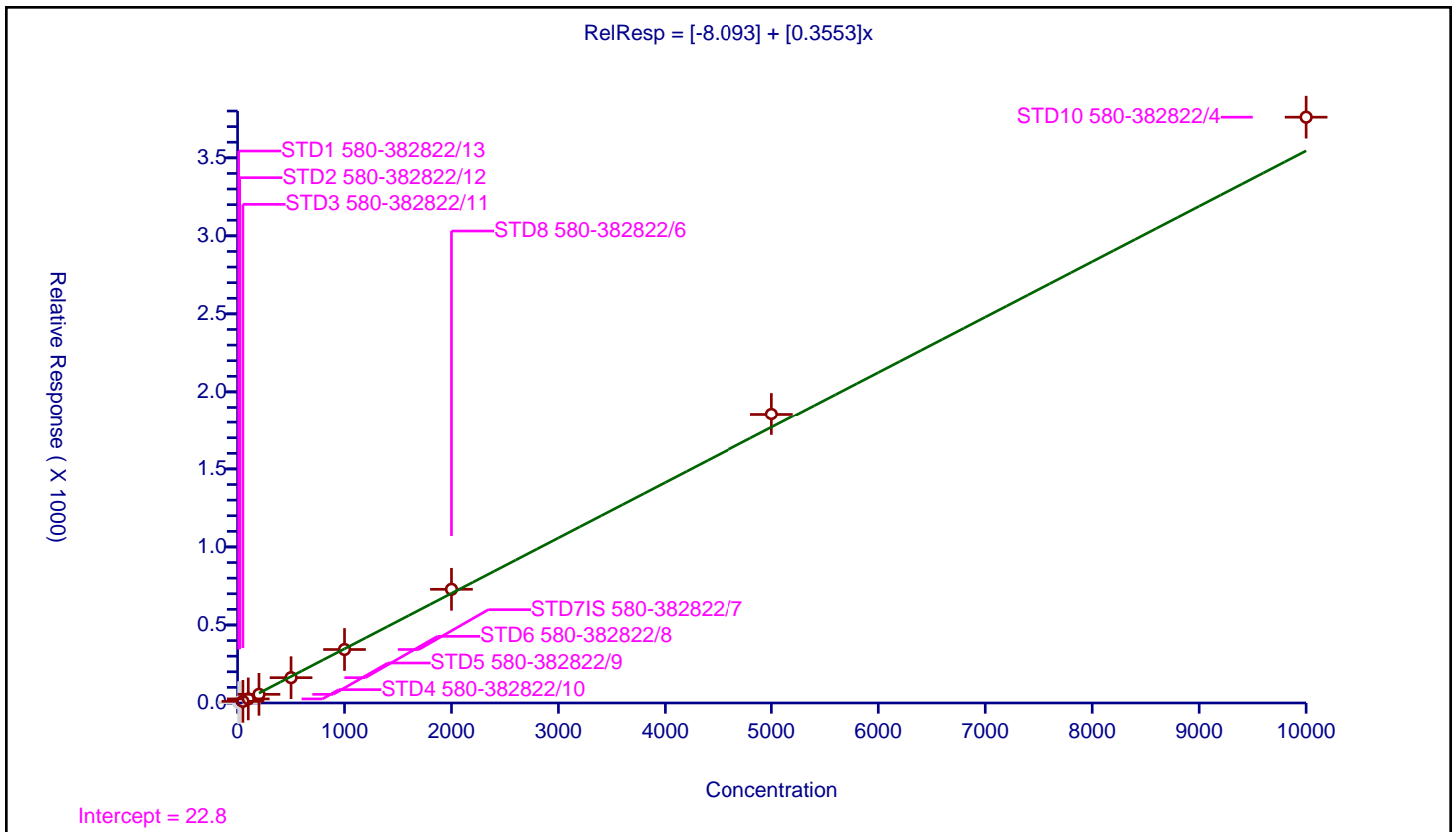
/ 2,4-Dinitrotoluene

Curve Type: Linear  
 Weighting: Conc\_Sq  
 Origin: None  
 Dependency: Response  
 Calib Mode: ISTD  
 Response Base: AREA  
 RF Rounding: 0

Curve Coefficients	
Intercept:	-8.093
Slope:	0.3553

Error Coefficients	
Standard Error:	790000
Relative Standard Error:	6.3
Correlation Coefficient:	1.000
Coefficient of Determination (Adjusted):	0.995

ID	Level	Concentration	Rel. Resp.	IS Amount	IS Response	RRF	Used
1	STD1 580-382822/13	10.0	1.846906	100.0	39688.0	0.184691	N
2	STD2 580-382822/12	20.0	3.599066	100.0	41094.0	0.179953	N
3	STD3 580-382822/11	50.0	10.483981	100.0	43886.0	0.20968	Y
4	STD4 580-382822/10	100.0	26.298	100.0	43490.0	0.26298	Y
5	STD5 580-382822/9	200.0	55.414842	100.0	44535.0	0.277074	Y
6	STD6 580-382822/8	500.0	162.299613	100.0	45225.0	0.324599	Y
7	STD7IS 580-382822/7	1000.0	342.803614	100.0	46704.0	0.342804	Y
8	STD8 580-382822/6	2000.0	728.578188	100.0	42270.0	0.364289	Y
9	STD9 580-382822/5	5000.0	1855.269462	100.0	46333.0	0.371054	Y
10	STD10 580-382822/4	10000.0	3760.481677	100.0	45217.0	0.376048	Y



**Calibration**

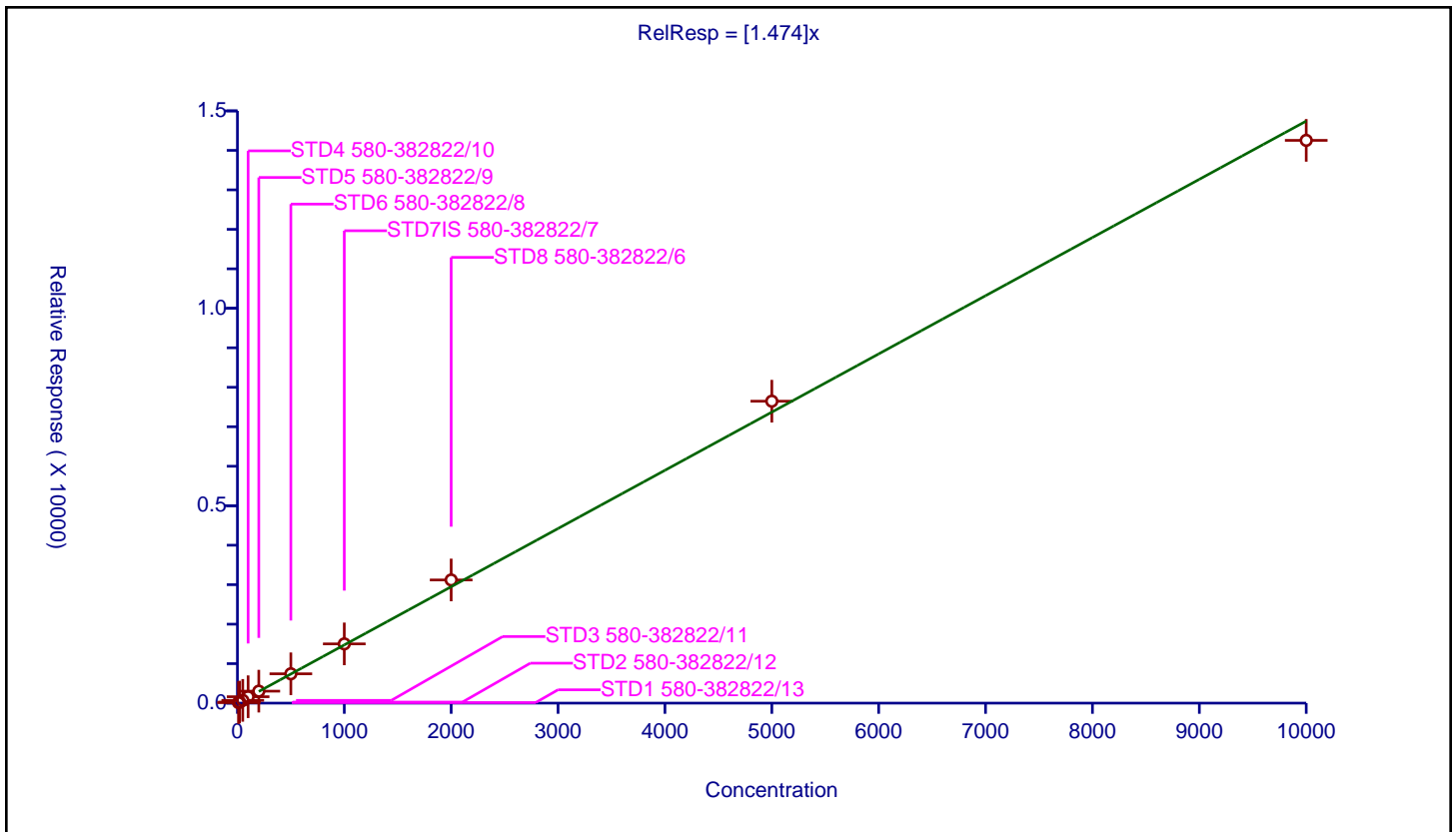
/ Dibenzofuran

Curve Type: Average  
 Weighting: Conc\_Sq  
 Origin: Force  
 Dependency: Response  
 Calib Mode: ISTD  
 Response Base: AREA  
 RF Rounding: 0

Curve Coefficients	
Intercept:	0
Slope:	1.474

Error Coefficients	
Standard Error:	2500000
Relative Standard Error:	6.2
Correlation Coefficient:	0.998
Coefficient of Determination (Adjusted):	0.995

ID	Level	Concentration	Rel. Resp.	IS Amount	IS Response	RRF	Used
1	STD1 580-382822/13	10.0	13.674158	100.0	39688.0	1.367416	Y
2	STD2 580-382822/12	20.0	26.624325	100.0	41094.0	1.331216	Y
3	STD3 580-382822/11	50.0	70.033724	100.0	43886.0	1.400674	Y
4	STD4 580-382822/10	100.0	162.428144	100.0	43490.0	1.624281	Y
5	STD5 580-382822/9	200.0	303.177276	100.0	44535.0	1.515886	Y
6	STD6 580-382822/8	500.0	743.343284	100.0	45225.0	1.486687	Y
7	STD7IS 580-382822/7	1000.0	1500.869305	100.0	46704.0	1.500869	Y
8	STD8 580-382822/6	2000.0	3119.325763	100.0	42270.0	1.559663	Y
9	STD9 580-382822/5	5000.0	7647.031274	100.0	46333.0	1.529406	Y
10	STD10 580-382822/4	10000.0	14253.546233	100.0	45217.0	1.425355	Y





Calibration

/ 2,3,5,6-Tetrachlorophenol

Curve Type: Quadratic  
 Weighting: Conc\_Sq  
 Origin: None  
 Dependency: Response  
 Calib Mode: ISTD  
 Response Base: AREA  
 RF Rounding: 0

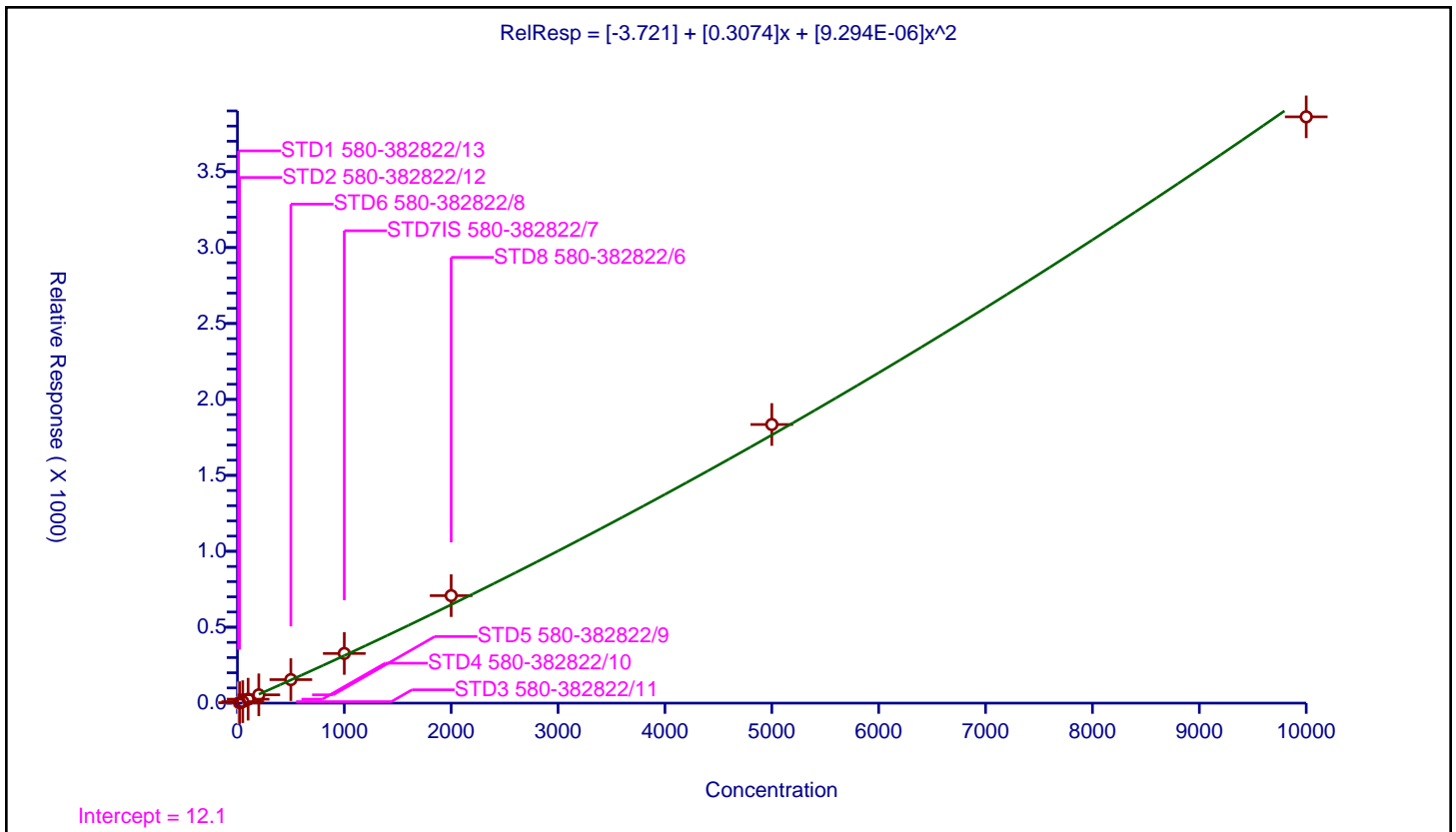
Curve Coefficients

Intercept: -3.721  
 Slope: 0.3074  
 Second Order: 9.294E-06

Error Coefficients

Standard Error: 803000  
 Relative Standard Error: 7.6  
 Correlation Coefficient: 0.998  
 Coefficient of Determination (Adjusted): 0.995

ID	Level	Concentration	Rel. Resp.	IS Amount	IS Response	RRF	Used
1	STD1 580-382822/13	10.0	1.345495	100.0	39688.0	0.134549	N
2	STD2 580-382822/12	20.0	2.798462	100.0	41094.0	0.139923	Y
3	STD3 580-382822/11	50.0	9.782163	100.0	43886.0	0.195643	Y
4	STD4 580-382822/10	100.0	25.959991	100.0	43490.0	0.2596	Y
5	STD5 580-382822/9	200.0	54.604244	100.0	44535.0	0.273021	Y
6	STD6 580-382822/8	500.0	154.752902	100.0	45225.0	0.309506	Y
7	STD7IS 580-382822/7	1000.0	327.025522	100.0	46704.0	0.327026	Y
8	STD8 580-382822/6	2000.0	707.6934	100.0	42270.0	0.353847	Y
9	STD9 580-382822/5	5000.0	1834.858524	100.0	46333.0	0.366972	Y
10	STD10 580-382822/4	10000.0	3860.890815	100.0	45217.0	0.386089	Y



Calibration

/ 2,3,4,6-Tetrachlorophenol

Curve Type: Quadratic  
 Weighting: Conc\_Sq  
 Origin: None  
 Dependency: Response  
 Calib Mode: ISTD  
 Response Base: AREA  
 RF Rounding: 0

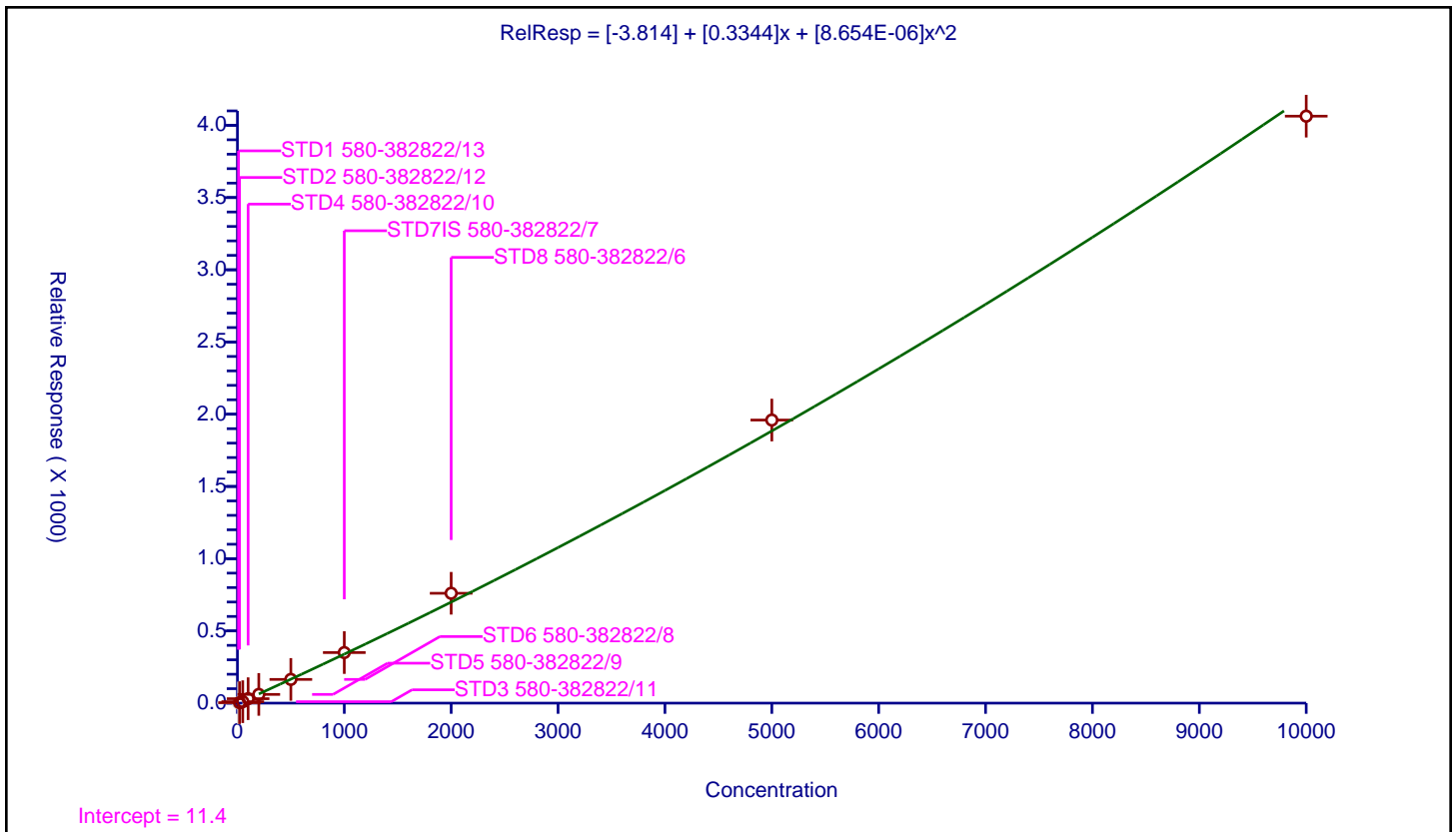
Curve Coefficients

Intercept: -3.814  
 Slope: 0.3344  
 Second Order: 8.654E-06

Error Coefficients

Standard Error: 848000  
 Relative Standard Error: 8.6  
 Correlation Coefficient: 0.998  
 Coefficient of Determination (Adjusted): 0.994

ID	Level	Concentration	Rel. Resp.	IS Amount	IS Response	RRF	Used
1	STD1 580-382822/13	10.0	1.375731	100.0	39688.0	0.137573	N
2	STD2 580-382822/12	20.0	3.304619	100.0	41094.0	0.165231	Y
3	STD3 580-382822/11	50.0	10.137629	100.0	43886.0	0.202753	Y
4	STD4 580-382822/10	100.0	30.712808	100.0	43490.0	0.307128	Y
5	STD5 580-382822/9	200.0	60.336814	100.0	44535.0	0.301684	Y
6	STD6 580-382822/8	500.0	164.20785	100.0	45225.0	0.328416	Y
7	STD7IS 580-382822/7	1000.0	350.05567	100.0	46704.0	0.350056	Y
8	STD8 580-382822/6	2000.0	760.544121	100.0	42270.0	0.380272	Y
9	STD9 580-382822/5	5000.0	1959.709063	100.0	46333.0	0.391942	Y
10	STD10 580-382822/4	10000.0	4063.504876	100.0	45217.0	0.40635	Y



**Calibration**

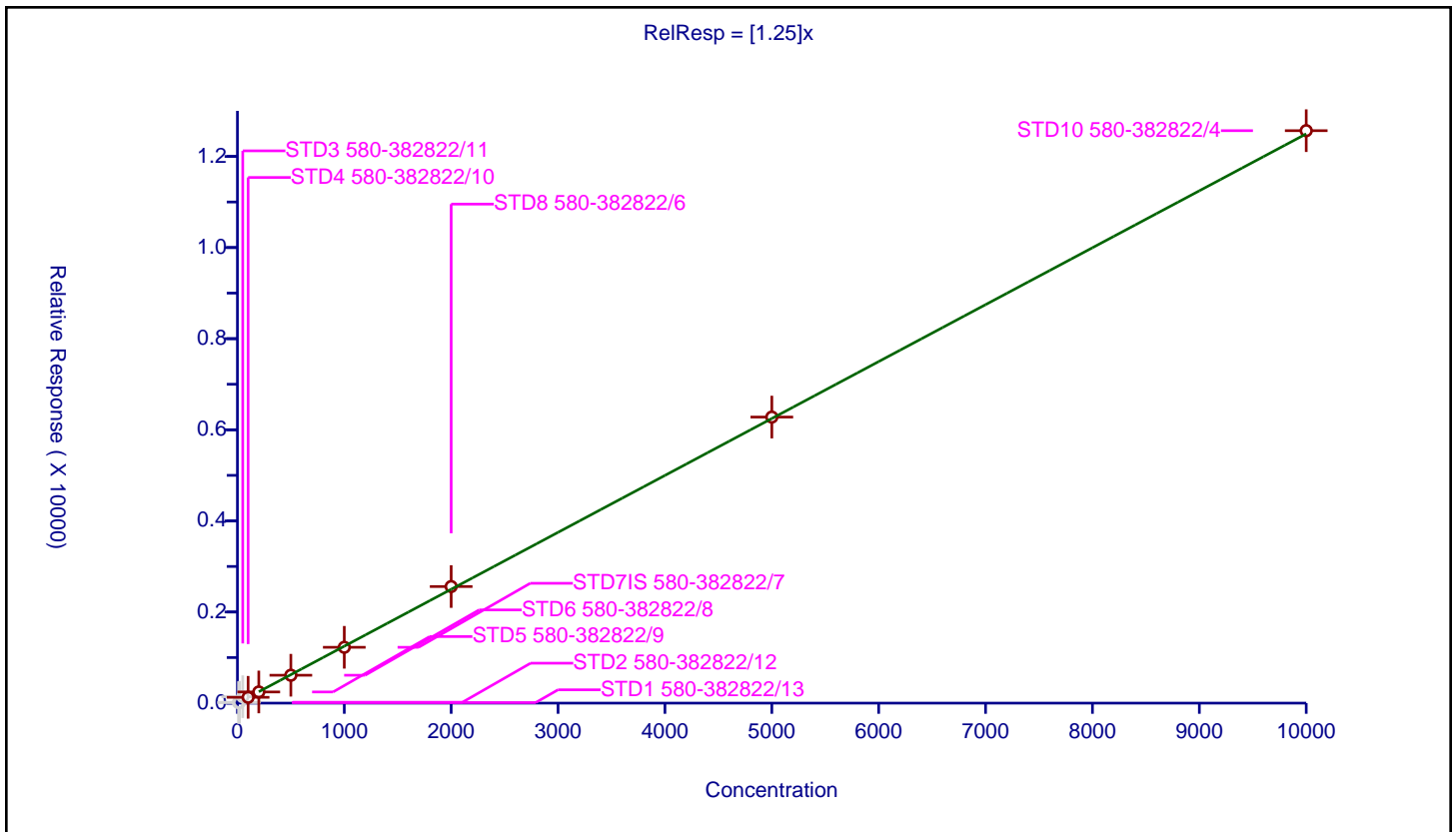
/ Diethyl phthalate

Curve Type: Average  
 Weighting: Conc\_Sq  
 Origin: Force  
 Dependency: Response  
 Calib Mode: ISTD  
 Response Base: AREA  
 RF Rounding: 0

Curve Coefficients	
Intercept:	0
Slope:	1.25

Error Coefficients	
Standard Error:	2650000
Relative Standard Error:	1.9
Correlation Coefficient:	1.000
Coefficient of Determination (Adjusted):	0.999

ID	Level	Concentration	Rel. Resp.	IS Amount	IS Response	RRF	Used
1	STD1 580-382822/13	10.0	11.791977	100.0	39688.0	1.179198	N
2	STD2 580-382822/12	20.0	19.620869	100.0	41094.0	0.981043	N
3	STD3 580-382822/11	50.0	140.91282	100.0	43886.0	2.818256	N
4	STD4 580-382822/10	100.0	127.801794	100.0	43490.0	1.278018	Y
5	STD5 580-382822/9	200.0	245.380038	100.0	44535.0	1.2269	Y
6	STD6 580-382822/8	500.0	612.205638	100.0	45225.0	1.224411	Y
7	STD7IS 580-382822/7	1000.0	1225.483899	100.0	46704.0	1.225484	Y
8	STD8 580-382822/6	2000.0	2559.380175	100.0	42270.0	1.27969	Y
9	STD9 580-382822/5	5000.0	6278.945892	100.0	46333.0	1.255789	Y
10	STD10 580-382822/4	10000.0	12565.55499	100.0	45217.0	1.256555	Y



Calibration

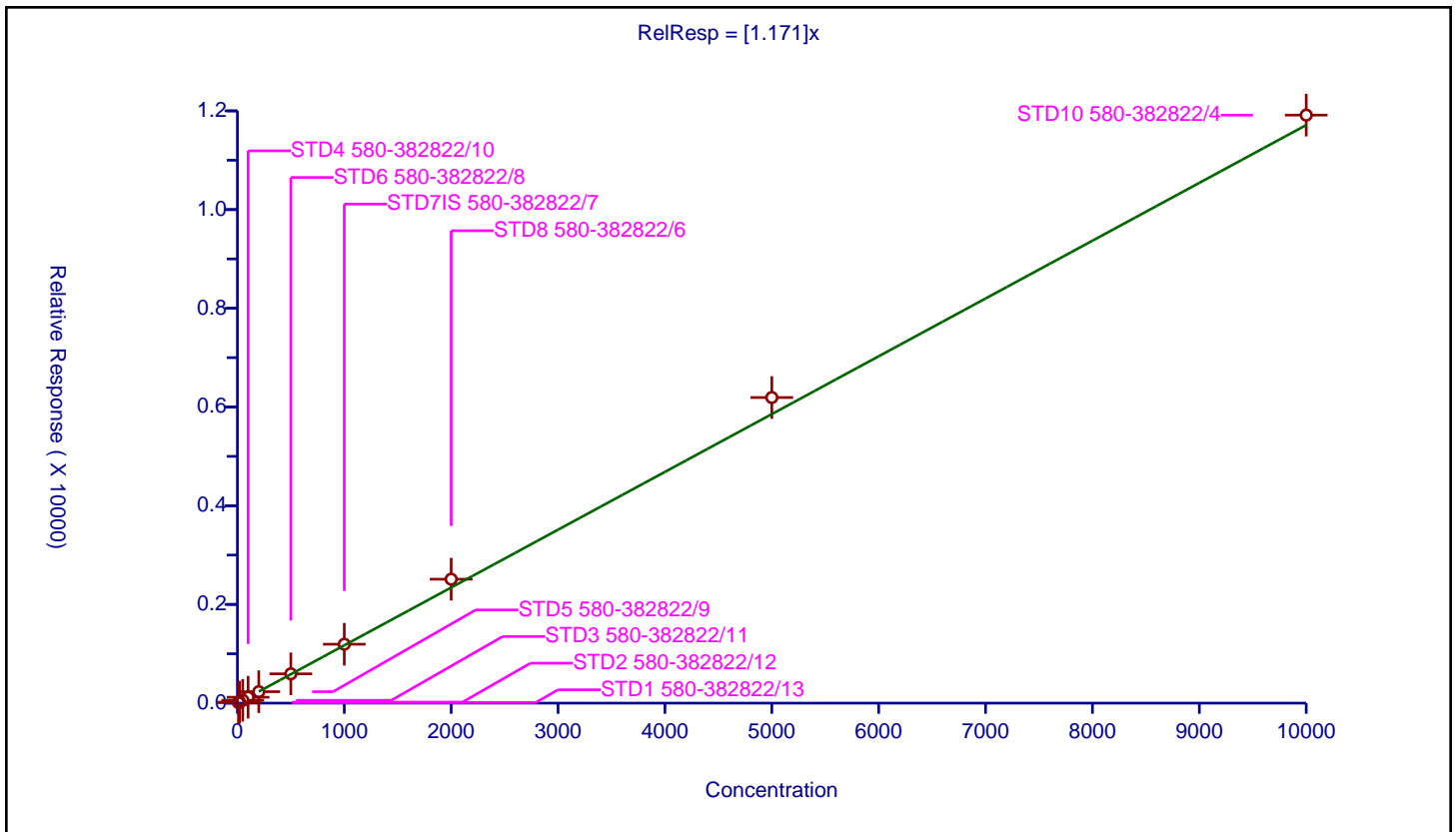
/ Fluorene

Curve Type: Average  
 Weighting: Conc\_Sq  
 Origin: Force  
 Dependency: Response  
 Calib Mode: ISTD  
 Response Base: AREA  
 RF Rounding: 0

Curve Coefficients	
Intercept:	0
Slope:	1.171

Error Coefficients	
Standard Error:	2070000
Relative Standard Error:	5.7
Correlation Coefficient:	0.999
Coefficient of Determination (Adjusted):	0.996

ID	Level	Concentration	Rel. Resp.	IS Amount	IS Response	RRF	Used
1	STD1 580-382822/13	10.0	11.285527	100.0	39688.0	1.128553	Y
2	STD2 580-382822/12	20.0	20.365503	100.0	41094.0	1.018275	Y
3	STD3 580-382822/11	50.0	57.225539	100.0	43886.0	1.144511	Y
4	STD4 580-382822/10	100.0	119.521729	100.0	43490.0	1.195217	Y
5	STD5 580-382822/9	200.0	231.770518	100.0	44535.0	1.158853	Y
6	STD6 580-382822/8	500.0	594.036484	100.0	45225.0	1.188073	Y
7	STD7IS 580-382822/7	1000.0	1193.428828	100.0	46704.0	1.193429	Y
8	STD8 580-382822/6	2000.0	2511.365034	100.0	42270.0	1.255683	Y
9	STD9 580-382822/5	5000.0	6192.059655	100.0	46333.0	1.238412	Y
10	STD10 580-382822/4	10000.0	11913.932813	100.0	45217.0	1.191393	Y



Calibration

/ 4-Chlorophenyl phenyl ether

Curve Type: Average  
 Weighting: Conc\_Sq  
 Origin: Force  
 Dependency: Response  
 Calib Mode: ISTD  
 Response Base: AREA  
 RF Rounding: 0

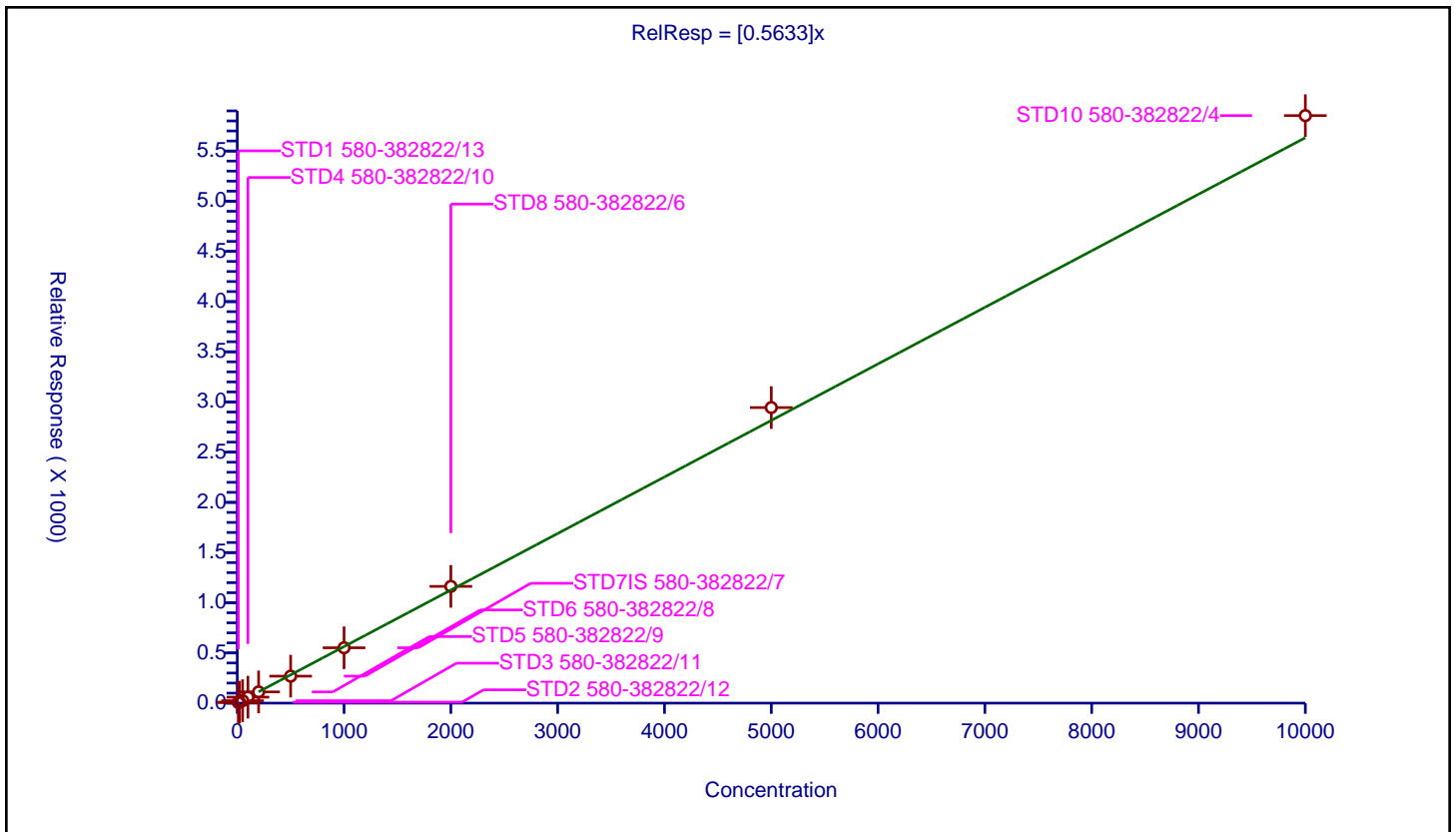
Curve Coefficients

Intercept: 0  
 Slope: 0.5633

Error Coefficients

Standard Error: 1010000  
 Relative Standard Error: 7.9  
 Correlation Coefficient: 1.000  
 Coefficient of Determination (Adjusted): 0.992

ID	Level	Concentration	Rel. Resp.	IS Amount	IS Response	RRF	Used
1	STD1 580-382822/13	10.0	6.387321	100.0	39688.0	0.638732	Y
2	STD2 580-382822/12	20.0	10.164501	100.0	41094.0	0.508225	Y
3	STD3 580-382822/11	50.0	24.374516	100.0	43886.0	0.48749	Y
4	STD4 580-382822/10	100.0	59.455047	100.0	43490.0	0.59455	Y
5	STD5 580-382822/9	200.0	111.725609	100.0	44535.0	0.558628	Y
6	STD6 580-382822/8	500.0	268.857933	100.0	45225.0	0.537716	Y
7	STD7IS 580-382822/7	1000.0	551.55233	100.0	46704.0	0.551552	Y
8	STD8 580-382822/6	2000.0	1163.177194	100.0	42270.0	0.581589	Y
9	STD9 580-382822/5	5000.0	2944.378737	100.0	46333.0	0.588876	Y
10	STD10 580-382822/4	10000.0	5853.15921	100.0	45217.0	0.585316	Y



Calibration

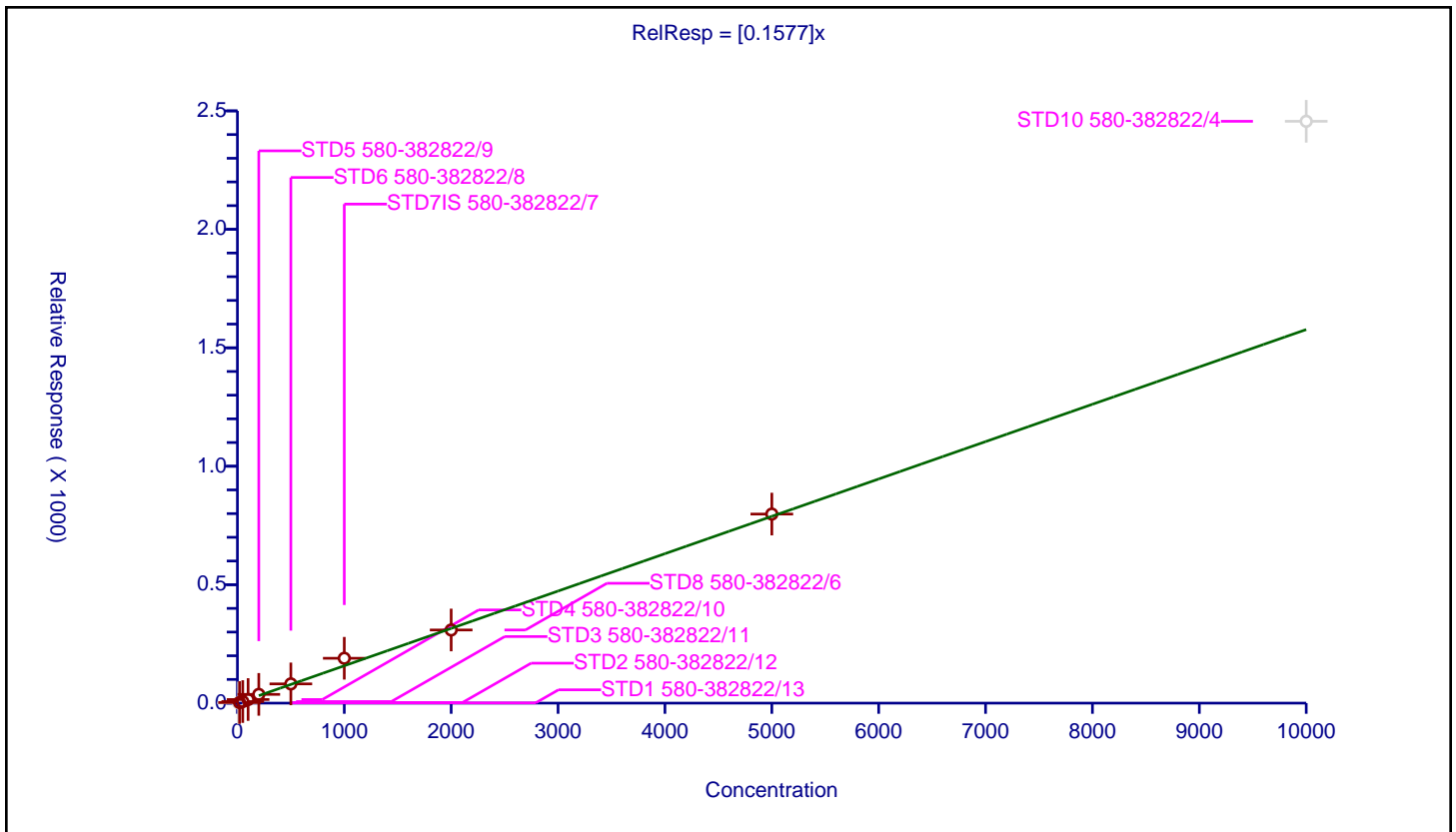
/ 4-Nitroaniline

Curve Type: Average  
 Weighting: Conc\_Sq  
 Origin: Force  
 Dependency: Response  
 Calib Mode: ISTD  
 Response Base: AREA  
 RF Rounding: 0

Curve Coefficients	
Intercept:	0
Slope:	0.1577

Error Coefficients	
Standard Error:	152000
Relative Standard Error:	13.9
Correlation Coefficient:	0.995
Coefficient of Determination (Adjusted):	0.978

ID	Level	Concentration	Rel. Resp.	IS Amount	IS Response	RRF	Used
1	STD1 580-382822/13	10.0	1.083451	100.0	39688.0	0.108345	N
2	STD2 580-382822/12	20.0	2.52835	100.0	41094.0	0.126417	Y
3	STD3 580-382822/11	50.0	6.644488	100.0	43886.0	0.13289	Y
4	STD4 580-382822/10	100.0	15.210393	100.0	43490.0	0.152104	Y
5	STD5 580-382822/9	200.0	36.876614	100.0	44535.0	0.184383	Y
6	STD6 580-382822/8	500.0	81.211719	100.0	45225.0	0.162423	Y
7	STD7IS 580-382822/7	1000.0	189.369219	100.0	46704.0	0.189369	Y
8	STD8 580-382822/6	2000.0	308.781642	100.0	42270.0	0.154391	Y
9	STD9 580-382822/5	5000.0	798.033799	100.0	46333.0	0.159607	Y
10	STD10 580-382822/4	10000.0	2456.093947	100.0	45217.0	0.245609	N



Calibration

/ 4,6-Dinitro-2-methylphenol

Curve Type: Quadratic  
 Weighting: Conc\_Sq  
 Origin: None  
 Dependency: Response  
 Calib Mode: ISTD  
 Response Base: AREA  
 RF Rounding: 0

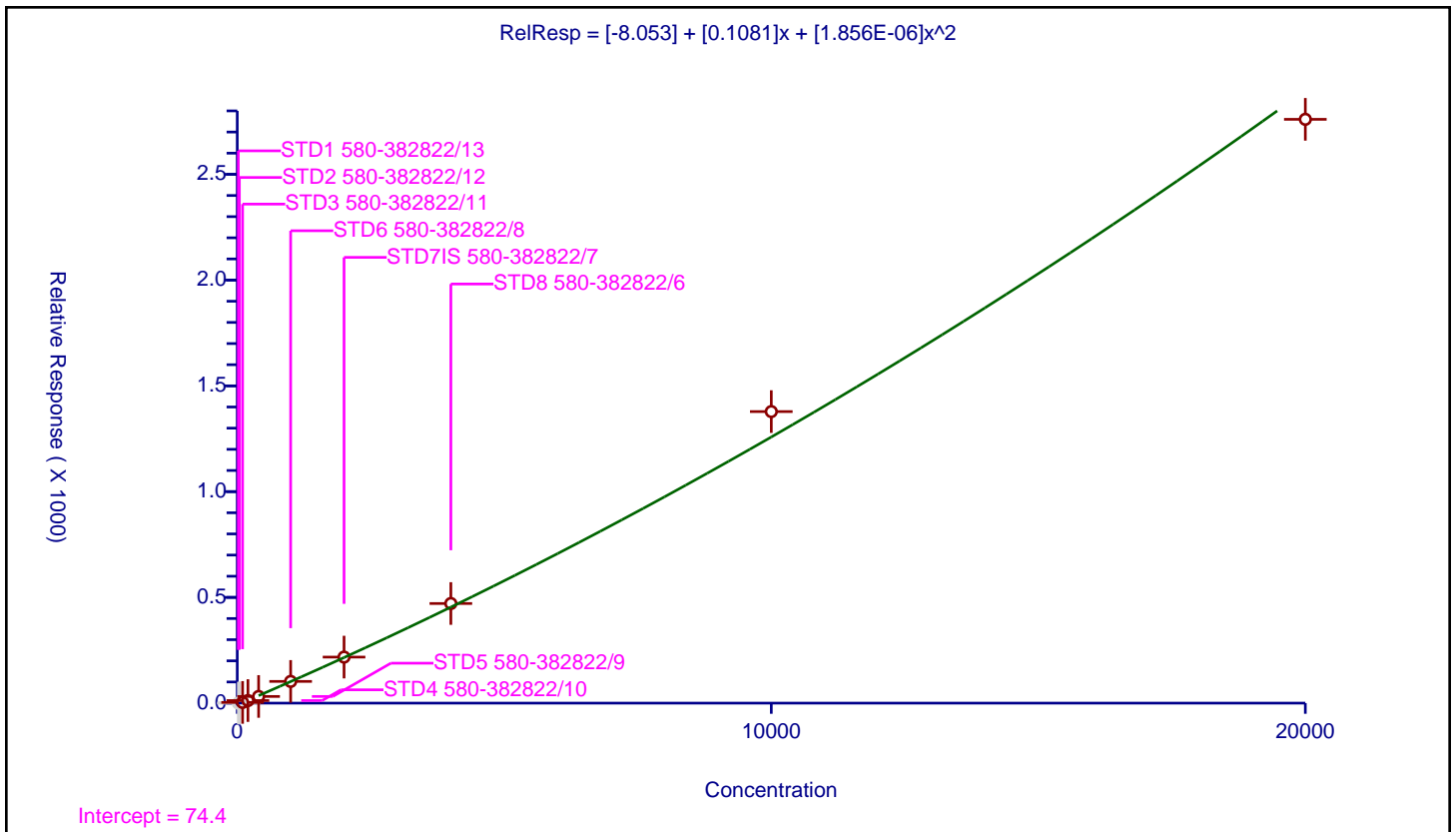
Curve Coefficients

Intercept: -8.053  
 Slope: 0.1081  
 Second Order: 1.856E-06

Error Coefficients

Standard Error: 1030000  
 Relative Standard Error: 7.1  
 Correlation Coefficient: 0.997  
 Coefficient of Determination (Adjusted): 0.995

ID	Level	Concentration	Rel. Resp.	IS Amount	IS Response	RRF	Used
1	STD1 580-382822/13	20.0	0.0	100.0	57346.0	0.0	N
2	STD2 580-382822/12	40.0	0.988011	100.0	60222.0	0.0247	N
3	STD3 580-382822/11	100.0	3.358915	100.0	68147.0	0.033589	Y
4	STD4 580-382822/10	200.0	12.132805	100.0	66654.0	0.060664	Y
5	STD5 580-382822/9	400.0	31.554795	100.0	67771.0	0.078887	Y
6	STD6 580-382822/8	1000.0	102.667454	100.0	71154.0	0.102667	Y
7	STD7IS 580-382822/7	2000.0	217.695463	100.0	78506.0	0.108848	Y
8	STD8 580-382822/6	4000.0	470.983932	100.0	73125.0	0.117746	Y
9	STD9 580-382822/5	10000.0	1378.341454	100.0	73269.0	0.137834	Y
10	STD10 580-382822/4	20000.0	2760.043399	100.0	73735.0	0.138002	Y



Calibration

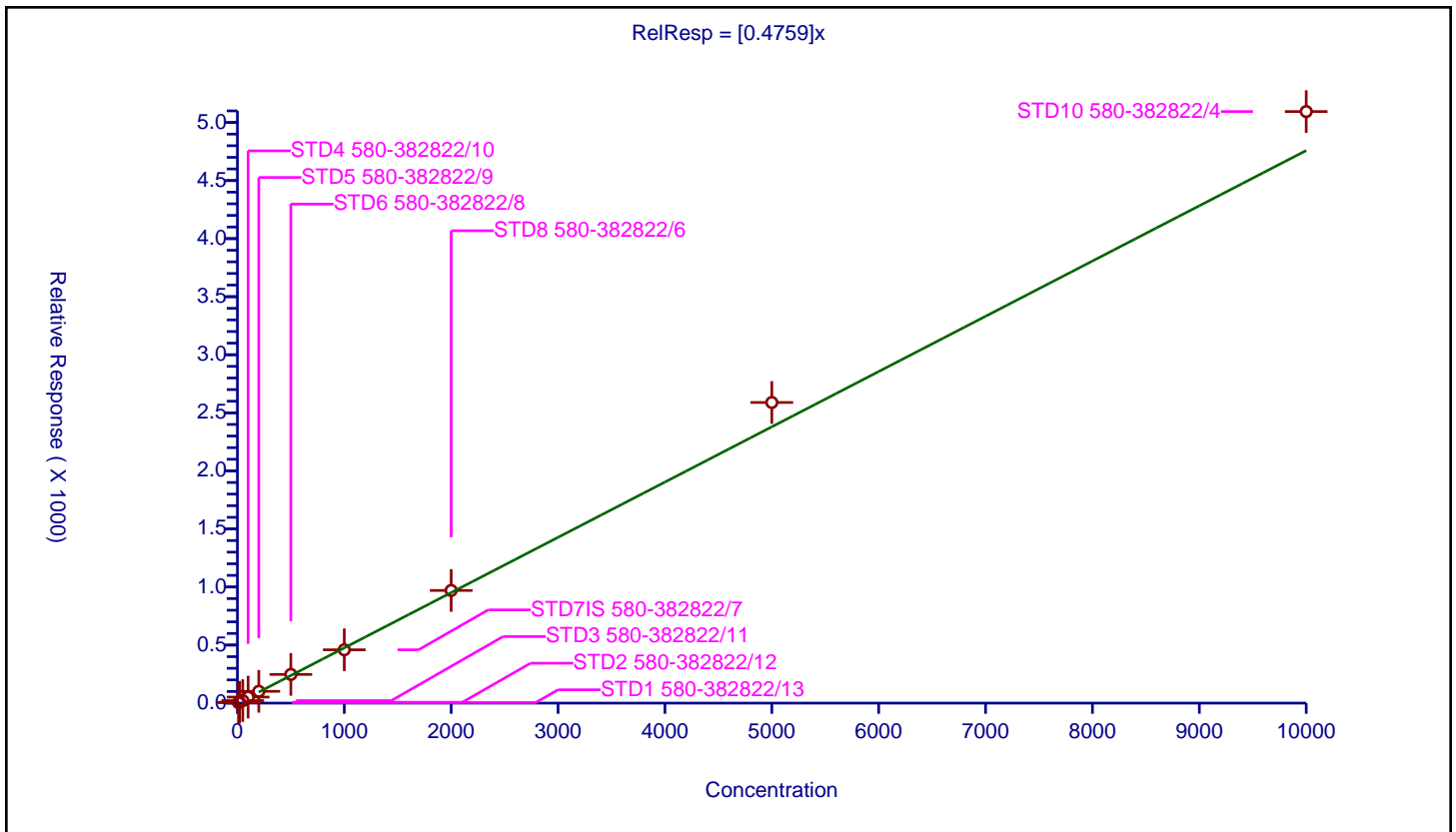
/ N-Nitrosodiphenylamine

Curve Type: Average  
 Weighting: Conc\_Sq  
 Origin: Force  
 Dependency: Response  
 Calib Mode: ISTD  
 Response Base: AREA  
 RF Rounding: 0

Curve Coefficients	
Intercept:	0
Slope:	0.4759

Error Coefficients	
Standard Error:	1430000
Relative Standard Error:	9.3
Correlation Coefficient:	1.000
Coefficient of Determination (Adjusted):	0.990

ID	Level	Concentration	Rel. Resp.	IS Amount	IS Response	RRF	Used
1	STD1 580-382822/13	10.0	4.444948	100.0	57346.0	0.444495	Y
2	STD2 580-382822/12	20.0	7.694862	100.0	60222.0	0.384743	Y
3	STD3 580-382822/11	50.0	21.686941	100.0	68147.0	0.433739	Y
4	STD4 580-382822/10	100.0	52.173913	100.0	66654.0	0.521739	Y
5	STD5 580-382822/9	200.0	101.69394	100.0	67771.0	0.50847	Y
6	STD6 580-382822/8	500.0	247.019142	100.0	71154.0	0.494038	Y
7	STD7IS 580-382822/7	1000.0	459.268081	100.0	78506.0	0.459268	Y
8	STD8 580-382822/6	2000.0	970.186667	100.0	73125.0	0.485093	Y
9	STD9 580-382822/5	5000.0	2588.976238	100.0	73269.0	0.517795	Y
10	STD10 580-382822/4	10000.0	5094.27409	100.0	73735.0	0.509427	Y





Calibration

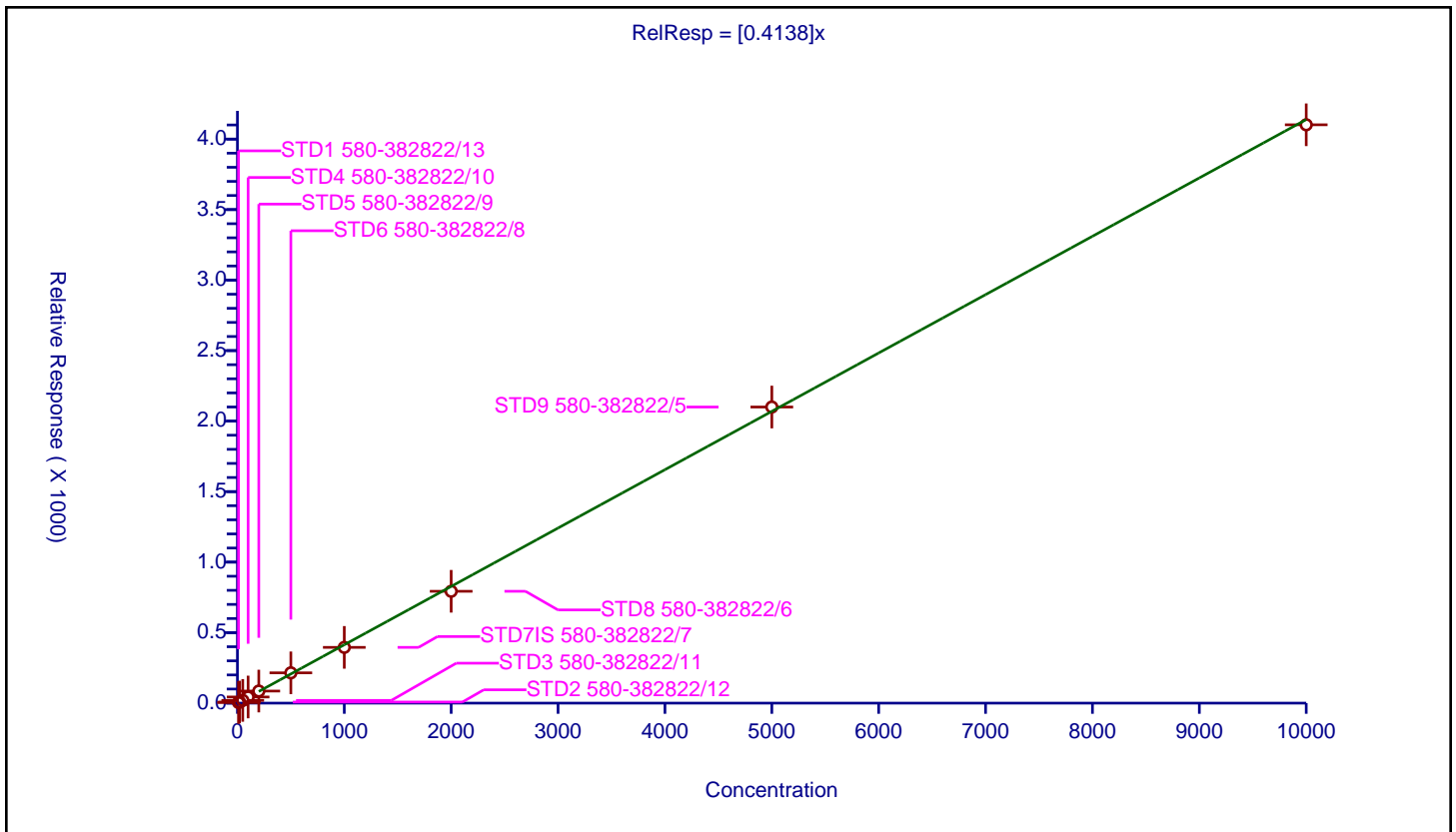
/ Azobenzene

Curve Type: Average  
 Weighting: Conc\_Sq  
 Origin: Force  
 Dependency: Response  
 Calib Mode: ISTD  
 Response Base: AREA  
 RF Rounding: 0

Curve Coefficients	
Intercept:	0
Slope:	0.4138

Error Coefficients	
Standard Error:	1150000
Relative Standard Error:	4.9
Correlation Coefficient:	1.000
Coefficient of Determination (Adjusted):	0.997

ID	Level	Concentration	Rel. Resp.	IS Amount	IS Response	RRF	Used
1	STD1 580-382822/13	10.0	4.444948	100.0	57346.0	0.444495	Y
2	STD2 580-382822/12	20.0	7.791173	100.0	60222.0	0.389559	Y
3	STD3 580-382822/11	50.0	19.440328	100.0	68147.0	0.388807	Y
4	STD4 580-382822/10	100.0	43.52777	100.0	66654.0	0.435278	Y
5	STD5 580-382822/9	200.0	85.719556	100.0	67771.0	0.428598	Y
6	STD6 580-382822/8	500.0	214.793265	100.0	71154.0	0.429587	Y
7	STD7IS 580-382822/7	1000.0	395.405447	100.0	78506.0	0.395405	Y
8	STD8 580-382822/6	2000.0	793.128205	100.0	73125.0	0.396564	Y
9	STD9 580-382822/5	5000.0	2099.773438	100.0	73269.0	0.419955	Y
10	STD10 580-382822/4	10000.0	4101.457924	100.0	73735.0	0.410146	Y



Calibration

/ 2,4,6-Tribromophenol

Curve Type: Quadratic  
 Weighting: Conc  
 Origin: None  
 Dependency: Response  
 Calib Mode: ISTD  
 Response Base: AREA  
 RF Rounding: 0

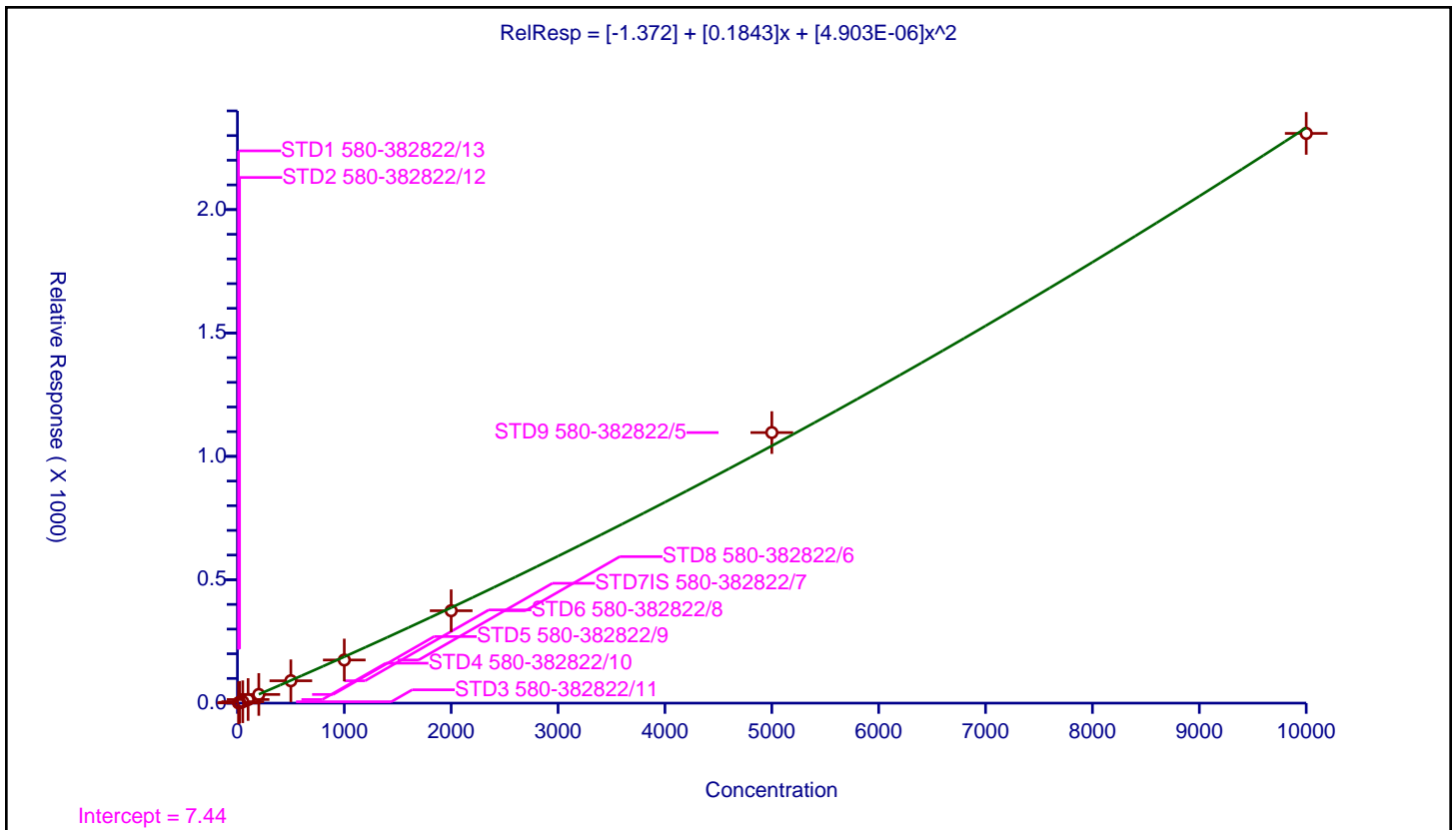
Curve Coefficients

Intercept: -1.372  
 Slope: 0.1843  
 Second Order: 4.903E-06

Error Coefficients

Standard Error: 720000  
 Relative Standard Error: 16.4  
 Correlation Coefficient: 0.999  
 Coefficient of Determination (Adjusted): 0.999

ID	Level	Concentration	Rel. Resp.	IS Amount	IS Response	RRF	Used
1	STD1 580-382822/13	10.0	0.948628	100.0	57346.0	0.094863	Y
2	STD2 580-382822/12	20.0	3.04872	100.0	60222.0	0.152436	Y
3	STD3 580-382822/11	50.0	5.677433	100.0	68147.0	0.113549	Y
4	STD4 580-382822/10	100.0	14.647283	100.0	66654.0	0.146473	Y
5	STD5 580-382822/9	200.0	35.152204	100.0	67771.0	0.175761	Y
6	STD6 580-382822/8	500.0	90.580993	100.0	71154.0	0.181162	Y
7	STD7IS 580-382822/7	1000.0	174.762439	100.0	78506.0	0.174762	Y
8	STD8 580-382822/6	2000.0	374.464274	100.0	73125.0	0.187232	Y
9	STD9 580-382822/5	5000.0	1096.439149	100.0	73269.0	0.219288	Y
10	STD10 580-382822/4	10000.0	2308.846545	100.0	73735.0	0.230885	Y



Calibration

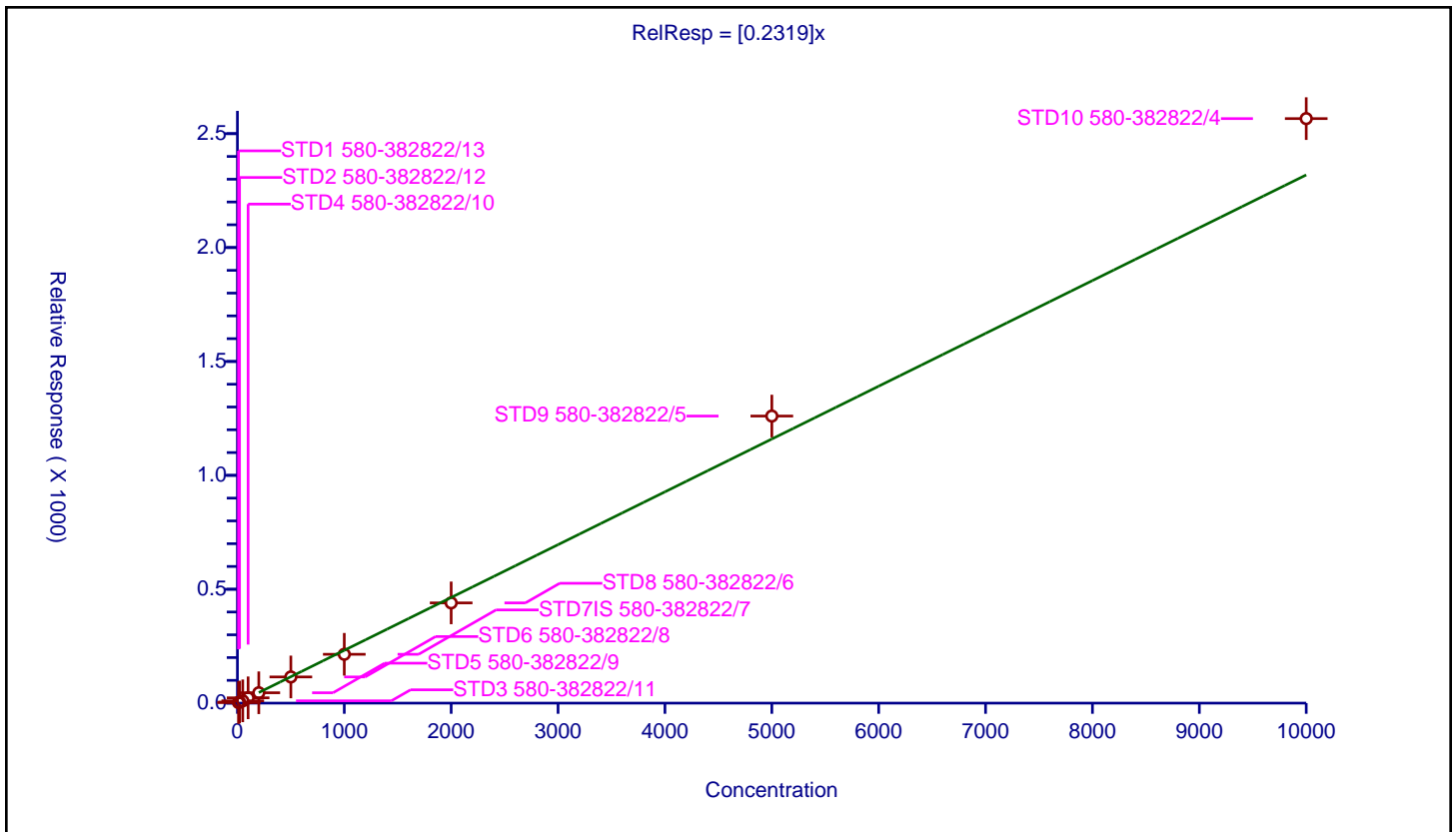
/ 4-Bromophenyl phenyl ether

Curve Type: Average  
 Weighting: Conc\_Sq  
 Origin: Force  
 Dependency: Response  
 Calib Mode: ISTD  
 Response Base: AREA  
 RF Rounding: 0

Curve Coefficients	
Intercept:	0
Slope:	0.2319

Error Coefficients	
Standard Error:	712000
Relative Standard Error:	7.3
Correlation Coefficient:	0.999
Coefficient of Determination (Adjusted):	0.993

ID	Level	Concentration	Rel. Resp.	IS Amount	IS Response	RRF	Used
1	STD1 580-382822/13	10.0	2.463991	100.0	57346.0	0.246399	Y
2	STD2 580-382822/12	20.0	4.712564	100.0	60222.0	0.235628	Y
3	STD3 580-382822/11	50.0	10.109029	100.0	68147.0	0.202181	Y
4	STD4 580-382822/10	100.0	23.383443	100.0	66654.0	0.233834	Y
5	STD5 580-382822/9	200.0	45.540128	100.0	67771.0	0.227701	Y
6	STD6 580-382822/8	500.0	115.02094	100.0	71154.0	0.230042	Y
7	STD7IS 580-382822/7	1000.0	214.406542	100.0	78506.0	0.214407	Y
8	STD8 580-382822/6	2000.0	440.084786	100.0	73125.0	0.220042	Y
9	STD9 580-382822/5	5000.0	1260.283339	100.0	73269.0	0.252057	Y
10	STD10 580-382822/4	10000.0	2566.03377	100.0	73735.0	0.256603	Y



Calibration

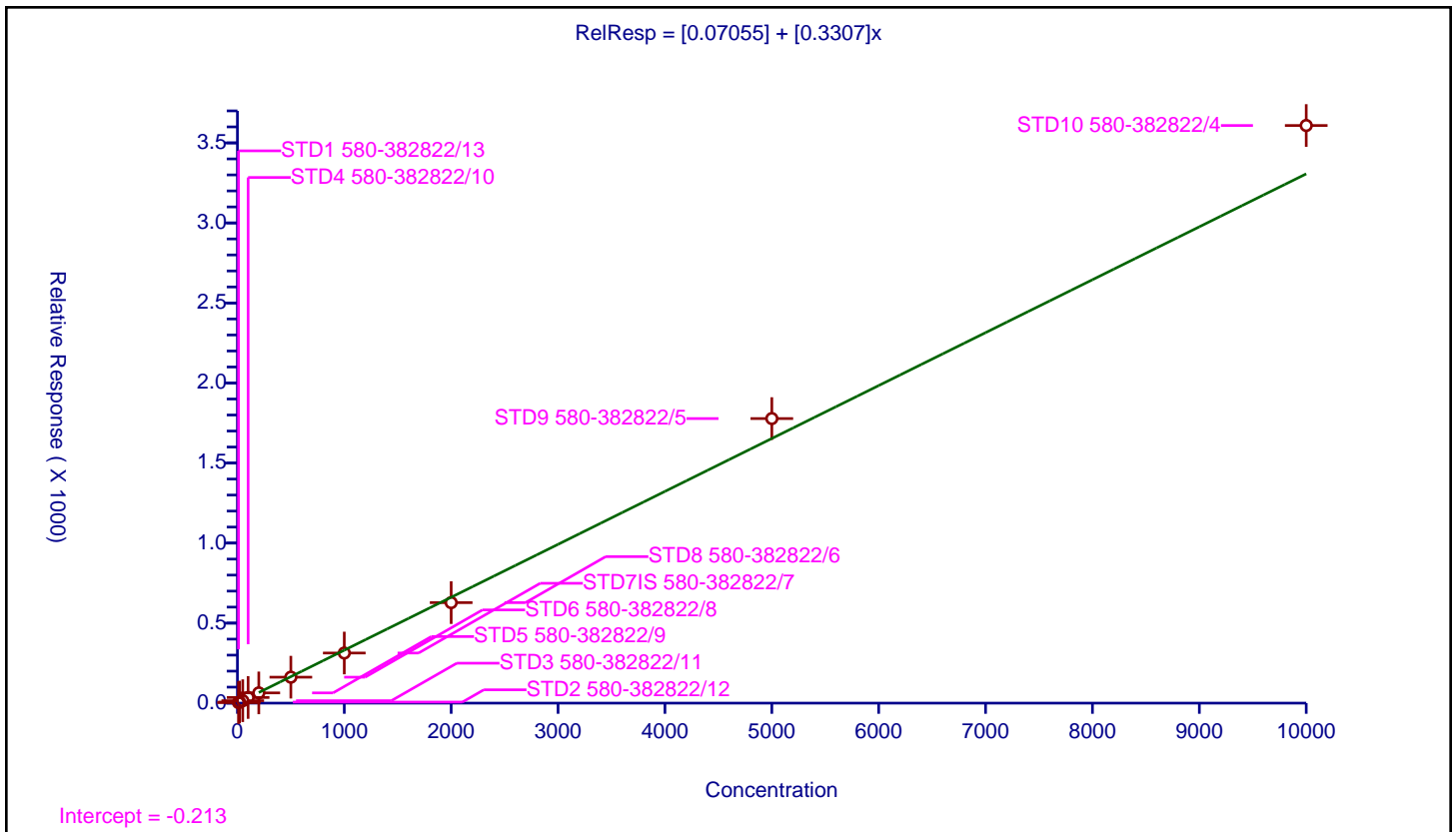
/ Hexachlorobenzene

Curve Type: Linear  
 Weighting: Conc\_Sq  
 Origin: None  
 Dependency: Response  
 Calib Mode: ISTD  
 Response Base: AREA  
 RF Rounding: 0

Curve Coefficients	
Intercept:	0.07055
Slope:	0.3307

Error Coefficients	
Standard Error:	1060000
Relative Standard Error:	6.3
Correlation Coefficient:	0.999
Coefficient of Determination (Adjusted):	0.996

ID	Level	Concentration	Rel. Resp.	IS Amount	IS Response	RRF	Used
1	STD1 580-382822/13	10.0	3.423081	100.0	57346.0	0.342308	Y
2	STD2 580-382822/12	20.0	6.675301	100.0	60222.0	0.333765	Y
3	STD3 580-382822/11	50.0	15.2083	100.0	68147.0	0.304166	Y
4	STD4 580-382822/10	100.0	35.174183	100.0	66654.0	0.351742	Y
5	STD5 580-382822/9	200.0	64.014106	100.0	67771.0	0.320071	Y
6	STD6 580-382822/8	500.0	162.160947	100.0	71154.0	0.324322	Y
7	STD7IS 580-382822/7	1000.0	313.104731	100.0	78506.0	0.313105	Y
8	STD8 580-382822/6	2000.0	627.833162	100.0	73125.0	0.313917	Y
9	STD9 580-382822/5	5000.0	1777.855573	100.0	73269.0	0.355571	Y
10	STD10 580-382822/4	10000.0	3608.591578	100.0	73735.0	0.360859	Y



Calibration

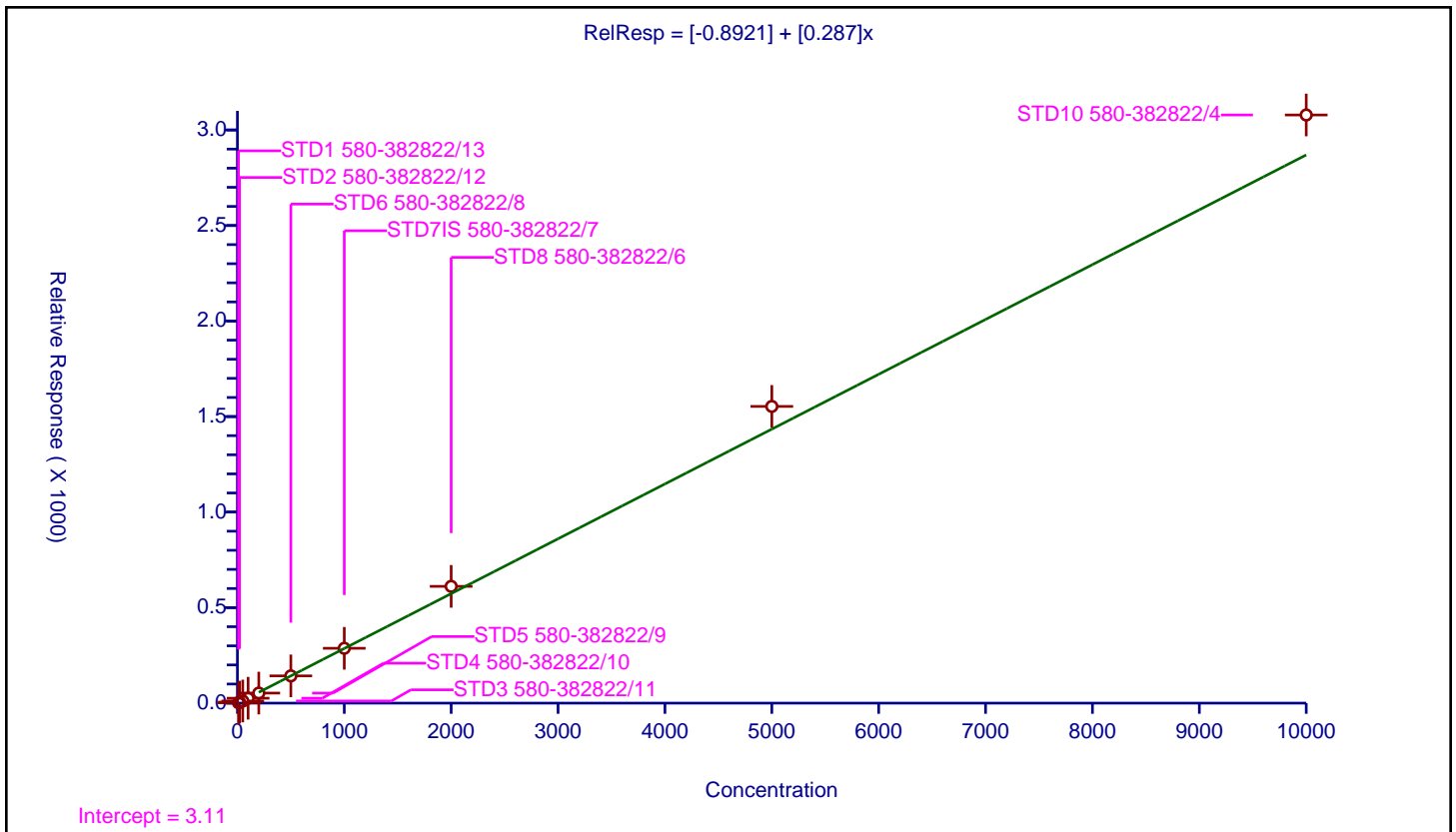
/ Atrazine

Curve Type: Linear  
 Weighting: Conc\_Sq  
 Origin: None  
 Dependency: Response  
 Calib Mode: ISTD  
 Response Base: AREA  
 RF Rounding: 0

Curve Coefficients	
Intercept:	-0.8921
Slope:	0.287

Error Coefficients	
Standard Error:	563000
Relative Standard Error:	8.7
Correlation Coefficient:	1.000
Coefficient of Determination (Adjusted):	0.992

ID	Level	Concentration	Rel. Resp.	IS Amount	IS Response	RRF	Used
1	STD1 580-382822/13	10.0	1.990526	100.0	39688.0	0.199053	Y
2	STD2 580-382822/12	20.0	5.300044	100.0	41094.0	0.265002	Y
3	STD3 580-382822/11	50.0	11.046803	100.0	43886.0	0.220936	Y
4	STD4 580-382822/10	100.0	25.730053	100.0	43490.0	0.257301	Y
5	STD5 580-382822/9	200.0	52.592343	100.0	44535.0	0.262962	Y
6	STD6 580-382822/8	500.0	142.657822	100.0	45225.0	0.285316	Y
7	STD7IS 580-382822/7	1000.0	287.121017	100.0	46704.0	0.287121	Y
8	STD8 580-382822/6	2000.0	611.312988	100.0	42270.0	0.305656	Y
9	STD9 580-382822/5	5000.0	1553.057216	100.0	46333.0	0.310611	Y
10	STD10 580-382822/4	10000.0	3078.483756	100.0	45217.0	0.307848	Y



Calibration

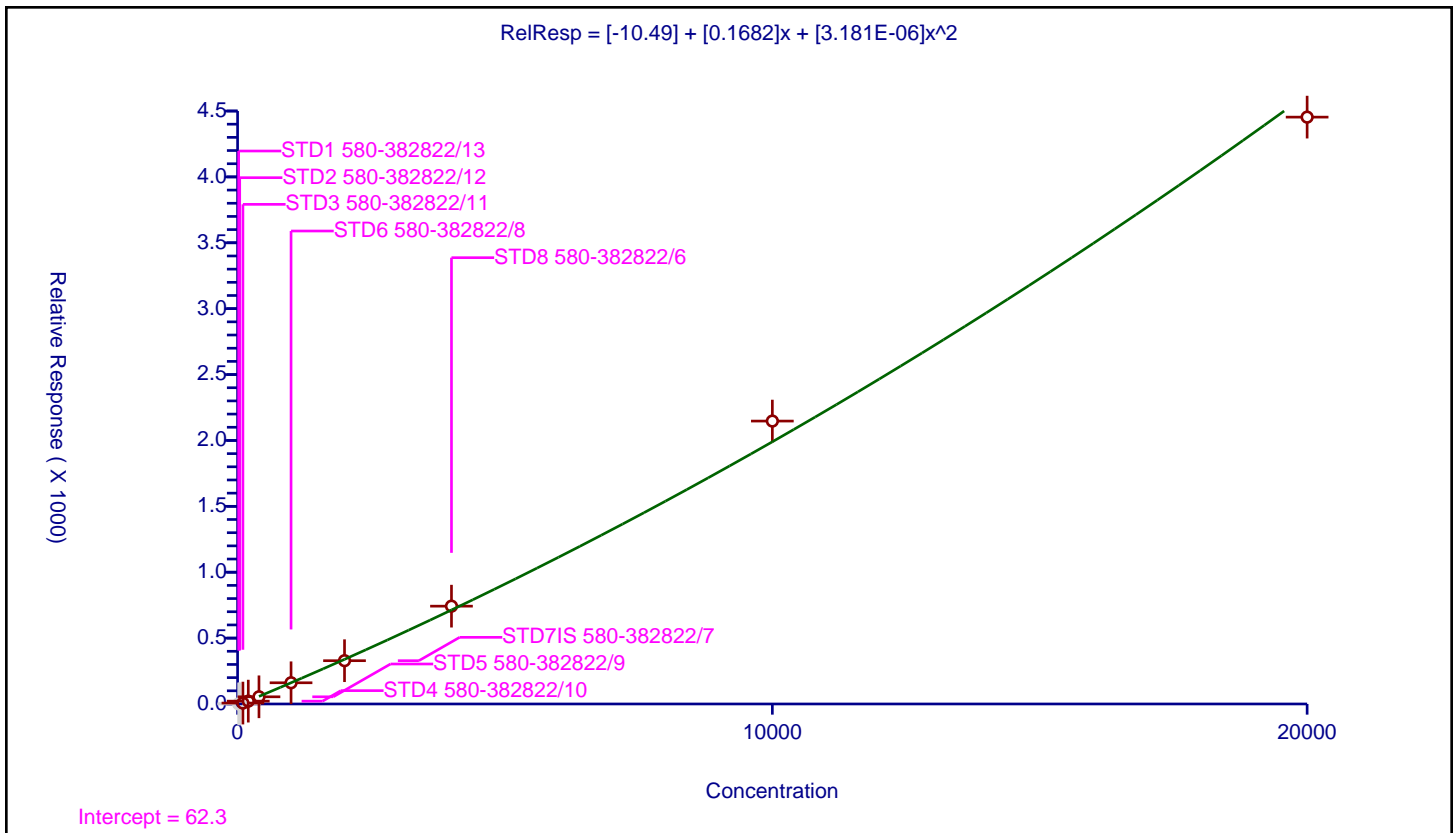
/ Pentachlorophenol

Curve Type: Quadratic  
 Weighting: Conc\_Sq  
 Origin: None  
 Dependency: Response  
 Calib Mode: ISTD  
 Response Base: AREA  
 RF Rounding: 0

Curve Coefficients	
Intercept:	-10.49
Slope:	0.1682
Second Order:	3.181E-06

Error Coefficients	
Standard Error:	1650000
Relative Standard Error:	5.0
Correlation Coefficient:	0.998
Coefficient of Determination (Adjusted):	0.997

ID	Level	Concentration	Rel. Resp.	IS Amount	IS Response	RRF	Used
1	STD1 580-382822/13	20.0	0.714958	100.0	57346.0	0.035748	N
2	STD2 580-382822/12	40.0	1.340042	100.0	60222.0	0.033501	N
3	STD3 580-382822/11	100.0	6.936476	100.0	68147.0	0.069365	Y
4	STD4 580-382822/10	200.0	21.652114	100.0	66654.0	0.108261	Y
5	STD5 580-382822/9	400.0	54.495286	100.0	67771.0	0.136238	Y
6	STD6 580-382822/8	1000.0	160.918571	100.0	71154.0	0.160919	Y
7	STD7IS 580-382822/7	2000.0	328.595267	100.0	78506.0	0.164298	Y
8	STD8 580-382822/6	4000.0	742.464274	100.0	73125.0	0.185616	Y
9	STD9 580-382822/5	10000.0	2147.074479	100.0	73269.0	0.214707	Y
10	STD10 580-382822/4	20000.0	4453.704482	100.0	73735.0	0.222685	Y



**Calibration**

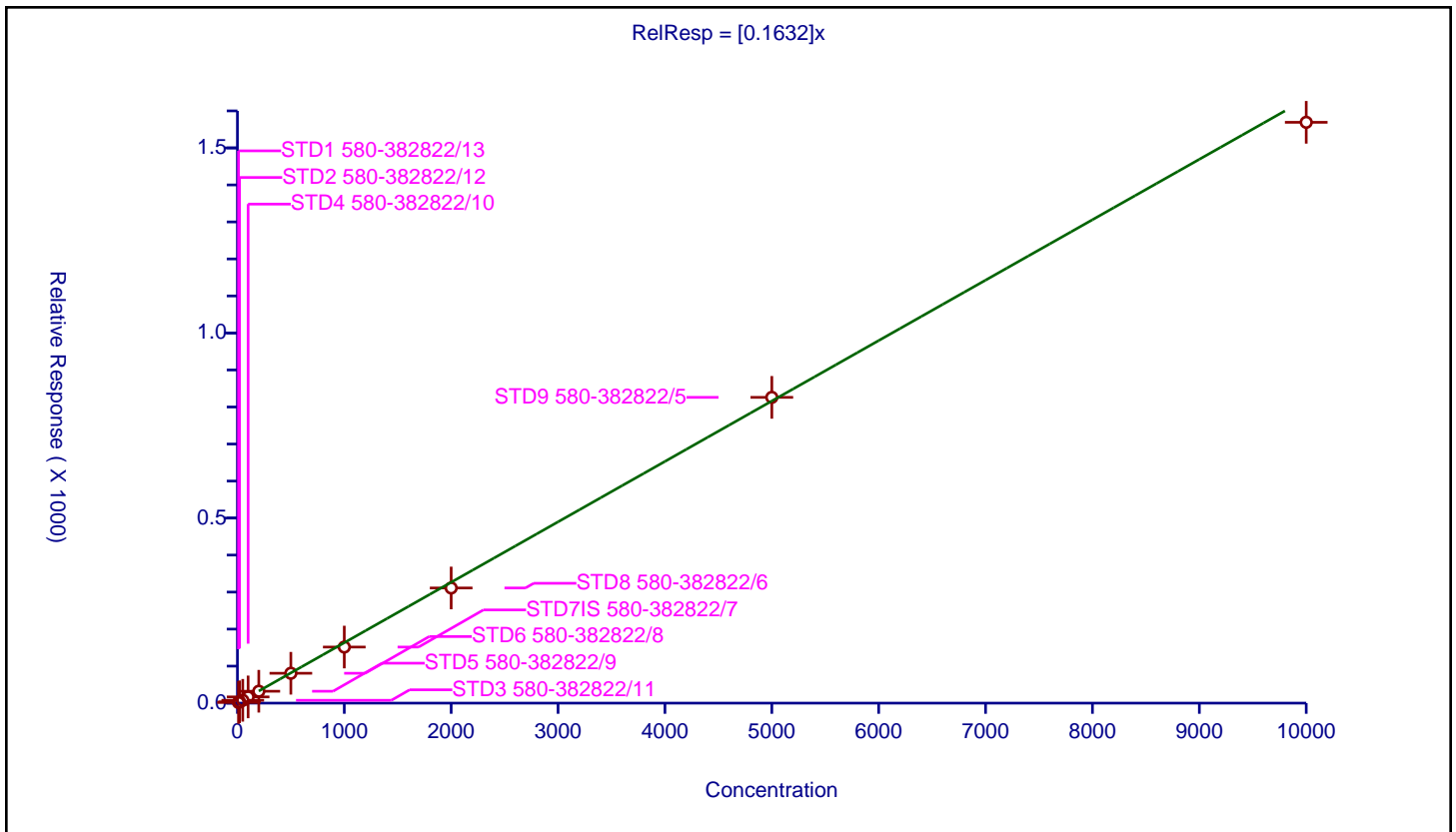
/ n-Octadecane

Curve Type: Average  
 Weighting: Conc\_Sq  
 Origin: Force  
 Dependency: Response  
 Calib Mode: ISTD  
 Response Base: AREA  
 RF Rounding: 0

Curve Coefficients	
Intercept:	0
Slope:	0.1632

Error Coefficients	
Standard Error:	443000
Relative Standard Error:	6.3
Correlation Coefficient:	1.000
Coefficient of Determination (Adjusted):	0.995

ID	Level	Concentration	Rel. Resp.	IS Amount	IS Response	RRF	Used
1	STD1 580-382822/13	10.0	1.782164	100.0	57346.0	0.178216	Y
2	STD2 580-382822/12	20.0	3.638205	100.0	60222.0	0.18191	Y
3	STD3 580-382822/11	50.0	7.659912	100.0	68147.0	0.153198	Y
4	STD4 580-382822/10	100.0	16.804693	100.0	66654.0	0.168047	Y
5	STD5 580-382822/9	200.0	32.111108	100.0	67771.0	0.160555	Y
6	STD6 580-382822/8	500.0	80.672907	100.0	71154.0	0.161346	Y
7	STD7IS 580-382822/7	1000.0	151.469951	100.0	78506.0	0.15147	Y
8	STD8 580-382822/6	2000.0	311.06188	100.0	73125.0	0.155531	Y
9	STD9 580-382822/5	5000.0	826.060135	100.0	73269.0	0.165212	Y
10	STD10 580-382822/4	10000.0	1569.136774	100.0	73735.0	0.156914	Y



**Calibration**

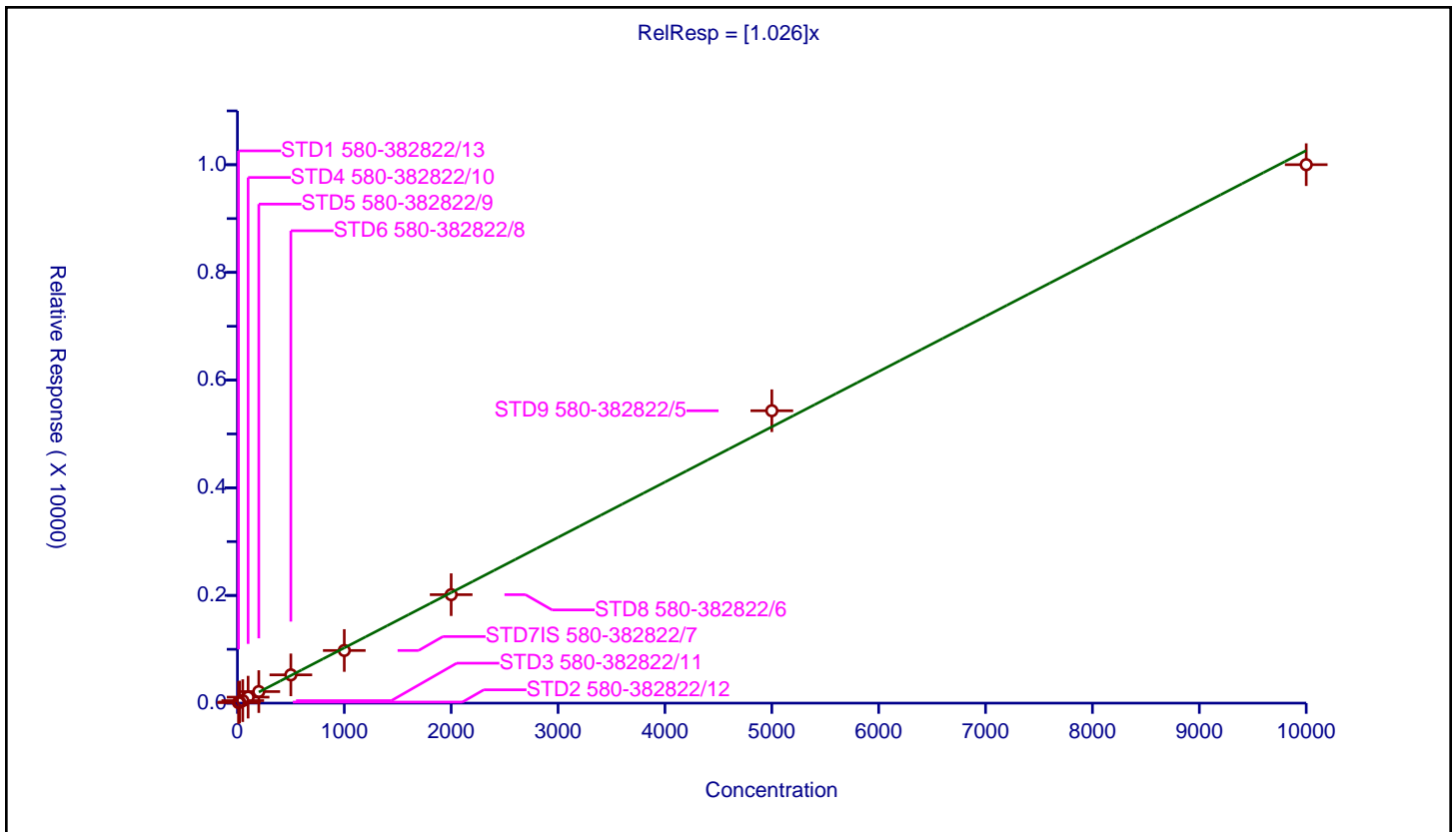
/ Phenanthrene

Curve Type: Average  
 Weighting: Conc\_Sq  
 Origin: Force  
 Dependency: Response  
 Calib Mode: ISTD  
 Response Base: AREA  
 RF Rounding: 0

Curve Coefficients	
Intercept:	0
Slope:	1.026

Error Coefficients	
Standard Error:	2850000
Relative Standard Error:	5.5
Correlation Coefficient:	0.999
Coefficient of Determination (Adjusted):	0.996

ID	Level	Concentration	Rel. Resp.	IS Amount	IS Response	RRF	Used
1	STD1 580-382822/13	10.0	10.363408	100.0	57346.0	1.036341	Y
2	STD2 580-382822/12	20.0	19.903025	100.0	60222.0	0.995151	Y
3	STD3 580-382822/11	50.0	46.295508	100.0	68147.0	0.92591	Y
4	STD4 580-382822/10	100.0	111.253638	100.0	66654.0	1.112536	Y
5	STD5 580-382822/9	200.0	214.487022	100.0	67771.0	1.072435	Y
6	STD6 580-382822/8	500.0	524.943081	100.0	71154.0	1.049886	Y
7	STD7IS 580-382822/7	1000.0	977.94054	100.0	78506.0	0.977941	Y
8	STD8 580-382822/6	2000.0	2014.613333	100.0	73125.0	1.007307	Y
9	STD9 580-382822/5	5000.0	5430.726501	100.0	73269.0	1.086145	Y
10	STD10 580-382822/4	10000.0	10001.364345	100.0	73735.0	1.000136	Y





Calibration

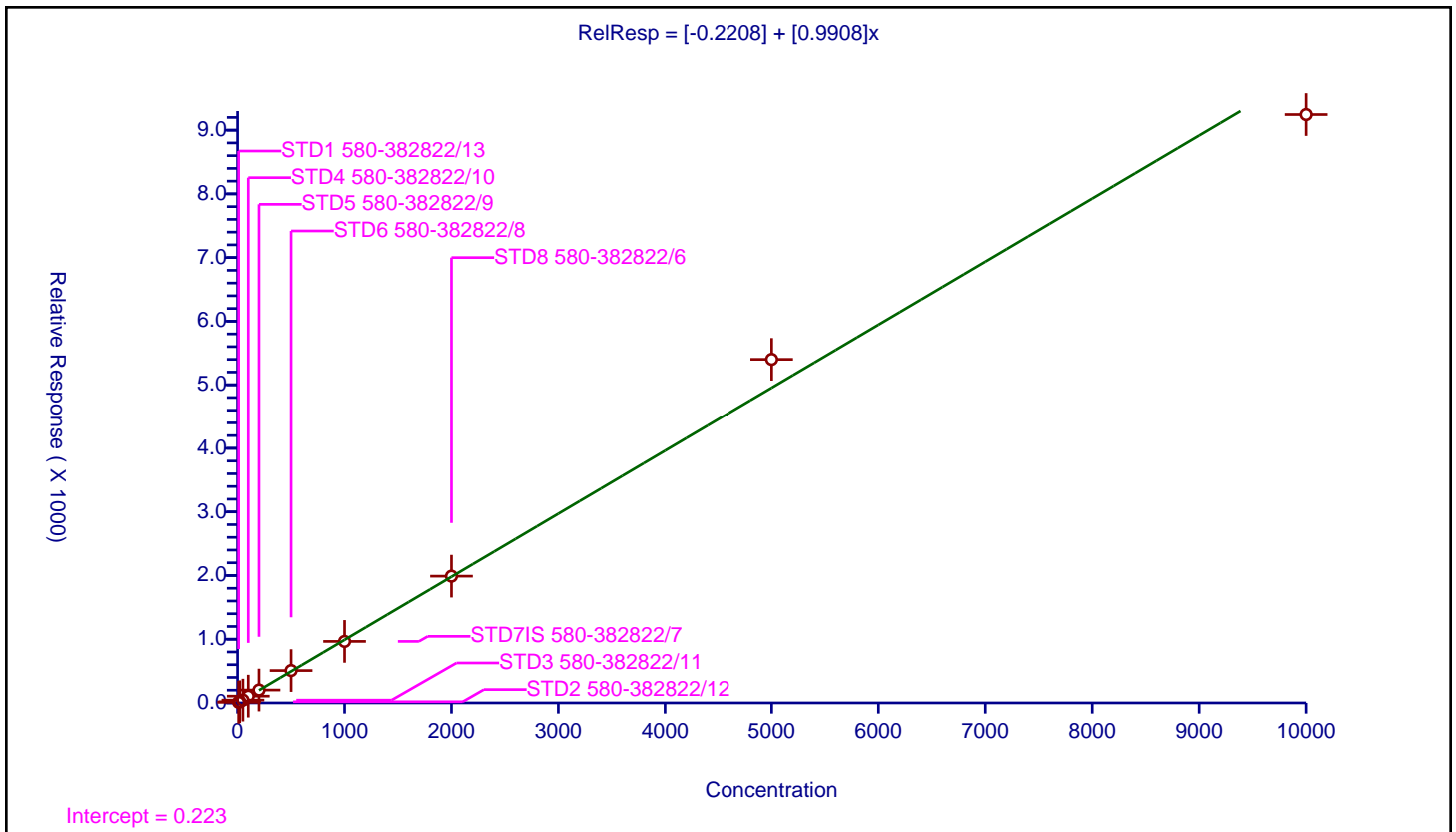
/ Anthracene

Curve Type: Linear  
 Weighting: Conc\_Sq  
 Origin: None  
 Dependency: Response  
 Calib Mode: ISTD  
 Response Base: AREA  
 RF Rounding: 0

Curve Coefficients	
Intercept:	-0.2208
Slope:	0.9908

Error Coefficients	
Standard Error:	2850000
Relative Standard Error:	6.8
Correlation Coefficient:	0.995
Coefficient of Determination (Adjusted):	0.995

ID	Level	Concentration	Rel. Resp.	IS Amount	IS Response	RRF	Used
1	STD1 580-382822/13	10.0	10.110557	100.0	57346.0	1.011056	Y
2	STD2 580-382822/12	20.0	18.398592	100.0	60222.0	0.91993	Y
3	STD3 580-382822/11	50.0	43.966719	100.0	68147.0	0.879334	Y
4	STD4 580-382822/10	100.0	106.298197	100.0	66654.0	1.062982	Y
5	STD5 580-382822/9	200.0	202.329905	100.0	67771.0	1.01165	Y
6	STD6 580-382822/8	500.0	507.82247	100.0	71154.0	1.015645	Y
7	STD7IS 580-382822/7	1000.0	965.694342	100.0	78506.0	0.965694	Y
8	STD8 580-382822/6	2000.0	1990.296068	100.0	73125.0	0.995148	Y
9	STD9 580-382822/5	5000.0	5400.221103	100.0	73269.0	1.080044	Y
10	STD10 580-382822/4	10000.0	9245.270224	100.0	73735.0	0.924527	Y



Calibration

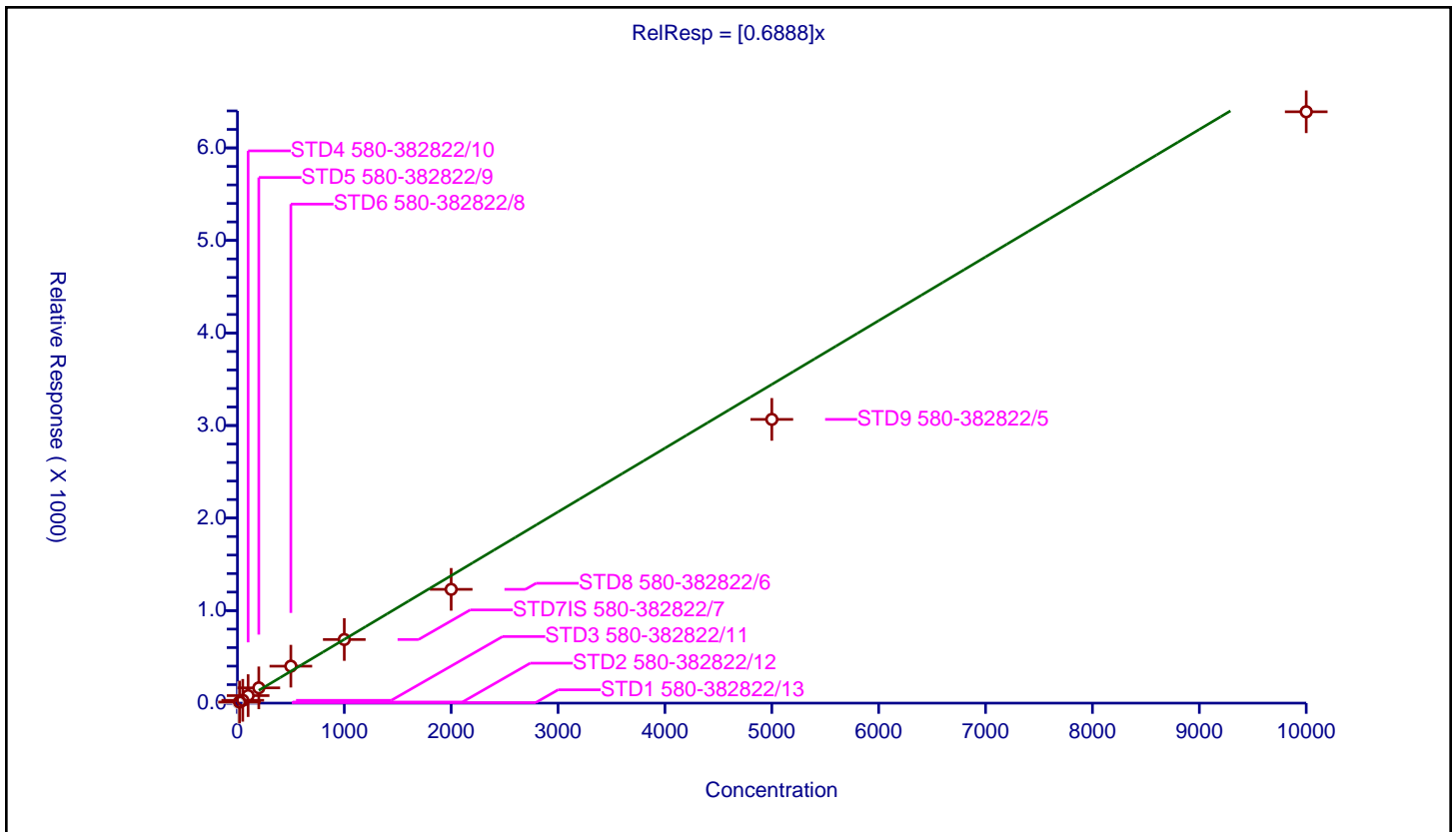
/ Carbazole

Curve Type: Average  
 Weighting: Conc\_Sq  
 Origin: Force  
 Dependency: Response  
 Calib Mode: ISTD  
 Response Base: AREA  
 RF Rounding: 0

Curve Coefficients	
Intercept:	0
Slope:	0.6888

Error Coefficients	
Standard Error:	1880000
Relative Standard Error:	14.0
Correlation Coefficient:	0.999
Coefficient of Determination (Adjusted):	0.977

ID	Level	Concentration	Rel. Resp.	IS Amount	IS Response	RRF	Used
1	STD1 580-382822/13	10.0	5.405782	100.0	57346.0	0.540578	N
2	STD2 580-382822/12	20.0	12.023845	100.0	60222.0	0.601192	Y
3	STD3 580-382822/11	50.0	30.31975	100.0	68147.0	0.606395	Y
4	STD4 580-382822/10	100.0	81.31545	100.0	66654.0	0.813154	Y
5	STD5 580-382822/9	200.0	165.151761	100.0	67771.0	0.825759	Y
6	STD6 580-382822/8	500.0	399.246704	100.0	71154.0	0.798493	Y
7	STD7IS 580-382822/7	1000.0	687.560186	100.0	78506.0	0.68756	Y
8	STD8 580-382822/6	2000.0	1229.545299	100.0	73125.0	0.614773	Y
9	STD9 580-382822/5	5000.0	3066.188975	100.0	73269.0	0.613238	Y
10	STD10 580-382822/4	10000.0	6390.415678	100.0	73735.0	0.639042	Y



**Calibration**

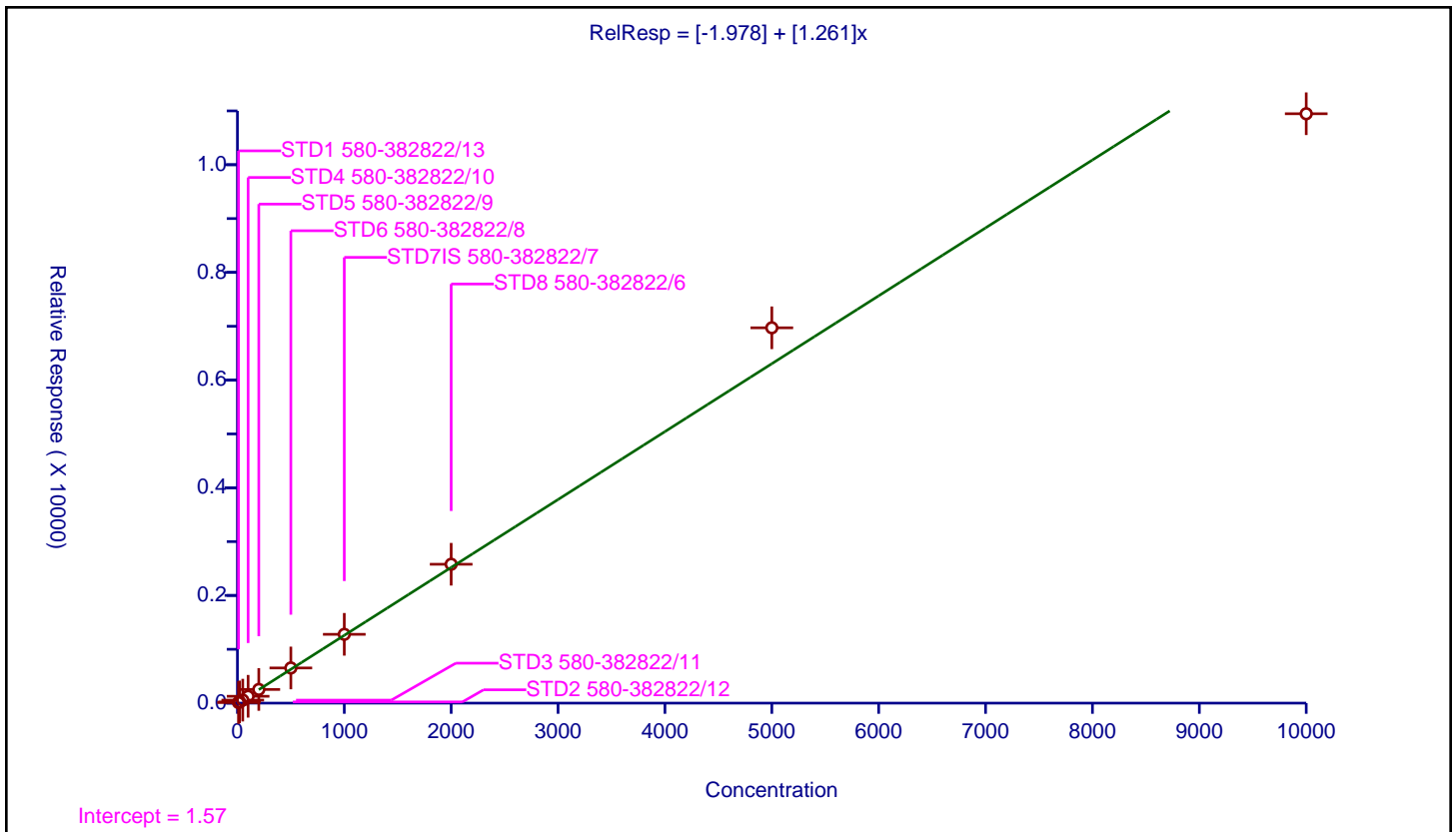
/ Di-n-butyl phthalate

Curve Type: Linear  
 Weighting: Conc\_Sq  
 Origin: None  
 Dependency: Response  
 Calib Mode: ISTD  
 Response Base: AREA  
 RF Rounding: 0

Curve Coefficients	
Intercept:	-1.978
Slope:	1.261

Error Coefficients	
Standard Error:	3460000
Relative Standard Error:	7.2
Correlation Coefficient:	0.987
Coefficient of Determination (Adjusted):	0.994

ID	Level	Concentration	Rel. Resp.	IS Amount	IS Response	RRF	Used
1	STD1 580-382822/13	10.0	10.999895	100.0	57346.0	1.09999	Y
2	STD2 580-382822/12	20.0	22.456909	100.0	60222.0	1.122845	Y
3	STD3 580-382822/11	50.0	55.527022	100.0	68147.0	1.11054	Y
4	STD4 580-382822/10	100.0	127.336694	100.0	66654.0	1.273367	Y
5	STD5 580-382822/9	200.0	253.896209	100.0	67771.0	1.269481	Y
6	STD6 580-382822/8	500.0	653.320966	100.0	71154.0	1.306642	Y
7	STD7IS 580-382822/7	1000.0	1277.809339	100.0	78506.0	1.277809	Y
8	STD8 580-382822/6	2000.0	2579.286154	100.0	73125.0	1.289643	Y
9	STD9 580-382822/5	5000.0	6971.07235	100.0	73269.0	1.394214	Y
10	STD10 580-382822/4	10000.0	10947.273344	100.0	73735.0	1.094727	Y



Calibration

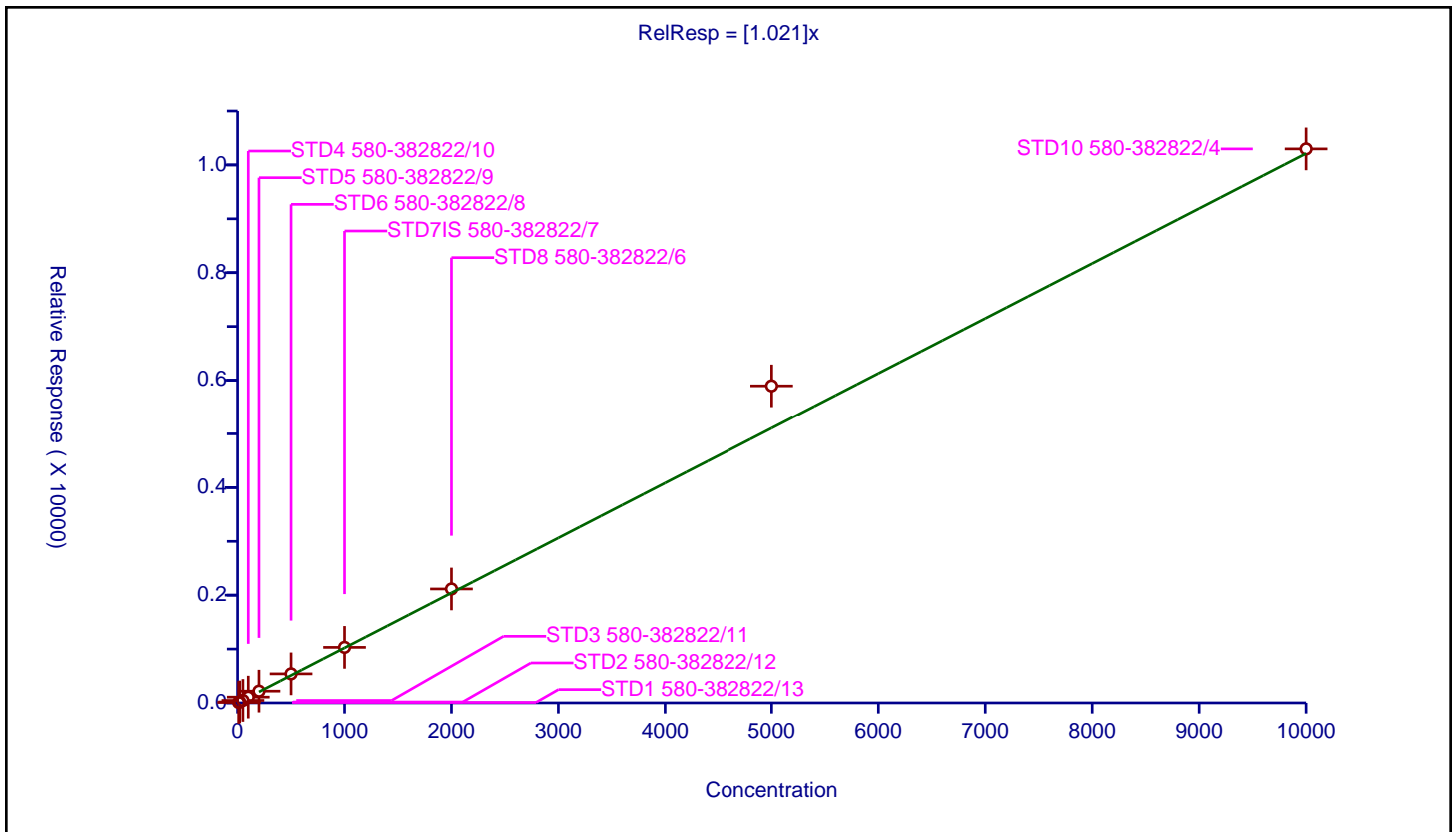
/ Fluoranthene

Curve Type: Average  
 Weighting: Conc\_Sq  
 Origin: Force  
 Dependency: Response  
 Calib Mode: ISTD  
 Response Base: AREA  
 RF Rounding: 0

Curve Coefficients	
Intercept:	0
Slope:	1.021

Error Coefficients	
Standard Error:	2970000
Relative Standard Error:	9.8
Correlation Coefficient:	0.996
Coefficient of Determination (Adjusted):	0.989

ID	Level	Concentration	Rel. Resp.	IS Amount	IS Response	RRF	Used
1	STD1 580-382822/13	10.0	8.835839	100.0	57346.0	0.883584	Y
2	STD2 580-382822/12	20.0	17.432168	100.0	60222.0	0.871608	Y
3	STD3 580-382822/11	50.0	45.764304	100.0	68147.0	0.915286	Y
4	STD4 580-382822/10	100.0	107.390404	100.0	66654.0	1.073904	Y
5	STD5 580-382822/9	200.0	218.434138	100.0	67771.0	1.092171	Y
6	STD6 580-382822/8	500.0	539.221969	100.0	71154.0	1.078444	Y
7	STD7IS 580-382822/7	1000.0	1031.321173	100.0	78506.0	1.031321	Y
8	STD8 580-382822/6	2000.0	2115.637607	100.0	73125.0	1.057819	Y
9	STD9 580-382822/5	5000.0	5894.707175	100.0	73269.0	1.178941	Y
10	STD10 580-382822/4	10000.0	10297.785312	100.0	73735.0	1.029779	Y



Calibration

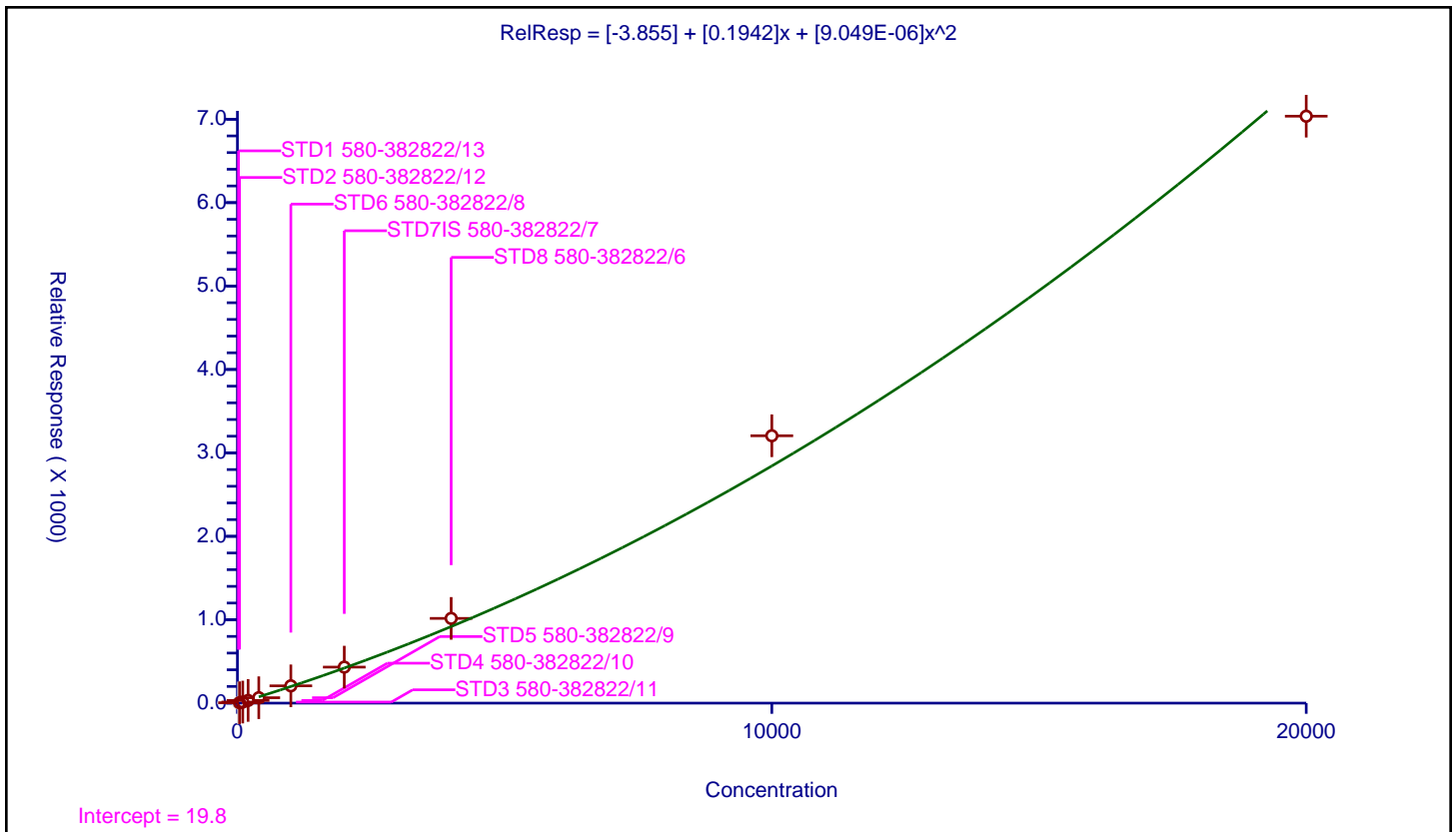
/ Benzidine

Curve Type: Quadratic  
 Weighting: Conc\_Sq  
 Origin: None  
 Dependency: Response  
 Calib Mode: ISTD  
 Response Base: AREA  
 RF Rounding: 0

Curve Coefficients	
Intercept:	-3.855
Slope:	0.1942
Second Order:	9.049E-06

Error Coefficients	
Standard Error:	2350000
Relative Standard Error:	10.5
Correlation Coefficient:	0.995
Coefficient of Determination (Adjusted):	0.990

ID	Level	Concentration	Rel. Resp.	IS Amount	IS Response	RRF	Used
1	STD1 580-382822/13	20.0	2.591288	100.0	57346.0	0.129564	N
2	STD2 580-382822/12	40.0	4.528245	100.0	60222.0	0.113206	Y
3	STD3 580-382822/11	100.0	13.068807	100.0	68147.0	0.130688	Y
4	STD4 580-382822/10	200.0	32.506676	100.0	66654.0	0.162533	Y
5	STD5 580-382822/9	400.0	64.954036	100.0	67771.0	0.162385	Y
6	STD6 580-382822/8	1000.0	207.28139	100.0	71154.0	0.207281	Y
7	STD7IS 580-382822/7	2000.0	431.842152	100.0	78506.0	0.215921	Y
8	STD8 580-382822/6	4000.0	1015.805812	100.0	73125.0	0.253951	Y
9	STD9 580-382822/5	10000.0	3205.08537	100.0	73269.0	0.320509	Y
10	STD10 580-382822/4	20000.0	7036.298908	100.0	73735.0	0.351815	Y



Calibration

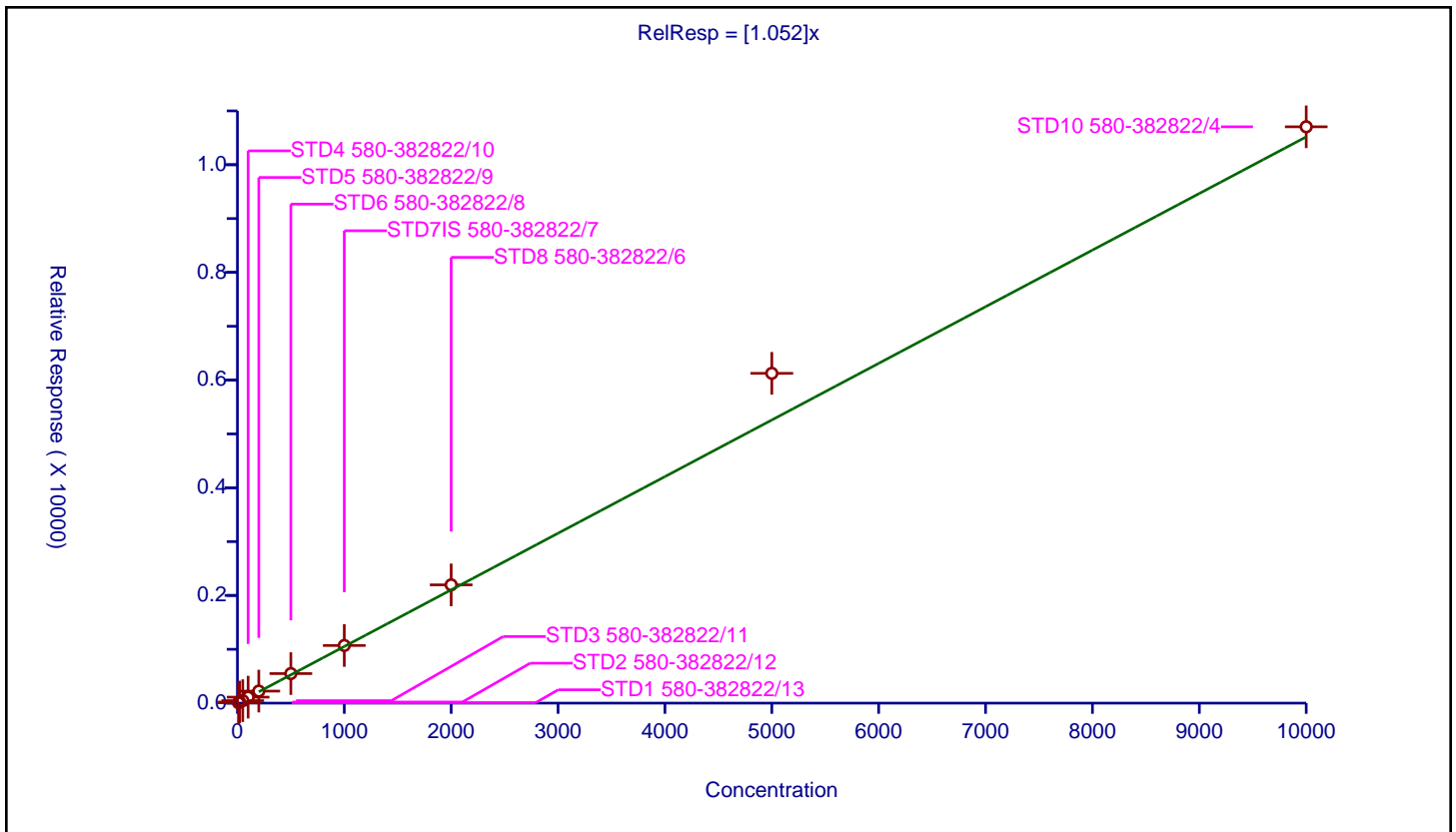
/ Pyrene

Curve Type: Average  
 Weighting: Conc\_Sq  
 Origin: Force  
 Dependency: Response  
 Calib Mode: ISTD  
 Response Base: AREA  
 RF Rounding: 0

Curve Coefficients	
Intercept:	0
Slope:	1.052

Error Coefficients	
Standard Error:	3090000
Relative Standard Error:	11.4
Correlation Coefficient:	0.996
Coefficient of Determination (Adjusted):	0.986

ID	Level	Concentration	Rel. Resp.	IS Amount	IS Response	RRF	Used
1	STD1 580-382822/13	10.0	7.901161	100.0	57346.0	0.790116	Y
2	STD2 580-382822/12	20.0	20.366311	100.0	60222.0	1.018316	Y
3	STD3 580-382822/11	50.0	45.909578	100.0	68147.0	0.918192	Y
4	STD4 580-382822/10	100.0	111.178624	100.0	66654.0	1.111786	Y
5	STD5 580-382822/9	200.0	223.486447	100.0	67771.0	1.117432	Y
6	STD6 580-382822/8	500.0	548.732327	100.0	71154.0	1.097465	Y
7	STD7IS 580-382822/7	1000.0	1070.528367	100.0	78506.0	1.070528	Y
8	STD8 580-382822/6	2000.0	2196.641368	100.0	73125.0	1.098321	Y
9	STD9 580-382822/5	5000.0	6125.391366	100.0	73269.0	1.225078	Y
10	STD10 580-382822/4	10000.0	10704.428019	100.0	73735.0	1.070443	Y



Calibration

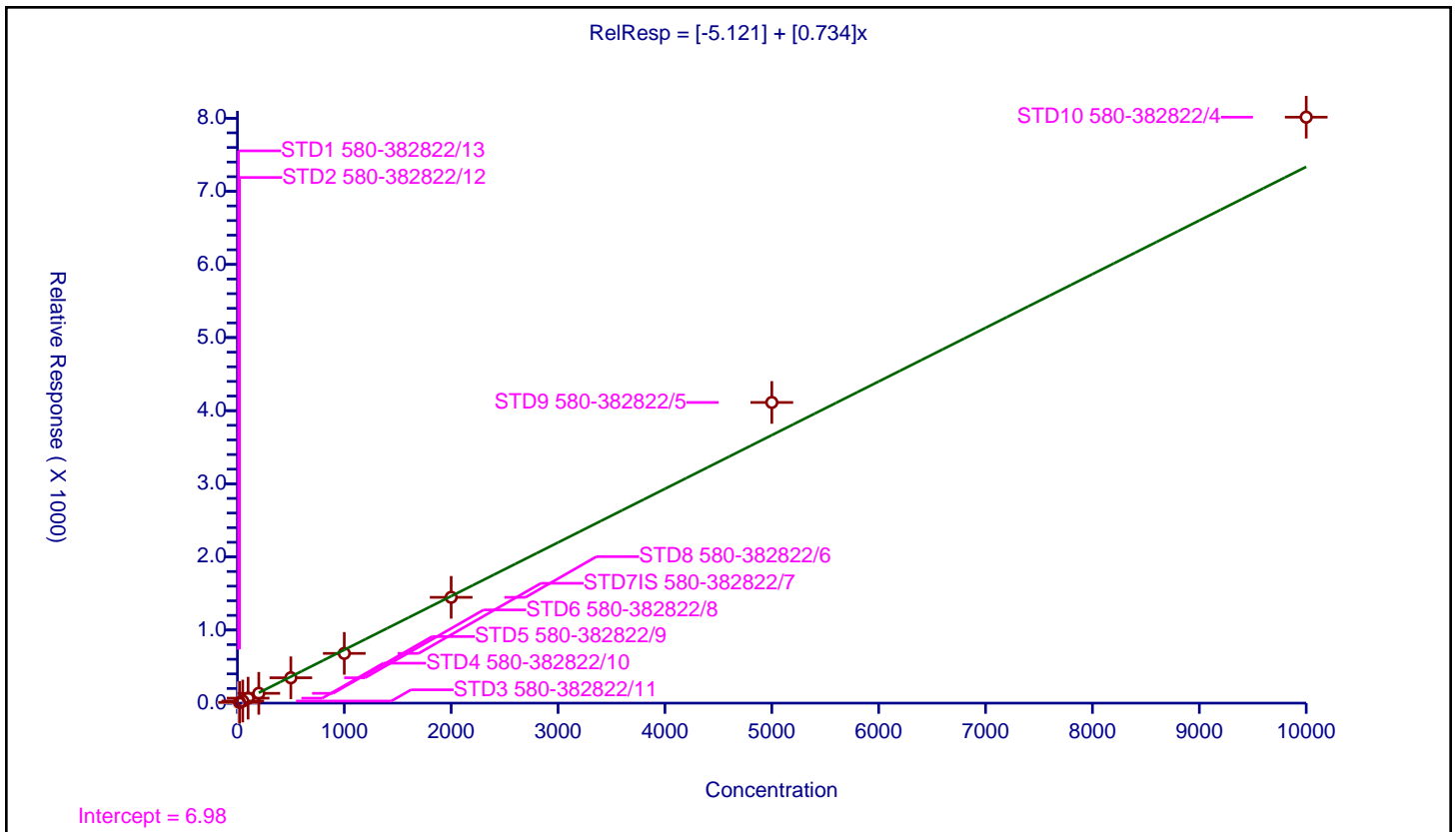
/ Terphenyl-d14

Curve Type: Linear  
 Weighting: Conc\_Sq  
 Origin: None  
 Dependency: Response  
 Calib Mode: ISTD  
 Response Base: AREA  
 RF Rounding: 0

Curve Coefficients	
Intercept:	-5.121
Slope:	0.734

Error Coefficients	
Standard Error:	2550000
Relative Standard Error:	7.6
Correlation Coefficient:	0.999
Coefficient of Determination (Adjusted):	0.994

ID	Level	Concentration	Rel. Resp.	IS Amount	IS Response	RRF	Used
1	STD1 580-382822/13	10.0	4.443204	100.0	57346.0	0.44432	N
2	STD2 580-382822/12	20.0	10.16572	100.0	60222.0	0.508286	Y
3	STD3 580-382822/11	50.0	28.550046	100.0	68147.0	0.571001	Y
4	STD4 580-382822/10	100.0	68.024425	100.0	66654.0	0.680244	Y
5	STD5 580-382822/9	200.0	134.144398	100.0	67771.0	0.670722	Y
6	STD6 580-382822/8	500.0	346.778818	100.0	71154.0	0.693558	Y
7	STD7IS 580-382822/7	1000.0	680.234632	100.0	78506.0	0.680235	Y
8	STD8 580-382822/6	2000.0	1447.21094	100.0	73125.0	0.723605	Y
9	STD9 580-382822/5	5000.0	4112.384501	100.0	73269.0	0.822477	Y
10	STD10 580-382822/4	10000.0	8014.062521	100.0	73735.0	0.801406	Y



Calibration

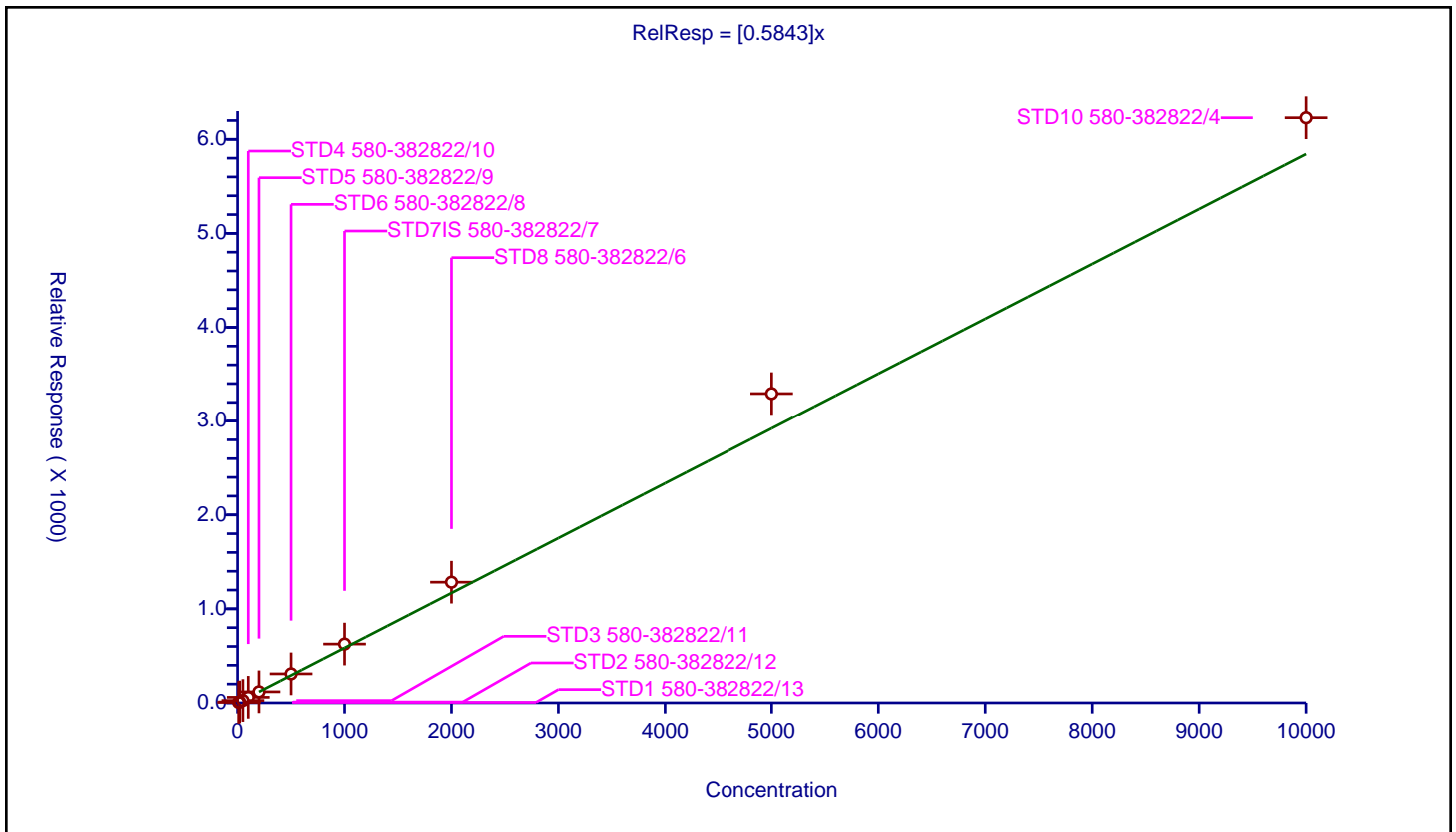
/ Butyl benzyl phthalate

Curve Type: Average  
 Weighting: Conc\_Sq  
 Origin: Force  
 Dependency: Response  
 Calib Mode: ISTD  
 Response Base: AREA  
 RF Rounding: 0

Curve Coefficients	
Intercept:	0
Slope:	0.5843

Error Coefficients	
Standard Error:	1660000
Relative Standard Error:	10.9
Correlation Coefficient:	1.000
Coefficient of Determination (Adjusted):	0.987

ID	Level	Concentration	Rel. Resp.	IS Amount	IS Response	RRF	Used
1	STD1 580-382822/13	10.0	5.23682	100.0	39967.0	0.523682	Y
2	STD2 580-382822/12	20.0	9.403787	100.0	44833.0	0.470189	Y
3	STD3 580-382822/11	50.0	25.067767	100.0	50910.0	0.501355	Y
4	STD4 580-382822/10	100.0	59.462242	100.0	48572.0	0.594622	Y
5	STD5 580-382822/9	200.0	117.522949	100.0	54032.0	0.587615	Y
6	STD6 580-382822/8	500.0	308.399849	100.0	58382.0	0.6168	Y
7	STD7IS 580-382822/7	1000.0	625.537579	100.0	63107.0	0.625538	Y
8	STD8 580-382822/6	2000.0	1283.486459	100.0	62476.0	0.641743	Y
9	STD9 580-382822/5	5000.0	3293.650229	100.0	67467.0	0.65873	Y
10	STD10 580-382822/4	10000.0	6229.051257	100.0	70293.0	0.622905	Y





Calibration

/ 3,3'-Dichlorobenzidine

Curve Type: Quadratic  
 Weighting: Conc\_Sq  
 Origin: None  
 Dependency: Response  
 Calib Mode: ISTD  
 Response Base: AREA  
 RF Rounding: 0

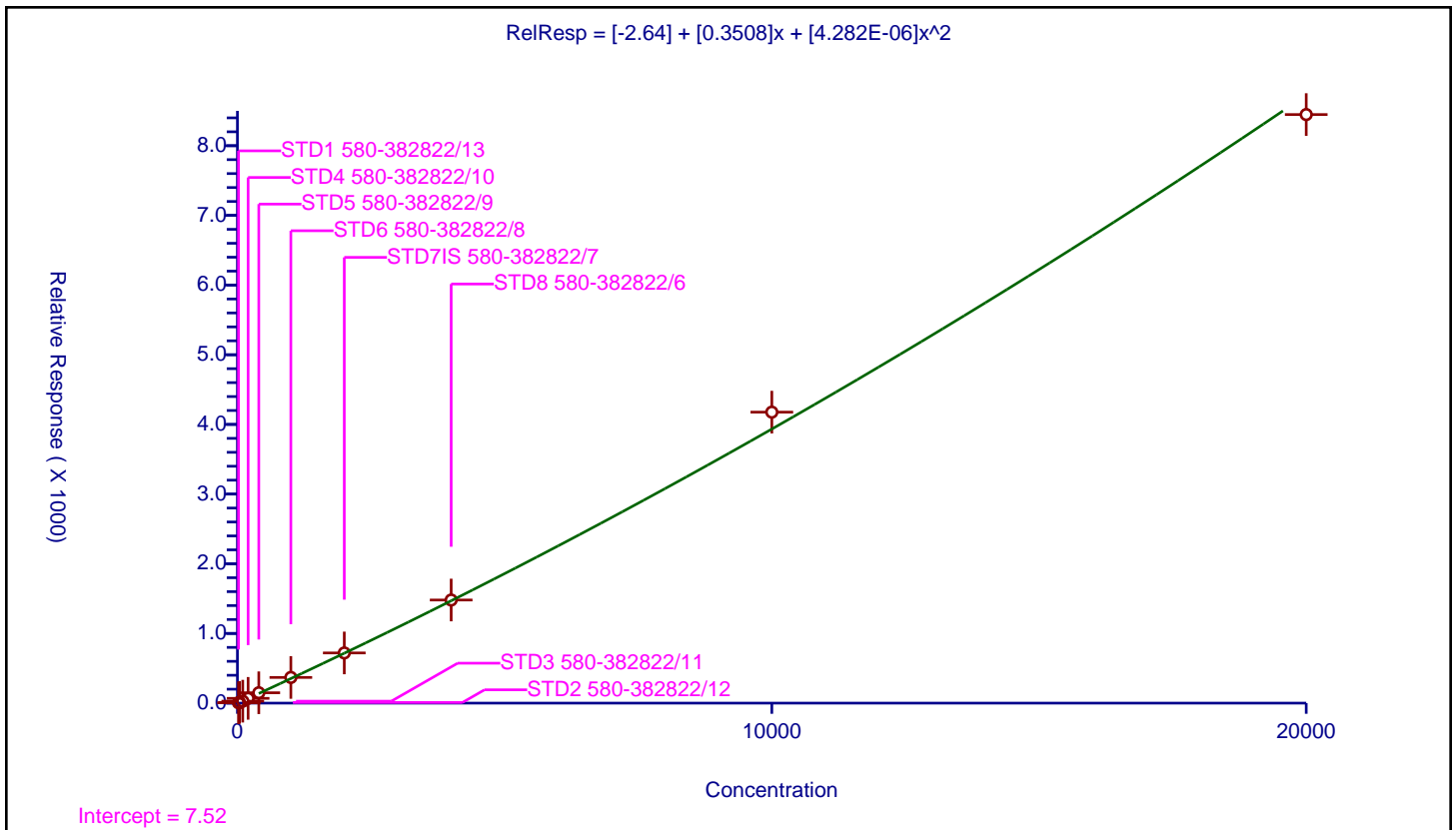
Curve Coefficients

Intercept: -2.64  
 Slope: 0.3508  
 Second Order: 4.282E-06

Error Coefficients

Standard Error: 2510000  
 Relative Standard Error: 8.8  
 Correlation Coefficient: 0.999  
 Coefficient of Determination (Adjusted): 0.993

ID	Level	Concentration	Rel. Resp.	IS Amount	IS Response	RRF	Used
1	STD1 580-382822/13	20.0	4.989116	100.0	39967.0	0.249456	Y
2	STD2 580-382822/12	40.0	9.513082	100.0	44833.0	0.237827	Y
3	STD3 580-382822/11	100.0	27.91593	100.0	50910.0	0.279159	Y
4	STD4 580-382822/10	200.0	68.632134	100.0	48572.0	0.343161	Y
5	STD5 580-382822/9	400.0	148.928413	100.0	54032.0	0.372321	Y
6	STD6 580-382822/8	1000.0	368.613614	100.0	58382.0	0.368614	Y
7	STD7IS 580-382822/7	2000.0	720.246565	100.0	63107.0	0.360123	Y
8	STD8 580-382822/6	4000.0	1479.963506	100.0	62476.0	0.369991	Y
9	STD9 580-382822/5	10000.0	4176.324722	100.0	67467.0	0.417632	Y
10	STD10 580-382822/4	20000.0	8447.12418	100.0	70293.0	0.422356	Y



Calibration

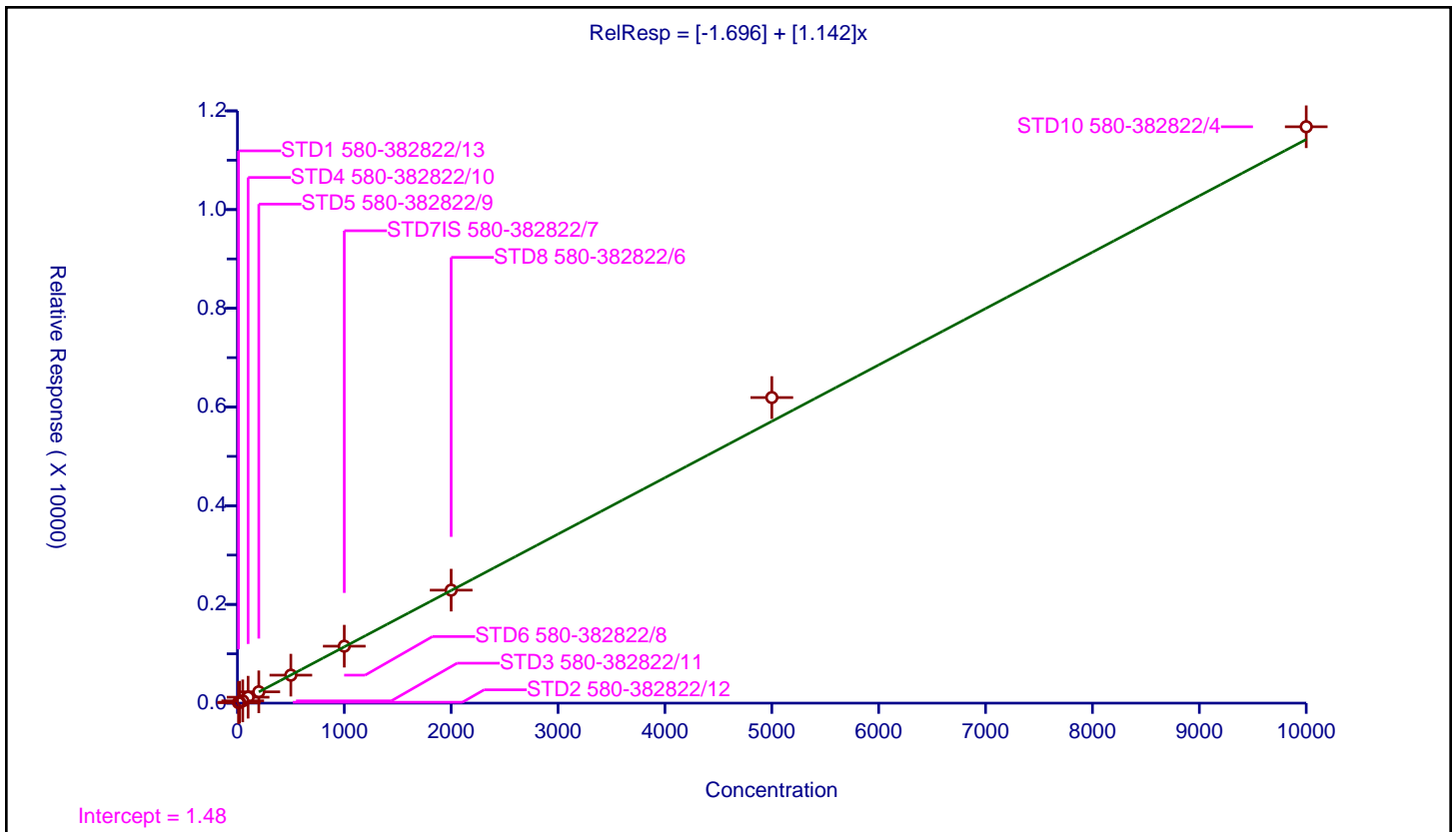
/ Benzo[a]anthracene

Curve Type: Linear  
 Weighting: Conc\_Sq  
 Origin: None  
 Dependency: Response  
 Calib Mode: ISTD  
 Response Base: AREA  
 RF Rounding: 0

Curve Coefficients	
Intercept:	-1.696
Slope:	1.142

Error Coefficients	
Standard Error:	3300000
Relative Standard Error:	8.4
Correlation Coefficient:	0.999
Coefficient of Determination (Adjusted):	0.992

ID	Level	Concentration	Rel. Resp.	IS Amount	IS Response	RRF	Used
1	STD1 580-382822/13	10.0	10.661296	100.0	39967.0	1.06613	Y
2	STD2 580-382822/12	20.0	18.535454	100.0	44833.0	0.926773	Y
3	STD3 580-382822/11	50.0	46.352387	100.0	50910.0	0.927048	Y
4	STD4 580-382822/10	100.0	119.937413	100.0	48572.0	1.199374	Y
5	STD5 580-382822/9	200.0	228.836615	100.0	54032.0	1.144183	Y
6	STD6 580-382822/8	500.0	567.157686	100.0	58382.0	1.134315	Y
7	STD7IS 580-382822/7	1000.0	1154.244379	100.0	63107.0	1.154244	Y
8	STD8 580-382822/6	2000.0	2289.314297	100.0	62476.0	1.144657	Y
9	STD9 580-382822/5	5000.0	6191.512888	100.0	67467.0	1.238303	Y
10	STD10 580-382822/4	10000.0	11678.103083	100.0	70293.0	1.16781	Y



Calibration

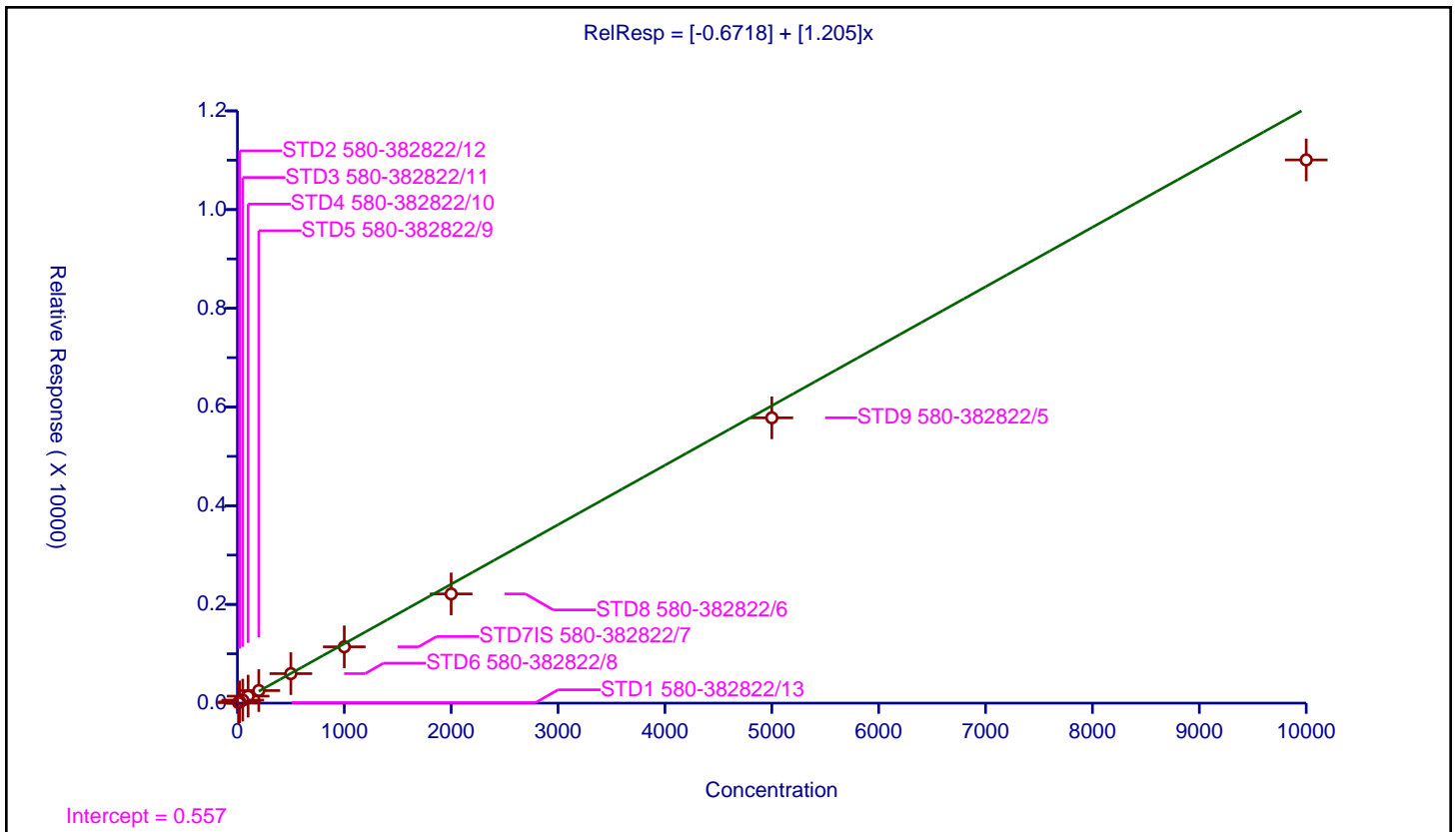
/ Chrysene

Curve Type: Linear  
 Weighting: Conc\_Sq  
 Origin: None  
 Dependency: Response  
 Calib Mode: ISTD  
 Response Base: AREA  
 RF Rounding: 0

Curve Coefficients	
Intercept:	-0.6718
Slope:	1.205

Error Coefficients	
Standard Error:	3110000
Relative Standard Error:	8.9
Correlation Coefficient:	1.000
Coefficient of Determination (Adjusted):	0.991

ID	Level	Concentration	Rel. Resp.	IS Amount	IS Response	RRF	Used
1	STD1 580-382822/13	10.0	10.661296	100.0	39967.0	1.06613	Y
2	STD2 580-382822/12	20.0	25.177882	100.0	44833.0	1.258894	Y
3	STD3 580-382822/11	50.0	60.832842	100.0	50910.0	1.216657	Y
4	STD4 580-382822/10	100.0	141.390101	100.0	48572.0	1.413901	Y
5	STD5 580-382822/9	200.0	254.317812	100.0	54032.0	1.271589	Y
6	STD6 580-382822/8	500.0	597.590011	100.0	58382.0	1.19518	Y
7	STD7IS 580-382822/7	1000.0	1140.905129	100.0	63107.0	1.140905	Y
8	STD8 580-382822/6	2000.0	2212.78571	100.0	62476.0	1.106393	Y
9	STD9 580-382822/5	5000.0	5781.008493	100.0	67467.0	1.156202	Y
10	STD10 580-382822/4	10000.0	11006.588138	100.0	70293.0	1.100659	Y



**Calibration**

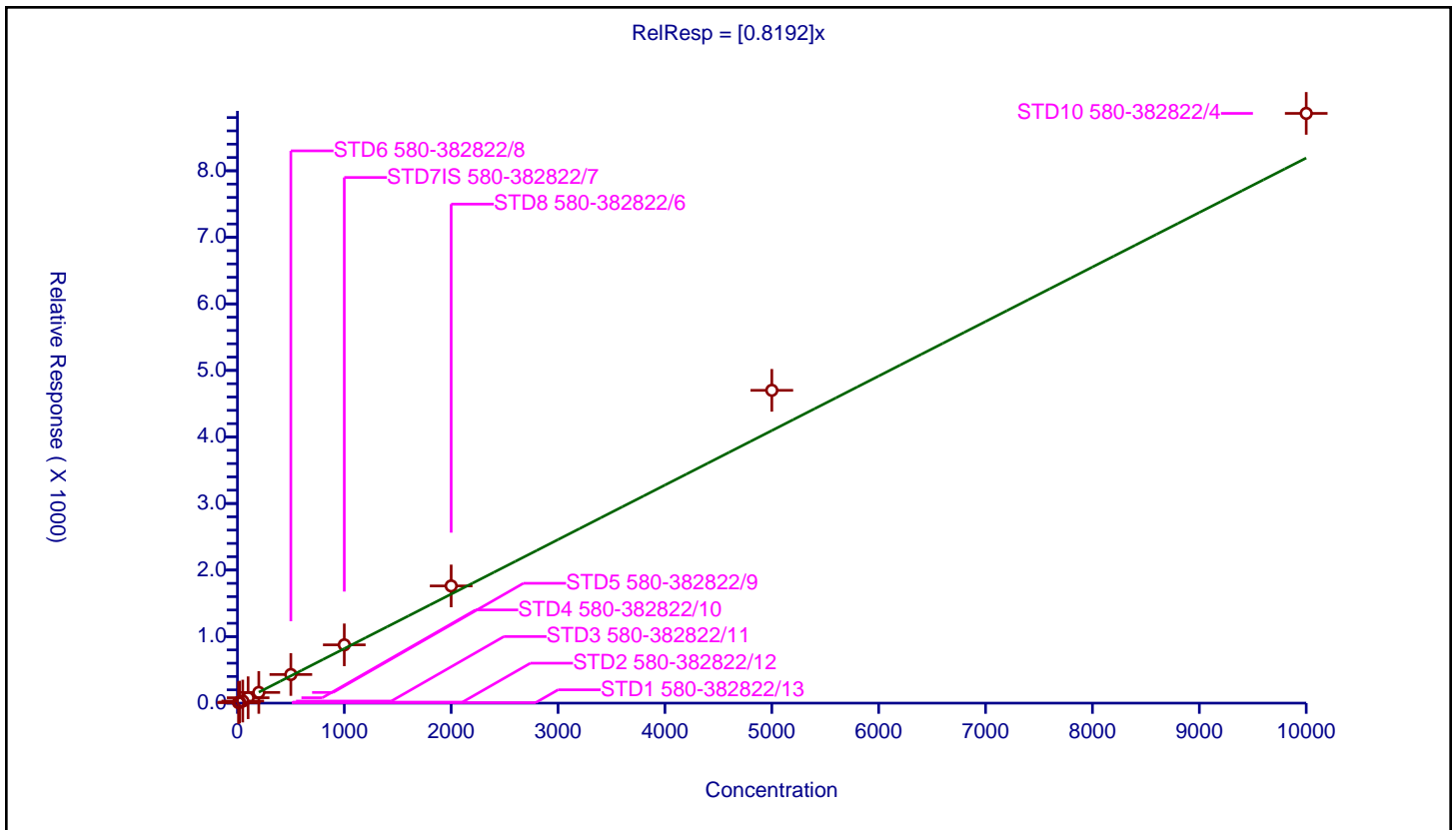
/ Bis(2-ethylhexyl) phthalate

Curve Type: Average  
 Weighting: Conc\_Sq  
 Origin: Force  
 Dependency: Response  
 Calib Mode: ISTD  
 Response Base: AREA  
 RF Rounding: 0

Curve Coefficients	
Intercept:	0
Slope:	0.8192

Error Coefficients	
Standard Error:	2360000
Relative Standard Error:	11.2
Correlation Coefficient:	0.999
Coefficient of Determination (Adjusted):	0.986

ID	Level	Concentration	Rel. Resp.	IS Amount	IS Response	RRF	Used
1	STD1 580-382822/13	10.0	7.493682	100.0	39967.0	0.749368	Y
2	STD2 580-382822/12	20.0	15.30346	100.0	44833.0	0.765173	Y
3	STD3 580-382822/11	50.0	30.995875	100.0	50910.0	0.619918	Y
4	STD4 580-382822/10	100.0	80.993165	100.0	48572.0	0.809932	Y
5	STD5 580-382822/9	200.0	160.88244	100.0	54032.0	0.804412	Y
6	STD6 580-382822/8	500.0	430.127437	100.0	58382.0	0.860255	Y
7	STD7IS 580-382822/7	1000.0	875.944032	100.0	63107.0	0.875944	Y
8	STD8 580-382822/6	2000.0	1761.346757	100.0	62476.0	0.880673	Y
9	STD9 580-382822/5	5000.0	4700.847822	100.0	67467.0	0.94017	Y
10	STD10 580-382822/4	10000.0	8862.405929	100.0	70293.0	0.886241	Y



Calibration

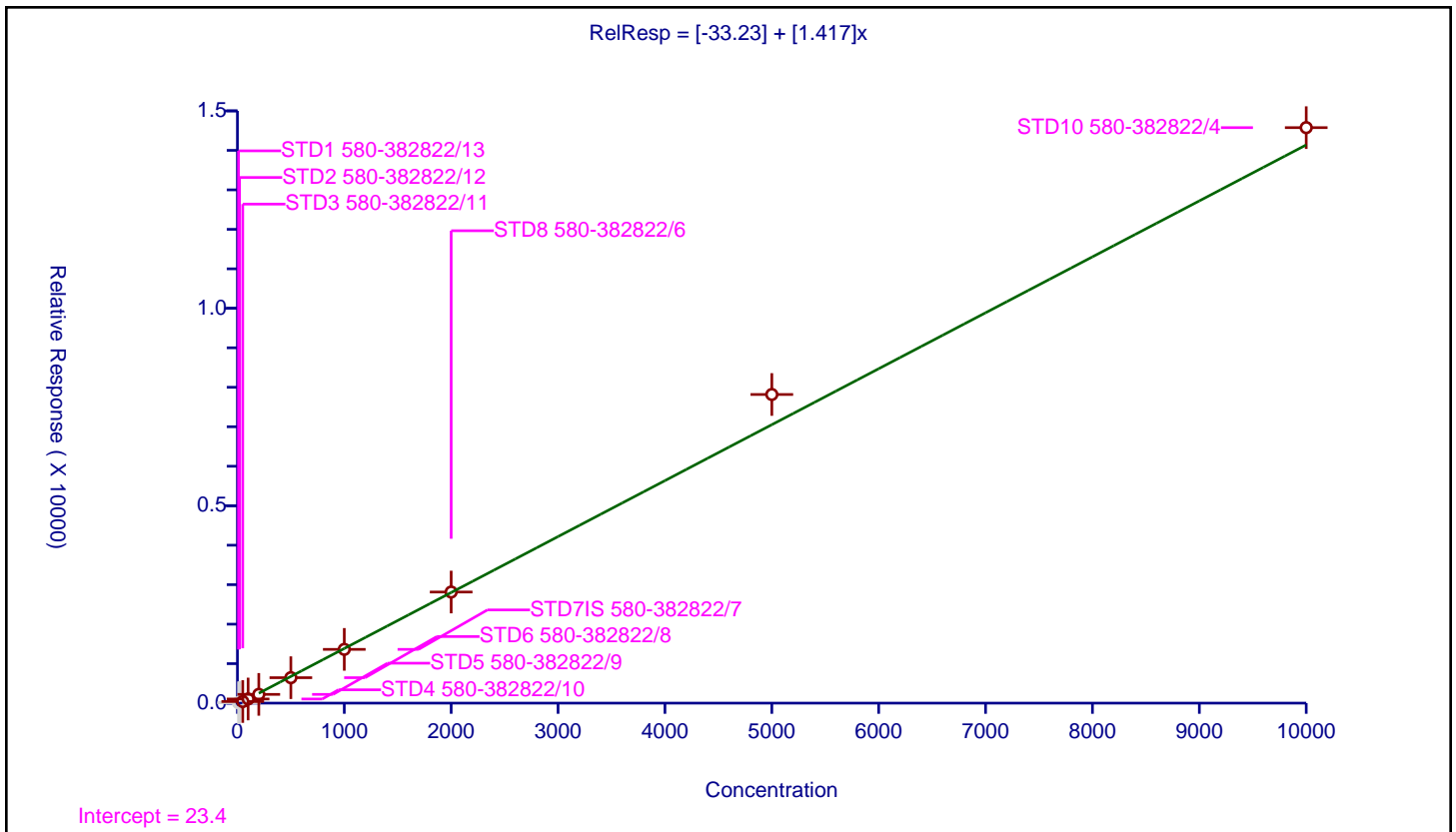
/ Di-n-octyl phthalate

Curve Type: Linear  
 Weighting: Conc\_Sq  
 Origin: None  
 Dependency: Response  
 Calib Mode: ISTD  
 Response Base: AREA  
 RF Rounding: 0

Curve Coefficients	
Intercept:	-33.23
Slope:	1.417

Error Coefficients	
Standard Error:	480000
Relative Standard Error:	6.8
Correlation Coefficient:	0.999
Coefficient of Determination (Adjusted):	0.995

ID	Level	Concentration	Rel. Resp.	IS Amount	IS Response	RRF	Used
1	STD1 580-382822/13	10.0	8.787225	100.0	46340.0	0.878722	N
2	STD2 580-382822/12	20.0	16.652169	100.0	50582.0	0.832608	N
3	STD3 580-382822/11	50.0	40.576598	100.0	56816.0	0.811532	Y
4	STD4 580-382822/10	100.0	104.943616	100.0	54980.0	1.049436	Y
5	STD5 580-382822/9	200.0	221.439203	100.0	54419.0	1.107196	Y
6	STD6 580-382822/8	500.0	644.842133	100.0	61159.0	1.289684	Y
7	STD7IS 580-382822/7	1000.0	1361.806812	100.0	65242.0	1.361807	Y
8	STD8 580-382822/6	2000.0	2814.091543	100.0	63861.0	1.407046	Y
9	STD9 580-382822/5	5000.0	7817.207648	100.0	67778.0	1.563442	Y
10	STD10 580-382822/4	10000.0	14575.970099	100.0	70766.0	1.457597	Y



Calibration

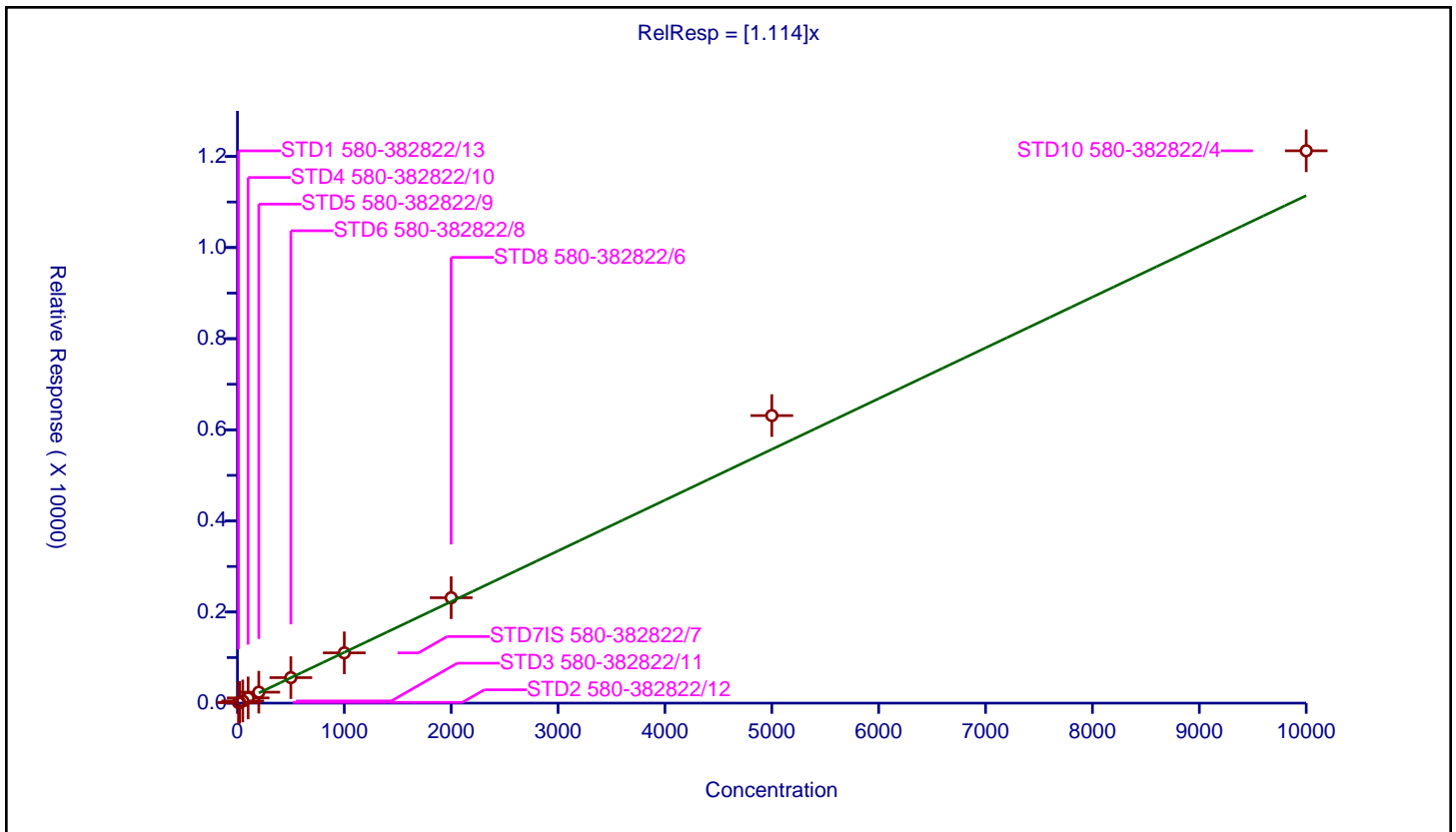
/ Benzo[b]fluoranthene

Curve Type: Average  
 Weighting: Conc\_Sq  
 Origin: Force  
 Dependency: Response  
 Calib Mode: ISTD  
 Response Base: AREA  
 RF Rounding: 0

Curve Coefficients	
Intercept:	0
Slope:	1.114

Error Coefficients	
Standard Error:	3240000
Relative Standard Error:	10.8
Correlation Coefficient:	0.999
Coefficient of Determination (Adjusted):	0.986

ID	Level	Concentration	Rel. Resp.	IS Amount	IS Response	RRF	Used
1	STD1 580-382822/13	10.0	11.262408	100.0	46340.0	1.126241	Y
2	STD2 580-382822/12	20.0	17.257127	100.0	50582.0	0.862856	Y
3	STD3 580-382822/11	50.0	47.65735	100.0	56816.0	0.953147	Y
4	STD4 580-382822/10	100.0	114.172426	100.0	54980.0	1.141724	Y
5	STD5 580-382822/9	200.0	240.399493	100.0	54419.0	1.201997	Y
6	STD6 580-382822/8	500.0	559.855459	100.0	61159.0	1.119711	Y
7	STD7IS 580-382822/7	1000.0	1103.578983	100.0	65242.0	1.103579	Y
8	STD8 580-382822/6	2000.0	2313.577927	100.0	63861.0	1.156789	Y
9	STD9 580-382822/5	5000.0	6311.825371	100.0	67778.0	1.262365	Y
10	STD10 580-382822/4	10000.0	12124.436876	100.0	70766.0	1.212444	Y



Calibration

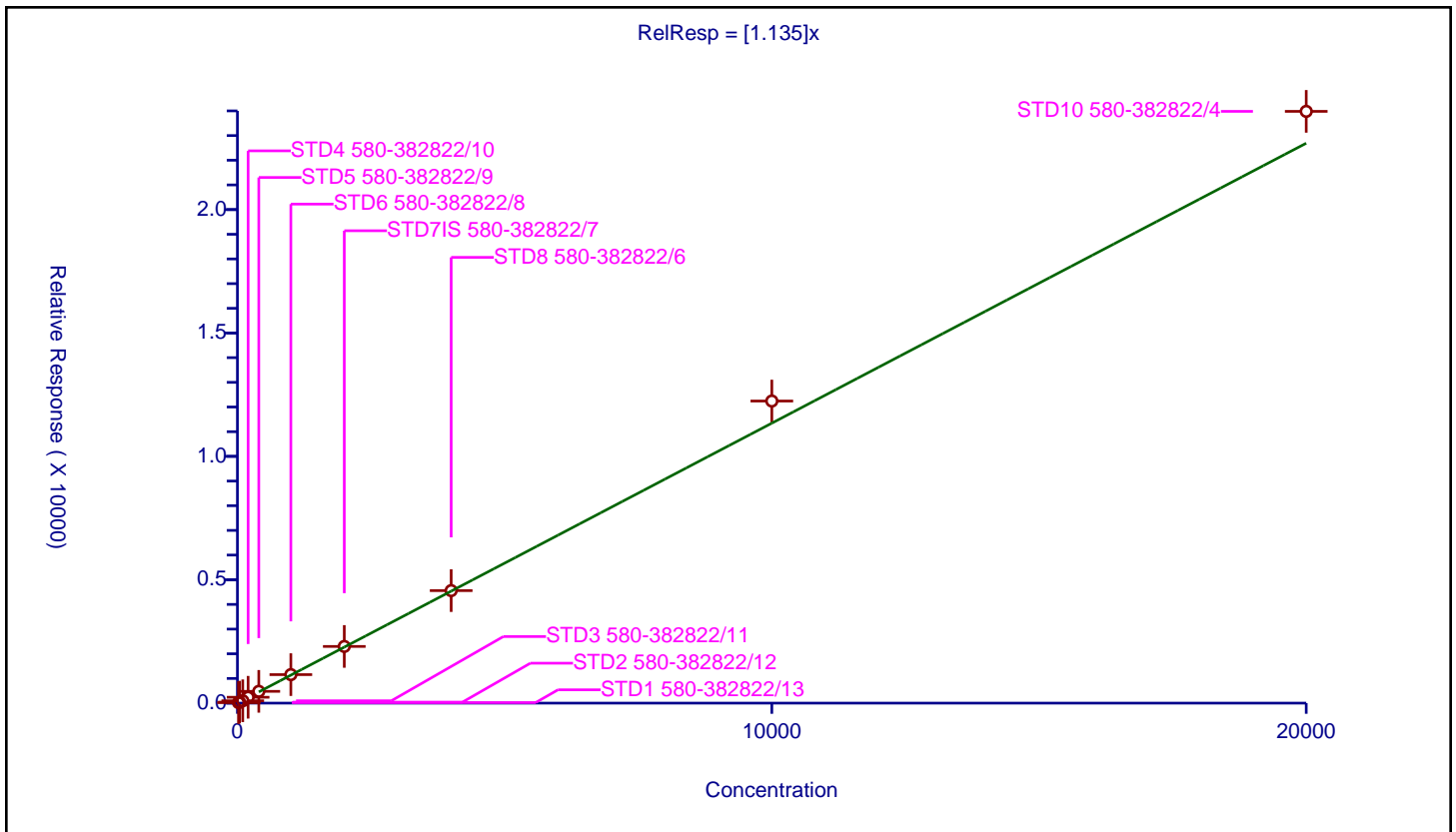
/ Benzofluoranthene

Curve Type: Average  
 Weighting: Conc\_Sq  
 Origin: Force  
 Dependency: Response  
 Calib Mode: ISTD  
 Response Base: AREA  
 RF Rounding: 0

Curve Coefficients	
Intercept:	0
Slope:	1.135

Error Coefficients	
Standard Error:	6390000
Relative Standard Error:	7.4
Correlation Coefficient:	0.999
Coefficient of Determination (Adjusted):	0.993

ID	Level	Concentration	Rel. Resp.	IS Amount	IS Response	RRF	Used
1	STD1 580-382822/13	20.0	22.3306	100.0	46340.0	1.11653	Y
2	STD2 580-382822/12	40.0	40.820845	100.0	50582.0	1.020521	Y
3	STD3 580-382822/11	100.0	95.84624	100.0	56816.0	0.958462	Y
4	STD4 580-382822/10	200.0	237.655511	100.0	54980.0	1.188278	Y
5	STD5 580-382822/9	400.0	477.449053	100.0	54419.0	1.193623	Y
6	STD6 580-382822/8	1000.0	1155.887114	100.0	61159.0	1.155887	Y
7	STD7IS 580-382822/7	2000.0	2297.414242	100.0	65242.0	1.148707	Y
8	STD8 580-382822/6	4000.0	4559.021938	100.0	63861.0	1.139755	Y
9	STD9 580-382822/5	10000.0	12242.231993	100.0	67778.0	1.224223	Y
10	STD10 580-382822/4	20000.0	23980.301275	100.0	70766.0	1.199015	Y



Calibration

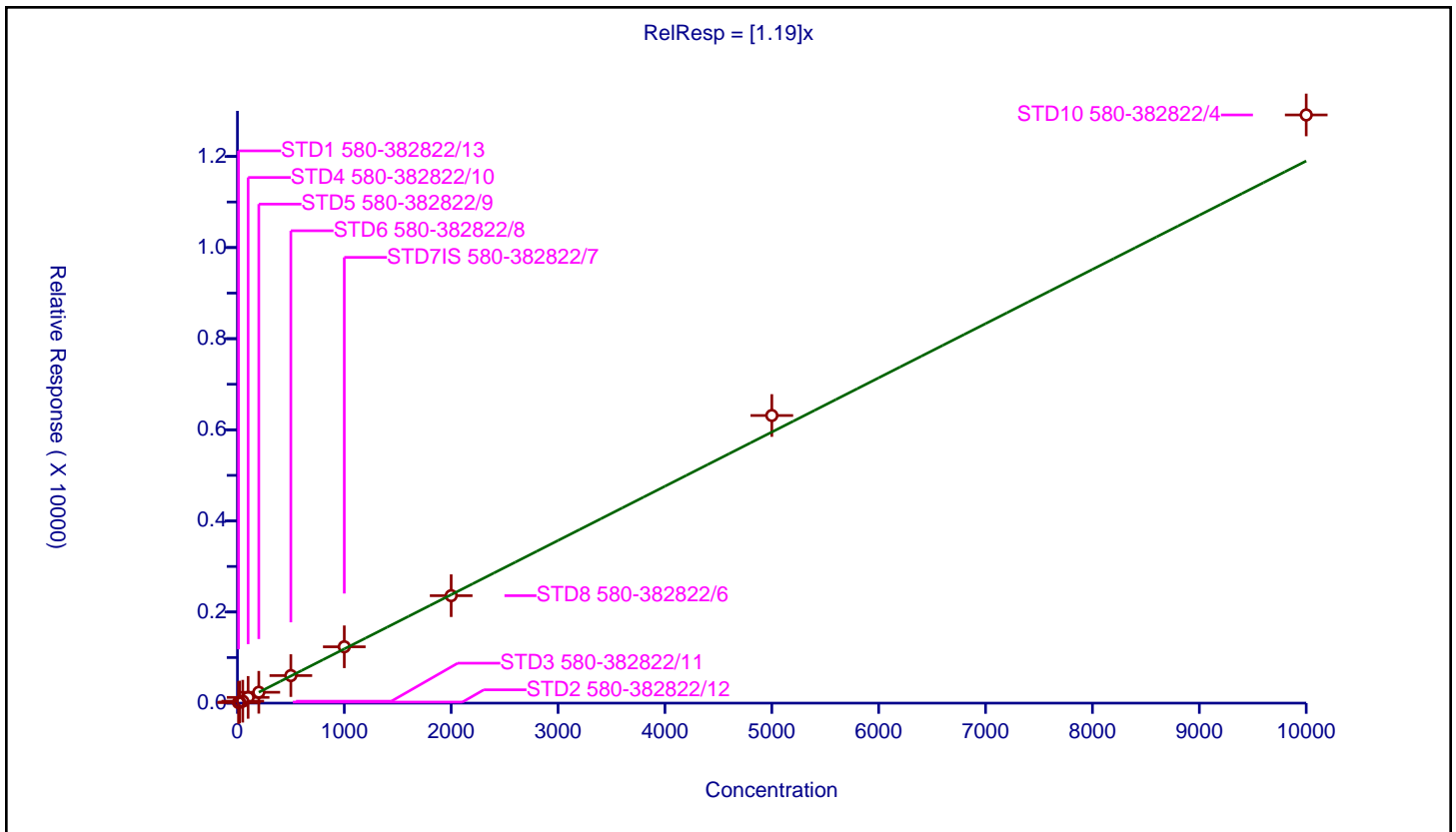
/ Benzo[k]fluoranthene

Curve Type: Average  
 Weighting: Conc\_Sq  
 Origin: Force  
 Dependency: Response  
 Calib Mode: ISTD  
 Response Base: AREA  
 RF Rounding: 0

Curve Coefficients	
Intercept:	0
Slope:	1.19

Error Coefficients	
Standard Error:	3410000
Relative Standard Error:	10.6
Correlation Coefficient:	0.998
Coefficient of Determination (Adjusted):	0.986

ID	Level	Concentration	Rel. Resp.	IS Amount	IS Response	RRF	Used
1	STD1 580-382822/13	10.0	12.419076	100.0	46340.0	1.241908	Y
2	STD2 580-382822/12	20.0	23.632913	100.0	50582.0	1.181646	Y
3	STD3 580-382822/11	50.0	42.345466	100.0	56816.0	0.846909	Y
4	STD4 580-382822/10	100.0	125.863951	100.0	54980.0	1.25864	Y
5	STD5 580-382822/9	200.0	238.442456	100.0	54419.0	1.192212	Y
6	STD6 580-382822/8	500.0	604.615837	100.0	61159.0	1.209232	Y
7	STD7IS 580-382822/7	1000.0	1236.550075	100.0	65242.0	1.23655	Y
8	STD8 580-382822/6	2000.0	2358.600711	100.0	63861.0	1.1793	Y
9	STD9 580-382822/5	5000.0	6313.730119	100.0	67778.0	1.262746	Y
10	STD10 580-382822/4	10000.0	12911.268123	100.0	70766.0	1.291127	Y





Calibration

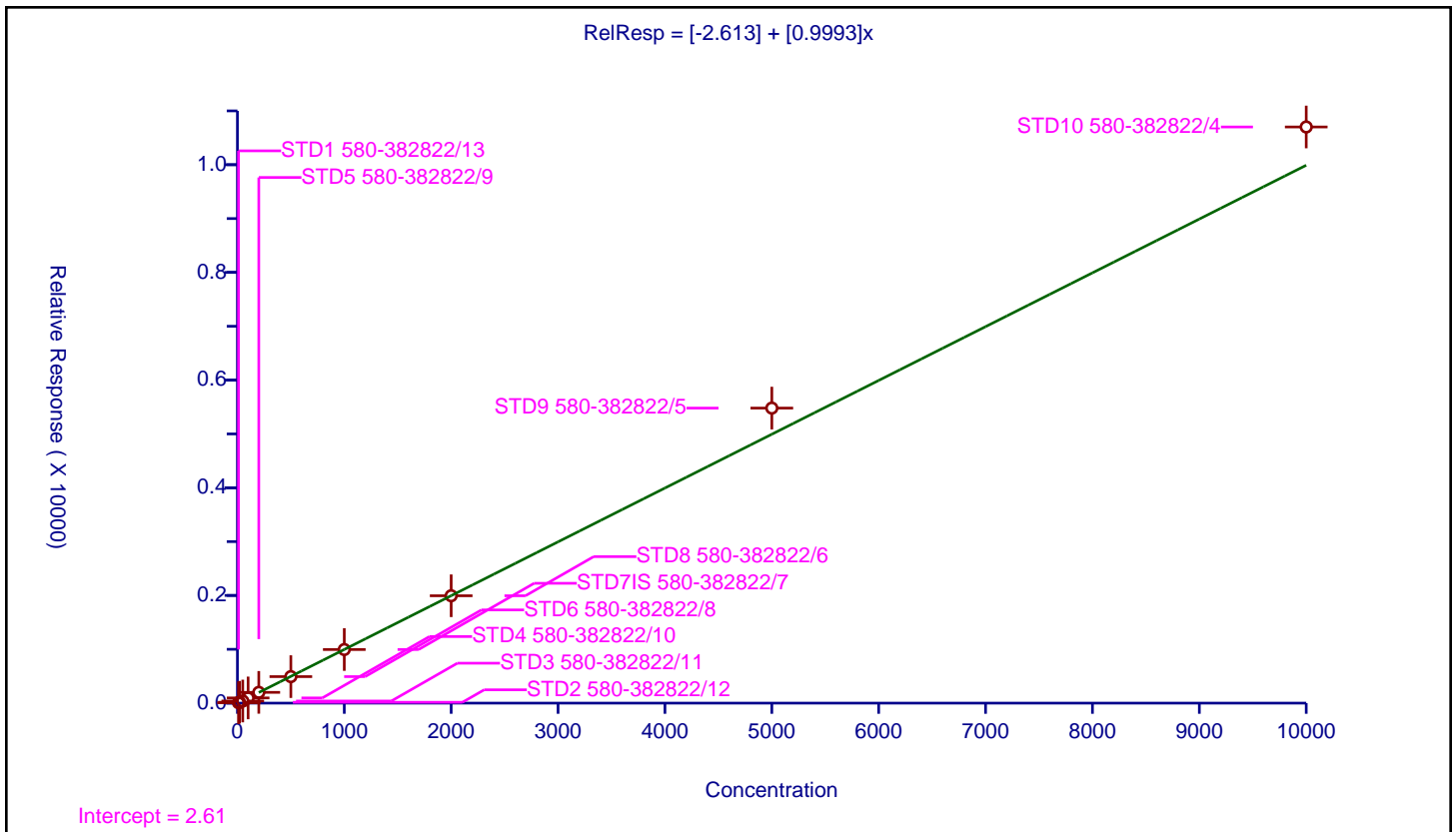
/ Benzo[a]pyrene

Curve Type: Linear  
 Weighting: Conc\_Sq  
 Origin: None  
 Dependency: Response  
 Calib Mode: ISTD  
 Response Base: AREA  
 RF Rounding: 0

Curve Coefficients	
Intercept:	-2.613
Slope:	0.9993

Error Coefficients	
Standard Error:	3020000
Relative Standard Error:	7.9
Correlation Coefficient:	0.999
Coefficient of Determination (Adjusted):	0.993

ID	Level	Concentration	Rel. Resp.	IS Amount	IS Response	RRF	Used
1	STD1 580-382822/13	10.0	8.027622	100.0	46340.0	0.802762	Y
2	STD2 580-382822/12	20.0	16.084773	100.0	50582.0	0.804239	Y
3	STD3 580-382822/11	50.0	39.258308	100.0	56816.0	0.785166	Y
4	STD4 580-382822/10	100.0	96.489633	100.0	54980.0	0.964896	Y
5	STD5 580-382822/9	200.0	199.86218	100.0	54419.0	0.999311	Y
6	STD6 580-382822/8	500.0	492.454095	100.0	61159.0	0.984908	Y
7	STD7IS 580-382822/7	1000.0	995.361883	100.0	65242.0	0.995362	Y
8	STD8 580-382822/6	2000.0	1994.21243	100.0	63861.0	0.997106	Y
9	STD9 580-382822/5	5000.0	5479.716132	100.0	67778.0	1.095943	Y
10	STD10 580-382822/4	10000.0	10701.431478	100.0	70766.0	1.070143	Y



Calibration

/ Indeno[1,2,3-cd]pyrene

Curve Type: Quadratic  
 Weighting: Conc\_Sq  
 Origin: None  
 Dependency: Response  
 Calib Mode: ISTD  
 Response Base: AREA  
 RF Rounding: 0

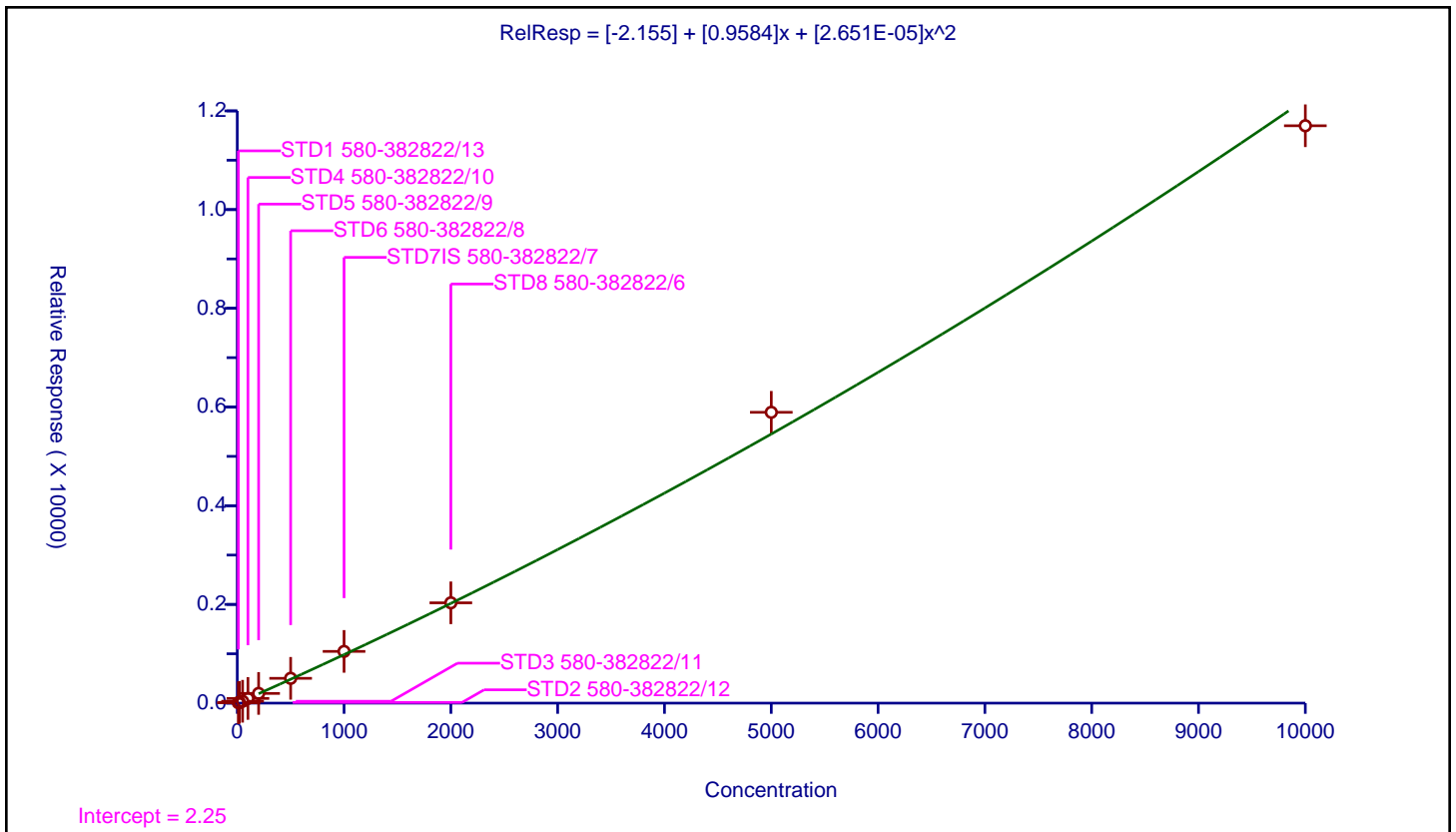
Curve Coefficients

Intercept: -2.155  
 Slope: 0.9584  
 Second Order: 2.651E-05

Error Coefficients

Standard Error: 3520000  
 Relative Standard Error: 9.4  
 Correlation Coefficient: 0.999  
 Coefficient of Determination (Adjusted): 0.992

ID	Level	Concentration	Rel. Resp.	IS Amount	IS Response	RRF	Used
1	STD1 580-382822/13	10.0	8.286577	100.0	46340.0	0.828658	Y
2	STD2 580-382822/12	20.0	14.653434	100.0	50582.0	0.732672	Y
3	STD3 580-382822/11	50.0	38.249789	100.0	56816.0	0.764996	Y
4	STD4 580-382822/10	100.0	94.985449	100.0	54980.0	0.949854	Y
5	STD5 580-382822/9	200.0	196.683144	100.0	54419.0	0.983416	Y
6	STD6 580-382822/8	500.0	502.692981	100.0	61159.0	1.005386	Y
7	STD7IS 580-382822/7	1000.0	1048.068729	100.0	65242.0	1.048069	Y
8	STD8 580-382822/6	2000.0	2032.669391	100.0	63861.0	1.016335	Y
9	STD9 580-382822/5	5000.0	5892.478385	100.0	67778.0	1.178496	Y
10	STD10 580-382822/4	10000.0	11698.861035	100.0	70766.0	1.169886	Y



Calibration

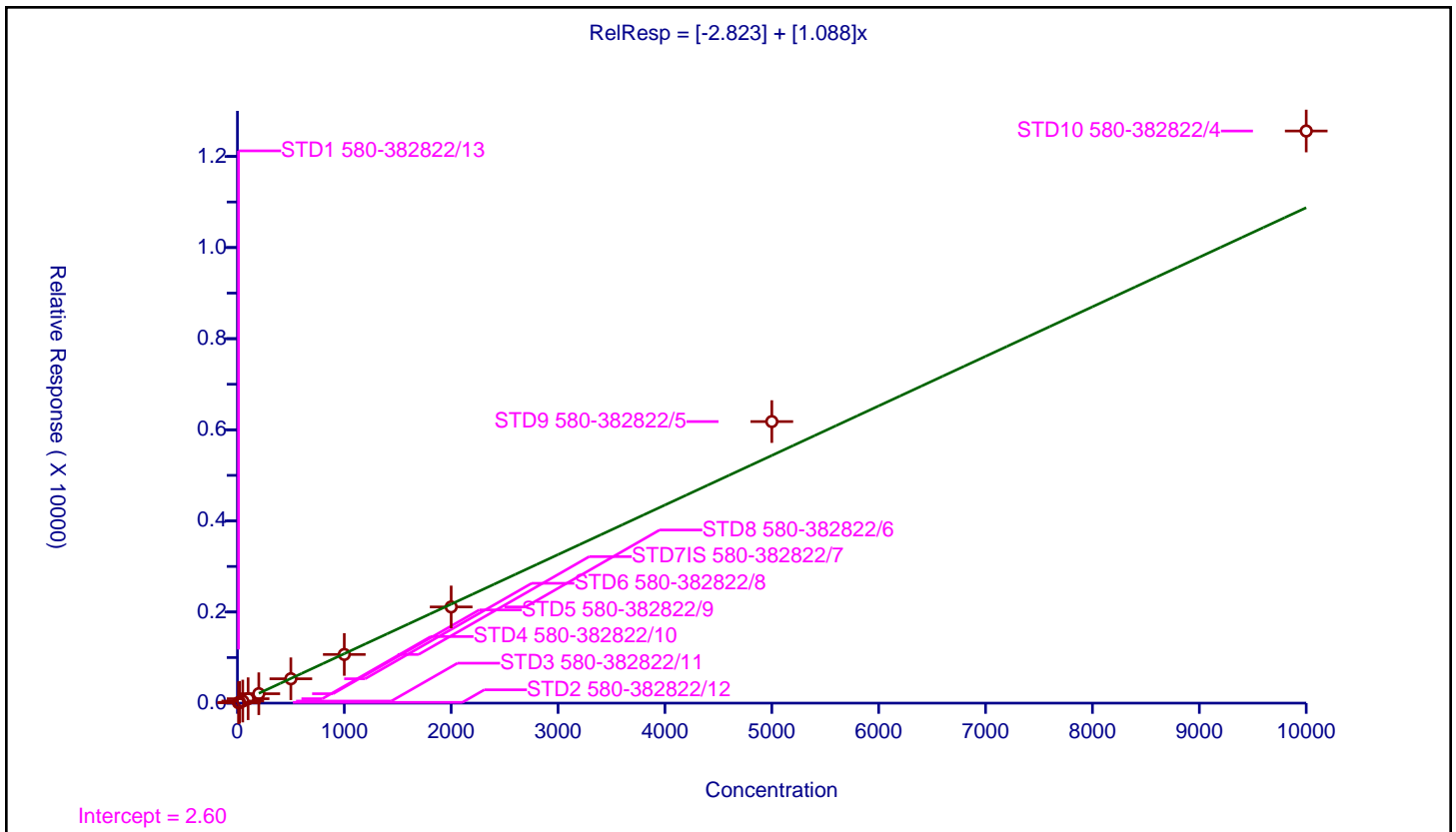
/ Dibenz(a,h)anthracene

Curve Type: Linear  
 Weighting: Conc\_Sq  
 Origin: None  
 Dependency: Response  
 Calib Mode: ISTD  
 Response Base: AREA  
 RF Rounding: 0

Curve Coefficients	
Intercept:	-2.823
Slope:	1.088

Error Coefficients	
Standard Error:	3510000
Relative Standard Error:	9.7
Correlation Coefficient:	0.998
Coefficient of Determination (Adjusted):	0.990

ID	Level	Concentration	Rel. Resp.	IS Amount	IS Response	RRF	Used
1	STD1 580-382822/13	10.0	8.791541	100.0	46340.0	0.879154	Y
2	STD2 580-382822/12	20.0	17.435056	100.0	50582.0	0.871753	Y
3	STD3 580-382822/11	50.0	45.332301	100.0	56816.0	0.906646	Y
4	STD4 580-382822/10	100.0	96.842488	100.0	54980.0	0.968425	Y
5	STD5 580-382822/9	200.0	206.931403	100.0	54419.0	1.034657	Y
6	STD6 580-382822/8	500.0	534.390687	100.0	61159.0	1.068781	Y
7	STD7IS 580-382822/7	1000.0	1068.425248	100.0	65242.0	1.068425	Y
8	STD8 580-382822/6	2000.0	2111.421681	100.0	63861.0	1.055711	Y
9	STD9 580-382822/5	5000.0	6180.076131	100.0	67778.0	1.236015	Y
10	STD10 580-382822/4	10000.0	12558.67507	100.0	70766.0	1.255868	Y



Calibration

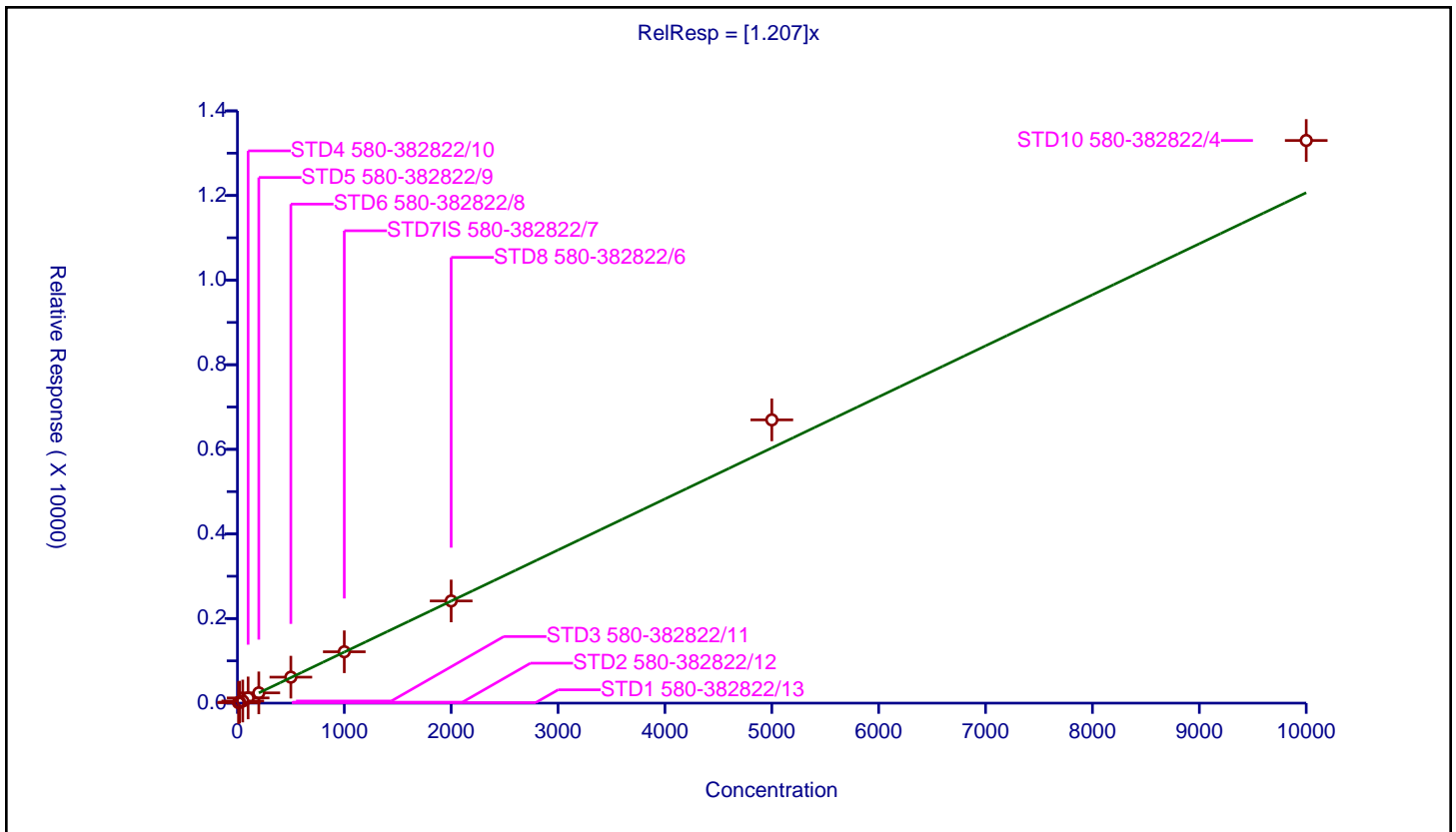
/ Benzo[g,h,i]perylene

Curve Type: Average  
 Weighting: Conc\_Sq  
 Origin: Force  
 Dependency: Response  
 Calib Mode: ISTD  
 Response Base: AREA  
 RF Rounding: 0

Curve Coefficients	
Intercept:	0
Slope:	1.207

Error Coefficients	
Standard Error:	3530000
Relative Standard Error:	7.9
Correlation Coefficient:	0.999
Coefficient of Determination (Adjusted):	0.993

ID	Level	Concentration	Rel. Resp.	IS Amount	IS Response	RRF	Used
1	STD1 580-382822/13	10.0	11.411308	100.0	46340.0	1.141131	Y
2	STD2 580-382822/12	20.0	23.20193	100.0	50582.0	1.160096	Y
3	STD3 580-382822/11	50.0	50.123205	100.0	56816.0	1.002464	Y
4	STD4 580-382822/10	100.0	123.06657	100.0	54980.0	1.230666	Y
5	STD5 580-382822/9	200.0	242.540289	100.0	54419.0	1.212701	Y
6	STD6 580-382822/8	500.0	614.151638	100.0	61159.0	1.228303	Y
7	STD7IS 580-382822/7	1000.0	1213.883695	100.0	65242.0	1.213884	Y
8	STD8 580-382822/6	2000.0	2415.593242	100.0	63861.0	1.207797	Y
9	STD9 580-382822/5	5000.0	6695.761161	100.0	67778.0	1.339152	Y
10	STD10 580-382822/4	10000.0	13300.510132	100.0	70766.0	1.330051	Y



FORM VII  
GC/MS SEMI VOA CONTINUING CALIBRATION DATA

Lab Name: Eurofins Seattle Job No.: 580-111058-1  
 SDG No.: \_\_\_\_\_  
 Lab Sample ID: ICV 580-382822/15 Calibration Date: 03/03/2022 21:44  
 Instrument ID: TAC040 Calib Start Date: 03/03/2022 17:30  
 GC Column: ZB-SV ID: 0.25 (mm) Calib End Date: 03/03/2022 20:58  
 Lab File ID: 40Scan030322a018.D Conc. Units: ug/L

ANALYTE	CURVE TYPE	AVE RRF	RRF	MIN RRF	CALC AMOUNT	SPIKE AMOUNT	%D	MAX %D
N-Nitrosodimethylamine	Ave	0.3079	0.3335	0.0100	1080	1000	8.3	20.0
Pyridine	Ave	0.5747	0.5847	0.0100	2030	2000	1.7	20.0
Phenol	Ave	0.9469	0.996	0.8000	1050	1000	5.1	20.0
Aniline	Qua2		1.151	0.0100	1140	1000	13.7	20.0
Bis(2-chloroethyl)ether	Ave	0.7270	0.7723	0.7000	1060	1000	6.2	20.0
2-Chlorophenol	Ave	1.158	1.315	0.8000	1140	1000	13.5	20.0
n-Decane	Lin1		0.5112		1070	1000	6.7	20.0
1,3-Dichlorobenzene	Lin1		1.497	0.0100	1070	1000	6.8	20.0
1,4-Dichlorobenzene	Lin1		1.535	0.0100	1090	1000	8.7	20.0
Benzyl alcohol	Ave	0.4850	0.5131	0.0100	1060	1000	5.8	20.0
1,2-Dichlorobenzene	Lin1		1.480	0.0100	1100	1000	9.7	20.0
o-Cresol	Ave	0.8247	0.8738	0.7000	1060	1000	6.0	20.0
bis (2-chloroisopropyl) ether	Lin1		0.7475	0.0100	1120	1000	11.9	20.0
Acetophenone	Ave	1.204	1.276	0.0100	1060	1000	5.9	20.0
m+p-Cresol	Ave	0.8154	0.9189	0.6000	1130	1000	12.7	20.0
N-Nitrosodi-n-propylamine	Ave	0.3313	0.3665*	0.5000	1110	1000	10.6	20.0
Hexachloroethane	Lin1		0.6335	0.3000	1080	1000	7.8	20.0
Nitrobenzene	Ave	0.6002	0.6509	0.2000	1080	1000	8.5	20.0
Isophorone	Lin1		1.165	0.4000	1000	1000	0.2	20.0
2-Nitrophenol	Ave	0.5945	0.6632	0.1000	1120	1000	11.6	20.0
2,4-Dimethylphenol	Lin2		0.2460	0.2000	993	1000	-0.7	20.0
Benzoic acid	Qua2		0.4970	0.0100	1870	2000	-6.3	20.0
Bis(2-chloroethoxy)methane	Ave	0.9042	0.9792	0.3000	1080	1000	8.3	20.0
2,4-Dichlorophenol	Lin2		0.3005	0.2000	1100	1000	9.9	20.0
1,2,4-Trichlorobenzene	Ave	0.3338	0.3604	0.0100	1080	1000	8.0	20.0
Naphthalene	Ave	0.9162	0.9741	0.7000	1060	1000	6.3	20.0
2,6-Dichlorophenol	Ave	0.5125	0.5753	0.0100	1120	1000	12.3	20.0
4-Chloroaniline	Lin2		0.3539	0.0100	999	1000	-0.1	20.0
Hexachlorobutadiene	Lin2		0.2204	0.0100	1120	1000	12.0	20.0
4-Chloro-3-methylphenol	Ave	0.3410	0.3805	0.2000	1120	1000	11.6	20.0
2-Methylnaphthalene	Ave	0.5737	0.6399	0.4000	1120	1000	11.6	20.0
1-Methylnaphthalene	Ave	0.5627	0.6083	0.0100	1080	1000	8.1	20.0
1,2,4,5-Tetrachlorobenzene	Ave	0.6502	0.6759		1040	1000	3.9	20.0
Hexachlorocyclopentadiene	Qual		0.4384	0.0500	954	1000	-4.6	20.0
2,4,6-Trichlorophenol	Lin2		0.4004	0.2000	1030	1000	2.8	20.0
2,4,5-Trichlorophenol	Qua2		0.4192	0.2000	1070	1000	7.2	20.0
1,1'-Biphenyl	Ave	1.347	1.441	0.0100	1070	1000	7.0	20.0
2-Chloronaphthalene	Ave	1.118	1.199	0.8000	1070	1000	7.2	20.0
2-Nitroaniline	Lin2		0.3650	0.0100	1040	1000	3.8	20.0
Dimethyl phthalate	Lin2		1.250	0.0100	1050	1000	5.4	20.0

FORM VII  
GC/MS SEMI VOA CONTINUING CALIBRATION DATA

Lab Name: Eurofins Seattle Job No.: 580-111058-1  
 SDG No.: \_\_\_\_\_  
 Lab Sample ID: ICV 580-382822/15 Calibration Date: 03/03/2022 21:44  
 Instrument ID: TAC040 Calib Start Date: 03/03/2022 17:30  
 GC Column: ZB-SV ID: 0.25 (mm) Calib End Date: 03/03/2022 20:58  
 Lab File ID: 40Scan030322a018.D Conc. Units: ug/L

ANALYTE	CURVE TYPE	AVE RRF	RRF	MIN RRF	CALC AMOUNT	SPIKE AMOUNT	%D	MAX %D
2,6-Dinitrotoluene	Lin2		0.2921	0.2000	1050	1000	5.3	20.0
Acenaphthylene	Ave	1.617	1.798	0.9000	1110	1000	11.2	20.0
3-Nitroaniline	Lin2		0.2558	0.0100	955	1000	-4.5	20.0
Acenaphthene	Ave	1.105	1.188	0.9000	1080	1000	7.5	20.0
2,4-Dinitrophenol	Qua1		0.1463	0.0100	1820	2000	-9.1	20.0
4-Nitrophenol	Qua1		0.1217	0.0100	2030	2000	1.7	20.0
2,4-Dinitrotoluene	Lin2		0.3633	0.2000	1050	1000	4.5	20.0
Dibenzofuran	Ave	1.474	1.606	0.8000	1090	1000	8.9	20.0
2,3,5,6-Tetrachlorophenol	Qua2		0.3441	0.0100	1100	1000	9.5	20.0
2,3,4,6-Tetrachlorophenol	Qua2		0.3624	0.0100	1070	1000	6.6	20.0
Diethyl phthalate	Ave	1.250	1.440	0.0100	1150	1000	15.3	20.0
Fluorene	Ave	1.171	1.286	0.9000	1100	1000	9.8	20.0
4-Chlorophenyl phenyl ether	Ave	0.5633	0.6023	0.4000	1070	1000	6.9	20.0
4-Nitroaniline	Ave	0.1577	0.1450	0.0100	919	1000	-8.1	20.0
4,6-Dinitro-2-methylphenol	Qua2		0.1253	0.0100	2300	2000	15.1	20.0
N-Nitrosodiphenylamine	Ave	0.4759	0.5122	0.0100	1080	1000	7.6	20.0
Azobenzene	Ave	0.4138	0.4517		1090	1000	9.2	20.0
4-Bromophenyl phenyl ether	Ave	0.2319	0.2417	0.1000	1040	1000	4.3	20.0
Hexachlorobenzene	Lin2		0.3373	0.1000	1020	1000	2.0	20.0
Atrazine	Lin2		0.2521	0.0100	882	1000	-11.8	20.0
Pentachlorophenol	Qua2		0.1868	0.0500	2190	2000	9.6	20.0
n-Octadecane	Ave	0.1632	0.1659		1020	1000	1.7	20.0
Phenanthrene	Ave	1.026	1.103	0.7000	1070	1000	7.5	20.0
Anthracene	Lin2		1.074	0.7000	1080	1000	8.4	20.0
Carbazole	Ave	0.6888	0.7497	0.0100	1090	1000	8.8	20.0
Di-n-butyl phthalate	Lin2		1.394	0.0100	1110	1000	10.7	20.0
Fluoranthene	Ave	1.021	1.156	0.6000	1130	1000	13.2	20.0
Benidine	Qua2		0.2819	0.0100	2610	2000	30.3*	20.0
Pyrene	Ave	1.052	1.184	0.6000	1130	1000	12.6	20.0
Butyl benzyl phthalate	Ave	0.5843	0.7203	0.0100	1230	1000	23.3*	20.0
3,3'-Dichlorobenzidine	Qua2		0.3941	0.0100	2200	2000	9.8	20.0
Benzo[a]anthracene	Lin2		1.275	0.8000	1120	1000	11.7	20.0
Chrysene	Lin2		1.285	0.7000	1070	1000	6.7	20.0
Bis(2-ethylhexyl) phthalate	Ave	0.8192	0.9787	0.0100	1190	1000	19.5	20.0
Di-n-octyl phthalate	Lin2		1.492	0.0100	1080	1000	7.6	20.0
Benzo[b]fluoranthene	Ave	1.114	1.295	0.7000	1160	1000	16.3	20.0
Benzo[k]fluoranthene	Ave	1.190	1.345	0.7000	1130	1000	13.0	20.0
Benzo[a]fluoranthene	Ave	1.135	1.298		2290	2000	14.4	20.0
Benzo[a]pyrene	Lin2		1.264	0.7000	1270	1000	26.7*	20.0
Indeno[1,2,3-cd]pyrene	Qua2		1.143	0.5000	1160	1000	15.8	20.0
Dibenz(a,h)anthracene	Lin2		1.194	0.4000	1100	1000	10.1	20.0

FORM VII  
GC/MS SEMI VOA CONTINUING CALIBRATION DATA

Lab Name: Eurofins Seattle Job No.: 580-111058-1  
 SDG No.: \_\_\_\_\_  
 Lab Sample ID: ICV 580-382822/15 Calibration Date: 03/03/2022 21:44  
 Instrument ID: TAC040 Calib Start Date: 03/03/2022 17:30  
 GC Column: ZB-SV ID: 0.25 (mm) Calib End Date: 03/03/2022 20:58  
 Lab File ID: 40Scan030322a018.D Conc. Units: ug/L

ANALYTE	CURVE TYPE	AVE RRF	RRF	MIN RRF	CALC AMOUNT	SPIKE AMOUNT	%D	MAX %D
Benzo[g,h,i]perylene	Ave	1.207	1.315	0.5000	1090	1000	9.0	20.0
2-Fluorophenol (Surr)	Ave	0.9432	1.031		1090	1000	9.3	20.0
Phenol-d5 (Surr)	Ave	0.9949	1.068		1070	1000	7.4	20.0
Nitrobenzene-d5 (Surr)	Ave	0.1921	0.2046		1060	1000	6.5	20.0
2-Fluorobiphenyl	Ave	1.277	1.328		1040	1000	4.0	20.0
2,4,6-Tribromophenol (Surr)	Qual		0.1907	0.0100	1010	1000	1.5	20.0
Terphenyl-d14	Lin2		0.7267		997	1000	-0.3	20.0

Eurofins Seattle  
Target Compound Quantitation Report

Data File: \\chromfs\Seattle\ChromData\TAC040\20220303-81577.b\40Scan030322a018.D  
 Lims ID: ICV  
 Client ID:  
 Sample Type: ICV  
 Inject. Date: 03-Mar-2022 21:44:30 ALS Bottle#: 15 Worklist Smp#: 15  
 Injection Vol: 1.0 ul Dil. Factor: 1.0000  
 Sample Info: icv  
 Operator ID: tl Instrument ID: TAC040  
 Sublist:

Method: \\chromfs\Seattle\ChromData\TAC040\20220303-81577.b\8270TAC040.m  
 Limit Group: 8270D BNA QSM 5.0  
 Last Update: 08-Mar-2022 14:38:27 Calib Date: 03-Mar-2022 20:58:30  
 Integrator: RTE ID Type: RT Order ID  
 Quant Method: Internal Standard Quant By: Initial Calibration  
 Last ICal File: \\chromfs\Seattle\ChromData\TAC040\20220303-81577.b\40Scan030322a016.D

Column 1 : Det: MS SCAN  
 Process Host: CTX1601

First Level Reviewer: limmere Date: 08-Mar-2022 10:58:15

Compound	Sig	RT (min.)	Adj RT (min.)	Dlt RT (min.)	Q	Response	Cal Amt ug/L	OnCol Amt ug/L	Flags
* 1 1,4-Dichlorobenzene-d4	152	4.707	4.707	0.000	86	21257	100.0	100.0	
* 2 Naphthalene-d8	136	5.736	5.736	0.000	96	74231	100.0	100.0	
* 3 Acenaphthene-d10	164	7.172	7.171	0.001	60	39793	100.0	100.0	
* 4 Phenanthrene-d10	188	8.389	8.389	0.000	95	64021	100.0	100.0	
* 5 Chrysene-d12	240	10.595	10.595	0.000	65	51229	100.0	100.0	
* 6 Perylene-d12	264	12.112	12.112	0.000	94	51502	100.0	100.0	
\$ 7 2-Fluorophenol	112	3.649	3.649	0.000	80	219147	1000.0	1093.1	
\$ 8 Phenol-d5	99	4.413	4.413	0.000	98	227110	1000.0	1073.9	
\$ 9 Nitrobenzene-d5	82	5.154	5.154	0.000	80	151848	1000.0	1064.9	
\$ 10 2-Fluorobiphenyl	172	6.630	6.630	0.000	99	528538	1000.0	1039.9	
\$ 11 2,4,6-Tribromophenol	330	7.819	7.819	0.001	85	122060	1000.0	1014.6	
\$ 12 Terphenyl-d14	244	9.713	9.713	0.001	99	465210	1000.0	996.9	
15 N-Nitrosodimethylamine	74	2.526	2.520	0.006	81	70894	1000.0	1083.3	
16 Pyridine	79	2.536	2.536	0.000	95	248582	2000.0	2034.9	
18 Phenol	94	4.425	4.425	0.000	93	211634	1000.0	1051.4	
17 Aniline	93	4.442	4.442	0.000	7	244571	1000.0	1137.0	a
19 Bis(2-chloroethyl)ether	93	4.507	4.507	0.000	92	164167	1000.0	1062.4	
20 2-Chlorophenol	128	4.531	4.530	0.001	54	279494	1000.0	1135.5	
21 n-Decane	57	4.595	4.595	0.000	90	108664	1000.0	1066.5	
22 1,3-Dichlorobenzene	146	4.660	4.660	0.000	93	318247	1000.0	1068.5	
23 1,4-Dichlorobenzene	146	4.719	4.719	0.000	97	326282	1000.0	1087.2	
27 Benzyl alcohol	79	4.825	4.825	0.000	94	109077	1000.0	1058.0	
24 1,2-Dichlorobenzene	146	4.842	4.842	0.000	90	314625	1000.0	1097.2	
28 2-Methylphenol	108	4.913	4.919	-0.006	50	185751	1000.0	1059.6	a
25 2,2'-oxybis[1-chloropropane]	45	4.942	4.942	0.000	51	158894	1000.0	1118.5	
29 Acetophenone	105	5.036	5.036	0.000	94	271176	1000.0	1059.4	
32 3 & 4 Methylphenol	108	5.042	5.042	0.000	92	195337	1000.0	1126.9	a
30 N-Nitrosodi-n-propylamine	70	5.048	5.048	0.000	81	77917	1000.0	1106.5	
31 Hexachloroethane	117	5.113	5.113	0.000	89	134655	1000.0	1077.8	
33 Nitrobenzene	77	5.172	5.172	0.000	74	138368	1000.0	1084.5	
34 Isophorone	82	5.372	5.372	0.000	97	247695	1000.0	1001.8	



Compound	Sig	RT (min.)	Adj RT (min.)	Dlt RT (min.)	Q	Response	Cal Amt ug/L	OnCol Amt ug/L	Flags
35 2-Nitrophenol	139	5.431	5.430	0.001	76	140979	1000.0	1115.6	
37 2,4-Dimethylphenol	107	5.472	5.477	-0.005	89	182607	1000.0	993.4	
36 Benzoic acid	105	5.531	5.536	-0.005	17	211290	2000.0	1874.0	a
38 Bis(2-chloroethoxy)methane	93	5.560	5.560	0.000	85	208151	1000.0	1082.9	
39 2,4-Dichlorophenol	162	5.625	5.625	0.000	82	223092	1000.0	1098.6	
40 1,2,4-Trichlorobenzene	180	5.695	5.695	0.000	91	267511	1000.0	1079.5	
41 Naphthalene	128	5.754	5.754	0.000	95	723079	1000.0	1063.2	
43 4-Chloroaniline	127	5.807	5.807	0.000	82	262690	1000.0	998.8	
42 2,6-Dichlorophenol	162	5.807	5.807	0.000	86	228921	1000.0	1122.5	
44 Hexachlorobutadiene	225	5.860	5.866	-0.006	93	163607	1000.0	1119.7	
45 4-Chloro-3-methylphenol	107	6.207	6.207	0.000	82	151422	1000.0	1115.8	
46 2-Methylnaphthalene	142	6.319	6.324	-0.005	84	475021	1000.0	1115.5	
47 1-Methylnaphthalene	142	6.401	6.401	0.000	89	451559	1000.0	1081.1	
48 Hexachlorocyclopentadiene	237	6.454	6.454	0.000	75	174436	1000.0	954.0	
49 1,2,4,5-Tetrachlorobenzene	216	6.454	6.460	-0.006	93	268958	1000.0	1039.5	
50 2,4,6-Trichlorophenol	196	6.554	6.554	0.000	86	159342	1000.0	1027.9	
51 2,4,5-Trichlorophenol	196	6.578	6.577	0.001	91	166812	1000.0	1072.5	
52 1,1'-Biphenyl	154	6.707	6.707	0.000	94	573341	1000.0	1069.9	
53 2-Chloronaphthalene	162	6.719	6.719	0.000	92	477255	1000.0	1072.5	
54 2-Nitroaniline	138	6.807	6.807	0.000	79	145250	1000.0	1038.0	
55 Dimethyl phthalate	163	6.972	6.972	0.000	97	497257	1000.0	1053.8	
56 1,3-Dinitrobenzene	168	6.983	6.983	0.000	86	69692	1000.0	1072.6	
57 2,6-Dinitrotoluene	165	7.013	7.013	0.000	65	116239	1000.0	1052.6	
58 Acenaphthylene	152	7.054	7.054	0.000	92	715337	1000.0	1111.5	
59 3-Nitroaniline	138	7.142	7.142	0.000	78	101800	1000.0	954.5	
60 Acenaphthene	153	7.195	7.201	-0.006	92	472664	1000.0	1075.2	
69 2,4-Dinitrophenol	184	7.230	7.230	0.000	63	116430	2000.0	1818.7	a
63 4-Nitrophenol	109	7.283	7.283	0.000	69	96839	2000.0	2033.3	
62 2,4-Dinitrotoluene	165	7.336	7.336	0.000	66	144577	1000.0	1045.3	
61 Dibenzofuran	168	7.342	7.342	0.000	91	638980	1000.0	1089.3	
64 2,3,5,6-Tetrachlorophenol	232	7.407	7.407	0.000	88	136921	1000.0	1095.1	
65 2,3,4,6-Tetrachlorophenol	232	7.442	7.442	0.000	68	144209	1000.0	1065.9	
66 Diethyl phthalate	149	7.554	7.554	0.000	96	573194	1000.0	1152.8	
67 Fluorene	166	7.625	7.624	0.000	83	511818	1000.0	1098.2	
68 4-Chlorophenyl phenyl ether	204	7.636	7.636	0.000	83	239691	1000.0	1069.4	
70 4-Nitroaniline	138	7.642	7.642	0.000	63	57684	1000.0	919.2	
73 4,6-Dinitro-2-methylphenol	198	7.666	7.666	0.000	87	160457	2000.0	2302.8	
71 N-Nitrosodiphenylamine	169	7.730	7.730	0.000	57	327947	1000.0	1076.4	
72 Azobenzene	77	7.760	7.766	-0.006	93	289210	1000.0	1091.6	
74 4-Bromophenyl phenyl ether	248	8.030	8.036	-0.006	54	154770	1000.0	1042.5	
75 Hexachlorobenzene	284	8.066	8.071	-0.005	89	215940	1000.0	1019.9	
76 Atrazine	200	8.177	8.183	-0.006	92	100326	1000.0	881.5	
77 Pentachlorophenol	266	8.230	8.230	0.000	92	239154	2000.0	2192.2	
78 n-Octadecane	43	8.336	8.342	-0.006	94	106234	1000.0	1016.5	
79 Phenanthrene	178	8.407	8.407	0.000	96	706162	1000.0	1074.7	
80 Anthracene	178	8.448	8.448	0.000	96	687487	1000.0	1084.1	
81 Carbazole	167	8.583	8.589	-0.006	82	479977	1000.0	1088.4	
83 Di-n-butyl phthalate	149	8.901	8.901	0.000	98	892367	1000.0	1106.7	
84 Fluoranthene	202	9.383	9.383	0.000	97	739982	1000.0	1131.8	
85 Benzidine	184	9.507	9.507	0.000	99	360977	2000.0	2606.5	
86 Pyrene	202	9.566	9.565	0.001	97	758099	1000.0	1125.9	
87 Butyl benzyl phthalate	149	10.130	10.130	0.000	88	369021	1000.0	1232.8	

Compound	Sig	RT (min.)	Adj RT (min.)	Dlt RT (min.)	Q	Response	Cal Amt ug/L	OnCol Amt ug/L	Flags
91 3,3'-Dichlorobenzidine	252	10.577	10.583	-0.006	67	403796	2000.0	2195.5	
89 Benzo[a]anthracene	228	10.583	10.589	-0.006	99	653016	1000.0	1117.4	
90 Chrysene	228	10.618	10.618	0.000	94	658460	1000.0	1066.9	
92 Bis(2-ethylhexyl) phthalate	149	10.665	10.665	0.000	87	501381	1000.0	1194.7	
93 Di-n-octyl phthalate	149	11.336	11.336	0.000	96	768261	1000.0	1076.1	
94 Benzo[b]fluoranthene	252	11.683	11.689	-0.006	96	667073	1000.0	1162.6	
95 Benzofluoranthene	252	11.712	11.718	-0.006	99	1337201	2000.0	2288.6	a
96 Benzo[k]fluoranthene	252	11.712	11.718	-0.006	97	692848	1000.0	1130.5	
97 Benzo[a]pyrene	252	12.048	12.048	0.000	76	650744	1000.0	1267.0	
98 Indeno[1,2,3-cd]pyrene	276	13.371	13.377	-0.006	97	588810	1000.0	1158.0	
99 Dibenz(a,h)anthracene	278	13.412	13.412	0.000	73	615176	1000.0	1100.6	
100 Benzo[g,h,i]perylene	276	13.683	13.683	0.000	93	677293	1000.0	1089.9	

### QC Flag Legend

Processing Flags

Review Flags

a - User Assigned ID

### Reagents:

icv\_8270\_1000\_00012

Amount Added: 1.00

Units: mL

Eurofins Seattle

Data File: \\chromfs\Seattle\ChromData\TAC040\20220303-81577.b\40Scan030322a018.D

Injection Date: 03-Mar-2022 21:44:30

Instrument ID: TAC040

Lims ID: ICV

Client ID:

Operator ID: tl

ALS Bottle#: 15

Worklist Smp#: 15

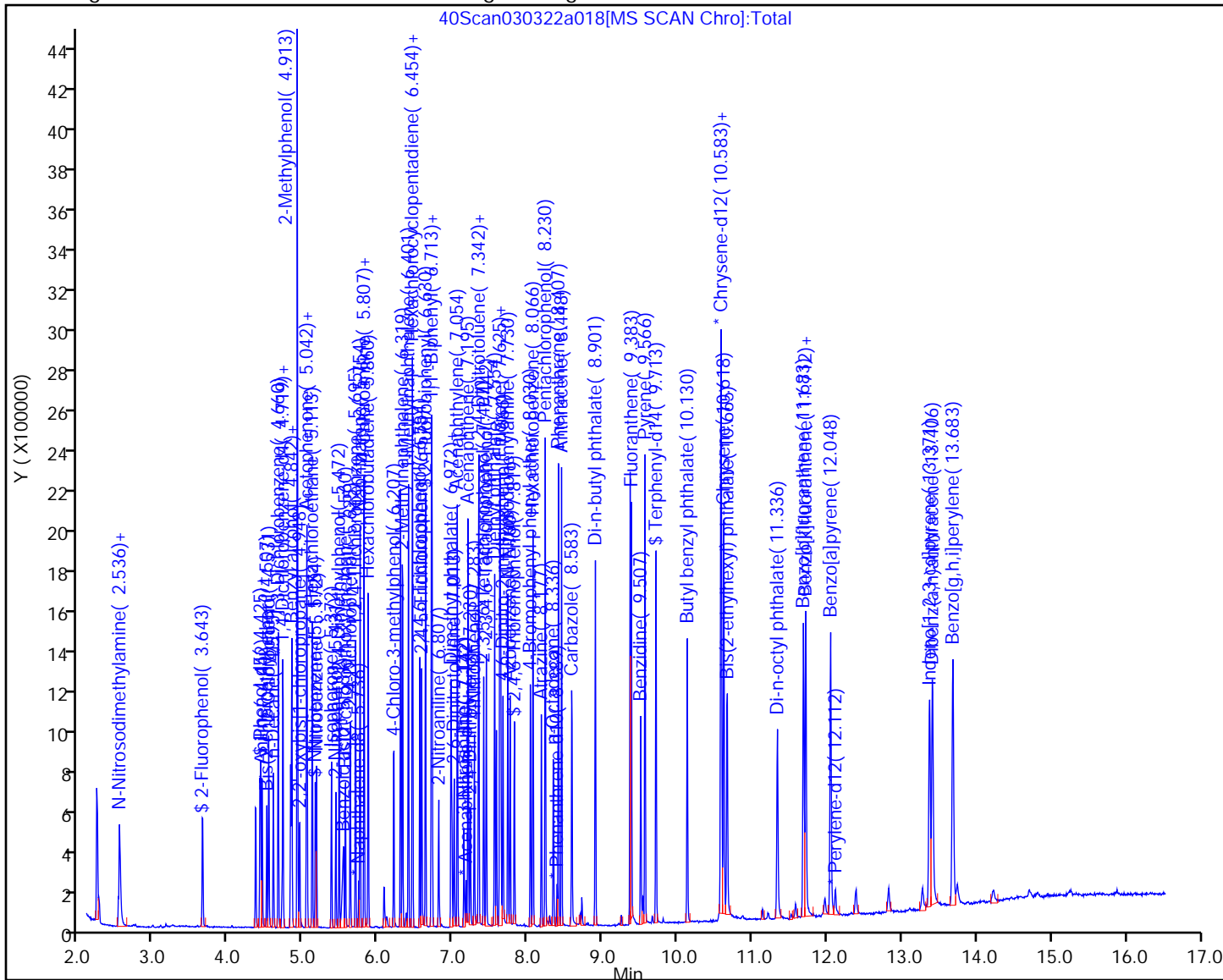
Injection Vol: 1.0 ul

Dil. Factor: 1.0000

Method: 8270TAC040

Limit Group: 8270D BNA QSM 5.0

Y Scaling: Method Defined: Scale to the Nth Largest Target: 1



Eurofins Seattle

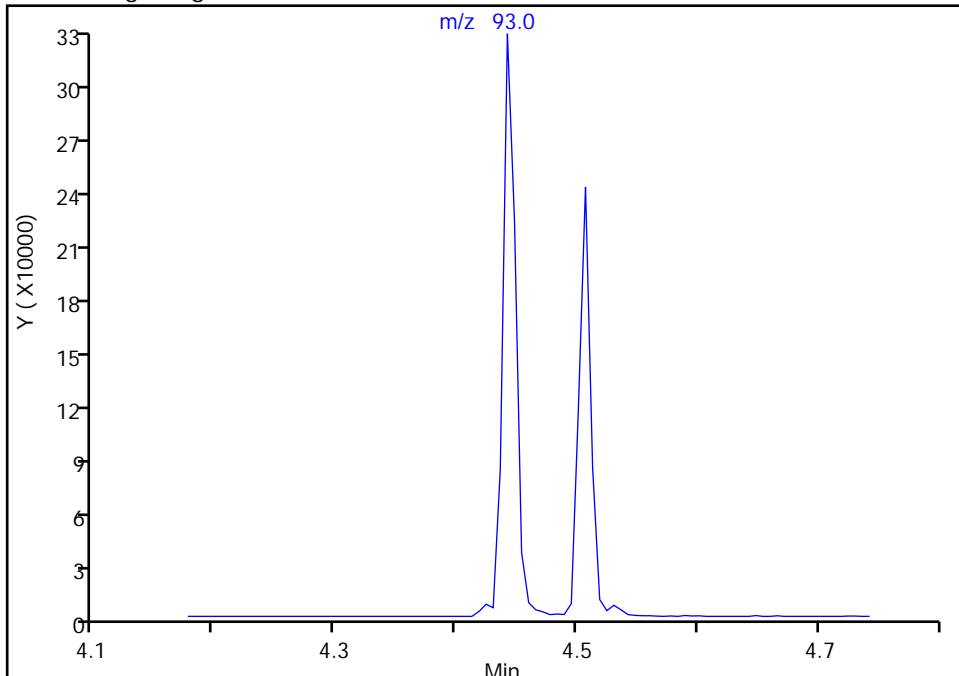
Data File: \\chromfs\Seattle\ChromData\TAC040\20220303-81577.b\40Scan030322a018.D  
Injection Date: 03-Mar-2022 21:44:30 Instrument ID: TAC040  
Lims ID: ICV  
Client ID:  
Operator ID: tl ALS Bottle#: 15 Worklist Smp#: 15  
Injection Vol: 1.0 ul Dil. Factor: 1.0000  
Method: 8270TAC040 Limit Group: 8270D BNA QSM 5.0  
Column: Detector MS SCAN

17 Aniline, CAS: 62-53-3

Signal: 1

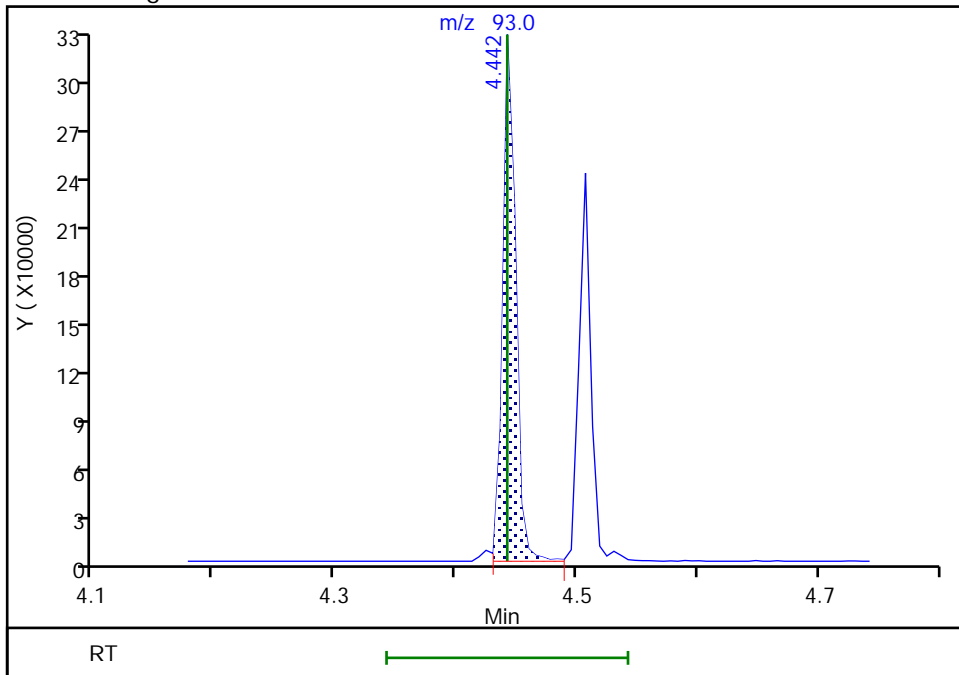
Not Detected  
Expected RT: 4.44

Processing Integration Results



RT: 4.44  
Area: 244571  
Amount: 1136.9721  
Amount Units: ug/L

Manual Integration Results



Reviewer: limmere, 08-Mar-2022 10:58:09  
Audit Action: Assigned Compound ID

Audit Reason: Peak assignment corrected

Eurofins Seattle

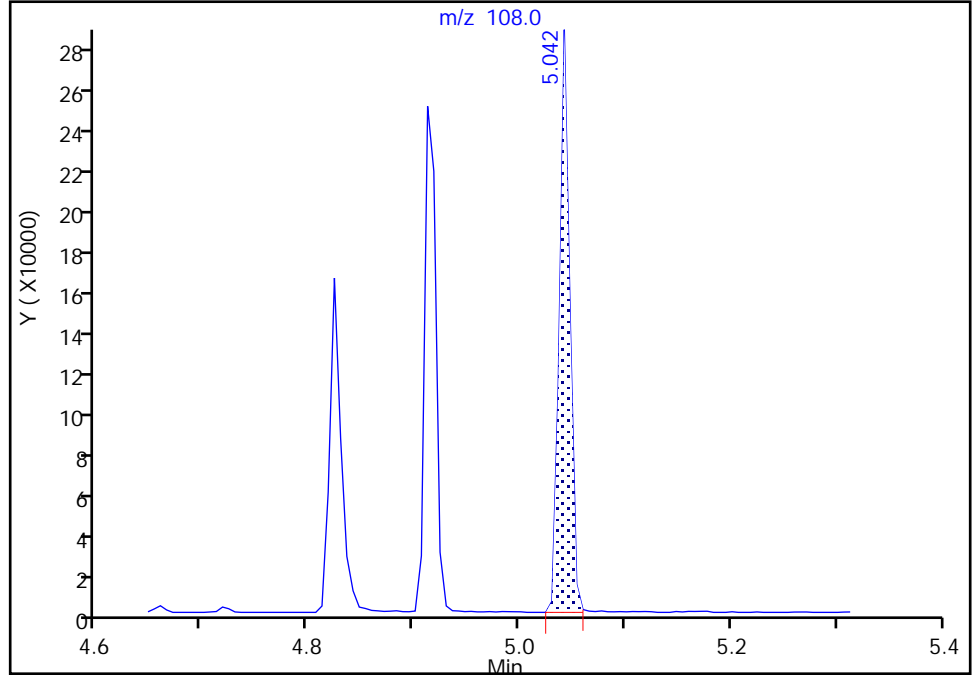
Data File: \\chromfs\Seattle\ChromData\TAC040\20220303-81577.b\40Scan030322a018.D  
Injection Date: 03-Mar-2022 21:44:30 Instrument ID: TAC040  
Lims ID: ICV  
Client ID:  
Operator ID: tl ALS Bottle#: 15 Worklist Smp#: 15  
Injection Vol: 1.0 ul Dil. Factor: 1.0000  
Method: 8270TAC040 Limit Group: 8270D BNA QSM 5.0  
Column: Detector MS SCAN

28 2-Methylphenol, CAS: 95-48-7

Signal: 1

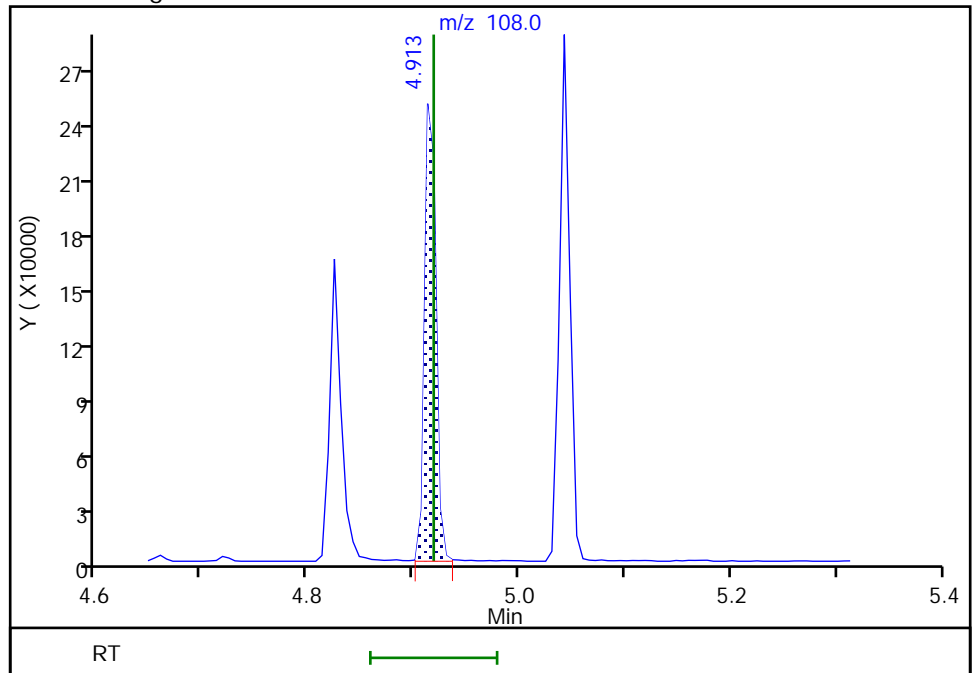
RT: 5.04  
Area: 195337  
Amount: 1119.5737  
Amount Units: ug/L

Processing Integration Results



RT: 4.91  
Area: 185751  
Amount: 1059.6265  
Amount Units: ug/L

Manual Integration Results



Eurofins Seattle

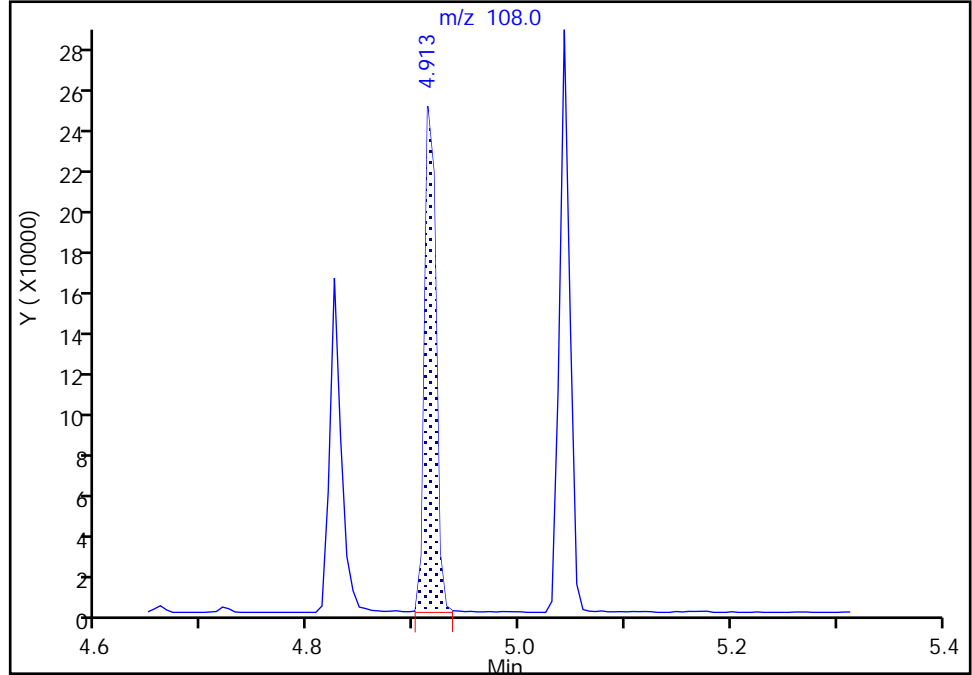
Data File: \\chromfs\Seattle\ChromData\TAC040\20220303-81577.b\40Scan030322a018.D  
Injection Date: 03-Mar-2022 21:44:30 Instrument ID: TAC040  
Lims ID: ICV  
Client ID:  
Operator ID: tl ALS Bottle#: 15 Worklist Smp#: 15  
Injection Vol: 1.0 ul Dil. Factor: 1.0000  
Method: 8270TAC040 Limit Group: 8270D BNA QSM 5.0  
Column: Detector MS SCAN

32 3 & 4 Methylphenol, CAS: 15831-10-4

Signal: 1

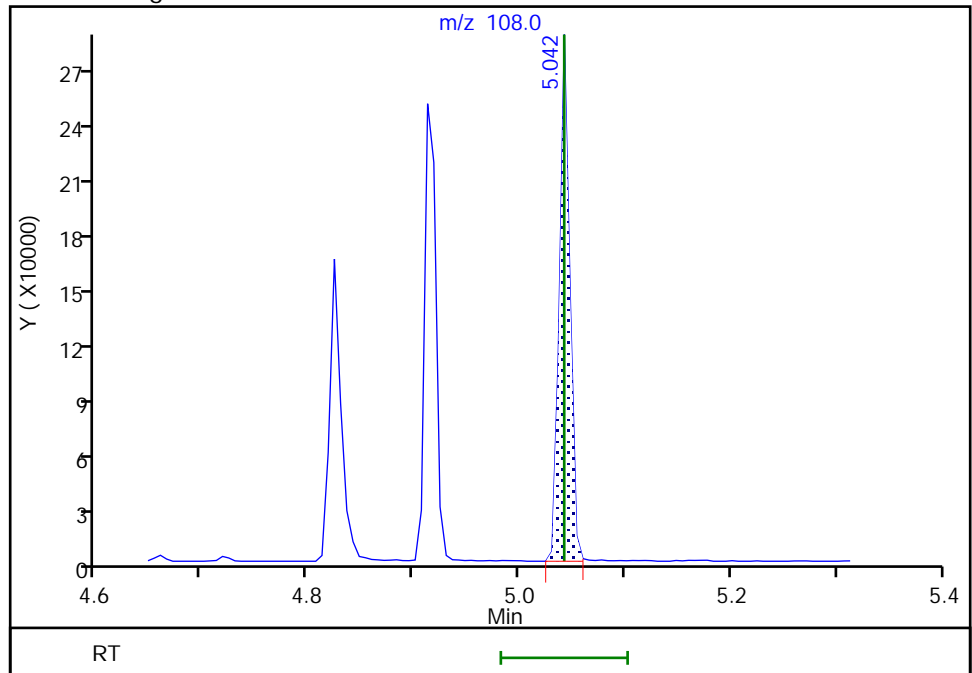
RT: 4.91  
Area: 185751  
Amount: 1071.6108  
Amount Units: ug/L

Processing Integration Results



RT: 5.04  
Area: 195337  
Amount: 1126.9131  
Amount Units: ug/L

Manual Integration Results



Eurofins Seattle

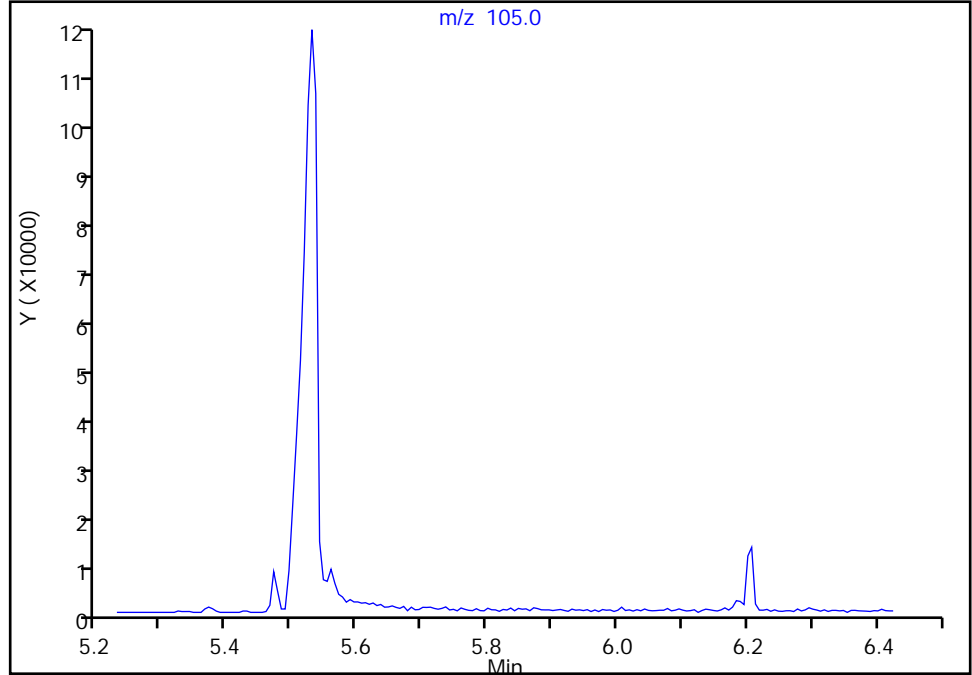
Data File: \\chromfs\Seattle\ChromData\TAC040\20220303-81577.b\40Scan030322a018.D  
Injection Date: 03-Mar-2022 21:44:30 Instrument ID: TAC040  
Lims ID: ICV  
Client ID:  
Operator ID: tl ALS Bottle#: 15 Worklist Smp#: 15  
Injection Vol: 1.0 ul Dil. Factor: 1.0000  
Method: 8270TAC040 Limit Group: 8270D BNA QSM 5.0  
Column: Detector MS SCAN

36 Benzoic acid, CAS: 65-85-0

Signal: 1

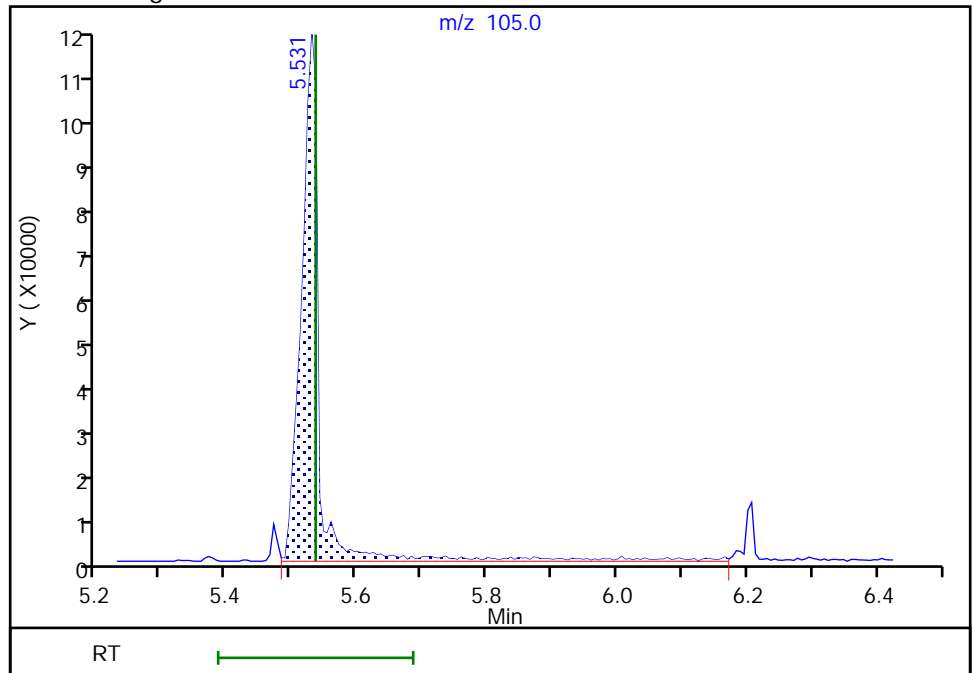
Not Detected  
Expected RT: 5.54

Processing Integration Results



Manual Integration Results

RT: 5.53  
Area: 211290  
Amount: 1873.9692  
Amount Units: ug/L



Reviewer: limmere, 08-Mar-2022 10:58:04  
Audit Action: Assigned Compound ID

Audit Reason: Peak assignment corrected

Eurofins Seattle

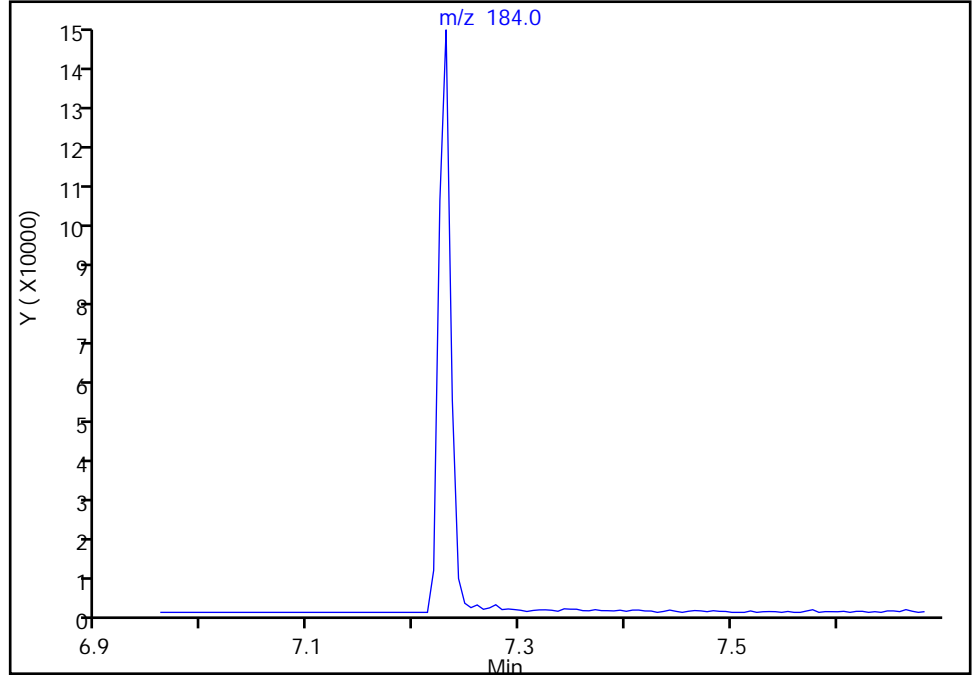
Data File: \\chromfs\Seattle\ChromData\TAC040\20220303-81577.b\40Scan030322a018.D  
Injection Date: 03-Mar-2022 21:44:30 Instrument ID: TAC040  
Lims ID: ICV  
Client ID:  
Operator ID: tl ALS Bottle#: 15 Worklist Smp#: 15  
Injection Vol: 1.0 ul Dil. Factor: 1.0000  
Method: 8270TAC040 Limit Group: 8270D BNA QSM 5.0  
Column: Detector MS SCAN

69 2,4-Dinitrophenol, CAS: 51-28-5

Signal: 1

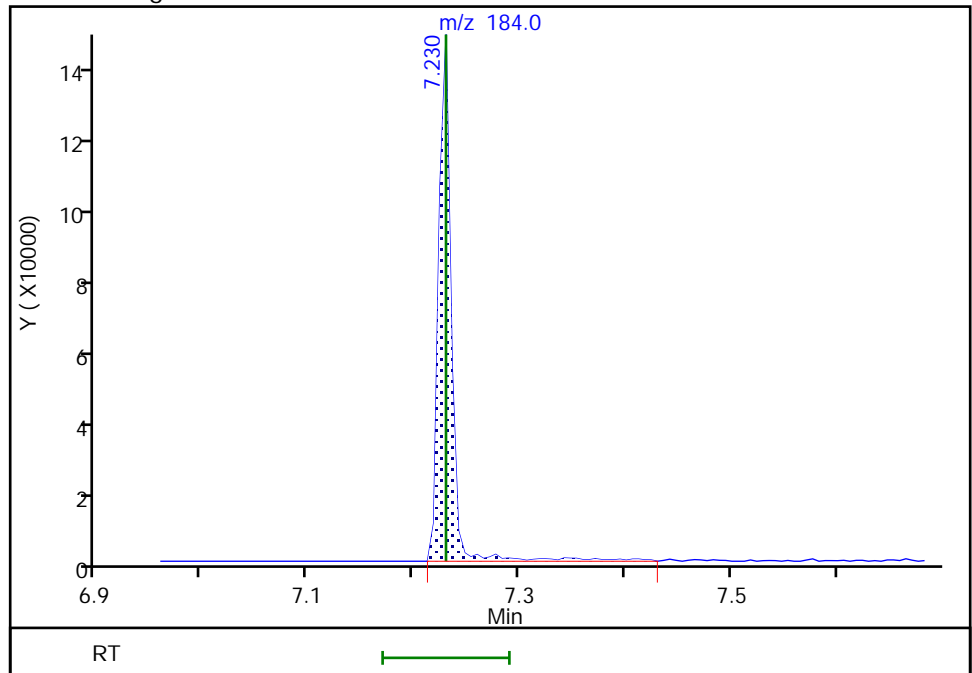
Not Detected  
Expected RT: 7.23

Processing Integration Results



RT: 7.23  
Area: 116430  
Amount: 1818.6774  
Amount Units: ug/L

Manual Integration Results





Eurofins Seattle

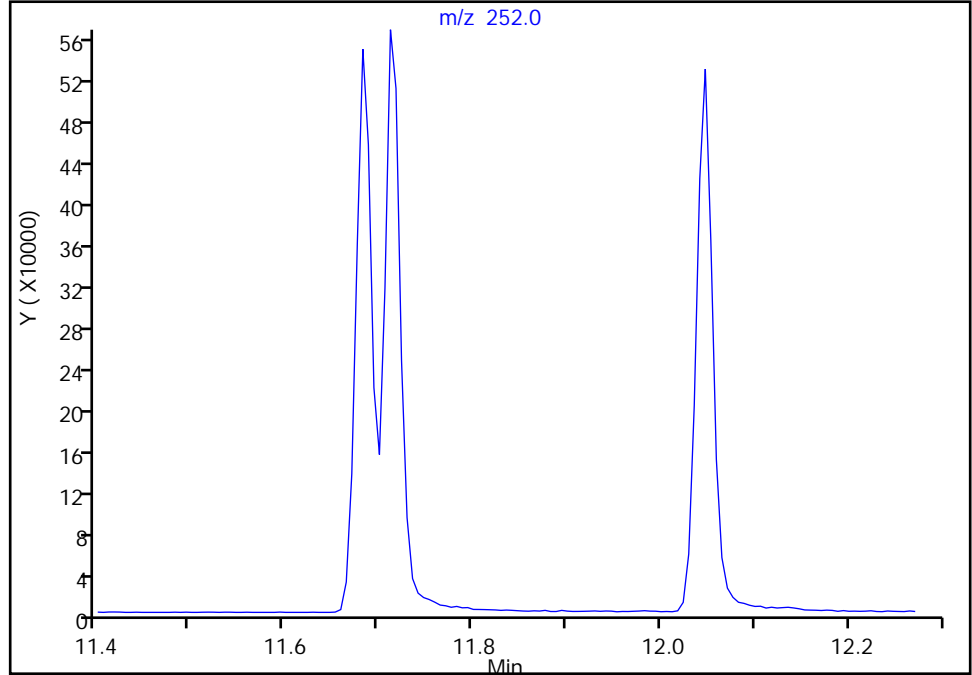
Data File: \\chromfs\Seattle\ChromData\TAC040\20220303-81577.b\40Scan030322a018.D  
Injection Date: 03-Mar-2022 21:44:30 Instrument ID: TAC040  
Lims ID: ICV  
Client ID:  
Operator ID: tl ALS Bottle#: 15 Worklist Smp#: 15  
Injection Vol: 1.0 ul Dil. Factor: 1.0000  
Method: 8270TAC040 Limit Group: 8270D BNA QSM 5.0  
Column: Detector MS SCAN

95 Benzofluoranthene, CAS: 56832-73-6

Signal: 1

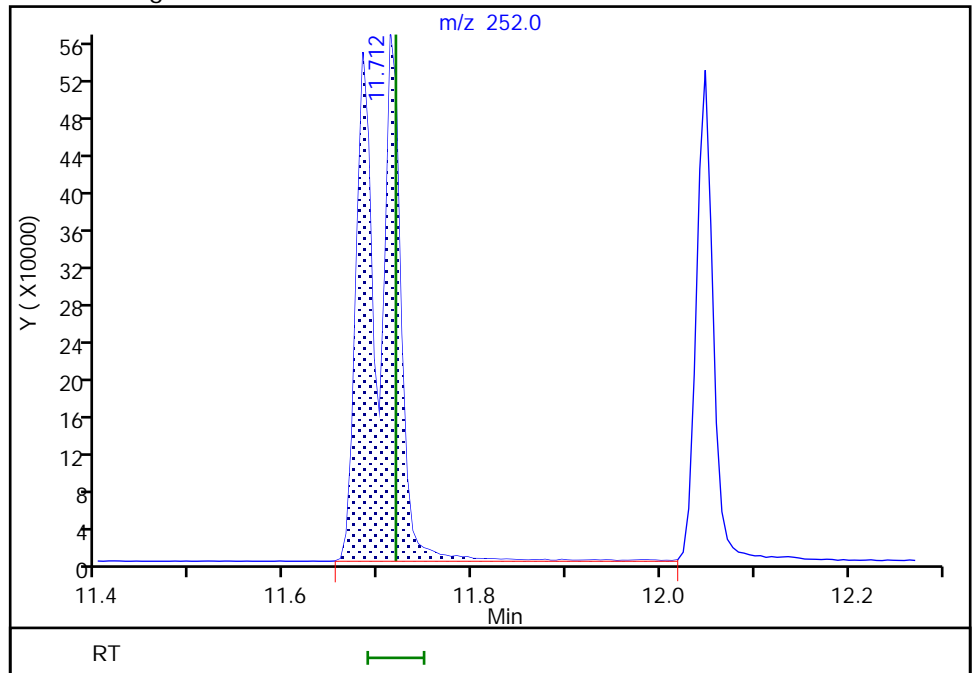
Not Detected  
Expected RT: 11.72

Processing Integration Results



Manual Integration Results

RT: 11.71  
Area: 1337201  
Amount: 2288.5902  
Amount Units: ug/L



FORM VII  
GC/MS SEMI VOA CONTINUING CALIBRATION DATA

Lab Name: Eurofins Seattle Job No.: 580-111058-1  
 SDG No.: \_\_\_\_\_  
 Lab Sample ID: CCVIS 580-383442/3 Calibration Date: 03/10/2022 11:07  
 Instrument ID: TAC040 Calib Start Date: 03/03/2022 17:30  
 GC Column: ZB-SV ID: 0.25 (mm) Calib End Date: 03/03/2022 20:58  
 Lab File ID: 40Scan031022a004.D Conc. Units: ug/L

ANALYTE	CURVE TYPE	AVE RRF	RRF	MIN RRF	CALC AMOUNT	SPIKE AMOUNT	%D	MAX %D
N-Nitrosodimethylamine	Ave	0.3079	0.3344	0.0100	1090	1000	8.6	20.0
Pyridine	Ave	0.5747	0.6383	0.0100	2220	2000	11.1	20.0
Phenol	Ave	0.9469	1.064	0.8000	1120	1000	12.4	20.0
Aniline	Qua2		1.062	0.0100	1050	1000	5.2	20.0
Bis(2-chloroethyl)ether	Ave	0.7270	0.7748	0.7000	1070	1000	6.6	20.0
2-Chlorophenol	Ave	1.158	1.263	0.8000	1090	1000	9.0	20.0
n-Decane	Lin1		0.4850		1010	1000	1.2	20.0
1,3-Dichlorobenzene	Lin1		1.485	0.0100	1060	1000	6.0	20.0
1,4-Dichlorobenzene	Lin1		1.516	0.0100	1070	1000	7.3	20.0
Benzyl alcohol	Ave	0.4850	0.4971	0.0100	1020	1000	2.5	20.0
1,2-Dichlorobenzene	Lin1		1.470	0.0100	1090	1000	9.0	20.0
o-Cresol	Ave	0.8247	0.8862	0.7000	1070	1000	7.5	20.0
bis (2-chloroisopropyl) ether	Lin1		0.6790	0.0100	1020	1000	1.6	20.0
Acetophenone	Ave	1.204	1.272	0.0100	1060	1000	5.7	20.0
m+p-Cresol	Ave	0.8154	0.9027	0.6000	1110	1000	10.7	20.0
N-Nitrosodi-n-propylamine	Ave	0.3313	0.3559*	0.5000	1070	1000	7.4	20.0
Hexachloroethane	Lin1		0.6081	0.3000	1030	1000	3.5	20.0
Nitrobenzene	Ave	0.6002	0.6485	0.2000	1080	1000	8.0	20.0
Isophorone	Lin1		1.181	0.4000	1020	1000	1.5	20.0
2-Nitrophenol	Ave	0.5945	0.6951	0.1000	1170	1000	16.9	20.0
2,4-Dimethylphenol	Lin2		0.2554	0.2000	1030	1000	3.1	20.0
Benzoic acid	Qua2		0.5719	0.0100	2120	2000	6.2	20.0
Bis(2-chloroethoxy)methane	Ave	0.9042	0.9566	0.3000	1060	1000	5.8	20.0
2,4-Dichlorophenol	Lin2		0.3015	0.2000	1100	1000	10.2	20.0
1,2,4-Trichlorobenzene	Ave	0.3338	0.3521	0.0100	1050	1000	5.5	20.0
Naphthalene	Ave	0.9162	0.9505	0.7000	1040	1000	3.7	20.0
2,6-Dichlorophenol	Ave	0.5125	0.5787	0.0100	1130	1000	12.9	20.0
4-Chloroaniline	Lin2		0.3475	0.0100	981	1000	-1.9	20.0
Hexachlorobutadiene	Lin2		0.2095	0.0100	1060	1000	6.4	20.0
4-Chloro-3-methylphenol	Ave	0.3410	0.3723	0.2000	1090	1000	9.2	20.0
2-Methylnaphthalene	Ave	0.5737	0.6126	0.4000	1070	1000	6.8	20.0
1-Methylnaphthalene	Ave	0.5627	0.5990	0.0100	1060	1000	6.5	20.0
Hexachlorocyclopentadiene	Qual		0.4655	0.0500	1010	1000	1.2	20.0
1,2,4,5-Tetrachlorobenzene	Ave	0.6502	0.6803		1050	1000	4.6	20.0
2,4,6-Trichlorophenol	Lin2		0.4084	0.2000	1050	1000	4.8	20.0
2,4,5-Trichlorophenol	Qua2		0.4145	0.2000	1060	1000	6.1	20.0
1,1'-Biphenyl	Ave	1.347	1.422	0.0100	1060	1000	5.6	20.0
2-Chloronaphthalene	Ave	1.118	1.212	0.8000	1080	1000	8.4	20.0
2-Nitroaniline	Lin2		0.3877	0.0100	1100	1000	10.2	20.0
Dimethyl phthalate	Lin2		1.260	0.0100	1060	1000	6.3	20.0

FORM VII  
GC/MS SEMI VOA CONTINUING CALIBRATION DATA

Lab Name: Eurofins Seattle Job No.: 580-111058-1  
 SDG No.: \_\_\_\_\_  
 Lab Sample ID: CCVIS 580-383442/3 Calibration Date: 03/10/2022 11:07  
 Instrument ID: TAC040 Calib Start Date: 03/03/2022 17:30  
 GC Column: ZB-SV ID: 0.25 (mm) Calib End Date: 03/03/2022 20:58  
 Lab File ID: 40Scan031022a004.D Conc. Units: ug/L

ANALYTE	CURVE TYPE	AVE RRF	RRF	MIN RRF	CALC AMOUNT	SPIKE AMOUNT	%D	MAX %D
2,6-Dinitrotoluene	Lin2		0.2918	0.2000	1050	1000	5.2	20.0
Acenaphthylene	Ave	1.617	1.797	0.9000	1110	1000	11.1	20.0
3-Nitroaniline	Lin2		0.2703	0.0100	1010	1000	0.6	20.0
Acenaphthene	Ave	1.105	1.163	0.9000	1050	1000	5.2	20.0
2,4-Dinitrophenol	Qua1		0.1495	0.0100	1850	2000	-7.3	20.0
4-Nitrophenol	Qua1		0.1196	0.0100	2000	2000	0.0	20.0
2,4-Dinitrotoluene	Lin2		0.3761	0.2000	1080	1000	8.1	20.0
Dibenzofuran	Ave	1.474	1.646	0.8000	1120	1000	11.6	20.0
2,3,5,6-Tetrachlorophenol	Qua2		0.3558	0.0100	1130	1000	13.1	20.0
2,3,4,6-Tetrachlorophenol	Qua2		0.3808	0.0100	1120	1000	11.8	20.0
Diethyl phthalate	Ave	1.250	1.409	0.0100	1130	1000	12.8	20.0
Fluorene	Ave	1.171	1.272	0.9000	1090	1000	8.6	20.0
4-Chlorophenyl phenyl ether	Ave	0.5633	0.5981	0.4000	1060	1000	6.2	20.0
4-Nitroaniline	Ave	0.1577	0.1686	0.0100	1070	1000	6.9	20.0
4,6-Dinitro-2-methylphenol	Qua2		0.1113	0.0100	2060	2000	3.0	20.0
N-Nitrosodiphenylamine	Ave	0.4759	0.5129	0.0100	1080	1000	7.8	20.0
Azobenzene	Ave	0.4138	0.4209		1020	1000	1.7	20.0
4-Bromophenyl phenyl ether	Ave	0.2319	0.2326	0.1000	1000	1000	0.3	20.0
Hexachlorobenzene	Lin2		0.3336	0.1000	1010	1000	0.9	20.0
Atrazine	Lin2		0.3099	0.0100	1080	1000	8.3	20.0
Pentachlorophenol	Qua2		0.1745	0.0500	2060	2000	2.9	20.0
n-Octadecane	Ave	0.1632	0.1624		995	1000	-0.5	20.0
Phenanthrene	Ave	1.026	1.088	0.7000	1060	1000	6.0	20.0
Anthracene	Lin2		1.074	0.7000	1080	1000	8.4	20.0
Carbazole	Ave	0.6888	0.8399	0.0100	1220	1000	21.9*	20.0
Di-n-butyl phthalate	Lin2		1.353	0.0100	1070	1000	7.4	20.0
Fluoranthene	Ave	1.021	1.125	0.6000	1100	1000	10.2	20.0
Benidine	Qua2		0.1912	0.0100	1830	2000	-8.4	20.0
Pyrene	Ave	1.052	1.170	0.6000	1110	1000	11.2	20.0
Butyl benzyl phthalate	Ave	0.5843	0.6783	0.0100	1160	1000	16.1	20.0
3,3'-Dichlorobenzidine	Qua2		0.4291	0.0100	2380	2000	19.2	20.0
Benzo[a]anthracene	Lin2		1.261	0.8000	1110	1000	10.5	20.0
Chrysene	Lin2		1.212	0.7000	1010	1000	0.6	20.0
Bis(2-ethylhexyl) phthalate	Ave	0.8192	0.9719	0.0100	1190	1000	18.6	20.0
Di-n-octyl phthalate	Lin2		1.495	0.0100	1080	1000	7.8	20.0
Benzo[b]fluoranthene	Ave	1.114	1.183	0.7000	1060	1000	6.2	20.0
Benzo[fluoranthene	Ave	1.135	1.207		2130	2000	6.4	20.0
Benzo[k]fluoranthene	Ave	1.190	1.289	0.7000	1080	1000	8.3	20.0
Benzo[a]pyrene	Lin2		1.043	0.7000	1050	1000	4.7	20.0
Indeno[1,2,3-cd]pyrene	Qua2		1.028	0.5000	1040	1000	4.5	20.0
Dibenz(a,h)anthracene	Lin2		1.067	0.4000	983	1000	-1.7	20.0

FORM VII  
GC/MS SEMI VOA CONTINUING CALIBRATION DATA

Lab Name: Eurofins Seattle Job No.: 580-111058-1  
 SDG No.: \_\_\_\_\_  
 Lab Sample ID: CCVIS 580-383442/3 Calibration Date: 03/10/2022 11:07  
 Instrument ID: TAC040 Calib Start Date: 03/03/2022 17:30  
 GC Column: ZB-SV ID: 0.25 (mm) Calib End Date: 03/03/2022 20:58  
 Lab File ID: 40Scan031022a004.D Conc. Units: ug/L

ANALYTE	CURVE TYPE	AVE RRF	RRF	MIN RRF	CALC AMOUNT	SPIKE AMOUNT	%D	MAX %D
Benzo[g,h,i]perylene	Ave	1.207	1.267	0.5000	1050	1000	5.0	20.0
2-Fluorophenol (Surr)	Ave	0.9432	0.999		1060	1000	6.0	20.0
Phenol-d5 (Surr)	Ave	0.9949	1.075		1080	1000	8.0	20.0
Nitrobenzene-d5 (Surr)	Ave	0.1921	0.2002		1040	1000	4.2	20.0
2-Fluorobiphenyl	Ave	1.277	1.360		1070	1000	6.5	20.0
2,4,6-Tribromophenol (Surr)	Qual		0.1901	0.0100	1010	1000	1.2	20.0
Terphenyl-d14	Lin2		0.7486		1030	1000	2.7	20.0

Eurofins Seattle  
Target Compound Quantitation Report

Data File: \\chromfs\Seattle\ChromData\TAC040\20220310-81676.b\40Scan031022a004.D  
 Lims ID: ccvis  
 Client ID:  
 Sample Type: CCVIS  
 Inject. Date: 10-Mar-2022 11:07:30 ALS Bottle#: 3 Worklist Smp#: 3  
 Injection Vol: 1.0 ul Dil. Factor: 1.0000  
 Sample Info: ccvis  
 Operator ID: tl Instrument ID: TAC040  
 Sublist: chrom-8270TAC040\*sub20  
 Method: \\chromfs\Seattle\ChromData\TAC040\20220310-81676.b\8270TAC040.m  
 Limit Group: 8270D BNA QSM 5.0  
 Last Update: 10-Mar-2022 13:41:25 Calib Date: 03-Mar-2022 20:58:30  
 Integrator: RTE ID Type: RT Order ID  
 Quant Method: Internal Standard Quant By: Initial Calibration  
 Last ICal File: \\chromfs\Seattle\ChromData\TAC040\20220303-81577.b\40Scan030322a016.D  
 Column 1 : Det: MS SCAN  
 Process Host: CTX1665

First Level Reviewer: limmere

Date: 10-Mar-2022 13:41:25

Compound	Sig	RT (min.)	Adj RT (min.)	Dlt RT (min.)	Q	Response	Cal Amt ug/L	OnCol Amt ug/L	Flags
* 1 1,4-Dichlorobenzene-d4	152	4.707	4.707	0.000	87	24909	100.0	100.0	
* 2 Naphthalene-d8	136	5.736	5.736	0.000	96	88913	100.0	100.0	
* 3 Acenaphthene-d10	164	7.172	7.172	0.000	64	46557	100.0	100.0	
* 4 Phenanthrene-d10	188	8.383	8.383	0.000	95	77000	100.0	100.0	
* 5 Chrysene-d12	240	10.589	10.589	0.000	56	63009	100.0	100.0	
* 6 Perylene-d12	264	12.107	12.107	0.000	93	65270	100.0	100.0	
\$ 7 2-Fluorophenol	112	3.649	3.649	0.000	79	248950	1000.0	1059.7	
\$ 8 Phenol-d5	99	4.419	4.419	0.000	97	267745	1000.0	1080.4	
\$ 9 Nitrobenzene-d5	82	5.154	5.154	0.000	77	178001	1000.0	1042.2	
\$ 10 2-Fluorobiphenyl	172	6.625	6.625	0.000	99	633336	1000.0	1065.0	
\$ 11 2,4,6-Tribromophenol	330	7.819	7.819	0.000	84	146342	1000.0	1011.5	
\$ 12 Terphenyl-d14	244	9.707	9.707	0.000	99	576397	1000.0	1026.8	
15 N-Nitrosodimethylamine	74	2.515	2.515	0.000	90	83304	1000.0	1086.3	
16 Pyridine	79	2.531	2.531	0.000	96	317987	2000.0	2221.4	
18 Phenol	94	4.425	4.425	0.000	93	265119	1000.0	1124.1	
17 Aniline	93	4.442	4.442	0.000	64	264639	1000.0	1051.8	a
19 Bis(2-chloroethyl)ether	93	4.501	4.501	0.000	94	192999	1000.0	1065.8	
20 2-Chlorophenol	128	4.531	4.531	0.000	54	314526	1000.0	1090.4	
21 n-Decane	57	4.589	4.589	0.000	92	120800	1000.0	1011.7	
22 1,3-Dichlorobenzene	146	4.654	4.654	0.000	95	369928	1000.0	1059.9	
23 1,4-Dichlorobenzene	146	4.719	4.719	0.000	97	377504	1000.0	1073.4	
27 Benzyl alcohol	79	4.825	4.825	0.000	93	123821	1000.0	1025.0	
24 1,2-Dichlorobenzene	146	4.836	4.836	0.000	96	366163	1000.0	1089.7	
28 2-Methylphenol	108	4.919	4.919	0.000	87	220741	1000.0	1074.6	
25 2,2'-oxybis[1-chloropropane]	45	4.936	4.936	0.000	49	169140	1000.0	1015.9	
29 Acetophenone	105	5.036	5.036	0.000	92	316914	1000.0	1056.5	
32 3 & 4 Methylphenol	108	5.042	5.042	0.000	97	224847	1000.0	1107.0	
30 N-Nitrosodi-n-propylamine	70	5.042	5.042	0.000	65	88654	1000.0	1074.3	
31 Hexachloroethane	117	5.113	5.113	0.000	88	151472	1000.0	1034.6	
33 Nitrobenzene	77	5.166	5.166	0.000	74	161537	1000.0	1080.5	
34 Isophorone	82	5.366	5.366	0.000	97	294236	1000.0	1015.5	

Compound	Sig	RT (min.)	Adj RT (min.)	Dlt RT (min.)	Q	Response	Cal Amt ug/L	OnCol Amt ug/L	Flags
35 2-Nitrophenol	139	5.425	5.425	0.000	77	173143	1000.0	1169.2	
37 2,4-Dimethylphenol	107	5.472	5.472	0.000	89	227049	1000.0	1031.1	
36 Benzoic acid	105	5.542	5.542	0.000	77	284916	2000.0	2124.9	a
38 Bis(2-chloroethoxy)methane	93	5.554	5.554	0.000	85	238279	1000.0	1057.9	
39 2,4-Dichlorophenol	162	5.625	5.625	0.000	83	268106	1000.0	1102.3	
40 1,2,4-Trichlorobenzene	180	5.689	5.689	0.000	89	313024	1000.0	1054.6	
41 Naphthalene	128	5.754	5.754	0.000	95	845131	1000.0	1037.5	
43 4-Chloroaniline	127	5.807	5.807	0.000	77	308990	1000.0	981.3	
42 2,6-Dichlorophenol	162	5.807	5.807	0.000	91	269426	1000.0	1129.2	
44 Hexachlorobutadiene	225	5.860	5.860	0.000	91	186269	1000.0	1064.3	
45 4-Chloro-3-methylphenol	107	6.207	6.207	0.000	82	173318	1000.0	1091.6	
46 2-Methylnaphthalene	142	6.319	6.319	0.000	83	544702	1000.0	1067.9	
47 1-Methylnaphthalene	142	6.395	6.395	0.000	90	532607	1000.0	1064.6	
48 Hexachlorocyclopentadiene	237	6.448	6.448	0.000	85	216700	1000.0	1012.0	
49 1,2,4,5-Tetrachlorobenzene	216	6.454	6.454	0.000	94	316731	1000.0	1046.3	
50 2,4,6-Trichlorophenol	196	6.554	6.554	0.000	84	190135	1000.0	1048.1	
51 2,4,5-Trichlorophenol	196	6.583	6.583	0.000	90	192978	1000.0	1060.9	
52 1,1'-Biphenyl	154	6.707	6.707	0.000	93	661958	1000.0	1055.8	
53 2-Chloronaphthalene	162	6.713	6.713	0.000	94	564311	1000.0	1083.9	
54 2-Nitroaniline	138	6.807	6.807	0.000	84	180479	1000.0	1101.7	
55 Dimethyl phthalate	163	6.966	6.966	0.000	98	586781	1000.0	1062.9	
56 1,3-Dinitrobenzene	168	6.983	6.983	0.000	69	86169	1000.0	1128.9	
57 2,6-Dinitrotoluene	165	7.007	7.007	0.000	67	135875	1000.0	1051.6	
58 Acenaphthylene	152	7.054	7.054	0.000	92	836814	1000.0	1111.4	
59 3-Nitroaniline	138	7.142	7.142	0.000	78	125831	1000.0	1005.8	
60 Acenaphthene	153	7.195	7.195	0.000	92	541279	1000.0	1052.4	
69 2,4-Dinitrophenol	184	7.224	7.224	0.000	57	139230	2000.0	1854.1	a
63 4-Nitrophenol	109	7.289	7.289	0.000	68	111381	2000.0	2000.9	
62 2,4-Dinitrotoluene	165	7.336	7.336	0.000	60	175100	1000.0	1081.3	
61 Dibenzofuran	168	7.336	7.336	0.000	90	766122	1000.0	1116.3	
64 2,3,5,6-Tetrachlorophenol	232	7.407	7.407	0.000	86	165651	1000.0	1130.9	
65 2,3,4,6-Tetrachlorophenol	232	7.442	7.442	0.000	65	177294	1000.0	1118.0	
66 Diethyl phthalate	149	7.548	7.548	0.000	96	656049	1000.0	1127.7	
67 Fluorene	166	7.619	7.619	0.000	83	592297	1000.0	1086.2	
68 4-Chlorophenyl phenyl ether	204	7.630	7.630	0.000	85	278465	1000.0	1061.9	
70 4-Nitroaniline	138	7.642	7.642	0.000	50	78516	1000.0	1069.4	M
73 4,6-Dinitro-2-methylphenol	198	7.666	7.666	0.000	84	171335	2000.0	2060.7	
71 N-Nitrosodiphenylamine	169	7.724	7.724	0.000	61	394948	1000.0	1077.8	
72 Azobenzene	77	7.760	7.760	0.000	93	324093	1000.0	1017.1	
74 4-Bromophenyl phenyl ether	248	8.030	8.030	0.000	51	179083	1000.0	1003.0	
75 Hexachlorobenzene	284	8.066	8.066	0.000	94	256863	1000.0	1008.7	
76 Atrazine	200	8.177	8.177	0.000	93	144268	1000.0	1082.7	
77 Pentachlorophenol	266	8.230	8.230	0.000	91	268781	2000.0	2057.4	
78 n-Octadecane	43	8.330	8.330	0.000	94	125025	1000.0	994.7	
79 Phenanthrene	178	8.407	8.407	0.000	95	837566	1000.0	1059.8	
80 Anthracene	178	8.448	8.448	0.000	96	826934	1000.0	1084.2	
81 Carbazole	167	8.583	8.583	0.000	82	646750	1000.0	1219.3	
83 Di-n-butyl phthalate	149	8.895	8.895	0.000	98	1041576	1000.0	1074.1	
84 Fluoranthene	202	9.377	9.377	0.000	97	866247	1000.0	1101.5	
85 Benzidine	184	9.507	9.507	0.000	98	294435	2000.0	1832.3	
86 Pyrene	202	9.560	9.560	0.000	97	900577	1000.0	1112.0	
87 Butyl benzyl phthalate	149	10.124	10.124	0.000	87	427407	1000.0	1160.9	

Compound	Sig	RT (min.)	Adj RT (min.)	Dlt RT (min.)	Q	Response	Cal Amt ug/L	OnCol Amt ug/L	Flags
91 3,3'-Dichlorobenzidine	252	10.577	10.577	0.000	62	540697	2000.0	2384.2	
89 Benzo[a]anthracene	228	10.583	10.583	0.000	98	794559	1000.0	1105.4	
90 Chrysene	228	10.613	10.613	0.000	94	763834	1000.0	1006.3	
92 Bis(2-ethylhexyl) phthalate	149	10.654	10.654	0.000	87	612358	1000.0	1186.3	M
93 Di-n-octyl phthalate	149	11.324	11.324	0.000	95	975855	1000.0	1078.5	
94 Benzo[b]fluoranthene	252	11.677	11.677	0.000	94	771911	1000.0	1061.5	
95 Benzofluoranthene	252	11.677	11.677	0.000	99	1575857	2000.0	2128.1	a
96 Benzo[k]fluoranthene	252	11.712	11.712	0.000	93	841554	1000.0	1083.5	
97 Benzo[a]pyrene	252	12.042	12.042	0.000	73	680937	1000.0	1046.6	
98 Indeno[1,2,3-cd]pyrene	276	13.365	13.365	0.000	97	670973	1000.0	1044.7	
99 Dibenz(a,h)anthracene	278	13.401	13.401	0.000	11	696293	1000.0	983.2	
100 Benzo[g,h,i]perylene	276	13.677	13.677	0.000	94	826675	1000.0	1049.7	

### QC Flag Legend

Processing Flags

Review Flags

M - Manually Integrated

a - User Assigned ID

### Reagents:

ccv\_8270\_1000\_00057

Amount Added: 1.00

Units: mL

Eurofins Seattle

Data File: \\chromfs\Seattle\ChromData\TAC040\20220310-81676.b\40Scan031022a004.D

Injection Date: 10-Mar-2022 11:07:30

Instrument ID: TAC040

Lims ID: ccvis

Client ID:

Operator ID: tl

ALS Bottle#: 3

Worklist Smp#: 3

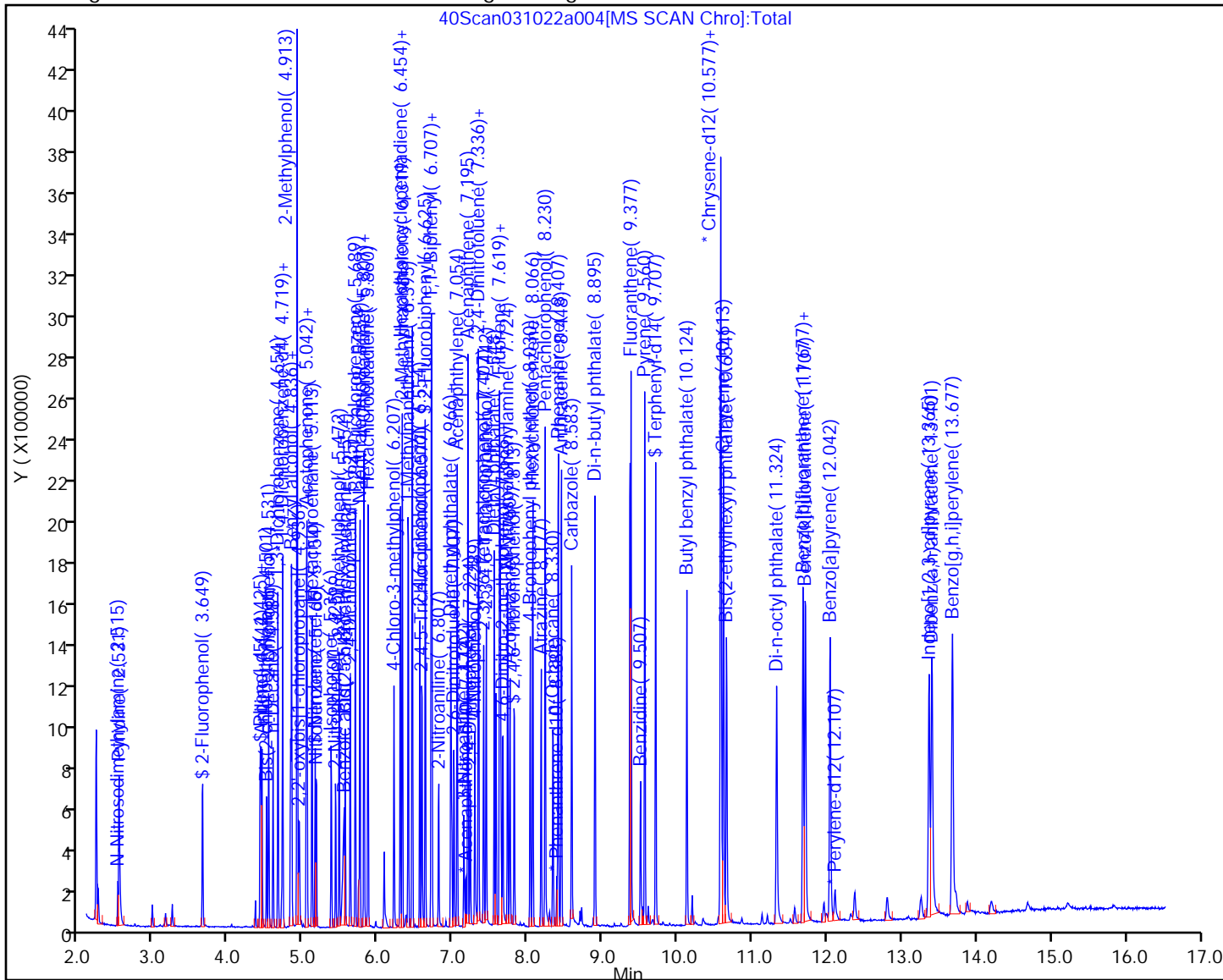
Injection Vol: 1.0 ul

Dil. Factor: 1.0000

Method: 8270TAC040

Limit Group: 8270D BNA QSM 5.0

Y Scaling: Method Defined: Scale to the Nth Largest Target: 1





Eurofins Seattle

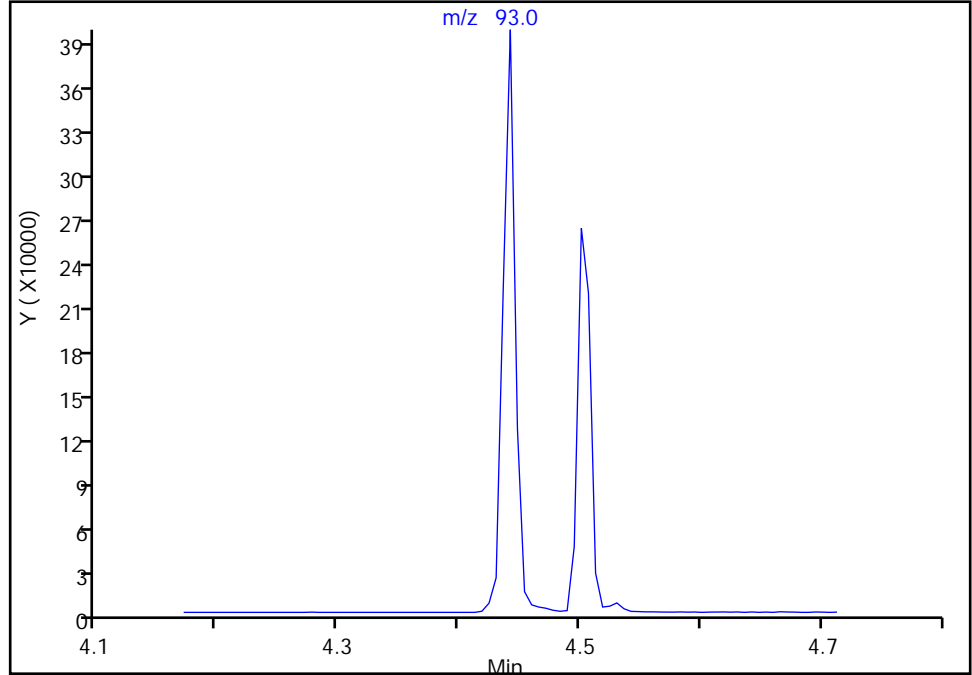
Data File: \\chromfs\Seattle\ChromData\TAC040\20220310-81676.b\40Scan031022a004.D  
Injection Date: 10-Mar-2022 11:07:30 Instrument ID: TAC040  
Lims ID: ccvis  
Client ID:  
Operator ID: tl ALS Bottle#: 3 Worklist Smp#: 3  
Injection Vol: 1.0 ul Dil. Factor: 1.0000  
Method: 8270TAC040 Limit Group: 8270D BNA QSM 5.0  
Column: Detector MS SCAN

17 Aniline, CAS: 62-53-3

Signal: 1

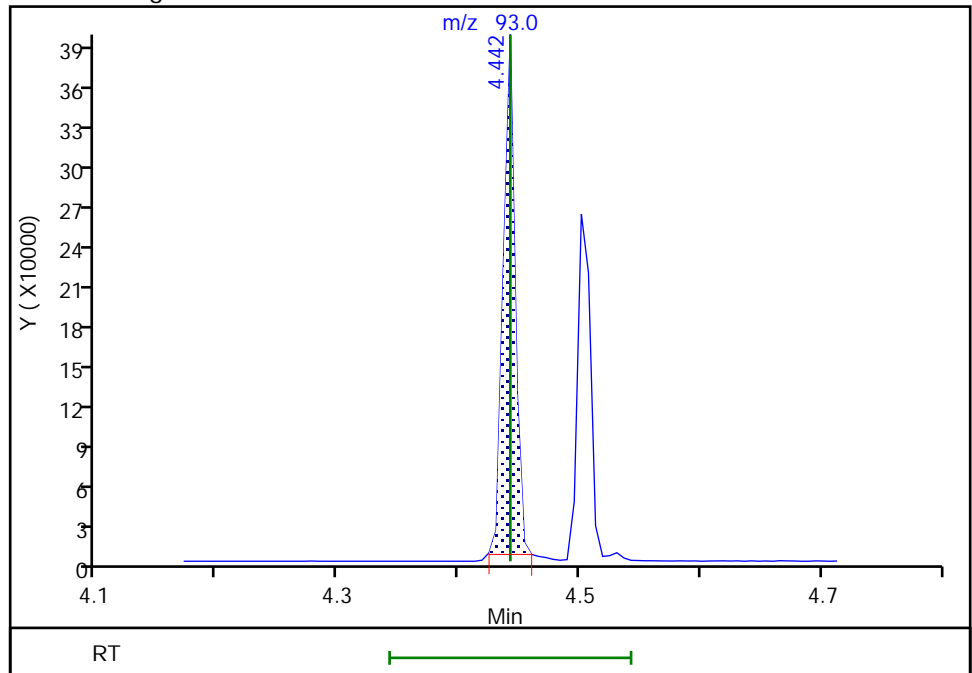
Not Detected  
Expected RT: 4.44

Processing Integration Results



RT: 4.44  
Area: 264639  
Amount: 1051.7740  
Amount Units: ug/L

Manual Integration Results



Eurofins Seattle

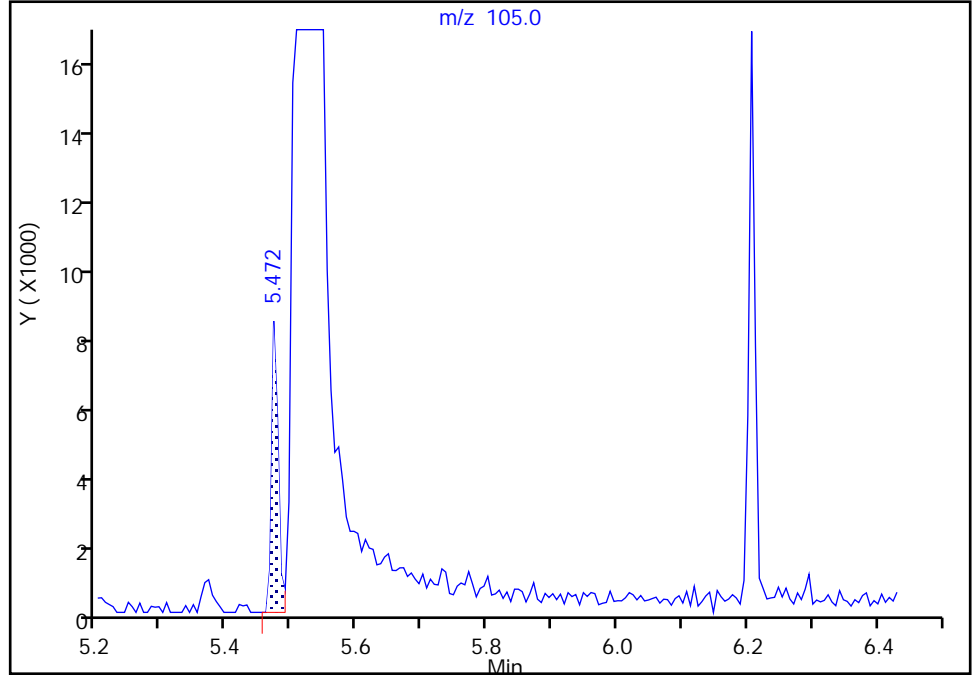
Data File: \\chromfs\Seattle\ChromData\TAC040\20220310-81676.b\40Scan031022a004.D  
Injection Date: 10-Mar-2022 11:07:30 Instrument ID: TAC040  
Lims ID: ccvis  
Client ID:  
Operator ID: tl ALS Bottle#: 3 Worklist Smp#: 3  
Injection Vol: 1.0 ul Dil. Factor: 1.0000  
Method: 8270TAC040 Limit Group: 8270D BNA QSM 5.0  
Column: Detector MS SCAN

36 Benzoic acid, CAS: 65-85-0

Signal: 1

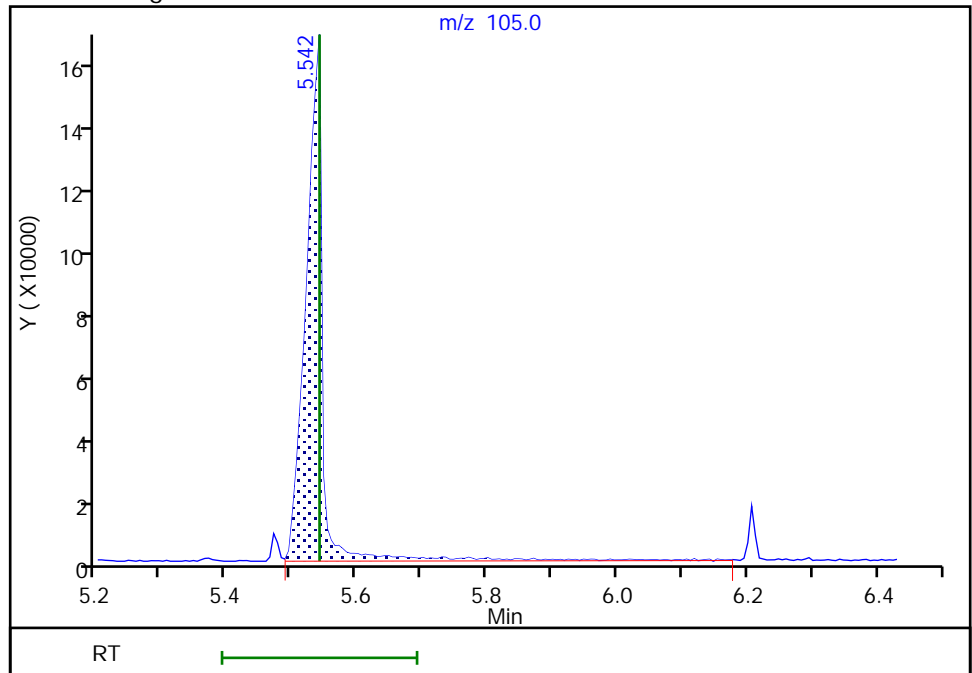
RT: 5.47  
Area: 6059  
Amount: 181.1030  
Amount Units: ug/L

Processing Integration Results



RT: 5.54  
Area: 284916  
Amount: 2124.8544  
Amount Units: ug/L

Manual Integration Results



Eurofins Seattle

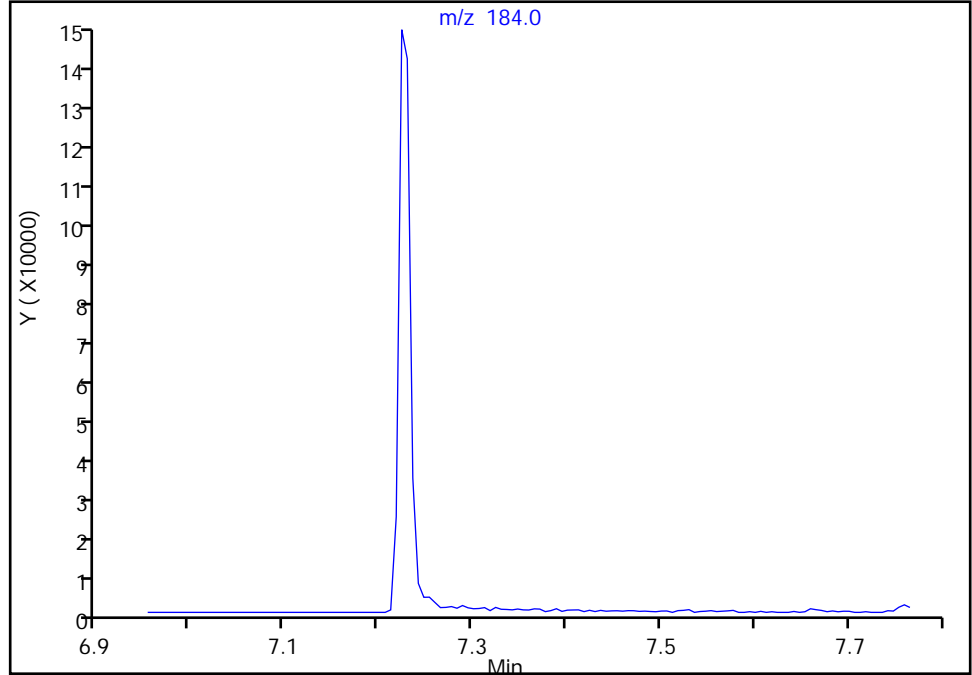
Data File: \\chromfs\Seattle\ChromData\TAC040\20220310-81676.b\40Scan031022a004.D  
Injection Date: 10-Mar-2022 11:07:30 Instrument ID: TAC040  
Lims ID: ccvis  
Client ID:  
Operator ID: tl ALS Bottle#: 3 Worklist Smp#: 3  
Injection Vol: 1.0 ul Dil. Factor: 1.0000  
Method: 8270TAC040 Limit Group: 8270D BNA QSM 5.0  
Column: Detector MS SCAN

69 2,4-Dinitrophenol, CAS: 51-28-5

Signal: 1

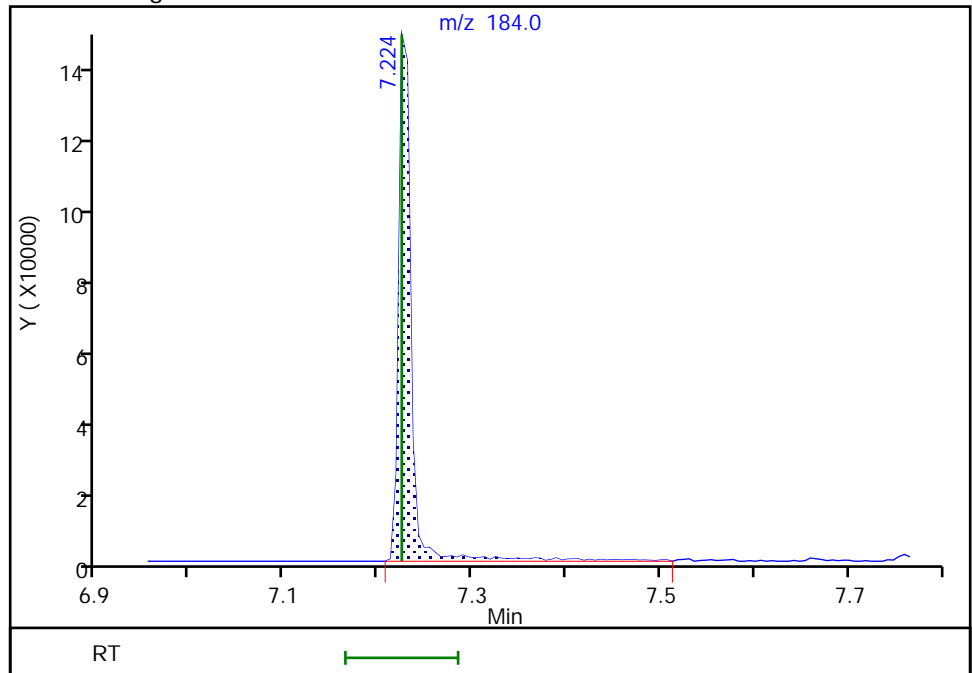
Not Detected  
Expected RT: 7.22

Processing Integration Results



RT: 7.22  
Area: 139230  
Amount: 1854.1390  
Amount Units: ug/L

Manual Integration Results



Reviewer: limmere, 10-Mar-2022 11:29:17  
Audit Action: Assigned Compound ID

Audit Reason: Peak assignment corrected

Eurofins Seattle

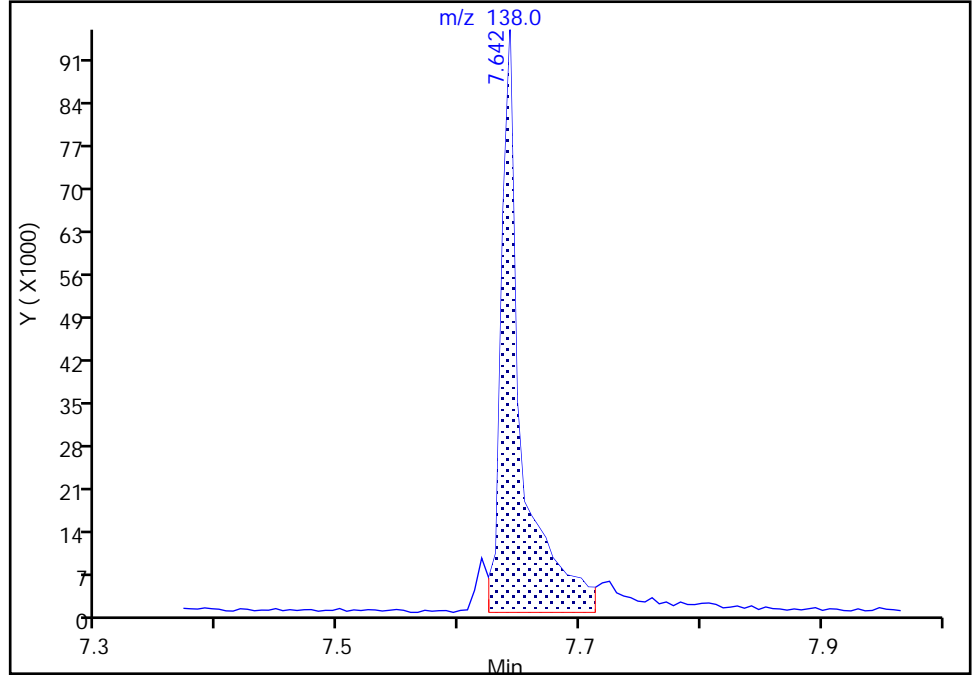
Data File: \\chromfs\Seattle\ChromData\TAC040\20220310-81676.b\40Scan031022a004.D  
Injection Date: 10-Mar-2022 11:07:30 Instrument ID: TAC040  
Lims ID: ccvis  
Client ID:  
Operator ID: tl ALS Bottle#: 3 Worklist Smp#: 3  
Injection Vol: 1.0 ul Dil. Factor: 1.0000  
Method: 8270TAC040 Limit Group: 8270D BNA QSM 5.0  
Column: Detector MS SCAN

70 4-Nitroaniline, CAS: 100-01-6

Signal: 1

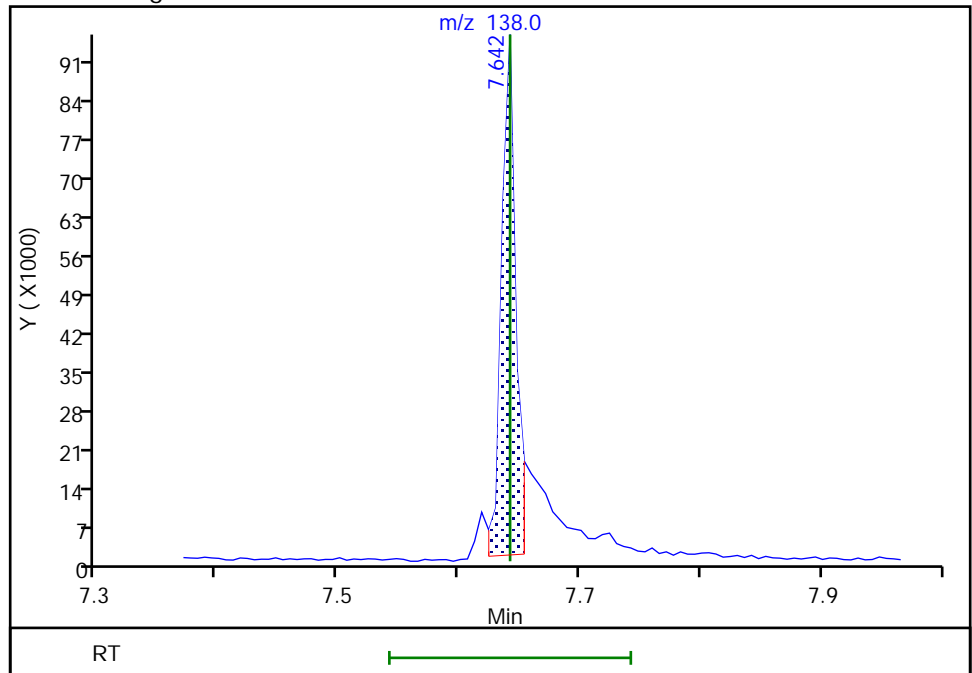
RT: 7.64  
Area: 110630  
Amount: 1437.7970  
Amount Units: ug/L

Processing Integration Results



RT: 7.64  
Area: 78516  
Amount: 1069.4164  
Amount Units: ug/L

Manual Integration Results



Reviewer: limmere, 10-Mar-2022 13:40:50  
Audit Action: Manually Integrated

Audit Reason: Baseline

Eurofins Seattle

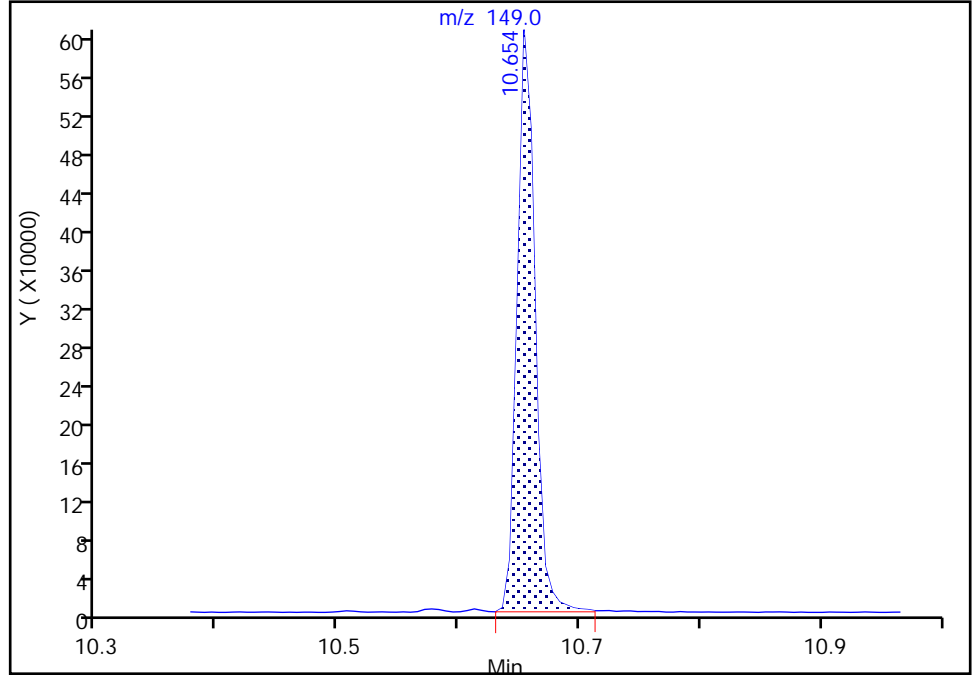
Data File: \\chromfs\Seattle\ChromData\TAC040\20220310-81676.b\40Scan031022a004.D  
Injection Date: 10-Mar-2022 11:07:30 Instrument ID: TAC040  
Lims ID: ccvis  
Client ID:  
Operator ID: tl ALS Bottle#: 3 Worklist Smp#: 3  
Injection Vol: 1.0 ul Dil. Factor: 1.0000  
Method: 8270TAC040 Limit Group: 8270D BNA QSM 5.0  
Column: Detector MS SCAN

92 Bis(2-ethylhexyl) phthalate, CAS: 117-81-7

Signal: 1

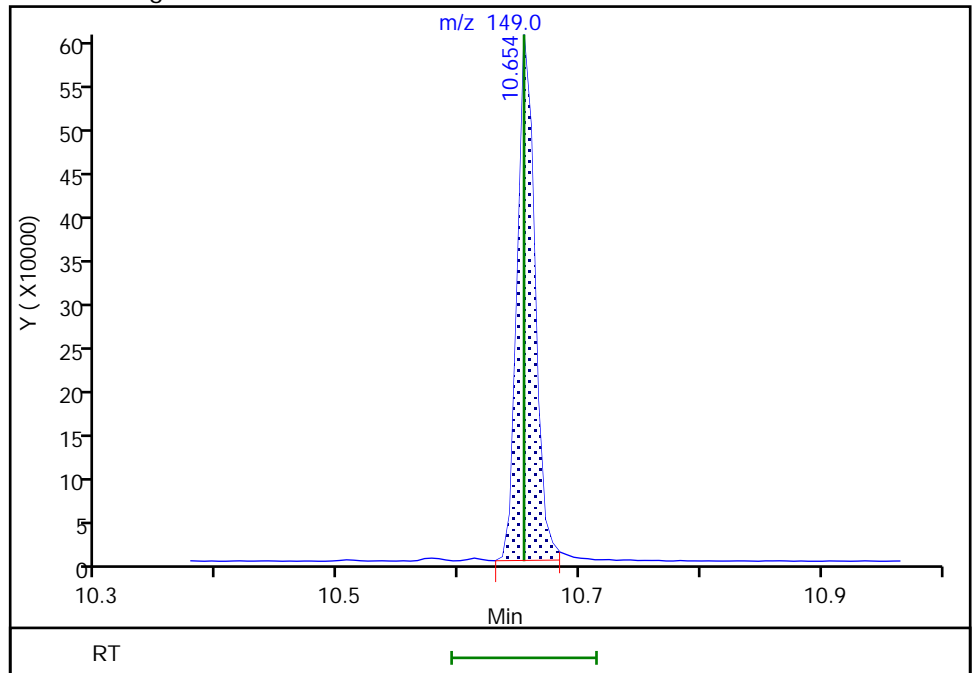
RT: 10.65  
Area: 619815  
Amount: 1200.7844  
Amount Units: ug/L

Processing Integration Results



RT: 10.65  
Area: 612358  
Amount: 1186.3378  
Amount Units: ug/L

Manual Integration Results



Reviewer: limmere, 10-Mar-2022 13:41:12  
Audit Action: Manually Integrated

Audit Reason: Baseline

Eurofins Seattle

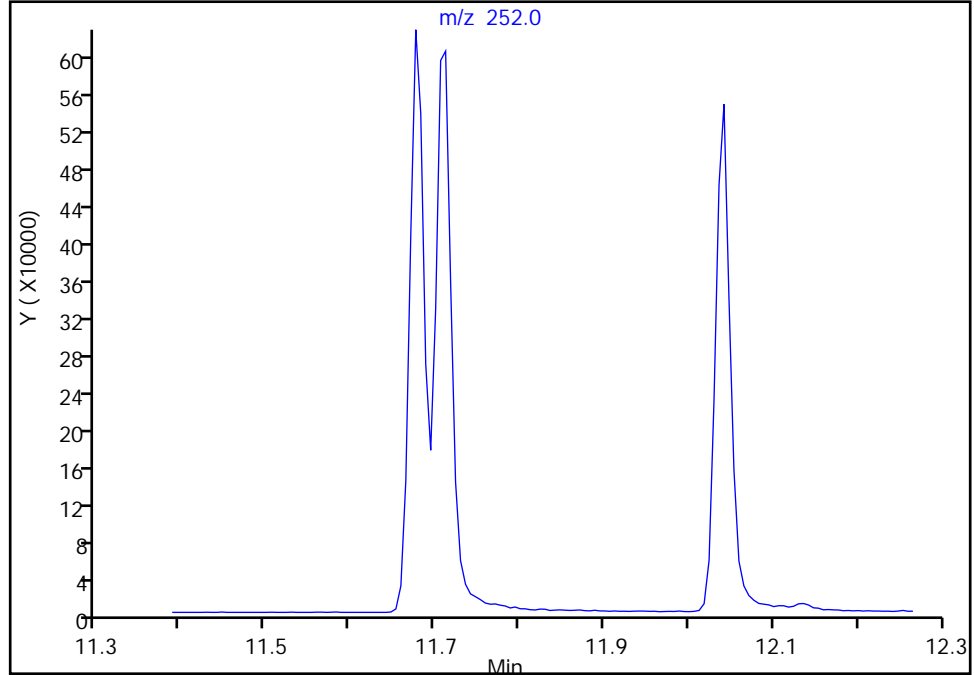
Data File: \\chromfs\Seattle\ChromData\TAC040\20220310-81676.b\40Scan031022a004.D  
Injection Date: 10-Mar-2022 11:07:30 Instrument ID: TAC040  
Lims ID: ccvis  
Client ID:  
Operator ID: tl ALS Bottle#: 3 Worklist Smp#: 3  
Injection Vol: 1.0 ul Dil. Factor: 1.0000  
Method: 8270TAC040 Limit Group: 8270D BNA QSM 5.0  
Column: Detector MS SCAN

95 Benzofluoranthene, CAS: 56832-73-6

Signal: 1

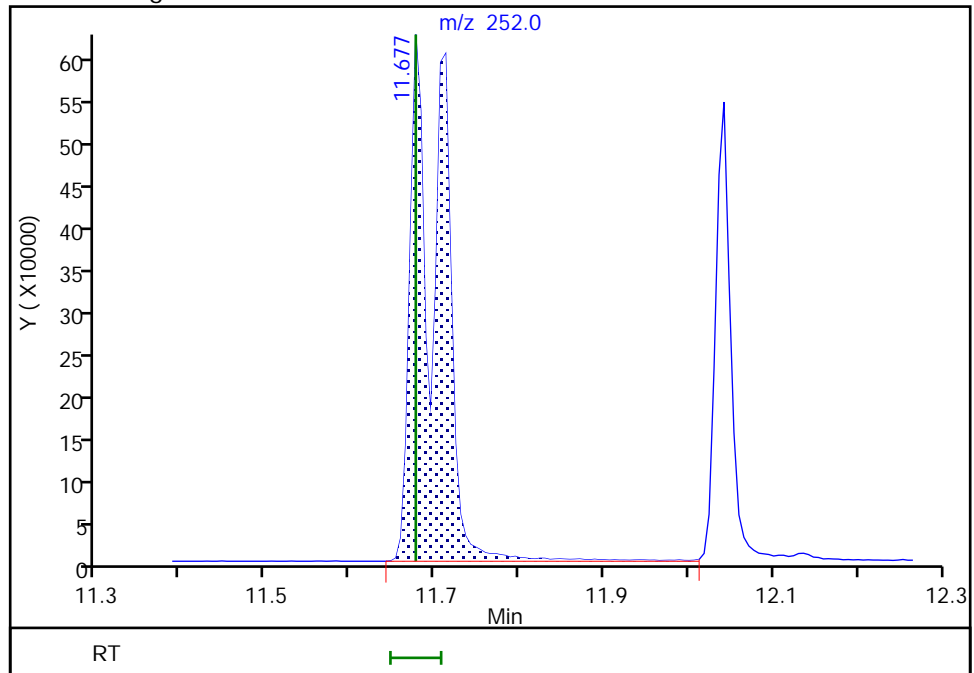
Not Detected  
Expected RT: 11.68

Processing Integration Results



RT: 11.68  
Area: 1575857  
Amount: 2128.1323  
Amount Units: ug/L

Manual Integration Results



Reviewer: limmere, 10-Mar-2022 11:29:22  
Audit Action: Assigned Compound ID

Audit Reason: Peak assignment corrected

FORM VII  
GC/MS SEMI VOA CONTINUING CALIBRATION DATA

Lab Name: Eurofins Seattle Job No.: 580-111058-1  
 SDG No.: \_\_\_\_\_  
 Lab Sample ID: CCVC 580-383442/30 Calibration Date: 03/10/2022 21:17  
 Instrument ID: TAC040 Calib Start Date: 03/03/2022 17:30  
 GC Column: ZB-SV ID: 0.25 (mm) Calib End Date: 03/03/2022 20:58  
 Lab File ID: 40Scan031022a031.D Conc. Units: ug/L

ANALYTE	CURVE TYPE	AVE RRF	RRF	MIN RRF	CALC AMOUNT	SPIKE AMOUNT	%D	MAX %D
N-Nitrosodimethylamine	Ave	0.3079	0.3346	0.0100	1090	1000	8.7	50.0
Pyridine	Ave	0.5747	0.6385	0.0100	2220	2000	11.1	50.0
Aniline	Qua2		1.068	0.0100	1060	1000	5.7	50.0
Phenol	Ave	0.9469	1.045	0.8000	1100	1000	10.3	50.0
Bis(2-chloroethyl)ether	Ave	0.7270	0.7713	0.7000	1060	1000	6.1	50.0
2-Chlorophenol	Ave	1.158	1.291	0.8000	1110	1000	11.5	50.0
n-Decane	Lin1		0.4948		1030	1000	3.2	50.0
1,3-Dichlorobenzene	Lin1		1.480	0.0100	1060	1000	5.6	50.0
1,4-Dichlorobenzene	Lin1		1.534	0.0100	1090	1000	8.7	50.0
Benzyl alcohol	Ave	0.4850	0.4831	0.0100	996	1000	-0.4	50.0
1,2-Dichlorobenzene	Lin1		1.463	0.0100	1080	1000	8.4	50.0
o-Cresol	Ave	0.8247	0.8686	0.7000	1050	1000	5.3	50.0
bis (2-chloroisopropyl) ether	Lin1		0.6728	0.0100	1010	1000	0.7	50.0
Acetophenone	Ave	1.204	1.275	0.0100	1060	1000	5.9	50.0
N-Nitrosodi-n-propylamine	Ave	0.3313	0.3608*	0.5000	1090	1000	8.9	50.0
m+p-Cresol	Ave	0.8154	0.8840	0.6000	1080	1000	8.4	50.0
Hexachloroethane	Lin1		0.6085	0.3000	1040	1000	3.5	50.0
Nitrobenzene	Ave	0.6002	0.6289	0.2000	1050	1000	4.8	50.0
Isophorone	Lin1		1.184	0.4000	1020	1000	1.8	50.0
2-Nitrophenol	Ave	0.5945	0.6768	0.1000	1140	1000	13.8	50.0
2,4-Dimethylphenol	Lin2		0.2475	0.2000	999	1000	-0.0	50.0
Benzoic acid	Qua2		0.5635	0.0100	2100	2000	4.8	50.0
Bis(2-chloroethoxy)methane	Ave	0.9042	0.9443	0.3000	1040	1000	4.4	50.0
2,4-Dichlorophenol	Lin2		0.2819	0.2000	1030	1000	3.1	50.0
1,2,4-Trichlorobenzene	Ave	0.3338	0.3377	0.0100	1010	1000	1.1	50.0
Naphthalene	Ave	0.9162	0.9363	0.7000	1020	1000	2.2	50.0
2,6-Dichlorophenol	Ave	0.5125	0.5301	0.0100	1030	1000	3.4	50.0
4-Chloroaniline	Lin2		0.2626	0.0100	747	1000	-25.3	50.0
Hexachlorobutadiene	Lin2		0.2074	0.0100	1050	1000	5.4	50.0
4-Chloro-3-methylphenol	Ave	0.3410	0.3315	0.2000	972	1000	-2.8	50.0
2-Methylnaphthalene	Ave	0.5737	0.6029	0.4000	1050	1000	5.1	50.0
1-Methylnaphthalene	Ave	0.5627	0.5862	0.0100	1040	1000	4.2	50.0
Hexachlorocyclopentadiene	Qual		0.2470	0.0500	542	1000	-45.8	50.0
1,2,4,5-Tetrachlorobenzene	Ave	0.6502	0.6523		1000	1000	0.3	50.0
2,4,6-Trichlorophenol	Lin2		0.3826	0.2000	982	1000	-1.8	50.0
2,4,5-Trichlorophenol	Qua2		0.3880	0.2000	995	1000	-0.5	50.0
1,1'-Biphenyl	Ave	1.347	1.338	0.0100	993	1000	-0.7	50.0
2-Chloronaphthalene	Ave	1.118	1.132	0.8000	1010	1000	1.3	50.0
2-Nitroaniline	Lin2		0.3394	0.0100	966	1000	-3.4	50.0
Dimethyl phthalate	Lin2		1.171	0.0100	987	1000	-1.3	50.0

FORM VII  
GC/MS SEMI VOA CONTINUING CALIBRATION DATA

Lab Name: Eurofins Seattle Job No.: 580-111058-1  
 SDG No.: \_\_\_\_\_  
 Lab Sample ID: CCVC 580-383442/30 Calibration Date: 03/10/2022 21:17  
 Instrument ID: TAC040 Calib Start Date: 03/03/2022 17:30  
 GC Column: ZB-SV ID: 0.25 (mm) Calib End Date: 03/03/2022 20:58  
 Lab File ID: 40Scan031022a031.D Conc. Units: ug/L

ANALYTE	CURVE TYPE	AVE RRF	RRF	MIN RRF	CALC AMOUNT	SPIKE AMOUNT	%D	MAX %D
2,6-Dinitrotoluene	Lin2		0.2634	0.2000	951	1000	-4.9	50.0
Acenaphthylene	Ave	1.617	1.649	0.9000	1020	1000	2.0	50.0
3-Nitroaniline	Lin2		0.2419	0.0100	905	1000	-9.5	50.0
Acenaphthene	Ave	1.105	1.094	0.9000	990	1000	-1.0	50.0
2,4-Dinitrophenol	Qua1		0.0112	0.0100	1600	2000	-84.2*	50.0
4-Nitrophenol	Qua1		0.1147	0.0100	1920	2000	-3.9	50.0
2,4-Dinitrotoluene	Lin2		0.3314	0.2000	956	1000	-4.4	50.0
Dibenzofuran	Ave	1.474	1.516	0.8000	1030	1000	2.8	50.0
2,3,5,6-Tetrachlorophenol	Qua2		0.3015	0.0100	965	1000	-3.5	50.0
2,3,4,6-Tetrachlorophenol	Qua2		0.3539	0.0100	1040	1000	4.2	50.0
Diethyl phthalate	Ave	1.250	1.294	0.0100	1040	1000	3.6	50.0
Fluorene	Ave	1.171	1.173	0.9000	1000	1000	0.2	50.0
4-Chlorophenyl phenyl ether	Ave	0.5633	0.5534	0.4000	982	1000	-1.8	50.0
4-Nitroaniline	Ave	0.1577	0.1816	0.0100	1150	1000	15.1	50.0
4,6-Dinitro-2-methylphenol	Qua2		0.0190	0.0100	424	2000	-78.8*	50.0
N-Nitrosodiphenylamine	Ave	0.4759	0.5116	0.0100	1080	1000	7.5	50.0
Azobenzene	Ave	0.4138	0.4146		1000	1000	0.2	50.0
4-Bromophenyl phenyl ether	Ave	0.2319	0.2366	0.1000	1020	1000	2.0	50.0
Hexachlorobenzene	Lin2		0.3386	0.1000	1020	1000	2.4	50.0
Atrazine	Lin2		0.2928	0.0100	1020	1000	2.3	50.0
Pentachlorophenol	Qua2		0.1643	0.0500	1940	2000	-2.8	50.0
n-Octadecane	Ave	0.1632	0.1613		988	1000	-1.2	50.0
Phenanthrene	Ave	1.026	1.049	0.7000	1020	1000	2.2	50.0
Anthracene	Lin2		1.061	0.7000	1070	1000	7.1	50.0
Carbazole	Ave	0.6888	0.9320	0.0100	1350	1000	35.3	50.0
Di-n-butyl phthalate	Lin2		1.400	0.0100	1110	1000	11.1	50.0
Fluoranthene	Ave	1.021	1.158	0.6000	1130	1000	13.4	50.0
Benidine	Qua2		0.1933	0.0100	1850	2000	-7.4	50.0
Pyrene	Ave	1.052	1.221	0.6000	1160	1000	16.1	50.0
Butyl benzyl phthalate	Ave	0.5843	0.6615	0.0100	1130	1000	13.2	50.0
3,3'-Dichlorobenzidine	Qua2		0.4471	0.0100	2480	2000	24.1	50.0
Benzo[a]anthracene	Lin2		1.201	0.8000	1050	1000	5.3	50.0
Chrysene	Lin2		1.186	0.7000	984	1000	-1.6	50.0
Bis(2-ethylhexyl) phthalate	Ave	0.8192	0.9523	0.0100	1160	1000	16.2	50.0
Di-n-octyl phthalate	Lin2		1.711	0.0100	1230	1000	23.1	50.0
Benzo[b]fluoranthene	Ave	1.114	1.201	0.7000	1080	1000	7.8	50.0
Benzo[k]fluoranthene	Ave	1.190	1.397	0.7000	1170	1000	17.4	50.0
Benzo[a]fluoranthene	Ave	1.135	1.242		2190	2000	9.5	50.0
Benzo[a]pyrene	Lin2		1.062	0.7000	1070	1000	6.6	50.0
Indeno[1,2,3-cd]pyrene	Qua2		0.7656	0.5000	784	1000	-21.6	50.0
Dibenz(a,h)anthracene	Lin2		0.8162	0.4000	753	1000	-24.7	50.0



FORM VII  
GC/MS SEMI VOA CONTINUING CALIBRATION DATA

Lab Name: Eurofins Seattle Job No.: 580-111058-1  
 SDG No.: \_\_\_\_\_  
 Lab Sample ID: CCVC 580-383442/30 Calibration Date: 03/10/2022 21:17  
 Instrument ID: TAC040 Calib Start Date: 03/03/2022 17:30  
 GC Column: ZB-SV ID: 0.25 (mm) Calib End Date: 03/03/2022 20:58  
 Lab File ID: 40Scan031022a031.D Conc. Units: ug/L

ANALYTE	CURVE TYPE	AVE RRF	RRF	MIN RRF	CALC AMOUNT	SPIKE AMOUNT	%D	MAX %D
Benzo[g,h,i]perylene	Ave	1.207	0.8312	0.5000	689	1000	-31.1	50.0
2-Fluorophenol (Surr)	Ave	0.9432	1.049		1110	1000	11.2	50.0
Phenol-d5 (Surr)	Ave	0.9949	1.059		1060	1000	6.4	50.0
Nitrobenzene-d5 (Surr)	Ave	0.1921	0.1960		1020	1000	2.0	50.0
2-Fluorobiphenyl	Ave	1.277	1.274		997	1000	-0.3	50.0
2,4,6-Tribromophenol (Surr)	Qual		0.1856	0.0100	988	1000	-1.2	50.0
Terphenyl-d14	Lin2		0.7747		1060	1000	6.2	50.0

Eurofins Seattle  
Target Compound Quantitation Report

Data File: \\chromfs\Seattle\ChromData\TAC040\20220310-81676.b\40Scan031022a031.D  
 Lims ID: ccvc  
 Client ID:  
 Sample Type: CCVC  
 Inject. Date: 10-Mar-2022 21:17:30 ALS Bottle#: 3 Worklist Smp#: 30  
 Injection Vol: 1.0 ul Dil. Factor: 1.0000  
 Sample Info: ccvc  
 Operator ID: tl Instrument ID: TAC040  
 Sublist: chrom-8270TAC040\*sub20  
 Method: \\chromfs\Seattle\ChromData\TAC040\20220310-81676.b\8270TAC040.m  
 Limit Group: 8270D BNA QSM 5.0  
 Last Update: 11-Mar-2022 15:51:26 Calib Date: 03-Mar-2022 20:58:30  
 Integrator: RTE ID Type: RT Order ID  
 Quant Method: Internal Standard Quant By: Initial Calibration  
 Last ICal File: \\chromfs\Seattle\ChromData\TAC040\20220303-81577.b\40Scan030322a016.D  
 Column 1 : Det: MS SCAN  
 Process Host: CTX1679

First Level Reviewer: thaneeratw

Date: 11-Mar-2022 15:51:26

Compound	Sig	RT (min.)	Adj RT (min.)	Dlt RT (min.)	Q	Response	Cal Amt ug/L	OnCol Amt ug/L	Flags
* 1 1,4-Dichlorobenzene-d4	152	4.701	4.707	-0.006	87	25821	100.0	100.0	
* 2 Naphthalene-d8	136	5.731	5.736	-0.005	96	93843	100.0	100.0	
* 3 Acenaphthene-d10	164	7.166	7.172	-0.006	56	50895	100.0	100.0	
* 4 Phenanthrene-d10	188	8.383	8.383	0.000	95	78103	100.0	100.0	
* 5 Chrysene-d12	240	10.589	10.589	0.000	63	75019	100.0	100.0	
* 6 Perylene-d12	264	12.101	12.107	-0.006	94	72580	100.0	100.0	
\$ 7 2-Fluorophenol	112	3.659	3.644	0.010	79	270894	1000.0	1112.3	
\$ 8 Phenol-d5	99	4.431	4.413	0.012	98	273377	1000.0	1064.2	
\$ 9 Nitrobenzene-d5	82	5.154	5.149	0.000	77	183933	1000.0	1020.4	
\$ 10 2-Fluorobiphenyl	172	6.625	6.619	0.000	91	648260	1000.0	997.2	
\$ 11 2,4,6-Tribromophenol	330	7.819	7.819	0.000	83	144924	1000.0	988.3	
\$ 12 Terphenyl-d14	244	9.707	9.707	0.000	99	605051	1000.0	1062.4	
15 N-Nitrosodimethylamine	74	2.515	2.512	0.000	88	86407	1000.0	1087.0	
16 Pyridine	79	2.531	2.528	0.000	96	329753	2000.0	2222.2	
18 Phenol	94	4.442	4.419	0.017	99	269708	1000.0	1103.1	
17 Aniline	93	4.442	4.437	0.000	82	275825	1000.0	1057.4	
19 Bis(2-chloroethyl)ether	93	4.501	4.496	0.000	95	199161	1000.0	1061.0	
20 2-Chlorophenol	128	4.537	4.525	0.005	84	333246	1000.0	1114.5	
21 n-Decane	57	4.589	4.584	0.000	91	127761	1000.0	1032.2	
22 1,3-Dichlorobenzene	146	4.654	4.648	0.000	94	382198	1000.0	1056.4	
23 1,4-Dichlorobenzene	146	4.719	4.713	0.000	96	396190	1000.0	1086.8	
27 Benzyl alcohol	79	4.825	4.819	0.000	93	124748	1000.0	996.2	
24 1,2-Dichlorobenzene	146	4.836	4.830	0.000	96	377659	1000.0	1084.2	
28 2-Methylphenol	108	4.925	4.913	0.006	77	224291	1000.0	1053.3	
25 2,2'-oxybis[1-chloropropane]	45	4.936	4.930	0.000	77	173721	1000.0	1006.5	
29 Acetophenone	105	5.031	5.030	-0.005	91	329225	1000.0	1058.8	
32 3 & 4 Methylphenol	108	5.054	5.036	0.012	62	228266	1000.0	1084.1	
30 N-Nitrosodi-n-propylamine	70	5.042	5.036	0.000	85	93160	1000.0	1089.1	
31 Hexachloroethane	117	5.107	5.107	-0.006	90	157122	1000.0	1035.3	
33 Nitrobenzene	77	5.166	5.161	0.000	78	162401	1000.0	1047.9	
34 Isophorone	82	5.366	5.360	0.000	97	305685	1000.0	1017.7	

Compound	Sig	RT (min.)	Adj RT (min.)	Dlt RT (min.)	Q	Response	Cal Amt ug/L	OnCol Amt ug/L	Flags
35 2-Nitrophenol	139	5.425	5.419	0.000	77	174768	1000.0	1138.5	
37 2,4-Dimethylphenol	107	5.478	5.466	0.006	89	232240	1000.0	999.4	
36 Benzoic acid	105	5.548	5.537	0.006	65	291007	2000.0	2096.8	
38 Bis(2-chloroethoxy)methane	93	5.554	5.548	0.000	92	243830	1000.0	1044.3	
39 2,4-Dichlorophenol	162	5.631	5.619	0.006	83	264578	1000.0	1030.8	
40 1,2,4-Trichlorobenzene	180	5.689	5.684	0.000	92	316870	1000.0	1011.5	
41 Naphthalene	128	5.748	5.748	-0.006	95	878619	1000.0	1021.9	
43 4-Chloroaniline	127	5.807	5.801	0.000	76	246421	1000.0	747.4	
42 2,6-Dichlorophenol	162	5.807	5.802	0.000	90	269791	1000.0	1034.4	
44 Hexachlorobutadiene	225	5.860	5.854	0.000	91	194670	1000.0	1053.8	
45 4-Chloro-3-methylphenol	107	6.219	6.201	0.012	86	168702	1000.0	972.0	
46 2-Methylnaphthalene	142	6.319	6.312	0.000	83	565739	1000.0	1050.9	
47 1-Methylnaphthalene	142	6.395	6.389	0.000	89	550075	1000.0	1041.7	
48 Hexachlorocyclopentadiene	237	6.448	6.443	0.000	67	125702	1000.0	541.6	
49 1,2,4,5-Tetrachlorobenzene	216	6.454	6.449	0.000	92	331968	1000.0	1003.1	
50 2,4,6-Trichlorophenol	196	6.554	6.549	0.000	86	194722	1000.0	982.5	
51 2,4,5-Trichlorophenol	196	6.595	6.578	0.012	94	197450	1000.0	995.1	
52 1,1'-Biphenyl	154	6.701	6.701	-0.006	94	680922	1000.0	993.5	
53 2-Chloronaphthalene	162	6.713	6.707	0.000	93	576298	1000.0	1012.6	
54 2-Nitroaniline	138	6.807	6.801	0.000	79	172743	1000.0	966.1	
55 Dimethyl phthalate	163	6.966	6.960	0.000	97	595932	1000.0	987.4	
56 1,3-Dinitrobenzene	168	6.978	6.975	-0.005	94	79254	1000.0	1007.2	
57 2,6-Dinitrotoluene	165	7.007	7.001	0.000	65	134082	1000.0	951.3	
58 Acenaphthylene	152	7.048	7.048	-0.006	93	839386	1000.0	1019.8	
59 3-Nitroaniline	138	7.148	7.136	0.006	75	123093	1000.0	904.9	
60 Acenaphthene	153	7.195	7.189	0.000	93	556773	1000.0	990.2	
69 2,4-Dinitrophenol	184	7.230	7.230	0.006	15	11414	2000.0	316.8	a
63 4-Nitrophenol	109	7.319	7.283	0.030	70	116716	2000.0	1923.0	
62 2,4-Dinitrotoluene	165	7.336	7.330	0.000	45	168690	1000.0	955.6	
61 Dibenzofuran	168	7.336	7.330	0.000	87	771561	1000.0	1028.4	
64 2,3,5,6-Tetrachlorophenol	232	7.407	7.401	0.000	89	153450	1000.0	964.7	
65 2,3,4,6-Tetrachlorophenol	232	7.442	7.436	0.000	67	180107	1000.0	1041.7	
66 Diethyl phthalate	149	7.548	7.542	0.000	96	658677	1000.0	1035.7	
67 Fluorene	166	7.619	7.612	0.000	83	597029	1000.0	1001.6	
68 4-Chlorophenyl phenyl ether	204	7.630	7.624	0.000	82	281638	1000.0	982.4	
70 4-Nitroaniline	138	7.642	7.636	0.000	41	92419	1000.0	1151.5	
73 4,6-Dinitro-2-methylphenol	198	7.660	7.660	-0.006	38	29739	2000.0	423.8	M
71 N-Nitrosodiphenylamine	169	7.725	7.725	0.001	61	399599	1000.0	1075.1	
72 Azobenzene	77	7.754	7.760	-0.006	91	323850	1000.0	1001.9	
74 4-Bromophenyl phenyl ether	248	8.030	8.030	0.000	49	184771	1000.0	1020.2	
75 Hexachlorobenzene	284	8.060	8.066	-0.006	89	264472	1000.0	1023.9	
76 Atrazine	200	8.177	8.171	0.000	93	149025	1000.0	1023.3	
77 Pentachlorophenol	266	8.230	8.230	0.000	91	256587	2000.0	1943.9	
78 n-Octadecane	43	8.330	8.330	0.000	95	125959	1000.0	988.0	
79 Phenanthrene	178	8.401	8.407	-0.006	96	819252	1000.0	1022.0	
80 Anthracene	178	8.442	8.448	-0.006	96	828738	1000.0	1071.2	
81 Carbazole	167	8.583	8.583	0.000	81	727922	1000.0	1353.0	
83 Di-n-butyl phthalate	149	8.895	8.895	0.000	98	1093126	1000.0	1111.2	
84 Fluoranthene	202	9.377	9.377	0.000	96	904289	1000.0	1133.7	
85 Benzidine	184	9.507	9.507	0.000	98	301992	2000.0	1851.0	
86 Pyrene	202	9.560	9.560	0.000	98	953892	1000.0	1161.2	
87 Butyl benzyl phthalate	149	10.119	10.124	-0.006	89	496247	1000.0	1132.1	

Compound	Sig	RT (min.)	Adj RT (min.)	Dlt RT (min.)	Q	Response	Cal Amt ug/L	OnCol Amt ug/L	Flags
91 3,3'-Dichlorobenzidine	252	10.571	10.577	-0.006	68	670880	2000.0	2481.5	
89 Benzo[a]anthracene	228	10.577	10.583	-0.006	99	900950	1000.0	1052.8	
90 Chrysene	228	10.613	10.613	0.001	93	889475	1000.0	984.2	
92 Bis(2-ethylhexyl) phthalate	149	10.654	10.654	0.000	73	714411	1000.0	1162.5	
93 Di-n-octyl phthalate	149	11.318	11.319	-0.006	96	1241805	1000.0	1230.8	
94 Benzo[b]fluoranthene	252	11.677	11.672	0.000	95	871522	1000.0	1077.8	
95 Benzofluoranthene	252	11.707	11.707	0.030	97	1802652	2000.0	2189.2	Ma
96 Benzo[k]fluoranthene	252	11.707	11.707	-0.005	92	1014279	1000.0	1174.3	
97 Benzo[a]pyrene	252	12.036	12.036	-0.006	76	770955	1000.0	1065.6	
98 Indeno[1,2,3-cd]pyrene	276	13.359	13.359	-0.006	97	555656	1000.0	784.0	
99 Dibenz(a,h)anthracene	278	13.395	13.394	-0.006	76	592364	1000.0	752.8	
100 Benzo[g,h,i]perylene	276	13.671	13.670	-0.006	91	603265	1000.0	688.8	

**QC Flag Legend**

Processing Flags

Review Flags

M - Manually Integrated

a - User Assigned ID

**Reagents:**

ccv\_8270\_1000\_00057

Amount Added: 1.00

Units: mL

Eurofins Seattle

Data File: \\chromfs\Seattle\ChromData\TAC040\20220310-81676.b\40Scan031022a031.D

Injection Date: 10-Mar-2022 21:17:30

Instrument ID: TAC040

Lims ID: ccvc

Client ID:

Operator ID: tl

ALS Bottle#: 3

Worklist Smp#: 30

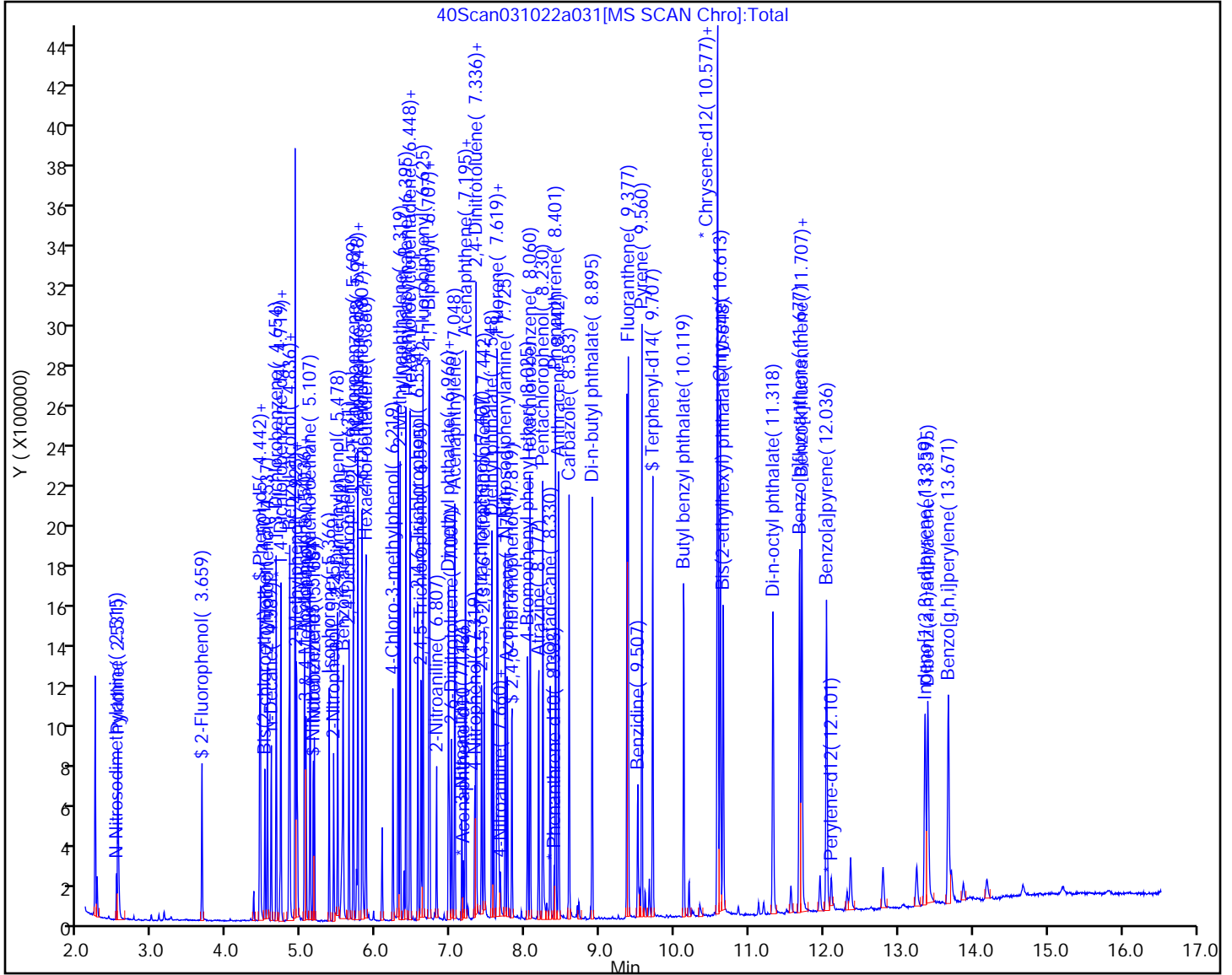
Injection Vol: 1.0 ul

Dil. Factor: 1.0000

Method: 8270TAC040

Limit Group: 8270D BNA QSM 5.0

Y Scaling: Method Defined: Scale to the Nth Largest Target: 1



Eurofins Seattle

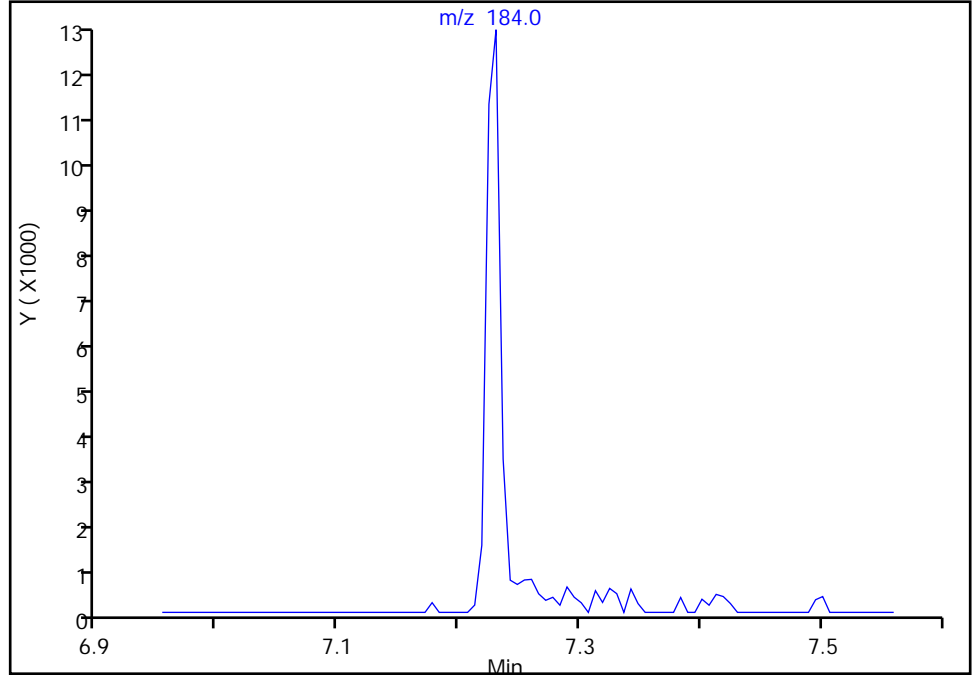
Data File: \\chromfs\Seattle\ChromData\TAC040\20220310-81676.b\40Scan031022a031.D  
Injection Date: 10-Mar-2022 21:17:30 Instrument ID: TAC040  
Lims ID: ccvc  
Client ID:  
Operator ID: tl ALS Bottle#: 3 Worklist Smp#: 30  
Injection Vol: 1.0 ul Dil. Factor: 1.0000  
Method: 8270TAC040 Limit Group: 8270D BNA QSM 5.0  
Column: Detector MS SCAN

69 2,4-Dinitrophenol, CAS: 51-28-5

Signal: 1

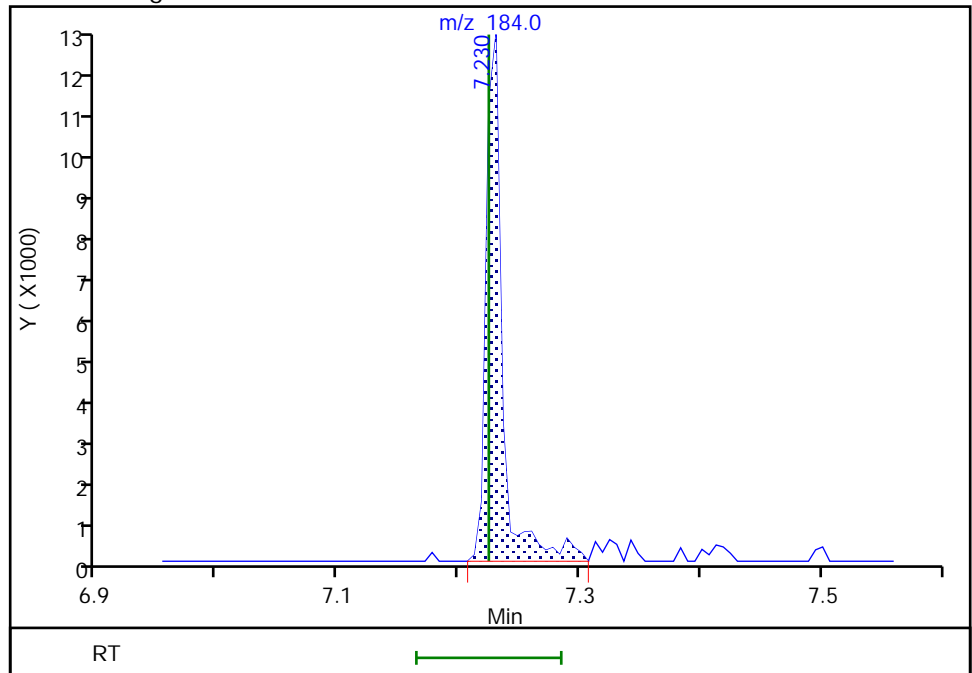
Not Detected  
Expected RT: 7.22

Processing Integration Results



Manual Integration Results

RT: 7.23  
Area: 11414  
Amount: 316.7940  
Amount Units: ug/L



Reviewer: thaneeratw, 11-Mar-2022 12:38:30  
Audit Action: Assigned Compound ID

Audit Reason: Peak assignment corrected

Eurofins Seattle

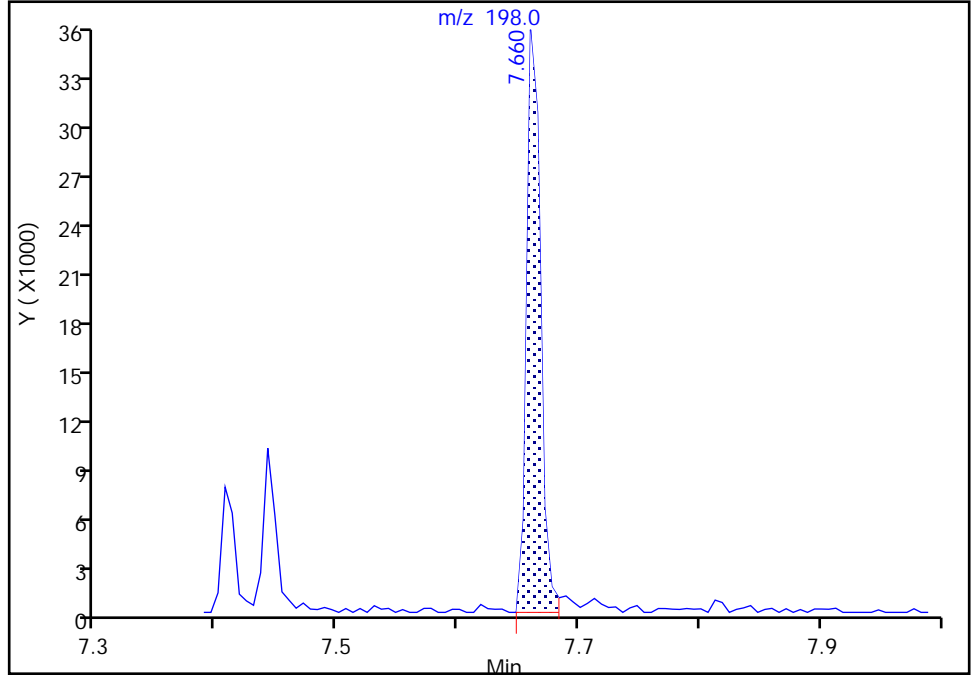
Data File: \\chromfs\Seattle\ChromData\TAC040\20220310-81676.b\40Scan031022a031.D  
Injection Date: 10-Mar-2022 21:17:30 Instrument ID: TAC040  
Lims ID: ccvc  
Client ID:  
Operator ID: tl ALS Bottle#: 3 Worklist Smp#: 30  
Injection Vol: 1.0 ul Dil. Factor: 1.0000  
Method: 8270TAC040 Limit Group: 8270D BNA QSM 5.0  
Column: Detector MS SCAN

73 4,6-Dinitro-2-methylphenol, CAS: 534-52-1

Signal: 1

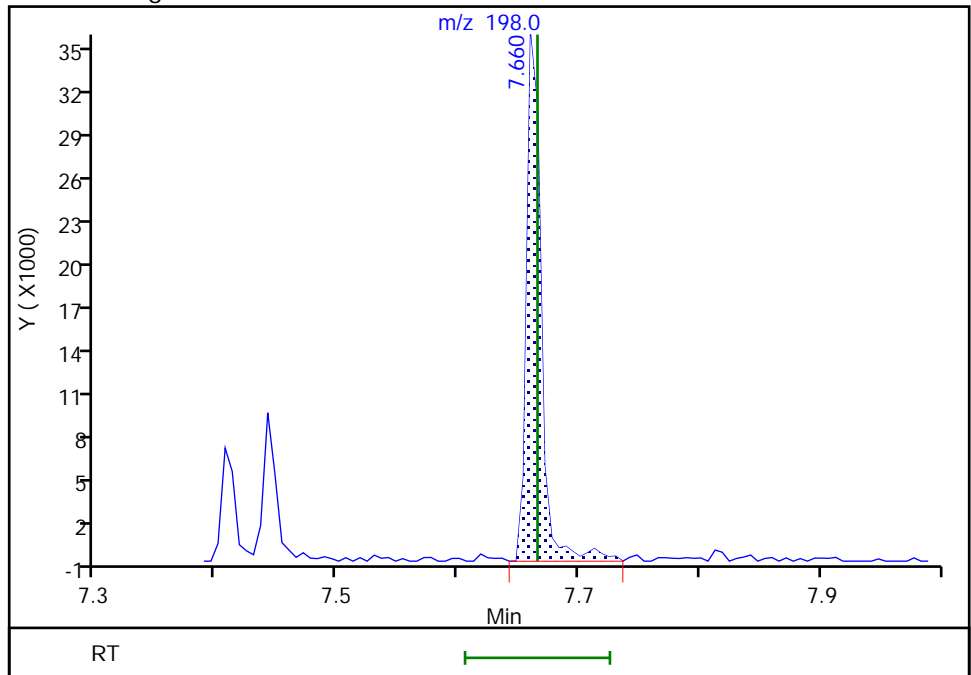
RT: 7.66  
Area: 28160  
Amount: 405.3466  
Amount Units: ug/L

Processing Integration Results



RT: 7.66  
Area: 29739  
Amount: 423.7924  
Amount Units: ug/L

Manual Integration Results



Reviewer: thaneeratw, 11-Mar-2022 15:50:51  
Audit Action: Manually Integrated

Audit Reason: Incomplete Integration

Eurofins Seattle

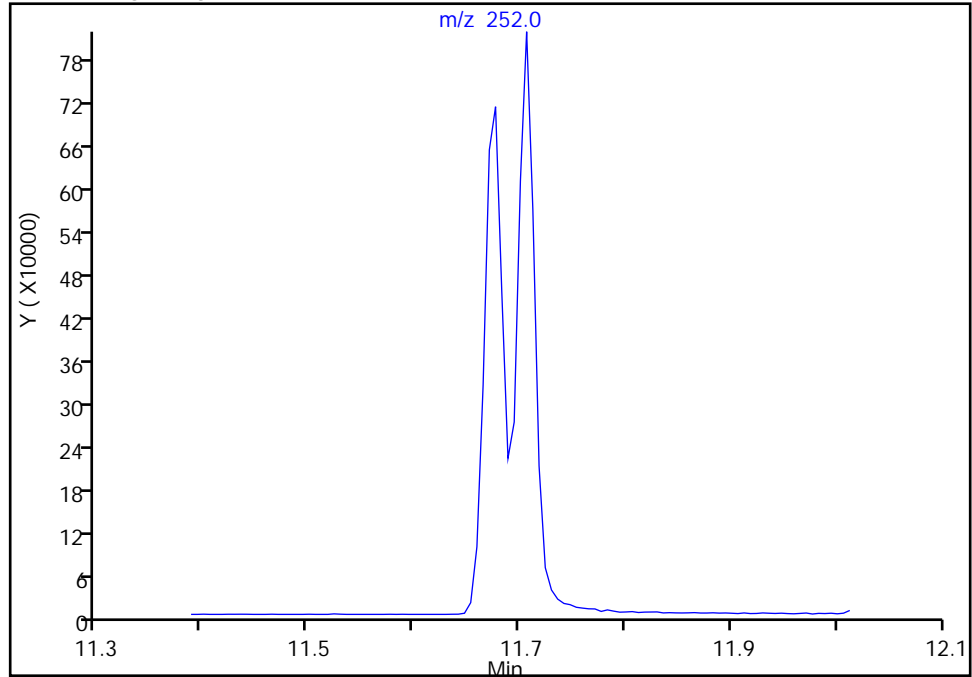
Data File: \\chromfs\Seattle\ChromData\TAC040\20220310-81676.b\40Scan031022a031.D  
Injection Date: 10-Mar-2022 21:17:30 Instrument ID: TAC040  
Lims ID: ccvc  
Client ID:  
Operator ID: tl ALS Bottle#: 3 Worklist Smp#: 30  
Injection Vol: 1.0 ul Dil. Factor: 1.0000  
Method: 8270TAC040 Limit Group: 8270D BNA QSM 5.0  
Column: Detector MS SCAN

95 Benzofluoranthene, CAS: 56832-73-6

Signal: 1

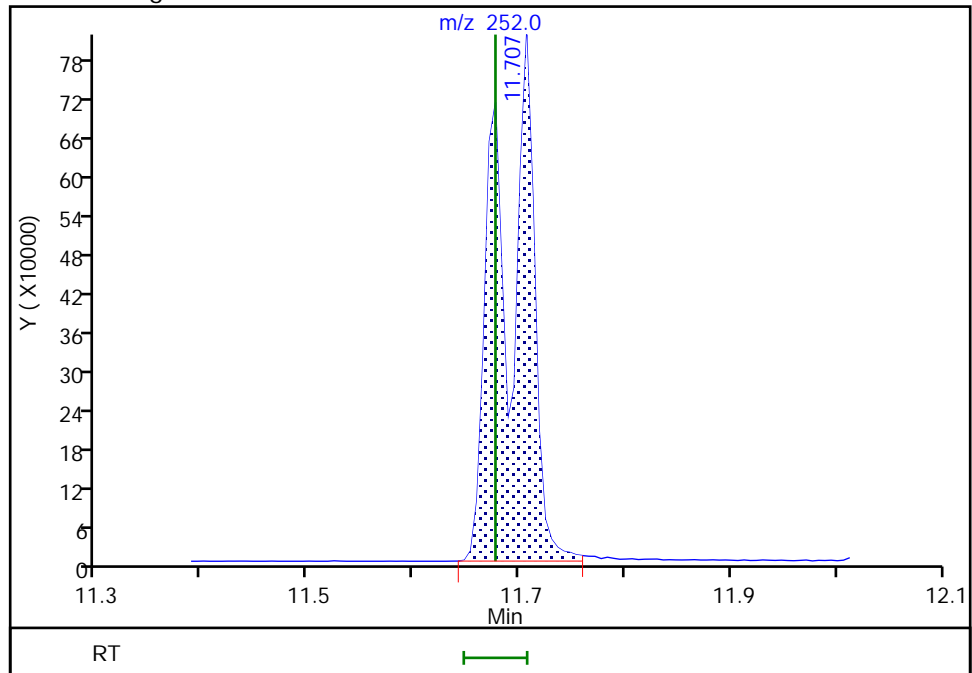
Not Detected  
Expected RT: 11.68

Processing Integration Results



Manual Integration Results

RT: 11.71  
Area: 1802652  
Amount: 2189.2248  
Amount Units: ug/L



Reviewer: thaneeratw, 11-Mar-2022 12:39:06  
Audit Action: Split an Integrated Peak

Audit Reason: Incomplete Integration



FORM VII  
GC/MS SEMI VOA CONTINUING CALIBRATION DATA

Lab Name: Eurofins Seattle Job No.: 580-111058-1  
 SDG No.: \_\_\_\_\_  
 Lab Sample ID: CCVIS 580-383728/3 Calibration Date: 03/14/2022 12:50  
 Instrument ID: TAC040 Calib Start Date: 03/03/2022 17:30  
 GC Column: ZB-SV ID: 0.25 (mm) Calib End Date: 03/03/2022 20:58  
 Lab File ID: 40Scan031422a006.D Conc. Units: ug/L

ANALYTE	CURVE TYPE	AVE RRF	RRF	MIN RRF	CALC AMOUNT	SPIKE AMOUNT	%D	MAX %D
N-Nitrosodimethylamine	Ave	0.3079	0.3253	0.0100	1060	1000	5.7	20.0
Pyridine	Ave	0.5747	0.6193	0.0100	2160	2000	7.8	20.0
Phenol	Ave	0.9469	1.021	0.8000	1080	1000	7.9	20.0
Aniline	Qua2		1.046	0.0100	1040	1000	3.5	20.0
Bis(2-chloroethyl)ether	Ave	0.7270	0.7544	0.7000	1040	1000	3.8	20.0
2-Chlorophenol	Ave	1.158	1.243	0.8000	1070	1000	7.3	20.0
n-Decane	Lin1		0.4819		1010	1000	0.5	20.0
1,3-Dichlorobenzene	Lin1		1.499	0.0100	1070	1000	6.9	20.0
1,4-Dichlorobenzene	Lin1		1.488	0.0100	1050	1000	5.4	20.0
Benzyl alcohol	Ave	0.4850	0.3732	0.0100	770	1000	-23.0*	20.0
1,2-Dichlorobenzene	Lin1		1.465	0.0100	1090	1000	8.6	20.0
o-Cresol	Ave	0.8247	0.8366	0.7000	1010	1000	1.5	20.0
bis (2-chloroisopropyl) ether	Lin1		0.6598	0.0100	987	1000	-1.3	20.0
Acetophenone	Ave	1.204	1.196	0.0100	993	1000	-0.7	20.0
N-Nitrosodi-n-propylamine	Ave	0.3313	0.3446*	0.5000	1040	1000	4.0	20.0
m+p-Cresol	Ave	0.8154	0.8663	0.6000	1060	1000	6.2	20.0
Hexachloroethane	Lin1		0.6274	0.3000	1070	1000	6.7	20.0
Nitrobenzene	Ave	0.6002	0.5957	0.2000	992	1000	-0.8	20.0
Isophorone	Lin1		1.121	0.4000	964	1000	-3.6	20.0
2-Nitrophenol	Ave	0.5945	0.6526	0.1000	1100	1000	9.8	20.0
2,4-Dimethylphenol	Lin2		0.2487	0.2000	1000	1000	0.4	20.0
Benzoic acid	Qua2		0.4734	0.0100	1790	2000	-10.3	20.0
Bis(2-chloroethoxy)methane	Ave	0.9042	0.9168	0.3000	1010	1000	1.4	20.0
2,4-Dichlorophenol	Lin2		0.2923	0.2000	1070	1000	6.9	20.0
1,2,4-Trichlorobenzene	Ave	0.3338	0.3554	0.0100	1060	1000	6.5	20.0
Naphthalene	Ave	0.9162	0.9692	0.7000	1060	1000	5.8	20.0
2,6-Dichlorophenol	Ave	0.5125	0.5419	0.0100	1060	1000	5.7	20.0
4-Chloroaniline	Lin2		0.3330	0.0100	941	1000	-5.9	20.0
Hexachlorobutadiene	Lin2		0.2085	0.0100	1060	1000	5.9	20.0
4-Chloro-3-methylphenol	Ave	0.3410	0.3529	0.2000	1030	1000	3.5	20.0
2-Methylnaphthalene	Ave	0.5737	0.6297	0.4000	1100	1000	9.8	20.0
1-Methylnaphthalene	Ave	0.5627	0.5964	0.0100	1060	1000	6.0	20.0
Hexachlorocyclopentadiene	Qual		0.4474	0.0500	973	1000	-2.7	20.0
1,2,4,5-Tetrachlorobenzene	Ave	0.6502	0.6579		1010	1000	1.2	20.0
2,4,6-Trichlorophenol	Lin2		0.3753	0.2000	964	1000	-3.6	20.0
2,4,5-Trichlorophenol	Qua2		0.4131	0.2000	1060	1000	5.7	20.0
1,1'-Biphenyl	Ave	1.347	1.367	0.0100	1020	1000	1.5	20.0
2-Chloronaphthalene	Ave	1.118	1.185	0.8000	1060	1000	5.9	20.0
2-Nitroaniline	Lin2		0.3567	0.0100	1010	1000	1.5	20.0
Dimethyl phthalate	Lin2		1.203	0.0100	1010	1000	1.4	20.0

FORM VII  
GC/MS SEMI VOA CONTINUING CALIBRATION DATA

Lab Name: Eurofins Seattle Job No.: 580-111058-1  
 SDG No.: \_\_\_\_\_  
 Lab Sample ID: CCVIS 580-383728/3 Calibration Date: 03/14/2022 12:50  
 Instrument ID: TAC040 Calib Start Date: 03/03/2022 17:30  
 GC Column: ZB-SV ID: 0.25 (mm) Calib End Date: 03/03/2022 20:58  
 Lab File ID: 40Scan031422a006.D Conc. Units: ug/L

ANALYTE	CURVE TYPE	AVE RRF	RRF	MIN RRF	CALC AMOUNT	SPIKE AMOUNT	%D	MAX %D
2,6-Dinitrotoluene	Lin2		0.2793	0.2000	1010	1000	0.7	20.0
Acenaphthylene	Ave	1.617	1.728	0.9000	1070	1000	6.8	20.0
3-Nitroaniline	Lin2		0.2368	0.0100	887	1000	-11.3	20.0
Acenaphthene	Ave	1.105	1.131	0.9000	1020	1000	2.3	20.0
2,4-Dinitrophenol	Qua1		0.1513	0.0100	1870	2000	-6.3	20.0
4-Nitrophenol	Qua1		0.1162	0.0100	1950	2000	-2.6	20.0
2,4-Dinitrotoluene	Lin2		0.3586	0.2000	1030	1000	3.2	20.0
Dibenzofuran	Ave	1.474	1.574	0.8000	1070	1000	6.8	20.0
2,3,5,6-Tetrachlorophenol	Qua2		0.3091	0.0100	988	1000	-1.2	20.0
2,3,4,6-Tetrachlorophenol	Qua2		0.3590	0.0100	1060	1000	5.6	20.0
Diethyl phthalate	Ave	1.250	1.386	0.0100	1110	1000	10.9	20.0
Fluorene	Ave	1.171	1.244	0.9000	1060	1000	6.2	20.0
4-Chlorophenyl phenyl ether	Ave	0.5633	0.5750	0.4000	1020	1000	2.1	20.0
4-Nitroaniline	Ave	0.1577	0.2083	0.0100	1320	1000	32.1*	20.0
4,6-Dinitro-2-methylphenol	Qua2		0.1178	0.0100	2170	2000	8.7	20.0
N-Nitrosodiphenylamine	Ave	0.4759	0.5051	0.0100	1060	1000	6.1	20.0
Azobenzene	Ave	0.4138	0.4268		1030	1000	3.1	20.0
4-Bromophenyl phenyl ether	Ave	0.2319	0.2287	0.1000	986	1000	-1.4	20.0
Hexachlorobenzene	Lin2		0.3298	0.1000	997	1000	-0.3	20.0
Atrazine	Lin2		0.2788	0.0100	975	1000	-2.5	20.0
Pentachlorophenol	Qua2		0.1607	0.0500	1900	2000	-4.8	20.0
n-Octadecane	Ave	0.1632	0.1604		983	1000	-1.7	20.0
Phenanthrene	Ave	1.026	1.085	0.7000	1060	1000	5.7	20.0
Anthracene	Lin2		1.051	0.7000	1060	1000	6.1	20.0
Carbazole	Ave	0.6888	0.8753	0.0100	1270	1000	27.1*	20.0
Di-n-butyl phthalate	Lin2		1.354	0.0100	1080	1000	7.5	20.0
Fluoranthene	Ave	1.021	1.119	0.6000	1100	1000	9.5	20.0
Benidine	Qua2		0.1961	0.0100	1880	2000	-6.2	20.0
Pyrene	Ave	1.052	1.170	0.6000	1110	1000	11.2	20.0
Butyl benzyl phthalate	Ave	0.5843	0.7159	0.0100	1230	1000	22.5*	20.0
3,3'-Dichlorobenzidine	Qua2		0.4312	0.0100	2400	2000	19.8	20.0
Benzo[a]anthracene	Lin2		1.219	0.8000	1070	1000	6.9	20.0
Chrysene	Lin2		1.355	0.7000	1120	1000	12.5	20.0
Bis(2-ethylhexyl) phthalate	Ave	0.8192	0.9894	0.0100	1210	1000	20.8*	20.0
Di-n-octyl phthalate	Lin2		1.481	0.0100	1070	1000	6.9	20.0
Benzo[b]fluoranthene	Ave	1.114	1.118	0.7000	1000	1000	0.4	20.0
Benzo[k]fluoranthene	Ave	1.190	1.441	0.7000	1210	1000	21.1*	20.0
Benzo[a]fluoranthene	Ave	1.135	1.268		2240	2000	11.8	20.0
Benzo[a]pyrene	Lin2		1.094	0.7000	1100	1000	9.8	20.0
Indeno[1,2,3-cd]pyrene	Qua2		0.9851	0.5000	1000	1000	0.2	20.0
Dibenz(a,h)anthracene	Lin2		1.126	0.4000	1040	1000	3.8	20.0

FORM VII  
GC/MS SEMI VOA CONTINUING CALIBRATION DATA

Lab Name: Eurofins Seattle Job No.: 580-111058-1  
 SDG No.: \_\_\_\_\_  
 Lab Sample ID: CCVIS 580-383728/3 Calibration Date: 03/14/2022 12:50  
 Instrument ID: TAC040 Calib Start Date: 03/03/2022 17:30  
 GC Column: ZB-SV ID: 0.25 (mm) Calib End Date: 03/03/2022 20:58  
 Lab File ID: 40Scan031422a006.D Conc. Units: ug/L

ANALYTE	CURVE TYPE	AVE RRF	RRF	MIN RRF	CALC AMOUNT	SPIKE AMOUNT	%D	MAX %D
Benzo[g,h,i]perylene	Ave	1.207	1.301	0.5000	1080	1000	7.8	20.0
2-Fluorophenol (Surr)	Ave	0.9432	1.019		1080	1000	8.0	20.0
Phenol-d5 (Surr)	Ave	0.9949	1.006		1010	1000	1.1	20.0
Nitrobenzene-d5 (Surr)	Ave	0.1921	0.2015		1050	1000	4.9	20.0
2-Fluorobiphenyl	Ave	1.277	1.290		1010	1000	1.0	20.0
2,4,6-Tribromophenol (Surr)	Qual		0.1795	0.0100	957	1000	-4.3	20.0
Terphenyl-d14	Lin2		0.6873		943	1000	-5.7	20.0

Eurofins Seattle  
Target Compound Quantitation Report

Data File: \\chromfs\Seattle\ChromData\TAC040\20220314-81724.b\40Scan031422a006.D  
 Lims ID: ccvis  
 Client ID:  
 Sample Type: CCVIS  
 Inject. Date: 14-Mar-2022 12:50:30 ALS Bottle#: 3 Worklist Smp#: 3  
 Injection Vol: 1.0 ul Dil. Factor: 1.0000  
 Sample Info: ccvis  
 Operator ID: tl Instrument ID: TAC040  
 Sublist: chrom-8270TAC040\*sub20  
 Method: \\chromfs\Seattle\ChromData\TAC040\20220314-81724.b\8270TAC040.m  
 Limit Group: 8270D BNA QSM 5.0  
 Last Update: 15-Mar-2022 09:48:03 Calib Date: 03-Mar-2022 20:58:30  
 Integrator: RTE ID Type: RT Order ID  
 Quant Method: Internal Standard Quant By: Initial Calibration  
 Last ICal File: \\chromfs\Seattle\ChromData\TAC040\20220303-81577.b\40Scan030322a016.D  
 Column 1 : Det: MS SCAN  
 Process Host: CTX1650

First Level Reviewer: thaneeratw

Date: 15-Mar-2022 09:48:03

Compound	Sig	RT (min.)	Adj RT (min.)	Dlt RT (min.)	Q	Response	Cal Amt ug/L	OnCol Amt ug/L	Flags
* 1 1,4-Dichlorobenzene-d4	152	4.701	4.701	0.000	88	25466	100.0	100.0	
* 2 Naphthalene-d8	136	5.731	5.731	0.000	96	87516	100.0	100.0	
* 3 Acenaphthene-d10	164	7.166	7.166	0.000	55	46977	100.0	100.0	
* 4 Phenanthrene-d10	188	8.383	8.383	0.000	95	75297	100.0	100.0	
* 5 Chrysene-d12	240	10.589	10.589	0.000	63	57300	100.0	100.0	
* 6 Perylene-d12	264	12.107	12.107	0.000	95	55878	100.0	100.0	
\$ 7 2-Fluorophenol	112	3.654	3.654	0.000	80	259403	1000.0	1080.0	
\$ 8 Phenol-d5	99	4.431	4.431	0.000	98	256065	1000.0	1010.7	
\$ 9 Nitrobenzene-d5	82	5.154	5.154	0.000	77	176367	1000.0	1049.1	
\$ 10 2-Fluorobiphenyl	172	6.625	6.625	0.000	98	605883	1000.0	1009.7	
\$ 11 2,4,6-Tribromophenol	330	7.819	7.819	0.000	84	135130	1000.0	956.9	
\$ 12 Terphenyl-d14	244	9.707	9.707	0.000	99	517522	1000.0	943.3	
15 N-Nitrosodimethylamine	74	2.515	2.515	0.000	85	82841	1000.0	1056.6	
16 Pyridine	79	2.531	2.531	0.000	95	315405	2000.0	2155.2	
18 Phenol	94	4.436	4.436	0.000	99	260092	1000.0	1078.6	
17 Aniline	93	4.442	4.442	0.000	90	266256	1000.0	1035.4	
19 Bis(2-chloroethyl)ether	93	4.501	4.501	0.000	94	192110	1000.0	1037.7	
20 2-Chlorophenol	128	4.536	4.536	0.000	82	316537	1000.0	1073.4	
21 n-Decane	57	4.589	4.589	0.000	90	122711	1000.0	1005.2	
22 1,3-Dichlorobenzene	146	4.654	4.654	0.000	94	381625	1000.0	1069.5	
23 1,4-Dichlorobenzene	146	4.719	4.719	0.000	97	379004	1000.0	1054.1	
27 Benzyl alcohol	79	4.825	4.825	0.000	92	95041	1000.0	769.5	
24 1,2-Dichlorobenzene	146	4.836	4.836	0.000	96	373054	1000.0	1085.9	
28 2-Methylphenol	108	4.925	4.925	0.000	77	213061	1000.0	1014.5	
25 2,2'-oxybis[1-chloropropane]	45	4.936	4.936	0.000	75	168033	1000.0	987.1	
29 Acetophenone	105	5.036	5.036	0.000	88	304579	1000.0	993.2	
30 N-Nitrosodi-n-propylamine	70	5.042	5.042	0.000	84	87757	1000.0	1040.2	
32 3 & 4 Methylphenol	108	5.054	5.054	0.000	93	220624	1000.0	1062.4	
31 Hexachloroethane	117	5.107	5.107	0.000	90	159761	1000.0	1067.4	
33 Nitrobenzene	77	5.166	5.166	0.000	79	151689	1000.0	992.4	
34 Isophorone	82	5.366	5.366	0.000	97	285462	1000.0	963.8	

Compound	Sig	RT (min.)	Adj RT (min.)	Dlt RT (min.)	Q	Response	Cal Amt ug/L	OnCol Amt ug/L	Flags
35 2-Nitrophenol	139	5.425	5.425	0.000	77	166180	1000.0	1097.6	
36 Benzoic acid	105	5.542	5.542	0.000	74	241136	2000.0	1794.6	a
37 2,4-Dimethylphenol	107	5.478	5.478	0.000	88	217688	1000.0	1004.5	
38 Bis(2-chloroethoxy)methane	93	5.554	5.554	0.000	86	233476	1000.0	1013.9	
39 2,4-Dichlorophenol	162	5.631	5.631	0.000	83	255840	1000.0	1068.7	
40 1,2,4-Trichlorobenzene	180	5.689	5.689	0.000	91	311064	1000.0	1064.7	
41 Naphthalene	128	5.748	5.748	0.000	95	848167	1000.0	1057.8	
42 2,6-Dichlorophenol	162	5.807	5.807	0.000	90	254587	1000.0	1057.5	
43 4-Chloroaniline	127	5.807	5.807	0.000	75	291444	1000.0	941.4	
44 Hexachlorobutadiene	225	5.860	5.860	0.000	92	182437	1000.0	1059.0	
45 4-Chloro-3-methylphenol	107	6.219	6.219	0.000	83	165767	1000.0	1034.7	
46 2-Methylnaphthalene	142	6.319	6.319	0.000	83	551132	1000.0	1097.8	
47 1-Methylnaphthalene	142	6.395	6.395	0.000	89	521942	1000.0	1059.9	
48 Hexachlorocyclopentadiene	237	6.448	6.448	0.000	83	210188	1000.0	973.4	
49 1,2,4,5-Tetrachlorobenzene	216	6.454	6.454	0.000	94	309041	1000.0	1011.7	
50 2,4,6-Trichlorophenol	196	6.554	6.554	0.000	84	176312	1000.0	963.9	
51 2,4,5-Trichlorophenol	196	6.589	6.589	0.000	94	194043	1000.0	1057.3	
52 1,1'-Biphenyl	154	6.701	6.701	0.000	94	642331	1000.0	1015.3	
53 2-Chloronaphthalene	162	6.713	6.713	0.000	93	556514	1000.0	1059.3	
54 2-Nitroaniline	138	6.807	6.807	0.000	86	167576	1000.0	1014.7	
55 Dimethyl phthalate	163	6.966	6.966	0.000	98	564987	1000.0	1014.2	
56 1,3-Dinitrobenzene	168	6.983	6.983	0.000	84	80201	1000.0	1032.2	
57 2,6-Dinitrotoluene	165	7.007	7.007	0.000	65	131202	1000.0	1007.3	
58 Acenaphthylene	152	7.054	7.054	0.000	93	811678	1000.0	1068.4	
59 3-Nitroaniline	138	7.148	7.148	0.000	75	111223	1000.0	886.8	
60 Acenaphthene	153	7.195	7.195	0.000	93	531103	1000.0	1023.4	
69 2,4-Dinitrophenol	184	7.230	7.230	0.000	75	142172	2000.0	1873.8	a
63 4-Nitrophenol	109	7.313	7.313	0.000	67	109181	2000.0	1947.3	
62 2,4-Dinitrotoluene	165	7.336	7.336	0.000	54	168440	1000.0	1031.9	
61 Dibenzofuran	168	7.336	7.336	0.000	91	739651	1000.0	1068.1	
64 2,3,5,6-Tetrachlorophenol	232	7.407	7.407	0.000	88	145220	1000.0	988.2	
65 2,3,4,6-Tetrachlorophenol	232	7.442	7.442	0.000	67	168632	1000.0	1056.2	
66 Diethyl phthalate	149	7.548	7.548	0.000	96	651183	1000.0	1109.3	
67 Fluorene	166	7.619	7.619	0.000	82	584529	1000.0	1062.4	
68 4-Chlorophenyl phenyl ether	204	7.630	7.630	0.000	84	270129	1000.0	1020.9	
70 4-Nitroaniline	138	7.642	7.642	0.000	38	97861	1000.0	1321.0	
73 4,6-Dinitro-2-methylphenol	198	7.666	7.666	0.000	87	177473	2000.0	2174.4	
71 N-Nitrosodiphenylamine	169	7.725	7.725	0.000	59	380346	1000.0	1061.5	
72 Azobenzene	77	7.760	7.760	0.000	81	321395	1000.0	1031.4	
74 4-Bromophenyl phenyl ether	248	8.030	8.030	0.000	50	172196	1000.0	986.2	
75 Hexachlorobenzene	284	8.066	8.066	0.000	89	248301	1000.0	997.1	
76 Atrazine	200	8.177	8.177	0.000	91	130995	1000.0	974.6	
77 Pentachlorophenol	266	8.230	8.230	0.000	90	241953	2000.0	1904.0	
78 n-Octadecane	43	8.330	8.330	0.000	95	120786	1000.0	982.7	
79 Phenanthrene	178	8.401	8.401	0.000	96	816631	1000.0	1056.7	
80 Anthracene	178	8.442	8.442	0.000	96	791014	1000.0	1060.5	
81 Carbazole	167	8.583	8.583	0.000	82	659094	1000.0	1270.7	
83 Di-n-butyl phthalate	149	8.895	8.895	0.000	98	1019884	1000.0	1075.5	
84 Fluoranthene	202	9.377	9.377	0.000	96	842239	1000.0	1095.2	
85 Benzidine	184	9.507	9.507	0.000	98	295278	2000.0	1875.1	
86 Pyrene	202	9.560	9.560	0.000	97	880954	1000.0	1112.4	
87 Butyl benzyl phthalate	149	10.124	10.124	0.000	87	410215	1000.0	1225.2	

Compound	Sig	RT (min.)	Adj RT (min.)	Dlt RT (min.)	Q	Response	Cal Amt ug/L	OnCol Amt ug/L	Flags
89 Benzo[a]anthracene	228	10.577	10.577	0.000	99	698760	1000.0	1069.0	
91 3,3'-Dichlorobenzidine	252	10.577	10.577	0.000	62	494199	2000.0	2396.0	
90 Chrysene	228	10.613	10.613	0.000	93	776305	1000.0	1124.6	
92 Bis(2-ethylhexyl) phthalate	149	10.648	10.648	0.000	74	566941	1000.0	1207.8	
93 Di-n-octyl phthalate	149	11.318	11.318	0.000	96	827691	1000.0	1068.7	
94 Benzo[b]fluoranthene	252	11.677	11.677	0.000	96	624711	1000.0	1003.5	
95 Benzofluoranthene	252	11.707	11.707	0.000	99	1416924	2000.0	2235.1	a
96 Benzo[k]fluoranthene	252	11.707	11.707	0.000	94	805056	1000.0	1210.7	
97 Benzo[a]pyrene	252	12.042	12.042	0.000	76	611536	1000.0	1097.8	
98 Indeno[1,2,3-cd]pyrene	276	13.365	13.365	0.000	96	550474	1000.0	1002.3	
99 Dibenz(a,h)anthracene	278	13.401	13.401	0.000	60	629299	1000.0	1037.9	
100 Benzo[g,h,i]perylene	276	13.677	13.677	0.000	90	727156	1000.0	1078.5	

**QC Flag Legend**

Processing Flags

Review Flags

a - User Assigned ID

**Reagents:**

ccv\_8270\_1000\_00057

Amount Added: 1.00

Units: mL

Eurofins Seattle

Data File: \\chromf\Seattle\ChromData\TAC040\20220314-81724.b\40Scan031422a006.D

Injection Date: 14-Mar-2022 12:50:30

Instrument ID: TAC040

Lims ID: ccvis

Client ID:

Operator ID: tl

ALS Bottle#: 3

Worklist Smp#: 3

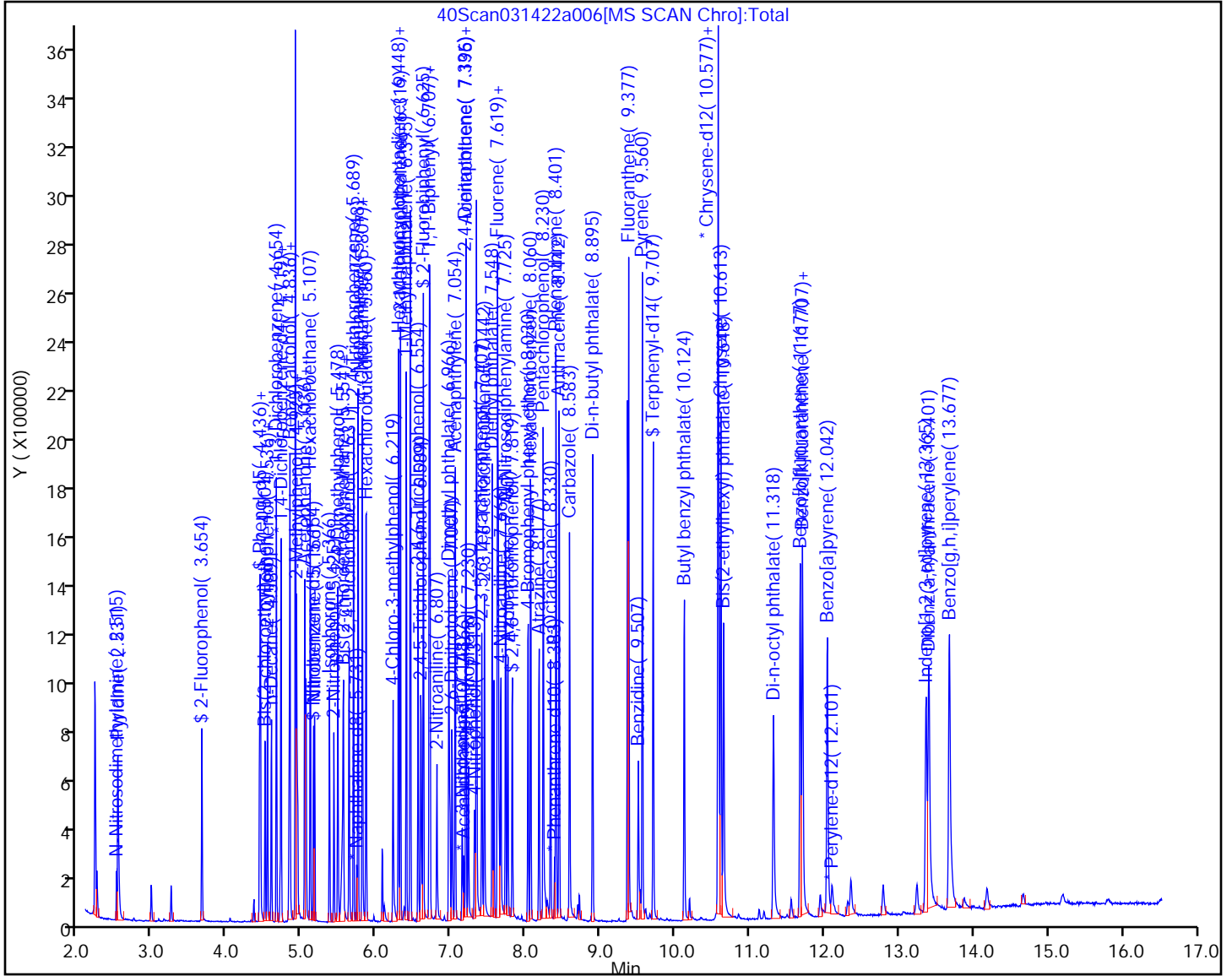
Injection Vol: 1.0 ul

Dil. Factor: 1.0000

Method: 8270TAC040

Limit Group: 8270D BNA QSM 5.0

Y Scaling: Method Defined: Scale to the Nth Largest Target: 1



Eurofins Seattle

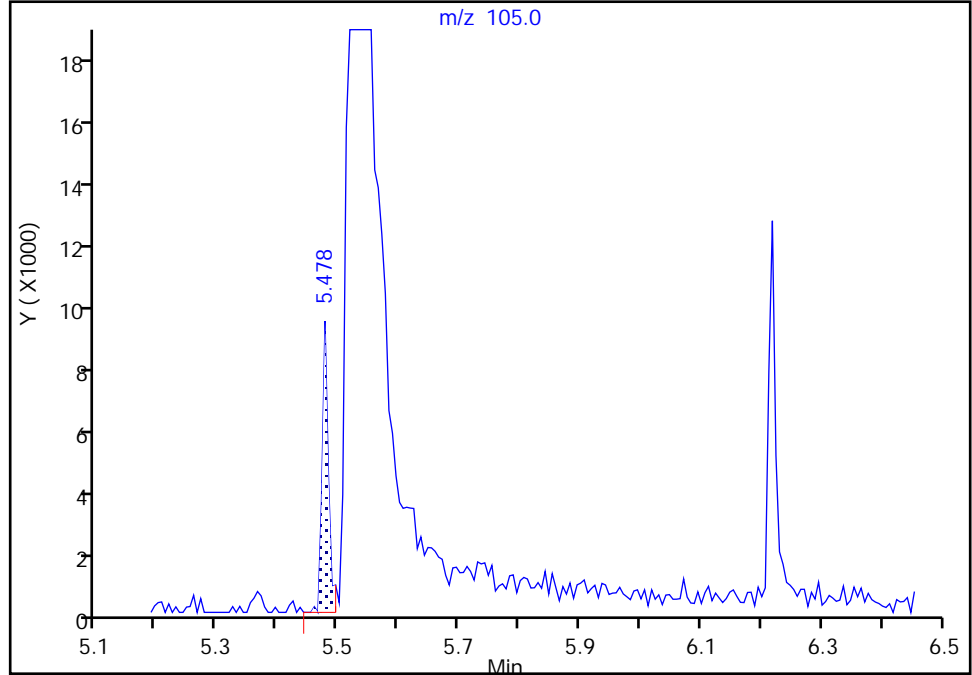
Data File: \\chromfs\Seattle\ChromData\TAC040\20220314-81724.b\40Scan031422a006.D  
Injection Date: 14-Mar-2022 12:50:30 Instrument ID: TAC040  
Lims ID: ccvis  
Client ID:  
Operator ID: tl ALS Bottle#: 3 Worklist Smp#: 3  
Injection Vol: 1.0 ul Dil. Factor: 1.0000  
Method: 8270TAC040 Limit Group: 8270D BNA QSM 5.0  
Column: Detector MS SCAN

36 Benzoic acid, CAS: 65-85-0

Signal: 1

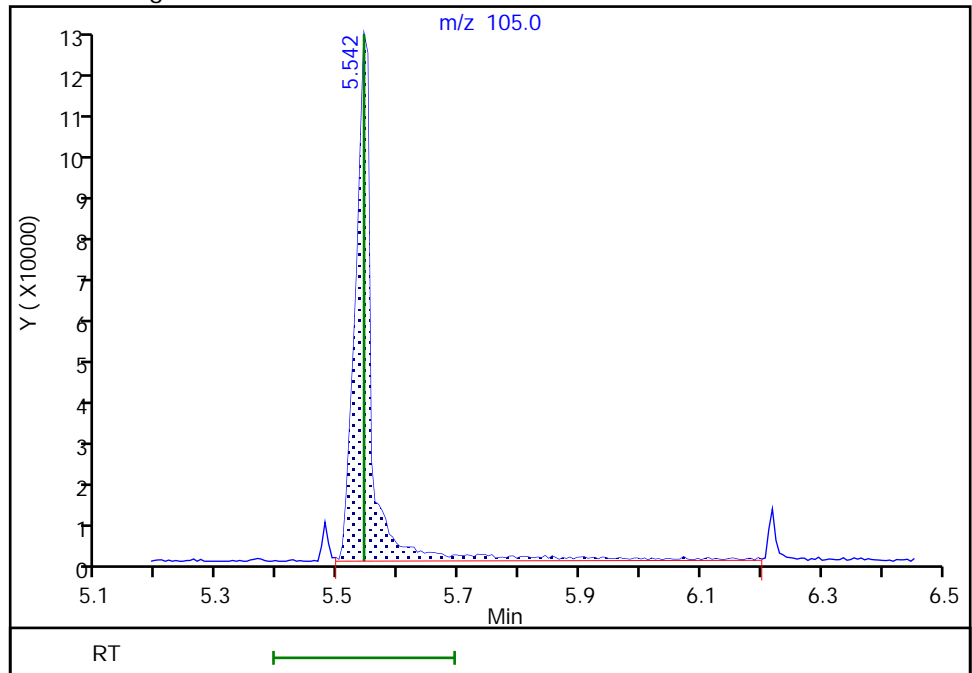
RT: 5.48  
Area: 6547  
Amount: 183.6130  
Amount Units: ug/L

Processing Integration Results



RT: 5.54  
Area: 241136  
Amount: 1794.5846  
Amount Units: ug/L

Manual Integration Results





Eurofins Seattle

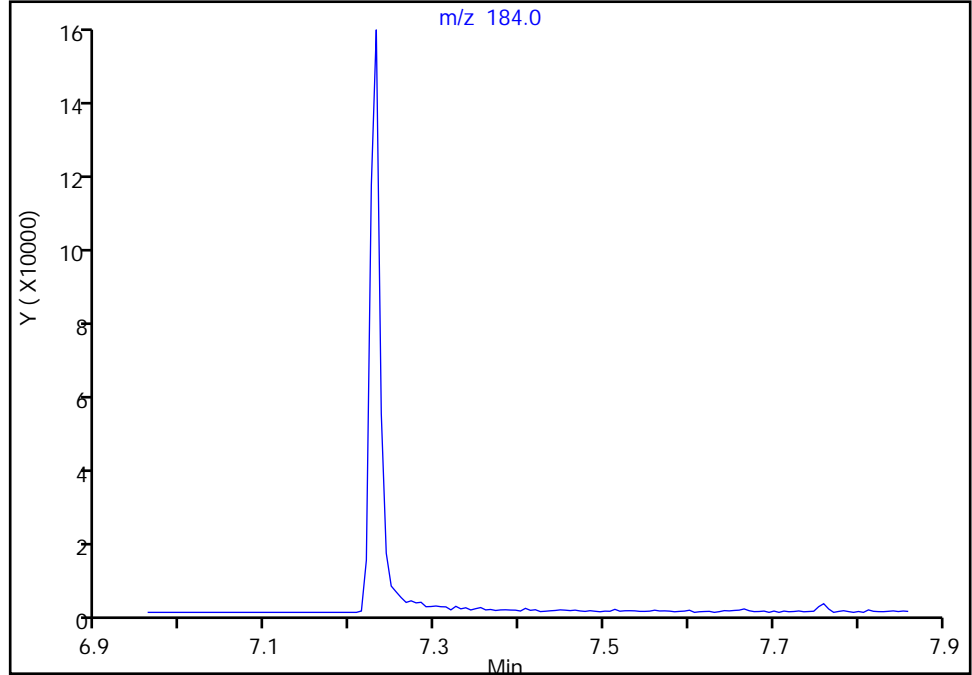
Data File: \\chromfs\Seattle\ChromData\TAC040\20220314-81724.b\40Scan031422a006.D  
Injection Date: 14-Mar-2022 12:50:30 Instrument ID: TAC040  
Lims ID: ccvis  
Client ID:  
Operator ID: tl ALS Bottle#: 3 Worklist Smp#: 3  
Injection Vol: 1.0 ul Dil. Factor: 1.0000  
Method: 8270TAC040 Limit Group: 8270D BNA QSM 5.0  
Column: Detector MS SCAN

69 2,4-Dinitrophenol, CAS: 51-28-5

Signal: 1

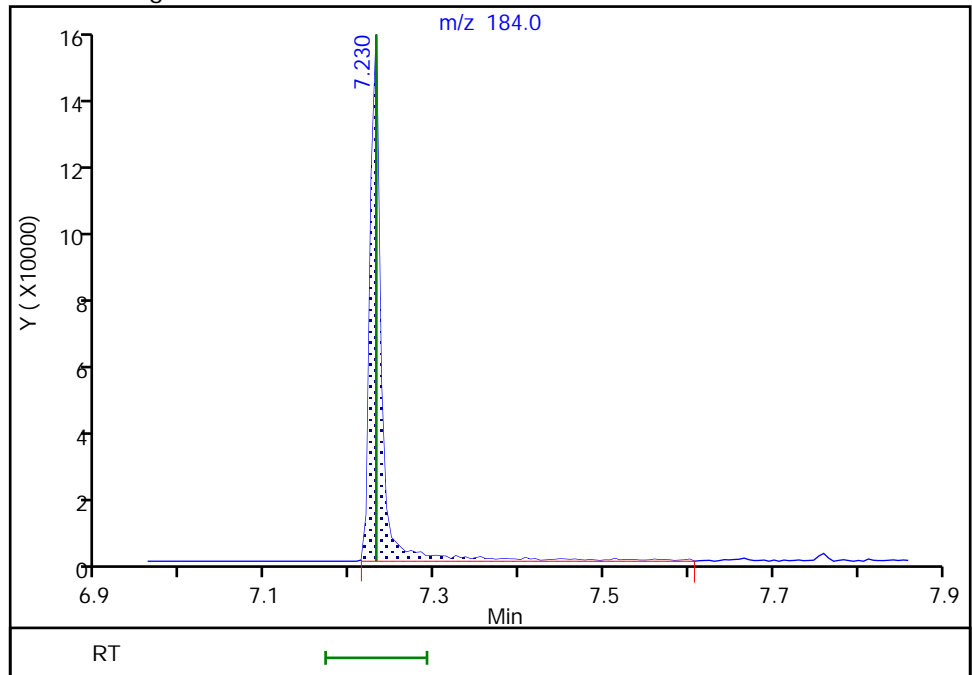
Not Detected  
Expected RT: 7.23

Processing Integration Results



Manual Integration Results

RT: 7.23  
Area: 142172  
Amount: 1873.8198  
Amount Units: ug/L



Eurofins Seattle

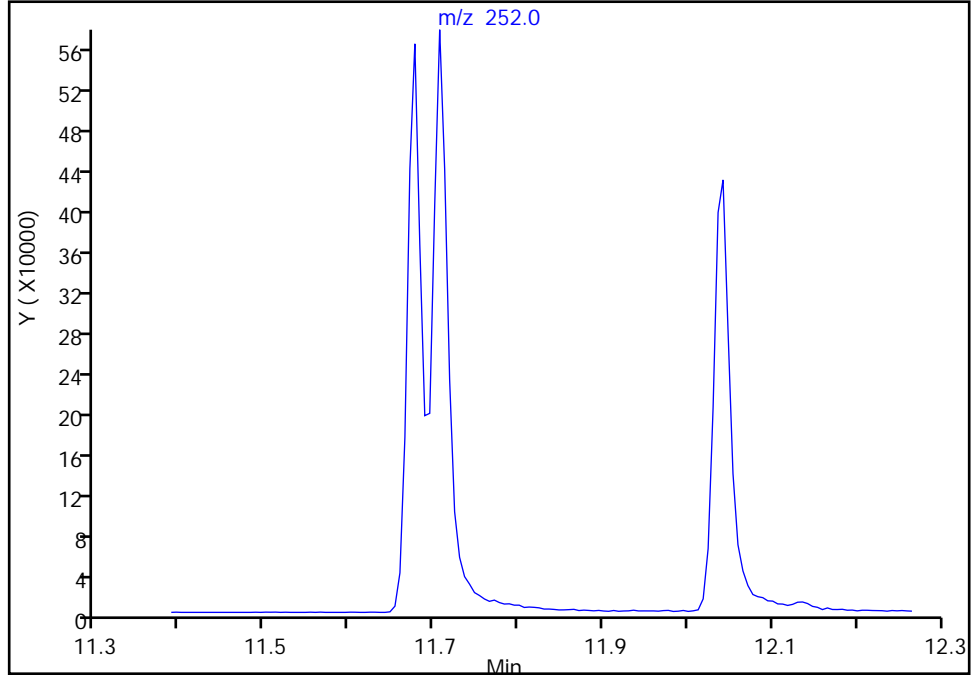
Data File: \\chromfs\Seattle\ChromData\TAC040\20220314-81724.b\40Scan031422a006.D  
Injection Date: 14-Mar-2022 12:50:30 Instrument ID: TAC040  
Lims ID: ccvis  
Client ID:  
Operator ID: tl ALS Bottle#: 3 Worklist Smp#: 3  
Injection Vol: 1.0 ul Dil. Factor: 1.0000  
Method: 8270TAC040 Limit Group: 8270D BNA QSM 5.0  
Column: Detector MS SCAN

95 Benzofluoranthene, CAS: 56832-73-6

Signal: 1

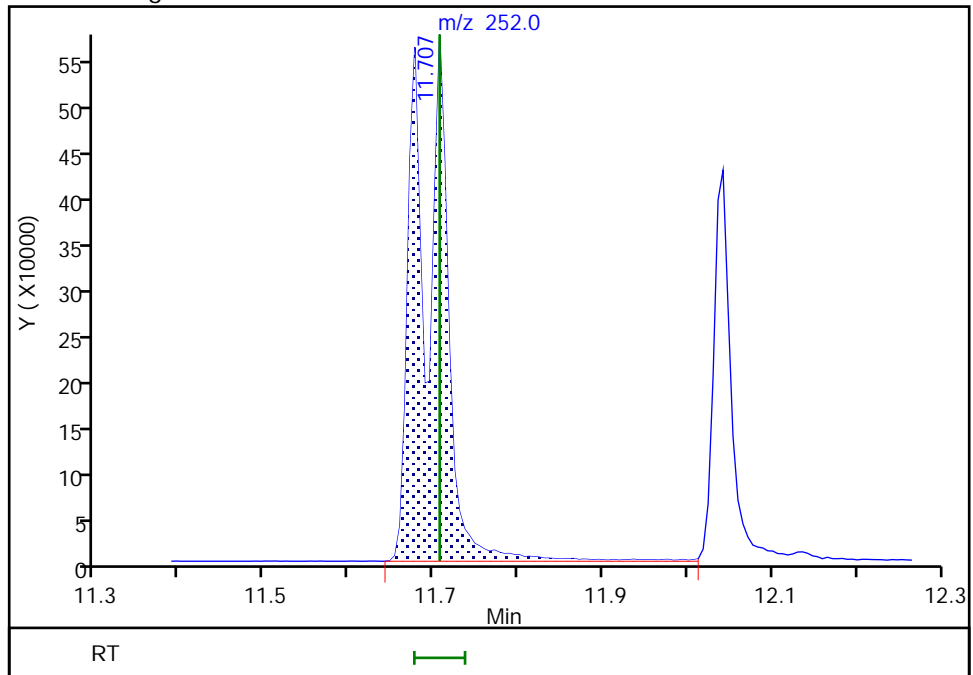
Not Detected  
Expected RT: 11.71

Processing Integration Results



RT: 11.71  
Area: 1416924  
Amount: 2235.1215  
Amount Units: ug/L

Manual Integration Results



Reviewer: thaneeratw, 15-Mar-2022 09:47:58  
Audit Action: Assigned Compound ID

Audit Reason: Peak assignment corrected

FORM VII  
GC/MS SEMI VOA CONTINUING CALIBRATION DATA

Lab Name: Eurofins Seattle Job No.: 580-111058-1  
 SDG No.: \_\_\_\_\_  
 Lab Sample ID: CCVC 580-383728/20 Calibration Date: 03/14/2022 19:24  
 Instrument ID: TAC040 Calib Start Date: 03/03/2022 17:30  
 GC Column: ZB-SV ID: 0.25 (mm) Calib End Date: 03/03/2022 20:58  
 Lab File ID: 40Scan031422a023.D Conc. Units: ug/L

ANALYTE	CURVE TYPE	AVE RRF	RRF	MIN RRF	CALC AMOUNT	SPIKE AMOUNT	%D	MAX %D
N-Nitrosodimethylamine	Ave	0.3079	0.3158	0.0100	1030	1000	2.6	50.0
Pyridine	Ave	0.5747	0.5611	0.0100	1950	2000	-2.4	50.0
Aniline	Qua2		0.9383	0.0100	931	1000	-6.9	50.0
Phenol	Ave	0.9469	0.9441	0.8000	997	1000	-0.3	50.0
Bis(2-chloroethyl)ether	Ave	0.7270	0.7120	0.7000	979	1000	-2.1	50.0
2-Chlorophenol	Ave	1.158	1.214	0.8000	1050	1000	4.8	50.0
n-Decane	Lin1		0.4700		980	1000	-2.0	50.0
1,3-Dichlorobenzene	Lin1		1.447	0.0100	1030	1000	3.3	50.0
1,4-Dichlorobenzene	Lin1		1.446	0.0100	1020	1000	2.4	50.0
1,2-Dichlorobenzene	Lin1		1.390	0.0100	1030	1000	3.0	50.0
Benzyl alcohol	Ave	0.4850	0.3927	0.0100	810	1000	-19.0	50.0
bis (2-chloroisopropyl) ether	Lin1		0.6174	0.0100	924	1000	-7.6	50.0
o-Cresol	Ave	0.8247	0.8024	0.7000	973	1000	-2.7	50.0
Acetophenone	Ave	1.204	1.165	0.0100	967	1000	-3.3	50.0
N-Nitrosodi-n-propylamine	Ave	0.3313	0.3372*	0.5000	1020	1000	1.8	50.0
m+p-Cresol	Ave	0.8154	0.8304	0.6000	1020	1000	1.8	50.0
Hexachloroethane	Lin1		0.5789	0.3000	985	1000	-1.5	50.0
Nitrobenzene	Ave	0.6002	0.5909	0.2000	985	1000	-1.5	50.0
Isophorone	Lin1		1.095	0.4000	941	1000	-5.9	50.0
2-Nitrophenol	Ave	0.5945	0.5583	0.1000	939	1000	-6.1	50.0
2,4-Dimethylphenol	Lin2		0.2442	0.2000	986	1000	-1.4	50.0
Benzoic acid	Qua2		0.4233	0.0100	1620	2000	-18.8	50.0
Bis(2-chloroethoxy)methane	Ave	0.9042	0.8790	0.3000	972	1000	-2.8	50.0
2,4-Dichlorophenol	Lin2		0.2893	0.2000	1060	1000	5.8	50.0
1,2,4-Trichlorobenzene	Ave	0.3338	0.3665	0.0100	1100	1000	9.8	50.0
Naphthalene	Ave	0.9162	0.9416	0.7000	1030	1000	2.8	50.0
2,6-Dichlorophenol	Ave	0.5125	0.5491	0.0100	1070	1000	7.1	50.0
4-Chloroaniline	Lin2		0.2210	0.0100	633	1000	-36.7	50.0
Hexachlorobutadiene	Lin2		0.2306	0.0100	1170	1000	17.2	50.0
4-Chloro-3-methylphenol	Ave	0.3410	0.3518	0.2000	1030	1000	3.2	50.0
2-Methylnaphthalene	Ave	0.5737	0.6152	0.4000	1070	1000	7.2	50.0
1-Methylnaphthalene	Ave	0.5627	0.5923	0.0100	1050	1000	5.3	50.0
Hexachlorocyclopentadiene	Qual		0.2476	0.0500	543	1000	-45.7	50.0
1,2,4,5-Tetrachlorobenzene	Ave	0.6502	0.7003		1080	1000	7.7	50.0
2,4,6-Trichlorophenol	Lin2		0.3718	0.2000	955	1000	-4.5	50.0
2,4,5-Trichlorophenol	Qua2		0.4197	0.2000	1070	1000	7.4	50.0
1,1'-Biphenyl	Ave	1.347	1.379	0.0100	1020	1000	2.4	50.0
2-Chloronaphthalene	Ave	1.118	1.178	0.8000	1050	1000	5.4	50.0
2-Nitroaniline	Lin2		0.3750	0.0100	1070	1000	6.6	50.0
Dimethyl phthalate	Lin2		1.235	0.0100	1040	1000	4.1	50.0

FORM VII  
GC/MS SEMI VOA CONTINUING CALIBRATION DATA

Lab Name: Eurofins Seattle Job No.: 580-111058-1  
 SDG No.: \_\_\_\_\_  
 Lab Sample ID: CCVC 580-383728/20 Calibration Date: 03/14/2022 19:24  
 Instrument ID: TAC040 Calib Start Date: 03/03/2022 17:30  
 GC Column: ZB-SV ID: 0.25 (mm) Calib End Date: 03/03/2022 20:58  
 Lab File ID: 40Scan031422a023.D Conc. Units: ug/L

ANALYTE	CURVE TYPE	AVE RRF	RRF	MIN RRF	CALC AMOUNT	SPIKE AMOUNT	%D	MAX %D
2,6-Dinitrotoluene	Lin2		0.2768	0.2000	999	1000	-0.1	50.0
Acenaphthylene	Ave	1.617	1.706	0.9000	1060	1000	5.5	50.0
3-Nitroaniline	Lin2		0.2576	0.0100	961	1000	-3.9	50.0
Acenaphthene	Ave	1.105	1.133	0.9000	1030	1000	2.5	50.0
2,4-Dinitrophenol	Qua1		0.0011*	0.0100	1600	2000	-89.8*	50.0
2,4-Dinitrotoluene	Lin2		0.3324	0.2000	958	1000	-4.2	50.0
4-Nitrophenol	Qua1		0.1099	0.0100	1850	2000	-7.6	50.0
Dibenzofuran	Ave	1.474	1.613	0.8000	1090	1000	9.4	50.0
2,3,5,6-Tetrachlorophenol	Qua2		0.2957	0.0100	947	1000	-5.3	50.0
2,3,4,6-Tetrachlorophenol	Qua2		0.3599	0.0100	1060	1000	5.9	50.0
Diethyl phthalate	Ave	1.250	1.387	0.0100	1110	1000	11.0	50.0
Fluorene	Ave	1.171	1.265	0.9000	1080	1000	8.0	50.0
4-Chlorophenyl phenyl ether	Ave	0.5633	0.6131	0.4000	1090	1000	8.8	50.0
4-Nitroaniline	Ave	0.1577	0.2375	0.0100	1510	1000	50.6*	50.0
4,6-Dinitro-2-methylphenol	Qua2		0.0017*	0.0100	600	2000	-94.7*	50.0
N-Nitrosodiphenylamine	Ave	0.4759	0.5079	0.0100	1070	1000	6.7	50.0
Azobenzene	Ave	0.4138	0.3945		953	1000	-4.7	50.0
4-Bromophenyl phenyl ether	Ave	0.2319	0.2503	0.1000	1080	1000	8.0	50.0
Hexachlorobenzene	Lin2		0.3547	0.1000	1070	1000	7.3	50.0
Atrazine	Lin2		0.3402	0.0100	1190	1000	18.8	50.0
Pentachlorophenol	Qua2		0.1521	0.0500	1810	2000	-9.5	50.0
n-Octadecane	Ave	0.1632	0.1525		934	1000	-6.6	50.0
Phenanthrene	Ave	1.026	1.069	0.7000	1040	1000	4.2	50.0
Anthracene	Lin2		1.089	0.7000	1100	1000	9.9	50.0
Carbazole	Ave	0.6888	1.000	0.0100	1450	1000	45.2	50.0
Di-n-butyl phthalate	Lin2		1.371	0.0100	1090	1000	8.9	50.0
Fluoranthene	Ave	1.021	1.214	0.6000	1190	1000	18.9	50.0
Benidine	Qua2		0.1168	0.0100	1160	2000	-42.0	50.0
Pyrene	Ave	1.052	1.270	0.6000	1210	1000	20.7	50.0
Butyl benzyl phthalate	Ave	0.5843	0.6348	0.0100	1090	1000	8.6	50.0
3,3'-Dichlorobenzidine	Qua2		0.4871	0.0100	2700	2000	34.8	50.0
Benzo[a]anthracene	Lin2		1.249	0.8000	1100	1000	9.5	50.0
Chrysene	Lin2		1.185	0.7000	984	1000	-1.6	50.0
Bis(2-ethylhexyl) phthalate	Ave	0.8192	0.9165	0.0100	1120	1000	11.9	50.0
Di-n-octyl phthalate	Lin2		1.651	0.0100	1190	1000	18.8	50.0
Benzo[b]fluoranthene	Ave	1.114	1.207	0.7000	1080	1000	8.3	50.0
Benzo[k]fluoranthene	Ave	1.190	1.322	0.7000	1110	1000	11.1	50.0
Benzo[a]fluoranthene	Ave	1.135	1.238		2180	2000	9.1	50.0
Benzo[a]pyrene	Lin2		1.021	0.7000	1020	1000	2.5	50.0
Indeno[1,2,3-cd]pyrene	Qua2		0.6967	0.5000	715	1000	-28.5	50.0
Dibenz(a,h)anthracene	Lin2		0.7016	0.4000	648	1000	-35.2	50.0

FORM VII  
GC/MS SEMI VOA CONTINUING CALIBRATION DATA

Lab Name: Eurofins Seattle Job No.: 580-111058-1  
 SDG No.: \_\_\_\_\_  
 Lab Sample ID: CCVC 580-383728/20 Calibration Date: 03/14/2022 19:24  
 Instrument ID: TAC040 Calib Start Date: 03/03/2022 17:30  
 GC Column: ZB-SV ID: 0.25 (mm) Calib End Date: 03/03/2022 20:58  
 Lab File ID: 40Scan031422a023.D Conc. Units: ug/L

ANALYTE	CURVE TYPE	AVE RRF	RRF	MIN RRF	CALC AMOUNT	SPIKE AMOUNT	%D	MAX %D
Benzo[g,h,i]perylene	Ave	1.207	0.6979	0.5000	578	1000	-42.2	50.0
2-Fluorophenol (Surr)	Ave	0.9432	0.9640		1020	1000	2.2	50.0
Phenol-d5 (Surr)	Ave	0.9949	0.9718		977	1000	-2.3	50.0
Nitrobenzene-d5 (Surr)	Ave	0.1921	0.2003		1040	1000	4.3	50.0
2-Fluorobiphenyl	Ave	1.277	1.346		1050	1000	5.4	50.0
2,4,6-Tribromophenol (Surr)	Qual		0.2037	0.0100	1080	1000	8.2	50.0
Terphenyl-d14	Lin2		0.8699		1190	1000	19.2	50.0

Eurofins Seattle  
Target Compound Quantitation Report

Data File: \\chromfs\Seattle\ChromData\TAC040\20220314-81724.b\40Scan031422a023.D  
 Lims ID: ccvc  
 Client ID:  
 Sample Type: CCVC  
 Inject. Date: 14-Mar-2022 19:24:30 ALS Bottle#: 3 Worklist Smp#: 20  
 Injection Vol: 1.0 ul Dil. Factor: 1.0000  
 Sample Info: ccvc  
 Operator ID: tl Instrument ID: TAC040  
 Sublist: chrom-8270TAC040\*sub20  
 Method: \\chromfs\Seattle\ChromData\TAC040\20220314-81724.b\8270TAC040.m  
 Limit Group: 8270D BNA QSM 5.0  
 Last Update: 15-Mar-2022 11:10:32 Calib Date: 03-Mar-2022 20:58:30  
 Integrator: RTE ID Type: RT Order ID  
 Quant Method: Internal Standard Quant By: Initial Calibration  
 Last ICal File: \\chromfs\Seattle\ChromData\TAC040\20220303-81577.b\40Scan030322a016.D  
 Column 1 : Det: MS SCAN  
 Process Host: CTX1650

First Level Reviewer: thaneeratw

Date: 15-Mar-2022 11:10:32

Compound	Sig	RT (min.)	Adj RT (min.)	Diff RT (min.)	Q	Response	Cal Amt ug/L	OnCol Amt ug/L	Flags
* 1 1,4-Dichlorobenzene-d4	152	4.707	4.701	0.006	87	28076	100.0	100.0	
* 2 Naphthalene-d8	136	5.736	5.731	0.005	95	94050	100.0	100.0	
* 3 Acenaphthene-d10	164	7.172	7.166	0.006	60	50133	100.0	100.0	
* 4 Phenanthrene-d10	188	8.383	8.383	0.000	93	82452	100.0	100.0	
* 5 Chrysene-d12	240	10.589	10.589	0.000	56	86224	100.0	100.0	
* 6 Perylene-d12	264	12.112	12.107	0.005	95	86881	100.0	100.0	
\$ 7 2-Fluorophenol	112	3.670	3.659	0.016	80	270642	1000.0	1022.0	
\$ 8 Phenol-d5	99	4.448	4.436	0.017	96	272839	1000.0	976.8	
\$ 9 Nitrobenzene-d5	82	5.154	5.159	0.000	80	188426	1000.0	1043.0	
\$ 10 2-Fluorobiphenyl	172	6.625	6.630	0.000	90	674663	1000.0	1053.6	
\$ 11 2,4,6-Tribromophenol	330	7.825	7.819	0.006	83	167957	1000.0	1081.7	
\$ 12 Terphenyl-d14	244	9.707	9.707	0.000	99	717213	1000.0	1192.0	
15 N-Nitrosodimethylamine	74	2.515	2.518	0.000	87	88651	1000.0	1025.6	
16 Pyridine	79	2.536	2.534	0.005	94	315061	2000.0	1952.7	
18 Phenol	94	4.454	4.442	0.018	96	265059	1000.0	997.0	
17 Aniline	93	4.442	4.448	0.000	97	263441	1000.0	931.3	
19 Bis(2-chloroethyl)ether	93	4.507	4.507	0.006	92	199913	1000.0	979.5	
20 2-Chlorophenol	128	4.542	4.542	0.006	86	340756	1000.0	1048.1	
21 n-Decane	57	4.589	4.595	0.000	89	131951	1000.0	980.3	
22 1,3-Dichlorobenzene	146	4.654	4.660	0.000	94	406290	1000.0	1032.7	
23 1,4-Dichlorobenzene	146	4.719	4.725	0.000	97	405886	1000.0	1023.9	
27 Benzyl alcohol	79	4.836	4.831	0.011	41	110241	1000.0	809.6	
24 1,2-Dichlorobenzene	146	4.836	4.843	0.000	96	390238	1000.0	1030.3	
28 2-Methylphenol	108	4.936	4.931	0.011	54	225288	1000.0	973.0	
25 2,2'-oxybis[1-chloropropane]	45	4.936	4.943	0.000	65	173353	1000.0	923.6	
29 Acetophenone	105	5.036	5.043	0.000	91	327023	1000.0	967.2	
30 N-Nitrosodi-n-propylamine	70	5.042	5.049	0.000	87	94685	1000.0	1018.0	
32 3 & 4 Methylphenol	108	5.066	5.060	0.012	85	233132	1000.0	1018.3	
31 Hexachloroethane	117	5.107	5.113	0.000	90	162531	1000.0	985.0	
33 Nitrobenzene	77	5.172	5.171	0.006	71	165906	1000.0	984.5	
34 Isophorone	82	5.366	5.371	0.000	97	307360	1000.0	941.4	

Compound	Sig	RT (min.)	Adj RT (min.)	Dlt RT (min.)	Q	Response	Cal Amt ug/L	OnCol Amt ug/L	Flags
35 2-Nitrophenol	139	5.431	5.430	0.006	75	156756	1000.0	939.1	
37 2,4-Dimethylphenol	107	5.489	5.483	0.011	86	229653	1000.0	986.1	
36 Benzoic acid	105	5.554	5.554	0.012	38	237705	2000.0	1624.7	a
38 Bis(2-chloroethoxy)methane	93	5.554	5.560	0.000	92	246802	1000.0	972.2	
39 2,4-Dichlorophenol	162	5.636	5.636	0.005	83	272112	1000.0	1057.7	
40 1,2,4-Trichlorobenzene	180	5.689	5.695	0.000	91	344718	1000.0	1098.0	
41 Naphthalene	128	5.754	5.754	0.006	95	885593	1000.0	1027.7	
42 2,6-Dichlorophenol	162	5.813	5.812	0.006	90	275273	1000.0	1071.4	
43 4-Chloroaniline	127	5.813	5.813	0.006	60	207884	1000.0	633.0	
44 Hexachlorobutadiene	225	5.860	5.866	0.000	91	216875	1000.0	1171.6	
45 4-Chloro-3-methylphenol	107	6.231	6.225	0.012	84	176380	1000.0	1031.6	
46 2-Methylnaphthalene	142	6.319	6.325	0.000	83	578610	1000.0	1072.4	
47 1-Methylnaphthalene	142	6.401	6.402	0.006	89	557056	1000.0	1052.6	
48 Hexachlorocyclopentadiene	237	6.448	6.453	0.000	81	124153	1000.0	543.1	
49 1,2,4,5-Tetrachlorobenzene	216	6.454	6.459	0.000	93	351059	1000.0	1076.9	
50 2,4,6-Trichlorophenol	196	6.560	6.559	0.006	85	186392	1000.0	955.0	
51 2,4,5-Trichlorophenol	196	6.601	6.595	0.012	94	210421	1000.0	1073.8	
52 1,1'-Biphenyl	154	6.707	6.707	0.006	93	691302	1000.0	1024.0	
53 2-Chloronaphthalene	162	6.713	6.718	0.000	93	590812	1000.0	1053.8	
54 2-Nitroaniline	138	6.813	6.813	0.006	85	187982	1000.0	1066.0	
55 Dimethyl phthalate	163	6.966	6.971	0.000	98	619010	1000.0	1041.3	
56 1,3-Dinitrobenzene	168	6.983	6.992	0.000	80	81253	1000.0	952.2	
57 2,6-Dinitrotoluene	165	7.013	7.013	0.006	65	138792	1000.0	998.6	
58 Acenaphthylene	152	7.054	7.060	0.000	91	855489	1000.0	1055.1	
59 3-Nitroaniline	138	7.154	7.154	0.006	74	129153	1000.0	960.9	
60 Acenaphthene	153	7.195	7.201	0.000	92	567838	1000.0	1025.3	
69 2,4-Dinitrophenol	184	7.242	7.242	0.012	1	1136	2000.0	203.1	a
63 4-Nitrophenol	109	7.342	7.319	0.029	42	110180	2000.0	1847.8	
62 2,4-Dinitrotoluene	165	7.336	7.342	0.000	60	166626	1000.0	958.2	
61 Dibenzofuran	168	7.342	7.342	0.006	88	808411	1000.0	1093.9	
64 2,3,5,6-Tetrachlorophenol	232	7.419	7.413	0.012	82	148225	1000.0	946.8	
65 2,3,4,6-Tetrachlorophenol	232	7.454	7.448	0.012	63	180435	1000.0	1058.8	
66 Diethyl phthalate	149	7.548	7.554	0.000	96	695396	1000.0	1110.1	
67 Fluorene	166	7.619	7.625	0.000	83	634292	1000.0	1080.2	
68 4-Chlorophenyl phenyl ether	204	7.630	7.637	0.000	83	307351	1000.0	1088.4	
70 4-Nitroaniline	138	7.654	7.648	0.012	34	119048	1000.0	1505.8	
73 4,6-Dinitro-2-methylphenol	198	7.666	7.666	0.000	1	2743	2000.0	105.1	
71 N-Nitrosodiphenylamine	169	7.730	7.725	0.006	60	418804	1000.0	1067.4	
72 Azobenzene	77	7.760	7.760	0.000	90	325299	1000.0	953.3	
74 4-Bromophenyl phenyl ether	248	8.030	8.030	0.000	50	206415	1000.0	1079.6	
75 Hexachlorobenzene	284	8.066	8.066	0.000	92	292496	1000.0	1072.7	
76 Atrazine	200	8.183	8.184	0.006	89	170535	1000.0	1188.3	
77 Pentachlorophenol	266	8.242	8.230	0.012	94	250890	2000.0	1809.3	
78 n-Octadecane	43	8.330	8.330	0.000	96	125728	1000.0	934.1	
79 Phenanthrene	178	8.407	8.401	0.006	95	881561	1000.0	1041.7	
80 Anthracene	178	8.448	8.442	0.006	95	897585	1000.0	1099.0	
81 Carbazole	167	8.589	8.583	0.006	82	824727	1000.0	1452.1	
83 Di-n-butyl phthalate	149	8.895	8.895	0.000	98	1130415	1000.0	1088.6	
84 Fluoranthene	202	9.377	9.377	0.000	97	1001240	1000.0	1189.0	
85 Benzidine	184	9.513	9.507	0.006	98	192594	2000.0	1159.9	
86 Pyrene	202	9.566	9.560	0.006	98	1046934	1000.0	1207.3	
87 Butyl benzyl phthalate	149	10.124	10.124	0.000	87	547370	1000.0	1086.4	

Compound	Sig	RT (min.)	Adj RT (min.)	Dlt RT (min.)	Q	Response	Cal Amt ug/L	OnCol Amt ug/L	Flags
89 Benzo[a]anthracene	228	10.583	10.577	0.006	98	1077272	1000.0	1095.2	
91 3,3'-Dichlorobenzidine	252	10.583	10.577	0.006	62	840049	2000.0	2696.0	
90 Chrysene	228	10.618	10.613	0.005	93	1022032	1000.0	984.0	
92 Bis(2-ethylhexyl) phthalate	149	10.648	10.648	0.000	74	790229	1000.0	1118.7	
93 Di-n-octyl phthalate	149	11.318	11.324	0.000	96	1434001	1000.0	1188.2	
94 Benzo[b]fluoranthene	252	11.683	11.683	0.006	94	1048680	1000.0	1083.4	
95 Benzofluoranthene	252	11.713	11.713	0.006	98	2151256	2000.0	2182.5	a
96 Benzo[k]fluoranthene	252	11.713	11.712	0.006	98	1148535	1000.0	1110.9	
97 Benzo[a]pyrene	252	12.048	12.048	0.006	76	887269	1000.0	1024.6	
98 Indeno[1,2,3-cd]pyrene	276	13.371	13.372	0.006	98	605305	1000.0	715.0	
99 Dibenz(a,h)anthracene	278	13.407	13.407	0.006	4	609569	1000.0	647.6	
100 Benzo[g,h,i]perylene	276	13.683	13.684	0.006	93	606379	1000.0	578.4	

**QC Flag Legend**

Processing Flags

Review Flags

a - User Assigned ID

**Reagents:**

ccv\_8270\_1000\_00057

Amount Added: 1.00

Units: mL





Eurofins Seattle

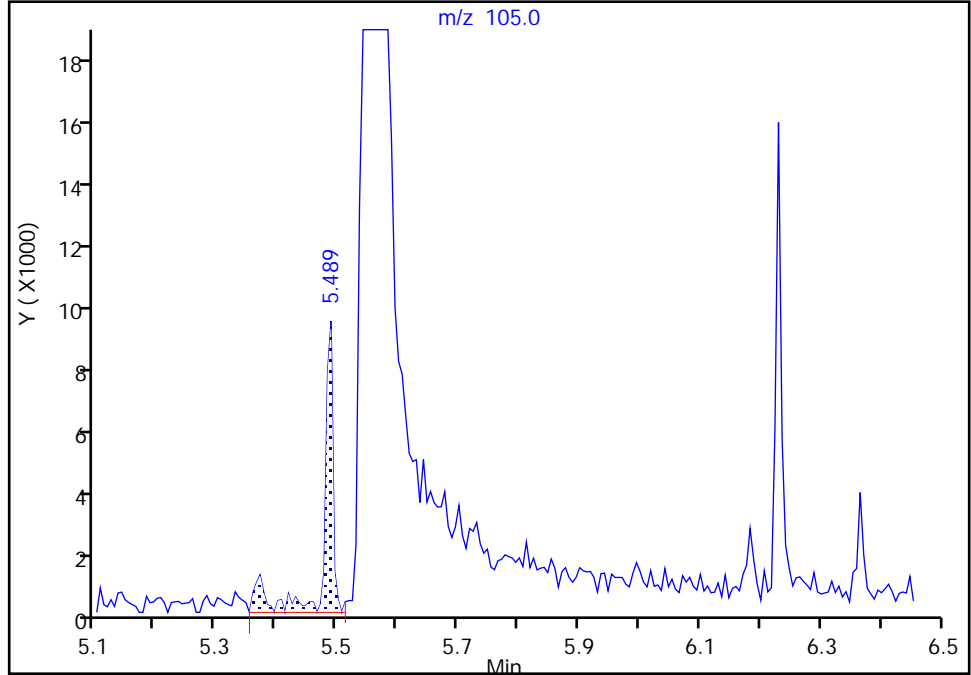
Data File: \\chromfs\Seattle\ChromData\TAC040\20220314-81724.b\40Scan031422a023.D  
Injection Date: 14-Mar-2022 19:24:30 Instrument ID: TAC040  
Lims ID: ccvc  
Client ID:  
Operator ID: tl ALS Bottle#: 3 Worklist Smp#: 20  
Injection Vol: 1.0 ul Dil. Factor: 1.0000  
Method: 8270TAC040 Limit Group: 8270D BNA QSM 5.0  
Column: Detector MS SCAN

36 Benzoic acid, CAS: 65-85-0

Signal: 1

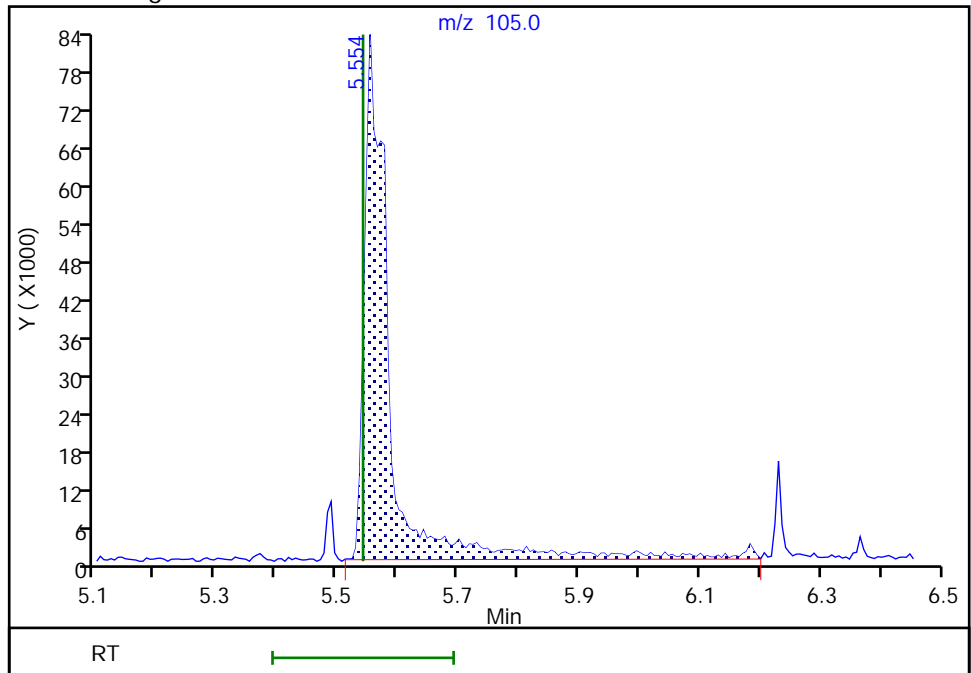
RT: 5.49  
Area: 10002  
Amount: 201.5849  
Amount Units: ug/L

Processing Integration Results



RT: 5.55  
Area: 237705  
Amount: 1624.6708  
Amount Units: ug/L

Manual Integration Results



Reviewer: thaneeratw, 15-Mar-2022 11:08:40  
Audit Action: Assigned Compound ID

Audit Reason: Peak assignment corrected

Eurofins Seattle

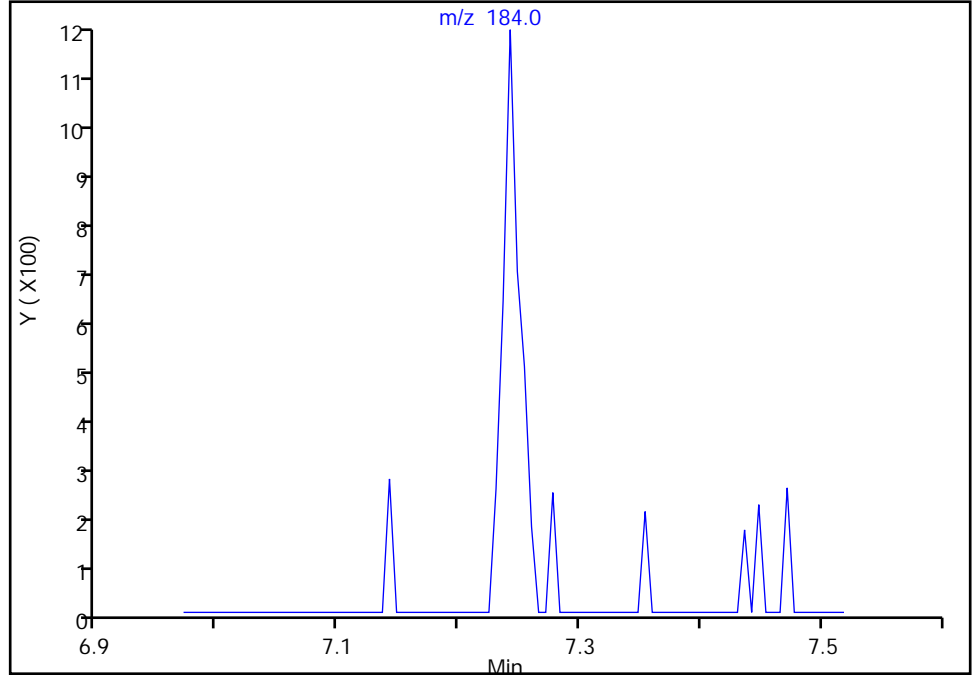
Data File: \\chromfs\Seattle\ChromData\TAC040\20220314-81724.b\40Scan031422a023.D  
Injection Date: 14-Mar-2022 19:24:30 Instrument ID: TAC040  
Lims ID: ccvc  
Client ID:  
Operator ID: tl ALS Bottle#: 3 Worklist Smp#: 20  
Injection Vol: 1.0 ul Dil. Factor: 1.0000  
Method: 8270TAC040 Limit Group: 8270D BNA QSM 5.0  
Column: Detector MS SCAN

69 2,4-Dinitrophenol, CAS: 51-28-5

Signal: 1

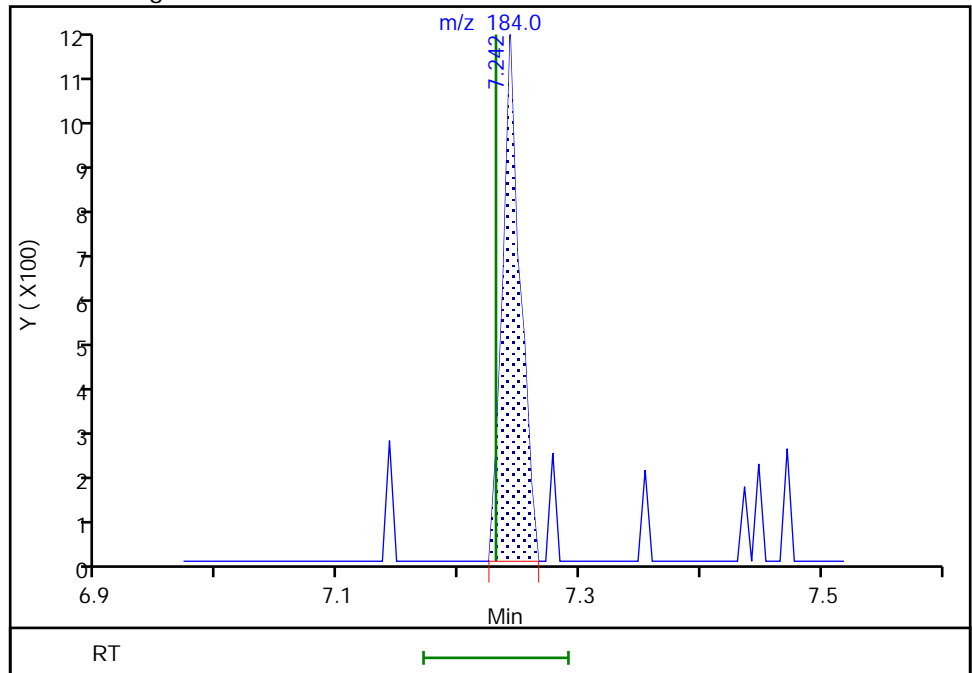
Not Detected  
Expected RT: 7.23

Processing Integration Results



Manual Integration Results

RT: 7.24  
Area: 1136  
Amount: 203.1313  
Amount Units: ug/L



Reviewer: thaneeratw, 15-Mar-2022 11:09:33  
Audit Action: Assigned Compound ID

Audit Reason: Peak assignment corrected

Eurofins Seattle

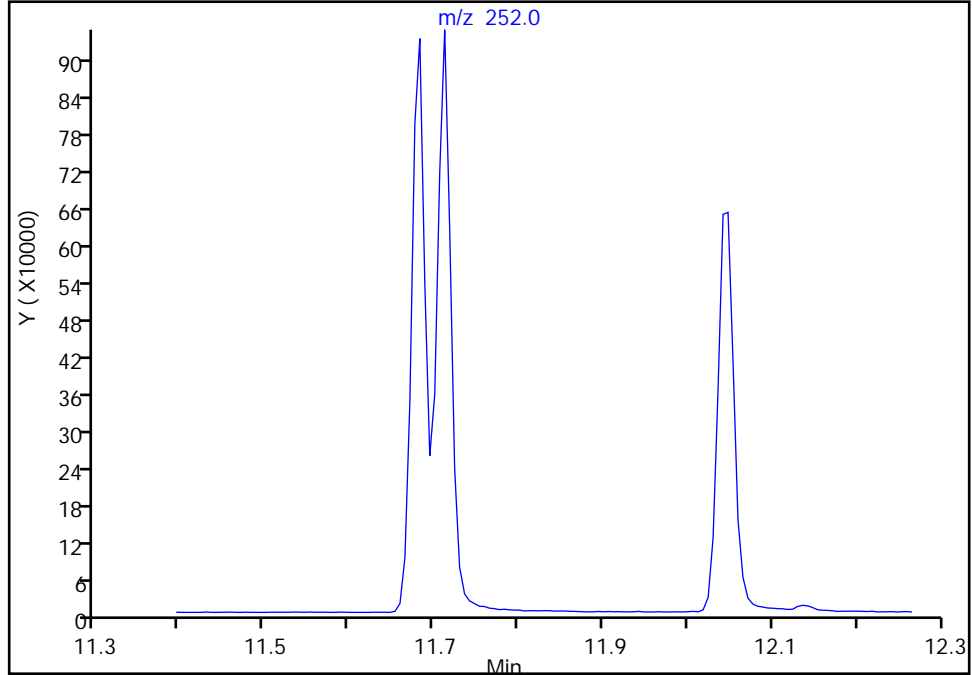
Data File: \\chromfs\Seattle\ChromData\TAC040\20220314-81724.b\40Scan031422a023.D  
Injection Date: 14-Mar-2022 19:24:30 Instrument ID: TAC040  
Lims ID: ccvc  
Client ID:  
Operator ID: tl ALS Bottle#: 3 Worklist Smp#: 20  
Injection Vol: 1.0 ul Dil. Factor: 1.0000  
Method: 8270TAC040 Limit Group: 8270D BNA QSM 5.0  
Column: Detector MS SCAN

95 Benzofluoranthene, CAS: 56832-73-6

Signal: 1

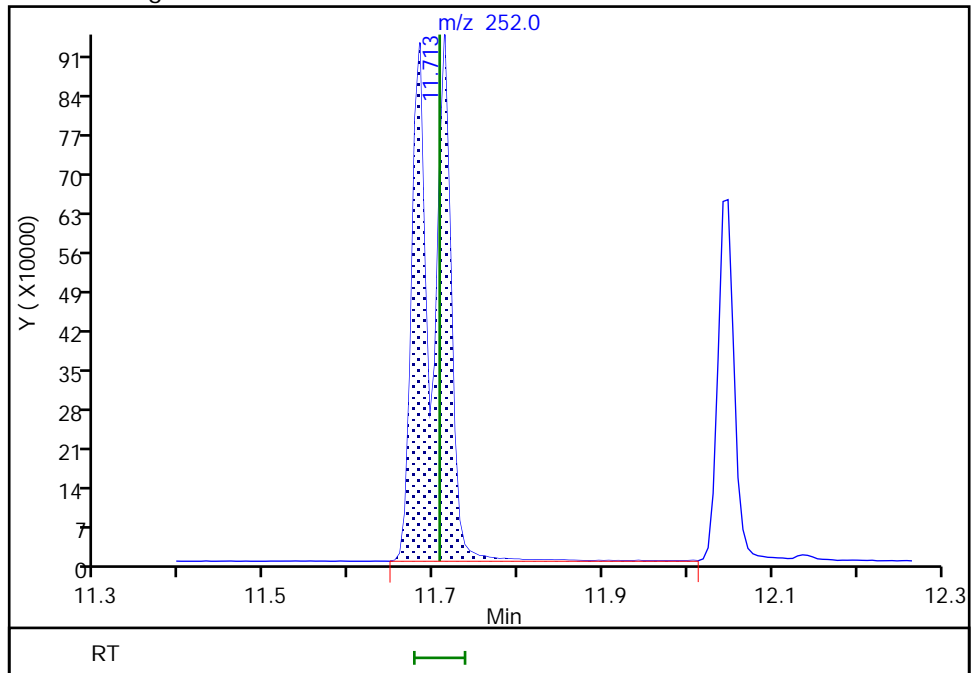
Not Detected  
Expected RT: 11.71

Processing Integration Results



RT: 11.71  
Area: 2151256  
Amount: 2182.5425  
Amount Units: ug/L

Manual Integration Results



Reviewer: thaneeratw, 15-Mar-2022 11:10:03  
Audit Action: Assigned Compound ID

Audit Reason: Peak assignment corrected

Eurofins Seattle  
Target Compound Quantitation Report

Data File: \\chromfs\Seattle\ChromData\TAC040\20220303-81577.b\40Scan030322a005.D  
 Lims ID: DFTPP  
 Client ID:  
 Sample Type: DFTPP  
 Inject. Date: 03-Mar-2022 16:15:30 ALS Bottle#: 2 Worklist Smp#: 2  
 Injection Vol: 1.0 ul Dil. Factor: 1.0000  
 Sample Info: dftpp  
 Operator ID: tl Instrument ID: TAC040  
 Method: \\chromfs\Seattle\ChromData\TAC040\20220303-81577.b\8270TAC040.m  
 Limit Group: 8270D BNA QSM 5.0  
 Last Update: 08-Mar-2022 14:38:27 Calib Date: 03-Mar-2022 20:58:30  
 Integrator: RTE ID Type: RT Order ID  
 Quant Method: Internal Standard Quant By: Initial Calibration  
 Last ICal File: \\chromfs\Seattle\ChromData\TAC040\20220303-81577.b\40Scan030322a016.D  
 Column 1 : Det: MS SCAN  
 Process Host: CTX1601

First Level Reviewer: limmere

Date: 04-Mar-2022 11:07:01

Compound	Sig	RT (min.)	Adj RT (min.)	Dlt RT (min.)	Q	Response	Cal Amt ug/L	OnCol Amt ug/L	Flags
120 Pentachlorophenol_T	266	8.236	8.236	0.000	94	966538	NR	NR	
121 DFTPP									
122 Benzidine_T	184	9.513	9.513	0.000	99	2665876	NR	NR	
123 4,4'-DDE	246	9.671	9.671	0.000	24	1583		NR	
124 4,4'-DDD	235	9.948	9.948	0.000	93	40093		NR	
125 4,4'-DDT	235	10.201	10.201	0.000	98	1988721	NR	NR	

**QC Flag Legend**

Processing Flags

NR - Missing Quant Standard

**Reagents:**

DFTPPx2\_00044

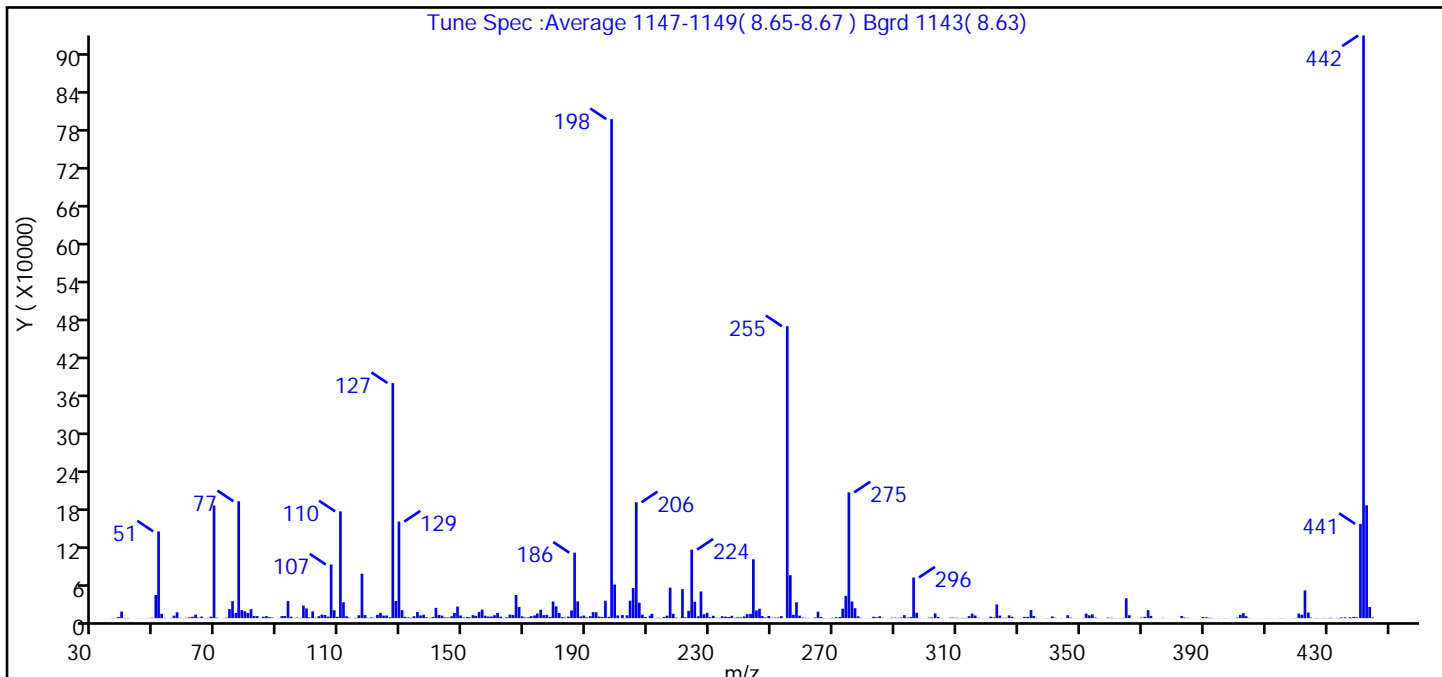
Amount Added: 1.00

Units: mL

Eurofins Seattle

Data File: \\chromfs\Seattle\ChromData\TAC040\20220303-81577.b\40Scan030322a005.D  
 Injection Date: 03-Mar-2022 16:15:30 Instrument ID: TAC040  
 Lims ID: DFTPP  
 Client ID:  
 Operator ID: tl ALS Bottle#: 2 Worklist Smp#: 2  
 Injection Vol: 1.0 ul Dil. Factor: 1.0000  
 Method: 8270TAC040 Limit Group: 8270D BNA QSM 5.0  
 Tune Method: DFTPP Method 525.2, BP 198

121 DFTPP



m/z	Ion Abundance Criteria	% Relative Abundance
198	base peak, or >50% of 442	100.0 (85.6)
51	10-80% of the base peak	17.4
68	<2% of mass 69	0.3 (1.3)
69	Present	22.6
70	<2% of mass 69	0.1 (0.4)
127	10-80% of the base peak	47.1
197	<2% of mass 198	0.3
199	5-9% of mass 198	6.7
275	10-60% of the base peak	25.2
365	>1% of the base peak	4.0
441	Present and < mass 443	18.9 (83.5)
442	base peak, or >50% of 198	116.8
443	15-24% of mass 442	22.6 (19.4)

Data File: \\chromfs\Seattle\ChromData\TAC040\20220303-81577.b\40Scan030322a005.D\8270TAC040.rslt\spectra  
Injection Date: 03-Mar-2022 16:15:30  
Spectrum: Tune Spec :Average 1147-1149( 8.65-8.67 ) Bgrd 1143( 8.63)  
Base Peak: 442.00  
Minimum % Base Peak: 0  
Number of Points: 373

m/z	Y	m/z	Y	m/z	Y	m/z	Y
36.00	282	136.00	4256	231.00	3751	330.00	57
37.00	467	137.00	5446	232.00	683	331.00	295
38.00	1688	138.00	1394	233.00	594	332.00	2013
39.00	10558	139.00	583	234.00	2964	333.00	2088
40.00	413	140.00	1644	235.00	2453	334.00	12863
41.00	387	141.00	16260	236.00	1798	335.00	3434
44.00	91	142.00	5037	237.00	3715	336.00	306
45.00	105	143.00	4073	238.00	471	339.00	298
47.00	202	144.00	1132	239.00	1355	340.00	228
48.00	309	145.00	1081	240.00	1169	341.00	2676
49.00	665	146.00	2961	241.00	2710	342.00	747
50.00	36672	147.00	7966	242.00	6395	344.00	263
51.00	137216	148.00	18384	243.00	6905	346.00	4607
52.00	6772	149.00	4231	244.00	93216	347.00	835
53.00	491	150.00	1085	245.00	12230	348.00	83
55.00	345	151.00	1873	246.00	14918	350.00	52
56.00	3928	152.00	1303	247.00	3282	351.00	445
57.00	9310	153.00	4685	248.00	991	352.00	7088
58.00	519	154.00	3657	249.00	3360	353.00	4343
59.00	149	155.00	9782	250.00	650	354.00	6064
60.00	328	156.00	13460	251.00	773	355.00	819
61.00	1377	157.00	3823	252.00	935	356.00	68
62.00	2133	158.00	2626	253.00	3007	357.00	60
63.00	5435	159.00	2581	255.00	461952	359.00	834
64.00	826	160.00	4586	256.00	67968	360.00	598
65.00	2469	161.00	8078	257.00	5255	361.00	219
66.00	310	162.00	2387	258.00	25024	362.00	197
67.00	495	163.00	374	259.00	3903	363.00	399
68.00	2287	164.00	1311	260.00	851	364.00	449
69.00	178304	165.00	5542	261.00	598	365.00	31464
70.00	758	166.00	5086	262.00	312	366.00	4586
72.00	150	167.00	36568	263.00	106	367.00	225
73.00	706	168.00	17736	264.00	1002	369.00	57

Data File: \\chromfs\Seattle\ChromData\TAC040\20220303-81577.b\40Scan030322a005.D\8270TAC040.rslt\spectra

Injection Date: 03-Mar-2022 16:15:30

Spectrum: Tune Spec :Average 1147-1149( 8.65-8.67 ) Bgrd 1143( 8.63)

Base Peak: 442.00

Minimum % Base Peak: 0

Number of Points: 373

m/z	Y	m/z	Y	m/z	Y	m/z	Y
74.00	14337	169.00	2775	265.00	10169	370.00	855
75.00	26968	170.00	1036	266.00	1727	371.00	2013
76.00	8332	171.00	1354	267.00	337	372.00	12551
77.00	185024	172.00	3148	268.00	126	373.00	3524
78.00	12679	173.00	4290	269.00	353	374.00	224
79.00	10874	174.00	7346	270.00	526	377.00	444
80.00	8311	175.00	13269	271.00	1426	382.00	57
81.00	14219	176.00	4664	272.00	1724	383.00	3479
82.00	3342	177.00	5287	273.00	14939	384.00	942
83.00	3198	178.00	1990	274.00	35288	385.00	430
85.00	2186	179.00	26448	275.00	199040	389.00	83
86.00	3242	180.00	18640	276.00	26344	390.00	1819
87.00	1544	181.00	8168	277.00	15671	391.00	1358
88.00	904	182.00	1606	278.00	2897	392.00	653
89.00	85	183.00	805	279.00	480	393.00	350
90.00	115	184.00	2339	281.00	149	395.00	151
91.00	3215	185.00	12242	282.00	132	396.00	50
92.00	3477	186.00	103600	283.00	2250	397.00	265
93.00	27144	187.00	26568	284.00	1302	400.00	124
94.00	2308	188.00	2620	285.00	2926	401.00	825
95.00	461	189.00	4071	286.00	548	402.00	5353
96.00	794	190.00	1192	288.00	234	403.00	8025
97.00	480	191.00	3132	289.00	728	404.00	3098
98.00	19920	192.00	9513	290.00	764	405.00	337
99.00	15377	193.00	9342	291.00	574	410.00	182
100.00	1312	194.00	2517	292.00	900	411.00	68
101.00	10749	195.00	1830	293.00	4760	415.00	338
102.00	700	196.00	27536	294.00	972	416.00	220
103.00	3049	197.00	2045	295.00	1603	417.00	111
104.00	5604	198.00	789696	296.00	64272	418.00	57
105.00	5088	199.00	53120	297.00	8458	419.00	190
106.00	2472	200.00	4199	298.00	474	420.00	403
107.00	84800	202.00	4939	299.00	74	421.00	7228
108.00	12440	202.00	286	301.00	812	422.00	5393



Data File: \\chromfs\Seattle\ChromData\TAC040\20220303-81577.b\40Scan030322a005.D\8270TAC040.rslt\spectra

Injection Date: 03-Mar-2022 16:15:30

Spectrum: Tune Spec :Average 1147-1149( 8.65-8.67 ) Bgrd 1143( 8.63)

Base Peak: 442.00

Minimum % Base Peak: 0

Number of Points: 373

m/z	Y	m/z	Y	m/z	Y	m/z	Y
109.00	2161	203.00	4529	302.00	1152	423.00	43936
110.00	168960	204.00	27600	303.00	7513	424.00	8833
111.00	25176	205.00	47688	304.00	1690	425.00	870
112.00	3068	206.00	183424	305.00	291	426.00	291
113.00	846	207.00	24448	307.00	54	427.00	266
115.00	508	208.00	5484	308.00	799	428.00	324
115.00	263	209.00	1759	309.00	803	430.00	424
116.00	4600	210.00	3859	310.00	660	431.00	231
117.00	70264	211.00	6950	311.00	227	431.00	467
118.00	4875	212.00	140	312.00	462	432.00	379
119.00	519	213.00	557	313.00	484	433.00	462
120.00	1122	214.00	210	314.00	3185	434.00	411
121.00	427	215.00	1920	315.00	7182	435.00	1109
122.00	5229	216.00	3889	316.00	4130	436.00	1378
123.00	8225	217.00	48320	317.00	647	438.00	1242
124.00	4031	218.00	6819	318.00	114	438.00	369
125.00	4149	219.00	843	319.00	127	439.00	1912
126.00	1340	221.00	45880	320.00	350	440.00	1258
127.00	372032	222.00	1285	321.00	2267	441.00	149120
128.00	27216	223.00	11484	322.00	1248	442.00	922048
129.00	152832	224.00	108376	323.00	21760	443.00	178688
130.00	12704	225.00	25952	324.00	3955	444.00	17680
131.00	2237	226.00	2934	325.00	413	445.00	1220
132.00	1292	227.00	42280	326.00	604	458.00	64
133.00	596	228.00	6106	327.00	4487		
134.00	3038	229.00	8511	328.00	2202		
135.00	9690	230.00	1486	329.00	360		

Eurofins Seattle

Data File: \\chromfs\Seattle\ChromData\TAC040\20220303-81577.b\40Scan030322a005.D

Injection Date: 03-Mar-2022 16:15:30

Instrument ID: TAC040

Lims ID: DFTPP

Client ID:

Operator ID: tl

ALS Bottle#: 2

Worklist Smp#: 2

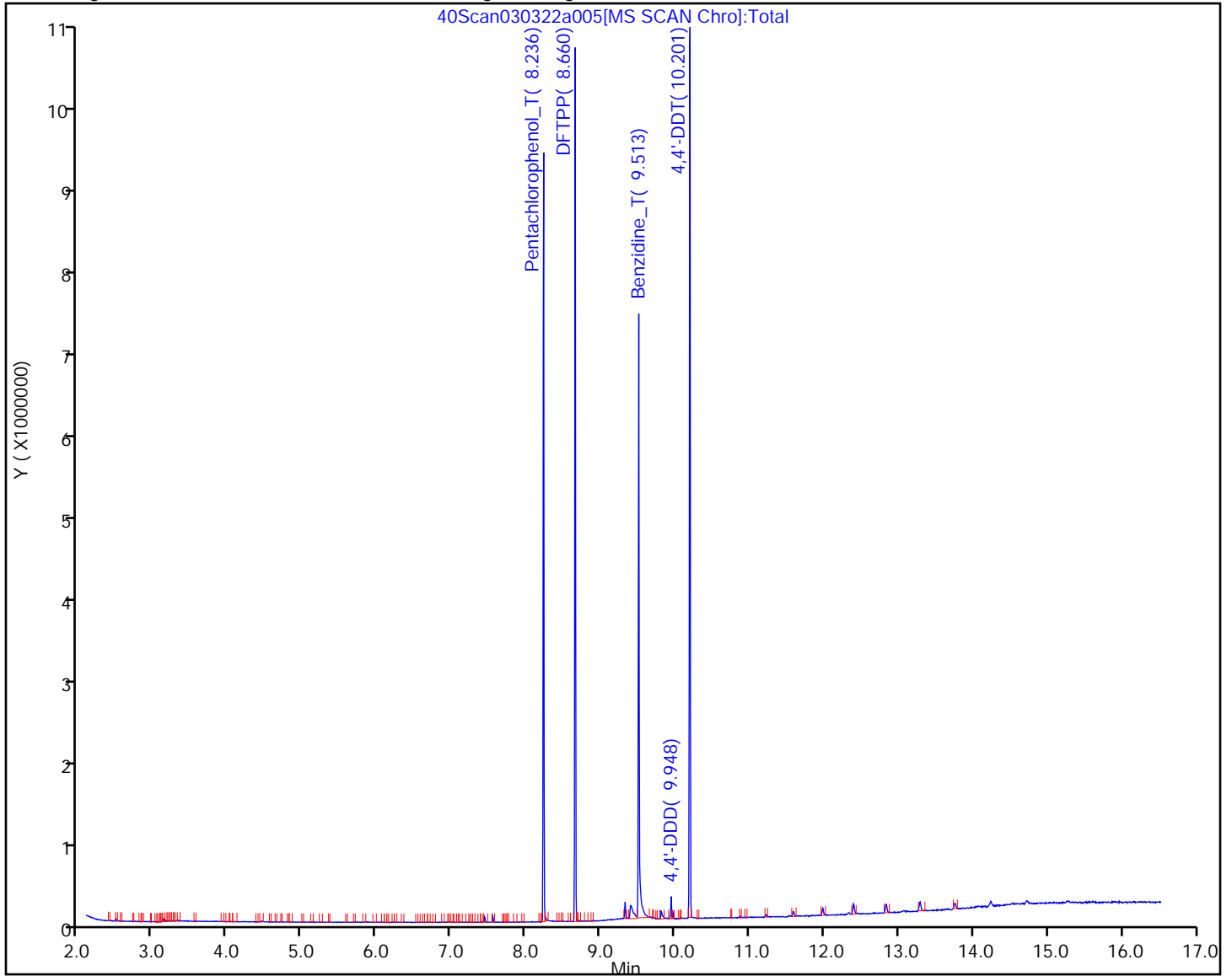
Injection Vol: 1.0 ul

Dil. Factor: 1.0000

Method: 8270TAC040

Limit Group: 8270D BNA QSM 5.0

Y Scaling: Method Defined: Scale to the Nth Largest Target: 1



Eurofins Seattle

Data File: \\chromfs\Seattle\ChromData\TAC040\20220303-81577.b\40Scan030322a005.D  
Injection Date: 03-Mar-2022 16:15:30 Instrument ID: TAC040  
Lims ID: DFTPP  
Client ID:  
Operator ID: tl ALS Bottle#: 2 Worklist Smp#: 2  
Injection Vol: 1.0 ul Dil. Factor: 1.0000  
Method: 8270TAC040 Limit Group: 8270D BNA QSM 5.0

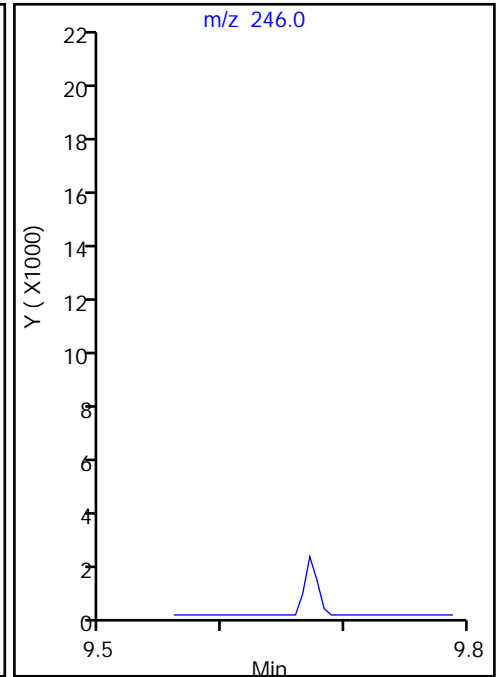
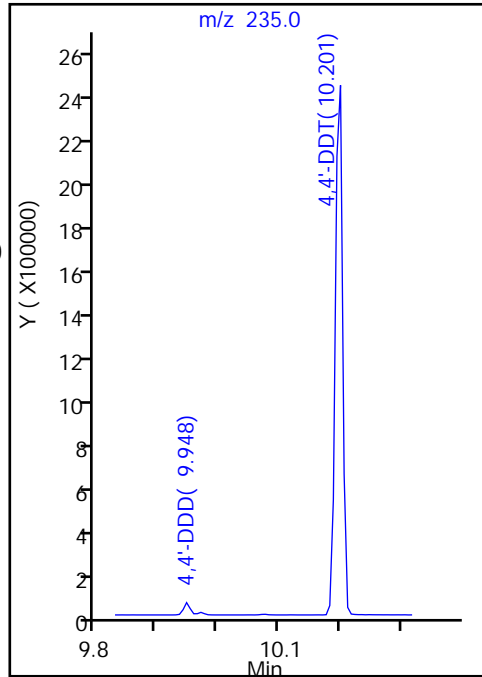
125 4,4'-DDT, Detector: MS SCAN

SW-846 Method

%Breakdown =  
(Area Breakdown Cpnds/  
Total Area Breakdown Cpnds) \* 100

125 4,4'-DDT, Area = 1988721  
123 4,4'-DDE, Area = 1583  
124 4,4'-DDD, Area = 40093

%Breakdown: 2.05%, <= 20.00%  
Passed



Eurofins Seattle

Data File: \\chromfs\Seattle\ChromData\TAC040\20220303-81577.b\40Scan030322a005.D  
Injection Date: 03-Mar-2022 16:15:30 Instrument ID: TAC040  
Lims ID: DFTPP  
Client ID:  
Operator ID: tl ALS Bottle#: 2 Worklist Smp#: 2  
Injection Vol: 1.0 ul Dil. Factor: 1.0000  
Method: 8270TAC040 Limit Group: 8270D BNA QSM 5.0

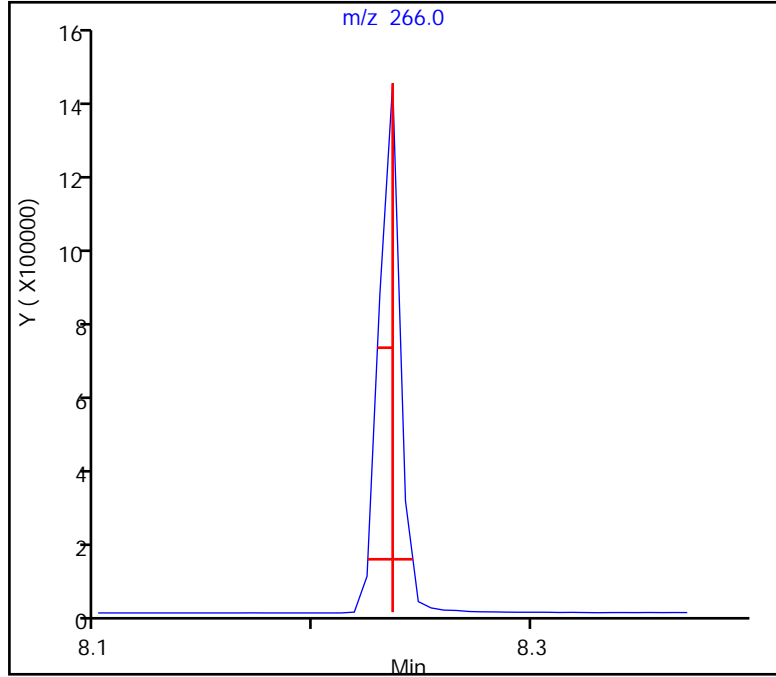
120 Pentachlorophenol\_T, Detector: MS SCAN

Peak Tailing Factor =  
BackWidth/FrontWidth @ 10% Peak Height

Back Width = 0.009 (min.)  
Front Width = 0.011 (min.)

Tailing Factor = 0.82, Max. Tailing <= 2.00  
Passed

-----



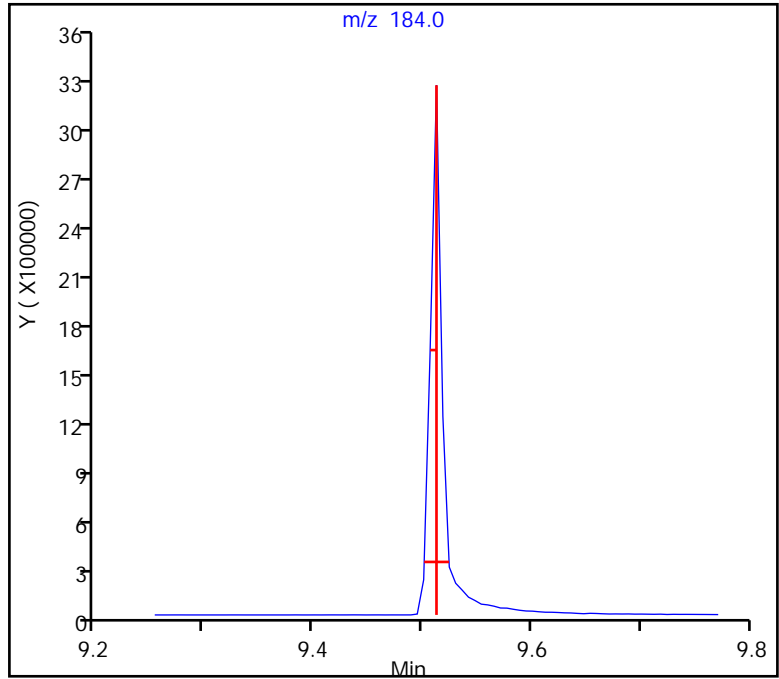
Eurofins Seattle

Data File: \\chromfs\Seattle\ChromData\TAC040\20220303-81577.b\40Scan030322a005.D  
Injection Date: 03-Mar-2022 16:15:30 Instrument ID: TAC040  
Lims ID: DFTPP  
Client ID:  
Operator ID: tl ALS Bottle#: 2 Worklist Smp#: 2  
Injection Vol: 1.0 ul Dil. Factor: 1.0000  
Method: 8270TAC040 Limit Group: 8270D BNA QSM 5.0  
122 Benzidine\_T, Detector: MS SCAN

Peak Tailing Factor =  
BackWidth/FrontWidth @ 10% Peak Height

Back Width = 0.012 (min.)  
Front Width = 0.011 (min.)

Tailing Factor = 1.09, Max. Tailing <= 2.00  
Passed  
-----



Eurofins Seattle  
Target Compound Quantitation Report

Data File: \\chromfs\Seattle\ChromData\TAC040\20220310-81676.b\40Scan031022a003.D  
 Lims ID: DFTPP  
 Client ID:  
 Sample Type: DFTPP  
 Inject. Date: 10-Mar-2022 10:44:30 ALS Bottle#: 2 Worklist Smp#: 2  
 Injection Vol: 1.0 ul Dil. Factor: 1.0000  
 Sample Info: dftpp  
 Operator ID: tl Instrument ID: TAC040  
 Method: \\chromfs\Seattle\ChromData\TAC040\20220310-81676.b\8270TAC040.m  
 Limit Group: 8270D BNA QSM 5.0  
 Last Update: 10-Mar-2022 13:32:33 Calib Date: 03-Mar-2022 20:58:30  
 Integrator: RTE ID Type: RT Order ID  
 Quant Method: Internal Standard Quant By: Initial Calibration  
 Last ICal File: \\chromfs\Seattle\ChromData\TAC040\20220303-81577.b\40Scan030322a016.D

Column 1 : Det: MS SCAN  
 Process Host: CTX1665

First Level Reviewer: limmere Date: 10-Mar-2022 13:32:33

Compound	Sig	RT (min.)	Adj RT (min.)	Dlt RT (min.)	Q	Response	Cal Amt ug/L	OnCol Amt ug/L	Flags
120 Pentachlorophenol_T	266	8.230	8.230	0.000	93	1054557	NR	NR	
121 DFTPP									
122 Benzidine_T	184	9.507	9.507	0.000	99	2596239	NR	NR	
123 4,4'-DDE	246	9.666	9.666	0.000	18	1778		NR	
124 4,4'-DDD	235	9.936	9.936	0.000	96	69855		NR	
125 4,4'-DDT	235	10.189	10.189	0.000	98	2286968	NR	NR	

**QC Flag Legend**

Processing Flags

NR - Missing Quant Standard

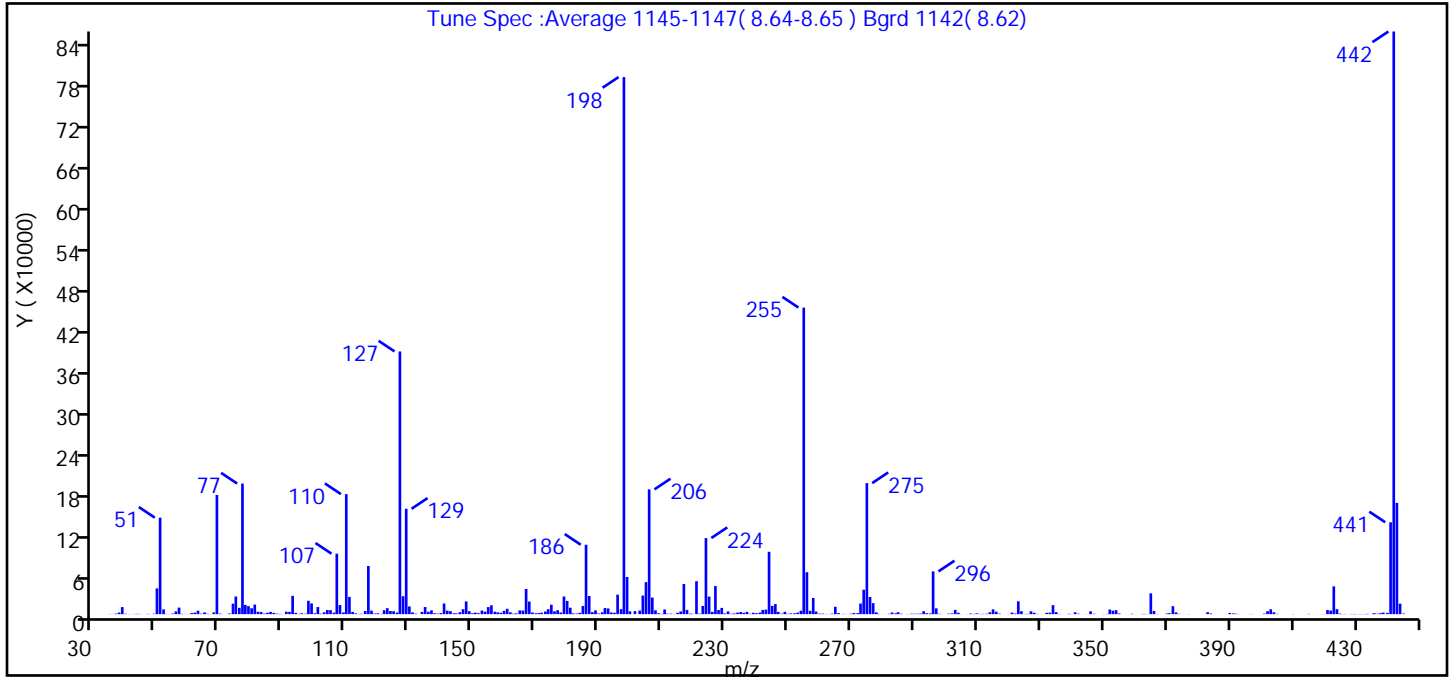
**Reagents:**

DFTPPx2\_00044 Amount Added: 1.00 Units: mL

Eurofins Seattle

Data File: \\chromfs\Seattle\ChromData\TAC040\20220310-81676.b\40Scan031022a003.D  
 Injection Date: 10-Mar-2022 10:44:30 Instrument ID: TAC040  
 Lims ID: DFTPP  
 Client ID:  
 Operator ID: tl ALS Bottle#: 2 Worklist Smp#: 2  
 Injection Vol: 1.0 ul Dil. Factor: 1.0000  
 Method: 8270TAC040 Limit Group: 8270D BNA QSM 5.0  
 Tune Method: DFTPP Method 525.2, BP 198

121 DFTPP



m/z	Ion Abundance Criteria	% Relative Abundance
198	base peak, or >50% of 442	100.0 (92.2)
51	10-80% of the base peak	18.0
68	<2% of mass 69	0.3 (1.5)
69	Present	22.2
70	<2% of mass 69	0.1 (0.5)
127	10-80% of the base peak	48.9
197	<2% of mass 198	0.9
199	5-9% of mass 198	6.9
275	10-60% of the base peak	24.4
365	>1% of the base peak	3.9
441	Present and < mass 443	17.1 (82.5)
442	base peak, or >50% of 198	108.5
443	15-24% of mass 442	20.7 (19.1)

Data File: \\chromfs\Seattle\ChromData\TAC040\20220310-81676.b\40Scan031022a003.D\8270TAC040.rslt\spectra  
 Injection Date: 10-Mar-2022 10:44:30  
 Spectrum: Tune Spec :Average 1145-1147( 8.64-8.65 ) Bgrd 1142( 8.62)  
 Base Peak: 442.00  
 Minimum % Base Peak: 0  
 Number of Points: 368

m/z	Y	m/z	Y	m/z	Y	m/z	Y
35.00	261	129.00	154368	223.00	11934	321.00	2273
36.00	97	130.00	11295	224.00	111504	322.00	886
37.00	850	131.00	2564	225.00	25728	323.00	18848
38.00	2313	132.00	690	226.00	3419	324.00	4268
39.00	10381	134.00	3250	227.00	41136	325.00	314
40.00	618	135.00	10452	228.00	6003	326.00	374
41.00	187	136.00	3486	229.00	9130	327.00	4136
42.00	99	137.00	5564	230.00	1133	328.00	2098
43.00	351	138.00	1334	231.00	3963	329.00	397
44.00	439	139.00	759	232.00	578	330.00	107
45.00	99	140.00	1578	233.00	1039	332.00	1872
47.00	370	141.00	15626	234.00	2179	333.00	2193
48.00	126	142.00	5192	235.00	3130	334.00	13121
49.00	616	143.00	4321	236.00	1929	335.00	3005
50.00	37736	144.00	1260	237.00	3373	336.00	294
51.00	141376	145.00	1043	238.00	533	339.00	539
52.00	6971	146.00	2756	239.00	2008	340.00	225
53.00	297	147.00	7243	240.00	1441	341.00	2734
54.00	118	148.00	18600	241.00	2271	342.00	690
55.00	937	149.00	4352	242.00	6165	344.00	92
56.00	4042	150.00	1219	243.00	6586	345.00	94
57.00	9573	151.00	2245	244.00	91360	346.00	4119
58.00	479	152.00	1383	245.00	12183	347.00	586
59.00	131	153.00	5256	246.00	14728	350.00	184
60.00	173	154.00	3706	247.00	3246	351.00	387
61.00	1534	155.00	10322	248.00	710	352.00	6779
62.00	2218	156.00	12939	249.00	3432	353.00	5096
63.00	5002	157.00	3616	250.00	537	354.00	5790
64.00	681	158.00	2592	251.00	1081	355.00	1069
65.00	2516	159.00	2037	252.00	1227	357.00	73
66.00	469	160.00	4846	253.00	2230	359.00	586
67.00	118	161.00	7848	254.00	5039	360.00	68
68.00	2563	162.00	2629	255.00	449216	362.00	201



Data File: \\chromfs\Seattle\ChromData\TAC040\20220310-81676.b\40Scan031022a003.D\8270TAC040.rslt\spectra

Injection Date: 10-Mar-2022 10:44:30

Spectrum: Tune Spec :Average 1145-1147( 8.64-8.65 ) Bgrd 1142( 8.62)

Base Peak: 442.00

Minimum % Base Peak: 0

Number of Points: 368

m/z	Y	m/z	Y	m/z	Y	m/z	Y
69.00	174720	163.00	767	256.00	61408	363.00	428
70.00	812	164.00	1131	257.00	4950	364.00	216
71.00	129	165.00	5480	258.00	23752	365.00	30496
72.00	70	166.00	5261	259.00	3849	366.00	4642
73.00	949	167.00	36912	260.00	788	367.00	287
74.00	15320	168.00	18488	261.00	795	370.00	903
75.00	25872	169.00	2431	262.00	274	371.00	1416
76.00	9206	170.00	1332	263.00	218	372.00	11680
77.00	191360	171.00	1456	264.00	725	373.00	2554
78.00	13516	172.00	2174	265.00	10825	374.00	415
79.00	11723	173.00	3872	266.00	1554	377.00	217
80.00	8646	174.00	7256	267.00	98	383.00	2864
81.00	14018	175.00	13834	268.00	359	384.00	1048
82.00	3537	176.00	4239	269.00	134	385.00	61
83.00	3206	177.00	5714	270.00	688	386.00	55
84.00	821	178.00	2388	271.00	1665	389.00	95
85.00	1996	179.00	25880	272.00	1492	390.00	1808
86.00	3320	180.00	19392	273.00	15542	391.00	1051
87.00	1821	181.00	9438	274.00	35832	392.00	682
88.00	789	182.00	1172	275.00	192000	393.00	86
89.00	476	183.00	899	276.00	25088	396.00	73
91.00	3578	184.00	1898	277.00	16151	397.00	255
92.00	3372	185.00	11981	278.00	2685	400.00	116
93.00	26832	186.00	101704	279.00	358	401.00	822
94.00	1915	187.00	26616	281.00	108	402.00	4335
95.00	375	188.00	2910	282.00	548	403.00	7117
96.00	1308	189.00	5545	283.00	2457	404.00	2777
97.00	654	190.00	866	284.00	1209	405.00	485
98.00	19616	191.00	2690	285.00	2846	410.00	222
99.00	15785	192.00	8914	286.00	689	415.00	397
100.00	1229	193.00	8344	288.00	233	416.00	85
101.00	10408	194.00	2442	289.00	622	418.00	64
102.00	687	195.00	2049	290.00	544	419.00	144
103.00	2670	196.00	28560	291.00	612	420.00	154

Data File: \\chromfs\Seattle\ChromData\TAC040\20220310-81676.b\40Scan031022a003.D\8270TAC040.rslt\spectra

Injection Date: 10-Mar-2022 10:44:30

Spectrum: Tune Spec :Average 1145-1147( 8.64-8.65 ) Bgrd 1142( 8.62)

Base Peak: 442.00

Minimum % Base Peak: 0

Number of Points: 368

m/z	Y	m/z	Y	m/z	Y	m/z	Y
104.00	6022	197.00	7297	292.00	900	421.00	6029
105.00	5903	198.00	786944	293.00	4317	422.00	5186
106.00	2239	199.00	54448	294.00	1433	423.00	40664
107.00	88592	200.00	4108	295.00	1057	424.00	7280
108.00	13342	202.00	4367	296.00	62632	425.00	854
109.00	2417	203.00	5211	297.00	8513	426.00	183
110.00	175872	204.00	27176	298.00	521	427.00	275
111.00	25256	205.00	46920	299.00	79	428.00	263
112.00	3282	206.00	182848	301.00	750	429.00	171
113.00	1143	207.00	24288	302.00	1086	430.00	365
114.00	204	208.00	5552	303.00	6239	431.00	259
115.00	533	209.00	1394	304.00	1998	432.00	240
116.00	4578	210.00	485	305.00	133	433.00	276
117.00	70552	211.00	6866	307.00	180	434.00	467
118.00	5088	212.00	723	308.00	948	436.00	787
119.00	841	213.00	725	309.00	448	436.00	1219
120.00	1332	214.00	148	310.00	1088	437.00	602
121.00	367	215.00	2021	311.00	311	438.00	1460
122.00	5749	216.00	3939	312.00	426	439.00	2235
123.00	8785	217.00	44240	313.00	660	440.00	1866
124.00	4591	218.00	6207	314.00	2812	441.00	134592
125.00	4288	219.00	803	315.00	7032	442.00	853760
126.00	2383	220.00	406	316.00	3554	443.00	163072
127.00	384896	221.00	48280	317.00	734	444.00	15327
128.00	26280	222.00	734	320.00	172	445.00	892

Eurofins Seattle

Data File: \\chromfs\Seattle\ChromData\TAC040\20220310-81676.b\40Scan031022a003.D

Injection Date: 10-Mar-2022 10:44:30

Instrument ID: TAC040

Lims ID: DFTPP

Client ID:

Operator ID: tl

ALS Bottle#: 2

Worklist Smp#: 2

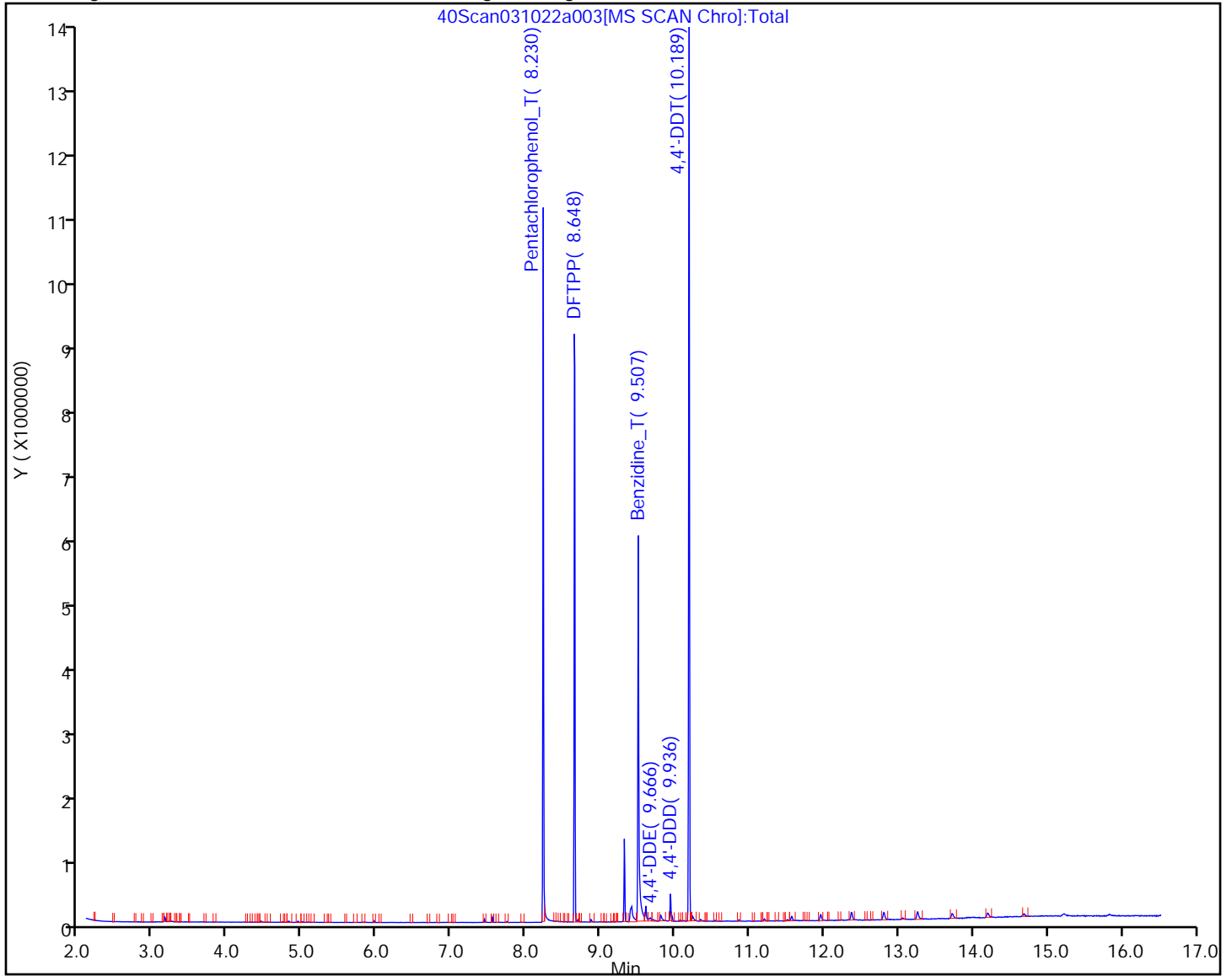
Injection Vol: 1.0 ul

Dil. Factor: 1.0000

Method: 8270TAC040

Limit Group: 8270D BNA QSM 5.0

Y Scaling: Method Defined: Scale to the Nth Largest Target: 1



Eurofins Seattle

Data File: \\chromfs\Seattle\ChromData\TAC040\20220310-81676.b\40Scan031022a003.D  
Injection Date: 10-Mar-2022 10:44:30 Instrument ID: TAC040  
Lims ID: DFTPP  
Client ID:  
Operator ID: tl ALS Bottle#: 2 Worklist Smp#: 2  
Injection Vol: 1.0 ul Dil. Factor: 1.0000  
Method: 8270TAC040 Limit Group: 8270D BNA QSM 5.0

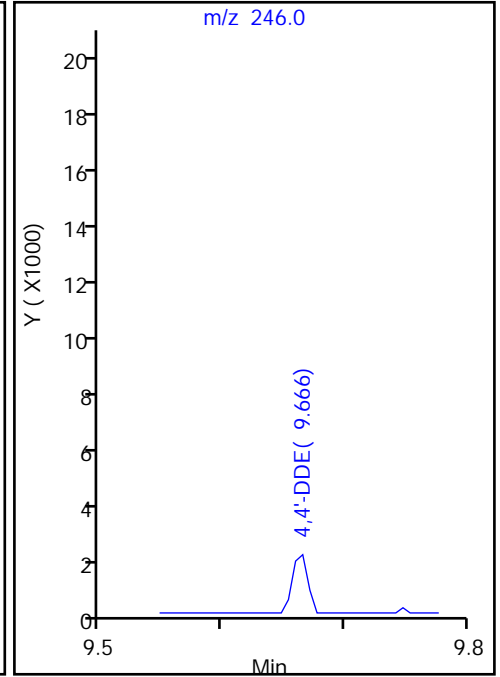
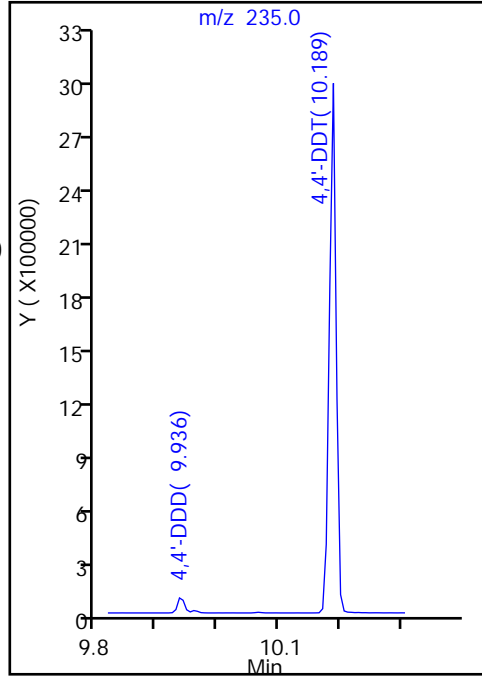
125 4,4'-DDT, Detector: MS SCAN

SW-846 Method

%Breakdown =  
(Area Breakdown Cpnds/  
Total Area Breakdown Cpnds) \* 100

125 4,4'-DDT, Area = 2286968  
123 4,4'-DDE, Area = 1778  
124 4,4'-DDD, Area = 69855

%Breakdown: 3.04%, <= 20.00%  
Passed



Eurofins Seattle

Data File: \\chromfs\Seattle\ChromData\TAC040\20220310-81676.b\40Scan031022a003.D  
Injection Date: 10-Mar-2022 10:44:30 Instrument ID: TAC040  
Lims ID: DFTPP  
Client ID:  
Operator ID: tl ALS Bottle#: 2 Worklist Smp#: 2  
Injection Vol: 1.0 ul Dil. Factor: 1.0000  
Method: 8270TAC040 Limit Group: 8270D BNA QSM 5.0

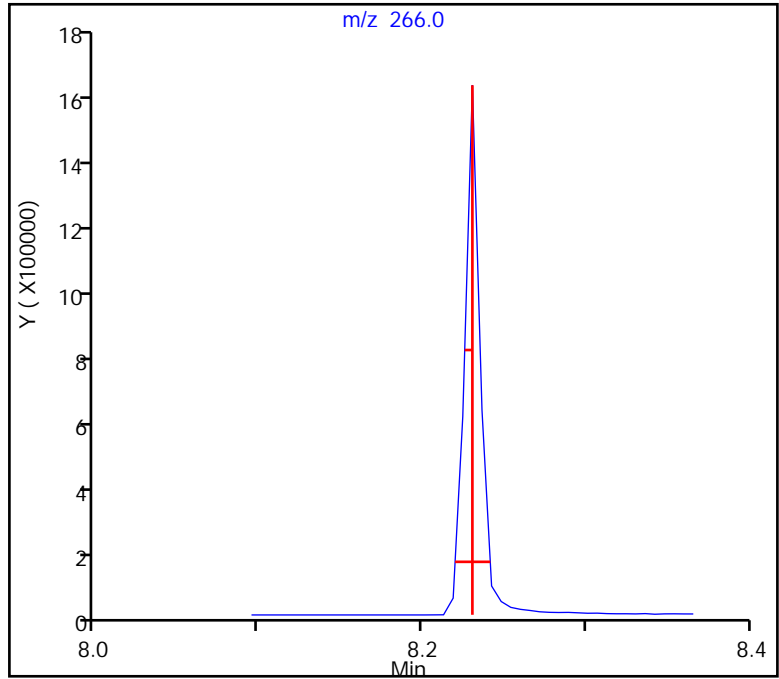
120 Pentachlorophenol\_T, Detector: MS SCAN

Peak Tailing Factor =  
BackWidth/FrontWidth @ 10% Peak Height

Back Width = 0.011 (min.)  
Front Width = 0.011 (min.)

Tailing Factor = 1.00, Max. Tailing <= 2.00  
Passed

-----



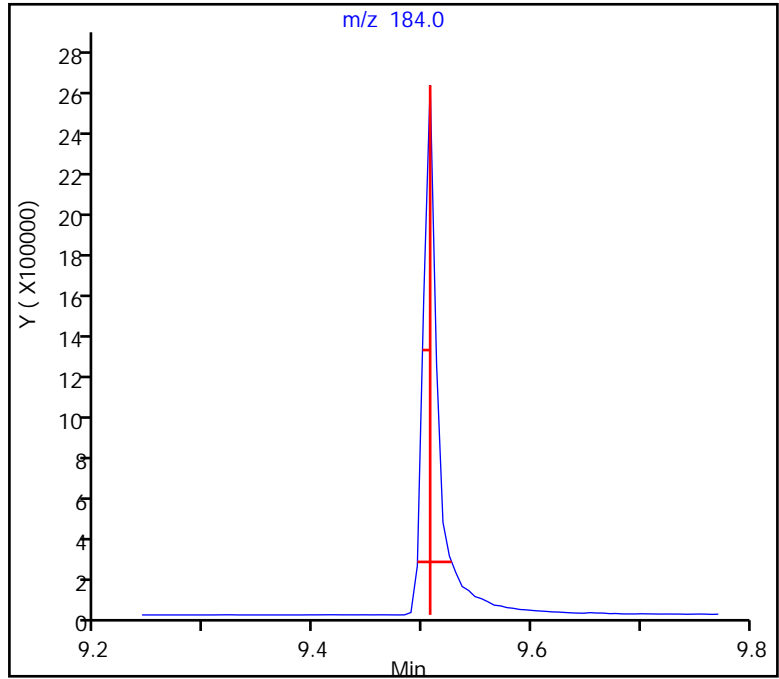
Eurofins Seattle

Data File: \\chromfs\Seattle\ChromData\TAC040\20220310-81676.b\40Scan031022a003.D  
Injection Date: 10-Mar-2022 10:44:30 Instrument ID: TAC040  
Lims ID: DFTPP  
Client ID:  
Operator ID: tl ALS Bottle#: 2 Worklist Smp#: 2  
Injection Vol: 1.0 ul Dil. Factor: 1.0000  
Method: 8270TAC040 Limit Group: 8270D BNA QSM 5.0  
122 Benzidine\_T, Detector: MS SCAN

Peak Tailing Factor =  
BackWidth/FrontWidth @ 10% Peak Height

Back Width = 0.020 (min.)  
Front Width = 0.012 (min.)

Tailing Factor = 1.67, Max. Tailing <= 2.00  
Passed  
-----



Eurofins Seattle  
Target Compound Quantitation Report

Data File: \\chromfs\Seattle\ChromData\TAC040\20220314-81724.b\40Scan031422a005.D  
 Lims ID: DFTPP  
 Client ID:  
 Sample Type: DFTPP  
 Inject. Date: 14-Mar-2022 12:19:30 ALS Bottle#: 2 Worklist Smp#: 2  
 Injection Vol: 1.0 ul Dil. Factor: 1.0000  
 Sample Info: dftpp  
 Operator ID: tl Instrument ID: TAC040  
 Method: \\chromfs\Seattle\ChromData\TAC040\20220314-81724.b\8270TAC040.m  
 Limit Group: 8270D BNA QSM 5.0  
 Last Update: 15-Mar-2022 09:39:27 Calib Date: 03-Mar-2022 20:58:30  
 Integrator: RTE ID Type: RT Order ID  
 Quant Method: Internal Standard Quant By: Initial Calibration  
 Last ICal File: \\chromfs\Seattle\ChromData\TAC040\20220303-81577.b\40Scan030322a016.D  
 Column 1 : Det: MS SCAN  
 Process Host: CTX1650

First Level Reviewer: thaneeratw Date: 15-Mar-2022 09:39:27

Compound	Sig	RT (min.)	Adj RT (min.)	Dlt RT (min.)	Q	Response	Cal Amt ug/L	OnCol Amt ug/L	Flags
120 Pentachlorophenol_T	266	8.236	8.236	0.000	93	1312298	NR	NR	
121 DFTPP									
122 Benzidine_T	184	9.507	9.507	0.000	99	3594517	NR	NR	
123 4,4'-DDE	246	9.660	9.660	0.000	38	2957		NR	
124 4,4'-DDD	235	9.936	9.936	0.000	83	22069		NR	
125 4,4'-DDT	235	10.189	10.189	0.000	98	3002154	NR	NR	

**QC Flag Legend**

Processing Flags

NR - Missing Quant Standard

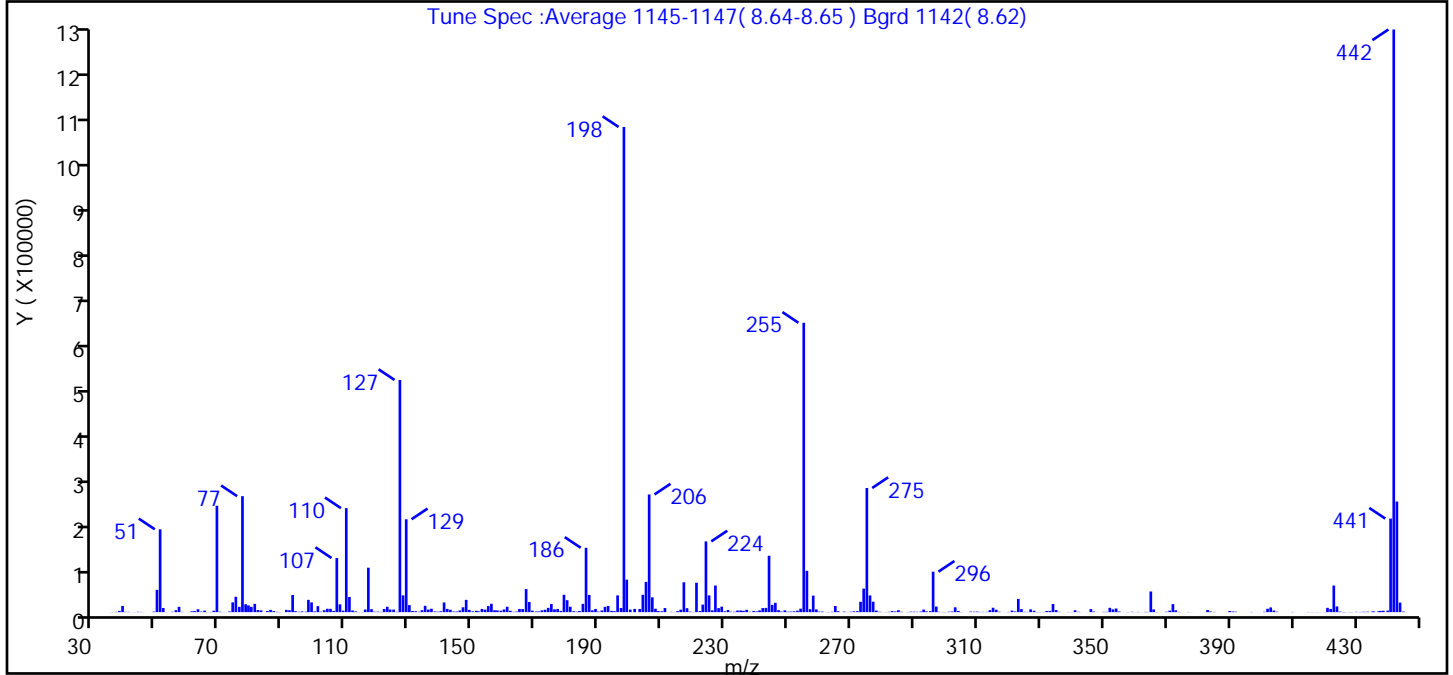
**Reagents:**

DFTPPx2\_00044 Amount Added: 1.00 Units: mL

Eurofins Seattle

Data File: \\chromfs\Seattle\ChromData\TAC040\20220314-81724.b\40Scan031422a005.D  
 Injection Date: 14-Mar-2022 12:19:30 Instrument ID: TAC040  
 Lims ID: DFTPP  
 Client ID:  
 Operator ID: tl ALS Bottle#: 2 Worklist Smp#: 2  
 Injection Vol: 1.0 ul Dil. Factor: 1.0000  
 Method: 8270TAC040 Limit Group: 8270D BNA QSM 5.0  
 Tune Method: DFTPP Method 525.2, BP 198

121 DFTPP



m/z	Ion Abundance Criteria	% Relative Abundance
198	base peak, or >50% of 442	100.0 (83.3)
51	10-80% of the base peak	17.1
68	<2% of mass 69	0.3 (1.3)
69	Present	21.9
70	<2% of mass 69	0.1 (0.4)
127	10-80% of the base peak	47.9
197	<2% of mass 198	0.9
199	5-9% of mass 198	6.7
275	10-60% of the base peak	25.6
365	>1% of the base peak	4.3
441	Present and < mass 443	19.3 (84.6)
442	base peak, or >50% of 198	120.1
443	15-24% of mass 442	22.8 (19.0)



Data File: \\chromfs\Seattle\ChromData\TAC040\20220314-81724.b\40Scan031422a005.D\8270TAC040.rslt\spectra  
 Injection Date: 14-Mar-2022 12:19:30  
 Spectrum: Tune Spec :Average 1145-1147( 8.64-8.65 ) Bgrd 1142( 8.62)  
 Base Peak: 442.00  
 Minimum % Base Peak: 0  
 Number of Points: 378

m/z	Y	m/z	Y	m/z	Y	m/z	Y
35.00	84	133.00	768	230.00	1759	330.00	258
36.00	189	134.00	3968	231.00	4476	331.00	254
37.00	582	135.00	12972	232.00	819	332.00	2402
38.00	2539	136.00	5341	233.00	940	333.00	2668
39.00	12806	137.00	7040	234.00	3283	334.00	16760
40.00	604	138.00	1516	235.00	3399	335.00	4250
41.00	542	139.00	991	236.00	2730	336.00	601
42.00	61	140.00	1789	237.00	4786	339.00	421
43.00	219	141.00	19968	238.00	706	340.00	350
44.00	647	142.00	6680	239.00	2227	341.00	3935
45.00	401	143.00	4942	240.00	1498	342.00	698
46.00	102	144.00	1189	241.00	3559	343.00	144
48.00	57	145.00	1290	242.00	8348	345.00	95
49.00	1072	146.00	3473	243.00	8748	346.00	6355
50.00	45896	147.00	9933	244.00	116208	347.00	1263
51.00	170752	148.00	25312	245.00	15020	348.00	206
52.00	8454	149.00	4633	246.00	19216	350.00	584
53.00	197	150.00	1667	247.00	4108	351.00	736
55.00	700	151.00	2737	248.00	1222	352.00	8929
56.00	4073	152.00	1782	249.00	3657	353.00	5783
57.00	10978	153.00	6614	250.00	907	354.00	7479
58.00	423	154.00	5242	251.00	1210	355.00	1329
60.00	50	155.00	12445	252.00	1659	357.00	77
61.00	1553	156.00	17248	253.00	2989	358.00	328
62.00	2258	157.00	3994	254.00	7117	359.00	709
63.00	5966	158.00	3588	255.00	596288	360.00	166
64.00	1093	159.00	2962	256.00	85112	361.00	504
65.00	3049	160.00	5612	257.00	6058	362.00	165
66.00	186	161.00	11083	258.00	34088	363.00	509
67.00	311	162.00	2777	259.00	5691	364.00	493
68.00	2942	163.00	652	260.00	1088	365.00	42552
69.00	219200	164.00	1200	261.00	1181	366.00	5572
70.00	848	165.00	6630	262.00	218	367.00	294

Data File: \\chromfs\Seattle\ChromData\TAC040\20220314-81724.b\40Scan031422a005.D\8270TAC040.rslt\spectra

Injection Date: 14-Mar-2022 12:19:30

Spectrum: Tune Spec :Average 1145-1147( 8.64-8.65 ) Bgrd 1142( 8.62)

Base Peak: 442.00

Minimum % Base Peak: 0

Number of Points: 378

m/z	Y	m/z	Y	m/z	Y	m/z	Y
71.00	201	166.00	6343	263.00	395	369.00	51
72.00	240	167.00	47568	264.00	805	370.00	845
73.00	1447	168.00	20920	265.00	12656	371.00	3146
74.00	20200	169.00	3053	266.00	1931	372.00	16496
75.00	31640	170.00	1305	268.00	1109	373.00	3794
76.00	10993	171.00	1370	269.00	224	374.00	539
77.00	238976	172.00	3649	270.00	856	377.00	380
78.00	16298	173.00	4877	271.00	1639	378.00	109
79.00	13917	174.00	8896	272.00	2048	381.00	99
80.00	10939	175.00	16680	273.00	21352	382.00	144
81.00	17032	176.00	5844	274.00	48440	383.00	4384
82.00	4369	177.00	6569	275.00	255808	384.00	1391
83.00	3647	178.00	2548	276.00	34408	385.00	471
84.00	17	179.00	35728	277.00	21512	389.00	65
85.00	2381	180.00	24608	278.00	3230	390.00	2396
86.00	4721	181.00	11152	279.00	827	391.00	1298
87.00	2089	182.00	1891	280.00	156	392.00	945
88.00	747	183.00	917	281.00	316	393.00	64
89.00	413	184.00	2423	282.00	640	396.00	64
90.00	62	185.00	17104	283.00	2181	397.00	416
91.00	4708	186.00	132608	284.00	1380	400.00	52
92.00	3972	187.00	35464	285.00	3989	401.00	850
93.00	35328	188.00	3679	286.00	713	402.00	6940
94.00	2128	189.00	6599	288.00	350	403.00	9737
95.00	743	190.00	1121	289.00	937	404.00	3351
96.00	1477	191.00	3453	290.00	927	405.00	949
97.00	943	192.00	10904	291.00	701	410.00	420
98.00	25352	193.00	12720	292.00	1272	411.00	50
99.00	20048	194.00	2624	293.00	5337	415.00	352
100.00	1535	195.00	1939	294.00	1640	416.00	263
101.00	12342	196.00	34544	295.00	2010	418.00	250
102.00	872	197.00	8573	296.00	83392	418.00	166
103.00	3956	198.00	999744	297.00	11580	419.00	63
104.00	6996	199.00	67008	298.00	665	420.00	314

m/z	Y	m/z	Y	m/z	Y	m/z	Y
105.00	6831	200.00	5267	299.00	260	421.00	8876
106.00	2546	201.00	6644	300.00	278	422.00	6545
107.00	111576	203.00	6530	301.00	936	423.00	54832
108.00	16041	204.00	35744	302.00	1343	424.00	11725
109.00	3029	205.00	62368	303.00	9949	425.00	1139
110.00	214272	206.00	242496	304.00	2485	426.00	314
111.00	31232	207.00	30464	305.00	298	427.00	279
112.00	3420	208.00	7026	308.00	1091	428.00	289
113.00	1508	209.00	2216	309.00	938	429.00	349
114.00	294	210.00	1878	310.00	1082	430.00	620
115.00	313	211.00	8454	311.00	428	431.00	426
116.00	5386	213.00	627	312.00	551	432.00	679
117.00	91592	214.00	318	313.00	629	433.00	631
118.00	6120	215.00	2101	314.00	4143	434.00	987
119.00	1010	216.00	5050	315.00	9079	435.00	1148
120.00	1041	217.00	61584	316.00	5045	436.00	1381
121.00	604	218.00	8084	317.00	913	437.00	1871
122.00	6606	219.00	1068	319.00	120	438.00	2488
123.00	11022	220.00	430	320.00	420	439.00	2851
124.00	5426	221.00	60568	321.00	3171	440.00	3242
125.00	5327	222.00	2247	322.00	1398	441.00	192768
126.00	786	223.00	15598	323.00	27192	442.00	1200640
127.00	478400	224.00	145792	324.00	6171	443.00	227904
128.00	34560	225.00	34480	325.00	654	444.00	19640
129.00	191424	226.00	3711	326.00	473	445.00	1232
130.00	14459	227.00	54872	327.00	5779	446.00	59
131.00	2365	228.00	8226	328.00	2902		
132.00	1868	229.00	11283	329.00	400		

Eurofins Seattle

Data File: \\chromfs\Seattle\ChromData\TAC040\20220314-81724.b\40Scan031422a005.D

Injection Date: 14-Mar-2022 12:19:30

Instrument ID: TAC040

Lims ID: DFTPP

Client ID:

Operator ID: tl

ALS Bottle#: 2

Worklist Smp#: 2

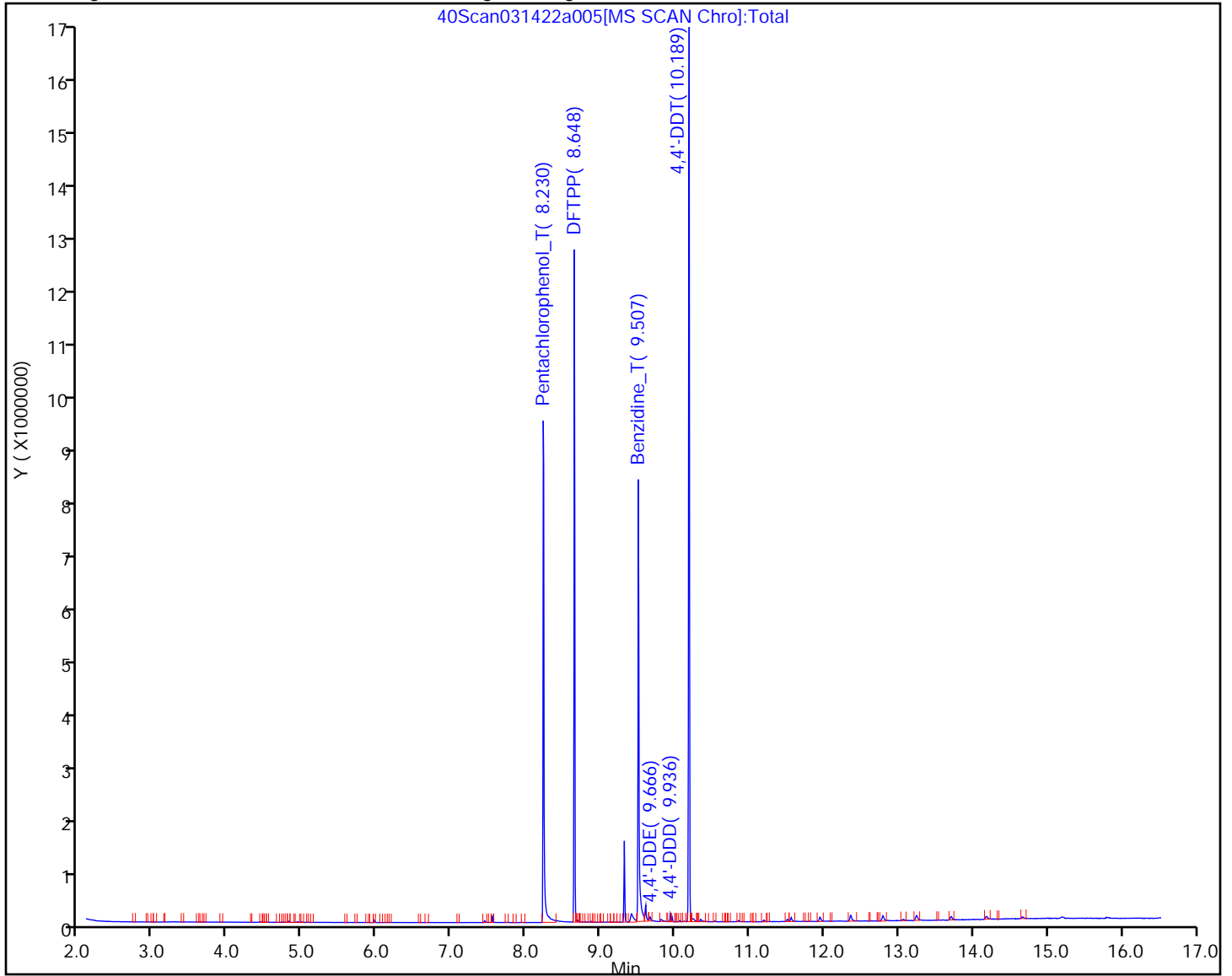
Injection Vol: 1.0 ul

Dil. Factor: 1.0000

Method: 8270TAC040

Limit Group: 8270D BNA QSM 5.0

Y Scaling: Method Defined: Scale to the Nth Largest Target: 1



Eurofins Seattle

Data File: \\chromfs\Seattle\ChromData\TAC040\20220314-81724.b\40Scan031422a005.D  
Injection Date: 14-Mar-2022 12:19:30 Instrument ID: TAC040  
Lims ID: DFTPP  
Client ID:  
Operator ID: tl ALS Bottle#: 2 Worklist Smp#: 2  
Injection Vol: 1.0 ul Dil. Factor: 1.0000  
Method: 8270TAC040 Limit Group: 8270D BNA QSM 5.0

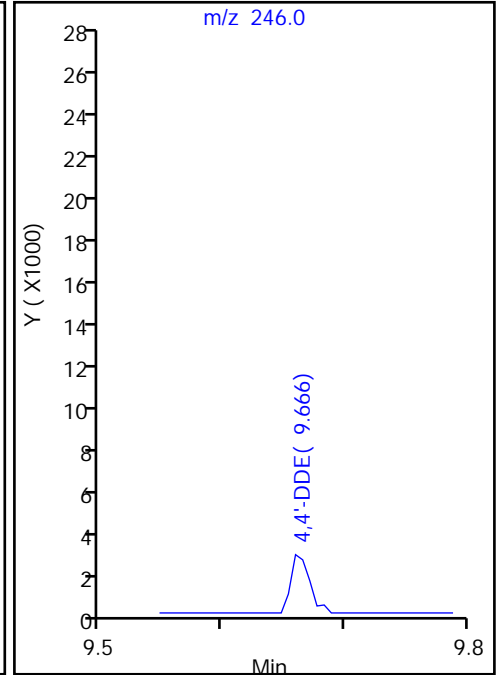
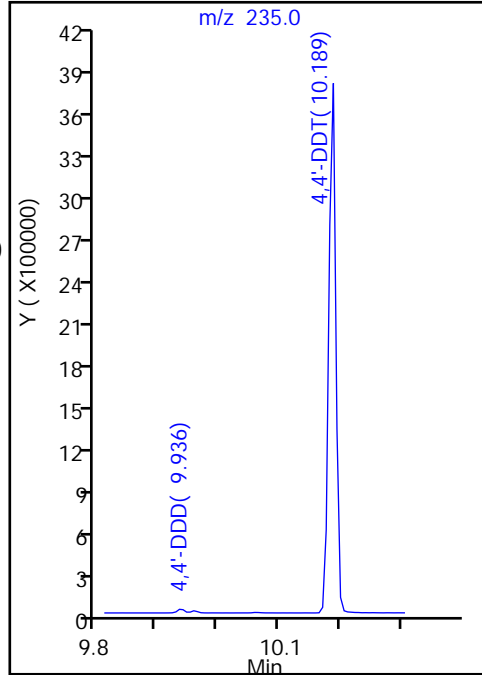
125 4,4'-DDT, Detector: MS SCAN

SW-846 Method

%Breakdown =  
(Area Breakdown Cpnds/  
Total Area Breakdown Cpnds) \* 100

125 4,4'-DDT, Area = 3002154  
123 4,4'-DDE, Area = 2957  
124 4,4'-DDD, Area = 22069

%Breakdown: 0.83%, <= 20.00%  
Passed



Eurofins Seattle

Data File: \\chromfs\Seattle\ChromData\TAC040\20220314-81724.b\40Scan031422a005.D  
Injection Date: 14-Mar-2022 12:19:30 Instrument ID: TAC040  
Lims ID: DFTPP  
Client ID:  
Operator ID: tl ALS Bottle#: 2 Worklist Smp#: 2  
Injection Vol: 1.0 ul Dil. Factor: 1.0000  
Method: 8270TAC040 Limit Group: 8270D BNA QSM 5.0

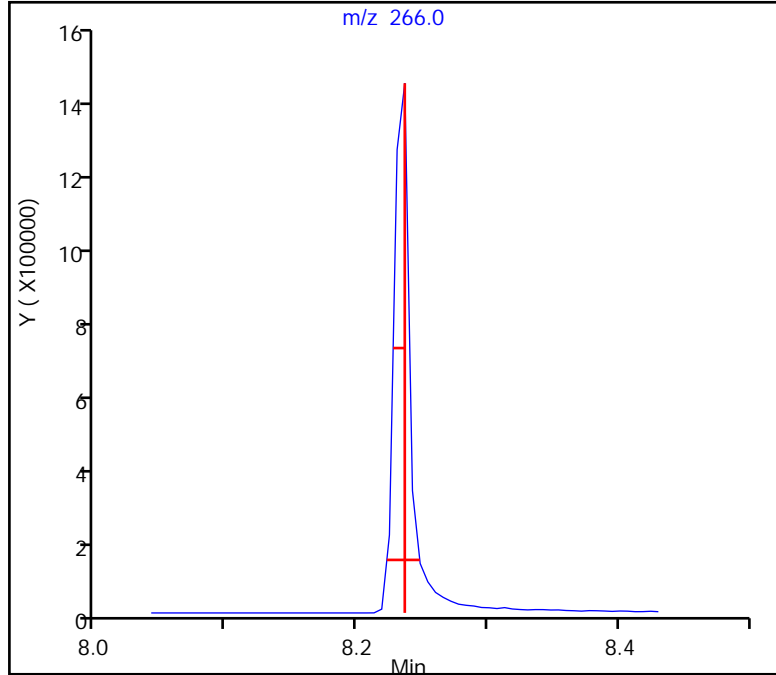
120 Pentachlorophenol\_T, Detector: MS SCAN

Peak Tailing Factor =  
BackWidth/FrontWidth @ 10% Peak Height

Back Width = 0.011 (min.)  
Front Width = 0.014 (min.)

Tailing Factor = 0.79, Max. Tailing <= 2.00  
Passed

-----



Eurofins Seattle

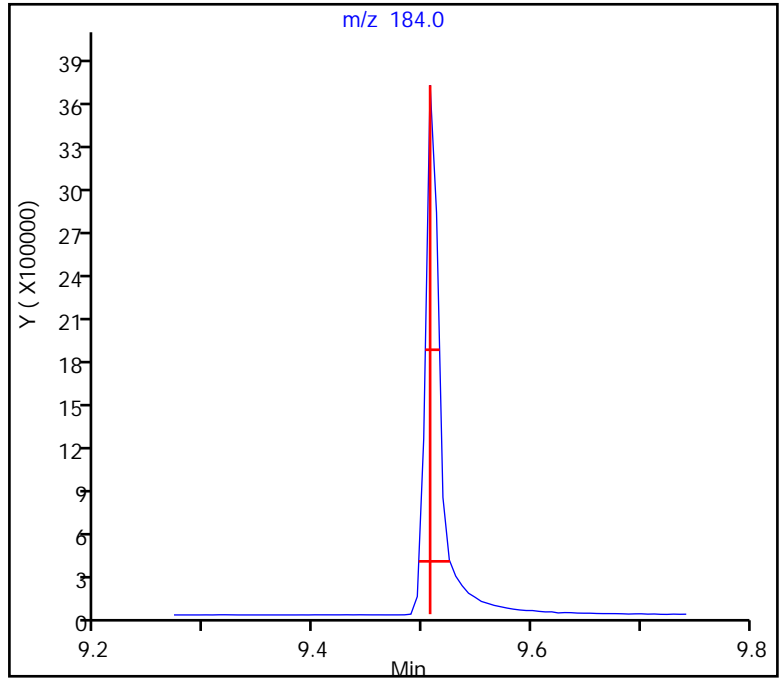
Data File: \\chromfs\Seattle\ChromData\TAC040\20220314-81724.b\40Scan031422a005.D  
Injection Date: 14-Mar-2022 12:19:30 Instrument ID: TAC040  
Lims ID: DFTPP  
Client ID:  
Operator ID: tl ALS Bottle#: 2 Worklist Smp#: 2  
Injection Vol: 1.0 ul Dil. Factor: 1.0000  
Method: 8270TAC040 Limit Group: 8270D BNA QSM 5.0  
122 Benzidine\_T, Detector: MS SCAN

Peak Tailing Factor =  
BackWidth/FrontWidth @ 10% Peak Height

Back Width = 0.018 (min.)  
Front Width = 0.010 (min.)

Tailing Factor = 1.80, Max. Tailing <= 2.00  
Passed

-----



FORM I  
GC/MS SEMI VOA ORGANICS ANALYSIS DATA SHEET

Lab Name: Eurofins Seattle Job No.: 580-111058-1  
 SDG No.: \_\_\_\_\_  
 Client Sample ID: \_\_\_\_\_ Lab Sample ID: MB 580-383282/1-A  
 Matrix: Water Lab File ID: 40Scan031022a006.D  
 Analysis Method: 8270E Date Collected: \_\_\_\_\_  
 Extract. Method: 3510C Date Extracted: 03/09/2022 09:28  
 Sample wt/vol: 1000 (mL) Date Analyzed: 03/10/2022 11:53  
 Con. Extract Vol.: 2 (mL) Dilution Factor: 1  
 Injection Volume: 1 (uL) Level: (low/med) Low  
 % Moisture: \_\_\_\_\_ GPC Cleanup: (Y/N) N  
 Analysis Batch No.: 383442 Units: ug/L

CAS NO.	COMPOUND NAME	RESULT	Q	LOQ	LOD	DL
120-82-1	1,2,4-Trichlorobenzene	0.30	U	0.40	0.30	0.090
95-50-1	1,2-Dichlorobenzene	0.15	U	0.40	0.15	0.050
541-73-1	1,3-Dichlorobenzene	0.090	U	0.40	0.090	0.040
106-46-7	1,4-Dichlorobenzene	0.090	U	0.40	0.090	0.040
95-95-4	2,4,5-Trichlorophenol	0.30	U	0.40	0.30	0.10
88-06-2	2,4,6-Trichlorophenol	0.30	U	0.60	0.30	0.10
120-83-2	2,4-Dichlorophenol	0.50	U	1.0	0.50	0.20
105-67-9	2,4-Dimethylphenol	0.50	U	4.0	0.50	0.16
51-28-5	2,4-Dinitrophenol	3.2	U	5.0	3.2	1.6
121-14-2	2,4-Dinitrotoluene	0.30	U	1.0	0.30	0.10
606-20-2	2,6-Dinitrotoluene	0.30	U	0.40	0.30	0.10
91-58-7	2-Chloronaphthalene	0.15	U	1.0	0.15	0.070
95-57-8	2-Chlorophenol	0.15	U	1.0	0.15	0.050
88-75-5	2-Nitrophenol	0.15	U	1.0	0.15	0.070
91-94-1	3,3'-Dichlorobenzidine	0.60	U	1.0	0.60	0.26
534-52-1	4,6-Dinitro-2-methylphenol	1.2	U	2.0	1.2	0.55
101-55-3	4-Bromophenyl phenyl ether	0.15	U	0.60	0.15	0.060
59-50-7	4-Chloro-3-methylphenol	0.30	U	0.60	0.30	0.13
7005-72-3	4-Chlorophenyl phenyl ether	0.15	U	0.60	0.15	0.050
100-02-7	4-Nitrophenol	6.0	U	10	6.0	1.7
103-33-3	Azobenzene	0.15	U M	2.0	0.15	0.060
111-91-1	Bis(2-chloroethoxy)methane	0.15	U	0.60	0.15	0.050
111-44-4	Bis(2-chloroethyl)ether	0.090	U	0.10	0.090	0.030
117-81-7	Bis(2-ethylhexyl) phthalate	1.6	U	3.0	1.6	0.74
108-60-1	bis (2-chloroisopropyl) ether	0.15	U	0.25	0.15	0.060
85-68-7	Butyl benzyl phthalate	0.60	U	4.0	0.60	0.27
84-66-2	Diethyl phthalate	0.30	U	1.0	0.30	0.15
131-11-3	Dimethyl phthalate	0.15	U	0.60	0.15	0.060
84-74-2	Di-n-butyl phthalate	0.50	U	3.0	0.50	0.19
117-84-0	Di-n-octyl phthalate	0.30	U M	1.0	0.30	0.13
118-74-1	Hexachlorobenzene	0.090	U	0.60	0.090	0.040
87-68-3	Hexachlorobutadiene	0.15	U	1.0	0.15	0.060
77-47-4	Hexachlorocyclopentadiene	0.30	U	1.0	0.30	0.14
67-72-1	Hexachloroethane	0.15	U	1.0	0.15	0.050



FORM I  
GC/MS SEMI VOA ORGANICS ANALYSIS DATA SHEET

Lab Name: Eurofins Seattle Job No.: 580-111058-1  
 SDG No.: \_\_\_\_\_  
 Client Sample ID: \_\_\_\_\_ Lab Sample ID: MB 580-383282/1-A  
 Matrix: Water Lab File ID: 40Scan031022a006.D  
 Analysis Method: 8270E Date Collected: \_\_\_\_\_  
 Extract. Method: 3510C Date Extracted: 03/09/2022 09:28  
 Sample wt/vol: 1000 (mL) Date Analyzed: 03/10/2022 11:53  
 Con. Extract Vol.: 2 (mL) Dilution Factor: 1  
 Injection Volume: 1 (uL) Level: (low/med) Low  
 % Moisture: \_\_\_\_\_ GPC Cleanup: (Y/N) N  
 Analysis Batch No.: 383442 Units: ug/L

CAS NO.	COMPOUND NAME	RESULT	Q	LOQ	LOD	DL
78-59-1	Isophorone	0.30	U	0.40	0.30	0.10
15831-10-4	m+p-Cresol	0.30	U	0.60	0.30	0.10
98-95-3	Nitrobenzene	0.090	U	1.0	0.090	0.040
62-75-9	N-Nitrosodimethylamine	0.60	U	2.0	0.60	0.26
621-64-7	N-Nitrosodi-n-propylamine	0.090	U	0.40	0.090	0.060
86-30-6	N-Nitrosodiphenylamine	0.15	U	1.0	0.15	0.070
95-48-7	o-Cresol	0.15	U	0.60	0.15	0.050
87-86-5	Pentachlorophenol	1.0	U	10	1.0	0.51
108-95-2	Phenol	0.60	U M	1.0	0.60	0.36
129-00-0	Pyrene	0.090	U	1.0	0.090	0.040
110-86-1	Pyridine	3.2	U	10	3.2	1.1

CAS NO.	SURROGATE	%REC	Q	LIMITS
118-79-6	2,4,6-Tribromophenol (Surr)	70		43-140
321-60-8	2-Fluorobiphenyl	73		44-119
367-12-4	2-Fluorophenol (Surr)	51	M	19-119
4165-60-0	Nitrobenzene-d5 (Surr)	79		44-120
4165-62-2	Phenol-d5 (Surr)	31	M	10-120
1718-51-0	Terphenyl-d14	105		50-134

Eurofins Seattle  
Target Compound Quantitation Report

Data File: \\chromfs\Seattle\ChromData\TAC040\20220310-81676.b\40Scan031022a006.D  
 Lims ID: MB 580-383282/1-A  
 Client ID:  
 Sample Type: MB  
 Inject. Date: 10-Mar-2022 11:53:30 ALS Bottle#: 5 Worklist Smp#: 5  
 Injection Vol: 1.0 ul Dil. Factor: 1.0000  
 Sample Info: MB 580-383282/1-A  
 Operator ID: tl Instrument ID: TAC040  
 Method: \\chromfs\Seattle\ChromData\TAC040\20220310-81676.b\8270TAC040.m  
 Limit Group: 8270D BNA QSM 5.0  
 Last Update: 10-Mar-2022 13:43:13 Calib Date: 03-Mar-2022 20:58:30  
 Integrator: RTE ID Type: RT Order ID  
 Quant Method: Internal Standard Quant By: Initial Calibration  
 Last ICal File: \\chromfs\Seattle\ChromData\TAC040\20220303-81577.b\40Scan030322a016.D

Column 1 : Det: MS SCAN  
 Process Host: CTX1665

First Level Reviewer: limmere Date: 10-Mar-2022 13:43:13

Compound	Sig	RT (min.)	Adj RT (min.)	Dlt RT (min.)	Q	Response	Cal Amt ug/L	OnCol Amt ug/L	Flags
* 1 1,4-Dichlorobenzene-d4	152	4.707	4.707	0.000	85	22055	100.0	100.0	
* 2 Naphthalene-d8	136	5.736	5.736	0.000	96	79321	100.0	100.0	
* 3 Acenaphthene-d10	164	7.171	7.172	-0.001	91	38489	100.0	100.0	
* 4 Phenanthrene-d10	188	8.383	8.383	0.000	94	63669	100.0	100.0	
* 5 Chrysene-d12	240	10.589	10.589	0.000	92	51133	100.0	100.0	
* 6 Perylene-d12	264	12.106	12.107	-0.001	95	57755	100.0	100.0	
\$ 7 2-Fluorophenol	112	3.649	3.649	0.000	78	106418	1000.0	511.6	M
\$ 8 Phenol-d5	99	4.419	4.419	0.000	97	67342	1000.0	306.9	M
\$ 9 Nitrobenzene-d5	82	5.154	5.154	0.000	78	120078	1000.0	788.1	
\$ 10 2-Fluorobiphenyl	172	6.624	6.625	-0.001	99	358372	1000.0	729.0	
\$ 11 2,4,6-Tribromophenol	330	7.818	7.819	-0.001	82	83174	1000.0	703.2	
\$ 12 Terphenyl-d14	244	9.707	9.707	0.000	97	486570	1000.0	1048.1	
26 Cyclohexanone	55	4.589	4.542	0.047	34	2275		NC	
29 Acetophenone	105	5.036	5.036	0.000	69	4594		17.3	
66 Diethyl phthalate	149	7.548	7.548	0.000	11	1460		3.04	
78 n-Octadecane	43	8.330	8.330	0.000	32	1963		18.9	
83 Di-n-butyl phthalate	149	8.895	8.895	0.000	63	34846		45.0	
88 Nonylphenol	135	9.742	9.736	0.006	0	184		NC	
87 Butyl benzyl phthalate	149	10.124	10.124	0.000	74	6731		22.5	
92 Bis(2-ethylhexyl) phthalate	149	10.659	10.654	0.005	70	22870		54.6	

## QC Flag Legend

Processing Flags

NC - Not Calibrated

Review Flags

M - Manually Integrated

**Reagents:**

MeCl2\_CT\_00216

Amount Added: 1.00

Units: mL

Run Reagent

8270SIM\_IS\_00069

Amount Added: 10.00

Units: uL

Run Reagent

Eurofins Seattle

Data File: \\chromfs\Seattle\ChromData\TAC040\20220310-81676.b\40Scan031022a006.D

Injection Date: 10-Mar-2022 11:53:30

Instrument ID: TAC040

Lims ID: MB 580-383282/1-A

Client ID:

Operator ID: tl

ALS Bottle#: 5

Worklist Smp#: 5

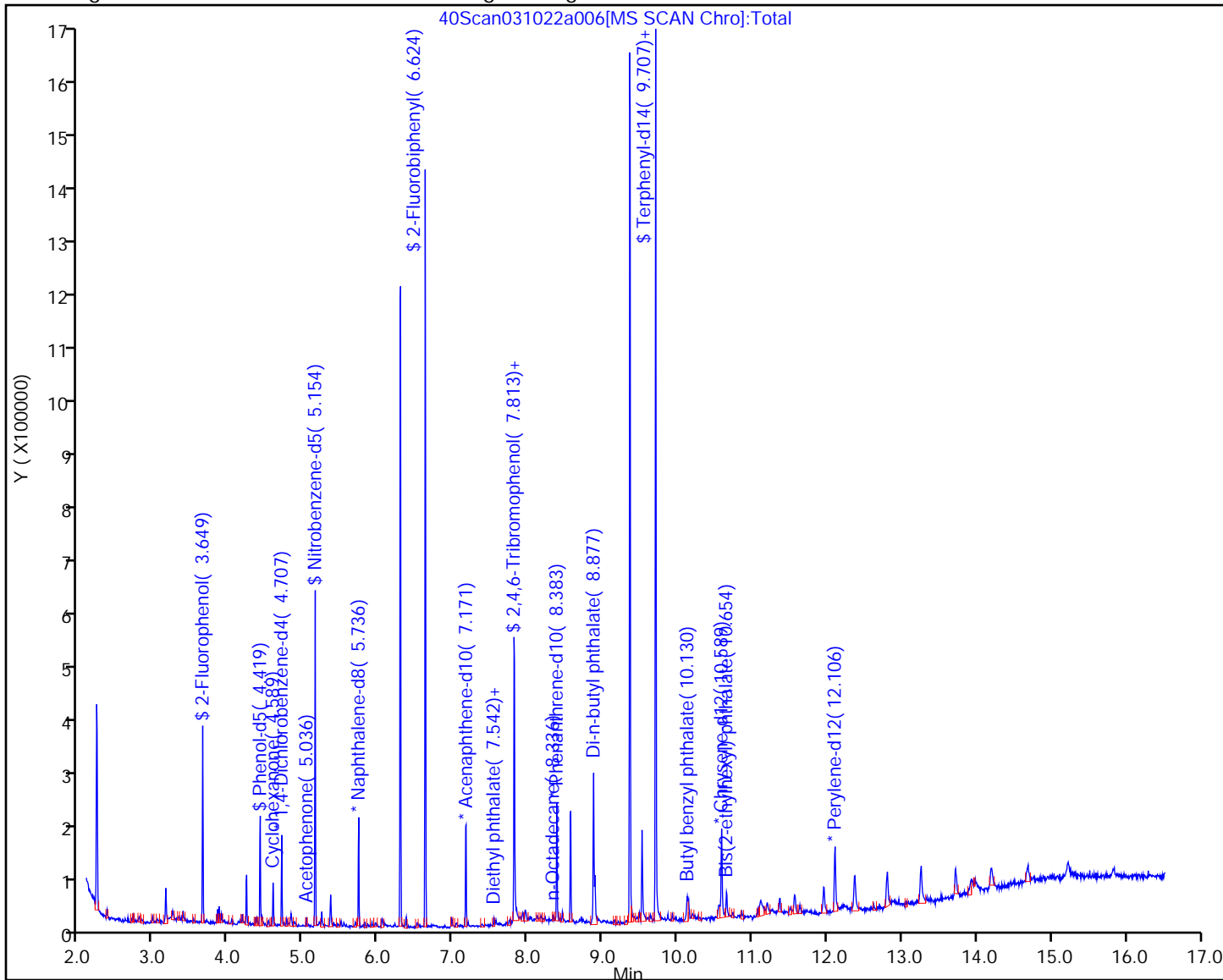
Injection Vol: 1.0 ul

Dil. Factor: 1.0000

Method: 8270TAC040

Limit Group: 8270D BNA QSM 5.0

Y Scaling: Method Defined: Scale to the Nth Largest Target: 1



Eurofins Seattle  
Recovery Report

Data File: \\chromfs\Seattle\ChromData\TAC040\20220310-81676.b\40Scan031022a006.D  
 Lims ID: MB 580-383282/1-A  
 Client ID:  
 Sample Type: MB  
 Inject. Date: 10-Mar-2022 11:53:30 ALS Bottle#: 5 Worklist Smp#: 5  
 Injection Vol: 1.0 ul Dil. Factor: 1.0000  
 Sample Info: MB 580-383282/1-A  
 Operator ID: tl Instrument ID: TAC040  
 Method: \\chromfs\Seattle\ChromData\TAC040\20220310-81676.b\8270TAC040.m  
 Limit Group: 8270D BNA QSM 5.0  
 Last Update: 10-Mar-2022 13:43:13 Calib Date: 03-Mar-2022 20:58:30  
 Integrator: RTE ID Type: RT Order ID  
 Quant Method: Internal Standard Quant By: Initial Calibration  
 Last ICal File: \\chromfs\Seattle\ChromData\TAC040\20220303-81577.b\40Scan030322a016.D  
 Column 1 : Det: MS SCAN  
 Process Host: CTX1665

First Level Reviewer: limmere

Date: 10-Mar-2022 13:43:13

Compound	Amount Added	Amount Recovered	% Rec.
\$ 7 2-Fluorophenol	1000.0	511.6	51.16
\$ 8 Phenol-d5	1000.0	306.9	30.69
\$ 9 Nitrobenzene-d5	1000.0	788.1	78.81
\$ 10 2-Fluorobiphenyl	1000.0	729.0	72.90
\$ 11 2,4,6-Tribromophenol	1000.0	703.2	70.32
\$ 12 Terphenyl-d14	1000.0	1048.1	104.81

Eurofins Seattle

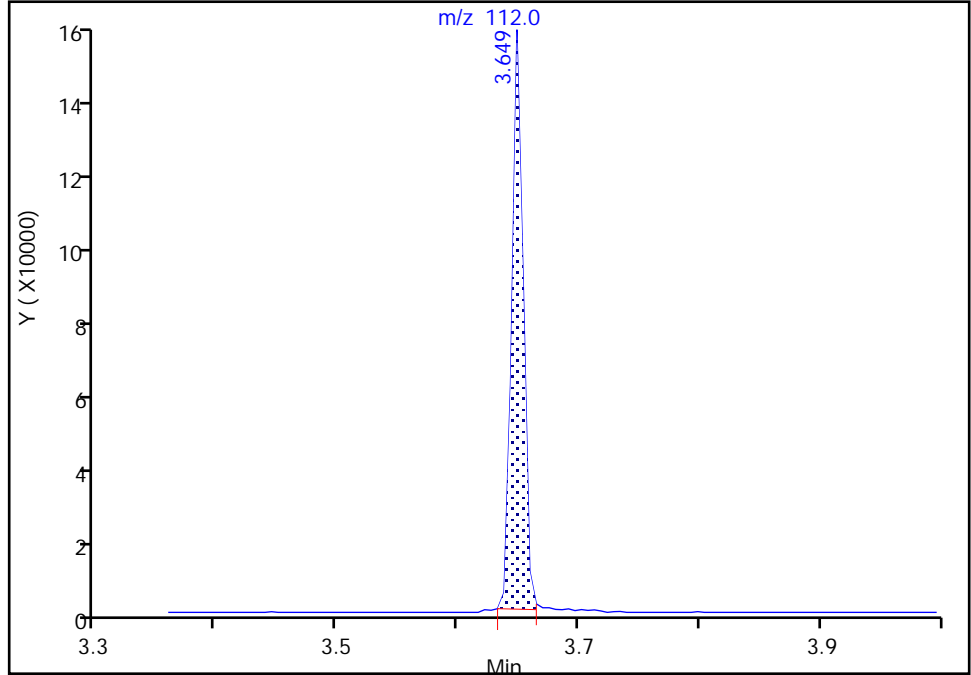
Data File: \\chromfs\Seattle\ChromData\TAC040\20220310-81676.b\40Scan031022a006.D  
Injection Date: 10-Mar-2022 11:53:30 Instrument ID: TAC040  
Lims ID: MB 580-383282/1-A  
Client ID:  
Operator ID: tl ALS Bottle#: 5 Worklist Smp#: 5  
Injection Vol: 1.0 ul Dil. Factor: 1.0000  
Method: 8270TAC040 Limit Group: 8270D BNA QSM 5.0  
Column: Detector MS SCAN

\$ 7 2-Fluorophenol, CAS: 367-12-4

Signal: 1

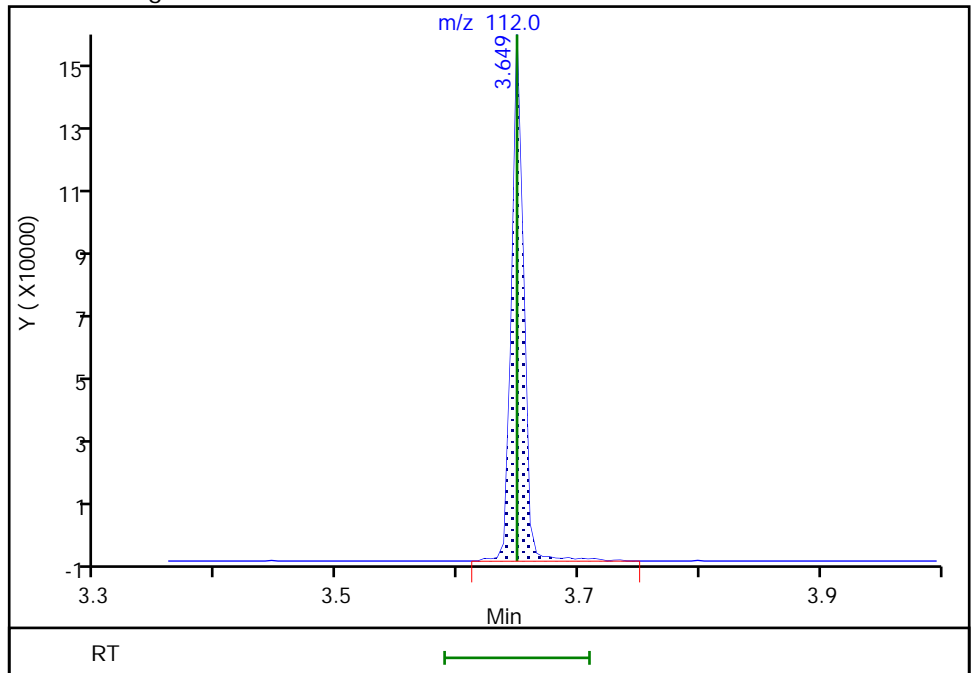
RT: 3.65  
Area: 101143  
Amount: 486.2287  
Amount Units: ug/L

Processing Integration Results



RT: 3.65  
Area: 106418  
Amount: 511.5874  
Amount Units: ug/L

Manual Integration Results



Reviewer: limmere, 10-Mar-2022 13:42:18  
Audit Action: Manually Integrated

Audit Reason: Baseline

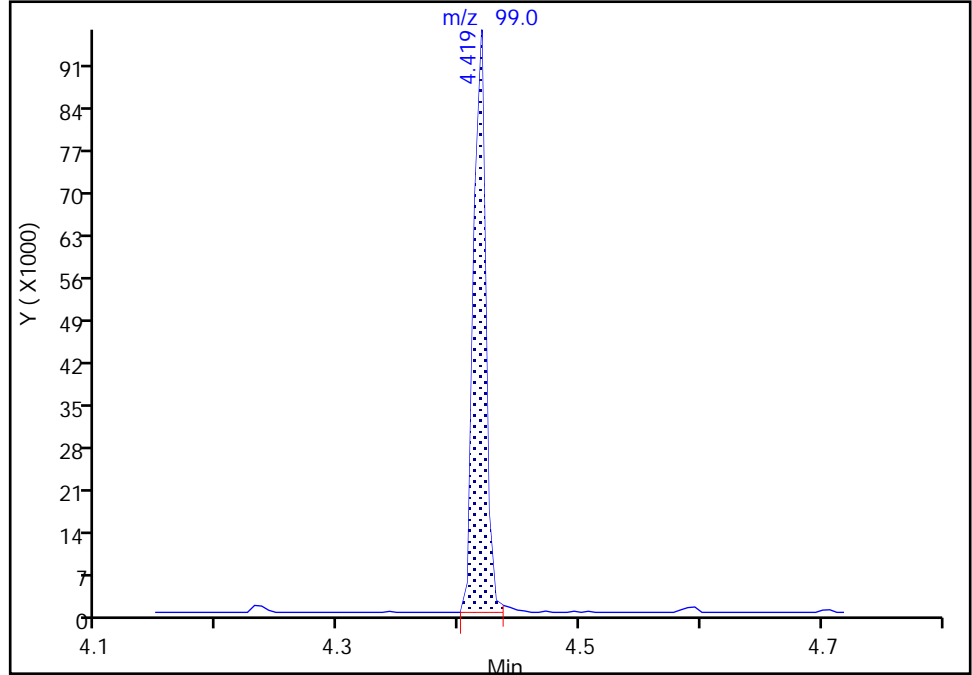
Eurofins Seattle

Data File: \\chromfs\Seattle\ChromData\TAC040\20220310-81676.b\40Scan031022a006.D  
Injection Date: 10-Mar-2022 11:53:30 Instrument ID: TAC040  
Lims ID: MB 580-383282/1-A  
Client ID:  
Operator ID: tl ALS Bottle#: 5 Worklist Smp#: 5  
Injection Vol: 1.0 ul Dil. Factor: 1.0000  
Method: 8270TAC040 Limit Group: 8270D BNA QSM 5.0  
Column: Detector MS SCAN

\$ 8 Phenol-d5, CAS: 4165-62-2  
Signal: 1

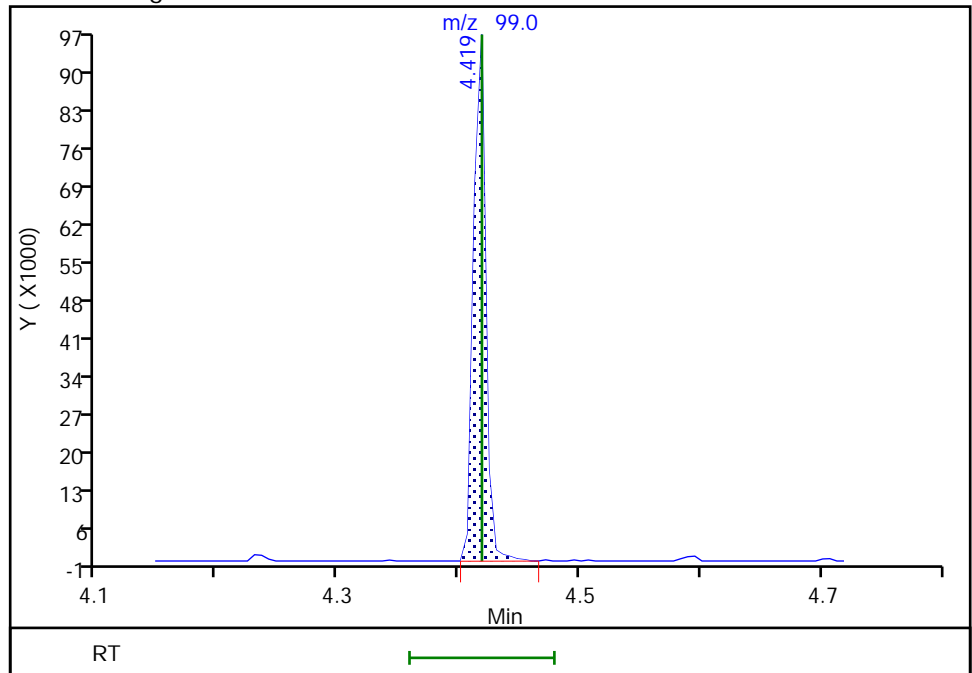
RT: 4.42  
Area: 66694  
Amount: 303.9451  
Amount Units: ug/L

Processing Integration Results



RT: 4.42  
Area: 67342  
Amount: 306.8983  
Amount Units: ug/L

Manual Integration Results



Reviewer: limmere, 10-Mar-2022 13:42:28  
Audit Action: Manually Integrated

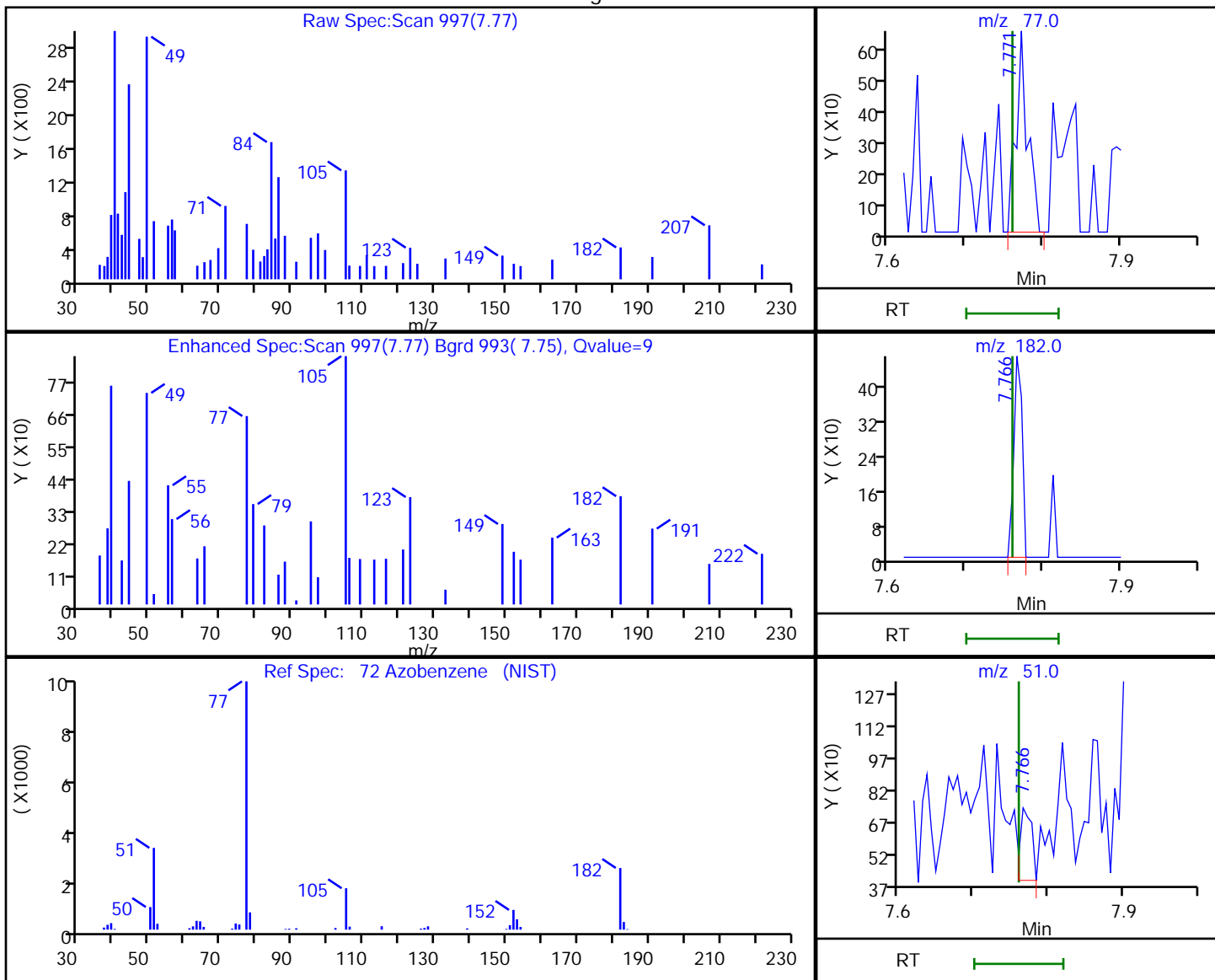
Audit Reason: Baseline

Eurofins Seattle

Data File: \\chromfs\Seattle\ChromData\TAC040\20220310-81676.b\40Scan031022a006.D  
Injection Date: 10-Mar-2022 11:53:30 Instrument ID: TAC040  
Lims ID: MB 580-383282/1-A  
Client ID:  
Operator ID: tl ALS Bottle#: 5 Worklist Smp#: 5  
Injection Vol: 1.0 ul Dil. Factor: 1.0000  
Method: 8270TAC040 Limit Group: 8270D BNA QSM 5.0  
Column: Detector MS SCAN

72 Azobenzene, CAS: 103-33-3

Processing Results



RT	Mass	Response	Amount
7.77	77.00	687	2.607336
7.77	182.00	351	
7.77	51.00	367	

Reviewer: limmere, 10-Mar-2022 13:42:53

Audit Action: Marked Compound Undetected

Audit Reason: Invalid Compound ID

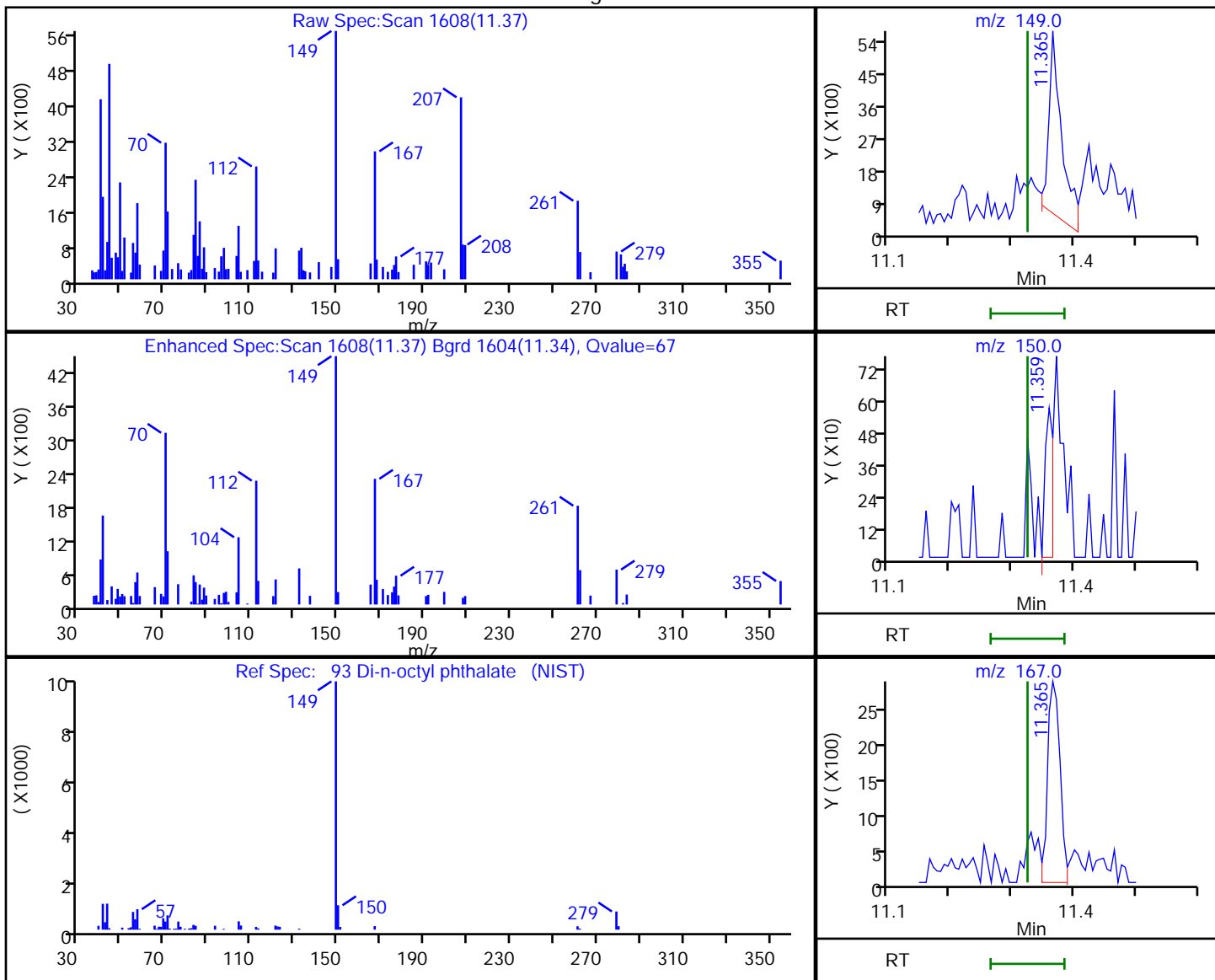


Eurofins Seattle

Data File: \\chromfs\Seattle\ChromData\TAC040\20220310-81676.b\40Scan031022a006.D  
 Injection Date: 10-Mar-2022 11:53:30 Instrument ID: TAC040  
 Lims ID: MB 580-383282/1-A  
 Client ID:  
 Operator ID: tl ALS Bottle#: 5 Worklist Smp#: 5  
 Injection Vol: 1.0 ul Dil. Factor: 1.0000  
 Method: 8270TAC040 Limit Group: 8270D BNA QSM 5.0  
 Column: Detector MS SCAN

93 Di-n-octyl phthalate, CAS: 117-84-0

Processing Results



RT	Mass	Response	Amount
11.37	149.00	7421	22.328993
11.36	150.00	510	
11.37	167.00	4071	

Reviewer: limmere, 10-Mar-2022 13:43:07  
 Audit Action: Marked Compound Undetected

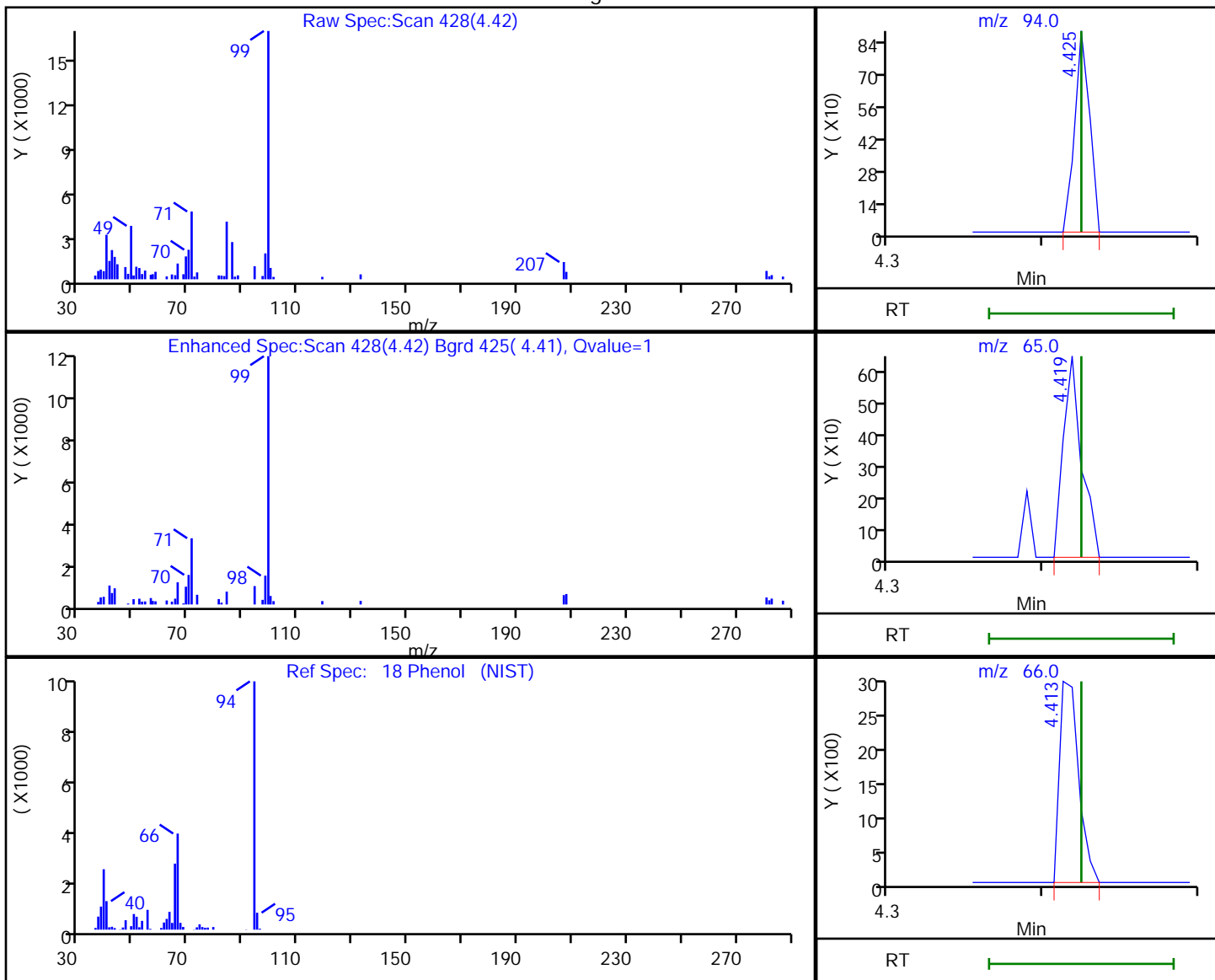
Audit Reason: Invalid Compound ID

Eurofins Seattle

Data File: \\chromfs\Seattle\ChromData\TAC040\20220310-81676.b\40Scan031022a006.D  
 Injection Date: 10-Mar-2022 11:53:30 Instrument ID: TAC040  
 Lims ID: MB 580-383282/1-A  
 Client ID:  
 Operator ID: tl ALS Bottle#: 5 Worklist Smp#: 5  
 Injection Vol: 1.0 ul Dil. Factor: 1.0000  
 Method: 8270TAC040 Limit Group: 8270D BNA QSM 5.0  
 Column: Detector MS SCAN

18 Phenol, CAS: 108-95-2

Processing Results



RT	Mass	Response	Amount
4.42	94.00	595	2.913118
4.42	65.00	527	
4.41	66.00	2551	

Reviewer: limmere, 10-Mar-2022 13:42:33

Audit Action: Marked Compound Undetected

Audit Reason: Invalid Compound ID

FORM I  
GC/MS SEMI VOA ORGANICS ANALYSIS DATA SHEET

Lab Name: Eurofins Seattle Job No.: 580-111058-1  
 SDG No.: \_\_\_\_\_  
 Client Sample ID: \_\_\_\_\_ Lab Sample ID: MB 580-383558/1-A  
 Matrix: Water Lab File ID: 40Scan031422a008.D  
 Analysis Method: 8270E Date Collected: \_\_\_\_\_  
 Extract. Method: 3510C Date Extracted: 03/11/2022 09:25  
 Sample wt/vol: 1000 (mL) Date Analyzed: 03/14/2022 13:36  
 Con. Extract Vol.: 2 (mL) Dilution Factor: 1  
 Injection Volume: 1 (uL) Level: (low/med) Low  
 % Moisture: \_\_\_\_\_ GPC Cleanup: (Y/N) N  
 Analysis Batch No.: 383728 Units: ug/L

CAS NO.	COMPOUND NAME	RESULT	Q	LOQ	LOD	DL
120-82-1	1,2,4-Trichlorobenzene	0.30	U	0.40	0.30	0.090
95-50-1	1,2-Dichlorobenzene	0.15	U	0.40	0.15	0.050
541-73-1	1,3-Dichlorobenzene	0.090	U	0.40	0.090	0.040
106-46-7	1,4-Dichlorobenzene	0.090	U	0.40	0.090	0.040
95-95-4	2,4,5-Trichlorophenol	0.30	U	0.40	0.30	0.10
88-06-2	2,4,6-Trichlorophenol	0.30	U	0.60	0.30	0.10
120-83-2	2,4-Dichlorophenol	0.50	U	1.0	0.50	0.20
105-67-9	2,4-Dimethylphenol	0.50	U	4.0	0.50	0.16
51-28-5	2,4-Dinitrophenol	3.2	U	5.0	3.2	1.6
121-14-2	2,4-Dinitrotoluene	0.30	U	1.0	0.30	0.10
606-20-2	2,6-Dinitrotoluene	0.30	U	0.40	0.30	0.10
91-58-7	2-Chloronaphthalene	0.15	U M	1.0	0.15	0.070
95-57-8	2-Chlorophenol	0.15	U	1.0	0.15	0.050
88-75-5	2-Nitrophenol	0.15	U	1.0	0.15	0.070
91-94-1	3,3'-Dichlorobenzidine	0.60	U	1.0	0.60	0.26
534-52-1	4,6-Dinitro-2-methylphenol	1.2	U	2.0	1.2	0.55
101-55-3	4-Bromophenyl phenyl ether	0.15	U	0.60	0.15	0.060
59-50-7	4-Chloro-3-methylphenol	0.30	U	0.60	0.30	0.13
7005-72-3	4-Chlorophenyl phenyl ether	0.15	U	0.60	0.15	0.050
100-02-7	4-Nitrophenol	6.0	U	10	6.0	1.7
103-33-3	Azobenzene	0.15	U M	2.0	0.15	0.060
111-91-1	Bis(2-chloroethoxy)methane	0.15	U	0.60	0.15	0.050
111-44-4	Bis(2-chloroethyl)ether	0.090	U	0.10	0.090	0.030
117-81-7	Bis(2-ethylhexyl) phthalate	1.6	U	3.0	1.6	0.74
108-60-1	bis (2-chloroisopropyl) ether	0.15	U	0.25	0.15	0.060
85-68-7	Butyl benzyl phthalate	0.60	U	4.0	0.60	0.27
84-66-2	Diethyl phthalate	0.177	J	1.0	0.30	0.15
131-11-3	Dimethyl phthalate	0.15	U	0.60	0.15	0.060
84-74-2	Di-n-butyl phthalate	0.50	U	3.0	0.50	0.19
117-84-0	Di-n-octyl phthalate	0.30	U M	1.0	0.30	0.13
118-74-1	Hexachlorobenzene	0.090	U	0.60	0.090	0.040
87-68-3	Hexachlorobutadiene	0.15	U	1.0	0.15	0.060
77-47-4	Hexachlorocyclopentadiene	0.30	U	1.0	0.30	0.14
67-72-1	Hexachloroethane	0.15	U	1.0	0.15	0.050

FORM I  
GC/MS SEMI VOA ORGANICS ANALYSIS DATA SHEET

Lab Name: Eurofins Seattle Job No.: 580-111058-1  
 SDG No.: \_\_\_\_\_  
 Client Sample ID: \_\_\_\_\_ Lab Sample ID: MB 580-383558/1-A  
 Matrix: Water Lab File ID: 40Scan031422a008.D  
 Analysis Method: 8270E Date Collected: \_\_\_\_\_  
 Extract. Method: 3510C Date Extracted: 03/11/2022 09:25  
 Sample wt/vol: 1000 (mL) Date Analyzed: 03/14/2022 13:36  
 Con. Extract Vol.: 2 (mL) Dilution Factor: 1  
 Injection Volume: 1 (uL) Level: (low/med) Low  
 % Moisture: \_\_\_\_\_ GPC Cleanup: (Y/N) N  
 Analysis Batch No.: 383728 Units: ug/L

CAS NO.	COMPOUND NAME	RESULT	Q	LOQ	LOD	DL
78-59-1	Isophorone	0.30	U	0.40	0.30	0.10
15831-10-4	m+p-Cresol	0.30	U M	0.60	0.30	0.10
98-95-3	Nitrobenzene	0.090	U	1.0	0.090	0.040
62-75-9	N-Nitrosodimethylamine	0.60	U	2.0	0.60	0.26
621-64-7	N-Nitrosodi-n-propylamine	0.090	U	0.40	0.090	0.060
86-30-6	N-Nitrosodiphenylamine	0.15	U M	1.0	0.15	0.070
95-48-7	o-Cresol	0.15	U	0.60	0.15	0.050
87-86-5	Pentachlorophenol	1.0	U	10	1.0	0.51
108-95-2	Phenol	0.60	U M	1.0	0.60	0.36
129-00-0	Pyrene	0.090	U	1.0	0.090	0.040
110-86-1	Pyridine	3.2	U	10	3.2	1.1

CAS NO.	SURROGATE	%REC	Q	LIMITS
118-79-6	2,4,6-Tribromophenol (Surr)	54		43-140
321-60-8	2-Fluorobiphenyl	83		44-119
367-12-4	2-Fluorophenol (Surr)	43		19-119
4165-60-0	Nitrobenzene-d5 (Surr)	69		44-120
4165-62-2	Phenol-d5 (Surr)	26		10-120
1718-51-0	Terphenyl-d14	97		50-134

Eurofins Seattle  
Target Compound Quantitation Report

Data File: \\chromfs\Seattle\ChromData\TAC040\20220314-81724.b\40Scan031422a008.D  
 Lims ID: MB 580-383558/1-A  
 Client ID:  
 Sample Type: MB  
 Inject. Date: 14-Mar-2022 13:36:30 ALS Bottle#: 5 Worklist Smp#: 5  
 Injection Vol: 1.0 ul Dil. Factor: 1.0000  
 Sample Info: MB 580-383558/1-A  
 Operator ID: tl Instrument ID: TAC040  
 Method: \\chromfs\Seattle\ChromData\TAC040\20220314-81724.b\8270TAC040.m  
 Limit Group: 8270D BNA QSM 5.0  
 Last Update: 15-Mar-2022 10:03:10 Calib Date: 03-Mar-2022 20:58:30  
 Integrator: RTE ID Type: RT Order ID  
 Quant Method: Internal Standard Quant By: Initial Calibration  
 Last ICal File: \\chromfs\Seattle\ChromData\TAC040\20220303-81577.b\40Scan030322a016.D

Column 1 : Det: MS SCAN  
 Process Host: CTX1650

First Level Reviewer: thaneeratw

Date: 15-Mar-2022 10:03:10

Compound	Sig	RT (min.)	Adj RT (min.)	Diff RT (min.)	Q	Response	Cal Amt ug/L	OnCol Amt ug/L	Flags
* 1 1,4-Dichlorobenzene-d4	152	4.701	4.701	0.000	87	28143	100.0	100.0	
* 2 Naphthalene-d8	136	5.730	5.731	-0.001	95	88359	100.0	100.0	
* 3 Acenaphthene-d10	164	7.166	7.166	0.000	89	35421	100.0	100.0	
* 4 Phenanthrene-d10	188	8.383	8.383	0.000	95	65484	100.0	100.0	
* 5 Chrysene-d12	240	10.589	10.589	0.000	94	50807	100.0	100.0	
* 6 Perylene-d12	264	12.106	12.107	-0.001	89	51569	100.0	100.0	
\$ 7 2-Fluorophenol	112	3.659	3.654	0.005	76	114155	1000.0	430.1	
\$ 8 Phenol-d5	99	4.430	4.431	-0.001	97	71905	1000.0	256.8	
\$ 9 Nitrobenzene-d5	82	5.154	5.154	0.000	77	116395	1000.0	685.8	
\$ 10 2-Fluorobiphenyl	172	6.624	6.625	-0.001	98	373661	1000.0	825.9	
\$ 11 2,4,6-Tribromophenol	330	7.813	7.819	-0.006	87	65102	1000.0	539.2	
\$ 12 Terphenyl-d14	244	9.707	9.707	0.000	97	463742	1000.0	971.8	
26 Cyclohexanone	55	4.589	4.542	0.047	35	2382		NC	
21 n-Decane	57	4.589	4.589	0.000	81	12224		88.0	
29 Acetophenone	105	5.030	5.036	-0.006	65	3992		11.8	
41 Naphthalene	128	5.748	5.748	0.000	16	2200		2.72	
46 2-Methylnaphthalene	142	6.319	6.319	0.000	1	778		1.53	
47 1-Methylnaphthalene	142	6.395	6.395	0.000	1	939		1.89	
52 1,1'-Biphenyl	154	6.701	6.701	0.000	45	3311		6.94	
55 Dimethyl phthalate	163	6.966	6.966	0.000	63	3183		6.46	
58 Acenaphthylene	152	7.048	7.054	-0.006	52	2687		4.69	
60 Acenaphthene	153	7.195	7.195	0.000	37	2131		5.45	
66 Diethyl phthalate	149	7.548	7.548	0.000	93	39076		88.3	
67 Fluorene	166	7.618	7.619	-0.001	40	1741		4.20	
79 Phenanthrene	178	8.401	8.401	0.000	78	15163		22.6	
80 Anthracene	178	8.442	8.442	0.000	5	3264		5.25	a
81 Carbazole	167	8.589	8.583	0.006	1	1128		2.50	
83 Di-n-butyl phthalate	149	8.889	8.895	-0.006	72	11706		15.7	
84 Fluoranthene	202	9.377	9.377	0.000	35	7793		11.7	
86 Pyrene	202	9.560	9.560	0.000	82	6874		9.98	
88 Nonylphenol	135	9.707	9.743	-0.029	0	1257		NC	
87 Butyl benzyl phthalate	149	10.118	10.124	-0.006	59	5740		19.3	

Compound	Sig	RT (min.)	Adj RT (min.)	Dlt RT (min.)	Q	Response	Cal Amt ug/L	OnCol Amt ug/L	Flags
89 Benzo[a]anthracene	228	10.577	10.577	0.000	1	1407		3.91	
90 Chrysene	228	10.612	10.612	-0.001	17	2209		4.16	M
92 Bis(2-ethylhexyl) phthalate	149	10.648	10.648	0.000	85	34361		82.6	

**QC Flag Legend**

Processing Flags

NC - Not Calibrated

Review Flags

M - Manually Integrated

a - User Assigned ID

**Reagents:**

MeCl2\_CT\_00216

Amount Added: 1.00

Units: mL

Run Reagent

8270SIM\_IS\_00069

Amount Added: 10.00

Units: uL

Run Reagent

Eurofins Seattle

Data File: \\chromfs\Seattle\ChromData\TAC040\20220314-81724.b\40Scan031422a008.D

Injection Date: 14-Mar-2022 13:36:30

Instrument ID: TAC040

Lims ID: MB 580-383558/1-A

Client ID:

Operator ID: tl

ALS Bottle#: 5

Worklist Smp#: 5

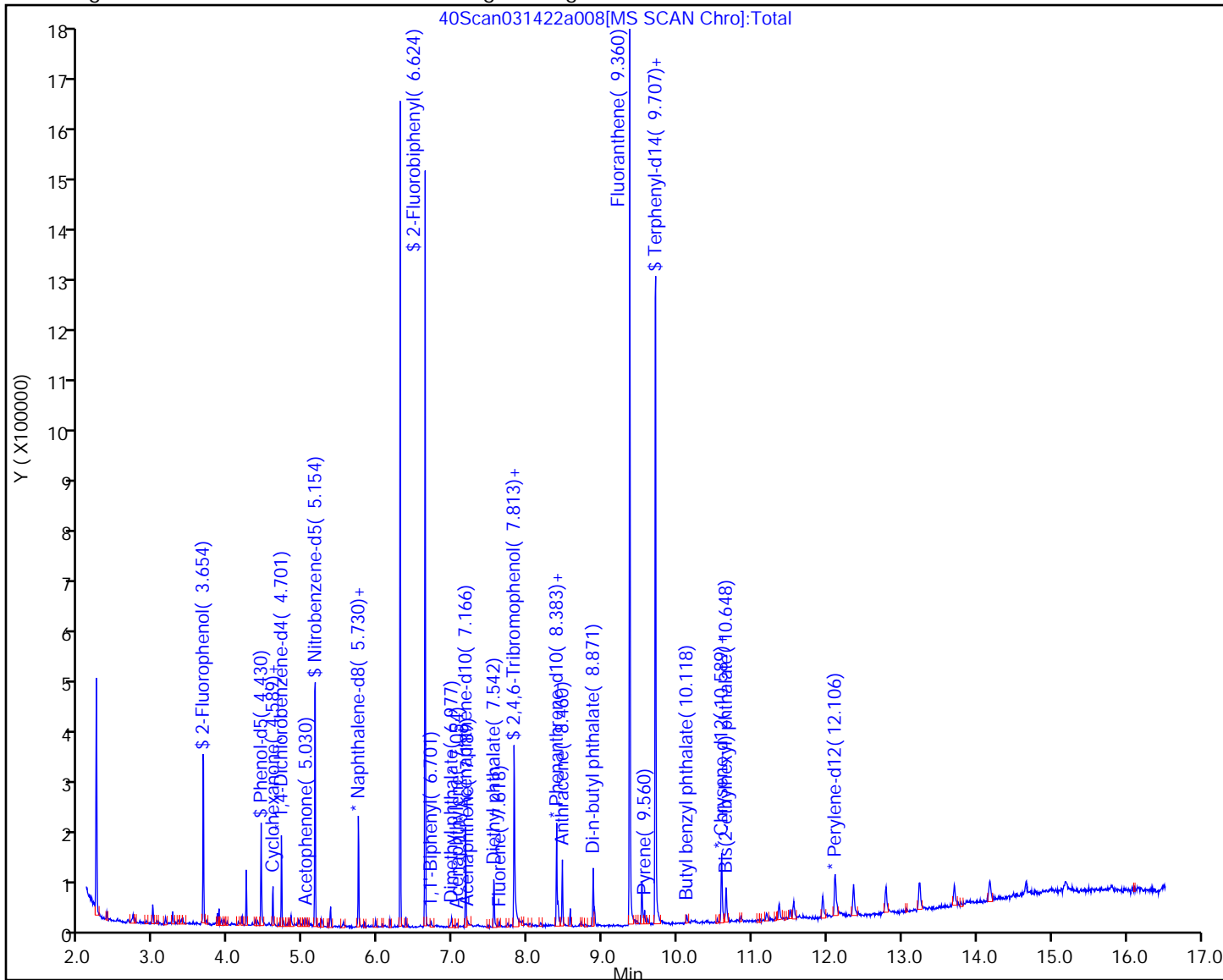
Injection Vol: 1.0 ul

Dil. Factor: 1.0000

Method: 8270TAC040

Limit Group: 8270D BNA QSM 5.0

Y Scaling: Method Defined: Scale to the Nth Largest Target: 1



Eurofins Seattle  
Recovery Report

Data File: \\chromfs\Seattle\ChromData\TAC040\20220314-81724.b\40Scan031422a008.D  
 Lims ID: MB 580-383558/1-A  
 Client ID:  
 Sample Type: MB  
 Inject. Date: 14-Mar-2022 13:36:30 ALS Bottle#: 5 Worklist Smp#: 5  
 Injection Vol: 1.0 ul Dil. Factor: 1.0000  
 Sample Info: MB 580-383558/1-A  
 Operator ID: tl Instrument ID: TAC040  
 Method: \\chromfs\Seattle\ChromData\TAC040\20220314-81724.b\8270TAC040.m  
 Limit Group: 8270D BNA QSM 5.0  
 Last Update: 15-Mar-2022 10:03:10 Calib Date: 03-Mar-2022 20:58:30  
 Integrator: RTE ID Type: RT Order ID  
 Quant Method: Internal Standard Quant By: Initial Calibration  
 Last ICal File: \\chromfs\Seattle\ChromData\TAC040\20220303-81577.b\40Scan030322a016.D  
 Column 1 : Det: MS SCAN  
 Process Host: CTX1650

First Level Reviewer: thaneeratw

Date: 15-Mar-2022 10:03:10

Compound	Amount Added	Amount Recovered	% Rec.
\$ 7 2-Fluorophenol	1000.0	430.1	43.01
\$ 8 Phenol-d5	1000.0	256.8	25.68
\$ 9 Nitrobenzene-d5	1000.0	685.8	68.58
\$ 10 2-Fluorobiphenyl	1000.0	825.9	82.59
\$ 11 2,4,6-Tribromophenol	1000.0	539.2	53.92
\$ 12 Terphenyl-d14	1000.0	971.8	97.18



Eurofins Seattle

Data File: \\chromfs\Seattle\ChromData\TAC040\20220314-81724.b\40Scan031422a008.D

Injection Date: 14-Mar-2022 13:36:30

Instrument ID: TAC040

Lims ID: MB 580-383558/1-A

Client ID:

Operator ID: tl

ALS Bottle#: 5

Worklist Smp#: 5

Injection Vol: 1.0 ul

Dil. Factor: 1.0000

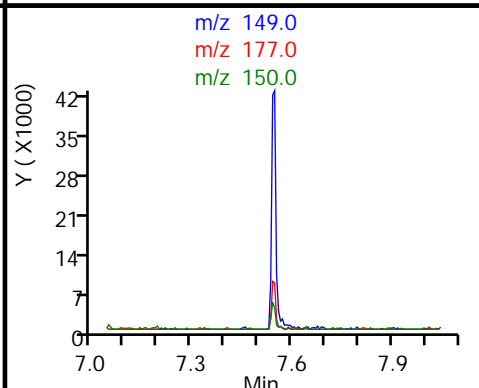
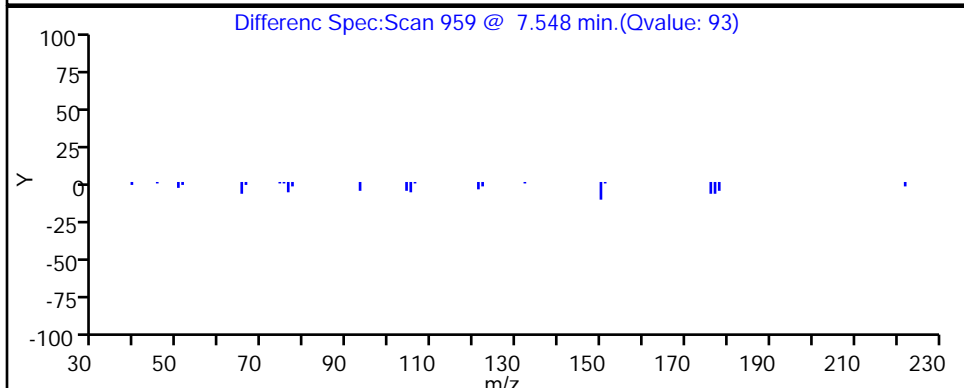
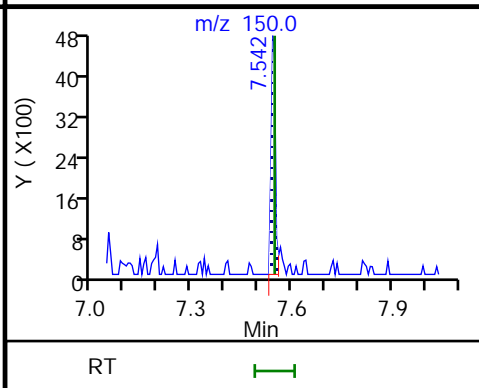
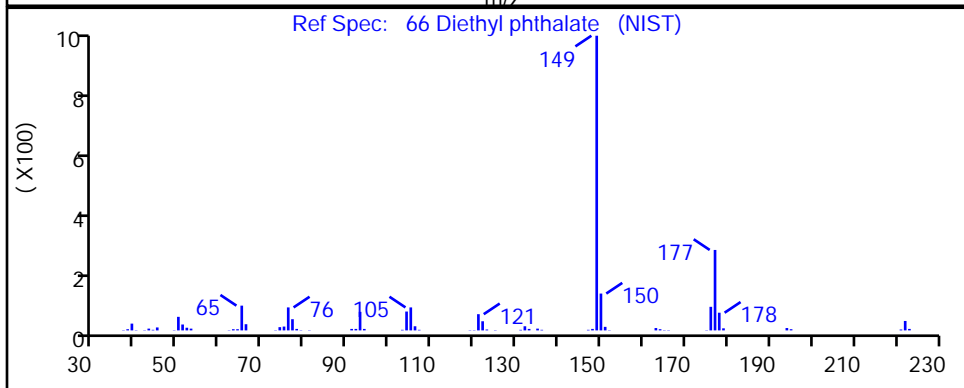
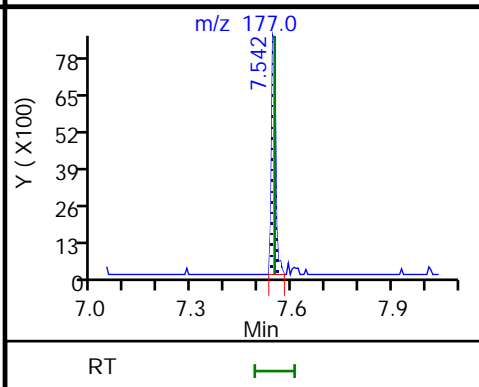
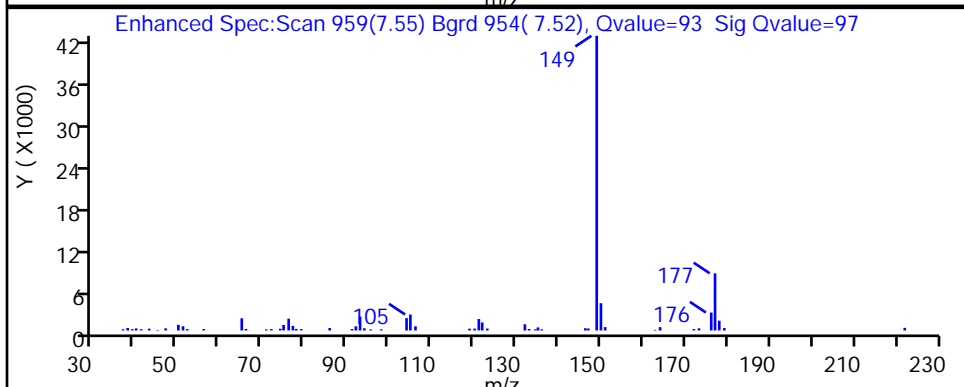
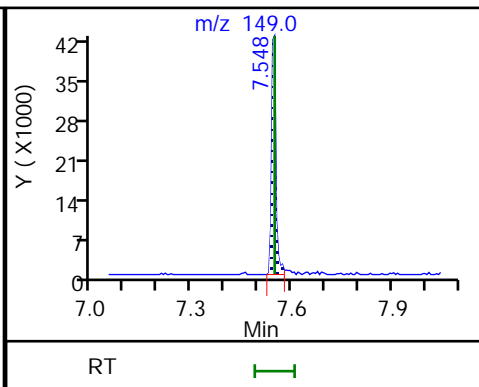
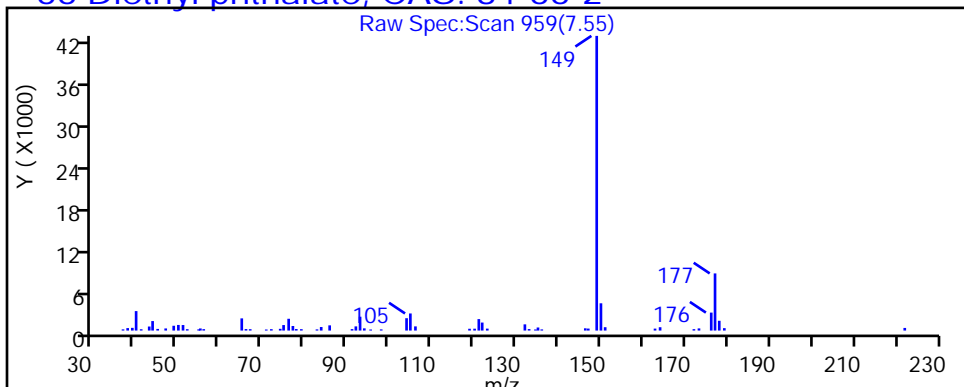
Method: 8270TAC040

Limit Group: 8270D BNA QSM 5.0

Column:

Detector MS SCAN

66 Diethyl phthalate, CAS: 84-66-2

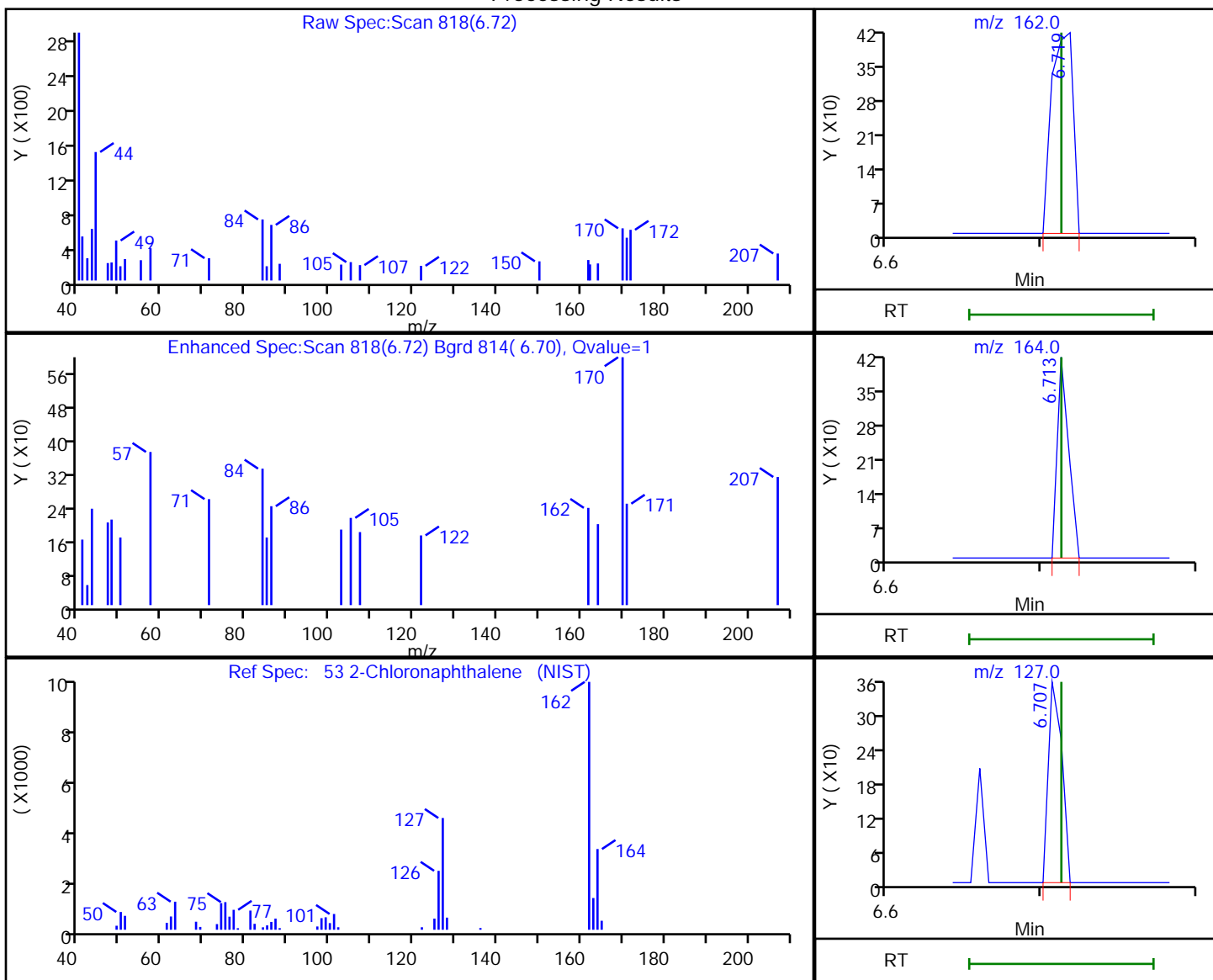


Eurofins Seattle

Data File: \\chromfs\Seattle\ChromData\TAC040\20220314-81724.b\40Scan031422a008.D  
 Injection Date: 14-Mar-2022 13:36:30 Instrument ID: TAC040  
 Lims ID: MB 580-383558/1-A  
 Client ID:  
 Operator ID: tl ALS Bottle#: 5 Worklist Smp#: 5  
 Injection Vol: 1.0 ul Dil. Factor: 1.0000  
 Method: 8270TAC040 Limit Group: 8270D BNA QSM 5.0  
 Column: Detector MS SCAN

53 2-Chloronaphthalene, CAS: 91-58-7

Processing Results



RT	Mass	Response	Amount
6.72	162.00	404	1.019918
6.71	164.00	217	
6.71	127.00	215	

Reviewer: thaneeratw, 15-Mar-2022 09:59:55  
 Audit Action: Marked Compound Undetected

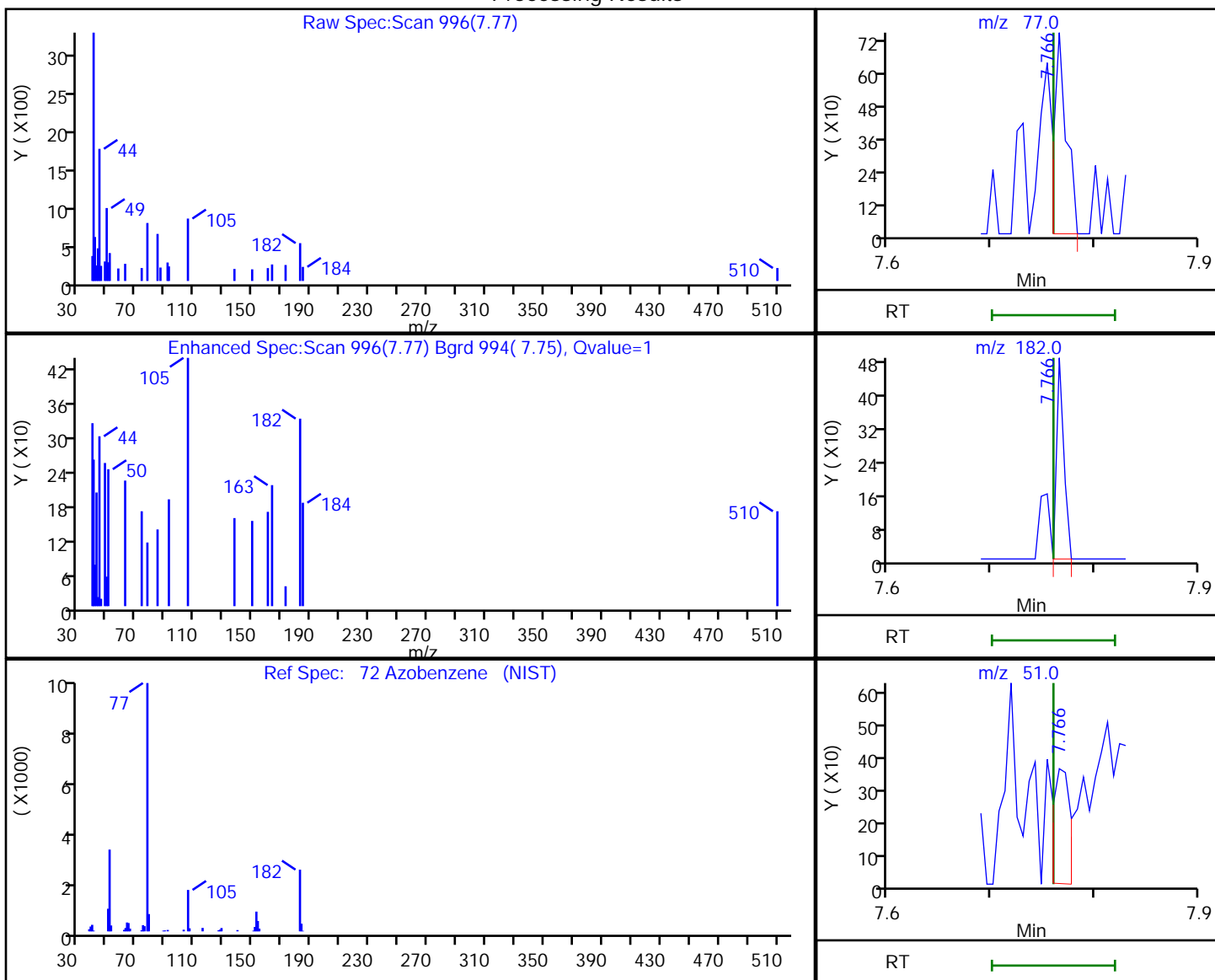
Audit Reason: Invalid Compound ID

Eurofins Seattle

Data File: \\chromfs\Seattle\ChromData\TAC040\20220314-81724.b\40Scan031422a008.D  
 Injection Date: 14-Mar-2022 13:36:30 Instrument ID: TAC040  
 Lims ID: MB 580-383558/1-A  
 Client ID:  
 Operator ID: tl ALS Bottle#: 5 Worklist Smp#: 5  
 Injection Vol: 1.0 ul Dil. Factor: 1.0000  
 Method: 8270TAC040 Limit Group: 8270D BNA QSM 5.0  
 Column: Detector MS SCAN

72 Azobenzene, CAS: 103-33-3

Processing Results



RT	Mass	Response	Amount
7.77	77.00	618	2.280456
7.77	182.00	237	
7.77	51.00	407	

Reviewer: thaneeratw, 15-Mar-2022 10:02:07

Audit Action: Marked Compound Undetected

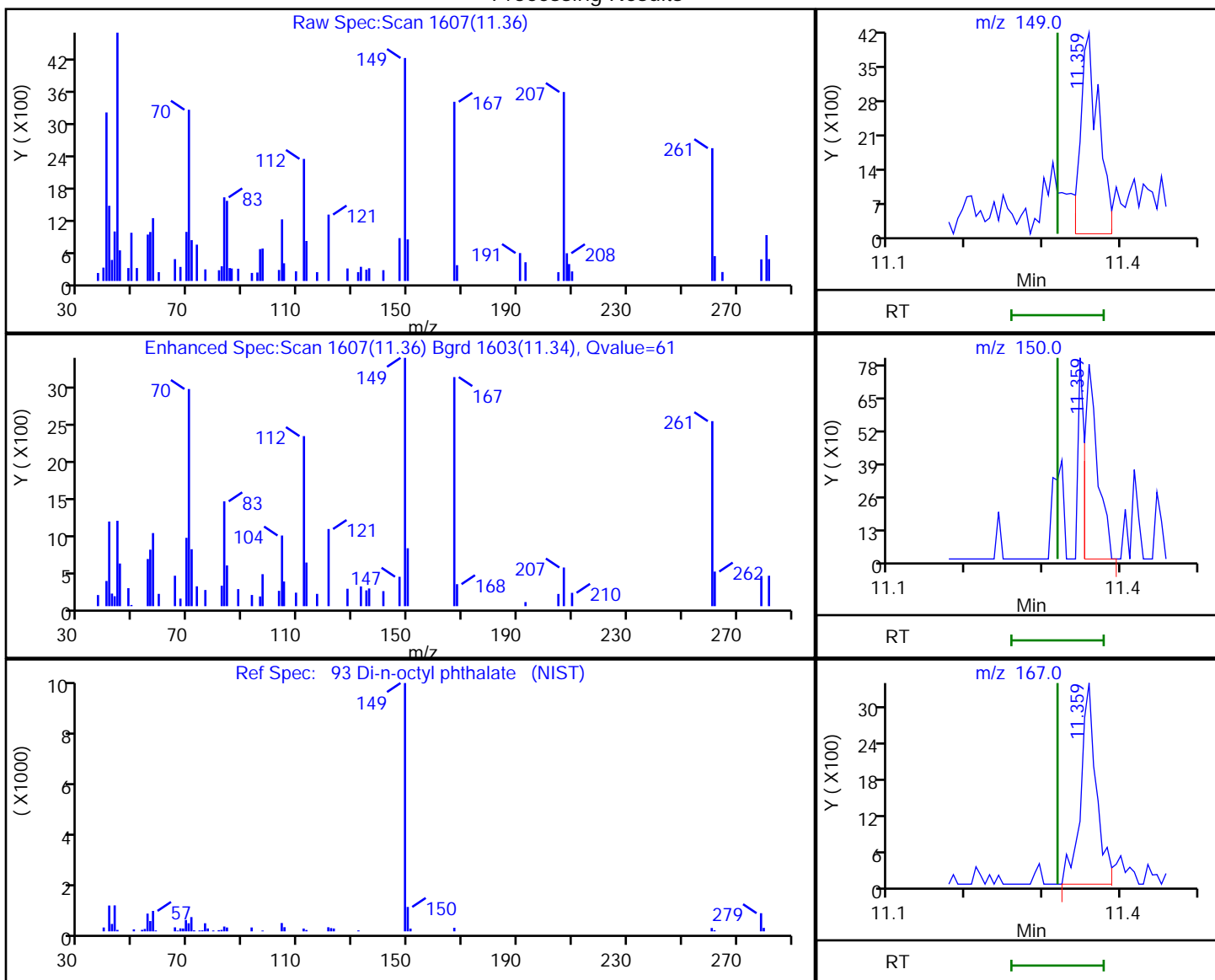
Audit Reason: Invalid Compound ID

Eurofins Seattle

Data File: \\chromfs\Seattle\ChromData\TAC040\20220314-81724.b\40Scan031422a008.D  
 Injection Date: 14-Mar-2022 13:36:30 Instrument ID: TAC040  
 Lims ID: MB 580-383558/1-A  
 Client ID:  
 Operator ID: tl ALS Bottle#: 5 Worklist Smp#: 5  
 Injection Vol: 1.0 ul Dil. Factor: 1.0000  
 Method: 8270TAC040 Limit Group: 8270D BNA QSM 5.0  
 Column: Detector MS SCAN

93 Di-n-octyl phthalate, CAS: 117-84-0

Processing Results



RT	Mass	Response	Amount
11.36	149.00	6803	22.593108
11.36	150.00	904	
11.36	167.00	4729	

Reviewer: thaneeratw, 15-Mar-2022 10:02:47

Audit Action: Marked Compound Undetected

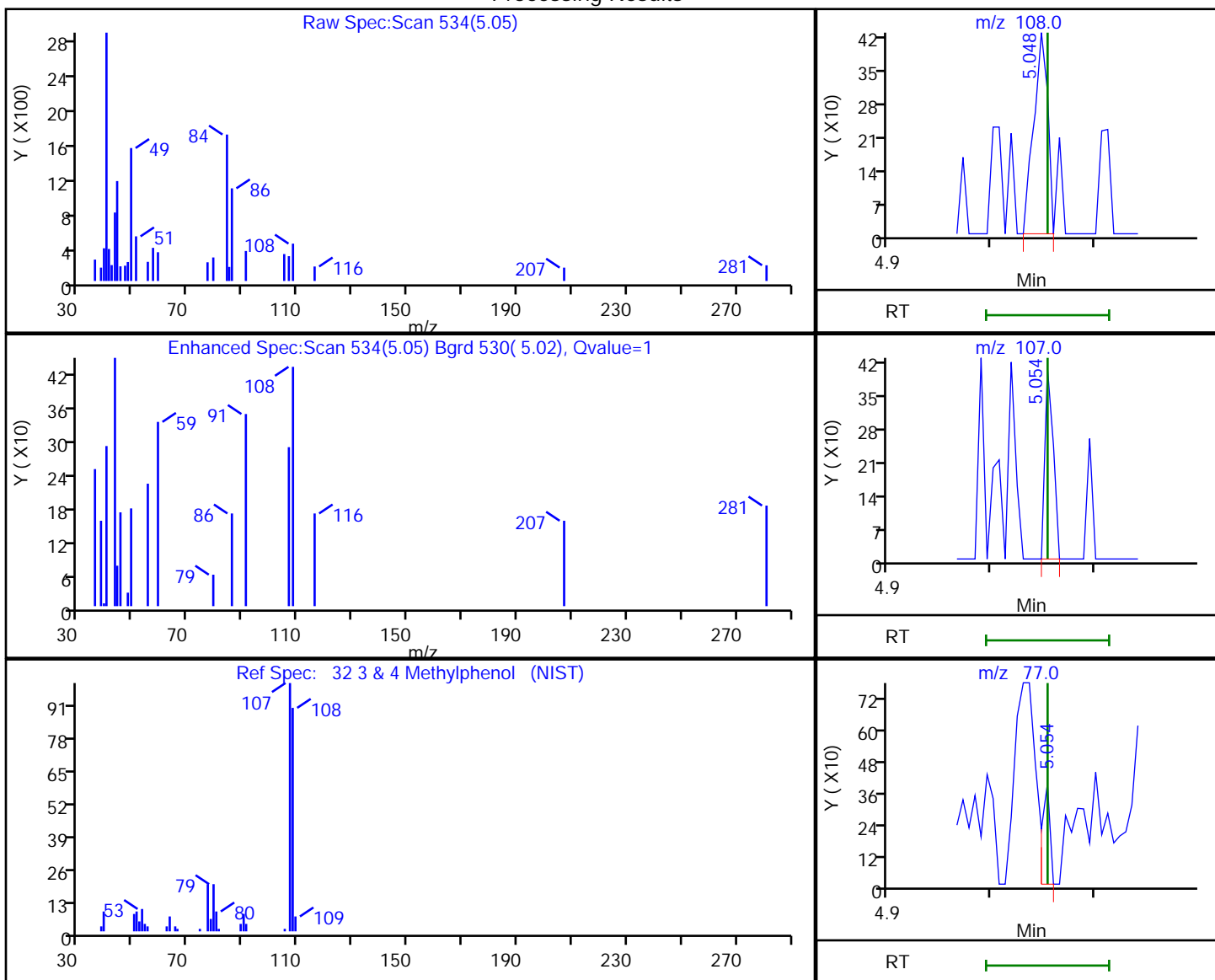
Audit Reason: Invalid Compound ID

Eurofins Seattle

Data File: \\chromfs\Seattle\ChromData\TAC040\20220314-81724.b\40Scan031422a008.D  
 Injection Date: 14-Mar-2022 13:36:30 Instrument ID: TAC040  
 Lims ID: MB 580-383558/1-A  
 Client ID:  
 Operator ID: tl ALS Bottle#: 5 Worklist Smp#: 5  
 Injection Vol: 1.0 ul Dil. Factor: 1.0000  
 Method: 8270TAC040 Limit Group: 8270D BNA QSM 5.0  
 Column: Detector MS SCAN

32 3 & 4 Methylphenol, CAS: 15831-10-4

Processing Results



RT	Mass	Response	Amount
5.05	108.00	403	1.756073
5.05	107.00	228	
5.05	77.00	213	

Reviewer: thaneeratw, 15-Mar-2022 09:56:18

Audit Action: Marked Compound Undetected

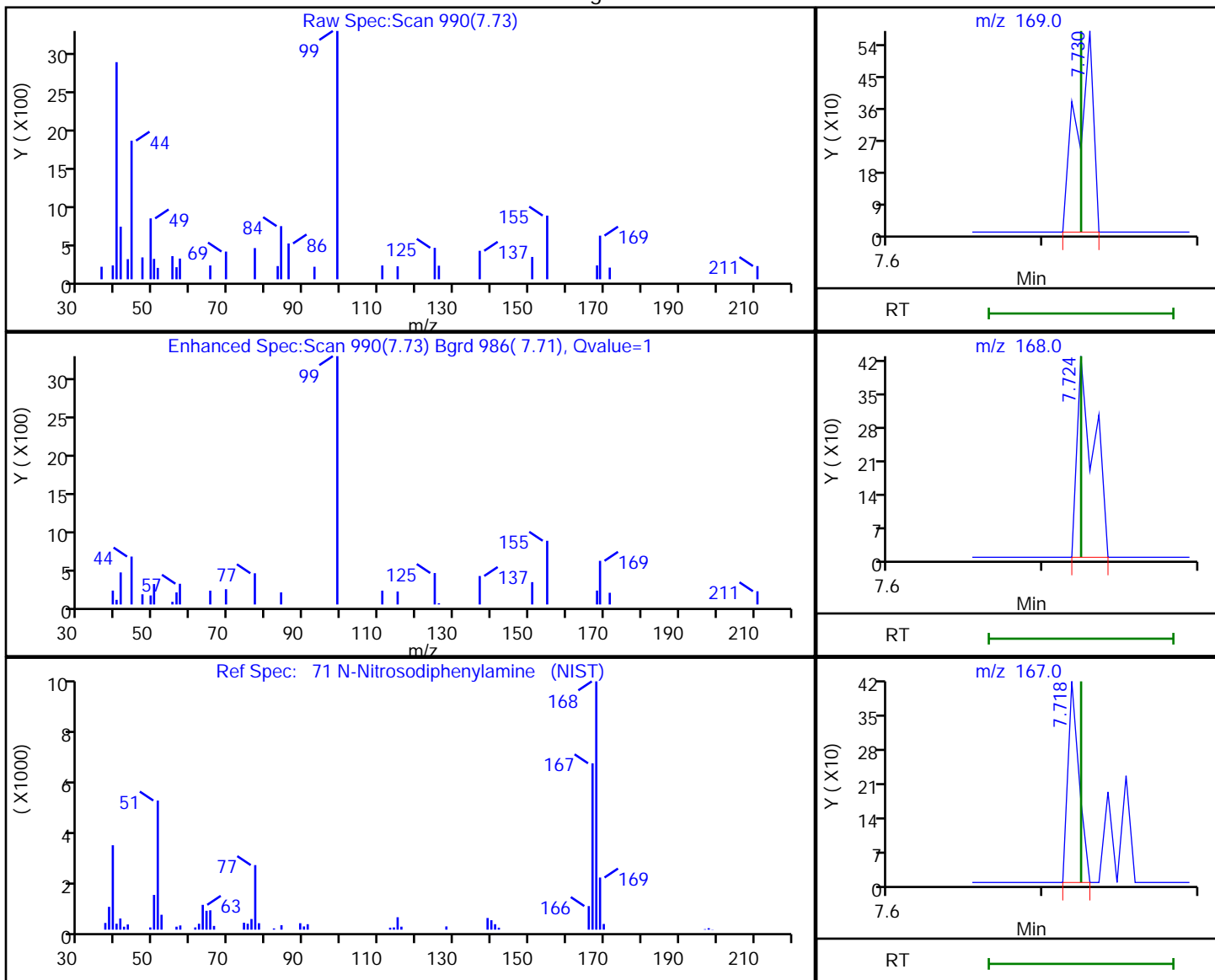
Audit Reason: Invalid Compound ID

Eurofins Seattle

Data File: \\chromfs\Seattle\ChromData\TAC040\20220314-81724.b\40Scan031422a008.D  
 Injection Date: 14-Mar-2022 13:36:30 Instrument ID: TAC040  
 Lims ID: MB 580-383558/1-A  
 Client ID:  
 Operator ID: tl ALS Bottle#: 5 Worklist Smp#: 5  
 Injection Vol: 1.0 ul Dil. Factor: 1.0000  
 Method: 8270TAC040 Limit Group: 8270D BNA QSM 5.0  
 Column: Detector MS SCAN

71 N-Nitrosodiphenylamine, CAS: 86-30-6

Processing Results



RT	Mass	Response	Amount
7.73	169.00	417	1.338143
7.72	168.00	321	
7.72	167.00	204	

Reviewer: thaneeratw, 15-Mar-2022 10:02:08

Audit Action: Marked Compound Undetected

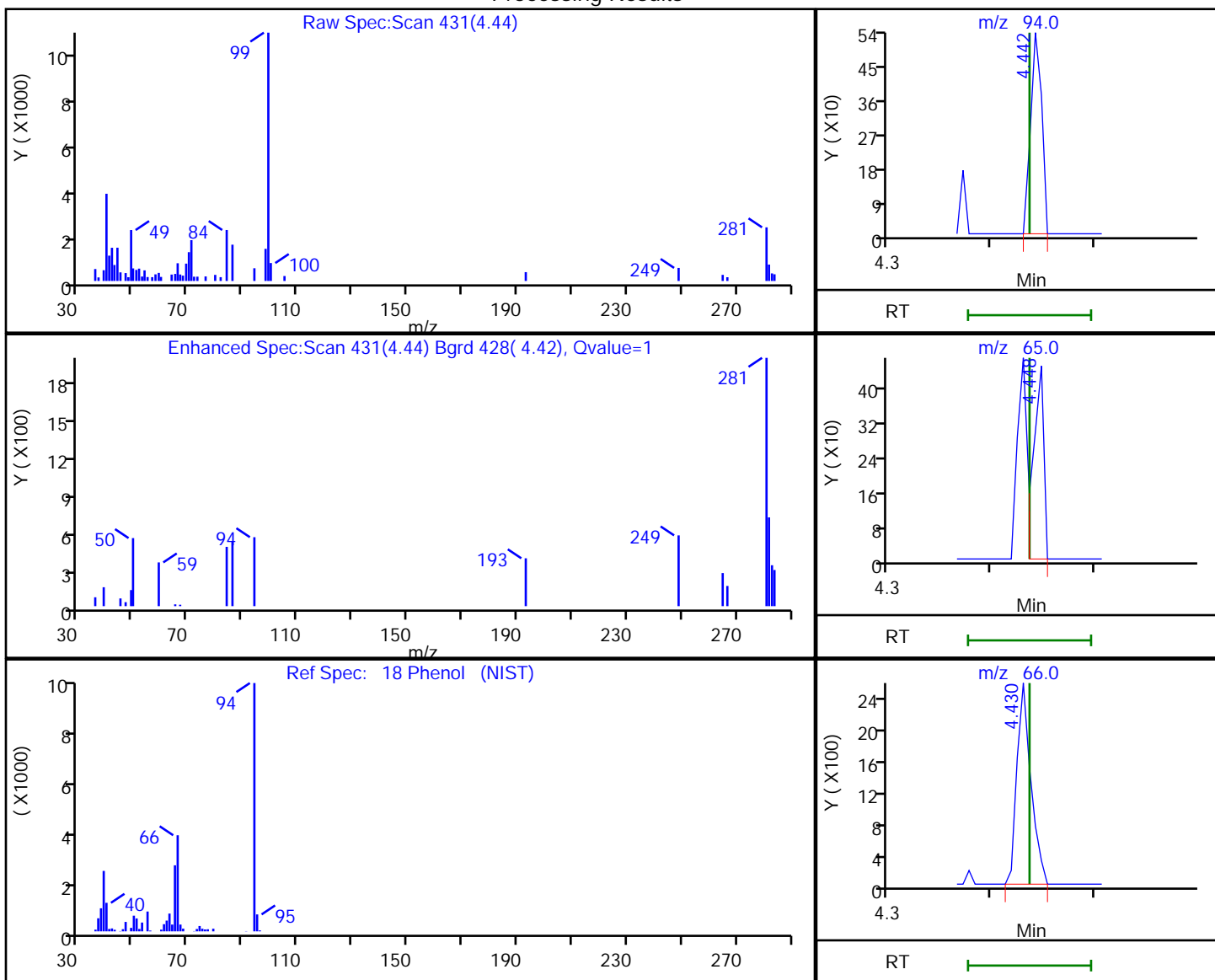
Audit Reason: Invalid Compound ID

Eurofins Seattle

Data File: \\chromfs\Seattle\ChromData\TAC040\20220314-81724.b\40Scan031422a008.D  
 Injection Date: 14-Mar-2022 13:36:30 Instrument ID: TAC040  
 Lims ID: MB 580-383558/1-A  
 Client ID:  
 Operator ID: tl ALS Bottle#: 5 Worklist Smp#: 5  
 Injection Vol: 1.0 ul Dil. Factor: 1.0000  
 Method: 8270TAC040 Limit Group: 8270D BNA QSM 5.0  
 Column: Detector MS SCAN

18 Phenol, CAS: 108-95-2

Processing Results



RT	Mass	Response	Amount
4.44	94.00	402	1.508544
4.45	65.00	317	
4.43	66.00	2454	

Reviewer: thaneeratw, 15-Mar-2022 09:48:42

Audit Action: Marked Compound Undetected

Audit Reason: Invalid Compound ID

FORM I  
GC/MS SEMI VOA ORGANICS ANALYSIS DATA SHEET

Lab Name: Eurofins Seattle Job No.: 580-111058-1  
 SDG No.: \_\_\_\_\_  
 Client Sample ID: \_\_\_\_\_ Lab Sample ID: LCS 580-383282/2-A  
 Matrix: Water Lab File ID: 40Scan031022a007.D  
 Analysis Method: 8270E Date Collected: \_\_\_\_\_  
 Extract. Method: 3510C Date Extracted: 03/09/2022 09:28  
 Sample wt/vol: 1000 (mL) Date Analyzed: 03/10/2022 12:16  
 Con. Extract Vol.: 2 (mL) Dilution Factor: 1  
 Injection Volume: 1 (uL) Level: (low/med) Low  
 % Moisture: \_\_\_\_\_ GPC Cleanup: (Y/N) N  
 Analysis Batch No.: 383442 Units: ug/L

CAS NO.	COMPOUND NAME	RESULT	Q	LOQ	LOD	DL
120-82-1	1,2,4-Trichlorobenzene	1.57		0.40	0.30	0.090
95-50-1	1,2-Dichlorobenzene	1.63		0.40	0.15	0.050
541-73-1	1,3-Dichlorobenzene	1.59		0.40	0.090	0.040
106-46-7	1,4-Dichlorobenzene	1.58		0.40	0.090	0.040
95-95-4	2,4,5-Trichlorophenol	1.52		0.40	0.30	0.10
88-06-2	2,4,6-Trichlorophenol	1.48		0.60	0.30	0.10
120-83-2	2,4-Dichlorophenol	1.62		1.0	0.50	0.20
105-67-9	2,4-Dimethylphenol	1.53	J	4.0	0.50	0.16
51-28-5	2,4-Dinitrophenol	2.18	J M	5.0	3.2	1.6
121-14-2	2,4-Dinitrotoluene	1.69		1.0	0.30	0.10
606-20-2	2,6-Dinitrotoluene	1.63		0.40	0.30	0.10
91-58-7	2-Chloronaphthalene	1.59		1.0	0.15	0.070
95-57-8	2-Chlorophenol	1.67		1.0	0.15	0.050
88-75-5	2-Nitrophenol	1.71		1.0	0.15	0.070
91-94-1	3,3'-Dichlorobenzidine	4.19		1.0	0.60	0.26
534-52-1	4,6-Dinitro-2-methylphenol	3.28		2.0	1.2	0.55
101-55-3	4-Bromophenyl phenyl ether	1.68		0.60	0.15	0.060
59-50-7	4-Chloro-3-methylphenol	1.58		0.60	0.30	0.13
7005-72-3	4-Chlorophenyl phenyl ether	1.54		0.60	0.15	0.050
100-02-7	4-Nitrophenol	6.0	U	10	6.0	1.7
103-33-3	Azobenzene	1.59	J	2.0	0.15	0.060
111-91-1	Bis(2-chloroethoxy)methane	1.65		0.60	0.15	0.050
111-44-4	Bis(2-chloroethyl)ether	1.63		0.10	0.090	0.030
117-81-7	Bis(2-ethylhexyl) phthalate	2.18	J	3.0	1.6	0.74
108-60-1	bis (2-chloroisopropyl) ether	1.60		0.25	0.15	0.060
85-68-7	Butyl benzyl phthalate	2.06	J	4.0	0.60	0.27
84-66-2	Diethyl phthalate	1.71		1.0	0.30	0.15
131-11-3	Dimethyl phthalate	1.71		0.60	0.15	0.060
84-74-2	Di-n-butyl phthalate	1.98	J	3.0	0.50	0.19
117-84-0	Di-n-octyl phthalate	1.90		1.0	0.30	0.13
118-74-1	Hexachlorobenzene	1.63		0.60	0.090	0.040
87-68-3	Hexachlorobutadiene	1.55		1.0	0.15	0.060
77-47-4	Hexachlorocyclopentadiene	1.44		1.0	0.30	0.14
67-72-1	Hexachloroethane	1.49		1.0	0.15	0.050



FORM I  
GC/MS SEMI VOA ORGANICS ANALYSIS DATA SHEET

Lab Name: Eurofins Seattle Job No.: 580-111058-1  
 SDG No.: \_\_\_\_\_  
 Client Sample ID: \_\_\_\_\_ Lab Sample ID: LCS 580-383282/2-A  
 Matrix: Water Lab File ID: 40Scan031022a007.D  
 Analysis Method: 8270E Date Collected: \_\_\_\_\_  
 Extract. Method: 3510C Date Extracted: 03/09/2022 09:28  
 Sample wt/vol: 1000 (mL) Date Analyzed: 03/10/2022 12:16  
 Con. Extract Vol.: 2 (mL) Dilution Factor: 1  
 Injection Volume: 1 (uL) Level: (low/med) Low  
 % Moisture: \_\_\_\_\_ GPC Cleanup: (Y/N) N  
 Analysis Batch No.: 383442 Units: ug/L

CAS NO.	COMPOUND NAME	RESULT	Q	LOQ	LOD	DL
78-59-1	Isophorone	1.60		0.40	0.30	0.10
15831-10-4	m+p-Cresol	1.38		0.60	0.30	0.10
98-95-3	Nitrobenzene	1.61		1.0	0.090	0.040
62-75-9	N-Nitrosodimethylamine	1.22	J	2.0	0.60	0.26
621-64-7	N-Nitrosodi-n-propylamine	1.63		0.40	0.090	0.060
86-30-6	N-Nitrosodiphenylamine	1.71		1.0	0.15	0.070
95-48-7	o-Cresol	1.42		0.60	0.15	0.050
87-86-5	Pentachlorophenol	2.20	J	10	1.0	0.51
108-95-2	Phenol	0.847	J M	1.0	0.60	0.36
129-00-0	Pyrene	1.91		1.0	0.090	0.040
110-86-1	Pyridine	1.89	J	10	3.2	1.1

CAS NO.	SURROGATE	%REC	Q	LIMITS
118-79-6	2,4,6-Tribromophenol (Surr)	77		43-140
321-60-8	2-Fluorobiphenyl	65		44-119
367-12-4	2-Fluorophenol (Surr)	53	M	19-119
4165-60-0	Nitrobenzene-d5 (Surr)	75		44-120
4165-62-2	Phenol-d5 (Surr)	35		10-120
1718-51-0	Terphenyl-d14	91		50-134

Eurofins Seattle  
Target Compound Quantitation Report

Data File: \\chromfs\Seattle\ChromData\TAC040\20220310-81676.b\40Scan031022a007.D  
 Lims ID: LCS 580-383282/2-A  
 Client ID:  
 Sample Type: LCS  
 Inject. Date: 10-Mar-2022 12:16:30 ALS Bottle#: 6 Worklist Smp#: 6  
 Injection Vol: 1.0 ul Dil. Factor: 1.0000  
 Sample Info: LCS 580-383282/2-A  
 Operator ID: tl Instrument ID: TAC040  
 Method: \\chromfs\Seattle\ChromData\TAC040\20220310-81676.b\8270TAC040.m  
 Limit Group: 8270D BNA QSM 5.0  
 Last Update: 10-Mar-2022 13:45:31 Calib Date: 03-Mar-2022 20:58:30  
 Integrator: RTE ID Type: RT Order ID  
 Quant Method: Internal Standard Quant By: Initial Calibration  
 Last ICal File: \\chromfs\Seattle\ChromData\TAC040\20220303-81577.b\40Scan030322a016.D

Column 1 : Det: MS SCAN  
 Process Host: CTX1665

First Level Reviewer: limmere

Date: 10-Mar-2022 13:45:31

Compound	Sig	RT (min.)	Adj RT (min.)	Dlt RT (min.)	Q	Response	Cal Amt ug/L	OnCol Amt ug/L	Flags
* 1 1,4-Dichlorobenzene-d4	152	4.707	4.707	0.000	86	22830	100.0	100.0	
* 2 Naphthalene-d8	136	5.736	5.736	0.000	96	80817	100.0	100.0	
* 3 Acenaphthene-d10	164	7.172	7.172	0.000	64	43843	100.0	100.0	
* 4 Phenanthrene-d10	188	8.383	8.383	0.000	93	70436	100.0	100.0	
* 5 Chrysene-d12	240	10.589	10.589	0.000	47	58196	100.0	100.0	
* 6 Perylene-d12	264	12.107	12.107	0.000	94	59971	100.0	100.0	
\$ 7 2-Fluorophenol	112	3.649	3.649	0.000	79	114392	1000.0	531.3	M
\$ 8 Phenol-d5	99	4.419	4.419	0.000	96	79089	1000.0	348.2	
\$ 9 Nitrobenzene-d5	82	5.154	5.154	0.000	78	116724	1000.0	751.9	
\$ 10 2-Fluorobiphenyl	172	6.625	6.625	0.000	98	365232	1000.0	652.2	
\$ 11 2,4,6-Tribromophenol	330	7.819	7.819	0.000	82	100662	1000.0	767.3	
\$ 12 Terphenyl-d14	244	9.707	9.707	0.000	97	467854	1000.0	911.9	
15 N-Nitrosodimethylamine	74	2.515	2.515	0.000	88	42790	1000.0	608.8	
16 Pyridine	79	2.536	2.531	0.005	94	124117	2000.0	946.0	
18 Phenol	94	4.425	4.425	0.000	93	91563	1000.0	423.6	a
17 Aniline	93	4.442	4.442	0.000	92	180795	1000.0	788.6	
19 Bis(2-chloroethyl)ether	93	4.501	4.501	0.000	94	135400	1000.0	815.8	
20 2-Chlorophenol	128	4.531	4.531	0.000	63	220380	1000.0	833.6	
21 n-Decane	57	4.589	4.589	0.000	91	91778	1000.0	838.1	
22 1,3-Dichlorobenzene	146	4.654	4.654	0.000	94	253533	1000.0	792.5	
23 1,4-Dichlorobenzene	146	4.719	4.719	0.000	96	254292	1000.0	788.6	
27 Benzyl alcohol	79	4.825	4.825	0.000	91	76643	1000.0	692.2	
24 1,2-Dichlorobenzene	146	4.836	4.836	0.000	95	250689	1000.0	814.0	
28 2-Methylphenol	108	4.919	4.919	0.000	88	133768	1000.0	710.5	
25 2,2'-oxybis[1-chloropropane]	45	4.936	4.936	0.000	51	122426	1000.0	801.9	
29 Acetophenone	105	5.036	5.036	0.000	91	230204	1000.0	837.3	
32 3 & 4 Methylphenol	108	5.042	5.042	0.000	96	128068	1000.0	687.9	
30 N-Nitrosodi-n-propylamine	70	5.042	5.042	0.000	74	61678	1000.0	815.5	
31 Hexachloroethane	117	5.113	5.113	0.000	89	99839	1000.0	744.2	
33 Nitrobenzene	77	5.166	5.166	0.000	75	110165	1000.0	804.0	
34 Isophorone	82	5.366	5.366	0.000	97	212917	1000.0	802.5	
35 2-Nitrophenol	139	5.431	5.425	0.006	74	116187	1000.0	856.0	

Compound	Sig	RT (min.)	Adj RT (min.)	Dlt RT (min.)	Q	Response	Cal Amt ug/L	OnCol Amt ug/L	Flags
37 2,4-Dimethylphenol	107	5.472	5.472	0.000	89	153065	1000.0	765.7	
36 Benzoic acid	105	5.513	5.542	-0.029	67	57138	2000.0	587.1	
38 Bis(2-chloroethoxy)methane	93	5.554	5.554	0.000	92	170622	1000.0	826.5	
39 2,4-Dichlorophenol	162	5.625	5.625	0.000	82	179259	1000.0	811.3	
40 1,2,4-Trichlorobenzene	180	5.689	5.689	0.000	92	211981	1000.0	785.7	
41 Naphthalene	128	5.754	5.754	0.000	94	590376	1000.0	797.3	
43 4-Chloroaniline	127	5.807	5.807	0.000	74	192035	1000.0	678.7	
42 2,6-Dichlorophenol	162	5.807	5.807	0.000	91	180224	1000.0	802.1	
44 Hexachlorobutadiene	225	5.860	5.860	0.000	91	123319	1000.0	774.8	
45 4-Chloro-3-methylphenol	107	6.207	6.207	0.000	83	118255	1000.0	790.9	
46 2-Methylnaphthalene	142	6.319	6.319	0.000	85	385974	1000.0	832.5	
47 1-Methylnaphthalene	142	6.401	6.395	0.006	91	368116	1000.0	809.5	
48 Hexachlorocyclopentadiene	237	6.448	6.448	0.000	84	144288	1000.0	719.0	
49 1,2,4,5-Tetrachlorobenzene	216	6.454	6.454	0.000	94	216270	1000.0	758.6	
50 2,4,6-Trichlorophenol	196	6.554	6.554	0.000	83	125885	1000.0	739.5	
51 2,4,5-Trichlorophenol	196	6.578	6.583	-0.005	95	128532	1000.0	758.7	
52 1,1'-Biphenyl	154	6.707	6.707	0.000	93	451035	1000.0	763.9	
53 2-Chloronaphthalene	162	6.713	6.713	0.000	94	389498	1000.0	794.4	
54 2-Nitroaniline	138	6.807	6.807	0.000	85	123225	1000.0	802.0	
55 Dimethyl phthalate	163	6.966	6.966	0.000	98	445043	1000.0	855.8	
56 1,3-Dinitrobenzene	168	6.983	6.983	0.000	72	58591	1000.0	849.0	
57 2,6-Dinitrotoluene	165	7.007	7.007	0.000	66	98420	1000.0	813.5	
58 Acenaphthylene	152	7.054	7.054	0.000	94	566558	1000.0	799.0	
59 3-Nitroaniline	138	7.142	7.142	0.000	76	86397	1000.0	745.8	
60 Acenaphthene	153	7.195	7.195	0.000	93	379966	1000.0	784.5	
69 2,4-Dinitrophenol	184	7.225	7.225	0.001	78	70625	2000.0	1092.5	Ma
63 4-Nitrophenol	109	7.289	7.289	0.000	68	36145	2000.0	762.9	
62 2,4-Dinitrotoluene	165	7.336	7.336	0.000	62	127943	1000.0	844.1	
61 Dibenzofuran	168	7.336	7.336	0.000	90	527362	1000.0	816.0	
64 2,3,5,6-Tetrachlorophenol	232	7.407	7.407	0.000	88	101563	1000.0	748.7	
65 2,3,4,6-Tetrachlorophenol	232	7.442	7.442	0.000	66	124103	1000.0	839.8	
66 Diethyl phthalate	149	7.548	7.548	0.000	96	469293	1000.0	856.6	
67 Fluorene	166	7.619	7.619	0.000	83	417971	1000.0	814.0	
68 4-Chlorophenyl phenyl ether	204	7.630	7.630	0.000	86	189588	1000.0	767.7	
70 4-Nitroaniline	138	7.642	7.642	0.000	60	70532	1000.0	1020.1	
73 4,6-Dinitro-2-methylphenol	198	7.666	7.666	0.000	72	122490	2000.0	1637.7	
71 N-Nitrosodiphenylamine	169	7.730	7.724	0.006	58	286712	1000.0	855.4	
72 Azobenzene	77	7.760	7.760	0.000	93	231928	1000.0	795.7	
74 4-Bromophenyl phenyl ether	248	8.030	8.030	0.000	51	137259	1000.0	840.4	
75 Hexachlorobenzene	284	8.066	8.066	0.000	89	189378	1000.0	812.9	
76 Atrazine	200	8.177	8.177	0.000	91	216755	2000.0	1725.6	
77 Pentachlorophenol	266	8.230	8.230	0.000	93	125403	2000.0	1098.0	
78 n-Octadecane	43	8.336	8.330	0.006	93	94933	1000.0	825.7	
79 Phenanthrene	178	8.407	8.407	0.000	95	631556	1000.0	873.6	
80 Anthracene	178	8.448	8.448	0.000	95	612465	1000.0	877.9	
81 Carbazole	167	8.583	8.583	0.000	82	558725	1000.0	1151.5	
83 Di-n-butyl phthalate	149	8.895	8.895	0.000	94	876233	1000.0	987.9	
84 Fluoranthene	202	9.377	9.377	0.000	97	676909	1000.0	941.0	
85 Benzidine	184	9.507	9.507	0.000	97	123388	2000.0	885.3	
86 Pyrene	202	9.560	9.560	0.000	97	706817	1000.0	954.1	
87 Butyl benzyl phthalate	149	10.124	10.124	0.000	88	350190	1000.0	1029.8	
91 3,3'-Dichlorobenzidine	252	10.571	10.577	-0.006	70	437585	2000.0	2097.2	

Compound	Sig	RT (min.)	Adj RT (min.)	Dlt RT (min.)	Q	Response	Cal Amt ug/L	OnCol Amt ug/L	Flags
89 Benzo[a]anthracene	228	10.583	10.583	0.000	98	600172	1000.0	904.3	
90 Chrysene	228	10.613	10.613	0.001	93	619422	1000.0	883.6	
92 Bis(2-ethylhexyl) phthalate	149	10.654	10.654	0.000	87	518696	1000.0	1088.0	
93 Di-n-octyl phthalate	149	11.324	11.324	0.000	96	788137	1000.0	950.8	
94 Benzo[b]fluoranthene	252	11.677	11.677	0.000	94	602816	1000.0	902.2	
95 Benzofluoranthene	252	11.707	11.677	0.030	99	1244693	2000.0	1829.4	
96 Benzo[k]fluoranthene	252	11.707	11.712	-0.005	98	657782	1000.0	921.7	
97 Benzo[a]pyrene	252	12.042	12.042	0.000	78	517930	1000.0	866.8	
98 Indeno[1,2,3-cd]pyrene	276	13.365	13.365	0.000	97	519627	1000.0	884.7	
99 Dibenz(a,h)anthracene	278	13.401	13.400	0.000	77	575605	1000.0	884.9	
100 Benzo[g,h,i]perylene	276	13.677	13.677	0.000	93	632180	1000.0	873.6	

### QC Flag Legend

Processing Flags

Review Flags

M - Manually Integrated

a - User Assigned ID

### Reagents:

MeCl2\_CT\_00216

Amount Added: 1.00

Units: mL

Run Reagent

8270SIM\_IS\_00069

Amount Added: 10.00

Units: uL

Run Reagent

Eurofins Seattle

Data File: \\chromfs\Seattle\ChromData\TAC040\20220310-81676.b\40Scan031022a007.D

Injection Date: 10-Mar-2022 12:16:30

Instrument ID: TAC040

Lims ID: LCS 580-383282/2-A

Client ID:

Operator ID: tl

ALS Bottle#: 6

Worklist Smp#: 6

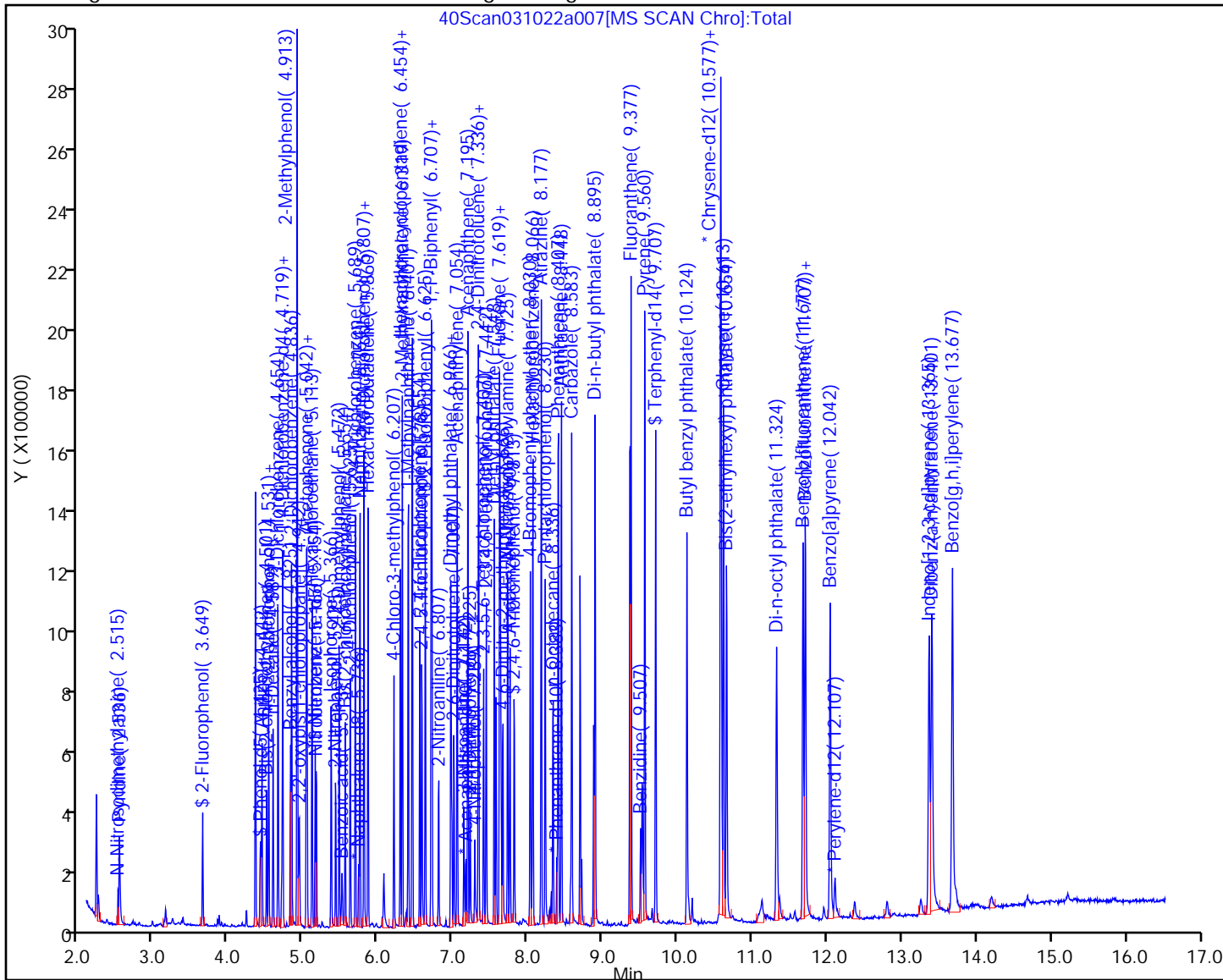
Injection Vol: 1.0 ul

Dil. Factor: 1.0000

Method: 8270TAC040

Limit Group: 8270D BNA QSM 5.0

Y Scaling: Method Defined: Scale to the Nth Largest Target: 1



Eurofins Seattle  
Recovery Report

Data File: \\chromfs\Seattle\ChromData\TAC040\20220310-81676.b\40Scan031022a007.D  
 Lims ID: LCS 580-383282/2-A  
 Client ID:  
 Sample Type: LCS  
 Inject. Date: 10-Mar-2022 12:16:30 ALS Bottle#: 6 Worklist Smp#: 6  
 Injection Vol: 1.0 ul Dil. Factor: 1.0000  
 Sample Info: LCS 580-383282/2-A  
 Operator ID: tl Instrument ID: TAC040  
 Method: \\chromfs\Seattle\ChromData\TAC040\20220310-81676.b\8270TAC040.m  
 Limit Group: 8270D BNA QSM 5.0  
 Last Update: 10-Mar-2022 13:45:31 Calib Date: 03-Mar-2022 20:58:30  
 Integrator: RTE ID Type: RT Order ID  
 Quant Method: Internal Standard Quant By: Initial Calibration  
 Last ICal File: \\chromfs\Seattle\ChromData\TAC040\20220303-81577.b\40Scan030322a016.D  
 Column 1 : Det: MS SCAN  
 Process Host: CTX1665

First Level Reviewer: limmere

Date: 10-Mar-2022 13:45:31

Compound	Amount Added	Amount Recovered	% Rec.
\$ 7 2-Fluorophenol	1000.0	531.3	53.13
\$ 8 Phenol-d5	1000.0	348.2	34.82
\$ 9 Nitrobenzene-d5	1000.0	751.9	75.19
\$ 10 2-Fluorobiphenyl	1000.0	652.2	65.22
\$ 11 2,4,6-Tribromophenol	1000.0	767.3	76.73
\$ 12 Terphenyl-d14	1000.0	911.9	91.19

Eurofins Seattle

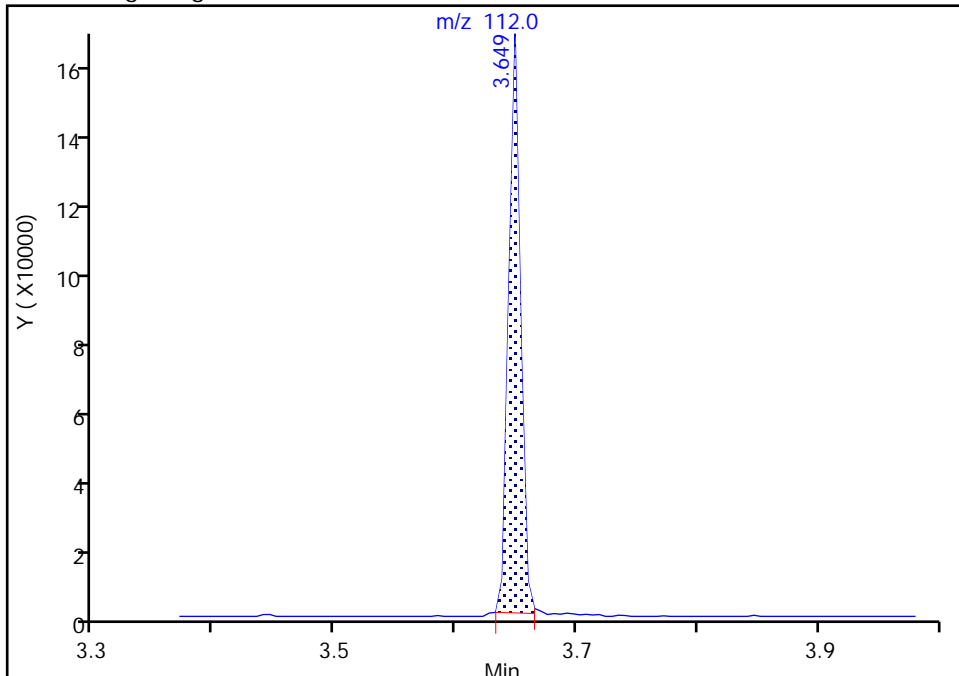
Data File: \\chromfs\Seattle\ChromData\TAC040\20220310-81676.b\40Scan031022a007.D  
Injection Date: 10-Mar-2022 12:16:30 Instrument ID: TAC040  
Lims ID: LCS 580-383282/2-A  
Client ID:  
Operator ID: tl ALS Bottle#: 6 Worklist Smp#: 6  
Injection Vol: 1.0 ul Dil. Factor: 1.0000  
Method: 8270TAC040 Limit Group: 8270D BNA QSM 5.0  
Column: Detector MS SCAN

\$ 7 2-Fluorophenol, CAS: 367-12-4

Signal: 1

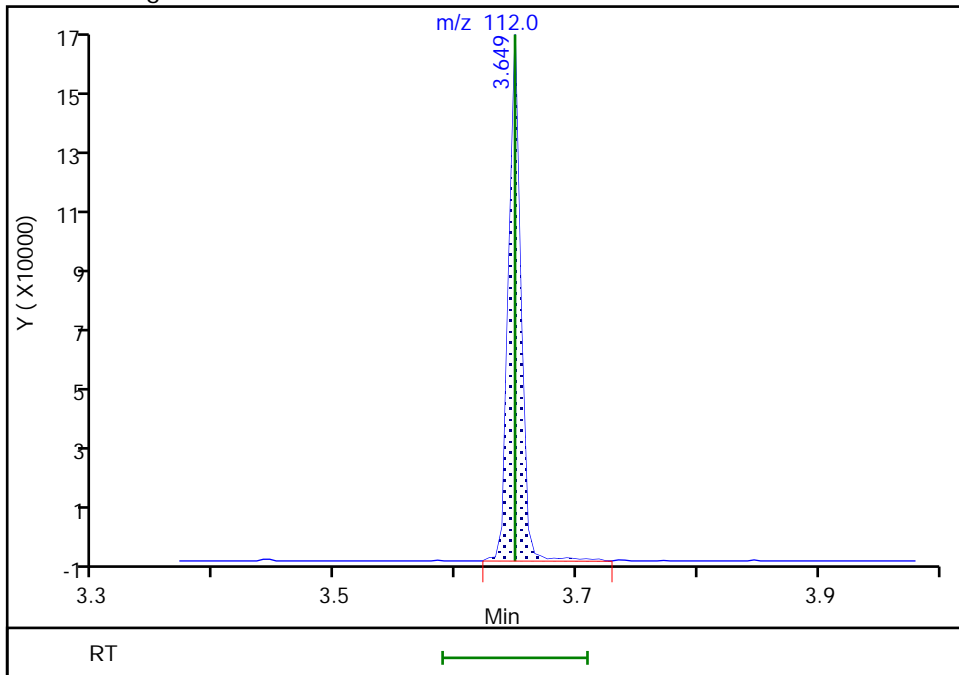
RT: 3.65  
Area: 109354  
Amount: 507.8560  
Amount Units: ug/L

Processing Integration Results



RT: 3.65  
Area: 114392  
Amount: 531.2532  
Amount Units: ug/L

Manual Integration Results



Reviewer: limmere, 10-Mar-2022 13:43:44  
Audit Action: Manually Integrated

Audit Reason: Baseline

Eurofins Seattle

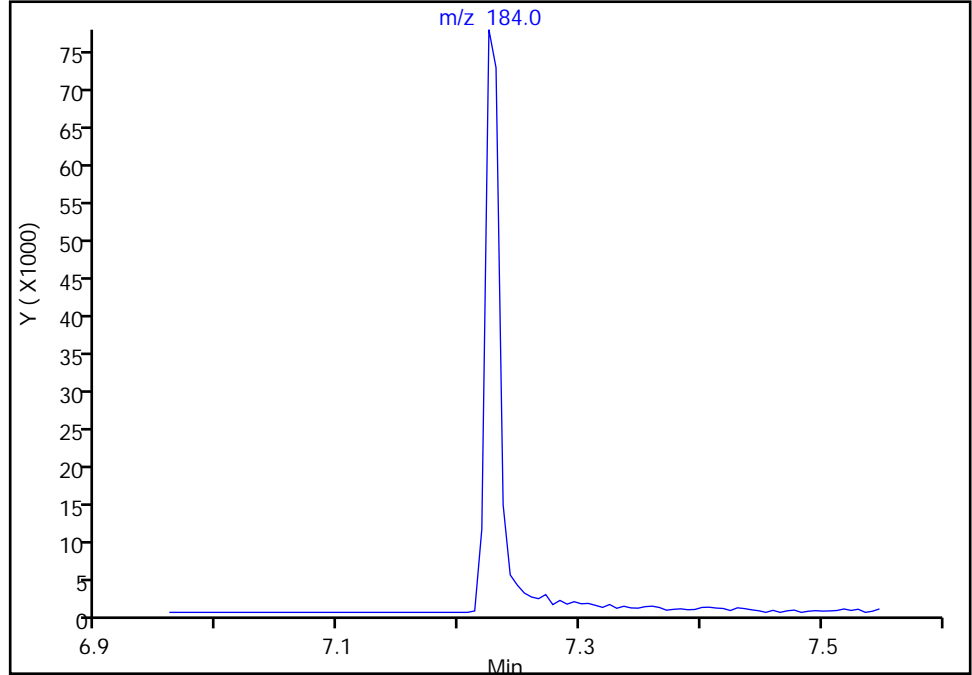
Data File: \\chromfs\Seattle\ChromData\TAC040\20220310-81676.b\40Scan031022a007.D  
Injection Date: 10-Mar-2022 12:16:30 Instrument ID: TAC040  
Lims ID: LCS 580-383282/2-A  
Client ID:  
Operator ID: tl ALS Bottle#: 6 Worklist Smp#: 6  
Injection Vol: 1.0 ul Dil. Factor: 1.0000  
Method: 8270TAC040 Limit Group: 8270D BNA QSM 5.0  
Column: Detector MS SCAN

69 2,4-Dinitrophenol, CAS: 51-28-5

Signal: 1

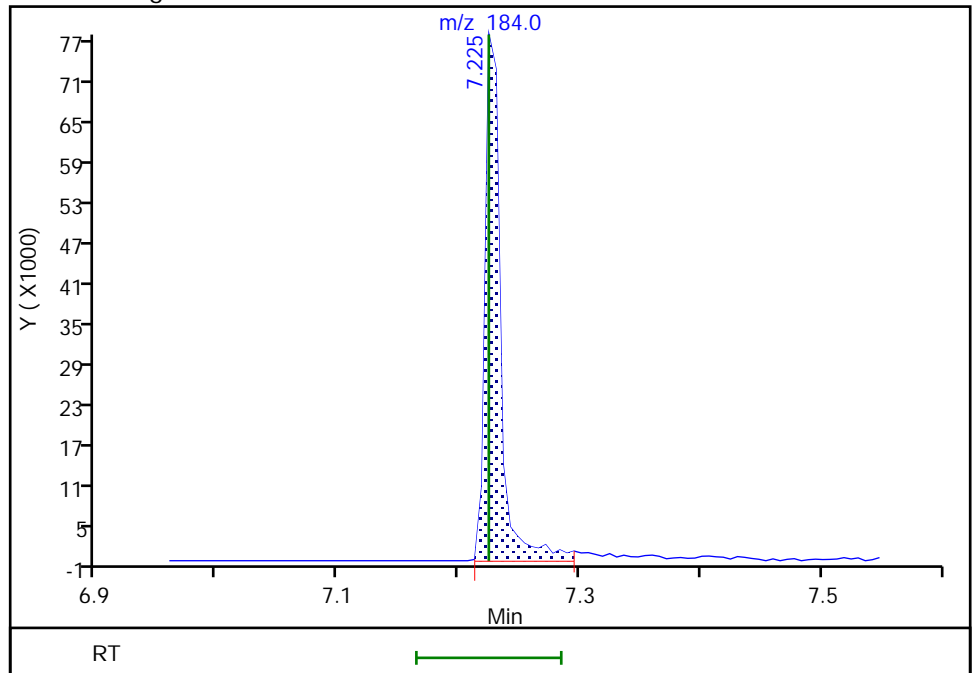
Not Detected  
Expected RT: 7.22

Processing Integration Results



Manual Integration Results

RT: 7.22  
Area: 70625  
Amount: 1092.4942  
Amount Units: ug/L





Eurofins Seattle

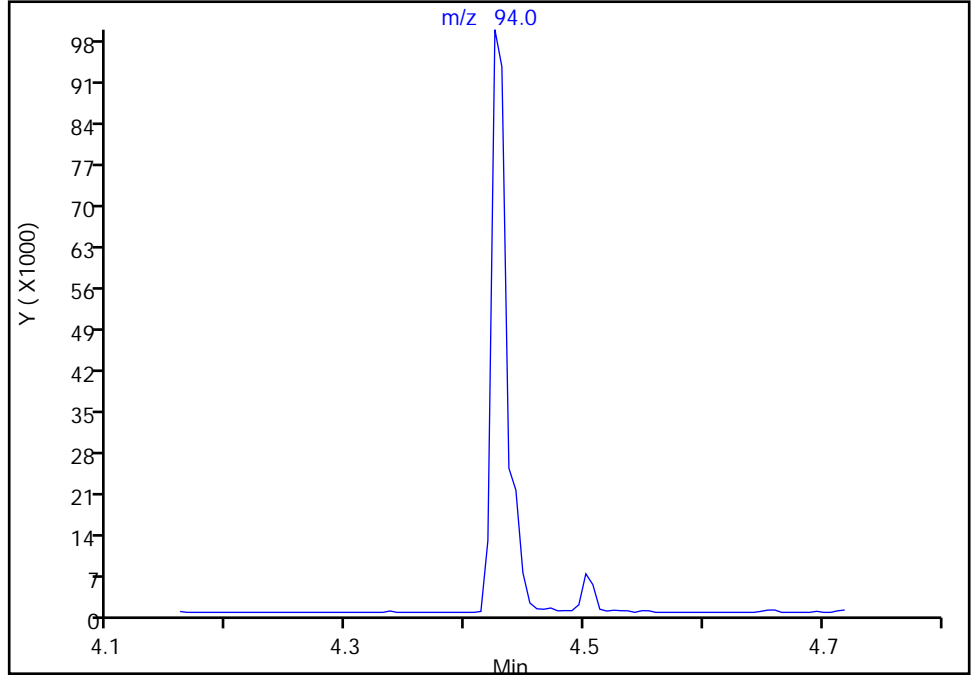
Data File: \\chromfs\Seattle\ChromData\TAC040\20220310-81676.b\40Scan031022a007.D  
Injection Date: 10-Mar-2022 12:16:30 Instrument ID: TAC040  
Lims ID: LCS 580-383282/2-A  
Client ID:  
Operator ID: tl ALS Bottle#: 6 Worklist Smp#: 6  
Injection Vol: 1.0 ul Dil. Factor: 1.0000  
Method: 8270TAC040 Limit Group: 8270D BNA QSM 5.0  
Column: Detector MS SCAN

18 Phenol, CAS: 108-95-2

Signal: 1

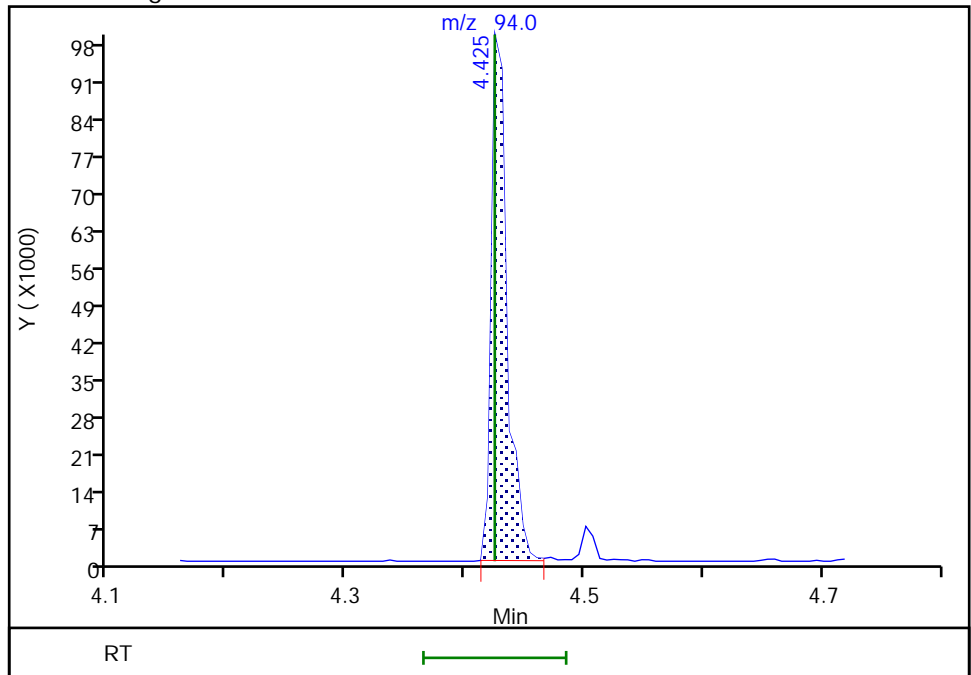
Not Detected  
Expected RT: 4.42

Processing Integration Results



RT: 4.42  
Area: 91563  
Amount: 423.5616  
Amount Units: ug/L

Manual Integration Results



FORM I  
GC/MS SEMI VOA ORGANICS ANALYSIS DATA SHEET

Lab Name: Eurofins Seattle Job No.: 580-111058-1  
 SDG No.: \_\_\_\_\_  
 Client Sample ID: \_\_\_\_\_ Lab Sample ID: LCS 580-383558/2-A  
 Matrix: Water Lab File ID: 40Scan031422a010.D  
 Analysis Method: 8270E Date Collected: \_\_\_\_\_  
 Extract. Method: 3510C Date Extracted: 03/11/2022 09:25  
 Sample wt/vol: 1000 (mL) Date Analyzed: 03/14/2022 14:23  
 Con. Extract Vol.: 2 (mL) Dilution Factor: 1  
 Injection Volume: 1 (uL) Level: (low/med) Low  
 % Moisture: \_\_\_\_\_ GPC Cleanup: (Y/N) N  
 Analysis Batch No.: 383728 Units: ug/L

CAS NO.	COMPOUND NAME	RESULT	Q	LOQ	LOD	DL
120-82-1	1,2,4-Trichlorobenzene	1.12		0.40	0.30	0.090
95-50-1	1,2-Dichlorobenzene	1.15		0.40	0.15	0.050
541-73-1	1,3-Dichlorobenzene	1.07		0.40	0.090	0.040
106-46-7	1,4-Dichlorobenzene	1.08		0.40	0.090	0.040
95-95-4	2,4,5-Trichlorophenol	1.46		0.40	0.30	0.10
88-06-2	2,4,6-Trichlorophenol	1.24		0.60	0.30	0.10
120-83-2	2,4-Dichlorophenol	1.34		1.0	0.50	0.20
105-67-9	2,4-Dimethylphenol	1.21	J	4.0	0.50	0.16
51-28-5	2,4-Dinitrophenol	2.30	J M	5.0	3.2	1.6
121-14-2	2,4-Dinitrotoluene	1.49		1.0	0.30	0.10
606-20-2	2,6-Dinitrotoluene	1.35		0.40	0.30	0.10
91-58-7	2-Chloronaphthalene	1.27		1.0	0.15	0.070
95-57-8	2-Chlorophenol	1.45		1.0	0.15	0.050
88-75-5	2-Nitrophenol	1.52		1.0	0.15	0.070
91-94-1	3,3'-Dichlorobenzidine	3.68		1.0	0.60	0.26
534-52-1	4,6-Dinitro-2-methylphenol	3.17		2.0	1.2	0.55
101-55-3	4-Bromophenyl phenyl ether	1.40		0.60	0.15	0.060
59-50-7	4-Chloro-3-methylphenol	1.36		0.60	0.30	0.13
7005-72-3	4-Chlorophenyl phenyl ether	1.30		0.60	0.15	0.050
100-02-7	4-Nitrophenol	6.0	U Q	10	6.0	1.7
103-33-3	Azobenzene	1.44	J	2.0	0.15	0.060
111-91-1	Bis(2-chloroethoxy)methane	1.35		0.60	0.15	0.050
111-44-4	Bis(2-chloroethyl)ether	1.49		0.10	0.090	0.030
117-81-7	Bis(2-ethylhexyl) phthalate	2.03	J	3.0	1.6	0.74
108-60-1	bis (2-chloroisopropyl) ether	1.33		0.25	0.15	0.060
85-68-7	Butyl benzyl phthalate	1.84	J	4.0	0.60	0.27
84-66-2	Diethyl phthalate	1.71		1.0	0.30	0.15
131-11-3	Dimethyl phthalate	1.47		0.60	0.15	0.060
84-74-2	Di-n-butyl phthalate	1.74	J	3.0	0.50	0.19
117-84-0	Di-n-octyl phthalate	1.72		1.0	0.30	0.13
118-74-1	Hexachlorobenzene	1.39		0.60	0.090	0.040
87-68-3	Hexachlorobutadiene	0.893	J	1.0	0.15	0.060
77-47-4	Hexachlorocyclopentadiene	0.876	J	1.0	0.30	0.14
67-72-1	Hexachloroethane	0.936	J	1.0	0.15	0.050

FORM I  
GC/MS SEMI VOA ORGANICS ANALYSIS DATA SHEET

Lab Name: Eurofins Seattle Job No.: 580-111058-1  
 SDG No.: \_\_\_\_\_  
 Client Sample ID: \_\_\_\_\_ Lab Sample ID: LCS 580-383558/2-A  
 Matrix: Water Lab File ID: 40Scan031422a010.D  
 Analysis Method: 8270E Date Collected: \_\_\_\_\_  
 Extract. Method: 3510C Date Extracted: 03/11/2022 09:25  
 Sample wt/vol: 1000 (mL) Date Analyzed: 03/14/2022 14:23  
 Con. Extract Vol.: 2 (mL) Dilution Factor: 1  
 Injection Volume: 1 (uL) Level: (low/med) Low  
 % Moisture: \_\_\_\_\_ GPC Cleanup: (Y/N) N  
 Analysis Batch No.: 383728 Units: ug/L

CAS NO.	COMPOUND NAME	RESULT	Q	LOQ	LOD	DL
78-59-1	Isophorone	1.33		0.40	0.30	0.10
15831-10-4	m+p-Cresol	1.21		0.60	0.30	0.10
98-95-3	Nitrobenzene	1.36		1.0	0.090	0.040
62-75-9	N-Nitrosodimethylamine	1.12	J	2.0	0.60	0.26
621-64-7	N-Nitrosodi-n-propylamine	1.38		0.40	0.090	0.060
86-30-6	N-Nitrosodiphenylamine	1.51		1.0	0.15	0.070
95-48-7	o-Cresol	1.25		0.60	0.15	0.050
87-86-5	Pentachlorophenol	1.86	J	10	1.0	0.51
108-95-2	Phenol	0.693	J	1.0	0.60	0.36
129-00-0	Pyrene	1.73		1.0	0.090	0.040
110-86-1	Pyridine	1.42	J	10	3.2	1.1

CAS NO.	SURROGATE	%REC	Q	LIMITS
118-79-6	2,4,6-Tribromophenol (Surr)	70		43-140
321-60-8	2-Fluorobiphenyl	62		44-119
367-12-4	2-Fluorophenol (Surr)	50		19-119
4165-60-0	Nitrobenzene-d5 (Surr)	69		44-120
4165-62-2	Phenol-d5 (Surr)	31		10-120
1718-51-0	Terphenyl-d14	88		50-134

Eurofins Seattle  
Target Compound Quantitation Report

Data File: \\chromfs\Seattle\ChromData\TAC040\20220314-81724.b\40Scan031422a010.D  
 Lims ID: LCS 580-383558/2-A  
 Client ID:  
 Sample Type: LCS  
 Inject. Date: 14-Mar-2022 14:23:30 ALS Bottle#: 6 Worklist Smp#: 6  
 Injection Vol: 1.0 ul Dil. Factor: 1.0000  
 Sample Info: MB 580-383558/1-A  
 Operator ID: tl Instrument ID: TAC040  
 Method: \\chromfs\Seattle\ChromData\TAC040\20220314-81724.b\8270TAC040.m  
 Limit Group: 8270D BNA QSM 5.0  
 Last Update: 15-Mar-2022 11:42:06 Calib Date: 03-Mar-2022 20:58:30  
 Integrator: RTE ID Type: RT Order ID  
 Quant Method: Internal Standard Quant By: Initial Calibration  
 Last ICal File: \\chromfs\Seattle\ChromData\TAC040\20220303-81577.b\40Scan030322a016.D

Column 1 : Det: MS SCAN  
 Process Host: CTX1623

First Level Reviewer: limmere

Date: 15-Mar-2022 11:42:06

Compound	Sig	RT (min.)	Adj RT (min.)	Dlt RT (min.)	Q	Response	Cal Amt ug/L	OnCol Amt ug/L	Flags
* 1 1,4-Dichlorobenzene-d4	152	4.707	4.701	0.006	88	25498	100.0	100.0	
* 2 Naphthalene-d8	136	5.730	5.731	-0.001	97	90128	100.0	100.0	
* 3 Acenaphthene-d10	164	7.166	7.166	0.000	62	48422	100.0	100.0	
* 4 Phenanthrene-d10	188	8.383	8.383	0.000	95	76469	100.0	100.0	
* 5 Chrysene-d12	240	10.589	10.589	0.000	71	62040	100.0	100.0	
* 6 Perylene-d12	264	12.106	12.107	-0.001	92	58346	100.0	100.0	
\$ 7 2-Fluorophenol	112	3.659	3.654	0.005	80	119386	1000.0	496.4	
\$ 8 Phenol-d5	99	4.430	4.430	-0.001	97	79731	1000.0	314.3	
\$ 9 Nitrobenzene-d5	82	5.154	5.154	0.000	77	120206	1000.0	694.3	
\$ 10 2-Fluorobiphenyl	172	6.624	6.624	-0.001	97	385389	1000.0	623.1	
\$ 11 2,4,6-Tribromophenol	330	7.818	7.818	-0.001	83	99437	1000.0	700.0	
\$ 12 Terphenyl-d14	244	9.707	9.707	0.000	97	492472	1000.0	884.3	
15 N-Nitrosodimethylamine	74	2.520	2.515	0.005	88	44062	1000.0	561.3	
16 Pyridine	79	2.536	2.531	0.005	95	103735	2000.0	707.9	
18 Phenol	94	4.442	4.436	0.006	72	83635	1000.0	346.4	
17 Aniline	93	4.442	4.442	0.000	95	177124	1000.0	693.4	
19 Bis(2-chloroethyl)ether	93	4.501	4.501	0.000	92	138002	1000.0	744.5	
20 2-Chlorophenol	128	4.536	4.536	0.000	83	214359	1000.0	726.0	
21 n-Decane	57	4.589	4.589	0.000	90	61401	1000.0	500.9	
22 1,3-Dichlorobenzene	146	4.654	4.654	0.000	94	190445	1000.0	533.0	
23 1,4-Dichlorobenzene	146	4.719	4.719	0.000	97	194471	1000.0	539.6	
27 Benzyl alcohol	79	4.825	4.824	0.000	93	65277	1000.0	527.9	
24 1,2-Dichlorobenzene	146	4.836	4.836	0.000	95	197556	1000.0	574.4	
28 2-Methylphenol	108	4.925	4.924	0.000	85	131350	1000.0	624.7	
25 2,2'-oxybis[1-chloropropane]	45	4.936	4.936	0.000	78	113457	1000.0	665.1	
29 Acetophenone	105	5.036	5.036	0.000	87	215234	1000.0	701.0	
30 N-Nitrosodi-n-propylamine	70	5.042	5.042	0.000	86	58398	1000.0	691.3	
32 3 & 4 Methylphenol	108	5.054	5.054	0.000	61	125422	1000.0	603.2	
31 Hexachloroethane	117	5.107	5.107	0.000	91	70119	1000.0	468.1	
33 Nitrobenzene	77	5.166	5.166	0.000	77	104398	1000.0	682.2	
34 Isophorone	82	5.366	5.366	0.000	97	196285	1000.0	663.0	
35 2-Nitrophenol	139	5.425	5.424	-0.001	77	115001	1000.0	758.6	

Compound	Sig	RT (min.)	Adj RT (min.)	Dlt RT (min.)	Q	Response	Cal Amt ug/L	OnCol Amt ug/L	Flags
37 2,4-Dimethylphenol	107	5.477	5.477	-0.001	88	134187	1000.0	602.7	
36 Benzoic acid	105	5.524	5.524	-0.018	67	49934	2000.0	489.9	a
38 Bis(2-chloroethoxy)methane	93	5.554	5.554	0.000	92	155414	1000.0	674.1	
39 2,4-Dichlorophenol	162	5.630	5.630	-0.001	83	165471	1000.0	671.9	
40 1,2,4-Trichlorobenzene	180	5.689	5.689	0.000	89	168058	1000.0	558.6	
41 Naphthalene	128	5.748	5.748	0.000	95	533573	1000.0	646.2	
42 2,6-Dichlorophenol	162	5.807	5.807	0.000	90	170750	1000.0	688.1	
43 4-Chloroaniline	127	5.807	5.807	0.000	71	170956	1000.0	546.6	
44 Hexachlorobutadiene	225	5.860	5.860	0.000	92	79362	1000.0	446.6	
45 4-Chloro-3-methylphenol	107	6.219	6.218	0.000	83	112310	1000.0	680.1	
46 2-Methylnaphthalene	142	6.319	6.318	0.000	84	334893	1000.0	647.7	
47 1-Methylnaphthalene	142	6.395	6.395	0.000	91	327492	1000.0	645.8	
48 Hexachlorocyclopentadiene	237	6.448	6.448	0.000	79	96402	1000.0	437.8	
49 1,2,4,5-Tetrachlorobenzene	216	6.454	6.454	0.000	93	171901	1000.0	546.0	
50 2,4,6-Trichlorophenol	196	6.554	6.554	0.000	85	115849	1000.0	617.6	
51 2,4,5-Trichlorophenol	196	6.589	6.589	0.000	93	136414	1000.0	730.0	
52 1,1'-Biphenyl	154	6.701	6.701	0.000	94	404072	1000.0	619.7	
53 2-Chloronaphthalene	162	6.713	6.713	0.000	93	343641	1000.0	634.6	
54 2-Nitroaniline	138	6.807	6.807	0.000	85	120254	1000.0	710.0	
55 Dimethyl phthalate	163	6.966	6.966	0.000	97	422558	1000.0	735.6	
56 1,3-Dinitrobenzene	168	6.983	6.983	0.000	45	55324	1000.0	723.4	
57 2,6-Dinitrotoluene	165	7.007	7.007	0.000	67	89538	1000.0	673.6	
58 Acenaphthylene	152	7.048	7.054	-0.006	92	530060	1000.0	676.9	
59 3-Nitroaniline	138	7.142	7.148	-0.006	77	81493	1000.0	643.7	
60 Acenaphthene	153	7.195	7.195	0.000	92	344989	1000.0	644.9	
69 2,4-Dinitrophenol	184	7.224	7.224	-0.006	57	82837	2000.0	1148.0	a
63 4-Nitrophenol	109	7.313	7.313	0.000	69	26087	2000.0	536.1	
62 2,4-Dinitrotoluene	165	7.336	7.336	0.000	53	124354	1000.0	745.6	
61 Dibenzofuran	168	7.336	7.336	0.000	91	501489	1000.0	702.6	
64 2,3,5,6-Tetrachlorophenol	232	7.407	7.407	0.000	86	94257	1000.0	633.2	
65 2,3,4,6-Tetrachlorophenol	232	7.442	7.442	0.000	67	117776	1000.0	725.3	
66 Diethyl phthalate	149	7.548	7.548	0.000	96	517261	1000.0	854.9	
67 Fluorene	166	7.618	7.618	-0.001	83	390209	1000.0	688.0	
68 4-Chlorophenyl phenyl ether	204	7.630	7.630	0.000	83	177417	1000.0	650.5	
70 4-Nitroaniline	138	7.642	7.642	0.000	58	93581	1000.0	1225.5	
73 4,6-Dinitro-2-methylphenol	198	7.666	7.666	0.000	78	128510	2000.0	1586.5	
71 N-Nitrosodiphenylamine	169	7.724	7.724	0.000	59	274404	1000.0	754.1	
72 Azobenzene	77	7.754	7.760	-0.006	90	228460	1000.0	721.9	
74 4-Bromophenyl phenyl ether	248	8.030	8.030	0.000	50	124389	1000.0	701.5	
75 Hexachlorobenzene	284	8.060	8.065	-0.006	88	175662	1000.0	694.5	
76 Atrazine	200	8.177	8.177	0.000	90	210884	2000.0	1520.4	
77 Pentachlorophenol	266	8.230	8.230	0.000	89	113874	2000.0	931.2	
78 n-Octadecane	43	8.330	8.330	0.000	94	90041	1000.0	721.3	
79 Phenanthrene	178	8.401	8.401	0.000	96	610017	1000.0	777.2	
80 Anthracene	178	8.442	8.442	0.000	96	587989	1000.0	776.3	
81 Carbazole	167	8.583	8.583	0.000	82	556791	1000.0	1057.0	
83 Di-n-butyl phthalate	149	8.895	8.895	0.000	95	835590	1000.0	867.9	
84 Fluoranthene	202	9.377	9.377	0.000	97	658847	1000.0	843.6	
85 Benzidine	184	9.507	9.507	0.000	98	88440	2000.0	598.6	
86 Pyrene	202	9.560	9.559	0.000	97	696801	1000.0	866.4	
87 Butyl benzyl phthalate	149	10.118	10.124	-0.006	89	332622	1000.0	917.6	
89 Benzo[a]anthracene	228	10.577	10.577	0.000	99	560323	1000.0	792.1	

Compound	Sig	RT (min.)	Adj RT (min.)	Dlt RT (min.)	Q	Response	Cal Amt ug/L	OnCol Amt ug/L	Flags
91 3,3'-Dichlorobenzidine	252	10.571	10.577	-0.006	72	407673	2000.0	1839.3	
90 Chrysene	228	10.612	10.612	-0.001	93	590647	1000.0	790.4	
92 Bis(2-ethylhexyl) phthalate	149	10.648	10.648	0.000	74	514666	1000.0	1012.6	
93 Di-n-octyl phthalate	149	11.318	11.313	0.000	96	690642	1000.0	858.7	
94 Benzo[b]fluoranthene	252	11.677	11.671	0.000	93	499324	1000.0	768.2	
95 Benzofluoranthene	252	11.677	11.677	-0.030	97	1119017	2000.0	1690.5	a
96 Benzo[k]fluoranthene	252	11.706	11.701	-0.001	93	616025	1000.0	887.2	
97 Benzo[a]pyrene	252	12.042	12.036	0.000	78	474342	1000.0	816.2	
98 Indeno[1,2,3-cd]pyrene	276	13.359	13.359	-0.006	92	389544	1000.0	685.9	
99 Dibenz(a,h)anthracene	278	13.400	13.394	-0.001	0	456644	1000.0	722.0	
100 Benzo[g,h,i]perylene	276	13.671	13.670	-0.006	92	552014	1000.0	784.1	

**QC Flag Legend**

Processing Flags

Review Flags

a - User Assigned ID

**Reagents:**

MeCl2\_CT\_00216

Amount Added: 1.00

Units: mL

Run Reagent

8270SIM\_IS\_00069

Amount Added: 10.00

Units: uL

Run Reagent

Eurofins Seattle

Data File: \\chromfs\Seattle\ChromData\TAC040\20220314-81724.b\40Scan031422a010.D

Injection Date: 14-Mar-2022 14:23:30

Instrument ID: TAC040

Lims ID: LCS 580-383558/2-A

Client ID:

Operator ID: tl

ALS Bottle#: 6

Worklist Smp#: 6

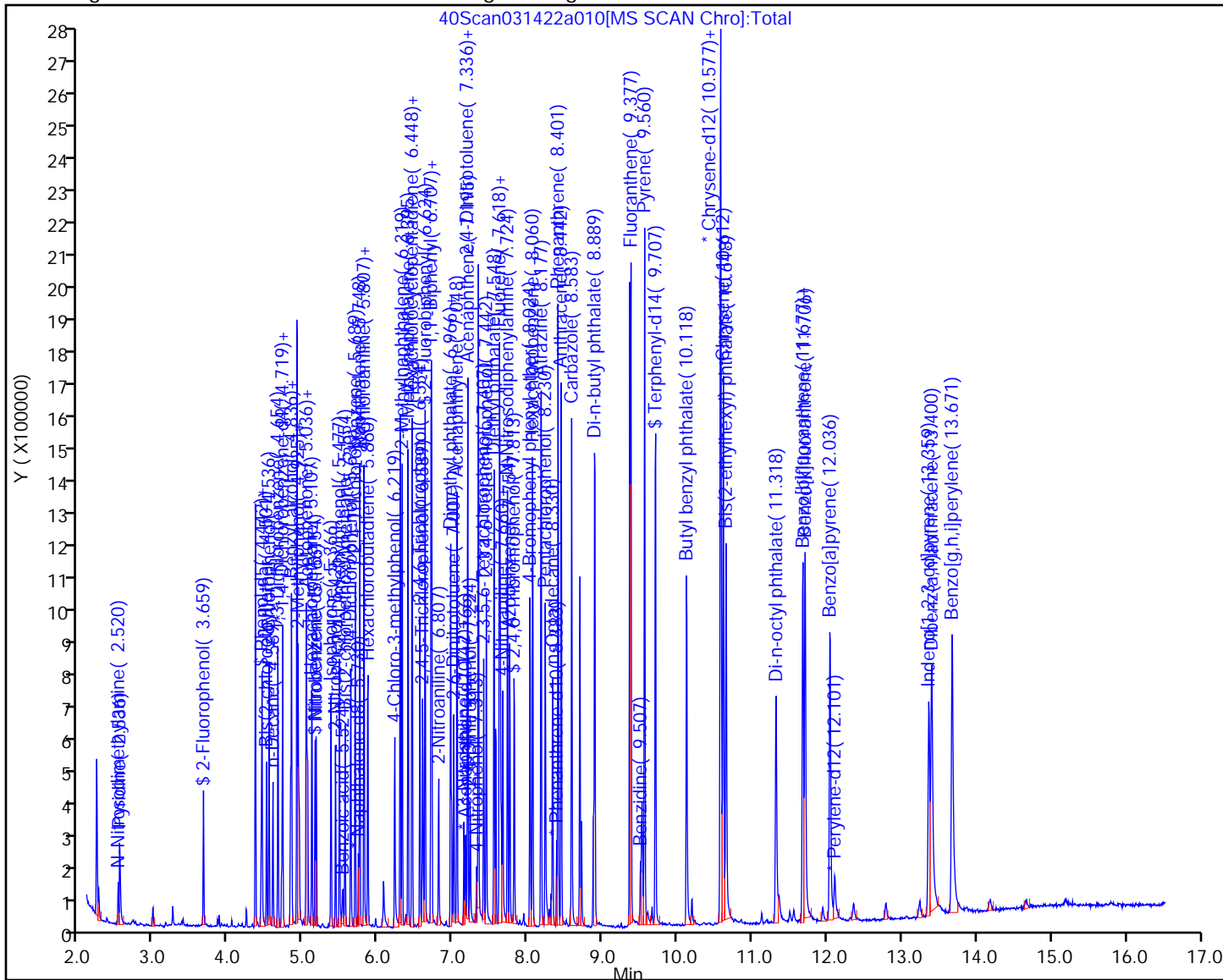
Injection Vol: 1.0 ul

Dil. Factor: 1.0000

Method: 8270TAC040

Limit Group: 8270D BNA QSM 5.0

Y Scaling: Method Defined: Scale to the Nth Largest Target: 1



Eurofins Seattle  
Recovery Report

Data File: \\chromfs\Seattle\ChromData\TAC040\20220314-81724.b\40Scan031422a010.D  
 Lims ID: LCS 580-383558/2-A  
 Client ID:  
 Sample Type: LCS  
 Inject. Date: 14-Mar-2022 14:23:30 ALS Bottle#: 6 Worklist Smp#: 6  
 Injection Vol: 1.0 ul Dil. Factor: 1.0000  
 Sample Info: MB 580-383558/1-A  
 Operator ID: tl Instrument ID: TAC040  
 Method: \\chromfs\Seattle\ChromData\TAC040\20220314-81724.b\8270TAC040.m  
 Limit Group: 8270D BNA QSM 5.0  
 Last Update: 15-Mar-2022 11:42:06 Calib Date: 03-Mar-2022 20:58:30  
 Integrator: RTE ID Type: RT Order ID  
 Quant Method: Internal Standard Quant By: Initial Calibration  
 Last ICal File: \\chromfs\Seattle\ChromData\TAC040\20220303-81577.b\40Scan030322a016.D  
 Column 1 : Det: MS SCAN  
 Process Host: CTX1623

First Level Reviewer: limmere

Date: 15-Mar-2022 11:42:06

Compound	Amount Added	Amount Recovered	% Rec.
\$ 7 2-Fluorophenol	1000.0	496.4	49.64
\$ 8 Phenol-d5	1000.0	314.3	31.43
\$ 9 Nitrobenzene-d5	1000.0	694.3	69.43
\$ 10 2-Fluorobiphenyl	1000.0	623.1	62.31
\$ 11 2,4,6-Tribromophenol	1000.0	700.0	70.00
\$ 12 Terphenyl-d14	1000.0	884.3	88.43



Eurofins Seattle

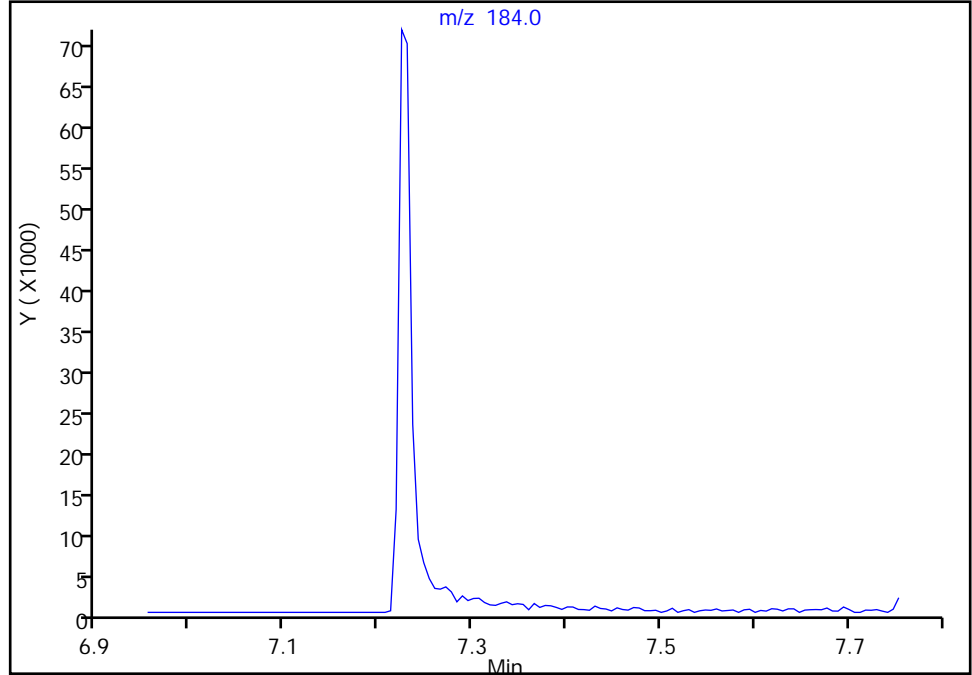
Data File: \\chromfs\Seattle\ChromData\TAC040\20220314-81724.b\40Scan031422a010.D  
Injection Date: 14-Mar-2022 14:23:30 Instrument ID: TAC040  
Lims ID: LCS 580-383558/2-A  
Client ID:  
Operator ID: tl ALS Bottle#: 6 Worklist Smp#: 6  
Injection Vol: 1.0 ul Dil. Factor: 1.0000  
Method: 8270TAC040 Limit Group: 8270D BNA QSM 5.0  
Column: Detector MS SCAN

69 2,4-Dinitrophenol, CAS: 51-28-5

Signal: 1

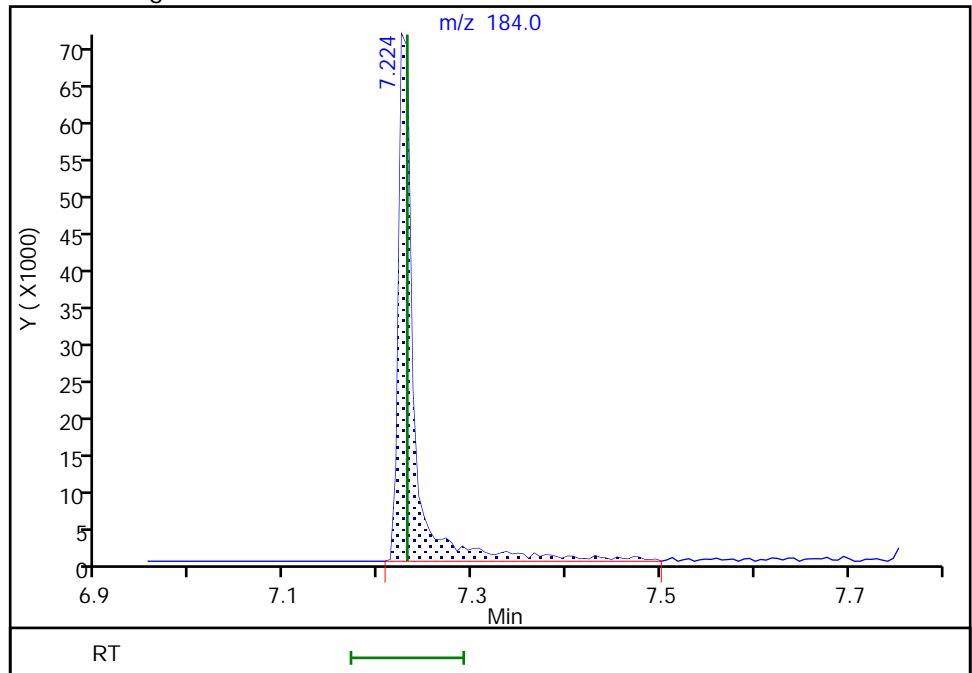
Not Detected  
Expected RT: 7.23

Processing Integration Results



RT: 7.22  
Area: 82837  
Amount: 1147.9630  
Amount Units: ug/L

Manual Integration Results



FORM I  
GC/MS SEMI VOA ORGANICS ANALYSIS DATA SHEET

Lab Name: Eurofins Seattle Job No.: 580-111058-1  
 SDG No.: \_\_\_\_\_  
 Client Sample ID: \_\_\_\_\_ Lab Sample ID: LCSD 580-383282/3-A  
 Matrix: Water Lab File ID: 40Scan031022a008.D  
 Analysis Method: 8270E Date Collected: \_\_\_\_\_  
 Extract. Method: 3510C Date Extracted: 03/09/2022 09:28  
 Sample wt/vol: 1000 (mL) Date Analyzed: 03/10/2022 12:39  
 Con. Extract Vol.: 2 (mL) Dilution Factor: 1  
 Injection Volume: 1 (uL) Level: (low/med) Low  
 % Moisture: \_\_\_\_\_ GPC Cleanup: (Y/N) N  
 Analysis Batch No.: 383442 Units: ug/L

CAS NO.	COMPOUND NAME	RESULT	Q	LOQ	LOD	DL
120-82-1	1,2,4-Trichlorobenzene	1.20	Q	0.40	0.30	0.090
95-50-1	1,2-Dichlorobenzene	1.20	Q	0.40	0.15	0.050
541-73-1	1,3-Dichlorobenzene	1.15	Q	0.40	0.090	0.040
106-46-7	1,4-Dichlorobenzene	1.20	Q	0.40	0.090	0.040
95-95-4	2,4,5-Trichlorophenol	1.40		0.40	0.30	0.10
88-06-2	2,4,6-Trichlorophenol	1.19	Q	0.60	0.30	0.10
120-83-2	2,4-Dichlorophenol	1.20	Q	1.0	0.50	0.20
105-67-9	2,4-Dimethylphenol	1.15	J Q	4.0	0.50	0.16
51-28-5	2,4-Dinitrophenol	2.43	J M	5.0	3.2	1.6
121-14-2	2,4-Dinitrotoluene	1.57		1.0	0.30	0.10
606-20-2	2,6-Dinitrotoluene	1.40		0.40	0.30	0.10
91-58-7	2-Chloronaphthalene	1.25	Q	1.0	0.15	0.070
95-57-8	2-Chlorophenol	1.23	Q	1.0	0.15	0.050
88-75-5	2-Nitrophenol	1.29	Q	1.0	0.15	0.070
91-94-1	3,3'-Dichlorobenzidine	3.93		1.0	0.60	0.26
534-52-1	4,6-Dinitro-2-methylphenol	3.10		2.0	1.2	0.55
101-55-3	4-Bromophenyl phenyl ether	1.42		0.60	0.15	0.060
59-50-7	4-Chloro-3-methylphenol	1.37		0.60	0.30	0.13
7005-72-3	4-Chlorophenyl phenyl ether	1.29		0.60	0.15	0.050
100-02-7	4-Nitrophenol	6.0	U	10	6.0	1.7
103-33-3	Azobenzene	1.34	J	2.0	0.15	0.060
111-91-1	Bis(2-chloroethoxy)methane	1.20	Q	0.60	0.15	0.050
111-44-4	Bis(2-chloroethyl)ether	1.20	Q	0.10	0.090	0.030
117-81-7	Bis(2-ethylhexyl) phthalate	2.20	J	3.0	1.6	0.74
108-60-1	bis (2-chloroisopropyl) ether	1.14	Q	0.25	0.15	0.060
85-68-7	Butyl benzyl phthalate	2.02	J	4.0	0.60	0.27
84-66-2	Diethyl phthalate	1.67		1.0	0.30	0.15
131-11-3	Dimethyl phthalate	1.53		0.60	0.15	0.060
84-74-2	Di-n-butyl phthalate	1.91	J	3.0	0.50	0.19
117-84-0	Di-n-octyl phthalate	1.92		1.0	0.30	0.13
118-74-1	Hexachlorobenzene	1.42		0.60	0.090	0.040
87-68-3	Hexachlorobutadiene	1.16	Q	1.0	0.15	0.060
77-47-4	Hexachlorocyclopentadiene	1.09	Q	1.0	0.30	0.14
67-72-1	Hexachloroethane	1.09	Q	1.0	0.15	0.050

FORM I  
GC/MS SEMI VOA ORGANICS ANALYSIS DATA SHEET

Lab Name: Eurofins Seattle Job No.: 580-111058-1  
 SDG No.: \_\_\_\_\_  
 Client Sample ID: \_\_\_\_\_ Lab Sample ID: LCSD 580-383282/3-A  
 Matrix: Water Lab File ID: 40Scan031022a008.D  
 Analysis Method: 8270E Date Collected: \_\_\_\_\_  
 Extract. Method: 3510C Date Extracted: 03/09/2022 09:28  
 Sample wt/vol: 1000 (mL) Date Analyzed: 03/10/2022 12:39  
 Con. Extract Vol.: 2 (mL) Dilution Factor: 1  
 Injection Volume: 1 (uL) Level: (low/med) Low  
 % Moisture: \_\_\_\_\_ GPC Cleanup: (Y/N) N  
 Analysis Batch No.: 383442 Units: ug/L

CAS NO.	COMPOUND NAME	RESULT	Q	LOQ	LOD	DL
78-59-1	Isophorone	1.23	Q	0.40	0.30	0.10
15831-10-4	m+p-Cresol	1.08	M Q	0.60	0.30	0.10
98-95-3	Nitrobenzene	1.25	Q	1.0	0.090	0.040
62-75-9	N-Nitrosodimethylamine	0.998	J	2.0	0.60	0.26
621-64-7	N-Nitrosodi-n-propylamine	1.26	Q	0.40	0.090	0.060
86-30-6	N-Nitrosodiphenylamine	1.59		1.0	0.15	0.070
95-48-7	o-Cresol	1.08	Q	0.60	0.15	0.050
87-86-5	Pentachlorophenol	2.76	J Q	10	1.0	0.51
108-95-2	Phenol	0.662	J Q	1.0	0.60	0.36
129-00-0	Pyrene	1.81		1.0	0.090	0.040
110-86-1	Pyridine	1.65	J	10	3.2	1.1

CAS NO.	SURROGATE	%REC	Q	LIMITS
118-79-6	2,4,6-Tribromophenol (Surr)	70		43-140
321-60-8	2-Fluorobiphenyl	55		44-119
367-12-4	2-Fluorophenol (Surr)	44	M	19-119
4165-60-0	Nitrobenzene-d5 (Surr)	59		44-120
4165-62-2	Phenol-d5 (Surr)	27		10-120
1718-51-0	Terphenyl-d14	91		50-134

Eurofins Seattle  
Target Compound Quantitation Report

Data File: \\chromfs\Seattle\ChromData\TAC040\20220310-81676.b\40Scan031022a008.D  
 Lims ID: LCSD 580-383282/3-A  
 Client ID:  
 Sample Type: LCSD  
 Inject. Date: 10-Mar-2022 12:39:30 ALS Bottle#: 7 Worklist Smp#: 7  
 Injection Vol: 1.0 ul Dil. Factor: 1.0000  
 Sample Info: LCSD 580-383282/3-A  
 Operator ID: tl Instrument ID: TAC040  
 Method: \\chromfs\Seattle\ChromData\TAC040\20220310-81676.b\8270TAC040.m  
 Limit Group: 8270D BNA QSM 5.0  
 Last Update: 10-Mar-2022 14:36:49 Calib Date: 03-Mar-2022 20:58:30  
 Integrator: RTE ID Type: RT Order ID  
 Quant Method: Internal Standard Quant By: Initial Calibration  
 Last ICal File: \\chromfs\Seattle\ChromData\TAC040\20220303-81577.b\40Scan030322a016.D

Column 1 : Det: MS SCAN  
 Process Host: CTX1665

First Level Reviewer: limmere Date: 10-Mar-2022 14:38:44

Compound	Sig	RT (min.)	Adj RT (min.)	Dlt RT (min.)	Q	Response	Cal Amt ug/L	OnCol Amt ug/L	Flags
* 1 1,4-Dichlorobenzene-d4	152	4.707	4.707	0.000	87	22717	100.0	100.0	
* 2 Naphthalene-d8	136	5.736	5.736	0.000	96	79156	100.0	100.0	
* 3 Acenaphthene-d10	164	7.172	7.172	0.000	74	41251	100.0	100.0	
* 4 Phenanthrene-d10	188	8.383	8.383	0.000	94	68983	100.0	100.0	
* 5 Chrysene-d12	240	10.589	10.589	0.000	59	54802	100.0	100.0	
* 6 Perylene-d12	264	12.107	12.107	0.000	93	55853	100.0	100.0	
\$ 7 2-Fluorophenol	112	3.649	3.649	0.000	79	94865	1000.0	442.8	M
\$ 8 Phenol-d5	99	4.419	4.419	0.000	97	61364	1000.0	271.5	
\$ 9 Nitrobenzene-d5	82	5.154	5.154	0.000	77	89694	1000.0	589.9	
\$ 10 2-Fluorobiphenyl	172	6.625	6.619	0.000	99	289621	1000.0	549.7	
\$ 11 2,4,6-Tribromophenol	330	7.819	7.824	0.000	83	89861	1000.0	701.2	
\$ 12 Terphenyl-d14	244	9.707	9.714	0.000	96	457294	1000.0	910.1	
15 N-Nitrosodimethylamine	74	2.520	2.515	0.005	88	34915	1000.0	499.2	
16 Pyridine	79	2.536	2.531	0.005	95	107949	2000.0	826.9	
18 Phenol	94	4.431	4.425	0.006	90	71186	1000.0	330.9	
17 Aniline	93	4.442	4.442	0.000	92	144576	1000.0	636.3	
19 Bis(2-chloroethyl)ether	93	4.501	4.501	0.000	93	99346	1000.0	601.6	
20 2-Chlorophenol	128	4.531	4.531	0.000	64	162346	1000.0	617.2	
21 n-Decane	57	4.589	4.589	0.000	91	67747	1000.0	621.0	
22 1,3-Dichlorobenzene	146	4.654	4.654	0.000	95	183402	1000.0	576.1	
23 1,4-Dichlorobenzene	146	4.719	4.719	0.000	97	192797	1000.0	600.6	
27 Benzyl alcohol	79	4.825	4.825	0.000	92	63087	1000.0	572.6	
24 1,2-Dichlorobenzene	146	4.836	4.836	0.000	96	183842	1000.0	599.9	
28 2-Methylphenol	108	4.919	4.919	0.000	89	101405	1000.0	541.3	
25 2,2'-oxybis[1-chloropropane]	45	4.936	4.936	0.000	52	86944	1000.0	571.8	
29 Acetophenone	105	5.036	5.036	0.000	90	166326	1000.0	608.0	
32 3 & 4 Methylphenol	108	5.042	5.042	0.000	96	100217	1000.0	541.0	M
30 N-Nitrosodi-n-propylamine	70	5.042	5.042	0.000	69	47436	1000.0	630.3	
31 Hexachloroethane	117	5.113	5.113	0.000	89	72628	1000.0	544.2	
33 Nitrobenzene	77	5.166	5.166	0.000	75	85113	1000.0	624.2	
34 Isophorone	82	5.366	5.366	0.000	97	161776	1000.0	613.6	
35 2-Nitrophenol	139	5.431	5.425	0.006	73	87059	1000.0	644.6	

Compound	Sig	RT (min.)	Adj RT (min.)	Dlt RT (min.)	Q	Response	Cal Amt ug/L	OnCol Amt ug/L	Flags
37 2,4-Dimethylphenol	107	5.472	5.472	0.000	88	112626	1000.0	576.1	
36 Benzoic acid	105	5.507	5.542	-0.035	79	43576	2000.0	482.8	
38 Bis(2-chloroethoxy)methane	93	5.554	5.554	0.000	92	123656	1000.0	602.0	
39 2,4-Dichlorophenol	162	5.625	5.625	0.000	81	129268	1000.0	597.8	
40 1,2,4-Trichlorobenzene	180	5.689	5.689	0.000	90	159141	1000.0	602.3	
41 Naphthalene	128	5.754	5.754	0.000	94	437010	1000.0	602.6	
43 4-Chloroaniline	127	5.807	5.807	0.000	72	149131	1000.0	543.1	
42 2,6-Dichlorophenol	162	5.807	5.802	0.000	91	133595	1000.0	631.9	
44 Hexachlorobutadiene	225	5.860	5.860	0.000	90	90448	1000.0	579.9	
45 4-Chloro-3-methylphenol	107	6.207	6.207	0.000	82	96350	1000.0	684.9	
46 2-Methylnaphthalene	142	6.319	6.319	0.000	82	279465	1000.0	615.4	
47 1-Methylnaphthalene	142	6.401	6.395	0.006	90	271265	1000.0	609.0	
48 Hexachlorocyclopentadiene	237	6.448	6.443	0.000	84	102658	1000.0	545.7	
49 1,2,4,5-Tetrachlorobenzene	216	6.454	6.449	0.000	94	159118	1000.0	593.2	
50 2,4,6-Trichlorophenol	196	6.554	6.549	0.000	84	95355	1000.0	597.0	
51 2,4,5-Trichlorophenol	196	6.578	6.578	-0.005	95	110939	1000.0	697.9	
52 1,1'-Biphenyl	154	6.707	6.701	0.000	94	333021	1000.0	599.5	
53 2-Chloronaphthalene	162	6.713	6.707	0.000	94	287460	1000.0	623.1	
54 2-Nitroaniline	138	6.807	6.801	0.000	85	99313	1000.0	688.7	
55 Dimethyl phthalate	163	6.966	6.960	0.000	97	373460	1000.0	763.2	
56 1,3-Dinitrobenzene	168	6.983	6.983	0.000	63	49793	1000.0	730.5	
57 2,6-Dinitrotoluene	165	7.007	7.001	0.000	67	79109	1000.0	697.9	
58 Acenaphthylene	152	7.054	7.048	0.000	91	428281	1000.0	642.0	
59 3-Nitroaniline	138	7.142	7.136	0.000	78	77161	1000.0	710.3	
60 Acenaphthene	153	7.195	7.189	0.000	92	285212	1000.0	625.9	
69 2,4-Dinitrophenol	184	7.225	7.219	0.001	55	75441	2000.0	1213.5	a
63 4-Nitrophenol	109	7.289	7.283	0.000	67	38240	2000.0	844.2	
62 2,4-Dinitrotoluene	165	7.336	7.330	0.000	62	111405	1000.0	782.9	
61 Dibenzofuran	168	7.336	7.330	0.000	88	402728	1000.0	662.3	
64 2,3,5,6-Tetrachlorophenol	232	7.407	7.401	0.000	87	98311	1000.0	769.5	
65 2,3,4,6-Tetrachlorophenol	232	7.442	7.436	0.000	64	105684	1000.0	762.6	
66 Diethyl phthalate	149	7.548	7.542	0.000	96	430311	1000.0	834.8	
67 Fluorene	166	7.619	7.612	0.000	83	327146	1000.0	677.1	
68 4-Chlorophenyl phenyl ether	204	7.630	7.624	0.000	85	149698	1000.0	644.3	
70 4-Nitroaniline	138	7.642	7.636	0.000	60	82377	1000.0	1266.3	
73 4,6-Dinitro-2-methylphenol	198	7.666	7.671	0.000	78	113156	2000.0	1551.2	
71 N-Nitrosodiphenylamine	169	7.725	7.730	0.000	59	261335	1000.0	796.1	
72 Azobenzene	77	7.760	7.765	0.000	92	191674	1000.0	671.4	
74 4-Bromophenyl phenyl ether	248	8.030	8.036	0.000	51	113528	1000.0	709.7	
75 Hexachlorobenzene	284	8.066	8.071	0.000	92	161895	1000.0	709.6	
76 Atrazine	200	8.177	8.171	0.000	92	196206	2000.0	1660.2	
77 Pentachlorophenol	266	8.230	8.236	0.000	91	157008	2000.0	1379.4	
78 n-Octadecane	43	8.330	8.336	0.000	92	85175	1000.0	756.4	
79 Phenanthrene	178	8.407	8.413	0.000	95	566596	1000.0	800.2	
80 Anthracene	178	8.448	8.454	0.000	95	564463	1000.0	826.1	
81 Carbazole	167	8.583	8.589	0.000	81	536751	1000.0	1129.6	
83 Di-n-butyl phthalate	149	8.895	8.901	0.000	88	830656	1000.0	956.3	
84 Fluoranthene	202	9.377	9.384	0.000	97	631882	1000.0	896.9	
85 Benzidine	184	9.507	9.513	0.000	95	76999	2000.0	578.9	
86 Pyrene	202	9.560	9.566	0.000	97	655481	1000.0	903.4	
87 Butyl benzyl phthalate	149	10.124	10.130	0.000	88	323541	1000.0	1010.4	
91 3,3'-Dichlorobenzidine	252	10.577	10.583	0.000	60	385659	2000.0	1966.3	

Compound	Sig	RT (min.)	Adj RT (min.)	Dlt RT (min.)	Q	Response	Cal Amt ug/L	OnCol Amt ug/L	Flags
89 Benzo[a]anthracene	228	10.583	10.589	0.000	98	544376	1000.0	871.1	
90 Chrysene	228	10.613	10.618	0.001	92	562792	1000.0	852.6	
92 Bis(2-ethylhexyl) phthalate	149	10.654	10.660	0.000	87	493259	1000.0	1098.7	
93 Di-n-octyl phthalate	149	11.324	11.330	0.000	96	741090	1000.0	959.8	
94 Benzo[b]fluoranthene	252	11.677	11.683	0.000	94	544220	1000.0	874.6	
95 Benzofluoranthene	252	11.677	11.683	0.000	98	1120313	2000.0	1768.0	a
96 Benzo[k]fluoranthene	252	11.712	11.718	0.000	94	580236	1000.0	873.0	
97 Benzo[a]pyrene	252	12.042	12.048	0.000	76	469219	1000.0	843.3	
98 Indeno[1,2,3-cd]pyrene	276	13.365	13.372	0.000	94	464013	1000.0	849.1	
99 Dibenz(a,h)anthracene	278	13.406	13.407	0.005	3	470873	1000.0	777.6	
100 Benzo[g,h,i]perylene	276	13.677	13.684	0.000	90	571751	1000.0	848.4	

**QC Flag Legend**

Processing Flags

Review Flags

M - Manually Integrated

a - User Assigned ID

**Reagents:**

MeCl2\_CT\_00216

Amount Added: 1.00

Units: mL

Run Reagent

8270SIM\_IS\_00069

Amount Added: 10.00

Units: uL

Run Reagent

Eurofins Seattle

Data File: \\chromfs\Seattle\ChromData\TAC040\20220310-81676.b\40Scan031022a008.D

Injection Date: 10-Mar-2022 12:39:30

Instrument ID: TAC040

Lims ID: LCSD 580-383282/3-A

Client ID:

Operator ID: tl

ALS Bottle#: 7

Worklist Smp#: 7

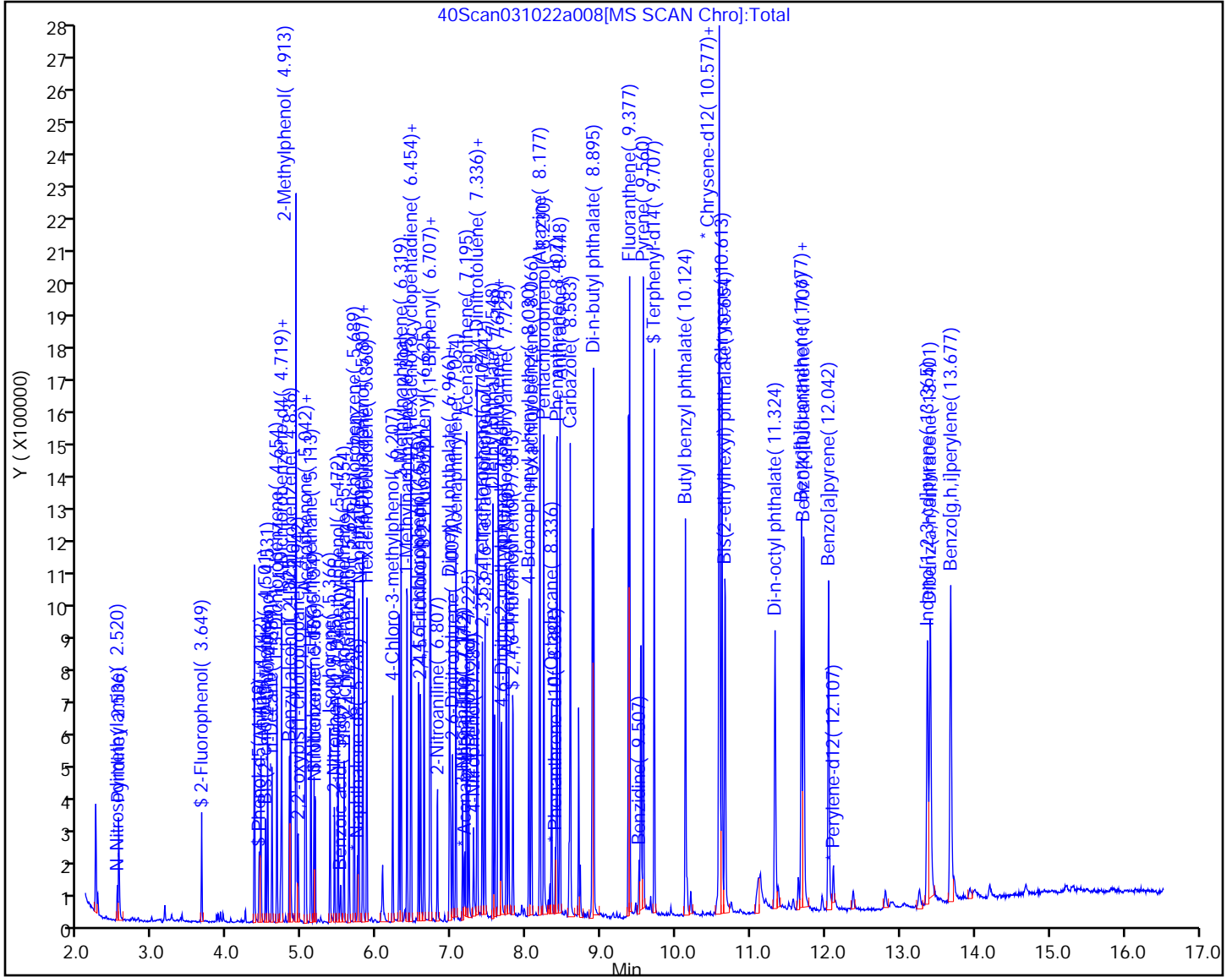
Injection Vol: 1.0 ul

Dil. Factor: 1.0000

Method: 8270TAC040

Limit Group: 8270D BNA QSM 5.0

Y Scaling: Method Defined: Scale to the Nth Largest Target: 1



Eurofins Seattle  
Recovery Report

Data File: \\chromfs\Seattle\ChromData\TAC040\20220310-81676.b\40Scan031022a008.D  
 Lims ID: LCSD 580-383282/3-A  
 Client ID:  
 Sample Type: LCSD  
 Inject. Date: 10-Mar-2022 12:39:30 ALS Bottle#: 7 Worklist Smp#: 7  
 Injection Vol: 1.0 ul Dil. Factor: 1.0000  
 Sample Info: LCSD 580-383282/3-A  
 Operator ID: tl Instrument ID: TAC040  
 Method: \\chromfs\Seattle\ChromData\TAC040\20220310-81676.b\8270TAC040.m  
 Limit Group: 8270D BNA QSM 5.0  
 Last Update: 10-Mar-2022 14:36:49 Calib Date: 03-Mar-2022 20:58:30  
 Integrator: RTE ID Type: RT Order ID  
 Quant Method: Internal Standard Quant By: Initial Calibration  
 Last ICal File: \\chromfs\Seattle\ChromData\TAC040\20220303-81577.b\40Scan030322a016.D  
 Column 1 : Det: MS SCAN  
 Process Host: CTX1665

First Level Reviewer: limmere

Date: 10-Mar-2022 14:38:44

Compound	Amount Added	Amount Recovered	% Rec.
\$ 7 2-Fluorophenol	1000.0	442.8	44.28
\$ 8 Phenol-d5	1000.0	271.5	27.15
\$ 9 Nitrobenzene-d5	1000.0	589.9	58.99
\$ 10 2-Fluorobiphenyl	1000.0	549.7	54.97
\$ 11 2,4,6-Tribromophenol	1000.0	701.2	70.12
\$ 12 Terphenyl-d14	1000.0	910.1	91.01



Eurofins Seattle

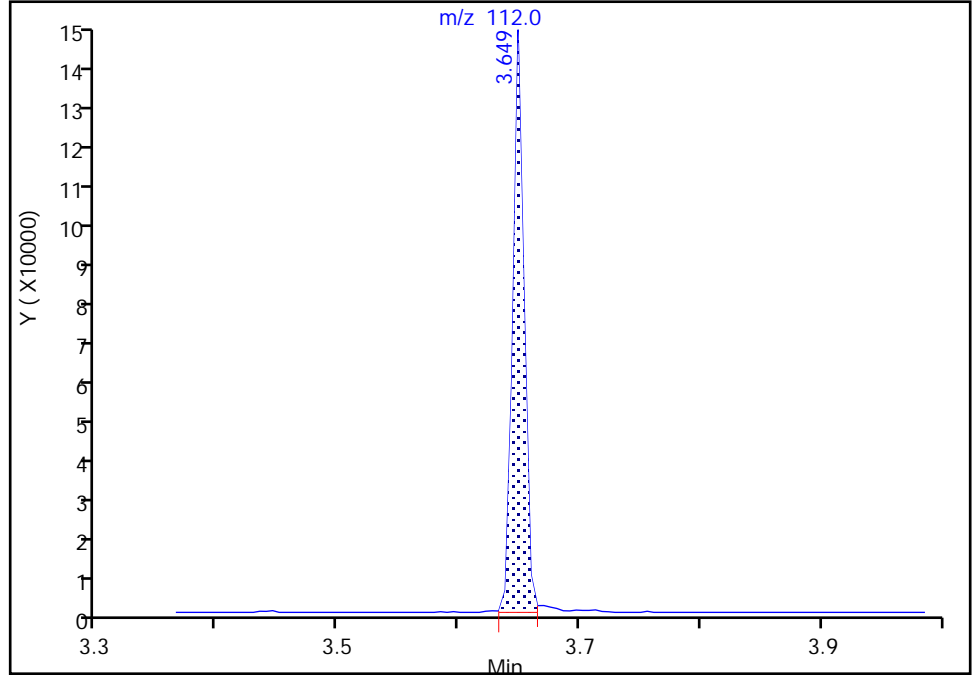
Data File: \\chromfs\Seattle\ChromData\TAC040\20220310-81676.b\40Scan031022a008.D  
Injection Date: 10-Mar-2022 12:39:30 Instrument ID: TAC040  
Lims ID: LCSD 580-383282/3-A  
Client ID:  
Operator ID: tl ALS Bottle#: 7 Worklist Smp#: 7  
Injection Vol: 1.0 ul Dil. Factor: 1.0000  
Method: 8270TAC040 Limit Group: 8270D BNA QSM 5.0  
Column: Detector MS SCAN

\$ 7 2-Fluorophenol, CAS: 367-12-4

Signal: 1

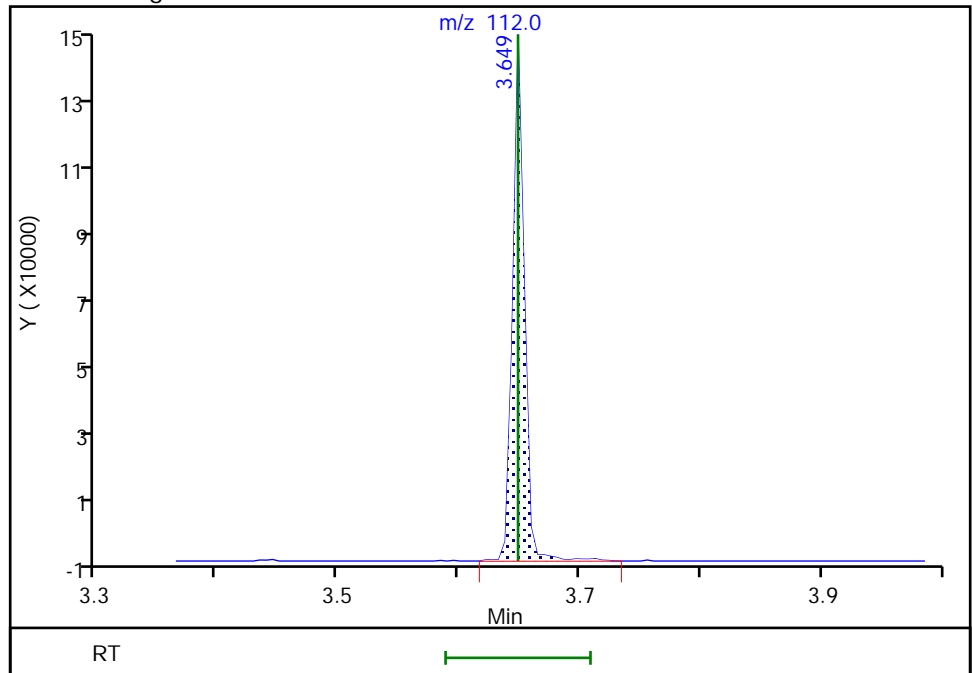
RT: 3.65  
Area: 91995  
Amount: 429.3635  
Amount Units: ug/L

Processing Integration Results



RT: 3.65  
Area: 94865  
Amount: 442.7585  
Amount Units: ug/L

Manual Integration Results



Reviewer: limmere, 10-Mar-2022 13:45:59  
Audit Action: Manually Integrated

Audit Reason: Baseline

Eurofins Seattle

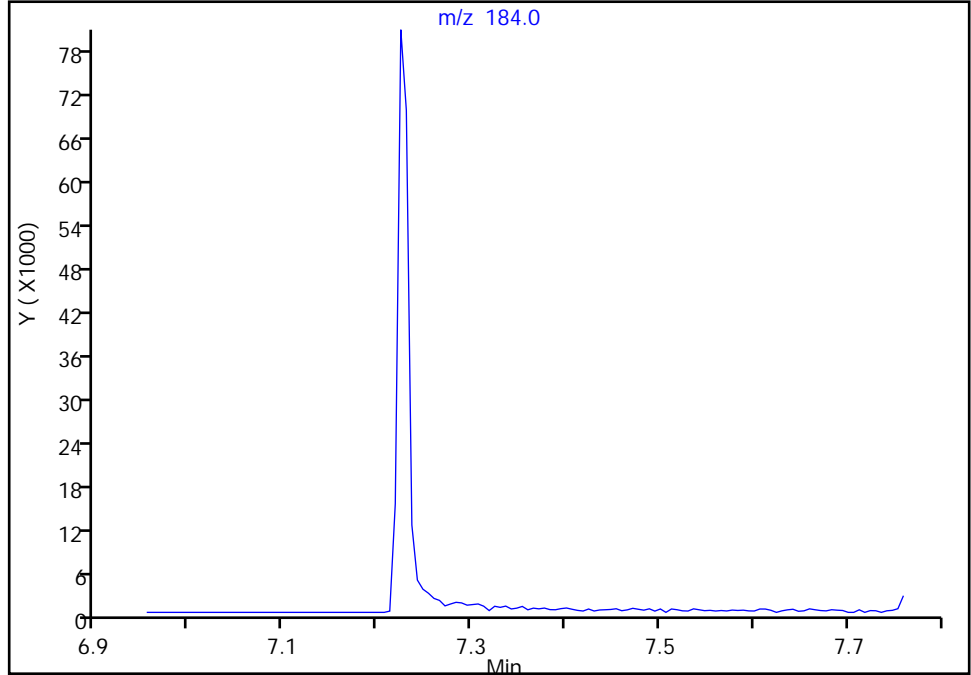
Data File: \\chromfs\Seattle\ChromData\TAC040\20220310-81676.b\40Scan031022a008.D  
Injection Date: 10-Mar-2022 12:39:30 Instrument ID: TAC040  
Lims ID: LCSD 580-383282/3-A  
Client ID:  
Operator ID: tl ALS Bottle#: 7 Worklist Smp#: 7  
Injection Vol: 1.0 ul Dil. Factor: 1.0000  
Method: 8270TAC040 Limit Group: 8270D BNA QSM 5.0  
Column: Detector MS SCAN

69 2,4-Dinitrophenol, CAS: 51-28-5

Signal: 1

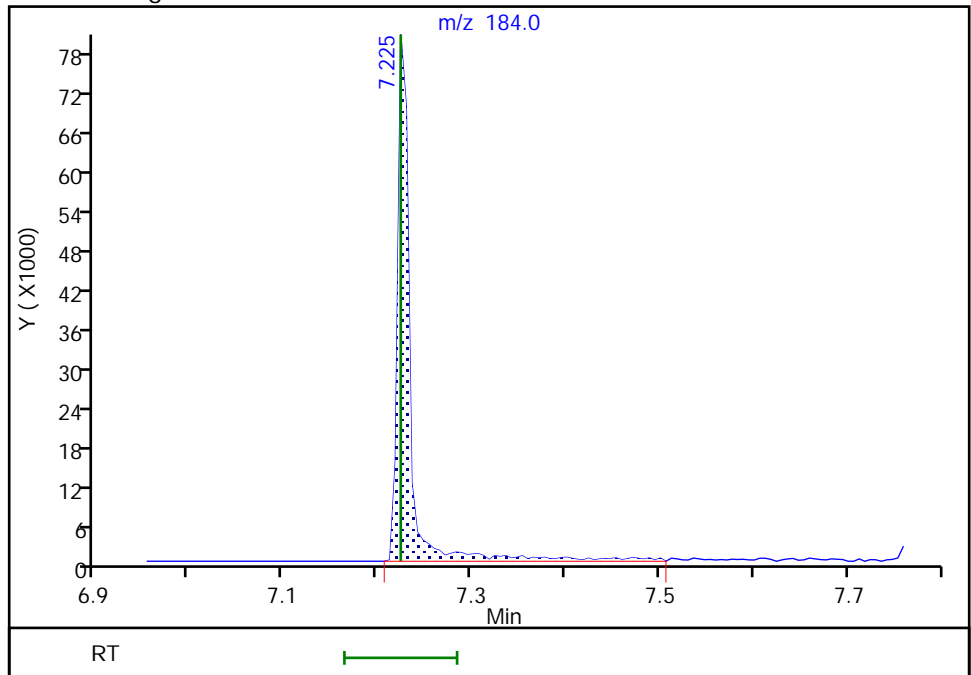
Not Detected  
Expected RT: 7.22

Processing Integration Results



Manual Integration Results

RT: 7.22  
Area: 75441  
Amount: 1213.4878  
Amount Units: ug/L



Eurofins Seattle

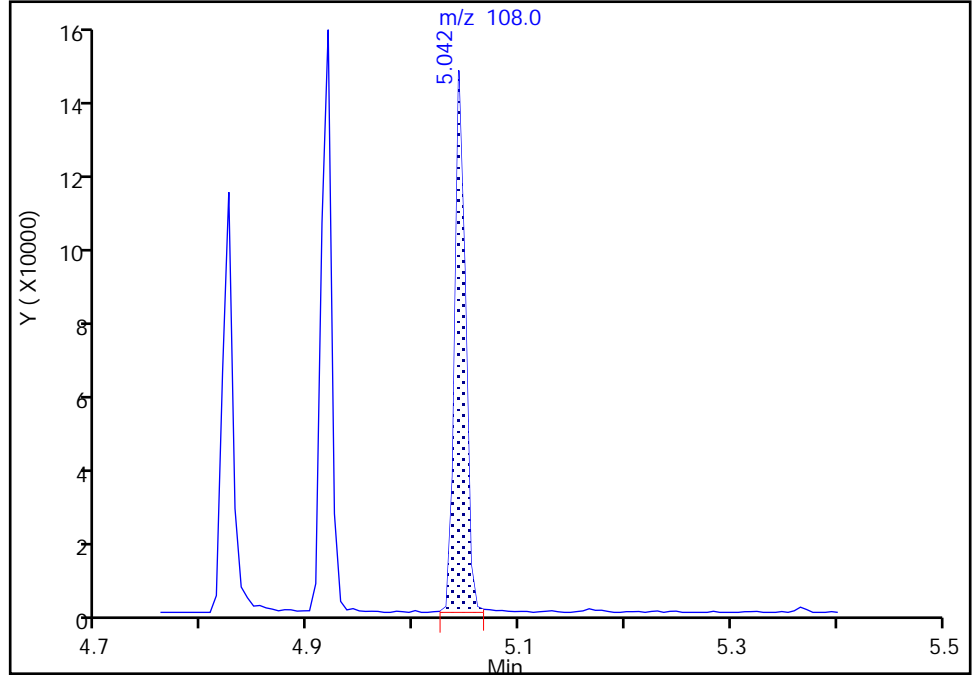
Data File: \\chromfs\Seattle\ChromData\TAC040\20220310-81676.b\40Scan031022a008.D  
Injection Date: 10-Mar-2022 12:39:30 Instrument ID: TAC040  
Lims ID: LCSD 580-383282/3-A  
Client ID:  
Operator ID: tl ALS Bottle#: 7 Worklist Smp#: 7  
Injection Vol: 1.0 ul Dil. Factor: 1.0000  
Method: 8270TAC040 Limit Group: 8270D BNA QSM 5.0  
Column: Detector MS SCAN

32 3 & 4 Methylphenol, CAS: 15831-10-4

Signal: 1

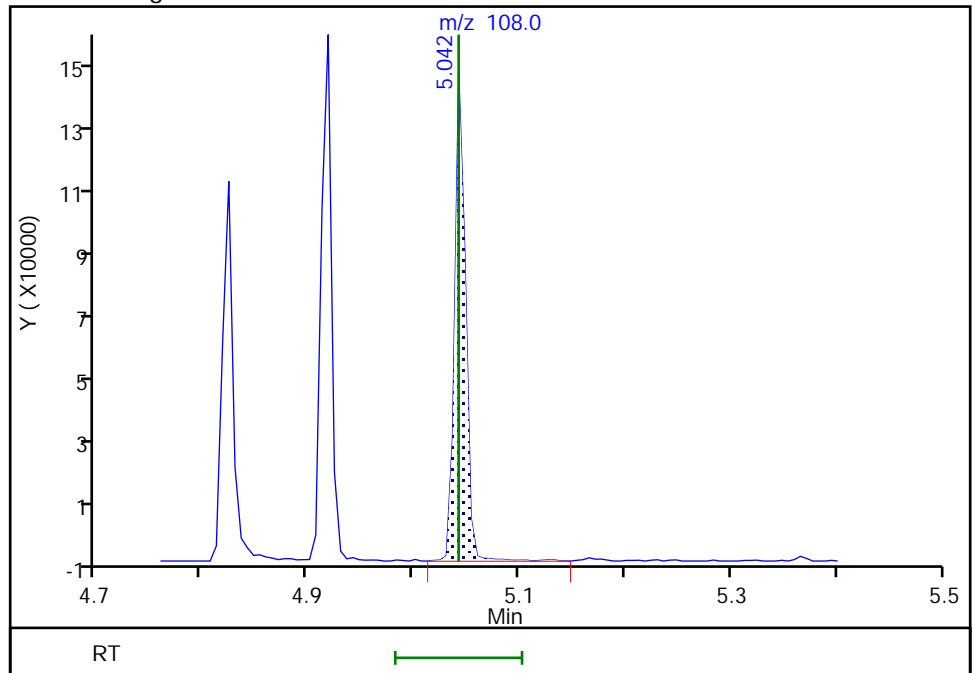
RT: 5.04  
Area: 98413  
Amount: 531.2628  
Amount Units: ug/L

Processing Integration Results



RT: 5.04  
Area: 100217  
Amount: 541.0013  
Amount Units: ug/L

Manual Integration Results



Reviewer: limmere, 10-Mar-2022 14:21:11  
Audit Action: Manually Integrated

Audit Reason: Baseline

FORM I  
GC/MS SEMI VOA ORGANICS ANALYSIS DATA SHEET

Lab Name: Eurofins Seattle Job No.: 580-111058-1  
 SDG No.: \_\_\_\_\_  
 Client Sample ID: \_\_\_\_\_ Lab Sample ID: LCSD 580-383558/3-A  
 Matrix: Water Lab File ID: 40Scan031422a011.D  
 Analysis Method: 8270E Date Collected: \_\_\_\_\_  
 Extract. Method: 3510C Date Extracted: 03/11/2022 09:25  
 Sample wt/vol: 1000 (mL) Date Analyzed: 03/14/2022 14:46  
 Con. Extract Vol.: 2 (mL) Dilution Factor: 1  
 Injection Volume: 1 (uL) Level: (low/med) Low  
 % Moisture: \_\_\_\_\_ GPC Cleanup: (Y/N) N  
 Analysis Batch No.: 383728 Units: ug/L

CAS NO.	COMPOUND NAME	RESULT	Q	LOQ	LOD	DL
120-82-1	1,2,4-Trichlorobenzene	1.16		0.40	0.30	0.090
95-50-1	1,2-Dichlorobenzene	1.11		0.40	0.15	0.050
541-73-1	1,3-Dichlorobenzene	1.01		0.40	0.090	0.040
106-46-7	1,4-Dichlorobenzene	1.06		0.40	0.090	0.040
95-95-4	2,4,5-Trichlorophenol	1.55		0.40	0.30	0.10
88-06-2	2,4,6-Trichlorophenol	1.42		0.60	0.30	0.10
120-83-2	2,4-Dichlorophenol	1.49		1.0	0.50	0.20
105-67-9	2,4-Dimethylphenol	1.31	J	4.0	0.50	0.16
51-28-5	2,4-Dinitrophenol	2.72	J M	5.0	3.2	1.6
121-14-2	2,4-Dinitrotoluene	1.63		1.0	0.30	0.10
606-20-2	2,6-Dinitrotoluene	1.56		0.40	0.30	0.10
91-58-7	2-Chloronaphthalene	1.40		1.0	0.15	0.070
95-57-8	2-Chlorophenol	1.43		1.0	0.15	0.050
88-75-5	2-Nitrophenol	1.50		1.0	0.15	0.070
91-94-1	3,3'-Dichlorobenzidine	3.80		1.0	0.60	0.26
534-52-1	4,6-Dinitro-2-methylphenol	3.23		2.0	1.2	0.55
101-55-3	4-Bromophenyl phenyl ether	1.50		0.60	0.15	0.060
59-50-7	4-Chloro-3-methylphenol	1.51		0.60	0.30	0.13
7005-72-3	4-Chlorophenyl phenyl ether	1.46		0.60	0.15	0.050
100-02-7	4-Nitrophenol	6.0	U Q	10	6.0	1.7
103-33-3	Azobenzene	1.52	J	2.0	0.15	0.060
111-91-1	Bis(2-chloroethoxy)methane	1.43		0.60	0.15	0.050
111-44-4	Bis(2-chloroethyl)ether	1.47		0.10	0.090	0.030
117-81-7	Bis(2-ethylhexyl) phthalate	2.14	J	3.0	1.6	0.74
108-60-1	bis (2-chloroisopropyl) ether	1.38		0.25	0.15	0.060
85-68-7	Butyl benzyl phthalate	2.06	J	4.0	0.60	0.27
84-66-2	Diethyl phthalate	1.93		1.0	0.30	0.15
131-11-3	Dimethyl phthalate	1.70		0.60	0.15	0.060
84-74-2	Di-n-butyl phthalate	1.83	J	3.0	0.50	0.19
117-84-0	Di-n-octyl phthalate	1.95		1.0	0.30	0.13
118-74-1	Hexachlorobenzene	1.44		0.60	0.090	0.040
87-68-3	Hexachlorobutadiene	0.854	J	1.0	0.15	0.060
77-47-4	Hexachlorocyclopentadiene	0.865	J	1.0	0.30	0.14
67-72-1	Hexachloroethane	0.860	J	1.0	0.15	0.050

FORM I  
GC/MS SEMI VOA ORGANICS ANALYSIS DATA SHEET

Lab Name: Eurofins Seattle Job No.: 580-111058-1  
 SDG No.: \_\_\_\_\_  
 Client Sample ID: \_\_\_\_\_ Lab Sample ID: LCSD 580-383558/3-A  
 Matrix: Water Lab File ID: 40Scan031422a011.D  
 Analysis Method: 8270E Date Collected: \_\_\_\_\_  
 Extract. Method: 3510C Date Extracted: 03/11/2022 09:25  
 Sample wt/vol: 1000 (mL) Date Analyzed: 03/14/2022 14:46  
 Con. Extract Vol.: 2 (mL) Dilution Factor: 1  
 Injection Volume: 1 (uL) Level: (low/med) Low  
 % Moisture: \_\_\_\_\_ GPC Cleanup: (Y/N) N  
 Analysis Batch No.: 383728 Units: ug/L

CAS NO.	COMPOUND NAME	RESULT	Q	LOQ	LOD	DL
78-59-1	Isophorone	1.40		0.40	0.30	0.10
15831-10-4	m+p-Cresol	1.16		0.60	0.30	0.10
98-95-3	Nitrobenzene	1.46		1.0	0.090	0.040
62-75-9	N-Nitrosodimethylamine	1.09	J	2.0	0.60	0.26
621-64-7	N-Nitrosodi-n-propylamine	1.45		0.40	0.090	0.060
86-30-6	N-Nitrosodiphenylamine	1.58		1.0	0.15	0.070
95-48-7	o-Cresol	1.21		0.60	0.15	0.050
87-86-5	Pentachlorophenol	1.79	J	10	1.0	0.51
108-95-2	Phenol	0.683	J	1.0	0.60	0.36
129-00-0	Pyrene	1.88		1.0	0.090	0.040
110-86-1	Pyridine	3.2	U Q	10	3.2	1.1

CAS NO.	SURROGATE	%REC	Q	LIMITS
118-79-6	2,4,6-Tribromophenol (Surr)	74		43-140
321-60-8	2-Fluorobiphenyl	70		44-119
367-12-4	2-Fluorophenol (Surr)	51		19-119
4165-60-0	Nitrobenzene-d5 (Surr)	75		44-120
4165-62-2	Phenol-d5 (Surr)	30		10-120
1718-51-0	Terphenyl-d14	92		50-134

Eurofins Seattle  
Target Compound Quantitation Report

Data File: \\chromfs\Seattle\ChromData\TAC040\20220314-81724.b\40Scan031422a011.D  
 Lims ID: LCSD 580-383558/3-A  
 Client ID:  
 Sample Type: LCSD  
 Inject. Date: 14-Mar-2022 14:46:30 ALS Bottle#: 7 Worklist Smp#: 7  
 Injection Vol: 1.0 ul Dil. Factor: 1.0000  
 Sample Info: LCS 580-383558/2-A  
 Operator ID: tl Instrument ID: TAC040  
 Method: \\chromfs\Seattle\ChromData\TAC040\20220314-81724.b\8270TAC040.m  
 Limit Group: 8270D BNA QSM 5.0  
 Last Update: 15-Mar-2022 11:43:02 Calib Date: 03-Mar-2022 20:58:30  
 Integrator: RTE ID Type: RT Order ID  
 Quant Method: Internal Standard Quant By: Initial Calibration  
 Last ICal File: \\chromfs\Seattle\ChromData\TAC040\20220303-81577.b\40Scan030322a016.D

Column 1 : Det: MS SCAN  
 Process Host: CTX1623

First Level Reviewer: limmere

Date: 15-Mar-2022 11:43:02

Compound	Sig	RT (min.)	Adj RT (min.)	Dlt RT (min.)	Q	Response	Cal Amt ug/L	OnCol Amt ug/L	Flags
* 1 1,4-Dichlorobenzene-d4	152	4.701	4.701	0.000	88	28320	100.0	100.0	
* 2 Naphthalene-d8	136	5.730	5.731	-0.001	97	94237	100.0	100.0	
* 3 Acenaphthene-d10	164	7.166	7.166	0.000	63	49132	100.0	100.0	
* 4 Phenanthrene-d10	188	8.383	8.383	0.000	95	82375	100.0	100.0	
* 5 Chrysene-d12	240	10.589	10.589	0.000	67	64110	100.0	100.0	
* 6 Perylene-d12	264	12.100	12.107	-0.007	95	59477	100.0	100.0	
\$ 7 2-Fluorophenol	112	3.659	3.654	0.005	78	136066	1000.0	509.4	
\$ 8 Phenol-d5	99	4.430	4.430	-0.001	98	85791	1000.0	304.5	
\$ 9 Nitrobenzene-d5	82	5.154	5.154	0.000	77	135378	1000.0	747.9	
\$ 10 2-Fluorobiphenyl	172	6.624	6.624	-0.001	98	441190	1000.0	703.0	
\$ 11 2,4,6-Tribromophenol	330	7.818	7.818	-0.001	84	113968	1000.0	743.5	
\$ 12 Terphenyl-d14	244	9.707	9.707	0.000	96	552659	1000.0	921.0	
15 N-Nitrosodimethylamine	74	2.520	2.515	0.005	87	47730	1000.0	547.4	
16 Pyridine	79	2.541	2.531	0.010	92	40946	2000.0	251.6	
18 Phenol	94	4.442	4.436	0.006	71	91571	1000.0	341.5	
17 Aniline	93	4.442	4.442	0.000	95	167255	1000.0	591.2	
19 Bis(2-chloroethyl)ether	93	4.501	4.501	0.000	93	151144	1000.0	734.2	
20 2-Chlorophenol	128	4.536	4.536	0.000	83	234241	1000.0	714.3	
21 n-Decane	57	4.589	4.589	0.000	91	62230	1000.0	456.9	
22 1,3-Dichlorobenzene	146	4.654	4.654	0.000	95	200508	1000.0	505.2	
23 1,4-Dichlorobenzene	146	4.719	4.719	0.000	97	211182	1000.0	527.6	
27 Benzyl alcohol	79	4.825	4.824	-0.001	93	78458	1000.0	571.2	
24 1,2-Dichlorobenzene	146	4.836	4.836	0.000	95	212149	1000.0	555.3	
28 2-Methylphenol	108	4.924	4.924	-0.001	82	141577	1000.0	606.2	
25 2,2'-oxybis[1-chloropropane]	45	4.936	4.936	0.000	79	130881	1000.0	690.8	
29 Acetophenone	105	5.030	5.036	-0.006	91	239777	1000.0	703.1	
30 N-Nitrosodi-n-propylamine	70	5.042	5.042	0.000	84	67890	1000.0	723.6	
32 3 & 4 Methylphenol	108	5.054	5.054	0.000	59	133991	1000.0	580.2	
31 Hexachloroethane	117	5.107	5.107	0.000	91	71510	1000.0	429.9	
33 Nitrobenzene	77	5.166	5.166	0.000	80	123675	1000.0	727.6	
34 Isophorone	82	5.366	5.366	0.000	97	230883	1000.0	701.9	
35 2-Nitrophenol	139	5.424	5.424	-0.001	77	126420	1000.0	750.9	

Compound	Sig	RT (min.)	Adj RT (min.)	Dlt RT (min.)	Q	Response	Cal Amt ug/L	OnCol Amt ug/L	Flags
37 2,4-Dimethylphenol	107	5.477	5.477	-0.001	87	152459	1000.0	654.6	
36 Benzoic acid	105	5.524	5.524	-0.018	18	66486	2000.0	559.4	a
38 Bis(2-chloroethoxy)methane	93	5.554	5.554	0.000	87	183064	1000.0	714.9	
39 2,4-Dichlorophenol	162	5.630	5.630	-0.001	83	191408	1000.0	743.1	
40 1,2,4-Trichlorobenzene	180	5.689	5.689	0.000	92	182020	1000.0	578.6	
41 Naphthalene	128	5.748	5.748	0.000	95	591721	1000.0	685.3	
43 4-Chloroaniline	127	5.807	5.807	0.000	70	189522	1000.0	578.1	
42 2,6-Dichlorophenol	162	5.807	5.807	0.000	90	193058	1000.0	766.7	
44 Hexachlorobutadiene	225	5.860	5.860	0.000	92	79381	1000.0	427.2	
45 4-Chloro-3-methylphenol	107	6.219	6.218	0.000	79	126584	1000.0	755.5	
46 2-Methylnaphthalene	142	6.319	6.318	0.000	83	373376	1000.0	690.7	
47 1-Methylnaphthalene	142	6.395	6.395	0.000	90	361005	1000.0	680.8	
48 Hexachlorocyclopentadiene	237	6.448	6.448	0.000	81	96633	1000.0	432.6	
49 1,2,4,5-Tetrachlorobenzene	216	6.454	6.454	0.000	93	186680	1000.0	584.3	
50 2,4,6-Trichlorophenol	196	6.554	6.554	0.000	85	135314	1000.0	709.6	
51 2,4,5-Trichlorophenol	196	6.589	6.589	0.000	94	147330	1000.0	775.5	
52 1,1'-Biphenyl	154	6.701	6.701	0.000	93	465197	1000.0	703.1	
53 2-Chloronaphthalene	162	6.713	6.713	0.000	93	385452	1000.0	701.5	
54 2-Nitroaniline	138	6.807	6.807	0.000	87	127361	1000.0	740.6	
55 Dimethyl phthalate	163	6.966	6.966	0.000	97	494726	1000.0	849.0	
56 1,3-Dinitrobenzene	168	6.983	6.983	0.000	84	64866	1000.0	761.7	
57 2,6-Dinitrotoluene	165	7.007	7.007	0.000	64	105816	1000.0	781.3	
58 Acenaphthylene	152	7.048	7.054	-0.006	93	612466	1000.0	770.8	
59 3-Nitroaniline	138	7.142	7.148	-0.006	79	90262	1000.0	698.4	
60 Acenaphthene	153	7.195	7.195	0.000	93	401552	1000.0	739.8	
69 2,4-Dinitrophenol	184	7.230	7.230	0.000	73	103015	2000.0	1361.8	a
63 4-Nitrophenol	109	7.313	7.313	0.000	70	40613	2000.0	764.6	
62 2,4-Dinitrotoluene	165	7.336	7.336	0.000	56	138016	1000.0	813.4	
61 Dibenzofuran	168	7.336	7.336	0.000	90	574762	1000.0	793.6	
64 2,3,5,6-Tetrachlorophenol	232	7.407	7.407	0.000	90	110185	1000.0	725.7	
65 2,3,4,6-Tetrachlorophenol	232	7.442	7.442	0.000	67	125921	1000.0	762.9	
66 Diethyl phthalate	149	7.548	7.548	0.000	96	591583	1000.0	963.6	
67 Fluorene	166	7.618	7.618	-0.001	92	456877	1000.0	793.9	
68 4-Chlorophenyl phenyl ether	204	7.630	7.630	0.000	84	201507	1000.0	728.1	
70 4-Nitroaniline	138	7.642	7.642	0.000	42	97923	1000.0	1263.8	
73 4,6-Dinitro-2-methylphenol	198	7.665	7.666	-0.001	76	141330	2000.0	1617.3	
71 N-Nitrosodiphenylamine	169	7.724	7.724	0.000	59	310109	1000.0	791.1	
72 Azobenzene	77	7.754	7.760	-0.006	87	258354	1000.0	757.9	
74 4-Bromophenyl phenyl ether	248	8.030	8.030	0.000	50	143214	1000.0	749.7	
75 Hexachlorobenzene	284	8.060	8.065	-0.006	88	196284	1000.0	720.4	
76 Atrazine	200	8.177	8.177	0.000	90	229614	2000.0	1631.3	
77 Pentachlorophenol	266	8.230	8.230	0.000	89	117187	2000.0	893.0	
78 n-Octadecane	43	8.330	8.330	0.000	94	104678	1000.0	778.5	
79 Phenanthrene	178	8.401	8.401	0.000	96	698017	1000.0	825.6	
80 Anthracene	178	8.442	8.442	0.000	96	682598	1000.0	836.6	
81 Carbazole	167	8.583	8.583	0.000	82	617567	1000.0	1088.3	
83 Di-n-butyl phthalate	149	8.895	8.895	0.000	98	949722	1000.0	915.7	
84 Fluoranthene	202	9.377	9.377	0.000	97	784621	1000.0	932.6	
85 Benzidine	184	9.507	9.507	0.000	92	39917	2000.0	266.1	
86 Pyrene	202	9.559	9.559	-0.001	97	816270	1000.0	942.1	
87 Butyl benzyl phthalate	149	10.118	10.124	-0.006	89	385831	1000.0	1030.0	
91 3,3'-Dichlorobenzidine	252	10.571	10.577	-0.006	70	435105	2000.0	1898.2	

Compound	Sig	RT (min.)	Adj RT (min.)	Dlt RT (min.)	Q	Response	Cal Amt ug/L	OnCol Amt ug/L	Flags
89 Benzo[a]anthracene	228	10.577	10.577	0.000	99	649918	1000.0	888.9	
90 Chrysene	228	10.612	10.612	-0.001	92	656310	1000.0	849.9	
92 Bis(2-ethylhexyl) phthalate	149	10.648	10.648	0.000	74	562720	1000.0	1071.5	
93 Di-n-octyl phthalate	149	11.318	11.313	0.000	96	800351	1000.0	973.0	
94 Benzo[b]fluoranthene	252	11.677	11.671	0.000	95	574908	1000.0	867.6	
95 Benzofluoranthene	252	11.706	11.677	-0.001	99	1291552	2000.0	1914.1	
96 Benzo[k]fluoranthene	252	11.706	11.701	-0.001	97	700554	1000.0	989.8	
97 Benzo[a]pyrene	252	12.036	12.036	-0.006	77	548972	1000.0	926.3	
98 Indeno[1,2,3-cd]pyrene	276	13.359	13.359	-0.006	96	477275	1000.0	820.9	
99 Dibenz(a,h)anthracene	278	13.400	13.394	-0.001	74	554287	1000.0	859.3	
100 Benzo[g,h,i]perylene	276	13.671	13.670	-0.006	90	639270	1000.0	890.8	

**QC Flag Legend**

Processing Flags

Review Flags

a - User Assigned ID

**Reagents:**

MeCl2\_CT\_00216

Amount Added: 1.00

Units: mL

Run Reagent

8270SIM\_IS\_00069

Amount Added: 10.00

Units: uL

Run Reagent



Eurofins Seattle

Data File: \\chromfs\Seattle\ChromData\TAC040\20220314-81724.b\40Scan031422a011.D

Injection Date: 14-Mar-2022 14:46:30

Instrument ID: TAC040

Lims ID: LCSD 580-383558/3-A

Client ID:

Operator ID: tl

ALS Bottle#: 7

Worklist Smp#: 7

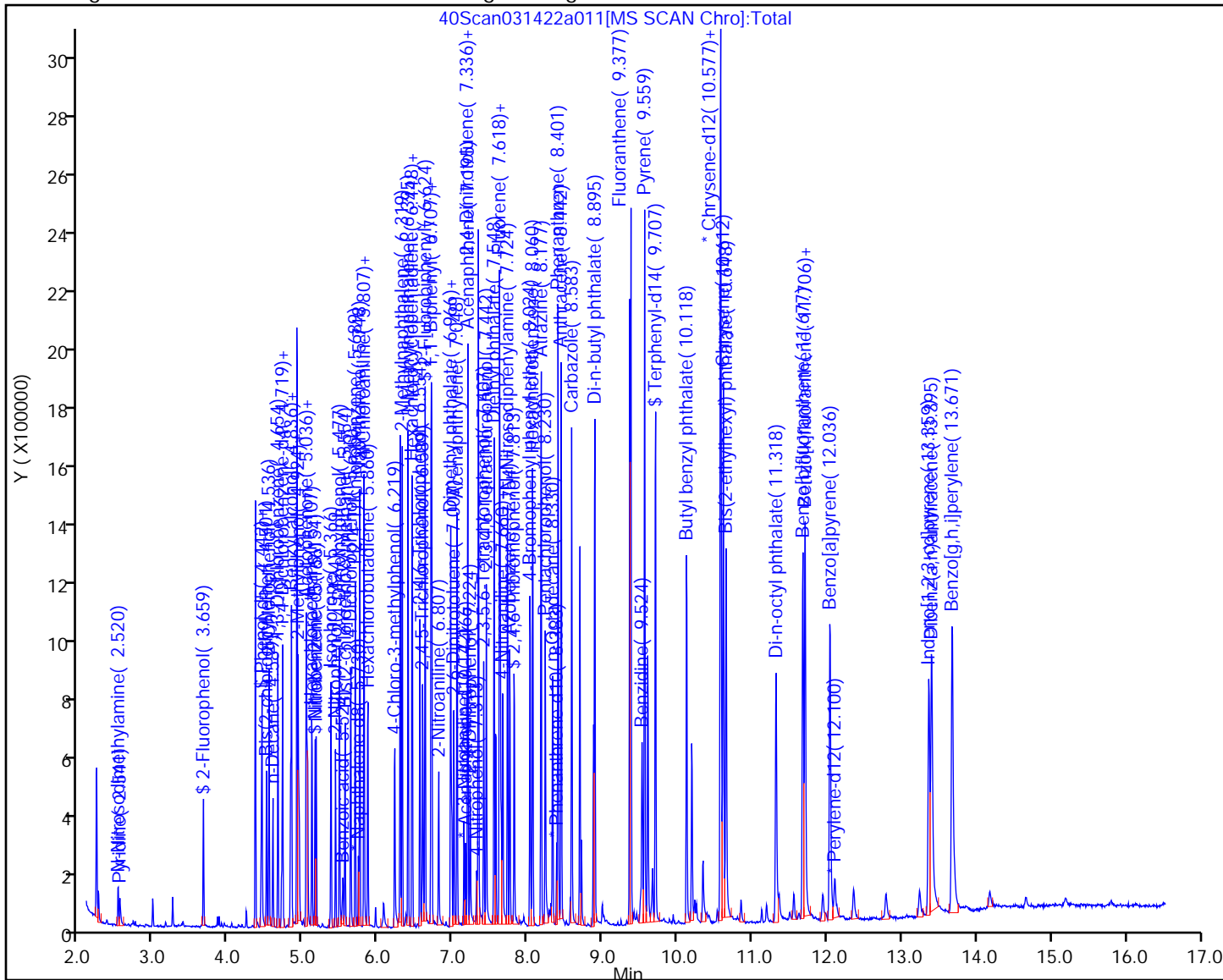
Injection Vol: 1.0 ul

Dil. Factor: 1.0000

Method: 8270TAC040

Limit Group: 8270D BNA QSM 5.0

Y Scaling: Method Defined: Scale to the Nth Largest Target: 1



Eurofins Seattle  
Recovery Report

Data File: \\chromfs\Seattle\ChromData\TAC040\20220314-81724.b\40Scan031422a011.D  
 Lims ID: LCSD 580-383558/3-A  
 Client ID:  
 Sample Type: LCSD  
 Inject. Date: 14-Mar-2022 14:46:30 ALS Bottle#: 7 Worklist Smp#: 7  
 Injection Vol: 1.0 ul Dil. Factor: 1.0000  
 Sample Info: LCS 580-383558/2-A  
 Operator ID: tl Instrument ID: TAC040  
 Method: \\chromfs\Seattle\ChromData\TAC040\20220314-81724.b\8270TAC040.m  
 Limit Group: 8270D BNA QSM 5.0  
 Last Update: 15-Mar-2022 11:43:02 Calib Date: 03-Mar-2022 20:58:30  
 Integrator: RTE ID Type: RT Order ID  
 Quant Method: Internal Standard Quant By: Initial Calibration  
 Last ICal File: \\chromfs\Seattle\ChromData\TAC040\20220303-81577.b\40Scan030322a016.D  
 Column 1 : Det: MS SCAN  
 Process Host: CTX1623

First Level Reviewer: limmere

Date: 15-Mar-2022 11:43:02

Compound	Amount Added	Amount Recovered	% Rec.
\$ 7 2-Fluorophenol	1000.0	509.4	50.94
\$ 8 Phenol-d5	1000.0	304.5	30.45
\$ 9 Nitrobenzene-d5	1000.0	747.9	74.79
\$ 10 2-Fluorobiphenyl	1000.0	703.0	70.30
\$ 11 2,4,6-Tribromophenol	1000.0	743.5	74.35
\$ 12 Terphenyl-d14	1000.0	921.0	92.10

Eurofins Seattle

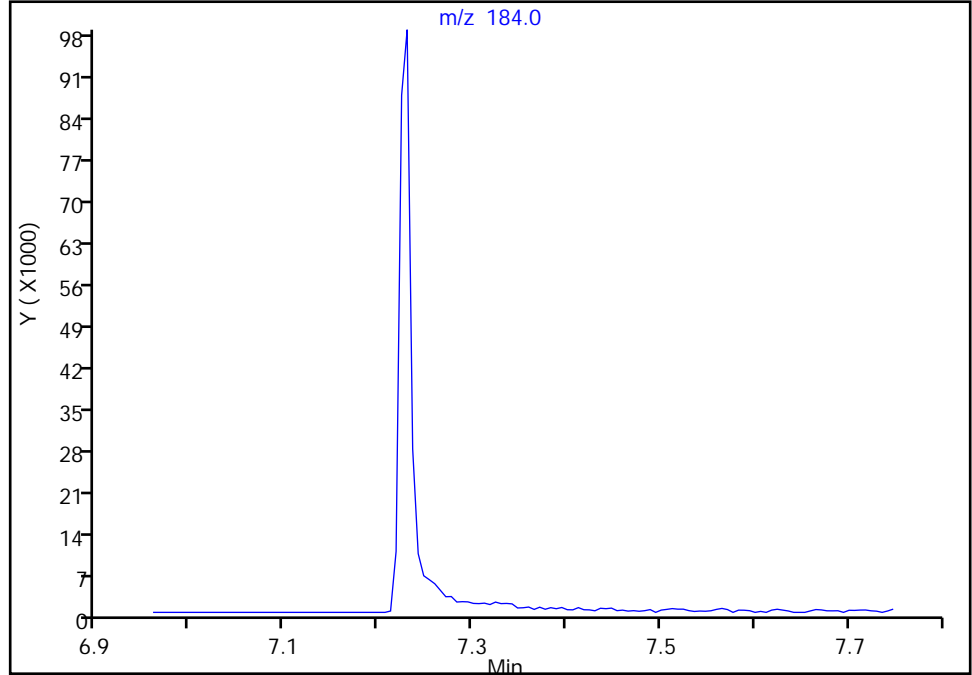
Data File: \\chromfs\Seattle\ChromData\TAC040\20220314-81724.b\40Scan031422a011.D  
Injection Date: 14-Mar-2022 14:46:30 Instrument ID: TAC040  
Lims ID: LCSD 580-383558/3-A  
Client ID:  
Operator ID: tl ALS Bottle#: 7 Worklist Smp#: 7  
Injection Vol: 1.0 ul Dil. Factor: 1.0000  
Method: 8270TAC040 Limit Group: 8270D BNA QSM 5.0  
Column: Detector MS SCAN

69 2,4-Dinitrophenol, CAS: 51-28-5

Signal: 1

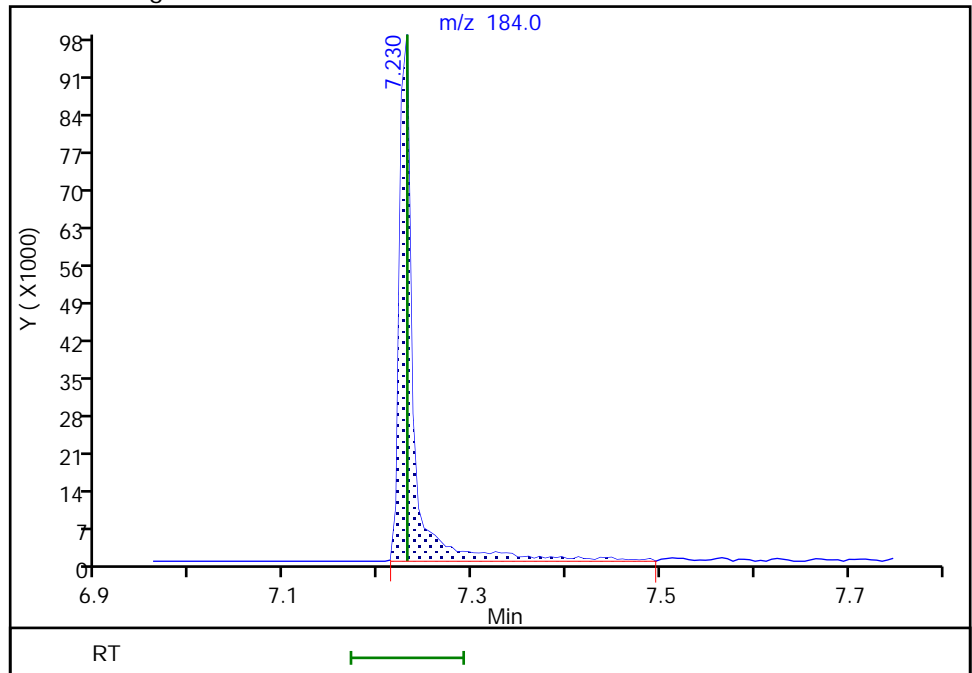
Not Detected  
Expected RT: 7.23

Processing Integration Results



RT: 7.23  
Area: 103015  
Amount: 1361.8381  
Amount Units: ug/L

Manual Integration Results



## GC/MS SEMI VOA ANALYSIS RUN LOG

Lab Name: Eurofins SeattleJob No.: 580-111058-1

SDG No.: \_\_\_\_\_

Instrument ID: TAC040Start Date: 03/03/2022 16:15Analysis Batch Number: 382822End Date: 03/03/2022 21:44

LAB SAMPLE ID	CLIENT SAMPLE ID	DATE ANALYZED	DILUTION FACTOR	LAB FILE ID	COLUMN ID
DFTPP 580-382822/2		03/03/2022 16:15	1	40Scan030322a00 5.D	ZB-SV 0.25 (mm)
STD10 580-382822/4 IC		03/03/2022 17:30	1	40Scan030322a00 7.D	ZB-SV 0.25 (mm)
STD9 580-382822/5 IC		03/03/2022 17:53	1	40Scan030322a00 8.D	ZB-SV 0.25 (mm)
STD8 580-382822/6 IC		03/03/2022 18:16	1	40Scan030322a00 9.D	ZB-SV 0.25 (mm)
STD7IS 580-382822/7 ICIS		03/03/2022 18:40	1	40Scan030322a01 0.D	ZB-SV 0.25 (mm)
STD6 580-382822/8 IC		03/03/2022 19:03	1	40Scan030322a01 1.D	ZB-SV 0.25 (mm)
STD5 580-382822/9 IC		03/03/2022 19:26	1	40Scan030322a01 2.D	ZB-SV 0.25 (mm)
STD4 580-382822/10 IC		03/03/2022 19:49	1	40Scan030322a01 3.D	ZB-SV 0.25 (mm)
STD3 580-382822/11 IC		03/03/2022 20:12	1	40Scan030322a01 4.D	ZB-SV 0.25 (mm)
STD2 580-382822/12 IC		03/03/2022 20:35	1	40Scan030322a01 5.D	ZB-SV 0.25 (mm)
STD1 580-382822/13 IC		03/03/2022 20:58	1	40Scan030322a01 6.D	ZB-SV 0.25 (mm)
ICB 580-382822/14		03/03/2022 21:21	1		ZB-SV 0.25 (mm)
ICV 580-382822/15		03/03/2022 21:44	1	40Scan030322a01 8.D	ZB-SV 0.25 (mm)

GC/MS SEMI VOA ANALYSIS RUN LOG

Lab Name: Eurofins Seattle Job No.: 580-111058-1

SDG No.: \_\_\_\_\_

Instrument ID: TAC040 Start Date: 03/10/2022 10:44

Analysis Batch Number: 383442 End Date: 03/10/2022 21:17

LAB SAMPLE ID	CLIENT SAMPLE ID	DATE ANALYZED	DILUTION FACTOR	LAB FILE ID	COLUMN ID
DFTPP 580-383442/2		03/10/2022 10:44	1	40Scan031022a00 3.D	ZB-SV 0.25 (mm)
CCVIS 580-383442/3		03/10/2022 11:07	1	40Scan031022a00 4.D	ZB-SV 0.25 (mm)
MB 580-383282/1-A		03/10/2022 11:53	1	40Scan031022a00 6.D	ZB-SV 0.25 (mm)
LCS 580-383282/2-A		03/10/2022 12:16	1	40Scan031022a00 7.D	ZB-SV 0.25 (mm)
LCSD 580-383282/3-A		03/10/2022 12:39	1	40Scan031022a00 8.D	ZB-SV 0.25 (mm)
ZZZZZ		03/10/2022 13:48	1		ZB-SV 0.25 (mm)
ZZZZZ		03/10/2022 14:11	1		ZB-SV 0.25 (mm)
ZZZZZ		03/10/2022 14:34	1		ZB-SV 0.25 (mm)
ZZZZZ		03/10/2022 14:57	1		ZB-SV 0.25 (mm)
ZZZZZ		03/10/2022 15:20	1		ZB-SV 0.25 (mm)
ZZZZZ		03/10/2022 15:42	1		ZB-SV 0.25 (mm)
ZZZZZ		03/10/2022 16:04	1		ZB-SV 0.25 (mm)
ZZZZZ		03/10/2022 16:26	1		ZB-SV 0.25 (mm)
ZZZZZ		03/10/2022 16:48	1		ZB-SV 0.25 (mm)
ZZZZZ		03/10/2022 17:10	1		ZB-SV 0.25 (mm)
ZZZZZ		03/10/2022 17:32	1		ZB-SV 0.25 (mm)
ZZZZZ		03/10/2022 17:55	1		ZB-SV 0.25 (mm)
ZZZZZ		03/10/2022 18:18	1		ZB-SV 0.25 (mm)
580-111058-2	ERH2680 (HDMW2253-3)	03/10/2022 18:40	1	40Scan031022a02 4.D	ZB-SV 0.25 (mm)
CCVC 580-383442/30		03/10/2022 21:17	1	40Scan031022a03 1.D	ZB-SV 0.25 (mm)

GC/MS SEMI VOA ANALYSIS RUN LOG

Lab Name: Eurofins Seattle Job No.: 580-111058-1

SDG No.: \_\_\_\_\_

Instrument ID: TAC040 Start Date: 03/14/2022 12:19

Analysis Batch Number: 383728 End Date: 03/14/2022 19:24

LAB SAMPLE ID	CLIENT SAMPLE ID	DATE ANALYZED	DILUTION FACTOR	LAB FILE ID	COLUMN ID
DFTPP 580-383728/2		03/14/2022 12:19	1	40Scan031422a00 5.D	ZB-SV 0.25 (mm)
CCVIS 580-383728/3		03/14/2022 12:50	1	40Scan031422a00 6.D	ZB-SV 0.25 (mm)
MB 580-383558/1-A		03/14/2022 13:36	1	40Scan031422a00 8.D	ZB-SV 0.25 (mm)
LCS 580-383558/2-A		03/14/2022 14:23	1	40Scan031422a01 0.D	ZB-SV 0.25 (mm)
LCSD 580-383558/3-A		03/14/2022 14:46	1	40Scan031422a01 1.D	ZB-SV 0.25 (mm)
580-111058-1	ERH2671 (RHMW15-5)	03/14/2022 16:19	1	40Scan031422a01 5.D	ZB-SV 0.25 (mm)
ZZZZZ		03/14/2022 16:42	1		ZB-SV 0.25 (mm)
ZZZZZ		03/14/2022 17:05	1		ZB-SV 0.25 (mm)
CCVC 580-383728/20		03/14/2022 19:24	1	40Scan031422a02 3.D	ZB-SV 0.25 (mm)

GC/MS SEMI VOA BATCH WORKSHEET

Lab Name: Eurofins Seattle Job No.: 580-111058-1

SDG No.: \_\_\_\_\_

Batch Number: 383282 Batch Start Date: 03/09/22 09:28 Batch Analyst: Yu, Johnathon J

Batch Method: 3510C Batch End Date: 03/09/22 18:34

Lab Sample ID	Client Sample ID	Method Chain	Basis	GrossWeight	TareWeight	InitialAmount	FinalAmount	ReceivedpH	FirstAdjustpH
MB 580-383282/1		3510C, 8270E				1000 mL	2 mL	7 SU	2 SU
LCS 580-383282/2		3510C, 8270E				1000 mL	2 mL	7 SU	2 SU
LCSD 580-383282/3		3510C, 8270E				1000 mL	2 mL	7 SU	2 SU
580-111058-B-2	ERH2680 (HDMW2253-3)	3510C, 8270E	T	01461.31 g	00466.43 g	994.9 mL	2 mL	7 SU	2 SU

Lab Sample ID	Client Sample ID	Method Chain	Basis	SecondAdjustpH	8270flspk 00296	8270waterSurr 00118			
MB 580-383282/1		3510C, 8270E				100 uL			
LCS 580-383282/2		3510C, 8270E			100 uL	100 uL			
LCSD 580-383282/3		3510C, 8270E			100 uL	100 uL			
580-111058-B-2	ERH2680 (HDMW2253-3)	3510C, 8270E	T	11 SU		100 uL			

The pound sign (#) in the amount added field denotes that the reagent was used undiluted. All calculations are performed using the stated concentration for this reagent.

## GC/MS SEMI VOA BATCH WORKSHEET

Lab Name: Eurofins Seattle Job No.: 580-111058-1

SDG No.: \_\_\_\_\_

Batch Number: 383282 Batch Start Date: 03/09/22 09:28 Batch Analyst: Yu, Johnathon JBatch Method: 3510C Batch End Date: 03/09/22 18:34

Batch Notes	
Method/Fraction	3510C / 625.1 / 8270E
Balance ID	SEA225
pH Indicator ID	6007005 / 6911002
Pipette/Syringe/Dispenser ID	MP5
Analyst ID - Extraction	JJY
Reagent Water ID	DI
Analyst ID - Spike Analyst	JJY
Analyst ID - Spike Witness Analyst	DH
Sufficient Volume for Batch QC	no
Acid Used for pH Adjustment ID	3020736
Base Used to Adjust pH ID	3064763
Prep Solvent ID	3076033
Prep Solvent Volume Used	180 / 360 mL
Filter ID	3048946
Na2SO4 ID	3058747
Analyst ID - Concentration	JJY
Equipment ID - Concentration 1	Steambath 1
Thermometer ID - Concentration 1	61013-040-1
Concentration 1 Uncorrected Temperature	70.0-75.0 Degrees C
Concentration 1 Corrected Temperature	69.4-74.4 Degrees C
Equipment ID - Concentration 2	Turbovap5
Thermometer ID - Concentration 2	DIGITALREADOUT
Concentration 2 Uncorrected Temperature	22.0 Degrees C
Concentration 2 Corrected Temperature	20.0 Degrees C
Vial Lot Number	24165097
Batch Comment	Vialed by: JJY

Basis	Basis Description
T	Total/NA

The pound sign (#) in the amount added field denotes that the reagent was used undiluted. All calculations are performed using the stated concentration for this reagent.



GC/MS SEMI VOA BATCH WORKSHEET

Lab Name: Eurofins Seattle Job No.: 580-111058-1

SDG No.: \_\_\_\_\_

Batch Number: 383558 Batch Start Date: 03/11/22 09:25 Batch Analyst: Yu, Johnathon J

Batch Method: 3510C Batch End Date: 03/11/22 16:36

Lab Sample ID	Client Sample ID	Method Chain	Basis	GrossWeight	TareWeight	InitialAmount	FinalAmount	ReceivedpH	FirstAdjustpH
MB 580-383558/1		3510C, 8270E				1000 mL	2 mL	7 SU	2 SU
LCS 580-383558/2		3510C, 8270E				1000 mL	2 mL	7 SU	2 SU
LCSD 580-383558/3		3510C, 8270E				1000 mL	2 mL	7 SU	2 SU
580-111058-B-1	ERH2671 (RHMW15-5)	3510C, 8270E	T	01462.04 g	00467.93 g	994.1 mL	2 mL	7 SU	2 SU

Lab Sample ID	Client Sample ID	Method Chain	Basis	SecondAdjustpH	8270flspk 00296	8270waterSurr 00118			
MB 580-383558/1		3510C, 8270E		11 SU		100 uL			
LCS 580-383558/2		3510C, 8270E		11 SU	100 uL	100 uL			
LCSD 580-383558/3		3510C, 8270E		11 SU	100 uL	100 uL			
580-111058-B-1	ERH2671 (RHMW15-5)	3510C, 8270E	T	11 SU		100 uL			

The pound sign (#) in the amount added field denotes that the reagent was used undiluted. All calculations are performed using the stated concentration for this reagent.

## GC/MS SEMI VOA BATCH WORKSHEET

Lab Name: Eurofins Seattle Job No.: 580-111058-1

SDG No.: \_\_\_\_\_

Batch Number: 383558 Batch Start Date: 03/11/22 09:25 Batch Analyst: Yu, Johnathon JBatch Method: 3510C Batch End Date: 03/11/22 16:36

Batch Notes	
Method/Fraction	3510C / 625.1 / 8270E
Balance ID	SEA225
pH Indicator ID	6007005 / 6911002
Pipette/Syringe/Dispenser ID	MP5
Analyst ID - Extraction	JJY/AL
Reagent Water ID	DI
Analyst ID - Spike Analyst	JJY
Analyst ID - Spike Witness Analyst	DH
Sufficient Volume for Batch QC	no
Acid Used for pH Adjustment ID	3020736
Base Used to Adjust pH ID	3064763
Prep Solvent ID	3076033
Prep Solvent Volume Used	180 / 360 mL
Filter ID	3048946
Na2SO4 ID	3058747
Analyst ID - Concentration	AL
Equipment ID - Concentration 1	Steambath 1
Thermometer ID - Concentration 1	61013-040-1
Concentration 1 Uncorrected Temperature	70.0-75.0 Degrees C
Concentration 1 Corrected Temperature	69.4-74.4 Degrees C
Equipment ID - Concentration 2	Turbovap5
Thermometer ID - Concentration 2	DIGITALREADOUT
Concentration 2 Uncorrected Temperature	20.0 Degrees C
Concentration 2 Corrected Temperature	18.0 Degrees C
Vial Lot Number	24165097
Batch Comment	Vialed by: JHR/AL

Basis	Basis Description
T	Total/NA

The pound sign (#) in the amount added field denotes that the reagent was used undiluted. All calculations are performed using the stated concentration for this reagent.

# 8270E\_SIM\_DOD5

---

Semivolatile Organic Compounds  
(GC/MS SIM)

FORM II  
GC/MS SEMI VOA SURROGATE RECOVERY

Lab Name: Eurofins Seattle Job No.: 580-111058-1

SDG No.: \_\_\_\_\_

Matrix: Water Level: Low

GC Column (1): ZB-SV ID: 0.25 (mm)

Client Sample ID	Lab Sample ID	2MN #	FLN10 #	TPHL #
ERH2671 (RHMW15-5)	580-111058-1	46	68	75
ERH2680 (HDMW2253-3)	580-111058-2	60	92	101
	MB 580-383282/1-A	57	96	105
	MB 580-383558/1-A	59	74	82
	LCS 580-383282/2-A	58	81	91
	LCS 580-383558/2-A	57	69	78
	LCSD 580-383282/3-A	46	80	89
	LCSD 580-383558/3-A	59	74	82

2MN = 2-methylnaphthalene-d10  
FLN10 = Fluoranthene-d10 (Surr)  
TPHL = Terphenyl-d14

QC LIMITS  
40-140  
40-140  
58-132

# Column to be used to flag recovery values

FORM II 8270E SIM

FORM III  
GC/MS SEMI VOA LAB CONTROL SAMPLE RECOVERY

Lab Name: Eurofins Seattle Job No.: 580-111058-1  
 SDG No.: \_\_\_\_\_  
 Matrix: Water Level: Low Lab File ID: SIM031022a006.D  
 Lab ID: LCS 580-383282/2-A Client ID: \_\_\_\_\_

COMPOUND	SPIKE ADDED (ug/L)	LCS CONCENTRATION (ug/L)	LCS % REC	QC LIMITS REC	#
1-Methylnaphthalene	2.00	1.37	69	41-115	
2-Methylnaphthalene	2.00	1.33	66	39-114	
Acenaphthene	2.00	1.47	74	48-114	
Acenaphthylene	2.00	1.37	69	35-121	
Anthracene	2.00	1.61	81	53-119	
Benzo[a]anthracene	2.00	1.64	82	59-120	
Benzo[a]pyrene	2.00	1.47	74	53-120	
Benzo[b]fluoranthene	2.00	1.53	76	53-126	
Benzo[g,h,i]perylene	2.00	1.75	88	44-128	
Benzo[k]fluoranthene	2.00	1.73	86	54-125	
Chrysene	2.00	1.67	83	57-120	
Dibenz(a,h)anthracene	2.00	1.77	88	44-131	M
Fluoranthene	2.00	1.70	85	58-120	
Fluorene	2.00	1.58	79	50-118	
Indeno[1,2,3-cd]pyrene	2.00	1.61	81	48-130	M
Naphthalene	2.00	1.41	70	43-114	
Phenanthrene	2.00	1.49	75	53-115	
Pyrene	2.00	1.69	85	53-121	

# Column to be used to flag recovery and RPD values

FORM III  
GC/MS SEMI VOA LAB CONTROL SAMPLE RECOVERY

Lab Name: Eurofins Seattle Job No.: 580-111058-1  
 SDG No.: \_\_\_\_\_  
 Matrix: Water Level: Low Lab File ID: 031422a014.D  
 Lab ID: LCS 580-383558/2-A Client ID: \_\_\_\_\_

COMPOUND	SPIKE ADDED (ug/L)	LCS CONCENTRATION (ug/L)	LCS % REC	QC LIMITS REC	#
1-Methylnaphthalene	2.00	1.20	60	41-115	
2-Methylnaphthalene	2.00	1.31	66	39-114	
Acenaphthene	2.00	1.23	61	48-114	
Acenaphthylene	2.00	1.34	67	35-121	
Anthracene	2.00	1.35	68	53-119	
Benzo[a]anthracene	2.00	1.69	85	59-120	
Benzo[a]pyrene	2.00	1.33	66	53-120	
Benzo[b]fluoranthene	2.00	1.56	78	53-126	
Benzo[g,h,i]perylene	2.00	1.46	73	44-128	
Benzo[k]fluoranthene	2.00	1.38	69	54-125	
Chrysene	2.00	1.36	68	57-120	
Dibenz(a,h)anthracene	2.00	1.51	76	44-131	M
Fluoranthene	2.00	1.49	75	58-120	
Fluorene	2.00	1.32	66	50-118	
Indeno[1,2,3-cd]pyrene	2.00	2.23	112	48-130	
Naphthalene	2.00	1.30	65	43-114	
Phenanthrene	2.00	1.52	76	53-115	
Pyrene	2.00	1.46	73	53-121	

# Column to be used to flag recovery and RPD values  
 FORM III 8270E SIM

FORM III  
GC/MS SEMI VOA LAB CONTROL SAMPLE DUPLICATE RECOVERY

Lab Name: Eurofins Seattle Job No.: 580-111058-1  
 SDG No.: \_\_\_\_\_  
 Matrix: Water Level: Low Lab File ID: SIM031022a007.D  
 Lab ID: LCSD 580-383282/3-A Client ID: \_\_\_\_\_

COMPOUND	SPIKE ADDED (ug/L)	LCSD CONCENTRATION (ug/L)	LCSD % REC	% RPD	QC LIMITS		#
					RPD	REC	
1-Methylnaphthalene	2.00	1.01	50	31	20	41-115	Q
2-Methylnaphthalene	2.00	0.985	49	29	20	39-114	Q
Acenaphthene	2.00	1.14	57	26	20	48-114	Q
Acenaphthylene	2.00	1.07	53	25	20	35-121	Q
Anthracene	2.00	1.50	75	7	20	53-119	
Benzo[a]anthracene	2.00	1.53	76	7	20	59-120	
Benzo[a]pyrene	2.00	1.45	72	2	20	53-120	
Benzo[b]fluoranthene	2.00	1.45	72	5	20	53-126	
Benzo[g,h,i]perylene	2.00	1.69	84	4	20	44-128	
Benzo[k]fluoranthene	2.00	1.69	85	2	20	54-125	
Chrysene	2.00	1.62	81	3	20	57-120	
Dibenz(a,h)anthracene	2.00	1.70	85	4	20	44-131	M
Fluoranthene	2.00	1.62	81	5	20	58-120	
Fluorene	2.00	1.31	65	19	20	50-118	
Indeno[1,2,3-cd]pyrene	2.00	1.53	76	5	20	48-130	M
Naphthalene	2.00	1.07	54	27	20	43-114	Q
Phenanthrene	2.00	1.38	69	7	20	53-115	
Pyrene	2.00	1.62	81	4	20	53-121	

# Column to be used to flag recovery and RPD values

FORM III  
GC/MS SEMI VOA LAB CONTROL SAMPLE DUPLICATE RECOVERY

Lab Name: Eurofins Seattle Job No.: 580-111058-1  
 SDG No.: \_\_\_\_\_  
 Matrix: Water Level: Low Lab File ID: 031422a015.D  
 Lab ID: LCSD 580-383558/3-A Client ID: \_\_\_\_\_

COMPOUND	SPIKE ADDED (ug/L)	LCSD CONCENTRATION (ug/L)	LCSD % REC	% RPD	QC LIMITS		#
					RPD	REC	
1-Methylnaphthalene	2.00	1.24	62	4	20	41-115	
2-Methylnaphthalene	2.00	1.36	68	4	20	39-114	
Acenaphthene	2.00	1.37	68	11	20	48-114	
Acenaphthylene	2.00	1.47	74	10	20	35-121	
Anthracene	2.00	1.49	74	10	20	53-119	
Benzo[a]anthracene	2.00	1.77	89	5	20	59-120	
Benzo[a]pyrene	2.00	1.38	69	4	20	53-120	
Benzo[b]fluoranthene	2.00	1.65	82	5	20	53-126	
Benzo[g,h,i]perylene	2.00	1.47	73	0	20	44-128	
Benzo[k]fluoranthene	2.00	1.43	71	3	20	54-125	
Chrysene	2.00	1.41	71	4	20	57-120	
Dibenz(a,h)anthracene	2.00	1.55	78	3	20	44-131	M
Fluoranthene	2.00	1.69	84	12	20	58-120	
Fluorene	2.00	1.47	73	10	20	50-118	
Indeno[1,2,3-cd]pyrene	2.00	2.31	116	4	20	48-130	
Naphthalene	2.00	1.36	68	5	20	43-114	
Phenanthrene	2.00	1.70	85	11	20	53-115	
Pyrene	2.00	1.67	84	13	20	53-121	

# Column to be used to flag recovery and RPD values



FORM IV  
GC/MS SEMI VOA METHOD BLANK SUMMARY

Lab Name: Eurofins Seattle Job No.: 580-111058-1  
 SDG No.: \_\_\_\_\_  
 Lab File ID: SIM031022a005.D Lab Sample ID: MB 580-383282/1-A  
 Matrix: Water Date Extracted: 03/09/2022 09:28  
 Instrument ID: TAC050 Date Analyzed: 03/10/2022 11:27  
 Level: (Low/Med) Low

THIS METHOD BLANK APPLIES TO THE FOLLOWING SAMPLES:

CLIENT SAMPLE ID	LAB SAMPLE ID	LAB FILE ID	DATE ANALYZED
	LCS 580-383282/2-A	SIM031022a006.D	03/10/2022 11:46
	LCSD 580-383282/3-A	SIM031022a007.D	03/10/2022 12:05
ERH2680 (HDMW2253-3)	580-111058-2	SIM031022a021.D	03/10/2022 16:33

FORM IV  
GC/MS SEMI VOA METHOD BLANK SUMMARY

Lab Name: Eurofins Seattle Job No.: 580-111058-1  
 SDG No.: \_\_\_\_\_  
 Lab File ID: 031422a013.D Lab Sample ID: MB 580-383558/1-A  
 Matrix: Water Date Extracted: 03/11/2022 09:25  
 Instrument ID: SEA101 Date Analyzed: 03/14/2022 15:17  
 Level: (Low/Med) Low

THIS METHOD BLANK APPLIES TO THE FOLLOWING SAMPLES:

CLIENT SAMPLE ID	LAB SAMPLE ID	LAB FILE ID	DATE ANALYZED
	LCS 580-383558/2-A	031422a014. D	03/14/2022 15:41
	LCSD 580-383558/3-A	031422a015. D	03/14/2022 16:06
ERH2671 (RHMW15-5)	580-111058-1	031422a028. D	03/14/2022 21:22

FORM V  
GC/MS SEMI VOA INSTRUMENT PERFORMANCE CHECK  
DECAFLUOROTRIPHENYLPHOSPHINE (DFTPP)

Lab Name: Eurofins Seattle Job No.: 580-111058-1  
 SDG No.: \_\_\_\_\_  
 Lab File ID: 100521a017.D DFTPP Injection Date: 10/05/2021  
 Instrument ID: SEA101 DFTPP Injection Time: 17:30  
 Analysis Batch No.: 369708

M/E	ION ABUNDANCE CRITERIA	% RELATIVE ABUNDANCE
51	10.0 - 80.0 % of mass 198	25.2
68	Less than 2.0 % of mass 69	0.3 (1.1) 1
69	Mass 69 relative abundance	24.5
70	Less than 2.0 % of mass 69	0.1 (0.4) 1
127	10.0 - 80.0 % of mass 198	52.5
197	Less than 2.0 % of mass 198	0.8
198	Base Peak, 100% relative abundance	100.0
199	5.0 - 9.0 % of mass 198	6.6
275	10.0 - 60.0 % of mass 198	27.1
365	Greater than 1.0 % of mass 198	5.0
441	Present but less than mass 443	23.5
442	Greater than 50.0 % of mass 198	155.0
443	15.0 - 24.0 % of mass 442	29.6 (19.1) 2

1-Value is % mass 69

2-Value is % mass 442

THIS CHECK APPLIES TO THE FOLLOWING SAMPLES, MS, MSD, BLANKS AND STANDARDS:

CLIENT SAMPLE ID	LAB SAMPLE ID	LAB FILE ID	DATE ANALYZED	TIME ANALYZED
	STD13 580-369708/4	100521a019.D	10/05/2021	18:11
	STD12 580-369708/5	100521a020.D	10/05/2021	18:36
	STD11 580-369708/6	100521a021.D	10/05/2021	19:00
	STD10 580-369708/7	100521a022.D	10/05/2021	19:25
	STD9IS 580-369708/8	100521a023.D	10/05/2021	19:49
	STD8 580-369708/9	100521a024.D	10/05/2021	20:14
	STD7 580-369708/10	100521a025.D	10/05/2021	20:38
	STD6 580-369708/11	100521a026.D	10/05/2021	21:03
	STD5 580-369708/12	100521a027.D	10/05/2021	21:27
	STD4 580-369708/13	100521a028.D	10/05/2021	21:51
	STD3 580-369708/14	100521a029.D	10/05/2021	22:15
	STD2 580-369708/15	100521a030.D	10/05/2021	22:40
	STD1 580-369708/16	100521a031.D	10/05/2021	23:04
	ICV 580-369708/18	100521a033.D	10/05/2021	23:52

FORM V  
GC/MS SEMI VOA INSTRUMENT PERFORMANCE CHECK  
DECAFLUOROTRIPHENYLPHOSPHINE (DFTPP)

Lab Name: Eurofins Seattle Job No.: 580-111058-1  
 SDG No.: \_\_\_\_\_  
 Lab File ID: 031422a009.D DFTPP Injection Date: 03/14/2022  
 Instrument ID: SEA101 DFTPP Injection Time: 13:43  
 Analysis Batch No.: 383722

M/E	ION ABUNDANCE CRITERIA	% RELATIVE ABUNDANCE
51	10.0 - 80.0 % of mass 198	23.8
68	Less than 2.0 % of mass 69	0.3 (1.2) 1
69	Mass 69 relative abundance	24.4
70	Less than 2.0 % of mass 69	0.1 (0.3) 1
127	10.0 - 80.0 % of mass 198	55.2
197	Less than 2.0 % of mass 198	0.4
198	Base Peak, 100% relative abundance	100.0
199	5.0 - 9.0 % of mass 198	6.9
275	10.0 - 60.0 % of mass 198	27.4
365	Greater than 1.0 % of mass 198	4.6
441	Present but less than mass 443	28.4
442	Greater than 50.0 % of mass 198	158.1
443	15.0 - 24.0 % of mass 442	29.7 (18.8) 2

1-Value is % mass 69

2-Value is % mass 442

THIS CHECK APPLIES TO THE FOLLOWING SAMPLES, MS, MSD, BLANKS AND STANDARDS:

CLIENT SAMPLE ID	LAB SAMPLE ID	LAB FILE ID	DATE ANALYZED	TIME ANALYZED
	CCVIS 580-383722/3	031422a010.D	03/14/2022	13:59
	MB 580-383558/1-A	031422a013.D	03/14/2022	15:17
	LCS 580-383558/2-A	031422a014.D	03/14/2022	15:41
	LCSD 580-383558/3-A	031422a015.D	03/14/2022	16:06
ERH2671 (RHMW15-5)	580-111058-1	031422a028.D	03/14/2022	21:22
	CCVC 580-383722/28	031422a035.D	03/15/2022	0:11

FORM V  
GC/MS SEMI VOA INSTRUMENT PERFORMANCE CHECK

Lab Name: Eurofins Seattle Job No.: 580-111058-1  
 SDG No.: \_\_\_\_\_  
 Lab File ID: \_\_\_\_\_ BFB Injection Date: \_\_\_\_\_  
 Instrument ID: \_\_\_\_\_ BFB Injection Time: \_\_\_\_\_  
 Lab File ID: \_\_\_\_\_ DFTPP Injection Date: \_\_\_\_\_  
 Instrument ID: \_\_\_\_\_ DFTPP Injection Time: \_\_\_\_\_  
 Analysis Batch No.: \_\_\_\_\_

M/E	ION ABUNDANCE CRITERIA	% RELATIVE ABUNDANCE

THIS CHECK APPLIES TO THE FOLLOWING SAMPLES, MS, MSD, BLANKS AND STANDARDS:

CLIENT SAMPLE ID	LAB SAMPLE ID	LAB FILE ID	DATE ANALYZED	TIME ANALYZED
	CCVIS 580-383445/3	SIM031022a004	03/10/2022	11:06
	MB 580-383282/1-A	SIM031022a005	03/10/2022	11:27
	LCS 580-383282/2-A	SIM031022a006	03/10/2022	11:46
	LCSD 580-383282/3-A	SIM031022a007	03/10/2022	12:05
ERH2680 (HDMW2253-3)	580-111058-2	SIM031022a021	03/10/2022	16:33
	CCVC 580-383445/21	SIM031022a022	03/10/2022	16:52

FORM V  
GC/MS SEMI VOA INSTRUMENT PERFORMANCE CHECK  
DECAFLUOROTRIPHENYLPHOSPHINE (DFTPP)

Lab Name: Eurofins Seattle Job No.: 580-111058-1  
 SDG No.: \_\_\_\_\_  
 Lab File ID: SIM011322b012.D DFTPP Injection Date: 01/14/2022  
 Instrument ID: TAC050 DFTPP Injection Time: 00:35  
 Analysis Batch No.: 378263

M/E	ION ABUNDANCE CRITERIA	% RELATIVE ABUNDANCE
51	10.0 - 80.0 % of mass 198	17.1
68	Less than 2.0 % of mass 69	0.1 (0.7) 1
69	Mass 69 relative abundance	21.5
70	Less than 2.0 % of mass 69	0.1 (0.5) 1
127	10.0 - 80.0 % of mass 198	47.9
197	Less than 2.0 % of mass 198	0.0
198	Base Peak, 100% relative abundance	100.0
199	5.0 - 9.0 % of mass 198	6.9
275	10.0 - 60.0 % of mass 198	27.4
365	Greater than 1.0 % of mass 198	5.8
441	Present but less than mass 443	24.9
442	Greater than 50.0 % of mass 198	179.2
443	15.0 - 24.0 % of mass 442	32.4 (18.1) 2

1-Value is % mass 69

2-Value is % mass 442

THIS CHECK APPLIES TO THE FOLLOWING SAMPLES, MS, MSD, BLANKS AND STANDARDS:

CLIENT SAMPLE ID	LAB SAMPLE ID	LAB FILE ID	DATE ANALYZED	TIME ANALYZED
	STD13 580-378263/4	SIM011322b014	01/14/2022	1:16
	STD12 580-378263/5	SIM011322b015	01/14/2022	1:35
	STD11 580-378263/6	SIM011322b016	01/14/2022	1:54
	STD10 580-378263/7	SIM011322b017	01/14/2022	2:13
	STD9IS 580-378263/8	SIM011322b018	01/14/2022	2:32
	STD8 580-378263/9	SIM011322b019	01/14/2022	2:51
	STD7 580-378263/10	SIM011322b020	01/14/2022	3:10
	STD6 580-378263/11	SIM011322b021	01/14/2022	3:29
	STD5 580-378263/12	SIM011322b022	01/14/2022	3:48
	STD4 580-378263/13	SIM011322b023	01/14/2022	4:07
	STD3 580-378263/14	SIM011322b024	01/14/2022	4:26
	STD2 580-378263/15	SIM011322b025	01/14/2022	4:45
	STD1 580-378263/16	SIM011322b026	01/14/2022	5:04
	ICV 580-378263/18	SIM011322b028	01/14/2022	5:42

FORM VIII  
GC/MS SEMI VOA INTERNAL STANDARD AREA AND RETENTION TIME SUMMARY

Lab Name: Eurofins Seattle Job No.: 580-111058-1  
 SDG No.: \_\_\_\_\_  
 Sample No.: STD9IS 580-369708/8 Date Analyzed: 10/05/2021 19:49  
 Instrument ID: SEA101 GC Column: ZB-SV ID: 0.25 (mm)  
 Lab File ID (Standard): 100521a023.D Heated Purge: (Y/N) N  
 Calibration ID: 31306

	DCBd4		NPT		ANT	
	AREA #	RT #	AREA #	RT #	AREA #	RT #
INITIAL CALIBRATION MID-POINT	56558	5.51	73042	6.64	36110	8.10
UPPER LIMIT	113116	6.01	146084	7.14	72220	8.60
LOWER LIMIT	28279	5.01	36521	6.14	18055	7.60
LAB SAMPLE ID	CLIENT SAMPLE ID					
ICV 580-369708/18	48273	5.51	64302	6.64	31342	8.09

DCBd4 = 1,4-Dichlorobenzene-d4  
 NPT = Naphthalene-d8  
 ANT = Acenaphthene-d10

Area Limit = 50%-200% of internal standard area  
 RT Limit = ± 0.5 minutes of internal standard RT

# Column used to flag values outside QC limits

FORM VIII  
GC/MS SEMI VOA INTERNAL STANDARD AREA AND RETENTION TIME SUMMARY

Lab Name: Eurofins Seattle Job No.: 580-111058-1  
 SDG No.: \_\_\_\_\_  
 Sample No.: STD9IS 580-369708/8 Date Analyzed: 10/05/2021 19:49  
 Instrument ID: SEA101 GC Column: ZB-SV ID: 0.25 (mm)  
 Lab File ID (Standard): 100521a023.D Heated Purge: (Y/N) N  
 Calibration ID: 31306

	PHN		CRY		PRY	
	AREA #	RT #	AREA #	RT #	AREA #	RT #
INITIAL CALIBRATION MID-POINT	58783	9.31	47308	11.50	48657	13.02
UPPER LIMIT	117566	9.81	94616	12.00	97314	13.52
LOWER LIMIT	29392	8.81	23654	11.00	24329	12.52
LAB SAMPLE ID	CLIENT SAMPLE ID					
ICV 580-369708/18	49392	9.31	41599	11.50	39948	13.02

PHN = Phenanthrene-d10  
 CRY = Chrysene-d12  
 PRY = Perylene-d12

Area Limit = 50%-200% of internal standard area  
 RT Limit = ± 0.5 minutes of internal standard RT

# Column used to flag values outside QC limits



FORM VIII  
GC/MS SEMI VOA INTERNAL STANDARD AREA AND RETENTION TIME SUMMARY

Lab Name: Eurofins Seattle Job No.: 580-111058-1  
 SDG No.: \_\_\_\_\_  
 Sample No.: CCVIS 580-383722/3 Date Analyzed: 03/14/2022 13:59  
 Instrument ID: SEA101 GC Column: ZB-SV ID: 0.25 (mm)  
 Lab File ID (Standard): 031422a010.D Heated Purge: (Y/N) N  
 Calibration ID: 31306

	DCBd4		NPT		ANT		
	AREA #	RT #	AREA #	RT #	AREA #	RT #	
12/24 HOUR STD	84675	5.43	107333	6.57	50432	8.03	
UPPER LIMIT	169350	5.93	214666	7.07	100864	8.53	
LOWER LIMIT	42338	4.93	53667	6.07	25216	7.53	
LAB SAMPLE ID	CLIENT SAMPLE ID						
MB 580-383558/1-A	81508	5.44	112045	6.59	61910	8.05	
LCS 580-383558/2-A	97485	5.43	121859	6.57	61760	8.03	
LCSD 580-383558/3-A	104595	5.43	130077	6.57	63324	8.03	
580-111058-1	ERH2671 (RHMW15-5)	70693	5.44	105565	6.59	55753	8.05
CCVC 580-383722/28		83838	5.43	105339	6.57	53286	8.03

DCBd4 = 1,4-Dichlorobenzene-d4  
 NPT = Naphthalene-d8  
 ANT = Acenaphthene-d10

Area Limit = 50%-200% of internal standard area  
 RT Limit = ± 0.5 minutes of internal standard RT

# Column used to flag values outside QC limits

FORM VIII  
GC/MS SEMI VOA INTERNAL STANDARD AREA AND RETENTION TIME SUMMARY

Lab Name: Eurofins Seattle Job No.: 580-111058-1  
 SDG No.: \_\_\_\_\_  
 Sample No.: CCVIS 580-383722/3 Date Analyzed: 03/14/2022 13:59  
 Instrument ID: SEA101 GC Column: ZB-SV ID: 0.25 (mm)  
 Lab File ID (Standard): 031422a010.D Heated Purge: (Y/N) N  
 Calibration ID: 31306

	PHN		CRY		PRY		
	AREA #	RT #	AREA #	RT #	AREA #	RT #	
12/24 HOUR STD	80982	9.25	61108	11.43	68080	12.92	
UPPER LIMIT	161964	9.75	122216	11.93	136160	13.42	
LOWER LIMIT	40491	8.75	30554	10.93	34040	12.42	
LAB SAMPLE ID	CLIENT SAMPLE ID						
MB 580-383558/1-A	94049	9.26	72258	11.44	83145	12.93	
LCS 580-383558/2-A	95654	9.24	74559	11.42	81759	12.92	
LCSD 580-383558/3-A	96304	9.24	78118	11.42	87034	12.92	
580-111058-1	ERH2671 (RHMW15-5)	81528	9.26	68466	11.44	79900	12.93
CCVC 580-383722/28		81290	9.25	63046	11.43	73947	12.92

PHN = Phenanthrene-d10  
 CRY = Chrysene-d12  
 PRY = Perylene-d12

Area Limit = 50%-200% of internal standard area  
 RT Limit = ± 0.5 minutes of internal standard RT

# Column used to flag values outside QC limits

FORM VIII  
GC/MS SEMI VOA INTERNAL STANDARD AREA AND RETENTION TIME SUMMARY

Lab Name: Eurofins Seattle Job No.: 580-111058-1  
 SDG No.: \_\_\_\_\_  
 Sample No.: CCVIS 580-383445/3 Date Analyzed: 03/10/2022 11:06  
 Instrument ID: TAC050 GC Column: ZB-SV ID: 0.25 (mm)  
 Lab File ID (Standard): SIM031022a004.D Heated Purge: (Y/N) N  
 Calibration ID: 31897

	NPT		ANT		PHN		
	AREA #	RT #	AREA #	RT #	AREA #	RT #	
12/24 HOUR STD	22870	5.17	10085	6.85	17508	8.32	
UPPER LIMIT	45740	5.67	20170	7.35	35016	8.82	
LOWER LIMIT	11435	4.67	5043	6.35	8754	7.82	
LAB SAMPLE ID	CLIENT SAMPLE ID						
MB 580-383282/1-A	18683	5.17	6358	6.87	13269	8.34	
LCS 580-383282/2-A	19073	5.17	8808	6.85	15826	8.32	
LCSD 580-383282/3-A	19170	5.17	8410	6.85	15247	8.32	
580-111058-2	ERH2680 (HDMW2253-3)	19177	5.17	7920	6.86	14608	8.32
CCVC 580-383445/21	24330	5.17	10998	6.85	19718	8.32	

NPT = Naphthalene-d8  
 ANT = Acenaphthene-d10  
 PHN = Phenanthrene-d10

Area Limit = 50%-200% of internal standard area  
 RT Limit = ± 0.5 minutes of internal standard RT

# Column used to flag values outside QC limits

FORM VIII  
GC/MS SEMI VOA INTERNAL STANDARD AREA AND RETENTION TIME SUMMARY

Lab Name: Eurofins Seattle Job No.: 580-111058-1  
 SDG No.: \_\_\_\_\_  
 Sample No.: CCVIS 580-383445/3 Date Analyzed: 03/10/2022 11:06  
 Instrument ID: TAC050 GC Column: ZB-SV ID: 0.25 (mm)  
 Lab File ID (Standard): SIM031022a004.D Heated Purge: (Y/N) N  
 Calibration ID: 31897

	CRY		PRY		#	RT #
	AREA #	RT #	AREA #	RT #		
12/24 HOUR STD	15043	11.04	19010	13.10		
UPPER LIMIT	30086	11.54	38020	13.60		
LOWER LIMIT	7522	10.54	9505	12.60		
LAB SAMPLE ID	CLIENT SAMPLE ID					
MB 580-383282/1-A	11483	11.06	13326	13.13		
LCS 580-383282/2-A	13142	11.04	15853	13.10		
LCSD 580-383282/3-A	12791	11.04	15270	13.10		
580-111058-2	ERH2680 (HDMW2253-3)	12139	11.05	14216	13.12	
CCVC 580-383445/21		16507	11.04	19565	13.10	

CRY = Chrysene-d12  
 PRY = Perylene-d12

Area Limit = 50%-200% of internal standard area  
 RT Limit = ± 0.5 minutes of internal standard RT

# Column used to flag values outside QC limits

FORM I  
GC/MS SEMI VOA ORGANICS ANALYSIS DATA SHEET

Lab Name: Eurofins Seattle Job No.: 580-111058-1  
 SDG No.: \_\_\_\_\_  
 Client Sample ID: ERH2671 (RHMW15-5) Lab Sample ID: 580-111058-1  
 Matrix: Water Lab File ID: 031422a028.D  
 Analysis Method: 8270E SIM Date Collected: 03/04/2022 08:45  
 Extract. Method: 3510C Date Extracted: 03/11/2022 09:25  
 Sample wt/vol: 994.1(mL) Date Analyzed: 03/14/2022 21:22  
 Con. Extract Vol.: 2(mL) Dilution Factor: 1  
 Injection Volume: 1(uL) Level: (low/med) Low  
 % Moisture: \_\_\_\_\_ GPC Cleanup: (Y/N) N  
 Analysis Batch No.: 383722 Units: ug/L

CAS NO.	COMPOUND NAME	RESULT	Q	LOQ	LOD	DL
90-12-0	1-Methylnaphthalene	0.032	U	0.10	0.032	0.019
91-57-6	2-Methylnaphthalene	0.080	U	0.20	0.080	0.039
83-32-9	Acenaphthene	0.032	U	0.10	0.032	0.014
208-96-8	Acenaphthylene	0.032	U	0.050	0.032	0.0091
120-12-7	Anthracene	0.080	U	0.10	0.080	0.022
56-55-3	Benzo[a]anthracene	0.032	U	0.050	0.032	0.014
50-32-8	Benzo[a]pyrene	0.032	U	0.10	0.032	0.011
205-99-2	Benzo[b]fluoranthene	0.032	U M	0.050	0.032	0.011
191-24-2	Benzo[g,h,i]perylene	0.032	U	0.050	0.032	0.012
207-08-9	Benzo[k]fluoranthene	0.032	U	0.050	0.032	0.012
218-01-9	Chrysene	0.032	U	0.10	0.032	0.016
53-70-3	Dibenz(a,h)anthracene	0.032	U	0.10	0.032	0.026
206-44-0	Fluoranthene	0.032	U	0.20	0.032	0.018
86-73-7	Fluorene	0.032	U	0.10	0.032	0.017
193-39-5	Indeno[1,2,3-cd]pyrene	0.032	U	0.050	0.032	0.014
91-20-3	Naphthalene	0.080	U M	0.10	0.080	0.031
85-01-8	Phenanthrene	0.080	U M	0.10	0.080	0.031
129-00-0	Pyrene	0.080	U M	0.10	0.080	0.033

CAS NO.	SURROGATE	%REC	Q	LIMITS
7297-45-2	2-methylnaphthalene-d10	46		40-140
93951-69-0	Fluoranthene-d10 (Surr)	68		40-140
1718-51-0	Terphenyl-d14	75		58-132

Eurofins Seattle  
Target Compound Quantitation Report

Data File: \\chromfs\Seattle\ChromData\SEA101\20220314-81722.b\031422a028.D  
 Lims ID: 580-111058-B-1-A  
 Client ID: ERH2671 (RHMW15-5)  
 Sample Type: Client  
 Inject. Date: 14-Mar-2022 21:22:30 ALS Bottle#: 21 Worklist Smp#: 21  
 Injection Vol: 1.0 ul Dil. Factor: 1.0000  
 Sample Info: 580-111058-B-1-A  
 Operator ID: tl Instrument ID: SEA101  
 Method: \\chromfs\Seattle\ChromData\SEA101\20220314-81722.b\8270\_SIM\_SEA101.m  
 Limit Group: 8270D\_SIM QSM 5.0  
 Last Update: 15-Mar-2022 17:16:13 Calib Date: 05-Oct-2021 23:04:30  
 Integrator: Falcon ID Type: RT Order ID  
 Quant Method: Internal Standard Quant By: Initial Calibration  
 Last ICal File: \\chromfs\Seattle\ChromData\SEA101\20211005-79126.b\100521a031.D  
 Column 1 : Det: MS SCAN  
 Process Host: CTX1682

First Level Reviewer: jantanuc

Date: 15-Mar-2022 17:18:18

Compound	Sig	RT (min.)	Exp RT (min.)	Dlt RT (min.)	Q	Response	OnCol Amt ug/L	Flags
* 1 1,4-Dichlorobenzene-d4	152	5.444	5.430	0.014	1	70693	100.0	
* 2 Naphthalene-d8	136	6.586	6.571	0.015	1	105565	100.0	
* 3 Acenaphthene-d10	164	8.045	8.030	0.015	1	55753	100.0	
* 4 Phenanthrene-d10	188	9.259	9.248	0.011	1	81528	100.0	
* 5 Chrysene-d12	240	11.437	11.426	0.011	1	68466	100.0	
* 6 Perylene-d12	264	12.927	12.916	0.011	1	79900	100.0	M
\$ 7 2-methylnaphthalene-d10	152	7.158	7.152	0.006	99	288209	463.5	
\$ 8 2-Fluorobiphenyl	172	7.500	7.489	0.011	1	431259	557.9	M
\$ 9 2,4,6-Tribromophenol	330	8.703	8.691	0.012	1	73677	600.6	
\$ 10 Fluoranthene-d10 (Surr)	212	10.219	10.219	0.000	99	611941	679.0	
\$ 11 Terphenyl-d14	244	10.554	10.558	-0.004	1	464219	754.2	
12 Naphthalene	128	6.607	6.586	0.020	1	4623	1.77	M
19 Phenanthrene	178	9.281	9.264	0.017	1	5071	5.51	M

**QC Flag Legend**

Processing Flags

Review Flags

M - Manually Integrated

**Reagents:**

MeCl2\_CT\_00217

Amount Added: 1.00

Units: uL

Run Reagent

8270SIM\_IS\_00069

Amount Added: 10.00

Units: uL

Run Reagent

Eurofins Seattle

Data File: \\chromfs\Seattle\ChromData\SEA101\20220314-81722.b\031422a028.D

Injection Date: 14-Mar-2022 21:22:30

Instrument ID: SEA101

Lims ID: 580-111058-B-1-A

Lab Sample ID: 580-111058-1

Client ID: ERH2671 (RHMW15-5)

Operator ID: tl

ALS Bottle#: 21

Worklist Smp#: 21

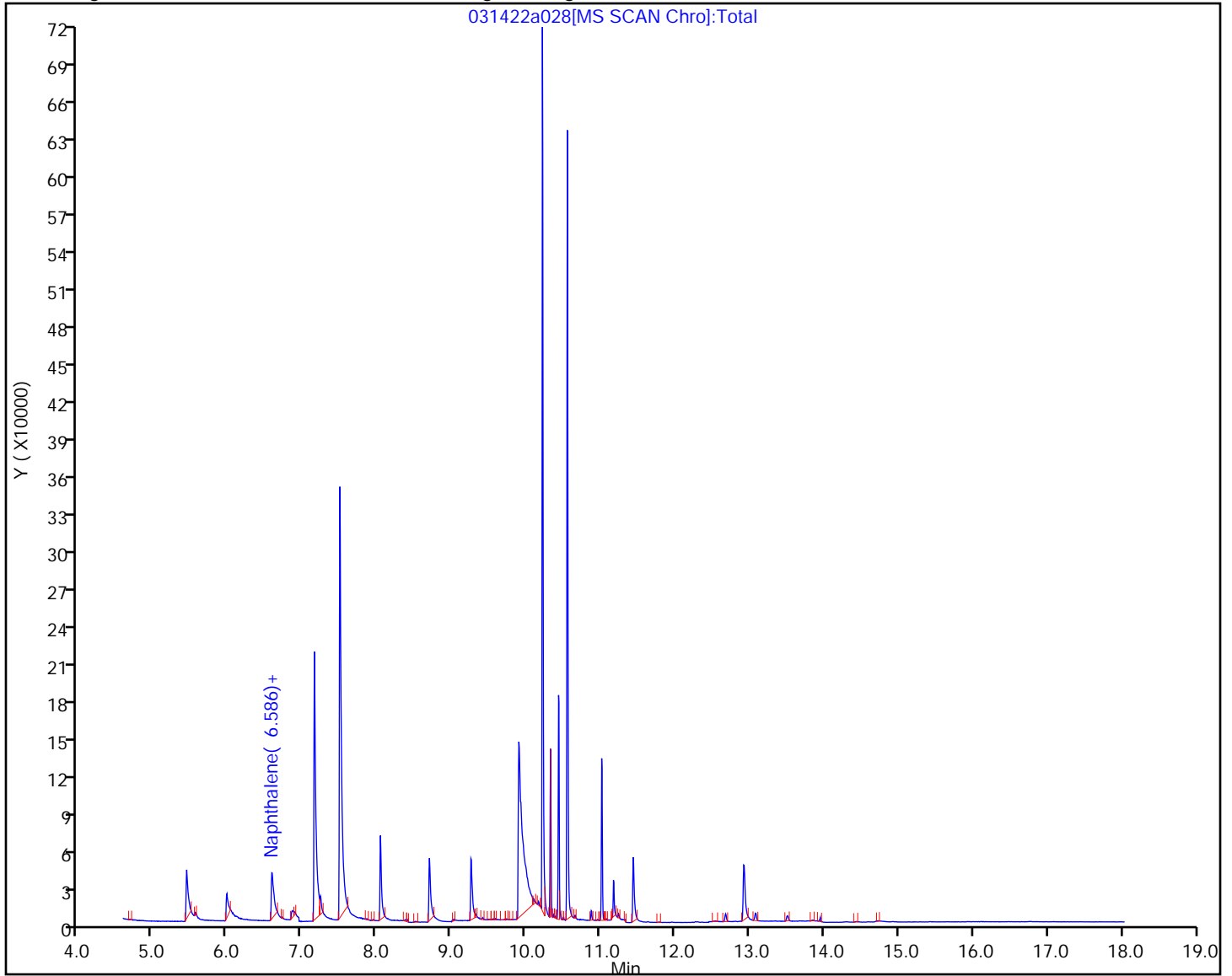
Injection Vol: 1.0 ul

Dil. Factor: 1.0000

Method: 8270\_SIM\_SEA101

Limit Group: 8270D\_SIM QSM 5.0

Y Scaling: Method Defined: Scale to the Nth Largest Target: 1



Eurofins Seattle  
Recovery Report

Data File: \\chromfs\Seattle\ChromData\SEA101\20220314-81722.b\031422a028.D  
 Lims ID: 580-111058-B-1-A  
 Client ID: ERH2671 (RHMW15-5)  
 Sample Type: Client  
 Inject. Date: 14-Mar-2022 21:22:30 ALS Bottle#: 21 Worklist Smp#: 21  
 Injection Vol: 1.0 ul Dil. Factor: 1.0000  
 Sample Info: 580-111058-B-1-A  
 Operator ID: tl Instrument ID: SEA101  
 Method: \\chromfs\Seattle\ChromData\SEA101\20220314-81722.b\8270\_SIM\_SEA101.m  
 Limit Group: 8270D\_SIM QSM 5.0  
 Last Update: 15-Mar-2022 17:16:13 Calib Date: 05-Oct-2021 23:04:30  
 Integrator: Falcon ID Type: RT Order ID  
 Quant Method: Internal Standard Quant By: Initial Calibration  
 Last ICal File: \\chromfs\Seattle\ChromData\SEA101\20211005-79126.b\100521a031.D  
 Column 1 : Det: MS SCAN  
 Process Host: CTX1682

First Level Reviewer: jantanuc

Date: 15-Mar-2022 17:18:18

Compound	Amount Added	Amount Recovered	% Rec.
\$ 7 2-methylnaphthalene-d10	1000.0	463.5	46.35
\$ 8 2-Fluorobiphenyl	1000.0	557.9	55.79
\$ 9 2,4,6-Tribromophenol	1000.0	600.6	60.06
\$ 10 Fluoranthene-d10 (Surr)	1000.0	679.0	67.90
\$ 11 Terphenyl-d14	1000.0	754.2	75.42

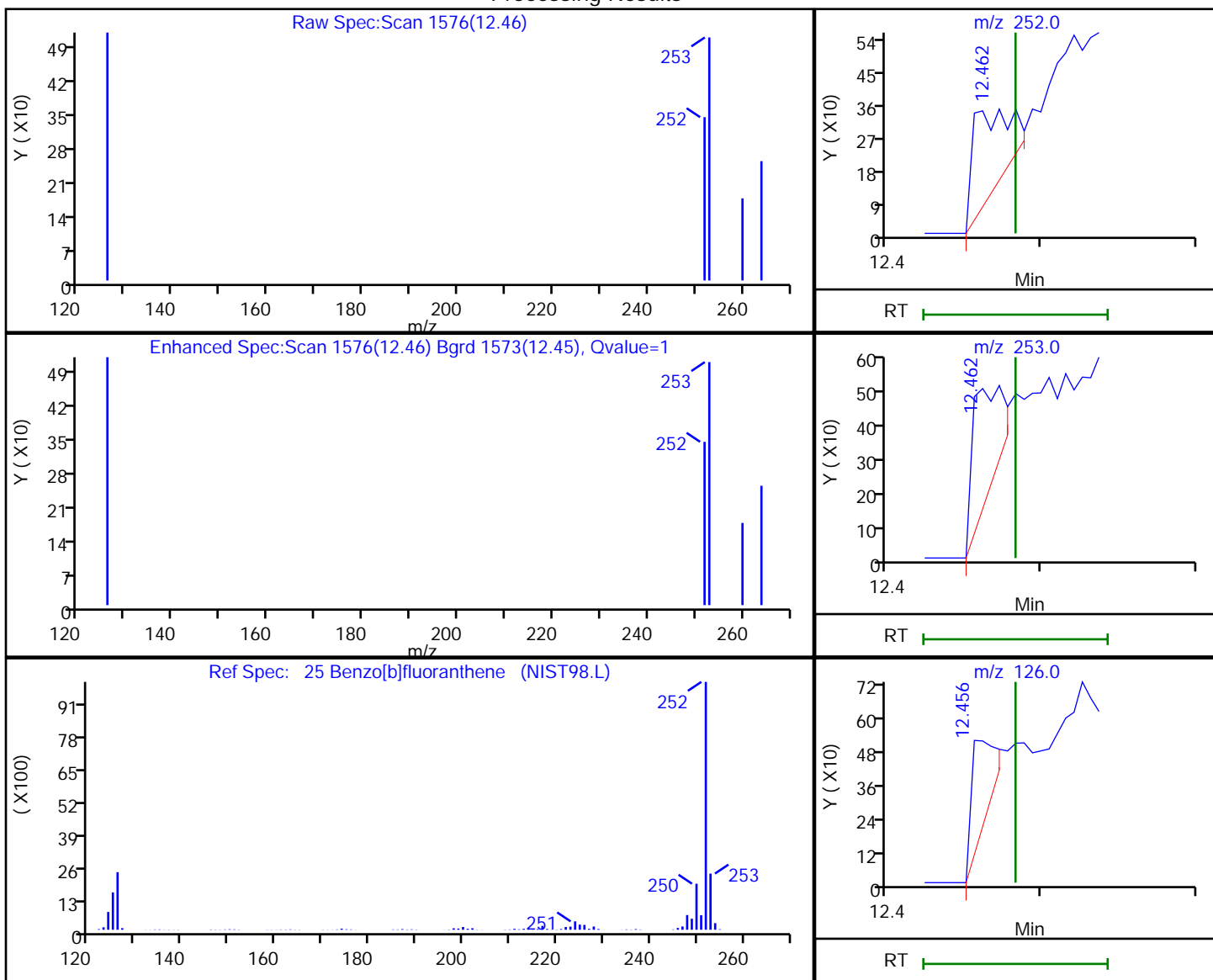


Eurofins Seattle

Data File: \\chromfs\Seattle\ChromData\SEA101\20220314-81722.b\031422a028.D  
 Injection Date: 14-Mar-2022 21:22:30 Instrument ID: SEA101  
 Lims ID: 580-111058-B-1-A Lab Sample ID: 580-111058-1  
 Client ID: ERH2671 (RHMW15-5)  
 Operator ID: tl ALS Bottle#: 21 Worklist Smp#: 21  
 Injection Vol: 1.0 ul Dil. Factor: 1.0000  
 Method: 8270\_SIM\_SEA101 Limit Group: 8270D\_SIM QSM 5.0  
 Column: Detector MS SCAN

25 Benzo[b]fluoranthene, CAS: 205-99-2

Processing Results



RT	Mass	Response	Amount
12.46	252.00	378	2.328136
12.46	253.00	412	
12.46	126.00	307	

Reviewer: jantanuc, 15-Mar-2022 12:45:51

Audit Action: Marked Compound Undetected

Audit Reason: Invalid Compound ID

Eurofins Seattle

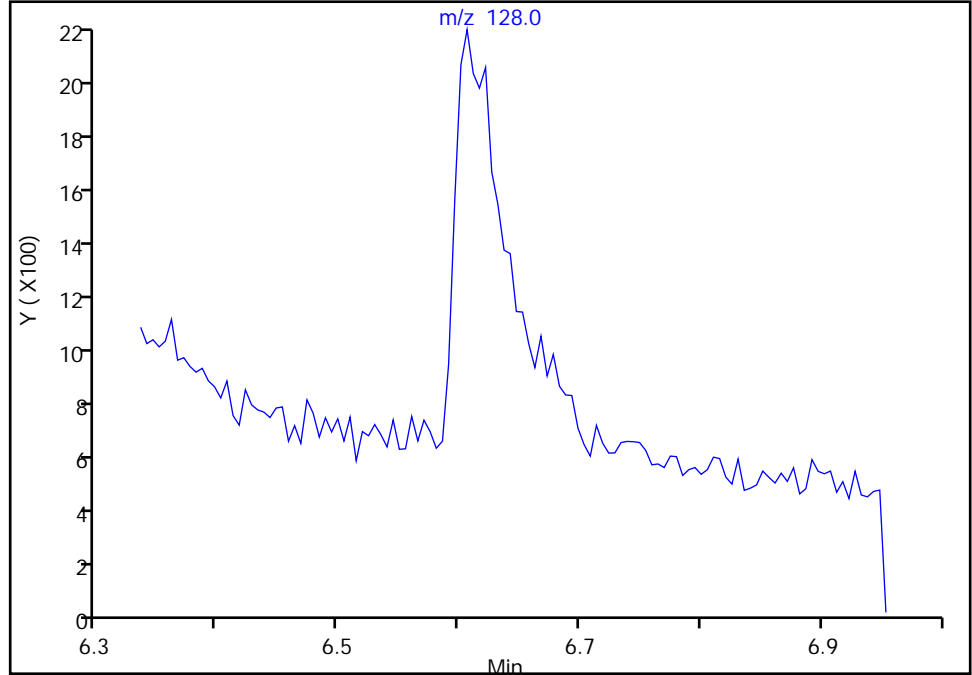
Data File: \\chromfs\Seattle\ChromData\SEA101\20220314-81722.b\031422a028.D  
Injection Date: 14-Mar-2022 21:22:30 Instrument ID: SEA101  
Lims ID: 580-111058-B-1-A Lab Sample ID: 580-111058-1  
Client ID: ERH2671 (RHMW15-5)  
Operator ID: tl ALS Bottle#: 21 Worklist Smp#: 21  
Injection Vol: 1.0 ul Dil. Factor: 1.0000  
Method: 8270\_SIM\_SEA101 Limit Group: 8270D\_SIM QSM 5.0  
Column: Detector MS SCAN

12 Naphthalene, CAS: 91-20-3

Signal: 1

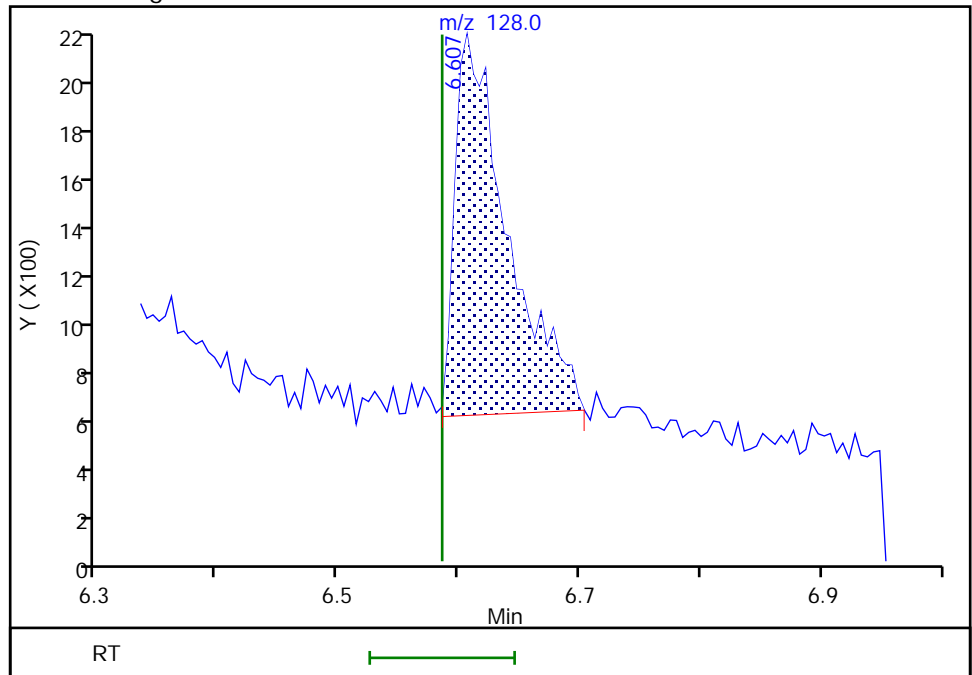
Not Detected  
Expected RT: 6.59

Processing Integration Results



Manual Integration Results

RT: 6.61  
Area: 4623  
Amount: 1.772013  
Amount Units: ug/L



Reviewer: jantanuc, 15-Mar-2022 12:45:27  
Audit Action: Manually Integrated

Audit Reason: Baseline

Eurofins Seattle

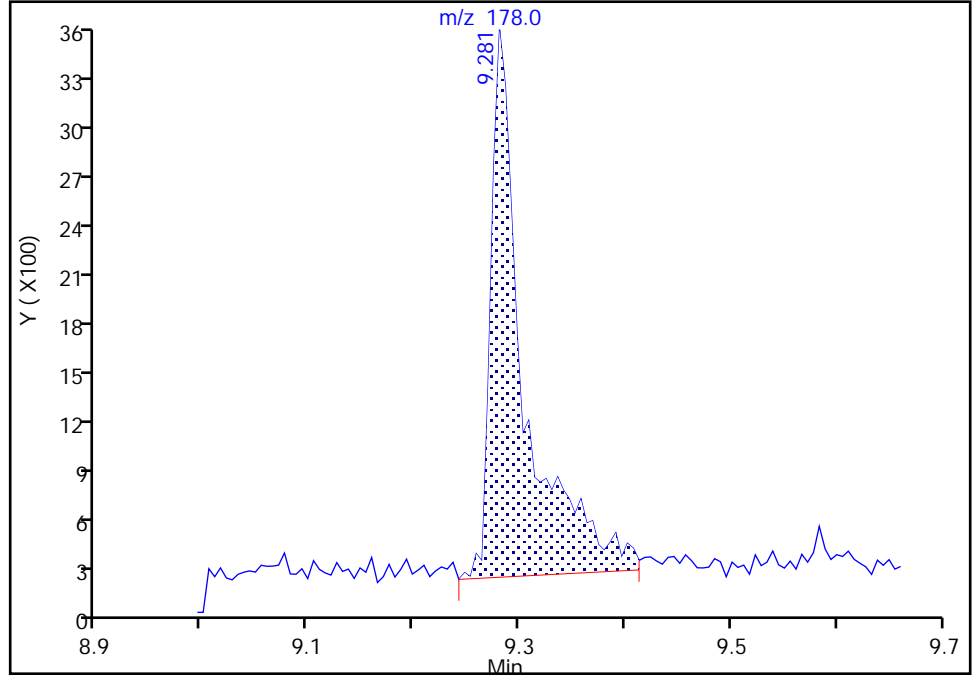
Data File: \\chromfs\Seattle\ChromData\SEA101\20220314-81722.b\031422a028.D  
Injection Date: 14-Mar-2022 21:22:30 Instrument ID: SEA101  
Lims ID: 580-111058-B-1-A Lab Sample ID: 580-111058-1  
Client ID: ERH2671 (RHMW15-5)  
Operator ID: tl ALS Bottle#: 21 Worklist Smp#: 21  
Injection Vol: 1.0 ul Dil. Factor: 1.0000  
Method: 8270\_SIM\_SEA101 Limit Group: 8270D\_SIM QSM 5.0  
Column: Detector MS SCAN

19 Phenanthrene, CAS: 85-01-8

Signal: 1

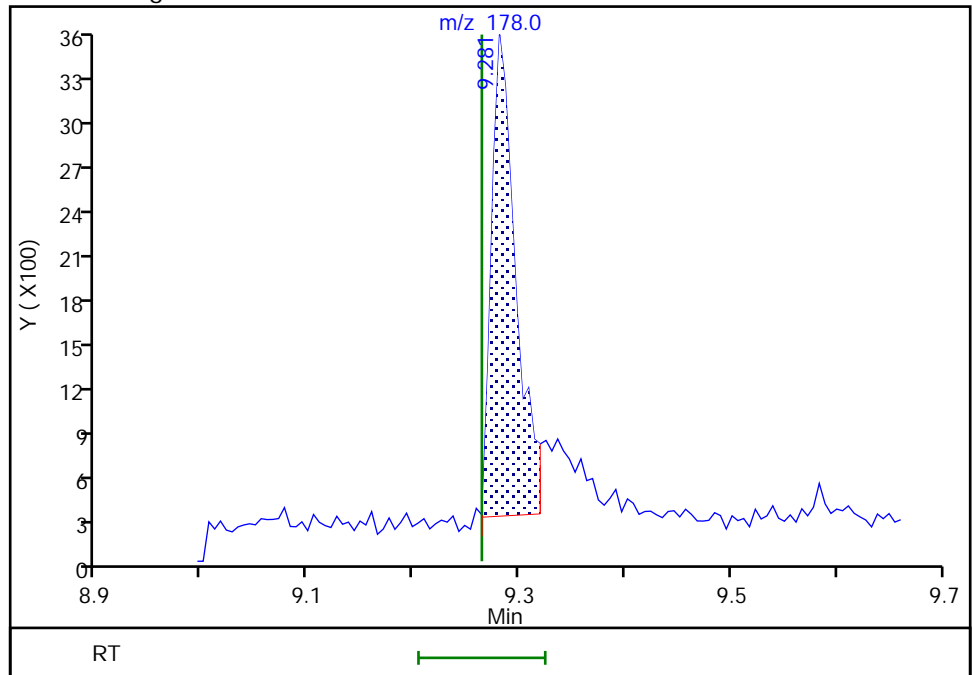
RT: 9.28  
Area: 7238  
Amount: 7.860303  
Amount Units: ug/L

Processing Integration Results



RT: 9.28  
Area: 5071  
Amount: 5.506990  
Amount Units: ug/L

Manual Integration Results



Reviewer: jantanuc, 15-Mar-2022 12:45:40  
Audit Action: Manually Integrated

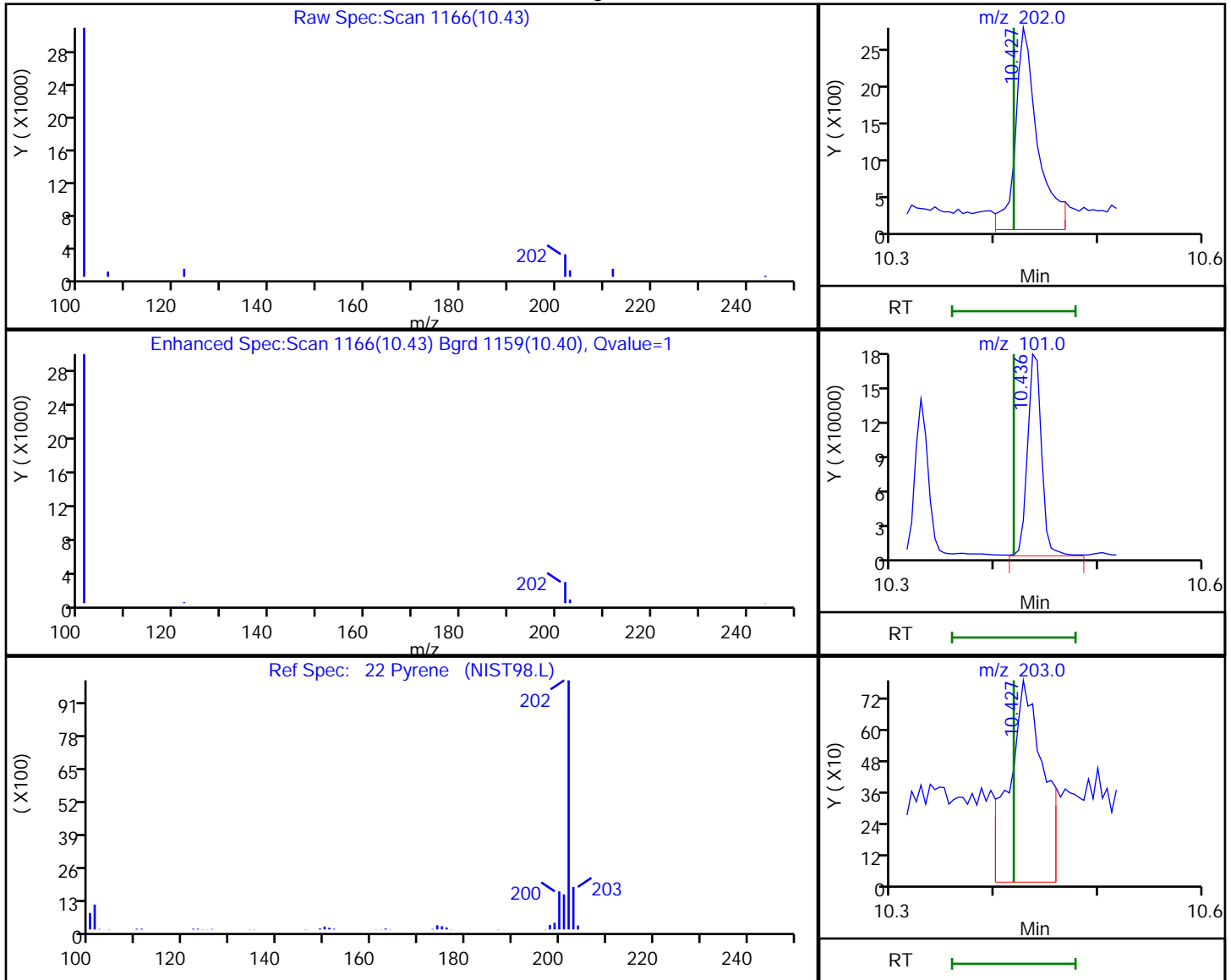
Audit Reason: Baseline

Eurofins Seattle

Data File: \\chromfs\Seattle\ChromData\SEA101\20220314-81722.b\031422a028.D  
 Injection Date: 14-Mar-2022 21:22:30 Instrument ID: SEA101  
 Lims ID: 580-111058-B-1-A Lab Sample ID: 580-111058-1  
 Client ID: ERH2671 (RHMW15-5)  
 Operator ID: tl ALS Bottle#: 21 Worklist Smp#: 21  
 Injection Vol: 1.0 ul Dil. Factor: 1.0000  
 Method: 8270\_SIM\_SEA101 Limit Group: 8270D\_SIM QSM 5.0  
 Column: Detector MS SCAN

22 Pyrene, CAS: 129-00-0

Processing Results



RT	Mass	Response	Amount
10.43	202.00	4109	3.779395
10.44	101.00	162683	
10.43	203.00	1743	

Reviewer: jantanuc, 15-Mar-2022 12:45:46  
 Audit Action: Marked Compound Undetected

Audit Reason: Invalid Compound ID

Eurofins Seattle

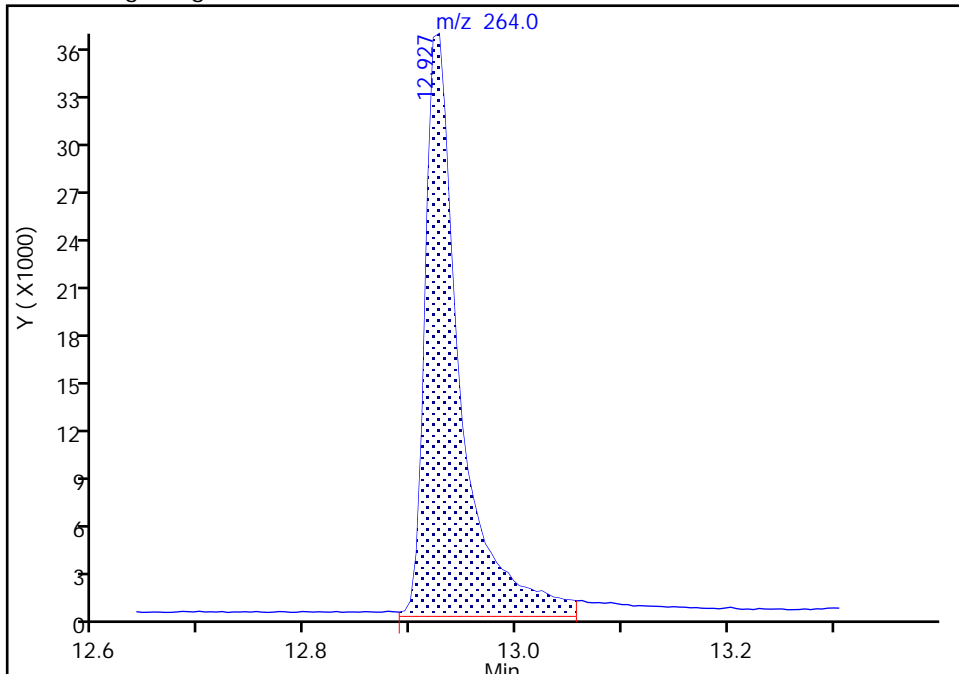
Data File: \\chromfs\Seattle\ChromData\SEA101\20220314-81722.b\031422a028.D  
Injection Date: 14-Mar-2022 21:22:30 Instrument ID: SEA101  
Lims ID: 580-111058-B-1-A Lab Sample ID: 580-111058-1  
Client ID: ERH2671 (RHMW15-5)  
Operator ID: tl ALS Bottle#: 21 Worklist Smp#: 21  
Injection Vol: 1.0 ul Dil. Factor: 1.0000  
Method: 8270\_SIM\_SEA101 Limit Group: 8270D\_SIM QSM 5.0  
Column: Detector MS SCAN

\* 6 Perylene-d12, CAS: 1520-96-3

Signal: 1

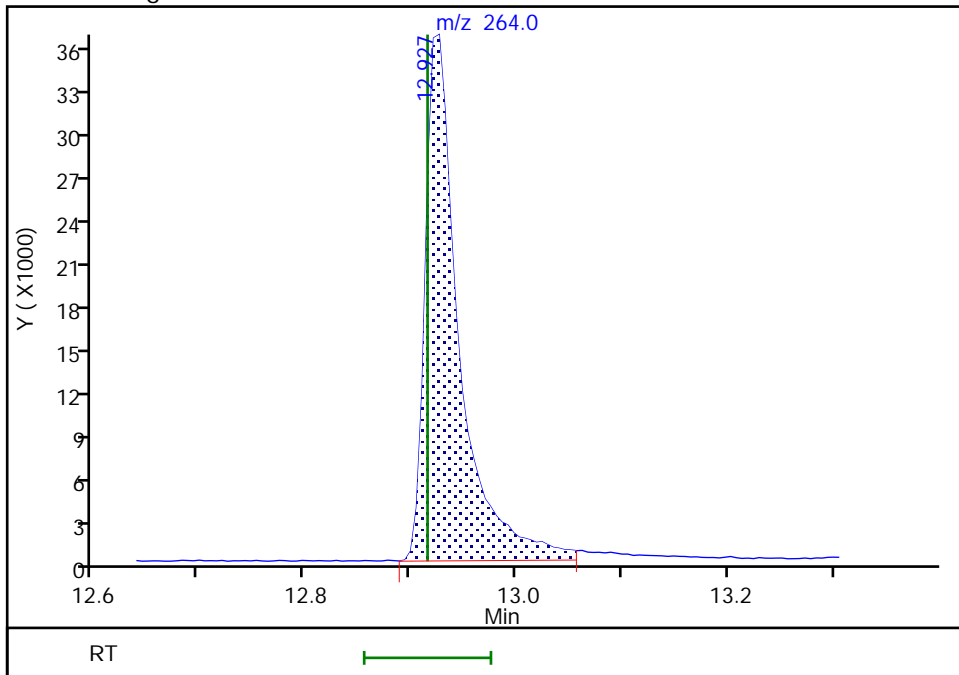
RT: 12.93  
Area: 82772  
Amount: 100.0000  
Amount Units: ug/L

Processing Integration Results



RT: 12.93  
Area: 79900  
Amount: 100.0000  
Amount Units: ug/L

Manual Integration Results



Reviewer: jantanuc, 15-Mar-2022 12:45:04  
Audit Action: Manually Integrated

Audit Reason: Baseline

FORM I  
GC/MS SEMI VOA ORGANICS ANALYSIS DATA SHEET

Lab Name: Eurofins Seattle Job No.: 580-111058-1  
 SDG No.: \_\_\_\_\_  
 Client Sample ID: ERH2680 (HDMW2253-3) Lab Sample ID: 580-111058-2  
 Matrix: Water Lab File ID: SIM031022a021.D  
 Analysis Method: 8270E SIM Date Collected: 03/02/2022 09:45  
 Extract. Method: 3510C Date Extracted: 03/09/2022 09:33  
 Sample wt/vol: 994.9(mL) Date Analyzed: 03/10/2022 16:33  
 Con. Extract Vol.: 2(mL) Dilution Factor: 1  
 Injection Volume: 1(uL) Level: (low/med) Low  
 % Moisture: \_\_\_\_\_ GPC Cleanup: (Y/N) N  
 Analysis Batch No.: 383445 Units: ug/L

CAS NO.	COMPOUND NAME	RESULT	Q	LOQ	LOD	DL
90-12-0	1-Methylnaphthalene	0.032	U M Q	0.10	0.032	0.019
91-57-6	2-Methylnaphthalene	0.080	U M Q	0.20	0.080	0.039
83-32-9	Acenaphthene	0.032	U M Q	0.10	0.032	0.014
208-96-8	Acenaphthylene	0.032	U Q	0.050	0.032	0.0090
120-12-7	Anthracene	0.080	U	0.10	0.080	0.022
56-55-3	Benzo[a]anthracene	0.032	U	0.050	0.032	0.014
50-32-8	Benzo[a]pyrene	0.032	U	0.10	0.032	0.011
205-99-2	Benzo[b]fluoranthene	0.032	U	0.050	0.032	0.011
191-24-2	Benzo[g,h,i]perylene	0.032	U	0.050	0.032	0.012
207-08-9	Benzo[k]fluoranthene	0.032	U	0.050	0.032	0.012
218-01-9	Chrysene	0.032	U	0.10	0.032	0.016
53-70-3	Dibenz(a,h)anthracene	0.032	U	0.10	0.032	0.026
206-44-0	Fluoranthene	0.032	U	0.20	0.032	0.018
86-73-7	Fluorene	0.032	U	0.10	0.032	0.017
193-39-5	Indeno[1,2,3-cd]pyrene	0.032	U	0.050	0.032	0.014
91-20-3	Naphthalene	0.080	U M Q	0.10	0.080	0.031
85-01-8	Phenanthrene	0.080	U M	0.10	0.080	0.031
129-00-0	Pyrene	0.080	U M	0.10	0.080	0.033

CAS NO.	SURROGATE	%REC	Q	LIMITS
7297-45-2	2-methylnaphthalene-d10	60		40-140
93951-69-0	Fluoranthene-d10 (Surr)	92		40-140
1718-51-0	Terphenyl-d14	101		58-132

Eurofins Seattle  
Target Compound Quantitation Report

Data File: \\chromfs\Seattle\ChromData\TAC050\20220310-81677.b\SIM031022a021.D  
 Lims ID: 580-111058-B-2-A  
 Client ID: ERH2680 (HDMW2253-3)  
 Sample Type: Client  
 Inject. Date: 10-Mar-2022 16:33:30 ALS Bottle#: 20 Worklist Smp#: 20  
 Injection Vol: 1.0 ul Dil. Factor: 1.0000  
 Sample Info: 580-111058-B-2-A  
 Operator ID: tl Instrument ID: TAC050  
 Method: \\chromfs\Seattle\ChromData\TAC050\20220310-81677.b\TAC050\_SIM\_PAH.m  
 Limit Group: 8270D\_SIM QSM 5.0  
 Last Update: 11-Mar-2022 10:44:13 Calib Date: 14-Jan-2022 05:04:30  
 Integrator: Falcon ID Type: RT Order ID  
 Quant Method: Internal Standard Quant By: Initial Calibration  
 Last ICal File: \\chromfs\Seattle\ChromData\TAC050\20220113-80849.b\SIM011322b026.D

Column 1 : Det: MS SCAN  
 Process Host: CTX1602

First Level Reviewer: thaneeratw Date: 11-Mar-2022 10:44:13

Compound	Sig	RT (min.)	Exp RT (min.)	Dlt RT (min.)	Q	Response	OnCol Amt ug/L	Flags
* 1 Naphthalene-d8	136	5.171	5.171	0.000	90	19177	100.0	
* 2 Acenaphthene-d10	164	6.858	6.854	0.004	70	7920	100.0	M
* 3 Phenanthrene-d10	188	8.323	8.322	0.001	56	14608	100.0	
* 4 Chrysene-d12	240	11.053	11.039	0.014	48	12139	100.0	
* 5 Perylene-d12	264	13.116	13.102	0.014	69	14216	100.0	
\$ 6 2-methylnaphthalene-d10	152	5.809	5.809	0.000	67	68231	601.4	
\$ 10 2-Fluorobiphenyl	172	6.190	6.190	0.000	0	71104	561.0	M
\$ 7 2,4,6-Tribromophenol	330	7.642	7.641	0.001	58	19990	919.0	
\$ 8 Fluoranthene-d10 (Surr)	212	9.510	9.506	0.004	68	138841	920.0	
\$ 9 Terphenyl-d14	244	9.900	9.904	-0.004	94	118680	1013.7	
11 Naphthalene	128	5.189	5.189	0.000	88	240	1.18	M
12 2-Methylnaphthalene	141	5.837	5.841	-0.004	65	76	0.6607	M
13 1-Methylnaphthalene	141	5.937	5.937	0.000	82	36	0.3231	M
15 Acenaphthene	153	6.889	6.884	0.005	82	81	0.7709	M
21 Pyrene	202	9.754	9.754	0.000	49	357	0.6304	M

QC Flag Legend

Processing Flags

Review Flags

M - Manually Integrated

Reagents:

8270SIM\_IS\_00069 Amount Added: 10.00 Units: uL Run Reagent

Eurofins Seattle

Data File: \\chromfs\Seattle\ChromData\TAC050\20220310-81677.b\SIM031022a021.D

Injection Date: 10-Mar-2022 16:33:30

Instrument ID: TAC050

Lims ID: 580-111058-B-2-A

Lab Sample ID: 580-111058-2

Client ID: ERH2680 (HDMW2253-3)

Operator ID: tl

ALS Bottle#: 20

Worklist Smp#: 20

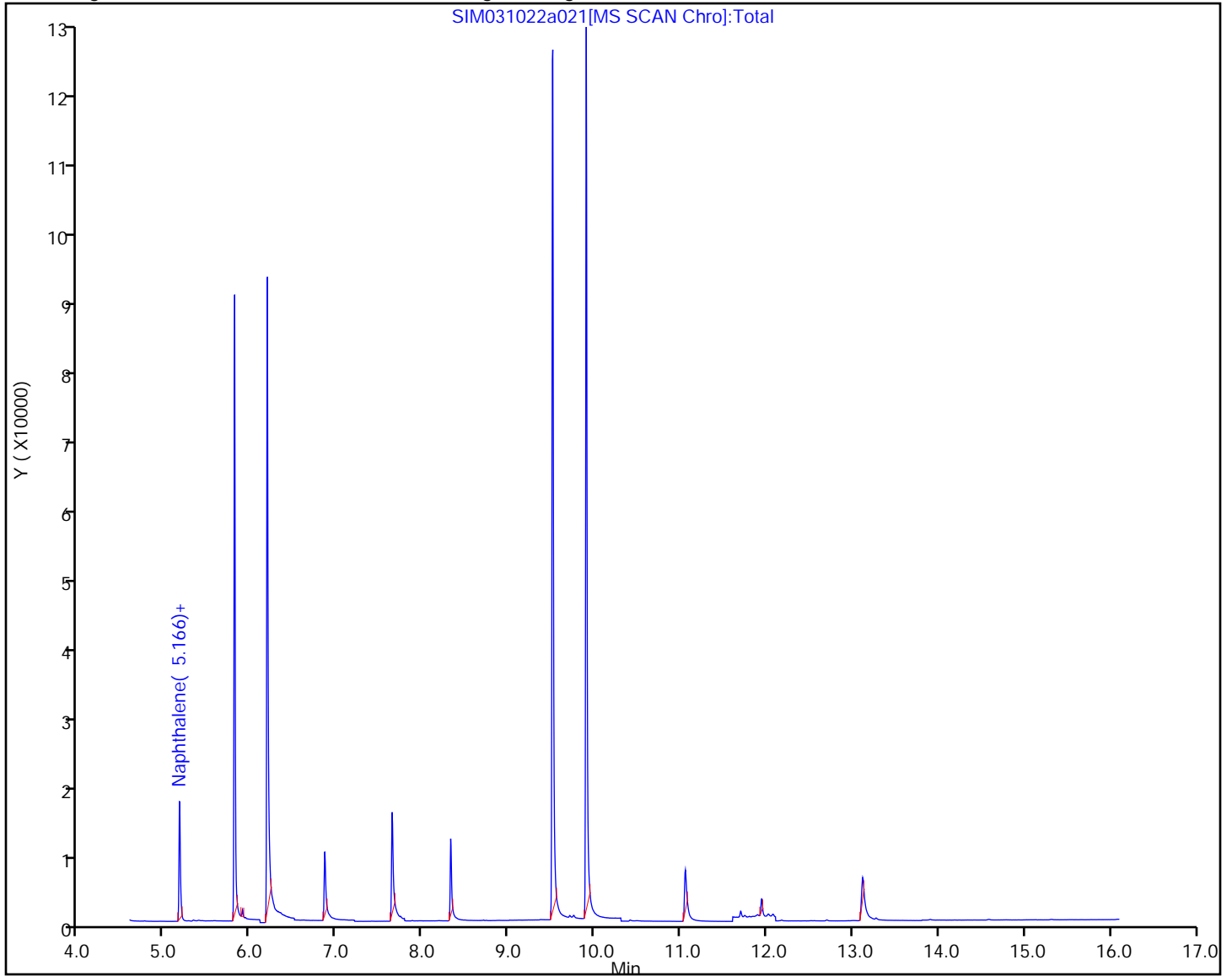
Injection Vol: 1.0 ul

Dil. Factor: 1.0000

Method: TAC050\_SIM\_PAH

Limit Group: 8270D\_SIM QSM 5.0

Y Scaling: Method Defined: Scale to the Nth Largest Target: 1





Eurofins Seattle  
Recovery Report

Data File: \\chromfs\Seattle\ChromData\TAC050\20220310-81677.b\SIM031022a021.D  
 Lims ID: 580-111058-B-2-A  
 Client ID: ERH2680 (HDMW2253-3)  
 Sample Type: Client  
 Inject. Date: 10-Mar-2022 16:33:30 ALS Bottle#: 20 Worklist Smp#: 20  
 Injection Vol: 1.0 ul Dil. Factor: 1.0000  
 Sample Info: 580-111058-B-2-A  
 Operator ID: tl Instrument ID: TAC050  
 Method: \\chromfs\Seattle\ChromData\TAC050\20220310-81677.b\TAC050\_SIM\_PAH.m  
 Limit Group: 8270D\_SIM QSM 5.0  
 Last Update: 11-Mar-2022 10:44:13 Calib Date: 14-Jan-2022 05:04:30  
 Integrator: Falcon ID Type: RT Order ID  
 Quant Method: Internal Standard Quant By: Initial Calibration  
 Last ICal File: \\chromfs\Seattle\ChromData\TAC050\20220113-80849.b\SIM011322b026.D  
 Column 1 : Det: MS SCAN  
 Process Host: CTX1602

First Level Reviewer: thaneeratw

Date: 11-Mar-2022 10:44:13

Compound	Amount Added	Amount Recovered	% Rec.
\$ 6 2-methylnaphthalene-d10	1000.0	601.4	60.14
\$ 10 2-Fluorobiphenyl	1000.0	561.0	56.10
\$ 7 2,4,6-Tribromophenol	1000.0	919.0	91.90
\$ 8 Fluoranthene-d10 (Surr)	1000.0	920.0	92.00
\$ 9 Terphenyl-d14	1000.0	1013.7	101.37

Eurofins Seattle

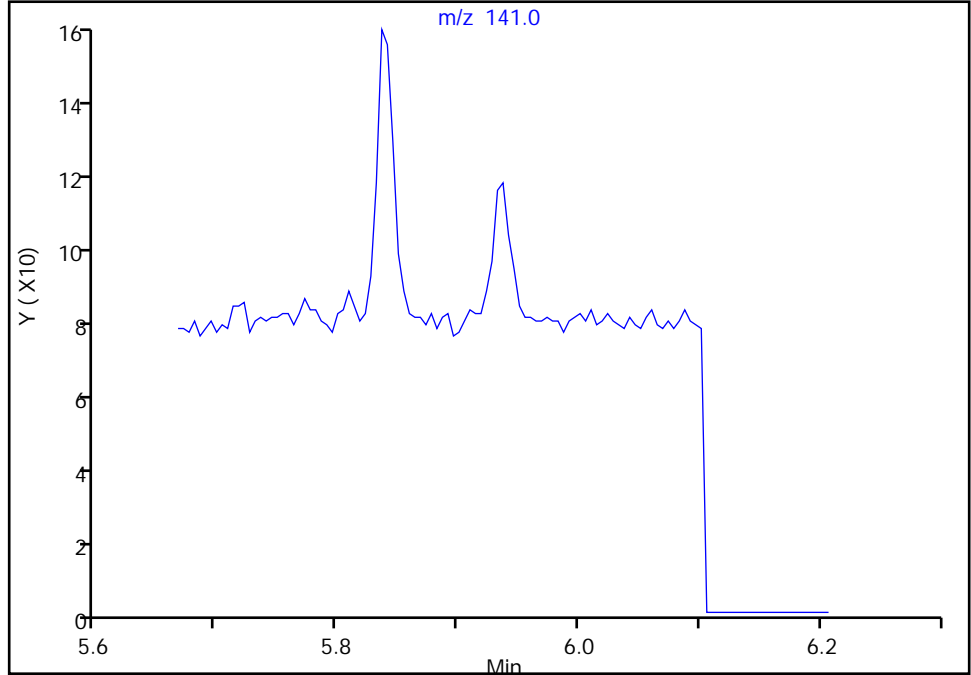
Data File: \\chromfs\Seattle\ChromData\TAC050\20220310-81677.b\SIM031022a021.D  
Injection Date: 10-Mar-2022 16:33:30 Instrument ID: TAC050  
Lims ID: 580-111058-B-2-A Lab Sample ID: 580-111058-2  
Client ID: ERH2680 (HDMW2253-3)  
Operator ID: tl ALS Bottle#: 20 Worklist Smp#: 20  
Injection Vol: 1.0 ul Dil. Factor: 1.0000  
Method: TAC050\_SIM\_PAH Limit Group: 8270D\_SIM QSM 5.0  
Column: Detector MS SCAN

13 1-Methylnaphthalene, CAS: 90-12-0

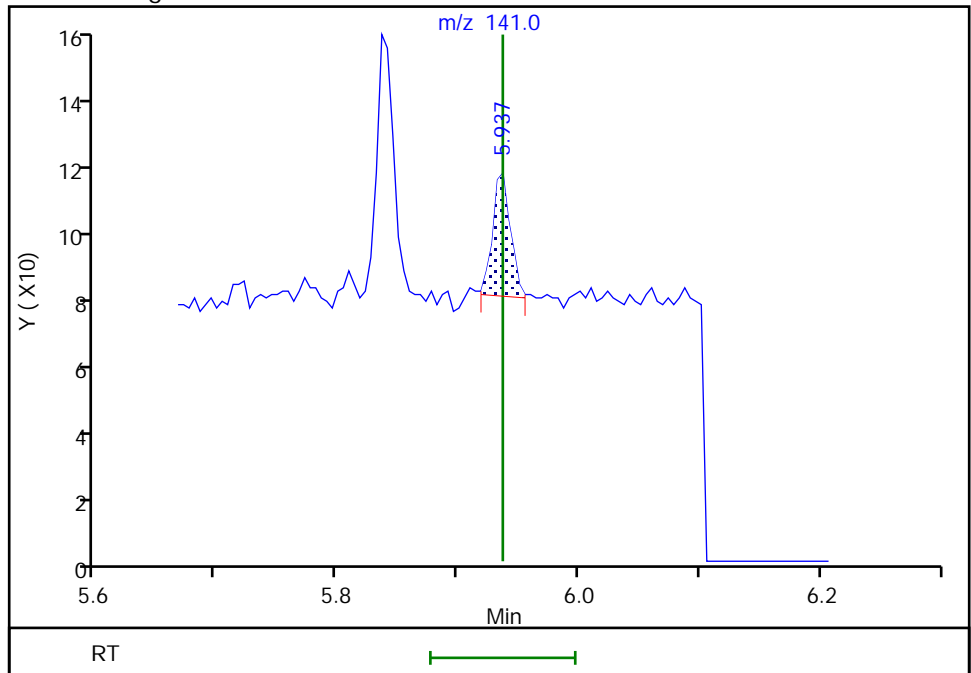
Signal: 1

Not Detected  
Expected RT: 5.94

Processing Integration Results



Manual Integration Results



RT: 5.94  
Area: 36  
Amount: 0.323106  
Amount Units: ug/L

Reviewer: thaneeratw, 11-Mar-2022 10:43:14  
Audit Action: Manually Integrated

Audit Reason: Incomplete Integration

Eurofins Seattle

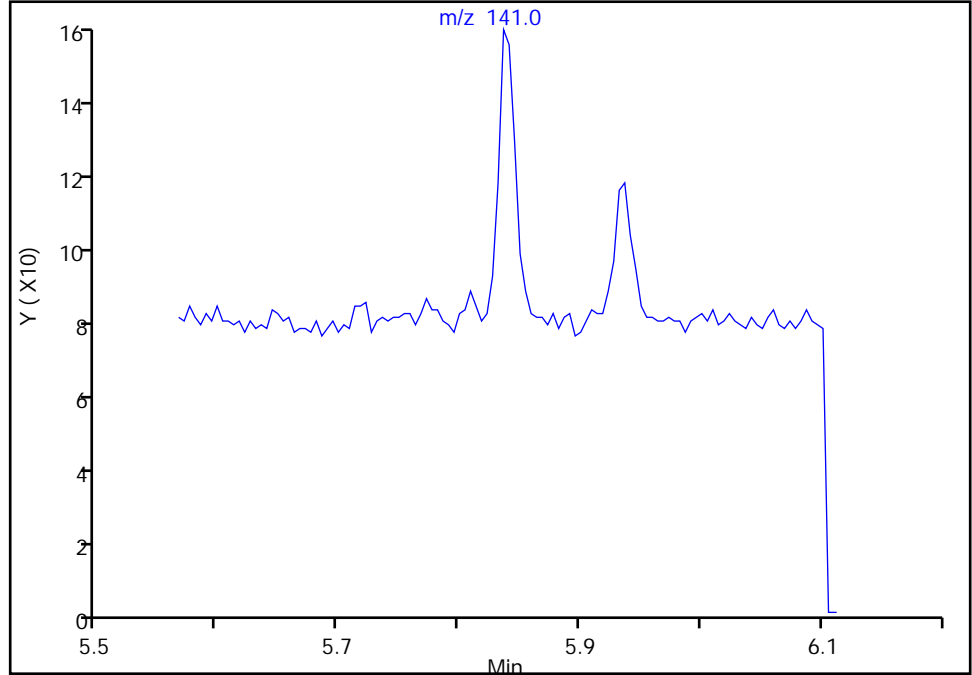
Data File: \\chromfs\Seattle\ChromData\TAC050\20220310-81677.b\SIM031022a021.D  
Injection Date: 10-Mar-2022 16:33:30 Instrument ID: TAC050  
Lims ID: 580-111058-B-2-A Lab Sample ID: 580-111058-2  
Client ID: ERH2680 (HDMW2253-3)  
Operator ID: tl ALS Bottle#: 20 Worklist Smp#: 20  
Injection Vol: 1.0 ul Dil. Factor: 1.0000  
Method: TAC050\_SIM\_PAH Limit Group: 8270D\_SIM QSM 5.0  
Column: Detector MS SCAN

12 2-Methylnaphthalene, CAS: 91-57-6

Signal: 1

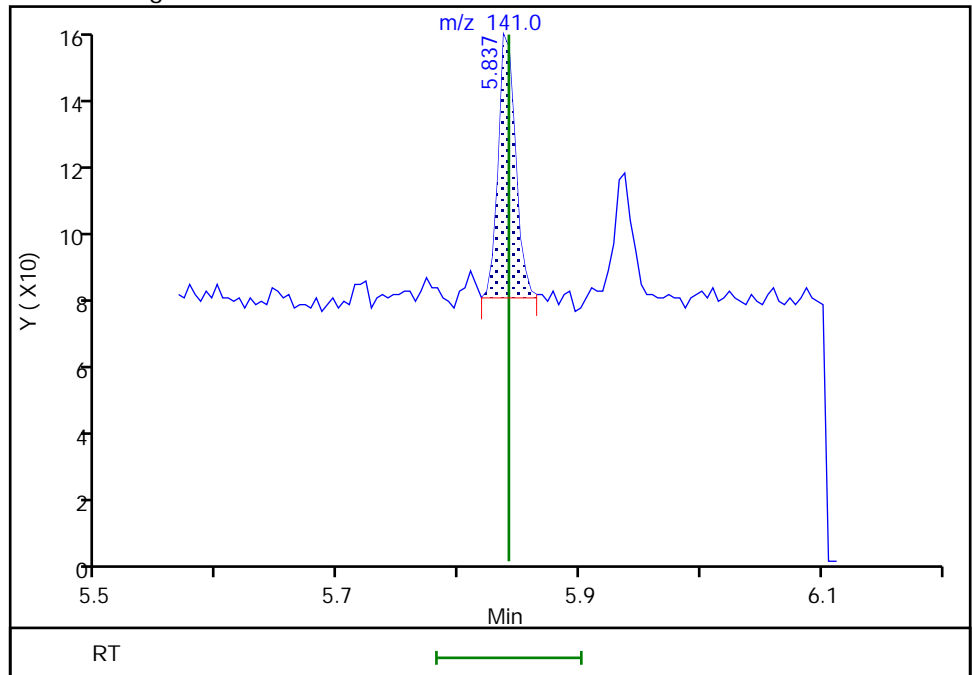
Not Detected  
Expected RT: 5.84

Processing Integration Results



Manual Integration Results

RT: 5.84  
Area: 76  
Amount: 0.660704  
Amount Units: ug/L



Reviewer: thaneeratw, 11-Mar-2022 10:43:07  
Audit Action: Manually Integrated

Audit Reason: Incomplete Integration

Eurofins Seattle

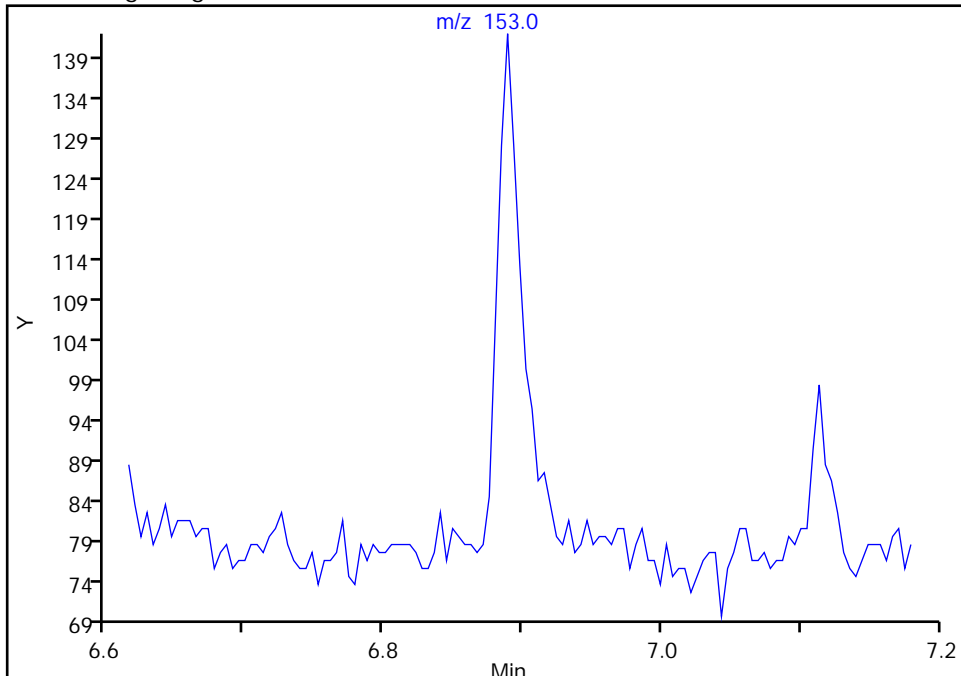
Data File: \\chromfs\Seattle\ChromData\TAC050\20220310-81677.b\SIM031022a021.D  
Injection Date: 10-Mar-2022 16:33:30 Instrument ID: TAC050  
Lims ID: 580-111058-B-2-A Lab Sample ID: 580-111058-2  
Client ID: ERH2680 (HDMW2253-3)  
Operator ID: tl ALS Bottle#: 20 Worklist Smp#: 20  
Injection Vol: 1.0 ul Dil. Factor: 1.0000  
Method: TAC050\_SIM\_PAH Limit Group: 8270D\_SIM QSM 5.0  
Column: Detector MS SCAN

15 Acenaphthene, CAS: 83-32-9

Signal: 1

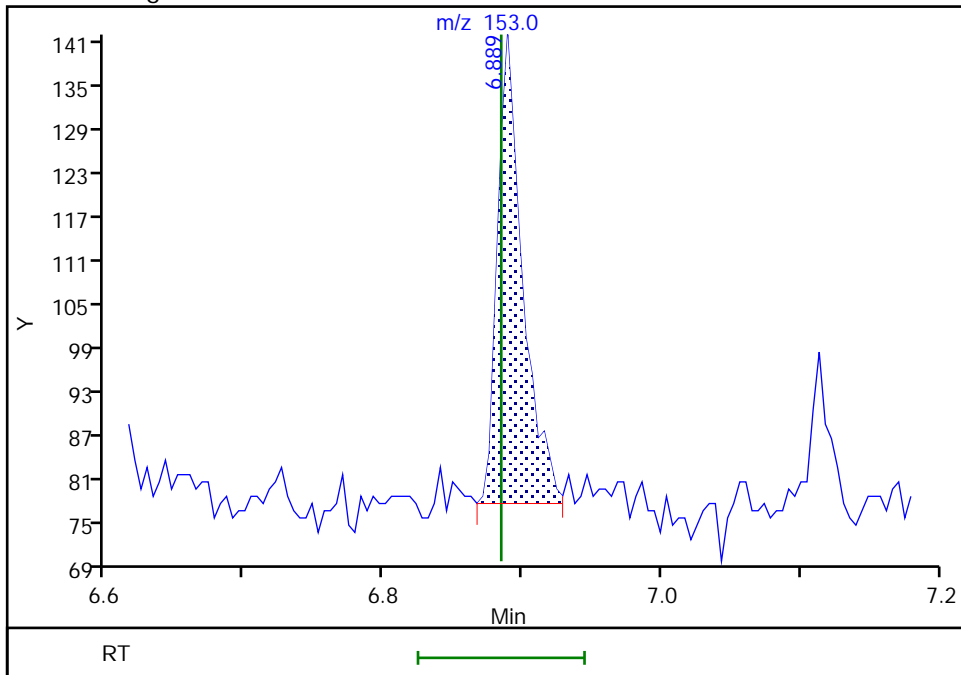
Not Detected  
Expected RT: 6.88

Processing Integration Results



Manual Integration Results

RT: 6.89  
Area: 81  
Amount: 0.770862  
Amount Units: ug/L



Reviewer: thaneeratw, 11-Mar-2022 10:43:25  
Audit Action: Manually Integrated

Audit Reason: Incomplete Integration

Eurofins Seattle

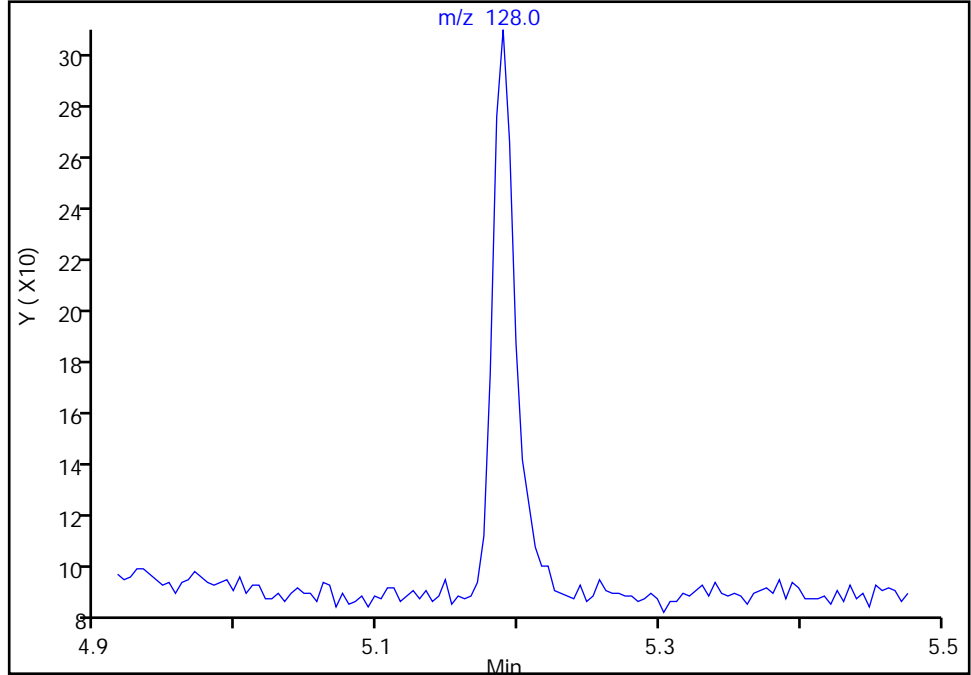
Data File: \\chromfs\Seattle\ChromData\TAC050\20220310-81677.b\SIM031022a021.D  
Injection Date: 10-Mar-2022 16:33:30 Instrument ID: TAC050  
Lims ID: 580-111058-B-2-A Lab Sample ID: 580-111058-2  
Client ID: ERH2680 (HDMW2253-3)  
Operator ID: tl ALS Bottle#: 20 Worklist Smp#: 20  
Injection Vol: 1.0 ul Dil. Factor: 1.0000  
Method: TAC050\_SIM\_PAH Limit Group: 8270D\_SIM QSM 5.0  
Column: Detector MS SCAN

11 Naphthalene, CAS: 91-20-3

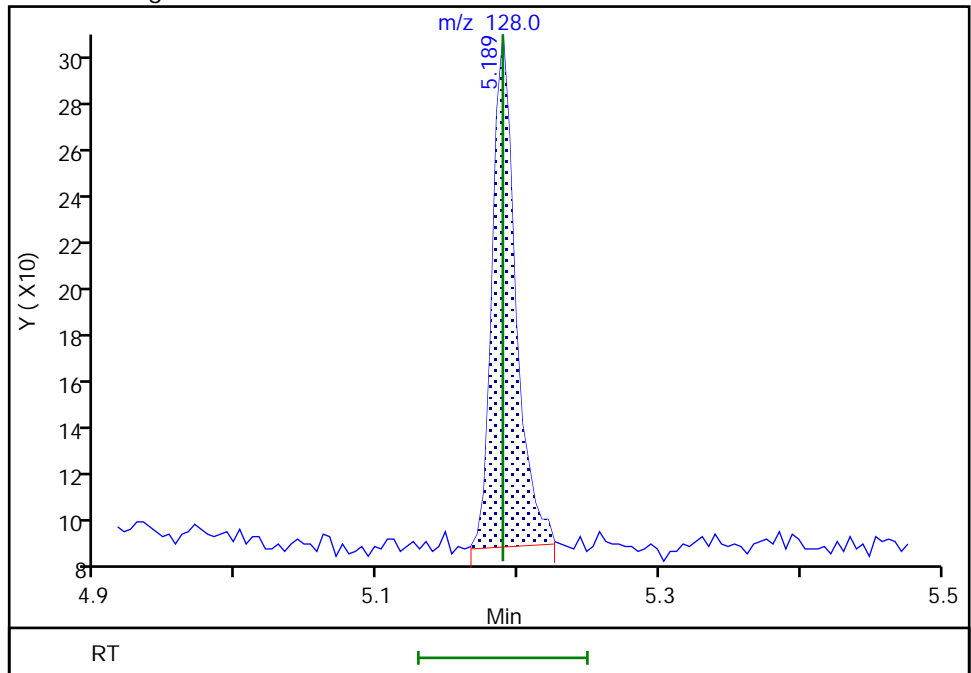
Signal: 1

Not Detected  
Expected RT: 5.19

Processing Integration Results



Manual Integration Results



RT: 5.19  
Area: 240  
Amount: 1.183281  
Amount Units: ug/L

Eurofins Seattle

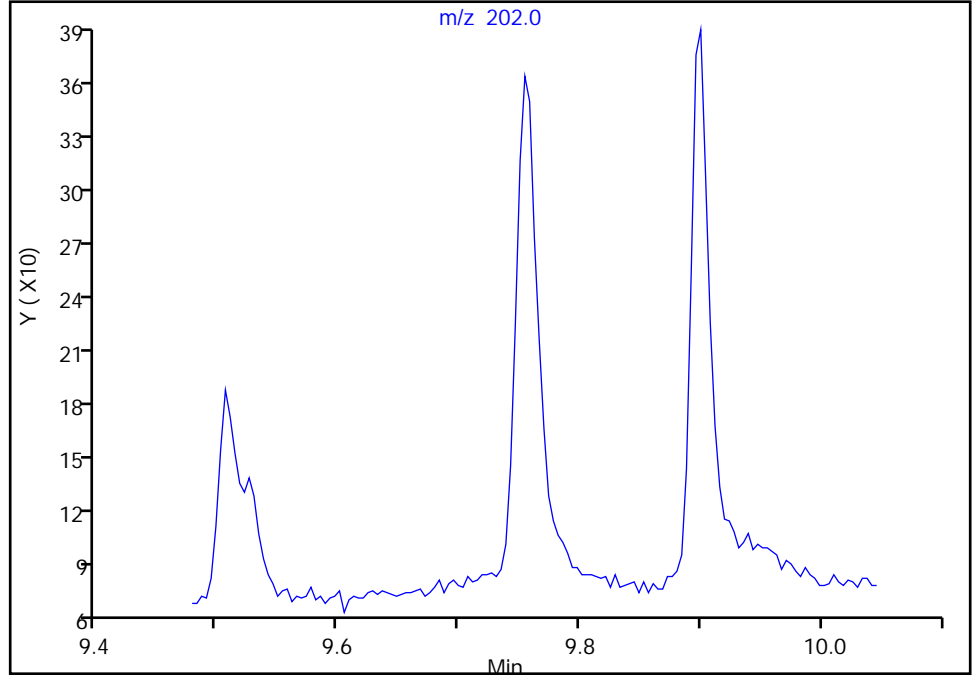
Data File: \\chromfs\Seattle\ChromData\TAC050\20220310-81677.b\SIM031022a021.D  
Injection Date: 10-Mar-2022 16:33:30 Instrument ID: TAC050  
Lims ID: 580-111058-B-2-A Lab Sample ID: 580-111058-2  
Client ID: ERH2680 (HDMW2253-3)  
Operator ID: tl ALS Bottle#: 20 Worklist Smp#: 20  
Injection Vol: 1.0 ul Dil. Factor: 1.0000  
Method: TAC050\_SIM\_PAH Limit Group: 8270D\_SIM QSM 5.0  
Column: Detector MS SCAN

21 Pyrene, CAS: 129-00-0

Signal: 1

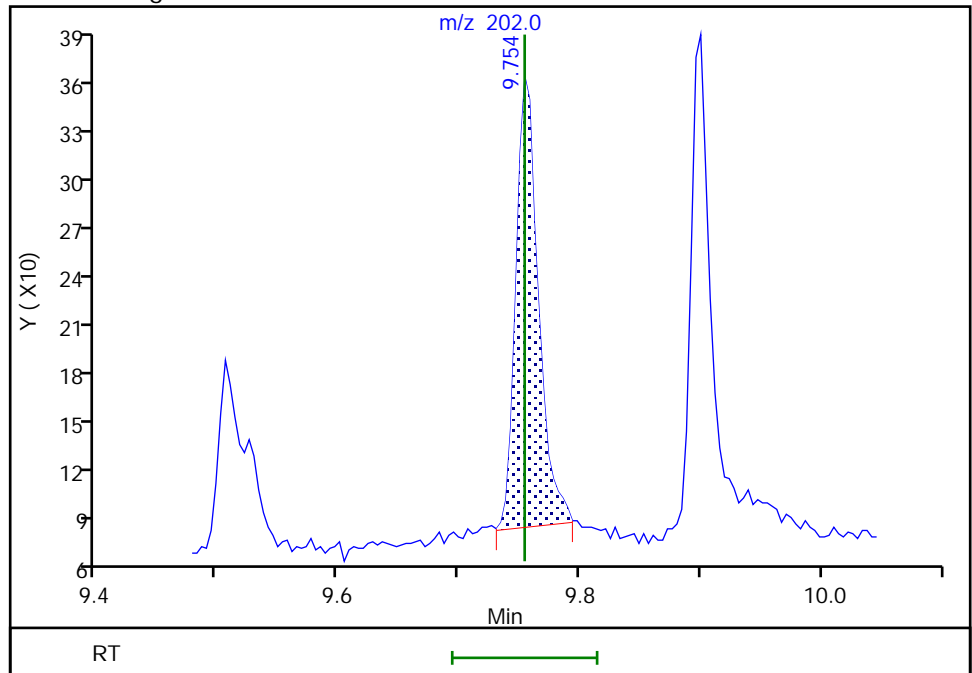
Not Detected  
Expected RT: 9.75

Processing Integration Results



Manual Integration Results

RT: 9.75  
Area: 357  
Amount: 0.630411  
Amount Units: ug/L



Reviewer: thaneeratw, 11-Mar-2022 10:43:57  
Audit Action: Manually Integrated

Audit Reason: Incomplete Integration

Eurofins Seattle

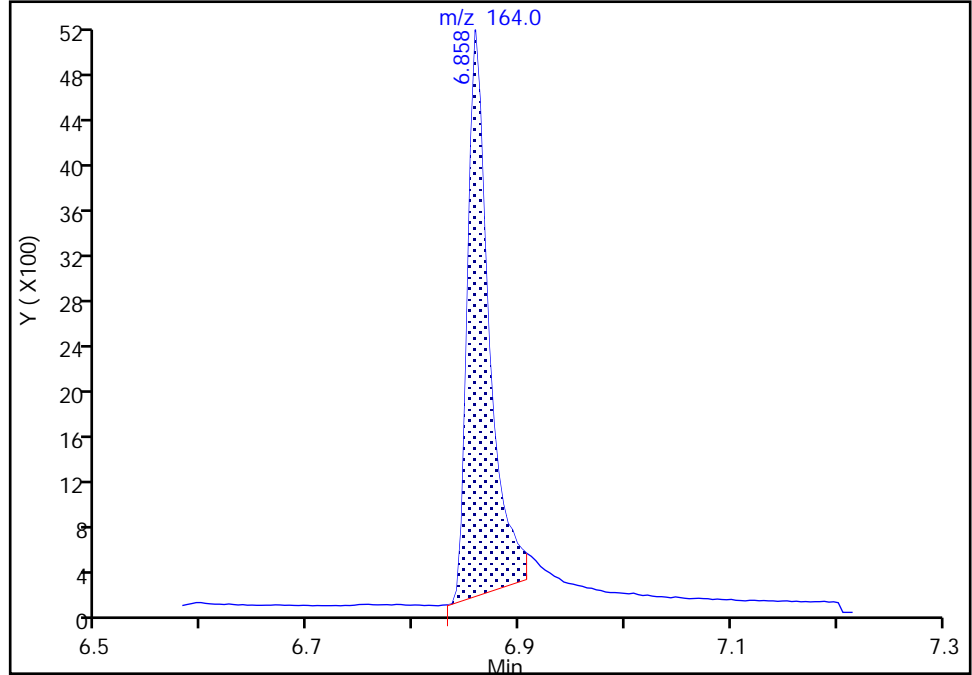
Data File: \\chromfs\Seattle\ChromData\TAC050\20220310-81677.b\SIM031022a021.D  
Injection Date: 10-Mar-2022 16:33:30 Instrument ID: TAC050  
Lims ID: 580-111058-B-2-A Lab Sample ID: 580-111058-2  
Client ID: ERH2680 (HDMW2253-3)  
Operator ID: tl ALS Bottle#: 20 Worklist Smp#: 20  
Injection Vol: 1.0 ul Dil. Factor: 1.0000  
Method: TAC050\_SIM\_PAH Limit Group: 8270D\_SIM QSM 5.0  
Column: Detector MS SCAN

\* 2 Acenaphthene-d10, CAS: 15067-26-2

Signal: 1

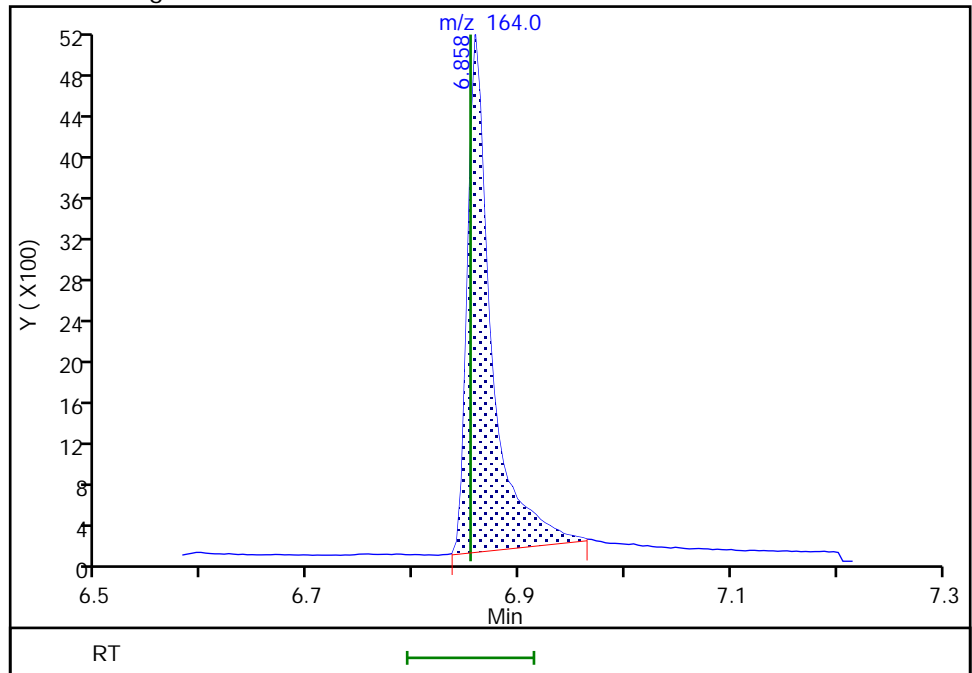
RT: 6.86  
Area: 7026  
Amount: 100.0000  
Amount Units: ug/L

Processing Integration Results



RT: 6.86  
Area: 7920  
Amount: 100.0000  
Amount Units: ug/L

Manual Integration Results



Reviewer: thaneeratw, 11-Mar-2022 10:42:36  
Audit Action: Manually Integrated

Audit Reason: Incomplete Integration

FORM VI  
GC/MS SEMI VOA BY INTERNAL STANDARD - INITIAL CALIBRATION DATA  
CURVE EVALUATION

Lab Name: Eurofins Seattle Job No.: 580-111058-1 Analy Batch No.: 369708

SDG No.: \_\_\_\_\_

Instrument ID: SEA101 GC Column: ZB-SV ID: 0.25 (mm) Heated Purge: (Y/N) N

Calibration Start Date: 10/05/2021 18:11 Calibration End Date: 10/05/2021 23:04 Calibration ID: 31306

Calibration Files

LEVEL:	LAB SAMPLE ID:	LAB FILE ID:
Level 1	STD1 580-369708/16	100521a031.D
Level 2	STD2 580-369708/15	100521a030.D
Level 3	STD3 580-369708/14	100521a029.D
Level 4	STD4 580-369708/13	100521a028.D
Level 5	STD5 580-369708/12	100521a027.D
Level 6	STD6 580-369708/11	100521a026.D
Level 7	STD7 580-369708/10	100521a025.D
Level 8	STD8 580-369708/9	100521a024.D
Level 9	STD9IS 580-369708/8	100521a023.D
Level 10	STD10 580-369708/7	100521a022.D
Level 11	STD11 580-369708/6	100521a021.D
Level 12	STD12 580-369708/5	100521a020.D
Level 13	STD13 580-369708/4	100521a019.D

ANALYTE	RRF					CURVE TYPE	COEFFICIENT			#	MIN RRF	%RSD	#	MAX %RSD	R^2 OR COD	#	MIN R^2 OR COD
	LVL 1	LVL 2	LVL 3	LVL 4	LVL 5		B	M1	M2								
	LVL 6	LVL 7	LVL 8	LVL 9	LVL 10												
Naphthalene	+++++ 0.9373 1.0449	+++++ 1.0794 1.0168	1.4915 1.0188 0.9391	1.3451 0.9983	1.0192 0.9519	Lin2	2.636 7	0.983 4		0.7000	7.0			0.9950			0.9900
2-Methylnaphthalene	+++++ 0.5688 0.7136	0.6163 0.6785 0.6899	0.5293 0.6844 0.6328	0.5687 0.6752	0.4295 0.6500	Ave		0.619 7		0.4000	13.3		15.0				
1-Methylnaphthalene	+++++ 0.8273 0.6543	+++++ 0.8062 0.6317	0.7716 0.7092 0.5892	0.7775 0.6450	0.7654 0.6052	Ave		0.707 5		0.4000	12.1		15.0				
Acenaphthylene	+++++ 1.7303 2.0926	+++++ 1.9078 2.0414	2.0627 2.0596 1.8872	1.6763 1.9885	1.6489 1.9020	Ave		1.908 8		0.9000	8.4		15.0				
Acenaphthene	+++++ 1.3161 1.2894	+++++ 1.4159 1.2559	1.6480 1.4012 1.2030	1.4372 1.2906	1.3857 1.2006	Ave		1.349 4		0.9000	9.5		15.0				
Fluorene	+++++ 1.2408 1.4100	+++++ 1.4213 1.3574	1.6090 1.4730 1.3042	1.4532 1.3686	1.2030 1.3050	Ave		1.376 9		0.9000	8.3		15.0				
Pentachlorophenol	+++++ 0.1244 0.2180	+++++ 0.1281 0.2589	+++++ 0.1439 +++++	0.0574 0.1455	0.1281 0.1717	Qua2	-1.60 1	0.145 6	0.0000122	0.0500	9.0			0.9930			0.9900

Note: The M1 coefficient is the same as Ave RRF for an Ave curve type.



FORM VI  
GC/MS SEMI VOA BY INTERNAL STANDARD - INITIAL CALIBRATION DATA  
CURVE EVALUATION

Lab Name: Eurofins Seattle Job No.: 580-111058-1 Analy Batch No.: 369708

SDG No.: \_\_\_\_\_

Instrument ID: SEA101 GC Column: ZB-SV ID: 0.25 (mm) Heated Purge: (Y/N) N

Calibration Start Date: 10/05/2021 18:11 Calibration End Date: 10/05/2021 23:04 Calibration ID: 31306

ANALYTE	RRF					CURVE TYPE	COEFFICIENT			#	MIN RRF	%RSD	#	MAX %RSD	R <sup>2</sup> OR COD	#	MIN R <sup>2</sup> OR COD
	LVL 1	LVL 2	LVL 3	LVL 4	LVL 5		B	M1	M2								
	LVL 6	LVL 7	LVL 8	LVL 9	LVL 10												
	LVL 11	LVL 12	LVL 13														
Phenanthrene	++++ 0.9955 1.2539	++++ 1.1259 1.2301	1.2019 1.1733 1.1574	0.9644 1.1323	1.0622 1.1273	Ave		1.129 5		0.7000	8.1		15.0				
Anthracene	++++ 1.3022 1.3311	++++ 1.3599 1.2910	2.1629 1.3128 ++++	1.6562 1.2287	1.4762 1.1924	Lin2	4.388 6	1.260 8		0.7000	4.1			0.9980		0.9900	
Fluoranthene	++++ 1.1675 1.3637	++++ 1.2576 1.3349	1.5543 1.2571 ++++	0.9622 1.2373	1.2839 1.2313	Ave		1.265 0		0.6000	11.8		15.0				
Pyrene	++++ 1.2629 1.4156	++++ 1.3354 1.3836	1.5010 1.3173 ++++	1.2283 1.2913	1.3279 1.2722	Ave		1.333 5		0.6000	6.1		15.0				
Benzo[a]anthracene	++++ 0.9279 1.4148	++++ 0.9789 1.4246	0.8186 1.0849 ++++	0.9809 1.1281	0.7989 1.1922	Qua2	-1.20 8	1.036 9	0.0000957	0.8000	9.9			0.9900		0.9900	
Chrysene	++++ 1.9436 1.5068	++++ 2.0203 1.4476	2.5627 1.9328 ++++	2.2358 1.6566	2.1789 1.4076	Qua2	4.021 5	1.819 6	-0.000098	0.7000	11.6			0.9900		0.9900	
Benzo[b]fluoranthene	++++ 1.0940 1.3033	++++ 1.0866 1.2245	0.8432 1.1545 1.1977	0.7417 1.1914	0.9574 1.1320	Lin2	-2.23 5	1.163 2		0.7000	8.8			0.9910		0.9900	
Benzo[k]fluoranthene	++++ 1.8211 1.5946	++++ 2.0849 1.5424	2.6957 1.9212 1.3224	2.2155 1.6466	1.7024 1.6066	Qua2	4.517 8	1.748 3	-0.000044	0.7000	9.4			0.9910		0.9900	
Benzo[a]pyrene	++++ 1.4231 1.3528	++++ 1.3393 1.3378	1.5703 1.3837 1.2448	1.2899 1.2833	1.2359 1.2392	Ave		1.336 4		0.7000	7.4		15.0				
Indeno[1,2,3-cd]pyrene	++++ 0.8511 1.2774	1.2728 0.9869 1.1732	1.1661 0.9664 1.2463	1.0208 1.0258	1.0628 1.0642	Ave		1.092 8		0.5000	12.3		15.0				
Dibenz(a,h)anthracene	++++ 1.2390 1.4563	++++ 1.4309 1.4115	1.9701 1.4043 1.3233	1.6482 1.3833	1.4212 1.3482	Lin2	2.913 3	1.354 9		0.4000	5.8			0.9960		0.9900	
Benzo[g,h,i]perylene	++++ 1.6680 1.6077	++++ 1.7342 1.5458	1.6777 1.6762 1.4481	1.6248 1.5730	1.6160 1.5193	Ave		1.608 3		0.5000	5.1		15.0				

Note: The M1 coefficient is the same as Ave RRF for an Ave curve type.

FORM VI  
GC/MS SEMI VOA BY INTERNAL STANDARD - INITIAL CALIBRATION DATA  
CURVE EVALUATION

Lab Name: Eurofins Seattle Job No.: 580-111058-1 Analy Batch No.: 369708

SDG No.: \_\_\_\_\_

Instrument ID: SEA101 GC Column: ZB-SV ID: 0.25 (mm) Heated Purge: (Y/N) N

Calibration Start Date: 10/05/2021 18:11 Calibration End Date: 10/05/2021 23:04 Calibration ID: 31306

ANALYTE	RRF					CURVE TYPE	COEFFICIENT			#	MIN RRF	%RSD	#	MAX %RSD	R^2 OR COD	#	MIN R^2 OR COD
	LVL 1	LVL 2	LVL 3	LVL 4	LVL 5		B	M1	M2								
	LVL 6	LVL 7	LVL 8	LVL 9	LVL 10												
	LVL 11	LVL 12	LVL 13														
2-methylnaphthalene-d10	+++++	0.6420	0.6154	0.7561	0.5324	Ave		0.589			10.6		15.0				
	0.5372	0.5645	0.5818	0.5528	0.5424			0									
	0.5991	0.5915	0.5524														
2-Fluorobiphenyl	+++++	1.3284	1.4830	1.4655	1.3033	Ave		1.386			5.4		15.0				
	1.4032	1.3679	1.5075	1.3125	1.2827			5									
	1.4324	1.3991	1.3527														
2,4,6-Tribromophenol	+++++	+++++	+++++	+++++	0.1679	Qua2	-1.14	0.214	0.0000131		7.6			0.9950		0.9900	
	0.1729	0.1823	0.2179	0.2265	0.2298		1	0									
	0.2602	0.2701	+++++														
Fluoranthene-d10 (Surr)	1.4485	1.1433	1.0730	0.9884	1.1017	Ave		1.105			11.0		15.0				
	0.9558	1.0438	1.0718	1.0468	1.0309			5									
	1.1711	1.1673	1.1290														
Terphenyl-d14	+++++	+++++	0.7679	0.7361	0.7980	Ave		0.754			4.9		15.0				
	0.6961	0.7247	0.7445	0.7329	0.7220			9									
	0.8088	0.8012	0.7723														

Note: The M1 coefficient is the same as Ave RRF for an Ave curve type.

FORM VI  
GC/MS SEMI VOA BY INTERNAL STANDARD - INITIAL CALIBRATION DATA  
RESPONSE AND CONCENTRATION

Lab Name: Eurofins Seattle Job No.: 580-111058-1 Analy Batch No.: 369708

SDG No.: \_\_\_\_\_

Instrument ID: SEA101 GC Column: ZB-SV ID: 0.25 (mm) Heated Purge: (Y/N) N

Calibration Start Date: 10/05/2021 18:11 Calibration End Date: 10/05/2021 23:04 Calibration ID: 31306

Calibration Files

LEVEL:	LAB SAMPLE ID:	LAB FILE ID:
Level 1	STD1 580-369708/16	100521a031.D
Level 2	STD2 580-369708/15	100521a030.D
Level 3	STD3 580-369708/14	100521a029.D
Level 4	STD4 580-369708/13	100521a028.D
Level 5	STD5 580-369708/12	100521a027.D
Level 6	STD6 580-369708/11	100521a026.D
Level 7	STD7 580-369708/10	100521a025.D
Level 8	STD8 580-369708/9	100521a024.D
Level 9	STD9IS 580-369708/8	100521a023.D
Level 10	STD10 580-369708/7	100521a022.D
Level 11	STD11 580-369708/6	100521a021.D
Level 12	STD12 580-369708/5	100521a020.D
Level 13	STD13 580-369708/4	100521a019.D

ANALYTE	IS REF	CURVE TYPE	RESPONSE					CONCENTRATION (UG/L)				
			LVL 1	LVL 2	LVL 3	LVL 4	LVL 5	LVL 1	LVL 2	LVL 3	LVL 4	LVL 5
			LVL 6	LVL 7	LVL 8	LVL 9	LVL 10	LVL 6	LVL 7	LVL 8	LVL 9	LVL 10
Naphthalene	NPT	Lin2	+++++	+++++	3686	5296	11456	+++++	+++++	5.00	10.0	20.0
			26692	68902	137915	364590	763265	50.0	100	200	500	1000
			1515312	3756655	6979702			2000	5000	10000		
2-Methylnaphthalene	NPT	Ave	+++++	622	1308	2239	4828	+++++	2.00	5.00	10.0	20.0
			16198	43307	92649	246576	521211	50.0	100	200	500	1000
			1034860	2548879	4702659			2000	5000	10000		
1-Methylnaphthalene	NPT	Ave	+++++	+++++	1907	3061	8603	+++++	+++++	5.00	10.0	20.0
			23560	51460	95997	235558	485237	50.0	100	200	500	1000
			948819	2333667	4379195			2000	5000	10000		
Acenaphthylene	ANT	Ave	+++++	+++++	2537	4381	8860	+++++	+++++	5.00	10.0	20.0
			23592	60101	130937	359032	767515	50.0	100	200	500	1000
			1536225	3897275	7041537			2000	5000	10000		
Acenaphthene	ANT	Ave	+++++	+++++	2027	3756	7446	+++++	+++++	5.00	10.0	20.0
			17945	44603	89079	233024	484478	50.0	100	200	500	1000
			946620	2397652	4488613			2000	5000	10000		
Fluorene	ANT	Ave	+++++	+++++	1979	3798	6464	+++++	+++++	5.00	10.0	20.0
			16918	44774	93643	247100	526619	50.0	100	200	500	1000
			1035105	2591465	4866318			2000	5000	10000		
Pentachlorophenol	ANT	Qua2	+++++	+++++	+++++	300	1377	+++++	+++++	+++++	20.0	40.0
			3393	8070	18295	52538	138599	100	200	400	1000	2000
			320061	988393	+++++			4000	10000	+++++		

FORM VI  
GC/MS SEMI VOA BY INTERNAL STANDARD - INITIAL CALIBRATION DATA  
RESPONSE AND CONCENTRATION

Lab Name: Eurofins Seattle Job No.: 580-111058-1 Analy Batch No.: 369708

SDG No.: \_\_\_\_\_

Instrument ID: SEA101 GC Column: ZB-SV ID: 0.25 (mm) Heated Purge: (Y/N) N

Calibration Start Date: 10/05/2021 18:11 Calibration End Date: 10/05/2021 23:04 Calibration ID: 31306

ANALYTE	IS REF	CURVE TYPE	RESPONSE					CONCENTRATION (UG/L)							
			LVL 1	LVL 2	LVL 3	LVL 4	LVL 5	LVL 1	LVL 2	LVL 3	LVL 4	LVL 5			
			LVL 6	LVL 7	LVL 8	LVL 9	LVL 10	LVL 6	LVL 7	LVL 8	LVL 9	LVL 10			
			LVL 11	LVL 12	LVL 13				LVL 11	LVL 12	LVL 13				
Phenanthrene	PHN	Ave	+++++	+++++	2210	3983	7755	+++++	+++++	5.00	10.0	20.0			
			20368	55510	123750	332790	728513	50.0	100	200	500	1000			
			1444600	3737772	6982413			2000	5000	10000					
Anthracene	PHN	Lin2	+++++	+++++	3977	6840	10778	+++++	+++++	5.00	10.0	20.0			
			26642	67049	138458	361148	770560	50.0	100	200	500	1000			
			1533614	3922979	+++++			2000	5000	+++++					
Fluoranthene	PHN	Ave	+++++	+++++	2858	3974	9374	+++++	+++++	5.00	10.0	20.0			
			23888	62005	132587	363667	795705	50.0	100	200	500	1000			
			1571200	4056301	+++++			2000	5000	+++++					
Pyrene	PHN	Ave	+++++	+++++	2760	5073	9695	+++++	+++++	5.00	10.0	20.0			
			25838	65837	138938	379547	822161	50.0	100	200	500	1000			
			1630886	4204227	+++++			2000	5000	+++++					
Benzo[a]anthracene	CRY	Qua2	+++++	+++++	1155	2865	4693	+++++	+++++	5.00	10.0	20.0			
			14671	35401	86443	266831	659680	50.0	100	200	500	1000			
			1406607	3756460	+++++			2000	5000	+++++					
Chrysene	CRY	Qua2	+++++	+++++	3616	6530	12800	+++++	+++++	5.00	10.0	20.0			
			30731	73062	154000	391863	778847	50.0	100	200	500	1000			
			1498062	3817006	+++++			2000	5000	+++++					
Benzo[b]fluoranthene	PRY	Lin2	+++++	+++++	1162	2161	5773	+++++	+++++	5.00	10.0	20.0			
			17150	39190	93562	289848	632411	50.0	100	200	500	1000			
			1398252	3604828	7464583			2000	5000	10000					
Benzo[k]fluoranthene	PRY	Qua2	+++++	+++++	3715	6455	10265	+++++	+++++	5.00	10.0	20.0			
			28548	75195	155705	400584	897533	50.0	100	200	500	1000			
			1710761	4540881	8241633			2000	5000	10000					
Benzo[a]pyrene	PRY	Ave	+++++	+++++	2164	3758	7452	+++++	+++++	5.00	10.0	20.0			
			22308	48304	112141	312200	692290	50.0	100	200	500	1000			
			1451408	3938272	7758281			2000	5000	10000					
Indeno[1,2,3-cd]pyrene	PRY	Ave	+++++	649	1607	2974	6408	+++++	2.00	5.00	10.0	20.0			
			13342	35595	78317	249551	594530	50.0	100	200	500	1000			
			1370453	3453877	7767159			2000	5000	10000					
Dibenz(a,h)anthracene	PRY	Lin2	+++++	+++++	2715	4802	8569	+++++	+++++	5.00	10.0	20.0			
			19422	51607	113809	336544	753179	50.0	100	200	500	1000			
			1562417	4155334	8247328			2000	5000	10000					
Benzo[g,h,i]perylene	PRY	Ave	+++++	+++++	2312	4734	9744	+++++	+++++	5.00	10.0	20.0			
			26148	62549	135848	382693	848784	50.0	100	200	500	1000			

FORM VI  
GC/MS SEMI VOA BY INTERNAL STANDARD - INITIAL CALIBRATION DATA  
RESPONSE AND CONCENTRATION

Lab Name: Eurofins Seattle Job No.: 580-111058-1 Analy Batch No.: 369708

SDG No.: \_\_\_\_\_

Instrument ID: SEA101 GC Column: ZB-SV ID: 0.25 (mm) Heated Purge: (Y/N) N

Calibration Start Date: 10/05/2021 18:11 Calibration End Date: 10/05/2021 23:04 Calibration ID: 31306

ANALYTE	IS REF	CURVE TYPE	RESPONSE					CONCENTRATION (UG/L)				
			LVL 1	LVL 2	LVL 3	LVL 4	LVL 5	LVL 1	LVL 2	LVL 3	LVL 4	LVL 5
			LVL 6	LVL 7	LVL 8	LVL 9	LVL 10	LVL 6	LVL 7	LVL 8	LVL 9	LVL 10
			LVL 11	LVL 12	LVL 13		LVL 11	LVL 12	LVL 13			
			1724867	4550891	9025197			2000	5000	10000		
2-methylnaphthalene-d10	NPT	Ave	++++	648	1521	2977	5984	++++	2.00	5.00	10.0	20.0
			15297	36034	78763	201898	434872	50.0	100	200	500	1000
			868733	2185396	4105403			2000	5000	10000		
2-Fluorobiphenyl	ANT	Ave	++++	640	1824	3830	7003	++++	2.00	5.00	10.0	20.0
			19132	43092	95838	236979	517627	50.0	100	200	500	1000
			1051612	2671012	5047266			2000	5000	10000		
2,4,6-Tribromophenol	ANT	Qua2	++++	++++	++++	++++	902	++++	++++	++++	++++	20.0
			2358	5744	13855	40899	92731	50.0	100	200	500	1000
			191010	515620	++++			2000	5000	++++		
Fluoranthene-d10 (Surr)	PHN	Ave	504	830	1973	4082	8044	1.00	2.00	5.00	10.0	20.0
			19556	51462	113041	307671	666206	50.0	100	200	500	1000
			1349219	3547009	6810993			2000	5000	10000		
Terphenyl-d14	PHN	Ave	++++	++++	1412	3040	5826	++++	++++	5.00	10.0	20.0
			14242	35729	78521	215404	466584	50.0	100	200	500	1000
			931860	2434540	4659050			2000	5000	10000		

Curve Type Legend

Ave = Average ISTD  
Lin2 = Linear 1/conc^2 ISTD  
Qua2 = Quadratic 1/conc^2 ISTD

FORM VI  
GC/MS SEMI VOA BY INTERNAL STANDARD - INITIAL CALIBRATION DATA  
READBACK PERCENT ERROR

Lab Name: Eurofins Seattle Job No.: 580-111058-1 Analy Batch No.: 369708

SDG No.: \_\_\_\_\_

Instrument ID: SEA101 GC Column: ZB-SV ID: 0.25 (mm) Heated Purge: (Y/N) N

Calibration Start Date: 10/05/2021 18:11 Calibration End Date: 10/05/2021 23:04 Calibration ID: 31306

Calibration Files

LEVEL:	LAB SAMPLE ID:	LAB FILE ID:
Level 1	STD1 580-369708/16	100521a031.D
Level 2	STD2 580-369708/15	100521a030.D
Level 3	STD3 580-369708/14	100521a029.D
Level 4	STD4 580-369708/13	100521a028.D
Level 5	STD5 580-369708/12	100521a027.D
Level 6	STD6 580-369708/11	100521a026.D
Level 7	STD7 580-369708/10	100521a025.D
Level 8	STD8 580-369708/9	100521a024.D
Level 9	STD9IS 580-369708/8	100521a023.D
Level 10	STD10 580-369708/7	100521a022.D
Level 11	STD11 580-369708/6	100521a021.D
Level 12	STD12 580-369708/5	100521a020.D
Level 13	STD13 580-369708/4	100521a019.D

ANALYTE	PERCENT ERROR						PERCENT ERROR LIMIT					
	LVL 1 #	LVL 2 #	LVL 3 #	LVL 4 #	LVL 5 #	LVL 6 #	LVL 1	LVL 2	LVL 3	LVL 4	LVL 5	LVL 6
	LVL 7 #	LVL 8 #	LVL 9 #	LVL 10 #	LVL 11 #	LVL 12 #	LVL 7	LVL 8	LVL 9	LVL 10	LVL 11	LVL 12
Naphthalene	+++++	+++++	-2.0						50			
2-Methylnaphthalene	+++++	-0.6						50				
1-Methylnaphthalene	+++++	+++++	9.1						50			
Acenaphthylene	+++++	+++++	8.1						50			
Acenaphthene	+++++	+++++	22.1						50			
Fluorene	+++++	+++++	16.9						50			
Pentachlorophenol	+++++	+++++	+++++	-5.7						50		
Phenanthrene	+++++	+++++	6.4						50			

FORM VI  
GC/MS SEMI VOA BY INTERNAL STANDARD - INITIAL CALIBRATION DATA  
READBACK PERCENT ERROR

Lab Name: Eurofins Seattle Job No.: 580-111058-1 Analy Batch No.: 369708

SDG No.: \_\_\_\_\_

Instrument ID: SEA101 GC Column: ZB-SV ID: 0.25 (mm) Heated Purge: (Y/N) N

Calibration Start Date: 10/05/2021 18:11 Calibration End Date: 10/05/2021 23:04 Calibration ID: 31306

ANALYTE	PERCENT ERROR						PERCENT ERROR LIMIT					
	LVL 1 #	LVL 2 #	LVL 3 #	LVL 4 #	LVL 5 #	LVL 6 #	LVL 1	LVL 2	LVL 3	LVL 4	LVL 5	LVL 6
	LVL 7 #	LVL 8 #	LVL 9 #	LVL 10 #	LVL 11 #	LVL 12 #	LVL 7	LVL 8	LVL 9	LVL 10	LVL 11	LVL 12
Anthracene	+++++	+++++	1.9						50			
Fluoranthene	+++++	+++++	22.9						50			
Pyrene	+++++	+++++	12.6						50			
Benzo[a]anthracene	+++++	+++++	2.2						50			
Chrysene	+++++	+++++	-3.3						50			
Benzo[b]fluoranthene	+++++	+++++	10.9						50			
Benzo[k]fluoranthene	+++++	+++++	2.5						50			
Benzo[a]pyrene	+++++	+++++	17.5						50			
Indeno[1,2,3-cd]pyrene	+++++	16.5						50				
Dibenz(a,h)anthracene	+++++	+++++	2.4						50			
Benzo[g,h,i]perylene	+++++	+++++	4.3						50			
2-methylnaphthalene-d10	+++++	9.0						50				
2-Fluorobiphenyl	+++++	-4.2						50				

FORM VI  
GC/MS SEMI VOA BY INTERNAL STANDARD - INITIAL CALIBRATION DATA  
READBACK PERCENT ERROR

Lab Name: Eurofins Seattle Job No.: 580-111058-1 Analy Batch No.: 369708

SDG No.: \_\_\_\_\_

Instrument ID: SEA101 GC Column: ZB-SV ID: 0.25 (mm) Heated Purge: (Y/N) N

Calibration Start Date: 10/05/2021 18:11 Calibration End Date: 10/05/2021 23:04 Calibration ID: 31306

ANALYTE	PERCENT ERROR						PERCENT ERROR LIMIT					
	LVL 1 #	LVL 2 #	LVL 3 #	LVL 4 #	LVL 5 #	LVL 6 #	LVL 1	LVL 2	LVL 3	LVL 4	LVL 5	LVL 6
	LVL 7 #	LVL 8 #	LVL 9 #	LVL 10 #	LVL 11 #	LVL 12 #	LVL 7	LVL 8	LVL 9	LVL 10	LVL 11	LVL 12
2,4,6-Tribromophenol	+++++	+++++	+++++	+++++	5.0						50	
	+++++											
Fluoranthene-d10 (Surr)	31.0						50					
Terphenyl-d14	+++++	+++++	1.7						50			



Eurofins FGS, Seattle  
Target Compound Quantitation Report

Data File: \\chromfs\Seattle\ChromData\SEA101\20211005-79126.b\100521a019.D  
 Lims ID: std13  
 Client ID:  
 Sample Type: IC Calib Level: 13  
 Inject. Date: 05-Oct-2021 18:11:30 ALS Bottle#: 4 Worklist Smp#: 4  
 Injection Vol: 1.0 ul Dil. Factor: 1.0000  
 Sample Info: 13  
 Operator ID: TL Instrument ID: SEA101  
 Sublist: chrom-8270\_SIM\_SEA101\*sub12

Method: \\chromfs\Seattle\ChromData\SEA101\20211005-79126.b\8270\_SIM\_SEA101.m  
 Limit Group: 8270D\_SIM QSM 5.0  
 Last Update: 22-Oct-2021 13:12:48 Calib Date: 05-Oct-2021 23:04:30  
 Integrator: Falcon ID Type: RT Order ID  
 Quant Method: Internal Standard Quant By: Initial Calibration  
 Last ICal File: \\chromfs\Seattle\ChromData\SEA101\20211005-79126.b\100521a031.D

Column 1 : Det: MS SCAN  
 Process Host: CTX1611

First Level Reviewer: limmere Date: 06-Oct-2021 10:10:10

Compound	Sig	RT (min.)	Exp RT (min.)	Dlt RT (min.)	Q	Response	Cal Amt ug/L	OnCol Amt ug/L	Flags
* 1 1,4-Dichlorobenzene-d4	152	5.502	5.507	-0.005	1	57740	100.0	100.0	a
* 2 Naphthalene-d8	136	6.636	6.636	0.000	1	74320	100.0	100.0	
* 3 Acenaphthene-d10	164	8.093	8.098	-0.005	1	37313	100.0	100.0	
* 4 Phenanthrene-d10	188	9.312	9.312	0.000	1	60327	100.0	100.0	
* 5 Chrysene-d12	240	11.501	11.502	-0.001	1	53207	100.0	100.0	
* 6 Perylene-d12	264	13.018	13.023	-0.005	1	62324	100.0	100.0	
\$ 7 2-methylnaphthalene-d10	152	7.212	7.217	-0.005	99	4105403	10000	9379.0	
\$ 8 2-Fluorobiphenyl	172	7.554	7.554	0.000	1	5047266	10000	9756.0	
\$ 9 2,4,6-Tribromophenol	330	8.744	8.750	-0.006	1	1004481	10000	8326.0	
\$ 10 Fluoranthene-d10 (Surr)	212	10.290	10.290	0.000	100	6810993	10000	10213	
\$ 11 Terphenyl-d14	244	10.624	10.629	-0.005	1	4659050	10000	10230	
12 Naphthalene	128	6.651	6.656	-0.005	1	6979702	10000	9547.4	
13 2-Methylnaphthalene	142	7.238	7.243	-0.005	1	4702659	10000	10210	
14 1-Methylnaphthalene	142	7.319	7.319	0.000	1	4379195	10000	8328.5	
15 Acenaphthylene	152	7.978	7.978	0.000	1	7041537	10000	9886.4	ea
16 Acenaphthene	153	8.122	8.122	0.000	2	4488613	10000	8914.6	
17 Fluorene	166	8.544	8.549	-0.005	1	4866318	10000	9472.2	
18 Pentachlorophenol	266	9.164	9.175	-0.011	1	2038225	20000	16015	
19 Phenanthrene	178	9.329	9.329	0.000	1	6982413	10000	10248	e
20 Anthracene	178	9.373	9.373	0.000	1	7025916	10000	9234.2	e
21 Fluoranthene	202	10.303	10.303	0.000	1	7244125	10000	9492.6	e
22 Pyrene	202	10.484	10.489	-0.005	21	7604325	10000	9452.4	e
23 Benzo[a]anthracene	228	11.491	11.491	0.000	1	7185159	10000	7639.5	
24 Chrysene	228	11.523	11.523	0.000	1	7110878	10000	NQ	
25 Benzo[b]fluoranthene	252	12.580	12.580	0.000	1	7464583	10000	10298	
26 Benzo[k]fluoranthene	252	12.612	12.612	0.000	1	8241633	10000	10181	
27 Benzo[a]pyrene	252	12.948	12.953	-0.005	1	7758281	10000	9315.1	
28 Indeno[1,2,3-cd]pyrene	276	14.310	14.310	0.000	1	7767159	10000	11404	M
29 Dibenz(a,h)anthracene	278	14.342	14.342	0.000	1	8247328	10000	9764.9	a
30 Benzo[g,h,i]perylene	276	14.639	14.634	0.005	7	9025197	10000	9004.1	

**QC Flag Legend**

Processing Flags

- NQ - Not Quantifiable
- e - Potential Peak Saturated

Review Flags

- M - Manually Integrated
- a - User Assigned ID

**Reagents:**

8270_ic_stk_00062	Amount Added: 100.00	Units: uL
8270SIM_IS_00066	Amount Added: 10.00	Units: uL

Eurofins FGS, Seattle

Data File: \\chromfs\Seattle\ChromData\SEA101\20211005-79126.b\100521a019.D

Injection Date: 05-Oct-2021 18:11:30

Instrument ID: SEA101

Lims ID: std13

Client ID:

Operator ID: TL

ALS Bottle#: 4

Worklist Smp#: 4

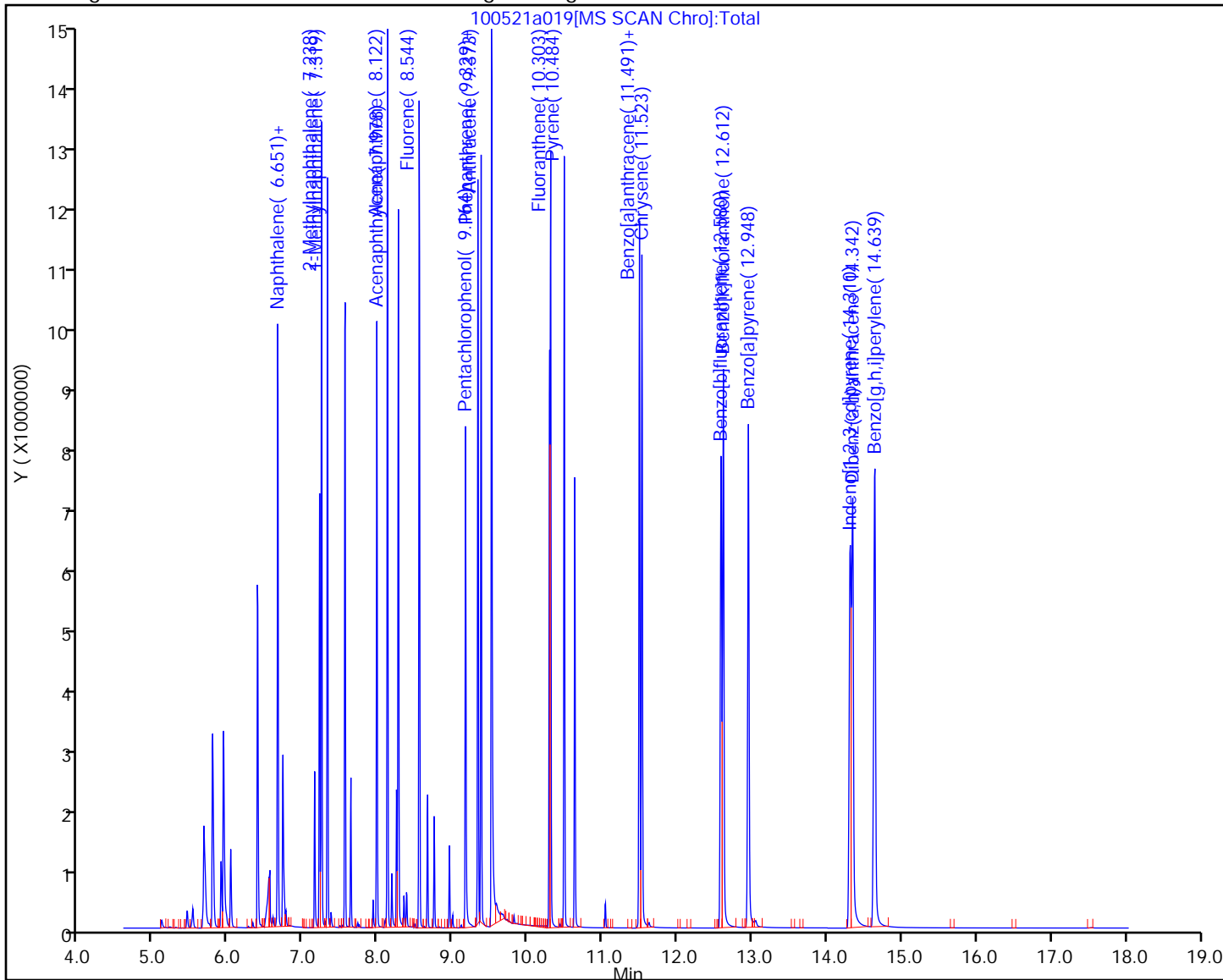
Injection Vol: 1.0 ul

Dil. Factor: 1.0000

Method: 8270\_SIM\_SEA101

Limit Group: 8270D\_SIM QSM 5.0

Y Scaling: Method Defined: Scale to the Nth Largest Target: 1



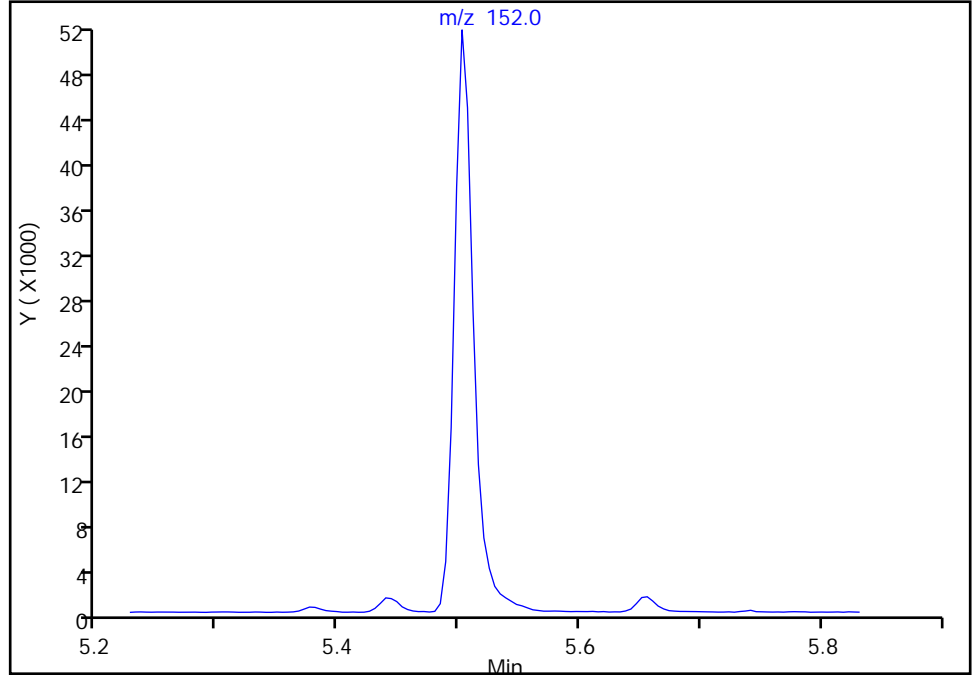
Eurofins FGS, Seattle

Data File: \\chromfs\Seattle\ChromData\SEA101\20211005-79126.b\100521a019.D  
Injection Date: 05-Oct-2021 18:11:30 Instrument ID: SEA101  
Lims ID: std13  
Client ID:  
Operator ID: TL ALS Bottle#: 4 Worklist Smp#: 4  
Injection Vol: 1.0 ul Dil. Factor: 1.0000  
Method: 8270\_SIM\_SEA101 Limit Group: 8270D\_SIM QSM 5.0  
Column: Detector MS SCAN

\* 1,4-Dichlorobenzene-d4, CAS: 3855-82-1  
Signal: 1

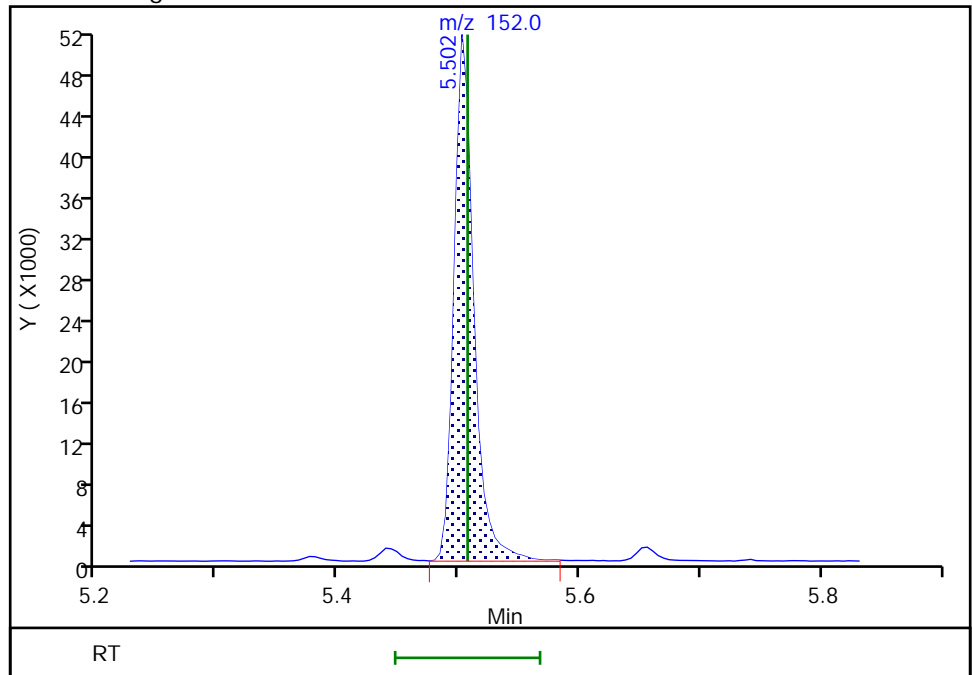
Not Detected  
Expected RT: 5.51

Processing Integration Results



RT: 5.50  
Area: 57740  
Amount: 100.0000  
Amount Units: ug/L

Manual Integration Results



Reviewer: limmere, 06-Oct-2021 10:09:08  
Audit Action: Assigned Compound ID

Audit Reason: Peak assignment corrected

Eurofins FGS, Seattle

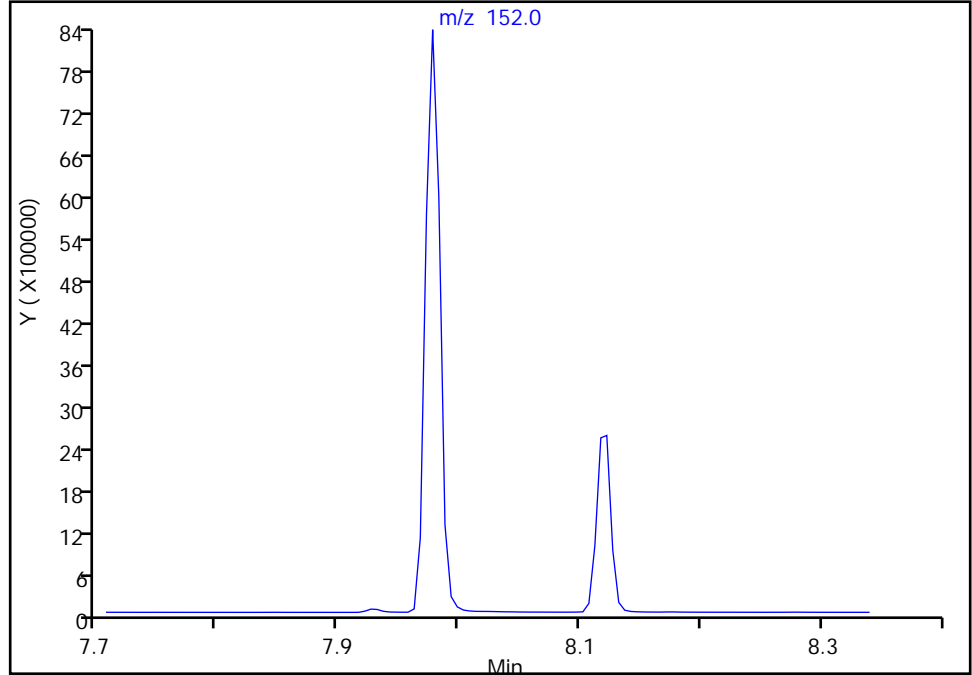
Data File: \\chromfs\Seattle\ChromData\SEA101\20211005-79126.b\100521a019.D  
Injection Date: 05-Oct-2021 18:11:30 Instrument ID: SEA101  
Lims ID: std13  
Client ID:  
Operator ID: TL ALS Bottle#: 4 Worklist Smp#: 4  
Injection Vol: 1.0 ul Dil. Factor: 1.0000  
Method: 8270\_SIM\_SEA101 Limit Group: 8270D\_SIM QSM 5.0  
Column: Detector MS SCAN

15 Acenaphthylene, CAS: 208-96-8

Signal: 1

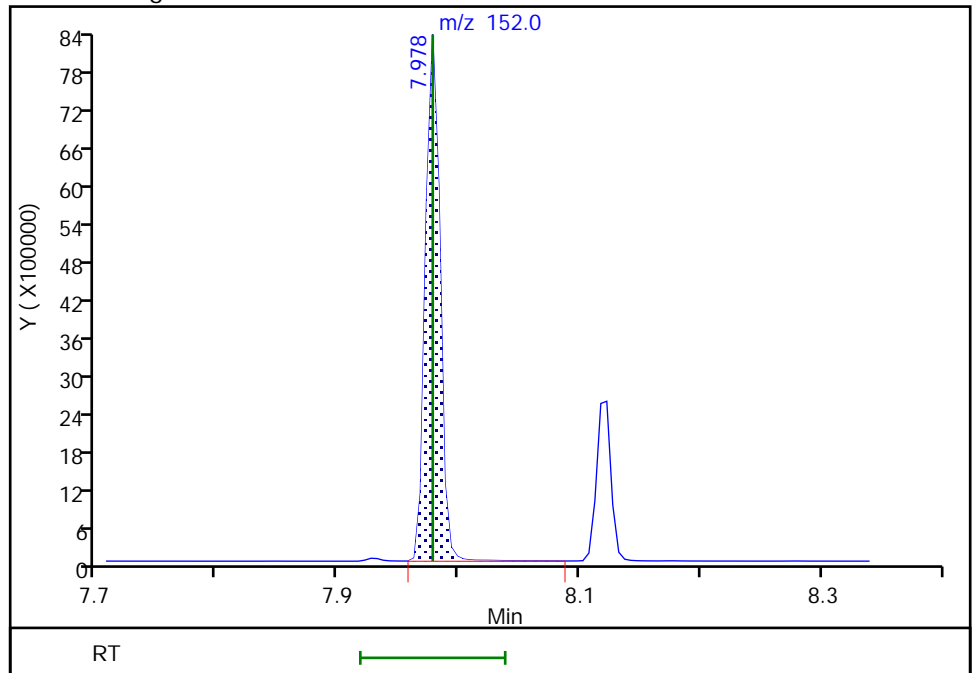
Not Detected  
Expected RT: 7.98

Processing Integration Results



Manual Integration Results

RT: 7.98  
Area: 7041537  
Amount: 9886.3715  
Amount Units: ug/L



Eurofins FGS, Seattle

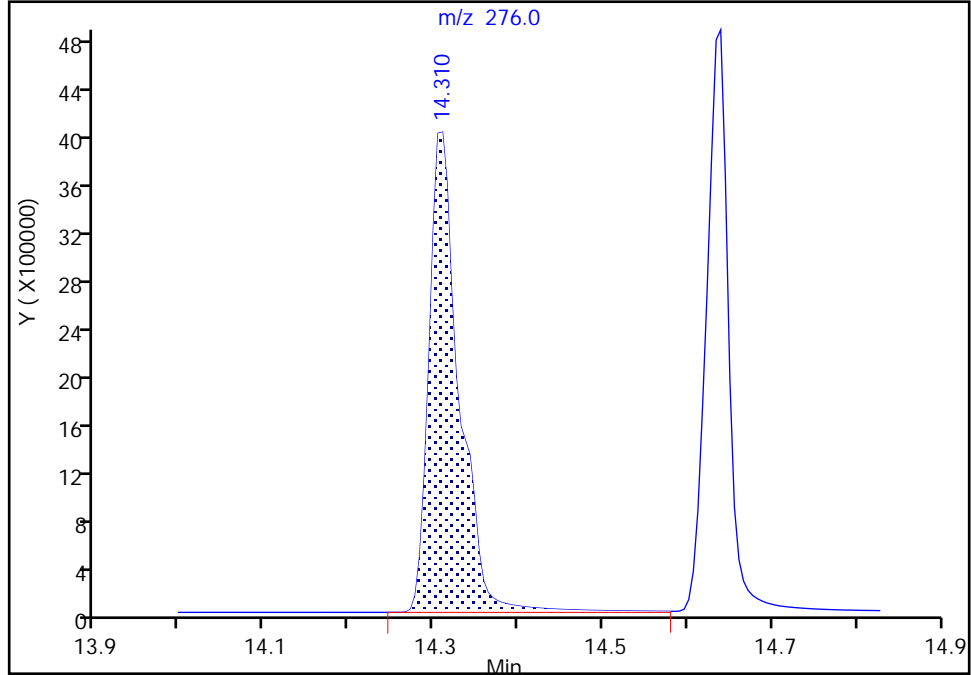
Data File: \\chromfs\Seattle\ChromData\SEA101\20211005-79126.b\100521a019.D  
Injection Date: 05-Oct-2021 18:11:30 Instrument ID: SEA101  
Lims ID: std13  
Client ID:  
Operator ID: TL ALS Bottle#: 4 Worklist Smp#: 4  
Injection Vol: 1.0 ul Dil. Factor: 1.0000  
Method: 8270\_SIM\_SEA101 Limit Group: 8270D\_SIM QSM 5.0  
Column: Detector MS SCAN

28 Indeno[1,2,3-cd]pyrene, CAS: 193-39-5

Signal: 1

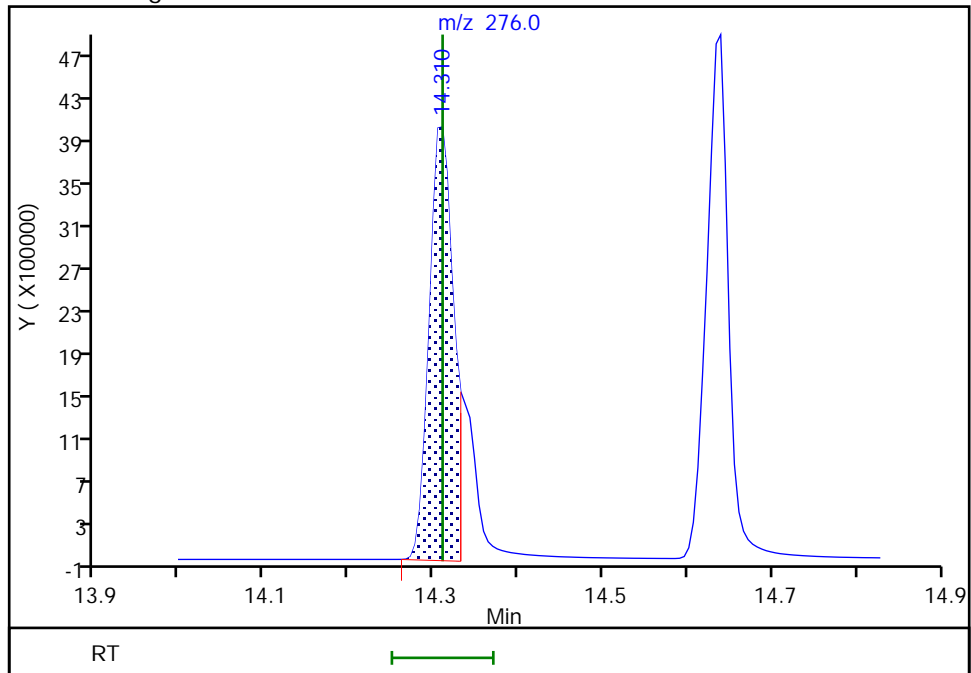
RT: 14.31  
Area: 9844135  
Amount: 10830  
Amount Units: ug/L

Processing Integration Results



RT: 14.31  
Area: 7767159  
Amount: 11404  
Amount Units: ug/L

Manual Integration Results



Reviewer: limmere, 06-Oct-2021 10:10:02  
Audit Action: Manually Integrated

Audit Reason: Baseline

Eurofins FGS, Seattle

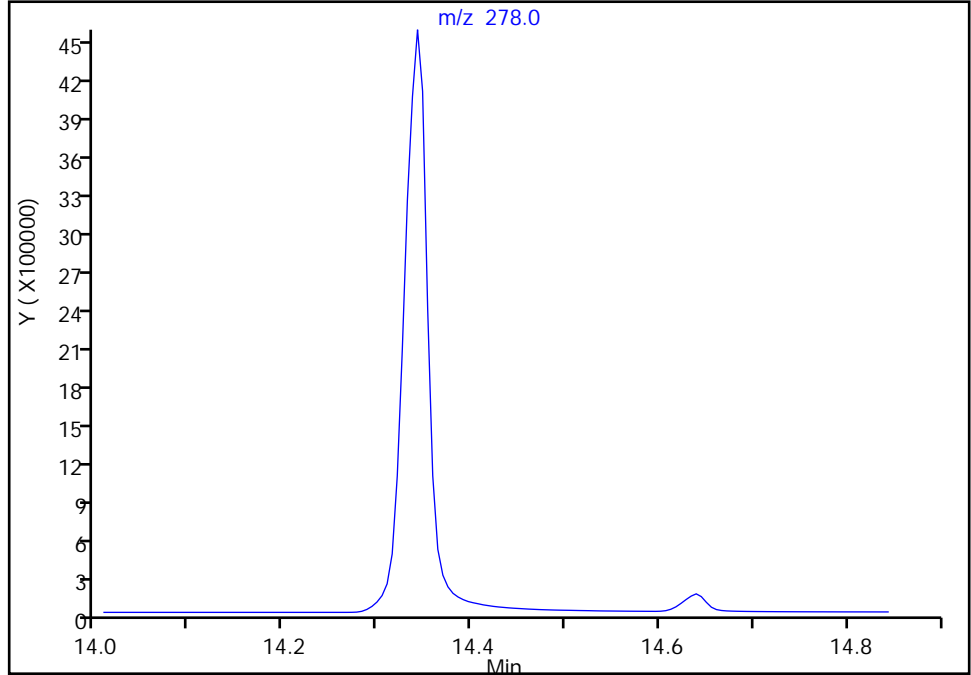
Data File: \\chromfs\Seattle\ChromData\SEA101\20211005-79126.b\100521a019.D  
Injection Date: 05-Oct-2021 18:11:30 Instrument ID: SEA101  
Lims ID: std13  
Client ID:  
Operator ID: TL ALS Bottle#: 4 Worklist Smp#: 4  
Injection Vol: 1.0 ul Dil. Factor: 1.0000  
Method: 8270\_SIM\_SEA101 Limit Group: 8270D\_SIM QSM 5.0  
Column: Detector MS SCAN

29 Dibenz(a,h)anthracene, CAS: 53-70-3

Signal: 1

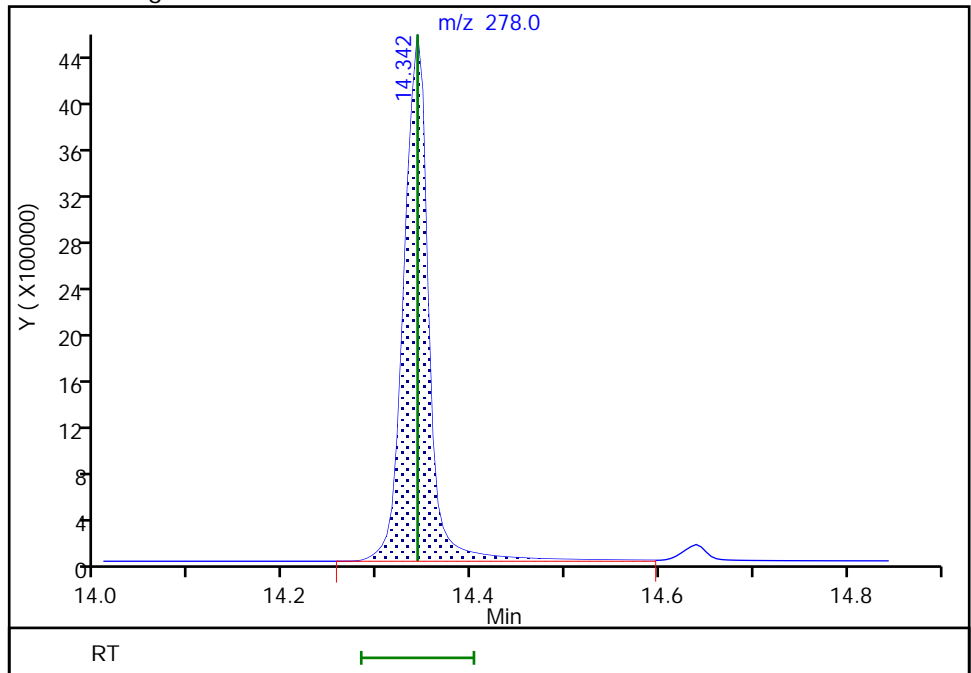
Not Detected  
Expected RT: 14.34

Processing Integration Results



Manual Integration Results

RT: 14.34  
Area: 8247328  
Amount: 9764.8909  
Amount Units: ug/L



Eurofins FGS, Seattle  
Target Compound Quantitation Report

Data File: \\chromfs\Seattle\ChromData\SEA101\20211005-79126.b\100521a020.D  
 Lims ID: std12  
 Client ID:  
 Sample Type: IC Calib Level: 12  
 Inject. Date: 05-Oct-2021 18:36:30 ALS Bottle#: 5 Worklist Smp#: 5  
 Injection Vol: 1.0 ul Dil. Factor: 1.0000  
 Sample Info: 12  
 Operator ID: TL Instrument ID: SEA101  
 Sublist: chrom-8270\_SIM\_SEA101\*sub12

Method: \\chromfs\Seattle\ChromData\SEA101\20211005-79126.b\8270\_SIM\_SEA101.m  
 Limit Group: 8270D\_SIM QSM 5.0  
 Last Update: 22-Oct-2021 13:12:49 Calib Date: 05-Oct-2021 23:04:30  
 Integrator: Falcon ID Type: RT Order ID  
 Quant Method: Internal Standard Quant By: Initial Calibration  
 Last ICal File: \\chromfs\Seattle\ChromData\SEA101\20211005-79126.b\100521a031.D

Column 1 : Det: MS SCAN  
 Process Host: CTX1611

First Level Reviewer: limmere

Date: 06-Oct-2021 10:27:07

Compound	Sig	RT (min.)	Exp RT (min.)	Dlt RT (min.)	Q	Response	Cal Amt ug/L	OnCol Amt ug/L	Flags
* 1 1,4-Dichlorobenzene-d4	152	5.502	5.507	-0.005	1	57342	100.0	100.0	a
* 2 Naphthalene-d8	136	6.636	6.636	0.000	1	73890	100.0	100.0	
* 3 Acenaphthene-d10	164	8.092	8.098	-0.006	1	38182	100.0	100.0	
* 4 Phenanthrene-d10	188	9.312	9.312	0.000	1	60773	100.0	100.0	
* 5 Chrysene-d12	240	11.501	11.502	-0.001	1	52736	100.0	100.0	
* 6 Perylene-d12	264	13.018	13.023	-0.005	1	58879	100.0	100.0	
\$ 7 2-methylnaphthalene-d10	152	7.212	7.217	-0.005	100	2185396	5000.0	5021.7	
\$ 8 2-Fluorobiphenyl	172	7.554	7.554	0.000	1	2671012	5000.0	5045.4	
\$ 9 2,4,6-Tribromophenol	330	8.744	8.750	-0.006	1	515620	5000.0	4862.6	
\$ 10 Fluoranthene-d10 (Surr)	212	10.285	10.290	-0.005	100	3547009	5000.0	5279.5	
\$ 11 Terphenyl-d14	244	10.624	10.629	-0.005	1	2434540	5000.0	5306.3	
12 Naphthalene	128	6.651	6.656	-0.005	1	3756655	5000.0	5167.3	
13 2-Methylnaphthalene	142	7.238	7.243	-0.005	1	2548879	5000.0	5566.1	
14 1-Methylnaphthalene	142	7.319	7.319	0.000	1	2333667	5000.0	4464.1	
15 Acenaphthylene	152	7.978	7.978	0.000	1	3897275	5000.0	5347.3	a
16 Acenaphthene	153	8.122	8.122	0.000	2	2397652	5000.0	4653.5	
17 Fluorene	166	8.544	8.549	-0.005	1	2591465	5000.0	4929.4	
18 Pentachlorophenol	266	9.164	9.175	-0.011	1	988393	10000	9775.6	
19 Phenanthrene	178	9.329	9.329	0.000	1	3737772	5000.0	5445.4	
20 Anthracene	178	9.373	9.373	0.000	1	3922979	5000.0	5116.6	
21 Fluoranthene	202	10.299	10.303	-0.004	1	4056301	5000.0	5276.3	
22 Pyrene	202	10.484	10.489	-0.005	22	4204227	5000.0	5187.6	
23 Benzo[a]anthracene	228	11.491	11.491	0.000	1	3756460	5000.0	4770.7	
24 Chrysene	228	11.523	11.523	0.000	1	3817006	5000.0	5743.9	
25 Benzo[b]fluoranthene	252	12.580	12.580	0.000	1	3604828	5000.0	5265.3	
26 Benzo[k]fluoranthene	252	12.607	12.612	-0.005	1	4540881	5000.0	5054.3	
27 Benzo[a]pyrene	252	12.942	12.953	-0.011	1	3938272	5000.0	5005.2	
28 Indeno[1,2,3-cd]pyrene	276	14.305	14.310	-0.005	1	3453877	5000.0	5367.9	Ma
29 Dibenz(a,h)anthracene	278	14.337	14.342	-0.005	1	4155334	5000.0	5206.8	a
30 Benzo[g,h,i]perylene	276	14.628	14.634	-0.006	6	4550891	5000.0	4805.9	



**QC Flag Legend**

Processing Flags

Review Flags

M - Manually Integrated

a - User Assigned ID

**Reagents:**

8270\_ic\_stk\_00062

Amount Added: 50.00

Units: uL

8270SIM\_IS\_00066

Amount Added: 10.00

Units: uL

Eurofins FGS, Seattle

Data File: \\chromfs\Seattle\ChromData\SEA101\20211005-79126.b\100521a020.D

Injection Date: 05-Oct-2021 18:36:30

Instrument ID: SEA101

Lims ID: std12

Client ID:

Operator ID: TL

ALS Bottle#: 5

Worklist Smp#: 5

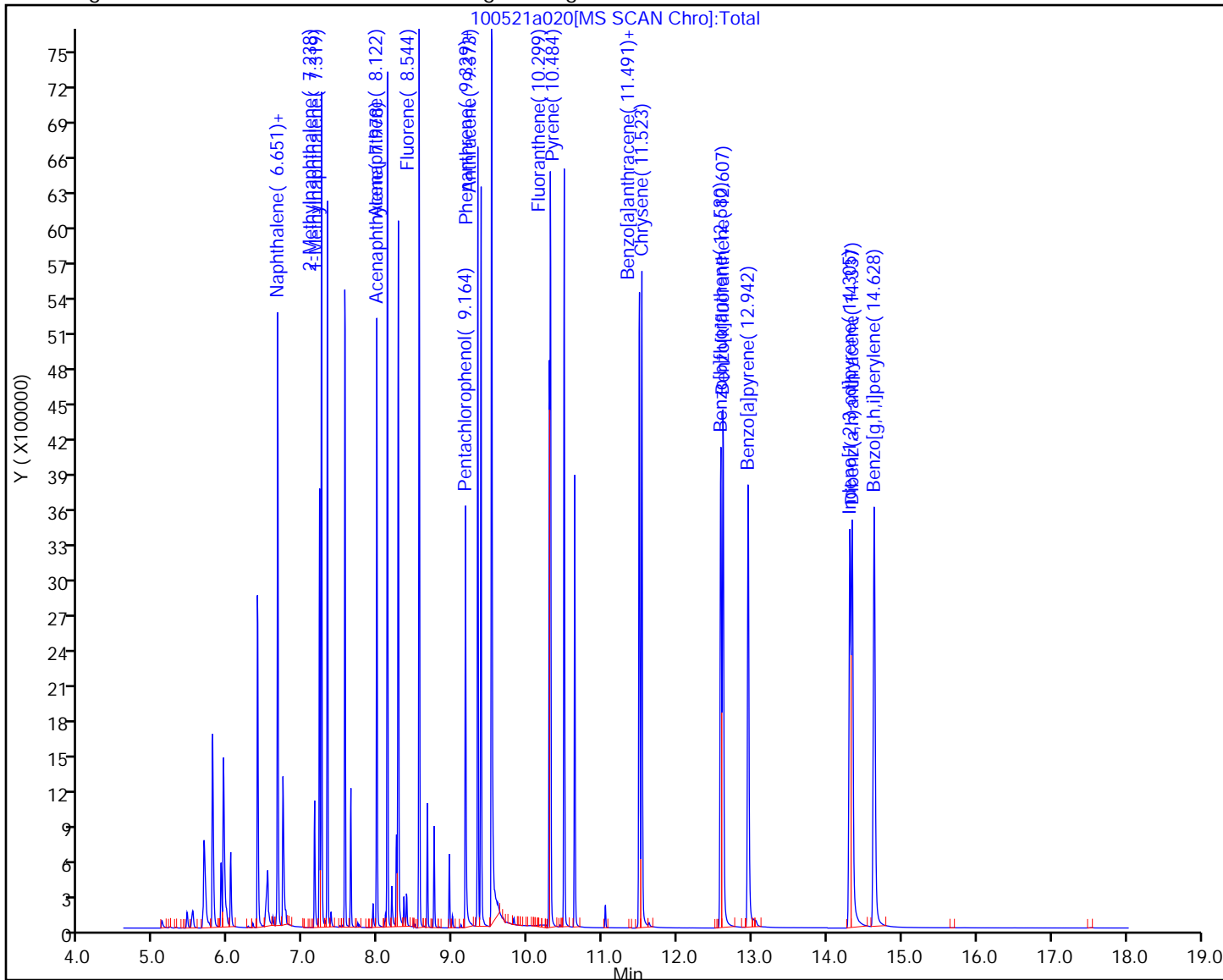
Injection Vol: 1.0 ul

Dil. Factor: 1.0000

Method: 8270\_SIM\_SEA101

Limit Group: 8270D\_SIM QSM 5.0

Y Scaling: Method Defined: Scale to the Nth Largest Target: 1



Eurofins FGS, Seattle

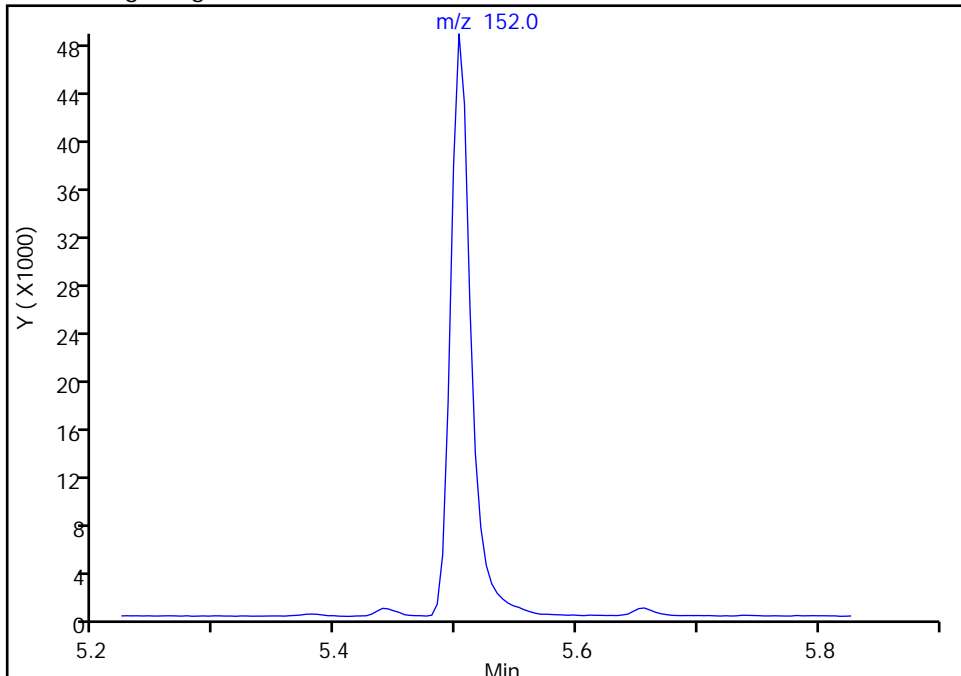
Data File: \\chromfs\Seattle\ChromData\SEA101\20211005-79126.b\100521a020.D  
Injection Date: 05-Oct-2021 18:36:30 Instrument ID: SEA101  
Lims ID: std12  
Client ID:  
Operator ID: TL ALS Bottle#: 5 Worklist Smp#: 5  
Injection Vol: 1.0 ul Dil. Factor: 1.0000  
Method: 8270\_SIM\_SEA101 Limit Group: 8270D\_SIM QSM 5.0  
Column: Detector MS SCAN

\* 1,4-Dichlorobenzene-d4, CAS: 3855-82-1

Signal: 1

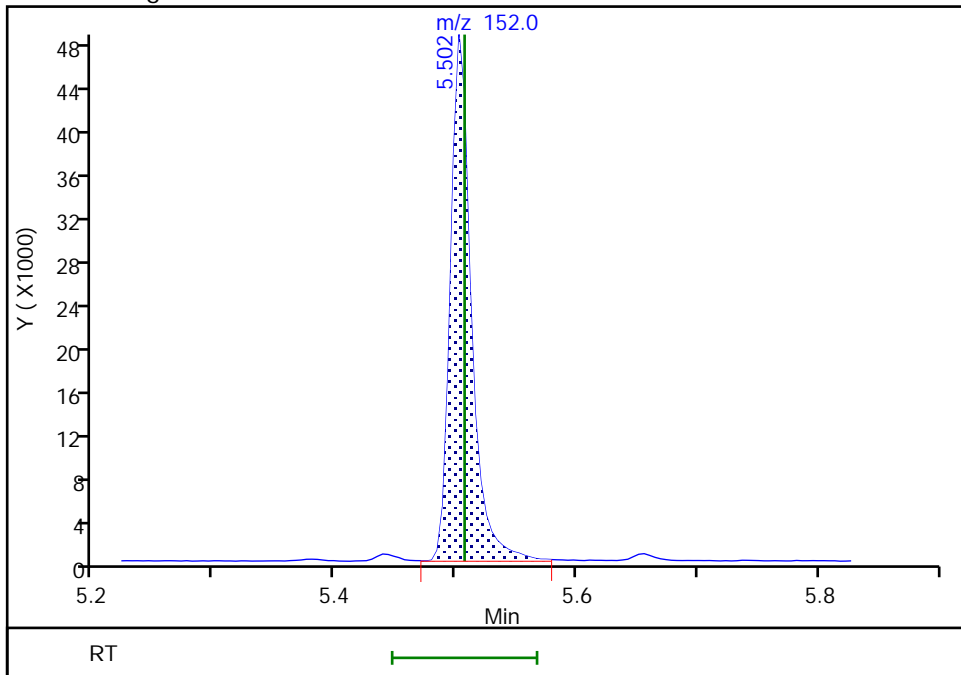
Not Detected  
Expected RT: 5.51

Processing Integration Results



Manual Integration Results

RT: 5.50  
Area: 57342  
Amount: 100.0000  
Amount Units: ug/L



Reviewer: limmere, 06-Oct-2021 10:26:15  
Audit Action: Assigned Compound ID

Audit Reason: Peak assignment corrected

Eurofins FGS, Seattle

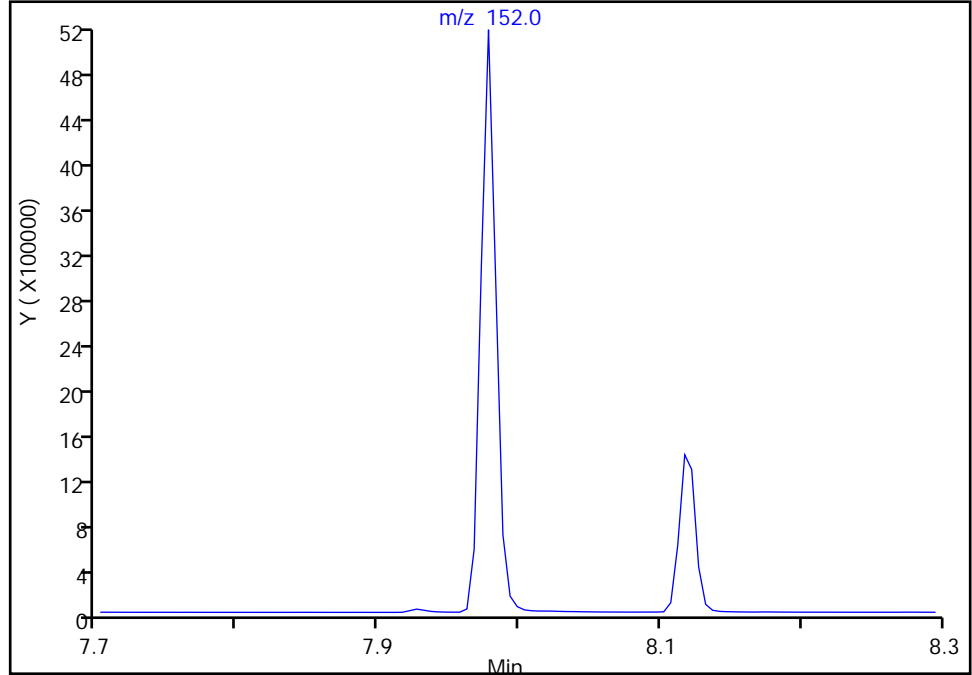
Data File: \\chromfs\Seattle\ChromData\SEA101\20211005-79126.b\100521a020.D  
Injection Date: 05-Oct-2021 18:36:30 Instrument ID: SEA101  
Lims ID: std12  
Client ID:  
Operator ID: TL ALS Bottle#: 5 Worklist Smp#: 5  
Injection Vol: 1.0 ul Dil. Factor: 1.0000  
Method: 8270\_SIM\_SEA101 Limit Group: 8270D\_SIM QSM 5.0  
Column: Detector MS SCAN

15 Acenaphthylene, CAS: 208-96-8

Signal: 1

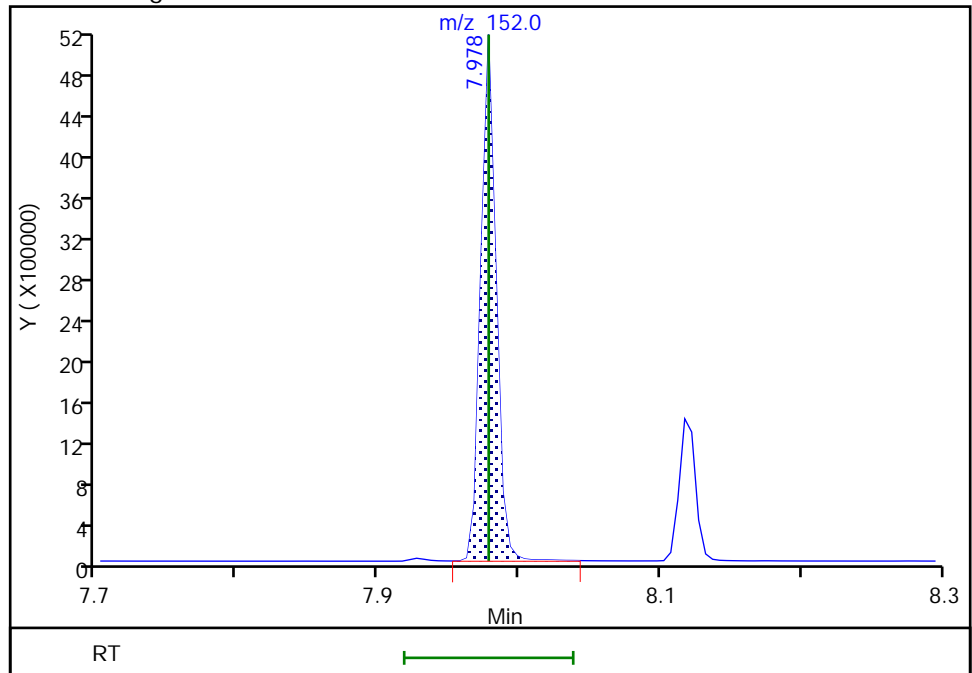
Not Detected  
Expected RT: 7.98

Processing Integration Results



Manual Integration Results

RT: 7.98  
Area: 3897275  
Amount: 5347.2687  
Amount Units: ug/L



Eurofins FGS, Seattle

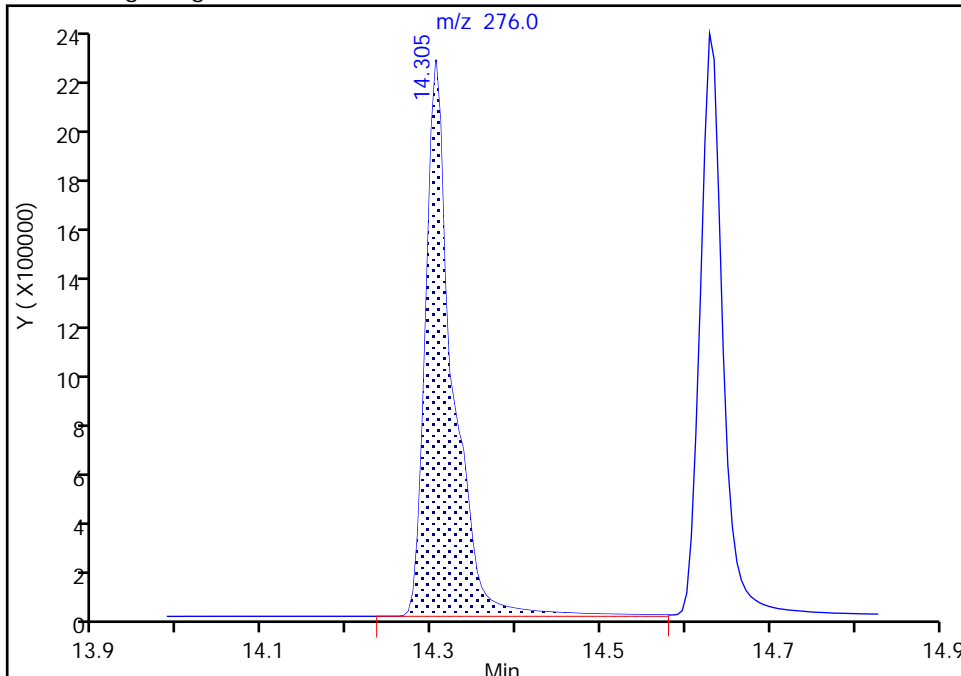
Data File: \\chromfs\Seattle\ChromData\SEA101\20211005-79126.b\100521a020.D  
Injection Date: 05-Oct-2021 18:36:30 Instrument ID: SEA101  
Lims ID: std12  
Client ID:  
Operator ID: TL ALS Bottle#: 5 Worklist Smp#: 5  
Injection Vol: 1.0 ul Dil. Factor: 1.0000  
Method: 8270\_SIM\_SEA101 Limit Group: 8270D\_SIM QSM 5.0  
Column: Detector MS SCAN

28 Indeno[1,2,3-cd]pyrene, CAS: 193-39-5

Signal: 1

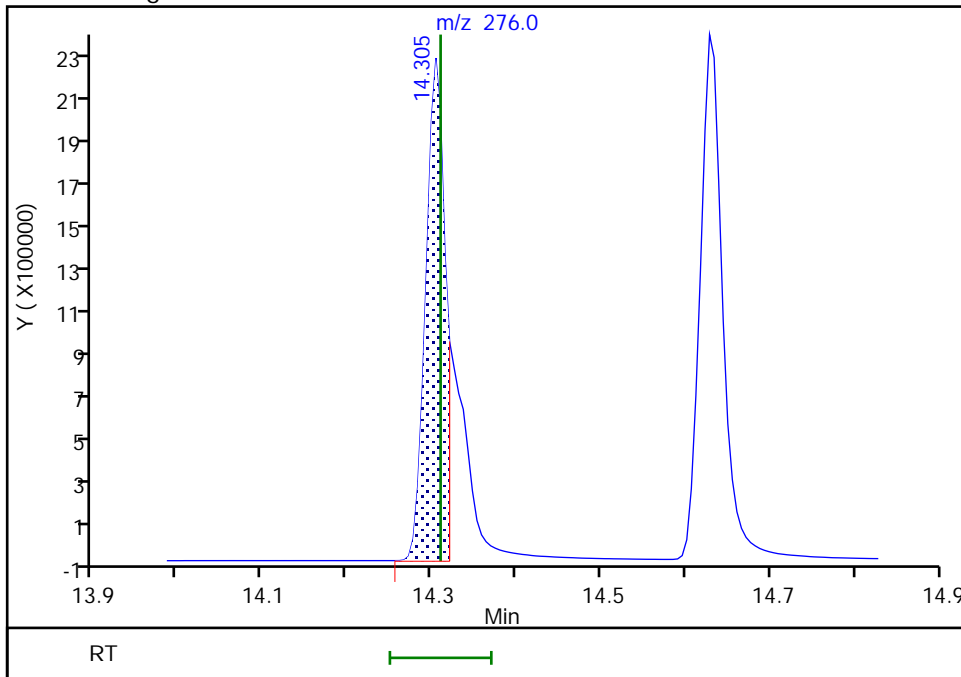
RT: 14.30  
Area: 4951042  
Amount: 5868.8410  
Amount Units: ug/L

Processing Integration Results



RT: 14.30  
Area: 3453877  
Amount: 5367.9138  
Amount Units: ug/L

Manual Integration Results



Reviewer: limmere, 06-Oct-2021 10:26:58  
Audit Action: Manually Integrated

Audit Reason: Baseline

Eurofins FGS, Seattle

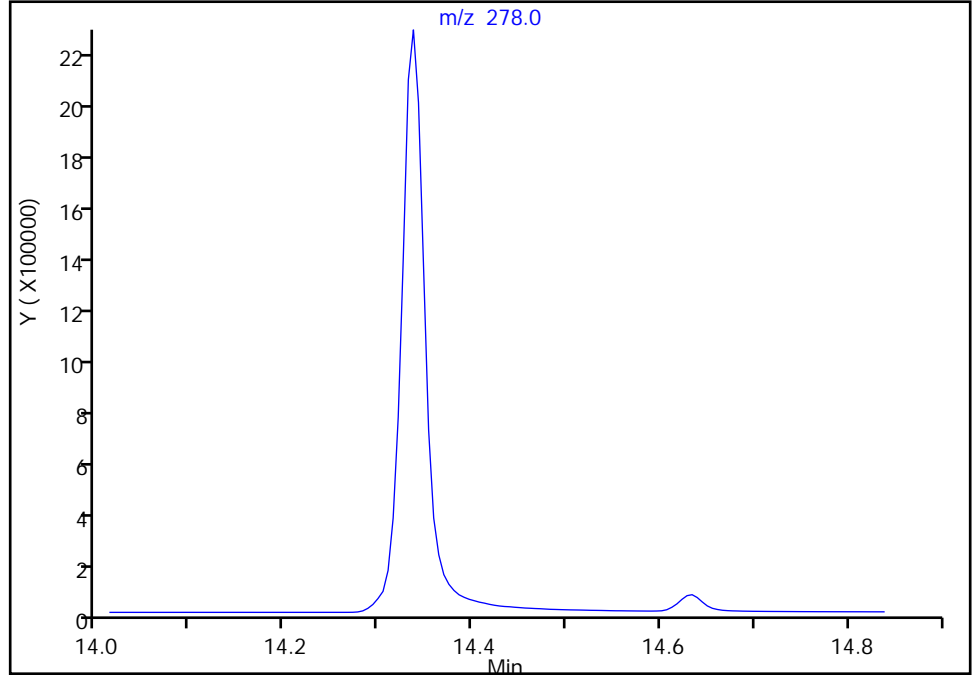
Data File: \\chromfs\Seattle\ChromData\SEA101\20211005-79126.b\100521a020.D  
Injection Date: 05-Oct-2021 18:36:30 Instrument ID: SEA101  
Lims ID: std12  
Client ID:  
Operator ID: TL ALS Bottle#: 5 Worklist Smp#: 5  
Injection Vol: 1.0 ul Dil. Factor: 1.0000  
Method: 8270\_SIM\_SEA101 Limit Group: 8270D\_SIM QSM 5.0  
Column: Detector MS SCAN

29 Dibenz(a,h)anthracene, CAS: 53-70-3

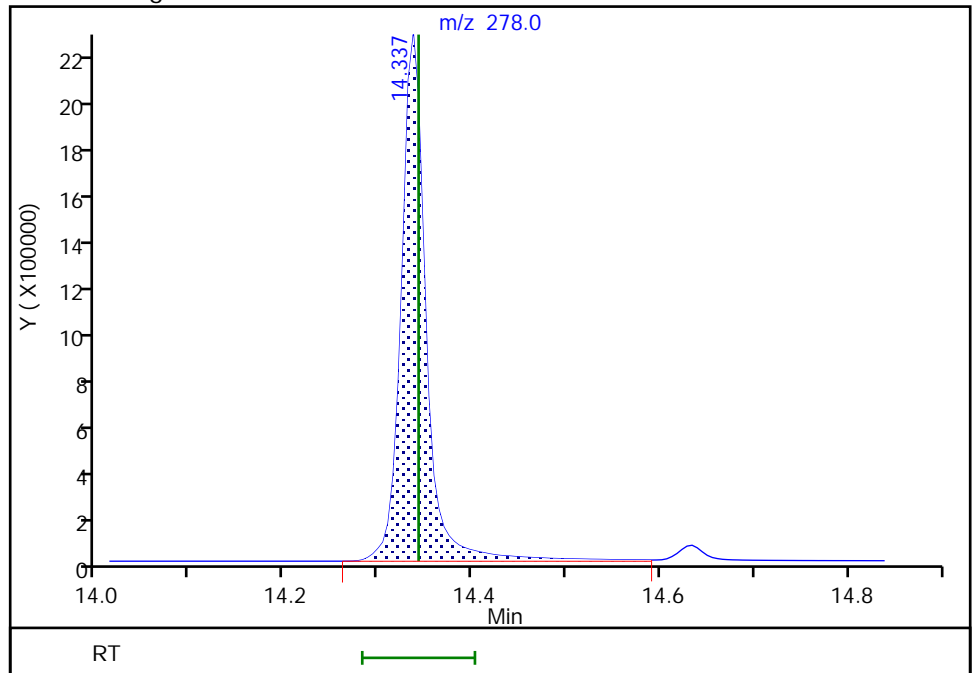
Signal: 1

Not Detected  
Expected RT: 14.34

Processing Integration Results



Manual Integration Results



RT: 14.34  
Area: 4155334  
Amount: 5206.8044  
Amount Units: ug/L

Eurofins FGS, Seattle  
Target Compound Quantitation Report

Data File: \\chromfs\Seattle\ChromData\SEA101\20211005-79126.b\100521a021.D  
 Lims ID: std11  
 Client ID:  
 Sample Type: IC Calib Level: 11  
 Inject. Date: 05-Oct-2021 19:00:30 ALS Bottle#: 6 Worklist Smp#: 6  
 Injection Vol: 1.0 ul Dil. Factor: 1.0000  
 Sample Info: 11  
 Operator ID: TL Instrument ID: SEA101  
 Sublist: chrom-8270\_SIM\_SEA101\*sub12

Method: \\chromfs\Seattle\ChromData\SEA101\20211005-79126.b\8270\_SIM\_SEA101.m  
 Limit Group: 8270D\_SIM QSM 5.0  
 Last Update: 22-Oct-2021 13:12:51 Calib Date: 05-Oct-2021 23:04:30  
 Integrator: Falcon ID Type: RT Order ID  
 Quant Method: Internal Standard Quant By: Initial Calibration  
 Last ICal File: \\chromfs\Seattle\ChromData\SEA101\20211005-79126.b\100521a031.D

Column 1 : Det: MS SCAN  
 Process Host: CTX1611

First Level Reviewer: limmere Date: 06-Oct-2021 10:28:13

Compound	Sig	RT (min.)	Exp RT (min.)	Diff RT (min.)	Q	Response	Cal Amt ug/L	OnCol Amt ug/L	Flags
* 1 1,4-Dichlorobenzene-d4	152	5.502	5.507	-0.005	1	55923	100.0	100.0	a
* 2 Naphthalene-d8	136	6.636	6.636	0.000	1	72508	100.0	100.0	
* 3 Acenaphthene-d10	164	8.093	8.098	-0.005	1	36707	100.0	100.0	
* 4 Phenanthrene-d10	188	9.307	9.312	-0.005	1	57606	100.0	100.0	
* 5 Chrysene-d12	240	11.502	11.502	0.000	1	49709	100.0	100.0	
* 6 Perylene-d12	264	13.018	13.023	-0.005	1	53643	100.0	100.0	
\$ 7 2-methylnaphthalene-d10	152	7.212	7.217	-0.005	100	868733	2000.0	2034.3	
\$ 8 2-Fluorobiphenyl	172	7.549	7.554	-0.005	1	1051612	2000.0	2066.2	
\$ 9 2,4,6-Tribromophenol	330	8.744	8.750	-0.006	1	191010	2000.0	2152.1	
\$ 10 Fluoranthene-d10 (Surr)	212	10.285	10.290	-0.005	100	1349219	2000.0	2118.6	
\$ 11 Terphenyl-d14	244	10.624	10.629	-0.005	1	931860	2000.0	2142.7	
12 Naphthalene	128	6.651	6.656	-0.005	1	1515312	2000.0	2122.5	
13 2-Methylnaphthalene	142	7.238	7.243	-0.005	1	1034860	2000.0	2303.0	
14 1-Methylnaphthalene	142	7.320	7.319	0.001	1	948819	2000.0	1849.6	
15 Acenaphthylene	152	7.978	7.978	0.000	1	1536225	2000.0	2192.5	a
16 Acenaphthene	153	8.117	8.122	-0.005	5	946620	2000.0	1911.1	
17 Fluorene	166	8.544	8.549	-0.005	1	1035105	2000.0	2048.1	
18 Pentachlorophenol	266	9.164	9.175	-0.011	1	320061	4000.0	4386.4	
19 Phenanthrene	178	9.329	9.329	0.000	1	1444600	2000.0	2220.3	
20 Anthracene	178	9.373	9.373	0.000	1	1533614	2000.0	2108.2	
21 Fluoranthene	202	10.299	10.303	-0.004	1	1571200	2000.0	2156.1	
22 Pyrene	202	10.484	10.489	-0.005	22	1630886	2000.0	2123.0	
23 Benzo[a]anthracene	228	11.485	11.491	-0.006	1	1406607	2000.0	2259.2	
24 Chrysene	228	11.523	11.523	0.000	1	1498062	2000.0	1834.4	
25 Benzo[b]fluoranthene	252	12.574	12.580	-0.006	1	1398252	2000.0	2242.8	
26 Benzo[k]fluoranthene	252	12.607	12.612	-0.005	1	1710761	2000.0	1914.2	
27 Benzo[a]pyrene	252	12.942	12.953	-0.011	1	1451408	2000.0	2024.7	
28 Indeno[1,2,3-cd]pyrene	276	14.299	14.310	-0.011	1	1370453	2000.0	2337.8	M
29 Dibenz(a,h)anthracene	278	14.337	14.342	-0.005	1	1562417	2000.0	2147.6	a
30 Benzo[g,h,i]perylene	276	14.628	14.634	-0.006	6	1724867	2000.0	1999.3	

**QC Flag Legend**

Processing Flags

Review Flags

M - Manually Integrated

a - User Assigned ID

**Reagents:**

8270\_ic\_stk\_00062

Amount Added: 20.00

Units: uL

8270SIM\_IS\_00069

Amount Added: 10.00

Units: uL



Eurofins FGS, Seattle

Data File: \\chromfs\Seattle\ChromData\SEA101\20211005-79126.b\100521a021.D

Injection Date: 05-Oct-2021 19:00:30

Instrument ID: SEA101

Lims ID: std11

Client ID:

Operator ID: TL

ALS Bottle#: 6

Worklist Smp#: 6

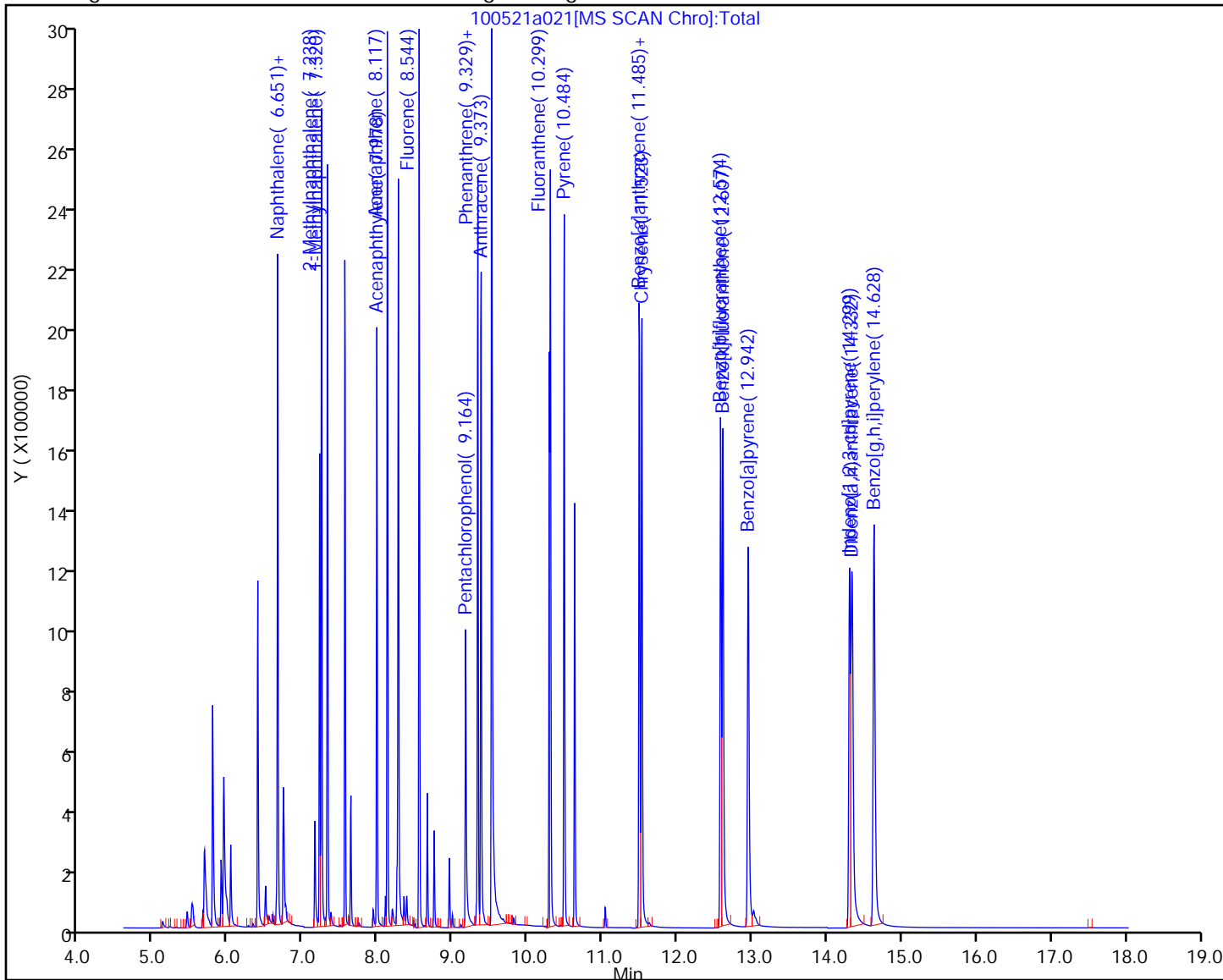
Injection Vol: 1.0 ul

Dil. Factor: 1.0000

Method: 8270\_SIM\_SEA101

Limit Group: 8270D\_SIM QSM 5.0

Y Scaling: Method Defined: Scale to the Nth Largest Target: 1



Eurofins FGS, Seattle

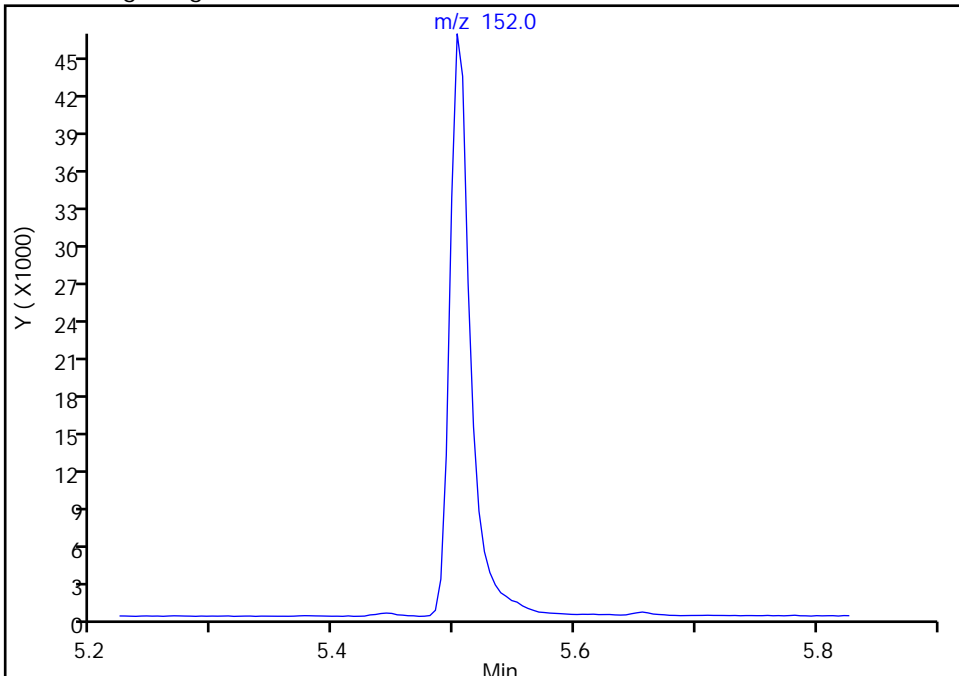
Data File: \\chromfs\Seattle\ChromData\SEA101\20211005-79126.b\100521a021.D  
Injection Date: 05-Oct-2021 19:00:30 Instrument ID: SEA101  
Lims ID: std11  
Client ID:  
Operator ID: TL ALS Bottle#: 6 Worklist Smp#: 6  
Injection Vol: 1.0 ul Dil. Factor: 1.0000  
Method: 8270\_SIM\_SEA101 Limit Group: 8270D\_SIM QSM 5.0  
Column: Detector MS SCAN

\* 1,4-Dichlorobenzene-d4, CAS: 3855-82-1

Signal: 1

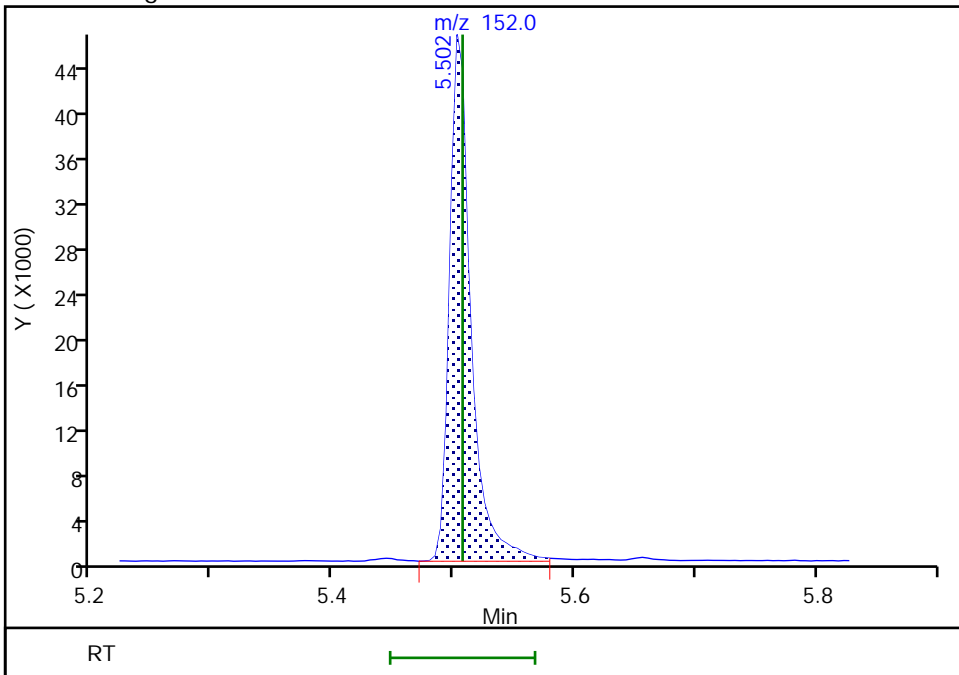
Not Detected  
Expected RT: 5.51

Processing Integration Results



Manual Integration Results

RT: 5.50  
Area: 55923  
Amount: 100.0000  
Amount Units: ug/L



Reviewer: limmere, 06-Oct-2021 10:27:23  
Audit Action: Assigned Compound ID

Audit Reason: Peak assignment corrected

Eurofins FGS, Seattle

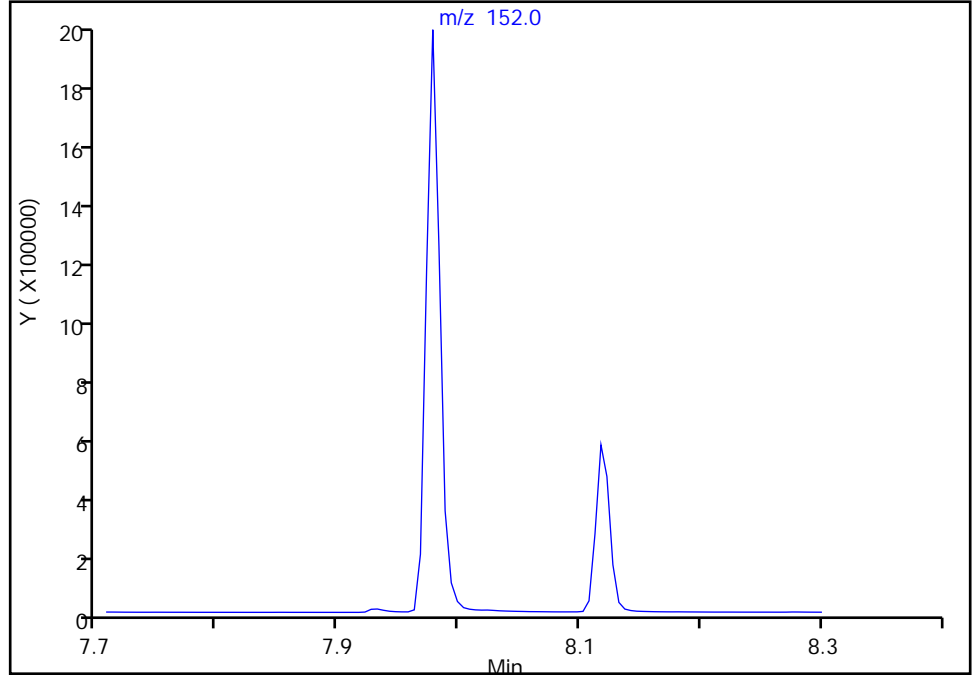
Data File: \\chromfs\Seattle\ChromData\SEA101\20211005-79126.b\100521a021.D  
Injection Date: 05-Oct-2021 19:00:30 Instrument ID: SEA101  
Lims ID: std11  
Client ID:  
Operator ID: TL ALS Bottle#: 6 Worklist Smp#: 6  
Injection Vol: 1.0 ul Dil. Factor: 1.0000  
Method: 8270\_SIM\_SEA101 Limit Group: 8270D\_SIM QSM 5.0  
Column: Detector MS SCAN

15 Acenaphthylene, CAS: 208-96-8

Signal: 1

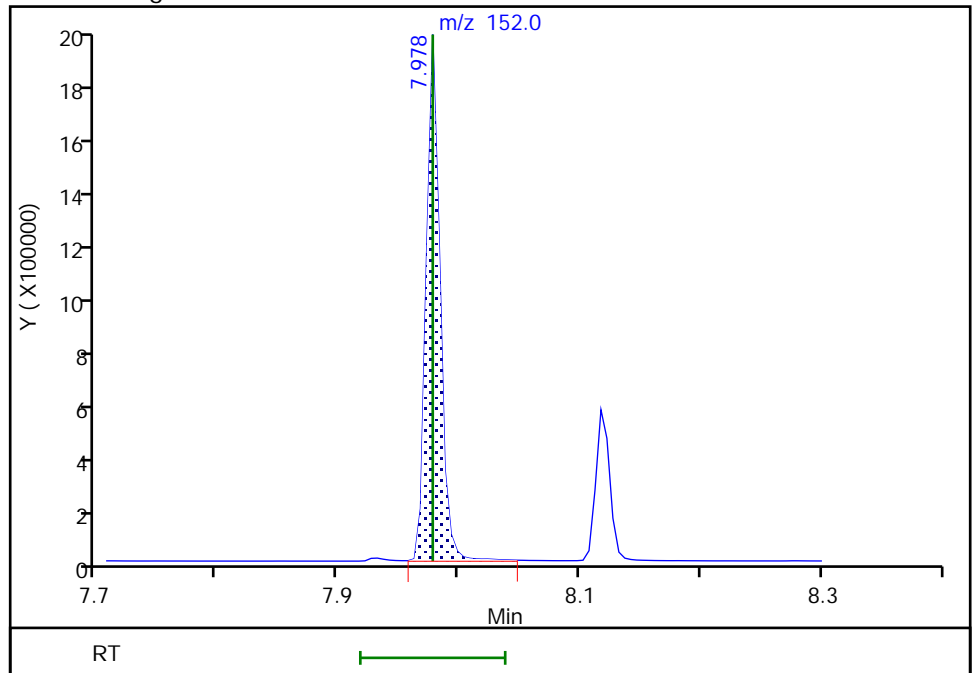
Not Detected  
Expected RT: 7.98

Processing Integration Results



RT: 7.98  
Area: 1536225  
Amount: 2192.4796  
Amount Units: ug/L

Manual Integration Results



Reviewer: limmere, 06-Oct-2021 10:27:37  
Audit Action: Assigned Compound ID

Audit Reason: Peak assignment corrected

Eurofins FGS, Seattle

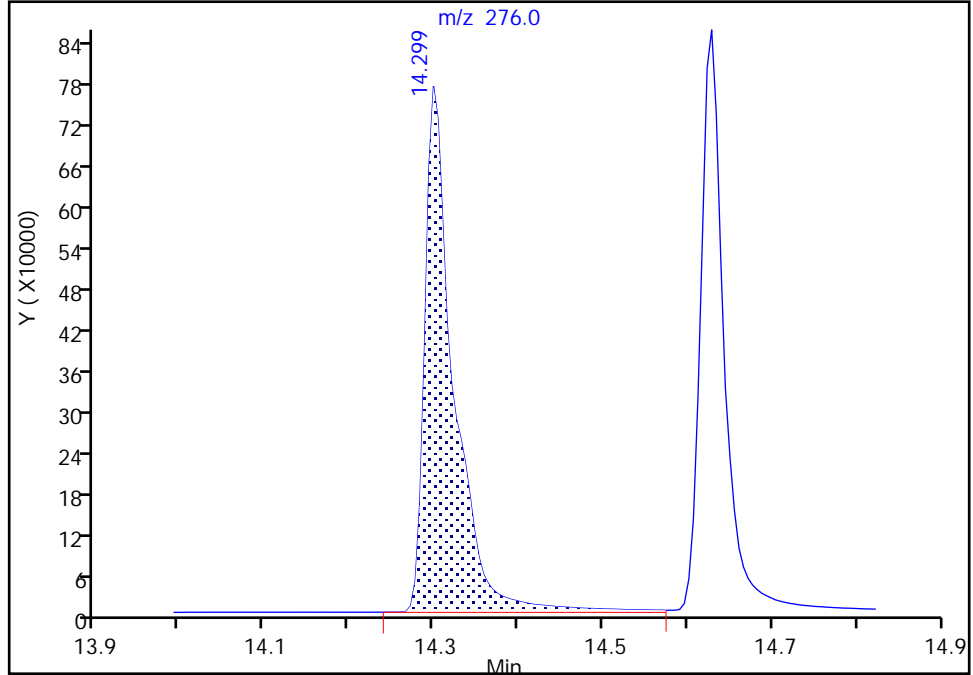
Data File: \\chromfs\Seattle\ChromData\SEA101\20211005-79126.b\100521a021.D  
Injection Date: 05-Oct-2021 19:00:30 Instrument ID: SEA101  
Lims ID: std11  
Client ID:  
Operator ID: TL ALS Bottle#: 6 Worklist Smp#: 6  
Injection Vol: 1.0 ul Dil. Factor: 1.0000  
Method: 8270\_SIM\_SEA101 Limit Group: 8270D\_SIM QSM 5.0  
Column: Detector MS SCAN

**28 Indeno[1,2,3-cd]pyrene, CAS: 193-39-5**

Signal: 1

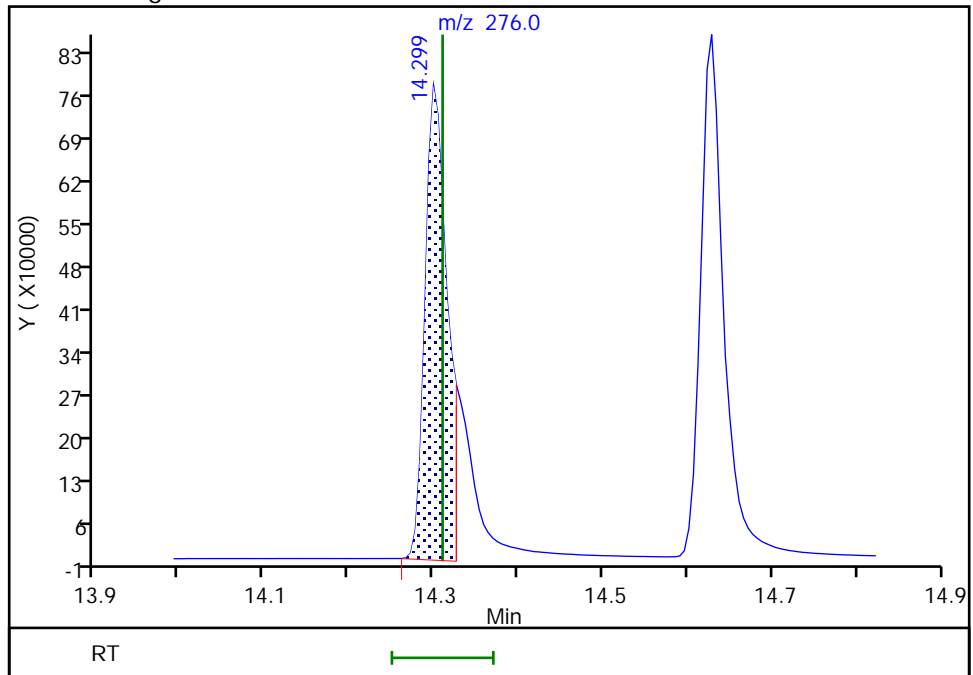
RT: 14.30  
Area: 1830764  
Amount: 2448.8260  
Amount Units: ug/L

Processing Integration Results



RT: 14.30  
Area: 1370453  
Amount: 2337.8152  
Amount Units: ug/L

Manual Integration Results



Reviewer: limmere, 06-Oct-2021 10:28:05  
Audit Action: Manually Integrated

Audit Reason: Baseline

Eurofins FGS, Seattle

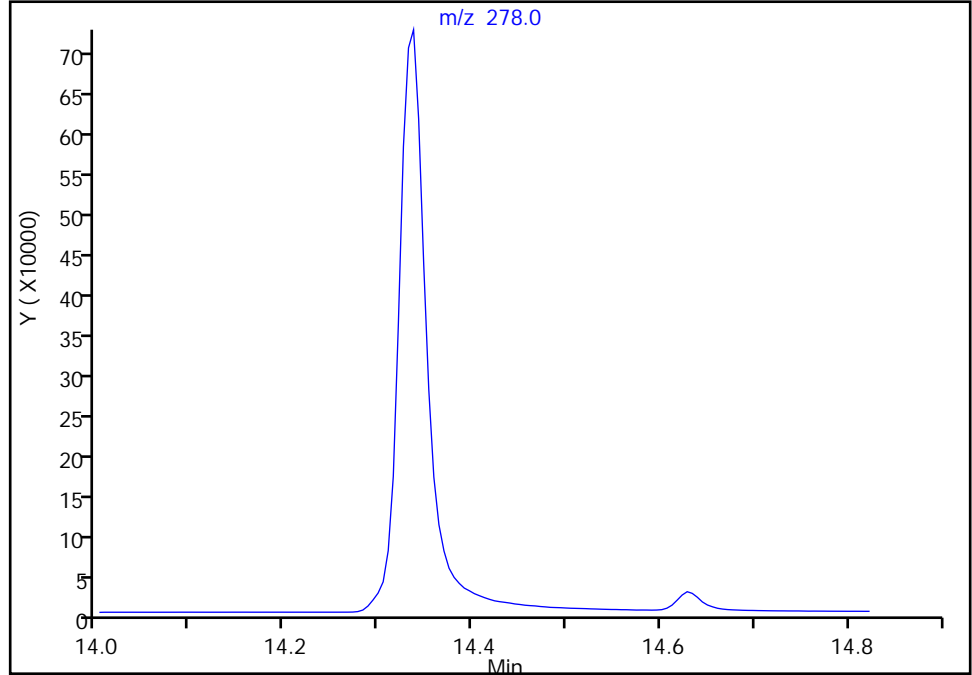
Data File: \\chromfs\Seattle\ChromData\SEA101\20211005-79126.b\100521a021.D  
Injection Date: 05-Oct-2021 19:00:30 Instrument ID: SEA101  
Lims ID: std11  
Client ID:  
Operator ID: TL ALS Bottle#: 6 Worklist Smp#: 6  
Injection Vol: 1.0 ul Dil. Factor: 1.0000  
Method: 8270\_SIM\_SEA101 Limit Group: 8270D\_SIM QSM 5.0  
Column: Detector MS SCAN

29 Dibenz(a,h)anthracene, CAS: 53-70-3

Signal: 1

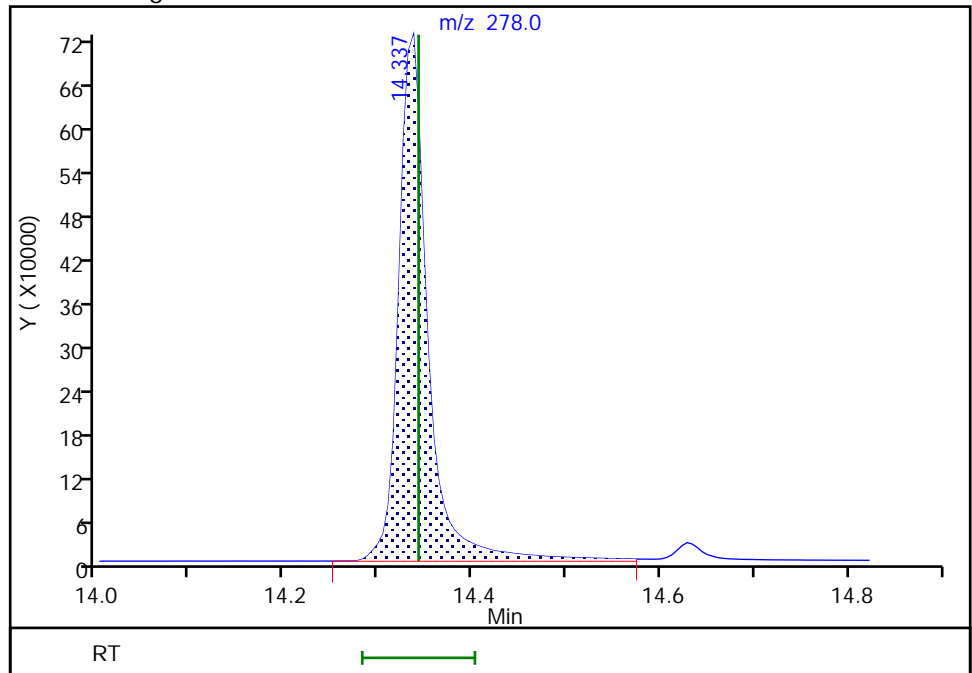
Not Detected  
Expected RT: 14.34

Processing Integration Results



Manual Integration Results

RT: 14.34  
Area: 1562417  
Amount: 2147.6047  
Amount Units: ug/L



Reviewer: limmere, 06-Oct-2021 10:28:09  
Audit Action: Assigned Compound ID

Audit Reason: Baseline

Eurofins FGS, Seattle  
Target Compound Quantitation Report

Data File: \\chromfs\Seattle\ChromData\SEA101\20211005-79126.b\100521a022.D  
 Lims ID: std10  
 Client ID:  
 Sample Type: IC Calib Level: 10  
 Inject. Date: 05-Oct-2021 19:25:30 ALS Bottle#: 7 Worklist Smp#: 7  
 Injection Vol: 1.0 ul Dil. Factor: 1.0000  
 Sample Info: 10  
 Operator ID: TL Instrument ID: SEA101  
 Sublist: chrom-8270\_SIM\_SEA101\*sub12

Method: \\chromfs\Seattle\ChromData\SEA101\20211005-79126.b\8270\_SIM\_SEA101.m  
 Limit Group: 8270D\_SIM QSM 5.0  
 Last Update: 22-Oct-2021 13:12:53 Calib Date: 05-Oct-2021 23:04:30  
 Integrator: Falcon ID Type: RT Order ID  
 Quant Method: Internal Standard Quant By: Initial Calibration  
 Last ICal File: \\chromfs\Seattle\ChromData\SEA101\20211005-79126.b\100521a031.D

Column 1 : Det: MS SCAN  
 Process Host: CTX1611

First Level Reviewer: limmere

Date: 06-Oct-2021 10:29:08

Compound	Sig	RT (min.)	Exp RT (min.)	Diff RT (min.)	Q	Response	Cal Amt ug/L	OnCol Amt ug/L	Flags
* 1 1,4-Dichlorobenzene-d4	152	5.502	5.507	-0.005	1	61901	100.0	100.0	
* 2 Naphthalene-d8	136	6.636	6.636	0.000	1	80182	100.0	100.0	
* 3 Acenaphthene-d10	164	8.093	8.098	-0.005	1	40353	100.0	100.0	
* 4 Phenanthrene-d10	188	9.312	9.312	0.000	1	64625	100.0	100.0	
* 5 Chrysene-d12	240	11.501	11.502	-0.001	1	55332	100.0	100.0	
* 6 Perylene-d12	264	13.023	13.023	0.000	1	55866	100.0	100.0	
\$ 7 2-methylnaphthalene-d10	152	7.212	7.217	-0.005	99	434872	1000.0	920.9	
\$ 8 2-Fluorobiphenyl	172	7.554	7.554	0.000	1	517627	1000.0	925.2	
\$ 9 2,4,6-Tribromophenol	330	8.744	8.750	-0.006	1	92731	1000.0	1015.6	
\$ 10 Fluoranthene-d10 (Surr)	212	10.285	10.290	-0.005	100	666206	1000.0	932.5	
\$ 11 Terphenyl-d14	244	10.624	10.629	-0.005	1	466584	1000.0	956.3	
12 Naphthalene	128	6.651	6.656	-0.005	1	763265	1000.0	965.3	
13 2-Methylnaphthalene	142	7.238	7.243	-0.005	1	521211	1000.0	1048.9	
14 1-Methylnaphthalene	142	7.319	7.319	0.000	1	485237	1000.0	855.4	
15 Acenaphthylene	152	7.978	7.978	0.000	1	767515	1000.0	996.4	a
16 Acenaphthene	153	8.117	8.122	-0.005	6	484478	1000.0	889.7	
17 Fluorene	166	8.544	8.549	-0.005	1	526619	1000.0	947.8	
18 Pentachlorophenol	266	9.169	9.175	-0.006	1	138599	2000.0	2026.0	
19 Phenanthrene	178	9.329	9.329	0.000	1	728513	1000.0	998.1	
20 Anthracene	178	9.373	9.373	0.000	1	770560	1000.0	942.3	
21 Fluoranthene	202	10.299	10.303	-0.004	1	795705	1000.0	973.3	
22 Pyrene	202	10.484	10.489	-0.005	22	822161	1000.0	954.0	
23 Benzo[a]anthracene	228	11.491	11.491	0.000	1	659680	1000.0	1049.3	
24 Chrysene	228	11.523	11.523	0.000	1	778847	1000.0	806.2	
25 Benzo[b]fluoranthene	252	12.580	12.580	0.000	1	632411	1000.0	975.1	
26 Benzo[k]fluoranthene	252	12.607	12.612	-0.005	1	897533	1000.0	938.6	
27 Benzo[a]pyrene	252	12.948	12.953	-0.005	1	692290	1000.0	927.3	
28 Indeno[1,2,3-cd]pyrene	276	14.305	14.310	-0.005	1	594530	1000.0	973.8	M
29 Dibenz(a,h)anthracene	278	14.337	14.342	-0.005	1	753179	1000.0	992.9	a
30 Benzo[g,h,i]perylene	276	14.628	14.634	-0.006	6	848784	1000.0	944.7	

[QC Flag Legend](#)

Processing Flags

Review Flags

M - Manually Integrated

a - User Assigned ID

[Reagents:](#)

ccv\_8270\_1000\_00057

Amount Added: 1.00

Units: mL

Eurofins FGS, Seattle

Data File: \\chromfs\Seattle\ChromData\SEA101\20211005-79126.b\100521a022.D

Injection Date: 05-Oct-2021 19:25:30

Instrument ID: SEA101

Lims ID: std10

Client ID:

Operator ID: TL

ALS Bottle#: 7

Worklist Smp#: 7

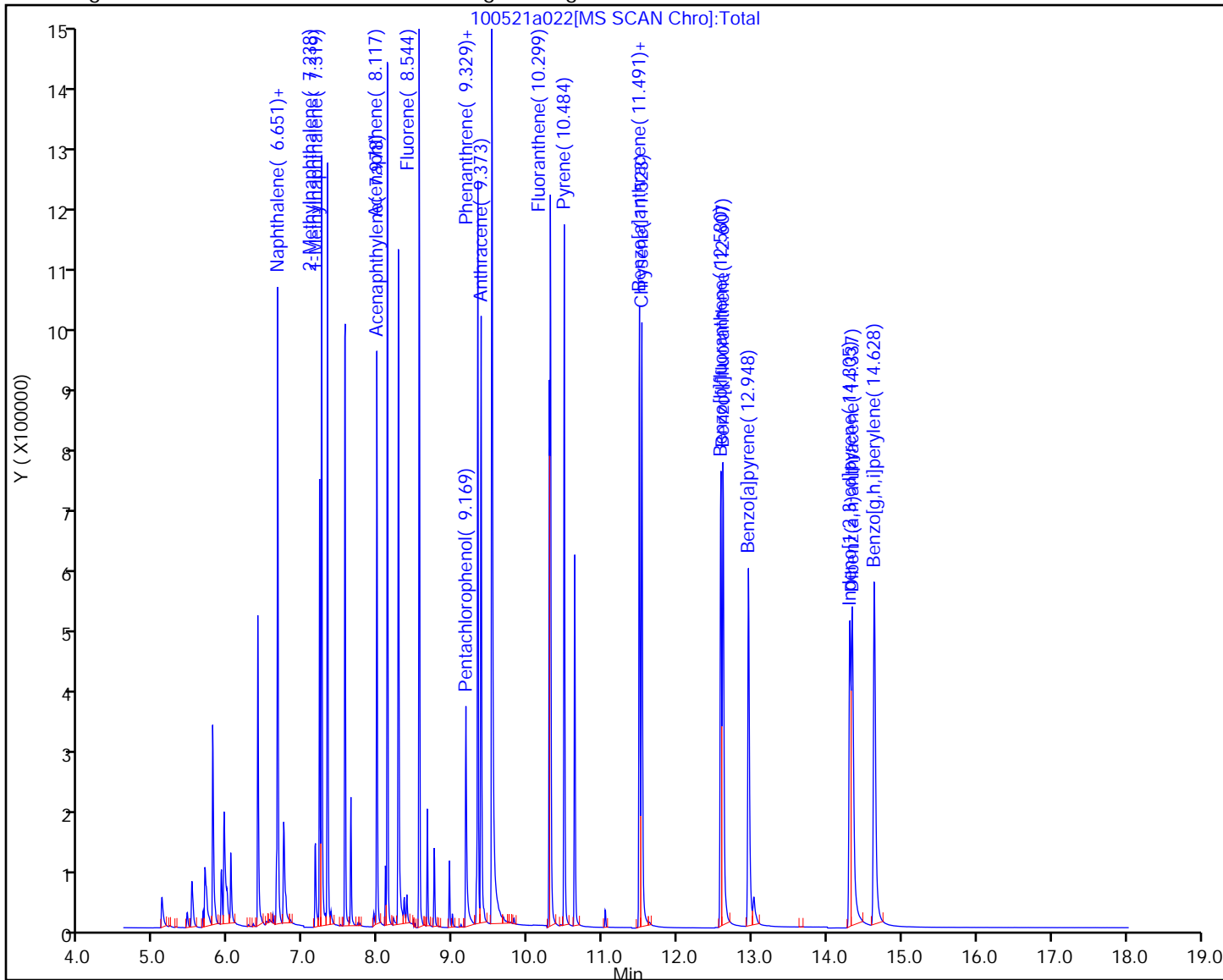
Injection Vol: 1.0 ul

Dil. Factor: 1.0000

Method: 8270\_SIM\_SEA101

Limit Group: 8270D\_SIM QSM 5.0

Y Scaling: Method Defined: Scale to the Nth Largest Target: 1





Eurofins FGS, Seattle

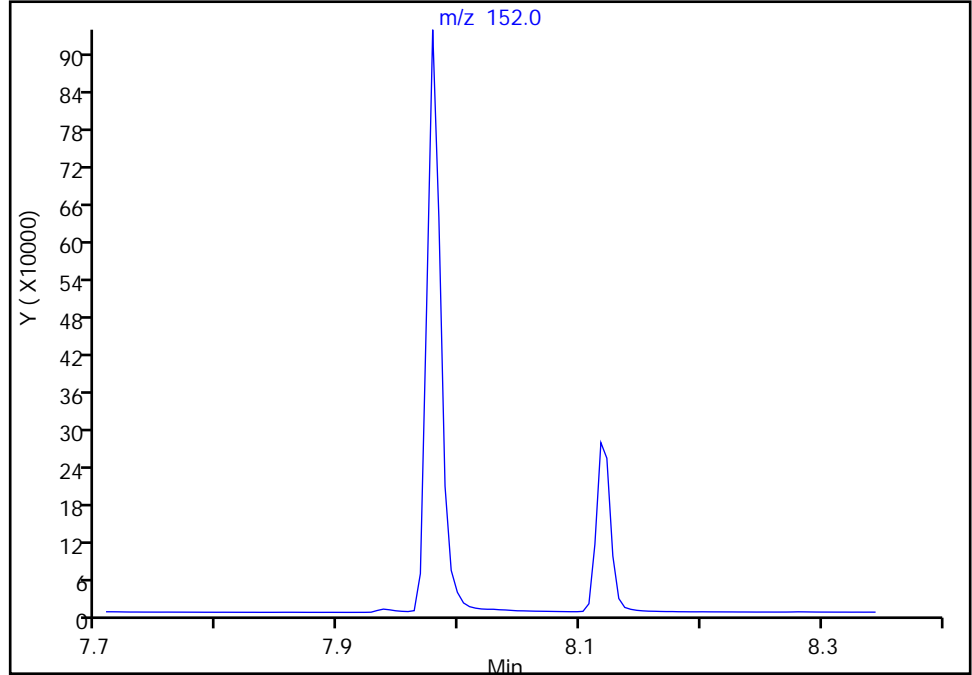
Data File: \\chromfs\Seattle\ChromData\SEA101\20211005-79126.b\100521a022.D  
Injection Date: 05-Oct-2021 19:25:30 Instrument ID: SEA101  
Lims ID: std10  
Client ID:  
Operator ID: TL ALS Bottle#: 7 Worklist Smp#: 7  
Injection Vol: 1.0 ul Dil. Factor: 1.0000  
Method: 8270\_SIM\_SEA101 Limit Group: 8270D\_SIM QSM 5.0  
Column: Detector MS SCAN

15 Acenaphthylene, CAS: 208-96-8

Signal: 1

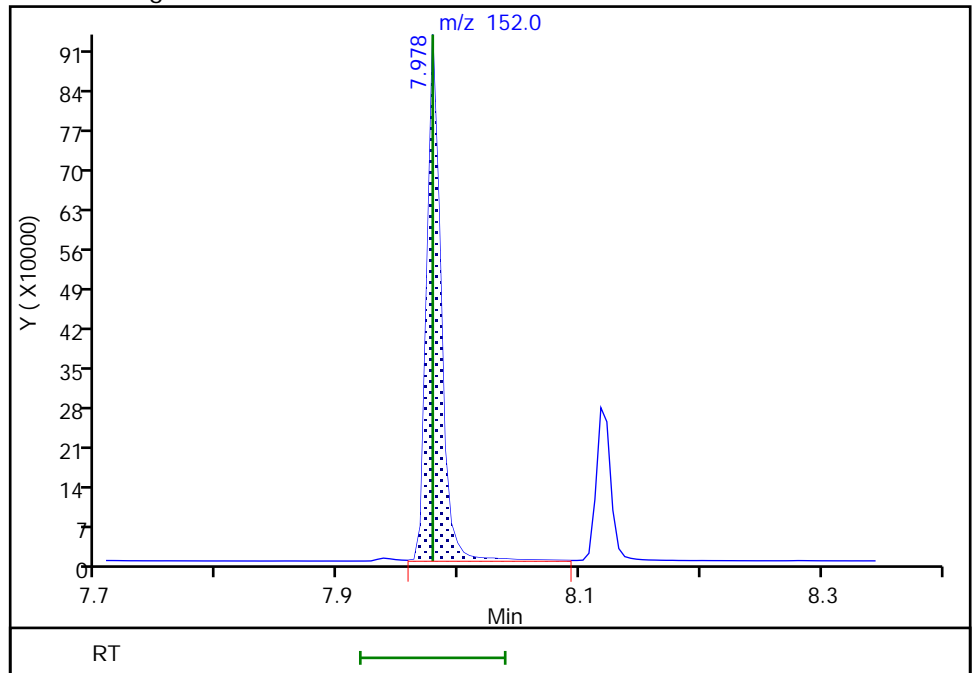
Not Detected  
Expected RT: 7.98

Processing Integration Results



Manual Integration Results

RT: 7.98  
Area: 767515  
Amount: 996.4160  
Amount Units: ug/L



Eurofins FGS, Seattle

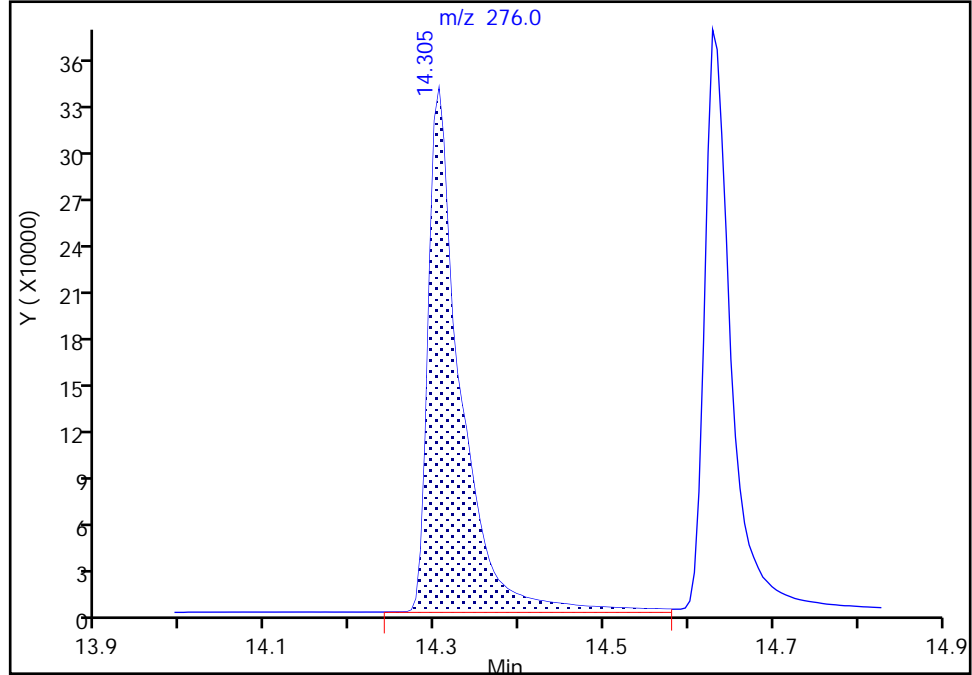
Data File: \\chromfs\Seattle\ChromData\SEA101\20211005-79126.b\100521a022.D  
Injection Date: 05-Oct-2021 19:25:30 Instrument ID: SEA101  
Lims ID: std10  
Client ID:  
Operator ID: TL ALS Bottle#: 7 Worklist Smp#: 7  
Injection Vol: 1.0 ul Dil. Factor: 1.0000  
Method: 8270\_SIM\_SEA101 Limit Group: 8270D\_SIM QSM 5.0  
Column: Detector MS SCAN

28 Indeno[1,2,3-cd]pyrene, CAS: 193-39-5

Signal: 1

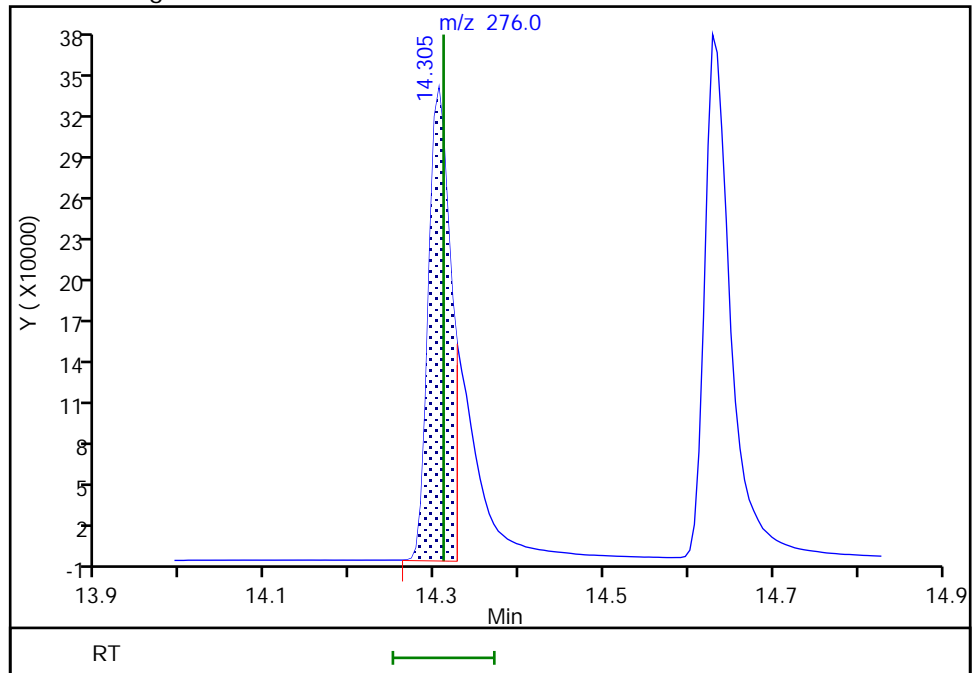
RT: 14.30  
Area: 879952  
Amount: 1157.5996  
Amount Units: ug/L

Processing Integration Results



RT: 14.30  
Area: 594530  
Amount: 973.8348  
Amount Units: ug/L

Manual Integration Results



Eurofins FGS, Seattle

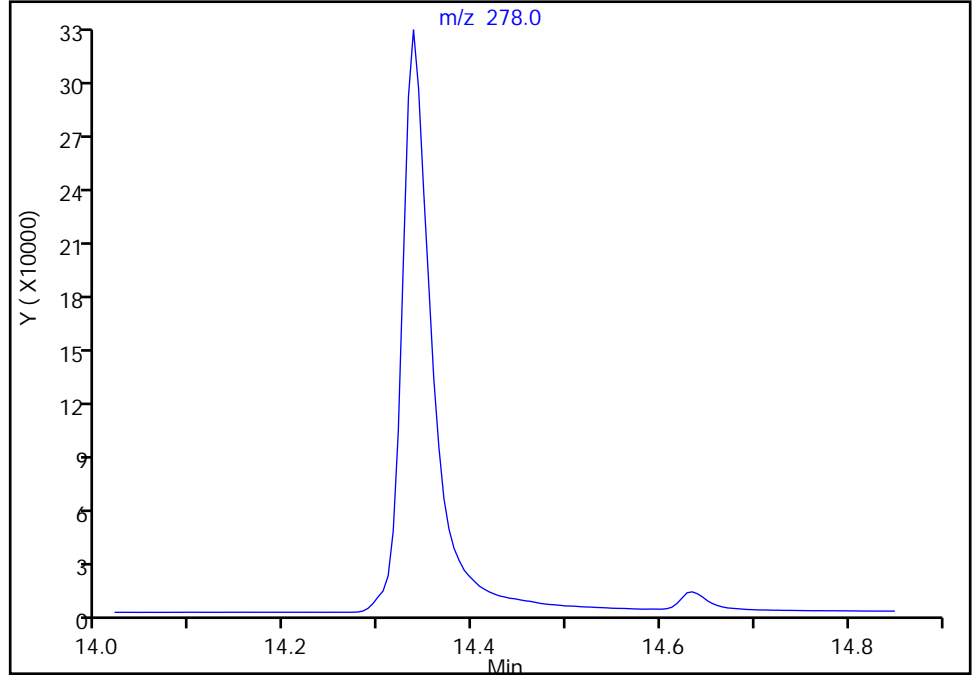
Data File: \\chromfs\Seattle\ChromData\SEA101\20211005-79126.b\100521a022.D  
Injection Date: 05-Oct-2021 19:25:30 Instrument ID: SEA101  
Lims ID: std10  
Client ID:  
Operator ID: TL ALS Bottle#: 7 Worklist Smp#: 7  
Injection Vol: 1.0 ul Dil. Factor: 1.0000  
Method: 8270\_SIM\_SEA101 Limit Group: 8270D\_SIM QSM 5.0  
Column: Detector MS SCAN

29 Dibenz(a,h)anthracene, CAS: 53-70-3

Signal: 1

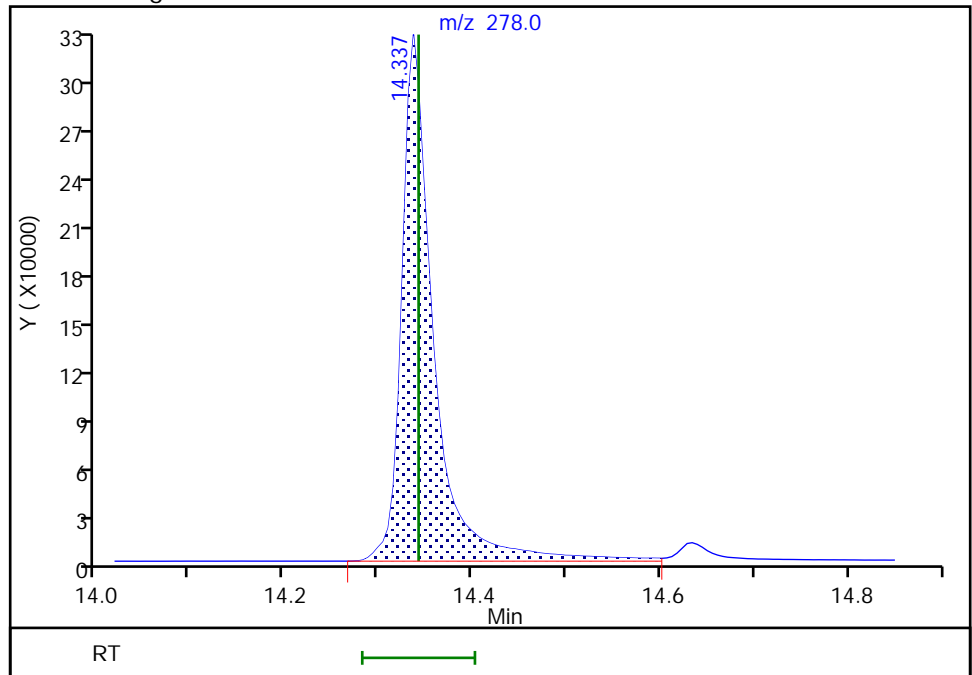
Not Detected  
Expected RT: 14.34

Processing Integration Results



Manual Integration Results

RT: 14.34  
Area: 753179  
Amount: 992.9245  
Amount Units: ug/L



Reviewer: limmere, 06-Oct-2021 10:29:04  
Audit Action: Assigned Compound ID

Audit Reason: Baseline

Eurofins FGS, Seattle  
Target Compound Quantitation Report

Data File: \\chromfs\Seattle\ChromData\SEA101\20211005-79126.b\100521a023.D  
 Lims ID: std9is  
 Client ID:  
 Sample Type: ICIS Calib Level: 9  
 Inject. Date: 05-Oct-2021 19:49:30 ALS Bottle#: 8 Worklist Smp#: 8  
 Injection Vol: 1.0 ul Dil. Factor: 1.0000  
 Sample Info: 9is  
 Operator ID: TL Instrument ID: SEA101  
 Sublist: chrom-8270\_SIM\_SEA101\*sub12

Method: \\chromfs\Seattle\ChromData\SEA101\20211005-79126.b\8270\_SIM\_SEA101.m  
 Limit Group: 8270D\_SIM QSM 5.0  
 Last Update: 22-Oct-2021 13:12:54 Calib Date: 05-Oct-2021 23:04:30  
 Integrator: Falcon ID Type: RT Order ID  
 Quant Method: Internal Standard Quant By: Initial Calibration  
 Last ICal File: \\chromfs\Seattle\ChromData\SEA101\20211005-79126.b\100521a031.D

Column 1 : Det: MS SCAN  
 Process Host: CTX1611

First Level Reviewer: boylea

Date: 22-Oct-2021 02:01:20

Compound	Sig	RT (min.)	Exp RT (min.)	Dlt RT (min.)	Q	Response	Cal Amt ug/L	OnCol Amt ug/L	Flags
* 1 1,4-Dichlorobenzene-d4	152	5.507	5.507	0.000	1	56558	100.0	100.0	
* 2 Naphthalene-d8	136	6.636	6.636	0.000	1	73042	100.0	100.0	
* 3 Acenaphthene-d10	164	8.097	8.097	0.000	1	36110	100.0	100.0	
* 4 Phenanthrene-d10	188	9.312	9.312	0.000	1	58783	100.0	100.0	
* 5 Chrysene-d12	240	11.501	11.501	0.000	1	47308	100.0	100.0	
* 6 Perylene-d12	264	13.023	13.023	0.000	1	48657	100.0	100.0	
\$ 7 2-methylnaphthalene-d10	152	7.217	7.217	0.000	100	201898	500.0	469.3	
\$ 8 2-Fluorobiphenyl	172	7.554	7.554	0.000	1	236979	500.0	473.3	
\$ 9 2,4,6-Tribromophenol	330	8.750	8.750	0.000	1	40899	500.0	518.0	
\$ 10 Fluoranthene-d10 (Surr)	212	10.290	10.290	0.000	100	307671	500.0	473.5	
\$ 11 Terphenyl-d14	244	10.629	10.629	0.000	1	215404	500.0	485.4	
12 Naphthalene	128	6.656	6.656	0.000	1	364590	500.0	504.9	
13 2-Methylnaphthalene	142	7.243	7.243	0.000	1	246576	500.0	544.7	
14 1-Methylnaphthalene	142	7.319	7.319	0.000	1	235558	500.0	455.8	
15 Acenaphthylene	152	7.983	7.983	0.000	1	359032	500.0	520.9	a
16 Acenaphthene	153	8.122	8.122	0.000	3	233024	500.0	478.2	
17 Fluorene	166	8.549	8.549	0.000	1	247100	500.0	497.0	
18 Pentachlorophenol	266	9.175	9.175	0.000	1	52538	1000.0	936.8	
19 Phenanthrene	178	9.329	9.329	0.000	1	332790	500.0	501.2	
20 Anthracene	178	9.373	9.373	0.000	1	361148	500.0	483.8	
21 Fluoranthene	202	10.303	10.303	0.000	1	363667	500.0	489.1	
22 Pyrene	202	10.488	10.488	0.000	22	379547	500.0	484.2	
23 Benzo[a]anthracene	228	11.491	11.491	0.000	1	266831	500.0	520.2	
24 Chrysene	228	11.523	11.523	0.000	1	391863	500.0	464.6	
25 Benzo[b]fluoranthene	252	12.580	12.580	0.000	1	289848	500.0	514.0	
26 Benzo[k]fluoranthene	252	12.612	12.612	0.000	1	400584	500.0	474.0	
27 Benzo[a]pyrene	252	12.953	12.953	0.000	1	312200	500.0	480.1	
28 Indeno[1,2,3-cd]pyrene	276	14.310	14.310	0.000	1	249551	500.0	469.3	M
29 Dibenz(a,h)anthracene	278	14.342	14.342	0.000	1	336544	500.0	508.4	a
30 Benzo[g,h,i]perylene	276	14.634	14.634	0.000	6	382693	500.0	489.0	

[QC Flag Legend](#)

Processing Flags

Review Flags

M - Manually Integrated

a - User Assigned ID

[Reagents:](#)

ccv\_SIM\_500\_00084

Amount Added: 1.00

Units: mL

Eurofins FGS, Seattle

Data File: \\chromfs\Seattle\ChromData\SEA101\20211005-79126.b\100521a023.D

Injection Date: 05-Oct-2021 19:49:30

Instrument ID: SEA101

Lims ID: std9is

Client ID:

Operator ID: TL

ALS Bottle#: 8

Worklist Smp#: 8

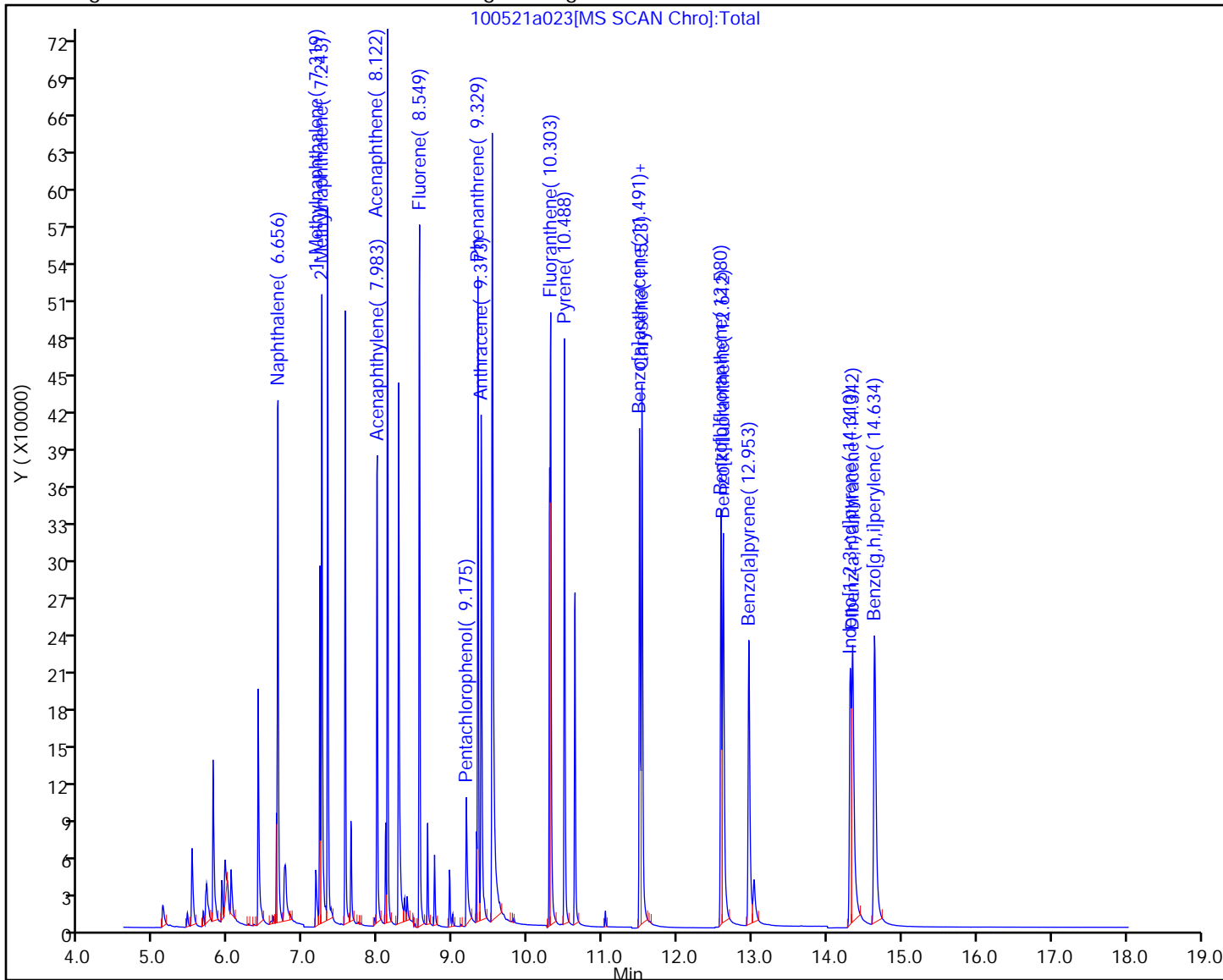
Injection Vol: 1.0 ul

Dil. Factor: 1.0000

Method: 8270\_SIM\_SEA101

Limit Group: 8270D\_SIM QSM 5.0

Y Scaling: Method Defined: Scale to the Nth Largest Target: 1



Eurofins FGS, Seattle

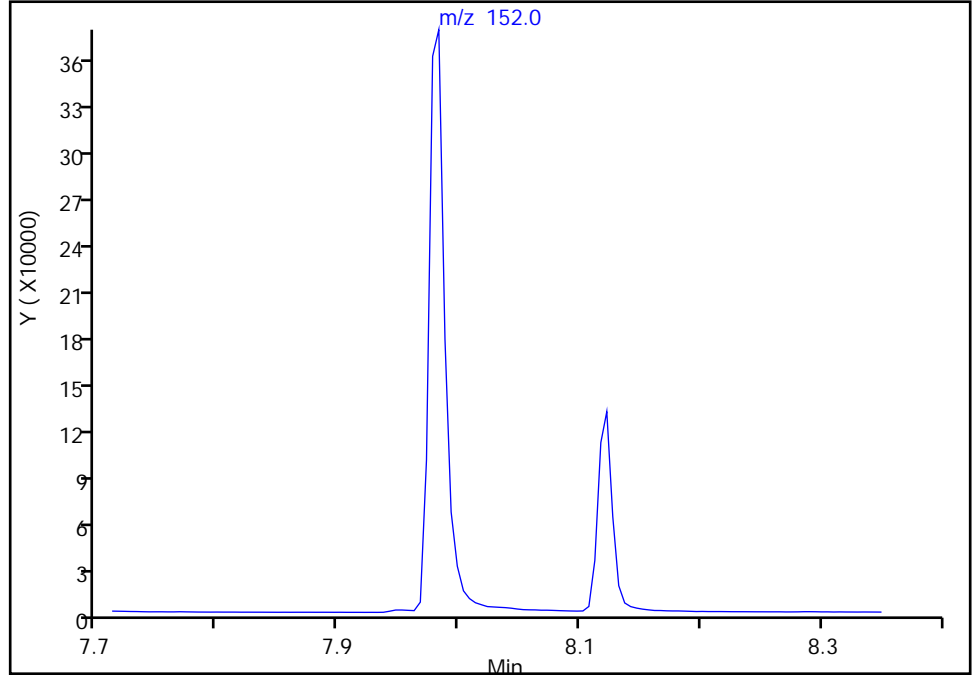
Data File: \\chromfs\Seattle\ChromData\SEA101\20211005-79126.b\100521a023.D  
Injection Date: 05-Oct-2021 19:49:30 Instrument ID: SEA101  
Lims ID: std9is  
Client ID:  
Operator ID: TL ALS Bottle#: 8 Worklist Smp#: 8  
Injection Vol: 1.0 ul Dil. Factor: 1.0000  
Method: 8270\_SIM\_SEA101 Limit Group: 8270D\_SIM QSM 5.0  
Column: Detector MS SCAN

15 Acenaphthylene, CAS: 208-96-8

Signal: 1

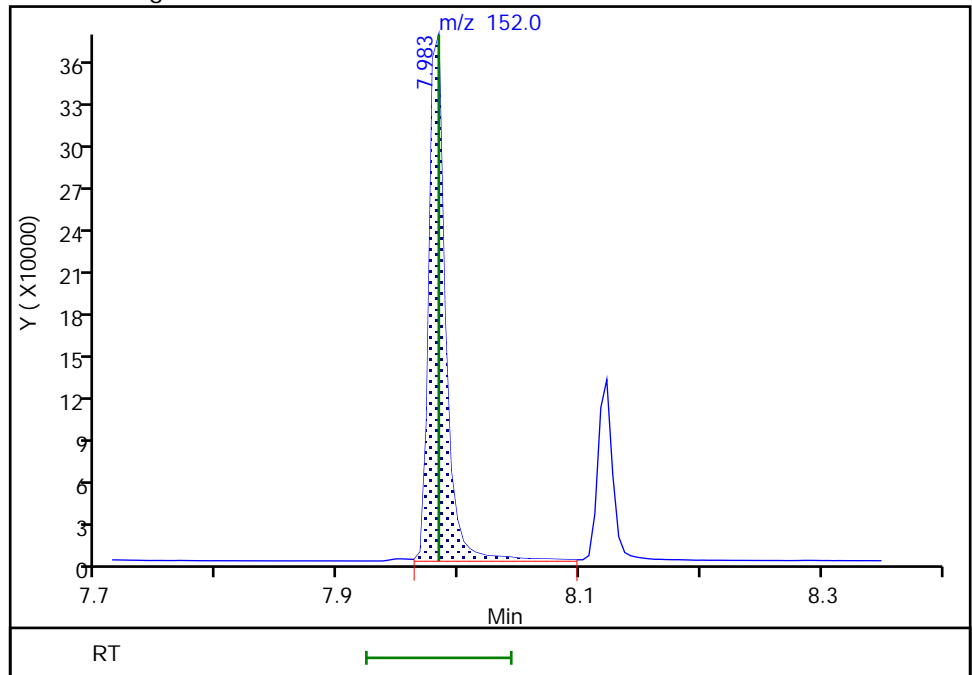
Not Detected  
Expected RT: 7.98

Processing Integration Results



Manual Integration Results

RT: 7.98  
Area: 359032  
Amount: 520.8771  
Amount Units: ug/L



Eurofins FGS, Seattle

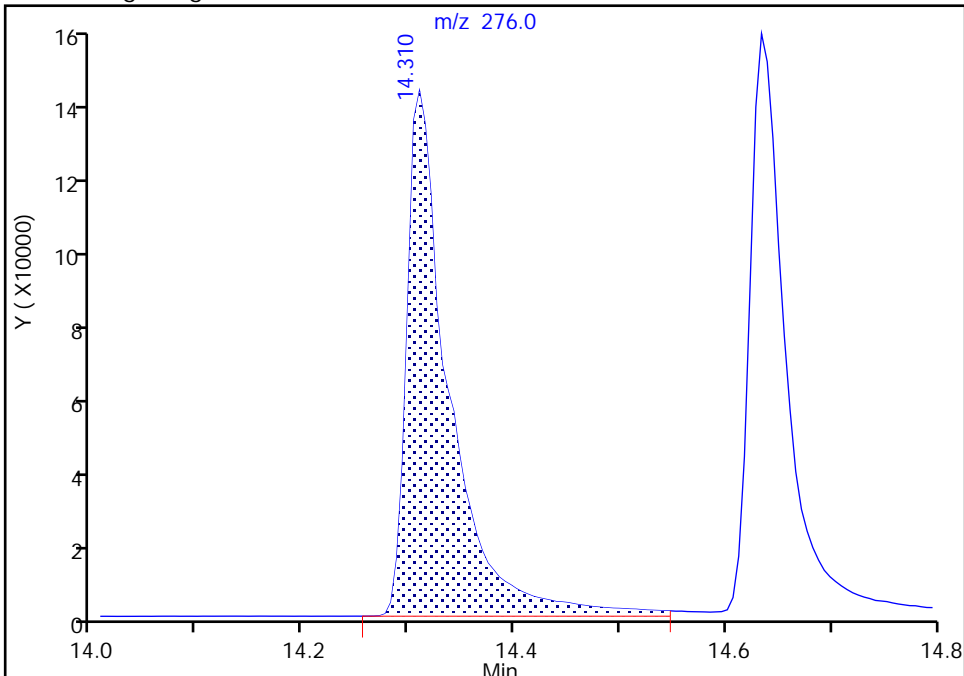
Data File: \\chromfs\Seattle\ChromData\SEA101\20211005-79126.b\100521a023.D  
Injection Date: 05-Oct-2021 19:49:30 Instrument ID: SEA101  
Lims ID: std9is  
Client ID:  
Operator ID: TL ALS Bottle#: 8 Worklist Smp#: 8  
Injection Vol: 1.0 ul Dil. Factor: 1.0000  
Method: 8270\_SIM\_SEA101 Limit Group: 8270D\_SIM QSM 5.0  
Column: Detector MS SCAN

28 Indeno[1,2,3-cd]pyrene, CAS: 193-39-5

Signal: 1

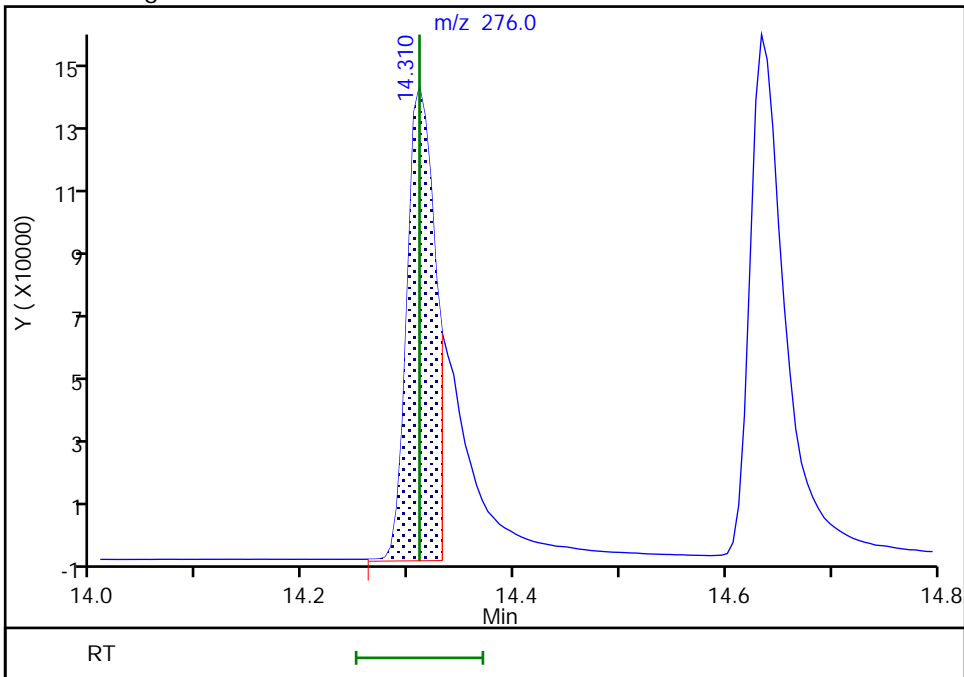
RT: 14.31  
Area: 385939  
Amount: 600.2730  
Amount Units: ug/L

Processing Integration Results



RT: 14.31  
Area: 249551  
Amount: 469.3243  
Amount Units: ug/L

Manual Integration Results



Reviewer: limmere, 06-Oct-2021 10:30:30  
Audit Action: Manually Integrated

Audit Reason: Baseline



Eurofins FGS, Seattle

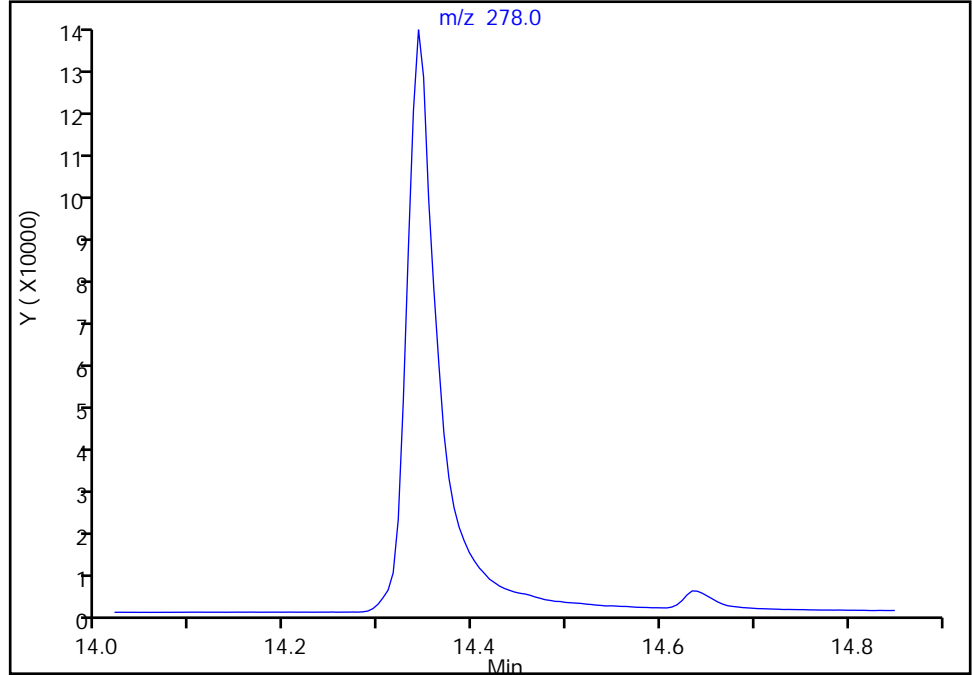
Data File: \\chromfs\Seattle\ChromData\SEA101\20211005-79126.b\100521a023.D  
Injection Date: 05-Oct-2021 19:49:30 Instrument ID: SEA101  
Lims ID: std9is  
Client ID:  
Operator ID: TL ALS Bottle#: 8 Worklist Smp#: 8  
Injection Vol: 1.0 ul Dil. Factor: 1.0000  
Method: 8270\_SIM\_SEA101 Limit Group: 8270D\_SIM QSM 5.0  
Column: Detector MS SCAN

29 Dibenz(a,h)anthracene, CAS: 53-70-3

Signal: 1

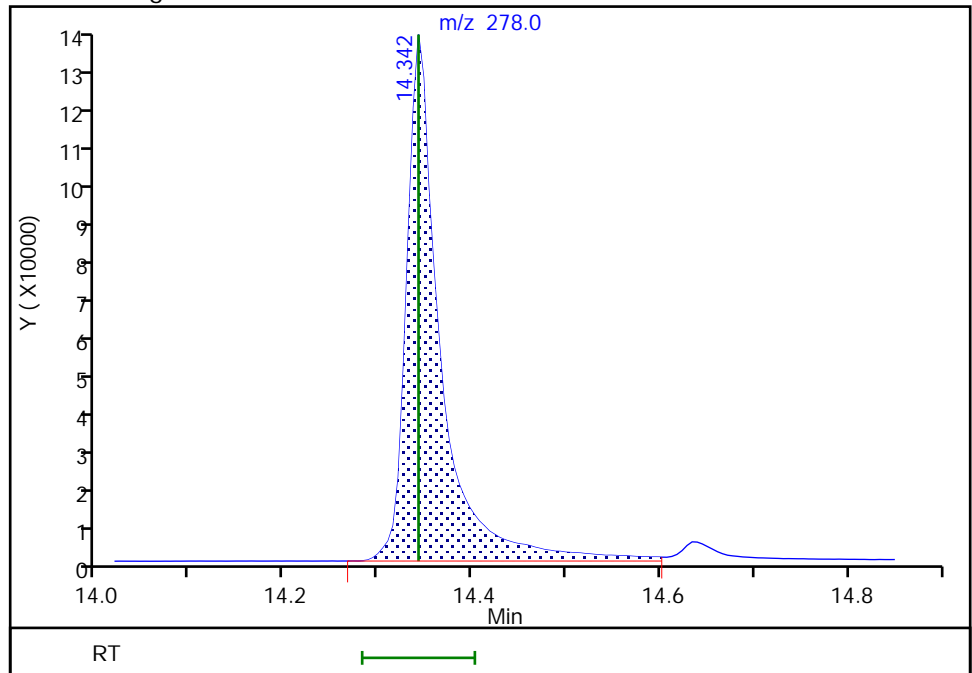
Not Detected  
Expected RT: 14.34

Processing Integration Results



Manual Integration Results

RT: 14.34  
Area: 336544  
Amount: 508.3566  
Amount Units: ug/L



Eurofins FGS, Seattle  
Target Compound Quantitation Report

Data File: \\chromfs\Seattle\ChromData\SEA101\20211005-79126.b\100521a024.D  
 Lims ID: std8  
 Client ID:  
 Sample Type: IC Calib Level: 8  
 Inject. Date: 05-Oct-2021 20:14:30 ALS Bottle#: 9 Worklist Smp#: 9  
 Injection Vol: 1.0 ul Dil. Factor: 1.0000  
 Sample Info: 8  
 Operator ID: TL Instrument ID: SEA101  
 Sublist: chrom-8270\_SIM\_SEA101\*sub12  
 Method: \\chromfs\Seattle\ChromData\SEA101\20211005-79126.b\8270\_SIM\_SEA101.m  
 Limit Group: 8270D\_SIM QSM 5.0  
 Last Update: 22-Oct-2021 13:12:56 Calib Date: 05-Oct-2021 23:04:30  
 Integrator: Falcon ID Type: RT Order ID  
 Quant Method: Internal Standard Quant By: Initial Calibration  
 Last ICal File: \\chromfs\Seattle\ChromData\SEA101\20211005-79126.b\100521a031.D  
 Column 1 : Det: MS SCAN  
 Process Host: CTX1611

First Level Reviewer: boylea

Date: 22-Oct-2021 10:40:19

Compound	Sig	RT (min.)	Exp RT (min.)	Dlt RT (min.)	Q	Response	Cal Amt ug/L	OnCol Amt ug/L	Flags
* 1 1,4-Dichlorobenzene-d4	152	5.511	5.507	0.004	1	49784	100.0	100.0	
* 2 Naphthalene-d8	136	6.641	6.636	0.005	1	67684	100.0	100.0	
* 3 Acenaphthene-d10	164	8.098	8.097	0.001	1	31787	100.0	100.0	
* 4 Phenanthrene-d10	188	9.318	9.312	0.006	1	52735	100.0	100.0	
* 5 Chrysene-d12	240	11.507	11.501	0.006	1	39839	100.0	100.0	
* 6 Perylene-d12	264	13.029	13.023	0.006	1	40522	100.0	100.0	
\$ 7 2-methylnaphthalene-d10	152	7.222	7.217	0.005	100	78763	200.0	197.6	M
\$ 8 2-Fluorobiphenyl	172	7.559	7.554	0.005	1	95838	200.0	217.5	Ma
\$ 9 2,4,6-Tribromophenol	330	8.761	8.750	0.011	1	13855	200.0	206.4	
\$ 10 Fluoranthene-d10 (Surr)	212	10.290	10.290	0.000	100	113041	200.0	193.9	
\$ 11 Terphenyl-d14	244	10.633	10.629	0.004	1	78521	200.0	197.2	
12 Naphthalene	128	6.656	6.656	0.000	1	137915	200.0	204.5	
13 2-Methylnaphthalene	142	7.248	7.243	0.005	1	92649	200.0	220.9	
14 1-Methylnaphthalene	142	7.325	7.319	0.006	1	95997	200.0	200.5	
15 Acenaphthylene	152	7.983	7.983	0.000	1	130937	200.0	215.8	a
16 Acenaphthene	153	8.122	8.122	0.000	5	89079	200.0	207.7	
17 Fluorene	166	8.549	8.549	0.000	1	93643	200.0	214.0	
18 Pentachlorophenol	266	9.186	9.175	0.011	1	18295	400.0	393.4	M
19 Phenanthrene	178	9.334	9.329	0.005	1	123750	200.0	207.8	
20 Anthracene	178	9.378	9.373	0.005	1	138458	200.0	204.8	
21 Fluoranthene	202	10.308	10.303	0.005	1	132587	200.0	198.8	
22 Pyrene	202	10.489	10.488	0.001	22	138938	200.0	197.6	
23 Benzo[a]anthracene	228	11.496	11.491	0.005	1	86443	200.0	206.5	
24 Chrysene	228	11.528	11.523	0.005	1	154000	200.0	212.7	
25 Benzo[b]fluoranthene	252	12.585	12.580	0.005	1	93562	200.0	200.4	
26 Benzo[k]fluoranthene	252	12.618	12.612	0.006	1	155705	200.0	218.4	
27 Benzo[a]pyrene	252	12.958	12.953	0.005	1	112141	200.0	207.1	
28 Indeno[1,2,3-cd]pyrene	276	14.321	14.310	0.011	1	78317	200.0	176.9	M
29 Dibenz(a,h)anthracene	278	14.353	14.342	0.011	1	113809	200.0	205.1	a
30 Benzo[g,h,i]perylene	276	14.645	14.634	0.011	6	135848	200.0	208.4	

[QC Flag Legend](#)

Processing Flags

Review Flags

M - Manually Integrated

a - User Assigned ID

[Reagents:](#)

8270SIM\_IS\_00069

Amount Added: 8.00

Units: uL

ccv\_8270\_1000\_00057

Amount Added: 200.00

Units: uL

Eurofins FGS, Seattle

Data File: \\chromfs\Seattle\ChromData\SEA101\20211005-79126.b\100521a024.D

Injection Date: 05-Oct-2021 20:14:30

Instrument ID: SEA101

Lims ID: std8

Client ID:

Operator ID: TL

ALS Bottle#: 9

Worklist Smp#: 9

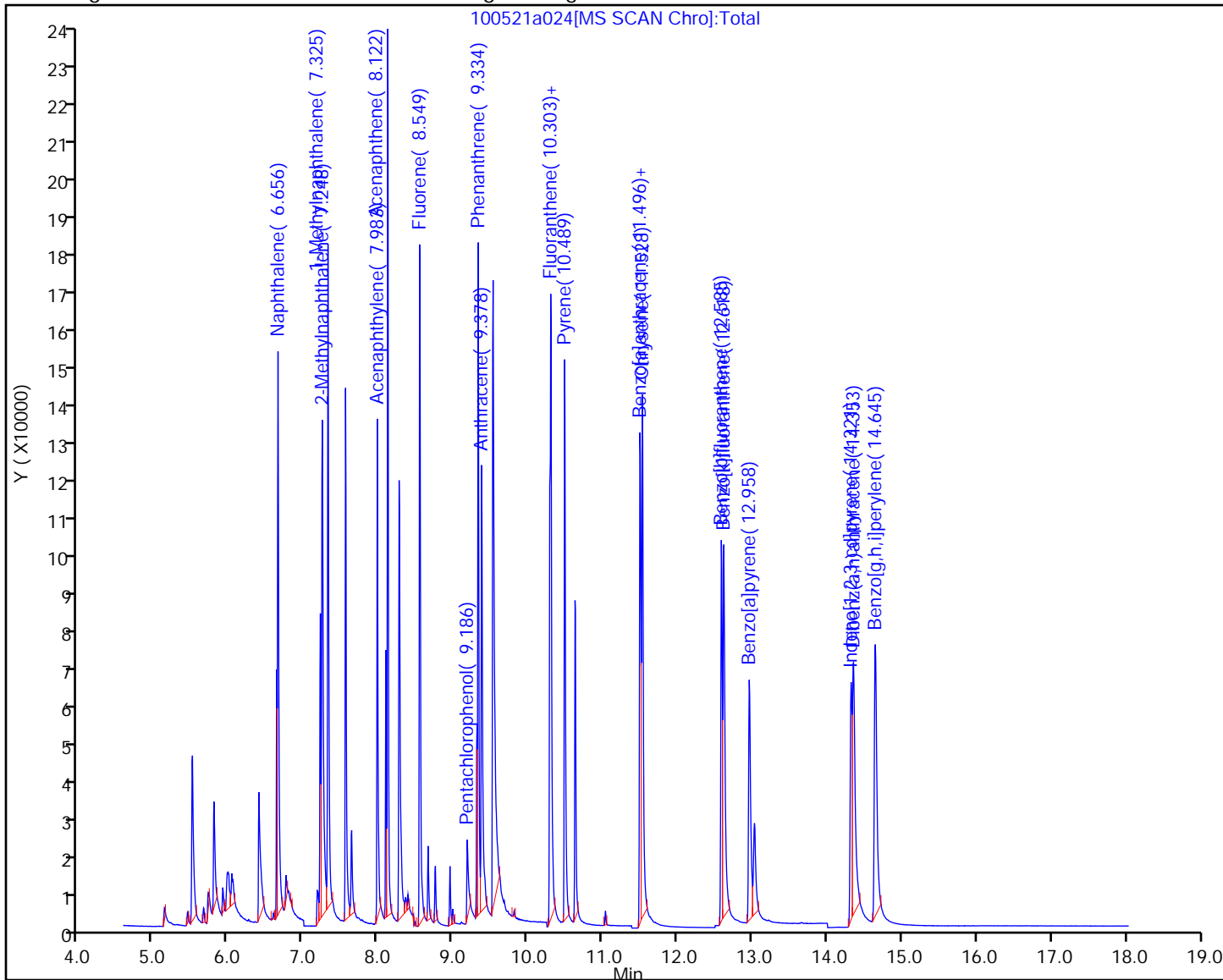
Injection Vol: 1.0 ul

Dil. Factor: 1.0000

Method: 8270\_SIM\_SEA101

Limit Group: 8270D\_SIM QSM 5.0

Y Scaling: Method Defined: Scale to the Nth Largest Target: 1



Eurofins FGS, Seattle

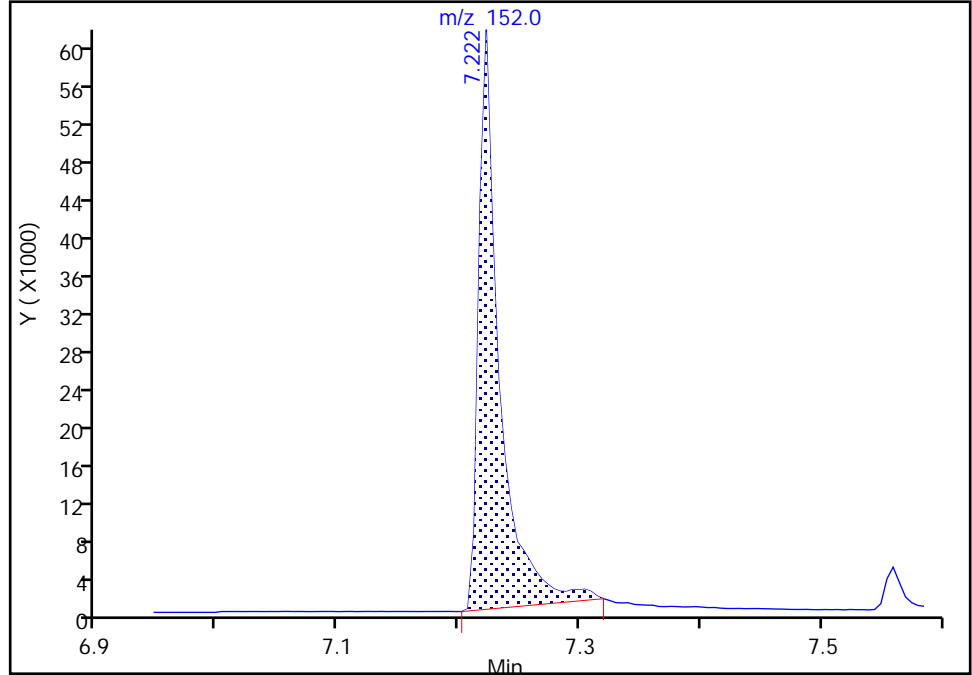
Data File: \\chromfs\Seattle\ChromData\SEA101\20211005-79126.b\100521a024.D  
Injection Date: 05-Oct-2021 20:14:30 Instrument ID: SEA101  
Lims ID: std8  
Client ID:  
Operator ID: TL ALS Bottle#: 9 Worklist Smp#: 9  
Injection Vol: 1.0 ul Dil. Factor: 1.0000  
Method: 8270\_SIM\_SEA101 Limit Group: 8270D\_SIM QSM 5.0  
Column: Detector MS SCAN

**\$ 7 2-methylnaphthalene-d10, CAS: 7297-45-2**

Signal: 1

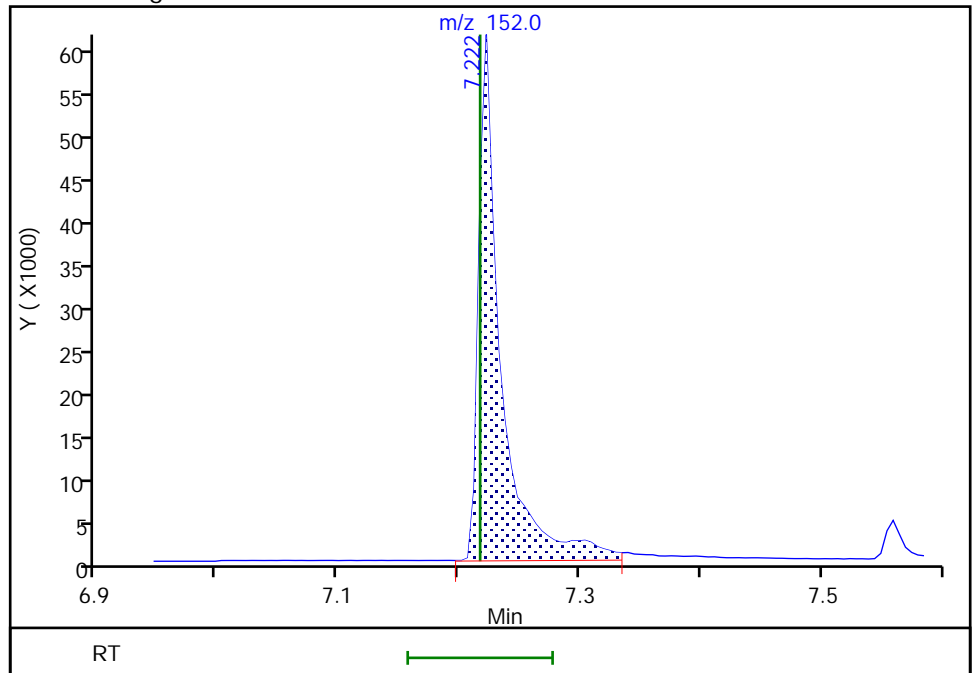
RT: 7.22  
Area: 72896  
Amount: 196.5390  
Amount Units: ug/L

Processing Integration Results



RT: 7.22  
Area: 78763  
Amount: 197.5801  
Amount Units: ug/L

Manual Integration Results



Reviewer: limmere, 06-Oct-2021 10:31:06  
Audit Action: Manually Integrated

Audit Reason: Baseline

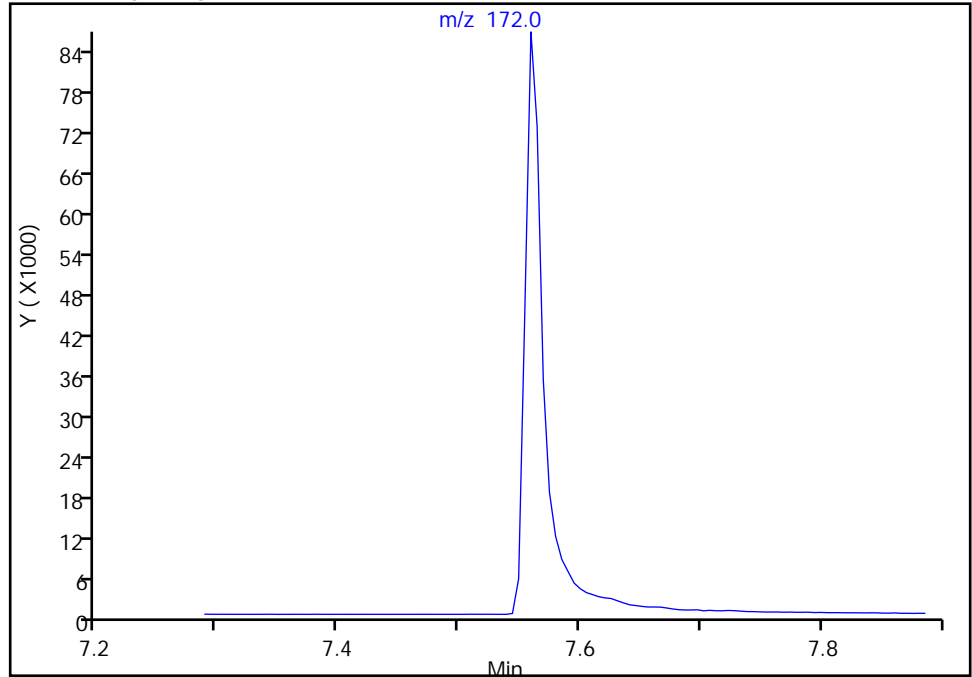
Eurofins FGS, Seattle

Data File: \\chromfs\Seattle\ChromData\SEA101\20211005-79126.b\100521a024.D  
Injection Date: 05-Oct-2021 20:14:30 Instrument ID: SEA101  
Lims ID: std8  
Client ID:  
Operator ID: TL ALS Bottle#: 9 Worklist Smp#: 9  
Injection Vol: 1.0 ul Dil. Factor: 1.0000  
Method: 8270\_SIM\_SEA101 Limit Group: 8270D\_SIM QSM 5.0  
Column: Detector MS SCAN

**\$ 8 2-Fluorobiphenyl, CAS: 321-60-8**  
Signal: 1

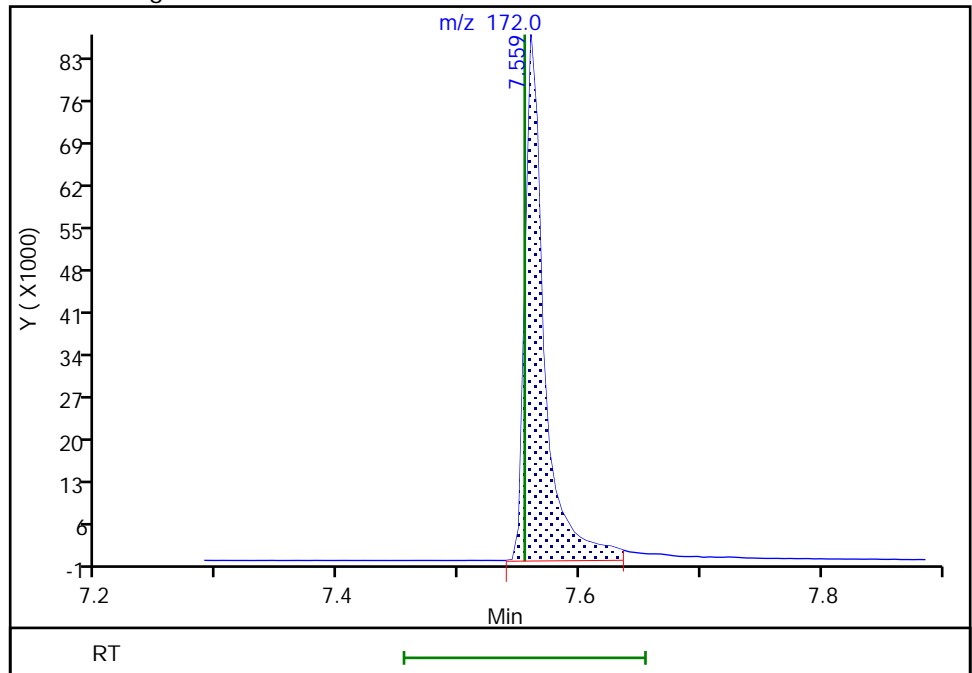
Not Detected  
Expected RT: 7.55

Processing Integration Results



Manual Integration Results

RT: 7.56  
Area: 95838  
Amount: 217.4518  
Amount Units: ug/L



Reviewer: limmere, 06-Oct-2021 10:31:17  
Audit Action: Manually Integrated

Audit Reason: Baseline

Eurofins FGS, Seattle

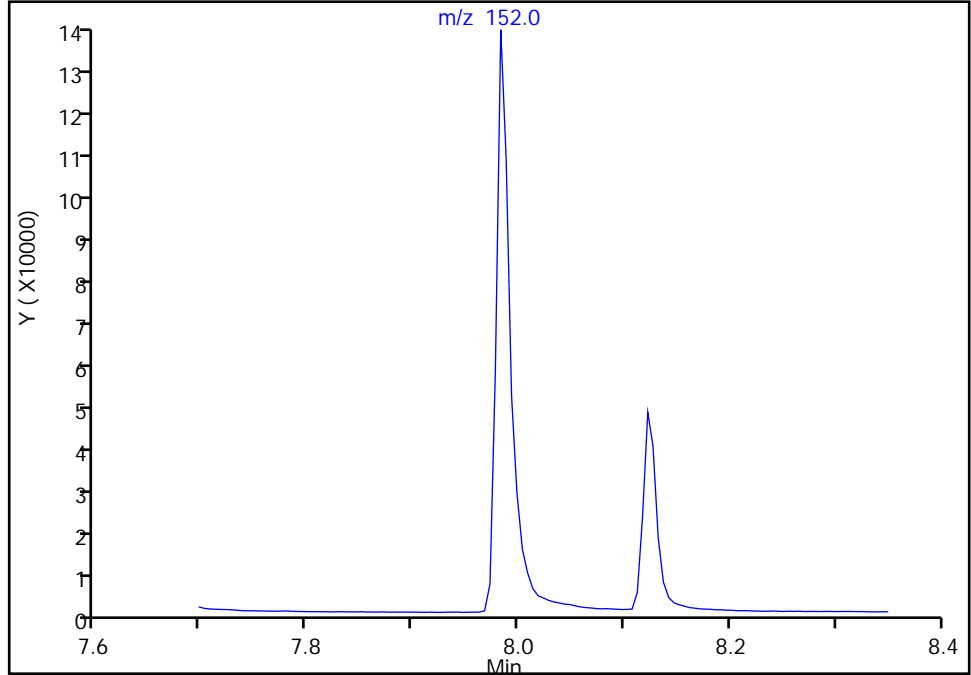
Data File: \\chromfs\Seattle\ChromData\SEA101\20211005-79126.b\100521a024.D  
Injection Date: 05-Oct-2021 20:14:30 Instrument ID: SEA101  
Lims ID: std8  
Client ID:  
Operator ID: TL ALS Bottle#: 9 Worklist Smp#: 9  
Injection Vol: 1.0 ul Dil. Factor: 1.0000  
Method: 8270\_SIM\_SEA101 Limit Group: 8270D\_SIM QSM 5.0  
Column: Detector MS SCAN

15 Acenaphthylene, CAS: 208-96-8

Signal: 1

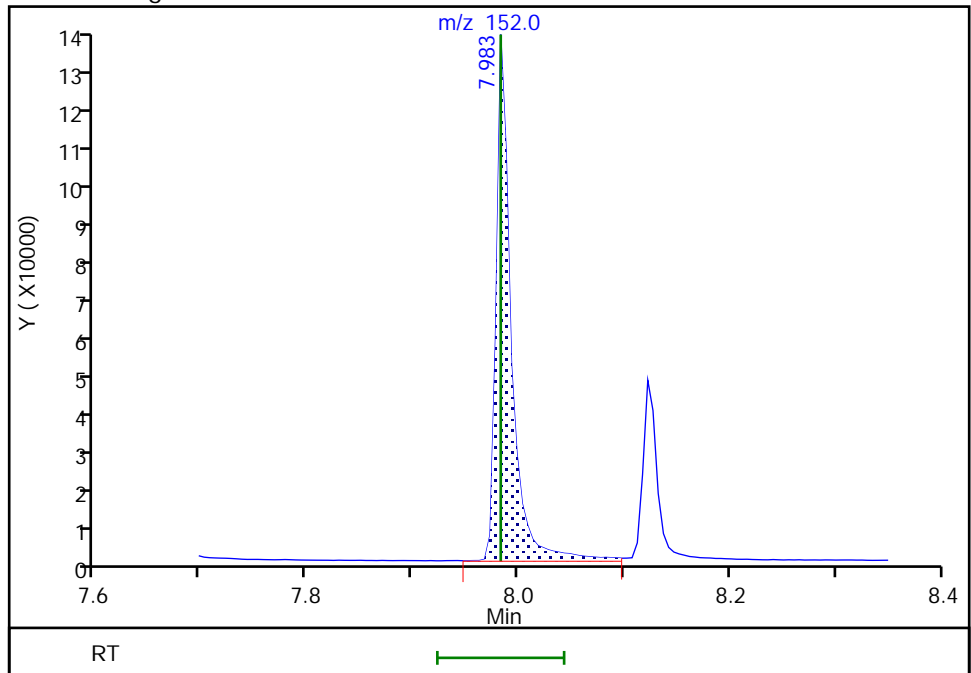
Not Detected  
Expected RT: 7.98

Processing Integration Results



Manual Integration Results

RT: 7.98  
Area: 130937  
Amount: 215.7955  
Amount Units: ug/L



Eurofins FGS, Seattle

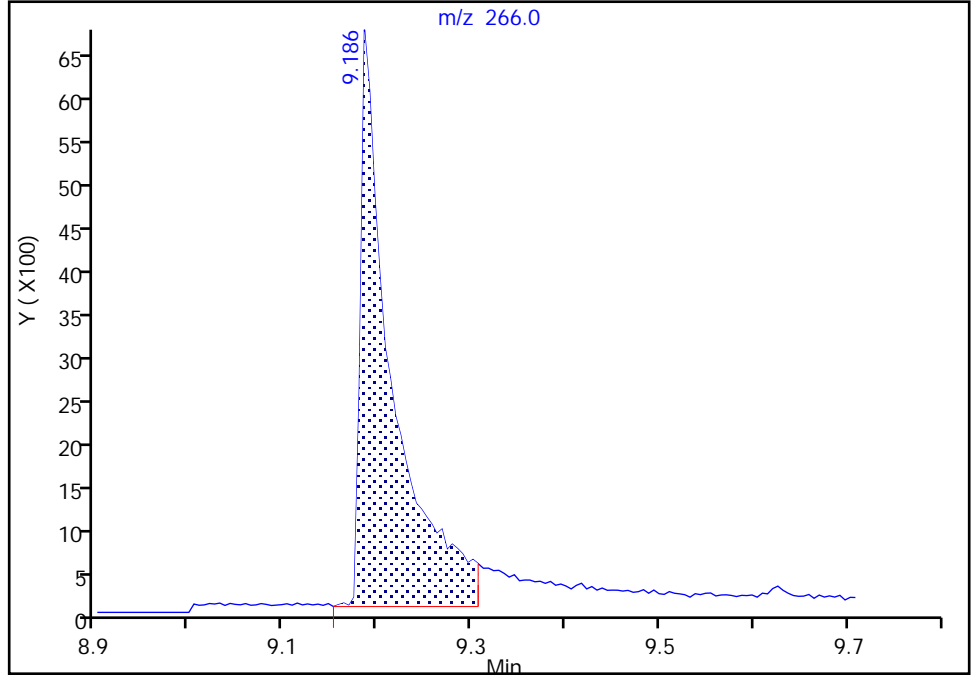
Data File: \\chromfs\Seattle\ChromData\SEA101\20211005-79126.b\100521a024.D  
Injection Date: 05-Oct-2021 20:14:30 Instrument ID: SEA101  
Lims ID: std8  
Client ID:  
Operator ID: TL ALS Bottle#: 9 Worklist Smp#: 9  
Injection Vol: 1.0 ul Dil. Factor: 1.0000  
Method: 8270\_SIM\_SEA101 Limit Group: 8270D\_SIM QSM 5.0  
Column: Detector MS SCAN

18 Pentachlorophenol, CAS: 87-86-5

Signal: 1

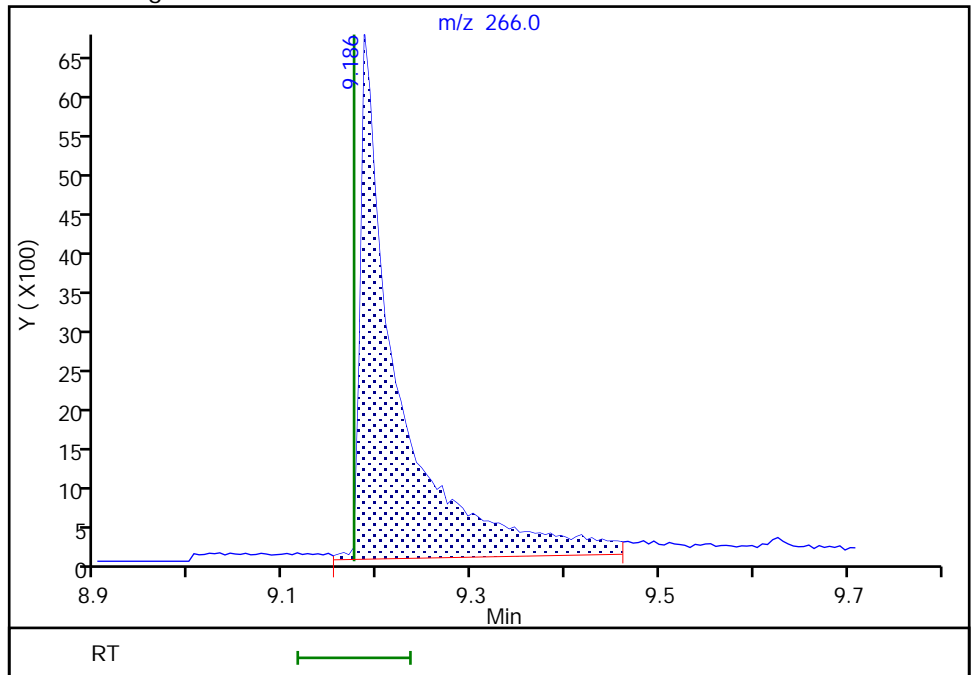
RT: 9.19  
Area: 15394  
Amount: 297.7819  
Amount Units: ug/L

Processing Integration Results



RT: 9.19  
Area: 18295  
Amount: 393.3897  
Amount Units: ug/L

Manual Integration Results



Reviewer: limmere, 06-Oct-2021 11:41:44  
Audit Action: Manually Integrated

Audit Reason: Baseline



Eurofins FGS, Seattle

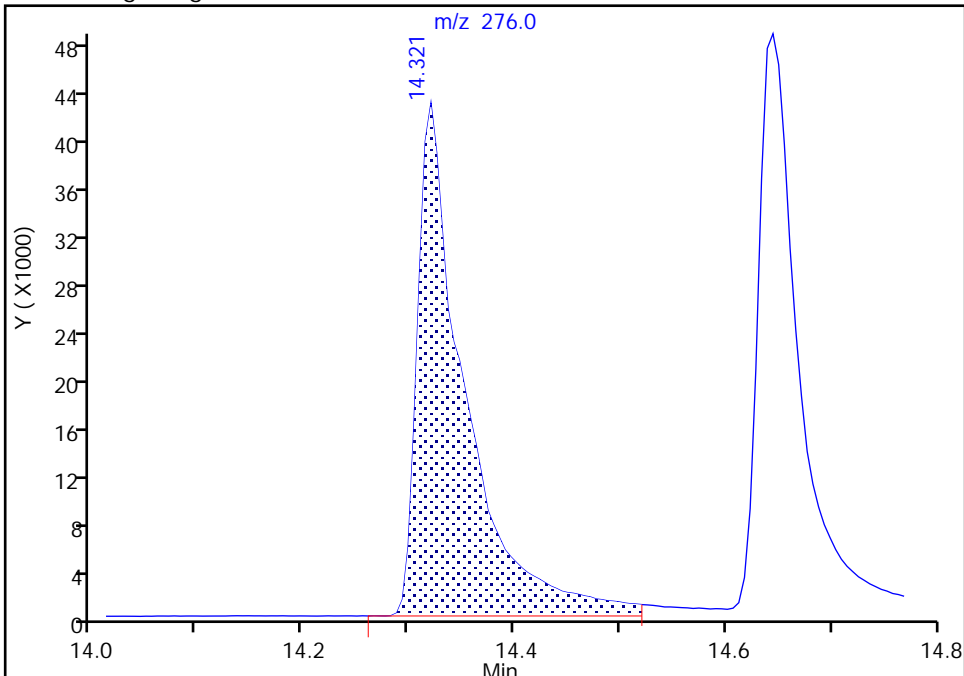
Data File: \\chromfs\Seattle\ChromData\SEA101\20211005-79126.b\100521a024.D  
Injection Date: 05-Oct-2021 20:14:30 Instrument ID: SEA101  
Lims ID: std8  
Client ID:  
Operator ID: TL ALS Bottle#: 9 Worklist Smp#: 9  
Injection Vol: 1.0 ul Dil. Factor: 1.0000  
Method: 8270\_SIM\_SEA101 Limit Group: 8270D\_SIM QSM 5.0  
Column: Detector MS SCAN

28 Indeno[1,2,3-cd]pyrene, CAS: 193-39-5

Signal: 1

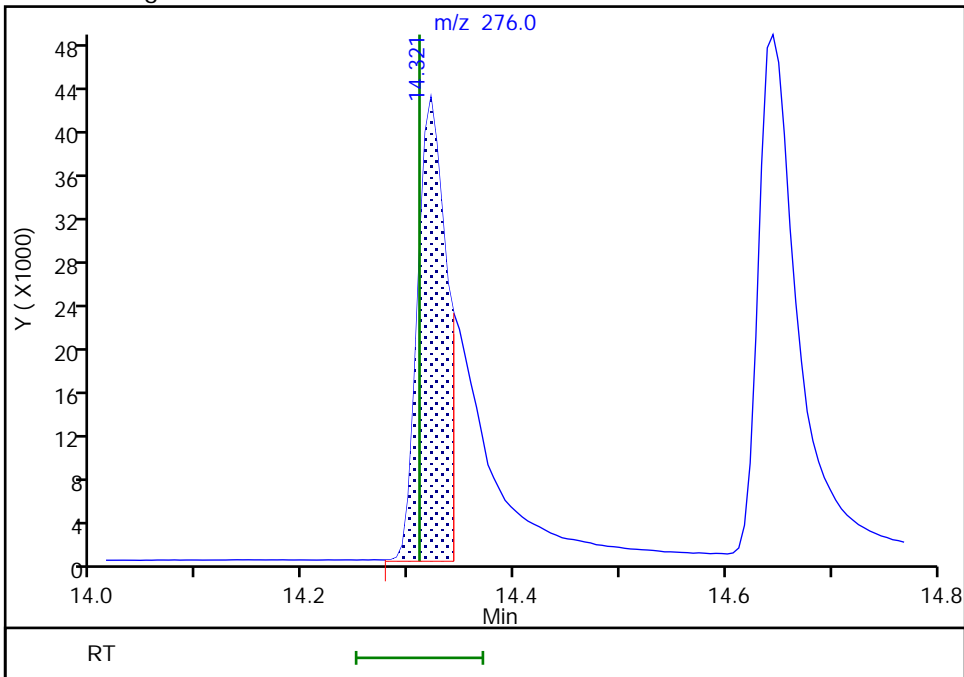
RT: 14.32  
Area: 133811  
Amount: 258.3368  
Amount Units: ug/L

Processing Integration Results



RT: 14.32  
Area: 78317  
Amount: 176.8578  
Amount Units: ug/L

Manual Integration Results



Reviewer: limmere, 06-Oct-2021 10:32:00  
Audit Action: Manually Integrated

Audit Reason: Baseline

Eurofins FGS, Seattle

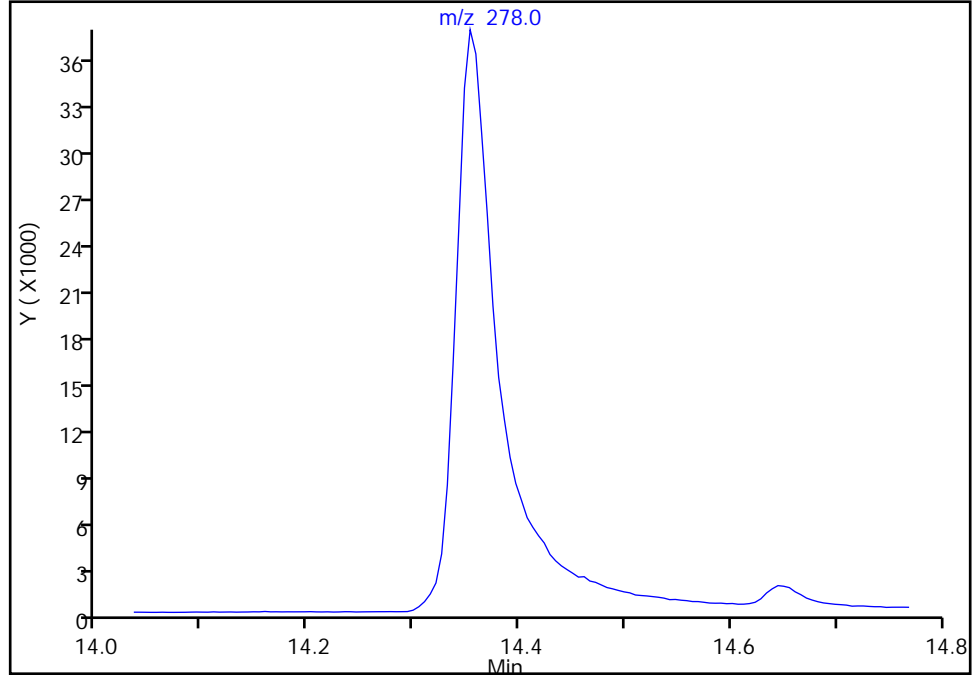
Data File: \\chromfs\Seattle\ChromData\SEA101\20211005-79126.b\100521a024.D  
Injection Date: 05-Oct-2021 20:14:30 Instrument ID: SEA101  
Lims ID: std8  
Client ID:  
Operator ID: TL ALS Bottle#: 9 Worklist Smp#: 9  
Injection Vol: 1.0 ul Dil. Factor: 1.0000  
Method: 8270\_SIM\_SEA101 Limit Group: 8270D\_SIM QSM 5.0  
Column: Detector MS SCAN

29 Dibenz(a,h)anthracene, CAS: 53-70-3

Signal: 1

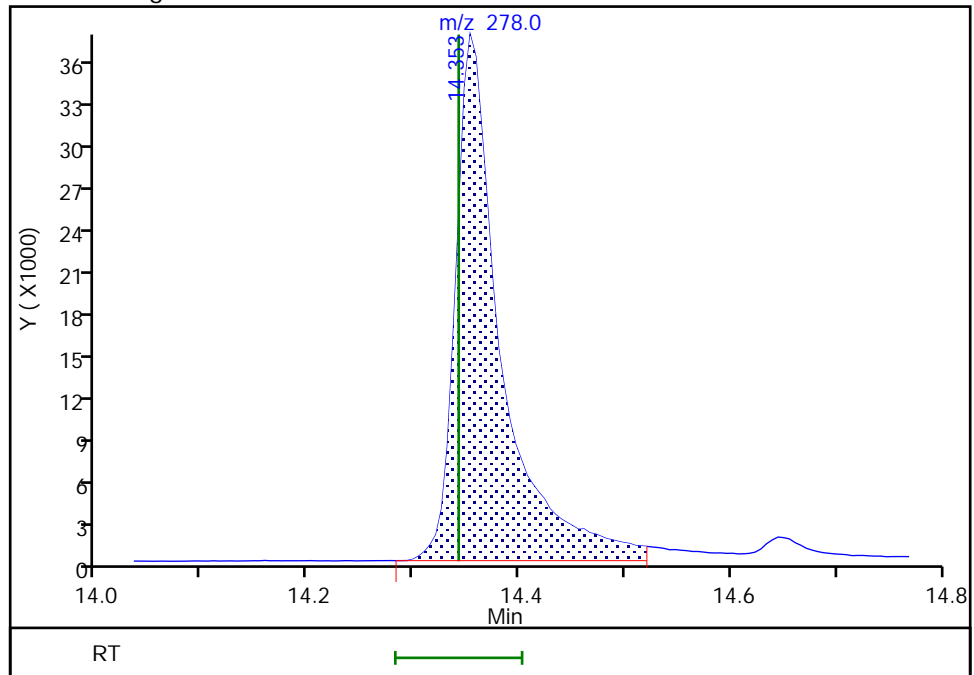
Not Detected  
Expected RT: 14.34

Processing Integration Results



Manual Integration Results

RT: 14.35  
Area: 113809  
Amount: 205.1457  
Amount Units: ug/L



Reviewer: limmere, 06-Oct-2021 10:32:07  
Audit Action: Assigned Compound ID

Audit Reason: Baseline

Eurofins FGS, Seattle  
Target Compound Quantitation Report

Data File: \\chromfs\Seattle\ChromData\SEA101\20211005-79126.b\100521a025.D  
 Lims ID: std7  
 Client ID:  
 Sample Type: IC Calib Level: 7  
 Inject. Date: 05-Oct-2021 20:38:30 ALS Bottle#: 10 Worklist Smp#: 10  
 Injection Vol: 1.0 ul Dil. Factor: 1.0000  
 Sample Info: 7  
 Operator ID: TL Instrument ID: SEA101  
 Sublist: chrom-8270\_SIM\_SEA101\*sub12  
 Method: \\chromfs\Seattle\ChromData\SEA101\20211005-79126.b\8270\_SIM\_SEA101.m  
 Limit Group: 8270D\_SIM QSM 5.0  
 Last Update: 22-Oct-2021 13:12:59 Calib Date: 05-Oct-2021 23:04:30  
 Integrator: Falcon ID Type: RT Order ID  
 Quant Method: Internal Standard Quant By: Initial Calibration  
 Last ICal File: \\chromfs\Seattle\ChromData\SEA101\20211005-79126.b\100521a031.D  
 Column 1 : Det: MS SCAN  
 Process Host: CTX1611

First Level Reviewer: limmere

Date: 06-Oct-2021 10:33:47

Compound	Sig	RT (min.)	Exp RT (min.)	Dlt RT (min.)	Q	Response	Cal Amt ug/L	OnCol Amt ug/L	Flags
* 1 1,4-Dichlorobenzene-d4	152	5.511	5.507	0.004	1	45719	100.0	100.0	
* 2 Naphthalene-d8	136	6.641	6.636	0.005	1	63832	100.0	100.0	
* 3 Acenaphthene-d10	164	8.102	8.097	0.005	1	31502	100.0	100.0	
* 4 Phenanthrene-d10	188	9.318	9.312	0.006	1	49303	100.0	100.0	
* 5 Chrysene-d12	240	11.512	11.501	0.011	1	36164	100.0	100.0	
* 6 Perylene-d12	264	13.034	13.023	0.011	1	36067	100.0	100.0	
\$ 7 2-methylnaphthalene-d10	152	7.233	7.217	0.016	100	36034	100.0	95.8	
\$ 8 2-Fluorobiphenyl	172	7.569	7.554	0.015	1	43092	100.0	98.7	Ma
\$ 9 2,4,6-Tribromophenol	330	8.771	8.750	0.021	1	5744	100.0	90.0	
\$ 10 Fluoranthene-d10 (Surr)	212	10.294	10.290	0.004	99	51462	100.0	94.4	
\$ 11 Terphenyl-d14	244	10.633	10.629	0.004	1	35729	100.0	96.0	
12 Naphthalene	128	6.661	6.656	0.005	1	68902	100.0	107.1	
13 2-Methylnaphthalene	142	7.258	7.243	0.015	1	43307	100.0	109.5	
14 1-Methylnaphthalene	142	7.330	7.319	0.011	1	51460	100.0	113.9	
15 Acenaphthylene	152	7.988	7.983	0.005	1	60101	100.0	99.9	a
16 Acenaphthene	153	8.127	8.122	0.005	4	44603	100.0	104.9	
17 Fluorene	166	8.560	8.549	0.011	1	44774	100.0	103.2	
18 Pentachlorophenol	266	9.202	9.175	0.027	1	8070	200.0	184.1	M
19 Phenanthrene	178	9.340	9.329	0.011	1	55510	100.0	99.7	
20 Anthracene	178	9.384	9.373	0.011	1	67049	100.0	104.4	
21 Fluoranthene	202	10.312	10.303	0.009	1	62005	100.0	99.4	
22 Pyrene	202	10.497	10.488	0.009	22	65837	100.0	100.1	
23 Benzo[a]anthracene	228	11.501	11.491	0.010	1	35401	100.0	94.7	
24 Chrysene	228	11.534	11.523	0.011	1	73062	100.0	109.5	
25 Benzo[b]fluoranthene	252	12.596	12.580	0.016	1	39190	100.0	95.3	
26 Benzo[k]fluoranthene	252	12.623	12.612	0.011	1	75195	100.0	117.0	
27 Benzo[a]pyrene	252	12.964	12.953	0.011	1	48304	100.0	100.2	
28 Indeno[1,2,3-cd]pyrene	276	14.331	14.310	0.021	1	35595	100.0	90.3	M
29 Dibenz(a,h)anthracene	278	14.369	14.342	0.027	1	51607	100.0	103.5	a
30 Benzo[g,h,i]perylene	276	14.655	14.634	0.021	6	62549	100.0	107.8	

[QC Flag Legend](#)

Processing Flags

Review Flags

M - Manually Integrated

a - User Assigned ID

[Reagents:](#)

ccv\_8270\_1000\_00057

Amount Added: 100.00

Units: uL

8270SIM\_IS\_00069

Amount Added: 9.00

Units: uL

Eurofins FGS, Seattle

Data File: \\chromfs\Seattle\ChromData\SEA101\20211005-79126.b\100521a025.D

Injection Date: 05-Oct-2021 20:38:30

Instrument ID: SEA101

Lims ID: std7

Client ID:

Operator ID: TL

ALS Bottle#: 10

Worklist Smp#: 10

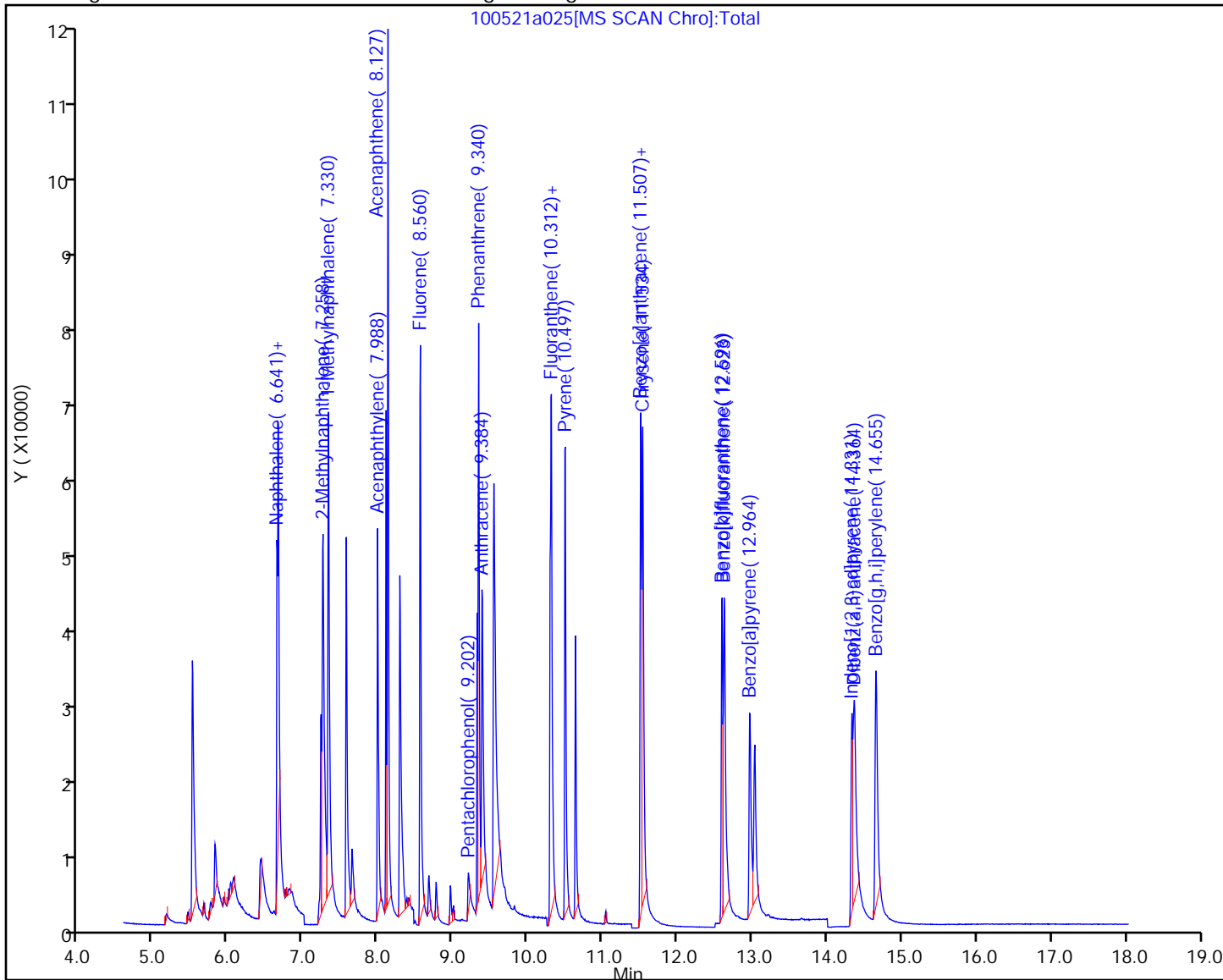
Injection Vol: 1.0 ul

Dil. Factor: 1.0000

Method: 8270\_SIM\_SEA101

Limit Group: 8270D\_SIM QSM 5.0

Y Scaling: Method Defined: Scale to the Nth Largest Target: 1



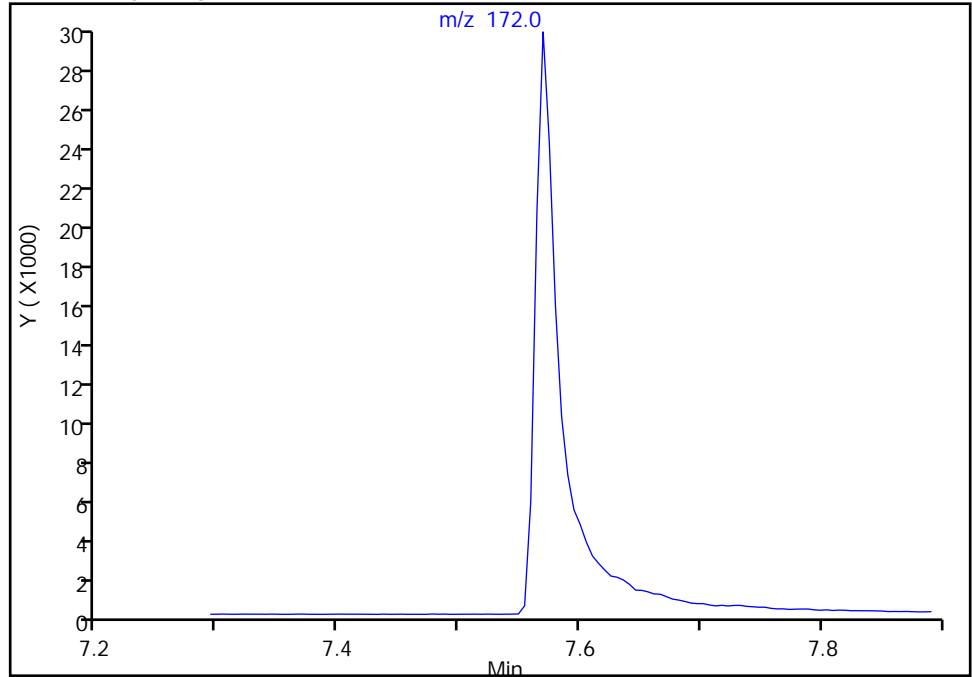
Eurofins FGS, Seattle

Data File: \\chromfs\Seattle\ChromData\SEA101\20211005-79126.b\100521a025.D  
Injection Date: 05-Oct-2021 20:38:30 Instrument ID: SEA101  
Lims ID: std7  
Client ID:  
Operator ID: TL ALS Bottle#: 10 Worklist Smp#: 10  
Injection Vol: 1.0 ul Dil. Factor: 1.0000  
Method: 8270\_SIM\_SEA101 Limit Group: 8270D\_SIM QSM 5.0  
Column: Detector MS SCAN

**\$ 8 2-Fluorobiphenyl, CAS: 321-60-8**  
Signal: 1

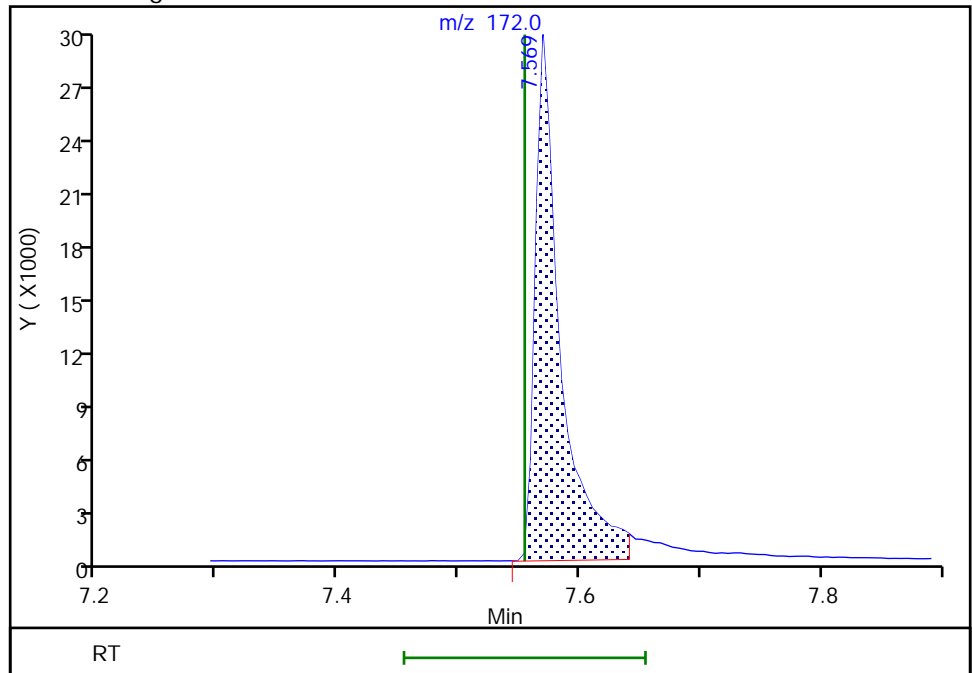
Not Detected  
Expected RT: 7.55

Processing Integration Results



RT: 7.57  
Area: 43092  
Amount: 98.658225  
Amount Units: ug/L

Manual Integration Results



Reviewer: limmere, 06-Oct-2021 10:32:57  
Audit Action: Manually Integrated

Audit Reason: Baseline

Eurofins FGS, Seattle

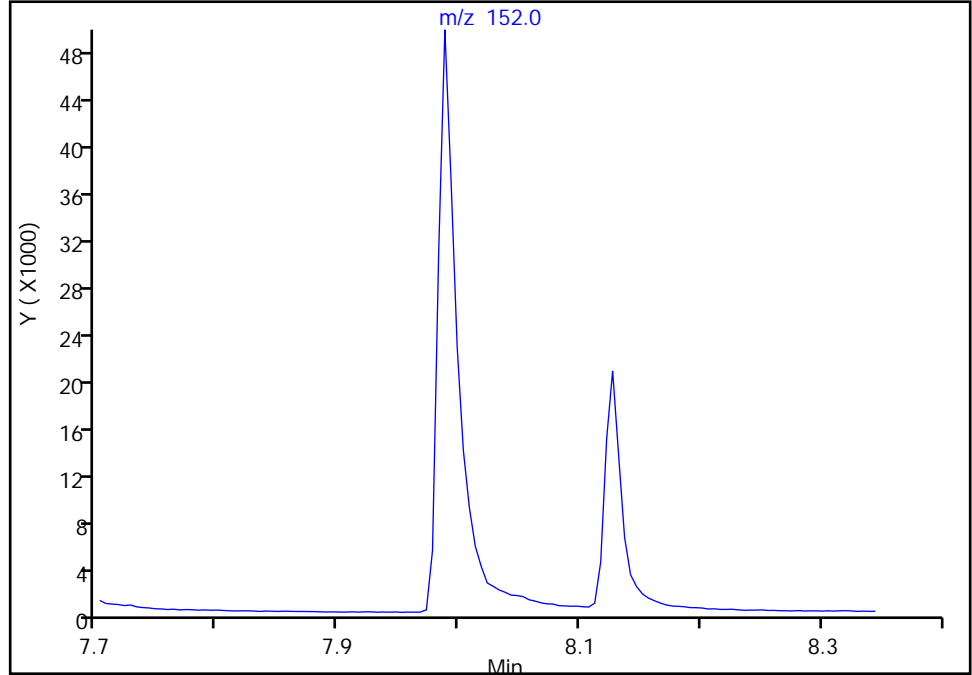
Data File: \\chromfs\Seattle\ChromData\SEA101\20211005-79126.b\100521a025.D  
Injection Date: 05-Oct-2021 20:38:30 Instrument ID: SEA101  
Lims ID: std7  
Client ID:  
Operator ID: TL ALS Bottle#: 10 Worklist Smp#: 10  
Injection Vol: 1.0 ul Dil. Factor: 1.0000  
Method: 8270\_SIM\_SEA101 Limit Group: 8270D\_SIM QSM 5.0  
Column: Detector MS SCAN

15 Acenaphthylene, CAS: 208-96-8

Signal: 1

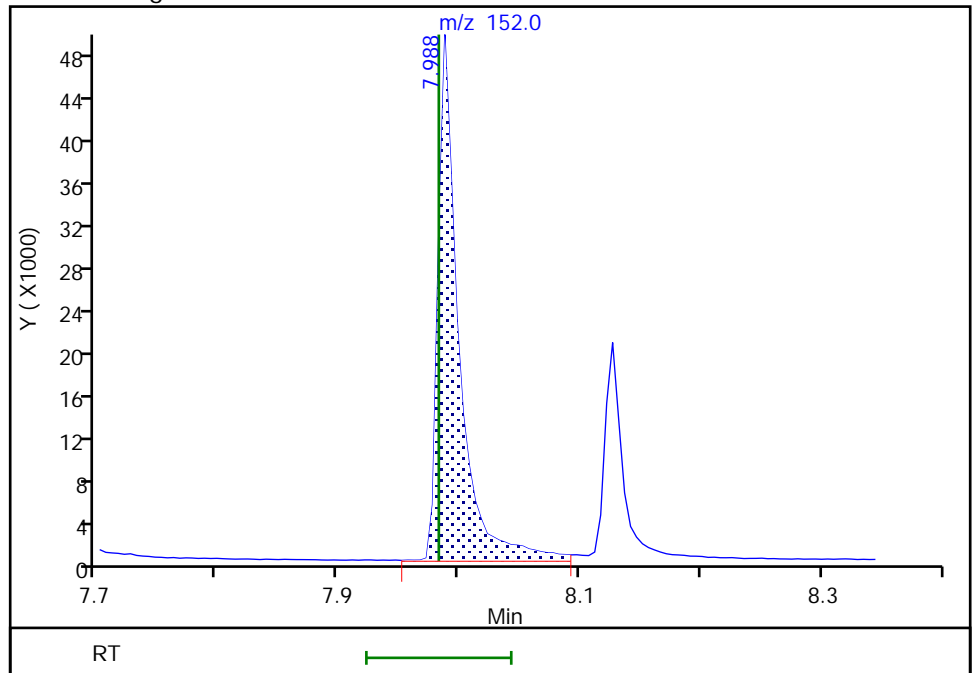
Not Detected  
Expected RT: 7.98

Processing Integration Results



RT: 7.99  
Area: 60101  
Amount: 99.947791  
Amount Units: ug/L

Manual Integration Results



Reviewer: limmere, 06-Oct-2021 10:33:08  
Audit Action: Assigned Compound ID

Audit Reason: Baseline

Eurofins FGS, Seattle

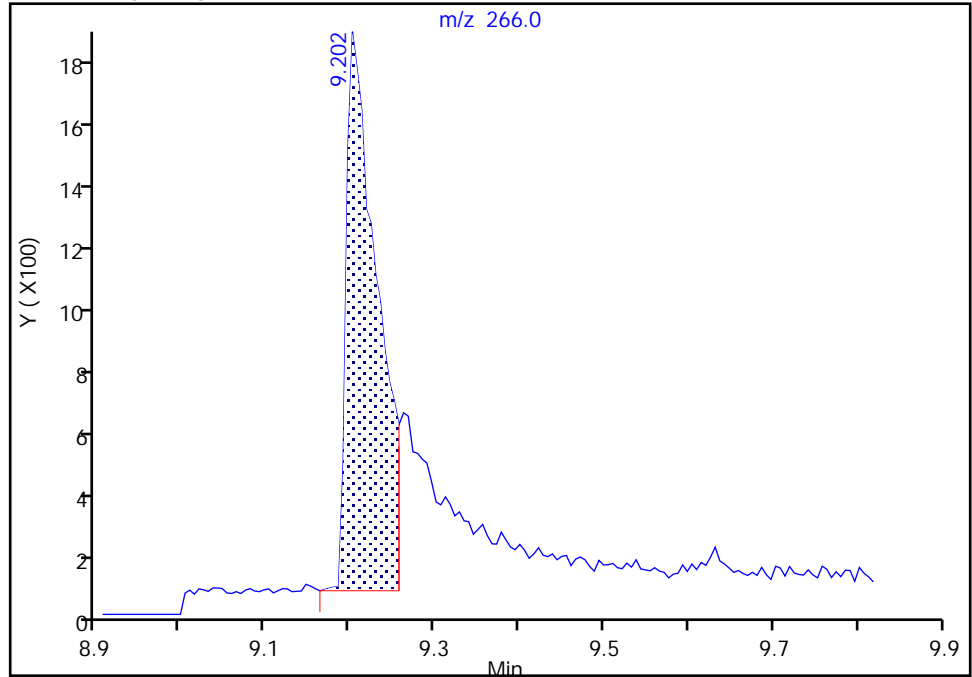
Data File: \\chromfs\Seattle\ChromData\SEA101\20211005-79126.b\100521a025.D  
Injection Date: 05-Oct-2021 20:38:30 Instrument ID: SEA101  
Lims ID: std7  
Client ID:  
Operator ID: TL ALS Bottle#: 10 Worklist Smp#: 10  
Injection Vol: 1.0 ul Dil. Factor: 1.0000  
Method: 8270\_SIM\_SEA101 Limit Group: 8270D\_SIM QSM 5.0  
Column: Detector MS SCAN

18 Pentachlorophenol, CAS: 87-86-5

Signal: 1

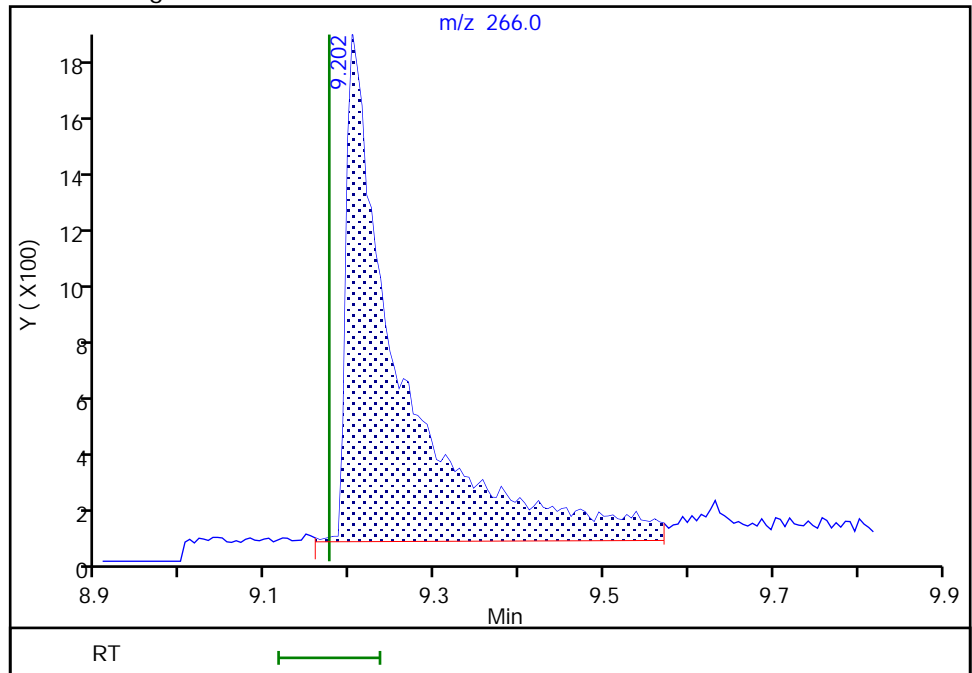
RT: 9.20  
Area: 4537  
Amount: 91.720392  
Amount Units: ug/L

Processing Integration Results



RT: 9.20  
Area: 8070  
Amount: 184.1332  
Amount Units: ug/L

Manual Integration Results



Reviewer: limmere, 06-Oct-2021 11:41:27  
Audit Action: Manually Integrated

Audit Reason: Baseline



Eurofins FGS, Seattle

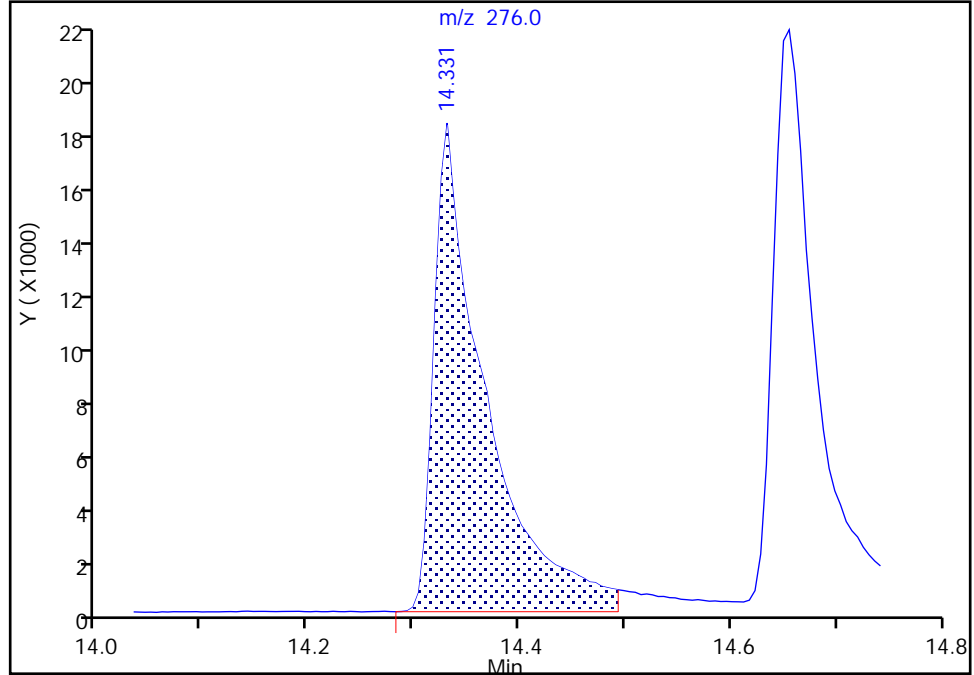
Data File: \\chromfs\Seattle\ChromData\SEA101\20211005-79126.b\100521a025.D  
Injection Date: 05-Oct-2021 20:38:30 Instrument ID: SEA101  
Lims ID: std7  
Client ID:  
Operator ID: TL ALS Bottle#: 10 Worklist Smp#: 10  
Injection Vol: 1.0 ul Dil. Factor: 1.0000  
Method: 8270\_SIM\_SEA101 Limit Group: 8270D\_SIM QSM 5.0  
Column: Detector MS SCAN

28 Indeno[1,2,3-cd]pyrene, CAS: 193-39-5

Signal: 1

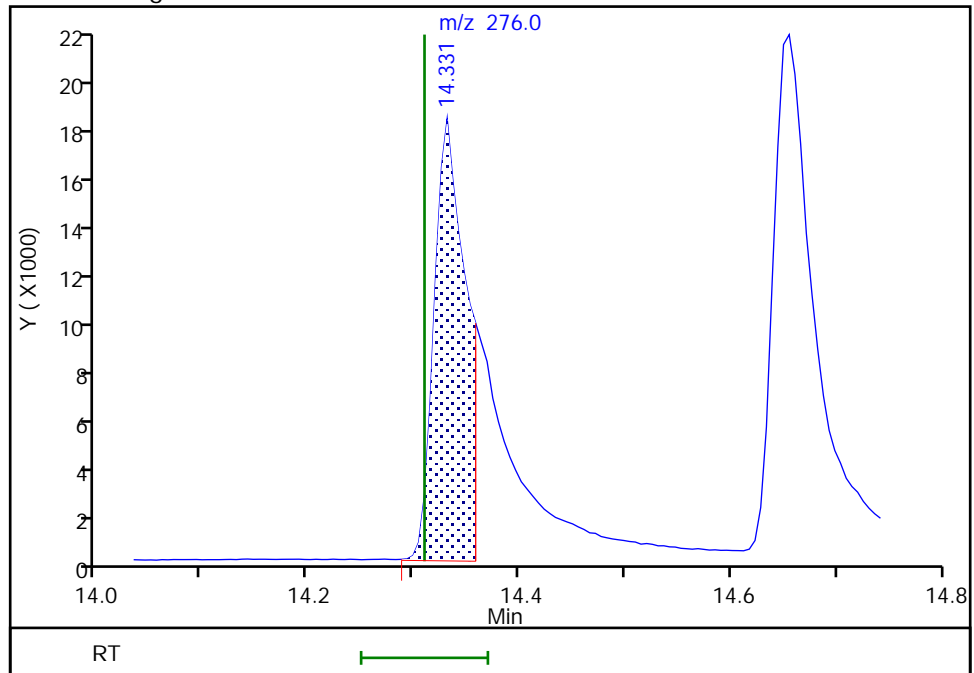
RT: 14.33  
Area: 59403  
Amount: 134.3875  
Amount Units: ug/L

Processing Integration Results



RT: 14.33  
Area: 35595  
Amount: 90.310463  
Amount Units: ug/L

Manual Integration Results



Reviewer: limmere, 06-Oct-2021 10:33:41  
Audit Action: Manually Integrated

Audit Reason: Baseline

Eurofins FGS, Seattle

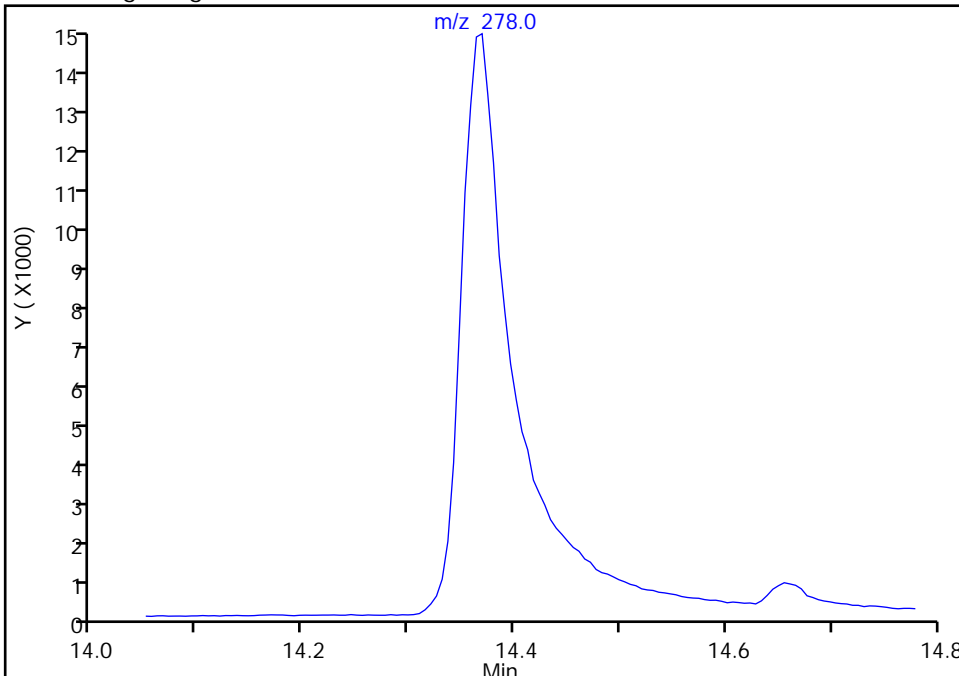
Data File: \\chromfs\Seattle\ChromData\SEA101\20211005-79126.b\100521a025.D  
Injection Date: 05-Oct-2021 20:38:30 Instrument ID: SEA101  
Lims ID: std7  
Client ID:  
Operator ID: TL ALS Bottle#: 10 Worklist Smp#: 10  
Injection Vol: 1.0 ul Dil. Factor: 1.0000  
Method: 8270\_SIM\_SEA101 Limit Group: 8270D\_SIM QSM 5.0  
Column: Detector MS SCAN

29 Dibenz(a,h)anthracene, CAS: 53-70-3

Signal: 1

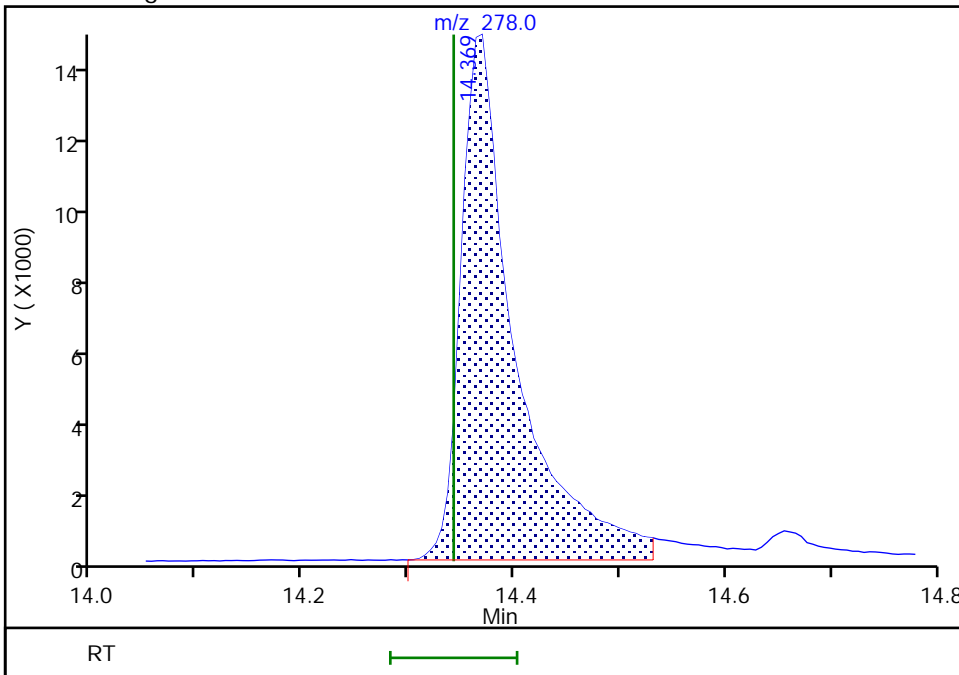
Not Detected  
Expected RT: 14.34

Processing Integration Results



RT: 14.37  
Area: 51607  
Amount: 103.4594  
Amount Units: ug/L

Manual Integration Results



Eurofins FGS, Seattle  
Target Compound Quantitation Report

Data File: \\chromfs\Seattle\ChromData\SEA101\20211005-79126.b\100521a026.D  
 Lims ID: std6  
 Client ID:  
 Sample Type: IC Calib Level: 6  
 Inject. Date: 05-Oct-2021 21:03:30 ALS Bottle#: 11 Worklist Smp#: 11  
 Injection Vol: 1.0 ul Dil. Factor: 1.0000  
 Sample Info: 6  
 Operator ID: TL Instrument ID: SEA101  
 Sublist: chrom-8270\_SIM\_SEA101\*sub12

Method: \\chromfs\Seattle\ChromData\SEA101\20211005-79126.b\8270\_SIM\_SEA101.m  
 Limit Group: 8270D\_SIM QSM 5.0  
 Last Update: 22-Oct-2021 13:13:01 Calib Date: 05-Oct-2021 23:04:30  
 Integrator: Falcon ID Type: RT Order ID  
 Quant Method: Internal Standard Quant By: Initial Calibration  
 Last ICal File: \\chromfs\Seattle\ChromData\SEA101\20211005-79126.b\100521a031.D

Column 1 : Det: MS SCAN  
 Process Host: CTX1611

First Level Reviewer: limmere Date: 06-Oct-2021 10:35:18

Compound	Sig	RT (min.)	Exp RT (min.)	Dlt RT (min.)	Q	Response	Cal Amt ug/L	OnCol Amt ug/L	Flags
* 1 1,4-Dichlorobenzene-d4	152	5.520	5.507	0.013	1	35801	100.0	100.0	
* 2 Naphthalene-d8	136	6.646	6.636	0.010	1	56956	100.0	100.0	
* 3 Acenaphthene-d10	164	8.107	8.097	0.010	1	27269	100.0	100.0	
* 4 Phenanthrene-d10	188	9.329	9.312	0.017	1	40920	100.0	100.0	
* 5 Chrysene-d12	240	11.518	11.501	0.017	1	31623	100.0	100.0	
* 6 Perylene-d12	264	13.034	13.023	0.011	1	31352	100.0	100.0	
\$ 7 2-methylnaphthalene-d10	152	7.248	7.217	0.031	99	15297	50.0	45.6	M
\$ 8 2-Fluorobiphenyl	172	7.585	7.554	0.031	1	19132	50.0	50.6	Ma
\$ 9 2,4,6-Tribromophenol	330	8.788	8.750	0.038	1	2358	50.0	45.6	M
\$ 10 Fluoranthene-d10 (Surr)	212	10.303	10.290	0.013	100	19556	50.0	43.2	
\$ 11 Terphenyl-d14	244	10.638	10.629	0.009	1	14242	50.0	46.1	
12 Naphthalene	128	6.666	6.656	0.010	1	26692	50.0	45.0	
13 2-Methylnaphthalene	142	7.273	7.243	0.030	1	16198	50.0	45.9	
14 1-Methylnaphthalene	142	7.340	7.319	0.021	1	23560	50.0	58.5	
15 Acenaphthylene	152	7.998	7.983	0.015	1	23592	50.0	45.3	
16 Acenaphthene	153	8.132	8.122	0.010	4	17945	50.0	48.8	
17 Fluorene	166	8.571	8.549	0.022	1	16918	50.0	45.1	
18 Pentachlorophenol	266	9.224	9.175	0.049	1	3393	100.0	95.7	M
19 Phenanthrene	178	9.345	9.329	0.016	1	20368	50.0	44.1	
20 Anthracene	178	9.400	9.373	0.027	1	26642	50.0	48.2	a
21 Fluoranthene	202	10.317	10.303	0.014	1	23888	50.0	46.1	
22 Pyrene	202	10.498	10.488	0.010	22	25838	50.0	47.3	
23 Benzo[a]anthracene	228	11.507	11.491	0.016	1	14671	50.0	45.7	M
24 Chrysene	228	11.539	11.523	0.016	1	30731	50.0	51.3	a
25 Benzo[b]fluoranthene	252	12.601	12.580	0.021	1	17150	50.0	48.9	
26 Benzo[k]fluoranthene	252	12.634	12.612	0.022	1	28548	50.0	49.6	a
27 Benzo[a]pyrene	252	12.975	12.953	0.022	1	22308	50.0	53.2	
28 Indeno[1,2,3-cd]pyrene	276	14.348	14.310	0.038	1	13342	50.0	38.9	M
29 Dibenz(a,h)anthracene	278	14.375	14.342	0.033	1	19422	50.0	43.6	a
30 Benzo[g,h,i]perylene	276	14.661	14.634	0.027	6	26148	50.0	51.9	

[QC Flag Legend](#)

Processing Flags

Review Flags

M - Manually Integrated

a - User Assigned ID

[Reagents:](#)

8270ccvl\_50\_00037

Amount Added: 1.00

Units: mL

Eurofins FGS, Seattle

Data File: \\chromfs\Seattle\ChromData\SEA101\20211005-79126.b\100521a026.D

Injection Date: 05-Oct-2021 21:03:30

Instrument ID: SEA101

Lims ID: std6

Client ID:

Operator ID: TL

ALS Bottle#: 11

Worklist Smp#: 11

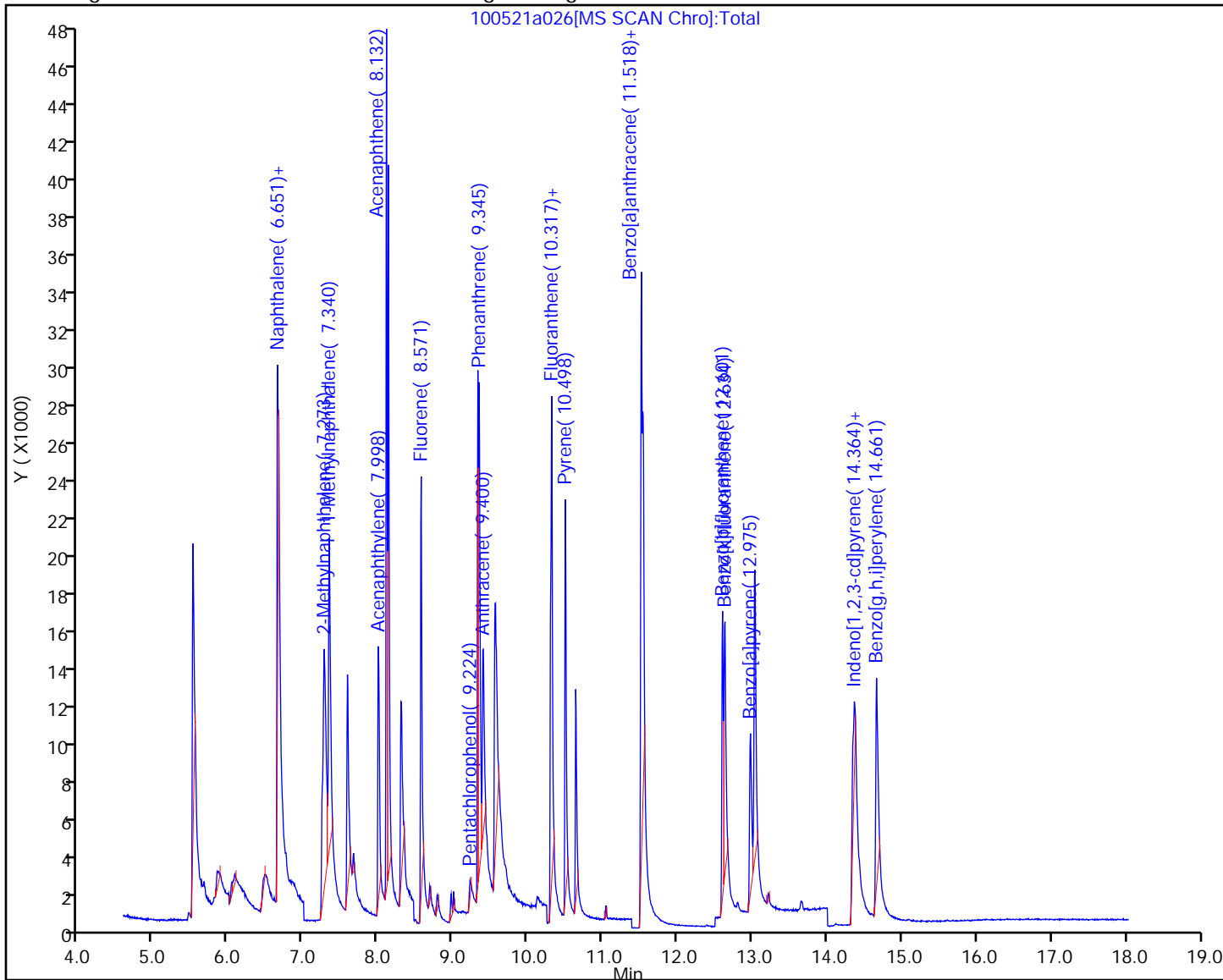
Injection Vol: 1.0 ul

Dil. Factor: 1.0000

Method: 8270\_SIM\_SEA101

Limit Group: 8270D\_SIM QSM 5.0

Y Scaling: Method Defined: Scale to the Nth Largest Target: 1



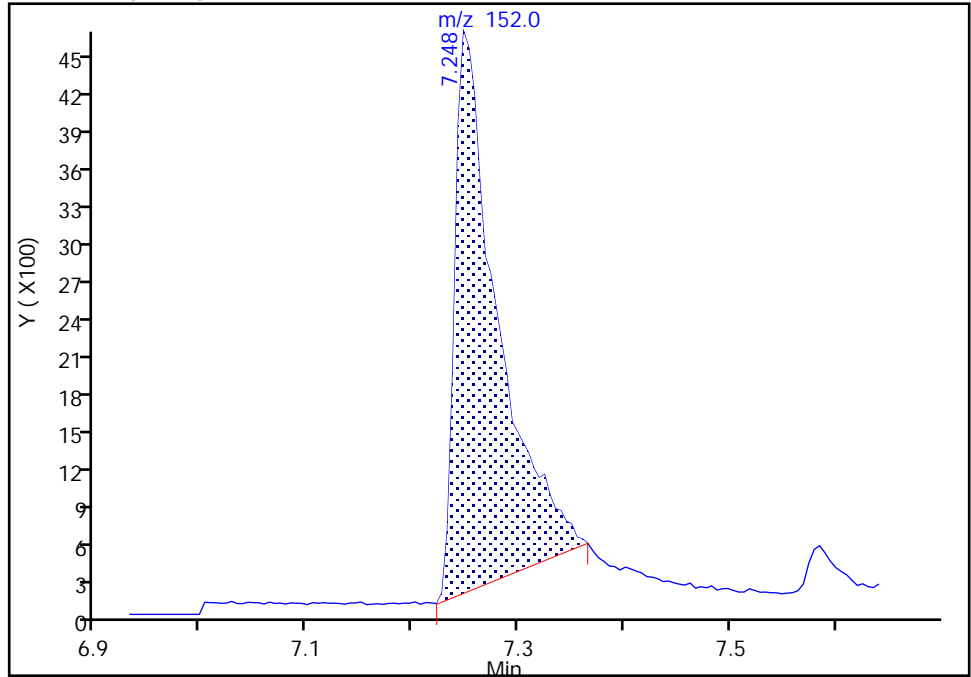
Eurofins FGS, Seattle

Data File: \\chromfs\Seattle\ChromData\SEA101\20211005-79126.b\100521a026.D  
Injection Date: 05-Oct-2021 21:03:30 Instrument ID: SEA101  
Lims ID: std6  
Client ID:  
Operator ID: TL ALS Bottle#: 11 Worklist Smp#: 11  
Injection Vol: 1.0 ul Dil. Factor: 1.0000  
Method: 8270\_SIM\_SEA101 Limit Group: 8270D\_SIM QSM 5.0  
Column: Detector MS SCAN

\$ 7 2-methylnaphthalene-d10, CAS: 7297-45-2  
Signal: 1

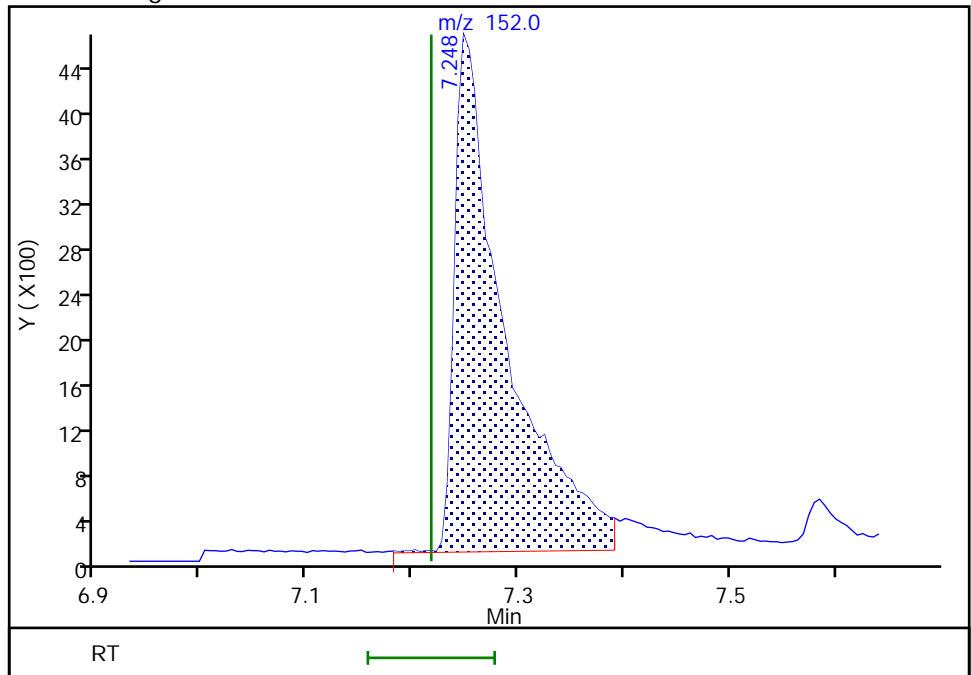
RT: 7.25  
Area: 12675  
Amount: 40.252347  
Amount Units: ug/L

Processing Integration Results



RT: 7.25  
Area: 15297  
Amount: 45.600944  
Amount Units: ug/L

Manual Integration Results



Reviewer: limmere, 06-Oct-2021 10:34:05  
Audit Action: Manually Integrated

Audit Reason: Baseline

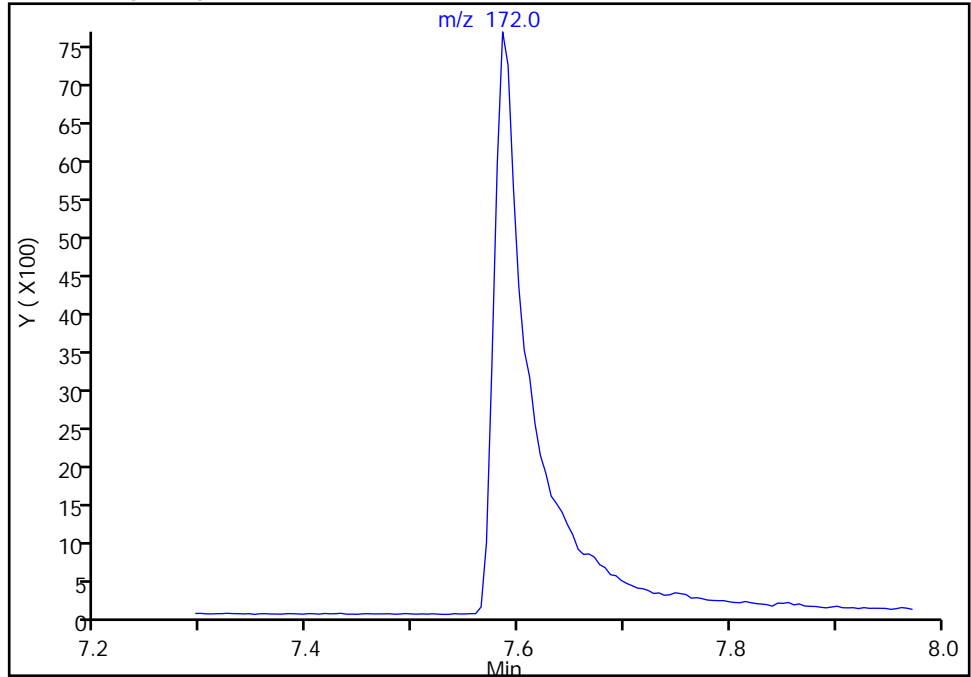
Eurofins FGS, Seattle

Data File: \\chromfs\Seattle\ChromData\SEA101\20211005-79126.b\100521a026.D  
Injection Date: 05-Oct-2021 21:03:30 Instrument ID: SEA101  
Lims ID: std6  
Client ID:  
Operator ID: TL ALS Bottle#: 11 Worklist Smp#: 11  
Injection Vol: 1.0 ul Dil. Factor: 1.0000  
Method: 8270\_SIM\_SEA101 Limit Group: 8270D\_SIM QSM 5.0  
Column: Detector MS SCAN

**\$ 8 2-Fluorobiphenyl, CAS: 321-60-8**  
Signal: 1

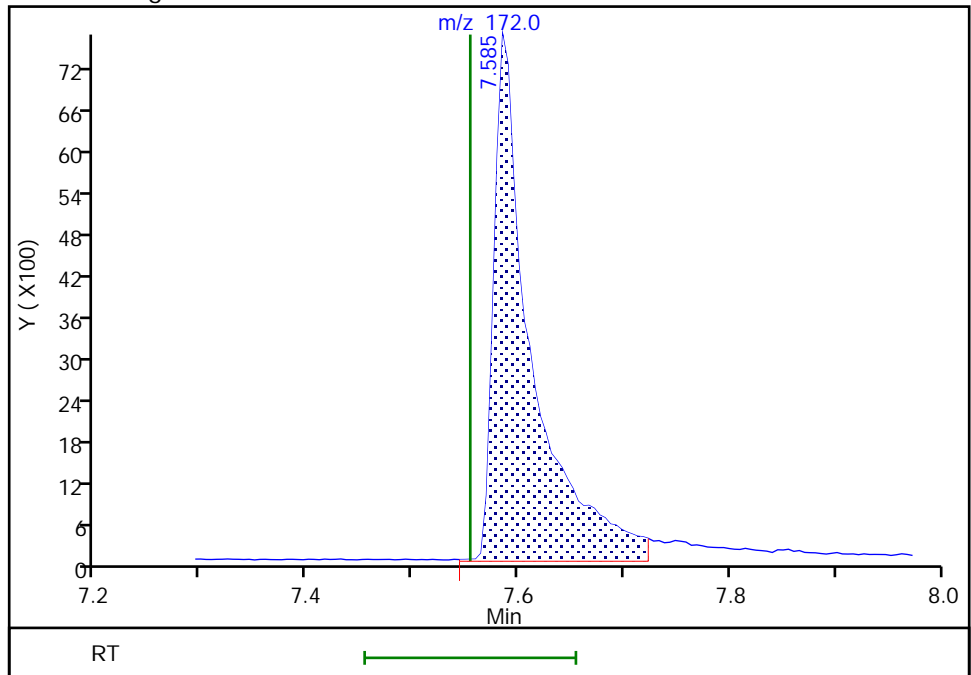
Not Detected  
Expected RT: 7.55

Processing Integration Results



Manual Integration Results

RT: 7.58  
Area: 19132  
Amount: 50.601796  
Amount Units: ug/L



Reviewer: limmere, 06-Oct-2021 10:34:23  
Audit Action: Manually Integrated

Audit Reason: Baseline

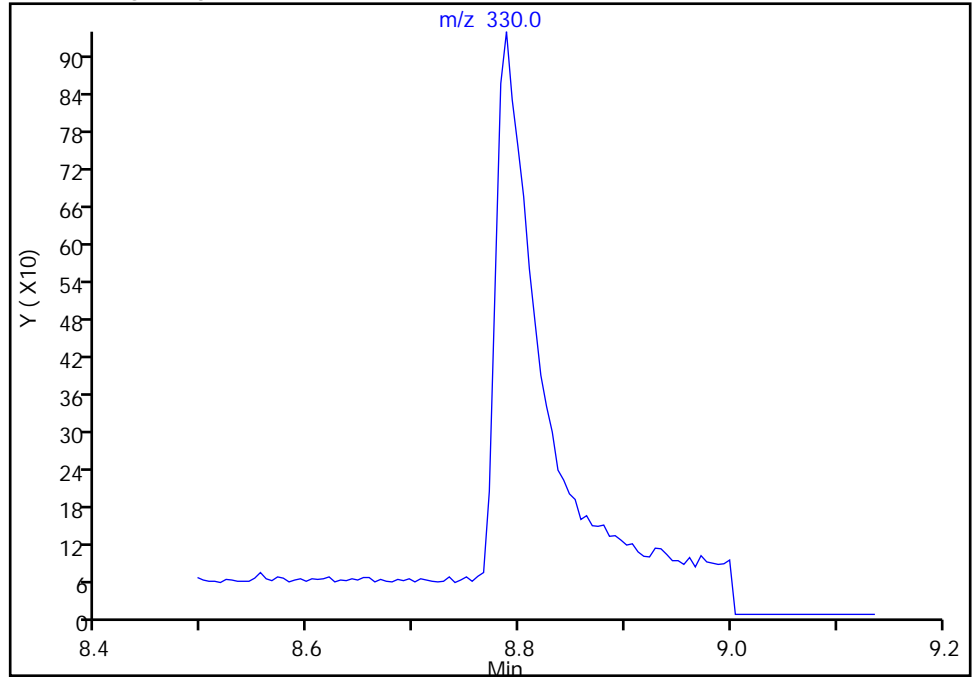
Eurofins FGS, Seattle

Data File: \\chromfs\Seattle\ChromData\SEA101\20211005-79126.b\100521a026.D  
Injection Date: 05-Oct-2021 21:03:30 Instrument ID: SEA101  
Lims ID: std6  
Client ID:  
Operator ID: TL ALS Bottle#: 11 Worklist Smp#: 11  
Injection Vol: 1.0 ul Dil. Factor: 1.0000  
Method: 8270\_SIM\_SEA101 Limit Group: 8270D\_SIM QSM 5.0  
Column: Detector MS SCAN

\$ 9 2,4,6-Tribromophenol, CAS: 118-79-6  
Signal: 1

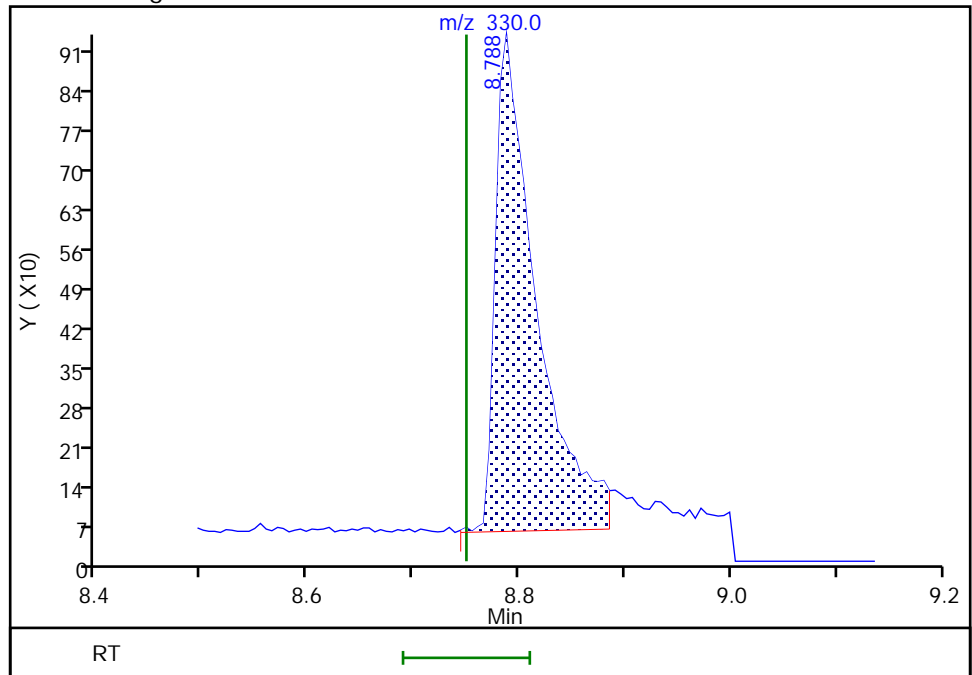
Not Detected  
Expected RT: 8.75

Processing Integration Results



RT: 8.79  
Area: 2358  
Amount: 45.604121  
Amount Units: ug/L

Manual Integration Results



Reviewer: limmere, 06-Oct-2021 10:34:29  
Audit Action: Manually Integrated

Audit Reason: Baseline



Eurofins FGS, Seattle

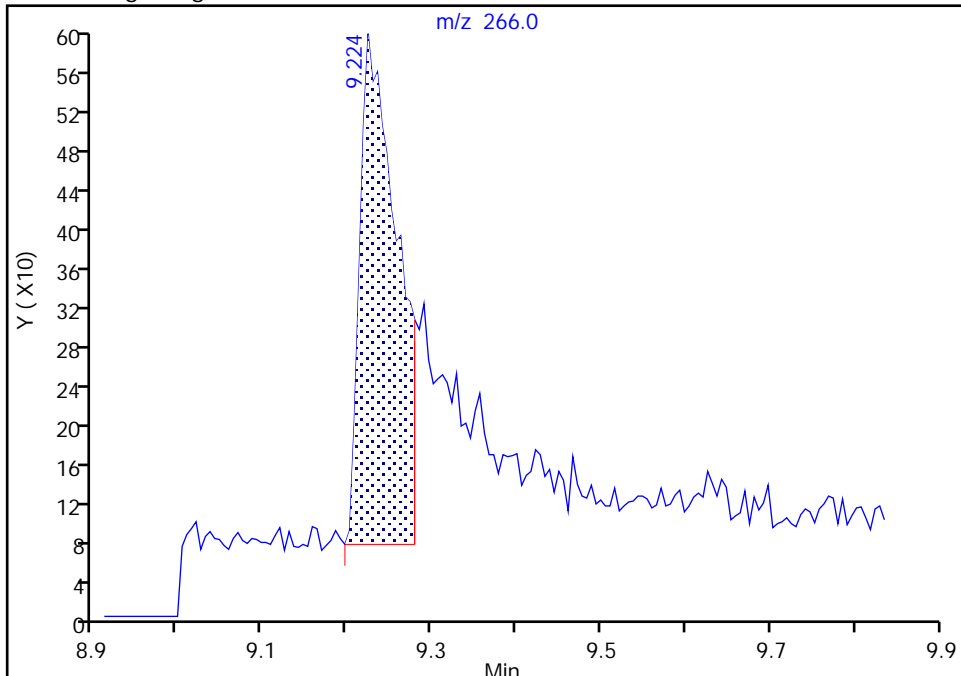
Data File: \\chromfs\Seattle\ChromData\SEA101\20211005-79126.b\100521a026.D  
Injection Date: 05-Oct-2021 21:03:30 Instrument ID: SEA101  
Lims ID: std6  
Client ID:  
Operator ID: TL ALS Bottle#: 11 Worklist Smp#: 11  
Injection Vol: 1.0 ul Dil. Factor: 1.0000  
Method: 8270\_SIM\_SEA101 Limit Group: 8270D\_SIM QSM 5.0  
Column: Detector MS SCAN

18 Pentachlorophenol, CAS: 87-86-5

Signal: 1

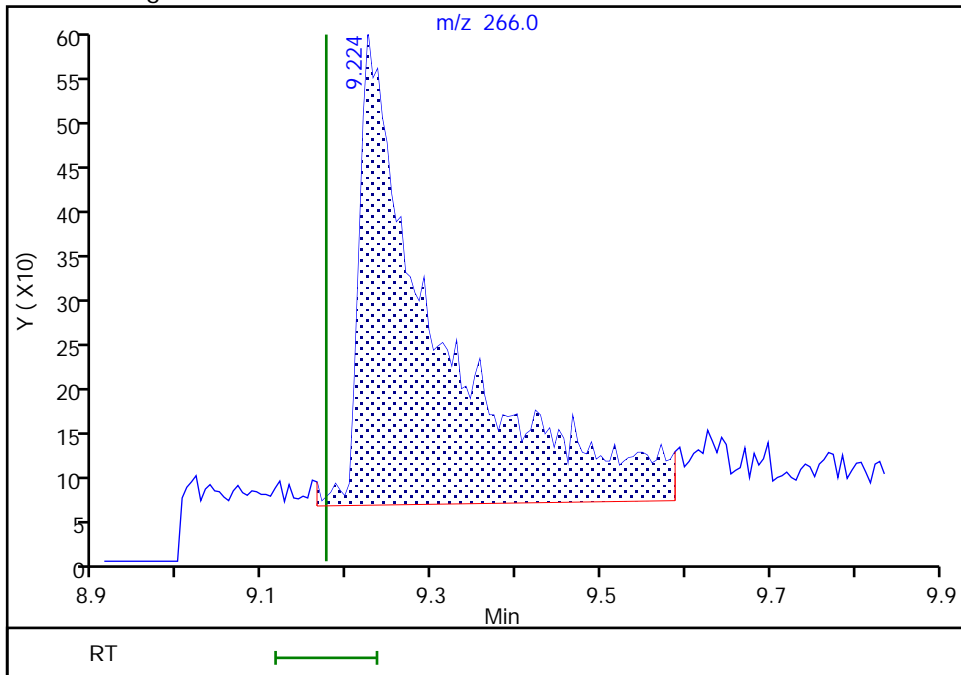
RT: 9.22  
Area: 1548  
Amount: 37.780288  
Amount Units: ug/L

Processing Integration Results



RT: 9.22  
Area: 3393  
Amount: 95.705161  
Amount Units: ug/L

Manual Integration Results



Reviewer: limmere, 06-Oct-2021 11:41:06  
Audit Action: Manually Integrated

Audit Reason: Baseline

Eurofins FGS, Seattle

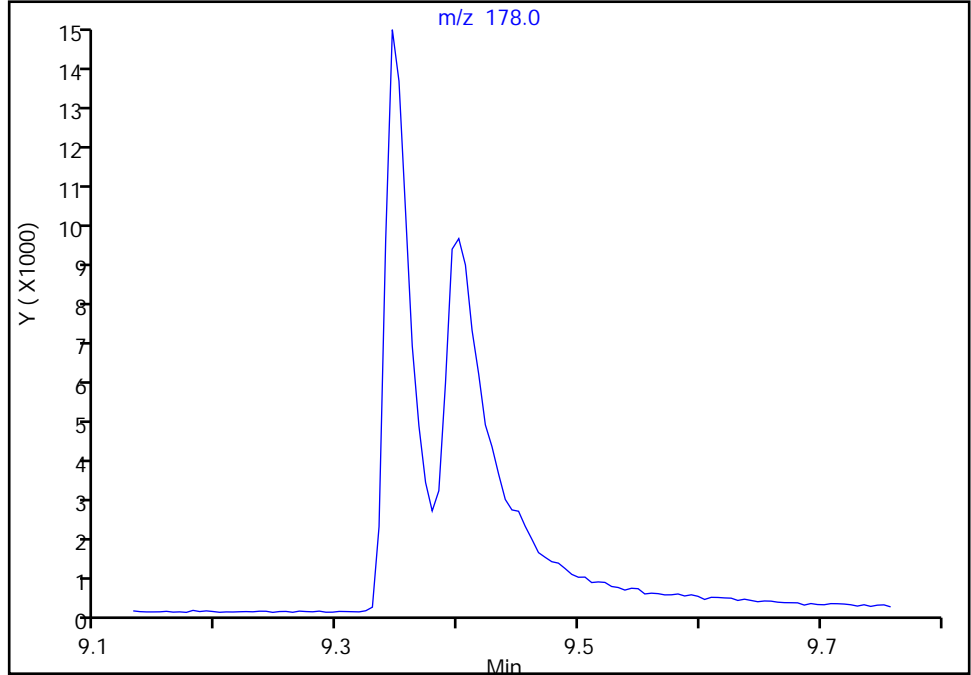
Data File: \\chromfs\Seattle\ChromData\SEA101\20211005-79126.b\100521a026.D  
Injection Date: 05-Oct-2021 21:03:30 Instrument ID: SEA101  
Lims ID: std6  
Client ID:  
Operator ID: TL ALS Bottle#: 11 Worklist Smp#: 11  
Injection Vol: 1.0 ul Dil. Factor: 1.0000  
Method: 8270\_SIM\_SEA101 Limit Group: 8270D\_SIM QSM 5.0  
Column: Detector MS SCAN

20 Anthracene, CAS: 120-12-7

Signal: 1

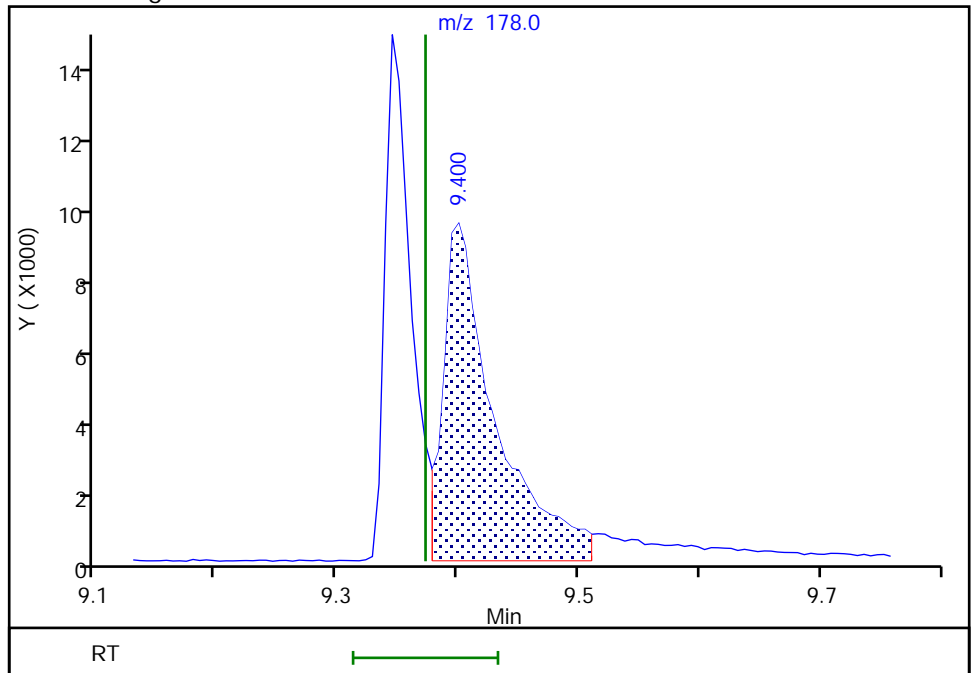
Not Detected  
Expected RT: 9.37

Processing Integration Results



Manual Integration Results

RT: 9.40  
Area: 26642  
Amount: 48.160894  
Amount Units: ug/L



Reviewer: limmere, 06-Oct-2021 10:34:44  
Audit Action: Assigned Compound ID

Audit Reason: Baseline

Eurofins FGS, Seattle

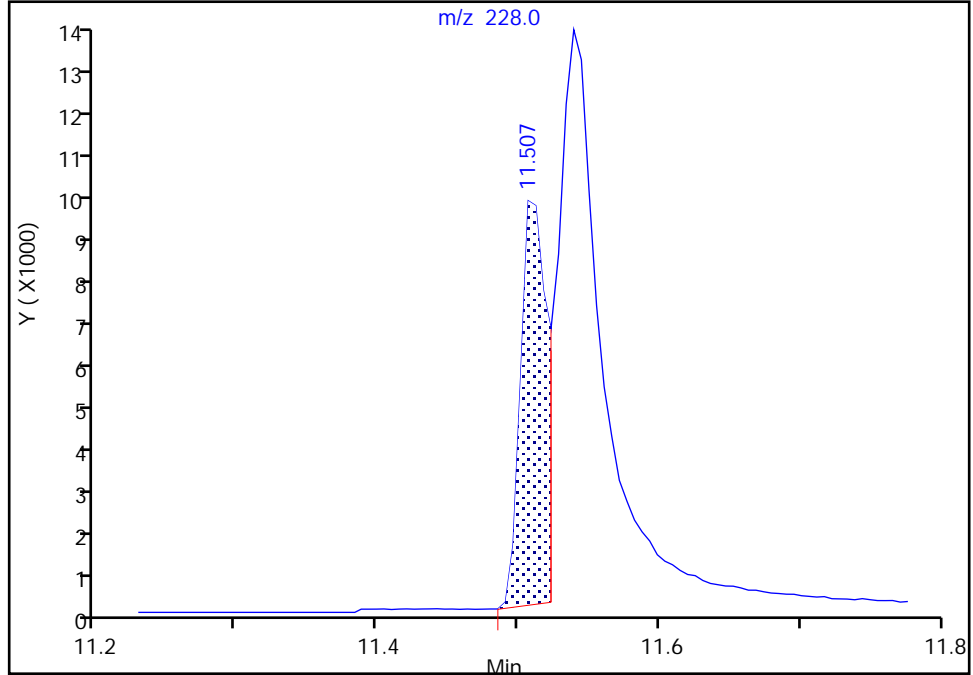
Data File: \\chromfs\Seattle\ChromData\SEA101\20211005-79126.b\100521a026.D  
Injection Date: 05-Oct-2021 21:03:30 Instrument ID: SEA101  
Lims ID: std6  
Client ID:  
Operator ID: TL ALS Bottle#: 11 Worklist Smp#: 11  
Injection Vol: 1.0 ul Dil. Factor: 1.0000  
Method: 8270\_SIM\_SEA101 Limit Group: 8270D\_SIM QSM 5.0  
Column: Detector MS SCAN

23 Benzo[a]anthracene, CAS: 56-55-3

Signal: 1

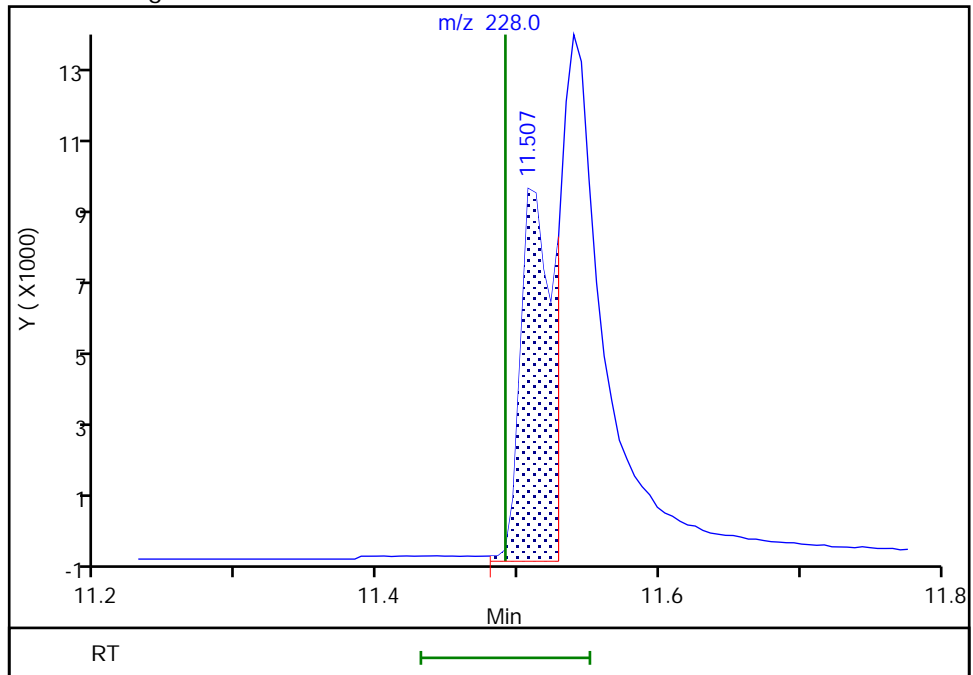
RT: 11.51  
Area: 11711  
Amount: 35.060636  
Amount Units: ug/L

Processing Integration Results



RT: 11.51  
Area: 14671  
Amount: 45.713724  
Amount Units: ug/L

Manual Integration Results



Reviewer: limmere, 06-Oct-2021 11:49:57  
Audit Action: Manually Integrated

Audit Reason: Baseline

Eurofins FGS, Seattle

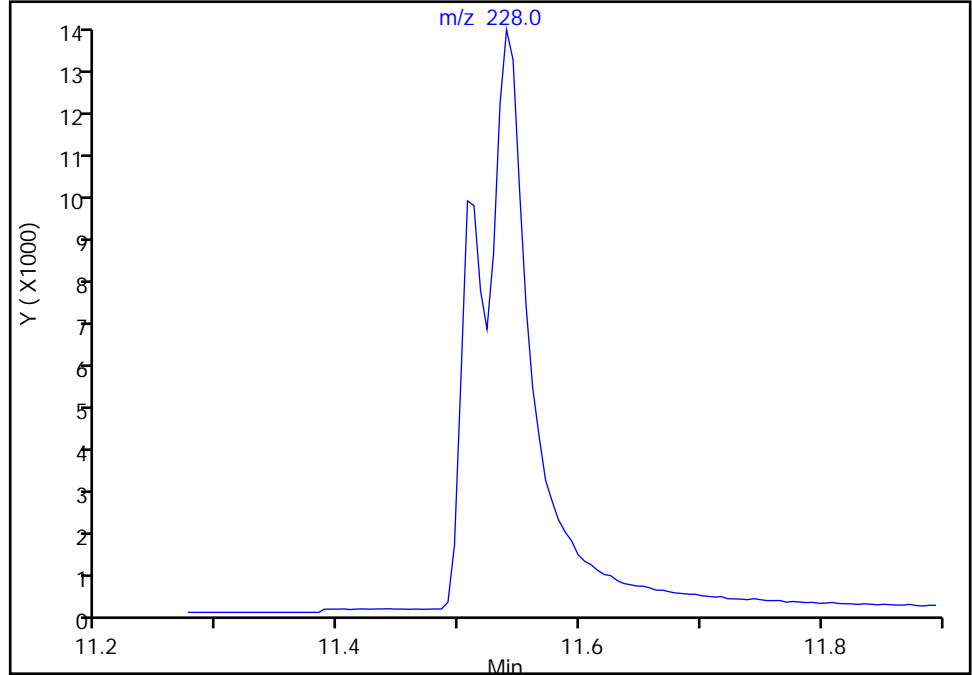
Data File: \\chromfs\Seattle\ChromData\SEA101\20211005-79126.b\100521a026.D  
Injection Date: 05-Oct-2021 21:03:30 Instrument ID: SEA101  
Lims ID: std6  
Client ID:  
Operator ID: TL ALS Bottle#: 11 Worklist Smp#: 11  
Injection Vol: 1.0 ul Dil. Factor: 1.0000  
Method: 8270\_SIM\_SEA101 Limit Group: 8270D\_SIM QSM 5.0  
Column: Detector MS SCAN

24 Chrysene, CAS: 218-01-9

Signal: 1

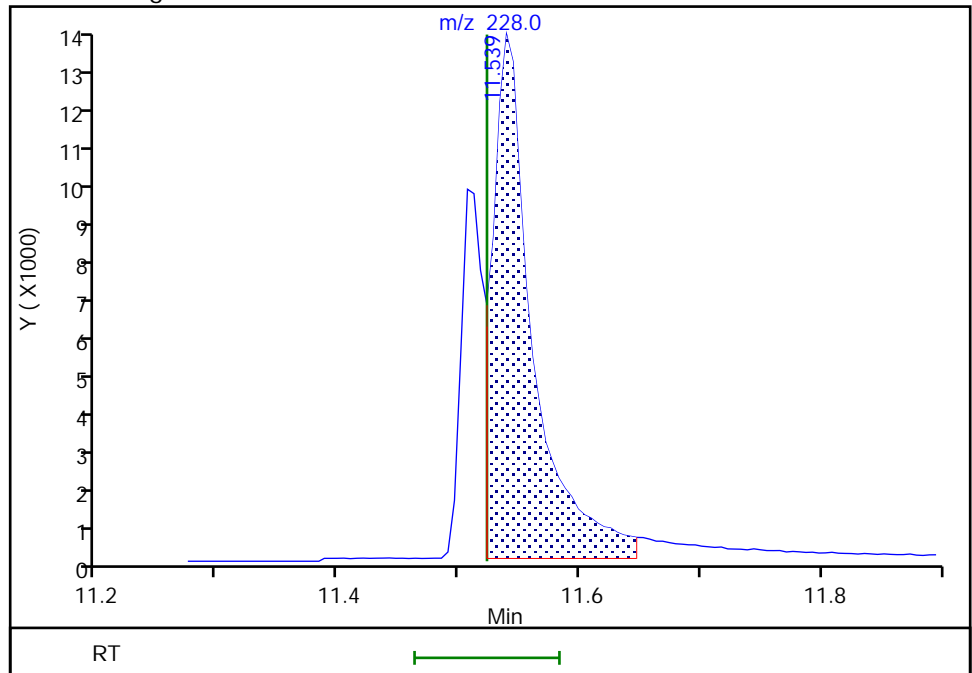
Not Detected  
Expected RT: 11.52

Processing Integration Results



Manual Integration Results

RT: 11.54  
Area: 30731  
Amount: 51.337699  
Amount Units: ug/L



Eurofins FGS, Seattle

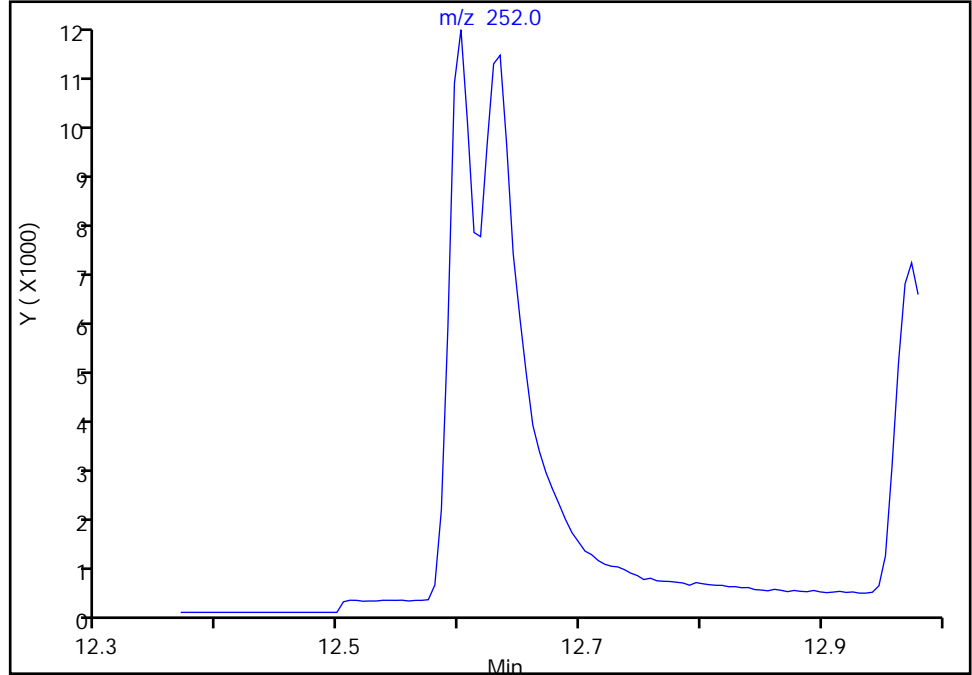
Data File: \\chromfs\Seattle\ChromData\SEA101\20211005-79126.b\100521a026.D  
Injection Date: 05-Oct-2021 21:03:30 Instrument ID: SEA101  
Lims ID: std6  
Client ID:  
Operator ID: TL ALS Bottle#: 11 Worklist Smp#: 11  
Injection Vol: 1.0 ul Dil. Factor: 1.0000  
Method: 8270\_SIM\_SEA101 Limit Group: 8270D\_SIM QSM 5.0  
Column: Detector MS SCAN

26 Benzo[k]fluoranthene, CAS: 207-08-9

Signal: 1

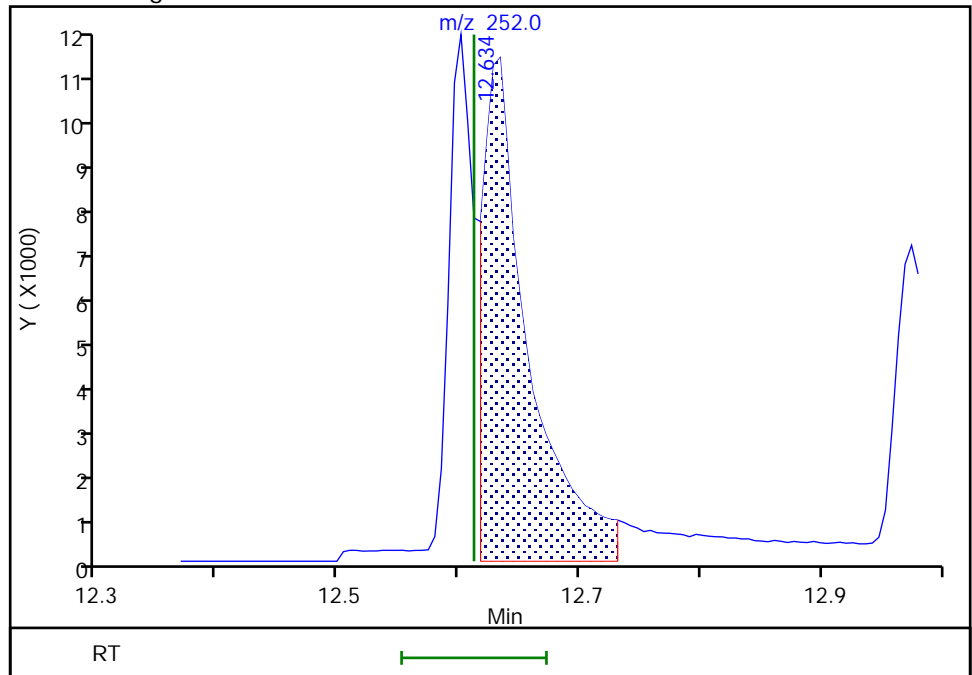
Not Detected  
Expected RT: 12.61

Processing Integration Results



Manual Integration Results

RT: 12.63  
Area: 28548  
Amount: 49.560150  
Amount Units: ug/L



Reviewer: limmere, 06-Oct-2021 10:34:59  
Audit Action: Assigned Compound ID

Audit Reason: Baseline

Eurofins FGS, Seattle

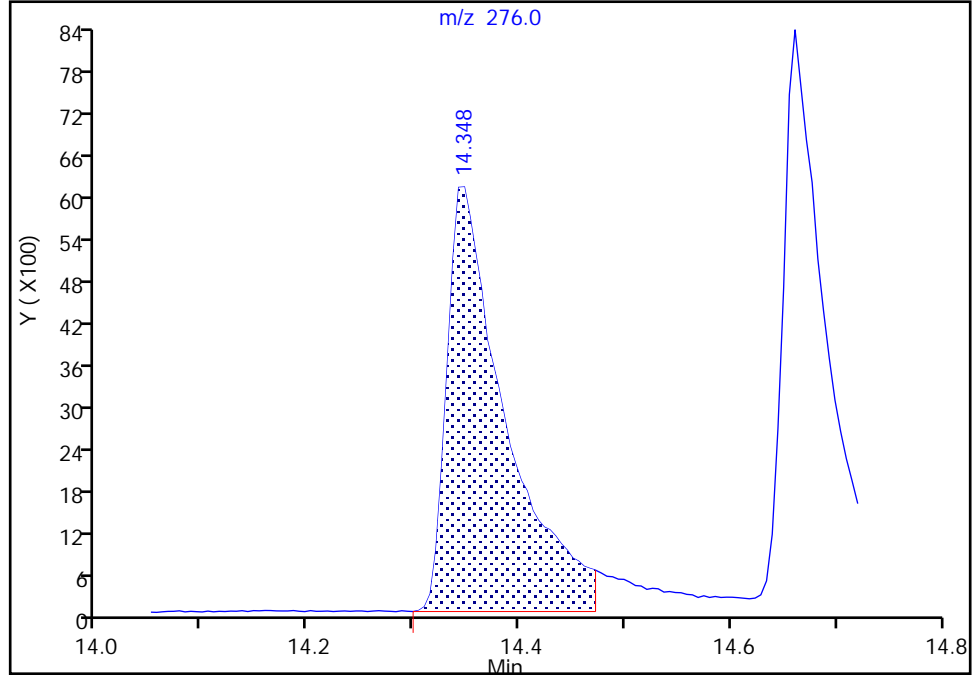
Data File: \\chromfs\Seattle\ChromData\SEA101\20211005-79126.b\100521a026.D  
Injection Date: 05-Oct-2021 21:03:30 Instrument ID: SEA101  
Lims ID: std6  
Client ID:  
Operator ID: TL ALS Bottle#: 11 Worklist Smp#: 11  
Injection Vol: 1.0 ul Dil. Factor: 1.0000  
Method: 8270\_SIM\_SEA101 Limit Group: 8270D\_SIM QSM 5.0  
Column: Detector MS SCAN

28 Indeno[1,2,3-cd]pyrene, CAS: 193-39-5

Signal: 1

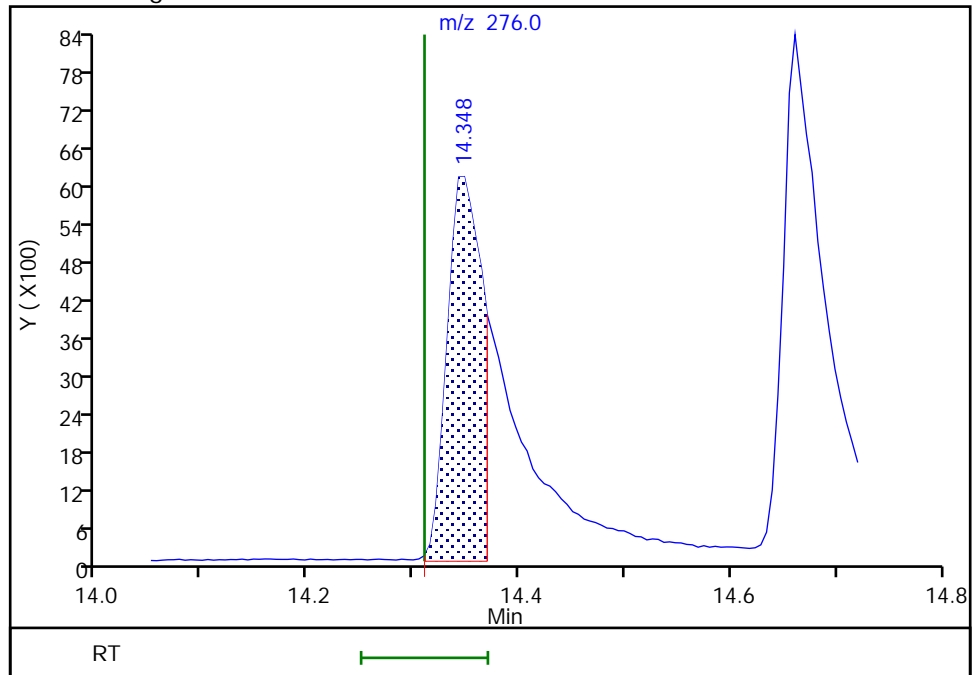
RT: 14.35  
Area: 23140  
Amount: 62.825405  
Amount Units: ug/L

Processing Integration Results



RT: 14.35  
Area: 13342  
Amount: 38.941688  
Amount Units: ug/L

Manual Integration Results



Reviewer: limmere, 06-Oct-2021 10:35:12  
Audit Action: Manually Integrated

Audit Reason: Baseline

Eurofins FGS, Seattle

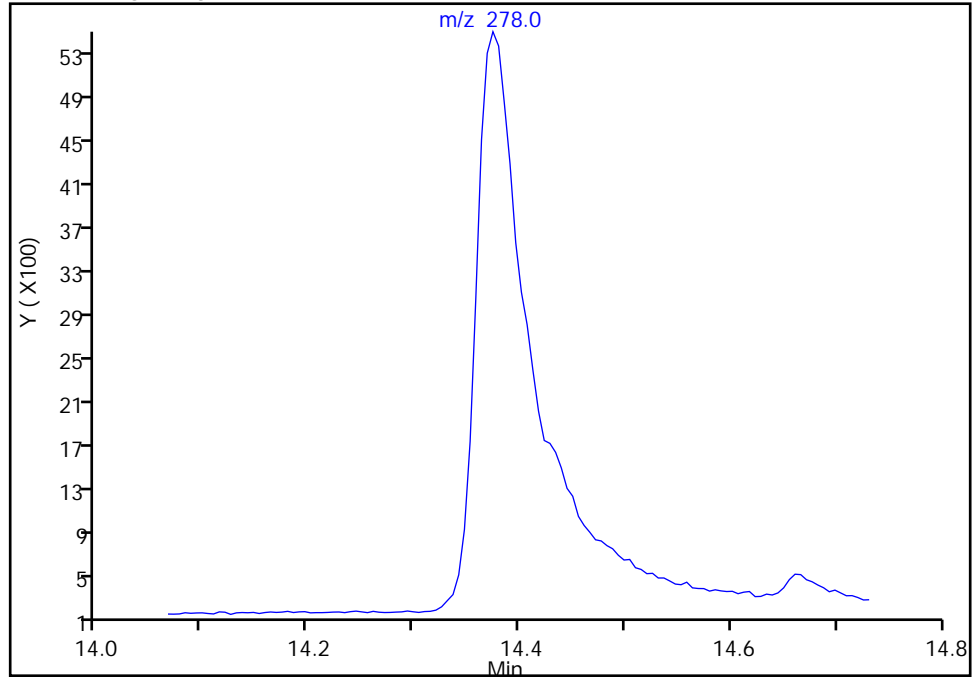
Data File: \\chromfs\Seattle\ChromData\SEA101\20211005-79126.b\100521a026.D  
Injection Date: 05-Oct-2021 21:03:30 Instrument ID: SEA101  
Lims ID: std6  
Client ID:  
Operator ID: TL ALS Bottle#: 11 Worklist Smp#: 11  
Injection Vol: 1.0 ul Dil. Factor: 1.0000  
Method: 8270\_SIM\_SEA101 Limit Group: 8270D\_SIM QSM 5.0  
Column: Detector MS SCAN

29 Dibenz(a,h)anthracene, CAS: 53-70-3

Signal: 1

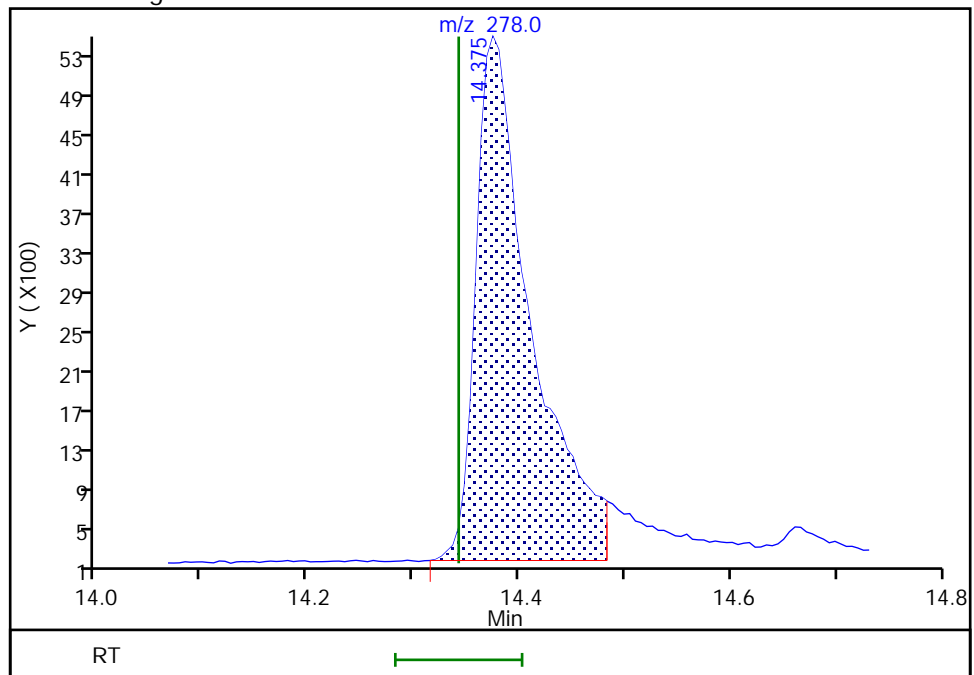
Not Detected  
Expected RT: 14.34

Processing Integration Results



Manual Integration Results

RT: 14.37  
Area: 19422  
Amount: 43.572628  
Amount Units: ug/L



Eurofins FGS, Seattle  
Target Compound Quantitation Report

Data File: \\chromfs\Seattle\ChromData\SEA101\20211005-79126.b\100521a027.D  
 Lims ID: std5  
 Client ID:  
 Sample Type: IC Calib Level: 5  
 Inject. Date: 05-Oct-2021 21:27:30 ALS Bottle#: 12 Worklist Smp#: 12  
 Injection Vol: 1.0 ul Dil. Factor: 1.0000  
 Sample Info: 5  
 Operator ID: TL Instrument ID: SEA101  
 Sublist: chrom-8270\_SIM\_SEA101\*sub12

Method: \\chromfs\Seattle\ChromData\SEA101\20211005-79126.b\8270\_SIM\_SEA101.m  
 Limit Group: 8270D\_SIM QSM 5.0  
 Last Update: 22-Oct-2021 13:13:04 Calib Date: 05-Oct-2021 23:04:30  
 Integrator: Falcon ID Type: RT Order ID  
 Quant Method: Internal Standard Quant By: Initial Calibration  
 Last ICal File: \\chromfs\Seattle\ChromData\SEA101\20211005-79126.b\100521a031.D

Column 1 : Det: MS SCAN  
 Process Host: CTX1611

First Level Reviewer: limmere

Date: 06-Oct-2021 10:39:03

Compound	Sig	RT (min.)	Exp RT (min.)	Dlt RT (min.)	Q	Response	Cal Amt ug/L	OnCol Amt ug/L	Flags
* 1 1,4-Dichlorobenzene-d4	152	5.538	5.507	0.031	1	29582	100.0	100.0	
* 2 Naphthalene-d8	136	6.651	6.636	0.015	1	56200	100.0	100.0	
* 3 Acenaphthene-d10	164	8.112	8.097	0.015	1	26867	100.0	100.0	
* 4 Phenanthrene-d10	188	9.334	9.312	0.022	1	36506	100.0	100.0	
* 5 Chrysene-d12	240	11.523	11.501	0.022	1	29372	100.0	100.0	
* 6 Perylene-d12	264	13.040	13.023	0.017	1	30148	100.0	100.0	
\$ 7 2-methylnaphthalene-d10	152	7.279	7.217	0.062	99	5984	20.0	18.1	M
\$ 8 2-Fluorobiphenyl	172	7.615	7.554	0.061	1	7003	20.0	18.8	M
\$ 9 2,4,6-Tribromophenol	330	8.815	8.750	0.065	1	902	20.0	21.0	M
\$ 10 Fluoranthene-d10 (Surr)	212	10.312	10.290	0.022	100	8044	20.0	19.9	M
\$ 11 Terphenyl-d14	244	10.651	10.629	0.022	1	5826	20.0	21.1	M
12 Naphthalene	128	6.671	6.656	0.015	1	11456	20.0	18.0	M
13 2-Methylnaphthalene	142	7.309	7.243	0.066	1	4828	20.0	13.9	M
14 1-Methylnaphthalene	142	7.360	7.319	0.041	1	8603	20.0	21.6	M
15 Acenaphthylene	152	8.008	7.983	0.025	1	8860	20.0	17.3	
16 Acenaphthene	153	8.137	8.122	0.015	4	7446	20.0	20.5	
17 Fluorene	166	8.587	8.549	0.038	1	6464	20.0	17.5	
18 Pentachlorophenol	266	9.257	9.175	0.082	1	1377	40.0	46.0	M
19 Phenanthrene	178	9.356	9.329	0.027	1	7755	20.0	18.8	M
20 Anthracene	178	9.411	9.373	0.038	1	10778	20.0	19.9	M
21 Fluoranthene	202	10.330	10.303	0.027	1	9374	20.0	20.3	M
22 Pyrene	202	10.511	10.488	0.023	22	9695	20.0	19.9	
23 Benzo[a]anthracene	228	11.534	11.491	0.043	1	4693	20.0	16.5	M
24 Chrysene	228	11.545	11.523	0.022	1	12800	20.0	21.8	M
25 Benzo[b]fluoranthene	252	12.612	12.580	0.032	1	5773	20.0	18.4	M
26 Benzo[k]fluoranthene	252	12.639	12.612	0.027	1	10265	20.0	16.9	M
27 Benzo[a]pyrene	252	12.980	12.953	0.027	1	7452	20.0	18.5	M
28 Indeno[1,2,3-cd]pyrene	276	14.375	14.310	0.065	1	6408	20.0	19.5	M
29 Dibenz(a,h)anthracene	278	14.402	14.342	0.060	1	8569	20.0	18.8	M
30 Benzo[g,h,i]perylene	276	14.682	14.634	0.048	6	9744	20.0	20.1	M



[QC Flag Legend](#)

Processing Flags

Review Flags

M - Manually Integrated

[Reagents:](#)

8270ccvl\_50\_00037

Amount Added: 400.00

Units: uL

8270SIM\_IS\_00069

Amount Added: 6.00

Units: uL

Eurofins FGS, Seattle

Data File: \\chromf\Seattle\ChromData\SEA101\20211005-79126.b\100521a027.D

Injection Date: 05-Oct-2021 21:27:30

Instrument ID: SEA101

Lims ID: std5

Client ID:

Operator ID: TL

ALS Bottle#: 12

Worklist Smp#: 12

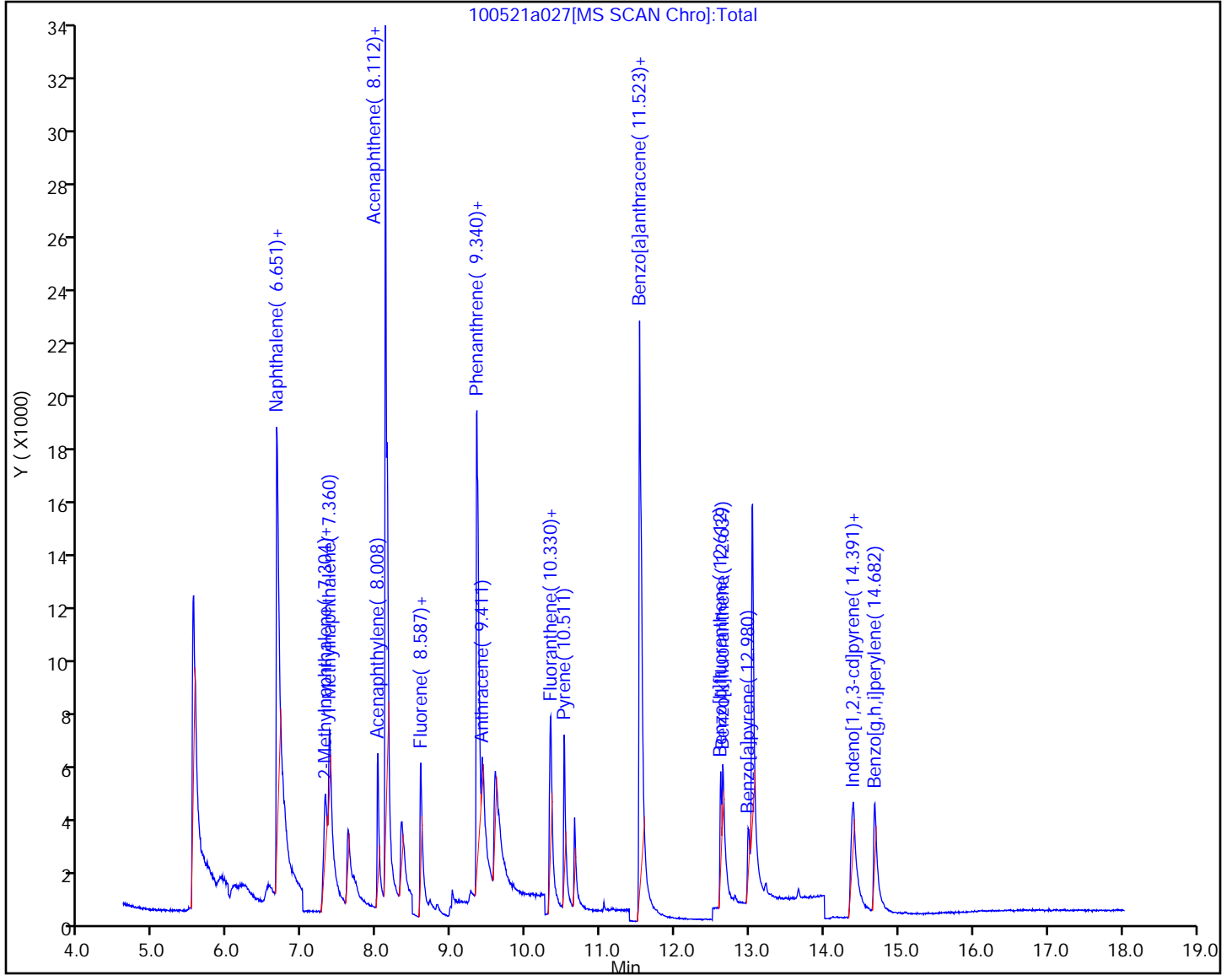
Injection Vol: 1.0 ul

Dil. Factor: 1.0000

Method: 8270\_SIM\_SEA101

Limit Group: 8270D\_SIM QSM 5.0

Y Scaling: Method Defined: Scale to the Nth Largest Target: 1



Eurofins FGS, Seattle

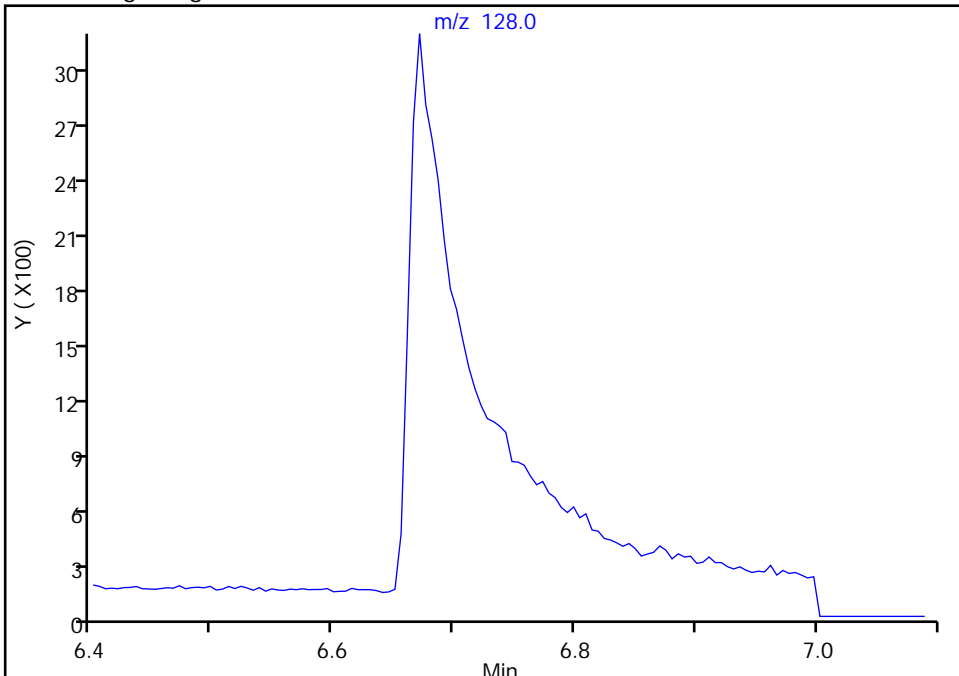
Data File: \\chromfs\Seattle\ChromData\SEA101\20211005-79126.b\100521a027.D  
Injection Date: 05-Oct-2021 21:27:30 Instrument ID: SEA101  
Lims ID: std5  
Client ID:  
Operator ID: TL ALS Bottle#: 12 Worklist Smp#: 12  
Injection Vol: 1.0 ul Dil. Factor: 1.0000  
Method: 8270\_SIM\_SEA101 Limit Group: 8270D\_SIM QSM 5.0  
Column: Detector MS SCAN

12 Naphthalene, CAS: 91-20-3

Signal: 1

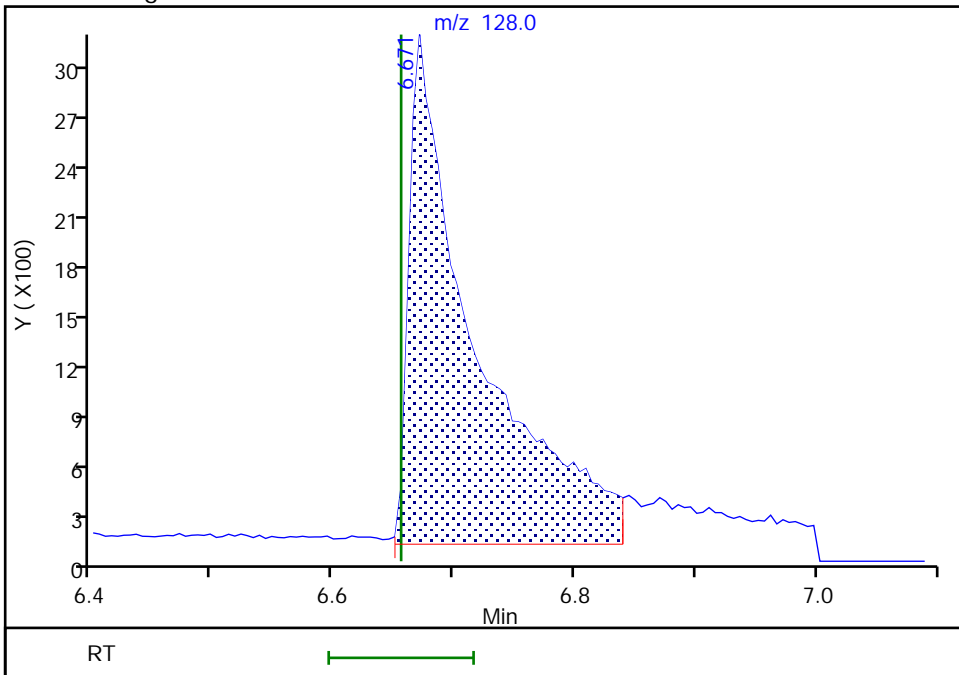
Not Detected  
Expected RT: 6.66

Processing Integration Results



Manual Integration Results

RT: 6.67  
Area: 11456  
Amount: 18.047409  
Amount Units: ug/L



Reviewer: limmere, 06-Oct-2021 10:36:11  
Audit Action: Manually Integrated

Audit Reason: Baseline  
Page 723 of 1219

Eurofins FGS, Seattle

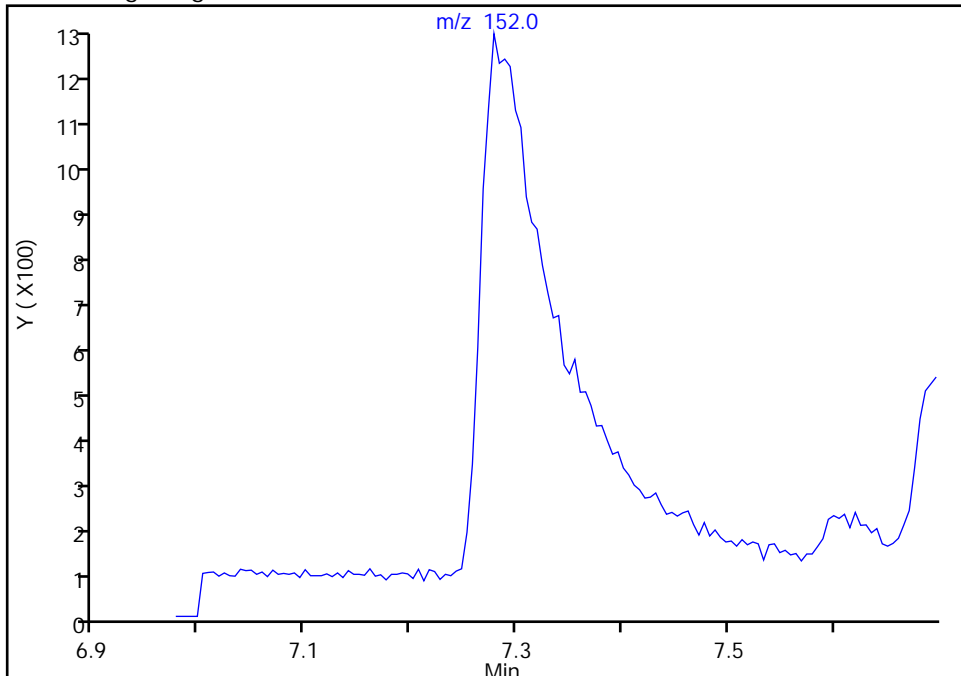
Data File: \\chromfs\Seattle\ChromData\SEA101\20211005-79126.b\100521a027.D  
Injection Date: 05-Oct-2021 21:27:30 Instrument ID: SEA101  
Lims ID: std5  
Client ID:  
Operator ID: TL ALS Bottle#: 12 Worklist Smp#: 12  
Injection Vol: 1.0 ul Dil. Factor: 1.0000  
Method: 8270\_SIM\_SEA101 Limit Group: 8270D\_SIM QSM 5.0  
Column: Detector MS SCAN

**\$ 7 2-methylnaphthalene-d10, CAS: 7297-45-2**

Signal: 1

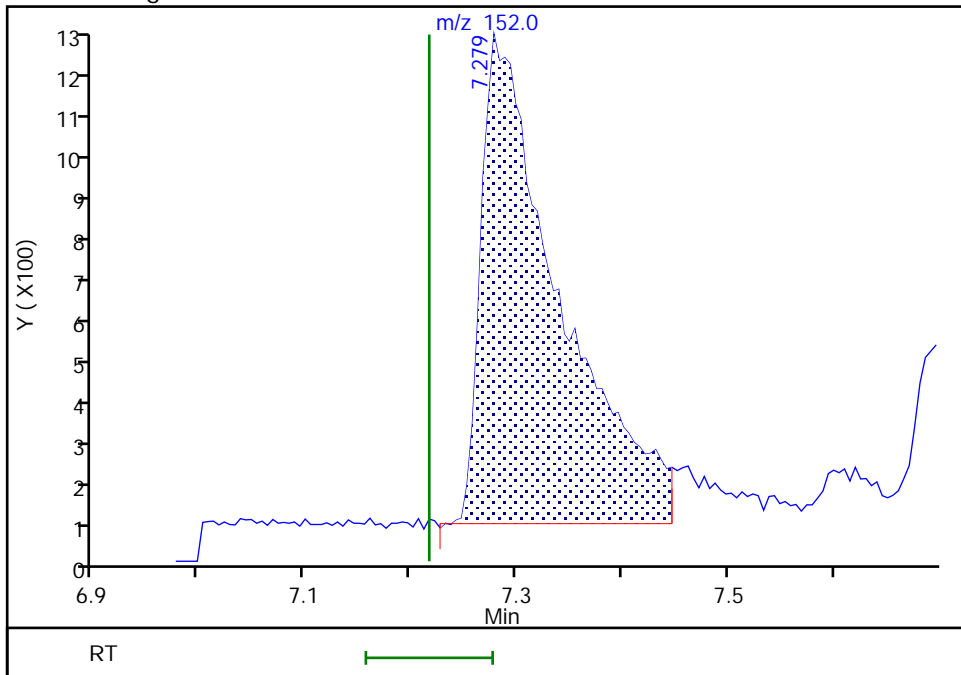
Not Detected  
Expected RT: 7.22

Processing Integration Results



Manual Integration Results

RT: 7.28  
Area: 5984  
Amount: 18.078497  
Amount Units: ug/L



Eurofins FGS, Seattle

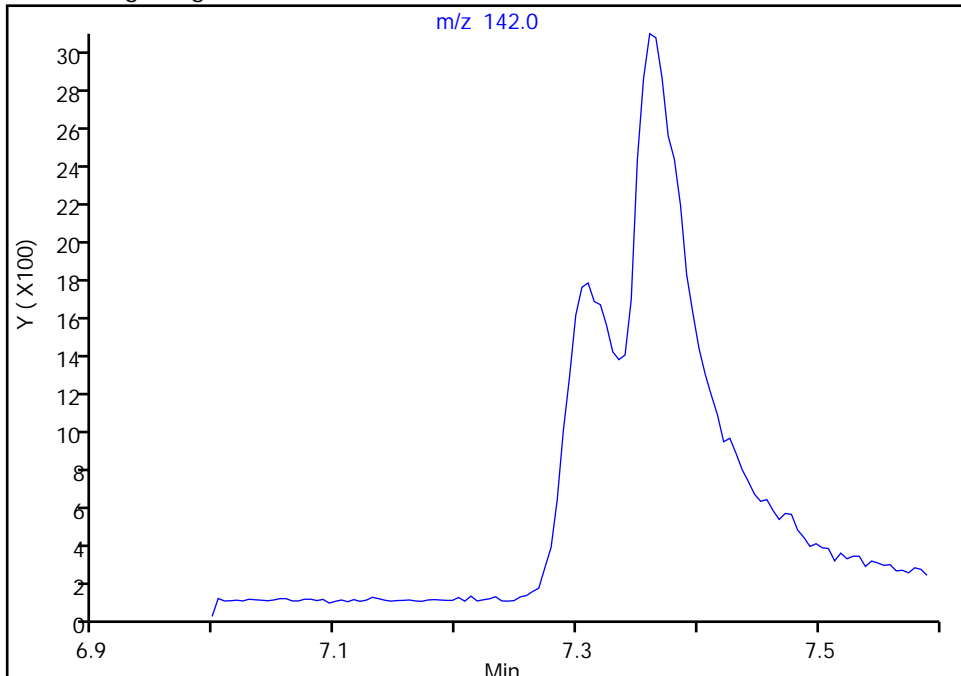
Data File: \\chromfs\Seattle\ChromData\SEA101\20211005-79126.b\100521a027.D  
Injection Date: 05-Oct-2021 21:27:30 Instrument ID: SEA101  
Lims ID: std5  
Client ID:  
Operator ID: TL ALS Bottle#: 12 Worklist Smp#: 12  
Injection Vol: 1.0 ul Dil. Factor: 1.0000  
Method: 8270\_SIM\_SEA101 Limit Group: 8270D\_SIM QSM 5.0  
Column: Detector MS SCAN

13 2-Methylnaphthalene, CAS: 91-57-6

Signal: 1

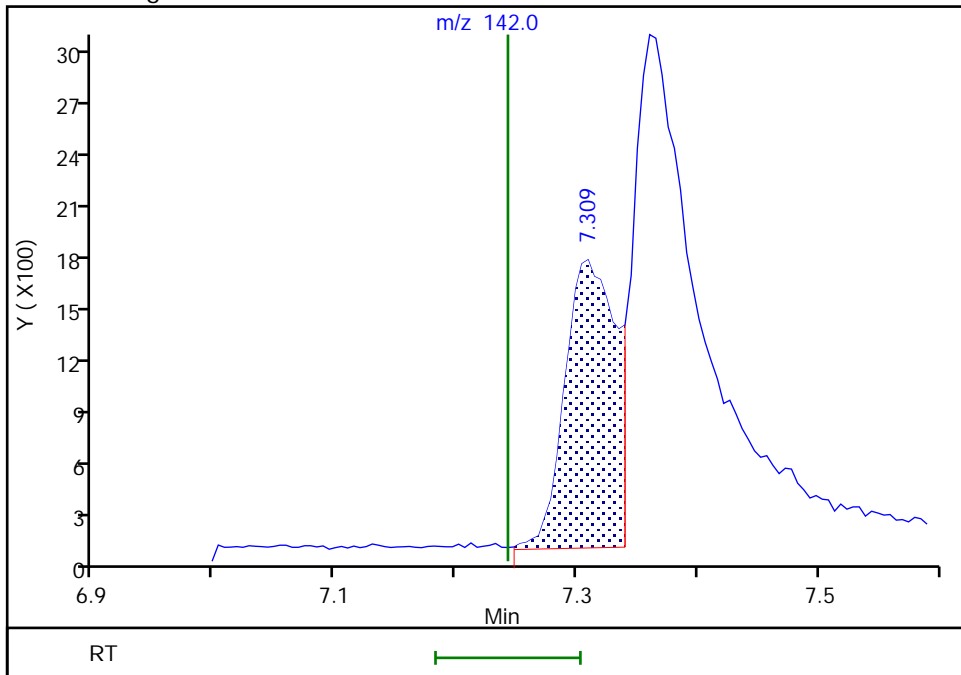
Not Detected  
Expected RT: 7.24

Processing Integration Results



Manual Integration Results

RT: 7.31  
Area: 4828  
Amount: 13.861861  
Amount Units: ug/L



Reviewer: limmere, 06-Oct-2021 10:36:22  
Audit Action: Manually Integrated

Eurofins FGS, Seattle

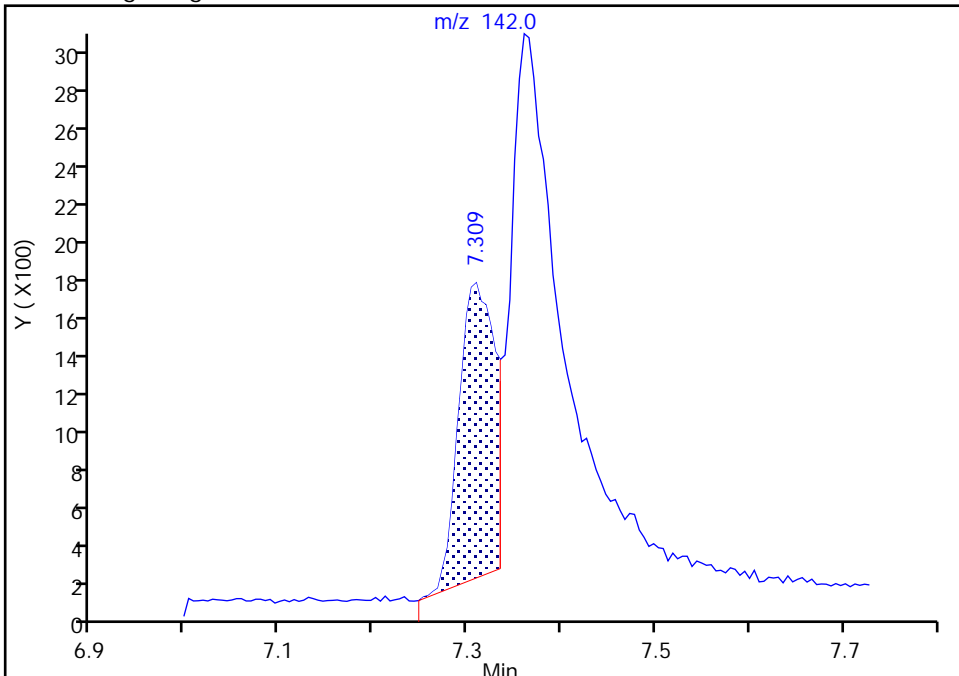
Data File: \\chromfs\Seattle\ChromData\SEA101\20211005-79126.b\100521a027.D  
Injection Date: 05-Oct-2021 21:27:30 Instrument ID: SEA101  
Lims ID: std5  
Client ID:  
Operator ID: TL ALS Bottle#: 12 Worklist Smp#: 12  
Injection Vol: 1.0 ul Dil. Factor: 1.0000  
Method: 8270\_SIM\_SEA101 Limit Group: 8270D\_SIM QSM 5.0  
Column: Detector MS SCAN

14 1-Methylnaphthalene, CAS: 90-12-0

Signal: 1

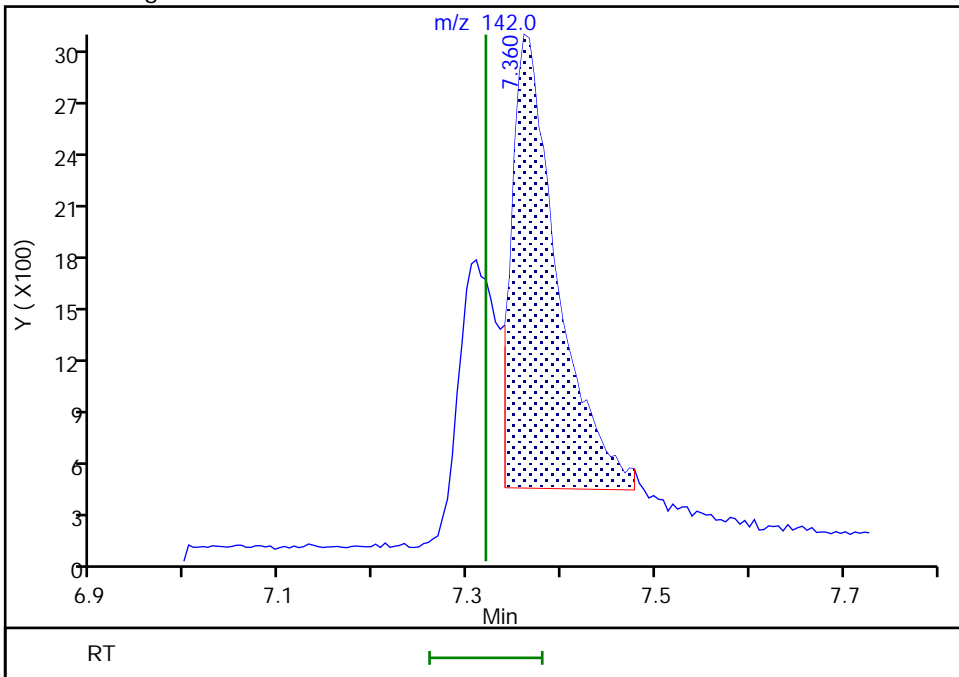
RT: 7.31  
Area: 3965  
Amount: 10.872541  
Amount Units: ug/L

Processing Integration Results



RT: 7.36  
Area: 8603  
Amount: 21.636624  
Amount Units: ug/L

Manual Integration Results



Reviewer: limmere, 06-Oct-2021 11:31:38  
Audit Action: Manually Integrated

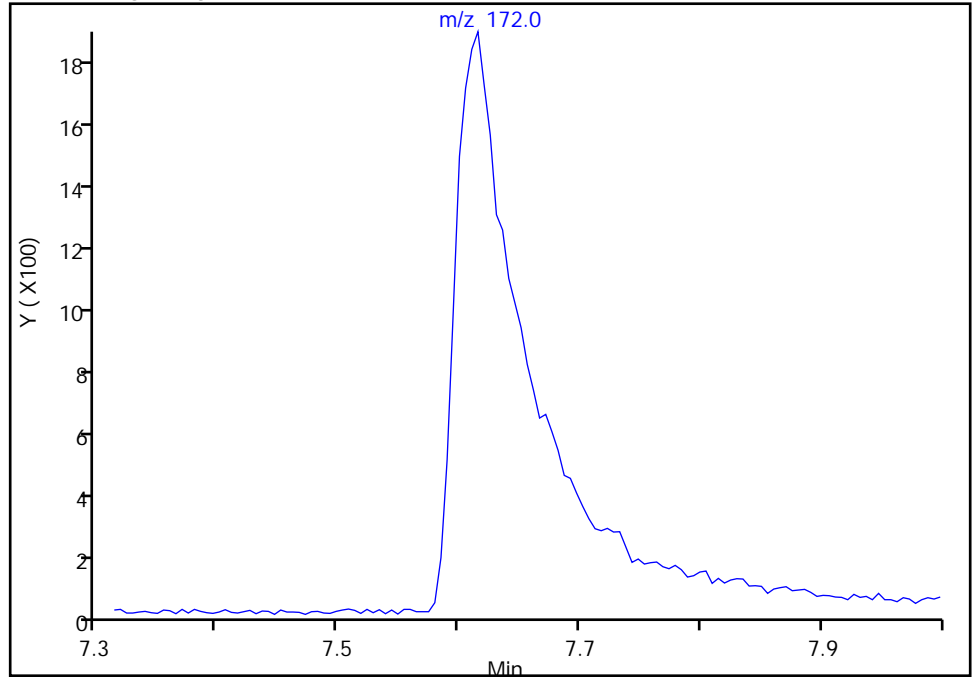
Eurofins FGS, Seattle

Data File: \\chromfs\Seattle\ChromData\SEA101\20211005-79126.b\100521a027.D  
Injection Date: 05-Oct-2021 21:27:30 Instrument ID: SEA101  
Lims ID: std5  
Client ID:  
Operator ID: TL ALS Bottle#: 12 Worklist Smp#: 12  
Injection Vol: 1.0 ul Dil. Factor: 1.0000  
Method: 8270\_SIM\_SEA101 Limit Group: 8270D\_SIM QSM 5.0  
Column: Detector MS SCAN

**\$ 8 2-Fluorobiphenyl, CAS: 321-60-8**  
Signal: 1

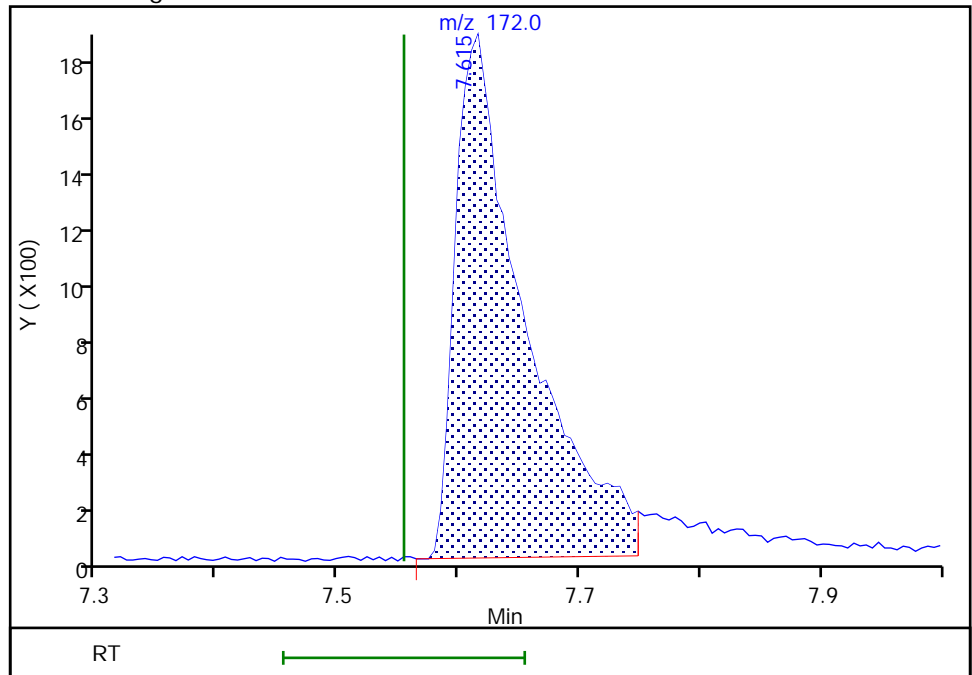
Not Detected  
Expected RT: 7.55

Processing Integration Results



Manual Integration Results

RT: 7.62  
Area: 7003  
Amount: 18.799215  
Amount Units: ug/L



Reviewer: limmere, 06-Oct-2021 10:35:45  
Audit Action: Manually Integrated

Audit Reason: Baseline

Eurofins FGS, Seattle

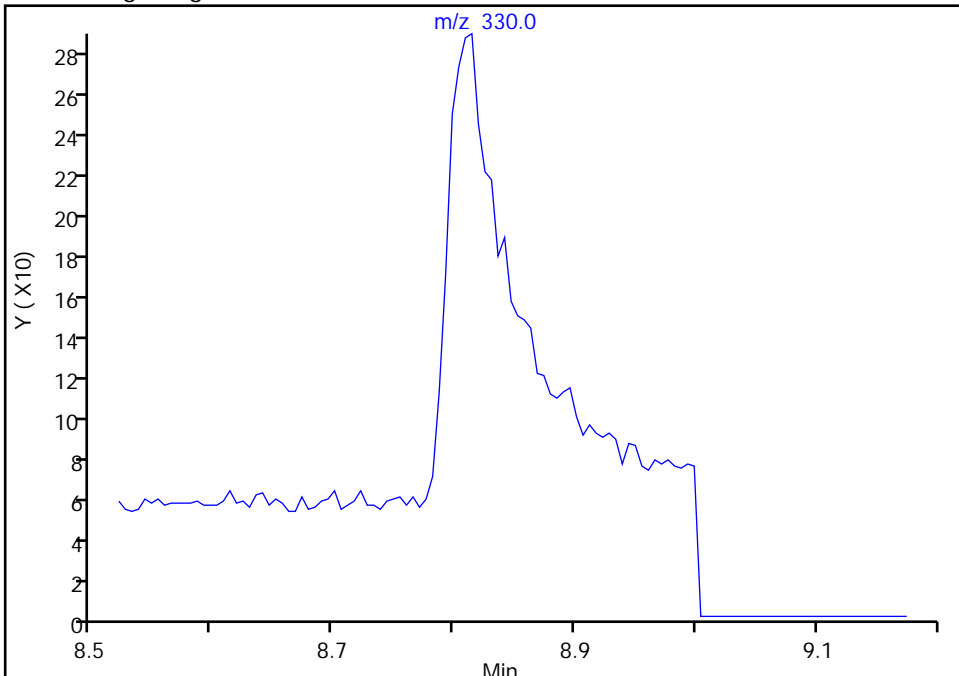
Data File: \\chromfs\Seattle\ChromData\SEA101\20211005-79126.b\100521a027.D  
Injection Date: 05-Oct-2021 21:27:30 Instrument ID: SEA101  
Lims ID: std5  
Client ID:  
Operator ID: TL ALS Bottle#: 12 Worklist Smp#: 12  
Injection Vol: 1.0 ul Dil. Factor: 1.0000  
Method: 8270\_SIM\_SEA101 Limit Group: 8270D\_SIM QSM 5.0  
Column: Detector MS SCAN

\$ 9 2,4,6-Tribromophenol, CAS: 118-79-6

Signal: 1

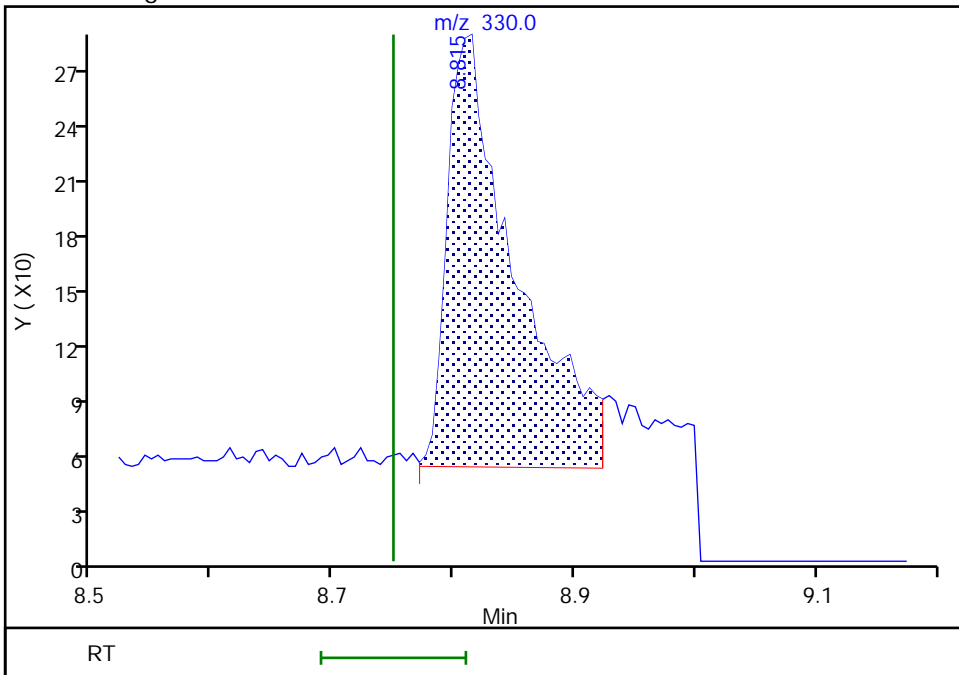
Not Detected  
Expected RT: 8.75

Processing Integration Results



Manual Integration Results

RT: 8.81  
Area: 902  
Amount: 20.990379  
Amount Units: ug/L





Eurofins FGS, Seattle

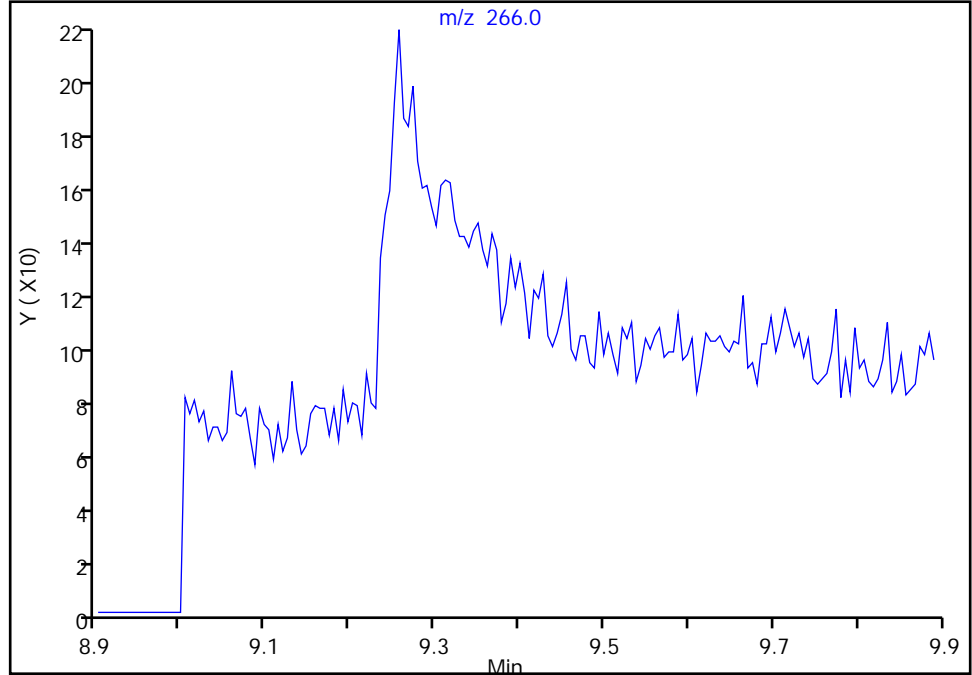
Data File: \\chromfs\Seattle\ChromData\SEA101\20211005-79126.b\100521a027.D  
Injection Date: 05-Oct-2021 21:27:30 Instrument ID: SEA101  
Lims ID: std5  
Client ID:  
Operator ID: TL ALS Bottle#: 12 Worklist Smp#: 12  
Injection Vol: 1.0 ul Dil. Factor: 1.0000  
Method: 8270\_SIM\_SEA101 Limit Group: 8270D\_SIM QSM 5.0  
Column: Detector MS SCAN

18 Pentachlorophenol, CAS: 87-86-5

Signal: 1

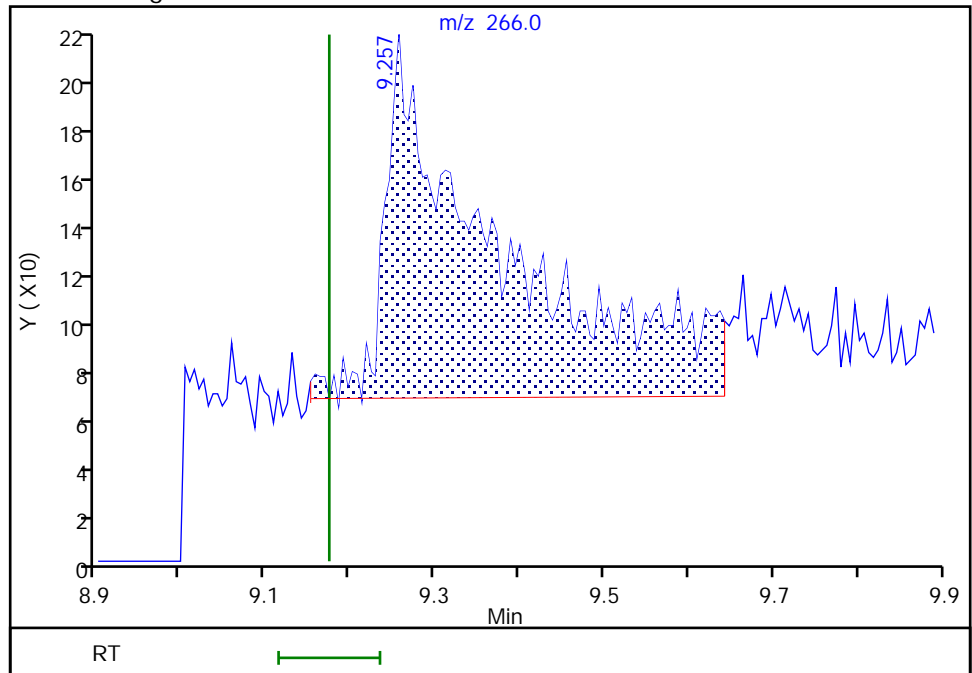
Not Detected  
Expected RT: 9.17

Processing Integration Results



Manual Integration Results

RT: 9.26  
Area: 1377  
Amount: 46.028340  
Amount Units: ug/L



Reviewer: limmere, 06-Oct-2021 11:40:39  
Audit Action: Manually Integrated

Audit Reason: Baseline

Eurofins FGS, Seattle

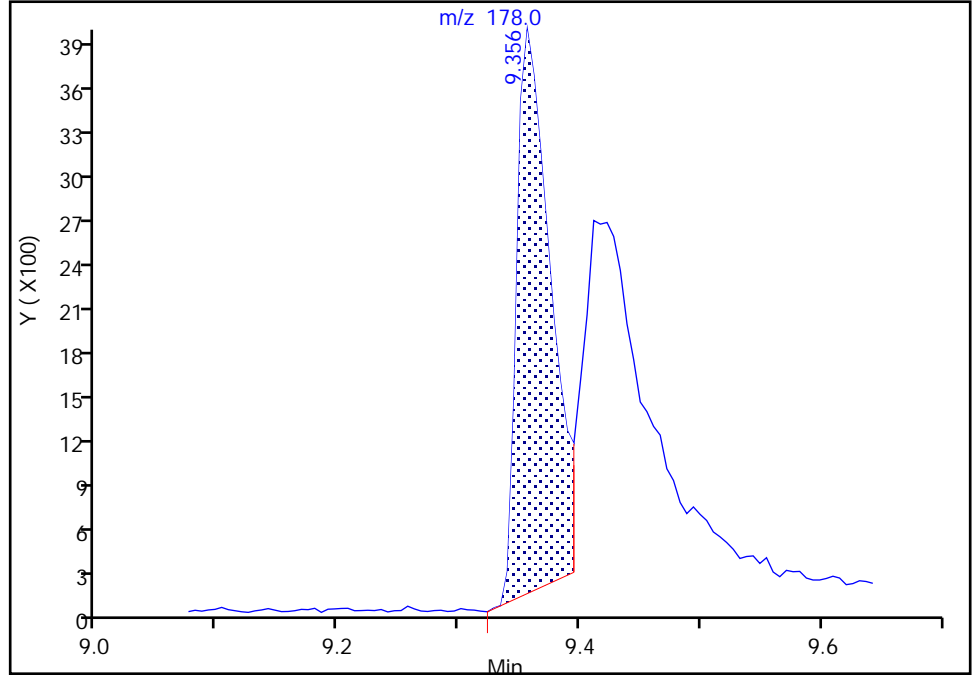
Data File: \\chromfs\Seattle\ChromData\SEA101\20211005-79126.b\100521a027.D  
Injection Date: 05-Oct-2021 21:27:30 Instrument ID: SEA101  
Lims ID: std5  
Client ID:  
Operator ID: TL ALS Bottle#: 12 Worklist Smp#: 12  
Injection Vol: 1.0 ul Dil. Factor: 1.0000  
Method: 8270\_SIM\_SEA101 Limit Group: 8270D\_SIM QSM 5.0  
Column: Detector MS SCAN

19 Phenanthrene, CAS: 85-01-8

Signal: 1

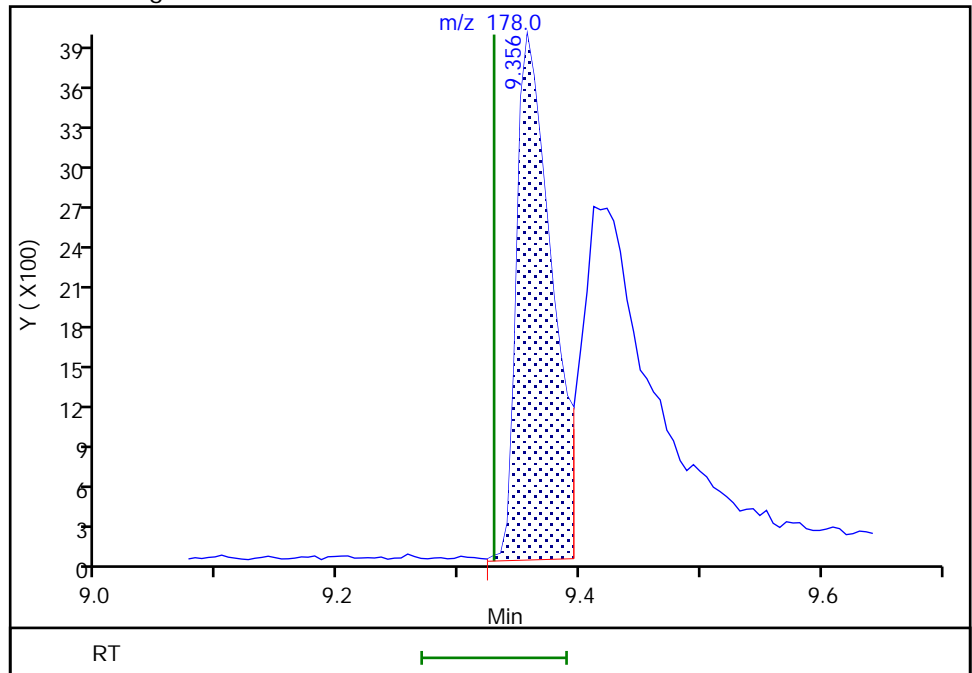
RT: 9.36  
Area: 7165  
Amount: 17.843067  
Amount Units: ug/L

Processing Integration Results



RT: 9.36  
Area: 7755  
Amount: 18.808105  
Amount Units: ug/L

Manual Integration Results



Reviewer: limmere, 06-Oct-2021 10:36:59  
Audit Action: Manually Integrated

Audit Reason: Baseline

Eurofins FGS, Seattle

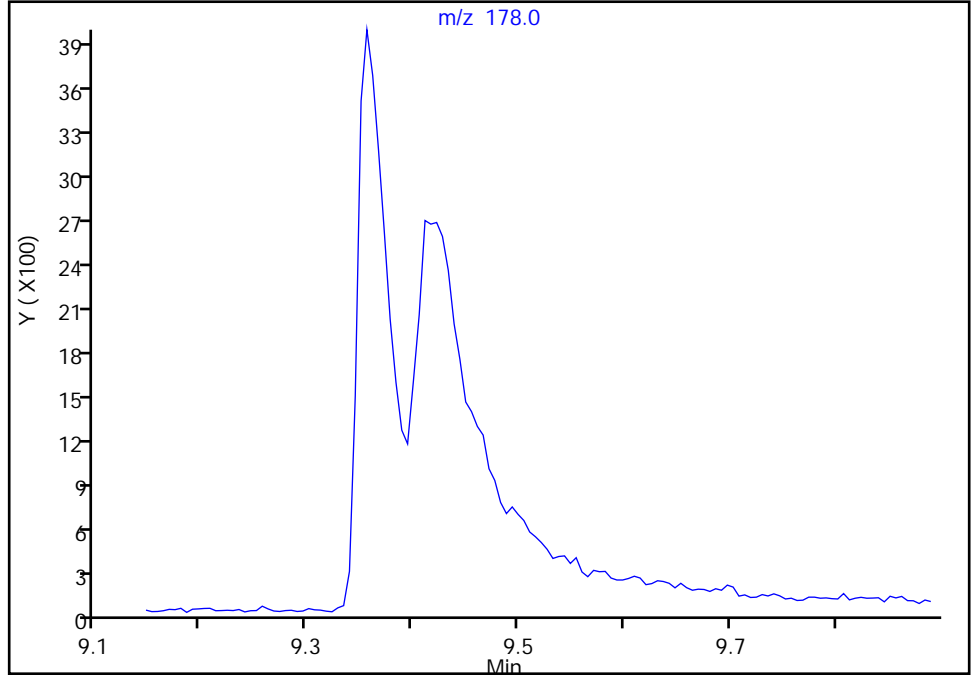
Data File: \\chromfs\Seattle\ChromData\SEA101\20211005-79126.b\100521a027.D  
Injection Date: 05-Oct-2021 21:27:30 Instrument ID: SEA101  
Lims ID: std5  
Client ID:  
Operator ID: TL ALS Bottle#: 12 Worklist Smp#: 12  
Injection Vol: 1.0 ul Dil. Factor: 1.0000  
Method: 8270\_SIM\_SEA101 Limit Group: 8270D\_SIM QSM 5.0  
Column: Detector MS SCAN

20 Anthracene, CAS: 120-12-7

Signal: 1

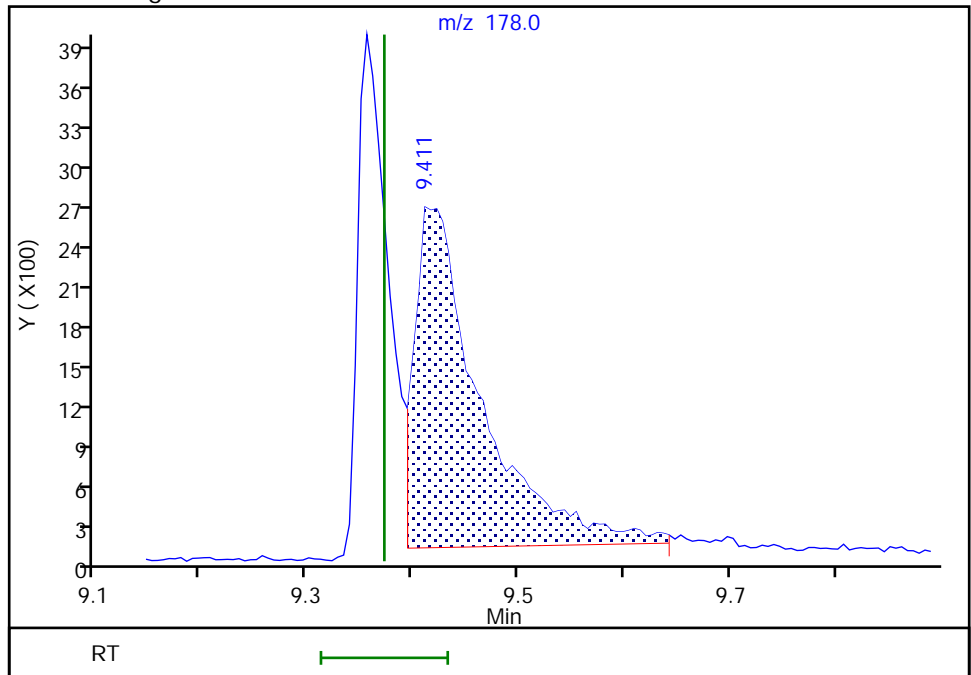
Not Detected  
Expected RT: 9.37

Processing Integration Results



Manual Integration Results

RT: 9.41  
Area: 10778  
Amount: 19.936762  
Amount Units: ug/L



Reviewer: limmere, 06-Oct-2021 10:37:09  
Audit Action: Manually Integrated

Audit Reason: Baseline

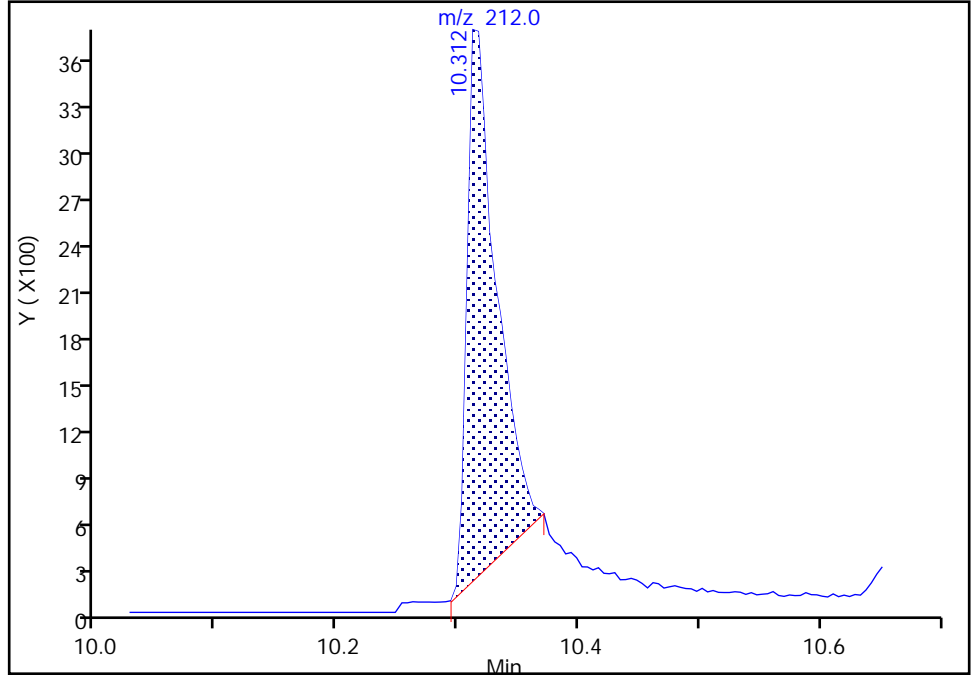
Eurofins FGS, Seattle

Data File: \\chromfs\Seattle\ChromData\SEA101\20211005-79126.b\100521a027.D  
Injection Date: 05-Oct-2021 21:27:30 Instrument ID: SEA101  
Lims ID: std5  
Client ID:  
Operator ID: TL ALS Bottle#: 12 Worklist Smp#: 12  
Injection Vol: 1.0 ul Dil. Factor: 1.0000  
Method: 8270\_SIM\_SEA101 Limit Group: 8270D\_SIM QSM 5.0  
Column: Detector MS SCAN

**\$ 10 Fluoranthene-d10 (Surr), CAS: 93951-69-0**  
Signal: 1

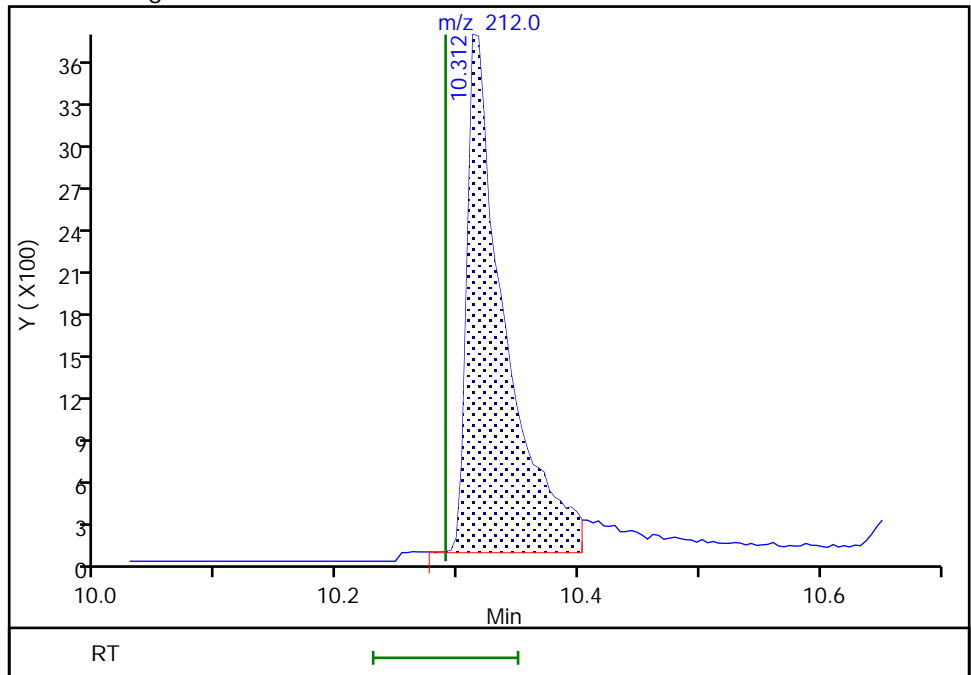
RT: 10.31  
Area: 5991  
Amount: 16.042506  
Amount Units: ug/L

Processing Integration Results



RT: 10.31  
Area: 8044  
Amount: 19.931980  
Amount Units: ug/L

Manual Integration Results



Reviewer: limmere, 06-Oct-2021 10:36:00  
Audit Action: Manually Integrated

Audit Reason: Baseline

Eurofins FGS, Seattle

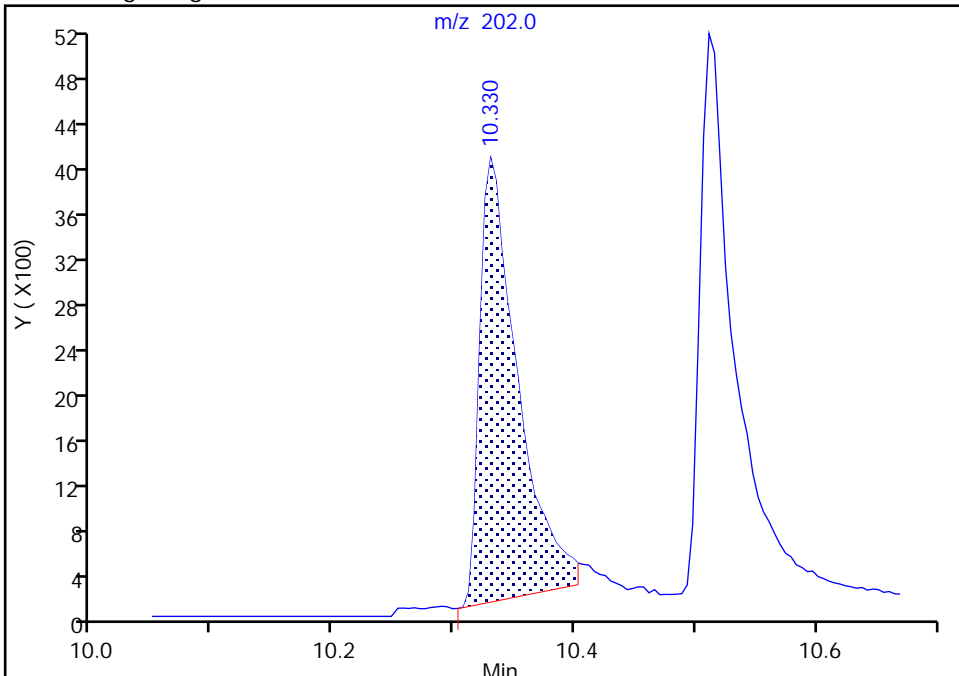
Data File: \\chromfs\Seattle\ChromData\SEA101\20211005-79126.b\100521a027.D  
Injection Date: 05-Oct-2021 21:27:30 Instrument ID: SEA101  
Lims ID: std5  
Client ID:  
Operator ID: TL ALS Bottle#: 12 Worklist Smp#: 12  
Injection Vol: 1.0 ul Dil. Factor: 1.0000  
Method: 8270\_SIM\_SEA101 Limit Group: 8270D\_SIM QSM 5.0  
Column: Detector MS SCAN

21 Fluoranthene, CAS: 206-44-0

Signal: 1

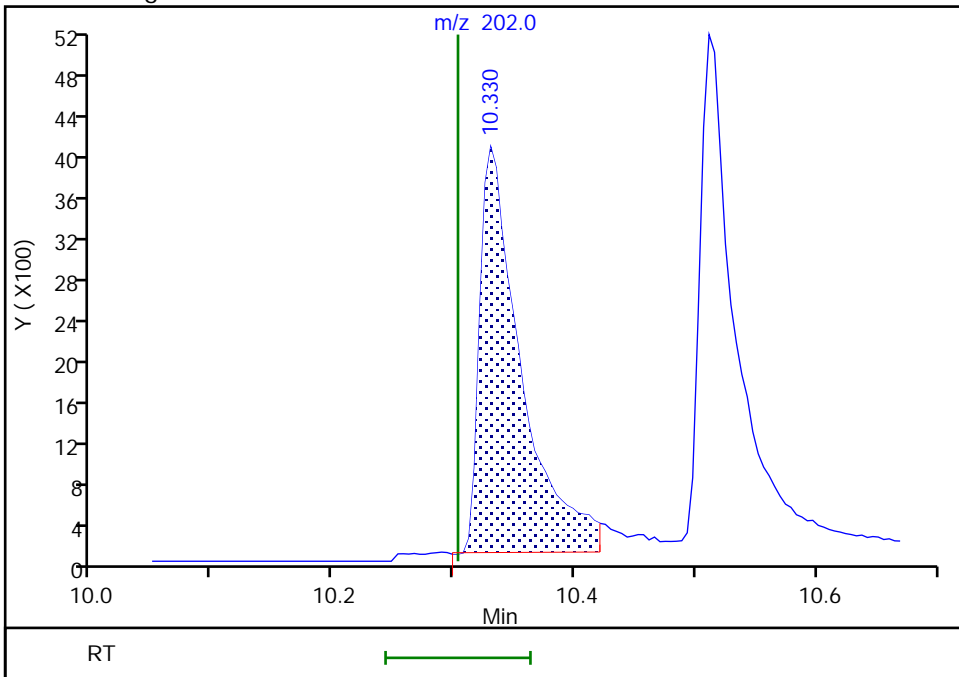
RT: 10.33  
Area: 8482  
Amount: 19.024758  
Amount Units: ug/L

Processing Integration Results



RT: 10.33  
Area: 9374  
Amount: 20.298853  
Amount Units: ug/L

Manual Integration Results



Reviewer: limmere, 06-Oct-2021 10:37:15  
Audit Action: Manually Integrated

Eurofins FGS, Seattle

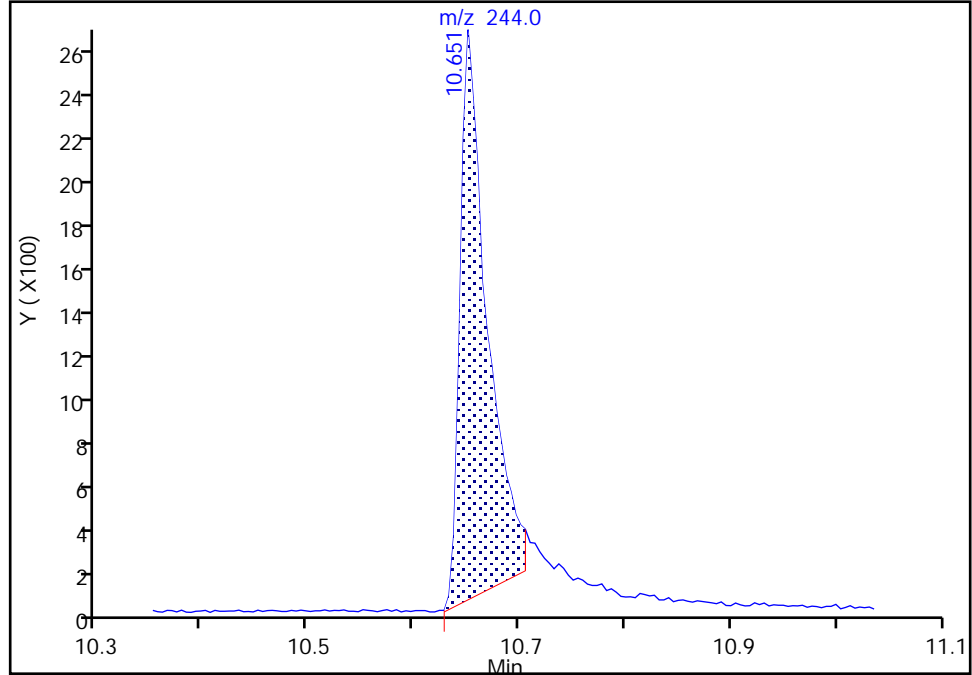
Data File: \\chromfs\Seattle\ChromData\SEA101\20211005-79126.b\100521a027.D  
Injection Date: 05-Oct-2021 21:27:30 Instrument ID: SEA101  
Lims ID: std5  
Client ID:  
Operator ID: TL ALS Bottle#: 12 Worklist Smp#: 12  
Injection Vol: 1.0 ul Dil. Factor: 1.0000  
Method: 8270\_SIM\_SEA101 Limit Group: 8270D\_SIM QSM 5.0  
Column: Detector MS SCAN

**\$ 11 Terphenyl-d14, CAS: 1718-51-0**

Signal: 1

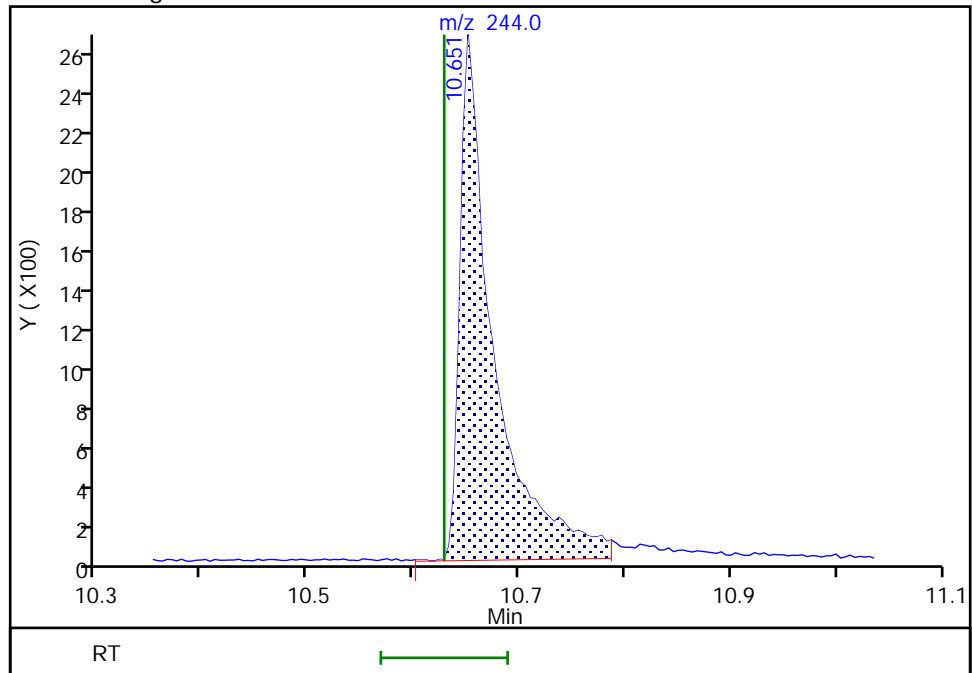
RT: 10.65  
Area: 4530  
Amount: 17.515415  
Amount Units: ug/L

Processing Integration Results



RT: 10.65  
Area: 5826  
Amount: 21.139358  
Amount Units: ug/L

Manual Integration Results



Reviewer: limmere, 06-Oct-2021 10:36:05  
Audit Action: Manually Integrated

Audit Reason: Baseline

Eurofins FGS, Seattle

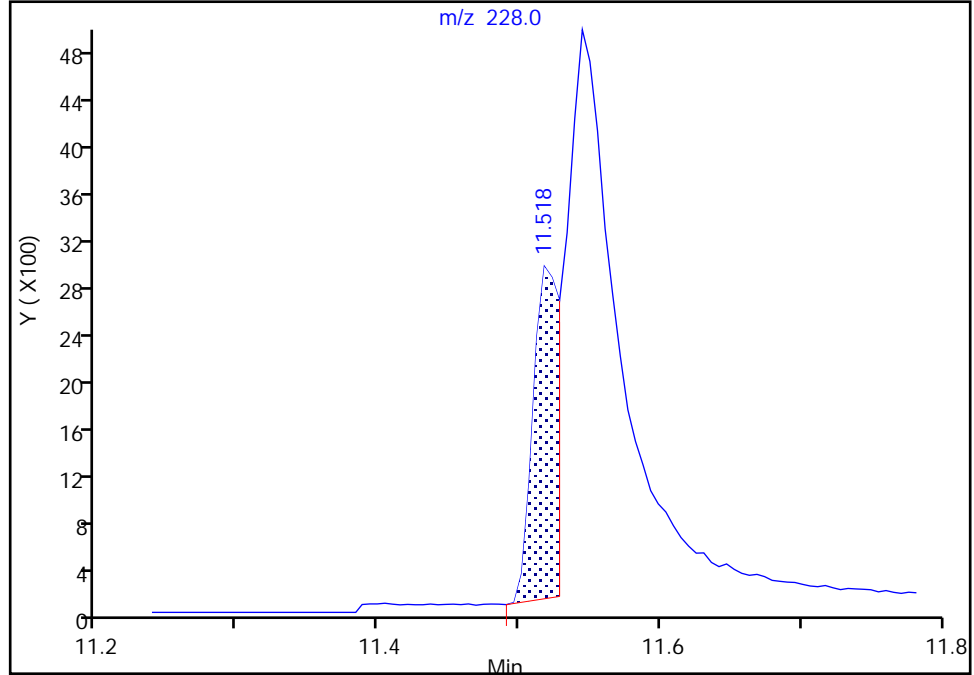
Data File: \\chromfs\Seattle\ChromData\SEA101\20211005-79126.b\100521a027.D  
Injection Date: 05-Oct-2021 21:27:30 Instrument ID: SEA101  
Lims ID: std5  
Client ID:  
Operator ID: TL ALS Bottle#: 12 Worklist Smp#: 12  
Injection Vol: 1.0 ul Dil. Factor: 1.0000  
Method: 8270\_SIM\_SEA101 Limit Group: 8270D\_SIM QSM 5.0  
Column: Detector MS SCAN

23 Benzo[a]anthracene, CAS: 56-55-3

Signal: 1

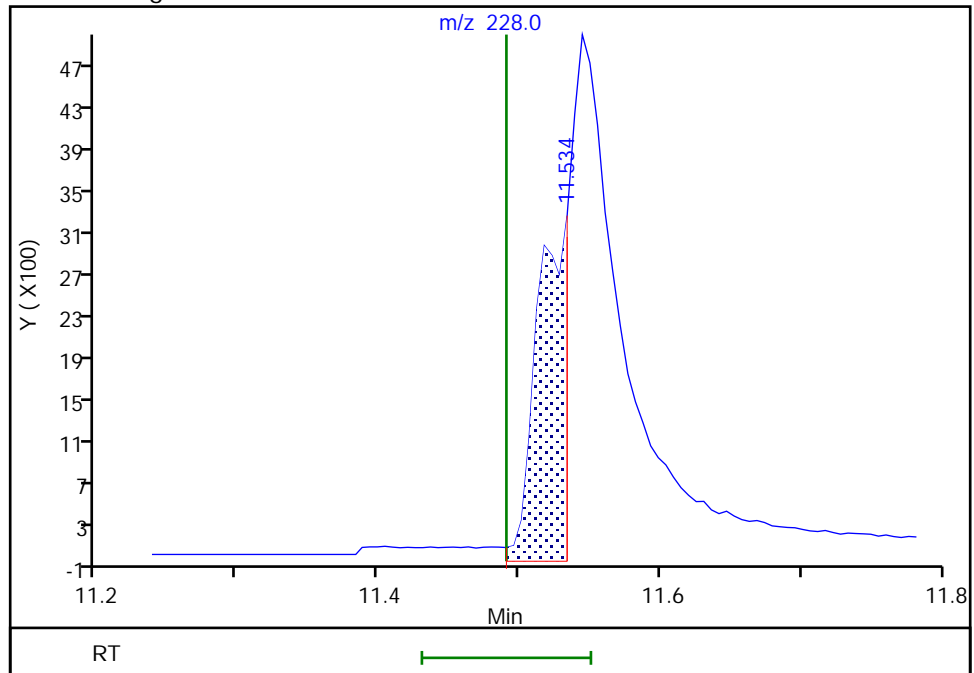
RT: 11.52  
Area: 3343  
Amount: 10.124434  
Amount Units: ug/L

Processing Integration Results



RT: 11.53  
Area: 4693  
Amount: 16.548401  
Amount Units: ug/L

Manual Integration Results



Reviewer: limmere, 06-Oct-2021 11:48:53  
Audit Action: Manually Integrated

Audit Reason: Baseline

Eurofins FGS, Seattle

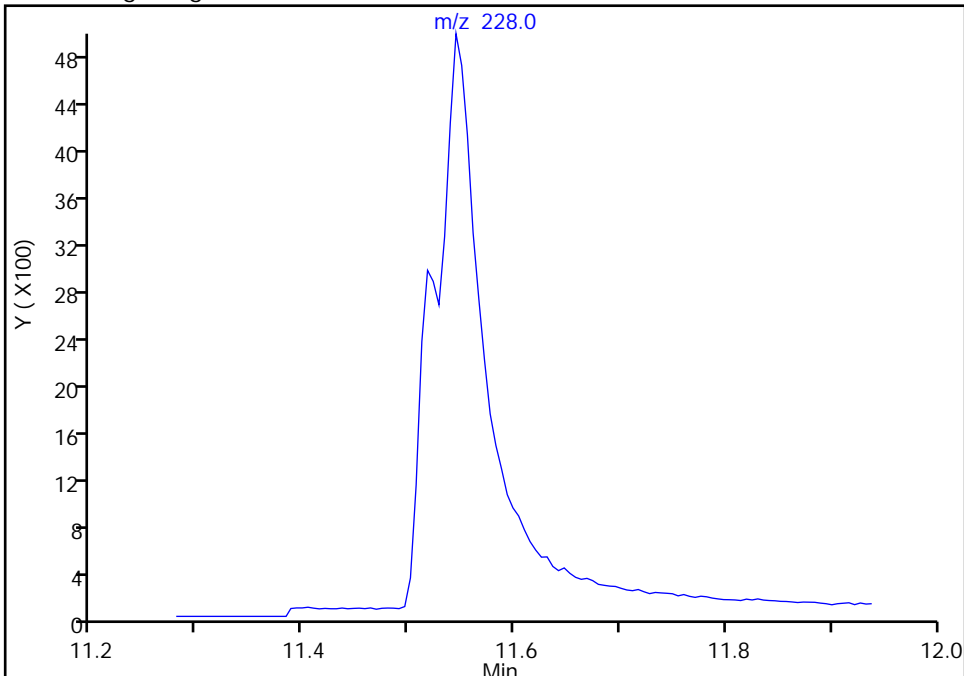
Data File: \\chromfs\Seattle\ChromData\SEA101\20211005-79126.b\100521a027.D  
Injection Date: 05-Oct-2021 21:27:30 Instrument ID: SEA101  
Lims ID: std5  
Client ID:  
Operator ID: TL ALS Bottle#: 12 Worklist Smp#: 12  
Injection Vol: 1.0 ul Dil. Factor: 1.0000  
Method: 8270\_SIM\_SEA101 Limit Group: 8270D\_SIM QSM 5.0  
Column: Detector MS SCAN

24 Chrysene, CAS: 218-01-9

Signal: 1

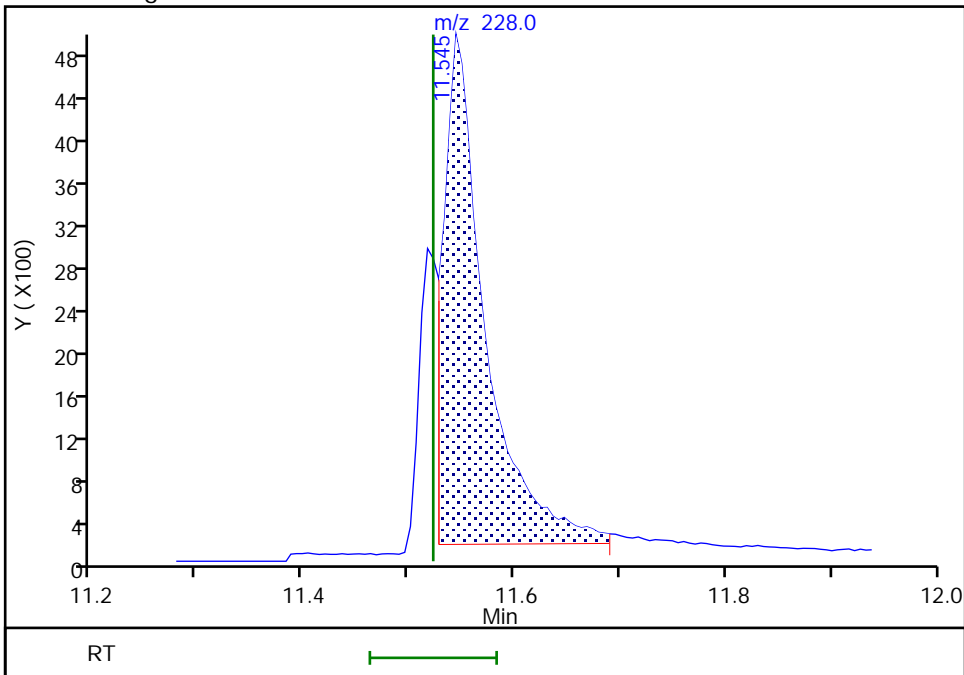
Not Detected  
Expected RT: 11.52

Processing Integration Results



Manual Integration Results

RT: 11.54  
Area: 12800  
Amount: 21.764840  
Amount Units: ug/L



Reviewer: limmere, 06-Oct-2021 10:37:46  
Audit Action: Manually Integrated

Audit Reason: Baseline



Eurofins FGS, Seattle

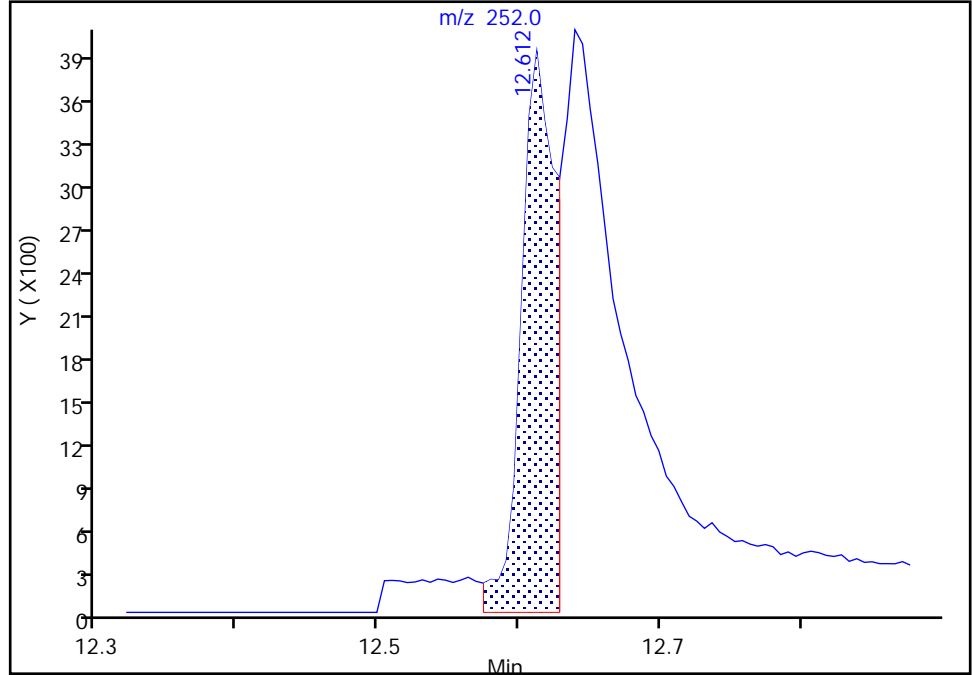
Data File: \\chromfs\Seattle\ChromData\SEA101\20211005-79126.b\100521a027.D  
Injection Date: 05-Oct-2021 21:27:30 Instrument ID: SEA101  
Lims ID: std5  
Client ID:  
Operator ID: TL ALS Bottle#: 12 Worklist Smp#: 12  
Injection Vol: 1.0 ul Dil. Factor: 1.0000  
Method: 8270\_SIM\_SEA101 Limit Group: 8270D\_SIM QSM 5.0  
Column: Detector MS SCAN

25 Benzo[b]fluoranthene, CAS: 205-99-2

Signal: 1

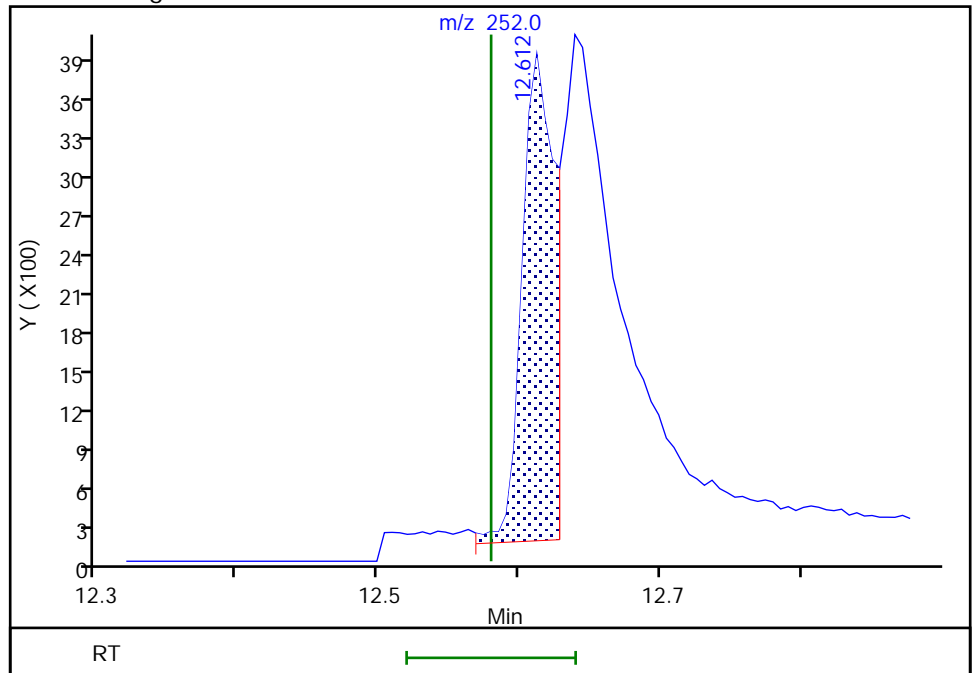
RT: 12.61  
Area: 6239  
Amount: 17.776481  
Amount Units: ug/L

Processing Integration Results



RT: 12.61  
Area: 5773  
Amount: 18.383527  
Amount Units: ug/L

Manual Integration Results



Reviewer: limmere, 06-Oct-2021 10:38:04  
Audit Action: Manually Integrated

Audit Reason: Baseline

Eurofins FGS, Seattle

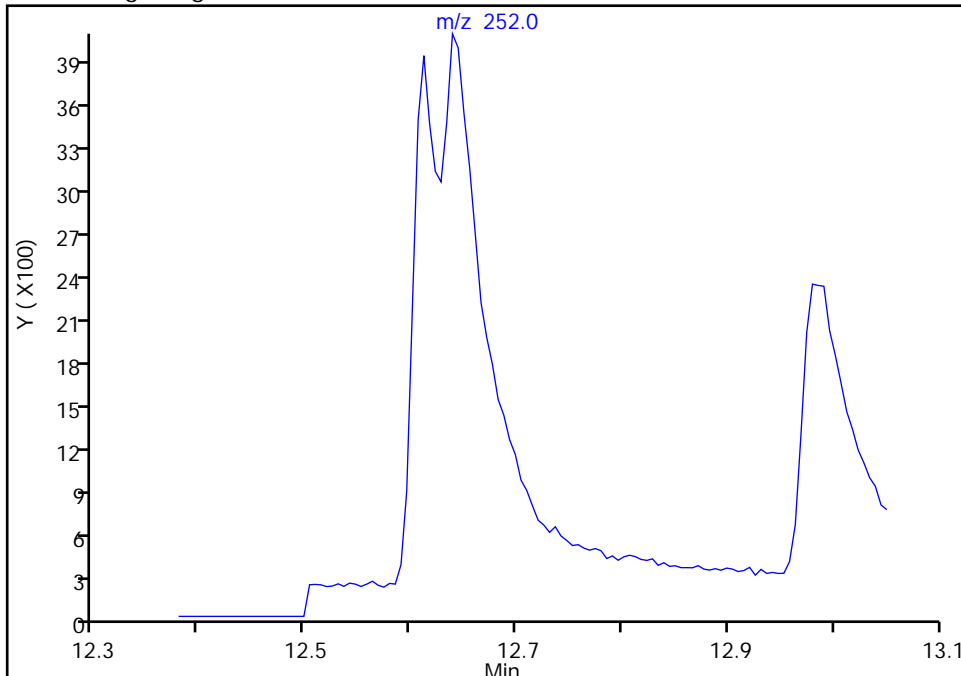
Data File: \\chromfs\Seattle\ChromData\SEA101\20211005-79126.b\100521a027.D  
Injection Date: 05-Oct-2021 21:27:30 Instrument ID: SEA101  
Lims ID: std5  
Client ID:  
Operator ID: TL ALS Bottle#: 12 Worklist Smp#: 12  
Injection Vol: 1.0 ul Dil. Factor: 1.0000  
Method: 8270\_SIM\_SEA101 Limit Group: 8270D\_SIM QSM 5.0  
Column: Detector MS SCAN

26 Benzo[k]fluoranthene, CAS: 207-08-9

Signal: 1

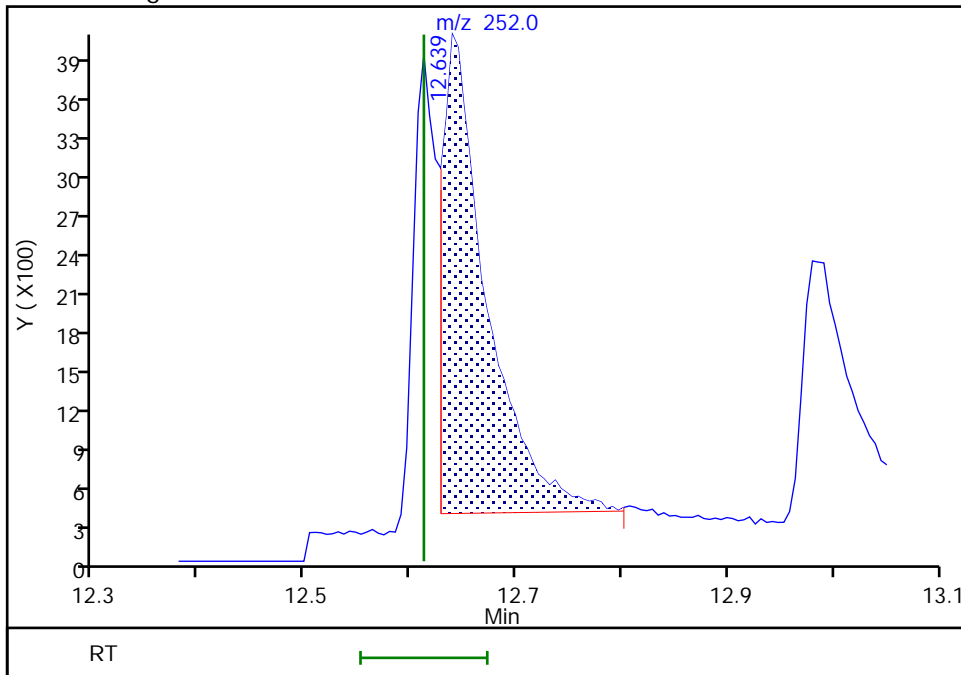
Not Detected  
Expected RT: 12.61

Processing Integration Results



Manual Integration Results

RT: 12.64  
Area: 10265  
Amount: 16.898221  
Amount Units: ug/L



Reviewer: limmere, 06-Oct-2021 10:38:15  
Audit Action: Manually Integrated

Audit Reason: Baseline

Eurofins FGS, Seattle

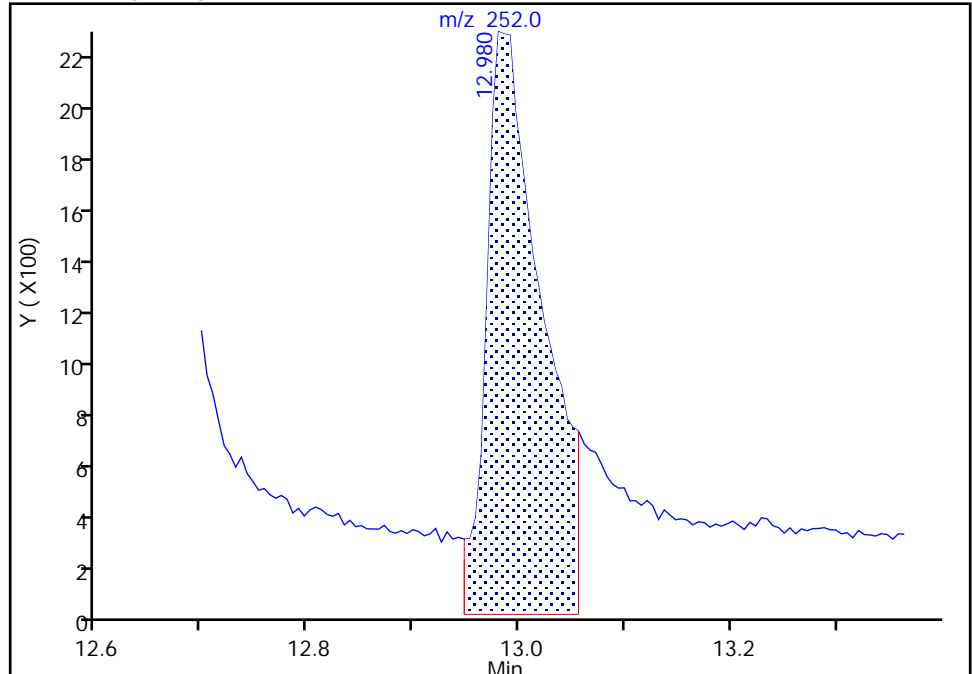
Data File: \\chromfs\Seattle\ChromData\SEA101\20211005-79126.b\100521a027.D  
Injection Date: 05-Oct-2021 21:27:30 Instrument ID: SEA101  
Lims ID: std5  
Client ID:  
Operator ID: TL ALS Bottle#: 12 Worklist Smp#: 12  
Injection Vol: 1.0 ul Dil. Factor: 1.0000  
Method: 8270\_SIM\_SEA101 Limit Group: 8270D\_SIM QSM 5.0  
Column: Detector MS SCAN

27 Benzo[a]pyrene, CAS: 50-32-8

Signal: 1

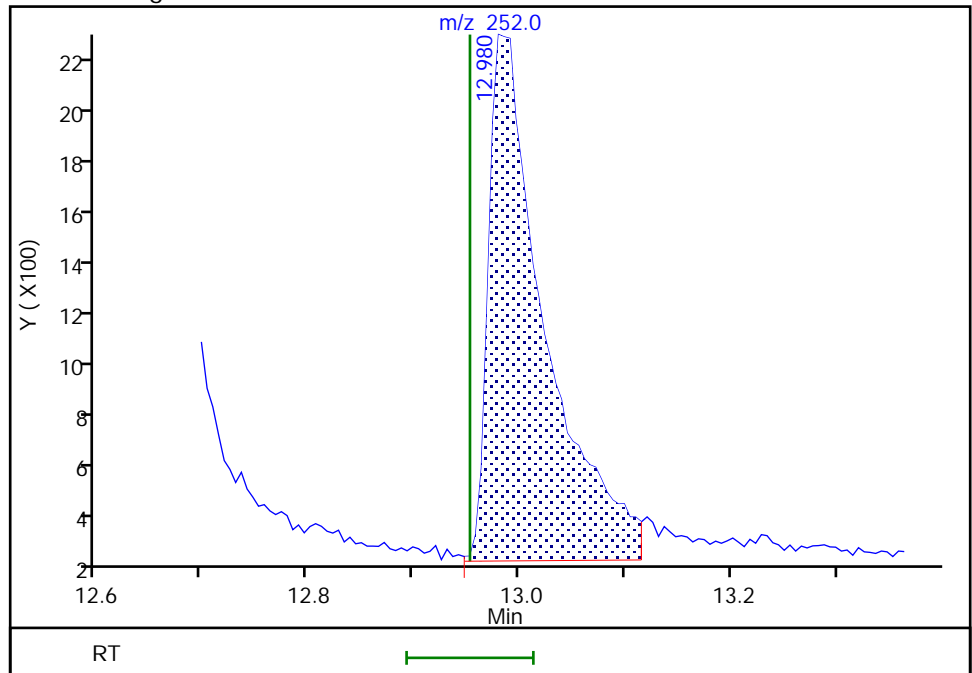
RT: 12.98  
Area: 8311  
Amount: 21.403380  
Amount Units: ug/L

Processing Integration Results



RT: 12.98  
Area: 7452  
Amount: 18.496527  
Amount Units: ug/L

Manual Integration Results



Reviewer: limmere, 06-Oct-2021 10:38:22  
Audit Action: Manually Integrated

Audit Reason: Baseline

Eurofins FGS, Seattle

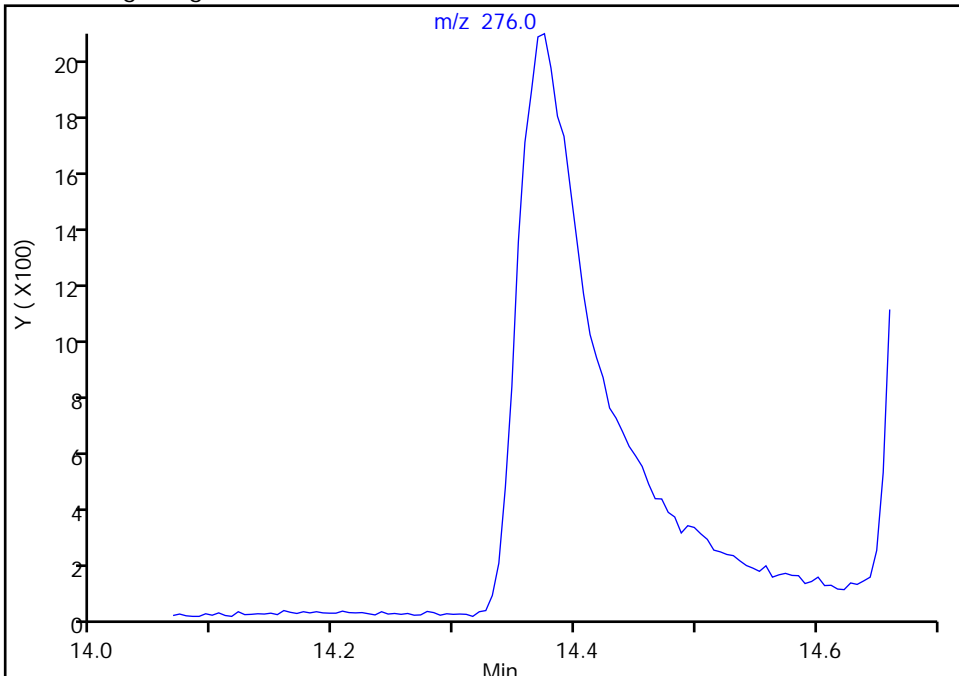
Data File: \\chromfs\Seattle\ChromData\SEA101\20211005-79126.b\100521a027.D  
Injection Date: 05-Oct-2021 21:27:30 Instrument ID: SEA101  
Lims ID: std5  
Client ID:  
Operator ID: TL ALS Bottle#: 12 Worklist Smp#: 12  
Injection Vol: 1.0 ul Dil. Factor: 1.0000  
Method: 8270\_SIM\_SEA101 Limit Group: 8270D\_SIM QSM 5.0  
Column: Detector MS SCAN

28 Indeno[1,2,3-cd]pyrene, CAS: 193-39-5

Signal: 1

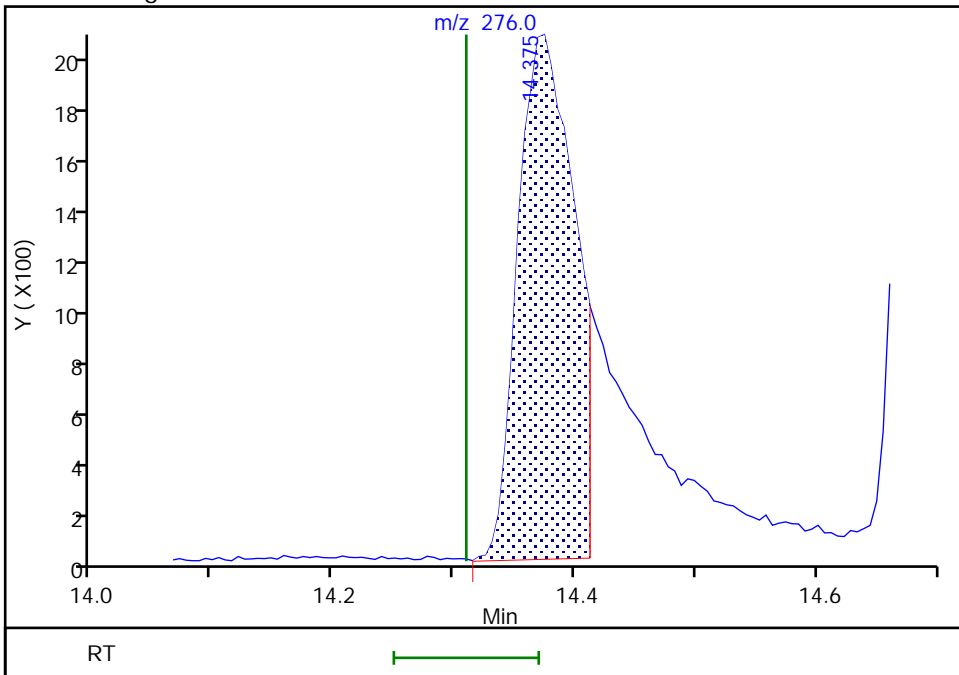
Not Detected  
Expected RT: 14.31

Processing Integration Results



Manual Integration Results

RT: 14.37  
Area: 6408  
Amount: 19.450156  
Amount Units: ug/L



Reviewer: limmere, 06-Oct-2021 10:38:47  
Audit Action: Manually Integrated

Audit Reason: Baseline  
Page 740 of 1219

Eurofins FGS, Seattle

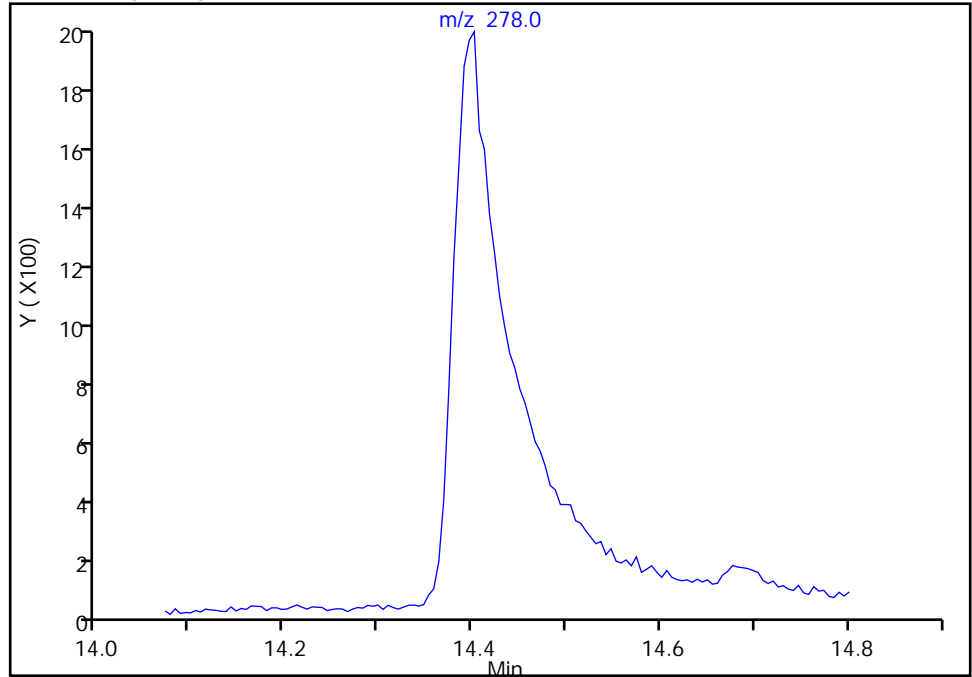
Data File: \\chromfs\Seattle\ChromData\SEA101\20211005-79126.b\100521a027.D  
Injection Date: 05-Oct-2021 21:27:30 Instrument ID: SEA101  
Lims ID: std5  
Client ID:  
Operator ID: TL ALS Bottle#: 12 Worklist Smp#: 12  
Injection Vol: 1.0 ul Dil. Factor: 1.0000  
Method: 8270\_SIM\_SEA101 Limit Group: 8270D\_SIM QSM 5.0  
Column: Detector MS SCAN

29 Dibenz(a,h)anthracene, CAS: 53-70-3

Signal: 1

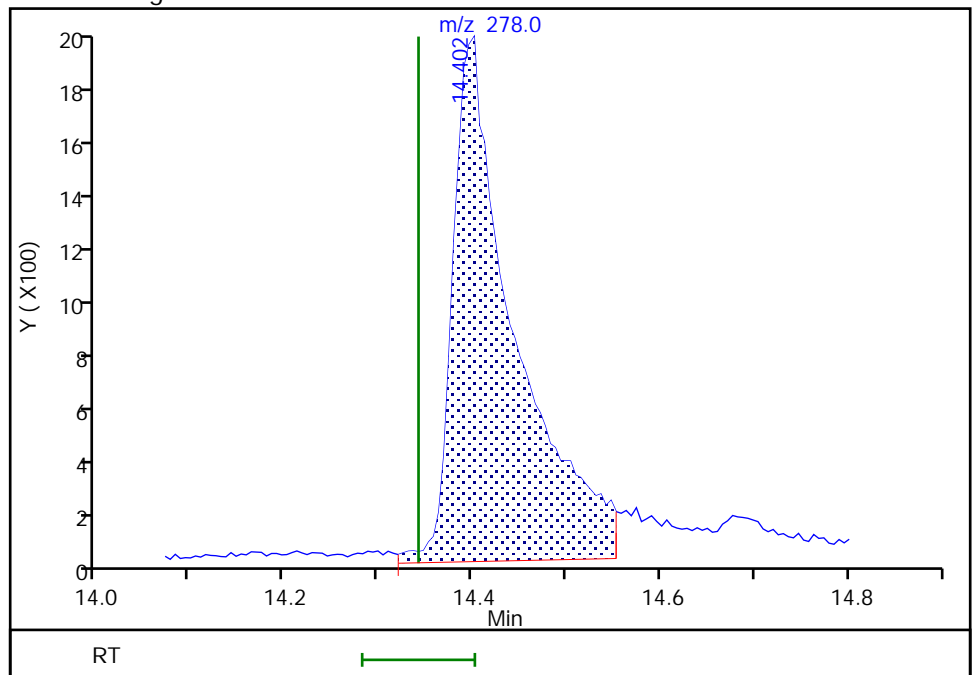
Not Detected  
Expected RT: 14.34

Processing Integration Results



Manual Integration Results

RT: 14.40  
Area: 8569  
Amount: 18.828338  
Amount Units: ug/L



Reviewer: limmere, 06-Oct-2021 10:38:53  
Audit Action: Manually Integrated

Audit Reason: Baseline

Eurofins FGS, Seattle

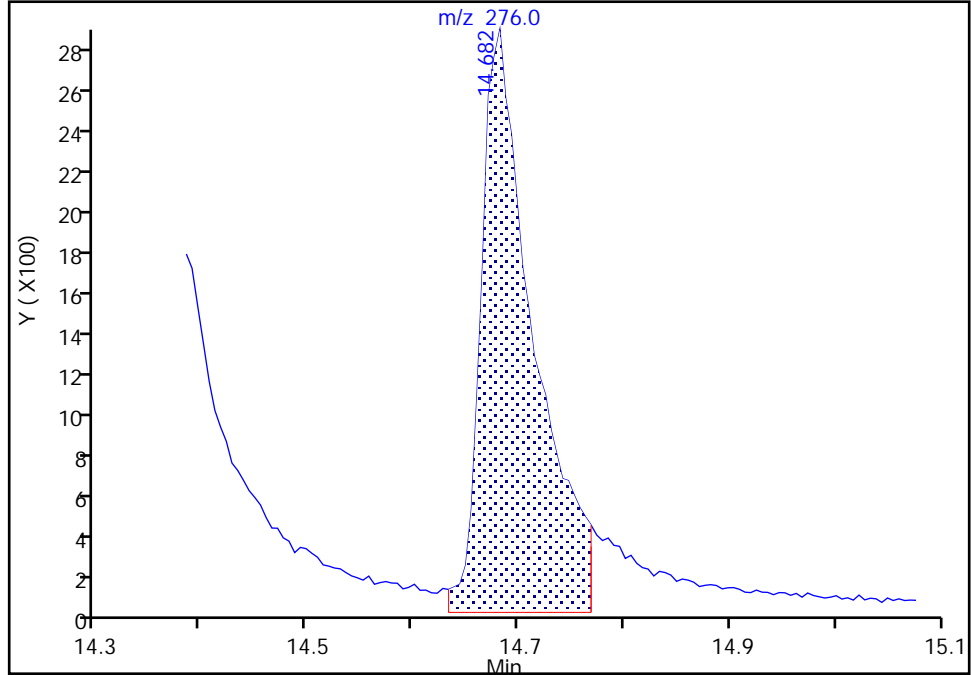
Data File: \\chromfs\Seattle\ChromData\SEA101\20211005-79126.b\100521a027.D  
Injection Date: 05-Oct-2021 21:27:30 Instrument ID: SEA101  
Lims ID: std5  
Client ID:  
Operator ID: TL ALS Bottle#: 12 Worklist Smp#: 12  
Injection Vol: 1.0 ul Dil. Factor: 1.0000  
Method: 8270\_SIM\_SEA101 Limit Group: 8270D\_SIM QSM 5.0  
Column: Detector MS SCAN

30 Benzo[g,h,i]perylene, CAS: 191-24-2

Signal: 1

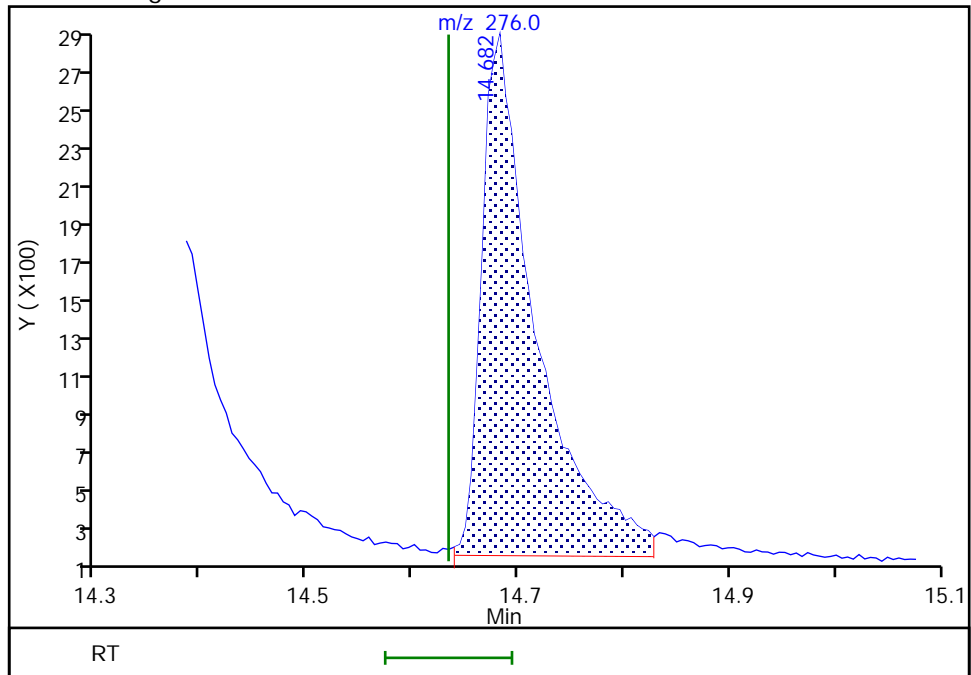
RT: 14.68  
Area: 9601  
Amount: 20.283325  
Amount Units: ug/L

Processing Integration Results



RT: 14.68  
Area: 9744  
Amount: 20.096353  
Amount Units: ug/L

Manual Integration Results



Reviewer: limmere, 06-Oct-2021 10:39:00  
Audit Action: Manually Integrated

Audit Reason: Baseline

Eurofins FGS, Seattle  
Target Compound Quantitation Report

Data File: \\chromfs\Seattle\ChromData\SEA101\20211005-79126.b\100521a028.D  
 Lims ID: std4  
 Client ID:  
 Sample Type: IC Calib Level: 4  
 Inject. Date: 05-Oct-2021 21:51:30 ALS Bottle#: 13 Worklist Smp#: 13  
 Injection Vol: 1.0 ul Dil. Factor: 1.0000  
 Sample Info: 4  
 Operator ID: TL Instrument ID: SEA101  
 Sublist: chrom-8270\_SIM\_SEA101\*sub12

Method: \\chromfs\Seattle\ChromData\SEA101\20211005-79126.b\8270\_SIM\_SEA101.m  
 Limit Group: 8270D\_SIM QSM 5.0  
 Last Update: 22-Oct-2021 13:13:06 Calib Date: 05-Oct-2021 23:04:30  
 Integrator: Falcon ID Type: RT Order ID  
 Quant Method: Internal Standard Quant By: Initial Calibration  
 Last ICal File: \\chromfs\Seattle\ChromData\SEA101\20211005-79126.b\100521a031.D

Column 1 : Det: MS SCAN  
 Process Host: CTX1611

First Level Reviewer: limmere

Date: 06-Oct-2021 10:43:06

Compound	Sig	RT (min.)	Exp RT (min.)	Dlt RT (min.)	Q	Response	Cal Amt ug/L	OnCol Amt ug/L	Flags
* 1 1,4-Dichlorobenzene-d4	152	5.552	5.507	0.045	1	30117	100.0	100.0	M
* 2 Naphthalene-d8	136	6.656	6.636	0.020	1	39372	100.0	100.0	
* 3 Acenaphthene-d10	164	8.117	8.097	0.020	1	26135	100.0	100.0	
* 4 Phenanthrene-d10	188	9.345	9.312	0.033	1	41300	100.0	100.0	M
* 5 Chrysene-d12	240	11.528	11.501	0.027	1	29207	100.0	100.0	
* 6 Perylene-d12	264	13.040	13.023	0.017	1	29135	100.0	100.0	
\$ 7 2-methylnaphthalene-d10	152	7.304	7.217	0.087	98	2977	10.0	12.8	M
\$ 8 2-Fluorobiphenyl	172	7.641	7.554	0.087	1	3830	10.0	10.6	Ma
\$ 9 2,4,6-Tribromophenol	330	8.815	8.750	0.065	1	418	10.0	12.8	M
\$ 10 Fluoranthene-d10 (Surr)	212	10.326	10.290	0.036	99	4082	10.0	8.94	M
\$ 11 Terphenyl-d14	244	10.656	10.629	0.027	1	3040	10.0	9.75	M
12 Naphthalene	128	6.676	6.656	0.020	1	5296	10.0	11.0	M
13 2-Methylnaphthalene	142	7.360	7.243	0.117	1	2239	10.0	9.18	M
14 1-Methylnaphthalene	142	7.381	7.319	0.062	1	3061	10.0	11.0	M
15 Acenaphthylene	152	8.018	7.983	0.035	1	4381	10.0	8.78	
16 Acenaphthene	153	8.142	8.122	0.020	1	3756	10.0	10.7	M
17 Fluorene	166	8.598	8.549	0.049	1	3798	10.0	10.6	M
18 Pentachlorophenol	266	9.296	9.175	0.121	1	300	20.0	18.9	M
19 Phenanthrene	178	9.362	9.329	0.033	1	3983	10.0	8.54	M
20 Anthracene	178	9.428	9.373	0.055	1	6840	10.0	9.66	M
21 Fluoranthene	202	10.339	10.303	0.036	1	3974	10.0	7.61	
22 Pyrene	202	10.520	10.488	0.032	22	5073	10.0	9.21	M
23 Benzo[a]anthracene	228	11.545	11.491	0.054	1	2865	10.0	10.6	M
24 Chrysene	228	11.550	11.523	0.027	1	6530	10.0	10.1	M
25 Benzo[b]fluoranthene	252	12.618	12.580	0.038	1	2161	10.0	8.30	M
26 Benzo[k]fluoranthene	252	12.650	12.612	0.038	1	6455	10.0	10.1	M
27 Benzo[a]pyrene	252	12.991	12.953	0.038	1	3758	10.0	9.65	M
28 Indeno[1,2,3-cd]pyrene	276	14.380	14.310	0.070	1	2974	10.0	9.34	M
29 Dibenz(a,h)anthracene	278	14.413	14.342	0.071	1	4802	10.0	10.0	M
30 Benzo[g,h,i]perylene	276	14.699	14.634	0.065	6	4734	10.0	10.1	M

**QC Flag Legend**

Processing Flags

Review Flags

M - Manually Integrated

a - User Assigned ID

**Reagents:**

8270ccvl\_50\_00037

Amount Added: 200.00

Units: uL

8270SIM\_IS\_00069

Amount Added: 8.00

Units: uL



Eurofins FGS, Seattle

Data File: \\chromfs\Seattle\ChromData\SEA101\20211005-79126.b\100521a028.D

Injection Date: 05-Oct-2021 21:51:30

Instrument ID: SEA101

Lims ID: std4

Client ID:

Operator ID: TL

ALS Bottle#: 13

Worklist Smp#: 13

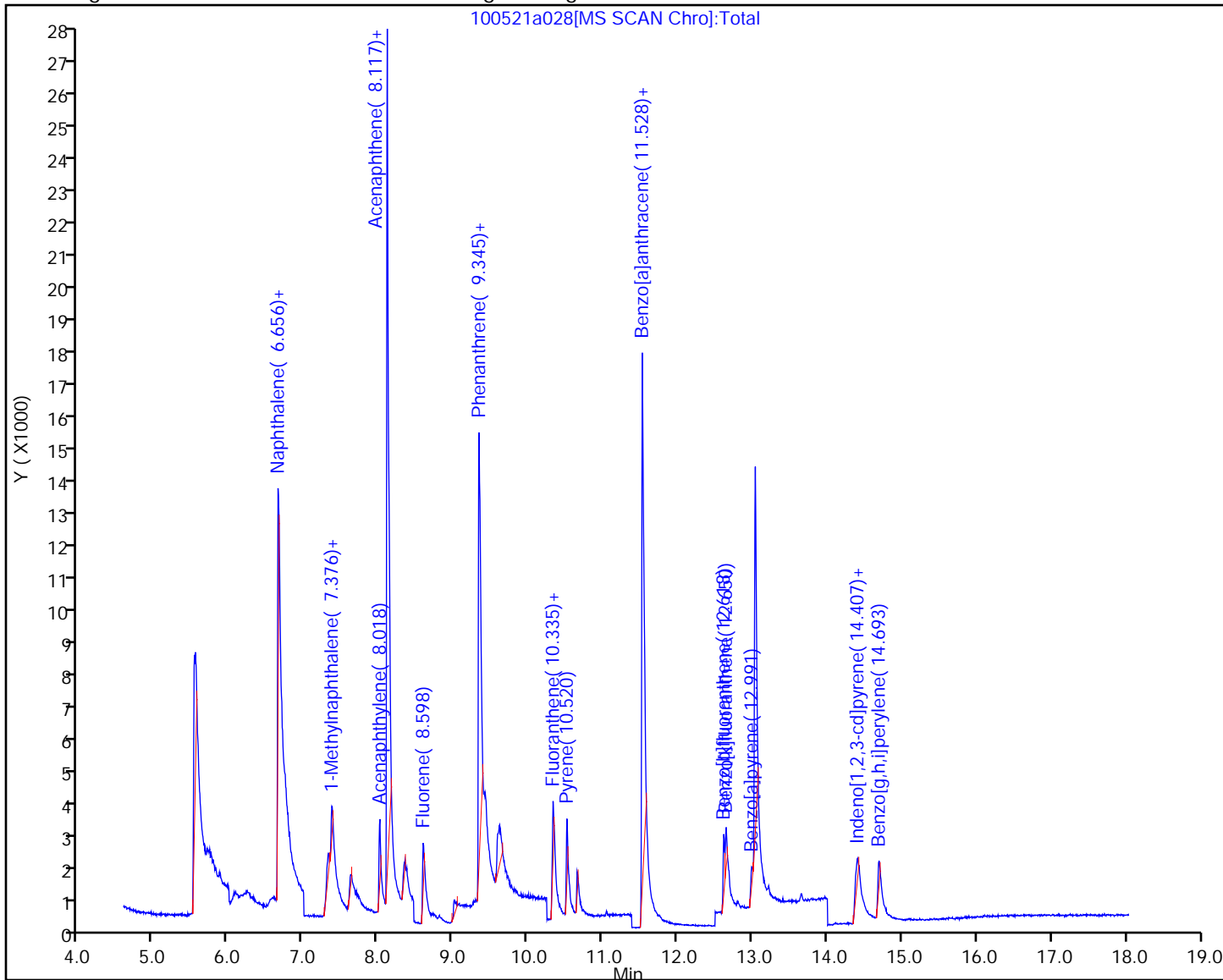
Injection Vol: 1.0 ul

Dil. Factor: 1.0000

Method: 8270\_SIM\_SEA101

Limit Group: 8270D\_SIM QSM 5.0

Y Scaling: Method Defined: Scale to the Nth Largest Target: 1



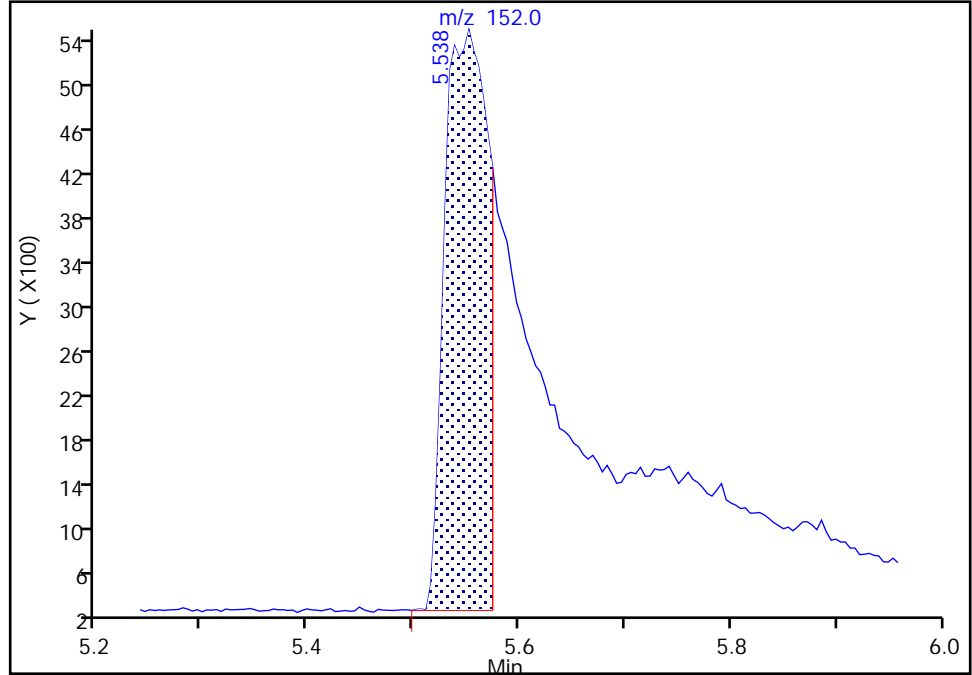
Eurofins FGS, Seattle

Data File: \\chromfs\Seattle\ChromData\SEA101\20211005-79126.b\100521a028.D  
Injection Date: 05-Oct-2021 21:51:30 Instrument ID: SEA101  
Lims ID: std4  
Client ID:  
Operator ID: TL ALS Bottle#: 13 Worklist Smp#: 13  
Injection Vol: 1.0 ul Dil. Factor: 1.0000  
Method: 8270\_SIM\_SEA101 Limit Group: 8270D\_SIM QSM 5.0  
Column: Detector MS SCAN

\* 1,1,4-Dichlorobenzene-d4, CAS: 3855-82-1  
Signal: 1

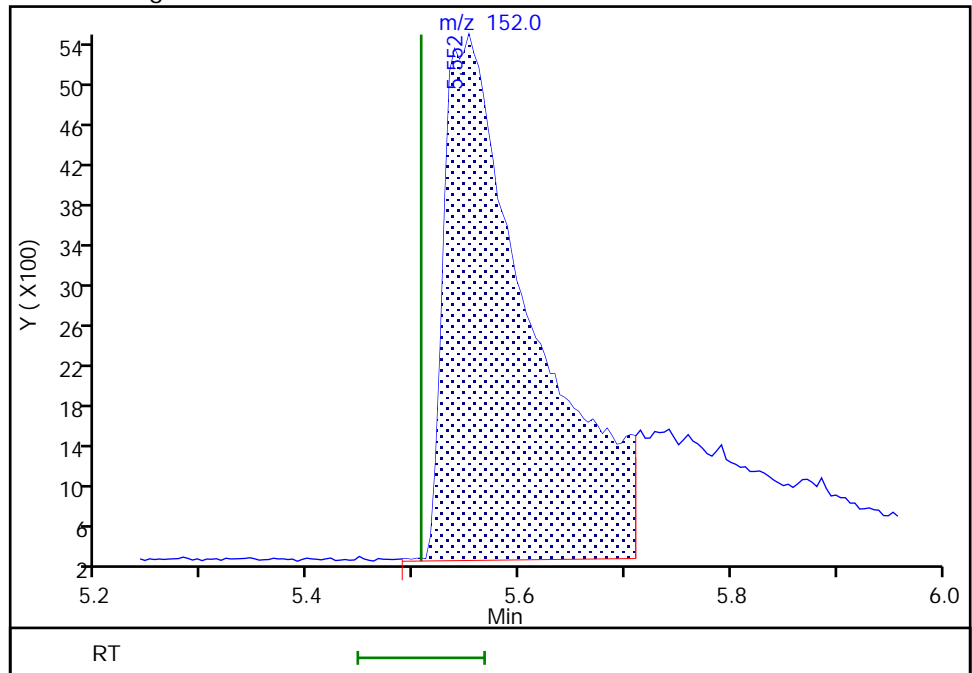
RT: 5.54  
Area: 14343  
Amount: 100.0000  
Amount Units: ug/L

Processing Integration Results



RT: 5.55  
Area: 30117  
Amount: 100.0000  
Amount Units: ug/L

Manual Integration Results



Reviewer: limmere, 06-Oct-2021 10:39:36  
Audit Action: Manually Integrated

Audit Reason: Baseline

Eurofins FGS, Seattle

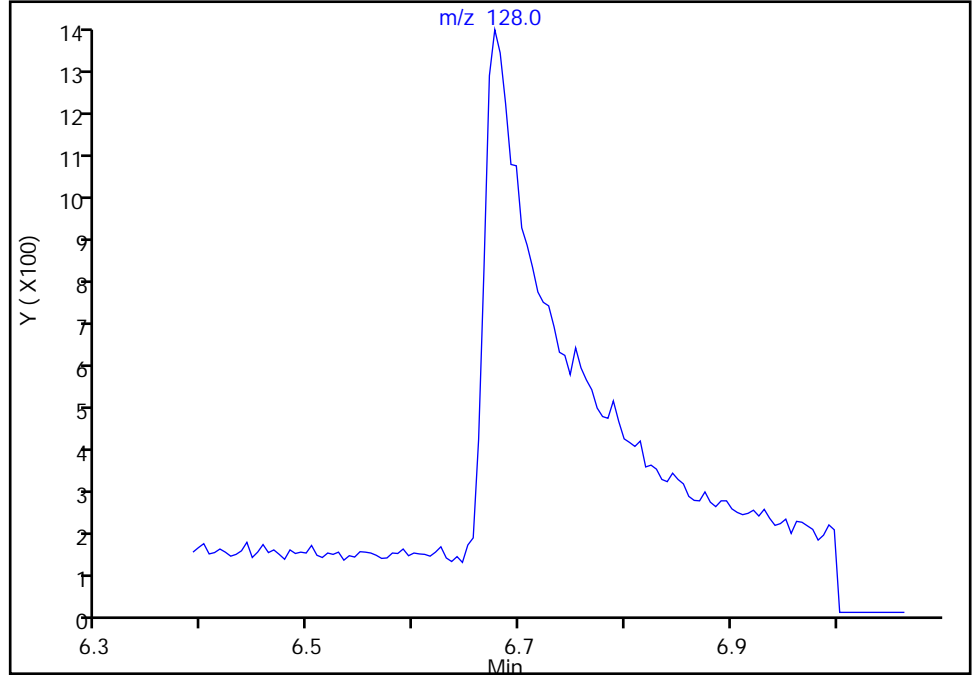
Data File: \\chromfs\Seattle\ChromData\SEA101\20211005-79126.b\100521a028.D  
Injection Date: 05-Oct-2021 21:51:30 Instrument ID: SEA101  
Lims ID: std4  
Client ID:  
Operator ID: TL ALS Bottle#: 13 Worklist Smp#: 13  
Injection Vol: 1.0 ul Dil. Factor: 1.0000  
Method: 8270\_SIM\_SEA101 Limit Group: 8270D\_SIM QSM 5.0  
Column: Detector MS SCAN

12 Naphthalene, CAS: 91-20-3

Signal: 1

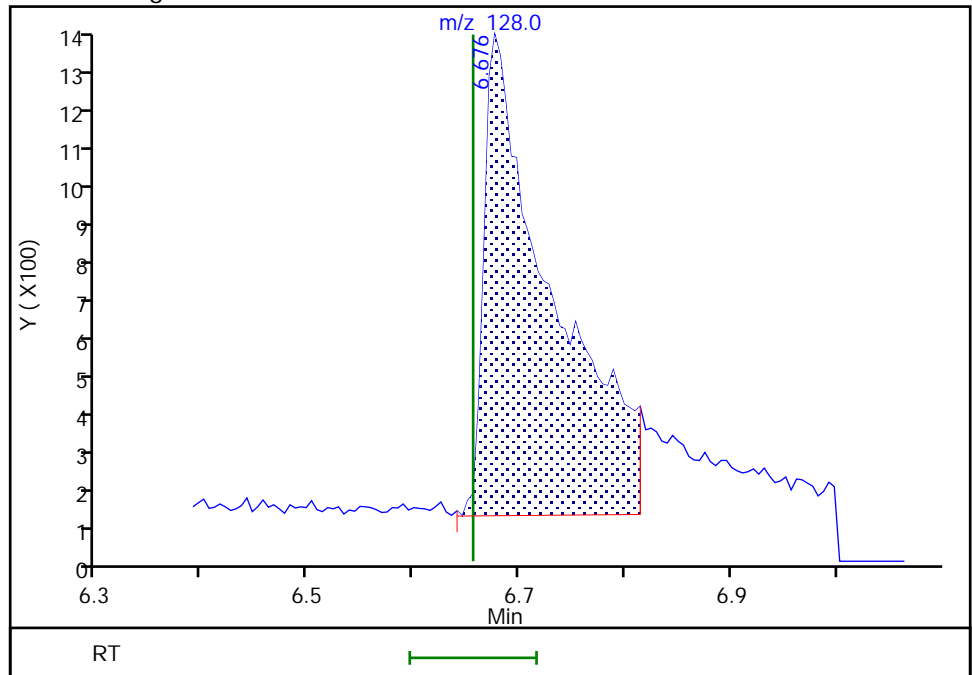
Not Detected  
Expected RT: 6.66

Processing Integration Results



Manual Integration Results

RT: 6.68  
Area: 5296  
Amount: 10.997140  
Amount Units: ug/L



Reviewer: limmere, 06-Oct-2021 11:21:54  
Audit Action: Manually Integrated

Audit Reason: Baseline

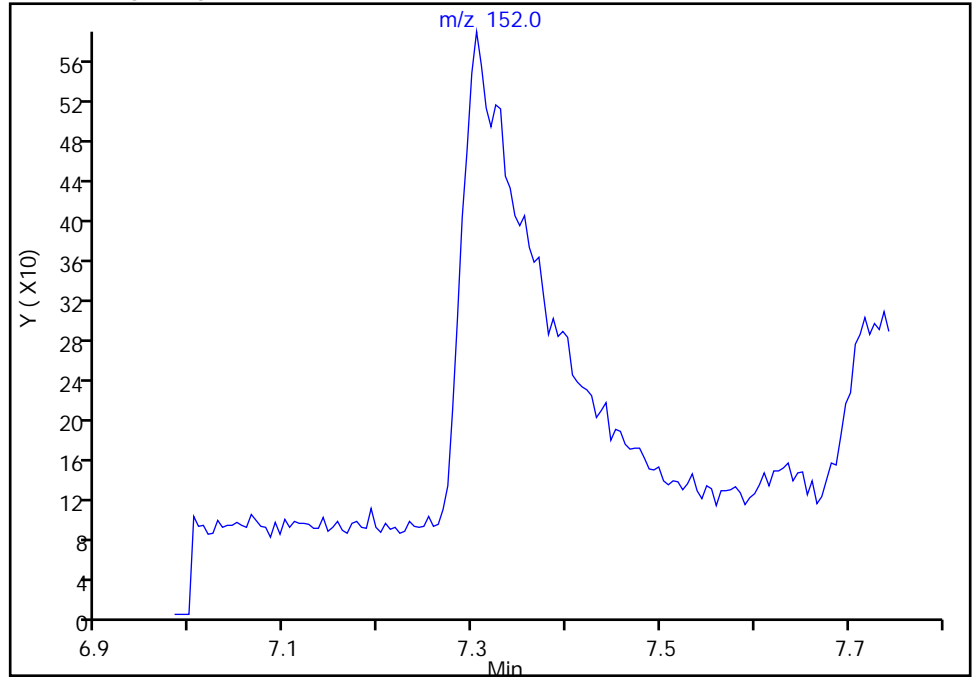
Eurofins FGS, Seattle

Data File: \\chromfs\Seattle\ChromData\SEA101\20211005-79126.b\100521a028.D  
Injection Date: 05-Oct-2021 21:51:30 Instrument ID: SEA101  
Lims ID: std4  
Client ID:  
Operator ID: TL ALS Bottle#: 13 Worklist Smp#: 13  
Injection Vol: 1.0 ul Dil. Factor: 1.0000  
Method: 8270\_SIM\_SEA101 Limit Group: 8270D\_SIM QSM 5.0  
Column: Detector MS SCAN

\$ 7 2-methylnaphthalene-d10, CAS: 7297-45-2  
Signal: 1

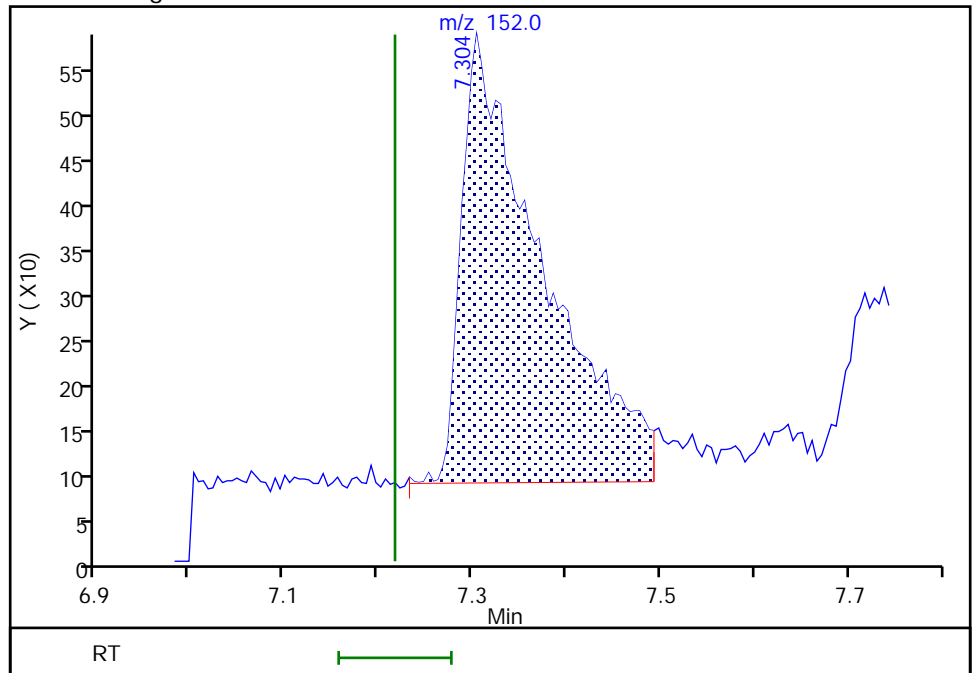
Not Detected  
Expected RT: 7.22

Processing Integration Results



Manual Integration Results

RT: 7.30  
Area: 2977  
Amount: 12.838031  
Amount Units: ug/L



Reviewer: limmere, 06-Oct-2021 10:39:52  
Audit Action: Manually Integrated

Audit Reason: Baseline

Eurofins FGS, Seattle

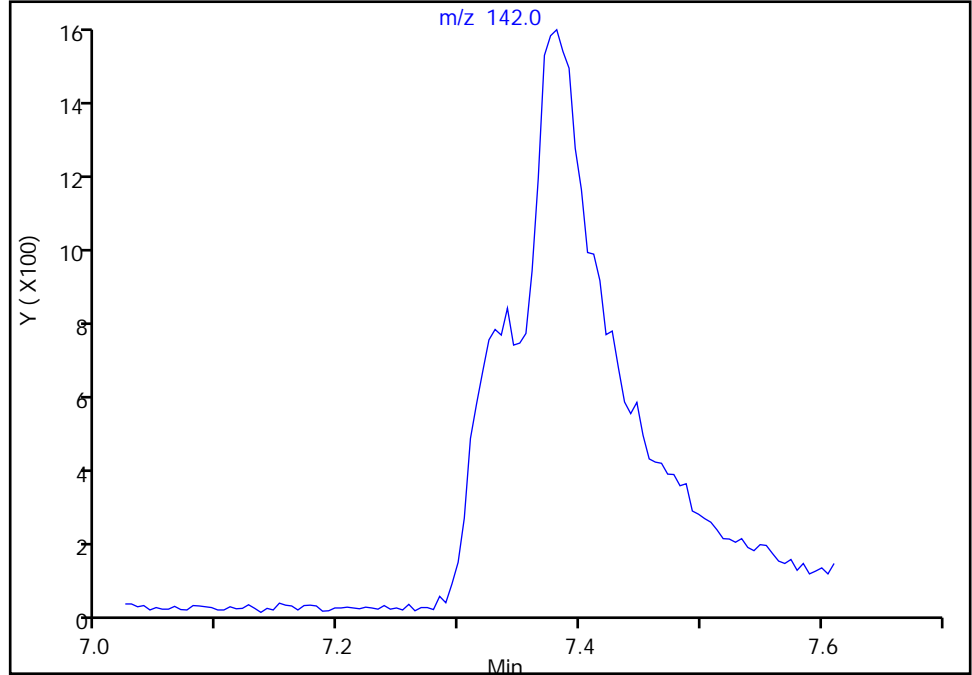
Data File: \\chromfs\Seattle\ChromData\SEA101\20211005-79126.b\100521a028.D  
Injection Date: 05-Oct-2021 21:51:30 Instrument ID: SEA101  
Lims ID: std4  
Client ID:  
Operator ID: TL ALS Bottle#: 13 Worklist Smp#: 13  
Injection Vol: 1.0 ul Dil. Factor: 1.0000  
Method: 8270\_SIM\_SEA101 Limit Group: 8270D\_SIM QSM 5.0  
Column: Detector MS SCAN

13 2-Methylnaphthalene, CAS: 91-57-6

Signal: 1

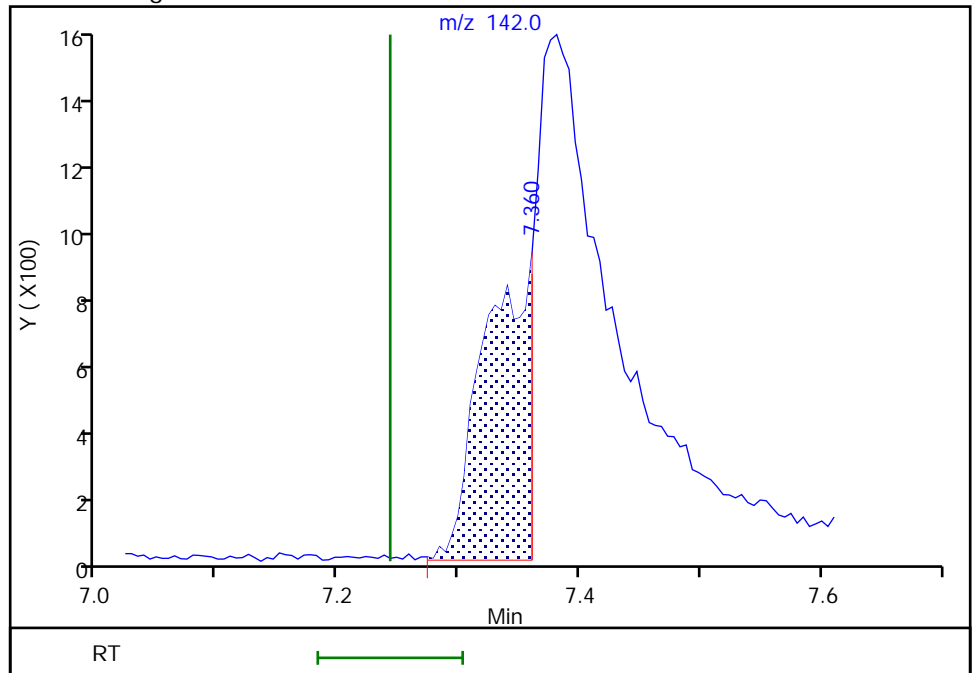
Not Detected  
Expected RT: 7.24

Processing Integration Results



Manual Integration Results

RT: 7.36  
Area: 2239  
Amount: 9.176081  
Amount Units: ug/L



Eurofins FGS, Seattle

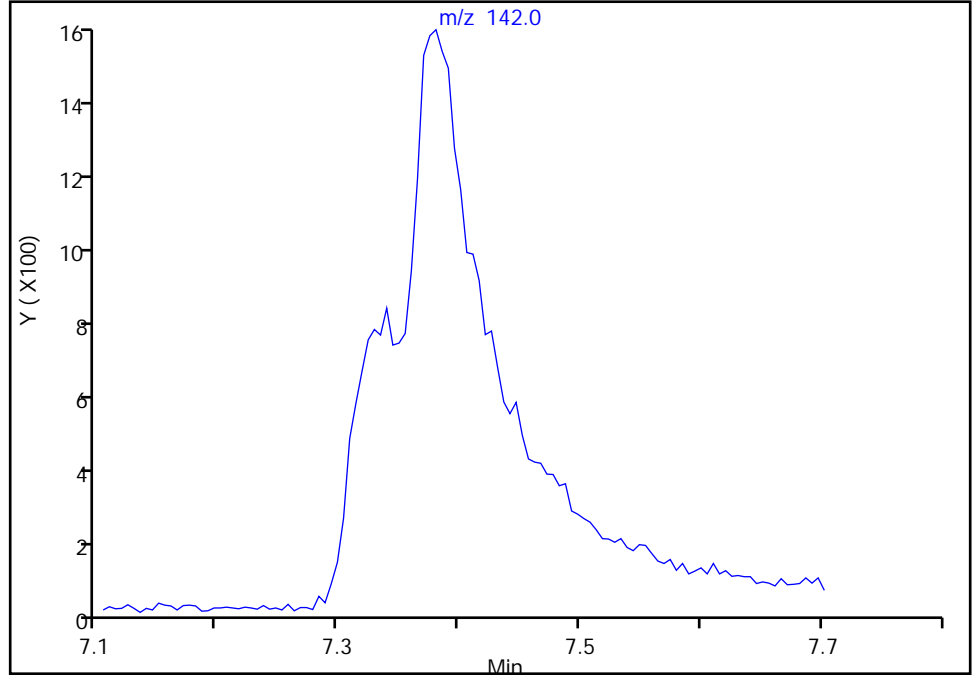
Data File: \\chromfs\Seattle\ChromData\SEA101\20211005-79126.b\100521a028.D  
Injection Date: 05-Oct-2021 21:51:30 Instrument ID: SEA101  
Lims ID: std4  
Client ID:  
Operator ID: TL ALS Bottle#: 13 Worklist Smp#: 13  
Injection Vol: 1.0 ul Dil. Factor: 1.0000  
Method: 8270\_SIM\_SEA101 Limit Group: 8270D\_SIM QSM 5.0  
Column: Detector MS SCAN

14 1-Methylnaphthalene, CAS: 90-12-0

Signal: 1

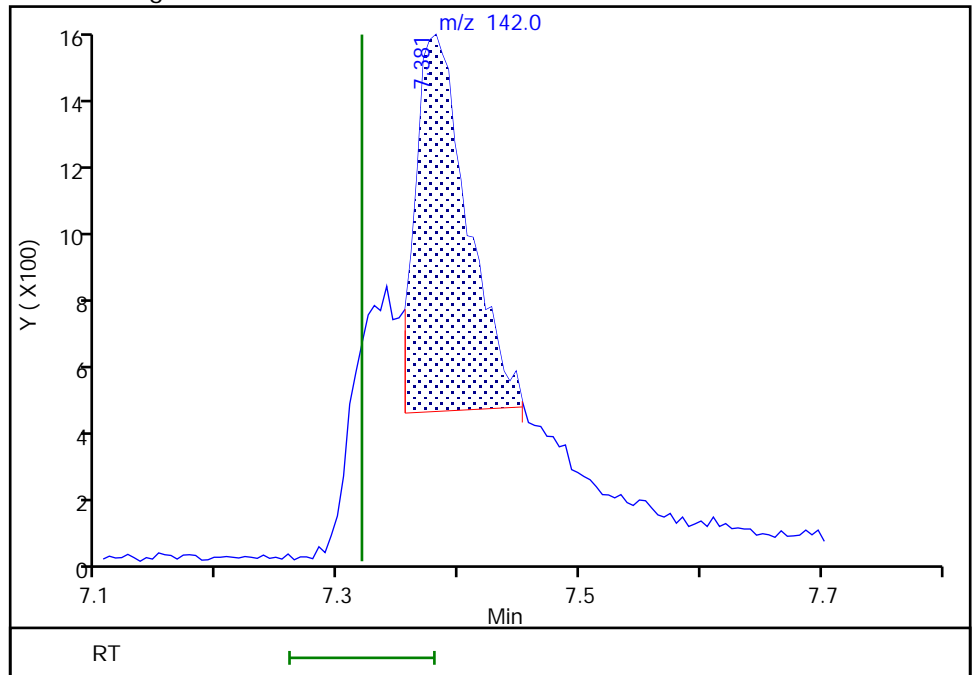
Not Detected  
Expected RT: 7.32

Processing Integration Results



Manual Integration Results

RT: 7.38  
Area: 3061  
Amount: 10.988837  
Amount Units: ug/L



Reviewer: limmere, 06-Oct-2021 11:35:02  
Audit Action: Manually Integrated

Audit Reason: Baseline

Eurofins FGS, Seattle

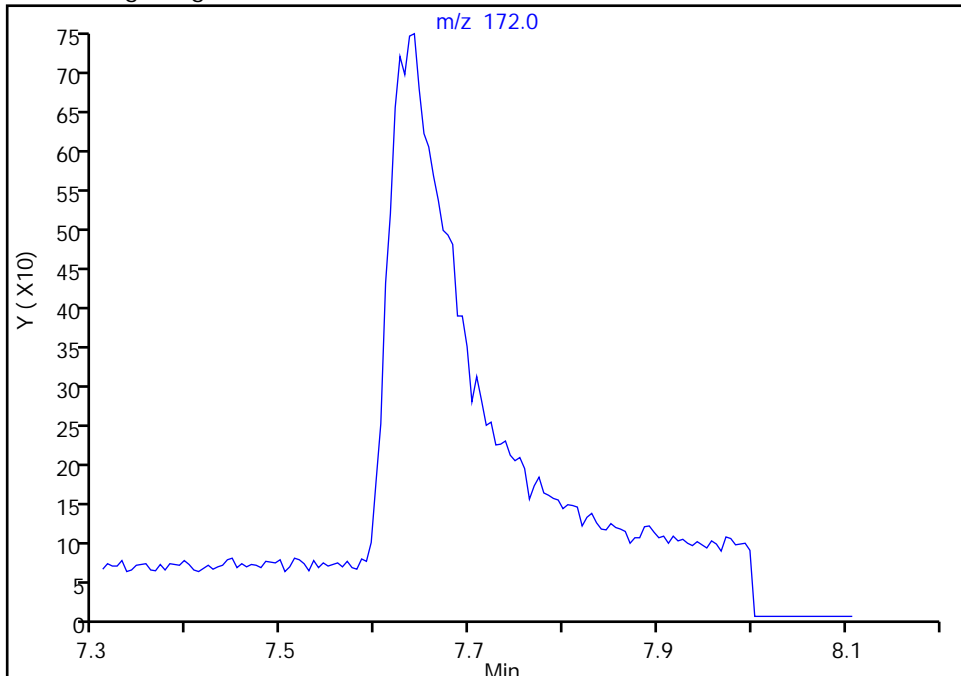
Data File: \\chromfs\Seattle\ChromData\SEA101\20211005-79126.b\100521a028.D  
Injection Date: 05-Oct-2021 21:51:30 Instrument ID: SEA101  
Lims ID: std4  
Client ID:  
Operator ID: TL ALS Bottle#: 13 Worklist Smp#: 13  
Injection Vol: 1.0 ul Dil. Factor: 1.0000  
Method: 8270\_SIM\_SEA101 Limit Group: 8270D\_SIM QSM 5.0  
Column: Detector MS SCAN

**\$ 8 2-Fluorobiphenyl, CAS: 321-60-8**

Signal: 1

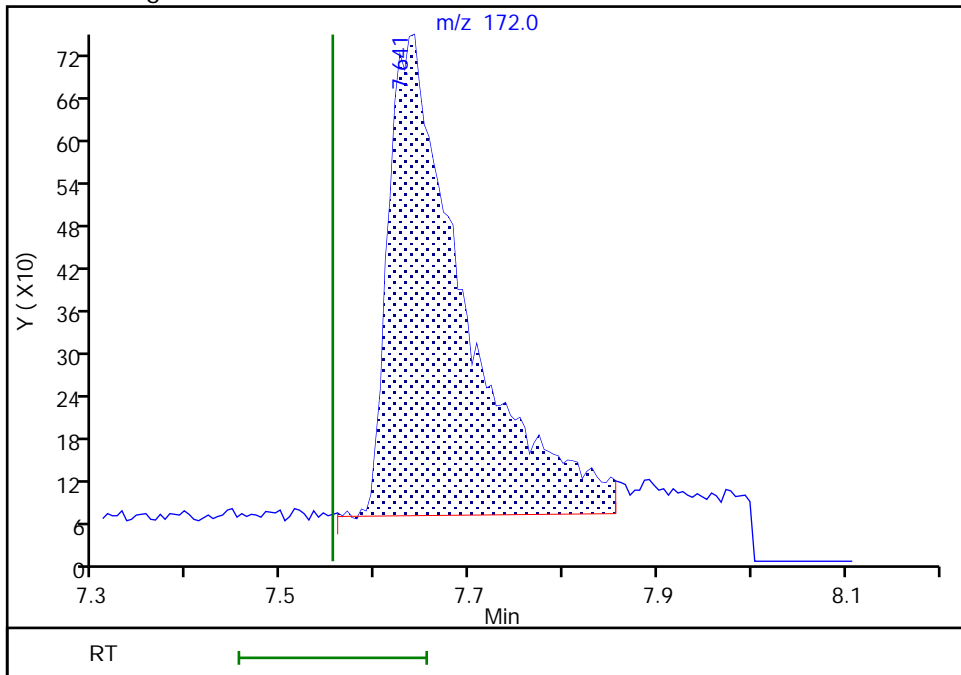
Not Detected  
Expected RT: 7.55

Processing Integration Results



Manual Integration Results

RT: 7.64  
Area: 3830  
Amount: 10.569417  
Amount Units: ug/L



Reviewer: limmere, 06-Oct-2021 10:40:00  
Audit Action: Manually Integrated

Audit Reason: Baseline

Eurofins FGS, Seattle

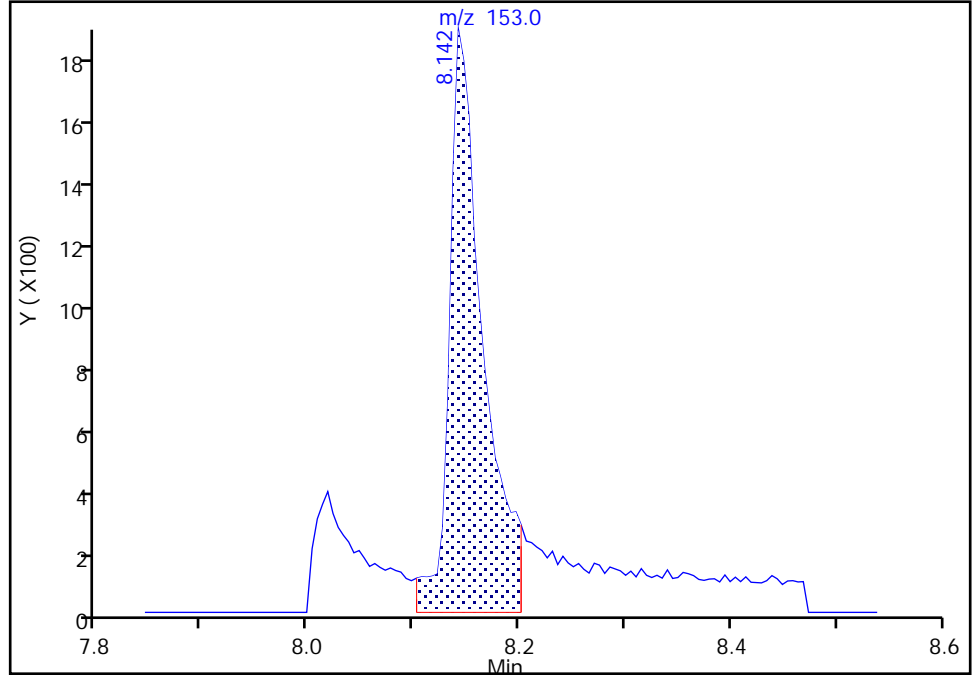
Data File: \\chromfs\Seattle\ChromData\SEA101\20211005-79126.b\100521a028.D  
Injection Date: 05-Oct-2021 21:51:30 Instrument ID: SEA101  
Lims ID: std4  
Client ID:  
Operator ID: TL ALS Bottle#: 13 Worklist Smp#: 13  
Injection Vol: 1.0 ul Dil. Factor: 1.0000  
Method: 8270\_SIM\_SEA101 Limit Group: 8270D\_SIM QSM 5.0  
Column: Detector MS SCAN

16 Acenaphthene, CAS: 83-32-9

Signal: 1

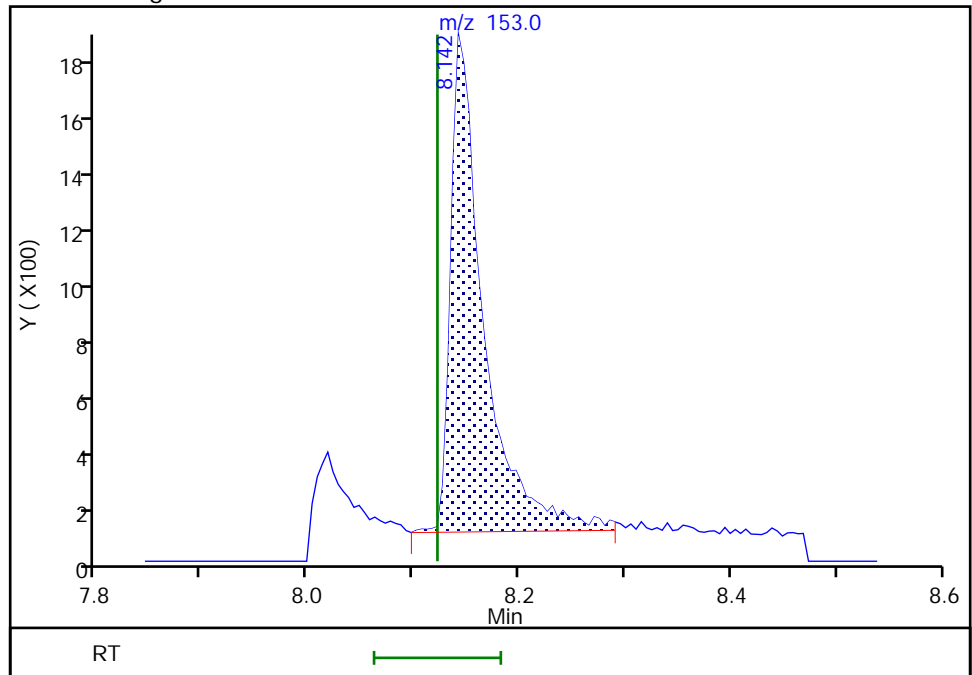
RT: 8.14  
Area: 4029  
Amount: 11.049299  
Amount Units: ug/L

Processing Integration Results



RT: 8.14  
Area: 3756  
Amount: 10.650138  
Amount Units: ug/L

Manual Integration Results



Reviewer: limmere, 06-Oct-2021 10:40:48  
Audit Action: Manually Integrated

Audit Reason: Baseline



Eurofins FGS, Seattle

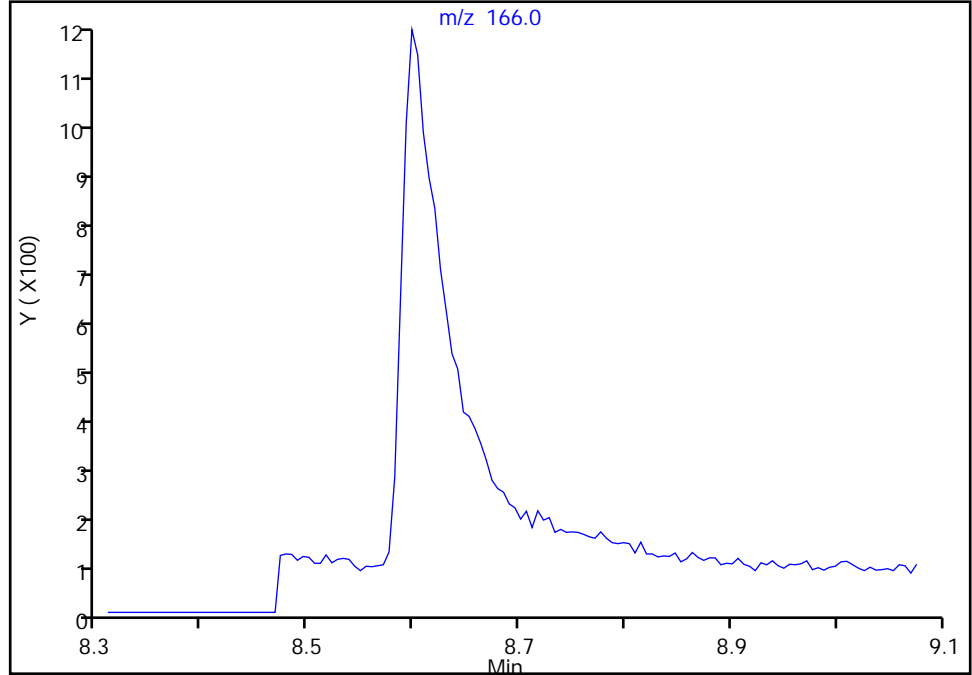
Data File: \\chromfs\Seattle\ChromData\SEA101\20211005-79126.b\100521a028.D  
Injection Date: 05-Oct-2021 21:51:30 Instrument ID: SEA101  
Lims ID: std4  
Client ID:  
Operator ID: TL ALS Bottle#: 13 Worklist Smp#: 13  
Injection Vol: 1.0 ul Dil. Factor: 1.0000  
Method: 8270\_SIM\_SEA101 Limit Group: 8270D\_SIM QSM 5.0  
Column: Detector MS SCAN

17 Fluorene, CAS: 86-73-7

Signal: 1

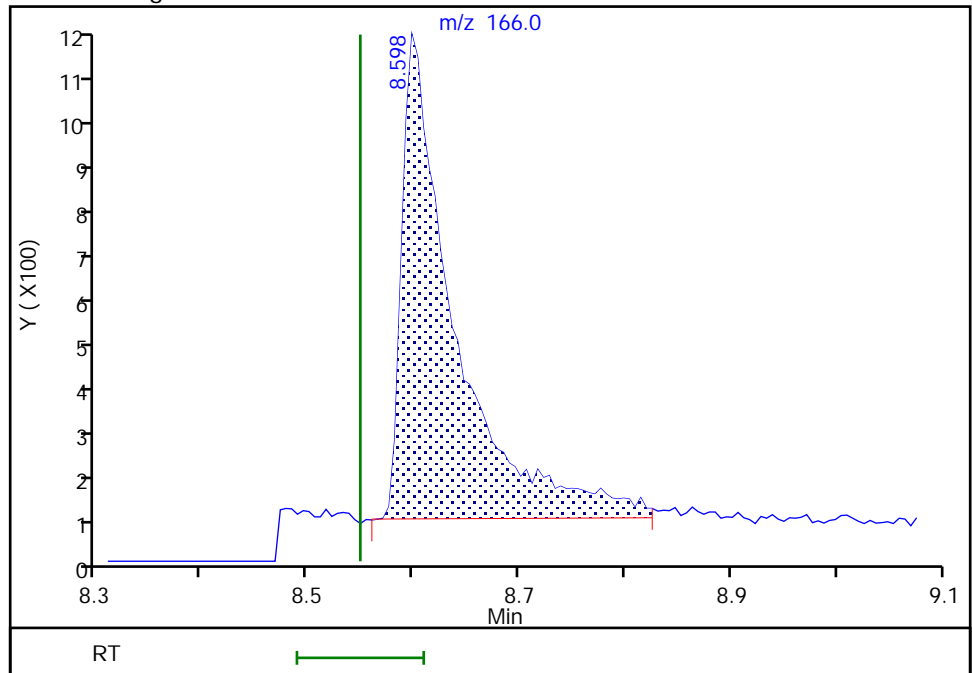
Not Detected  
Expected RT: 8.55

Processing Integration Results



RT: 8.60  
Area: 3798  
Amount: 10.554594  
Amount Units: ug/L

Manual Integration Results



Reviewer: limmere, 06-Oct-2021 10:40:53  
Audit Action: Manually Integrated

Audit Reason: Baseline

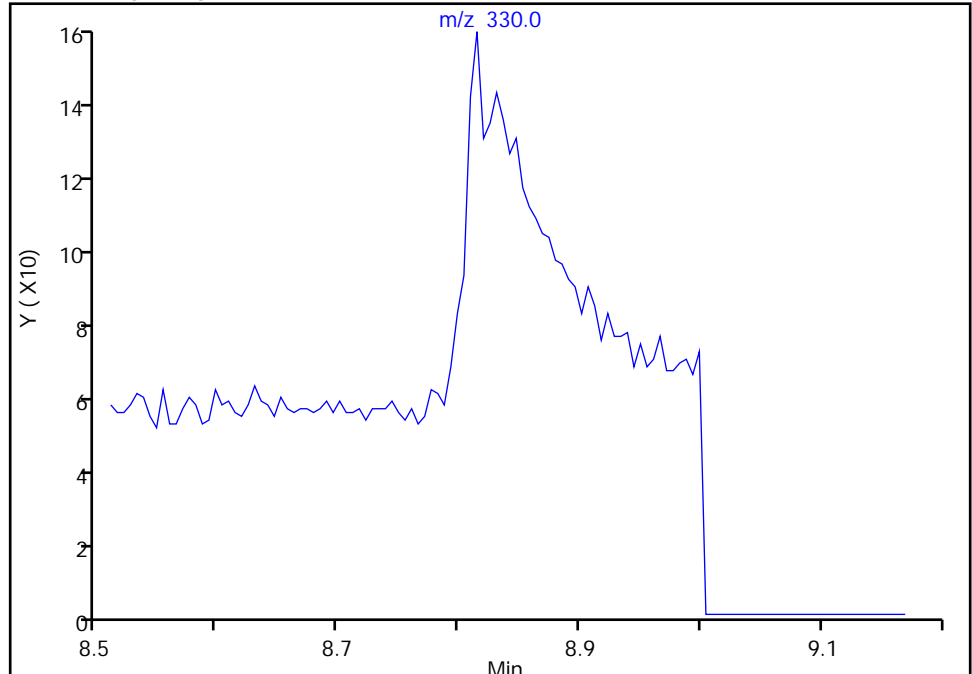
Eurofins FGS, Seattle

Data File: \\chromfs\Seattle\ChromData\SEA101\20211005-79126.b\100521a028.D  
Injection Date: 05-Oct-2021 21:51:30 Instrument ID: SEA101  
Lims ID: std4  
Client ID:  
Operator ID: TL ALS Bottle#: 13 Worklist Smp#: 13  
Injection Vol: 1.0 ul Dil. Factor: 1.0000  
Method: 8270\_SIM\_SEA101 Limit Group: 8270D\_SIM QSM 5.0  
Column: Detector MS SCAN

\$ 9 2,4,6-Tribromophenol, CAS: 118-79-6  
Signal: 1

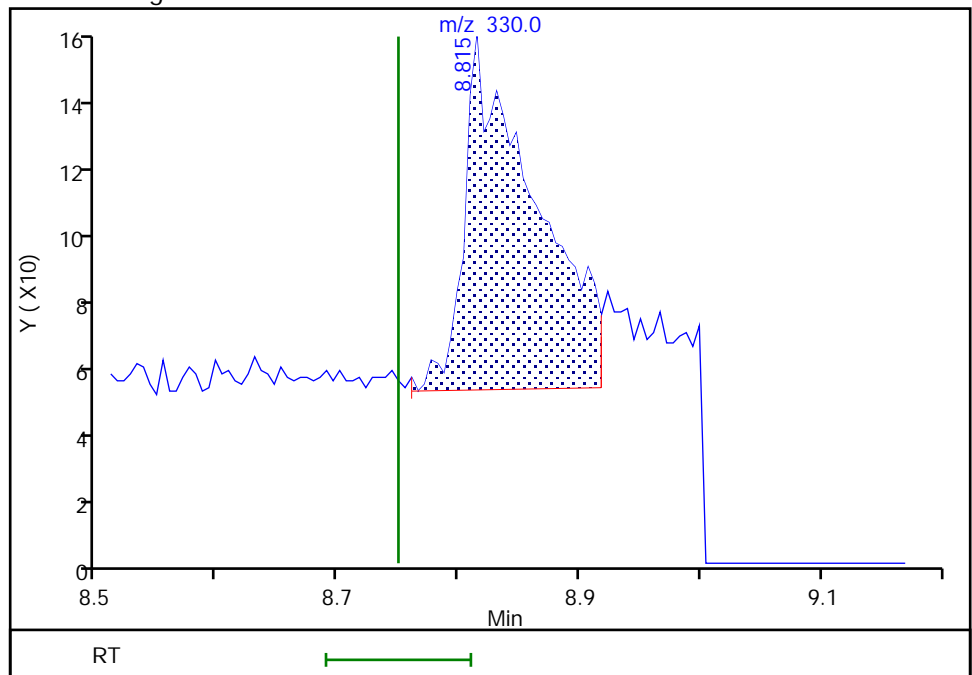
Not Detected  
Expected RT: 8.75

Processing Integration Results



Manual Integration Results

RT: 8.81  
Area: 418  
Amount: 12.794529  
Amount Units: ug/L



Reviewer: limmere, 06-Oct-2021 10:40:07  
Audit Action: Manually Integrated

Audit Reason: Baseline

Eurofins FGS, Seattle

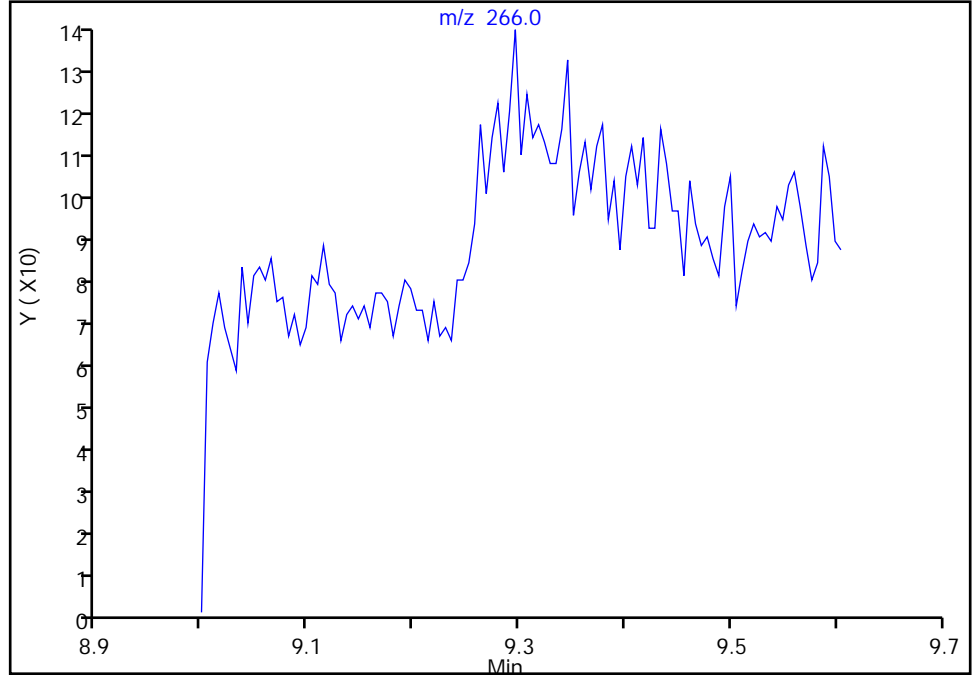
Data File: \\chromfs\Seattle\ChromData\SEA101\20211005-79126.b\100521a028.D  
Injection Date: 05-Oct-2021 21:51:30 Instrument ID: SEA101  
Lims ID: std4  
Client ID:  
Operator ID: TL ALS Bottle#: 13 Worklist Smp#: 13  
Injection Vol: 1.0 ul Dil. Factor: 1.0000  
Method: 8270\_SIM\_SEA101 Limit Group: 8270D\_SIM QSM 5.0  
Column: Detector MS SCAN

18 Pentachlorophenol, CAS: 87-86-5

Signal: 1

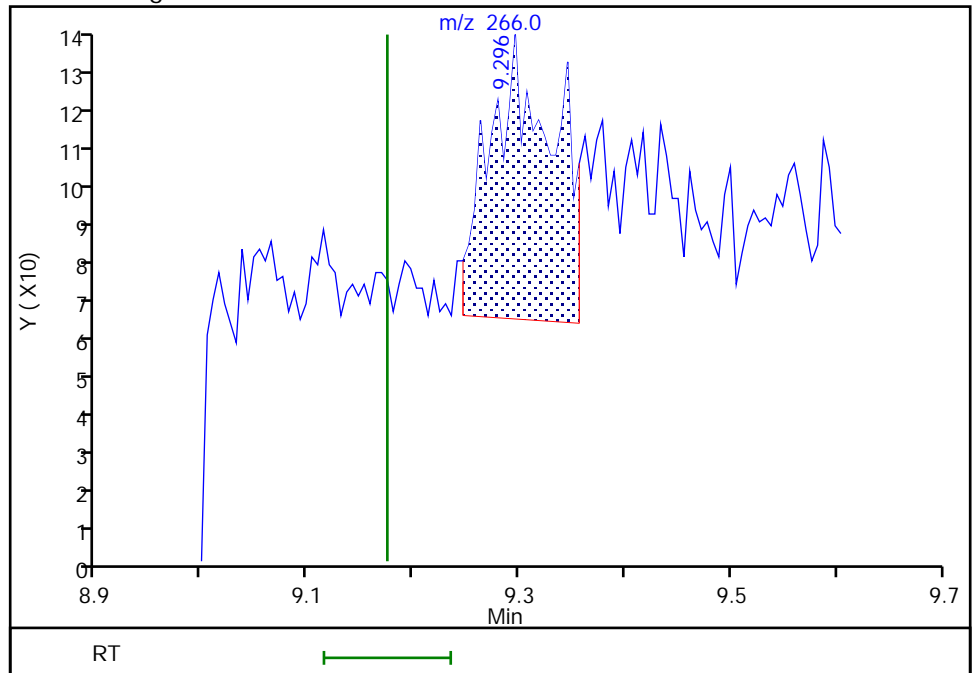
Not Detected  
Expected RT: 9.17

Processing Integration Results



RT: 9.30  
Area: 300  
Amount: 18.853614  
Amount Units: ug/L

Manual Integration Results



Reviewer: limmere, 06-Oct-2021 10:41:24  
Audit Action: Manually Integrated

Audit Reason: Baseline

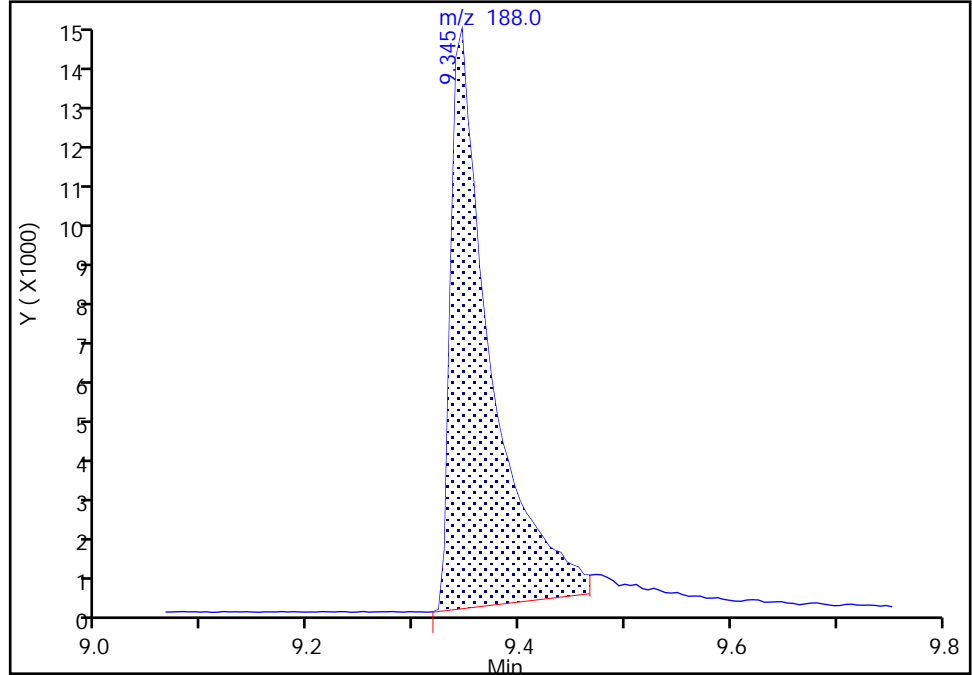
Eurofins FGS, Seattle

Data File: \\chromfs\Seattle\ChromData\SEA101\20211005-79126.b\100521a028.D  
Injection Date: 05-Oct-2021 21:51:30 Instrument ID: SEA101  
Lims ID: std4  
Client ID:  
Operator ID: TL ALS Bottle#: 13 Worklist Smp#: 13  
Injection Vol: 1.0 ul Dil. Factor: 1.0000  
Method: 8270\_SIM\_SEA101 Limit Group: 8270D\_SIM QSM 5.0  
Column: Detector MS SCAN

\* 4 Phenanthrene-d10, CAS: 1517-22-2  
Signal: 1

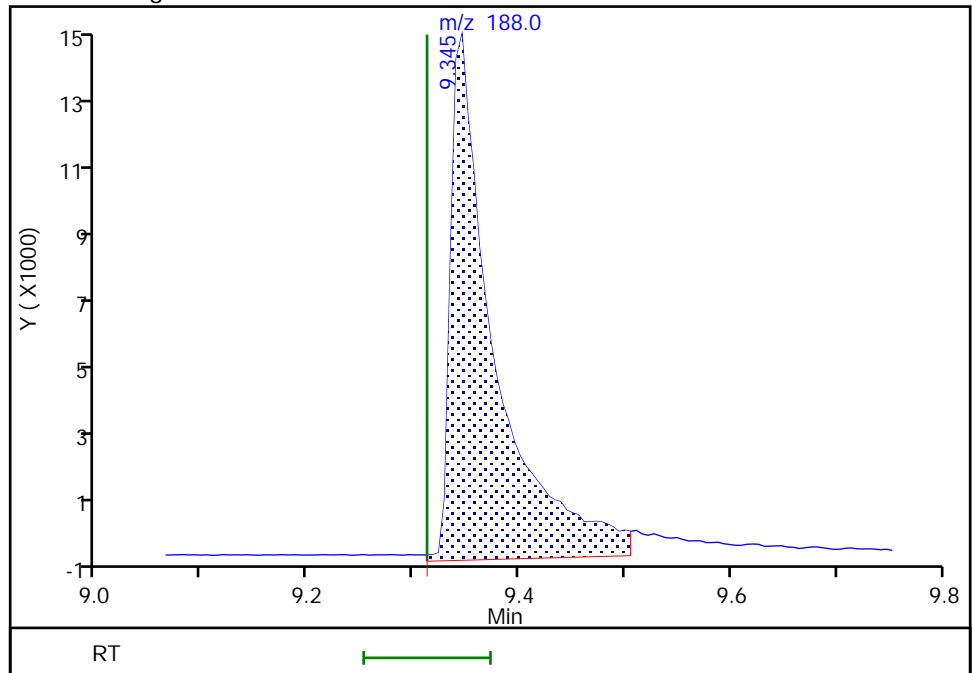
RT: 9.35  
Area: 36458  
Amount: 100.0000  
Amount Units: ug/L

Processing Integration Results



RT: 9.35  
Area: 41300  
Amount: 100.0000  
Amount Units: ug/L

Manual Integration Results



Reviewer: limmere, 06-Oct-2021 10:39:46  
Audit Action: Manually Integrated

Audit Reason: Baseline

Eurofins FGS, Seattle

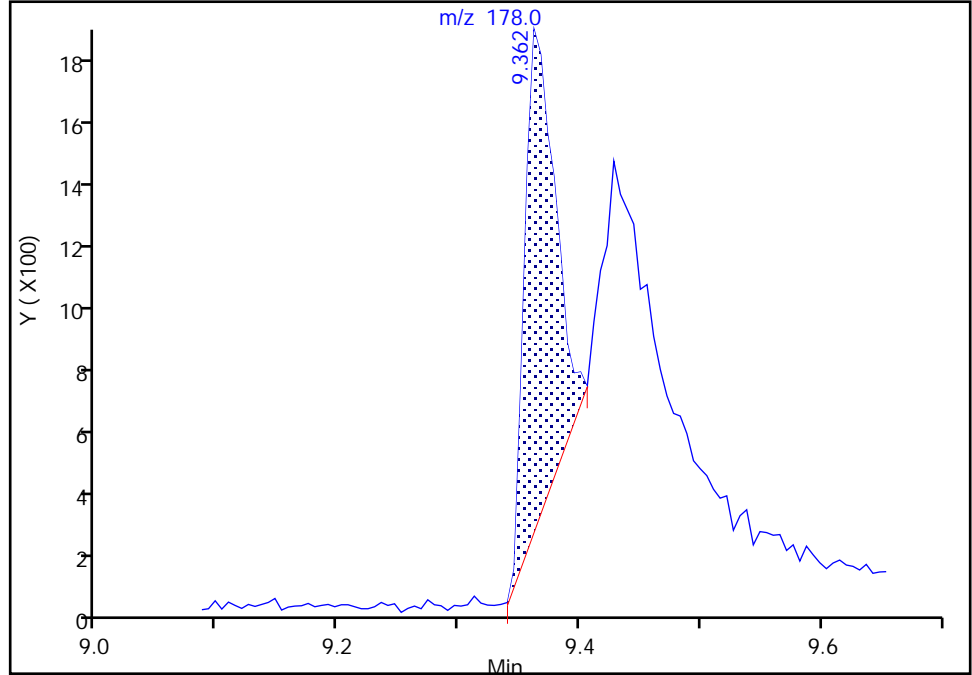
Data File: \\chromfs\Seattle\ChromData\SEA101\20211005-79126.b\100521a028.D  
Injection Date: 05-Oct-2021 21:51:30 Instrument ID: SEA101  
Lims ID: std4  
Client ID:  
Operator ID: TL ALS Bottle#: 13 Worklist Smp#: 13  
Injection Vol: 1.0 ul Dil. Factor: 1.0000  
Method: 8270\_SIM\_SEA101 Limit Group: 8270D\_SIM QSM 5.0  
Column: Detector MS SCAN

19 Phenanthrene, CAS: 85-01-8

Signal: 1

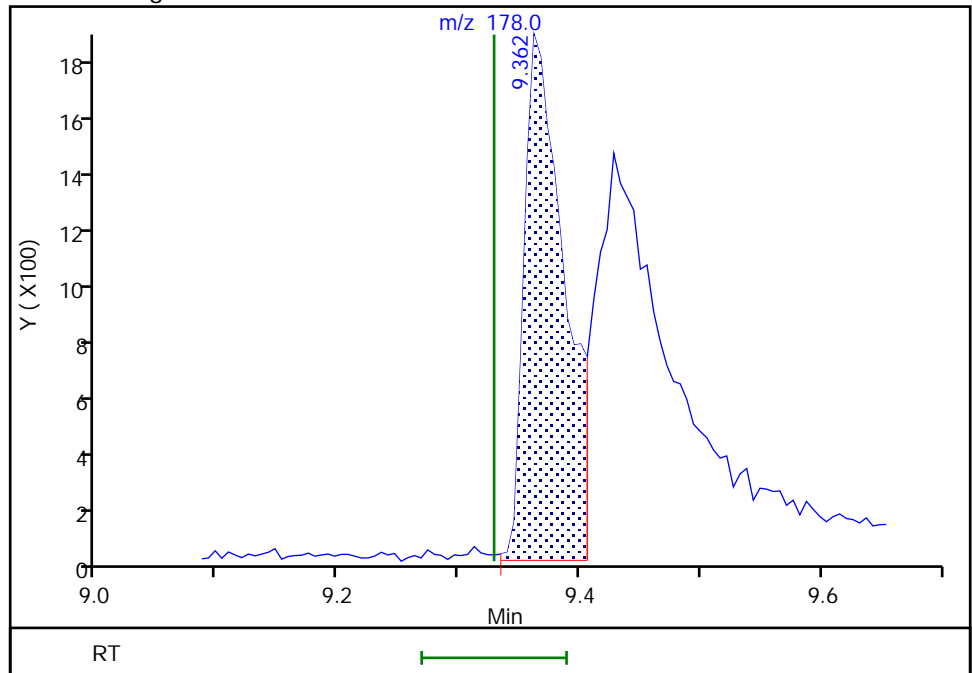
RT: 9.36  
Area: 2596  
Amount: 5.444459  
Amount Units: ug/L

Processing Integration Results



RT: 9.36  
Area: 3983  
Amount: 8.538621  
Amount Units: ug/L

Manual Integration Results



Reviewer: limmere, 06-Oct-2021 10:41:06  
Audit Action: Manually Integrated

Audit Reason: Baseline

Eurofins FGS, Seattle

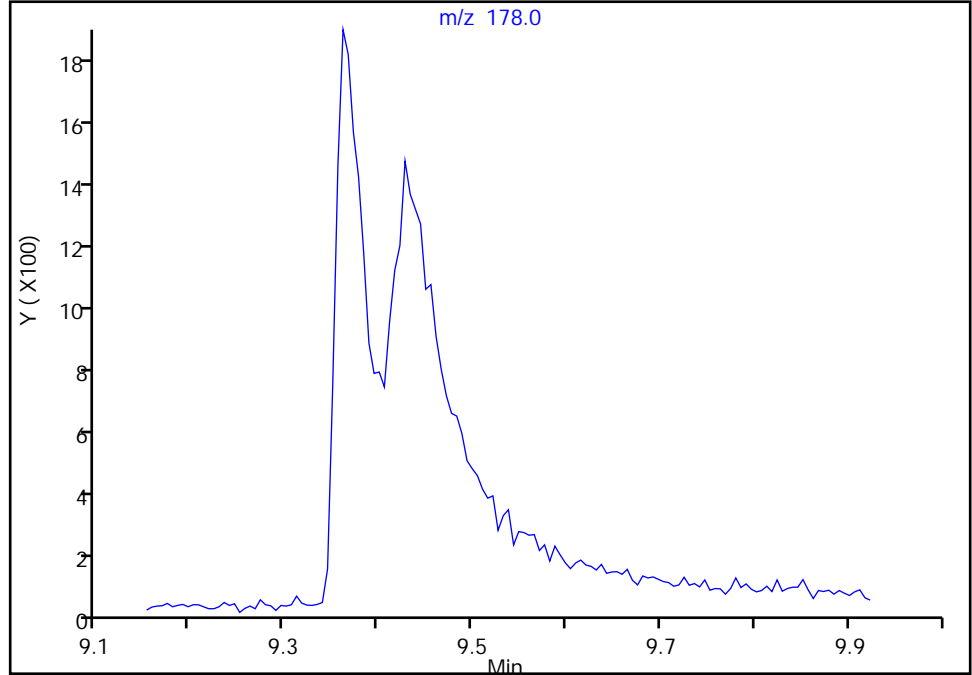
Data File: \\chromfs\Seattle\ChromData\SEA101\20211005-79126.b\100521a028.D  
Injection Date: 05-Oct-2021 21:51:30 Instrument ID: SEA101  
Lims ID: std4  
Client ID:  
Operator ID: TL ALS Bottle#: 13 Worklist Smp#: 13  
Injection Vol: 1.0 ul Dil. Factor: 1.0000  
Method: 8270\_SIM\_SEA101 Limit Group: 8270D\_SIM QSM 5.0  
Column: Detector MS SCAN

20 Anthracene, CAS: 120-12-7

Signal: 1

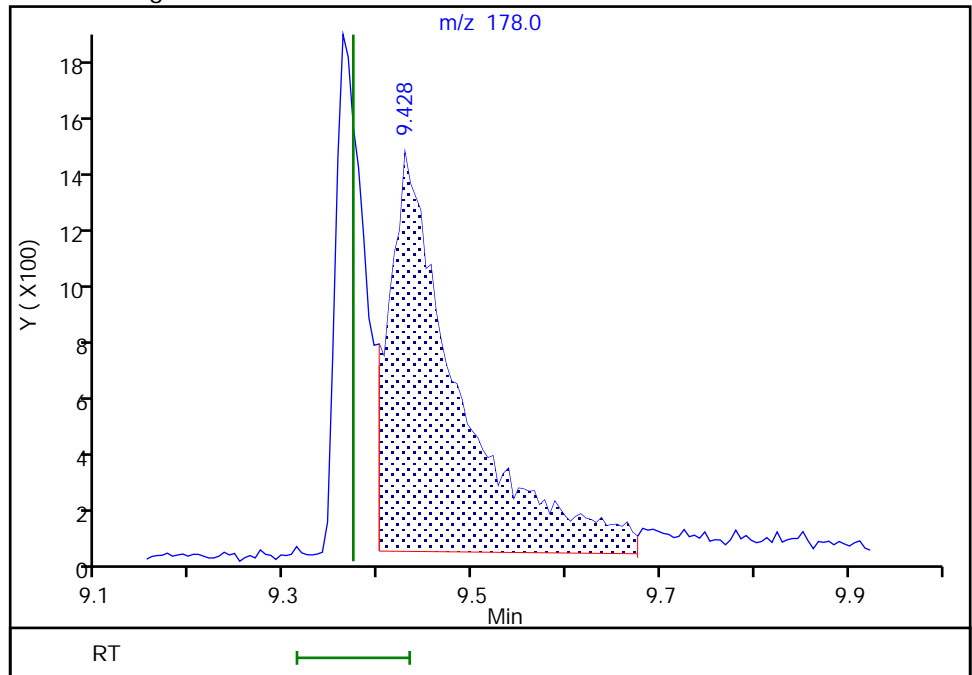
Not Detected  
Expected RT: 9.37

Processing Integration Results



RT: 9.43  
Area: 6840  
Amount: 9.655456  
Amount Units: ug/L

Manual Integration Results



Reviewer: limmere, 06-Oct-2021 10:41:14  
Audit Action: Manually Integrated

Audit Reason: Baseline

Eurofins FGS, Seattle

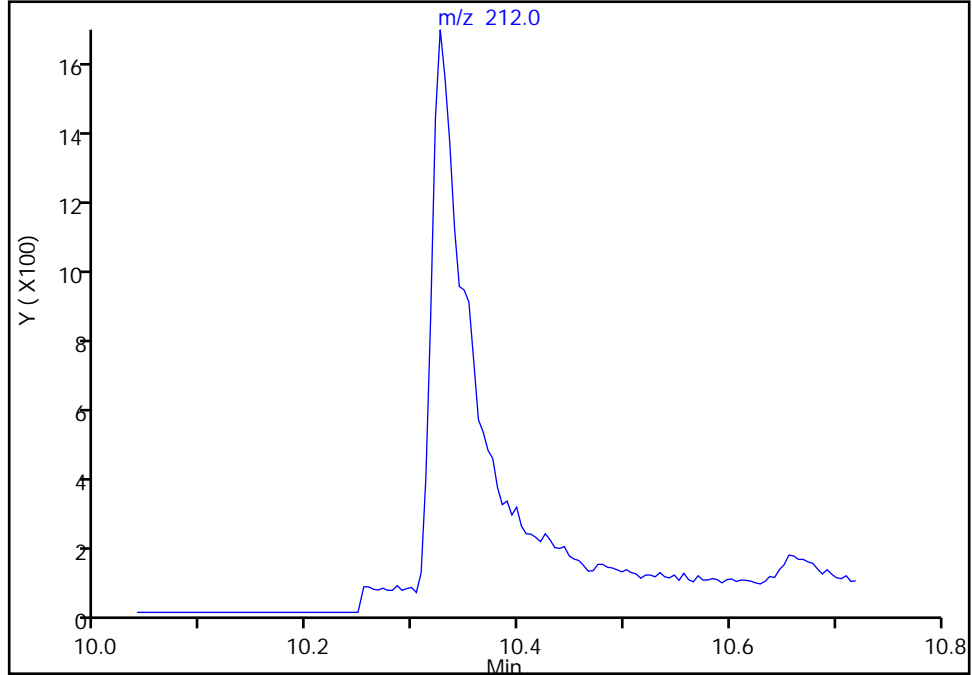
Data File: \\chromfs\Seattle\ChromData\SEA101\20211005-79126.b\100521a028.D  
Injection Date: 05-Oct-2021 21:51:30 Instrument ID: SEA101  
Lims ID: std4  
Client ID:  
Operator ID: TL ALS Bottle#: 13 Worklist Smp#: 13  
Injection Vol: 1.0 ul Dil. Factor: 1.0000  
Method: 8270\_SIM\_SEA101 Limit Group: 8270D\_SIM QSM 5.0  
Column: Detector MS SCAN

**\$ 10 Fluoranthene-d10 (Surr), CAS: 93951-69-0**

Signal: 1

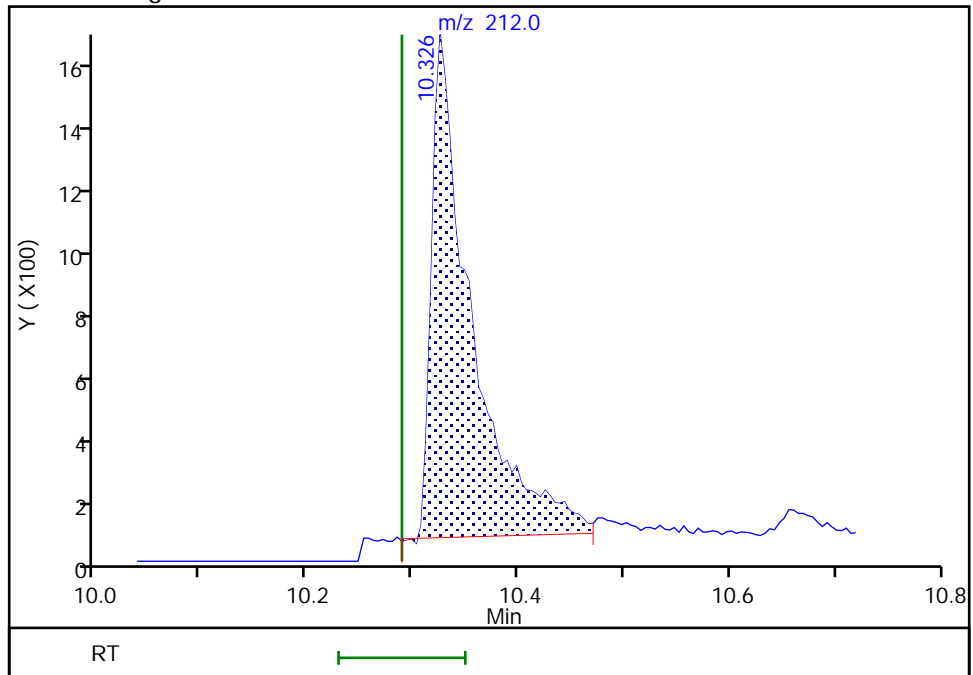
Not Detected  
Expected RT: 10.29

Processing Integration Results



Manual Integration Results

RT: 10.33  
Area: 4082  
Amount: 8.940578  
Amount Units: ug/L



Reviewer: limmere, 06-Oct-2021 10:40:12  
Audit Action: Manually Integrated

Audit Reason: Baseline

Eurofins FGS, Seattle

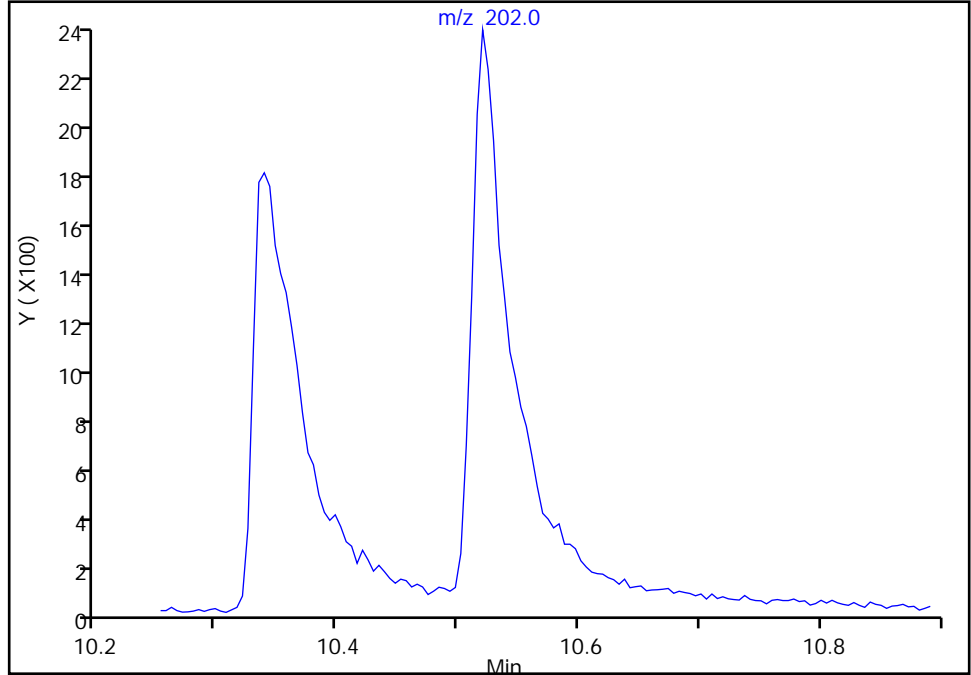
Data File: \\chromfs\Seattle\ChromData\SEA101\20211005-79126.b\100521a028.D  
Injection Date: 05-Oct-2021 21:51:30 Instrument ID: SEA101  
Lims ID: std4  
Client ID:  
Operator ID: TL ALS Bottle#: 13 Worklist Smp#: 13  
Injection Vol: 1.0 ul Dil. Factor: 1.0000  
Method: 8270\_SIM\_SEA101 Limit Group: 8270D\_SIM QSM 5.0  
Column: Detector MS SCAN

22 Pyrene, CAS: 129-00-0

Signal: 1

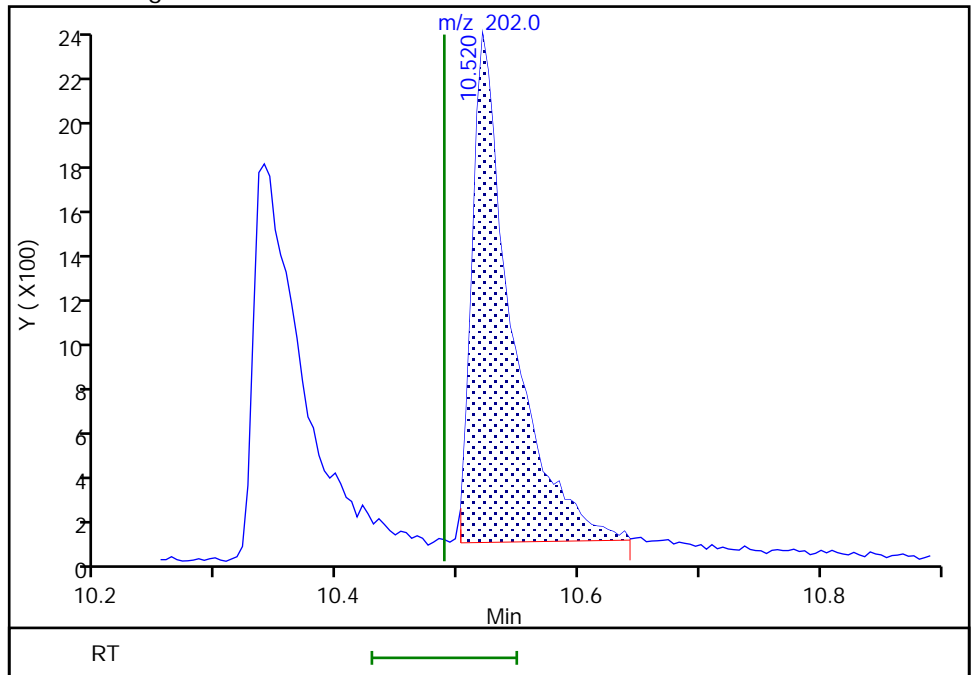
Not Detected  
Expected RT: 10.49

Processing Integration Results



RT: 10.52  
Area: 5073  
Amount: 9.211019  
Amount Units: ug/L

Manual Integration Results



Reviewer: limmere, 06-Oct-2021 10:41:36  
Audit Action: Manually Integrated

Audit Reason: Baseline



Eurofins FGS, Seattle

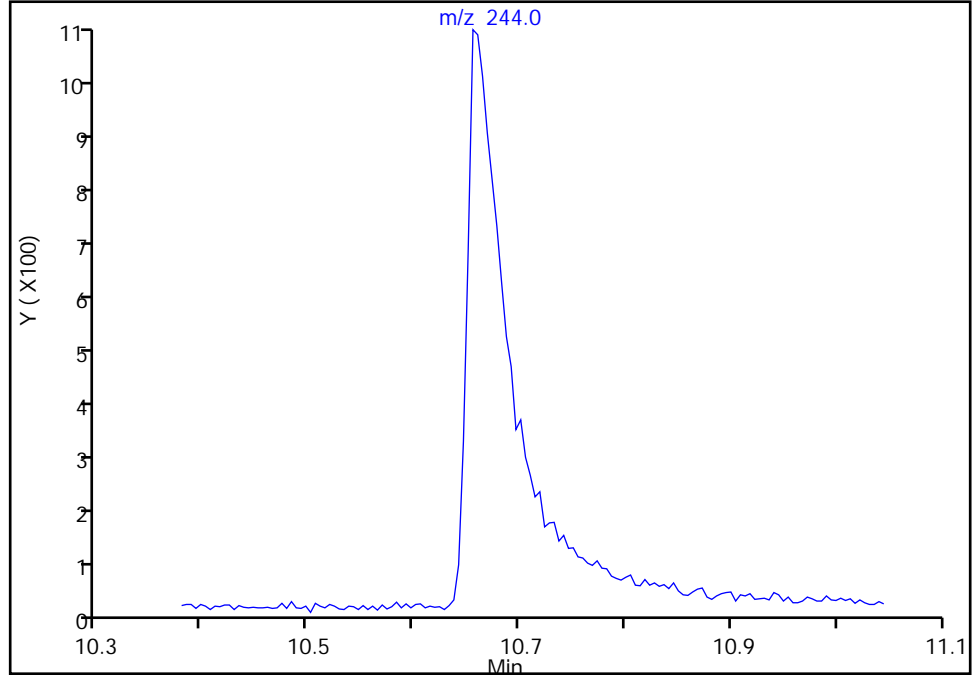
Data File: \\chromfs\Seattle\ChromData\SEA101\20211005-79126.b\100521a028.D  
Injection Date: 05-Oct-2021 21:51:30 Instrument ID: SEA101  
Lims ID: std4  
Client ID:  
Operator ID: TL ALS Bottle#: 13 Worklist Smp#: 13  
Injection Vol: 1.0 ul Dil. Factor: 1.0000  
Method: 8270\_SIM\_SEA101 Limit Group: 8270D\_SIM QSM 5.0  
Column: Detector MS SCAN

**\$ 11 Terphenyl-d14, CAS: 1718-51-0**

Signal: 1

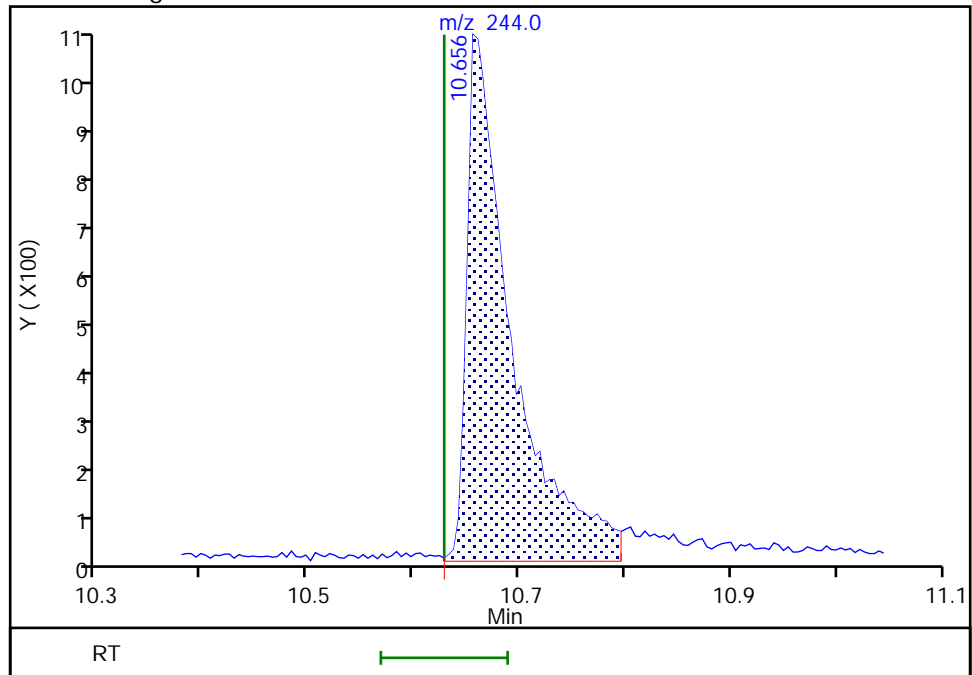
Not Detected  
Expected RT: 10.63

Processing Integration Results



Manual Integration Results

RT: 10.66  
Area: 3040  
Amount: 9.750101  
Amount Units: ug/L



Reviewer: limmere, 06-Oct-2021 10:40:16  
Audit Action: Manually Integrated

Audit Reason: Baseline

Eurofins FGS, Seattle

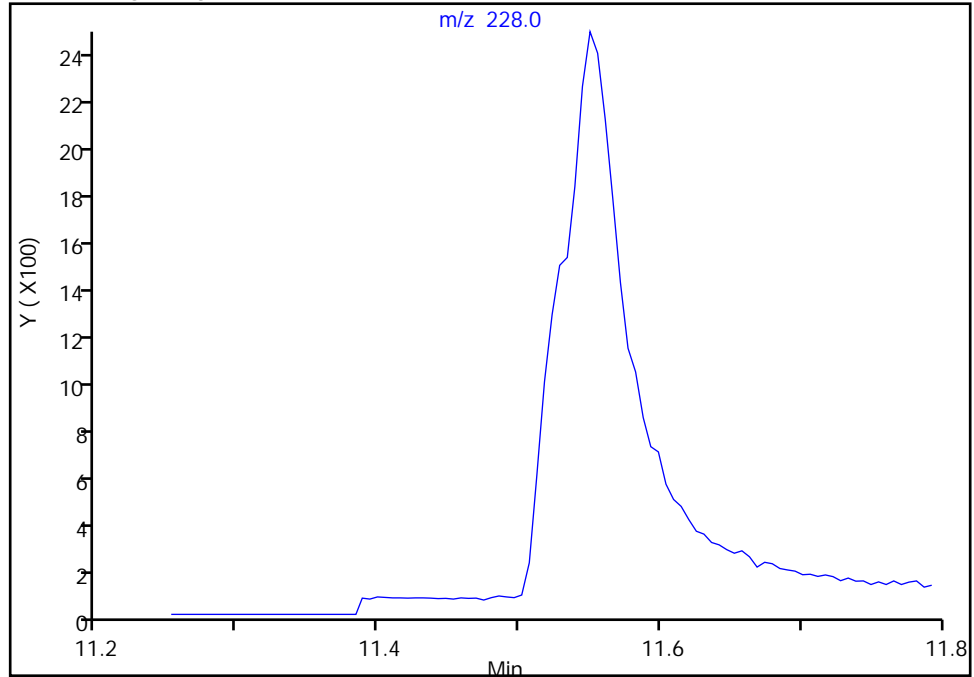
Data File: \\chromfs\Seattle\ChromData\SEA101\20211005-79126.b\100521a028.D  
Injection Date: 05-Oct-2021 21:51:30 Instrument ID: SEA101  
Lims ID: std4  
Client ID:  
Operator ID: TL ALS Bottle#: 13 Worklist Smp#: 13  
Injection Vol: 1.0 ul Dil. Factor: 1.0000  
Method: 8270\_SIM\_SEA101 Limit Group: 8270D\_SIM QSM 5.0  
Column: Detector MS SCAN

23 Benzo[a]anthracene, CAS: 56-55-3

Signal: 1

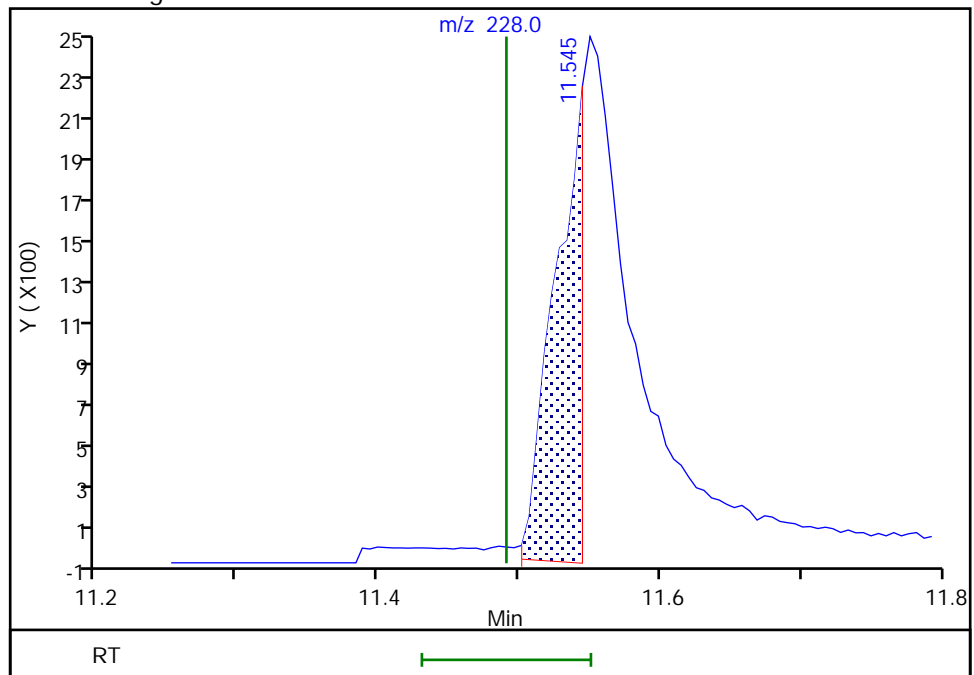
Not Detected  
Expected RT: 11.49

Processing Integration Results



Manual Integration Results

RT: 11.54  
Area: 2865  
Amount: 10.614357  
Amount Units: ug/L



Reviewer: limmere, 06-Oct-2021 11:47:42  
Audit Action: Manually Integrated

Audit Reason: Baseline

Eurofins FGS, Seattle

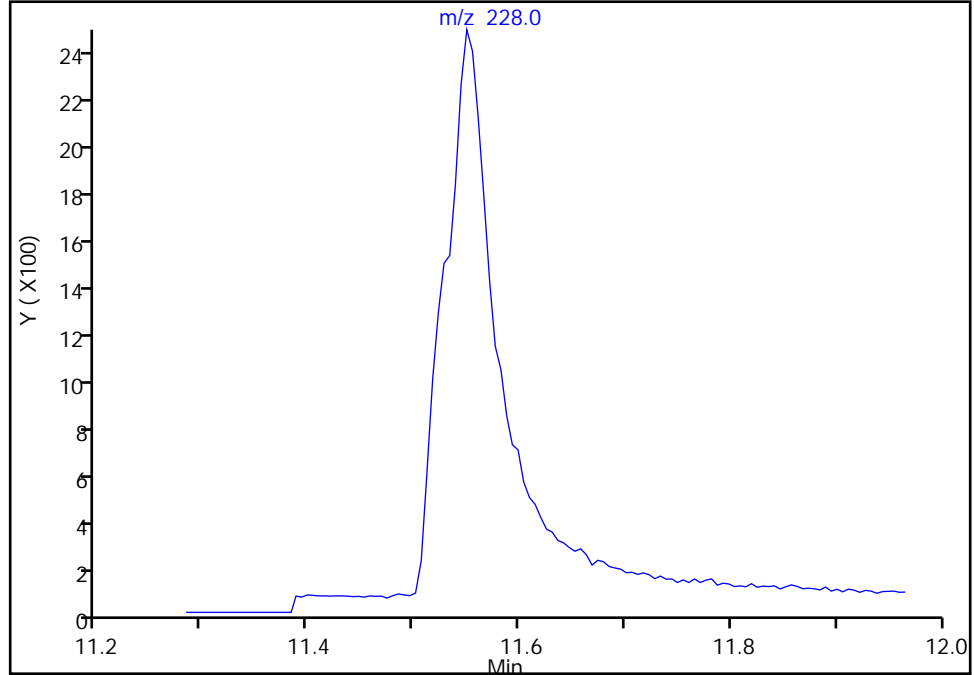
Data File: \\chromfs\Seattle\ChromData\SEA101\20211005-79126.b\100521a028.D  
Injection Date: 05-Oct-2021 21:51:30 Instrument ID: SEA101  
Lims ID: std4  
Client ID:  
Operator ID: TL ALS Bottle#: 13 Worklist Smp#: 13  
Injection Vol: 1.0 ul Dil. Factor: 1.0000  
Method: 8270\_SIM\_SEA101 Limit Group: 8270D\_SIM QSM 5.0  
Column: Detector MS SCAN

24 Chrysene, CAS: 218-01-9

Signal: 1

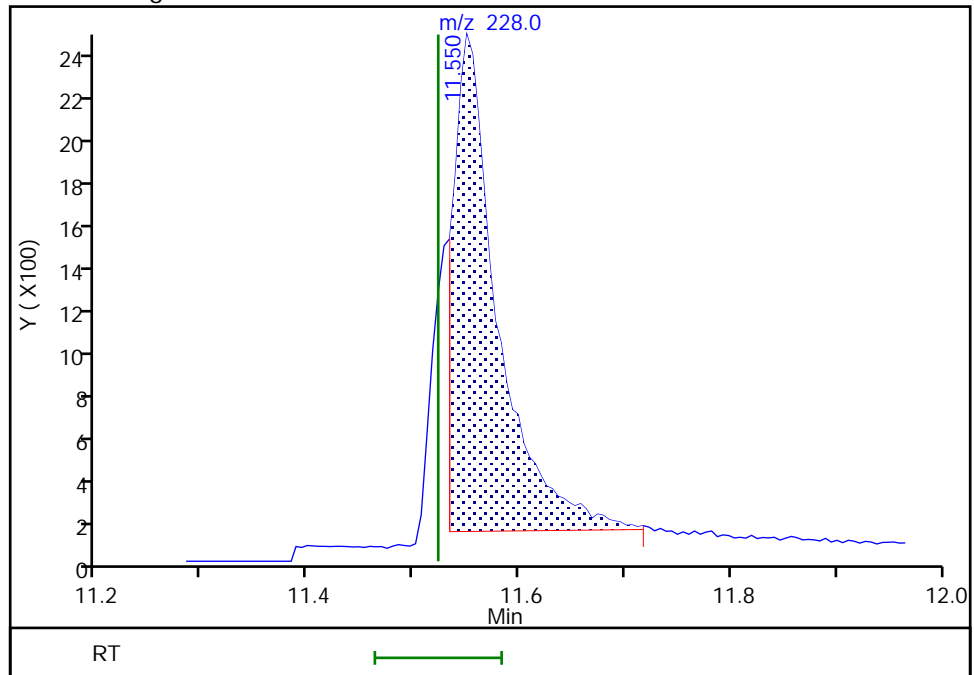
Not Detected  
Expected RT: 11.52

Processing Integration Results



Manual Integration Results

RT: 11.55  
Area: 6530  
Amount: 10.082390  
Amount Units: ug/L



Reviewer: limmere, 06-Oct-2021 10:41:58  
Audit Action: Manually Integrated

Audit Reason: Baseline

Eurofins FGS, Seattle

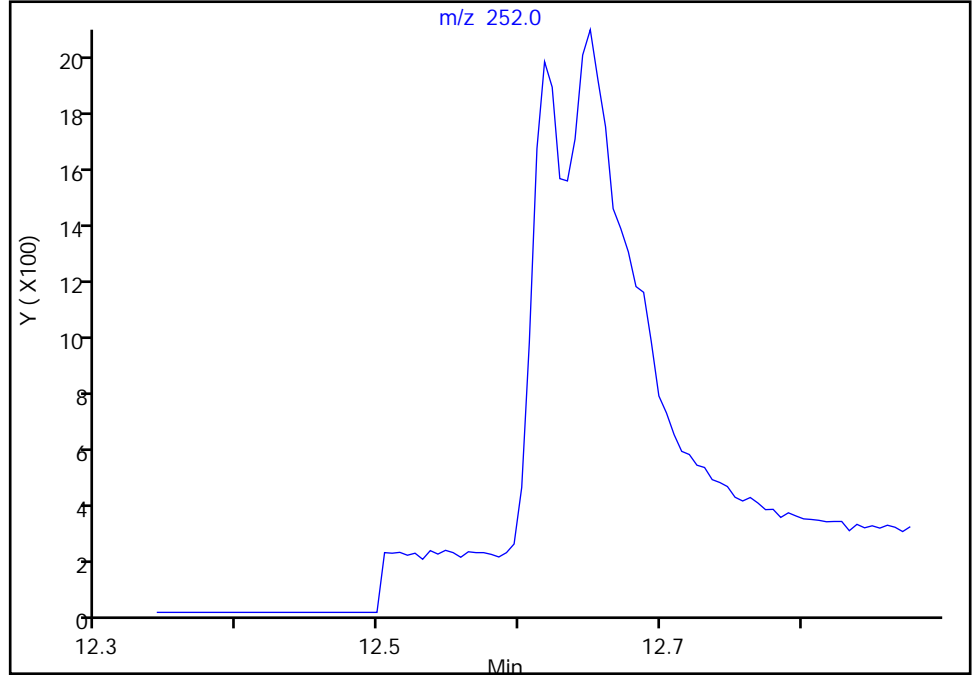
Data File: \\chromfs\Seattle\ChromData\SEA101\20211005-79126.b\100521a028.D  
Injection Date: 05-Oct-2021 21:51:30 Instrument ID: SEA101  
Lims ID: std4  
Client ID:  
Operator ID: TL ALS Bottle#: 13 Worklist Smp#: 13  
Injection Vol: 1.0 ul Dil. Factor: 1.0000  
Method: 8270\_SIM\_SEA101 Limit Group: 8270D\_SIM QSM 5.0  
Column: Detector MS SCAN

25 Benzo[b]fluoranthene, CAS: 205-99-2

Signal: 1

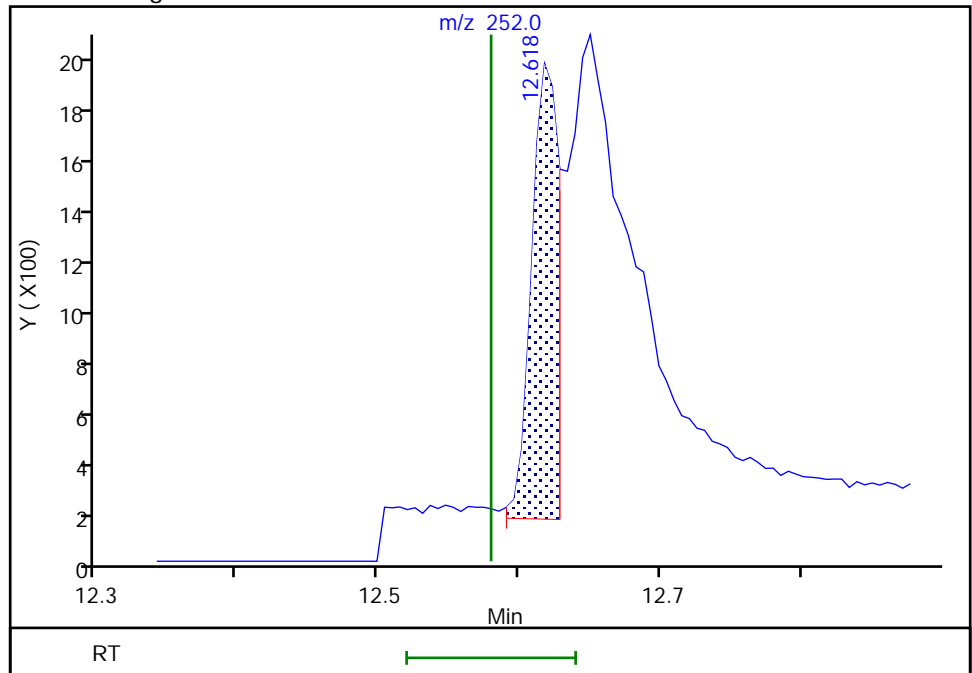
Not Detected  
Expected RT: 12.58

Processing Integration Results



Manual Integration Results

RT: 12.62  
Area: 2161  
Amount: 8.297919  
Amount Units: ug/L



Reviewer: limmere, 06-Oct-2021 10:42:21  
Audit Action: Manually Integrated

Audit Reason: Baseline

Eurofins FGS, Seattle

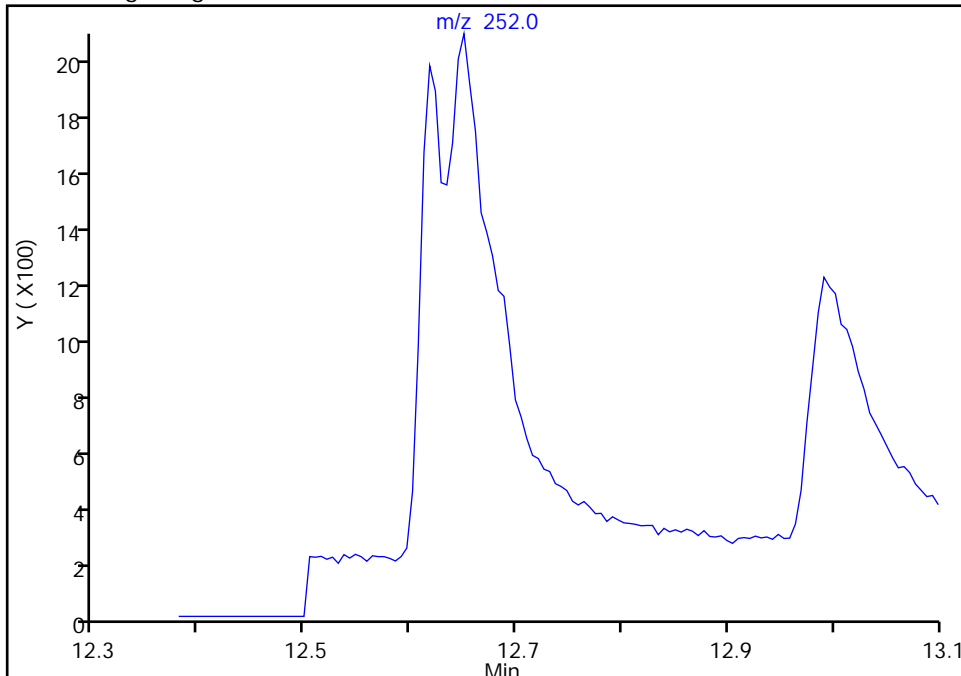
Data File: \\chromfs\Seattle\ChromData\SEA101\20211005-79126.b\100521a028.D  
Injection Date: 05-Oct-2021 21:51:30 Instrument ID: SEA101  
Lims ID: std4  
Client ID:  
Operator ID: TL ALS Bottle#: 13 Worklist Smp#: 13  
Injection Vol: 1.0 ul Dil. Factor: 1.0000  
Method: 8270\_SIM\_SEA101 Limit Group: 8270D\_SIM QSM 5.0  
Column: Detector MS SCAN

26 Benzo[k]fluoranthene, CAS: 207-08-9

Signal: 1

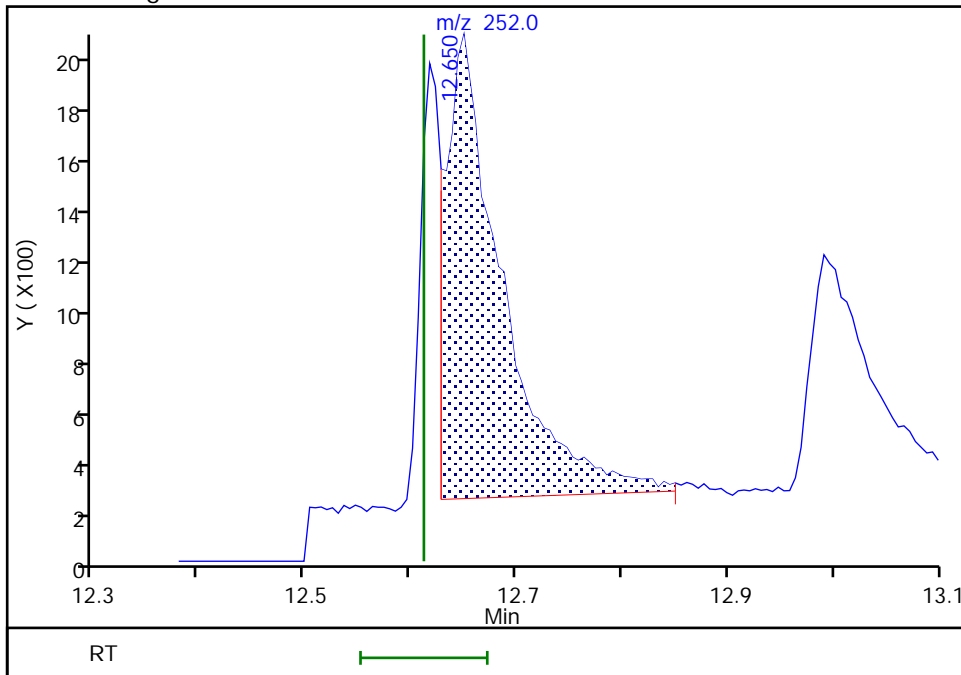
Not Detected  
Expected RT: 12.61

Processing Integration Results



Manual Integration Results

RT: 12.65  
Area: 6455  
Amount: 10.090941  
Amount Units: ug/L



Reviewer: limmere, 06-Oct-2021 10:42:34  
Audit Action: Manually Integrated

Audit Reason: Baseline

Eurofins FGS, Seattle

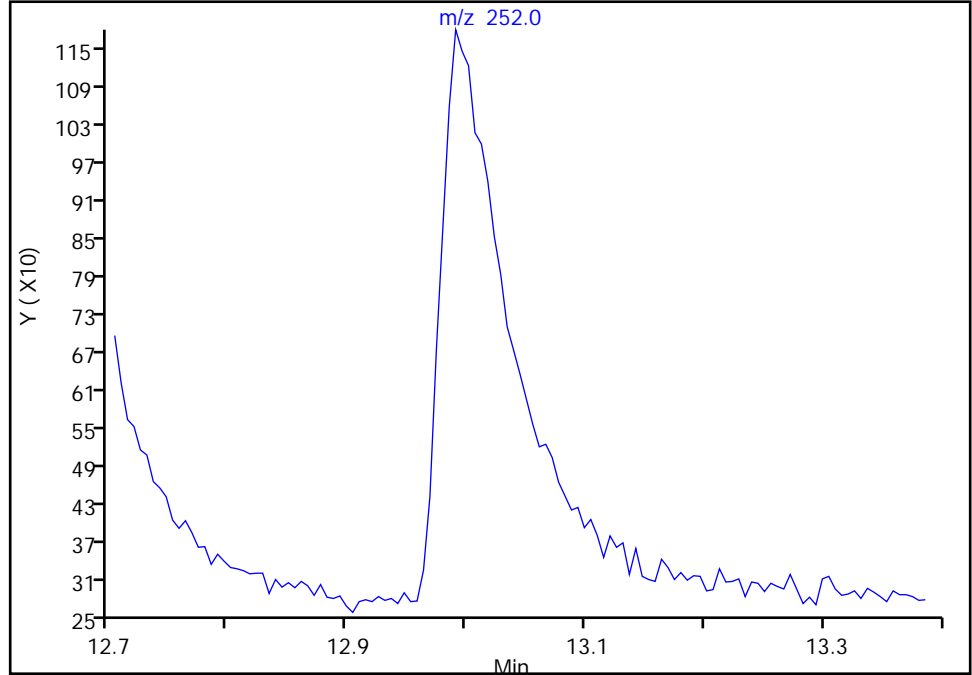
Data File: \\chromfs\Seattle\ChromData\SEA101\20211005-79126.b\100521a028.D  
Injection Date: 05-Oct-2021 21:51:30 Instrument ID: SEA101  
Lims ID: std4  
Client ID:  
Operator ID: TL ALS Bottle#: 13 Worklist Smp#: 13  
Injection Vol: 1.0 ul Dil. Factor: 1.0000  
Method: 8270\_SIM\_SEA101 Limit Group: 8270D\_SIM QSM 5.0  
Column: Detector MS SCAN

27 Benzo[a]pyrene, CAS: 50-32-8

Signal: 1

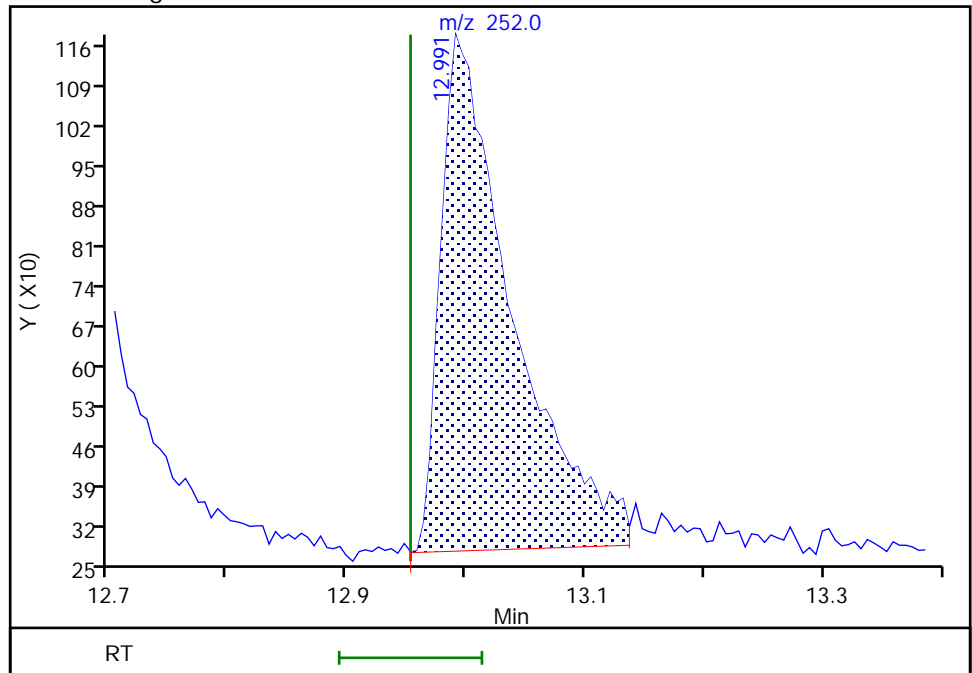
Not Detected  
Expected RT: 12.95

Processing Integration Results



Manual Integration Results

RT: 12.99  
Area: 3758  
Amount: 9.652006  
Amount Units: ug/L



Reviewer: limmere, 06-Oct-2021 10:42:43  
Audit Action: Manually Integrated

Audit Reason: Baseline

Eurofins FGS, Seattle

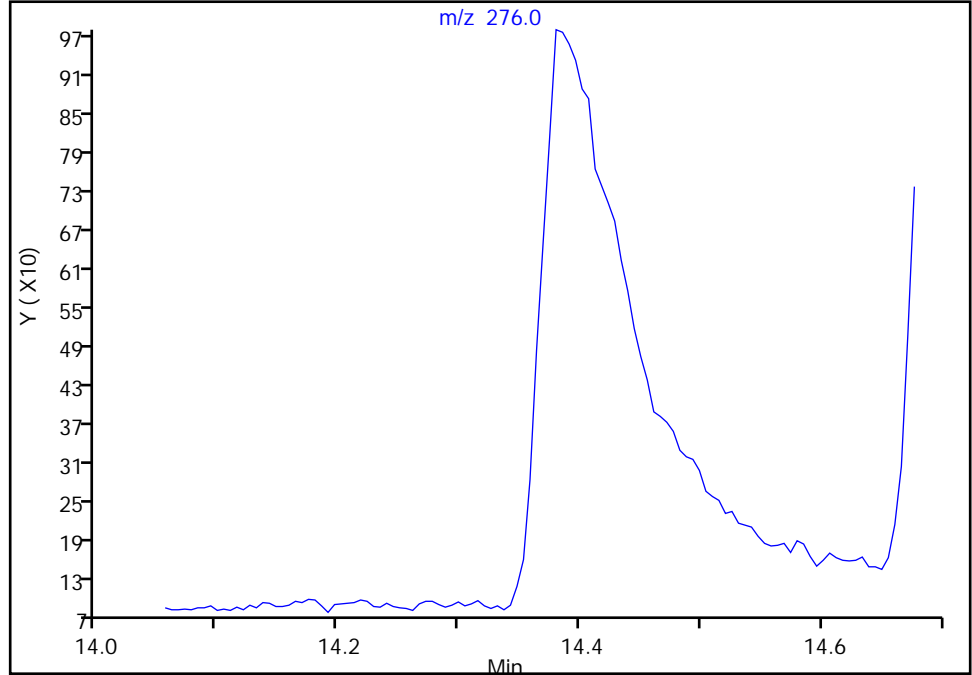
Data File: \\chromfs\Seattle\ChromData\SEA101\20211005-79126.b\100521a028.D  
Injection Date: 05-Oct-2021 21:51:30 Instrument ID: SEA101  
Lims ID: std4  
Client ID:  
Operator ID: TL ALS Bottle#: 13 Worklist Smp#: 13  
Injection Vol: 1.0 ul Dil. Factor: 1.0000  
Method: 8270\_SIM\_SEA101 Limit Group: 8270D\_SIM QSM 5.0  
Column: Detector MS SCAN

28 Indeno[1,2,3-cd]pyrene, CAS: 193-39-5

Signal: 1

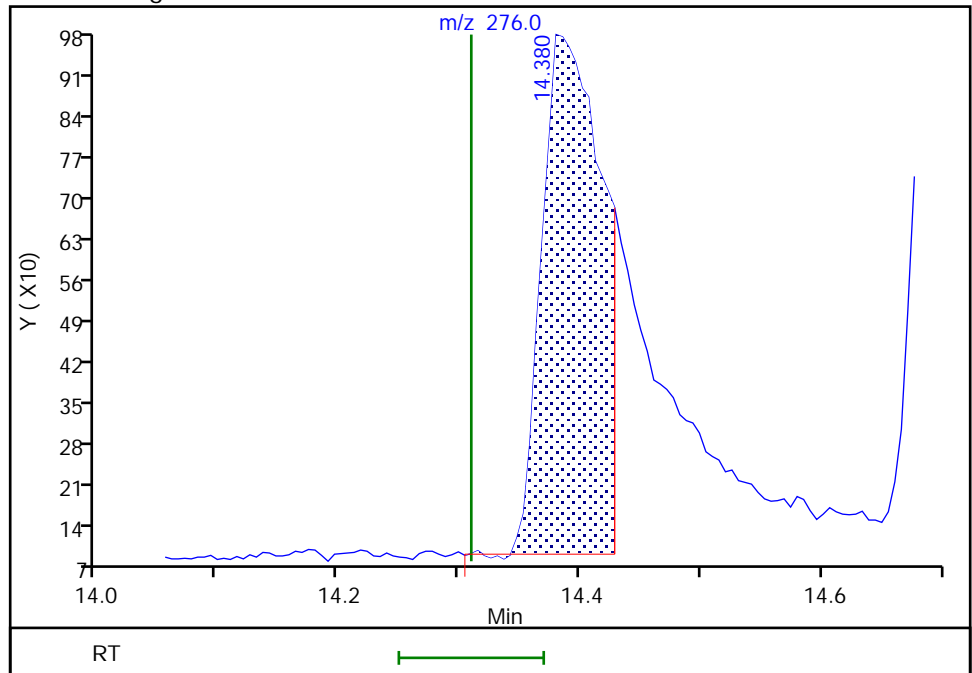
Not Detected  
Expected RT: 14.31

Processing Integration Results



Manual Integration Results

RT: 14.38  
Area: 2974  
Amount: 9.340821  
Amount Units: ug/L



Reviewer: limmere, 06-Oct-2021 10:42:52  
Audit Action: Manually Integrated

Audit Reason: Baseline

Eurofins FGS, Seattle

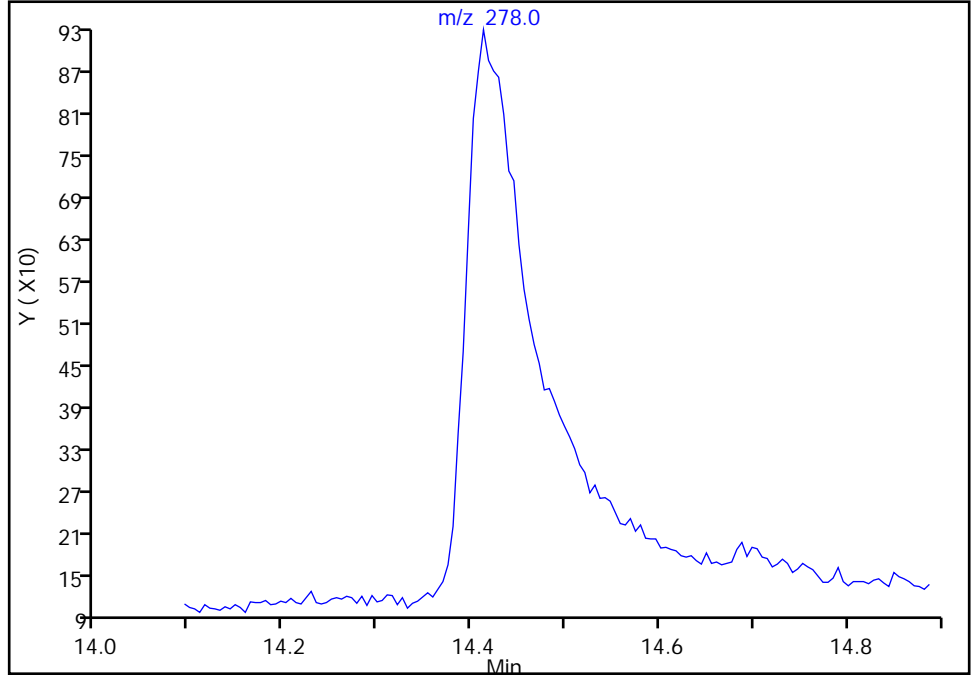
Data File: \\chromfs\Seattle\ChromData\SEA101\20211005-79126.b\100521a028.D  
Injection Date: 05-Oct-2021 21:51:30 Instrument ID: SEA101  
Lims ID: std4  
Client ID:  
Operator ID: TL ALS Bottle#: 13 Worklist Smp#: 13  
Injection Vol: 1.0 ul Dil. Factor: 1.0000  
Method: 8270\_SIM\_SEA101 Limit Group: 8270D\_SIM QSM 5.0  
Column: Detector MS SCAN

29 Dibenz(a,h)anthracene, CAS: 53-70-3

Signal: 1

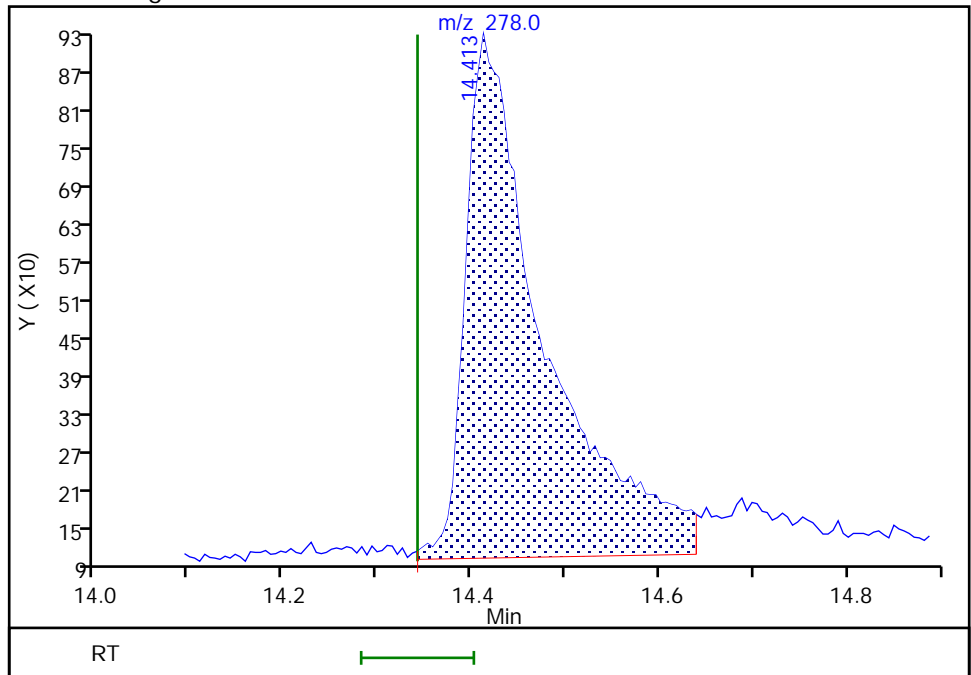
Not Detected  
Expected RT: 14.34

Processing Integration Results



Manual Integration Results

RT: 14.41  
Area: 4802  
Amount: 10.014730  
Amount Units: ug/L



Reviewer: limmere, 06-Oct-2021 10:42:57  
Audit Action: Manually Integrated

Audit Reason: Baseline



Eurofins FGS, Seattle

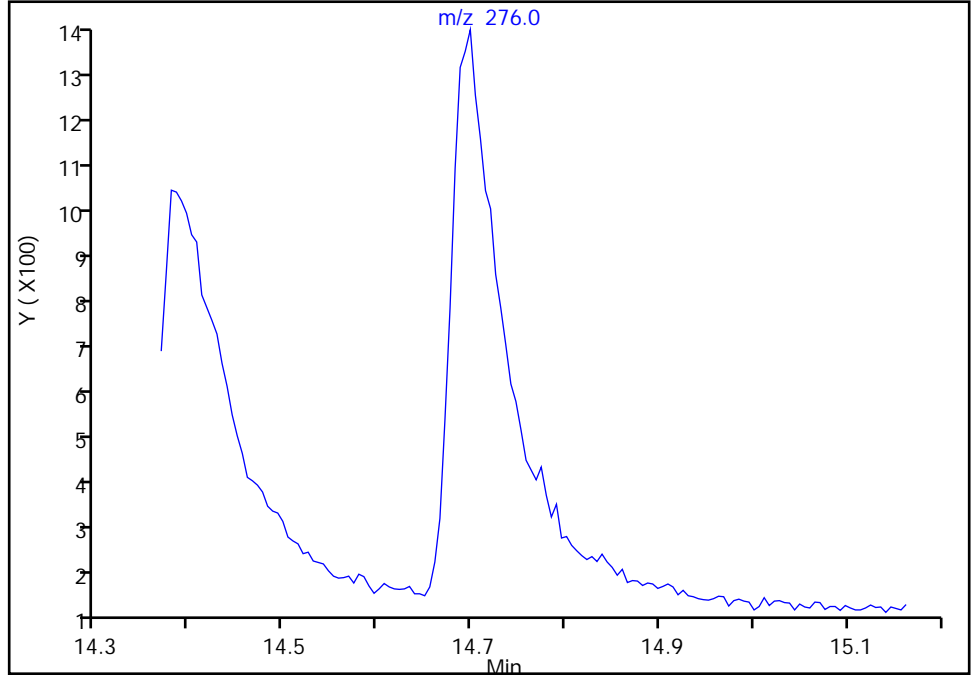
Data File: \\chromfs\Seattle\ChromData\SEA101\20211005-79126.b\100521a028.D  
Injection Date: 05-Oct-2021 21:51:30 Instrument ID: SEA101  
Lims ID: std4  
Client ID:  
Operator ID: TL ALS Bottle#: 13 Worklist Smp#: 13  
Injection Vol: 1.0 ul Dil. Factor: 1.0000  
Method: 8270\_SIM\_SEA101 Limit Group: 8270D\_SIM QSM 5.0  
Column: Detector MS SCAN

30 Benzo[g,h,i]perylene, CAS: 191-24-2

Signal: 1

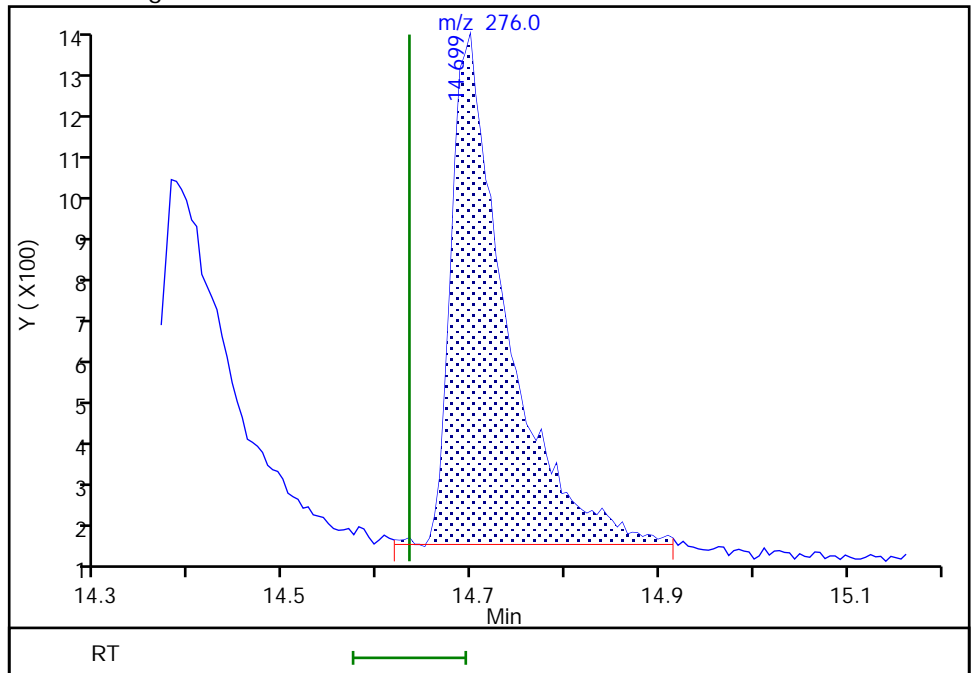
Not Detected  
Expected RT: 14.63

Processing Integration Results



Manual Integration Results

RT: 14.70  
Area: 4734  
Amount: 10.103032  
Amount Units: ug/L



Reviewer: limmere, 06-Oct-2021 10:43:03  
Audit Action: Manually Integrated

Audit Reason: Baseline

Eurofins FGS, Seattle  
Target Compound Quantitation Report

Data File: \\chromfs\Seattle\ChromData\SEA101\20211005-79126.b\100521a029.D  
 Lims ID: std3  
 Client ID:  
 Sample Type: IC Calib Level: 3  
 Inject. Date: 05-Oct-2021 22:15:30 ALS Bottle#: 14 Worklist Smp#: 14  
 Injection Vol: 1.0 ul Dil. Factor: 1.0000  
 Sample Info: 3  
 Operator ID: TL Instrument ID: SEA101  
 Sublist: chrom-8270\_SIM\_SEA101\*sub12

Method: \\chromfs\Seattle\ChromData\SEA101\20211005-79126.b\8270\_SIM\_SEA101.m  
 Limit Group: 8270D\_SIM QSM 5.0  
 Last Update: 22-Oct-2021 13:13:08 Calib Date: 05-Oct-2021 23:04:30  
 Integrator: Falcon ID Type: RT Order ID  
 Quant Method: Internal Standard Quant By: Initial Calibration  
 Last ICal File: \\chromfs\Seattle\ChromData\SEA101\20211005-79126.b\100521a031.D

Column 1 : Det: MS SCAN  
 Process Host: CTX1611

First Level Reviewer: limmere

Date: 06-Oct-2021 10:46:50

Compound	Sig	RT (min.)	Exp RT (min.)	Dlt RT (min.)	Q	Response	Cal Amt ug/L	OnCol Amt ug/L	Flags
* 1 1,4-Dichlorobenzene-d4	152	5.552	5.507	0.045	1	26197	100.0	100.0	M
* 2 Naphthalene-d8	136	6.661	6.636	0.025	1	49428	100.0	100.0	
* 3 Acenaphthene-d10	164	8.122	8.097	0.025	1	24599	100.0	100.0	
* 4 Phenanthrene-d10	188	9.345	9.312	0.033	1	36775	100.0	100.0	
* 5 Chrysene-d12	240	11.534	11.501	0.033	1	28220	100.0	100.0	
* 6 Perylene-d12	264	13.045	13.023	0.022	1	27562	100.0	100.0	
\$ 7 2-methylnaphthalene-d10	152	7.330	7.217	0.113	100	1521	5.00	5.22	M
\$ 8 2-Fluorobiphenyl	172	7.641	7.554	0.087	1	1824	5.00	5.35	M
\$ 9 2,4,6-Tribromophenol	330	8.853	8.750	0.103	1	229	5.00	9.68	M
\$ 10 Fluoranthene-d10 (Surr)	212	10.335	10.290	0.045	100	1973	5.00	4.85	M
\$ 11 Terphenyl-d14	244	10.669	10.629	0.040	1	1412	5.00	5.09	M
12 Naphthalene	128	6.677	6.656	0.020	1	3686	5.00	4.90	M
13 2-Methylnaphthalene	142	7.381	7.243	0.138	1	1308	5.00	4.27	M
14 1-Methylnaphthalene	142	7.396	7.319	0.077	1	1907	5.00	5.45	M
15 Acenaphthylene	152	8.023	7.983	0.040	1	2537	5.00	5.40	M
16 Acenaphthene	153	8.147	8.122	0.025	1	2027	5.00	6.11	M
17 Fluorene	166	8.614	8.549	0.065	0	1979	5.00	5.84	M
19 Phenanthrene	178	9.367	9.329	0.038	1	2210	5.00	5.32	M
20 Anthracene	178	9.445	9.373	0.072	1	3977	5.00	5.10	M
21 Fluoranthene	202	10.348	10.303	0.045	1	2858	5.00	6.14	M
22 Pyrene	202	10.529	10.488	0.041	21	2760	5.00	5.63	M
23 Benzo[a]anthracene	228	11.545	11.491	0.054	1	1155	5.00	5.11	M
24 Chrysene	228	11.555	11.523	0.032	1	3616	5.00	4.83	M
25 Benzo[b]fluoranthene	252	12.629	12.580	0.049	1	1162	5.00	5.55	M
26 Benzo[k]fluoranthene	252	12.656	12.612	0.044	1	3715	5.00	5.13	M
27 Benzo[a]pyrene	252	13.007	12.953	0.054	1	2164	5.00	5.88	M
28 Indeno[1,2,3-cd]pyrene	276	14.407	14.310	0.097	1	1607	5.00	5.34	M
29 Dibenz(a,h)anthracene	278	14.434	14.342	0.092	1	2715	5.00	5.12	M
30 Benzo[g,h,i]perylene	276	14.709	14.634	0.075	6	2312	5.00	5.22	M

[QC Flag Legend](#)

Processing Flags

Review Flags

M - Manually Integrated

[Reagents:](#)

8270SIM\_IS\_00069

Amount Added: 9.00

Units: uL

8270ccvl\_50\_00037

Amount Added: 100.00

Units: uL

Eurofins FGS, Seattle

Data File: \\chromfs\Seattle\ChromData\SEA101\20211005-79126.b\100521a029.D

Injection Date: 05-Oct-2021 22:15:30

Instrument ID: SEA101

Lims ID: std3

Client ID:

Operator ID: TL

ALS Bottle#: 14

Worklist Smp#: 14

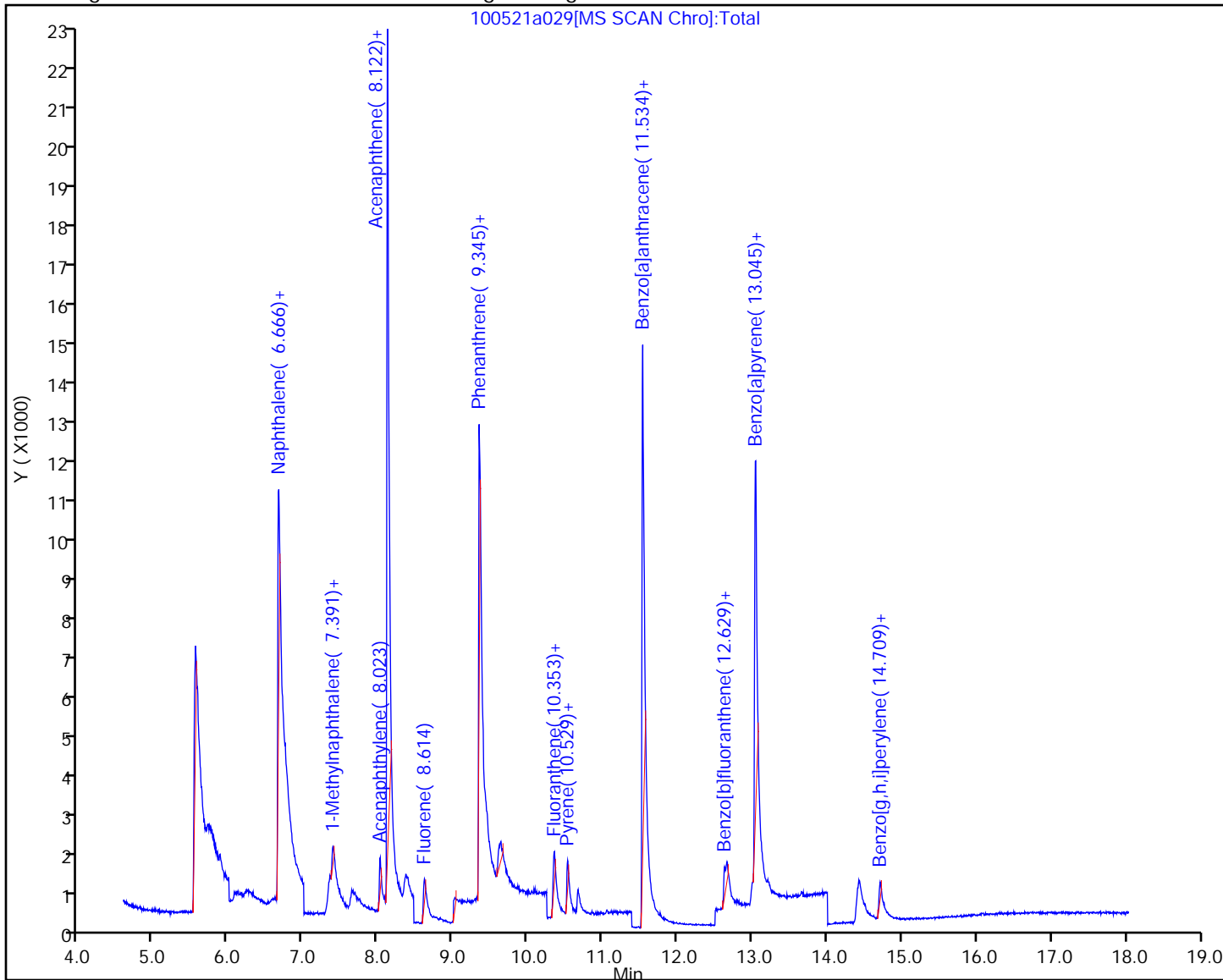
Injection Vol: 1.0 ul

Dil. Factor: 1.0000

Method: 8270\_SIM\_SEA101

Limit Group: 8270D\_SIM QSM 5.0

Y Scaling: Method Defined: Scale to the Nth Largest Target: 1



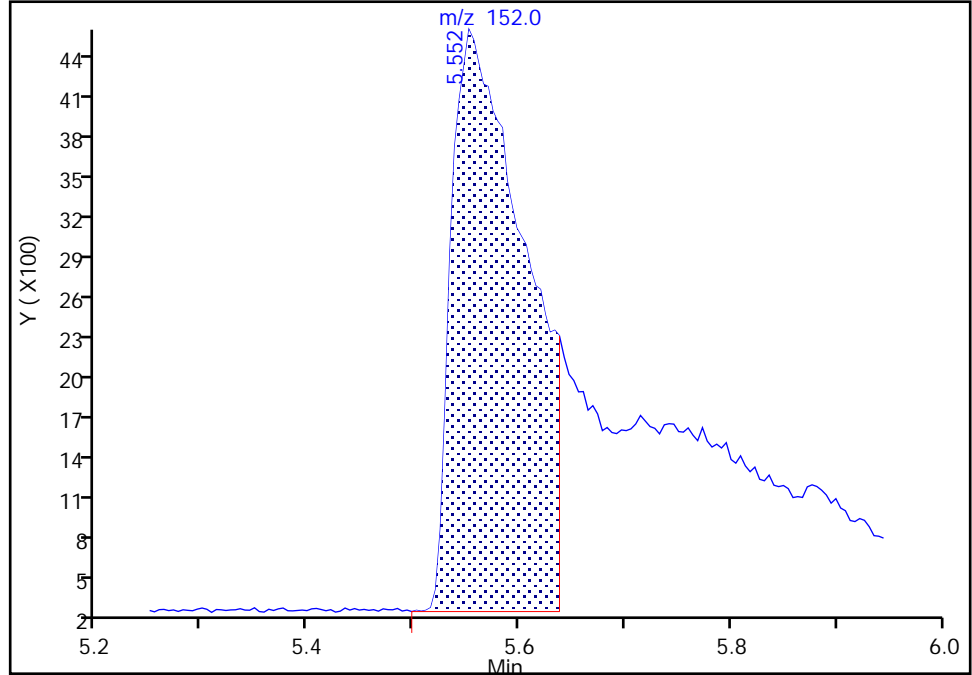
Eurofins FGS, Seattle

Data File: \\chromfs\Seattle\ChromData\SEA101\20211005-79126.b\100521a029.D  
Injection Date: 05-Oct-2021 22:15:30 Instrument ID: SEA101  
Lims ID: std3  
Client ID:  
Operator ID: TL ALS Bottle#: 14 Worklist Smp#: 14  
Injection Vol: 1.0 ul Dil. Factor: 1.0000  
Method: 8270\_SIM\_SEA101 Limit Group: 8270D\_SIM QSM 5.0  
Column: Detector MS SCAN

\* 1,1,4-Dichlorobenzene-d4, CAS: 3855-82-1  
Signal: 1

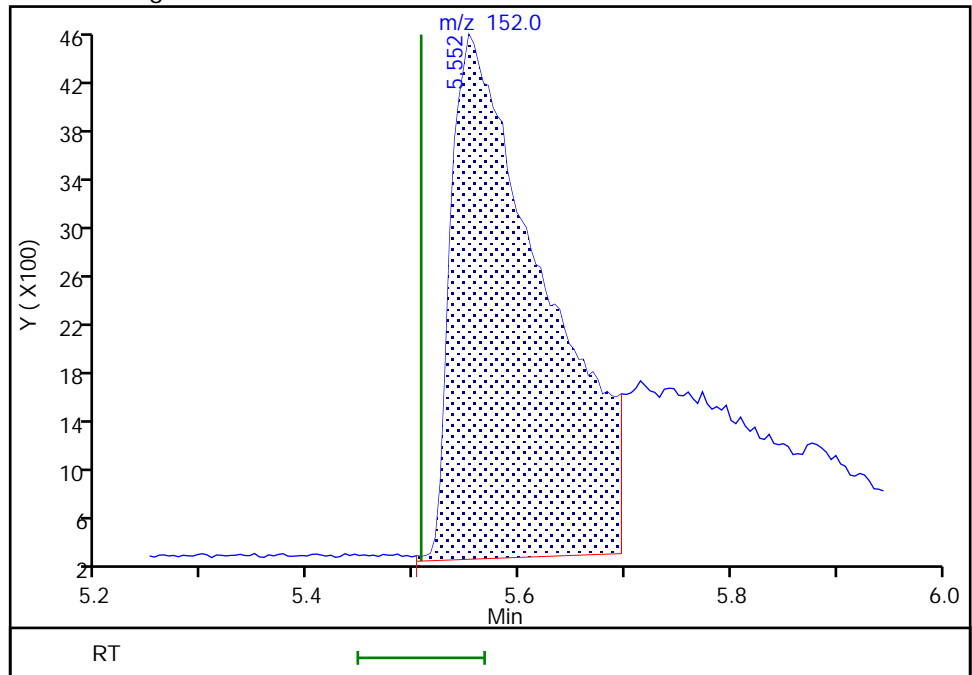
RT: 5.55  
Area: 20718  
Amount: 100.0000  
Amount Units: ug/L

Processing Integration Results



RT: 5.55  
Area: 26197  
Amount: 100.0000  
Amount Units: ug/L

Manual Integration Results



Reviewer: limmere, 06-Oct-2021 10:43:30  
Audit Action: Manually Integrated

Audit Reason: Baseline

Eurofins FGS, Seattle

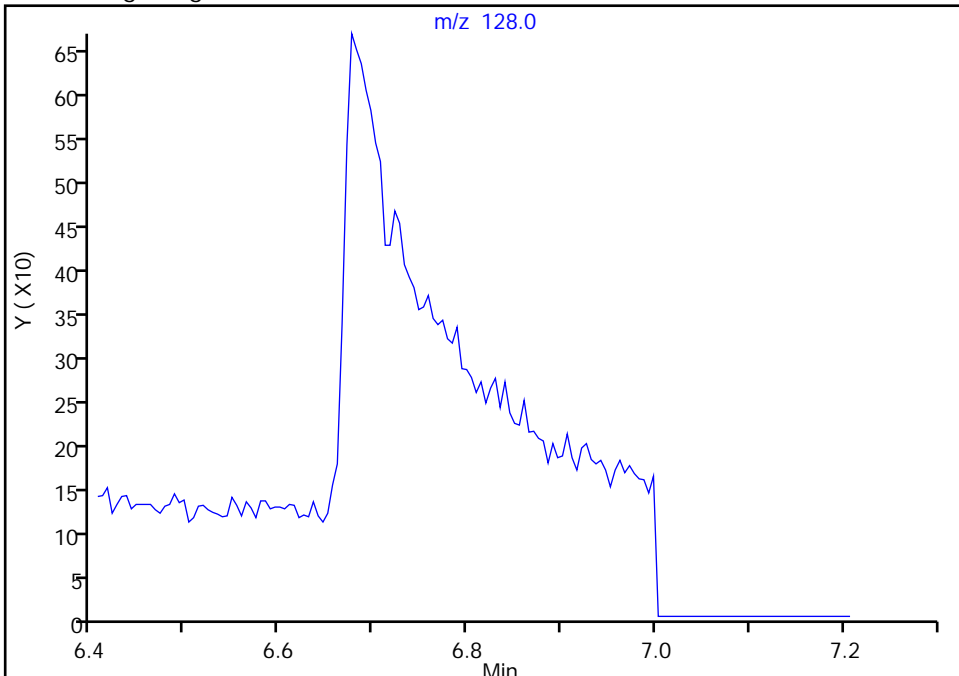
Data File: \\chromfs\Seattle\ChromData\SEA101\20211005-79126.b\100521a029.D  
Injection Date: 05-Oct-2021 22:15:30 Instrument ID: SEA101  
Lims ID: std3  
Client ID:  
Operator ID: TL ALS Bottle#: 14 Worklist Smp#: 14  
Injection Vol: 1.0 ul Dil. Factor: 1.0000  
Method: 8270\_SIM\_SEA101 Limit Group: 8270D\_SIM QSM 5.0  
Column: Detector MS SCAN

12 Naphthalene, CAS: 91-20-3

Signal: 1

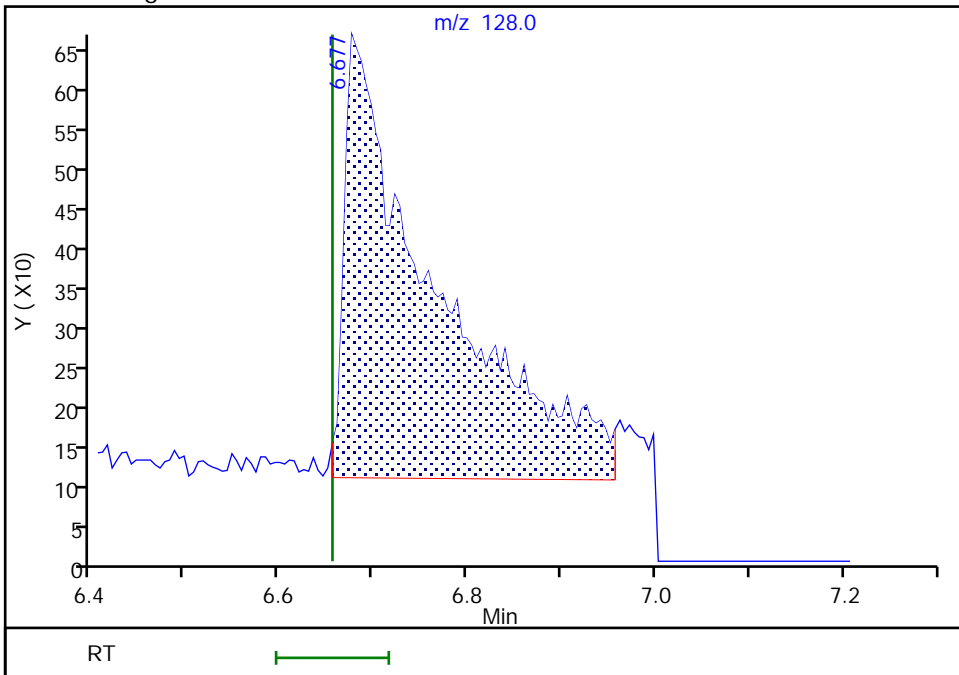
Not Detected  
Expected RT: 6.66

Processing Integration Results



Manual Integration Results

RT: 6.68  
Area: 3686  
Amount: 4.902024  
Amount Units: ug/L



Reviewer: limmere, 06-Oct-2021 11:21:22  
Audit Action: Manually Integrated

Audit Reason: Baseline

Eurofins FGS, Seattle

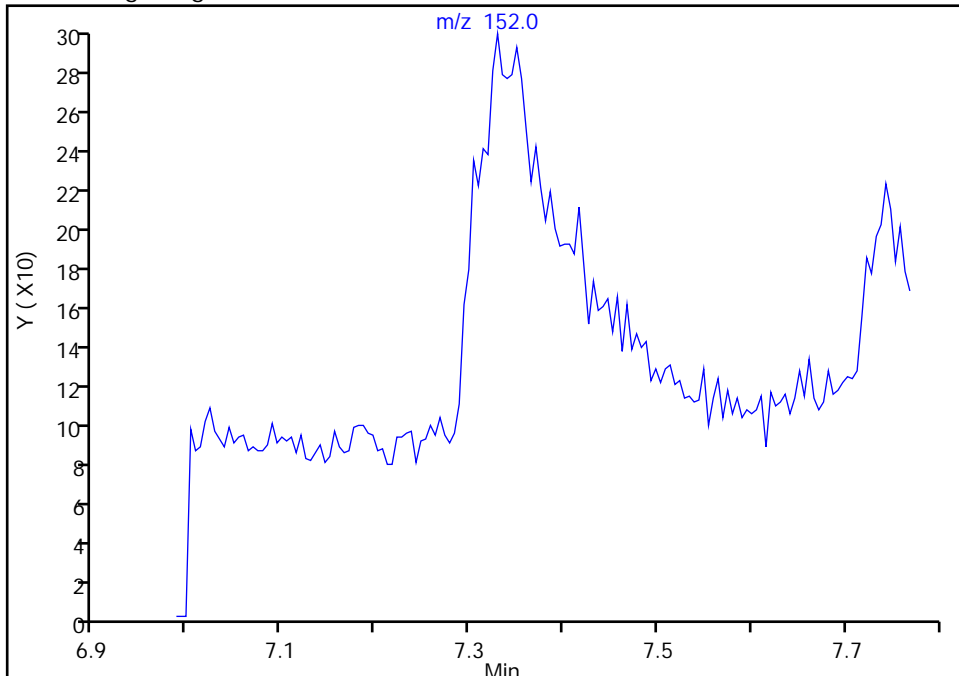
Data File: \\chromfs\Seattle\ChromData\SEA101\20211005-79126.b\100521a029.D  
Injection Date: 05-Oct-2021 22:15:30 Instrument ID: SEA101  
Lims ID: std3  
Client ID:  
Operator ID: TL ALS Bottle#: 14 Worklist Smp#: 14  
Injection Vol: 1.0 ul Dil. Factor: 1.0000  
Method: 8270\_SIM\_SEA101 Limit Group: 8270D\_SIM QSM 5.0  
Column: Detector MS SCAN

\$ 7 2-methylnaphthalene-d10, CAS: 7297-45-2

Signal: 1

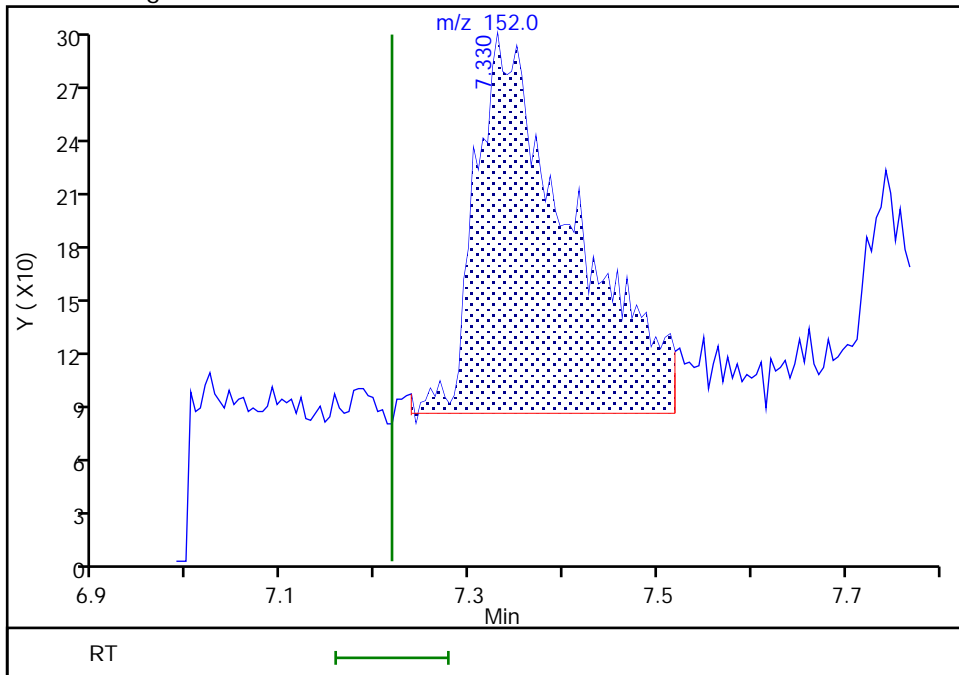
Not Detected  
Expected RT: 7.22

Processing Integration Results



Manual Integration Results

RT: 7.33  
Area: 1521  
Amount: 5.224722  
Amount Units: ug/L



Eurofins FGS, Seattle

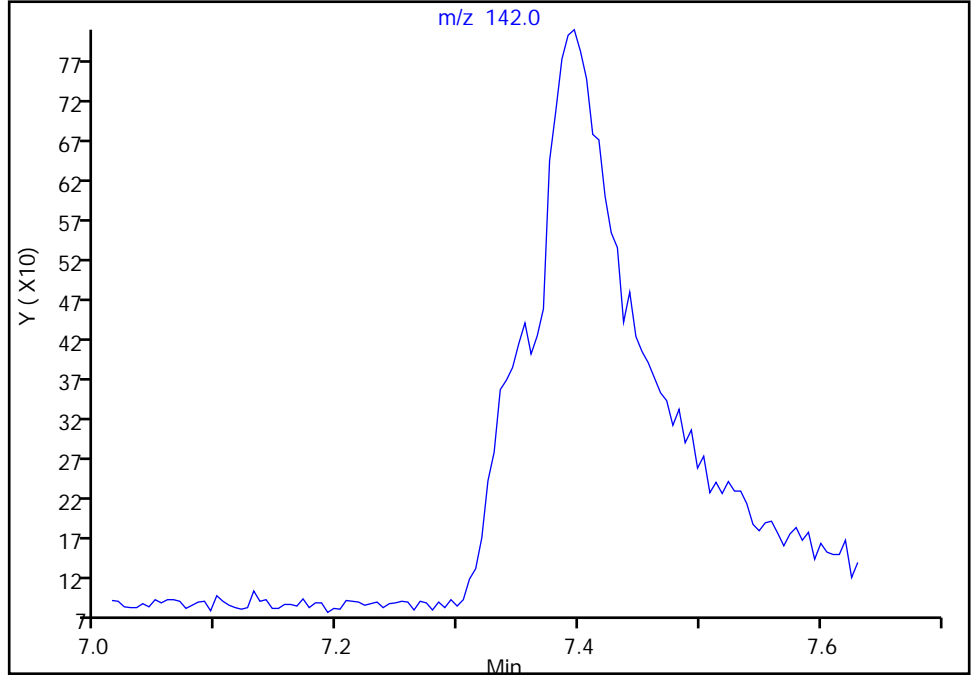
Data File: \\chromfs\Seattle\ChromData\SEA101\20211005-79126.b\100521a029.D  
Injection Date: 05-Oct-2021 22:15:30 Instrument ID: SEA101  
Lims ID: std3  
Client ID:  
Operator ID: TL ALS Bottle#: 14 Worklist Smp#: 14  
Injection Vol: 1.0 ul Dil. Factor: 1.0000  
Method: 8270\_SIM\_SEA101 Limit Group: 8270D\_SIM QSM 5.0  
Column: Detector MS SCAN

13 2-Methylnaphthalene, CAS: 91-57-6

Signal: 1

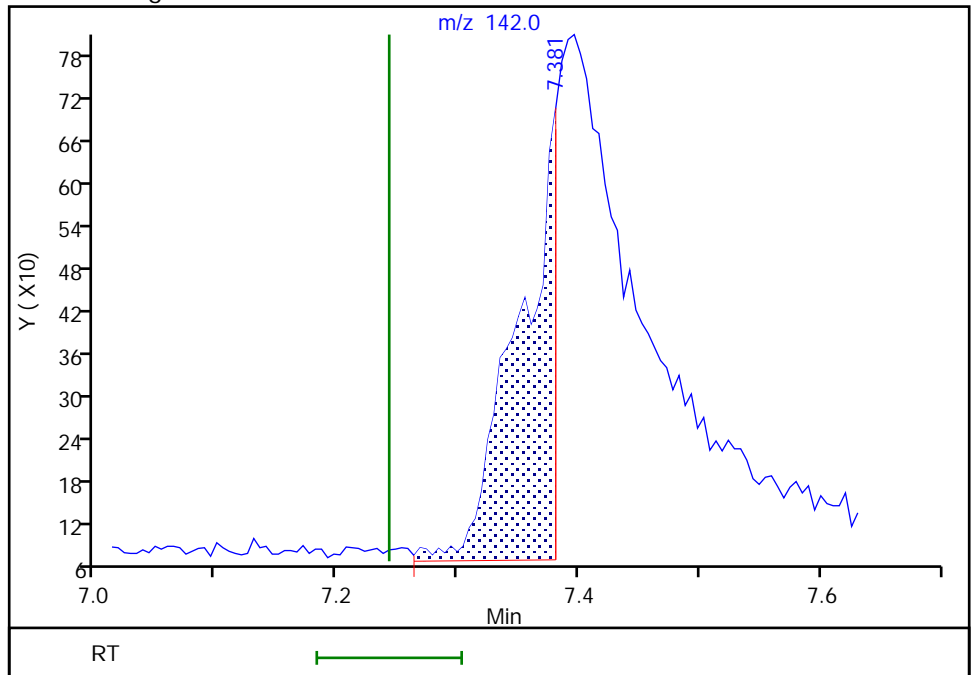
Not Detected  
Expected RT: 7.24

Processing Integration Results



Manual Integration Results

RT: 7.38  
Area: 1308  
Amount: 4.269975  
Amount Units: ug/L





Eurofins FGS, Seattle

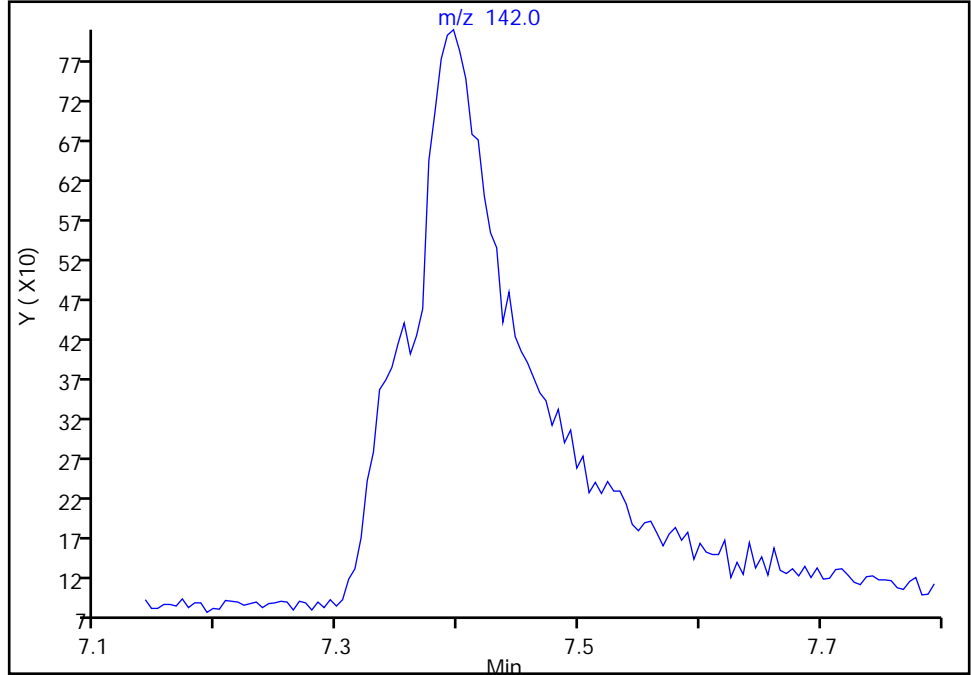
Data File: \\chromfs\Seattle\ChromData\SEA101\20211005-79126.b\100521a029.D  
Injection Date: 05-Oct-2021 22:15:30 Instrument ID: SEA101  
Lims ID: std3  
Client ID:  
Operator ID: TL ALS Bottle#: 14 Worklist Smp#: 14  
Injection Vol: 1.0 ul Dil. Factor: 1.0000  
Method: 8270\_SIM\_SEA101 Limit Group: 8270D\_SIM QSM 5.0  
Column: Detector MS SCAN

14 1-Methylnaphthalene, CAS: 90-12-0

Signal: 1

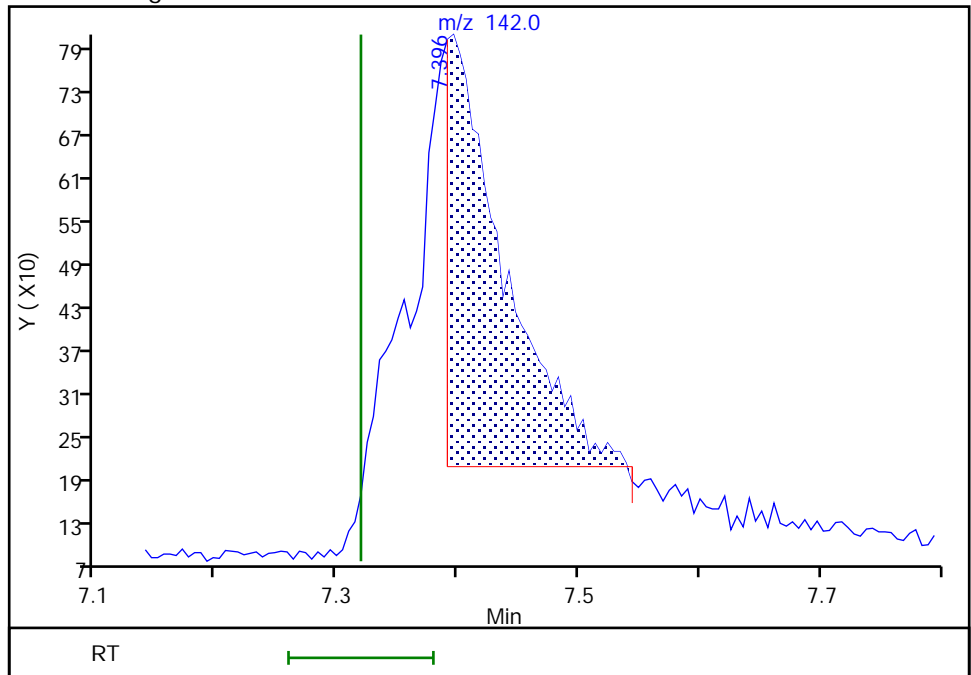
Not Detected  
Expected RT: 7.32

Processing Integration Results



Manual Integration Results

RT: 7.40  
Area: 1907  
Amount: 5.453227  
Amount Units: ug/L



Reviewer: limmere, 06-Oct-2021 11:30:34  
Audit Action: Manually Integrated

Audit Reason: Baseline

Eurofins FGS, Seattle

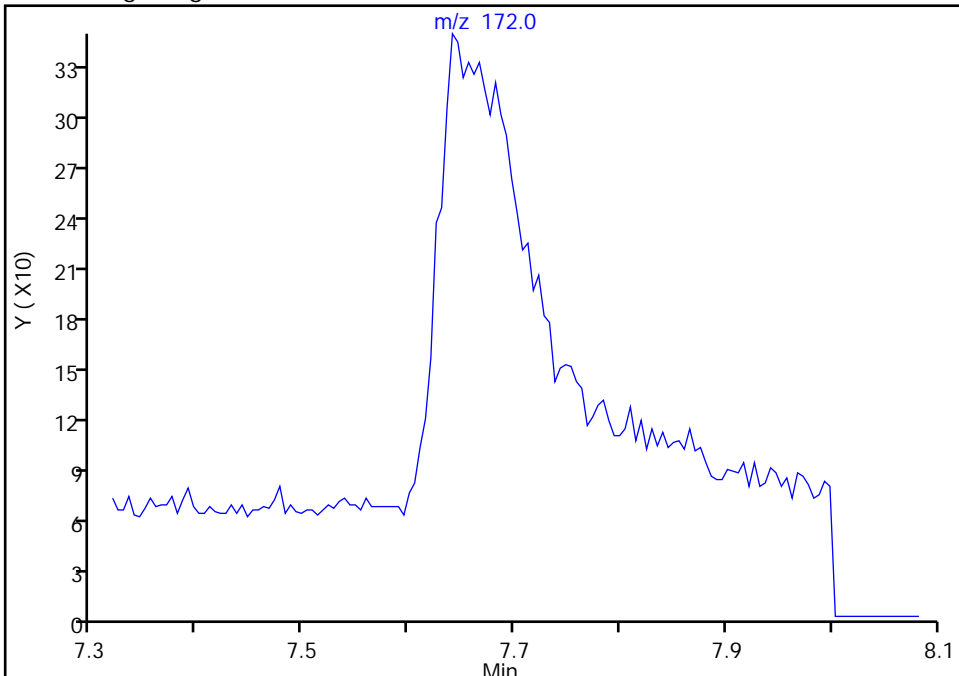
Data File: \\chromfs\Seattle\ChromData\SEA101\20211005-79126.b\100521a029.D  
Injection Date: 05-Oct-2021 22:15:30 Instrument ID: SEA101  
Lims ID: std3  
Client ID:  
Operator ID: TL ALS Bottle#: 14 Worklist Smp#: 14  
Injection Vol: 1.0 ul Dil. Factor: 1.0000  
Method: 8270\_SIM\_SEA101 Limit Group: 8270D\_SIM QSM 5.0  
Column: Detector MS SCAN

**\$ 8 2-Fluorobiphenyl, CAS: 321-60-8**

Signal: 1

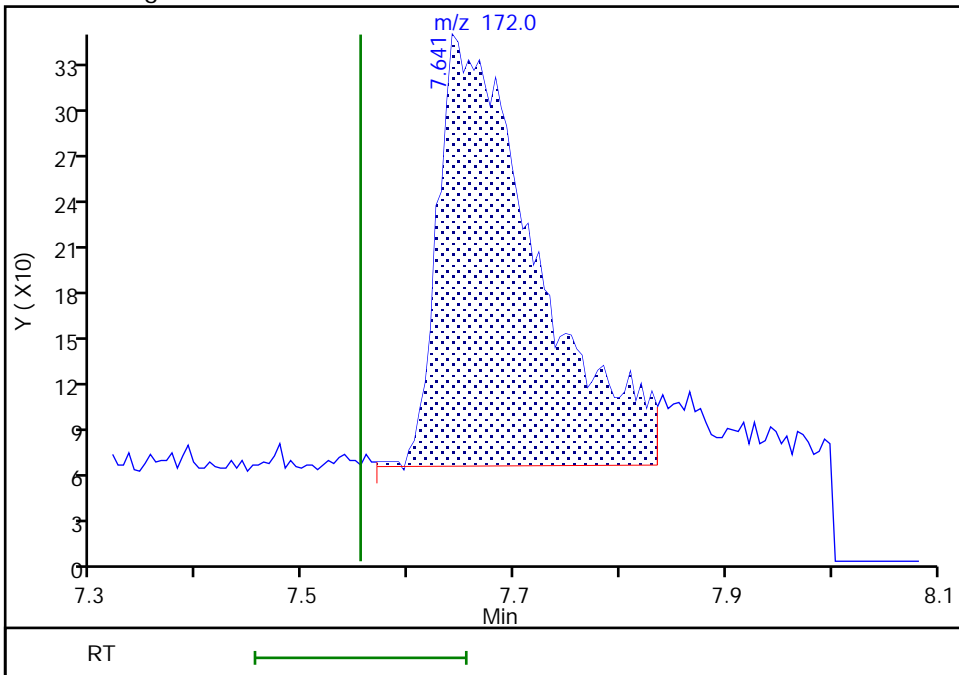
Not Detected  
Expected RT: 7.55

Processing Integration Results



Manual Integration Results

RT: 7.64  
Area: 1824  
Amount: 5.347886  
Amount Units: ug/L



Reviewer: limmere, 06-Oct-2021 10:43:50  
Audit Action: Manually Integrated

Audit Reason: Baseline

Eurofins FGS, Seattle

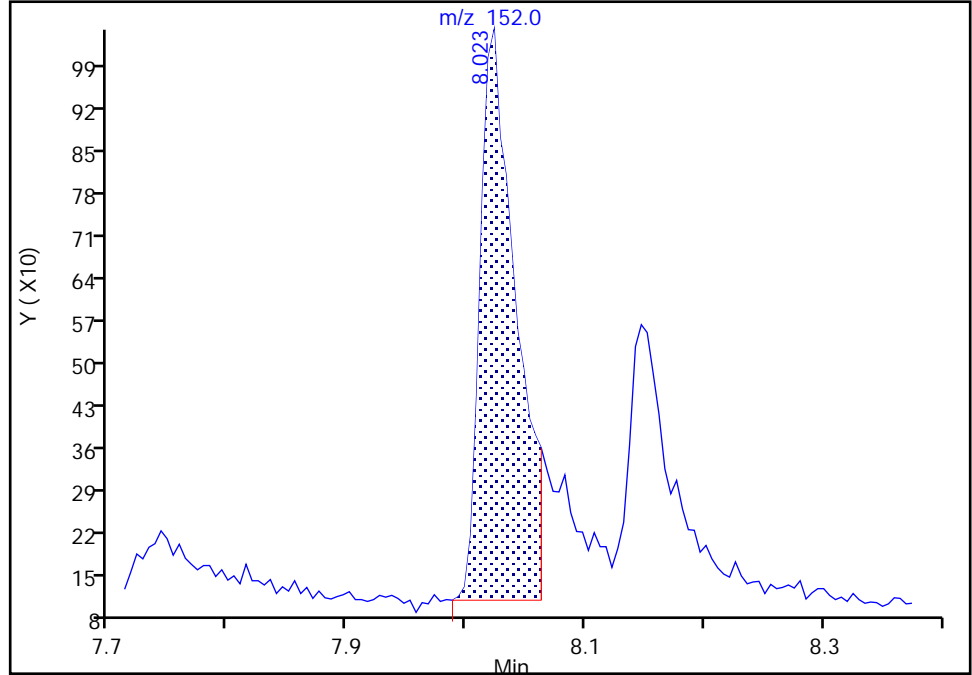
Data File: \\chromfs\Seattle\ChromData\SEA101\20211005-79126.b\100521a029.D  
Injection Date: 05-Oct-2021 22:15:30 Instrument ID: SEA101  
Lims ID: std3  
Client ID:  
Operator ID: TL ALS Bottle#: 14 Worklist Smp#: 14  
Injection Vol: 1.0 ul Dil. Factor: 1.0000  
Method: 8270\_SIM\_SEA101 Limit Group: 8270D\_SIM QSM 5.0  
Column: Detector MS SCAN

15 Acenaphthylene, CAS: 208-96-8

Signal: 1

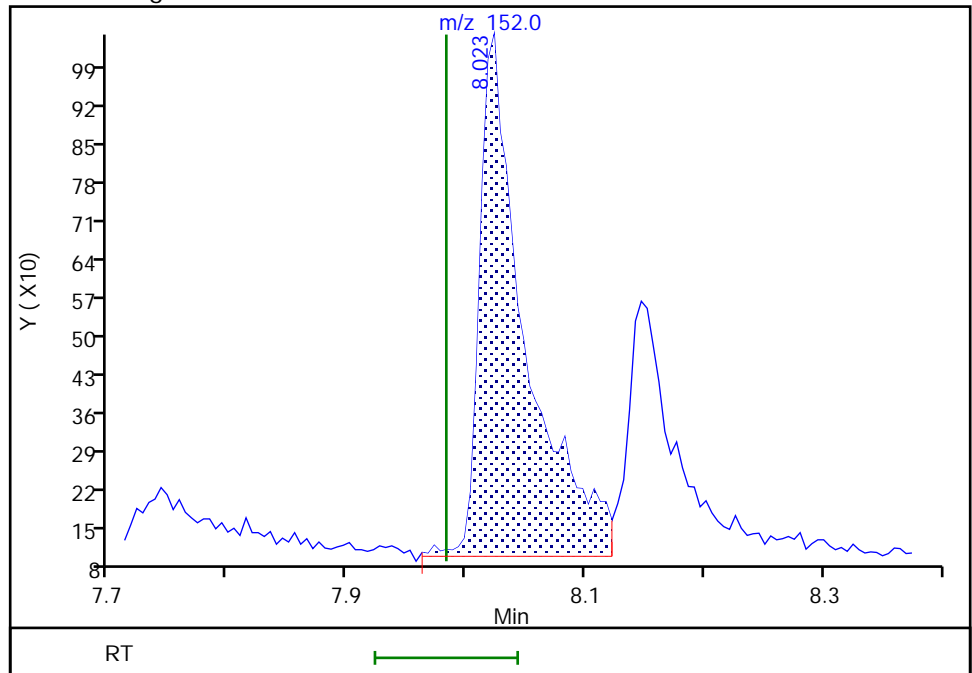
RT: 8.02  
Area: 1937  
Amount: 4.255143  
Amount Units: ug/L

Processing Integration Results



RT: 8.02  
Area: 2537  
Amount: 5.402971  
Amount Units: ug/L

Manual Integration Results



Reviewer: limmere, 06-Oct-2021 10:45:09  
Audit Action: Manually Integrated

Audit Reason: Baseline

Eurofins FGS, Seattle

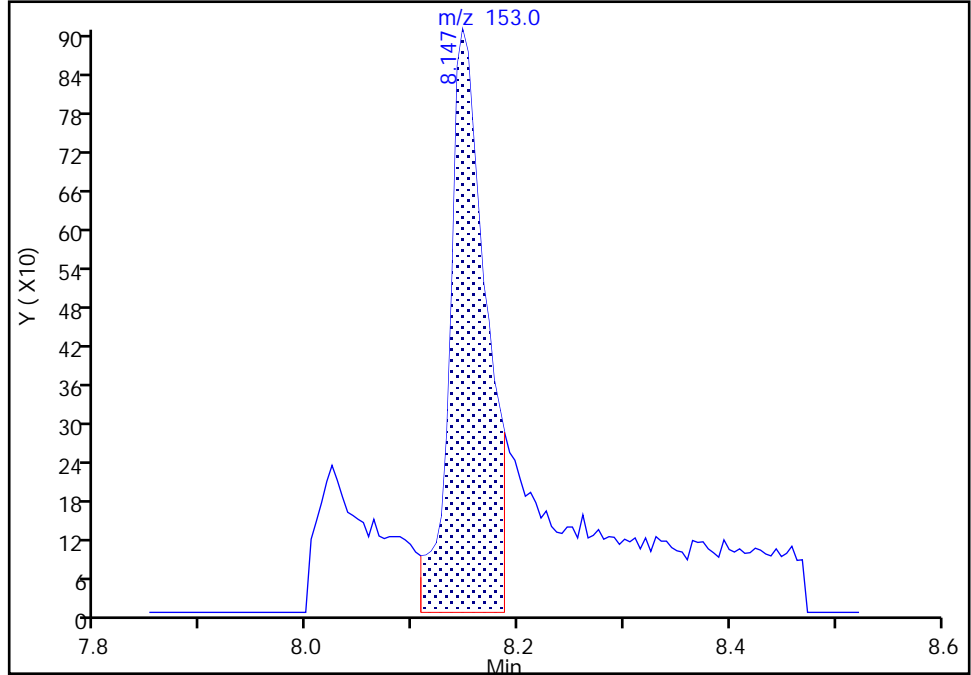
Data File: \\chromfs\Seattle\ChromData\SEA101\20211005-79126.b\100521a029.D  
Injection Date: 05-Oct-2021 22:15:30 Instrument ID: SEA101  
Lims ID: std3  
Client ID:  
Operator ID: TL ALS Bottle#: 14 Worklist Smp#: 14  
Injection Vol: 1.0 ul Dil. Factor: 1.0000  
Method: 8270\_SIM\_SEA101 Limit Group: 8270D\_SIM QSM 5.0  
Column: Detector MS SCAN

16 Acenaphthene, CAS: 83-32-9

Signal: 1

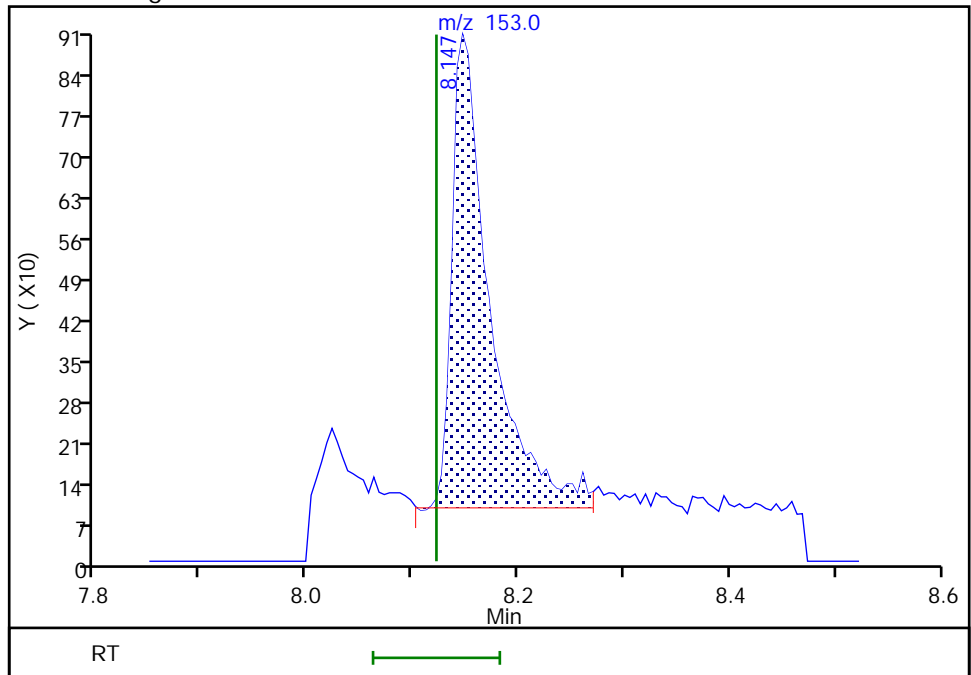
RT: 8.15  
Area: 2107  
Amount: 6.171374  
Amount Units: ug/L

Processing Integration Results



RT: 8.15  
Area: 2027  
Amount: 6.106445  
Amount Units: ug/L

Manual Integration Results



Reviewer: limmere, 06-Oct-2021 10:45:14  
Audit Action: Manually Integrated

Audit Reason: Baseline

Eurofins FGS, Seattle

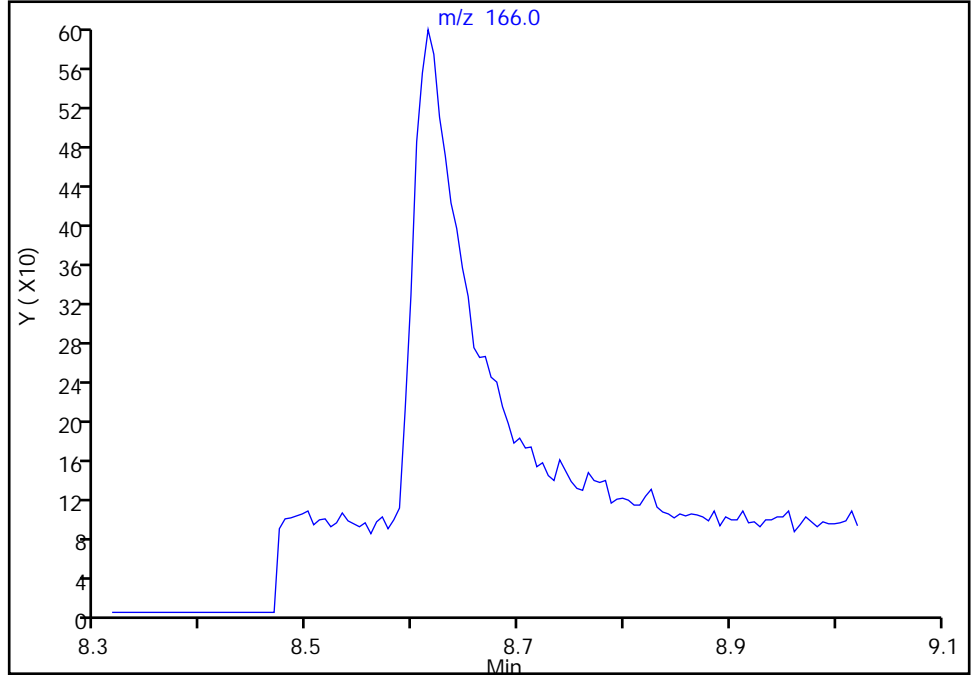
Data File: \\chromfs\Seattle\ChromData\SEA101\20211005-79126.b\100521a029.D  
Injection Date: 05-Oct-2021 22:15:30 Instrument ID: SEA101  
Lims ID: std3  
Client ID:  
Operator ID: TL ALS Bottle#: 14 Worklist Smp#: 14  
Injection Vol: 1.0 ul Dil. Factor: 1.0000  
Method: 8270\_SIM\_SEA101 Limit Group: 8270D\_SIM QSM 5.0  
Column: Detector MS SCAN

17 Fluorene, CAS: 86-73-7

Signal: 1

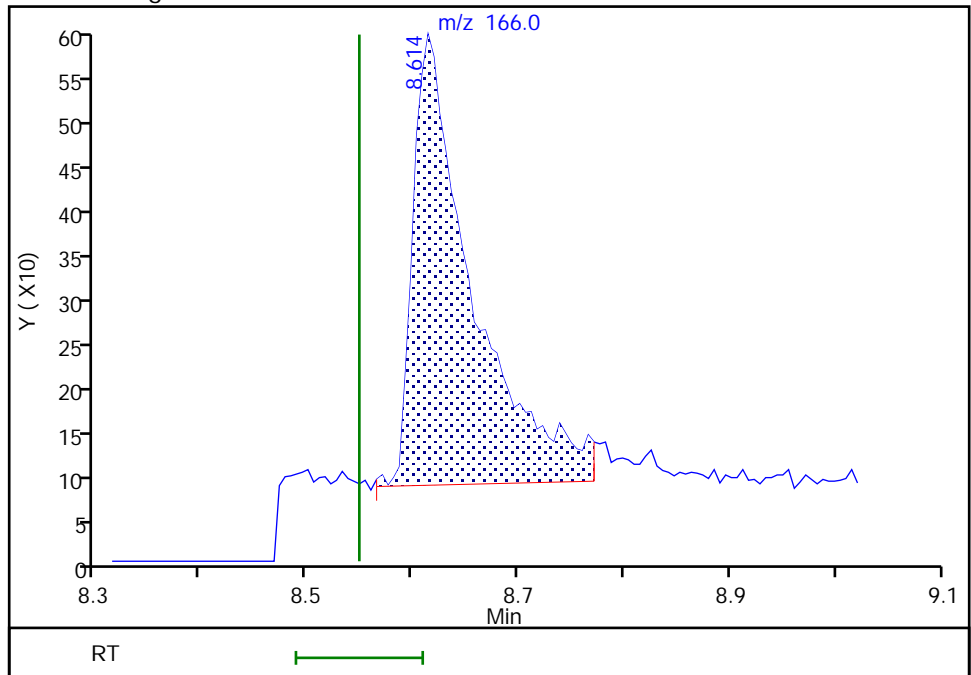
Not Detected  
Expected RT: 8.55

Processing Integration Results



Manual Integration Results

RT: 8.61  
Area: 1979  
Amount: 5.843021  
Amount Units: ug/L



Reviewer: limmere, 06-Oct-2021 10:45:18  
Audit Action: Manually Integrated

Audit Reason: Baseline

Eurofins FGS, Seattle

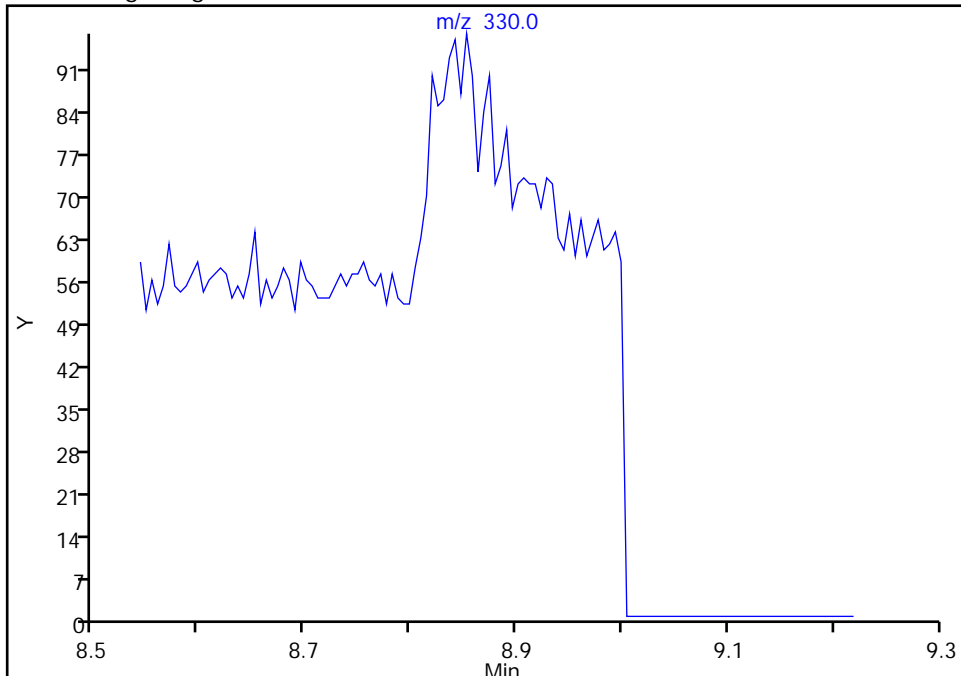
Data File: \\chromfs\Seattle\ChromData\SEA101\20211005-79126.b\100521a029.D  
Injection Date: 05-Oct-2021 22:15:30 Instrument ID: SEA101  
Lims ID: std3  
Client ID:  
Operator ID: TL ALS Bottle#: 14 Worklist Smp#: 14  
Injection Vol: 1.0 ul Dil. Factor: 1.0000  
Method: 8270\_SIM\_SEA101 Limit Group: 8270D\_SIM QSM 5.0  
Column: Detector MS SCAN

\$ 9 2,4,6-Tribromophenol, CAS: 118-79-6

Signal: 1

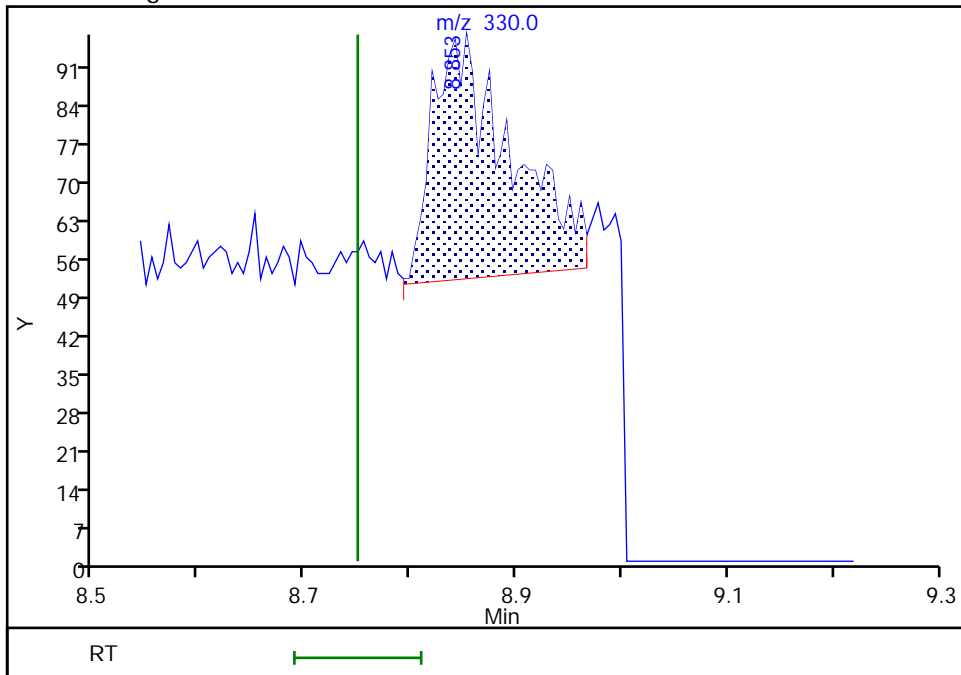
Not Detected  
Expected RT: 8.75

Processing Integration Results



Manual Integration Results

RT: 8.85  
Area: 229  
Amount: 9.675813  
Amount Units: ug/L



Reviewer: limmere, 06-Oct-2021 10:44:01  
Audit Action: Manually Integrated

Audit Reason: Baseline

Eurofins FGS, Seattle

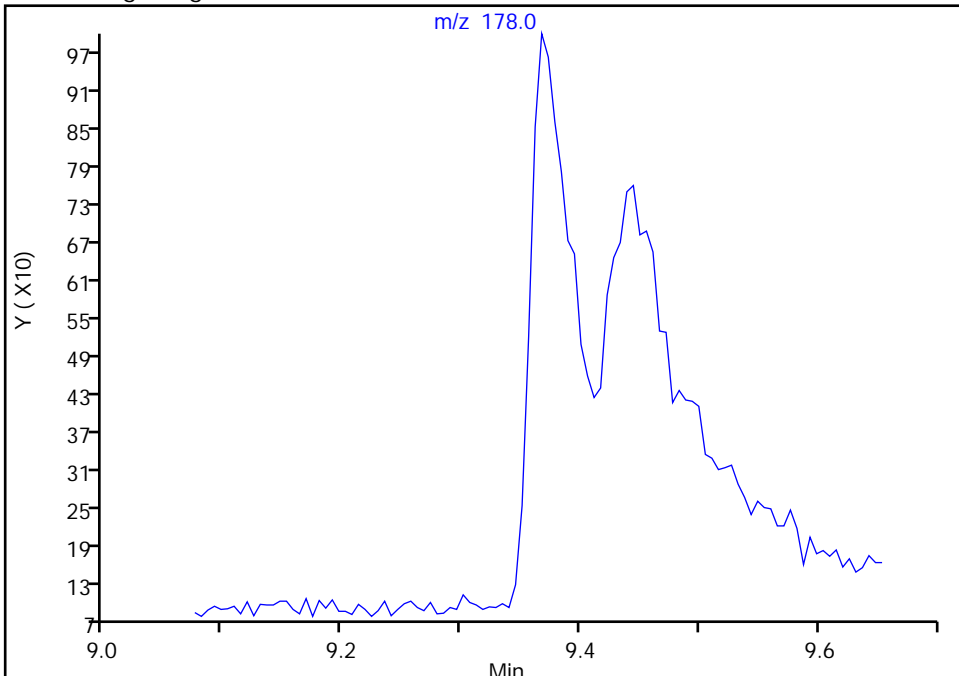
Data File: \\chromfs\Seattle\ChromData\SEA101\20211005-79126.b\100521a029.D  
Injection Date: 05-Oct-2021 22:15:30 Instrument ID: SEA101  
Lims ID: std3  
Client ID:  
Operator ID: TL ALS Bottle#: 14 Worklist Smp#: 14  
Injection Vol: 1.0 ul Dil. Factor: 1.0000  
Method: 8270\_SIM\_SEA101 Limit Group: 8270D\_SIM QSM 5.0  
Column: Detector MS SCAN

19 Phenanthrene, CAS: 85-01-8

Signal: 1

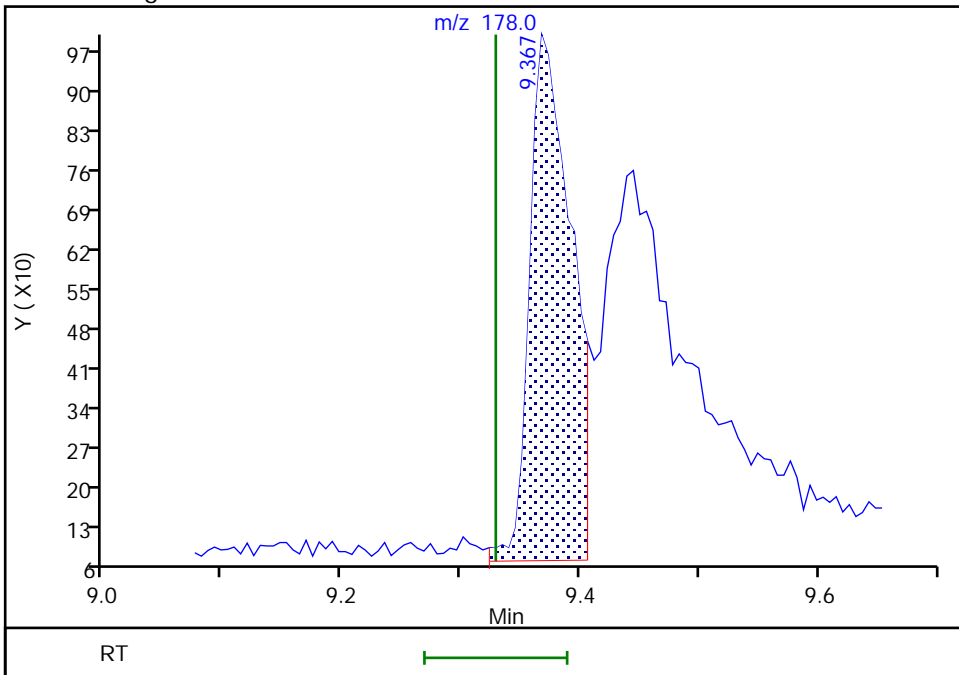
Not Detected  
Expected RT: 9.33

Processing Integration Results



Manual Integration Results

RT: 9.37  
Area: 2210  
Amount: 5.320679  
Amount Units: ug/L



Reviewer: limmere, 06-Oct-2021 10:45:25  
Audit Action: Manually Integrated

Eurofins FGS, Seattle

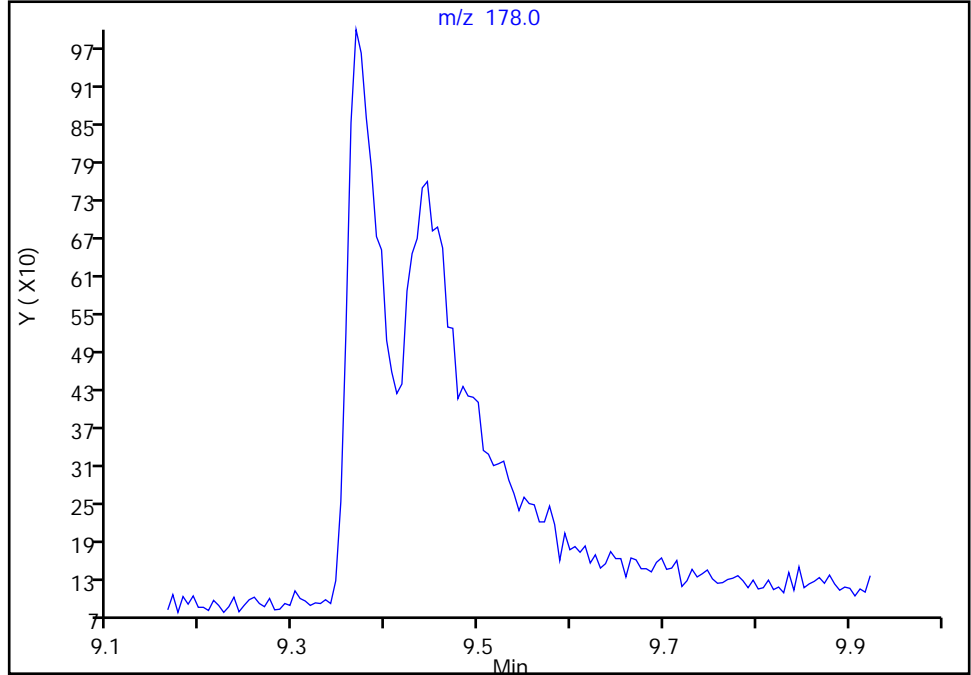
Data File: \\chromfs\Seattle\ChromData\SEA101\20211005-79126.b\100521a029.D  
Injection Date: 05-Oct-2021 22:15:30 Instrument ID: SEA101  
Lims ID: std3  
Client ID:  
Operator ID: TL ALS Bottle#: 14 Worklist Smp#: 14  
Injection Vol: 1.0 ul Dil. Factor: 1.0000  
Method: 8270\_SIM\_SEA101 Limit Group: 8270D\_SIM QSM 5.0  
Column: Detector MS SCAN

20 Anthracene, CAS: 120-12-7

Signal: 1

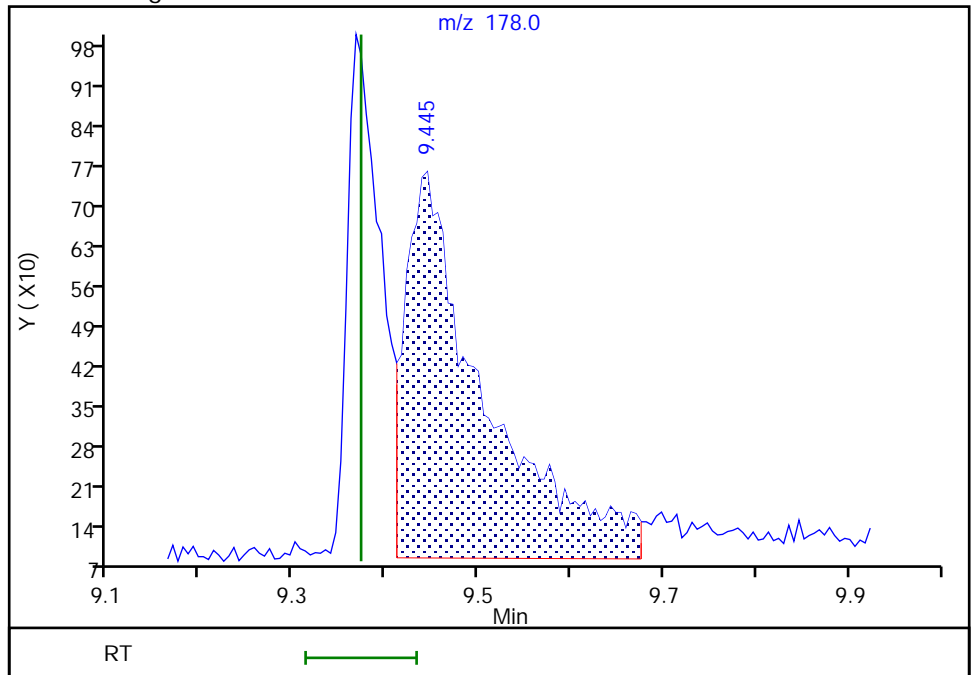
Not Detected  
Expected RT: 9.37

Processing Integration Results



Manual Integration Results

RT: 9.44  
Area: 3977  
Amount: 5.096800  
Amount Units: ug/L



Reviewer: limmere, 06-Oct-2021 10:45:36  
Audit Action: Manually Integrated

Audit Reason: Baseline



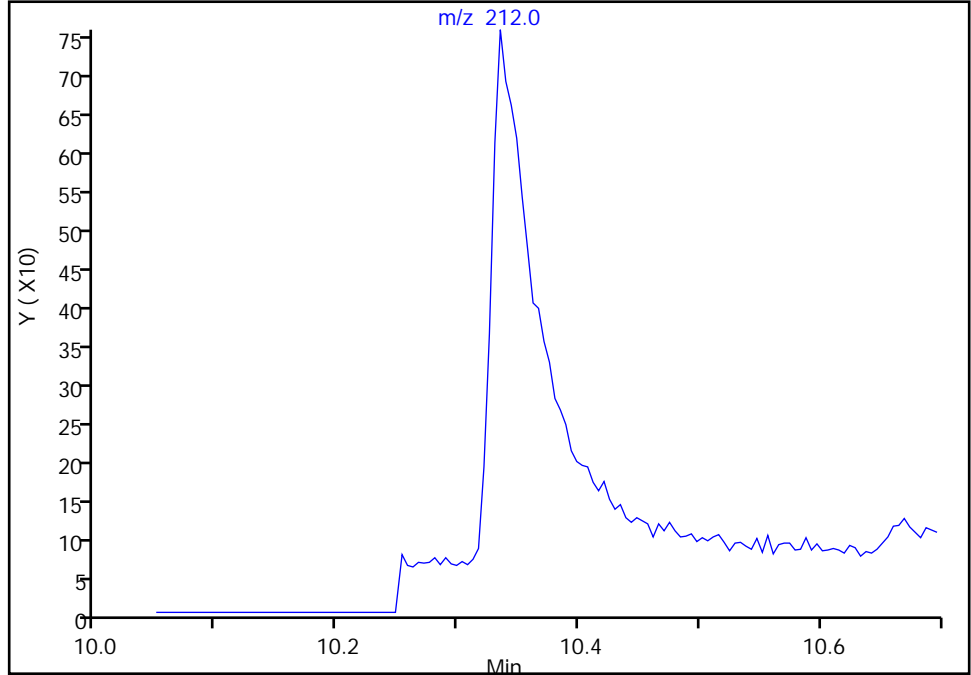
Eurofins FGS, Seattle

Data File: \\chromfs\Seattle\ChromData\SEA101\20211005-79126.b\100521a029.D  
Injection Date: 05-Oct-2021 22:15:30 Instrument ID: SEA101  
Lims ID: std3  
Client ID:  
Operator ID: TL ALS Bottle#: 14 Worklist Smp#: 14  
Injection Vol: 1.0 ul Dil. Factor: 1.0000  
Method: 8270\_SIM\_SEA101 Limit Group: 8270D\_SIM QSM 5.0  
Column: Detector MS SCAN

**\$ 10 Fluoranthene-d10 (Surr), CAS: 93951-69-0**  
Signal: 1

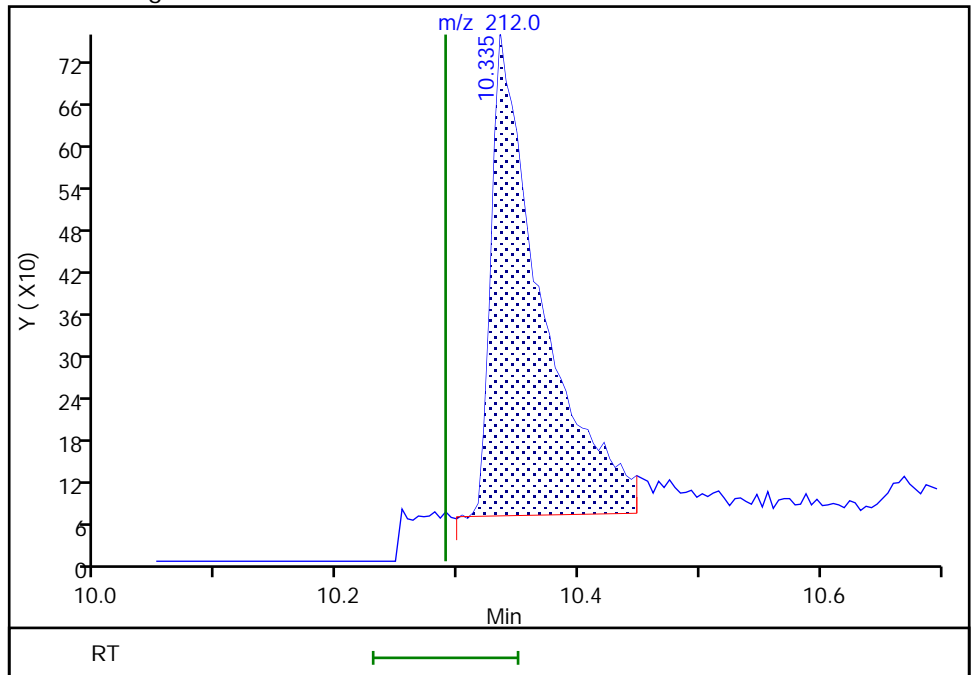
Not Detected  
Expected RT: 10.29

Processing Integration Results



RT: 10.33  
Area: 1973  
Amount: 4.853075  
Amount Units: ug/L

Manual Integration Results



Reviewer: limmere, 06-Oct-2021 10:44:05  
Audit Action: Manually Integrated

Audit Reason: Baseline

Eurofins FGS, Seattle

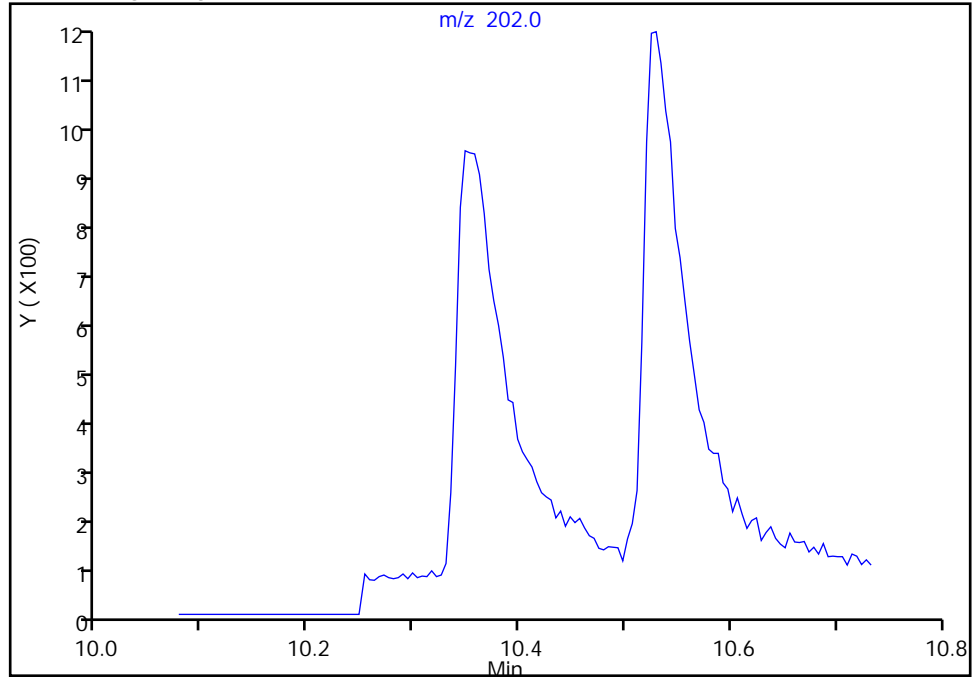
Data File: \\chromfs\Seattle\ChromData\SEA101\20211005-79126.b\100521a029.D  
Injection Date: 05-Oct-2021 22:15:30 Instrument ID: SEA101  
Lims ID: std3  
Client ID:  
Operator ID: TL ALS Bottle#: 14 Worklist Smp#: 14  
Injection Vol: 1.0 ul Dil. Factor: 1.0000  
Method: 8270\_SIM\_SEA101 Limit Group: 8270D\_SIM QSM 5.0  
Column: Detector MS SCAN

21 Fluoranthene, CAS: 206-44-0

Signal: 1

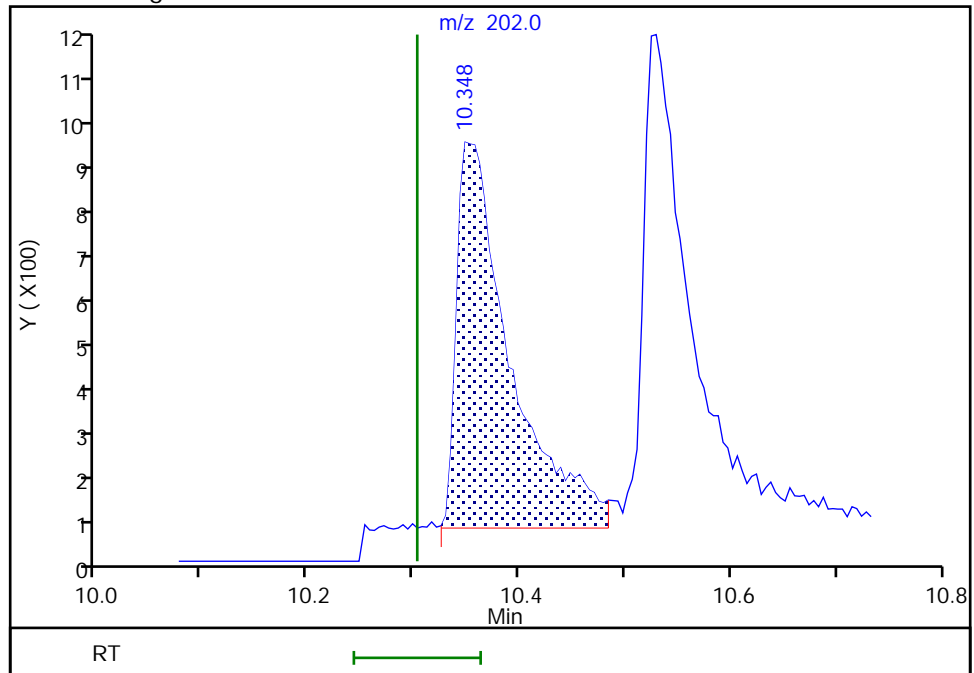
Not Detected  
Expected RT: 10.30

Processing Integration Results



RT: 10.35  
Area: 2858  
Amount: 6.143563  
Amount Units: ug/L

Manual Integration Results



Reviewer: limmere, 06-Oct-2021 10:45:41  
Audit Action: Manually Integrated

Audit Reason: Baseline

Eurofins FGS, Seattle

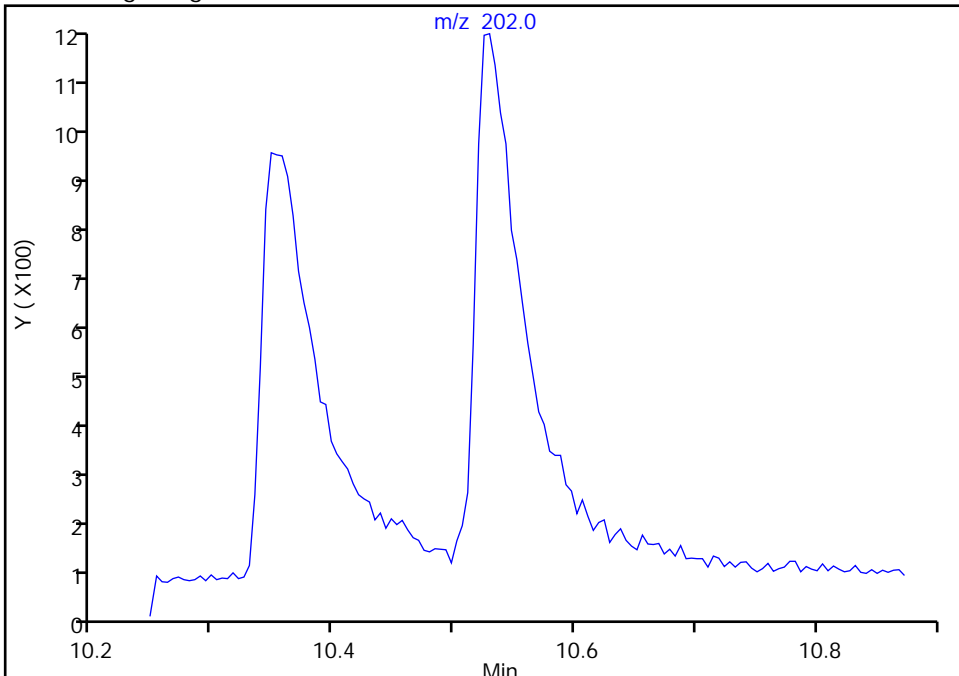
Data File: \\chromfs\Seattle\ChromData\SEA101\20211005-79126.b\100521a029.D  
Injection Date: 05-Oct-2021 22:15:30 Instrument ID: SEA101  
Lims ID: std3  
Client ID:  
Operator ID: TL ALS Bottle#: 14 Worklist Smp#: 14  
Injection Vol: 1.0 ul Dil. Factor: 1.0000  
Method: 8270\_SIM\_SEA101 Limit Group: 8270D\_SIM QSM 5.0  
Column: Detector MS SCAN

22 Pyrene, CAS: 129-00-0

Signal: 1

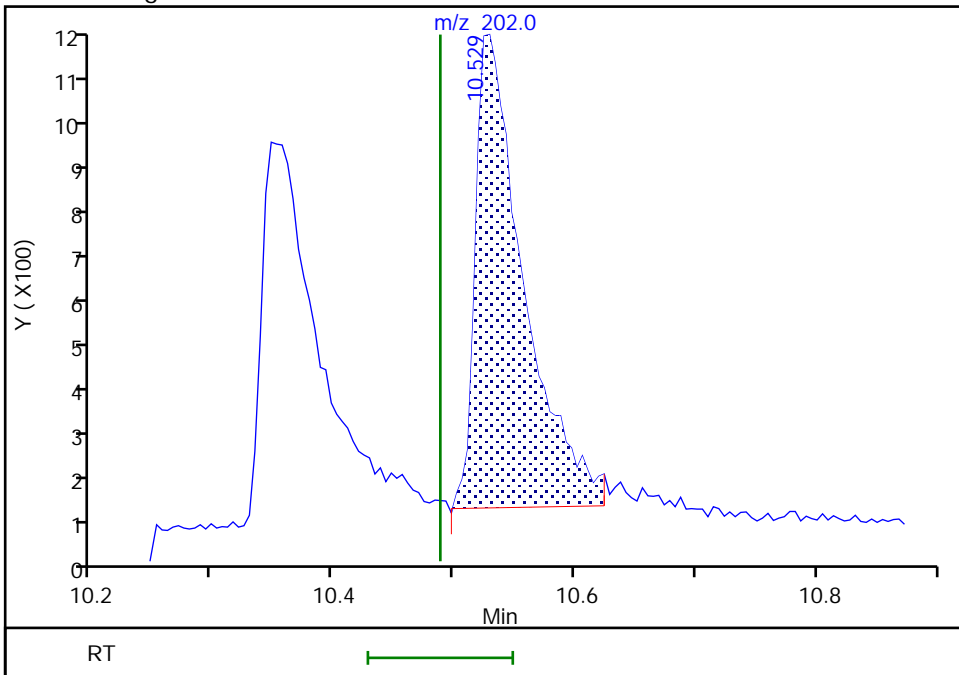
Not Detected  
Expected RT: 10.49

Processing Integration Results



RT: 10.53  
Area: 2760  
Amount: 5.627938  
Amount Units: ug/L

Manual Integration Results



Reviewer: limmere, 06-Oct-2021 10:45:45  
Audit Action: Manually Integrated

Audit Reason: Baseline

Eurofins FGS, Seattle

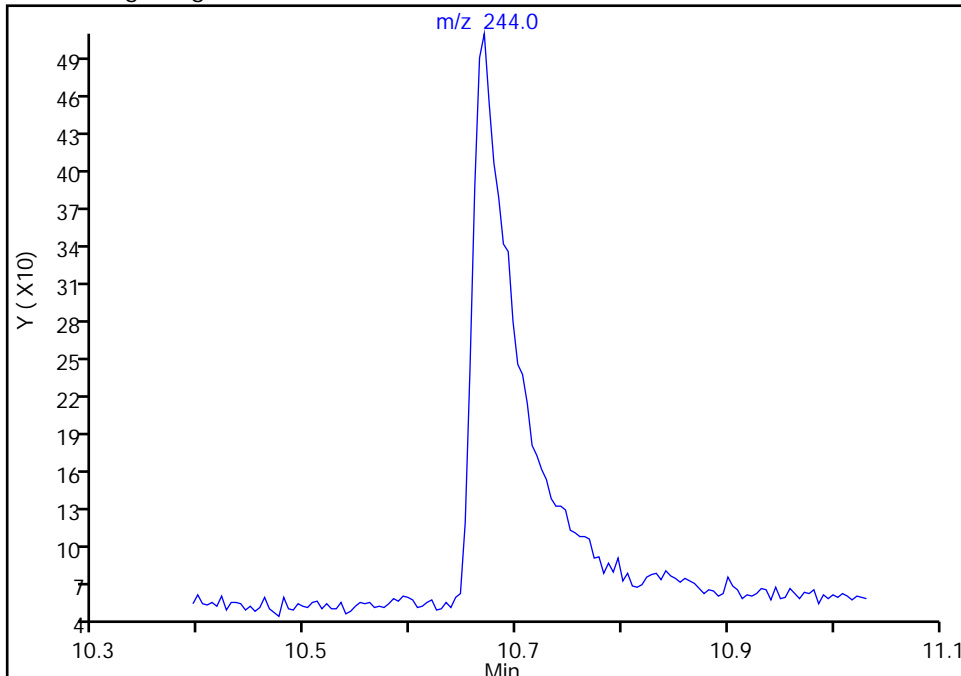
Data File: \\chromfs\Seattle\ChromData\SEA101\20211005-79126.b\100521a029.D  
Injection Date: 05-Oct-2021 22:15:30 Instrument ID: SEA101  
Lims ID: std3  
Client ID:  
Operator ID: TL ALS Bottle#: 14 Worklist Smp#: 14  
Injection Vol: 1.0 ul Dil. Factor: 1.0000  
Method: 8270\_SIM\_SEA101 Limit Group: 8270D\_SIM QSM 5.0  
Column: Detector MS SCAN

**\$ 11 Terphenyl-d14, CAS: 1718-51-0**

Signal: 1

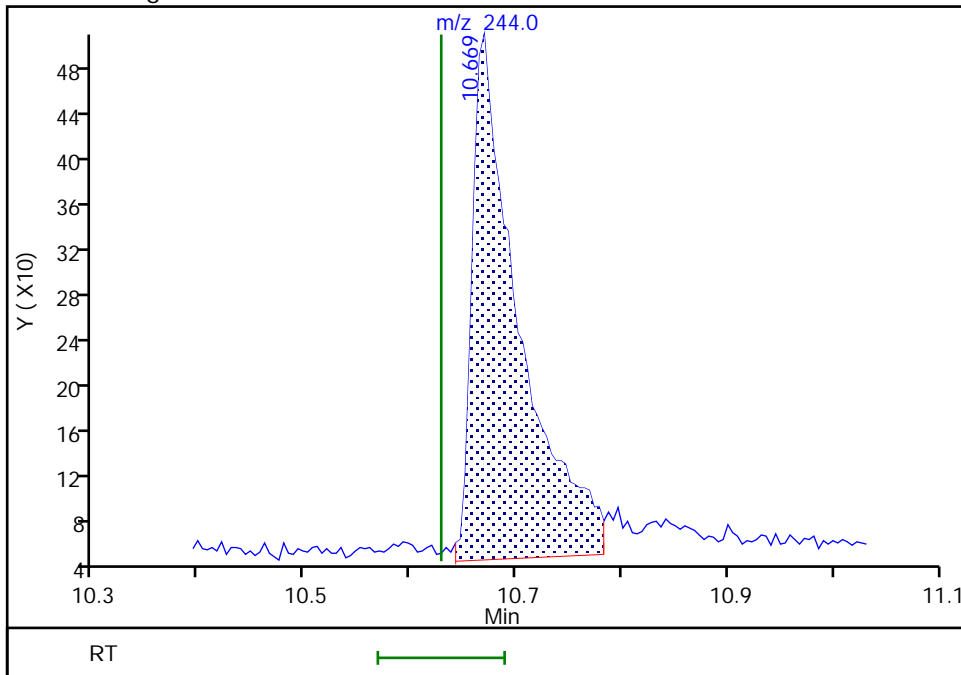
Not Detected  
Expected RT: 10.63

Processing Integration Results



Manual Integration Results

RT: 10.67  
Area: 1412  
Amount: 5.085897  
Amount Units: ug/L



Reviewer: limmere, 06-Oct-2021 10:44:09  
Audit Action: Manually Integrated

Audit Reason: Baseline

Eurofins FGS, Seattle

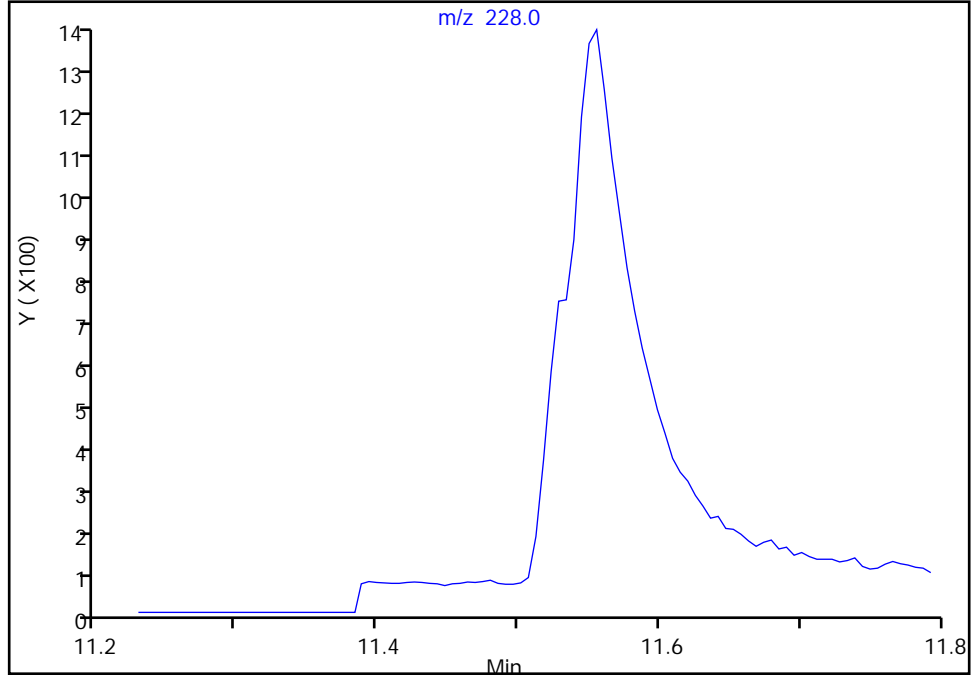
Data File: \\chromfs\Seattle\ChromData\SEA101\20211005-79126.b\100521a029.D  
Injection Date: 05-Oct-2021 22:15:30 Instrument ID: SEA101  
Lims ID: std3  
Client ID:  
Operator ID: TL ALS Bottle#: 14 Worklist Smp#: 14  
Injection Vol: 1.0 ul Dil. Factor: 1.0000  
Method: 8270\_SIM\_SEA101 Limit Group: 8270D\_SIM QSM 5.0  
Column: Detector MS SCAN

23 Benzo[a]anthracene, CAS: 56-55-3

Signal: 1

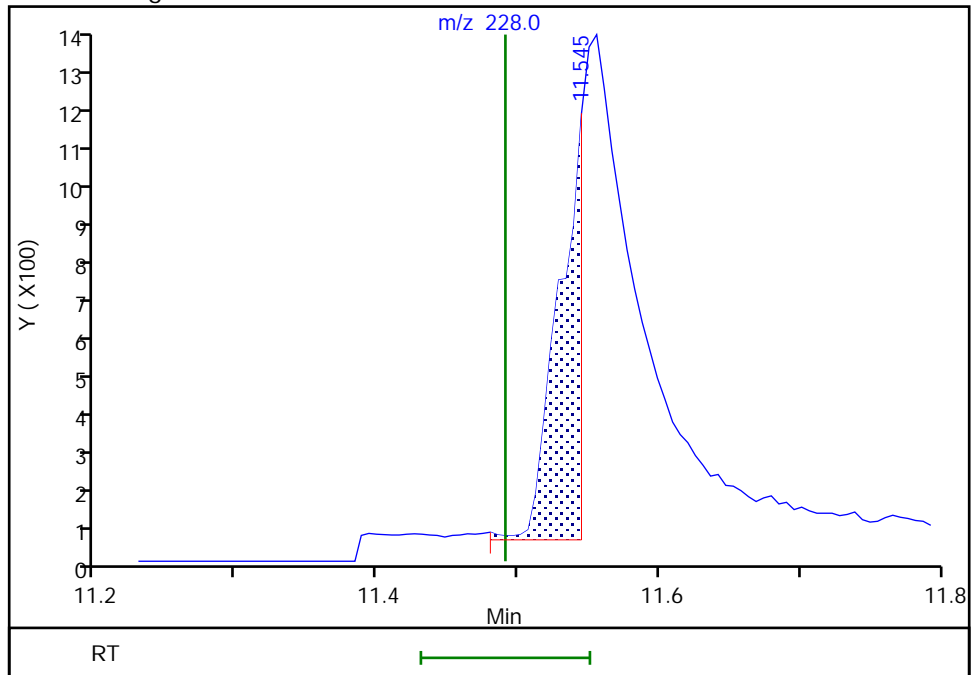
Not Detected  
Expected RT: 11.49

Processing Integration Results



RT: 11.54  
Area: 1155  
Amount: 5.109394  
Amount Units: ug/L

Manual Integration Results



Reviewer: limmere, 06-Oct-2021 11:46:55  
Audit Action: Manually Integrated

Audit Reason: Baseline

Eurofins FGS, Seattle

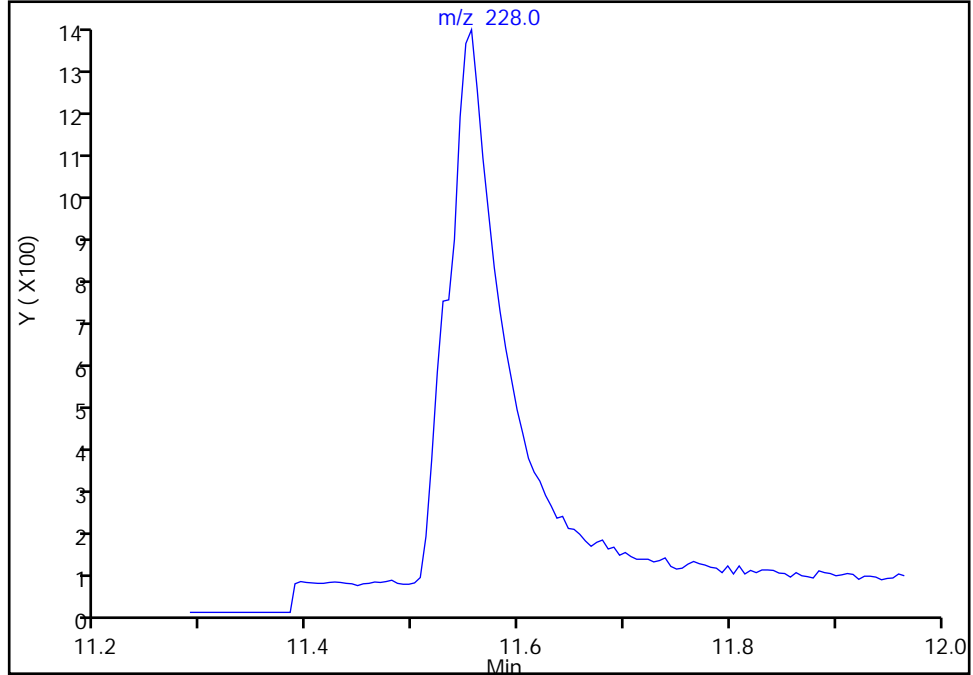
Data File: \\chromfs\Seattle\ChromData\SEA101\20211005-79126.b\100521a029.D  
Injection Date: 05-Oct-2021 22:15:30 Instrument ID: SEA101  
Lims ID: std3  
Client ID:  
Operator ID: TL ALS Bottle#: 14 Worklist Smp#: 14  
Injection Vol: 1.0 ul Dil. Factor: 1.0000  
Method: 8270\_SIM\_SEA101 Limit Group: 8270D\_SIM QSM 5.0  
Column: Detector MS SCAN

24 Chrysene, CAS: 218-01-9

Signal: 1

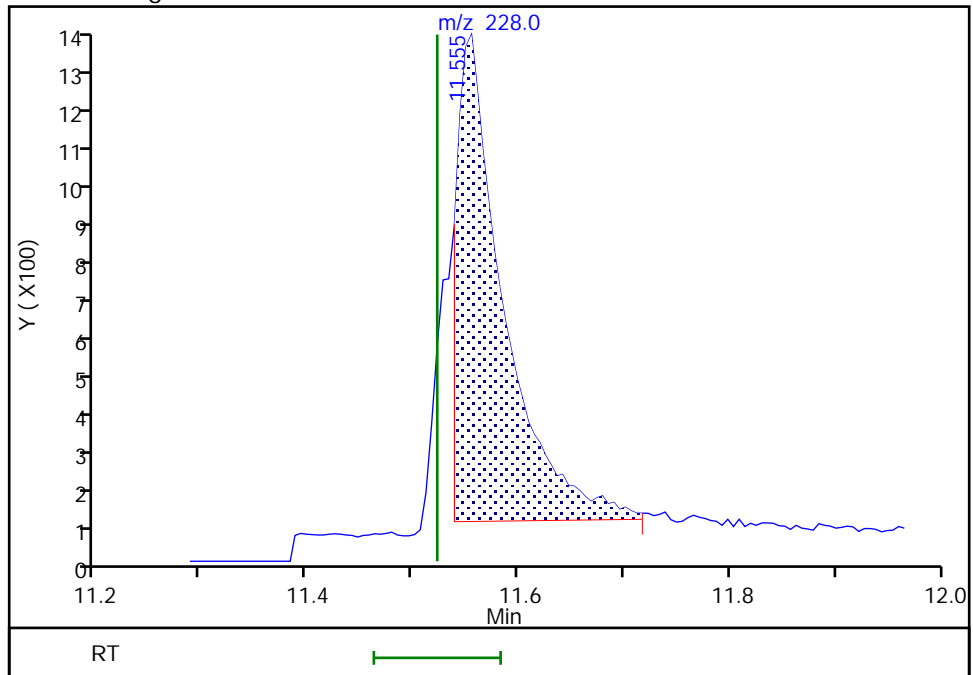
Not Detected  
Expected RT: 11.52

Processing Integration Results



Manual Integration Results

RT: 11.56  
Area: 3616  
Amount: 4.833100  
Amount Units: ug/L



Reviewer: limmere, 06-Oct-2021 10:46:03  
Audit Action: Manually Integrated

Audit Reason: Baseline

Eurofins FGS, Seattle

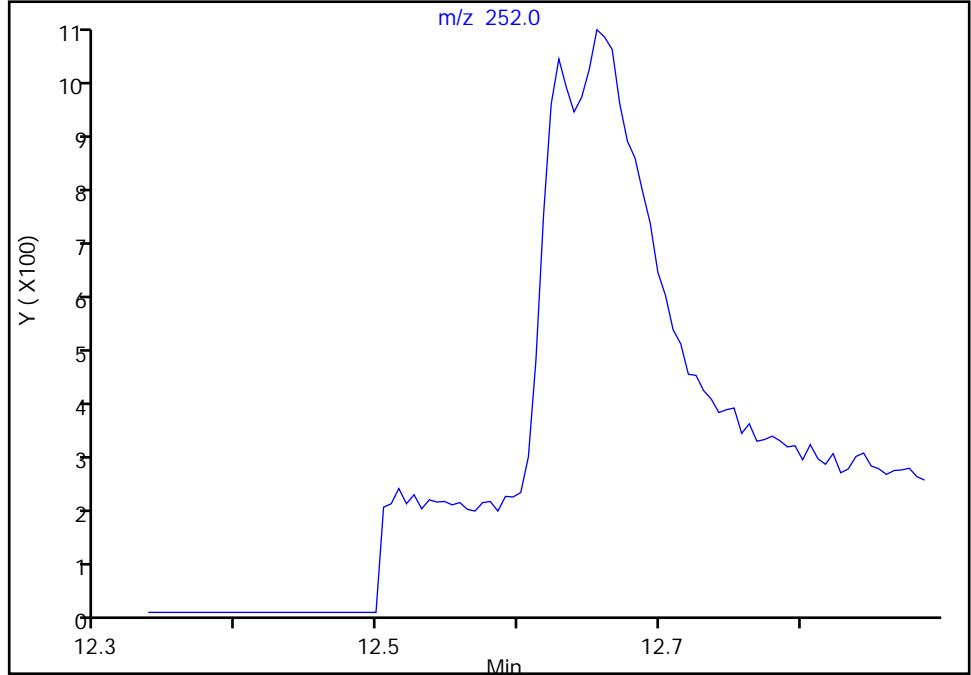
Data File: \\chromfs\Seattle\ChromData\SEA101\20211005-79126.b\100521a029.D  
Injection Date: 05-Oct-2021 22:15:30 Instrument ID: SEA101  
Lims ID: std3  
Client ID:  
Operator ID: TL ALS Bottle#: 14 Worklist Smp#: 14  
Injection Vol: 1.0 ul Dil. Factor: 1.0000  
Method: 8270\_SIM\_SEA101 Limit Group: 8270D\_SIM QSM 5.0  
Column: Detector MS SCAN

25 Benzo[b]fluoranthene, CAS: 205-99-2

Signal: 1

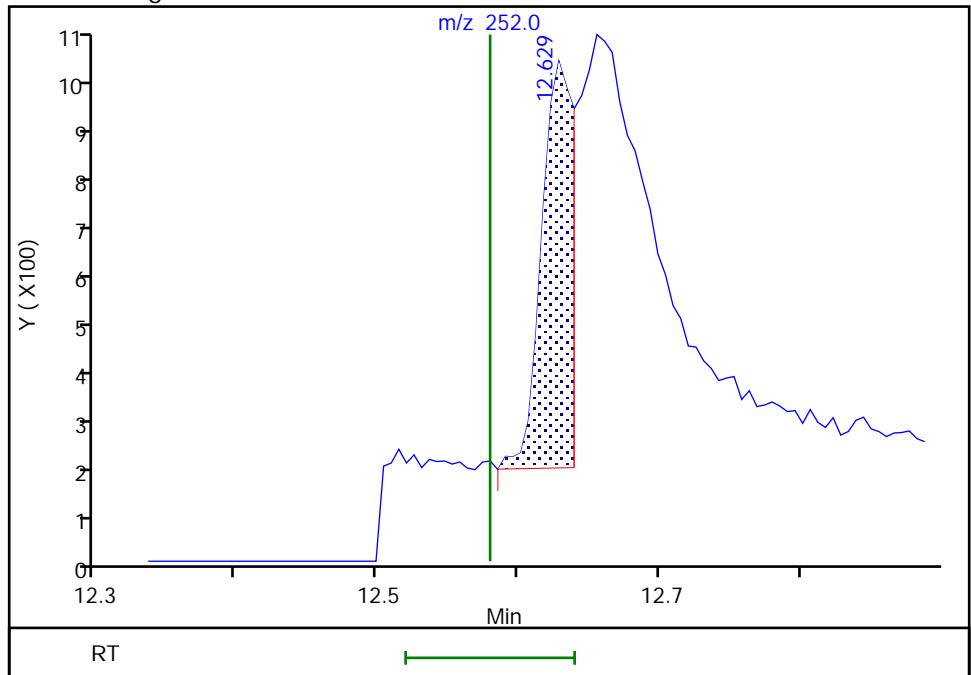
Not Detected  
Expected RT: 12.58

Processing Integration Results



Manual Integration Results

RT: 12.63  
Area: 1162  
Amount: 5.545837  
Amount Units: ug/L



Reviewer: limmere, 06-Oct-2021 10:46:12  
Audit Action: Manually Integrated

Audit Reason: Baseline

Eurofins FGS, Seattle

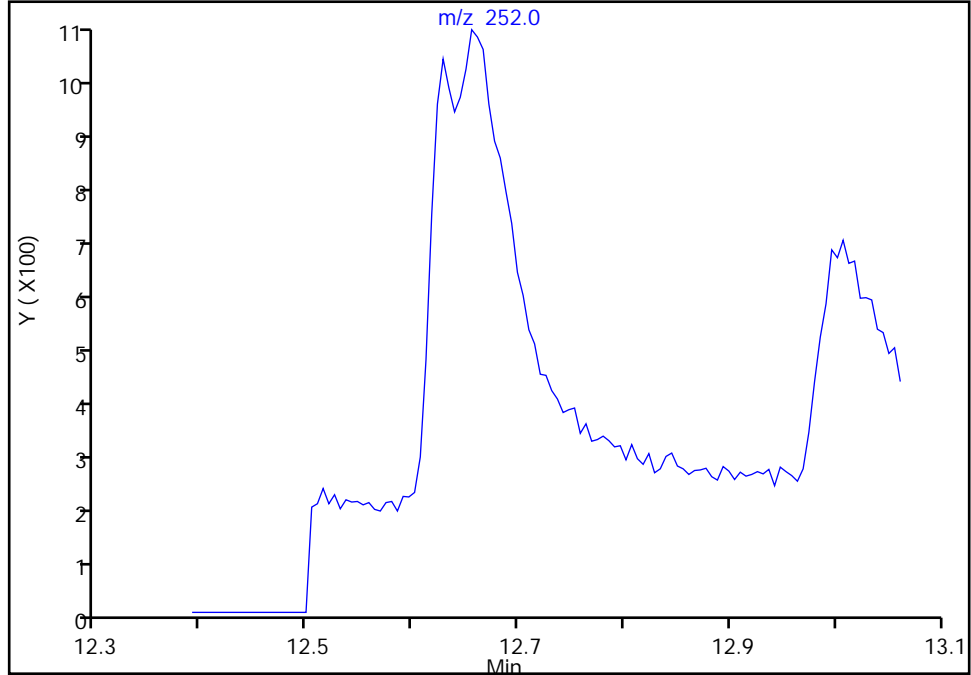
Data File: \\chromfs\Seattle\ChromData\SEA101\20211005-79126.b\100521a029.D  
Injection Date: 05-Oct-2021 22:15:30 Instrument ID: SEA101  
Lims ID: std3  
Client ID:  
Operator ID: TL ALS Bottle#: 14 Worklist Smp#: 14  
Injection Vol: 1.0 ul Dil. Factor: 1.0000  
Method: 8270\_SIM\_SEA101 Limit Group: 8270D\_SIM QSM 5.0  
Column: Detector MS SCAN

26 Benzo[k]fluoranthene, CAS: 207-08-9

Signal: 1

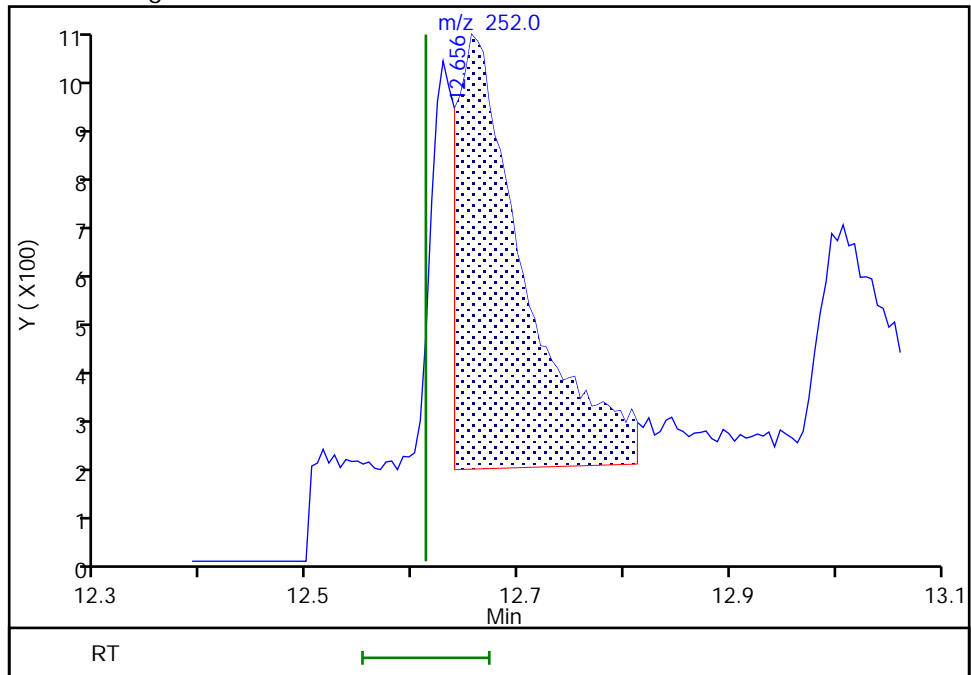
Not Detected  
Expected RT: 12.61

Processing Integration Results



Manual Integration Results

RT: 12.66  
Area: 3715  
Amount: 5.126117  
Amount Units: ug/L



Reviewer: limmere, 06-Oct-2021 10:46:21  
Audit Action: Manually Integrated

Audit Reason: Baseline



Eurofins FGS, Seattle

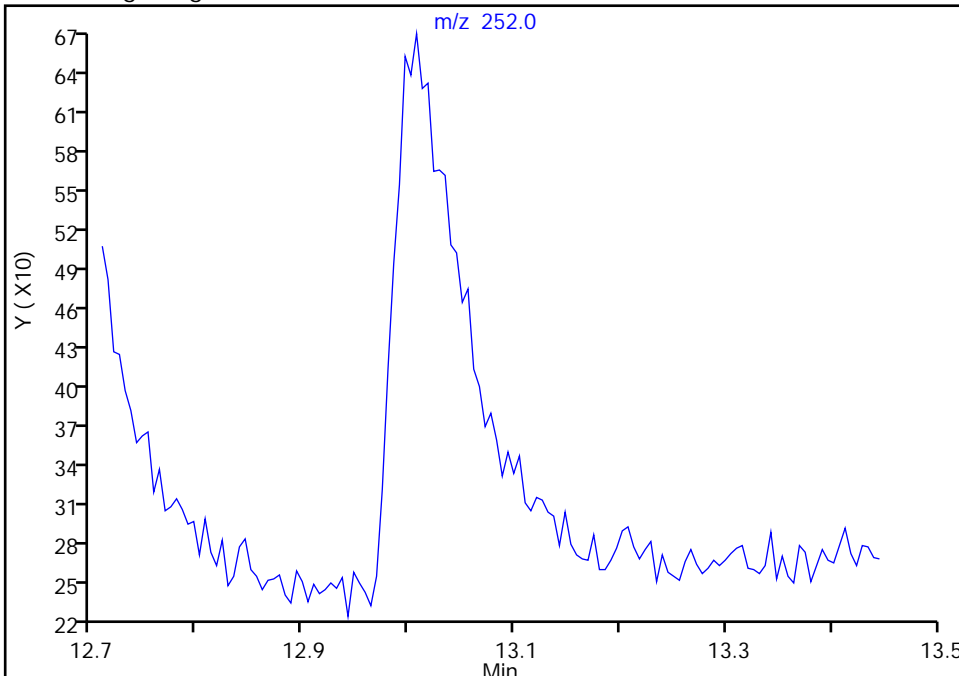
Data File: \\chromfs\Seattle\ChromData\SEA101\20211005-79126.b\100521a029.D  
Injection Date: 05-Oct-2021 22:15:30 Instrument ID: SEA101  
Lims ID: std3  
Client ID:  
Operator ID: TL ALS Bottle#: 14 Worklist Smp#: 14  
Injection Vol: 1.0 ul Dil. Factor: 1.0000  
Method: 8270\_SIM\_SEA101 Limit Group: 8270D\_SIM QSM 5.0  
Column: Detector MS SCAN

27 Benzo[a]pyrene, CAS: 50-32-8

Signal: 1

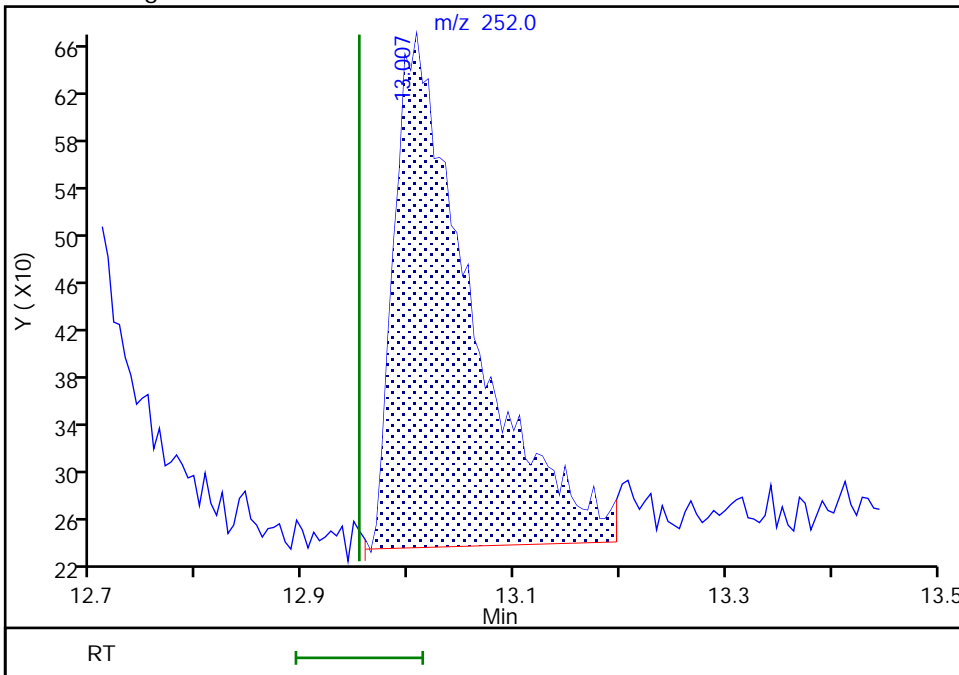
Not Detected  
Expected RT: 12.95

Processing Integration Results



Manual Integration Results

RT: 13.01  
Area: 2164  
Amount: 5.875196  
Amount Units: ug/L



Reviewer: limmere, 06-Oct-2021 10:46:26  
Audit Action: Manually Integrated

Audit Reason: Baseline

Eurofins FGS, Seattle

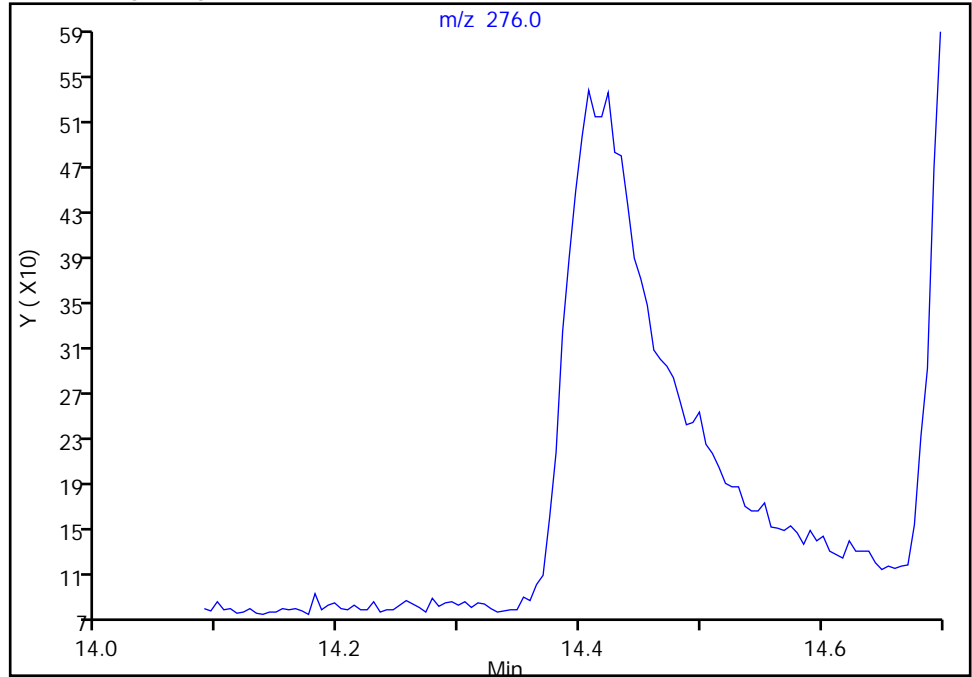
Data File: \\chromfs\Seattle\ChromData\SEA101\20211005-79126.b\100521a029.D  
Injection Date: 05-Oct-2021 22:15:30 Instrument ID: SEA101  
Lims ID: std3  
Client ID:  
Operator ID: TL ALS Bottle#: 14 Worklist Smp#: 14  
Injection Vol: 1.0 ul Dil. Factor: 1.0000  
Method: 8270\_SIM\_SEA101 Limit Group: 8270D\_SIM QSM 5.0  
Column: Detector MS SCAN

28 Indeno[1,2,3-cd]pyrene, CAS: 193-39-5

Signal: 1

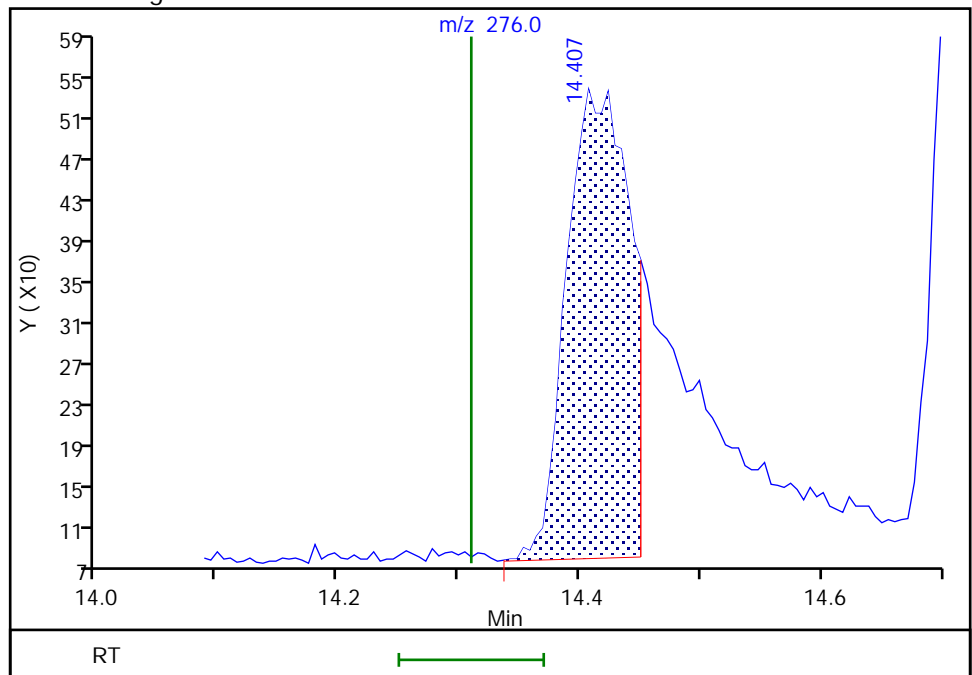
Not Detected  
Expected RT: 14.31

Processing Integration Results



Manual Integration Results

RT: 14.41  
Area: 1607  
Amount: 5.335366  
Amount Units: ug/L



Reviewer: limmere, 06-Oct-2021 11:54:34  
Audit Action: Manually Integrated

Audit Reason: Baseline

Eurofins FGS, Seattle

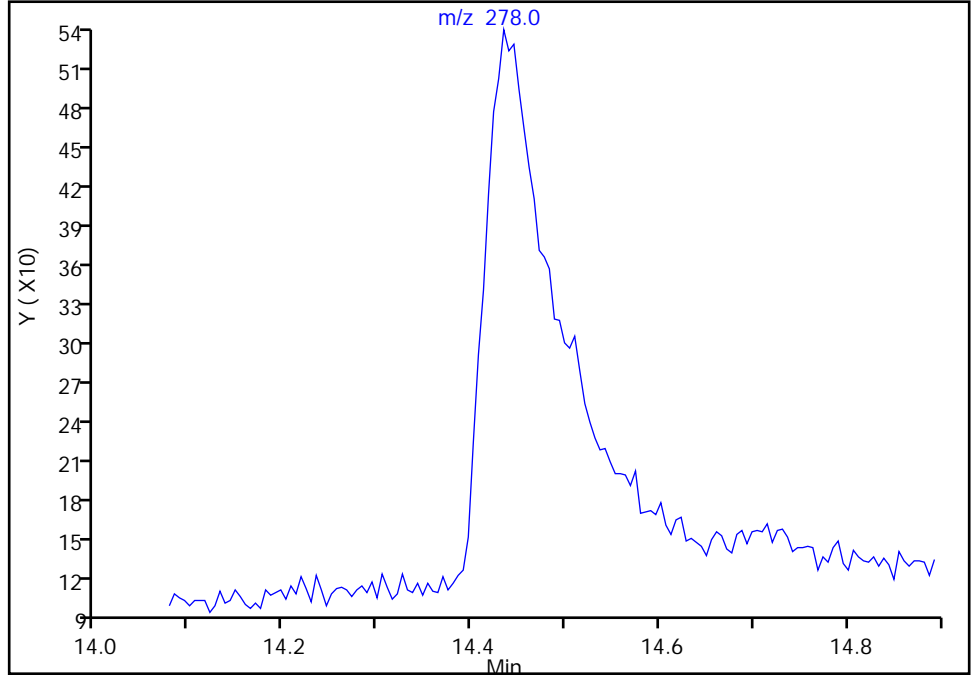
Data File: \\chromfs\Seattle\ChromData\SEA101\20211005-79126.b\100521a029.D  
Injection Date: 05-Oct-2021 22:15:30 Instrument ID: SEA101  
Lims ID: std3  
Client ID:  
Operator ID: TL ALS Bottle#: 14 Worklist Smp#: 14  
Injection Vol: 1.0 ul Dil. Factor: 1.0000  
Method: 8270\_SIM\_SEA101 Limit Group: 8270D\_SIM QSM 5.0  
Column: Detector MS SCAN

29 Dibenz(a,h)anthracene, CAS: 53-70-3

Signal: 1

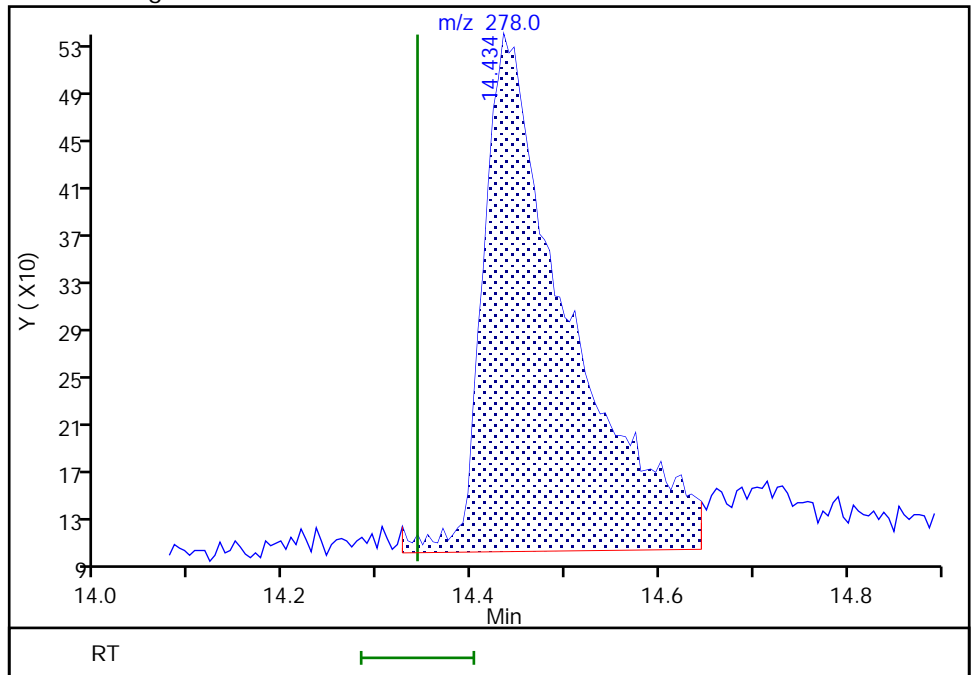
Not Detected  
Expected RT: 14.34

Processing Integration Results



Manual Integration Results

RT: 14.43  
Area: 2715  
Amount: 5.120226  
Amount Units: ug/L



Reviewer: limmere, 06-Oct-2021 10:46:37  
Audit Action: Manually Integrated

Audit Reason: Baseline

Eurofins FGS, Seattle

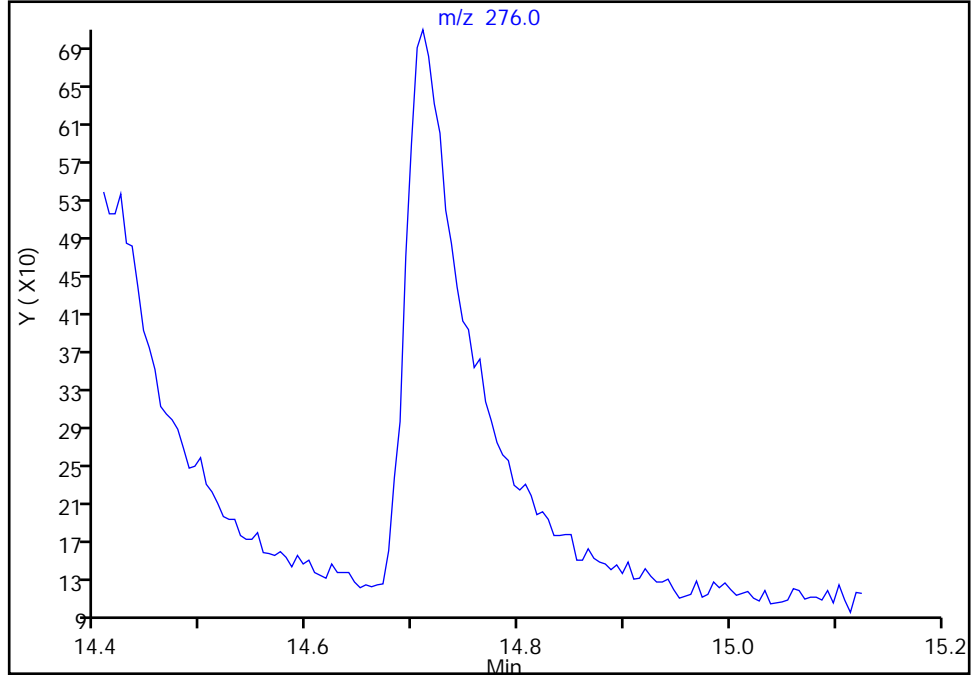
Data File: \\chromfs\Seattle\ChromData\SEA101\20211005-79126.b\100521a029.D  
Injection Date: 05-Oct-2021 22:15:30 Instrument ID: SEA101  
Lims ID: std3  
Client ID:  
Operator ID: TL ALS Bottle#: 14 Worklist Smp#: 14  
Injection Vol: 1.0 ul Dil. Factor: 1.0000  
Method: 8270\_SIM\_SEA101 Limit Group: 8270D\_SIM QSM 5.0  
Column: Detector MS SCAN

30 Benzo[g,h,i]perylene, CAS: 191-24-2

Signal: 1

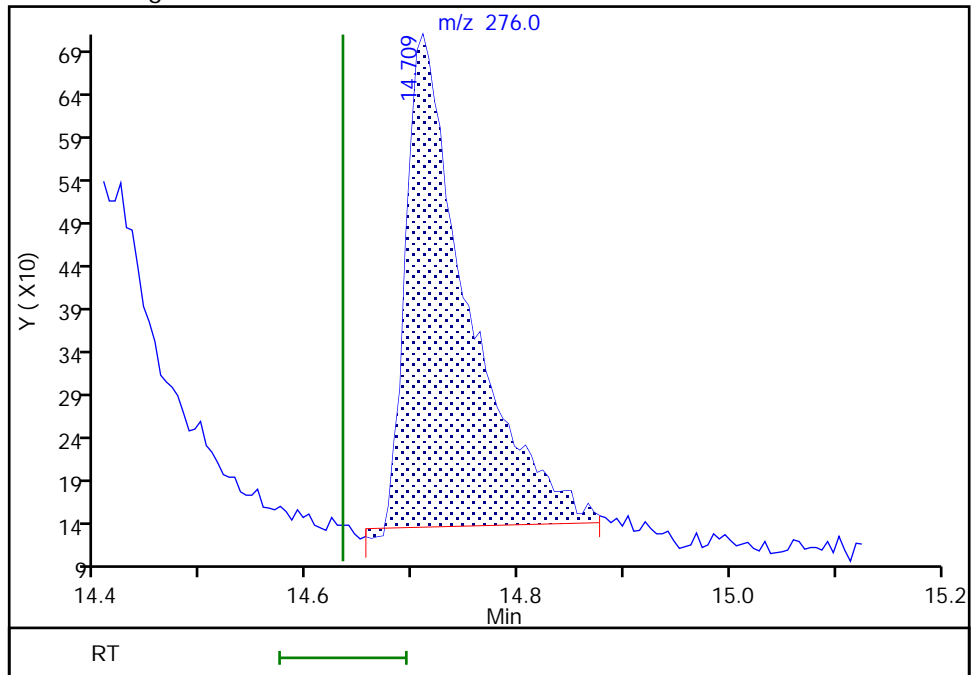
Not Detected  
Expected RT: 14.63

Processing Integration Results



Manual Integration Results

RT: 14.71  
Area: 2312  
Amount: 5.215736  
Amount Units: ug/L



Reviewer: limmere, 06-Oct-2021 10:46:42  
Audit Action: Manually Integrated

Audit Reason: Baseline

Eurofins FGS, Seattle  
Target Compound Quantitation Report

Data File: \\chromfs\Seattle\ChromData\SEA101\20211005-79126.b\100521a030.D  
 Lims ID: std2  
 Client ID:  
 Sample Type: IC Calib Level: 2  
 Inject. Date: 05-Oct-2021 22:40:30 ALS Bottle#: 15 Worklist Smp#: 15  
 Injection Vol: 1.0 ul Dil. Factor: 1.0000  
 Sample Info: 2  
 Operator ID: TL Instrument ID: SEA101  
 Sublist: chrom-8270\_SIM\_SEA101\*sub12

Method: \\chromfs\Seattle\ChromData\SEA101\20211005-79126.b\8270\_SIM\_SEA101.m  
 Limit Group: 8270D\_SIM QSM 5.0  
 Last Update: 22-Oct-2021 13:13:11 Calib Date: 05-Oct-2021 23:04:30  
 Integrator: Falcon ID Type: RT Order ID  
 Quant Method: Internal Standard Quant By: Initial Calibration  
 Last ICal File: \\chromfs\Seattle\ChromData\SEA101\20211005-79126.b\100521a031.D

Column 1 : Det: MS SCAN  
 Process Host: CTX1611

First Level Reviewer: limmere

Date: 06-Oct-2021 10:50:40

Compound	Sig	RT (min.)	Exp RT (min.)	Dlt RT (min.)	Q	Response	Cal Amt ug/L	OnCol Amt ug/L	Flags
* 1 1,4-Dichlorobenzene-d4	152	5.561	5.507	0.054	1	20584	100.0	100.0	
* 2 Naphthalene-d8	136	6.666	6.636	0.030	1	50466	100.0	100.0	
* 3 Acenaphthene-d10	164	8.122	8.097	0.025	1	24090	100.0	100.0	
* 4 Phenanthrene-d10	188	9.351	9.312	0.039	1	36297	100.0	100.0	
* 5 Chrysene-d12	240	11.534	11.501	0.033	1	24741	100.0	100.0	
* 6 Perylene-d12	264	13.039	13.023	0.016	1	25495	100.0	100.0	
\$ 7 2-methylnaphthalene-d10	152	7.350	7.217	0.133	59	648	2.00	2.18	M
\$ 8 2-Fluorobiphenyl	172	7.656	7.554	0.102	1	640	2.00	1.92	M
\$ 9 2,4,6-Tribromophenol	330	8.858	8.750	0.108	1	97	2.00	7.21	M
\$ 10 Fluoranthene-d10 (Surr)	212	10.348	10.290	0.058	100	830	2.00	2.07	M
\$ 11 Terphenyl-d14	244	10.674	10.629	0.045	1	658	2.00	2.40	M
12 Naphthalene	128	6.681	6.656	0.025	1	2218	2.00	1.79	M
13 2-Methylnaphthalene	142	7.386	7.243	0.143	1	622	2.00	1.99	M
14 1-Methylnaphthalene	142	7.406	7.319	0.087	1	1344	2.00	3.76	M
15 Acenaphthylene	152	8.023	7.983	0.040	1	1499	2.00	3.26	M
16 Acenaphthene	153	8.147	8.122	0.025	3	1598	2.00	4.92	M
17 Fluorene	166	8.620	8.549	0.071	1	1408	2.00	4.24	M
19 Phenanthrene	178	9.378	9.329	0.049	1	1487	2.00	3.63	M
20 Anthracene	178	9.461	9.373	0.088	1	2695	2.00	2.41	M
21 Fluoranthene	202	10.362	10.303	0.059	1	1823	2.00	3.97	M
22 Pyrene	202	10.538	10.488	0.050	21	1956	2.00	4.04	M
23 Benzo[a]anthracene	228	11.539	11.491	0.048	1	397	2.00	2.71	M
24 Chrysene	228	11.555	11.523	0.032	1	2321	2.00	2.95	M
25 Benzo[b]fluoranthene	252	12.628	12.580	0.048	1	566	2.00	3.83	M
26 Benzo[k]fluoranthene	252	12.666	12.612	0.054	1	1862	2.00	1.59	M
27 Benzo[a]pyrene	252	13.007	12.953	0.054	1	1190	2.00	3.49	M
28 Indeno[1,2,3-cd]pyrene	276	14.434	14.310	0.124	1	649	2.00	2.33	M
29 Dibenz(a,h)anthracene	278	14.461	14.342	0.119	1	976	2.00	0.6753	M
30 Benzo[g,h,i]perylene	276	14.725	14.634	0.091	6	1266	2.00	3.09	M

[QC Flag Legend](#)

Processing Flags

Review Flags

M - Manually Integrated

[Reagents:](#)

8270SIM\_IS\_00069

Amount Added: 9.60

Units: uL

8270ccvl\_50\_00037

Amount Added: 40.00

Units: uL

Eurofins FGS, Seattle

Data File: \\chromfs\Seattle\ChromData\SEA101\20211005-79126.b\100521a030.D

Injection Date: 05-Oct-2021 22:40:30

Instrument ID: SEA101

Lims ID: std2

Client ID:

Operator ID: TL

ALS Bottle#: 15

Worklist Smp#: 15

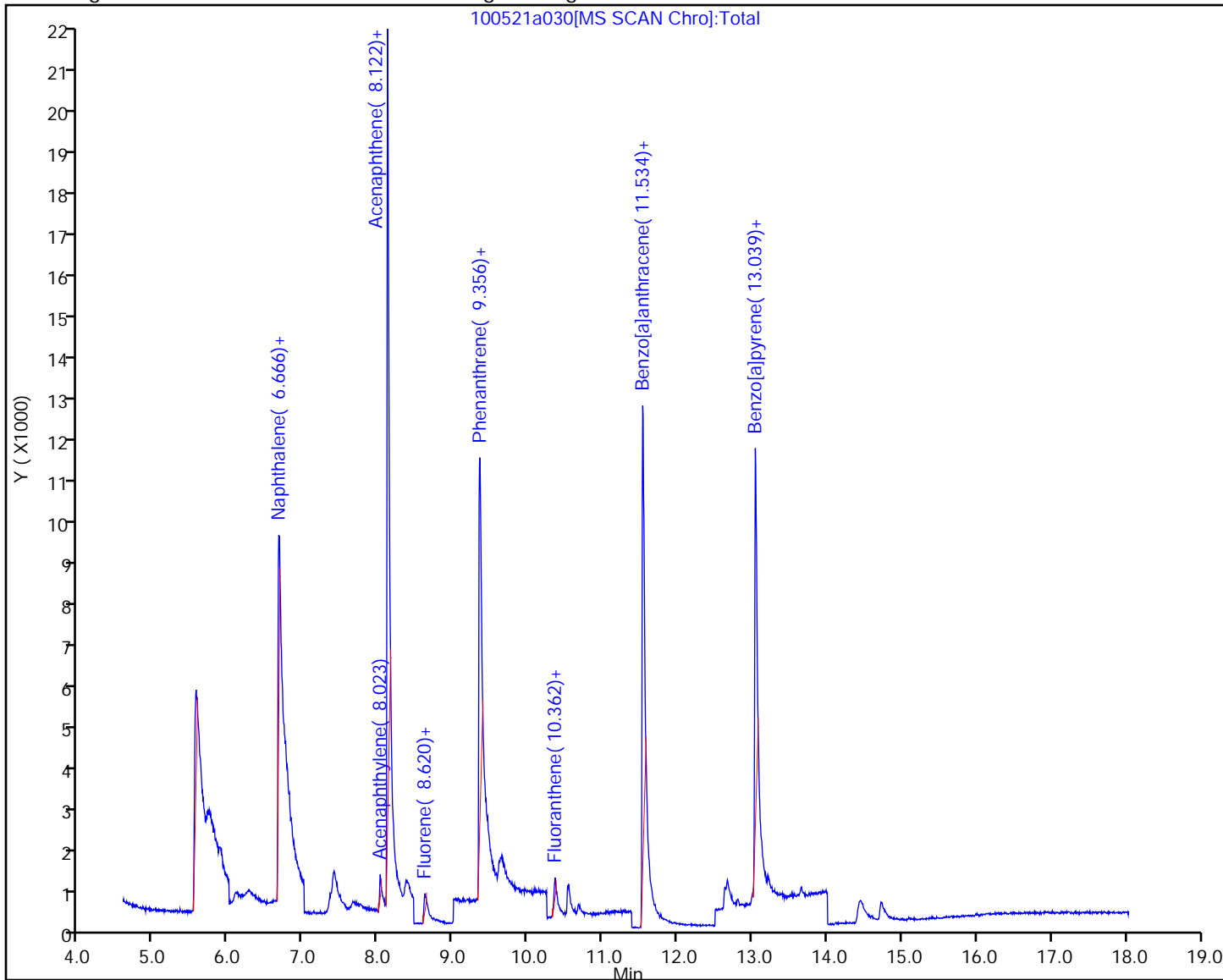
Injection Vol: 1.0 ul

Dil. Factor: 1.0000

Method: 8270\_SIM\_SEA101

Limit Group: 8270D\_SIM QSM 5.0

Y Scaling: Method Defined: Scale to the Nth Largest Target: 1



Eurofins FGS, Seattle

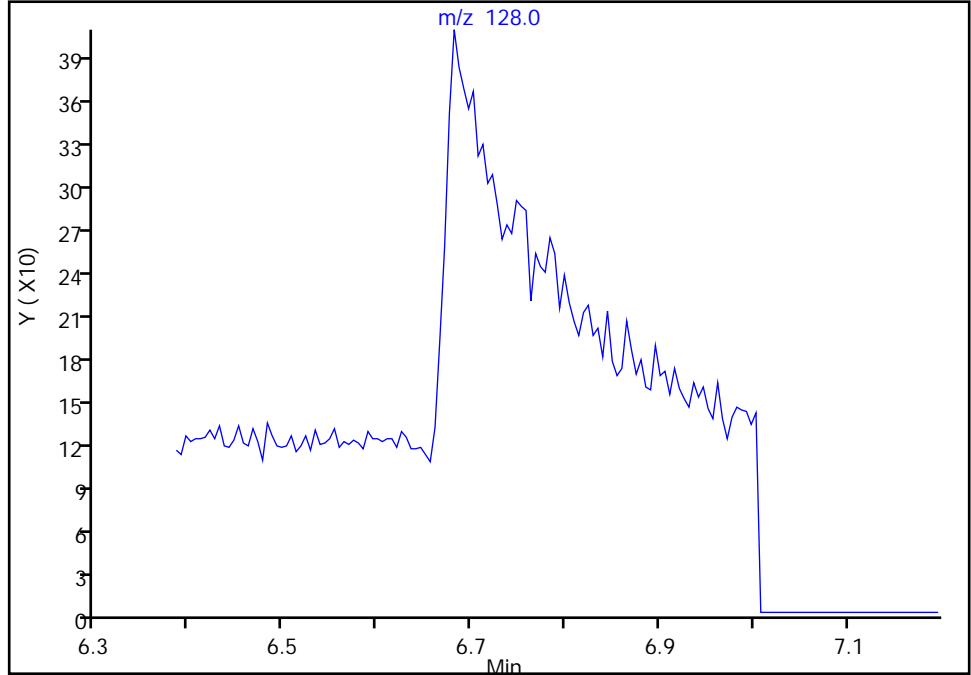
Data File: \\chromfs\Seattle\ChromData\SEA101\20211005-79126.b\100521a030.D  
Injection Date: 05-Oct-2021 22:40:30 Instrument ID: SEA101  
Lims ID: std2  
Client ID:  
Operator ID: TL ALS Bottle#: 15 Worklist Smp#: 15  
Injection Vol: 1.0 ul Dil. Factor: 1.0000  
Method: 8270\_SIM\_SEA101 Limit Group: 8270D\_SIM QSM 5.0  
Column: Detector MS SCAN

12 Naphthalene, CAS: 91-20-3

Signal: 1

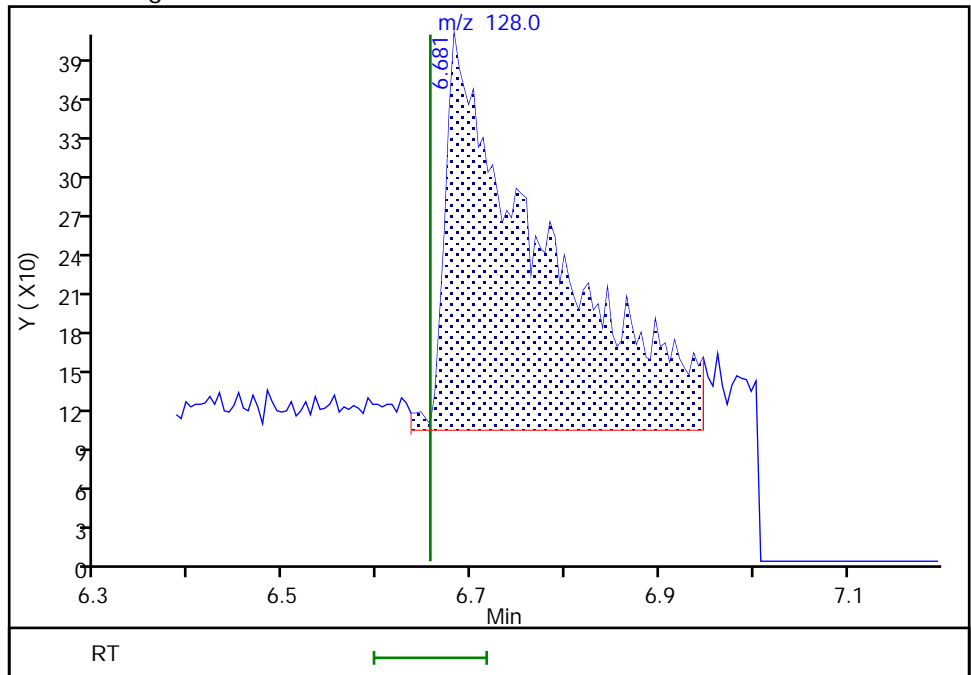
Not Detected  
Expected RT: 6.66

Processing Integration Results



Manual Integration Results

RT: 6.68  
Area: 2218  
Amount: 1.788025  
Amount Units: ug/L



Reviewer: limmere, 06-Oct-2021 10:47:59  
Audit Action: Manually Integrated

Audit Reason: Baseline



Eurofins FGS, Seattle

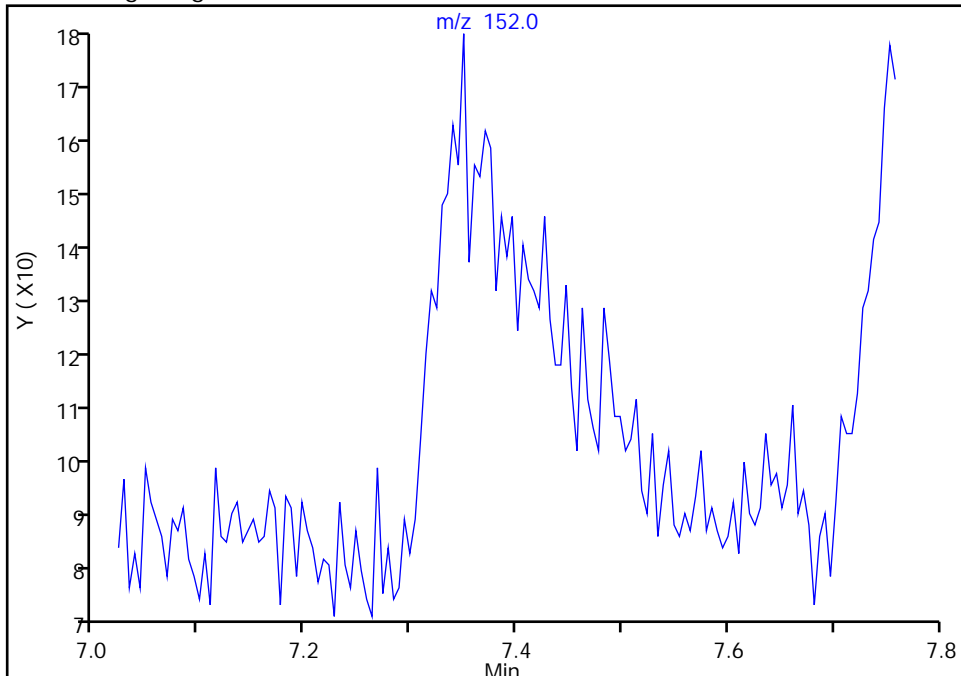
Data File: \\chromfs\Seattle\ChromData\SEA101\20211005-79126.b\100521a030.D  
Injection Date: 05-Oct-2021 22:40:30 Instrument ID: SEA101  
Lims ID: std2  
Client ID:  
Operator ID: TL ALS Bottle#: 15 Worklist Smp#: 15  
Injection Vol: 1.0 ul Dil. Factor: 1.0000  
Method: 8270\_SIM\_SEA101 Limit Group: 8270D\_SIM QSM 5.0  
Column: Detector MS SCAN

\$ 7 2-methylnaphthalene-d10, CAS: 7297-45-2

Signal: 1

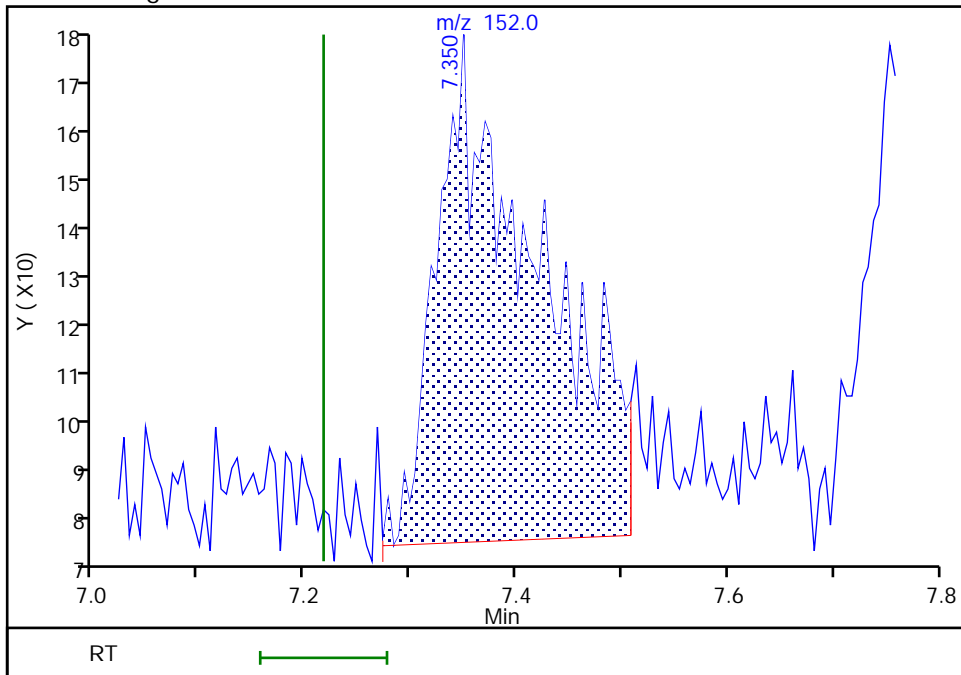
Not Detected  
Expected RT: 7.22

Processing Integration Results



RT: 7.35  
Area: 648  
Amount: 2.180134  
Amount Units: ug/L

Manual Integration Results



Reviewer: limmere, 06-Oct-2021 10:47:19

Audit Action: Manually Integrated

Audit Reason: Baseline

Eurofins FGS, Seattle

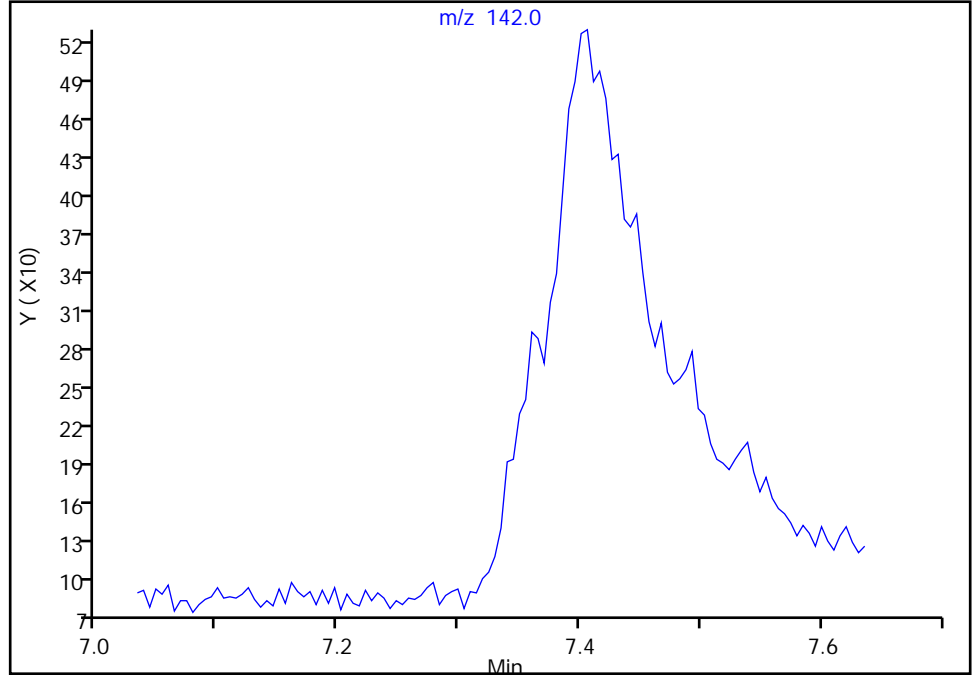
Data File: \\chromfs\Seattle\ChromData\SEA101\20211005-79126.b\100521a030.D  
Injection Date: 05-Oct-2021 22:40:30 Instrument ID: SEA101  
Lims ID: std2  
Client ID:  
Operator ID: TL ALS Bottle#: 15 Worklist Smp#: 15  
Injection Vol: 1.0 ul Dil. Factor: 1.0000  
Method: 8270\_SIM\_SEA101 Limit Group: 8270D\_SIM QSM 5.0  
Column: Detector MS SCAN

13 2-Methylnaphthalene, CAS: 91-57-6

Signal: 1

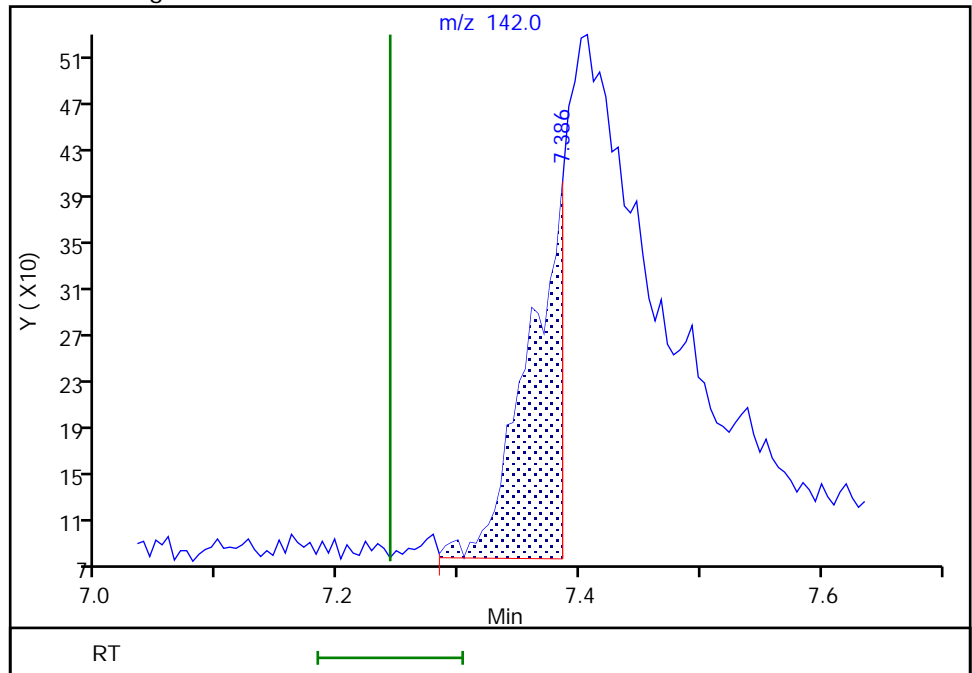
Not Detected  
Expected RT: 7.24

Processing Integration Results



Manual Integration Results

RT: 7.39  
Area: 622  
Amount: 1.988759  
Amount Units: ug/L



Reviewer: limmere, 06-Oct-2021 11:24:14  
Audit Action: Manually Integrated

Audit Reason: Baseline

Eurofins FGS, Seattle

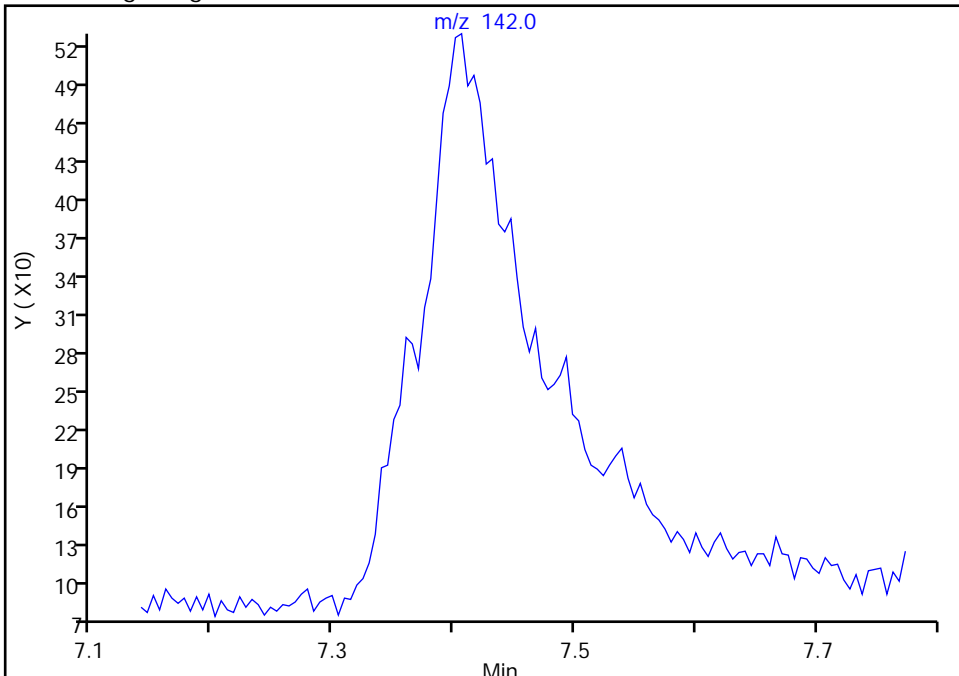
Data File: \\chromfs\Seattle\ChromData\SEA101\20211005-79126.b\100521a030.D  
Injection Date: 05-Oct-2021 22:40:30 Instrument ID: SEA101  
Lims ID: std2  
Client ID:  
Operator ID: TL ALS Bottle#: 15 Worklist Smp#: 15  
Injection Vol: 1.0 ul Dil. Factor: 1.0000  
Method: 8270\_SIM\_SEA101 Limit Group: 8270D\_SIM QSM 5.0  
Column: Detector MS SCAN

14 1-Methylnaphthalene, CAS: 90-12-0

Signal: 1

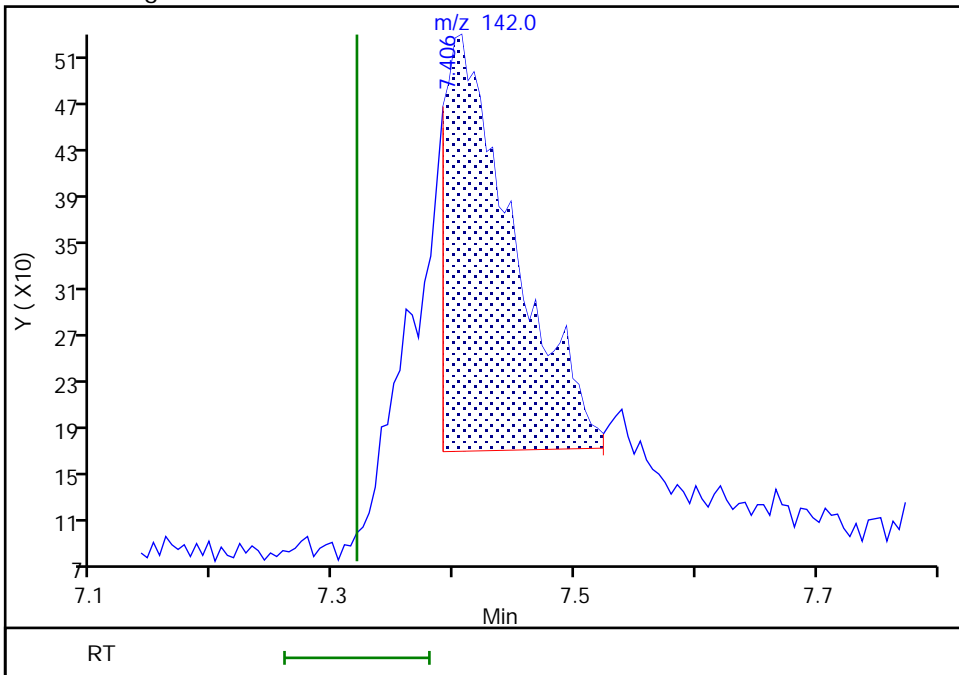
Not Detected  
Expected RT: 7.32

Processing Integration Results



Manual Integration Results

RT: 7.41  
Area: 1344  
Amount: 3.764231  
Amount Units: ug/L



Reviewer: limmere, 06-Oct-2021 11:29:48  
Audit Action: Manually Integrated

Eurofins FGS, Seattle

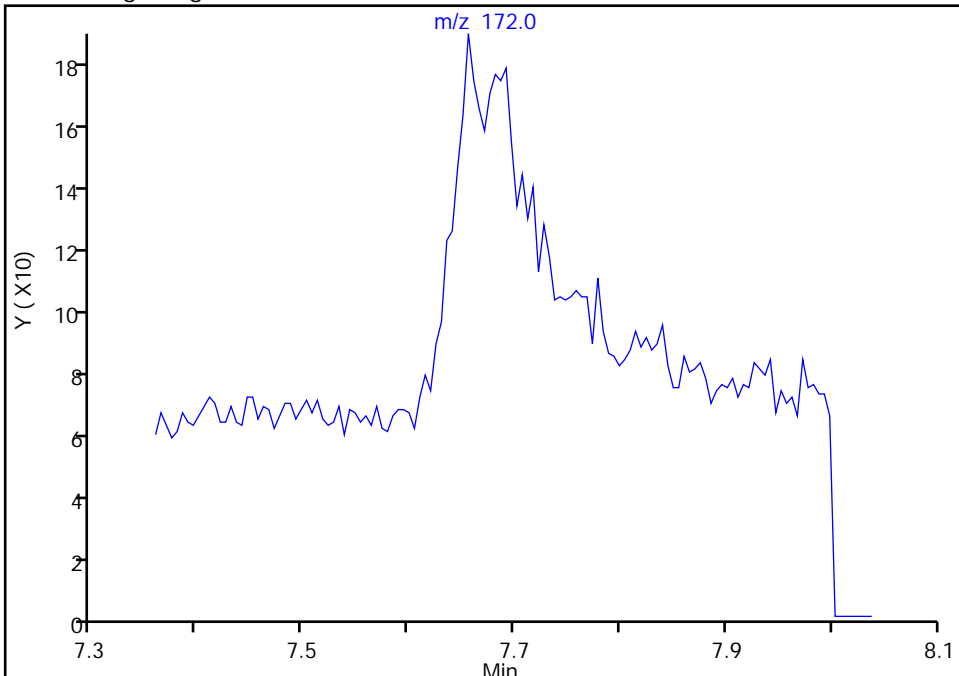
Data File: \\chromfs\Seattle\ChromData\SEA101\20211005-79126.b\100521a030.D  
Injection Date: 05-Oct-2021 22:40:30 Instrument ID: SEA101  
Lims ID: std2  
Client ID:  
Operator ID: TL ALS Bottle#: 15 Worklist Smp#: 15  
Injection Vol: 1.0 ul Dil. Factor: 1.0000  
Method: 8270\_SIM\_SEA101 Limit Group: 8270D\_SIM QSM 5.0  
Column: Detector MS SCAN

**\$ 8 2-Fluorobiphenyl, CAS: 321-60-8**

Signal: 1

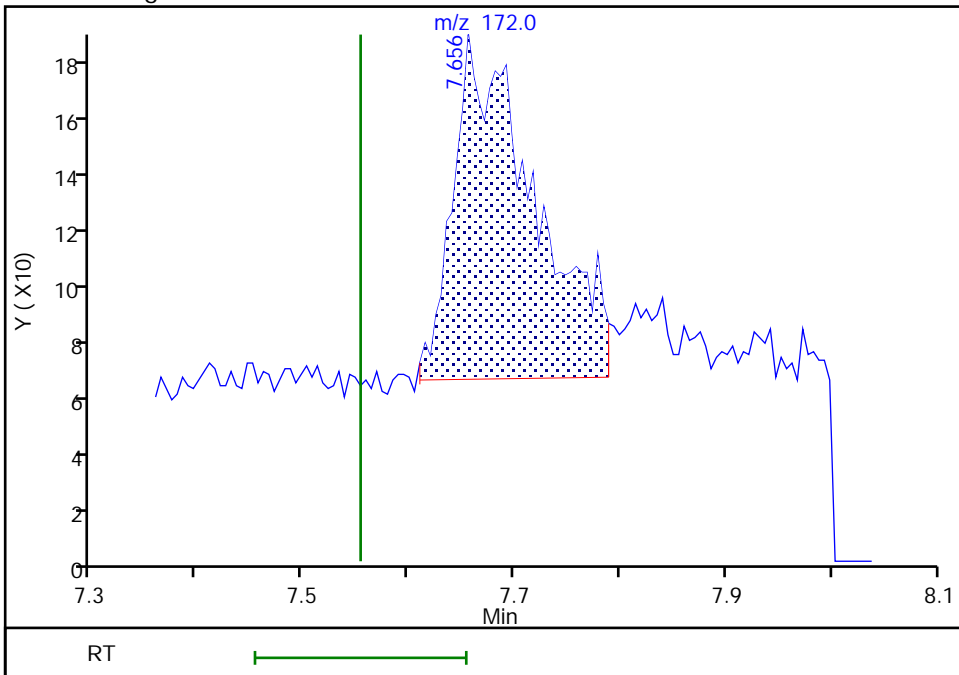
Not Detected  
Expected RT: 7.55

Processing Integration Results



Manual Integration Results

RT: 7.66  
Area: 640  
Amount: 1.916099  
Amount Units: ug/L



Reviewer: limmere, 06-Oct-2021 10:47:23  
Audit Action: Manually Integrated

Audit Reason: Baseline

Eurofins FGS, Seattle

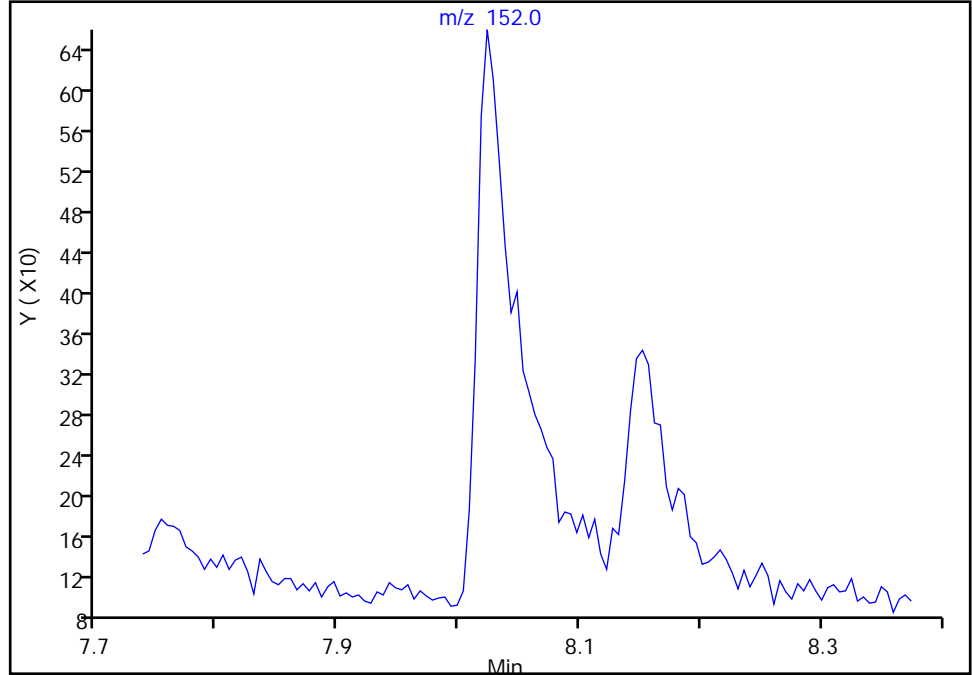
Data File: \\chromfs\Seattle\ChromData\SEA101\20211005-79126.b\100521a030.D  
Injection Date: 05-Oct-2021 22:40:30 Instrument ID: SEA101  
Lims ID: std2  
Client ID:  
Operator ID: TL ALS Bottle#: 15 Worklist Smp#: 15  
Injection Vol: 1.0 ul Dil. Factor: 1.0000  
Method: 8270\_SIM\_SEA101 Limit Group: 8270D\_SIM QSM 5.0  
Column: Detector MS SCAN

15 Acenaphthylene, CAS: 208-96-8

Signal: 1

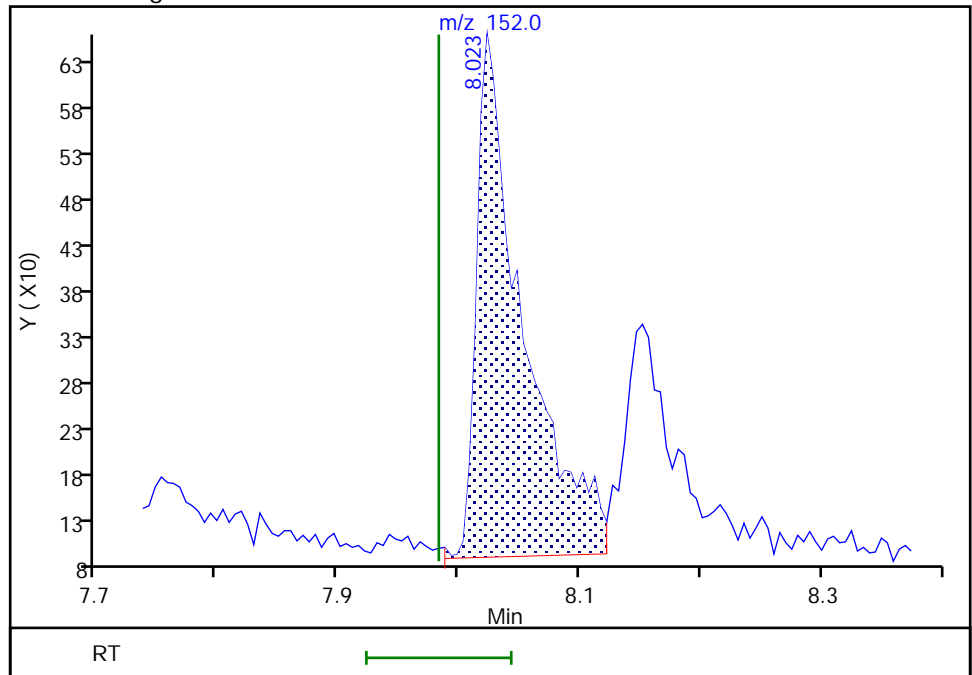
Not Detected  
Expected RT: 7.98

Processing Integration Results



Manual Integration Results

RT: 8.02  
Area: 1499  
Amount: 3.259826  
Amount Units: ug/L



Reviewer: limmere, 06-Oct-2021 10:48:23  
Audit Action: Manually Integrated

Audit Reason: Baseline

Eurofins FGS, Seattle

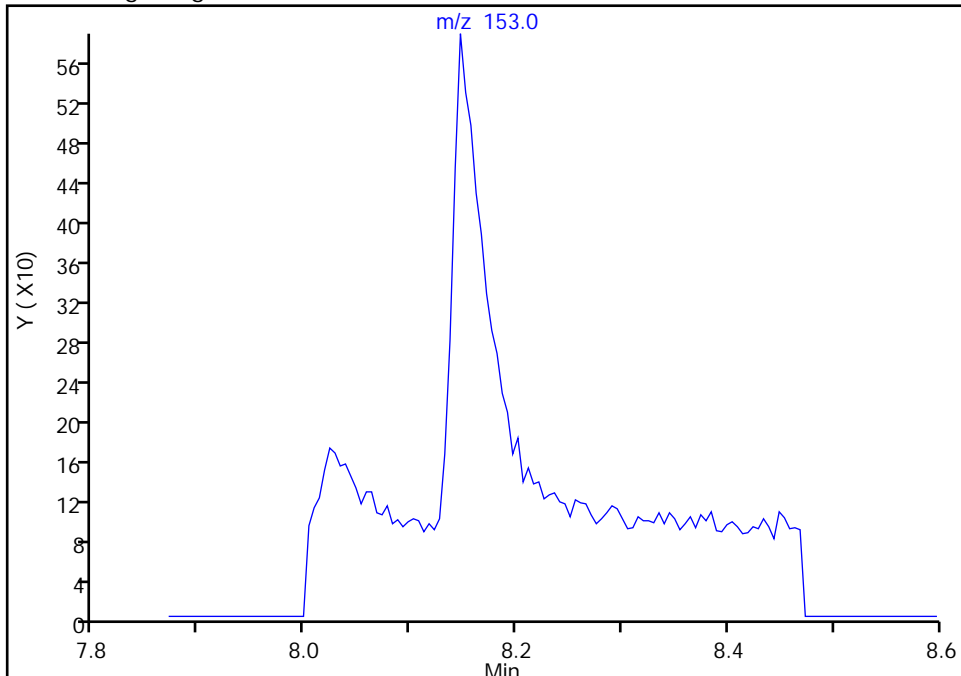
Data File: \\chromfs\Seattle\ChromData\SEA101\20211005-79126.b\100521a030.D  
Injection Date: 05-Oct-2021 22:40:30 Instrument ID: SEA101  
Lims ID: std2  
Client ID:  
Operator ID: TL ALS Bottle#: 15 Worklist Smp#: 15  
Injection Vol: 1.0 ul Dil. Factor: 1.0000  
Method: 8270\_SIM\_SEA101 Limit Group: 8270D\_SIM QSM 5.0  
Column: Detector MS SCAN

16 Acenaphthene, CAS: 83-32-9

Signal: 1

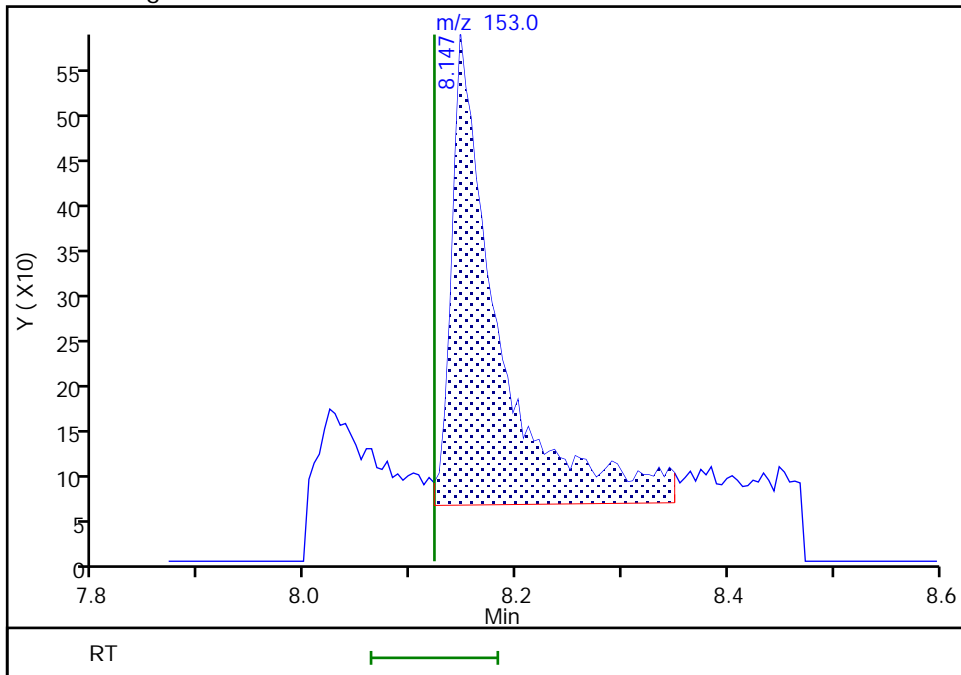
Not Detected  
Expected RT: 8.12

Processing Integration Results



Manual Integration Results

RT: 8.15  
Area: 1598  
Amount: 4.915777  
Amount Units: ug/L



Reviewer: limmere, 06-Oct-2021 10:48:30  
Audit Action: Manually Integrated

Audit Reason: Baseline

Eurofins FGS, Seattle

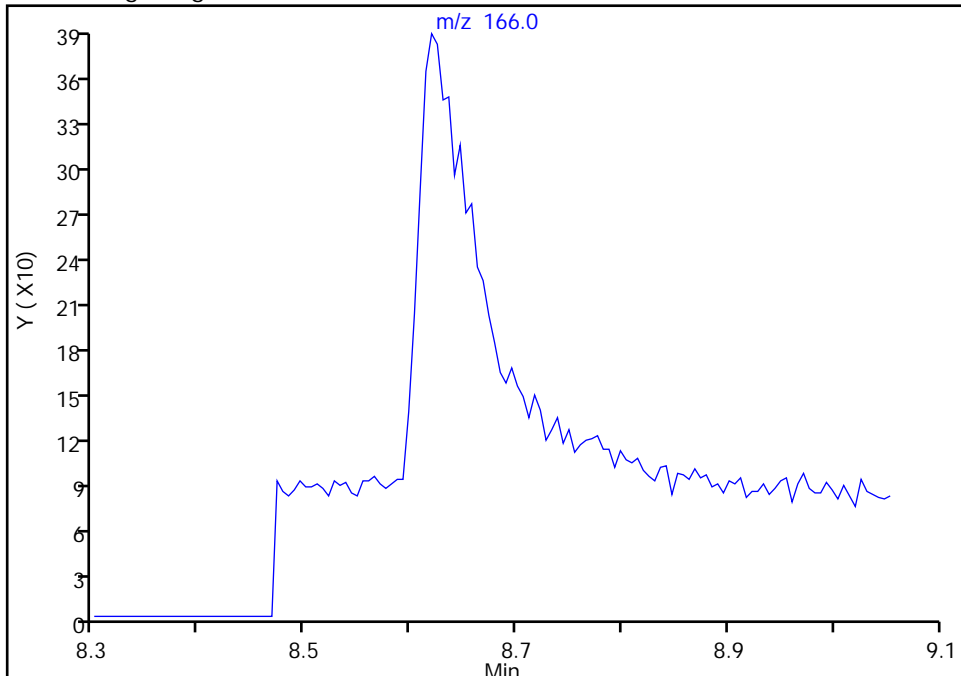
Data File: \\chromfs\Seattle\ChromData\SEA101\20211005-79126.b\100521a030.D  
Injection Date: 05-Oct-2021 22:40:30 Instrument ID: SEA101  
Lims ID: std2  
Client ID:  
Operator ID: TL ALS Bottle#: 15 Worklist Smp#: 15  
Injection Vol: 1.0 ul Dil. Factor: 1.0000  
Method: 8270\_SIM\_SEA101 Limit Group: 8270D\_SIM QSM 5.0  
Column: Detector MS SCAN

17 Fluorene, CAS: 86-73-7

Signal: 1

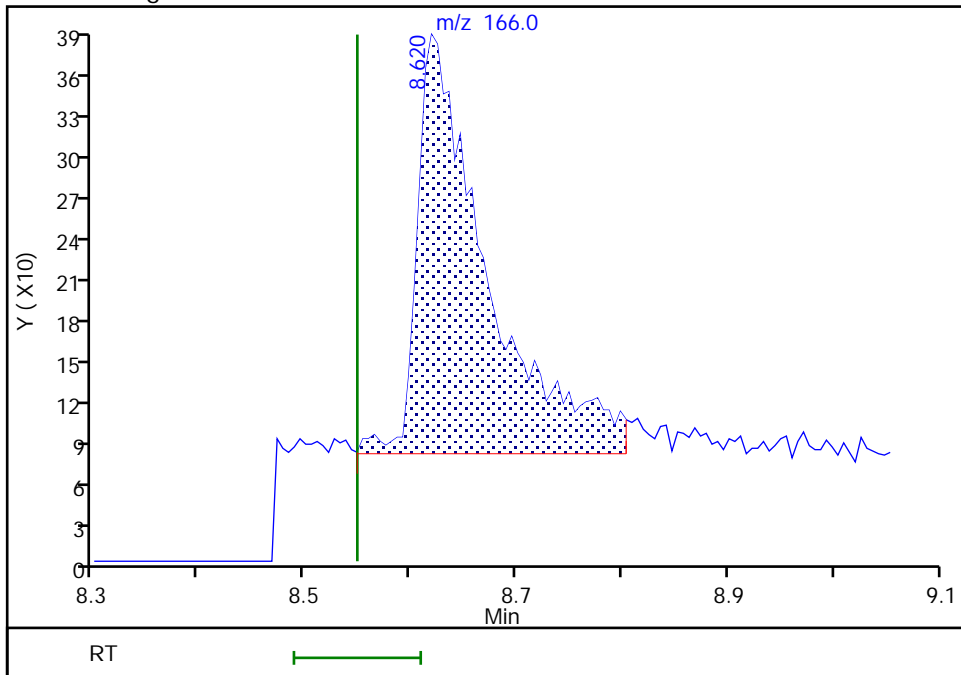
Not Detected  
Expected RT: 8.55

Processing Integration Results



Manual Integration Results

RT: 8.62  
Area: 1408  
Amount: 4.244973  
Amount Units: ug/L



Reviewer: limmere, 06-Oct-2021 10:48:35  
Audit Action: Manually Integrated

Audit Reason: Baseline

Eurofins FGS, Seattle

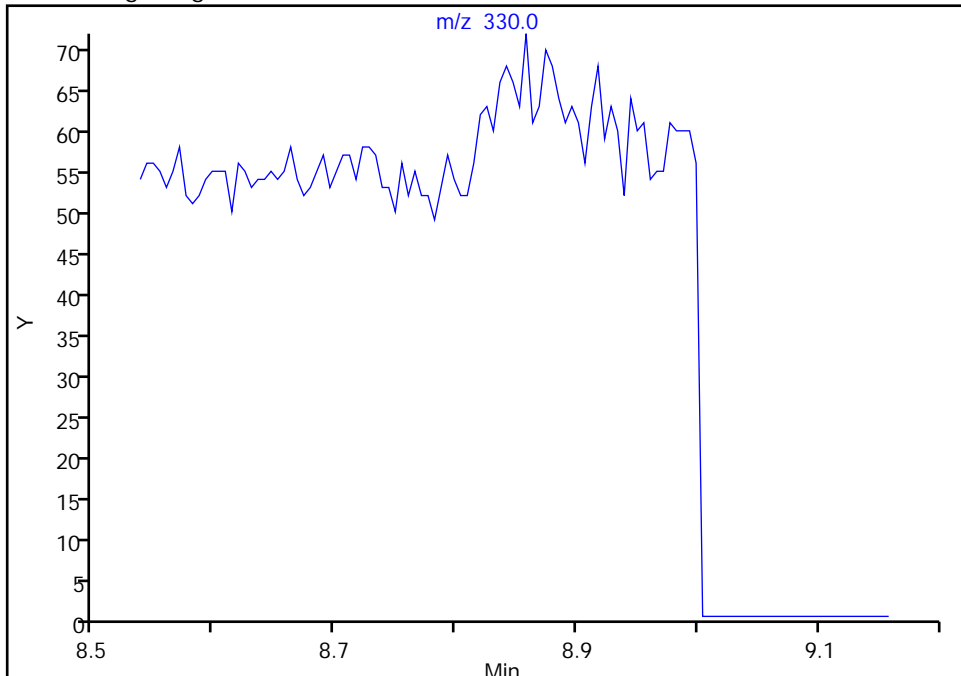
Data File: \\chromfs\Seattle\ChromData\SEA101\20211005-79126.b\100521a030.D  
Injection Date: 05-Oct-2021 22:40:30 Instrument ID: SEA101  
Lims ID: std2  
Client ID:  
Operator ID: TL ALS Bottle#: 15 Worklist Smp#: 15  
Injection Vol: 1.0 ul Dil. Factor: 1.0000  
Method: 8270\_SIM\_SEA101 Limit Group: 8270D\_SIM QSM 5.0  
Column: Detector MS SCAN

\$ 9 2,4,6-Tribromophenol, CAS: 118-79-6

Signal: 1

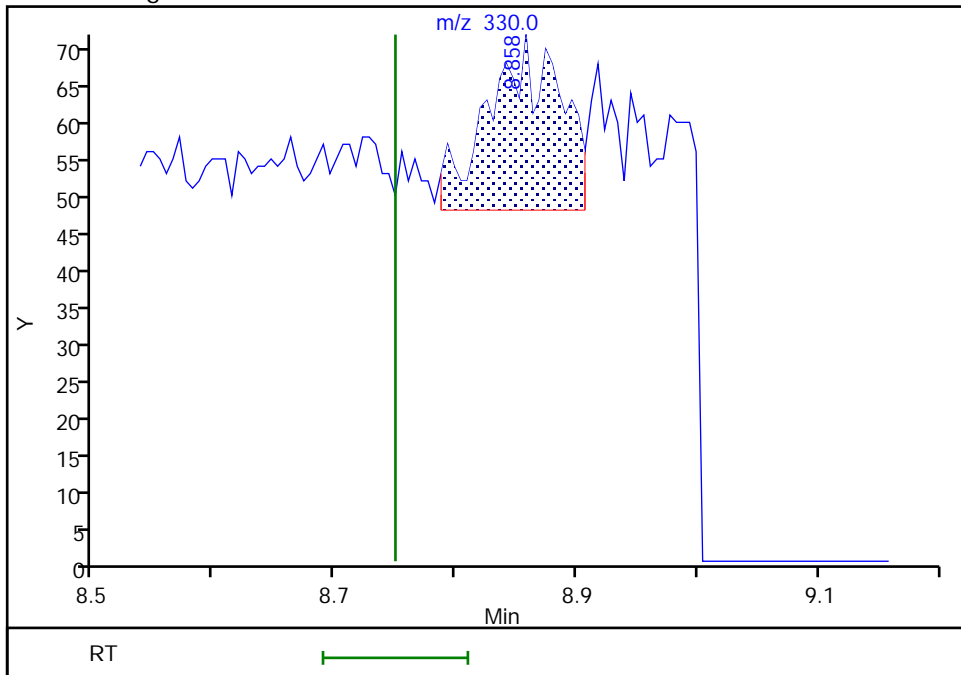
Not Detected  
Expected RT: 8.75

Processing Integration Results



Manual Integration Results

RT: 8.86  
Area: 97  
Amount: 7.210270  
Amount Units: ug/L



Reviewer: limmere, 06-Oct-2021 10:47:42  
Audit Action: Manually Integrated

Audit Reason: Baseline  
Page 808 of 1219



Eurofins FGS, Seattle

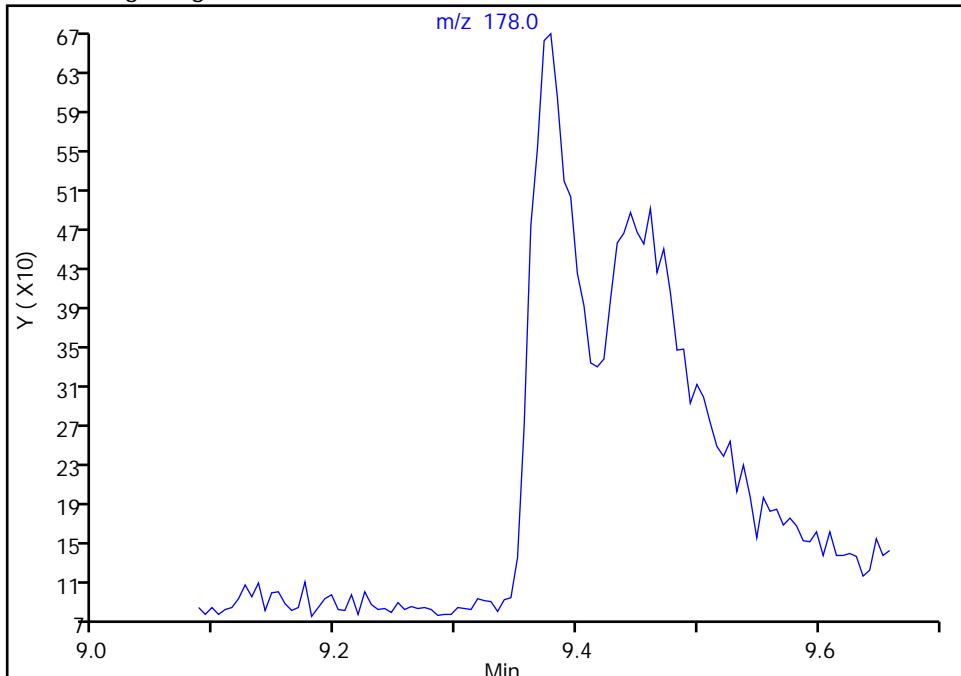
Data File: \\chromfs\Seattle\ChromData\SEA101\20211005-79126.b\100521a030.D  
Injection Date: 05-Oct-2021 22:40:30 Instrument ID: SEA101  
Lims ID: std2  
Client ID:  
Operator ID: TL ALS Bottle#: 15 Worklist Smp#: 15  
Injection Vol: 1.0 ul Dil. Factor: 1.0000  
Method: 8270\_SIM\_SEA101 Limit Group: 8270D\_SIM QSM 5.0  
Column: Detector MS SCAN

19 Phenanthrene, CAS: 85-01-8

Signal: 1

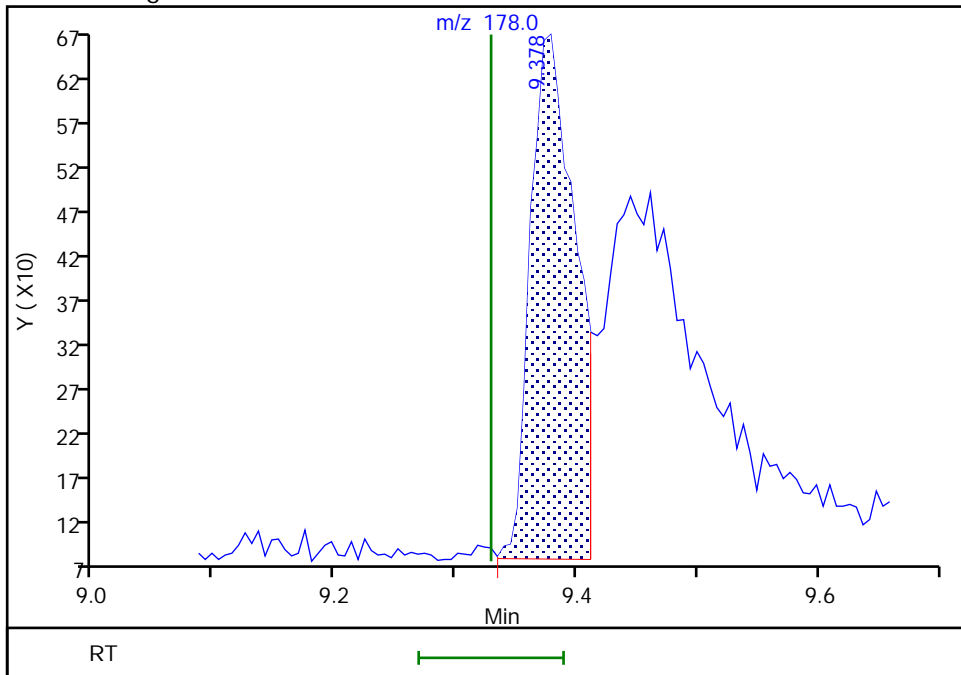
Not Detected  
Expected RT: 9.33

Processing Integration Results



Manual Integration Results

RT: 9.38  
Area: 1487  
Amount: 3.627168  
Amount Units: ug/L



Reviewer: limmere, 06-Oct-2021 10:48:40  
Audit Action: Manually Integrated

Eurofins FGS, Seattle

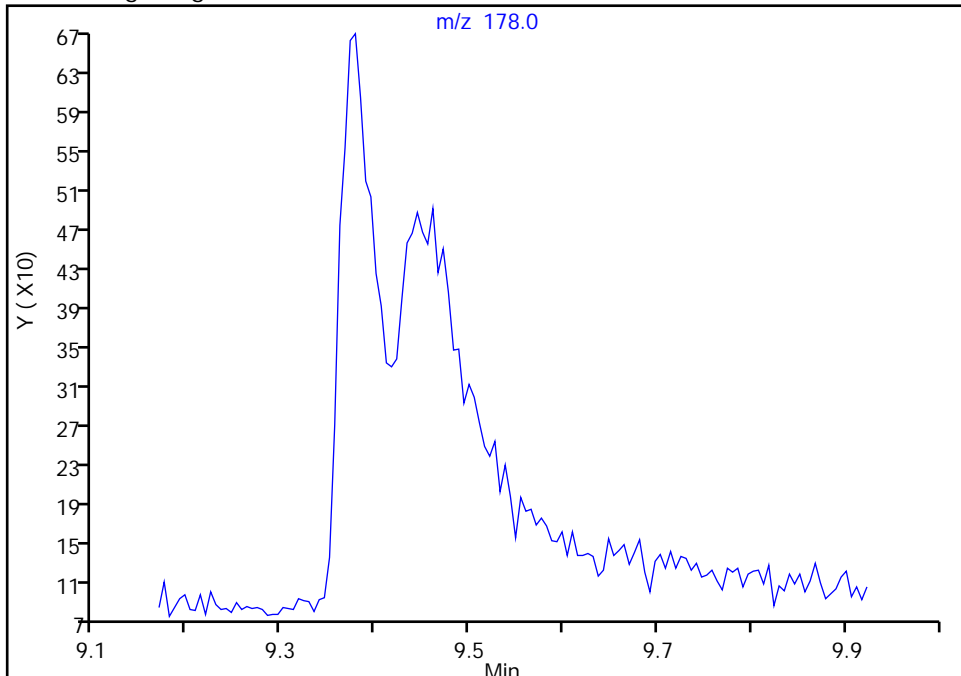
Data File: \\chromfs\Seattle\ChromData\SEA101\20211005-79126.b\100521a030.D  
Injection Date: 05-Oct-2021 22:40:30 Instrument ID: SEA101  
Lims ID: std2  
Client ID:  
Operator ID: TL ALS Bottle#: 15 Worklist Smp#: 15  
Injection Vol: 1.0 ul Dil. Factor: 1.0000  
Method: 8270\_SIM\_SEA101 Limit Group: 8270D\_SIM QSM 5.0  
Column: Detector MS SCAN

20 Anthracene, CAS: 120-12-7

Signal: 1

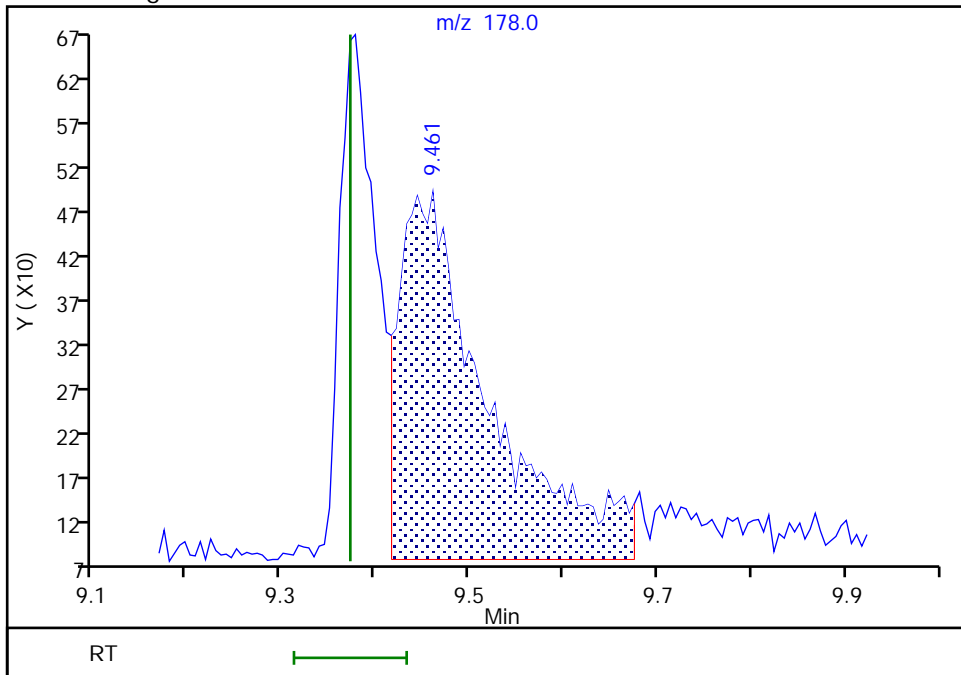
Not Detected  
Expected RT: 9.37

Processing Integration Results



Manual Integration Results

RT: 9.46  
Area: 2695  
Amount: 2.408279  
Amount Units: ug/L



Reviewer: limmere, 06-Oct-2021 10:48:47  
Audit Action: Manually Integrated

Audit Reason: Baseline

Eurofins FGS, Seattle

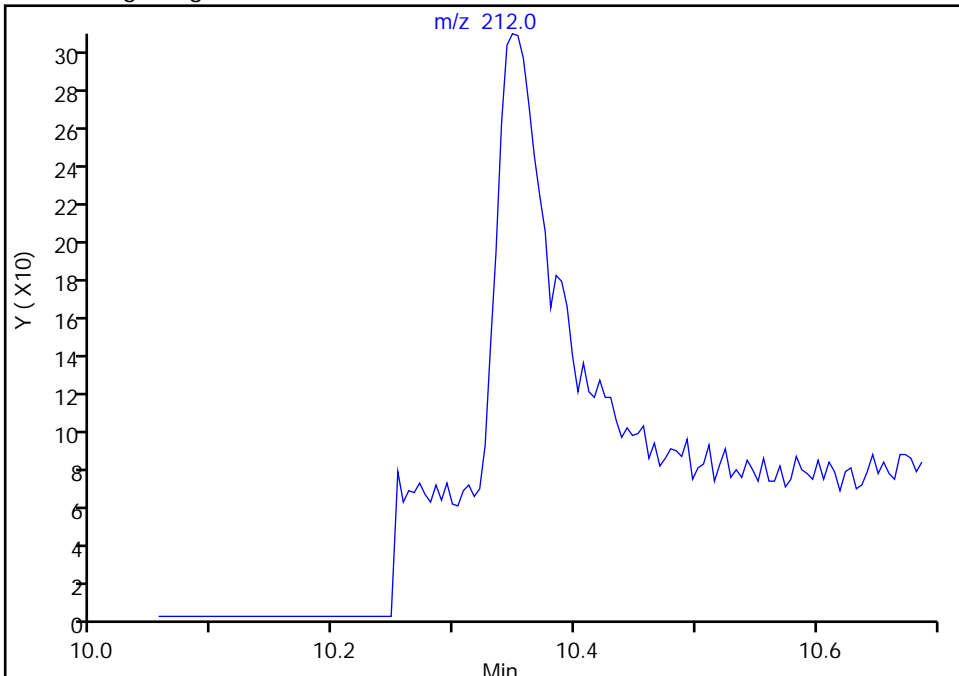
Data File: \\chromfs\Seattle\ChromData\SEA101\20211005-79126.b\100521a030.D  
Injection Date: 05-Oct-2021 22:40:30 Instrument ID: SEA101  
Lims ID: std2  
Client ID:  
Operator ID: TL ALS Bottle#: 15 Worklist Smp#: 15  
Injection Vol: 1.0 ul Dil. Factor: 1.0000  
Method: 8270\_SIM\_SEA101 Limit Group: 8270D\_SIM QSM 5.0  
Column: Detector MS SCAN

\$ 10 Fluoranthene-d10 (Surr), CAS: 93951-69-0

Signal: 1

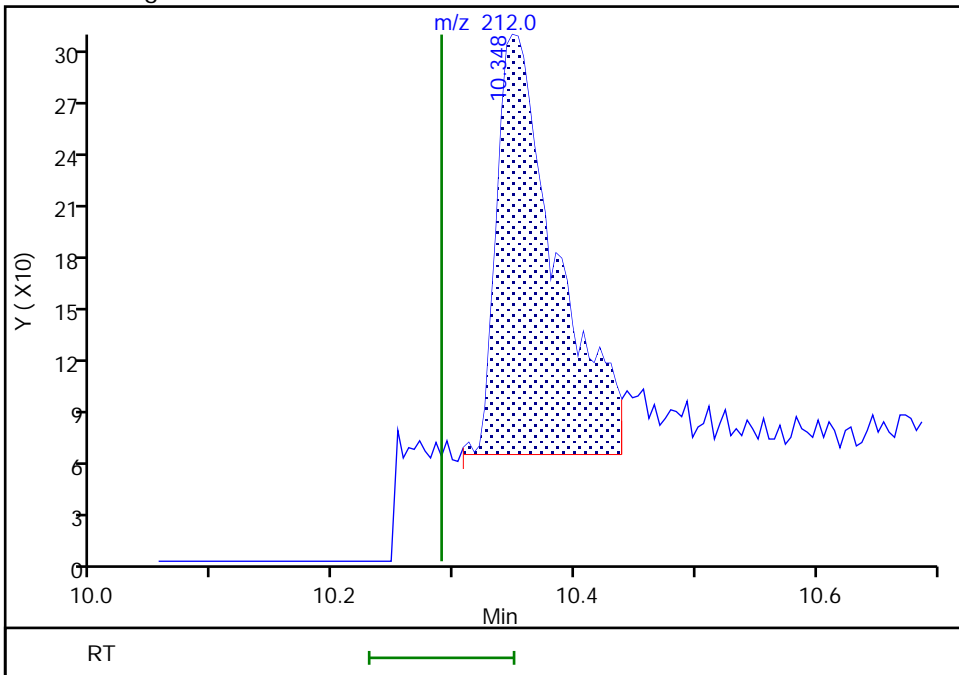
Not Detected  
Expected RT: 10.29

Processing Integration Results



Manual Integration Results

RT: 10.35  
Area: 830  
Amount: 2.068474  
Amount Units: ug/L



Reviewer: limmere, 06-Oct-2021 10:47:48  
Audit Action: Manually Integrated

Eurofins FGS, Seattle

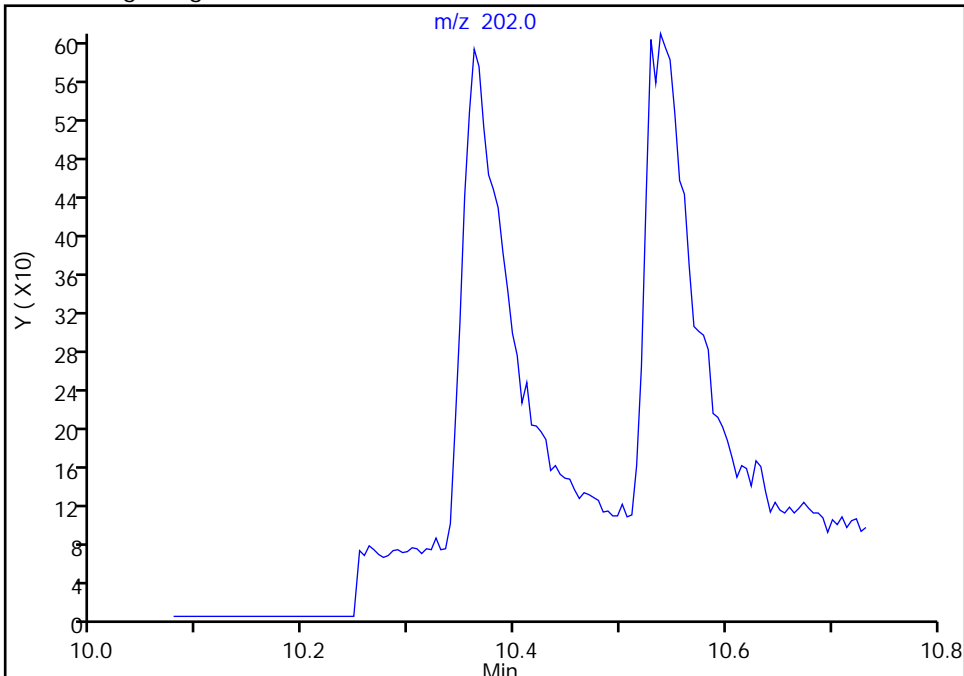
Data File: \\chromfs\Seattle\ChromData\SEA101\20211005-79126.b\100521a030.D  
Injection Date: 05-Oct-2021 22:40:30 Instrument ID: SEA101  
Lims ID: std2  
Client ID:  
Operator ID: TL ALS Bottle#: 15 Worklist Smp#: 15  
Injection Vol: 1.0 ul Dil. Factor: 1.0000  
Method: 8270\_SIM\_SEA101 Limit Group: 8270D\_SIM QSM 5.0  
Column: Detector MS SCAN

21 Fluoranthene, CAS: 206-44-0

Signal: 1

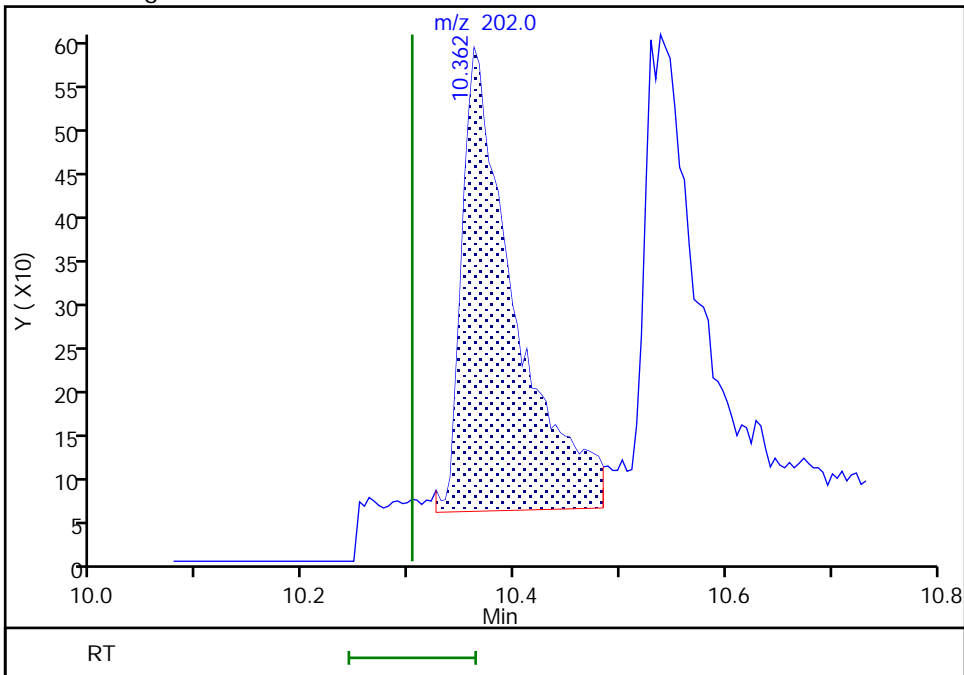
Not Detected  
Expected RT: 10.30

Processing Integration Results



Manual Integration Results

RT: 10.36  
Area: 1823  
Amount: 3.970331  
Amount Units: ug/L



Reviewer: limmere, 06-Oct-2021 10:48:53  
Audit Action: Manually Integrated

Eurofins FGS, Seattle

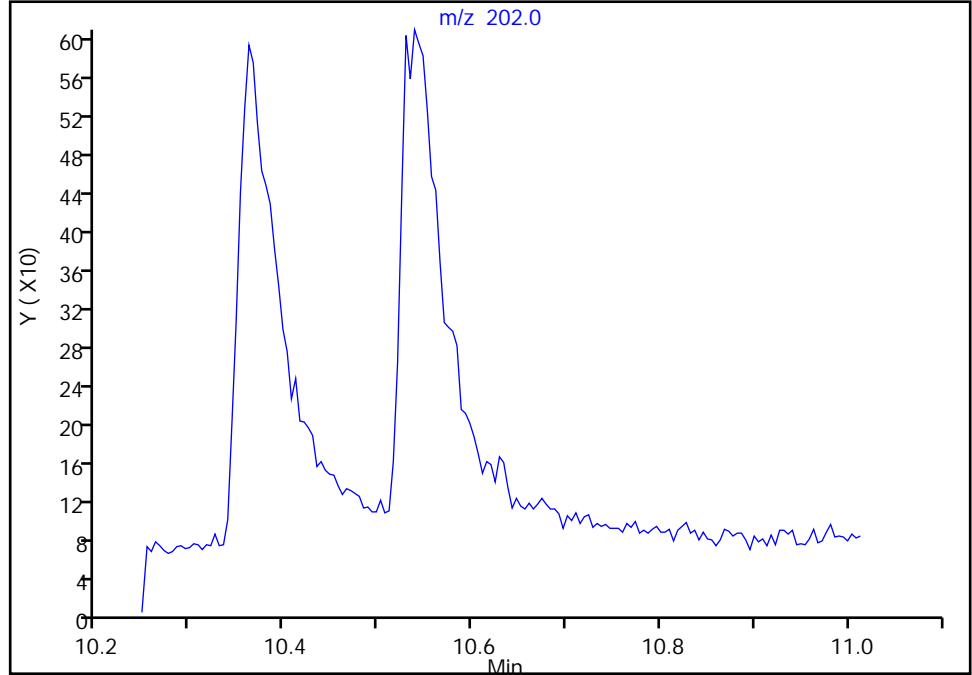
Data File: \\chromfs\Seattle\ChromData\SEA101\20211005-79126.b\100521a030.D  
Injection Date: 05-Oct-2021 22:40:30 Instrument ID: SEA101  
Lims ID: std2  
Client ID:  
Operator ID: TL ALS Bottle#: 15 Worklist Smp#: 15  
Injection Vol: 1.0 ul Dil. Factor: 1.0000  
Method: 8270\_SIM\_SEA101 Limit Group: 8270D\_SIM QSM 5.0  
Column: Detector MS SCAN

22 Pyrene, CAS: 129-00-0

Signal: 1

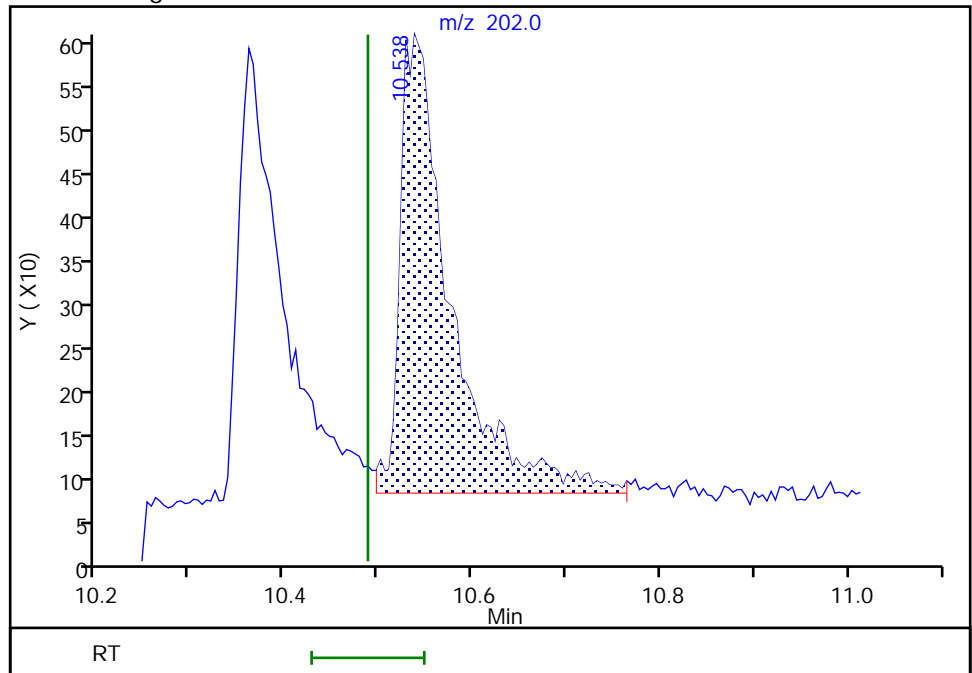
Not Detected  
Expected RT: 10.49

Processing Integration Results



Manual Integration Results

RT: 10.54  
Area: 1956  
Amount: 4.041020  
Amount Units: ug/L



Reviewer: limmere, 06-Oct-2021 10:48:58  
Audit Action: Manually Integrated

Audit Reason: Baseline

Eurofins FGS, Seattle

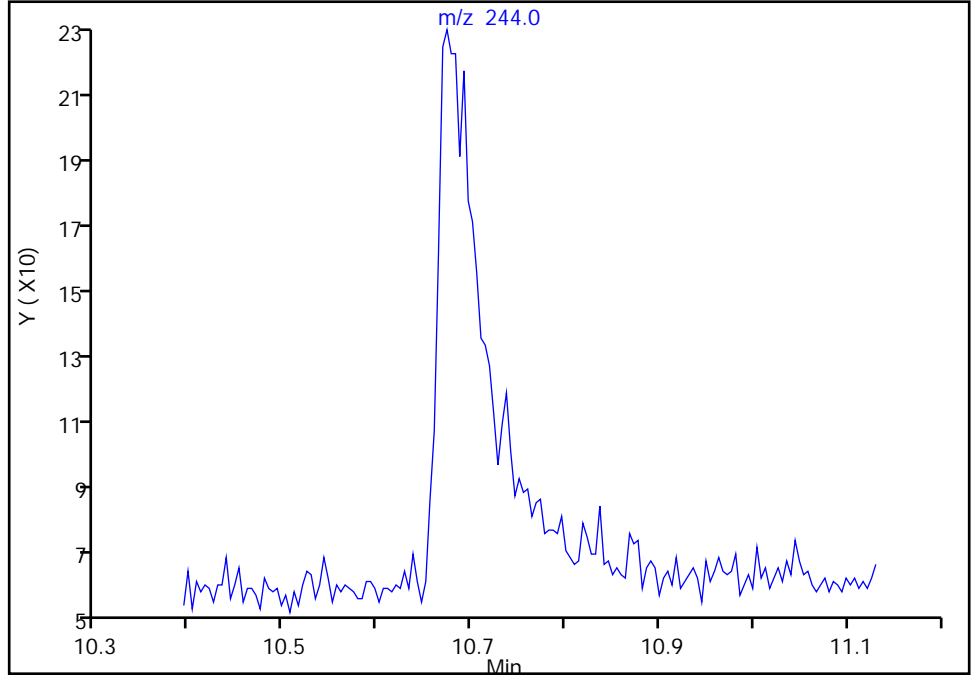
Data File: \\chromfs\Seattle\ChromData\SEA101\20211005-79126.b\100521a030.D  
Injection Date: 05-Oct-2021 22:40:30 Instrument ID: SEA101  
Lims ID: std2  
Client ID:  
Operator ID: TL ALS Bottle#: 15 Worklist Smp#: 15  
Injection Vol: 1.0 ul Dil. Factor: 1.0000  
Method: 8270\_SIM\_SEA101 Limit Group: 8270D\_SIM QSM 5.0  
Column: Detector MS SCAN

**\$ 11 Terphenyl-d14, CAS: 1718-51-0**

Signal: 1

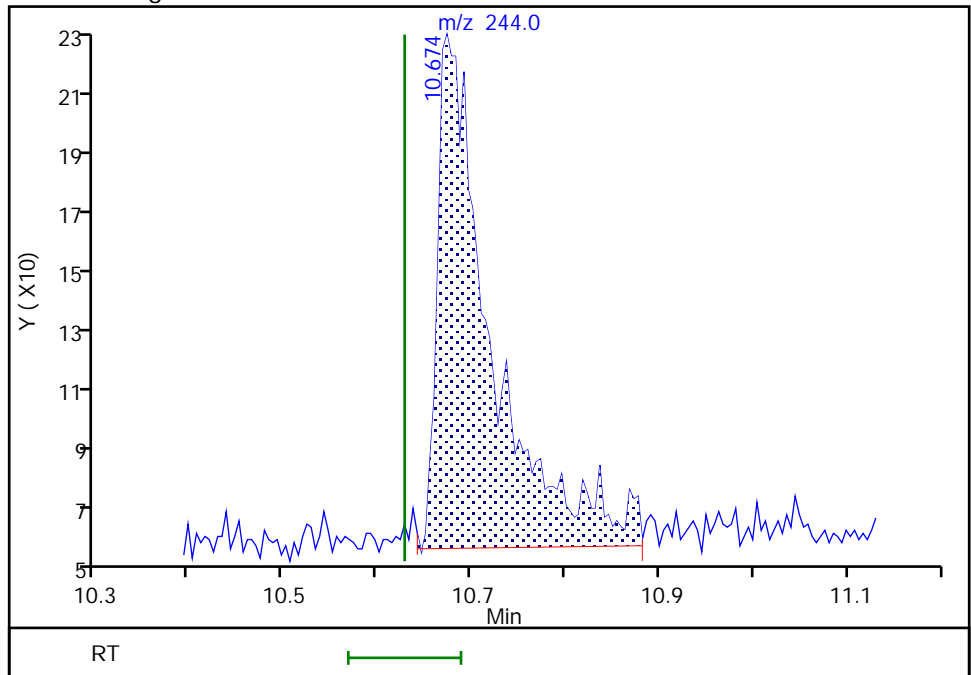
Not Detected  
Expected RT: 10.63

Processing Integration Results



Manual Integration Results

RT: 10.67  
Area: 658  
Amount: 2.401269  
Amount Units: ug/L



Reviewer: limmere, 06-Oct-2021 10:47:53  
Audit Action: Manually Integrated

Audit Reason: Baseline

Eurofins FGS, Seattle

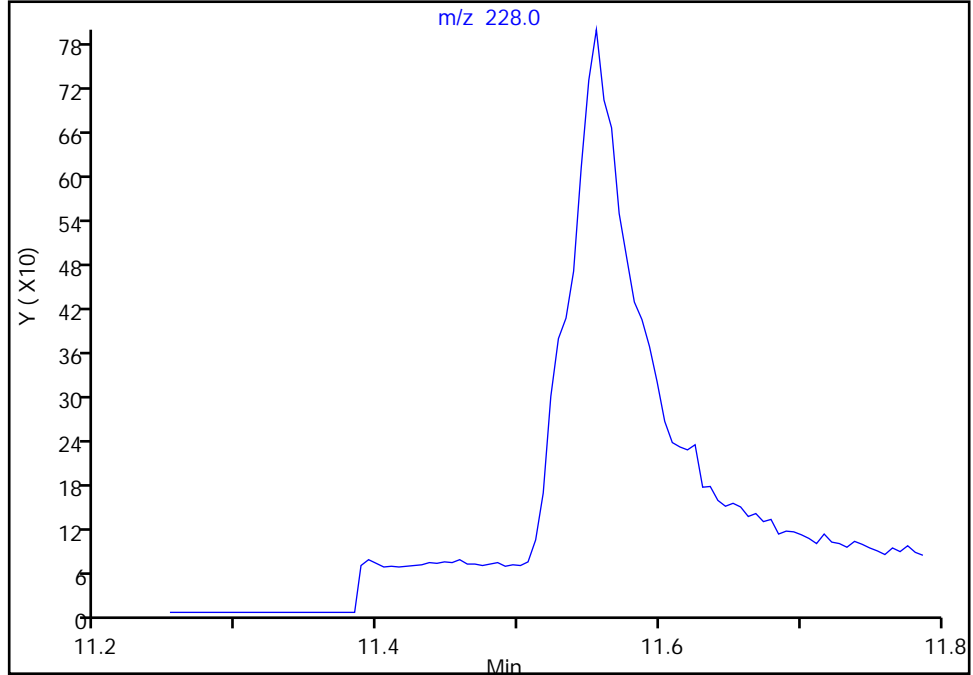
Data File: \\chromfs\Seattle\ChromData\SEA101\20211005-79126.b\100521a030.D  
Injection Date: 05-Oct-2021 22:40:30 Instrument ID: SEA101  
Lims ID: std2  
Client ID:  
Operator ID: TL ALS Bottle#: 15 Worklist Smp#: 15  
Injection Vol: 1.0 ul Dil. Factor: 1.0000  
Method: 8270\_SIM\_SEA101 Limit Group: 8270D\_SIM QSM 5.0  
Column: Detector MS SCAN

23 Benzo[a]anthracene, CAS: 56-55-3

Signal: 1

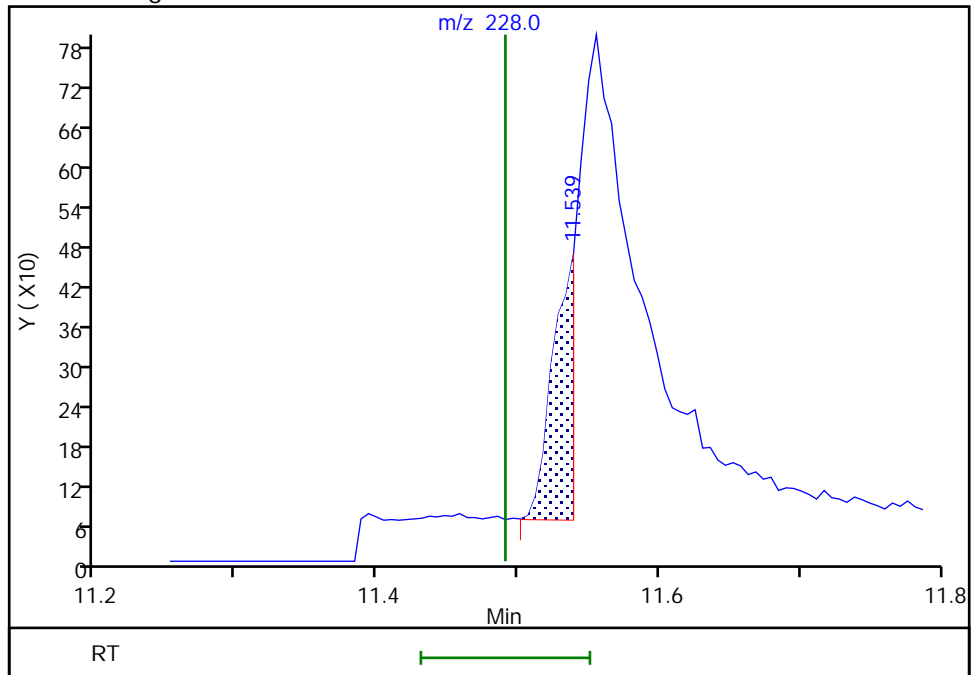
Not Detected  
Expected RT: 11.49

Processing Integration Results



Manual Integration Results

RT: 11.54  
Area: 397  
Amount: 2.711484  
Amount Units: ug/L



Reviewer: limmere, 06-Oct-2021 10:49:10  
Audit Action: Manually Integrated

Audit Reason: Baseline

Eurofins FGS, Seattle

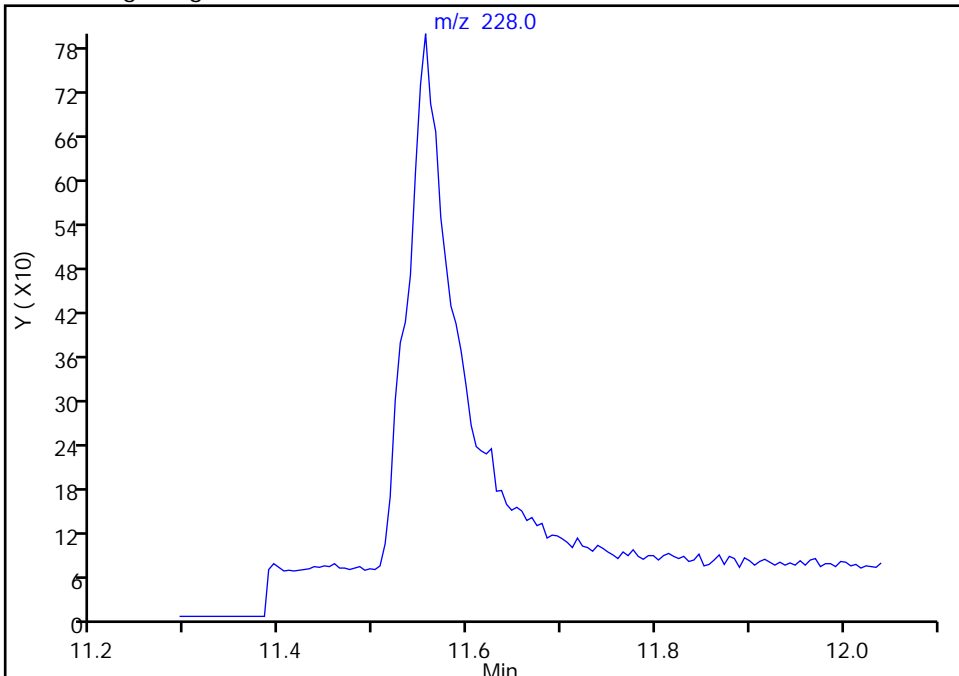
Data File: \\chromfs\Seattle\ChromData\SEA101\20211005-79126.b\100521a030.D  
Injection Date: 05-Oct-2021 22:40:30 Instrument ID: SEA101  
Lims ID: std2  
Client ID:  
Operator ID: TL ALS Bottle#: 15 Worklist Smp#: 15  
Injection Vol: 1.0 ul Dil. Factor: 1.0000  
Method: 8270\_SIM\_SEA101 Limit Group: 8270D\_SIM QSM 5.0  
Column: Detector MS SCAN

24 Chrysene, CAS: 218-01-9

Signal: 1

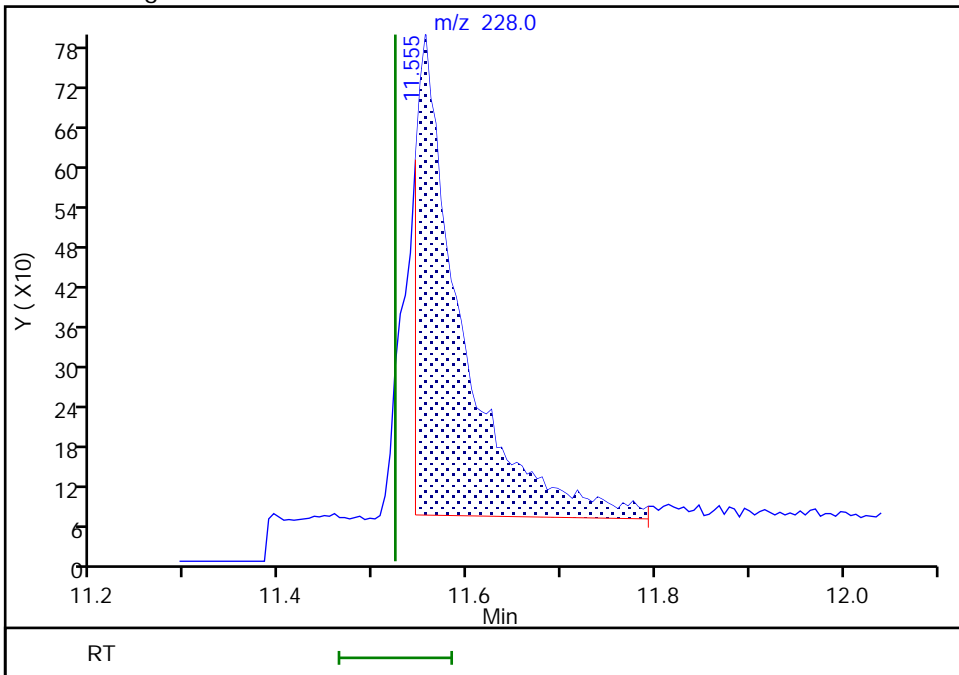
Not Detected  
Expected RT: 11.52

Processing Integration Results



Manual Integration Results

RT: 11.56  
Area: 2321  
Amount: 2.945969  
Amount Units: ug/L



Reviewer: limmere, 06-Oct-2021 10:49:23  
Audit Action: Manually Integrated

Audit Reason: Baseline



Eurofins FGS, Seattle

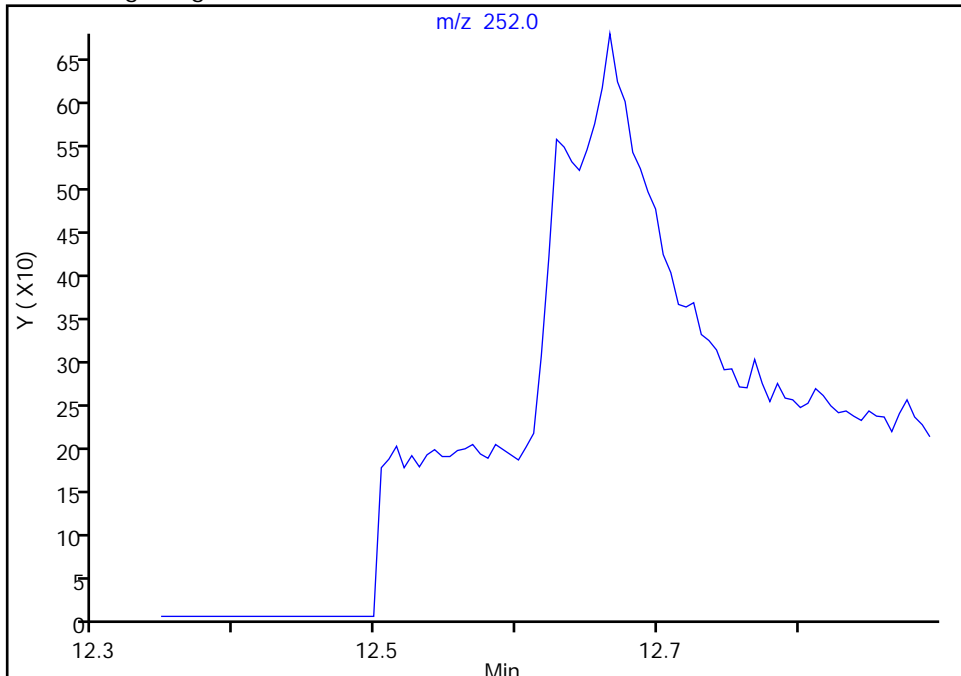
Data File: \\chromfs\Seattle\ChromData\SEA101\20211005-79126.b\100521a030.D  
Injection Date: 05-Oct-2021 22:40:30 Instrument ID: SEA101  
Lims ID: std2  
Client ID:  
Operator ID: TL ALS Bottle#: 15 Worklist Smp#: 15  
Injection Vol: 1.0 ul Dil. Factor: 1.0000  
Method: 8270\_SIM\_SEA101 Limit Group: 8270D\_SIM QSM 5.0  
Column: Detector MS SCAN

25 Benzo[b]fluoranthene, CAS: 205-99-2

Signal: 1

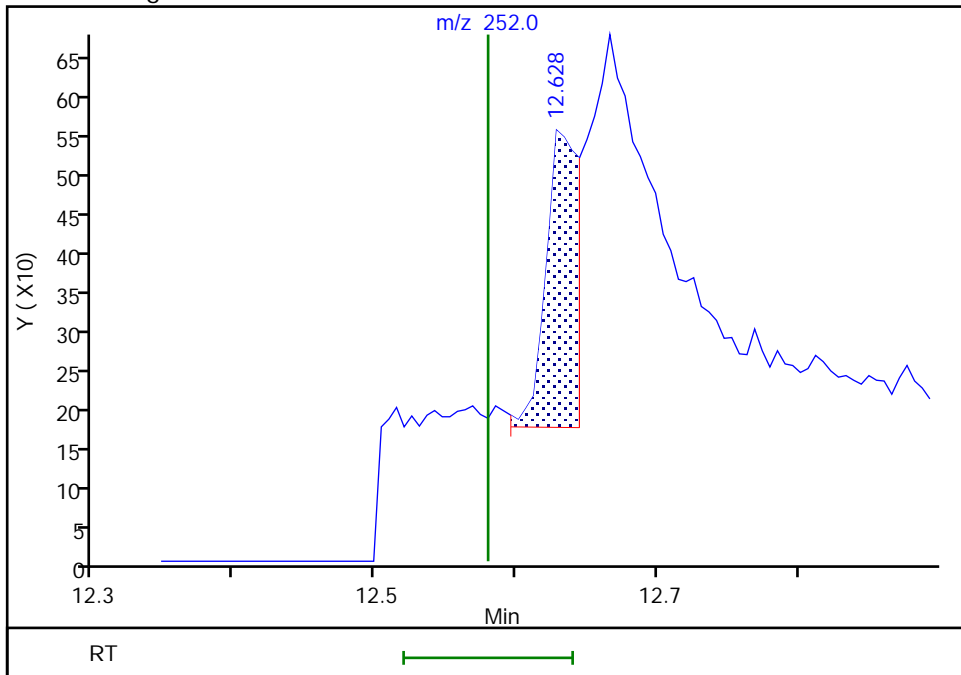
Not Detected  
Expected RT: 12.58

Processing Integration Results



Manual Integration Results

RT: 12.63  
Area: 566  
Amount: 3.829975  
Amount Units: ug/L



Reviewer: limmere, 06-Oct-2021 10:49:34  
Audit Action: Manually Integrated

Eurofins FGS, Seattle

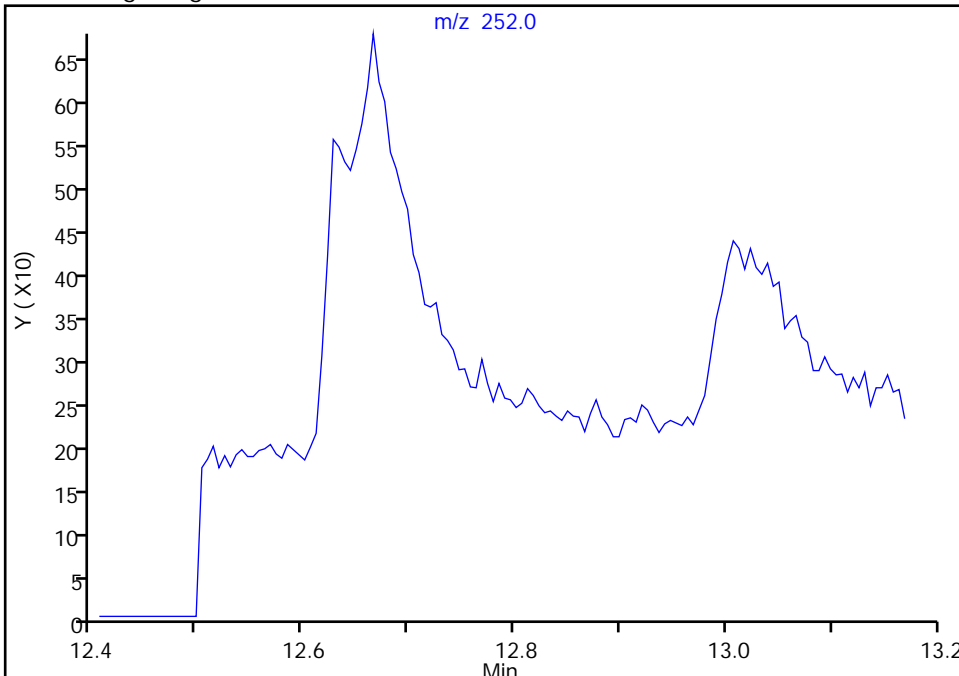
Data File: \\chromfs\Seattle\ChromData\SEA101\20211005-79126.b\100521a030.D  
Injection Date: 05-Oct-2021 22:40:30 Instrument ID: SEA101  
Lims ID: std2  
Client ID:  
Operator ID: TL ALS Bottle#: 15 Worklist Smp#: 15  
Injection Vol: 1.0 ul Dil. Factor: 1.0000  
Method: 8270\_SIM\_SEA101 Limit Group: 8270D\_SIM QSM 5.0  
Column: Detector MS SCAN

26 Benzo[k]fluoranthene, CAS: 207-08-9

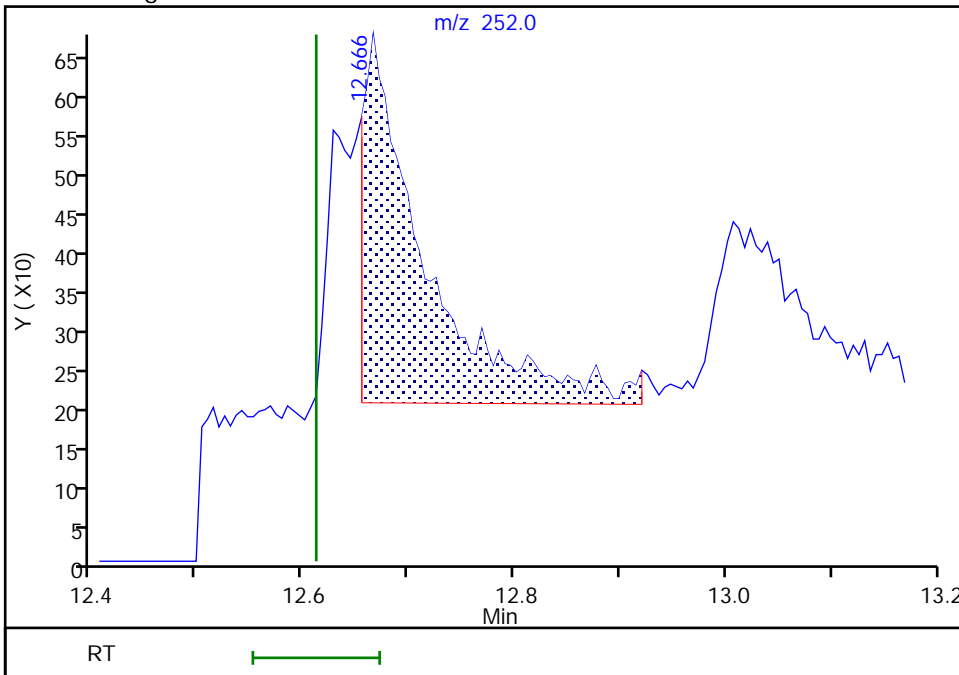
Signal: 1

Not Detected  
Expected RT: 12.61

Processing Integration Results



Manual Integration Results



RT: 12.67  
Area: 1862  
Amount: 1.593386  
Amount Units: ug/L

Eurofins FGS, Seattle

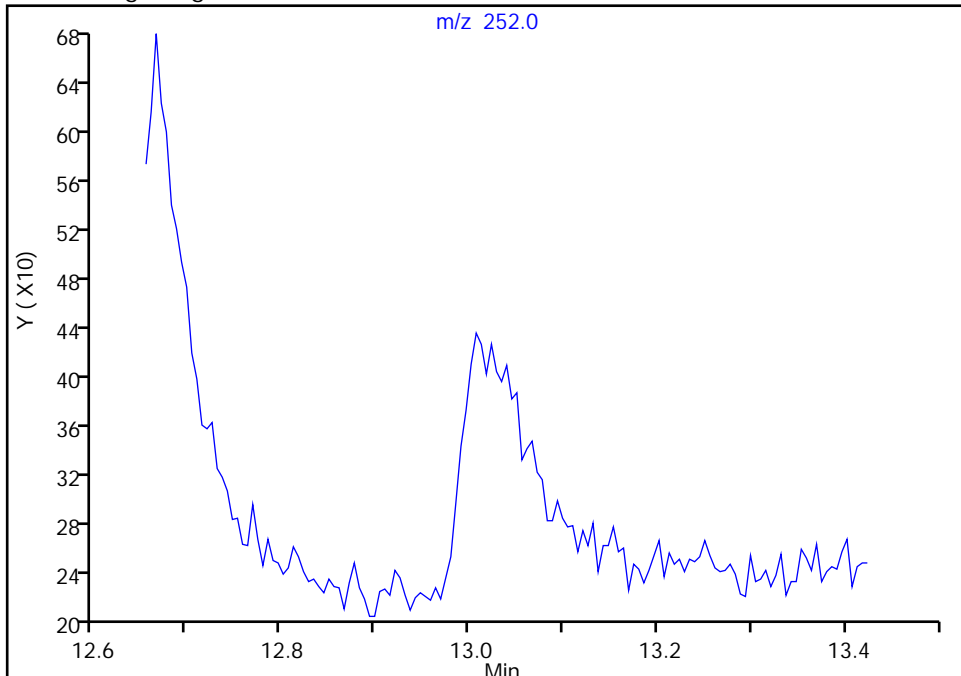
Data File: \\chromfs\Seattle\ChromData\SEA101\20211005-79126.b\100521a030.D  
Injection Date: 05-Oct-2021 22:40:30 Instrument ID: SEA101  
Lims ID: std2  
Client ID:  
Operator ID: TL ALS Bottle#: 15 Worklist Smp#: 15  
Injection Vol: 1.0 ul Dil. Factor: 1.0000  
Method: 8270\_SIM\_SEA101 Limit Group: 8270D\_SIM QSM 5.0  
Column: Detector MS SCAN

27 Benzo[a]pyrene, CAS: 50-32-8

Signal: 1

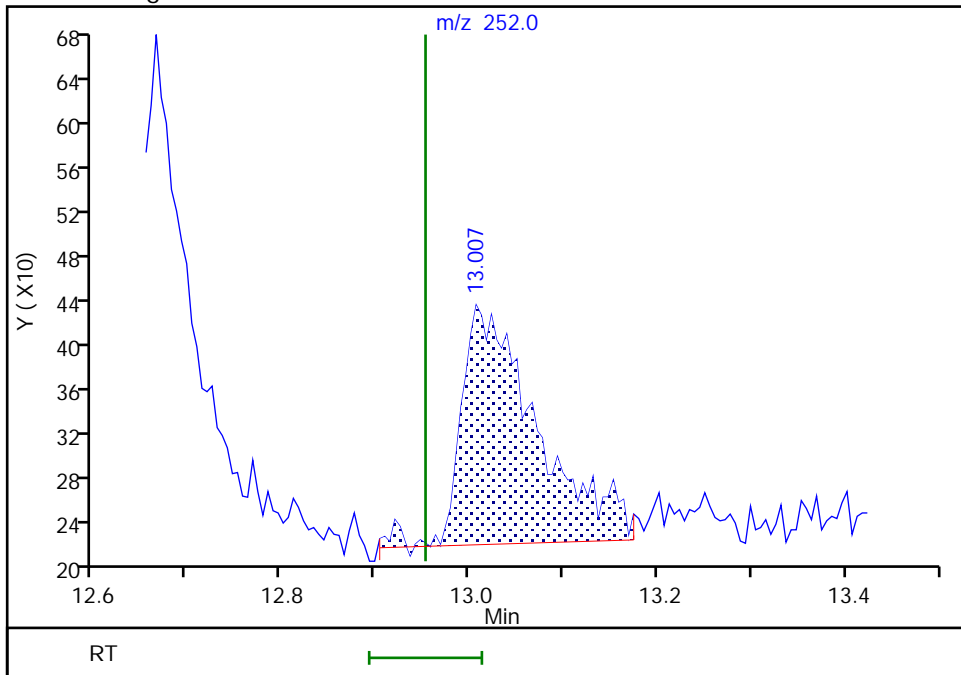
Not Detected  
Expected RT: 12.95

Processing Integration Results



Manual Integration Results

RT: 13.01  
Area: 1190  
Amount: 3.492752  
Amount Units: ug/L



Reviewer: limmere, 06-Oct-2021 10:49:50  
Audit Action: Manually Integrated

Audit Reason: Baseline

Eurofins FGS, Seattle

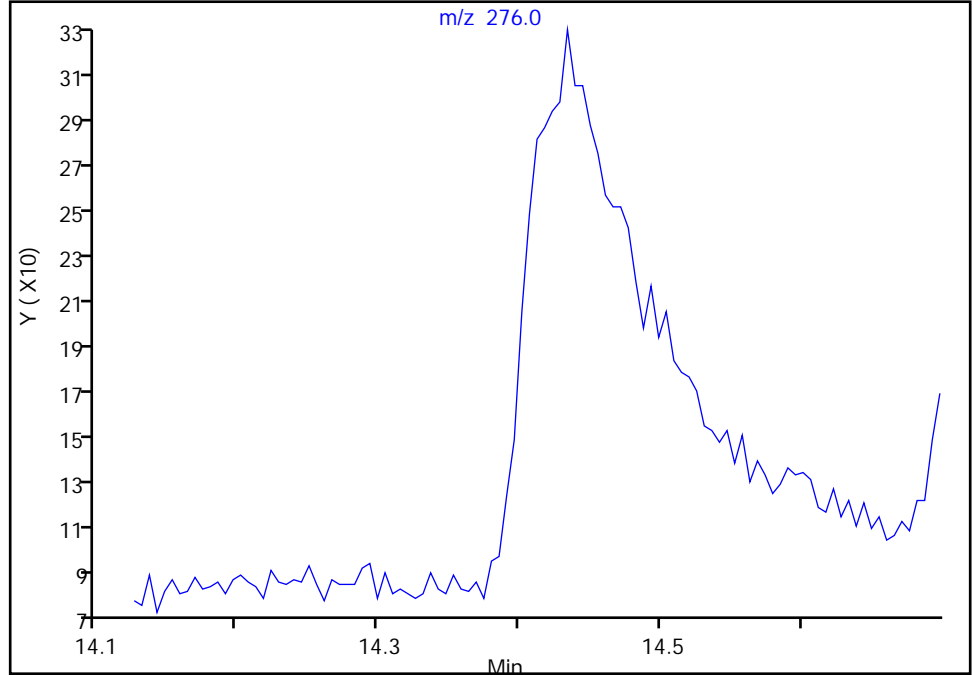
Data File: \\chromfs\Seattle\ChromData\SEA101\20211005-79126.b\100521a030.D  
Injection Date: 05-Oct-2021 22:40:30 Instrument ID: SEA101  
Lims ID: std2  
Client ID:  
Operator ID: TL ALS Bottle#: 15 Worklist Smp#: 15  
Injection Vol: 1.0 ul Dil. Factor: 1.0000  
Method: 8270\_SIM\_SEA101 Limit Group: 8270D\_SIM QSM 5.0  
Column: Detector MS SCAN

28 Indeno[1,2,3-cd]pyrene, CAS: 193-39-5

Signal: 1

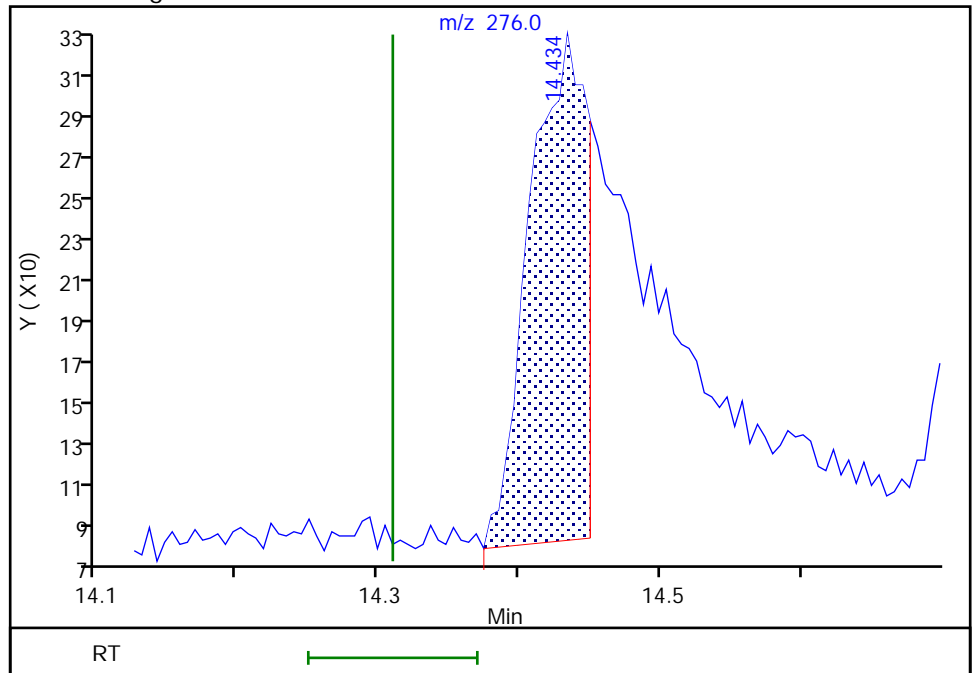
Not Detected  
Expected RT: 14.31

Processing Integration Results



Manual Integration Results

RT: 14.43  
Area: 649  
Amount: 2.329425  
Amount Units: ug/L



Reviewer: limmere, 06-Oct-2021 11:54:14  
Audit Action: Manually Integrated

Audit Reason: Baseline

Eurofins FGS, Seattle

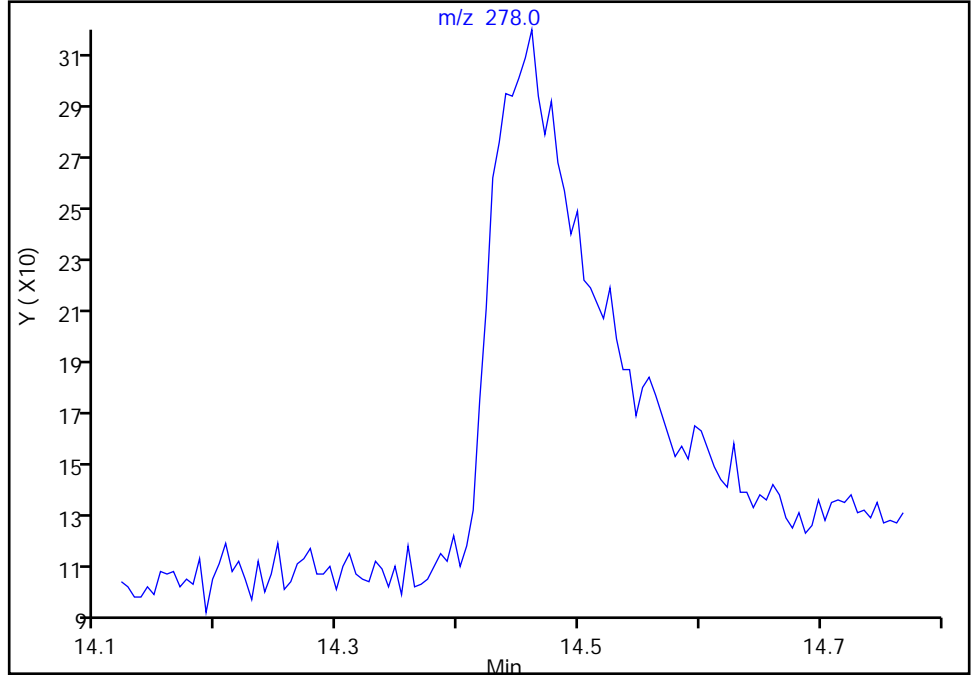
Data File: \\chromfs\Seattle\ChromData\SEA101\20211005-79126.b\100521a030.D  
Injection Date: 05-Oct-2021 22:40:30 Instrument ID: SEA101  
Lims ID: std2  
Client ID:  
Operator ID: TL ALS Bottle#: 15 Worklist Smp#: 15  
Injection Vol: 1.0 ul Dil. Factor: 1.0000  
Method: 8270\_SIM\_SEA101 Limit Group: 8270D\_SIM QSM 5.0  
Column: Detector MS SCAN

29 Dibenz(a,h)anthracene, CAS: 53-70-3

Signal: 1

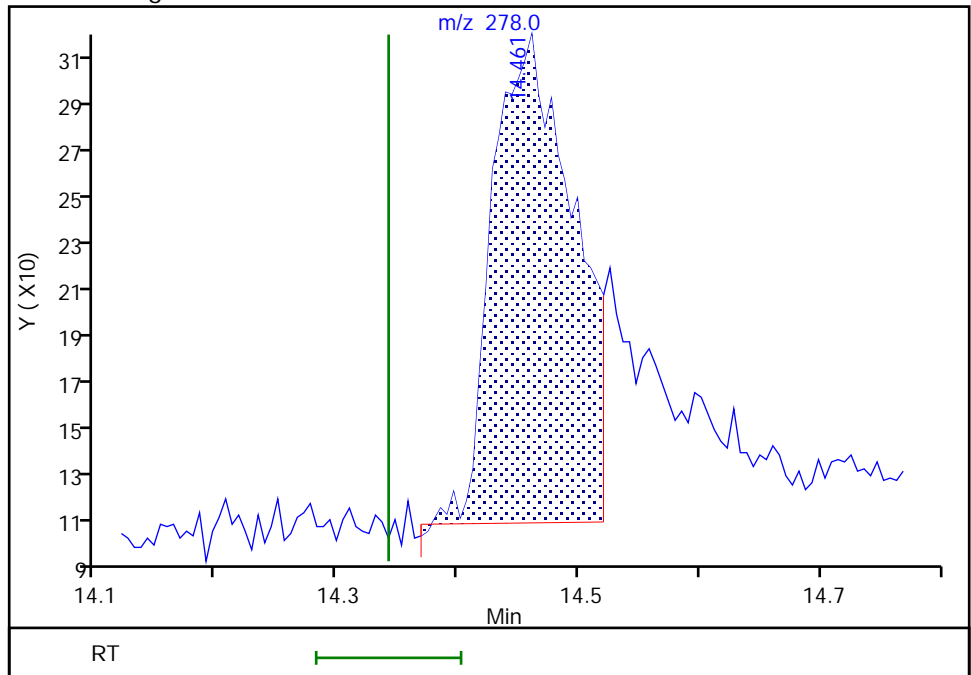
Not Detected  
Expected RT: 14.34

Processing Integration Results



Manual Integration Results

RT: 14.46  
Area: 976  
Amount: 0.675258  
Amount Units: ug/L



Reviewer: limmere, 06-Oct-2021 10:50:28  
Audit Action: Manually Integrated

Audit Reason: Baseline

Eurofins FGS, Seattle

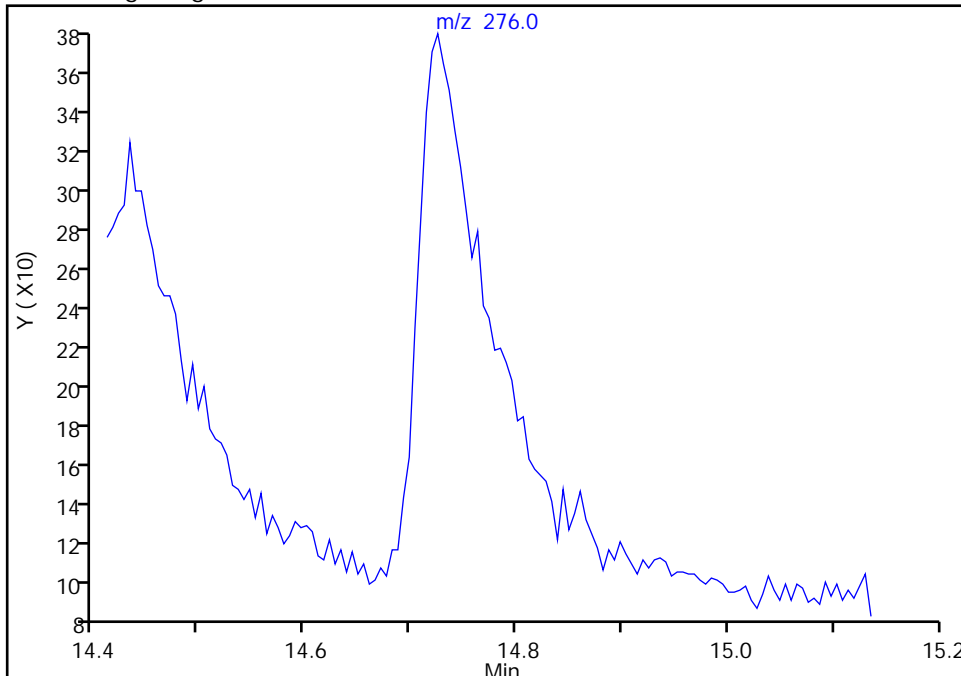
Data File: \\chromfs\Seattle\ChromData\SEA101\20211005-79126.b\100521a030.D  
Injection Date: 05-Oct-2021 22:40:30 Instrument ID: SEA101  
Lims ID: std2  
Client ID:  
Operator ID: TL ALS Bottle#: 15 Worklist Smp#: 15  
Injection Vol: 1.0 ul Dil. Factor: 1.0000  
Method: 8270\_SIM\_SEA101 Limit Group: 8270D\_SIM QSM 5.0  
Column: Detector MS SCAN

30 Benzo[g,h,i]perylene, CAS: 191-24-2

Signal: 1

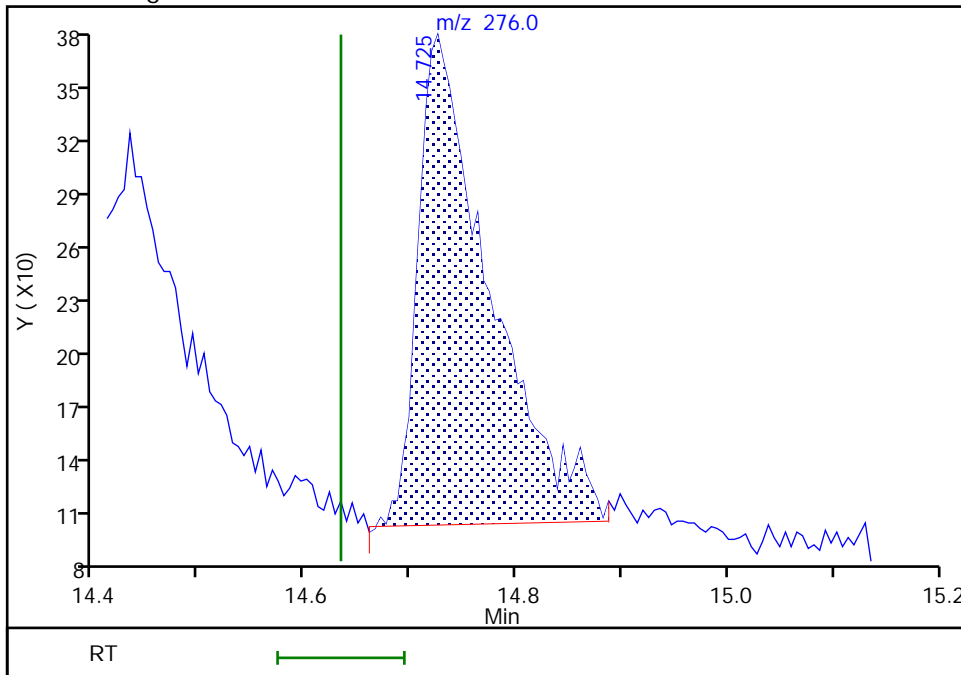
Not Detected  
Expected RT: 14.63

Processing Integration Results



Manual Integration Results

RT: 14.73  
Area: 1266  
Amount: 3.087573  
Amount Units: ug/L



Reviewer: limmere, 06-Oct-2021 10:50:23  
Audit Action: Manually Integrated

Audit Reason: Baseline

Eurofins FGS, Seattle  
Target Compound Quantitation Report

Data File: \\chromfs\Seattle\ChromData\SEA101\20211005-79126.b\100521a031.D  
 Lims ID: std1  
 Client ID:  
 Sample Type: IC Calib Level: 1  
 Inject. Date: 05-Oct-2021 23:04:30 ALS Bottle#: 16 Worklist Smp#: 16  
 Injection Vol: 1.0 ul Dil. Factor: 1.0000  
 Sample Info: 1  
 Operator ID: TL Instrument ID: SEA101  
 Sublist: chrom-8270\_SIM\_SEA101\*sub12

Method: \\chromfs\Seattle\ChromData\SEA101\20211005-79126.b\8270\_SIM\_SEA101.m  
 Limit Group: 8270D\_SIM QSM 5.0  
 Last Update: 22-Oct-2021 13:13:14 Calib Date: 05-Oct-2021 23:04:30  
 Integrator: Falcon ID Type: RT Order ID  
 Quant Method: Internal Standard Quant By: Initial Calibration  
 Last ICal File: \\chromfs\Seattle\ChromData\SEA101\20211005-79126.b\100521a031.D

Column 1 : Det: MS SCAN  
 Process Host: CTX1611

First Level Reviewer: limmere Date: 06-Oct-2021 10:57:54

Compound	Sig	RT (min.)	Exp RT (min.)	Dlt RT (min.)	Q	Response	Cal Amt ug/L	OnCol Amt ug/L	Flags
* 1 1,4-Dichlorobenzene-d4	152	5.561	5.507	0.054	1	13172	100.0	100.0	
* 2 Naphthalene-d8	136	6.666	6.636	0.030	1	37907	100.0	100.0	
* 3 Acenaphthene-d10	164	8.122	8.097	0.025	1	24593	100.0	100.0	
* 4 Phenanthrene-d10	188	9.351	9.312	0.039	1	34794	100.0	100.0	
* 5 Chrysene-d12	240	11.534	11.501	0.033	1	26086	100.0	100.0	
* 6 Perylene-d12	264	13.045	13.023	0.022	1	24436	100.0	100.0	
\$ 10 Fluoranthene-d10 (Surr)	212	10.348	10.290	0.058	82	504	1.00	1.31	M
\$ 11 Terphenyl-d14	244	10.683	10.629	0.054	1	367	1.00	1.40	M
12 Naphthalene	128	6.687	6.656	0.031	1	1914	1.00	2.45	M
14 1-Methylnaphthalene	142	7.396	7.319	0.077	1	2854	1.00	10.6	M
15 Acenaphthylene	152	8.028	7.983	0.045	1	1310	1.00	2.79	M
16 Acenaphthene	153	8.152	8.122	0.030	1	1229	1.00	3.70	M
17 Fluorene	166	8.625	8.549	0.076	1	1331	1.00	3.93	M
19 Phenanthrene	178	9.378	9.329	0.049	1	1432	1.00	3.64	M
20 Anthracene	178	9.444	9.373	0.071	1	2157	1.00	1.44	M
21 Fluoranthene	202	10.362	10.303	0.059	1	1472	1.00	3.34	M
22 Pyrene	202	10.538	10.488	0.050	21	1680	1.00	3.62	M
23 Benzo[a]anthracene	228	11.539	11.491	0.048	1	332	1.00	2.39	M
24 Chrysene	228	11.555	11.523	0.032	1	2413	1.00	2.87	M
25 Benzo[b]fluoranthene	252	12.628	12.580	0.048	1	313	1.00	3.02	M
26 Benzo[k]fluoranthene	252	12.672	12.612	0.060	1	971	1.00	-0.3112	M
27 Benzo[a]pyrene	252	13.034	12.953	0.081	1	987	1.00	3.02	M
28 Indeno[1,2,3-cd]pyrene	276	14.439	14.310	0.129	1	388	1.00	1.45	M
29 Dibenz(a,h)anthracene	278	14.456	14.342	0.114	1	1094	1.00	1.15	M
30 Benzo[g,h,i]perylene	276	14.736	14.634	0.102	5	830	1.00	2.11	M

## QC Flag Legend

Processing Flags

Review Flags

M - Manually Integrated

**Reagents:**

8270SIM\_IS\_00069

Amount Added: 9.80

Units: uL

8270ccvl\_50\_00037

Amount Added: 20.00

Units: uL



Eurofins FGS, Seattle

Data File: \\chromfs\Seattle\ChromData\SEA101\20211005-79126.b\100521a031.D

Injection Date: 05-Oct-2021 23:04:30

Instrument ID: SEA101

Lims ID: std1

Client ID:

Operator ID: TL

ALS Bottle#: 16

Worklist Smp#: 16

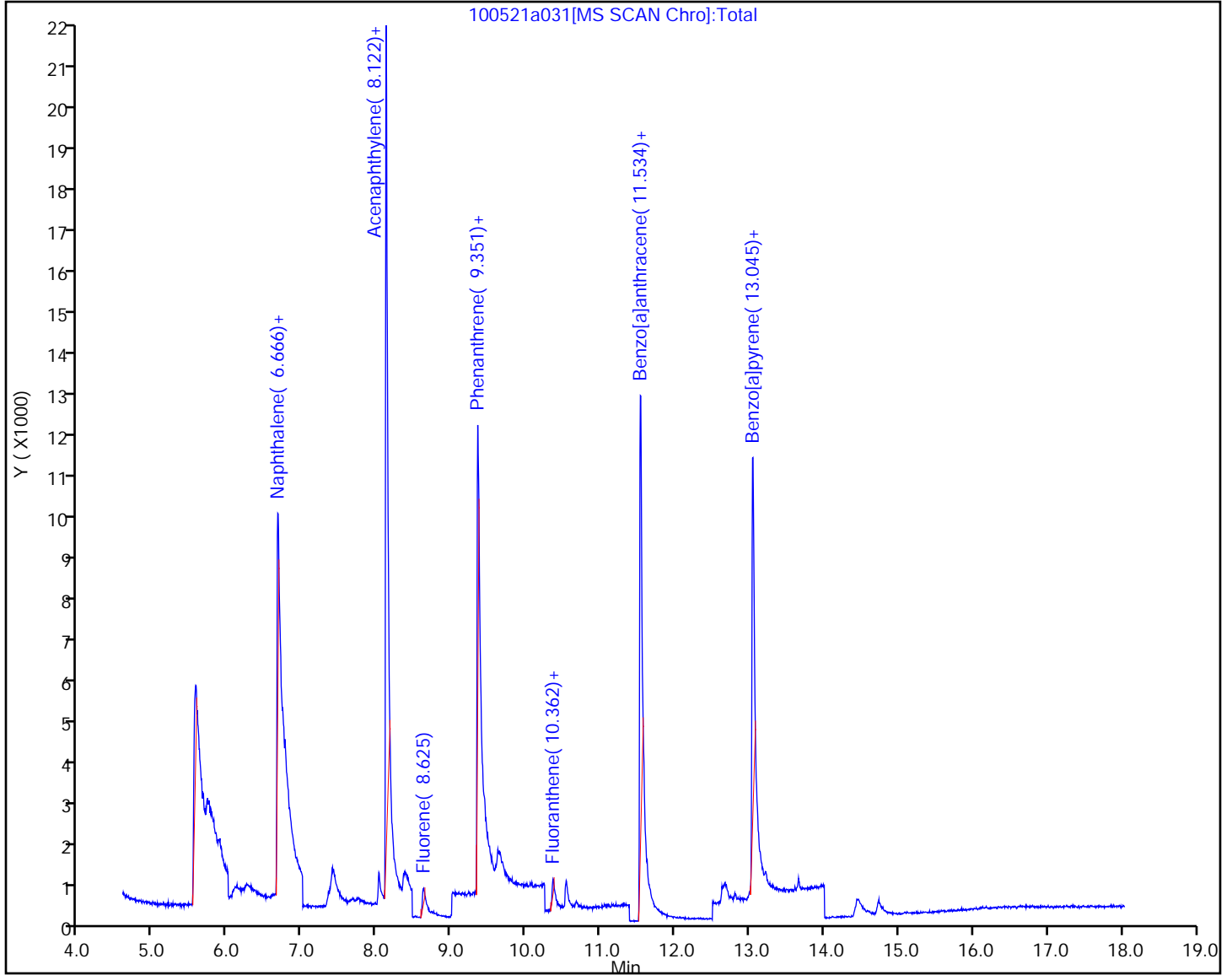
Injection Vol: 1.0 ul

Dil. Factor: 1.0000

Method: 8270\_SIM\_SEA101

Limit Group: 8270D\_SIM QSM 5.0

Y Scaling: Method Defined: Scale to the Nth Largest Target: 1



Eurofins FGS, Seattle

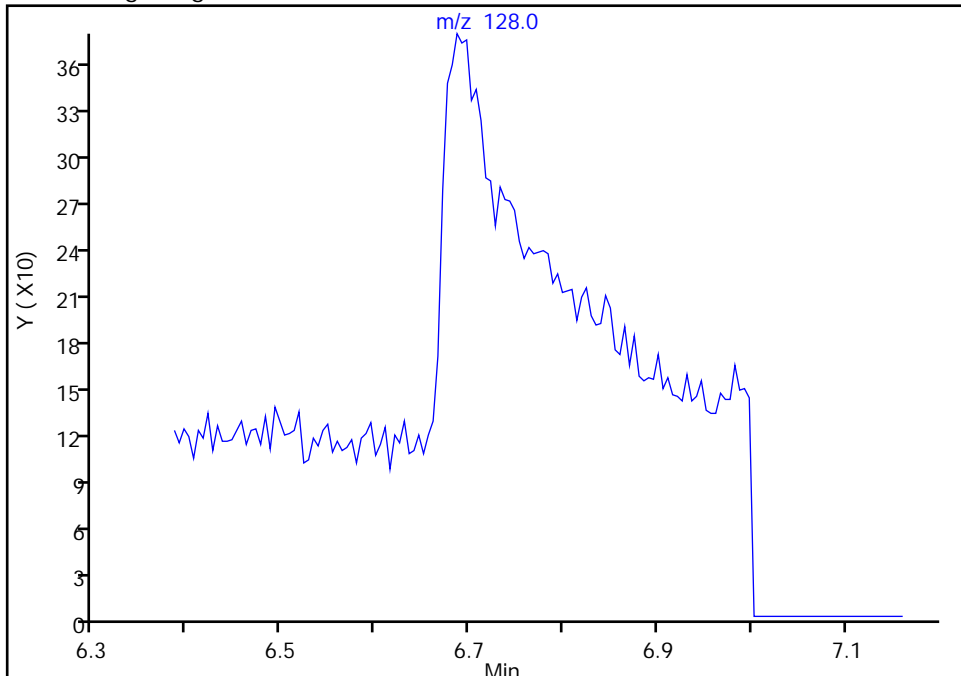
Data File: \\chromfs\Seattle\ChromData\SEA101\20211005-79126.b\100521a031.D  
Injection Date: 05-Oct-2021 23:04:30 Instrument ID: SEA101  
Lims ID: std1  
Client ID:  
Operator ID: TL ALS Bottle#: 16 Worklist Smp#: 16  
Injection Vol: 1.0 ul Dil. Factor: 1.0000  
Method: 8270\_SIM\_SEA101 Limit Group: 8270D\_SIM QSM 5.0  
Column: Detector MS SCAN

12 Naphthalene, CAS: 91-20-3

Signal: 1

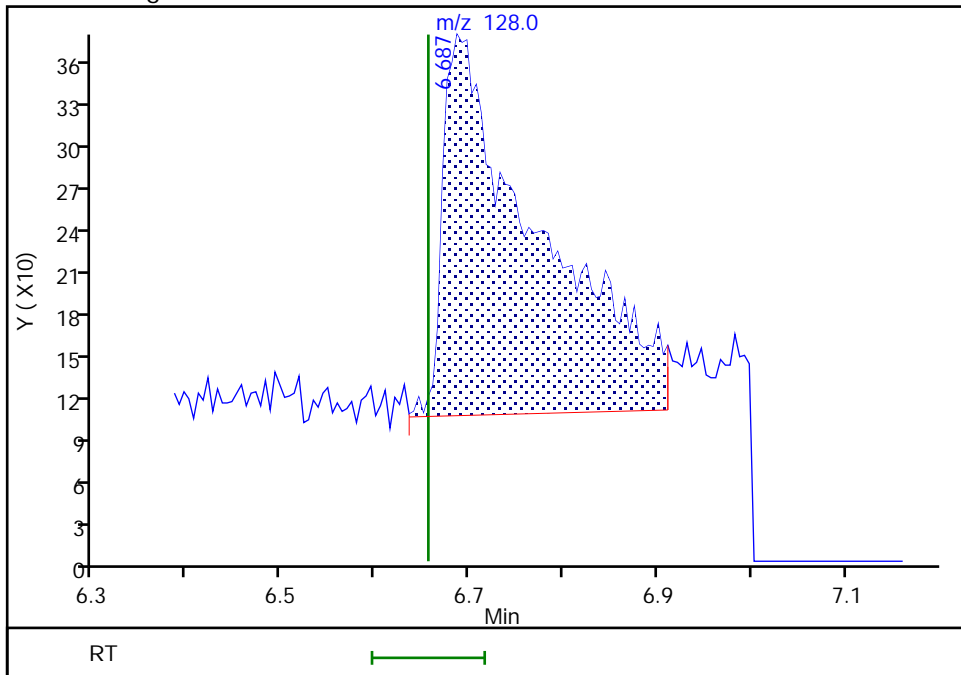
Not Detected  
Expected RT: 6.66

Processing Integration Results



Manual Integration Results

RT: 6.69  
Area: 1914  
Amount: 2.453236  
Amount Units: ug/L



Reviewer: limmere, 06-Oct-2021 10:51:13  
Audit Action: Manually Integrated

Eurofins FGS, Seattle

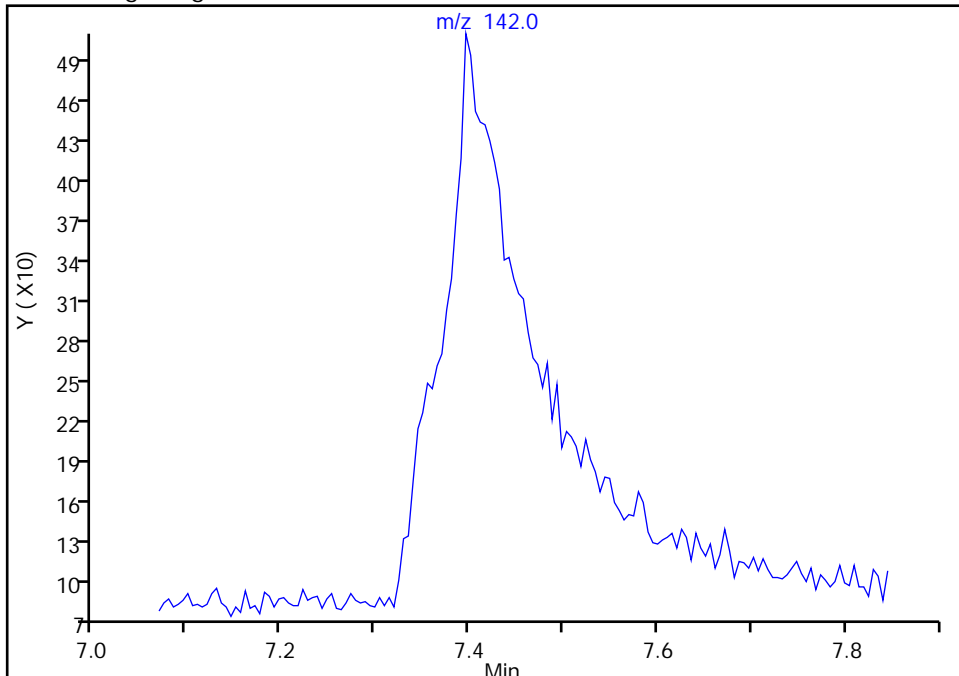
Data File: \\chromfs\Seattle\ChromData\SEA101\20211005-79126.b\100521a031.D  
Injection Date: 05-Oct-2021 23:04:30 Instrument ID: SEA101  
Lims ID: std1  
Client ID:  
Operator ID: TL ALS Bottle#: 16 Worklist Smp#: 16  
Injection Vol: 1.0 ul Dil. Factor: 1.0000  
Method: 8270\_SIM\_SEA101 Limit Group: 8270D\_SIM QSM 5.0  
Column: Detector MS SCAN

14 1-Methylnaphthalene, CAS: 90-12-0

Signal: 1

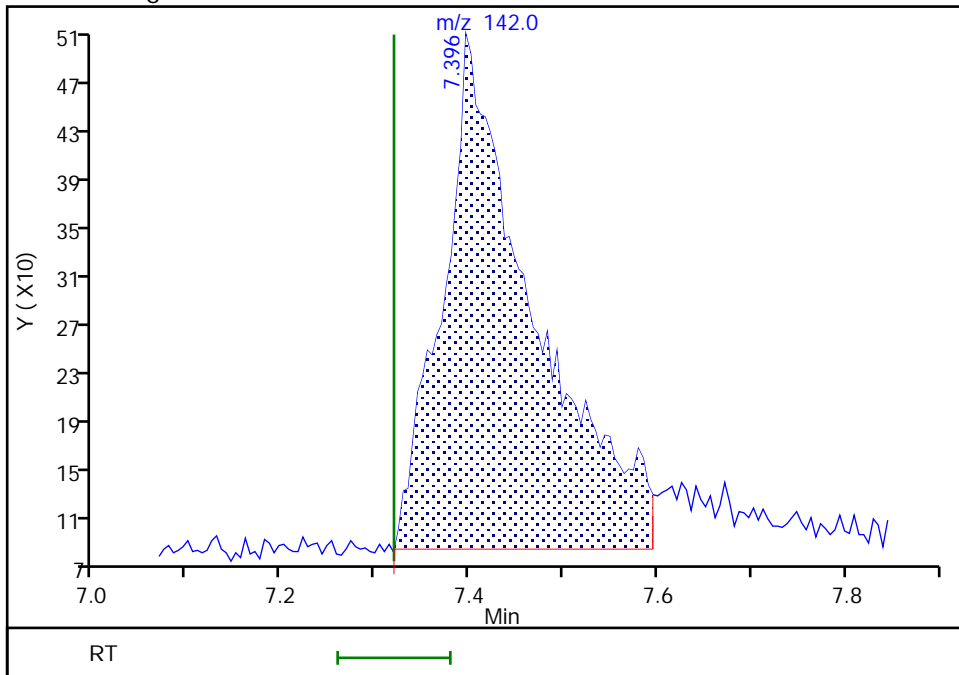
Not Detected  
Expected RT: 7.32

Processing Integration Results



Manual Integration Results

RT: 7.40  
Area: 2854  
Amount: 10.641686  
Amount Units: ug/L



Reviewer: limmere, 06-Oct-2021 10:51:19  
Audit Action: Manually Integrated

Audit Reason: Baseline

Eurofins FGS, Seattle

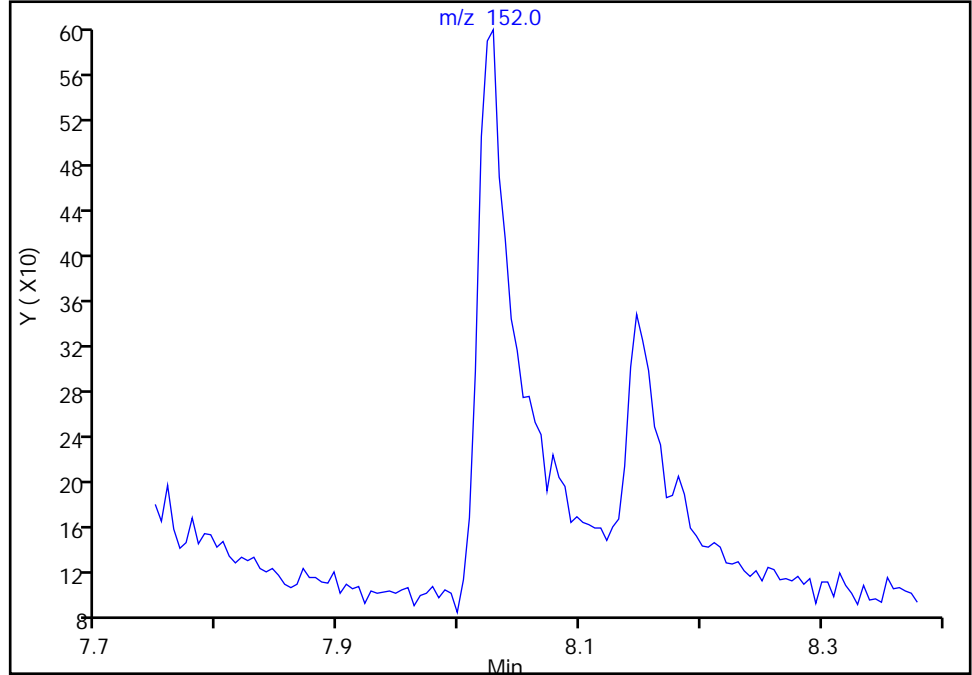
Data File: \\chromfs\Seattle\ChromData\SEA101\20211005-79126.b\100521a031.D  
Injection Date: 05-Oct-2021 23:04:30 Instrument ID: SEA101  
Lims ID: std1  
Client ID:  
Operator ID: TL ALS Bottle#: 16 Worklist Smp#: 16  
Injection Vol: 1.0 ul Dil. Factor: 1.0000  
Method: 8270\_SIM\_SEA101 Limit Group: 8270D\_SIM QSM 5.0  
Column: Detector MS SCAN

15 Acenaphthylene, CAS: 208-96-8

Signal: 1

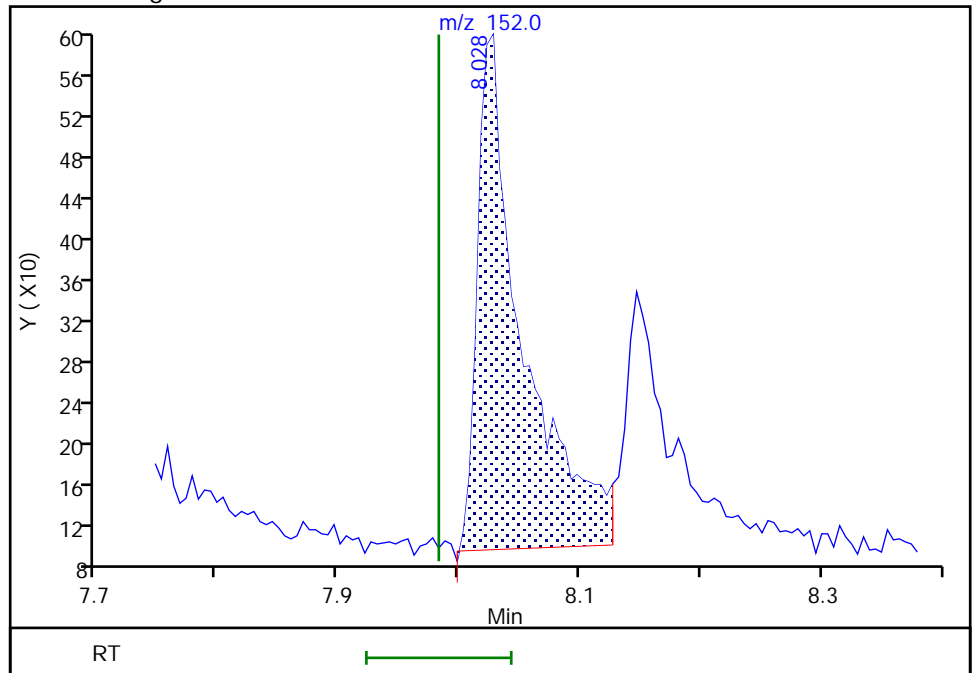
Not Detected  
Expected RT: 7.98

Processing Integration Results



Manual Integration Results

RT: 8.03  
Area: 1310  
Amount: 2.790547  
Amount Units: ug/L



Reviewer: limmere, 06-Oct-2021 10:51:23  
Audit Action: Manually Integrated

Audit Reason: Baseline

Eurofins FGS, Seattle

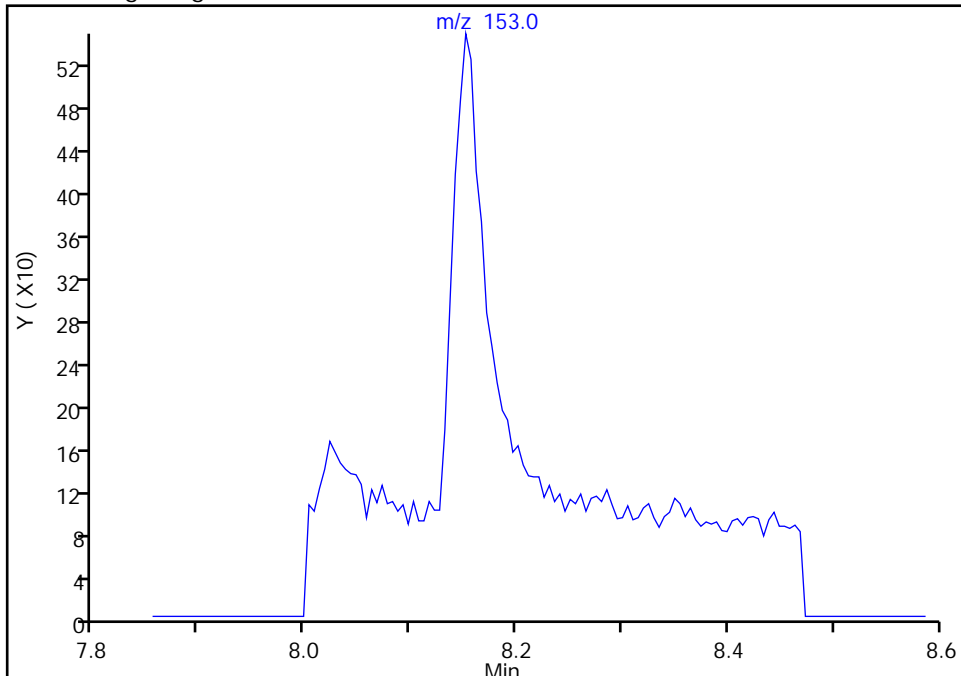
Data File: \\chromfs\Seattle\ChromData\SEA101\20211005-79126.b\100521a031.D  
Injection Date: 05-Oct-2021 23:04:30 Instrument ID: SEA101  
Lims ID: std1  
Client ID:  
Operator ID: TL ALS Bottle#: 16 Worklist Smp#: 16  
Injection Vol: 1.0 ul Dil. Factor: 1.0000  
Method: 8270\_SIM\_SEA101 Limit Group: 8270D\_SIM QSM 5.0  
Column: Detector MS SCAN

16 Acenaphthene, CAS: 83-32-9

Signal: 1

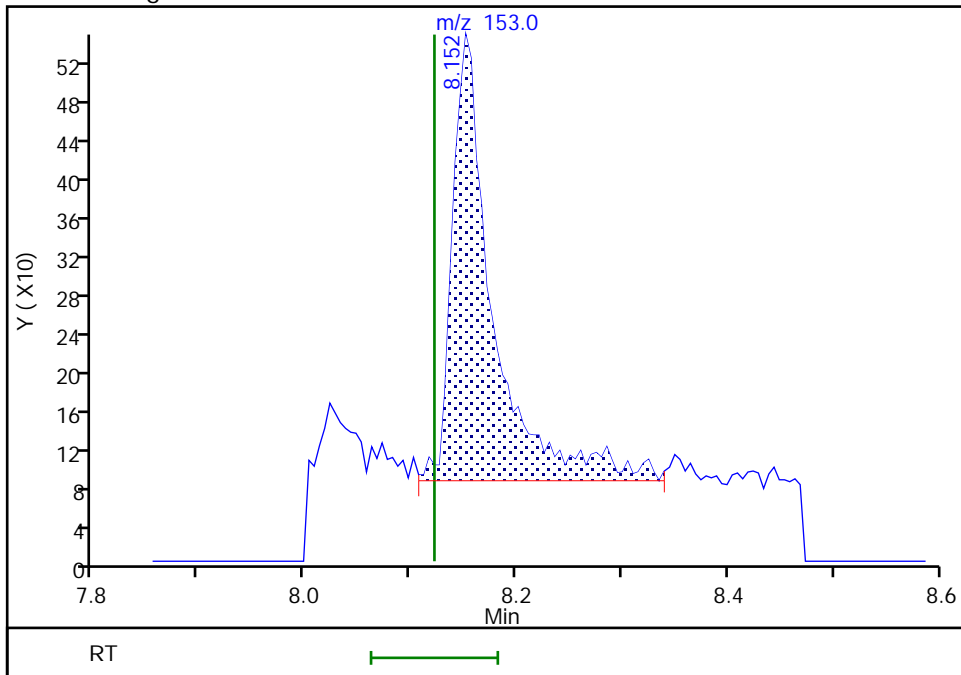
Not Detected  
Expected RT: 8.12

Processing Integration Results



Manual Integration Results

RT: 8.15  
Area: 1229  
Amount: 3.703331  
Amount Units: ug/L



Reviewer: limmere, 06-Oct-2021 10:51:26  
Audit Action: Manually Integrated

Audit Reason: Baseline

Eurofins FGS, Seattle

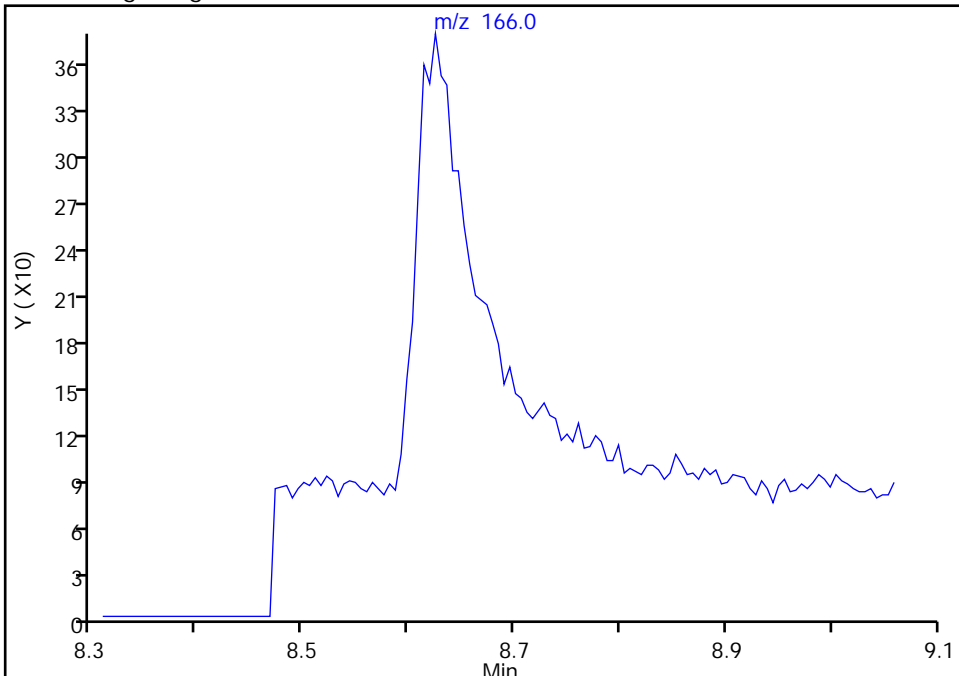
Data File: \\chromfs\Seattle\ChromData\SEA101\20211005-79126.b\100521a031.D  
Injection Date: 05-Oct-2021 23:04:30 Instrument ID: SEA101  
Lims ID: std1  
Client ID:  
Operator ID: TL ALS Bottle#: 16 Worklist Smp#: 16  
Injection Vol: 1.0 ul Dil. Factor: 1.0000  
Method: 8270\_SIM\_SEA101 Limit Group: 8270D\_SIM QSM 5.0  
Column: Detector MS SCAN

17 Fluorene, CAS: 86-73-7

Signal: 1

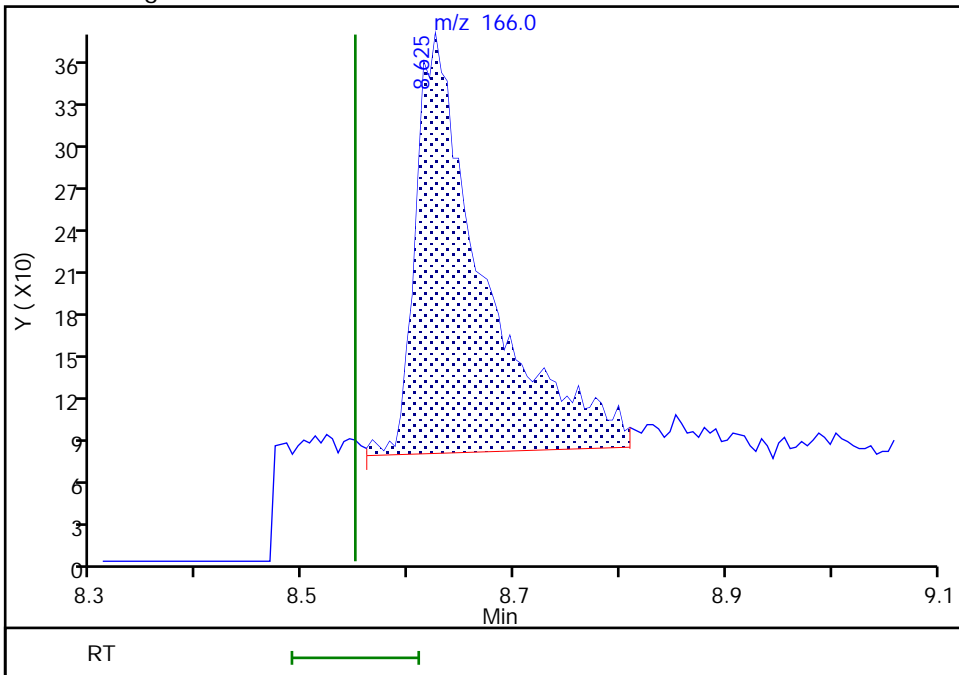
Not Detected  
Expected RT: 8.55

Processing Integration Results



Manual Integration Results

RT: 8.63  
Area: 1331  
Amount: 3.930752  
Amount Units: ug/L



Reviewer: limmere, 06-Oct-2021 10:51:31  
Audit Action: Manually Integrated

Audit Reason: Baseline

Eurofins FGS, Seattle

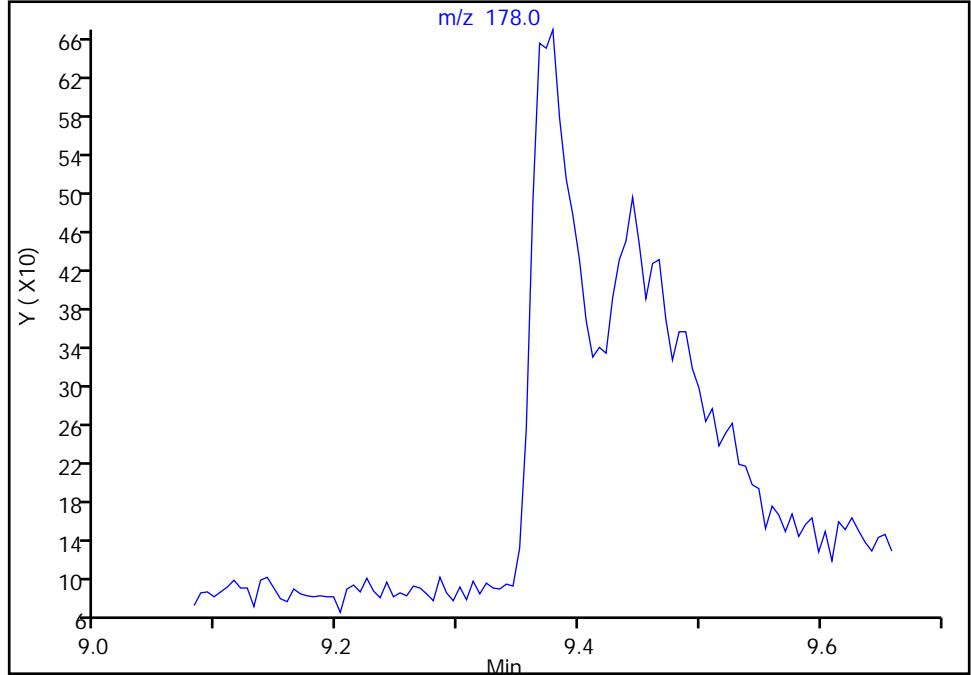
Data File: \\chromfs\Seattle\ChromData\SEA101\20211005-79126.b\100521a031.D  
Injection Date: 05-Oct-2021 23:04:30 Instrument ID: SEA101  
Lims ID: std1  
Client ID:  
Operator ID: TL ALS Bottle#: 16 Worklist Smp#: 16  
Injection Vol: 1.0 ul Dil. Factor: 1.0000  
Method: 8270\_SIM\_SEA101 Limit Group: 8270D\_SIM QSM 5.0  
Column: Detector MS SCAN

19 Phenanthrene, CAS: 85-01-8

Signal: 1

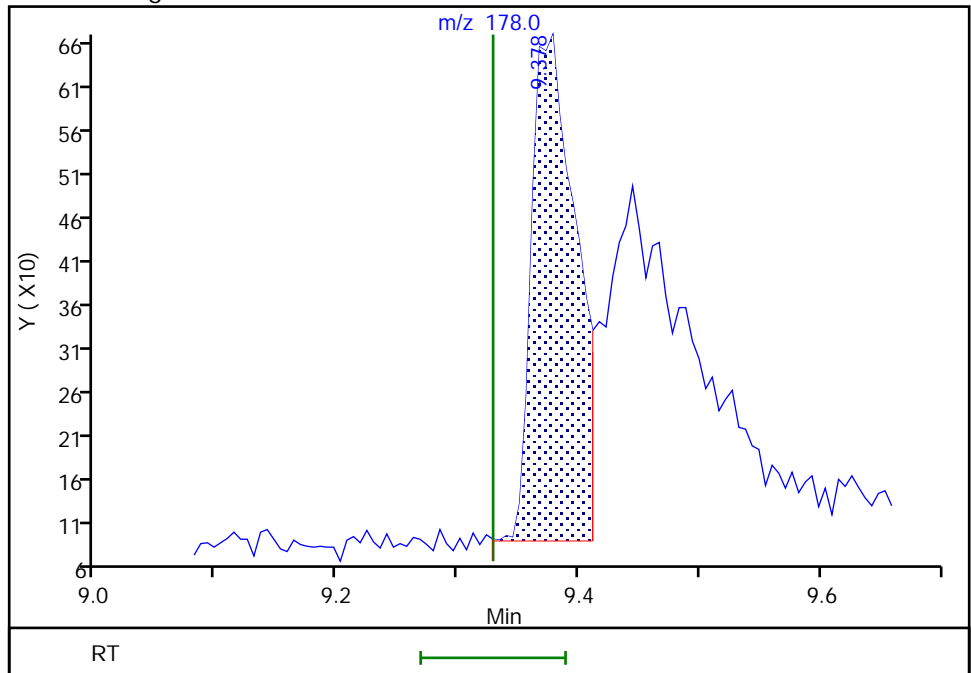
Not Detected  
Expected RT: 9.33

Processing Integration Results



Manual Integration Results

RT: 9.38  
Area: 1432  
Amount: 3.643897  
Amount Units: ug/L



Reviewer: limmere, 06-Oct-2021 10:52:49  
Audit Action: Manually Integrated

Audit Reason: Baseline

Eurofins FGS, Seattle

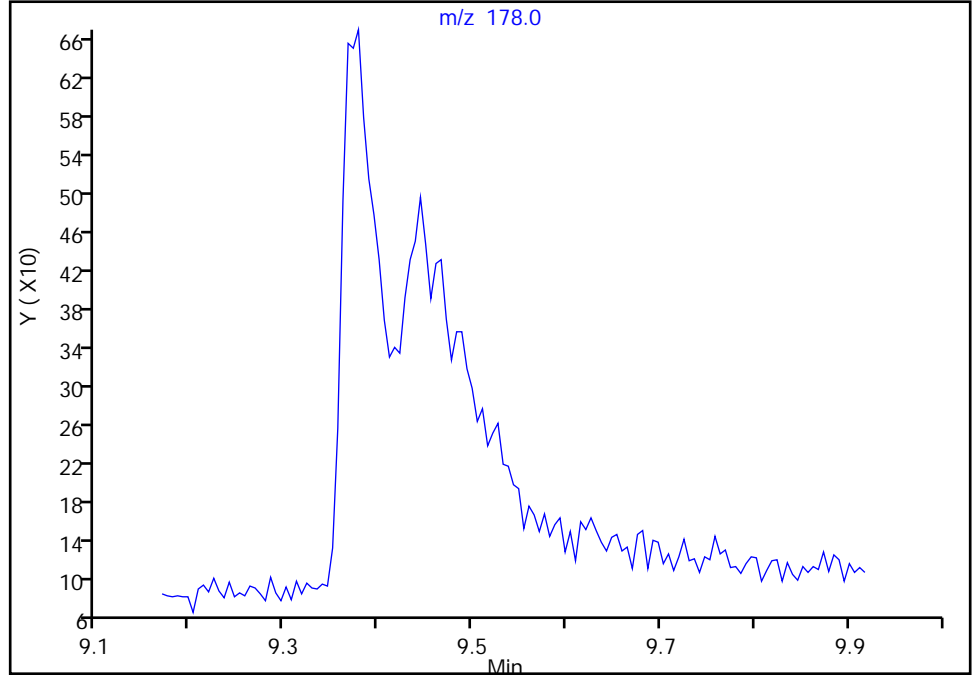
Data File: \\chromfs\Seattle\ChromData\SEA101\20211005-79126.b\100521a031.D  
Injection Date: 05-Oct-2021 23:04:30 Instrument ID: SEA101  
Lims ID: std1  
Client ID:  
Operator ID: TL ALS Bottle#: 16 Worklist Smp#: 16  
Injection Vol: 1.0 ul Dil. Factor: 1.0000  
Method: 8270\_SIM\_SEA101 Limit Group: 8270D\_SIM QSM 5.0  
Column: Detector MS SCAN

20 Anthracene, CAS: 120-12-7

Signal: 1

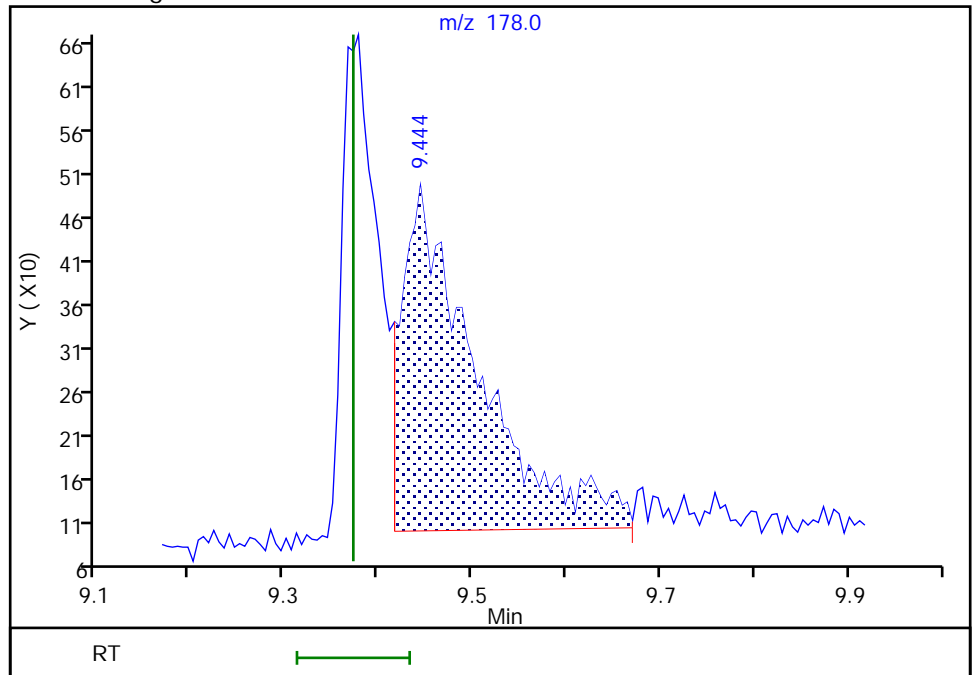
Not Detected  
Expected RT: 9.37

Processing Integration Results



Manual Integration Results

RT: 9.44  
Area: 2157  
Amount: 1.436231  
Amount Units: ug/L



Reviewer: limmere, 06-Oct-2021 10:53:07  
Audit Action: Manually Integrated

Audit Reason: Baseline



Eurofins FGS, Seattle

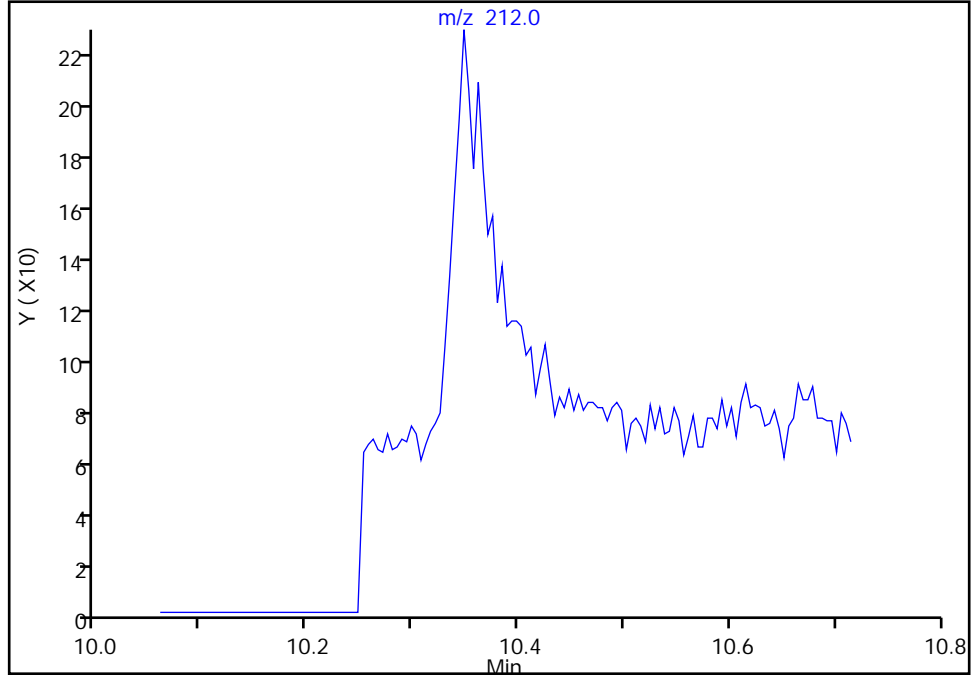
Data File: \\chromfs\Seattle\ChromData\SEA101\20211005-79126.b\100521a031.D  
Injection Date: 05-Oct-2021 23:04:30 Instrument ID: SEA101  
Lims ID: std1  
Client ID:  
Operator ID: TL ALS Bottle#: 16 Worklist Smp#: 16  
Injection Vol: 1.0 ul Dil. Factor: 1.0000  
Method: 8270\_SIM\_SEA101 Limit Group: 8270D\_SIM QSM 5.0  
Column: Detector MS SCAN

**\$ 10 Fluoranthene-d10 (Surr), CAS: 93951-69-0**

Signal: 1

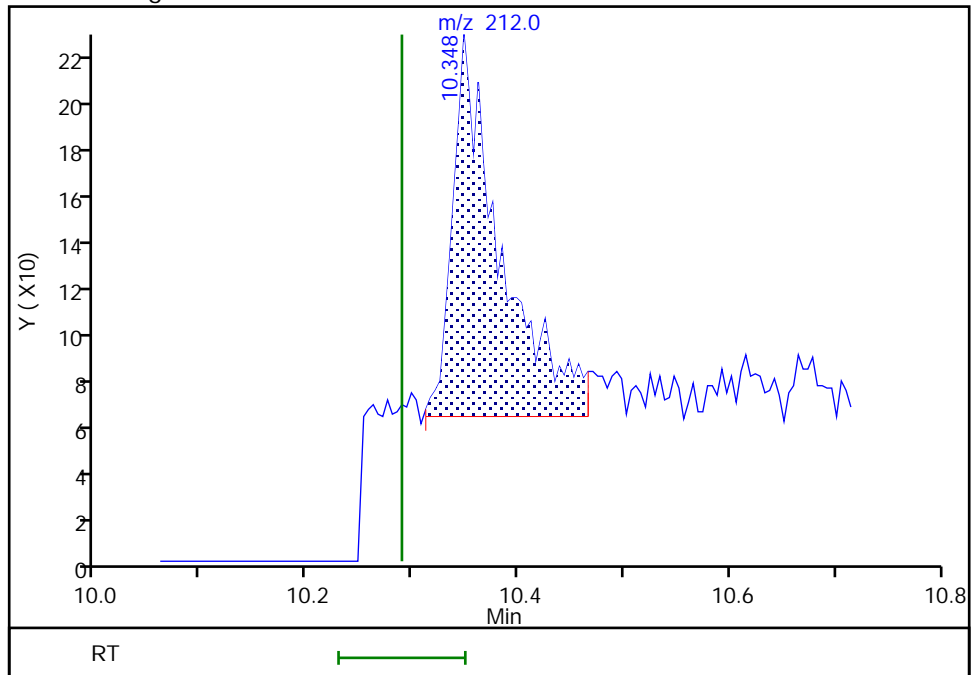
Not Detected  
Expected RT: 10.29

Processing Integration Results



Manual Integration Results

RT: 10.35  
Area: 504  
Amount: 1.310294  
Amount Units: ug/L



Reviewer: limmere, 06-Oct-2021 10:51:05  
Audit Action: Manually Integrated

Audit Reason: Baseline

Eurofins FGS, Seattle

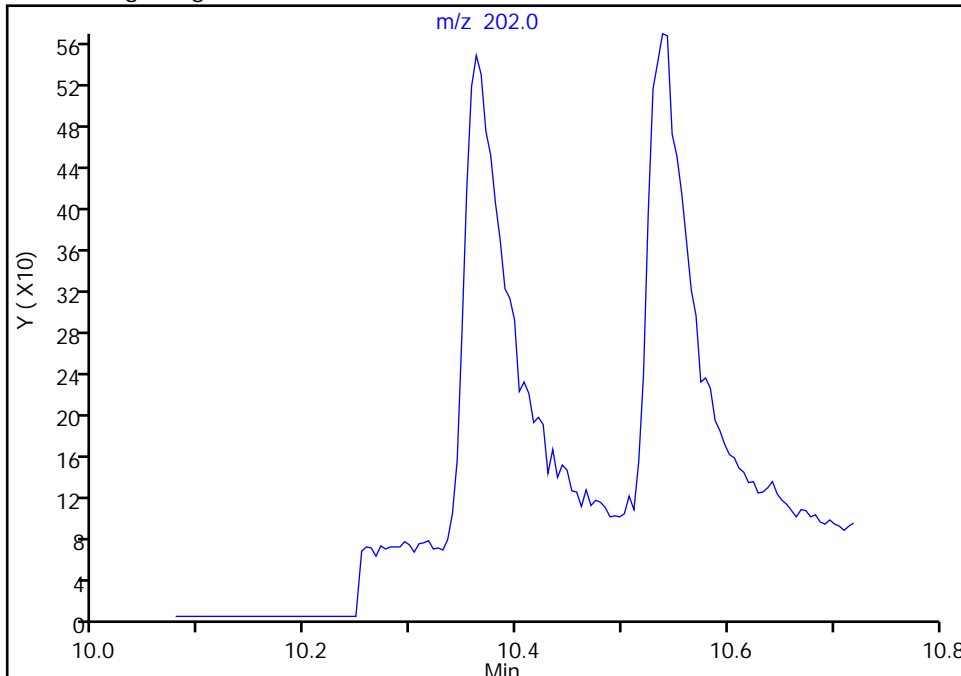
Data File: \\chromfs\Seattle\ChromData\SEA101\20211005-79126.b\100521a031.D  
Injection Date: 05-Oct-2021 23:04:30 Instrument ID: SEA101  
Lims ID: std1  
Client ID:  
Operator ID: TL ALS Bottle#: 16 Worklist Smp#: 16  
Injection Vol: 1.0 ul Dil. Factor: 1.0000  
Method: 8270\_SIM\_SEA101 Limit Group: 8270D\_SIM QSM 5.0  
Column: Detector MS SCAN

21 Fluoranthene, CAS: 206-44-0

Signal: 1

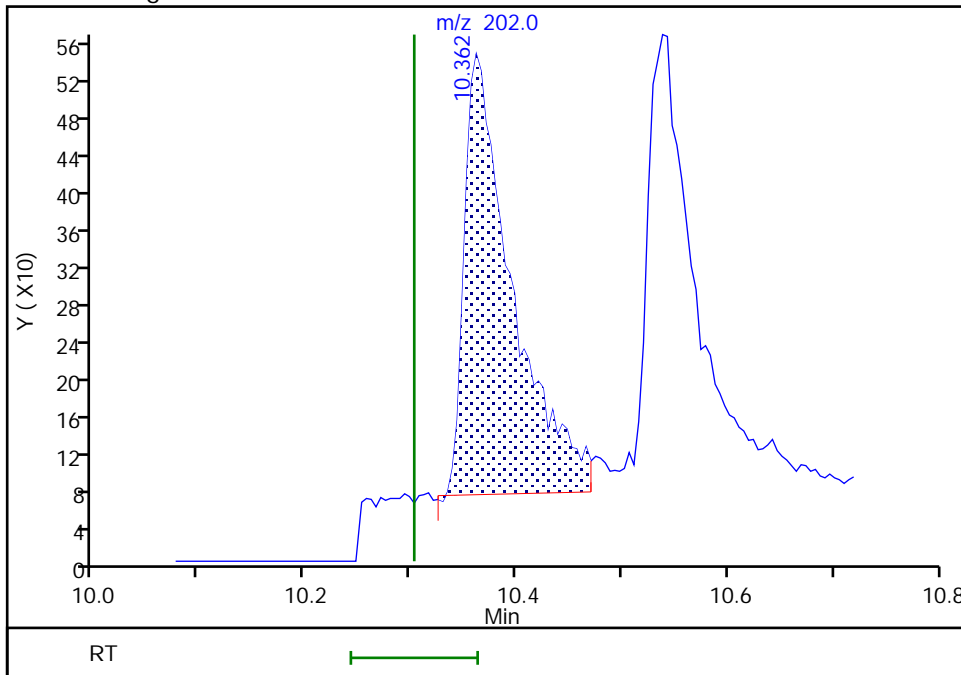
Not Detected  
Expected RT: 10.30

Processing Integration Results



Manual Integration Results

RT: 10.36  
Area: 1472  
Amount: 3.344369  
Amount Units: ug/L



Reviewer: limmere, 06-Oct-2021 10:51:48  
Audit Action: Manually Integrated

Audit Reason: Baseline

Eurofins FGS, Seattle

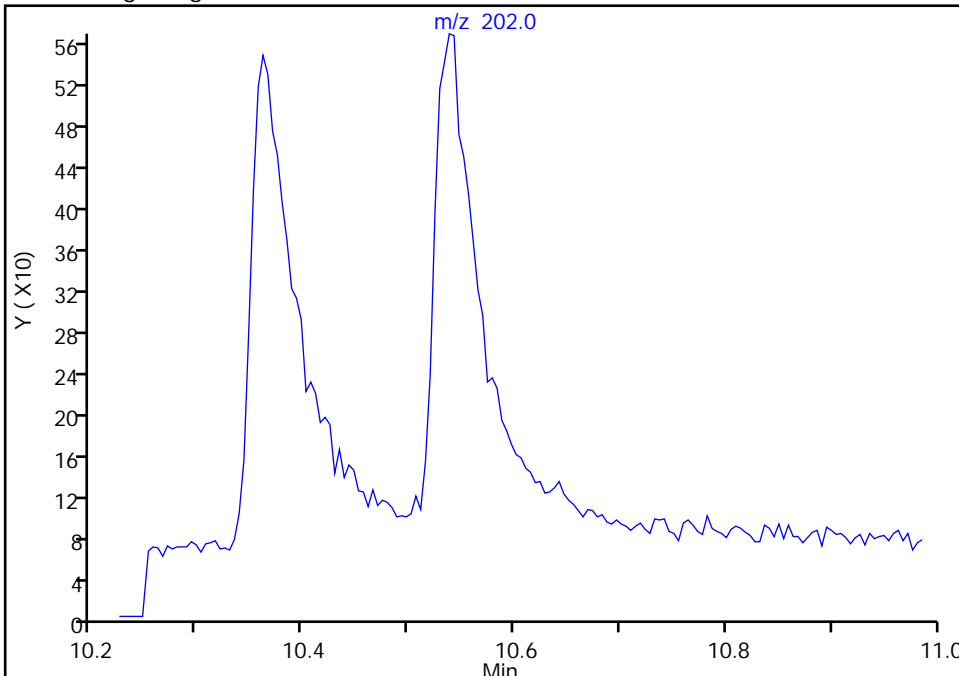
Data File: \\chromfs\Seattle\ChromData\SEA101\20211005-79126.b\100521a031.D  
Injection Date: 05-Oct-2021 23:04:30 Instrument ID: SEA101  
Lims ID: std1  
Client ID:  
Operator ID: TL ALS Bottle#: 16 Worklist Smp#: 16  
Injection Vol: 1.0 ul Dil. Factor: 1.0000  
Method: 8270\_SIM\_SEA101 Limit Group: 8270D\_SIM QSM 5.0  
Column: Detector MS SCAN

22 Pyrene, CAS: 129-00-0

Signal: 1

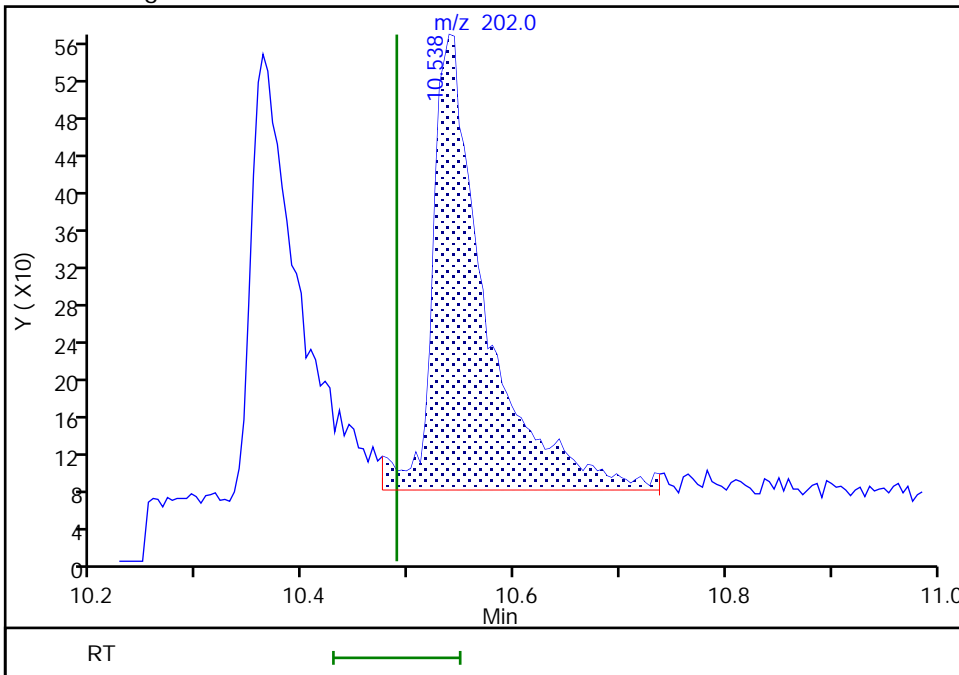
Not Detected  
Expected RT: 10.49

Processing Integration Results



Manual Integration Results

RT: 10.54  
Area: 1680  
Amount: 3.620744  
Amount Units: ug/L



Reviewer: limmere, 06-Oct-2021 10:52:00  
Audit Action: Manually Integrated

Audit Reason: Baseline

Eurofins FGS, Seattle

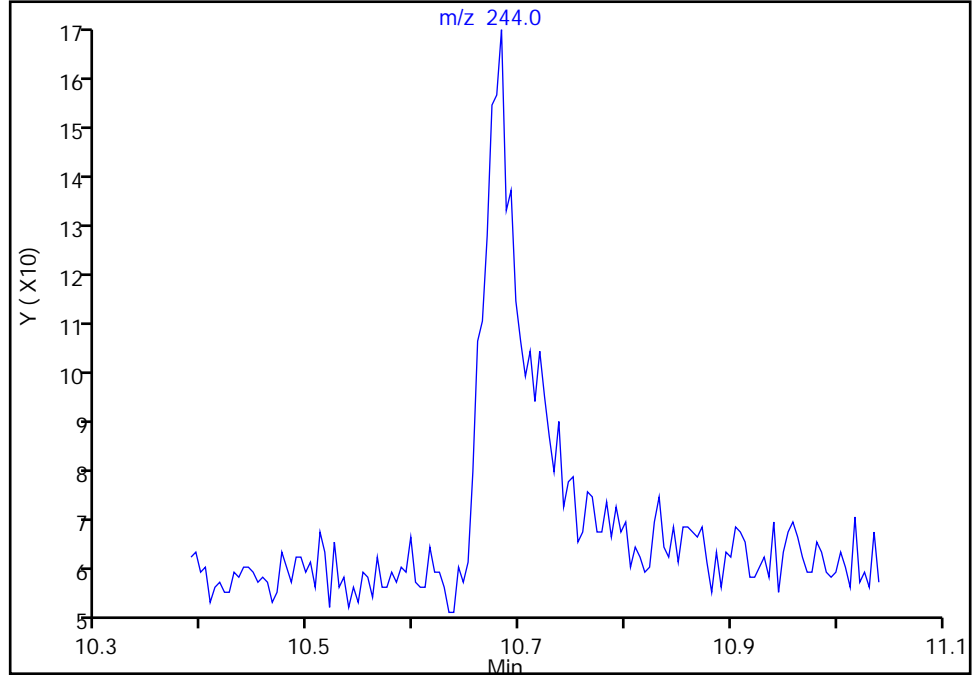
Data File: \\chromfs\Seattle\ChromData\SEA101\20211005-79126.b\100521a031.D  
Injection Date: 05-Oct-2021 23:04:30 Instrument ID: SEA101  
Lims ID: std1  
Client ID:  
Operator ID: TL ALS Bottle#: 16 Worklist Smp#: 16  
Injection Vol: 1.0 ul Dil. Factor: 1.0000  
Method: 8270\_SIM\_SEA101 Limit Group: 8270D\_SIM QSM 5.0  
Column: Detector MS SCAN

**\$ 11 Terphenyl-d14, CAS: 1718-51-0**

Signal: 1

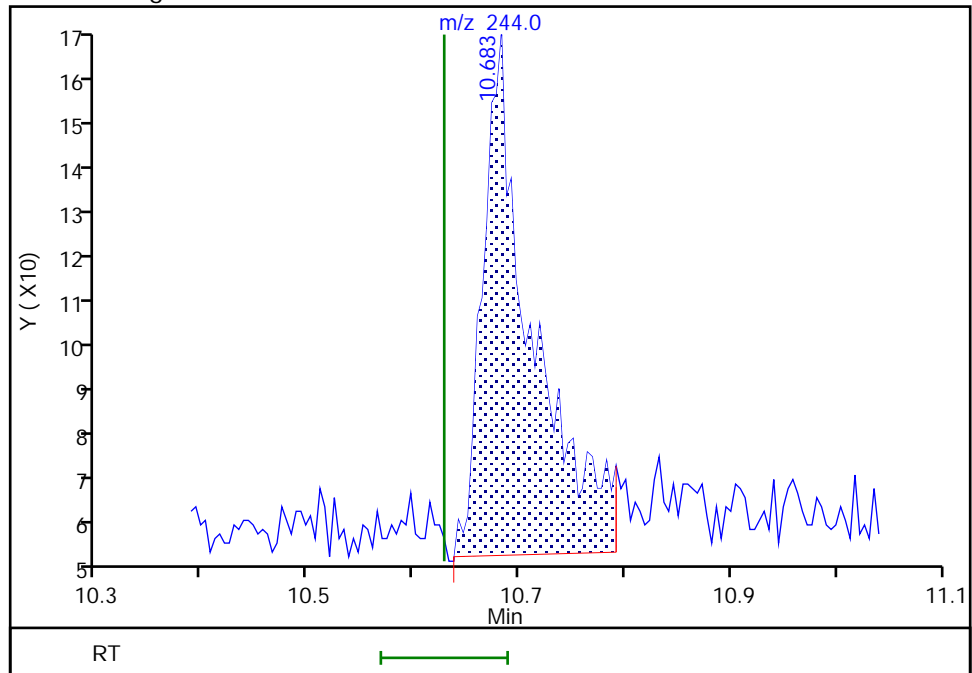
Not Detected  
Expected RT: 10.63

Processing Integration Results



Manual Integration Results

RT: 10.68  
Area: 367  
Amount: 1.397164  
Amount Units: ug/L



Reviewer: limmere, 06-Oct-2021 10:51:09  
Audit Action: Manually Integrated

Audit Reason: Baseline

Eurofins FGS, Seattle

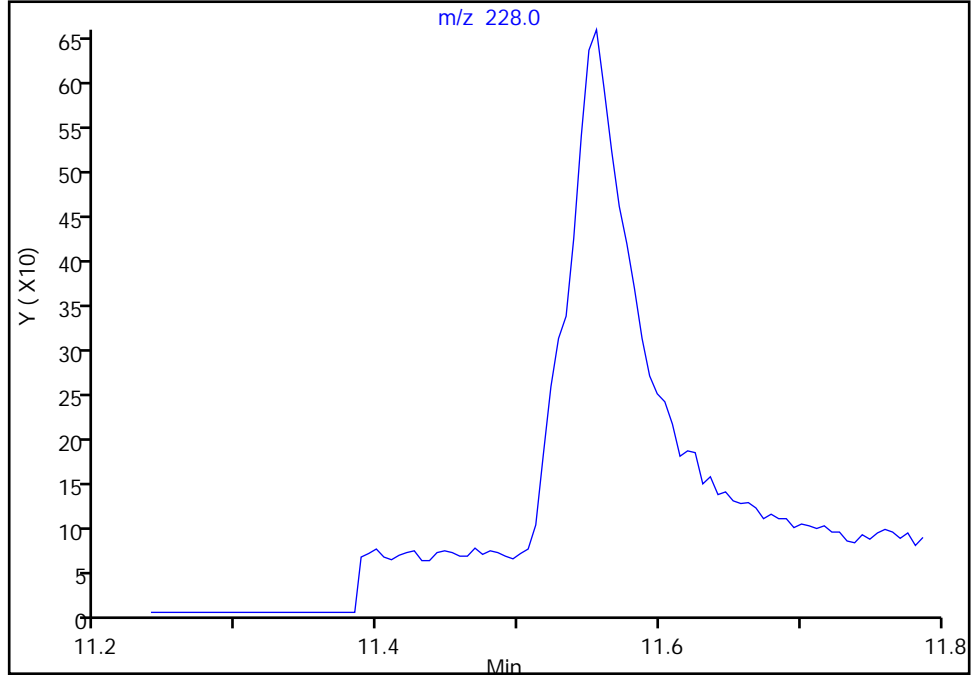
Data File: \\chromfs\Seattle\ChromData\SEA101\20211005-79126.b\100521a031.D  
Injection Date: 05-Oct-2021 23:04:30 Instrument ID: SEA101  
Lims ID: std1  
Client ID:  
Operator ID: TL ALS Bottle#: 16 Worklist Smp#: 16  
Injection Vol: 1.0 ul Dil. Factor: 1.0000  
Method: 8270\_SIM\_SEA101 Limit Group: 8270D\_SIM QSM 5.0  
Column: Detector MS SCAN

23 Benzo[a]anthracene, CAS: 56-55-3

Signal: 1

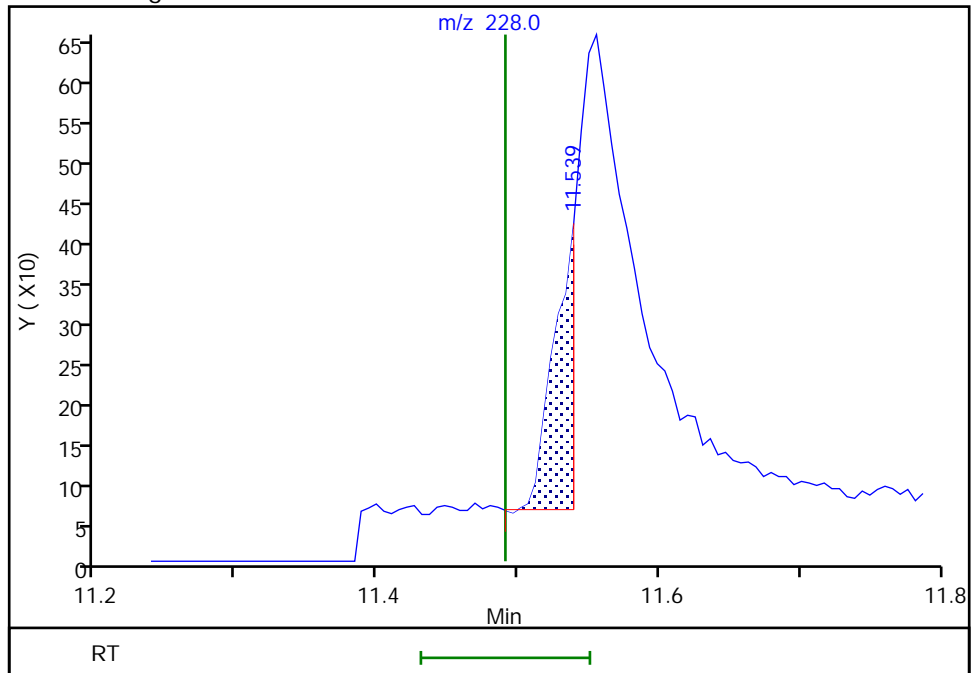
Not Detected  
Expected RT: 11.49

Processing Integration Results



Manual Integration Results

RT: 11.54  
Area: 332  
Amount: 2.391540  
Amount Units: ug/L



Reviewer: limmere, 06-Oct-2021 10:52:04  
Audit Action: Manually Integrated

Audit Reason: Baseline

Eurofins FGS, Seattle

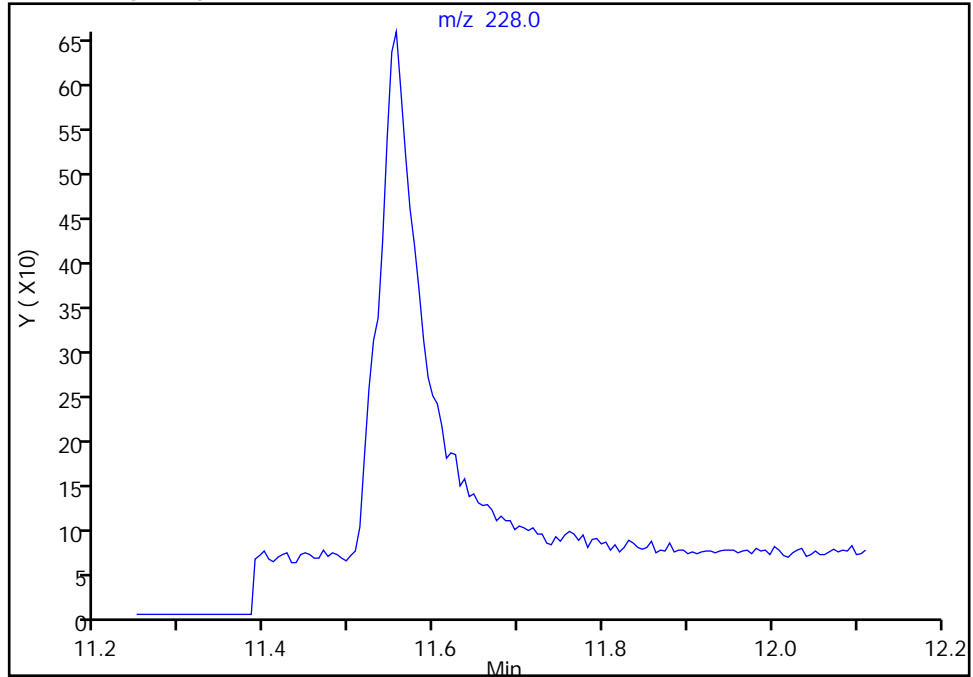
Data File: \\chromfs\Seattle\ChromData\SEA101\20211005-79126.b\100521a031.D  
Injection Date: 05-Oct-2021 23:04:30 Instrument ID: SEA101  
Lims ID: std1  
Client ID:  
Operator ID: TL ALS Bottle#: 16 Worklist Smp#: 16  
Injection Vol: 1.0 ul Dil. Factor: 1.0000  
Method: 8270\_SIM\_SEA101 Limit Group: 8270D\_SIM QSM 5.0  
Column: Detector MS SCAN

24 Chrysene, CAS: 218-01-9

Signal: 1

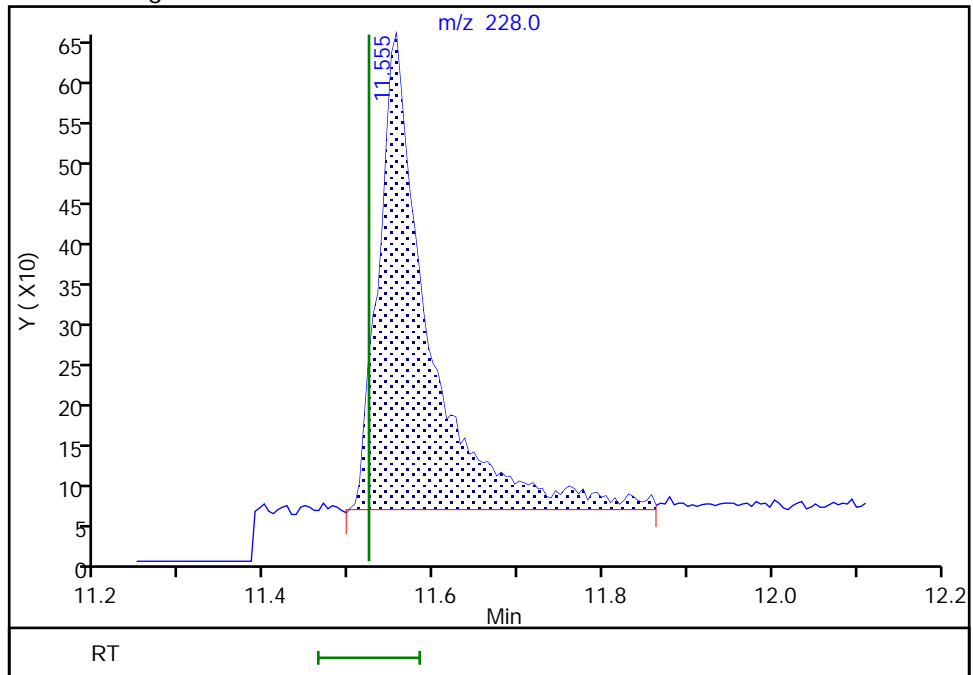
Not Detected  
Expected RT: 11.52

Processing Integration Results



Manual Integration Results

RT: 11.56  
Area: 2413  
Amount: 2.873944  
Amount Units: ug/L



Reviewer: limmere, 06-Oct-2021 10:52:25  
Audit Action: Manually Integrated

Audit Reason: Baseline

Eurofins FGS, Seattle

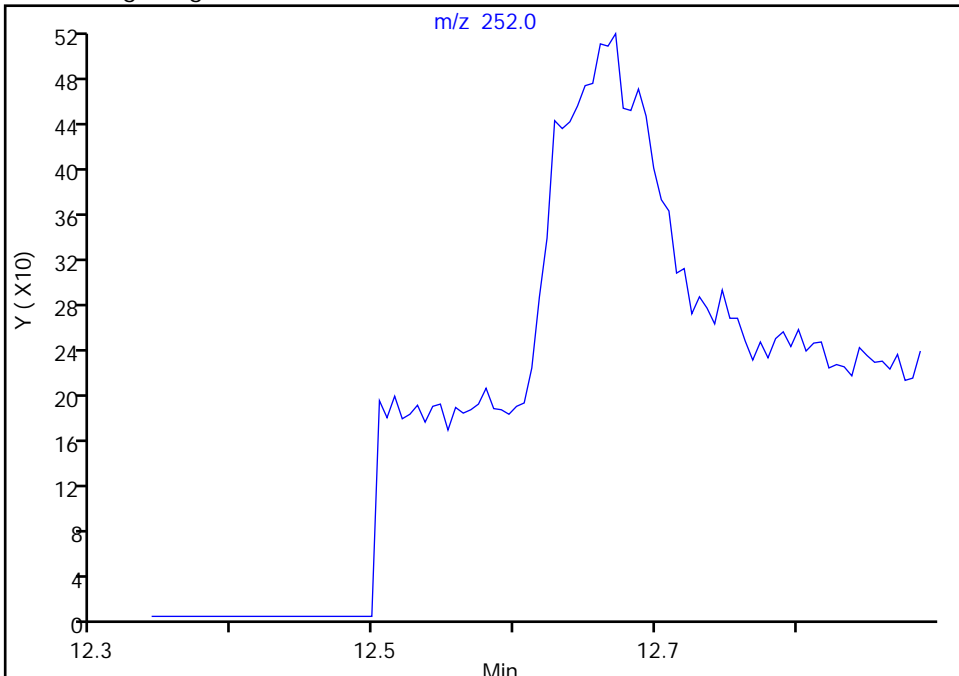
Data File: \\chromfs\Seattle\ChromData\SEA101\20211005-79126.b\100521a031.D  
Injection Date: 05-Oct-2021 23:04:30 Instrument ID: SEA101  
Lims ID: std1  
Client ID:  
Operator ID: TL ALS Bottle#: 16 Worklist Smp#: 16  
Injection Vol: 1.0 ul Dil. Factor: 1.0000  
Method: 8270\_SIM\_SEA101 Limit Group: 8270D\_SIM QSM 5.0  
Column: Detector MS SCAN

25 Benzo[b]fluoranthene, CAS: 205-99-2

Signal: 1

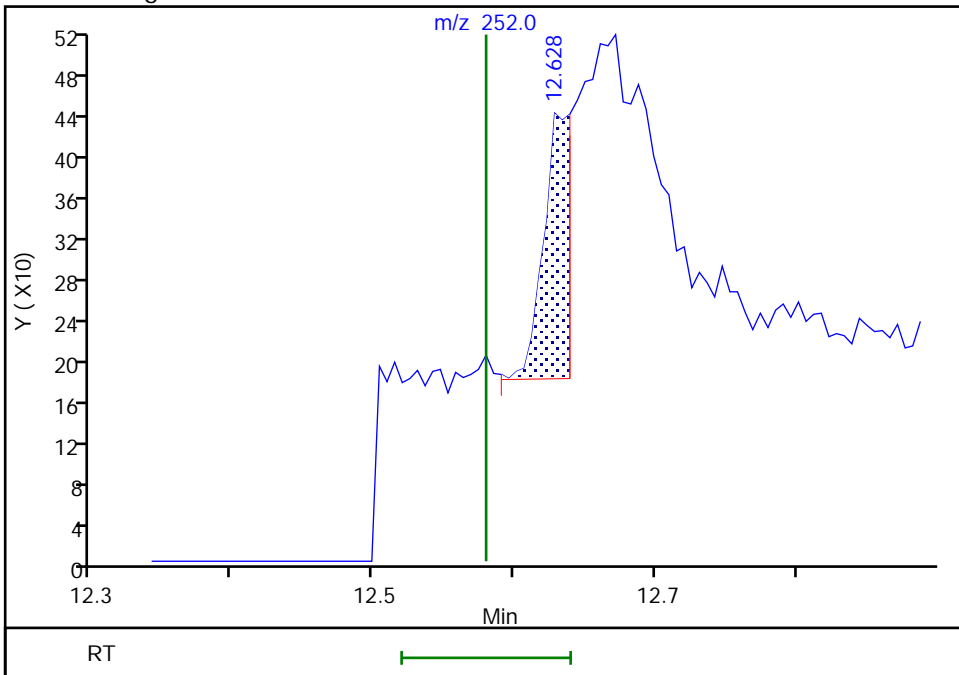
Not Detected  
Expected RT: 12.58

Processing Integration Results



Manual Integration Results

RT: 12.63  
Area: 313  
Amount: 3.022599  
Amount Units: ug/L



Reviewer: limmere, 06-Oct-2021 10:52:39  
Audit Action: Manually Integrated

Audit Reason: Baseline  
Page 839 of 1219

Eurofins FGS, Seattle

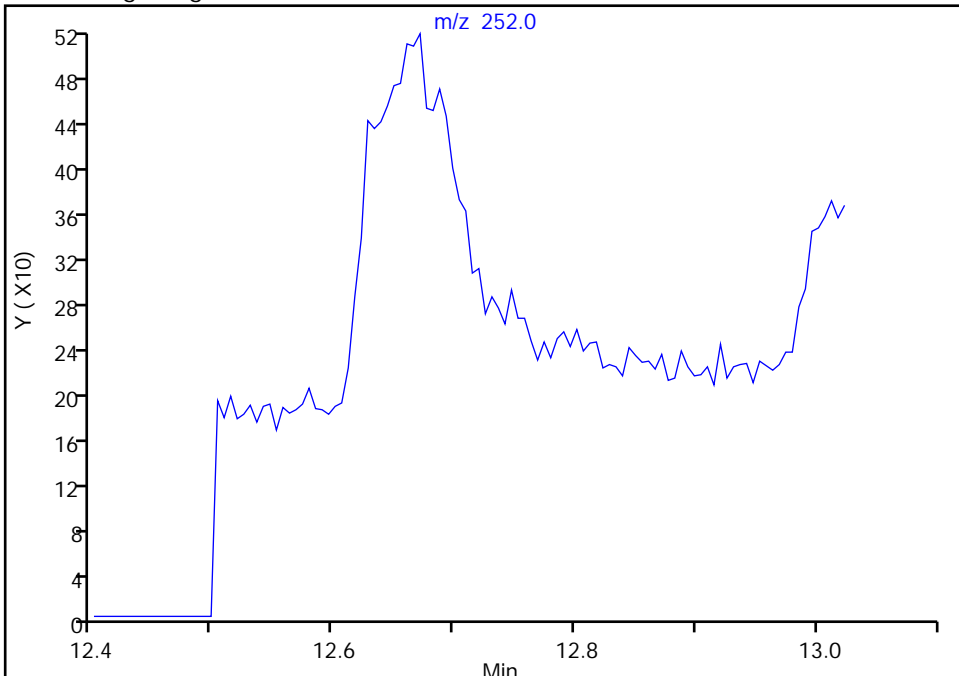
Data File: \\chromfs\Seattle\ChromData\SEA101\20211005-79126.b\100521a031.D  
Injection Date: 05-Oct-2021 23:04:30 Instrument ID: SEA101  
Lims ID: std1  
Client ID:  
Operator ID: TL ALS Bottle#: 16 Worklist Smp#: 16  
Injection Vol: 1.0 ul Dil. Factor: 1.0000  
Method: 8270\_SIM\_SEA101 Limit Group: 8270D\_SIM QSM 5.0  
Column: Detector MS SCAN

26 Benzo[k]fluoranthene, CAS: 207-08-9

Signal: 1

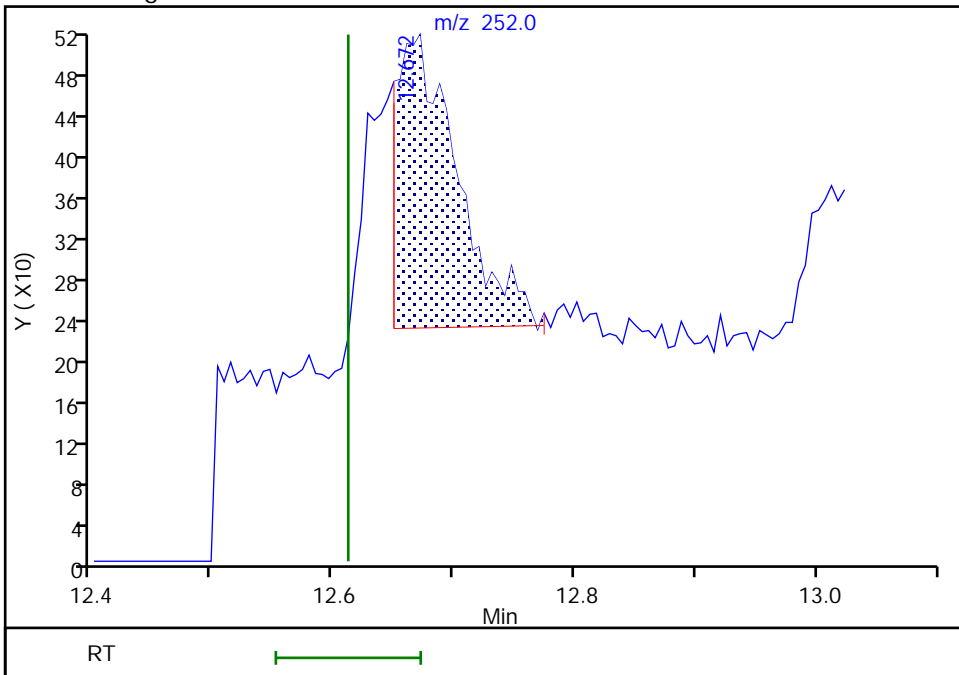
Not Detected  
Expected RT: 12.61

Processing Integration Results



Manual Integration Results

RT: 12.67  
Area: 971  
Amount: -0.311213  
Amount Units: ug/L



Reviewer: limmere, 06-Oct-2021 10:53:31  
Audit Action: Manually Integrated

Audit Reason: Baseline



Eurofins FGS, Seattle

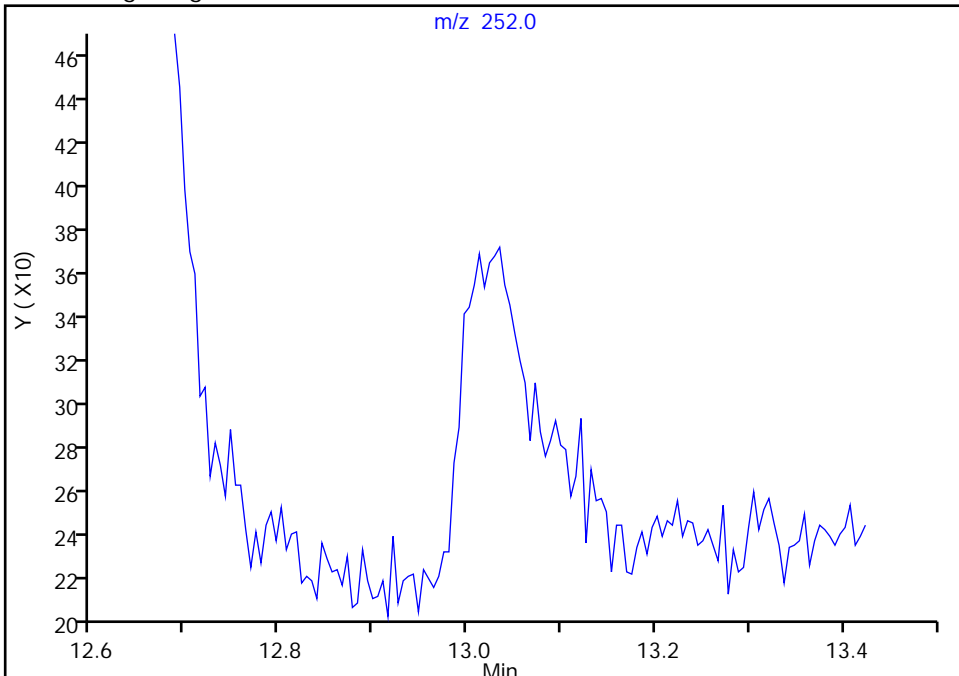
Data File: \\chromfs\Seattle\ChromData\SEA101\20211005-79126.b\100521a031.D  
Injection Date: 05-Oct-2021 23:04:30 Instrument ID: SEA101  
Lims ID: std1  
Client ID:  
Operator ID: TL ALS Bottle#: 16 Worklist Smp#: 16  
Injection Vol: 1.0 ul Dil. Factor: 1.0000  
Method: 8270\_SIM\_SEA101 Limit Group: 8270D\_SIM QSM 5.0  
Column: Detector MS SCAN

27 Benzo[a]pyrene, CAS: 50-32-8

Signal: 1

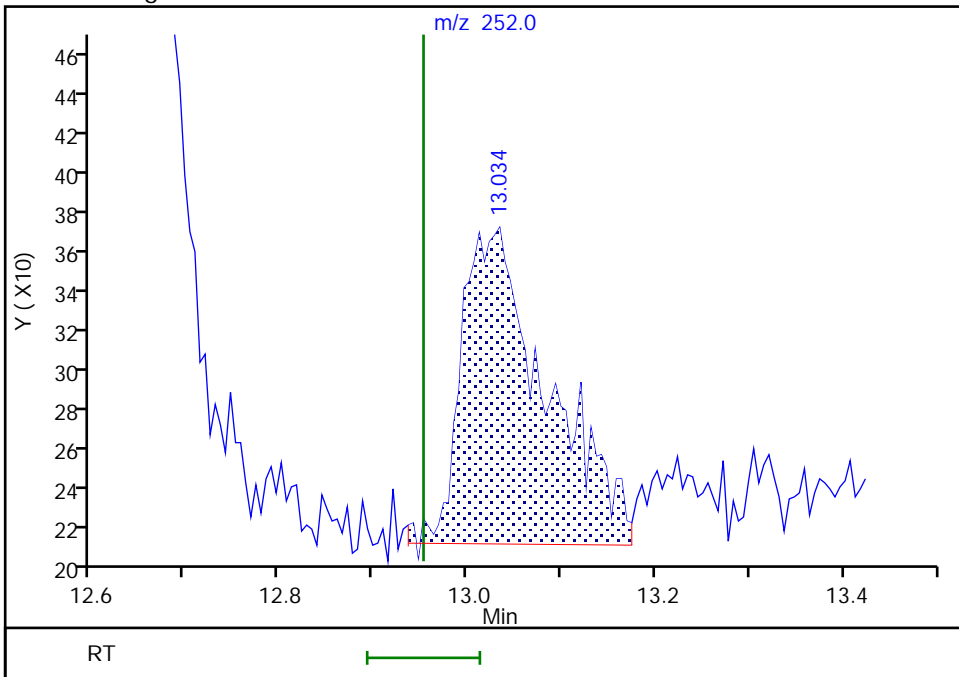
Not Detected  
Expected RT: 12.95

Processing Integration Results



Manual Integration Results

RT: 13.03  
Area: 987  
Amount: 3.022476  
Amount Units: ug/L



Reviewer: limmere, 06-Oct-2021 10:53:43  
Audit Action: Manually Integrated

Audit Reason: Baseline

Eurofins FGS, Seattle

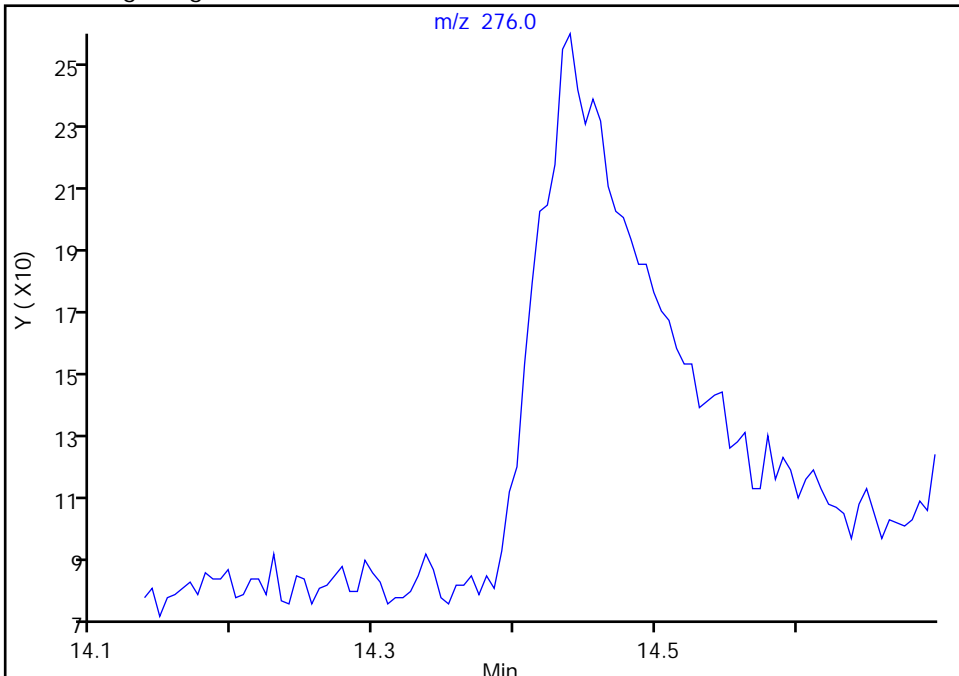
Data File: \\chromfs\Seattle\ChromData\SEA101\20211005-79126.b\100521a031.D  
Injection Date: 05-Oct-2021 23:04:30 Instrument ID: SEA101  
Lims ID: std1  
Client ID:  
Operator ID: TL ALS Bottle#: 16 Worklist Smp#: 16  
Injection Vol: 1.0 ul Dil. Factor: 1.0000  
Method: 8270\_SIM\_SEA101 Limit Group: 8270D\_SIM QSM 5.0  
Column: Detector MS SCAN

**28 Indeno[1,2,3-cd]pyrene, CAS: 193-39-5**

Signal: 1

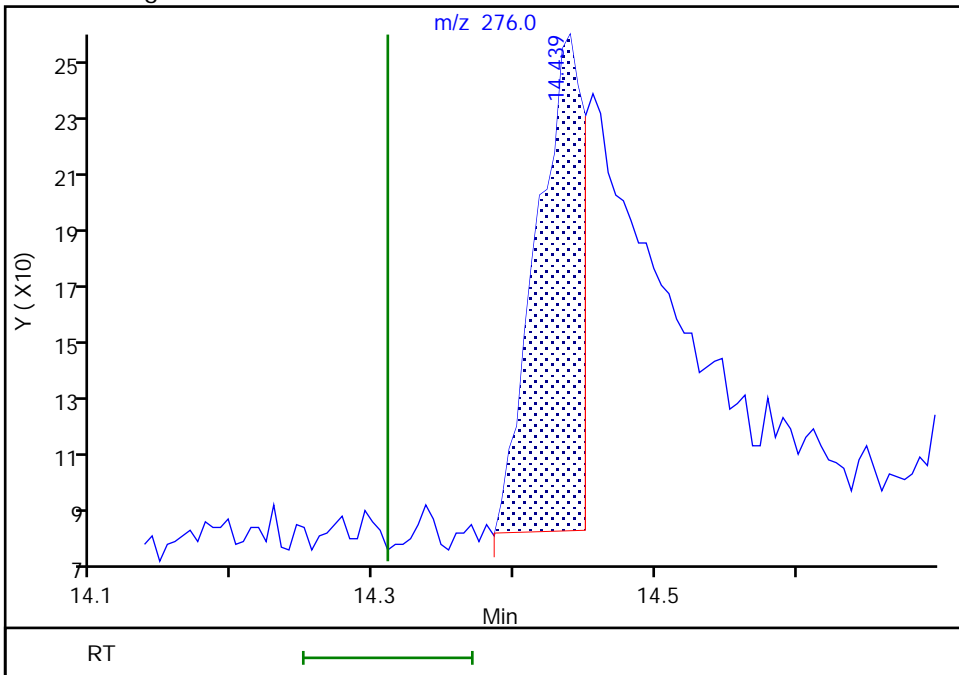
Not Detected  
Expected RT: 14.31

Processing Integration Results



RT: 14.44  
Area: 388  
Amount: 1.452984  
Amount Units: ug/L

Manual Integration Results



Reviewer: limmere, 06-Oct-2021 10:53:57  
Audit Action: Manually Integrated

Eurofins FGS, Seattle

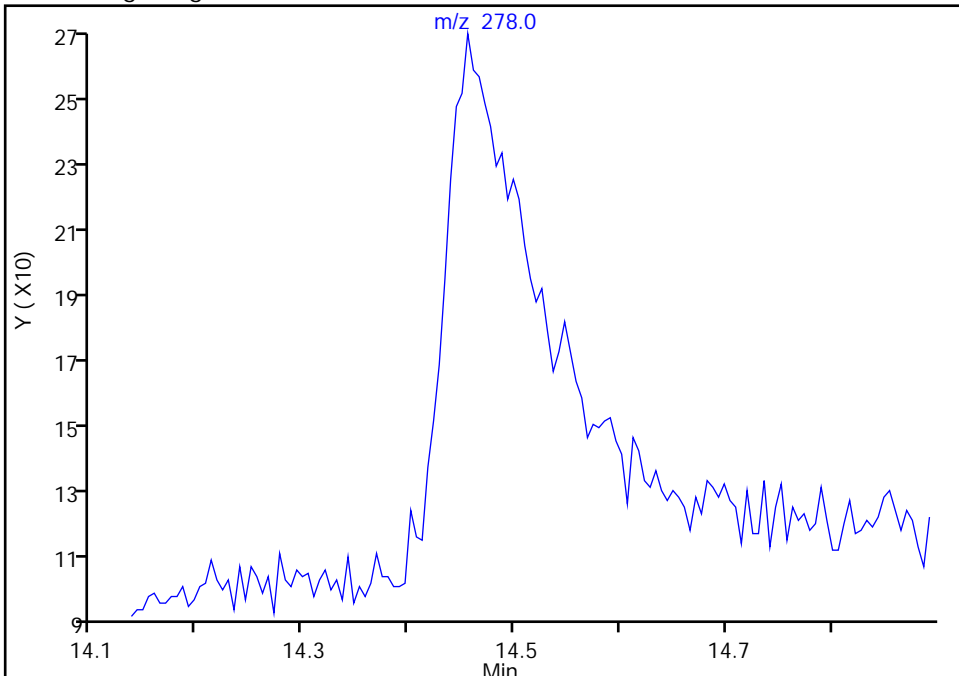
Data File: \\chromfs\Seattle\ChromData\SEA101\20211005-79126.b\100521a031.D  
Injection Date: 05-Oct-2021 23:04:30 Instrument ID: SEA101  
Lims ID: std1  
Client ID:  
Operator ID: TL ALS Bottle#: 16 Worklist Smp#: 16  
Injection Vol: 1.0 ul Dil. Factor: 1.0000  
Method: 8270\_SIM\_SEA101 Limit Group: 8270D\_SIM QSM 5.0  
Column: Detector MS SCAN

29 Dibenz(a,h)anthracene, CAS: 53-70-3

Signal: 1

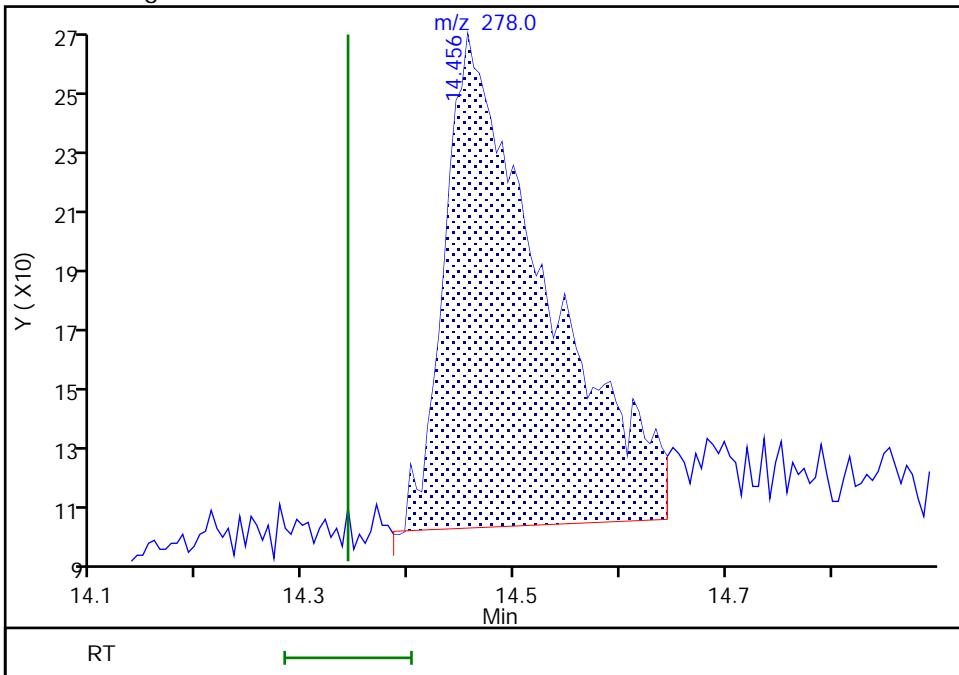
Not Detected  
Expected RT: 14.34

Processing Integration Results



Manual Integration Results

RT: 14.46  
Area: 1094  
Amount: 1.154125  
Amount Units: ug/L



Reviewer: limmere, 06-Oct-2021 10:54:03  
Audit Action: Manually Integrated

Audit Reason: Baseline

Eurofins FGS, Seattle

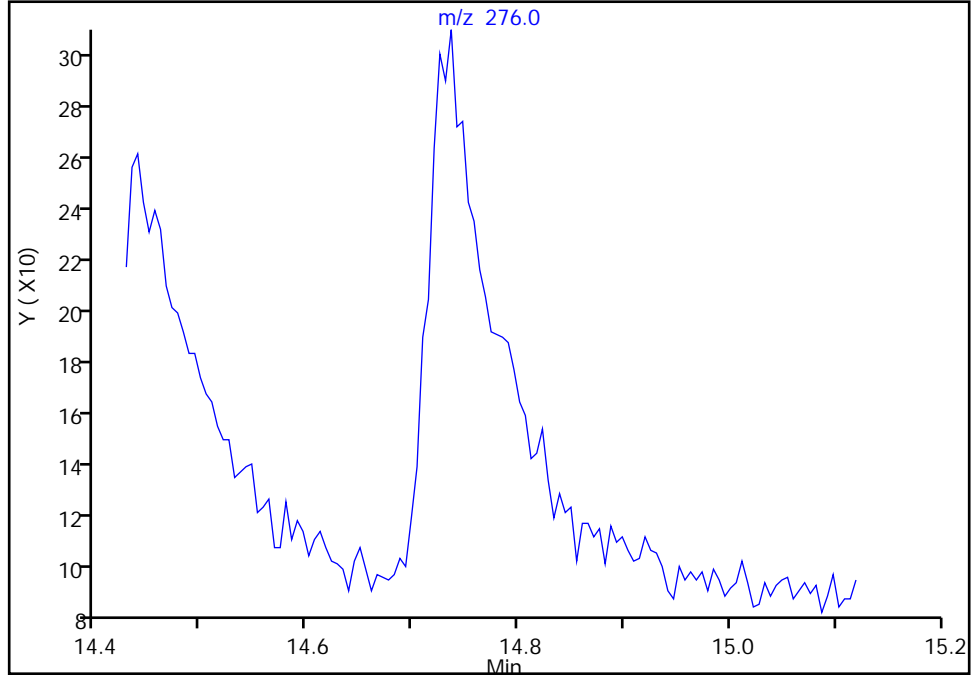
Data File: \\chromfs\Seattle\ChromData\SEA101\20211005-79126.b\100521a031.D  
Injection Date: 05-Oct-2021 23:04:30 Instrument ID: SEA101  
Lims ID: std1  
Client ID:  
Operator ID: TL ALS Bottle#: 16 Worklist Smp#: 16  
Injection Vol: 1.0 ul Dil. Factor: 1.0000  
Method: 8270\_SIM\_SEA101 Limit Group: 8270D\_SIM QSM 5.0  
Column: Detector MS SCAN

30 Benzo[g,h,i]perylene, CAS: 191-24-2

Signal: 1

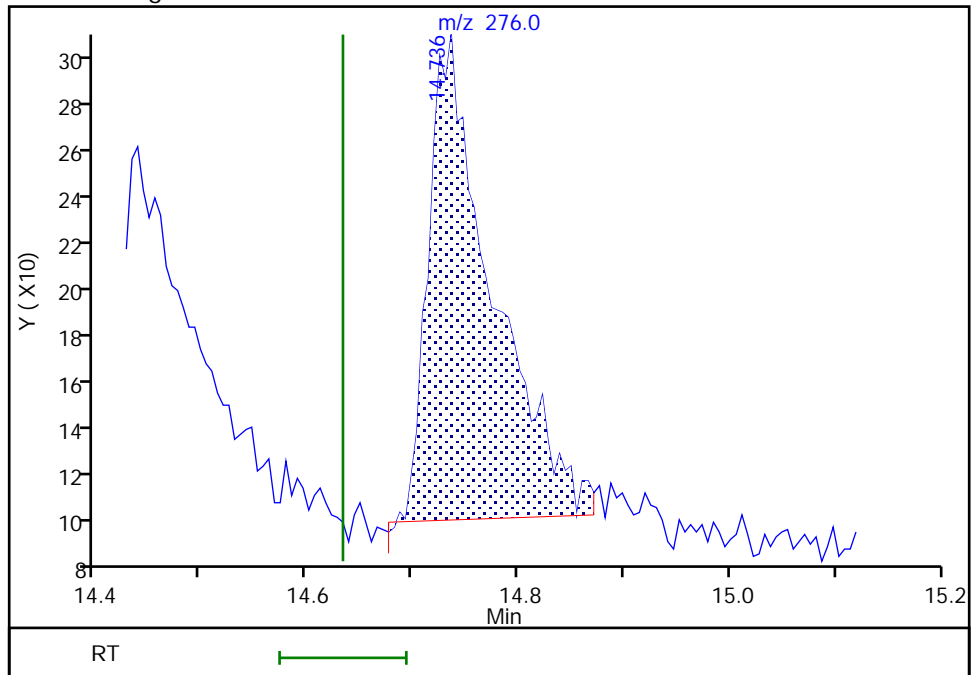
Not Detected  
Expected RT: 14.63

Processing Integration Results



Manual Integration Results

RT: 14.74  
Area: 830  
Amount: 2.111964  
Amount Units: ug/L



Reviewer: limmere, 06-Oct-2021 10:57:22  
Audit Action: Manually Integrated

Audit Reason: Baseline

Calibration

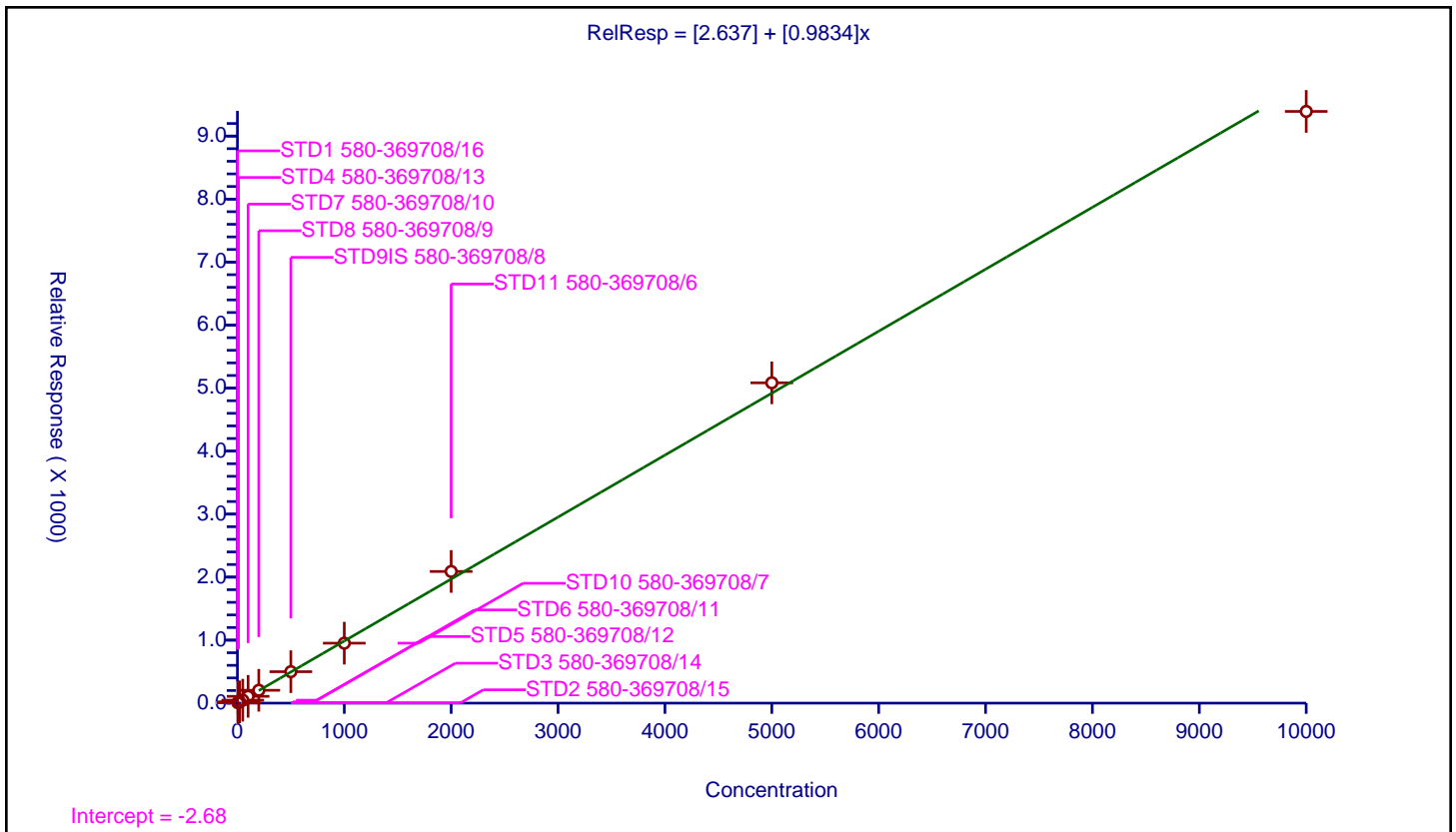
/ Naphthalene

Curve Type: Linear  
 Weighting: Conc\_Sq  
 Origin: None  
 Dependency: Response  
 Calib Mode: ISTD  
 Response Base: AREA  
 RF Rounding: 0

Curve Coefficients	
Intercept:	2.637
Slope:	0.9834

Error Coefficients	
Standard Error:	2700000
Relative Standard Error:	7.0
Correlation Coefficient:	0.999
Coefficient of Determination (Adjusted):	0.995

ID	Level	Concentration	Rel. Resp.	IS Amount	IS Response	RRF	Used
1	STD1 580-369708/16	1.0	5.049199	100.0	37907.0	5.049199	N
2	STD2 580-369708/15	2.0	4.395038	100.0	50466.0	2.197519	N
3	STD3 580-369708/14	5.0	7.457312	100.0	49428.0	1.491462	Y
4	STD4 580-369708/13	10.0	13.451184	100.0	39372.0	1.345118	Y
5	STD5 580-369708/12	20.0	20.384342	100.0	56200.0	1.019217	Y
6	STD6 580-369708/11	50.0	46.864246	100.0	56956.0	0.937285	Y
7	STD7 580-369708/10	100.0	107.942725	100.0	63832.0	1.079427	Y
8	STD8 580-369708/9	200.0	203.763075	100.0	67684.0	1.018815	Y
9	STD9IS 580-369708/8	500.0	499.151173	100.0	73042.0	0.998302	Y
10	STD10 580-369708/7	1000.0	951.915642	100.0	80182.0	0.951916	Y
11	STD11 580-369708/6	2000.0	2089.854913	100.0	72508.0	1.044927	Y
12	STD12 580-369708/5	5000.0	5084.118284	100.0	73890.0	1.016824	Y
13	STD13 580-369708/4	10000.0	9391.418192	100.0	74320.0	0.939142	Y



Calibration

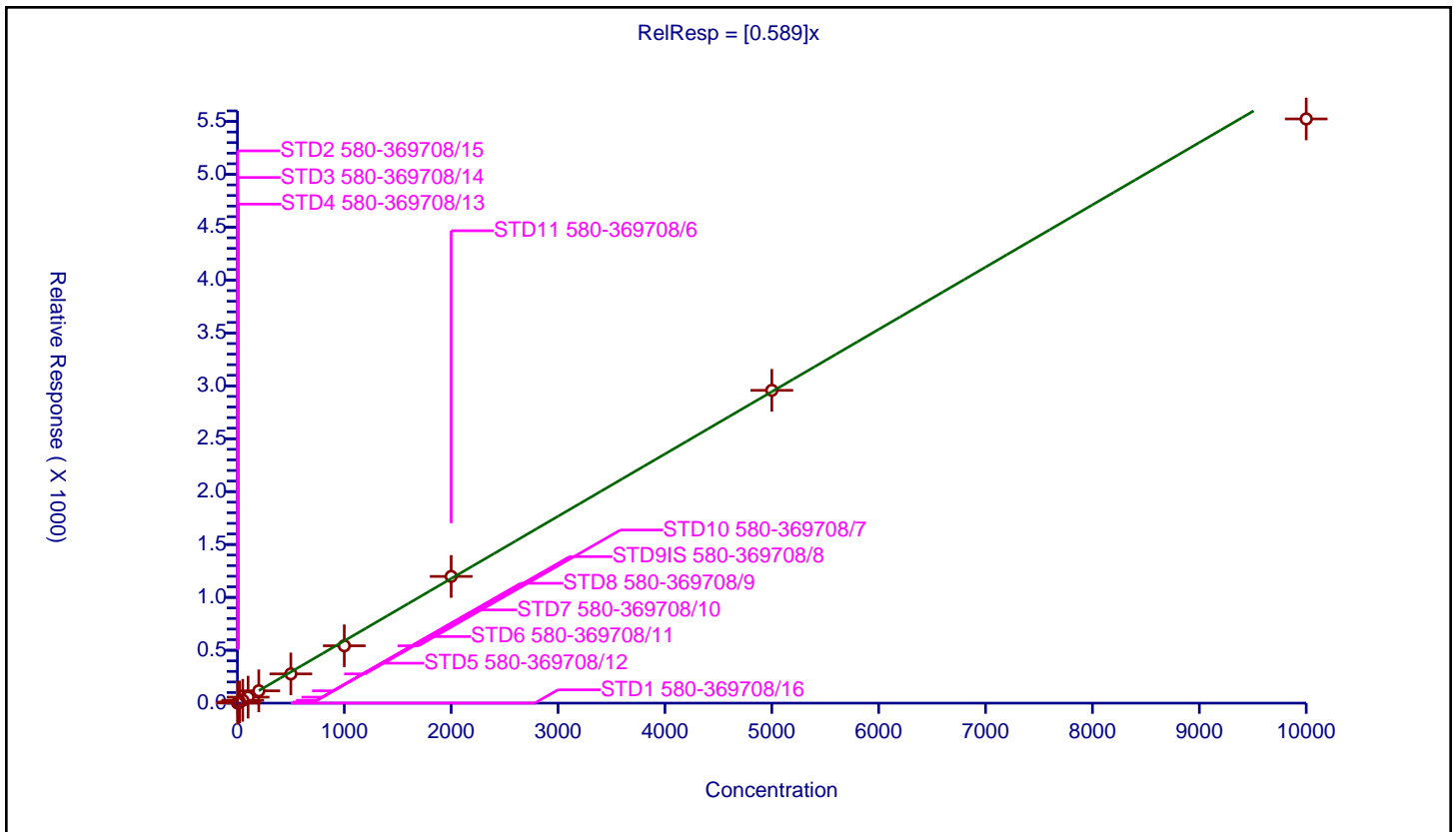
/ 2-methylnaphthalene-d10

Curve Type: Average  
 Weighting: Conc\_Sq  
 Origin: Force  
 Dependency: Response  
 Calib Mode: ISTD  
 Response Base: AREA  
 RF Rounding: 0

Curve Coefficients	
Intercept:	0
Slope:	0.589

Error Coefficients	
Standard Error:	1430000
Relative Standard Error:	10.6
Correlation Coefficient:	0.999
Coefficient of Determination (Adjusted):	0.986

ID	Level	Concentration	Rel. Resp.	IS Amount	IS Response	RRF	Used
1	STD1 580-369708/16	1.0	0.0	100.0	37907.0	0.0	N
2	STD2 580-369708/15	2.0	1.284033	100.0	50466.0	0.642016	Y
3	STD3 580-369708/14	5.0	3.077203	100.0	49428.0	0.615441	Y
4	STD4 580-369708/13	10.0	7.561211	100.0	39372.0	0.756121	Y
5	STD5 580-369708/12	20.0	10.647687	100.0	56200.0	0.532384	Y
6	STD6 580-369708/11	50.0	26.857574	100.0	56956.0	0.537151	Y
7	STD7 580-369708/10	100.0	56.45131	100.0	63832.0	0.564513	Y
8	STD8 580-369708/9	200.0	116.368713	100.0	67684.0	0.581844	Y
9	STD9IS 580-369708/8	500.0	276.41357	100.0	73042.0	0.552827	Y
10	STD10 580-369708/7	1000.0	542.35614	100.0	80182.0	0.542356	Y
11	STD11 580-369708/6	2000.0	1198.120207	100.0	72508.0	0.59906	Y
12	STD12 580-369708/5	5000.0	2957.634321	100.0	73890.0	0.591527	Y
13	STD13 580-369708/4	10000.0	5523.954521	100.0	74320.0	0.552395	Y



Calibration

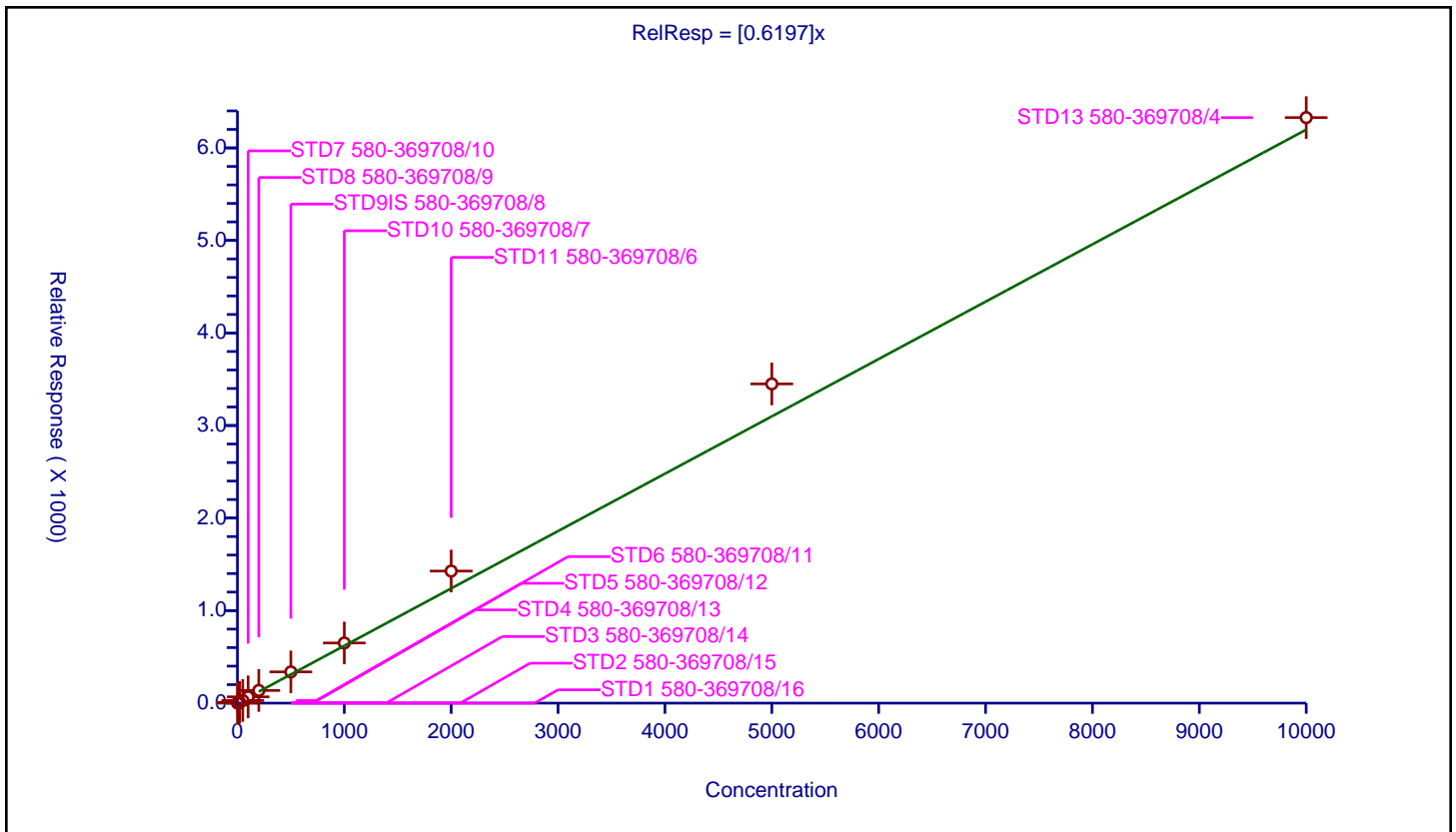
/ 2-Methylnaphthalene

Curve Type: Average  
 Weighting: Conc\_Sq  
 Origin: Force  
 Dependency: Response  
 Calib Mode: ISTD  
 Response Base: AREA  
 RF Rounding: 0

Curve Coefficients	
Intercept:	0
Slope:	0.6197

Error Coefficients	
Standard Error:	1650000
Relative Standard Error:	13.3
Correlation Coefficient:	0.998
Coefficient of Determination (Adjusted):	0.980

ID	Level	Concentration	Rel. Resp.	IS Amount	IS Response	RRF	Used
1	STD1 580-369708/16	1.0	0.0	100.0	37907.0	0.0	N
2	STD2 580-369708/15	2.0	1.232513	100.0	50466.0	0.616256	Y
3	STD3 580-369708/14	5.0	2.646273	100.0	49428.0	0.529255	Y
4	STD4 580-369708/13	10.0	5.686782	100.0	39372.0	0.568678	Y
5	STD5 580-369708/12	20.0	8.590747	100.0	56200.0	0.429537	Y
6	STD6 580-369708/11	50.0	28.439497	100.0	56956.0	0.56879	Y
7	STD7 580-369708/10	100.0	67.845281	100.0	63832.0	0.678453	Y
8	STD8 580-369708/9	200.0	136.88464	100.0	67684.0	0.684423	Y
9	STD9IS 580-369708/8	500.0	337.581118	100.0	73042.0	0.675162	Y
10	STD10 580-369708/7	1000.0	650.034921	100.0	80182.0	0.650035	Y
11	STD11 580-369708/6	2000.0	1427.235615	100.0	72508.0	0.713618	Y
12	STD12 580-369708/5	5000.0	3449.558804	100.0	73890.0	0.689912	Y
13	STD13 580-369708/4	10000.0	6327.582078	100.0	74320.0	0.632758	Y



Calibration

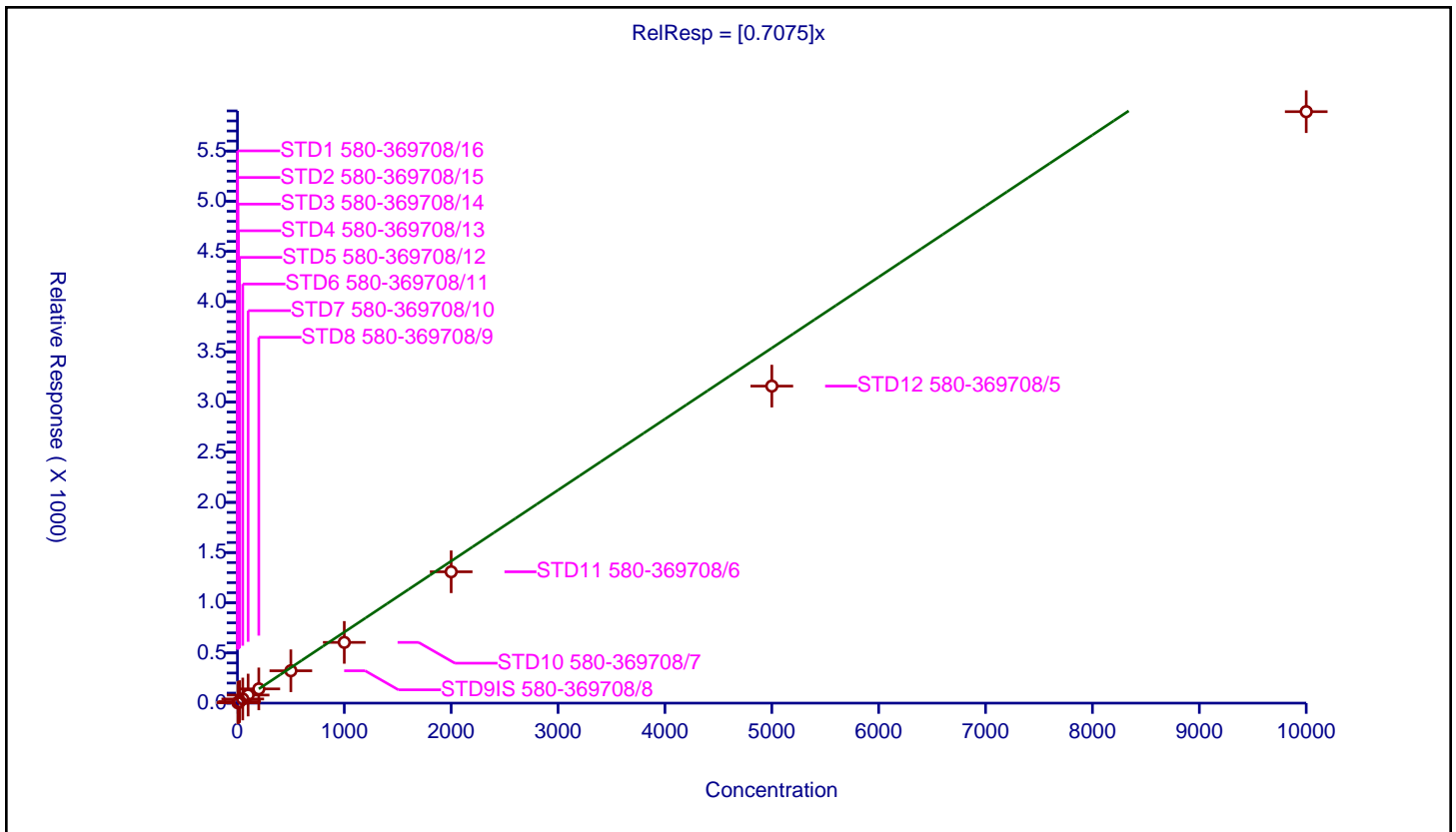
/ 1-Methylnaphthalene

Curve Type: Average  
 Weighting: Conc\_Sq  
 Origin: Force  
 Dependency: Response  
 Calib Mode: ISTD  
 Response Base: AREA  
 RF Rounding: 0

Curve Coefficients	
Intercept:	0
Slope:	0.7075

Error Coefficients	
Standard Error:	1600000
Relative Standard Error:	12.1
Correlation Coefficient:	0.999
Coefficient of Determination (Adjusted):	0.981

ID	Level	Concentration	Rel. Resp.	IS Amount	IS Response	RRF	Used
1	STD1 580-369708/16	1.0	7.528952	100.0	37907.0	7.528952	N
2	STD2 580-369708/15	2.0	2.663179	100.0	50466.0	1.33159	N
3	STD3 580-369708/14	5.0	3.858137	100.0	49428.0	0.771627	Y
4	STD4 580-369708/13	10.0	7.774561	100.0	39372.0	0.777456	Y
5	STD5 580-369708/12	20.0	15.307829	100.0	56200.0	0.765391	Y
6	STD6 580-369708/11	50.0	41.365264	100.0	56956.0	0.827305	Y
7	STD7 580-369708/10	100.0	80.617872	100.0	63832.0	0.806179	Y
8	STD8 580-369708/9	200.0	141.831157	100.0	67684.0	0.709156	Y
9	STD9IS 580-369708/8	500.0	322.496646	100.0	73042.0	0.644993	Y
10	STD10 580-369708/7	1000.0	605.169489	100.0	80182.0	0.605169	Y
11	STD11 580-369708/6	2000.0	1308.571468	100.0	72508.0	0.654286	Y
12	STD12 580-369708/5	5000.0	3158.298823	100.0	73890.0	0.63166	Y
13	STD13 580-369708/4	10000.0	5892.350646	100.0	74320.0	0.589235	Y





Calibration

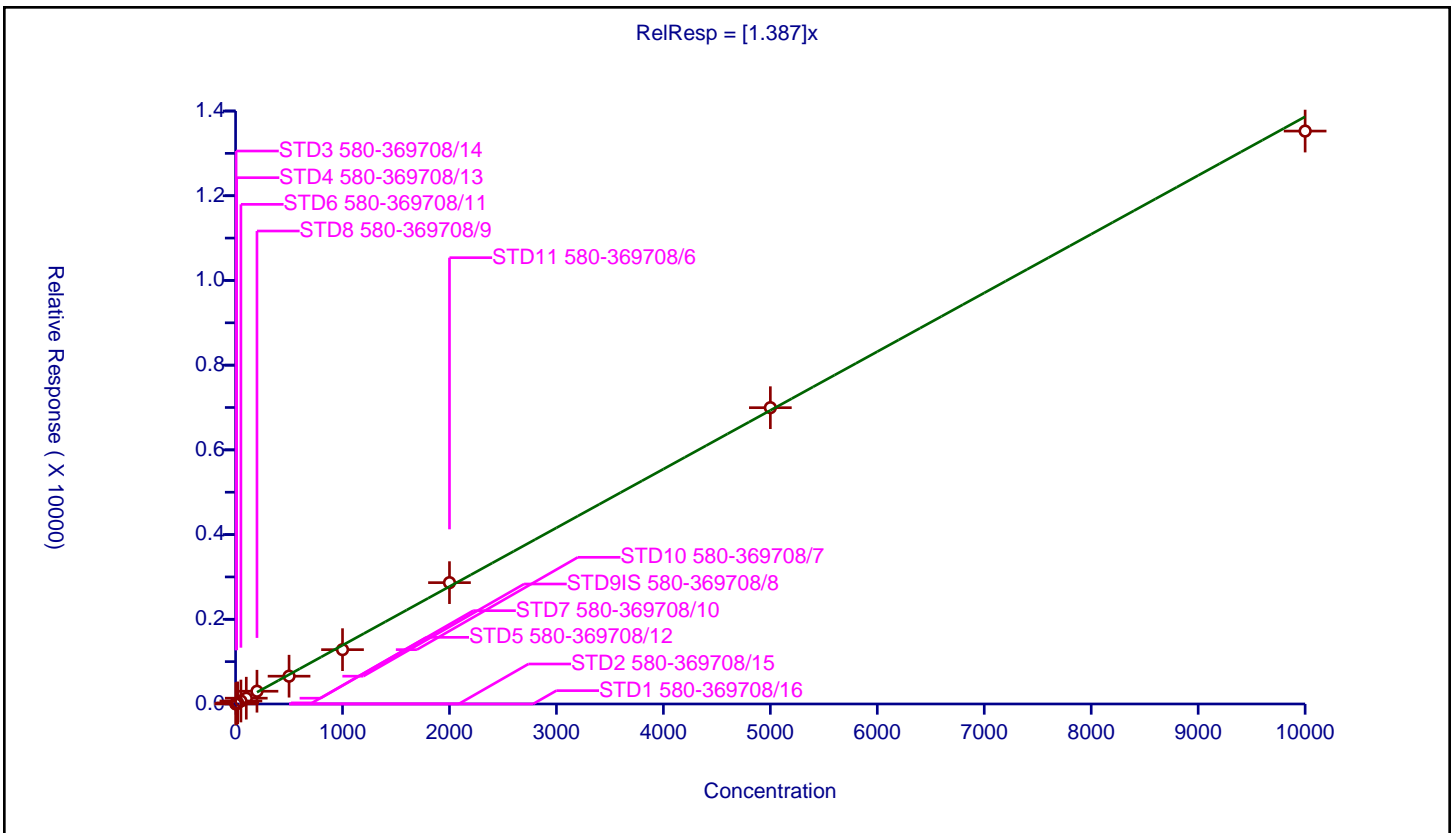
/ 2-Fluorobiphenyl

Curve Type: Average  
 Weighting: Conc\_Sq  
 Origin: Force  
 Dependency: Response  
 Calib Mode: ISTD  
 Response Base: AREA  
 RF Rounding: 0

Curve Coefficients	
Intercept:	0
Slope:	1.387

Error Coefficients	
Standard Error:	1750000
Relative Standard Error:	5.4
Correlation Coefficient:	0.999
Coefficient of Determination (Adjusted):	0.997

ID	Level	Concentration	Rel. Resp.	IS Amount	IS Response	RRF	Used
1	STD1 580-369708/16	1.0	0.0	100.0	24593.0	0.0	N
2	STD2 580-369708/15	2.0	2.656704	100.0	24090.0	1.328352	Y
3	STD3 580-369708/14	5.0	7.414936	100.0	24599.0	1.482987	Y
4	STD4 580-369708/13	10.0	14.654678	100.0	26135.0	1.465468	Y
5	STD5 580-369708/12	20.0	26.065433	100.0	26867.0	1.303272	Y
6	STD6 580-369708/11	50.0	70.160255	100.0	27269.0	1.403205	Y
7	STD7 580-369708/10	100.0	136.791315	100.0	31502.0	1.367913	Y
8	STD8 580-369708/9	200.0	301.500613	100.0	31787.0	1.507503	Y
9	STD9IS 580-369708/8	500.0	656.269731	100.0	36110.0	1.312539	Y
10	STD10 580-369708/7	1000.0	1282.747255	100.0	40353.0	1.282747	Y
11	STD11 580-369708/6	2000.0	2864.881358	100.0	36707.0	1.432441	Y
12	STD12 580-369708/5	5000.0	6995.474307	100.0	38182.0	1.399095	Y
13	STD13 580-369708/4	10000.0	13526.829791	100.0	37313.0	1.352683	Y



Calibration

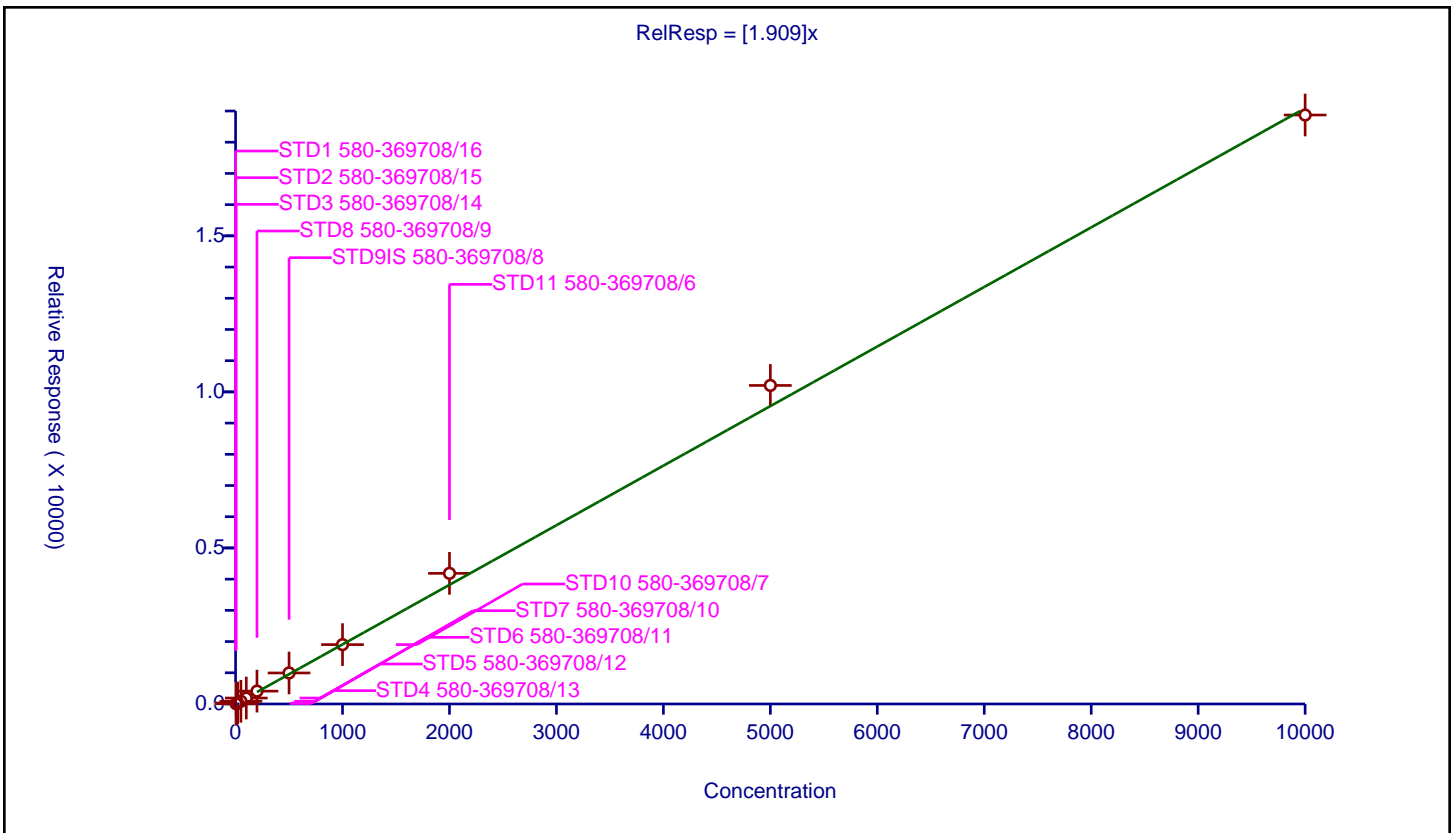
/ Acenaphthylene

Curve Type: Average  
 Weighting: Conc\_Sq  
 Origin: Force  
 Dependency: Response  
 Calib Mode: ISTD  
 Response Base: AREA  
 RF Rounding: 0

Curve Coefficients	
Intercept:	0
Slope:	1.909

Error Coefficients	
Standard Error:	2600000
Relative Standard Error:	8.4
Correlation Coefficient:	0.998
Coefficient of Determination (Adjusted):	0.991

ID	Level	Concentration	Rel. Resp.	IS Amount	IS Response	RRF	Used
1	STD1 580-369708/16	1.0	5.326719	100.0	24593.0	5.326719	N
2	STD2 580-369708/15	2.0	6.222499	100.0	24090.0	3.111249	N
3	STD3 580-369708/14	5.0	10.313427	100.0	24599.0	2.062685	Y
4	STD4 580-369708/13	10.0	16.762962	100.0	26135.0	1.676296	Y
5	STD5 580-369708/12	20.0	32.977258	100.0	26867.0	1.648863	Y
6	STD6 580-369708/11	50.0	86.515824	100.0	27269.0	1.730316	Y
7	STD7 580-369708/10	100.0	190.784712	100.0	31502.0	1.907847	Y
8	STD8 580-369708/9	200.0	411.919967	100.0	31787.0	2.0596	Y
9	STD9IS 580-369708/8	500.0	994.273055	100.0	36110.0	1.988546	Y
10	STD10 580-369708/7	1000.0	1902.002329	100.0	40353.0	1.902002	Y
11	STD11 580-369708/6	2000.0	4185.100934	100.0	36707.0	2.09255	Y
12	STD12 580-369708/5	5000.0	10207.100204	100.0	38182.0	2.04142	Y
13	STD13 580-369708/4	10000.0	18871.53807	100.0	37313.0	1.887154	Y



Calibration

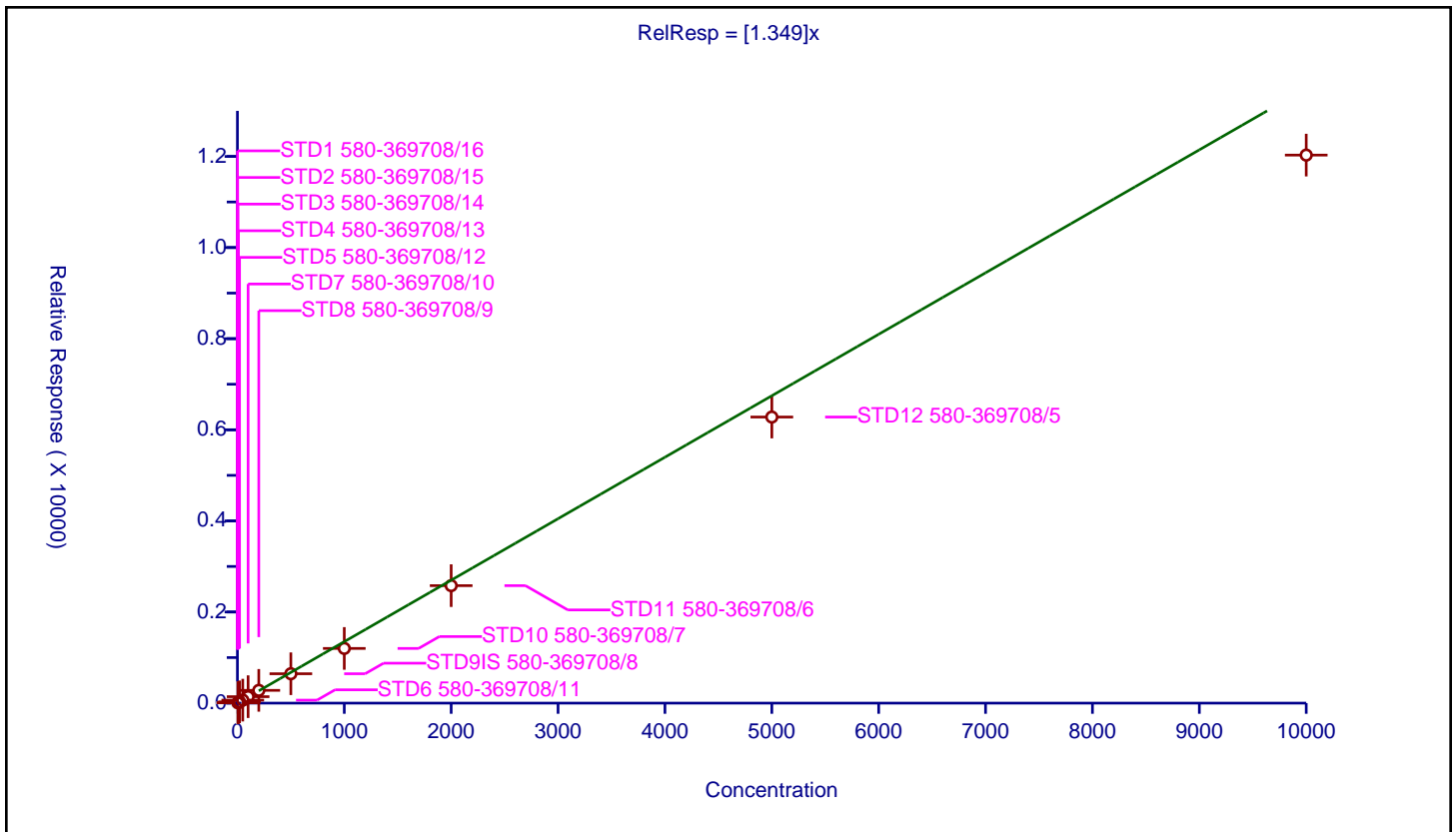
/ Acenaphthene

Curve Type: Average  
 Weighting: Conc\_Sq  
 Origin: Force  
 Dependency: Response  
 Calib Mode: ISTD  
 Response Base: AREA  
 RF Rounding: 0

Curve Coefficients	
Intercept:	0
Slope:	1.349

Error Coefficients	
Standard Error:	1640000
Relative Standard Error:	9.5
Correlation Coefficient:	0.999
Coefficient of Determination (Adjusted):	0.988

ID	Level	Concentration	Rel. Resp.	IS Amount	IS Response	RRF	Used
1	STD1 580-369708/16	1.0	4.997357	100.0	24593.0	4.997357	N
2	STD2 580-369708/15	2.0	6.633458	100.0	24090.0	3.316729	N
3	STD3 580-369708/14	5.0	8.240172	100.0	24599.0	1.648034	Y
4	STD4 580-369708/13	10.0	14.371532	100.0	26135.0	1.437153	Y
5	STD5 580-369708/12	20.0	27.714296	100.0	26867.0	1.385715	Y
6	STD6 580-369708/11	50.0	65.807327	100.0	27269.0	1.316147	Y
7	STD7 580-369708/10	100.0	141.587836	100.0	31502.0	1.415878	Y
8	STD8 580-369708/9	200.0	280.237204	100.0	31787.0	1.401186	Y
9	STD9IS 580-369708/8	500.0	645.317087	100.0	36110.0	1.290634	Y
10	STD10 580-369708/7	1000.0	1200.599708	100.0	40353.0	1.2006	Y
11	STD11 580-369708/6	2000.0	2578.85417	100.0	36707.0	1.289427	Y
12	STD12 580-369708/5	5000.0	6279.534859	100.0	38182.0	1.255907	Y
13	STD13 580-369708/4	10000.0	12029.622384	100.0	37313.0	1.202962	Y



Calibration

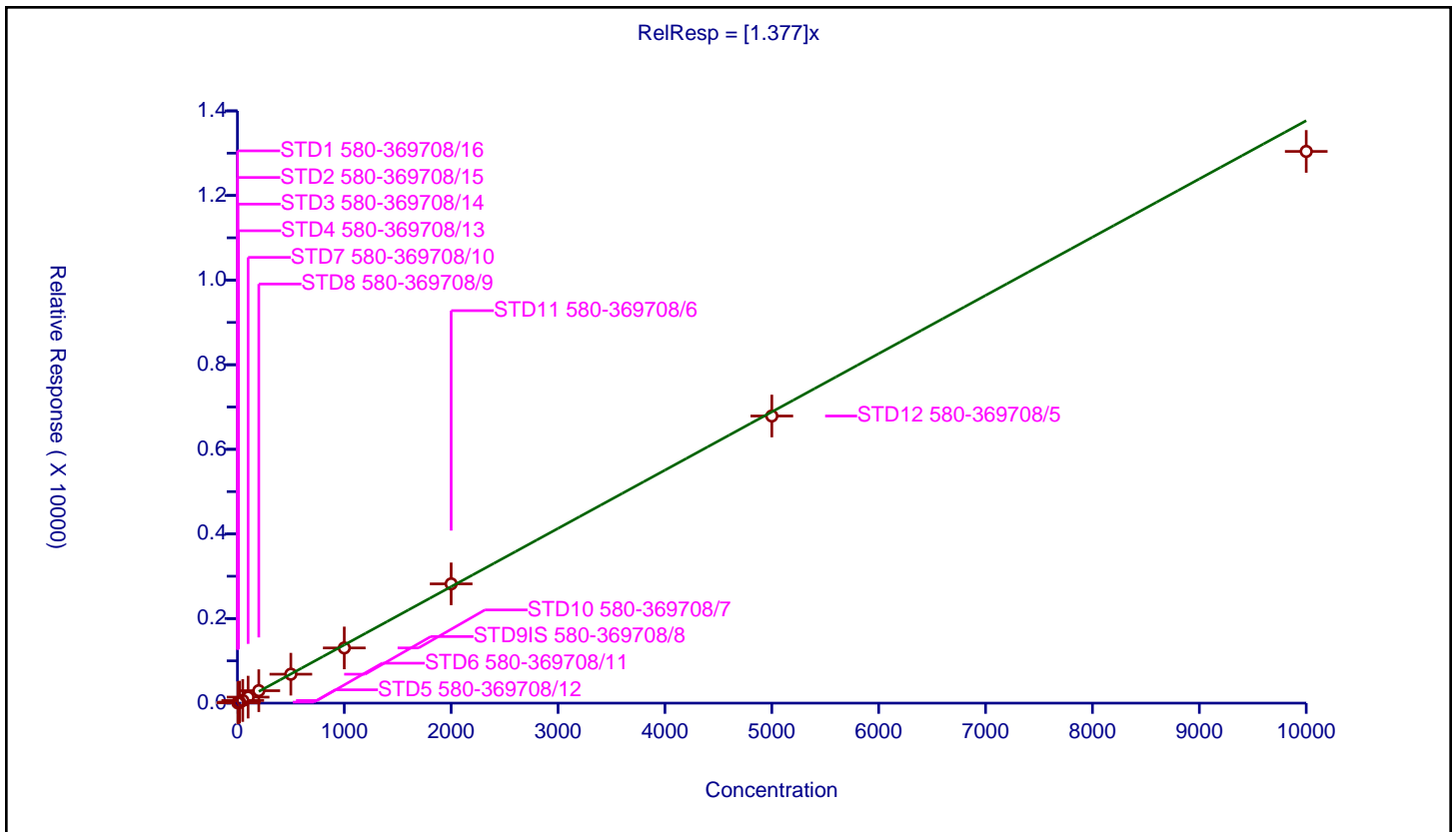
/ Fluorene

Curve Type: Average  
 Weighting: Conc\_Sq  
 Origin: Force  
 Dependency: Response  
 Calib Mode: ISTD  
 Response Base: AREA  
 RF Rounding: 0

Curve Coefficients	
Intercept:	0
Slope:	1.377

Error Coefficients	
Standard Error:	1780000
Relative Standard Error:	8.3
Correlation Coefficient:	0.999
Coefficient of Determination (Adjusted):	0.991

ID	Level	Concentration	Rel. Resp.	IS Amount	IS Response	RRF	Used
1	STD1 580-369708/16	1.0	5.412109	100.0	24593.0	5.412109	N
2	STD2 580-369708/15	2.0	5.844749	100.0	24090.0	2.922374	N
3	STD3 580-369708/14	5.0	8.045042	100.0	24599.0	1.609008	Y
4	STD4 580-369708/13	10.0	14.532236	100.0	26135.0	1.453224	Y
5	STD5 580-369708/12	20.0	24.059255	100.0	26867.0	1.202963	Y
6	STD6 580-369708/11	50.0	62.041146	100.0	27269.0	1.240823	Y
7	STD7 580-369708/10	100.0	142.130658	100.0	31502.0	1.421307	Y
8	STD8 580-369708/9	200.0	294.595275	100.0	31787.0	1.472976	Y
9	STD9IS 580-369708/8	500.0	684.297978	100.0	36110.0	1.368596	Y
10	STD10 580-369708/7	1000.0	1305.030605	100.0	40353.0	1.305031	Y
11	STD11 580-369708/6	2000.0	2819.911733	100.0	36707.0	1.409956	Y
12	STD12 580-369708/5	5000.0	6787.137918	100.0	38182.0	1.357428	Y
13	STD13 580-369708/4	10000.0	13041.883526	100.0	37313.0	1.304188	Y



Calibration

/ 2,4,6-Tribromophenol

Curve Type: Quadratic  
 Weighting: Conc\_Sq  
 Origin: None  
 Dependency: Response  
 Calib Mode: ISTD  
 Response Base: AREA  
 RF Rounding: 0

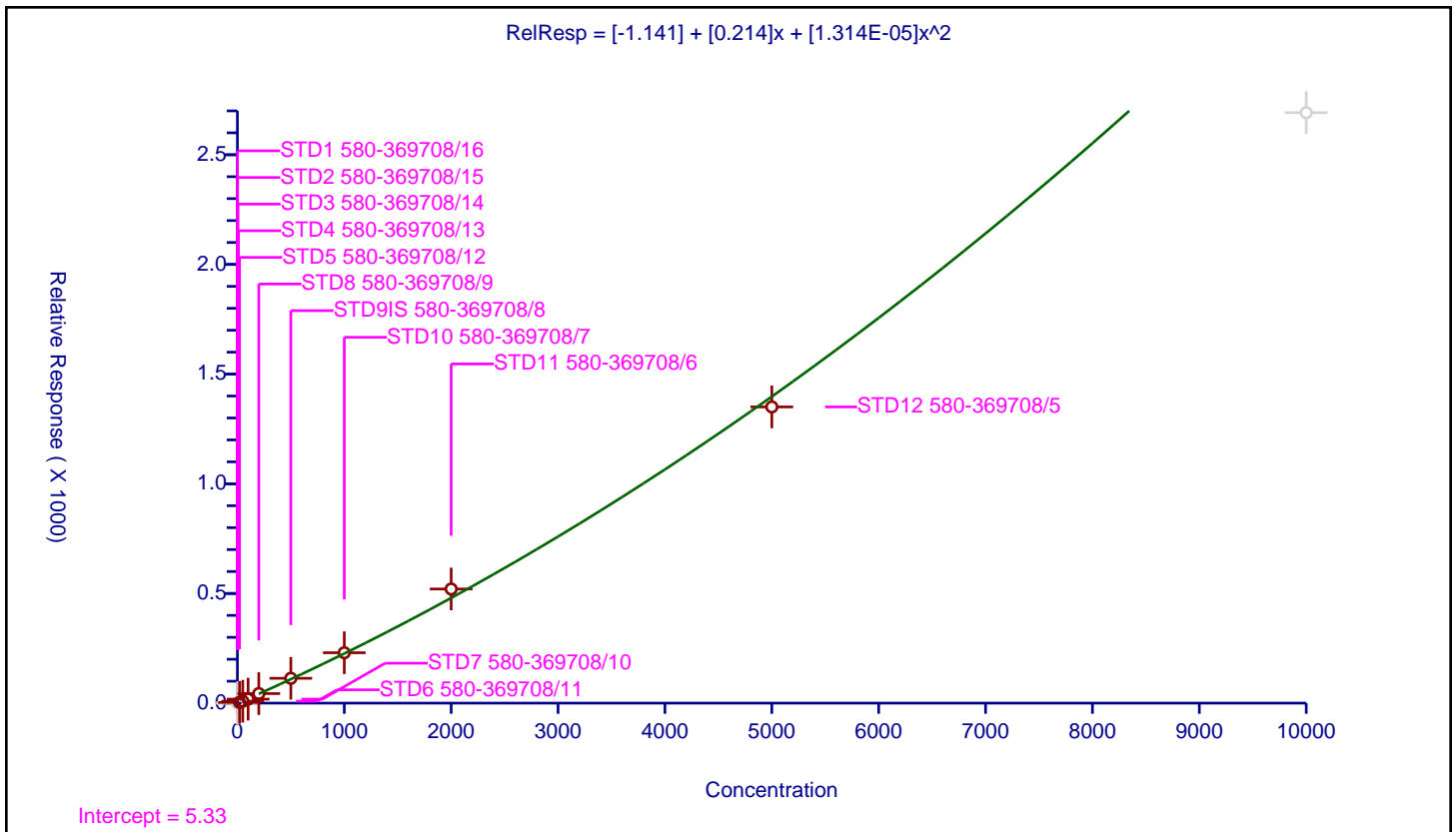
Curve Coefficients

Intercept: -1.141  
 Slope: 0.214  
 Second Order: 1.314E-05

Error Coefficients

Standard Error: 249000  
 Relative Standard Error: 7.6  
 Correlation Coefficient: 0.999  
 Coefficient of Determination (Adjusted): 0.995

ID	Level	Concentration	Rel. Resp.	IS Amount	IS Response	RRF	Used
1	STD1 580-369708/16	1.0	0.0	100.0	24593.0	0.0	N
2	STD2 580-369708/15	2.0	0.402657	100.0	24090.0	0.201328	N
3	STD3 580-369708/14	5.0	0.930932	100.0	24599.0	0.186186	N
4	STD4 580-369708/13	10.0	1.599388	100.0	26135.0	0.159939	N
5	STD5 580-369708/12	20.0	3.357278	100.0	26867.0	0.167864	Y
6	STD6 580-369708/11	50.0	8.647182	100.0	27269.0	0.172944	Y
7	STD7 580-369708/10	100.0	18.233763	100.0	31502.0	0.182338	Y
8	STD8 580-369708/9	200.0	43.587001	100.0	31787.0	0.217935	Y
9	STD9IS 580-369708/8	500.0	113.262254	100.0	36110.0	0.226525	Y
10	STD10 580-369708/7	1000.0	229.799519	100.0	40353.0	0.2298	Y
11	STD11 580-369708/6	2000.0	520.363963	100.0	36707.0	0.260182	Y
12	STD12 580-369708/5	5000.0	1350.426903	100.0	38182.0	0.270085	Y
13	STD13 580-369708/4	10000.0	2692.040308	100.0	37313.0	0.269204	N



Calibration

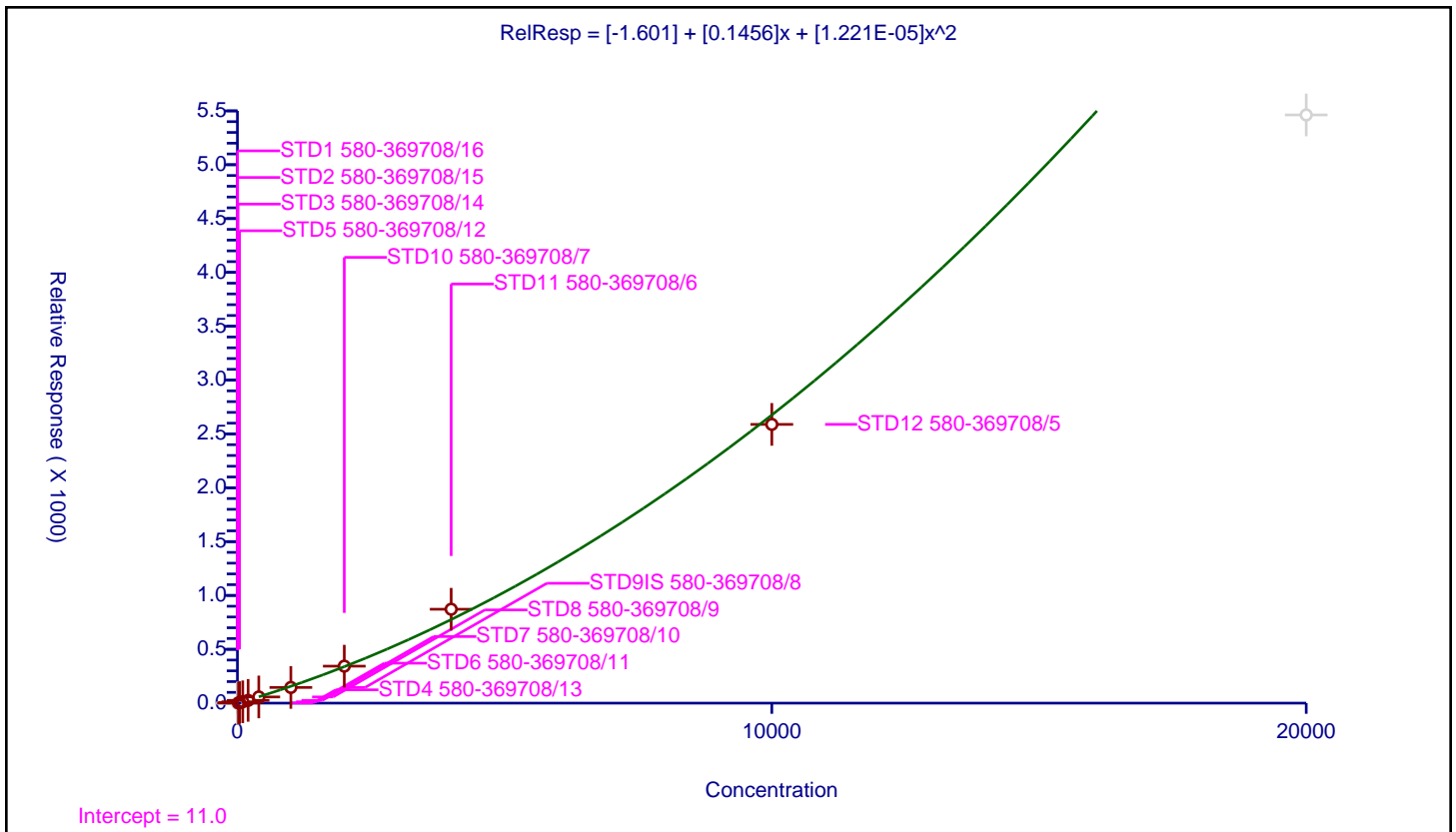
/ Pentachlorophenol

Curve Type: Quadratic  
 Weighting: Conc\_Sq  
 Origin: None  
 Dependency: Response  
 Calib Mode: ISTD  
 Response Base: AREA  
 RF Rounding: 0

Curve Coefficients	
Intercept:	-1.601
Slope:	0.1456
Second Order:	1.221E-05

Error Coefficients	
Standard Error:	427000
Relative Standard Error:	9.0
Correlation Coefficient:	0.999
Coefficient of Determination (Adjusted):	0.993

ID	Level	Concentration	Rel. Resp.	IS Amount	IS Response	RRF	Used
1	STD1 580-369708/16	2.0	0.0	100.0	24593.0	0.0	N
2	STD2 580-369708/15	4.0	0.0	100.0	24090.0	0.0	N
3	STD3 580-369708/14	10.0	0.0	100.0	24599.0	0.0	N
4	STD4 580-369708/13	20.0	1.147886	100.0	26135.0	0.057394	Y
5	STD5 580-369708/12	40.0	5.125247	100.0	26867.0	0.128131	Y
6	STD6 580-369708/11	100.0	12.442701	100.0	27269.0	0.124427	Y
7	STD7 580-369708/10	200.0	25.617421	100.0	31502.0	0.128087	Y
8	STD8 580-369708/9	400.0	57.554975	100.0	31787.0	0.143887	Y
9	STD9IS 580-369708/8	1000.0	145.494323	100.0	36110.0	0.145494	Y
10	STD10 580-369708/7	2000.0	343.466409	100.0	40353.0	0.171733	Y
11	STD11 580-369708/6	4000.0	871.934508	100.0	36707.0	0.217984	Y
12	STD12 580-369708/5	10000.0	2588.636006	100.0	38182.0	0.258864	Y
13	STD13 580-369708/4	20000.0	5462.506365	100.0	37313.0	0.273125	N



Calibration

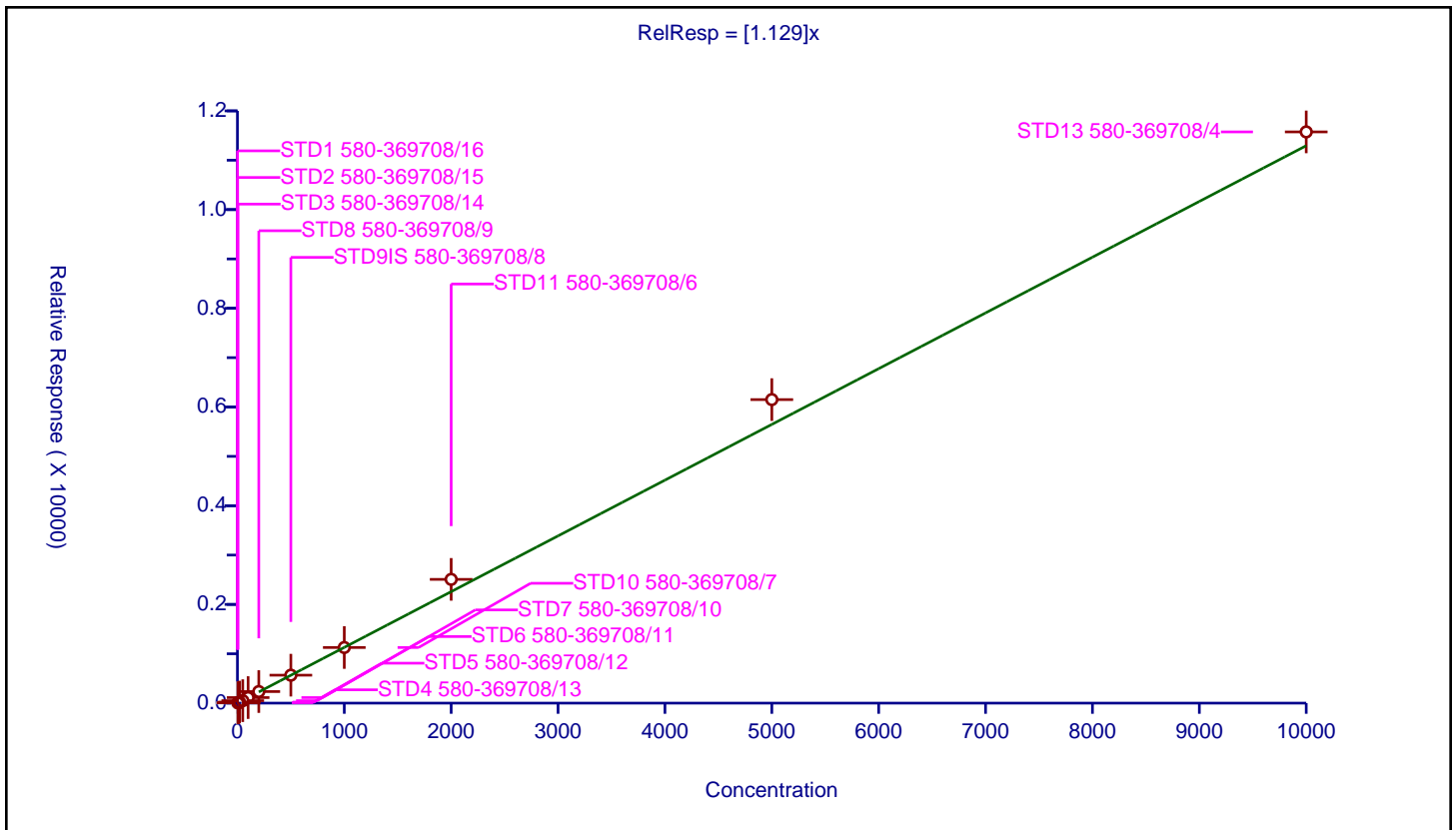
/ Phenanthrene

Curve Type: Average  
 Weighting: Conc\_Sq  
 Origin: Force  
 Dependency: Response  
 Calib Mode: ISTD  
 Response Base: AREA  
 RF Rounding: 0

Curve Coefficients	
Intercept:	0
Slope:	1.129

Error Coefficients	
Standard Error:	2550000
Relative Standard Error:	8.1
Correlation Coefficient:	0.999
Coefficient of Determination (Adjusted):	0.992

ID	Level	Concentration	Rel. Resp.	IS Amount	IS Response	RRF	Used
1	STD1 580-369708/16	1.0	4.115652	100.0	34794.0	4.115652	N
2	STD2 580-369708/15	2.0	4.096757	100.0	36297.0	2.048379	N
3	STD3 580-369708/14	5.0	6.009517	100.0	36775.0	1.201903	Y
4	STD4 580-369708/13	10.0	9.644068	100.0	41300.0	0.964407	Y
5	STD5 580-369708/12	20.0	21.243083	100.0	36506.0	1.062154	Y
6	STD6 580-369708/11	50.0	49.775171	100.0	40920.0	0.995503	Y
7	STD7 580-369708/10	100.0	112.589498	100.0	49303.0	1.125895	Y
8	STD8 580-369708/9	200.0	234.663885	100.0	52735.0	1.173319	Y
9	STD9IS 580-369708/8	500.0	566.133066	100.0	58783.0	1.132266	Y
10	STD10 580-369708/7	1000.0	1127.292843	100.0	64625.0	1.127293	Y
11	STD11 580-369708/6	2000.0	2507.72489	100.0	57606.0	1.253862	Y
12	STD12 580-369708/5	5000.0	6150.382571	100.0	60773.0	1.230077	Y
13	STD13 580-369708/4	10000.0	11574.2752	100.0	60327.0	1.157428	Y



Calibration

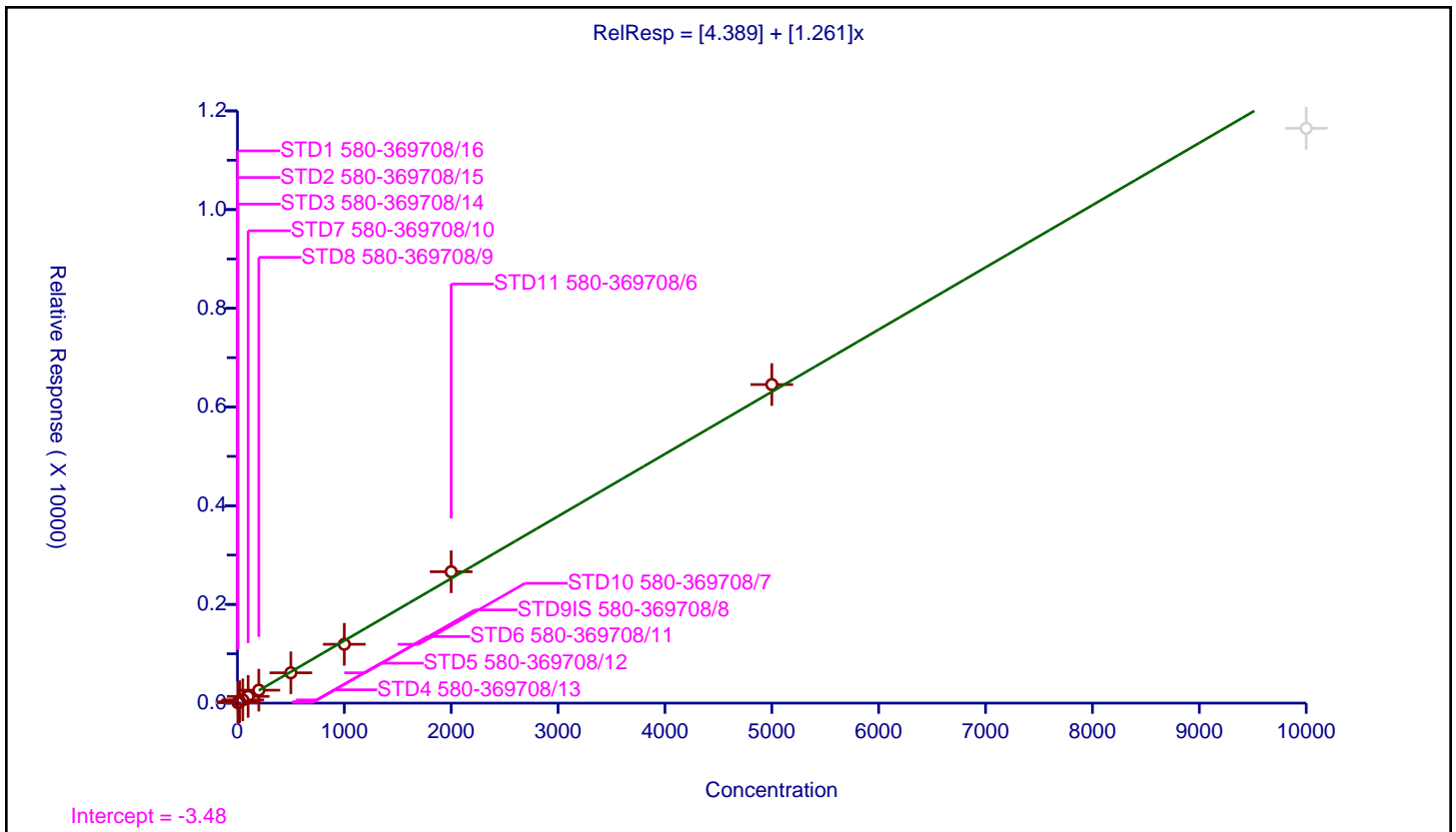
/ Anthracene

Curve Type: Linear  
 Weighting: Conc\_Sq  
 Origin: None  
 Dependency: Response  
 Calib Mode: ISTD  
 Response Base: AREA  
 RF Rounding: 0

Curve Coefficients	
Intercept:	4.389
Slope:	1.261

Error Coefficients	
Standard Error:	1520000
Relative Standard Error:	4.1
Correlation Coefficient:	1.000
Coefficient of Determination (Adjusted):	0.998

ID	Level	Concentration	Rel. Resp.	IS Amount	IS Response	RRF	Used
1	STD1 580-369708/16	1.0	6.199345	100.0	34794.0	6.199345	N
2	STD2 580-369708/15	2.0	7.424856	100.0	36297.0	3.712428	N
3	STD3 580-369708/14	5.0	10.814412	100.0	36775.0	2.162882	Y
4	STD4 580-369708/13	10.0	16.561743	100.0	41300.0	1.656174	Y
5	STD5 580-369708/12	20.0	29.523914	100.0	36506.0	1.476196	Y
6	STD6 580-369708/11	50.0	65.107527	100.0	40920.0	1.302151	Y
7	STD7 580-369708/10	100.0	135.993753	100.0	49303.0	1.359938	Y
8	STD8 580-369708/9	200.0	262.554281	100.0	52735.0	1.312771	Y
9	STD9IS 580-369708/8	500.0	614.374904	100.0	58783.0	1.22875	Y
10	STD10 580-369708/7	1000.0	1192.355899	100.0	64625.0	1.192356	Y
11	STD11 580-369708/6	2000.0	2662.246988	100.0	57606.0	1.331123	Y
12	STD12 580-369708/5	5000.0	6455.134682	100.0	60773.0	1.291027	Y
13	STD13 580-369708/4	10000.0	11646.38719	100.0	60327.0	1.164639	N





Calibration

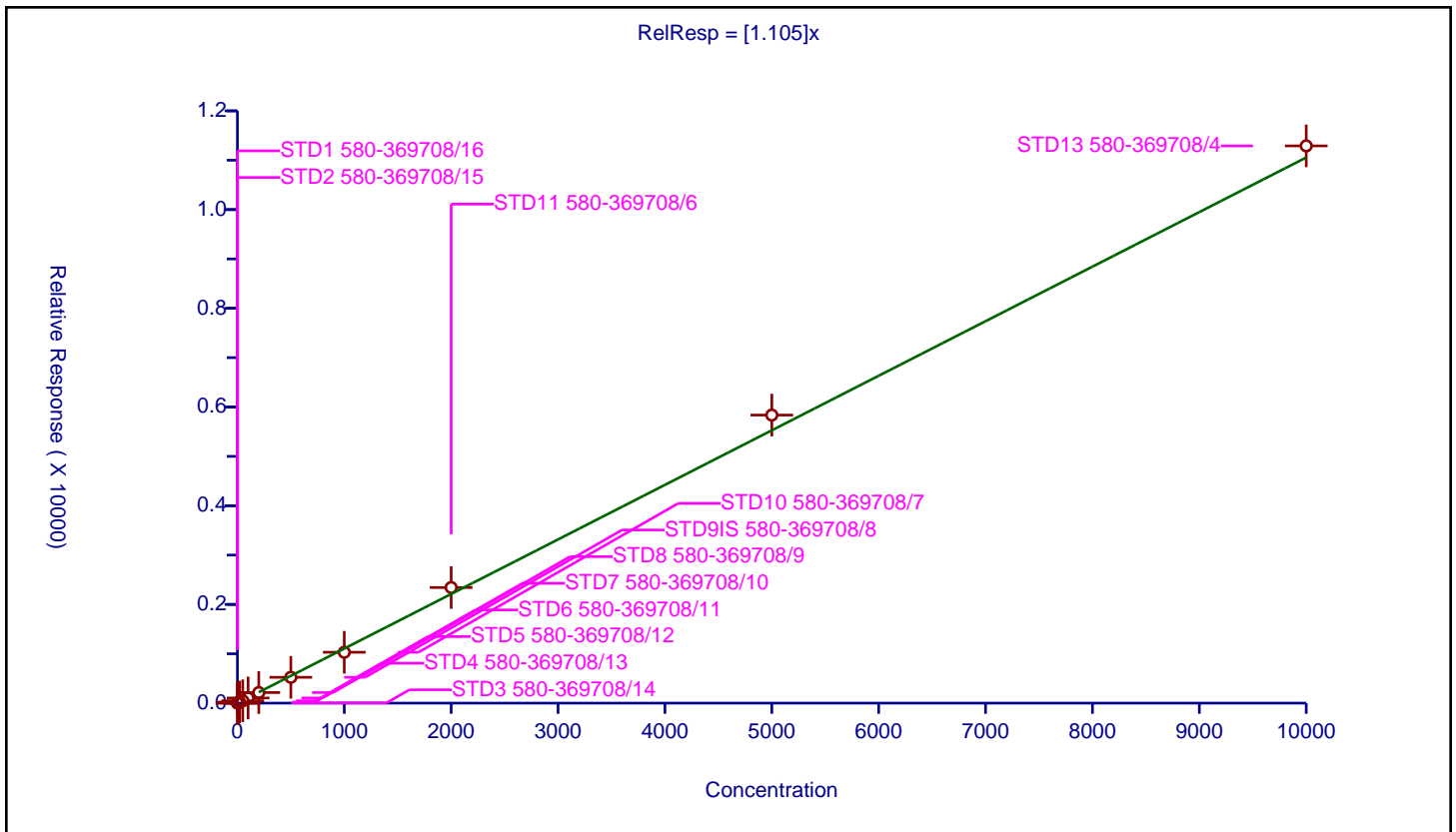
/ Fluoranthene-d10 (Surr)

Curve Type: Average  
 Weighting: Conc\_Sq  
 Origin: Force  
 Dependency: Response  
 Calib Mode: ISTD  
 Response Base: AREA  
 RF Rounding: 0

Curve Coefficients	
Intercept:	0
Slope:	1.105

Error Coefficients	
Standard Error:	2260000
Relative Standard Error:	11.0
Correlation Coefficient:	1.000
Coefficient of Determination (Adjusted):	0.985

ID	Level	Concentration	Rel. Resp.	IS Amount	IS Response	RRF	Used
1	STD1 580-369708/16	1.0	1.448526	100.0	34794.0	1.448526	Y
2	STD2 580-369708/15	2.0	2.28669	100.0	36297.0	1.143345	Y
3	STD3 580-369708/14	5.0	5.365058	100.0	36775.0	1.073012	Y
4	STD4 580-369708/13	10.0	9.883777	100.0	41300.0	0.988378	Y
5	STD5 580-369708/12	20.0	22.034734	100.0	36506.0	1.101737	Y
6	STD6 580-369708/11	50.0	47.790811	100.0	40920.0	0.955816	Y
7	STD7 580-369708/10	100.0	104.379044	100.0	49303.0	1.04379	Y
8	STD8 580-369708/9	200.0	214.356689	100.0	52735.0	1.071783	Y
9	STD9IS 580-369708/8	500.0	523.401324	100.0	58783.0	1.046803	Y
10	STD10 580-369708/7	1000.0	1030.879691	100.0	64625.0	1.03088	Y
11	STD11 580-369708/6	2000.0	2342.150123	100.0	57606.0	1.171075	Y
12	STD12 580-369708/5	5000.0	5836.488243	100.0	60773.0	1.167298	Y
13	STD13 580-369708/4	10000.0	11290.123825	100.0	60327.0	1.129012	Y



**Calibration**

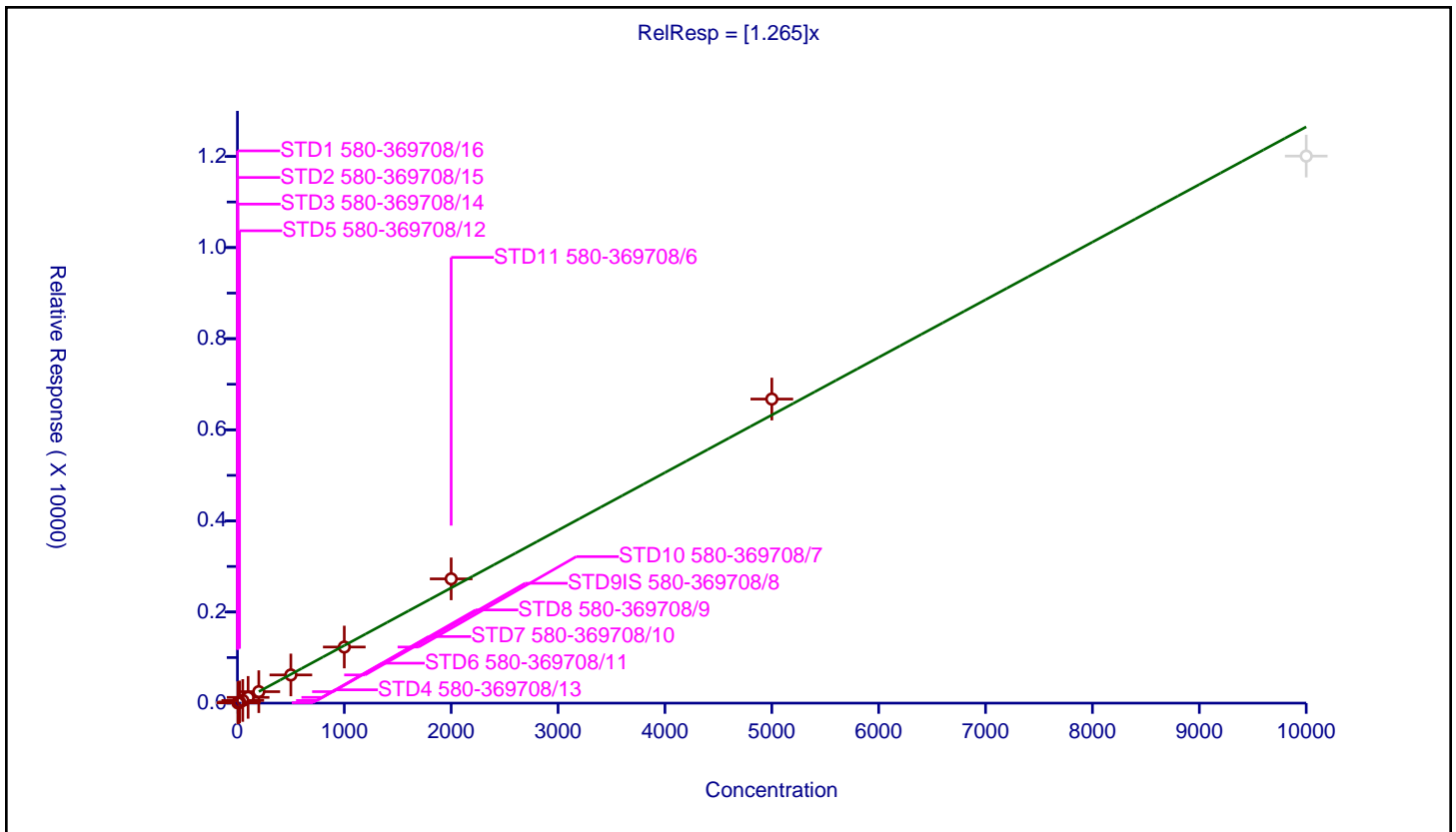
**/ Fluoranthene**

Curve Type: Average  
 Weighting: Conc\_Sq  
 Origin: Force  
 Dependency: Response  
 Calib Mode: ISTD  
 Response Base: AREA  
 RF Rounding: 0

Curve Coefficients	
Intercept:	0
Slope:	1.265

Error Coefficients	
Standard Error:	1480000
Relative Standard Error:	11.8
Correlation Coefficient:	1.000
Coefficient of Determination (Adjusted):	0.982

ID	Level	Concentration	Rel. Resp.	IS Amount	IS Response	RRF	Used
1	STD1 580-369708/16	1.0	4.230614	100.0	34794.0	4.230614	N
2	STD2 580-369708/15	2.0	5.022454	100.0	36297.0	2.511227	N
3	STD3 580-369708/14	5.0	7.771584	100.0	36775.0	1.554317	Y
4	STD4 580-369708/13	10.0	9.622276	100.0	41300.0	0.962228	Y
5	STD5 580-369708/12	20.0	25.677971	100.0	36506.0	1.283899	Y
6	STD6 580-369708/11	50.0	58.377322	100.0	40920.0	1.167546	Y
7	STD7 580-369708/10	100.0	125.763138	100.0	49303.0	1.257631	Y
8	STD8 580-369708/9	200.0	251.421257	100.0	52735.0	1.257106	Y
9	STD9IS 580-369708/8	500.0	618.660157	100.0	58783.0	1.23732	Y
10	STD10 580-369708/7	1000.0	1231.26499	100.0	64625.0	1.231265	Y
11	STD11 580-369708/6	2000.0	2727.493664	100.0	57606.0	1.363747	Y
12	STD12 580-369708/5	5000.0	6674.511708	100.0	60773.0	1.334902	Y
13	STD13 580-369708/4	10000.0	12008.097535	100.0	60327.0	1.20081	N



Calibration

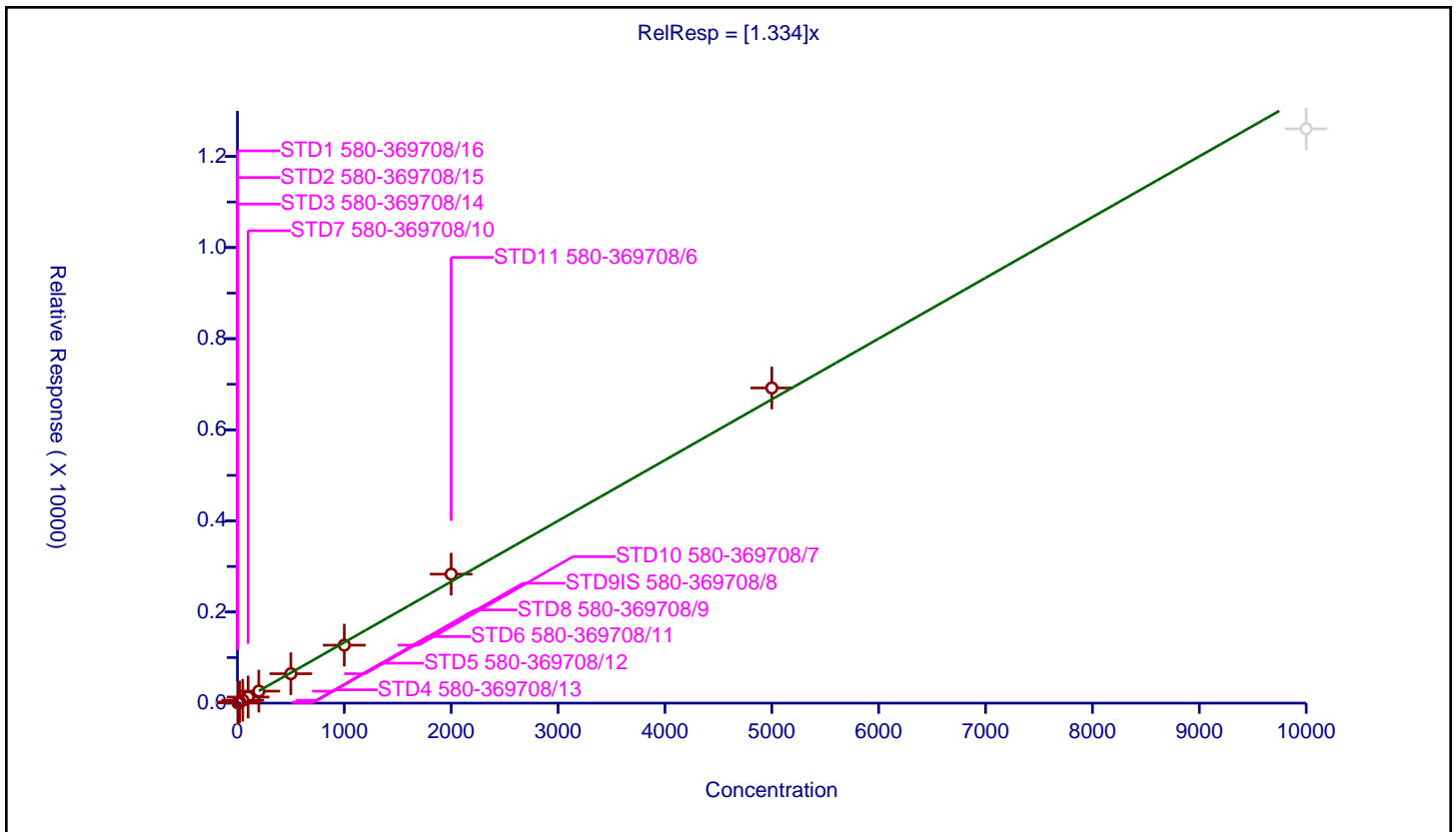
/ Pyrene

Curve Type: Average  
 Weighting: Conc\_Sq  
 Origin: Force  
 Dependency: Response  
 Calib Mode: ISTD  
 Response Base: AREA  
 RF Rounding: 0

Curve Coefficients	
Intercept:	0
Slope:	1.334

Error Coefficients	
Standard Error:	1530000
Relative Standard Error:	6.1
Correlation Coefficient:	1.000
Coefficient of Determination (Adjusted):	0.995

ID	Level	Concentration	Rel. Resp.	IS Amount	IS Response	RRF	Used
1	STD1 580-369708/16	1.0	4.828419	100.0	34794.0	4.828419	N
2	STD2 580-369708/15	2.0	5.388875	100.0	36297.0	2.694438	N
3	STD3 580-369708/14	5.0	7.505099	100.0	36775.0	1.50102	Y
4	STD4 580-369708/13	10.0	12.283293	100.0	41300.0	1.228329	Y
5	STD5 580-369708/12	20.0	26.557278	100.0	36506.0	1.327864	Y
6	STD6 580-369708/11	50.0	63.142717	100.0	40920.0	1.262854	Y
7	STD7 580-369708/10	100.0	133.535485	100.0	49303.0	1.335355	Y
8	STD8 580-369708/9	200.0	263.464492	100.0	52735.0	1.317322	Y
9	STD9IS 580-369708/8	500.0	645.67477	100.0	58783.0	1.29135	Y
10	STD10 580-369708/7	1000.0	1272.202708	100.0	64625.0	1.272203	Y
11	STD11 580-369708/6	2000.0	2831.104399	100.0	57606.0	1.415552	Y
12	STD12 580-369708/5	5000.0	6917.919142	100.0	60773.0	1.383584	Y
13	STD13 580-369708/4	10000.0	12605.176787	100.0	60327.0	1.260518	N



Calibration

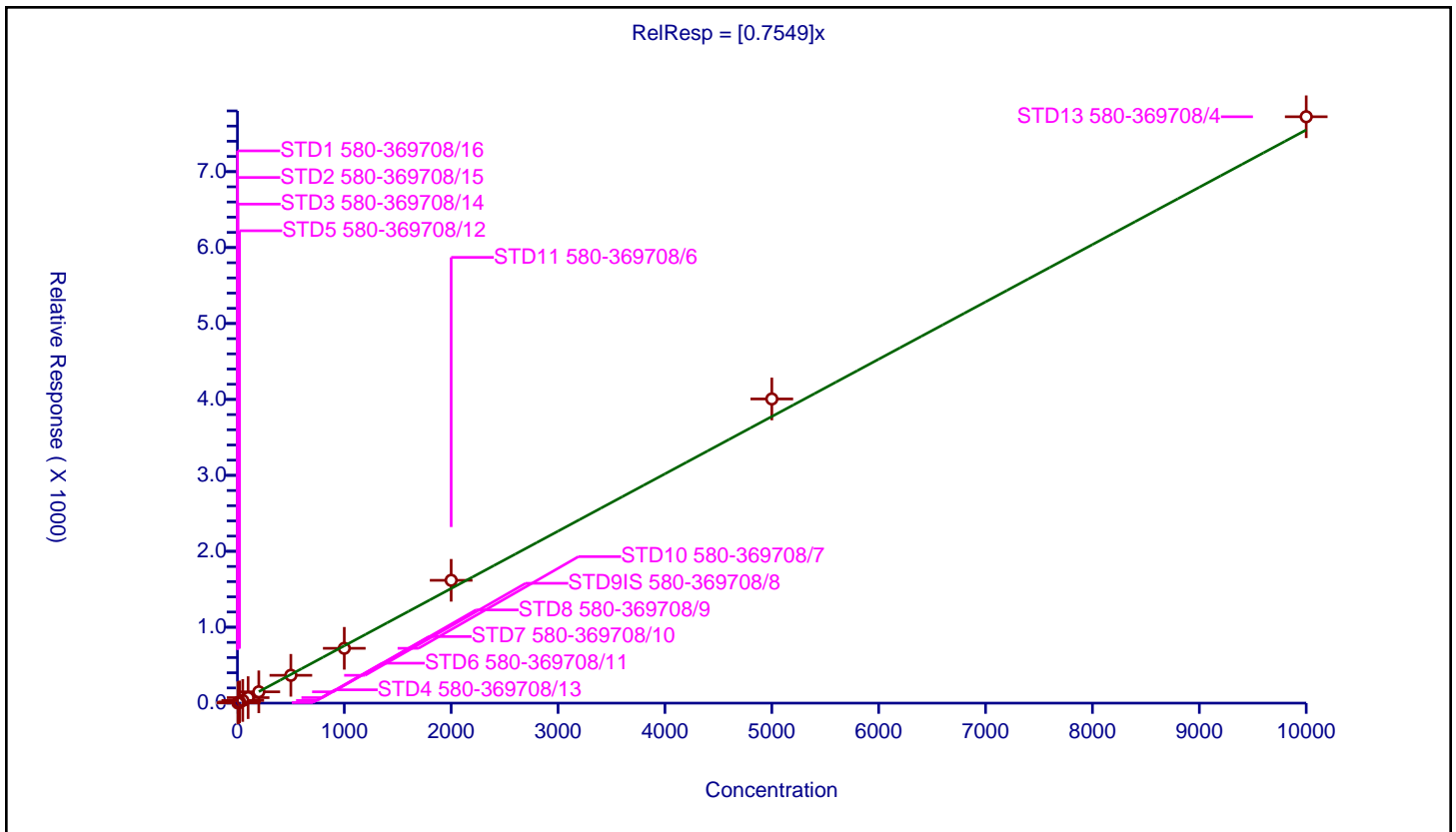
/ Terphenyl-d14

Curve Type: Average  
 Weighting: Conc\_Sq  
 Origin: Force  
 Dependency: Response  
 Calib Mode: ISTD  
 Response Base: AREA  
 RF Rounding: 0

Curve Coefficients	
Intercept:	0
Slope:	0.7549

Error Coefficients	
Standard Error:	1690000
Relative Standard Error:	4.9
Correlation Coefficient:	1.000
Coefficient of Determination (Adjusted):	0.997

ID	Level	Concentration	Rel. Resp.	IS Amount	IS Response	RRF	Used
1	STD1 580-369708/16	1.0	1.05478	100.0	34794.0	1.05478	N
2	STD2 580-369708/15	2.0	1.812822	100.0	36297.0	0.906411	N
3	STD3 580-369708/14	5.0	3.839565	100.0	36775.0	0.767913	Y
4	STD4 580-369708/13	10.0	7.360775	100.0	41300.0	0.736077	Y
5	STD5 580-369708/12	20.0	15.95902	100.0	36506.0	0.797951	Y
6	STD6 580-369708/11	50.0	34.804497	100.0	40920.0	0.69609	Y
7	STD7 580-369708/10	100.0	72.468207	100.0	49303.0	0.724682	Y
8	STD8 580-369708/9	200.0	148.897317	100.0	52735.0	0.744487	Y
9	STD9IS 580-369708/8	500.0	366.439277	100.0	58783.0	0.732879	Y
10	STD10 580-369708/7	1000.0	721.986847	100.0	64625.0	0.721987	Y
11	STD11 580-369708/6	2000.0	1617.643995	100.0	57606.0	0.808822	Y
12	STD12 580-369708/5	5000.0	4005.956593	100.0	60773.0	0.801191	Y
13	STD13 580-369708/4	10000.0	7722.993021	100.0	60327.0	0.772299	Y



Calibration

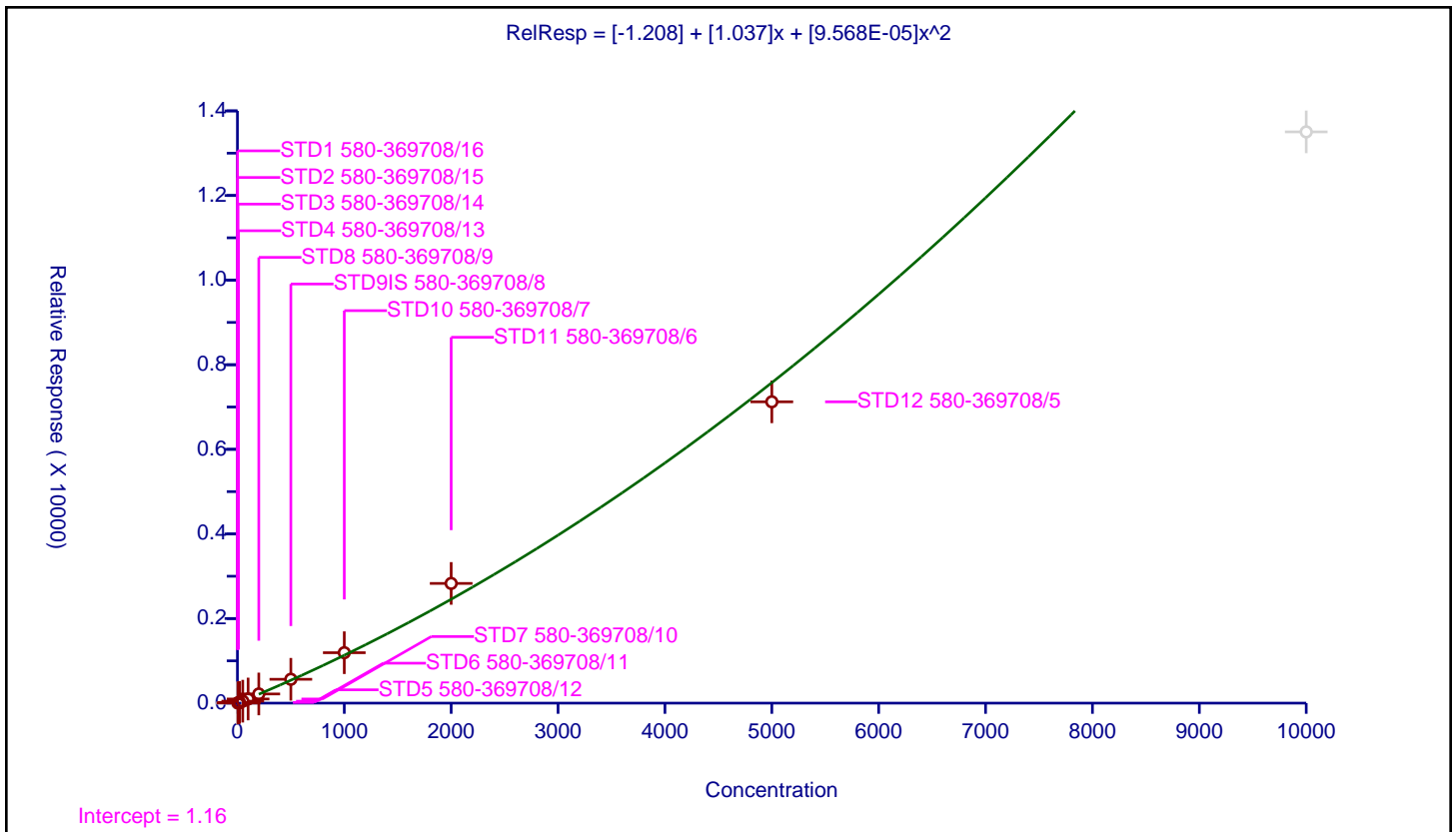
/ Benzo[a]anthracene

Curve Type: Quadratic  
 Weighting: Conc\_Sq  
 Origin: None  
 Dependency: Response  
 Calib Mode: ISTD  
 Response Base: AREA  
 RF Rounding: 0

Curve Coefficients	
Intercept:	-1.208
Slope:	1.037
Second Order:	9.568E-05

Error Coefficients	
Standard Error:	1540000
Relative Standard Error:	9.9
Correlation Coefficient:	0.997
Coefficient of Determination (Adjusted):	0.990

ID	Level	Concentration	Rel. Resp.	IS Amount	IS Response	RRF	Used
1	STD1 580-369708/16	1.0	1.272713	100.0	26086.0	1.272713	N
2	STD2 580-369708/15	2.0	1.604624	100.0	24741.0	0.802312	N
3	STD3 580-369708/14	5.0	4.092842	100.0	28220.0	0.818568	Y
4	STD4 580-369708/13	10.0	9.809292	100.0	29207.0	0.980929	Y
5	STD5 580-369708/12	20.0	15.977802	100.0	29372.0	0.79889	Y
6	STD6 580-369708/11	50.0	46.393448	100.0	31623.0	0.927869	Y
7	STD7 580-369708/10	100.0	97.890167	100.0	36164.0	0.978902	Y
8	STD8 580-369708/9	200.0	216.980848	100.0	39839.0	1.084904	Y
9	STD9IS 580-369708/8	500.0	564.02934	100.0	47308.0	1.128059	Y
10	STD10 580-369708/7	1000.0	1192.221499	100.0	55332.0	1.192221	Y
11	STD11 580-369708/6	2000.0	2829.682754	100.0	49709.0	1.414841	Y
12	STD12 580-369708/5	5000.0	7123.141687	100.0	52736.0	1.424628	Y
13	STD13 580-369708/4	10000.0	13504.161107	100.0	53207.0	1.350416	N



Calibration

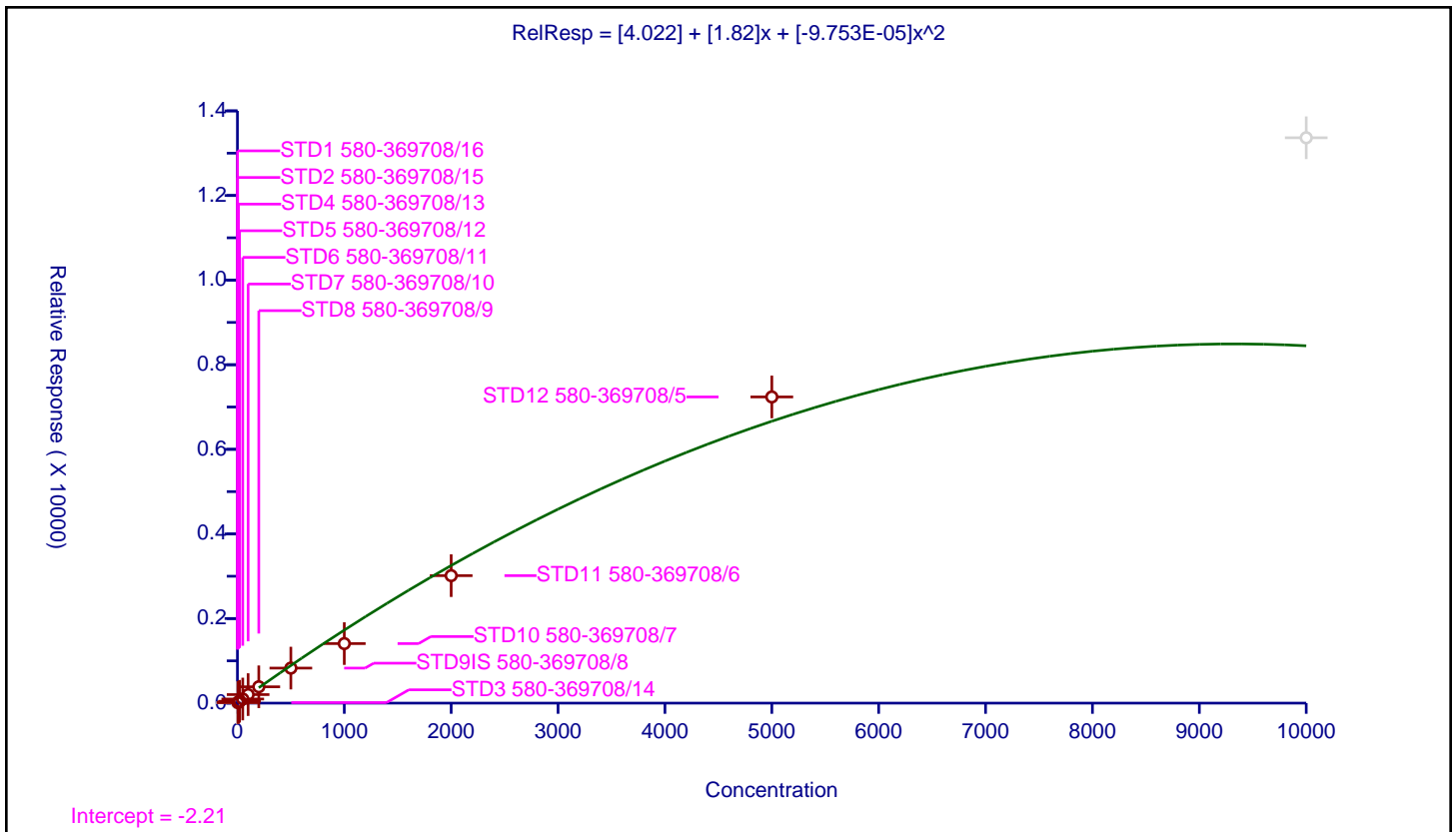
/ Chrysene

Curve Type: Quadratic  
 Weighting: Conc\_Sq  
 Origin: None  
 Dependency: Response  
 Calib Mode: ISTD  
 Response Base: AREA  
 RF Rounding: 0

Curve Coefficients	
Intercept:	4.022
Slope:	1.82
Second Order:	-9.753E-05

Error Coefficients	
Standard Error:	1580000
Relative Standard Error:	11.6
Correlation Coefficient:	0.991
Coefficient of Determination (Adjusted):	0.990

ID	Level	Concentration	Rel. Resp.	IS Amount	IS Response	RRF	Used
1	STD1 580-369708/16	1.0	9.250173	100.0	26086.0	9.250173	N
2	STD2 580-369708/15	2.0	9.381189	100.0	24741.0	4.690595	N
3	STD3 580-369708/14	5.0	12.813607	100.0	28220.0	2.562721	Y
4	STD4 580-369708/13	10.0	22.357654	100.0	29207.0	2.235765	Y
5	STD5 580-369708/12	20.0	43.578919	100.0	29372.0	2.178946	Y
6	STD6 580-369708/11	50.0	97.179268	100.0	31623.0	1.943585	Y
7	STD7 580-369708/10	100.0	202.029643	100.0	36164.0	2.020296	Y
8	STD8 580-369708/9	200.0	386.555887	100.0	39839.0	1.932779	Y
9	STD9IS 580-369708/8	500.0	828.322905	100.0	47308.0	1.656646	Y
10	STD10 580-369708/7	1000.0	1407.588737	100.0	55332.0	1.407589	Y
11	STD11 580-369708/6	2000.0	3013.663522	100.0	49709.0	1.506832	Y
12	STD12 580-369708/5	5000.0	7237.951305	100.0	52736.0	1.44759	Y
13	STD13 580-369708/4	10000.0	13364.553536	100.0	53207.0	1.336455	N



Calibration

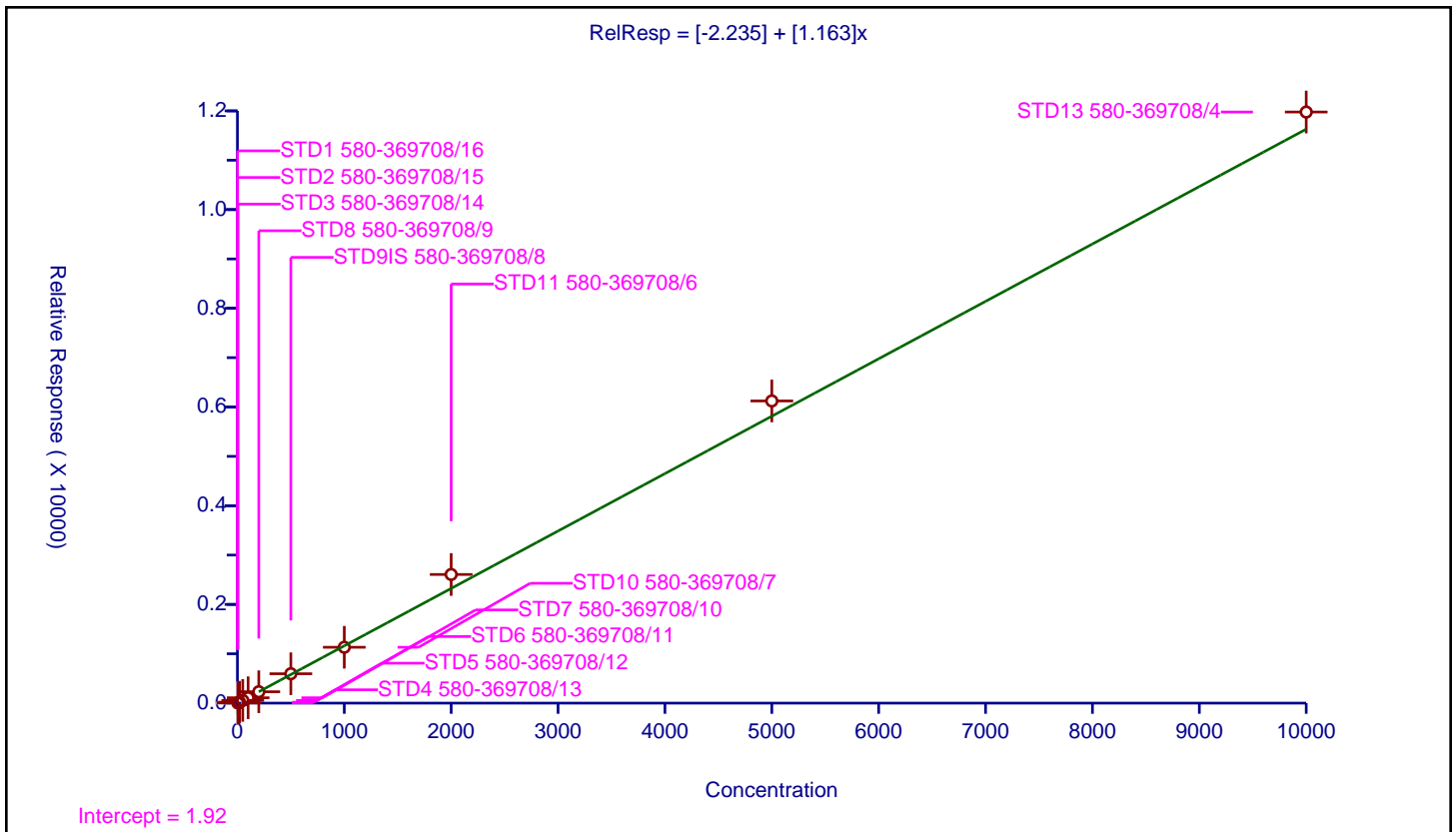
/ Benzo[b]fluoranthene

Curve Type: Linear  
 Weighting: Conc\_Sq  
 Origin: None  
 Dependency: Response  
 Calib Mode: ISTD  
 Response Base: AREA  
 RF Rounding: 0

Curve Coefficients	
Intercept:	-2.235
Slope:	1.163

Error Coefficients	
Standard Error:	2810000
Relative Standard Error:	8.8
Correlation Coefficient:	1.000
Coefficient of Determination (Adjusted):	0.991

ID	Level	Concentration	Rel. Resp.	IS Amount	IS Response	RRF	Used
1	STD1 580-369708/16	1.0	1.280897	100.0	24436.0	1.280897	N
2	STD2 580-369708/15	2.0	2.220043	100.0	25495.0	1.110022	N
3	STD3 580-369708/14	5.0	4.215949	100.0	27562.0	0.84319	Y
4	STD4 580-369708/13	10.0	7.417196	100.0	29135.0	0.74172	Y
5	STD5 580-369708/12	20.0	19.148866	100.0	30148.0	0.957443	Y
6	STD6 580-369708/11	50.0	54.701454	100.0	31352.0	1.094029	Y
7	STD7 580-369708/10	100.0	108.658885	100.0	36067.0	1.086589	Y
8	STD8 580-369708/9	200.0	230.891861	100.0	40522.0	1.154459	Y
9	STD9IS 580-369708/8	500.0	595.696405	100.0	48657.0	1.191393	Y
10	STD10 580-369708/7	1000.0	1132.014105	100.0	55866.0	1.132014	Y
11	STD11 580-369708/6	2000.0	2606.587998	100.0	53643.0	1.303294	Y
12	STD12 580-369708/5	5000.0	6122.434145	100.0	58879.0	1.224487	Y
13	STD13 580-369708/4	10000.0	11977.060202	100.0	62324.0	1.197706	Y



Calibration

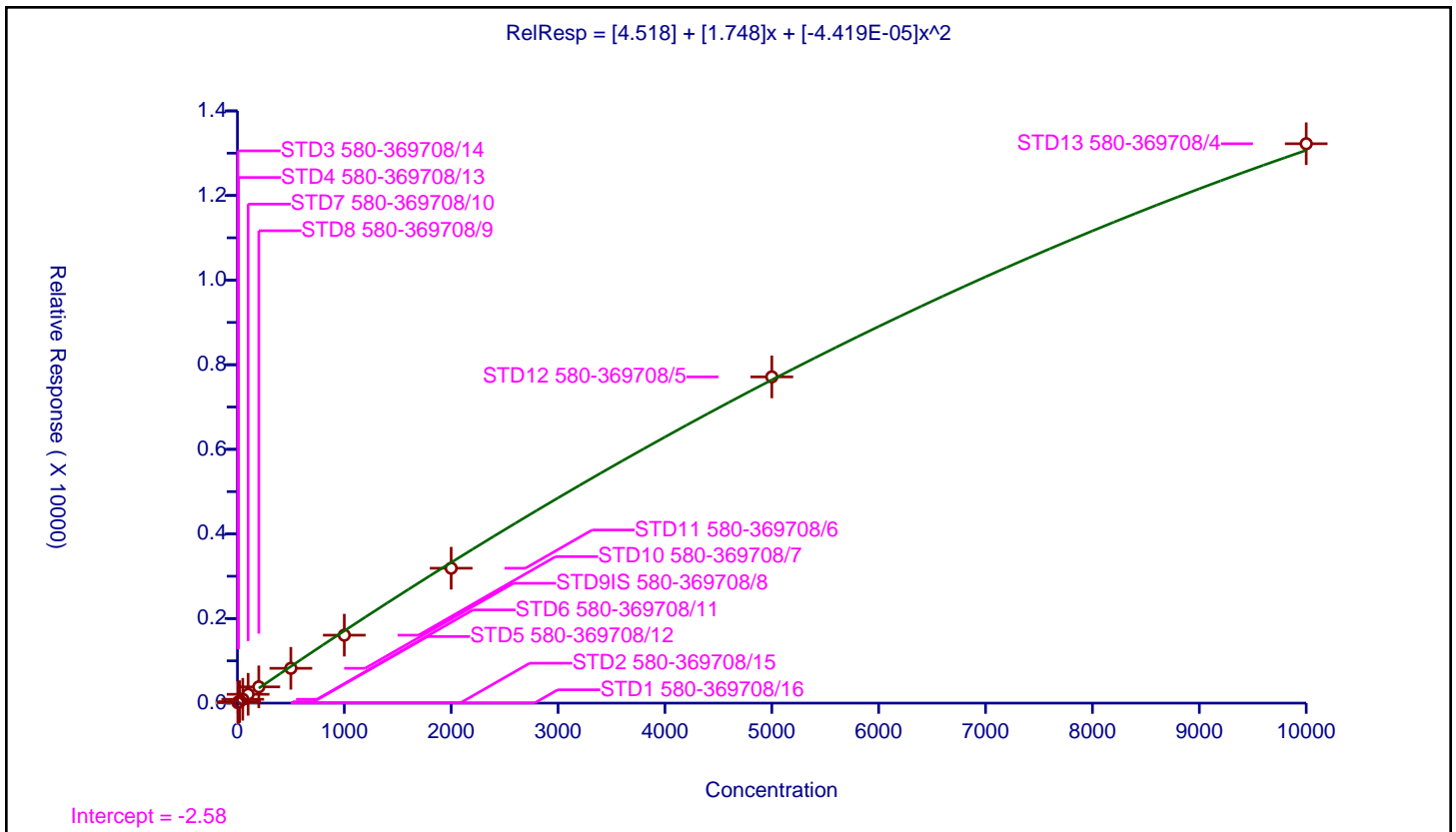
/ Benzo[k]fluoranthene

Curve Type: Quadratic  
 Weighting: Conc\_Sq  
 Origin: None  
 Dependency: Response  
 Calib Mode: ISTD  
 Response Base: AREA  
 RF Rounding: 0

Curve Coefficients	
Intercept:	4.518
Slope:	1.748
Second Order:	-4.419E-05

Error Coefficients	
Standard Error:	3390000
Relative Standard Error:	9.4
Correlation Coefficient:	0.998
Coefficient of Determination (Adjusted):	0.991

ID	Level	Concentration	Rel. Resp.	IS Amount	IS Response	RRF	Used
1	STD1 580-369708/16	1.0	3.973645	100.0	24436.0	3.973645	N
2	STD2 580-369708/15	2.0	7.303393	100.0	25495.0	3.651696	N
3	STD3 580-369708/14	5.0	13.478703	100.0	27562.0	2.695741	Y
4	STD4 580-369708/13	10.0	22.155483	100.0	29135.0	2.215548	Y
5	STD5 580-369708/12	20.0	34.048693	100.0	30148.0	1.702435	Y
6	STD6 580-369708/11	50.0	91.056392	100.0	31352.0	1.821128	Y
7	STD7 580-369708/10	100.0	208.486983	100.0	36067.0	2.08487	Y
8	STD8 580-369708/9	200.0	384.248063	100.0	40522.0	1.92124	Y
9	STD9IS 580-369708/8	500.0	823.281337	100.0	48657.0	1.646563	Y
10	STD10 580-369708/7	1000.0	1606.581821	100.0	55866.0	1.606582	Y
11	STD11 580-369708/6	2000.0	3189.159816	100.0	53643.0	1.59458	Y
12	STD12 580-369708/5	5000.0	7712.225072	100.0	58879.0	1.542445	Y
13	STD13 580-369708/4	10000.0	13223.851165	100.0	62324.0	1.322385	Y





Calibration

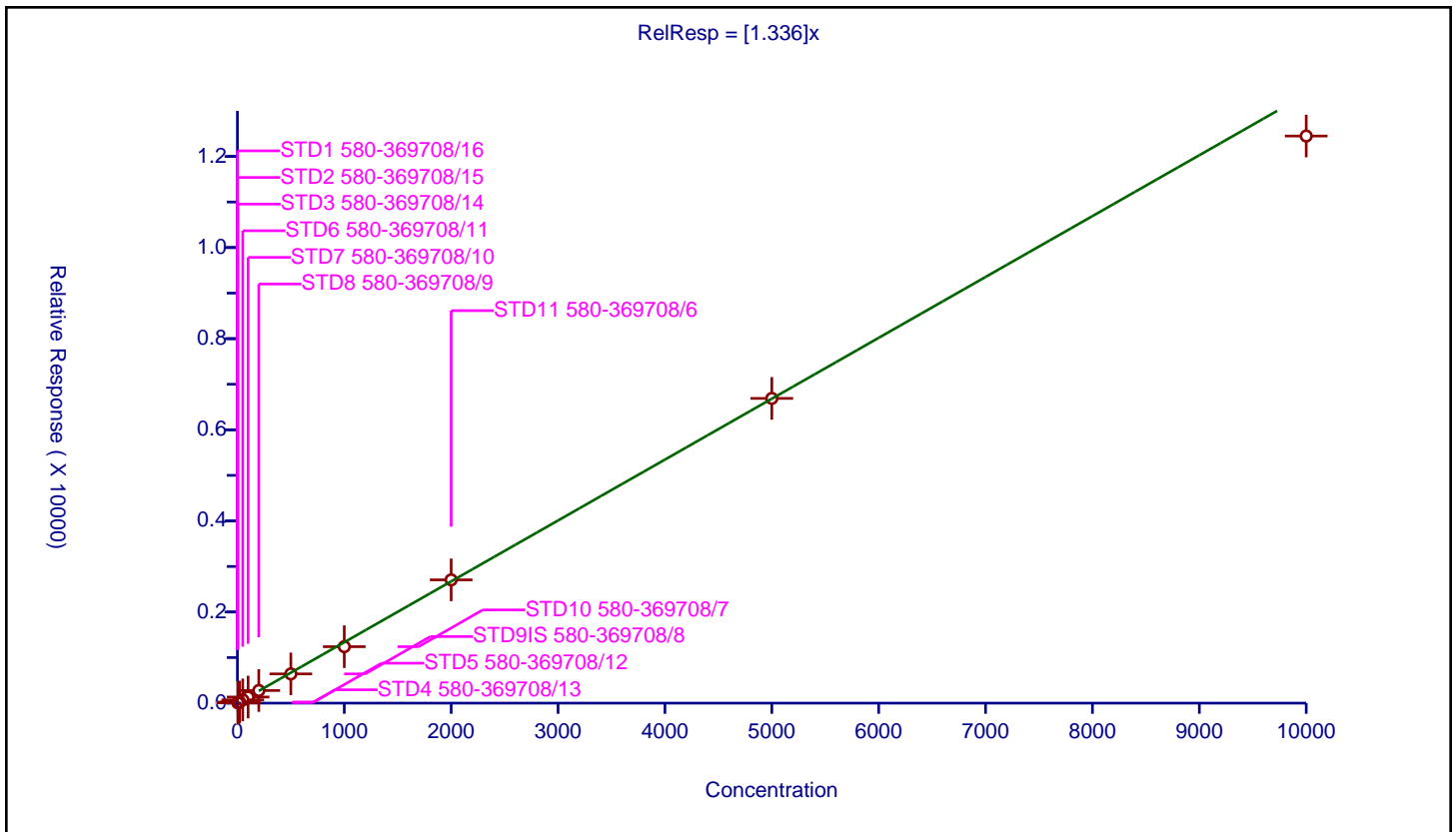
/ Benzo[a]pyrene

Curve Type: Average  
 Weighting: Conc\_Sq  
 Origin: Force  
 Dependency: Response  
 Calib Mode: ISTD  
 Response Base: AREA  
 RF Rounding: 0

Curve Coefficients	
Intercept:	0
Slope:	1.336

Error Coefficients	
Standard Error:	2800000
Relative Standard Error:	7.4
Correlation Coefficient:	1.000
Coefficient of Determination (Adjusted):	0.993

ID	Level	Concentration	Rel. Resp.	IS Amount	IS Response	RRF	Used
1	STD1 580-369708/16	1.0	4.039123	100.0	24436.0	4.039123	N
2	STD2 580-369708/15	2.0	4.667582	100.0	25495.0	2.333791	N
3	STD3 580-369708/14	5.0	7.85139	100.0	27562.0	1.570278	Y
4	STD4 580-369708/13	10.0	12.898576	100.0	29135.0	1.289858	Y
5	STD5 580-369708/12	20.0	24.718058	100.0	30148.0	1.235903	Y
6	STD6 580-369708/11	50.0	71.153355	100.0	31352.0	1.423067	Y
7	STD7 580-369708/10	100.0	133.928522	100.0	36067.0	1.339285	Y
8	STD8 580-369708/9	200.0	276.74103	100.0	40522.0	1.383705	Y
9	STD9IS 580-369708/8	500.0	641.634297	100.0	48657.0	1.283269	Y
10	STD10 580-369708/7	1000.0	1239.197365	100.0	55866.0	1.239197	Y
11	STD11 580-369708/6	2000.0	2705.680145	100.0	53643.0	1.35284	Y
12	STD12 580-369708/5	5000.0	6688.754904	100.0	58879.0	1.337751	Y
13	STD13 580-369708/4	10000.0	12448.304024	100.0	62324.0	1.24483	Y



Calibration

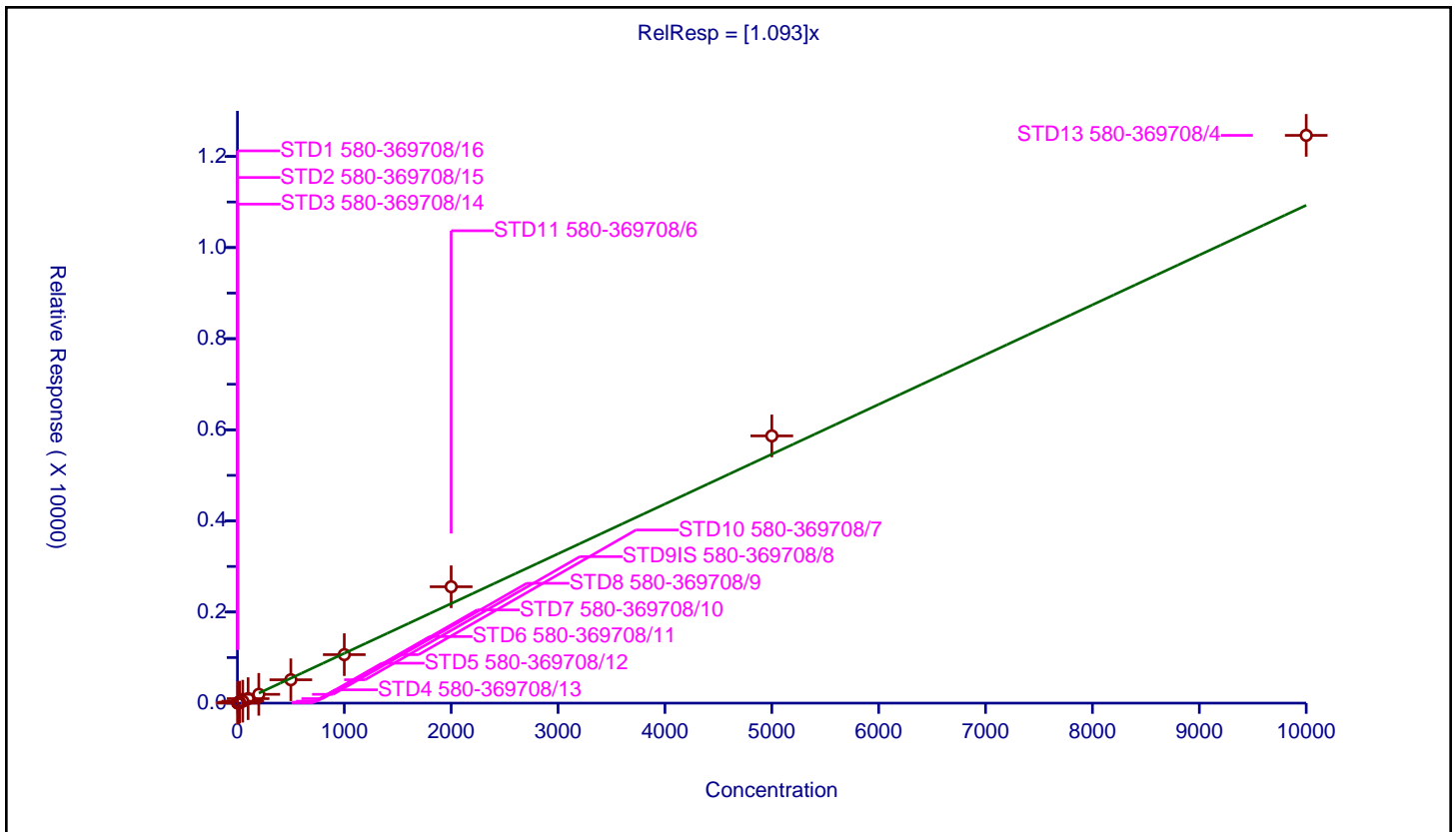
/ Indeno[1,2,3-cd]pyrene

Curve Type: Average  
 Weighting: Conc\_Sq  
 Origin: Force  
 Dependency: Response  
 Calib Mode: ISTD  
 Response Base: AREA  
 RF Rounding: 0

Curve Coefficients	
Intercept:	0
Slope:	1.093

Error Coefficients	
Standard Error:	2600000
Relative Standard Error:	12.3
Correlation Coefficient:	0.997
Coefficient of Determination (Adjusted):	0.982

ID	Level	Concentration	Rel. Resp.	IS Amount	IS Response	RRF	Used
1	STD1 580-369708/16	1.0	1.587821	100.0	24436.0	1.587821	N
2	STD2 580-369708/15	2.0	2.545597	100.0	25495.0	1.272799	Y
3	STD3 580-369708/14	5.0	5.830491	100.0	27562.0	1.166098	Y
4	STD4 580-369708/13	10.0	10.207654	100.0	29135.0	1.020765	Y
5	STD5 580-369708/12	20.0	21.255141	100.0	30148.0	1.062757	Y
6	STD6 580-369708/11	50.0	42.555499	100.0	31352.0	0.85111	Y
7	STD7 580-369708/10	100.0	98.691324	100.0	36067.0	0.986913	Y
8	STD8 580-369708/9	200.0	193.270322	100.0	40522.0	0.966352	Y
9	STD9IS 580-369708/8	500.0	512.8779	100.0	48657.0	1.025756	Y
10	STD10 580-369708/7	1000.0	1064.20721	100.0	55866.0	1.064207	Y
11	STD11 580-369708/6	2000.0	2554.765766	100.0	53643.0	1.277383	Y
12	STD12 580-369708/5	5000.0	5866.059206	100.0	58879.0	1.173212	Y
13	STD13 580-369708/4	10000.0	12462.548938	100.0	62324.0	1.246255	Y



Calibration

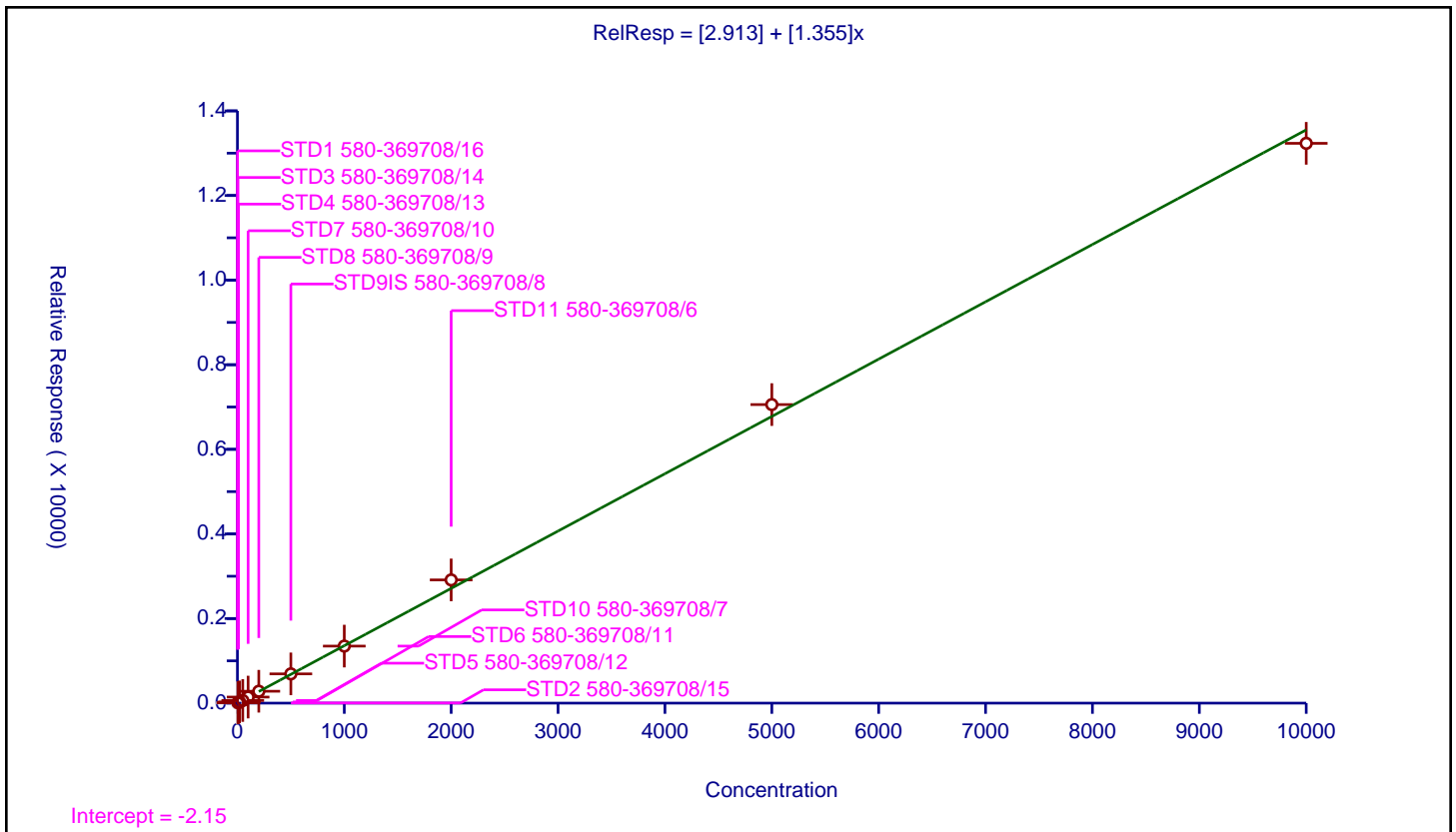
/ Dibenz(a,h)anthracene

Curve Type: Linear  
 Weighting: Conc\_Sq  
 Origin: None  
 Dependency: Response  
 Calib Mode: ISTD  
 Response Base: AREA  
 RF Rounding: 0

Curve Coefficients	
Intercept:	2.913
Slope:	1.355

Error Coefficients	
Standard Error:	3130000
Relative Standard Error:	5.8
Correlation Coefficient:	1.000
Coefficient of Determination (Adjusted):	0.996

ID	Level	Concentration	Rel. Resp.	IS Amount	IS Response	RRF	Used
1	STD1 580-369708/16	1.0	4.477001	100.0	24436.0	4.477001	N
2	STD2 580-369708/15	2.0	3.828202	100.0	25495.0	1.914101	N
3	STD3 580-369708/14	5.0	9.850519	100.0	27562.0	1.970104	Y
4	STD4 580-369708/13	10.0	16.481895	100.0	29135.0	1.648189	Y
5	STD5 580-369708/12	20.0	28.423113	100.0	30148.0	1.421156	Y
6	STD6 580-369708/11	50.0	61.948201	100.0	31352.0	1.238964	Y
7	STD7 580-369708/10	100.0	143.086478	100.0	36067.0	1.430865	Y
8	STD8 580-369708/9	200.0	280.857312	100.0	40522.0	1.404287	Y
9	STD9IS 580-369708/8	500.0	691.666153	100.0	48657.0	1.383332	Y
10	STD10 580-369708/7	1000.0	1348.188523	100.0	55866.0	1.348189	Y
11	STD11 580-369708/6	2000.0	2912.620472	100.0	53643.0	1.45631	Y
12	STD12 580-369708/5	5000.0	7057.41266	100.0	58879.0	1.411483	Y
13	STD13 580-369708/4	10000.0	13232.988897	100.0	62324.0	1.323299	Y



Calibration

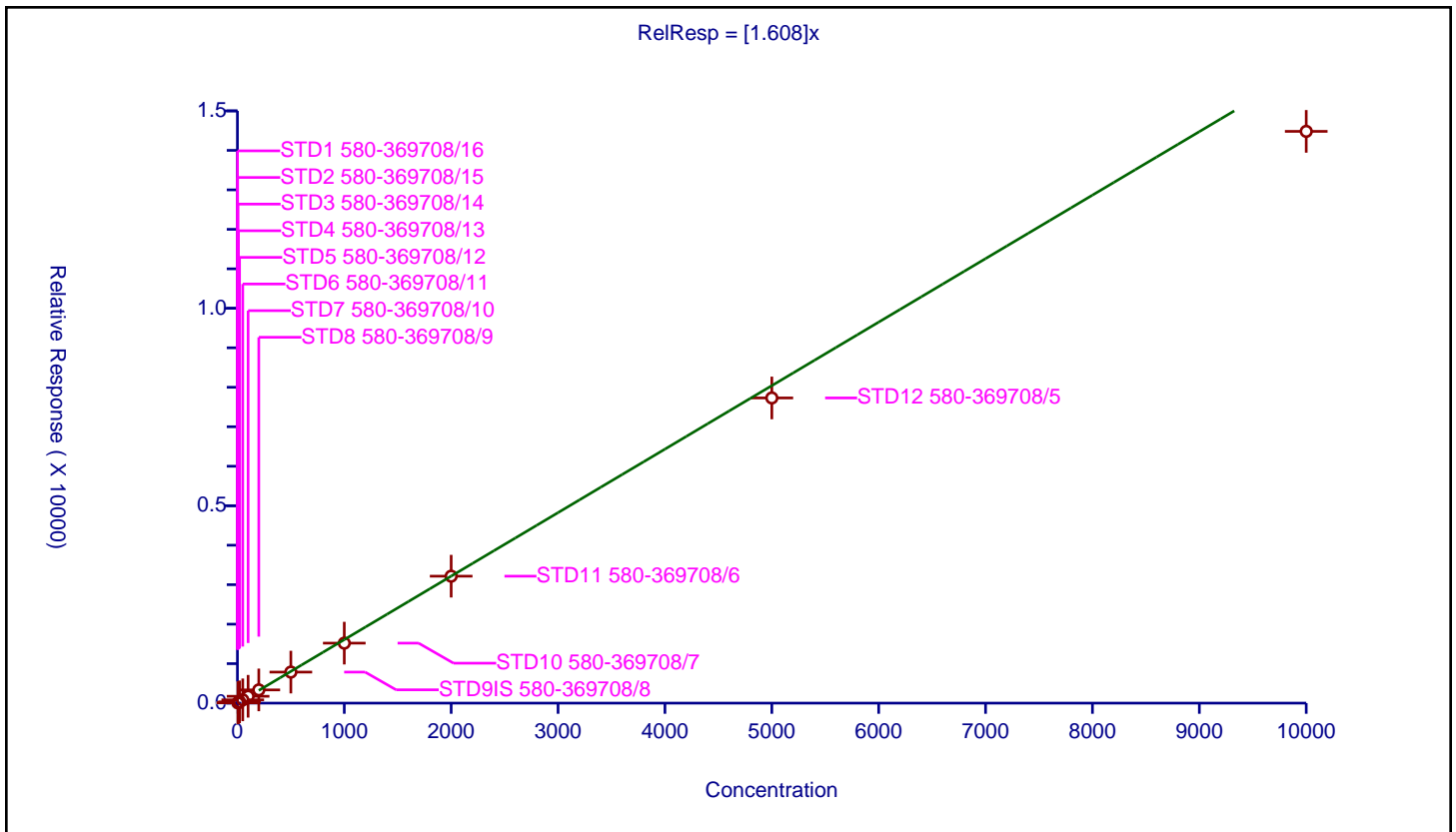
/ Benzo[g,h,i]perylene

Curve Type: Average  
 Weighting: Conc\_Sq  
 Origin: Force  
 Dependency: Response  
 Calib Mode: ISTD  
 Response Base: AREA  
 RF Rounding: 0

Curve Coefficients	
Intercept:	0
Slope:	1.608

Error Coefficients	
Standard Error:	3250000
Relative Standard Error:	5.1
Correlation Coefficient:	1.000
Coefficient of Determination (Adjusted):	0.997

ID	Level	Concentration	Rel. Resp.	IS Amount	IS Response	RRF	Used
1	STD1 580-369708/16	1.0	3.396628	100.0	24436.0	3.396628	N
2	STD2 580-369708/15	2.0	4.96568	100.0	25495.0	2.48284	N
3	STD3 580-369708/14	5.0	8.388361	100.0	27562.0	1.677672	Y
4	STD4 580-369708/13	10.0	16.248498	100.0	29135.0	1.62485	Y
5	STD5 580-369708/12	20.0	32.320552	100.0	30148.0	1.616028	Y
6	STD6 580-369708/11	50.0	83.401378	100.0	31352.0	1.668028	Y
7	STD7 580-369708/10	100.0	173.42446	100.0	36067.0	1.734245	Y
8	STD8 580-369708/9	200.0	335.245052	100.0	40522.0	1.676225	Y
9	STD9IS 580-369708/8	500.0	786.511704	100.0	48657.0	1.573023	Y
10	STD10 580-369708/7	1000.0	1519.321233	100.0	55866.0	1.519321	Y
11	STD11 580-369708/6	2000.0	3215.455884	100.0	53643.0	1.607728	Y
12	STD12 580-369708/5	5000.0	7729.22604	100.0	58879.0	1.545845	Y
13	STD13 580-369708/4	10000.0	14481.093961	100.0	62324.0	1.448109	Y



FORM VI  
GC/MS SEMI VOA BY INTERNAL STANDARD - INITIAL CALIBRATION DATA  
CURVE EVALUATION

Lab Name: Eurofins Seattle Job No.: 580-111058-1 Analy Batch No.: 378263

SDG No.: \_\_\_\_\_

Instrument ID: TAC050 GC Column: ZB-SV ID: 0.25 (mm) Heated Purge: (Y/N) N

Calibration Start Date: 01/14/2022 01:16 Calibration End Date: 01/14/2022 05:04 Calibration ID: 31897

Calibration Files

LEVEL:	LAB SAMPLE ID:	LAB FILE ID:
Level 1	STD1 580-378263/16	SIM011322b026.D
Level 2	STD2 580-378263/15	SIM011322b025.D
Level 3	STD3 580-378263/14	SIM011322b024.D
Level 4	STD4 580-378263/13	SIM011322b023.D
Level 5	STD5 580-378263/12	SIM011322b022.D
Level 6	STD6 580-378263/11	SIM011322b021.D
Level 7	STD7 580-378263/10	SIM011322b020.D
Level 8	STD8 580-378263/9	SIM011322b019.D
Level 9	STD9IS 580-378263/8	SIM011322b018.D
Level 10	STD10 580-378263/7	SIM011322b017.D
Level 11	STD11 580-378263/6	SIM011322b016.D
Level 12	STD12 580-378263/5	SIM011322b015.D
Level 13	STD13 580-378263/4	SIM011322b014.D

ANALYTE	RRF					CURVE TYPE	COEFFICIENT			#	MIN RRF	%RSD	#	MAX %RSD	R^2 OR COD	#	MIN R^2 OR COD
	LVL 1	LVL 2	LVL 3	LVL 4	LVL 5		B	M1	M2								
	LVL 6	LVL 7	LVL 8	LVL 9	LVL 10												
Naphthalene	+++++	1.1832	1.1041	1.0790	1.0850	Ave	1.057			0.7000	5.4		15.0				
	1.0572	1.0588	1.0251	1.0709	1.0433		7										
	0.9985	1.0347	0.9521														
2-Methylnaphthalene	0.5884	0.6568	0.6161	0.6029	0.6054	Ave	0.599			0.4000	3.7		15.0				
	0.5983	0.5949	0.5747	0.6011	0.5839		8										
	0.5702	0.6172	0.5877														
1-Methylnaphthalene	0.6414	0.6382	0.5889	0.5793	0.5850	Ave	0.581			0.4000	5.1		15.0				
	0.5715	0.5660	0.5479	0.5724	0.5639		0										
	0.5489	0.5912	0.5584														
Acenaphthylene	2.1933	2.2176	2.0998	2.0636	2.0810	Ave	2.114			0.9000	3.4		15.0				
	2.0847	2.0859	2.0647	2.1743	2.1550		1										
	2.0927	2.2109	1.9604														
Acenaphthene	1.3777	1.4871	1.3472	1.3227	1.3258	Ave	1.326			0.9000	4.9		15.0				
	1.3094	1.2994	1.2867	1.3492	1.3221		7										
	1.2729	1.3461	1.2012														
Fluorene	1.6312	1.6605	1.5052	1.4255	1.3820	Ave	1.479			0.9000	6.0		15.0				
	1.4001	1.4402	1.4316	1.5164	1.4840		1										
	1.4385	1.5298	1.3835														
Pentachlorophenol	+++++	+++++	+++++	+++++	+++++	Qua2	-8.15	0.098	0.0000251	0.0500	11.5			0.9900		0.9900	
	0.0267	0.0513	0.0753	0.1234	0.1625		7	4									
	0.1875	+++++	+++++														

Note: The M1 coefficient is the same as Ave RRF for an Ave curve type.

FORM VI  
GC/MS SEMI VOA BY INTERNAL STANDARD - INITIAL CALIBRATION DATA  
CURVE EVALUATION

Lab Name: Eurofins Seattle Job No.: 580-111058-1 Analy Batch No.: 378263

SDG No.: \_\_\_\_\_

Instrument ID: TAC050 GC Column: ZB-SV ID: 0.25 (mm) Heated Purge: (Y/N) N

Calibration Start Date: 01/14/2022 01:16 Calibration End Date: 01/14/2022 05:04 Calibration ID: 31897

ANALYTE	RRF					CURVE TYPE	COEFFICIENT			#	MIN RRF	%RSD	#	MAX %RSD	R^2 OR COD	#	MIN R^2 OR COD
	LVL 1	LVL 2	LVL 3	LVL 4	LVL 5		B	M1	M2								
	LVL 6	LVL 7	LVL 8	LVL 9	LVL 10												
	LVL 11	LVL 12	LVL 13														
Phenanthrene	++++ 1.2641 1.2329	1.9506 1.2773 1.3063	1.6138 1.2434 1.1734	1.3764 1.3095	1.2980 1.2965	Lin2	1.430 8	1.255 9		0.7000	3.7			0.9990		0.9900	
Anthracene	2.3820 1.2487 1.2527	1.9058 1.2352 1.3644	1.5794 1.2133 1.2394	1.3535 1.2985	1.3007 1.3025	Lin2	1.153 0	1.269 1		0.7000	4.3			0.9980		0.9900	
Fluoranthene	++++ 1.2430 1.2352	1.9679 1.2716 1.3153	1.6023 1.2115 1.2282	1.3090 1.2759	1.2387 1.2900	Lin2	1.461 6	1.240 8		0.6000	4.3			0.9980		0.9900	
Pyrene	++++ 1.2713 1.3202	2.1057 1.4006 1.3881	1.7542 1.2627 1.2825	1.3340 1.3339	1.2928 1.3786	Lin2	1.619 9	1.307 1		0.6000	6.3			0.9960		0.9900	
Benzo[a]anthracene	++++ 1.3906 1.4783	2.4076 1.4431 1.5802	1.8197 1.4102 1.4117	1.5003 1.4876	1.4786 1.4927	Lin2	1.883 5	1.435 5		0.8000	5.2			0.9970		0.9900	
Chrysene	++++ 1.5543 1.4499	2.5777 1.5055 1.5809	1.9873 1.4653 1.4003	1.7937 1.5367	1.6080 1.4918	Lin2	2.224 0	1.497 9		0.7000	3.7			0.9990		0.9900	
Bis(2-ethylhexyl) phthalate	2.9082 1.7581 2.0475	2.3387 1.7970 2.2784	1.7627 1.7485 ++++	1.5692 1.8919	1.5986 1.9798	Qua2	1.189 9	1.685 8	0.0001352	0.0100	7.9			0.9940		0.9900	
Benzo[b]fluoranthene	2.3584 1.2545 1.3072	1.8766 1.2933 1.4464	1.5292 1.2494 1.3422	1.3045 1.3744	1.2677 1.3491	Lin2	1.061 7	1.303 7		0.7000	5.6			0.9970		0.9900	
Benzo[k]fluoranthene	2.5810 1.4037 1.4699	2.0639 1.4003 1.5369	1.7594 1.4405 1.4168	1.6926 1.4756	1.4542 1.4746	Lin2	1.153 0	1.460 9		0.7000	4.4			0.9980		0.9900	
Benzo[a]pyrene	2.3501 1.2237 1.3406	1.8881 1.2679 1.4407	1.5462 1.2822 1.3359	1.2619 1.3732	1.2323 1.3724	Lin2	1.061 4	1.300 8		0.7000	6.7			0.9950		0.9900	
Indeno[1,2,3-cd]pyrene	++++ 0.9867 1.1845	++++ 1.0590 1.2612	1.1426 1.0976 1.1694	0.9654 1.1885	0.9180 1.2046	Qua2	-0.22 7	1.088 4	0.0000155	0.5000	9.6			0.9910		0.9900	
Dibenz(a,h)anthracene	2.0285 1.2194 1.3192	1.6397 1.1007 1.4407	1.4496 1.2326 1.3355	1.2020 1.3262	1.1262 1.3471	Lin2	0.758 3	1.256 6		0.4000	8.8			0.9920		0.9900	

Note: The M1 coefficient is the same as Ave RRF for an Ave curve type.

FORM VI  
GC/MS SEMI VOA BY INTERNAL STANDARD - INITIAL CALIBRATION DATA  
CURVE EVALUATION

Lab Name: Eurofins Seattle Job No.: 580-111058-1 Analy Batch No.: 378263

SDG No.: \_\_\_\_\_

Instrument ID: TAC050 GC Column: ZB-SV ID: 0.25 (mm) Heated Purge: (Y/N) N

Calibration Start Date: 01/14/2022 01:16 Calibration End Date: 01/14/2022 05:04 Calibration ID: 31897

ANALYTE	RRF					CURVE TYPE	COEFFICIENT			#	MIN RRF	%RSD	#	MAX %RSD	R^2 OR COD	#	MIN R^2 OR COD
	LVL 1	LVL 2	LVL 3	LVL 4	LVL 5		B	M1	M2								
	LVL 6	LVL 7	LVL 8	LVL 9	LVL 10												
	LVL 11	LVL 12	LVL 13														
Benzo[g,h,i]perylene	2.3171	1.8996	1.6173	1.3605	1.3326	Lin2	0.976	1.361			0.5000	5.0		0.9970		0.9900	
	1.3097	1.3225	1.3625	1.4075	1.4232		6	8									
	1.3894	1.4769	1.3291														
2-methylnaphthalene-d10	0.5884	0.6591	0.5915	0.5911	0.5949	Ave		0.591				4.0	15.0				
	0.5882	0.5862	0.5683	0.5988	0.5880			6									
	0.5680	0.6035	0.5648														
2-Fluorobiphenyl	1.7194	1.7656	1.6869	1.6449	1.6462	Ave		1.600				6.2	15.0				
	1.6205	1.5973	1.5685	1.5881	1.5362			2									
	1.4710	1.5637	1.3939														
2,4,6-Tribromophenol	+++++	+++++	+++++	0.1887	0.2060	Qual	-1.44	0.266	0.0000102			13.0		1.0000		0.9900	
	0.1939	0.2361	0.2392	0.2681	0.2839		1	9									
	0.2875	0.3170	+++++														
Fluoranthene-d10 (Surr)	+++++	1.6405	1.3242	1.0806	1.0359	Lin2	1.214	1.031				4.7		0.9980		0.9900	
	1.0213	1.0561	0.9976	1.0563	1.0803		0	8									
	1.0469	1.1089	1.0122														
Terphenyl-d14	+++++	+++++	0.9976	0.8333	0.7379	Ave		0.801				9.4	15.0				
	0.7322	0.7825	0.7405	0.8193	0.8219			4									
	0.7756	0.8242	0.7508														

Note: The M1 coefficient is the same as Ave RRF for an Ave curve type.

FORM VI  
GC/MS SEMI VOA BY INTERNAL STANDARD - INITIAL CALIBRATION DATA  
RESPONSE AND CONCENTRATION

Lab Name: Eurofins Seattle Job No.: 580-111058-1 Analy Batch No.: 378263

SDG No.: \_\_\_\_\_

Instrument ID: TAC050 GC Column: ZB-SV ID: 0.25 (mm) Heated Purge: (Y/N) N

Calibration Start Date: 01/14/2022 01:16 Calibration End Date: 01/14/2022 05:04 Calibration ID: 31897

Calibration Files

LEVEL:	LAB SAMPLE ID:	LAB FILE ID:
Level 1	STD1 580-378263/16	SIM011322b026.D
Level 2	STD2 580-378263/15	SIM011322b025.D
Level 3	STD3 580-378263/14	SIM011322b024.D
Level 4	STD4 580-378263/13	SIM011322b023.D
Level 5	STD5 580-378263/12	SIM011322b022.D
Level 6	STD6 580-378263/11	SIM011322b021.D
Level 7	STD7 580-378263/10	SIM011322b020.D
Level 8	STD8 580-378263/9	SIM011322b019.D
Level 9	STD9IS 580-378263/8	SIM011322b018.D
Level 10	STD10 580-378263/7	SIM011322b017.D
Level 11	STD11 580-378263/6	SIM011322b016.D
Level 12	STD12 580-378263/5	SIM011322b015.D
Level 13	STD13 580-378263/4	SIM011322b014.D

ANALYTE	IS REF	CURVE TYPE	RESPONSE					CONCENTRATION (UG/L)					
			LVL 1	LVL 2	LVL 3	LVL 4	LVL 5	LVL 1	LVL 2	LVL 3	LVL 4	LVL 5	
			LVL 6	LVL 7	LVL 8	LVL 9	LVL 10	LVL 6	LVL 7	LVL 8	LVL 9	LVL 10	
			LVL 11	LVL 12	LVL 13				LVL 11	LVL 12	LVL 13		
Naphthalene	NPT	Ave	+++++	508	1258	2280	4620	+++++	2.00	5.00	10.0	20.0	
			11320	24209	52945	118848	242151	50.0	100	200	500	1000	
			455448	1129737	2265154				2000	5000	10000		
2-Methylnaphthalene	NPT	Ave	122	282	702	1274	2578	1.00	2.00	5.00	10.0	20.0	
			6407	13602	29681	66711	135530	50.0	100	200	500	1000	
			260099	673905	1398242				2000	5000	10000		
1-Methylnaphthalene	NPT	Ave	133	274	671	1224	2491	1.00	2.00	5.00	10.0	20.0	
			6120	12942	28297	63527	130882	50.0	100	200	500	1000	
			250376	645502	1328414				2000	5000	10000		
Acenaphthylene	ANT	Ave	199	422	1063	1947	4001	1.00	2.00	5.00	10.0	20.0	
			10119	21750	48540	112225	237007	50.0	100	200	500	1000	
			459226	1173013	2434168				2000	5000	10000		
Acenaphthene	ANT	Ave	125	283	682	1248	2549	1.00	2.00	5.00	10.0	20.0	
			6356	13549	30250	69640	145402	50.0	100	200	500	1000	
			279319	714176	1491471				2000	5000	10000		
Fluorene	ANT	Ave	148	316	762	1345	2657	1.00	2.00	5.00	10.0	20.0	
			6796	15017	33656	78269	163209	50.0	100	200	500	1000	
			315659	811630	1717929				2000	5000	10000		
Pentachlorophenol	CRY	Qua2	+++++	+++++	+++++	+++++	+++++	+++++	+++++	+++++	+++++	+++++	
			304	1359	4235	15457	44279	100	200	400	1000	2000	
			100947	+++++	+++++				4000	+++++	+++++		



FORM VI  
GC/MS SEMI VOA BY INTERNAL STANDARD - INITIAL CALIBRATION DATA  
RESPONSE AND CONCENTRATION

Lab Name: Eurofins Seattle Job No.: 580-111058-1 Analy Batch No.: 378263

SDG No.: \_\_\_\_\_

Instrument ID: TAC050 GC Column: ZB-SV ID: 0.25 (mm) Heated Purge: (Y/N) N

Calibration Start Date: 01/14/2022 01:16 Calibration End Date: 01/14/2022 05:04 Calibration ID: 31897

ANALYTE	IS REF	CURVE TYPE	RESPONSE					CONCENTRATION (UG/L)				
			LVL 1	LVL 2	LVL 3	LVL 4	LVL 5	LVL 1	LVL 2	LVL 3	LVL 4	LVL 5
			LVL 6	LVL 7	LVL 8	LVL 9	LVL 10	LVL 6	LVL 7	LVL 8	LVL 9	LVL 10
			LVL 11	LVL 12	LVL 13		LVL 11	LVL 12	LVL 13			
Phenanthrene	PHN	Lin2	++++ 9336 422623	566 21252 1092665	1265 45268 2257550	1982 102631	3789 217890	++++ 50.0 2000	2.00 100 5000	5.00 200 10000	10.0 500	20.0 1000
Anthracene	PHN	Lin2	339 9222 429392	553 20551 1141218	1238 44171 2384546	1949 101772	3797 218902	1.00 50.0 2000	2.00 100 5000	5.00 200 10000	10.0 500	20.0 1000
Fluoranthene	PHN	Lin2	++++ 9180 423401	571 21157 1100144	1256 44105 2362929	1885 99999	3616 216797	++++ 50.0 2000	2.00 100 5000	5.00 200 10000	10.0 500	20.0 1000
Pyrene	PHN	Lin2	++++ 9389 452528	611 23304 1161089	1375 45971 2467420	1921 104547	3774 231682	++++ 50.0 2000	2.00 100 5000	5.00 200 10000	10.0 500	20.0 1000
Benzo[a]anthracene	CRY	Lin2	++++ 7909 398056	524 19122 1050296	1118 39640 2263685	1677 93139	3279 203397	++++ 50.0 2000	2.00 100 5000	5.00 200 10000	10.0 500	20.0 1000
Chrysene	CRY	Lin2	++++ 8840 390408	561 19950 1050734	1221 41189 2245321	2005 96213	3566 203276	++++ 50.0 2000	2.00 100 5000	5.00 200 10000	10.0 500	20.0 1000
Bis(2-ethylhexyl) phthalate	CRY	Qua2	301 9999 551318	509 23812 1514360	1083 49150 ++++	1754 118452	3545 269774	1.00 50.0 2000	2.00 100 5000	5.00 200 ++++	10.0 500	20.0 1000
Benzo[b]fluoranthene	PRY	Lin2	286 8556 408952	491 20162 1135616	1076 40711 2440243	1654 97903	3324 209981	1.00 50.0 2000	2.00 100 5000	5.00 200 10000	10.0 500	20.0 1000
Benzo[k]fluoranthene	PRY	Lin2	313 9574 459854	540 21829 1206698	1238 46936 2575872	2146 105112	3813 229502	1.00 50.0 2000	2.00 100 5000	5.00 200 10000	10.0 500	20.0 1000
Benzo[a]pyrene	PRY	Lin2	285 8346 419408	494 19766 1131186	1088 41778 2428829	1600 97822	3231 213598	1.00 50.0 2000	2.00 100 5000	5.00 200 10000	10.0 500	20.0 1000
Indeno[1,2,3-cd]pyrene	PRY	Qua2	++++ 6730 370557	++++ 16508 990249	804 35765 2126159	1224 84665	2407 187487	++++ 50.0 2000	++++ 100 5000	5.00 200 10000	10.0 500	20.0 1000
Dibenz(a,h)anthracene	PRY	Lin2	246 8317	429 17159	1020 40164	1524 94470	2953 209663	1.00 50.0	2.00 100	5.00 200	10.0 500	20.0 1000

FORM VI  
GC/MS SEMI VOA BY INTERNAL STANDARD - INITIAL CALIBRATION DATA  
RESPONSE AND CONCENTRATION

Lab Name: Eurofins Seattle Job No.: 580-111058-1 Analy Batch No.: 378263

SDG No.: \_\_\_\_\_

Instrument ID: TAC050 GC Column: ZB-SV ID: 0.25 (mm) Heated Purge: (Y/N) N

Calibration Start Date: 01/14/2022 01:16 Calibration End Date: 01/14/2022 05:04 Calibration ID: 31897

ANALYTE	IS REF	CURVE TYPE	RESPONSE					CONCENTRATION (UG/L)				
			LVL 1	LVL 2	LVL 3	LVL 4	LVL 5	LVL 1	LVL 2	LVL 3	LVL 4	LVL 5
			LVL 6	LVL 7	LVL 8	LVL 9	LVL 10	LVL 6	LVL 7	LVL 8	LVL 9	LVL 10
			LVL 11	LVL 12	LVL 13		LVL 11	LVL 12	LVL 13			
			412698	1131196	2428114			2000	5000	10000		
Benzo[g,h,i]perylene	PRY	Lin2	281	497	1138	1725	3494	1.00	2.00	5.00	10.0	20.0
			8933	20616	44397	100263	221508	50.0	100	200	500	1000
			434660	1159620	2416384			2000	5000	10000		
2-methylnaphthalene-d10	NPT	Ave	122	283	674	1249	2533	1.00	2.00	5.00	10.0	20.0
			6298	13403	29353	66447	136490	50.0	100	200	500	1000
			259103	658935	1343563			2000	5000	10000		
2-Fluorobiphenyl	ANT	Ave	156	336	854	1552	3165	1.00	2.00	5.00	10.0	20.0
			7866	16655	36875	81972	168952	50.0	100	200	500	1000
			322797	829635	1730752			2000	5000	10000		
2,4,6-Tribromophenol	ANT	Qual	+++++	+++++	+++++	178	396	+++++	+++++	+++++	10.0	20.0
			941	2462	5623	13836	31220	50.0	100	200	500	1000
			63090	168193	+++++			2000	5000	+++++		
Fluoranthene-d10 (Surr)	PHN	Lin2	+++++	476	1038	1556	3024	+++++	2.00	5.00	10.0	20.0
			7543	17571	36319	82791	181549	50.0	100	200	500	1000
			358856	927539	1947324			2000	5000	10000		
Terphenyl-d14	PHN	Ave	+++++	+++++	782	1200	2154	+++++	+++++	5.00	10.0	20.0
			5408	13020	26958	64209	138125	50.0	100	200	500	1000
			265872	689419	1444527			2000	5000	10000		

Curve Type Legend

Ave = Average ISTD  
 Lin2 = Linear 1/conc^2 ISTD  
 Qual = Quadratic 1/conc ISTD  
 Qua2 = Quadratic 1/conc^2 ISTD

FORM VI  
GC/MS SEMI VOA BY INTERNAL STANDARD - INITIAL CALIBRATION DATA  
READBCK PERCENT ERROR

Lab Name: Eurofins Seattle Job No.: 580-111058-1 Analy Batch No.: 378263

SDG No.: \_\_\_\_\_

Instrument ID: TAC050 GC Column: ZB-SV ID: 0.25 (mm) Heated Purge: (Y/N) N

Calibration Start Date: 01/14/2022 01:16 Calibration End Date: 01/14/2022 05:04 Calibration ID: 31897

Calibration Files

LEVEL:	LAB SAMPLE ID:	LAB FILE ID:
Level 1	STD1 580-378263/16	SIM011322b026.D
Level 2	STD2 580-378263/15	SIM011322b025.D
Level 3	STD3 580-378263/14	SIM011322b024.D
Level 4	STD4 580-378263/13	SIM011322b023.D
Level 5	STD5 580-378263/12	SIM011322b022.D
Level 6	STD6 580-378263/11	SIM011322b021.D
Level 7	STD7 580-378263/10	SIM011322b020.D
Level 8	STD8 580-378263/9	SIM011322b019.D
Level 9	STD9IS 580-378263/8	SIM011322b018.D
Level 10	STD10 580-378263/7	SIM011322b017.D
Level 11	STD11 580-378263/6	SIM011322b016.D
Level 12	STD12 580-378263/5	SIM011322b015.D
Level 13	STD13 580-378263/4	SIM011322b014.D

ANALYTE	PERCENT ERROR						PERCENT ERROR LIMIT					
	LVL 1 #	LVL 2 #	LVL 3 #	LVL 4 #	LVL 5 #	LVL 6 #	LVL 1	LVL 2	LVL 3	LVL 4	LVL 5	LVL 6
	LVL 7 #	LVL 8 #	LVL 9 #	LVL 10 #	LVL 11 #	LVL 12 #	LVL 7	LVL 8	LVL 9	LVL 10	LVL 11	LVL 12
Naphthalene	+++++	11.9						50				
2-Methylnaphthalene	-1.9						50					
1-Methylnaphthalene	10.4						50					
Acenaphthylene	3.7						50					
Acenaphthene	3.8						50					
Fluorene	10.3						50					
Pentachlorophenol	+++++	+++++	+++++	+++++	+++++	7.1 +++++						50
Phenanthrene	+++++	-1.6						50				

FORM VI  
GC/MS SEMI VOA BY INTERNAL STANDARD - INITIAL CALIBRATION DATA  
READBACK PERCENT ERROR

Lab Name: Eurofins Seattle Job No.: 580-111058-1 Analy Batch No.: 378263

SDG No.: \_\_\_\_\_

Instrument ID: TAC050 GC Column: ZB-SV ID: 0.25 (mm) Heated Purge: (Y/N) N

Calibration Start Date: 01/14/2022 01:16 Calibration End Date: 01/14/2022 05:04 Calibration ID: 31897

ANALYTE	PERCENT ERROR						PERCENT ERROR LIMIT					
	LVL 1 #	LVL 2 #	LVL 3 #	LVL 4 #	LVL 5 #	LVL 6 #	LVL 1	LVL 2	LVL 3	LVL 4	LVL 5	LVL 6
	LVL 7 #	LVL 8 #	LVL 9 #	LVL 10 #	LVL 11 #	LVL 12 #	LVL 7	LVL 8	LVL 9	LVL 10	LVL 11	LVL 12
Anthracene	-3.2						50					
Fluoranthene	++++	-0.3						50				
Pyrene	++++	-0.9						50				
Benzo[a]anthracene	++++	2.1						50				
Chrysene	++++	-2.2						50				
Bis(2-ethylhexyl) phthalate	1.9						50					
	++++											
Benzo[b]fluoranthene	-0.5						50					
Benzo[k]fluoranthene	-2.2						50					
Benzo[a]pyrene	-0.9						50					
Indeno[1,2,3-cd]pyrene	++++	++++	9.1						50			
Dibenz(a,h)anthracene	1.1						50					
Benzo[g,h,i]perylene	-1.6						50					
2-methylnaphthalene-d10	-0.5						50					

FORM VI  
GC/MS SEMI VOA BY INTERNAL STANDARD - INITIAL CALIBRATION DATA  
READBACK PERCENT ERROR

Lab Name: Eurofins Seattle Job No.: 580-111058-1 Analy Batch No.: 378263

SDG No.: \_\_\_\_\_

Instrument ID: TAC050 GC Column: ZB-SV ID: 0.25 (mm) Heated Purge: (Y/N) N

Calibration Start Date: 01/14/2022 01:16 Calibration End Date: 01/14/2022 05:04 Calibration ID: 31897

ANALYTE	PERCENT ERROR						PERCENT ERROR LIMIT					
	LVL 1 #	LVL 2 #	LVL 3 #	LVL 4 #	LVL 5 #	LVL 6 #	LVL 1	LVL 2	LVL 3	LVL 4	LVL 5	LVL 6
	LVL 7 #	LVL 8 #	LVL 9 #	LVL 10 #	LVL 11 #	LVL 12 #	LVL 7	LVL 8	LVL 9	LVL 10	LVL 11	LVL 12
2-Fluorobiphenyl	7.4						50					
2,4,6-Tribromophenol	+++++	+++++	+++++	24.6						30		
Fluoranthene-d10 (Surr)	+++++	0.2						50				
Terphenyl-d14	+++++	+++++	24.5						50			

Eurofins Seattle  
Target Compound Quantitation Report

Data File: \\chromfs\Seattle\ChromData\TAC050\20220113-80849.b\SIM011322b014.D  
 Lims ID: std13  
 Client ID:  
 Sample Type: IC Calib Level: 13  
 Inject. Date: 14-Jan-2022 01:16:30 ALS Bottle#: 4 Worklist Smp#: 4  
 Injection Vol: 1.0 ul Dil. Factor: 1.0000  
 Sample Info: 13  
 Operator ID: jcm Instrument ID: TAC050  
 Sublist: chrom-TAC050\_SIM\_PAH\*sub9

Method: \\chromfs\Seattle\ChromData\TAC050\20220113-80849.b\TAC050\_SIM\_PAH.m  
 Limit Group: 8270D\_SIM QSM 5.0  
 Last Update: 14-Jan-2022 15:42:07 Calib Date: 14-Jan-2022 05:04:30  
 Integrator: Falcon ID Type: RT Order ID  
 Quant Method: Internal Standard Quant By: Initial Calibration  
 Last ICal File: \\chromfs\Seattle\ChromData\TAC050\20220113-80849.b\SIM011322b026.D

Column 1 : Det: MS SCAN  
 Process Host: CTX1628

First Level Reviewer: limmere Date: 14-Jan-2022 09:57:37

Compound	Sig	RT (min.)	Exp RT (min.)	Dlt RT (min.)	Q	Response	Cal Amt ug/L	OnCol Amt ug/L	Flags
* 1 Naphthalene-d8	136	5.175	5.175	0.000	89	23790	100.0	100.0	
* 2 Acenaphthene-d10	164	6.858	6.858	0.000	71	12417	100.0	100.0	
* 3 Phenanthrene-d10	188	8.323	8.323	0.000	56	19239	100.0	100.0	
* 4 Chrysene-d12	240	11.039	11.039	0.000	18	16035	100.0	100.0	
* 5 Perylene-d12	264	13.084	13.084	0.000	69	18181	100.0	100.0	
\$ 6 2-methylnaphthalene-d10	152	5.814	5.814	0.000	67	1343563	10000	9546.4	
\$ 10 2-Fluorobiphenyl	172	6.197	6.197	0.000	0	1730752	10000	8710.6	
\$ 7 2,4,6-Tribromophenol	330	7.637	7.637	0.000	57	364048	10000	8339.9	
\$ 8 Fluoranthene-d10 (Surr)	212	9.510	9.510	0.000	69	1947324	10000	9808.5	
\$ 9 Terphenyl-d14	244	9.904	9.904	0.000	95	1444527	10000	9368.4	
11 Naphthalene	128	5.194	5.194	0.000	100	2265154	10000	9002.4	
12 2-Methylnaphthalene	141	5.846	5.846	0.000	97	1398242	10000	9798.6	
13 1-Methylnaphthalene	141	5.942	5.942	0.000	98	1328414	10000	9610.9	
14 Acenaphthylene	152	6.722	6.722	0.000	100	2434168	10000	9272.6	
15 Acenaphthene	153	6.889	6.889	0.000	95	1491471	10000	9053.5	
16 Fluorene	166	7.399	7.399	0.000	95	1717929	10000	9353.8	
17 Pentachlorophenol	266	8.134	8.134	0.000	98	677544	20000	11173	
18 Phenanthrene	178	8.346	8.346	0.000	100	2257550	10000	9342.3	
19 Anthracene	178	8.401	8.401	0.000	100	2384546	10000	9765.4	
20 Fluoranthene	202	9.530	9.530	0.000	52	2362929	10000	9897.3	
21 Pyrene	202	9.754	9.754	0.000	52	2467420	10000	9810.8	
22 Benzo[a]anthracene	228	11.026	11.026	0.000	95	2263685	10000	9832.7	M
23 Chrysene	228	11.071	11.071	0.000	99	2245321	10000	9346.7	
30 Bis(2-ethylhexyl) phthalate	149	11.902	11.902	0.000	0	3217562	10000	7450.6	
24 Benzo[b]fluoranthene	252	12.493	12.493	0.000	97	2440243	10000	10295	
25 Benzo[k]fluoranthene	252	12.534	12.534	0.000	95	2575872	10000	9697.4	
26 Benzo[a]pyrene	252	13.006	13.006	0.000	97	2428829	10000	10269	
27 Indeno[1,2,3-cd]pyrene	276	14.968	14.968	0.000	96	2126159	10000	9465.5	
28 Dibenz(a,h)anthracene	278	15.017	15.017	0.000	96	2428114	10000	10628	
29 Benzo[g,h,i]perylene	276	15.467	15.467	0.000	95	2416384	10000	9758.9	

[QC Flag Legend](#)

Processing Flags

Review Flags

M - Manually Integrated

[Reagents:](#)

8270SIM\_IS\_00069

Amount Added: 10.00

Units: uL

8270\_ic\_stk\_00062

Amount Added: 100.00

Units: uL

Eurofins Seattle

Data File: \\chromfs\Seattle\ChromData\TAC050\20220113-80849.b\SIM011322b014.D

Injection Date: 14-Jan-2022 01:16:30

Instrument ID: TAC050

Lims ID: std13

Client ID:

Operator ID: jcm

ALS Bottle#: 4

Worklist Smp#: 4

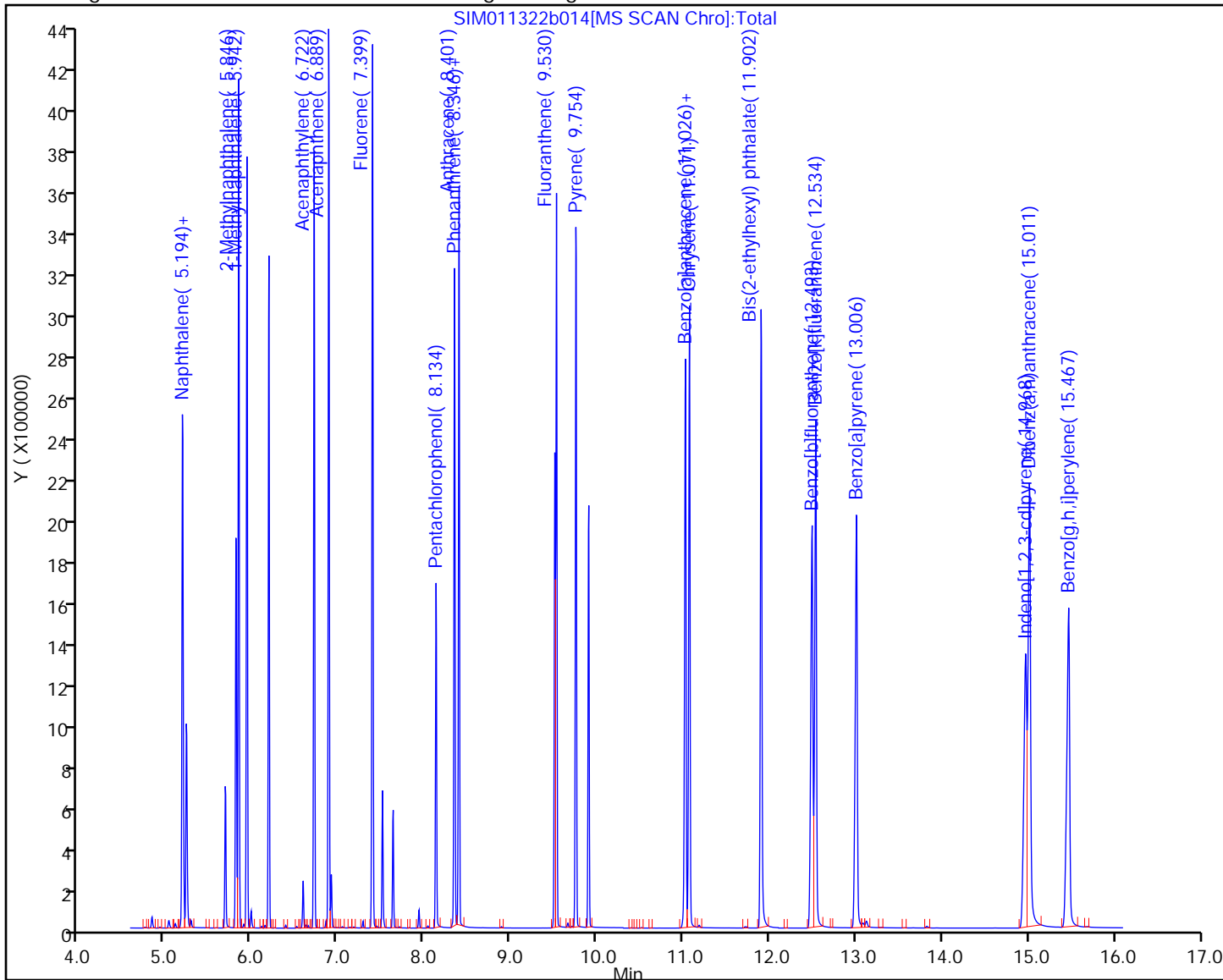
Injection Vol: 1.0 ul

Dil. Factor: 1.0000

Method: TAC050\_SIM\_PAH

Limit Group: 8270D\_SIM QSM 5.0

Y Scaling: Method Defined: Scale to the Nth Largest Target: 1





Eurofins Seattle

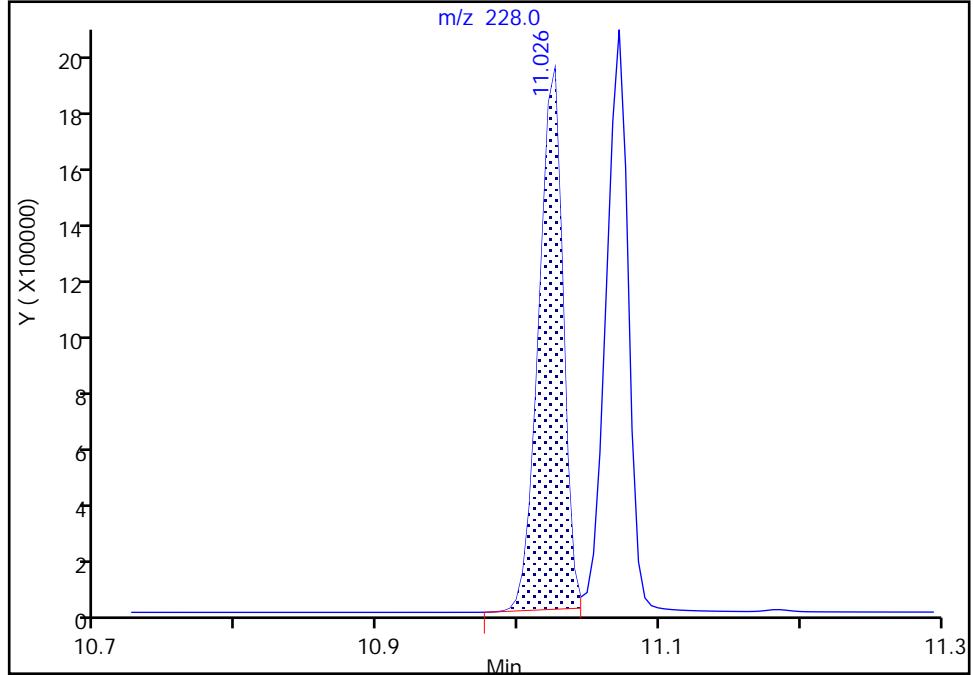
Data File: \\chromfs\Seattle\ChromData\TAC050\20220113-80849.b\SIM011322b014.D  
Injection Date: 14-Jan-2022 01:16:30 Instrument ID: TAC050  
Lims ID: std13  
Client ID:  
Operator ID: jcm ALS Bottle#: 4 Worklist Smp#: 4  
Injection Vol: 1.0 ul Dil. Factor: 1.0000  
Method: TAC050\_SIM\_PAH Limit Group: 8270D\_SIM QSM 5.0  
Column: Detector MS SCAN

22 Benzo[a]anthracene, CAS: 56-55-3

Signal: 1

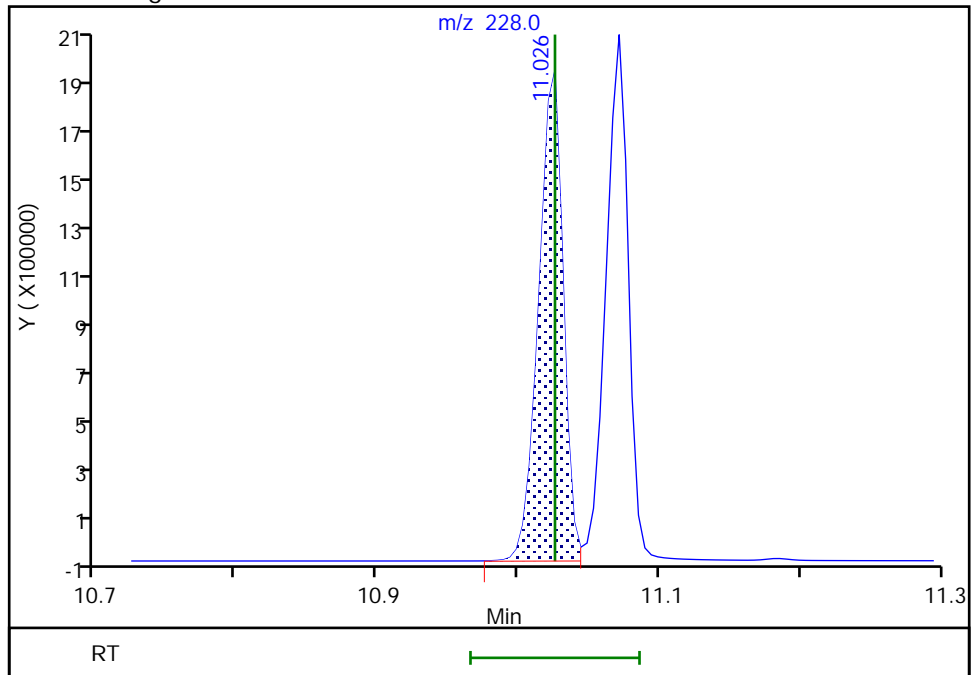
RT: 11.03  
Area: 2231499  
Amount: 9753.1502  
Amount Units: ug/L

Processing Integration Results



RT: 11.03  
Area: 2263685  
Amount: 9832.6716  
Amount Units: ug/L

Manual Integration Results



Reviewer: boylea, 14-Jan-2022 13:59:36  
Audit Action: Manually Integrated

Audit Reason: Incomplete Integration

Eurofins Seattle  
Target Compound Quantitation Report

Data File: \\chromfs\Seattle\ChromData\TAC050\20220113-80849.b\SIM011322b015.D  
 Lims ID: std12  
 Client ID:  
 Sample Type: IC Calib Level: 12  
 Inject. Date: 14-Jan-2022 01:35:30 ALS Bottle#: 5 Worklist Smp#: 5  
 Injection Vol: 1.0 ul Dil. Factor: 1.0000  
 Sample Info: 12  
 Operator ID: jcm Instrument ID: TAC050  
 Sublist: chrom-TAC050\_SIM\_PAH\*sub9

Method: \\chromfs\Seattle\ChromData\TAC050\20220113-80849.b\TAC050\_SIM\_PAH.m  
 Limit Group: 8270D\_SIM QSM 5.0  
 Last Update: 14-Jan-2022 15:42:08 Calib Date: 14-Jan-2022 05:04:30  
 Integrator: Falcon ID Type: RT Order ID  
 Quant Method: Internal Standard Quant By: Initial Calibration  
 Last ICal File: \\chromfs\Seattle\ChromData\TAC050\20220113-80849.b\SIM011322b026.D

Column 1 : Det: MS SCAN  
 Process Host: CTX1628

First Level Reviewer: limmere Date: 14-Jan-2022 09:58:25

Compound	Sig	RT (min.)	Exp RT (min.)	Dlt RT (min.)	Q	Response	Cal Amt ug/L	OnCol Amt ug/L	Flags
* 1 Naphthalene-d8	136	5.175	5.175	0.000	90	21838	100.0	100.0	
* 2 Acenaphthene-d10	164	6.858	6.858	0.000	72	10611	100.0	100.0	
* 3 Phenanthrene-d10	188	8.319	8.323	-0.004	56	16729	100.0	100.0	
* 4 Chrysene-d12	240	11.035	11.039	-0.004	40	13293	100.0	100.0	
* 5 Perylene-d12	264	13.079	13.084	-0.005	69	15703	100.0	100.0	
\$ 6 2-methylnaphthalene-d10	152	5.814	5.814	0.000	67	658935	5000.0	5100.4	
\$ 10 2-Fluorobiphenyl	172	6.193	6.197	-0.004	0	829635	5000.0	4886.1	
\$ 7 2,4,6-Tribromophenol	330	7.632	7.637	-0.005	58	168193	5000.0	4994.1	
\$ 8 Fluoranthene-d10 (Surr)	212	9.506	9.510	-0.004	69	927539	5000.0	5372.4	
\$ 9 Terphenyl-d14	244	9.900	9.904	-0.004	95	689419	5000.0	5142.1	
11 Naphthalene	128	5.194	5.194	0.000	100	1129737	5000.0	4891.3	
12 2-Methylnaphthalene	141	5.846	5.846	0.000	92	673905	5000.0	5144.7	
13 1-Methylnaphthalene	141	5.937	5.942	-0.005	99	645502	5000.0	5087.5	
14 Acenaphthylene	152	6.717	6.722	-0.005	100	1173013	5000.0	5228.9	
15 Acenaphthene	153	6.889	6.889	0.000	99	714176	5000.0	5073.0	
16 Fluorene	166	7.394	7.399	-0.005	96	811630	5000.0	5171.3	
17 Pentachlorophenol	266	8.130	8.134	-0.004	98	308802	10000	7873.5	
18 Phenanthrene	178	8.346	8.346	0.000	99	1092665	5000.0	5199.6	
19 Anthracene	178	8.397	8.401	-0.004	99	1141218	5000.0	5374.4	
20 Fluoranthene	202	9.526	9.530	-0.004	52	1100144	5000.0	5298.9	
21 Pyrene	202	9.750	9.754	-0.004	52	1161089	5000.0	5308.7	
22 Benzo[a]anthracene	228	11.017	11.026	-0.009	95	1050296	5000.0	5502.6	M
23 Chrysene	228	11.062	11.071	-0.009	99	1050734	5000.0	5275.5	
30 Bis(2-ethylhexyl) phthalate	149	11.898	11.902	-0.004	0	1514360	5000.0	4861.6	Ma
24 Benzo[b]fluoranthene	252	12.479	12.493	-0.014	98	1135616	5000.0	5546.5	
25 Benzo[k]fluoranthene	252	12.525	12.534	-0.009	95	1206698	5000.0	5259.4	
26 Benzo[a]pyrene	252	12.997	13.006	-0.009	97	1131186	5000.0	5537.0	
27 Indeno[1,2,3-cd]pyrene	276	14.951	14.968	-0.017	96	990249	5000.0	5380.8	
28 Dibenz(a,h)anthracene	278	14.995	15.017	-0.022	97	1131196	5000.0	5732.3	
29 Benzo[g,h,i]perylene	276	15.445	15.467	-0.022	96	1159620	5000.0	5422.0	

**QC Flag Legend**

Processing Flags

Review Flags

M - Manually Integrated

a - User Assigned ID

**Reagents:**

8270\_ic\_stk\_00062

Amount Added: 50.00

Units: uL

8270SIM\_IS\_00069

Amount Added: 10.00

Units: uL

Eurofins Seattle

Data File: \\chromfs\Seattle\ChromData\TAC050\20220113-80849.b\SIM011322b015.D

Injection Date: 14-Jan-2022 01:35:30

Instrument ID: TAC050

Lims ID: std12

Client ID:

Operator ID: jcm

ALS Bottle#: 5

Worklist Smp#: 5

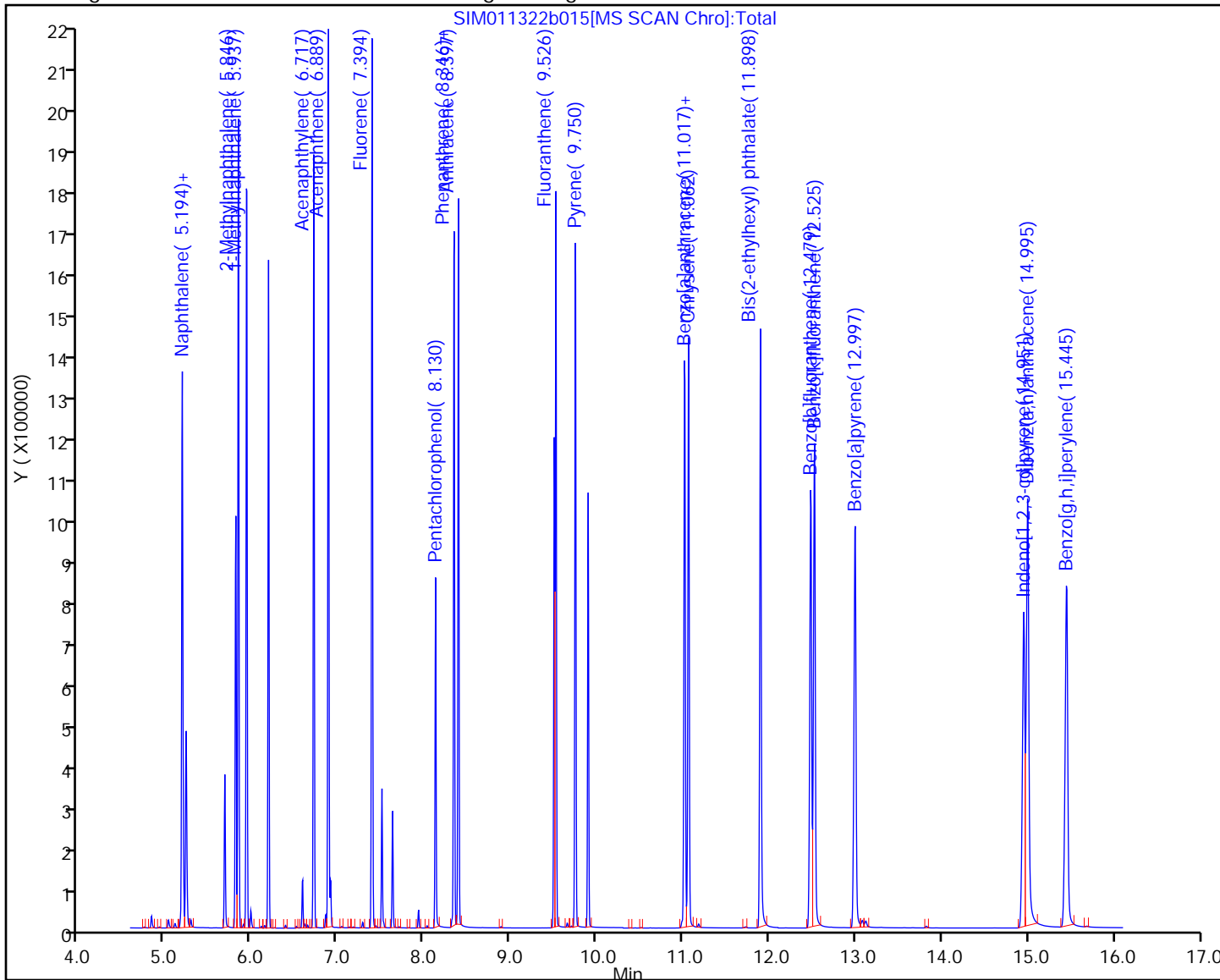
Injection Vol: 1.0 ul

Dil. Factor: 1.0000

Method: TAC050\_SIM\_PAH

Limit Group: 8270D\_SIM QSM 5.0

Y Scaling: Method Defined: Scale to the Nth Largest Target: 1



Eurofins Seattle

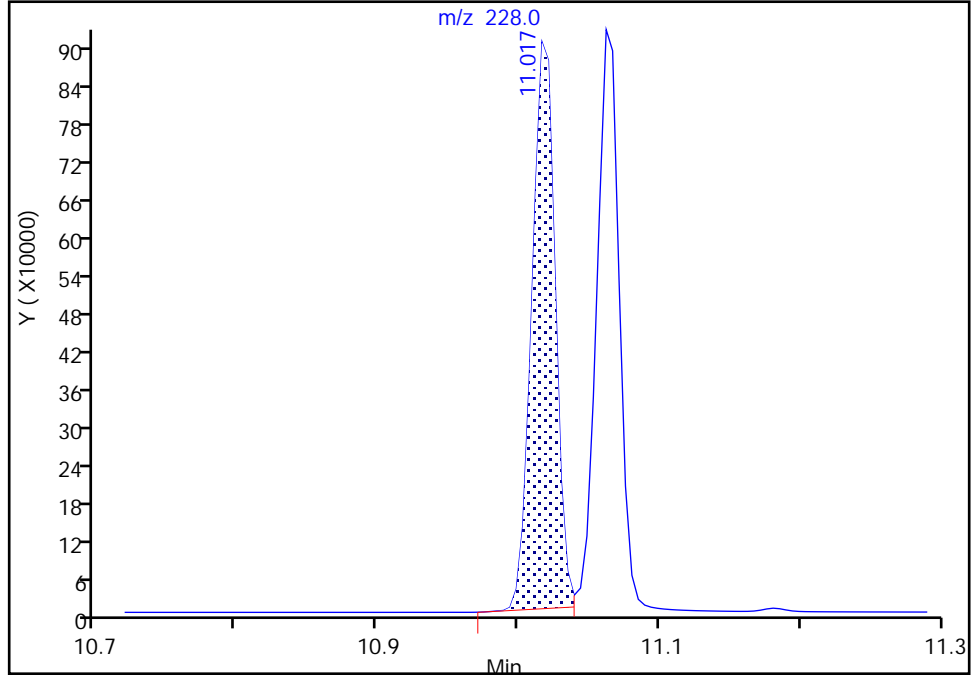
Data File: \\chromfs\Seattle\ChromData\TAC050\20220113-80849.b\SIM011322b015.D  
Injection Date: 14-Jan-2022 01:35:30 Instrument ID: TAC050  
Lims ID: std12  
Client ID:  
Operator ID: jcm ALS Bottle#: 5 Worklist Smp#: 5  
Injection Vol: 1.0 ul Dil. Factor: 1.0000  
Method: TAC050\_SIM\_PAH Limit Group: 8270D\_SIM QSM 5.0  
Column: Detector MS SCAN

22 Benzo[a]anthracene, CAS: 56-55-3

Signal: 1

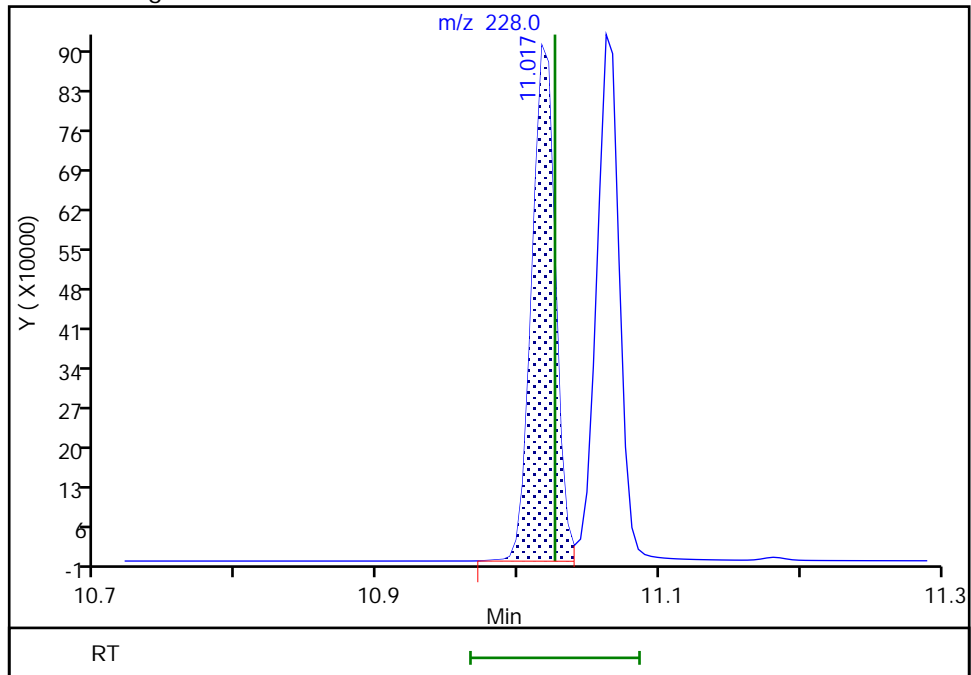
RT: 11.02  
Area: 1031944  
Amount: 5429.8812  
Amount Units: ug/L

Processing Integration Results



RT: 11.02  
Area: 1050296  
Amount: 5502.5959  
Amount Units: ug/L

Manual Integration Results



Reviewer: boylea, 14-Jan-2022 13:59:56  
Audit Action: Manually Integrated

Audit Reason: Incomplete Integration

Eurofins Seattle

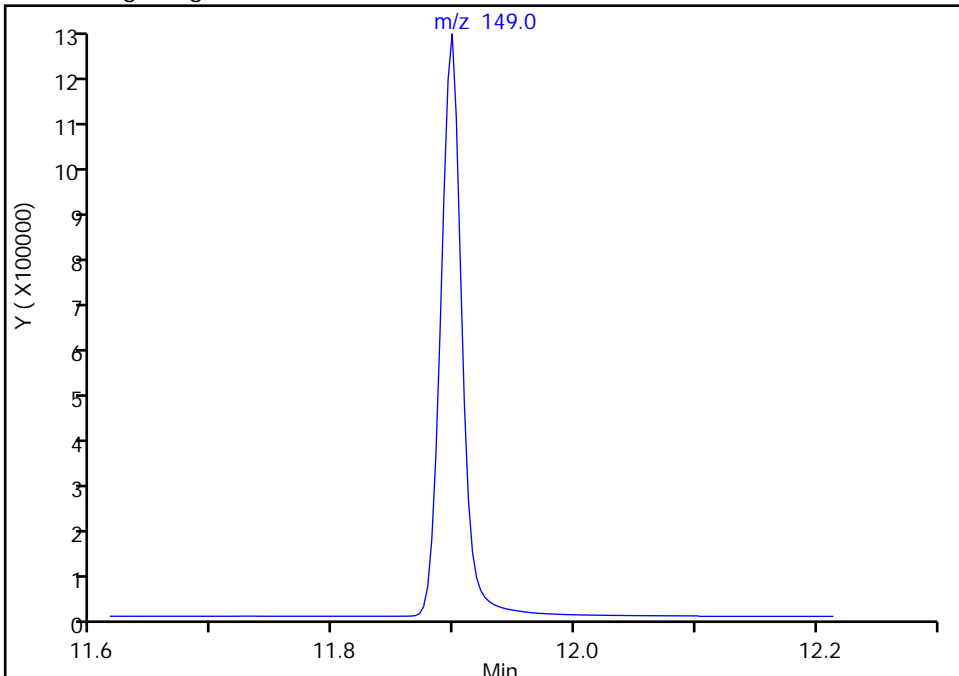
Data File: \\chromfs\Seattle\ChromData\TAC050\20220113-80849.b\SIM011322b015.D  
Injection Date: 14-Jan-2022 01:35:30 Instrument ID: TAC050  
Lims ID: std12  
Client ID:  
Operator ID: jcm ALS Bottle#: 5 Worklist Smp#: 5  
Injection Vol: 1.0 ul Dil. Factor: 1.0000  
Method: TAC050\_SIM\_PAH Limit Group: 8270D\_SIM QSM 5.0  
Column: Detector MS SCAN

30 Bis(2-ethylhexyl) phthalate, CAS: 117-81-7

Signal: 1

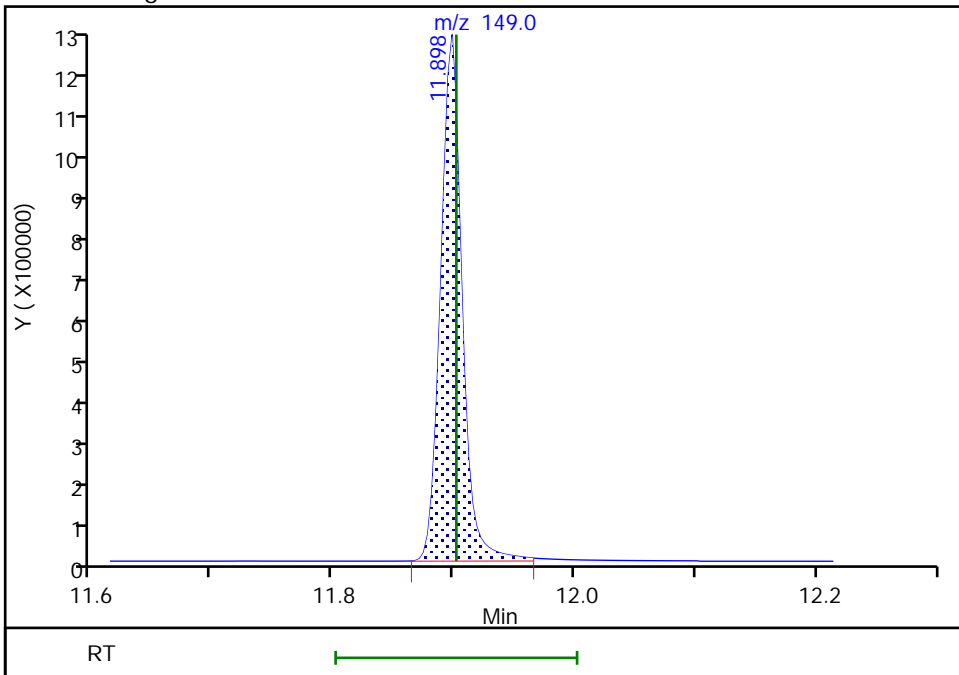
Not Detected  
Expected RT: 11.90

Processing Integration Results



Manual Integration Results

RT: 11.90  
Area: 1514360  
Amount: 4861.6112  
Amount Units: ug/L



Reviewer: boylea, 14-Jan-2022 13:58:35  
Audit Action: Manually Integrated

Audit Reason: Incomplete Integration

Eurofins Seattle  
Target Compound Quantitation Report

Data File: \\chromfs\Seattle\ChromData\TAC050\20220113-80849.b\SIM011322b016.D  
 Lims ID: std11  
 Client ID:  
 Sample Type: IC Calib Level: 11  
 Inject. Date: 14-Jan-2022 01:54:30 ALS Bottle#: 6 Worklist Smp#: 6  
 Injection Vol: 1.0 ul Dil. Factor: 1.0000  
 Sample Info: 11  
 Operator ID: jcm Instrument ID: TAC050  
 Sublist: chrom-TAC050\_SIM\_PAH\*sub9  
 Method: \\chromfs\Seattle\ChromData\TAC050\20220113-80849.b\TAC050\_SIM\_PAH.m  
 Limit Group: 8270D\_SIM QSM 5.0  
 Last Update: 14-Jan-2022 15:42:10 Calib Date: 14-Jan-2022 05:04:30  
 Integrator: Falcon ID Type: RT Order ID  
 Quant Method: Internal Standard Quant By: Initial Calibration  
 Last ICal File: \\chromfs\Seattle\ChromData\TAC050\20220113-80849.b\SIM011322b026.D

Column 1 : Det: MS SCAN  
 Process Host: CTX1628

First Level Reviewer: limmere Date: 14-Jan-2022 09:59:09

Compound	Sig	RT (min.)	Exp RT (min.)	Dlt RT (min.)	Q	Response	Cal Amt ug/L	OnCol Amt ug/L	Flags
* 1 Naphthalene-d8	136	5.171	5.175	-0.004	90	22807	100.0	100.0	
* 2 Acenaphthene-d10	164	6.854	6.858	-0.004	70	10972	100.0	100.0	
* 3 Phenanthrene-d10	188	8.319	8.323	-0.004	56	17139	100.0	100.0	
* 4 Chrysene-d12	240	11.030	11.039	-0.009	57	13463	100.0	100.0	
* 5 Perylene-d12	264	13.079	13.084	-0.005	69	15642	100.0	100.0	
\$ 6 2-methylnaphthalene-d10	152	5.814	5.814	0.000	67	259103	2000.0	1920.3	
\$ 10 2-Fluorobiphenyl	172	6.193	6.197	-0.004	0	322797	2000.0	1838.5	
\$ 7 2,4,6-Tribromophenol	330	7.628	7.637	-0.009	59	63090	2000.0	2006.5	
\$ 8 Fluoranthene-d10 (Surr)	212	9.506	9.510	-0.004	68	358856	2000.0	2028.1	
\$ 9 Terphenyl-d14	244	9.896	9.904	-0.008	96	265872	2000.0	1935.6	
11 Naphthalene	128	5.194	5.194	0.000	100	455448	2000.0	1888.1	
12 2-Methylnaphthalene	141	5.841	5.846	-0.005	96	260099	2000.0	1901.3	
13 1-Methylnaphthalene	141	5.937	5.942	-0.005	98	250376	2000.0	1889.5	
14 Acenaphthylene	152	6.717	6.722	-0.005	100	459226	2000.0	1979.7	
15 Acenaphthene	153	6.885	6.889	-0.004	96	279319	2000.0	1918.8	
16 Fluorene	166	7.394	7.399	-0.005	93	315659	2000.0	1945.0	
17 Pentachlorophenol	266	8.126	8.134	-0.008	97	100947	4000.0	3873.9	
18 Phenanthrene	178	8.342	8.346	-0.004	100	422623	2000.0	1962.3	
19 Anthracene	178	8.393	8.401	-0.008	100	429392	2000.0	1973.2	
20 Fluoranthene	202	9.522	9.530	-0.008	52	423401	2000.0	1989.8	
21 Pyrene	202	9.750	9.754	-0.004	51	452528	2000.0	2018.8	
22 Benzo[a]anthracene	228	11.017	11.026	-0.009	95	398056	2000.0	2058.3	M
23 Chrysene	228	11.058	11.071	-0.013	99	390408	2000.0	1934.5	
30 Bis(2-ethylhexyl) phthalate	149	11.895	11.902	-0.007	0	551318	2000.0	2081.1	Ma
24 Benzo[b]fluoranthene	252	12.475	12.493	-0.018	97	408952	2000.0	2004.7	
25 Benzo[k]fluoranthene	252	12.516	12.534	-0.018	96	459854	2000.0	2011.6	
26 Benzo[a]pyrene	252	12.988	13.006	-0.018	97	419408	2000.0	2060.4	
27 Indeno[1,2,3-cd]pyrene	276	14.941	14.968	-0.027	96	370557	2000.0	2113.1	
28 Dibenz(a,h)anthracene	278	14.989	15.017	-0.028	96	412698	2000.0	2099.1	
29 Benzo[g,h,i]perylene	276	15.434	15.467	-0.033	95	434660	2000.0	2039.8	

**QC Flag Legend**

Processing Flags

Review Flags

M - Manually Integrated

a - User Assigned ID

**Reagents:**

8270\_ic\_stk\_00062

Amount Added: 20.00

Units: uL

8270SIM\_IS\_00069

Amount Added: 10.00

Units: uL



Eurofins Seattle

Data File: \\chromfs\Seattle\ChromData\TAC050\20220113-80849.b\SIM011322b016.D

Injection Date: 14-Jan-2022 01:54:30

Instrument ID: TAC050

Lims ID: std11

Client ID:

Operator ID: jcm

ALS Bottle#: 6

Worklist Smp#: 6

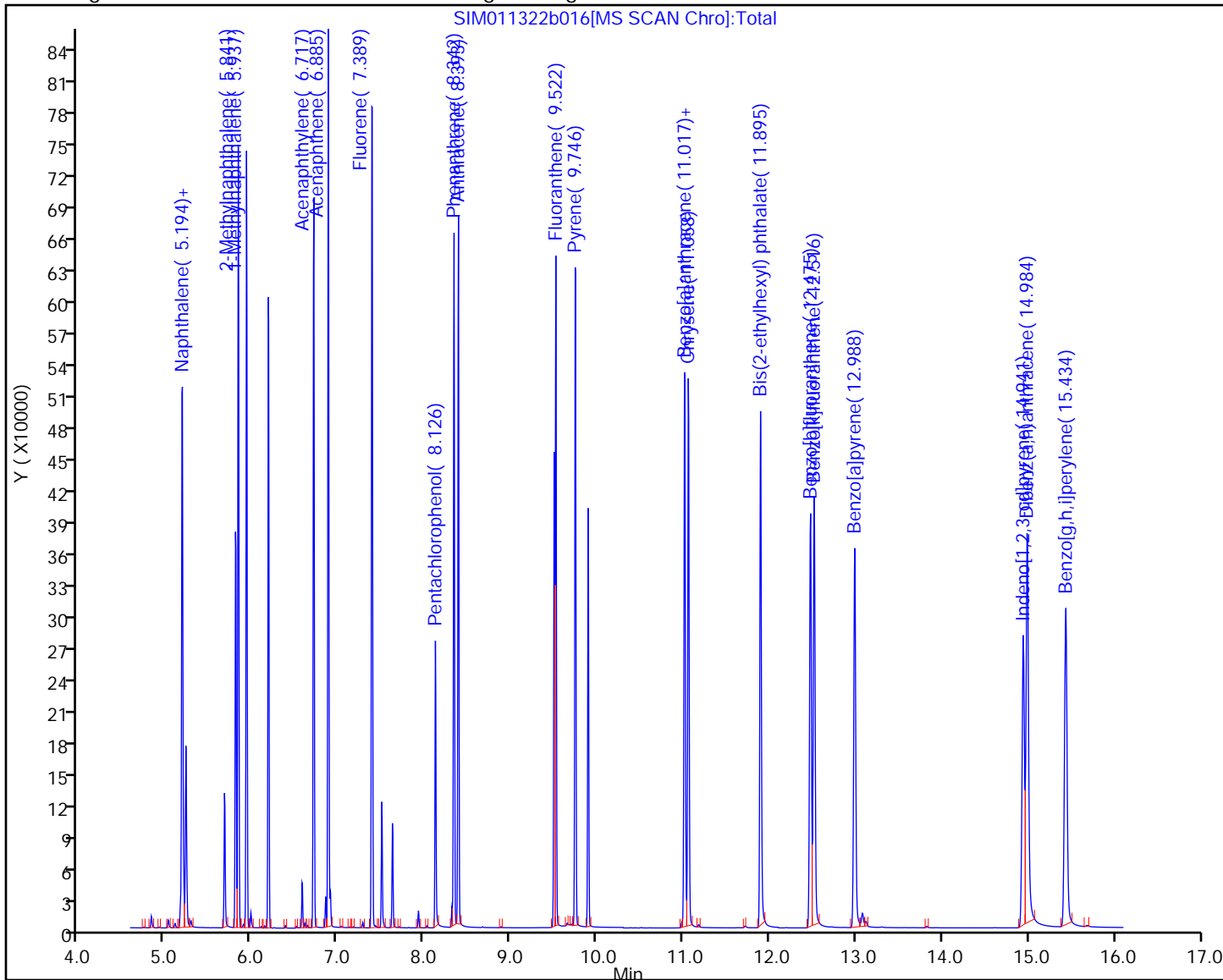
Injection Vol: 1.0 ul

Dil. Factor: 1.0000

Method: TAC050\_SIM\_PAH

Limit Group: 8270D\_SIM QSM 5.0

Y Scaling: Method Defined: Scale to the Nth Largest Target: 1



Eurofins Seattle

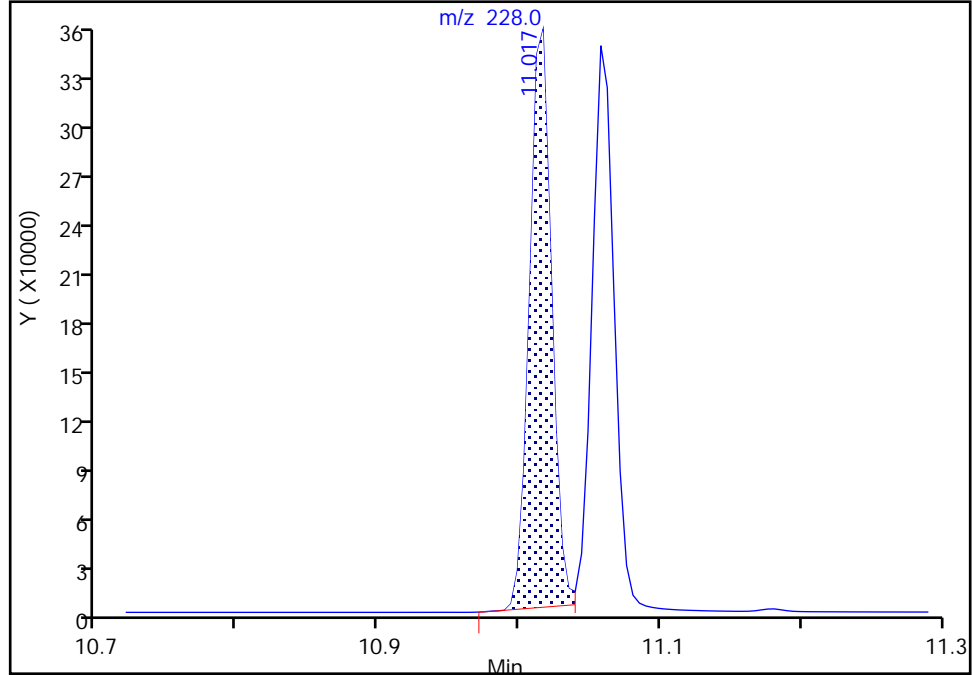
Data File: \\chromfs\Seattle\ChromData\TAC050\20220113-80849.b\SIM011322b016.D  
Injection Date: 14-Jan-2022 01:54:30 Instrument ID: TAC050  
Lims ID: std11  
Client ID:  
Operator ID: jcm ALS Bottle#: 6 Worklist Smp#: 6  
Injection Vol: 1.0 ul Dil. Factor: 1.0000  
Method: TAC050\_SIM\_PAH Limit Group: 8270D\_SIM QSM 5.0  
Column: Detector MS SCAN

22 Benzo[a]anthracene, CAS: 56-55-3

Signal: 1

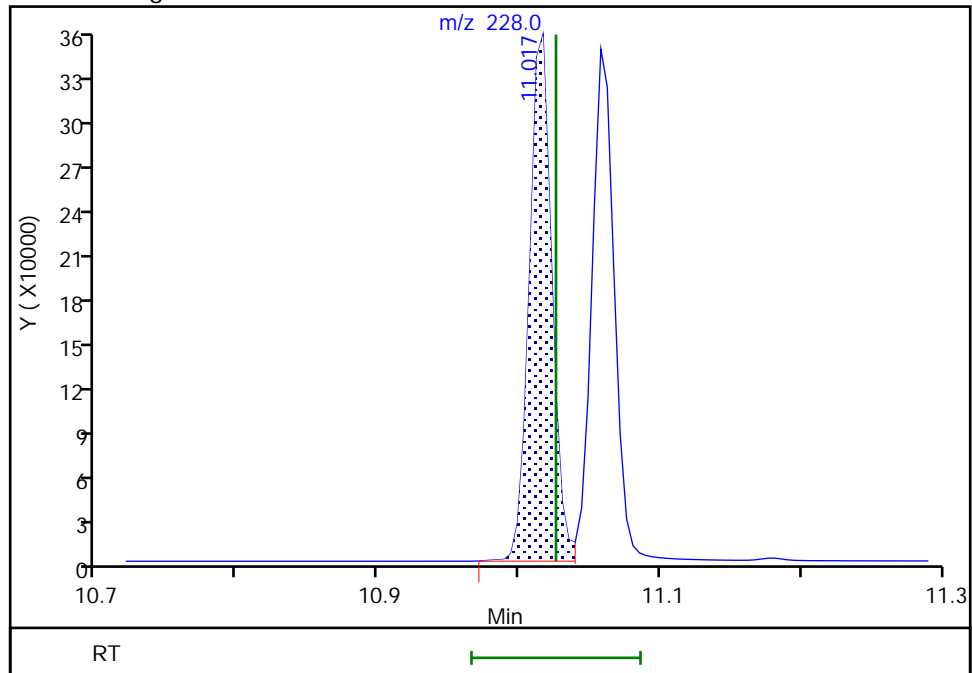
RT: 11.02  
Area: 388556  
Amount: 2012.7373  
Amount Units: ug/L

Processing Integration Results



RT: 11.02  
Area: 398056  
Amount: 2058.2970  
Amount Units: ug/L

Manual Integration Results



Reviewer: boylea, 14-Jan-2022 14:00:43  
Audit Action: Manually Integrated

Audit Reason: Incomplete Integration

Eurofins Seattle

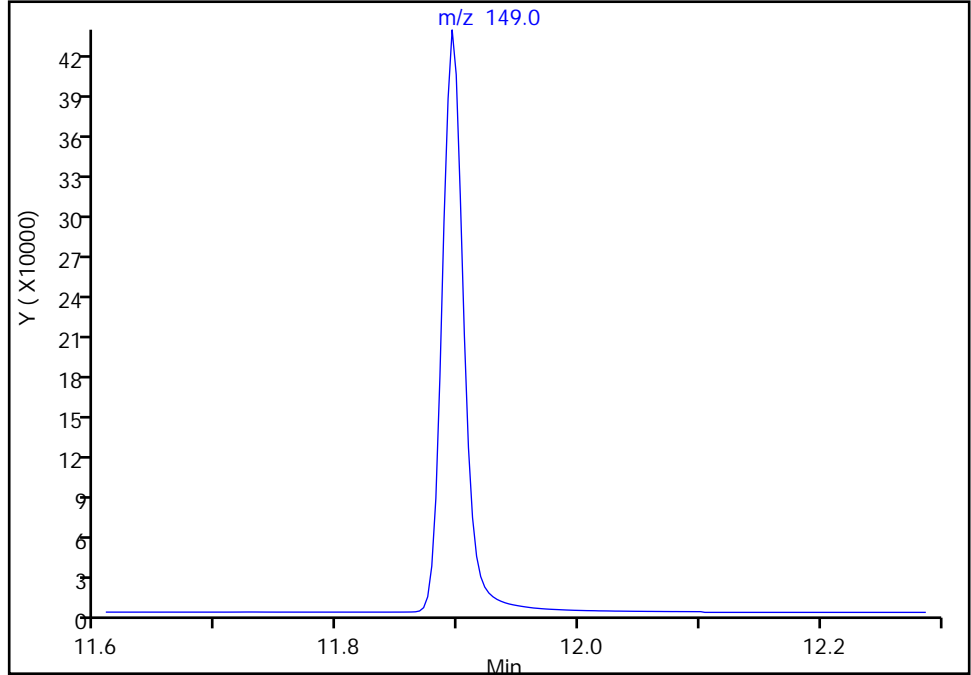
Data File: \\chromfs\Seattle\ChromData\TAC050\20220113-80849.b\SIM011322b016.D  
Injection Date: 14-Jan-2022 01:54:30 Instrument ID: TAC050  
Lims ID: std11  
Client ID:  
Operator ID: jcm ALS Bottle#: 6 Worklist Smp#: 6  
Injection Vol: 1.0 ul Dil. Factor: 1.0000  
Method: TAC050\_SIM\_PAH Limit Group: 8270D\_SIM QSM 5.0  
Column: Detector MS SCAN

30 Bis(2-ethylhexyl) phthalate, CAS: 117-81-7

Signal: 1

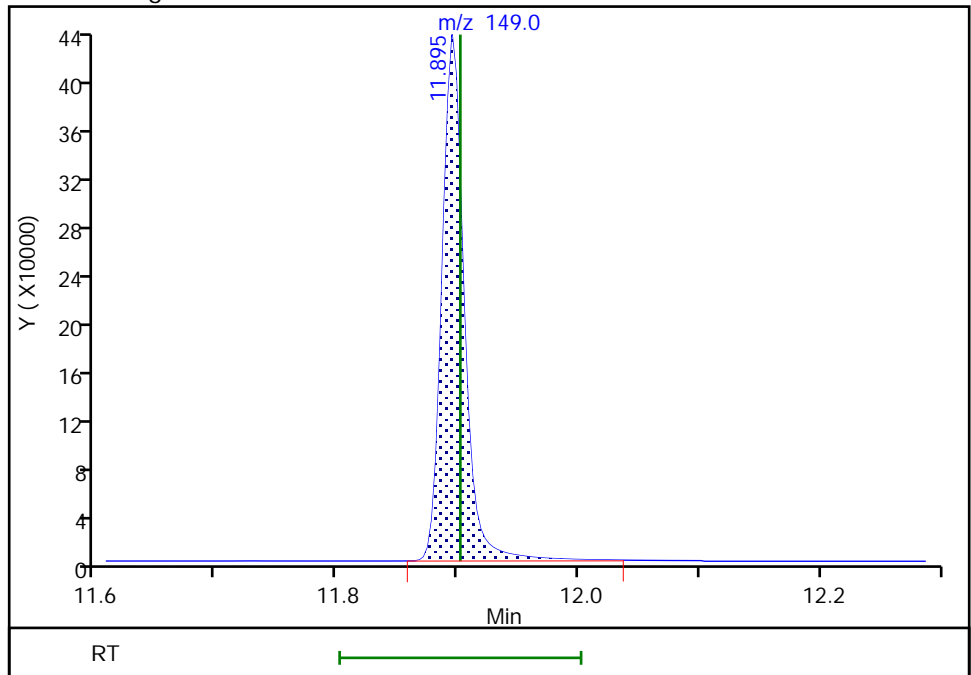
Not Detected  
Expected RT: 11.90

Processing Integration Results



Manual Integration Results

RT: 11.89  
Area: 551318  
Amount: 2081.1144  
Amount Units: ug/L



Reviewer: boylea, 14-Jan-2022 13:58:57  
Audit Action: Manually Integrated

Audit Reason: Incomplete Integration

Eurofins Seattle  
Target Compound Quantitation Report

Data File: \\chromfs\Seattle\ChromData\TAC050\20220113-80849.b\SIM011322b017.D  
 Lims ID: std10  
 Client ID:  
 Sample Type: IC Calib Level: 10  
 Inject. Date: 14-Jan-2022 02:13:30 ALS Bottle#: 7 Worklist Smp#: 7  
 Injection Vol: 1.0 ul Dil. Factor: 1.0000  
 Sample Info: 10  
 Operator ID: jcm Instrument ID: TAC050  
 Sublist: chrom-TAC050\_SIM\_PAH\*sub9

Method: \\chromfs\Seattle\ChromData\TAC050\20220113-80849.b\TAC050\_SIM\_PAH.m  
 Limit Group: 8270D\_SIM QSM 5.0  
 Last Update: 14-Jan-2022 15:42:11 Calib Date: 14-Jan-2022 05:04:30  
 Integrator: Falcon ID Type: RT Order ID  
 Quant Method: Internal Standard Quant By: Initial Calibration  
 Last ICal File: \\chromfs\Seattle\ChromData\TAC050\20220113-80849.b\SIM011322b026.D

Column 1 : Det: MS SCAN  
 Process Host: CTX1628

First Level Reviewer: limmere Date: 14-Jan-2022 10:02:14

Compound	Sig	RT (min.)	Exp RT (min.)	Diff RT (min.)	Q	Response	Cal Amt ug/L	OnCol Amt ug/L	Flags
* 1 Naphthalene-d8	136	5.171	5.175	-0.004	90	23211	100.0	100.0	
* 2 Acenaphthene-d10	164	6.854	6.858	-0.004	70	10998	100.0	100.0	
* 3 Phenanthrene-d10	188	8.319	8.323	-0.004	56	16806	100.0	100.0	
* 4 Chrysene-d12	240	11.026	11.039	-0.013	54	13626	100.0	100.0	
* 5 Perylene-d12	264	13.074	13.084	-0.010	69	15564	100.0	100.0	
\$ 6 2-methylnaphthalene-d10	152	5.814	5.814	0.000	67	136490	1000.0	994.0	
\$ 10 2-Fluorobiphenyl	172	6.193	6.197	-0.004	0	168952	1000.0	960.0	
\$ 7 2,4,6-Tribromophenol	330	7.628	7.637	-0.009	58	31220	1000.0	1028.7	
\$ 8 Fluoranthene-d10 (Surr)	212	9.502	9.510	-0.008	69	181549	1000.0	1045.8	
\$ 9 Terphenyl-d14	244	9.896	9.904	-0.008	95	138125	1000.0	1025.5	
11 Naphthalene	128	5.189	5.194	-0.005	100	242151	1000.0	986.4	
12 2-Methylnaphthalene	141	5.841	5.846	-0.005	96	135530	1000.0	973.5	
13 1-Methylnaphthalene	141	5.937	5.942	-0.005	98	130882	1000.0	970.5	
14 Acenaphthylene	152	6.717	6.722	-0.005	100	237007	1000.0	1019.3	
15 Acenaphthene	153	6.884	6.889	-0.005	96	145402	1000.0	996.5	
16 Fluorene	166	7.394	7.399	-0.005	92	163209	1000.0	1003.3	
17 Pentachlorophenol	266	8.126	8.134	-0.008	97	44279	2000.0	2176.5	
18 Phenanthrene	178	8.342	8.346	-0.004	100	217890	1000.0	1031.2	
19 Anthracene	178	8.393	8.401	-0.008	100	218902	1000.0	1025.4	
20 Fluoranthene	202	9.522	9.530	-0.008	52	216797	1000.0	1038.5	
21 Pyrene	202	9.746	9.754	-0.008	52	231682	1000.0	1053.5	
22 Benzo[a]anthracene	228	11.012	11.026	-0.014	95	203397	1000.0	1038.5	M
23 Chrysene	228	11.058	11.071	-0.013	99	203276	1000.0	994.5	
30 Bis(2-ethylhexyl) phthalate	149	11.895	11.902	-0.007	0	269774	1000.0	1080.2	Ma
24 Benzo[b]fluoranthene	252	12.470	12.493	-0.023	98	209981	1000.0	1034.1	a
25 Benzo[k]fluoranthene	252	12.516	12.534	-0.018	95	229502	1000.0	1008.6	
26 Benzo[a]pyrene	252	12.983	13.006	-0.023	97	213598	1000.0	1054.2	
27 Indeno[1,2,3-cd]pyrene	276	14.935	14.968	-0.033	96	187487	1000.0	1090.0	
28 Dibenz(a,h)anthracene	278	14.984	15.017	-0.033	96	209663	1000.0	1071.5	
29 Benzo[g,h,i]perylene	276	15.429	15.467	-0.038	95	221508	1000.0	1044.4	

[QC Flag Legend](#)

Processing Flags

Review Flags

M - Manually Integrated

a - User Assigned ID

[Reagents:](#)

ccv\_8270\_1000\_00057

Amount Added: 1.00

Units: mL

Eurofins Seattle

Data File: \\chromfs\Seattle\ChromData\TAC050\20220113-80849.b\SIM011322b017.D

Injection Date: 14-Jan-2022 02:13:30

Instrument ID: TAC050

Lims ID: std10

Client ID:

Operator ID: jcm

ALS Bottle#: 7

Worklist Smp#: 7

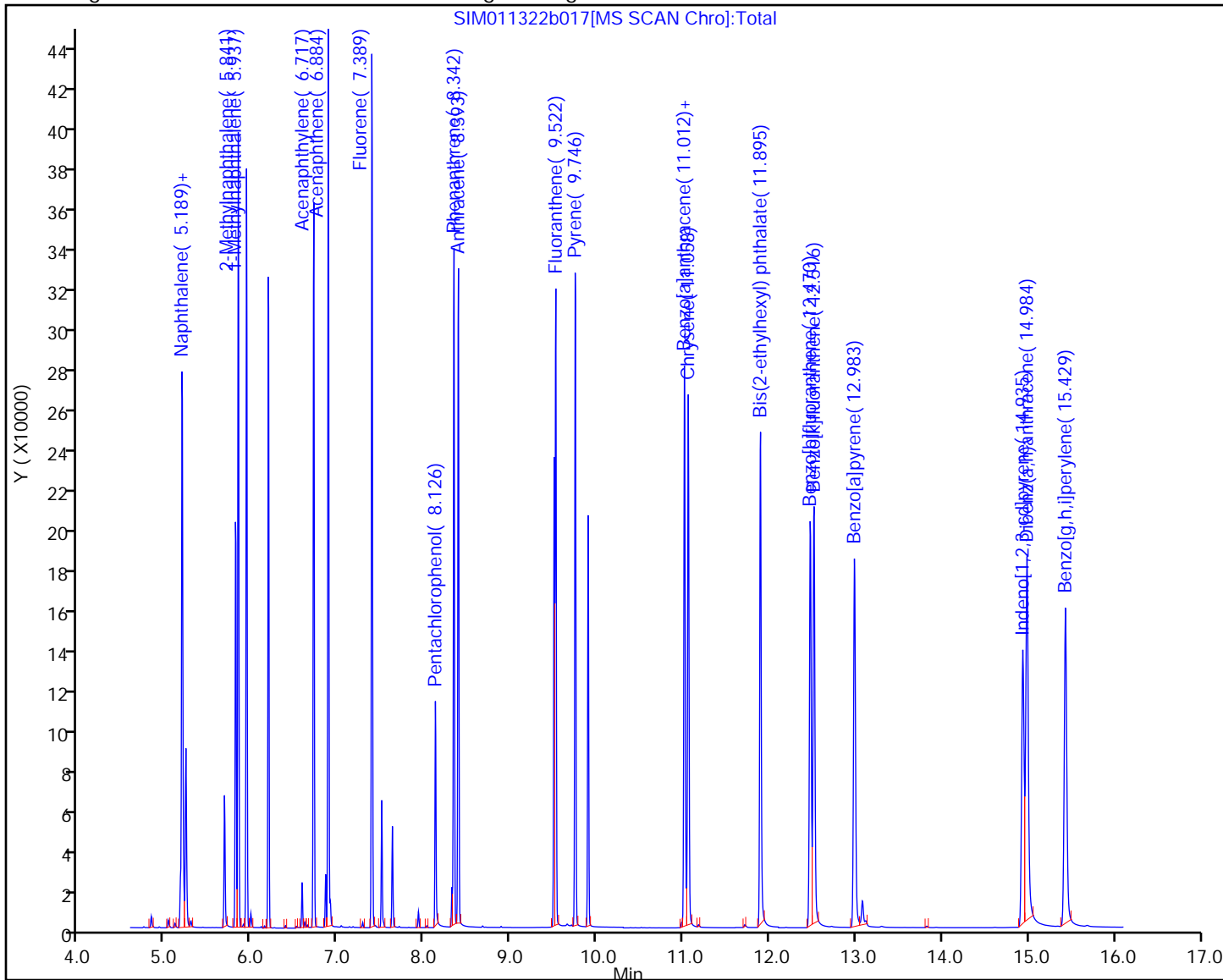
Injection Vol: 1.0 ul

Dil. Factor: 1.0000

Method: TAC050\_SIM\_PAH

Limit Group: 8270D\_SIM QSM 5.0

Y Scaling: Method Defined: Scale to the Nth Largest Target: 1



Eurofins Seattle

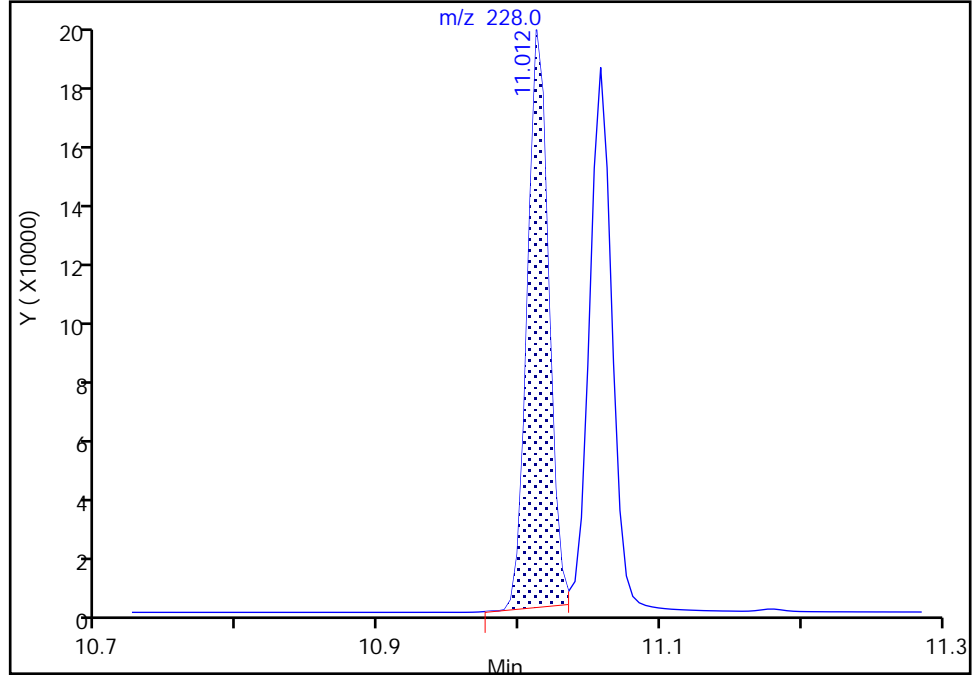
Data File: \\chromfs\Seattle\ChromData\TAC050\20220113-80849.b\SIM011322b017.D  
Injection Date: 14-Jan-2022 02:13:30 Instrument ID: TAC050  
Lims ID: std10  
Client ID:  
Operator ID: jcm ALS Bottle#: 7 Worklist Smp#: 7  
Injection Vol: 1.0 ul Dil. Factor: 1.0000  
Method: TAC050\_SIM\_PAH Limit Group: 8270D\_SIM QSM 5.0  
Column: Detector MS SCAN

22 Benzo[a]anthracene, CAS: 56-55-3

Signal: 1

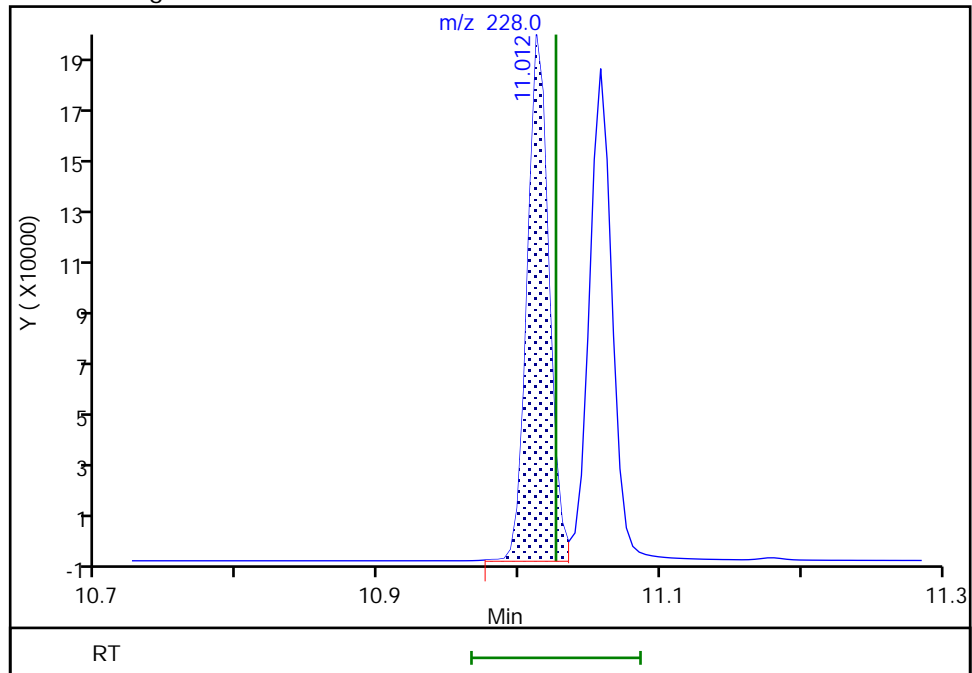
RT: 11.01  
Area: 198209  
Amount: 1012.8519  
Amount Units: ug/L

Processing Integration Results



RT: 11.01  
Area: 203397  
Amount: 1038.5090  
Amount Units: ug/L

Manual Integration Results



Reviewer: boylea, 14-Jan-2022 14:01:21  
Audit Action: Manually Integrated

Audit Reason: Incomplete Integration

Eurofins Seattle

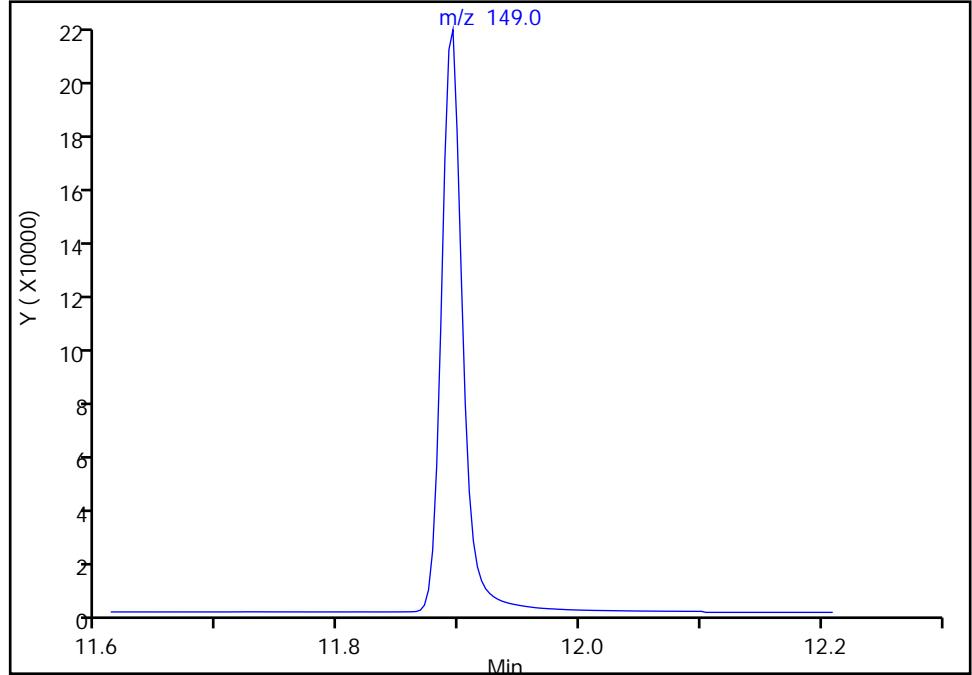
Data File: \\chromfs\Seattle\ChromData\TAC050\20220113-80849.b\SIM011322b017.D  
Injection Date: 14-Jan-2022 02:13:30 Instrument ID: TAC050  
Lims ID: std10  
Client ID:  
Operator ID: jcm ALS Bottle#: 7 Worklist Smp#: 7  
Injection Vol: 1.0 ul Dil. Factor: 1.0000  
Method: TAC050\_SIM\_PAH Limit Group: 8270D\_SIM QSM 5.0  
Column: Detector MS SCAN

30 Bis(2-ethylhexyl) phthalate, CAS: 117-81-7

Signal: 1

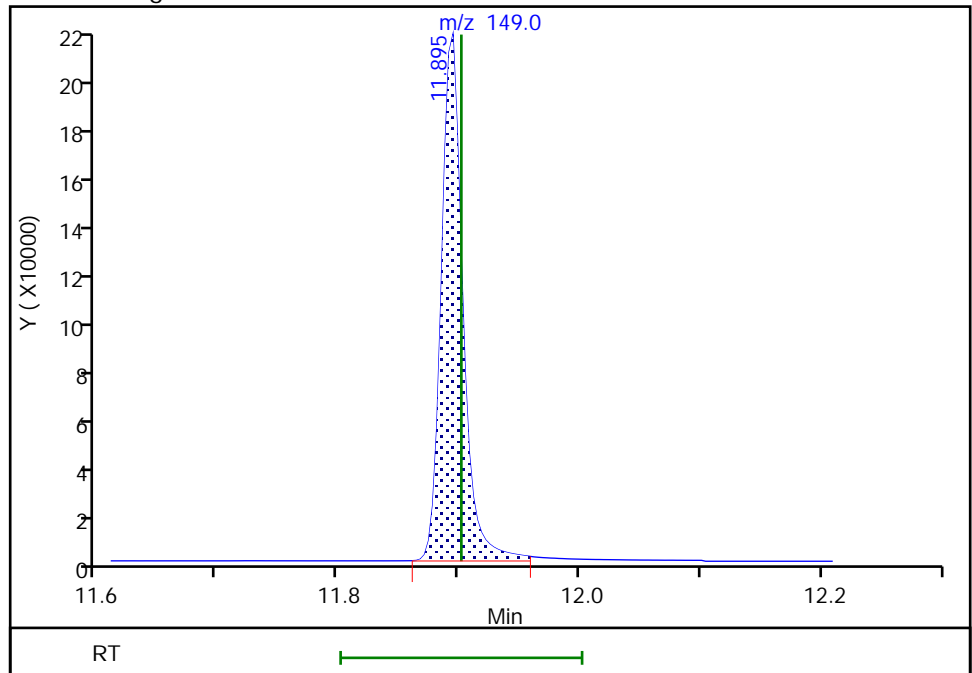
Not Detected  
Expected RT: 11.90

Processing Integration Results



Manual Integration Results

RT: 11.89  
Area: 269774  
Amount: 1080.1509  
Amount Units: ug/L



Reviewer: boylea, 14-Jan-2022 14:01:12  
Audit Action: Manually Integrated

Audit Reason: Incomplete Integration



Eurofins Seattle

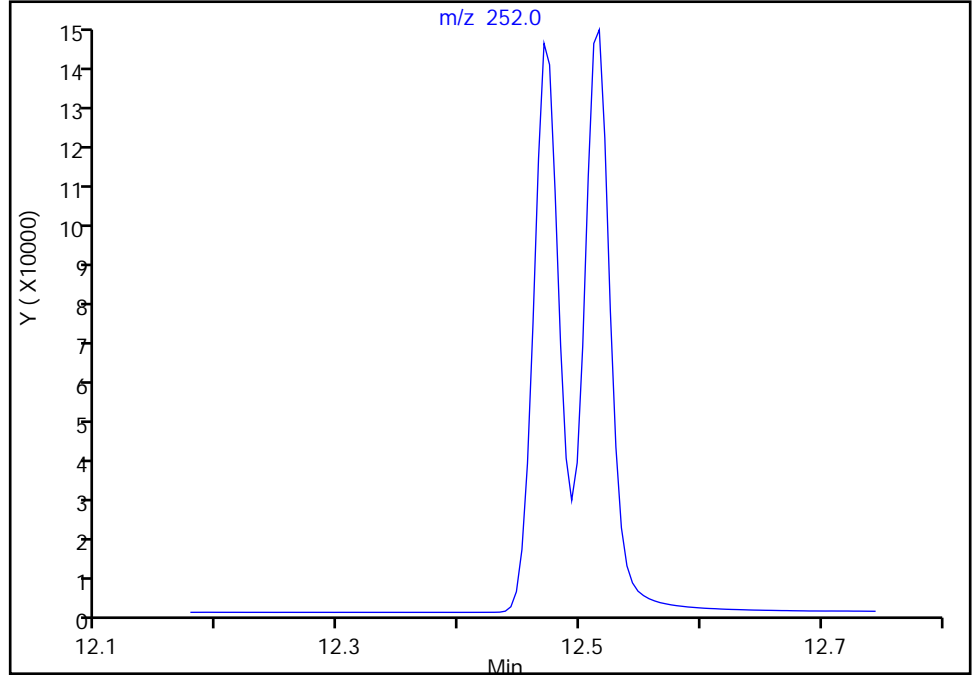
Data File: \\chromfs\Seattle\ChromData\TAC050\20220113-80849.b\SIM011322b017.D  
Injection Date: 14-Jan-2022 02:13:30 Instrument ID: TAC050  
Lims ID: std10  
Client ID:  
Operator ID: jcm ALS Bottle#: 7 Worklist Smp#: 7  
Injection Vol: 1.0 ul Dil. Factor: 1.0000  
Method: TAC050\_SIM\_PAH Limit Group: 8270D\_SIM QSM 5.0  
Column: Detector MS SCAN

24 Benzo[b]fluoranthene, CAS: 205-99-2

Signal: 1

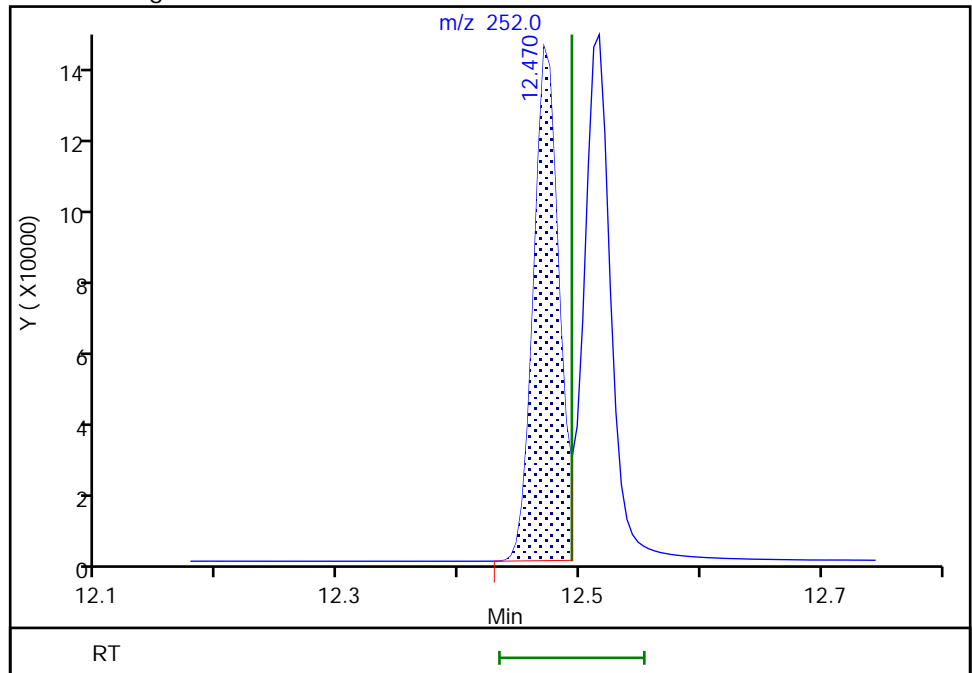
Not Detected  
Expected RT: 12.49

Processing Integration Results



Manual Integration Results

RT: 12.47  
Area: 209981  
Amount: 1034.0773  
Amount Units: ug/L



Reviewer: boylea, 14-Jan-2022 14:01:01  
Audit Action: Assigned Compound ID

Audit Reason: Peak assignment corrected

Eurofins Seattle  
Target Compound Quantitation Report

Data File: \\chromfs\Seattle\ChromData\TAC050\20220113-80849.b\SIM011322b018.D  
 Lims ID: std9is  
 Client ID:  
 Sample Type: IC Calib Level: 9  
 Inject. Date: 14-Jan-2022 02:32:30 ALS Bottle#: 8 Worklist Smp#: 8  
 Injection Vol: 1.0 ul Dil. Factor: 1.0000  
 Sample Info: 9  
 Operator ID: jcm Instrument ID: TAC050  
 Sublist: chrom-TAC050\_SIM\_PAH\*sub9

Method: \\chromfs\Seattle\ChromData\TAC050\20220113-80849.b\TAC050\_SIM\_PAH.m  
 Limit Group: 8270D\_SIM QSM 5.0  
 Last Update: 14-Jan-2022 15:42:12 Calib Date: 14-Jan-2022 05:04:30  
 Integrator: Falcon ID Type: RT Order ID  
 Quant Method: Internal Standard Quant By: Initial Calibration  
 Last ICal File: \\chromfs\Seattle\ChromData\TAC050\20220113-80849.b\SIM011322b026.D

Column 1 : Det: MS SCAN  
 Process Host: CTX1628

First Level Reviewer: limmere

Date: 14-Jan-2022 09:56:33

Compound	Sig	RT (min.)	Exp RT (min.)	Dlt RT (min.)	Q	Response	Cal Amt ug/L	OnCol Amt ug/L	Flags
* 1 Naphthalene-d8	136	5.171	5.171	0.000	90	22195	100.0	100.0	
* 2 Acenaphthene-d10	164	6.854	6.854	0.000	70	10323	100.0	100.0	
* 3 Phenanthrene-d10	188	8.319	8.319	0.000	56	15675	100.0	100.0	
* 4 Chrysene-d12	240	11.030	11.030	0.000	67	12522	100.0	100.0	
* 5 Perylene-d12	264	13.074	13.074	0.000	69	14247	100.0	100.0	
\$ 6 2-methylnaphthalene-d10	152	5.809	5.809	0.000	67	66447	500.0	506.1	
\$ 10 2-Fluorobiphenyl	172	6.190	6.190	0.000	0	81972	500.0	496.2	a
\$ 7 2,4,6-Tribromophenol	330	7.628	7.628	0.000	59	13836	500.0	498.2	
\$ 8 Fluoranthene-d10 (Surr)	212	9.502	9.502	0.000	69	82791	500.0	510.7	
\$ 9 Terphenyl-d14	244	9.896	9.896	0.000	95	64209	500.0	511.1	
11 Naphthalene	128	5.189	5.189	0.000	100	118848	500.0	506.3	
12 2-Methylnaphthalene	141	5.841	5.841	0.000	95	66711	500.0	501.1	
13 1-Methylnaphthalene	141	5.937	5.937	0.000	97	63527	500.0	492.6	
14 Acenaphthylene	152	6.717	6.717	0.000	100	112225	500.0	514.2	
15 Acenaphthene	153	6.884	6.884	0.000	96	69640	500.0	508.5	
16 Fluorene	166	7.389	7.389	0.000	97	78269	500.0	512.6	
17 Pentachlorophenol	266	8.126	8.126	0.000	97	15457	1000.0	1053.9	
18 Phenanthrene	178	8.342	8.342	0.000	100	102631	500.0	520.2	
19 Anthracene	178	8.389	8.389	0.000	100	101772	500.0	510.7	
20 Fluoranthene	202	9.522	9.522	0.000	52	99999	500.0	513.0	
21 Pyrene	202	9.746	9.746	0.000	52	104547	500.0	509.0	
22 Benzo[a]anthracene	228	11.012	11.012	0.000	95	93139	500.0	516.8	M
23 Chrysene	228	11.057	11.057	0.000	99	96213	500.0	511.5	
30 Bis(2-ethylhexyl) phthalate	149	11.895	11.895	0.000	0	118452	500.0	537.3	Ma
24 Benzo[b]fluoranthene	252	12.470	12.470	0.000	98	97903	500.0	526.3	a
25 Benzo[k]fluoranthene	252	12.511	12.511	0.000	95	105112	500.0	504.2	
26 Benzo[a]pyrene	252	12.983	12.983	0.000	97	97822	500.0	527.0	
27 Indeno[1,2,3-cd]pyrene	276	14.935	14.935	0.000	96	84665	500.0	542.0	
28 Dibenz(a,h)anthracene	278	14.984	14.984	0.000	96	94470	500.0	527.1	
29 Benzo[g,h,i]perylene	276	15.429	15.429	0.000	95	100263	500.0	516.1	

[QC Flag Legend](#)

Processing Flags

Review Flags

M - Manually Integrated

a - User Assigned ID

[Reagents:](#)

ccv\_SIM\_500\_00086

Amount Added: 1.00

Units: mL

Eurofins Seattle

Data File: \\chromfs\Seattle\ChromData\TAC050\20220113-80849.b\SIM011322b018.D

Injection Date: 14-Jan-2022 02:32:30

Instrument ID: TAC050

Lims ID: std9is

Client ID:

Operator ID: jcm

ALS Bottle#: 8

Worklist Smp#: 8

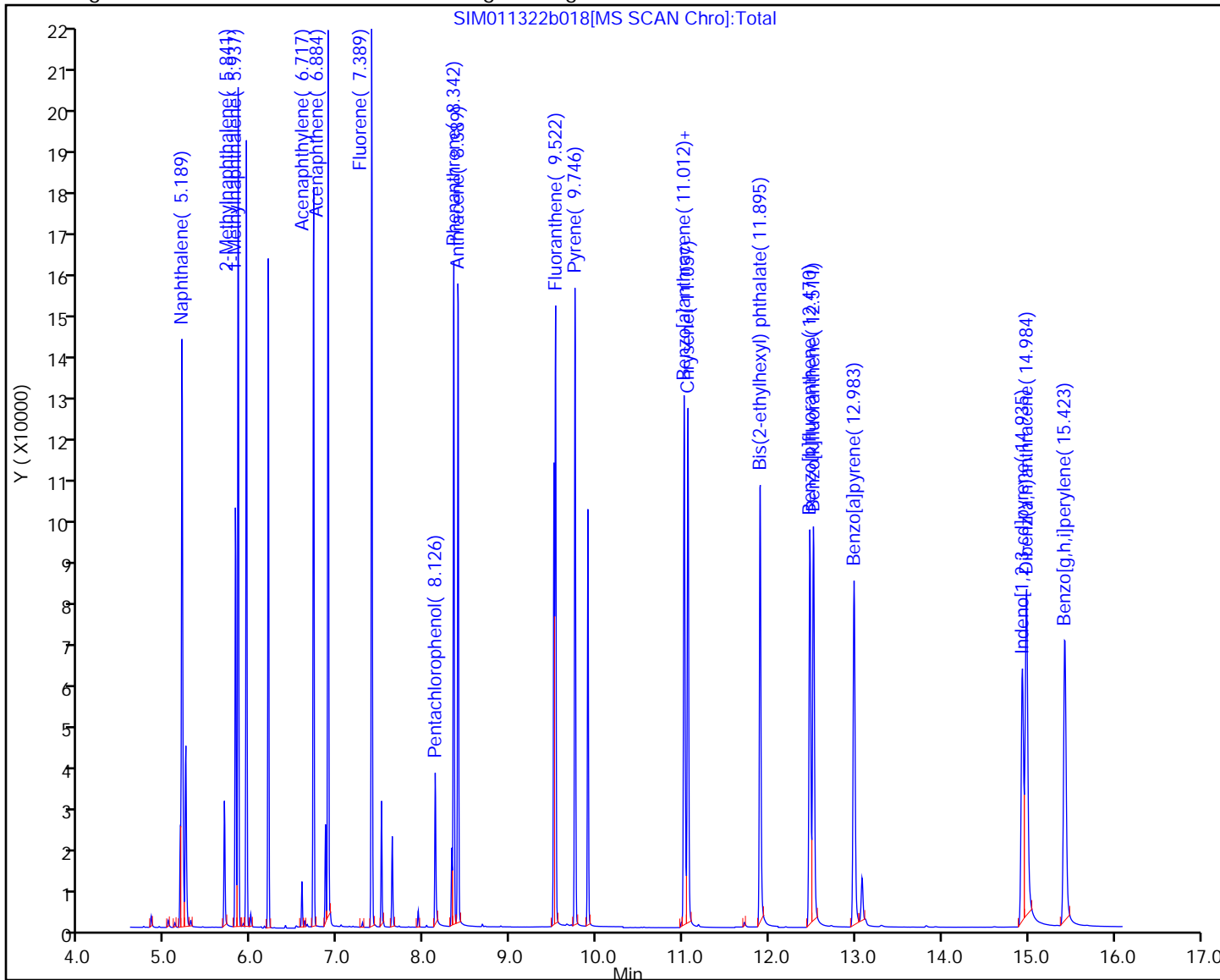
Injection Vol: 1.0 ul

Dil. Factor: 1.0000

Method: TAC050\_SIM\_PAH

Limit Group: 8270D\_SIM QSM 5.0

Y Scaling: Method Defined: Scale to the Nth Largest Target: 1



Eurofins Seattle

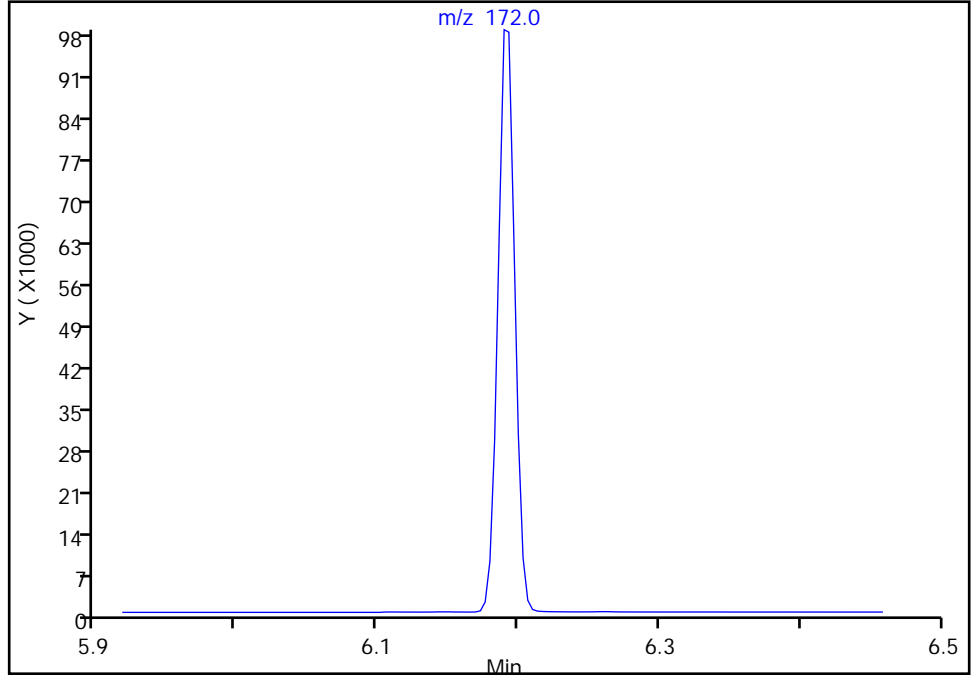
Data File: \\chromfs\Seattle\ChromData\TAC050\20220113-80849.b\SIM011322b018.D  
Injection Date: 14-Jan-2022 02:32:30 Instrument ID: TAC050  
Lims ID: std9is  
Client ID:  
Operator ID: jcm ALS Bottle#: 8 Worklist Smp#: 8  
Injection Vol: 1.0 ul Dil. Factor: 1.0000  
Method: TAC050\_SIM\_PAH Limit Group: 8270D\_SIM QSM 5.0  
Column: Detector MS SCAN

**\$ 10 2-Fluorobiphenyl, CAS: 321-60-8**

Signal: 1

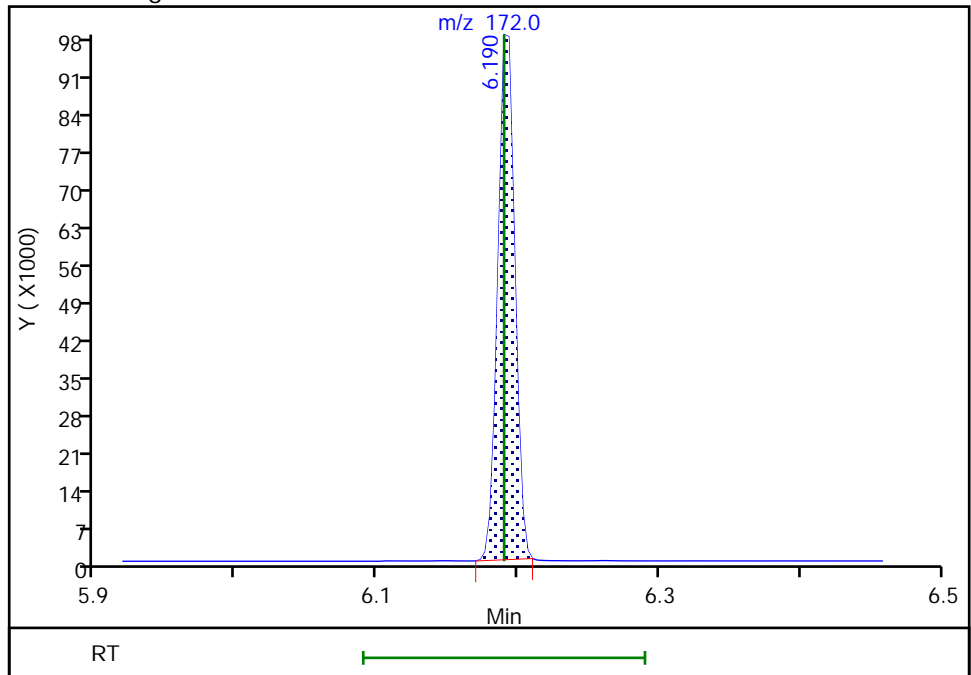
Not Detected  
Expected RT: 6.19

Processing Integration Results



Manual Integration Results

RT: 6.19  
Area: 81972  
Amount: 496.2395  
Amount Units: ug/L



Eurofins Seattle

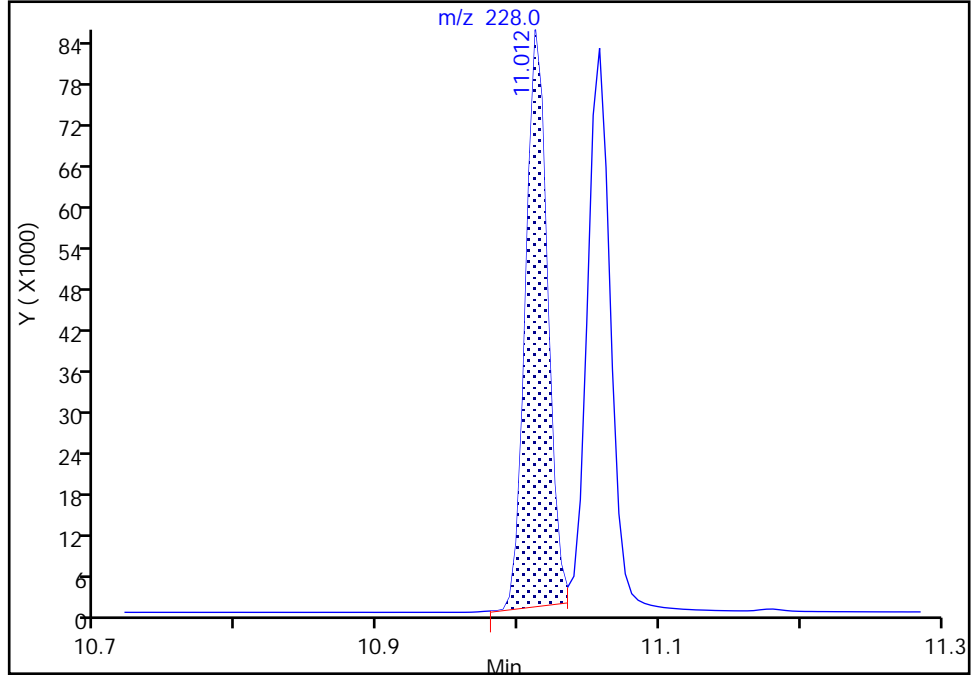
Data File: \\chromfs\Seattle\ChromData\TAC050\20220113-80849.b\SIM011322b018.D  
Injection Date: 14-Jan-2022 02:32:30 Instrument ID: TAC050  
Lims ID: std9is  
Client ID:  
Operator ID: jcm ALS Bottle#: 8 Worklist Smp#: 8  
Injection Vol: 1.0 ul Dil. Factor: 1.0000  
Method: TAC050\_SIM\_PAH Limit Group: 8270D\_SIM QSM 5.0  
Column: Detector MS SCAN

22 Benzo[a]anthracene, CAS: 56-55-3

Signal: 1

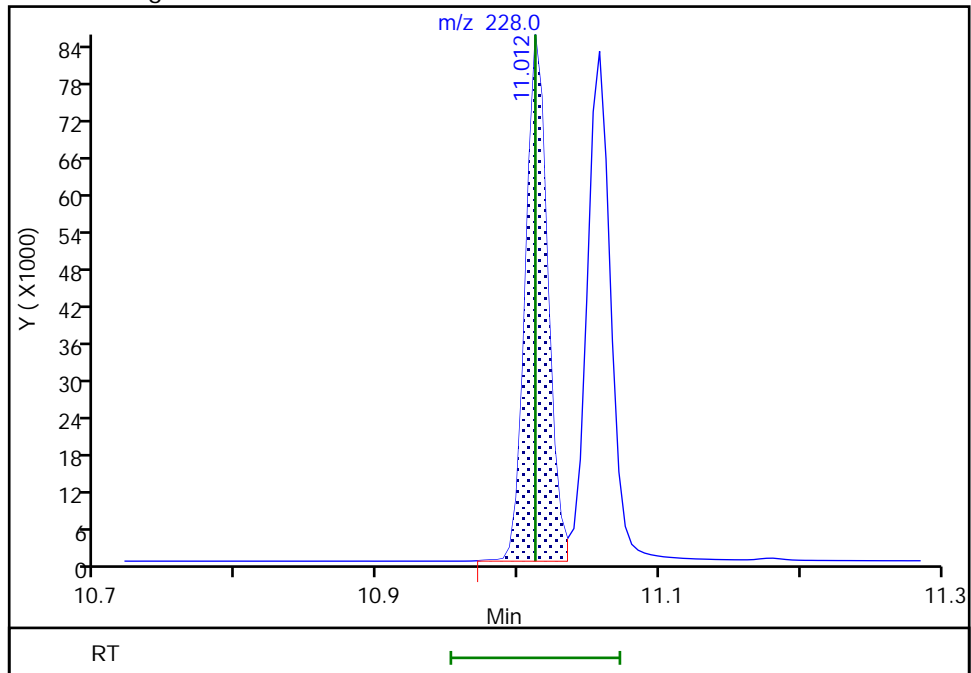
RT: 11.01  
Area: 90754  
Amount: 502.2735  
Amount Units: ug/L

Processing Integration Results



RT: 11.01  
Area: 93139  
Amount: 516.8199  
Amount Units: ug/L

Manual Integration Results



Reviewer: boylea, 14-Jan-2022 14:02:21  
Audit Action: Manually Integrated

Audit Reason: Incomplete Integration

Eurofins Seattle

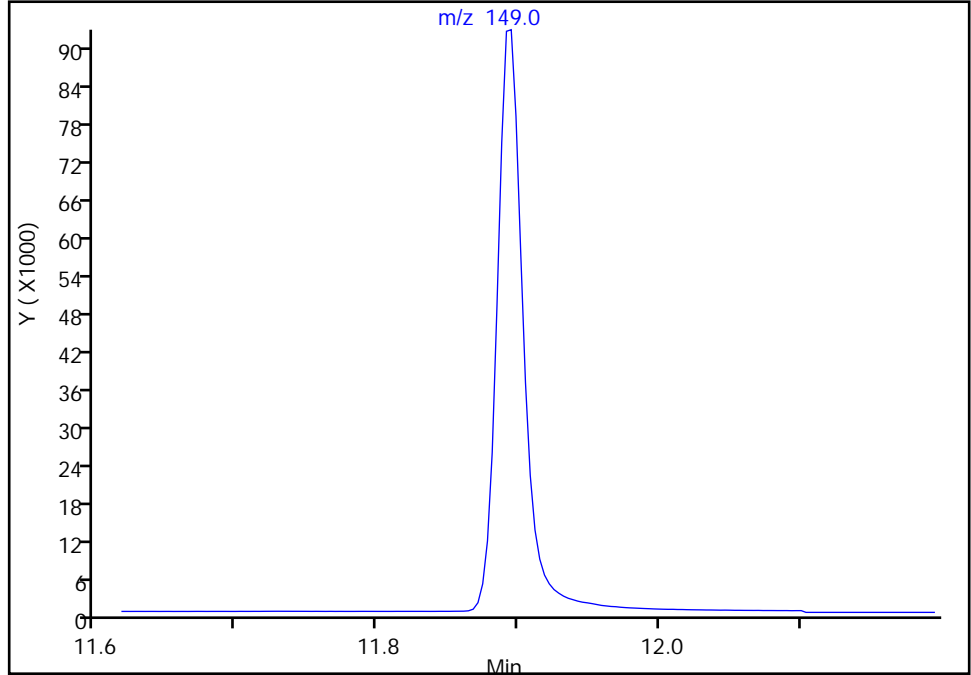
Data File: \\chromfs\Seattle\ChromData\TAC050\20220113-80849.b\SIM011322b018.D  
Injection Date: 14-Jan-2022 02:32:30 Instrument ID: TAC050  
Lims ID: std9is  
Client ID:  
Operator ID: jcm ALS Bottle#: 8 Worklist Smp#: 8  
Injection Vol: 1.0 ul Dil. Factor: 1.0000  
Method: TAC050\_SIM\_PAH Limit Group: 8270D\_SIM QSM 5.0  
Column: Detector MS SCAN

30 Bis(2-ethylhexyl) phthalate, CAS: 117-81-7

Signal: 1

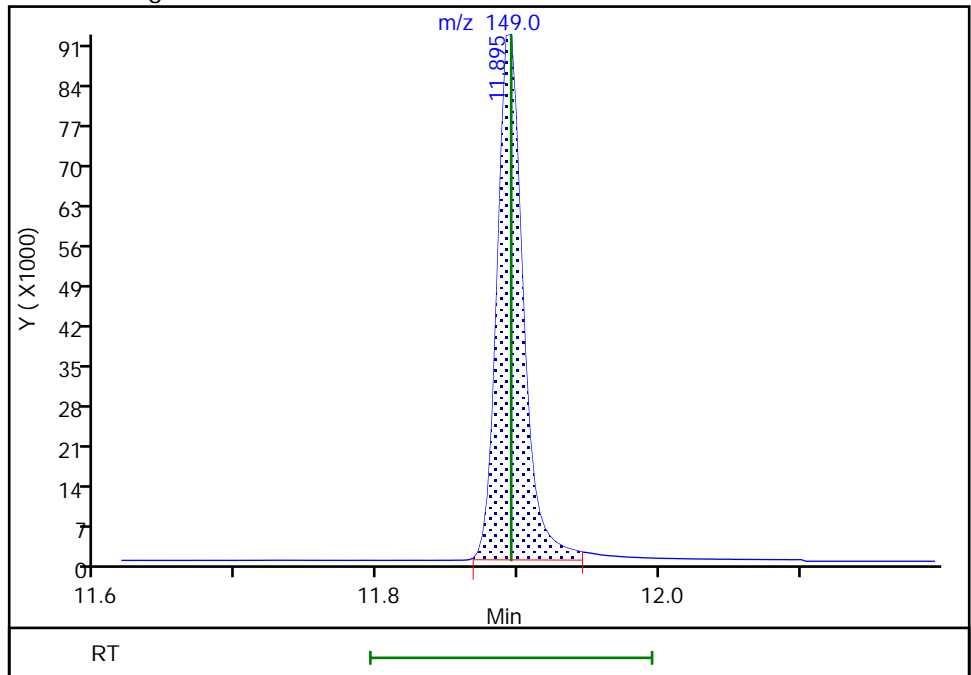
Not Detected  
Expected RT: 11.89

Processing Integration Results



Manual Integration Results

RT: 11.89  
Area: 118452  
Amount: 537.2714  
Amount Units: ug/L



Reviewer: boylea, 14-Jan-2022 14:02:31  
Audit Action: Manually Integrated

Audit Reason: Incomplete Integration

Eurofins Seattle

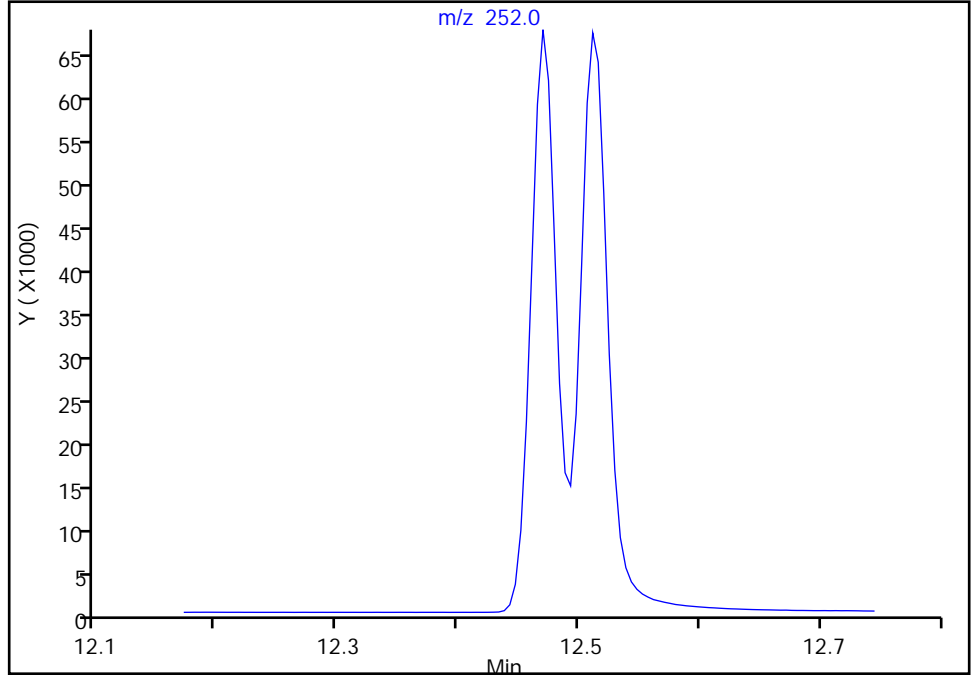
Data File: \\chromfs\Seattle\ChromData\TAC050\20220113-80849.b\SIM011322b018.D  
Injection Date: 14-Jan-2022 02:32:30 Instrument ID: TAC050  
Lims ID: std9is  
Client ID:  
Operator ID: jcm ALS Bottle#: 8 Worklist Smp#: 8  
Injection Vol: 1.0 ul Dil. Factor: 1.0000  
Method: TAC050\_SIM\_PAH Limit Group: 8270D\_SIM QSM 5.0  
Column: Detector MS SCAN

24 Benzo[b]fluoranthene, CAS: 205-99-2

Signal: 1

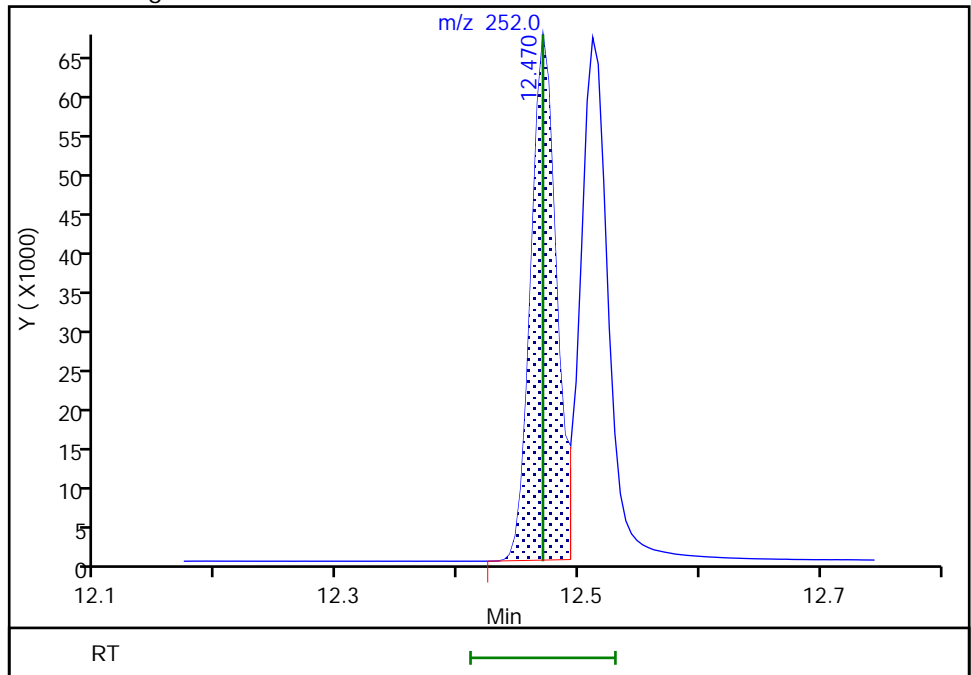
Not Detected  
Expected RT: 12.47

Processing Integration Results



Manual Integration Results

RT: 12.47  
Area: 97903  
Amount: 526.3046  
Amount Units: ug/L





Eurofins Seattle  
Target Compound Quantitation Report

Data File: \\chromfs\Seattle\ChromData\TAC050\20220113-80849.b\SIM011322b019.D  
 Lims ID: std8  
 Client ID:  
 Sample Type: IC Calib Level: 8  
 Inject. Date: 14-Jan-2022 02:51:30 ALS Bottle#: 9 Worklist Smp#: 9  
 Injection Vol: 1.0 ul Dil. Factor: 1.0000  
 Sample Info: 8  
 Operator ID: jcm Instrument ID: TAC050  
 Sublist: chrom-TAC050\_SIM\_PAH\*sub9  
 Method: \\chromfs\Seattle\ChromData\TAC050\20220113-80849.b\TAC050\_SIM\_PAH.m  
 Limit Group: 8270D\_SIM QSM 5.0  
 Last Update: 14-Jan-2022 15:42:14 Calib Date: 14-Jan-2022 05:04:30  
 Integrator: Falcon ID Type: RT Order ID  
 Quant Method: Internal Standard Quant By: Initial Calibration  
 Last ICal File: \\chromfs\Seattle\ChromData\TAC050\20220113-80849.b\SIM011322b026.D

Column 1 : Det: MS SCAN  
 Process Host: CTX1628

First Level Reviewer: limmere Date: 14-Jan-2022 10:03:39

Compound	Sig	RT (min.)	Exp RT (min.)	Dlt RT (min.)	Q	Response	Cal Amt ug/L	OnCol Amt ug/L	Flags
* 1 Naphthalene-d8	136	5.171	5.171	0.000	90	25824	100.0	100.0	
* 2 Acenaphthene-d10	164	6.854	6.854	0.000	70	11755	100.0	100.0	
* 3 Phenanthrene-d10	188	8.319	8.319	0.001	56	18203	100.0	100.0	
* 4 Chrysene-d12	240	11.026	11.030	-0.004	72	14055	100.0	100.0	
* 5 Perylene-d12	264	13.075	13.074	0.001	69	16292	100.0	100.0	
\$ 6 2-methylnaphthalene-d10	152	5.809	5.809	0.000	67	29353	200.0	192.1	
\$ 10 2-Fluorobiphenyl	172	6.190	6.190	0.000	0	36875	200.0	196.0	Ma
\$ 7 2,4,6-Tribromophenol	330	7.628	7.628	0.000	58	5623	200.0	183.4	
\$ 8 Fluoranthene-d10 (Surr)	212	9.502	9.502	0.000	69	36319	200.0	192.2	
\$ 9 Terphenyl-d14	244	9.896	9.896	0.000	95	26958	200.0	184.8	
11 Naphthalene	128	5.189	5.189	0.000	100	52945	200.0	193.8	
12 2-Methylnaphthalene	141	5.841	5.841	0.000	95	29681	200.0	191.6	
13 1-Methylnaphthalene	141	5.937	5.937	0.000	97	28297	200.0	188.6	
14 Acenaphthylene	152	6.717	6.717	0.000	100	48540	200.0	195.3	
15 Acenaphthene	153	6.885	6.884	0.001	96	30250	200.0	194.0	
16 Fluorene	166	7.389	7.389	0.000	97	33656	200.0	193.6	
17 Pentachlorophenol	266	8.126	8.126	0.000	96	4235	400.0	356.7	
18 Phenanthrene	178	8.338	8.342	-0.004	100	45268	200.0	196.9	
19 Anthracene	178	8.389	8.389	0.000	100	44171	200.0	190.3	
20 Fluoranthene	202	9.522	9.522	0.000	52	44105	200.0	194.1	
21 Pyrene	202	9.746	9.746	0.000	52	45971	200.0	192.0	
22 Benzo[a]anthracene	228	11.012	11.012	0.000	95	39640	200.0	195.2	M
23 Chrysene	228	11.058	11.057	0.001	98	41189	200.0	194.2	
30 Bis(2-ethylhexyl) phthalate	149	11.892	11.895	-0.003	0	49150	200.0	203.4	Ma
24 Benzo[b]fluoranthene	252	12.470	12.470	0.000	97	40711	200.0	190.9	a
25 Benzo[k]fluoranthene	252	12.512	12.511	0.001	95	46936	200.0	196.4	
26 Benzo[a]pyrene	252	12.983	12.983	0.000	97	41778	200.0	196.3	
27 Indeno[1,2,3-cd]pyrene	276	14.935	14.935	0.000	96	35765	200.0	201.3	M
28 Dibenz(a,h)anthracene	278	14.984	14.984	0.000	96	40164	200.0	195.6	a
29 Benzo[g,h,i]perylene	276	15.423	15.429	-0.006	95	44397	200.0	199.4	

**QC Flag Legend**

Processing Flags

Review Flags

M - Manually Integrated

a - User Assigned ID

**Reagents:**

ccv\_8270\_1000\_00057

Amount Added: 200.00

Units: uL

8270SIM\_IS\_00069

Amount Added: 8.00

Units: uL

Eurofins Seattle

Data File: \\chromfs\Seattle\ChromData\TAC050\20220113-80849.b\SIM011322b019.D

Injection Date: 14-Jan-2022 02:51:30

Instrument ID: TAC050

Lims ID: std8

Client ID:

Operator ID: jcm

ALS Bottle#: 9

Worklist Smp#: 9

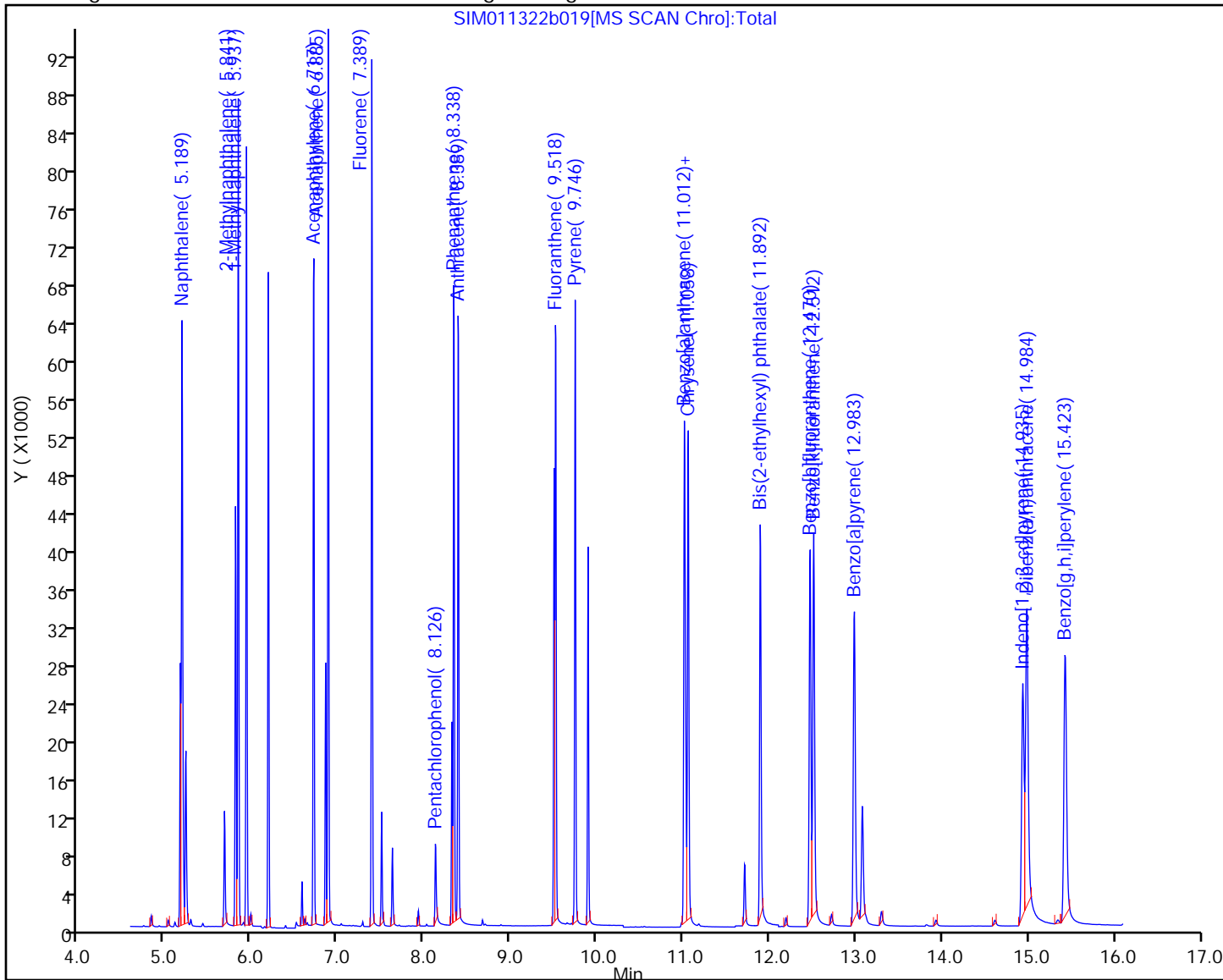
Injection Vol: 1.0 ul

Dil. Factor: 1.0000

Method: TAC050\_SIM\_PAH

Limit Group: 8270D\_SIM QSM 5.0

Y Scaling: Method Defined: Scale to the Nth Largest Target: 1



Eurofins Seattle

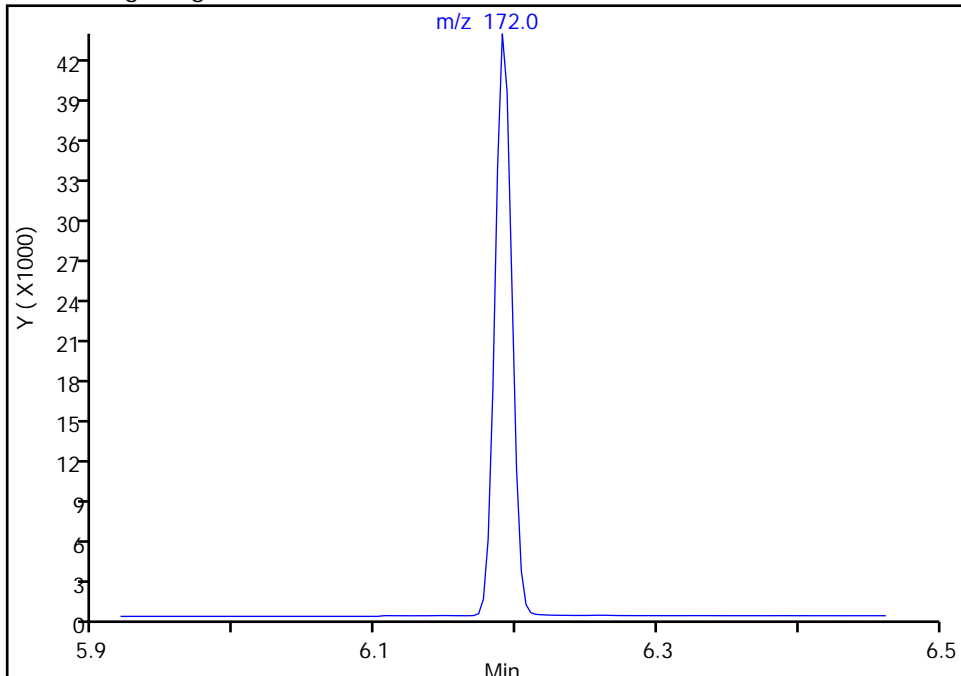
Data File: \\chromfs\Seattle\ChromData\TAC050\20220113-80849.b\SIM011322b019.D  
Injection Date: 14-Jan-2022 02:51:30 Instrument ID: TAC050  
Lims ID: std8  
Client ID:  
Operator ID: jcm ALS Bottle#: 9 Worklist Smp#: 9  
Injection Vol: 1.0 ul Dil. Factor: 1.0000  
Method: TAC050\_SIM\_PAH Limit Group: 8270D\_SIM QSM 5.0  
Column: Detector MS SCAN

**\$ 10 2-Fluorobiphenyl, CAS: 321-60-8**

Signal: 1

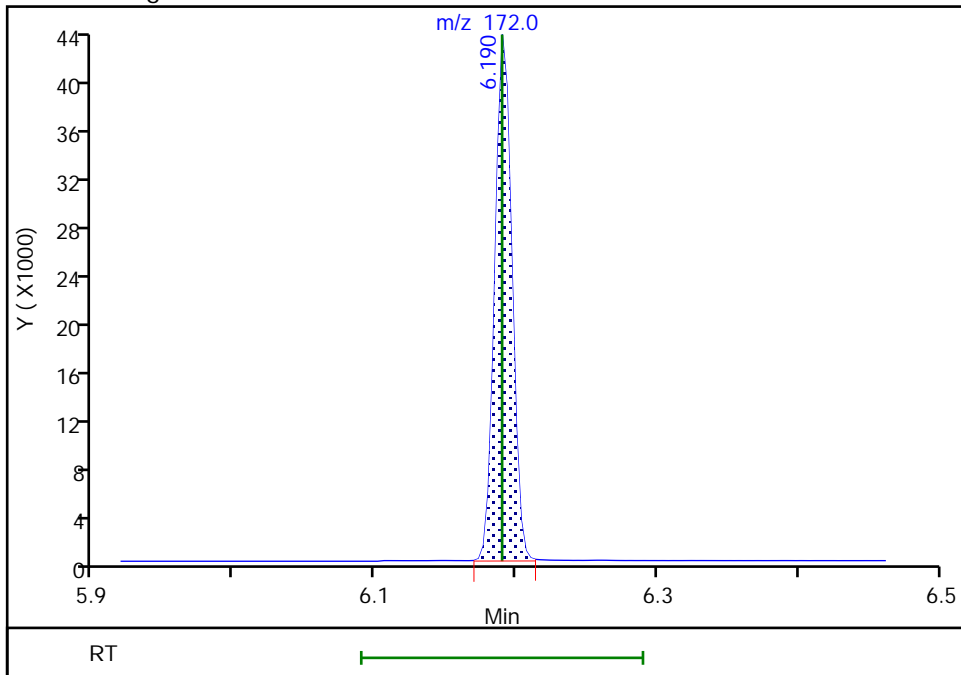
Not Detected  
Expected RT: 6.19

Processing Integration Results



Manual Integration Results

RT: 6.19  
Area: 36875  
Amount: 196.0384  
Amount Units: ug/L



Reviewer: boylea, 14-Jan-2022 14:07:55  
Audit Action: Manually Integrated

Audit Reason: Incomplete Integration

Eurofins Seattle

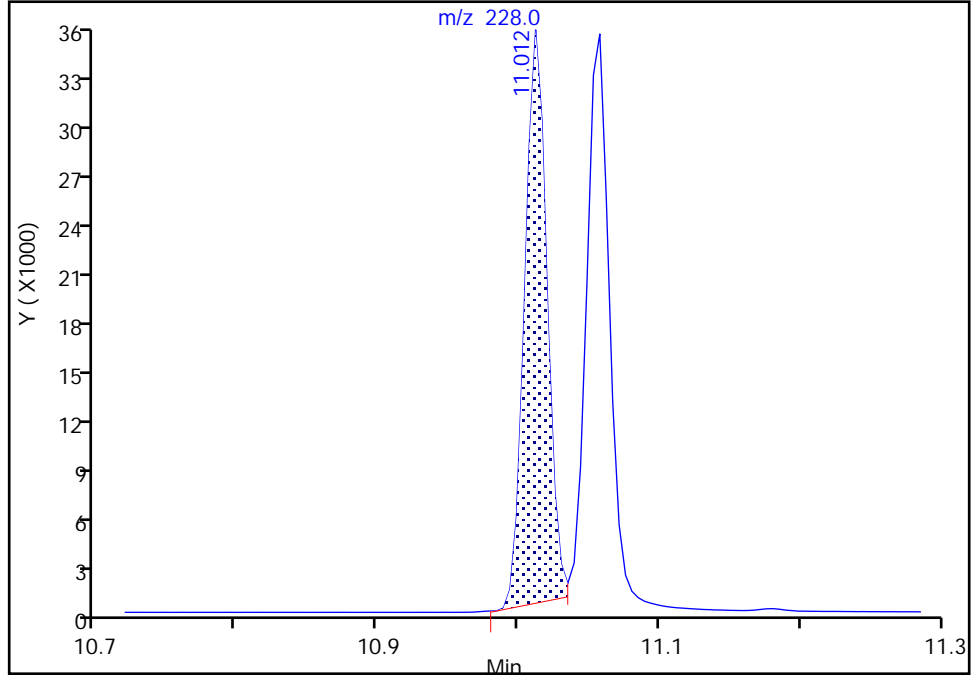
Data File: \\chromfs\Seattle\ChromData\TAC050\20220113-80849.b\SIM011322b019.D  
Injection Date: 14-Jan-2022 02:51:30 Instrument ID: TAC050  
Lims ID: std8  
Client ID:  
Operator ID: jcm ALS Bottle#: 9 Worklist Smp#: 9  
Injection Vol: 1.0 ul Dil. Factor: 1.0000  
Method: TAC050\_SIM\_PAH Limit Group: 8270D\_SIM QSM 5.0  
Column: Detector MS SCAN

22 Benzo[a]anthracene, CAS: 56-55-3

Signal: 1

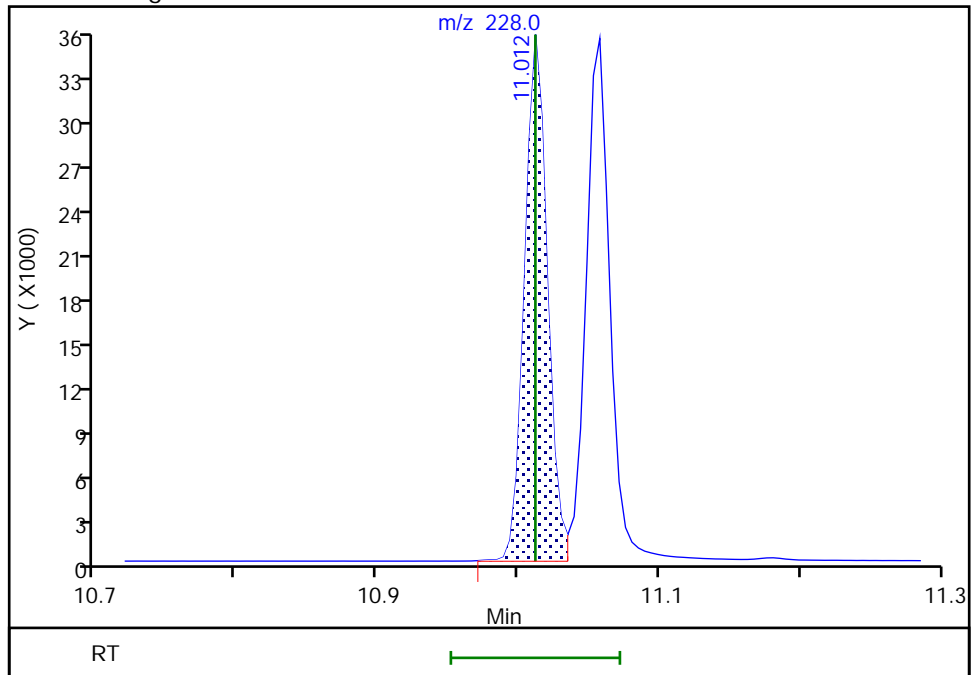
RT: 11.01  
Area: 38019  
Amount: 186.0820  
Amount Units: ug/L

Processing Integration Results



RT: 11.01  
Area: 39640  
Amount: 195.1530  
Amount Units: ug/L

Manual Integration Results



Reviewer: boylea, 14-Jan-2022 14:07:24  
Audit Action: Manually Integrated

Audit Reason: Incomplete Integration

Eurofins Seattle

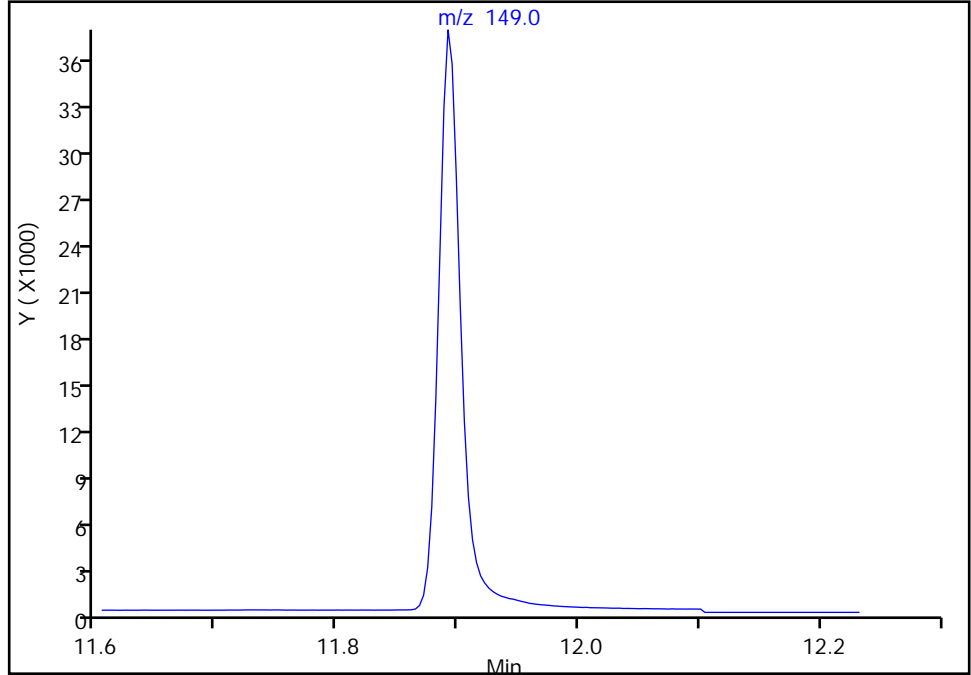
Data File: \\chromfs\Seattle\ChromData\TAC050\20220113-80849.b\SIM011322b019.D  
Injection Date: 14-Jan-2022 02:51:30 Instrument ID: TAC050  
Lims ID: std8  
Client ID:  
Operator ID: jcm ALS Bottle#: 9 Worklist Smp#: 9  
Injection Vol: 1.0 ul Dil. Factor: 1.0000  
Method: TAC050\_SIM\_PAH Limit Group: 8270D\_SIM QSM 5.0  
Column: Detector MS SCAN

30 Bis(2-ethylhexyl) phthalate, CAS: 117-81-7

Signal: 1

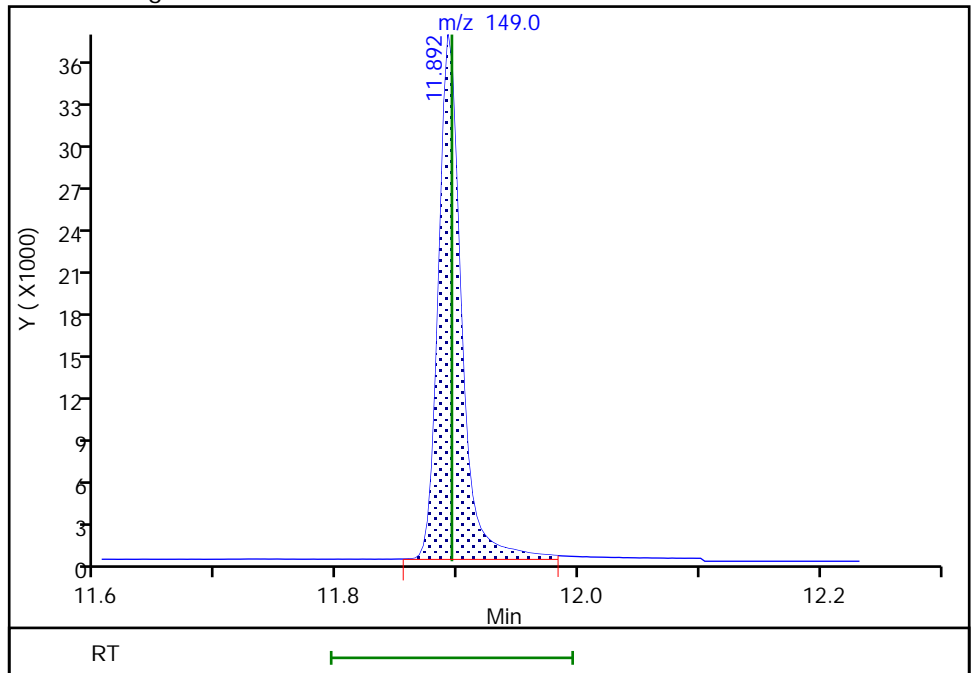
Not Detected  
Expected RT: 11.89

Processing Integration Results



RT: 11.89  
Area: 49150  
Amount: 203.4120  
Amount Units: ug/L

Manual Integration Results



Reviewer: boylea, 14-Jan-2022 14:07:14  
Audit Action: Manually Integrated

Audit Reason: Assign Peak

Eurofins Seattle

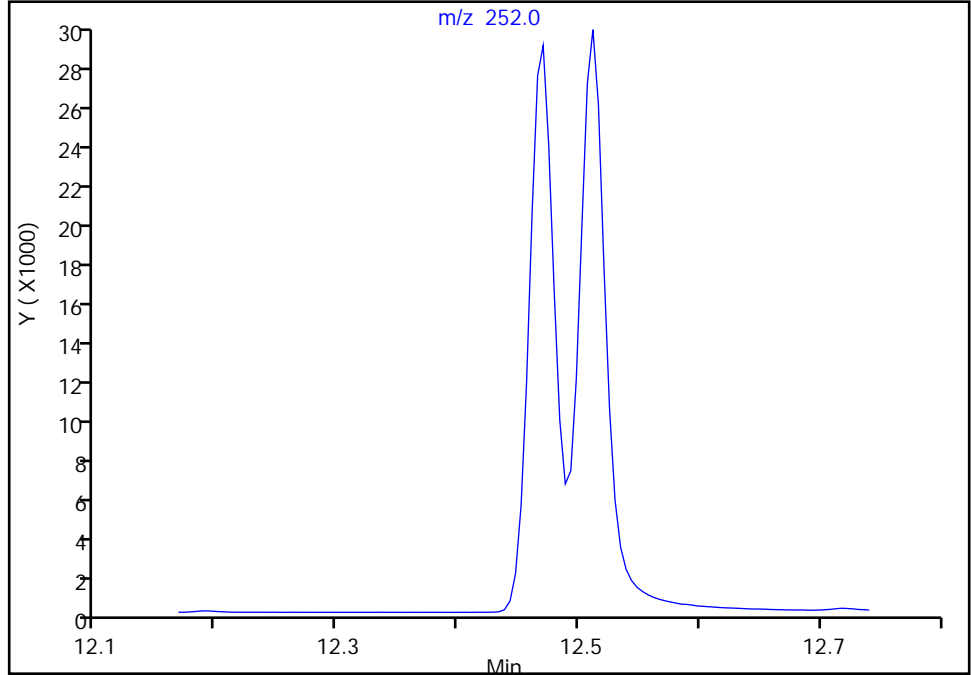
Data File: \\chromfs\Seattle\ChromData\TAC050\20220113-80849.b\SIM011322b019.D  
Injection Date: 14-Jan-2022 02:51:30 Instrument ID: TAC050  
Lims ID: std8  
Client ID:  
Operator ID: jcm ALS Bottle#: 9 Worklist Smp#: 9  
Injection Vol: 1.0 ul Dil. Factor: 1.0000  
Method: TAC050\_SIM\_PAH Limit Group: 8270D\_SIM QSM 5.0  
Column: Detector MS SCAN

24 Benzo[b]fluoranthene, CAS: 205-99-2

Signal: 1

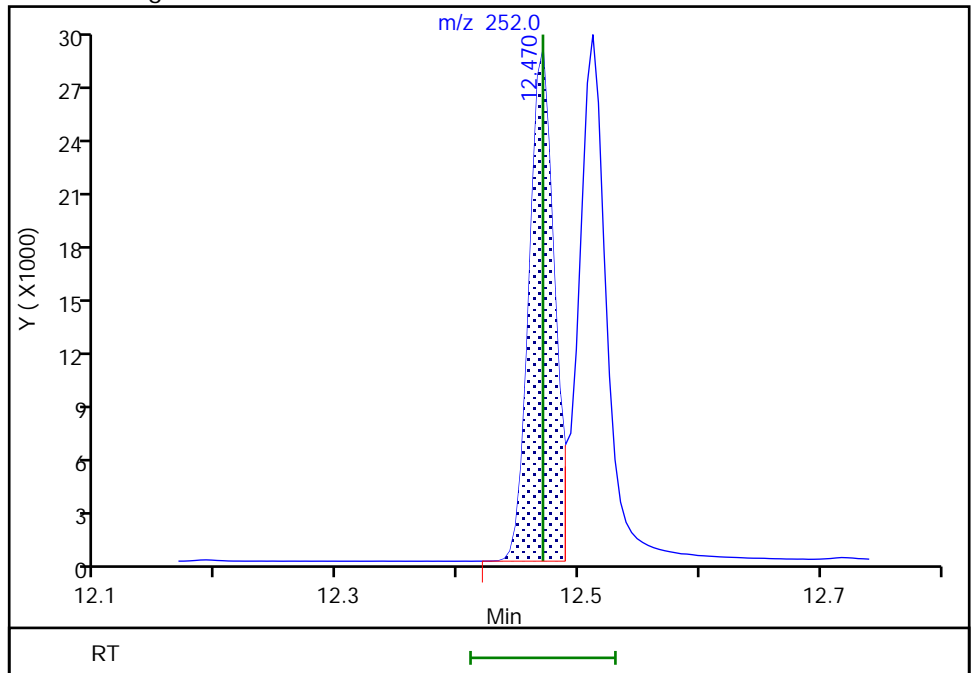
Not Detected  
Expected RT: 12.47

Processing Integration Results



Manual Integration Results

RT: 12.47  
Area: 40711  
Amount: 190.8641  
Amount Units: ug/L



Eurofins Seattle

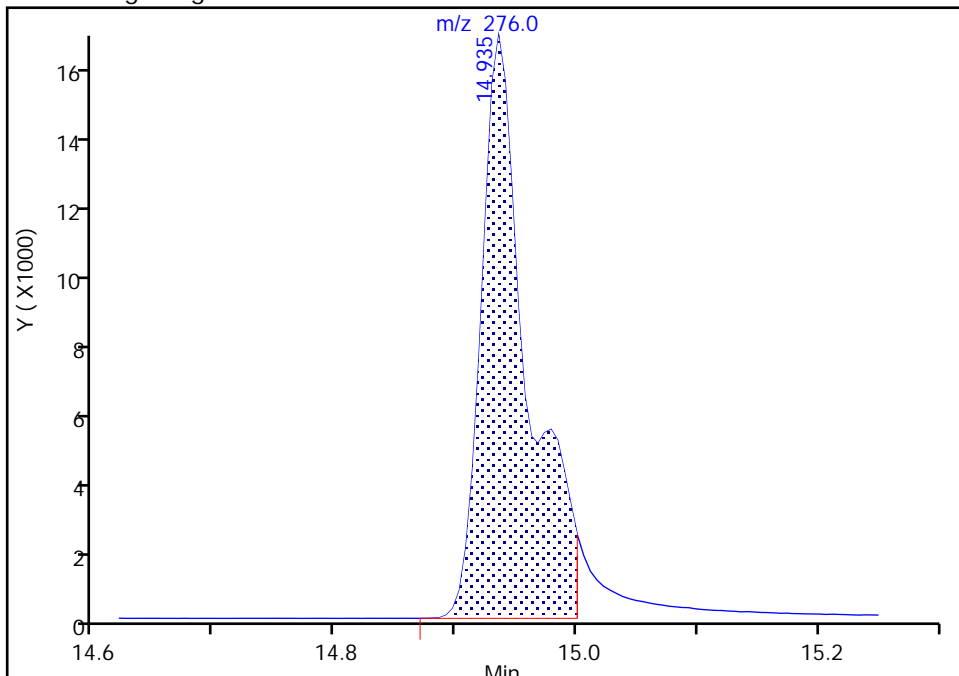
Data File: \\chromfs\Seattle\ChromData\TAC050\20220113-80849.b\SIM011322b019.D  
Injection Date: 14-Jan-2022 02:51:30 Instrument ID: TAC050  
Lims ID: std8  
Client ID:  
Operator ID: jcm ALS Bottle#: 9 Worklist Smp#: 9  
Injection Vol: 1.0 ul Dil. Factor: 1.0000  
Method: TAC050\_SIM\_PAH Limit Group: 8270D\_SIM QSM 5.0  
Column: Detector MS SCAN

27 Indeno[1,2,3-cd]pyrene, CAS: 193-39-5

Signal: 1

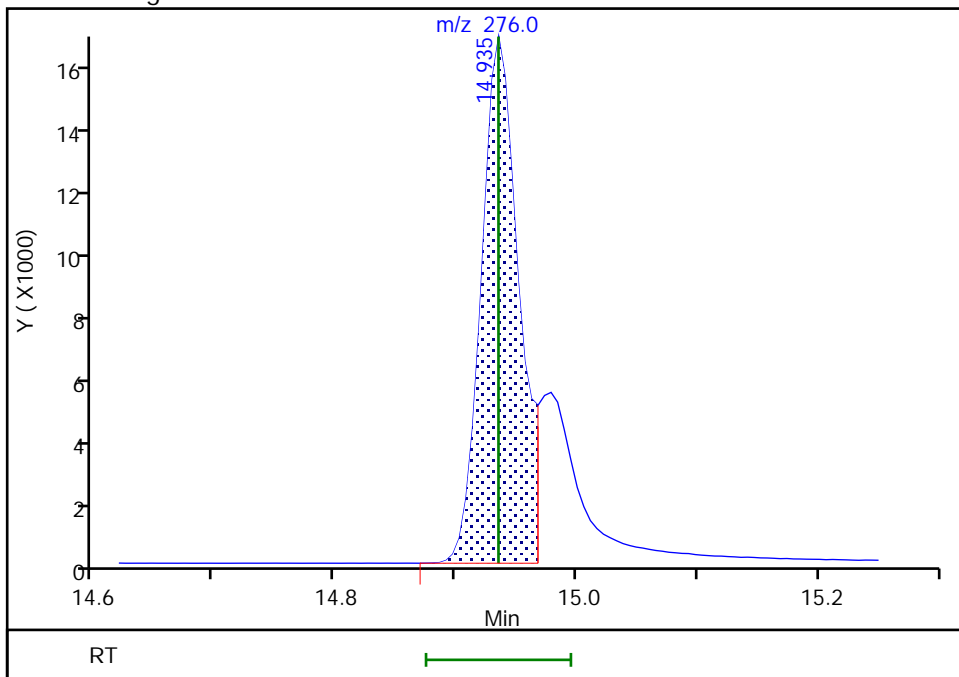
RT: 14.94  
Area: 44608  
Amount: 227.3977  
Amount Units: ug/L

Processing Integration Results



RT: 14.94  
Area: 35765  
Amount: 201.3281  
Amount Units: ug/L

Manual Integration Results



Reviewer: boylea, 14-Jan-2022 14:06:50  
Audit Action: Split an Integrated Peak

Audit Reason: Split Peak



Eurofins Seattle

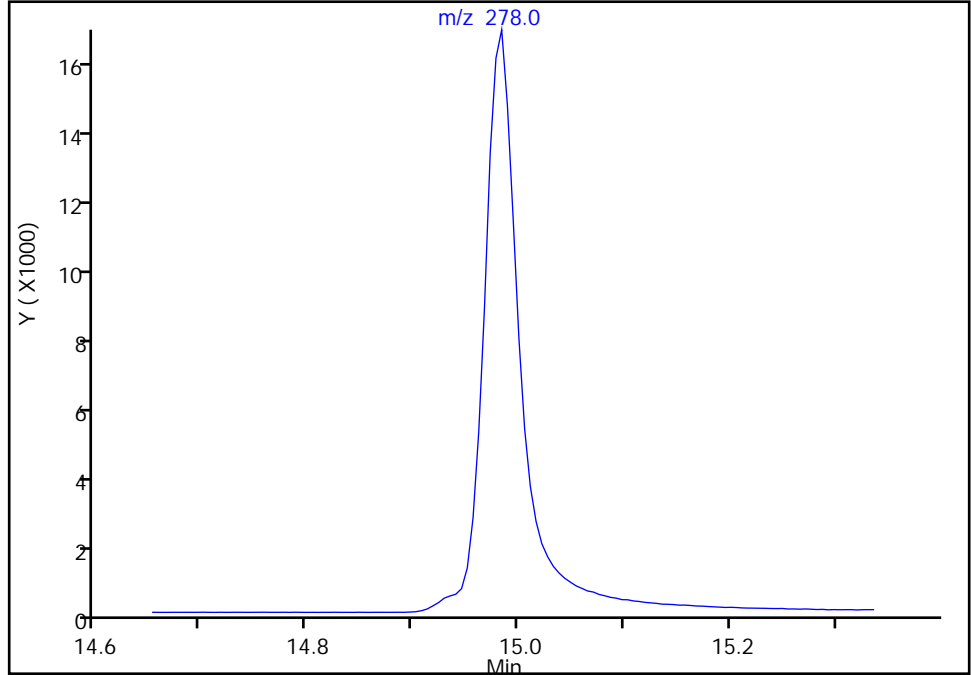
Data File: \\chromfs\Seattle\ChromData\TAC050\20220113-80849.b\SIM011322b019.D  
Injection Date: 14-Jan-2022 02:51:30 Instrument ID: TAC050  
Lims ID: std8  
Client ID:  
Operator ID: jcm ALS Bottle#: 9 Worklist Smp#: 9  
Injection Vol: 1.0 ul Dil. Factor: 1.0000  
Method: TAC050\_SIM\_PAH Limit Group: 8270D\_SIM QSM 5.0  
Column: Detector MS SCAN

28 Dibenz(a,h)anthracene, CAS: 53-70-3

Signal: 1

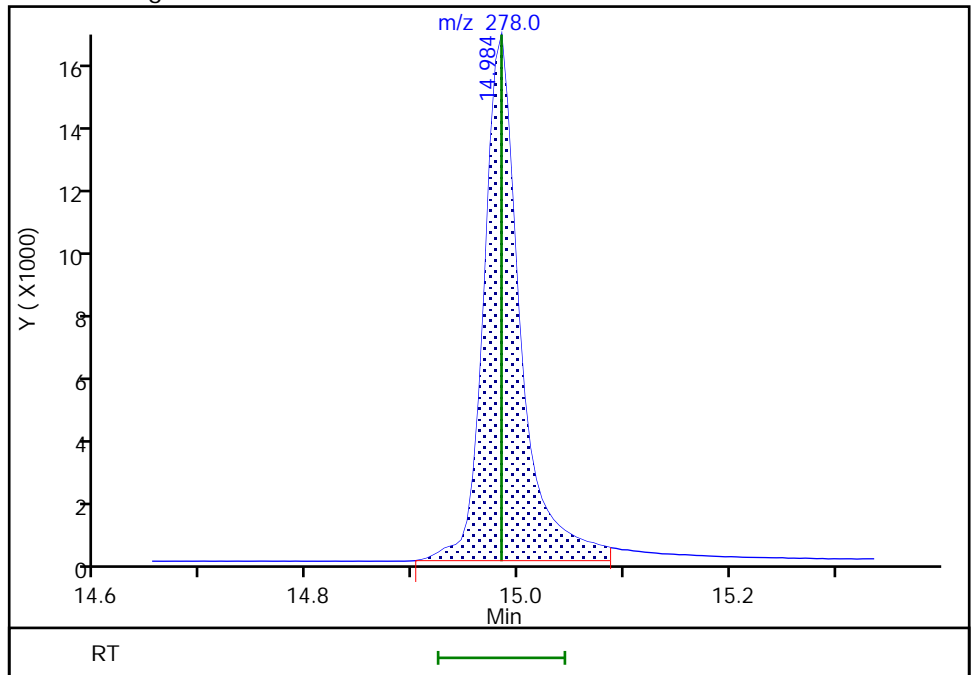
Not Detected  
Expected RT: 14.98

Processing Integration Results



RT: 14.98  
Area: 40164  
Amount: 195.5876  
Amount Units: ug/L

Manual Integration Results



Reviewer: boylea, 14-Jan-2022 14:06:44  
Audit Action: Assigned Compound ID

Audit Reason: Peak assignment corrected

Eurofins Seattle  
Target Compound Quantitation Report

Data File: \\chromfs\Seattle\ChromData\TAC050\20220113-80849.b\SIM011322b020.D  
 Lims ID: std7  
 Client ID:  
 Sample Type: IC Calib Level: 7  
 Inject. Date: 14-Jan-2022 03:10:30 ALS Bottle#: 10 Worklist Smp#: 10  
 Injection Vol: 1.0 ul Dil. Factor: 1.0000  
 Sample Info: 7  
 Operator ID: jcm Instrument ID: TAC050  
 Sublist: chrom-TAC050\_SIM\_PAH\*sub9

Method: \\chromfs\Seattle\ChromData\TAC050\20220113-80849.b\TAC050\_SIM\_PAH.m  
 Limit Group: 8270D\_SIM QSM 5.0  
 Last Update: 14-Jan-2022 15:42:06 Calib Date: 14-Jan-2022 05:04:30  
 Integrator: Falcon ID Type: RT Order ID  
 Quant Method: Internal Standard Quant By: Initial Calibration  
 Last ICal File: \\chromfs\Seattle\ChromData\TAC050\20220113-80849.b\SIM011322b026.D

Column 1 : Det: MS SCAN  
 Process Host: CTX1628

First Level Reviewer: boylea Date: 14-Jan-2022 15:42:06

Compound	Sig	RT (min.)	Exp RT (min.)	Dlt RT (min.)	Q	Response	Cal Amt ug/L	OnCol Amt ug/L	Flags
* 1 Naphthalene-d8	136	5.171	5.171	0.000	90	22864	100.0	100.0	
* 2 Acenaphthene-d10	164	6.854	6.854	0.000	70	10427	100.0	100.0	
* 3 Phenanthrene-d10	188	8.319	8.319	0.001	56	16638	100.0	100.0	
* 4 Chrysene-d12	240	11.026	11.030	-0.004	62	13251	100.0	100.0	
* 5 Perylene-d12	264	13.074	13.074	0.000	69	15589	100.0	100.0	
\$ 6 2-methylnaphthalene-d10	152	5.809	5.809	0.000	67	13403	100.0	99.1	
\$ 10 2-Fluorobiphenyl	172	6.190	6.190	0.000	0	16655	100.0	99.8	M
\$ 7 2,4,6-Tribromophenol	330	7.628	7.628	0.000	59	2462	100.0	93.5	
\$ 8 Fluoranthene-d10 (Surr)	212	9.502	9.502	0.000	69	17571	100.0	101.2	
\$ 9 Terphenyl-d14	244	9.896	9.896	0.000	95	13020	100.0	97.6	
11 Naphthalene	128	5.189	5.189	0.000	100	24209	100.0	100.1	M
12 2-Methylnaphthalene	141	5.841	5.841	0.000	95	13602	100.0	99.2	
13 1-Methylnaphthalene	141	5.937	5.937	0.000	98	12942	100.0	97.4	
14 Acenaphthylene	152	6.717	6.717	0.000	100	21750	100.0	98.7	
15 Acenaphthene	153	6.884	6.884	0.000	96	13549	100.0	97.9	
16 Fluorene	166	7.389	7.389	0.000	98	15017	100.0	97.4	
17 Pentachlorophenol	266	8.130	8.126	0.004	99	1359	200.0	179.0	M
18 Phenanthrene	178	8.342	8.342	0.000	100	21252	100.0	100.6	
19 Anthracene	178	8.393	8.389	0.004	100	20551	100.0	96.4	
20 Fluoranthene	202	9.522	9.522	0.000	52	21157	100.0	101.3	
21 Pyrene	202	9.746	9.746	0.000	52	23304	100.0	105.9	a
22 Benzo[a]anthracene	228	11.012	11.012	0.000	95	19122	100.0	99.2	
23 Chrysene	228	11.058	11.057	0.001	99	19950	100.0	99.0	
30 Bis(2-ethylhexyl) phthalate	149	11.891	11.895	-0.004	0	23812	100.0	105.0	Ma
24 Benzo[b]fluoranthene	252	12.470	12.470	0.000	97	20162	100.0	98.4	Ma
25 Benzo[k]fluoranthene	252	12.511	12.511	0.000	95	21829	100.0	95.1	
26 Benzo[a]pyrene	252	12.983	12.983	0.000	97	19766	100.0	96.7	
27 Indeno[1,2,3-cd]pyrene	276	14.935	14.935	0.000	96	16508	100.0	97.4	M
28 Dibenz(a,h)anthracene	278	14.984	14.984	0.000	96	17159	100.0	87.0	a
29 Benzo[g,h,i]perylene	276	15.429	15.429	0.000	95	20616	100.0	96.4	

**QC Flag Legend**

Processing Flags

Review Flags

M - Manually Integrated

a - User Assigned ID

**Reagents:**

ccv\_8270\_1000\_00057

Amount Added: 100.00

Units: uL

8270SIM\_IS\_00069

Amount Added: 9.00

Units: uL

Eurofins Seattle

Data File: \\chromfs\Seattle\ChromData\TAC050\20220113-80849.b\SIM011322b020.D

Injection Date: 14-Jan-2022 03:10:30

Instrument ID: TAC050

Lims ID: std7

Client ID:

Operator ID: jcm

ALS Bottle#: 10

Worklist Smp#: 10

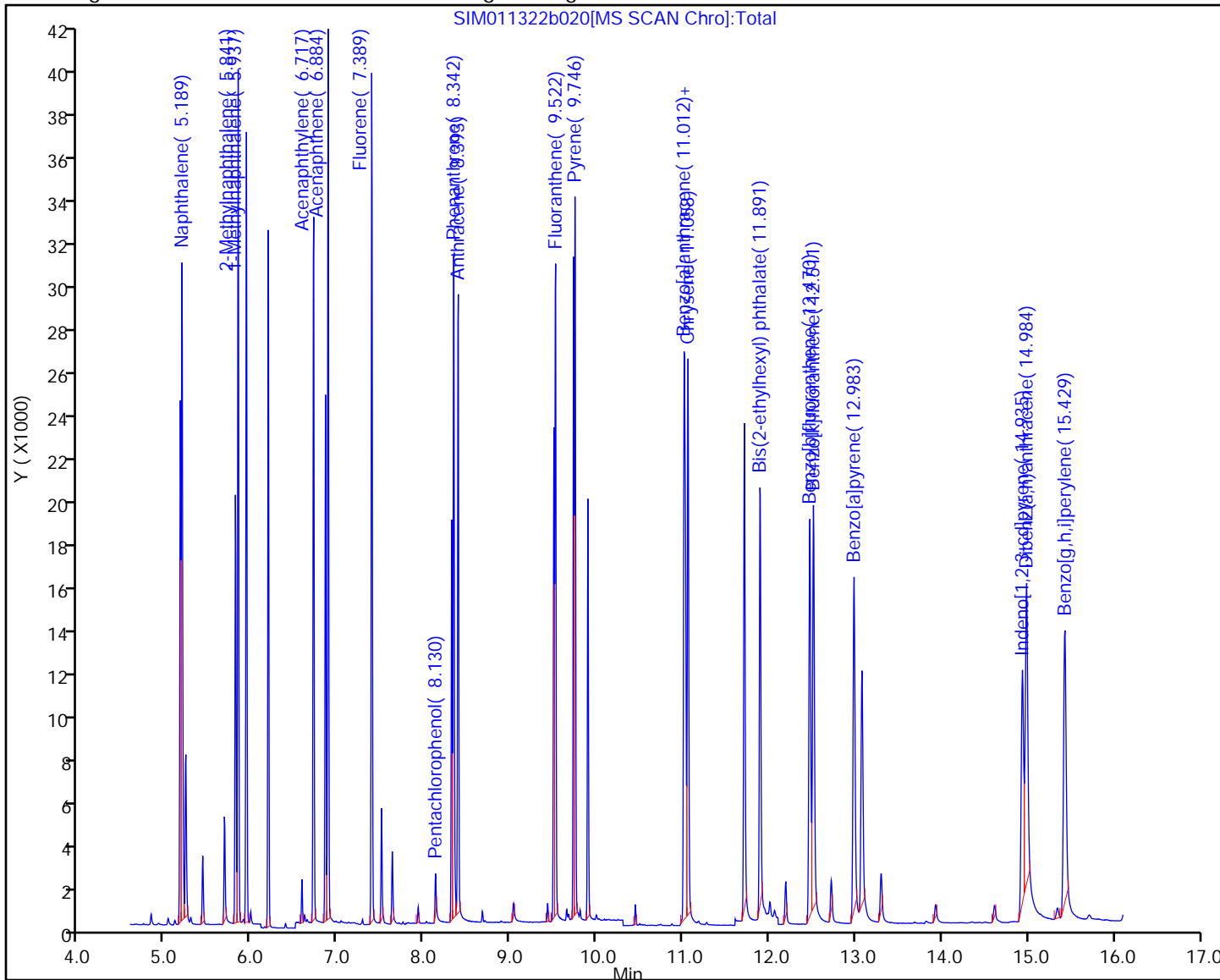
Injection Vol: 1.0 ul

Dil. Factor: 1.0000

Method: TAC050\_SIM\_PAH

Limit Group: 8270D\_SIM QSM 5.0

Y Scaling: Method Defined: Scale to the Nth Largest Target: 1



Eurofins Seattle

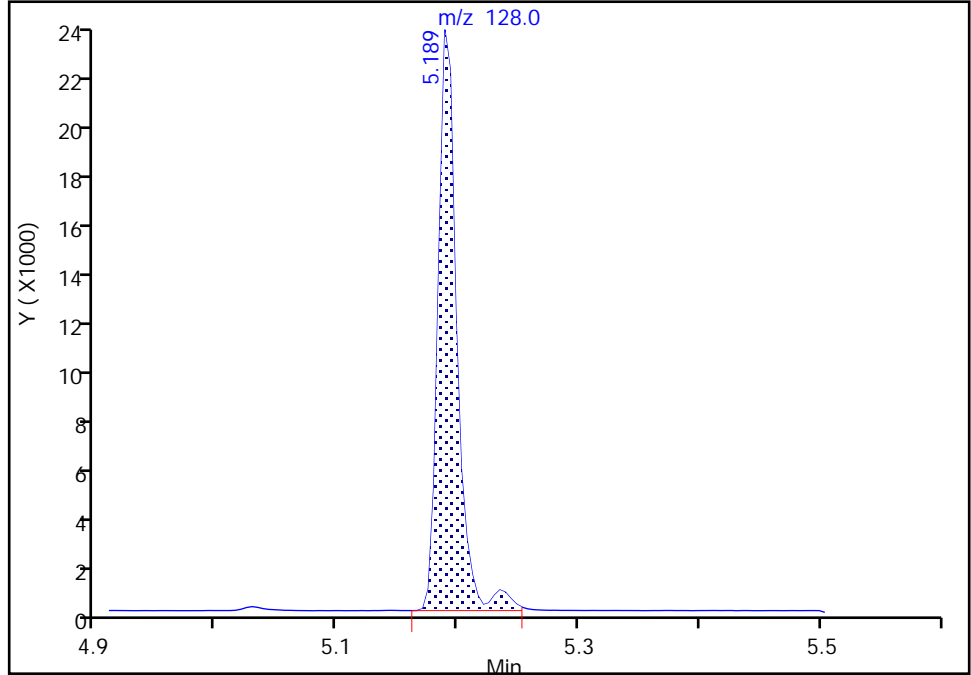
Data File: \\chromfs\Seattle\ChromData\TAC050\20220113-80849.b\SIM011322b020.D  
Injection Date: 14-Jan-2022 03:10:30 Instrument ID: TAC050  
Lims ID: std7  
Client ID:  
Operator ID: jcm ALS Bottle#: 10 Worklist Smp#: 10  
Injection Vol: 1.0 ul Dil. Factor: 1.0000  
Method: TAC050\_SIM\_PAH Limit Group: 8270D\_SIM QSM 5.0  
Column: Detector MS SCAN

11 Naphthalene, CAS: 91-20-3

Signal: 1

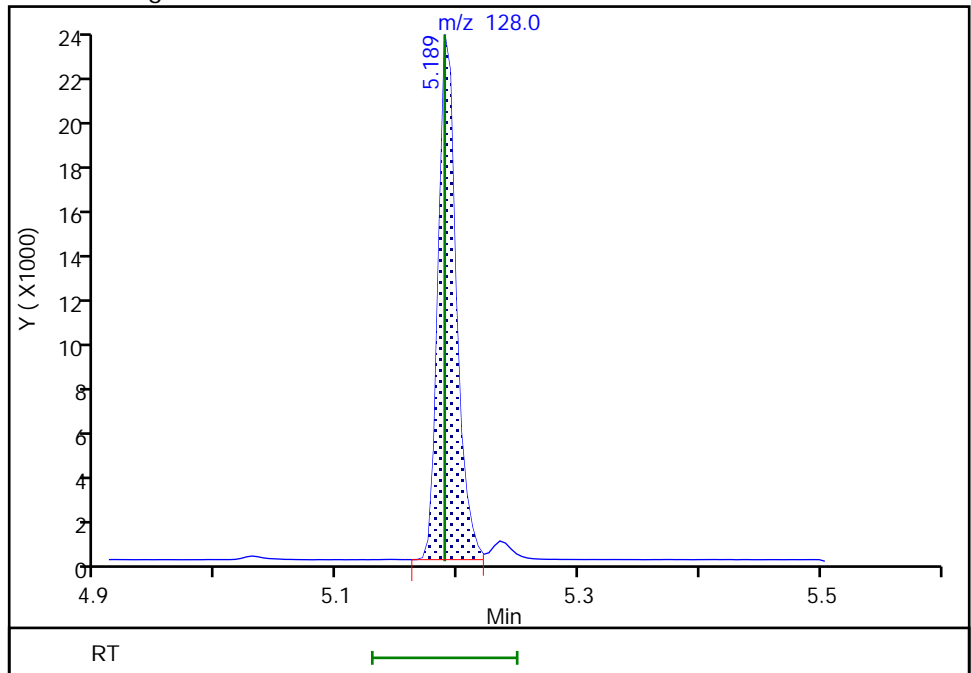
RT: 5.19  
Area: 25141  
Amount: 102.4086  
Amount Units: ug/L

Processing Integration Results



RT: 5.19  
Area: 24209  
Amount: 100.1110  
Amount Units: ug/L

Manual Integration Results



Reviewer: boylea, 14-Jan-2022 14:12:30  
Audit Action: Split an Integrated Peak

Audit Reason: Shouldering

Eurofins Seattle

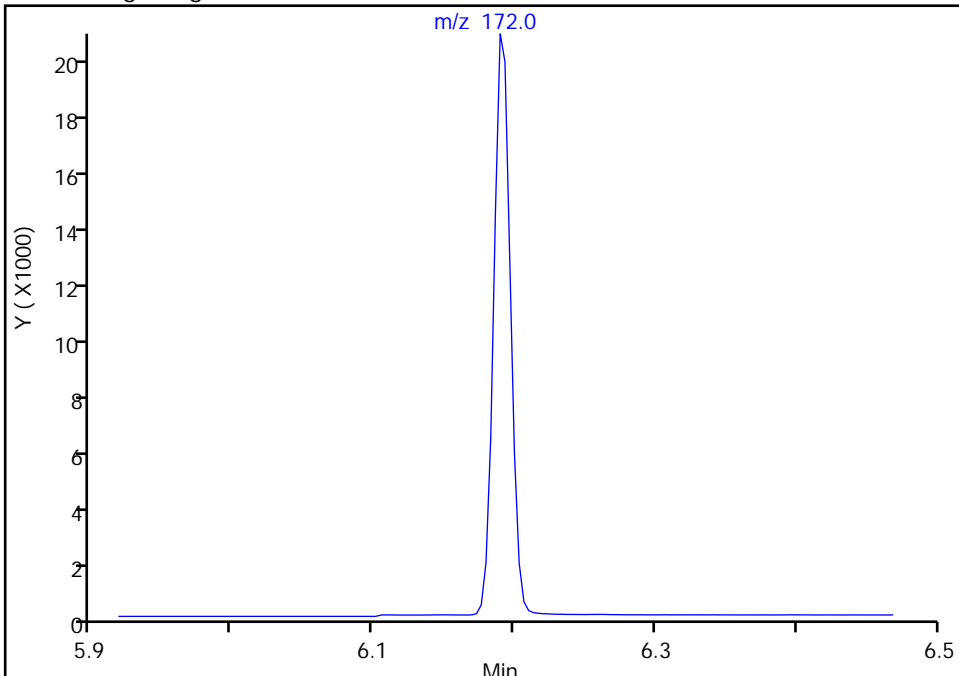
Data File: \\chromfs\Seattle\ChromData\TAC050\20220113-80849.b\SIM011322b020.D  
Injection Date: 14-Jan-2022 03:10:30 Instrument ID: TAC050  
Lims ID: std7  
Client ID:  
Operator ID: jcm ALS Bottle#: 10 Worklist Smp#: 10  
Injection Vol: 1.0 ul Dil. Factor: 1.0000  
Method: TAC050\_SIM\_PAH Limit Group: 8270D\_SIM QSM 5.0  
Column: Detector MS SCAN

**\$ 10 2-Fluorobiphenyl, CAS: 321-60-8**

Signal: 1

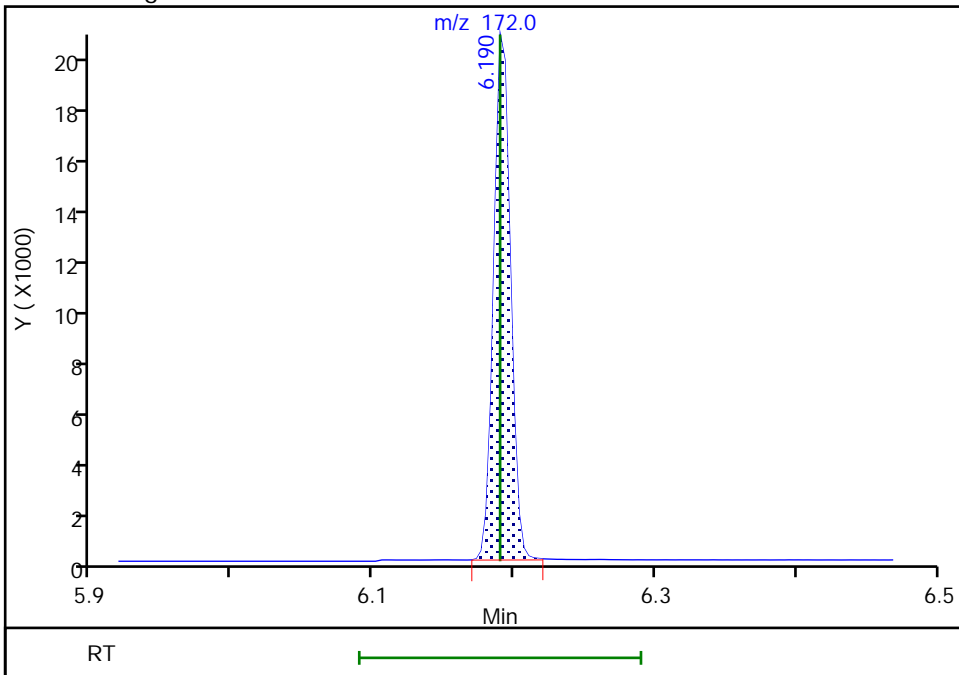
Not Detected  
Expected RT: 6.19

Processing Integration Results



RT: 6.19  
Area: 16655  
Amount: 99.819865  
Amount Units: ug/L

Manual Integration Results



Reviewer: boylea, 14-Jan-2022 14:12:16  
Audit Action: Manually Integrated

Audit Reason: Assign Peak

Eurofins Seattle

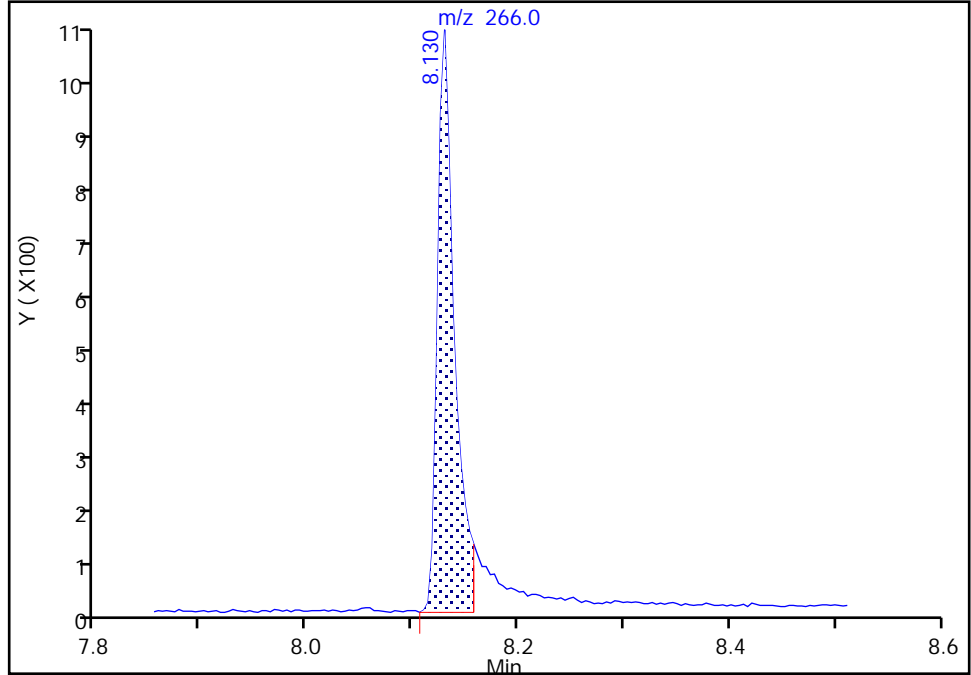
Data File: \\chromfs\Seattle\ChromData\TAC050\20220113-80849.b\SIM011322b020.D  
Injection Date: 14-Jan-2022 03:10:30 Instrument ID: TAC050  
Lims ID: std7  
Client ID:  
Operator ID: jcm ALS Bottle#: 10 Worklist Smp#: 10  
Injection Vol: 1.0 ul Dil. Factor: 1.0000  
Method: TAC050\_SIM\_PAH Limit Group: 8270D\_SIM QSM 5.0  
Column: Detector MS SCAN

17 Pentachlorophenol, CAS: 87-86-5

Signal: 1

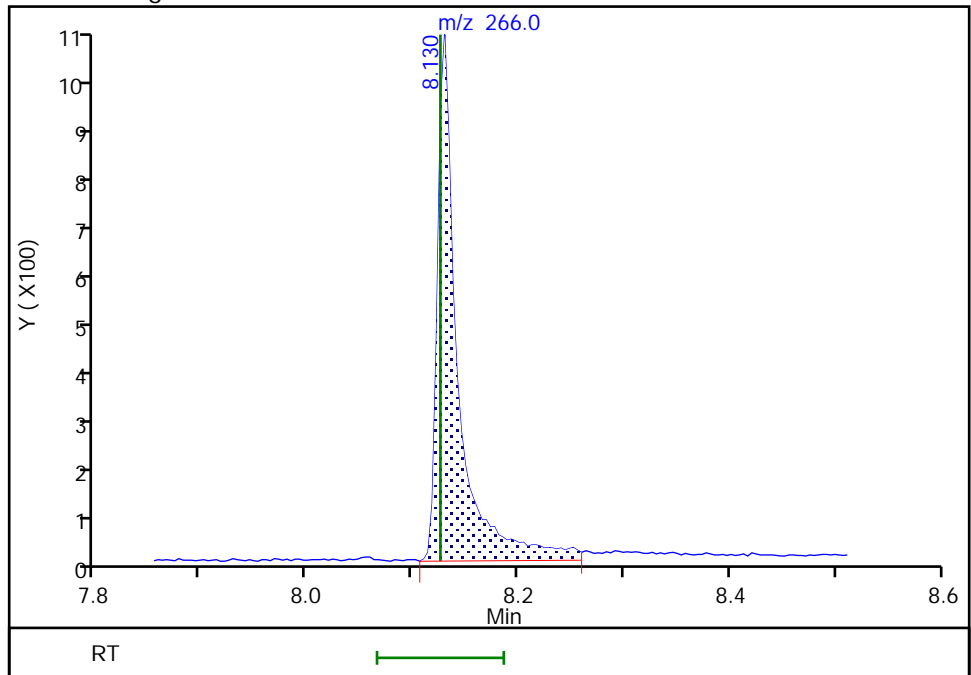
RT: 8.13  
Area: 1114  
Amount: 366.3377  
Amount Units: ug/L

Processing Integration Results



RT: 8.13  
Area: 1359  
Amount: 178.9521  
Amount Units: ug/L

Manual Integration Results



Reviewer: boylea, 14-Jan-2022 14:12:45  
Audit Action: Manually Integrated

Audit Reason: Incomplete Integration

Eurofins Seattle

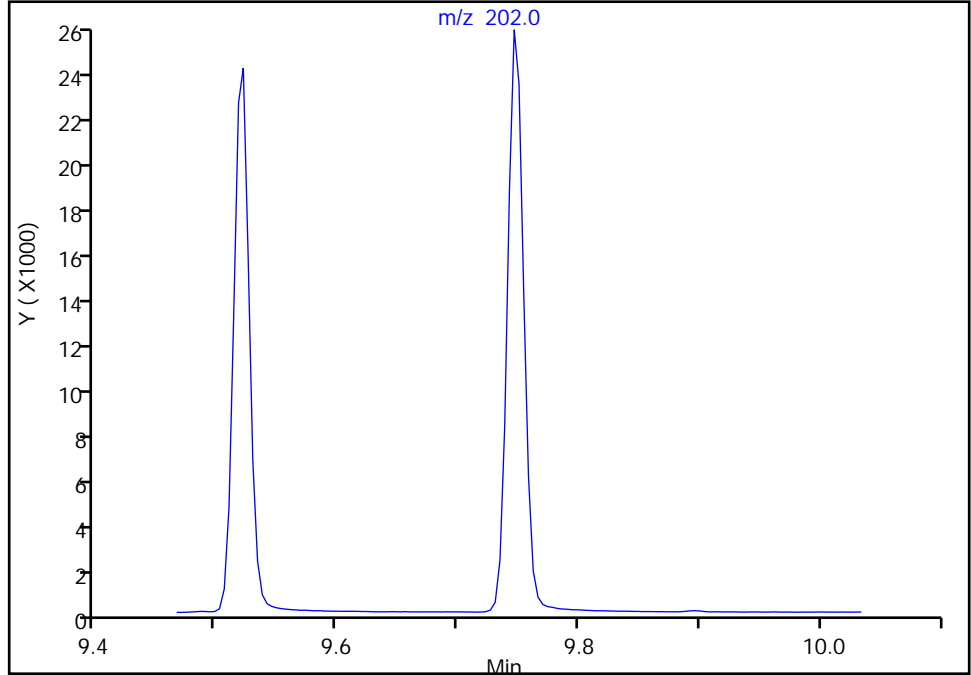
Data File: \\chromfs\Seattle\ChromData\TAC050\20220113-80849.b\SIM011322b020.D  
Injection Date: 14-Jan-2022 03:10:30 Instrument ID: TAC050  
Lims ID: std7  
Client ID:  
Operator ID: jcm ALS Bottle#: 10 Worklist Smp#: 10  
Injection Vol: 1.0 ul Dil. Factor: 1.0000  
Method: TAC050\_SIM\_PAH Limit Group: 8270D\_SIM QSM 5.0  
Column: Detector MS SCAN

21 Pyrene, CAS: 129-00-0

Signal: 1

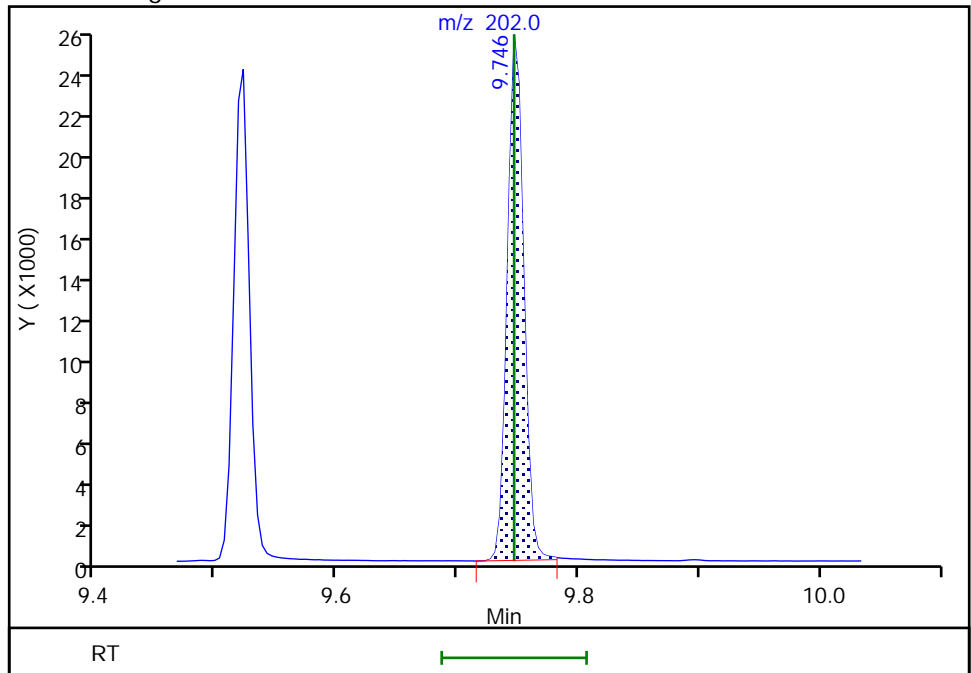
Not Detected  
Expected RT: 9.75

Processing Integration Results



RT: 9.75  
Area: 23304  
Amount: 105.9194  
Amount Units: ug/L

Manual Integration Results



Reviewer: boylea, 14-Jan-2022 14:12:50  
Audit Action: Assigned Compound ID

Audit Reason: Incomplete Integration



Eurofins Seattle

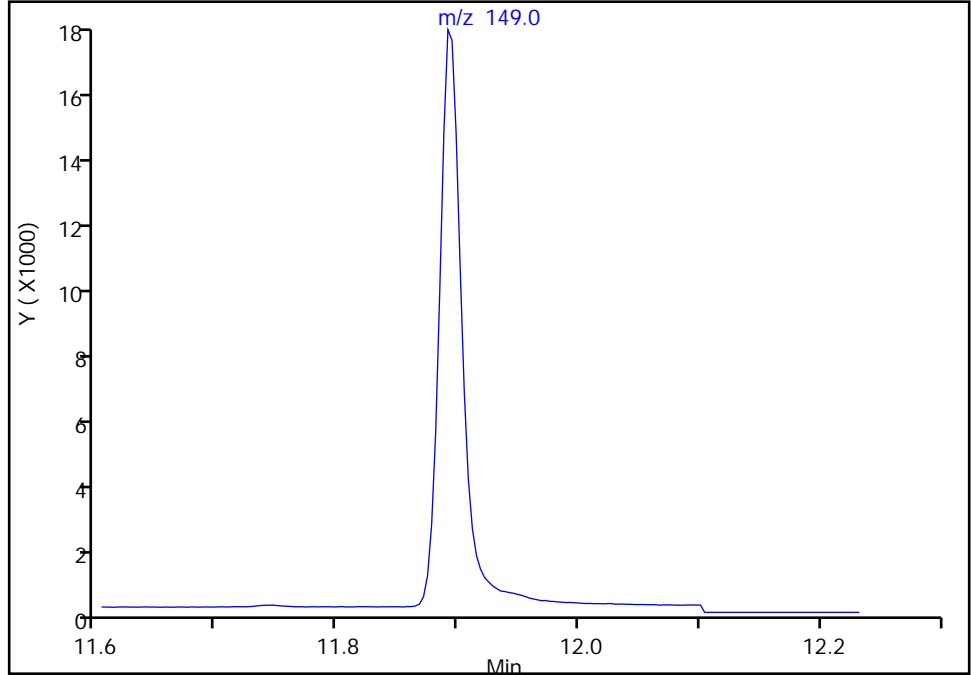
Data File: \\chromfs\Seattle\ChromData\TAC050\20220113-80849.b\SIM011322b020.D  
Injection Date: 14-Jan-2022 03:10:30 Instrument ID: TAC050  
Lims ID: std7  
Client ID:  
Operator ID: jcm ALS Bottle#: 10 Worklist Smp#: 10  
Injection Vol: 1.0 ul Dil. Factor: 1.0000  
Method: TAC050\_SIM\_PAH Limit Group: 8270D\_SIM QSM 5.0  
Column: Detector MS SCAN

30 Bis(2-ethylhexyl) phthalate, CAS: 117-81-7

Signal: 1

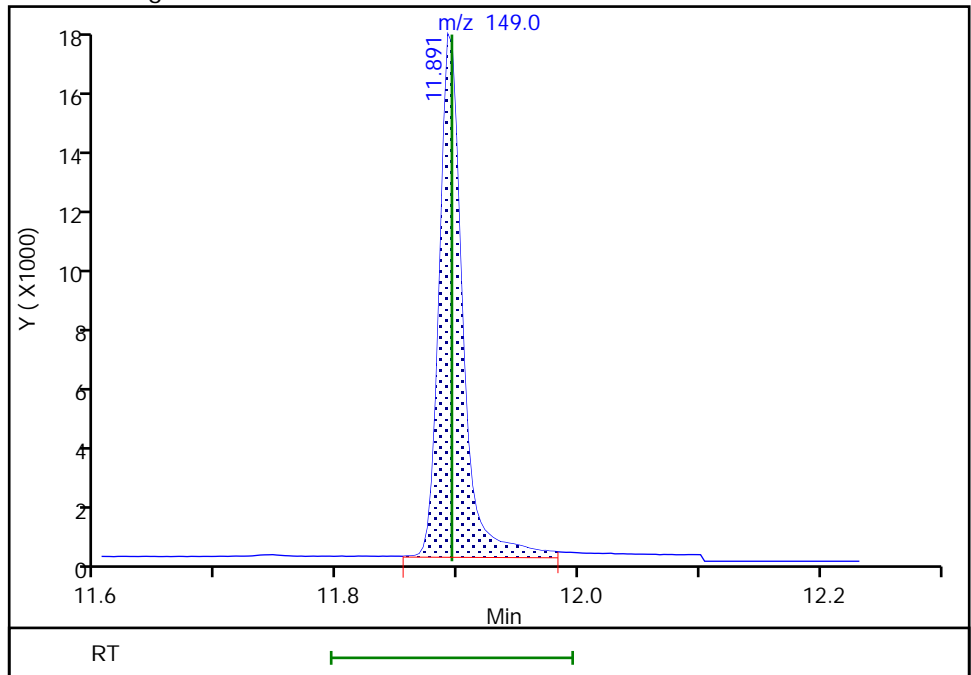
Not Detected  
Expected RT: 11.89

Processing Integration Results



Manual Integration Results

RT: 11.89  
Area: 23812  
Amount: 105.0054  
Amount Units: ug/L



Reviewer: boylea, 14-Jan-2022 14:13:08  
Audit Action: Manually Integrated

Audit Reason: Assign Peak

Eurofins Seattle

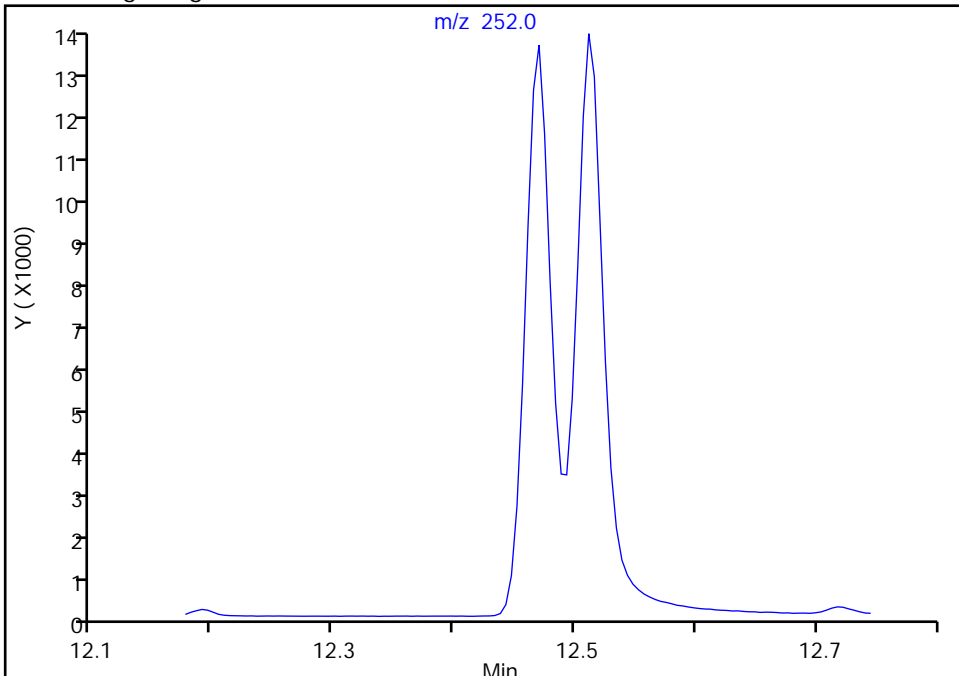
Data File: \\chromfs\Seattle\ChromData\TAC050\20220113-80849.b\SIM011322b020.D  
Injection Date: 14-Jan-2022 03:10:30 Instrument ID: TAC050  
Lims ID: std7  
Client ID:  
Operator ID: jcm ALS Bottle#: 10 Worklist Smp#: 10  
Injection Vol: 1.0 ul Dil. Factor: 1.0000  
Method: TAC050\_SIM\_PAH Limit Group: 8270D\_SIM QSM 5.0  
Column: Detector MS SCAN

24 Benzo[b]fluoranthene, CAS: 205-99-2

Signal: 1

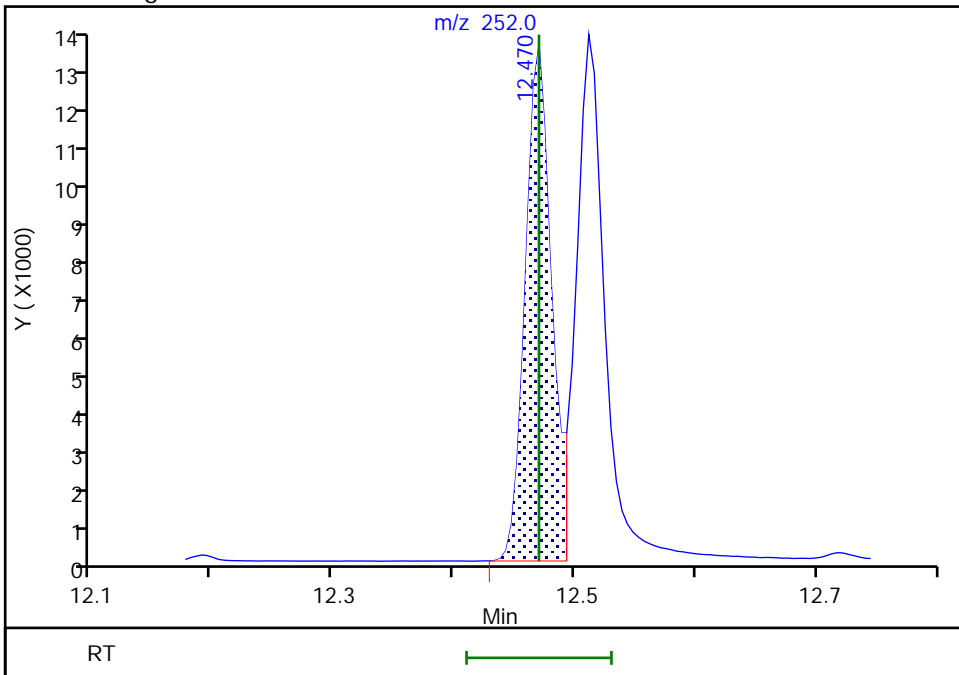
Not Detected  
Expected RT: 12.47

Processing Integration Results



Manual Integration Results

RT: 12.47  
Area: 20162  
Amount: 98.394676  
Amount Units: ug/L



Reviewer: boylea, 14-Jan-2022 14:13:36  
Audit Action: Manually Integrated

Audit Reason: Incomplete Integration

Eurofins Seattle

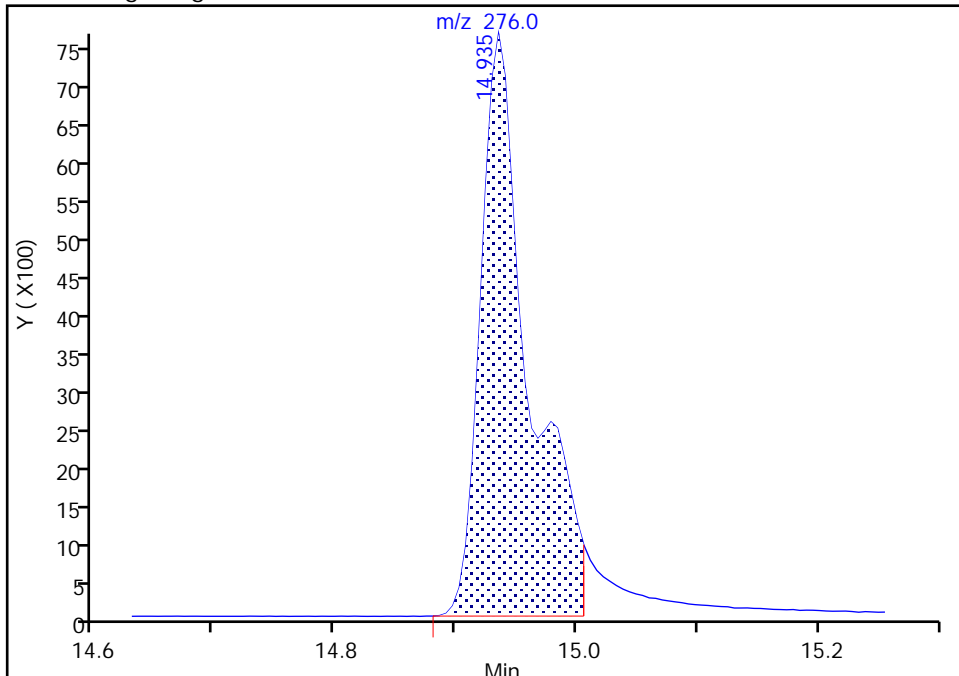
Data File: \\chromfs\Seattle\ChromData\TAC050\20220113-80849.b\SIM011322b020.D  
Injection Date: 14-Jan-2022 03:10:30 Instrument ID: TAC050  
Lims ID: std7  
Client ID:  
Operator ID: jcm ALS Bottle#: 10 Worklist Smp#: 10  
Injection Vol: 1.0 ul Dil. Factor: 1.0000  
Method: TAC050\_SIM\_PAH Limit Group: 8270D\_SIM QSM 5.0  
Column: Detector MS SCAN

27 Indeno[1,2,3-cd]pyrene, CAS: 193-39-5

Signal: 1

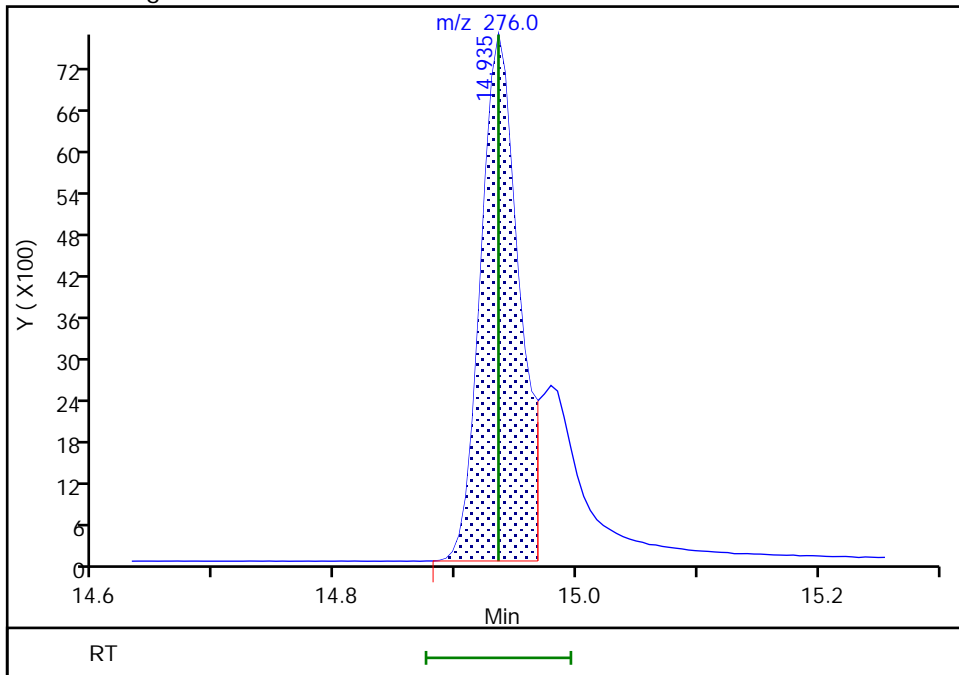
RT: 14.94  
Area: 21055  
Amount: 112.4300  
Amount Units: ug/L

Processing Integration Results



RT: 14.94  
Area: 16508  
Amount: 97.368934  
Amount Units: ug/L

Manual Integration Results



Reviewer: boylea, 14-Jan-2022 14:13:47  
Audit Action: Split an Integrated Peak

Audit Reason: Split Peak

Eurofins Seattle

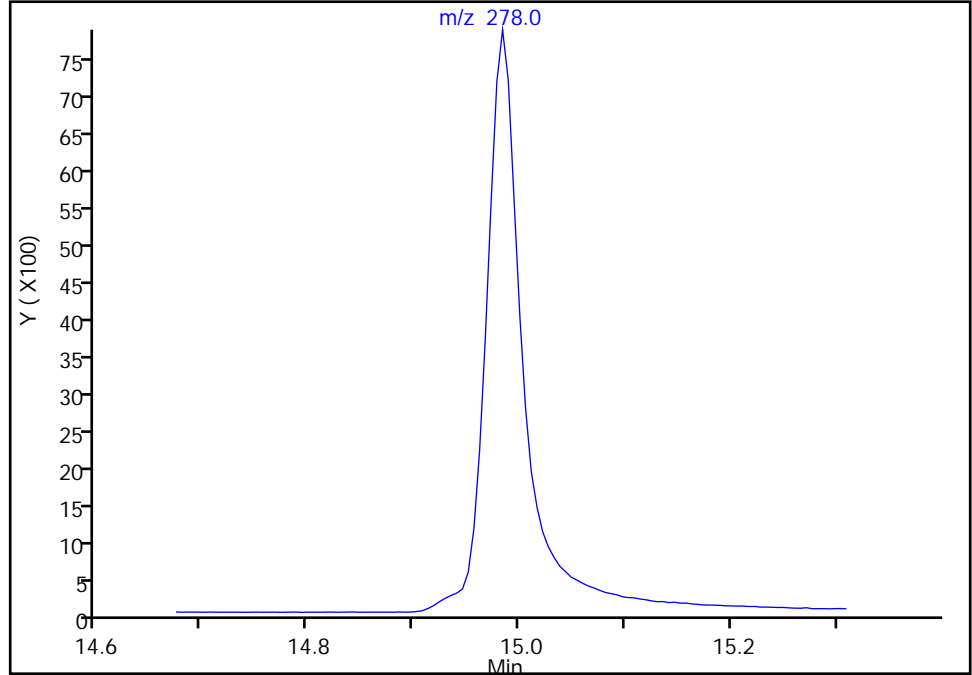
Data File: \\chromfs\Seattle\ChromData\TAC050\20220113-80849.b\SIM011322b020.D  
Injection Date: 14-Jan-2022 03:10:30 Instrument ID: TAC050  
Lims ID: std7  
Client ID:  
Operator ID: jcm ALS Bottle#: 10 Worklist Smp#: 10  
Injection Vol: 1.0 ul Dil. Factor: 1.0000  
Method: TAC050\_SIM\_PAH Limit Group: 8270D\_SIM QSM 5.0  
Column: Detector MS SCAN

28 Dibenz(a,h)anthracene, CAS: 53-70-3

Signal: 1

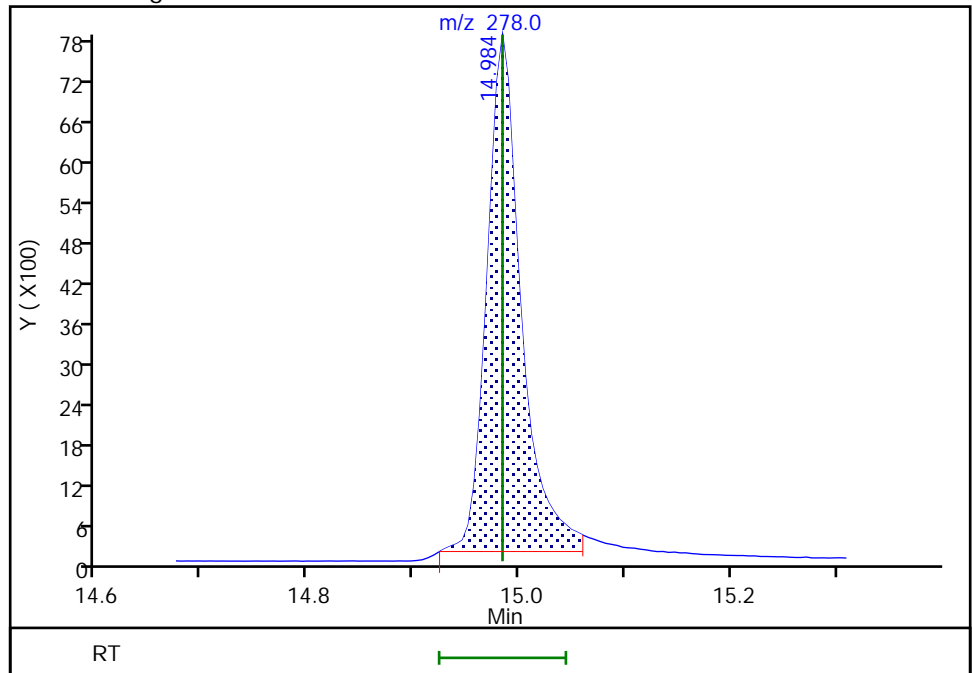
Not Detected  
Expected RT: 14.98

Processing Integration Results



RT: 14.98  
Area: 17159  
Amount: 86.993762  
Amount Units: ug/L

Manual Integration Results



Reviewer: boylea, 14-Jan-2022 14:13:50  
Audit Action: Assigned Compound ID

Audit Reason: Split Peak

Eurofins Seattle  
Target Compound Quantitation Report

Data File: \\chromfs\Seattle\ChromData\TAC050\20220113-80849.b\SIM011322b021.D  
 Lims ID: std6  
 Client ID:  
 Sample Type: IC Calib Level: 6  
 Inject. Date: 14-Jan-2022 03:29:30 ALS Bottle#: 11 Worklist Smp#: 11  
 Injection Vol: 1.0 ul Dil. Factor: 1.0000  
 Sample Info: 6  
 Operator ID: jcm Instrument ID: TAC050  
 Sublist: chrom-TAC050\_SIM\_PAH\*sub9  
 Method: \\chromfs\Seattle\ChromData\TAC050\20220113-80849.b\TAC050\_SIM\_PAH.m  
 Limit Group: 8270D\_SIM QSM 5.0  
 Last Update: 14-Jan-2022 15:42:15 Calib Date: 14-Jan-2022 05:04:30  
 Integrator: Falcon ID Type: RT Order ID  
 Quant Method: Internal Standard Quant By: Initial Calibration  
 Last ICal File: \\chromfs\Seattle\ChromData\TAC050\20220113-80849.b\SIM011322b026.D

Column 1 : Det: MS SCAN  
 Process Host: CTX1628

First Level Reviewer: limmere Date: 14-Jan-2022 10:06:06

Compound	Sig	RT (min.)	Exp RT (min.)	Dlt RT (min.)	Q	Response	Cal Amt ug/L	OnCol Amt ug/L	Flags
* 1 Naphthalene-d8	136	5.171	5.171	0.000	90	21416	100.0	100.0	
* 2 Acenaphthene-d10	164	6.854	6.854	0.000	71	9708	100.0	100.0	
* 3 Phenanthrene-d10	188	8.319	8.319	0.001	56	14771	100.0	100.0	
* 4 Chrysene-d12	240	11.030	11.030	0.000	52	11375	100.0	100.0	
* 5 Perylene-d12	264	13.074	13.074	0.000	69	13641	100.0	100.0	
\$ 6 2-methylnaphthalene-d10	152	5.809	5.809	0.000	67	6298	50.0	49.7	
\$ 10 2-Fluorobiphenyl	172	6.190	6.190	0.000	0	7866	50.0	50.6	M
\$ 7 2,4,6-Tribromophenol	330	7.632	7.628	0.004	58	941	50.0	41.7	
\$ 8 Fluoranthene-d10 (Surr)	212	9.502	9.502	0.000	69	7543	50.0	48.3	
\$ 9 Terphenyl-d14	244	9.900	9.896	0.004	95	5408	50.0	45.7	
11 Naphthalene	128	5.189	5.189	0.000	100	11320	50.0	50.0	M
12 2-Methylnaphthalene	141	5.841	5.841	0.000	96	6407	50.0	49.9	
13 1-Methylnaphthalene	141	5.937	5.937	0.000	98	6120	50.0	49.2	
14 Acenaphthylene	152	6.717	6.717	0.000	100	10119	50.0	49.3	
15 Acenaphthene	153	6.884	6.884	0.000	96	6356	50.0	49.3	
16 Fluorene	166	7.389	7.389	0.000	97	6796	50.0	47.3	
17 Pentachlorophenol	266	8.134	8.126	0.008	97	304	100.0	107.1	M
18 Phenanthrene	178	8.342	8.342	0.000	100	9336	50.0	49.2	
19 Anthracene	178	8.393	8.389	0.004	100	9222	50.0	48.3	
20 Fluoranthene	202	9.522	9.522	0.000	52	9180	50.0	48.9	
21 Pyrene	202	9.746	9.746	0.000	52	9389	50.0	47.4	
22 Benzo[a]anthracene	228	11.012	11.012	0.000	95	7909	50.0	47.1	
23 Chrysene	228	11.058	11.057	0.001	99	8840	50.0	50.4	
30 Bis(2-ethylhexyl) phthalate	149	11.891	11.895	-0.004	0	9999	50.0	51.2	M
24 Benzo[b]fluoranthene	252	12.470	12.470	0.000	98	8556	50.0	47.3	Ma
25 Benzo[k]fluoranthene	252	12.511	12.511	0.000	95	9574	50.0	47.3	
26 Benzo[a]pyrene	252	12.983	12.983	0.000	97	8346	50.0	46.2	
27 Indeno[1,2,3-cd]pyrene	276	14.940	14.935	0.005	96	6730	50.0	45.5	M
28 Dibenz(a,h)anthracene	278	14.989	14.984	0.005	96	8317	50.0	47.9	Ma
29 Benzo[g,h,i]perylene	276	15.429	15.429	0.000	96	8933	50.0	47.4	M

[QC Flag Legend](#)

Processing Flags

Review Flags

M - Manually Integrated

a - User Assigned ID

[Reagents:](#)

8270ccvl\_50\_00039

Amount Added: 1.00

Units: mL

Eurofins Seattle

Data File: \\chromfs\Seattle\ChromData\TAC050\20220113-80849.b\SIM011322b021.D

Injection Date: 14-Jan-2022 03:29:30

Instrument ID: TAC050

Lims ID: std6

Client ID:

Operator ID: jcm

ALS Bottle#: 11

Worklist Smp#: 11

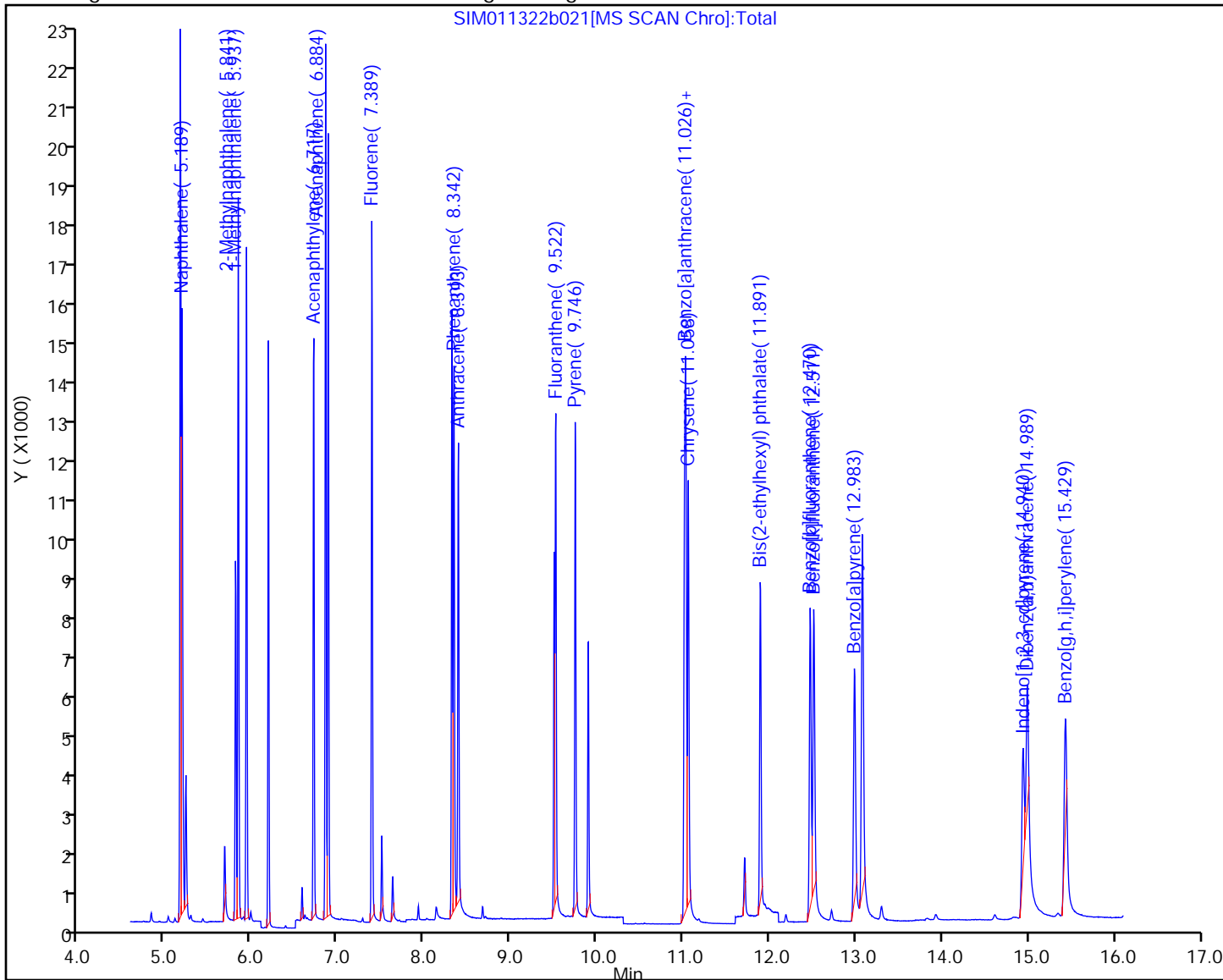
Injection Vol: 1.0 ul

Dil. Factor: 1.0000

Method: TAC050\_SIM\_PAH

Limit Group: 8270D\_SIM QSM 5.0

Y Scaling: Method Defined: Scale to the Nth Largest Target: 1



Eurofins Seattle

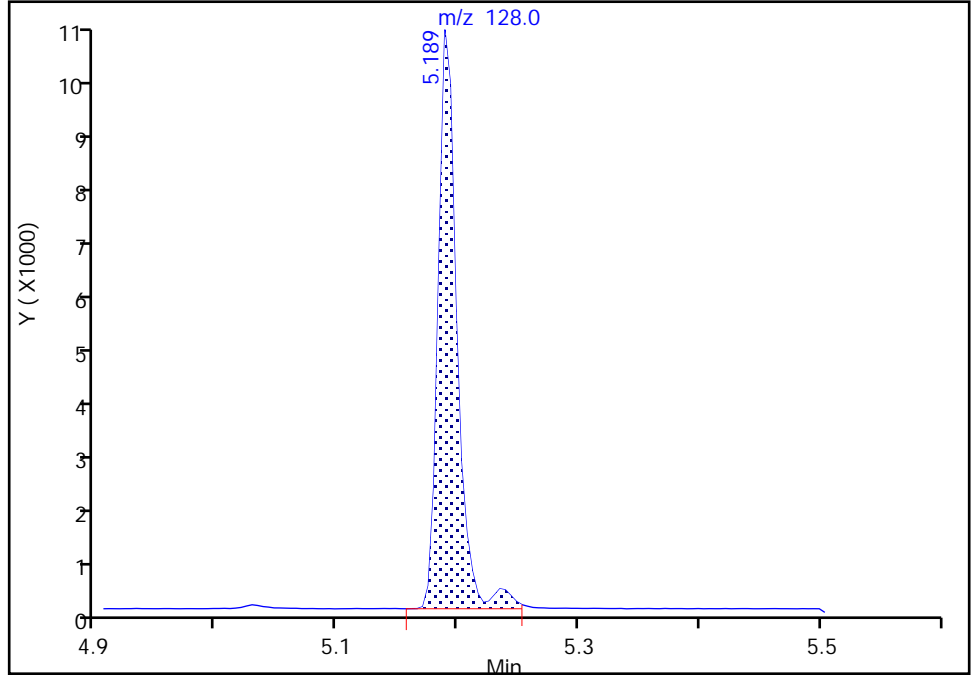
Data File: \\chromfs\Seattle\ChromData\TAC050\20220113-80849.b\SIM011322b021.D  
Injection Date: 14-Jan-2022 03:29:30 Instrument ID: TAC050  
Lims ID: std6  
Client ID:  
Operator ID: jcm ALS Bottle#: 11 Worklist Smp#: 11  
Injection Vol: 1.0 ul Dil. Factor: 1.0000  
Method: TAC050\_SIM\_PAH Limit Group: 8270D\_SIM QSM 5.0  
Column: Detector MS SCAN

11 Naphthalene, CAS: 91-20-3

Signal: 1

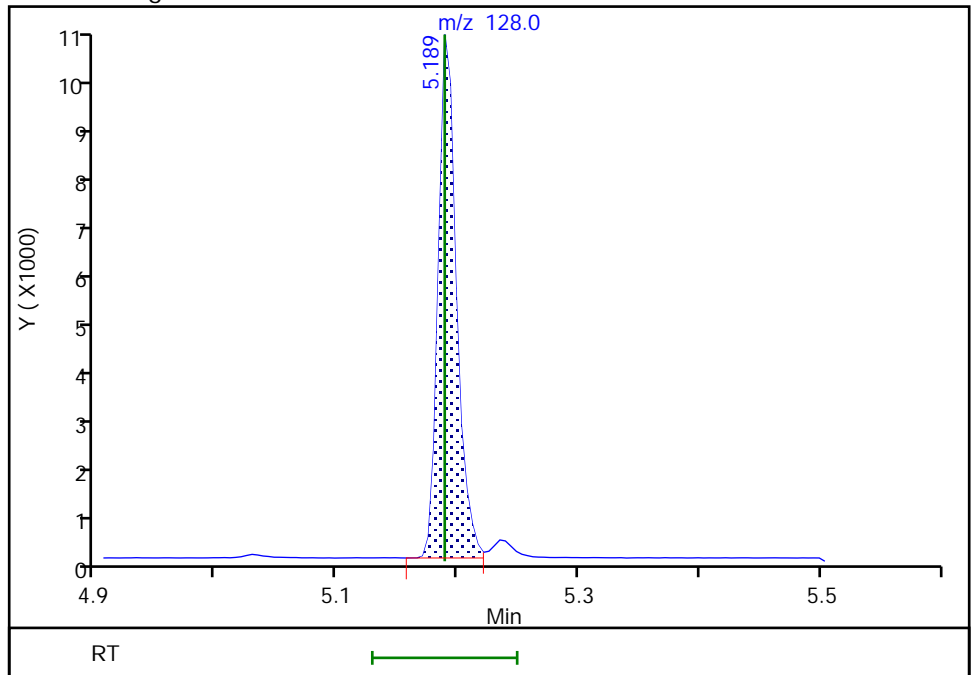
RT: 5.19  
Area: 11759  
Amount: 51.265537  
Amount Units: ug/L

Processing Integration Results



RT: 5.19  
Area: 11320  
Amount: 49.976441  
Amount Units: ug/L

Manual Integration Results



Reviewer: boylea, 14-Jan-2022 14:15:29  
Audit Action: Split an Integrated Peak

Audit Reason: Shouldering



Eurofins Seattle

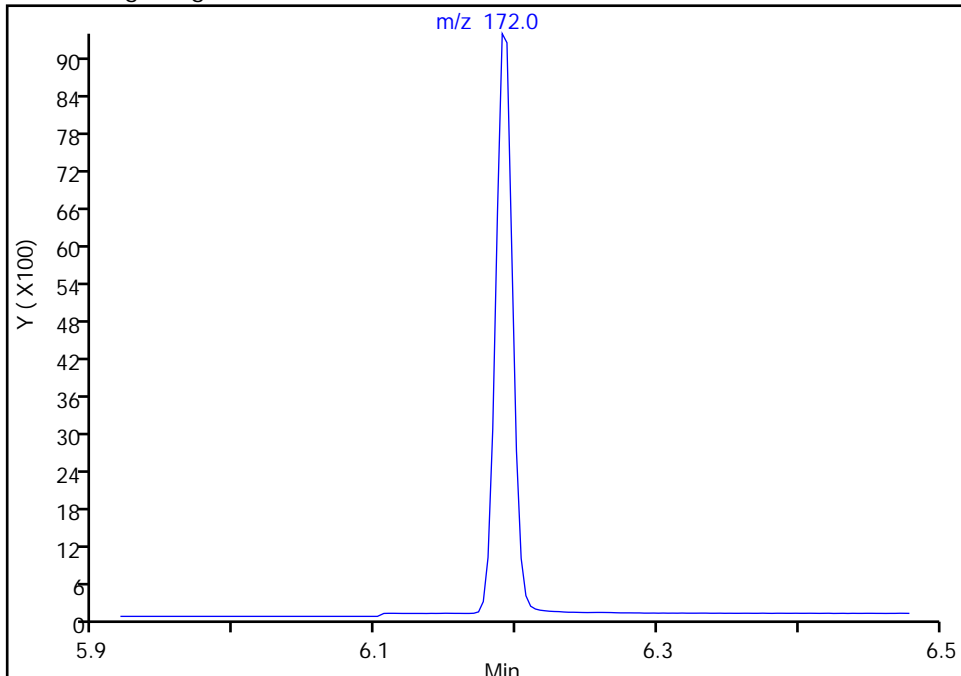
Data File: \\chromfs\Seattle\ChromData\TAC050\20220113-80849.b\SIM011322b021.D  
Injection Date: 14-Jan-2022 03:29:30 Instrument ID: TAC050  
Lims ID: std6  
Client ID:  
Operator ID: jcm ALS Bottle#: 11 Worklist Smp#: 11  
Injection Vol: 1.0 ul Dil. Factor: 1.0000  
Method: TAC050\_SIM\_PAH Limit Group: 8270D\_SIM QSM 5.0  
Column: Detector MS SCAN

**\$ 10 2-Fluorobiphenyl, CAS: 321-60-8**

Signal: 1

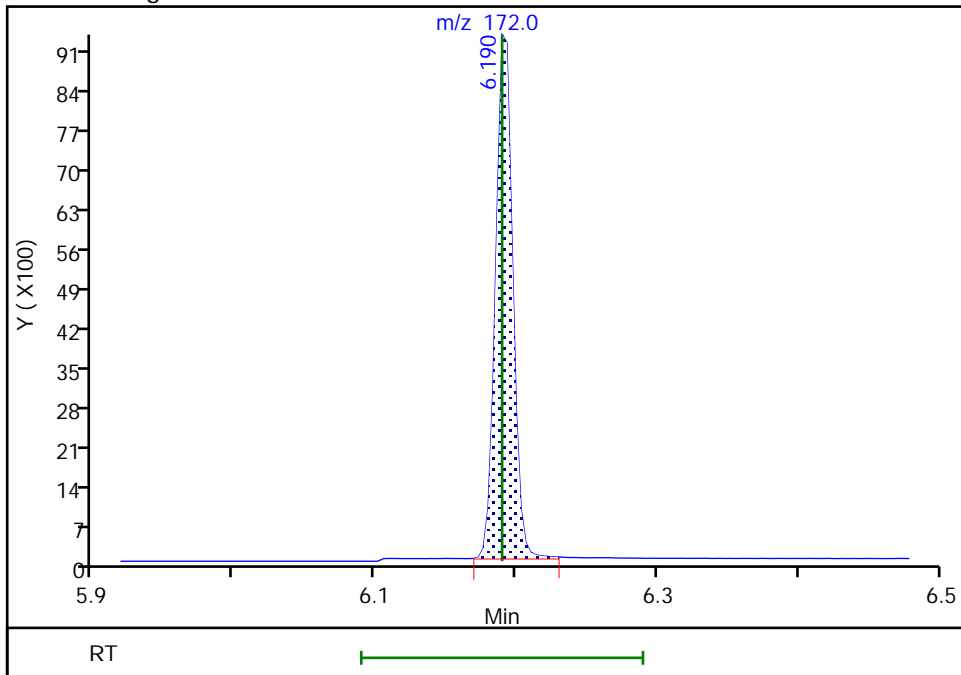
Not Detected  
Expected RT: 6.19

Processing Integration Results



Manual Integration Results

RT: 6.19  
Area: 7866  
Amount: 50.635592  
Amount Units: ug/L



Eurofins Seattle

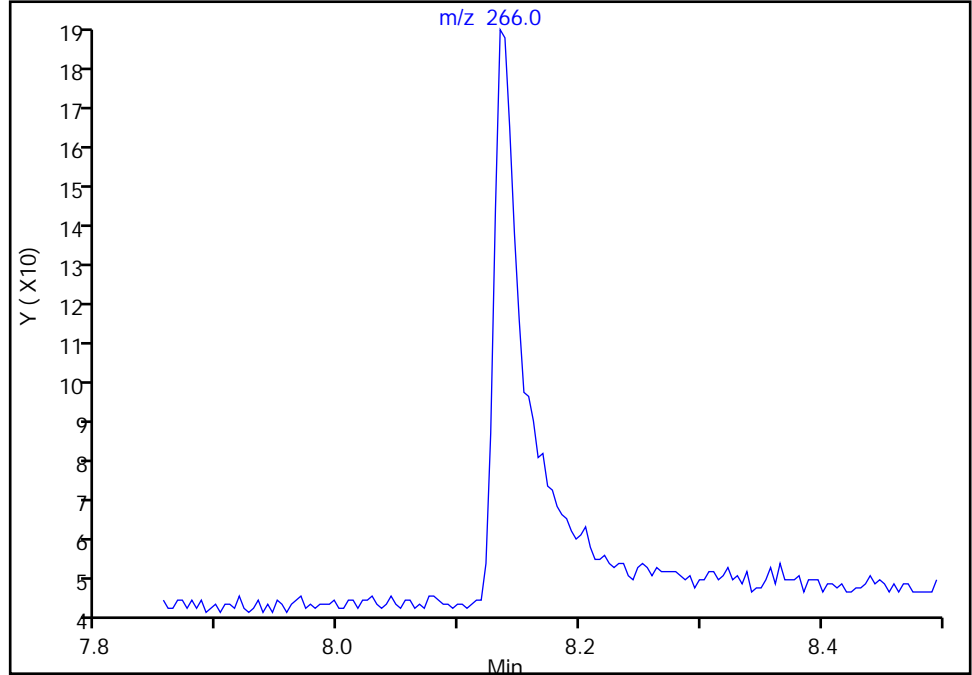
Data File: \\chromfs\Seattle\ChromData\TAC050\20220113-80849.b\SIM011322b021.D  
Injection Date: 14-Jan-2022 03:29:30 Instrument ID: TAC050  
Lims ID: std6  
Client ID:  
Operator ID: jcm ALS Bottle#: 11 Worklist Smp#: 11  
Injection Vol: 1.0 ul Dil. Factor: 1.0000  
Method: TAC050\_SIM\_PAH Limit Group: 8270D\_SIM QSM 5.0  
Column: Detector MS SCAN

17 Pentachlorophenol, CAS: 87-86-5

Signal: 1

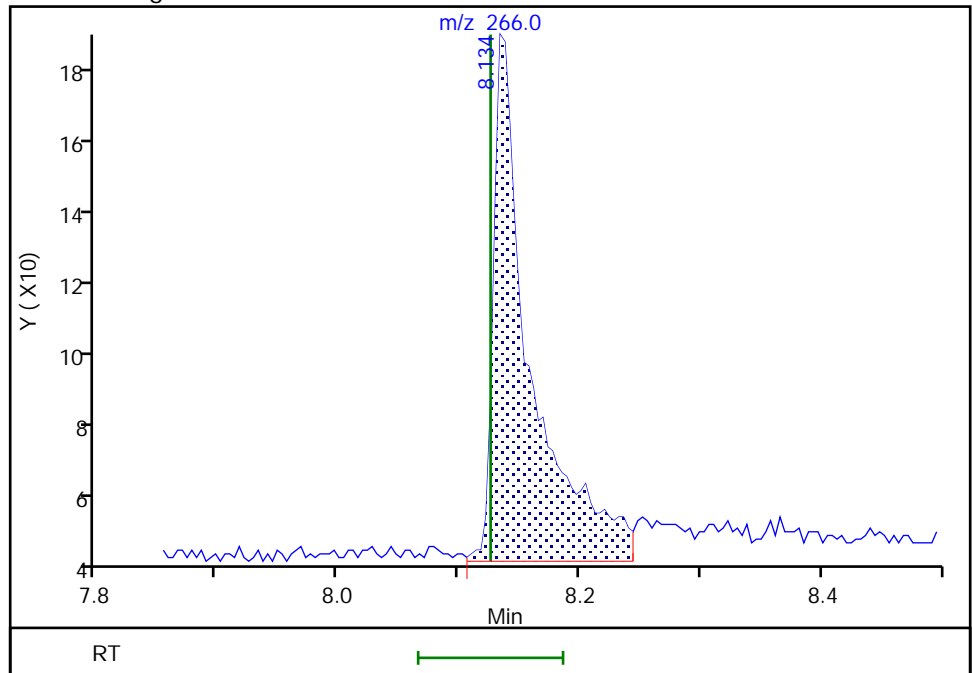
Not Detected  
Expected RT: 8.13

Processing Integration Results



Manual Integration Results

RT: 8.13  
Area: 304  
Amount: 107.1297  
Amount Units: ug/L



Reviewer: boylea, 14-Jan-2022 14:15:19  
Audit Action: Manually Integrated

Audit Reason: Assign Peak

Eurofins Seattle

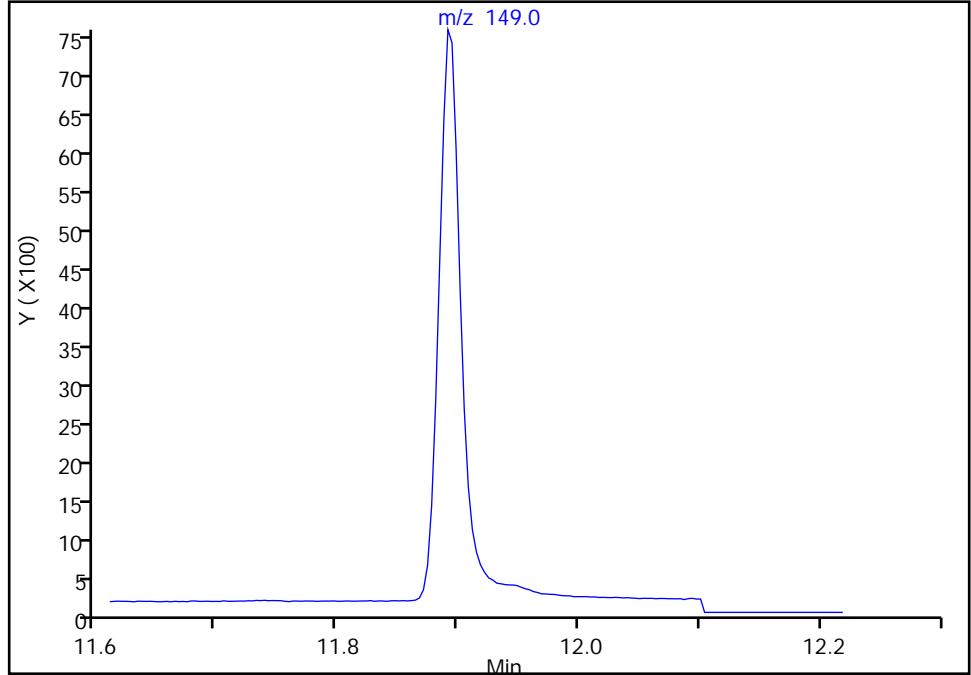
Data File: \\chromfs\Seattle\ChromData\TAC050\20220113-80849.b\SIM011322b021.D  
Injection Date: 14-Jan-2022 03:29:30 Instrument ID: TAC050  
Lims ID: std6  
Client ID:  
Operator ID: jcm ALS Bottle#: 11 Worklist Smp#: 11  
Injection Vol: 1.0 ul Dil. Factor: 1.0000  
Method: TAC050\_SIM\_PAH Limit Group: 8270D\_SIM QSM 5.0  
Column: Detector MS SCAN

30 Bis(2-ethylhexyl) phthalate, CAS: 117-81-7

Signal: 1

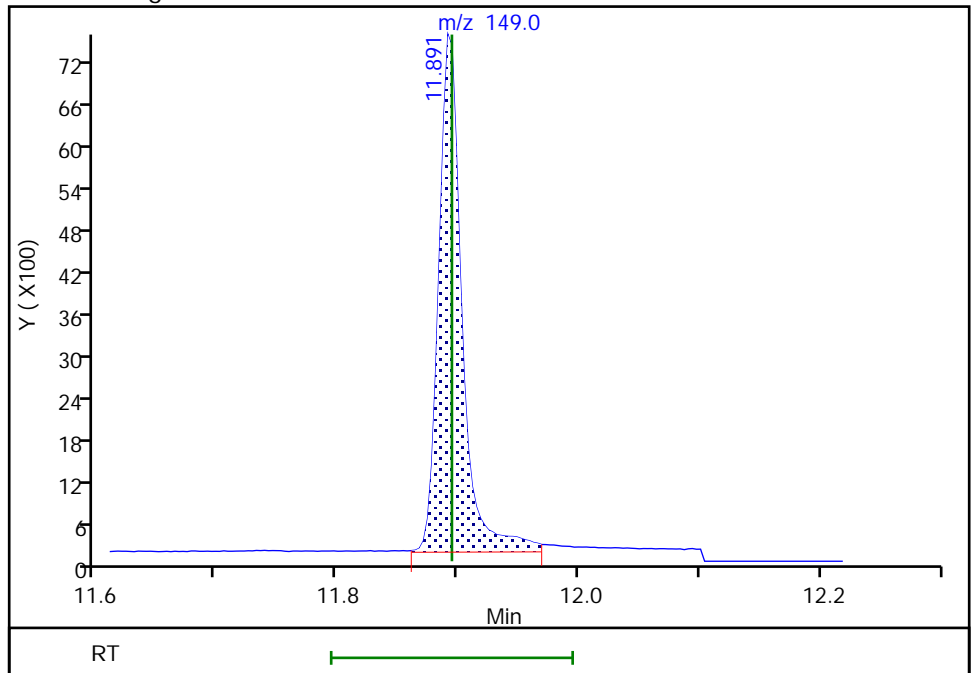
Not Detected  
Expected RT: 11.89

Processing Integration Results



Manual Integration Results

RT: 11.89  
Area: 9999  
Amount: 51.226792  
Amount Units: ug/L



Reviewer: boylea, 14-Jan-2022 14:15:00  
Audit Action: Manually Integrated

Audit Reason: Assign Peak

Eurofins Seattle

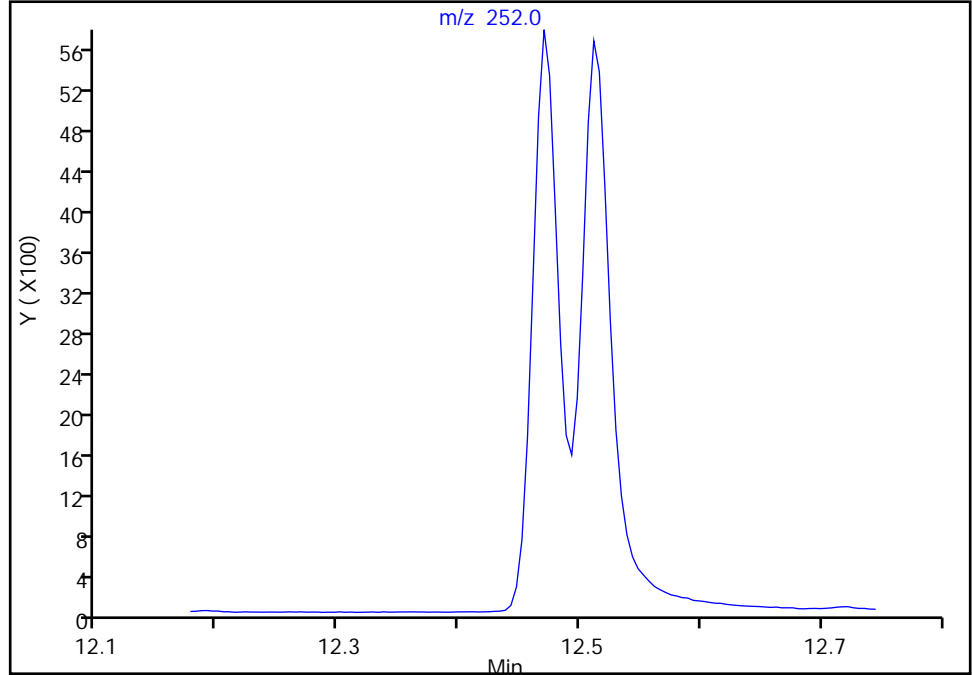
Data File: \\chromfs\Seattle\ChromData\TAC050\20220113-80849.b\SIM011322b021.D  
Injection Date: 14-Jan-2022 03:29:30 Instrument ID: TAC050  
Lims ID: std6  
Client ID:  
Operator ID: jcm ALS Bottle#: 11 Worklist Smp#: 11  
Injection Vol: 1.0 ul Dil. Factor: 1.0000  
Method: TAC050\_SIM\_PAH Limit Group: 8270D\_SIM QSM 5.0  
Column: Detector MS SCAN

24 Benzo[b]fluoranthene, CAS: 205-99-2

Signal: 1

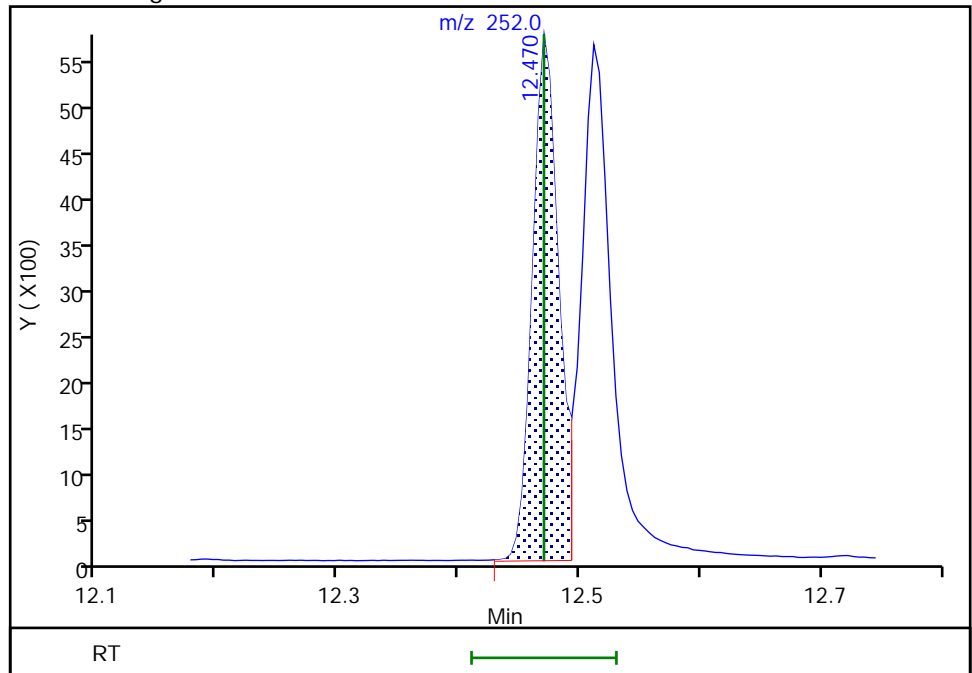
Not Detected  
Expected RT: 12.47

Processing Integration Results



Manual Integration Results

RT: 12.47  
Area: 8556  
Amount: 47.298391  
Amount Units: ug/L



Reviewer: boylea, 14-Jan-2022 14:14:50  
Audit Action: Manually Integrated

Audit Reason: Incomplete Integration

Eurofins Seattle

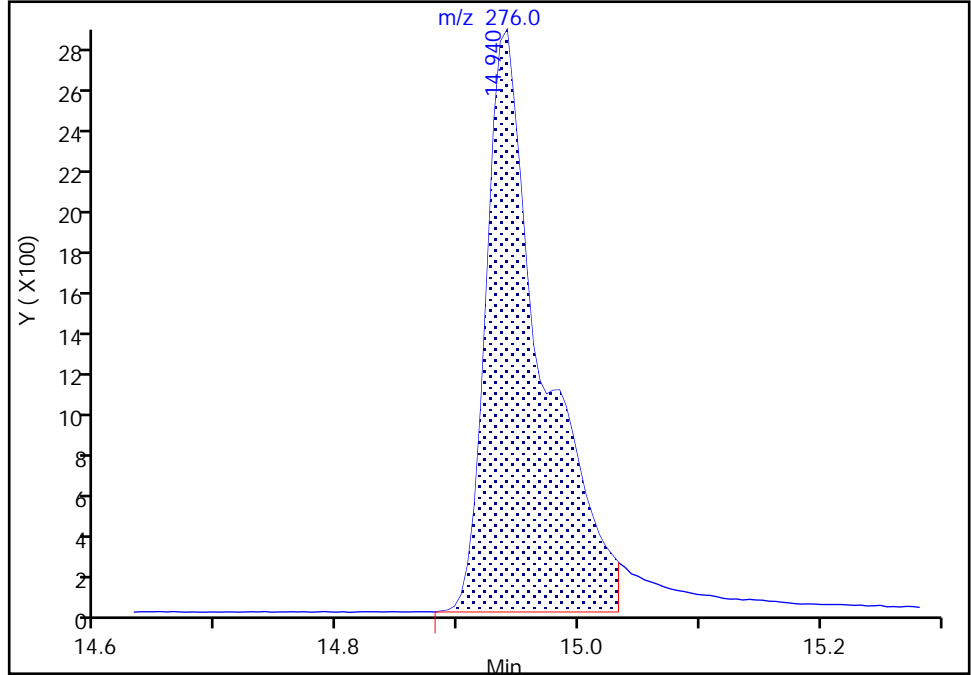
Data File: \\chromfs\Seattle\ChromData\TAC050\20220113-80849.b\SIM011322b021.D  
Injection Date: 14-Jan-2022 03:29:30 Instrument ID: TAC050  
Lims ID: std6  
Client ID:  
Operator ID: jcm ALS Bottle#: 11 Worklist Smp#: 11  
Injection Vol: 1.0 ul Dil. Factor: 1.0000  
Method: TAC050\_SIM\_PAH Limit Group: 8270D\_SIM QSM 5.0  
Column: Detector MS SCAN

27 Indeno[1,2,3-cd]pyrene, CAS: 193-39-5

Signal: 1

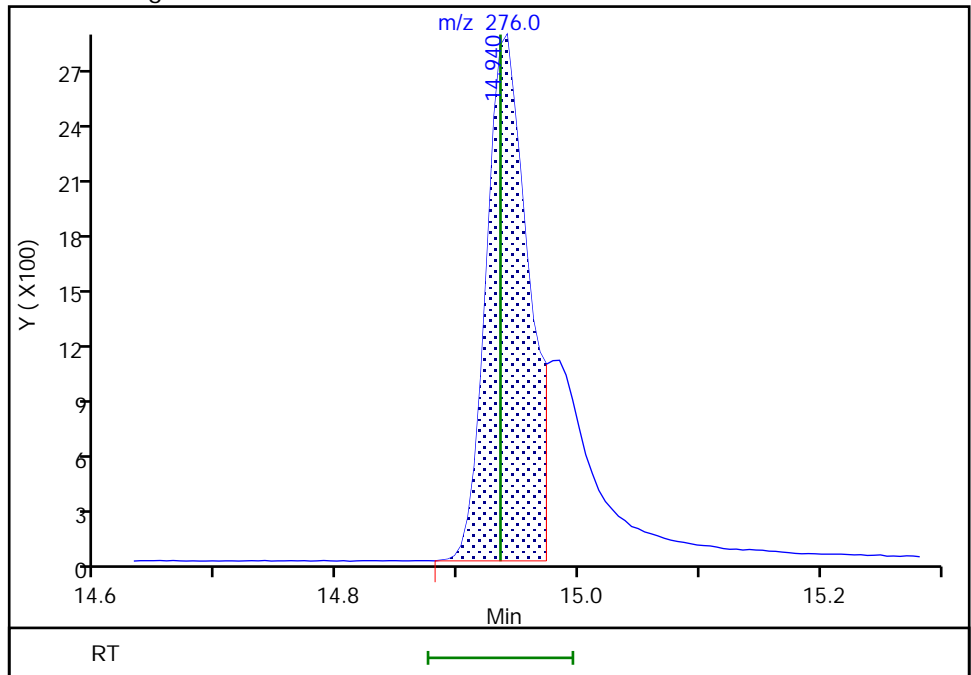
RT: 14.94  
Area: 9130  
Amount: 55.625137  
Amount Units: ug/L

Processing Integration Results



RT: 14.94  
Area: 6730  
Amount: 45.508891  
Amount Units: ug/L

Manual Integration Results



Reviewer: boylea, 14-Jan-2022 14:14:35  
Audit Action: Split an Integrated Peak

Audit Reason: Split Peak

Eurofins Seattle

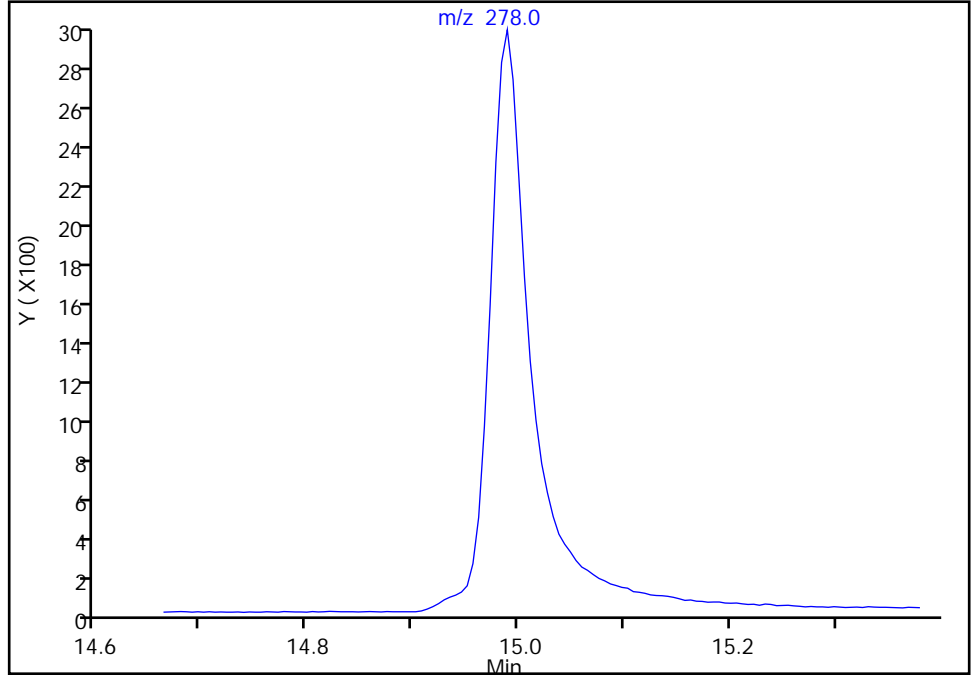
Data File: \\chromfs\Seattle\ChromData\TAC050\20220113-80849.b\SIM011322b021.D  
Injection Date: 14-Jan-2022 03:29:30 Instrument ID: TAC050  
Lims ID: std6  
Client ID:  
Operator ID: jcm ALS Bottle#: 11 Worklist Smp#: 11  
Injection Vol: 1.0 ul Dil. Factor: 1.0000  
Method: TAC050\_SIM\_PAH Limit Group: 8270D\_SIM QSM 5.0  
Column: Detector MS SCAN

28 Dibenz(a,h)anthracene, CAS: 53-70-3

Signal: 1

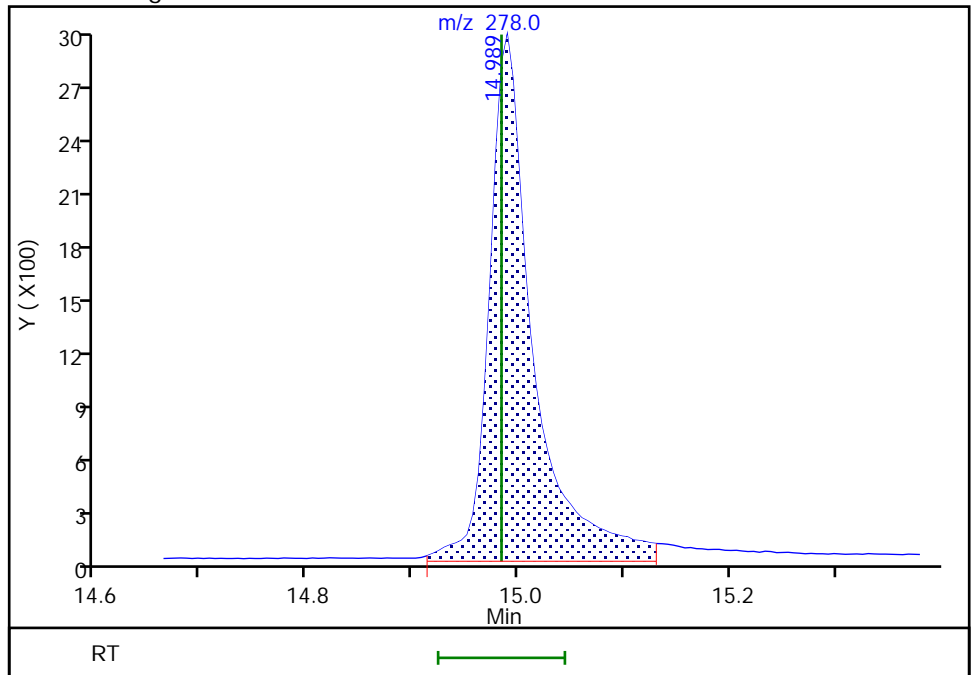
Not Detected  
Expected RT: 14.98

Processing Integration Results



Manual Integration Results

RT: 14.99  
Area: 8317  
Amount: 47.918372  
Amount Units: ug/L



Reviewer: boylea, 14-Jan-2022 14:14:23  
Audit Action: Manually Integrated

Audit Reason: Incomplete Integration

Eurofins Seattle

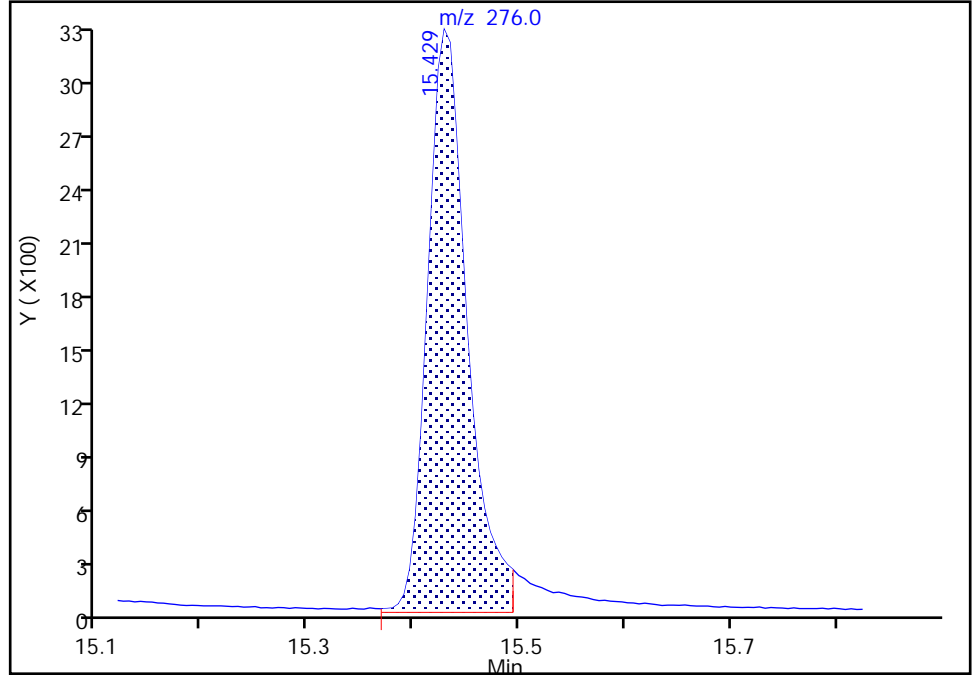
Data File: \\chromfs\Seattle\ChromData\TAC050\20220113-80849.b\SIM011322b021.D  
Injection Date: 14-Jan-2022 03:29:30 Instrument ID: TAC050  
Lims ID: std6  
Client ID:  
Operator ID: jcm ALS Bottle#: 11 Worklist Smp#: 11  
Injection Vol: 1.0 ul Dil. Factor: 1.0000  
Method: TAC050\_SIM\_PAH Limit Group: 8270D\_SIM QSM 5.0  
Column: Detector MS SCAN

29 Benzo[g,h,i]perylene, CAS: 191-24-2

Signal: 1

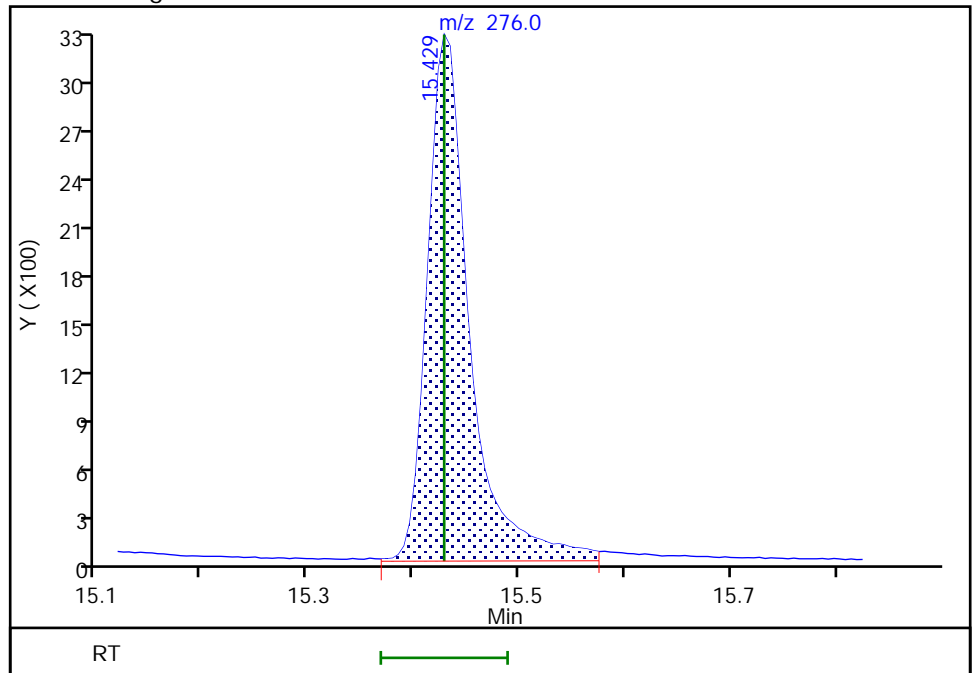
RT: 15.43  
Area: 8423  
Amount: 44.421994  
Amount Units: ug/L

Processing Integration Results



RT: 15.43  
Area: 8933  
Amount: 47.371003  
Amount Units: ug/L

Manual Integration Results



Reviewer: boylea, 14-Jan-2022 14:14:29  
Audit Action: Manually Integrated

Audit Reason: Incomplete Integration

Eurofins Seattle  
Target Compound Quantitation Report

Data File: \\chromfs\Seattle\ChromData\TAC050\20220113-80849.b\SIM011322b022.D  
 Lims ID: std5  
 Client ID:  
 Sample Type: IC Calib Level: 5  
 Inject. Date: 14-Jan-2022 03:48:30 ALS Bottle#: 12 Worklist Smp#: 12  
 Injection Vol: 1.0 ul Dil. Factor: 1.0000  
 Sample Info: 5  
 Operator ID: jcm Instrument ID: TAC050  
 Sublist: chrom-TAC050\_SIM\_PAH\*sub9

Method: \\chromfs\Seattle\ChromData\TAC050\20220113-80849.b\TAC050\_SIM\_PAH.m  
 Limit Group: 8270D\_SIM QSM 5.0  
 Last Update: 14-Jan-2022 15:42:17 Calib Date: 14-Jan-2022 05:04:30  
 Integrator: Falcon ID Type: RT Order ID  
 Quant Method: Internal Standard Quant By: Initial Calibration  
 Last ICal File: \\chromfs\Seattle\ChromData\TAC050\20220113-80849.b\SIM011322b026.D

Column 1 : Det: MS SCAN  
 Process Host: CTX1628

First Level Reviewer: limmere Date: 14-Jan-2022 10:08:28

Compound	Sig	RT (min.)	Exp RT (min.)	Dlt RT (min.)	Q	Response	Cal Amt ug/L	OnCol Amt ug/L	Flags
* 1 Naphthalene-d8	136	5.171	5.171	0.000	90	21291	100.0	100.0	
* 2 Acenaphthene-d10	164	6.854	6.854	0.000	71	9613	100.0	100.0	
* 3 Phenanthrene-d10	188	8.319	8.319	0.001	56	14596	100.0	100.0	
* 4 Chrysene-d12	240	11.030	11.030	0.000	51	11088	100.0	100.0	
* 5 Perylene-d12	264	13.079	13.074	0.005	69	13110	100.0	100.0	
\$ 6 2-methylnaphthalene-d10	152	5.809	5.809	0.000	67	2533	20.0	20.1	
\$ 10 2-Fluorobiphenyl	172	6.190	6.190	0.000	0	3165	20.0	20.6	M
\$ 7 2,4,6-Tribromophenol	330	7.632	7.628	0.004	59	396	20.0	20.8	M
\$ 8 Fluoranthene-d10 (Surr)	212	9.502	9.502	0.000	69	3024	20.0	18.9	
\$ 9 Terphenyl-d14	244	9.900	9.896	0.004	95	2154	20.0	18.4	
11 Naphthalene	128	5.189	5.189	0.000	100	4620	20.0	20.5	M
12 2-Methylnaphthalene	141	5.841	5.841	0.000	96	2578	20.0	20.2	
13 1-Methylnaphthalene	141	5.937	5.937	0.000	98	2491	20.0	20.1	
14 Acenaphthylene	152	6.717	6.717	0.000	100	4001	20.0	19.7	
15 Acenaphthene	153	6.884	6.884	0.000	96	2549	20.0	20.0	
16 Fluorene	166	7.394	7.389	0.005	93	2657	20.0	18.7	
17 Pentachlorophenol	266	8.146	8.126	0.020	99	49	40.0	85.5	M
18 Phenanthrene	178	8.342	8.342	0.000	100	3789	20.0	19.5	
19 Anthracene	178	8.393	8.389	0.004	100	3797	20.0	19.6	
20 Fluoranthene	202	9.522	9.522	0.000	52	3616	20.0	18.8	
21 Pyrene	202	9.750	9.746	0.004	51	3774	20.0	18.5	
22 Benzo[a]anthracene	228	11.017	11.012	0.005	90	3279	20.0	19.3	M
23 Chrysene	228	11.058	11.057	0.001	99	3566	20.0	20.0	
30 Bis(2-ethylhexyl) phthalate	149	11.891	11.895	-0.004	0	3545	20.0	18.2	M
24 Benzo[b]fluoranthene	252	12.470	12.470	0.000	98	3324	20.0	18.6	M
25 Benzo[k]fluoranthene	252	12.516	12.511	0.005	95	3813	20.0	19.1	Ma
26 Benzo[a]pyrene	252	12.987	12.983	0.004	97	3231	20.0	18.1	a
27 Indeno[1,2,3-cd]pyrene	276	14.940	14.935	0.005	96	2407	20.0	17.1	Ma
28 Dibenz(a,h)anthracene	278	14.989	14.984	0.005	97	2953	20.0	17.3	Ma
29 Benzo[g,h,i]perylene	276	15.434	15.429	0.005	93	3494	20.0	18.9	Ma



**QC Flag Legend**

Processing Flags

Review Flags

M - Manually Integrated

a - User Assigned ID

**Reagents:**

8270ccvl\_50\_00039

Amount Added: 400.00

Units: uL

8270SIM\_IS\_00069

Amount Added: 6.00

Units: uL

Eurofins Seattle

Data File: \\chromfs\Seattle\ChromData\TAC050\20220113-80849.b\SIM011322b022.D

Injection Date: 14-Jan-2022 03:48:30

Instrument ID: TAC050

Lims ID: std5

Client ID:

Operator ID: jcm

ALS Bottle#: 12

Worklist Smp#: 12

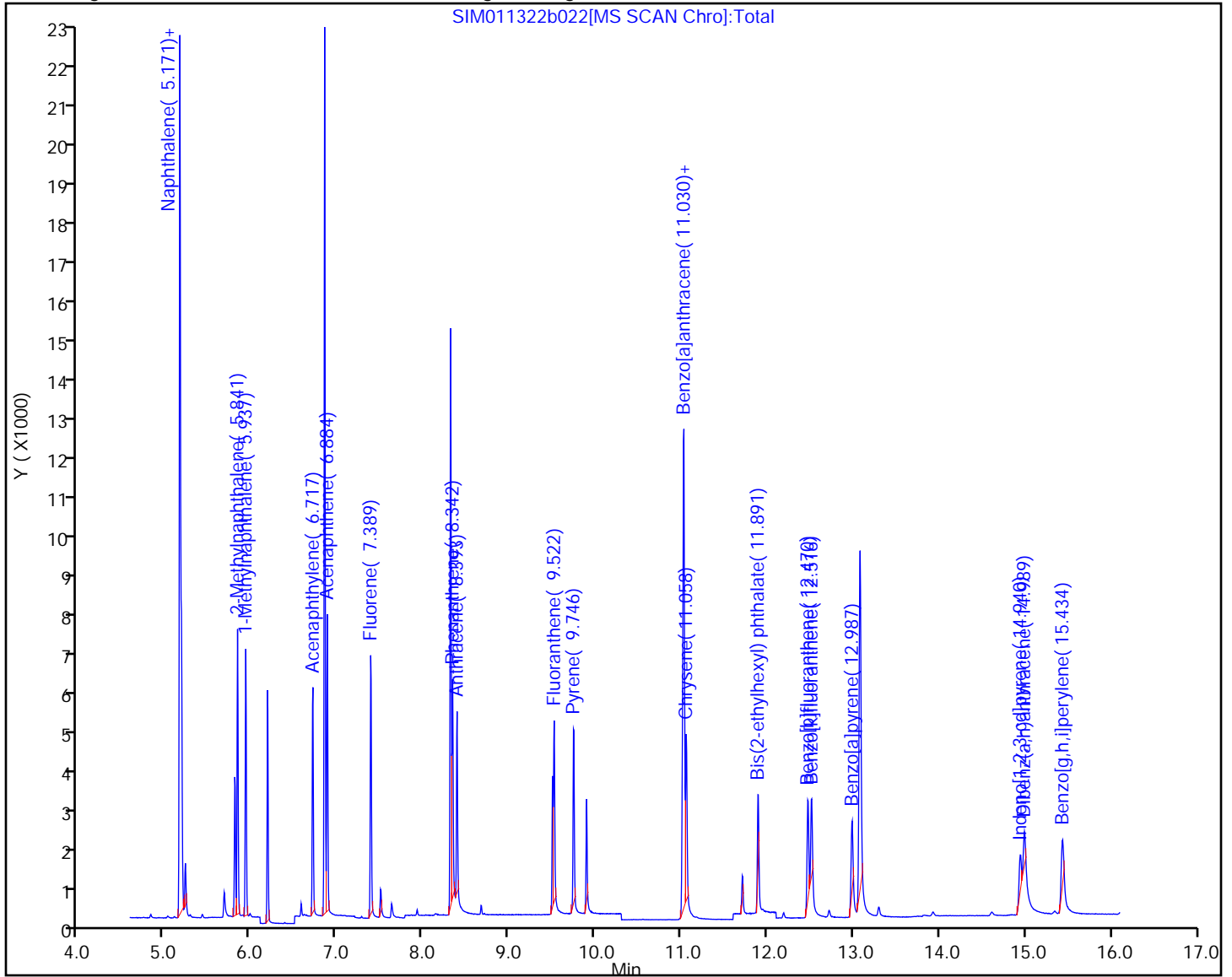
Injection Vol: 1.0 ul

Dil. Factor: 1.0000

Method: TAC050\_SIM\_PAH

Limit Group: 8270D\_SIM QSM 5.0

Y Scaling: Method Defined: Scale to the Nth Largest Target: 1



Eurofins Seattle

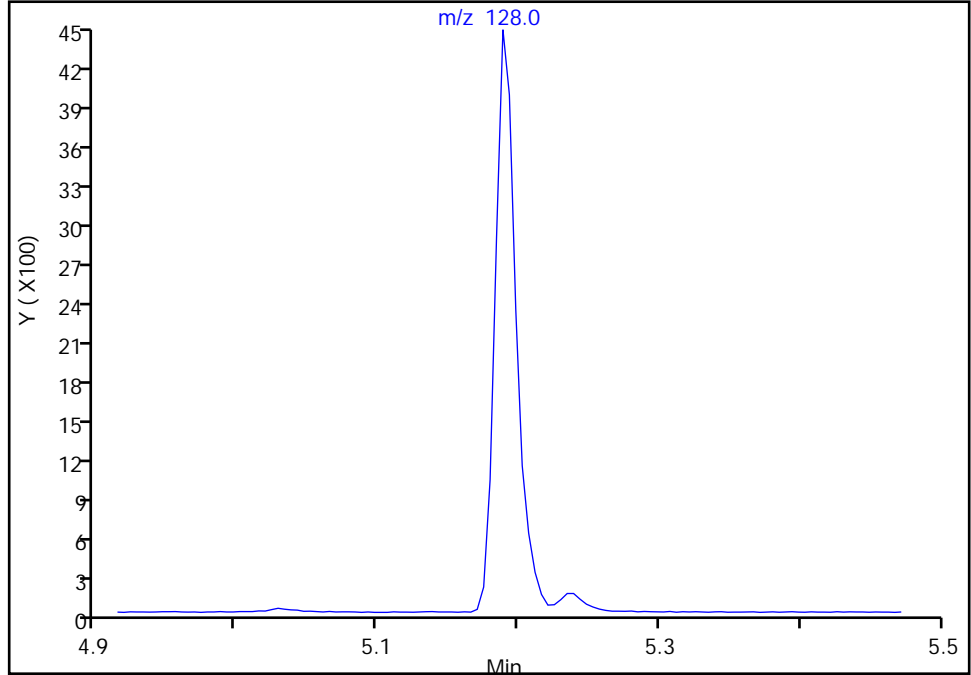
Data File: \\chromfs\Seattle\ChromData\TAC050\20220113-80849.b\SIM011322b022.D  
Injection Date: 14-Jan-2022 03:48:30 Instrument ID: TAC050  
Lims ID: std5  
Client ID:  
Operator ID: jcm ALS Bottle#: 12 Worklist Smp#: 12  
Injection Vol: 1.0 ul Dil. Factor: 1.0000  
Method: TAC050\_SIM\_PAH Limit Group: 8270D\_SIM QSM 5.0  
Column: Detector MS SCAN

11 Naphthalene, CAS: 91-20-3

Signal: 1

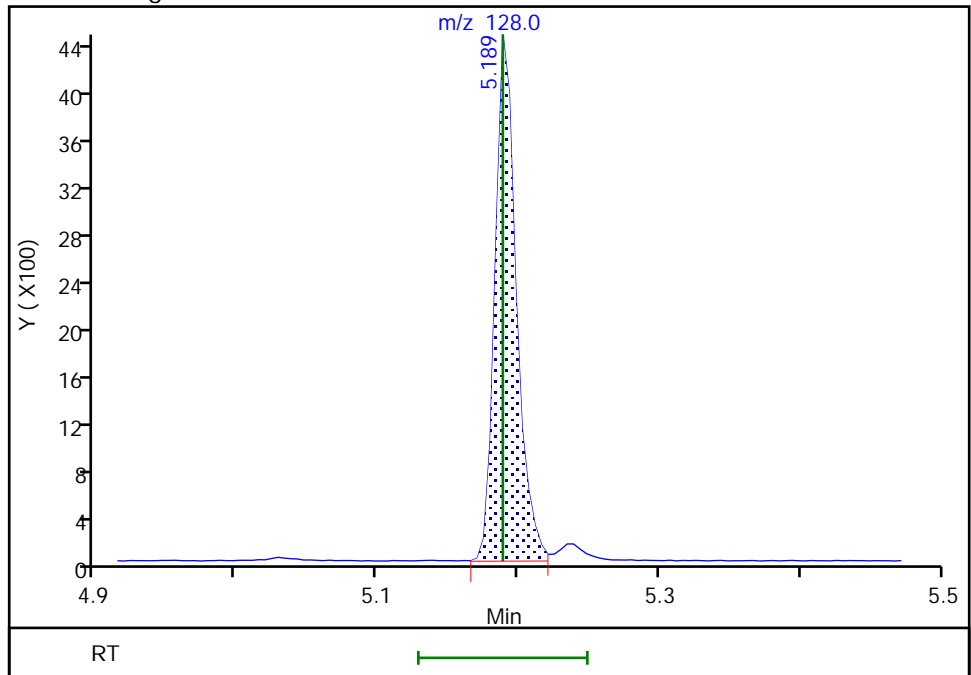
Not Detected  
Expected RT: 5.19

Processing Integration Results



Manual Integration Results

RT: 5.19  
Area: 4620  
Amount: 20.516495  
Amount Units: ug/L



Reviewer: boylea, 14-Jan-2022 14:16:33  
Audit Action: Manually Integrated

Audit Reason: Assign Peak

Eurofins Seattle

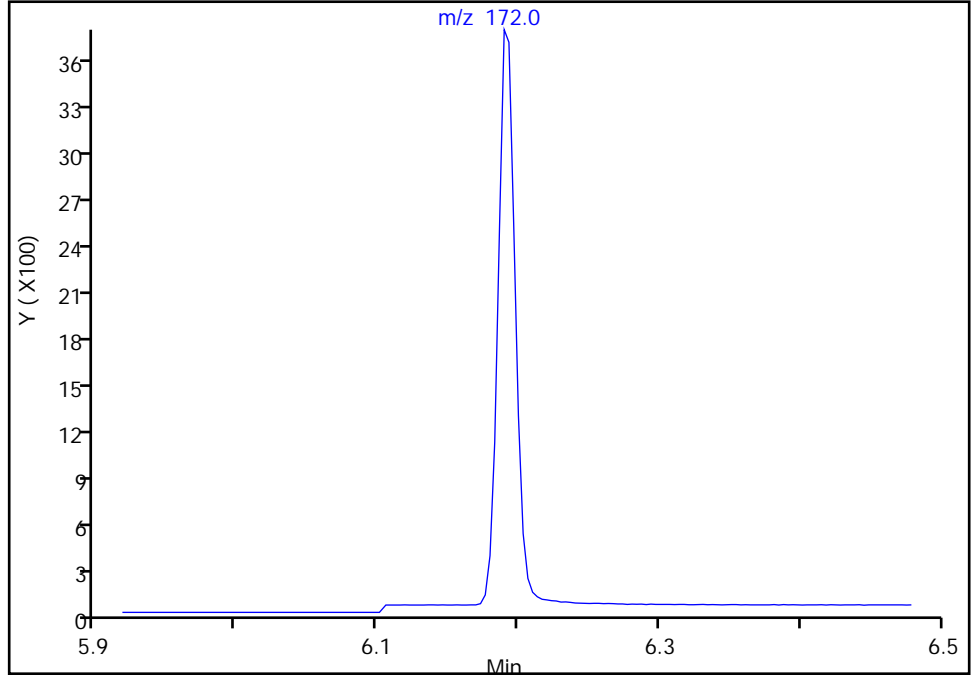
Data File: \\chromfs\Seattle\ChromData\TAC050\20220113-80849.b\SIM011322b022.D  
Injection Date: 14-Jan-2022 03:48:30 Instrument ID: TAC050  
Lims ID: std5  
Client ID:  
Operator ID: jcm ALS Bottle#: 12 Worklist Smp#: 12  
Injection Vol: 1.0 ul Dil. Factor: 1.0000  
Method: TAC050\_SIM\_PAH Limit Group: 8270D\_SIM QSM 5.0  
Column: Detector MS SCAN

**\$ 10 2-Fluorobiphenyl, CAS: 321-60-8**

Signal: 1

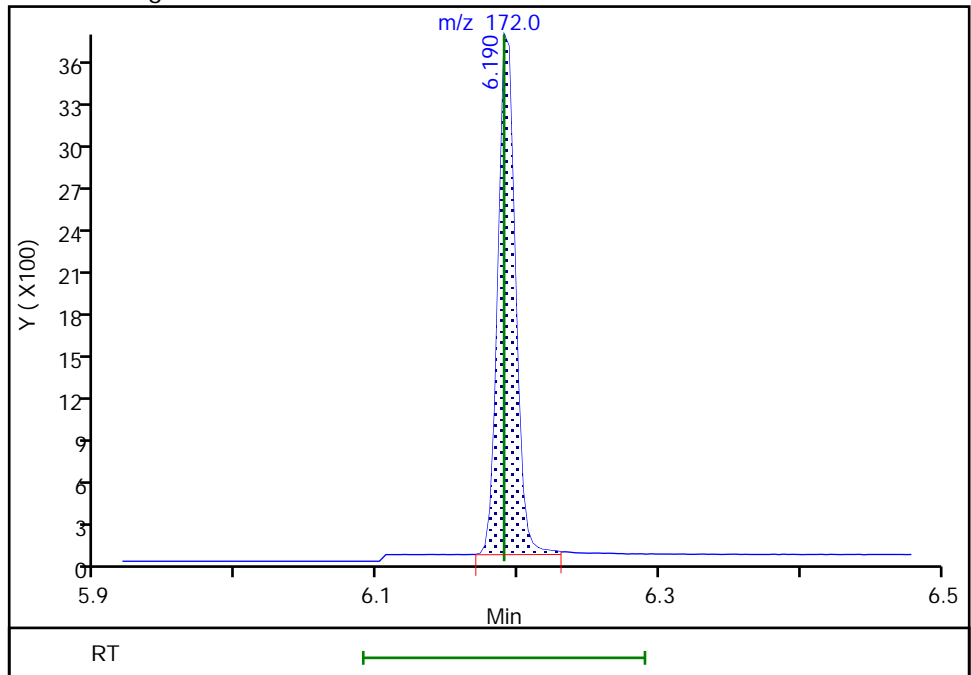
Not Detected  
Expected RT: 6.19

Processing Integration Results



Manual Integration Results

RT: 6.19  
Area: 3165  
Amount: 20.575315  
Amount Units: ug/L



Reviewer: boylea, 14-Jan-2022 14:16:15  
Audit Action: Manually Integrated

Audit Reason: Assign Peak

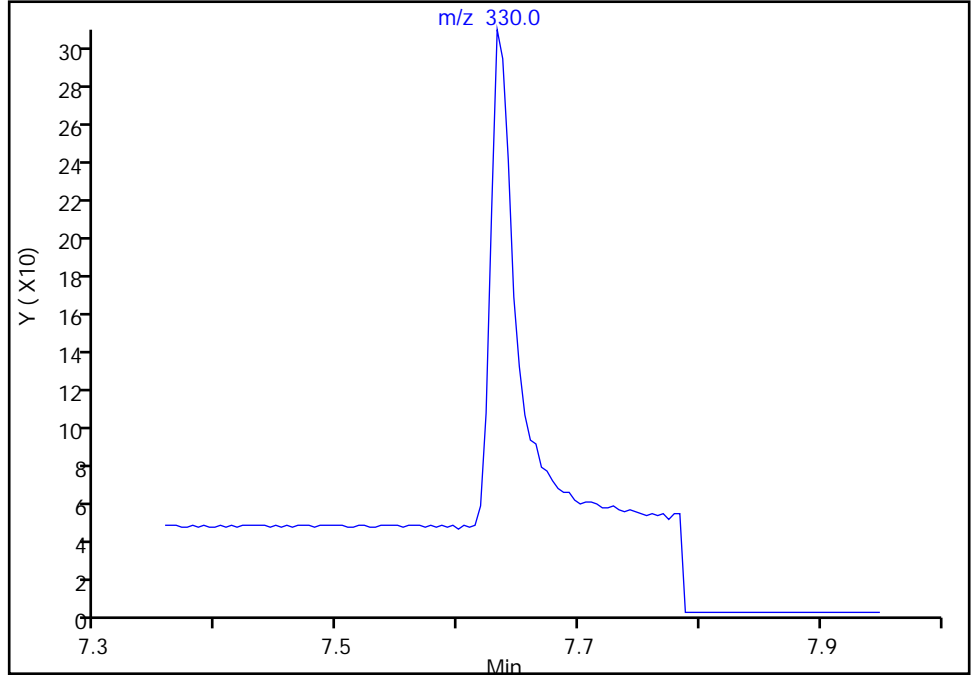
Eurofins Seattle

Data File: \\chromfs\Seattle\ChromData\TAC050\20220113-80849.b\SIM011322b022.D  
Injection Date: 14-Jan-2022 03:48:30 Instrument ID: TAC050  
Lims ID: std5  
Client ID:  
Operator ID: jcm ALS Bottle#: 12 Worklist Smp#: 12  
Injection Vol: 1.0 ul Dil. Factor: 1.0000  
Method: TAC050\_SIM\_PAH Limit Group: 8270D\_SIM QSM 5.0  
Column: Detector MS SCAN

\$ 7 2,4,6-Tribromophenol, CAS: 118-79-6  
Signal: 1

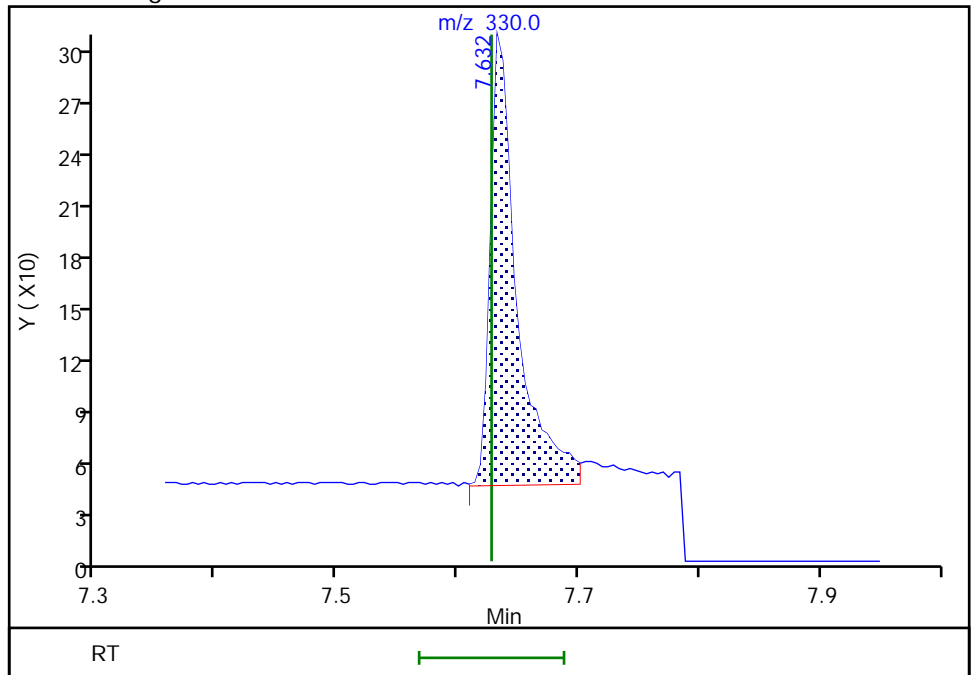
Not Detected  
Expected RT: 7.63

Processing Integration Results



Manual Integration Results

RT: 7.63  
Area: 396  
Amount: 20.819703  
Amount Units: ug/L



Reviewer: boylea, 14-Jan-2022 14:16:23  
Audit Action: Manually Integrated

Audit Reason: Assign Peak

Eurofins Seattle

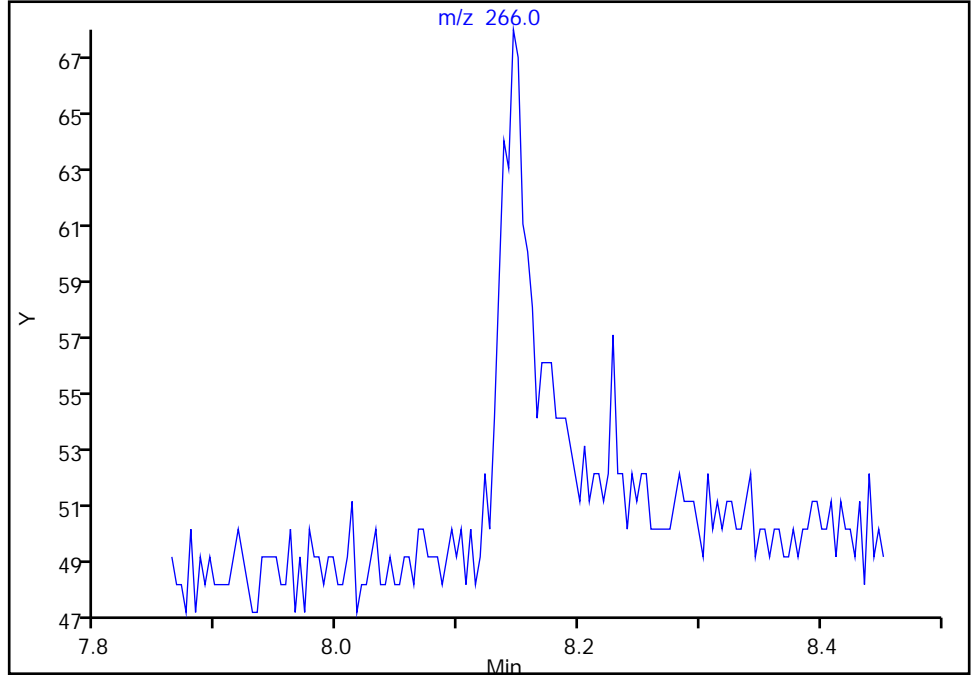
Data File: \\chromfs\Seattle\ChromData\TAC050\20220113-80849.b\SIM011322b022.D  
Injection Date: 14-Jan-2022 03:48:30 Instrument ID: TAC050  
Lims ID: std5  
Client ID:  
Operator ID: jcm ALS Bottle#: 12 Worklist Smp#: 12  
Injection Vol: 1.0 ul Dil. Factor: 1.0000  
Method: TAC050\_SIM\_PAH Limit Group: 8270D\_SIM QSM 5.0  
Column: Detector MS SCAN

17 Pentachlorophenol, CAS: 87-86-5

Signal: 1

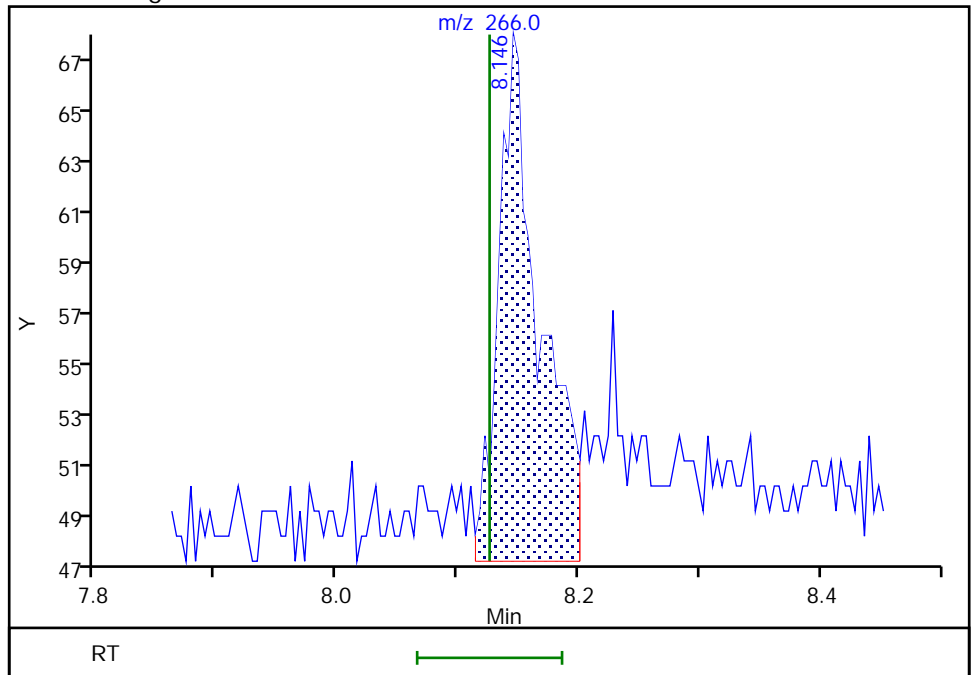
Not Detected  
Expected RT: 8.13

Processing Integration Results



Manual Integration Results

RT: 8.15  
Area: 49  
Amount: 85.523380  
Amount Units: ug/L



Reviewer: boylea, 14-Jan-2022 14:16:47  
Audit Action: Manually Integrated

Audit Reason: Assign Peak

Eurofins Seattle

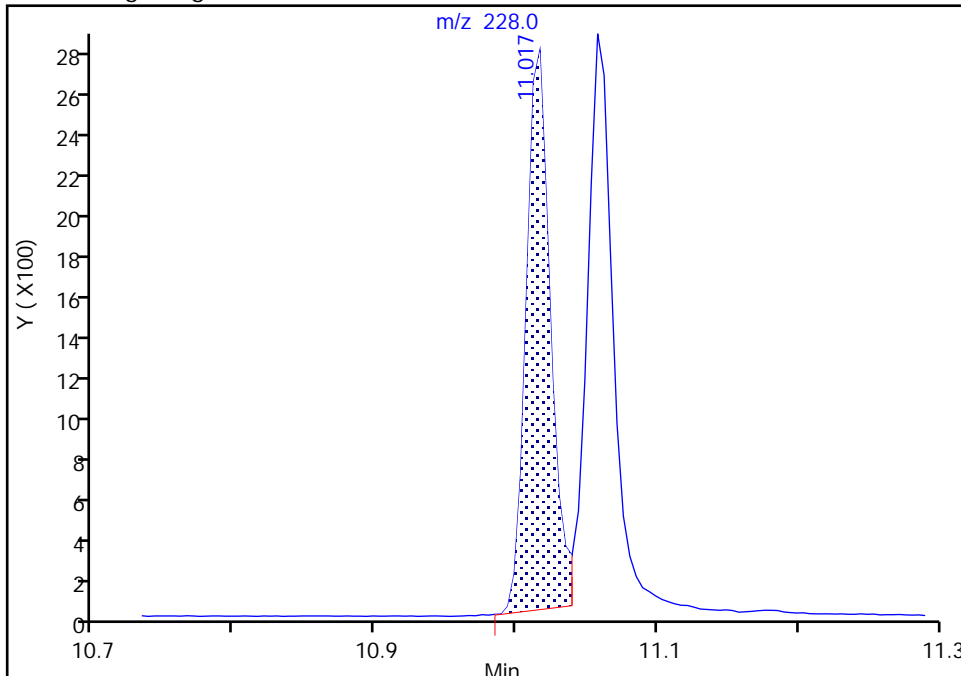
Data File: \\chromfs\Seattle\ChromData\TAC050\20220113-80849.b\SIM011322b022.D  
Injection Date: 14-Jan-2022 03:48:30 Instrument ID: TAC050  
Lims ID: std5  
Client ID:  
Operator ID: jcm ALS Bottle#: 12 Worklist Smp#: 12  
Injection Vol: 1.0 ul Dil. Factor: 1.0000  
Method: TAC050\_SIM\_PAH Limit Group: 8270D\_SIM QSM 5.0  
Column: Detector MS SCAN

22 Benzo[a]anthracene, CAS: 56-55-3

Signal: 1

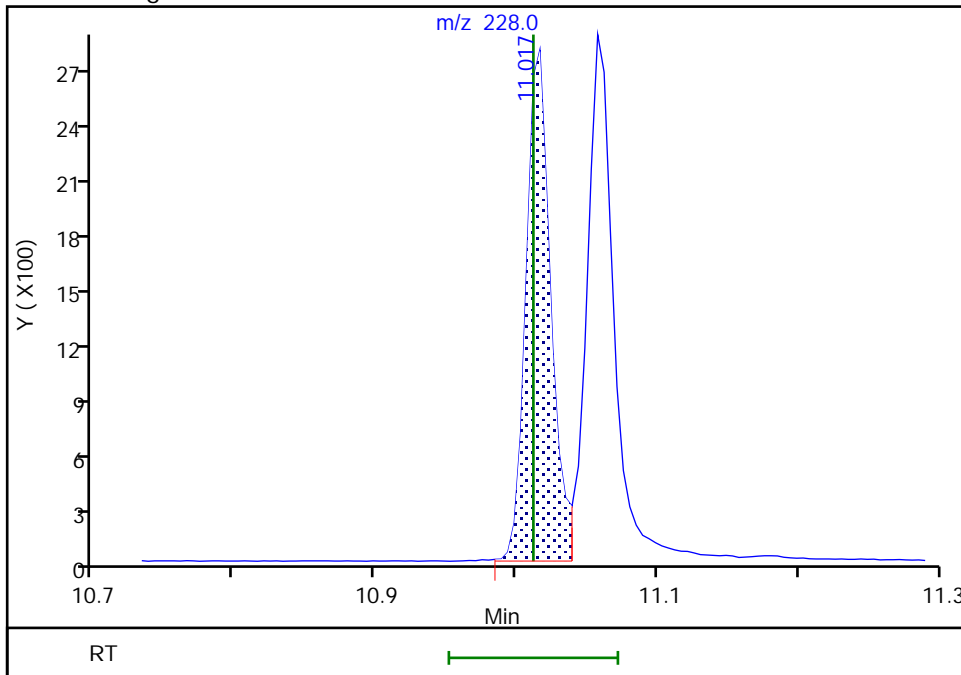
RT: 11.02  
Area: 3189  
Amount: 18.731486  
Amount Units: ug/L

Processing Integration Results



RT: 11.02  
Area: 3279  
Amount: 19.288123  
Amount Units: ug/L

Manual Integration Results



Reviewer: boylea, 14-Jan-2022 14:17:09  
Audit Action: Manually Integrated

Audit Reason: Incomplete Integration

Eurofins Seattle

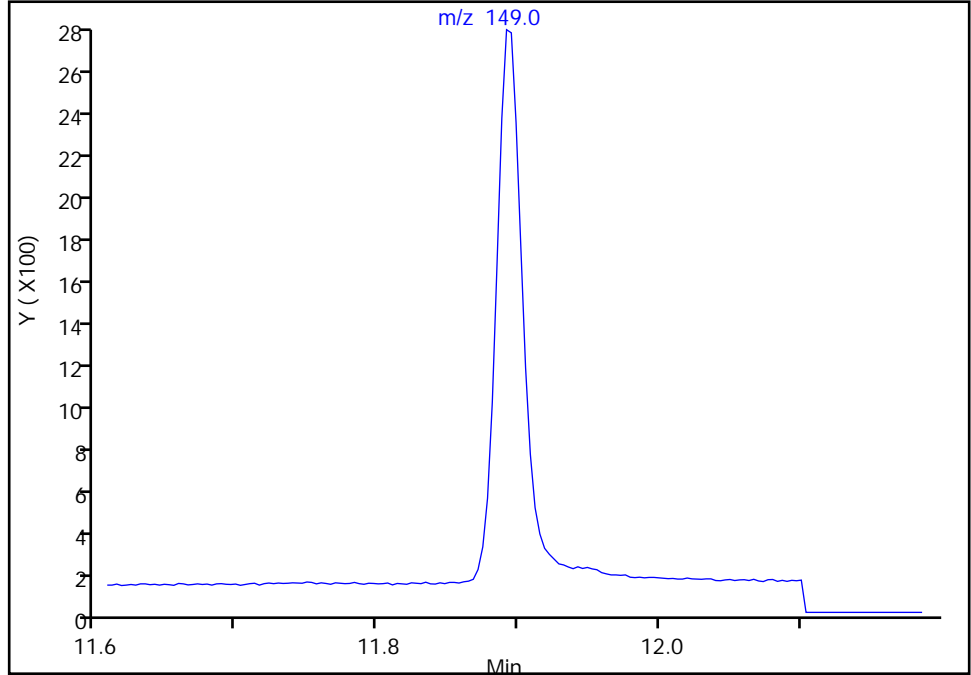
Data File: \\chromfs\Seattle\ChromData\TAC050\20220113-80849.b\SIM011322b022.D  
Injection Date: 14-Jan-2022 03:48:30 Instrument ID: TAC050  
Lims ID: std5  
Client ID:  
Operator ID: jcm ALS Bottle#: 12 Worklist Smp#: 12  
Injection Vol: 1.0 ul Dil. Factor: 1.0000  
Method: TAC050\_SIM\_PAH Limit Group: 8270D\_SIM QSM 5.0  
Column: Detector MS SCAN

30 Bis(2-ethylhexyl) phthalate, CAS: 117-81-7

Signal: 1

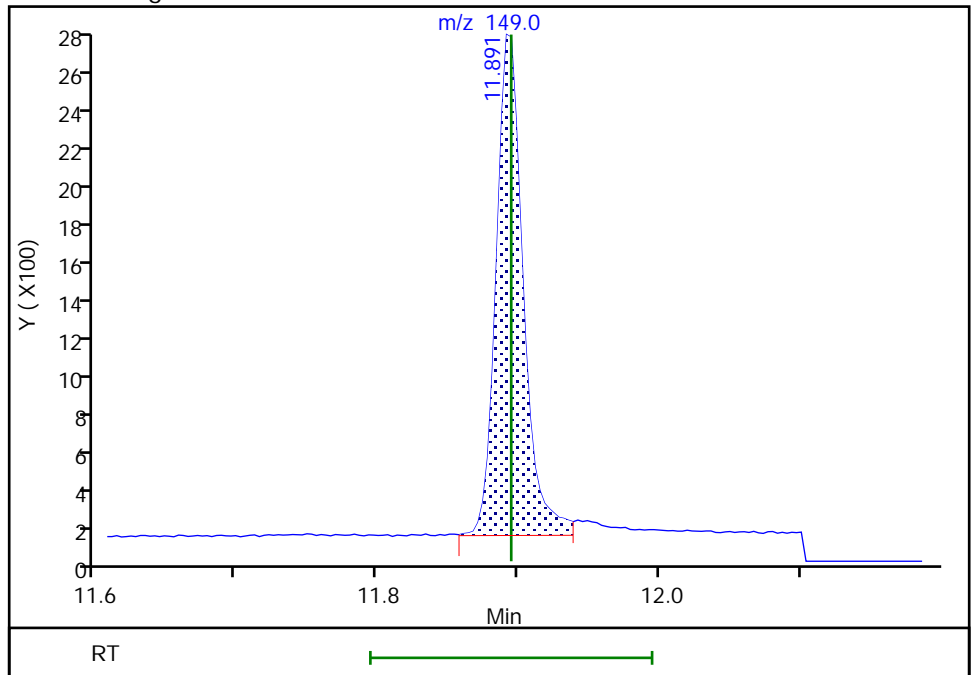
Not Detected  
Expected RT: 11.89

Processing Integration Results



Manual Integration Results

RT: 11.89  
Area: 3545  
Amount: 18.232581  
Amount Units: ug/L





Eurofins Seattle

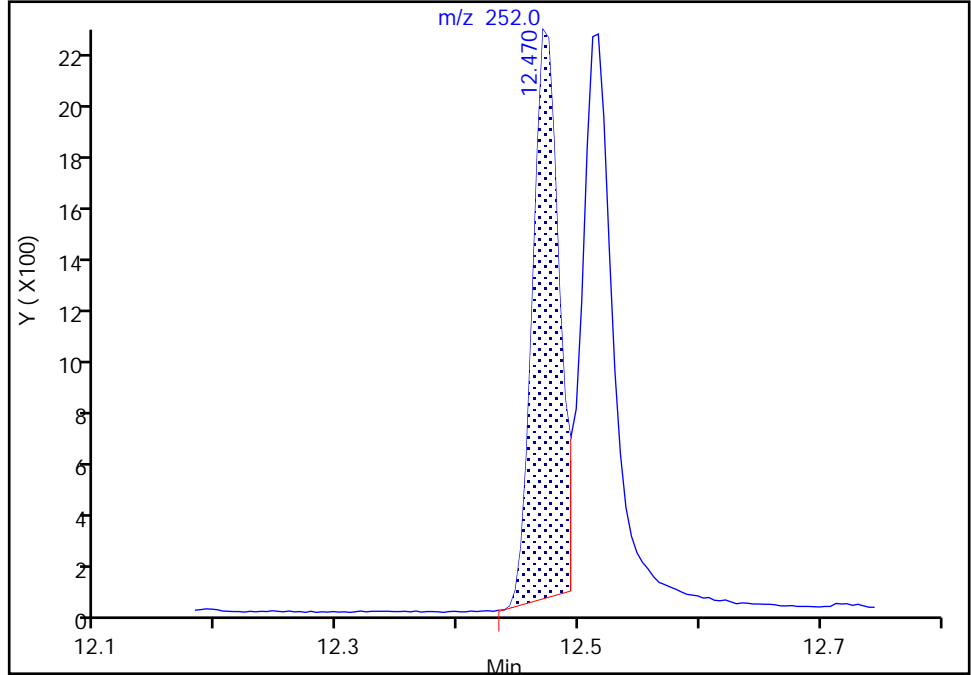
Data File: \\chromfs\Seattle\ChromData\TAC050\20220113-80849.b\SIM011322b022.D  
Injection Date: 14-Jan-2022 03:48:30 Instrument ID: TAC050  
Lims ID: std5  
Client ID:  
Operator ID: jcm ALS Bottle#: 12 Worklist Smp#: 12  
Injection Vol: 1.0 ul Dil. Factor: 1.0000  
Method: TAC050\_SIM\_PAH Limit Group: 8270D\_SIM QSM 5.0  
Column: Detector MS SCAN

24 Benzo[b]fluoranthene, CAS: 205-99-2

Signal: 1

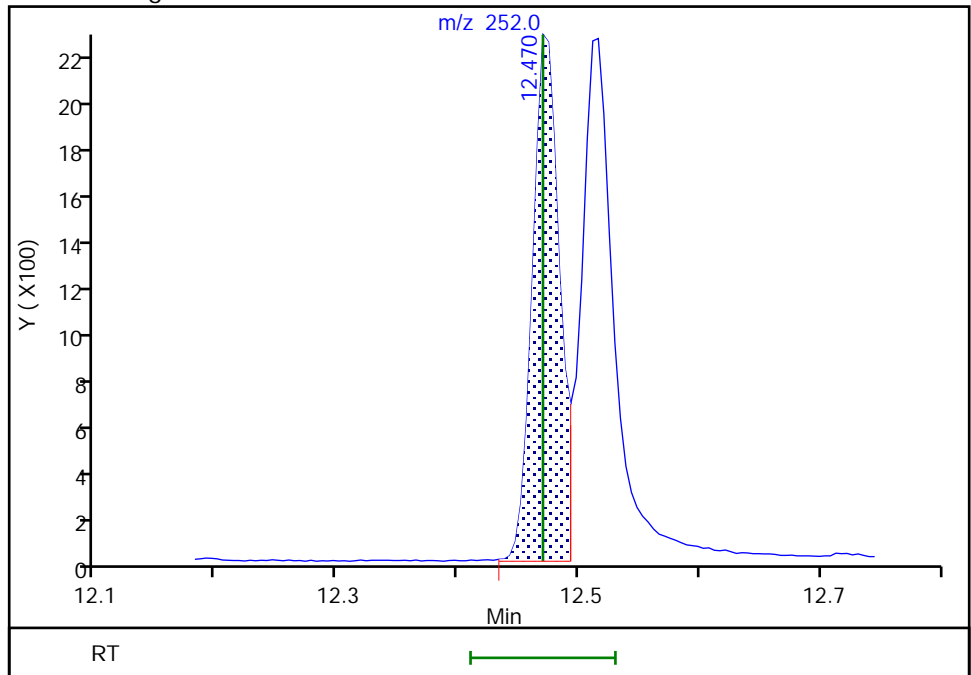
RT: 12.47  
Area: 3176  
Amount: 17.641583  
Amount Units: ug/L

Processing Integration Results



RT: 12.47  
Area: 3324  
Amount: 18.634458  
Amount Units: ug/L

Manual Integration Results



Reviewer: boylea, 14-Jan-2022 14:18:09  
Audit Action: Manually Integrated

Audit Reason: Incomplete Integration

Eurofins Seattle

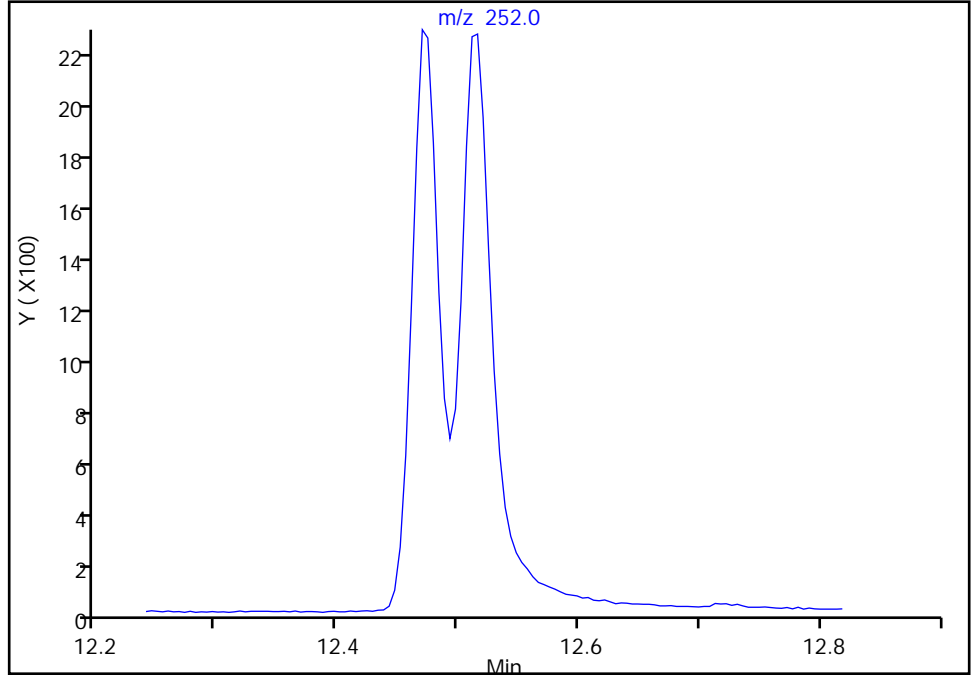
Data File: \\chromfs\Seattle\ChromData\TAC050\20220113-80849.b\SIM011322b022.D  
Injection Date: 14-Jan-2022 03:48:30 Instrument ID: TAC050  
Lims ID: std5  
Client ID:  
Operator ID: jcm ALS Bottle#: 12 Worklist Smp#: 12  
Injection Vol: 1.0 ul Dil. Factor: 1.0000  
Method: TAC050\_SIM\_PAH Limit Group: 8270D\_SIM QSM 5.0  
Column: Detector MS SCAN

25 Benzo[k]fluoranthene, CAS: 207-08-9

Signal: 1

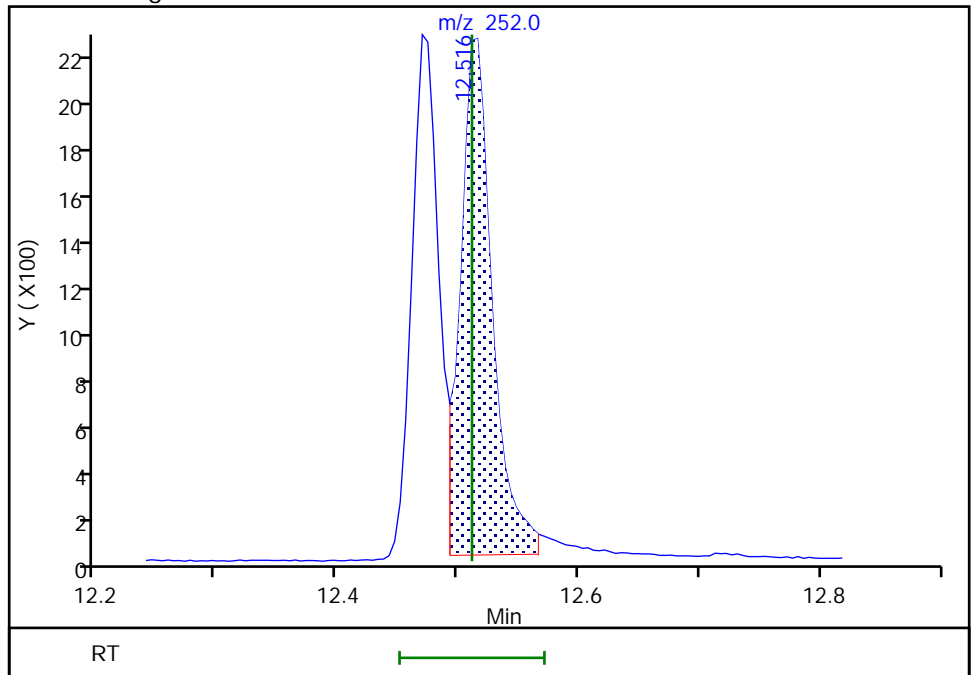
Not Detected  
Expected RT: 12.51

Processing Integration Results



Manual Integration Results

RT: 12.52  
Area: 3813  
Amount: 19.119632  
Amount Units: ug/L



Reviewer: boylea, 14-Jan-2022 14:18:19  
Audit Action: Manually Integrated

Audit Reason: Incomplete Integration

Eurofins Seattle

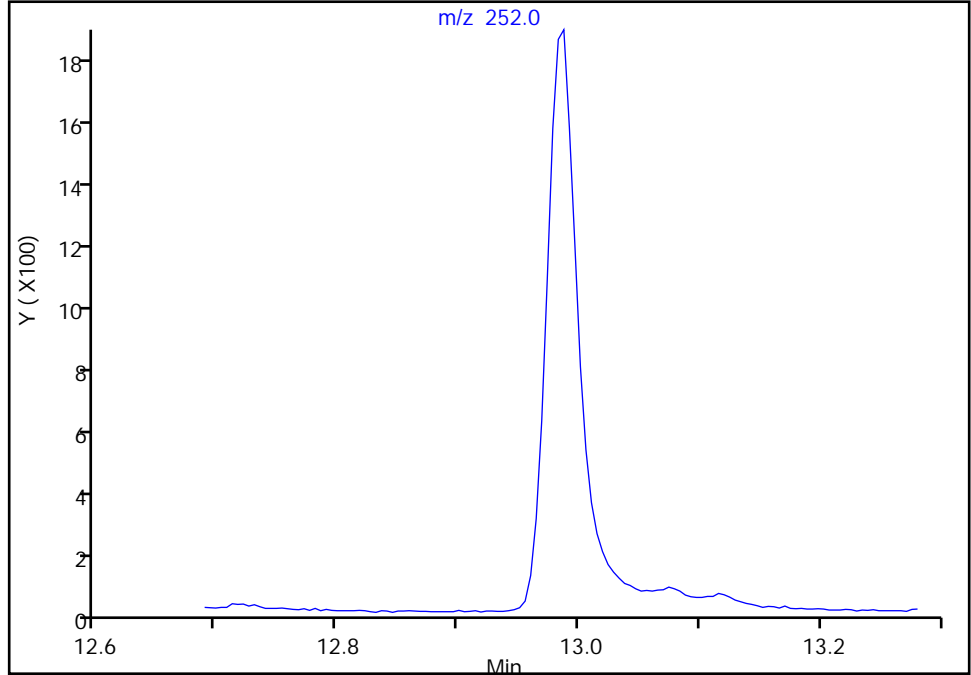
Data File: \\chromfs\Seattle\ChromData\TAC050\20220113-80849.b\SIM011322b022.D  
Injection Date: 14-Jan-2022 03:48:30 Instrument ID: TAC050  
Lims ID: std5  
Client ID:  
Operator ID: jcm ALS Bottle#: 12 Worklist Smp#: 12  
Injection Vol: 1.0 ul Dil. Factor: 1.0000  
Method: TAC050\_SIM\_PAH Limit Group: 8270D\_SIM QSM 5.0  
Column: Detector MS SCAN

26 Benzo[a]pyrene, CAS: 50-32-8

Signal: 1

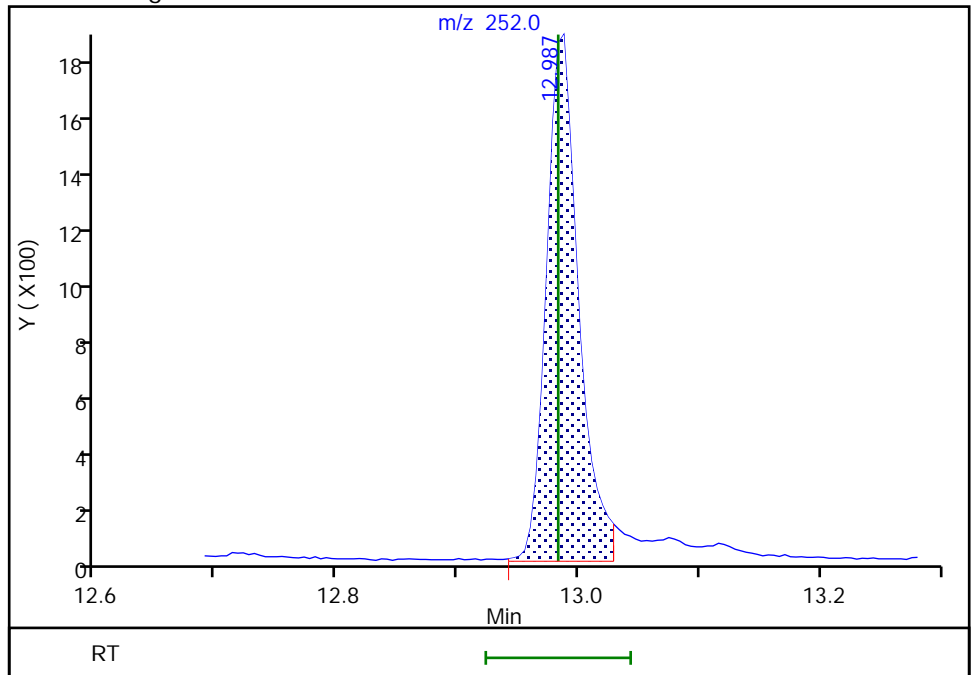
Not Detected  
Expected RT: 12.98

Processing Integration Results



Manual Integration Results

RT: 12.99  
Area: 3231  
Amount: 18.130150  
Amount Units: ug/L



Eurofins Seattle

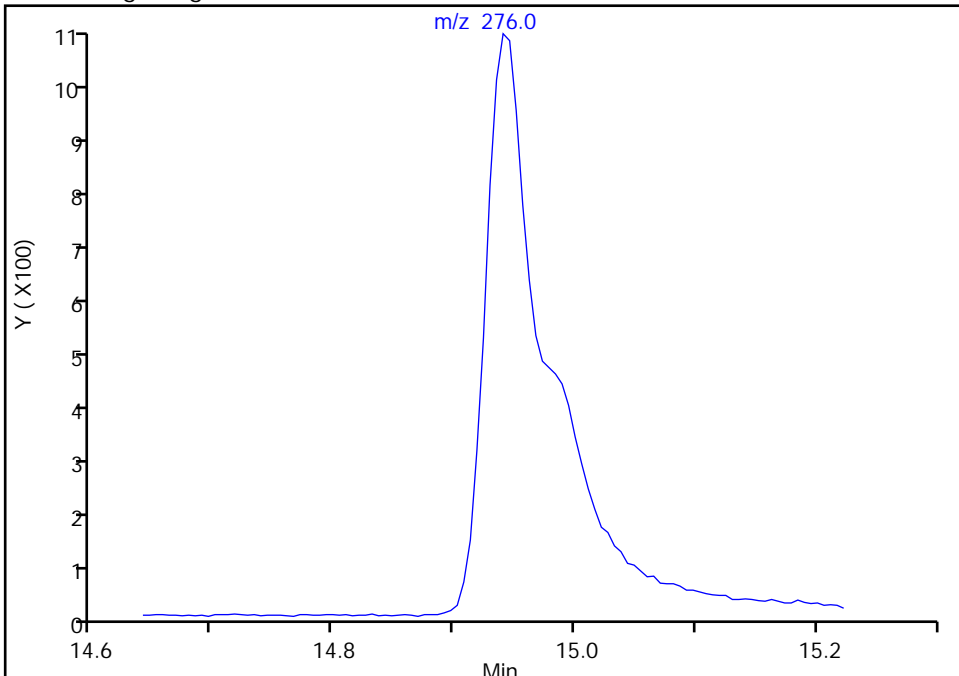
Data File: \\chromfs\Seattle\ChromData\TAC050\20220113-80849.b\SIM011322b022.D  
Injection Date: 14-Jan-2022 03:48:30 Instrument ID: TAC050  
Lims ID: std5  
Client ID:  
Operator ID: jcm ALS Bottle#: 12 Worklist Smp#: 12  
Injection Vol: 1.0 ul Dil. Factor: 1.0000  
Method: TAC050\_SIM\_PAH Limit Group: 8270D\_SIM QSM 5.0  
Column: Detector MS SCAN

27 Indeno[1,2,3-cd]pyrene, CAS: 193-39-5

Signal: 1

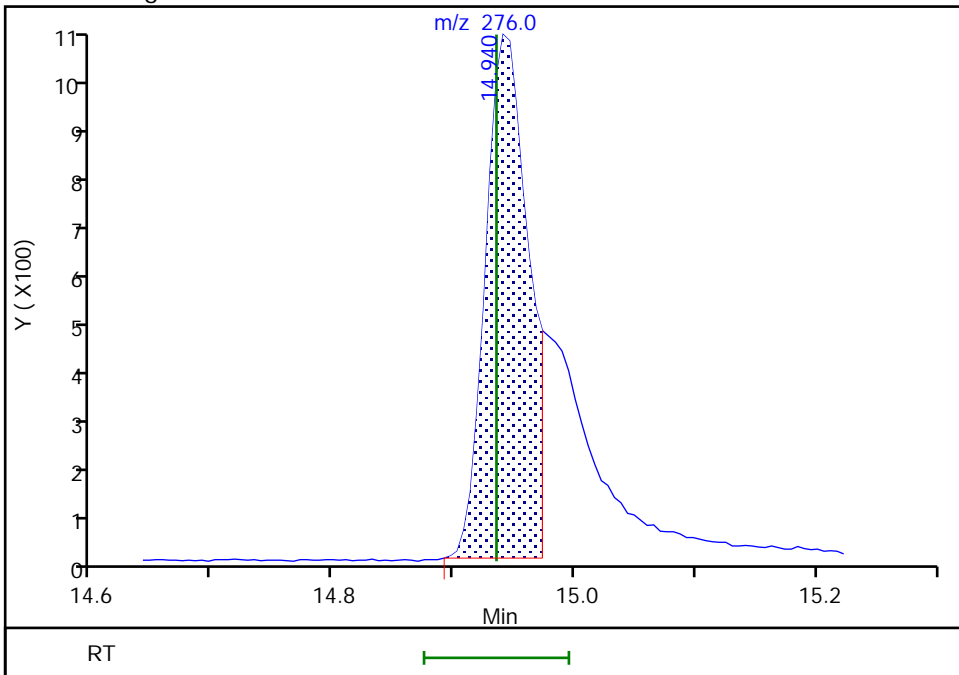
Not Detected  
Expected RT: 14.93

Processing Integration Results



Manual Integration Results

RT: 14.94  
Area: 2407  
Amount: 17.073181  
Amount Units: ug/L



Reviewer: boylea, 14-Jan-2022 14:18:40  
Audit Action: Split an Integrated Peak

Audit Reason: Split Peak

Eurofins Seattle

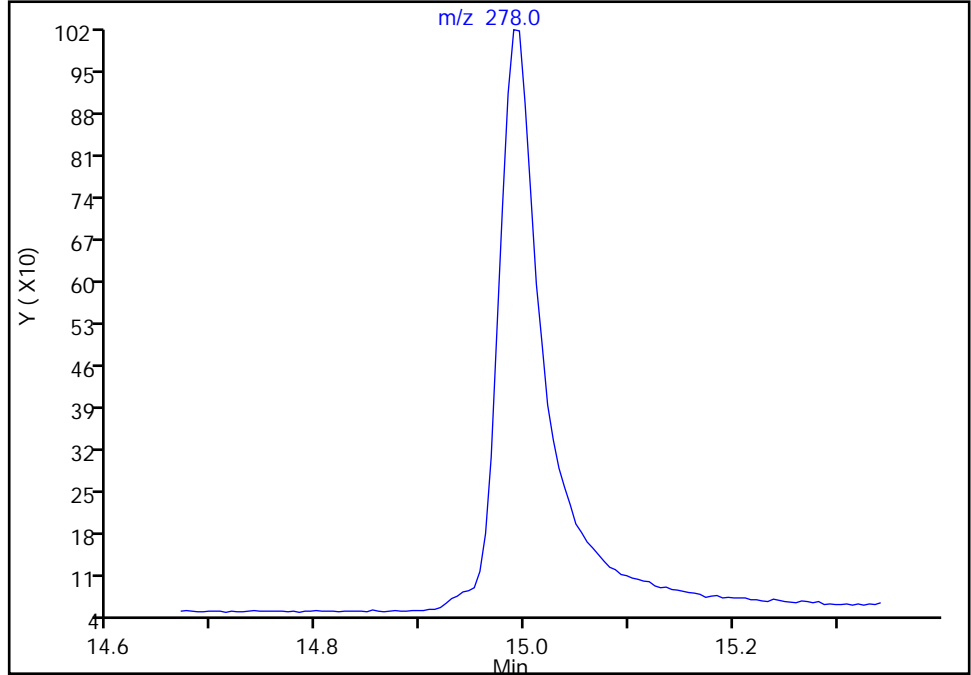
Data File: \\chromfs\Seattle\ChromData\TAC050\20220113-80849.b\SIM011322b022.D  
Injection Date: 14-Jan-2022 03:48:30 Instrument ID: TAC050  
Lims ID: std5  
Client ID:  
Operator ID: jcm ALS Bottle#: 12 Worklist Smp#: 12  
Injection Vol: 1.0 ul Dil. Factor: 1.0000  
Method: TAC050\_SIM\_PAH Limit Group: 8270D\_SIM QSM 5.0  
Column: Detector MS SCAN

28 Dibenz(a,h)anthracene, CAS: 53-70-3

Signal: 1

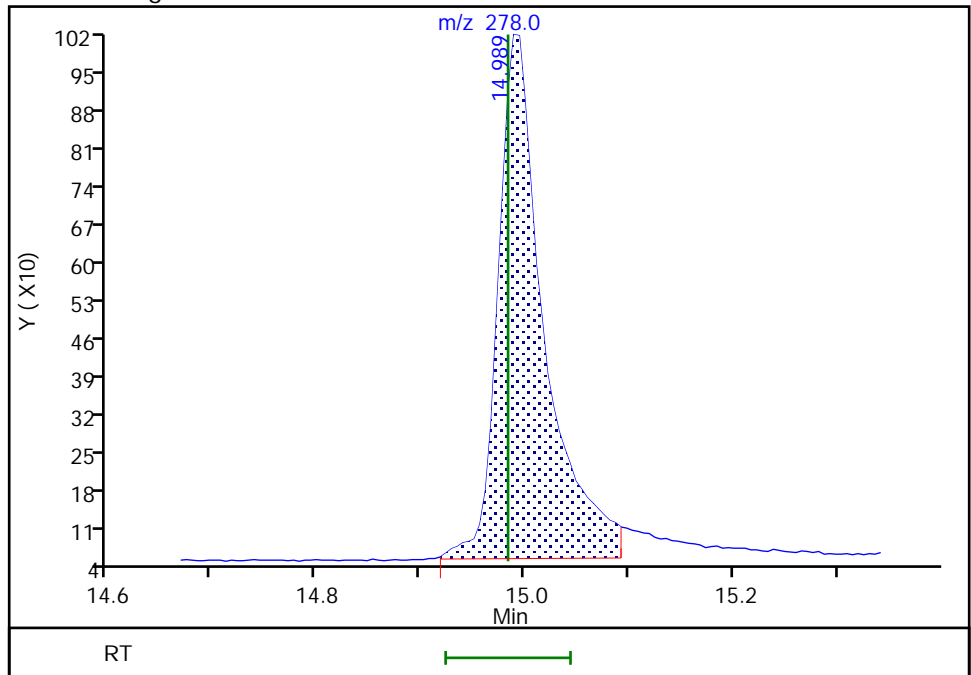
Not Detected  
Expected RT: 14.98

Processing Integration Results



Manual Integration Results

RT: 14.99  
Area: 2953  
Amount: 17.322307  
Amount Units: ug/L



Reviewer: boylea, 14-Jan-2022 14:19:13  
Audit Action: Manually Integrated

Audit Reason: Assign Peak

Eurofins Seattle

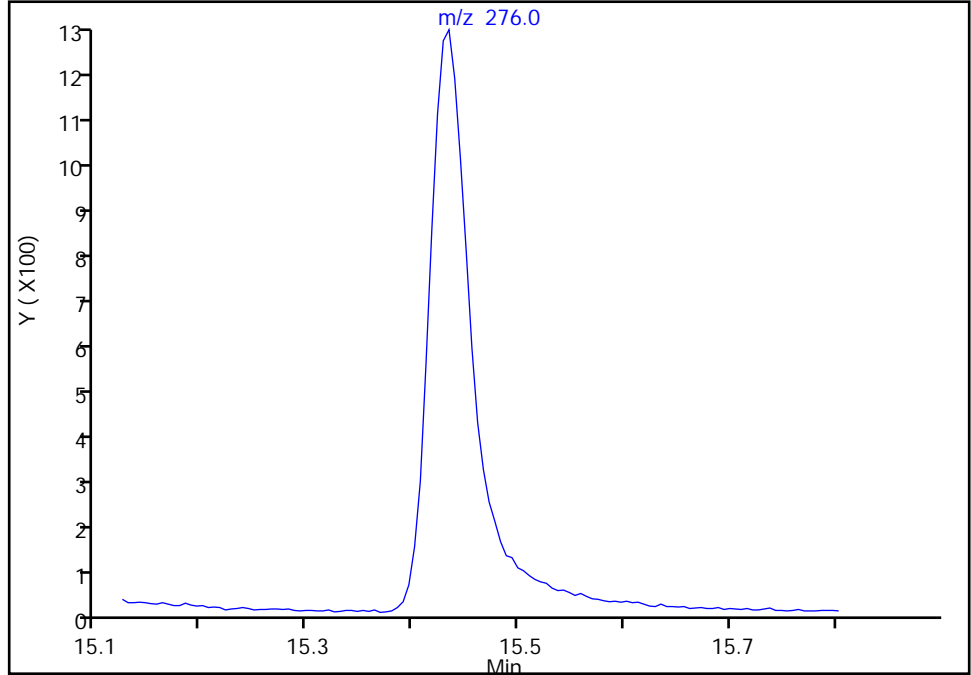
Data File: \\chromfs\Seattle\ChromData\TAC050\20220113-80849.b\SIM011322b022.D  
Injection Date: 14-Jan-2022 03:48:30 Instrument ID: TAC050  
Lims ID: std5  
Client ID:  
Operator ID: jcm ALS Bottle#: 12 Worklist Smp#: 12  
Injection Vol: 1.0 ul Dil. Factor: 1.0000  
Method: TAC050\_SIM\_PAH Limit Group: 8270D\_SIM QSM 5.0  
Column: Detector MS SCAN

29 Benzo[g,h,i]perylene, CAS: 191-24-2

Signal: 1

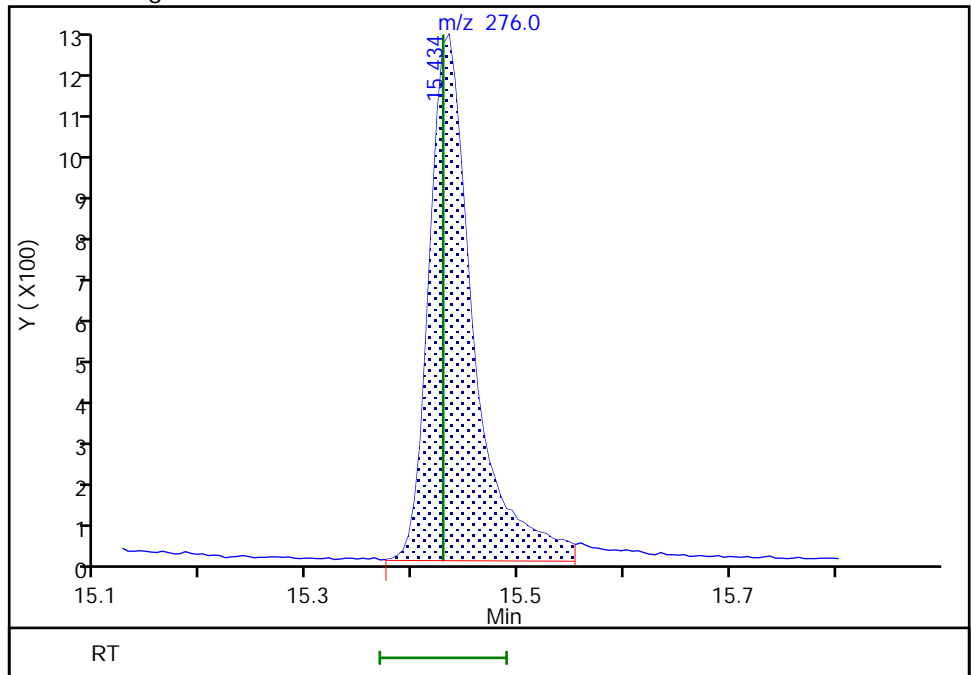
Not Detected  
Expected RT: 15.43

Processing Integration Results



Manual Integration Results

RT: 15.43  
Area: 3494  
Amount: 18.853612  
Amount Units: ug/L



Reviewer: boylea, 14-Jan-2022 14:19:25  
Audit Action: Manually Integrated

Audit Reason: Incomplete Integration

Eurofins Seattle  
Target Compound Quantitation Report

Data File: \\chromfs\Seattle\ChromData\TAC050\20220113-80849.b\SIM011322b023.D  
 Lims ID: std4  
 Client ID:  
 Sample Type: IC Calib Level: 4  
 Inject. Date: 14-Jan-2022 04:07:30 ALS Bottle#: 13 Worklist Smp#: 13  
 Injection Vol: 1.0 ul Dil. Factor: 1.0000  
 Sample Info: 4  
 Operator ID: jcm Instrument ID: TAC050  
 Sublist: chrom-TAC050\_SIM\_PAH\*sub9  
 Method: \\chromfs\Seattle\ChromData\TAC050\20220113-80849.b\TAC050\_SIM\_PAH.m  
 Limit Group: 8270D\_SIM QSM 5.0  
 Last Update: 14-Jan-2022 15:42:18 Calib Date: 14-Jan-2022 05:04:30  
 Integrator: Falcon ID Type: RT Order ID  
 Quant Method: Internal Standard Quant By: Initial Calibration  
 Last ICal File: \\chromfs\Seattle\ChromData\TAC050\20220113-80849.b\SIM011322b026.D

Column 1 : Det: MS SCAN  
 Process Host: CTX1628

First Level Reviewer: limmere Date: 14-Jan-2022 10:11:08

Compound	Sig	RT (min.)	Exp RT (min.)	Dlt RT (min.)	Q	Response	Cal Amt ug/L	OnCol Amt ug/L	Flags
* 1 Naphthalene-d8	136	5.171	5.171	0.000	90	21130	100.0	100.0	
* 2 Acenaphthene-d10	164	6.854	6.854	0.000	70	9435	100.0	100.0	
* 3 Phenanthrene-d10	188	8.319	8.319	0.001	56	14400	100.0	100.0	
* 4 Chrysene-d12	240	11.030	11.030	0.000	50	11178	100.0	100.0	M
* 5 Perylene-d12	264	13.079	13.074	0.005	69	12679	100.0	100.0	
\$ 6 2-methylnaphthalene-d10	152	5.814	5.809	0.005	67	1249	10.0	10.0	
\$ 10 2-Fluorobiphenyl	172	6.190	6.190	0.000	0	1552	10.0	10.3	M
\$ 7 2,4,6-Tribromophenol	330	7.637	7.628	0.009	56	178	10.0	12.5	Ma
\$ 8 Fluoranthene-d10 (Surr)	212	9.506	9.502	0.004	68	1556	10.0	9.30	a
\$ 9 Terphenyl-d14	244	9.900	9.896	0.004	95	1200	10.0	10.4	Ma
11 Naphthalene	128	5.189	5.189	0.000	100	2280	10.0	10.2	a
12 2-Methylnaphthalene	141	5.841	5.841	0.000	97	1274	10.0	10.1	
13 1-Methylnaphthalene	141	5.937	5.937	0.000	97	1224	10.0	9.97	
14 Acenaphthylene	152	6.717	6.717	0.000	100	1947	10.0	9.76	
15 Acenaphthene	153	6.884	6.884	0.000	96	1248	10.0	9.97	
16 Fluorene	166	7.394	7.389	0.005	93	1345	10.0	9.64	Ma
18 Phenanthrene	178	8.342	8.342	0.000	100	1982	10.0	9.82	
19 Anthracene	178	8.393	8.389	0.004	100	1949	10.0	9.76	Ma
20 Fluoranthene	202	9.522	9.522	0.000	52	1885	10.0	9.37	a
21 Pyrene	202	9.750	9.746	0.004	51	1921	10.0	8.97	a
22 Benzo[a]anthracene	228	11.017	11.012	0.004	72	1677	10.0	9.14	M
23 Chrysene	228	11.058	11.057	0.001	100	2005	10.0	10.5	M
30 Bis(2-ethylhexyl) phthalate	149	11.895	11.895	0.000	0	1754	10.0	8.60	M
24 Benzo[b]fluoranthene	252	12.470	12.470	0.000	97	1654	10.0	9.19	M
25 Benzo[k]fluoranthene	252	12.516	12.511	0.005	96	2146	10.0	10.8	M
26 Benzo[a]pyrene	252	12.987	12.983	0.004	97	1600	10.0	8.89	M
27 Indeno[1,2,3-cd]pyrene	276	14.946	14.935	0.011	96	1224	10.0	9.08	M
28 Dibenzo(a,h)anthracene	278	15.000	14.984	0.016	95	1524	10.0	8.96	M
29 Benzo[g,h,i]perylene	276	15.434	15.429	0.005	95	1725	10.0	9.27	M

**QC Flag Legend**

Processing Flags

Review Flags

M - Manually Integrated

a - User Assigned ID

**Reagents:**

8270ccvl\_50\_00039

Amount Added: 200.00

Units: uL

8270SIM\_IS\_00069

Amount Added: 8.00

Units: uL



Eurofins Seattle

Data File: \\chromfs\Seattle\ChromData\TAC050\20220113-80849.b\SIM011322b023.D

Injection Date: 14-Jan-2022 04:07:30

Instrument ID: TAC050

Lims ID: std4

Client ID:

Operator ID: jcm

ALS Bottle#: 13

Worklist Smp#: 13

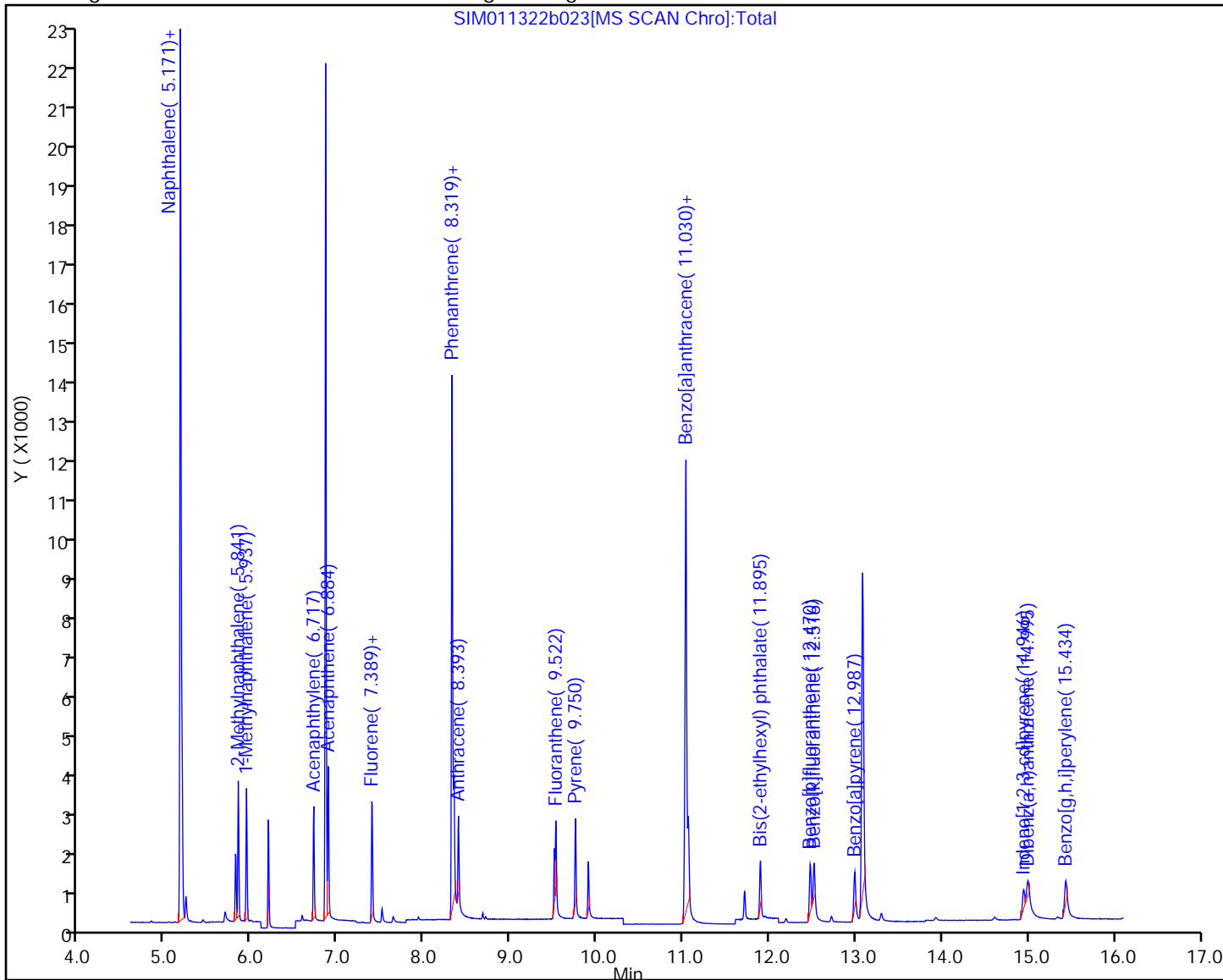
Injection Vol: 1.0 ul

Dil. Factor: 1.0000

Method: TAC050\_SIM\_PAH

Limit Group: 8270D\_SIM QSM 5.0

Y Scaling: Method Defined: Scale to the Nth Largest Target: 1



Eurofins Seattle

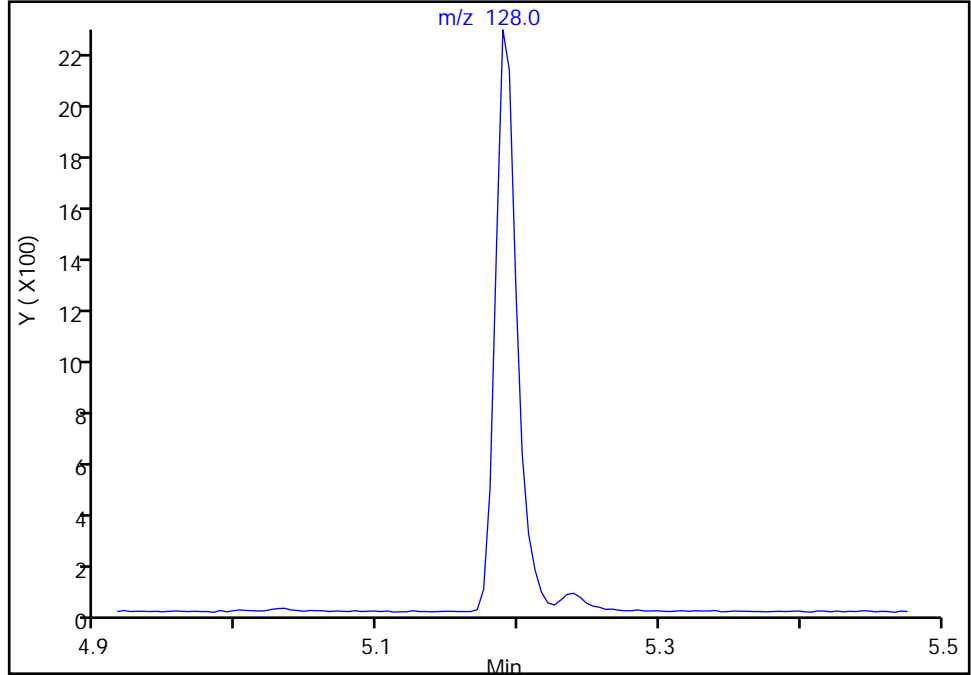
Data File: \\chromfs\Seattle\ChromData\TAC050\20220113-80849.b\SIM011322b023.D  
Injection Date: 14-Jan-2022 04:07:30 Instrument ID: TAC050  
Lims ID: std4  
Client ID:  
Operator ID: jcm ALS Bottle#: 13 Worklist Smp#: 13  
Injection Vol: 1.0 ul Dil. Factor: 1.0000  
Method: TAC050\_SIM\_PAH Limit Group: 8270D\_SIM QSM 5.0  
Column: Detector MS SCAN

11 Naphthalene, CAS: 91-20-3

Signal: 1

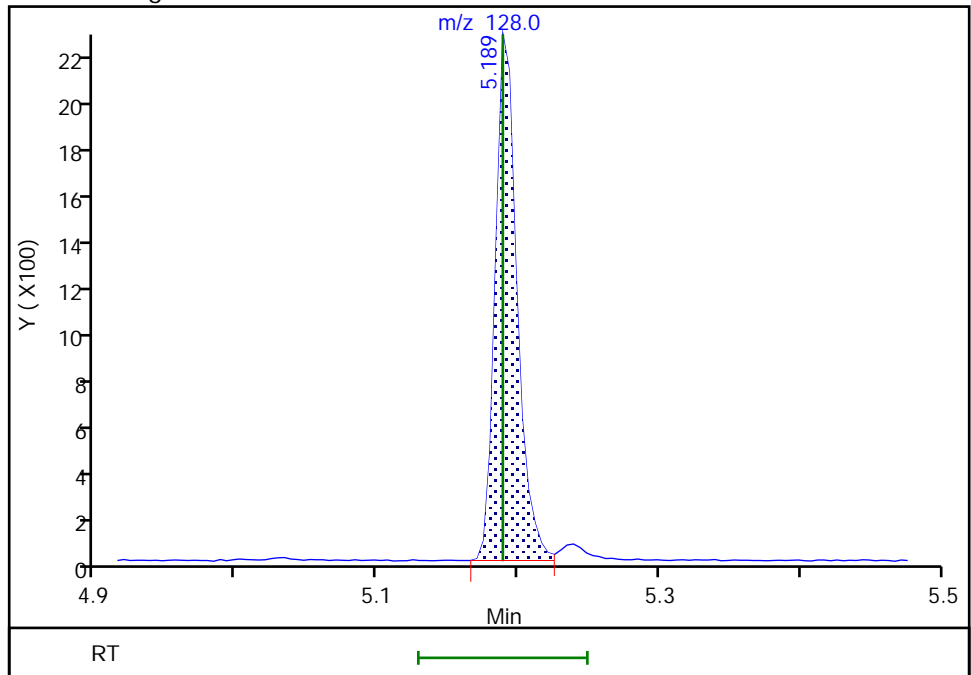
Not Detected  
Expected RT: 5.19

Processing Integration Results



Manual Integration Results

RT: 5.19  
Area: 2280  
Amount: 10.202171  
Amount Units: ug/L



Reviewer: boylea, 14-Jan-2022 14:23:10  
Audit Action: Assigned Compound ID

Audit Reason: Incomplete Integration

Eurofins Seattle

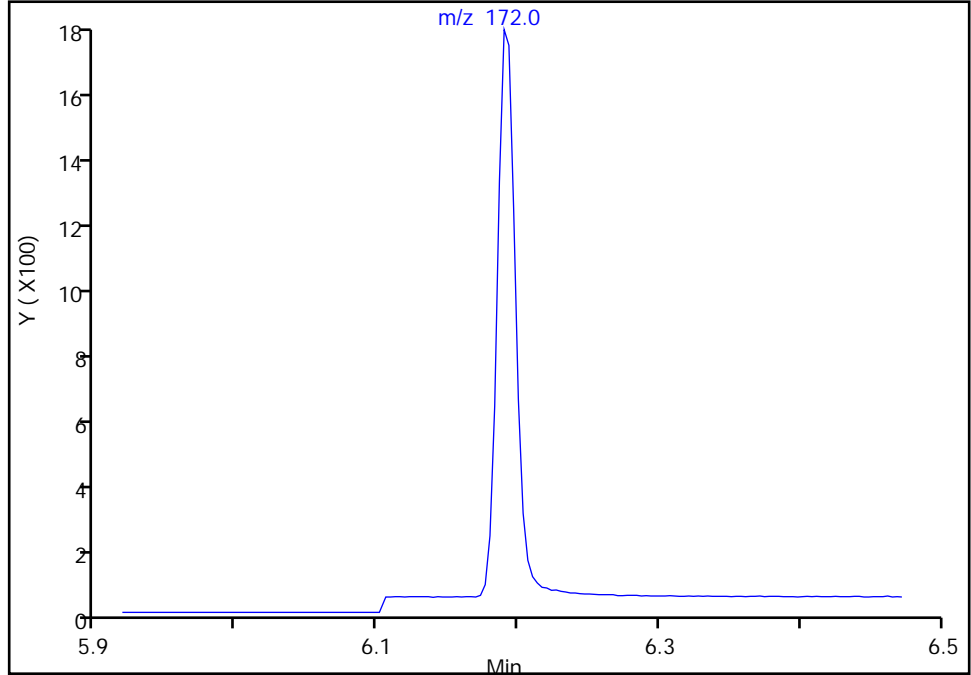
Data File: \\chromfs\Seattle\ChromData\TAC050\20220113-80849.b\SIM011322b023.D  
Injection Date: 14-Jan-2022 04:07:30 Instrument ID: TAC050  
Lims ID: std4  
Client ID:  
Operator ID: jcm ALS Bottle#: 13 Worklist Smp#: 13  
Injection Vol: 1.0 ul Dil. Factor: 1.0000  
Method: TAC050\_SIM\_PAH Limit Group: 8270D\_SIM QSM 5.0  
Column: Detector MS SCAN

**\$ 10 2-Fluorobiphenyl, CAS: 321-60-8**

Signal: 1

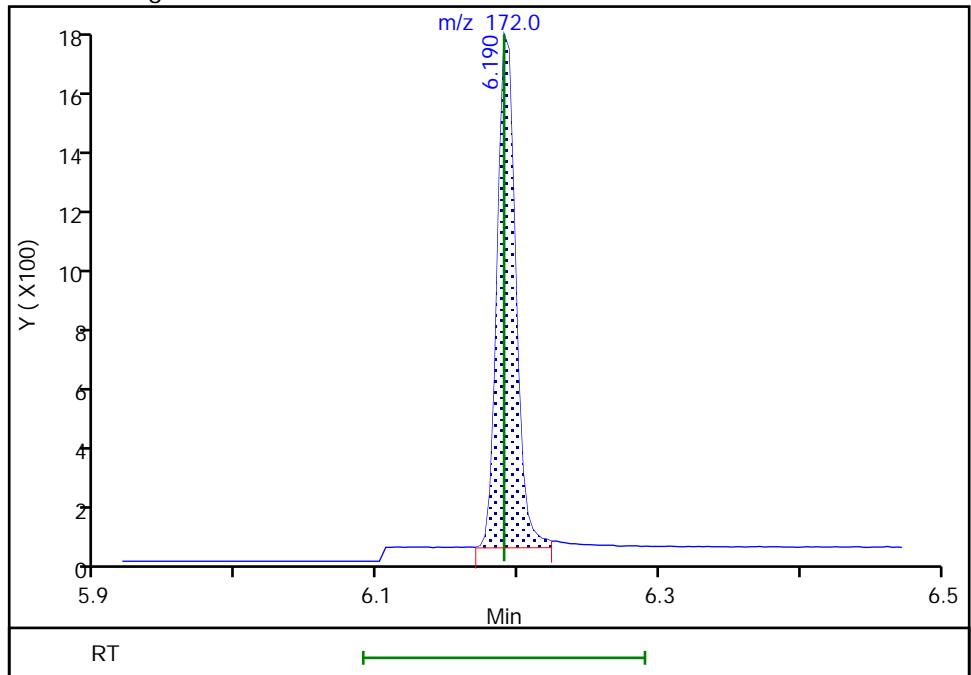
Not Detected  
Expected RT: 6.19

Processing Integration Results



Manual Integration Results

RT: 6.19  
Area: 1552  
Amount: 10.279726  
Amount Units: ug/L



Reviewer: boylea, 14-Jan-2022 14:23:53  
Audit Action: Manually Integrated

Audit Reason: Assign Peak

Eurofins Seattle

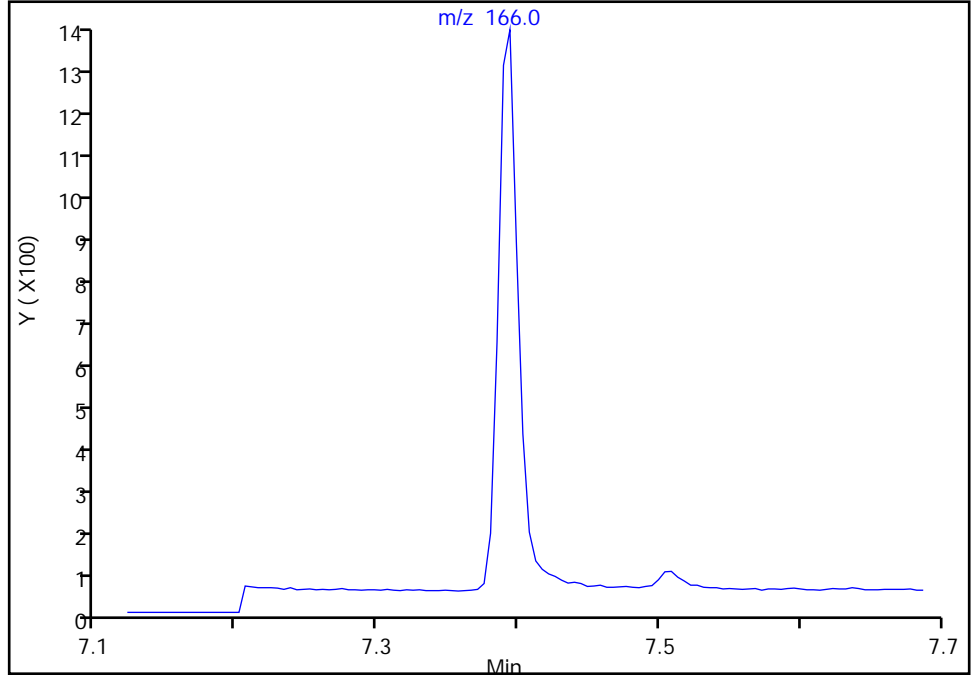
Data File: \\chromfs\Seattle\ChromData\TAC050\20220113-80849.b\SIM011322b023.D  
Injection Date: 14-Jan-2022 04:07:30 Instrument ID: TAC050  
Lims ID: std4  
Client ID:  
Operator ID: jcm ALS Bottle#: 13 Worklist Smp#: 13  
Injection Vol: 1.0 ul Dil. Factor: 1.0000  
Method: TAC050\_SIM\_PAH Limit Group: 8270D\_SIM QSM 5.0  
Column: Detector MS SCAN

16 Fluorene, CAS: 86-73-7

Signal: 1

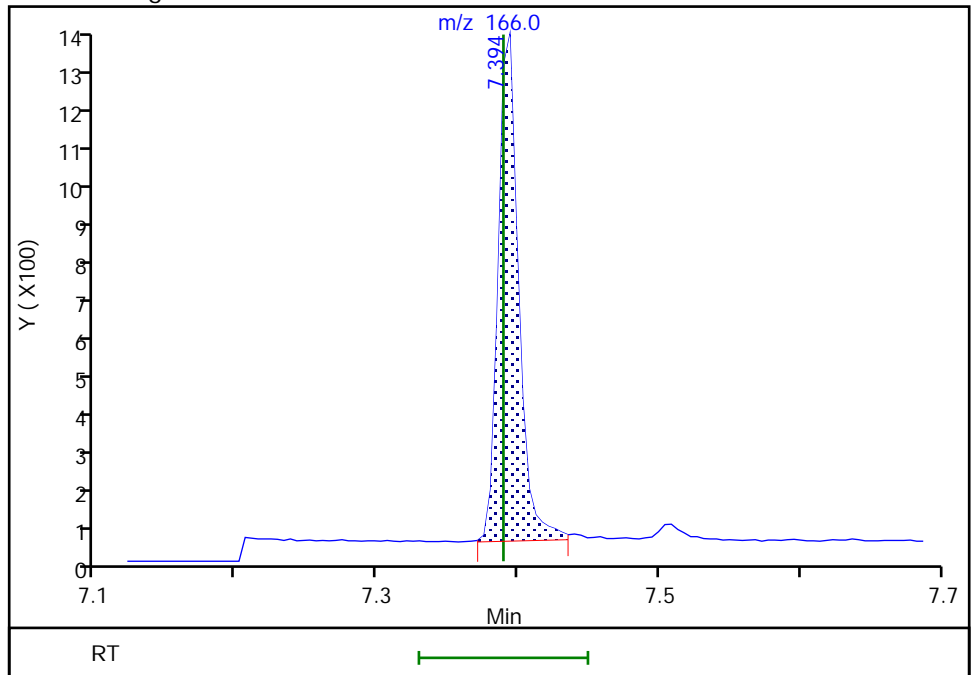
Not Detected  
Expected RT: 7.39

Processing Integration Results



Manual Integration Results

RT: 7.39  
Area: 1345  
Amount: 9.637814  
Amount Units: ug/L



Reviewer: boylea, 14-Jan-2022 14:22:04  
Audit Action: Manually Integrated

Audit Reason: Incomplete Integration

Eurofins Seattle

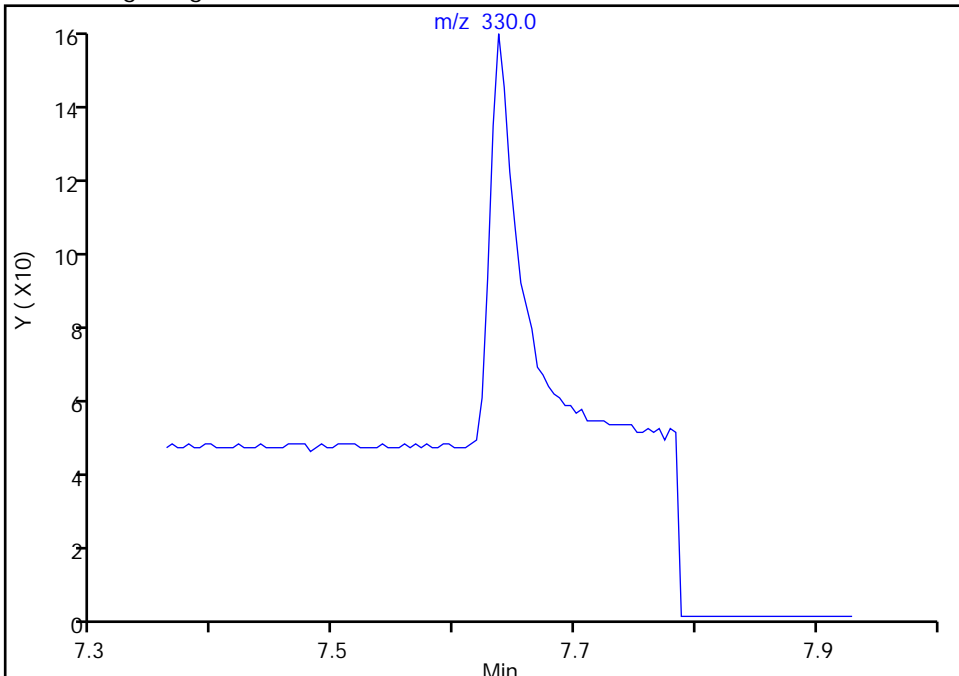
Data File: \\chromfs\Seattle\ChromData\TAC050\20220113-80849.b\SIM011322b023.D  
Injection Date: 14-Jan-2022 04:07:30 Instrument ID: TAC050  
Lims ID: std4  
Client ID:  
Operator ID: jcm ALS Bottle#: 13 Worklist Smp#: 13  
Injection Vol: 1.0 ul Dil. Factor: 1.0000  
Method: TAC050\_SIM\_PAH Limit Group: 8270D\_SIM QSM 5.0  
Column: Detector MS SCAN

\$ 7 2,4,6-Tribromophenol, CAS: 118-79-6

Signal: 1

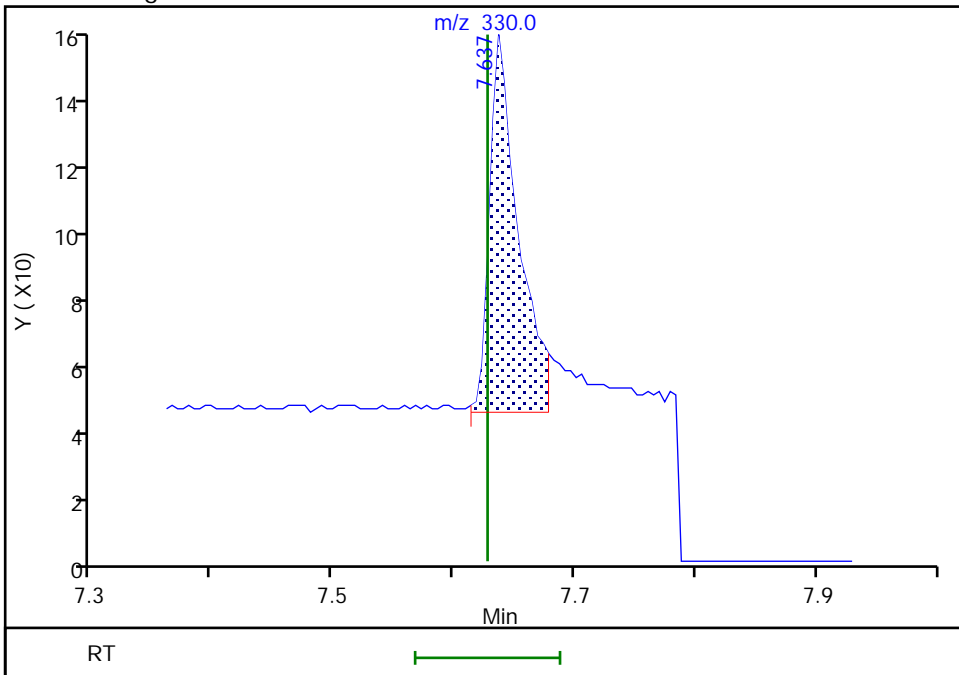
Not Detected  
Expected RT: 7.63

Processing Integration Results



Manual Integration Results

RT: 7.64  
Area: 178  
Amount: 12.463633  
Amount Units: ug/L



Reviewer: boylea, 14-Jan-2022 14:23:32  
Audit Action: Manually Integrated

Audit Reason: Incomplete Integration

Eurofins Seattle

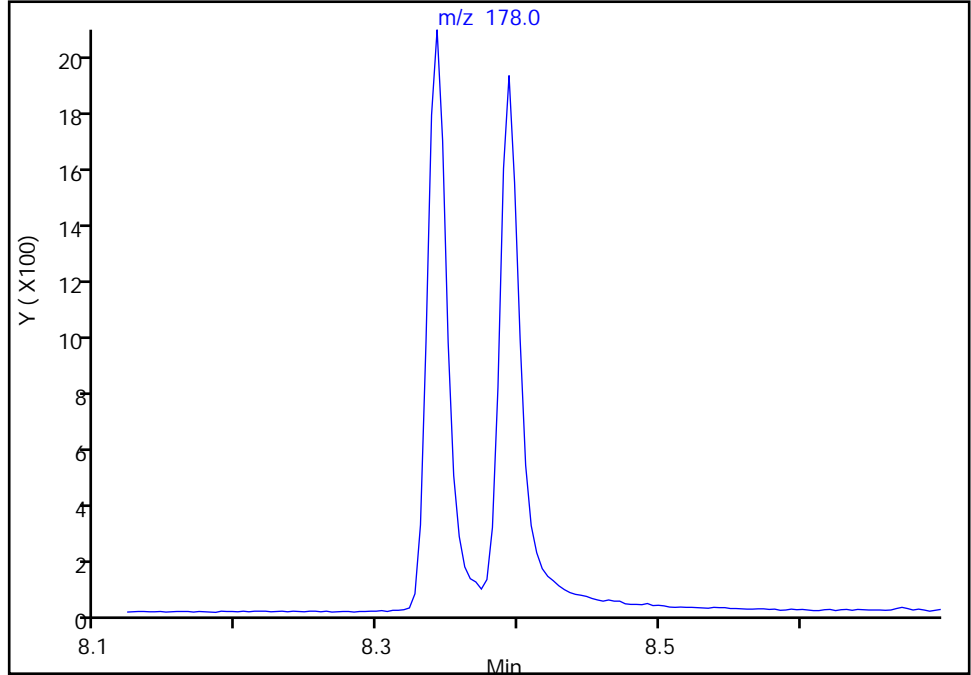
Data File: \\chromfs\Seattle\ChromData\TAC050\20220113-80849.b\SIM011322b023.D  
Injection Date: 14-Jan-2022 04:07:30 Instrument ID: TAC050  
Lims ID: std4  
Client ID:  
Operator ID: jcm ALS Bottle#: 13 Worklist Smp#: 13  
Injection Vol: 1.0 ul Dil. Factor: 1.0000  
Method: TAC050\_SIM\_PAH Limit Group: 8270D\_SIM QSM 5.0  
Column: Detector MS SCAN

19 Anthracene, CAS: 120-12-7

Signal: 1

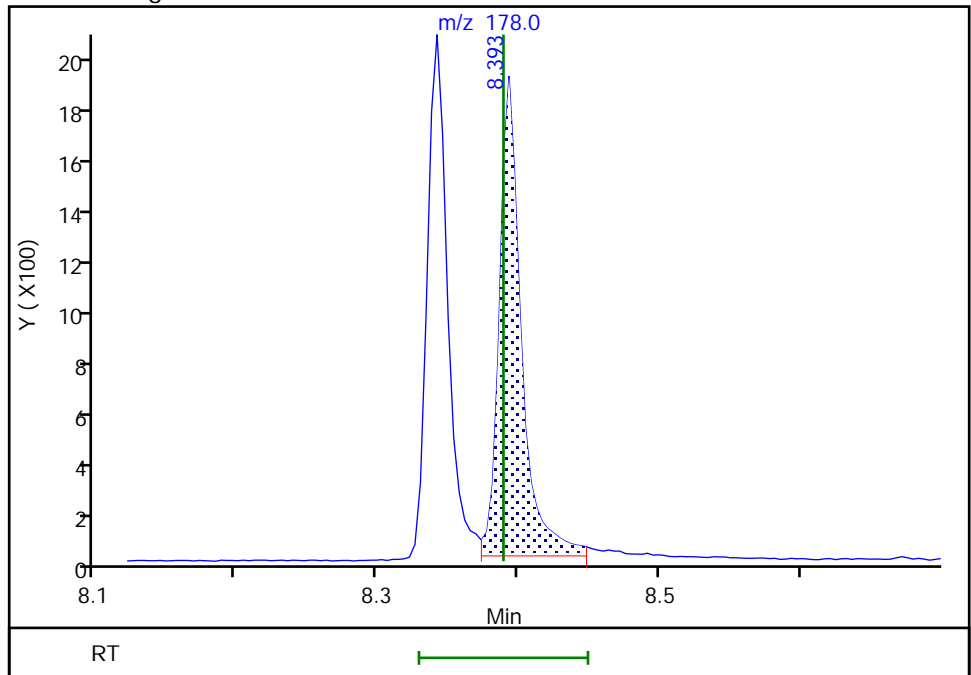
Not Detected  
Expected RT: 8.39

Processing Integration Results



Manual Integration Results

RT: 8.39  
Area: 1949  
Amount: 9.756345  
Amount Units: ug/L



Reviewer: boylea, 14-Jan-2022 14:21:46  
Audit Action: Manually Integrated

Audit Reason: Incomplete Integration

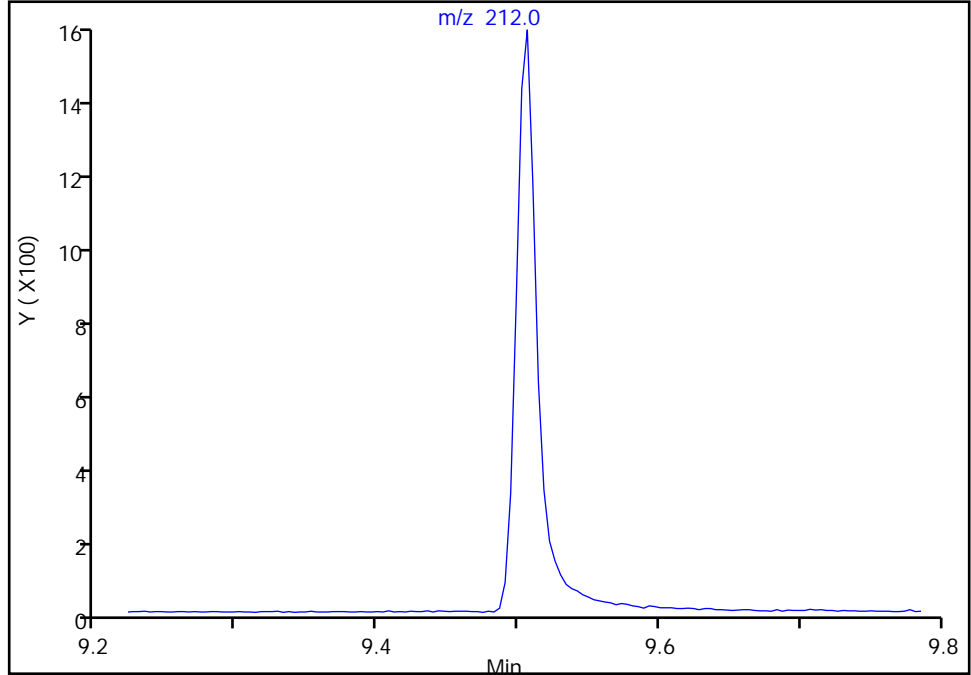
Eurofins Seattle

Data File: \\chromfs\Seattle\ChromData\TAC050\20220113-80849.b\SIM011322b023.D  
Injection Date: 14-Jan-2022 04:07:30 Instrument ID: TAC050  
Lims ID: std4  
Client ID:  
Operator ID: jcm ALS Bottle#: 13 Worklist Smp#: 13  
Injection Vol: 1.0 ul Dil. Factor: 1.0000  
Method: TAC050\_SIM\_PAH Limit Group: 8270D\_SIM QSM 5.0  
Column: Detector MS SCAN

**\$ 8 Fluoranthene-d10 (Surr), CAS: 93951-69-0**  
Signal: 1

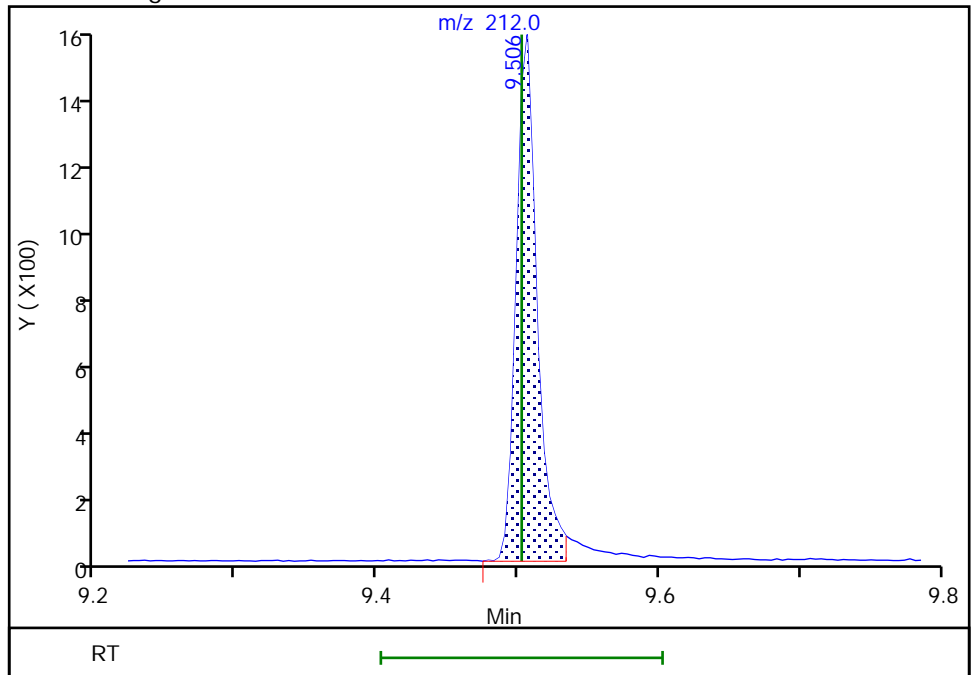
Not Detected  
Expected RT: 9.50

Processing Integration Results



Manual Integration Results

RT: 9.51  
Area: 1556  
Amount: 9.295836  
Amount Units: ug/L



Eurofins Seattle

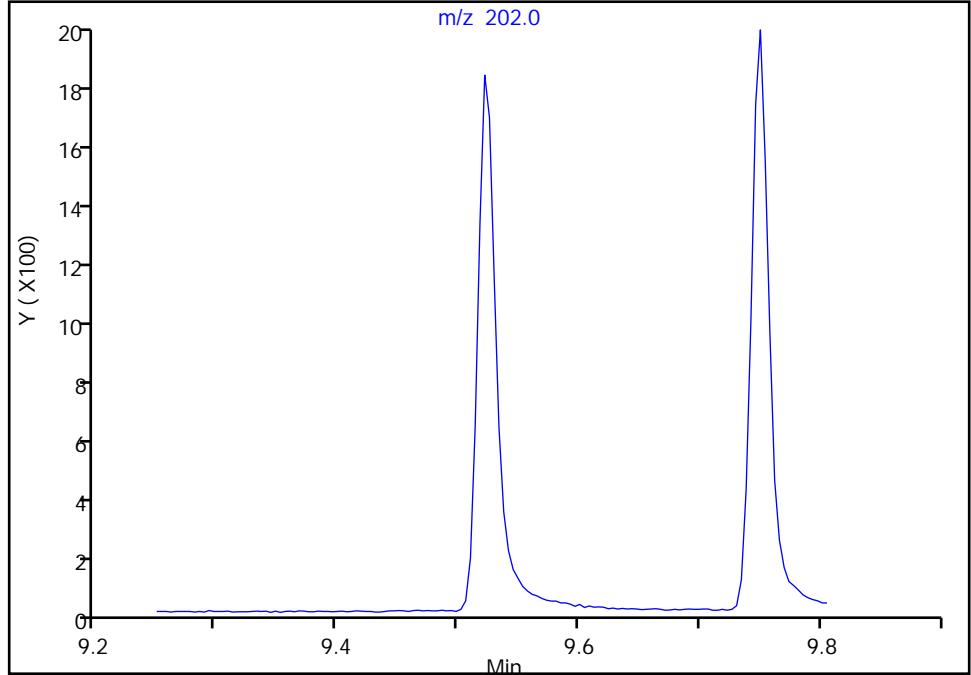
Data File: \\chromfs\Seattle\ChromData\TAC050\20220113-80849.b\SIM011322b023.D  
Injection Date: 14-Jan-2022 04:07:30 Instrument ID: TAC050  
Lims ID: std4  
Client ID:  
Operator ID: jcm ALS Bottle#: 13 Worklist Smp#: 13  
Injection Vol: 1.0 ul Dil. Factor: 1.0000  
Method: TAC050\_SIM\_PAH Limit Group: 8270D\_SIM QSM 5.0  
Column: Detector MS SCAN

20 Fluoranthene, CAS: 206-44-0

Signal: 1

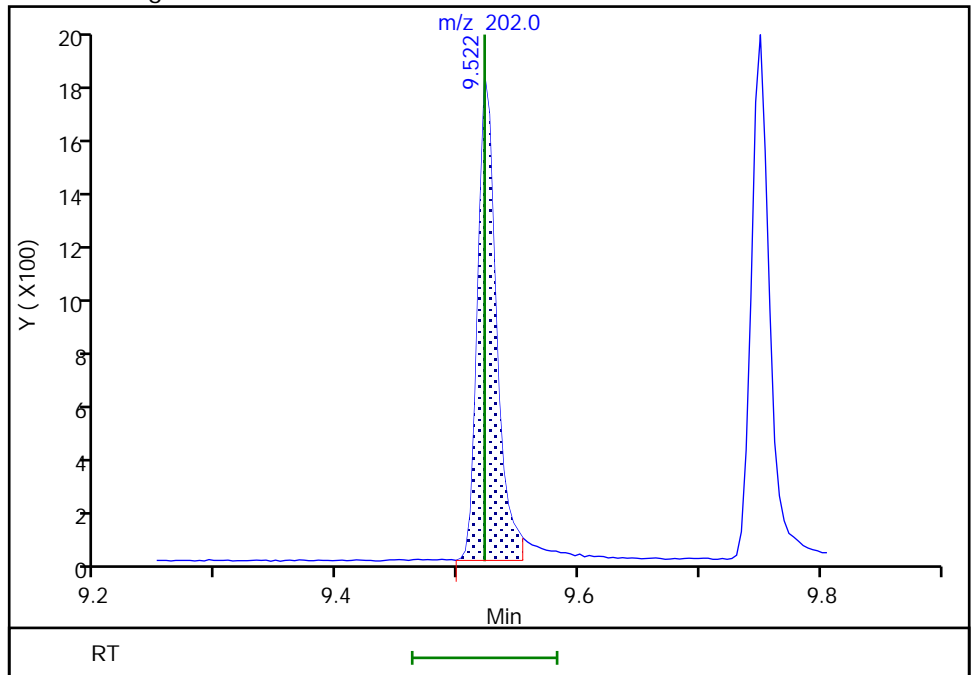
Not Detected  
Expected RT: 9.52

Processing Integration Results



Manual Integration Results

RT: 9.52  
Area: 1885  
Amount: 9.371987  
Amount Units: ug/L





Eurofins Seattle

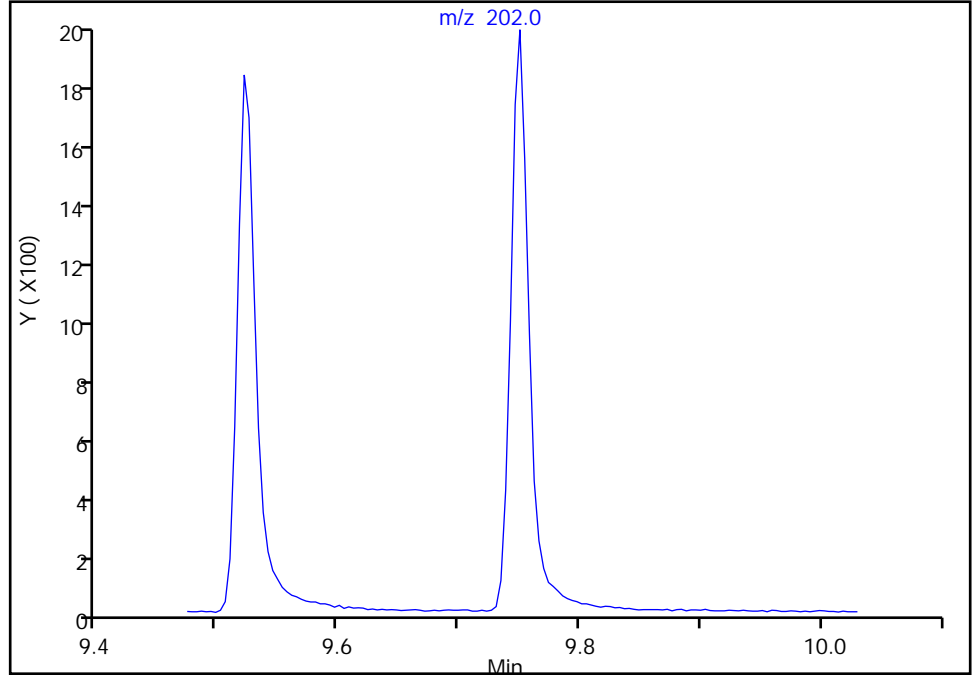
Data File: \\chromfs\Seattle\ChromData\TAC050\20220113-80849.b\SIM011322b023.D  
Injection Date: 14-Jan-2022 04:07:30 Instrument ID: TAC050  
Lims ID: std4  
Client ID:  
Operator ID: jcm ALS Bottle#: 13 Worklist Smp#: 13  
Injection Vol: 1.0 ul Dil. Factor: 1.0000  
Method: TAC050\_SIM\_PAH Limit Group: 8270D\_SIM QSM 5.0  
Column: Detector MS SCAN

21 Pyrene, CAS: 129-00-0

Signal: 1

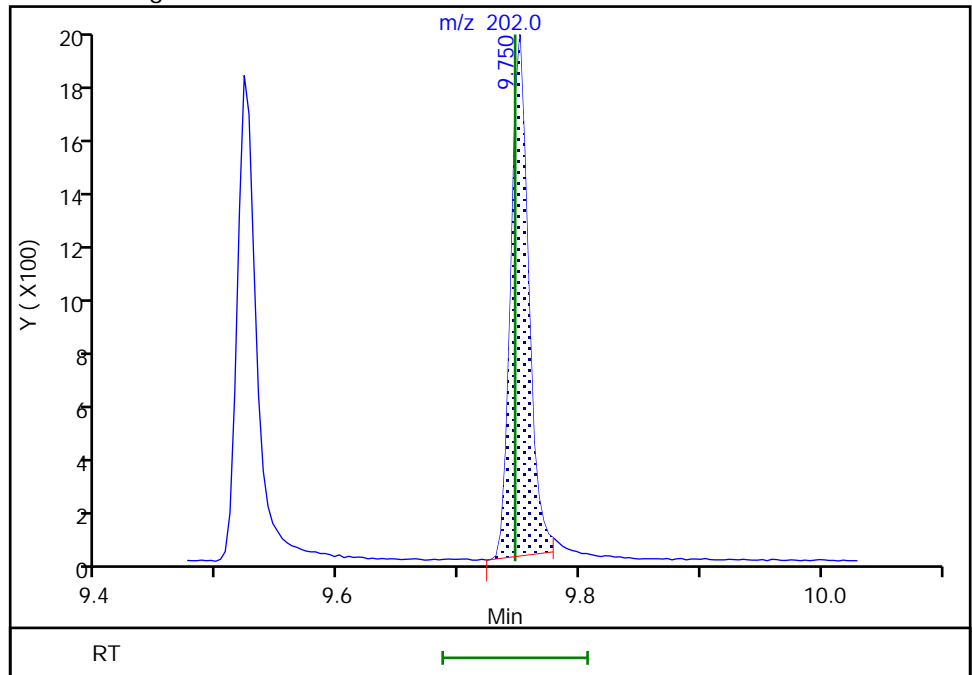
Not Detected  
Expected RT: 9.75

Processing Integration Results



Manual Integration Results

RT: 9.75  
Area: 1921  
Amount: 8.966867  
Amount Units: ug/L



Reviewer: boylea, 14-Jan-2022 14:21:24  
Audit Action: Assigned Compound ID

Audit Reason: Assign Peak

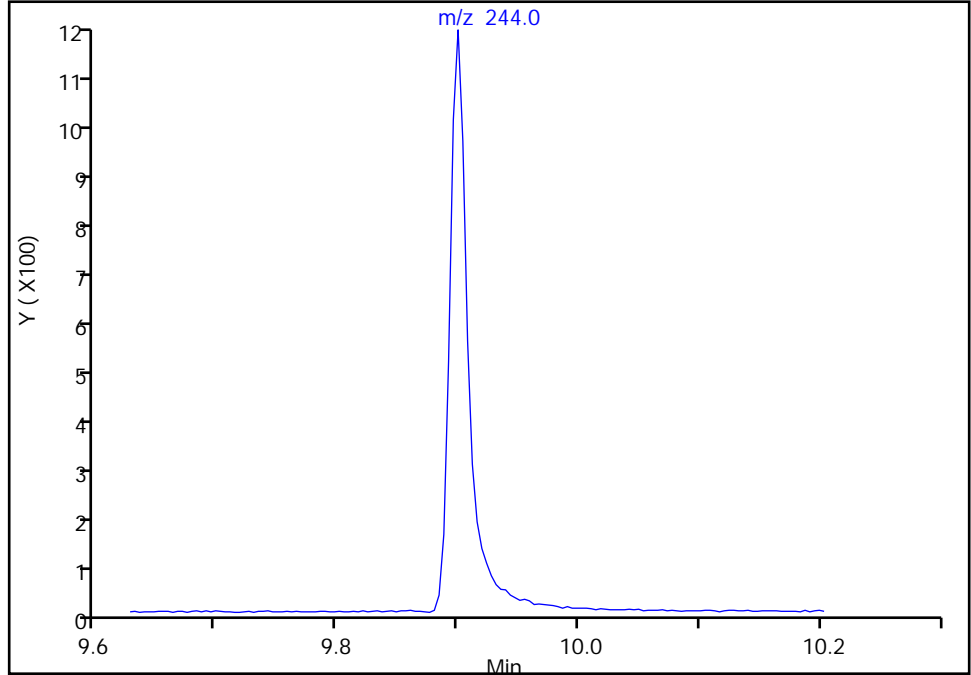
Eurofins Seattle

Data File: \\chromfs\Seattle\ChromData\TAC050\20220113-80849.b\SIM011322b023.D  
Injection Date: 14-Jan-2022 04:07:30 Instrument ID: TAC050  
Lims ID: std4  
Client ID:  
Operator ID: jcm ALS Bottle#: 13 Worklist Smp#: 13  
Injection Vol: 1.0 ul Dil. Factor: 1.0000  
Method: TAC050\_SIM\_PAH Limit Group: 8270D\_SIM QSM 5.0  
Column: Detector MS SCAN

\$ 9 Terphenyl-d14, CAS: 1718-51-0  
Signal: 1

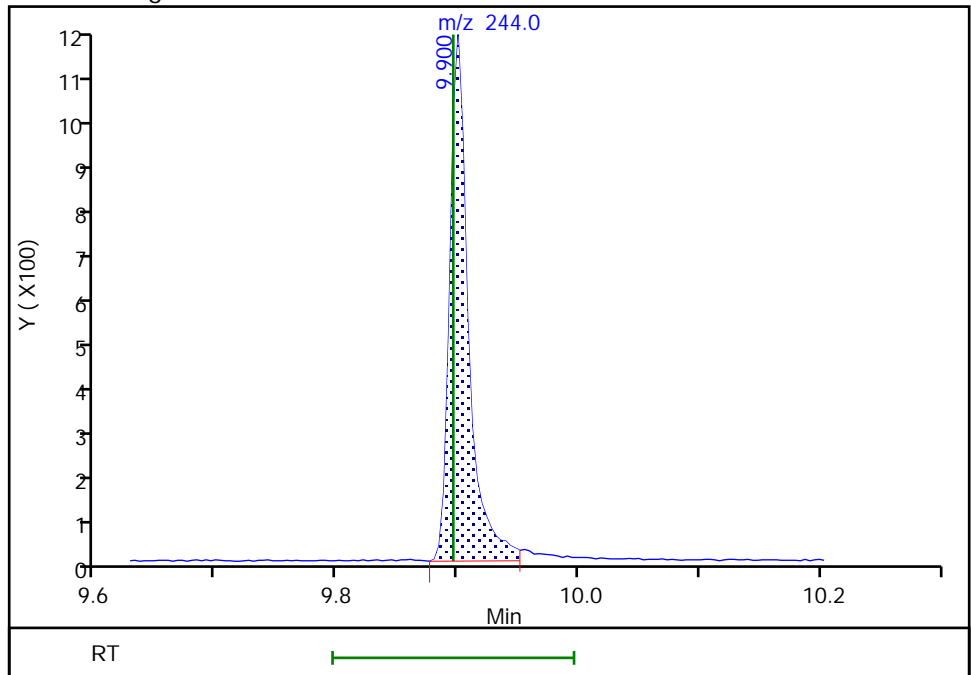
Not Detected  
Expected RT: 9.90

Processing Integration Results



Manual Integration Results

RT: 9.90  
Area: 1200  
Amount: 10.397832  
Amount Units: ug/L



Reviewer: boylea, 14-Jan-2022 14:23:21  
Audit Action: Manually Integrated

Audit Reason: Incomplete Integration

Eurofins Seattle

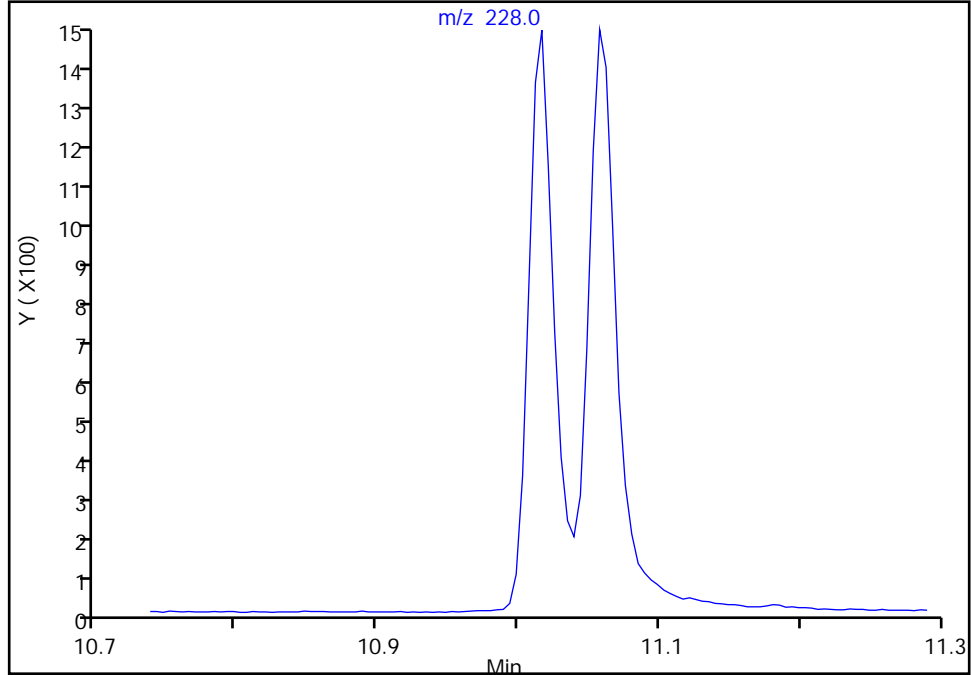
Data File: \\chromfs\Seattle\ChromData\TAC050\20220113-80849.b\SIM011322b023.D  
Injection Date: 14-Jan-2022 04:07:30 Instrument ID: TAC050  
Lims ID: std4  
Client ID:  
Operator ID: jcm ALS Bottle#: 13 Worklist Smp#: 13  
Injection Vol: 1.0 ul Dil. Factor: 1.0000  
Method: TAC050\_SIM\_PAH Limit Group: 8270D\_SIM QSM 5.0  
Column: Detector MS SCAN

22 Benzo[a]anthracene, CAS: 56-55-3

Signal: 1

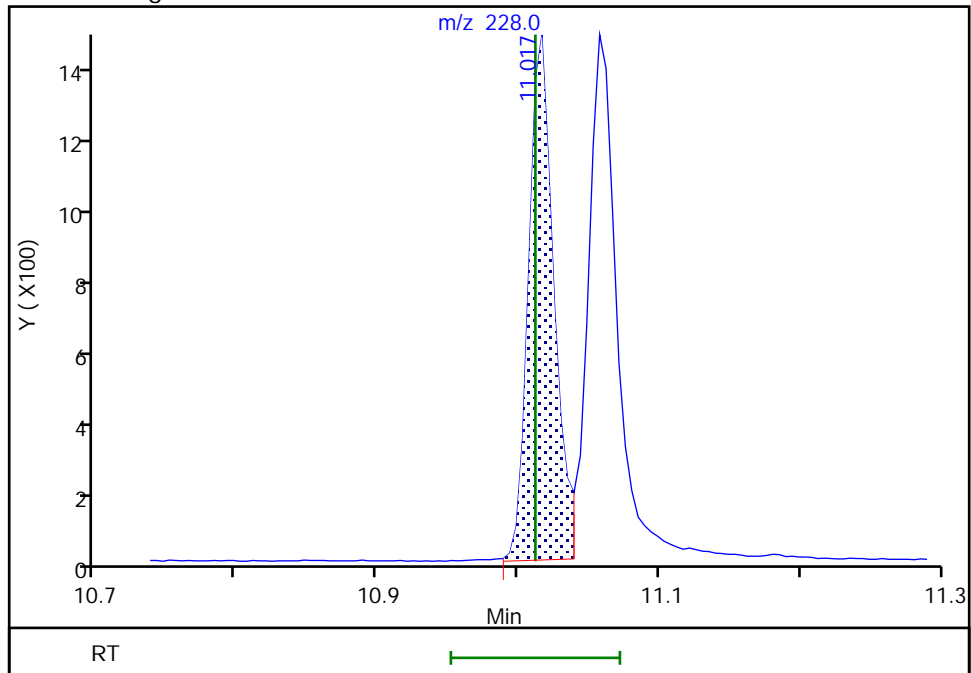
Not Detected  
Expected RT: 11.01

Processing Integration Results



RT: 11.02  
Area: 1677  
Amount: 9.138805  
Amount Units: ug/L

Manual Integration Results



Reviewer: boylea, 14-Jan-2022 14:21:20  
Audit Action: Manually Integrated

Audit Reason: Assign Peak

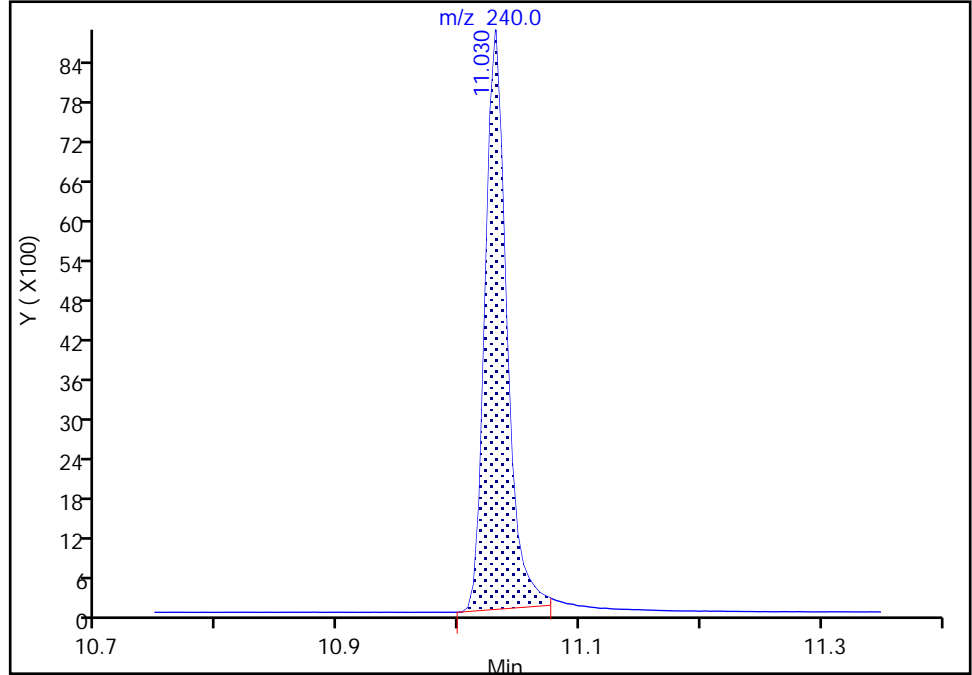
Eurofins Seattle

Data File: \\chromfs\Seattle\ChromData\TAC050\20220113-80849.b\SIM011322b023.D  
Injection Date: 14-Jan-2022 04:07:30 Instrument ID: TAC050  
Lims ID: std4  
Client ID:  
Operator ID: jcm ALS Bottle#: 13 Worklist Smp#: 13  
Injection Vol: 1.0 ul Dil. Factor: 1.0000  
Method: TAC050\_SIM\_PAH Limit Group: 8270D\_SIM QSM 5.0  
Column: Detector MS SCAN

\* 4 Chrysene-d12, CAS: 1719-03-5  
Signal: 1

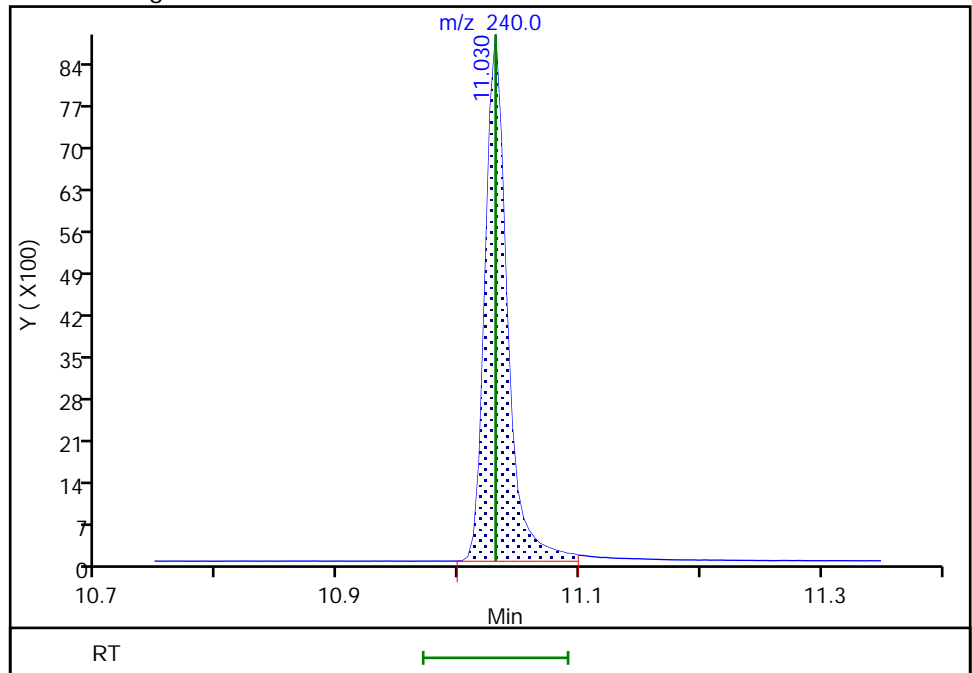
RT: 11.03  
Area: 10718  
Amount: 100.0000  
Amount Units: ug/L

Processing Integration Results



RT: 11.03  
Area: 11178  
Amount: 100.0000  
Amount Units: ug/L

Manual Integration Results



Reviewer: boylea, 14-Jan-2022 14:36:05  
Audit Action: Manually Integrated

Audit Reason: Incomplete Integration

Eurofins Seattle

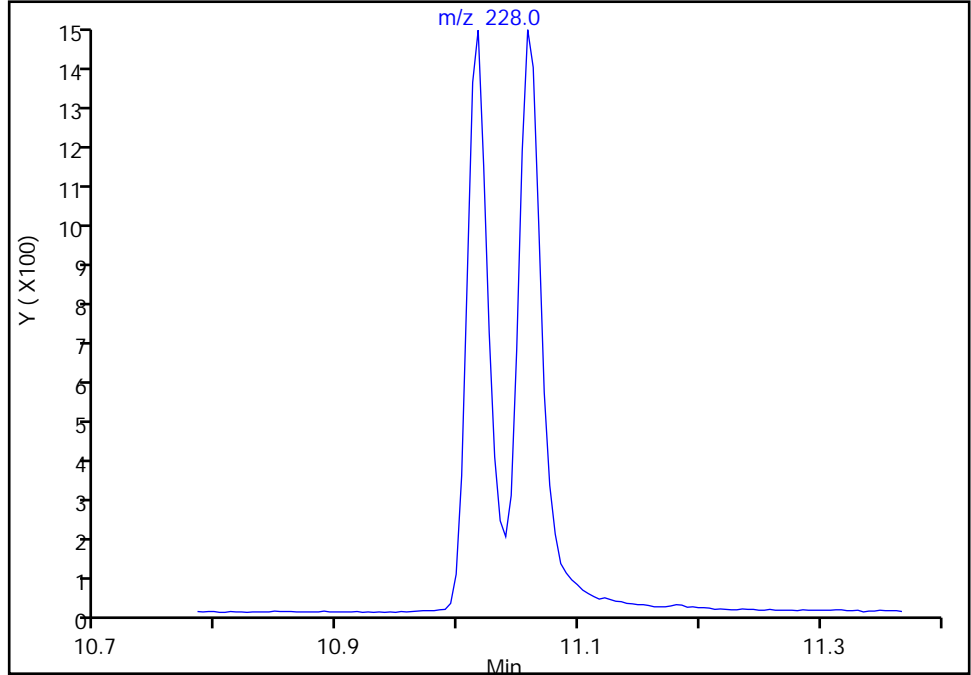
Data File: \\chromfs\Seattle\ChromData\TAC050\20220113-80849.b\SIM011322b023.D  
Injection Date: 14-Jan-2022 04:07:30 Instrument ID: TAC050  
Lims ID: std4  
Client ID:  
Operator ID: jcm ALS Bottle#: 13 Worklist Smp#: 13  
Injection Vol: 1.0 ul Dil. Factor: 1.0000  
Method: TAC050\_SIM\_PAH Limit Group: 8270D\_SIM QSM 5.0  
Column: Detector MS SCAN

23 Chrysene, CAS: 218-01-9

Signal: 1

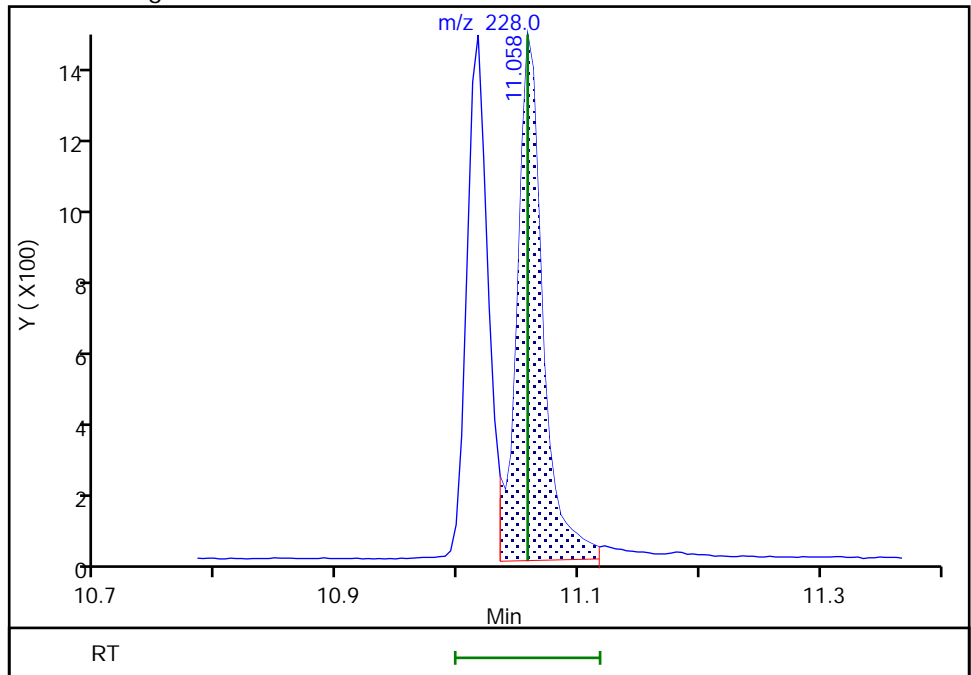
Not Detected  
Expected RT: 11.06

Processing Integration Results



Manual Integration Results

RT: 11.06  
Area: 2005  
Amount: 10.490072  
Amount Units: ug/L



Reviewer: boylea, 14-Jan-2022 14:21:14  
Audit Action: Manually Integrated

Audit Reason: Assign Peak

Eurofins Seattle

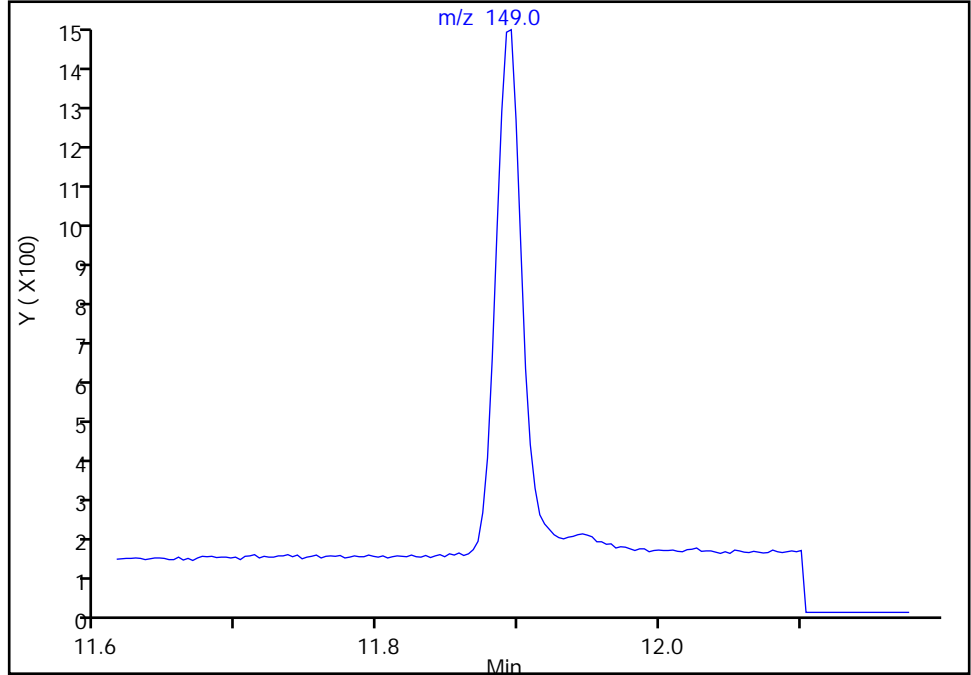
Data File: \\chromfs\Seattle\ChromData\TAC050\20220113-80849.b\SIM011322b023.D  
Injection Date: 14-Jan-2022 04:07:30 Instrument ID: TAC050  
Lims ID: std4  
Client ID:  
Operator ID: jcm ALS Bottle#: 13 Worklist Smp#: 13  
Injection Vol: 1.0 ul Dil. Factor: 1.0000  
Method: TAC050\_SIM\_PAH Limit Group: 8270D\_SIM QSM 5.0  
Column: Detector MS SCAN

30 Bis(2-ethylhexyl) phthalate, CAS: 117-81-7

Signal: 1

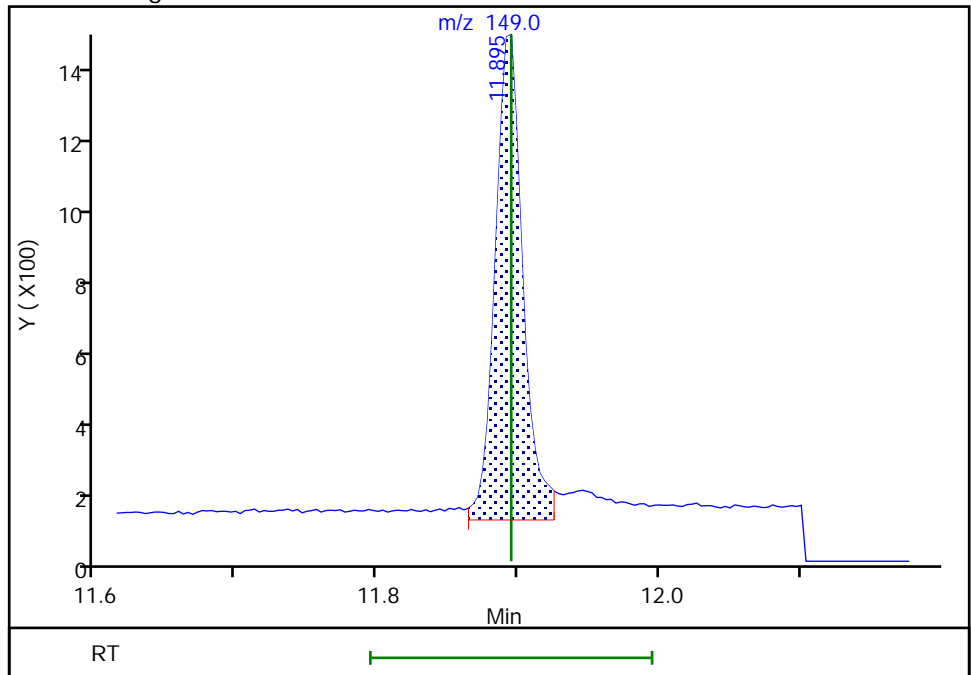
Not Detected  
Expected RT: 11.89

Processing Integration Results



Manual Integration Results

RT: 11.89  
Area: 1754  
Amount: 8.596257  
Amount Units: ug/L



Eurofins Seattle

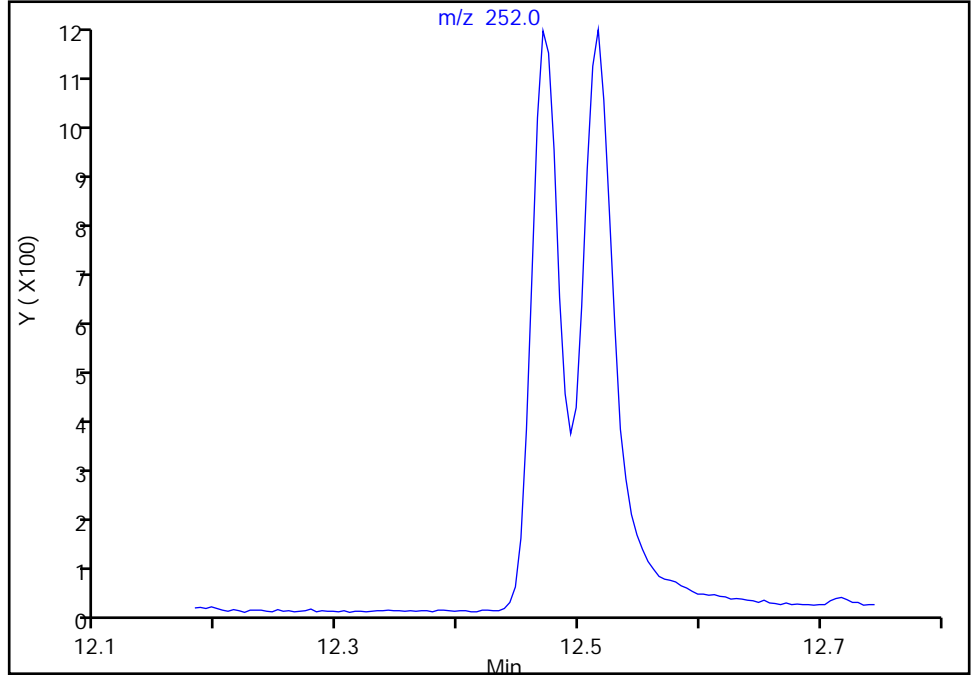
Data File: \\chromfs\Seattle\ChromData\TAC050\20220113-80849.b\SIM011322b023.D  
Injection Date: 14-Jan-2022 04:07:30 Instrument ID: TAC050  
Lims ID: std4  
Client ID:  
Operator ID: jcm ALS Bottle#: 13 Worklist Smp#: 13  
Injection Vol: 1.0 ul Dil. Factor: 1.0000  
Method: TAC050\_SIM\_PAH Limit Group: 8270D\_SIM QSM 5.0  
Column: Detector MS SCAN

24 Benzo[b]fluoranthene, CAS: 205-99-2

Signal: 1

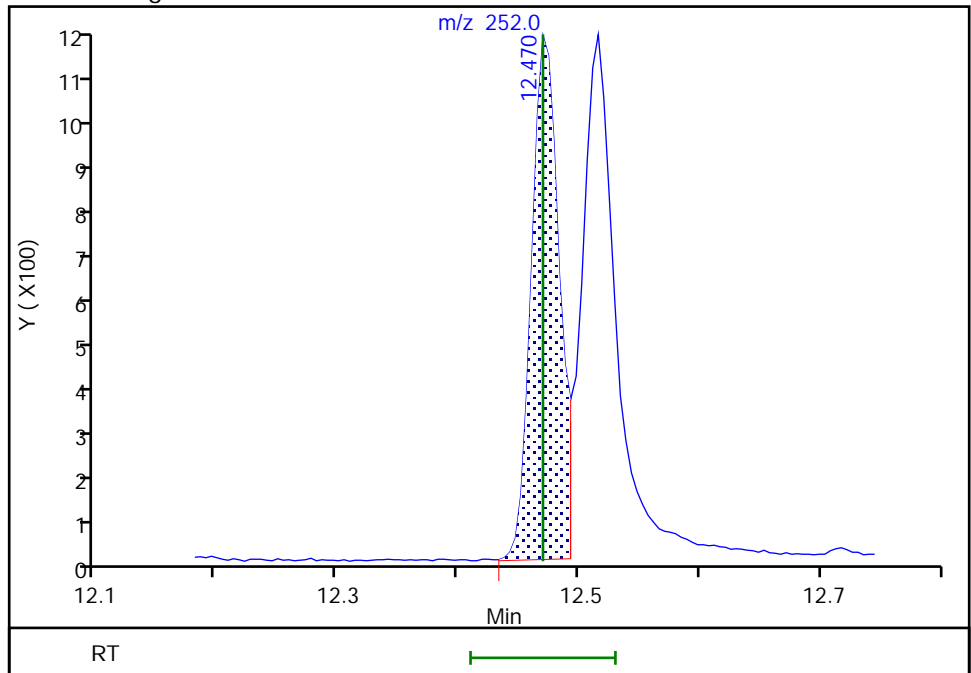
Not Detected  
Expected RT: 12.47

Processing Integration Results



Manual Integration Results

RT: 12.47  
Area: 1654  
Amount: 9.192187  
Amount Units: ug/L



Reviewer: boylea, 14-Jan-2022 14:21:06  
Audit Action: Manually Integrated

Audit Reason: Assign Peak

Eurofins Seattle

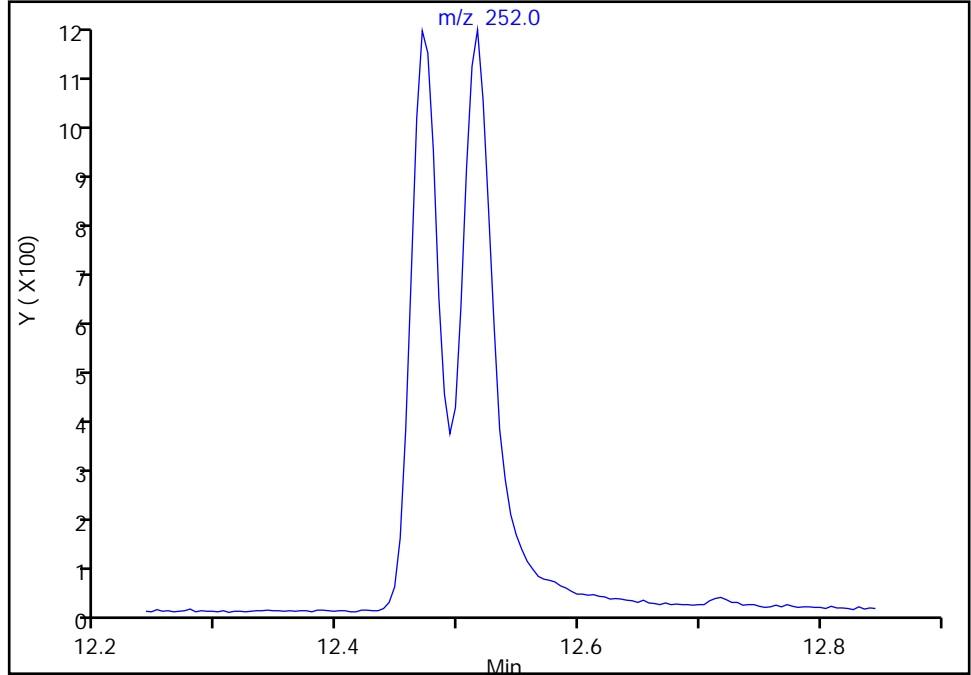
Data File: \\chromfs\Seattle\ChromData\TAC050\20220113-80849.b\SIM011322b023.D  
Injection Date: 14-Jan-2022 04:07:30 Instrument ID: TAC050  
Lims ID: std4  
Client ID:  
Operator ID: jcm ALS Bottle#: 13 Worklist Smp#: 13  
Injection Vol: 1.0 ul Dil. Factor: 1.0000  
Method: TAC050\_SIM\_PAH Limit Group: 8270D\_SIM QSM 5.0  
Column: Detector MS SCAN

25 Benzo[k]fluoranthene, CAS: 207-08-9

Signal: 1

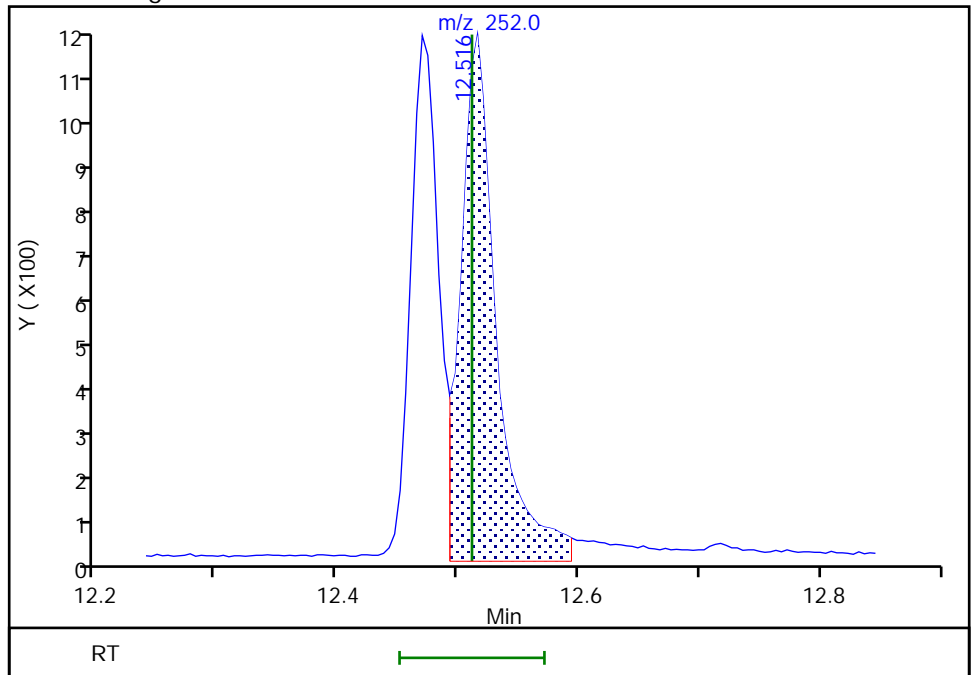
Not Detected  
Expected RT: 12.51

Processing Integration Results



RT: 12.52  
Area: 2146  
Amount: 10.796595  
Amount Units: ug/L

Manual Integration Results



Reviewer: boylea, 14-Jan-2022 14:21:01  
Audit Action: Manually Integrated

Audit Reason: Assign Peak



Eurofins Seattle

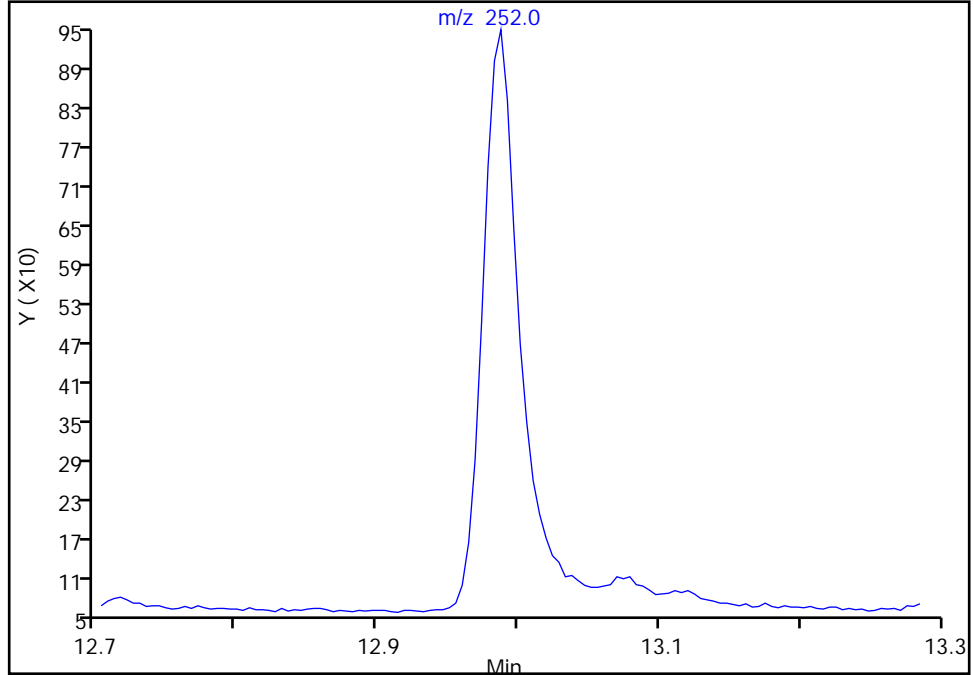
Data File: \\chromfs\Seattle\ChromData\TAC050\20220113-80849.b\SIM011322b023.D  
Injection Date: 14-Jan-2022 04:07:30 Instrument ID: TAC050  
Lims ID: std4  
Client ID:  
Operator ID: jcm ALS Bottle#: 13 Worklist Smp#: 13  
Injection Vol: 1.0 ul Dil. Factor: 1.0000  
Method: TAC050\_SIM\_PAH Limit Group: 8270D\_SIM QSM 5.0  
Column: Detector MS SCAN

26 Benzo[a]pyrene, CAS: 50-32-8

Signal: 1

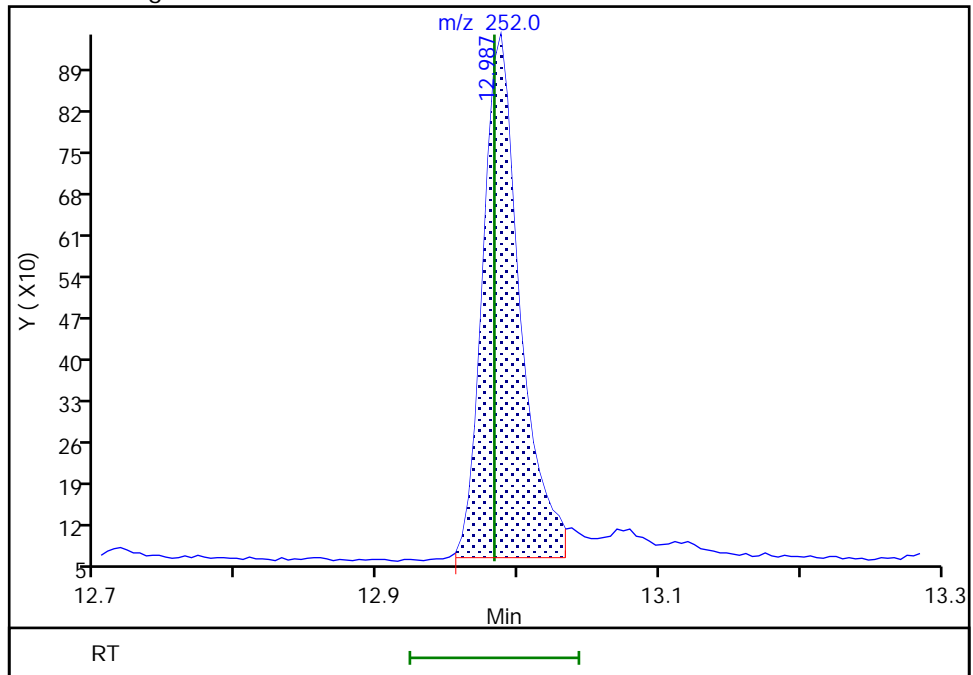
Not Detected  
Expected RT: 12.98

Processing Integration Results



Manual Integration Results

RT: 12.99  
Area: 1600  
Amount: 8.885143  
Amount Units: ug/L



Reviewer: boylea, 14-Jan-2022 14:19:58  
Audit Action: Manually Integrated

Audit Reason: Assign Peak

Eurofins Seattle

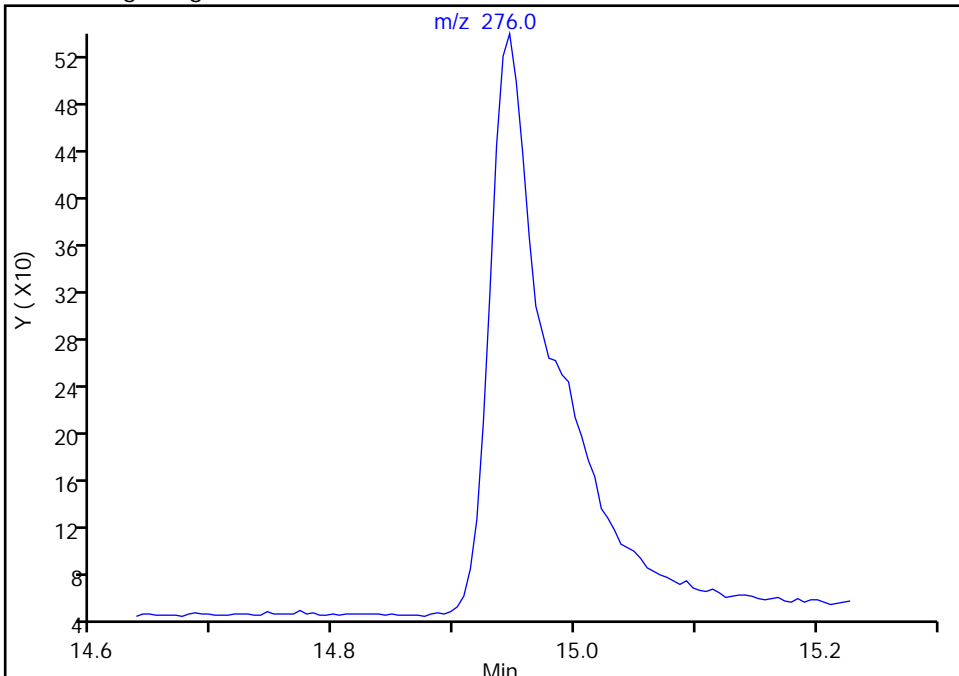
Data File: \\chromfs\Seattle\ChromData\TAC050\20220113-80849.b\SIM011322b023.D  
Injection Date: 14-Jan-2022 04:07:30 Instrument ID: TAC050  
Lims ID: std4  
Client ID:  
Operator ID: jcm ALS Bottle#: 13 Worklist Smp#: 13  
Injection Vol: 1.0 ul Dil. Factor: 1.0000  
Method: TAC050\_SIM\_PAH Limit Group: 8270D\_SIM QSM 5.0  
Column: Detector MS SCAN

27 Indeno[1,2,3-cd]pyrene, CAS: 193-39-5

Signal: 1

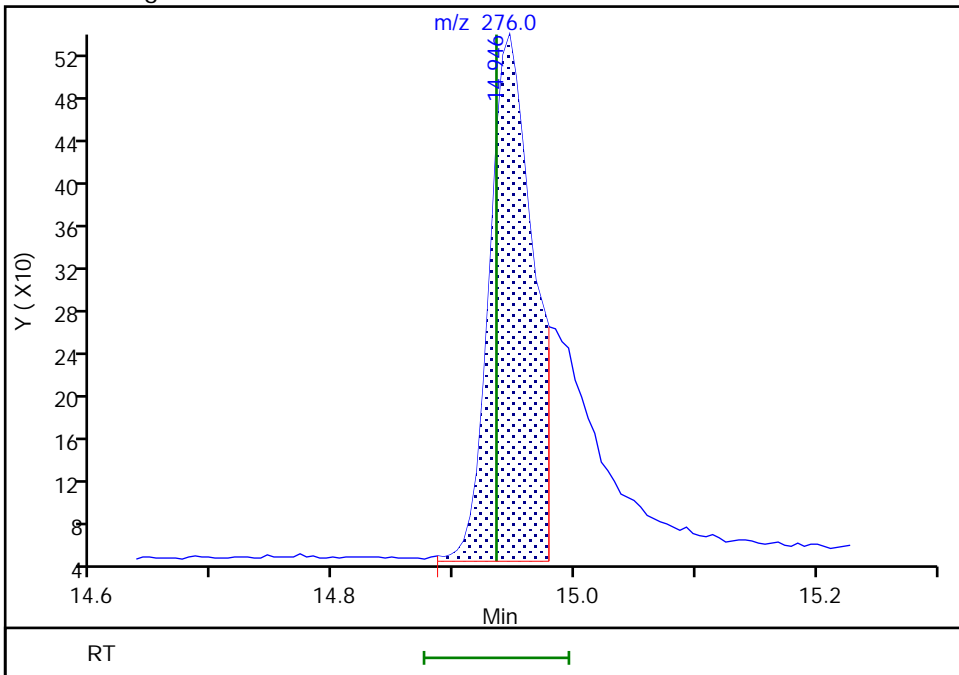
Not Detected  
Expected RT: 14.93

Processing Integration Results



Manual Integration Results

RT: 14.95  
Area: 1224  
Amount: 9.076876  
Amount Units: ug/L



Reviewer: boylea, 14-Jan-2022 14:19:51  
Audit Action: Manually Integrated

Audit Reason: Assign Peak  
Page 970 of 1219

Eurofins Seattle

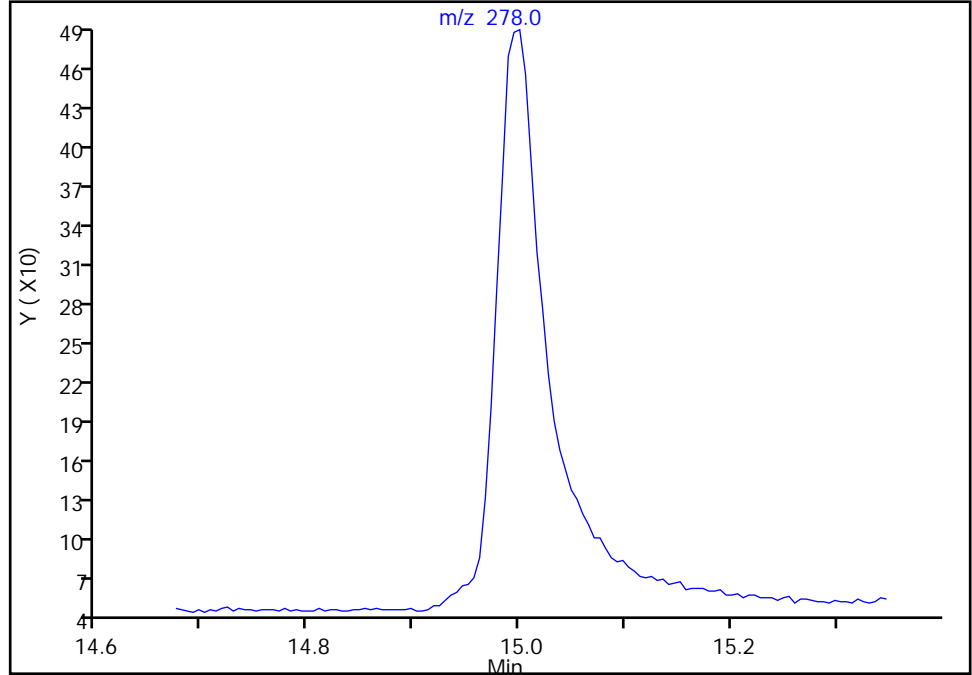
Data File: \\chromfs\Seattle\ChromData\TAC050\20220113-80849.b\SIM011322b023.D  
Injection Date: 14-Jan-2022 04:07:30 Instrument ID: TAC050  
Lims ID: std4  
Client ID:  
Operator ID: jcm ALS Bottle#: 13 Worklist Smp#: 13  
Injection Vol: 1.0 ul Dil. Factor: 1.0000  
Method: TAC050\_SIM\_PAH Limit Group: 8270D\_SIM QSM 5.0  
Column: Detector MS SCAN

28 Dibenz(a,h)anthracene, CAS: 53-70-3

Signal: 1

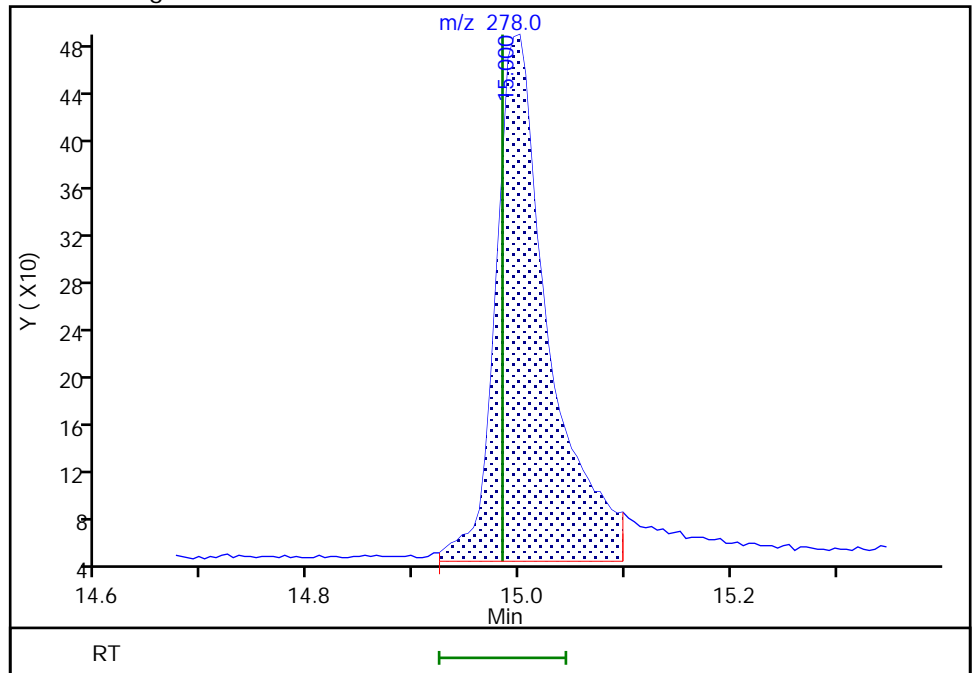
Not Detected  
Expected RT: 14.98

Processing Integration Results



Manual Integration Results

RT: 15.00  
Area: 1524  
Amount: 8.962254  
Amount Units: ug/L



Reviewer: boylea, 14-Jan-2022 14:19:46  
Audit Action: Manually Integrated

Audit Reason: Assign Peak

Eurofins Seattle

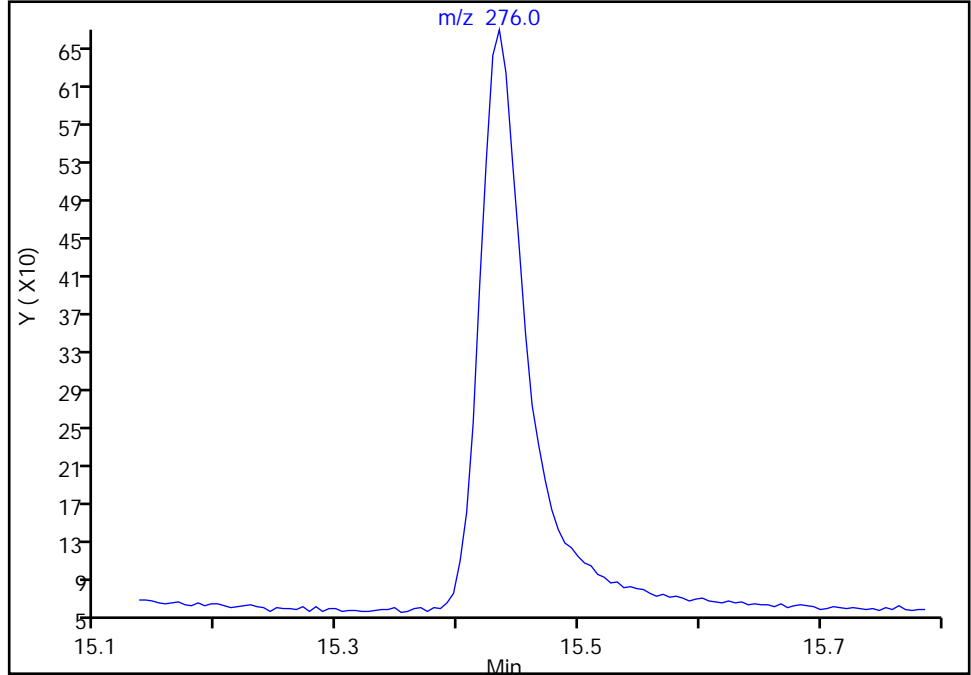
Data File: \\chromfs\Seattle\ChromData\TAC050\20220113-80849.b\SIM011322b023.D  
Injection Date: 14-Jan-2022 04:07:30 Instrument ID: TAC050  
Lims ID: std4  
Client ID:  
Operator ID: jcm ALS Bottle#: 13 Worklist Smp#: 13  
Injection Vol: 1.0 ul Dil. Factor: 1.0000  
Method: TAC050\_SIM\_PAH Limit Group: 8270D\_SIM QSM 5.0  
Column: Detector MS SCAN

29 Benzo[g,h,i]perylene, CAS: 191-24-2

Signal: 1

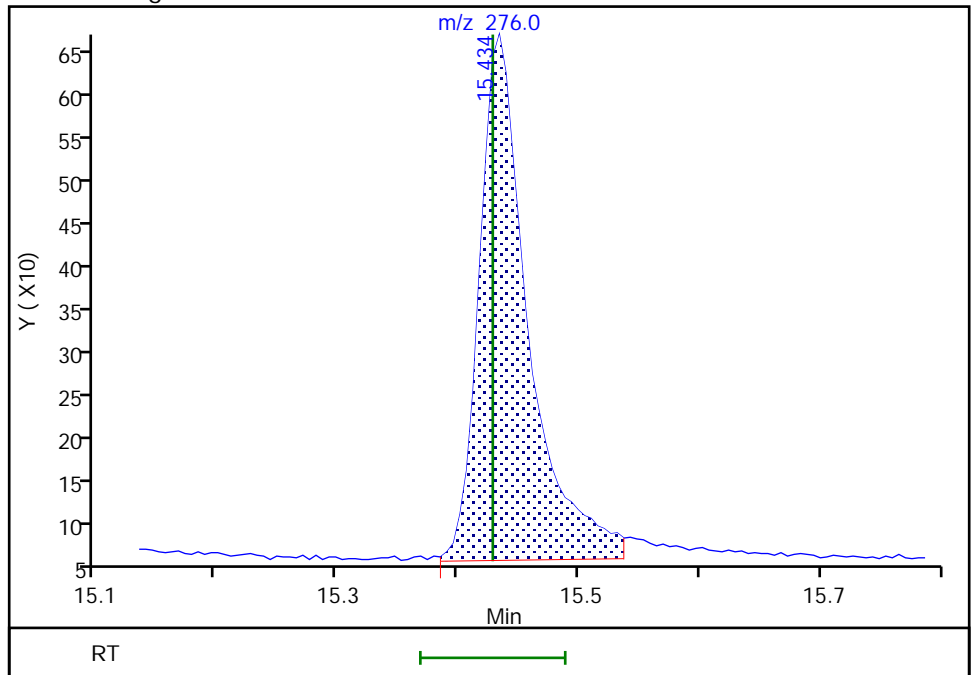
Not Detected  
Expected RT: 15.43

Processing Integration Results



Manual Integration Results

RT: 15.43  
Area: 1725  
Amount: 9.273472  
Amount Units: ug/L



Eurofins Seattle  
Target Compound Quantitation Report

Data File: \\chromfs\Seattle\ChromData\TAC050\20220113-80849.b\SIM011322b024.D  
 Lims ID: std3  
 Client ID:  
 Sample Type: IC Calib Level: 3  
 Inject. Date: 14-Jan-2022 04:26:30 ALS Bottle#: 14 Worklist Smp#: 14  
 Injection Vol: 1.0 ul Dil. Factor: 1.0000  
 Sample Info: 3  
 Operator ID: jcm Instrument ID: TAC050  
 Sublist: chrom-TAC050\_SIM\_PAH\*sub9  
 Method: \\chromfs\Seattle\ChromData\TAC050\20220113-80849.b\TAC050\_SIM\_PAH.m  
 Limit Group: 8270D\_SIM QSM 5.0  
 Last Update: 14-Jan-2022 15:42:20 Calib Date: 14-Jan-2022 05:04:30  
 Integrator: Falcon ID Type: RT Order ID  
 Quant Method: Internal Standard Quant By: Initial Calibration  
 Last ICal File: \\chromfs\Seattle\ChromData\TAC050\20220113-80849.b\SIM011322b026.D

Column 1 : Det: MS SCAN  
 Process Host: CTX1628

First Level Reviewer: limmere Date: 14-Jan-2022 10:18:47

Compound	Sig	RT (min.)	Exp RT (min.)	Dlt RT (min.)	Q	Response	Cal Amt ug/L	OnCol Amt ug/L	Flags
* 1 Naphthalene-d8	136	5.171	5.171	0.000	90	22788	100.0	100.0	
* 2 Acenaphthene-d10	164	6.854	6.854	0.000	69	10125	100.0	100.0	
* 3 Phenanthrene-d10	188	8.319	8.319	0.001	56	15677	100.0	100.0	
* 4 Chrysene-d12	240	11.030	11.030	0.000	49	12288	100.0	100.0	
* 5 Perylene-d12	264	13.079	13.074	0.005	69	14073	100.0	100.0	
\$ 6 2-methylnaphthalene-d10	152	5.809	5.809	0.000	67	674	5.00	5.00	M
\$ 10 2-Fluorobiphenyl	172	6.193	6.190	0.003	0	854	5.00	5.27	M
\$ 7 2,4,6-Tribromophenol	330	7.637	7.628	0.009	58	113	5.00	9.58	M
\$ 8 Fluoranthene-d10 (Surr)	212	9.506	9.502	0.004	68	1038	5.00	5.24	M
\$ 9 Terphenyl-d14	244	9.900	9.896	0.004	94	782	5.00	6.22	M
11 Naphthalene	128	5.189	5.189	0.000	100	1258	5.00	5.22	M
12 2-Methylnaphthalene	141	5.841	5.841	0.000	96	702	5.00	5.14	M
13 1-Methylnaphthalene	141	5.937	5.937	0.000	99	671	5.00	5.07	M
14 Acenaphthylene	152	6.717	6.717	0.000	100	1063	5.00	4.97	M
15 Acenaphthene	153	6.884	6.884	0.000	95	682	5.00	5.08	
16 Fluorene	166	7.394	7.389	0.005	96	762	5.00	5.09	M
18 Phenanthrene	178	8.342	8.342	0.000	100	1265	5.00	5.29	M
19 Anthracene	178	8.393	8.389	0.004	98	1238	5.00	5.31	M
20 Fluoranthene	202	9.522	9.522	0.000	52	1256	5.00	5.28	M
21 Pyrene	202	9.750	9.746	0.004	29	1375	5.00	5.47	M
22 Benzo[a]anthracene	228	11.012	11.012	0.000	89	1118	5.00	5.03	M
23 Chrysene	228	11.058	11.057	0.001	99	1221	5.00	5.15	M
30 Bis(2-ethylhexyl) phthalate	149	11.891	11.895	-0.004	0	1083	5.00	4.52	M
24 Benzo[b]fluoranthene	252	12.470	12.470	0.000	98	1076	5.00	5.05	M
25 Benzo[k]fluoranthene	252	12.516	12.511	0.005	95	1238	5.00	5.23	M
26 Benzo[a]pyrene	252	12.983	12.983	0.000	97	1088	5.00	5.13	M
27 Indeno[1,2,3-cd]pyrene	276	14.940	14.935	0.005	96	804	5.00	5.46	M
28 Dibenz(a,h)anthracene	278	14.995	14.984	0.011	95	1020	5.00	5.16	M
29 Benzo[g,h,i]perylene	276	15.434	15.429	0.005	91	1138	5.00	5.22	M

[QC Flag Legend](#)

Processing Flags

Review Flags

M - Manually Integrated

[Reagents:](#)

8270ccvl\_50\_00039

Amount Added: 100.00

Units: uL

8270SIM\_IS\_00069

Amount Added: 9.00

Units: uL

Eurofins Seattle

Data File: \\chromfs\Seattle\ChromData\TAC050\20220113-80849.b\SIM011322b024.D

Injection Date: 14-Jan-2022 04:26:30

Instrument ID: TAC050

Lims ID: std3

Client ID:

Operator ID: jcm

ALS Bottle#: 14

Worklist Smp#: 14

Injection Vol: 1.0 ul

Dil. Factor: 1.0000

Method: TAC050\_SIM\_PAH

Limit Group: 8270D\_SIM QSM 5.0

Y Scaling: Method Defined: Scale to the Nth Largest Target: 1



Eurofins Seattle

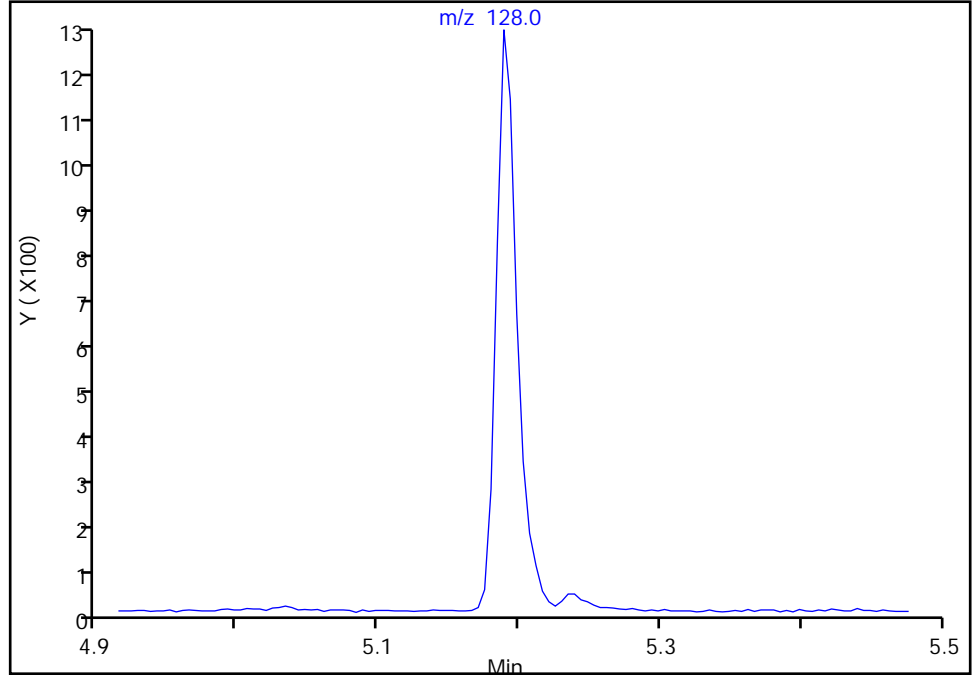
Data File: \\chromfs\Seattle\ChromData\TAC050\20220113-80849.b\SIM011322b024.D  
Injection Date: 14-Jan-2022 04:26:30 Instrument ID: TAC050  
Lims ID: std3  
Client ID:  
Operator ID: jcm ALS Bottle#: 14 Worklist Smp#: 14  
Injection Vol: 1.0 ul Dil. Factor: 1.0000  
Method: TAC050\_SIM\_PAH Limit Group: 8270D\_SIM QSM 5.0  
Column: Detector MS SCAN

11 Naphthalene, CAS: 91-20-3

Signal: 1

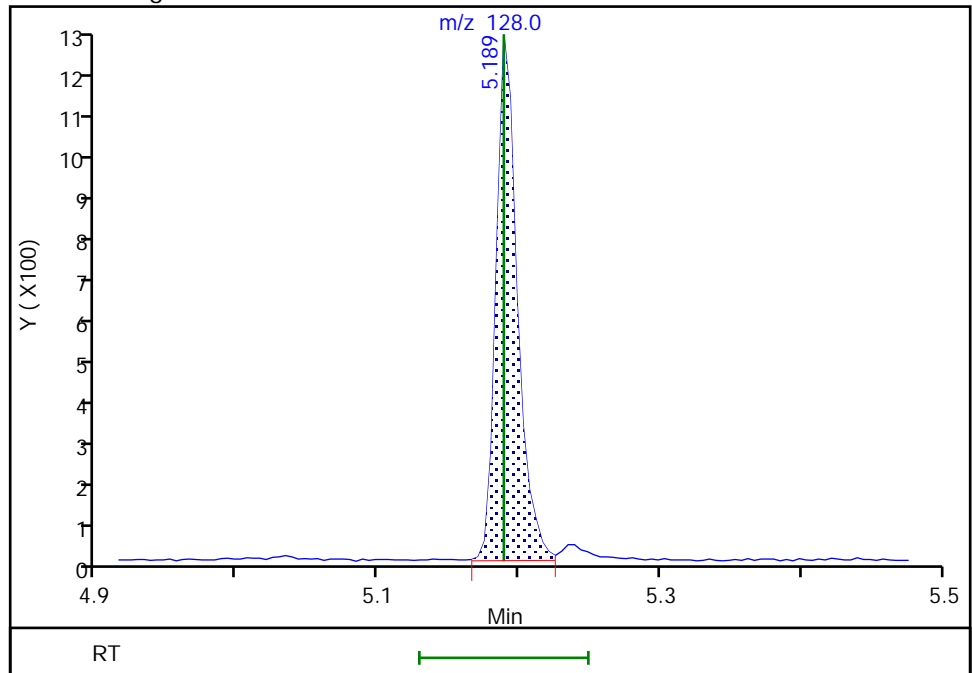
Not Detected  
Expected RT: 5.19

Processing Integration Results



RT: 5.19  
Area: 1258  
Amount: 5.219533  
Amount Units: ug/L

Manual Integration Results



Reviewer: boylea, 14-Jan-2022 14:25:06  
Audit Action: Manually Integrated

Audit Reason: Assign Peak



Eurofins Seattle

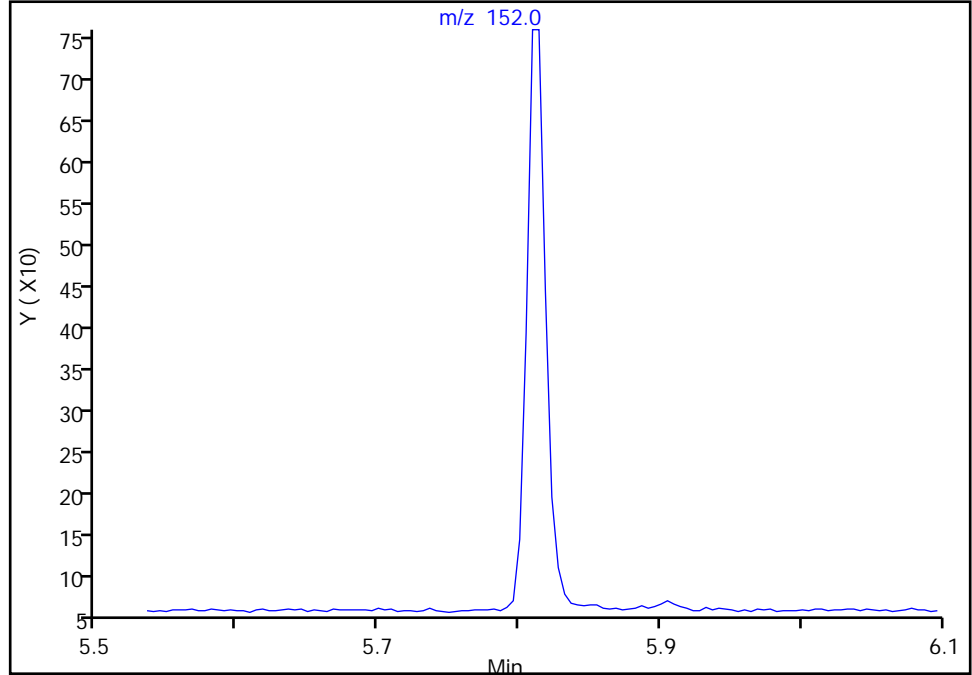
Data File: \\chromfs\Seattle\ChromData\TAC050\20220113-80849.b\SIM011322b024.D  
Injection Date: 14-Jan-2022 04:26:30 Instrument ID: TAC050  
Lims ID: std3  
Client ID:  
Operator ID: jcm ALS Bottle#: 14 Worklist Smp#: 14  
Injection Vol: 1.0 ul Dil. Factor: 1.0000  
Method: TAC050\_SIM\_PAH Limit Group: 8270D\_SIM QSM 5.0  
Column: Detector MS SCAN

\$ 6 2-methylnaphthalene-d10, CAS: 7297-45-2

Signal: 1

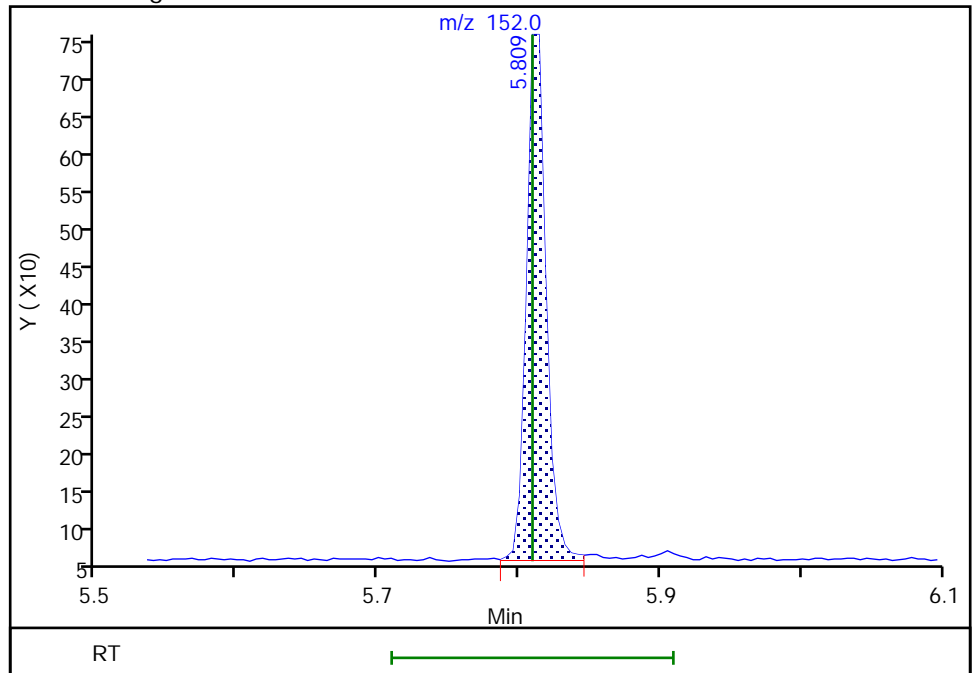
Not Detected  
Expected RT: 5.81

Processing Integration Results



Manual Integration Results

RT: 5.81  
Area: 674  
Amount: 4.999521  
Amount Units: ug/L



Eurofins Seattle

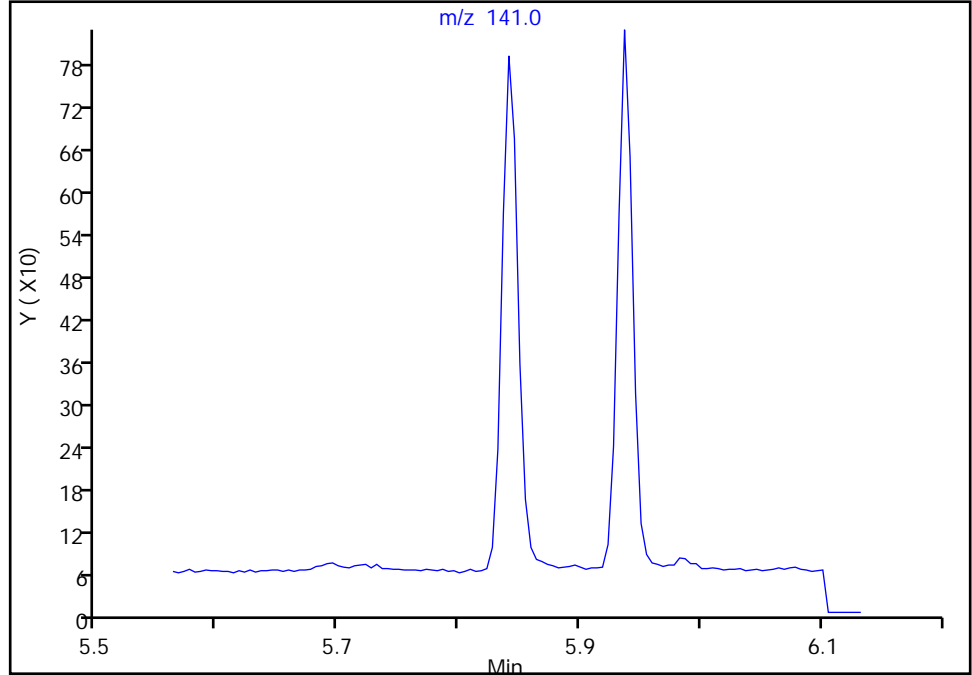
Data File: \\chromfs\Seattle\ChromData\TAC050\20220113-80849.b\SIM011322b024.D  
Injection Date: 14-Jan-2022 04:26:30 Instrument ID: TAC050  
Lims ID: std3  
Client ID:  
Operator ID: jcm ALS Bottle#: 14 Worklist Smp#: 14  
Injection Vol: 1.0 ul Dil. Factor: 1.0000  
Method: TAC050\_SIM\_PAH Limit Group: 8270D\_SIM QSM 5.0  
Column: Detector MS SCAN

12 2-Methylnaphthalene, CAS: 91-57-6

Signal: 1

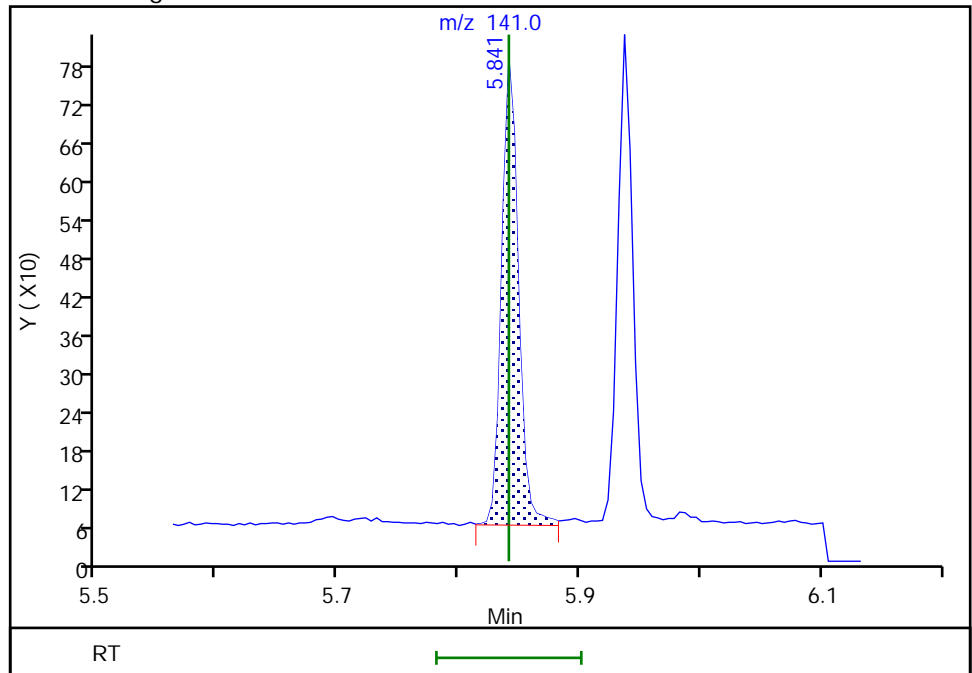
Not Detected  
Expected RT: 5.84

Processing Integration Results



RT: 5.84  
Area: 702  
Amount: 5.135764  
Amount Units: ug/L

Manual Integration Results



Eurofins Seattle

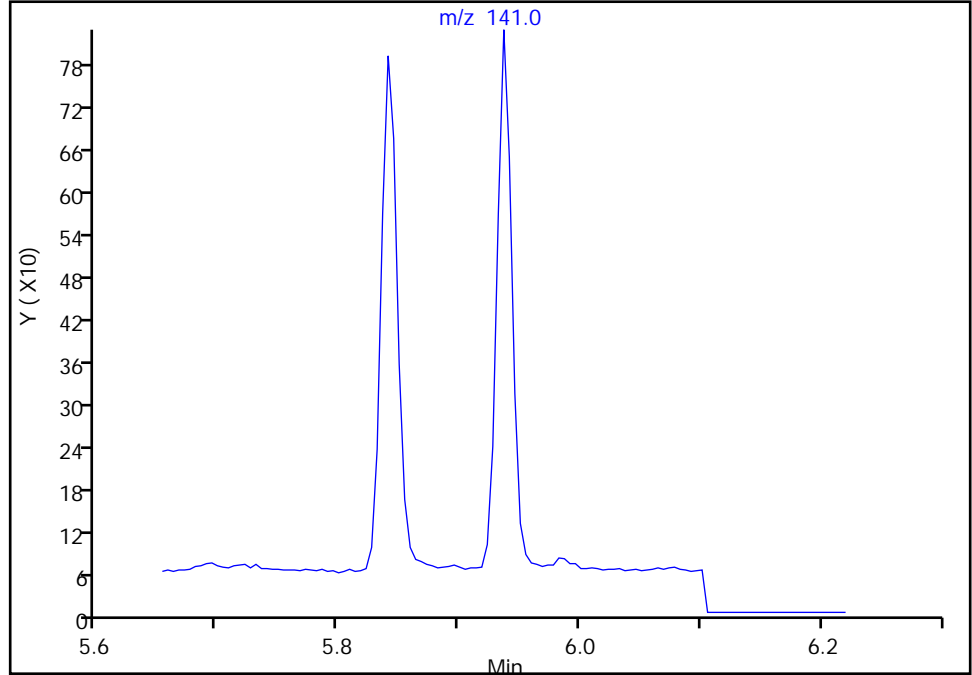
Data File: \\chromfs\Seattle\ChromData\TAC050\20220113-80849.b\SIM011322b024.D  
Injection Date: 14-Jan-2022 04:26:30 Instrument ID: TAC050  
Lims ID: std3  
Client ID:  
Operator ID: jcm ALS Bottle#: 14 Worklist Smp#: 14  
Injection Vol: 1.0 ul Dil. Factor: 1.0000  
Method: TAC050\_SIM\_PAH Limit Group: 8270D\_SIM QSM 5.0  
Column: Detector MS SCAN

13 1-Methylnaphthalene, CAS: 90-12-0

Signal: 1

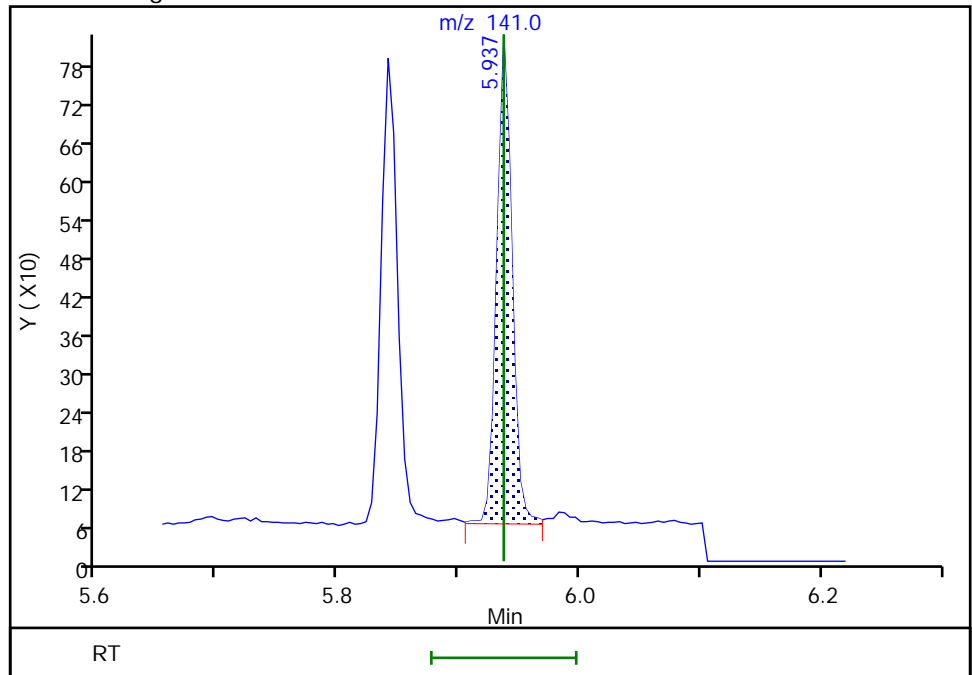
Not Detected  
Expected RT: 5.94

Processing Integration Results



Manual Integration Results

RT: 5.94  
Area: 671  
Amount: 5.068040  
Amount Units: ug/L



Reviewer: boylea, 14-Jan-2022 14:25:14  
Audit Action: Manually Integrated

Audit Reason: Assign Peak

Eurofins Seattle

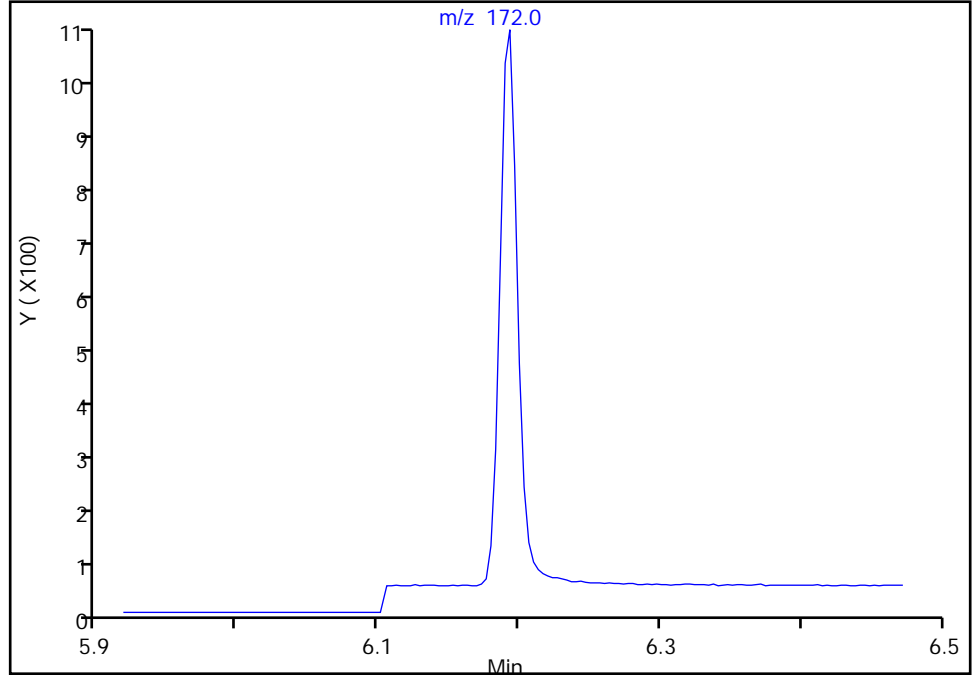
Data File: \\chromfs\Seattle\ChromData\TAC050\20220113-80849.b\SIM011322b024.D  
Injection Date: 14-Jan-2022 04:26:30 Instrument ID: TAC050  
Lims ID: std3  
Client ID:  
Operator ID: jcm ALS Bottle#: 14 Worklist Smp#: 14  
Injection Vol: 1.0 ul Dil. Factor: 1.0000  
Method: TAC050\_SIM\_PAH Limit Group: 8270D\_SIM QSM 5.0  
Column: Detector MS SCAN

**\$ 10 2-Fluorobiphenyl, CAS: 321-60-8**

Signal: 1

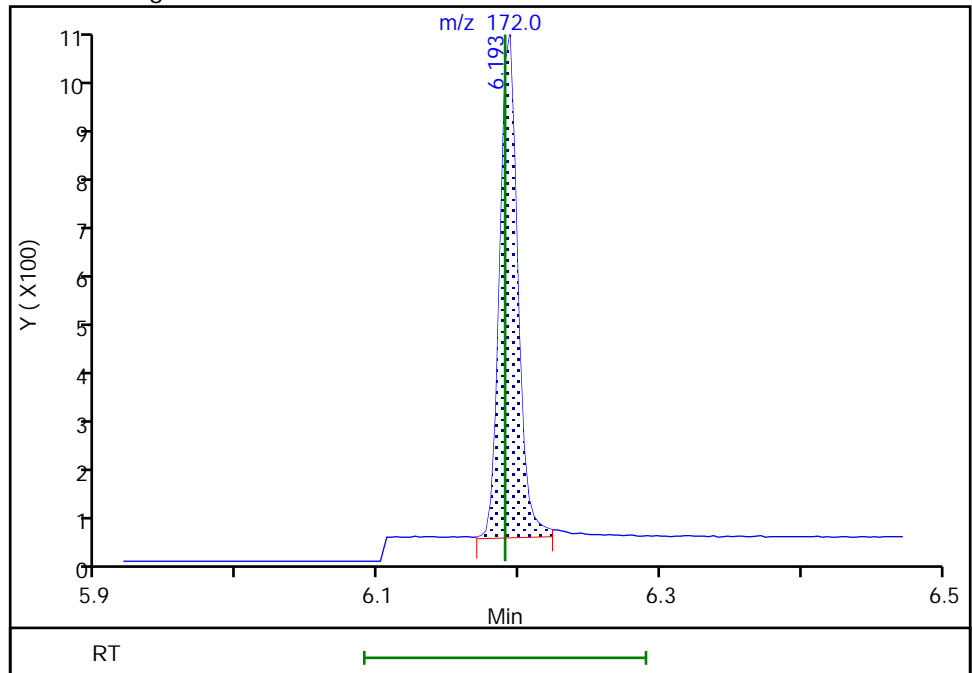
Not Detected  
Expected RT: 6.19

Processing Integration Results



Manual Integration Results

RT: 6.19  
Area: 854  
Amount: 5.271019  
Amount Units: ug/L



Reviewer: boylea, 14-Jan-2022 14:24:47  
Audit Action: Manually Integrated

Audit Reason: Assign Peak

Eurofins Seattle

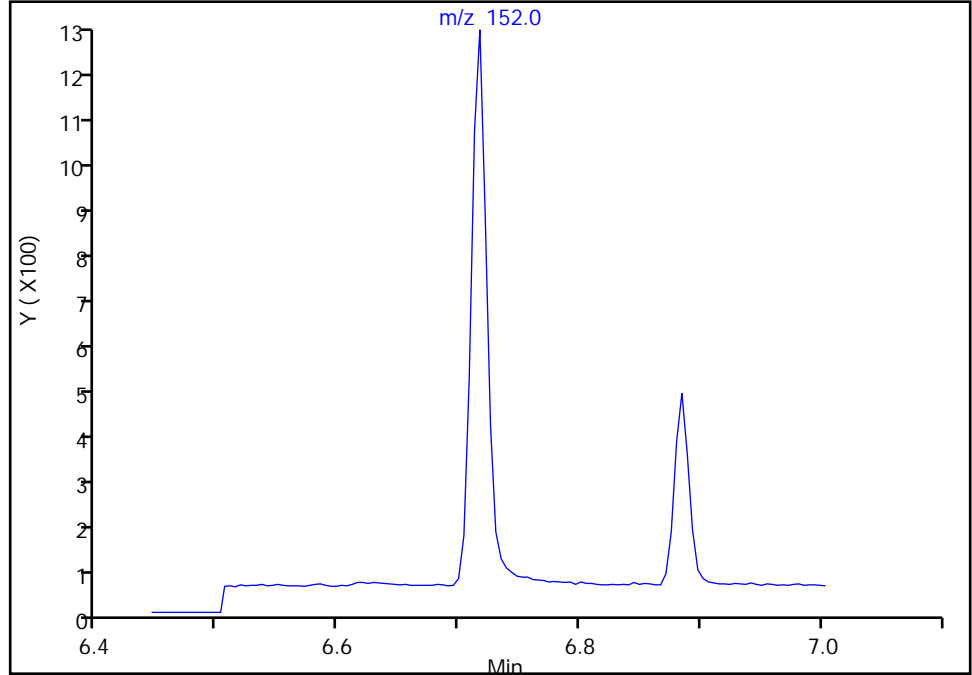
Data File: \\chromfs\Seattle\ChromData\TAC050\20220113-80849.b\SIM011322b024.D  
Injection Date: 14-Jan-2022 04:26:30 Instrument ID: TAC050  
Lims ID: std3  
Client ID:  
Operator ID: jcm ALS Bottle#: 14 Worklist Smp#: 14  
Injection Vol: 1.0 ul Dil. Factor: 1.0000  
Method: TAC050\_SIM\_PAH Limit Group: 8270D\_SIM QSM 5.0  
Column: Detector MS SCAN

14 Acenaphthylene, CAS: 208-96-8

Signal: 1

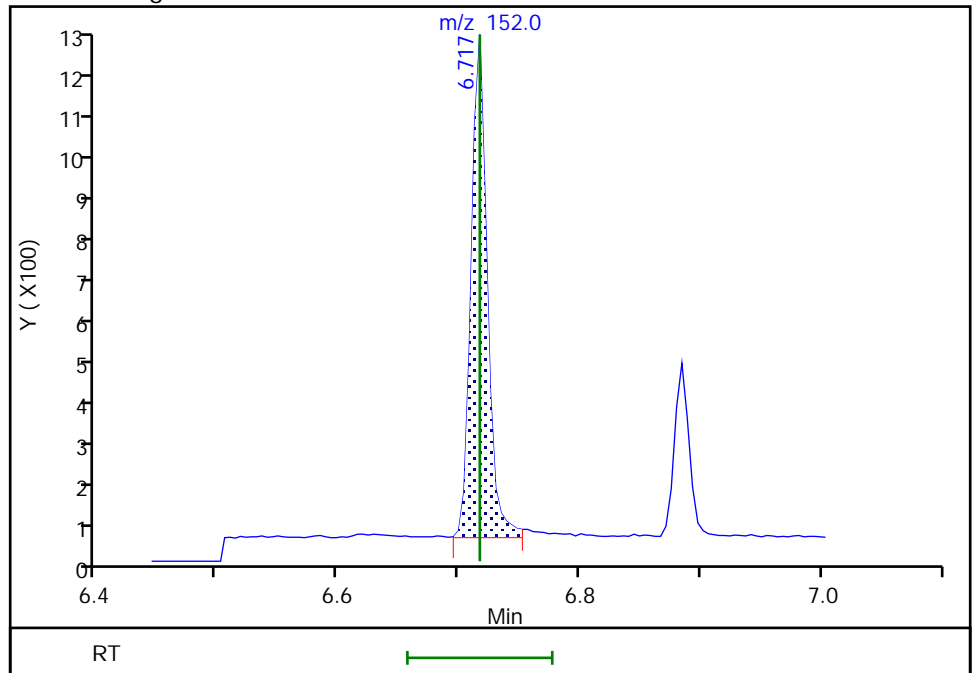
Not Detected  
Expected RT: 6.72

Processing Integration Results



Manual Integration Results

RT: 6.72  
Area: 1063  
Amount: 4.965980  
Amount Units: ug/L



Reviewer: boylea, 14-Jan-2022 14:25:18  
Audit Action: Manually Integrated

Audit Reason: Assign Peak

Eurofins Seattle

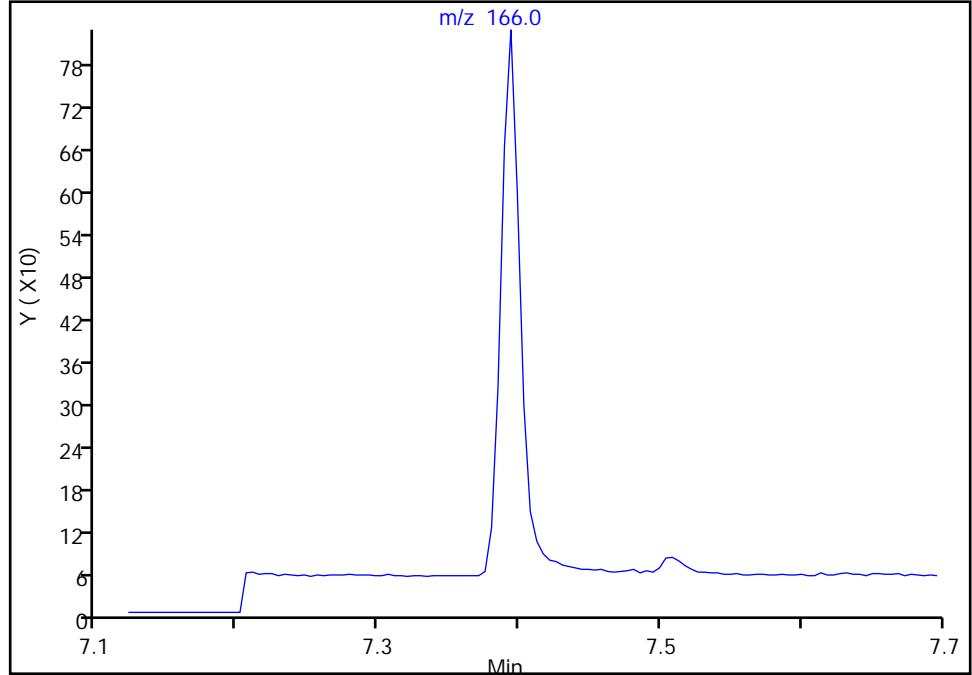
Data File: \\chromfs\Seattle\ChromData\TAC050\20220113-80849.b\SIM011322b024.D  
Injection Date: 14-Jan-2022 04:26:30 Instrument ID: TAC050  
Lims ID: std3  
Client ID:  
Operator ID: jcm ALS Bottle#: 14 Worklist Smp#: 14  
Injection Vol: 1.0 ul Dil. Factor: 1.0000  
Method: TAC050\_SIM\_PAH Limit Group: 8270D\_SIM QSM 5.0  
Column: Detector MS SCAN

16 Fluorene, CAS: 86-73-7

Signal: 1

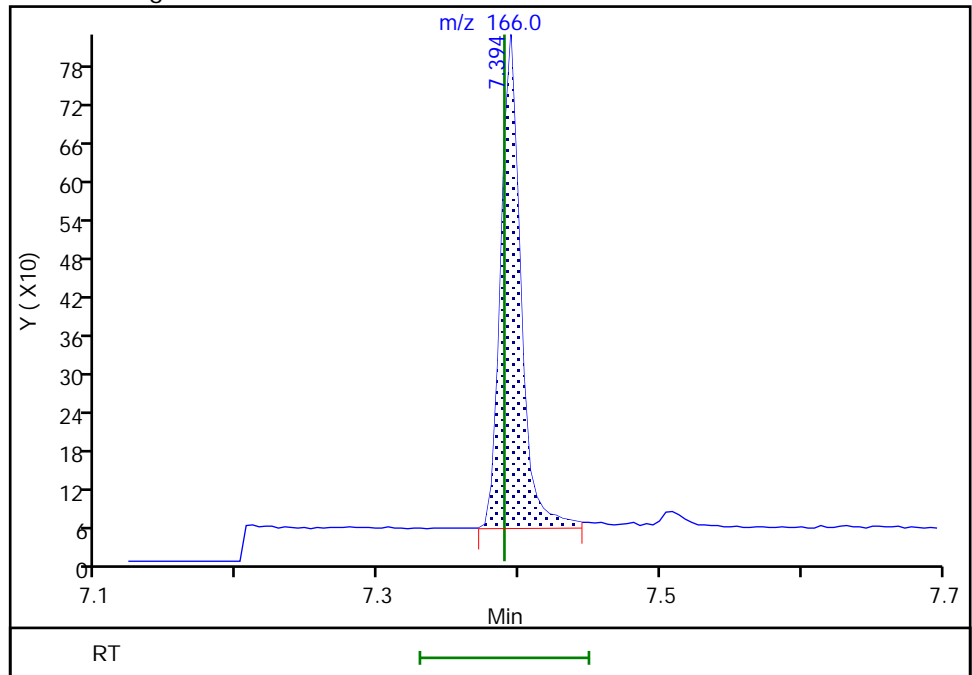
Not Detected  
Expected RT: 7.39

Processing Integration Results



Manual Integration Results

RT: 7.39  
Area: 762  
Amount: 5.088129  
Amount Units: ug/L



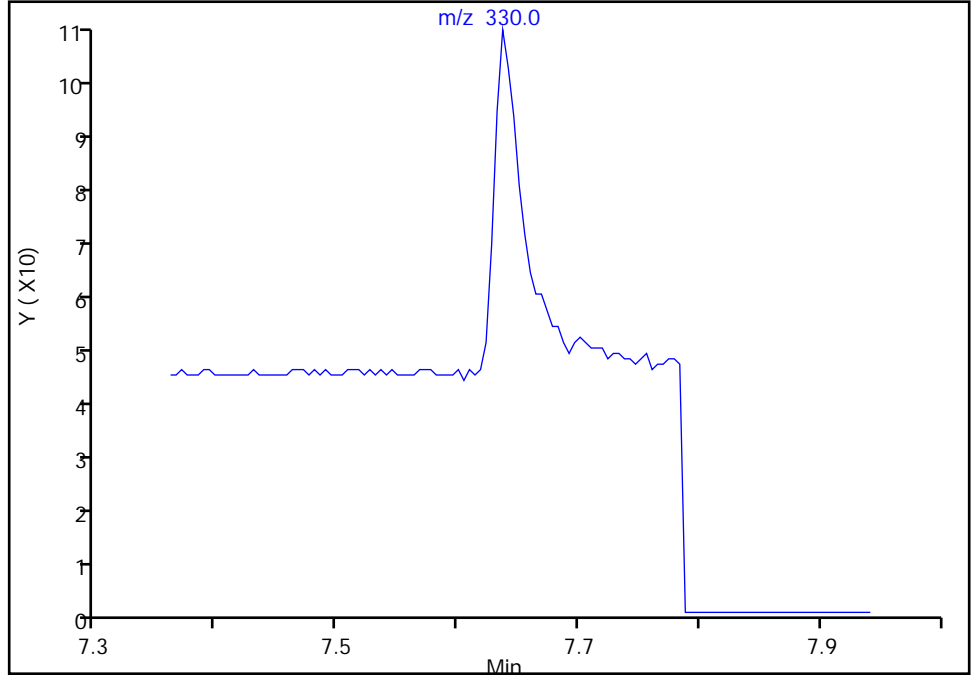
Eurofins Seattle

Data File: \\chromfs\Seattle\ChromData\TAC050\20220113-80849.b\SIM011322b024.D  
Injection Date: 14-Jan-2022 04:26:30 Instrument ID: TAC050  
Lims ID: std3  
Client ID:  
Operator ID: jcm ALS Bottle#: 14 Worklist Smp#: 14  
Injection Vol: 1.0 ul Dil. Factor: 1.0000  
Method: TAC050\_SIM\_PAH Limit Group: 8270D\_SIM QSM 5.0  
Column: Detector MS SCAN

**\$ 7 2,4,6-Tribromophenol, CAS: 118-79-6**  
Signal: 1

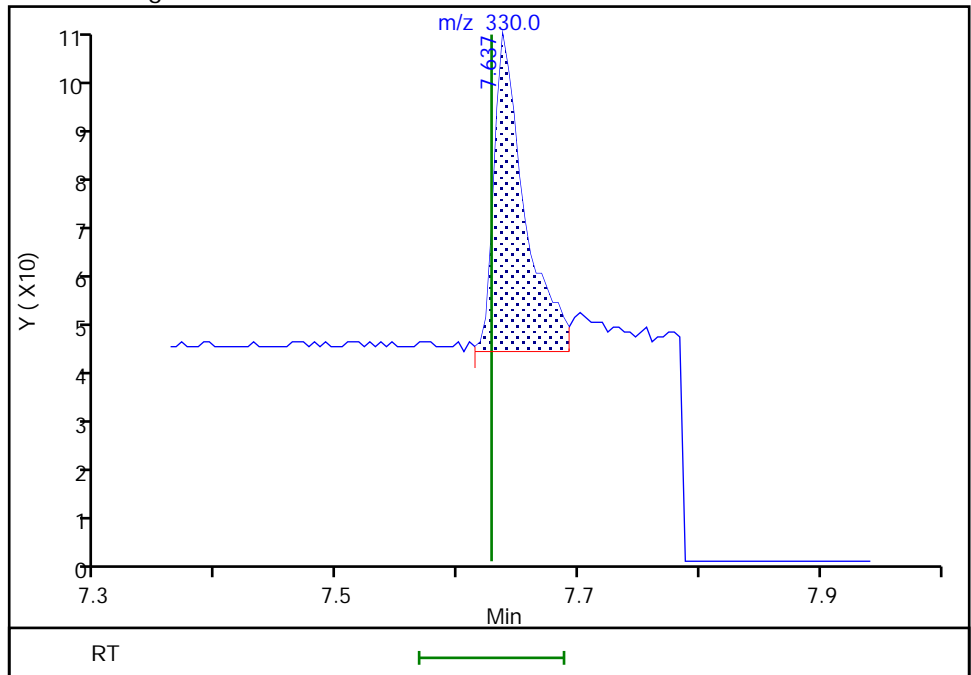
Not Detected  
Expected RT: 7.63

Processing Integration Results



Manual Integration Results

RT: 7.64  
Area: 113  
Amount: 9.578742  
Amount Units: ug/L



Eurofins Seattle

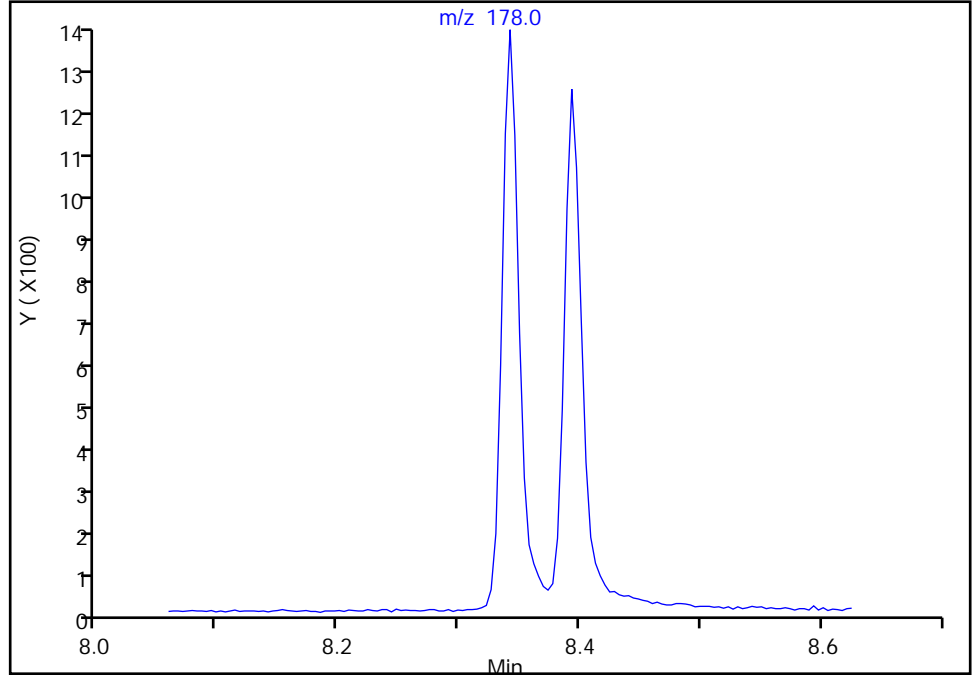
Data File: \\chromfs\Seattle\ChromData\TAC050\20220113-80849.b\SIM011322b024.D  
Injection Date: 14-Jan-2022 04:26:30 Instrument ID: TAC050  
Lims ID: std3  
Client ID:  
Operator ID: jcm ALS Bottle#: 14 Worklist Smp#: 14  
Injection Vol: 1.0 ul Dil. Factor: 1.0000  
Method: TAC050\_SIM\_PAH Limit Group: 8270D\_SIM QSM 5.0  
Column: Detector MS SCAN

18 Phenanthrene, CAS: 85-01-8

Signal: 1

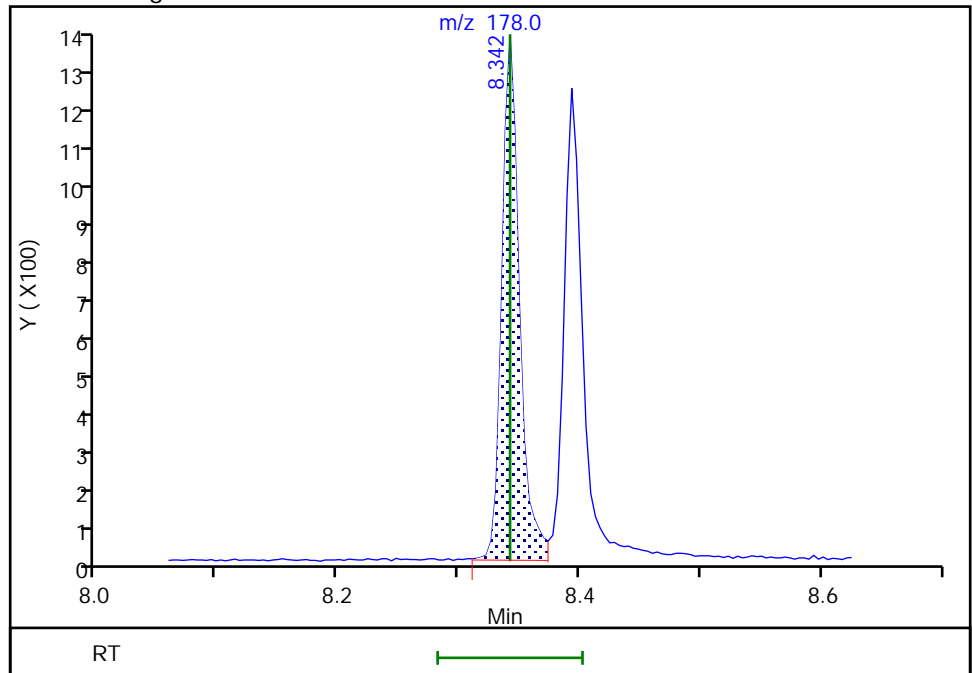
Not Detected  
Expected RT: 8.34

Processing Integration Results



RT: 8.34  
Area: 1265  
Amount: 5.285785  
Amount Units: ug/L

Manual Integration Results



Reviewer: boylea, 14-Jan-2022 14:25:31  
Audit Action: Manually Integrated

Audit Reason: Assign Peak



Eurofins Seattle

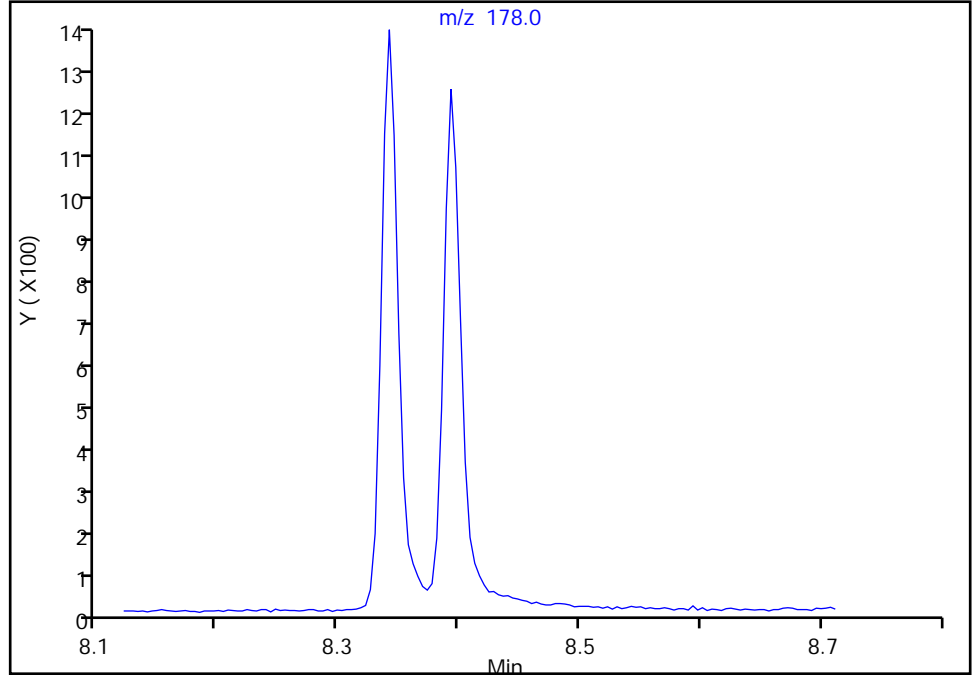
Data File: \\chromfs\Seattle\ChromData\TAC050\20220113-80849.b\SIM011322b024.D  
Injection Date: 14-Jan-2022 04:26:30 Instrument ID: TAC050  
Lims ID: std3  
Client ID:  
Operator ID: jcm ALS Bottle#: 14 Worklist Smp#: 14  
Injection Vol: 1.0 ul Dil. Factor: 1.0000  
Method: TAC050\_SIM\_PAH Limit Group: 8270D\_SIM QSM 5.0  
Column: Detector MS SCAN

19 Anthracene, CAS: 120-12-7

Signal: 1

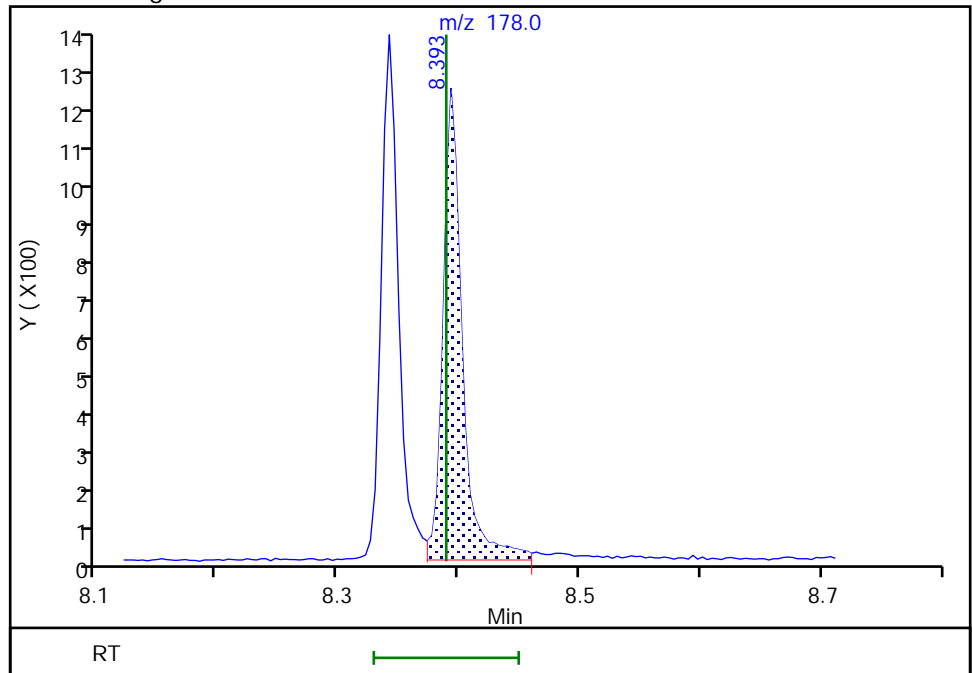
Not Detected  
Expected RT: 8.39

Processing Integration Results



RT: 8.39  
Area: 1238  
Amount: 5.313964  
Amount Units: ug/L

Manual Integration Results



Reviewer: boylea, 14-Jan-2022 14:25:38  
Audit Action: Manually Integrated

Audit Reason: Assign Peak

Eurofins Seattle

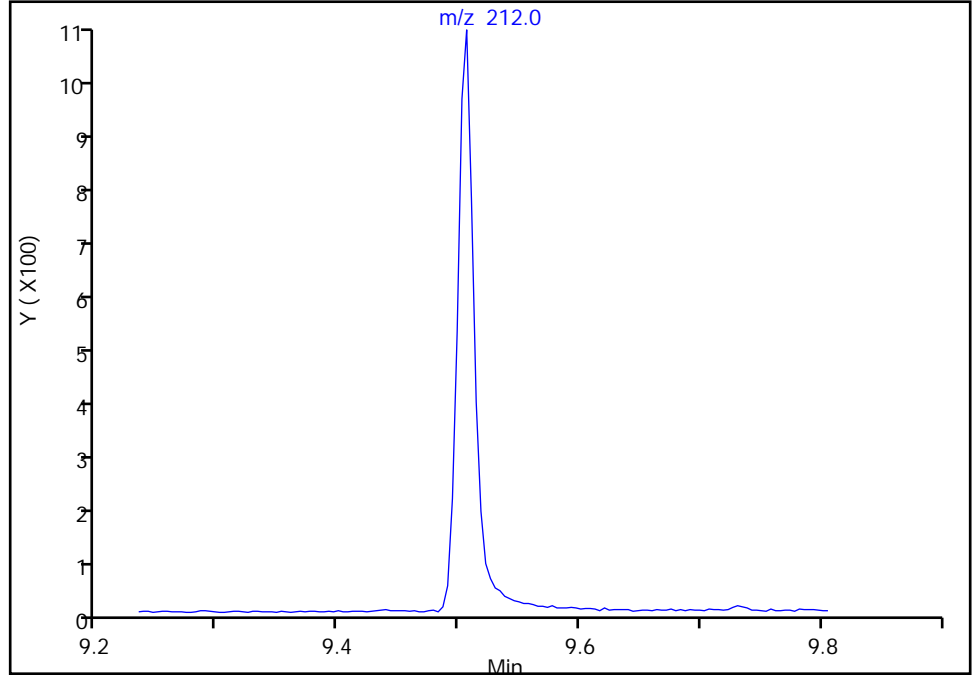
Data File: \\chromfs\Seattle\ChromData\TAC050\20220113-80849.b\SIM011322b024.D  
Injection Date: 14-Jan-2022 04:26:30 Instrument ID: TAC050  
Lims ID: std3  
Client ID:  
Operator ID: jcm ALS Bottle#: 14 Worklist Smp#: 14  
Injection Vol: 1.0 ul Dil. Factor: 1.0000  
Method: TAC050\_SIM\_PAH Limit Group: 8270D\_SIM QSM 5.0  
Column: Detector MS SCAN

**\$ 8 Fluoranthene-d10 (Surr), CAS: 93951-69-0**

Signal: 1

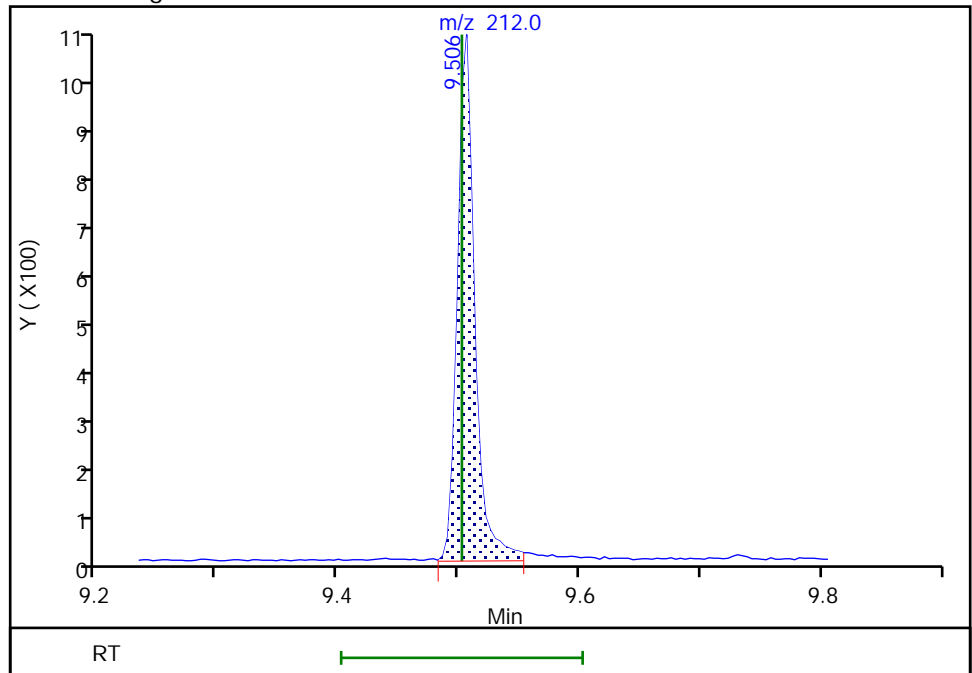
Not Detected  
Expected RT: 9.50

Processing Integration Results



Manual Integration Results

RT: 9.51  
Area: 1038  
Amount: 5.240464  
Amount Units: ug/L



Reviewer: boylea, 14-Jan-2022 14:24:56  
Audit Action: Manually Integrated

Audit Reason: Assign Peak

Eurofins Seattle

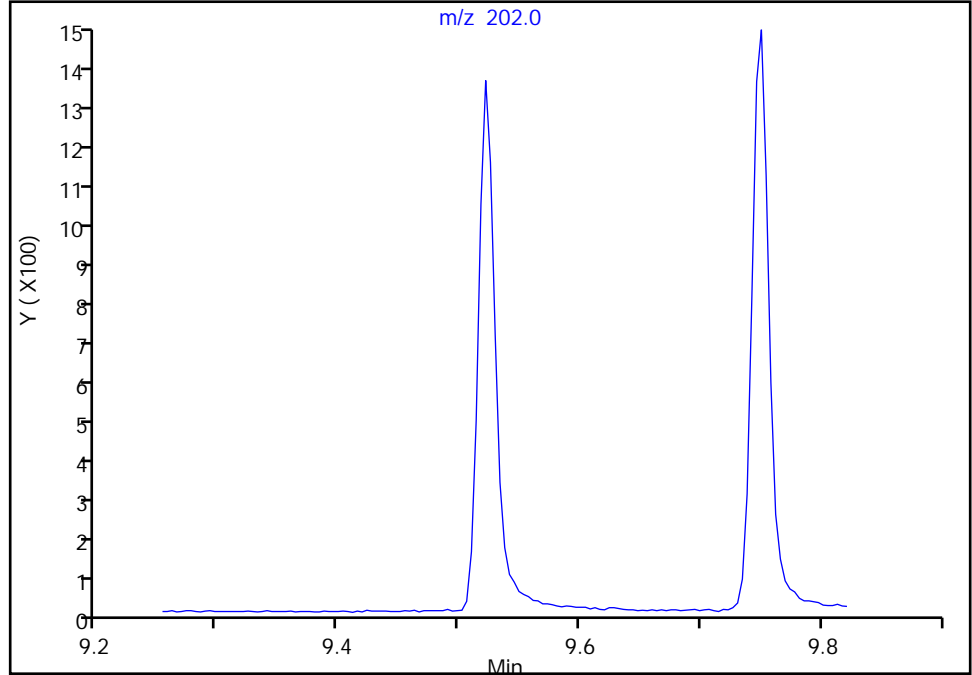
Data File: \\chromfs\Seattle\ChromData\TAC050\20220113-80849.b\SIM011322b024.D  
Injection Date: 14-Jan-2022 04:26:30 Instrument ID: TAC050  
Lims ID: std3  
Client ID:  
Operator ID: jcm ALS Bottle#: 14 Worklist Smp#: 14  
Injection Vol: 1.0 ul Dil. Factor: 1.0000  
Method: TAC050\_SIM\_PAH Limit Group: 8270D\_SIM QSM 5.0  
Column: Detector MS SCAN

20 Fluoranthene, CAS: 206-44-0

Signal: 1

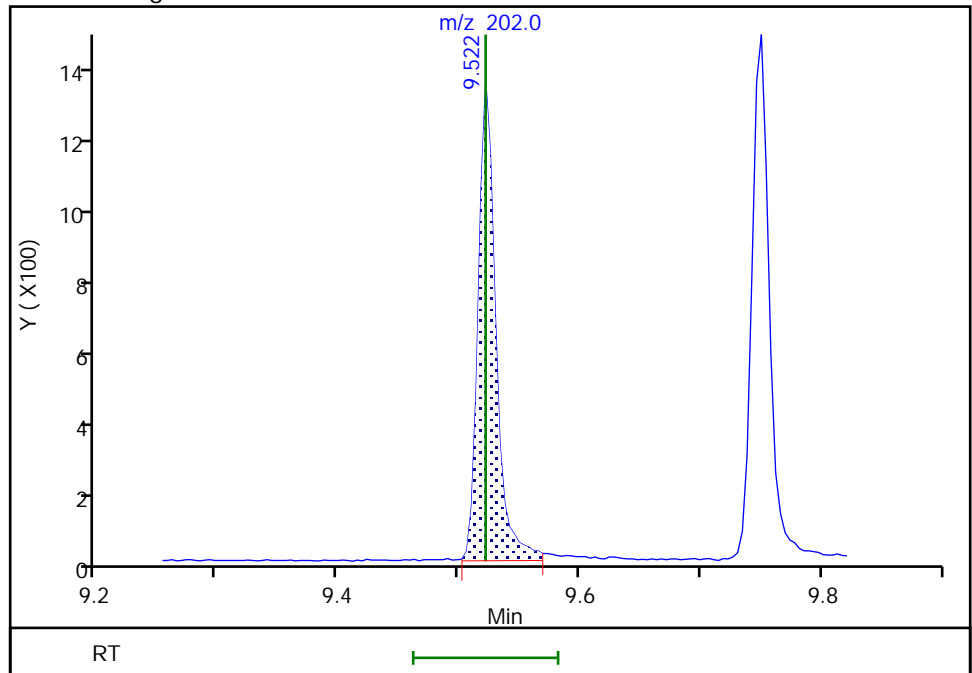
Not Detected  
Expected RT: 9.52

Processing Integration Results



RT: 9.52  
Area: 1256  
Amount: 5.278999  
Amount Units: ug/L

Manual Integration Results



Reviewer: boylea, 14-Jan-2022 14:26:06  
Audit Action: Manually Integrated

Audit Reason: Assign Peak

Eurofins Seattle

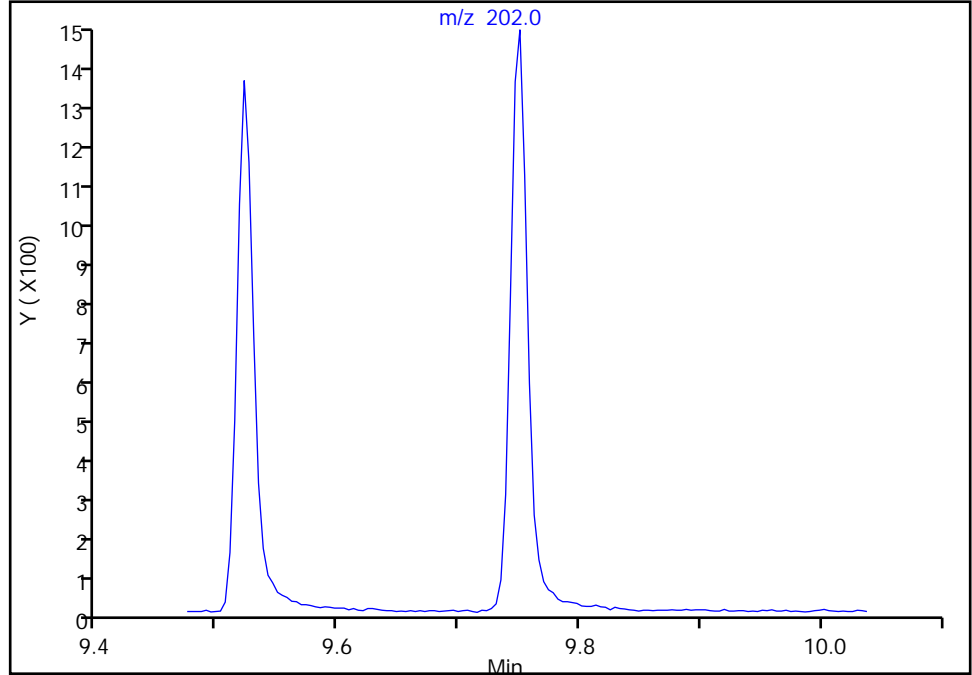
Data File: \\chromfs\Seattle\ChromData\TAC050\20220113-80849.b\SIM011322b024.D  
Injection Date: 14-Jan-2022 04:26:30 Instrument ID: TAC050  
Lims ID: std3  
Client ID:  
Operator ID: jcm ALS Bottle#: 14 Worklist Smp#: 14  
Injection Vol: 1.0 ul Dil. Factor: 1.0000  
Method: TAC050\_SIM\_PAH Limit Group: 8270D\_SIM QSM 5.0  
Column: Detector MS SCAN

21 Pyrene, CAS: 129-00-0

Signal: 1

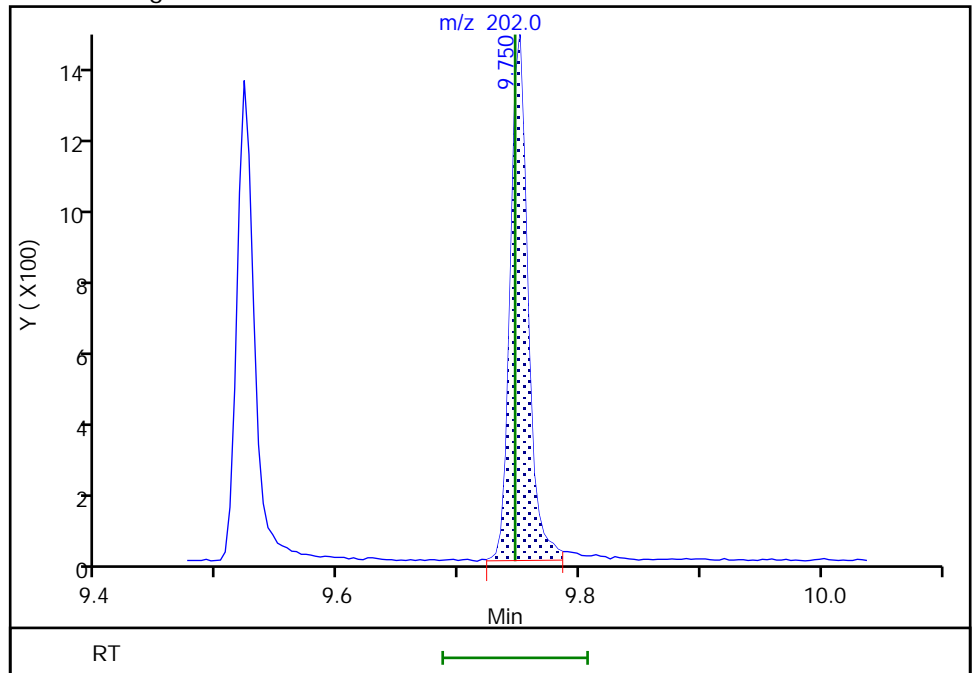
Not Detected  
Expected RT: 9.75

Processing Integration Results



RT: 9.75  
Area: 1375  
Amount: 5.470931  
Amount Units: ug/L

Manual Integration Results



Reviewer: boylea, 14-Jan-2022 14:26:10  
Audit Action: Manually Integrated

Audit Reason: Assign Peak

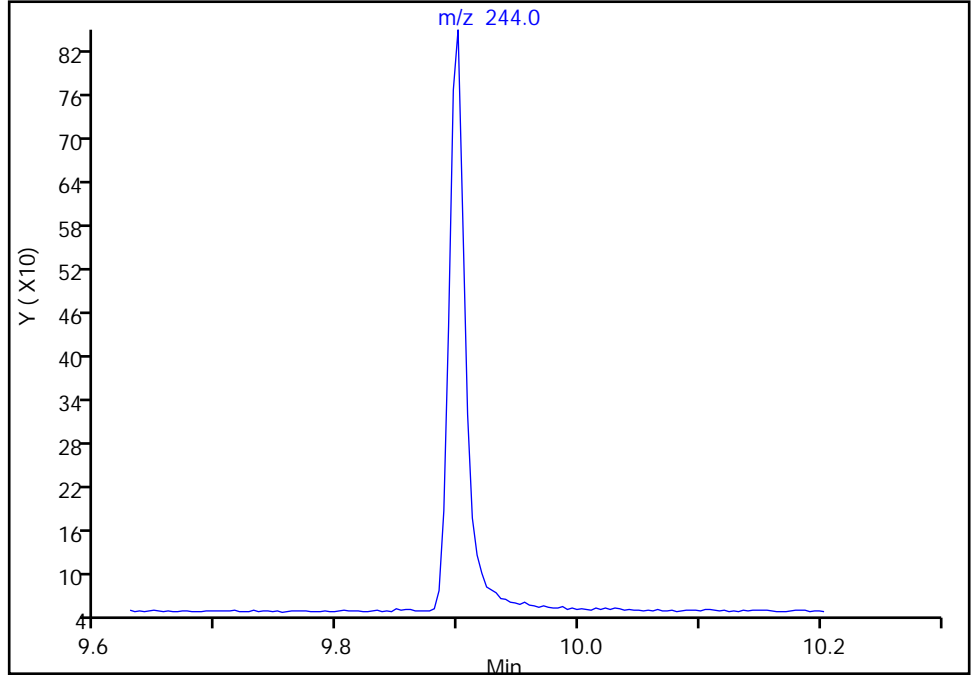
Eurofins Seattle

Data File: \\chromfs\Seattle\ChromData\TAC050\20220113-80849.b\SIM011322b024.D  
Injection Date: 14-Jan-2022 04:26:30 Instrument ID: TAC050  
Lims ID: std3  
Client ID:  
Operator ID: jcm ALS Bottle#: 14 Worklist Smp#: 14  
Injection Vol: 1.0 ul Dil. Factor: 1.0000  
Method: TAC050\_SIM\_PAH Limit Group: 8270D\_SIM QSM 5.0  
Column: Detector MS SCAN

\$ 9 Terphenyl-d14, CAS: 1718-51-0  
Signal: 1

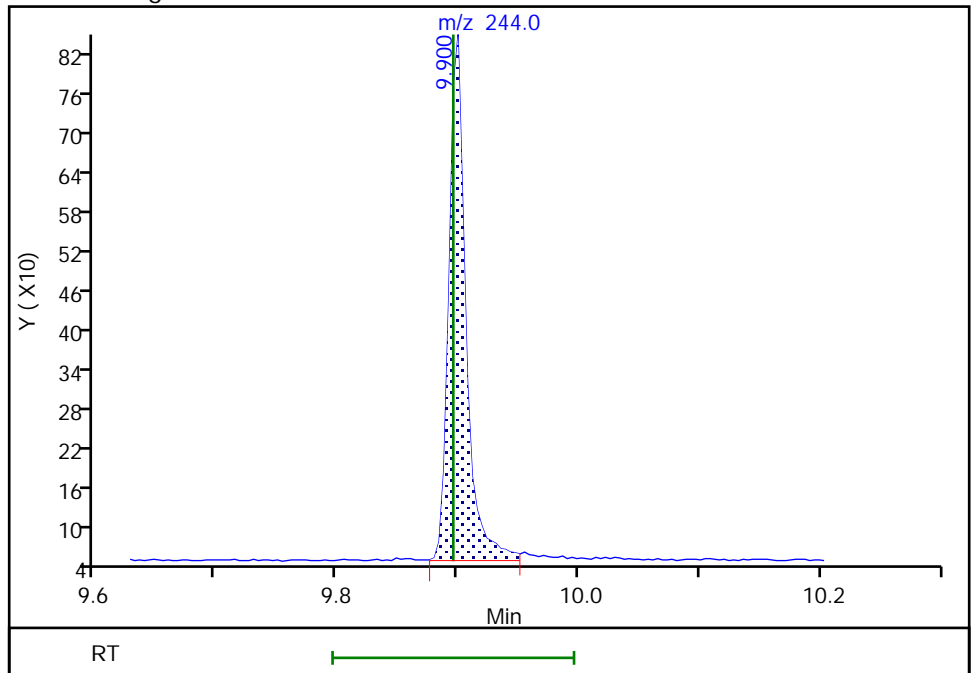
Not Detected  
Expected RT: 9.90

Processing Integration Results



Manual Integration Results

RT: 9.90  
Area: 782  
Amount: 6.223975  
Amount Units: ug/L



Reviewer: boylea, 14-Jan-2022 14:25:02  
Audit Action: Manually Integrated

Audit Reason: Assign Peak

Eurofins Seattle

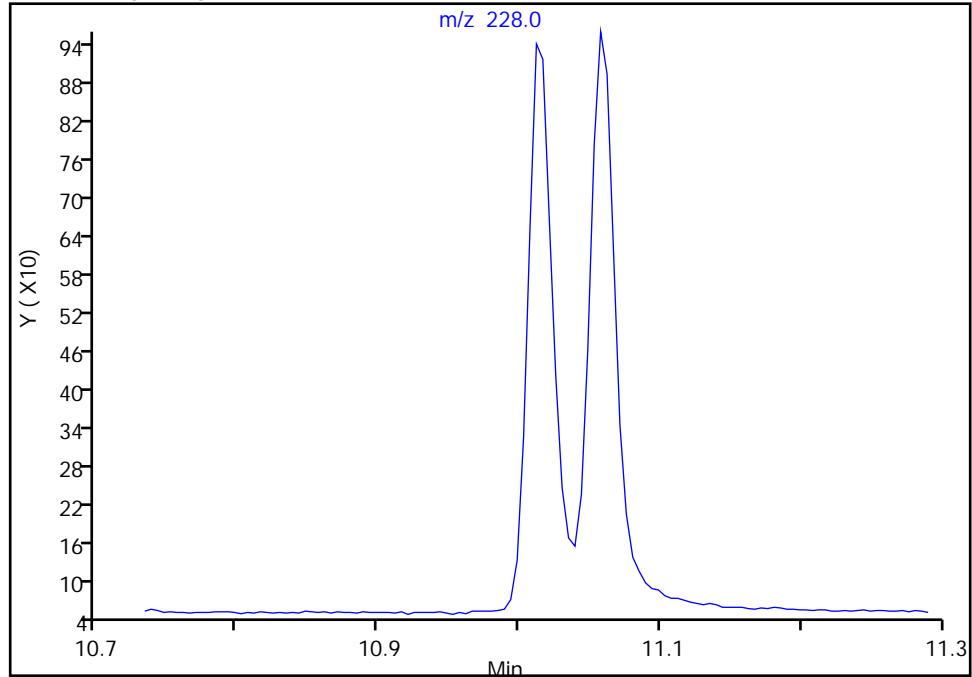
Data File: \\chromfs\Seattle\ChromData\TAC050\20220113-80849.b\SIM011322b024.D  
Injection Date: 14-Jan-2022 04:26:30 Instrument ID: TAC050  
Lims ID: std3  
Client ID:  
Operator ID: jcm ALS Bottle#: 14 Worklist Smp#: 14  
Injection Vol: 1.0 ul Dil. Factor: 1.0000  
Method: TAC050\_SIM\_PAH Limit Group: 8270D\_SIM QSM 5.0  
Column: Detector MS SCAN

22 Benzo[a]anthracene, CAS: 56-55-3

Signal: 1

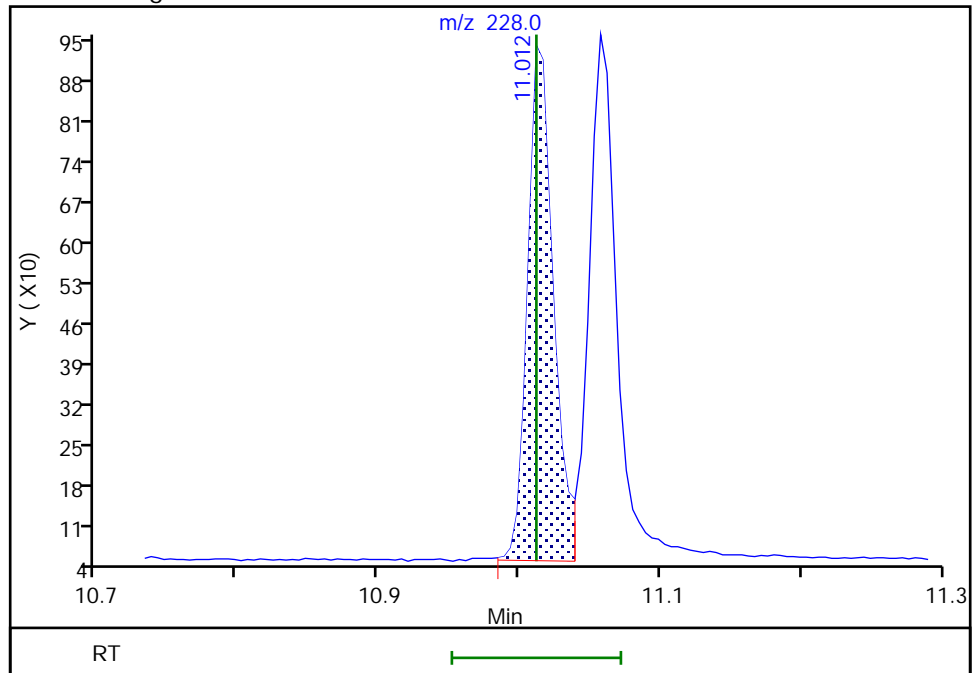
Not Detected  
Expected RT: 11.01

Processing Integration Results



RT: 11.01  
Area: 1118  
Amount: 5.025826  
Amount Units: ug/L

Manual Integration Results



Reviewer: boylea, 14-Jan-2022 14:26:26  
Audit Action: Manually Integrated

Audit Reason: Assign Peak

Eurofins Seattle

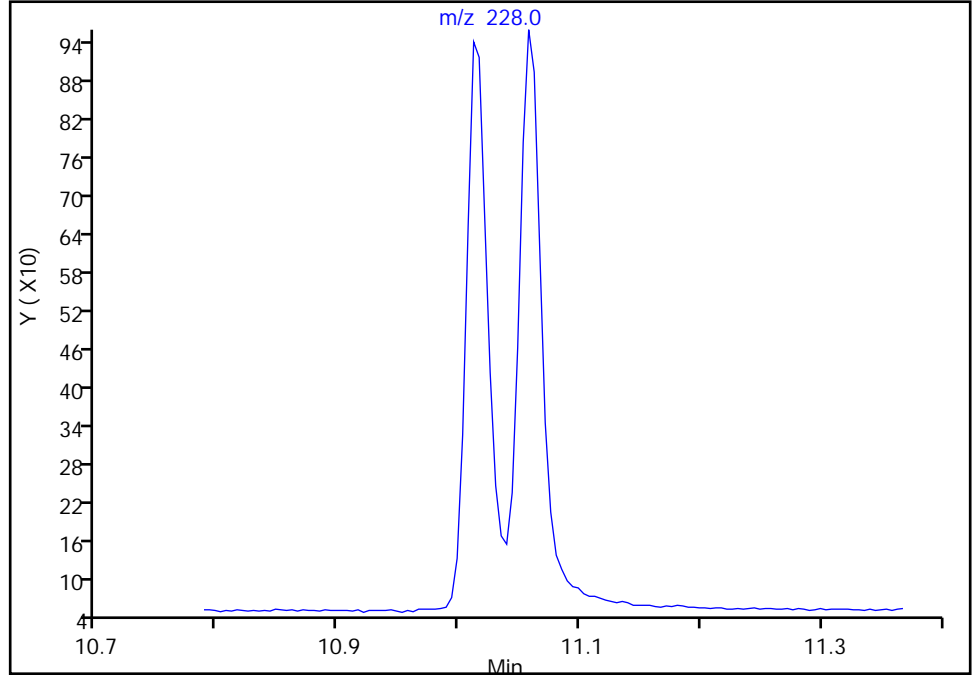
Data File: \\chromfs\Seattle\ChromData\TAC050\20220113-80849.b\SIM011322b024.D  
Injection Date: 14-Jan-2022 04:26:30 Instrument ID: TAC050  
Lims ID: std3  
Client ID:  
Operator ID: jcm ALS Bottle#: 14 Worklist Smp#: 14  
Injection Vol: 1.0 ul Dil. Factor: 1.0000  
Method: TAC050\_SIM\_PAH Limit Group: 8270D\_SIM QSM 5.0  
Column: Detector MS SCAN

23 Chrysene, CAS: 218-01-9

Signal: 1

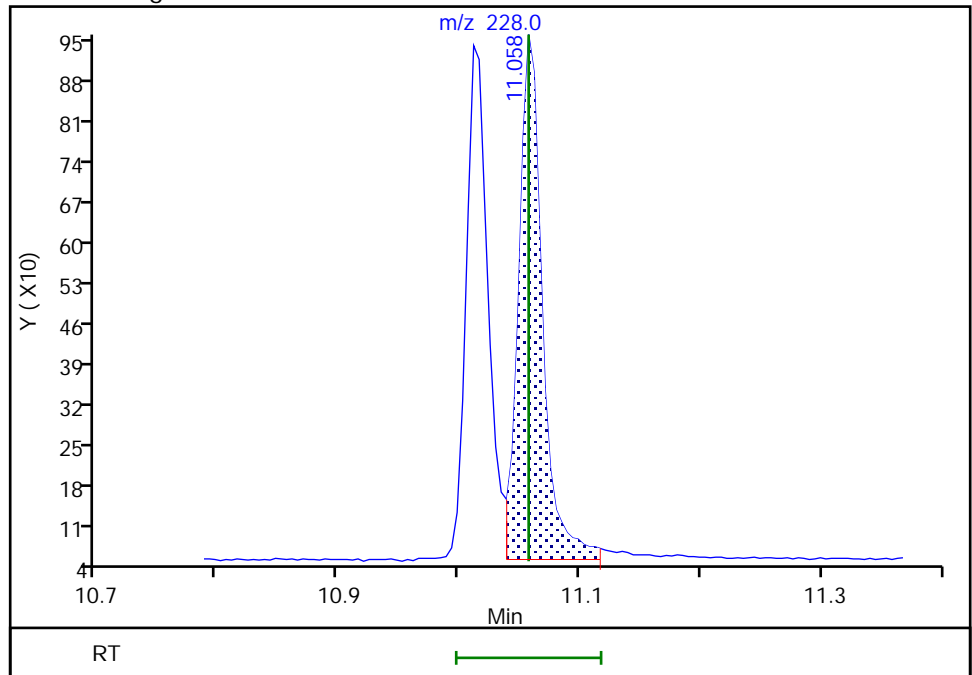
Not Detected  
Expected RT: 11.06

Processing Integration Results



Manual Integration Results

RT: 11.06  
Area: 1221  
Amount: 5.148902  
Amount Units: ug/L



Reviewer: boylea, 14-Jan-2022 14:26:39  
Audit Action: Manually Integrated

Audit Reason: Assign Peak

Eurofins Seattle

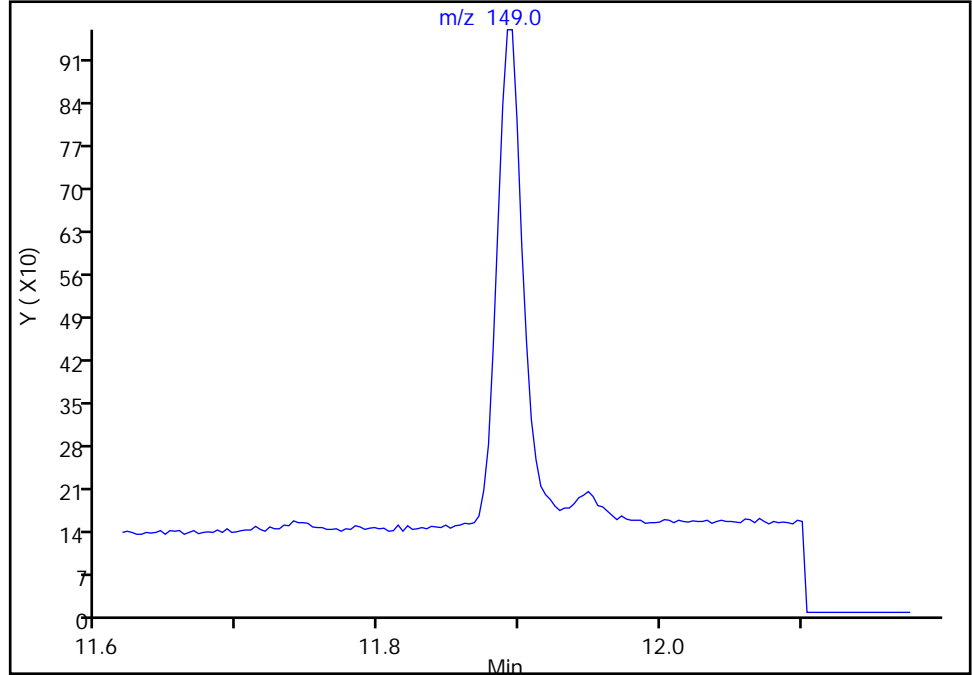
Data File: \\chromfs\Seattle\ChromData\TAC050\20220113-80849.b\SIM011322b024.D  
Injection Date: 14-Jan-2022 04:26:30 Instrument ID: TAC050  
Lims ID: std3  
Client ID:  
Operator ID: jcm ALS Bottle#: 14 Worklist Smp#: 14  
Injection Vol: 1.0 ul Dil. Factor: 1.0000  
Method: TAC050\_SIM\_PAH Limit Group: 8270D\_SIM QSM 5.0  
Column: Detector MS SCAN

30 Bis(2-ethylhexyl) phthalate, CAS: 117-81-7

Signal: 1

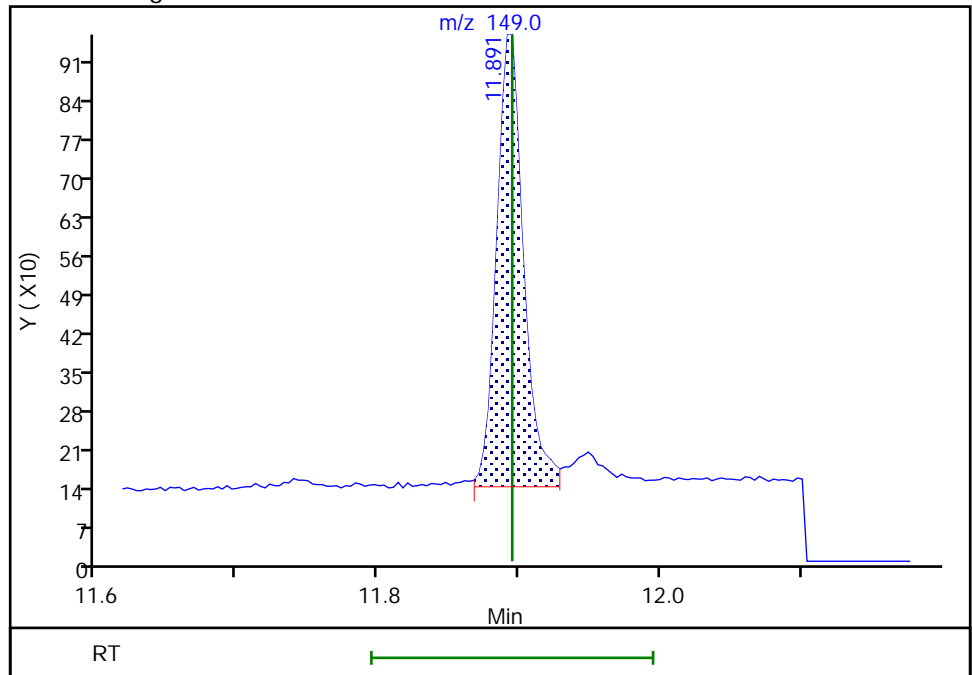
Not Detected  
Expected RT: 11.89

Processing Integration Results



Manual Integration Results

RT: 11.89  
Area: 1083  
Amount: 4.520571  
Amount Units: ug/L





Eurofins Seattle

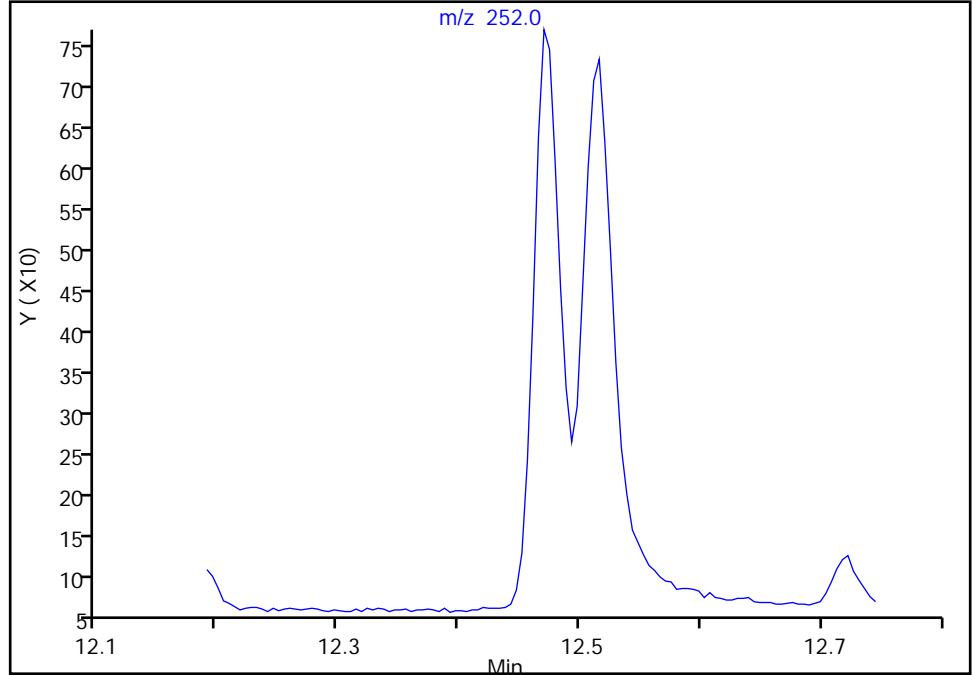
Data File: \\chromfs\Seattle\ChromData\TAC050\20220113-80849.b\SIM011322b024.D  
Injection Date: 14-Jan-2022 04:26:30 Instrument ID: TAC050  
Lims ID: std3  
Client ID:  
Operator ID: jcm ALS Bottle#: 14 Worklist Smp#: 14  
Injection Vol: 1.0 ul Dil. Factor: 1.0000  
Method: TAC050\_SIM\_PAH Limit Group: 8270D\_SIM QSM 5.0  
Column: Detector MS SCAN

24 Benzo[b]fluoranthene, CAS: 205-99-2

Signal: 1

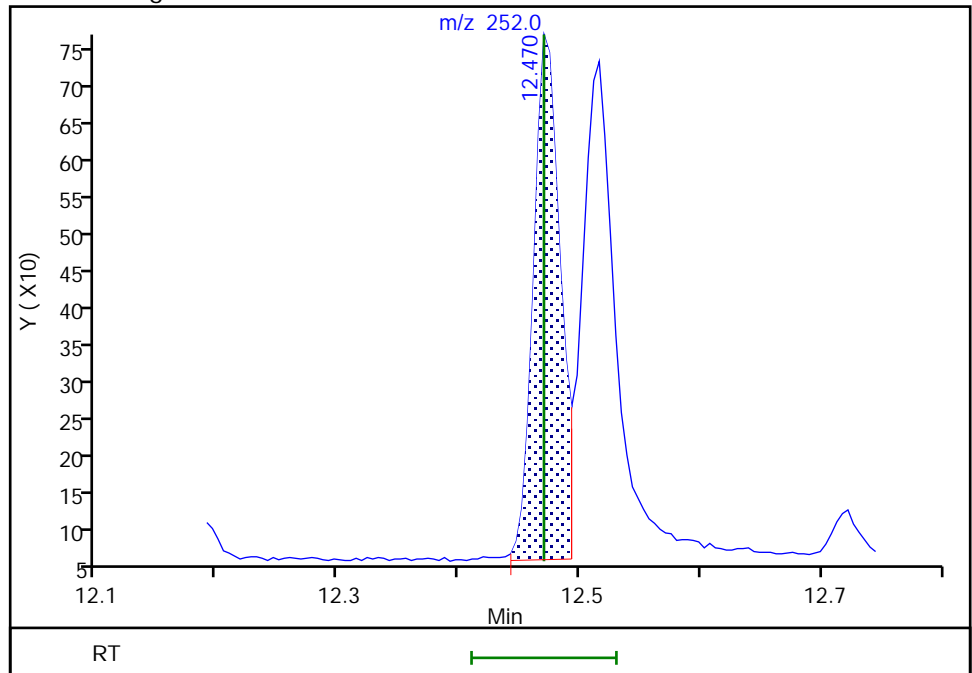
Not Detected  
Expected RT: 12.47

Processing Integration Results



Manual Integration Results

RT: 12.47  
Area: 1076  
Amount: 5.050499  
Amount Units: ug/L



Eurofins Seattle

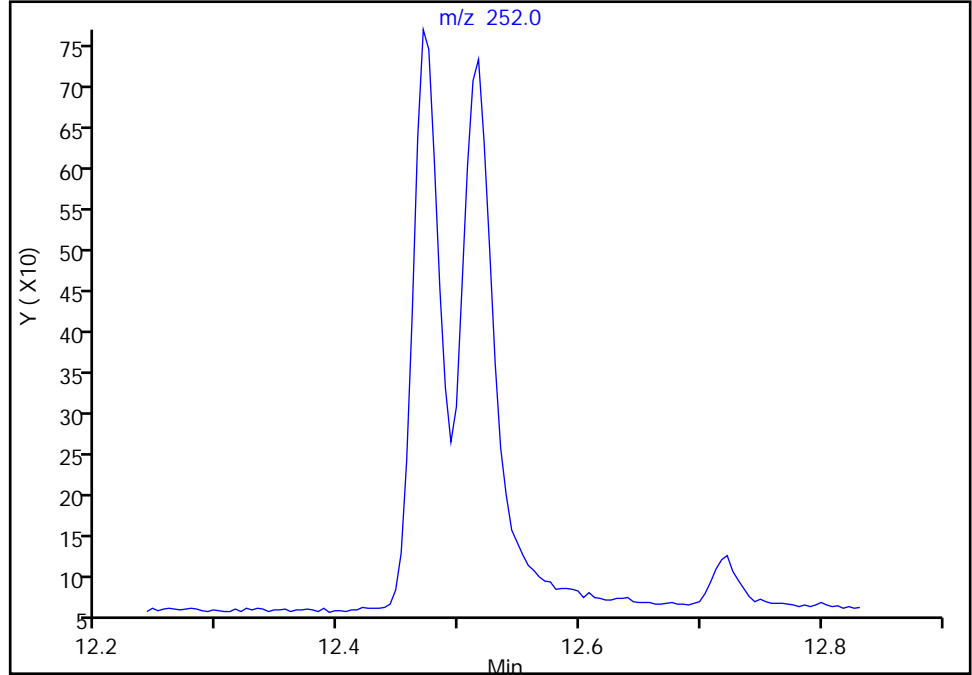
Data File: \\chromfs\Seattle\ChromData\TAC050\20220113-80849.b\SIM011322b024.D  
Injection Date: 14-Jan-2022 04:26:30 Instrument ID: TAC050  
Lims ID: std3  
Client ID:  
Operator ID: jcm ALS Bottle#: 14 Worklist Smp#: 14  
Injection Vol: 1.0 ul Dil. Factor: 1.0000  
Method: TAC050\_SIM\_PAH Limit Group: 8270D\_SIM QSM 5.0  
Column: Detector MS SCAN

25 Benzo[k]fluoranthene, CAS: 207-08-9

Signal: 1

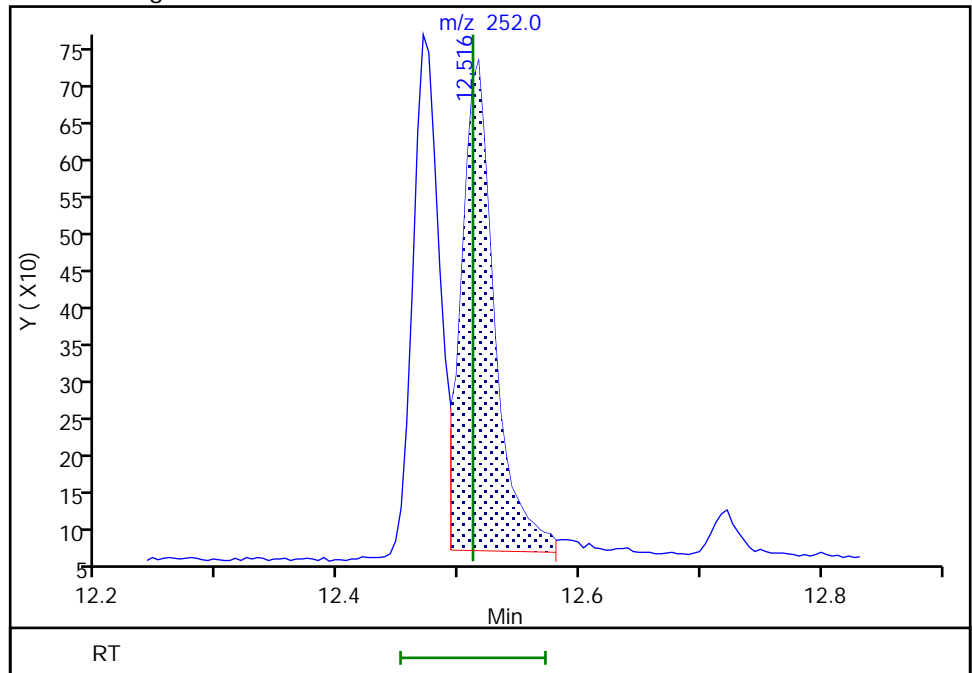
Not Detected  
Expected RT: 12.51

Processing Integration Results



Manual Integration Results

RT: 12.52  
Area: 1238  
Amount: 5.232427  
Amount Units: ug/L



Reviewer: boylea, 14-Jan-2022 14:26:57  
Audit Action: Manually Integrated

Audit Reason: Assign Peak

Eurofins Seattle

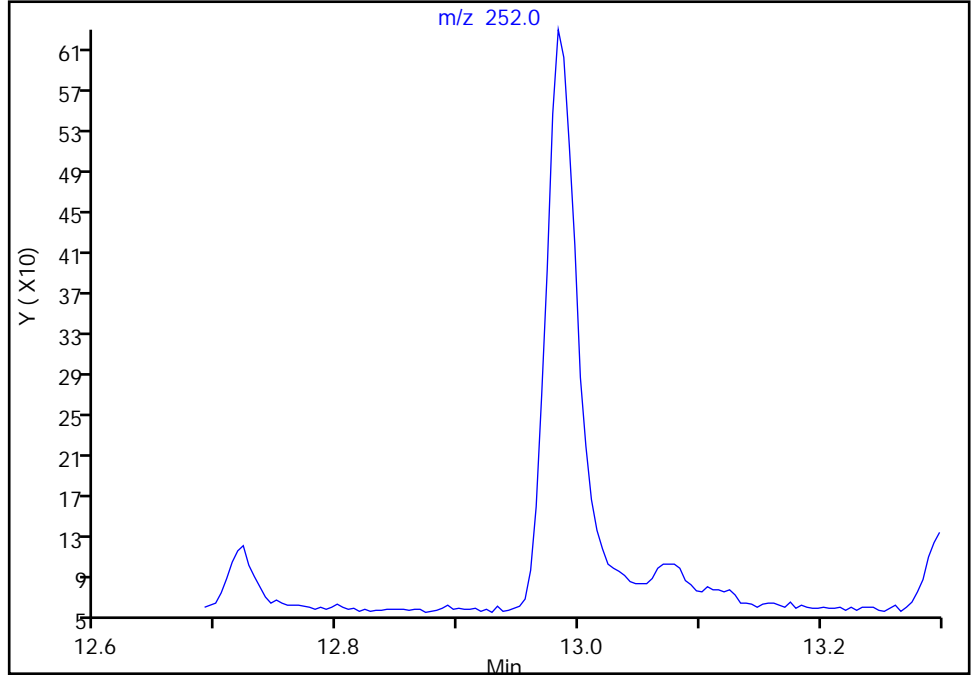
Data File: \\chromfs\Seattle\ChromData\TAC050\20220113-80849.b\SIM011322b024.D  
Injection Date: 14-Jan-2022 04:26:30 Instrument ID: TAC050  
Lims ID: std3  
Client ID:  
Operator ID: jcm ALS Bottle#: 14 Worklist Smp#: 14  
Injection Vol: 1.0 ul Dil. Factor: 1.0000  
Method: TAC050\_SIM\_PAH Limit Group: 8270D\_SIM QSM 5.0  
Column: Detector MS SCAN

26 Benzo[a]pyrene, CAS: 50-32-8

Signal: 1

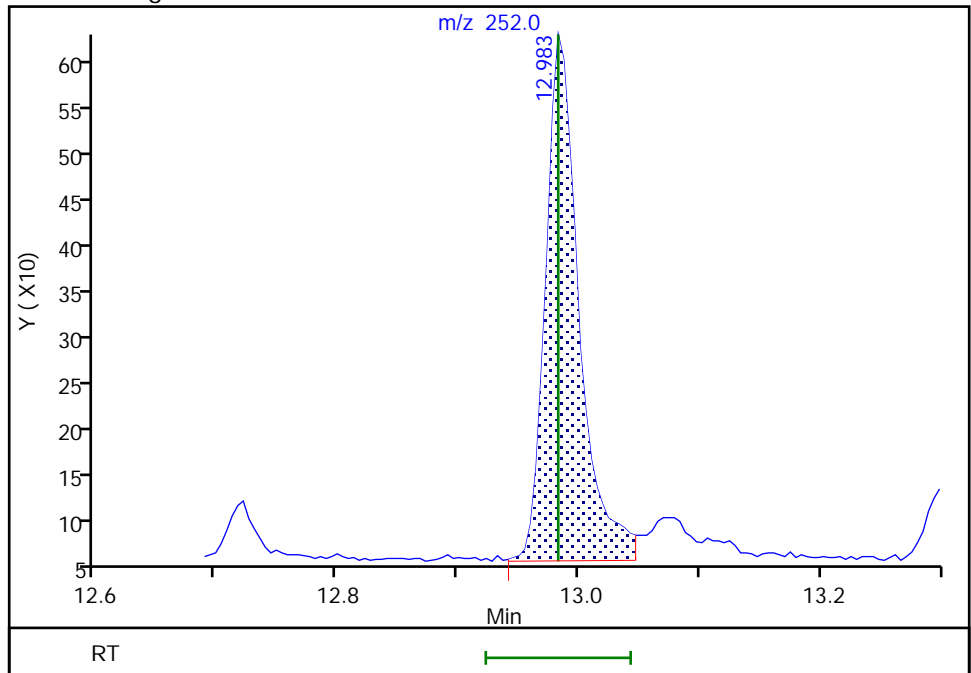
Not Detected  
Expected RT: 12.98

Processing Integration Results



RT: 12.98  
Area: 1088  
Amount: 5.127355  
Amount Units: ug/L

Manual Integration Results



Reviewer: boylea, 14-Jan-2022 14:27:08  
Audit Action: Manually Integrated

Audit Reason: Assign Peak

Eurofins Seattle

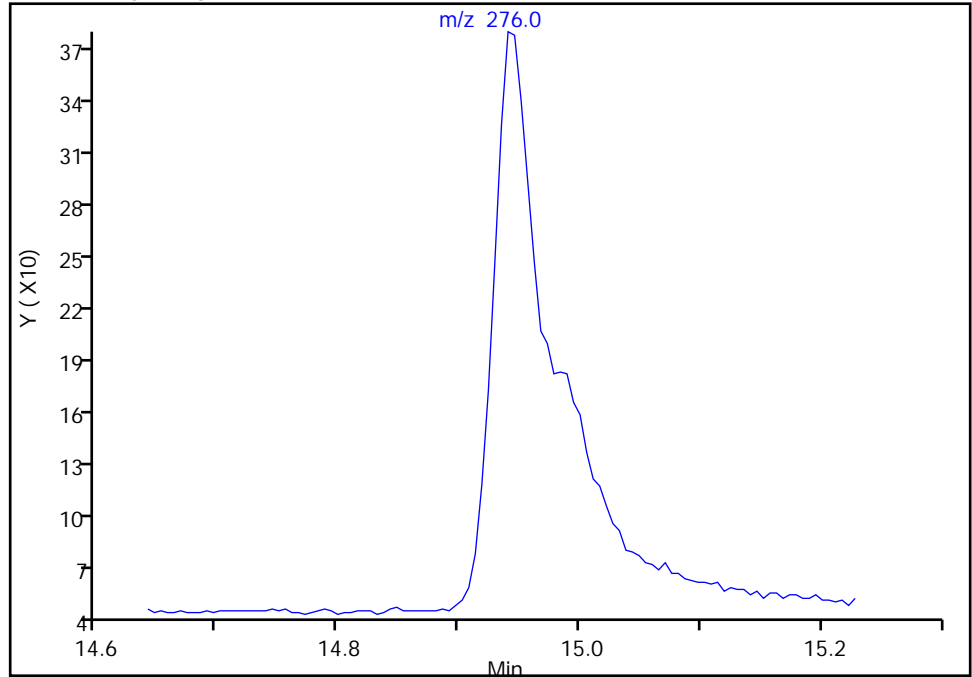
Data File: \\chromfs\Seattle\ChromData\TAC050\20220113-80849.b\SIM011322b024.D  
Injection Date: 14-Jan-2022 04:26:30 Instrument ID: TAC050  
Lims ID: std3  
Client ID:  
Operator ID: jcm ALS Bottle#: 14 Worklist Smp#: 14  
Injection Vol: 1.0 ul Dil. Factor: 1.0000  
Method: TAC050\_SIM\_PAH Limit Group: 8270D\_SIM QSM 5.0  
Column: Detector MS SCAN

27 Indeno[1,2,3-cd]pyrene, CAS: 193-39-5

Signal: 1

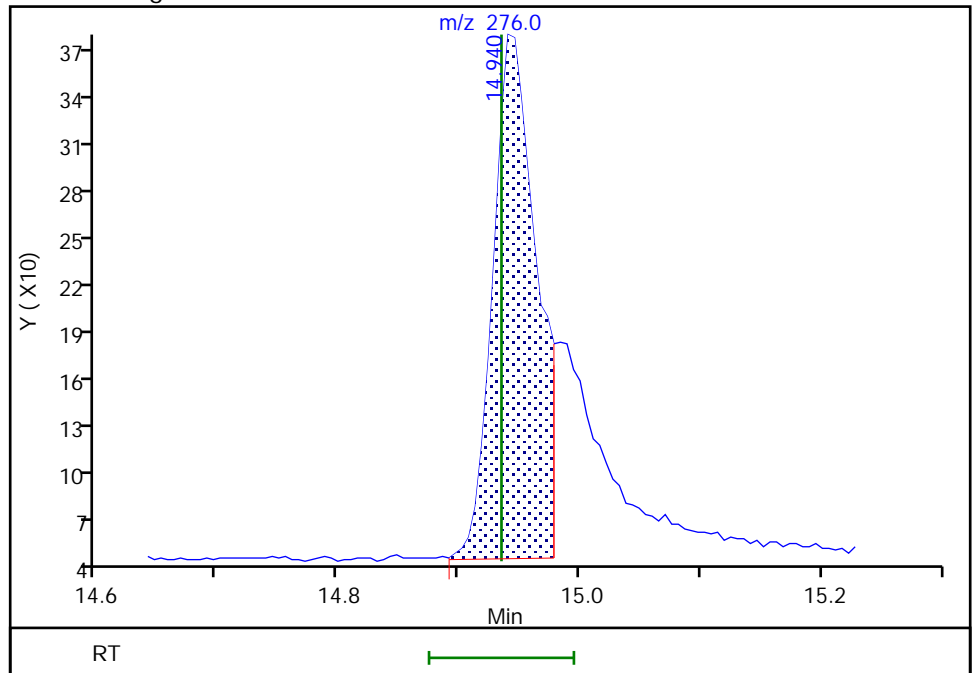
Not Detected  
Expected RT: 14.93

Processing Integration Results



Manual Integration Results

RT: 14.94  
Area: 804  
Amount: 5.456935  
Amount Units: ug/L



Reviewer: boylea, 14-Jan-2022 14:27:14  
Audit Action: Manually Integrated

Audit Reason: Assign Peak

Eurofins Seattle

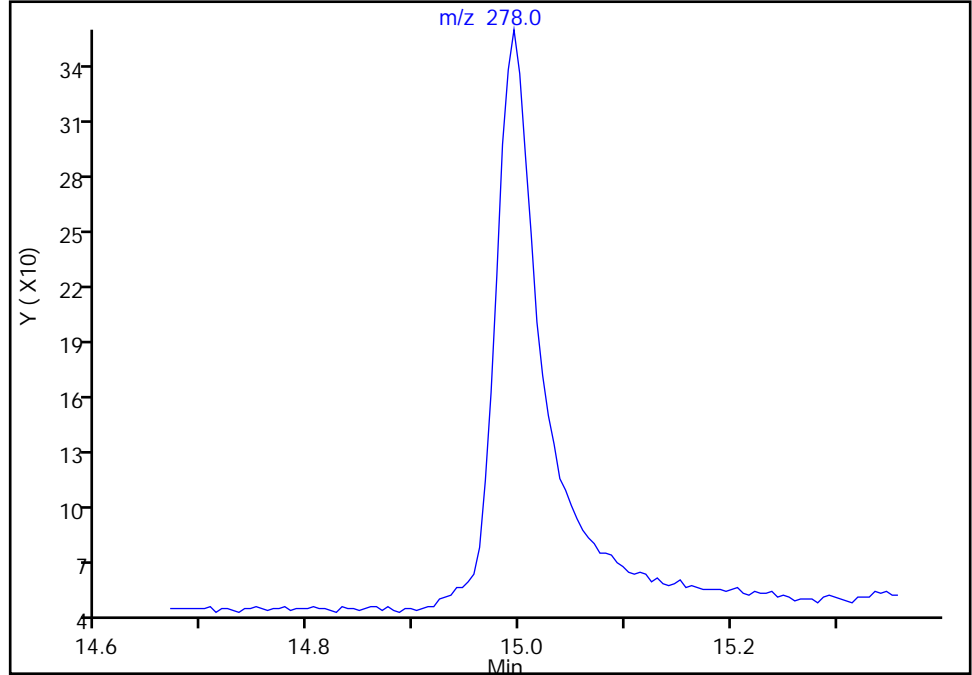
Data File: \\chromfs\Seattle\ChromData\TAC050\20220113-80849.b\SIM011322b024.D  
Injection Date: 14-Jan-2022 04:26:30 Instrument ID: TAC050  
Lims ID: std3  
Client ID:  
Operator ID: jcm ALS Bottle#: 14 Worklist Smp#: 14  
Injection Vol: 1.0 ul Dil. Factor: 1.0000  
Method: TAC050\_SIM\_PAH Limit Group: 8270D\_SIM QSM 5.0  
Column: Detector MS SCAN

28 Dibenz(a,h)anthracene, CAS: 53-70-3

Signal: 1

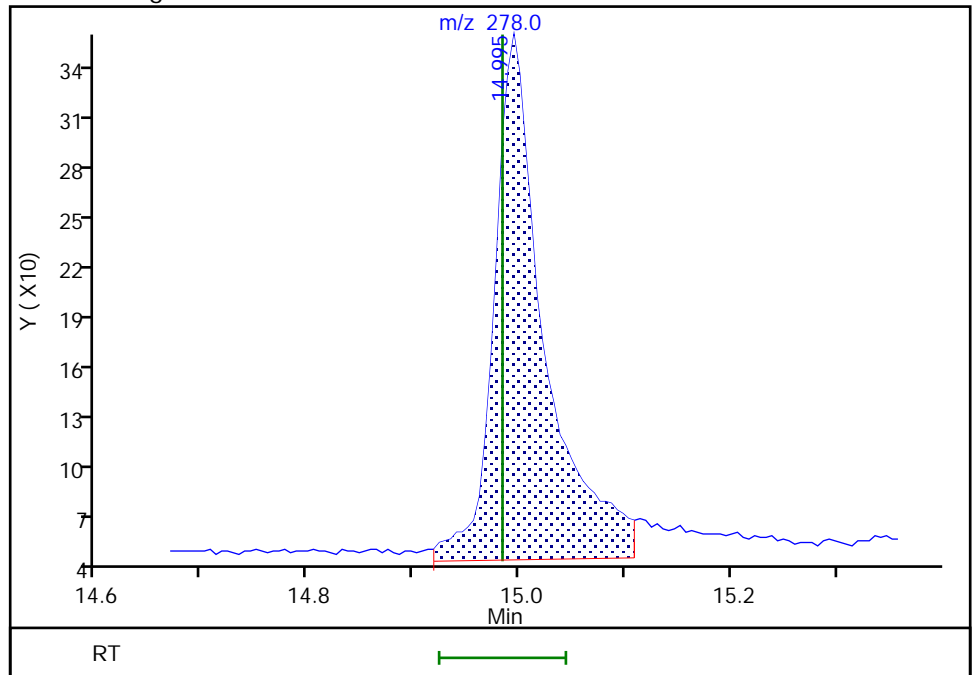
Not Detected  
Expected RT: 14.98

Processing Integration Results



Manual Integration Results

RT: 14.99  
Area: 1020  
Amount: 5.164623  
Amount Units: ug/L



Reviewer: boylea, 14-Jan-2022 14:27:18  
Audit Action: Manually Integrated

Audit Reason: Assign Peak

Eurofins Seattle

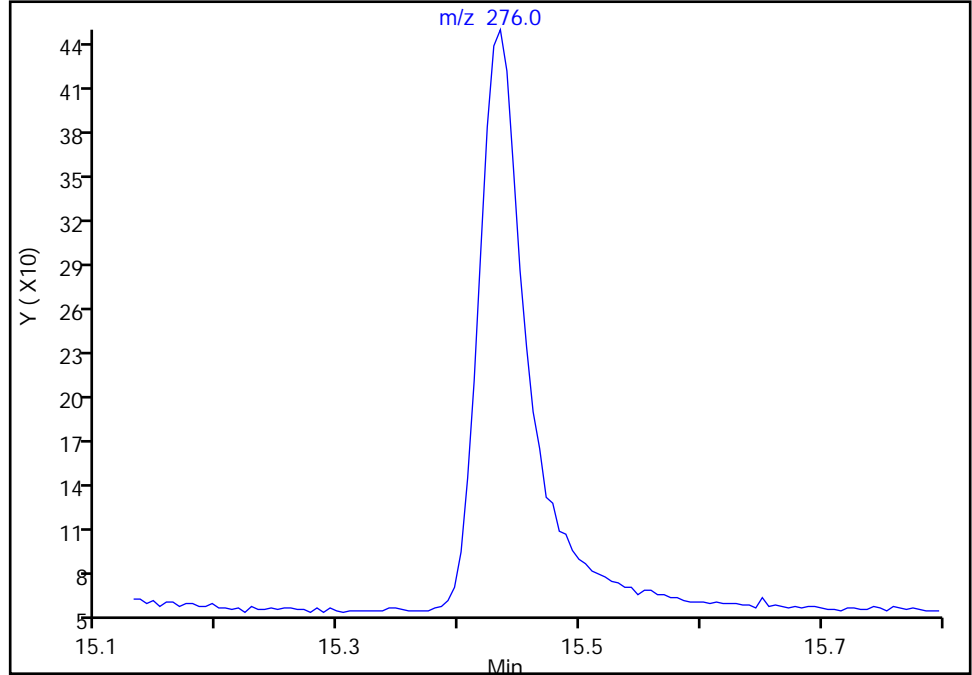
Data File: \\chromfs\Seattle\ChromData\TAC050\20220113-80849.b\SIM011322b024.D  
Injection Date: 14-Jan-2022 04:26:30 Instrument ID: TAC050  
Lims ID: std3  
Client ID:  
Operator ID: jcm ALS Bottle#: 14 Worklist Smp#: 14  
Injection Vol: 1.0 ul Dil. Factor: 1.0000  
Method: TAC050\_SIM\_PAH Limit Group: 8270D\_SIM QSM 5.0  
Column: Detector MS SCAN

29 Benzo[g,h,i]perylene, CAS: 191-24-2

Signal: 1

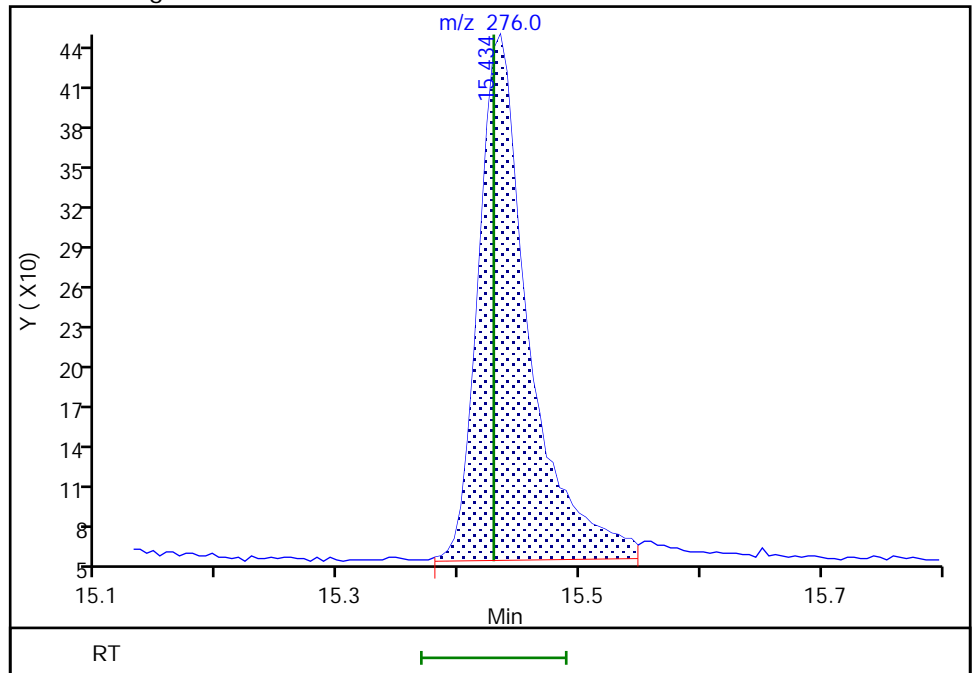
Not Detected  
Expected RT: 15.43

Processing Integration Results



Manual Integration Results

RT: 15.43  
Area: 1138  
Amount: 5.220920  
Amount Units: ug/L



Reviewer: boylea, 14-Jan-2022 14:27:31  
Audit Action: Manually Integrated

Audit Reason: Assign Peak

Eurofins Seattle  
Target Compound Quantitation Report

Data File: \\chromfs\Seattle\ChromData\TAC050\20220113-80849.b\SIM011322b025.D  
 Lims ID: std2  
 Client ID:  
 Sample Type: IC Calib Level: 2  
 Inject. Date: 14-Jan-2022 04:45:30 ALS Bottle#: 15 Worklist Smp#: 15  
 Injection Vol: 1.0 ul Dil. Factor: 1.0000  
 Sample Info: 2  
 Operator ID: jcm Instrument ID: TAC050  
 Sublist: chrom-TAC050\_SIM\_PAH\*sub9  
 Method: \\chromfs\Seattle\ChromData\TAC050\20220113-80849.b\TAC050\_SIM\_PAH.m  
 Limit Group: 8270D\_SIM QSM 5.0  
 Last Update: 14-Jan-2022 15:42:22 Calib Date: 14-Jan-2022 05:04:30  
 Integrator: Falcon ID Type: RT Order ID  
 Quant Method: Internal Standard Quant By: Initial Calibration  
 Last ICal File: \\chromfs\Seattle\ChromData\TAC050\20220113-80849.b\SIM011322b026.D

Column 1 : Det: MS SCAN  
 Process Host: CTX1628

First Level Reviewer: limmere Date: 14-Jan-2022 10:26:21

Compound	Sig	RT (min.)	Exp RT (min.)	Dlt RT (min.)	Q	Response	Cal Amt ug/L	OnCol Amt ug/L	Flags
* 1 Naphthalene-d8	136	5.171	5.171	0.000	90	21468	100.0	100.0	
* 2 Acenaphthene-d10	164	6.854	6.854	0.000	69	9515	100.0	100.0	
* 3 Phenanthrene-d10	188	8.319	8.319	0.001	56	14508	100.0	100.0	
* 4 Chrysene-d12	240	11.030	11.030	0.000	49	10882	100.0	100.0	
* 5 Perylene-d12	264	13.079	13.074	0.005	69	13082	100.0	100.0	
\$ 6 2-methylnaphthalene-d10	152	5.814	5.809	0.005	67	283	2.00	2.23	M
\$ 10 2-Fluorobiphenyl	172	6.193	6.190	0.003	0	336	2.00	2.21	M
\$ 7 2,4,6-Tribromophenol	330	7.641	7.628	0.013	49	57	2.00	7.64	M
\$ 8 Fluoranthene-d10 (Surr)	212	9.506	9.502	0.004	68	476	2.00	2.00	M
\$ 9 Terphenyl-d14	244	9.900	9.896	0.004	94	359	2.00	3.09	M
11 Naphthalene	128	5.189	5.189	0.000	99	508	2.00	2.24	M
12 2-Methylnaphthalene	141	5.841	5.841	0.000	99	282	2.00	2.19	M
13 1-Methylnaphthalene	141	5.937	5.937	0.000	98	274	2.00	2.20	M
14 Acenaphthylene	152	6.717	6.717	0.000	100	422	2.00	2.10	M
15 Acenaphthene	153	6.884	6.884	0.000	90	283	2.00	2.24	M
16 Fluorene	166	7.394	7.389	0.005	95	316	2.00	2.25	M
18 Phenanthrene	178	8.342	8.342	0.000	100	566	2.00	1.97	M
19 Anthracene	178	8.393	8.389	0.004	99	553	2.00	2.09	M
20 Fluoranthene	202	9.526	9.522	0.004	52	571	2.00	1.99	M
21 Pyrene	202	9.750	9.746	0.004	51	611	2.00	1.98	M
22 Benzo[a]anthracene	228	11.017	11.012	0.005	26	524	2.00	2.04	M
23 Chrysene	228	11.058	11.057	0.001	99	561	2.00	1.96	M
30 Bis(2-ethylhexyl) phthalate	149	11.895	11.895	0.000	0	509	2.00	2.07	M
24 Benzo[b]fluoranthene	252	12.475	12.470	0.005	97	491	2.00	2.06	M
25 Benzo[k]fluoranthene	252	12.516	12.511	0.005	95	540	2.00	2.04	M
26 Benzo[a]pyrene	252	12.987	12.983	0.004	97	494	2.00	2.09	M
27 Indeno[1,2,3-cd]pyrene	276	14.946	14.935	0.011	94	365	2.00	2.77	M
28 Dibenz(a,h)anthracene	278	15.000	14.984	0.016	95	429	2.00	2.01	M
29 Benzo[g,h,i]perylene	276	15.440	15.429	0.011	94	497	2.00	2.07	M

[QC Flag Legend](#)

Processing Flags

Review Flags

M - Manually Integrated

[Reagents:](#)

8270SIM\_IS\_00069

Amount Added: 9.60

Units: uL

8270ccvl\_50\_00039

Amount Added: 40.00

Units: uL



Eurofins Seattle

Data File: \\chromfs\Seattle\ChromData\TAC050\20220113-80849.b\SIM011322b025.D

Injection Date: 14-Jan-2022 04:45:30

Instrument ID: TAC050

Lims ID: std2

Client ID:

Operator ID: jcm

ALS Bottle#: 15

Worklist Smp#: 15

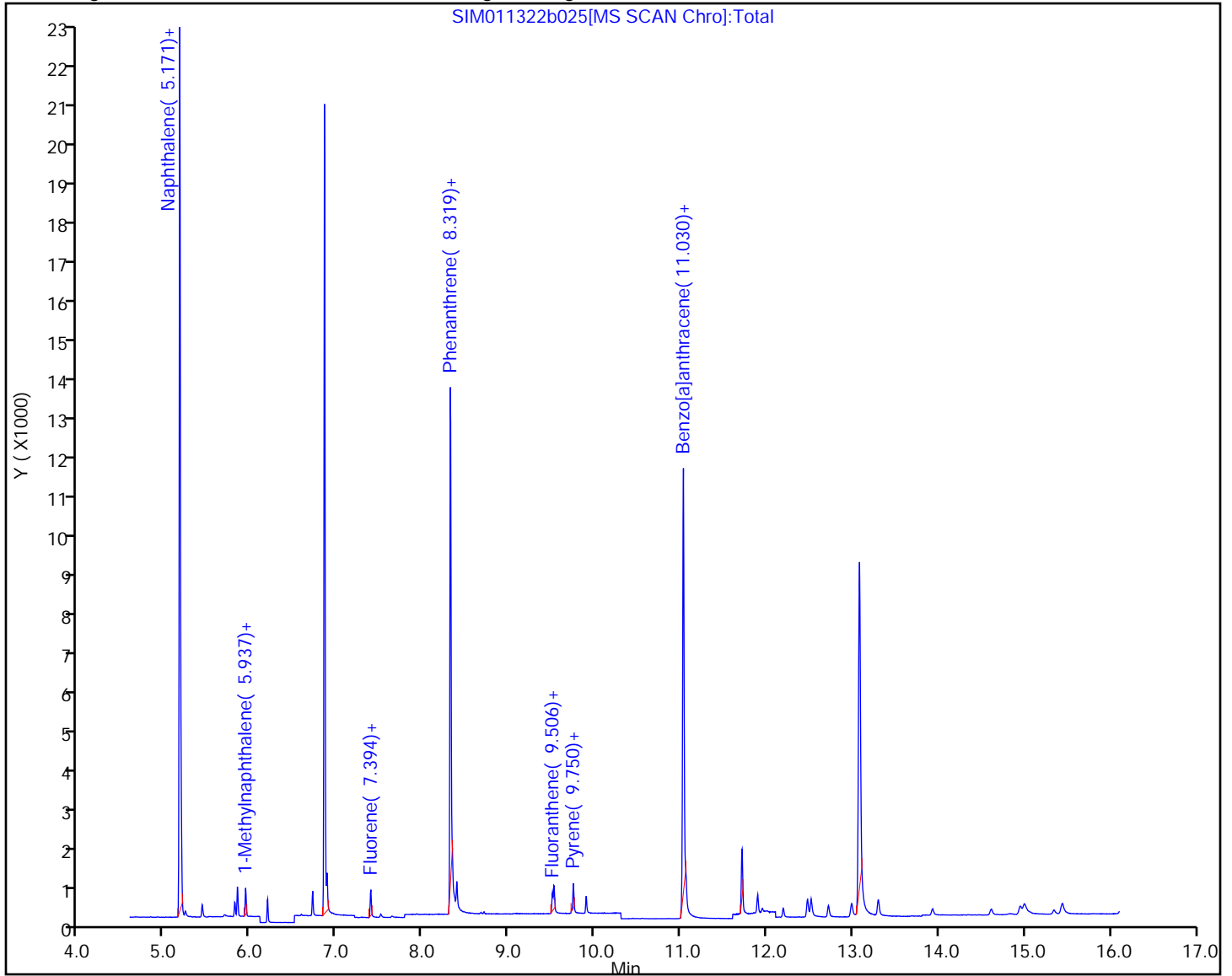
Injection Vol: 1.0 ul

Dil. Factor: 1.0000

Method: TAC050\_SIM\_PAH

Limit Group: 8270D\_SIM QSM 5.0

Y Scaling: Method Defined: Scale to the Nth Largest Target: 1



Eurofins Seattle

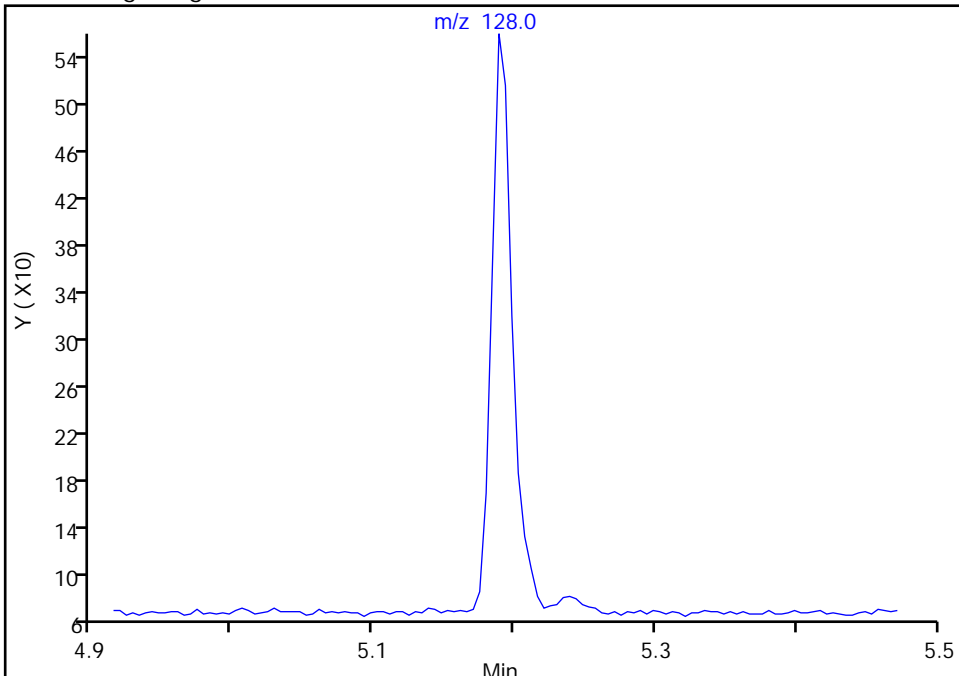
Data File: \\chromfs\Seattle\ChromData\TAC050\20220113-80849.b\SIM011322b025.D  
Injection Date: 14-Jan-2022 04:45:30 Instrument ID: TAC050  
Lims ID: std2  
Client ID:  
Operator ID: jcm ALS Bottle#: 15 Worklist Smp#: 15  
Injection Vol: 1.0 ul Dil. Factor: 1.0000  
Method: TAC050\_SIM\_PAH Limit Group: 8270D\_SIM QSM 5.0  
Column: Detector MS SCAN

11 Naphthalene, CAS: 91-20-3

Signal: 1

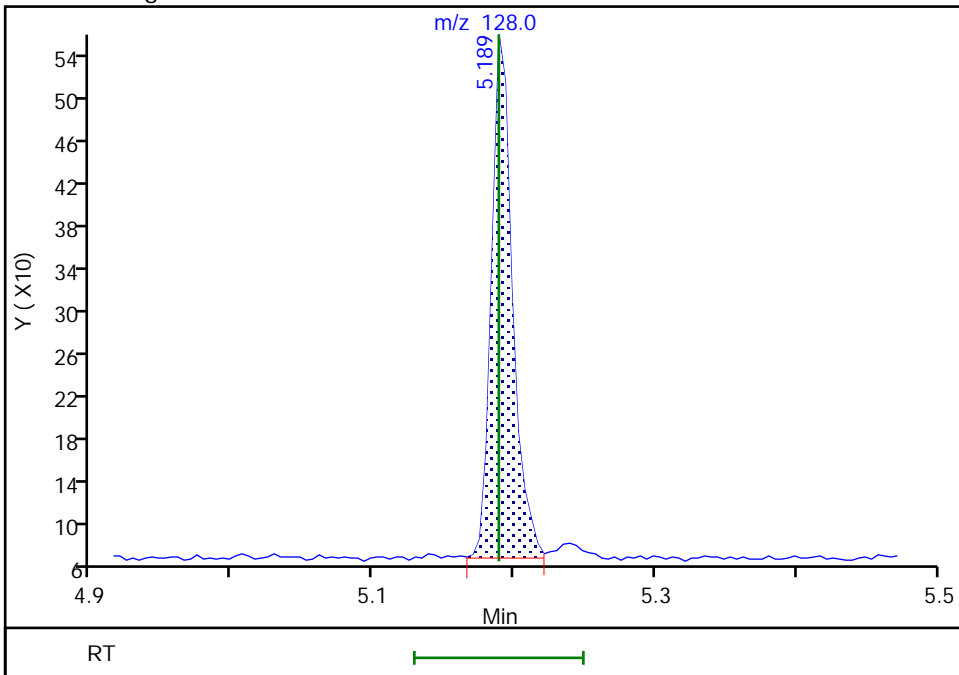
Not Detected  
Expected RT: 5.19

Processing Integration Results



Manual Integration Results

RT: 5.19  
Area: 508  
Amount: 2.237327  
Amount Units: ug/L



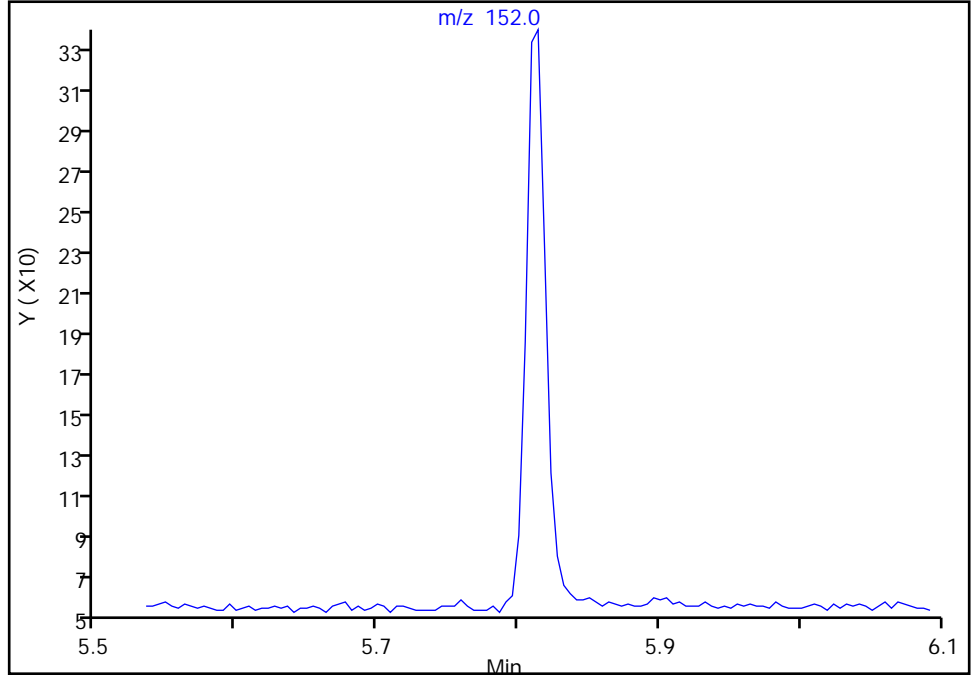
Eurofins Seattle

Data File: \\chromfs\Seattle\ChromData\TAC050\20220113-80849.b\SIM011322b025.D  
Injection Date: 14-Jan-2022 04:45:30 Instrument ID: TAC050  
Lims ID: std2  
Client ID:  
Operator ID: jcm ALS Bottle#: 15 Worklist Smp#: 15  
Injection Vol: 1.0 ul Dil. Factor: 1.0000  
Method: TAC050\_SIM\_PAH Limit Group: 8270D\_SIM QSM 5.0  
Column: Detector MS SCAN

\$ 6 2-methylnaphthalene-d10, CAS: 7297-45-2  
Signal: 1

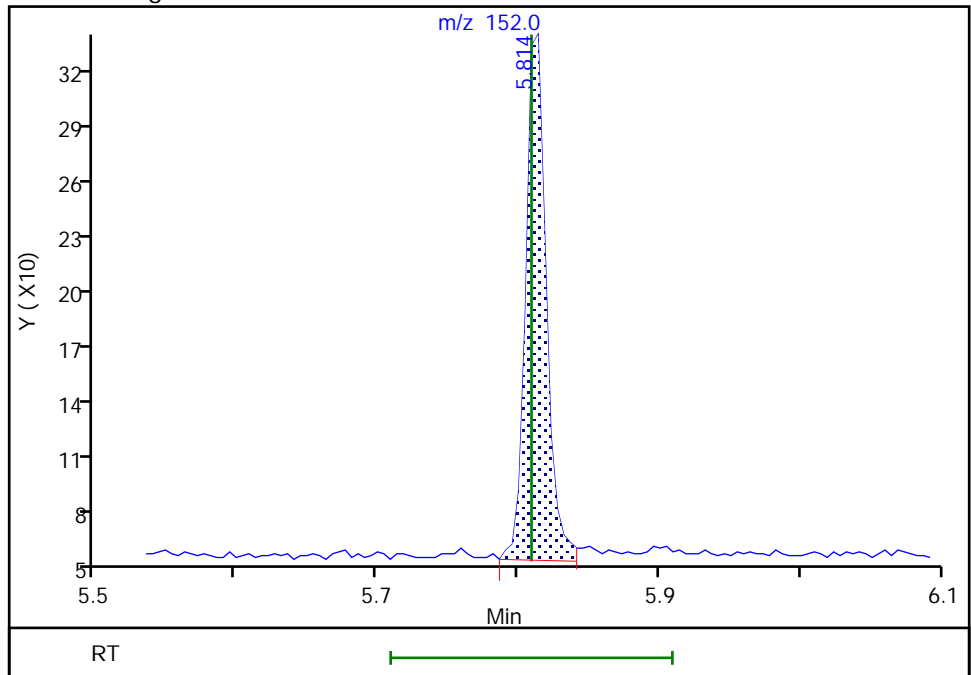
Not Detected  
Expected RT: 5.81

Processing Integration Results



RT: 5.81  
Area: 283  
Amount: 2.228279  
Amount Units: ug/L

Manual Integration Results



Reviewer: boylea, 14-Jan-2022 14:28:52  
Audit Action: Manually Integrated

Audit Reason: Assign Peak

Eurofins Seattle

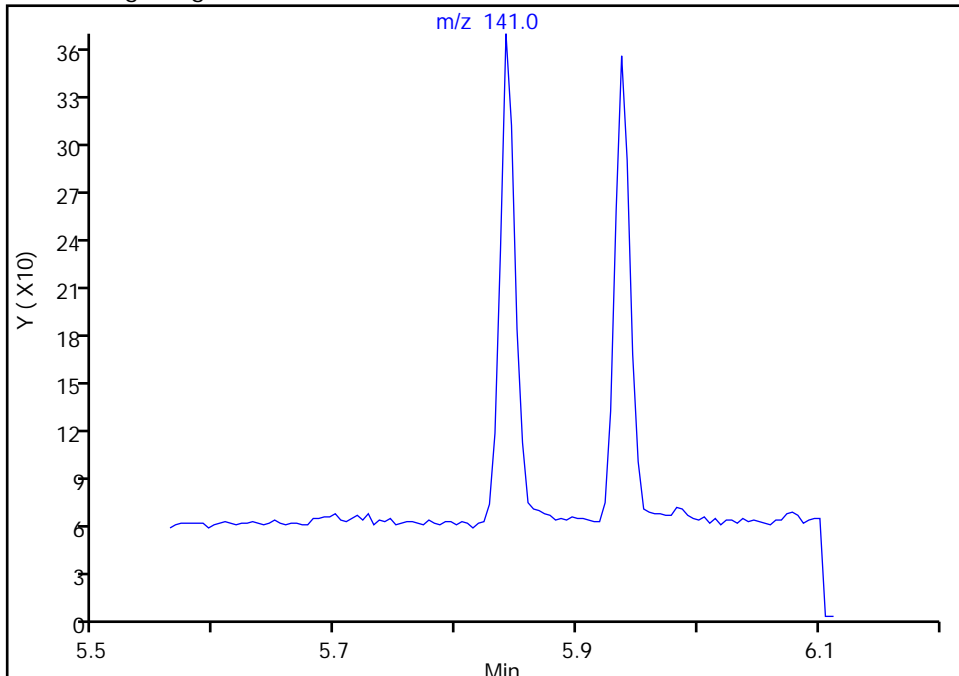
Data File: \\chromfs\Seattle\ChromData\TAC050\20220113-80849.b\SIM011322b025.D  
Injection Date: 14-Jan-2022 04:45:30 Instrument ID: TAC050  
Lims ID: std2  
Client ID:  
Operator ID: jcm ALS Bottle#: 15 Worklist Smp#: 15  
Injection Vol: 1.0 ul Dil. Factor: 1.0000  
Method: TAC050\_SIM\_PAH Limit Group: 8270D\_SIM QSM 5.0  
Column: Detector MS SCAN

12 2-Methylnaphthalene, CAS: 91-57-6

Signal: 1

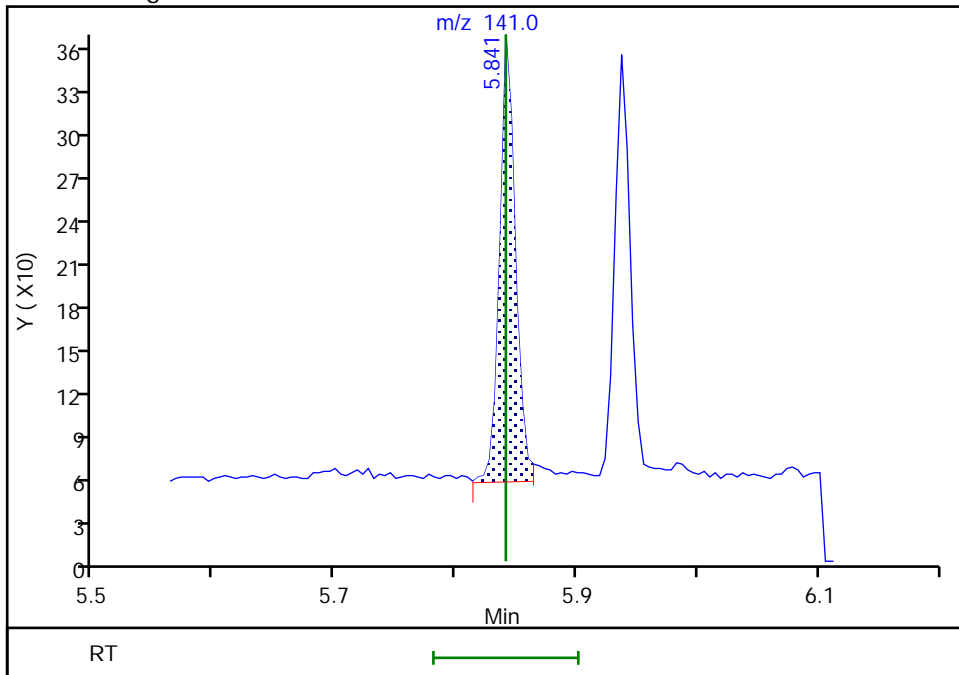
Not Detected  
Expected RT: 5.84

Processing Integration Results



RT: 5.84  
Area: 282  
Amount: 2.189937  
Amount Units: ug/L

Manual Integration Results



Reviewer: boylea, 14-Jan-2022 14:30:38  
Audit Action: Manually Integrated

Audit Reason: Assign Peak

Eurofins Seattle

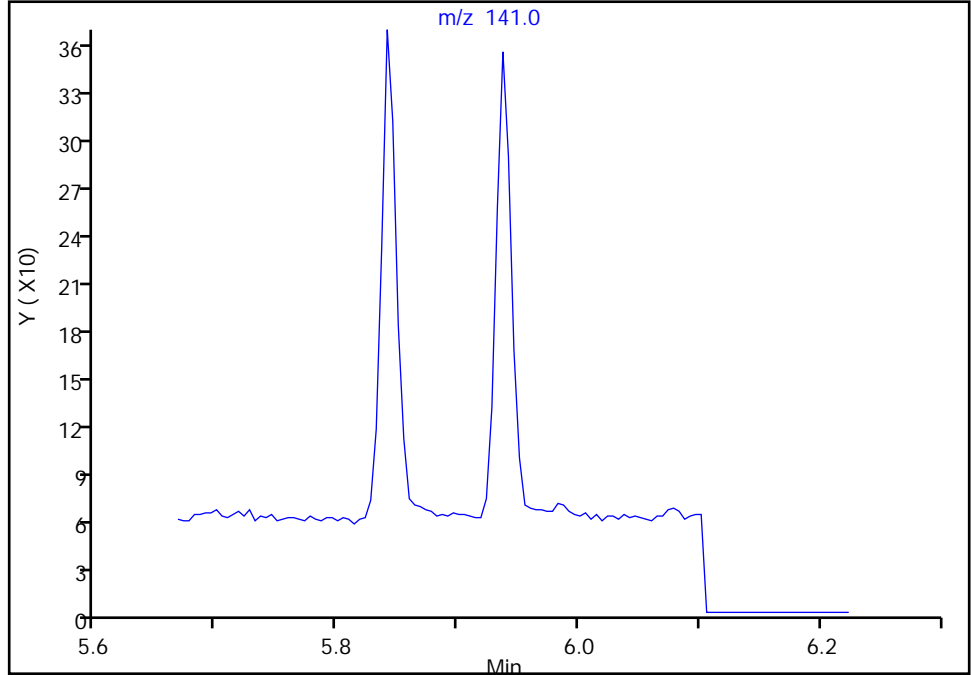
Data File: \\chromfs\Seattle\ChromData\TAC050\20220113-80849.b\SIM011322b025.D  
Injection Date: 14-Jan-2022 04:45:30 Instrument ID: TAC050  
Lims ID: std2  
Client ID:  
Operator ID: jcm ALS Bottle#: 15 Worklist Smp#: 15  
Injection Vol: 1.0 ul Dil. Factor: 1.0000  
Method: TAC050\_SIM\_PAH Limit Group: 8270D\_SIM QSM 5.0  
Column: Detector MS SCAN

13 1-Methylnaphthalene, CAS: 90-12-0

Signal: 1

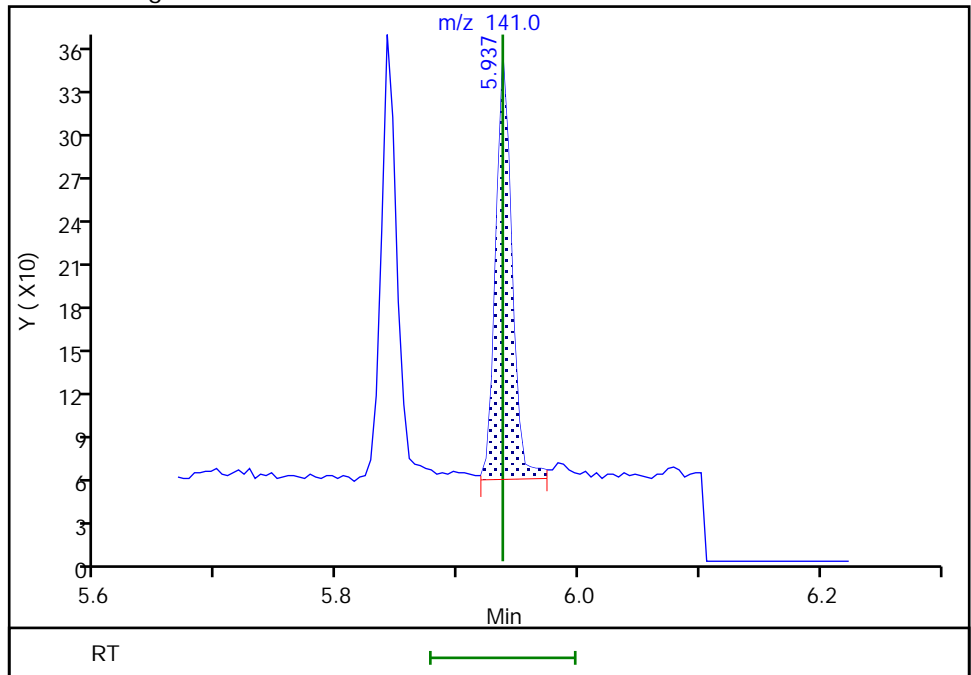
Not Detected  
Expected RT: 5.94

Processing Integration Results



Manual Integration Results

RT: 5.94  
Area: 274  
Amount: 2.196760  
Amount Units: ug/L



Reviewer: boylea, 14-Jan-2022 14:30:42  
Audit Action: Manually Integrated

Audit Reason: Assign Peak

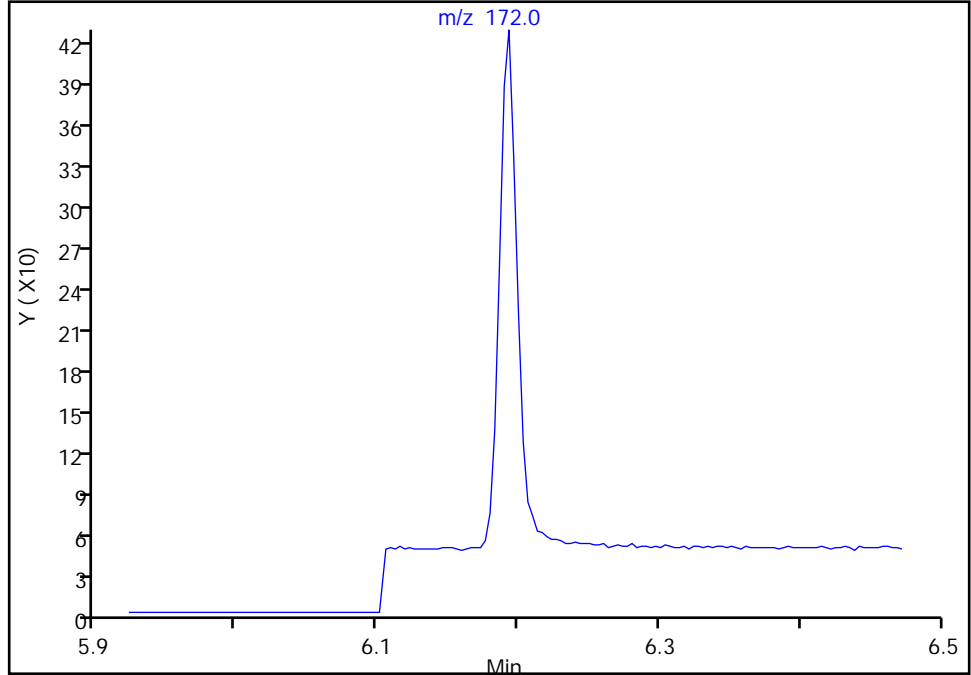
Eurofins Seattle

Data File: \\chromfs\Seattle\ChromData\TAC050\20220113-80849.b\SIM011322b025.D  
Injection Date: 14-Jan-2022 04:45:30 Instrument ID: TAC050  
Lims ID: std2  
Client ID:  
Operator ID: jcm ALS Bottle#: 15 Worklist Smp#: 15  
Injection Vol: 1.0 ul Dil. Factor: 1.0000  
Method: TAC050\_SIM\_PAH Limit Group: 8270D\_SIM QSM 5.0  
Column: Detector MS SCAN

**\$ 10 2-Fluorobiphenyl, CAS: 321-60-8**  
Signal: 1

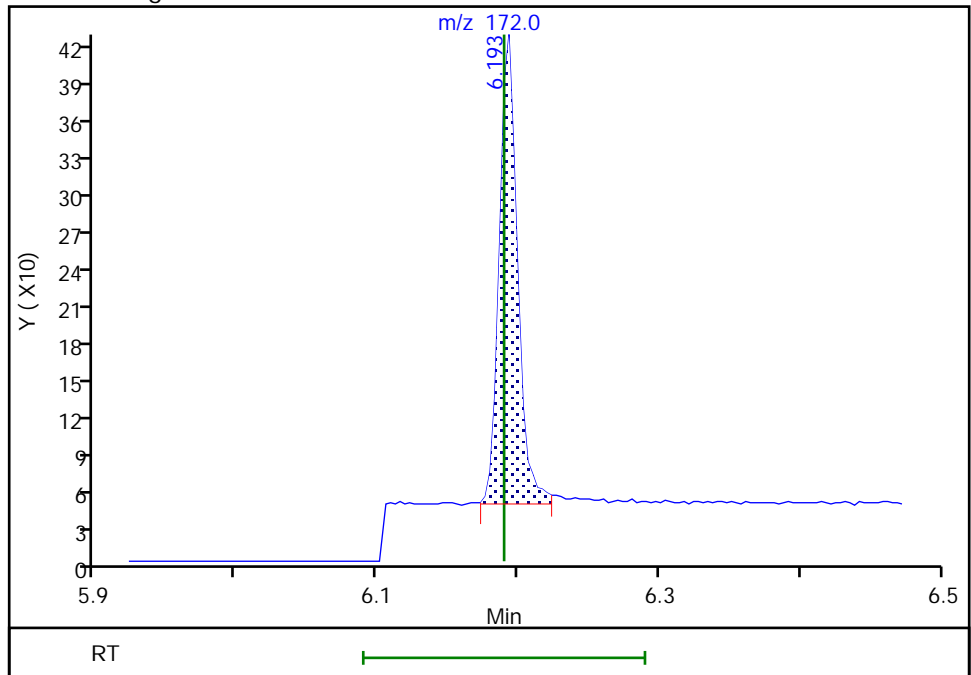
Not Detected  
Expected RT: 6.19

Processing Integration Results



Manual Integration Results

RT: 6.19  
Area: 336  
Amount: 2.206796  
Amount Units: ug/L



Reviewer: boylea, 14-Jan-2022 14:29:01  
Audit Action: Manually Integrated

Audit Reason: Assign Peak

Eurofins Seattle

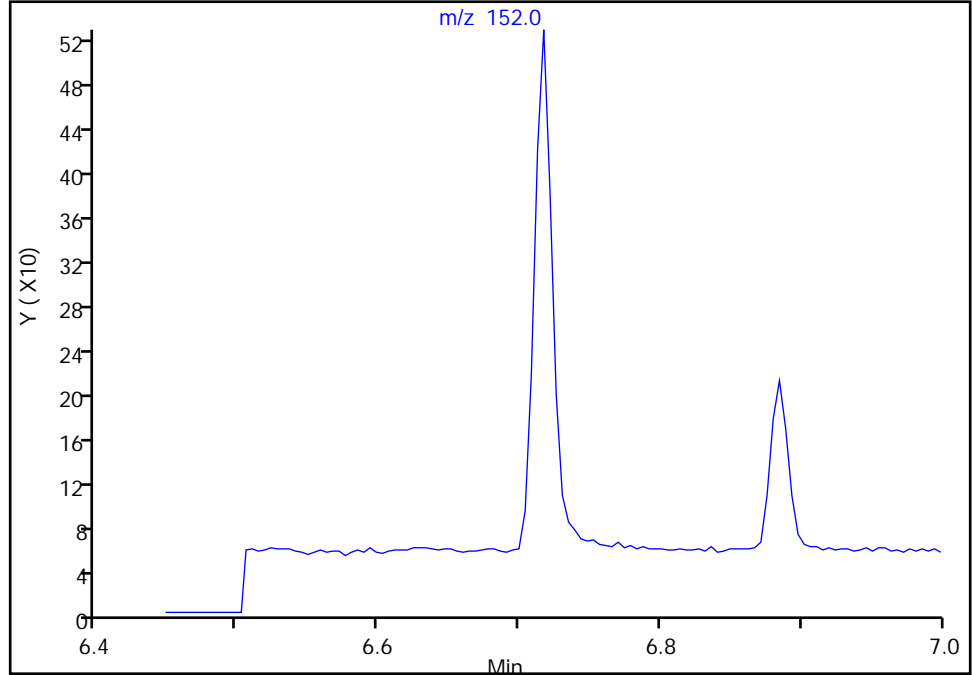
Data File: \\chromfs\Seattle\ChromData\TAC050\20220113-80849.b\SIM011322b025.D  
Injection Date: 14-Jan-2022 04:45:30 Instrument ID: TAC050  
Lims ID: std2  
Client ID:  
Operator ID: jcm ALS Bottle#: 15 Worklist Smp#: 15  
Injection Vol: 1.0 ul Dil. Factor: 1.0000  
Method: TAC050\_SIM\_PAH Limit Group: 8270D\_SIM QSM 5.0  
Column: Detector MS SCAN

14 Acenaphthylene, CAS: 208-96-8

Signal: 1

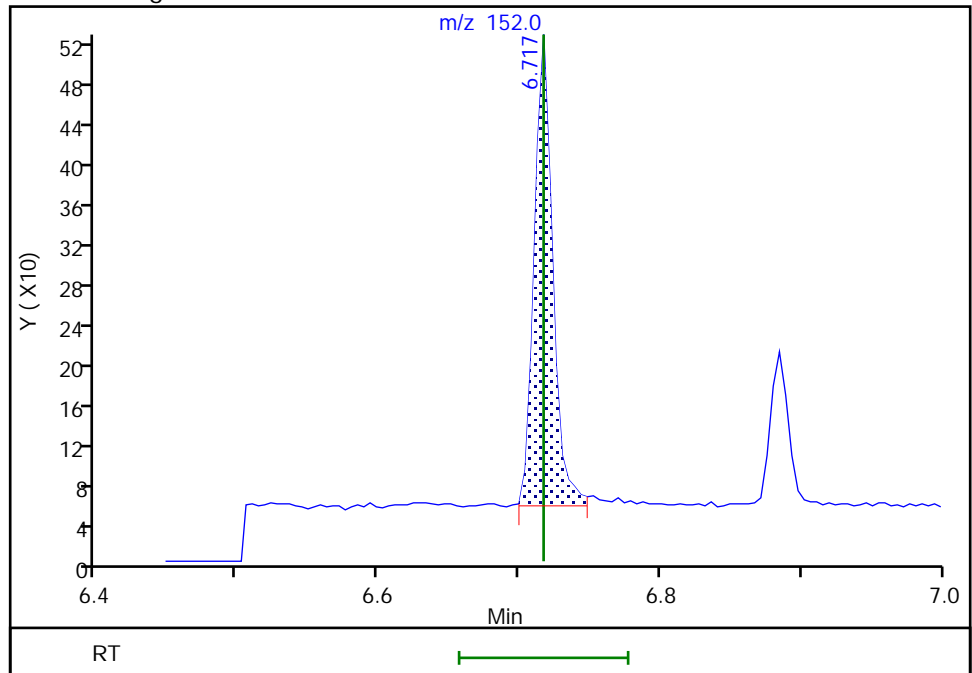
Not Detected  
Expected RT: 6.72

Processing Integration Results



Manual Integration Results

RT: 6.72  
Area: 422  
Amount: 2.097831  
Amount Units: ug/L



Reviewer: boylea, 14-Jan-2022 14:30:47  
Audit Action: Manually Integrated

Audit Reason: Assign Peak

Eurofins Seattle

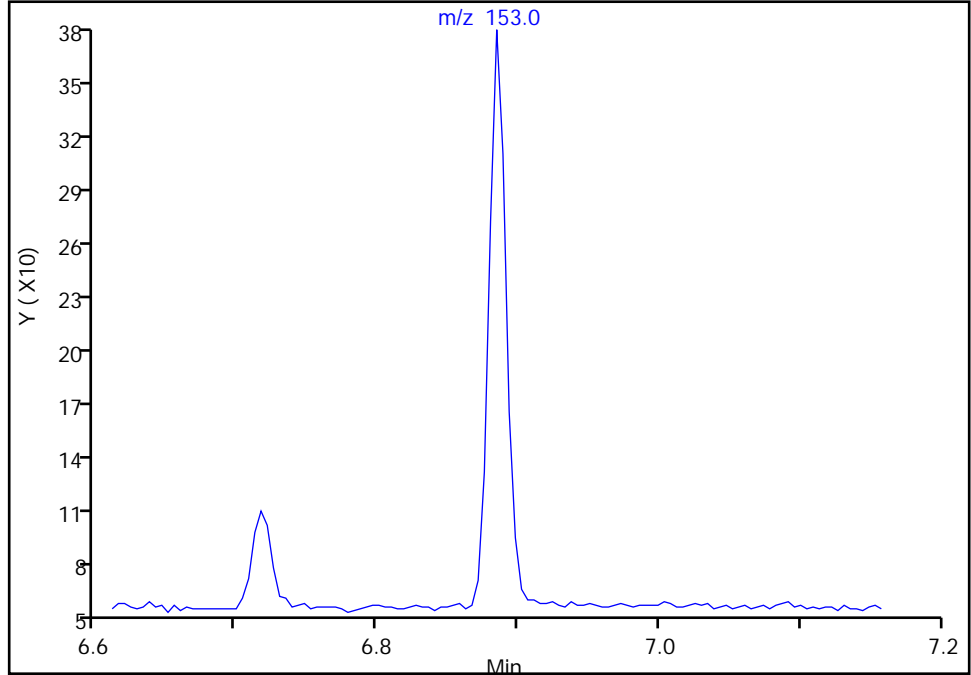
Data File: \\chromfs\Seattle\ChromData\TAC050\20220113-80849.b\SIM011322b025.D  
Injection Date: 14-Jan-2022 04:45:30 Instrument ID: TAC050  
Lims ID: std2  
Client ID:  
Operator ID: jcm ALS Bottle#: 15 Worklist Smp#: 15  
Injection Vol: 1.0 ul Dil. Factor: 1.0000  
Method: TAC050\_SIM\_PAH Limit Group: 8270D\_SIM QSM 5.0  
Column: Detector MS SCAN

15 Acenaphthene, CAS: 83-32-9

Signal: 1

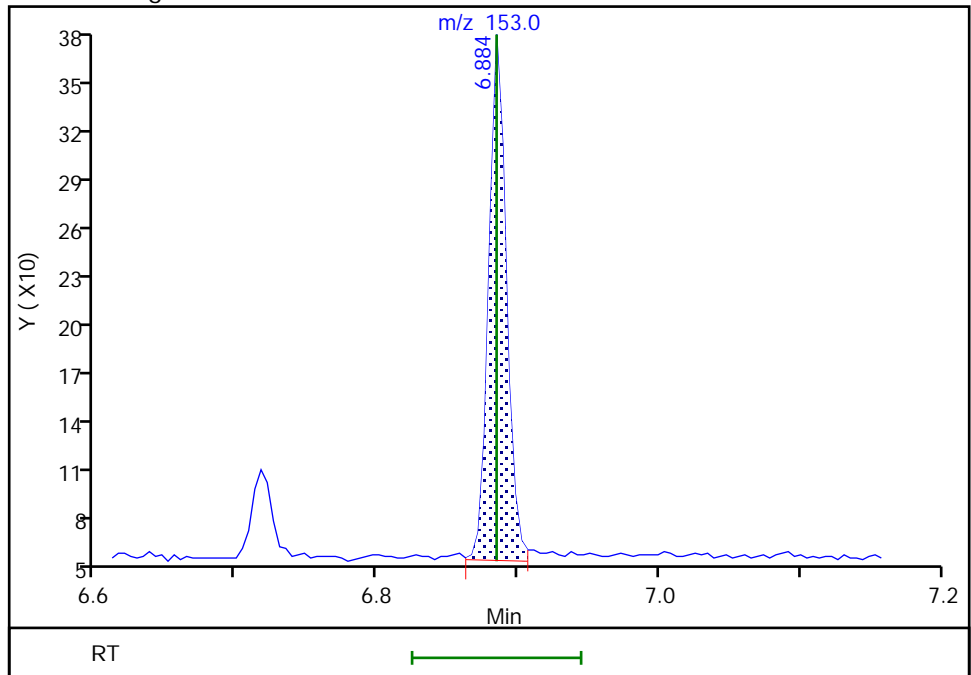
Not Detected  
Expected RT: 6.88

Processing Integration Results



Manual Integration Results

RT: 6.88  
Area: 283  
Amount: 2.241789  
Amount Units: ug/L



Reviewer: boylea, 14-Jan-2022 14:30:51  
Audit Action: Manually Integrated

Audit Reason: Assign Peak



Eurofins Seattle

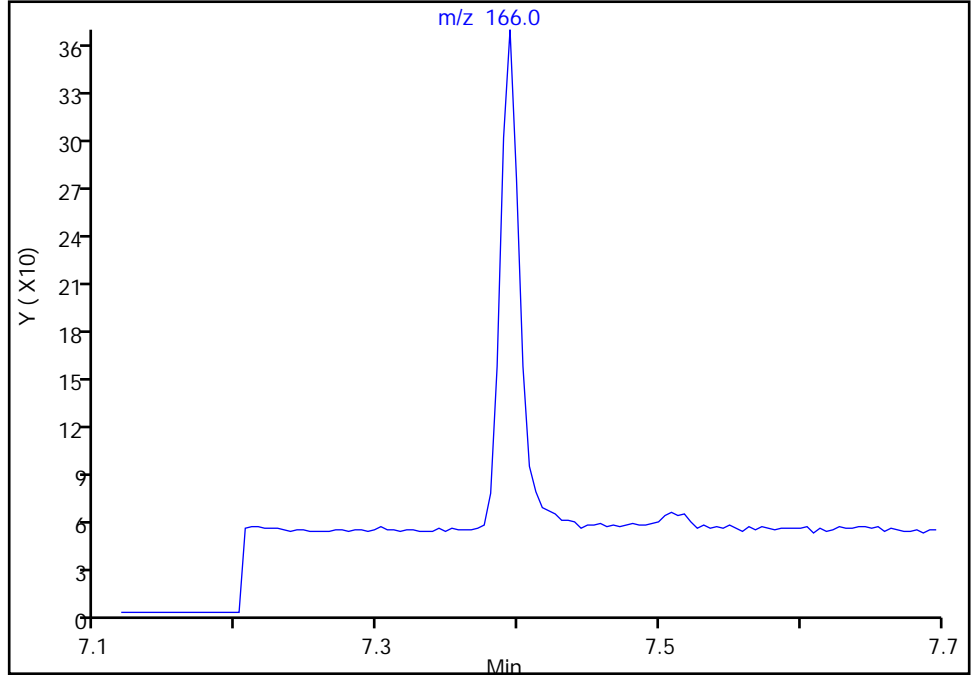
Data File: \\chromfs\Seattle\ChromData\TAC050\20220113-80849.b\SIM011322b025.D  
Injection Date: 14-Jan-2022 04:45:30 Instrument ID: TAC050  
Lims ID: std2  
Client ID:  
Operator ID: jcm ALS Bottle#: 15 Worklist Smp#: 15  
Injection Vol: 1.0 ul Dil. Factor: 1.0000  
Method: TAC050\_SIM\_PAH Limit Group: 8270D\_SIM QSM 5.0  
Column: Detector MS SCAN

16 Fluorene, CAS: 86-73-7

Signal: 1

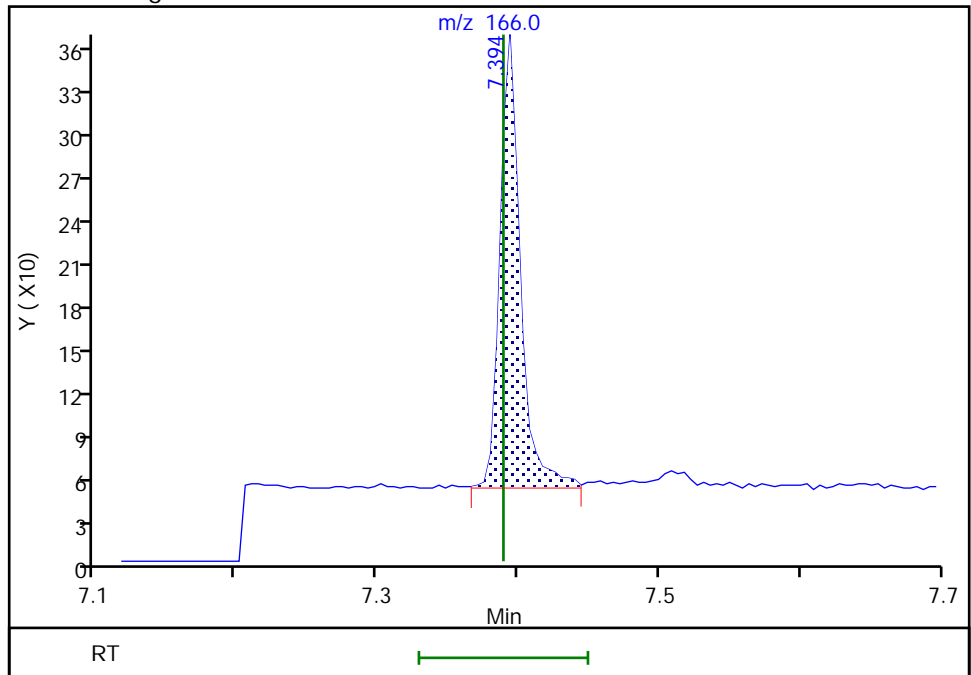
Not Detected  
Expected RT: 7.39

Processing Integration Results



Manual Integration Results

RT: 7.39  
Area: 316  
Amount: 2.245311  
Amount Units: ug/L



Reviewer: boylea, 14-Jan-2022 14:31:00  
Audit Action: Manually Integrated

Audit Reason: Assign Peak

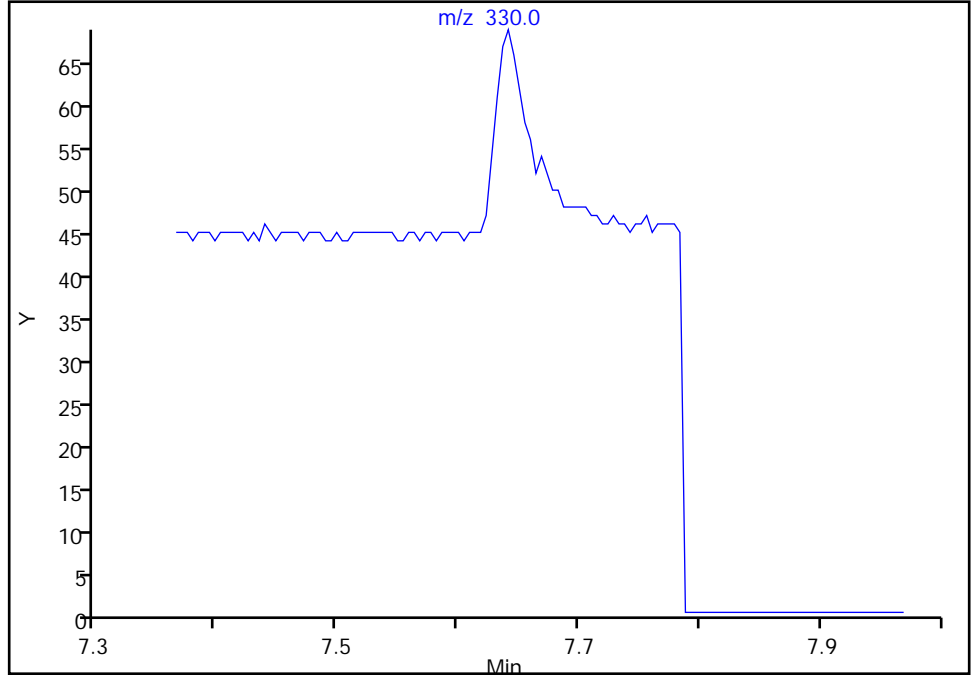
Eurofins Seattle

Data File: \\chromfs\Seattle\ChromData\TAC050\20220113-80849.b\SIM011322b025.D  
Injection Date: 14-Jan-2022 04:45:30 Instrument ID: TAC050  
Lims ID: std2  
Client ID:  
Operator ID: jcm ALS Bottle#: 15 Worklist Smp#: 15  
Injection Vol: 1.0 ul Dil. Factor: 1.0000  
Method: TAC050\_SIM\_PAH Limit Group: 8270D\_SIM QSM 5.0  
Column: Detector MS SCAN

\$ 7 2,4,6-Tribromophenol, CAS: 118-79-6  
Signal: 1

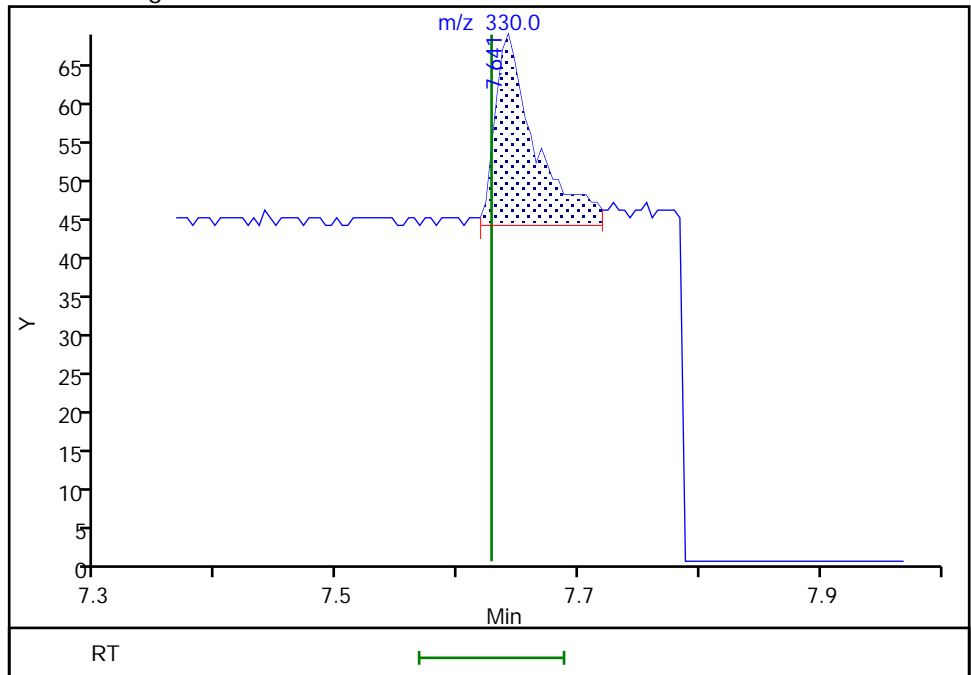
Not Detected  
Expected RT: 7.63

Processing Integration Results



Manual Integration Results

RT: 7.64  
Area: 57  
Amount: 7.642771  
Amount Units: ug/L



Eurofins Seattle

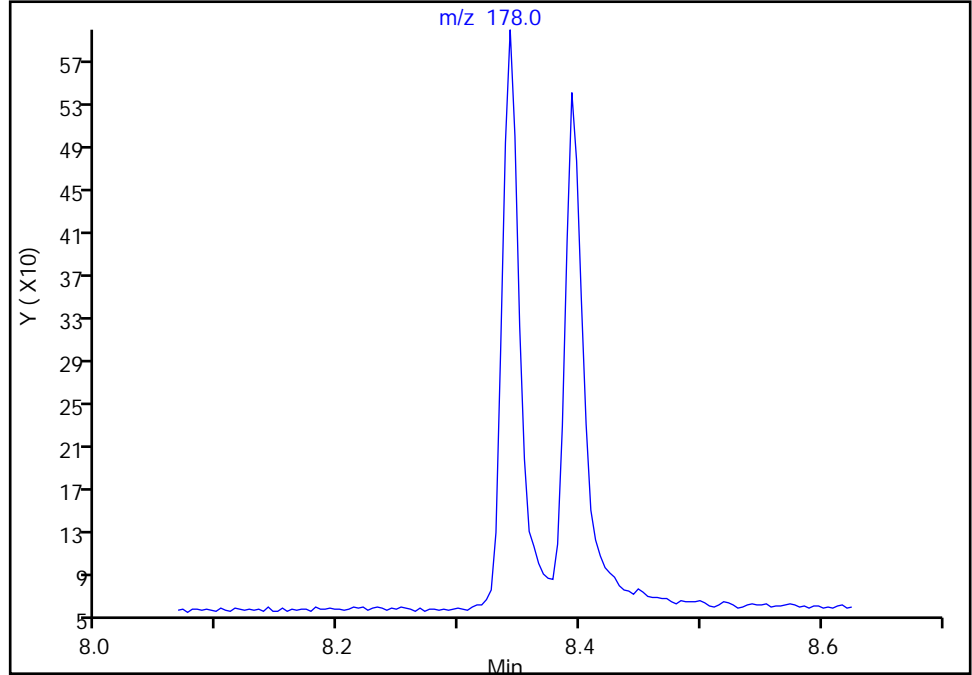
Data File: \\chromfs\Seattle\ChromData\TAC050\20220113-80849.b\SIM011322b025.D  
Injection Date: 14-Jan-2022 04:45:30 Instrument ID: TAC050  
Lims ID: std2  
Client ID:  
Operator ID: jcm ALS Bottle#: 15 Worklist Smp#: 15  
Injection Vol: 1.0 ul Dil. Factor: 1.0000  
Method: TAC050\_SIM\_PAH Limit Group: 8270D\_SIM QSM 5.0  
Column: Detector MS SCAN

18 Phenanthrene, CAS: 85-01-8

Signal: 1

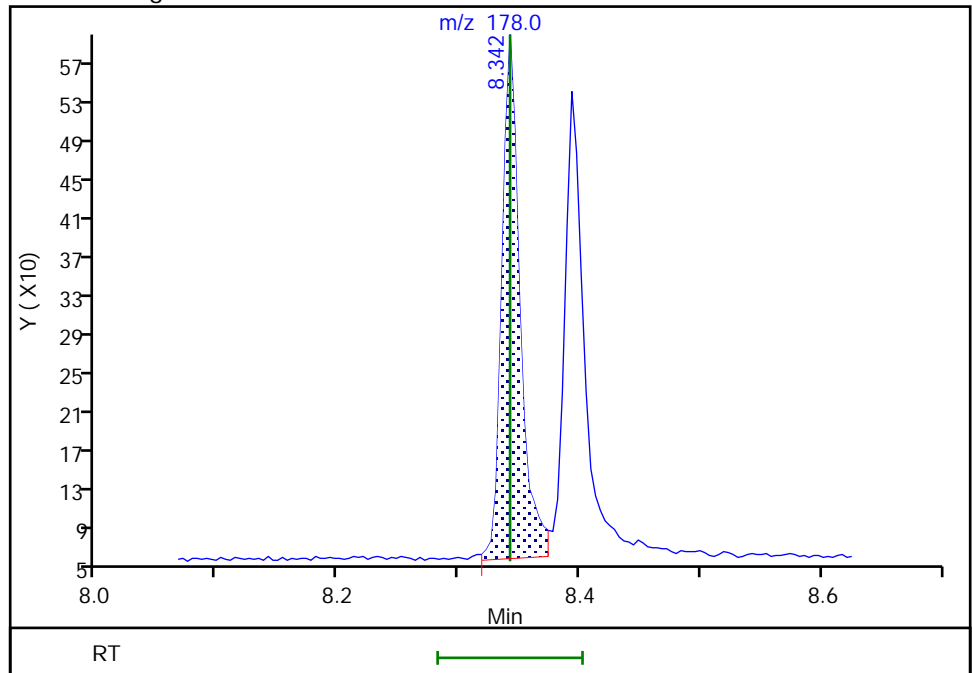
Not Detected  
Expected RT: 8.34

Processing Integration Results



RT: 8.34  
Area: 566  
Amount: 1.967126  
Amount Units: ug/L

Manual Integration Results



Reviewer: boylea, 14-Jan-2022 14:31:27  
Audit Action: Manually Integrated

Audit Reason: Assign Peak

Eurofins Seattle

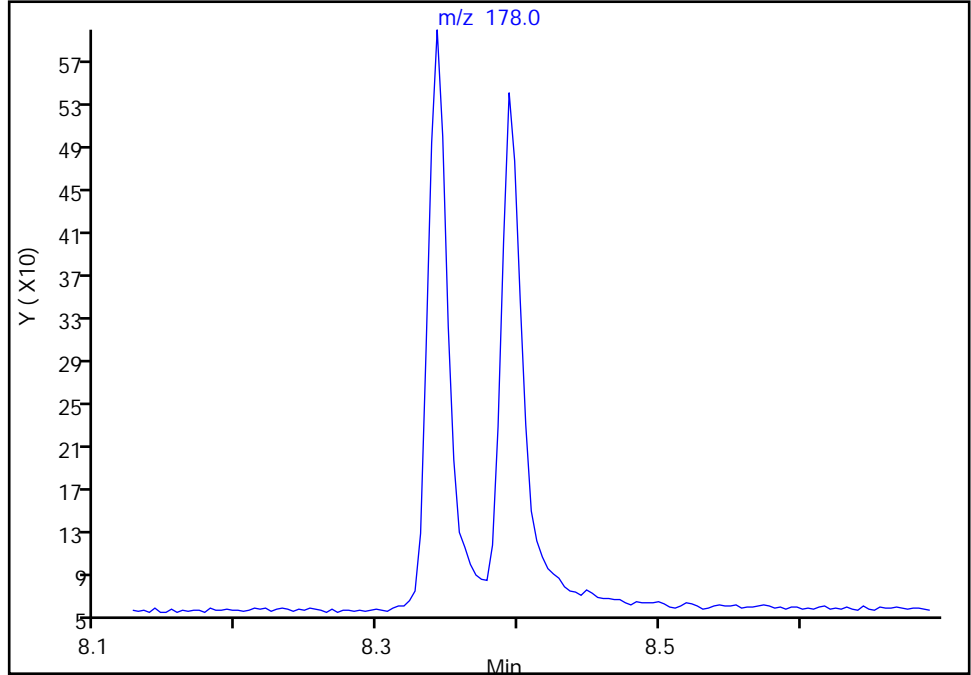
Data File: \\chromfs\Seattle\ChromData\TAC050\20220113-80849.b\SIM011322b025.D  
Injection Date: 14-Jan-2022 04:45:30 Instrument ID: TAC050  
Lims ID: std2  
Client ID:  
Operator ID: jcm ALS Bottle#: 15 Worklist Smp#: 15  
Injection Vol: 1.0 ul Dil. Factor: 1.0000  
Method: TAC050\_SIM\_PAH Limit Group: 8270D\_SIM QSM 5.0  
Column: Detector MS SCAN

19 Anthracene, CAS: 120-12-7

Signal: 1

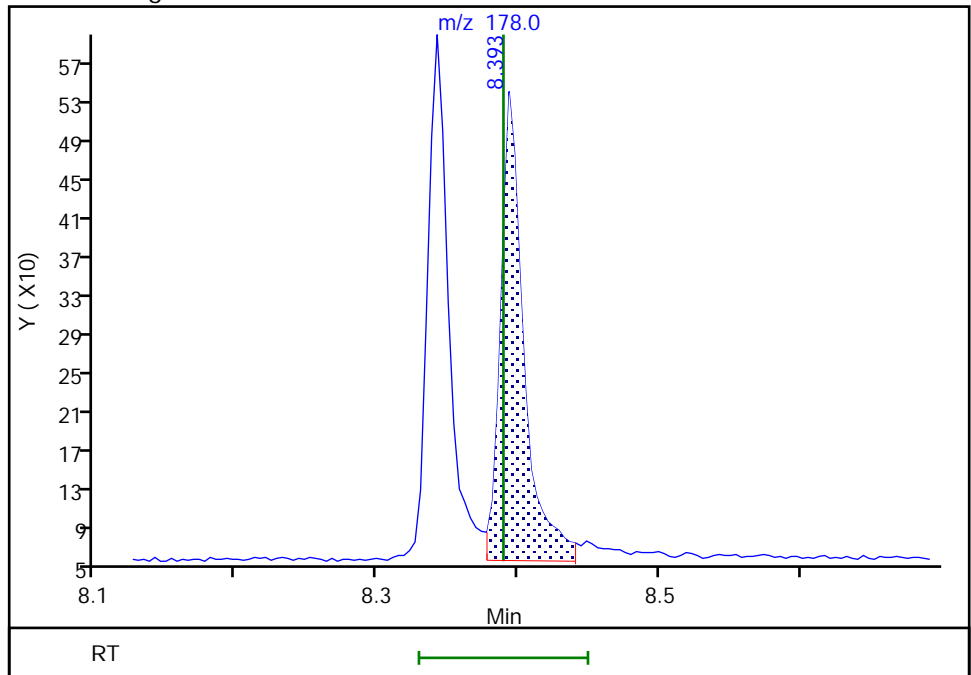
Not Detected  
Expected RT: 8.39

Processing Integration Results



RT: 8.39  
Area: 553  
Amount: 2.094955  
Amount Units: ug/L

Manual Integration Results



Reviewer: boylea, 14-Jan-2022 14:31:35  
Audit Action: Manually Integrated

Audit Reason: Assign Peak

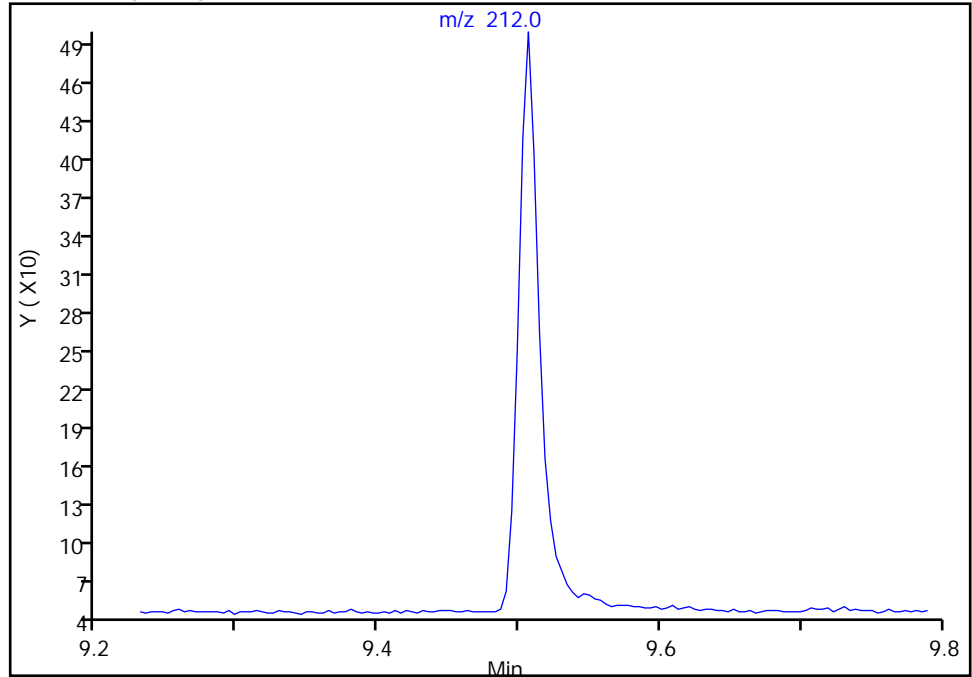
Eurofins Seattle

Data File: \\chromfs\Seattle\ChromData\TAC050\20220113-80849.b\SIM011322b025.D  
Injection Date: 14-Jan-2022 04:45:30 Instrument ID: TAC050  
Lims ID: std2  
Client ID:  
Operator ID: jcm ALS Bottle#: 15 Worklist Smp#: 15  
Injection Vol: 1.0 ul Dil. Factor: 1.0000  
Method: TAC050\_SIM\_PAH Limit Group: 8270D\_SIM QSM 5.0  
Column: Detector MS SCAN

**\$ 8 Fluoranthene-d10 (Surr), CAS: 93951-69-0**  
Signal: 1

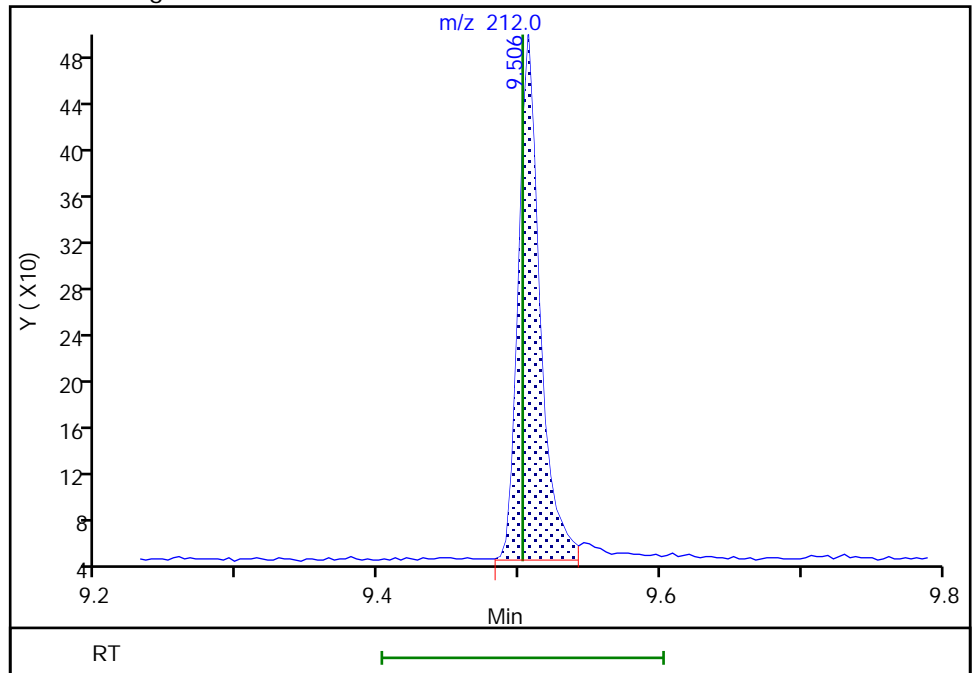
Not Detected  
Expected RT: 9.50

Processing Integration Results



RT: 9.51  
Area: 476  
Amount: 2.003238  
Amount Units: ug/L

Manual Integration Results



Reviewer: boylea, 14-Jan-2022 14:29:12  
Audit Action: Manually Integrated

Audit Reason: Assign Peak

Eurofins Seattle

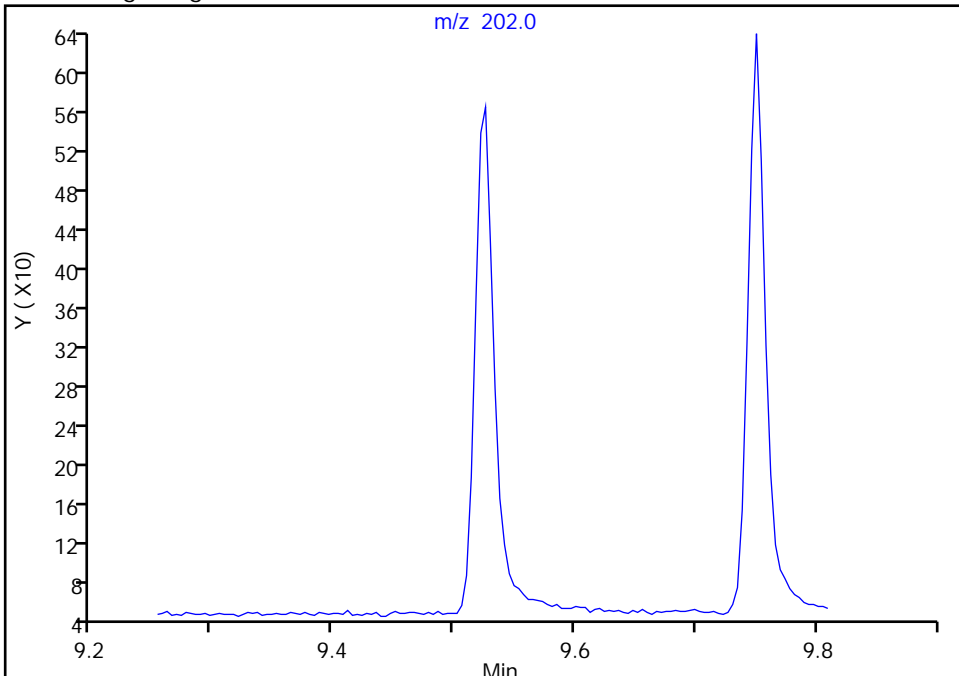
Data File: \\chromfs\Seattle\ChromData\TAC050\20220113-80849.b\SIM011322b025.D  
Injection Date: 14-Jan-2022 04:45:30 Instrument ID: TAC050  
Lims ID: std2  
Client ID:  
Operator ID: jcm ALS Bottle#: 15 Worklist Smp#: 15  
Injection Vol: 1.0 ul Dil. Factor: 1.0000  
Method: TAC050\_SIM\_PAH Limit Group: 8270D\_SIM QSM 5.0  
Column: Detector MS SCAN

20 Fluoranthene, CAS: 206-44-0

Signal: 1

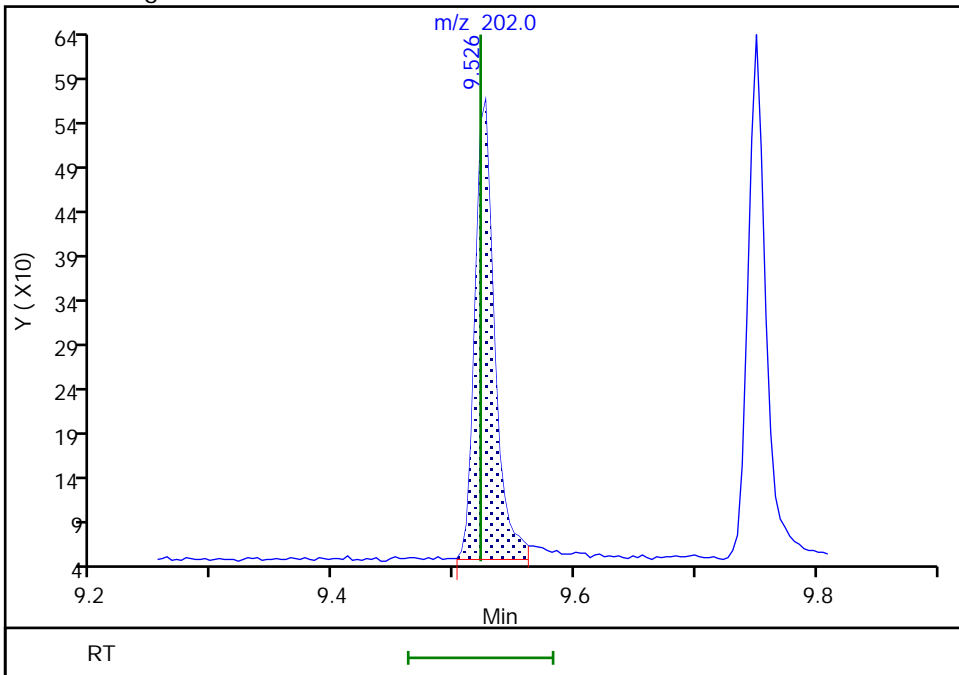
Not Detected  
Expected RT: 9.52

Processing Integration Results



RT: 9.53  
Area: 571  
Amount: 1.994015  
Amount Units: ug/L

Manual Integration Results



Reviewer: boylea, 14-Jan-2022 14:31:48  
Audit Action: Manually Integrated

Audit Reason: Assign Peak

Eurofins Seattle

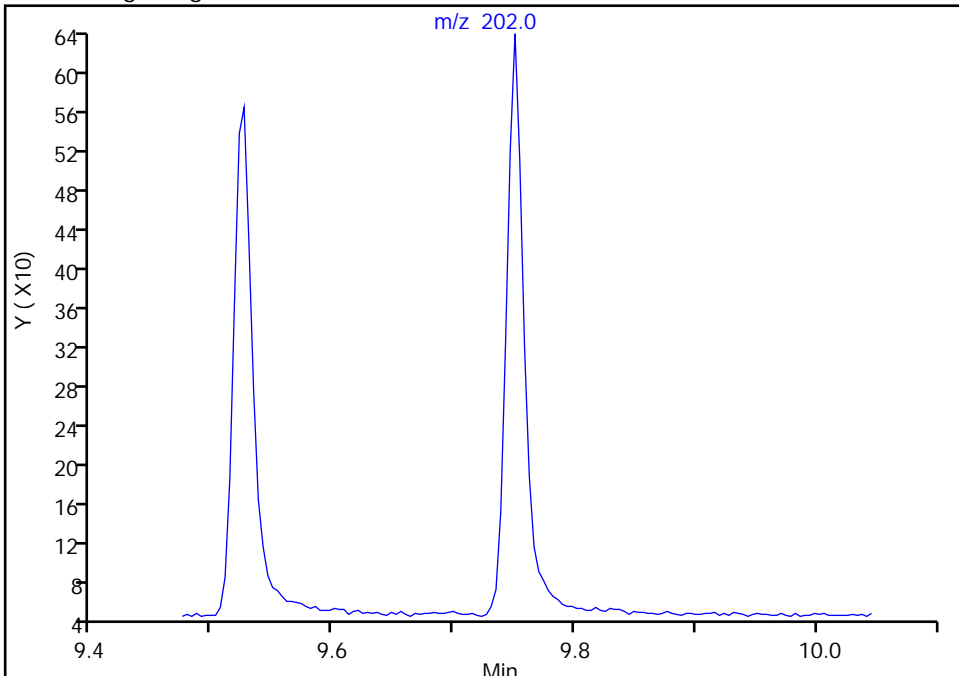
Data File: \\chromfs\Seattle\ChromData\TAC050\20220113-80849.b\SIM011322b025.D  
Injection Date: 14-Jan-2022 04:45:30 Instrument ID: TAC050  
Lims ID: std2  
Client ID:  
Operator ID: jcm ALS Bottle#: 15 Worklist Smp#: 15  
Injection Vol: 1.0 ul Dil. Factor: 1.0000  
Method: TAC050\_SIM\_PAH Limit Group: 8270D\_SIM QSM 5.0  
Column: Detector MS SCAN

21 Pyrene, CAS: 129-00-0

Signal: 1

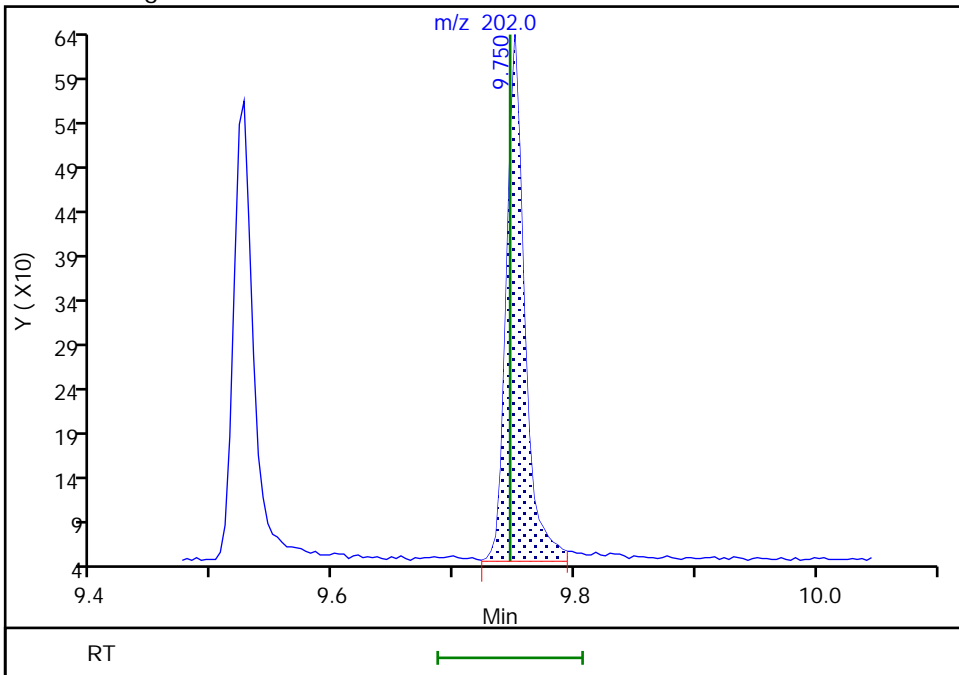
Not Detected  
Expected RT: 9.75

Processing Integration Results



Manual Integration Results

RT: 9.75  
Area: 611  
Amount: 1.982742  
Amount Units: ug/L



Reviewer: boylea, 14-Jan-2022 14:31:58  
Audit Action: Manually Integrated

Audit Reason: Assign Peak

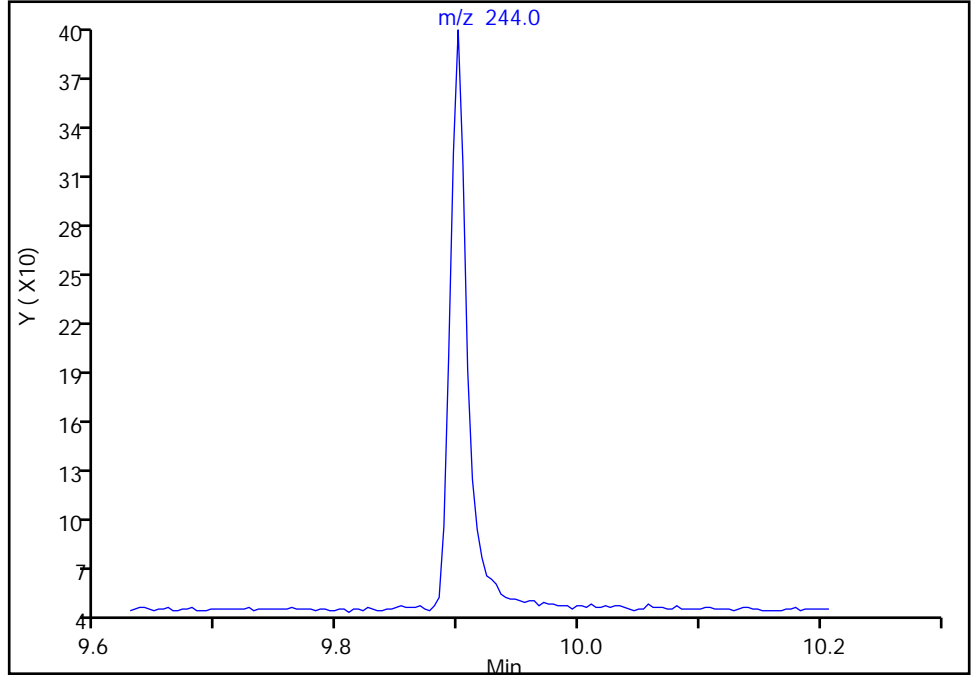
Eurofins Seattle

Data File: \\chromfs\Seattle\ChromData\TAC050\20220113-80849.b\SIM011322b025.D  
Injection Date: 14-Jan-2022 04:45:30 Instrument ID: TAC050  
Lims ID: std2  
Client ID:  
Operator ID: jcm ALS Bottle#: 15 Worklist Smp#: 15  
Injection Vol: 1.0 ul Dil. Factor: 1.0000  
Method: TAC050\_SIM\_PAH Limit Group: 8270D\_SIM QSM 5.0  
Column: Detector MS SCAN

**\$ 9 Terphenyl-d14, CAS: 1718-51-0**  
Signal: 1

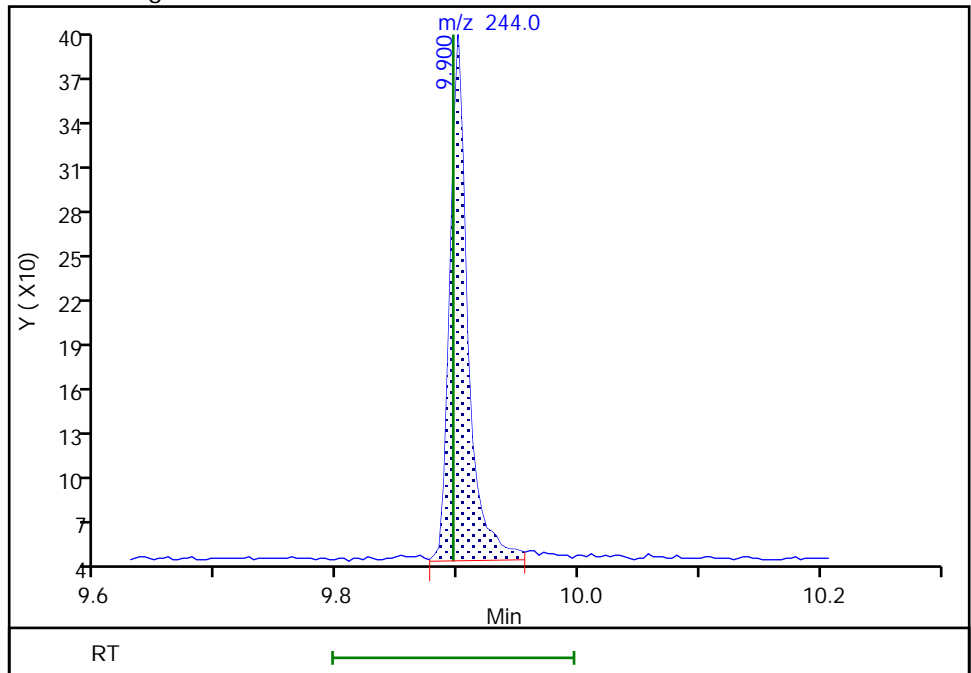
Not Detected  
Expected RT: 9.90

Processing Integration Results



RT: 9.90  
Area: 359  
Amount: 3.087528  
Amount Units: ug/L

Manual Integration Results



Reviewer: boylea, 14-Jan-2022 14:29:20  
Audit Action: Manually Integrated

Audit Reason: Assign Peak



Eurofins Seattle

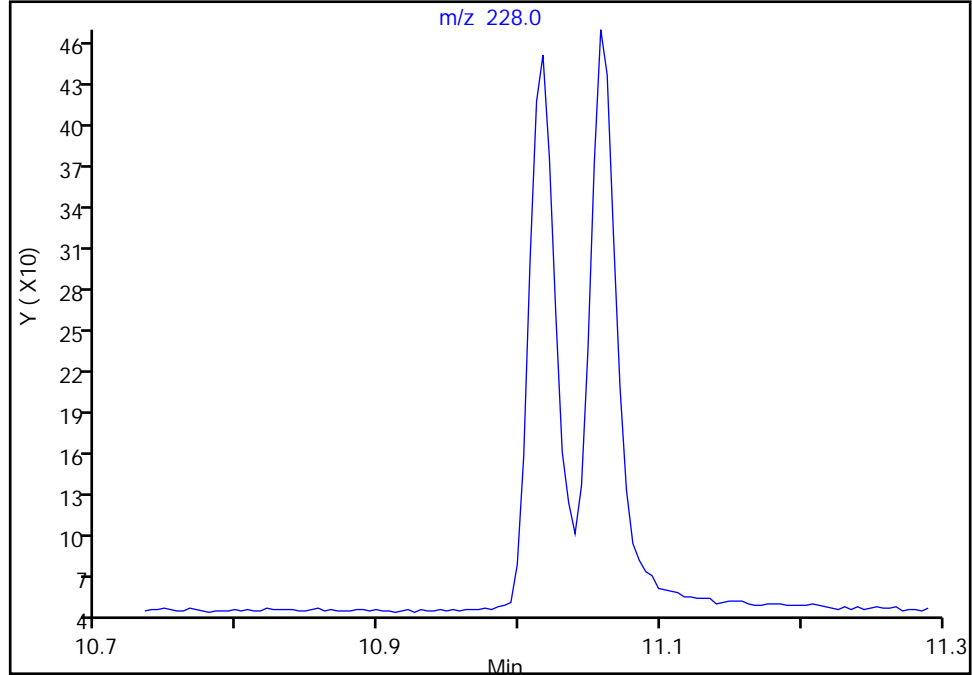
Data File: \\chromfs\Seattle\ChromData\TAC050\20220113-80849.b\SIM011322b025.D  
Injection Date: 14-Jan-2022 04:45:30 Instrument ID: TAC050  
Lims ID: std2  
Client ID:  
Operator ID: jcm ALS Bottle#: 15 Worklist Smp#: 15  
Injection Vol: 1.0 ul Dil. Factor: 1.0000  
Method: TAC050\_SIM\_PAH Limit Group: 8270D\_SIM QSM 5.0  
Column: Detector MS SCAN

22 Benzo[a]anthracene, CAS: 56-55-3

Signal: 1

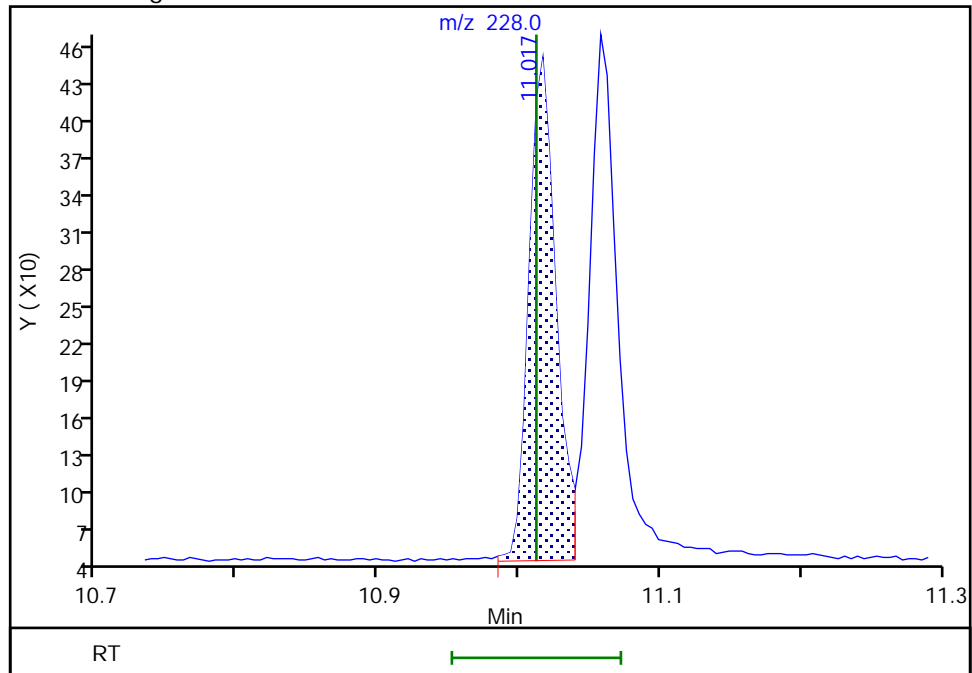
Not Detected  
Expected RT: 11.01

Processing Integration Results



Manual Integration Results

RT: 11.02  
Area: 524  
Amount: 2.042284  
Amount Units: ug/L



Reviewer: boylea, 14-Jan-2022 14:32:08  
Audit Action: Manually Integrated

Audit Reason: Assign Peak

Eurofins Seattle

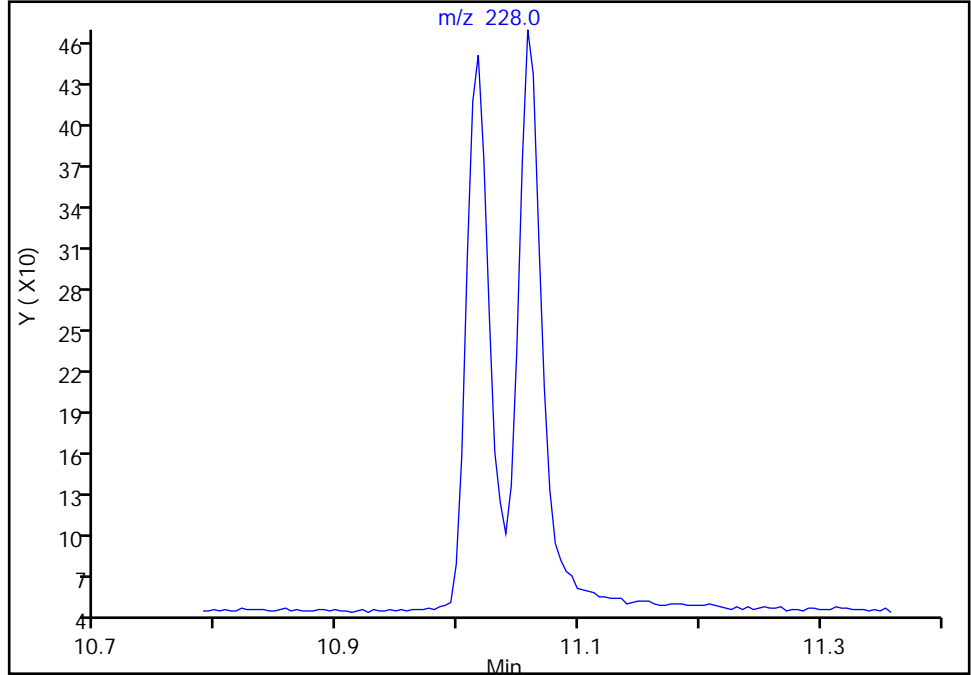
Data File: \\chromfs\Seattle\ChromData\TAC050\20220113-80849.b\SIM011322b025.D  
Injection Date: 14-Jan-2022 04:45:30 Instrument ID: TAC050  
Lims ID: std2  
Client ID:  
Operator ID: jcm ALS Bottle#: 15 Worklist Smp#: 15  
Injection Vol: 1.0 ul Dil. Factor: 1.0000  
Method: TAC050\_SIM\_PAH Limit Group: 8270D\_SIM QSM 5.0  
Column: Detector MS SCAN

23 Chrysene, CAS: 218-01-9

Signal: 1

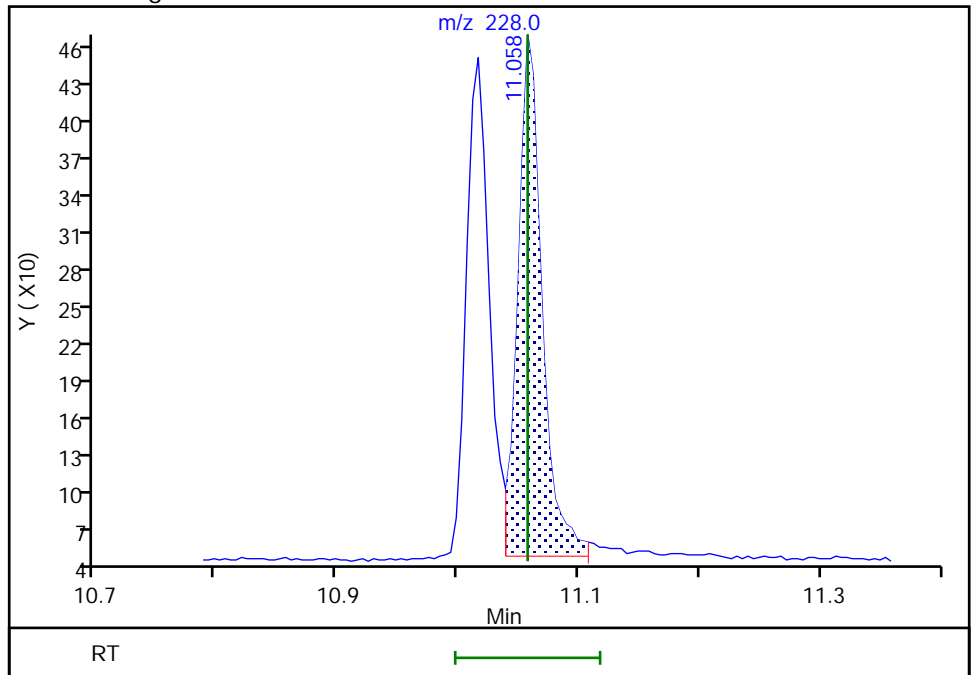
Not Detected  
Expected RT: 11.06

Processing Integration Results



Manual Integration Results

RT: 11.06  
Area: 561  
Amount: 1.956936  
Amount Units: ug/L



Reviewer: boylea, 14-Jan-2022 14:32:13  
Audit Action: Manually Integrated

Audit Reason: Assign Peak

Eurofins Seattle

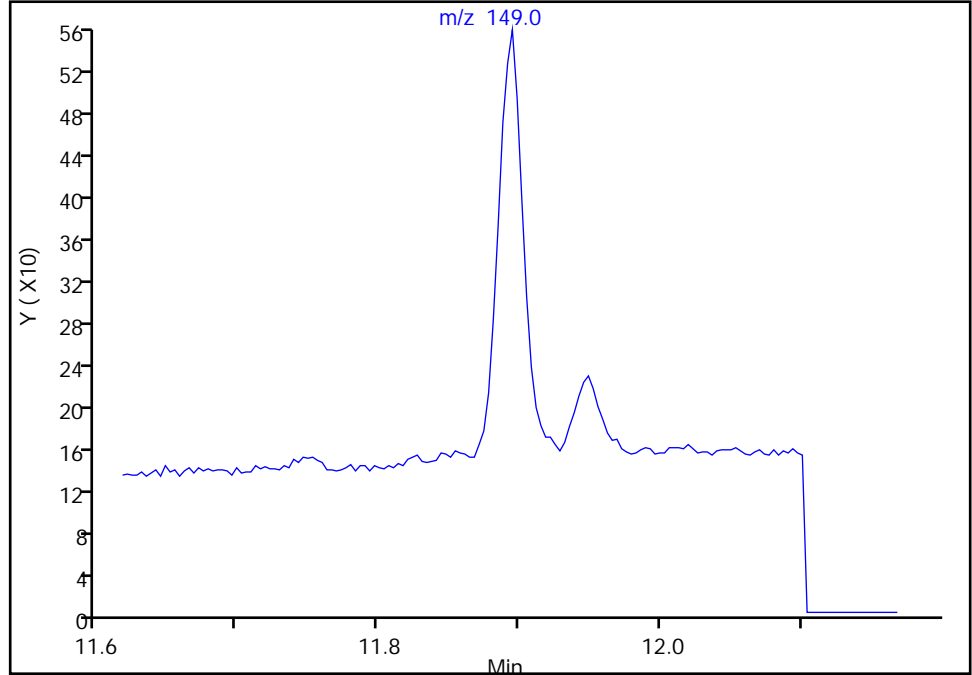
Data File: \\chromfs\Seattle\ChromData\TAC050\20220113-80849.b\SIM011322b025.D  
Injection Date: 14-Jan-2022 04:45:30 Instrument ID: TAC050  
Lims ID: std2  
Client ID:  
Operator ID: jcm ALS Bottle#: 15 Worklist Smp#: 15  
Injection Vol: 1.0 ul Dil. Factor: 1.0000  
Method: TAC050\_SIM\_PAH Limit Group: 8270D\_SIM QSM 5.0  
Column: Detector MS SCAN

30 Bis(2-ethylhexyl) phthalate, CAS: 117-81-7

Signal: 1

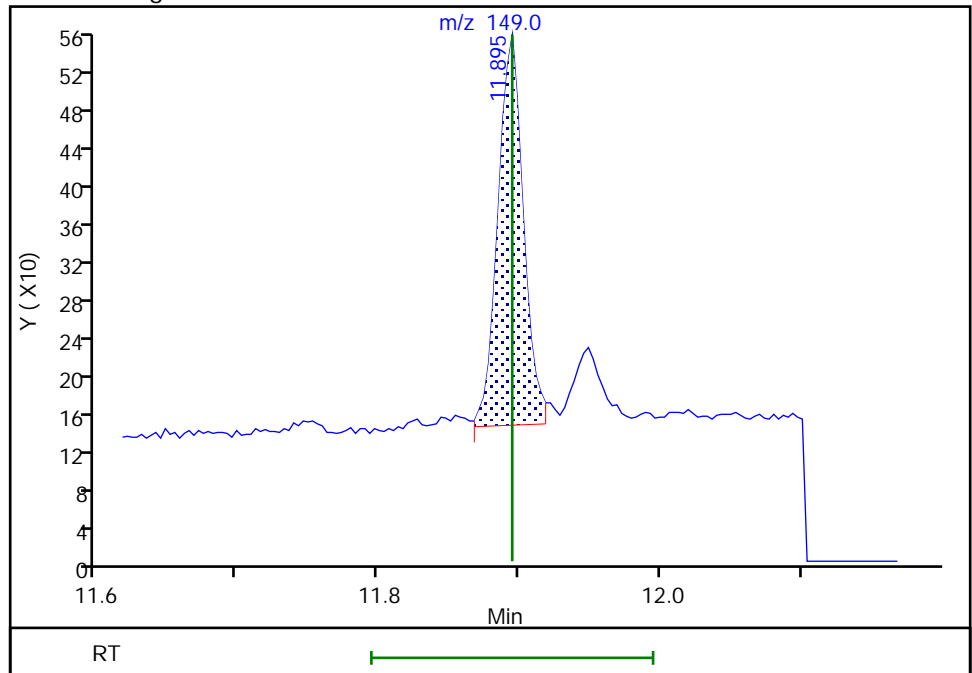
Not Detected  
Expected RT: 11.89

Processing Integration Results



Manual Integration Results

RT: 11.89  
Area: 509  
Amount: 2.068430  
Amount Units: ug/L



Reviewer: boylea, 14-Jan-2022 14:32:19  
Audit Action: Manually Integrated

Audit Reason: Assign Peak

Eurofins Seattle

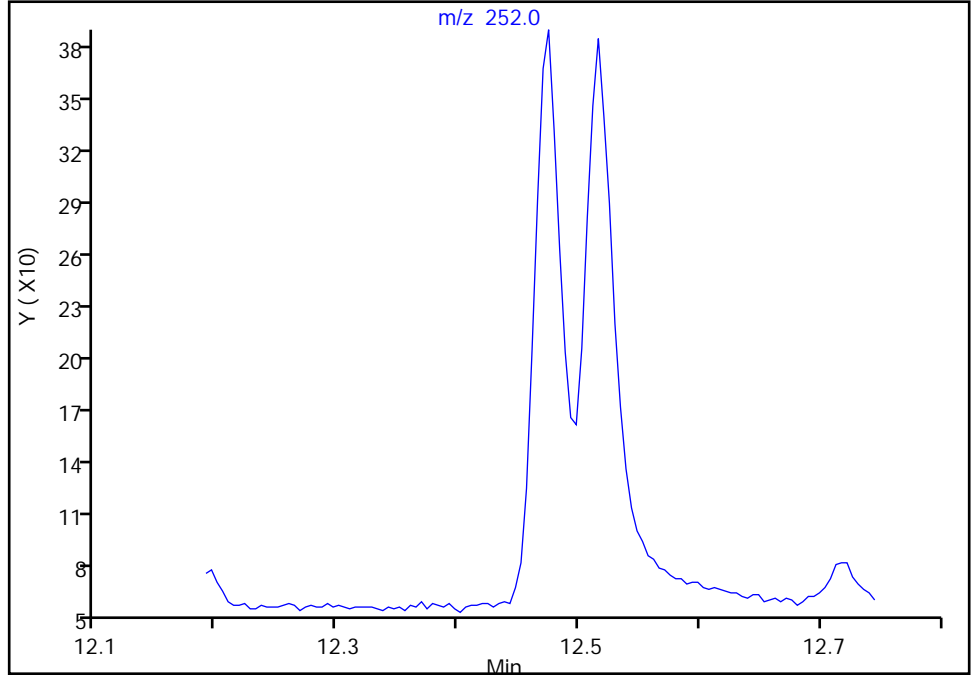
Data File: \\chromfs\Seattle\ChromData\TAC050\20220113-80849.b\SIM011322b025.D  
Injection Date: 14-Jan-2022 04:45:30 Instrument ID: TAC050  
Lims ID: std2  
Client ID:  
Operator ID: jcm ALS Bottle#: 15 Worklist Smp#: 15  
Injection Vol: 1.0 ul Dil. Factor: 1.0000  
Method: TAC050\_SIM\_PAH Limit Group: 8270D\_SIM QSM 5.0  
Column: Detector MS SCAN

24 Benzo[b]fluoranthene, CAS: 205-99-2

Signal: 1

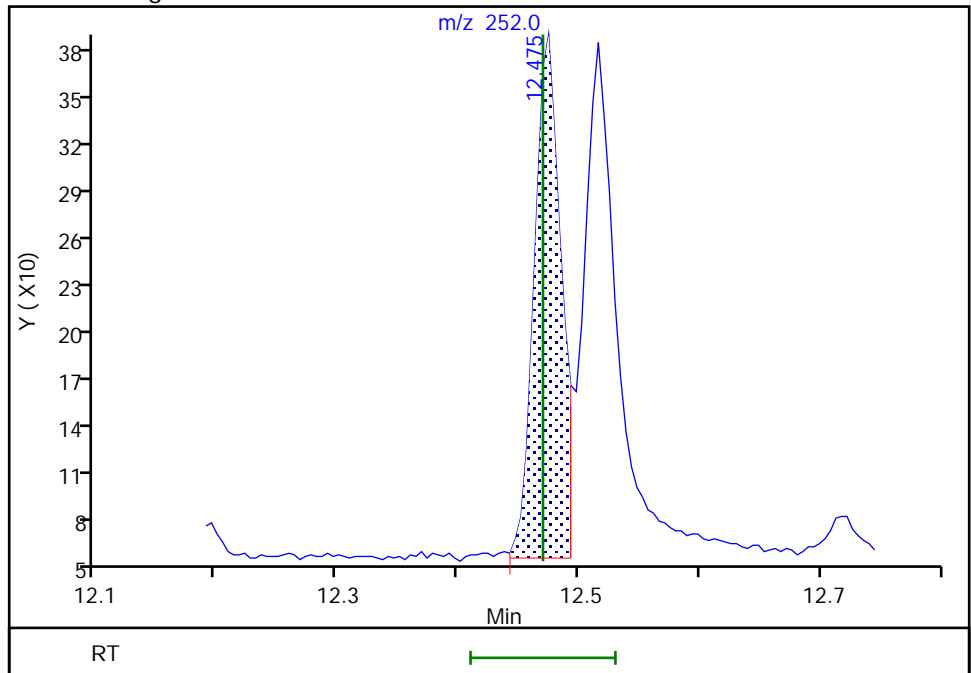
Not Detected  
Expected RT: 12.47

Processing Integration Results



Manual Integration Results

RT: 12.47  
Area: 491  
Amount: 2.064597  
Amount Units: ug/L



Reviewer: boylea, 14-Jan-2022 14:32:27  
Audit Action: Manually Integrated

Audit Reason: Assign Peak

Eurofins Seattle

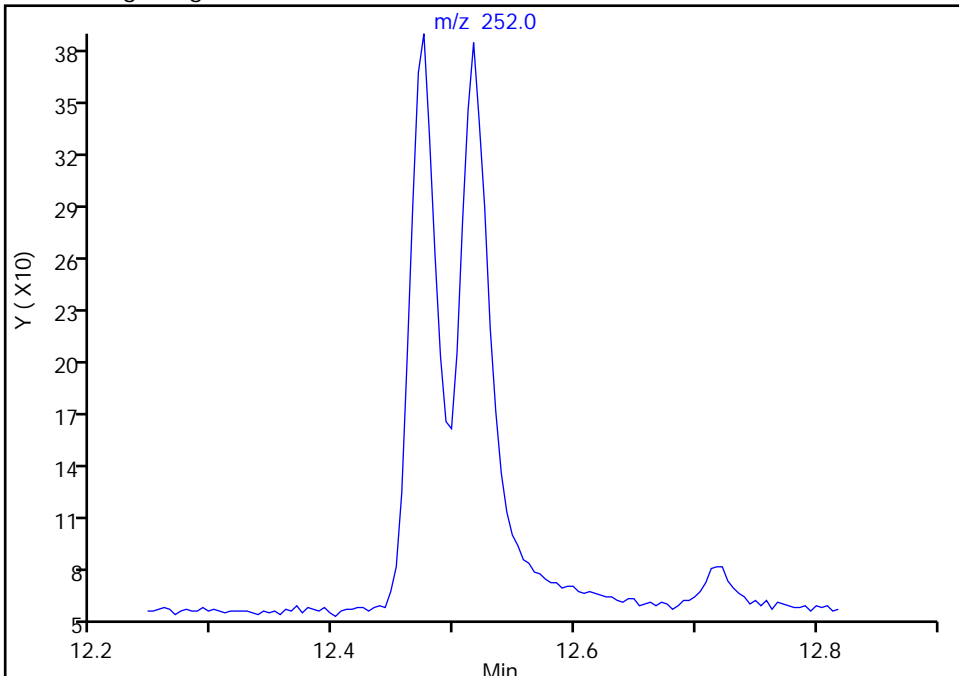
Data File: \\chromfs\Seattle\ChromData\TAC050\20220113-80849.b\SIM011322b025.D  
Injection Date: 14-Jan-2022 04:45:30 Instrument ID: TAC050  
Lims ID: std2  
Client ID:  
Operator ID: jcm ALS Bottle#: 15 Worklist Smp#: 15  
Injection Vol: 1.0 ul Dil. Factor: 1.0000  
Method: TAC050\_SIM\_PAH Limit Group: 8270D\_SIM QSM 5.0  
Column: Detector MS SCAN

25 Benzo[k]fluoranthene, CAS: 207-08-9

Signal: 1

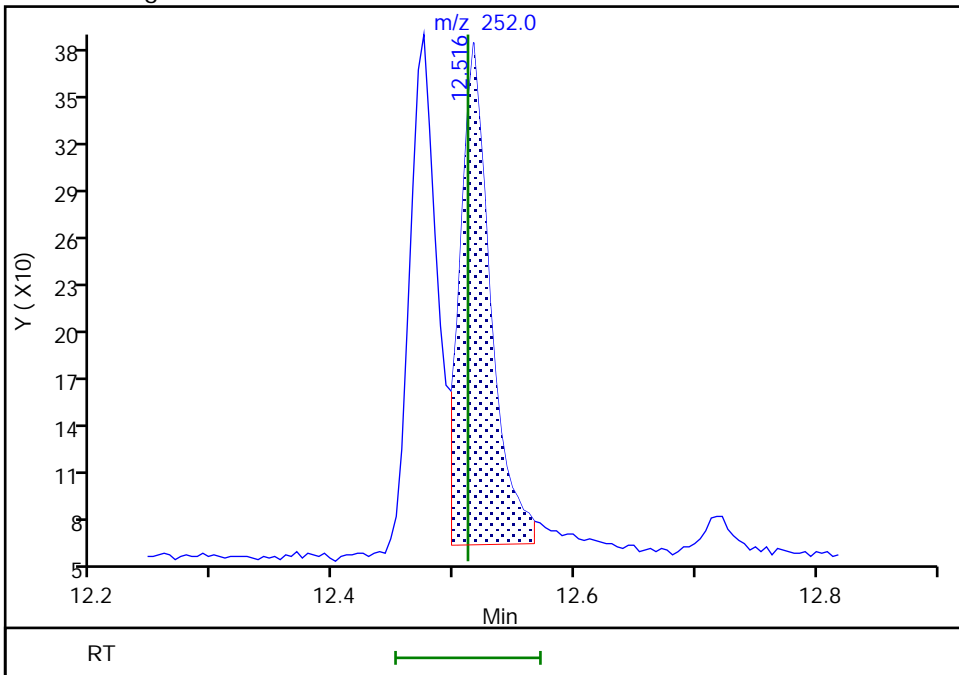
Not Detected  
Expected RT: 12.51

Processing Integration Results



Manual Integration Results

RT: 12.52  
Area: 540  
Amount: 2.036308  
Amount Units: ug/L



Reviewer: boylea, 14-Jan-2022 14:32:35  
Audit Action: Manually Integrated

Audit Reason: Assign Peak

Eurofins Seattle

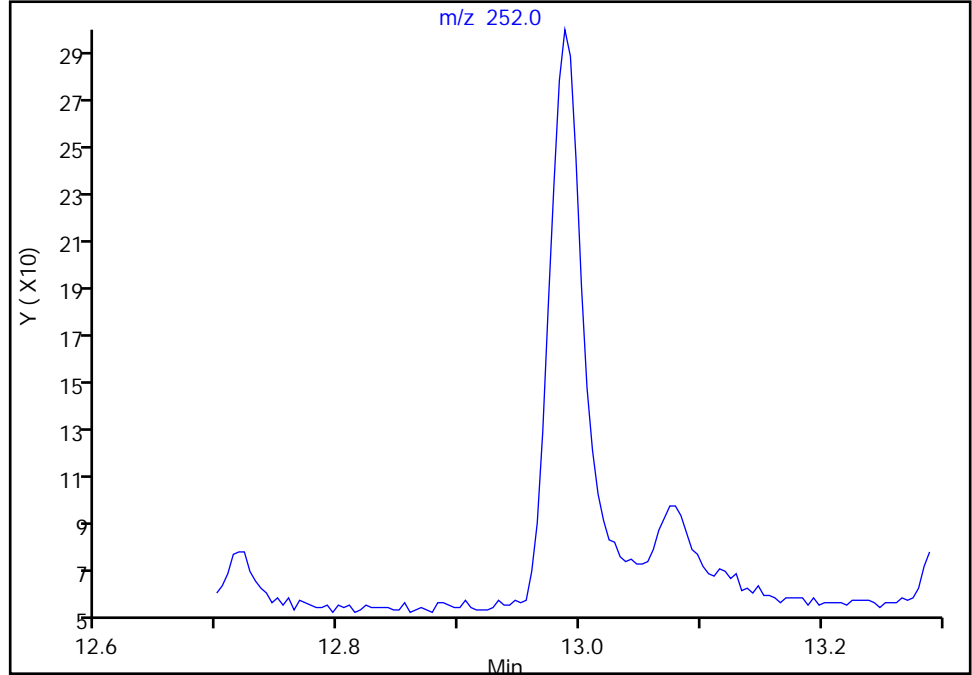
Data File: \\chromfs\Seattle\ChromData\TAC050\20220113-80849.b\SIM011322b025.D  
Injection Date: 14-Jan-2022 04:45:30 Instrument ID: TAC050  
Lims ID: std2  
Client ID:  
Operator ID: jcm ALS Bottle#: 15 Worklist Smp#: 15  
Injection Vol: 1.0 ul Dil. Factor: 1.0000  
Method: TAC050\_SIM\_PAH Limit Group: 8270D\_SIM QSM 5.0  
Column: Detector MS SCAN

26 Benzo[a]pyrene, CAS: 50-32-8

Signal: 1

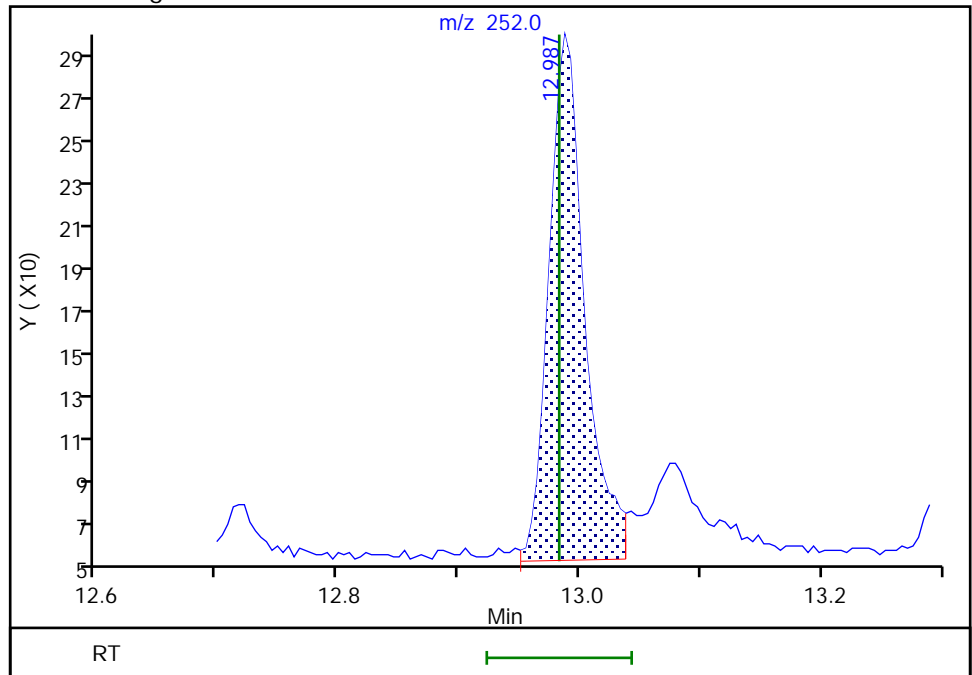
Not Detected  
Expected RT: 12.98

Processing Integration Results



Manual Integration Results

RT: 12.99  
Area: 494  
Amount: 2.086996  
Amount Units: ug/L



Reviewer: boylea, 14-Jan-2022 14:32:43  
Audit Action: Manually Integrated

Audit Reason: Assign Peak

Eurofins Seattle

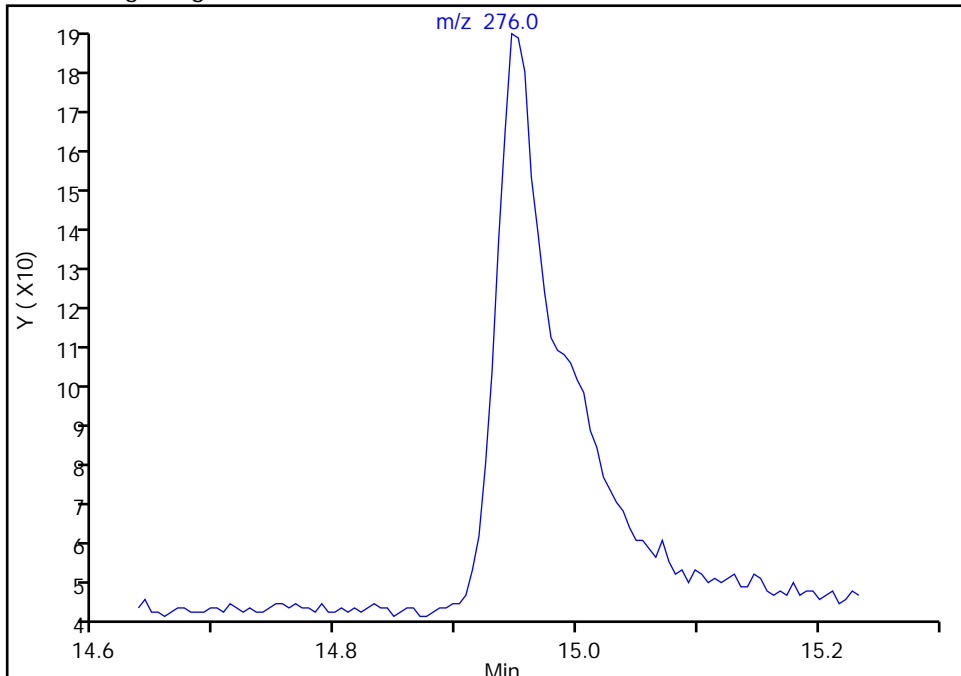
Data File: \\chromfs\Seattle\ChromData\TAC050\20220113-80849.b\SIM011322b025.D  
Injection Date: 14-Jan-2022 04:45:30 Instrument ID: TAC050  
Lims ID: std2  
Client ID:  
Operator ID: jcm ALS Bottle#: 15 Worklist Smp#: 15  
Injection Vol: 1.0 ul Dil. Factor: 1.0000  
Method: TAC050\_SIM\_PAH Limit Group: 8270D\_SIM QSM 5.0  
Column: Detector MS SCAN

27 Indeno[1,2,3-cd]pyrene, CAS: 193-39-5

Signal: 1

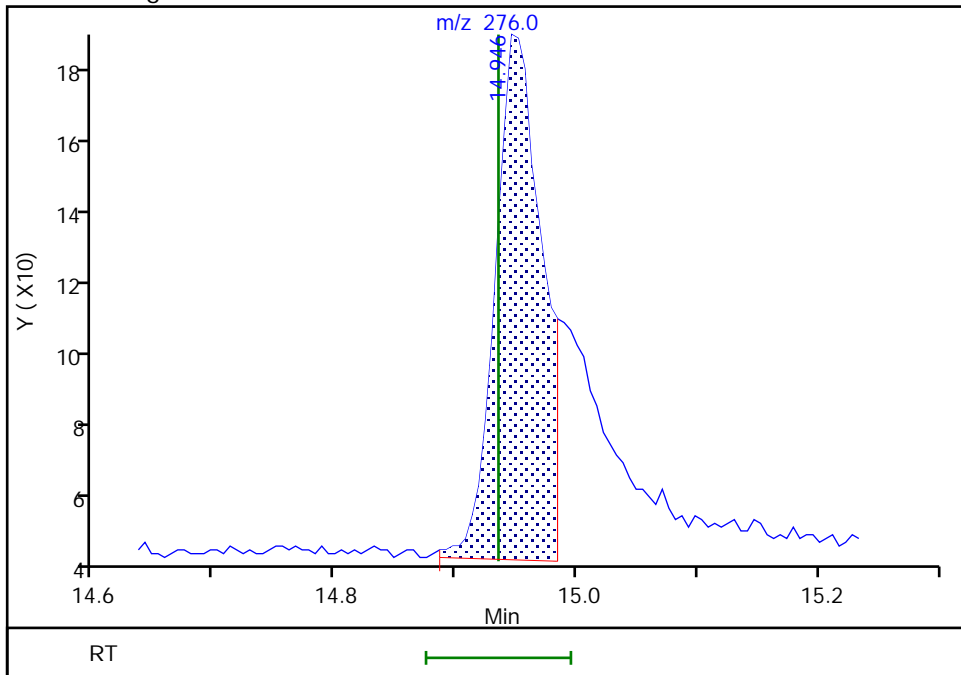
Not Detected  
Expected RT: 14.93

Processing Integration Results



Manual Integration Results

RT: 14.95  
Area: 365  
Amount: 2.771632  
Amount Units: ug/L



Reviewer: boylea, 14-Jan-2022 14:32:51  
Audit Action: Manually Integrated

Audit Reason: Assign Peak

Eurofins Seattle

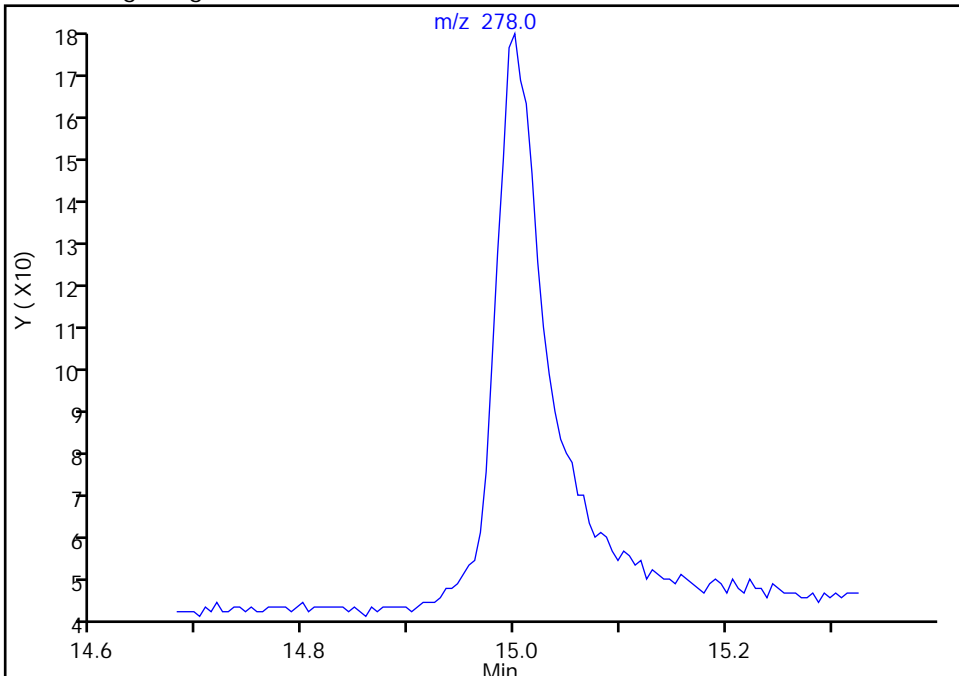
Data File: \\chromfs\Seattle\ChromData\TAC050\20220113-80849.b\SIM011322b025.D  
Injection Date: 14-Jan-2022 04:45:30 Instrument ID: TAC050  
Lims ID: std2  
Client ID:  
Operator ID: jcm ALS Bottle#: 15 Worklist Smp#: 15  
Injection Vol: 1.0 ul Dil. Factor: 1.0000  
Method: TAC050\_SIM\_PAH Limit Group: 8270D\_SIM QSM 5.0  
Column: Detector MS SCAN

28 Dibenz(a,h)anthracene, CAS: 53-70-3

Signal: 1

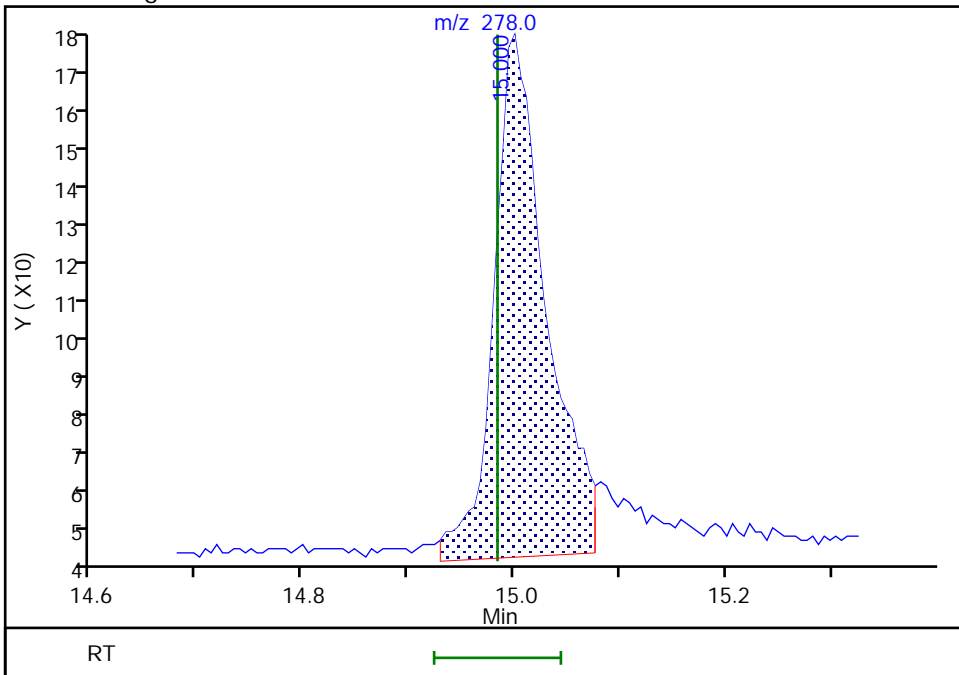
Not Detected  
Expected RT: 14.98

Processing Integration Results



Manual Integration Results

RT: 15.00  
Area: 429  
Amount: 2.006314  
Amount Units: ug/L



Reviewer: boylea, 14-Jan-2022 14:32:59  
Audit Action: Manually Integrated

Audit Reason: Assign Peak



Eurofins Seattle

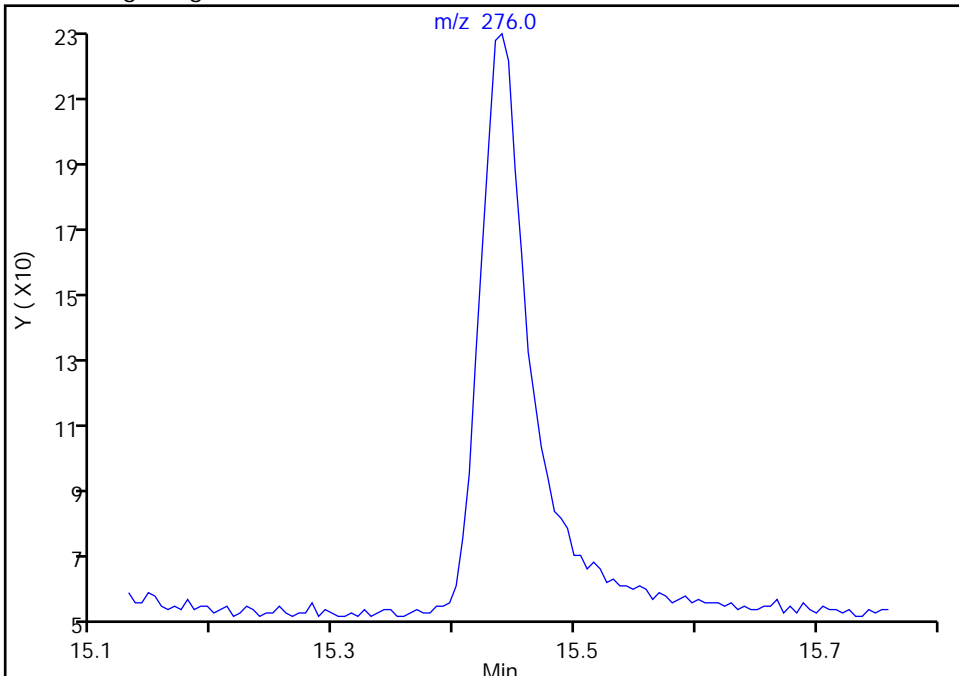
Data File: \\chromfs\Seattle\ChromData\TAC050\20220113-80849.b\SIM011322b025.D  
Injection Date: 14-Jan-2022 04:45:30 Instrument ID: TAC050  
Lims ID: std2  
Client ID:  
Operator ID: jcm ALS Bottle#: 15 Worklist Smp#: 15  
Injection Vol: 1.0 ul Dil. Factor: 1.0000  
Method: TAC050\_SIM\_PAH Limit Group: 8270D\_SIM QSM 5.0  
Column: Detector MS SCAN

29 Benzo[g,h,i]perylene, CAS: 191-24-2

Signal: 1

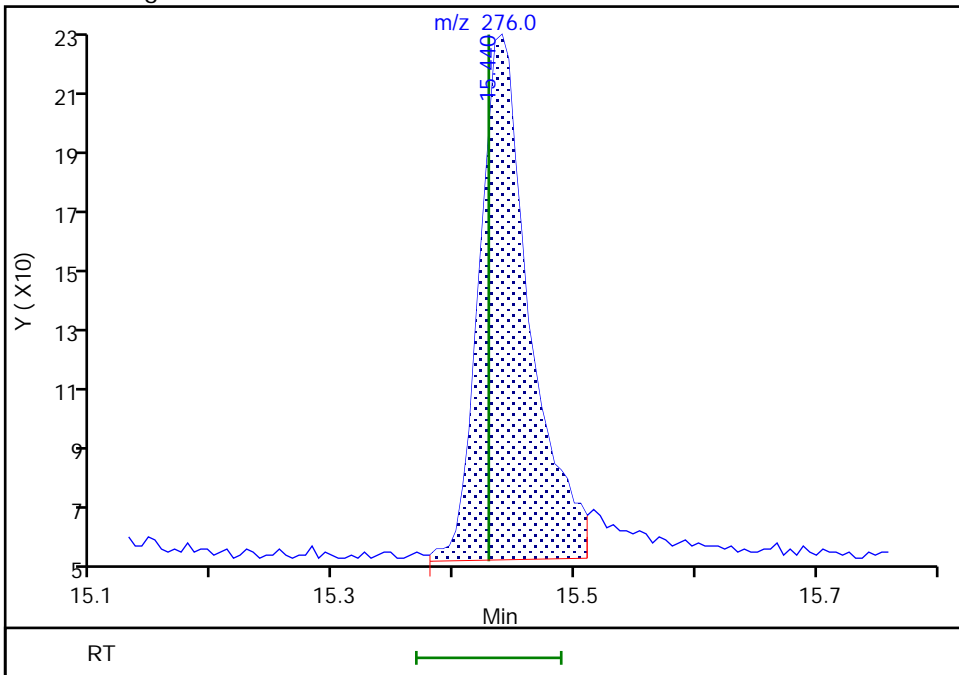
Not Detected  
Expected RT: 15.43

Processing Integration Results



Manual Integration Results

RT: 15.44  
Area: 497  
Amount: 2.072665  
Amount Units: ug/L



Reviewer: boylea, 14-Jan-2022 14:33:33  
Audit Action: Manually Integrated

Audit Reason: Assign Peak

Eurofins Seattle  
Target Compound Quantitation Report

Data File: \\chromfs\Seattle\ChromData\TAC050\20220113-80849.b\SIM011322b026.D  
 Lims ID: std1  
 Client ID:  
 Sample Type: IC Calib Level: 1  
 Inject. Date: 14-Jan-2022 05:04:30 ALS Bottle#: 16 Worklist Smp#: 16  
 Injection Vol: 1.0 ul Dil. Factor: 1.0000  
 Sample Info: 1  
 Operator ID: jcm Instrument ID: TAC050  
 Sublist: chrom-TAC050\_SIM\_PAH\*sub9  
 Method: \\chromfs\Seattle\ChromData\TAC050\20220113-80849.b\TAC050\_SIM\_PAH.m  
 Limit Group: 8270D\_SIM QSM 5.0  
 Last Update: 14-Jan-2022 15:42:24 Calib Date: 14-Jan-2022 05:04:30  
 Integrator: Falcon ID Type: RT Order ID  
 Quant Method: Internal Standard Quant By: Initial Calibration  
 Last ICal File: \\chromfs\Seattle\ChromData\TAC050\20220113-80849.b\SIM011322b026.D

Column 1 : Det: MS SCAN  
 Process Host: CTX1628

First Level Reviewer: limmere Date: 14-Jan-2022 10:29:15

Compound	Sig	RT (min.)	Exp RT (min.)	Dlt RT (min.)	Q	Response	Cal Amt ug/L	OnCol Amt ug/L	Flags
* 1 Naphthalene-d8	136	5.171	5.171	0.000	90	20735	100.0	100.0	
* 2 Acenaphthene-d10	164	6.854	6.854	0.000	69	9073	100.0	100.0	
* 3 Phenanthrene-d10	188	8.319	8.319	0.001	56	14232	100.0	100.0	
* 4 Chrysene-d12	240	11.030	11.030	0.000	49	10350	100.0	100.0	
* 5 Perylene-d12	264	13.079	13.074	0.005	69	12127	100.0	100.0	
\$ 6 2-methylnaphthalene-d10	152	5.814	5.809	0.005	67	122	1.00	0.99	M
\$ 10 2-Fluorobiphenyl	172	6.193	6.190	0.003	0	156	1.00	1.07	M
\$ 8 Fluoranthene-d10 (Surr)	212	9.506	9.502	0.004	68	296	1.00	0.8391	M
\$ 9 Terphenyl-d14	244	9.900	9.896	0.004	95	216	1.00	1.89	M
11 Naphthalene	128	5.189	5.189	0.000	88	256	1.00	1.17	M
12 2-Methylnaphthalene	141	5.841	5.841	0.000	97	122	1.00	0.9809	M
13 1-Methylnaphthalene	141	5.937	5.937	0.000	99	133	1.00	1.10	M
14 Acenaphthylene	152	6.717	6.717	0.000	100	199	1.00	1.04	M
15 Acenaphthene	153	6.885	6.884	0.001	82	125	1.00	1.04	M
16 Fluorene	166	7.394	7.389	0.005	99	148	1.00	1.10	M
18 Phenanthrene	178	8.342	8.342	0.000	35	355	1.00	0.8469	M
19 Anthracene	178	8.397	8.389	0.008	99	339	1.00	0.9684	M
20 Fluoranthene	202	9.526	9.522	0.004	55	360	1.00	0.8607	M
21 Pyrene	202	9.754	9.746	0.008	52	386	1.00	0.8357	M
22 Benzo[a]anthracene	228	11.017	11.012	0.005	24	316	1.00	0.8148	M
23 Chrysene	228	11.058	11.057	0.001	98	341	1.00	0.7148	M
30 Bis(2-ethylhexyl) phthalate	149	11.892	11.895	-0.003	0	301	1.00	1.02	M
24 Benzo[b]fluoranthene	252	12.475	12.470	0.005	98	286	1.00	0.99	M
25 Benzo[k]fluoranthene	252	12.521	12.511	0.010	92	313	1.00	0.9775	M
26 Benzo[a]pyrene	252	12.988	12.983	0.005	96	285	1.00	0.99	M
27 Indeno[1,2,3-cd]pyrene	276	14.957	14.935	0.022	96	194	1.00	1.68	M
28 Dibenz(a,h)anthracene	278	15.011	14.984	0.027	95	246	1.00	1.01	M
29 Benzo[g,h,i]perylene	276	15.440	15.429	0.011	91	281	1.00	0.9844	M

[QC Flag Legend](#)

Processing Flags

Review Flags

M - Manually Integrated

[Reagents:](#)

8270SIM\_IS\_00069

Amount Added: 9.80

Units: uL

8270ccvl\_50\_00039

Amount Added: 20.00

Units: uL

Eurofins Seattle

Data File: \\chromfs\Seattle\ChromData\TAC050\20220113-80849.b\SIM011322b026.D

Injection Date: 14-Jan-2022 05:04:30

Instrument ID: TAC050

Lims ID: std1

Client ID:

Operator ID: jcm

ALS Bottle#: 16

Worklist Smp#: 16

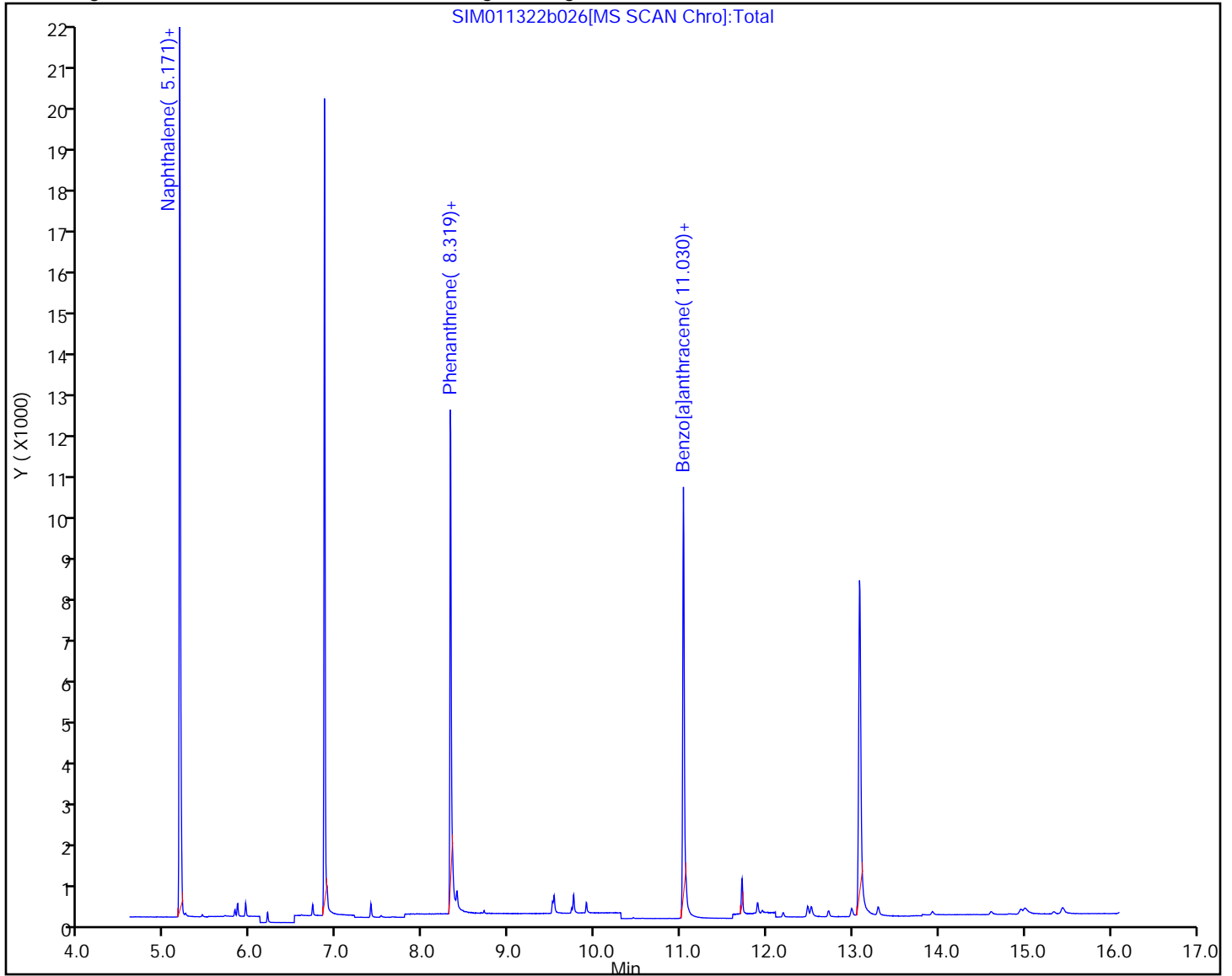
Injection Vol: 1.0 ul

Dil. Factor: 1.0000

Method: TAC050\_SIM\_PAH

Limit Group: 8270D\_SIM QSM 5.0

Y Scaling: Method Defined: Scale to the Nth Largest Target: 1



Eurofins Seattle

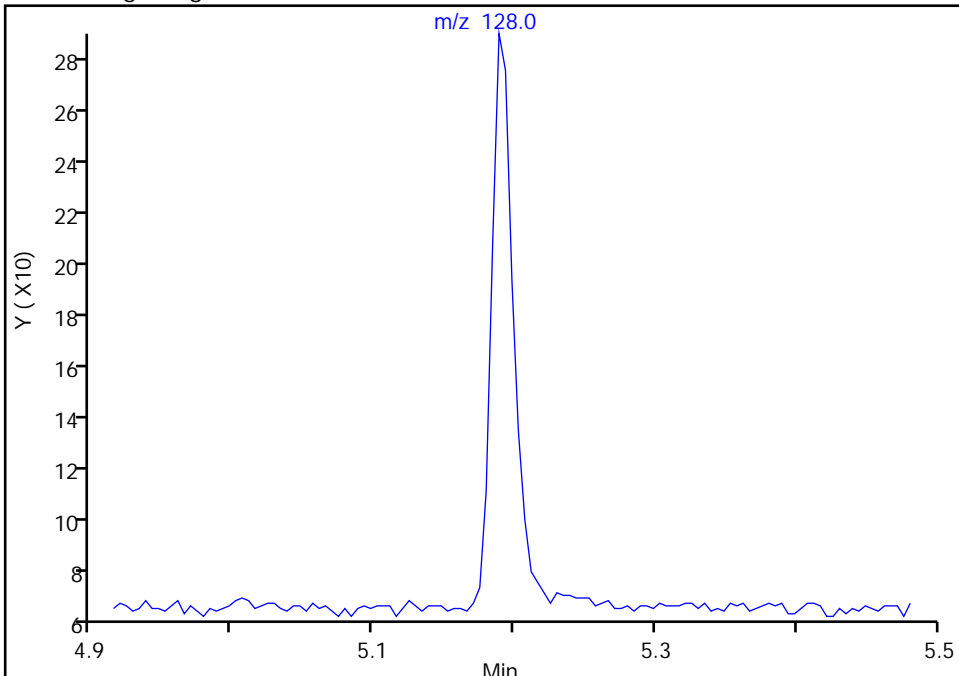
Data File: \\chromfs\Seattle\ChromData\TAC050\20220113-80849.b\SIM011322b026.D  
Injection Date: 14-Jan-2022 05:04:30 Instrument ID: TAC050  
Lims ID: std1  
Client ID:  
Operator ID: jcm ALS Bottle#: 16 Worklist Smp#: 16  
Injection Vol: 1.0 ul Dil. Factor: 1.0000  
Method: TAC050\_SIM\_PAH Limit Group: 8270D\_SIM QSM 5.0  
Column: Detector MS SCAN

11 Naphthalene, CAS: 91-20-3

Signal: 1

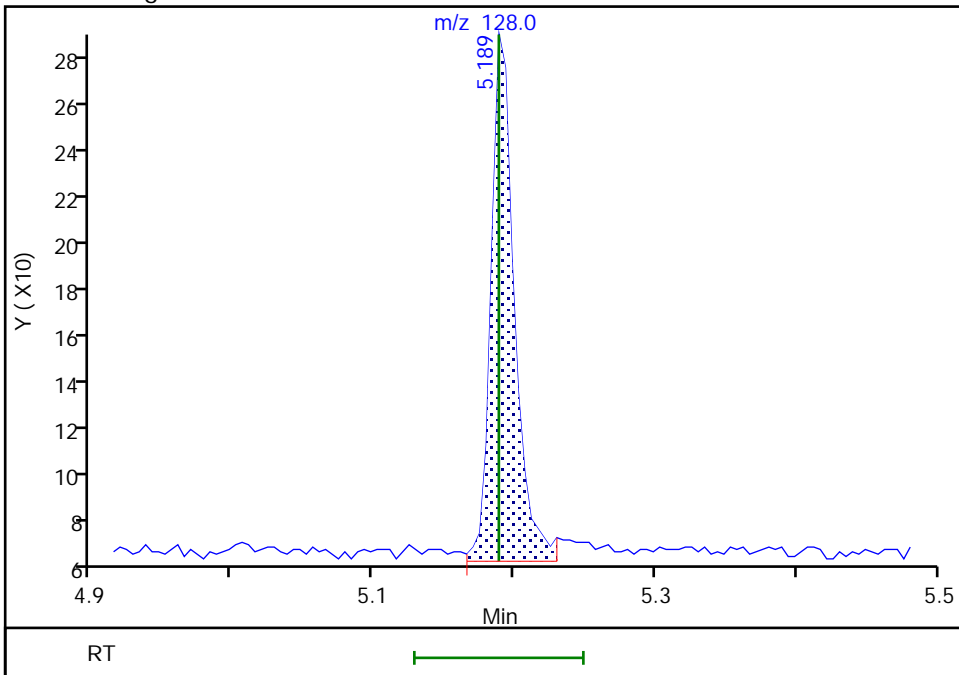
Not Detected  
Expected RT: 5.19

Processing Integration Results



RT: 5.19  
Area: 256  
Amount: 1.167329  
Amount Units: ug/L

Manual Integration Results



Reviewer: boylea, 14-Jan-2022 14:37:18  
Audit Action: Manually Integrated

Audit Reason: Assign Peak

Eurofins Seattle

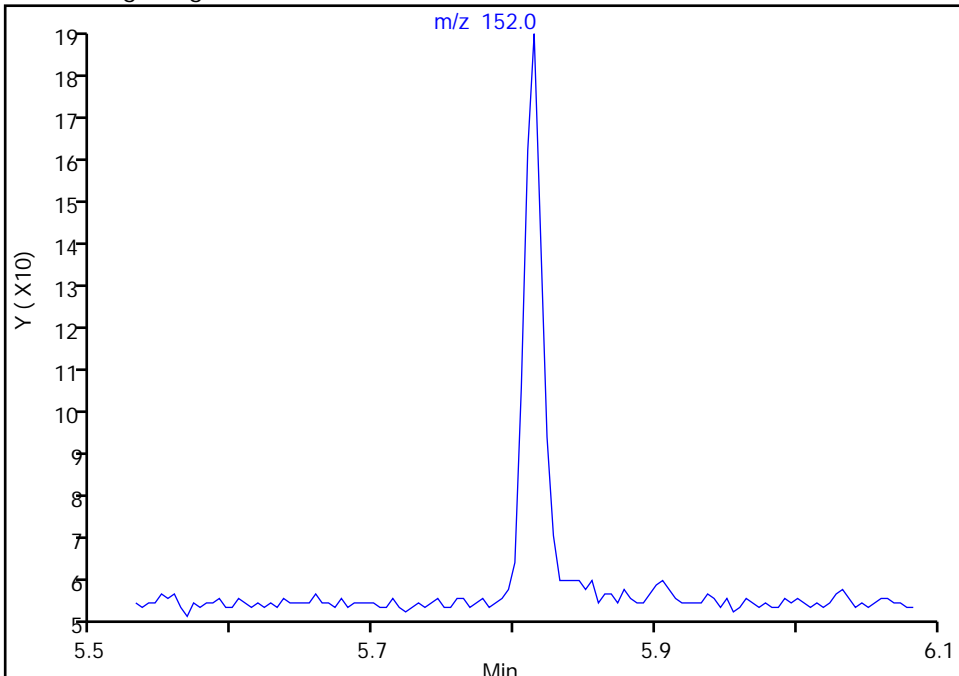
Data File: \\chromfs\Seattle\ChromData\TAC050\20220113-80849.b\SIM011322b026.D  
Injection Date: 14-Jan-2022 05:04:30 Instrument ID: TAC050  
Lims ID: std1  
Client ID:  
Operator ID: jcm ALS Bottle#: 16 Worklist Smp#: 16  
Injection Vol: 1.0 ul Dil. Factor: 1.0000  
Method: TAC050\_SIM\_PAH Limit Group: 8270D\_SIM QSM 5.0  
Column: Detector MS SCAN

\$ 6 2-methylnaphthalene-d10, CAS: 7297-45-2

Signal: 1

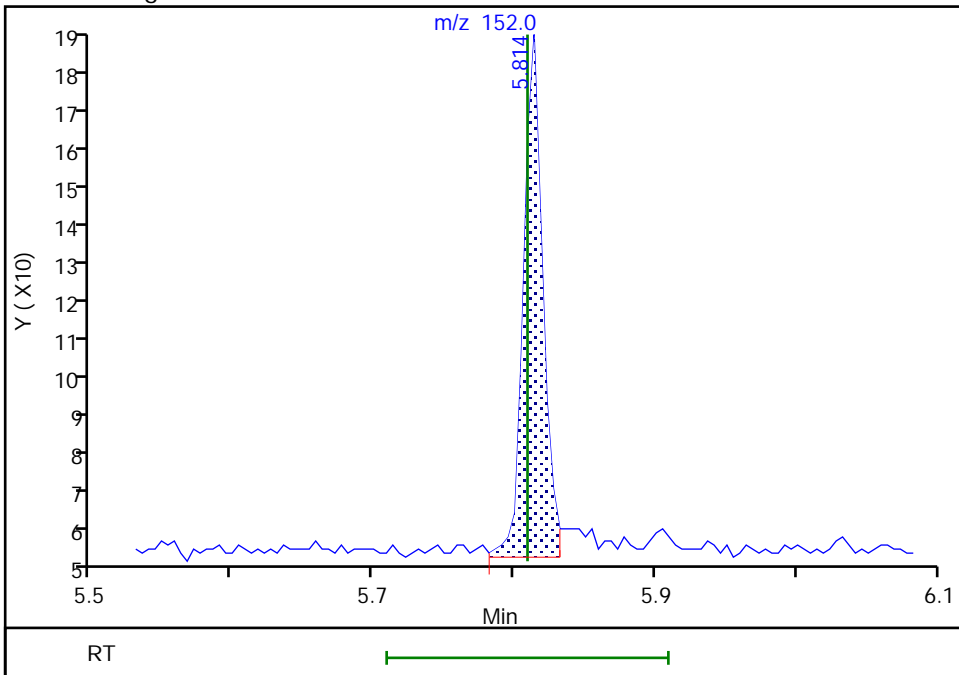
Not Detected  
Expected RT: 5.81

Processing Integration Results



Manual Integration Results

RT: 5.81  
Area: 122  
Amount: 0.994559  
Amount Units: ug/L



Eurofins Seattle

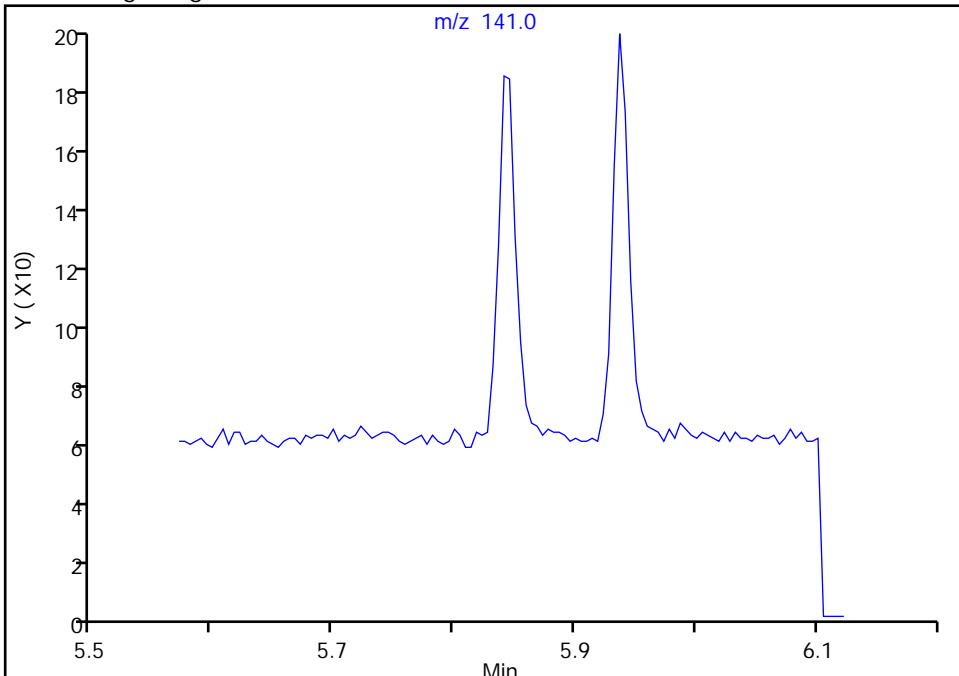
Data File: \\chromfs\Seattle\ChromData\TAC050\20220113-80849.b\SIM011322b026.D  
Injection Date: 14-Jan-2022 05:04:30 Instrument ID: TAC050  
Lims ID: std1  
Client ID:  
Operator ID: jcm ALS Bottle#: 16 Worklist Smp#: 16  
Injection Vol: 1.0 ul Dil. Factor: 1.0000  
Method: TAC050\_SIM\_PAH Limit Group: 8270D\_SIM QSM 5.0  
Column: Detector MS SCAN

12 2-Methylnaphthalene, CAS: 91-57-6

Signal: 1

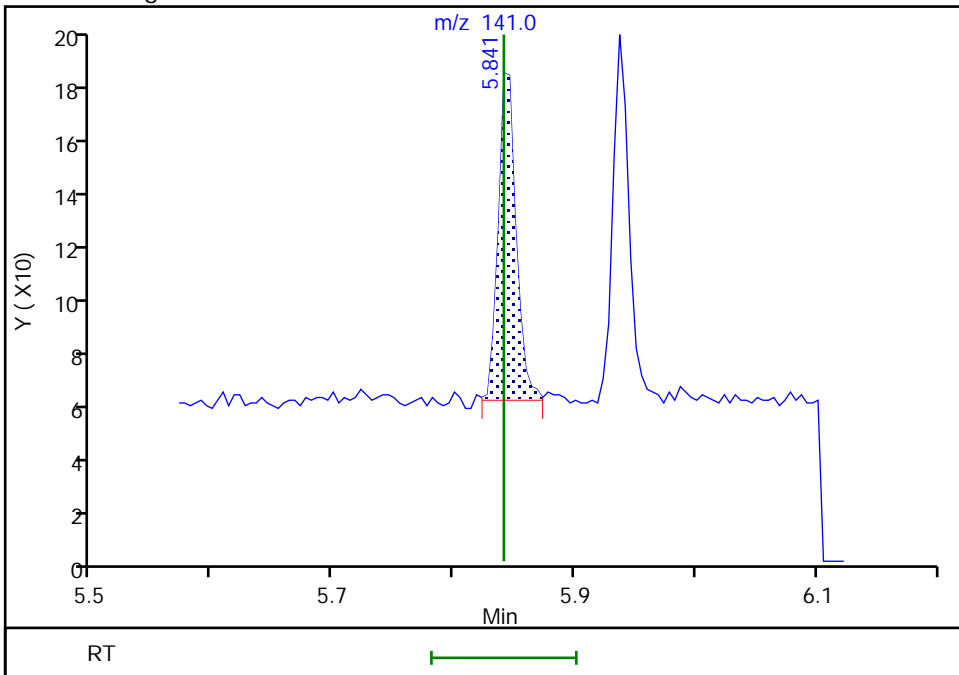
Not Detected  
Expected RT: 5.84

Processing Integration Results



RT: 5.84  
Area: 122  
Amount: 0.980912  
Amount Units: ug/L

Manual Integration Results



Reviewer: boylea, 14-Jan-2022 14:37:24  
Audit Action: Manually Integrated

Audit Reason: Assign Peak

Eurofins Seattle

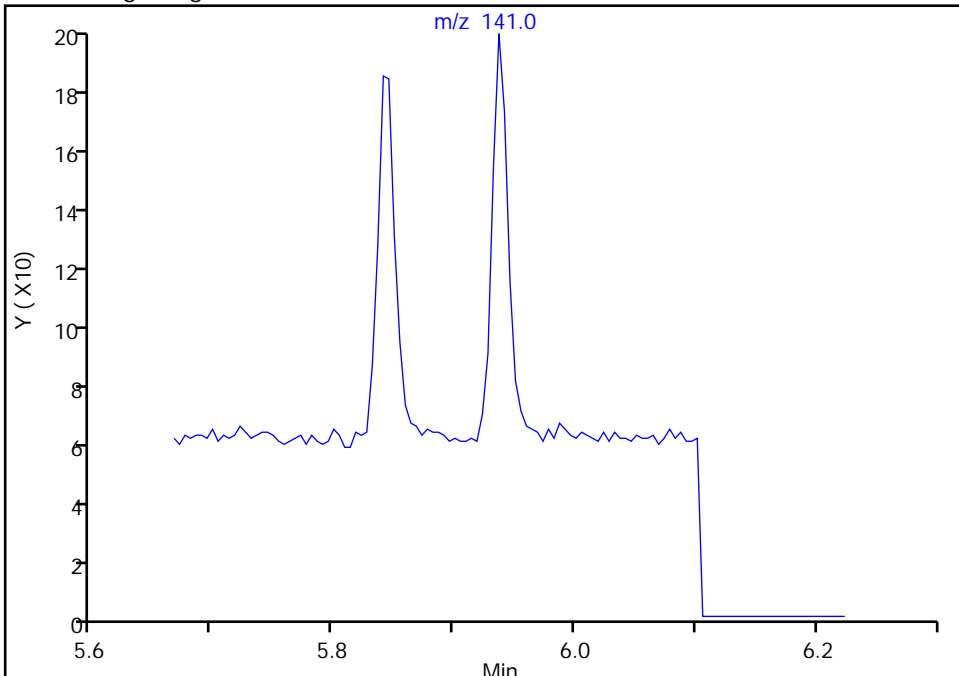
Data File: \\chromfs\Seattle\ChromData\TAC050\20220113-80849.b\SIM011322b026.D  
Injection Date: 14-Jan-2022 05:04:30 Instrument ID: TAC050  
Lims ID: std1  
Client ID:  
Operator ID: jcm ALS Bottle#: 16 Worklist Smp#: 16  
Injection Vol: 1.0 ul Dil. Factor: 1.0000  
Method: TAC050\_SIM\_PAH Limit Group: 8270D\_SIM QSM 5.0  
Column: Detector MS SCAN

13 1-Methylnaphthalene, CAS: 90-12-0

Signal: 1

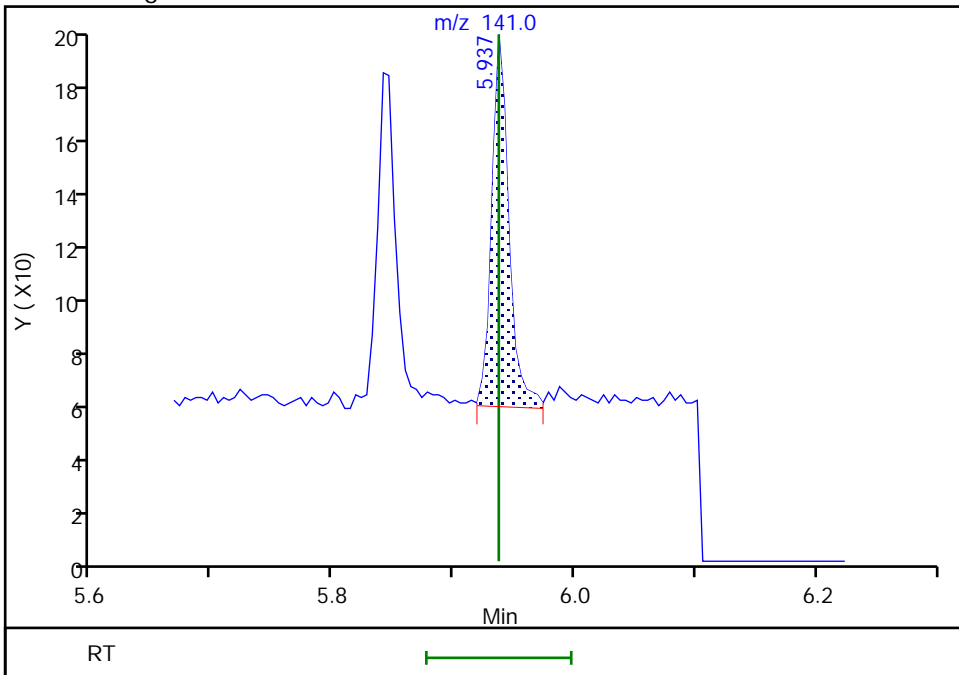
Not Detected  
Expected RT: 5.94

Processing Integration Results



Manual Integration Results

RT: 5.94  
Area: 133  
Amount: 1.104006  
Amount Units: ug/L



Reviewer: boylea, 14-Jan-2022 14:37:30  
Audit Action: Manually Integrated

Audit Reason: Assign Peak



Eurofins Seattle

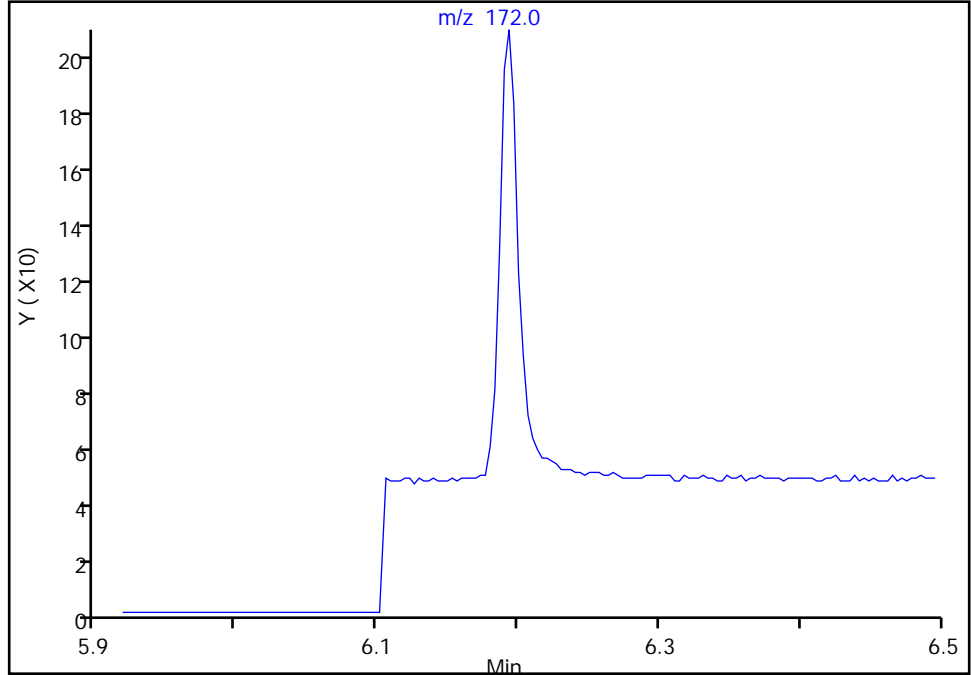
Data File: \\chromfs\Seattle\ChromData\TAC050\20220113-80849.b\SIM011322b026.D  
Injection Date: 14-Jan-2022 05:04:30 Instrument ID: TAC050  
Lims ID: std1  
Client ID:  
Operator ID: jcm ALS Bottle#: 16 Worklist Smp#: 16  
Injection Vol: 1.0 ul Dil. Factor: 1.0000  
Method: TAC050\_SIM\_PAH Limit Group: 8270D\_SIM QSM 5.0  
Column: Detector MS SCAN

**\$ 10 2-Fluorobiphenyl, CAS: 321-60-8**

Signal: 1

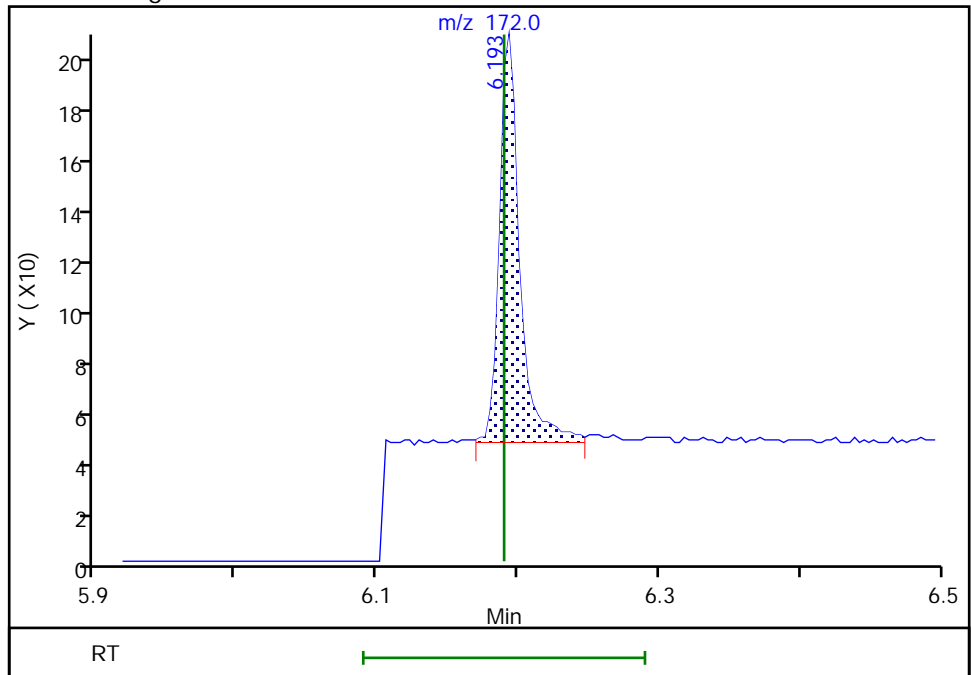
Not Detected  
Expected RT: 6.19

Processing Integration Results



Manual Integration Results

RT: 6.19  
Area: 156  
Amount: 1.074497  
Amount Units: ug/L



Reviewer: boylea, 14-Jan-2022 14:37:01  
Audit Action: Manually Integrated

Audit Reason: Assign Peak

Eurofins Seattle

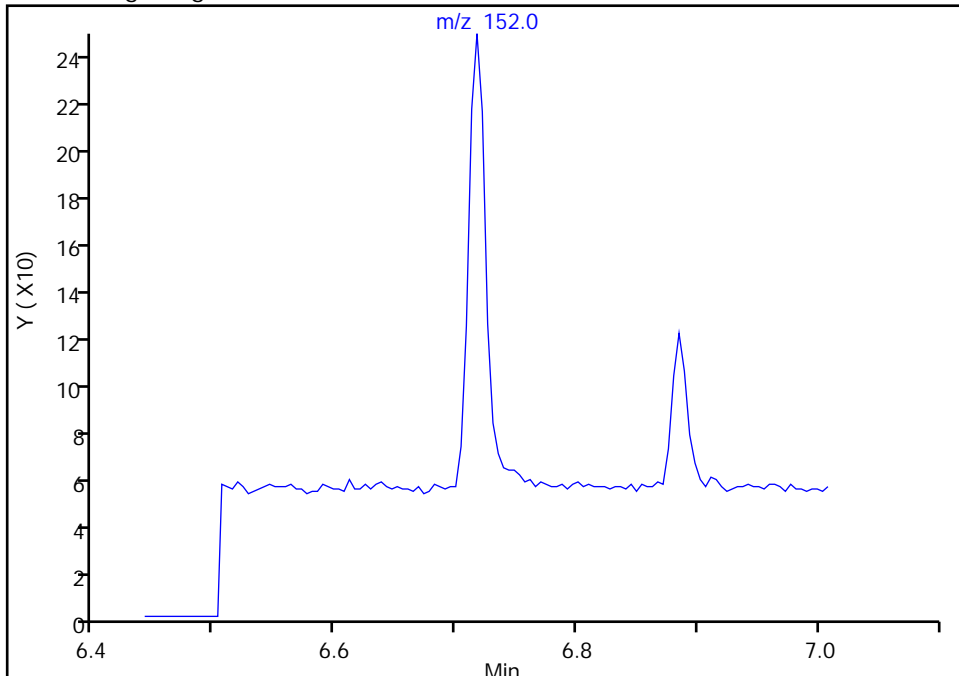
Data File: \\chromfs\Seattle\ChromData\TAC050\20220113-80849.b\SIM011322b026.D  
Injection Date: 14-Jan-2022 05:04:30 Instrument ID: TAC050  
Lims ID: std1  
Client ID:  
Operator ID: jcm ALS Bottle#: 16 Worklist Smp#: 16  
Injection Vol: 1.0 ul Dil. Factor: 1.0000  
Method: TAC050\_SIM\_PAH Limit Group: 8270D\_SIM QSM 5.0  
Column: Detector MS SCAN

14 Acenaphthylene, CAS: 208-96-8

Signal: 1

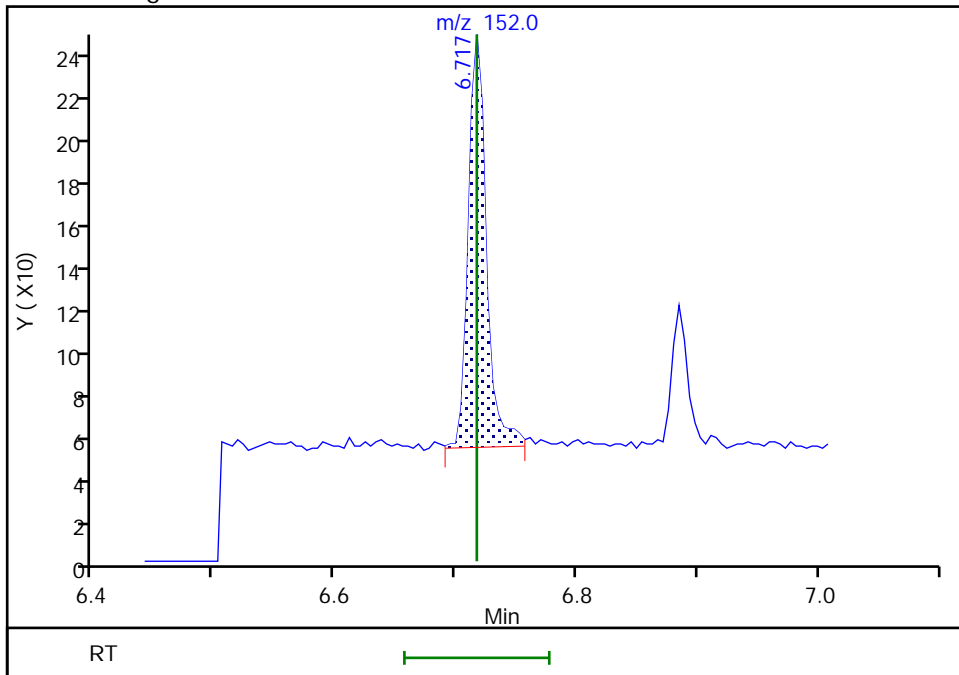
Not Detected  
Expected RT: 6.72

Processing Integration Results



Manual Integration Results

RT: 6.72  
Area: 199  
Amount: 1.037454  
Amount Units: ug/L



Reviewer: boylea, 14-Jan-2022 14:37:37  
Audit Action: Manually Integrated

Audit Reason: Assign Peak

Eurofins Seattle

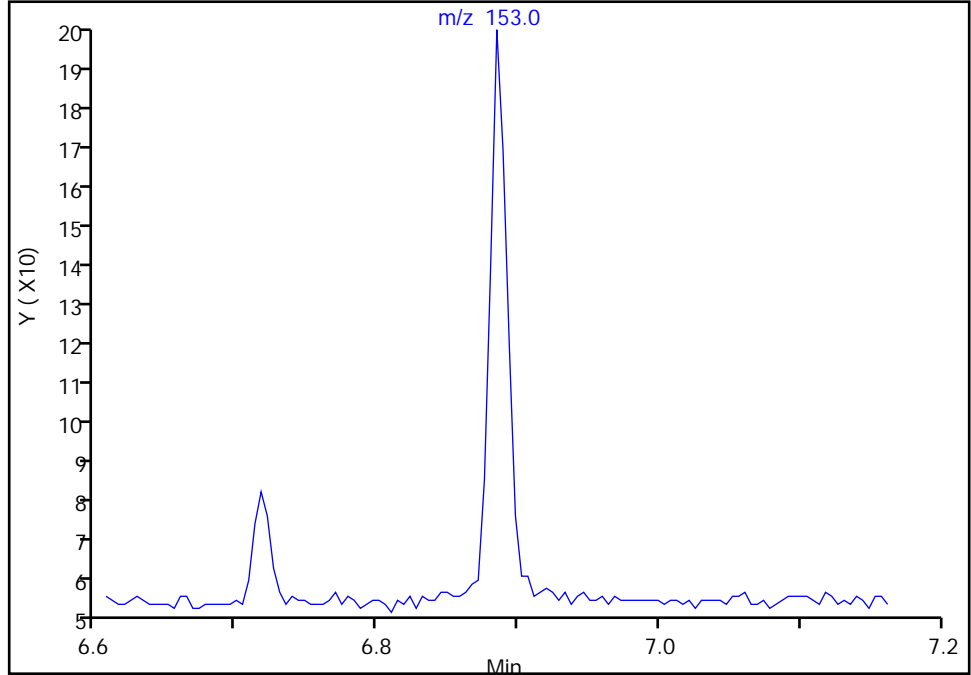
Data File: \\chromfs\Seattle\ChromData\TAC050\20220113-80849.b\SIM011322b026.D  
Injection Date: 14-Jan-2022 05:04:30 Instrument ID: TAC050  
Lims ID: std1  
Client ID:  
Operator ID: jcm ALS Bottle#: 16 Worklist Smp#: 16  
Injection Vol: 1.0 ul Dil. Factor: 1.0000  
Method: TAC050\_SIM\_PAH Limit Group: 8270D\_SIM QSM 5.0  
Column: Detector MS SCAN

15 Acenaphthene, CAS: 83-32-9

Signal: 1

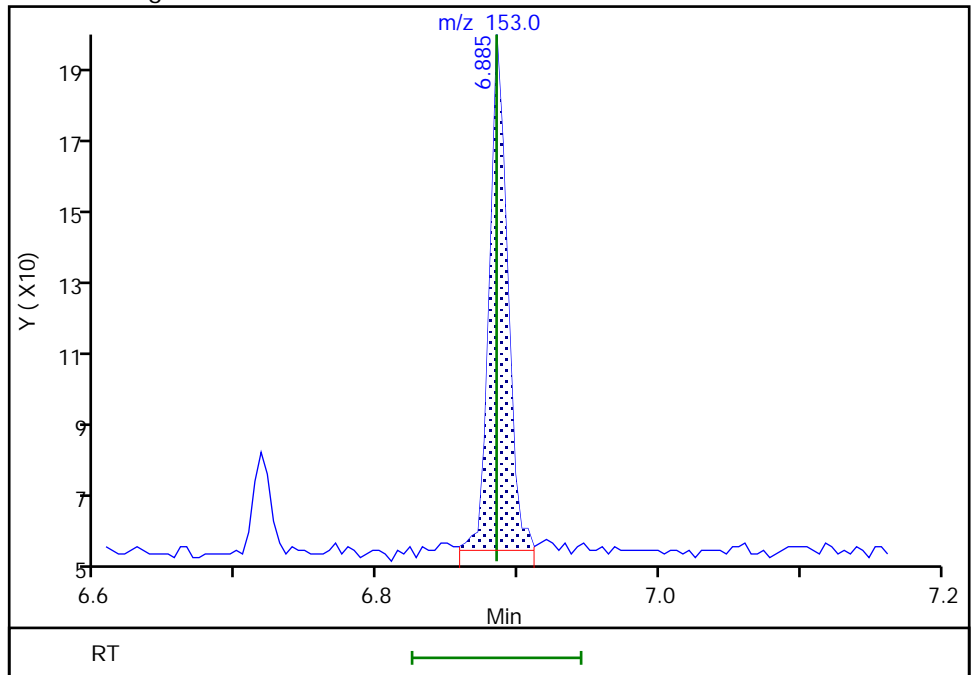
Not Detected  
Expected RT: 6.88

Processing Integration Results



Manual Integration Results

RT: 6.88  
Area: 125  
Amount: 1.038427  
Amount Units: ug/L



Reviewer: boylea, 14-Jan-2022 14:37:44  
Audit Action: Manually Integrated

Audit Reason: Assign Peak

Eurofins Seattle

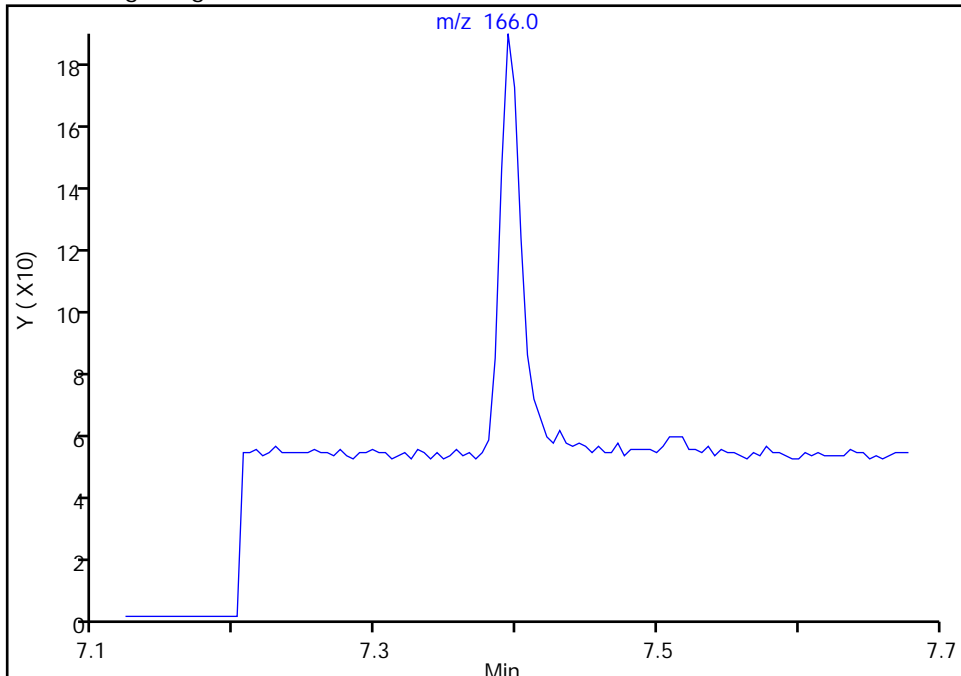
Data File: \\chromfs\Seattle\ChromData\TAC050\20220113-80849.b\SIM011322b026.D  
Injection Date: 14-Jan-2022 05:04:30 Instrument ID: TAC050  
Lims ID: std1  
Client ID:  
Operator ID: jcm ALS Bottle#: 16 Worklist Smp#: 16  
Injection Vol: 1.0 ul Dil. Factor: 1.0000  
Method: TAC050\_SIM\_PAH Limit Group: 8270D\_SIM QSM 5.0  
Column: Detector MS SCAN

16 Fluorene, CAS: 86-73-7

Signal: 1

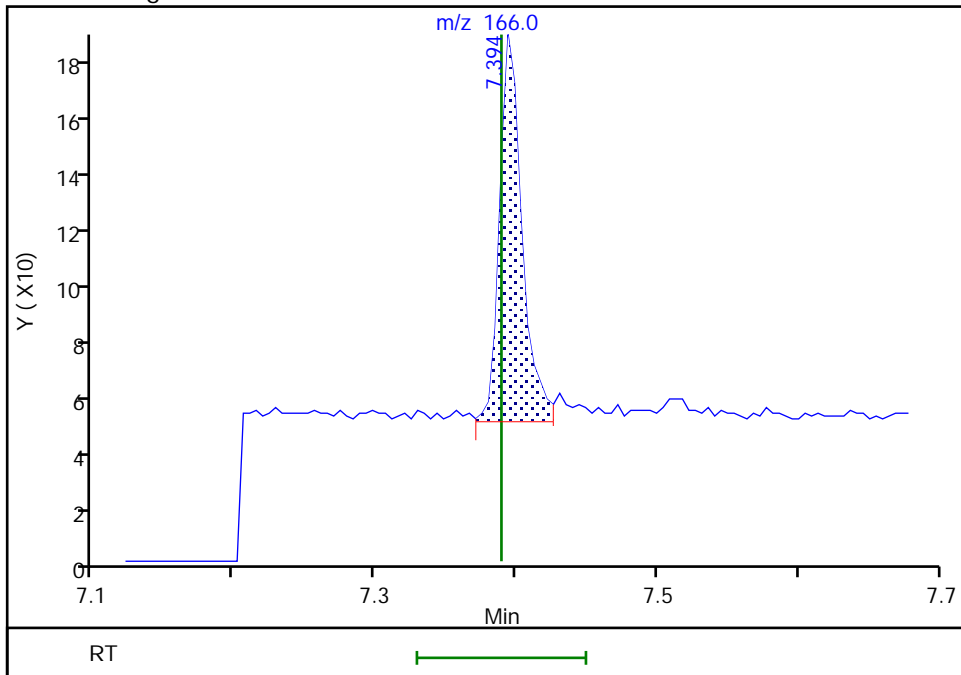
Not Detected  
Expected RT: 7.39

Processing Integration Results



Manual Integration Results

RT: 7.39  
Area: 148  
Amount: 1.102831  
Amount Units: ug/L



Reviewer: boylea, 14-Jan-2022 14:37:57  
Audit Action: Manually Integrated

Audit Reason: Assign Peak

Eurofins Seattle

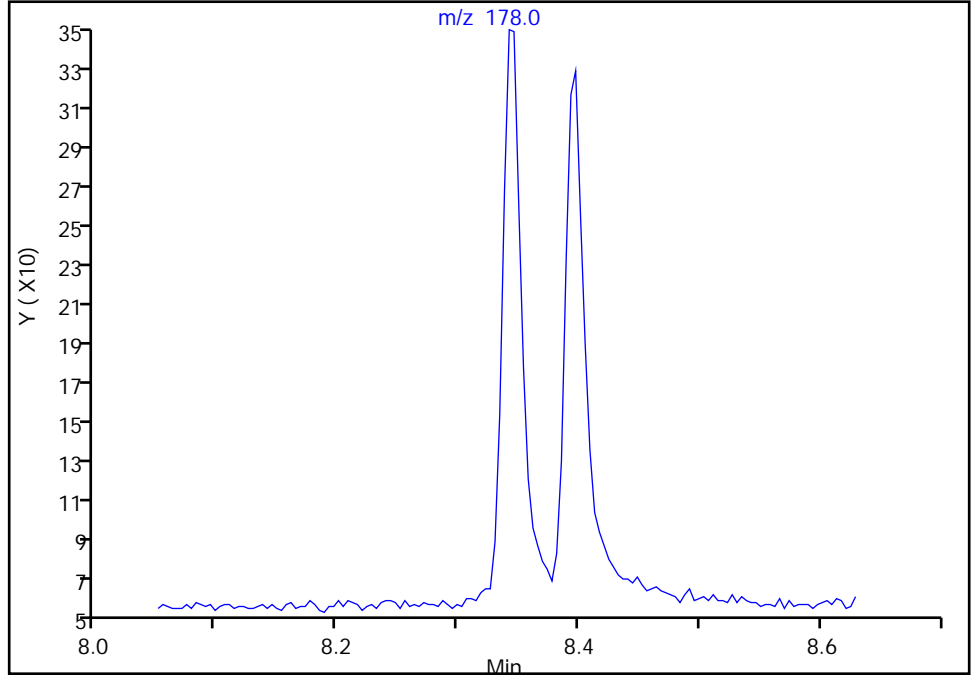
Data File: \\chromfs\Seattle\ChromData\TAC050\20220113-80849.b\SIM011322b026.D  
Injection Date: 14-Jan-2022 05:04:30 Instrument ID: TAC050  
Lims ID: std1  
Client ID:  
Operator ID: jcm ALS Bottle#: 16 Worklist Smp#: 16  
Injection Vol: 1.0 ul Dil. Factor: 1.0000  
Method: TAC050\_SIM\_PAH Limit Group: 8270D\_SIM QSM 5.0  
Column: Detector MS SCAN

18 Phenanthrene, CAS: 85-01-8

Signal: 1

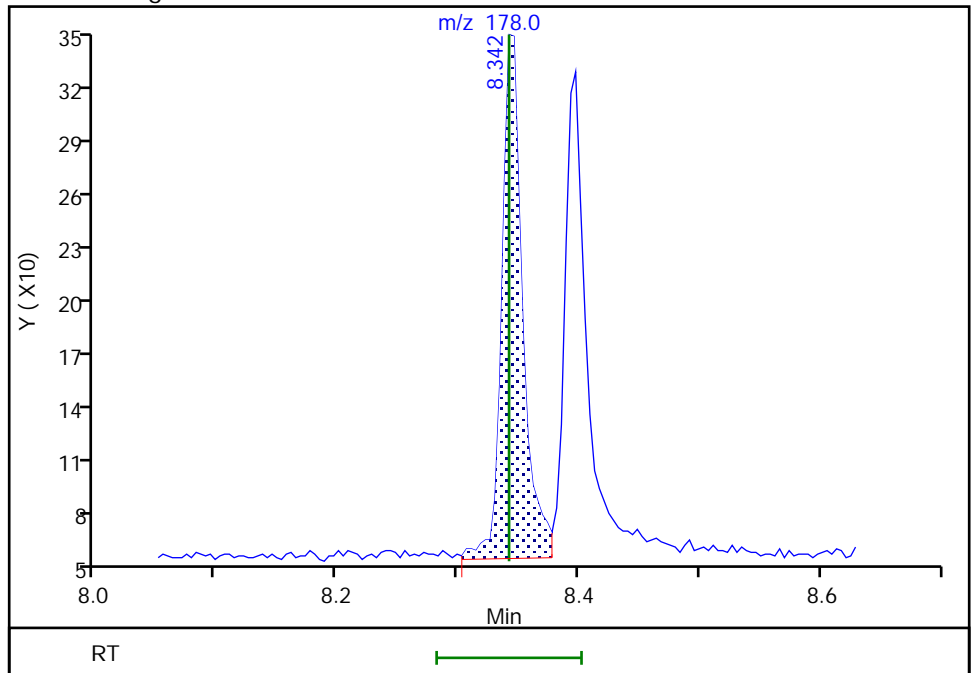
Not Detected  
Expected RT: 8.34

Processing Integration Results



RT: 8.34  
Area: 355  
Amount: 0.846866  
Amount Units: ug/L

Manual Integration Results



Reviewer: boylea, 14-Jan-2022 14:38:05  
Audit Action: Manually Integrated

Audit Reason: Assign Peak

Eurofins Seattle

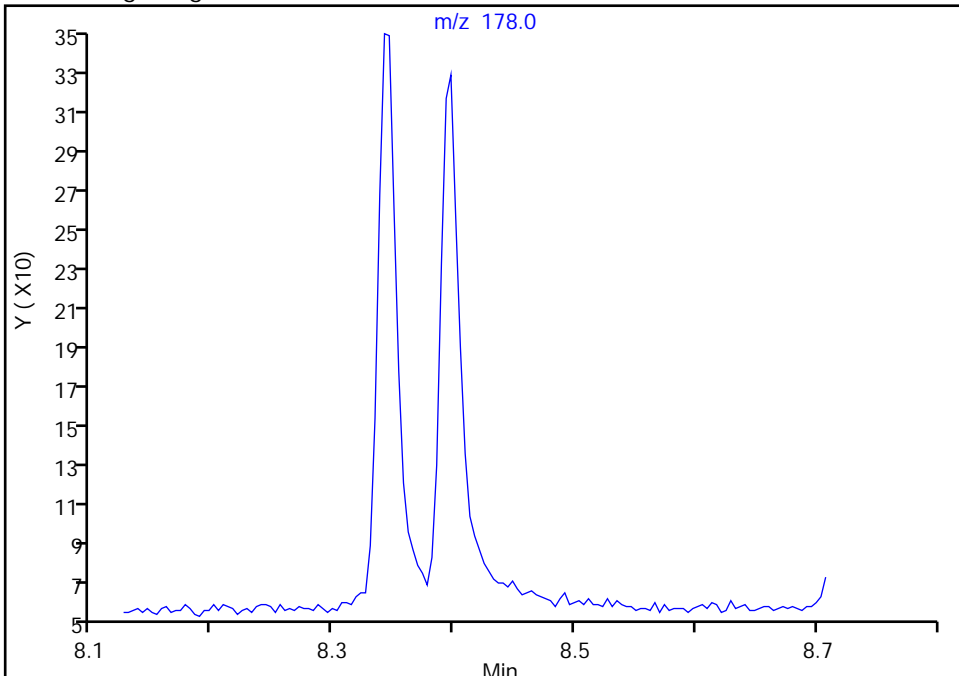
Data File: \\chromfs\Seattle\ChromData\TAC050\20220113-80849.b\SIM011322b026.D  
Injection Date: 14-Jan-2022 05:04:30 Instrument ID: TAC050  
Lims ID: std1  
Client ID:  
Operator ID: jcm ALS Bottle#: 16 Worklist Smp#: 16  
Injection Vol: 1.0 ul Dil. Factor: 1.0000  
Method: TAC050\_SIM\_PAH Limit Group: 8270D\_SIM QSM 5.0  
Column: Detector MS SCAN

19 Anthracene, CAS: 120-12-7

Signal: 1

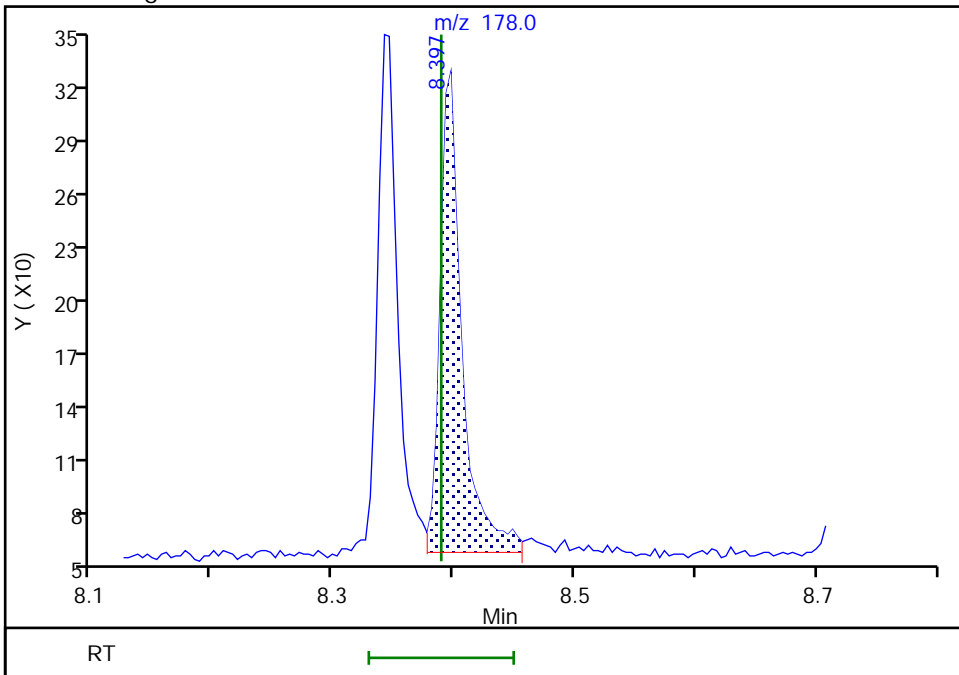
Not Detected  
Expected RT: 8.39

Processing Integration Results



Manual Integration Results

RT: 8.40  
Area: 339  
Amount: 0.968377  
Amount Units: ug/L



Reviewer: boylea, 14-Jan-2022 14:38:09  
Audit Action: Manually Integrated

Audit Reason: Assign Peak

Eurofins Seattle

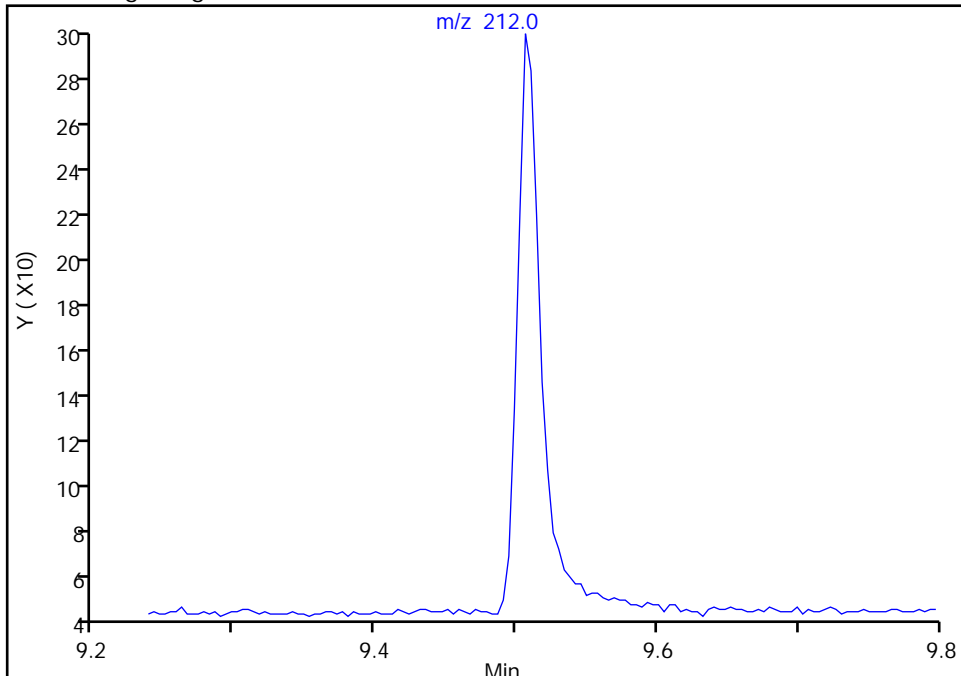
Data File: \\chromfs\Seattle\ChromData\TAC050\20220113-80849.b\SIM011322b026.D  
Injection Date: 14-Jan-2022 05:04:30 Instrument ID: TAC050  
Lims ID: std1  
Client ID:  
Operator ID: jcm ALS Bottle#: 16 Worklist Smp#: 16  
Injection Vol: 1.0 ul Dil. Factor: 1.0000  
Method: TAC050\_SIM\_PAH Limit Group: 8270D\_SIM QSM 5.0  
Column: Detector MS SCAN

**\$ 8 Fluoranthene-d10 (Surr), CAS: 93951-69-0**

Signal: 1

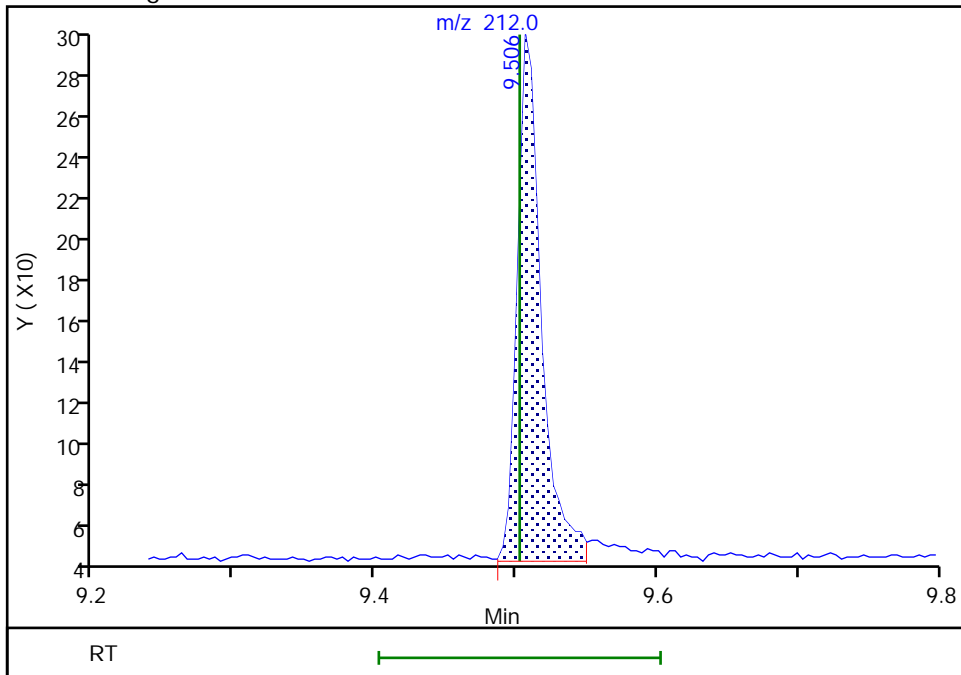
Not Detected  
Expected RT: 9.50

Processing Integration Results



Manual Integration Results

RT: 9.51  
Area: 296  
Amount: 0.839144  
Amount Units: ug/L



Reviewer: boylea, 14-Jan-2022 14:37:09  
Audit Action: Manually Integrated

Audit Reason: Assign Peak

Eurofins Seattle

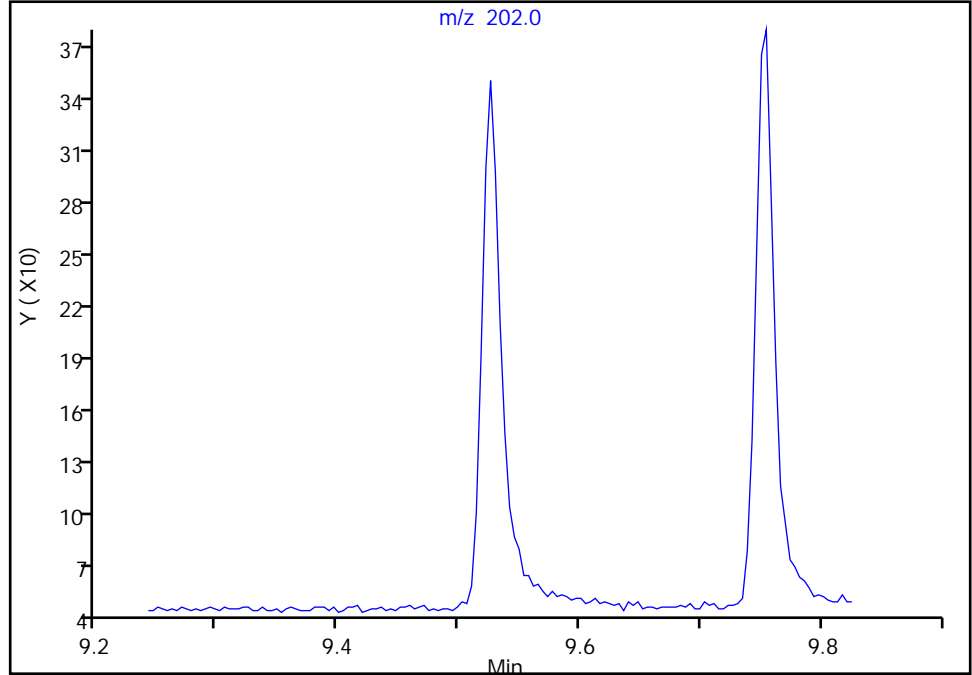
Data File: \\chromfs\Seattle\ChromData\TAC050\20220113-80849.b\SIM011322b026.D  
Injection Date: 14-Jan-2022 05:04:30 Instrument ID: TAC050  
Lims ID: std1  
Client ID:  
Operator ID: jcm ALS Bottle#: 16 Worklist Smp#: 16  
Injection Vol: 1.0 ul Dil. Factor: 1.0000  
Method: TAC050\_SIM\_PAH Limit Group: 8270D\_SIM QSM 5.0  
Column: Detector MS SCAN

20 Fluoranthene, CAS: 206-44-0

Signal: 1

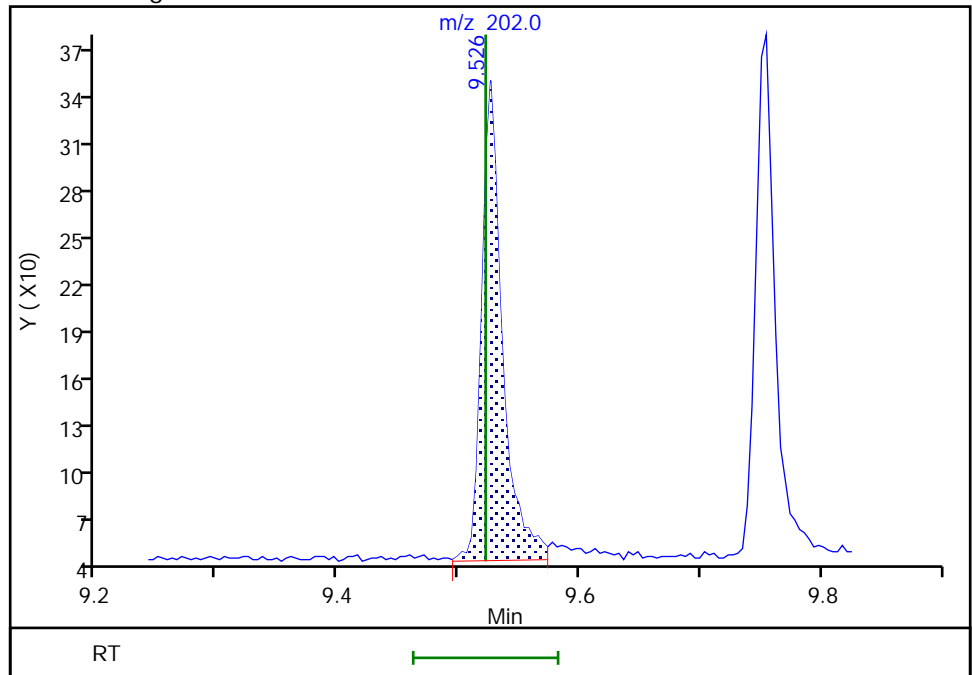
Not Detected  
Expected RT: 9.52

Processing Integration Results



Manual Integration Results

RT: 9.53  
Area: 360  
Amount: 0.860666  
Amount Units: ug/L



Reviewer: boylea, 14-Jan-2022 14:38:15  
Audit Action: Manually Integrated

Audit Reason: Assign Peak



Eurofins Seattle

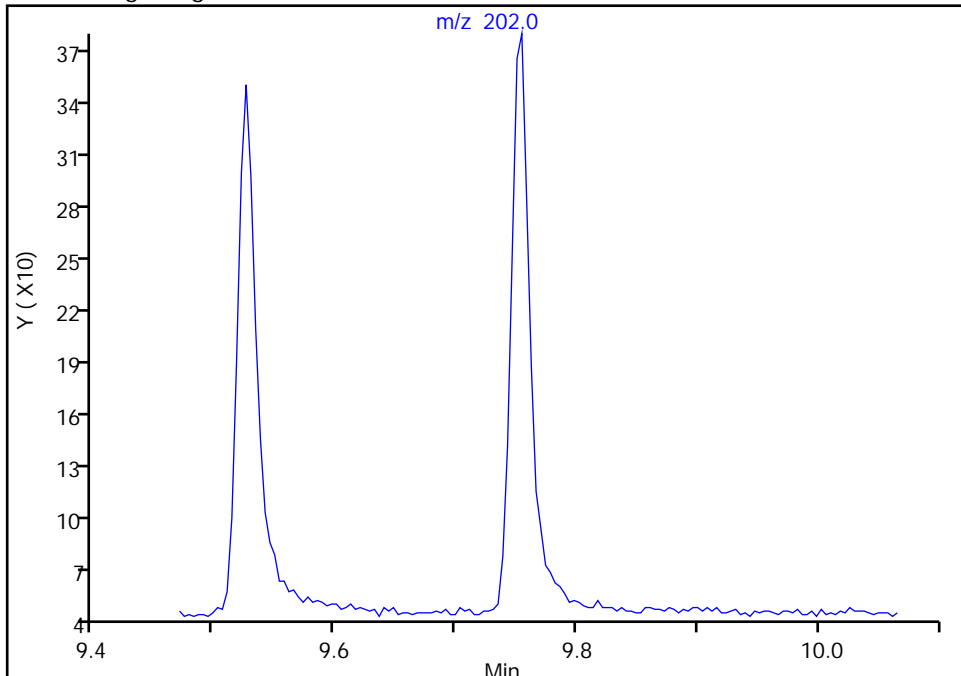
Data File: \\chromfs\Seattle\ChromData\TAC050\20220113-80849.b\SIM011322b026.D  
Injection Date: 14-Jan-2022 05:04:30 Instrument ID: TAC050  
Lims ID: std1  
Client ID:  
Operator ID: jcm ALS Bottle#: 16 Worklist Smp#: 16  
Injection Vol: 1.0 ul Dil. Factor: 1.0000  
Method: TAC050\_SIM\_PAH Limit Group: 8270D\_SIM QSM 5.0  
Column: Detector MS SCAN

21 Pyrene, CAS: 129-00-0

Signal: 1

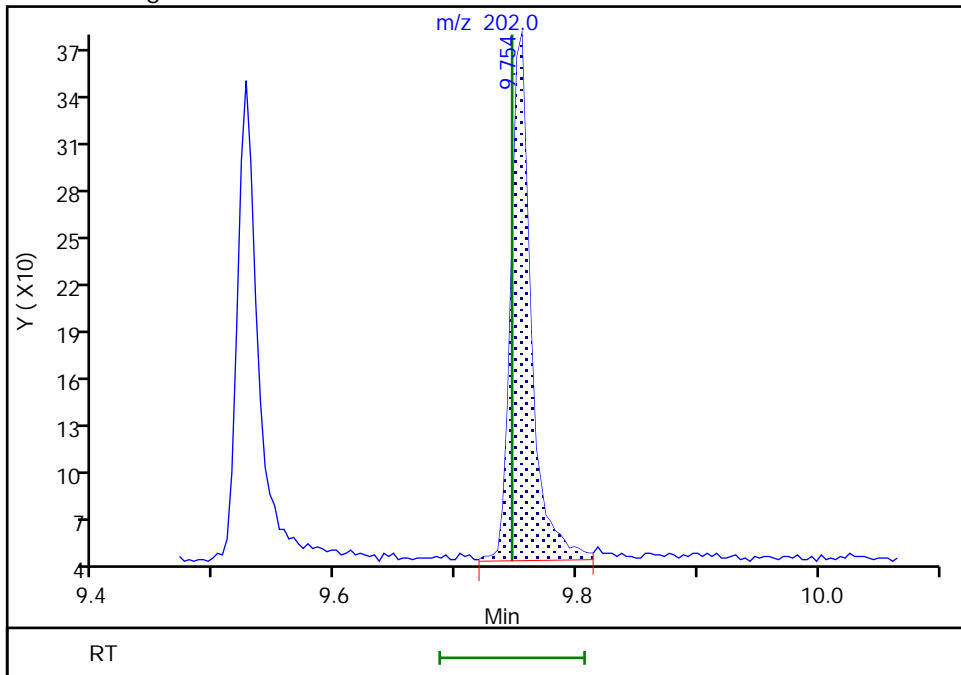
Not Detected  
Expected RT: 9.75

Processing Integration Results



Manual Integration Results

RT: 9.75  
Area: 386  
Amount: 0.835702  
Amount Units: ug/L



Reviewer: boylea, 14-Jan-2022 14:38:23  
Audit Action: Manually Integrated

Audit Reason: Assign Peak

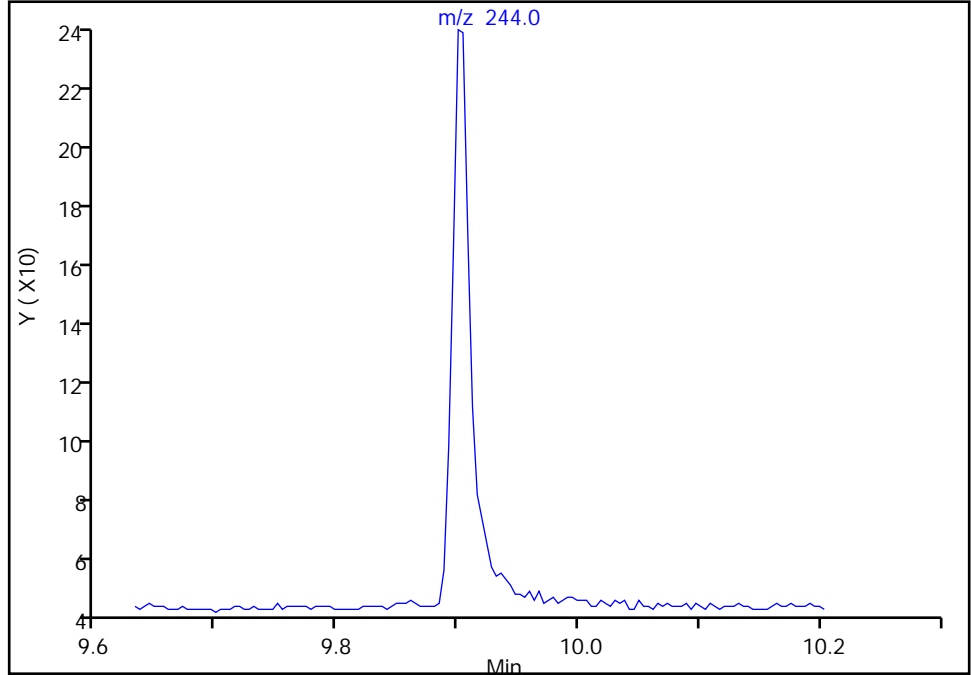
Eurofins Seattle

Data File: \\chromfs\Seattle\ChromData\TAC050\20220113-80849.b\SIM011322b026.D  
Injection Date: 14-Jan-2022 05:04:30 Instrument ID: TAC050  
Lims ID: std1  
Client ID:  
Operator ID: jcm ALS Bottle#: 16 Worklist Smp#: 16  
Injection Vol: 1.0 ul Dil. Factor: 1.0000  
Method: TAC050\_SIM\_PAH Limit Group: 8270D\_SIM QSM 5.0  
Column: Detector MS SCAN

\$ 9 Terphenyl-d14, CAS: 1718-51-0  
Signal: 1

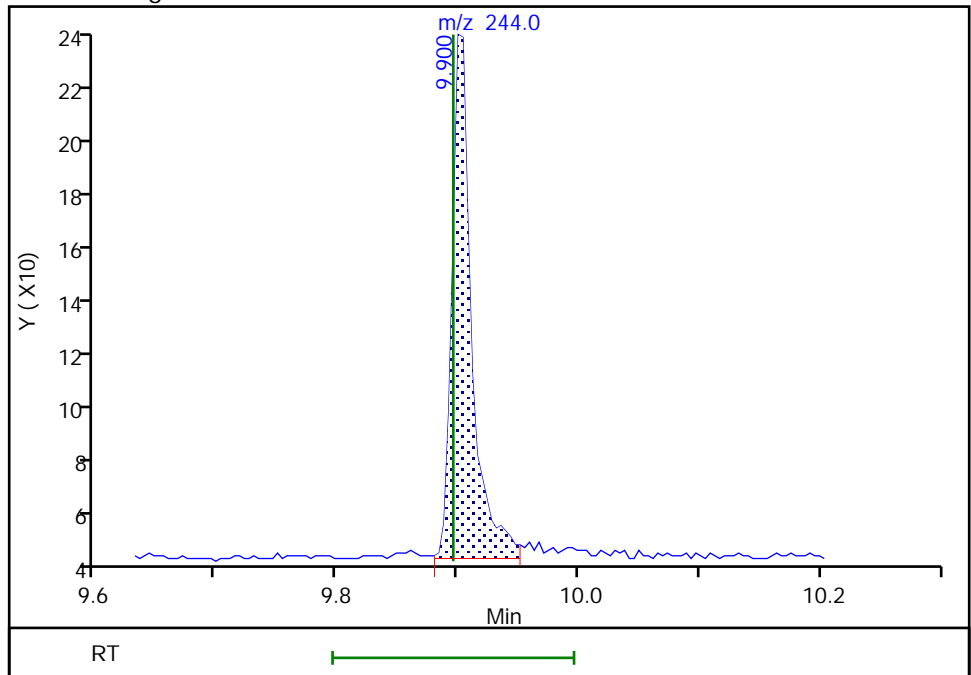
Not Detected  
Expected RT: 9.90

Processing Integration Results



Manual Integration Results

RT: 9.90  
Area: 216  
Amount: 1.893703  
Amount Units: ug/L



Reviewer: boylea, 14-Jan-2022 14:37:13  
Audit Action: Manually Integrated

Audit Reason: Assign Peak

Eurofins Seattle

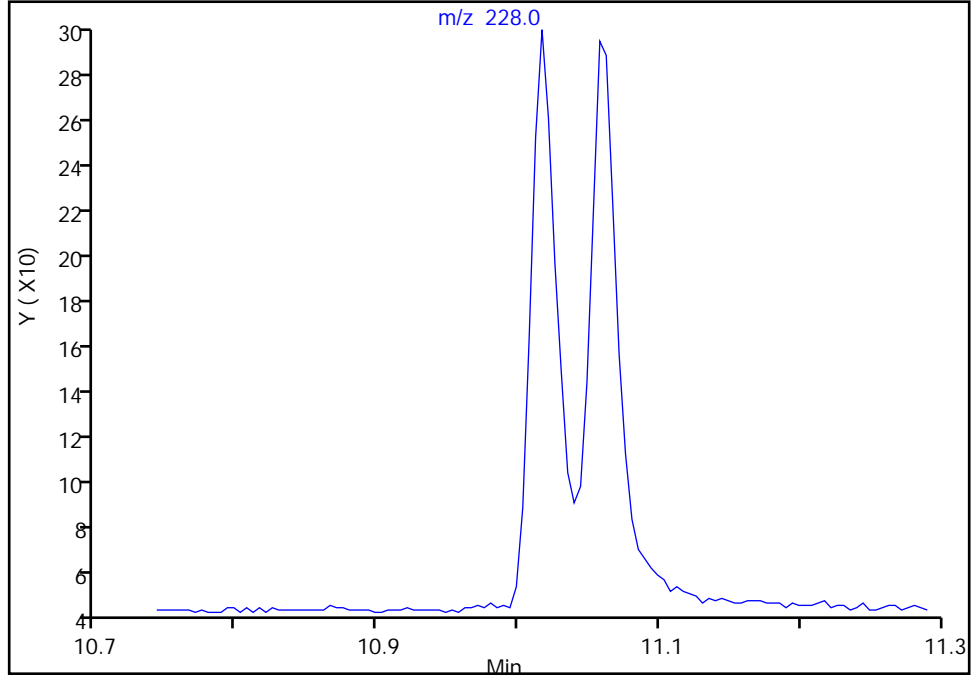
Data File: \\chromfs\Seattle\ChromData\TAC050\20220113-80849.b\SIM011322b026.D  
Injection Date: 14-Jan-2022 05:04:30 Instrument ID: TAC050  
Lims ID: std1  
Client ID:  
Operator ID: jcm ALS Bottle#: 16 Worklist Smp#: 16  
Injection Vol: 1.0 ul Dil. Factor: 1.0000  
Method: TAC050\_SIM\_PAH Limit Group: 8270D\_SIM QSM 5.0  
Column: Detector MS SCAN

22 Benzo[a]anthracene, CAS: 56-55-3

Signal: 1

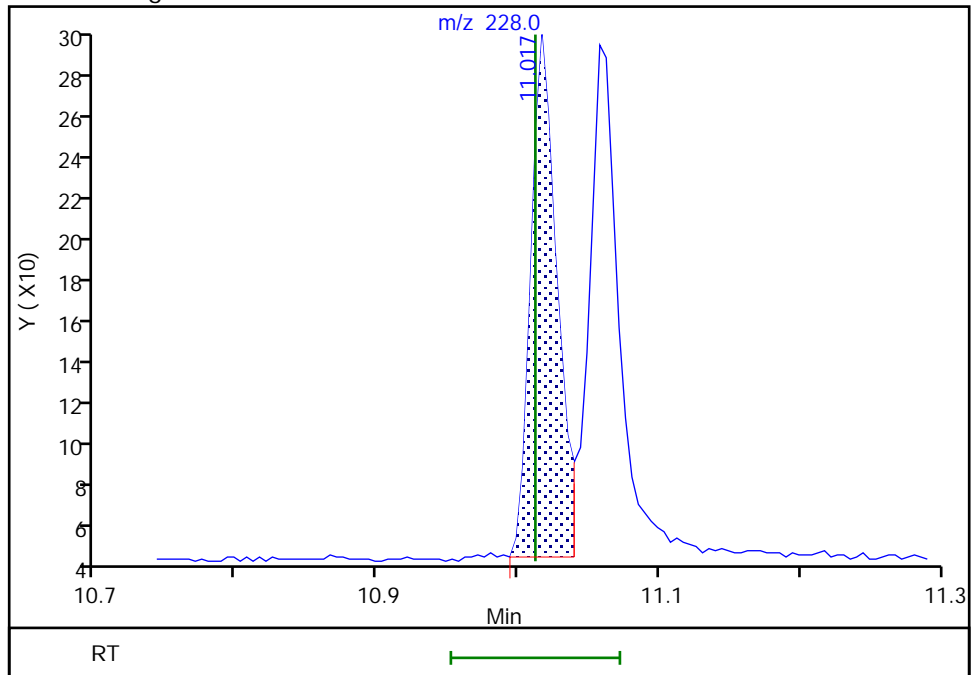
Not Detected  
Expected RT: 11.01

Processing Integration Results



Manual Integration Results

RT: 11.02  
Area: 316  
Amount: 0.814772  
Amount Units: ug/L



Reviewer: boylea, 14-Jan-2022 14:38:31  
Audit Action: Manually Integrated

Audit Reason: Assign Peak

Eurofins Seattle

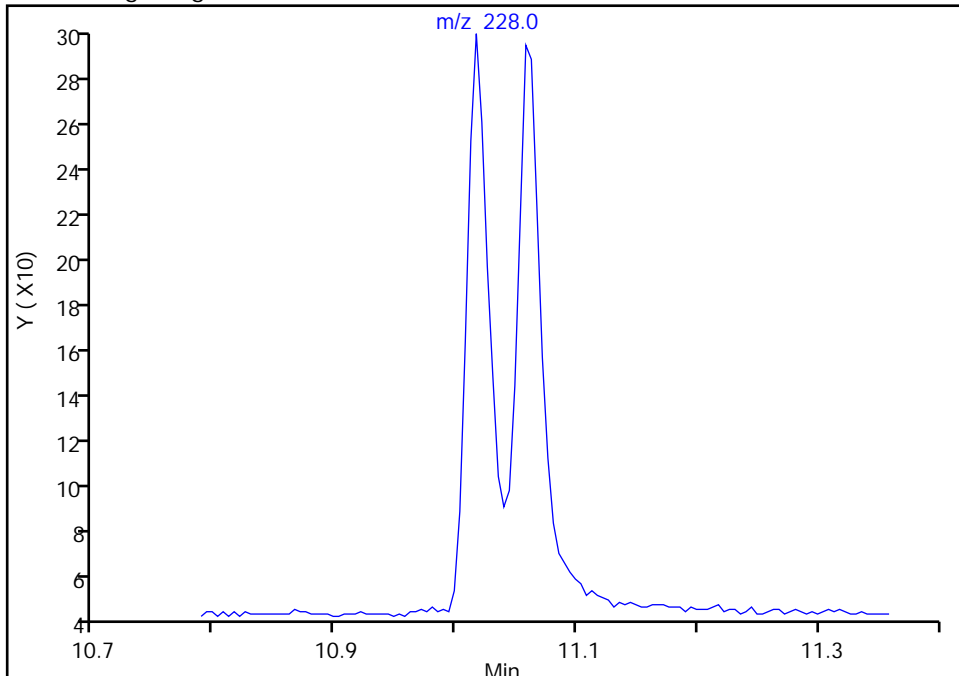
Data File: \\chromfs\Seattle\ChromData\TAC050\20220113-80849.b\SIM011322b026.D  
Injection Date: 14-Jan-2022 05:04:30 Instrument ID: TAC050  
Lims ID: std1  
Client ID:  
Operator ID: jcm ALS Bottle#: 16 Worklist Smp#: 16  
Injection Vol: 1.0 ul Dil. Factor: 1.0000  
Method: TAC050\_SIM\_PAH Limit Group: 8270D\_SIM QSM 5.0  
Column: Detector MS SCAN

23 Chrysene, CAS: 218-01-9

Signal: 1

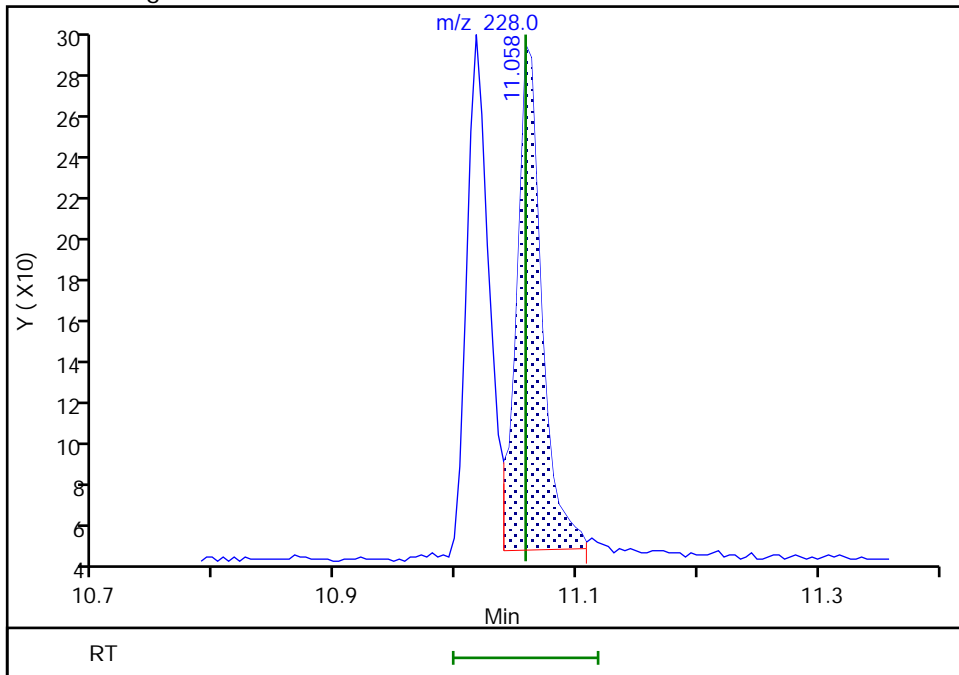
Not Detected  
Expected RT: 11.06

Processing Integration Results



Manual Integration Results

RT: 11.06  
Area: 341  
Amount: 0.714780  
Amount Units: ug/L



Reviewer: boylea, 14-Jan-2022 14:38:38  
Audit Action: Manually Integrated

Audit Reason: Assign Peak

Eurofins Seattle

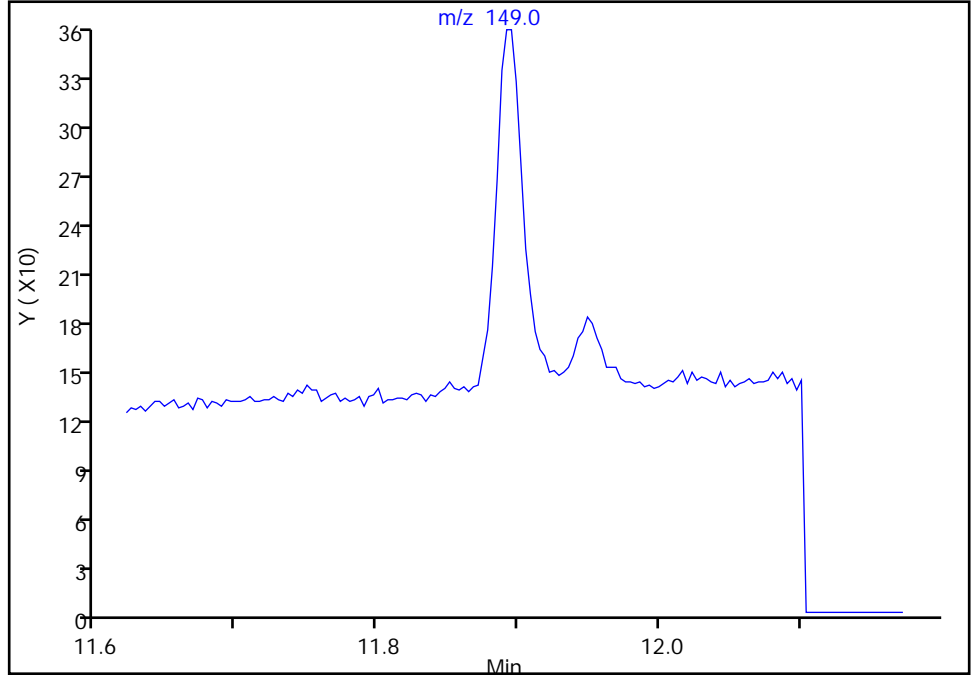
Data File: \\chromfs\Seattle\ChromData\TAC050\20220113-80849.b\SIM011322b026.D  
Injection Date: 14-Jan-2022 05:04:30 Instrument ID: TAC050  
Lims ID: std1  
Client ID:  
Operator ID: jcm ALS Bottle#: 16 Worklist Smp#: 16  
Injection Vol: 1.0 ul Dil. Factor: 1.0000  
Method: TAC050\_SIM\_PAH Limit Group: 8270D\_SIM QSM 5.0  
Column: Detector MS SCAN

30 Bis(2-ethylhexyl) phthalate, CAS: 117-81-7

Signal: 1

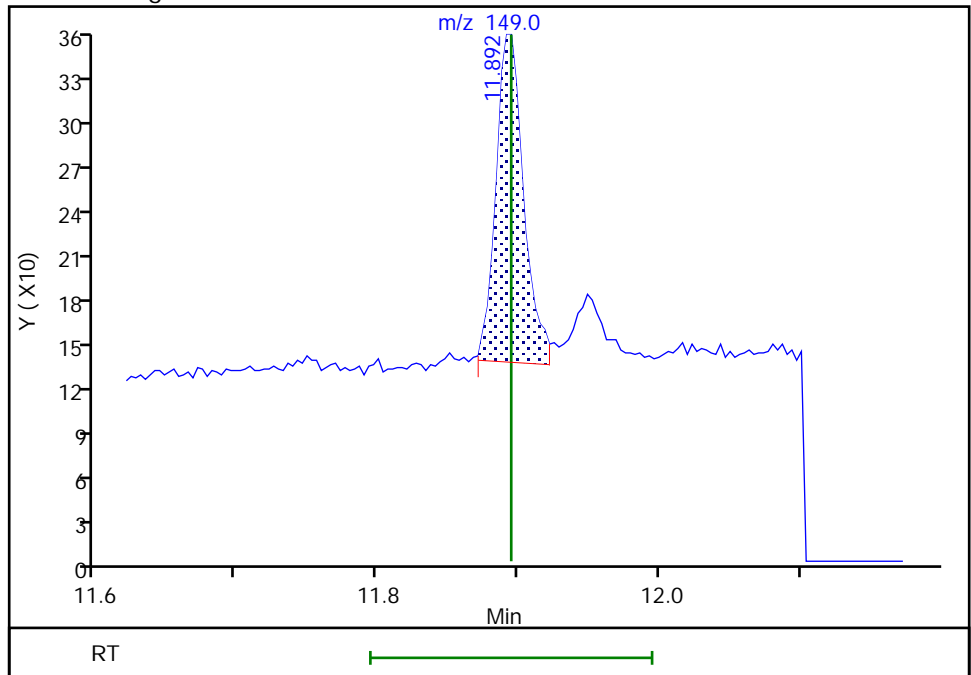
Not Detected  
Expected RT: 11.89

Processing Integration Results



Manual Integration Results

RT: 11.89  
Area: 301  
Amount: 1.019203  
Amount Units: ug/L



Eurofins Seattle

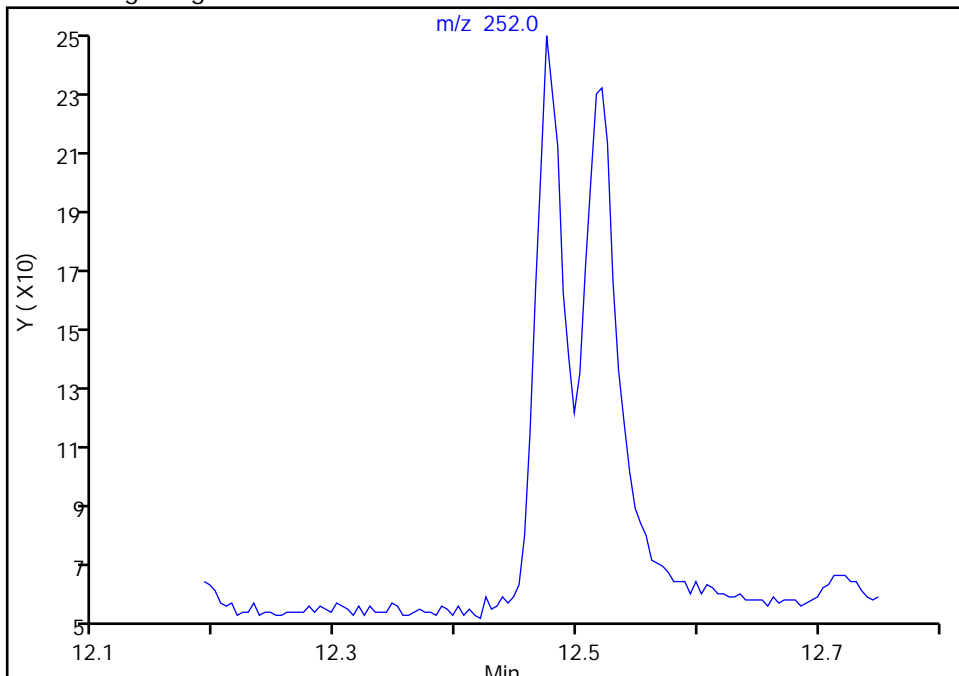
Data File: \\chromfs\Seattle\ChromData\TAC050\20220113-80849.b\SIM011322b026.D  
Injection Date: 14-Jan-2022 05:04:30 Instrument ID: TAC050  
Lims ID: std1  
Client ID:  
Operator ID: jcm ALS Bottle#: 16 Worklist Smp#: 16  
Injection Vol: 1.0 ul Dil. Factor: 1.0000  
Method: TAC050\_SIM\_PAH Limit Group: 8270D\_SIM QSM 5.0  
Column: Detector MS SCAN

24 Benzo[b]fluoranthene, CAS: 205-99-2

Signal: 1

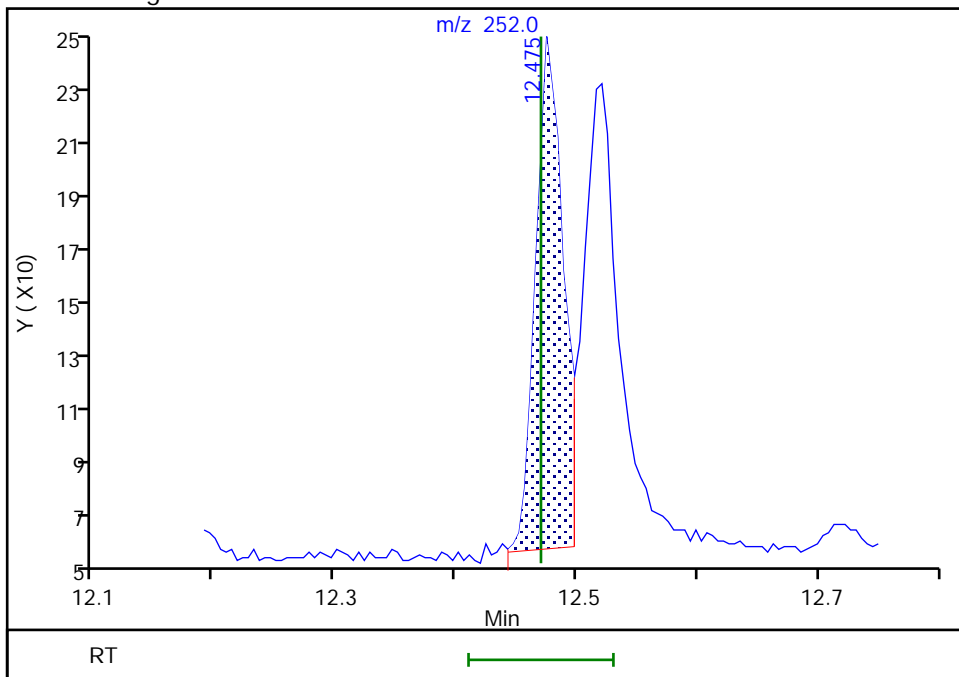
Not Detected  
Expected RT: 12.47

Processing Integration Results



Manual Integration Results

RT: 12.47  
Area: 286  
Amount: 0.994627  
Amount Units: ug/L



Reviewer: boylea, 14-Jan-2022 14:38:50  
Audit Action: Manually Integrated

Audit Reason: Assign Peak

Eurofins Seattle

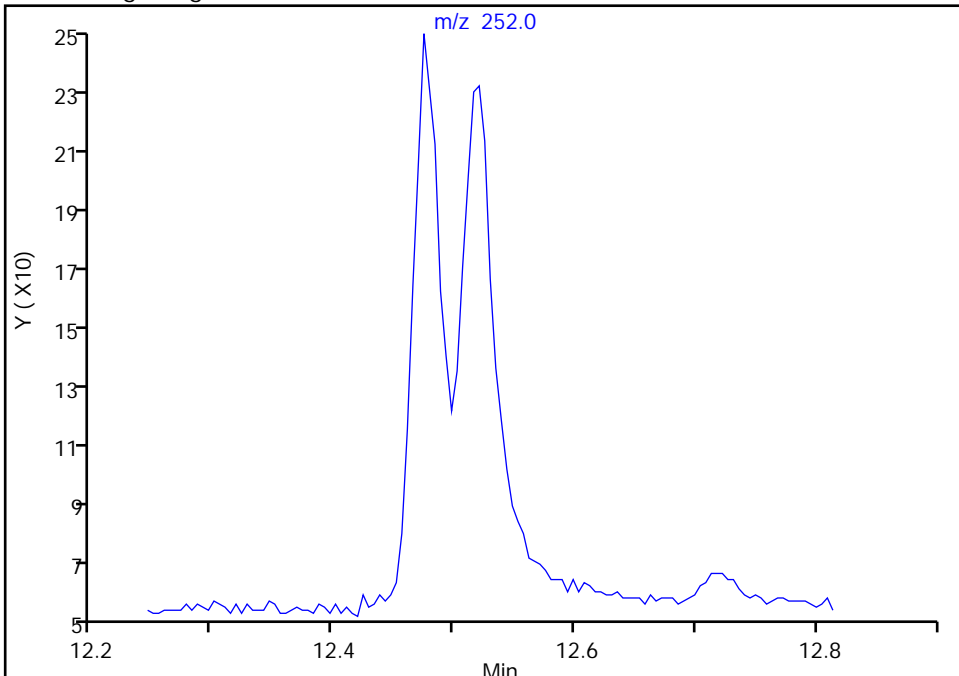
Data File: \\chromfs\Seattle\ChromData\TAC050\20220113-80849.b\SIM011322b026.D  
Injection Date: 14-Jan-2022 05:04:30 Instrument ID: TAC050  
Lims ID: std1  
Client ID:  
Operator ID: jcm ALS Bottle#: 16 Worklist Smp#: 16  
Injection Vol: 1.0 ul Dil. Factor: 1.0000  
Method: TAC050\_SIM\_PAH Limit Group: 8270D\_SIM QSM 5.0  
Column: Detector MS SCAN

25 Benzo[k]fluoranthene, CAS: 207-08-9

Signal: 1

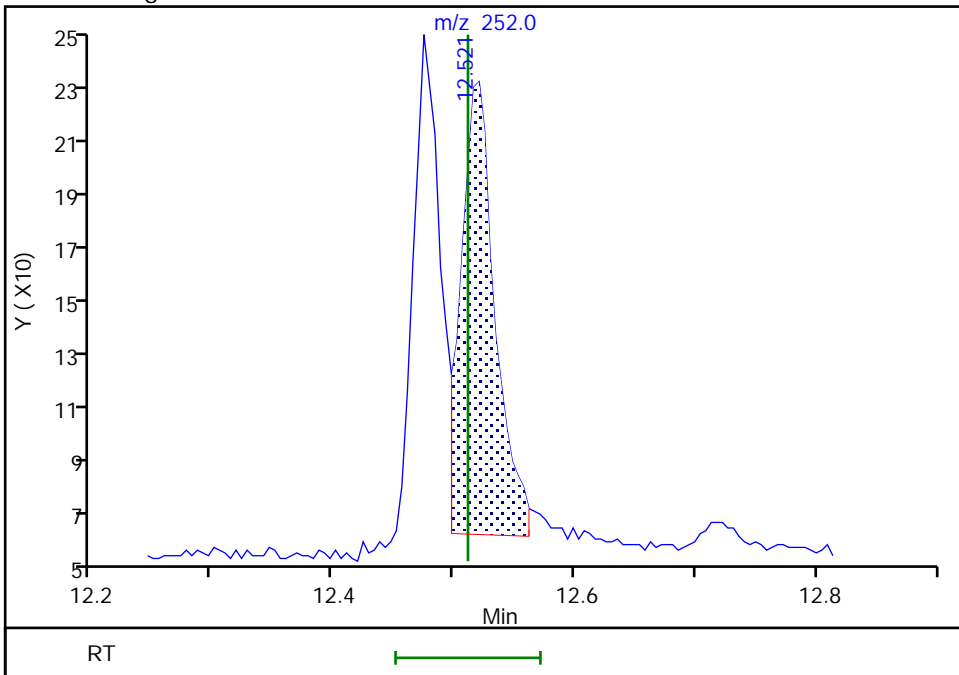
Not Detected  
Expected RT: 12.51

Processing Integration Results



Manual Integration Results

RT: 12.52  
Area: 313  
Amount: 0.977507  
Amount Units: ug/L



Reviewer: boylea, 14-Jan-2022 14:38:55  
Audit Action: Manually Integrated

Audit Reason: Assign Peak

Eurofins Seattle

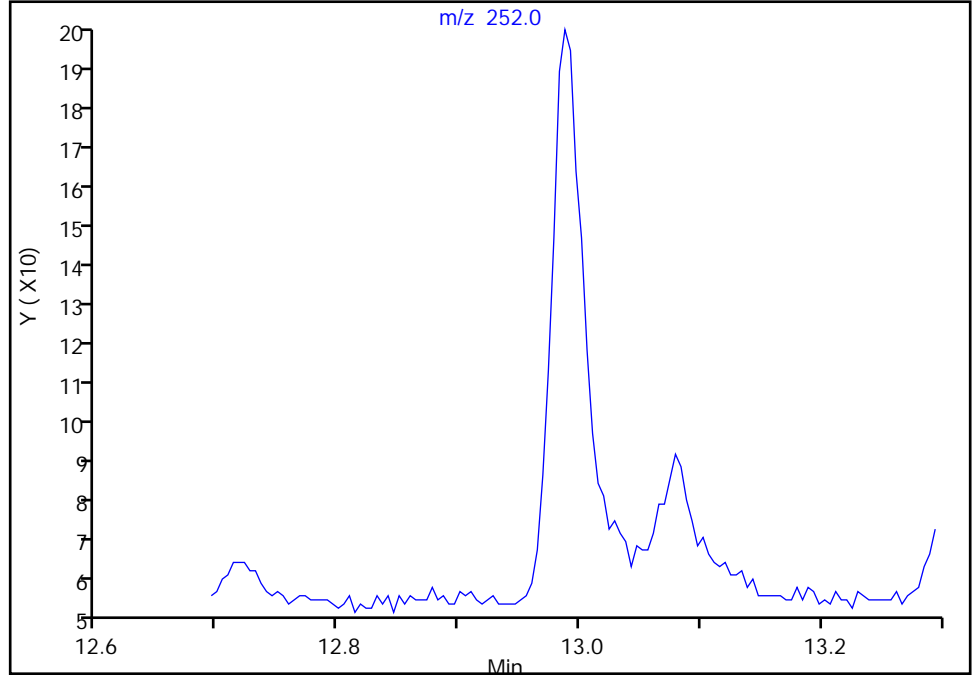
Data File: \\chromfs\Seattle\ChromData\TAC050\20220113-80849.b\SIM011322b026.D  
Injection Date: 14-Jan-2022 05:04:30 Instrument ID: TAC050  
Lims ID: std1  
Client ID:  
Operator ID: jcm ALS Bottle#: 16 Worklist Smp#: 16  
Injection Vol: 1.0 ul Dil. Factor: 1.0000  
Method: TAC050\_SIM\_PAH Limit Group: 8270D\_SIM QSM 5.0  
Column: Detector MS SCAN

26 Benzo[a]pyrene, CAS: 50-32-8

Signal: 1

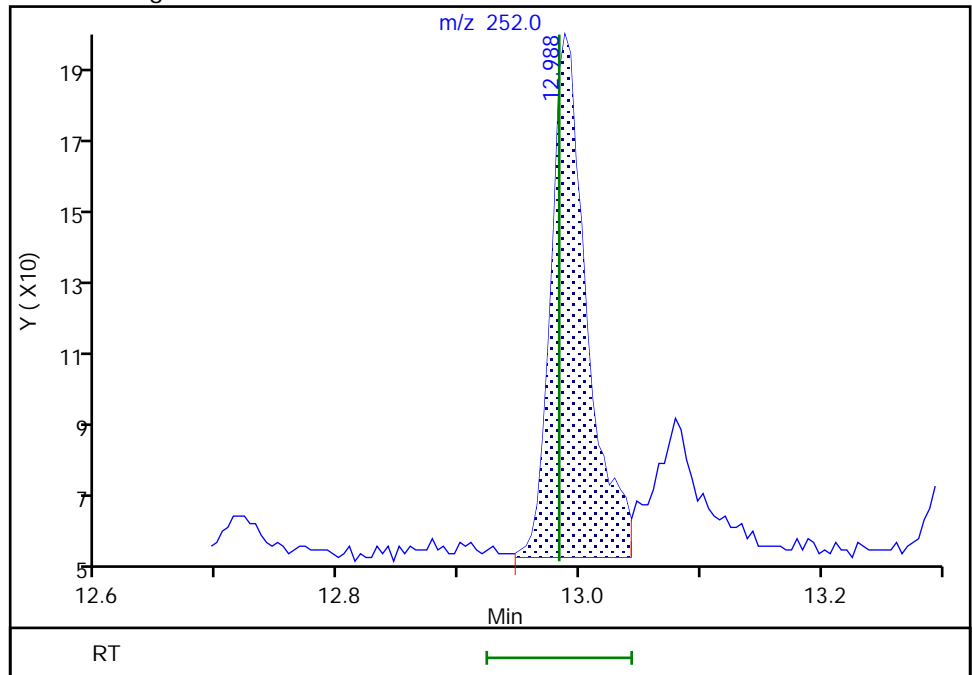
Not Detected  
Expected RT: 12.98

Processing Integration Results



Manual Integration Results

RT: 12.99  
Area: 285  
Amount: 0.990717  
Amount Units: ug/L



Reviewer: boylea, 14-Jan-2022 14:39:04  
Audit Action: Manually Integrated

Audit Reason: Assign Peak



Eurofins Seattle

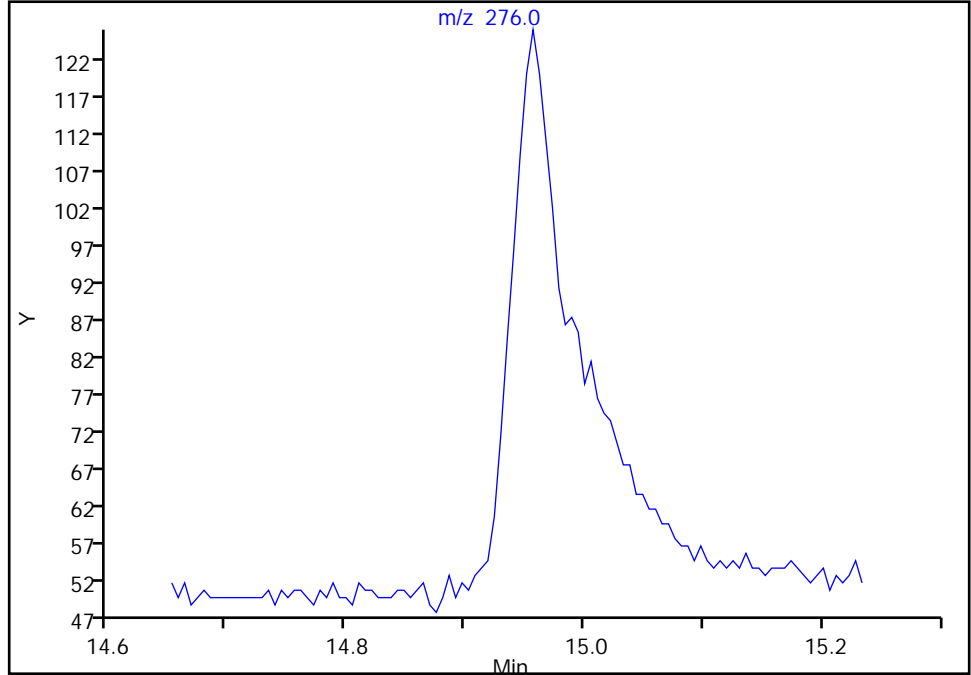
Data File: \\chromfs\Seattle\ChromData\TAC050\20220113-80849.b\SIM011322b026.D  
Injection Date: 14-Jan-2022 05:04:30 Instrument ID: TAC050  
Lims ID: std1  
Client ID:  
Operator ID: jcm ALS Bottle#: 16 Worklist Smp#: 16  
Injection Vol: 1.0 ul Dil. Factor: 1.0000  
Method: TAC050\_SIM\_PAH Limit Group: 8270D\_SIM QSM 5.0  
Column: Detector MS SCAN

27 Indeno[1,2,3-cd]pyrene, CAS: 193-39-5

Signal: 1

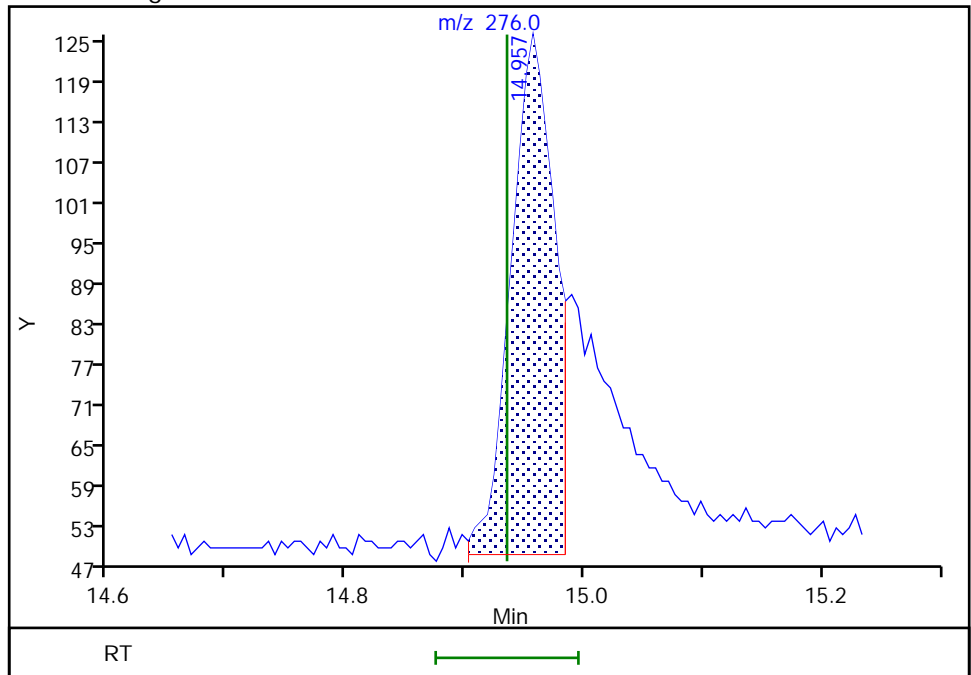
Not Detected  
Expected RT: 14.93

Processing Integration Results



Manual Integration Results

RT: 14.96  
Area: 194  
Amount: 1.678006  
Amount Units: ug/L



Reviewer: boylea, 14-Jan-2022 14:39:14  
Audit Action: Manually Integrated

Audit Reason: Assign Peak

Eurofins Seattle

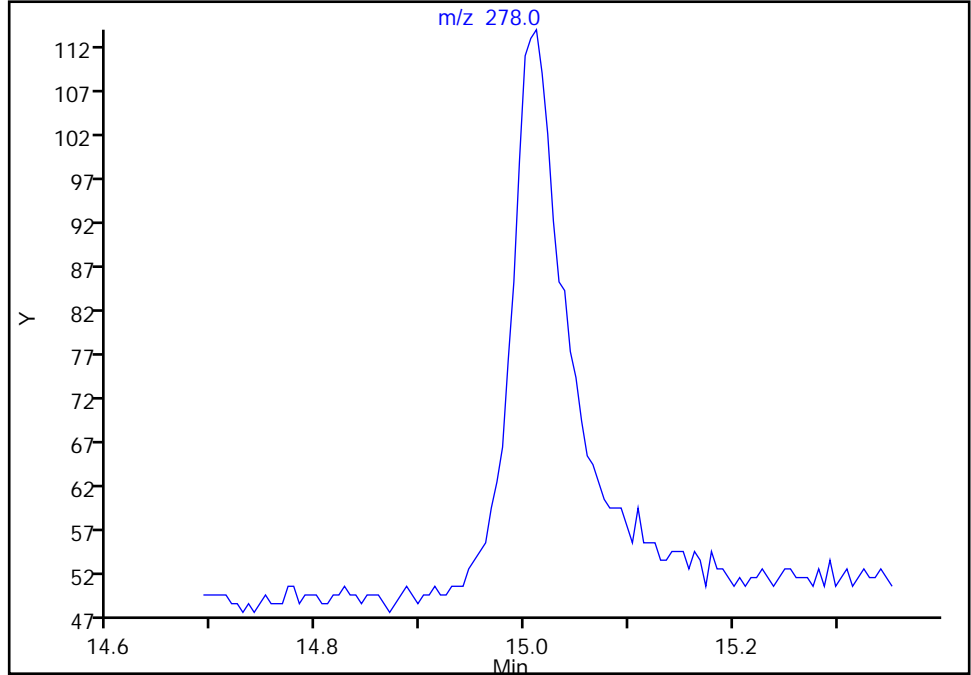
Data File: \\chromfs\Seattle\ChromData\TAC050\20220113-80849.b\SIM011322b026.D  
Injection Date: 14-Jan-2022 05:04:30 Instrument ID: TAC050  
Lims ID: std1  
Client ID:  
Operator ID: jcm ALS Bottle#: 16 Worklist Smp#: 16  
Injection Vol: 1.0 ul Dil. Factor: 1.0000  
Method: TAC050\_SIM\_PAH Limit Group: 8270D\_SIM QSM 5.0  
Column: Detector MS SCAN

28 Dibenz(a,h)anthracene, CAS: 53-70-3

Signal: 1

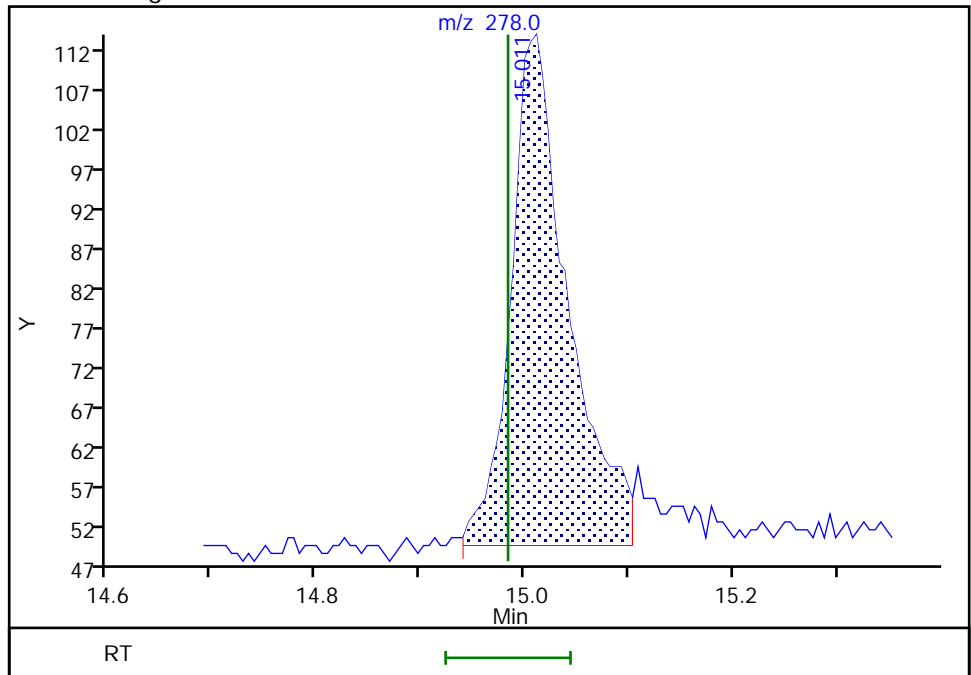
Not Detected  
Expected RT: 14.98

Processing Integration Results



Manual Integration Results

RT: 15.01  
Area: 246  
Amount: 1.010912  
Amount Units: ug/L



Reviewer: boylea, 14-Jan-2022 14:39:23  
Audit Action: Manually Integrated

Audit Reason: Assign Peak

Eurofins Seattle

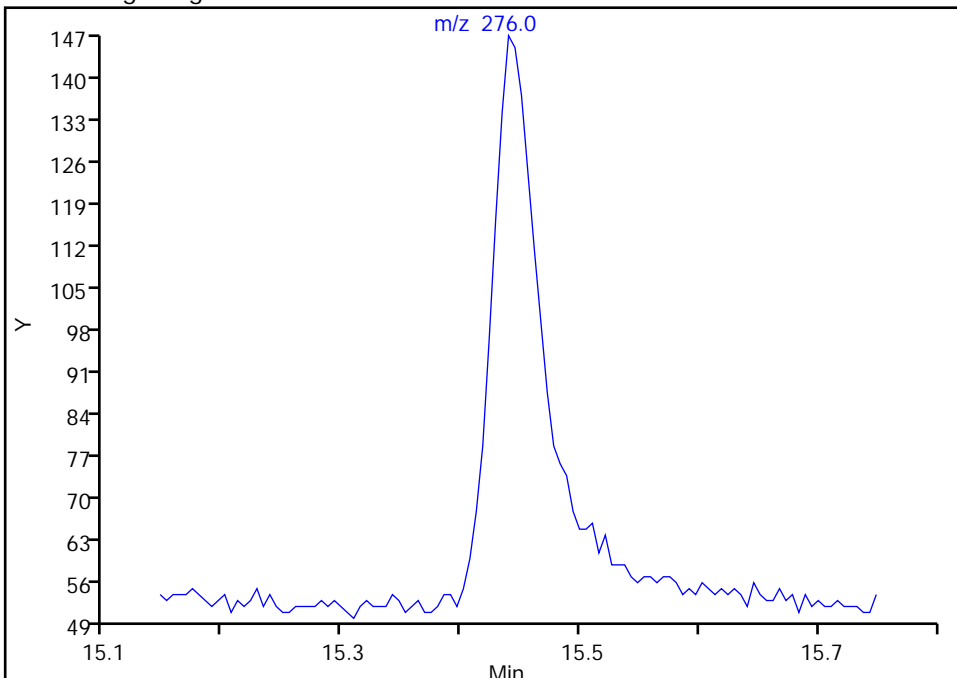
Data File: \\chromfs\Seattle\ChromData\TAC050\20220113-80849.b\SIM011322b026.D  
Injection Date: 14-Jan-2022 05:04:30 Instrument ID: TAC050  
Lims ID: std1  
Client ID:  
Operator ID: jcm ALS Bottle#: 16 Worklist Smp#: 16  
Injection Vol: 1.0 ul Dil. Factor: 1.0000  
Method: TAC050\_SIM\_PAH Limit Group: 8270D\_SIM QSM 5.0  
Column: Detector MS SCAN

29 Benzo[g,h,i]perylene, CAS: 191-24-2

Signal: 1

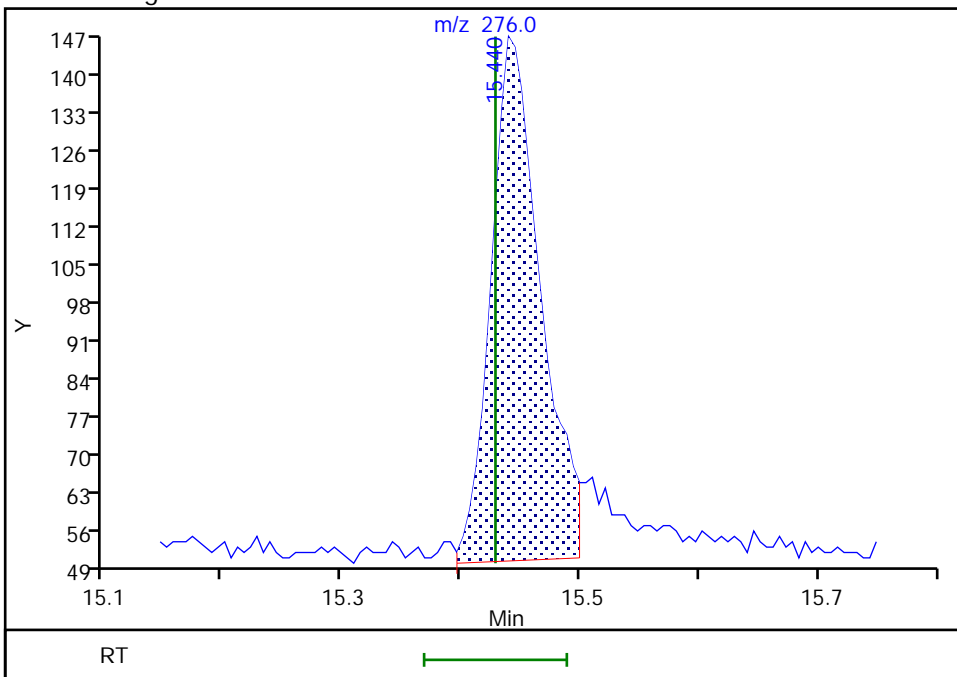
Not Detected  
Expected RT: 15.43

Processing Integration Results



Manual Integration Results

RT: 15.44  
Area: 281  
Amount: 0.984422  
Amount Units: ug/L



Reviewer: boylea, 14-Jan-2022 14:39:32  
Audit Action: Manually Integrated

Audit Reason: Assign Peak

Calibration

/ Naphthalene

Curve Type: Average  
 Weighting: Conc\_Sq  
 Origin: Force  
 Dependency: Response  
 Calib Mode: ISTD  
 Response Base: AREA  
 RF Rounding: 0

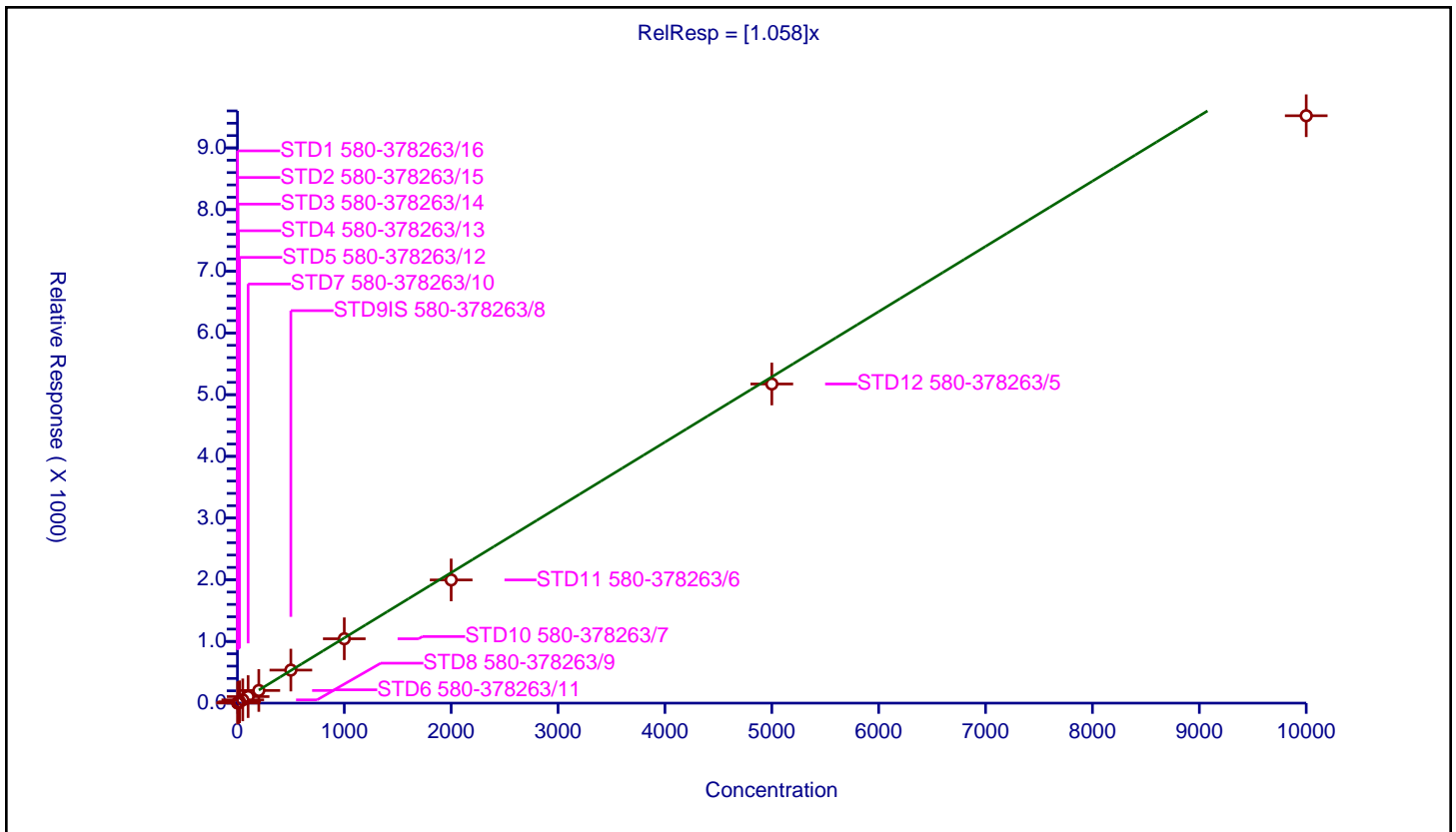
Curve Coefficients

Intercept: 0  
 Slope: 1.058

Error Coefficients

Standard Error: 776000  
 Relative Standard Error: 5.4  
 Correlation Coefficient: 1.000  
 Coefficient of Determination (Adjusted): 0.996

ID	Level	Concentration	Rel. Resp.	IS Amount	IS Response	RRF	Used
1	STD1 580-378263/16	1.0	1.234627	100.0	20735.0	1.234627	N
2	STD2 580-378263/15	2.0	2.366313	100.0	21468.0	1.183156	Y
3	STD3 580-378263/14	5.0	5.520449	100.0	22788.0	1.10409	Y
4	STD4 580-378263/13	10.0	10.790345	100.0	21130.0	1.079035	Y
5	STD5 580-378263/12	20.0	21.69931	100.0	21291.0	1.084965	Y
6	STD6 580-378263/11	50.0	52.857677	100.0	21416.0	1.057154	Y
7	STD7 580-378263/10	100.0	105.88261	100.0	22864.0	1.058826	Y
8	STD8 580-378263/9	200.0	205.02246	100.0	25824.0	1.025112	Y
9	STD9IS 580-378263/8	500.0	535.471953	100.0	22195.0	1.070944	Y
10	STD10 580-378263/7	1000.0	1043.259661	100.0	23211.0	1.04326	Y
11	STD11 580-378263/6	2000.0	1996.965844	100.0	22807.0	0.998483	Y
12	STD12 580-378263/5	5000.0	5173.262203	100.0	21838.0	1.034652	Y
13	STD13 580-378263/4	10000.0	9521.454393	100.0	23790.0	0.952145	Y



Calibration

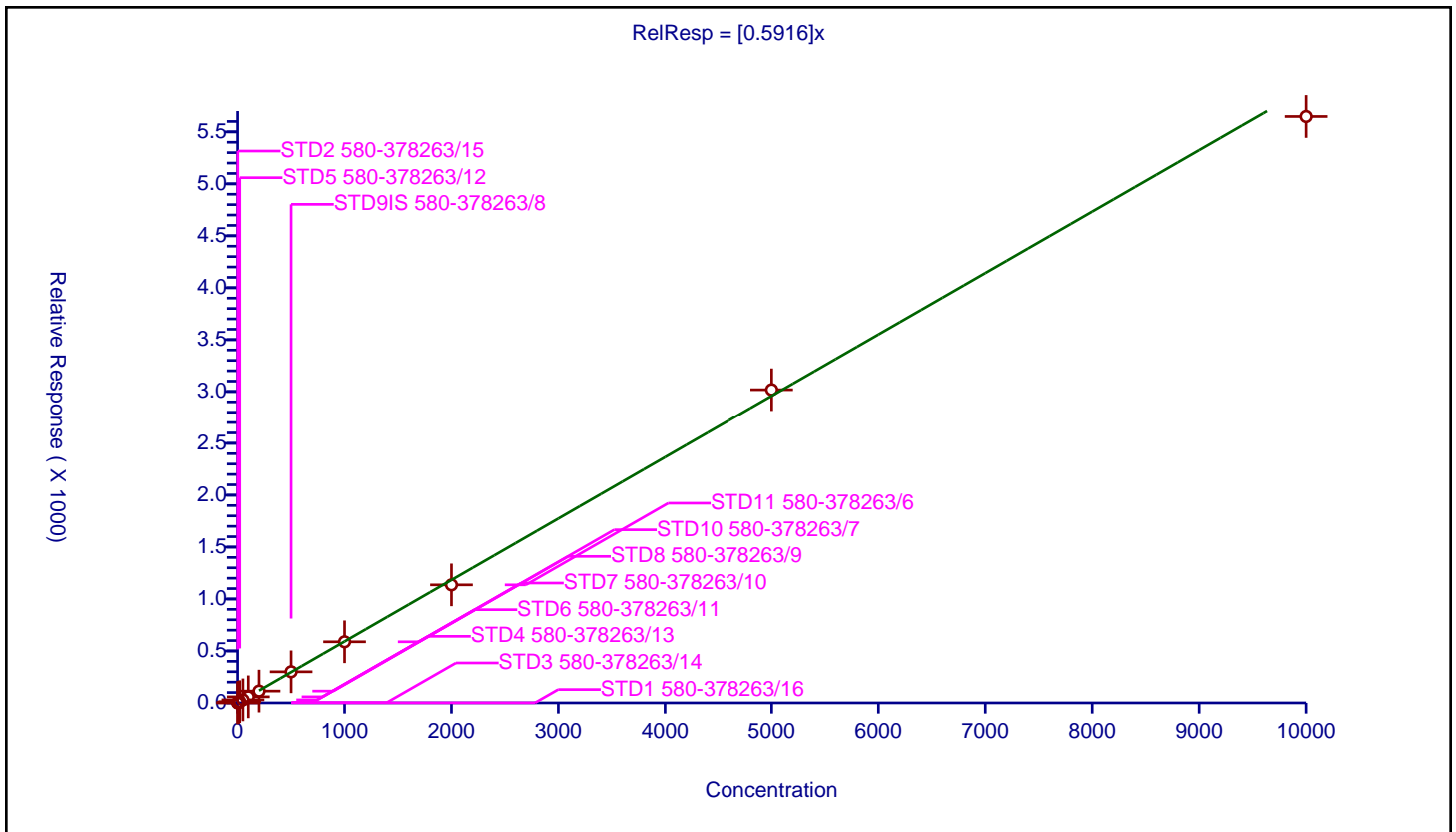
/ 2-methylnaphthalene-d10

Curve Type: Average  
 Weighting: Conc\_Sq  
 Origin: Force  
 Dependency: Response  
 Calib Mode: ISTD  
 Response Base: AREA  
 RF Rounding: 0

Curve Coefficients	
Intercept:	0
Slope:	0.5916

Error Coefficients	
Standard Error:	439000
Relative Standard Error:	4.0
Correlation Coefficient:	1.000
Coefficient of Determination (Adjusted):	0.998

ID	Level	Concentration	Rel. Resp.	IS Amount	IS Response	RRF	Used
1	STD1 580-378263/16	1.0	0.588377	100.0	20735.0	0.588377	Y
2	STD2 580-378263/15	2.0	1.318241	100.0	21468.0	0.659121	Y
3	STD3 580-378263/14	5.0	2.957697	100.0	22788.0	0.591539	Y
4	STD4 580-378263/13	10.0	5.911027	100.0	21130.0	0.591103	Y
5	STD5 580-378263/12	20.0	11.897046	100.0	21291.0	0.594852	Y
6	STD6 580-378263/11	50.0	29.407919	100.0	21416.0	0.588158	Y
7	STD7 580-378263/10	100.0	58.620539	100.0	22864.0	0.586205	Y
8	STD8 580-378263/9	200.0	113.665582	100.0	25824.0	0.568328	Y
9	STD9IS 580-378263/8	500.0	299.378238	100.0	22195.0	0.598756	Y
10	STD10 580-378263/7	1000.0	588.040153	100.0	23211.0	0.58804	Y
11	STD11 580-378263/6	2000.0	1136.067874	100.0	22807.0	0.568034	Y
12	STD12 580-378263/5	5000.0	3017.377965	100.0	21838.0	0.603476	Y
13	STD13 580-378263/4	10000.0	5647.595628	100.0	23790.0	0.56476	Y



Calibration

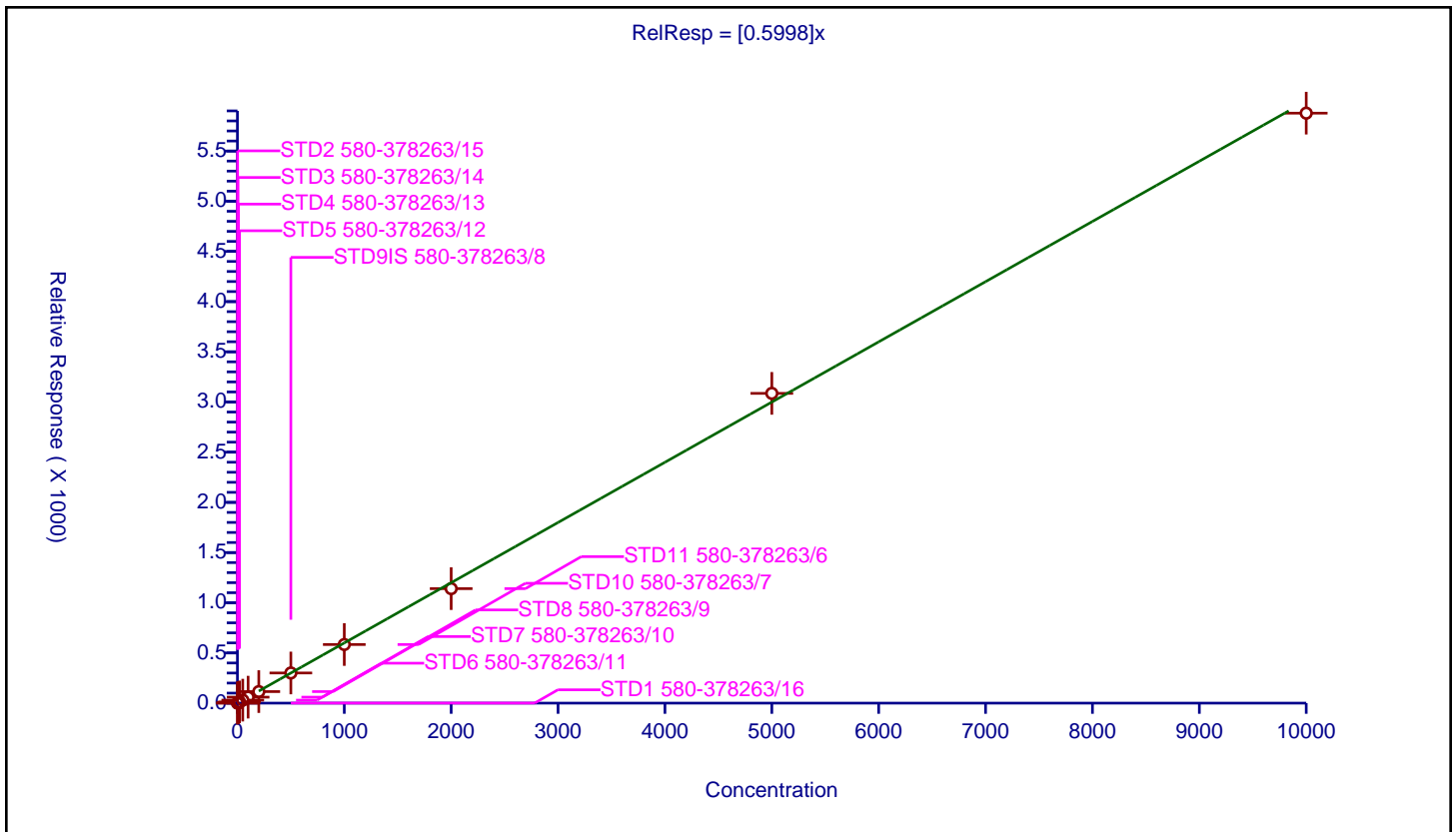
/ 2-Methylnaphthalene

Curve Type: Average  
 Weighting: Conc\_Sq  
 Origin: Force  
 Dependency: Response  
 Calib Mode: ISTD  
 Response Base: AREA  
 RF Rounding: 0

Curve Coefficients	
Intercept:	0
Slope:	0.5998

Error Coefficients	
Standard Error:	455000
Relative Standard Error:	3.7
Correlation Coefficient:	1.000
Coefficient of Determination (Adjusted):	0.998

ID	Level	Concentration	Rel. Resp.	IS Amount	IS Response	RRF	Used
1	STD1 580-378263/16	1.0	0.588377	100.0	20735.0	0.588377	Y
2	STD2 580-378263/15	2.0	1.313583	100.0	21468.0	0.656792	Y
3	STD3 580-378263/14	5.0	3.080569	100.0	22788.0	0.616114	Y
4	STD4 580-378263/13	10.0	6.029342	100.0	21130.0	0.602934	Y
5	STD5 580-378263/12	20.0	12.108403	100.0	21291.0	0.60542	Y
6	STD6 580-378263/11	50.0	29.916885	100.0	21416.0	0.598338	Y
7	STD7 580-378263/10	100.0	59.490903	100.0	22864.0	0.594909	Y
8	STD8 580-378263/9	200.0	114.935719	100.0	25824.0	0.574679	Y
9	STD9IS 580-378263/8	500.0	300.567695	100.0	22195.0	0.601135	Y
10	STD10 580-378263/7	1000.0	583.904183	100.0	23211.0	0.583904	Y
11	STD11 580-378263/6	2000.0	1140.434954	100.0	22807.0	0.570217	Y
12	STD12 580-378263/5	5000.0	3085.928199	100.0	21838.0	0.617186	Y
13	STD13 580-378263/4	10000.0	5877.435897	100.0	23790.0	0.587744	Y



Calibration

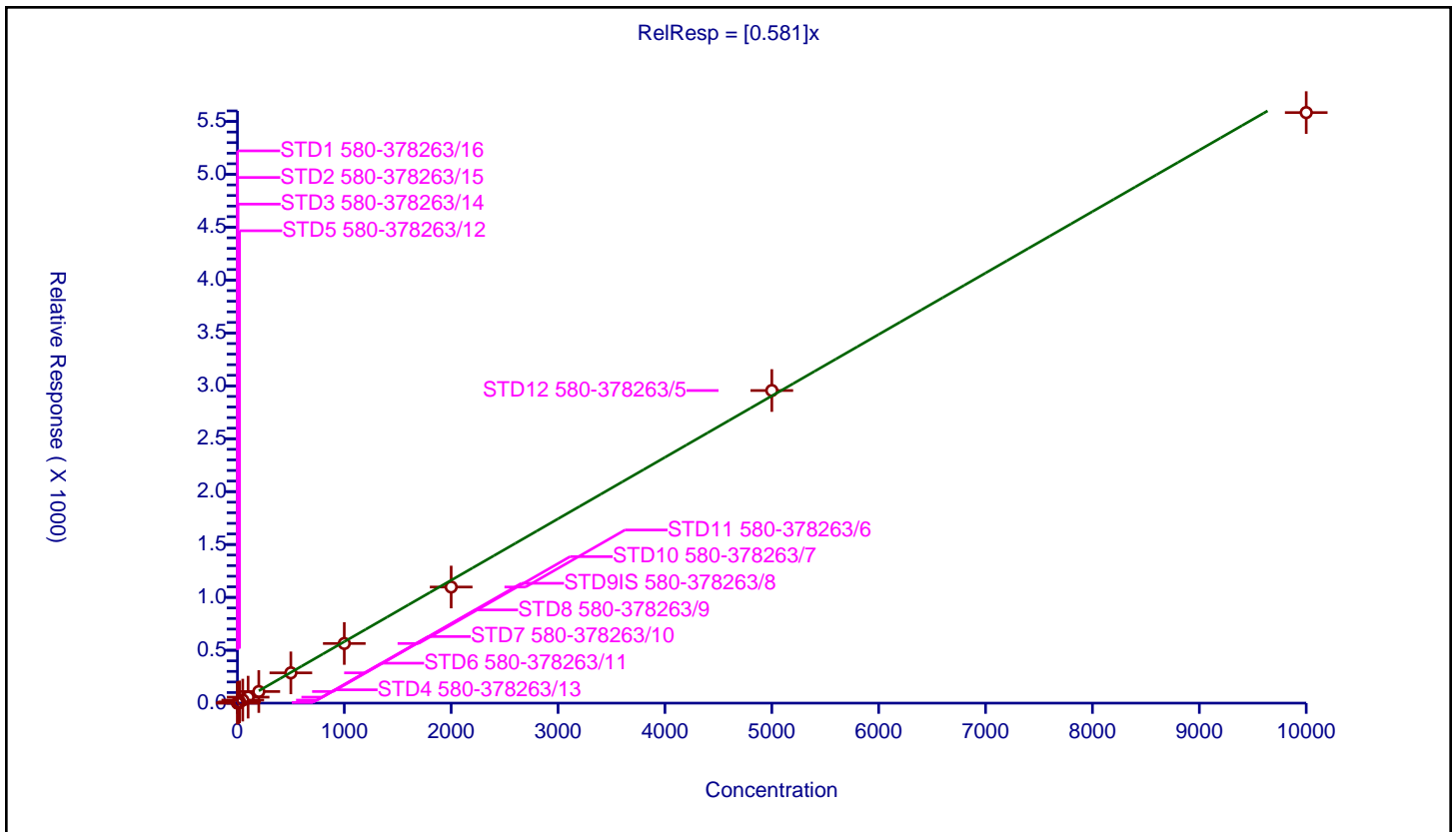
/ 1-Methylnaphthalene

Curve Type: Average  
 Weighting: Conc\_Sq  
 Origin: Force  
 Dependency: Response  
 Calib Mode: ISTD  
 Response Base: AREA  
 RF Rounding: 0

Curve Coefficients	
Intercept:	0
Slope:	0.581

Error Coefficients	
Standard Error:	433000
Relative Standard Error:	5.1
Correlation Coefficient:	1.000
Coefficient of Determination (Adjusted):	0.997

ID	Level	Concentration	Rel. Resp.	IS Amount	IS Response	RRF	Used
1	STD1 580-378263/16	1.0	0.641428	100.0	20735.0	0.641428	Y
2	STD2 580-378263/15	2.0	1.276318	100.0	21468.0	0.638159	Y
3	STD3 580-378263/14	5.0	2.944532	100.0	22788.0	0.588906	Y
4	STD4 580-378263/13	10.0	5.792712	100.0	21130.0	0.579271	Y
5	STD5 580-378263/12	20.0	11.699779	100.0	21291.0	0.584989	Y
6	STD6 580-378263/11	50.0	28.576765	100.0	21416.0	0.571535	Y
7	STD7 580-378263/10	100.0	56.604269	100.0	22864.0	0.566043	Y
8	STD8 580-378263/9	200.0	109.576363	100.0	25824.0	0.547882	Y
9	STD9IS 580-378263/8	500.0	286.222122	100.0	22195.0	0.572444	Y
10	STD10 580-378263/7	1000.0	563.879195	100.0	23211.0	0.563879	Y
11	STD11 580-378263/6	2000.0	1097.803306	100.0	22807.0	0.548902	Y
12	STD12 580-378263/5	5000.0	2955.865922	100.0	21838.0	0.591173	Y
13	STD13 580-378263/4	10000.0	5583.917612	100.0	23790.0	0.558392	Y



Calibration

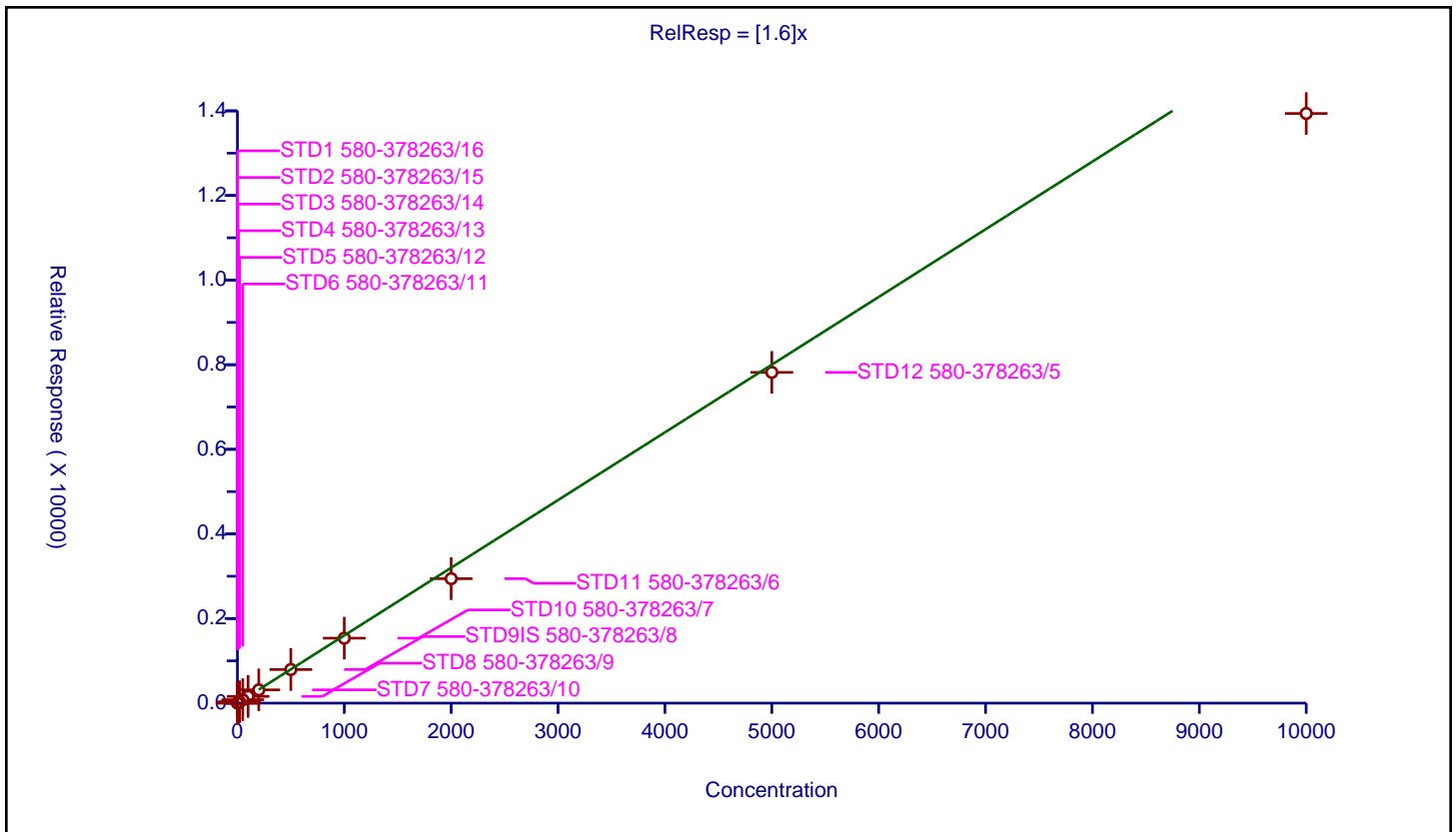
/ 2-Fluorobiphenyl

Curve Type: Average  
 Weighting: Conc\_Sq  
 Origin: Force  
 Dependency: Response  
 Calib Mode: ISTD  
 Response Base: AREA  
 RF Rounding: 0

Curve Coefficients	
Intercept:	0
Slope:	1.6

Error Coefficients	
Standard Error:	559000
Relative Standard Error:	6.2
Correlation Coefficient:	1.000
Coefficient of Determination (Adjusted):	0.995

ID	Level	Concentration	Rel. Resp.	IS Amount	IS Response	RRF	Used
1	STD1 580-378263/16	1.0	1.719387	100.0	9073.0	1.719387	Y
2	STD2 580-378263/15	2.0	3.531266	100.0	9515.0	1.765633	Y
3	STD3 580-378263/14	5.0	8.434568	100.0	10125.0	1.686914	Y
4	STD4 580-378263/13	10.0	16.449391	100.0	9435.0	1.644939	Y
5	STD5 580-378263/12	20.0	32.924165	100.0	9613.0	1.646208	Y
6	STD6 580-378263/11	50.0	81.025958	100.0	9708.0	1.620519	Y
7	STD7 580-378263/10	100.0	159.729548	100.0	10427.0	1.597295	Y
8	STD8 580-378263/9	200.0	313.696299	100.0	11755.0	1.568481	Y
9	STD9IS 580-378263/8	500.0	794.071491	100.0	10323.0	1.588143	Y
10	STD10 580-378263/7	1000.0	1536.206583	100.0	10998.0	1.536207	Y
11	STD11 580-378263/6	2000.0	2942.006927	100.0	10972.0	1.471003	Y
12	STD12 580-378263/5	5000.0	7818.631609	100.0	10611.0	1.563726	Y
13	STD13 580-378263/4	10000.0	13938.568092	100.0	12417.0	1.393857	Y





Calibration

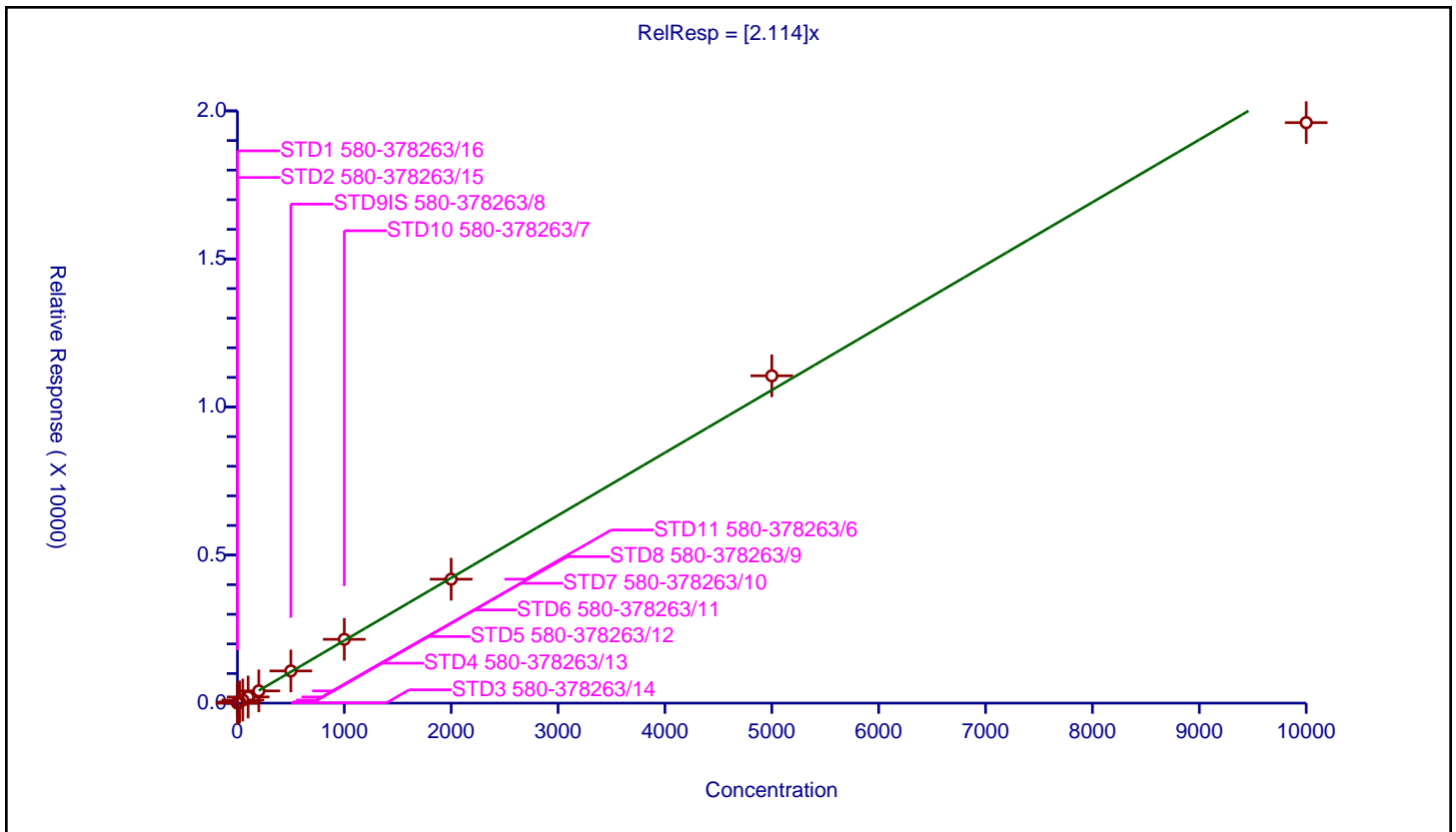
/ Acenaphthylene

Curve Type: Average  
 Weighting: Conc\_Sq  
 Origin: Force  
 Dependency: Response  
 Calib Mode: ISTD  
 Response Base: AREA  
 RF Rounding: 0

Curve Coefficients	
Intercept:	0
Slope:	2.114

Error Coefficients	
Standard Error:	788000
Relative Standard Error:	3.4
Correlation Coefficient:	1.000
Coefficient of Determination (Adjusted):	0.999

ID	Level	Concentration	Rel. Resp.	IS Amount	IS Response	RRF	Used
1	STD1 580-378263/16	1.0	2.193321	100.0	9073.0	2.193321	Y
2	STD2 580-378263/15	2.0	4.435102	100.0	9515.0	2.217551	Y
3	STD3 580-378263/14	5.0	10.498765	100.0	10125.0	2.099753	Y
4	STD4 580-378263/13	10.0	20.63593	100.0	9435.0	2.063593	Y
5	STD5 580-378263/12	20.0	41.620722	100.0	9613.0	2.081036	Y
6	STD6 580-378263/11	50.0	104.233622	100.0	9708.0	2.084672	Y
7	STD7 580-378263/10	100.0	208.593076	100.0	10427.0	2.085931	Y
8	STD8 580-378263/9	200.0	412.930668	100.0	11755.0	2.064653	Y
9	STD9IS 580-378263/8	500.0	1087.135523	100.0	10323.0	2.174271	Y
10	STD10 580-378263/7	1000.0	2155.00909	100.0	10998.0	2.155001	Y
11	STD11 580-378263/6	2000.0	4185.435654	100.0	10972.0	2.092718	Y
12	STD12 580-378263/5	5000.0	11054.688531	100.0	10611.0	2.210938	Y
13	STD13 580-378263/4	10000.0	19603.511315	100.0	12417.0	1.960351	Y



**Calibration**

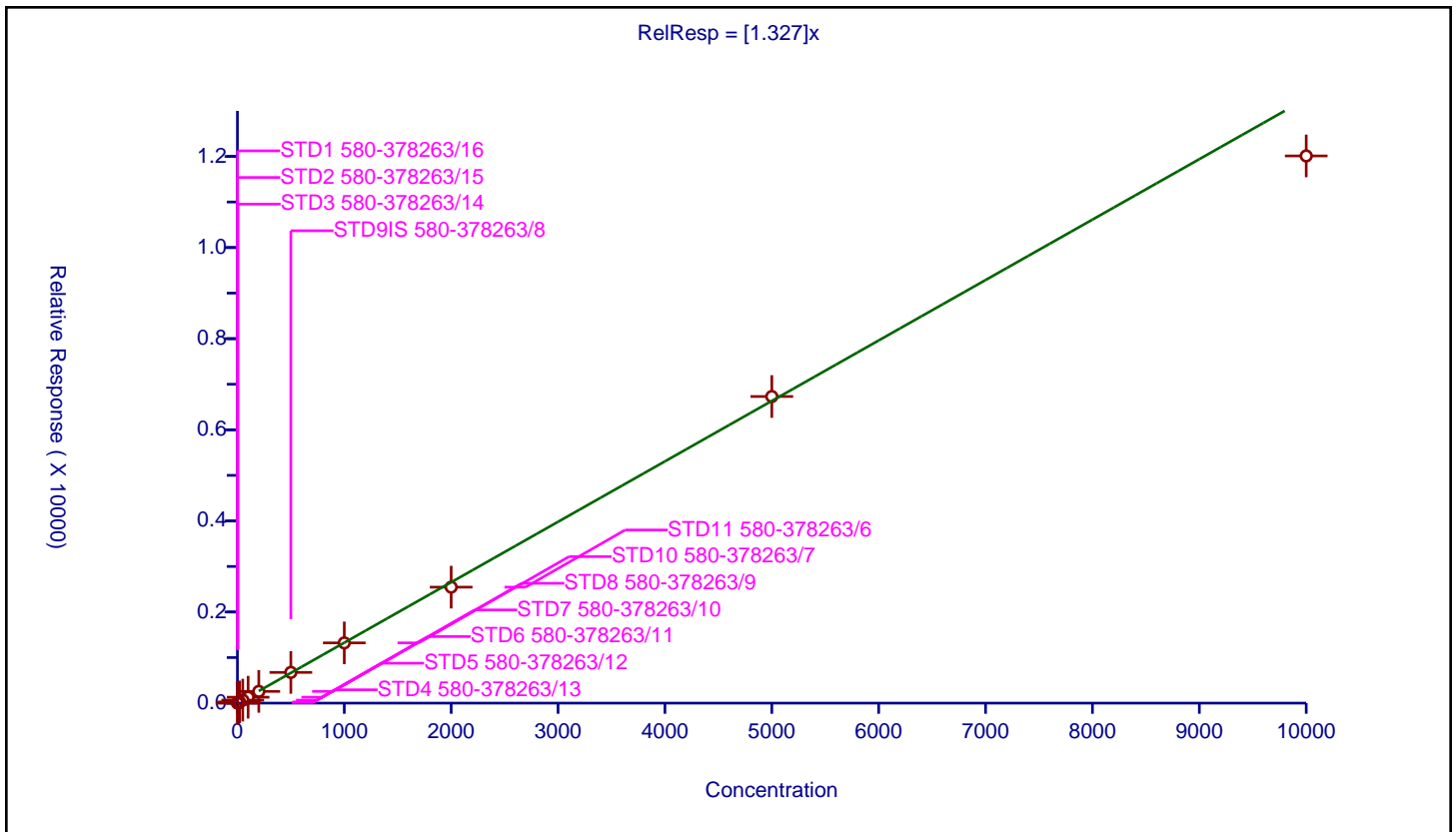
**/ Acenaphthene**

Curve Type: Average  
 Weighting: Conc\_Sq  
 Origin: Force  
 Dependency: Response  
 Calib Mode: ISTD  
 Response Base: AREA  
 RF Rounding: 0

Curve Coefficients	
Intercept:	0
Slope:	1.327

Error Coefficients	
Standard Error:	482000
Relative Standard Error:	4.9
Correlation Coefficient:	1.000
Coefficient of Determination (Adjusted):	0.997

ID	Level	Concentration	Rel. Resp.	IS Amount	IS Response	RRF	Used
1	STD1 580-378263/16	1.0	1.377714	100.0	9073.0	1.377714	Y
2	STD2 580-378263/15	2.0	2.974251	100.0	9515.0	1.487126	Y
3	STD3 580-378263/14	5.0	6.735802	100.0	10125.0	1.34716	Y
4	STD4 580-378263/13	10.0	13.227345	100.0	9435.0	1.322734	Y
5	STD5 580-378263/12	20.0	26.516176	100.0	9613.0	1.325809	Y
6	STD6 580-378263/11	50.0	65.471776	100.0	9708.0	1.309436	Y
7	STD7 580-378263/10	100.0	129.941498	100.0	10427.0	1.299415	Y
8	STD8 580-378263/9	200.0	257.337303	100.0	11755.0	1.286687	Y
9	STD9IS 580-378263/8	500.0	674.610094	100.0	10323.0	1.34922	Y
10	STD10 580-378263/7	1000.0	1322.076741	100.0	10998.0	1.322077	Y
11	STD11 580-378263/6	2000.0	2545.743711	100.0	10972.0	1.272872	Y
12	STD12 580-378263/5	5000.0	6730.524927	100.0	10611.0	1.346105	Y
13	STD13 580-378263/4	10000.0	12011.524523	100.0	12417.0	1.201152	Y



Calibration

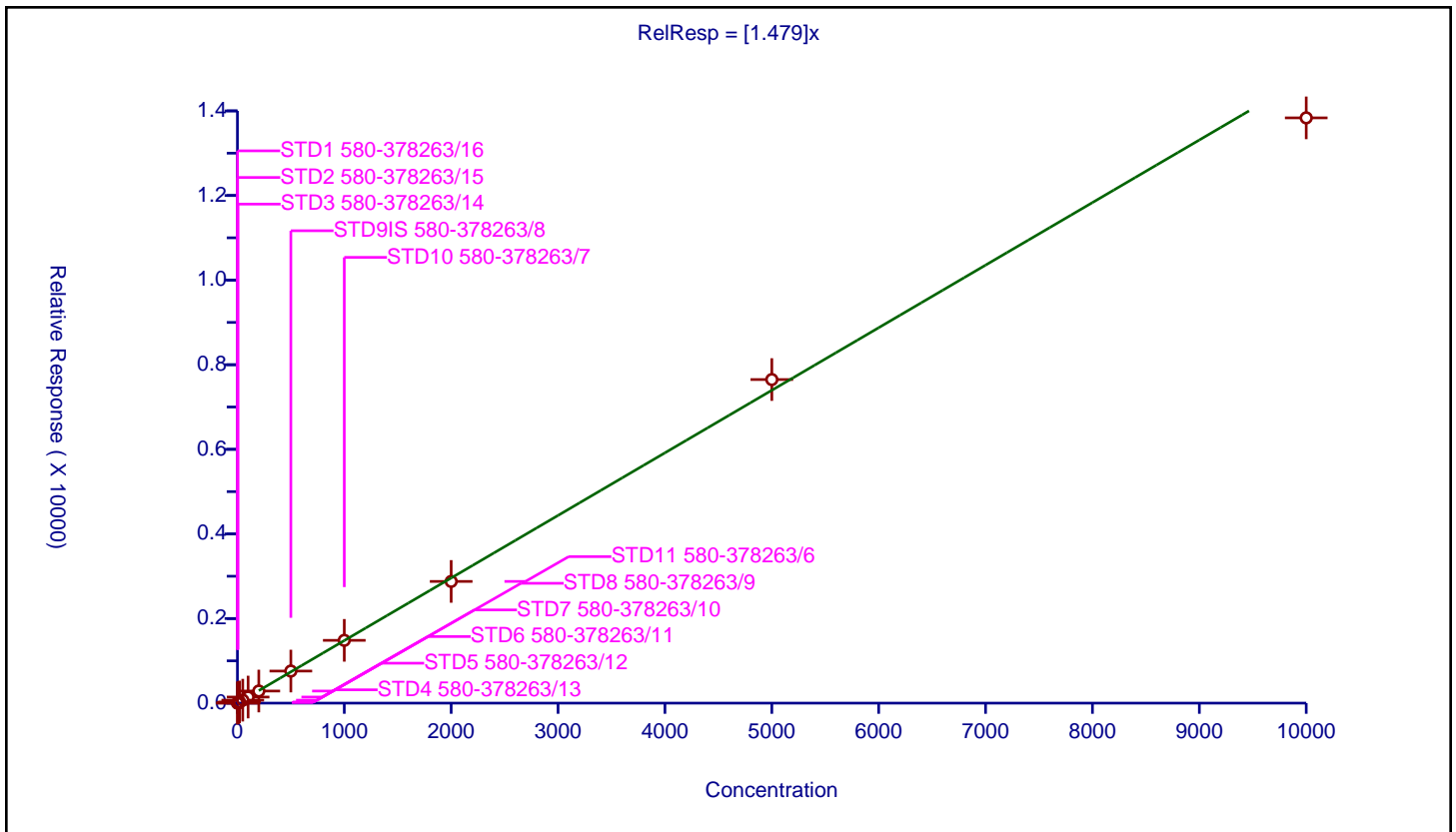
/ Fluorene

Curve Type: Average  
 Weighting: Conc\_Sq  
 Origin: Force  
 Dependency: Response  
 Calib Mode: ISTD  
 Response Base: AREA  
 RF Rounding: 0

Curve Coefficients	
Intercept:	0
Slope:	1.479

Error Coefficients	
Standard Error:	554000
Relative Standard Error:	6.0
Correlation Coefficient:	0.999
Coefficient of Determination (Adjusted):	0.996

ID	Level	Concentration	Rel. Resp.	IS Amount	IS Response	RRF	Used
1	STD1 580-378263/16	1.0	1.631213	100.0	9073.0	1.631213	Y
2	STD2 580-378263/15	2.0	3.321072	100.0	9515.0	1.660536	Y
3	STD3 580-378263/14	5.0	7.525926	100.0	10125.0	1.505185	Y
4	STD4 580-378263/13	10.0	14.255432	100.0	9435.0	1.425543	Y
5	STD5 580-378263/12	20.0	27.639655	100.0	9613.0	1.381983	Y
6	STD6 580-378263/11	50.0	70.00412	100.0	9708.0	1.400082	Y
7	STD7 580-378263/10	100.0	144.020332	100.0	10427.0	1.440203	Y
8	STD8 580-378263/9	200.0	286.312208	100.0	11755.0	1.431561	Y
9	STD9IS 580-378263/8	500.0	758.200136	100.0	10323.0	1.5164	Y
10	STD10 580-378263/7	1000.0	1483.987998	100.0	10998.0	1.483988	Y
11	STD11 580-378263/6	2000.0	2876.950419	100.0	10972.0	1.438475	Y
12	STD12 580-378263/5	5000.0	7648.949204	100.0	10611.0	1.52979	Y
13	STD13 580-378263/4	10000.0	13835.298381	100.0	12417.0	1.38353	Y



Calibration

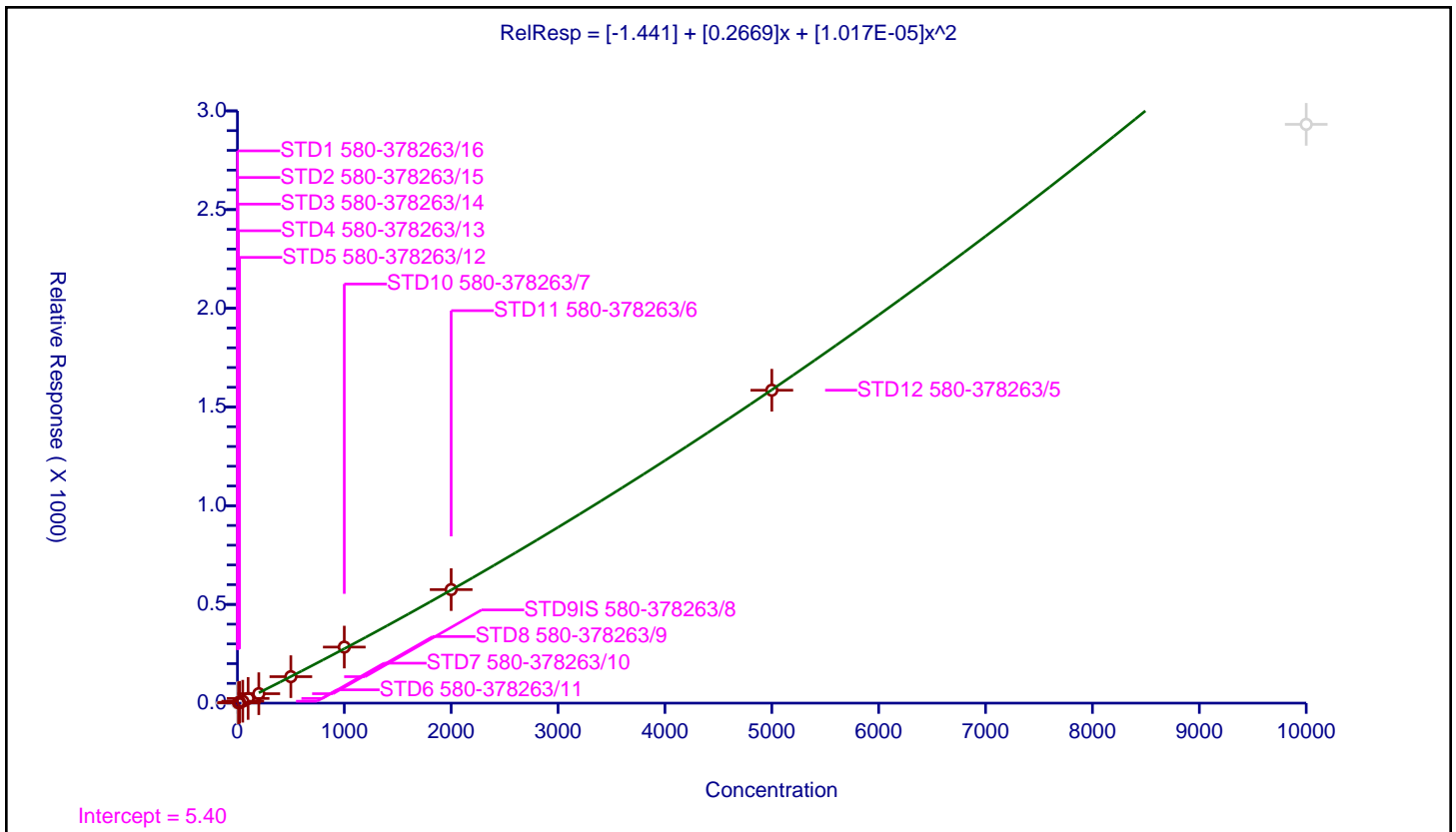
/ 2,4,6-Tribromophenol

Curve Type: Quadratic  
 Weighting: Conc  
 Origin: None  
 Dependency: Response  
 Calib Mode: ISTD  
 Response Base: AREA  
 RF Rounding: 0

Curve Coefficients	
Intercept:	-1.441
Slope:	0.2669
Second Order:	1.017E-05

Error Coefficients	
Standard Error:	74000
Relative Standard Error:	13.0
Correlation Coefficient:	1.000
Coefficient of Determination (Adjusted):	1.000

ID	Level	Concentration	Rel. Resp.	IS Amount	IS Response	RRF	Used
1	STD1 580-378263/16	1.0	0.0	100.0	9073.0	0.0	N
2	STD2 580-378263/15	2.0	0.599054	100.0	9515.0	0.299527	N
3	STD3 580-378263/14	5.0	1.116049	100.0	10125.0	0.22321	N
4	STD4 580-378263/13	10.0	1.886592	100.0	9435.0	0.188659	Y
5	STD5 580-378263/12	20.0	4.119422	100.0	9613.0	0.205971	Y
6	STD6 580-378263/11	50.0	9.693037	100.0	9708.0	0.193861	Y
7	STD7 580-378263/10	100.0	23.611777	100.0	10427.0	0.236118	Y
8	STD8 580-378263/9	200.0	47.834964	100.0	11755.0	0.239175	Y
9	STD9IS 580-378263/8	500.0	134.030805	100.0	10323.0	0.268062	Y
10	STD10 580-378263/7	1000.0	283.869795	100.0	10998.0	0.28387	Y
11	STD11 580-378263/6	2000.0	575.009114	100.0	10972.0	0.287505	Y
12	STD12 580-378263/5	5000.0	1585.081519	100.0	10611.0	0.317016	Y
13	STD13 580-378263/4	10000.0	2931.851494	100.0	12417.0	0.293185	N



Calibration

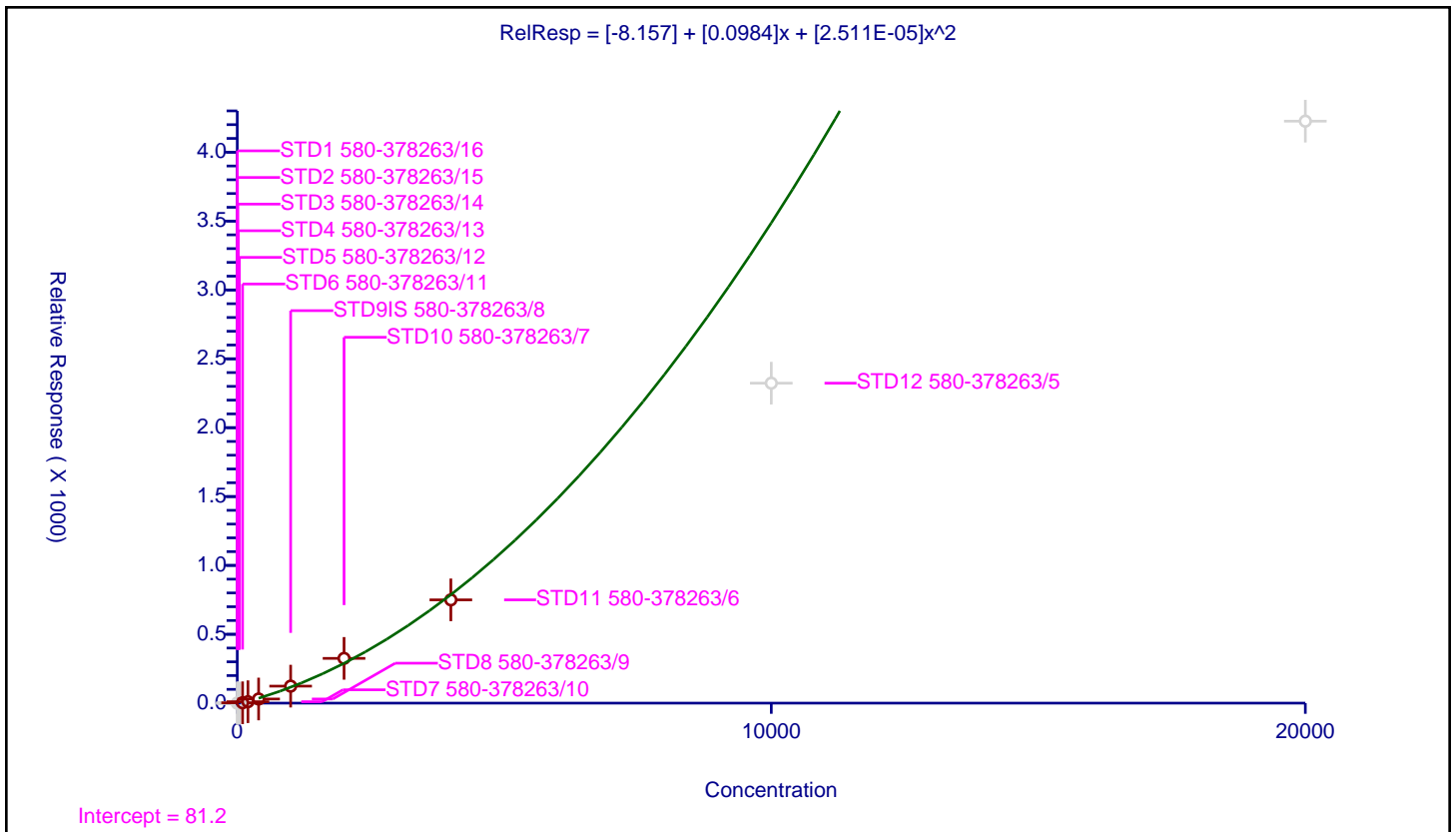
/ Pentachlorophenol

Curve Type: Quadratic  
 Weighting: Conc\_Sq  
 Origin: None  
 Dependency: Response  
 Calib Mode: ISTD  
 Response Base: AREA  
 RF Rounding: 0

Curve Coefficients	
Intercept:	-8.157
Slope:	0.0984
Second Order:	2.511E-05

Error Coefficients	
Standard Error:	63800
Relative Standard Error:	11.5
Correlation Coefficient:	0.995
Coefficient of Determination (Adjusted):	0.990

ID	Level	Concentration	Rel. Resp.	IS Amount	IS Response	RRF	Used
1	STD1 580-378263/16	2.0	0.0	100.0	10350.0	0.0	N
2	STD2 580-378263/15	4.0	0.0	100.0	10882.0	0.0	N
3	STD3 580-378263/14	10.0	0.0	100.0	12288.0	0.0	N
4	STD4 580-378263/13	20.0	0.0	100.0	11178.0	0.0	N
5	STD5 580-378263/12	40.0	0.441919	100.0	11088.0	0.011048	N
6	STD6 580-378263/11	100.0	2.672527	100.0	11375.0	0.026725	Y
7	STD7 580-378263/10	200.0	10.25583	100.0	13251.0	0.051279	Y
8	STD8 580-378263/9	400.0	30.131626	100.0	14055.0	0.075329	Y
9	STD9IS 580-378263/8	1000.0	123.438748	100.0	12522.0	0.123439	Y
10	STD10 580-378263/7	2000.0	324.959636	100.0	13626.0	0.16248	Y
11	STD11 580-378263/6	4000.0	749.810592	100.0	13463.0	0.187453	Y
12	STD12 580-378263/5	10000.0	2323.042203	100.0	13293.0	0.232304	N
13	STD13 580-378263/4	20000.0	4225.406922	100.0	16035.0	0.21127	N



Calibration

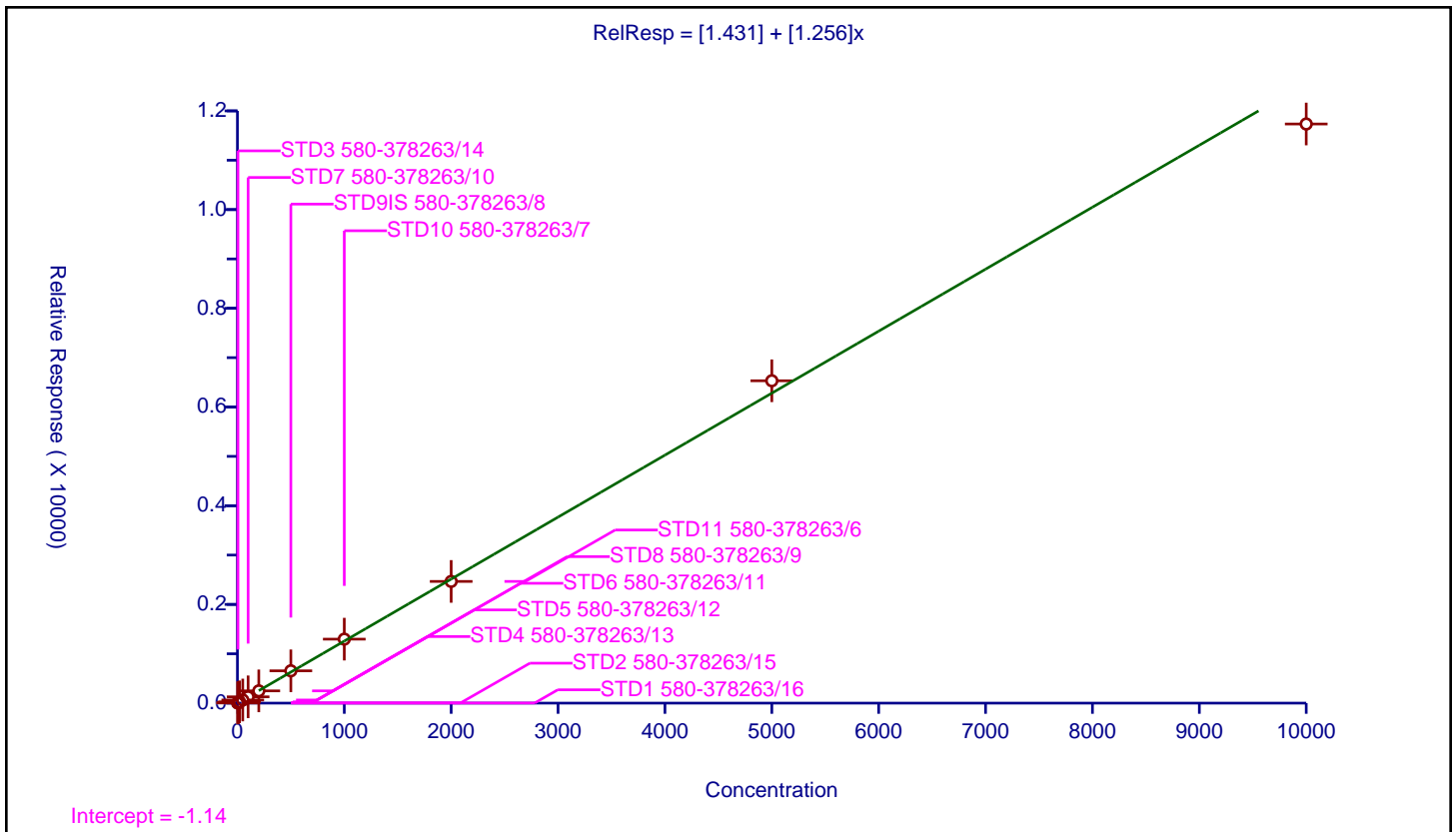
/ Phenanthrene

Curve Type: Linear  
 Weighting: Conc\_Sq  
 Origin: None  
 Dependency: Response  
 Calib Mode: ISTD  
 Response Base: AREA  
 RF Rounding: 0

Curve Coefficients	
Intercept:	1.431
Slope:	1.256

Error Coefficients	
Standard Error:	804000
Relative Standard Error:	3.7
Correlation Coefficient:	1.000
Coefficient of Determination (Adjusted):	0.999

ID	Level	Concentration	Rel. Resp.	IS Amount	IS Response	RRF	Used
1	STD1 580-378263/16	1.0	2.494379	100.0	14232.0	2.494379	N
2	STD2 580-378263/15	2.0	3.901296	100.0	14508.0	1.950648	Y
3	STD3 580-378263/14	5.0	8.069146	100.0	15677.0	1.613829	Y
4	STD4 580-378263/13	10.0	13.763889	100.0	14400.0	1.376389	Y
5	STD5 580-378263/12	20.0	25.959167	100.0	14596.0	1.297958	Y
6	STD6 580-378263/11	50.0	63.204929	100.0	14771.0	1.264099	Y
7	STD7 580-378263/10	100.0	127.731699	100.0	16638.0	1.277317	Y
8	STD8 580-378263/9	200.0	248.684283	100.0	18203.0	1.243421	Y
9	STD9IS 580-378263/8	500.0	654.743222	100.0	15675.0	1.309486	Y
10	STD10 580-378263/7	1000.0	1296.50125	100.0	16806.0	1.296501	Y
11	STD11 580-378263/6	2000.0	2465.855651	100.0	17139.0	1.232928	Y
12	STD12 580-378263/5	5000.0	6531.561958	100.0	16729.0	1.306312	Y
13	STD13 580-378263/4	10000.0	11734.237746	100.0	19239.0	1.173424	Y



Calibration

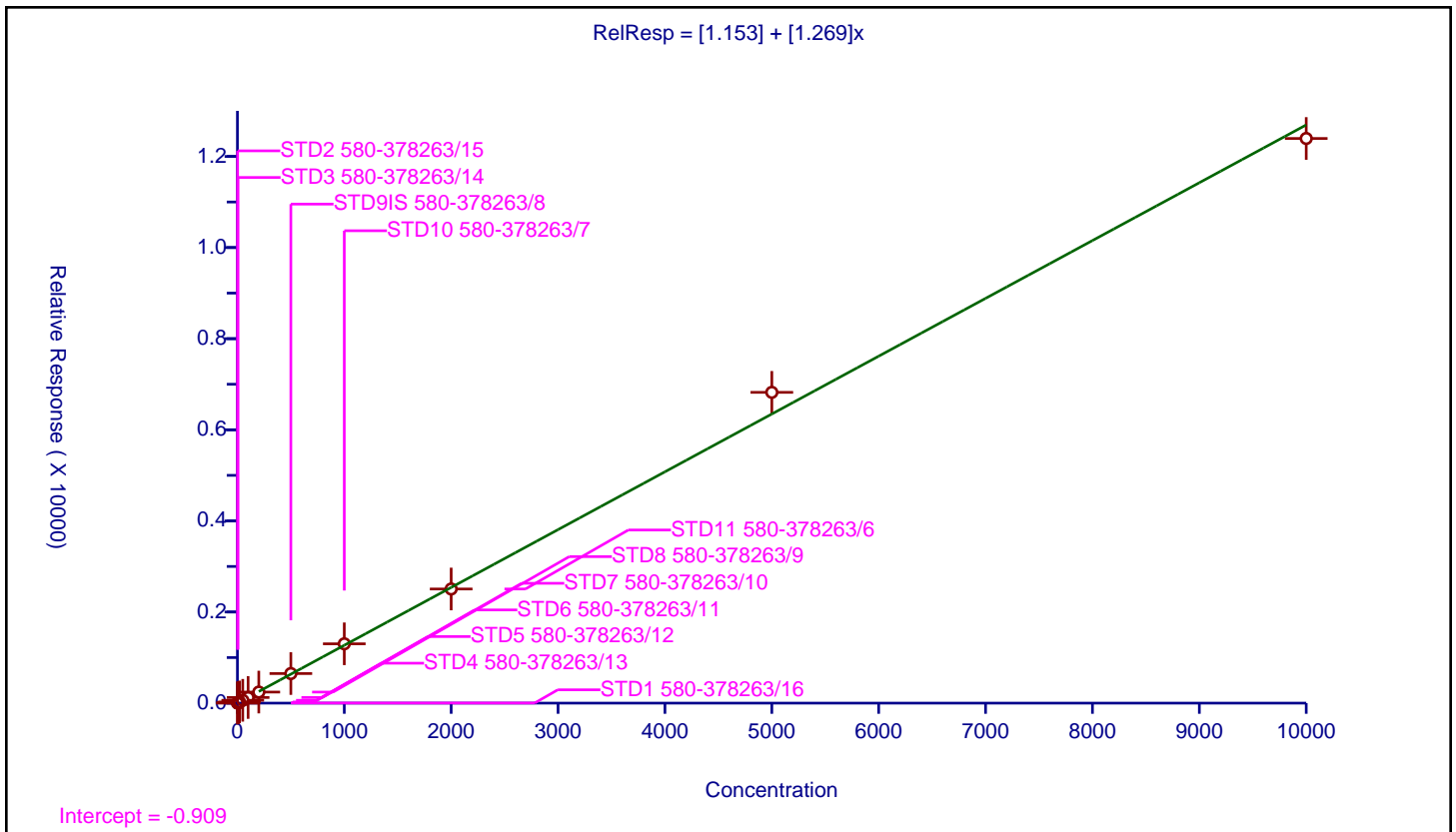
/ Anthracene

Curve Type: Linear  
 Weighting: Conc\_Sq  
 Origin: None  
 Dependency: Response  
 Calib Mode: ISTD  
 Response Base: AREA  
 RF Rounding: 0

Curve Coefficients	
Intercept:	1.153
Slope:	1.269

Error Coefficients	
Standard Error:	807000
Relative Standard Error:	4.3
Correlation Coefficient:	0.999
Coefficient of Determination (Adjusted):	0.998

ID	Level	Concentration	Rel. Resp.	IS Amount	IS Response	RRF	Used
1	STD1 580-378263/16	1.0	2.381956	100.0	14232.0	2.381956	Y
2	STD2 580-378263/15	2.0	3.81169	100.0	14508.0	1.905845	Y
3	STD3 580-378263/14	5.0	7.896919	100.0	15677.0	1.579384	Y
4	STD4 580-378263/13	10.0	13.534722	100.0	14400.0	1.353472	Y
5	STD5 580-378263/12	20.0	26.013976	100.0	14596.0	1.300699	Y
6	STD6 580-378263/11	50.0	62.433146	100.0	14771.0	1.248663	Y
7	STD7 580-378263/10	100.0	123.518452	100.0	16638.0	1.235185	Y
8	STD8 580-378263/9	200.0	242.657804	100.0	18203.0	1.213289	Y
9	STD9IS 580-378263/8	500.0	649.263158	100.0	15675.0	1.298526	Y
10	STD10 580-378263/7	1000.0	1302.522908	100.0	16806.0	1.302523	Y
11	STD11 580-378263/6	2000.0	2505.350371	100.0	17139.0	1.252675	Y
12	STD12 580-378263/5	5000.0	6821.794489	100.0	16729.0	1.364359	Y
13	STD13 580-378263/4	10000.0	12394.334425	100.0	19239.0	1.239433	Y



Calibration

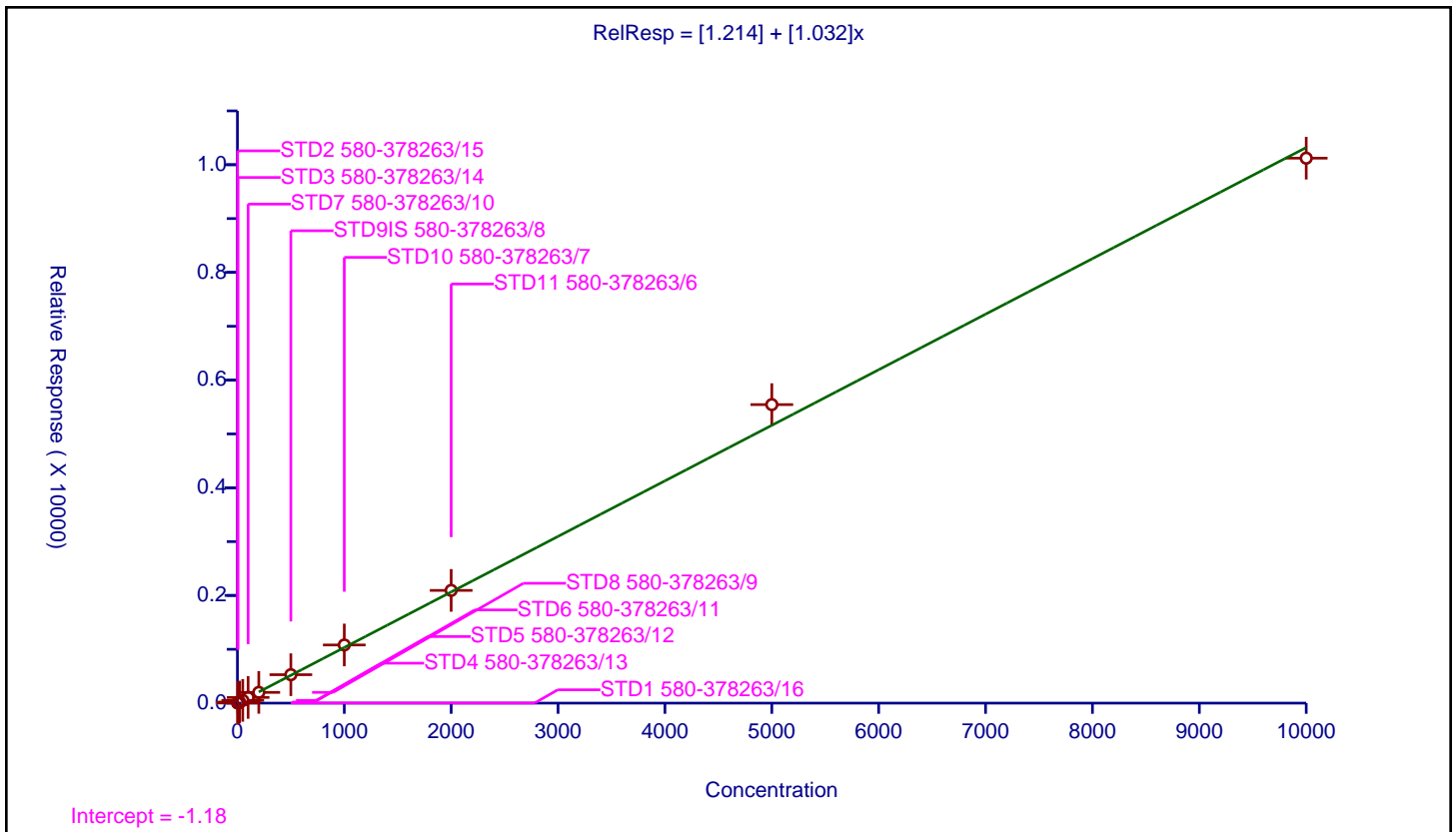
/ Fluoranthene-d10 (Surr)

Curve Type: Linear  
 Weighting: Conc\_Sq  
 Origin: None  
 Dependency: Response  
 Calib Mode: ISTD  
 Response Base: AREA  
 RF Rounding: 0

Curve Coefficients	
Intercept:	1.214
Slope:	1.032

Error Coefficients	
Standard Error:	691000
Relative Standard Error:	4.7
Correlation Coefficient:	0.999
Coefficient of Determination (Adjusted):	0.998

ID	Level	Concentration	Rel. Resp.	IS Amount	IS Response	RRF	Used
1	STD1 580-378263/16	1.0	2.07982	100.0	14232.0	2.07982	N
2	STD2 580-378263/15	2.0	3.280948	100.0	14508.0	1.640474	Y
3	STD3 580-378263/14	5.0	6.621165	100.0	15677.0	1.324233	Y
4	STD4 580-378263/13	10.0	10.805556	100.0	14400.0	1.080556	Y
5	STD5 580-378263/12	20.0	20.718005	100.0	14596.0	1.0359	Y
6	STD6 580-378263/11	50.0	51.066279	100.0	14771.0	1.021326	Y
7	STD7 580-378263/10	100.0	105.607645	100.0	16638.0	1.056076	Y
8	STD8 580-378263/9	200.0	199.522057	100.0	18203.0	0.99761	Y
9	STD9IS 580-378263/8	500.0	528.172249	100.0	15675.0	1.056344	Y
10	STD10 580-378263/7	1000.0	1080.263001	100.0	16806.0	1.080263	Y
11	STD11 580-378263/6	2000.0	2093.797771	100.0	17139.0	1.046899	Y
12	STD12 580-378263/5	5000.0	5544.497579	100.0	16729.0	1.1089	Y
13	STD13 580-378263/4	10000.0	10121.75269	100.0	19239.0	1.012175	Y





**Calibration**

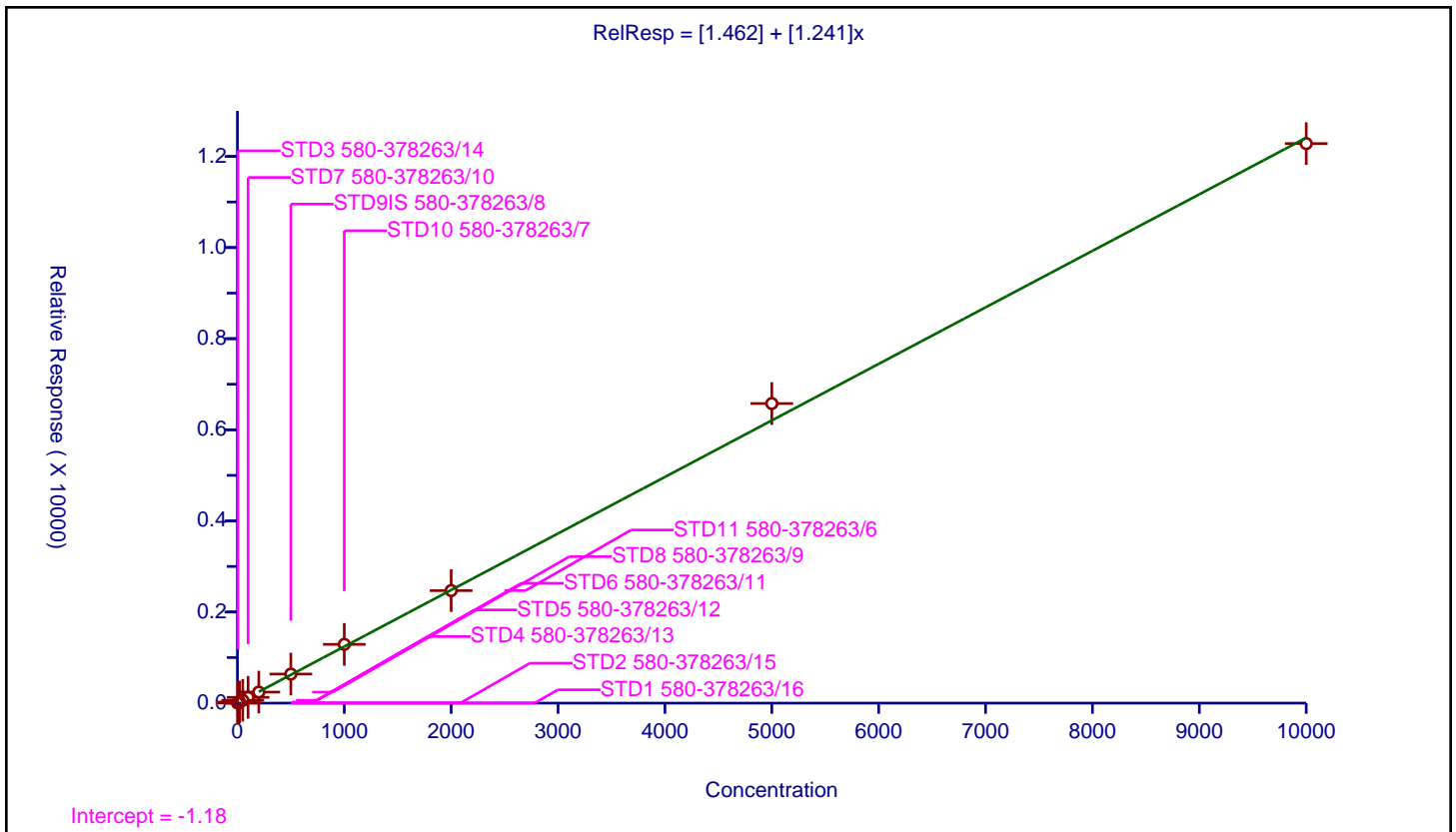
**/ Fluoranthene**

Curve Type: Linear  
 Weighting: Conc\_Sq  
 Origin: None  
 Dependency: Response  
 Calib Mode: ISTD  
 Response Base: AREA  
 RF Rounding: 0

Curve Coefficients	
Intercept:	1.462
Slope:	1.241

Error Coefficients	
Standard Error:	834000
Relative Standard Error:	4.3
Correlation Coefficient:	0.999
Coefficient of Determination (Adjusted):	0.998

ID	Level	Concentration	Rel. Resp.	IS Amount	IS Response	RRF	Used
1	STD1 580-378263/16	1.0	2.529511	100.0	14232.0	2.529511	N
2	STD2 580-378263/15	2.0	3.93576	100.0	14508.0	1.96788	Y
3	STD3 580-378263/14	5.0	8.011737	100.0	15677.0	1.602347	Y
4	STD4 580-378263/13	10.0	13.090278	100.0	14400.0	1.309028	Y
5	STD5 580-378263/12	20.0	24.773911	100.0	14596.0	1.238696	Y
6	STD6 580-378263/11	50.0	62.148805	100.0	14771.0	1.242976	Y
7	STD7 580-378263/10	100.0	127.160716	100.0	16638.0	1.271607	Y
8	STD8 580-378263/9	200.0	242.295226	100.0	18203.0	1.211476	Y
9	STD9IS 580-378263/8	500.0	637.952153	100.0	15675.0	1.275904	Y
10	STD10 580-378263/7	1000.0	1289.99762	100.0	16806.0	1.289998	Y
11	STD11 580-378263/6	2000.0	2470.395006	100.0	17139.0	1.235198	Y
12	STD12 580-378263/5	5000.0	6576.268755	100.0	16729.0	1.315254	Y
13	STD13 580-378263/4	10000.0	12281.974115	100.0	19239.0	1.228197	Y



Calibration

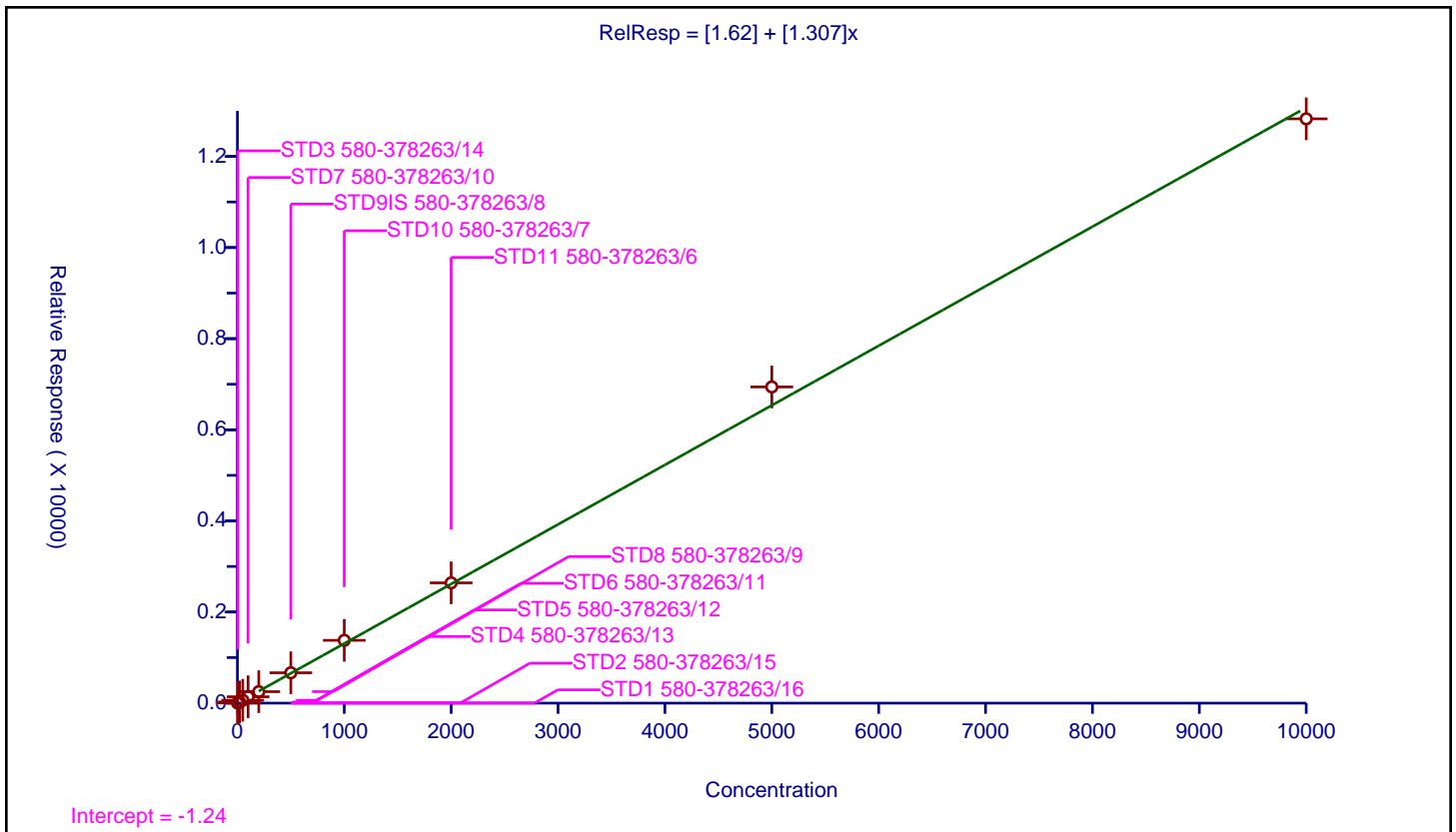
/ Pyrene

Curve Type: Linear  
 Weighting: Conc\_Sq  
 Origin: None  
 Dependency: Response  
 Calib Mode: ISTD  
 Response Base: AREA  
 RF Rounding: 0

Curve Coefficients	
Intercept:	1.62
Slope:	1.307

Error Coefficients	
Standard Error:	873000
Relative Standard Error:	6.3
Correlation Coefficient:	0.999
Coefficient of Determination (Adjusted):	0.996

ID	Level	Concentration	Rel. Resp.	IS Amount	IS Response	RRF	Used
1	STD1 580-378263/16	1.0	2.712198	100.0	14232.0	2.712198	N
2	STD2 580-378263/15	2.0	4.21147	100.0	14508.0	2.105735	Y
3	STD3 580-378263/14	5.0	8.770811	100.0	15677.0	1.754162	Y
4	STD4 580-378263/13	10.0	13.340278	100.0	14400.0	1.334028	Y
5	STD5 580-378263/12	20.0	25.856399	100.0	14596.0	1.29282	Y
6	STD6 580-378263/11	50.0	63.56374	100.0	14771.0	1.271275	Y
7	STD7 580-378263/10	100.0	140.064912	100.0	16638.0	1.400649	Y
8	STD8 580-378263/9	200.0	252.546284	100.0	18203.0	1.262731	Y
9	STD9IS 580-378263/8	500.0	666.966507	100.0	15675.0	1.333933	Y
10	STD10 580-378263/7	1000.0	1378.567178	100.0	16806.0	1.378567	Y
11	STD11 580-378263/6	2000.0	2640.340743	100.0	17139.0	1.32017	Y
12	STD12 580-378263/5	5000.0	6940.576245	100.0	16729.0	1.388115	Y
13	STD13 580-378263/4	10000.0	12825.094859	100.0	19239.0	1.282509	Y



Calibration

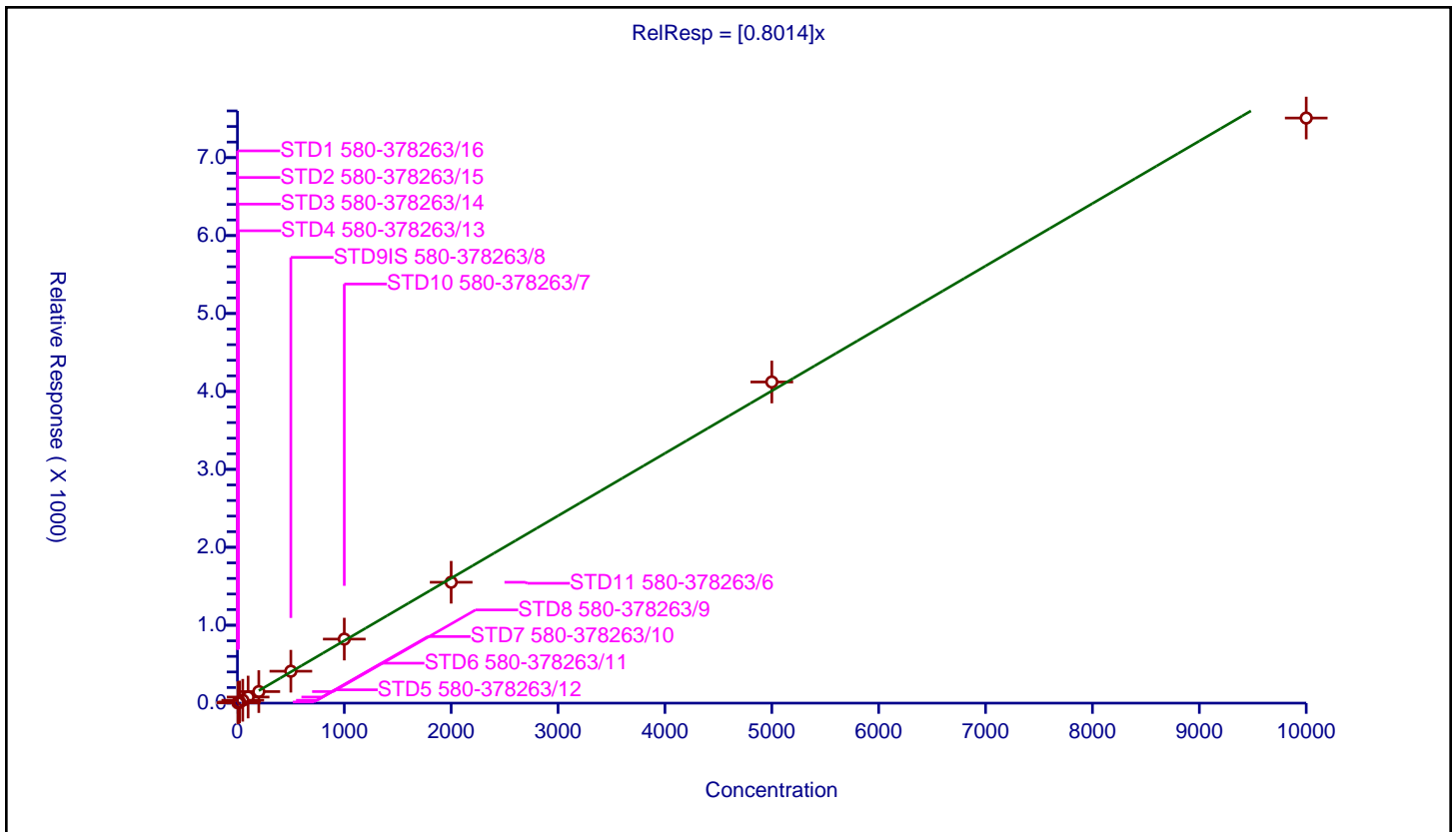
/ Terphenyl-d14

Curve Type: Average  
 Weighting: Conc\_Sq  
 Origin: Force  
 Dependency: Response  
 Calib Mode: ISTD  
 Response Base: AREA  
 RF Rounding: 0

Curve Coefficients	
Intercept:	0
Slope:	0.8014

Error Coefficients	
Standard Error:	513000
Relative Standard Error:	9.4
Correlation Coefficient:	0.999
Coefficient of Determination (Adjusted):	0.988

ID	Level	Concentration	Rel. Resp.	IS Amount	IS Response	RRF	Used
1	STD1 580-378263/16	1.0	1.517707	100.0	14232.0	1.517707	N
2	STD2 580-378263/15	2.0	2.474497	100.0	14508.0	1.237248	N
3	STD3 580-378263/14	5.0	4.988199	100.0	15677.0	0.99764	Y
4	STD4 580-378263/13	10.0	8.333333	100.0	14400.0	0.833333	Y
5	STD5 580-378263/12	20.0	14.757468	100.0	14596.0	0.737873	Y
6	STD6 580-378263/11	50.0	36.612281	100.0	14771.0	0.732246	Y
7	STD7 580-378263/10	100.0	78.254598	100.0	16638.0	0.782546	Y
8	STD8 580-378263/9	200.0	148.096468	100.0	18203.0	0.740482	Y
9	STD9IS 580-378263/8	500.0	409.626794	100.0	15675.0	0.819254	Y
10	STD10 580-378263/7	1000.0	821.879091	100.0	16806.0	0.821879	Y
11	STD11 580-378263/6	2000.0	1551.269036	100.0	17139.0	0.775635	Y
12	STD12 580-378263/5	5000.0	4121.101082	100.0	16729.0	0.82422	Y
13	STD13 580-378263/4	10000.0	7508.326836	100.0	19239.0	0.750833	Y



Calibration

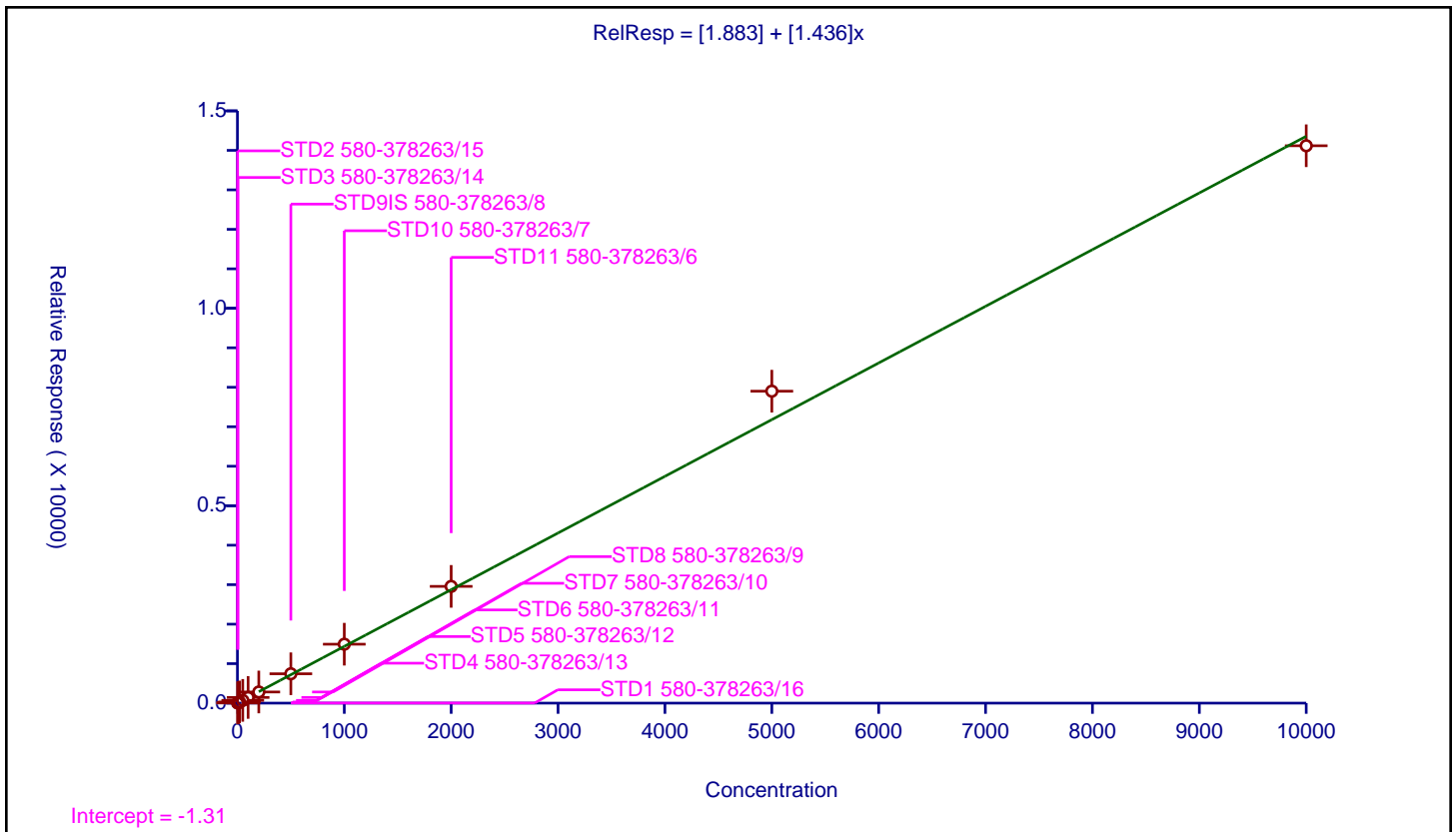
/ Benzo[a]anthracene

Curve Type: Linear  
 Weighting: Conc\_Sq  
 Origin: None  
 Dependency: Response  
 Calib Mode: ISTD  
 Response Base: AREA  
 RF Rounding: 0

Curve Coefficients	
Intercept:	1.883
Slope:	1.436

Error Coefficients	
Standard Error:	797000
Relative Standard Error:	5.2
Correlation Coefficient:	0.999
Coefficient of Determination (Adjusted):	0.997

ID	Level	Concentration	Rel. Resp.	IS Amount	IS Response	RRF	Used
1	STD1 580-378263/16	1.0	3.05314	100.0	10350.0	3.05314	N
2	STD2 580-378263/15	2.0	4.815291	100.0	10882.0	2.407646	Y
3	STD3 580-378263/14	5.0	9.098307	100.0	12288.0	1.819661	Y
4	STD4 580-378263/13	10.0	15.002684	100.0	11178.0	1.500268	Y
5	STD5 580-378263/12	20.0	29.572511	100.0	11088.0	1.478626	Y
6	STD6 580-378263/11	50.0	69.52967	100.0	11375.0	1.390593	Y
7	STD7 580-378263/10	100.0	144.30609	100.0	13251.0	1.443061	Y
8	STD8 580-378263/9	200.0	282.034863	100.0	14055.0	1.410174	Y
9	STD9IS 580-378263/8	500.0	743.802907	100.0	12522.0	1.487606	Y
10	STD10 580-378263/7	1000.0	1492.712461	100.0	13626.0	1.492712	Y
11	STD11 580-378263/6	2000.0	2956.666419	100.0	13463.0	1.478333	Y
12	STD12 580-378263/5	5000.0	7901.120891	100.0	13293.0	1.580224	Y
13	STD13 580-378263/4	10000.0	14117.149984	100.0	16035.0	1.411715	Y



Calibration

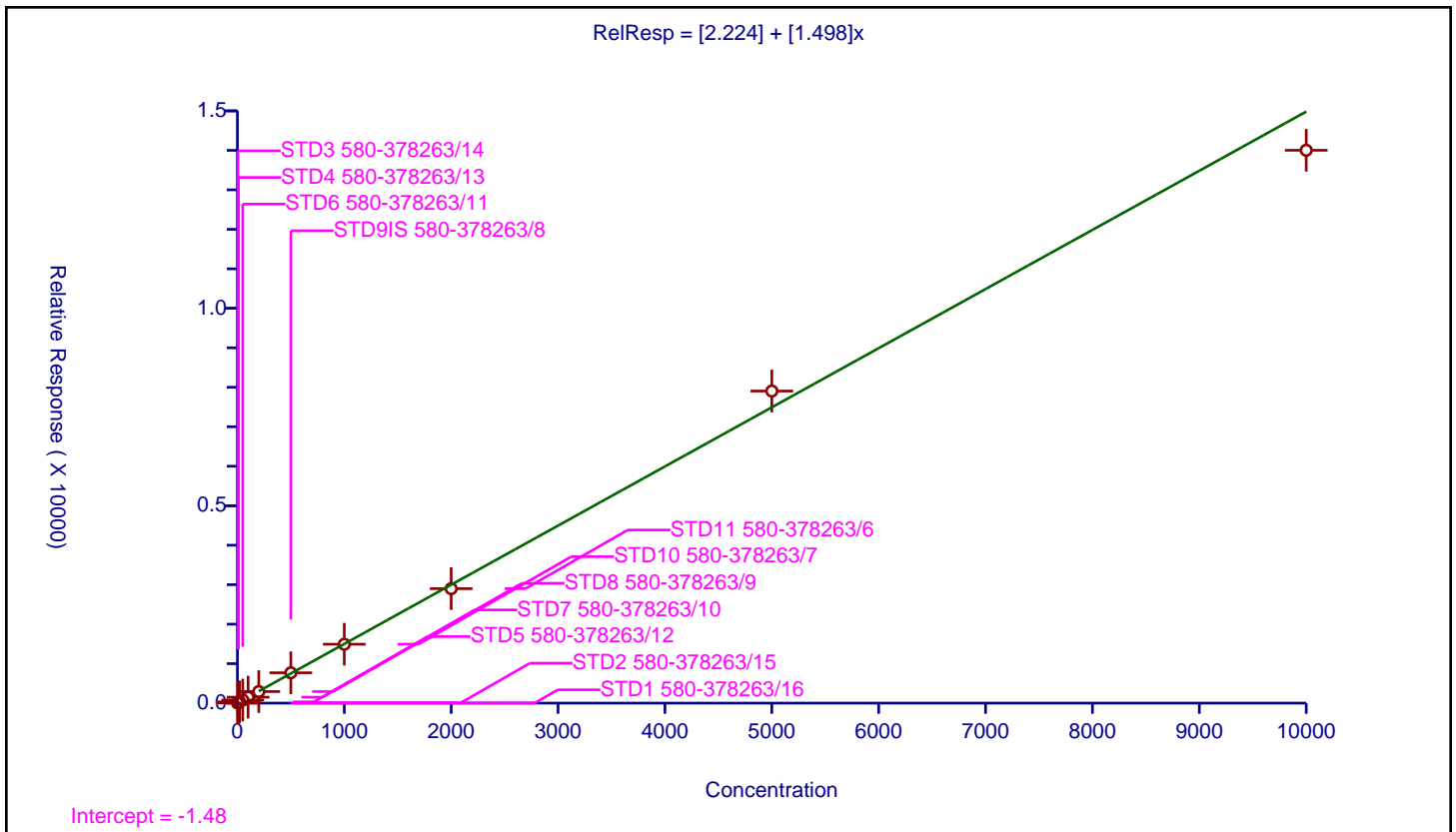
/ Chrysene

Curve Type: Linear  
 Weighting: Conc\_Sq  
 Origin: None  
 Dependency: Response  
 Calib Mode: ISTD  
 Response Base: AREA  
 RF Rounding: 0

Curve Coefficients	
Intercept:	2.224
Slope:	1.498

Error Coefficients	
Standard Error:	792000
Relative Standard Error:	3.7
Correlation Coefficient:	0.999
Coefficient of Determination (Adjusted):	0.999

ID	Level	Concentration	Rel. Resp.	IS Amount	IS Response	RRF	Used
1	STD1 580-378263/16	1.0	3.294686	100.0	10350.0	3.294686	N
2	STD2 580-378263/15	2.0	5.155302	100.0	10882.0	2.577651	Y
3	STD3 580-378263/14	5.0	9.936523	100.0	12288.0	1.987305	Y
4	STD4 580-378263/13	10.0	17.937019	100.0	11178.0	1.793702	Y
5	STD5 580-378263/12	20.0	32.160895	100.0	11088.0	1.608045	Y
6	STD6 580-378263/11	50.0	77.714286	100.0	11375.0	1.554286	Y
7	STD7 580-378263/10	100.0	150.554675	100.0	13251.0	1.505547	Y
8	STD8 580-378263/9	200.0	293.055852	100.0	14055.0	1.465279	Y
9	STD9IS 580-378263/8	500.0	768.351701	100.0	12522.0	1.536703	Y
10	STD10 580-378263/7	1000.0	1491.824453	100.0	13626.0	1.491824	Y
11	STD11 580-378263/6	2000.0	2899.858872	100.0	13463.0	1.449929	Y
12	STD12 580-378263/5	5000.0	7904.415858	100.0	13293.0	1.580883	Y
13	STD13 580-378263/4	10000.0	14002.625507	100.0	16035.0	1.400263	Y



**Calibration**

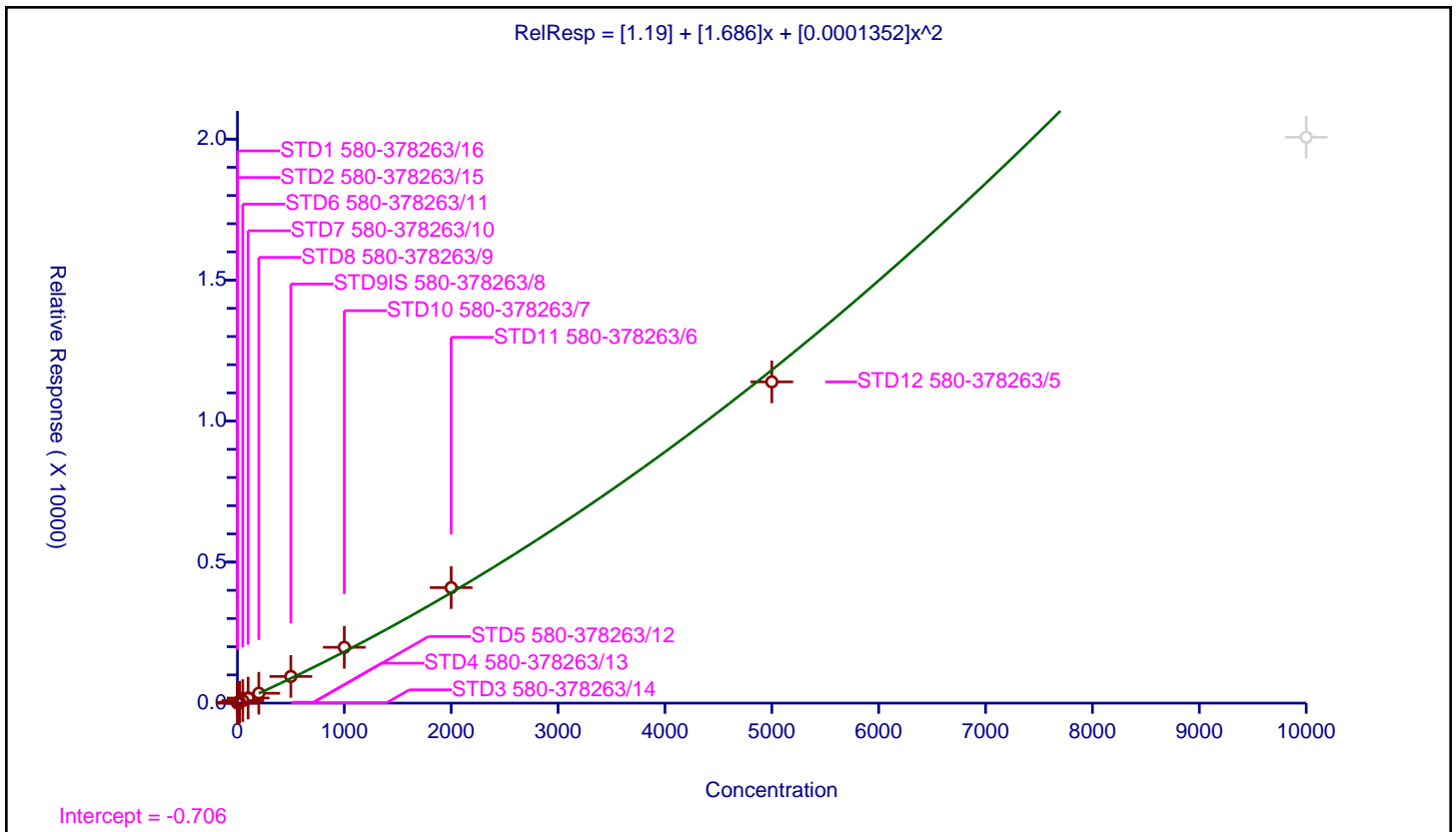
/ Bis(2-ethylhexyl) phthalate

Curve Type: Quadratic  
 Weighting: Conc\_Sq  
 Origin: None  
 Dependency: Response  
 Calib Mode: ISTD  
 Response Base: AREA  
 RF Rounding: 0

Curve Coefficients	
Intercept:	1.19
Slope:	1.686
Second Order:	0.0001352

Error Coefficients	
Standard Error:	542000
Relative Standard Error:	7.9
Correlation Coefficient:	0.999
Coefficient of Determination (Adjusted):	0.994

ID	Level	Concentration	Rel. Resp.	IS Amount	IS Response	RRF	Used
1	STD1 580-378263/16	1.0	2.908213	100.0	10350.0	2.908213	Y
2	STD2 580-378263/15	2.0	4.677449	100.0	10882.0	2.338724	Y
3	STD3 580-378263/14	5.0	8.813477	100.0	12288.0	1.762695	Y
4	STD4 580-378263/13	10.0	15.691537	100.0	11178.0	1.569154	Y
5	STD5 580-378263/12	20.0	31.971501	100.0	11088.0	1.598575	Y
6	STD6 580-378263/11	50.0	87.903297	100.0	11375.0	1.758066	Y
7	STD7 580-378263/10	100.0	179.699645	100.0	13251.0	1.796996	Y
8	STD8 580-378263/9	200.0	349.697617	100.0	14055.0	1.748488	Y
9	STD9IS 580-378263/8	500.0	945.951126	100.0	12522.0	1.891902	Y
10	STD10 580-378263/7	1000.0	1979.847351	100.0	13626.0	1.979847	Y
11	STD11 580-378263/6	2000.0	4095.060536	100.0	13463.0	2.04753	Y
12	STD12 580-378263/5	5000.0	11392.161288	100.0	13293.0	2.278432	Y
13	STD13 580-378263/4	10000.0	20065.868413	100.0	16035.0	2.006587	N



Calibration

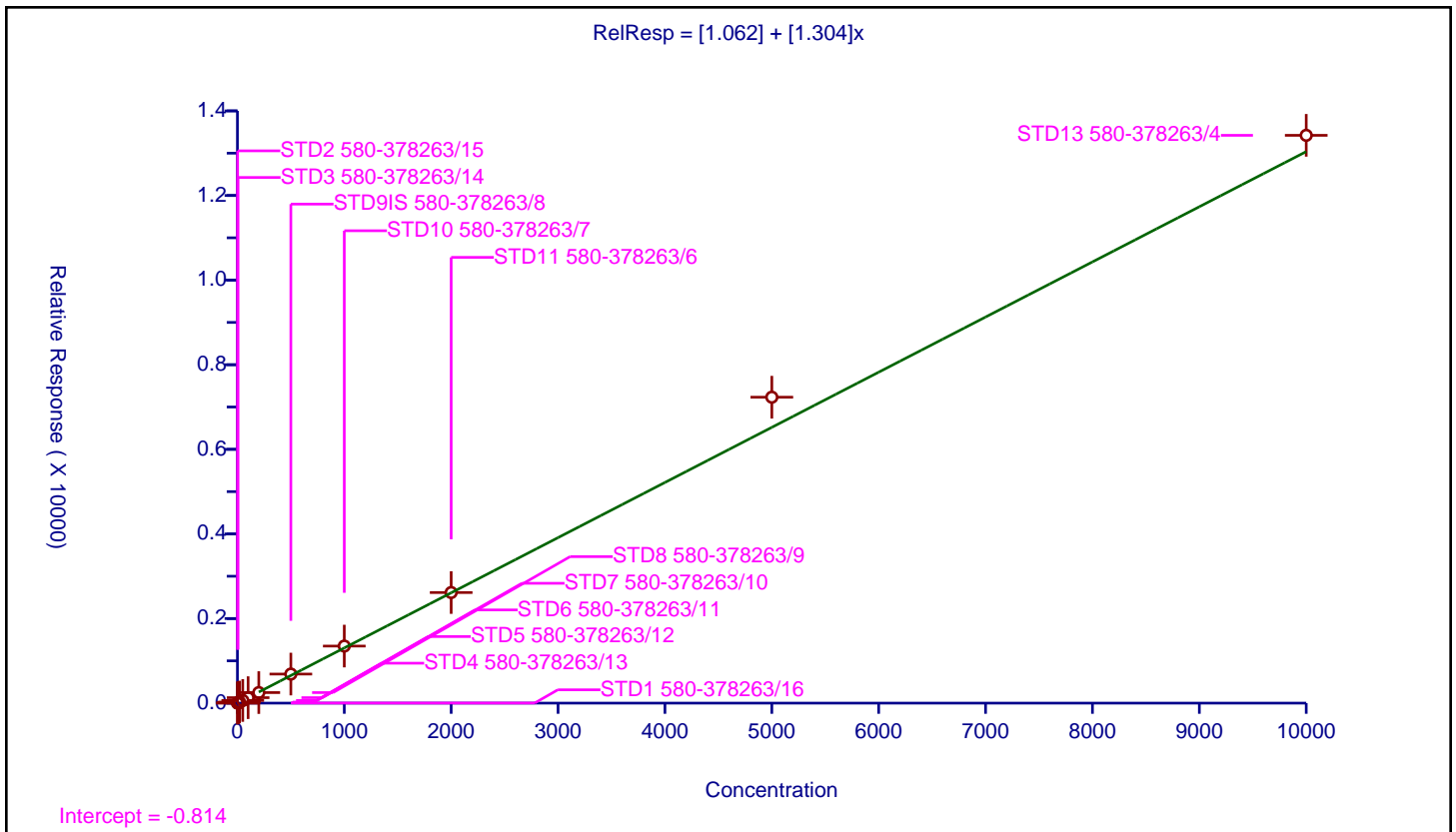
/ Benzo[b]fluoranthene

Curve Type: Linear  
 Weighting: Conc\_Sq  
 Origin: None  
 Dependency: Response  
 Calib Mode: ISTD  
 Response Base: AREA  
 RF Rounding: 0

Curve Coefficients	
Intercept:	1.062
Slope:	1.304

Error Coefficients	
Standard Error:	819000
Relative Standard Error:	5.6
Correlation Coefficient:	0.998
Coefficient of Determination (Adjusted):	0.997

ID	Level	Concentration	Rel. Resp.	IS Amount	IS Response	RRF	Used
1	STD1 580-378263/16	1.0	2.358374	100.0	12127.0	2.358374	Y
2	STD2 580-378263/15	2.0	3.753249	100.0	13082.0	1.876624	Y
3	STD3 580-378263/14	5.0	7.645847	100.0	14073.0	1.529169	Y
4	STD4 580-378263/13	10.0	13.045193	100.0	12679.0	1.304519	Y
5	STD5 580-378263/12	20.0	25.354691	100.0	13110.0	1.267735	Y
6	STD6 580-378263/11	50.0	62.722674	100.0	13641.0	1.254453	Y
7	STD7 580-378263/10	100.0	129.334787	100.0	15589.0	1.293348	Y
8	STD8 580-378263/9	200.0	249.883378	100.0	16292.0	1.249417	Y
9	STD9IS 580-378263/8	500.0	687.183267	100.0	14247.0	1.374367	Y
10	STD10 580-378263/7	1000.0	1349.145464	100.0	15564.0	1.349145	Y
11	STD11 580-378263/6	2000.0	2614.44828	100.0	15642.0	1.307224	Y
12	STD12 580-378263/5	5000.0	7231.841049	100.0	15703.0	1.446368	Y
13	STD13 580-378263/4	10000.0	13421.940487	100.0	18181.0	1.342194	Y



Calibration

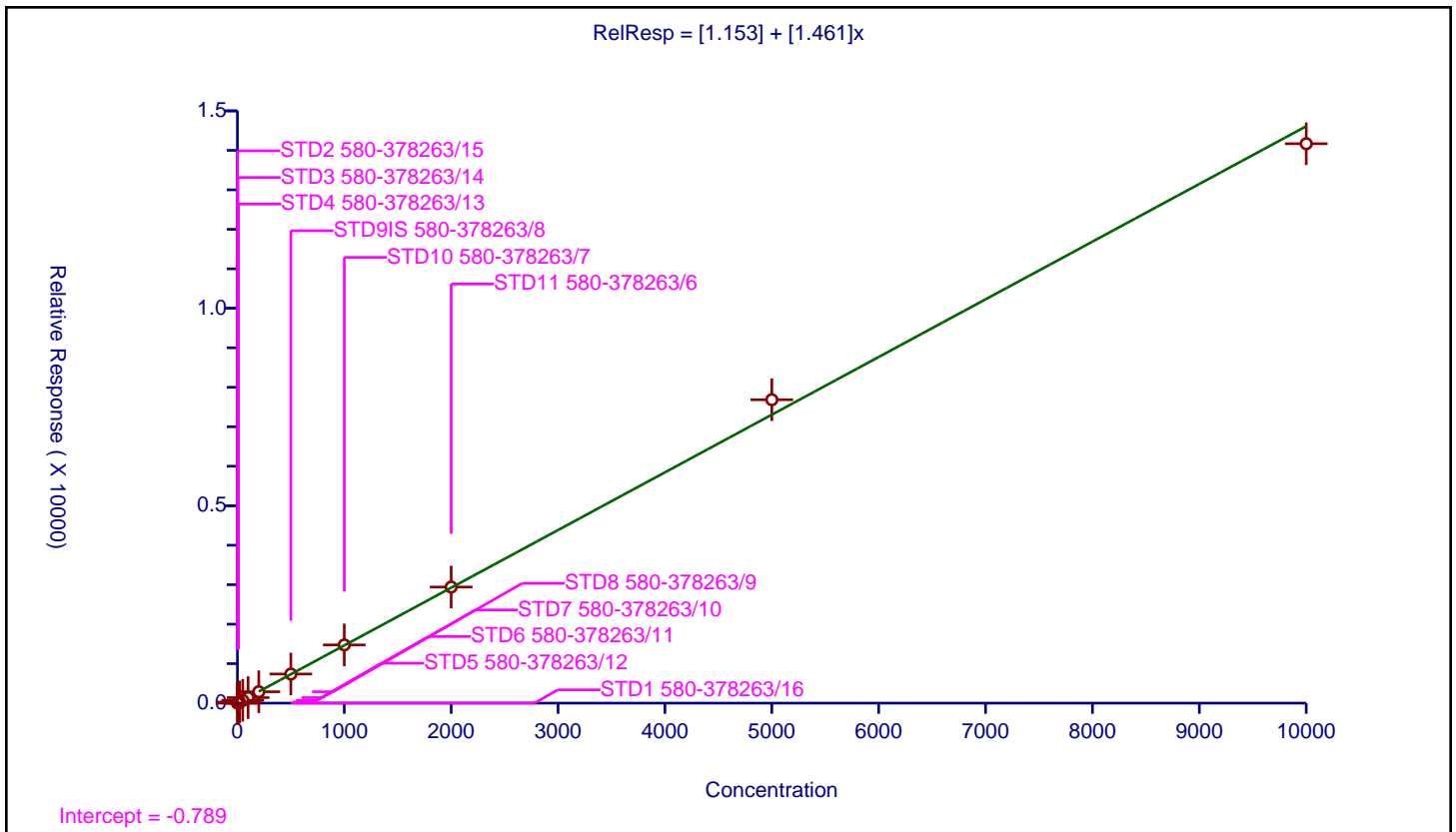
/ Benzo[k]fluoranthene

Curve Type: Linear  
 Weighting: Conc\_Sq  
 Origin: None  
 Dependency: Response  
 Calib Mode: ISTD  
 Response Base: AREA  
 RF Rounding: 0

Curve Coefficients	
Intercept:	1.153
Slope:	1.461

Error Coefficients	
Standard Error:	867000
Relative Standard Error:	4.4
Correlation Coefficient:	0.999
Coefficient of Determination (Adjusted):	0.998

ID	Level	Concentration	Rel. Resp.	IS Amount	IS Response	RRF	Used
1	STD1 580-378263/16	1.0	2.581018	100.0	12127.0	2.581018	Y
2	STD2 580-378263/15	2.0	4.127809	100.0	13082.0	2.063905	Y
3	STD3 580-378263/14	5.0	8.796987	100.0	14073.0	1.759397	Y
4	STD4 580-378263/13	10.0	16.925625	100.0	12679.0	1.692563	Y
5	STD5 580-378263/12	20.0	29.084668	100.0	13110.0	1.454233	Y
6	STD6 580-378263/11	50.0	70.18547	100.0	13641.0	1.403709	Y
7	STD7 580-378263/10	100.0	140.028225	100.0	15589.0	1.400282	Y
8	STD8 580-378263/9	200.0	288.092315	100.0	16292.0	1.440462	Y
9	STD9IS 580-378263/8	500.0	737.783393	100.0	14247.0	1.475567	Y
10	STD10 580-378263/7	1000.0	1474.569519	100.0	15564.0	1.47457	Y
11	STD11 580-378263/6	2000.0	2939.867025	100.0	15642.0	1.469934	Y
12	STD12 580-378263/5	5000.0	7684.506145	100.0	15703.0	1.536901	Y
13	STD13 580-378263/4	10000.0	14167.933557	100.0	18181.0	1.416793	Y





Calibration

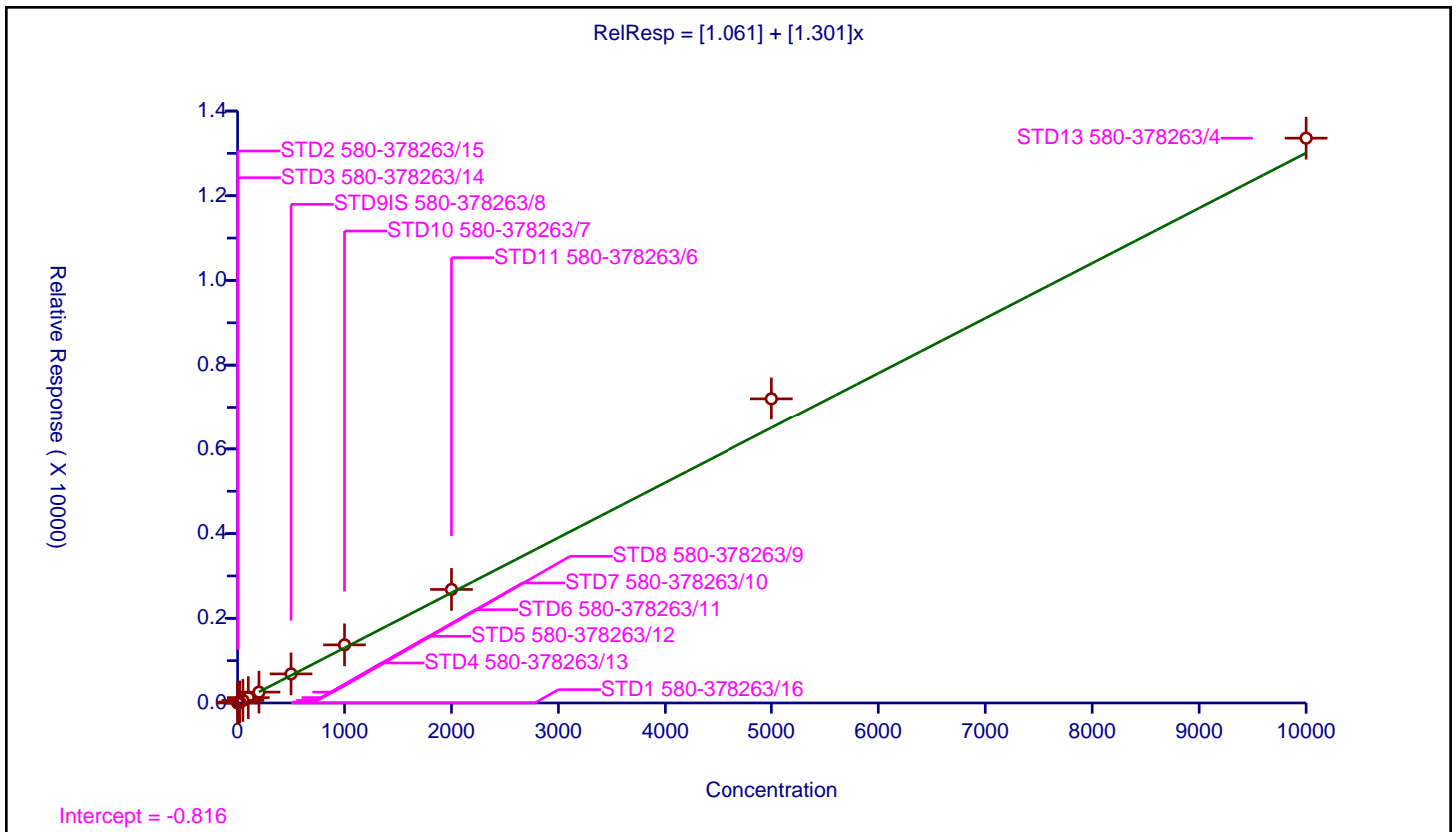
/ Benzo[a]pyrene

Curve Type: Linear  
 Weighting: Conc\_Sq  
 Origin: None  
 Dependency: Response  
 Calib Mode: ISTD  
 Response Base: AREA  
 RF Rounding: 0

Curve Coefficients	
Intercept:	1.061
Slope:	1.301

Error Coefficients	
Standard Error:	816000
Relative Standard Error:	6.7
Correlation Coefficient:	0.999
Coefficient of Determination (Adjusted):	0.995

ID	Level	Concentration	Rel. Resp.	IS Amount	IS Response	RRF	Used
1	STD1 580-378263/16	1.0	2.350128	100.0	12127.0	2.350128	Y
2	STD2 580-378263/15	2.0	3.776181	100.0	13082.0	1.888091	Y
3	STD3 580-378263/14	5.0	7.731116	100.0	14073.0	1.546223	Y
4	STD4 580-378263/13	10.0	12.619292	100.0	12679.0	1.261929	Y
5	STD5 580-378263/12	20.0	24.645309	100.0	13110.0	1.232265	Y
6	STD6 580-378263/11	50.0	61.183198	100.0	13641.0	1.223664	Y
7	STD7 580-378263/10	100.0	126.794535	100.0	15589.0	1.267945	Y
8	STD8 580-378263/9	200.0	256.432605	100.0	16292.0	1.282163	Y
9	STD9IS 580-378263/8	500.0	686.614726	100.0	14247.0	1.373229	Y
10	STD10 580-378263/7	1000.0	1372.384991	100.0	15564.0	1.372385	Y
11	STD11 580-378263/6	2000.0	2681.293952	100.0	15642.0	1.340647	Y
12	STD12 580-378263/5	5000.0	7203.62988	100.0	15703.0	1.440726	Y
13	STD13 580-378263/4	10000.0	13359.160662	100.0	18181.0	1.335916	Y



Calibration

/ Indeno[1,2,3-cd]pyrene

Curve Type: Quadratic  
 Weighting: Conc\_Sq  
 Origin: None  
 Dependency: Response  
 Calib Mode: ISTD  
 Response Base: AREA  
 RF Rounding: 0

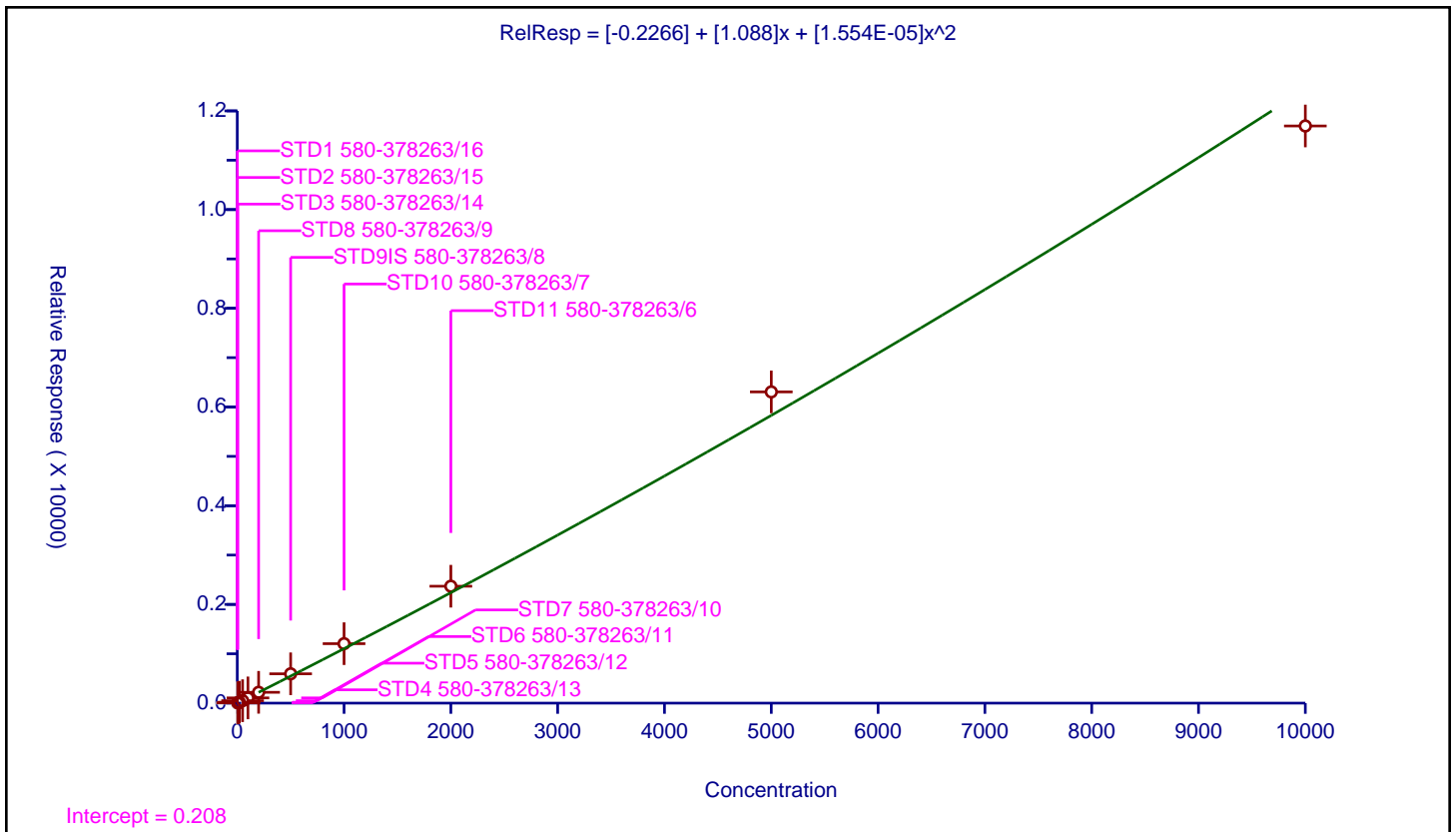
Curve Coefficients

Intercept: -0.2266  
 Slope: 1.088  
 Second Order: 1.554E-05

Error Coefficients

Standard Error: 838000  
 Relative Standard Error: 9.6  
 Correlation Coefficient: 1.000  
 Coefficient of Determination (Adjusted): 0.991

ID	Level	Concentration	Rel. Resp.	IS Amount	IS Response	RRF	Used
1	STD1 580-378263/16	1.0	1.599736	100.0	12127.0	1.599736	N
2	STD2 580-378263/15	2.0	2.790093	100.0	13082.0	1.395047	N
3	STD3 580-378263/14	5.0	5.713068	100.0	14073.0	1.142614	Y
4	STD4 580-378263/13	10.0	9.653758	100.0	12679.0	0.965376	Y
5	STD5 580-378263/12	20.0	18.360031	100.0	13110.0	0.918002	Y
6	STD6 580-378263/11	50.0	49.336559	100.0	13641.0	0.986731	Y
7	STD7 580-378263/10	100.0	105.895183	100.0	15589.0	1.058952	Y
8	STD8 580-378263/9	200.0	219.52492	100.0	16292.0	1.097625	Y
9	STD9IS 580-378263/8	500.0	594.265459	100.0	14247.0	1.188531	Y
10	STD10 580-378263/7	1000.0	1204.619635	100.0	15564.0	1.20462	Y
11	STD11 580-378263/6	2000.0	2368.987342	100.0	15642.0	1.184494	Y
12	STD12 580-378263/5	5000.0	6306.113482	100.0	15703.0	1.261223	Y
13	STD13 580-378263/4	10000.0	11694.400748	100.0	18181.0	1.16944	Y



Calibration

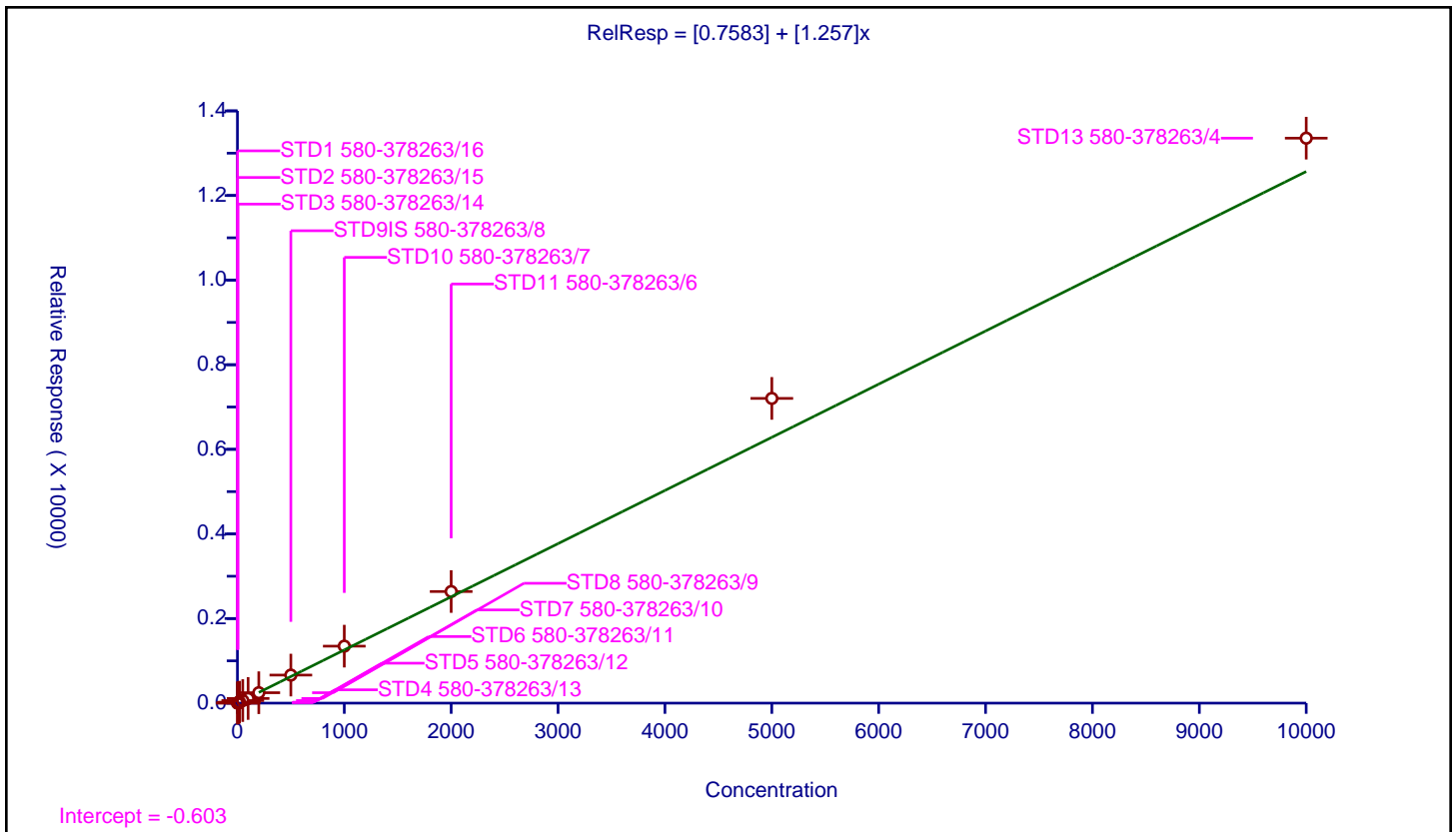
/ Dibenz(a,h)anthracene

Curve Type: Linear  
 Weighting: Conc\_Sq  
 Origin: None  
 Dependency: Response  
 Calib Mode: ISTD  
 Response Base: AREA  
 RF Rounding: 0

Curve Coefficients	
Intercept:	0.7583
Slope:	1.257

Error Coefficients	
Standard Error:	816000
Relative Standard Error:	8.8
Correlation Coefficient:	0.998
Coefficient of Determination (Adjusted):	0.992

ID	Level	Concentration	Rel. Resp.	IS Amount	IS Response	RRF	Used
1	STD1 580-378263/16	1.0	2.028531	100.0	12127.0	2.028531	Y
2	STD2 580-378263/15	2.0	3.279315	100.0	13082.0	1.639658	Y
3	STD3 580-378263/14	5.0	7.247922	100.0	14073.0	1.449584	Y
4	STD4 580-378263/13	10.0	12.019875	100.0	12679.0	1.201988	Y
5	STD5 580-378263/12	20.0	22.52479	100.0	13110.0	1.12624	Y
6	STD6 580-378263/11	50.0	60.970603	100.0	13641.0	1.219412	Y
7	STD7 580-378263/10	100.0	110.071204	100.0	15589.0	1.100712	Y
8	STD8 580-378263/9	200.0	246.525902	100.0	16292.0	1.23263	Y
9	STD9IS 580-378263/8	500.0	663.086966	100.0	14247.0	1.326174	Y
10	STD10 580-378263/7	1000.0	1347.102287	100.0	15564.0	1.347102	Y
11	STD11 580-378263/6	2000.0	2638.396624	100.0	15642.0	1.319198	Y
12	STD12 580-378263/5	5000.0	7203.693562	100.0	15703.0	1.440739	Y
13	STD13 580-378263/4	10000.0	13355.227985	100.0	18181.0	1.335523	Y



Calibration

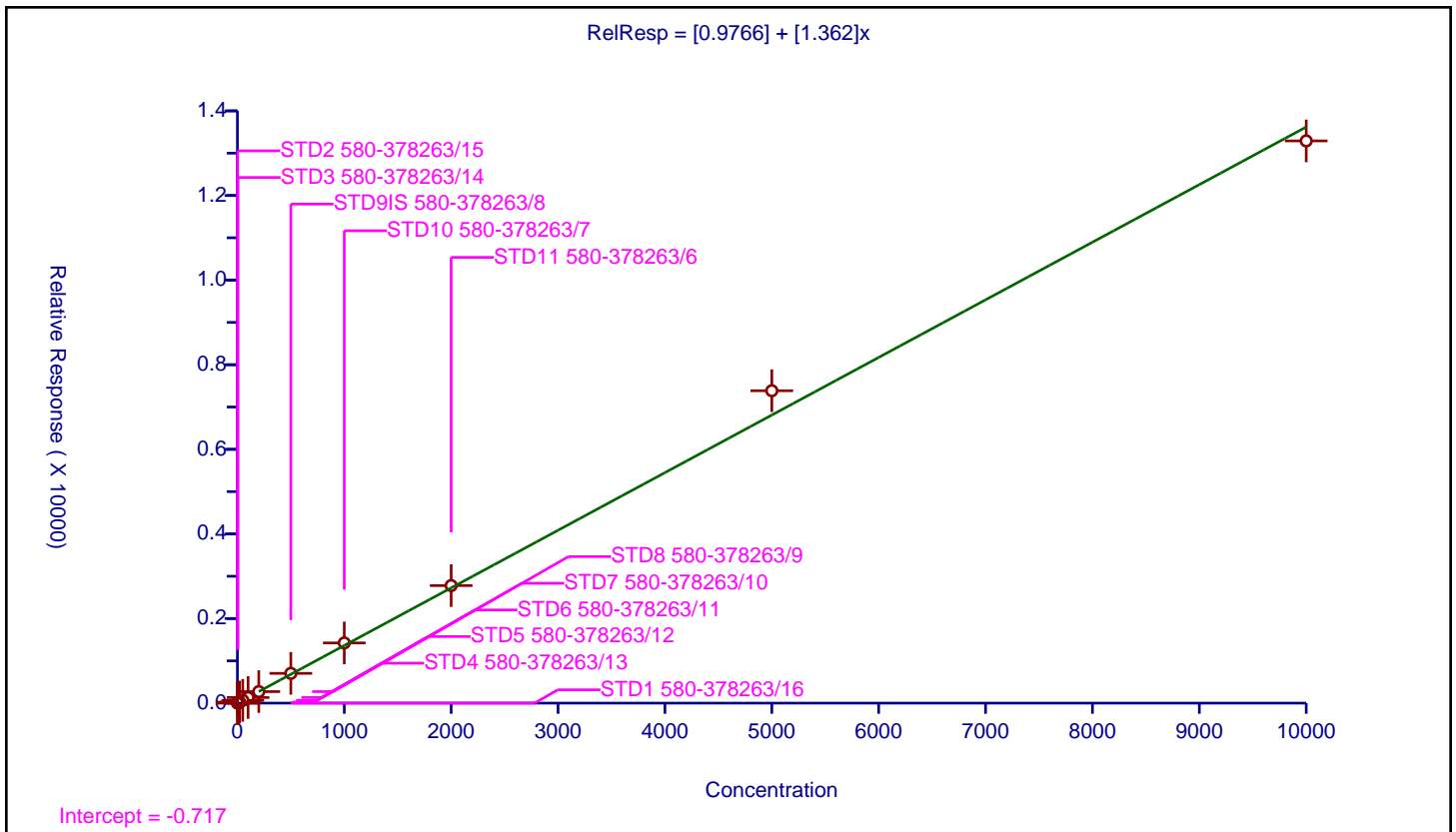
/ Benzo[g,h,i]perylene

Curve Type: Linear  
 Weighting: Conc\_Sq  
 Origin: None  
 Dependency: Response  
 Calib Mode: ISTD  
 Response Base: AREA  
 RF Rounding: 0

Curve Coefficients	
Intercept:	0.9766
Slope:	1.362

Error Coefficients	
Standard Error:	817000
Relative Standard Error:	5.0
Correlation Coefficient:	0.999
Coefficient of Determination (Adjusted):	0.997

ID	Level	Concentration	Rel. Resp.	IS Amount	IS Response	RRF	Used
1	STD1 580-378263/16	1.0	2.317144	100.0	12127.0	2.317144	Y
2	STD2 580-378263/15	2.0	3.799113	100.0	13082.0	1.899557	Y
3	STD3 580-378263/14	5.0	8.086407	100.0	14073.0	1.617281	Y
4	STD4 580-378263/13	10.0	13.605174	100.0	12679.0	1.360517	Y
5	STD5 580-378263/12	20.0	26.651411	100.0	13110.0	1.332571	Y
6	STD6 580-378263/11	50.0	65.486401	100.0	13641.0	1.309728	Y
7	STD7 580-378263/10	100.0	132.247097	100.0	15589.0	1.322471	Y
8	STD8 580-378263/9	200.0	272.507979	100.0	16292.0	1.36254	Y
9	STD9IS 580-378263/8	500.0	703.748158	100.0	14247.0	1.407496	Y
10	STD10 580-378263/7	1000.0	1423.207402	100.0	15564.0	1.423207	Y
11	STD11 580-378263/6	2000.0	2778.800665	100.0	15642.0	1.3894	Y
12	STD12 580-378263/5	5000.0	7384.70356	100.0	15703.0	1.476941	Y
13	STD13 580-378263/4	10000.0	13290.710082	100.0	18181.0	1.329071	Y



FORM VI  
RESOLUTION CHECK SUMMARY

Lab Name: Eurofins Seattle Job No.: 580-111058-1

SDG No.: \_\_\_\_\_

Lab Sample ID (1): STD9IS 580-369708/8 ICI Instrument ID (1): SEA101

GC Column (1): ZB-SV ID: 0.25 (mm) Date Analyzed (1): 10/05/2021 19:49

ANALYTE	RT	RESOLUTION (%)
Benzo[b]fluoranthene	12.58	55.60

Eurofins FGS, Seattle

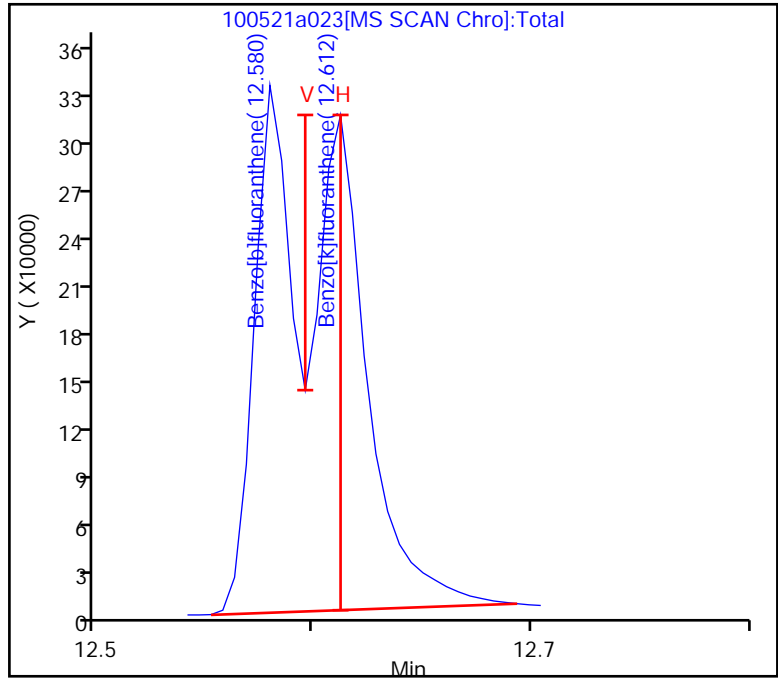
Data File: \\chromfs\Seattle\ChromData\SEA101\20211005-79126.b\100521a023.D  
Injection Date: 05-Oct-2021 19:49:30 Instrument ID: SEA101  
Lims ID: std9is  
Client ID:  
Operator ID: TL ALS Bottle#: 8 Worklist Smp#: 8  
Injection Vol: 1.0 ul Dil. Factor: 1.0000  
Method: 8270\_SIM\_SEA101 Limit Group: 8270D\_SIM QSM 5.0

25 Benzo[b]fluoranthene - 26 Benzo[k]fluoranthene

CLP Method

%Resolution = (V/H) \* 100  
V(Valley Height) = 173575  
H(Smaller Peak Height) = 312368

%Resolution = 55.6, Min. Resolution > 25.0  
Passed



FORM VI  
RESOLUTION CHECK SUMMARY

Lab Name: Eurofins Seattle Job No.: 580-111058-1

SDG No.: \_\_\_\_\_

Lab Sample ID (1): CCVIS 580-383445/3 Instrument ID (1): TAC050

GC Column (1): ZB-SV ID: 0.25 (mm) Date Analyzed (1): 03/10/2022 11:06

ANALYTE	RT	RESOLUTION (%)
Benzo[b]fluoranthene	12.49	60.30

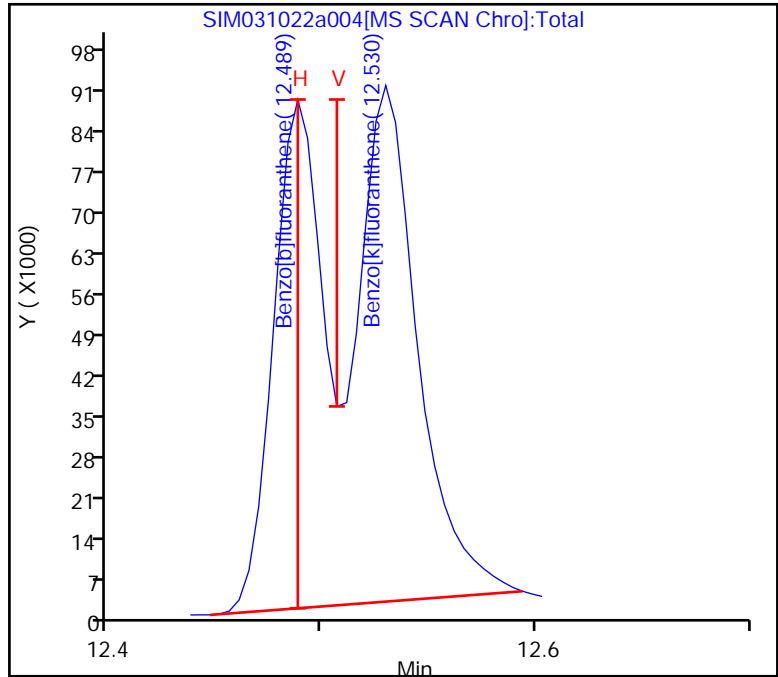
Eurofins Seattle

Data File: \\chromfs\Seattle\ChromData\TAC050\20220310-81677.b\SIM031022a004.D  
Injection Date: 10-Mar-2022 11:06:30 Instrument ID: TAC050  
Lims ID: ccvis  
Client ID:  
Operator ID: tl ALS Bottle#: 3 Worklist Smp#: 3  
Injection Vol: 1.0 ul Dil. Factor: 1.0000  
Method: TAC050\_SIM\_PAH Limit Group: 8270D\_SIM QSM 5.0

24 Benzo[b]fluoranthene - 25 Benzo[k]fluoranthene

CLP Method

$\%Resolution = (V/H) * 100$   
V(Valley Height) = 52519  
H(Smaller Peak Height) = 87062  
 $\%Resolution = 60.3$ , Min. Resolution > 25.0  
Passed





FORM VI  
RESOLUTION CHECK SUMMARY

Lab Name: Eurofins Seattle Job No.: 580-111058-1

SDG No.: \_\_\_\_\_

Lab Sample ID (1): CCVIS 580-383722/3 Instrument ID (1): SEA101

GC Column (1): ZB-SV ID: 0.25 (mm) Date Analyzed (1): 03/14/2022 13:59

ANALYTE	RT	RESOLUTION (%)
Benzo[b]fluoranthene	12.48	47.90

Eurofins Seattle

Data File: \\chromfs\Seattle\ChromData\SEA101\20220314-81722.b\031422a010.D

Injection Date: 14-Mar-2022 13:59:30

Instrument ID: SEA101

Lims ID: ccvis

Client ID:

Operator ID: tl

ALS Bottle#: 3

Worklist Smp#: 3

Injection Vol: 1.0 ul

Dil. Factor: 1.0000

Method: 8270\_SIM\_SEA101

Limit Group: 8270D\_SIM QSM 5.0

25 Benzo[b]fluoranthene - 26 Benzo[k]fluoranthene

CLP Method

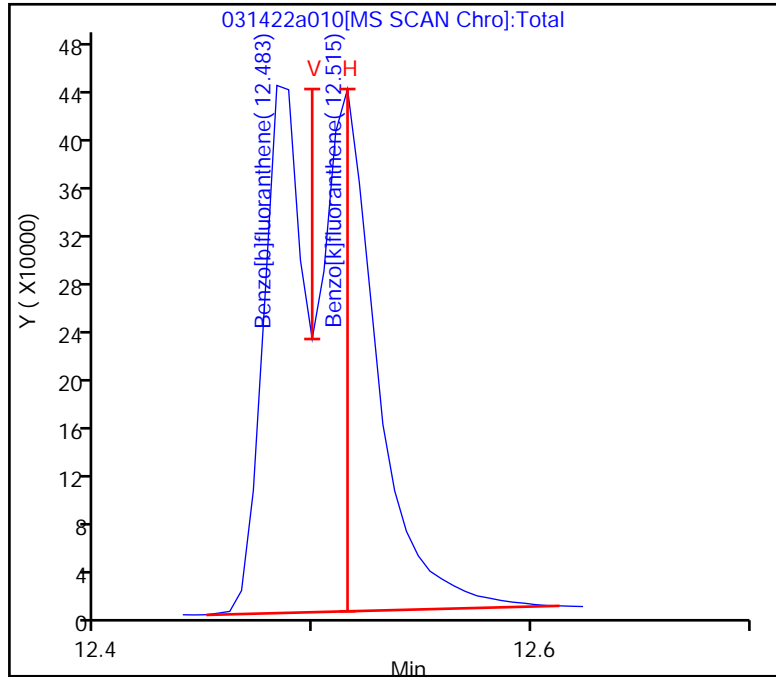
$$\%Resolution = (V/H) * 100$$

$$V(\text{Valley Height}) = 206516$$

$$H(\text{Smaller Peak Height}) = 431461$$

$$\%Resolution = 47.9, \text{Min. Resolution} > 25.0$$

Passed



FORM VII  
GC/MS SEMI VOA CONTINUING CALIBRATION DATA

Lab Name: Eurofins Seattle Job No.: 580-111058-1  
 SDG No.: \_\_\_\_\_  
 Lab Sample ID: ICV 580-369708/18 Calibration Date: 10/05/2021 23:52  
 Instrument ID: SEA101 Calib Start Date: 10/05/2021 18:11  
 GC Column: ZB-SV ID: 0.25 (mm) Calib End Date: 10/05/2021 23:04  
 Lab File ID: 100521a033.D Conc. Units: ug/L

ANALYTE	CURVE TYPE	AVE RRF	RRF	MIN RRF	CALC AMOUNT	SPIKE AMOUNT	%D	MAX %D
Naphthalene	Lin2		1.013	0.7000	1030	1000	2.7	20.0
2-Methylnaphthalene	Ave	0.6197	0.6681	0.4000	1080	1000	7.8	20.0
1-Methylnaphthalene	Ave	0.7075	0.6379	0.1000	902	1000	-9.8	20.0
Acenaphthylene	Ave	1.909	1.981	0.9000	1040	1000	3.8	20.0
Acenaphthene	Ave	1.349	1.349	0.9000	999	1000	-0.0	20.0
Fluorene	Ave	1.377	1.453	0.9000	1060	1000	5.5	20.0
Pentachlorophenol	Qua2		0.1734	0.0500	2040	2000	2.2	20.0
Phenanthrene	Ave	1.129	1.246	0.7000	1100	1000	10.3	20.0
Anthracene	Lin2		1.316	0.7000	1040	1000	4.1	20.0
Fluoranthene	Ave	1.265	1.364	0.6000	1080	1000	7.8	20.0
Pyrene	Ave	1.334	1.398	0.6000	1050	1000	4.9	20.0
Benzo[a]anthracene	Qua2		1.245	0.8000	1090	1000	9.2	20.0
Chrysene	Qua2		1.643	0.7000	949	1000	-5.1	20.0
Benzo[b]fluoranthene	Lin2		1.277	0.7000	1100	1000	10.0	20.0
Benzo[k]fluoranthene	Qua2		1.878	0.7000	1100	1000	10.2	20.0
Benzo[a]pyrene	Ave	1.336	1.446	0.7000	1080	1000	8.2	20.0
Indeno[1,2,3-cd]pyrene	Ave	1.093	1.098	0.5000	1010	1000	0.5	20.0
Dibenz(a,h)anthracene	Lin2		1.552	0.4000	1140	1000	14.4	20.0
Benzo[g,h,i]perylene	Ave	1.608	1.725	0.5000	1070	1000	7.3	20.0
2-methylnaphthalene-d10	Ave	0.5890	0.5591		949	1000	-5.1	20.0
2-Fluorobiphenyl	Ave	1.387	1.365		984	1000	-1.6	20.0
2,4,6-Tribromophenol	Qua2		0.2374		1050	1000	4.7	20.0
Fluoranthene-d10 (Surr)	Ave	1.105	1.095		990	1000	-1.0	20.0
Terphenyl-d14	Ave	0.7549	0.7667		1020	1000	1.6	20.0

Eurofins FGS, Seattle  
Target Compound Quantitation Report

Data File: \\chromfs\Seattle\ChromData\SEA101\20211005-79126.b\100521a033.D  
 Lims ID: icv  
 Client ID:  
 Sample Type: ICV  
 Inject. Date: 05-Oct-2021 23:52:30 ALS Bottle#: 18 Worklist Smp#: 18  
 Injection Vol: 1.0 ul Dil. Factor: 1.0000  
 Sample Info: icv  
 Operator ID: TL Instrument ID: SEA101  
 Sublist:

Method: \\chromfs\Seattle\ChromData\SEA101\20211005-79126.b\8270\_SIM\_SEA101.m  
 Limit Group: 8270D\_SIM QSM 5.0  
 Last Update: 22-Oct-2021 13:11:52 Calib Date: 05-Oct-2021 23:04:30  
 Integrator: Falcon ID Type: RT Order ID  
 Quant Method: Internal Standard Quant By: Initial Calibration  
 Last ICal File: \\chromfs\Seattle\ChromData\SEA101\20211005-79126.b\100521a031.D

Column 1 : Det: MS SCAN  
 Process Host: CTX1611

First Level Reviewer: limmere

Date: 06-Oct-2021 11:56:56

Compound	Sig	RT (min.)	Exp RT (min.)	Dlt RT (min.)	Q	Response	Cal Amt ug/L	OnCol Amt ug/L	Flags
* 1 1,4-Dichlorobenzene-d4	152	5.507	5.507	0.000	1	48273	100.0	100.0	
* 2 Naphthalene-d8	136	6.636	6.636	0.000	1	64302	100.0	100.0	
* 3 Acenaphthene-d10	164	8.093	8.097	-0.004	1	31342	100.0	100.0	
* 4 Phenanthrene-d10	188	9.312	9.312	0.000	1	49392	100.0	100.0	
* 5 Chrysene-d12	240	11.502	11.501	0.001	1	41599	100.0	100.0	
* 6 Perylene-d12	264	13.023	13.023	0.000	1	39948	100.0	100.0	
\$ 7 2-methylnaphthalene-d10	152	7.212	7.217	-0.005	99	359492	1000.0	949.2	
\$ 8 2-Fluorobiphenyl	172	7.554	7.554	0.000	1	427716	1000.0	984.2	
\$ 9 2,4,6-Tribromophenol	330	8.744	8.750	-0.006	1	74395	1000.0	1047.0	
\$ 10 Fluoranthene-d10 (Surr)	212	10.285	10.290	-0.005	100	540617	1000.0	990.1	
\$ 11 Terphenyl-d14	244	10.624	10.629	-0.005	1	378710	1000.0	1015.6	
12 Naphthalene	128	6.651	6.656	-0.005	1	651328	1000.0	1027.3	
13 2-Methylnaphthalene	142	7.238	7.243	-0.005	1	429592	1000.0	1078.0	
14 1-Methylnaphthalene	142	7.320	7.319	0.001	1	410193	1000.0	901.7	
15 Acenaphthylene	152	7.978	7.983	-0.005	1	620958	1000.0	1037.9	a
16 Acenaphthene	153	8.117	8.122	-0.005	6	422651	1000.0	999.3	
17 Fluorene	166	8.544	8.549	-0.005	1	455404	1000.0	1055.3	
18 Pentachlorophenol	266	9.169	9.175	-0.006	1	108700	2000.0	2043.2	
19 Phenanthrene	178	9.329	9.329	0.000	1	615201	1000.0	1102.8	
20 Anthracene	178	9.373	9.373	0.000	1	650103	1000.0	1040.5	
21 Fluoranthene	202	10.299	10.303	-0.004	1	673554	1000.0	1078.0	
22 Pyrene	202	10.484	10.488	-0.004	22	690699	1000.0	1048.6	
23 Benzo[a]anthracene	228	11.491	11.491	0.000	1	518049	1000.0	1092.1	
24 Chrysene	228	11.523	11.523	0.000	1	683651	1000.0	949.3	
25 Benzo[b]fluoranthene	252	12.580	12.580	0.000	1	510191	1000.0	1099.9	
26 Benzo[k]fluoranthene	252	12.607	12.612	-0.005	1	750342	1000.0	1102.5	
27 Benzo[a]pyrene	252	12.948	12.953	-0.005	1	577730	1000.0	1082.2	
28 Indeno[1,2,3-cd]pyrene	276	14.305	14.310	-0.005	1	438796	1000.0	1005.1	M
29 Dibenz(a,h)anthracene	278	14.337	14.342	-0.005	1	620162	1000.0	1143.7	a
30 Benzo[g,h,i]perylene	276	14.634	14.634	0.000	6	689277	1000.0	1072.8	

[QC Flag Legend](#)

Processing Flags

Review Flags

M - Manually Integrated

a - User Assigned ID

[Reagents:](#)

icv\_8270\_1000\_00012

Amount Added: 1.00

Units: mL

Eurofins FGS, Seattle

Data File: \\chromfs\Seattle\ChromData\SEA101\20211005-79126.b\100521a033.D

Injection Date: 05-Oct-2021 23:52:30

Instrument ID: SEA101

Lims ID: icv

Client ID:

Operator ID: TL

ALS Bottle#: 18

Worklist Smp#: 18

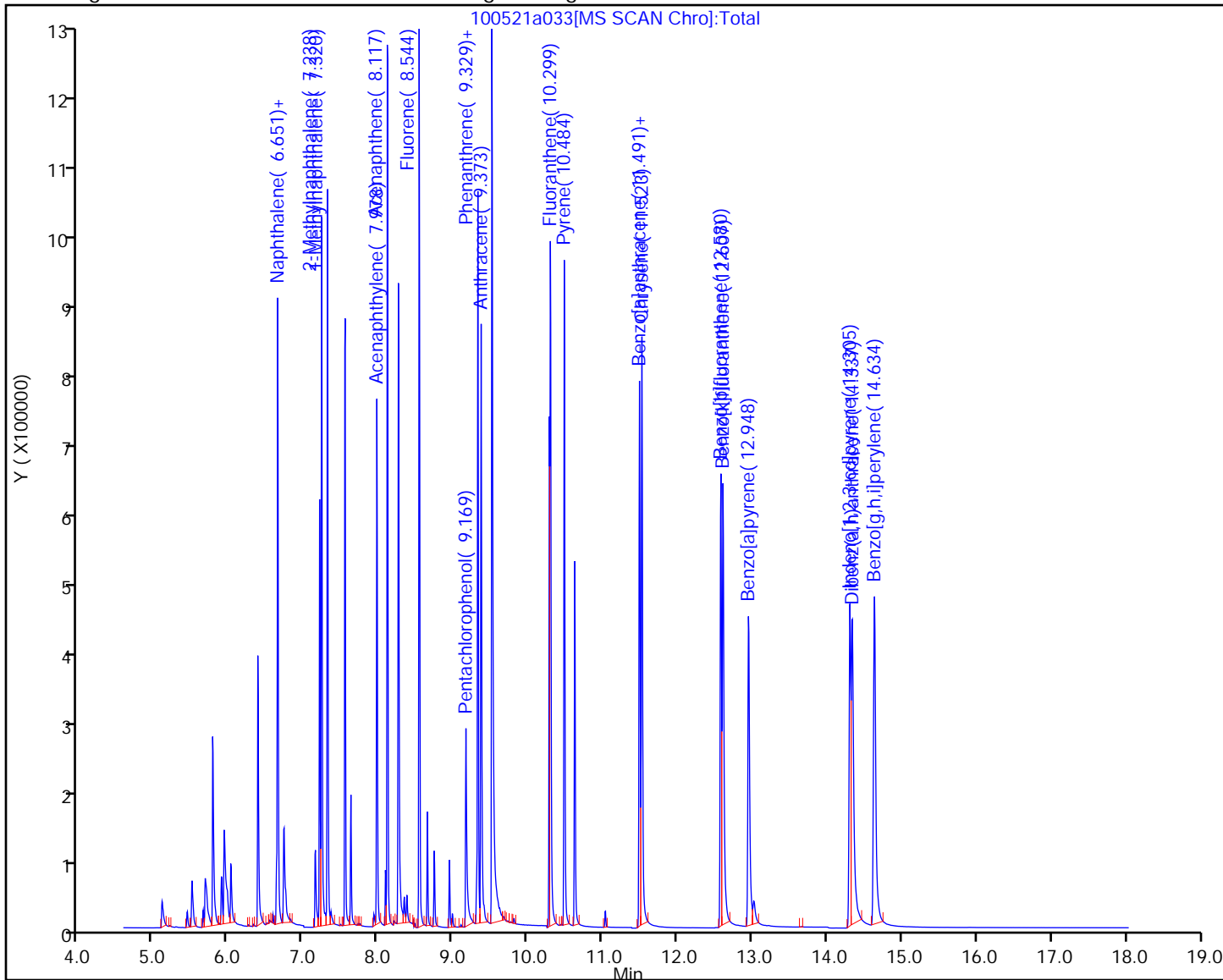
Injection Vol: 1.0 ul

Dil. Factor: 1.0000

Method: 8270\_SIM\_SEA101

Limit Group: 8270D\_SIM QSM 5.0

Y Scaling: Method Defined: Scale to the Nth Largest Target: 1



Eurofins FGS, Seattle

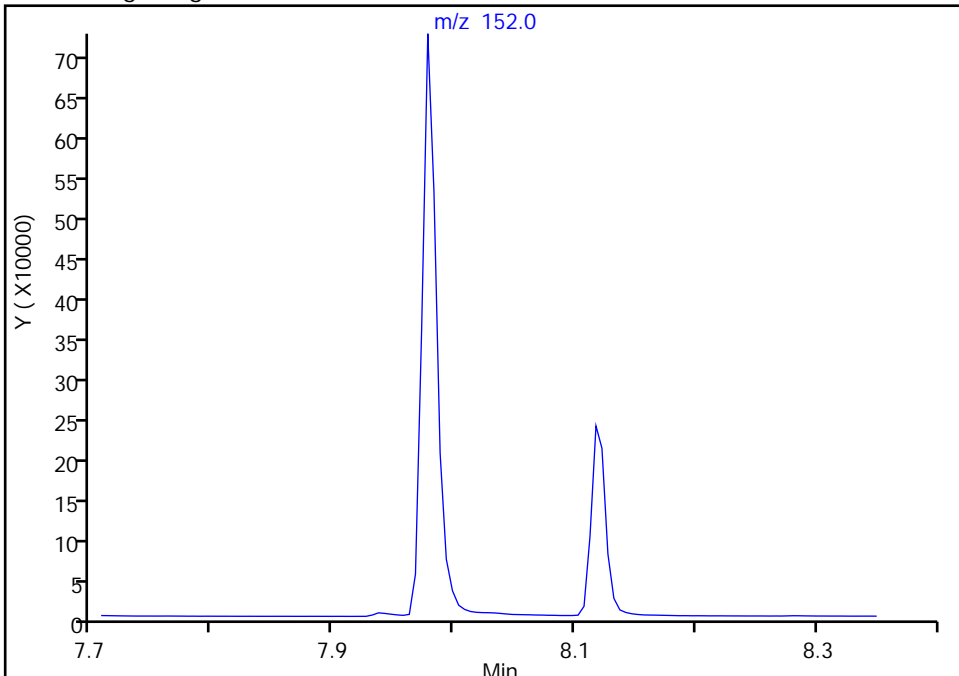
Data File: \\chromfs\Seattle\ChromData\SEA101\20211005-79126.b\100521a033.D  
Injection Date: 05-Oct-2021 23:52:30 Instrument ID: SEA101  
Lims ID: icv  
Client ID:  
Operator ID: TL ALS Bottle#: 18 Worklist Smp#: 18  
Injection Vol: 1.0 ul Dil. Factor: 1.0000  
Method: 8270\_SIM\_SEA101 Limit Group: 8270D\_SIM QSM 5.0  
Column: Detector MS SCAN

15 Acenaphthylene, CAS: 208-96-8

Signal: 1

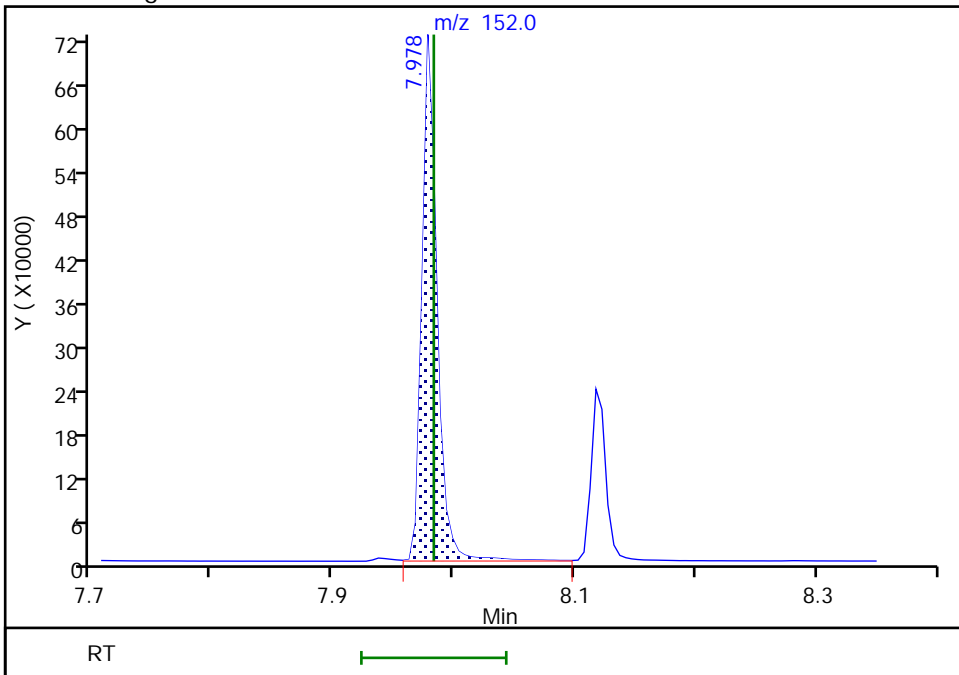
Not Detected  
Expected RT: 7.98

Processing Integration Results



RT: 7.98  
Area: 620958  
Amount: 1037.9230  
Amount Units: ug/L

Manual Integration Results



Reviewer: limmere, 06-Oct-2021 11:56:21  
Audit Action: Assigned Compound ID

Audit Reason: Peak assignment corrected

Eurofins FGS, Seattle

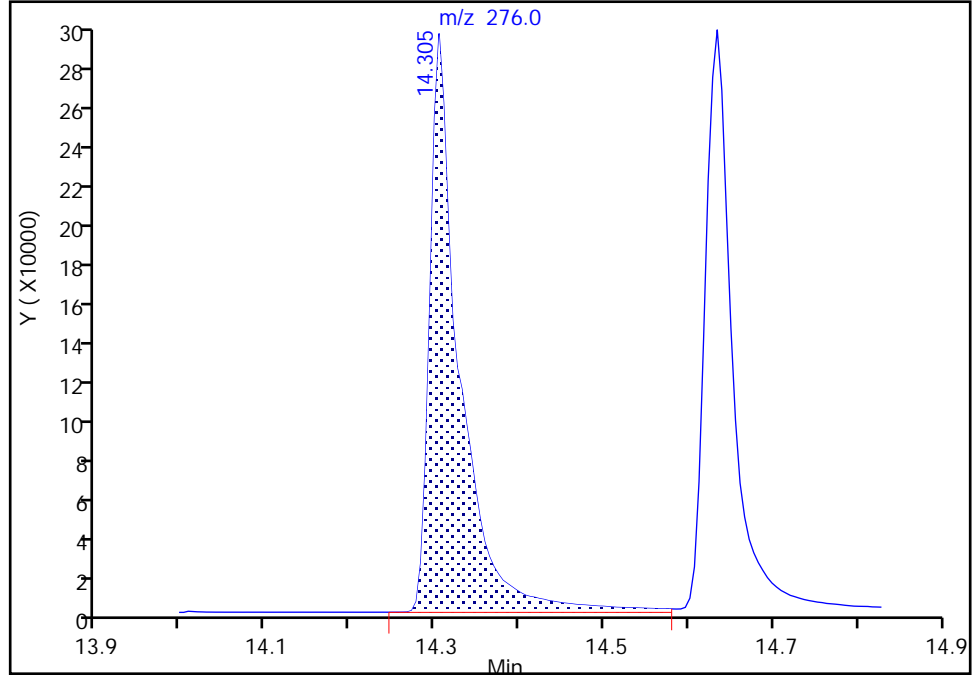
Data File: \\chromfs\Seattle\ChromData\SEA101\20211005-79126.b\100521a033.D  
Injection Date: 05-Oct-2021 23:52:30 Instrument ID: SEA101  
Lims ID: icv  
Client ID:  
Operator ID: TL ALS Bottle#: 18 Worklist Smp#: 18  
Injection Vol: 1.0 ul Dil. Factor: 1.0000  
Method: 8270\_SIM\_SEA101 Limit Group: 8270D\_SIM QSM 5.0  
Column: Detector MS SCAN

28 Indeno[1,2,3-cd]pyrene, CAS: 193-39-5

Signal: 1

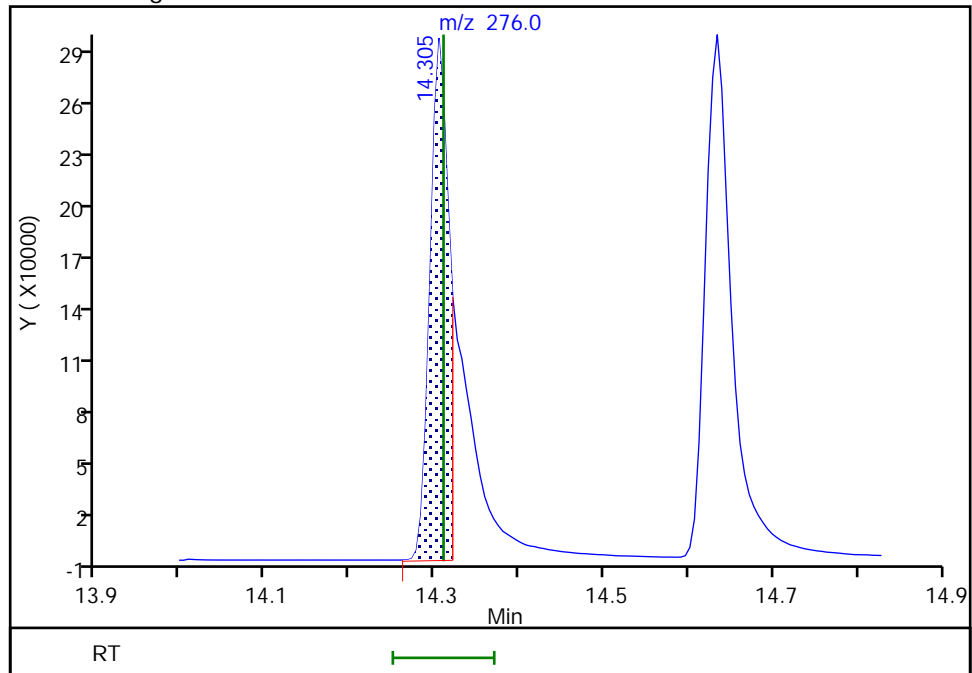
RT: 14.30  
Area: 728786  
Amount: 1669.4141  
Amount Units: ug/L

Processing Integration Results



RT: 14.30  
Area: 438796  
Amount: 1005.1404  
Amount Units: ug/L

Manual Integration Results



Reviewer: limmere, 06-Oct-2021 11:56:47  
Audit Action: Manually Integrated

Audit Reason: Baseline



Eurofins FGS, Seattle

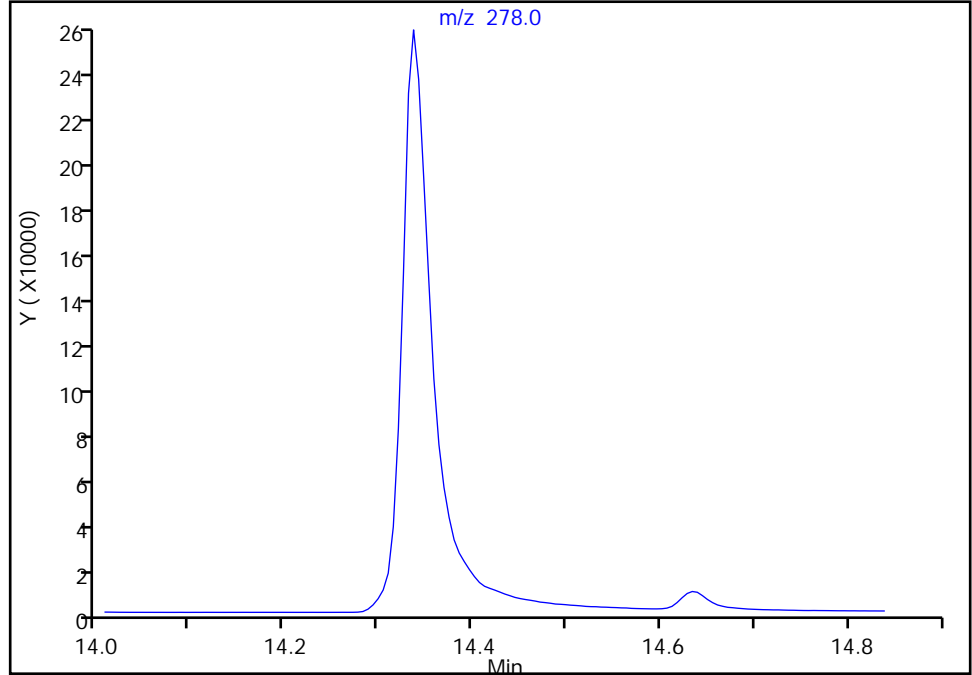
Data File: \\chromfs\Seattle\ChromData\SEA101\20211005-79126.b\100521a033.D  
Injection Date: 05-Oct-2021 23:52:30 Instrument ID: SEA101  
Lims ID: icv  
Client ID:  
Operator ID: TL ALS Bottle#: 18 Worklist Smp#: 18  
Injection Vol: 1.0 ul Dil. Factor: 1.0000  
Method: 8270\_SIM\_SEA101 Limit Group: 8270D\_SIM QSM 5.0  
Column: Detector MS SCAN

29 Dibenz(a,h)anthracene, CAS: 53-70-3

Signal: 1

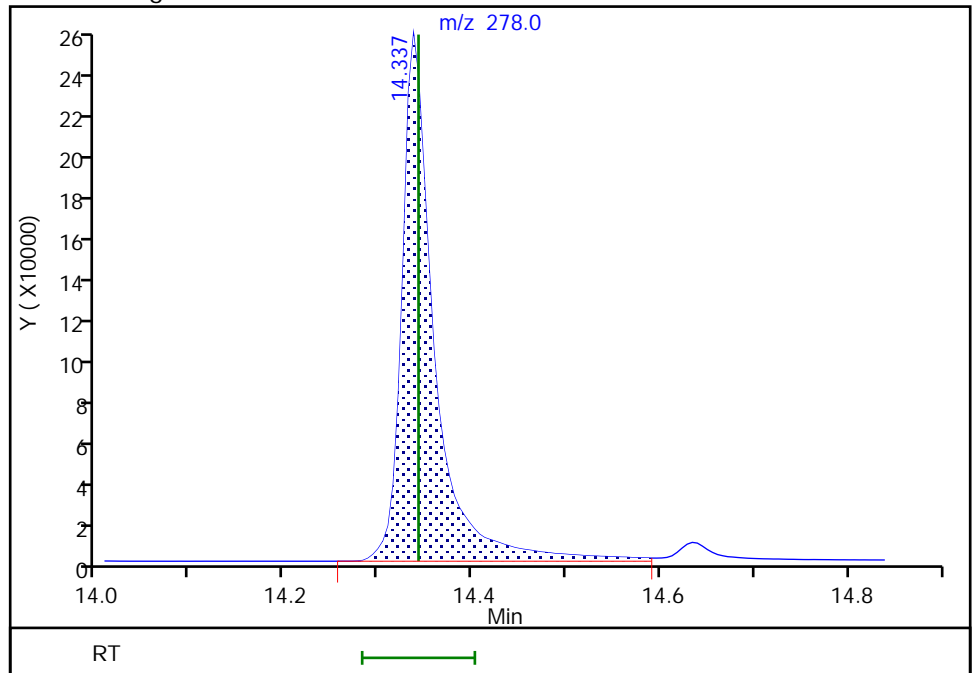
Not Detected  
Expected RT: 14.34

Processing Integration Results



Manual Integration Results

RT: 14.34  
Area: 620162  
Amount: 1143.6665  
Amount Units: ug/L



Reviewer: limmere, 06-Oct-2021 11:56:51  
Audit Action: Assigned Compound ID

Audit Reason: Baseline

FORM VII  
GC/MS SEMI VOA CONTINUING CALIBRATION DATA

Lab Name: Eurofins Seattle Job No.: 580-111058-1  
 SDG No.: \_\_\_\_\_  
 Lab Sample ID: CCVIS 580-383722/3 Calibration Date: 03/14/2022 13:59  
 Instrument ID: SEA101 Calib Start Date: 10/05/2021 18:11  
 GC Column: ZB-SV ID: 0.25 (mm) Calib End Date: 10/05/2021 23:04  
 Lab File ID: 031422a010.D Conc. Units: ug/L

ANALYTE	CURVE TYPE	AVE RRF	RRF	MIN RRF	CALC AMOUNT	SPIKE AMOUNT	%D	MAX %D
Naphthalene	Lin2		1.024	0.7000	518	500	3.6	20.0
2-Methylnaphthalene	Ave	0.6197	0.6556	0.4000	529	500	5.8	20.0
1-Methylnaphthalene	Ave	0.7075	0.7020	0.1000	496	500	-0.8	20.0
Acenaphthylene	Ave	1.909	2.013	0.9000	527	500	5.5	20.0
Acenaphthene	Ave	1.349	1.335	0.9000	494	500	-1.1	20.0
Fluorene	Ave	1.377	1.429	0.9000	519	500	3.8	20.0
Pentachlorophenol	Qua2		0.1063	0.0500	700	1000	-30.0*	20.0
Phenanthrene	Ave	1.129	1.150	0.7000	509	500	1.8	20.0
Anthracene	Lin2		1.158	0.7000	456	500	-8.8	20.0
Fluoranthene	Ave	1.265	1.231	0.6000	487	500	-2.7	20.0
Pyrene	Ave	1.334	1.281	0.6000	480	500	-3.9	20.0
Benzo[a]anthracene	Qua2		1.219	0.8000	560	500	12.0	20.0
Chrysene	Qua2		1.637	0.7000	459	500	-8.2	20.0
Benzo[b]fluoranthene	Lin2		1.143	0.7000	493	500	-1.4	20.0
Benzo[k]fluoranthene	Qua2		1.668	0.7000	480	500	-3.9	20.0
Benzo[a]pyrene	Ave	1.336	1.234	0.7000	462	500	-7.7	20.0
Indeno[1,2,3-cd]pyrene	Ave	1.093	1.095	0.5000	501	500	0.2	20.0
Dibenz(a,h)anthracene	Lin2		1.387	0.4000	510	500	1.9	20.0
Benzo[g,h,i]perylene	Ave	1.608	1.549	0.5000	482	500	-3.7	20.0
2-methylnaphthalene-d10	Ave	0.5890	0.5245		445	500	-10.9	20.0
2-Fluorobiphenyl	Ave	1.387	1.372		495	500	-1.1	20.0
2,4,6-Tribromophenol	Qua2		0.2573		585	500	17.1	20.0
Fluoranthene-d10 (Surr)	Ave	1.105	0.9569		433	500	-13.4	20.0
Terphenyl-d14	Ave	0.7549	0.6398		424	500	-15.3	20.0

Eurofins Seattle  
Target Compound Quantitation Report

Data File: \\chromfs\Seattle\ChromData\SEA101\20220314-81722.b\031422a010.D  
 Lims ID: ccvis  
 Client ID:  
 Sample Type: CCVIS  
 Inject. Date: 14-Mar-2022 13:59:30 ALS Bottle#: 3 Worklist Smp#: 3  
 Injection Vol: 1.0 ul Dil. Factor: 1.0000  
 Sample Info: ccvis  
 Operator ID: tl Instrument ID: SEA101  
 Sublist: chrom-8270\_SIM\_SEA101\*sub12  
 Method: \\chromfs\Seattle\ChromData\SEA101\20220314-81722.b\8270\_SIM\_SEA101.m  
 Limit Group: 8270D\_SIM QSM 5.0  
 Last Update: 15-Mar-2022 09:50:04 Calib Date: 05-Oct-2021 23:04:30  
 Integrator: Falcon ID Type: RT Order ID  
 Quant Method: Internal Standard Quant By: Initial Calibration  
 Last ICal File: \\chromfs\Seattle\ChromData\SEA101\20211005-79126.b\100521a031.D  
 Column 1 : Det: MS SCAN  
 Process Host: CTX1644

First Level Reviewer: jantanuc

Date: 15-Mar-2022 09:26:10

Compound	Sig	RT (min.)	Exp RT (min.)	Dlt RT (min.)	Q	Response	Cal Amt ug/L	OnCol Amt ug/L	Flags
* 1 1,4-Dichlorobenzene-d4	152	5.430	5.430	0.000	1	84675	100.0	100.0	
* 2 Naphthalene-d8	136	6.571	6.571	0.000	1	107333	100.0	100.0	
* 3 Acenaphthene-d10	164	8.030	8.030	0.000	1	50432	100.0	100.0	M
* 4 Phenanthrene-d10	188	9.248	9.248	0.000	1	80982	100.0	100.0	
* 5 Chrysene-d12	240	11.426	11.426	0.000	1	61108	100.0	100.0	
* 6 Perylene-d12	264	12.921	12.921	0.000	1	68080	100.0	100.0	M
\$ 7 2-methylnaphthalene-d10	152	7.152	7.152	0.000	100	281498	500.0	445.3	
\$ 8 2-Fluorobiphenyl	172	7.489	7.489	0.000	1	345856	500.0	494.6	M
\$ 9 2,4,6-Tribromophenol	330	8.691	8.691	0.000	1	64890	500.0	585.4	
\$ 10 Fluoranthene-d10 (Surr)	212	10.223	10.223	0.000	100	387453	500.0	432.8	
\$ 11 Terphenyl-d14	244	10.558	10.558	0.000	1	259053	500.0	423.7	
12 Naphthalene	128	6.586	6.586	0.000	1	549413	500.0	517.8	
13 2-Methylnaphthalene	142	7.178	7.178	0.000	1	351812	500.0	528.9	
14 1-Methylnaphthalene	142	7.254	7.254	0.000	1	376722	500.0	496.1	
15 Acenaphthylene	152	7.916	7.916	0.000	1	507626	500.0	527.3	
16 Acenaphthene	153	8.055	8.055	0.000	5	336512	500.0	494.5	
17 Fluorene	166	8.480	8.480	0.000	1	360427	500.0	519.1	
18 Pentachlorophenol	266	9.116	9.116	0.000	1	53608	1000.0	700.1	M
19 Phenanthrene	178	9.264	9.264	0.000	1	465644	500.0	509.1	
20 Anthracene	178	9.308	9.308	0.000	1	469015	500.0	455.9	
21 Fluoranthene	202	10.237	10.237	0.000	1	498471	500.0	486.6	
22 Pyrene	202	10.422	10.422	0.000	22	518810	500.0	480.4	
23 Benzo[a]anthracene	228	11.416	11.416	0.000	1	372482	500.0	560.1	
24 Chrysene	228	11.448	11.448	0.000	1	500119	500.0	458.9	
25 Benzo[b]fluoranthene	252	12.483	12.483	0.000	1	388966	500.0	493.1	
26 Benzo[k]fluoranthene	252	12.515	12.515	0.000	1	567935	500.0	480.4	
27 Benzo[a]pyrene	252	12.851	12.851	0.000	1	419946	500.0	461.6	
28 Indeno[1,2,3-cd]pyrene	276	14.192	14.192	0.000	1	372761	500.0	501.0	M
29 Dibenz(a,h)anthracene	278	14.219	14.219	0.000	1	471970	500.0	509.5	a
30 Benzo[g,h,i]perylene	276	14.515	14.515	0.000	6	527311	500.0	481.6	

[QC Flag Legend](#)

Processing Flags

Review Flags

M - Manually Integrated

a - User Assigned ID

[Reagents:](#)

ccv\_SIM\_500\_00086

Amount Added: 1.00

Units: mL

Eurofins Seattle

Data File: \\chromfs\Seattle\ChromData\SEA101\20220314-81722.b\031422a010.D

Injection Date: 14-Mar-2022 13:59:30

Instrument ID: SEA101

Lims ID: ccvis

Client ID:

Operator ID: tl

ALS Bottle#: 3

Worklist Smp#: 3

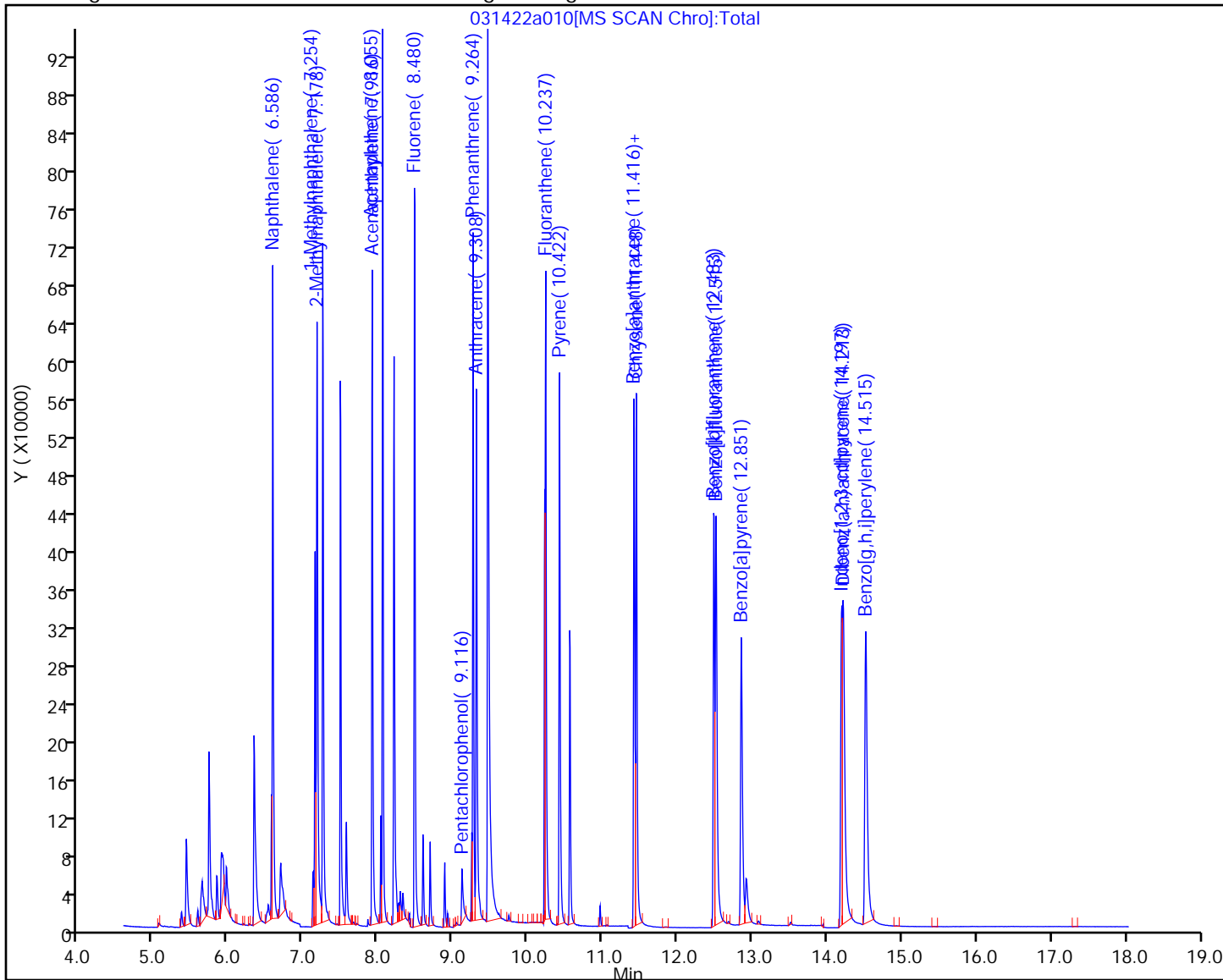
Injection Vol: 1.0 ul

Dil. Factor: 1.0000

Method: 8270\_SIM\_SEA101

Limit Group: 8270D\_SIM QSM 5.0

Y Scaling: Method Defined: Scale to the Nth Largest Target: 1



Eurofins Seattle

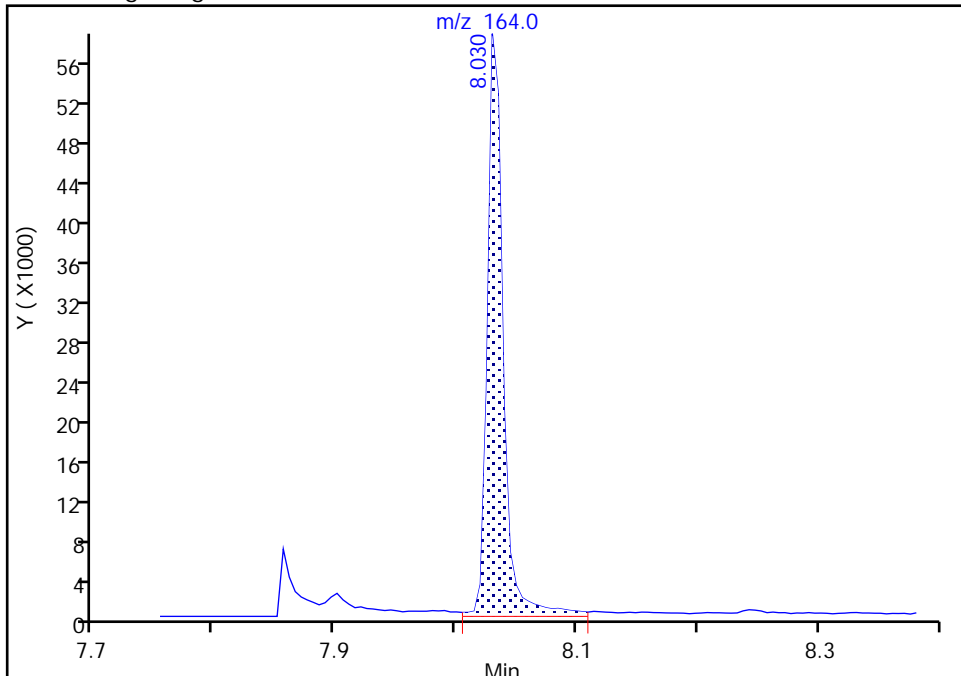
Data File: \\chromfs\Seattle\ChromData\SEA101\20220314-81722.b\031422a010.D  
Injection Date: 14-Mar-2022 13:59:30 Instrument ID: SEA101  
Lims ID: ccvis  
Client ID:  
Operator ID: tl ALS Bottle#: 3 Worklist Smp#: 3  
Injection Vol: 1.0 ul Dil. Factor: 1.0000  
Method: 8270\_SIM\_SEA101 Limit Group: 8270D\_SIM QSM 5.0  
Column: Detector MS SCAN

\* 3 Acenaphthene-d10, CAS: 15067-26-2

Signal: 1

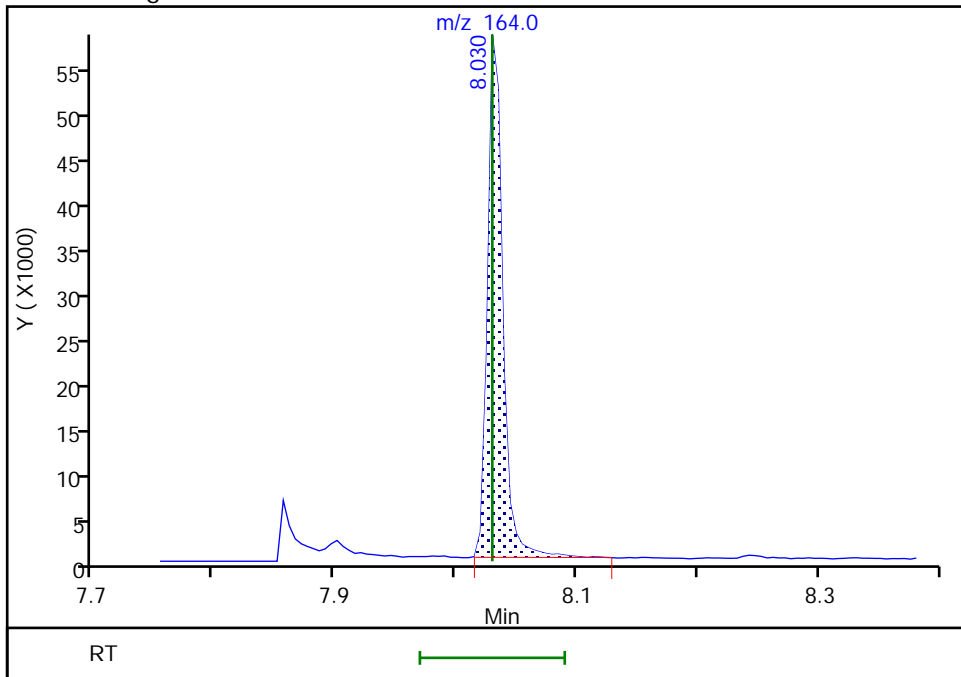
RT: 8.03  
Area: 53056  
Amount: 100.0000  
Amount Units: ug/L

Processing Integration Results



RT: 8.03  
Area: 50432  
Amount: 100.0000  
Amount Units: ug/L

Manual Integration Results



Reviewer: limmere, 14-Mar-2022 15:15:31  
Audit Action: Manually Integrated

Audit Reason: Baseline

Eurofins Seattle

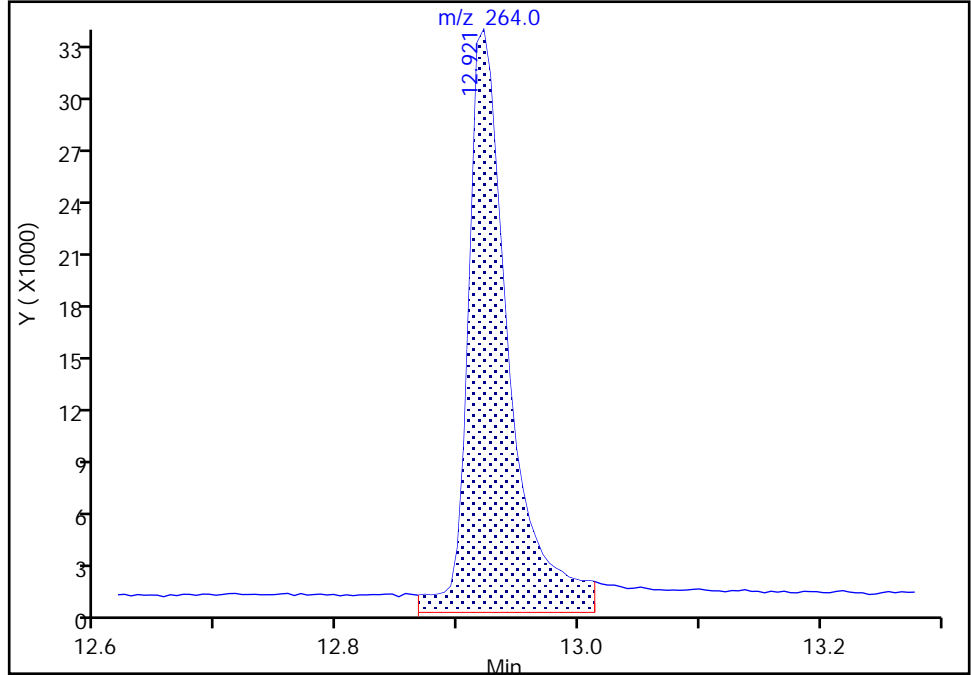
Data File: \\chromfs\Seattle\ChromData\SEA101\20220314-81722.b\031422a010.D  
Injection Date: 14-Mar-2022 13:59:30 Instrument ID: SEA101  
Lims ID: ccvis  
Client ID:  
Operator ID: tl ALS Bottle#: 3 Worklist Smp#: 3  
Injection Vol: 1.0 ul Dil. Factor: 1.0000  
Method: 8270\_SIM\_SEA101 Limit Group: 8270D\_SIM QSM 5.0  
Column: Detector MS SCAN

\* 6 Perylene-d12, CAS: 1520-96-3

Signal: 1

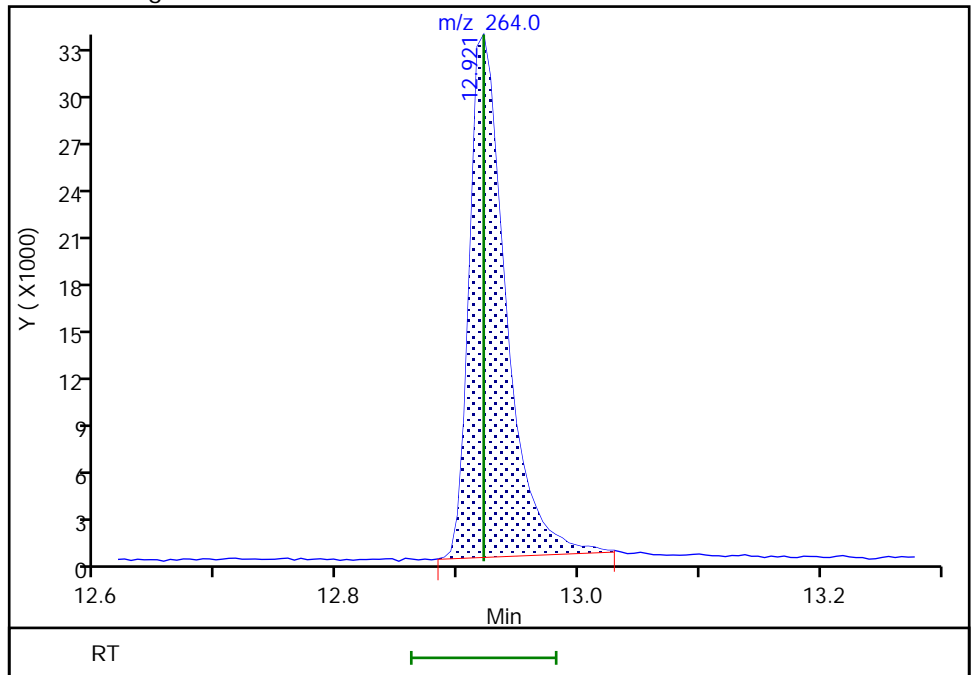
RT: 12.92  
Area: 78366  
Amount: 100.0000  
Amount Units: ug/L

Processing Integration Results



RT: 12.92  
Area: 68080  
Amount: 100.0000  
Amount Units: ug/L

Manual Integration Results



Reviewer: jantanuc, 15-Mar-2022 09:25:26  
Audit Action: Manually Integrated

Audit Reason: Baseline

Eurofins Seattle

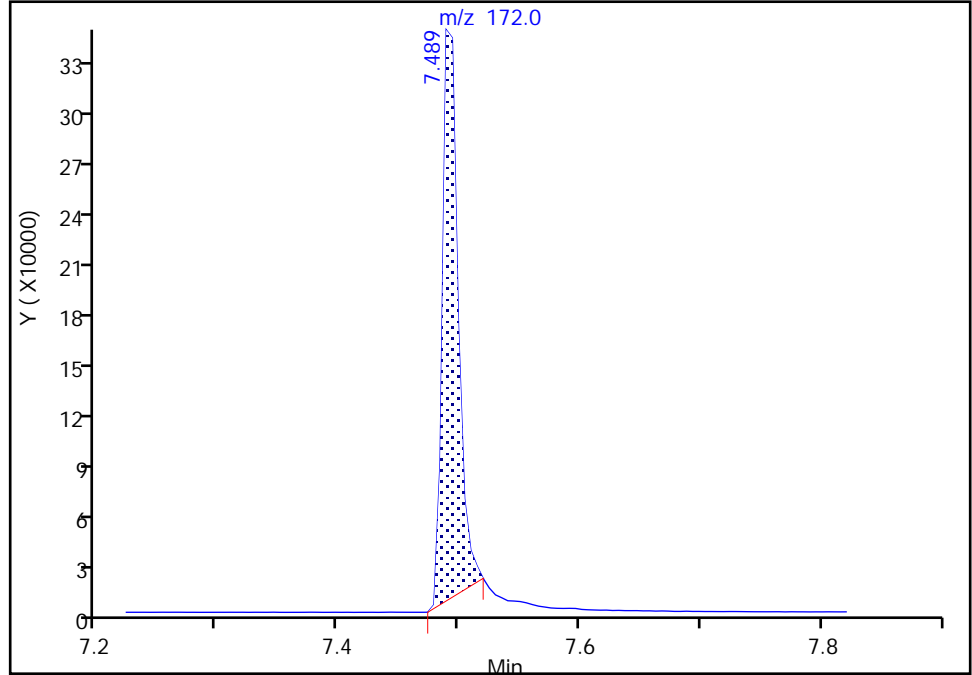
Data File: \\chromfs\Seattle\ChromData\SEA101\20220314-81722.b\031422a010.D  
Injection Date: 14-Mar-2022 13:59:30 Instrument ID: SEA101  
Lims ID: ccvis  
Client ID:  
Operator ID: tl ALS Bottle#: 3 Worklist Smp#: 3  
Injection Vol: 1.0 ul Dil. Factor: 1.0000  
Method: 8270\_SIM\_SEA101 Limit Group: 8270D\_SIM QSM 5.0  
Column: Detector MS SCAN

**\$ 8 2-Fluorobiphenyl, CAS: 321-60-8**

Signal: 1

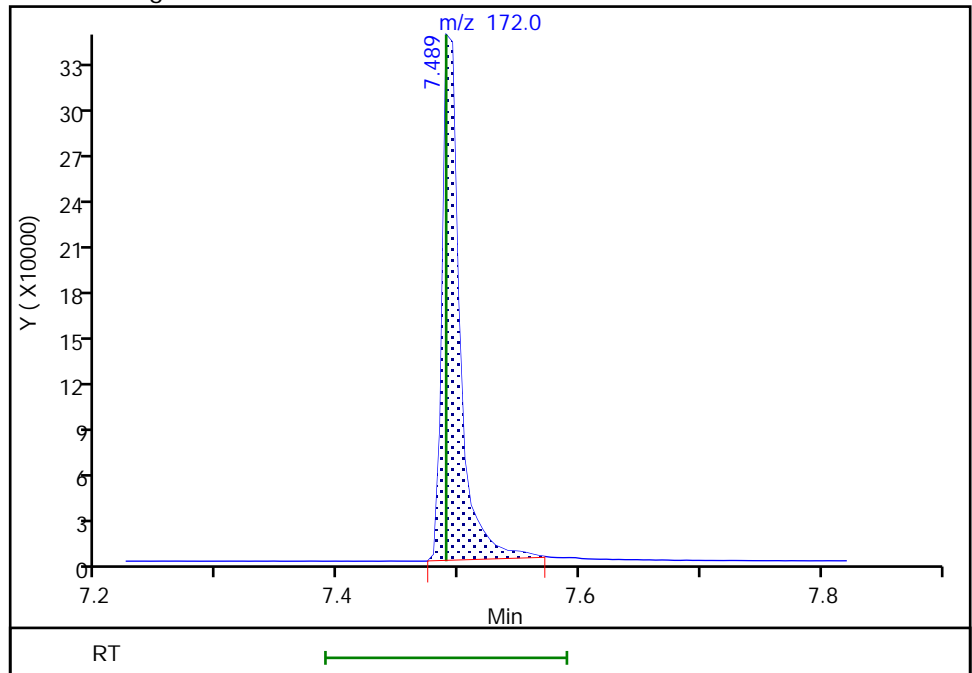
RT: 7.49  
Area: 302422  
Amount: 432.4959  
Amount Units: ug/L

Processing Integration Results



RT: 7.49  
Area: 345856  
Amount: 494.6111  
Amount Units: ug/L

Manual Integration Results



Reviewer: jantanuc, 15-Mar-2022 09:25:34  
Audit Action: Manually Integrated

Audit Reason: Baseline



Eurofins Seattle

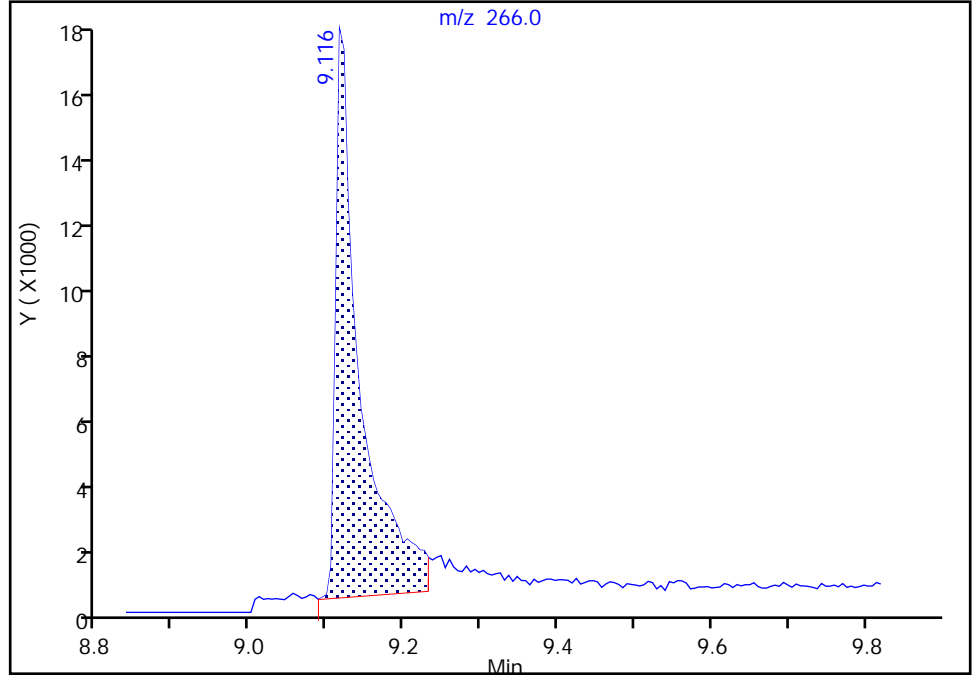
Data File: \\chromfs\Seattle\ChromData\SEA101\20220314-81722.b\031422a010.D  
Injection Date: 14-Mar-2022 13:59:30 Instrument ID: SEA101  
Lims ID: ccvis  
Client ID:  
Operator ID: tl ALS Bottle#: 3 Worklist Smp#: 3  
Injection Vol: 1.0 ul Dil. Factor: 1.0000  
Method: 8270\_SIM\_SEA101 Limit Group: 8270D\_SIM QSM 5.0  
Column: Detector MS SCAN

18 Pentachlorophenol, CAS: 87-86-5

Signal: 1

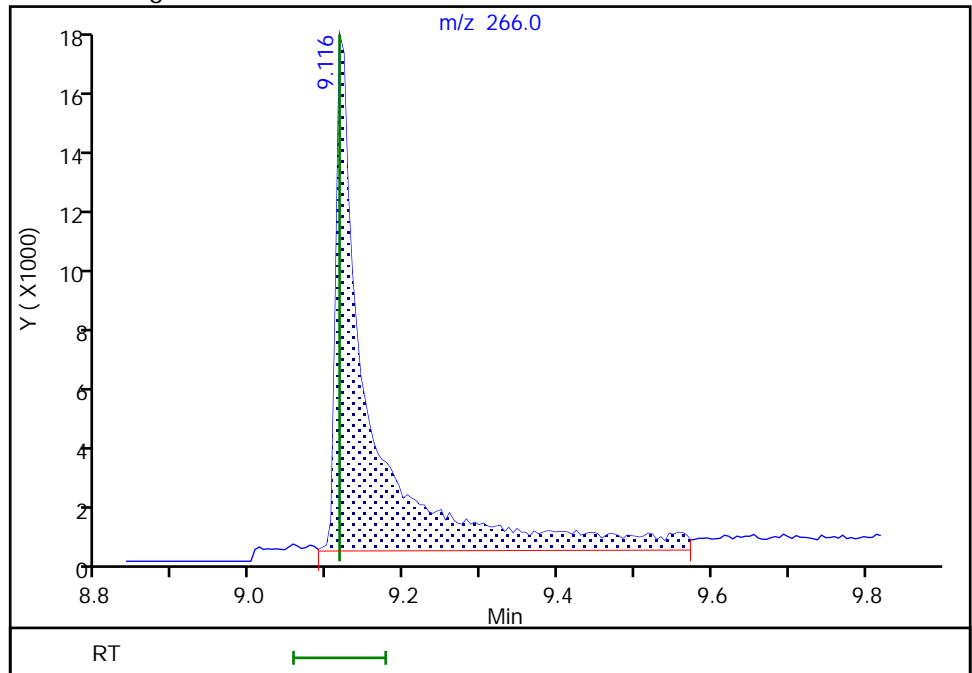
RT: 9.12  
Area: 38235  
Amount: 486.2183  
Amount Units: ug/L

Processing Integration Results



RT: 9.12  
Area: 53608  
Amount: 700.0898  
Amount Units: ug/L

Manual Integration Results



Reviewer: jantanuc, 15-Mar-2022 09:49:37  
Audit Action: Manually Integrated

Audit Reason: Assign Peak

Eurofins Seattle

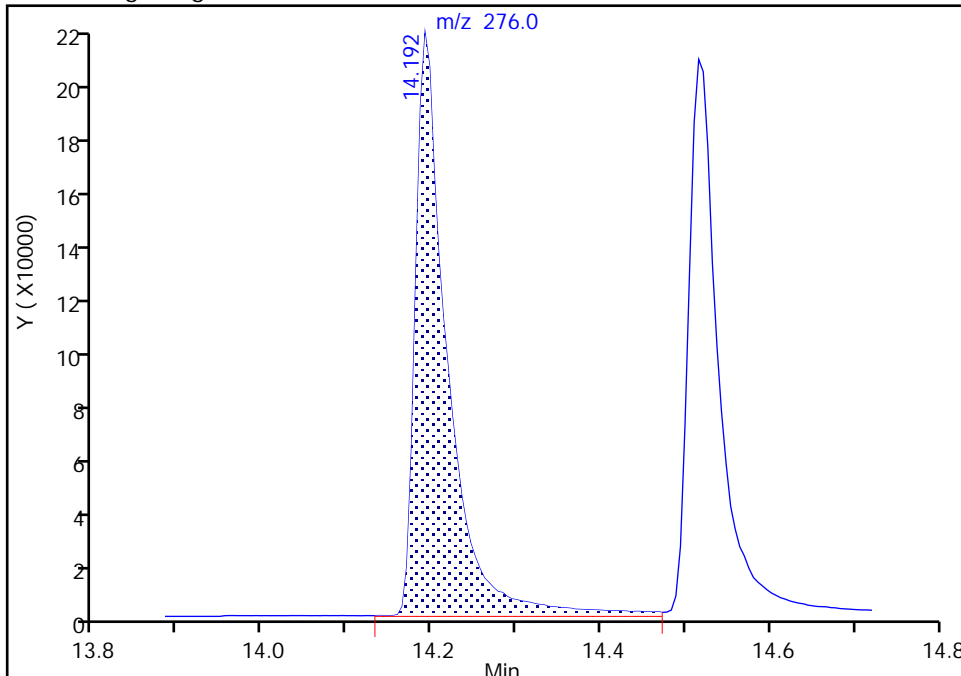
Data File: \\chromfs\Seattle\ChromData\SEA101\20220314-81722.b\031422a010.D  
Injection Date: 14-Mar-2022 13:59:30 Instrument ID: SEA101  
Lims ID: ccvis  
Client ID:  
Operator ID: tl ALS Bottle#: 3 Worklist Smp#: 3  
Injection Vol: 1.0 ul Dil. Factor: 1.0000  
Method: 8270\_SIM\_SEA101 Limit Group: 8270D\_SIM QSM 5.0  
Column: Detector MS SCAN

28 Indeno[1,2,3-cd]pyrene, CAS: 193-39-5

Signal: 1

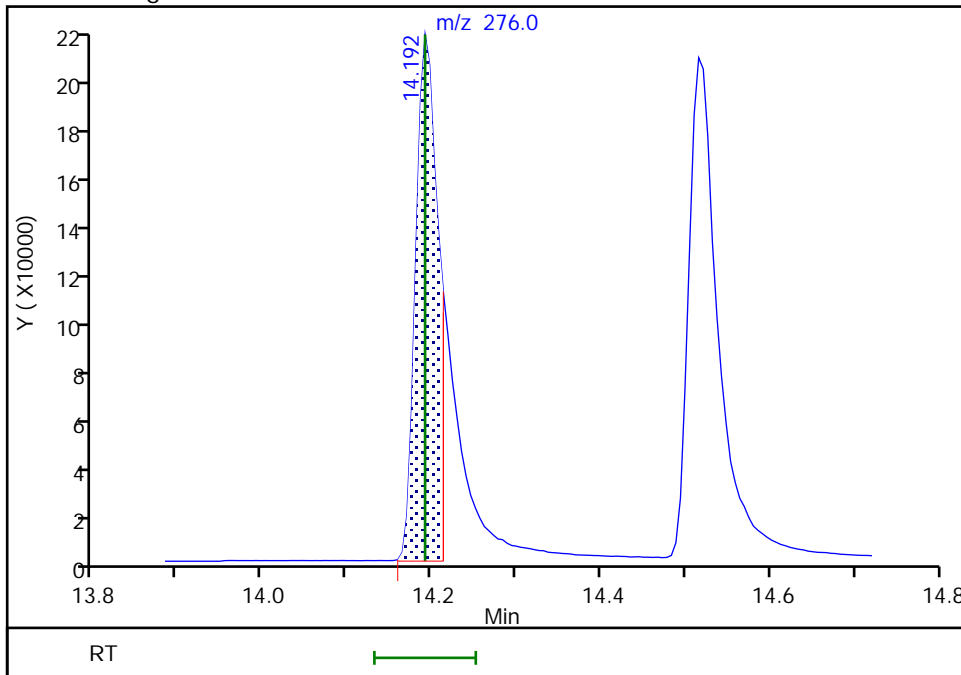
RT: 14.19  
Area: 561637  
Amount: 754.9101  
Amount Units: ug/L

Processing Integration Results



RT: 14.19  
Area: 372761  
Amount: 501.0372  
Amount Units: ug/L

Manual Integration Results



Reviewer: jantanuc, 15-Mar-2022 09:50:00  
Audit Action: Manually Integrated

Audit Reason: Assign Peak

Eurofins Seattle

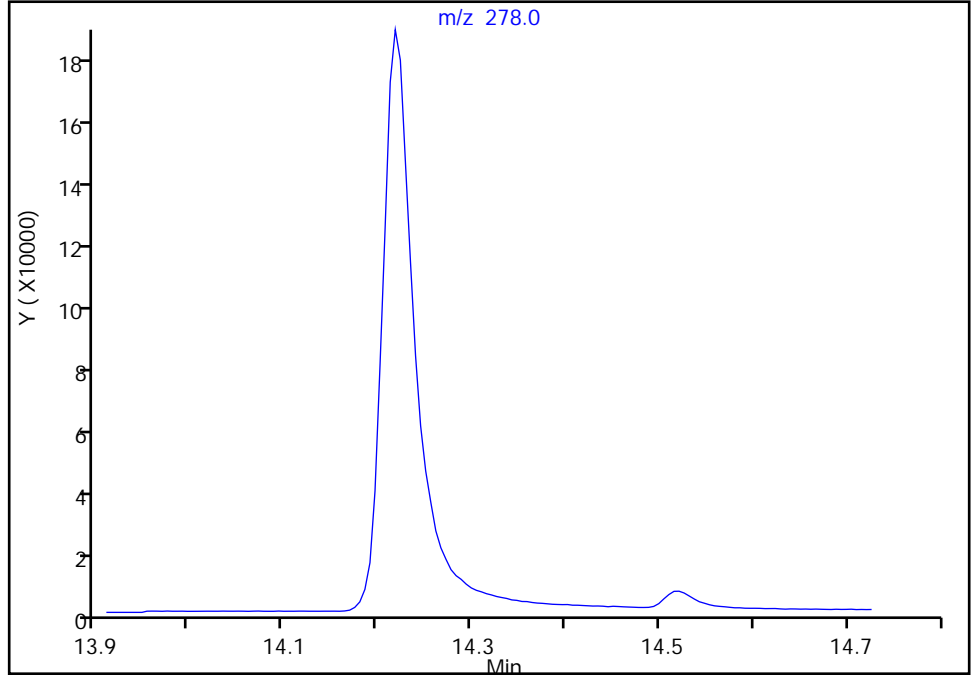
Data File: \\chromfs\Seattle\ChromData\SEA101\20220314-81722.b\031422a010.D  
Injection Date: 14-Mar-2022 13:59:30 Instrument ID: SEA101  
Lims ID: ccvis  
Client ID:  
Operator ID: tl ALS Bottle#: 3 Worklist Smp#: 3  
Injection Vol: 1.0 ul Dil. Factor: 1.0000  
Method: 8270\_SIM\_SEA101 Limit Group: 8270D\_SIM QSM 5.0  
Column: Detector MS SCAN

29 Dibenz(a,h)anthracene, CAS: 53-70-3

Signal: 1

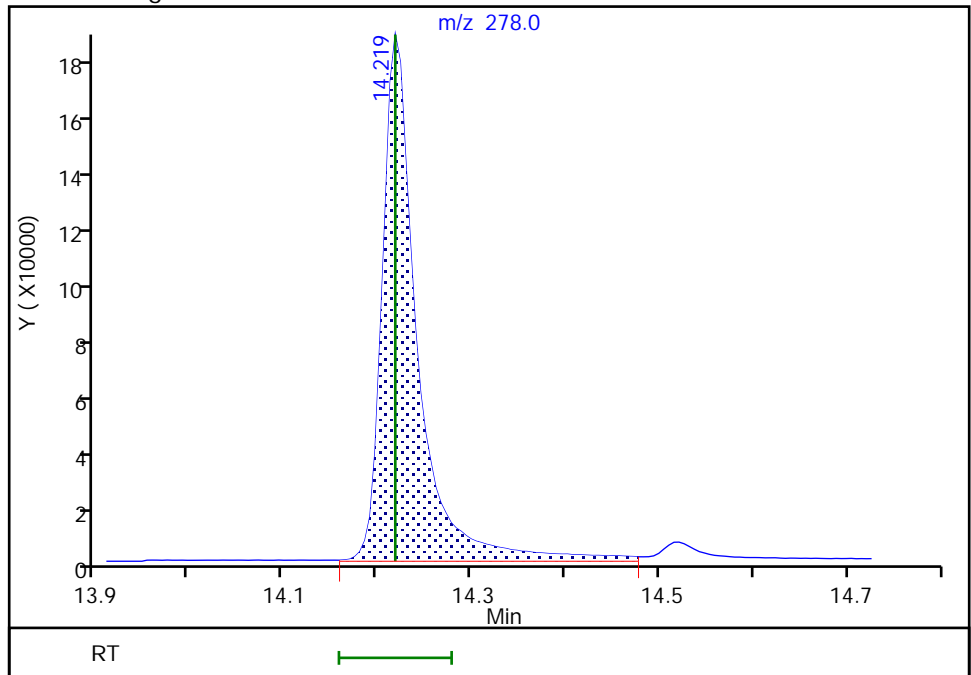
Not Detected  
Expected RT: 14.22

Processing Integration Results



Manual Integration Results

RT: 14.22  
Area: 471970  
Amount: 509.5315  
Amount Units: ug/L



Reviewer: jantanuc, 15-Mar-2022 09:26:00  
Audit Action: Assigned Compound ID

Audit Reason: Baseline

FORM VII  
GC/MS SEMI VOA CONTINUING CALIBRATION DATA

Lab Name: Eurofins Seattle Job No.: 580-111058-1  
 SDG No.: \_\_\_\_\_  
 Lab Sample ID: CCVC 580-383722/28 Calibration Date: 03/15/2022 00:11  
 Instrument ID: SEA101 Calib Start Date: 10/05/2021 18:11  
 GC Column: ZB-SV ID: 0.25 (mm) Calib End Date: 10/05/2021 23:04  
 Lab File ID: 031422a035.D Conc. Units: ug/L

ANALYTE	CURVE TYPE	AVE RRF	RRF	MIN RRF	CALC AMOUNT	SPIKE AMOUNT	%D	MAX %D
Naphthalene	Lin2		1.025	0.7000	519	500	3.7	50.0
2-Methylnaphthalene	Ave	0.6197	0.6640	0.4000	536	500	7.1	50.0
1-Methylnaphthalene	Ave	0.7075	0.7053	0.1000	498	500	-0.3	50.0
Acenaphthylene	Ave	1.909	1.909	0.9000	500	500	0.0	50.0
Acenaphthene	Ave	1.349	1.265	0.9000	469	500	-6.3	50.0
Fluorene	Ave	1.377	1.352	0.9000	491	500	-1.8	50.0
Pentachlorophenol	Qua2		0.0298*	0.0500	212	1000	-78.8*	50.0
Phenanthrene	Ave	1.129	1.157	0.7000	512	500	2.5	50.0
Anthracene	Lin2		1.206	0.7000	475	500	-5.0	50.0
Fluoranthene	Ave	1.265	1.257	0.6000	497	500	-0.6	50.0
Pyrene	Ave	1.334	1.325	0.6000	497	500	-0.7	50.0
Benzo[a]anthracene	Qua2		1.340	0.8000	613	500	22.6	50.0
Chrysene	Qua2		1.639	0.7000	459	500	-8.1	50.0
Benzo[b]fluoranthene	Lin2		1.190	0.7000	513	500	2.7	50.0
Benzo[k]fluoranthene	Qua2		1.609	0.7000	463	500	-7.4	50.0
Benzo[a]pyrene	Ave	1.336	1.190	0.7000	445	500	-11.0	50.0
Indeno[1,2,3-cd]pyrene	Ave	1.093	0.9067	0.5000	415	500	-17.0	50.0
Dibenz(a,h)anthracene	Lin2		1.165	0.4000	428	500	-14.4	50.0
Benzo[g,h,i]perylene	Ave	1.608	1.188	0.5000	369	500	-26.1	50.0
2-methylnaphthalene-d10	Ave	0.5890	0.5248		445	500	-10.9	50.0
2-Fluorobiphenyl	Ave	1.387	1.288		465	500	-7.1	50.0
2,4,6-Tribromophenol	Qua2		0.2531		576	500	15.2	50.0
Fluoranthene-d10 (Surr)	Ave	1.105	0.9915		448	500	-10.3	50.0
Terphenyl-d14	Ave	0.7549	0.6508		431	500	-13.8	50.0

Eurofins Seattle  
Target Compound Quantitation Report

Data File: \\chromfs\Seattle\ChromData\SEA101\20220314-81722.b\031422a035.D  
 Lims ID: ccvc  
 Client ID:  
 Sample Type: CCVC  
 Inject. Date: 15-Mar-2022 00:11:30 ALS Bottle#: 3 Worklist Smp#: 28  
 Injection Vol: 1.0 ul Dil. Factor: 1.0000  
 Sample Info: ccvis  
 Operator ID: tl Instrument ID: SEA101  
 Sublist: chrom-8270\_SIM\_SEA101\*sub12  
 Method: \\chromfs\Seattle\ChromData\SEA101\20220314-81722.b\8270\_SIM\_SEA101.m  
 Limit Group: 8270D\_SIM QSM 5.0  
 Last Update: 15-Mar-2022 16:14:59 Calib Date: 05-Oct-2021 23:04:30  
 Integrator: Falcon ID Type: RT Order ID  
 Quant Method: Internal Standard Quant By: Initial Calibration  
 Last ICal File: \\chromfs\Seattle\ChromData\SEA101\20211005-79126.b\100521a031.D  
 Column 1 : Det: MS SCAN  
 Process Host: CTX1682

First Level Reviewer: jantanuc

Date: 15-Mar-2022 16:14:59

Compound	Sig	RT (min.)	Exp RT (min.)	Dlt RT (min.)	Q	Response	Cal Amt ug/L	OnCol Amt ug/L	Flags
* 1 1,4-Dichlorobenzene-d4	152	5.430	5.430	0.000	1	83838	100.0	100.0	
* 2 Naphthalene-d8	136	6.571	6.571	0.000	1	105339	100.0	100.0	
* 3 Acenaphthene-d10	164	8.030	8.030	0.000	1	53286	100.0	100.0	
* 4 Phenanthrene-d10	188	9.248	9.248	0.000	1	81290	100.0	100.0	
* 5 Chrysene-d12	240	11.426	11.426	0.000	1	63046	100.0	100.0	M
* 6 Perylene-d12	264	12.916	12.916	0.000	1	73947	100.0	100.0	M
\$ 7 2-methylnaphthalene-d10	152	7.152	7.152	0.000	100	276391	500.0	445.5	
\$ 8 2-Fluorobiphenyl	172	7.489	7.489	0.000	1	343186	500.0	464.5	M
\$ 9 2,4,6-Tribromophenol	330	8.691	8.691	0.000	1	67431	500.0	576.2	
\$ 10 Fluoranthene-d10 (Surr)	212	10.219	10.219	0.000	99	402997	500.0	448.4	
\$ 11 Terphenyl-d14	244	10.558	10.558	0.000	1	264527	500.0	431.0	
12 Naphthalene	128	6.586	6.586	0.000	1	540036	500.0	518.6	
13 2-Methylnaphthalene	142	7.178	7.178	0.000	1	349709	500.0	535.7	
14 1-Methylnaphthalene	142	7.254	7.254	0.000	1	371467	500.0	498.4	
15 Acenaphthylene	152	7.916	7.916	0.000	1	508686	500.0	500.1	
16 Acenaphthene	153	8.055	8.055	0.000	4	337027	500.0	468.7	
17 Fluorene	166	8.480	8.480	0.000	1	360290	500.0	491.1	
18 Pentachlorophenol	266	9.116	9.116	0.000	1	15894	1000.0	212.1	M
19 Phenanthrene	178	9.264	9.264	0.000	1	470379	500.0	512.3	
20 Anthracene	178	9.308	9.308	0.000	1	490326	500.0	474.9	
21 Fluoranthene	202	10.237	10.237	0.000	1	510885	500.0	496.8	
22 Pyrene	202	10.418	10.418	0.000	22	538442	500.0	496.7	
23 Benzo[a]anthracene	228	11.416	11.416	0.000	1	422544	500.0	612.9	
24 Chrysene	228	11.448	11.448	0.000	1	516683	500.0	459.5	
25 Benzo[b]fluoranthene	252	12.483	12.483	0.000	1	439909	500.0	513.3	
26 Benzo[k]fluoranthene	252	12.515	12.515	0.000	1	594834	500.0	462.9	
27 Benzo[a]pyrene	252	12.851	12.851	0.000	1	439858	500.0	445.1	
28 Indeno[1,2,3-cd]pyrene	276	14.192	14.192	0.000	1	335245	500.0	414.9	M
29 Dibenz(a,h)anthracene	278	14.219	14.219	0.000	1	430865	500.0	427.9	a
30 Benzo[g,h,i]perylene	276	14.515	14.515	0.000	6	439267	500.0	369.4	

[QC Flag Legend](#)

Processing Flags

Review Flags

M - Manually Integrated

a - User Assigned ID

[Reagents:](#)

ccv\_SIM\_500\_00086

Amount Added: 1.00

Units: mL

Eurofins Seattle

Data File: \\chromfs\Seattle\ChromData\SEA101\20220314-81722.b\031422a035.D

Injection Date: 15-Mar-2022 00:11:30

Instrument ID: SEA101

Lims ID: ccvc

Client ID:

Operator ID: tl

ALS Bottle#: 3

Worklist Smp#: 28

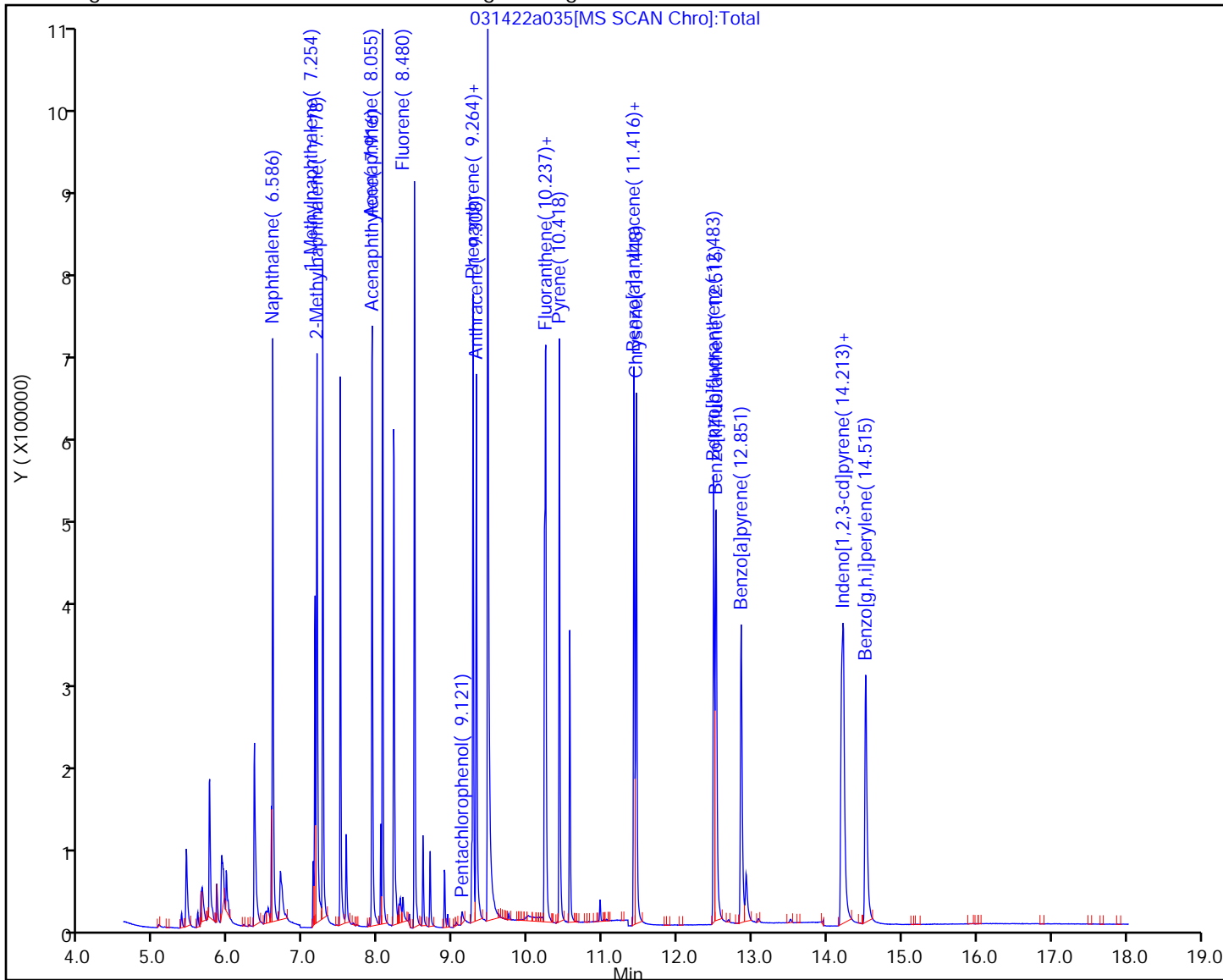
Injection Vol: 1.0 ul

Dil. Factor: 1.0000

Method: 8270\_SIM\_SEA101

Limit Group: 8270D\_SIM QSM 5.0

Y Scaling: Method Defined: Scale to the Nth Largest Target: 1



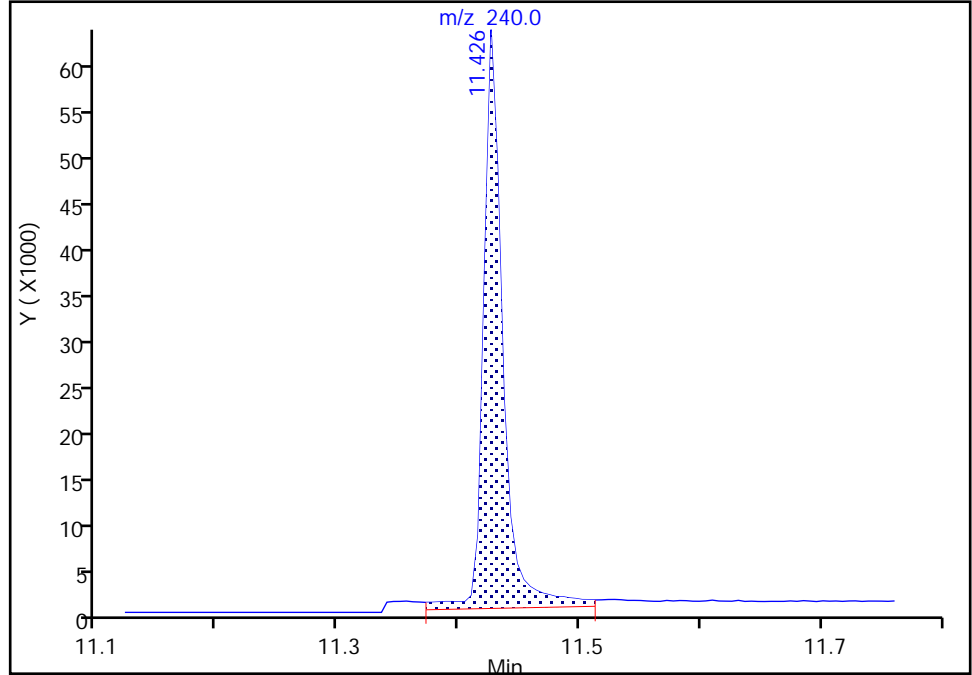
Eurofins Seattle

Data File: \\chromfs\Seattle\ChromData\SEA101\20220314-81722.b\031422a035.D  
Injection Date: 15-Mar-2022 00:11:30 Instrument ID: SEA101  
Lims ID: ccvc  
Client ID:  
Operator ID: tl ALS Bottle#: 3 Worklist Smp#: 28  
Injection Vol: 1.0 ul Dil. Factor: 1.0000  
Method: 8270\_SIM\_SEA101 Limit Group: 8270D\_SIM QSM 5.0  
Column: Detector MS SCAN

\* 5 Chrysene-d12, CAS: 1719-03-5  
Signal: 1

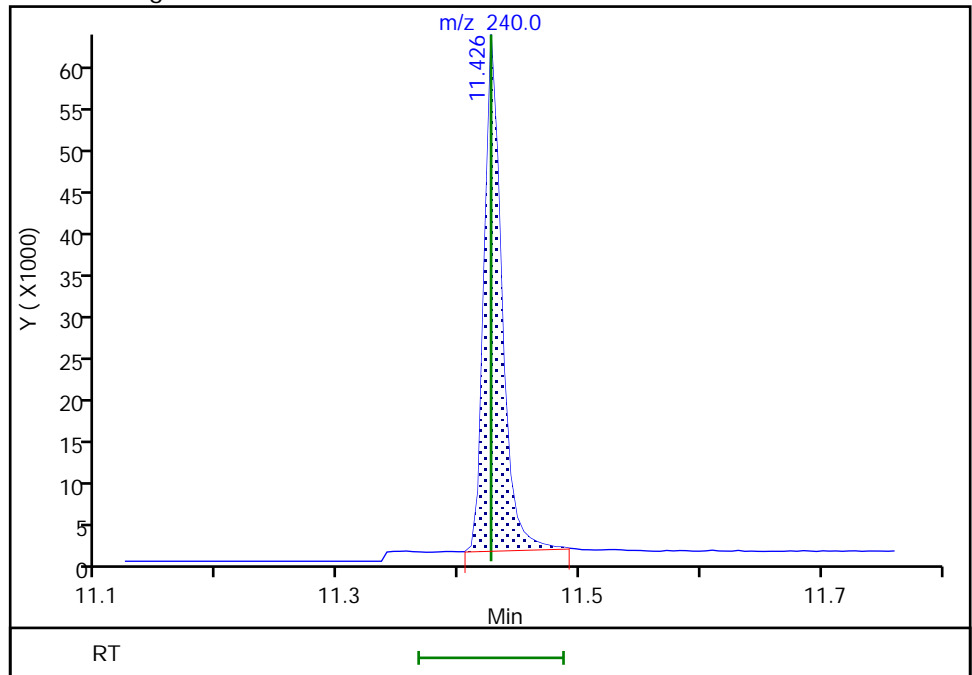
RT: 11.43  
Area: 69788  
Amount: 100.0000  
Amount Units: ug/L

Processing Integration Results



RT: 11.43  
Area: 63046  
Amount: 100.0000  
Amount Units: ug/L

Manual Integration Results



Reviewer: jantanuc, 15-Mar-2022 16:14:14  
Audit Action: Manually Integrated

Audit Reason: Assign Peak



Eurofins Seattle

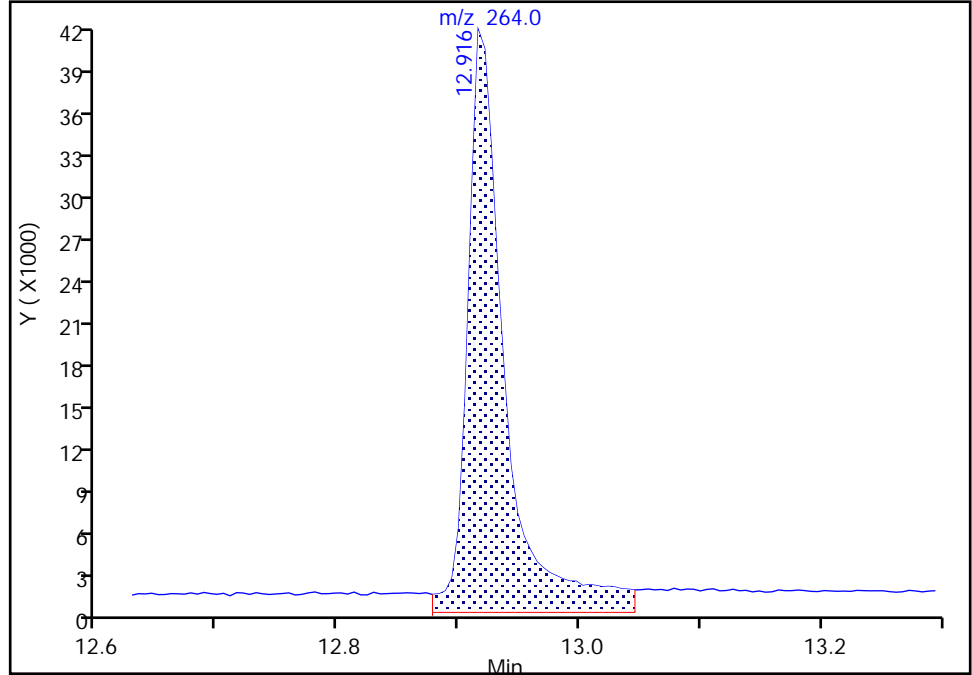
Data File: \\chromfs\Seattle\ChromData\SEA101\20220314-81722.b\031422a035.D  
Injection Date: 15-Mar-2022 00:11:30 Instrument ID: SEA101  
Lims ID: ccvc  
Client ID:  
Operator ID: tl ALS Bottle#: 3 Worklist Smp#: 28  
Injection Vol: 1.0 ul Dil. Factor: 1.0000  
Method: 8270\_SIM\_SEA101 Limit Group: 8270D\_SIM QSM 5.0  
Column: Detector MS SCAN

\* 6 Perylene-d12, CAS: 1520-96-3

Signal: 1

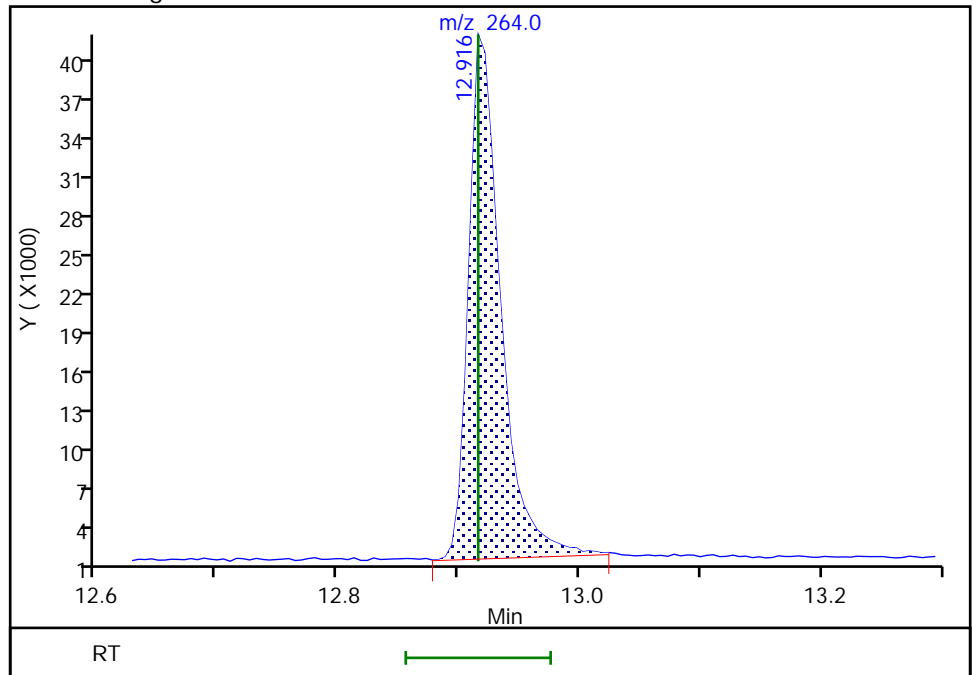
RT: 12.92  
Area: 88888  
Amount: 100.0000  
Amount Units: ug/L

Processing Integration Results



RT: 12.92  
Area: 73947  
Amount: 100.0000  
Amount Units: ug/L

Manual Integration Results



Reviewer: jantanuc, 15-Mar-2022 16:14:18  
Audit Action: Manually Integrated

Audit Reason: Assign Peak

Eurofins Seattle

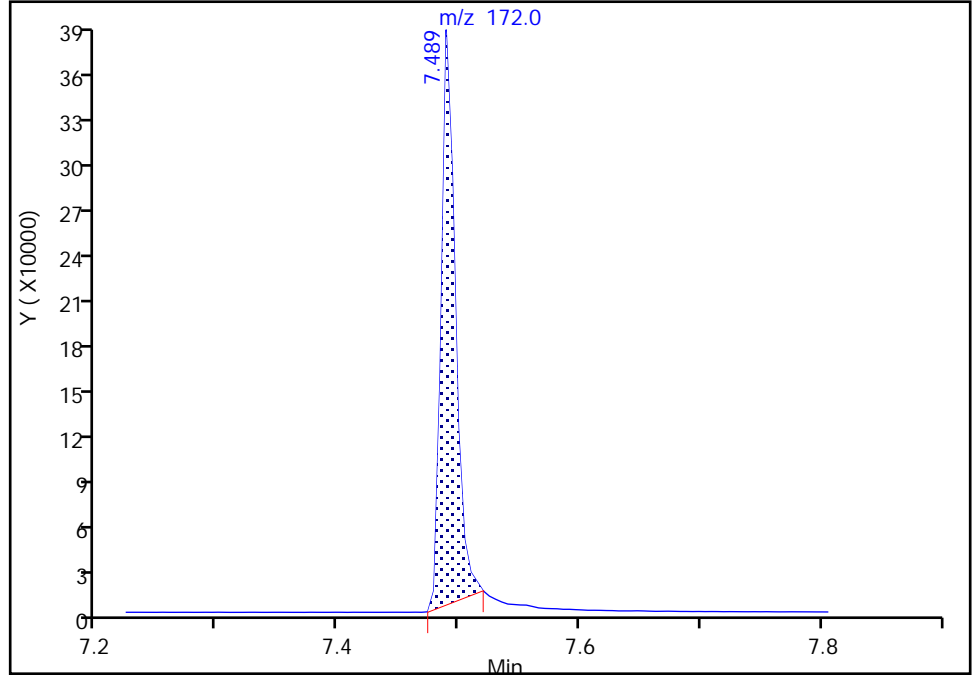
Data File: \\chromfs\Seattle\ChromData\SEA101\20220314-81722.b\031422a035.D  
Injection Date: 15-Mar-2022 00:11:30 Instrument ID: SEA101  
Lims ID: ccvc  
Client ID:  
Operator ID: tl ALS Bottle#: 3 Worklist Smp#: 28  
Injection Vol: 1.0 ul Dil. Factor: 1.0000  
Method: 8270\_SIM\_SEA101 Limit Group: 8270D\_SIM QSM 5.0  
Column: Detector MS SCAN

\$ 8 2-Fluorobiphenyl, CAS: 321-60-8

Signal: 1

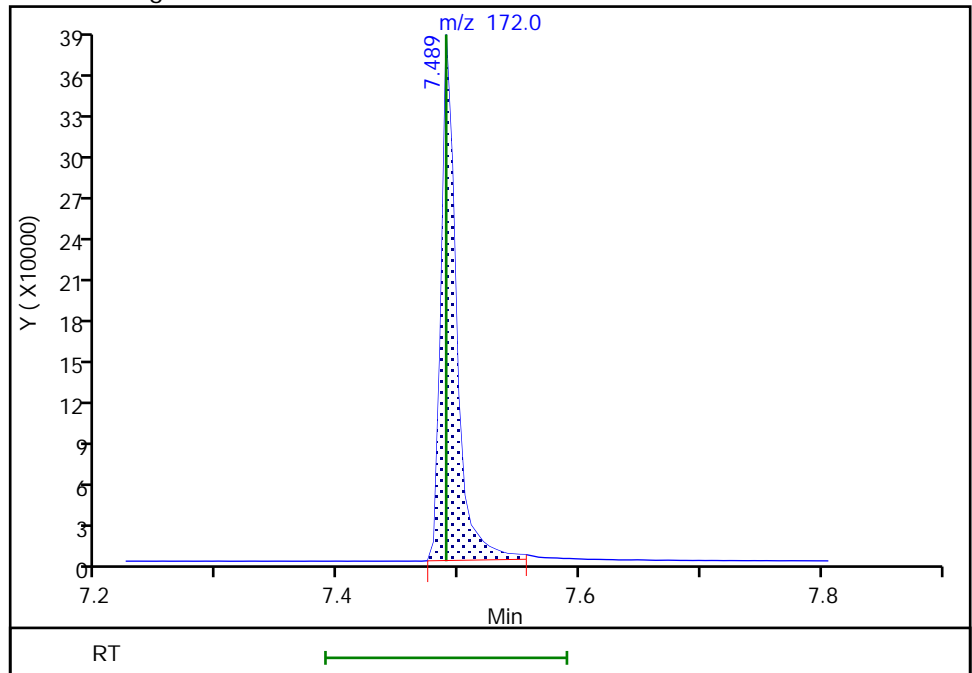
RT: 7.49  
Area: 311682  
Amount: 421.8649  
Amount Units: ug/L

Processing Integration Results



RT: 7.49  
Area: 343186  
Amount: 464.5059  
Amount Units: ug/L

Manual Integration Results



Reviewer: jantanuc, 15-Mar-2022 16:14:25  
Audit Action: Manually Integrated

Audit Reason: Assign Peak

Eurofins Seattle

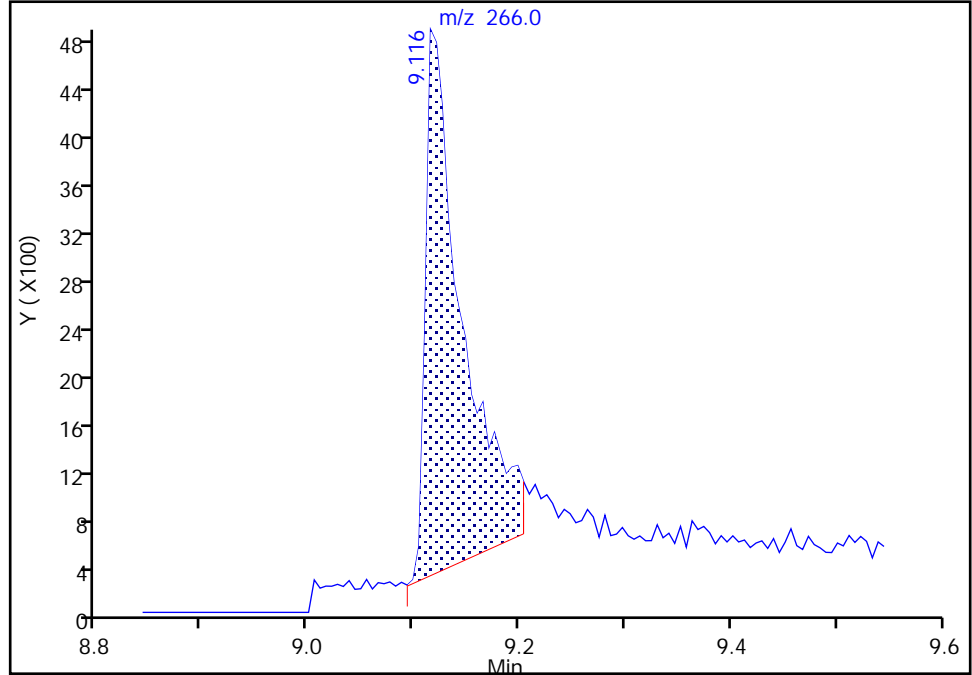
Data File: \\chromfs\Seattle\ChromData\SEA101\20220314-81722.b\031422a035.D  
Injection Date: 15-Mar-2022 00:11:30 Instrument ID: SEA101  
Lims ID: ccvc  
Client ID:  
Operator ID: tl ALS Bottle#: 3 Worklist Smp#: 28  
Injection Vol: 1.0 ul Dil. Factor: 1.0000  
Method: 8270\_SIM\_SEA101 Limit Group: 8270D\_SIM QSM 5.0  
Column: Detector MS SCAN

18 Pentachlorophenol, CAS: 87-86-5

Signal: 1

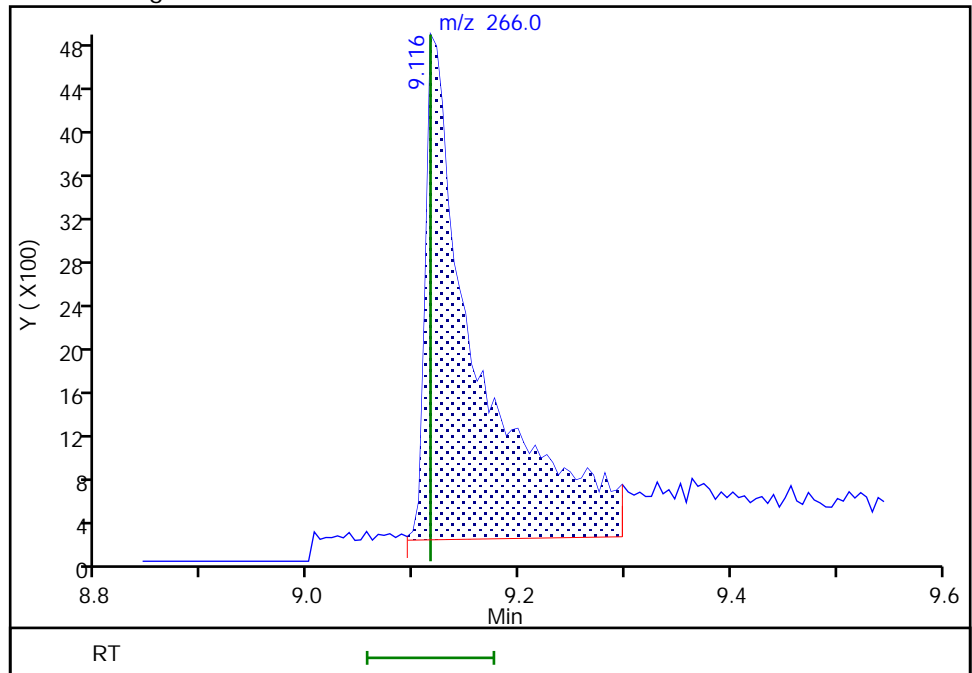
RT: 9.12  
Area: 10877  
Amount: 149.3510  
Amount Units: ug/L

Processing Integration Results



RT: 9.12  
Area: 15894  
Amount: 212.1254  
Amount Units: ug/L

Manual Integration Results



Reviewer: jantanuc, 15-Mar-2022 16:14:37  
Audit Action: Manually Integrated

Audit Reason: Assign Peak

Eurofins Seattle

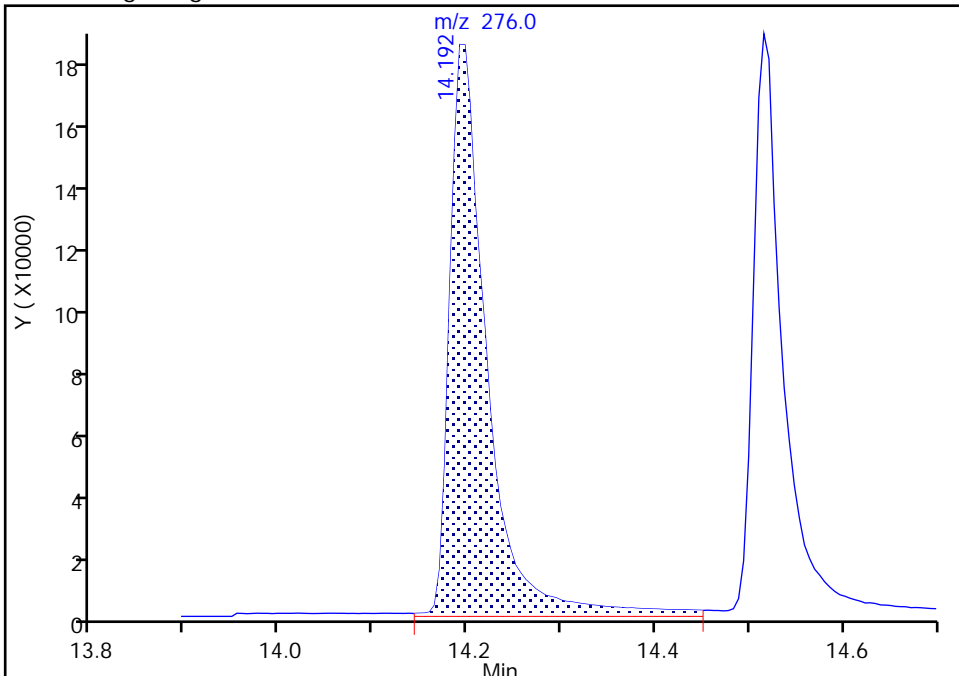
Data File: \\chromfs\Seattle\ChromData\SEA101\20220314-81722.b\031422a035.D  
Injection Date: 15-Mar-2022 00:11:30 Instrument ID: SEA101  
Lims ID: ccvc  
Client ID:  
Operator ID: tl ALS Bottle#: 3 Worklist Smp#: 28  
Injection Vol: 1.0 ul Dil. Factor: 1.0000  
Method: 8270\_SIM\_SEA101 Limit Group: 8270D\_SIM QSM 5.0  
Column: Detector MS SCAN

28 Indeno[1,2,3-cd]pyrene, CAS: 193-39-5

Signal: 1

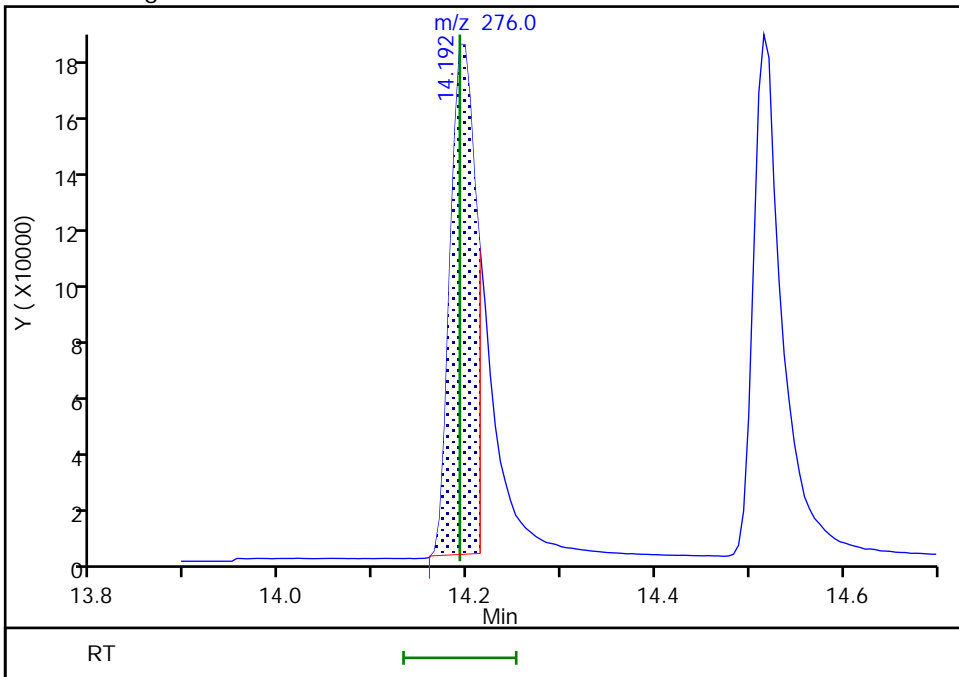
RT: 14.19  
Area: 513589  
Amount: 635.5566  
Amount Units: ug/L

Processing Integration Results



RT: 14.19  
Area: 335245  
Amount: 414.8593  
Amount Units: ug/L

Manual Integration Results



Reviewer: jantanuc, 15-Mar-2022 16:14:51  
Audit Action: Manually Integrated

Audit Reason: Assign Peak

Eurofins Seattle

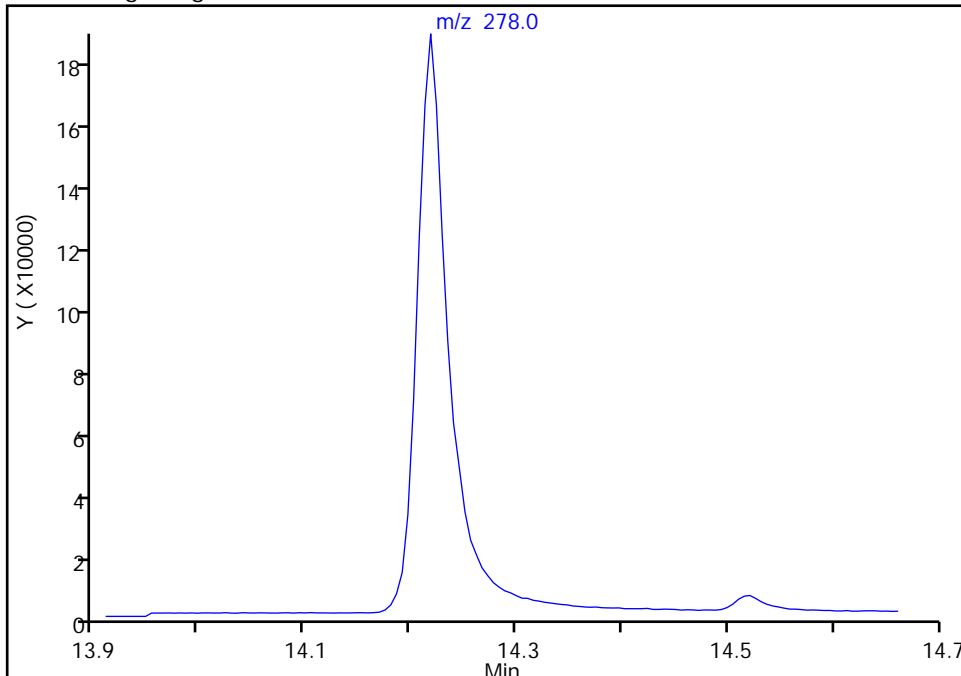
Data File: \\chromfs\Seattle\ChromData\SEA101\20220314-81722.b\031422a035.D  
Injection Date: 15-Mar-2022 00:11:30 Instrument ID: SEA101  
Lims ID: ccvc  
Client ID:  
Operator ID: tl ALS Bottle#: 3 Worklist Smp#: 28  
Injection Vol: 1.0 ul Dil. Factor: 1.0000  
Method: 8270\_SIM\_SEA101 Limit Group: 8270D\_SIM QSM 5.0  
Column: Detector MS SCAN

29 Dibenz(a,h)anthracene, CAS: 53-70-3

Signal: 1

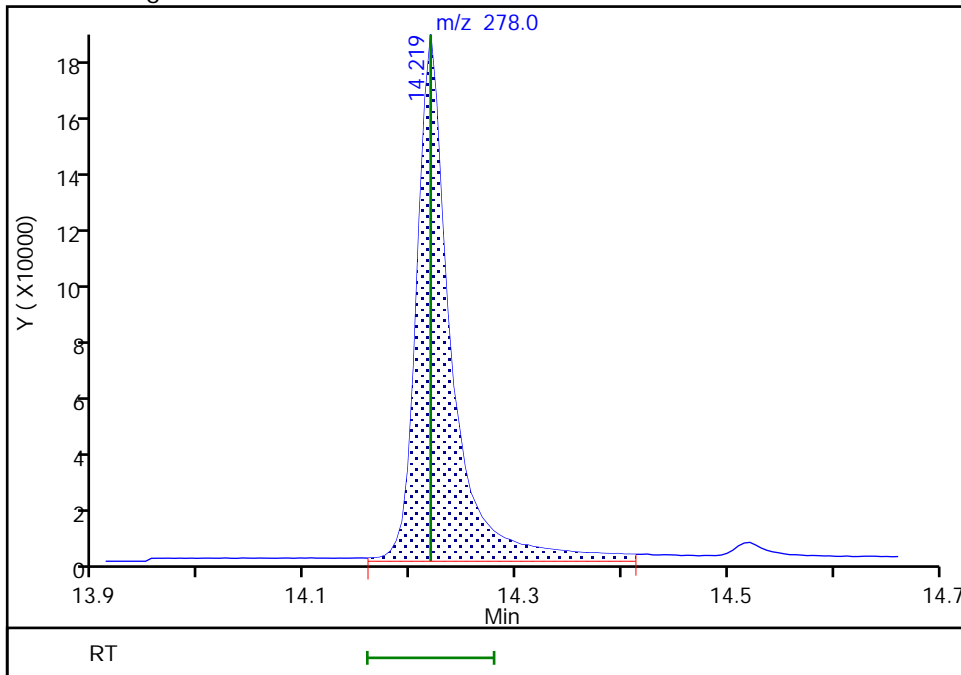
Not Detected  
Expected RT: 14.22

Processing Integration Results



Manual Integration Results

RT: 14.22  
Area: 430865  
Amount: 427.9064  
Amount Units: ug/L



Reviewer: jantanuc, 15-Mar-2022 16:14:54  
Audit Action: Assigned Compound ID

Audit Reason: Assign Peak

FORM VII  
GC/MS SEMI VOA CONTINUING CALIBRATION DATA

Lab Name: Eurofins Seattle Job No.: 580-111058-1  
 SDG No.: \_\_\_\_\_  
 Lab Sample ID: ICV 580-378263/18 Calibration Date: 01/14/2022 05:42  
 Instrument ID: TAC050 Calib Start Date: 01/14/2022 01:16  
 GC Column: ZB-SV ID: 0.25 (mm) Calib End Date: 01/14/2022 05:04  
 Lab File ID: SIM011322b028.D Conc. Units: ug/L

ANALYTE	CURVE TYPE	AVE RRF	RRF	MIN RRF	CALC AMOUNT	SPIKE AMOUNT	%D	MAX %D
Naphthalene	Ave	1.058	1.007	0.7000	952	1000	-4.8	20.0
2-Methylnaphthalene	Ave	0.5998	0.5457	0.4000	910	1000	-9.0	20.0
1-Methylnaphthalene	Ave	0.5810	0.5330	0.1000	917	1000	-8.3	20.0
Acenaphthylene	Ave	2.114	2.031	0.9000	961	1000	-3.9	20.0
Acenaphthene	Ave	1.327	1.304	0.9000	983	1000	-1.7	20.0
Fluorene	Ave	1.479	1.471	0.9000	995	1000	-0.5	20.0
Pentachlorophenol	Qua2		0.1481	0.0500	2040	2000	1.8	20.0
Phenanthrene	Lin2		1.270	0.7000	1010	1000	1.0	20.0
Anthracene	Lin2		1.275	0.7000	1000	1000	0.4	20.0
Fluoranthene	Lin2		1.256	0.6000	1010	1000	1.1	20.0
Pyrene	Lin2		1.328	0.6000	1010	1000	1.5	20.0
Benzo[a]anthracene	Lin2		1.464	0.8000	1020	1000	1.9	20.0
Chrysene	Lin2		1.493	0.7000	996	1000	-0.4	20.0
Bis(2-ethylhexyl) phthalate	Qua2		1.780	0.0100	978	1000	-2.2	20.0
Benzo[b]fluoranthene	Lin2		1.349	0.7000	1030	1000	3.4	20.0
Benzo[k]fluoranthene	Lin2		1.500	0.7000	1030	1000	2.6	20.0
Benzo[a]pyrene	Lin2		1.374	0.7000	1060	1000	5.5	20.0
Indeno[1,2,3-cd]pyrene	Qua2		1.131	0.5000	1020	1000	2.4	20.0
Dibenz(a,h)anthracene	Lin2		1.281	0.4000	1020	1000	1.9	20.0
Benzo[g,h,i]perylene	Lin2		1.378	0.5000	1010	1000	1.1	20.0
2-methylnaphthalene-d10	Ave	0.5916	0.5528		934	1000	-6.6	20.0
2-Fluorobiphenyl	Ave	1.600	1.469		918	1000	-8.2	20.0
2,4,6-Tribromophenol	Qua1		0.2598		945	1000	-5.5	20.0
Fluoranthene-d10 (Surr)	Lin2		1.001		969	1000	-3.1	20.0
Terphenyl-d14	Ave	0.8014	0.7713		962	1000	-3.8	20.0

Eurofins Seattle  
Target Compound Quantitation Report

Data File: \\chromfs\Seattle\ChromData\TAC050\20220113-80849.b\SIM011322b028.D  
 Lims ID: ICV  
 Client ID:  
 Sample Type: ICV  
 Inject. Date: 14-Jan-2022 05:42:30 ALS Bottle#: 18 Worklist Smp#: 18  
 Injection Vol: 1.0 ul Dil. Factor: 1.0000  
 Sample Info: icv  
 Operator ID: jcm Instrument ID: TAC050  
 Sublist:

Method: \\chromfs\Seattle\ChromData\TAC050\20220113-80849.b\TAC050\_SIM\_PAH.m  
 Limit Group: 8270D\_SIM QSM 5.0  
 Last Update: 14-Jan-2022 15:42:24 Calib Date: 14-Jan-2022 05:04:30  
 Integrator: Falcon ID Type: RT Order ID  
 Quant Method: Internal Standard Quant By: Initial Calibration  
 Last ICal File: \\chromfs\Seattle\ChromData\TAC050\20220113-80849.b\SIM011322b026.D

Column 1 : Det: MS SCAN  
 Process Host: CTX1628

First Level Reviewer: limmere Date: 14-Jan-2022 10:32:32

Compound	Sig	RT (min.)	Exp RT (min.)	Dlt RT (min.)	Q	Response	Cal Amt ug/L	OnCol Amt ug/L	Flags
* 1 Naphthalene-d8	136	5.171	5.171	0.000	90	19239	100.0	100.0	
* 2 Acenaphthene-d10	164	6.854	6.854	0.000	70	9013	100.0	100.0	
* 3 Phenanthrene-d10	188	8.319	8.319	0.001	56	13922	100.0	100.0	
* 4 Chrysene-d12	240	11.030	11.030	0.000	75	11197	100.0	100.0	
* 5 Perylene-d12	264	13.075	13.074	0.000	69	12527	100.0	100.0	
\$ 6 2-methylnaphthalene-d10	152	5.809	5.809	0.000	67	106359	1000.0	934.5	
\$ 10 2-Fluorobiphenyl	172	6.190	6.190	0.000	0	132367	1000.0	917.8	
\$ 7 2,4,6-Tribromophenol	330	7.628	7.628	0.000	58	23413	1000.0	944.8	
\$ 8 Fluoranthene-d10 (Surr)	212	9.502	9.502	0.000	69	139357	1000.0	968.9	
\$ 9 Terphenyl-d14	244	9.896	9.896	0.000	95	107374	1000.0	962.3	
11 Naphthalene	128	5.189	5.189	0.000	100	193644	1000.0	951.7	
12 2-Methylnaphthalene	141	5.841	5.841	0.000	96	104994	1000.0	909.8	
13 1-Methylnaphthalene	141	5.937	5.937	0.000	98	102546	1000.0	917.4	
14 Acenaphthylene	152	6.717	6.717	0.000	100	183034	1000.0	960.6	
15 Acenaphthene	153	6.885	6.884	0.001	97	117557	1000.0	983.1	
16 Fluorene	166	7.394	7.389	0.005	93	132613	1000.0	994.8	
17 Pentachlorophenol	266	8.126	8.126	0.000	98	33157	2000.0	2035.3	
18 Phenanthrene	178	8.342	8.342	0.000	100	176875	1000.0	1010.5	
19 Anthracene	178	8.393	8.389	0.004	100	177512	1000.0	1003.8	
20 Fluoranthene	202	9.522	9.522	0.000	56	174864	1000.0	1011.1	
21 Pyrene	202	9.746	9.746	0.000	52	184839	1000.0	1014.5	
22 Benzo[a]anthracene	228	11.012	11.012	0.000	95	163943	1000.0	1018.6	M
23 Chrysene	228	11.058	11.057	0.001	99	167226	1000.0	995.6	
30 Bis(2-ethylhexyl) phthalate	149	11.895	11.895	0.000	0	199292	1000.0	978.3	Ma
24 Benzo[b]fluoranthene	252	12.470	12.470	0.000	98	168933	1000.0	1033.6	a
25 Benzo[k]fluoranthene	252	12.516	12.511	0.005	95	187859	1000.0	1025.7	
26 Benzo[a]pyrene	252	12.983	12.983	0.000	97	172065	1000.0	1055.1	
27 Indeno[1,2,3-cd]pyrene	276	14.941	14.935	0.006	96	141658	1000.0	1024.2	
28 Dibenz(a,h)anthracene	278	14.984	14.984	0.000	96	160457	1000.0	1018.8	
29 Benzo[g,h,i]perylene	276	15.429	15.429	0.000	95	172648	1000.0	1011.3	

[QC Flag Legend](#)

Processing Flags

Review Flags

M - Manually Integrated

a - User Assigned ID

[Reagents:](#)

icv\_8270\_1000\_00014

Amount Added: 1.00

Units: mL



Eurofins Seattle

Data File: \\chromfs\Seattle\ChromData\TAC050\20220113-80849.b\SIM011322b028.D

Injection Date: 14-Jan-2022 05:42:30

Instrument ID: TAC050

Lims ID: ICV

Client ID:

Operator ID: jcm

ALS Bottle#: 18

Worklist Smp#: 18

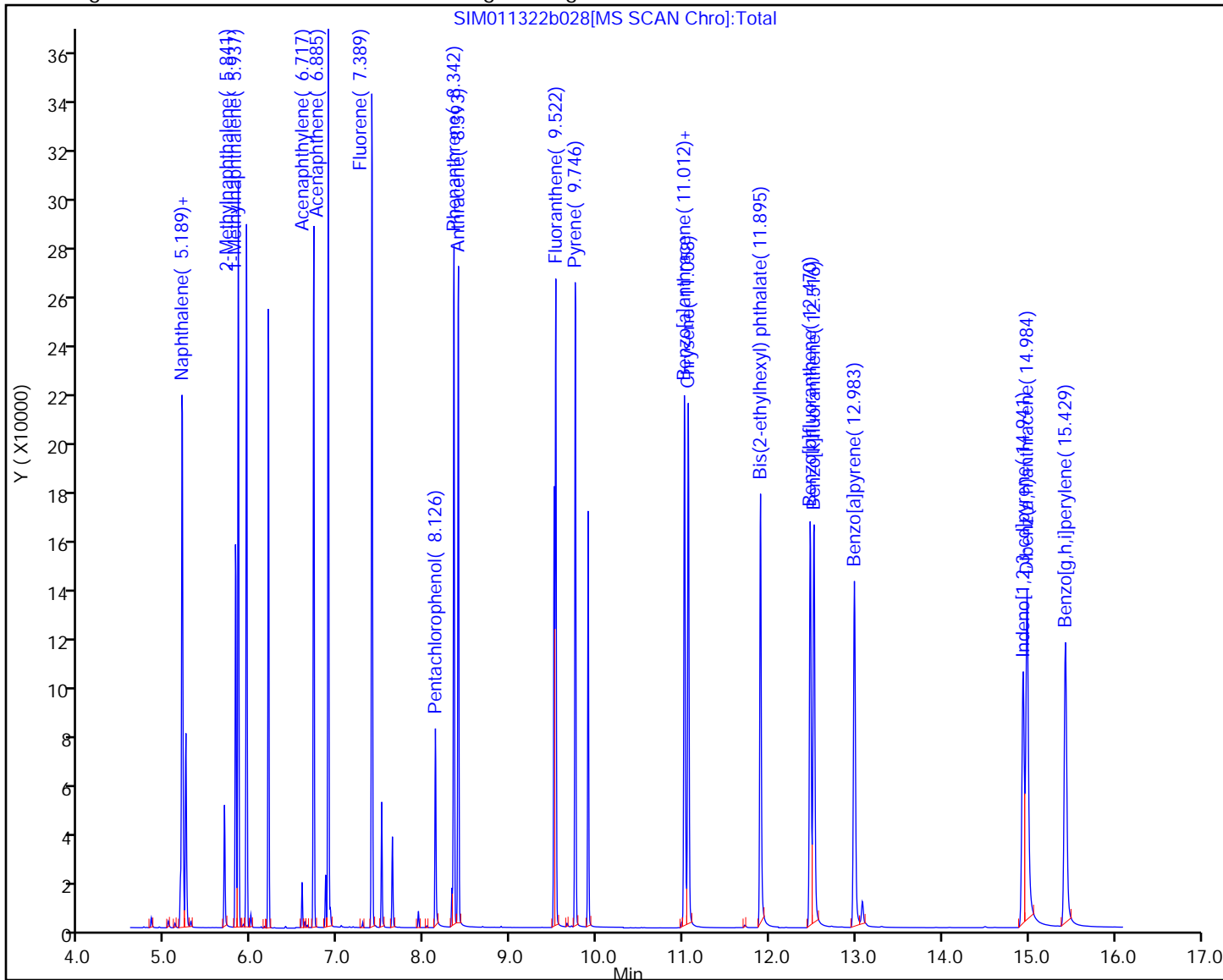
Injection Vol: 1.0 ul

Dil. Factor: 1.0000

Method: TAC050\_SIM\_PAH

Limit Group: 8270D\_SIM QSM 5.0

Y Scaling: Method Defined: Scale to the Nth Largest Target: 1



Eurofins Seattle

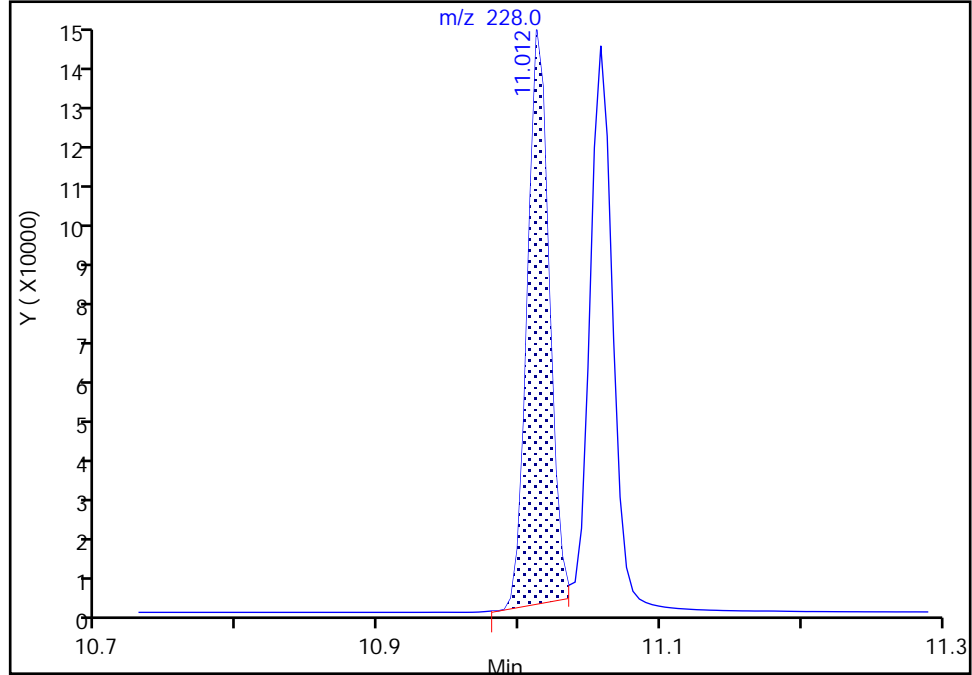
Data File: \\chromfs\Seattle\ChromData\TAC050\20220113-80849.b\SIM011322b028.D  
Injection Date: 14-Jan-2022 05:42:30 Instrument ID: TAC050  
Lims ID: ICV  
Client ID:  
Operator ID: jcm ALS Bottle#: 18 Worklist Smp#: 18  
Injection Vol: 1.0 ul Dil. Factor: 1.0000  
Method: TAC050\_SIM\_PAH Limit Group: 8270D\_SIM QSM 5.0  
Column: Detector MS SCAN

22 Benzo[a]anthracene, CAS: 56-55-3

Signal: 1

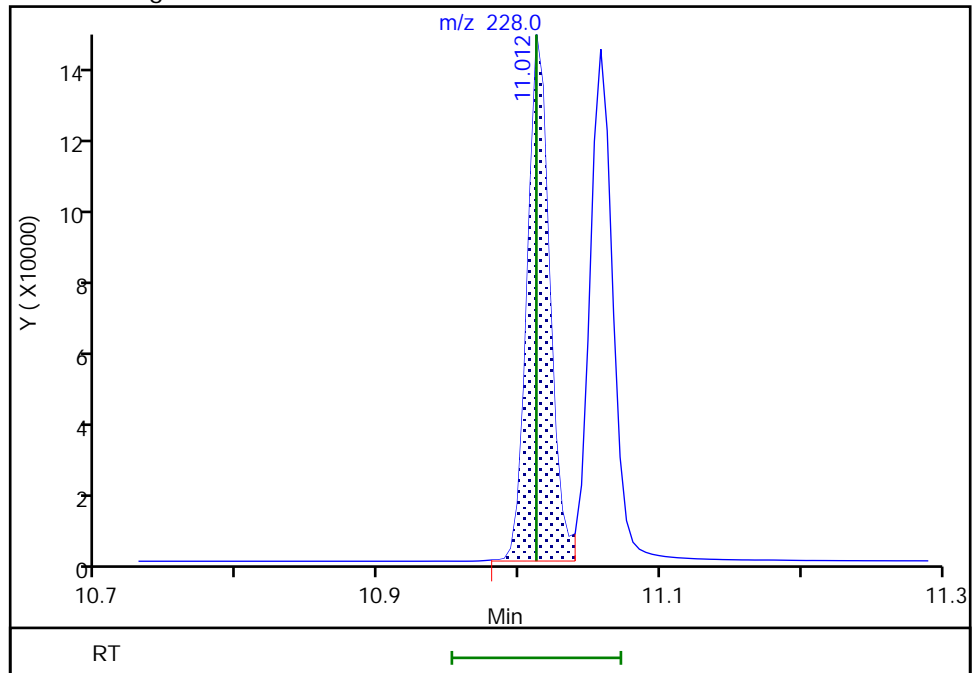
RT: 11.01  
Area: 156356  
Amount: 971.4247  
Amount Units: ug/L

Processing Integration Results



RT: 11.01  
Area: 163943  
Amount: 1018.6257  
Amount Units: ug/L

Manual Integration Results



Reviewer: boylea, 14-Jan-2022 15:39:00  
Audit Action: Manually Integrated

Audit Reason: Incomplete Integration

Eurofins Seattle

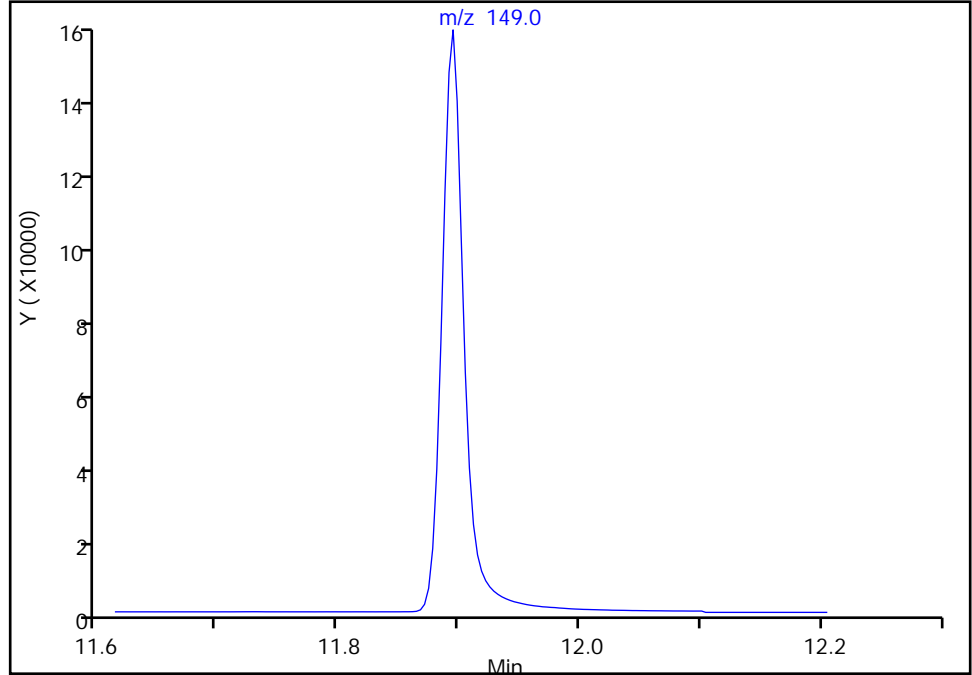
Data File: \\chromfs\Seattle\ChromData\TAC050\20220113-80849.b\SIM011322b028.D  
Injection Date: 14-Jan-2022 05:42:30 Instrument ID: TAC050  
Lims ID: ICV  
Client ID:  
Operator ID: jcm ALS Bottle#: 18 Worklist Smp#: 18  
Injection Vol: 1.0 ul Dil. Factor: 1.0000  
Method: TAC050\_SIM\_PAH Limit Group: 8270D\_SIM QSM 5.0  
Column: Detector MS SCAN

30 Bis(2-ethylhexyl) phthalate, CAS: 117-81-7

Signal: 1

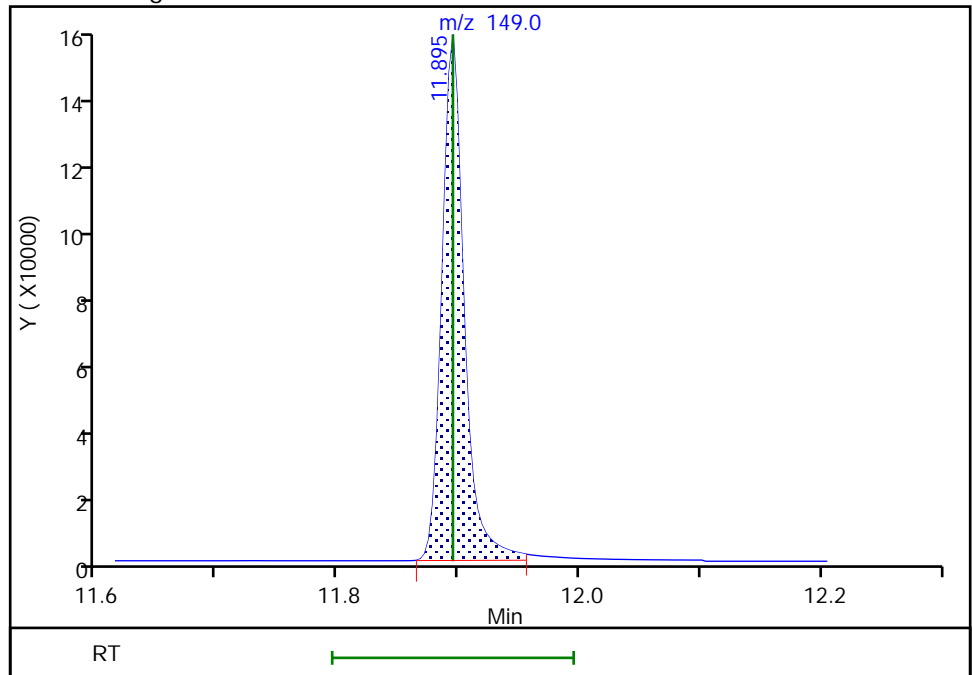
Not Detected  
Expected RT: 11.89

Processing Integration Results



Manual Integration Results

RT: 11.89  
Area: 199292  
Amount: 978.3341  
Amount Units: ug/L



Reviewer: boylea, 14-Jan-2022 15:39:14  
Audit Action: Manually Integrated

Audit Reason: Incomplete Integration

Eurofins Seattle

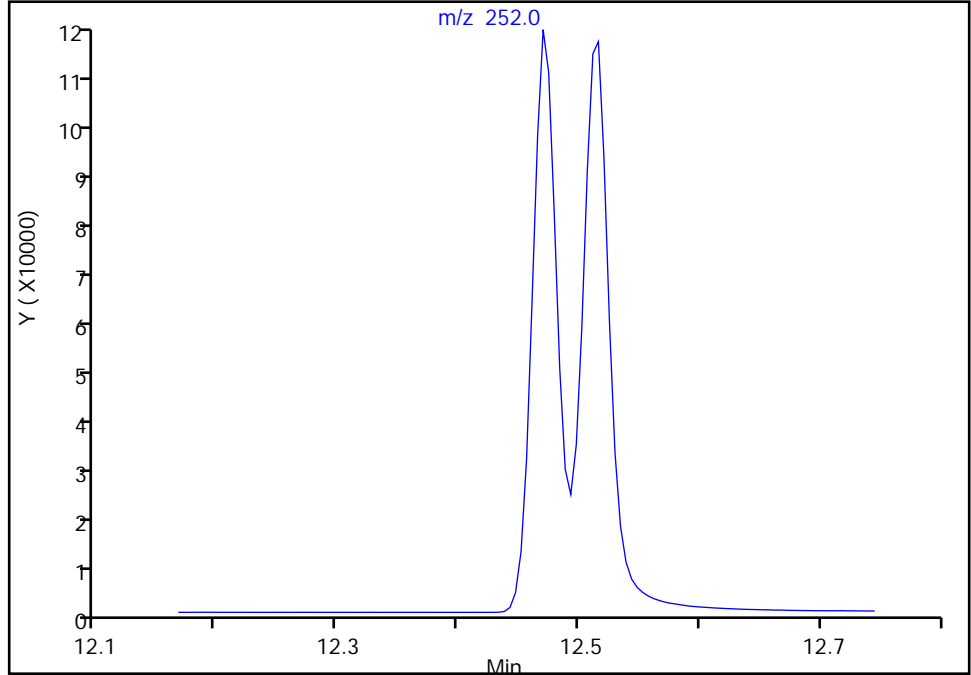
Data File: \\chromfs\Seattle\ChromData\TAC050\20220113-80849.b\SIM011322b028.D  
Injection Date: 14-Jan-2022 05:42:30 Instrument ID: TAC050  
Lims ID: ICV  
Client ID:  
Operator ID: jcm ALS Bottle#: 18 Worklist Smp#: 18  
Injection Vol: 1.0 ul Dil. Factor: 1.0000  
Method: TAC050\_SIM\_PAH Limit Group: 8270D\_SIM QSM 5.0  
Column: Detector MS SCAN

24 Benzo[b]fluoranthene, CAS: 205-99-2

Signal: 1

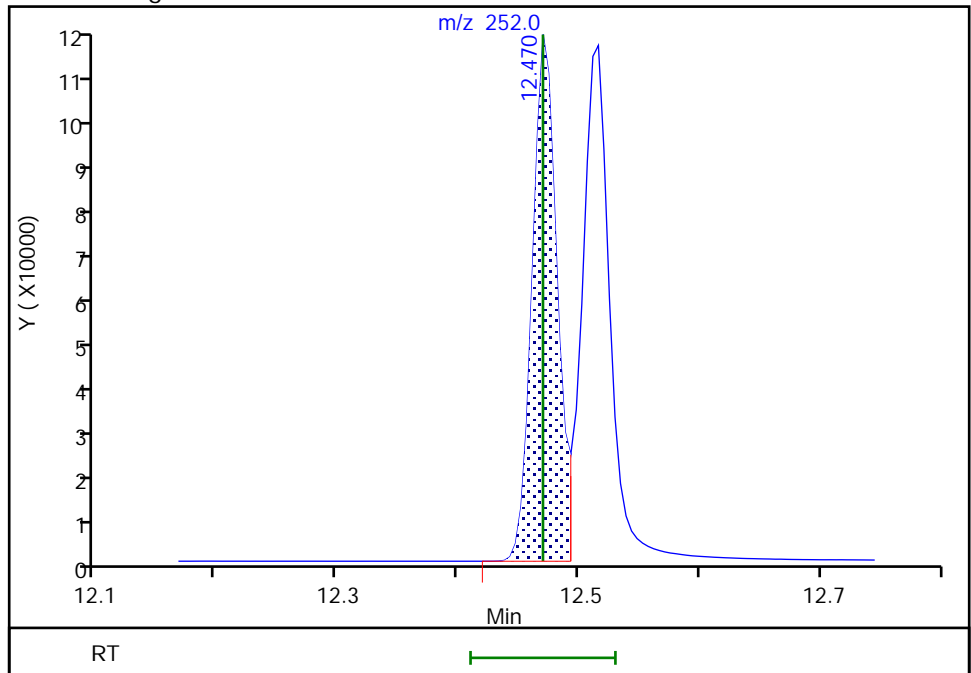
Not Detected  
Expected RT: 12.47

Processing Integration Results



Manual Integration Results

RT: 12.47  
Area: 168933  
Amount: 1033.6214  
Amount Units: ug/L



Reviewer: boylea, 14-Jan-2022 15:39:17  
Audit Action: Assigned Compound ID

Audit Reason: Incomplete Integration

FORM VII  
GC/MS SEMI VOA CONTINUING CALIBRATION DATA

Lab Name: Eurofins Seattle Job No.: 580-111058-1  
 SDG No.: \_\_\_\_\_  
 Lab Sample ID: CCVIS 580-383445/3 Calibration Date: 03/10/2022 11:06  
 Instrument ID: TAC050 Calib Start Date: 01/14/2022 01:16  
 GC Column: ZB-SV ID: 0.25 (mm) Calib End Date: 01/14/2022 05:04  
 Lab File ID: SIM031022a004.D Conc. Units: ug/L

ANALYTE	CURVE TYPE	AVE RRF	RRF	MIN RRF	CALC AMOUNT	SPIKE AMOUNT	%D	MAX %D
Naphthalene	Ave	1.058	1.021	0.7000	483	500	-3.4	20.0
2-Methylnaphthalene	Ave	0.5998	0.5618	0.4000	468	500	-6.3	20.0
1-Methylnaphthalene	Ave	0.5810	0.5390	0.1000	464	500	-7.2	20.0
Acenaphthylene	Ave	2.114	2.007	0.9000	475	500	-5.1	20.0
Acenaphthene	Ave	1.327	1.308	0.9000	493	500	-1.4	20.0
Fluorene	Ave	1.479	1.568	0.9000	530	500	6.0	20.0
Pentachlorophenol	Qua2		0.1298	0.0500	1100	1000	9.6	20.0
Phenanthrene	Lin2		1.193	0.7000	474	500	-5.3	20.0
Anthracene	Lin2		1.346	0.7000	529	500	5.9	20.0
Fluoranthene	Lin2		1.307	0.6000	525	500	5.1	20.0
Pyrene	Lin2		1.380	0.6000	527	500	5.4	20.0
Benzo[a]anthracene	Lin2		1.379	0.8000	479	500	-4.2	20.0
Chrysene	Lin2		1.517	0.7000	505	500	1.0	20.0
Bis(2-ethylhexyl) phthalate	Qua2		1.913	0.0100	543	500	8.6	20.0
Benzo[b]fluoranthene	Lin2		1.066	0.7000	408	500	-18.4	20.0
Benzo[k]fluoranthene	Lin2		1.511	0.7000	516	500	3.3	20.0
Benzo[a]pyrene	Lin2		1.218	0.7000	467	500	-6.5	20.0
Indeno[1,2,3-cd]pyrene	Qua2		1.014	0.5000	463	500	-7.4	20.0
Dibenz(a,h)anthracene	Lin2		1.236	0.4000	491	500	-1.7	20.0
Benzo[g,h,i]perylene	Lin2		1.336	0.5000	490	500	-2.0	20.0
2-methylnaphthalene-d10	Ave	0.5916	0.5634		476	500	-4.8	20.0
2-Fluorobiphenyl	Ave	1.600	1.512		472	500	-5.5	20.0
2,4,6-Tribromophenol	Qua1		0.3136		580	500	16.0	20.0
Fluoranthene-d10 (Surr)	Lin2		1.125		544	500	8.8	20.0
Terphenyl-d14	Ave	0.8014	0.8350		521	500	4.2	20.0

Eurofins Seattle  
Target Compound Quantitation Report

Data File: \\chromfs\Seattle\ChromData\TAC050\20220310-81677.b\SIM031022a004.D  
 Lims ID: ccvis  
 Client ID:  
 Sample Type: CCVIS  
 Inject. Date: 10-Mar-2022 11:06:30 ALS Bottle#: 3 Worklist Smp#: 3  
 Injection Vol: 1.0 ul Dil. Factor: 1.0000  
 Sample Info: CCVIS  
 Operator ID: tl Instrument ID: TAC050  
 Sublist: chrom-TAC050\_SIM\_PAH\*sub9  
 Method: \\chromfs\Seattle\ChromData\TAC050\20220310-81677.b\TAC050\_SIM\_PAH.m  
 Limit Group: 8270D\_SIM QSM 5.0  
 Last Update: 11-Mar-2022 09:49:46 Calib Date: 14-Jan-2022 05:04:30  
 Integrator: Falcon ID Type: RT Order ID  
 Quant Method: Internal Standard Quant By: Initial Calibration  
 Last ICal File: \\chromfs\Seattle\ChromData\TAC050\20220113-80849.b\SIM011322b026.D  
 Column 1 : Det: MS SCAN  
 Process Host: CTX1602

First Level Reviewer: thaneeratw Date: 11-Mar-2022 09:49:46

Compound	Sig	RT (min.)	Exp RT (min.)	Dlt RT (min.)	Q	Response	Cal Amt ug/L	OnCol Amt ug/L	Flags
* 1 Naphthalene-d8	136	5.171	5.171	0.000	90	22870	100.0	100.0	
* 2 Acenaphthene-d10	164	6.854	6.854	0.000	70	10085	100.0	100.0	
* 3 Phenanthrene-d10	188	8.322	8.322	0.000	56	17508	100.0	100.0	
* 4 Chrysene-d12	240	11.039	11.039	0.000	62	15043	100.0	100.0	
* 5 Perylene-d12	264	13.102	13.102	0.000	69	19010	100.0	100.0	
\$ 6 2-methylnaphthalene-d10	152	5.809	5.809	0.000	67	64422	500.0	476.1	
\$ 10 2-Fluorobiphenyl	172	6.190	6.190	0.000	0	76239	500.0	472.4	Ma
\$ 7 2,4,6-Tribromophenol	330	7.641	7.641	0.000	55	15813	500.0	580.1	
\$ 8 Fluoranthene-d10 (Surr)	212	9.506	9.506	0.000	69	98516	500.0	544.2	
\$ 9 Terphenyl-d14	244	9.904	9.904	0.000	94	73096	500.0	520.9	
11 Naphthalene	128	5.189	5.189	0.000	100	116808	500.0	482.9	
12 2-Methylnaphthalene	141	5.841	5.841	0.000	94	64238	500.0	468.3	
13 1-Methylnaphthalene	141	5.937	5.937	0.000	96	61638	500.0	463.9	
14 Acenaphthylene	152	6.717	6.717	0.000	100	101200	500.0	474.6	
15 Acenaphthene	153	6.884	6.884	0.000	96	65978	500.0	493.1	
16 Fluorene	166	7.394	7.394	0.000	94	79091	500.0	530.2	
17 Pentachlorophenol	266	8.146	8.146	0.000	98	19528	1000.0	1095.8	
18 Phenanthrene	178	8.346	8.346	0.000	100	104395	500.0	473.6	
19 Anthracene	178	8.397	8.397	0.000	100	117816	500.0	529.3	
20 Fluoranthene	202	9.526	9.526	0.000	56	114389	500.0	525.4	
21 Pyrene	202	9.754	9.754	0.000	51	120832	500.0	526.8	
22 Benzo[a]anthracene	228	11.026	11.026	0.000	96	103710	500.0	478.9	
23 Chrysene	228	11.067	11.067	0.000	99	114080	500.0	504.8	
30 Bis(2-ethylhexyl) phthalate	149	11.885	11.885	0.000	0	143905	500.0	543.1	Ma
24 Benzo[b]fluoranthene	252	12.489	12.489	0.000	97	101362	500.0	408.2	
25 Benzo[k]fluoranthene	252	12.530	12.530	0.000	95	143616	500.0	516.3	
26 Benzo[a]pyrene	252	13.010	13.010	0.000	96	115807	500.0	467.5	
27 Indeno[1,2,3-cd]pyrene	276	14.978	14.978	0.000	95	96375	500.0	462.9	M
28 Dibenz(a,h)anthracene	278	15.022	15.022	0.000	95	117500	500.0	491.3	a
29 Benzo[g,h,i]perylene	276	15.472	15.472	0.000	94	126975	500.0	489.8	

[QC Flag Legend](#)

Processing Flags

Review Flags

M - Manually Integrated

a - User Assigned ID

[Reagents:](#)

ccv\_SIM\_500\_00086

Amount Added: 1.00

Units: mL

Eurofins Seattle

Data File: \\chromfs\Seattle\ChromData\TAC050\20220310-81677.b\SIM031022a004.D

Injection Date: 10-Mar-2022 11:06:30

Instrument ID: TAC050

Lims ID: ccvis

Client ID:

Operator ID: tl

ALS Bottle#: 3

Worklist Smp#: 3

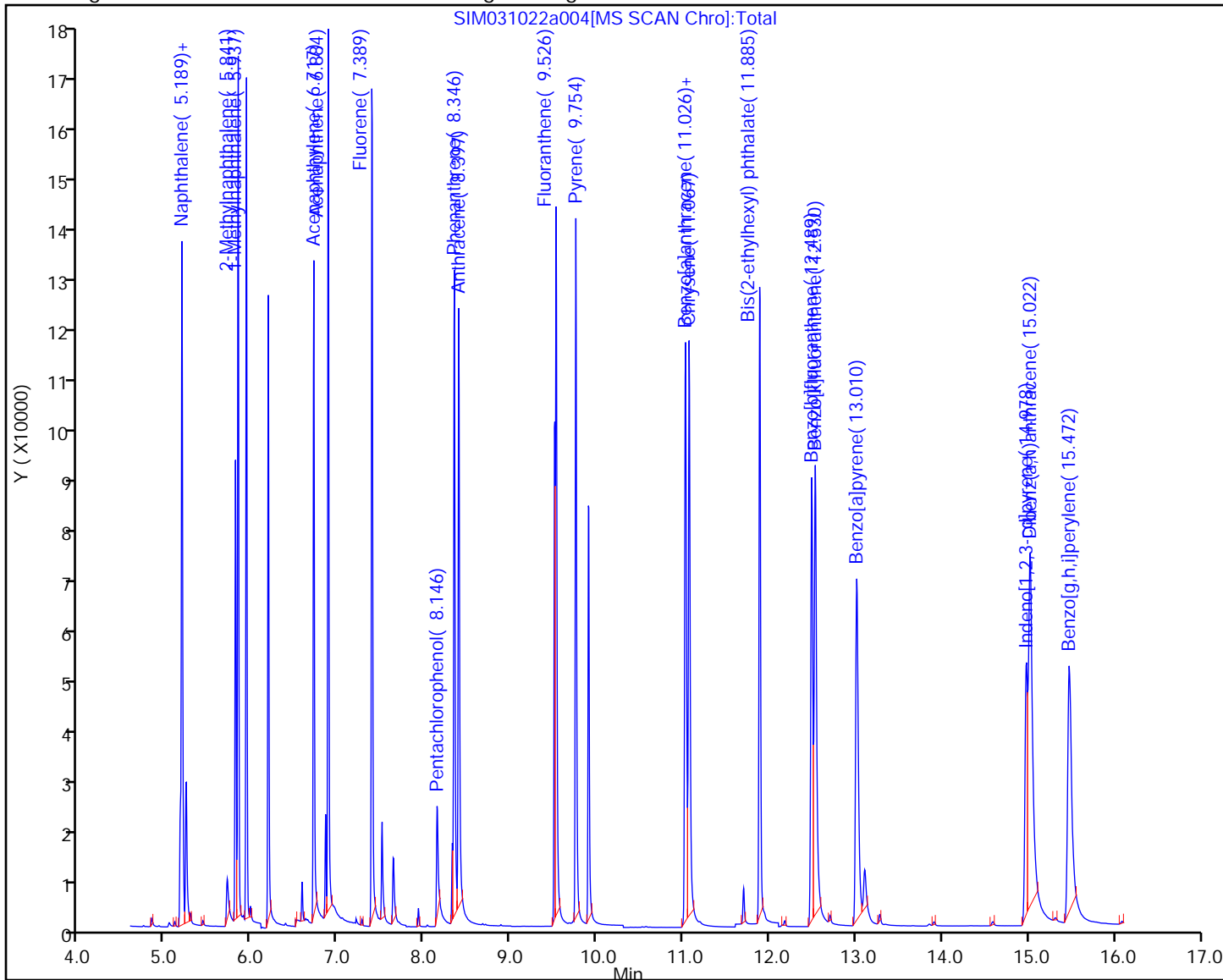
Injection Vol: 1.0 ul

Dil. Factor: 1.0000

Method: TAC050\_SIM\_PAH

Limit Group: 8270D\_SIM QSM 5.0

Y Scaling: Method Defined: Scale to the Nth Largest Target: 1





Eurofins Seattle

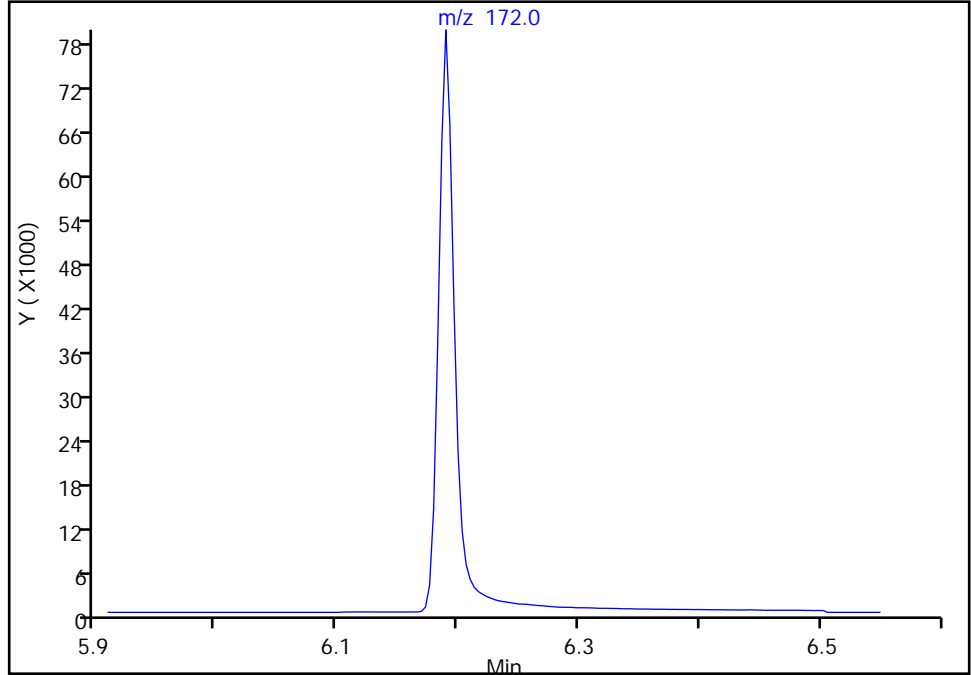
Data File: \\chromfs\Seattle\ChromData\TAC050\20220310-81677.b\SIM031022a004.D  
Injection Date: 10-Mar-2022 11:06:30 Instrument ID: TAC050  
Lims ID: ccvis  
Client ID:  
Operator ID: tl ALS Bottle#: 3 Worklist Smp#: 3  
Injection Vol: 1.0 ul Dil. Factor: 1.0000  
Method: TAC050\_SIM\_PAH Limit Group: 8270D\_SIM QSM 5.0  
Column: Detector MS SCAN

**\$ 10 2-Fluorobiphenyl, CAS: 321-60-8**

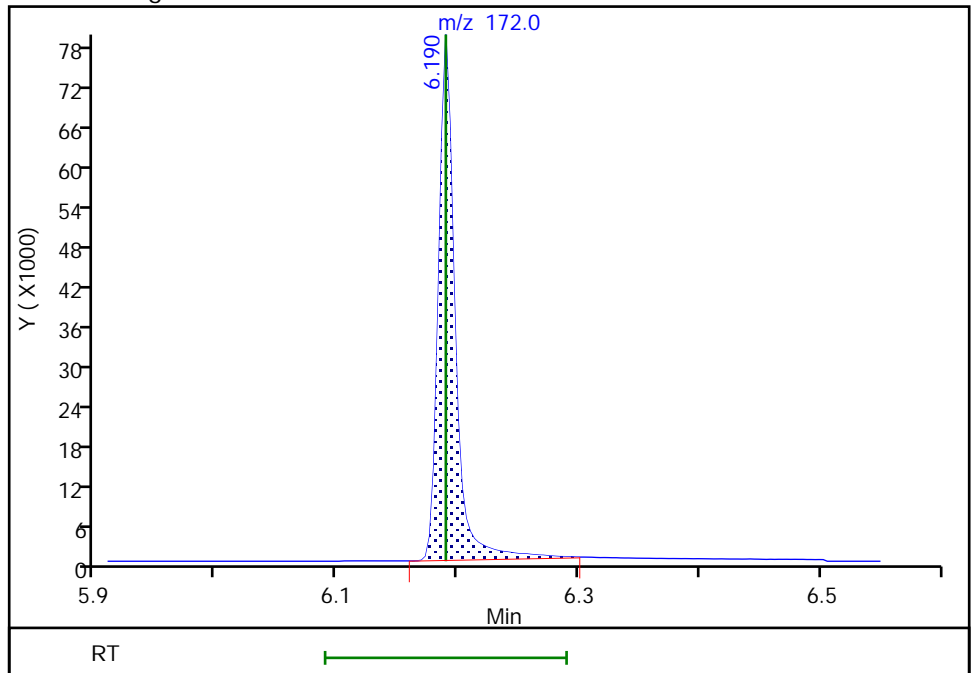
Signal: 1

Not Detected  
Expected RT: 6.19

Processing Integration Results



Manual Integration Results



RT: 6.19  
Area: 76239  
Amount: 472.4251  
Amount Units: ug/L

Eurofins Seattle

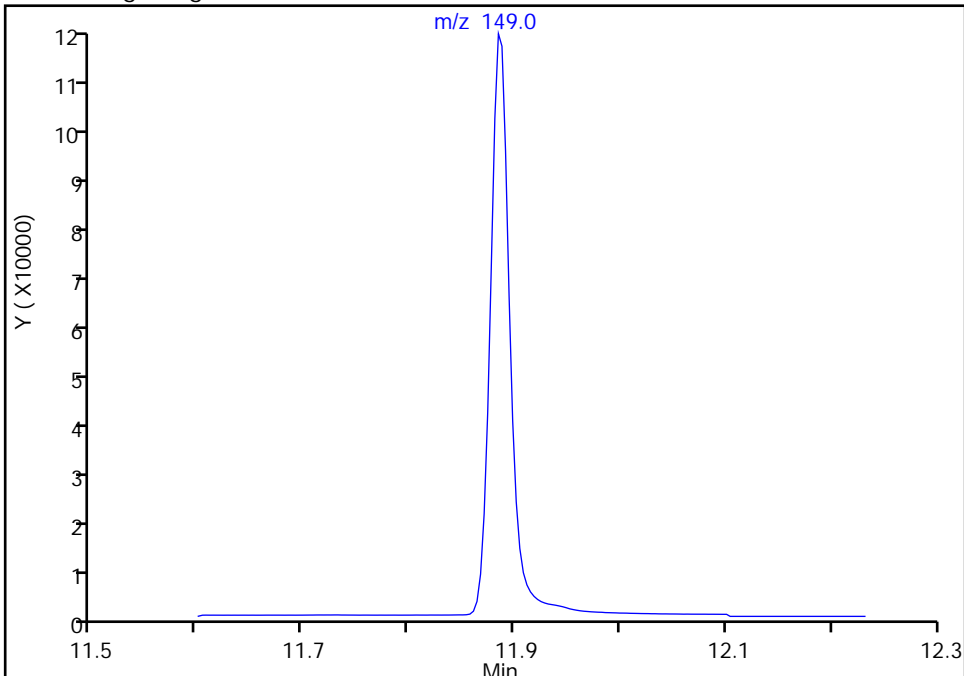
Data File: \\chromfs\Seattle\ChromData\TAC050\20220310-81677.b\SIM031022a004.D  
Injection Date: 10-Mar-2022 11:06:30 Instrument ID: TAC050  
Lims ID: ccvis  
Client ID:  
Operator ID: tl ALS Bottle#: 3 Worklist Smp#: 3  
Injection Vol: 1.0 ul Dil. Factor: 1.0000  
Method: TAC050\_SIM\_PAH Limit Group: 8270D\_SIM QSM 5.0  
Column: Detector MS SCAN

30 Bis(2-ethylhexyl) phthalate, CAS: 117-81-7

Signal: 1

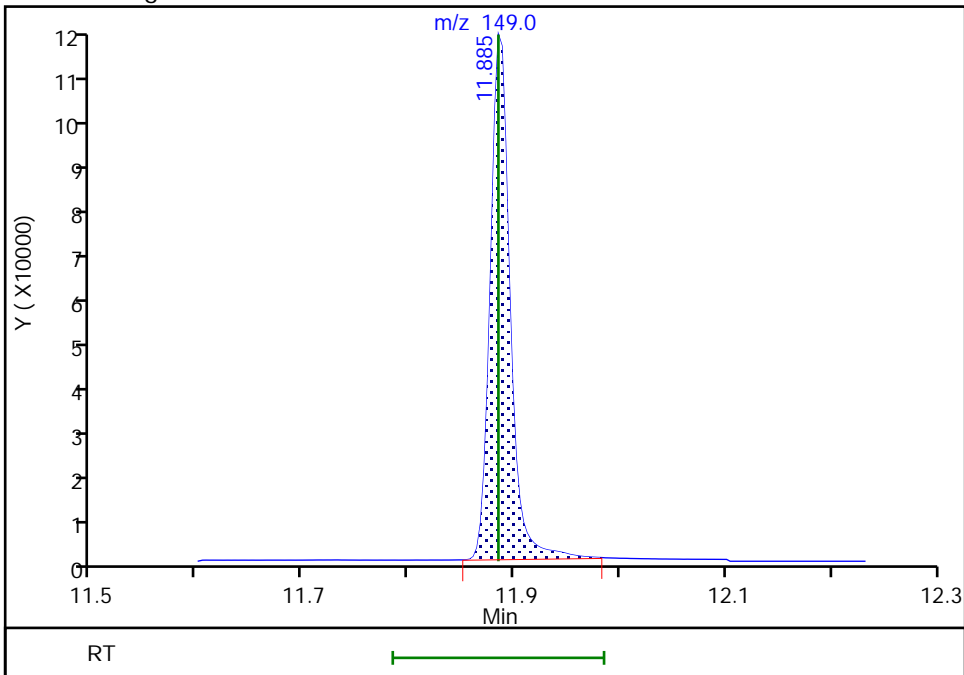
Not Detected  
Expected RT: 11.88

Processing Integration Results



Manual Integration Results

RT: 11.88  
Area: 143905  
Amount: 543.0978  
Amount Units: ug/L



Reviewer: thaneeratw, 11-Mar-2022 09:49:14  
Audit Action: Manually Integrated

Audit Reason: Incomplete Integration

Eurofins Seattle

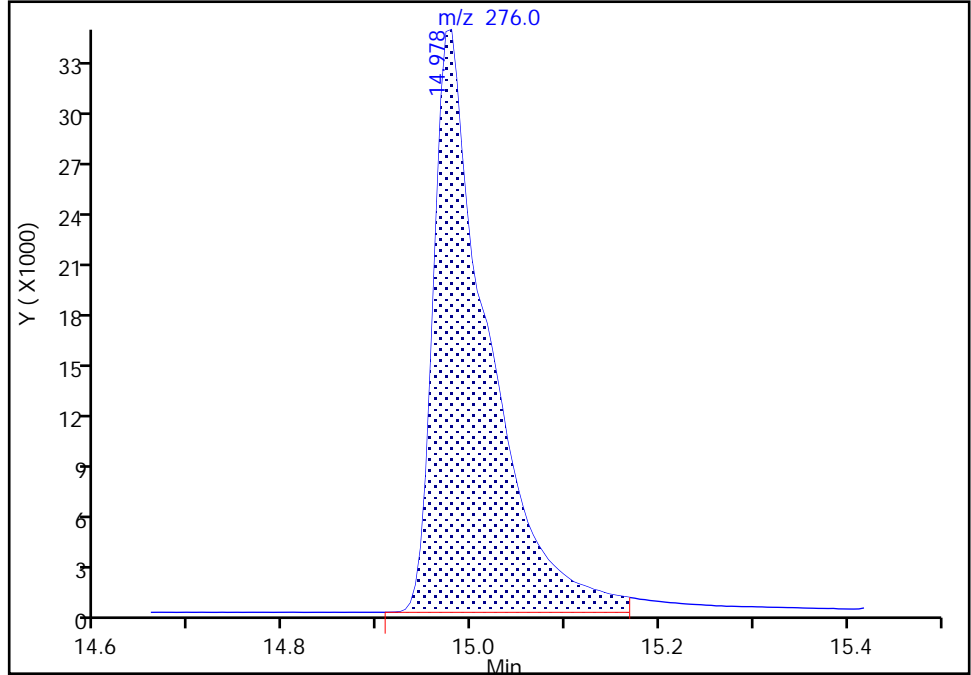
Data File: \\chromfs\Seattle\ChromData\TAC050\20220310-81677.b\SIM031022a004.D  
Injection Date: 10-Mar-2022 11:06:30 Instrument ID: TAC050  
Lims ID: ccvis  
Client ID:  
Operator ID: tl ALS Bottle#: 3 Worklist Smp#: 3  
Injection Vol: 1.0 ul Dil. Factor: 1.0000  
Method: TAC050\_SIM\_PAH Limit Group: 8270D\_SIM QSM 5.0  
Column: Detector MS SCAN

27 Indeno[1,2,3-cd]pyrene, CAS: 193-39-5

Signal: 1

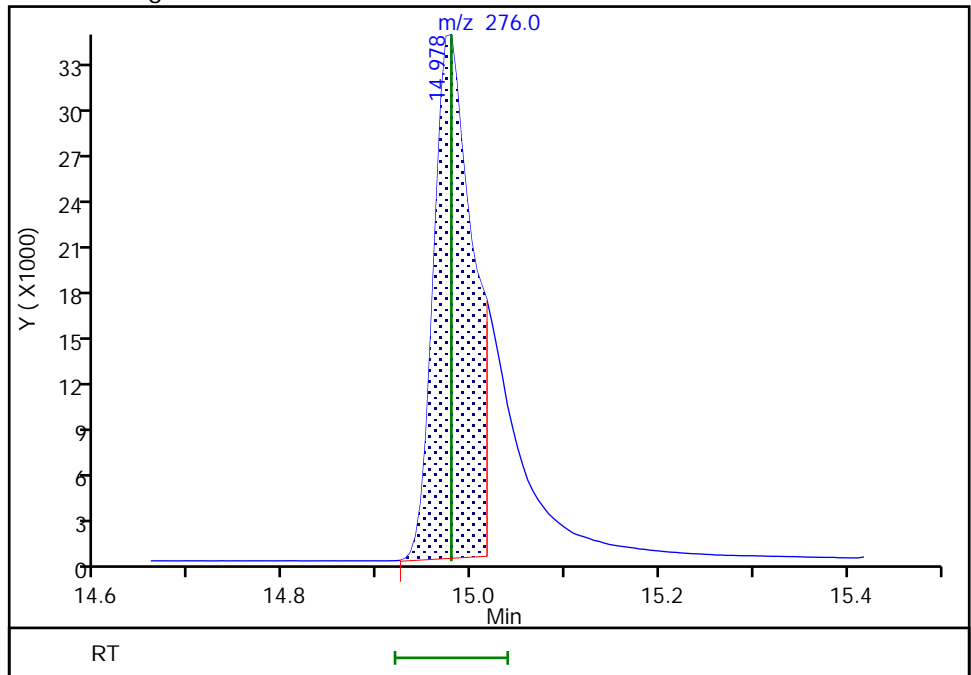
RT: 14.98  
Area: 138248  
Amount: 662.1312  
Amount Units: ug/L

Processing Integration Results



RT: 14.98  
Area: 96375  
Amount: 462.9497  
Amount Units: ug/L

Manual Integration Results



Reviewer: thaneeratw, 11-Mar-2022 09:49:38  
Audit Action: Manually Integrated

Audit Reason: Incomplete Integration

Eurofins Seattle

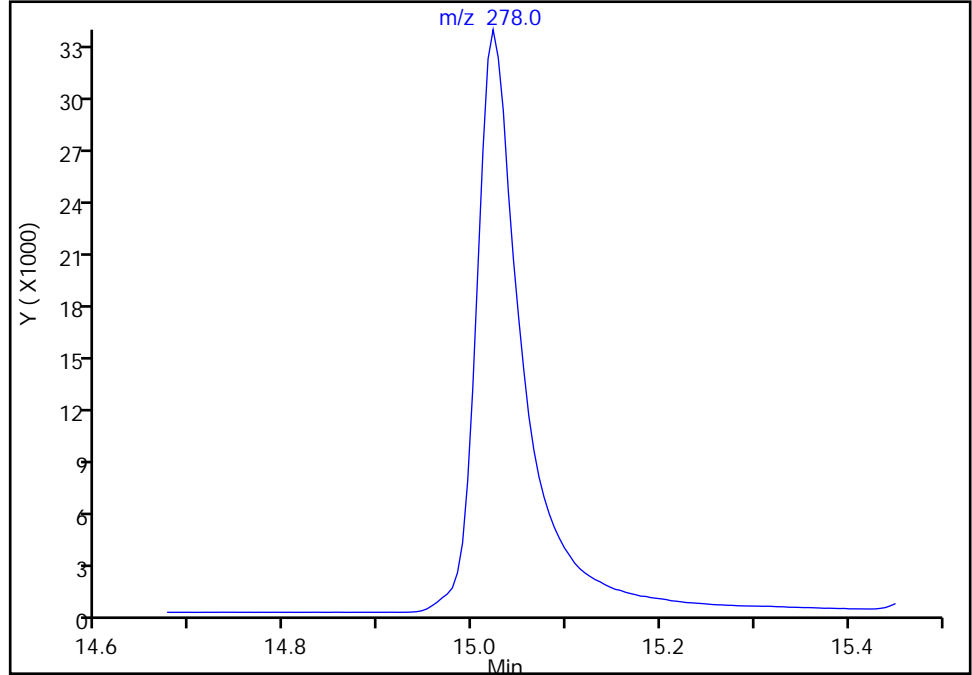
Data File: \\chromfs\Seattle\ChromData\TAC050\20220310-81677.b\SIM031022a004.D  
Injection Date: 10-Mar-2022 11:06:30 Instrument ID: TAC050  
Lims ID: ccvis  
Client ID:  
Operator ID: tl ALS Bottle#: 3 Worklist Smp#: 3  
Injection Vol: 1.0 ul Dil. Factor: 1.0000  
Method: TAC050\_SIM\_PAH Limit Group: 8270D\_SIM QSM 5.0  
Column: Detector MS SCAN

28 Dibenz(a,h)anthracene, CAS: 53-70-3

Signal: 1

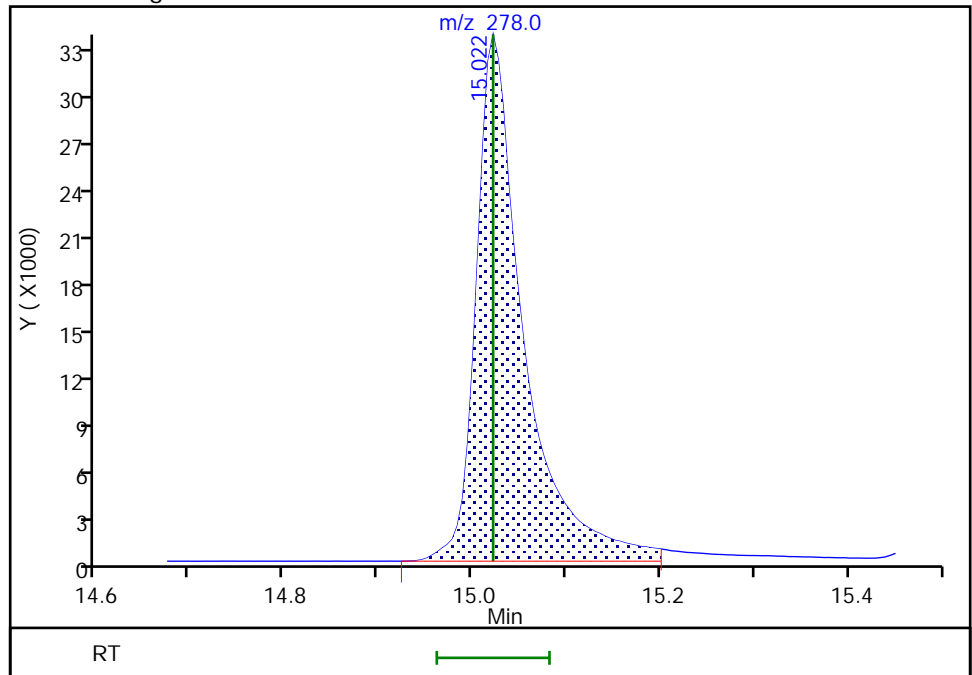
Not Detected  
Expected RT: 15.02

Processing Integration Results



Manual Integration Results

RT: 15.02  
Area: 117500  
Amount: 491.2914  
Amount Units: ug/L



Reviewer: limmere, 10-Mar-2022 11:25:50  
Audit Action: Assigned Compound ID

Audit Reason: Peak assignment corrected

FORM VII  
GC/MS SEMI VOA CONTINUING CALIBRATION DATA

Lab Name: Eurofins Seattle Job No.: 580-111058-1  
 SDG No.: \_\_\_\_\_  
 Lab Sample ID: CCVC 580-383445/21 Calibration Date: 03/10/2022 16:52  
 Instrument ID: TAC050 Calib Start Date: 01/14/2022 01:16  
 GC Column: ZB-SV ID: 0.25 (mm) Calib End Date: 01/14/2022 05:04  
 Lab File ID: SIM031022a022.D Conc. Units: ug/L

ANALYTE	CURVE TYPE	AVE RRF	RRF	MIN RRF	CALC AMOUNT	SPIKE AMOUNT	%D	MAX %D
Naphthalene	Ave	1.058	1.015	0.7000	480	500	-4.1	50.0
2-Methylnaphthalene	Ave	0.5998	0.5686	0.4000	474	500	-5.2	50.0
1-Methylnaphthalene	Ave	0.5810	0.5401	0.1000	465	500	-7.0	50.0
Acenaphthylene	Ave	2.114	2.051	0.9000	485	500	-3.0	50.0
Acenaphthene	Ave	1.327	1.311	0.9000	494	500	-1.2	50.0
Fluorene	Ave	1.479	1.556	0.9000	526	500	5.2	50.0
Pentachlorophenol	Qua2		0.1418	0.0500	1170	1000	17.3	50.0
Phenanthrene	Lin2		1.150	0.7000	457	500	-8.6	50.0
Anthracene	Lin2		1.286	0.7000	506	500	1.2	50.0
Fluoranthene	Lin2		1.263	0.6000	508	500	1.5	50.0
Pyrene	Lin2		1.337	0.6000	510	500	2.0	50.0
Benzo[a]anthracene	Lin2		1.363	0.8000	473	500	-5.3	50.0
Chrysene	Lin2		1.539	0.7000	512	500	2.4	50.0
Bis(2-ethylhexyl) phthalate	Qua2		1.837	0.0100	522	500	4.5	50.0
Benzo[b]fluoranthene	Lin2		1.192	0.7000	456	500	-8.7	50.0
Benzo[k]fluoranthene	Lin2		1.549	0.7000	529	500	5.9	50.0
Benzo[a]pyrene	Lin2		1.290	0.7000	495	500	-1.0	50.0
Indeno[1,2,3-cd]pyrene	Qua2		1.064	0.5000	486	500	-2.9	50.0
Dibenz(a,h)anthracene	Lin2		1.316	0.4000	523	500	4.6	50.0
Benzo[g,h,i]perylene	Lin2		1.418	0.5000	520	500	4.0	50.0
2-methylnaphthalene-d10	Ave	0.5916	0.5668		479	500	-4.2	50.0
2-Fluorobiphenyl	Ave	1.600	1.438		449	500	-10.2	50.0
2,4,6-Tribromophenol	Qua1		0.3206		593	500	18.5	50.0
Fluoranthene-d10 (Surr)	Lin2		1.083		524	500	4.7	50.0
Terphenyl-d14	Ave	0.8014	0.8085		504	500	0.9	50.0

Eurofins Seattle  
Target Compound Quantitation Report

Data File: \\chromfs\Seattle\ChromData\TAC050\20220310-81677.b\SIM031022a022.D  
 Lims ID: ccvc  
 Client ID:  
 Sample Type: CCVC  
 Inject. Date: 10-Mar-2022 16:52:30 ALS Bottle#: 3 Worklist Smp#: 21  
 Injection Vol: 1.0 ul Dil. Factor: 1.0000  
 Sample Info: ccvc  
 Operator ID: tl Instrument ID: TAC050  
 Sublist: chrom-TAC050\_SIM\_PAH\*sub9

Method: \\chromfs\Seattle\ChromData\TAC050\20220310-81677.b\TAC050\_SIM\_PAH.m  
 Limit Group: 8270D\_SIM QSM 5.0  
 Last Update: 11-Mar-2022 10:45:28 Calib Date: 14-Jan-2022 05:04:30  
 Integrator: Falcon ID Type: RT Order ID  
 Quant Method: Internal Standard Quant By: Initial Calibration  
 Last ICal File: \\chromfs\Seattle\ChromData\TAC050\20220113-80849.b\SIM011322b026.D

Column 1 : Det: MS SCAN  
 Process Host: CTX1602

First Level Reviewer: thaneeratw

Date: 11-Mar-2022 10:45:28

Compound	Sig	RT (min.)	Exp RT (min.)	Diff RT (min.)	Q	Response	Cal Amt ug/L	OnCol Amt ug/L	Flags
* 1 Naphthalene-d8	136	5.166	5.171	-0.005	90	24330	100.0	100.0	
* 2 Acenaphthene-d10	164	6.854	6.854	0.000	71	10998	100.0	100.0	
* 3 Phenanthrene-d10	188	8.323	8.322	0.001	56	19718	100.0	100.0	
* 4 Chrysene-d12	240	11.035	11.039	-0.004	58	16507	100.0	100.0	
* 5 Perylene-d12	264	13.102	13.102	0.000	69	19565	100.0	100.0	
\$ 6 2-methylnaphthalene-d10	152	5.809	5.809	0.000	67	68948	500.0	479.0	
\$ 10 2-Fluorobiphenyl	172	6.190	6.190	0.000	0	79049	500.0	449.2	M
\$ 7 2,4,6-Tribromophenol	330	7.637	7.641	-0.004	58	17632	500.0	592.7	
\$ 8 Fluoranthene-d10 (Surr)	212	9.506	9.506	0.000	68	106792	500.0	523.7	
\$ 9 Terphenyl-d14	244	9.900	9.904	-0.004	94	79714	500.0	504.4	
11 Naphthalene	128	5.189	5.189	0.000	100	123421	500.0	479.6	
12 2-Methylnaphthalene	141	5.837	5.841	-0.004	99	69170	500.0	474.0	
13 1-Methylnaphthalene	141	5.932	5.937	-0.005	99	65703	500.0	464.8	
14 Acenaphthylene	152	6.713	6.717	-0.004	100	112789	500.0	485.1	
15 Acenaphthene	153	6.885	6.884	0.001	98	72065	500.0	493.9	
16 Fluorene	166	7.389	7.394	-0.005	97	85561	500.0	526.0	
17 Pentachlorophenol	266	8.142	8.146	-0.004	97	23400	1000.0	1172.6	
18 Phenanthrene	178	8.342	8.346	-0.004	100	113395	500.0	456.8	
19 Anthracene	178	8.393	8.397	-0.004	100	126807	500.0	505.8	
20 Fluoranthene	202	9.526	9.526	0.000	52	124511	500.0	507.7	
21 Pyrene	202	9.754	9.754	0.000	51	131807	500.0	510.2	
22 Benzo[a]anthracene	228	11.021	11.026	-0.005	95	112510	500.0	473.5	
23 Chrysene	228	11.067	11.067	0.000	99	126988	500.0	512.1	
30 Bis(2-ethylhexyl) phthalate	149	11.885	11.885	0.000	0	151650	500.0	522.4	M
24 Benzo[b]fluoranthene	252	12.484	12.489	-0.004	97	116633	500.0	456.5	
25 Benzo[k]fluoranthene	252	12.525	12.530	-0.005	94	151513	500.0	529.3	
26 Benzo[a]pyrene	252	13.006	13.010	-0.004	96	126206	500.0	495.1	
27 Indeno[1,2,3-cd]pyrene	276	14.973	14.978	-0.005	95	104094	500.0	485.7	M
28 Dibenz(a,h)anthracene	278	15.017	15.022	-0.005	95	128702	500.0	522.9	a
29 Benzo[g,h,i]perylene	276	15.472	15.472	0.000	93	138718	500.0	519.9	

[QC Flag Legend](#)

Processing Flags

Review Flags

M - Manually Integrated

a - User Assigned ID

[Reagents:](#)

ccv\_SIM\_500\_00086

Amount Added: 1.00

Units: mL

Eurofins Seattle

Data File: \\chromfs\Seattle\ChromData\TAC050\20220310-81677.b\SIM031022a022.D

Injection Date: 10-Mar-2022 16:52:30

Instrument ID: TAC050

Lims ID: ccvc

Client ID:

Operator ID: tl

ALS Bottle#: 3

Worklist Smp#: 21

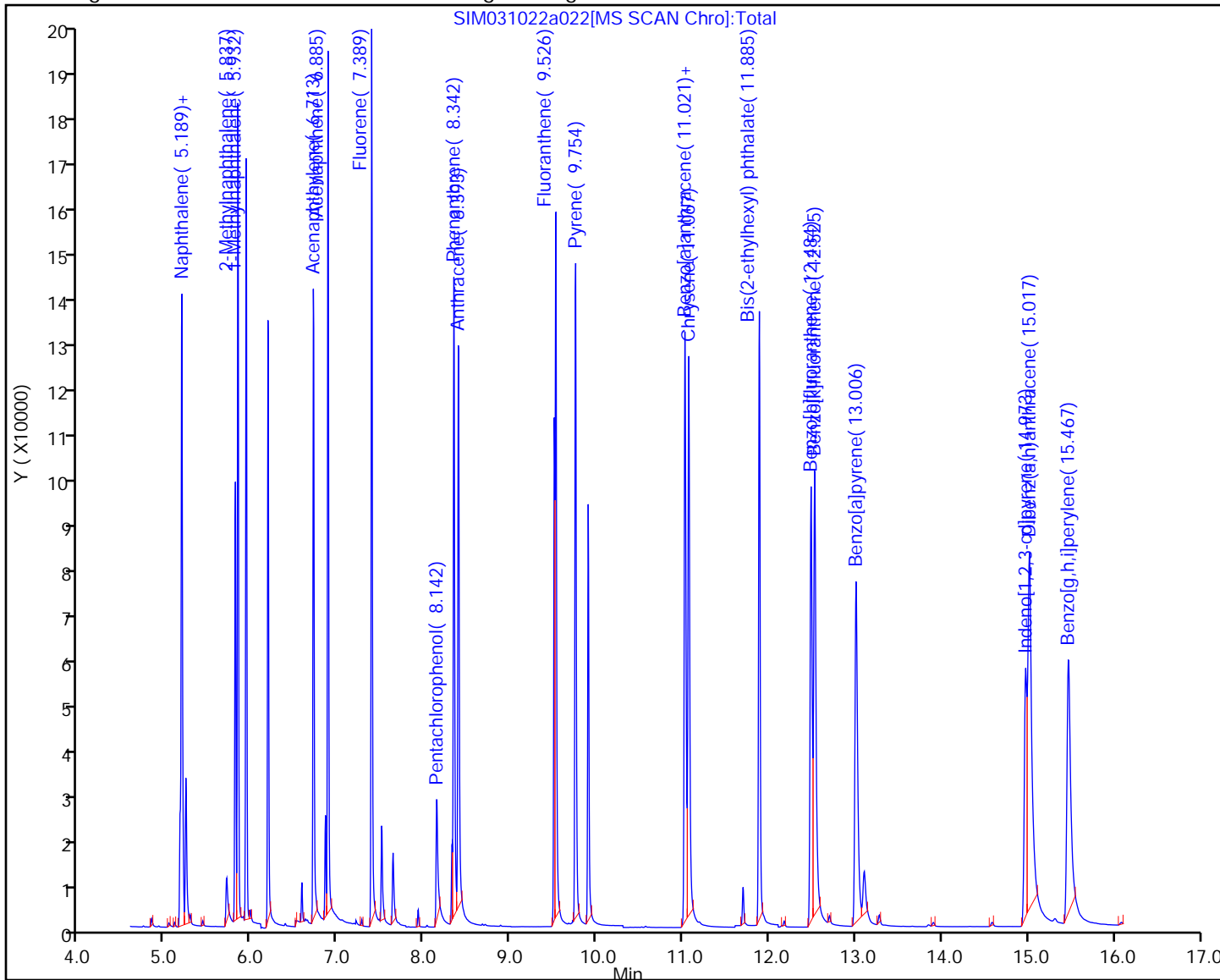
Injection Vol: 1.0 ul

Dil. Factor: 1.0000

Method: TAC050\_SIM\_PAH

Limit Group: 8270D\_SIM QSM 5.0

Y Scaling: Method Defined: Scale to the Nth Largest Target: 1





Eurofins Seattle

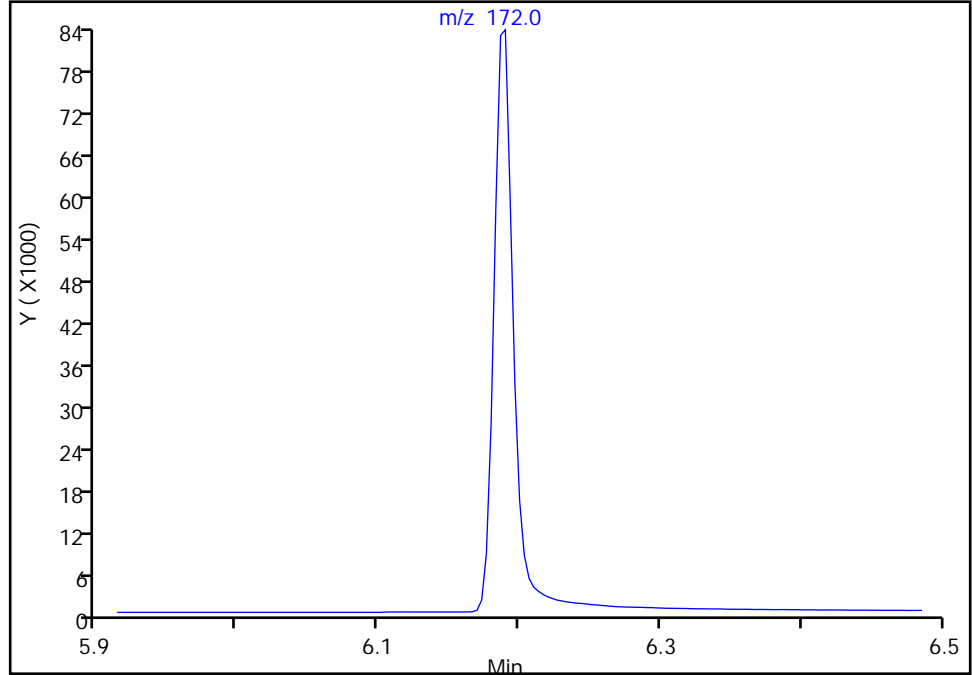
Data File: \\chromfs\Seattle\ChromData\TAC050\20220310-81677.b\SIM031022a022.D  
Injection Date: 10-Mar-2022 16:52:30 Instrument ID: TAC050  
Lims ID: ccvc  
Client ID:  
Operator ID: tl ALS Bottle#: 3 Worklist Smp#: 21  
Injection Vol: 1.0 ul Dil. Factor: 1.0000  
Method: TAC050\_SIM\_PAH Limit Group: 8270D\_SIM QSM 5.0  
Column: Detector MS SCAN

**\$ 10 2-Fluorobiphenyl, CAS: 321-60-8**

Signal: 1

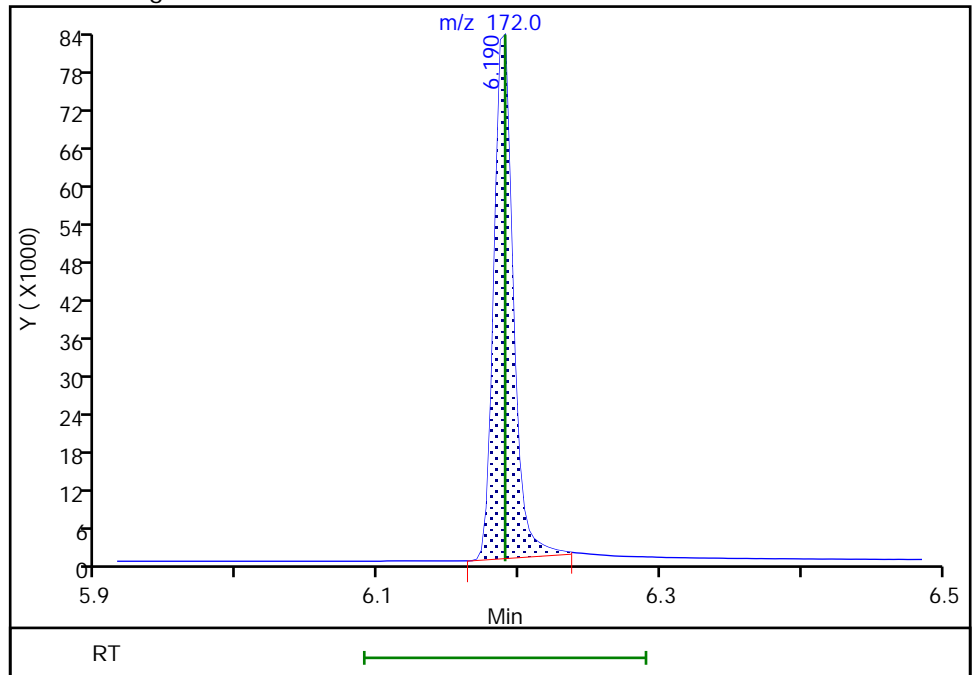
Not Detected  
Expected RT: 6.19

Processing Integration Results



Manual Integration Results

RT: 6.19  
Area: 79049  
Amount: 449.1738  
Amount Units: ug/L



Reviewer: thaneeratw, 11-Mar-2022 10:44:36  
Audit Action: Manually Integrated

Audit Reason: Incomplete Integration

Eurofins Seattle

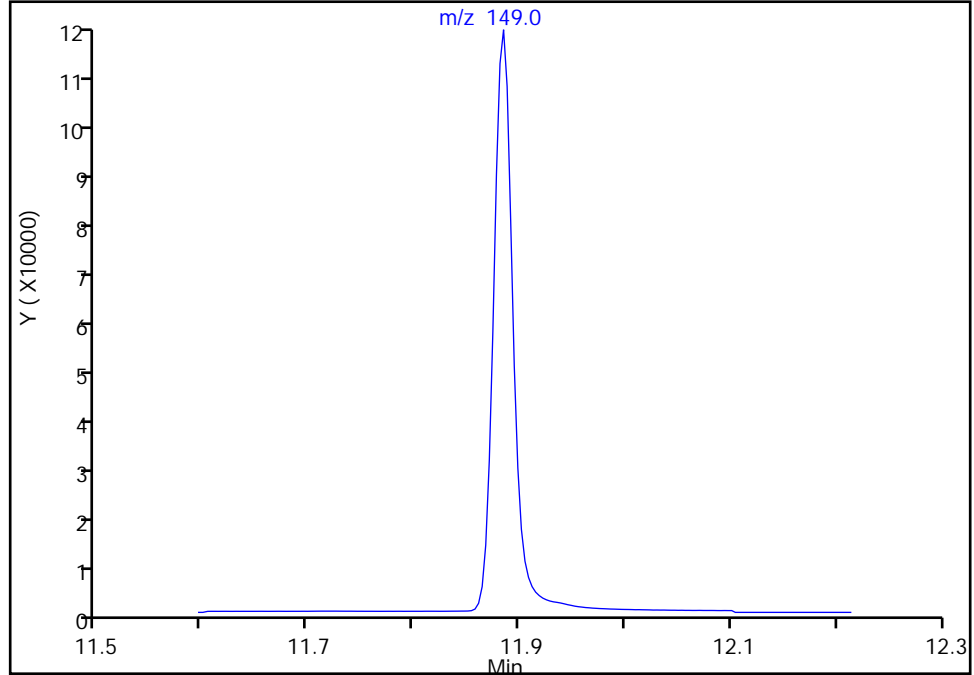
Data File: \\chromfs\Seattle\ChromData\TAC050\20220310-81677.b\SIM031022a022.D  
Injection Date: 10-Mar-2022 16:52:30 Instrument ID: TAC050  
Lims ID: ccvc  
Client ID:  
Operator ID: tl ALS Bottle#: 3 Worklist Smp#: 21  
Injection Vol: 1.0 ul Dil. Factor: 1.0000  
Method: TAC050\_SIM\_PAH Limit Group: 8270D\_SIM QSM 5.0  
Column: Detector MS SCAN

30 Bis(2-ethylhexyl) phthalate, CAS: 117-81-7

Signal: 1

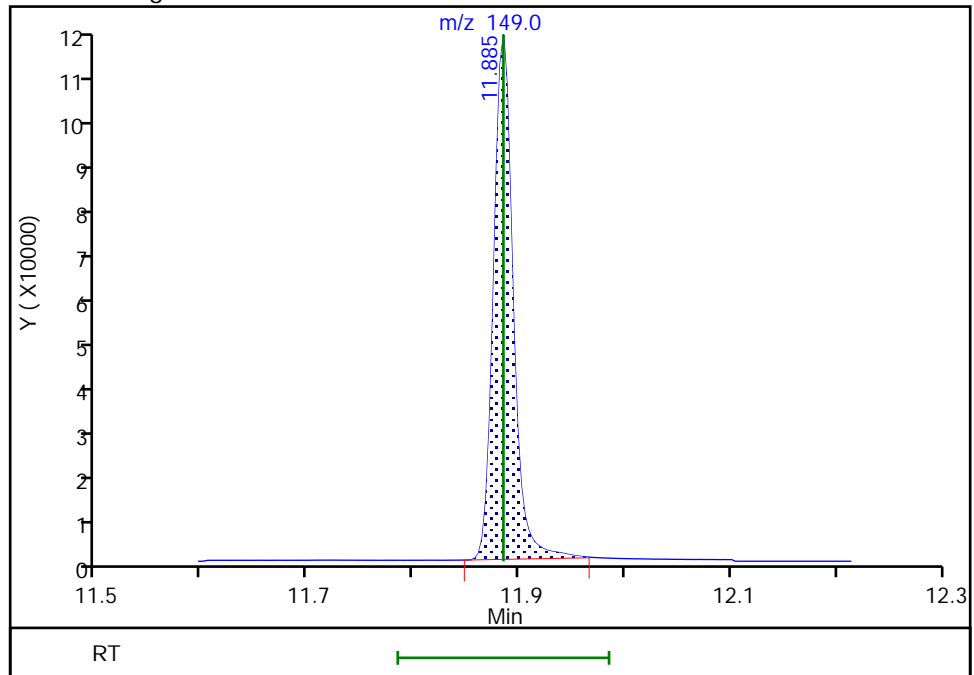
Not Detected  
Expected RT: 11.88

Processing Integration Results



Manual Integration Results

RT: 11.88  
Area: 151650  
Amount: 522.3731  
Amount Units: ug/L



Reviewer: thaneeratw, 11-Mar-2022 10:45:05  
Audit Action: Manually Integrated

Audit Reason: Incomplete Integration

Eurofins Seattle

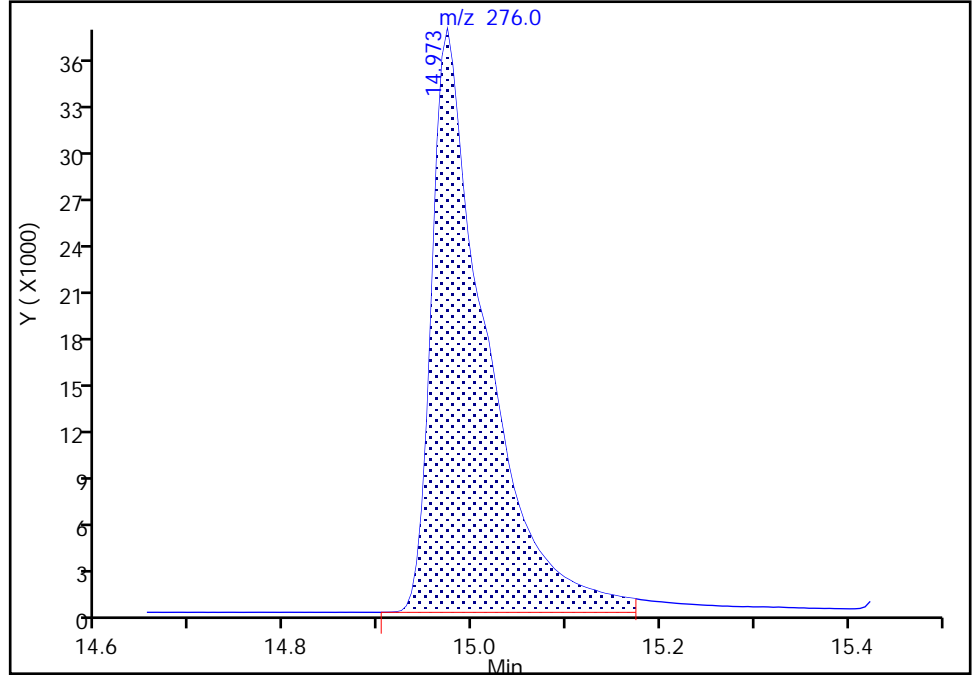
Data File: \\chromfs\Seattle\ChromData\TAC050\20220310-81677.b\SIM031022a022.D  
Injection Date: 10-Mar-2022 16:52:30 Instrument ID: TAC050  
Lims ID: ccvc  
Client ID:  
Operator ID: tl ALS Bottle#: 3 Worklist Smp#: 21  
Injection Vol: 1.0 ul Dil. Factor: 1.0000  
Method: TAC050\_SIM\_PAH Limit Group: 8270D\_SIM QSM 5.0  
Column: Detector MS SCAN

27 Indeno[1,2,3-cd]pyrene, CAS: 193-39-5

Signal: 1

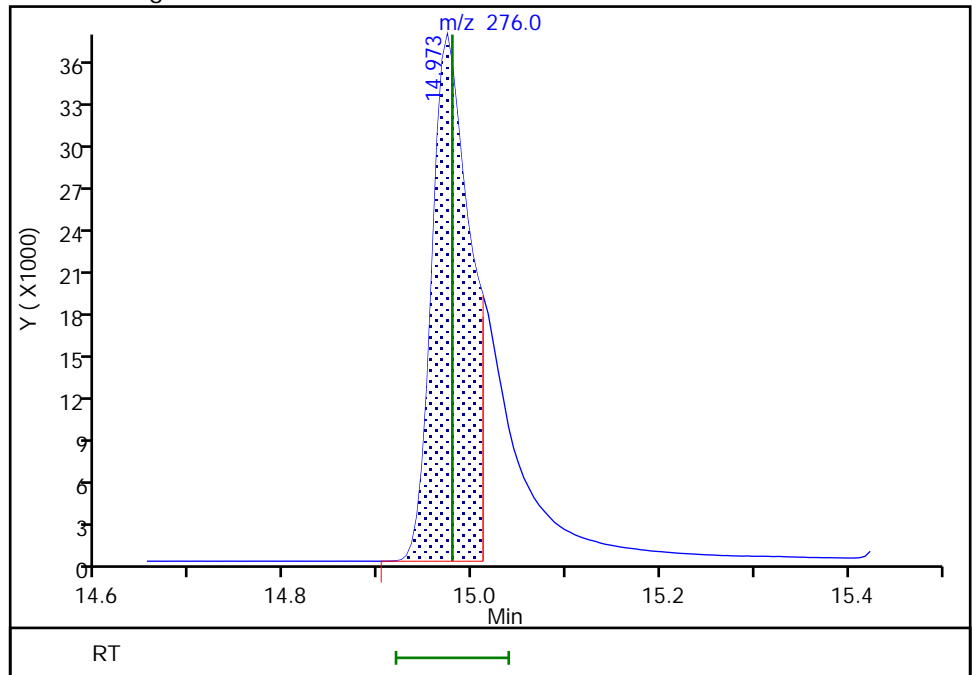
RT: 14.97  
Area: 151142  
Amount: 702.9332  
Amount Units: ug/L

Processing Integration Results



RT: 14.97  
Area: 104094  
Amount: 485.6778  
Amount Units: ug/L

Manual Integration Results



Reviewer: thaneeratw, 11-Mar-2022 10:45:16  
Audit Action: Split an Integrated Peak

Audit Reason: Incomplete Integration

Eurofins Seattle

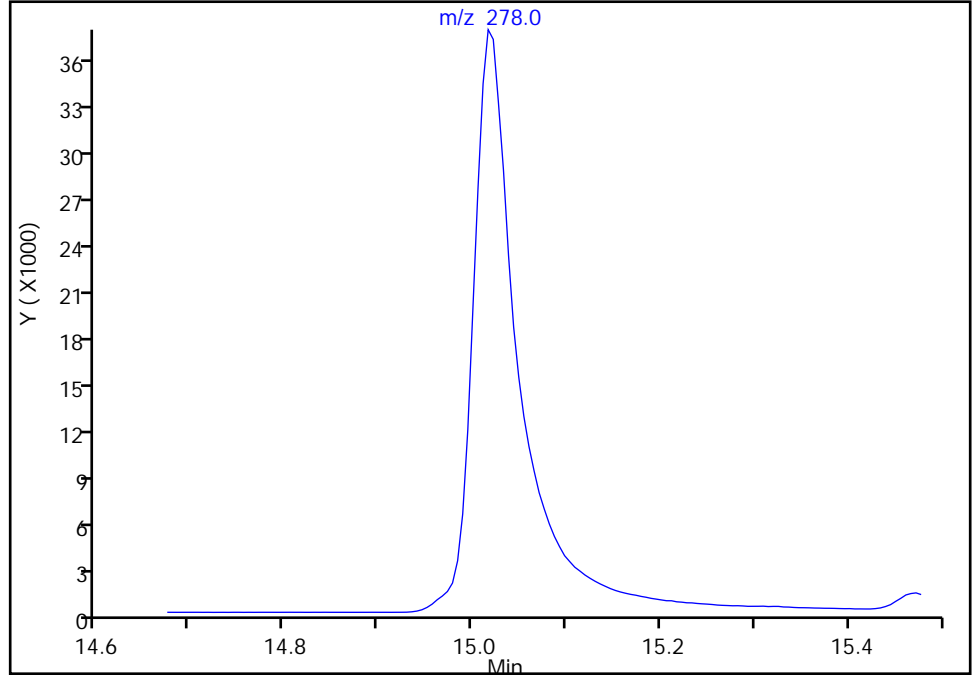
Data File: \\chromfs\Seattle\ChromData\TAC050\20220310-81677.b\SIM031022a022.D  
Injection Date: 10-Mar-2022 16:52:30 Instrument ID: TAC050  
Lims ID: ccvc  
Client ID:  
Operator ID: tl ALS Bottle#: 3 Worklist Smp#: 21  
Injection Vol: 1.0 ul Dil. Factor: 1.0000  
Method: TAC050\_SIM\_PAH Limit Group: 8270D\_SIM QSM 5.0  
Column: Detector MS SCAN

28 Dibenz(a,h)anthracene, CAS: 53-70-3

Signal: 1

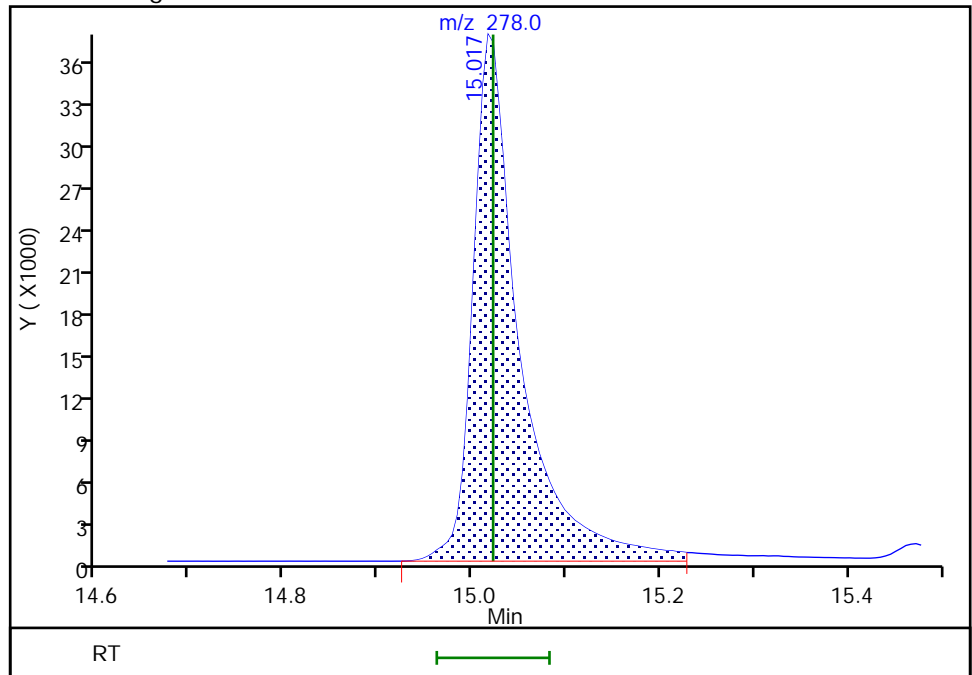
Not Detected  
Expected RT: 15.02

Processing Integration Results



Manual Integration Results

RT: 15.02  
Area: 128702  
Amount: 522.9029  
Amount Units: ug/L



Reviewer: thaneeratw, 11-Mar-2022 10:45:22  
Audit Action: Assigned Compound ID

Audit Reason: Incomplete Integration

Eurofins FGS, Seattle  
Target Compound Quantitation Report

Data File: \\chromfs\Seattle\ChromData\SEA101\20211005-79126.b\100521a017.D  
 Lims ID: dftpp  
 Client ID:  
 Sample Type: DFTPP  
 Inject. Date: 05-Oct-2021 17:30:30 ALS Bottle#: 2 Worklist Smp#: 2  
 Injection Vol: 1.0 ul Dil. Factor: 1.0000  
 Sample Info: dftpp  
 Operator ID: TL Instrument ID: SEA101  
 Method: \\chromfs\Seattle\ChromData\SEA101\20211005-79126.b\8270\_SIM\_SEA101.m  
 Limit Group: 8270D\_SIM QSM 5.0  
 Last Update: 06-Oct-2021 14:02:12 Calib Date: 05-Oct-2021 23:04:30  
 Integrator: Falcon ID Type: RT Order ID  
 Quant Method: Internal Standard Quant By: Initial Calibration  
 Last ICal File: \\chromfs\Seattle\ChromData\SEA101\20211005-79126.b\100521a031.D  
 Column 1 : Det: MS SCAN  
 Process Host: CTX1647

First Level Reviewer: limmere Date: 06-Oct-2021 14:02:12

Compound	Sig	RT (min.)	Exp RT (min.)	Dlt RT (min.)	Q	Response	Cal Amt ug/L	OnCol Amt ug/L	Flags
33 Pentachlorophenol_T	266	5.681	5.681	0.000	0	888376	NR	NR	
34 DFTPP									
35 Benzidine_T	184	6.604	6.604	0.000	0	3927461	NR	NR	
36 4,4'-DDE	246	6.716	6.716	0.000	0	1598		NR	Ma
37 4,4'-DDD	235	6.936	6.936	0.000	0	0		NR	a
38 4,4'-DDT	235	7.134	7.134	0.000	0	2654492	NR	NR	

**QC Flag Legend**

Processing Flags

NR - Missing Quant Standard

Review Flags

M - Manually Integrated

a - User Assigned ID

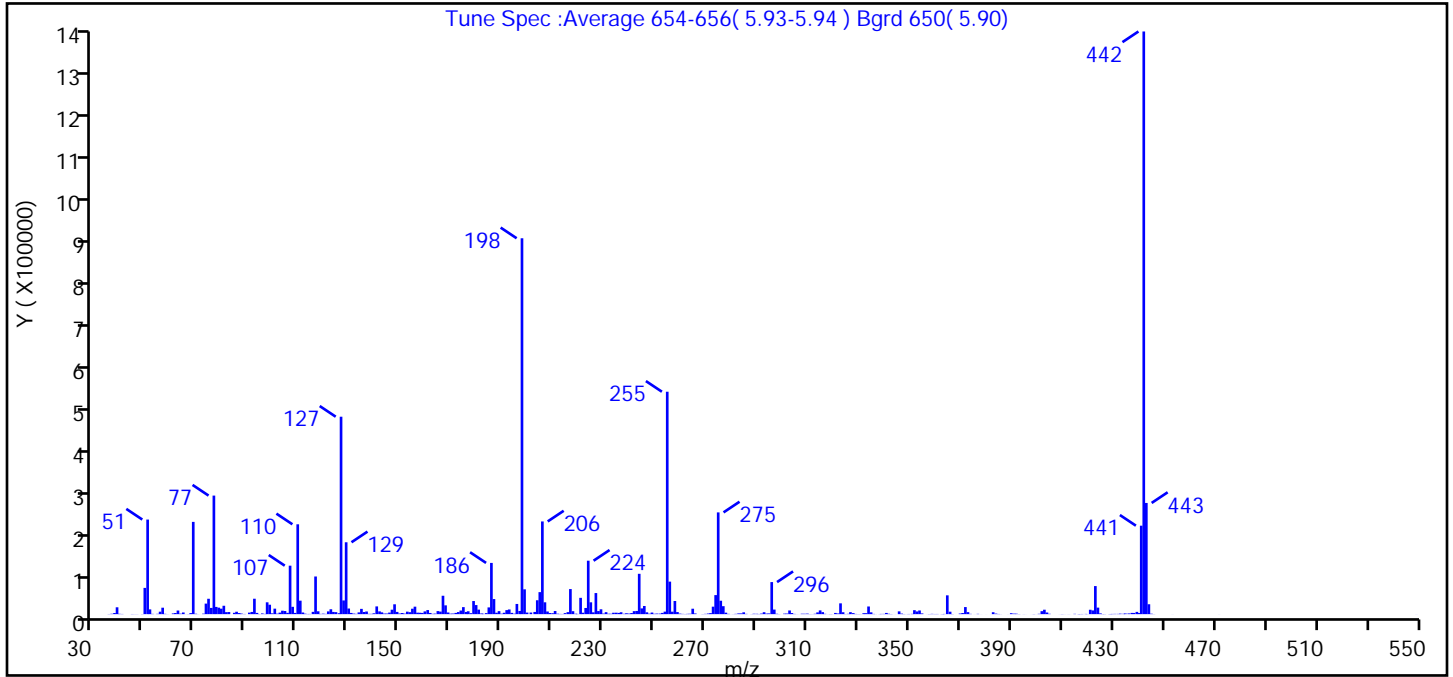
**Reagents:**

DFTPPx2\_00044 Amount Added: 1.00 Units: mL

Eurofins FGS, Seattle

Data File: \\chromfs\Seattle\ChromData\SEA101\20211005-79126.b\100521a017.D  
 Injection Date: 05-Oct-2021 17:30:30 Instrument ID: SEA101  
 Lims ID: dftpp  
 Client ID:  
 Operator ID: TL ALS Bottle#: 2 Worklist Smp#: 2  
 Injection Vol: 1.0 ul Dil. Factor: 1.0000  
 Method: 8270\_SIM\_SEA101 Limit Group: 8270D\_SIM QSM 5.0  
 Tune Method: DFTPP Method 525.2, BP 198

34 DFTPP



m/z	Ion Abundance Criteria	% Relative Abundance
198	base peak, or >50% of 442	100.0 (64.5)
51	10-80% of the base peak	25.2
68	<2% of mass 69	0.3 (1.1)
69	Present	24.5
70	<2% of mass 69	0.1 (0.4)
127	10-80% of the base peak	52.5
197	<2% of mass 198	0.8
199	5-9% of mass 198	6.6
275	10-60% of the base peak	27.1
365	>1% of the base peak	5.0
441	Present and < mass 443	23.5 (79.6)
442	base peak, or >50% of 198	155.0
443	15-24% of mass 442	29.6 (19.1)

Data File: \\chromfs\Seattle\ChromData\SEA101\20211005-79126.b\100521a017.D\8270\_SIM\_SEA101.rsl\spectra.  
 Injection Date: 05-Oct-2021 17:30:30  
 Spectrum: Tune Spec :Average 654-656( 5.93-5.94 ) Bgrd 650( 5.90)  
 Base Peak: 442.00  
 Minimum % Base Peak: 0  
 Number of Points: 390

m/z	Y	m/z	Y	m/z	Y	m/z	Y
36.00	360	140.00	1981	239.00	2072	340.00	632
37.00	872	141.00	18112	240.00	1340	341.00	2837
38.00	2659	142.00	6443	241.00	2575	342.00	893
39.00	16046	143.00	4164	242.00	6982	343.00	352
40.00	782	144.00	1368	243.00	7423	344.00	66
41.00	458	145.00	1447	244.00	94360	345.00	60
45.00	365	146.00	3652	245.00	13421	346.00	6510
46.00	199	147.00	10409	246.00	19072	347.00	1283
47.00	207	148.00	23048	247.00	4269	348.00	358
49.00	299	149.00	5243	248.00	1097	349.00	129
50.00	61408	150.00	1483	249.00	3735	350.00	435
51.00	221248	151.00	2677	250.00	857	351.00	684
52.00	11101	152.00	1260	251.00	1360	352.00	9277
53.00	650	153.00	5822	252.00	1297	353.00	6309
54.00	51	154.00	4571	253.00	2916	354.00	8568
55.00	761	155.00	12656	254.00	5867	355.00	1706
56.00	5746	156.00	17472	255.00	520256	357.00	109
57.00	15068	157.00	3429	256.00	76056	358.00	321
58.00	764	158.00	3239	257.00	5755	359.00	663
59.00	177	159.00	2870	258.00	30752	360.00	393
60.00	38	160.00	6425	259.00	4886	361.00	431
61.00	1690	161.00	9539	260.00	1200	362.00	139
62.00	2671	162.00	2760	261.00	598	363.00	320
63.00	8440	163.00	764	262.00	381	364.00	513
64.00	1149	164.00	1202	263.00	697	365.00	43992
65.00	3881	165.00	7134	264.00	908	366.00	5716
66.00	126	166.00	5938	265.00	12677	367.00	346
67.00	269	167.00	43008	266.00	1606	370.00	1406
68.00	2441	168.00	20560	268.00	26	371.00	2643
69.00	215808	169.00	3874	269.00	308	372.00	16544
70.00	944	170.00	1074	270.00	701	373.00	4727
71.00	162	171.00	1429	271.00	1451	374.00	672
72.00	13	172.00	2877	272.00	2421	376.00	85

Data File:

\\chromfs\Seattle\ChromData\SEA101\20211005-79126.b\100521a017.D\8270\_SIM\_SEA101.rsl\spectra.

Injection Date:

05-Oct-2021 17:30:30

Spectrum:

Tune Spec :Average 654-656( 5.93-5.94 ) Bgrd 650( 5.90)

Base Peak:

442.00

Minimum % Base Peak: 0

Number of Points:

390

m/z	Y	m/z	Y	m/z	Y	m/z	Y
73.00	1171	173.00	4811	273.00	17488	377.00	690
74.00	24632	174.00	8402	274.00	44560	378.00	78
75.00	35976	175.00	16424	275.00	238016	380.00	65
76.00	14567	176.00	5096	276.00	31360	382.00	62
77.00	277312	177.00	6710	277.00	18616	383.00	4457
78.00	16920	178.00	2310	278.00	3432	384.00	1286
79.00	15168	179.00	30648	279.00	675	385.00	455
80.00	12814	180.00	21224	280.00	76	386.00	163
81.00	19600	181.00	10536	281.00	198	389.00	80
82.00	4639	182.00	1586	282.00	687	390.00	2183
83.00	4871	183.00	926	283.00	1726	391.00	1267
85.00	3125	184.00	2369	284.00	1788	392.00	1074
86.00	5619	185.00	15772	285.00	4264	393.00	283
87.00	2515	186.00	119840	286.00	650	395.00	152
88.00	1361	187.00	35280	288.00	218	396.00	72
89.00	434	188.00	3289	289.00	932	398.00	58
91.00	3550	189.00	7020	290.00	794	399.00	315
92.00	5159	190.00	1082	291.00	483	400.00	78
93.00	36064	191.00	3225	292.00	1360	401.00	797
94.00	2893	192.00	9415	293.00	4512	402.00	6968
95.00	316	193.00	10952	294.00	1304	403.00	10354
96.00	1677	194.00	2971	295.00	1696	404.00	3823
97.00	626	195.00	1113	296.00	74984	405.00	798
98.00	27688	196.00	23848	297.00	10689	409.00	93
99.00	22024	197.00	7419	298.00	870	410.00	302
100.00	1907	198.00	879232	299.00	240	411.00	110
101.00	12846	199.00	58056	301.00	1220	412.00	119
102.00	1159	200.00	3680	302.00	1398	413.00	73
103.00	3554	202.00	3733	303.00	8593	415.00	712
104.00	8033	203.00	5155	304.00	2611	416.00	334
105.00	7307	204.00	32496	305.00	555	417.00	215
106.00	3065	205.00	51488	306.00	136	418.00	396
107.00	113368	206.00	216832	307.00	56	419.00	541
108.00	17136	207.00	27696	308.00	991	420.00	178



Data File:

\\chromfs\Seattle\ChromData\SEA101\20211005-79126.b\100521a017.D\8270\_SIM\_SEA101.rsl\spectra.

Injection Date:

05-Oct-2021 17:30:30

Spectrum:

Tune Spec :Average 654-656( 5.93-5.94 ) Bgrd 650( 5.90)

Base Peak:

442.00

Minimum % Base Peak: 0

Number of Points: 390

m/z	Y	m/z	Y	m/z	Y	m/z	Y
109.00	2883	208.00	6179	309.00	934	421.00	10281
110.00	210176	209.00	2596	310.00	1259	422.00	8675
111.00	31520	210.00	2202	311.00	268	423.00	65648
112.00	3828	211.00	7295	312.00	203	424.00	15231
113.00	1109	212.00	992	313.00	899	425.00	1745
114.00	432	213.00	532	314.00	4097	426.00	324
115.00	495	214.00	420	315.00	8747	427.00	258
116.00	5341	215.00	2392	316.00	4653	428.00	255
117.00	88080	216.00	4655	317.00	754	429.00	394
118.00	6674	217.00	58664	318.00	134	430.00	493
119.00	594	218.00	6889	319.00	275	431.00	640
120.00	1127	219.00	940	320.00	160	432.00	636
121.00	609	220.00	548	321.00	2840	433.00	1151
122.00	6417	221.00	38144	322.00	1616	434.00	941
123.00	11420	222.00	3334	323.00	25264	435.00	1546
124.00	5166	223.00	14428	324.00	4424	436.00	1644
125.00	4659	224.00	125000	325.00	293	437.00	2922
126.00	2139	225.00	27664	326.00	747	438.00	2814
127.00	461824	226.00	4197	327.00	4656	439.00	5299
128.00	32040	227.00	49328	328.00	2410	440.00	2613
129.00	168128	228.00	7172	329.00	519	441.00	206912
130.00	13173	229.00	11355	330.00	300	442.00	1362944
131.00	2837	230.00	1370	331.00	203	443.00	260096
132.00	1271	231.00	4602	332.00	2196	444.00	23144
133.00	649	232.00	898	333.00	2288	445.00	1030
134.00	4126	233.00	905	334.00	17912	446.00	218
135.00	12339	234.00	3288	335.00	4251	453.00	83
136.00	5007	235.00	3356	336.00	566	472.00	80
137.00	6190	236.00	2869	337.00	133	549.00	105
138.00	674	237.00	4433	338.00	154		
139.00	691	238.00	881	339.00	551		

Eurofins FGS, Seattle

Data File: \\chromfs\Seattle\ChromData\SEA101\20211005-79126.b\100521a017.D

Injection Date: 05-Oct-2021 17:30:30

Instrument ID: SEA101

Lims ID: dftpp

Client ID:

Operator ID: TL

ALS Bottle#: 2

Worklist Smp#: 2

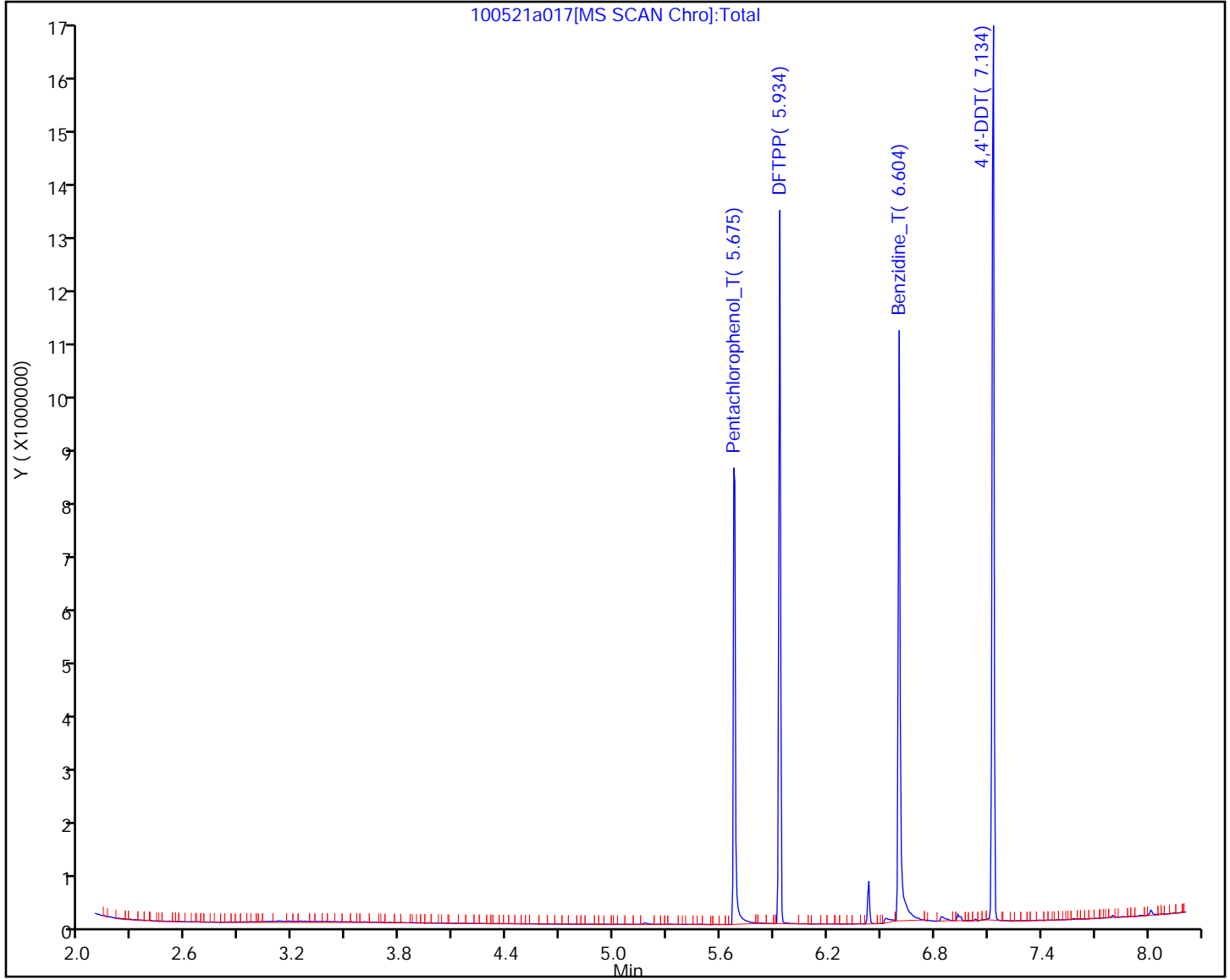
Injection Vol: 1.0 ul

Dil. Factor: 1.0000

Method: 8270\_SIM\_SEA101

Limit Group: 8270D\_SIM QSM 5.0

Y Scaling: Method Defined: Scale to the Nth Largest Target: 1



Eurofins FGS, Seattle

Data File: \\chromfs\Seattle\ChromData\SEA101\20211005-79126.b\100521a017.D  
Injection Date: 05-Oct-2021 17:30:30 Instrument ID: SEA101  
Lims ID: dftpp  
Client ID:  
Operator ID: TL ALS Bottle#: 2 Worklist Smp#: 2  
Injection Vol: 1.0 ul Dil. Factor: 1.0000  
Method: 8270\_SIM\_SEA101 Limit Group: 8270D\_SIM QSM 5.0

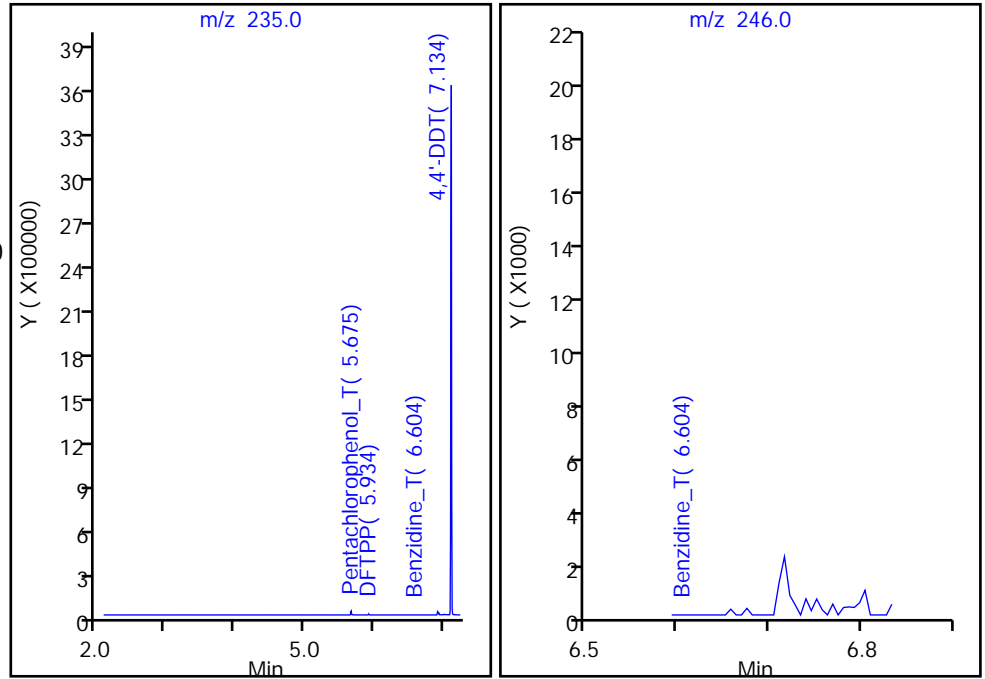
38 4,4'-DDT, Detector: MS SCAN

SW-846 Method

%Breakdown =  
(Area Breakdown Cpnds/  
Total Area Breakdown Cpnds) \* 100

38 4,4'-DDT, Area = 2654492  
36 4,4'-DDE, Area = 1598  
37 4,4'-DDD, Area = 0

%Breakdown: 0.06%, <= 20.00%  
Passed



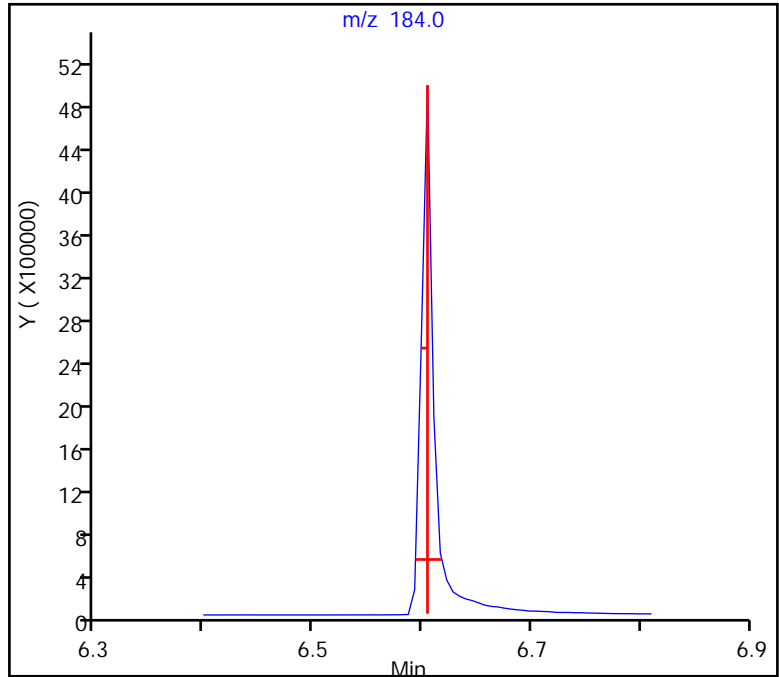
Eurofins FGS, Seattle

Data File: \\chromfs\Seattle\ChromData\SEA101\20211005-79126.b\100521a017.D  
Injection Date: 05-Oct-2021 17:30:30 Instrument ID: SEA101  
Lims ID: dftpp  
Client ID:  
Operator ID: TL ALS Bottle#: 2 Worklist Smp#: 2  
Injection Vol: 1.0 ul Dil. Factor: 1.0000  
Method: 8270\_SIM\_SEA101 Limit Group: 8270D\_SIM QSM 5.0  
35 Benzidine\_T, Detector: MS SCAN

Peak Tailing Factor =  
BackWidth/FrontWidth @ 10% Peak Height

Back Width = 0.013 (min.)  
Front Width = 0.011 (min.)

Tailing Factor = 1.18, Max. Tailing <= 2.00  
Passed  
-----



Eurofins FGS, Seattle

Data File: \\chromfs\Seattle\ChromData\SEA101\20211005-79126.b\100521a017.D  
Injection Date: 05-Oct-2021 17:30:30 Instrument ID: SEA101  
Lims ID: dftpp  
Client ID:  
Operator ID: TL ALS Bottle#: 2 Worklist Smp#: 2  
Injection Vol: 1.0 ul Dil. Factor: 1.0000  
Method: 8270\_SIM\_SEA101 Limit Group: 8270D\_SIM QSM 5.0

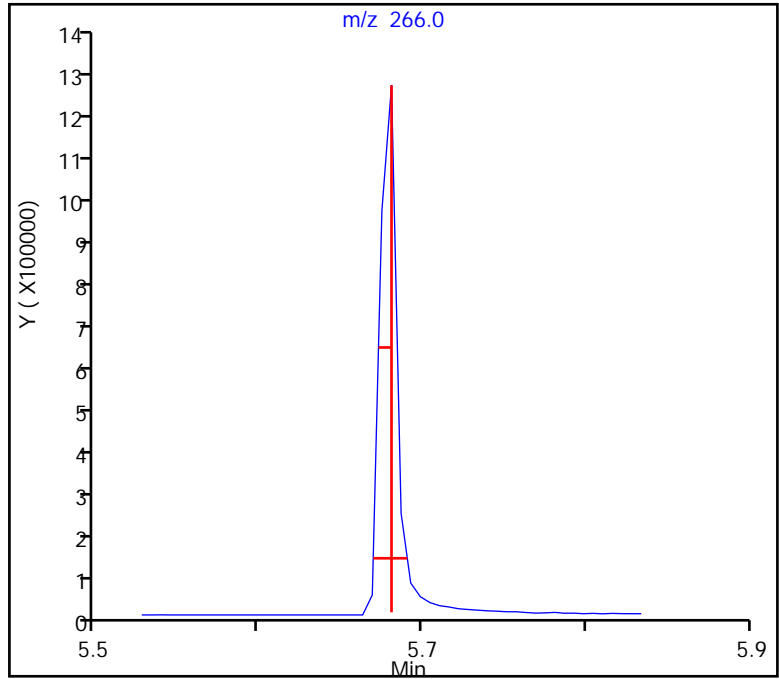
33 Pentachlorophenol\_T, Detector: MS SCAN

Peak Tailing Factor =  
BackWidth/FrontWidth @ 10% Peak Height

Back Width = 0.010 (min.)  
Front Width = 0.011 (min.)

Tailing Factor = 0.91, Max. Tailing <= 2.00  
Passed

-----



Eurofins Seattle  
Target Compound Quantitation Report

Data File: \\chromfs\Seattle\ChromData\SEA101\20220314-81722.b\031422a009.D  
 Lims ID: dftpp  
 Client ID:  
 Sample Type: DFTPP  
 Inject. Date: 14-Mar-2022 13:43:30 ALS Bottle#: 2 Worklist Smp#: 2  
 Injection Vol: 1.0 ul Dil. Factor: 1.0000  
 Sample Info: dftpp  
 Operator ID: tl Instrument ID: SEA101  
 Method: \\chromfs\Seattle\ChromData\SEA101\20220314-81722.b\8270\_SIM\_SEA101.m  
 Limit Group: 8270D\_SIM QSM 5.0  
 Last Update: 15-Mar-2022 09:24:00 Calib Date: 05-Oct-2021 23:04:30  
 Integrator: Falcon ID Type: RT Order ID  
 Quant Method: Internal Standard Quant By: Initial Calibration  
 Last ICal File: \\chromfs\Seattle\ChromData\SEA101\20211005-79126.b\100521a031.D  
 Column 1 : Det: MS SCAN  
 Process Host: CTX1644

First Level Reviewer: jantanuc Date: 15-Mar-2022 09:24:00

Compound	Sig	RT (min.)	Exp RT (min.)	Dlt RT (min.)	Q	Response	Cal Amt ug/L	OnCol Amt ug/L	Flags
33 Pentachlorophenol_T	266	5.675	5.675	0.000	0	790442	NR	NR	
34 DFTPP									
35 Benzidine_T	184	6.610	6.610	0.000	0	4626383	NR	NR	a
36 4,4'-DDE	246	6.722	6.722	0.000	0	4437		NR	Ma
37 4,4'-DDD	235	6.945	6.945	0.000	0	140994		NR	a
38 4,4'-DDT	235	7.145	7.145	0.000	0	2659358	NR	NR	a

**QC Flag Legend**

Processing Flags

NR - Missing Quant Standard

Review Flags

M - Manually Integrated

a - User Assigned ID

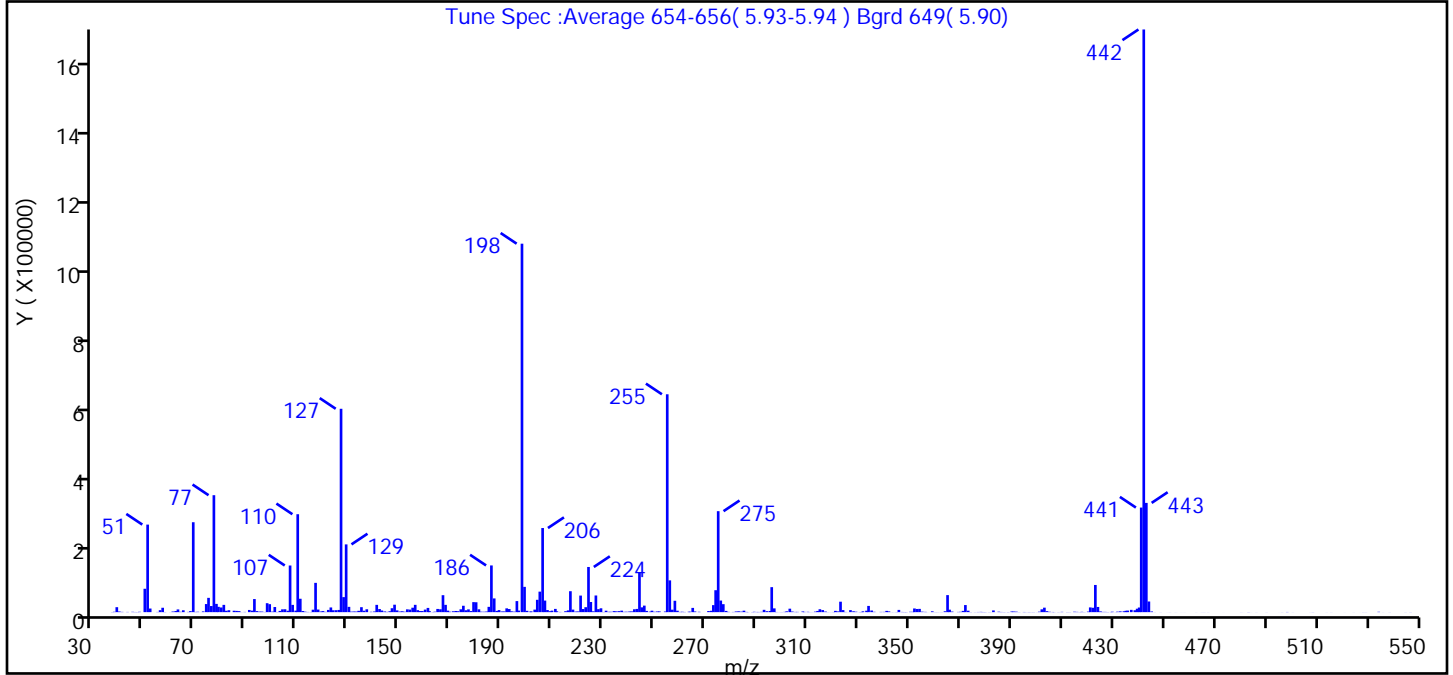
**Reagents:**

DFTPPx2\_00044 Amount Added: 1.00 Units: mL

Eurofins Seattle

Data File: \\chromfs\Seattle\ChromData\SEA101\20220314-81722.b\031422a009.D  
 Injection Date: 14-Mar-2022 13:43:30 Instrument ID: SEA101  
 Lims ID: dftpp  
 Client ID:  
 Operator ID: tl ALS Bottle#: 2 Worklist Smp#: 2  
 Injection Vol: 1.0 ul Dil. Factor: 1.0000  
 Method: 8270\_SIM\_SEA101 Limit Group: 8270D\_SIM QSM 5.0  
 Tune Method: DFTPP Method 525.2, BP 198

34 DFTPP



m/z	Ion Abundance Criteria	% Relative Abundance
198	base peak, or >50% of 442	100.0 (63.2)
51	10-80% of the base peak	23.8
68	<2% of mass 69	0.3 (1.2)
69	Present	24.4
70	<2% of mass 69	0.1 (0.3)
127	10-80% of the base peak	55.2
197	<2% of mass 198	0.4
199	5-9% of mass 198	6.9
275	10-60% of the base peak	27.4
365	>1% of the base peak	4.6
441	Present and < mass 443	28.4 (95.7)
442	base peak, or >50% of 198	158.1
443	15-24% of mass 442	29.7 (18.8)

Data File: \\chromfs\Seattle\ChromData\SEA101\20220314-81722.b\031422a009.D\8270\_SIM\_SEA101.rsl\spectra.  
 Injection Date: 14-Mar-2022 13:43:30  
 Spectrum: Tune Spec :Average 654-656( 5.93-5.94 ) Bgrd 649( 5.90)  
 Base Peak: 442.00  
 Minimum % Base Peak: 0  
 Number of Points: 430

m/z	Y	m/z	Y	m/z	Y	m/z	Y
37.00	400	152.00	1271	261.00	1080	374.00	344
38.00	1088	153.00	7903	262.00	557	375.00	13
39.00	14063	154.00	7206	264.00	1059	376.00	271
40.00	1852	155.00	12610	264.00	1216	377.00	508
41.00	752	156.00	20720	265.00	12051	378.00	752
42.00	51	157.00	5579	266.00	1952	379.00	458
43.00	604	158.00	3091	268.00	997	380.00	393
45.00	925	159.00	3102	268.00	133	381.00	295
46.00	496	160.00	7202	271.00	3139	382.00	187
47.00	356	161.00	12000	272.00	3850	383.00	4871
48.00	1026	162.00	2889	273.00	19920	384.00	91
50.00	66296	163.00	402	274.00	62216	385.00	1265
51.00	248320	164.00	1310	275.00	286400	386.00	544
52.00	10240	165.00	9068	276.00	32880	387.00	350
55.00	576	166.00	8148	277.00	22608	388.00	70
56.00	5506	167.00	48096	278.00	3498	389.00	404
57.00	12436	168.00	20672	279.00	792	390.00	1856
58.00	442	169.00	4222	280.00	117	391.00	1802
60.00	176	170.00	1237	281.00	571	392.00	1363
61.00	1793	171.00	2456	282.00	1882	393.00	307
62.00	3136	172.00	3287	283.00	2431	395.00	500
63.00	7699	173.00	2594	284.00	1484	396.00	211
64.00	997	174.00	8076	285.00	4136	397.00	418
65.00	5281	175.00	18104	286.00	681	398.00	242
66.00	77	176.00	5329	287.00	331	399.00	314
67.00	662	177.00	7830	288.00	376	400.00	147
68.00	2964	178.00	3066	289.00	986	401.00	1328
69.00	255040	179.00	28416	290.00	588	402.00	8006
70.00	668	180.00	28048	291.00	521	403.00	12704
71.00	1094	181.00	8016	292.00	888	404.00	2831
72.00	112	182.00	1312	293.00	6582	405.00	1091
73.00	2081	183.00	1167	294.00	2788	406.00	508
74.00	22936	184.00	1758	295.00	3319	407.00	238



Data File:

\\chromfs\Seattle\ChromData\SEA101\20220314-81722.b\031422a009.D\8270\_SIM\_SEA101.rslt\spectra.

Injection Date:

14-Mar-2022 13:43:30

Spectrum:

Tune Spec :Average 654-656( 5.93-5.94 ) Bgrd 649( 5.90)

Base Peak:

442.00

Minimum % Base Peak: 0

Number of Points: 430

m/z	Y	m/z	Y	m/z	Y	m/z	Y
75.00	40536	185.00	15006	296.00	70872	408.00	247
76.00	17296	186.00	132480	297.00	10663	409.00	112
77.00	331712	187.00	38912	298.00	531	410.00	812
78.00	23424	188.00	3488	299.00	185	412.00	326
79.00	15055	189.00	5807	300.00	312	413.00	264
80.00	13237	190.00	1948	301.00	785	415.00	1202
81.00	20648	191.00	2082	302.00	2325	416.00	769
82.00	3872	192.00	10744	303.00	9804	417.00	309
83.00	5370	193.00	8824	304.00	1735	418.00	887
85.00	3992	194.00	2394	305.00	675	419.00	317
86.00	3520	195.00	1479	306.00	707	420.00	1528
87.00	2922	196.00	31352	308.00	1857	421.00	13398
88.00	220	197.00	4400	309.00	757	422.00	12407
89.00	620	198.00	1045120	310.00	916	423.00	77096
91.00	6194	199.00	71720	311.00	247	424.00	14738
92.00	4136	200.00	3715	312.00	200	425.00	2127
93.00	37112	201.00	1603	313.00	1471	426.00	721
94.00	2953	202.00	1776	314.00	3377	427.00	718
95.00	1600	203.00	7140	315.00	8250	428.00	432
96.00	1559	204.00	34968	316.00	5900	429.00	605
97.00	518	205.00	58160	317.00	1726	430.00	1164
98.00	25392	206.00	238592	318.00	259	431.00	234
99.00	22624	207.00	32800	319.00	168	432.00	1409
100.00	1556	208.00	5985	320.00	483	433.00	2187
101.00	14512	209.00	2666	321.00	3660	434.00	2465
102.00	447	210.00	4214	322.00	2099	435.00	3845
103.00	3454	211.00	9200	323.00	29624	436.00	4359
104.00	7936	212.00	2416	324.00	5823	437.00	6487
105.00	8196	213.00	594	325.00	605	438.00	5358
106.00	3935	214.00	116	326.00	120	439.00	9714
107.00	132288	215.00	2658	327.00	5744	440.00	13078
108.00	20600	216.00	4924	328.00	2477	441.00	296640
109.00	4248	217.00	59376	329.00	1284	442.00	1652736
110.00	277760	218.00	7187	331.00	453	443.00	309888

Data File:

\\chromfs\Seattle\ChromData\SEA101\20220314-81722.b\031422a009.D\8270\_SIM\_SEA101.rslt\spectra.

Injection Date:

14-Mar-2022 13:43:30

Spectrum:

Tune Spec :Average 654-656( 5.93-5.94 ) Bgrd 649( 5.90)

Base Peak:

442.00

Minimum % Base Peak: 0

Number of Points: 430

m/z	Y	m/z	Y	m/z	Y	m/z	Y
111.00	37984	219.00	1626	331.00	530	444.00	30216
112.00	3130	220.00	2014	332.00	2310	445.00	1933
113.00	1326	221.00	46976	333.00	4072	446.00	174
114.00	562	222.00	8811	334.00	17648	449.00	150
115.00	443	223.00	13993	335.00	4627	451.00	73
116.00	6913	224.00	128120	336.00	994	452.00	137
117.00	83072	225.00	28768	337.00	66	454.00	74
118.00	7379	226.00	2350	339.00	665	455.00	69
119.00	1805	227.00	47248	340.00	805	457.00	77
120.00	2914	228.00	8473	341.00	3583	458.00	85
121.00	843	229.00	10932	342.00	2129	463.00	97
122.00	6272	230.00	439	343.00	173	465.00	124
123.00	13315	231.00	4046	344.00	197	466.00	153
124.00	5340	232.00	995	345.00	440	467.00	135
125.00	5537	233.00	1017	346.00	6335	473.00	58
126.00	6233	234.00	2886	347.00	601	480.00	135
127.00	576832	235.00	2235	348.00	437	481.00	56
128.00	42600	236.00	2829	349.00	404	483.00	312
129.00	192192	237.00	4210	350.00	1032	484.00	69
130.00	14986	238.00	962	351.00	1081	486.00	123
131.00	1431	239.00	1234	352.00	10431	490.00	143
132.00	1828	240.00	1839	353.00	8973	495.00	64
133.00	1612	241.00	2096	354.00	9258	496.00	167
134.00	3764	242.00	8144	355.00	1381	498.00	534
135.00	14074	243.00	9140	356.00	786	500.00	124
136.00	4013	244.00	112848	357.00	125	507.00	106
137.00	8128	245.00	13601	358.00	80	508.00	233
138.00	38	246.00	18520	359.00	2332	514.00	98
139.00	1022	247.00	3488	360.00	264	516.00	131
140.00	1897	248.00	1368	361.00	241	521.00	77
141.00	20648	249.00	4086	362.00	152	524.00	106
142.00	8809	250.00	1128	363.00	259	527.00	53
143.00	4580	251.00	1952	364.00	2476	528.00	185
144.00	1922	252.00	2071	365.00	48312	529.00	179

Report Date: 15-Mar-2022 09:24:01

Chrom Revision: 2.3 16-Feb-2022 17:52:00

Data File:

\\chromfs\Seattle\ChromData\SEA101\20220314-81722.b\031422a009.D\8270\_SIM\_SEA101.rslt\spectra.

Injection Date:

14-Mar-2022 13:43:30

Spectrum:

Tune Spec :Average 654-656( 5.93-5.94 ) Bgrd 649( 5.90)

Base Peak:

442.00

Minimum % Base Peak: 0

Number of Points:

430

m/z	Y	m/z	Y	m/z	Y	m/z	Y
145.00	874	254.00	1777	366.00	6958	534.00	996
146.00	2541	255.00	617984	367.00	1630	536.00	107
147.00	11095	256.00	90136	369.00	637	538.00	167
148.00	21096	257.00	6995	370.00	976	545.00	175
149.00	4965	258.00	32256	371.00	3508	547.00	243
150.00	1716	259.00	4030	372.00	20096		
151.00	2466	260.00	745	373.00	4060		

Eurofins Seattle

Data File: \\chromfs\Seattle\ChromData\SEA101\20220314-81722.b\031422a009.D

Injection Date: 14-Mar-2022 13:43:30

Instrument ID: SEA101

Lims ID: dftpp

Client ID:

Operator ID: tl

ALS Bottle#: 2

Worklist Smp#: 2

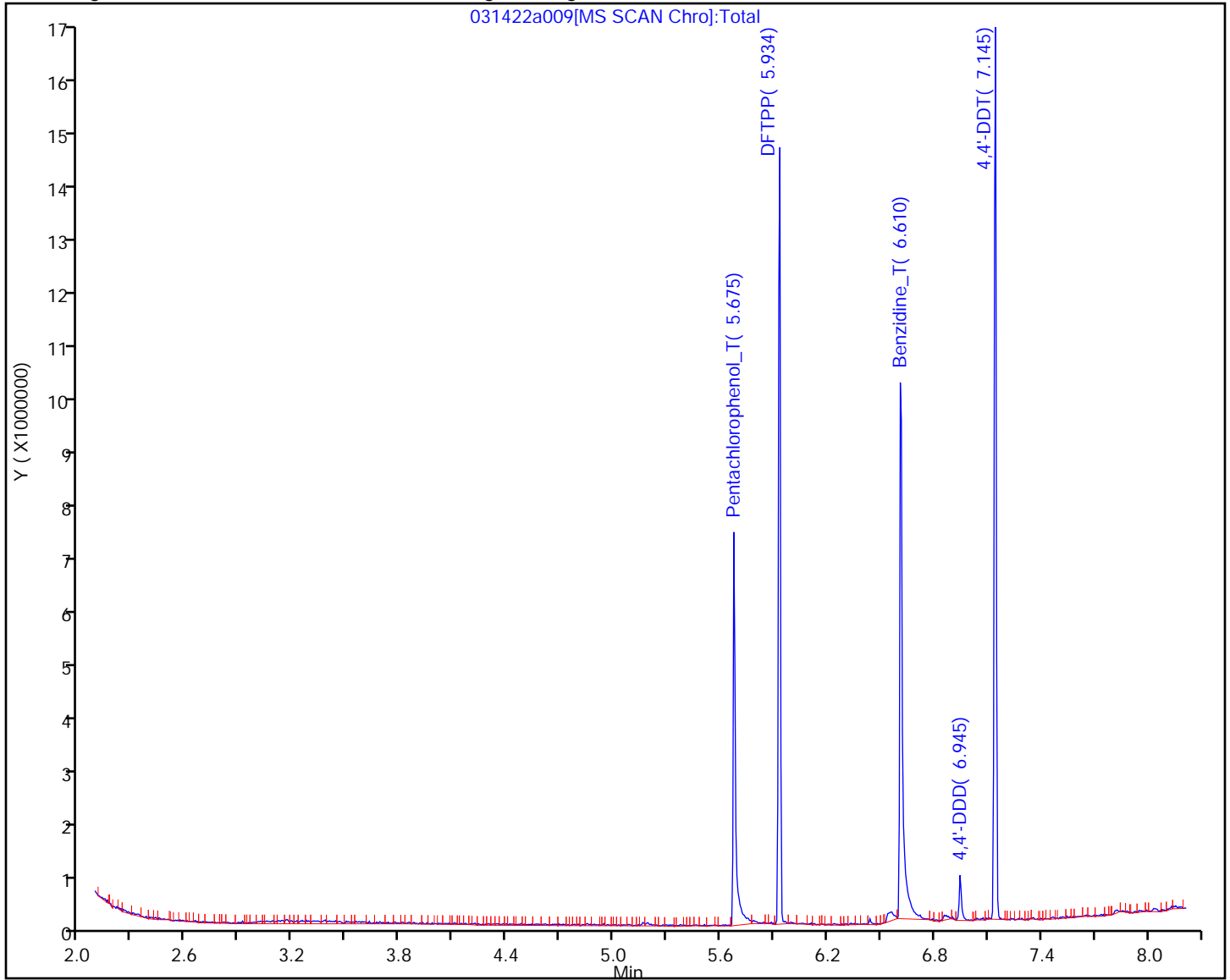
Injection Vol: 1.0 ul

Dil. Factor: 1.0000

Method: 8270\_SIM\_SEA101

Limit Group: 8270D\_SIM QSM 5.0

Y Scaling: Method Defined: Scale to the Nth Largest Target: 1



Eurofins Seattle

Data File: \\chromfs\Seattle\ChromData\SEA101\20220314-81722.b\031422a009.D  
Injection Date: 14-Mar-2022 13:43:30 Instrument ID: SEA101  
Lims ID: dftpp  
Client ID:  
Operator ID: tl ALS Bottle#: 2 Worklist Smp#: 2  
Injection Vol: 1.0 ul Dil. Factor: 1.0000  
Method: 8270\_SIM\_SEA101 Limit Group: 8270D\_SIM QSM 5.0

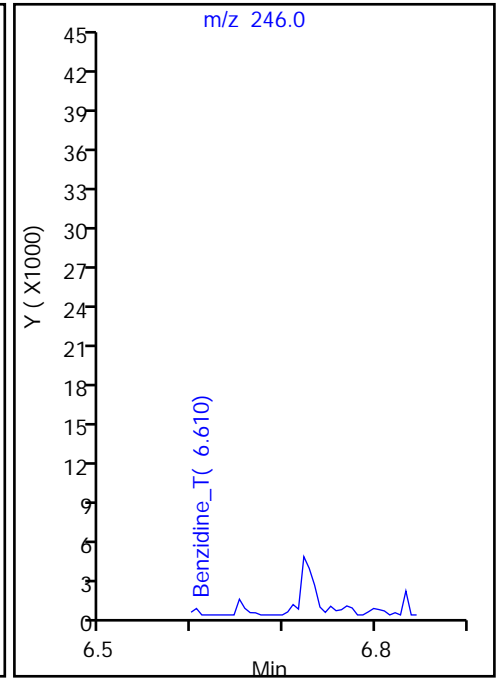
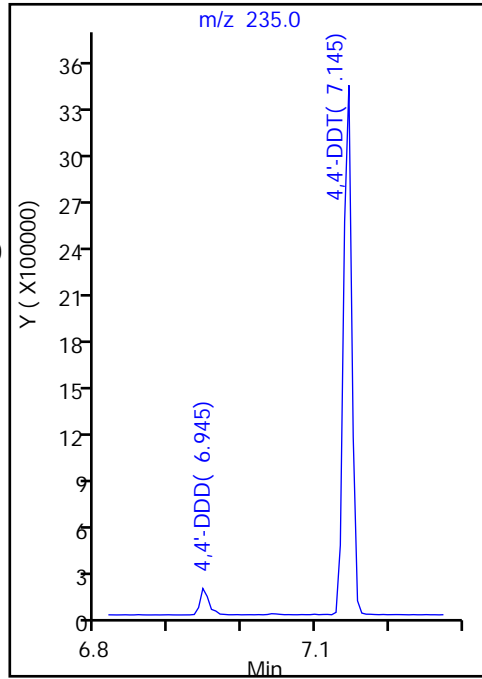
38 4,4'-DDT, Detector: MS SCAN

SW-846 Method

%Breakdown =  
(Area Breakdown Cpnds/  
Total Area Breakdown Cpnds) \* 100

38 4,4'-DDT, Area = 2659358  
36 4,4'-DDE, Area = 4437  
37 4,4'-DDD, Area = 140994

%Breakdown: 5.19%, <= 20.00%  
Passed



Eurofins Seattle

Data File: \\chromfs\Seattle\ChromData\SEA101\20220314-81722.b\031422a009.D  
Injection Date: 14-Mar-2022 13:43:30 Instrument ID: SEA101  
Lims ID: dftpp  
Client ID:  
Operator ID: tl ALS Bottle#: 2 Worklist Smp#: 2  
Injection Vol: 1.0 ul Dil. Factor: 1.0000  
Method: 8270\_SIM\_SEA101 Limit Group: 8270D\_SIM QSM 5.0

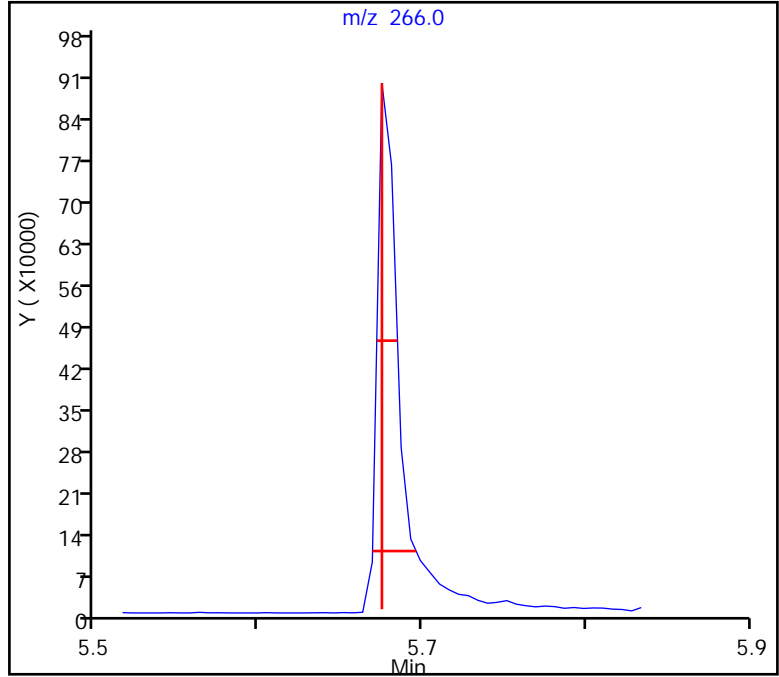
33 Pentachlorophenol\_T, Detector: MS SCAN

Peak Tailing Factor =  
BackWidth/FrontWidth @ 10% Peak Height

Back Width = 0.021 (min.)  
Front Width = 0.006 (min.)

Tailing Factor = \* 3.5, Max. Tailing <= 2.00  
Failed

-----



Eurofins Seattle

Data File: \\chromfs\Seattle\ChromData\SEA101\20220314-81722.b\031422a009.D  
Injection Date: 14-Mar-2022 13:43:30 Instrument ID: SEA101  
Lims ID: dftpp  
Client ID:  
Operator ID: tl ALS Bottle#: 2 Worklist Smp#: 2  
Injection Vol: 1.0 ul Dil. Factor: 1.0000  
Method: 8270\_SIM\_SEA101 Limit Group: 8270D\_SIM QSM 5.0

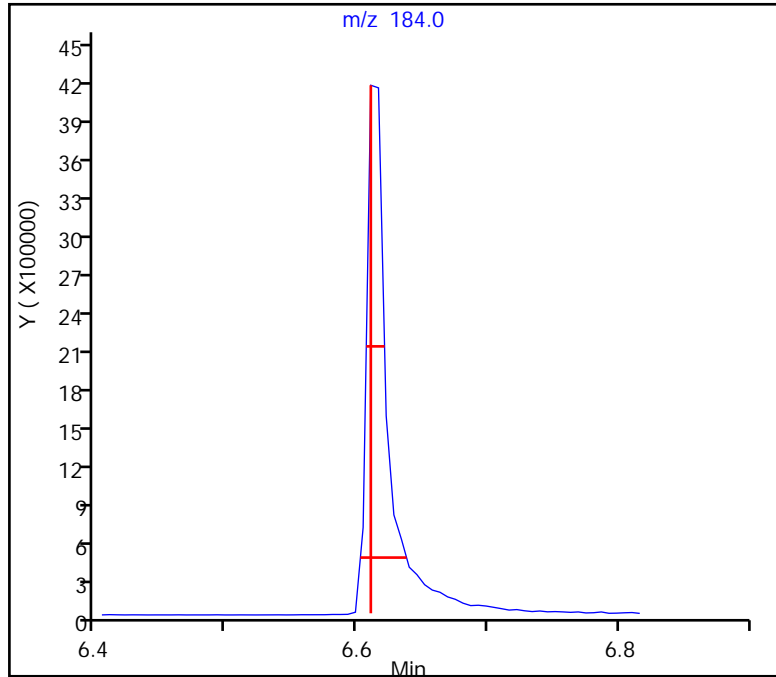
35 Benzidine\_T, Detector: MS SCAN

Peak Tailing Factor =  
BackWidth/FrontWidth @ 10% Peak Height

Back Width = 0.027 (min.)  
Front Width = 0.008 (min.)

Tailing Factor = \* 3.4, Max. Tailing <= 2.00  
Failed

-----



Eurofins Seattle  
Target Compound Quantitation Report

Data File: \\chromfs\Seattle\ChromData\TAC050\20220113-80849.b\SIM011322b012.D  
 Lims ID: dftpp  
 Client ID:  
 Sample Type: DFTPP  
 Inject. Date: 14-Jan-2022 00:35:30 ALS Bottle#: 2 Worklist Smp#: 2  
 Injection Vol: 1.0 ul Dil. Factor: 1.0000  
 Sample Info: DFTPP  
 Operator ID: jcm Instrument ID: TAC050  
 Method: \\chromfs\Seattle\ChromData\TAC050\20220113-80849.b\TAC050\_SIM\_PAH.m  
 Limit Group: 8270D\_SIM QSM 5.0  
 Last Update: 14-Jan-2022 15:43:29 Calib Date: 14-Jan-2022 05:04:30  
 Integrator: Falcon ID Type: RT Order ID  
 Quant Method: Internal Standard Quant By: Initial Calibration  
 Last ICal File: \\chromfs\Seattle\ChromData\TAC050\20220113-80849.b\SIM011322b026.D  
 Column 1 : Det: MS SCAN  
 Process Host: CTX1628

First Level Reviewer: limmere Date: 14-Jan-2022 09:53:32

Compound	Sig	RT (min.)	Exp RT (min.)	Dlt RT (min.)	Q	Response	Cal Amt ug/L	OnCol Amt ug/L	Flags
31 Pentachlorophenol_T	266	9.467	9.467	0.000	0	2106417	NR	NR	
32 DFTPP									
33 Benzidine_T	184	10.838	10.838	0.000	0	8428769	NR	NR	e
34 4,4'-DDE	246	10.999	10.999	0.000	0	2920		NR	
35 4,4'-DDD	235	11.299	11.299	0.000	0	85436		NR	a
36 4,4'-DDT	235	11.568	11.568	0.000	0	5483688	NR	NR	

QC Flag Legend

Processing Flags

NR - Missing Quant Standard

e - Potential Peak Saturated

Review Flags

a - User Assigned ID

Reagents:

DFTPPx2\_00044

Amount Added: 1.00

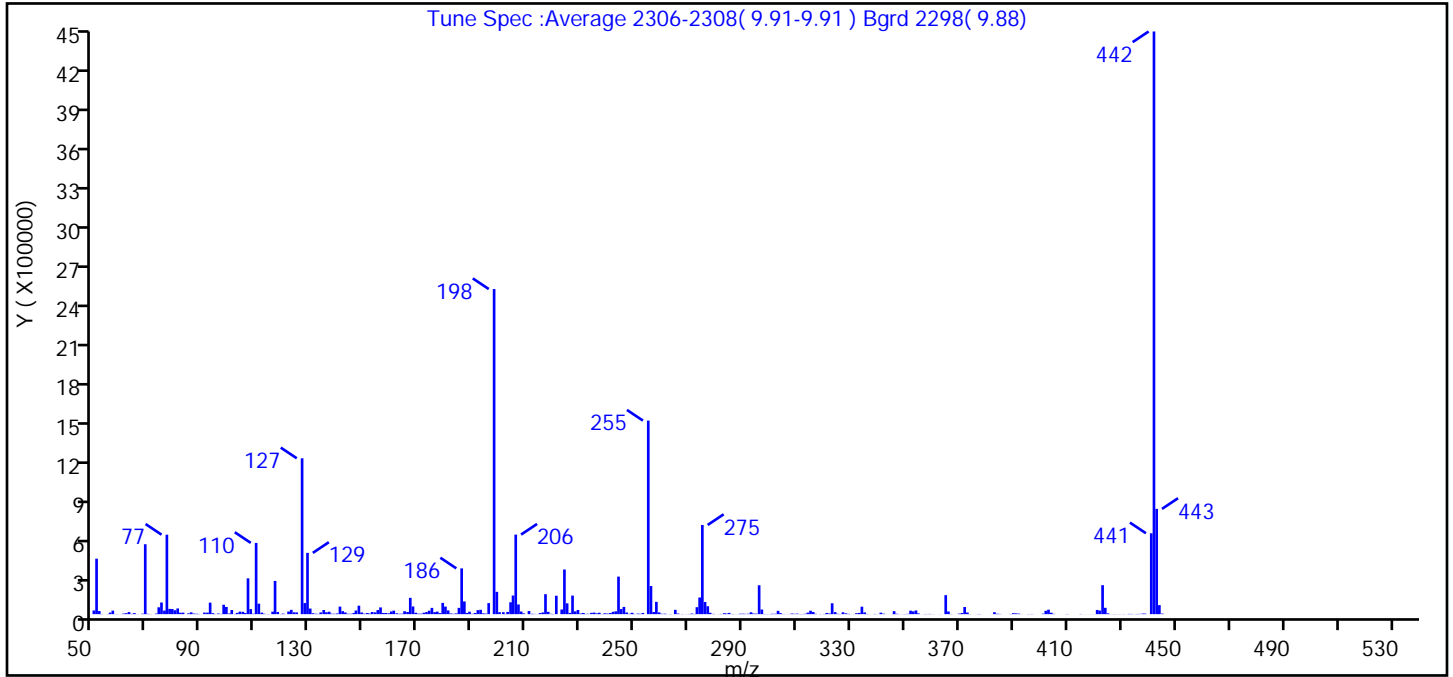
Units: mL



Eurofins Seattle

Data File: \\chromfs\Seattle\ChromData\TAC050\20220113-80849.b\SIM011322b012.D  
 Injection Date: 14-Jan-2022 00:35:30 Instrument ID: TAC050  
 Lims ID: dftpp  
 Client ID:  
 Operator ID: jcm ALS Bottle#: 2 Worklist Smp#: 2  
 Injection Vol: 1.0 ul Dil. Factor: 1.0000  
 Method: TAC050\_SIM\_PAH Limit Group: 8270D\_SIM QSM 5.0  
 Tune Method: DFTPP Method 525.2, BP 198

32 DFTPP



m/z	Ion Abundance Criteria	% Relative Abundance
198	base peak, or >50% of 442	100.0 (55.8)
51	10-80% of the base peak	17.1
68	<2% of mass 69	0.1 (0.7)
69	Present	21.5
70	<2% of mass 69	0.1 (0.5)
127	10-80% of the base peak	47.9
197	<2% of mass 198	0.0
199	5-9% of mass 198	6.9
275	10-60% of the base peak	27.4
365	>1% of the base peak	5.8
441	Present and < mass 443	24.9 (76.8)
442	base peak, or >50% of 198	179.2
443	15-24% of mass 442	32.4 (18.1)

Data File: \\chromfs\Seattle\ChromData\TAC050\20220113-80849.b\SIM011322b012.D\TAC050\_SIM\_PAH.rslt\spec  
 Injection Date: 14-Jan-2022 00:35:30  
 Spectrum: Tune Spec :Average 2306-2308( 9.91-9.91 ) Bgrd 2298( 9.88)  
 Base Peak: 442.00  
 Minimum % Base Peak: 0  
 Number of Points: 383

m/z	Y	m/z	Y	m/z	Y	m/z	Y
50.00	28016	148.00	64592	247.00	12808	345.00	818
51.00	424768	149.00	13032	248.00	3046	346.00	22680
52.00	23664	150.00	4059	249.00	10351	347.00	3321
53.00	1368	151.00	8260	250.00	2167	348.00	876
55.00	910	152.00	4447	251.00	3749	349.00	492
56.00	11806	153.00	16248	252.00	2709	350.00	1294
57.00	26760	154.00	13690	253.00	8949	351.00	2304
58.00	780	155.00	31256	255.00	1482752	352.00	26584
59.00	693	156.00	51632	256.00	215360	353.00	21256
60.00	434	157.00	8988	257.00	16480	354.00	28264
61.00	4565	158.00	8997	258.00	94168	355.00	5701
62.00	7277	159.00	6809	259.00	13538	356.00	270
63.00	15716	160.00	20296	260.00	3100	357.00	833
64.00	2512	161.00	26888	261.00	3477	358.00	1309
65.00	8021	162.00	6478	262.00	1005	359.00	1821
66.00	836	163.00	2887	263.00	1378	360.00	715
67.00	57	164.00	3616	264.00	126	361.00	437
68.00	3729	165.00	22344	265.00	33176	363.00	293
69.00	535488	166.00	16696	266.00	4862	363.00	486
70.00	2476	167.00	124952	267.00	355	365.00	145472
71.00	812	168.00	58888	268.00	1404	366.00	20392
72.00	226	169.00	10821	269.00	716	367.00	1547
73.00	4311	170.00	3753	270.00	1322	368.00	195
74.00	52416	171.00	3693	271.00	4696	370.00	261
75.00	89248	172.00	10674	272.00	1731	370.00	4063
76.00	27176	173.00	15522	273.00	53256	371.00	8551
77.00	608704	174.00	26472	274.00	127448	372.00	54640
78.00	40288	175.00	47960	275.00	683200	373.00	12515
79.00	38952	176.00	15028	276.00	93152	374.00	967
80.00	29712	177.00	19160	277.00	60336	375.00	51
81.00	43536	178.00	8029	278.00	10391	376.00	274
82.00	10987	179.00	86264	279.00	2178	377.00	1290
83.00	11341	180.00	57880	280.00	288	378.00	705

Data File: \\chromfs\Seattle\ChromData\TAC050\20220113-80849.b\SIM011322b012.D\TAC050\_SIM\_PAH.rslt\spec

Injection Date: 14-Jan-2022 00:35:30

Spectrum: Tune Spec :Average 2306-2308( 9.91-9.91 ) Bgrd 2298( 9.88)

Base Peak: 442.00

Minimum % Base Peak: 0

Number of Points: 383

m/z	Y	m/z	Y	m/z	Y	m/z	Y
84.00	119	181.00	28336	281.00	523	379.00	43
85.00	6057	182.00	5128	282.00	1597	382.00	350
86.00	13572	183.00	2858	283.00	7036	383.00	14753
87.00	4614	184.00	5555	284.00	4392	384.00	3196
88.00	2800	185.00	48056	285.00	9698	385.00	1780
89.00	1671	186.00	350528	286.00	1437	386.00	365
90.00	459	187.00	96984	287.00	687	389.00	1347
91.00	11999	188.00	9239	288.00	679	390.00	7322
92.00	11741	189.00	18528	289.00	3184	391.00	5982
93.00	88216	190.00	2753	290.00	3225	392.00	4145
94.00	7659	191.00	9162	291.00	2184	393.00	747
95.00	910	192.00	30824	292.00	3239	394.00	222
96.00	4643	193.00	33168	293.00	14267	396.00	927
97.00	1818	194.00	6029	294.00	4676	396.00	386
98.00	72000	195.00	4141	295.00	4100	397.00	1296
99.00	55504	196.00	84664	296.00	221120	398.00	77
100.00	4989	198.00	2490368	297.00	35376	401.00	3532
101.00	31768	199.00	170816	298.00	1510	402.00	25552
102.00	1699	200.00	15056	299.00	902	403.00	34016
103.00	9685	201.00	14672	300.00	1088	404.00	11092
104.00	19136	202.00	1682	301.00	2904	405.00	2519
105.00	17768	203.00	17072	302.00	3005	406.00	224
106.00	8405	204.00	90856	303.00	25208	407.00	87
107.00	274176	205.00	142656	304.00	7757	408.00	162
108.00	38352	206.00	609344	305.00	1569	409.00	320
109.00	3086	207.00	74016	306.00	275	410.00	1428
110.00	545728	208.00	20088	307.00	533	415.00	1456
111.00	80112	209.00	5984	308.00	4075	416.00	377
112.00	11404	211.00	23808	309.00	2959	417.00	259
113.00	3233	212.00	2964	310.00	4154	418.00	186
114.00	955	213.00	1614	311.00	1245	419.00	540
115.00	672	214.00	748	312.00	1237	420.00	631
116.00	18896	215.00	8242	313.00	2744	421.00	32232
117.00	254592	216.00	12818	314.00	11476	422.00	27504

Data File: \\chromfs\Seattle\ChromData\TAC050\20220113-80849.b\SIM011322b012.D\TAC050\_SIM\_PAH.rsl\spec

Injection Date: 14-Jan-2022 00:35:30

Spectrum: Tune Spec :Average 2306-2308( 9.91-9.91 ) Bgrd 2298( 9.88)

Base Peak: 442.00

Minimum % Base Peak: 0

Number of Points: 383

m/z	Y	m/z	Y	m/z	Y	m/z	Y
118.00	16792	217.00	152832	315.00	26232	423.00	222080
119.00	1360	218.00	17872	316.00	16202	424.00	48520
120.00	4089	219.00	2624	317.00	2406	425.00	6179
121.00	458	220.00	1144	318.00	488	426.00	576
122.00	20056	221.00	141184	319.00	603	427.00	961
123.00	32960	223.00	35560	320.00	1378	428.00	772
124.00	13806	224.00	342080	321.00	9064	429.00	810
125.00	13381	225.00	82864	322.00	4998	430.00	485
127.00	1193984	226.00	9699	323.00	83336	431.00	1011
128.00	85008	227.00	142144	324.00	15496	433.00	520
129.00	469312	228.00	21168	325.00	2791	433.00	1672
130.00	42680	229.00	31728	326.00	1173	434.00	1682
131.00	6990	230.00	5176	327.00	14334	435.00	497
132.00	3376	231.00	9010	328.00	6358	436.00	1644
133.00	1480	232.00	1891	329.00	2231	437.00	1964
134.00	13199	233.00	2700	330.00	422	438.00	4272
135.00	31456	234.00	10123	331.00	584	439.00	3895
136.00	14336	235.00	11856	332.00	7236	441.00	619648
137.00	18336	236.00	6186	333.00	9503	442.00	4463616
138.00	3811	237.00	10719	334.00	57088	443.00	806336
139.00	3100	238.00	1081	335.00	13338	444.00	69072
140.00	5323	239.00	6521	336.00	1735	445.00	4355
141.00	57752	240.00	4658	337.00	485	465.00	170
142.00	22728	241.00	8515	339.00	1674	479.00	56
143.00	12772	242.00	18000	340.00	691	530.00	89
144.00	2916	243.00	21464	341.00	11275	533.00	63
145.00	2986	244.00	287680	342.00	3821	534.00	52
146.00	8757	245.00	38776	343.00	539	536.00	55
147.00	27544	246.00	55264	344.00	161		

Eurofins Seattle

Data File: \\chromfs\Seattle\ChromData\TAC050\20220113-80849.b\SIM011322b012.D

Injection Date: 14-Jan-2022 00:35:30

Instrument ID: TAC050

Lims ID: dftpp

Client ID:

Operator ID: jcm

ALS Bottle#: 2

Worklist Smp#: 2

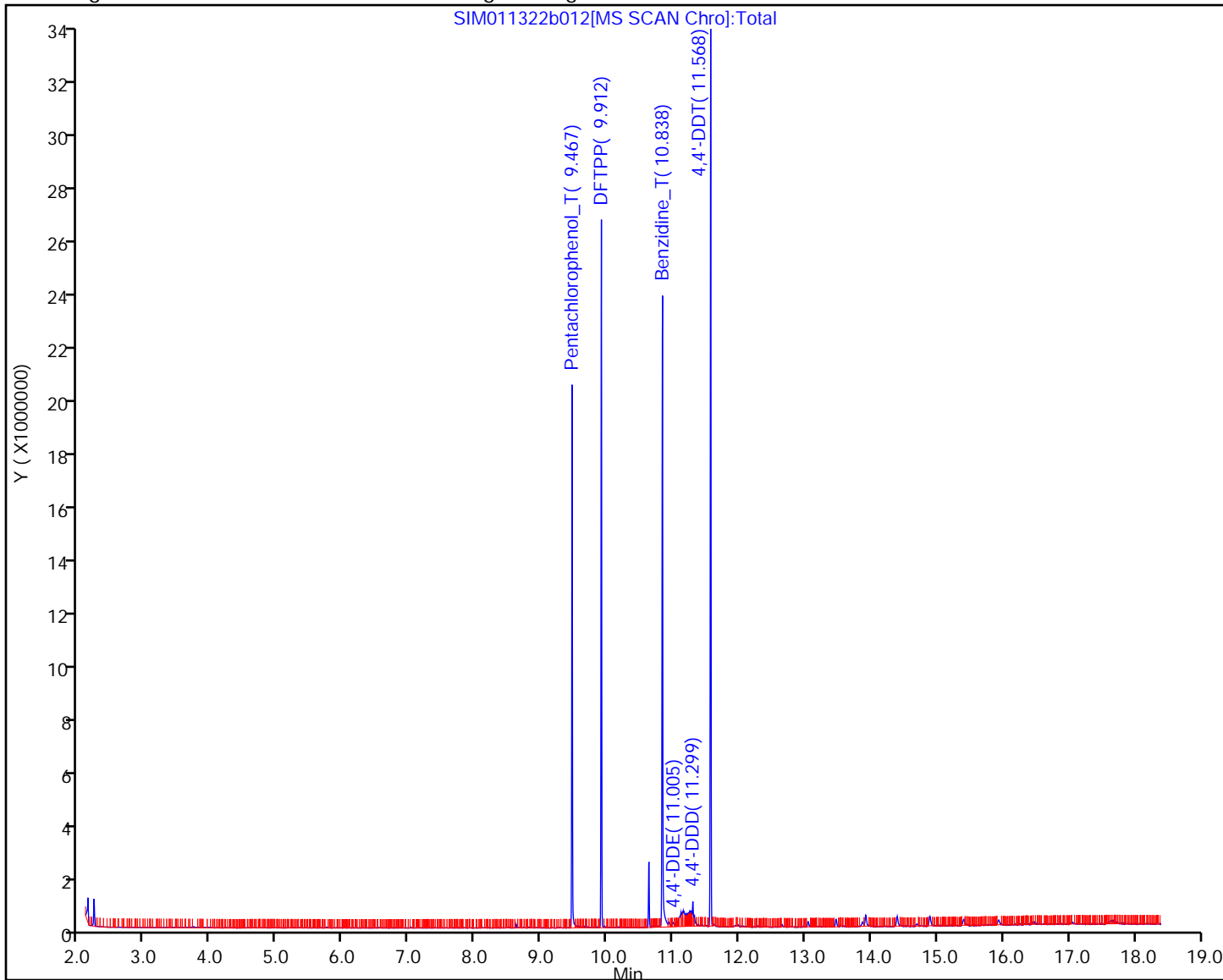
Injection Vol: 1.0 ul

Dil. Factor: 1.0000

Method: TAC050\_SIM\_PAH

Limit Group: 8270D\_SIM QSM 5.0

Y Scaling: Method Defined: Scale to the Nth Largest Target: 1



Eurofins Seattle

Data File: \\chromfs\Seattle\ChromData\TAC050\20220113-80849.b\SIM011322b012.D  
Injection Date: 14-Jan-2022 00:35:30 Instrument ID: TAC050  
Lims ID: dftpp  
Client ID:  
Operator ID: jcm ALS Bottle#: 2 Worklist Smp#: 2  
Injection Vol: 1.0 ul Dil. Factor: 1.0000  
Method: TAC050\_SIM\_PAH Limit Group: 8270D\_SIM QSM 5.0


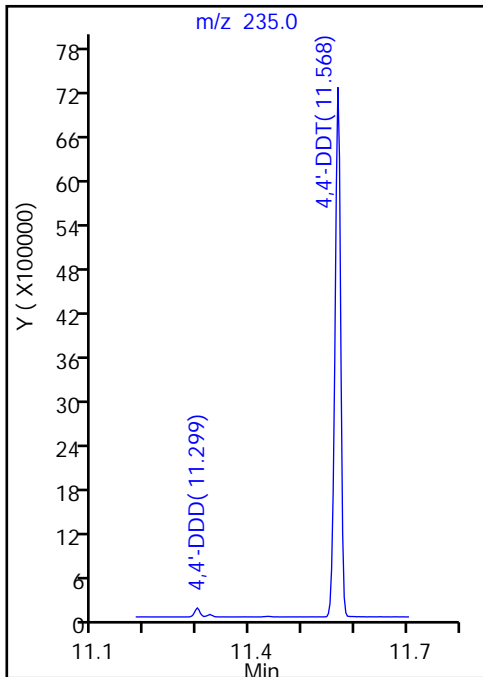
36 4,4'-DDT, Detector: MS SCAN

SW-846 Method

%Breakdown =  
(Area Breakdown Cpnds/  
Total Area Breakdown Cpnds) \* 100

36 4,4'-DDT, Area = 5483688  
35 4,4'-DDD, Area = 85436  
34 4,4'-DDE, Area = 2920

%Breakdown: 1.59%, <= 20.00%  
Passed



Eurofins Seattle

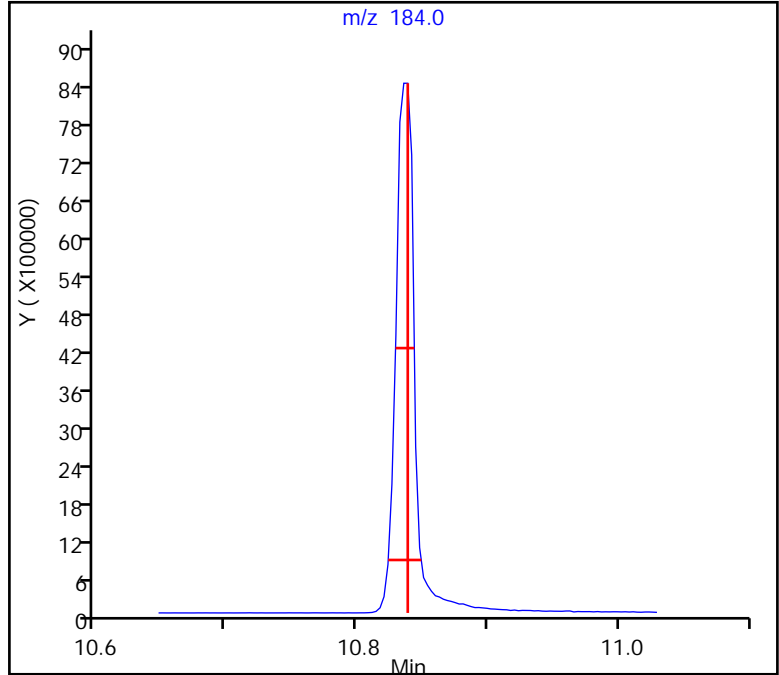
Data File: \\chromfs\Seattle\ChromData\TAC050\20220113-80849.b\SIM011322b012.D  
Injection Date: 14-Jan-2022 00:35:30 Instrument ID: TAC050  
Lims ID: dftpp  
Client ID:  
Operator ID: jcm ALS Bottle#: 2 Worklist Smp#: 2  
Injection Vol: 1.0 ul Dil. Factor: 1.0000  
Method: TAC050\_SIM\_PAH Limit Group: 8270D\_SIM QSM 5.0  
33 Benzidine\_T, Detector: MS SCAN

Peak Tailing Factor =  
BackWidth/FrontWidth @ 10% Peak Height

Back Width = 0.010 (min.)  
Front Width = 0.015 (min.)

Tailing Factor = 0.67, Max. Tailing <= 2.00  
Passed

-----



Eurofins Seattle

Data File: \\chromfs\Seattle\ChromData\TAC050\20220113-80849.b\SIM011322b012.D  
Injection Date: 14-Jan-2022 00:35:30 Instrument ID: TAC050  
Lims ID: dftpp  
Client ID:  
Operator ID: jcm ALS Bottle#: 2 Worklist Smp#: 2  
Injection Vol: 1.0 ul Dil. Factor: 1.0000  
Method: TAC050\_SIM\_PAH Limit Group: 8270D\_SIM QSM 5.0

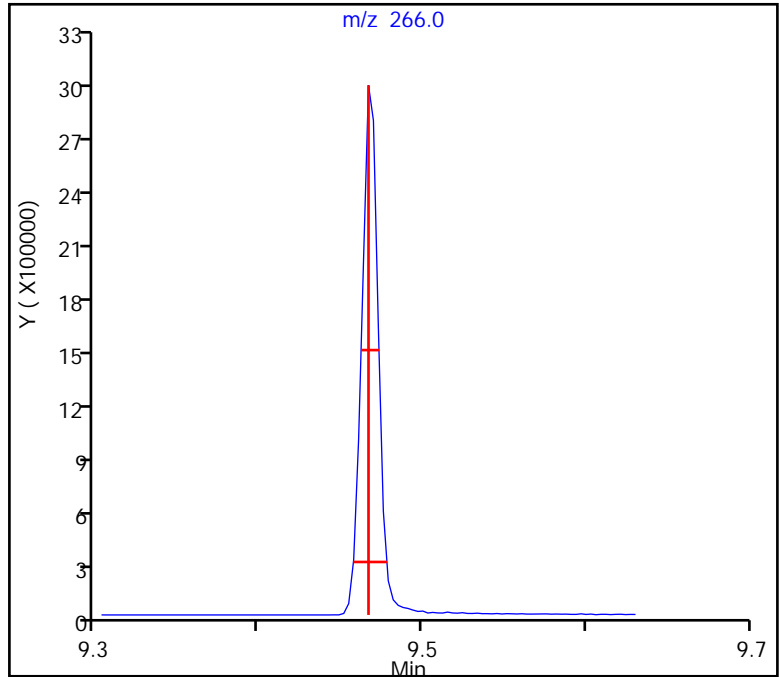
31 Pentachlorophenol\_T, Detector: MS SCAN

Peak Tailing Factor =  
BackWidth/FrontWidth @ 10% Peak Height

Back Width = 0.011 (min.)  
Front Width = 0.009 (min.)

Tailing Factor = 1.22, Max. Tailing <= 2.00  
Passed

-----





FORM I  
GC/MS SEMI VOA ORGANICS ANALYSIS DATA SHEET

Lab Name: Eurofins Seattle Job No.: 580-111058-1  
 SDG No.: \_\_\_\_\_  
 Client Sample ID: \_\_\_\_\_ Lab Sample ID: MB 580-383282/1-A  
 Matrix: Water Lab File ID: SIM031022a005.D  
 Analysis Method: 8270E SIM Date Collected: \_\_\_\_\_  
 Extract. Method: 3510C Date Extracted: 03/09/2022 09:28  
 Sample wt/vol: 1000 (mL) Date Analyzed: 03/10/2022 11:27  
 Con. Extract Vol.: 2 (mL) Dilution Factor: 1  
 Injection Volume: 1 (uL) Level: (low/med) Low  
 % Moisture: \_\_\_\_\_ GPC Cleanup: (Y/N) N  
 Analysis Batch No.: 383445 Units: ug/L

CAS NO.	COMPOUND NAME	RESULT	Q	LOQ	LOD	DL
90-12-0	1-Methylnaphthalene	0.032	U	0.10	0.032	0.019
91-57-6	2-Methylnaphthalene	0.080	U	0.20	0.080	0.039
83-32-9	Acenaphthene	0.032	U	0.10	0.032	0.014
208-96-8	Acenaphthylene	0.032	U	0.050	0.032	0.0090
120-12-7	Anthracene	0.080	U	0.10	0.080	0.022
56-55-3	Benzo[a]anthracene	0.032	U	0.050	0.032	0.014
50-32-8	Benzo[a]pyrene	0.032	U	0.10	0.032	0.011
205-99-2	Benzo[b]fluoranthene	0.032	U	0.050	0.032	0.011
191-24-2	Benzo[g,h,i]perylene	0.032	U	0.050	0.032	0.012
207-08-9	Benzo[k]fluoranthene	0.032	U	0.050	0.032	0.012
218-01-9	Chrysene	0.032	U	0.10	0.032	0.016
53-70-3	Dibenz(a,h)anthracene	0.032	U	0.10	0.032	0.026
206-44-0	Fluoranthene	0.032	U	0.20	0.032	0.018
86-73-7	Fluorene	0.032	U	0.10	0.032	0.017
193-39-5	Indeno[1,2,3-cd]pyrene	0.032	U	0.050	0.032	0.014
91-20-3	Naphthalene	0.080	U M	0.10	0.080	0.031
85-01-8	Phenanthrene	0.080	U M	0.10	0.080	0.031
129-00-0	Pyrene	0.080	U M	0.10	0.080	0.033

CAS NO.	SURROGATE	%REC	Q	LIMITS
7297-45-2	2-methylnaphthalene-d10	57		40-140
93951-69-0	Fluoranthene-d10 (Surr)	96		40-140
1718-51-0	Terphenyl-d14	105		58-132

Eurofins Seattle  
Target Compound Quantitation Report

Data File: \\chromfs\Seattle\ChromData\TAC050\20220310-81677.b\SIM031022a005.D  
 Lims ID: MB 580-383282/1-A  
 Client ID:  
 Sample Type: MB  
 Inject. Date: 10-Mar-2022 11:27:30 ALS Bottle#: 4 Worklist Smp#: 4  
 Injection Vol: 1.0 ul Dil. Factor: 1.0000  
 Sample Info: MB 580-383282/1-A  
 Operator ID: tl Instrument ID: TAC050  
 Method: \\chromfs\Seattle\ChromData\TAC050\20220310-81677.b\TAC050\_SIM\_PAH.m  
 Limit Group: 8270D\_SIM QSM 5.0  
 Last Update: 11-Mar-2022 10:09:37 Calib Date: 14-Jan-2022 05:04:30  
 Integrator: Falcon ID Type: RT Order ID  
 Quant Method: Internal Standard Quant By: Initial Calibration  
 Last ICal File: \\chromfs\Seattle\ChromData\TAC050\20220113-80849.b\SIM011322b026.D  
 Column 1 : Det: MS SCAN  
 Process Host: CTX1602

First Level Reviewer: thaneeratw Date: 11-Mar-2022 10:09:37

Compound	Sig	RT (min.)	Exp RT (min.)	Dlt RT (min.)	Q	Response	Cal Amt ug/L	OnCol Amt ug/L	Flags
* 1 Naphthalene-d8	136	5.171	5.171	0.000	90	18683	100.0	100.0	
* 2 Acenaphthene-d10	164	6.867	6.854	0.013	71	6358	100.0	100.0	
* 3 Phenanthrene-d10	188	8.342	8.322	0.020	56	13269	100.0	100.0	
* 4 Chrysene-d12	240	11.062	11.039	0.023	48	11483	100.0	100.0	
* 5 Perylene-d12	264	13.125	13.102	0.023	69	13326	100.0	100.0	
\$ 6 2-methylnaphthalene-d10	152	5.809	5.809	0.000	67	63312	1000.0	572.8	
\$ 10 2-Fluorobiphenyl	172	6.193	6.190	0.003	0	65864	1000.0	647.4	Ma
\$ 7 2,4,6-Tribromophenol	330	7.664	7.641	0.023	58	17165	1000.0	980.4	
\$ 8 Fluoranthene-d10 (Surr)	212	9.514	9.506	0.008	68	131204	1000.0	957.1	
\$ 9 Terphenyl-d14	244	9.904	9.904	0.000	95	111343	1000.0	1047.0	
11 Naphthalene	128	5.189	5.189	0.000	88	110		0.5567	M

QC Flag Legend

Processing Flags

Review Flags

M - Manually Integrated

a - User Assigned ID

Reagents:

8270SIM\_IS\_00069

Amount Added: 10.00

Units: uL

Run Reagent

Eurofins Seattle

Data File: \\chromfs\Seattle\ChromData\TAC050\20220310-81677.b\SIM031022a005.D

Injection Date: 10-Mar-2022 11:27:30

Instrument ID: TAC050

Lims ID: MB 580-383282/1-A

Client ID:

Operator ID: tl

ALS Bottle#: 4

Worklist Smp#: 4

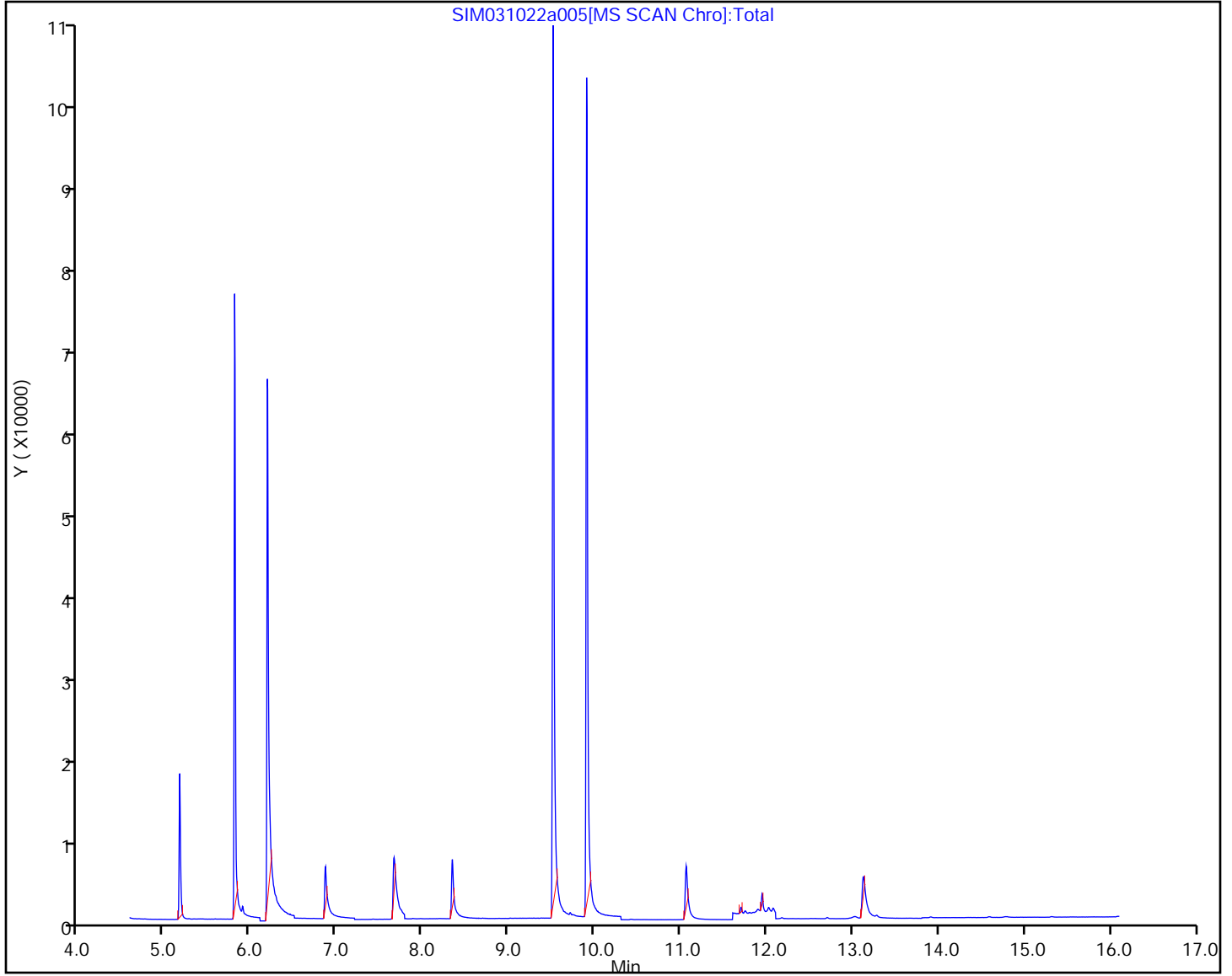
Injection Vol: 1.0 ul

Dil. Factor: 1.0000

Method: TAC050\_SIM\_PAH

Limit Group: 8270D\_SIM QSM 5.0

Y Scaling: Method Defined: Scale to the Nth Largest Target: 1



Eurofins Seattle  
Recovery Report

Data File: \\chromfs\Seattle\ChromData\TAC050\20220310-81677.b\SIM031022a005.D  
 Lims ID: MB 580-383282/1-A  
 Client ID:  
 Sample Type: MB  
 Inject. Date: 10-Mar-2022 11:27:30 ALS Bottle#: 4 Worklist Smp#: 4  
 Injection Vol: 1.0 ul Dil. Factor: 1.0000  
 Sample Info: MB 580-383282/1-A  
 Operator ID: tl Instrument ID: TAC050  
 Method: \\chromfs\Seattle\ChromData\TAC050\20220310-81677.b\TAC050\_SIM\_PAH.m  
 Limit Group: 8270D\_SIM QSM 5.0  
 Last Update: 11-Mar-2022 10:09:37 Calib Date: 14-Jan-2022 05:04:30  
 Integrator: Falcon ID Type: RT Order ID  
 Quant Method: Internal Standard Quant By: Initial Calibration  
 Last ICal File: \\chromfs\Seattle\ChromData\TAC050\20220113-80849.b\SIM011322b026.D  
 Column 1 : Det: MS SCAN  
 Process Host: CTX1602

First Level Reviewer: thaneeratw

Date: 11-Mar-2022 10:09:37

Compound	Amount Added	Amount Recovered	% Rec.
\$ 6 2-methylnaphthalene-d10	1000.0	572.8	57.28
\$ 10 2-Fluorobiphenyl	1000.0	647.4	64.74
\$ 7 2,4,6-Tribromophenol	1000.0	980.4	98.04
\$ 8 Fluoranthene-d10 (Surr)	1000.0	957.1	95.71
\$ 9 Terphenyl-d14	1000.0	1047.0	104.70

Eurofins Seattle

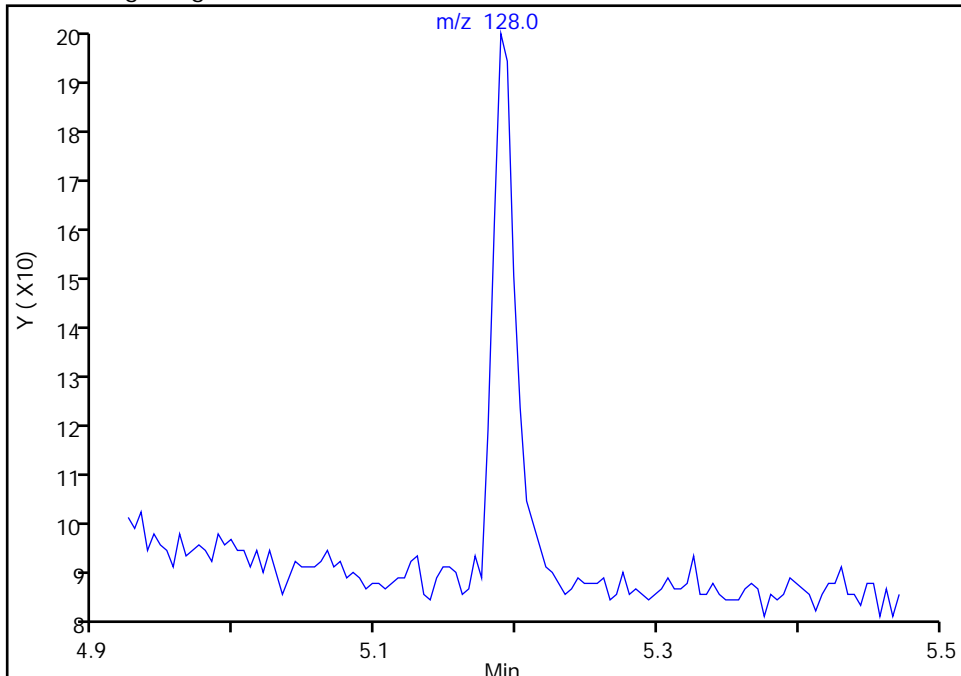
Data File: \\chromfs\Seattle\ChromData\TAC050\20220310-81677.b\SIM031022a005.D  
Injection Date: 10-Mar-2022 11:27:30 Instrument ID: TAC050  
Lims ID: MB 580-383282/1-A  
Client ID:  
Operator ID: tl ALS Bottle#: 4 Worklist Smp#: 4  
Injection Vol: 1.0 ul Dil. Factor: 1.0000  
Method: TAC050\_SIM\_PAH Limit Group: 8270D\_SIM QSM 5.0  
Column: Detector MS SCAN

11 Naphthalene, CAS: 91-20-3

Signal: 1

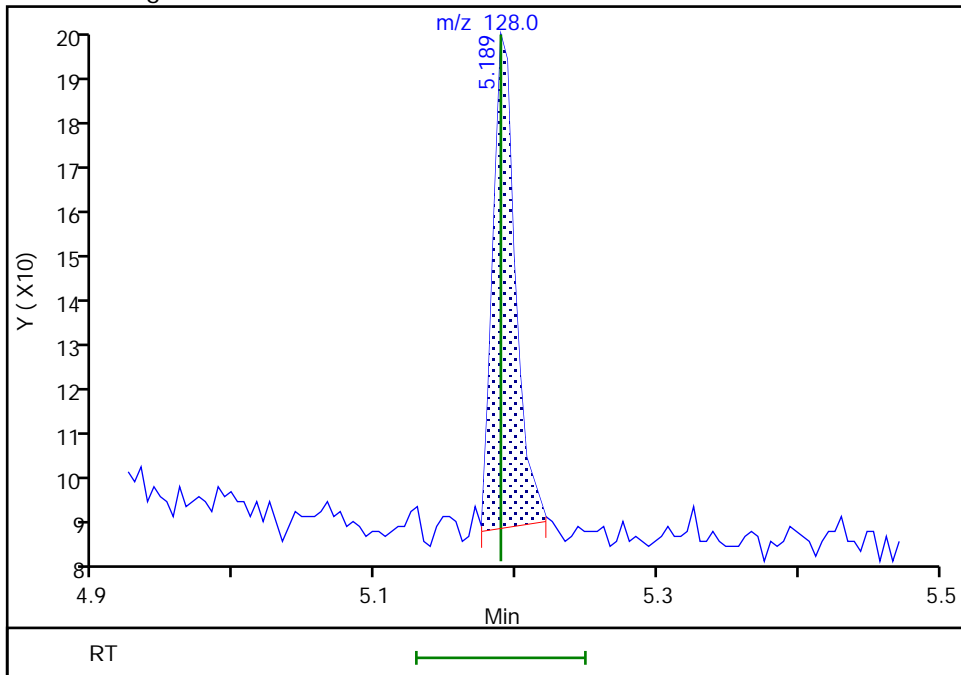
Not Detected  
Expected RT: 5.19

Processing Integration Results



Manual Integration Results

RT: 5.19  
Area: 110  
Amount: 0.556677  
Amount Units: ug/L



Reviewer: thaneeratw, 11-Mar-2022 10:08:42  
Audit Action: Manually Integrated

Audit Reason: Incomplete Integration

FORM I  
GC/MS SEMI VOA ORGANICS ANALYSIS DATA SHEET

Lab Name: Eurofins Seattle Job No.: 580-111058-1  
 SDG No.: \_\_\_\_\_  
 Client Sample ID: \_\_\_\_\_ Lab Sample ID: MB 580-383558/1-A  
 Matrix: Water Lab File ID: 031422a013.D  
 Analysis Method: 8270E SIM Date Collected: \_\_\_\_\_  
 Extract. Method: 3510C Date Extracted: 03/11/2022 09:25  
 Sample wt/vol: 1000 (mL) Date Analyzed: 03/14/2022 15:17  
 Con. Extract Vol.: 2 (mL) Dilution Factor: 1  
 Injection Volume: 1 (uL) Level: (low/med) Low  
 % Moisture: \_\_\_\_\_ GPC Cleanup: (Y/N) N  
 Analysis Batch No.: 383722 Units: ug/L

CAS NO.	COMPOUND NAME	RESULT	Q	LOQ	LOD	DL
90-12-0	1-Methylnaphthalene	0.032	U M	0.10	0.032	0.019
91-57-6	2-Methylnaphthalene	0.080	U M	0.20	0.080	0.039
83-32-9	Acenaphthene	0.032	U M	0.10	0.032	0.014
208-96-8	Acenaphthylene	0.032	U M	0.050	0.032	0.0090
120-12-7	Anthracene	0.080	U M	0.10	0.080	0.022
56-55-3	Benzo[a]anthracene	0.032	U	0.050	0.032	0.014
50-32-8	Benzo[a]pyrene	0.032	U	0.10	0.032	0.011
205-99-2	Benzo[b]fluoranthene	0.032	U M	0.050	0.032	0.011
191-24-2	Benzo[g,h,i]perylene	0.032	U	0.050	0.032	0.012
207-08-9	Benzo[k]fluoranthene	0.032	U	0.050	0.032	0.012
218-01-9	Chrysene	0.032	U	0.10	0.032	0.016
53-70-3	Dibenz(a,h)anthracene	0.032	U	0.10	0.032	0.026
206-44-0	Fluoranthene	0.032	U M	0.20	0.032	0.018
86-73-7	Fluorene	0.032	U M	0.10	0.032	0.017
193-39-5	Indeno[1,2,3-cd]pyrene	0.032	U	0.050	0.032	0.014
91-20-3	Naphthalene	0.080	U M	0.10	0.080	0.031
85-01-8	Phenanthrene	0.0445	J	0.10	0.080	0.031
129-00-0	Pyrene	0.080	U M	0.10	0.080	0.033

CAS NO.	SURROGATE	%REC	Q	LIMITS
7297-45-2	2-methylnaphthalene-d10	59		40-140
93951-69-0	Fluoranthene-d10 (Surr)	74		40-140
1718-51-0	Terphenyl-d14	82		58-132

Eurofins Seattle  
Target Compound Quantitation Report

Data File: \\chromfs\Seattle\ChromData\SEA101\20220314-81722.b\031422a013.D  
 Lims ID: MB 580-383558/1-A  
 Client ID:  
 Sample Type: MB  
 Inject. Date: 14-Mar-2022 15:17:30 ALS Bottle#: 6 Worklist Smp#: 6  
 Injection Vol: 1.0 ul Dil. Factor: 1.0000  
 Sample Info: MB 580-383558/1-A  
 Operator ID: tl Instrument ID: SEA101  
 Method: \\chromfs\Seattle\ChromData\SEA101\20220314-81722.b\8270\_SIM\_SEA101.m  
 Limit Group: 8270D\_SIM QSM 5.0  
 Last Update: 15-Mar-2022 09:30:28 Calib Date: 05-Oct-2021 23:04:30  
 Integrator: Falcon ID Type: RT Order ID  
 Quant Method: Internal Standard Quant By: Initial Calibration  
 Last ICal File: \\chromfs\Seattle\ChromData\SEA101\20211005-79126.b\100521a031.D  
 Column 1 : Det: MS SCAN  
 Process Host: CTX1644

First Level Reviewer: jantanuc

Date: 15-Mar-2022 09:30:28

Compound	Sig	RT (min.)	Exp RT (min.)	Dlt RT (min.)	Q	Response	Cal Amt ug/L	OnCol Amt ug/L	Flags
* 1 1,4-Dichlorobenzene-d4	152	5.439	5.430	0.009	1	81508	100.0	100.0	
* 2 Naphthalene-d8	136	6.586	6.571	0.015	1	112045	100.0	100.0	
* 3 Acenaphthene-d10	164	8.045	8.030	0.015	1	61910	100.0	100.0	
* 4 Phenanthrene-d10	188	9.259	9.248	0.011	1	94049	100.0	100.0	
* 5 Chrysene-d12	240	11.443	11.426	0.017	1	72258	100.0	100.0	
* 6 Perylene-d12	264	12.927	12.921	0.006	1	83145	100.0	100.0	
\$ 7 2-methylnaphthalene-d10	152	7.157	7.152	0.005	99	390065	1000.0	591.1	
\$ 8 2-Fluorobiphenyl	172	7.499	7.489	0.010	1	548023	1000.0	638.4	M
\$ 9 2,4,6-Tribromophenol	330	8.702	8.691	0.011	1	87900	1000.0	643.3	
\$ 10 Fluoranthene-d10 (Surr)	212	10.219	10.223	-0.004	99	768599	1000.0	739.2	
\$ 11 Terphenyl-d14	244	10.553	10.558	-0.005	1	583215	1000.0	821.4	
12 Naphthalene	128	6.606	6.586	0.020	1	3119		0.1495	Ma
13 2-Methylnaphthalene	142	7.188	7.178	0.010	1	978		1.41	M
14 1-Methylnaphthalene	142	7.270	7.254	0.016	1	950		1.20	M
15 Acenaphthylene	152	7.946	7.916	0.030	1	3451		2.92	M
16 Acenaphthene	153	8.070	8.055	0.015	6	2955		3.54	M
17 Fluorene	166	8.507	8.480	0.027	1	2703		3.17	M
19 Phenanthrene	178	9.275	9.264	0.011	1	23639		22.3	
20 Anthracene	178	9.330	9.308	0.022	1	4105		-0.0189	M
21 Fluoranthene	202	10.237	10.237	0.000	1	7655		6.43	M
22 Pyrene	202	10.427	10.422	0.005	1	8810		7.02	M

## QC Flag Legend

Processing Flags

Review Flags

M - Manually Integrated

a - User Assigned ID

**Reagents:**

MeCl2\_CT\_00217

Amount Added: 1.00

Units: uL

Run Reagent

8270SIM\_IS\_00069

Amount Added: 10.00

Units: uL

Run Reagent



Eurofins Seattle

Data File: \\chromfs\Seattle\ChromData\SEA101\20220314-81722.b\031422a013.D

Injection Date: 14-Mar-2022 15:17:30

Instrument ID: SEA101

Lims ID: MB 580-383558/1-A

Client ID:

Operator ID: tl

ALS Bottle#: 6

Worklist Smp#: 6

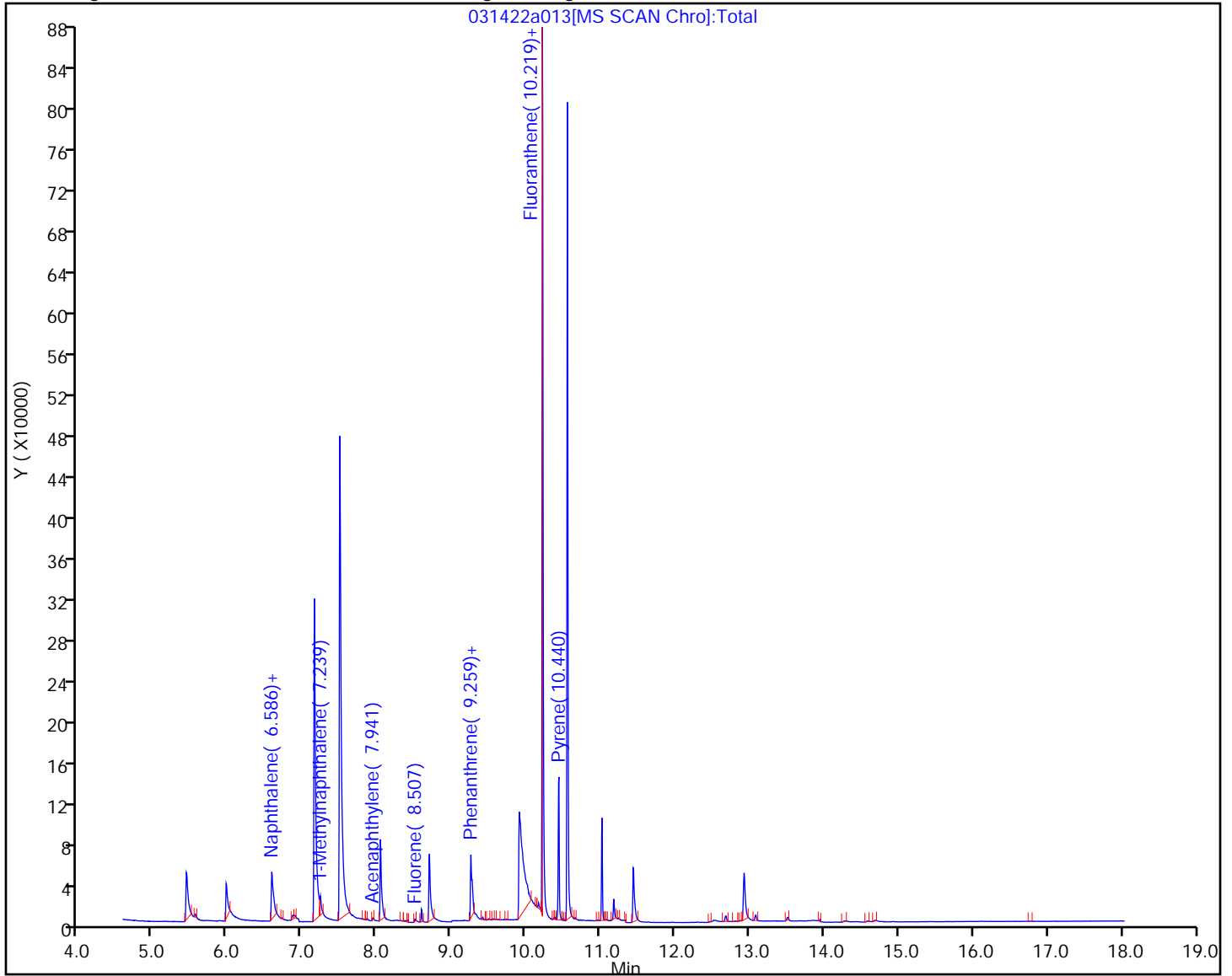
Injection Vol: 1.0 ul

Dil. Factor: 1.0000

Method: 8270\_SIM\_SEA101

Limit Group: 8270D\_SIM QSM 5.0

Y Scaling: Method Defined: Scale to the Nth Largest Target: 1



Eurofins Seattle  
Recovery Report

Data File: \\chromfs\Seattle\ChromData\SEA101\20220314-81722.b\031422a013.D  
 Lims ID: MB 580-383558/1-A  
 Client ID:  
 Sample Type: MB  
 Inject. Date: 14-Mar-2022 15:17:30 ALS Bottle#: 6 Worklist Smp#: 6  
 Injection Vol: 1.0 ul Dil. Factor: 1.0000  
 Sample Info: MB 580-383558/1-A  
 Operator ID: tl Instrument ID: SEA101  
 Method: \\chromfs\Seattle\ChromData\SEA101\20220314-81722.b\8270\_SIM\_SEA101.m  
 Limit Group: 8270D\_SIM QSM 5.0  
 Last Update: 15-Mar-2022 09:30:28 Calib Date: 05-Oct-2021 23:04:30  
 Integrator: Falcon ID Type: RT Order ID  
 Quant Method: Internal Standard Quant By: Initial Calibration  
 Last ICal File: \\chromfs\Seattle\ChromData\SEA101\20211005-79126.b\100521a031.D  
 Column 1 : Det: MS SCAN  
 Process Host: CTX1644

First Level Reviewer: jantanuc

Date: 15-Mar-2022 09:30:28

Compound	Amount Added	Amount Recovered	% Rec.
\$ 7 2-methylnaphthalene-d10	1000.0	591.1	59.11
\$ 8 2-Fluorobiphenyl	1000.0	638.4	63.84
\$ 9 2,4,6-Tribromophenol	1000.0	643.3	64.33
\$ 10 Fluoranthene-d10 (Surr)	1000.0	739.2	73.92
\$ 11 Terphenyl-d14	1000.0	821.4	82.14

Eurofins Seattle

Data File: \\chromfs\Seattle\ChromData\SEA101\20220314-81722.b\031422a013.D

Injection Date: 14-Mar-2022 15:17:30

Instrument ID: SEA101

Lims ID: MB 580-383558/1-A

Client ID:

Operator ID: tl

ALS Bottle#: 6

Worklist Smp#: 6

Injection Vol: 1.0 ul

Dil. Factor: 1.0000

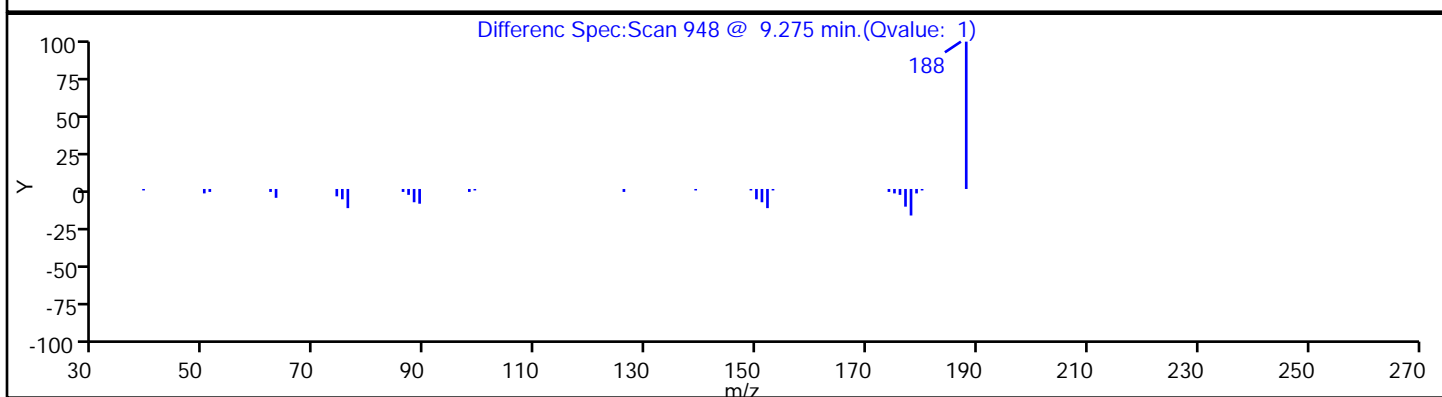
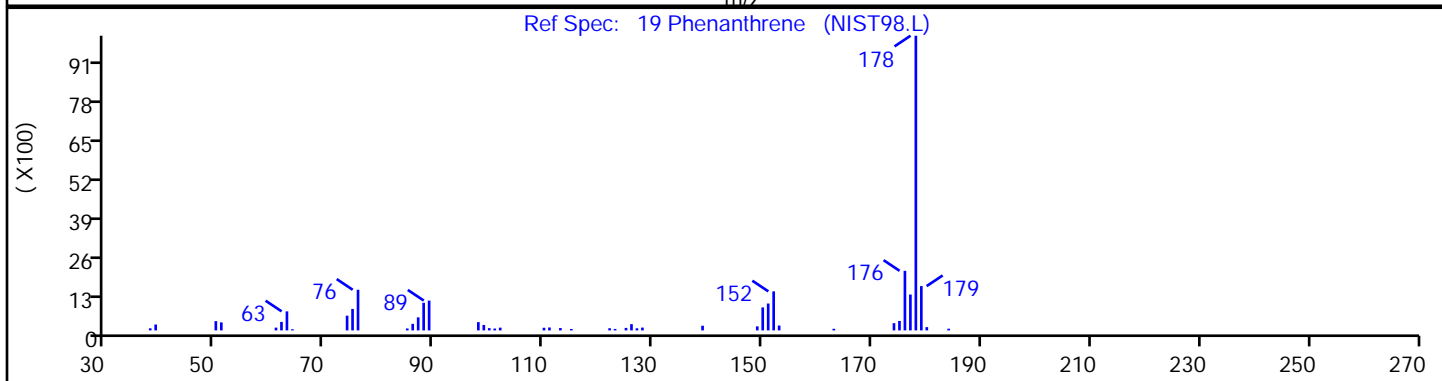
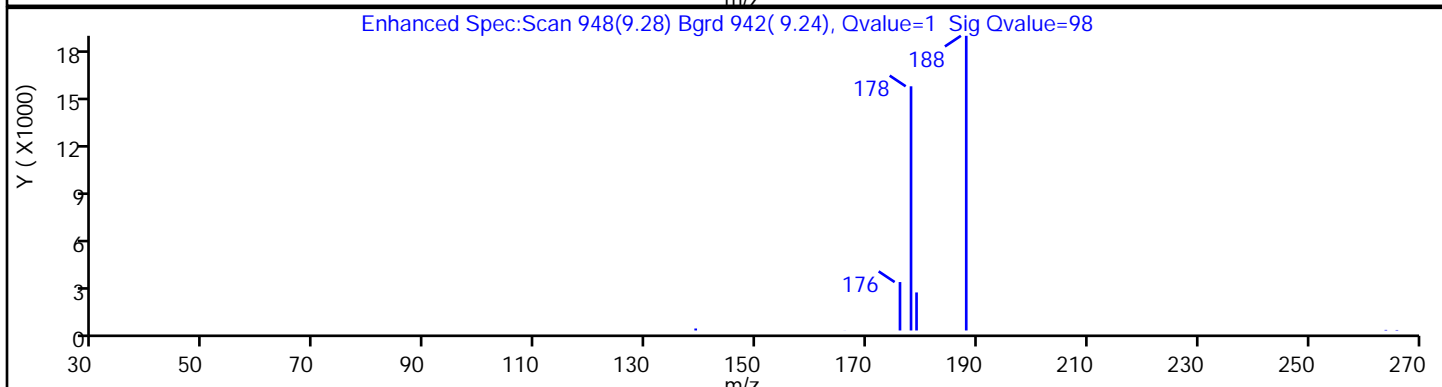
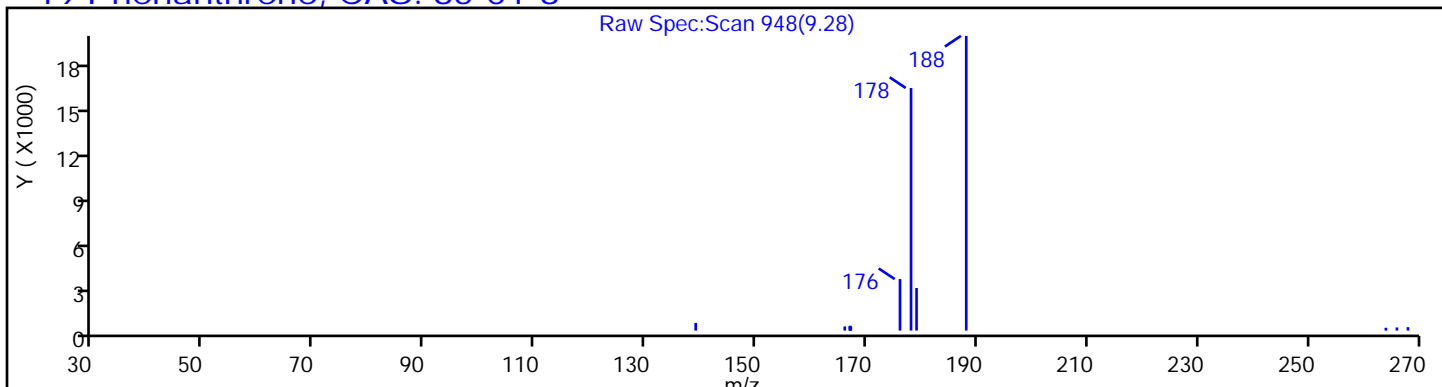
Method: 8270\_SIM\_SEA101

Limit Group: 8270D\_SIM QSM 5.0

Column:

Detector MS SCAN

19 Phenanthrene, CAS: 85-01-8



Eurofins Seattle

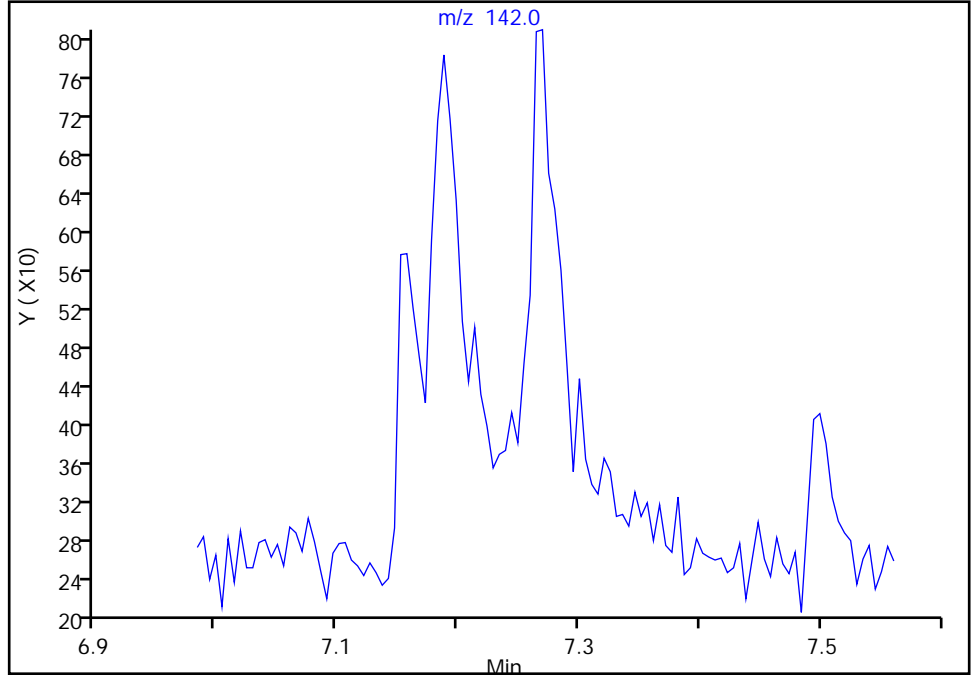
Data File: \\chromfs\Seattle\ChromData\SEA101\20220314-81722.b\031422a013.D  
Injection Date: 14-Mar-2022 15:17:30 Instrument ID: SEA101  
Lims ID: MB 580-383558/1-A  
Client ID:  
Operator ID: tl ALS Bottle#: 6 Worklist Smp#: 6  
Injection Vol: 1.0 ul Dil. Factor: 1.0000  
Method: 8270\_SIM\_SEA101 Limit Group: 8270D\_SIM QSM 5.0  
Column: Detector MS SCAN

14 1-Methylnaphthalene, CAS: 90-12-0

Signal: 1

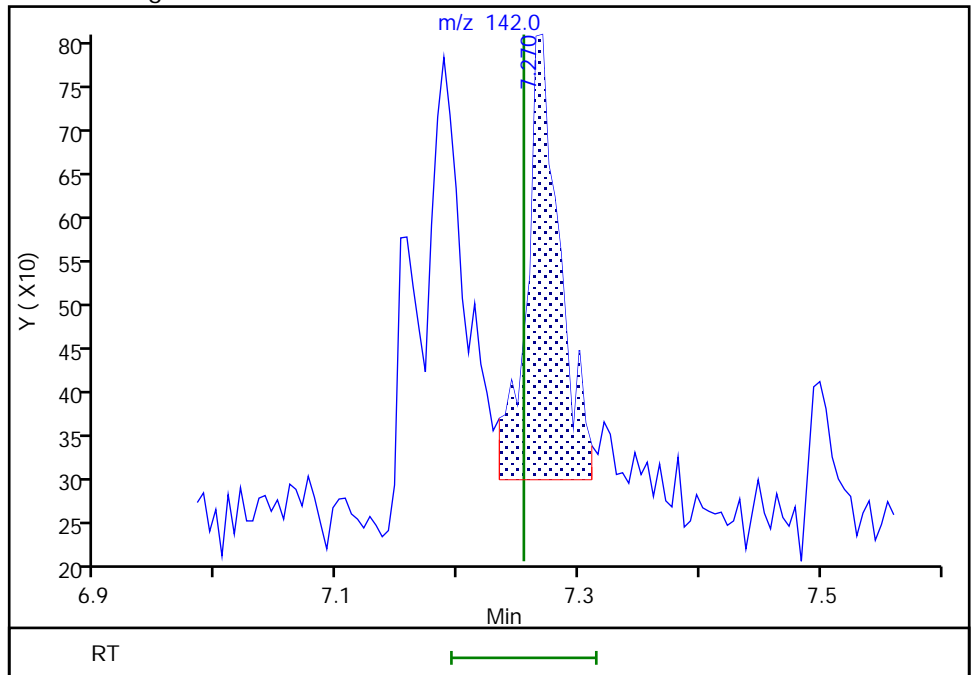
Not Detected  
Expected RT: 7.25

Processing Integration Results



Manual Integration Results

RT: 7.27  
Area: 950  
Amount: 1.198414  
Amount Units: ug/L



Reviewer: jantanuc, 15-Mar-2022 09:29:01  
Audit Action: Manually Integrated

Audit Reason: Baseline

Eurofins Seattle

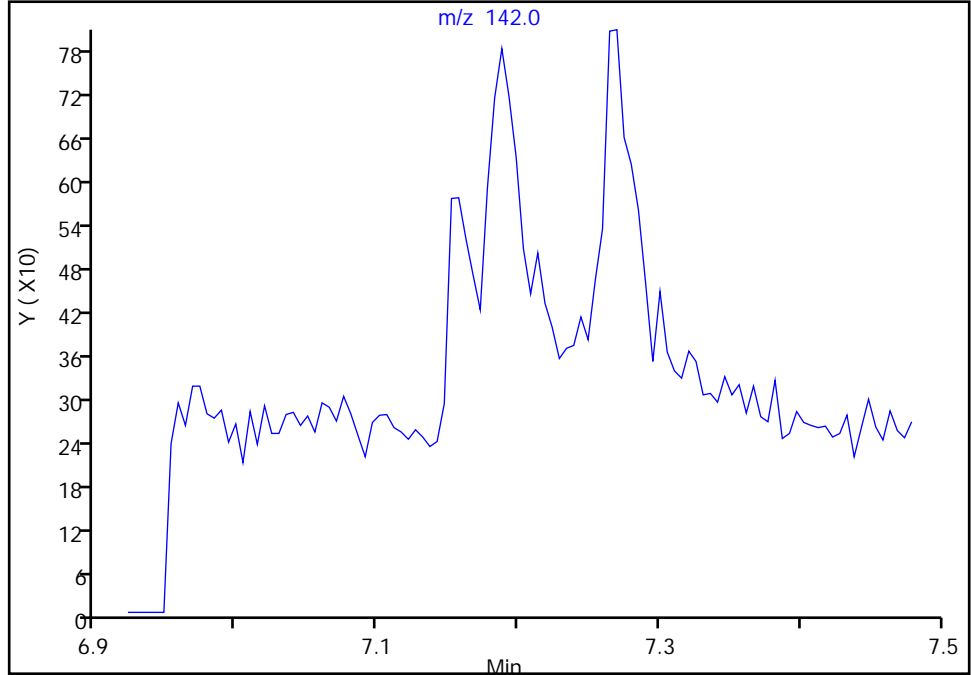
Data File: \\chromfs\Seattle\ChromData\SEA101\20220314-81722.b\031422a013.D  
Injection Date: 14-Mar-2022 15:17:30 Instrument ID: SEA101  
Lims ID: MB 580-383558/1-A  
Client ID:  
Operator ID: tl ALS Bottle#: 6 Worklist Smp#: 6  
Injection Vol: 1.0 ul Dil. Factor: 1.0000  
Method: 8270\_SIM\_SEA101 Limit Group: 8270D\_SIM QSM 5.0  
Column: Detector MS SCAN

13 2-Methylnaphthalene, CAS: 91-57-6

Signal: 1

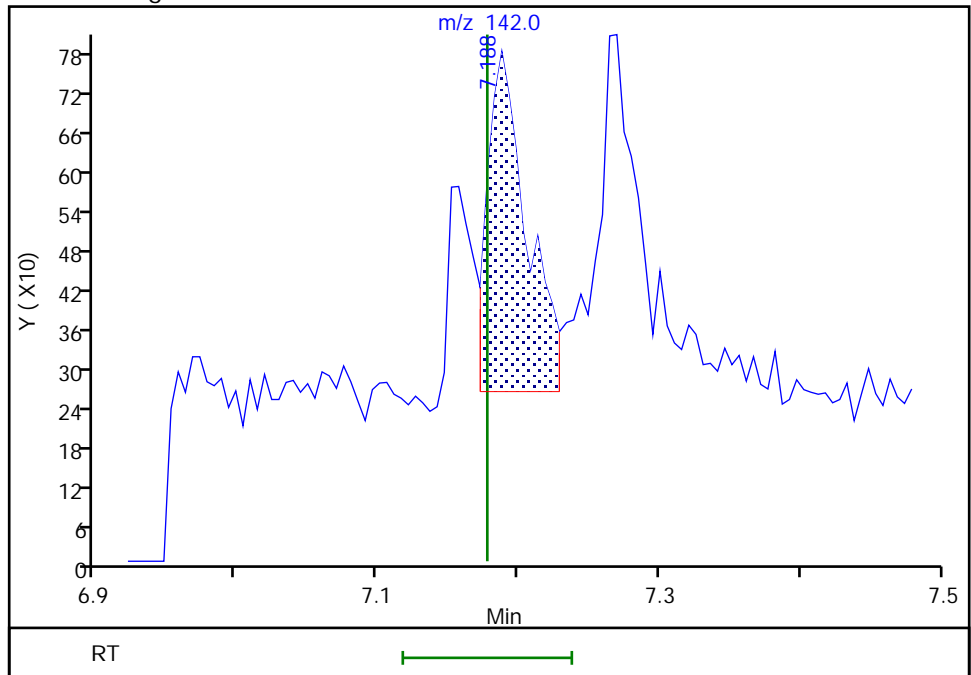
Not Detected  
Expected RT: 7.18

Processing Integration Results



Manual Integration Results

RT: 7.19  
Area: 978  
Amount: 1.408436  
Amount Units: ug/L



Reviewer: jantanuc, 15-Mar-2022 09:28:57  
Audit Action: Manually Integrated

Audit Reason: Baseline

Eurofins Seattle

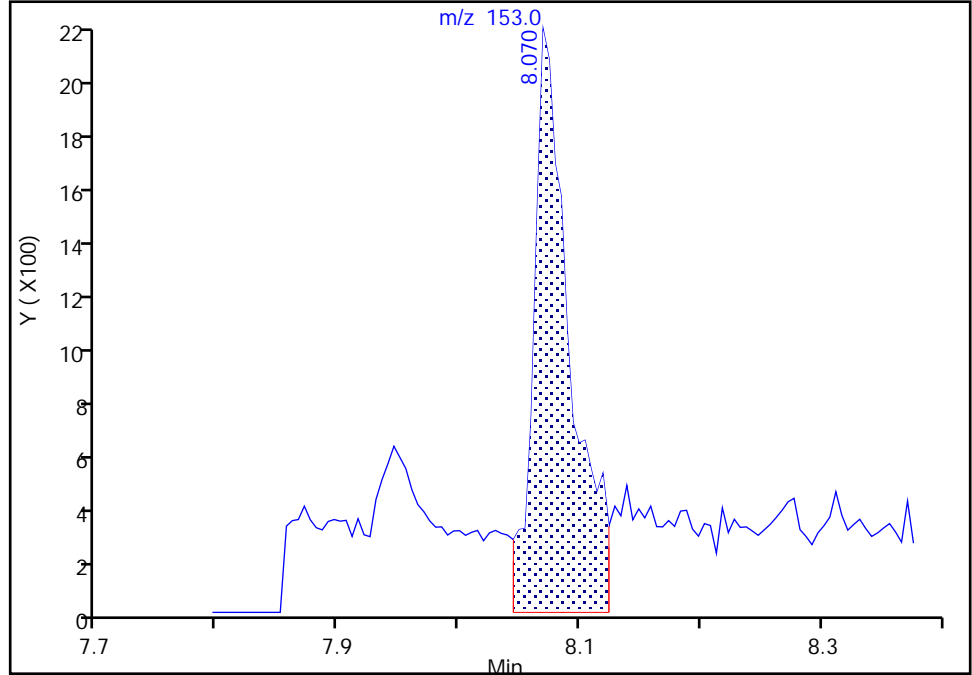
Data File: \\chromfs\Seattle\ChromData\SEA101\20220314-81722.b\031422a013.D  
Injection Date: 14-Mar-2022 15:17:30 Instrument ID: SEA101  
Lims ID: MB 580-383558/1-A  
Client ID:  
Operator ID: tl ALS Bottle#: 6 Worklist Smp#: 6  
Injection Vol: 1.0 ul Dil. Factor: 1.0000  
Method: 8270\_SIM\_SEA101 Limit Group: 8270D\_SIM QSM 5.0  
Column: Detector MS SCAN

16 Acenaphthene, CAS: 83-32-9

Signal: 1

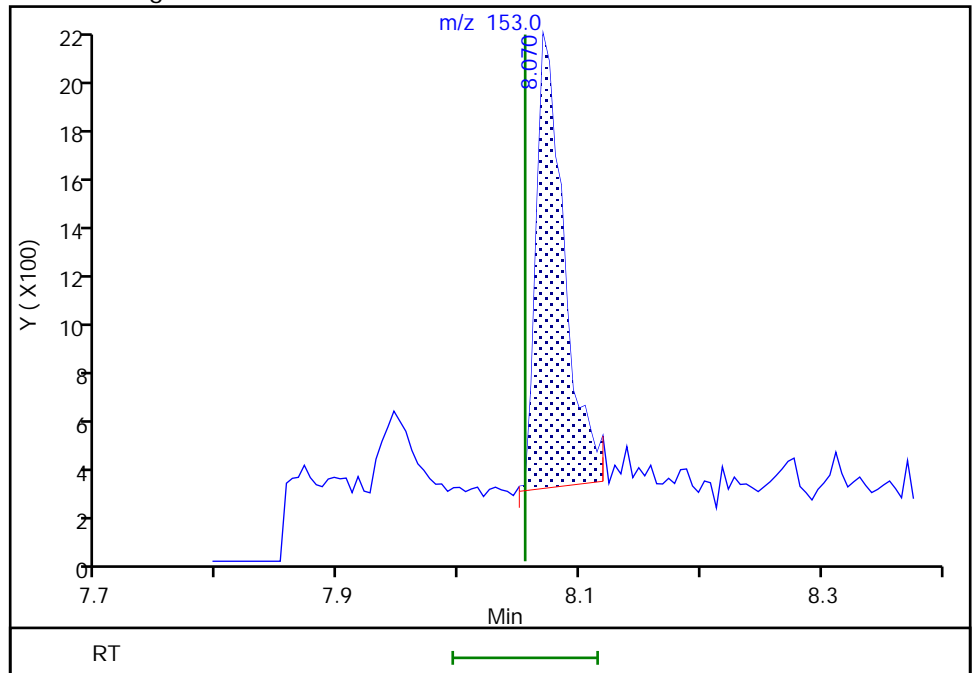
RT: 8.07  
Area: 4427  
Amount: 5.299085  
Amount Units: ug/L

Processing Integration Results



RT: 8.07  
Area: 2955  
Amount: 3.537112  
Amount Units: ug/L

Manual Integration Results



Reviewer: jantanuc, 15-Mar-2022 09:29:11  
Audit Action: Manually Integrated

Audit Reason: Baseline

Eurofins Seattle

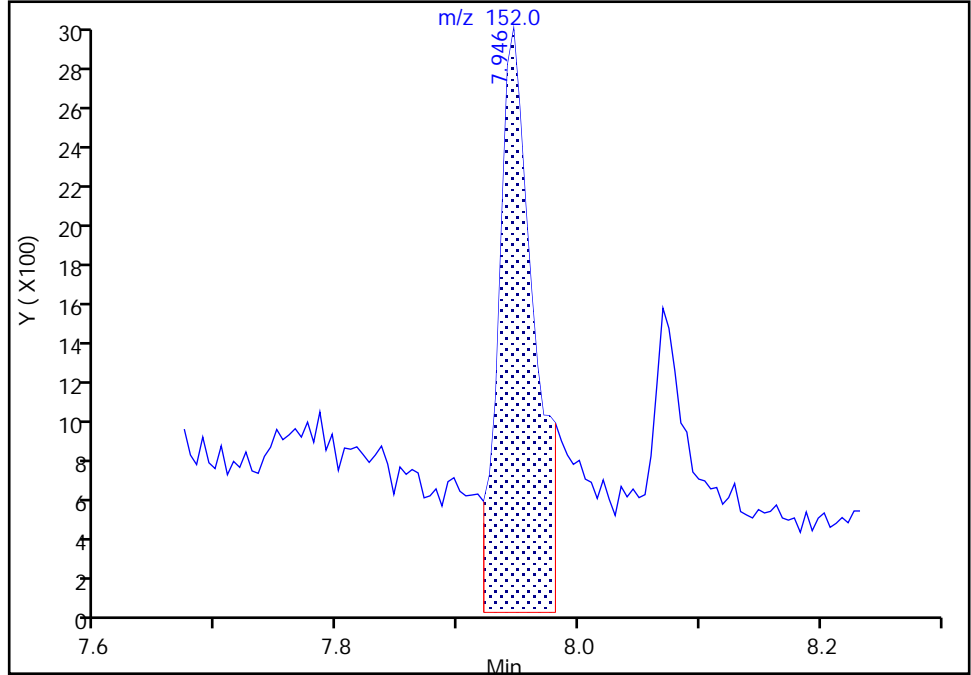
Data File: \\chromfs\Seattle\ChromData\SEA101\20220314-81722.b\031422a013.D  
Injection Date: 14-Mar-2022 15:17:30 Instrument ID: SEA101  
Lims ID: MB 580-383558/1-A  
Client ID:  
Operator ID: tl ALS Bottle#: 6 Worklist Smp#: 6  
Injection Vol: 1.0 ul Dil. Factor: 1.0000  
Method: 8270\_SIM\_SEA101 Limit Group: 8270D\_SIM QSM 5.0  
Column: Detector MS SCAN

15 Acenaphthylene, CAS: 208-96-8

Signal: 1

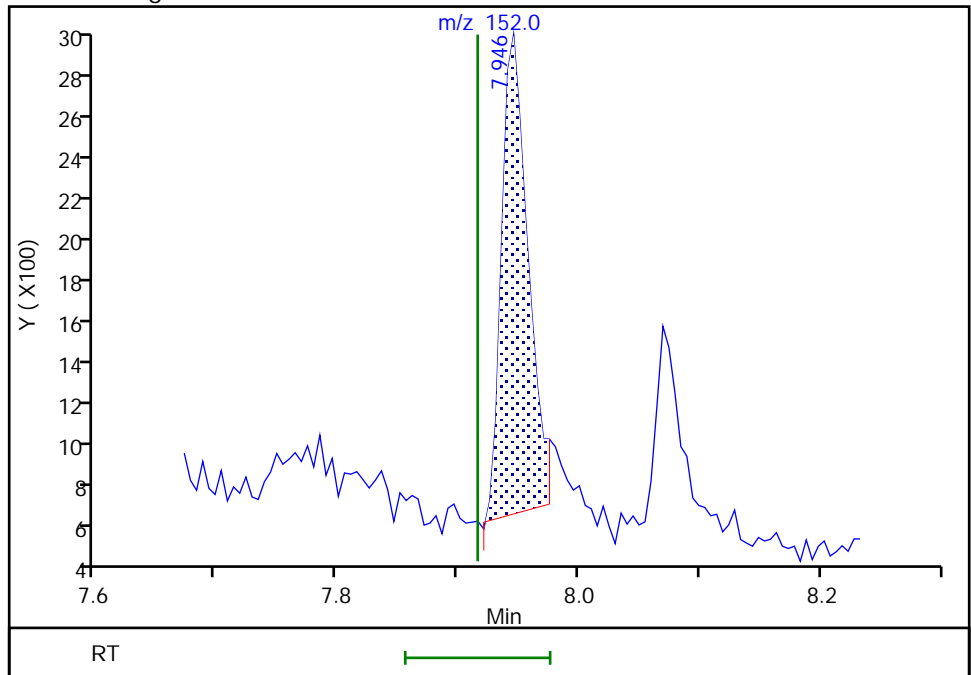
RT: 7.95  
Area: 5803  
Amount: 4.910451  
Amount Units: ug/L

Processing Integration Results



RT: 7.95  
Area: 3451  
Amount: 2.920208  
Amount Units: ug/L

Manual Integration Results



Reviewer: jantanuc, 15-Mar-2022 09:29:06  
Audit Action: Manually Integrated

Audit Reason: Baseline

Eurofins Seattle

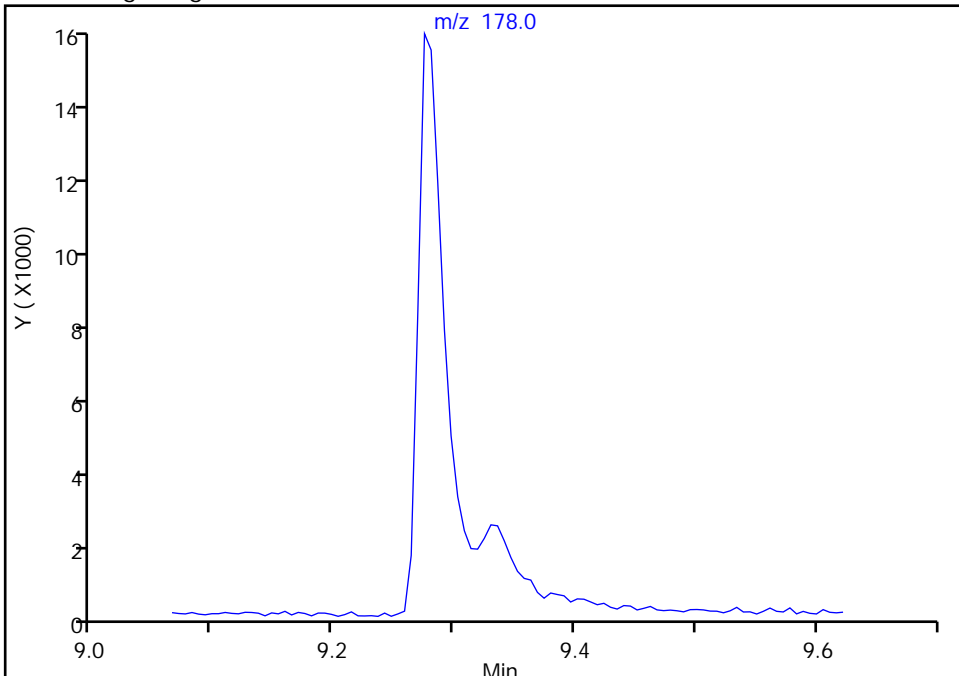
Data File: \\chromfs\Seattle\ChromData\SEA101\20220314-81722.b\031422a013.D  
Injection Date: 14-Mar-2022 15:17:30 Instrument ID: SEA101  
Lims ID: MB 580-383558/1-A  
Client ID:  
Operator ID: tl ALS Bottle#: 6 Worklist Smp#: 6  
Injection Vol: 1.0 ul Dil. Factor: 1.0000  
Method: 8270\_SIM\_SEA101 Limit Group: 8270D\_SIM QSM 5.0  
Column: Detector MS SCAN

20 Anthracene, CAS: 120-12-7

Signal: 1

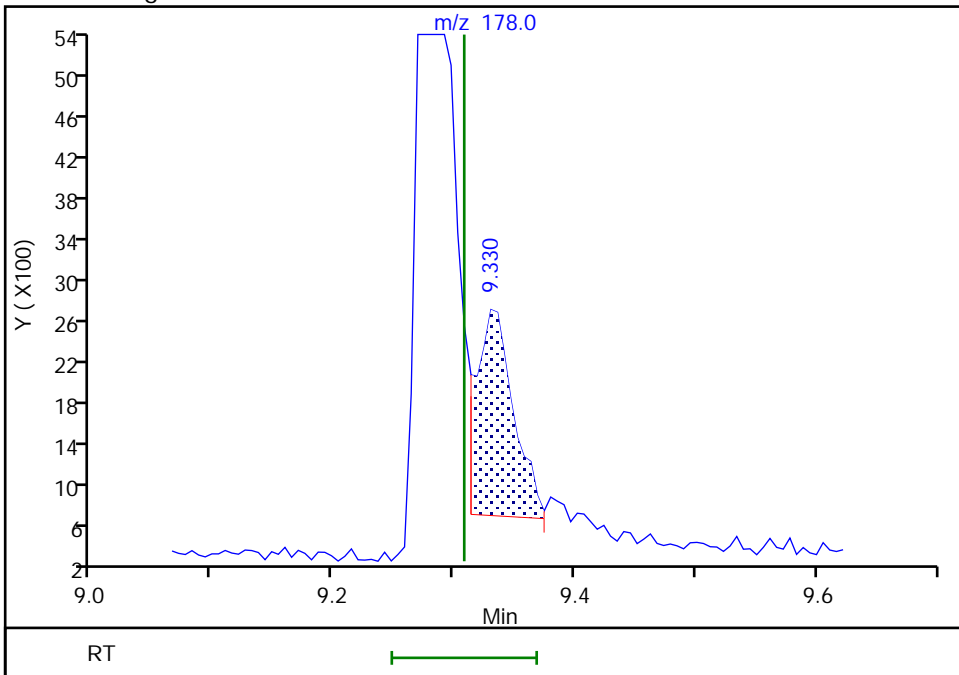
Not Detected  
Expected RT: 9.31

Processing Integration Results



Manual Integration Results

RT: 9.33  
Area: 4105  
Amount: -0.018932  
Amount Units: ug/L



Reviewer: jantanuc, 15-Mar-2022 09:29:25  
Audit Action: Manually Integrated

Audit Reason: Baseline

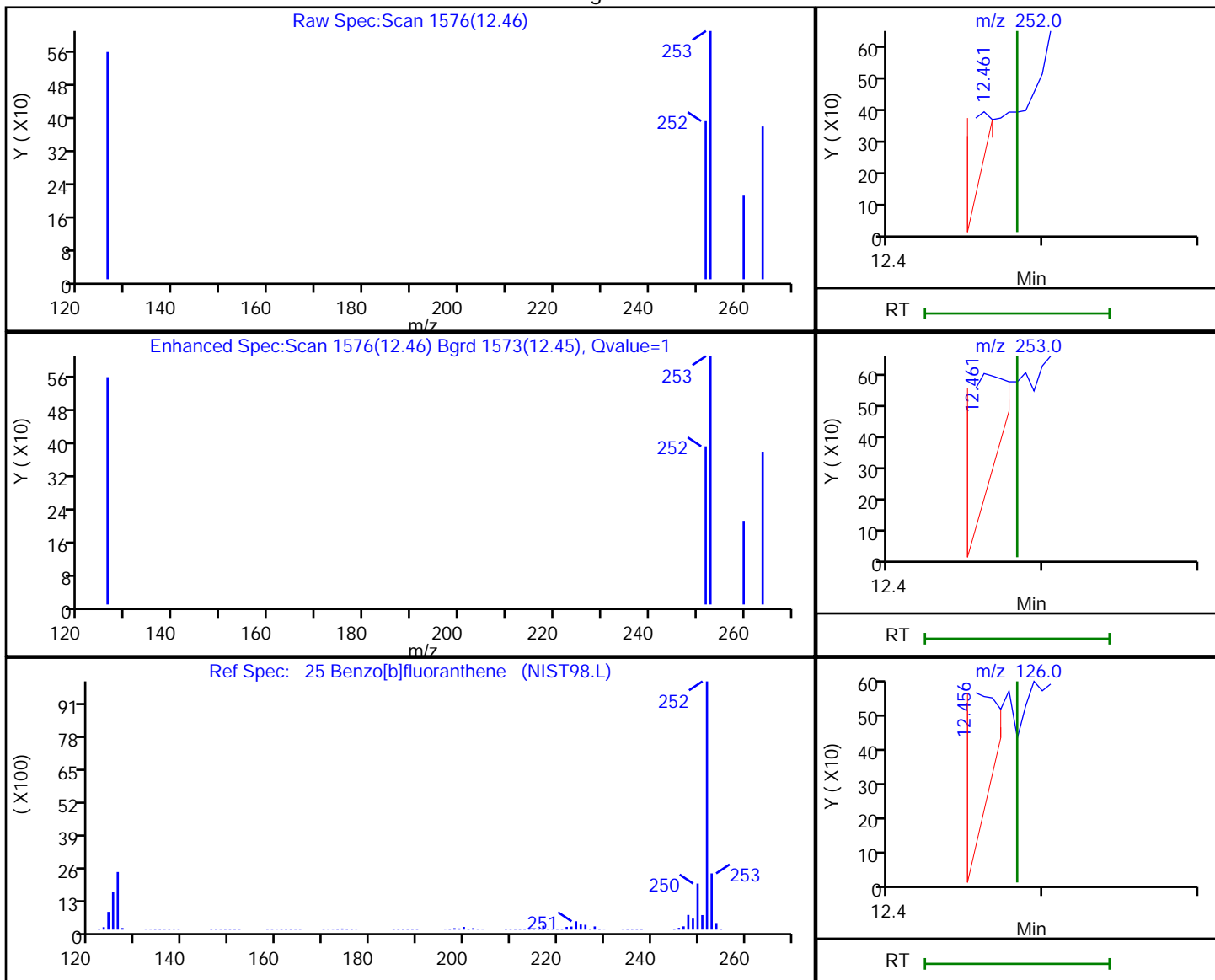


Eurofins Seattle

Data File: \\chromfs\Seattle\ChromData\SEA101\20220314-81722.b\031422a013.D  
 Injection Date: 14-Mar-2022 15:17:30 Instrument ID: SEA101  
 Lims ID: MB 580-383558/1-A  
 Client ID:  
 Operator ID: tl ALS Bottle#: 6 Worklist Smp#: 6  
 Injection Vol: 1.0 ul Dil. Factor: 1.0000  
 Method: 8270\_SIM\_SEA101 Limit Group: 8270D\_SIM QSM 5.0  
 Column: Detector MS SCAN

25 Benzo[b]fluoranthene, CAS: 205-99-2

Processing Results



RT	Mass	Response	Amount
12.46	252.00	126	2.051704
12.46	253.00	462	
12.46	126.00	344	

Reviewer: jantanuc, 15-Mar-2022 09:30:02  
 Audit Action: Marked Compound Undetected

Audit Reason: Invalid Compound ID

Eurofins Seattle

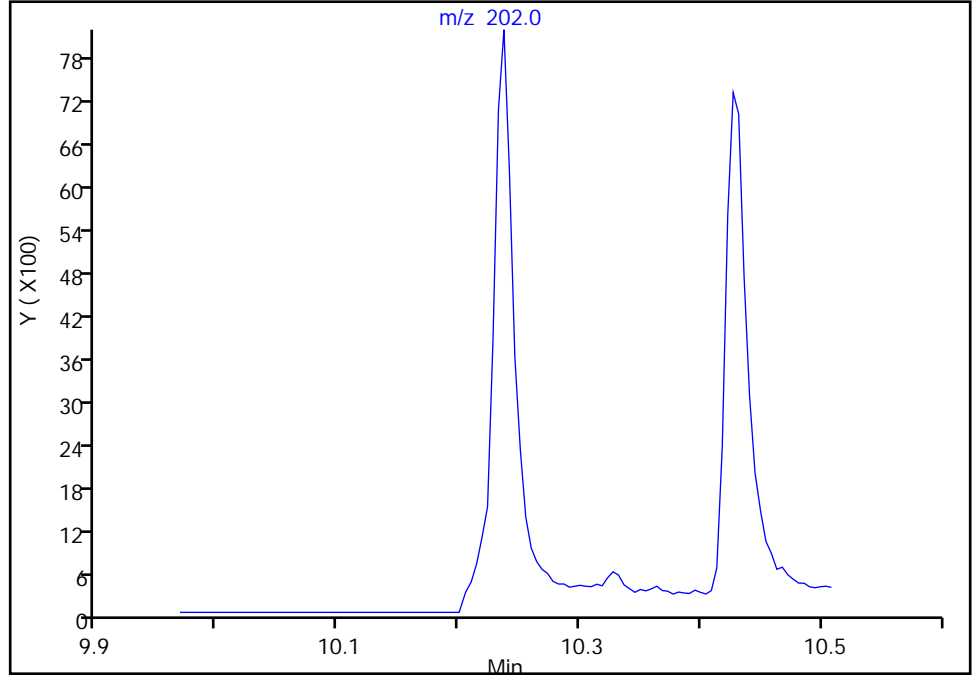
Data File: \\chromfs\Seattle\ChromData\SEA101\20220314-81722.b\031422a013.D  
Injection Date: 14-Mar-2022 15:17:30 Instrument ID: SEA101  
Lims ID: MB 580-383558/1-A  
Client ID:  
Operator ID: tl ALS Bottle#: 6 Worklist Smp#: 6  
Injection Vol: 1.0 ul Dil. Factor: 1.0000  
Method: 8270\_SIM\_SEA101 Limit Group: 8270D\_SIM QSM 5.0  
Column: Detector MS SCAN

21 Fluoranthene, CAS: 206-44-0

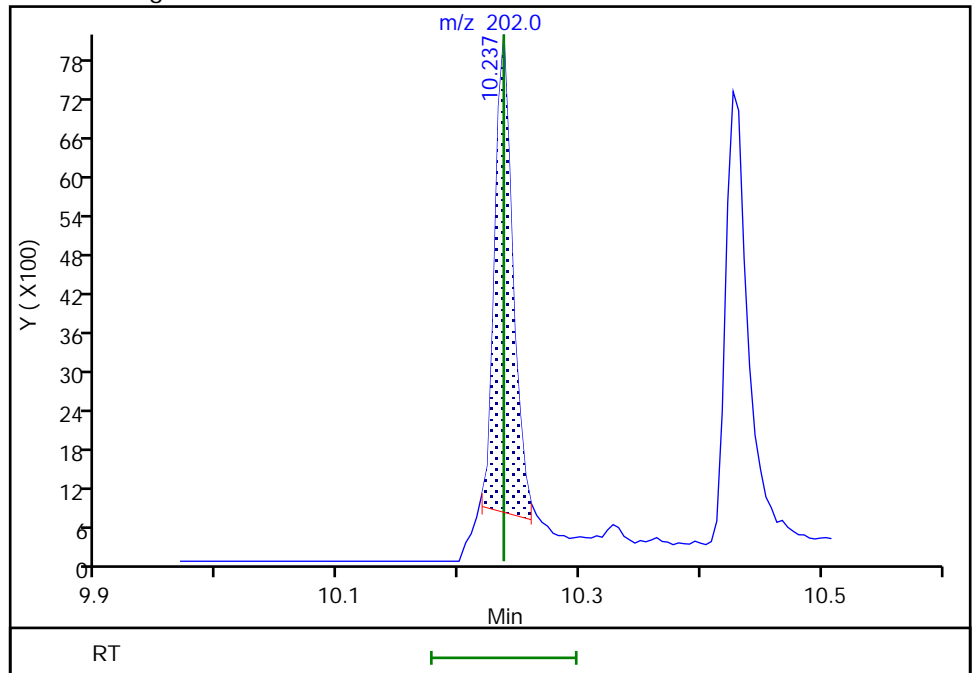
Signal: 1

Not Detected  
Expected RT: 10.24

Processing Integration Results



Manual Integration Results



RT: 10.24  
Area: 7655  
Amount: 6.434307  
Amount Units: ug/L

Eurofins Seattle

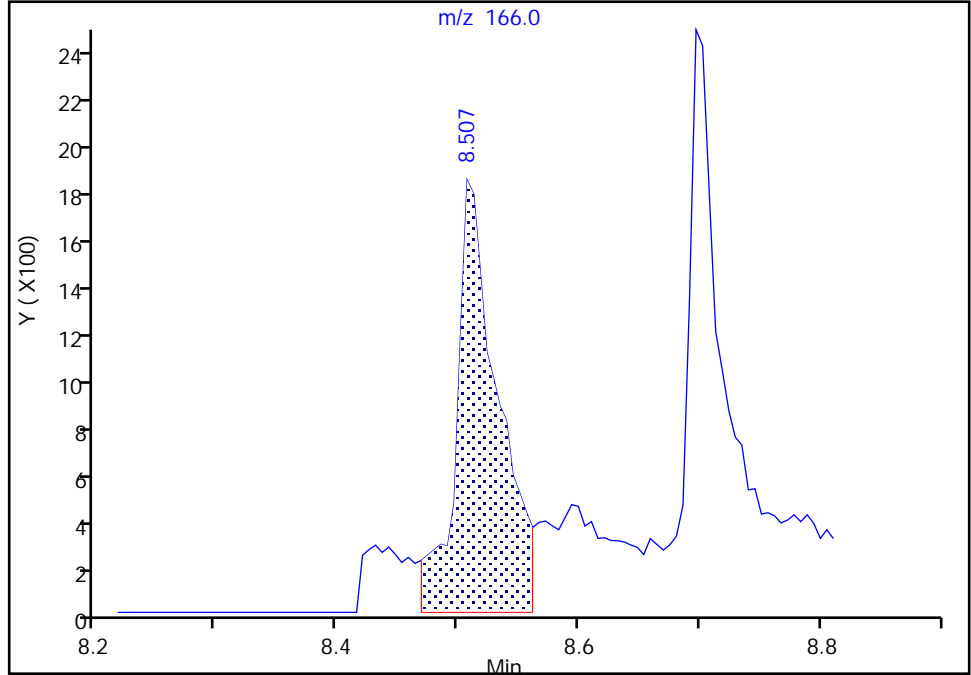
Data File: \\chromfs\Seattle\ChromData\SEA101\20220314-81722.b\031422a013.D  
Injection Date: 14-Mar-2022 15:17:30 Instrument ID: SEA101  
Lims ID: MB 580-383558/1-A  
Client ID:  
Operator ID: tl ALS Bottle#: 6 Worklist Smp#: 6  
Injection Vol: 1.0 ul Dil. Factor: 1.0000  
Method: 8270\_SIM\_SEA101 Limit Group: 8270D\_SIM QSM 5.0  
Column: Detector MS SCAN

17 Fluorene, CAS: 86-73-7

Signal: 1

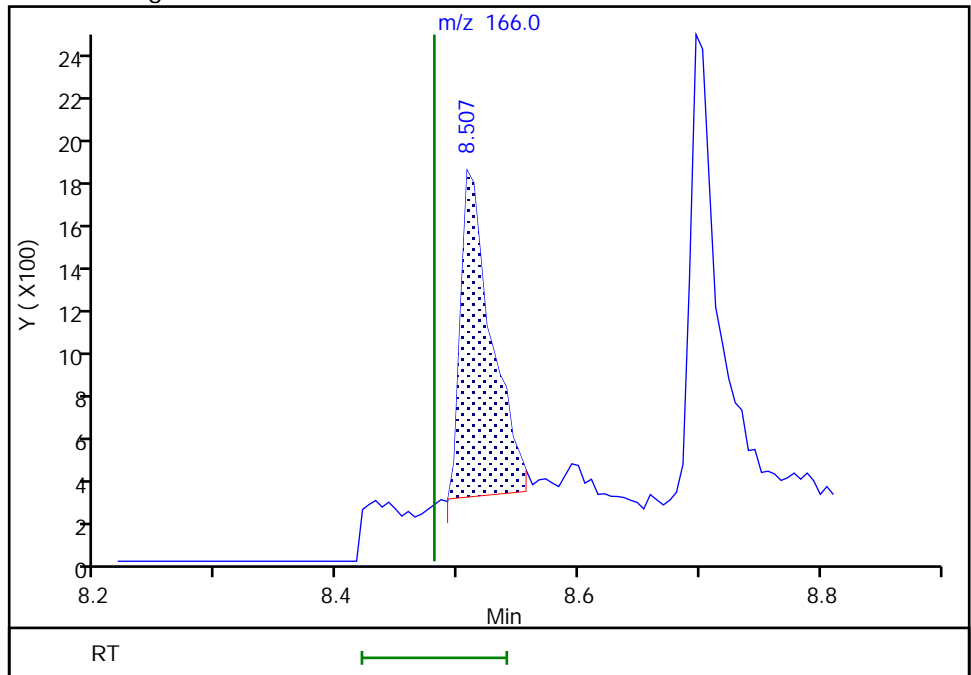
RT: 8.51  
Area: 4397  
Amount: 5.158278  
Amount Units: ug/L

Processing Integration Results



RT: 8.51  
Area: 2703  
Amount: 3.170986  
Amount Units: ug/L

Manual Integration Results



Reviewer: jantanuc, 15-Mar-2022 09:29:17  
Audit Action: Manually Integrated

Audit Reason: Baseline

Eurofins Seattle

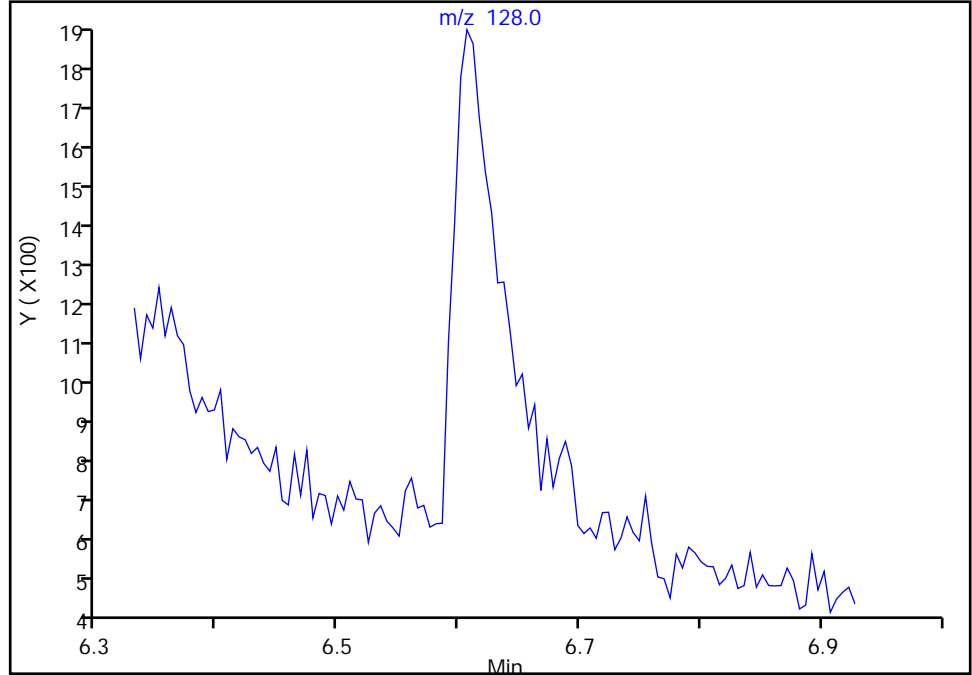
Data File: \\chromfs\Seattle\ChromData\SEA101\20220314-81722.b\031422a013.D  
Injection Date: 14-Mar-2022 15:17:30 Instrument ID: SEA101  
Lims ID: MB 580-383558/1-A  
Client ID:  
Operator ID: tl ALS Bottle#: 6 Worklist Smp#: 6  
Injection Vol: 1.0 ul Dil. Factor: 1.0000  
Method: 8270\_SIM\_SEA101 Limit Group: 8270D\_SIM QSM 5.0  
Column: Detector MS SCAN

12 Naphthalene, CAS: 91-20-3

Signal: 1

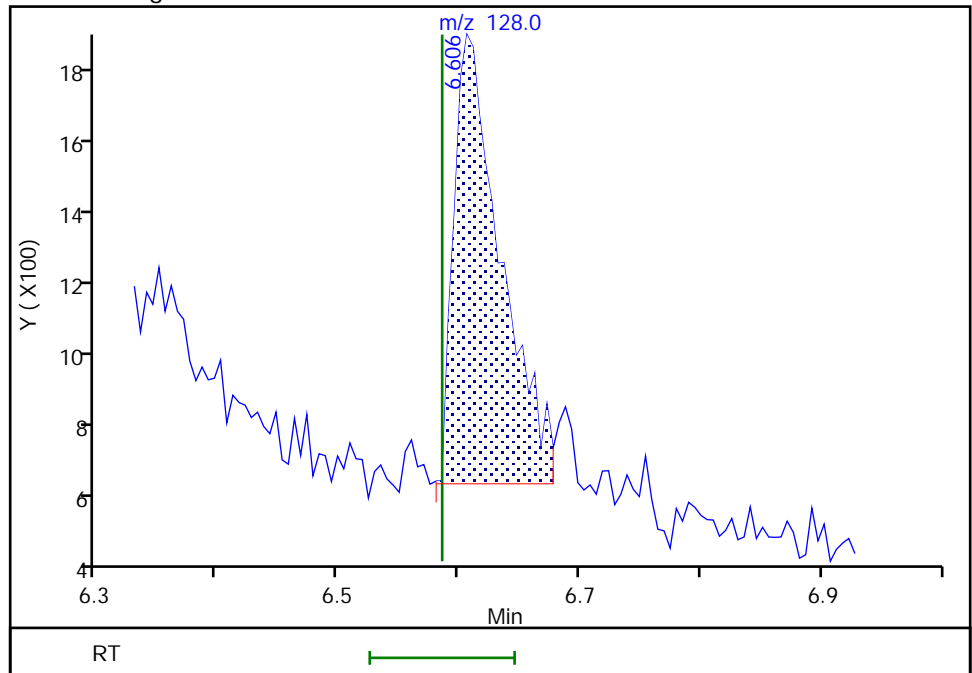
Not Detected  
Expected RT: 6.59

Processing Integration Results



RT: 6.61  
Area: 3119  
Amount: 0.149472  
Amount Units: ug/L

Manual Integration Results



Reviewer: jantanuc, 15-Mar-2022 09:28:51  
Audit Action: Manually Integrated

Audit Reason: Baseline

Eurofins Seattle

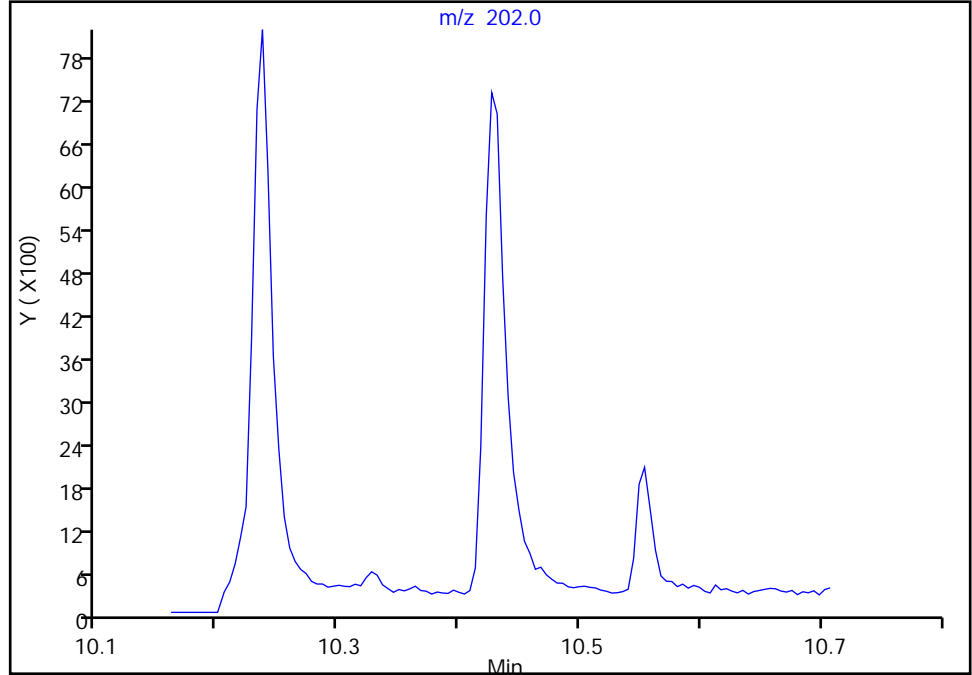
Data File: \\chromfs\Seattle\ChromData\SEA101\20220314-81722.b\031422a013.D  
Injection Date: 14-Mar-2022 15:17:30 Instrument ID: SEA101  
Lims ID: MB 580-383558/1-A  
Client ID:  
Operator ID: tl ALS Bottle#: 6 Worklist Smp#: 6  
Injection Vol: 1.0 ul Dil. Factor: 1.0000  
Method: 8270\_SIM\_SEA101 Limit Group: 8270D\_SIM QSM 5.0  
Column: Detector MS SCAN

22 Pyrene, CAS: 129-00-0

Signal: 1

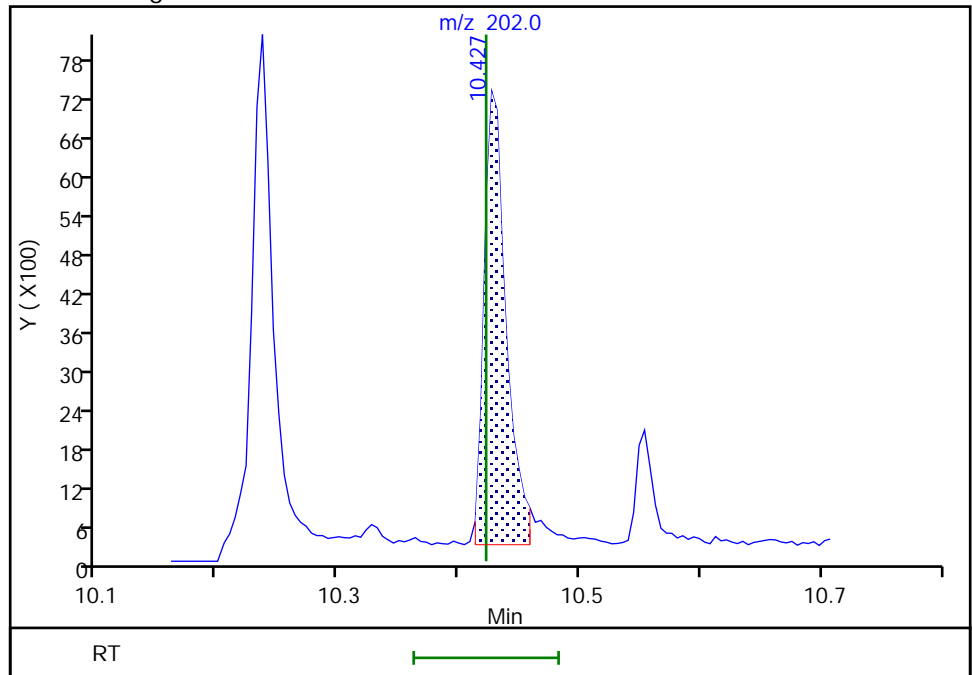
Not Detected  
Expected RT: 10.42

Processing Integration Results



RT: 10.43  
Area: 8810  
Amount: 7.024487  
Amount Units: ug/L

Manual Integration Results



Reviewer: jantanuc, 15-Mar-2022 09:29:37  
Audit Action: Manually Integrated

Audit Reason: Baseline

FORM I  
GC/MS SEMI VOA ORGANICS ANALYSIS DATA SHEET

Lab Name: Eurofins Seattle Job No.: 580-111058-1  
 SDG No.: \_\_\_\_\_  
 Client Sample ID: \_\_\_\_\_ Lab Sample ID: LCS 580-383282/2-A  
 Matrix: Water Lab File ID: SIM031022a006.D  
 Analysis Method: 8270E SIM Date Collected: \_\_\_\_\_  
 Extract. Method: 3510C Date Extracted: 03/09/2022 09:28  
 Sample wt/vol: 1000 (mL) Date Analyzed: 03/10/2022 11:46  
 Con. Extract Vol.: 2 (mL) Dilution Factor: 1  
 Injection Volume: 1 (uL) Level: (low/med) Low  
 % Moisture: \_\_\_\_\_ GPC Cleanup: (Y/N) N  
 Analysis Batch No.: 383445 Units: ug/L

CAS NO.	COMPOUND NAME	RESULT	Q	LOQ	LOD	DL
90-12-0	1-Methylnaphthalene	1.37		0.10	0.032	0.019
91-57-6	2-Methylnaphthalene	1.33		0.20	0.080	0.039
83-32-9	Acenaphthene	1.47		0.10	0.032	0.014
208-96-8	Acenaphthylene	1.37		0.050	0.032	0.0090
120-12-7	Anthracene	1.61		0.10	0.080	0.022
56-55-3	Benzo[a]anthracene	1.64		0.050	0.032	0.014
50-32-8	Benzo[a]pyrene	1.47		0.10	0.032	0.011
205-99-2	Benzo[b]fluoranthene	1.53		0.050	0.032	0.011
191-24-2	Benzo[g,h,i]perylene	1.75		0.050	0.032	0.012
207-08-9	Benzo[k]fluoranthene	1.73		0.050	0.032	0.012
218-01-9	Chrysene	1.67		0.10	0.032	0.016
53-70-3	Dibenz(a,h)anthracene	1.77	M	0.10	0.032	0.026
206-44-0	Fluoranthene	1.70		0.20	0.032	0.018
86-73-7	Fluorene	1.58		0.10	0.032	0.017
193-39-5	Indeno[1,2,3-cd]pyrene	1.61	M	0.050	0.032	0.014
91-20-3	Naphthalene	1.41		0.10	0.080	0.031
85-01-8	Phenanthrene	1.49		0.10	0.080	0.031
129-00-0	Pyrene	1.69		0.10	0.080	0.033

CAS NO.	SURROGATE	%REC	Q	LIMITS
7297-45-2	2-methylnaphthalene-d10	58		40-140
93951-69-0	Fluoranthene-d10 (Surr)	81		40-140
1718-51-0	Terphenyl-d14	91		58-132

Eurofins Seattle  
Target Compound Quantitation Report

Data File: \\chromfs\Seattle\ChromData\TAC050\20220310-81677.b\SIM031022a006.D  
 Lims ID: LCS 580-383282/2-A  
 Client ID:  
 Sample Type: LCS  
 Inject. Date: 10-Mar-2022 11:46:30 ALS Bottle#: 5 Worklist Smp#: 5  
 Injection Vol: 1.0 ul Dil. Factor: 1.0000  
 Sample Info: LCS 580-383282/2-A  
 Operator ID: tl Instrument ID: TAC050  
 Method: \\chromfs\Seattle\ChromData\TAC050\20220310-81677.b\TAC050\_SIM\_PAH.m  
 Limit Group: 8270D\_SIM QSM 5.0  
 Last Update: 11-Mar-2022 10:12:50 Calib Date: 14-Jan-2022 05:04:30  
 Integrator: Falcon ID Type: RT Order ID  
 Quant Method: Internal Standard Quant By: Initial Calibration  
 Last ICal File: \\chromfs\Seattle\ChromData\TAC050\20220113-80849.b\SIM011322b026.D  
 Column 1 : Det: MS SCAN  
 Process Host: CTX1602

First Level Reviewer: thaneeratw

Date: 11-Mar-2022 10:12:50

Compound	Sig	RT (min.)	Exp RT (min.)	Dlt RT (min.)	Q	Response	Cal Amt ug/L	OnCol Amt ug/L	Flags
* 1 Naphthalene-d8	136	5.171	5.171	0.000	90	19073	100.0	100.0	
* 2 Acenaphthene-d10	164	6.854	6.854	0.000	71	8808	100.0	100.0	
* 3 Phenanthrene-d10	188	8.319	8.322	-0.003	56	15826	100.0	100.0	
* 4 Chrysene-d12	240	11.035	11.039	-0.004	49	13142	100.0	100.0	
* 5 Perylene-d12	264	13.102	13.102	0.000	69	15853	100.0	100.0	
\$ 6 2-methylnaphthalene-d10	152	5.809	5.809	0.000	67	65075	1000.0	576.7	
\$ 10 2-Fluorobiphenyl	172	6.190	6.190	0.000	0	77790	1000.0	551.9	M
\$ 7 2,4,6-Tribromophenol	330	7.637	7.641	-0.004	57	20381	1000.0	845.2	
\$ 8 Fluoranthene-d10 (Surr)	212	9.506	9.506	0.000	68	132762	1000.0	811.8	
\$ 9 Terphenyl-d14	244	9.900	9.904	-0.004	94	114843	1000.0	905.4	
11 Naphthalene	128	5.189	5.189	0.000	100	141908	1000.0	703.5	
12 2-Methylnaphthalene	141	5.841	5.841	0.000	93	75795	1000.0	662.5	
13 1-Methylnaphthalene	141	5.937	5.937	0.000	96	76120	1000.0	686.9	
14 Acenaphthylene	152	6.717	6.717	0.000	100	127896	1000.0	686.8	
15 Acenaphthene	153	6.884	6.884	0.000	97	86031	1000.0	736.2	
16 Fluorene	166	7.389	7.394	-0.005	98	102813	1000.0	789.2	
17 Pentachlorophenol	266	8.142	8.146	-0.004	98	17488	2000.0	1116.9	
18 Phenanthrene	178	8.342	8.346	-0.004	100	148430	1000.0	745.7	
19 Anthracene	178	8.393	8.397	-0.004	100	162109	1000.0	806.2	
20 Fluoranthene	202	9.526	9.526	0.000	52	167022	1000.0	849.4	
21 Pyrene	202	9.754	9.754	0.000	51	175139	1000.0	845.4	
22 Benzo[a]anthracene	228	11.021	11.026	-0.005	95	154522	1000.0	817.7	
23 Chrysene	228	11.067	11.067	0.000	99	164597	1000.0	834.7	
30 Bis(2-ethylhexyl) phthalate	149	11.885	11.885	0.000	0	208467	1000.0	878.4	Ma
24 Benzo[b]fluoranthene	252	12.489	12.489	0.001	97	158258	1000.0	764.9	
25 Benzo[k]fluoranthene	252	12.530	12.530	0.000	94	200258	1000.0	863.9	
26 Benzo[a]pyrene	252	13.010	13.010	0.000	96	152245	1000.0	737.5	
27 Indeno[1,2,3-cd]pyrene	276	14.973	14.978	-0.005	95	140709	1000.0	806.4	M
28 Dibenz(a,h)anthracene	278	15.022	15.022	0.000	95	176360	1000.0	884.7	a
29 Benzo[g,h,i]perylene	276	15.472	15.472	0.000	94	189388	1000.0	876.5	

[QC Flag Legend](#)

Processing Flags

Review Flags

M - Manually Integrated

a - User Assigned ID

[Reagents:](#)

8270SIM\_IS\_00069

Amount Added: 10.00

Units: uL

Run Reagent



Eurofins Seattle

Data File: \\chromfs\Seattle\ChromData\TAC050\20220310-81677.b\SIM031022a006.D

Injection Date: 10-Mar-2022 11:46:30

Instrument ID: TAC050

Lims ID: LCS 580-383282/2-A

Client ID:

Operator ID: tl

ALS Bottle#: 5

Worklist Smp#: 5

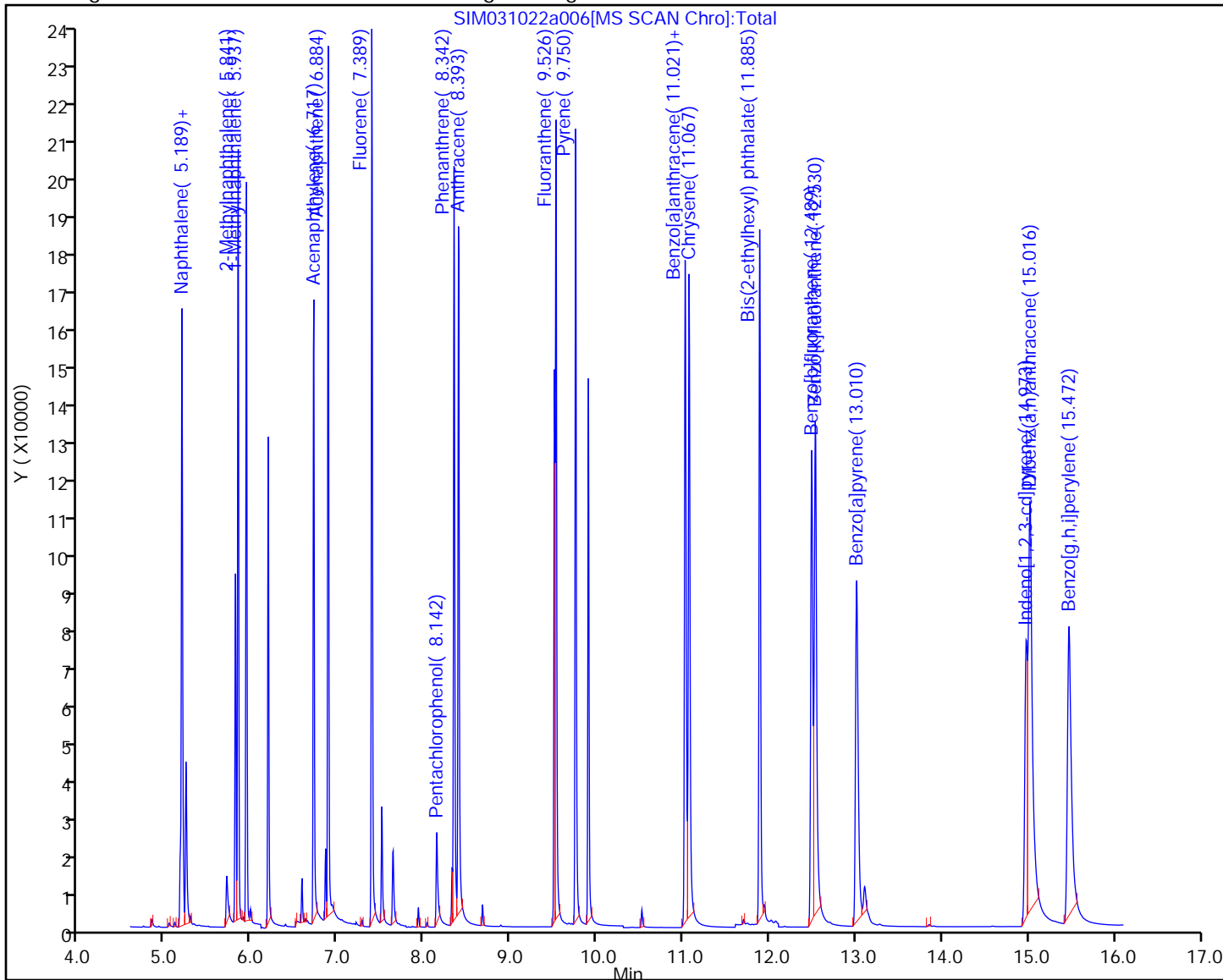
Injection Vol: 1.0 ul

Dil. Factor: 1.0000

Method: TAC050\_SIM\_PAH

Limit Group: 8270D\_SIM QSM 5.0

Y Scaling: Method Defined: Scale to the Nth Largest Target: 1



Eurofins Seattle  
Recovery Report

Data File: \\chromfs\Seattle\ChromData\TAC050\20220310-81677.b\SIM031022a006.D  
 Lims ID: LCS 580-383282/2-A  
 Client ID:  
 Sample Type: LCS  
 Inject. Date: 10-Mar-2022 11:46:30 ALS Bottle#: 5 Worklist Smp#: 5  
 Injection Vol: 1.0 ul Dil. Factor: 1.0000  
 Sample Info: LCS 580-383282/2-A  
 Operator ID: tl Instrument ID: TAC050  
 Method: \\chromfs\Seattle\ChromData\TAC050\20220310-81677.b\TAC050\_SIM\_PAH.m  
 Limit Group: 8270D\_SIM QSM 5.0  
 Last Update: 11-Mar-2022 10:12:50 Calib Date: 14-Jan-2022 05:04:30  
 Integrator: Falcon ID Type: RT Order ID  
 Quant Method: Internal Standard Quant By: Initial Calibration  
 Last ICal File: \\chromfs\Seattle\ChromData\TAC050\20220113-80849.b\SIM011322b026.D  
 Column 1 : Det: MS SCAN  
 Process Host: CTX1602

First Level Reviewer: thaneeratw

Date: 11-Mar-2022 10:12:50

Compound	Amount Added	Amount Recovered	% Rec.
\$ 6 2-methylnaphthalene-d10	1000.0	576.7	57.67
\$ 10 2-Fluorobiphenyl	1000.0	551.9	55.19
\$ 7 2,4,6-Tribromophenol	1000.0	845.2	84.52
\$ 8 Fluoranthene-d10 (Surr)	1000.0	811.8	81.18
\$ 9 Terphenyl-d14	1000.0	905.4	90.54

Eurofins Seattle

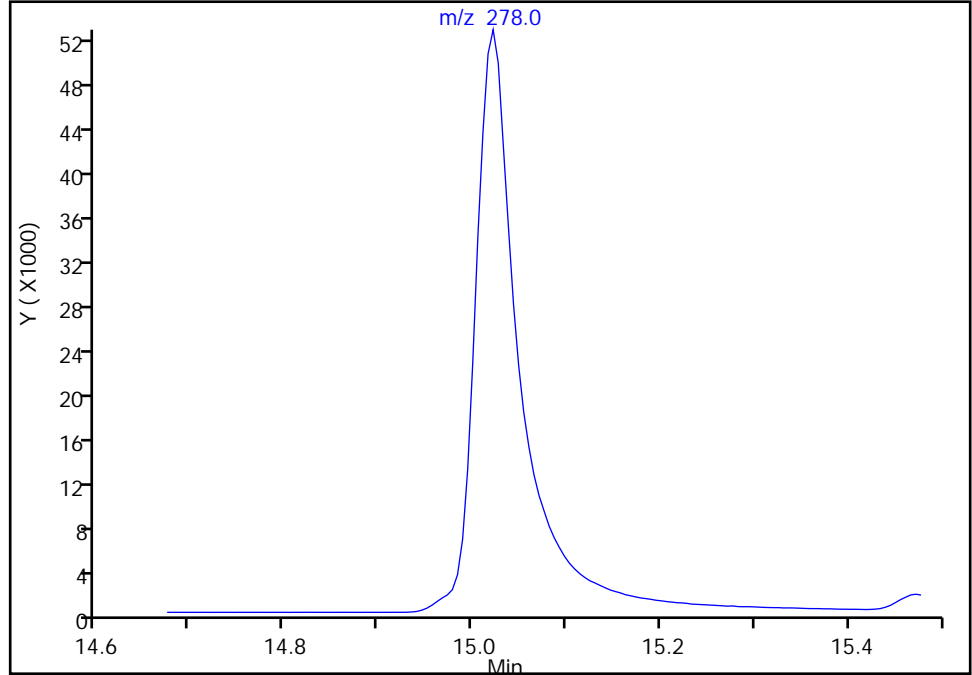
Data File: \\chromfs\Seattle\ChromData\TAC050\20220310-81677.b\SIM031022a006.D  
Injection Date: 10-Mar-2022 11:46:30 Instrument ID: TAC050  
Lims ID: LCS 580-383282/2-A  
Client ID:  
Operator ID: tl ALS Bottle#: 5 Worklist Smp#: 5  
Injection Vol: 1.0 ul Dil. Factor: 1.0000  
Method: TAC050\_SIM\_PAH Limit Group: 8270D\_SIM QSM 5.0  
Column: Detector MS SCAN

28 Dibenz(a,h)anthracene, CAS: 53-70-3

Signal: 1

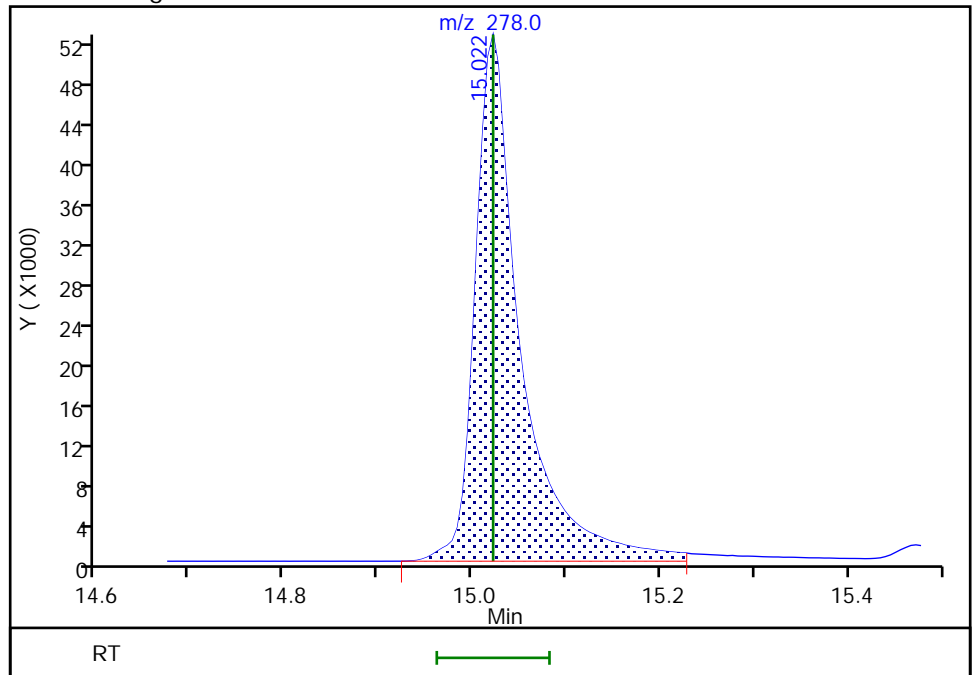
Not Detected  
Expected RT: 15.02

Processing Integration Results



Manual Integration Results

RT: 15.02  
Area: 176360  
Amount: 884.7265  
Amount Units: ug/L



Reviewer: thaneeratw, 11-Mar-2022 10:12:45  
Audit Action: Assigned Compound ID

Audit Reason: Incomplete Integration

Eurofins Seattle

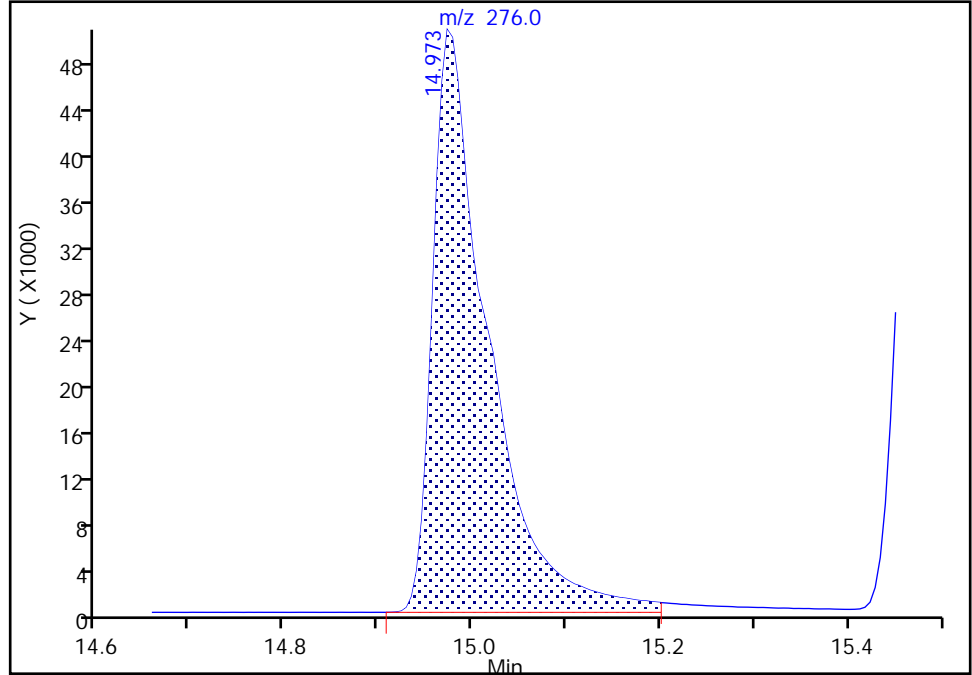
Data File: \\chromfs\Seattle\ChromData\TAC050\20220310-81677.b\SIM031022a006.D  
Injection Date: 10-Mar-2022 11:46:30 Instrument ID: TAC050  
Lims ID: LCS 580-383282/2-A  
Client ID:  
Operator ID: tl ALS Bottle#: 5 Worklist Smp#: 5  
Injection Vol: 1.0 ul Dil. Factor: 1.0000  
Method: TAC050\_SIM\_PAH Limit Group: 8270D\_SIM QSM 5.0  
Column: Detector MS SCAN

27 Indeno[1,2,3-cd]pyrene, CAS: 193-39-5

Signal: 1

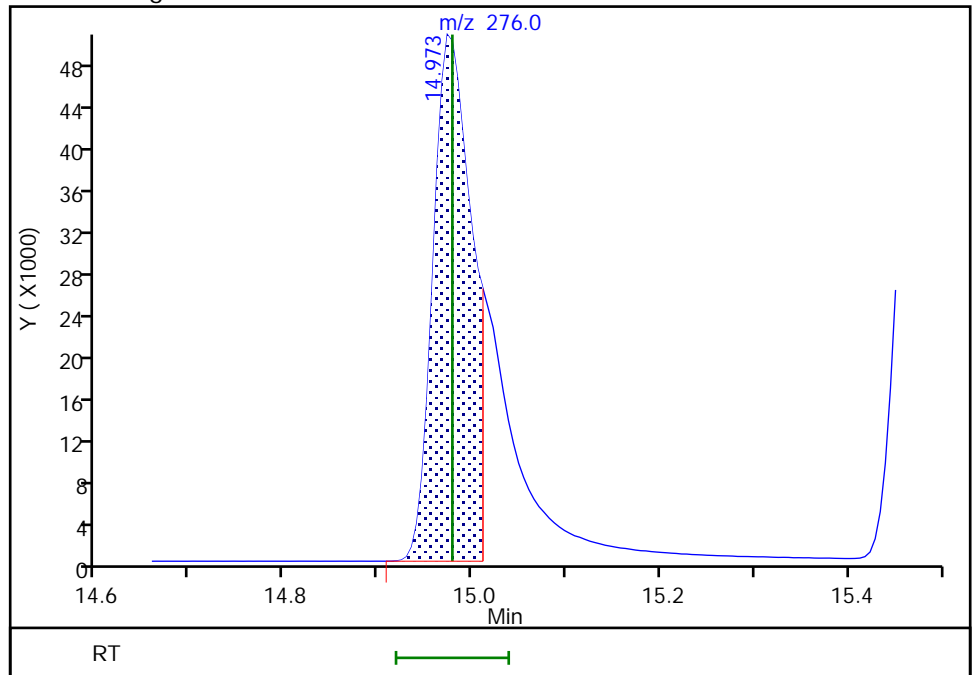
RT: 14.97  
Area: 206102  
Amount: 1175.0023  
Amount Units: ug/L

Processing Integration Results



RT: 14.97  
Area: 140709  
Amount: 806.4317  
Amount Units: ug/L

Manual Integration Results



Reviewer: thaneeratw, 11-Mar-2022 10:12:37  
Audit Action: Split an Integrated Peak

Audit Reason: Incomplete Integration

FORM I  
GC/MS SEMI VOA ORGANICS ANALYSIS DATA SHEET

Lab Name: Eurofins Seattle Job No.: 580-111058-1  
 SDG No.: \_\_\_\_\_  
 Client Sample ID: \_\_\_\_\_ Lab Sample ID: LCS 580-383558/2-A  
 Matrix: Water Lab File ID: 031422a014.D  
 Analysis Method: 8270E SIM Date Collected: \_\_\_\_\_  
 Extract. Method: 3510C Date Extracted: 03/11/2022 09:25  
 Sample wt/vol: 1000 (mL) Date Analyzed: 03/14/2022 15:41  
 Con. Extract Vol.: 2 (mL) Dilution Factor: 1  
 Injection Volume: 1 (uL) Level: (low/med) Low  
 % Moisture: \_\_\_\_\_ GPC Cleanup: (Y/N) N  
 Analysis Batch No.: 383722 Units: ug/L

CAS NO.	COMPOUND NAME	RESULT	Q	LOQ	LOD	DL
90-12-0	1-Methylnaphthalene	1.20		0.10	0.032	0.019
91-57-6	2-Methylnaphthalene	1.31		0.20	0.080	0.039
83-32-9	Acenaphthene	1.23		0.10	0.032	0.014
208-96-8	Acenaphthylene	1.34		0.050	0.032	0.0090
120-12-7	Anthracene	1.35		0.10	0.080	0.022
56-55-3	Benzo[a]anthracene	1.69		0.050	0.032	0.014
50-32-8	Benzo[a]pyrene	1.33		0.10	0.032	0.011
205-99-2	Benzo[b]fluoranthene	1.56		0.050	0.032	0.011
191-24-2	Benzo[g,h,i]perylene	1.46		0.050	0.032	0.012
207-08-9	Benzo[k]fluoranthene	1.38		0.050	0.032	0.012
218-01-9	Chrysene	1.36		0.10	0.032	0.016
53-70-3	Dibenz(a,h)anthracene	1.51	M	0.10	0.032	0.026
206-44-0	Fluoranthene	1.49		0.20	0.032	0.018
86-73-7	Fluorene	1.32		0.10	0.032	0.017
193-39-5	Indeno[1,2,3-cd]pyrene	2.23		0.050	0.032	0.014
91-20-3	Naphthalene	1.30		0.10	0.080	0.031
85-01-8	Phenanthrene	1.52		0.10	0.080	0.031
129-00-0	Pyrene	1.46		0.10	0.080	0.033

CAS NO.	SURROGATE	%REC	Q	LIMITS
7297-45-2	2-methylnaphthalene-d10	57		40-140
93951-69-0	Fluoranthene-d10 (Surr)	69		40-140
1718-51-0	Terphenyl-d14	78		58-132

Eurofins Seattle  
Target Compound Quantitation Report

Data File: \\chromfs\Seattle\ChromData\SEA101\20220314-81722.b\031422a014.D  
 Lims ID: LCS 580-383558/2-A  
 Client ID:  
 Sample Type: LCS  
 Inject. Date: 14-Mar-2022 15:41:30 ALS Bottle#: 7 Worklist Smp#: 7  
 Injection Vol: 1.0 ul Dil. Factor: 1.0000  
 Sample Info: LCS 580-383558/2-A  
 Operator ID: tl Instrument ID: SEA101  
 Method: \\chromfs\Seattle\ChromData\SEA101\20220314-81722.b\8270\_SIM\_SEA101.m  
 Limit Group: 8270D\_SIM QSM 5.0  
 Last Update: 15-Mar-2022 09:30:54 Calib Date: 05-Oct-2021 23:04:30  
 Integrator: Falcon ID Type: RT Order ID  
 Quant Method: Internal Standard Quant By: Initial Calibration  
 Last ICal File: \\chromfs\Seattle\ChromData\SEA101\20211005-79126.b\100521a031.D  
 Column 1 : Det: MS SCAN  
 Process Host: CTX1644

First Level Reviewer: jantanuc

Date: 15-Mar-2022 09:30:54

Compound	Sig	RT (min.)	Exp RT (min.)	Dlt RT (min.)	Q	Response	Cal Amt ug/L	OnCol Amt ug/L	Flags
* 1 1,4-Dichlorobenzene-d4	152	5.430	5.430	0.000	1	97485	100.0	100.0	
* 2 Naphthalene-d8	136	6.571	6.571	0.000	1	121859	100.0	100.0	
* 3 Acenaphthene-d10	164	8.030	8.030	0.000	1	61760	100.0	100.0	
* 4 Phenanthrene-d10	188	9.242	9.248	-0.006	1	95654	100.0	100.0	
* 5 Chrysene-d12	240	11.421	11.426	-0.005	1	74559	100.0	100.0	
* 6 Perylene-d12	264	12.916	12.921	-0.005	1	81759	100.0	100.0	
\$ 7 2-methylnaphthalene-d10	152	7.152	7.152	0.000	100	406177	1000.0	565.9	
\$ 8 2-Fluorobiphenyl	172	7.489	7.489	0.000	1	482416	1000.0	563.4	
\$ 9 2,4,6-Tribromophenol	330	8.686	8.691	-0.005	1	115835	1000.0	838.4	
\$ 10 Fluoranthene-d10 (Surr)	212	10.219	10.223	-0.004	100	734701	1000.0	694.8	
\$ 11 Terphenyl-d14	244	10.558	10.558	0.000	1	560105	1000.0	775.6	
12 Naphthalene	128	6.586	6.586	0.000	1	780152	1000.0	648.3	
13 2-Methylnaphthalene	142	7.178	7.178	0.000	1	496188	1000.0	657.0	
14 1-Methylnaphthalene	142	7.255	7.254	0.001	1	515500	1000.0	597.9	
15 Acenaphthylene	152	7.911	7.916	-0.005	1	787843	1000.0	668.3	
16 Acenaphthene	153	8.055	8.055	0.000	4	510810	1000.0	612.9	
17 Fluorene	166	8.480	8.480	0.000	1	563028	1000.0	662.1	
18 Pentachlorophenol	266	9.116	9.116	0.000	1	32031	2000.0	356.6	
19 Phenanthrene	178	9.264	9.264	0.000	1	819363	1000.0	758.4	
20 Anthracene	178	9.308	9.308	0.000	1	820015	1000.0	676.5	
21 Fluoranthene	202	10.233	10.237	-0.004	1	904134	1000.0	747.2	
22 Pyrene	202	10.418	10.422	-0.004	22	933587	1000.0	731.9	
23 Benzo[a]anthracene	228	11.410	11.416	-0.006	1	704660	1000.0	846.5	
24 Chrysene	228	11.443	11.448	-0.005	1	894470	1000.0	682.0	
25 Benzo[b]fluoranthene	252	12.478	12.483	-0.005	1	741735	1000.0	781.9	
26 Benzo[k]fluoranthene	252	12.510	12.515	-0.005	1	974559	1000.0	691.3	
27 Benzo[a]pyrene	252	12.846	12.851	-0.005	1	725624	1000.0	664.1	
28 Indeno[1,2,3-cd]pyrene	276	14.187	14.192	-0.006	1	997791	1000.0	1116.8	
29 Dibenz(a,h)anthracene	278	14.208	14.219	-0.011	1	839542	1000.0	755.7	a
30 Benzo[g,h,i]perylene	276	14.505	14.515	-0.010	6	960488	1000.0	730.5	

[QC Flag Legend](#)

Processing Flags

Review Flags

a - User Assigned ID

[Reagents:](#)

MeCl2\_CT\_00217

Amount Added: 1.00

Units: uL

Run Reagent

8270SIM\_IS\_00069

Amount Added: 10.00

Units: uL

Run Reagent

Eurofins Seattle

Data File: \\chromfs\Seattle\ChromData\SEA101\20220314-81722.b\031422a014.D

Injection Date: 14-Mar-2022 15:41:30

Instrument ID: SEA101

Lims ID: LCS 580-383558/2-A

Client ID:

Operator ID: tl

ALS Bottle#: 7

Worklist Smp#: 7

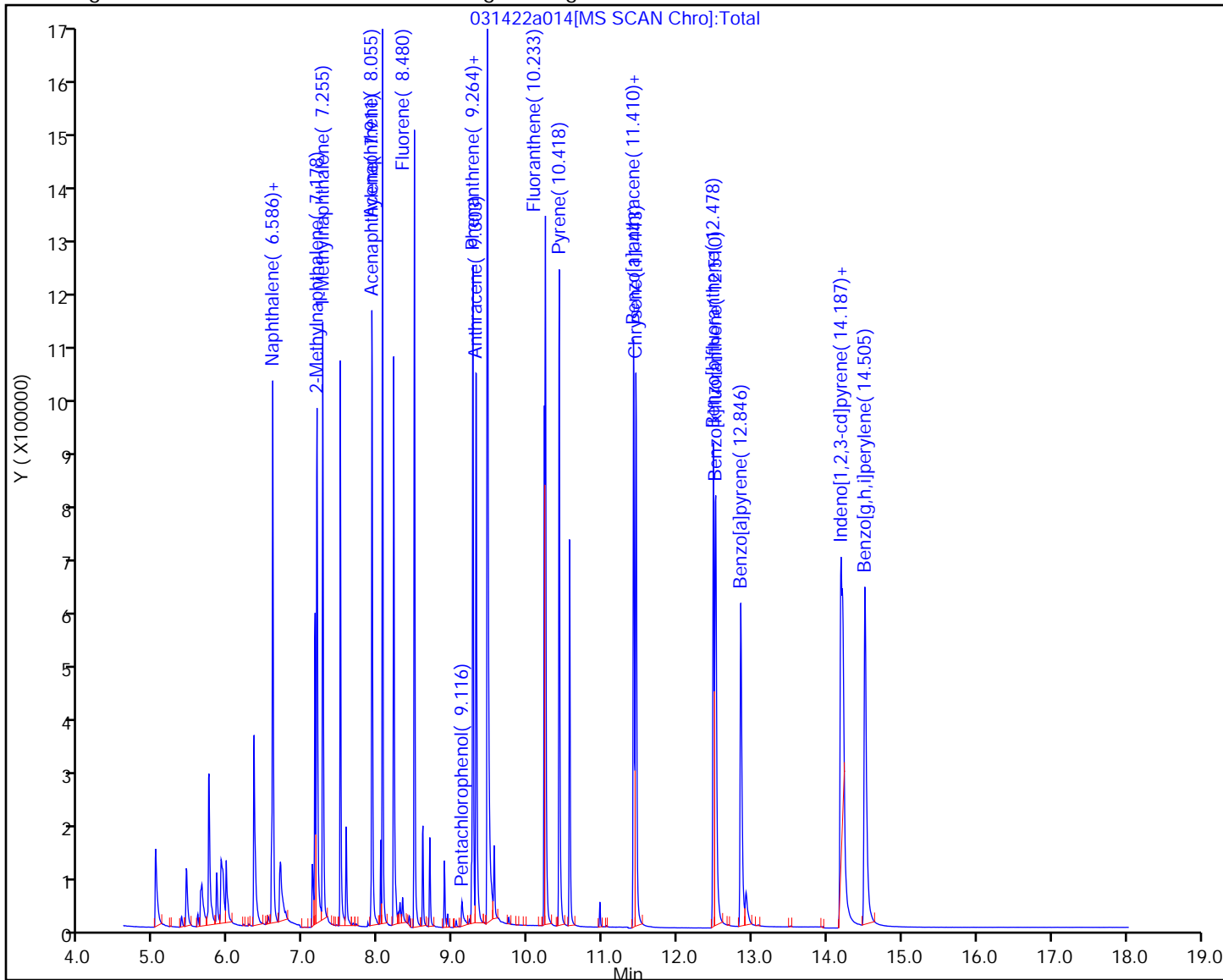
Injection Vol: 1.0 ul

Dil. Factor: 1.0000

Method: 8270\_SIM\_SEA101

Limit Group: 8270D\_SIM QSM 5.0

Y Scaling: Method Defined: Scale to the Nth Largest Target: 1





Eurofins Seattle  
Recovery Report

Data File: \\chromfs\Seattle\ChromData\SEA101\20220314-81722.b\031422a014.D  
 Lims ID: LCS 580-383558/2-A  
 Client ID:  
 Sample Type: LCS  
 Inject. Date: 14-Mar-2022 15:41:30 ALS Bottle#: 7 Worklist Smp#: 7  
 Injection Vol: 1.0 ul Dil. Factor: 1.0000  
 Sample Info: LCS 580-383558/2-A  
 Operator ID: tl Instrument ID: SEA101  
 Method: \\chromfs\Seattle\ChromData\SEA101\20220314-81722.b\8270\_SIM\_SEA101.m  
 Limit Group: 8270D\_SIM QSM 5.0  
 Last Update: 15-Mar-2022 09:30:54 Calib Date: 05-Oct-2021 23:04:30  
 Integrator: Falcon ID Type: RT Order ID  
 Quant Method: Internal Standard Quant By: Initial Calibration  
 Last ICal File: \\chromfs\Seattle\ChromData\SEA101\20211005-79126.b\100521a031.D  
 Column 1 : Det: MS SCAN  
 Process Host: CTX1644

First Level Reviewer: jantanuc Date: 15-Mar-2022 09:30:54

Compound	Amount Added	Amount Recovered	% Rec.
\$ 7 2-methylnaphthalene-d10	1000.0	565.9	56.59
\$ 8 2-Fluorobiphenyl	1000.0	563.4	56.34
\$ 9 2,4,6-Tribromophenol	1000.0	838.4	83.84
\$ 10 Fluoranthene-d10 (Surr)	1000.0	694.8	69.48
\$ 11 Terphenyl-d14	1000.0	775.6	77.56

Eurofins Seattle

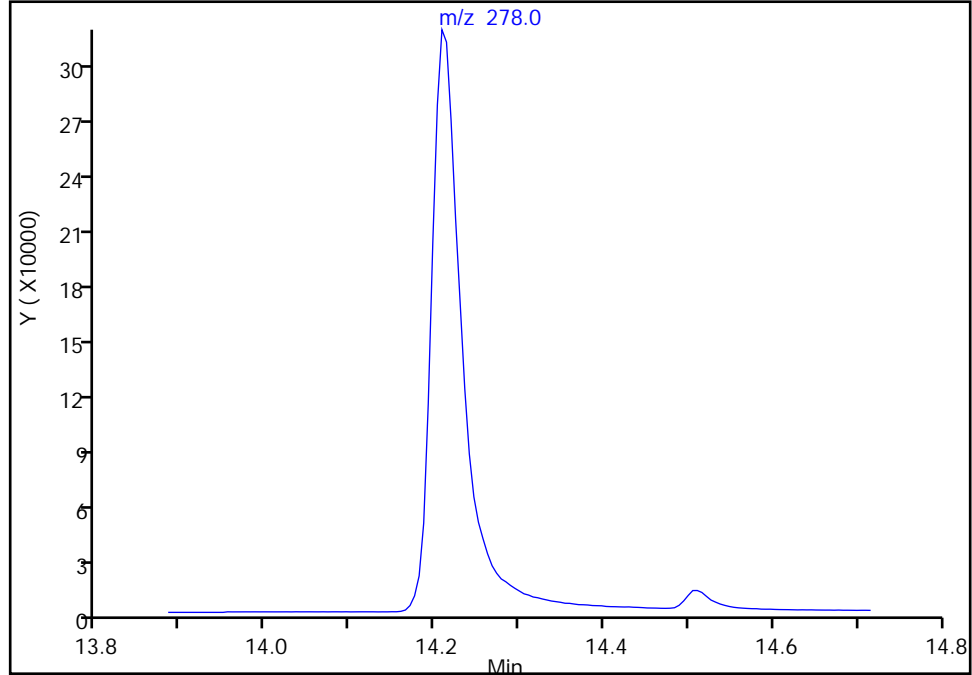
Data File: \\chromfs\Seattle\ChromData\SEA101\20220314-81722.b\031422a014.D  
Injection Date: 14-Mar-2022 15:41:30 Instrument ID: SEA101  
Lims ID: LCS 580-383558/2-A  
Client ID:  
Operator ID: tl ALS Bottle#: 7 Worklist Smp#: 7  
Injection Vol: 1.0 ul Dil. Factor: 1.0000  
Method: 8270\_SIM\_SEA101 Limit Group: 8270D\_SIM QSM 5.0  
Column: Detector MS SCAN

29 Dibenz(a,h)anthracene, CAS: 53-70-3

Signal: 1

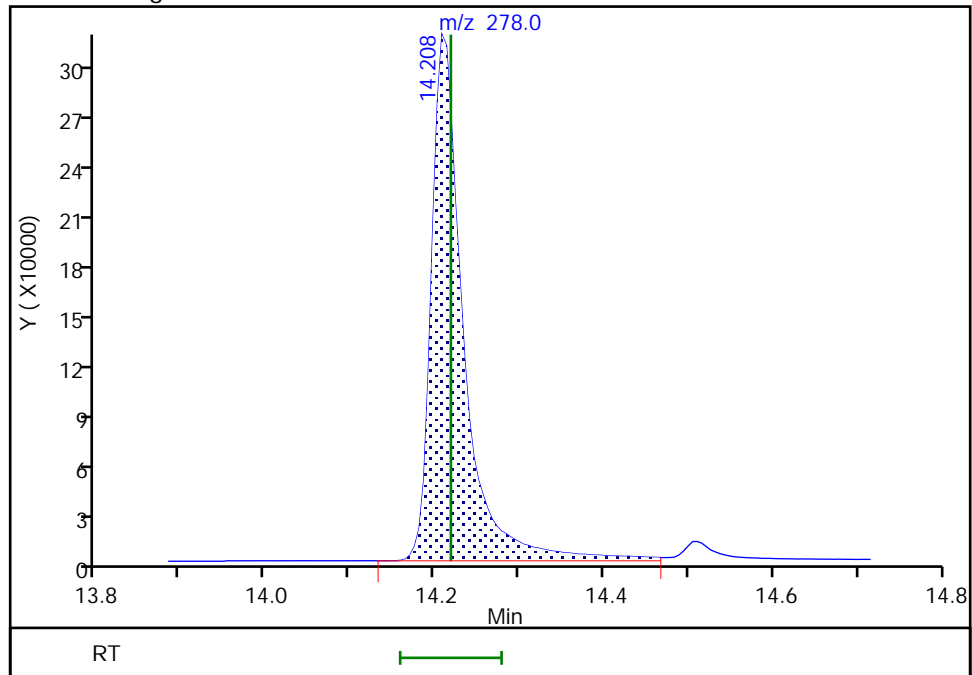
Not Detected  
Expected RT: 14.22

Processing Integration Results



Manual Integration Results

RT: 14.21  
Area: 839542  
Amount: 755.7498  
Amount Units: ug/L



Reviewer: jantanuc, 15-Mar-2022 09:30:43  
Audit Action: Assigned Compound ID

Audit Reason: Peak assignment corrected

FORM I  
GC/MS SEMI VOA ORGANICS ANALYSIS DATA SHEET

Lab Name: Eurofins Seattle Job No.: 580-111058-1  
 SDG No.: \_\_\_\_\_  
 Client Sample ID: \_\_\_\_\_ Lab Sample ID: LCSD 580-383282/3-A  
 Matrix: Water Lab File ID: SIM031022a007.D  
 Analysis Method: 8270E SIM Date Collected: \_\_\_\_\_  
 Extract. Method: 3510C Date Extracted: 03/09/2022 09:28  
 Sample wt/vol: 1000 (mL) Date Analyzed: 03/10/2022 12:05  
 Con. Extract Vol.: 2 (mL) Dilution Factor: 1  
 Injection Volume: 1 (uL) Level: (low/med) Low  
 % Moisture: \_\_\_\_\_ GPC Cleanup: (Y/N) N  
 Analysis Batch No.: 383445 Units: ug/L

CAS NO.	COMPOUND NAME	RESULT	Q	LOQ	LOD	DL
90-12-0	1-Methylnaphthalene	1.01	Q	0.10	0.032	0.019
91-57-6	2-Methylnaphthalene	0.985	Q	0.20	0.080	0.039
83-32-9	Acenaphthene	1.14	Q	0.10	0.032	0.014
208-96-8	Acenaphthylene	1.07	Q	0.050	0.032	0.0090
120-12-7	Anthracene	1.50		0.10	0.080	0.022
56-55-3	Benzo[a]anthracene	1.53		0.050	0.032	0.014
50-32-8	Benzo[a]pyrene	1.45		0.10	0.032	0.011
205-99-2	Benzo[b]fluoranthene	1.45		0.050	0.032	0.011
191-24-2	Benzo[g,h,i]perylene	1.69		0.050	0.032	0.012
207-08-9	Benzo[k]fluoranthene	1.69		0.050	0.032	0.012
218-01-9	Chrysene	1.62		0.10	0.032	0.016
53-70-3	Dibenz(a,h)anthracene	1.70	M	0.10	0.032	0.026
206-44-0	Fluoranthene	1.62		0.20	0.032	0.018
86-73-7	Fluorene	1.31		0.10	0.032	0.017
193-39-5	Indeno[1,2,3-cd]pyrene	1.53	M	0.050	0.032	0.014
91-20-3	Naphthalene	1.07	Q	0.10	0.080	0.031
85-01-8	Phenanthrene	1.38		0.10	0.080	0.031
129-00-0	Pyrene	1.62		0.10	0.080	0.033

CAS NO.	SURROGATE	%REC	Q	LIMITS
7297-45-2	2-methylnaphthalene-d10	46		40-140
93951-69-0	Fluoranthene-d10 (Surr)	80		40-140
1718-51-0	Terphenyl-d14	89		58-132

Eurofins Seattle  
Target Compound Quantitation Report

Data File: \\chromfs\Seattle\ChromData\TAC050\20220310-81677.b\SIM031022a007.D  
 Lims ID: LCSD 580-383282/3-A  
 Client ID:  
 Sample Type: LCSD  
 Inject. Date: 10-Mar-2022 12:05:30 ALS Bottle#: 6 Worklist Smp#: 6  
 Injection Vol: 1.0 ul Dil. Factor: 1.0000  
 Sample Info: LCSD 580-383282/3-A  
 Operator ID: tl Instrument ID: TAC050  
 Method: \\chromfs\Seattle\ChromData\TAC050\20220310-81677.b\TAC050\_SIM\_PAH.m  
 Limit Group: 8270D\_SIM QSM 5.0  
 Last Update: 11-Mar-2022 10:14:13 Calib Date: 14-Jan-2022 05:04:30  
 Integrator: Falcon ID Type: RT Order ID  
 Quant Method: Internal Standard Quant By: Initial Calibration  
 Last ICal File: \\chromfs\Seattle\ChromData\TAC050\20220113-80849.b\SIM011322b026.D  
 Column 1 : Det: MS SCAN  
 Process Host: CTX1602

First Level Reviewer: thaneeratw

Date: 11-Mar-2022 10:14:13

Compound	Sig	RT (min.)	Exp RT (min.)	Dlt RT (min.)	Q	Response	Cal Amt ug/L	OnCol Amt ug/L	Flags
* 1 Naphthalene-d8	136	5.171	5.171	0.000	90	19170	100.0	100.0	
* 2 Acenaphthene-d10	164	6.854	6.854	0.000	70	8410	100.0	100.0	
* 3 Phenanthrene-d10	188	8.319	8.322	-0.003	56	15247	100.0	100.0	
* 4 Chrysene-d12	240	11.035	11.039	-0.004	51	12791	100.0	100.0	
* 5 Perylene-d12	264	13.102	13.102	0.000	69	15270	100.0	100.0	
\$ 6 2-methylnaphthalene-d10	152	5.809	5.809	0.000	67	52218	1000.0	460.4	
\$ 10 2-Fluorobiphenyl	172	6.190	6.190	0.000	0	61493	1000.0	456.9	M
\$ 7 2,4,6-Tribromophenol	330	7.637	7.641	-0.004	57	18981	1000.0	825.2	
\$ 8 Fluoranthene-d10 (Surr)	212	9.506	9.506	0.000	68	125627	1000.0	797.4	
\$ 9 Terphenyl-d14	244	9.900	9.904	-0.004	94	109277	1000.0	894.3	
11 Naphthalene	128	5.189	5.189	0.000	100	108856	1000.0	536.9	
12 2-Methylnaphthalene	141	5.841	5.841	0.000	93	56638	1000.0	492.6	
13 1-Methylnaphthalene	141	5.937	5.937	0.000	96	55969	1000.0	502.5	
14 Acenaphthylene	152	6.717	6.717	0.000	100	95028	1000.0	534.5	
15 Acenaphthene	153	6.885	6.884	0.001	97	63370	1000.0	567.9	
16 Fluorene	166	7.394	7.394	0.000	94	81353	1000.0	654.0	
17 Pentachlorophenol	266	8.142	8.146	-0.004	98	22695	2000.0	1391.8	
18 Phenanthrene	178	8.342	8.346	-0.004	100	132787	1000.0	692.3	
19 Anthracene	178	8.393	8.397	-0.004	100	145040	1000.0	748.7	
20 Fluoranthene	202	9.526	9.526	0.000	52	153393	1000.0	809.6	
21 Pyrene	202	9.750	9.754	-0.004	52	161758	1000.0	810.4	
22 Benzo[a]anthracene	228	11.021	11.026	-0.005	95	140606	1000.0	764.4	
23 Chrysene	228	11.067	11.067	0.000	99	155383	1000.0	809.5	
30 Bis(2-ethylhexyl) phthalate	149	11.885	11.885	0.000	0	192925	1000.0	837.7	M
24 Benzo[b]fluoranthene	252	12.484	12.489	-0.004	97	144450	1000.0	724.8	
25 Benzo[k]fluoranthene	252	12.530	12.530	0.000	94	189203	1000.0	847.4	
26 Benzo[a]pyrene	252	13.001	13.010	-0.009	96	143763	1000.0	722.9	
27 Indeno[1,2,3-cd]pyrene	276	14.973	14.978	-0.005	95	128443	1000.0	764.7	M
28 Dibenz(a,h)anthracene	278	15.017	15.022	-0.005	95	163113	1000.0	849.5	a
29 Benzo[g,h,i]perylene	276	15.472	15.472	0.000	94	175780	1000.0	844.6	

[QC Flag Legend](#)

Processing Flags

Review Flags

M - Manually Integrated

a - User Assigned ID

[Reagents:](#)

8270SIM\_IS\_00069

Amount Added: 10.00

Units: uL

Run Reagent

Eurofins Seattle

Data File: \\chromfs\Seattle\ChromData\TAC050\20220310-81677.b\SIM031022a007.D

Injection Date: 10-Mar-2022 12:05:30

Instrument ID: TAC050

Lims ID: LCSD 580-383282/3-A

Client ID:

Operator ID: tl

ALS Bottle#: 6

Worklist Smp#: 6

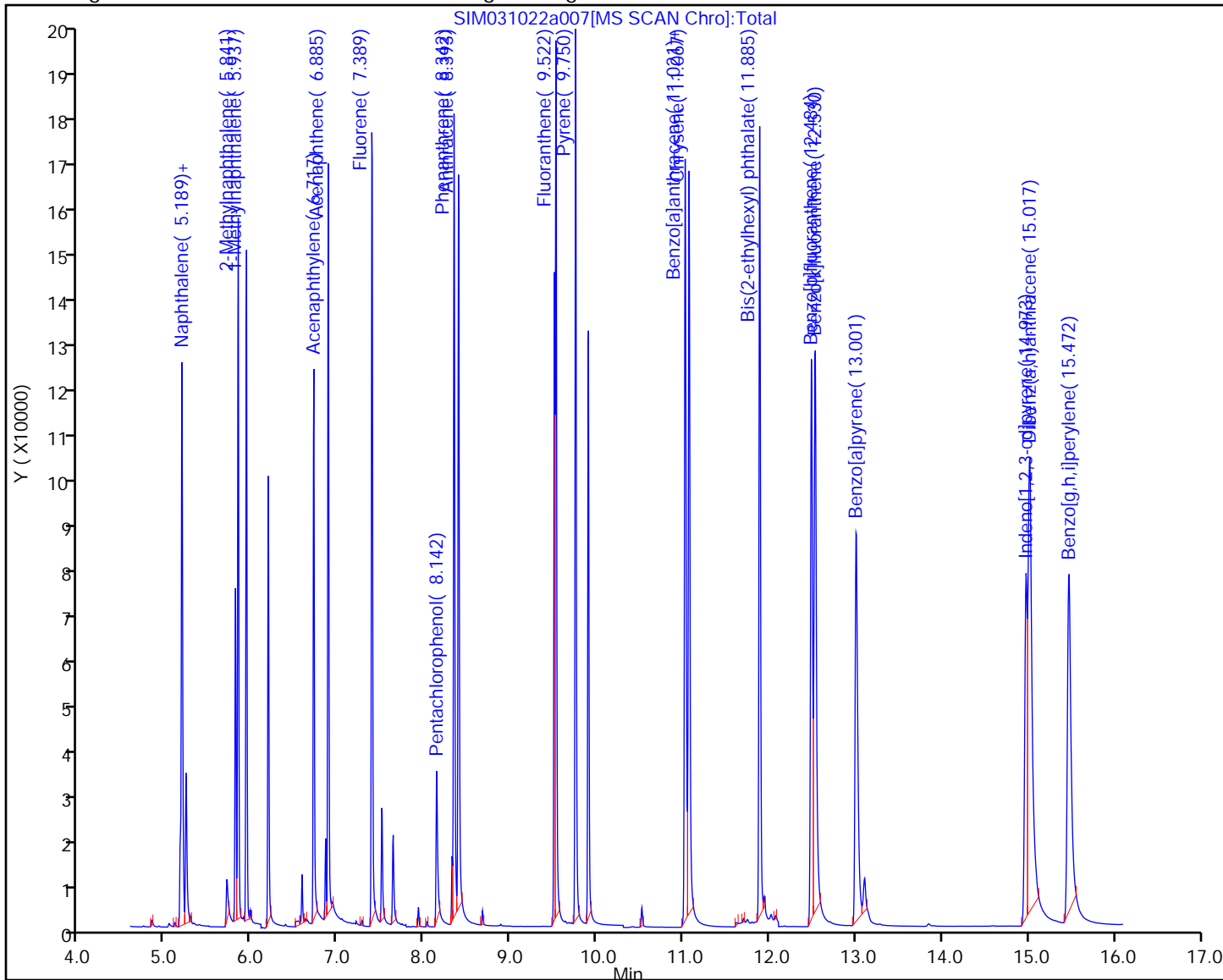
Injection Vol: 1.0 ul

Dil. Factor: 1.0000

Method: TAC050\_SIM\_PAH

Limit Group: 8270D\_SIM QSM 5.0

Y Scaling: Method Defined: Scale to the Nth Largest Target: 1



Eurofins Seattle  
Recovery Report

Data File: \\chromfs\Seattle\ChromData\TAC050\20220310-81677.b\SIM031022a007.D  
 Lims ID: LCSD 580-383282/3-A  
 Client ID:  
 Sample Type: LCSD  
 Inject. Date: 10-Mar-2022 12:05:30 ALS Bottle#: 6 Worklist Smp#: 6  
 Injection Vol: 1.0 ul Dil. Factor: 1.0000  
 Sample Info: LCSD 580-383282/3-A  
 Operator ID: tl Instrument ID: TAC050  
 Method: \\chromfs\Seattle\ChromData\TAC050\20220310-81677.b\TAC050\_SIM\_PAH.m  
 Limit Group: 8270D\_SIM QSM 5.0  
 Last Update: 11-Mar-2022 10:14:13 Calib Date: 14-Jan-2022 05:04:30  
 Integrator: Falcon ID Type: RT Order ID  
 Quant Method: Internal Standard Quant By: Initial Calibration  
 Last ICal File: \\chromfs\Seattle\ChromData\TAC050\20220113-80849.b\SIM011322b026.D  
 Column 1 : Det: MS SCAN  
 Process Host: CTX1602

First Level Reviewer: thaneeratw

Date: 11-Mar-2022 10:14:13

Compound	Amount Added	Amount Recovered	% Rec.
\$ 6 2-methylnaphthalene-d10	1000.0	460.4	46.04
\$ 10 2-Fluorobiphenyl	1000.0	456.9	45.69
\$ 7 2,4,6-Tribromophenol	1000.0	825.2	82.52
\$ 8 Fluoranthene-d10 (Surr)	1000.0	797.4	79.74
\$ 9 Terphenyl-d14	1000.0	894.3	89.43

Eurofins Seattle

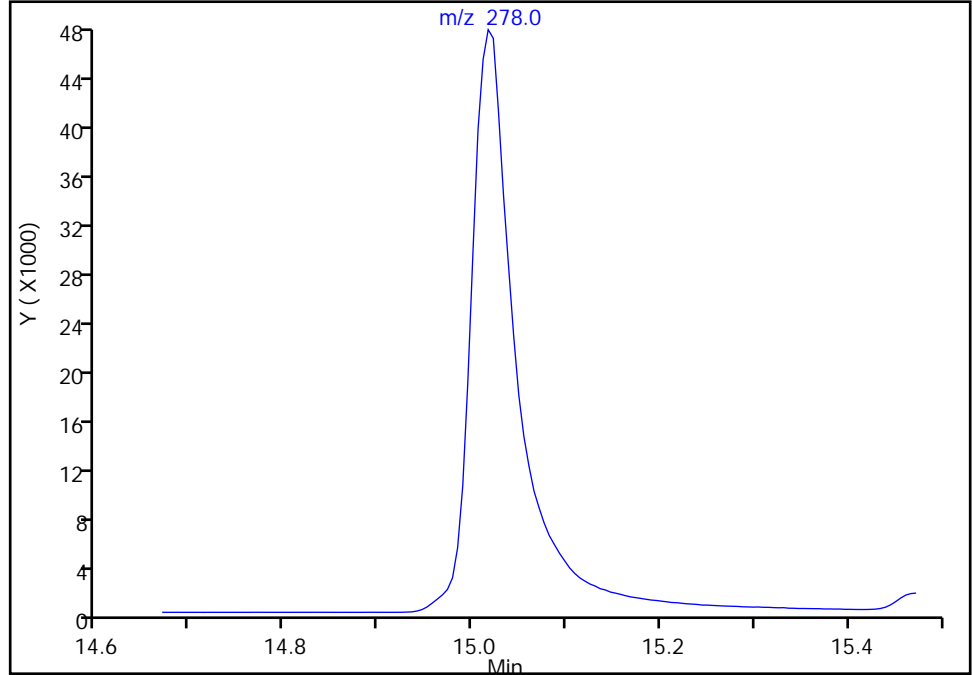
Data File: \\chromfs\Seattle\ChromData\TAC050\20220310-81677.b\SIM031022a007.D  
Injection Date: 10-Mar-2022 12:05:30 Instrument ID: TAC050  
Lims ID: LCSD 580-383282/3-A  
Client ID:  
Operator ID: tl ALS Bottle#: 6 Worklist Smp#: 6  
Injection Vol: 1.0 ul Dil. Factor: 1.0000  
Method: TAC050\_SIM\_PAH Limit Group: 8270D\_SIM QSM 5.0  
Column: Detector MS SCAN

28 Dibenz(a,h)anthracene, CAS: 53-70-3

Signal: 1

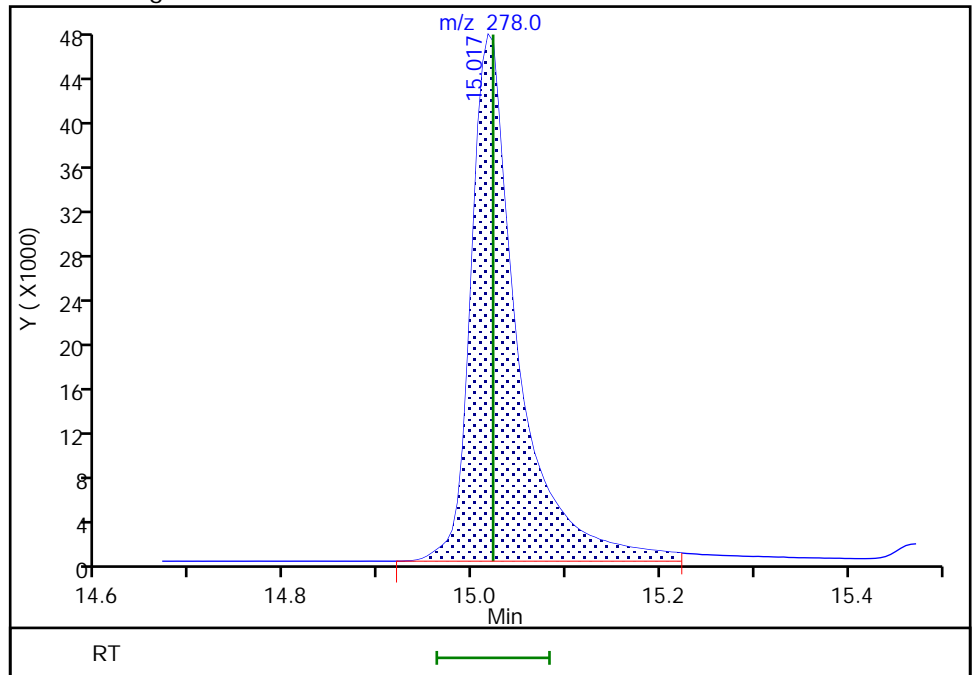
Not Detected  
Expected RT: 15.02

Processing Integration Results



Manual Integration Results

RT: 15.02  
Area: 163113  
Amount: 849.4888  
Amount Units: ug/L



Reviewer: thaneeratw, 11-Mar-2022 10:14:09  
Audit Action: Assigned Compound ID

Audit Reason: Incomplete Integration



Eurofins Seattle

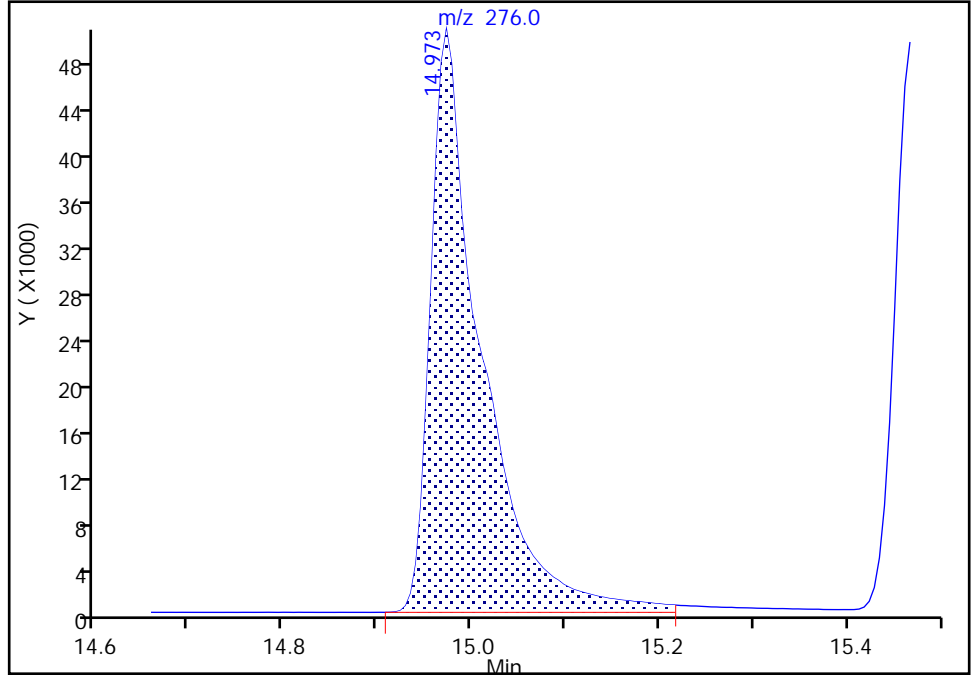
Data File: \\chromfs\Seattle\ChromData\TAC050\20220310-81677.b\SIM031022a007.D  
Injection Date: 10-Mar-2022 12:05:30 Instrument ID: TAC050  
Lims ID: LCSD 580-383282/3-A  
Client ID:  
Operator ID: tl ALS Bottle#: 6 Worklist Smp#: 6  
Injection Vol: 1.0 ul Dil. Factor: 1.0000  
Method: TAC050\_SIM\_PAH Limit Group: 8270D\_SIM QSM 5.0  
Column: Detector MS SCAN

27 Indeno[1,2,3-cd]pyrene, CAS: 193-39-5

Signal: 1

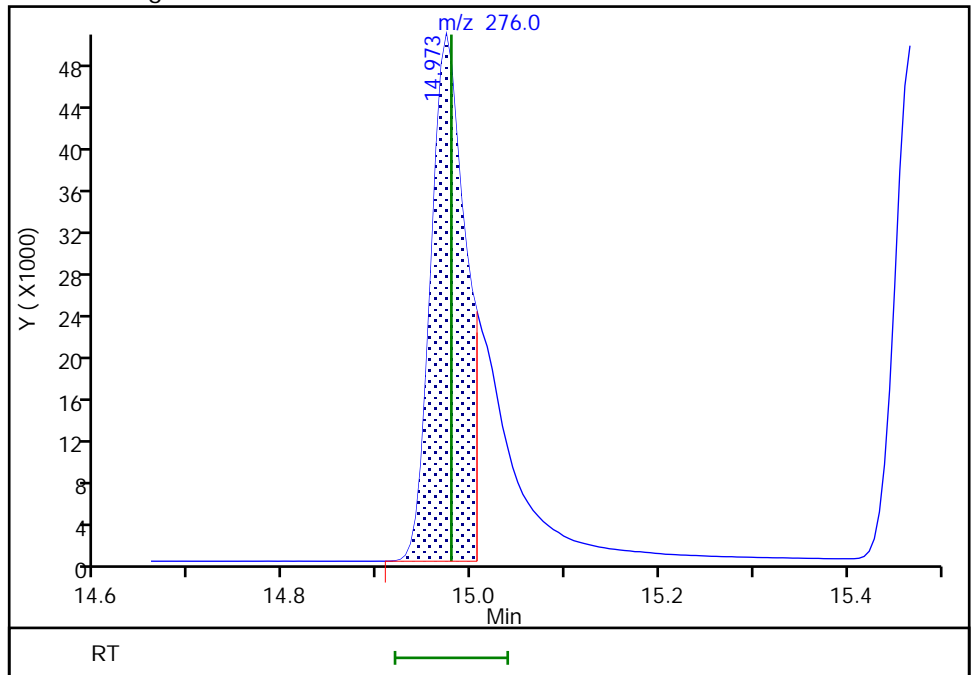
RT: 14.97  
Area: 191150  
Amount: 1132.0567  
Amount Units: ug/L

Processing Integration Results



RT: 14.97  
Area: 128443  
Amount: 764.6992  
Amount Units: ug/L

Manual Integration Results



Reviewer: thaneeratw, 11-Mar-2022 10:14:04  
Audit Action: Split an Integrated Peak

Audit Reason: Incomplete Integration

FORM I  
GC/MS SEMI VOA ORGANICS ANALYSIS DATA SHEET

Lab Name: Eurofins Seattle Job No.: 580-111058-1  
 SDG No.: \_\_\_\_\_  
 Client Sample ID: \_\_\_\_\_ Lab Sample ID: LCSD 580-383558/3-A  
 Matrix: Water Lab File ID: 031422a015.D  
 Analysis Method: 8270E SIM Date Collected: \_\_\_\_\_  
 Extract. Method: 3510C Date Extracted: 03/11/2022 09:25  
 Sample wt/vol: 1000 (mL) Date Analyzed: 03/14/2022 16:06  
 Con. Extract Vol.: 2 (mL) Dilution Factor: 1  
 Injection Volume: 1 (uL) Level: (low/med) Low  
 % Moisture: \_\_\_\_\_ GPC Cleanup: (Y/N) N  
 Analysis Batch No.: 383722 Units: ug/L

CAS NO.	COMPOUND NAME	RESULT	Q	LOQ	LOD	DL
90-12-0	1-Methylnaphthalene	1.24		0.10	0.032	0.019
91-57-6	2-Methylnaphthalene	1.36		0.20	0.080	0.039
83-32-9	Acenaphthene	1.37		0.10	0.032	0.014
208-96-8	Acenaphthylene	1.47		0.050	0.032	0.0090
120-12-7	Anthracene	1.49		0.10	0.080	0.022
56-55-3	Benzo[a]anthracene	1.77		0.050	0.032	0.014
50-32-8	Benzo[a]pyrene	1.38		0.10	0.032	0.011
205-99-2	Benzo[b]fluoranthene	1.65		0.050	0.032	0.011
191-24-2	Benzo[g,h,i]perylene	1.47		0.050	0.032	0.012
207-08-9	Benzo[k]fluoranthene	1.43		0.050	0.032	0.012
218-01-9	Chrysene	1.41		0.10	0.032	0.016
53-70-3	Dibenz(a,h)anthracene	1.55	M	0.10	0.032	0.026
206-44-0	Fluoranthene	1.69		0.20	0.032	0.018
86-73-7	Fluorene	1.47		0.10	0.032	0.017
193-39-5	Indeno[1,2,3-cd]pyrene	2.31		0.050	0.032	0.014
91-20-3	Naphthalene	1.36		0.10	0.080	0.031
85-01-8	Phenanthrene	1.70		0.10	0.080	0.031
129-00-0	Pyrene	1.67		0.10	0.080	0.033

CAS NO.	SURROGATE	%REC	Q	LIMITS
7297-45-2	2-methylnaphthalene-d10	59		40-140
93951-69-0	Fluoranthene-d10 (Surr)	74		40-140
1718-51-0	Terphenyl-d14	82		58-132

Eurofins Seattle  
Target Compound Quantitation Report

Data File: \\chromfs\Seattle\ChromData\SEA101\20220314-81722.b\031422a015.D  
 Lims ID: LCSD 580-383558/3-A  
 Client ID:  
 Sample Type: LCSD  
 Inject. Date: 14-Mar-2022 16:06:30 ALS Bottle#: 8 Worklist Smp#: 8  
 Injection Vol: 1.0 ul Dil. Factor: 1.0000  
 Sample Info: LCSD 580-383558/3-A  
 Operator ID: tl Instrument ID: SEA101  
 Method: \\chromfs\Seattle\ChromData\SEA101\20220314-81722.b\8270\_SIM\_SEA101.m  
 Limit Group: 8270D\_SIM QSM 5.0  
 Last Update: 15-Mar-2022 09:31:16 Calib Date: 05-Oct-2021 23:04:30  
 Integrator: Falcon ID Type: RT Order ID  
 Quant Method: Internal Standard Quant By: Initial Calibration  
 Last ICal File: \\chromfs\Seattle\ChromData\SEA101\20211005-79126.b\100521a031.D

Column 1 : Det: MS SCAN  
 Process Host: CTX1644

First Level Reviewer: jantanuc

Date: 15-Mar-2022 09:31:16

Compound	Sig	RT (min.)	Exp RT (min.)	Dlt RT (min.)	Q	Response	Cal Amt ug/L	OnCol Amt ug/L	Flags
* 1 1,4-Dichlorobenzene-d4	152	5.430	5.430	0.000	1	104595	100.0	100.0	
* 2 Naphthalene-d8	136	6.571	6.571	0.000	1	130077	100.0	100.0	
* 3 Acenaphthene-d10	164	8.030	8.030	0.000	1	63324	100.0	100.0	
* 4 Phenanthrene-d10	188	9.242	9.248	-0.006	1	96304	100.0	100.0	
* 5 Chrysene-d12	240	11.421	11.426	-0.005	1	78118	100.0	100.0	
* 6 Perylene-d12	264	12.916	12.921	-0.005	1	87034	100.0	100.0	
\$ 7 2-methylnaphthalene-d10	152	7.152	7.152	0.000	99	454649	1000.0	593.4	
\$ 8 2-Fluorobiphenyl	172	7.489	7.489	0.000	1	543296	1000.0	618.8	
\$ 9 2,4,6-Tribromophenol	330	8.686	8.691	-0.005	1	129017	1000.0	906.7	
\$ 10 Fluoranthene-d10 (Surr)	212	10.219	10.223	-0.004	100	785705	1000.0	738.0	
\$ 11 Terphenyl-d14	244	10.558	10.558	0.000	1	598188	1000.0	822.8	
12 Naphthalene	128	6.586	6.586	0.000	1	871760	1000.0	678.8	
13 2-Methylnaphthalene	142	7.178	7.178	0.000	1	549420	1000.0	681.5	
14 1-Methylnaphthalene	142	7.254	7.254	0.000	1	572418	1000.0	622.0	
15 Acenaphthylene	152	7.911	7.916	-0.005	1	890044	1000.0	736.3	
16 Acenaphthene	153	8.055	8.055	0.000	3	584502	1000.0	684.0	
17 Fluorene	166	8.480	8.480	0.000	1	640644	1000.0	734.8	
18 Pentachlorophenol	266	9.116	9.116	0.000	1	33261	2000.0	360.9	
19 Phenanthrene	178	9.264	9.264	0.000	1	922620	1000.0	848.2	
20 Anthracene	178	9.308	9.308	0.000	1	907973	1000.0	744.3	
21 Fluoranthene	202	10.232	10.237	-0.005	1	1028753	1000.0	844.5	
22 Pyrene	202	10.418	10.422	-0.004	22	1073624	1000.0	836.0	
23 Benzo[a]anthracene	228	11.410	11.416	-0.006	1	775311	1000.0	885.9	
24 Chrysene	228	11.443	11.448	-0.005	1	969808	1000.0	706.8	
25 Benzo[b]fluoranthene	252	12.478	12.483	-0.005	1	833022	1000.0	824.8	
26 Benzo[k]fluoranthene	252	12.510	12.515	-0.005	1	1070833	1000.0	714.0	
27 Benzo[a]pyrene	252	12.845	12.851	-0.006	1	802454	1000.0	689.9	
28 Indeno[1,2,3-cd]pyrene	276	14.181	14.192	-0.011	1	1100526	1000.0	1157.1	
29 Dibenzo(a,h)anthracene	278	14.208	14.219	-0.011	1	917326	1000.0	775.8	a
30 Benzo[g,h,i]perylene	276	14.505	14.515	-0.010	6	1025481	1000.0	732.6	

[QC Flag Legend](#)

Processing Flags

Review Flags

a - User Assigned ID

[Reagents:](#)

MeCl2\_CT\_00217

Amount Added: 1.00

Units: uL

Run Reagent

8270SIM\_IS\_00069

Amount Added: 10.00

Units: uL

Run Reagent

Eurofins Seattle

Data File: \\chromfs\Seattle\ChromData\SEA101\20220314-81722.b\031422a015.D

Injection Date: 14-Mar-2022 16:06:30

Instrument ID: SEA101

Lims ID: LCSD 580-383558/3-A

Client ID:

Operator ID: tl

ALS Bottle#: 8

Worklist Smp#: 8

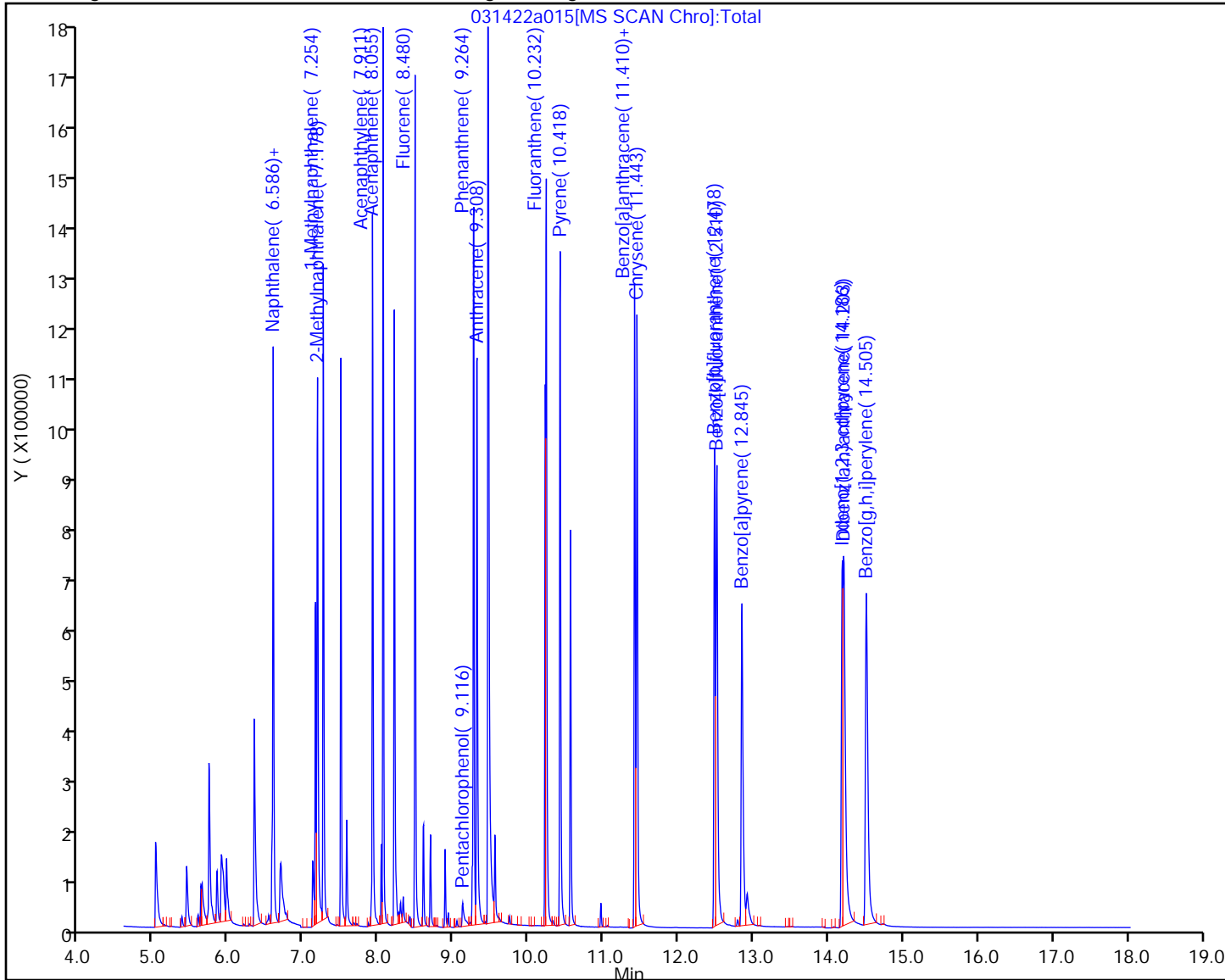
Injection Vol: 1.0 ul

Dil. Factor: 1.0000

Method: 8270\_SIM\_SEA101

Limit Group: 8270D\_SIM QSM 5.0

Y Scaling: Method Defined: Scale to the Nth Largest Target: 1



Eurofins Seattle  
Recovery Report

Data File: \\chromfs\Seattle\ChromData\SEA101\20220314-81722.b\031422a015.D  
 Lims ID: LCSD 580-383558/3-A  
 Client ID:  
 Sample Type: LCSD  
 Inject. Date: 14-Mar-2022 16:06:30 ALS Bottle#: 8 Worklist Smp#: 8  
 Injection Vol: 1.0 ul Dil. Factor: 1.0000  
 Sample Info: LCSD 580-383558/3-A  
 Operator ID: tl Instrument ID: SEA101  
 Method: \\chromfs\Seattle\ChromData\SEA101\20220314-81722.b\8270\_SIM\_SEA101.m  
 Limit Group: 8270D\_SIM QSM 5.0  
 Last Update: 15-Mar-2022 09:31:16 Calib Date: 05-Oct-2021 23:04:30  
 Integrator: Falcon ID Type: RT Order ID  
 Quant Method: Internal Standard Quant By: Initial Calibration  
 Last ICal File: \\chromfs\Seattle\ChromData\SEA101\20211005-79126.b\100521a031.D  
 Column 1 : Det: MS SCAN  
 Process Host: CTX1644

First Level Reviewer: jantanuc

Date: 15-Mar-2022 09:31:16

Compound	Amount Added	Amount Recovered	% Rec.
\$ 7 2-methylnaphthalene-d10	1000.0	593.4	59.34
\$ 8 2-Fluorobiphenyl	1000.0	618.8	61.88
\$ 9 2,4,6-Tribromophenol	1000.0	906.7	90.67
\$ 10 Fluoranthene-d10 (Surr)	1000.0	738.0	73.80
\$ 11 Terphenyl-d14	1000.0	822.8	82.28

Eurofins Seattle

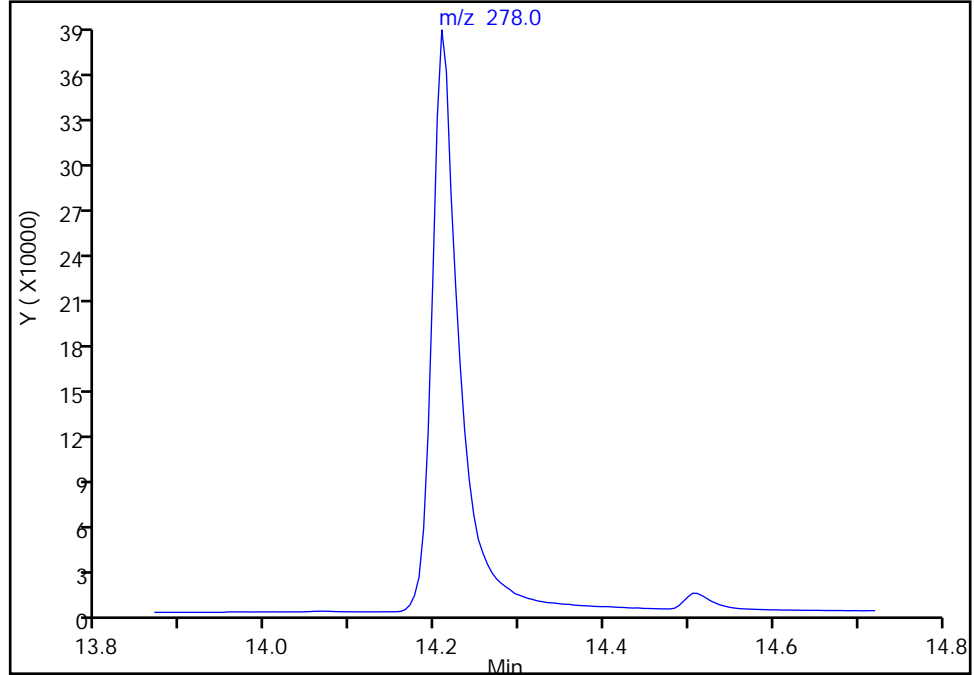
Data File: \\chromfs\Seattle\ChromData\SEA101\20220314-81722.b\031422a015.D  
Injection Date: 14-Mar-2022 16:06:30 Instrument ID: SEA101  
Lims ID: LCSD 580-383558/3-A  
Client ID:  
Operator ID: tl ALS Bottle#: 8 Worklist Smp#: 8  
Injection Vol: 1.0 ul Dil. Factor: 1.0000  
Method: 8270\_SIM\_SEA101 Limit Group: 8270D\_SIM QSM 5.0  
Column: Detector MS SCAN

29 Dibenz(a,h)anthracene, CAS: 53-70-3

Signal: 1

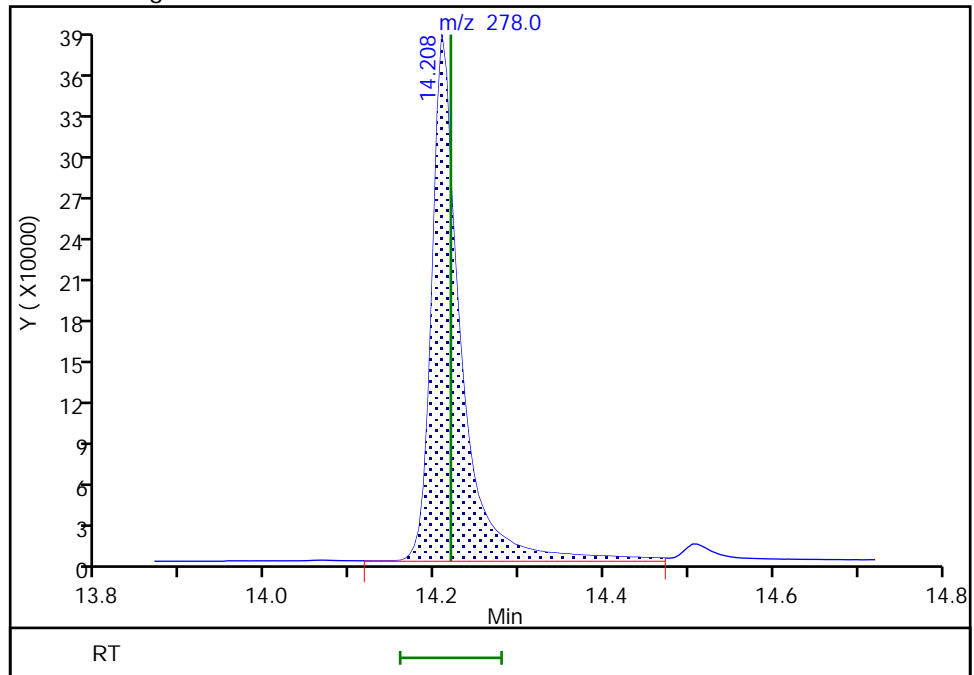
Not Detected  
Expected RT: 14.22

Processing Integration Results



Manual Integration Results

RT: 14.21  
Area: 917326  
Amount: 775.7785  
Amount Units: ug/L



Reviewer: jantanuc, 15-Mar-2022 09:31:08

Audit Action: Assigned Compound ID

Audit Reason: Peak assignment corrected

## GC/MS SEMI VOA ANALYSIS RUN LOG

Lab Name: Eurofins Seattle Job No.: 580-111058-1

SDG No.: \_\_\_\_\_

Instrument ID: SEA101 Start Date: 10/05/2021 17:30Analysis Batch Number: 369708 End Date: 10/05/2021 23:52

LAB SAMPLE ID	CLIENT SAMPLE ID	DATE ANALYZED	DILUTION FACTOR	LAB FILE ID	COLUMN ID
DFTPP 580-369708/2		10/05/2021 17:30	1	100521a017.D	ZB-SV 0.25 (mm)
STD13 580-369708/4 IC		10/05/2021 18:11	1	100521a019.D	ZB-SV 0.25 (mm)
STD12 580-369708/5 IC		10/05/2021 18:36	1	100521a020.D	ZB-SV 0.25 (mm)
STD11 580-369708/6 IC		10/05/2021 19:00	1	100521a021.D	ZB-SV 0.25 (mm)
STD10 580-369708/7 IC		10/05/2021 19:25	1	100521a022.D	ZB-SV 0.25 (mm)
STD9IS 580-369708/8 ICIS		10/05/2021 19:49	1	100521a023.D	ZB-SV 0.25 (mm)
STD8 580-369708/9 IC		10/05/2021 20:14	1	100521a024.D	ZB-SV 0.25 (mm)
STD7 580-369708/10 IC		10/05/2021 20:38	1	100521a025.D	ZB-SV 0.25 (mm)
STD6 580-369708/11 IC		10/05/2021 21:03	1	100521a026.D	ZB-SV 0.25 (mm)
STD5 580-369708/12 IC		10/05/2021 21:27	1	100521a027.D	ZB-SV 0.25 (mm)
STD4 580-369708/13 IC		10/05/2021 21:51	1	100521a028.D	ZB-SV 0.25 (mm)
STD3 580-369708/14 IC		10/05/2021 22:15	1	100521a029.D	ZB-SV 0.25 (mm)
STD2 580-369708/15 IC		10/05/2021 22:40	1	100521a030.D	ZB-SV 0.25 (mm)
STD1 580-369708/16 IC		10/05/2021 23:04	1	100521a031.D	ZB-SV 0.25 (mm)
ICV 580-369708/18		10/05/2021 23:52	1	100521a033.D	ZB-SV 0.25 (mm)



GC/MS SEMI VOA ANALYSIS RUN LOG

Lab Name: Eurofins Seattle Job No.: 580-111058-1

SDG No.: \_\_\_\_\_

Instrument ID: TAC050 Start Date: 01/14/2022 00:35

Analysis Batch Number: 378263 End Date: 01/14/2022 05:42

LAB SAMPLE ID	CLIENT SAMPLE ID	DATE ANALYZED	DILUTION FACTOR	LAB FILE ID	COLUMN ID
DFTPP 580-378263/2		01/14/2022 00:35	1	SIM011322b012.D	ZB-SV 0.25 (mm)
STD13 580-378263/4 IC		01/14/2022 01:16	1	SIM011322b014.D	ZB-SV 0.25 (mm)
STD12 580-378263/5 IC		01/14/2022 01:35	1	SIM011322b015.D	ZB-SV 0.25 (mm)
STD11 580-378263/6 IC		01/14/2022 01:54	1	SIM011322b016.D	ZB-SV 0.25 (mm)
STD10 580-378263/7 IC		01/14/2022 02:13	1	SIM011322b017.D	ZB-SV 0.25 (mm)
STD9IS 580-378263/8 IC		01/14/2022 02:32	1	SIM011322b018.D	ZB-SV 0.25 (mm)
STD8 580-378263/9 IC		01/14/2022 02:51	1	SIM011322b019.D	ZB-SV 0.25 (mm)
STD7 580-378263/10 IC		01/14/2022 03:10	1	SIM011322b020.D	ZB-SV 0.25 (mm)
STD6 580-378263/11 IC		01/14/2022 03:29	1	SIM011322b021.D	ZB-SV 0.25 (mm)
STD5 580-378263/12 IC		01/14/2022 03:48	1	SIM011322b022.D	ZB-SV 0.25 (mm)
STD4 580-378263/13 IC		01/14/2022 04:07	1	SIM011322b023.D	ZB-SV 0.25 (mm)
STD3 580-378263/14 IC		01/14/2022 04:26	1	SIM011322b024.D	ZB-SV 0.25 (mm)
STD2 580-378263/15 IC		01/14/2022 04:45	1	SIM011322b025.D	ZB-SV 0.25 (mm)
STD1 580-378263/16 IC		01/14/2022 05:04	1	SIM011322b026.D	ZB-SV 0.25 (mm)
ICV 580-378263/18		01/14/2022 05:42	1	SIM011322b028.D	ZB-SV 0.25 (mm)

GC/MS SEMI VOA ANALYSIS RUN LOG

Lab Name: Eurofins Seattle Job No.: 580-111058-1

SDG No.: \_\_\_\_\_

Instrument ID: TAC050 Start Date: 03/10/2022 10:44

Analysis Batch Number: 383445 End Date: 03/10/2022 16:52

LAB SAMPLE ID	CLIENT SAMPLE ID	DATE ANALYZED	DILUTION FACTOR	LAB FILE ID	COLUMN ID
DFTPP 580-383445/2		03/10/2022 10:44	1		ZB-SV 0.25 (mm)
CCVIS 580-383445/3		03/10/2022 11:06	1	SIM031022a004.D	ZB-SV 0.25 (mm)
MB 580-383282/1-A		03/10/2022 11:27	1	SIM031022a005.D	ZB-SV 0.25 (mm)
LCS 580-383282/2-A		03/10/2022 11:46	1	SIM031022a006.D	ZB-SV 0.25 (mm)
LCSD 580-383282/3-A		03/10/2022 12:05	1	SIM031022a007.D	ZB-SV 0.25 (mm)
ZZZZZ		03/10/2022 12:24	1		ZB-SV 0.25 (mm)
ZZZZZ		03/10/2022 12:43	1		ZB-SV 0.25 (mm)
ZZZZZ		03/10/2022 13:02	1		ZB-SV 0.25 (mm)
ZZZZZ		03/10/2022 13:21	1		ZB-SV 0.25 (mm)
ZZZZZ		03/10/2022 13:40	1		ZB-SV 0.25 (mm)
ZZZZZ		03/10/2022 14:00	1		ZB-SV 0.25 (mm)
ZZZZZ		03/10/2022 14:19	1		ZB-SV 0.25 (mm)
ZZZZZ		03/10/2022 14:38	1		ZB-SV 0.25 (mm)
ZZZZZ		03/10/2022 14:57	1		ZB-SV 0.25 (mm)
ZZZZZ		03/10/2022 15:16	1		ZB-SV 0.25 (mm)
ZZZZZ		03/10/2022 15:36	1		ZB-SV 0.25 (mm)
ZZZZZ		03/10/2022 15:55	1		ZB-SV 0.25 (mm)
ZZZZZ		03/10/2022 16:14	1		ZB-SV 0.25 (mm)
580-111058-2	ERH2680 (HDMW2253-3)	03/10/2022 16:33	1	SIM031022a021.D	ZB-SV 0.25 (mm)
CCVC 580-383445/21		03/10/2022 16:52	1	SIM031022a022.D	ZB-SV 0.25 (mm)

## GC/MS SEMI VOA ANALYSIS RUN LOG

Lab Name: Eurofins Seattle Job No.: 580-111058-1

SDG No.: \_\_\_\_\_

Instrument ID: SEA101 Start Date: 03/14/2022 13:43Analysis Batch Number: 383722 End Date: 03/15/2022 00:11

LAB SAMPLE ID	CLIENT SAMPLE ID	DATE ANALYZED	DILUTION FACTOR	LAB FILE ID	COLUMN ID
DFTPP 580-383722/2		03/14/2022 13:43	1	031422a009.D	ZB-SV 0.25 (mm)
CCVIS 580-383722/3		03/14/2022 13:59	1	031422a010.D	ZB-SV 0.25 (mm)
MB 580-383558/1-A		03/14/2022 15:17	1	031422a013.D	ZB-SV 0.25 (mm)
LCS 580-383558/2-A		03/14/2022 15:41	1	031422a014.D	ZB-SV 0.25 (mm)
LCSD 580-383558/3-A		03/14/2022 16:06	1	031422a015.D	ZB-SV 0.25 (mm)
580-111058-1	ERH2671 (RHMW15-5)	03/14/2022 21:22	1	031422a028.D	ZB-SV 0.25 (mm)
ZZZZZ		03/14/2022 21:46	1		ZB-SV 0.25 (mm)
ZZZZZ		03/14/2022 22:11	1		ZB-SV 0.25 (mm)
CCVC 580-383722/28		03/15/2022 00:11	1	031422a035.D	ZB-SV 0.25 (mm)

GC/MS SEMI VOA BATCH WORKSHEET

Lab Name: Eurofins Seattle Job No.: 580-111058-1

SDG No.: \_\_\_\_\_

Batch Number: 383282 Batch Start Date: 03/09/22 09:28 Batch Analyst: Yu, Johnathon J

Batch Method: 3510C Batch End Date: 03/09/22 18:34

Lab Sample ID	Client Sample ID	Method Chain	Basis	GrossWeight	TareWeight	InitialAmount	FinalAmount	ReceivedpH	FirstAdjustpH
MB 580-383282/1		3510C, 8270E SIM				1000 mL	2 mL	7 SU	2 SU
LCS 580-383282/2		3510C, 8270E SIM				1000 mL	2 mL	7 SU	2 SU
LCS 580-383282/3		3510C, 8270E SIM				1000 mL	2 mL	7 SU	2 SU
580-111058-B-2	ERH2680 (HDMW2253-3)	3510C, 8270E SIM	T	01461.31 g	00466.43 g	994.9 mL	2 mL	7 SU	2 SU

Lab Sample ID	Client Sample ID	Method Chain	Basis	SecondAdjustpH	8270flspk 00296	8270waterSurr 00118			
MB 580-383282/1		3510C, 8270E SIM				100 uL			
LCS 580-383282/2		3510C, 8270E SIM			100 uL	100 uL			
LCS 580-383282/3		3510C, 8270E SIM			100 uL	100 uL			
580-111058-B-2	ERH2680 (HDMW2253-3)	3510C, 8270E SIM	T	11 SU		100 uL			

The pound sign (#) in the amount added field denotes that the reagent was used undiluted. All calculations are performed using the stated concentration for this reagent.

## GC/MS SEMI VOA BATCH WORKSHEET

Lab Name: Eurofins Seattle Job No.: 580-111058-1

SDG No.: \_\_\_\_\_

Batch Number: 383282 Batch Start Date: 03/09/22 09:28 Batch Analyst: Yu, Johnathon JBatch Method: 3510C Batch End Date: 03/09/22 18:34

Batch Notes	
Method/Fraction	3510C / 625.1 / 8270E
Balance ID	SEA225
pH Indicator ID	6007005 / 6911002
Pipette/Syringe/Dispenser ID	MP5
Analyst ID - Extraction	JJY
Reagent Water ID	DI
Analyst ID - Spike Analyst	JJY
Analyst ID - Spike Witness Analyst	DH
Sufficient Volume for Batch QC	no
Acid Used for pH Adjustment ID	3020736
Base Used to Adjust pH ID	3064763
Prep Solvent ID	3076033
Prep Solvent Volume Used	180 / 360 mL
Filter ID	3048946
Na2SO4 ID	3058747
Analyst ID - Concentration	JJY
Equipment ID - Concentration 1	Steambath 1
Thermometer ID - Concentration 1	61013-040-1
Concentration 1 Uncorrected Temperature	70.0-75.0 Degrees C
Concentration 1 Corrected Temperature	69.4-74.4 Degrees C
Equipment ID - Concentration 2	Turbovap5
Thermometer ID - Concentration 2	DIGITALREADOUT
Concentration 2 Uncorrected Temperature	22.0 Degrees C
Concentration 2 Corrected Temperature	20.0 Degrees C
Vial Lot Number	24165097
Batch Comment	Vialed by: JJY

Basis	Basis Description
T	Total/NA

The pound sign (#) in the amount added field denotes that the reagent was used undiluted. All calculations are performed using the stated concentration for this reagent.

GC/MS SEMI VOA BATCH WORKSHEET

Lab Name: Eurofins Seattle Job No.: 580-111058-1

SDG No.: \_\_\_\_\_

Batch Number: 383558 Batch Start Date: 03/11/22 09:25 Batch Analyst: Yu, Johnathon J

Batch Method: 3510C Batch End Date: 03/11/22 16:36

Lab Sample ID	Client Sample ID	Method Chain	Basis	GrossWeight	TareWeight	InitialAmount	FinalAmount	ReceivedpH	FirstAdjustpH
MB 580-383558/1		3510C, 8270E SIM				1000 mL	2 mL	7 SU	2 SU
LCS 580-383558/2		3510C, 8270E SIM				1000 mL	2 mL	7 SU	2 SU
LCS 580-383558/3		3510C, 8270E SIM				1000 mL	2 mL	7 SU	2 SU
580-111058-B-1	ERH2671 (RHMW15-5)	3510C, 8270E SIM	T	01462.04 g	00467.93 g	994.1 mL	2 mL	7 SU	2 SU

Lab Sample ID	Client Sample ID	Method Chain	Basis	SecondAdjustpH	8270flspk 00296	8270waterSurr 00118			
MB 580-383558/1		3510C, 8270E SIM		11 SU		100 uL			
LCS 580-383558/2		3510C, 8270E SIM		11 SU	100 uL	100 uL			
LCS 580-383558/3		3510C, 8270E SIM		11 SU	100 uL	100 uL			
580-111058-B-1	ERH2671 (RHMW15-5)	3510C, 8270E SIM	T	11 SU		100 uL			

The pound sign (#) in the amount added field denotes that the reagent was used undiluted. All calculations are performed using the stated concentration for this reagent.

## GC/MS SEMI VOA BATCH WORKSHEET

Lab Name: Eurofins Seattle Job No.: 580-111058-1

SDG No.: \_\_\_\_\_

Batch Number: 383558 Batch Start Date: 03/11/22 09:25 Batch Analyst: Yu, Johnathon JBatch Method: 3510C Batch End Date: 03/11/22 16:36

Batch Notes	
Method/Fraction	3510C / 625.1 / 8270E
Balance ID	SEA225
pH Indicator ID	6007005 / 6911002
Pipette/Syringe/Dispenser ID	MP5
Analyst ID - Extraction	JJY/AL
Reagent Water ID	DI
Analyst ID - Spike Analyst	JJY
Analyst ID - Spike Witness Analyst	DH
Sufficient Volume for Batch QC	no
Acid Used for pH Adjustment ID	3020736
Base Used to Adjust pH ID	3064763
Prep Solvent ID	3076033
Prep Solvent Volume Used	180 / 360 mL
Filter ID	3048946
Na2SO4 ID	3058747
Analyst ID - Concentration	AL
Equipment ID - Concentration 1	Steambath 1
Thermometer ID - Concentration 1	61013-040-1
Concentration 1 Uncorrected Temperature	70.0-75.0 Degrees C
Concentration 1 Corrected Temperature	69.4-74.4 Degrees C
Equipment ID - Concentration 2	Turbovap5
Thermometer ID - Concentration 2	DIGITALREADOUT
Concentration 2 Uncorrected Temperature	20.0 Degrees C
Concentration 2 Corrected Temperature	18.0 Degrees C
Vial Lot Number	24165097
Batch Comment	Vialed by: JHR/AL

Basis	Basis Description
T	Total/NA

The pound sign (#) in the amount added field denotes that the reagent was used undiluted. All calculations are performed using the stated concentration for this reagent.

# Shipping and Receiving Documents







# Login Sample Receipt Checklist

Client: AECOM

Job Number: 580-111058-1

**Login Number: 111058**  
**List Number: 1**  
**Creator: Vallelunga, Diana L**

**List Source: Eurofins Seattle**

Question	Answer	Comment
Radioactivity wasn't checked or is <math>\leq</math> background as measured by a survey meter.	N/A	
The cooler's custody seal, if present, is intact.	True	
Sample custody seals, if present, are intact.	N/A	
The cooler or samples do not appear to have been compromised or tampered with.	True	
Samples were received on ice.	True	
Cooler Temperature is acceptable.	True	
Cooler Temperature is recorded.	True	
COC is present.	True	
COC is filled out in ink and legible.	True	
COC is filled out with all pertinent information.	True	
Is the Field Sampler's name present on COC?	True	
There are no discrepancies between the containers received and the COC.	True	
Samples are received within Holding Time (excluding tests with immediate HTs)	True	
Sample containers have legible labels.	True	
Containers are not broken or leaking.	True	
Sample collection date/times are provided.	True	
Appropriate sample containers are used.	True	
Sample bottles are completely filled.	True	
Sample Preservation Verified.	True	
There is sufficient vol. for all requested analyses, incl. any requested MS/MSDs	True	
Containers requiring zero headspace have no headspace or bubble is <math><6\text{mm}</math> (1/4").	N/A	
Multiphasic samples are not present.	True	
Samples do not require splitting or compositing.	True	
Residual Chlorine Checked.	N/A	