

ANALYTICAL REPORT

Job Number: 580-111018-1

Job Description: Red Hill GW CV18F0126

For:

AECOM

1001 Bishop Street

Honolulu, HI 96813

Attention: Alethea Ramos



Approved for release.
Elaine M Walker
Project Manager II
3/15/2022 4:27 PM

Elaine M Walker, Project Manager II
5755 8th Street East, Tacoma, WA, 98424
(253)248-4972
m.elaine.walker@eurofinset.com
03/15/2022

This report is issued solely for the use of the person or company to whom it is addressed. Any use, copying or disclosure other than by the intended recipient is unauthorized. If you have received this report in error, please notify the sender and destroy this report immediately. This report shall not be reproduced except in full, without prior express written approval by the laboratory.

The data in the report relate to the field sample(s) as received by the laboratory and associated QC. All results have been reviewed and have been found to be compliant with laboratory and accreditation requirements, with the exception of the noted deviation(s). For questions, please contact the Project Manager.

The test results in this report relate only to the samples as received by the laboratory and will meet all requirements of the methodology, with any exceptions noted. This report shall not be reproduced except in full, without the express written approval of the laboratory. All questions should be directed to the Eurofins Environment Testing Northwest, LLC Project Manager.

This report has been electronically signed and authorized by the signatory. Electronic signature is intended to be the legally binding equivalent of a traditionally handwritten signature.

Eurofins Seattle

5755 8th Street East, Tacoma, WA 98424

Tel (253) 922-2310 www.EurofinsUS.com

Table of Contents

Cover Title Page	1
Data Summaries	4
Definitions	4
Case Narrative	5
Detection Summary	6
Client Sample Results	7
Default Detection Limits	9
Surrogate Summary	11
QC Sample Results	12
QC Association	18
Chronicle	19
Certification Summary	20
Method Summary	21
Sample Summary	22
Manual Integration Summary	23
Reagent Traceability	40
COAs	68
Organic Sample Data	149
GC/MS Semi VOA	149
8270E_DOD5	149
8270E_DOD5 QC Summary	150
8270E_DOD5 Sample Data	162
Standards Data	178
8270E_DOD5 ICAL Data	178
8270E_DOD5 CCAL Data	418
Raw QC Data	451

Table of Contents

8270E_DOD5 Tune Data	451
8270E_DOD5 Blank Data	469
8270E_DOD5 LCS/LCSD Data	481
8270E_DOD5 Run Logs	499
8270E_DOD5 Prep Data	501
8270E_SIM_DOD5	503
8270E_SIM_DOD5 QC Summary	504
8270E_SIM_DOD5 Sample Data	512
Standards Data	523
8270E_SIM_DOD5 ICAL Data	523
8270E_SIM_DOD5 Resolution Data	731
8270E_SIM_DOD5 CCAL Data	733
Raw QC Data	754
8270E_SIM_DOD5 Tune Data	754
8270E_SIM_DOD5 Blank Data	772
8270E_SIM_DOD5 LCS/LCSD Data	777
8270E_SIM_DOD5 Run Logs	791
8270E_SIM_DOD5 Prep Data	793
Shipping and Receiving Documents	795
Client Chain of Custody	796
Sample Receipt Checklist	797

Definitions/Glossary

Client: AECOM
Project/Site: Red Hill GW CV18F0126

Job ID: 580-111018-1

Qualifiers

GC/MS Semi VOA

Qualifier	Qualifier Description
J	Estimated: The analyte was positively identified; the quantitation is an estimation
M	Manual integrated compound.
Q	One or more quality control criteria failed.
U	Undetected at the Limit of Detection.

Glossary

Abbreviation	These commonly used abbreviations may or may not be present in this report.
α	Listed under the "D" column to designate that the result is reported on a dry weight basis
%R	Percent Recovery
CFL	Contains Free Liquid
CFU	Colony Forming Unit
CNF	Contains No Free Liquid
DER	Duplicate Error Ratio (normalized absolute difference)
Dil Fac	Dilution Factor
DL	Detection Limit (DoD/DOE)
DL, RA, RE, IN	Indicates a Dilution, Re-analysis, Re-extraction, or additional Initial metals/anion analysis of the sample
DLC	Decision Level Concentration (Radiochemistry)
EDL	Estimated Detection Limit (Dioxin)
LOD	Limit of Detection (DoD/DOE)
LOQ	Limit of Quantitation (DoD/DOE)
MCL	EPA recommended "Maximum Contaminant Level"
MDA	Minimum Detectable Activity (Radiochemistry)
MDC	Minimum Detectable Concentration (Radiochemistry)
MDL	Method Detection Limit
ML	Minimum Level (Dioxin)
MPN	Most Probable Number
MQL	Method Quantitation Limit
NC	Not Calculated
ND	Not Detected at the reporting limit (or MDL or EDL if shown)
NEG	Negative / Absent
POS	Positive / Present
PQL	Practical Quantitation Limit
PRES	Presumptive
QC	Quality Control
RER	Relative Error Ratio (Radiochemistry)
RL	Reporting Limit or Requested Limit (Radiochemistry)
RPD	Relative Percent Difference, a measure of the relative difference between two points
TEF	Toxicity Equivalent Factor (Dioxin)
TEQ	Toxicity Equivalent Quotient (Dioxin)
TNTC	Too Numerous To Count

CASE NARRATIVE
Client: AECOM
Project: Red Hill GW CV18F0126
Report Number: 580-111018-1

This case narrative is in the form of an exception report, where only the anomalies related to this report, method specific performance and/or QA/QC issues are discussed. If there are no issues to report, this narrative will include a statement that documents that there are no relevant data issues.

Following DoD QSM guidelines, manual integrations were performed only when necessary and are in compliance with the laboratory's standard operating procedure, Acceptable Manual Integration Practices, SOP No.: Q-S-002. The reason(s) for manual integration have been documented on the affected chromatogram(s), which is/are provided in the raw data package. The raw data also includes the original chromatogram(s) prior to any manual integration being performed. Manual integrations are detailed in the manual integration summary forms following this narrative.

It should be noted that samples with elevated Limits of Quantitation (LOQs) resulting from a dilution may not be able to satisfy customer reporting limits in some cases. Such increases in the LOQs are an unavoidable but acceptable consequence of sample dilution that enables quantification of target analytes within the calibration range of the instrument or that reduces the interferences thereby enabling the quantification of target analytes.

Calculations are performed before rounding to avoid round-off errors in calculated results.

All holding times were met and proper preservation noted for the methods performed on these samples, unless otherwise detailed in the individual sections below.

RECEIPT

One sample was received on 3/4/2022 9:35 AM. Unless otherwise noted below, the sample arrived in good condition, and where required, properly preserved and on ice. The temperature of the cooler at receipt was 0.1° C.

Note: All samples which require thermal preservation are considered acceptable if the arrival temperature is within 2C of the required temperature or method specified range. For samples with a specified temperature of 4C, samples with a temperature ranging from just above freezing temperature of water to 6C shall be acceptable. Samples that are hand delivered immediately following collection may not meet these criteria, however they will be deemed acceptable according to NELAC standards, if there is evidence that the chilling process has begun, such as arrival on ice, etc.

SEMIVOLATILE ORGANIC COMPOUNDS (GC-MS)

Sample ERH2666 (RHMW2254-01 BAILER) (580-111018-1) was analyzed for semivolatile organic compounds (GC-MS) in accordance with 8270E. The sample was prepared on 03/10/2022 and analyzed on 03/11/2022.

The minimum response factor (RF) criteria for the continuing calibration verification (CCV) analyzed in batch 580-383571 was outside criteria for the following analyte: N-Nitrosodi-n-propylamine. As indicated in the reference method, sample analysis may proceed; however, any detection or non-detection for the affected analyte(s) is considered estimated.

The laboratory control sample and/or the laboratory control sample duplicate (LCS/LCSD) for preparation batch 580-383431 and analytical batch 580-383571 recovered outside control limits for the following analyte(s): N-Nitrosodiphenylamine and Pyridine. N-Nitrosodiphenylamine and Pyridine has been identified as a poor performing analyte when analyzed using this method; therefore, re-extraction/re-analysis was not performed.

The RPD of the laboratory control sample (LCS) and laboratory control sample duplicate (LCSD) for preparation batch 580-383431 and analytical batch 580-383571 recovered outside control limits for the following analytes: N-Nitrosodimethylamine, Phenol, Azobenzene, 2,4-Dimethylphenol, Nitrobenzene, 2-Chloronaphthalene, Bis(2-chloroethyl)ether, Bis(2-chloroisopropyl)ether, 2,4,5-Trichlorophenol, 2,4,6-Trichlorophenol, 2,6-Dinitrotoluene, Isophorone, 4-Chlorophenyl phenyl ether, 4-Chloro-3-methylphenol, N-Nitrosodi-n-propylamine, 2-Chlorophenol, 3 & 4 Methylphenol, 2-Methylphenol, 2,4-Dichlorophenol Bis(2-chloroethoxy)methane, Pyridine and 2-Nitrophenol.

No additional analytical or quality issues were noted, other than those described above or in the Definitions/Glossary page.

SEMIVOLATILE ORGANIC COMPOUNDS (GC-MS SIM)

Sample ERH2666 (RHMW2254-01 BAILER) (580-111018-1) was analyzed for semivolatile organic compounds (GC-MS) SIM in accordance with 8270E SIM. The sample was prepared on 03/10/2022 and analyzed on 03/11/2022.

The RPD of the laboratory control sample (LCS) and laboratory control sample duplicate (LCSD) for preparation batch 580-383431 and analytical batch 580-383574 recovered outside control limits for the following analytes: Naphthalene, 2-Methylnaphthalene, 1-Methylnaphthalene, Acenaphthylene, Acenaphthene and Fluorene.

No additional analytical or quality issues were noted, other than those described above or in the Definitions/Glossary page.

Detection Summary

Client: AECOM
Project/Site: Red Hill GW CV18F0126

Job ID: 580-111018-1

Client Sample ID: ERH2666 (RHMW2254-01 BAILER)

Lab Sample ID: 580-111018-1

No Detections.

This Detection Summary does not include radiochemical test results.

Client Sample Results

Client: AECOM
Project/Site: Red Hill GW CV18F0126

Job ID: 580-111018-1

Client Sample ID: ERH2666 (RHMW2254-01 BAILER)

Lab Sample ID: 580-111018-1

Date Collected: 03/03/22 08:30

Matrix: Water

Date Received: 03/04/22 09:35

Method: 8270E SIM - Semivolatile Organic Compounds (GC/MS SIM)

Analyte	Result	Qualifier	LOQ	DL	Unit	D	Prepared	Analyzed	Dil Fac
1-Methylnaphthalene	0.032	U Q	0.10	0.019	ug/L		03/10/22 09:42	03/11/22 12:53	1
2-Methylnaphthalene	0.080	U Q	0.20	0.039	ug/L		03/10/22 09:42	03/11/22 12:53	1
Acenaphthene	0.032	U Q	0.10	0.014	ug/L		03/10/22 09:42	03/11/22 12:53	1
Acenaphthylene	0.032	U Q	0.050	0.0090	ug/L		03/10/22 09:42	03/11/22 12:53	1
Anthracene	0.080	U M	0.10	0.022	ug/L		03/10/22 09:42	03/11/22 12:53	1
Benzo[a]anthracene	0.032	U	0.050	0.014	ug/L		03/10/22 09:42	03/11/22 12:53	1
Benzo[a]pyrene	0.032	U	0.10	0.011	ug/L		03/10/22 09:42	03/11/22 12:53	1
Benzo[b]fluoranthene	0.032	U	0.050	0.011	ug/L		03/10/22 09:42	03/11/22 12:53	1
Benzo[g,h,i]perylene	0.032	U	0.050	0.012	ug/L		03/10/22 09:42	03/11/22 12:53	1
Benzo[k]fluoranthene	0.032	U	0.050	0.012	ug/L		03/10/22 09:42	03/11/22 12:53	1
Chrysene	0.032	U	0.10	0.016	ug/L		03/10/22 09:42	03/11/22 12:53	1
Dibenz(a,h)anthracene	0.032	U	0.10	0.026	ug/L		03/10/22 09:42	03/11/22 12:53	1
Fluoranthene	0.032	U M	0.20	0.018	ug/L		03/10/22 09:42	03/11/22 12:53	1
Fluorene	0.032	U Q	0.10	0.017	ug/L		03/10/22 09:42	03/11/22 12:53	1
Indeno[1,2,3-cd]pyrene	0.032	U	0.050	0.014	ug/L		03/10/22 09:42	03/11/22 12:53	1
Naphthalene	0.080	U M Q	0.10	0.031	ug/L		03/10/22 09:42	03/11/22 12:53	1
Phenanthrene	0.080	U M	0.10	0.031	ug/L		03/10/22 09:42	03/11/22 12:53	1
Pyrene	0.080	U M	0.10	0.033	ug/L		03/10/22 09:42	03/11/22 12:53	1

Surrogate	%Recovery	Qualifier	Limits	Prepared	Analyzed	Dil Fac
2-methylnaphthalene-d10	41		40 - 140	03/10/22 09:42	03/11/22 12:53	1
Fluoranthene-d10 (Surr)	91		40 - 140	03/10/22 09:42	03/11/22 12:53	1
Terphenyl-d14	101		58 - 132	03/10/22 09:42	03/11/22 12:53	1

Method: 8270E - Semivolatile Organic Compounds (GC/MS)

Analyte	Result	Qualifier	LOQ	DL	Unit	D	Prepared	Analyzed	Dil Fac
1,2,4-Trichlorobenzene	0.30	U	0.40	0.090	ug/L		03/10/22 09:42	03/11/22 17:37	1
1,2-Dichlorobenzene	0.15	U	0.40	0.050	ug/L		03/10/22 09:42	03/11/22 17:37	1
1,3-Dichlorobenzene	0.090	U	0.40	0.040	ug/L		03/10/22 09:42	03/11/22 17:37	1
1,4-Dichlorobenzene	0.090	U	0.40	0.040	ug/L		03/10/22 09:42	03/11/22 17:37	1
2,4,5-Trichlorophenol	0.30	U Q	0.40	0.10	ug/L		03/10/22 09:42	03/11/22 17:37	1
2,4,6-Trichlorophenol	0.30	U Q	0.60	0.10	ug/L		03/10/22 09:42	03/11/22 17:37	1
2,4-Dichlorophenol	0.50	U Q	1.0	0.20	ug/L		03/10/22 09:42	03/11/22 17:37	1
2,4-Dimethylphenol	0.50	U M Q	4.0	0.16	ug/L		03/10/22 09:42	03/11/22 17:37	1
2,4-Dinitrophenol	3.2	U	5.0	1.6	ug/L		03/10/22 09:42	03/11/22 17:37	1
2,4-Dinitrotoluene	0.30	U	1.0	0.10	ug/L		03/10/22 09:42	03/11/22 17:37	1
2,6-Dinitrotoluene	0.30	U M Q	0.40	0.10	ug/L		03/10/22 09:42	03/11/22 17:37	1
2-Chloronaphthalene	0.15	U Q	1.0	0.070	ug/L		03/10/22 09:42	03/11/22 17:37	1
2-Chlorophenol	0.15	U Q	1.0	0.050	ug/L		03/10/22 09:42	03/11/22 17:37	1
2-Nitrophenol	0.15	U Q	1.0	0.070	ug/L		03/10/22 09:42	03/11/22 17:37	1
3,3'-Dichlorobenzidine	0.60	U M	1.0	0.26	ug/L		03/10/22 09:42	03/11/22 17:37	1
4,6-Dinitro-2-methylphenol	1.2	U	2.0	0.55	ug/L		03/10/22 09:42	03/11/22 17:37	1
4-Bromophenyl phenyl ether	0.15	U	0.60	0.060	ug/L		03/10/22 09:42	03/11/22 17:37	1
4-Chloro-3-methylphenol	0.30	U Q	0.60	0.13	ug/L		03/10/22 09:42	03/11/22 17:37	1
4-Chlorophenyl phenyl ether	0.15	U Q	0.60	0.050	ug/L		03/10/22 09:42	03/11/22 17:37	1
4-Nitrophenol	6.0	U	10	1.7	ug/L		03/10/22 09:42	03/11/22 17:37	1
Azobenzene	0.15	U M Q	2.0	0.060	ug/L		03/10/22 09:42	03/11/22 17:37	1
Bis(2-chloroethoxy)methane	0.15	U M Q	0.60	0.050	ug/L		03/10/22 09:42	03/11/22 17:37	1
Bis(2-chloroethyl)ether	0.090	U Q	0.10	0.030	ug/L		03/10/22 09:42	03/11/22 17:37	1
Bis(2-ethylhexyl) phthalate	1.6	U	3.0	0.74	ug/L		03/10/22 09:42	03/11/22 17:37	1

Client Sample Results

Client: AECOM
Project/Site: Red Hill GW CV18F0126

Job ID: 580-111018-1

Client Sample ID: ERH2666 (RHMW2254-01 BAILER)

Lab Sample ID: 580-111018-1

Date Collected: 03/03/22 08:30

Matrix: Water

Date Received: 03/04/22 09:35

Method: 8270E - Semivolatile Organic Compounds (GC/MS) (Continued)

Analyte	Result	Qualifier	LOQ	DL	Unit	D	Prepared	Analyzed	Dil Fac
bis (2-chloroisopropyl) ether	0.15	U M Q	0.25	0.060	ug/L		03/10/22 09:42	03/11/22 17:37	1
Butyl benzyl phthalate	0.60	U	4.0	0.27	ug/L		03/10/22 09:42	03/11/22 17:37	1
Diethyl phthalate	0.30	U	1.0	0.15	ug/L		03/10/22 09:42	03/11/22 17:37	1
Dimethyl phthalate	0.15	U	0.60	0.060	ug/L		03/10/22 09:42	03/11/22 17:37	1
Di-n-butyl phthalate	0.50	U	3.0	0.19	ug/L		03/10/22 09:42	03/11/22 17:37	1
Di-n-octyl phthalate	0.30	U M	1.0	0.13	ug/L		03/10/22 09:42	03/11/22 17:37	1
Hexachlorobenzene	0.090	U	0.60	0.040	ug/L		03/10/22 09:42	03/11/22 17:37	1
Hexachlorobutadiene	0.15	U	1.0	0.060	ug/L		03/10/22 09:42	03/11/22 17:37	1
Hexachlorocyclopentadiene	0.30	U	1.0	0.14	ug/L		03/10/22 09:42	03/11/22 17:37	1
Hexachloroethane	0.15	U	1.0	0.050	ug/L		03/10/22 09:42	03/11/22 17:37	1
Isophorone	0.30	U Q	0.40	0.10	ug/L		03/10/22 09:42	03/11/22 17:37	1
m+p-Cresol	0.30	U Q	0.60	0.10	ug/L		03/10/22 09:42	03/11/22 17:37	1
Nitrobenzene	0.090	U Q	1.0	0.040	ug/L		03/10/22 09:42	03/11/22 17:37	1
N-Nitrosodimethylamine	0.60	U Q	2.0	0.26	ug/L		03/10/22 09:42	03/11/22 17:37	1
N-Nitrosodi-n-propylamine	0.090	U Q	0.40	0.060	ug/L		03/10/22 09:42	03/11/22 17:37	1
N-Nitrosodiphenylamine	0.15	U	1.0	0.070	ug/L		03/10/22 09:42	03/11/22 17:37	1
o-Cresol	0.15	U M Q	0.60	0.050	ug/L		03/10/22 09:42	03/11/22 17:37	1
Pentachlorophenol	1.0	U	10	0.51	ug/L		03/10/22 09:42	03/11/22 17:37	1
Phenol	0.60	U M Q	1.0	0.36	ug/L		03/10/22 09:42	03/11/22 17:37	1
Pyrene	0.090	U M	1.0	0.040	ug/L		03/10/22 09:42	03/11/22 17:37	1
Pyridine	3.2	U Q	10	1.1	ug/L		03/10/22 09:42	03/11/22 17:37	1

Surrogate	%Recovery	Qualifier	Limits	Prepared	Analyzed	Dil Fac
2,4,6-Tribromophenol (Surr)	70		43 - 140	03/10/22 09:42	03/11/22 17:37	1
2-Fluorobiphenyl	49		44 - 119	03/10/22 09:42	03/11/22 17:37	1
2-Fluorophenol (Surr)	40		19 - 119	03/10/22 09:42	03/11/22 17:37	1
Nitrobenzene-d5 (Surr)	53		44 - 120	03/10/22 09:42	03/11/22 17:37	1
Phenol-d5 (Surr)	24		10 - 120	03/10/22 09:42	03/11/22 17:37	1
Terphenyl-d14	100		50 - 134	03/10/22 09:42	03/11/22 17:37	1

Default Detection Limits

Client: AECOM
Project/Site: Red Hill GW CV18F0126

Job ID: 580-111018-1

Method: 8270E SIM - Semivolatile Organic Compounds (GC/MS SIM)

Prep: 3510C

Analyte	LOQ	DL	Units
1-Methylnaphthalene	0.10	0.019	ug/L
2-Methylnaphthalene	0.20	0.039	ug/L
Acenaphthene	0.10	0.014	ug/L
Acenaphthylene	0.050	0.0090	ug/L
Anthracene	0.10	0.022	ug/L
Benzo[a]anthracene	0.050	0.014	ug/L
Benzo[a]pyrene	0.10	0.011	ug/L
Benzo[b]fluoranthene	0.050	0.011	ug/L
Benzo[g,h,i]perylene	0.050	0.012	ug/L
Benzo[k]fluoranthene	0.050	0.012	ug/L
Chrysene	0.10	0.016	ug/L
Dibenz(a,h)anthracene	0.10	0.026	ug/L
Fluoranthene	0.20	0.018	ug/L
Fluorene	0.10	0.017	ug/L
Indeno[1,2,3-cd]pyrene	0.050	0.014	ug/L
Naphthalene	0.10	0.031	ug/L
Phenanthrene	0.10	0.031	ug/L
Pyrene	0.10	0.033	ug/L

Method: 8270E - Semivolatile Organic Compounds (GC/MS)

Prep: 3510C

Analyte	LOQ	DL	Units
1,2,4-Trichlorobenzene	0.40	0.090	ug/L
1,2-Dichlorobenzene	0.40	0.050	ug/L
1,3-Dichlorobenzene	0.40	0.040	ug/L
1,4-Dichlorobenzene	0.40	0.040	ug/L
2,4,5-Trichlorophenol	0.40	0.10	ug/L
2,4,6-Trichlorophenol	0.60	0.10	ug/L
2,4-Dichlorophenol	1.0	0.20	ug/L
2,4-Dimethylphenol	4.0	0.16	ug/L
2,4-Dinitrophenol	5.0	1.6	ug/L
2,4-Dinitrotoluene	1.0	0.10	ug/L
2,6-Dinitrotoluene	0.40	0.10	ug/L
2-Chloronaphthalene	1.0	0.070	ug/L
2-Chlorophenol	1.0	0.050	ug/L
2-Nitrophenol	1.0	0.070	ug/L
3,3'-Dichlorobenzidine	1.0	0.26	ug/L
4,6-Dinitro-2-methylphenol	2.0	0.55	ug/L
4-Bromophenyl phenyl ether	0.60	0.060	ug/L
4-Chloro-3-methylphenol	0.60	0.13	ug/L
4-Chlorophenyl phenyl ether	0.60	0.050	ug/L
4-Nitrophenol	10	1.7	ug/L
Azobenzene	2.0	0.060	ug/L
bis (2-chloroisopropyl) ether	0.25	0.060	ug/L
Bis(2-chloroethoxy)methane	0.60	0.050	ug/L
Bis(2-chloroethyl)ether	0.10	0.030	ug/L
Bis(2-ethylhexyl) phthalate	3.0	0.74	ug/L
Butyl benzyl phthalate	4.0	0.27	ug/L
Diethyl phthalate	1.0	0.15	ug/L
Dimethyl phthalate	0.60	0.060	ug/L
Di-n-butyl phthalate	3.0	0.19	ug/L

Default Detection Limits

Client: AECOM
Project/Site: Red Hill GW CV18F0126

Job ID: 580-111018-1

Method: 8270E - Semivolatile Organic Compounds (GC/MS) (Continued)

Prep: 3510C

Analyte	LOQ	DL	Units
Di-n-octyl phthalate	1.0	0.13	ug/L
Hexachlorobenzene	0.60	0.040	ug/L
Hexachlorobutadiene	1.0	0.060	ug/L
Hexachlorocyclopentadiene	1.0	0.14	ug/L
Hexachloroethane	1.0	0.050	ug/L
Isophorone	0.40	0.10	ug/L
m+p-Cresol	0.60	0.10	ug/L
Nitrobenzene	1.0	0.040	ug/L
N-Nitrosodimethylamine	2.0	0.26	ug/L
N-Nitrosodi-n-propylamine	0.40	0.060	ug/L
N-Nitrosodiphenylamine	1.0	0.070	ug/L
o-Cresol	0.60	0.050	ug/L
Pentachlorophenol	10	0.51	ug/L
Phenol	1.0	0.36	ug/L
Pyrene	1.0	0.040	ug/L
Pyridine	10	1.1	ug/L

Surrogate Summary

Client: AECOM
Project/Site: Red Hill GW CV18F0126

Job ID: 580-111018-1

Method: 8270E - Semivolatile Organic Compounds (GC/MS)

Matrix: Water

Prep Type: Total/NA

Lab Sample ID	Client Sample ID	Percent Surrogate Recovery (Acceptance Limits)					
		TBP (43-140)	FBP (44-119)	2FP (19-119)	NBZ (44-120)	PHL (10-120)	TPHL (50-134)
580-111018-1	ERH2666 (RHMW2254-01 BAIL)	70	49	40	53	24	100
LCS 580-383431/2-A	Lab Control Sample	72	48	41 M	57	25	95
LCSD 580-383431/3-A	Lab Control Sample Dup	78	70	56	78	36	98
MB 580-383431/1-A	Method Blank	59	70	46	75	30	105

Surrogate Legend

TBP = 2,4,6-Tribromophenol (Surr)

FBP = 2-Fluorobiphenyl

2FP = 2-Fluorophenol (Surr)

NBZ = Nitrobenzene-d5 (Surr)

PHL = Phenol-d5 (Surr)

TPHL = Terphenyl-d14

Method: 8270E SIM - Semivolatile Organic Compounds (GC/MS SIM)

Matrix: Water

Prep Type: Total/NA

Lab Sample ID	Client Sample ID	Percent Surrogate Recovery (Acceptance Limits)		
		2MN (40-140)	FLN10 (40-140)	TPHL (58-132)
580-111018-1	ERH2666 (RHMW2254-01 BAIL)	41	91	101
LCS 580-383431/2-A	Lab Control Sample	43	84	94
LCSD 580-383431/3-A	Lab Control Sample Dup	59	86	96
MB 580-383431/1-A	Method Blank	57 M	94	106

Surrogate Legend

2MN = 2-methylnaphthalene-d10

FLN10 = Fluoranthene-d10 (Surr)

TPHL = Terphenyl-d14

QC Sample Results

Client: AECOM
Project/Site: Red Hill GW CV18F0126

Job ID: 580-111018-1

Method: 8270E - Semivolatile Organic Compounds (GC/MS)

Lab Sample ID: MB 580-383431/1-A
Matrix: Water
Analysis Batch: 383571

Client Sample ID: Method Blank
Prep Type: Total/NA
Prep Batch: 383431

Analyte	MB	MB	LOQ	DL	Unit	D	Prepared	Analyzed	Dil Fac
	Result	Qualifier							
1,2,4-Trichlorobenzene	0.30	U	0.40	0.090	ug/L		03/10/22 09:42	03/11/22 16:05	1
1,2-Dichlorobenzene	0.15	U	0.40	0.050	ug/L		03/10/22 09:42	03/11/22 16:05	1
1,3-Dichlorobenzene	0.090	U	0.40	0.040	ug/L		03/10/22 09:42	03/11/22 16:05	1
1,4-Dichlorobenzene	0.090	U	0.40	0.040	ug/L		03/10/22 09:42	03/11/22 16:05	1
2,4,5-Trichlorophenol	0.30	U	0.40	0.10	ug/L		03/10/22 09:42	03/11/22 16:05	1
2,4,6-Trichlorophenol	0.30	U	0.60	0.10	ug/L		03/10/22 09:42	03/11/22 16:05	1
2,4-Dichlorophenol	0.50	U	1.0	0.20	ug/L		03/10/22 09:42	03/11/22 16:05	1
2,4-Dimethylphenol	0.50	U	4.0	0.16	ug/L		03/10/22 09:42	03/11/22 16:05	1
2,4-Dinitrophenol	3.2	U	5.0	1.6	ug/L		03/10/22 09:42	03/11/22 16:05	1
2,4-Dinitrotoluene	0.30	U	1.0	0.10	ug/L		03/10/22 09:42	03/11/22 16:05	1
2,6-Dinitrotoluene	0.30	U	0.40	0.10	ug/L		03/10/22 09:42	03/11/22 16:05	1
2-Chloronaphthalene	0.15	U	1.0	0.070	ug/L		03/10/22 09:42	03/11/22 16:05	1
2-Chlorophenol	0.15	U	1.0	0.050	ug/L		03/10/22 09:42	03/11/22 16:05	1
2-Nitrophenol	0.15	U	1.0	0.070	ug/L		03/10/22 09:42	03/11/22 16:05	1
3,3'-Dichlorobenzidine	0.60	U	1.0	0.26	ug/L		03/10/22 09:42	03/11/22 16:05	1
4,6-Dinitro-2-methylphenol	1.2	U	2.0	0.55	ug/L		03/10/22 09:42	03/11/22 16:05	1
4-Bromophenyl phenyl ether	0.15	U	0.60	0.060	ug/L		03/10/22 09:42	03/11/22 16:05	1
4-Chloro-3-methylphenol	0.30	U	0.60	0.13	ug/L		03/10/22 09:42	03/11/22 16:05	1
4-Chlorophenyl phenyl ether	0.15	U	0.60	0.050	ug/L		03/10/22 09:42	03/11/22 16:05	1
4-Nitrophenol	6.0	U	10	1.7	ug/L		03/10/22 09:42	03/11/22 16:05	1
Azobenzene	0.15	U M	2.0	0.060	ug/L		03/10/22 09:42	03/11/22 16:05	1
Bis(2-chloroethoxy)methane	0.15	U	0.60	0.050	ug/L		03/10/22 09:42	03/11/22 16:05	1
Bis(2-chloroethyl)ether	0.090	U	0.10	0.030	ug/L		03/10/22 09:42	03/11/22 16:05	1
Bis(2-ethylhexyl) phthalate	1.6	U	3.0	0.74	ug/L		03/10/22 09:42	03/11/22 16:05	1
bis (2-chloroisopropyl) ether	0.15	U	0.25	0.060	ug/L		03/10/22 09:42	03/11/22 16:05	1
Butyl benzyl phthalate	0.60	U	4.0	0.27	ug/L		03/10/22 09:42	03/11/22 16:05	1
Diethyl phthalate	0.30	U	1.0	0.15	ug/L		03/10/22 09:42	03/11/22 16:05	1
Dimethyl phthalate	0.15	U	0.60	0.060	ug/L		03/10/22 09:42	03/11/22 16:05	1
Di-n-butyl phthalate	0.50	U	3.0	0.19	ug/L		03/10/22 09:42	03/11/22 16:05	1
Di-n-octyl phthalate	0.30	U M	1.0	0.13	ug/L		03/10/22 09:42	03/11/22 16:05	1
Hexachlorobenzene	0.090	U	0.60	0.040	ug/L		03/10/22 09:42	03/11/22 16:05	1
Hexachlorobutadiene	0.15	U	1.0	0.060	ug/L		03/10/22 09:42	03/11/22 16:05	1
Hexachlorocyclopentadiene	0.30	U	1.0	0.14	ug/L		03/10/22 09:42	03/11/22 16:05	1
Hexachloroethane	0.15	U	1.0	0.050	ug/L		03/10/22 09:42	03/11/22 16:05	1
Isophorone	0.30	U	0.40	0.10	ug/L		03/10/22 09:42	03/11/22 16:05	1
m+p-Cresol	0.30	U M	0.60	0.10	ug/L		03/10/22 09:42	03/11/22 16:05	1
Nitrobenzene	0.090	U	1.0	0.040	ug/L		03/10/22 09:42	03/11/22 16:05	1
N-Nitrosodimethylamine	0.60	U	2.0	0.26	ug/L		03/10/22 09:42	03/11/22 16:05	1
N-Nitrosodi-n-propylamine	0.090	U	0.40	0.060	ug/L		03/10/22 09:42	03/11/22 16:05	1
N-Nitrosodiphenylamine	0.15	U	1.0	0.070	ug/L		03/10/22 09:42	03/11/22 16:05	1
o-Cresol	0.15	U	0.60	0.050	ug/L		03/10/22 09:42	03/11/22 16:05	1
Pentachlorophenol	1.0	U	10	0.51	ug/L		03/10/22 09:42	03/11/22 16:05	1
Phenol	0.60	U	1.0	0.36	ug/L		03/10/22 09:42	03/11/22 16:05	1
Pyrene	0.090	U	1.0	0.040	ug/L		03/10/22 09:42	03/11/22 16:05	1
Pyridine	3.2	U	10	1.1	ug/L		03/10/22 09:42	03/11/22 16:05	1

Surrogate	MB	MB	Limits	Prepared	Analyzed	Dil Fac
	%Recovery	Qualifier				
2,4,6-Tribromophenol (Surr)	59		43 - 140	03/10/22 09:42	03/11/22 16:05	1

QC Sample Results

Client: AECOM
Project/Site: Red Hill GW CV18F0126

Job ID: 580-111018-1

Method: 8270E - Semivolatile Organic Compounds (GC/MS) (Continued)

Lab Sample ID: MB 580-383431/1-A
Matrix: Water
Analysis Batch: 383571

Client Sample ID: Method Blank
Prep Type: Total/NA
Prep Batch: 383431

Surrogate	MB MB		Limits	Prepared	Analyzed	Dil Fac
	%Recovery	Qualifier				
2-Fluorobiphenyl	70		44 - 119	03/10/22 09:42	03/11/22 16:05	1
2-Fluorophenol (Surr)	46		19 - 119	03/10/22 09:42	03/11/22 16:05	1
Nitrobenzene-d5 (Surr)	75		44 - 120	03/10/22 09:42	03/11/22 16:05	1
Phenol-d5 (Surr)	30		10 - 120	03/10/22 09:42	03/11/22 16:05	1
Terphenyl-d14	105		50 - 134	03/10/22 09:42	03/11/22 16:05	1

Lab Sample ID: LCS 580-383431/2-A
Matrix: Water
Analysis Batch: 383571

Client Sample ID: Lab Control Sample
Prep Type: Total/NA
Prep Batch: 383431

Analyte	Spike Added	LCS Result	LCS Qualifier	Unit	D	%Rec	%Rec.	Limits
1,2-Dichlorobenzene	2.00	0.896		ug/L		45	32 - 111	
1,3-Dichlorobenzene	2.00	0.852		ug/L		43	28 - 110	
1,4-Dichlorobenzene	2.00	0.872		ug/L		44	29 - 112	
2,4,5-Trichlorophenol	2.00	1.07		ug/L		54	53 - 123	
2,4,6-Trichlorophenol	2.00	1.04		ug/L		52	50 - 125	
2,4-Dichlorophenol	2.00	1.07		ug/L		53	47 - 121	
2,4-Dimethylphenol	2.00	1.03	J	ug/L		52	31 - 124	
2,4-Dinitrophenol	4.00	2.18	J M	ug/L		54	23 - 143	
2,4-Dinitrotoluene	2.00	1.53		ug/L		77	57 - 128	
2,6-Dinitrotoluene	2.00	1.25		ug/L		63	57 - 124	
2-Chloronaphthalene	2.00	0.995	J	ug/L		50	40 - 116	
2-Chlorophenol	2.00	1.13		ug/L		57	38 - 117	
2-Nitrophenol	2.00	1.14		ug/L		57	47 - 123	
3,3'-Dichlorobenzidine	4.00	3.82		ug/L		95	27 - 129	
4,6-Dinitro-2-methylphenol	4.00	2.87		ug/L		72	44 - 137	
4-Bromophenyl phenyl ether	2.00	1.23		ug/L		62	55 - 124	
4-Chloro-3-methylphenol	2.00	1.13		ug/L		57	52 - 119	
4-Chlorophenyl phenyl ether	2.00	1.13		ug/L		57	53 - 121	
4-Nitrophenol	4.00	6.0	U	ug/L		40	35 - 145	
Azobenzene	2.00	1.24	J	ug/L		62	61 - 116	
Bis(2-chloroethoxy)methane	2.00	1.09		ug/L		55	48 - 120	
Bis(2-chloroethyl)ether	2.00	1.10		ug/L		55	43 - 118	
Bis(2-ethylhexyl) phthalate	2.00	2.25	J	ug/L		112	55 - 135	
bis (2-chloroisopropyl) ether	2.00	0.998		ug/L		50	37 - 130	
Butyl benzyl phthalate	2.00	2.14	J	ug/L		107	53 - 134	
Diethyl phthalate	2.00	1.60		ug/L		80	56 - 125	
Dimethyl phthalate	2.00	1.50		ug/L		75	45 - 127	
Di-n-butyl phthalate	2.00	1.95	J	ug/L		98	59 - 127	
Di-n-octyl phthalate	2.00	1.88		ug/L		94	51 - 140	
Hexachlorobenzene	2.00	1.25		ug/L		63	53 - 125	
Hexachlorobutadiene	2.00	0.737	J	ug/L		37	22 - 124	
Hexachlorocyclopentadiene	2.00	0.691	J	ug/L		35	20 - 125	
Hexachloroethane	2.00	0.770	J	ug/L		39	21 - 115	
Isophorone	2.00	1.12		ug/L		56	42 - 124	
m+p-Cresol	2.00	0.959		ug/L		48	29 - 110	
Nitrobenzene	2.00	1.10		ug/L		55	45 - 121	

QC Sample Results

Client: AECOM
Project/Site: Red Hill GW CV18F0126

Job ID: 580-111018-1

Method: 8270E - Semivolatile Organic Compounds (GC/MS) (Continued)

Lab Sample ID: LCS 580-383431/2-A
Matrix: Water
Analysis Batch: 383571

Client Sample ID: Lab Control Sample
Prep Type: Total/NA
Prep Batch: 383431
%Rec. Limits

Analyte	Spike Added	LCS Result	LCS Qualifier	Unit	D	%Rec	Limits
N-Nitrosodimethylamine	2.00	0.833	J Q	ug/L		42	45 - 125
N-Nitrosodi-n-propylamine	2.00	1.08		ug/L		54	49 - 119
N-Nitrosodiphenylamine	2.00	1.37		ug/L		68	51 - 123
o-Cresol	2.00	0.999		ug/L		50	30 - 117
Pentachlorophenol	4.00	2.24	J	ug/L		56	35 - 138
Phenol	2.00	0.584	J	ug/L		29	13 - 120
Pyrene	2.00	1.82		ug/L		91	57 - 126
Pyridine	4.00	3.2	U Q	ug/L		10	20 - 125

Surrogate	LCS %Recovery	LCS Qualifier	Limits
2,4,6-Tribromophenol (Surr)	72		43 - 140
2-Fluorobiphenyl	48		44 - 119
2-Fluorophenol (Surr)	41	M	19 - 119
Nitrobenzene-d5 (Surr)	57		44 - 120
Phenol-d5 (Surr)	25		10 - 120
Terphenyl-d14	95		50 - 134

Lab Sample ID: LCSD 580-383431/3-A
Matrix: Water
Analysis Batch: 383571

Client Sample ID: Lab Control Sample Dup
Prep Type: Total/NA
Prep Batch: 383431
%Rec. RPD Limit

Analyte	Spike Added	LCSD Result	LCSD Qualifier	Unit	D	%Rec	Limits	RPD	Limit
1,2,4-Trichlorobenzene	2.00	0.970		ug/L		48	29 - 116	7	20
1,2-Dichlorobenzene	2.00	0.960		ug/L		48	32 - 111	7	20
1,3-Dichlorobenzene	2.00	0.856		ug/L		43	28 - 110	1	20
1,4-Dichlorobenzene	2.00	0.901		ug/L		45	29 - 112	3	20
2,4,5-Trichlorophenol	2.00	1.71	Q	ug/L		85	53 - 123	45	20
2,4,6-Trichlorophenol	2.00	1.52	Q	ug/L		76	50 - 125	37	20
2,4-Dichlorophenol	2.00	1.58	Q	ug/L		79	47 - 121	39	20
2,4-Dimethylphenol	2.00	1.49	J Q	ug/L		75	31 - 124	36	20
2,4-Dinitrophenol	4.00	2.51	J M	ug/L		63	23 - 143	14	20
2,4-Dinitrotoluene	2.00	1.74		ug/L		87	57 - 128	13	20
2,6-Dinitrotoluene	2.00	1.63	Q	ug/L		82	57 - 124	26	20
2-Chloronaphthalene	2.00	1.33	Q	ug/L		66	40 - 116	29	20
2-Chlorophenol	2.00	1.60	Q	ug/L		80	38 - 117	34	20
2-Nitrophenol	2.00	1.68	Q	ug/L		84	47 - 123	38	20
3,3'-Dichlorobenzidine	4.00	4.45		ug/L		111	27 - 129	15	20
4,6-Dinitro-2-methylphenol	4.00	3.27		ug/L		82	44 - 137	13	20
4-Bromophenyl phenyl ether	2.00	1.42		ug/L		71	55 - 124	14	20
4-Chloro-3-methylphenol	2.00	1.59	Q	ug/L		80	52 - 119	34	20
4-Chlorophenyl phenyl ether	2.00	1.46	Q	ug/L		73	53 - 121	25	20
4-Nitrophenol	4.00	1.73	J M	ug/L		43	35 - 145	9	20
Azobenzene	2.00	1.57	J Q	ug/L		78	61 - 116	23	20
Bis(2-chloroethoxy)methane	2.00	1.55	Q	ug/L		77	48 - 120	35	20
Bis(2-chloroethyl)ether	2.00	1.54	Q	ug/L		77	43 - 118	34	20
Bis(2-ethylhexyl) phthalate	2.00	2.33	J	ug/L		117	55 - 135	4	20
bis (2-chloroisopropyl) ether	2.00	1.45	Q	ug/L		73	37 - 130	37	20
Butyl benzyl phthalate	2.00	2.18	J	ug/L		109	53 - 134	2	20

QC Sample Results

Client: AECOM
Project/Site: Red Hill GW CV18F0126

Job ID: 580-111018-1

Method: 8270E - Semivolatile Organic Compounds (GC/MS) (Continued)

Lab Sample ID: LCSD 580-383431/3-A
Matrix: Water
Analysis Batch: 383571

Client Sample ID: Lab Control Sample Dup
Prep Type: Total/NA
Prep Batch: 383431

Analyte	Spike Added	LCSD Result	LCSD Qualifier	Unit	D	%Rec	%Rec. Limits	RPD	RPD Limit
Diethyl phthalate	2.00	1.79		ug/L		90	56 - 125	11	20
Dimethyl phthalate	2.00	1.76		ug/L		88	45 - 127	16	20
Di-n-butyl phthalate	2.00	2.01	J	ug/L		101	59 - 127	3	20
Di-n-octyl phthalate	2.00	1.99		ug/L		99	51 - 140	6	20
Hexachlorobenzene	2.00	1.43		ug/L		71	53 - 125	13	20
Hexachlorobutadiene	2.00	0.698	J	ug/L		35	22 - 124	5	20
Hexachlorocyclopentadiene	2.00	0.720	J	ug/L		36	20 - 125	4	20
Hexachloroethane	2.00	0.708	J	ug/L		35	21 - 115	8	20
Isophorone	2.00	1.54	Q	ug/L		77	42 - 124	31	20
m+p-Cresol	2.00	1.39	Q	ug/L		70	29 - 110	37	20
Nitrobenzene	2.00	1.54	Q	ug/L		77	45 - 121	33	20
N-Nitrosodimethylamine	2.00	1.14	J Q	ug/L		57	45 - 125	31	20
N-Nitrosodi-n-propylamine	2.00	1.63	Q	ug/L		81	49 - 119	41	20
N-Nitrosodiphenylamine	2.00	1.62		ug/L		81	51 - 123	17	20
o-Cresol	2.00	1.46	Q	ug/L		73	30 - 117	38	20
Pentachlorophenol	4.00	2.04	J	ug/L		51	35 - 138	9	20
Phenol	2.00	0.826	J Q	ug/L		41	13 - 120	34	20
Pyrene	2.00	1.94		ug/L		97	57 - 126	6	20
Pyridine	4.00	1.67	J Q	ug/L		42	20 - 125	123	20

Surrogate	LCSD %Recovery	LCSD Qualifier	Limits
2,4,6-Tribromophenol (Surr)	78		43 - 140
2-Fluorobiphenyl	70		44 - 119
2-Fluorophenol (Surr)	56		19 - 119
Nitrobenzene-d5 (Surr)	78		44 - 120
Phenol-d5 (Surr)	36		10 - 120
Terphenyl-d14	98		50 - 134

Method: 8270E SIM - Semivolatile Organic Compounds (GC/MS SIM)

Lab Sample ID: MB 580-383431/1-A
Matrix: Water
Analysis Batch: 383574

Client Sample ID: Method Blank
Prep Type: Total/NA
Prep Batch: 383431

Analyte	MB Result	MB Qualifier	LOQ	DL	Unit	D	Prepared	Analyzed	Dil Fac
1-Methylnaphthalene	0.032	U	0.10	0.019	ug/L		03/10/22 09:42	03/11/22 11:36	1
2-Methylnaphthalene	0.080	U	0.20	0.039	ug/L		03/10/22 09:42	03/11/22 11:36	1
Acenaphthene	0.032	U	0.10	0.014	ug/L		03/10/22 09:42	03/11/22 11:36	1
Acenaphthylene	0.032	U	0.050	0.0090	ug/L		03/10/22 09:42	03/11/22 11:36	1
Anthracene	0.080	U	0.10	0.022	ug/L		03/10/22 09:42	03/11/22 11:36	1
Benzo[a]anthracene	0.032	U	0.050	0.014	ug/L		03/10/22 09:42	03/11/22 11:36	1
Benzo[a]pyrene	0.032	U	0.10	0.011	ug/L		03/10/22 09:42	03/11/22 11:36	1
Benzo[b]fluoranthene	0.032	U	0.050	0.011	ug/L		03/10/22 09:42	03/11/22 11:36	1
Benzo[g,h,i]perylene	0.032	U	0.050	0.012	ug/L		03/10/22 09:42	03/11/22 11:36	1
Benzo[k]fluoranthene	0.032	U	0.050	0.012	ug/L		03/10/22 09:42	03/11/22 11:36	1
Chrysene	0.032	U	0.10	0.016	ug/L		03/10/22 09:42	03/11/22 11:36	1
Dibenz(a,h)anthracene	0.032	U	0.10	0.026	ug/L		03/10/22 09:42	03/11/22 11:36	1
Fluoranthene	0.032	U	0.20	0.018	ug/L		03/10/22 09:42	03/11/22 11:36	1
Fluorene	0.032	U	0.10	0.017	ug/L		03/10/22 09:42	03/11/22 11:36	1

Eurofins Seattle

QC Sample Results

Client: AECOM
Project/Site: Red Hill GW CV18F0126

Job ID: 580-111018-1

Method: 8270E SIM - Semivolatile Organic Compounds (GC/MS SIM) (Continued)

Lab Sample ID: MB 580-383431/1-A
Matrix: Water
Analysis Batch: 383574

Client Sample ID: Method Blank
Prep Type: Total/NA
Prep Batch: 383431

Analyte	MB Result	MB Qualifier	LOQ	DL	Unit	D	Prepared	Analyzed	Dil Fac
Indeno[1,2,3-cd]pyrene	0.032	U	0.050	0.014	ug/L	-	03/10/22 09:42	03/11/22 11:36	1
Naphthalene	0.080	U	0.10	0.031	ug/L	-	03/10/22 09:42	03/11/22 11:36	1
Phenanthrene	0.080	U	0.10	0.031	ug/L	-	03/10/22 09:42	03/11/22 11:36	1
Pyrene	0.080	U	0.10	0.033	ug/L	-	03/10/22 09:42	03/11/22 11:36	1

Surrogate	MB %Recovery	MB Qualifier	Limits	Prepared	Analyzed	Dil Fac
2-methylnaphthalene-d10	57	M	40 - 140	03/10/22 09:42	03/11/22 11:36	1
Fluoranthene-d10 (Surr)	94		40 - 140	03/10/22 09:42	03/11/22 11:36	1
Terphenyl-d14	106		58 - 132	03/10/22 09:42	03/11/22 11:36	1

Lab Sample ID: LCS 580-383431/2-A
Matrix: Water
Analysis Batch: 383574

Client Sample ID: Lab Control Sample
Prep Type: Total/NA
Prep Batch: 383431

Analyte	Spike Added	LCS Result	LCS Qualifier	Unit	D	%Rec	Limits
1-Methylnaphthalene	2.00	0.833		ug/L	-	42	41 - 115
2-Methylnaphthalene	2.00	0.801		ug/L	-	40	39 - 114
Acenaphthene	2.00	0.978		ug/L	-	49	48 - 114
Acenaphthylene	2.00	0.929		ug/L	-	46	35 - 121
Anthracene	2.00	1.43		ug/L	-	71	53 - 119
Benzo[a]anthracene	2.00	1.49		ug/L	-	74	59 - 120
Benzo[a]pyrene	2.00	1.38		ug/L	-	69	53 - 120
Benzo[b]fluoranthene	2.00	1.39		ug/L	-	69	53 - 126
Benzo[g,h,i]perylene	2.00	1.63		ug/L	-	81	44 - 128
Benzo[k]fluoranthene	2.00	1.73		ug/L	-	87	54 - 125
Chrysene	2.00	1.61		ug/L	-	81	57 - 120
Dibenz(a,h)anthracene	2.00	1.63	M	ug/L	-	82	44 - 131
Fluoranthene	2.00	1.60		ug/L	-	80	58 - 120
Fluorene	2.00	1.17		ug/L	-	58	50 - 118
Indeno[1,2,3-cd]pyrene	2.00	1.40	M	ug/L	-	70	48 - 130
Naphthalene	2.00	0.876		ug/L	-	44	43 - 114
Phenanthrene	2.00	1.31		ug/L	-	66	53 - 115
Pyrene	2.00	1.59		ug/L	-	80	53 - 121

Surrogate	LCS %Recovery	LCS Qualifier	Limits
2-methylnaphthalene-d10	43		40 - 140
Fluoranthene-d10 (Surr)	84		40 - 140
Terphenyl-d14	94		58 - 132

Lab Sample ID: LCSD 580-383431/3-A
Matrix: Water
Analysis Batch: 383574

Client Sample ID: Lab Control Sample Dup
Prep Type: Total/NA
Prep Batch: 383431

Analyte	Spike Added	LCSD Result	LCSD Qualifier	Unit	D	%Rec	Limits	RPD	Limit
1-Methylnaphthalene	2.00	1.06	Q	ug/L	-	53	41 - 115	24	20
2-Methylnaphthalene	2.00	1.01	Q	ug/L	-	51	39 - 114	23	20
Acenaphthene	2.00	1.28	Q	ug/L	-	64	48 - 114	26	20
Acenaphthylene	2.00	1.25	Q	ug/L	-	62	35 - 121	29	20

QC Sample Results

Client: AECOM
 Project/Site: Red Hill GW CV18F0126

Job ID: 580-111018-1

Method: 8270E SIM - Semivolatile Organic Compounds (GC/MS SIM) (Continued)

Lab Sample ID: LCSD 580-383431/3-A
Matrix: Water
Analysis Batch: 383574

Client Sample ID: Lab Control Sample Dup
Prep Type: Total/NA
Prep Batch: 383431

Analyte	Spike Added	LCSD Result	LCSD Qualifier	Unit	D	%Rec	%Rec. Limits	RPD	RPD Limit
Anthracene	2.00	1.54		ug/L		77	53 - 119	7	20
Benzo[a]anthracene	2.00	1.57		ug/L		79	59 - 120	6	20
Benzo[a]pyrene	2.00	1.45		ug/L		73	53 - 120	5	20
Benzo[b]fluoranthene	2.00	1.41		ug/L		70	53 - 126	1	20
Benzo[g,h,i]perylene	2.00	1.73		ug/L		87	44 - 128	6	20
Benzo[k]fluoranthene	2.00	1.90		ug/L		95	54 - 125	9	20
Chrysene	2.00	1.66		ug/L		83	57 - 120	3	20
Dibenz(a,h)anthracene	2.00	1.73	M	ug/L		86	44 - 131	6	20
Fluoranthene	2.00	1.68		ug/L		84	58 - 120	5	20
Fluorene	2.00	1.44	Q	ug/L		72	50 - 118	21	20
Indeno[1,2,3-cd]pyrene	2.00	1.47	M	ug/L		73	48 - 130	5	20
Naphthalene	2.00	1.12	Q	ug/L		56	43 - 114	24	20
Phenanthrene	2.00	1.40		ug/L		70	53 - 115	6	20
Pyrene	2.00	1.67		ug/L		84	53 - 121	5	20

Surrogate	LCSD %Recovery	LCSD Qualifier	Limits
2-methylnaphthalene-d10	59		40 - 140
Fluoranthene-d10 (Surr)	86		40 - 140
Terphenyl-d14	96		58 - 132

QC Association Summary

Client: AECOM
Project/Site: Red Hill GW CV18F0126

Job ID: 580-111018-1

GC/MS Semi VOA

Prep Batch: 383431

Lab Sample ID	Client Sample ID	Prep Type	Matrix	Method	Prep Batch
580-111018-1	ERH2666 (RHMW2254-01 BAILER)	Total/NA	Water	3510C	
MB 580-383431/1-A	Method Blank	Total/NA	Water	3510C	
LCS 580-383431/2-A	Lab Control Sample	Total/NA	Water	3510C	
LCSD 580-383431/3-A	Lab Control Sample Dup	Total/NA	Water	3510C	

Analysis Batch: 383571

Lab Sample ID	Client Sample ID	Prep Type	Matrix	Method	Prep Batch
580-111018-1	ERH2666 (RHMW2254-01 BAILER)	Total/NA	Water	8270E	383431
MB 580-383431/1-A	Method Blank	Total/NA	Water	8270E	383431
LCS 580-383431/2-A	Lab Control Sample	Total/NA	Water	8270E	383431
LCSD 580-383431/3-A	Lab Control Sample Dup	Total/NA	Water	8270E	383431

Analysis Batch: 383574

Lab Sample ID	Client Sample ID	Prep Type	Matrix	Method	Prep Batch
580-111018-1	ERH2666 (RHMW2254-01 BAILER)	Total/NA	Water	8270E SIM	383431
MB 580-383431/1-A	Method Blank	Total/NA	Water	8270E SIM	383431
LCS 580-383431/2-A	Lab Control Sample	Total/NA	Water	8270E SIM	383431
LCSD 580-383431/3-A	Lab Control Sample Dup	Total/NA	Water	8270E SIM	383431

Lab Chronicle

Client: AECOM
Project/Site: Red Hill GW CV18F0126

Job ID: 580-111018-1

Client Sample ID: ERH2666 (RHMW2254-01 BAILER)

Lab Sample ID: 580-111018-1

Date Collected: 03/03/22 08:30

Matrix: Water

Date Received: 03/04/22 09:35

<u>Prep Type</u>	<u>Batch Type</u>	<u>Batch Method</u>	<u>Run</u>	<u>Dilution Factor</u>	<u>Batch Number</u>	<u>Prepared or Analyzed</u>	<u>Analyst</u>	<u>Lab</u>
Total/NA	Prep	3510C			383431	03/10/22 09:42	JJY	FGS SEA
Total/NA	Analysis	8270E		1	383571	03/11/22 17:37	E1L	FGS SEA
Total/NA	Prep	3510C			383431	03/10/22 09:42	JJY	FGS SEA
Total/NA	Analysis	8270E SIM		1	383574	03/11/22 12:53	E1L	FGS SEA

Laboratory References:

FGS SEA = Eurofins Seattle, 5755 8th Street East, Tacoma, WA 98424, TEL (253)922-2310

Accreditation/Certification Summary

Client: AECOM
Project/Site: Red Hill GW CV18F0126

Job ID: 580-111018-1

Laboratory: Eurofins Seattle

The accreditations/certifications listed below are applicable to this report.

Authority	Program	Identification Number	Expiration Date
ANAB	Dept. of Defense ELAP	L2236	01-19-25

Method Summary

Client: AECOM

Job ID: 580-111018-1

Project/Site: Red Hill GW CV18F0126

Method	Method Description	Protocol	Laboratory
8270E	Semivolatile Organic Compounds (GC/MS)	SW846	FGS SEA
8270E SIM	Semivolatile Organic Compounds (GC/MS SIM)	SW846	FGS SEA
3510C	Liquid-Liquid Extraction (Separatory Funnel)	SW846	FGS SEA

Protocol References:

SW846 = "Test Methods For Evaluating Solid Waste, Physical/Chemical Methods", Third Edition, November 1986 And Its Updates.

Laboratory References:

FGS SEA = Eurofins Seattle, 5755 8th Street East, Tacoma, WA 98424, TEL (253)922-2310

Sample Summary

Client: AECOM
Project/Site: Red Hill GW CV18F0126

Job ID: 580-111018-1

Lab Sample ID	Client Sample ID	Matrix	Collected	Received
580-111018-1	ERH2666 (RHMW2254-01 BAILER)	Water	03/03/22 08:30	03/04/22 09:35

GC/MS SEMI VOA MANUAL INTEGRATION SUMMARY

Lab Name: Eurofins Seattle Job No.: 580-111018-1

SDG No.: _____

Instrument ID: TAC040 Analysis Batch Number: 382822Lab Sample ID: STD10 580-382822/4 IC Client Sample ID: _____Date Analyzed: 03/03/22 17:30 Lab File ID: 40Scan030322a007.D GC Column: ZB-SV ID: 0.25 (mm)

COMPOUND NAME	RETENTION TIME	MANUAL INTEGRATION		
		REASON	ANALYST	DATE
N-Nitrosodimethylamine	2.52	Peak assignment corrected	limmere	03/08/22 10:37
Pyridine	2.53	Peak assignment corrected	limmere	03/08/22 10:37
2-Fluorophenol (Surr)	3.65	Peak assignment corrected	limmere	03/08/22 10:37
Phenol-d5 (Surr)	4.43	Peak assignment corrected	limmere	03/08/22 10:37
Phenol	4.44	Peak assignment corrected	limmere	03/08/22 10:37
Aniline	4.45	Peak assignment corrected	limmere	03/08/22 10:37
Bis(2-chloroethyl) ether	4.51	Peak assignment corrected	limmere	03/08/22 10:37
2-Chlorophenol	4.54	Peak assignment corrected	limmere	03/08/22 10:37
n-Decane	4.60	Peak assignment corrected	limmere	03/08/22 10:37
1,3-Dichlorobenzene	4.66	Peak assignment corrected	limmere	03/08/22 10:37
1,4-Dichlorobenzene-d4 (IS)	4.71	Peak assignment corrected	limmere	03/08/22 10:36
1,4-Dichlorobenzene	4.73	Peak assignment corrected	limmere	03/08/22 10:37
1,2-Dichlorobenzene	4.84	Peak assignment corrected	limmere	03/08/22 10:37
Benzyl alcohol	4.84	Peak assignment corrected	limmere	03/08/22 10:37
o-Cresol	4.93	Peak assignment corrected	limmere	03/08/22 13:51
bis (2-chloroisopropyl) ether	4.95	Peak assignment corrected	limmere	03/08/22 10:37
Acetophenone	5.05	Peak assignment corrected	limmere	03/08/22 10:37
m+p-Cresol	5.05	Peak assignment corrected	limmere	03/08/22 13:51
N-Nitrosodi-n-propylamine	5.06	Peak assignment corrected	limmere	03/08/22 10:38
Hexachloroethane	5.11	Peak assignment corrected	limmere	03/08/22 10:38
Benzoic acid	5.64	Peak assignment corrected	limmere	03/08/22 10:38
1,3-Dinitrobenzene	7.00	Peak assignment corrected	limmere	03/08/22 10:38
2,4-Dinitrophenol	7.24	Peak assignment corrected	limmere	03/08/22 10:38

GC/MS SEMI VOA MANUAL INTEGRATION SUMMARY

Lab Name: Eurofins Seattle Job No.: 580-111018-1

SDG No.: _____

Instrument ID: TAC040 Analysis Batch Number: 382822Lab Sample ID: STD9 580-382822/5 IC Client Sample ID: _____Date Analyzed: 03/03/22 17:53 Lab File ID: 40Scan030322a008.D GC Column: ZB-SV ID: 0.25 (mm)

COMPOUND NAME	RETENTION TIME	MANUAL INTEGRATION		
		REASON	ANALYST	DATE
Aniline	4.45	Peak assignment corrected	limmere	03/08/22 10:39
Bis(2-chloroethyl)ether	4.51	Peak assignment corrected	limmere	03/08/22 10:39
1,4-Dichlorobenzene-d4 (IS)	4.71	Peak assignment corrected	limmere	03/08/22 10:39
o-Cresol	4.92	Peak assignment corrected	limmere	03/08/22 14:04
bis (2-chloroisopropyl) ether	4.95	Peak assignment corrected	limmere	03/08/22 10:39
m+p-Cresol	5.05	Peak assignment corrected	limmere	03/08/22 13:44

Lab Sample ID: STD8 580-382822/6 IC Client Sample ID: _____Date Analyzed: 03/03/22 18:16 Lab File ID: 40Scan030322a009.D GC Column: ZB-SV ID: 0.25 (mm)

COMPOUND NAME	RETENTION TIME	MANUAL INTEGRATION		
		REASON	ANALYST	DATE
1,4-Dichlorobenzene-d4 (IS)	4.71	Peak assignment corrected	limmere	03/08/22 10:40
o-Cresol	4.92	Peak assignment corrected	limmere	03/08/22 13:53
m+p-Cresol	5.04	Peak assignment corrected	limmere	03/08/22 13:42
Benzoic acid	5.56	Peak assignment corrected	limmere	03/08/22 10:41
Benzofluoranthene	11.69	Peak assignment corrected	limmere	03/08/22 10:41

Lab Sample ID: STD7IS 580-382822/7 ICI Client Sample ID: _____Date Analyzed: 03/03/22 18:40 Lab File ID: 40Scan030322a010.D GC Column: ZB-SV ID: 0.25 (mm)

COMPOUND NAME	RETENTION TIME	MANUAL INTEGRATION		
		REASON	ANALYST	DATE
Aniline	4.44	Peak assignment corrected	limmere	03/08/22 10:42
o-Cresol	4.92	Peak assignment corrected	limmere	03/08/22 13:54
m+p-Cresol	5.04	Peak assignment corrected	limmere	03/08/22 13:54
Benzoic acid	5.54	Peak assignment corrected	limmere	03/08/22 10:42
2,4-Dinitrophenol	7.23	Peak assignment corrected	limmere	03/08/22 10:42

GC/MS SEMI VOA MANUAL INTEGRATION SUMMARY

Lab Name: Eurofins Seattle Job No.: 580-111018-1

SDG No.: _____

Instrument ID: TAC040 Analysis Batch Number: 382822Lab Sample ID: STD6 580-382822/8 IC Client Sample ID: _____Date Analyzed: 03/03/22 19:03 Lab File ID: 40Scan030322a011.D GC Column: ZB-SV ID: 0.25 (mm)

COMPOUND NAME	RETENTION TIME	MANUAL INTEGRATION		
		REASON	ANALYST	DATE
Aniline	4.44	Peak assignment corrected	limmere	03/08/22 10:43
o-Cresol	4.91	Peak assignment corrected	limmere	03/08/22 13:55
m+p-Cresol	5.04	Peak assignment corrected	limmere	03/08/22 13:55
Benzoic acid	5.52	Peak assignment corrected	limmere	03/08/22 10:43
2,4-Dinitrophenol	7.23	Peak assignment corrected	limmere	03/08/22 10:44
Benzofluoranthene	11.68	Peak assignment corrected	limmere	03/08/22 10:44

Lab Sample ID: STD5 580-382822/9 IC Client Sample ID: _____Date Analyzed: 03/03/22 19:26 Lab File ID: 40Scan030322a012.D GC Column: ZB-SV ID: 0.25 (mm)

COMPOUND NAME	RETENTION TIME	MANUAL INTEGRATION		
		REASON	ANALYST	DATE
o-Cresol	4.91	Peak assignment corrected	limmere	03/08/22 13:55
m+p-Cresol	5.04	Peak assignment corrected	limmere	03/08/22 13:55
Benzoic acid	5.51	Peak assignment corrected	limmere	03/08/22 10:45
2,4-Dinitrophenol	7.23	Peak assignment corrected	limmere	03/08/22 10:45

Lab Sample ID: STD4 580-382822/10 IC Client Sample ID: _____Date Analyzed: 03/03/22 19:49 Lab File ID: 40Scan030322a013.D GC Column: ZB-SV ID: 0.25 (mm)

COMPOUND NAME	RETENTION TIME	MANUAL INTEGRATION		
		REASON	ANALYST	DATE
Aniline	4.44	Peak assignment corrected	limmere	03/08/22 10:59
o-Cresol	4.91	Peak assignment corrected	limmere	03/08/22 13:56
m+p-Cresol	5.04	Peak assignment corrected	limmere	03/08/22 13:56
Benzoic acid	5.50	Peak assignment corrected	limmere	03/08/22 10:46
2,4-Dinitrophenol	7.23	Peak assignment corrected	limmere	03/08/22 10:46
Benzofluoranthene	11.68	Peak assignment corrected	limmere	03/08/22 10:46

GC/MS SEMI VOA MANUAL INTEGRATION SUMMARY

Lab Name: Eurofins Seattle Job No.: 580-111018-1

SDG No.: _____

Instrument ID: TAC040 Analysis Batch Number: 382822Lab Sample ID: STD3 580-382822/11 IC Client Sample ID: _____Date Analyzed: 03/03/22 20:12 Lab File ID: 40Scan030322a014.D GC Column: ZB-SV ID: 0.25 (mm)

COMPOUND NAME	RETENTION TIME	MANUAL INTEGRATION		
		REASON	ANALYST	DATE
N-Nitrosodimethylamine	2.53	Peak assignment corrected	limmere	03/08/22 10:47
Aniline	4.44	Peak assignment corrected	limmere	03/08/22 10:59
o-Cresol	4.91	Peak assignment corrected	limmere	03/08/22 13:57
m+p-Cresol	5.04	Peak assignment corrected	limmere	03/08/22 13:57
Benzoic acid	5.50	Peak assignment corrected	limmere	03/08/22 10:47
2,4-Dinitrophenol	7.23	Peak assignment corrected	limmere	03/08/22 10:47
4-Nitrophenol	7.28	Peak assignment corrected	limmere	03/08/22 10:47
2,4-Dinitrotoluene	7.34	Peak assignment corrected	limmere	03/08/22 10:47
Benzofluoranthene	11.71	Peak assignment corrected	limmere	03/08/22 10:47

Lab Sample ID: STD2 580-382822/12 IC Client Sample ID: _____Date Analyzed: 03/03/22 20:35 Lab File ID: 40Scan030322a015.D GC Column: ZB-SV ID: 0.25 (mm)

COMPOUND NAME	RETENTION TIME	MANUAL INTEGRATION		
		REASON	ANALYST	DATE
N-Nitrosodimethylamine	2.53	Peak assignment corrected	limmere	03/08/22 10:52
o-Cresol	4.91	Peak assignment corrected	limmere	03/08/22 13:57
m+p-Cresol	5.04	Peak assignment corrected	limmere	03/08/22 13:57
2,4,5-Trichlorophenol	6.58	Peak assignment corrected	limmere	03/08/22 10:53
1,3-Dinitrobenzene	6.98	Peak assignment corrected	limmere	03/08/22 10:53
4-Nitrophenol	7.28	Baseline	limmere	03/08/22 10:53
2,4-Dinitrotoluene	7.34	Baseline	limmere	03/08/22 10:54
4,6-Dinitro-2-methylphenol	7.67	Baseline	limmere	03/08/22 10:54
Benzidine	9.52	Baseline	limmere	03/08/22 10:54
Benzo[a]anthracene	10.59	Baseline	limmere	03/08/22 10:54
Bis(2-ethylhexyl) phthalate	10.67	Baseline	limmere	03/08/22 10:54
Di-n-octyl phthalate	11.34	Baseline	limmere	03/08/22 10:54
Benzofluoranthene	11.68	Baseline	limmere	03/08/22 10:55
Benzo[k]fluoranthene	11.71	Baseline	limmere	03/08/22 10:55

GC/MS SEMI VOA MANUAL INTEGRATION SUMMARY

Lab Name: Eurofins Seattle Job No.: 580-111018-1

SDG No.: _____

Instrument ID: TAC040 Analysis Batch Number: 382822Lab Sample ID: STD1 580-382822/13 IC Client Sample ID: _____Date Analyzed: 03/03/22 20:58 Lab File ID: 40Scan030322a016.D GC Column: ZB-SV ID: 0.25 (mm)

COMPOUND NAME	RETENTION TIME	MANUAL INTEGRATION		
		REASON	ANALYST	DATE
N-Nitrosodimethylamine	2.53	Peak assignment corrected	limmere	03/08/22 10:55
o-Cresol	4.91	Peak assignment corrected	limmere	03/08/22 13:58
m+p-Cresol	5.04	Peak assignment corrected	limmere	03/08/22 13:58
N-Nitrosodi-n-propylamine	5.04	Peak assignment corrected	limmere	03/08/22 10:55
Nitrobenzene	5.17	Peak assignment corrected	limmere	03/08/22 10:55
4-Chloroaniline	5.81	Peak assignment corrected	limmere	03/08/22 10:56
1,3-Dinitrobenzene	6.98	Peak assignment corrected	limmere	03/08/22 10:56
3-Nitroaniline	7.15	Peak assignment corrected	limmere	03/08/22 10:56
2,4-Dinitrotoluene	7.34	Peak assignment corrected	limmere	03/08/22 10:56
4-Nitroaniline	7.64	Peak assignment corrected	limmere	03/08/22 10:56
Atrazine	8.18	Peak assignment corrected	limmere	03/08/22 10:57
Benzidine	9.51	Peak assignment corrected	limmere	03/08/22 10:57
Benzo[a]anthracene	10.59	Peak assignment corrected	limmere	03/08/22 10:57
Di-n-octyl phthalate	11.34	Peak assignment corrected	limmere	03/08/22 10:57
Benzofluoranthene	11.71	Peak assignment corrected	limmere	03/08/22 10:57

Lab Sample ID: ICV 580-382822/15 Client Sample ID: _____Date Analyzed: 03/03/22 21:44 Lab File ID: 40Scan030322a018.D GC Column: ZB-SV ID: 0.25 (mm)

COMPOUND NAME	RETENTION TIME	MANUAL INTEGRATION		
		REASON	ANALYST	DATE
Aniline	4.44	Peak assignment corrected	limmere	03/08/22 10:58
o-Cresol	4.91	Peak assignment corrected	limmere	03/08/22 13:58
m+p-Cresol	5.04	Peak assignment corrected	limmere	03/08/22 13:58
Benzoic acid	5.53	Peak assignment corrected	limmere	03/08/22 10:58
2,4-Dinitrophenol	7.23	Peak assignment corrected	limmere	03/08/22 10:58
Benzofluoranthene	11.71	Peak assignment corrected	limmere	03/08/22 10:57

GC/MS SEMI VOA MANUAL INTEGRATION SUMMARY

Lab Name: Eurofins Seattle Job No.: 580-111018-1

SDG No.: _____

Instrument ID: TAC040 Analysis Batch Number: 383571Lab Sample ID: CCVIS 580-383571/3 Client Sample ID: _____Date Analyzed: 03/11/22 11:15 Lab File ID: 40Scan031122a004.D GC Column: ZB-SV ID: 0.25 (mm)

COMPOUND NAME	RETENTION TIME	MANUAL INTEGRATION		
		REASON	ANALYST	DATE
2,4-Dinitrophenol	7.23	Peak assignment corrected	limmere	03/11/22 11:48
Carbazole	8.59	Baseline	limmere	03/11/22 12:59
3,3'-Dichlorobenzidine	10.58	Baseline	limmere	03/11/22 12:59
Benzofluoranthene	11.71	Peak assignment corrected	limmere	03/11/22 11:48

Lab Sample ID: MB 580-383431/1-A Client Sample ID: _____Date Analyzed: 03/11/22 16:05 Lab File ID: 40Scan031122a016.D GC Column: ZB-SV ID: 0.25 (mm)

COMPOUND NAME	RETENTION TIME	MANUAL INTEGRATION		
		REASON	ANALYST	DATE
Diethyl phthalate	7.55	Invalid Compound ID	limmere	03/11/22 16:25
Azobenzene		Invalid Compound ID	limmere	03/11/22 16:25
Di-n-octyl phthalate		Invalid Compound ID	limmere	03/11/22 16:25
m+p-Cresol		Invalid Compound ID	limmere	03/11/22 16:25
Butyl benzyl phthalate	10.12	Invalid Compound ID	limmere	03/11/22 16:25

Lab Sample ID: LCS 580-383431/2-A Client Sample ID: _____Date Analyzed: 03/11/22 16:28 Lab File ID: 40Scan031122a017.D GC Column: ZB-SV ID: 0.25 (mm)

COMPOUND NAME	RETENTION TIME	MANUAL INTEGRATION		
		REASON	ANALYST	DATE
2-Fluorophenol (Surr)	3.66	Baseline	limmere	03/11/22 17:00
2,4-Dinitrophenol	7.23	Baseline	limmere	03/11/22 17:01

GC/MS SEMI VOA MANUAL INTEGRATION SUMMARY

Lab Name: Eurofins Seattle Job No.: 580-111018-1

SDG No.: _____

Instrument ID: TAC040 Analysis Batch Number: 383571Lab Sample ID: LCSD 580-383431/3-A Client Sample ID: _____Date Analyzed: 03/11/22 16:51 Lab File ID: 40Scan031122a018.D GC Column: ZB-SV ID: 0.25 (mm)

COMPOUND NAME	RETENTION TIME	MANUAL INTEGRATION		
		REASON	ANALYST	DATE
2,4-Dinitrophenol	7.23	Peak assignment corrected	limmere	03/11/22 17:12
4-Nitrophenol	7.32	Peak assignment corrected	limmere	03/11/22 17:12

Lab Sample ID: 580-111018-1 Client Sample ID: ERH2666 (RHMW2254-01 BAILER)Date Analyzed: 03/11/22 17:37 Lab File ID: 40Scan031122a020.D GC Column: ZB-SV ID: 0.25 (mm)

COMPOUND NAME	RETENTION TIME	MANUAL INTEGRATION		
		REASON	ANALYST	DATE
Pyrene	9.56	Baseline	jantanuc	03/14/22 09:13
2,4-Dimethylphenol		Invalid Compound ID	jantanuc	03/14/22 09:12
2,6-Dinitrotoluene		Invalid Compound ID	jantanuc	03/14/22 09:12
3,3'-Dichlorobenzidine		Invalid Compound ID	jantanuc	03/14/22 09:13
Azobenzene		Invalid Compound ID	jantanuc	03/14/22 09:13
bis (2-chloroisopropyl) ether		Invalid Compound ID	jantanuc	03/14/22 09:12
Bis(2-chloroethoxy)methane		Invalid Compound ID	jantanuc	03/14/22 09:12
Di-n-octyl phthalate		Invalid Compound ID	jantanuc	03/14/22 09:13
o-Cresol		Invalid Compound ID	jantanuc	03/14/22 09:12
Phenol		Invalid Compound ID	jantanuc	03/14/22 09:11

Lab Sample ID: CCVC 580-383571/27 Client Sample ID: _____Date Analyzed: 03/11/22 20:41 Lab File ID: 40Scan031122a028.D GC Column: ZB-SV ID: 0.25 (mm)

COMPOUND NAME	RETENTION TIME	MANUAL INTEGRATION		
		REASON	ANALYST	DATE
2,4-Dinitrophenol	7.23	Baseline	jantanuc	03/14/22 09:24

GC/MS SEMI VOA MANUAL INTEGRATION SUMMARY

Lab Name: Eurofins Seattle Job No.: 580-111018-1

SDG No.: _____

Instrument ID: TAC050 Analysis Batch Number: 378263Lab Sample ID: STD13 580-378263/4 IC Client Sample ID: _____Date Analyzed: 01/14/22 01:16 Lab File ID: SIM011322b014.D GC Column: ZB-SV ID: 0.25 (mm)

COMPOUND NAME	RETENTION TIME	MANUAL INTEGRATION		
		REASON	ANALYST	DATE
Benzo[a]anthracene	11.03	Incomplete Integration	boylea	01/14/22 13:59

Lab Sample ID: STD12 580-378263/5 IC Client Sample ID: _____Date Analyzed: 01/14/22 01:35 Lab File ID: SIM011322b015.D GC Column: ZB-SV ID: 0.25 (mm)

COMPOUND NAME	RETENTION TIME	MANUAL INTEGRATION		
		REASON	ANALYST	DATE
Benzo[a]anthracene	11.02	Incomplete Integration	boylea	01/14/22 13:59
Bis(2-ethylhexyl) phthalate	11.90	Incomplete Integration	boylea	01/14/22 13:58

Lab Sample ID: STD11 580-378263/6 IC Client Sample ID: _____Date Analyzed: 01/14/22 01:54 Lab File ID: SIM011322b016.D GC Column: ZB-SV ID: 0.25 (mm)

COMPOUND NAME	RETENTION TIME	MANUAL INTEGRATION		
		REASON	ANALYST	DATE
Benzo[a]anthracene	11.02	Incomplete Integration	boylea	01/14/22 14:00
Bis(2-ethylhexyl) phthalate	11.90	Incomplete Integration	boylea	01/14/22 13:58

Lab Sample ID: STD10 580-378263/7 IC Client Sample ID: _____Date Analyzed: 01/14/22 02:13 Lab File ID: SIM011322b017.D GC Column: ZB-SV ID: 0.25 (mm)

COMPOUND NAME	RETENTION TIME	MANUAL INTEGRATION		
		REASON	ANALYST	DATE
Benzo[a]anthracene	11.01	Incomplete Integration	boylea	01/14/22 14:01
Bis(2-ethylhexyl) phthalate	11.90	Incomplete Integration	boylea	01/14/22 14:01
Benzo[b]fluoranthene	12.47	Peak assignment corrected	boylea	01/14/22 14:01

GC/MS SEMI VOA MANUAL INTEGRATION SUMMARY

Lab Name: Eurofins Seattle Job No.: 580-111018-1

SDG No.: _____

Instrument ID: TAC050 Analysis Batch Number: 378263Lab Sample ID: STD9IS 580-378263/8 IC Client Sample ID: _____Date Analyzed: 01/14/22 02:32 Lab File ID: SIM011322b018.D GC Column: ZB-SV ID: 0.25 (mm)

COMPOUND NAME	RETENTION TIME	MANUAL INTEGRATION		
		REASON	ANALYST	DATE
2-Fluorobiphenyl	6.19	Peak assignment corrected	boylea	01/14/22 14:01
Benzo[a]anthracene	11.01	Incomplete Integration	boylea	01/14/22 14:02
Bis(2-ethylhexyl) phthalate	11.90	Incomplete Integration	boylea	01/14/22 14:02
Benzo[b]fluoranthene	12.47	Incomplete Integration	boylea	01/14/22 14:02

Lab Sample ID: STD8 580-378263/9 IC Client Sample ID: _____Date Analyzed: 01/14/22 02:51 Lab File ID: SIM011322b019.D GC Column: ZB-SV ID: 0.25 (mm)

COMPOUND NAME	RETENTION TIME	MANUAL INTEGRATION		
		REASON	ANALYST	DATE
2-Fluorobiphenyl	6.19	Incomplete Integration	boylea	01/14/22 14:07
Benzo[a]anthracene	11.01	Incomplete Integration	boylea	01/14/22 14:07
Bis(2-ethylhexyl) phthalate	11.89	Assign Peak	boylea	01/14/22 14:07
Benzo[b]fluoranthene	12.47	Split Peak	boylea	01/14/22 14:06
Indeno[1,2,3-cd]pyrene	14.94	Split Peak	boylea	01/14/22 14:06
Dibenz(a,h)anthracene	14.98	Peak assignment corrected	boylea	01/14/22 14:06

Lab Sample ID: STD7 580-378263/10 IC Client Sample ID: _____Date Analyzed: 01/14/22 03:10 Lab File ID: SIM011322b020.D GC Column: ZB-SV ID: 0.25 (mm)

COMPOUND NAME	RETENTION TIME	MANUAL INTEGRATION		
		REASON	ANALYST	DATE
Naphthalene	5.19	Shouldering	boylea	01/14/22 14:12
2-Fluorobiphenyl	6.19	Assign Peak	boylea	01/14/22 14:12
Pentachlorophenol	8.13	Incomplete Integration	boylea	01/14/22 14:12
Pyrene	9.75	Incomplete Integration	boylea	01/14/22 14:12
Bis(2-ethylhexyl) phthalate	11.89	Assign Peak	boylea	01/14/22 14:13
Benzo[b]fluoranthene	12.47	Incomplete Integration	boylea	01/14/22 14:13
Indeno[1,2,3-cd]pyrene	14.94	Split Peak	boylea	01/14/22 14:13
Dibenz(a,h)anthracene	14.98	Split Peak	boylea	01/14/22 14:13

GC/MS SEMI VOA MANUAL INTEGRATION SUMMARY

Lab Name: Eurofins Seattle Job No.: 580-111018-1

SDG No.: _____

Instrument ID: TAC050 Analysis Batch Number: 378263Lab Sample ID: STD6 580-378263/11 IC Client Sample ID: _____Date Analyzed: 01/14/22 03:29 Lab File ID: SIM011322b021.D GC Column: ZB-SV ID: 0.25 (mm)

COMPOUND NAME	RETENTION TIME	MANUAL INTEGRATION		
		REASON	ANALYST	DATE
Naphthalene	5.19	Shouldering	boylea	01/14/22 14:15
2-Fluorobiphenyl	6.19	Assign Peak	boylea	01/14/22 14:15
Pentachlorophenol	8.13	Assign Peak	boylea	01/14/22 14:15
Bis(2-ethylhexyl) phthalate	11.89	Assign Peak	boylea	01/14/22 14:15
Benzo[b]fluoranthene	12.47	Incomplete Integration	boylea	01/14/22 14:14
Indeno[1,2,3-cd]pyrene	14.94	Split Peak	boylea	01/14/22 14:14
Dibenz(a,h)anthracene	14.99	Incomplete Integration	boylea	01/14/22 14:14
Benzo[g,h,i]perylene	15.43	Incomplete Integration	boylea	01/14/22 14:14

Lab Sample ID: STD5 580-378263/12 IC Client Sample ID: _____Date Analyzed: 01/14/22 03:48 Lab File ID: SIM011322b022.D GC Column: ZB-SV ID: 0.25 (mm)

COMPOUND NAME	RETENTION TIME	MANUAL INTEGRATION		
		REASON	ANALYST	DATE
Naphthalene	5.19	Assign Peak	boylea	01/14/22 14:16
2-Fluorobiphenyl	6.19	Assign Peak	boylea	01/14/22 14:16
2,4,6-Tribromophenol (Surr)	7.63	Assign Peak	boylea	01/14/22 14:16
Pentachlorophenol	8.15	Assign Peak	boylea	01/14/22 14:16
Benzo[a]anthracene	11.02	Incomplete Integration	boylea	01/14/22 14:17
Bis(2-ethylhexyl) phthalate	11.89	Assign Peak	boylea	01/14/22 14:18
Benzo[b]fluoranthene	12.47	Incomplete Integration	boylea	01/14/22 14:18
Benzo[k]fluoranthene	12.52	Incomplete Integration	boylea	01/14/22 14:18
Benzo[a]pyrene	12.99	Incomplete Integration	boylea	01/14/22 14:18
Indeno[1,2,3-cd]pyrene	14.94	Split Peak	boylea	01/14/22 14:18
Dibenz(a,h)anthracene	14.99	Assign Peak	boylea	01/14/22 14:19
Benzo[g,h,i]perylene	15.43	Incomplete Integration	boylea	01/14/22 14:19

GC/MS SEMI VOA MANUAL INTEGRATION SUMMARY

Lab Name: Eurofins Seattle Job No.: 580-111018-1

SDG No.: _____

Instrument ID: TAC050 Analysis Batch Number: 378263Lab Sample ID: STD4 580-378263/13 IC Client Sample ID: _____Date Analyzed: 01/14/22 04:07 Lab File ID: SIM011322b023.D GC Column: ZB-SV ID: 0.25 (mm)

COMPOUND NAME	RETENTION TIME	MANUAL INTEGRATION		
		REASON	ANALYST	DATE
Naphthalene	5.19	Incomplete Integration	boylea	01/14/22 14:23
2-Fluorobiphenyl	6.19	Assign Peak	boylea	01/14/22 14:23
Fluorene	7.39	Incomplete Integration	boylea	01/14/22 14:22
2,4,6-Tribromophenol (Surr)	7.64	Incomplete Integration	boylea	01/14/22 14:23
Anthracene	8.39	Incomplete Integration	boylea	01/14/22 14:21
Fluoranthene-d10 (Surr)	9.51	Incomplete Integration	boylea	01/14/22 14:23
Fluoranthene	9.52	Assign Peak	boylea	01/14/22 14:21
Pyrene	9.75	Assign Peak	boylea	01/14/22 14:21
Terphenyl-d14	9.90	Incomplete Integration	boylea	01/14/22 14:23
Benzo[a]anthracene	11.02	Assign Peak	boylea	01/14/22 14:21
Chrysene-d12	11.03	Incomplete Integration	boylea	01/14/22 14:36
Chrysene	11.06	Assign Peak	boylea	01/14/22 14:21
Bis(2-ethylhexyl) phthalate	11.90	Assign Peak	boylea	01/14/22 14:21
Benzo[b]fluoranthene	12.47	Assign Peak	boylea	01/14/22 14:21
Benzo[k]fluoranthene	12.52	Assign Peak	boylea	01/14/22 14:21
Benzo[a]pyrene	12.99	Assign Peak	boylea	01/14/22 14:19
Indeno[1,2,3-cd]pyrene	14.95	Assign Peak	boylea	01/14/22 14:19
Dibenz(a,h)anthracene	15.00	Assign Peak	boylea	01/14/22 14:19
Benzo[g,h,i]perylene	15.43	Assign Peak	boylea	01/14/22 14:19

GC/MS SEMI VOA MANUAL INTEGRATION SUMMARY

Lab Name: Eurofins Seattle Job No.: 580-111018-1

SDG No.: _____

Instrument ID: TAC050 Analysis Batch Number: 378263Lab Sample ID: STD3 580-378263/14 IC Client Sample ID: _____Date Analyzed: 01/14/22 04:26 Lab File ID: SIM011322b024.D GC Column: ZB-SV ID: 0.25 (mm)

COMPOUND NAME	RETENTION TIME	MANUAL INTEGRATION		
		REASON	ANALYST	DATE
Naphthalene	5.19	Assign Peak	boylea	01/14/22 14:25
2-methylnaphthalene-d10	5.81	Assign Peak	boylea	01/14/22 14:24
2-Methylnaphthalene	5.84	Assign Peak	boylea	01/14/22 14:25
1-Methylnaphthalene	5.94	Assign Peak	boylea	01/14/22 14:25
2-Fluorobiphenyl	6.19	Assign Peak	boylea	01/14/22 14:24
Acenaphthylene	6.72	Assign Peak	boylea	01/14/22 14:25
Fluorene	7.39	Assign Peak	boylea	01/14/22 14:25
2,4,6-Tribromophenol (Surr)	7.64	Assign Peak	boylea	01/14/22 14:24
Phenanthrene	8.34	Assign Peak	boylea	01/14/22 14:25
Anthracene	8.39	Assign Peak	boylea	01/14/22 14:25
Fluoranthene-d10 (Surr)	9.51	Assign Peak	boylea	01/14/22 14:24
Fluoranthene	9.52	Assign Peak	boylea	01/14/22 14:26
Pyrene	9.75	Assign Peak	boylea	01/14/22 14:26
Terphenyl-d14	9.90	Assign Peak	boylea	01/14/22 14:25
Benzo[a]anthracene	11.01	Assign Peak	boylea	01/14/22 14:26
Chrysene	11.06	Assign Peak	boylea	01/14/22 14:26
Bis(2-ethylhexyl) phthalate	11.89	Assign Peak	boylea	01/14/22 14:26
Benzo[b]fluoranthene	12.47	Assign Peak	boylea	01/14/22 14:26
Benzo[k]fluoranthene	12.52	Assign Peak	boylea	01/14/22 14:26
Benzo[a]pyrene	12.98	Assign Peak	boylea	01/14/22 14:27
Indeno[1,2,3-cd]pyrene	14.94	Assign Peak	boylea	01/14/22 14:27
Dibenz(a,h)anthracene	15.00	Assign Peak	boylea	01/14/22 14:27
Benzo[g,h,i]perylene	15.43	Assign Peak	boylea	01/14/22 14:27

GC/MS SEMI VOA MANUAL INTEGRATION SUMMARY

Lab Name: Eurofins Seattle Job No.: 580-111018-1

SDG No.: _____

Instrument ID: TAC050 Analysis Batch Number: 378263Lab Sample ID: STD2 580-378263/15 IC Client Sample ID: _____Date Analyzed: 01/14/22 04:45 Lab File ID: SIM011322b025.D GC Column: ZB-SV ID: 0.25 (mm)

COMPOUND NAME	RETENTION TIME	MANUAL INTEGRATION		
		REASON	ANALYST	DATE
Naphthalene	5.19	Assign Peak	boylea	01/14/22 14:29
2-methylnaphthalene-d10	5.81	Assign Peak	boylea	01/14/22 14:28
2-Methylnaphthalene	5.84	Assign Peak	boylea	01/14/22 14:30
1-Methylnaphthalene	5.94	Assign Peak	boylea	01/14/22 14:30
2-Fluorobiphenyl	6.19	Assign Peak	boylea	01/14/22 14:29
Acenaphthylene	6.72	Assign Peak	boylea	01/14/22 14:30
Acenaphthene	6.88	Assign Peak	boylea	01/14/22 14:30
Fluorene	7.39	Assign Peak	boylea	01/14/22 14:31
2,4,6-Tribromophenol (Surr)	7.64	Assign Peak	boylea	01/14/22 14:29
Phenanthrene	8.34	Assign Peak	boylea	01/14/22 14:31
Anthracene	8.39	Assign Peak	boylea	01/14/22 14:31
Fluoranthene-d10 (Surr)	9.51	Assign Peak	boylea	01/14/22 14:29
Fluoranthene	9.53	Assign Peak	boylea	01/14/22 14:31
Pyrene	9.75	Assign Peak	boylea	01/14/22 14:31
Terphenyl-d14	9.90	Assign Peak	boylea	01/14/22 14:29
Benzo[a]anthracene	11.02	Assign Peak	boylea	01/14/22 14:32
Chrysene	11.06	Assign Peak	boylea	01/14/22 14:32
Bis(2-ethylhexyl) phthalate	11.90	Assign Peak	boylea	01/14/22 14:32
Benzo[b]fluoranthene	12.48	Assign Peak	boylea	01/14/22 14:32
Benzo[k]fluoranthene	12.52	Assign Peak	boylea	01/14/22 14:32
Benzo[a]pyrene	12.99	Assign Peak	boylea	01/14/22 14:32
Indeno[1,2,3-cd]pyrene	14.95	Assign Peak	boylea	01/14/22 14:32
Dibenz(a,h)anthracene	15.00	Assign Peak	boylea	01/14/22 14:32
Benzo[g,h,i]perylene	15.44	Assign Peak	boylea	01/14/22 14:33

GC/MS SEMI VOA MANUAL INTEGRATION SUMMARY

Lab Name: Eurofins Seattle Job No.: 580-111018-1

SDG No.: _____

Instrument ID: TAC050 Analysis Batch Number: 378263Lab Sample ID: STD1 580-378263/16 IC Client Sample ID: _____Date Analyzed: 01/14/22 05:04 Lab File ID: SIM011322b026.D GC Column: ZB-SV ID: 0.25 (mm)

COMPOUND NAME	RETENTION TIME	MANUAL INTEGRATION		
		REASON	ANALYST	DATE
Naphthalene	5.19	Assign Peak	boylea	01/14/22 14:37
2-methylnaphthalene-d10	5.81	Assign Peak	boylea	01/14/22 14:36
2-Methylnaphthalene	5.84	Assign Peak	boylea	01/14/22 14:37
1-Methylnaphthalene	5.94	Assign Peak	boylea	01/14/22 14:37
2-Fluorobiphenyl	6.19	Assign Peak	boylea	01/14/22 14:37
Acenaphthylene	6.72	Assign Peak	boylea	01/14/22 14:37
Acenaphthene	6.89	Assign Peak	boylea	01/14/22 14:37
Fluorene	7.39	Assign Peak	boylea	01/14/22 14:37
Phenanthrene	8.34	Assign Peak	boylea	01/14/22 14:38
Anthracene	8.40	Assign Peak	boylea	01/14/22 14:38
Fluoranthene-d10 (Surr)	9.51	Assign Peak	boylea	01/14/22 14:37
Fluoranthene	9.53	Assign Peak	boylea	01/14/22 14:38
Pyrene	9.75	Assign Peak	boylea	01/14/22 14:38
Terphenyl-d14	9.90	Assign Peak	boylea	01/14/22 14:37
Benzo[a]anthracene	11.02	Assign Peak	boylea	01/14/22 14:38
Chrysene	11.06	Assign Peak	boylea	01/14/22 14:38
Bis(2-ethylhexyl) phthalate	11.89	Assign Peak	boylea	01/14/22 14:38
Benzo[b]fluoranthene	12.48	Assign Peak	boylea	01/14/22 14:38
Benzo[k]fluoranthene	12.52	Assign Peak	boylea	01/14/22 14:38
Benzo[a]pyrene	12.99	Assign Peak	boylea	01/14/22 14:39
Indeno[1,2,3-cd]pyrene	14.96	Assign Peak	boylea	01/14/22 14:39
Dibenz(a,h)anthracene	15.01	Assign Peak	boylea	01/14/22 14:39
Benzo[g,h,i]perylene	15.44	Assign Peak	boylea	01/14/22 14:39

GC/MS SEMI VOA MANUAL INTEGRATION SUMMARY

Lab Name: Eurofins Seattle Job No.: 580-111018-1

SDG No.: _____

Instrument ID: TAC050 Analysis Batch Number: 378263Lab Sample ID: ICV 580-378263/18 Client Sample ID: _____Date Analyzed: 01/14/22 05:42 Lab File ID: SIM011322b028.D GC Column: ZB-SV ID: 0.25 (mm)

COMPOUND NAME	RETENTION TIME	MANUAL INTEGRATION		
		REASON	ANALYST	DATE
Benzo[a]anthracene	11.01	Incomplete Integration	boylea	01/14/22 15:39
Bis(2-ethylhexyl) phthalate	11.90	Incomplete Integration	boylea	01/14/22 15:39
Benzo[b]fluoranthene	12.47	Incomplete Integration	boylea	01/14/22 15:39

GC/MS SEMI VOA MANUAL INTEGRATION SUMMARY

Lab Name: Eurofins Seattle Job No.: 580-111018-1

SDG No.: _____

Instrument ID: TAC050 Analysis Batch Number: 383574Lab Sample ID: CCVIS 580-383574/3 Client Sample ID: _____Date Analyzed: 03/11/22 11:02 Lab File ID: SIM031122a004.D GC Column: ZB-SV ID: 0.25 (mm)

COMPOUND NAME	RETENTION TIME	MANUAL INTEGRATION		
		REASON	ANALYST	DATE
Bis(2-ethylhexyl) phthalate	11.89	Peak assignment corrected	limmere	03/11/22 11:23
Indeno[1,2,3-cd]pyrene	14.98	Baseline	limmere	03/11/22 14:04
Dibenz(a,h)anthracene	15.02	Peak assignment corrected	limmere	03/11/22 11:23

Lab Sample ID: MB 580-383431/1-A Client Sample ID: _____Date Analyzed: 03/11/22 11:36 Lab File ID: SIM031122a005.D GC Column: ZB-SV ID: 0.25 (mm)

COMPOUND NAME	RETENTION TIME	MANUAL INTEGRATION		
		REASON	ANALYST	DATE
2-methylnaphthalene-d10	5.81	Baseline	limmere	03/11/22 14:14

Lab Sample ID: LCS 580-383431/2-A Client Sample ID: _____Date Analyzed: 03/11/22 11:55 Lab File ID: SIM031122a006.D GC Column: ZB-SV ID: 0.25 (mm)

COMPOUND NAME	RETENTION TIME	MANUAL INTEGRATION		
		REASON	ANALYST	DATE
Indeno[1,2,3-cd]pyrene	14.97	Baseline	limmere	03/11/22 14:22
Dibenz(a,h)anthracene	15.02	Baseline	limmere	03/11/22 14:22

Lab Sample ID: LCSD 580-383431/3-A Client Sample ID: _____Date Analyzed: 03/11/22 12:14 Lab File ID: SIM031122a007.D GC Column: ZB-SV ID: 0.25 (mm)

COMPOUND NAME	RETENTION TIME	MANUAL INTEGRATION		
		REASON	ANALYST	DATE
Indeno[1,2,3-cd]pyrene	14.97	Baseline	limmere	03/11/22 14:22
Dibenz(a,h)anthracene	15.02	Baseline	limmere	03/11/22 14:23

GC/MS SEMI VOA MANUAL INTEGRATION SUMMARY

Lab Name: Eurofins Seattle Job No.: 580-111018-1

SDG No.: _____

Instrument ID: TAC050 Analysis Batch Number: 383574Lab Sample ID: 580-111018-1 Client Sample ID: ERH2666 (RHMW2254-01 BAILER)Date Analyzed: 03/11/22 12:53 Lab File ID: SIM031122a009.D GC Column: ZB-SV ID: 0.25 (mm)

COMPOUND NAME	RETENTION TIME	MANUAL INTEGRATION		
		REASON	ANALYST	DATE
Naphthalene	5.19	Baseline	limmere	03/11/22 14:25
Phenanthrene	8.35	Assign Peak	boylea	03/11/22 16:19
Pyrene	9.75	Assign Peak	boylea	03/11/22 16:20
Anthracene		Assign Peak	boylea	03/11/22 16:20
Fluoranthene		Invalid Compound ID	boylea	03/11/22 16:20

Lab Sample ID: CCVC 580-383574/13 Client Sample ID: _____Date Analyzed: 03/11/22 14:28 Lab File ID: SIM031122a014.D GC Column: ZB-SV ID: 0.25 (mm)

COMPOUND NAME	RETENTION TIME	MANUAL INTEGRATION		
		REASON	ANALYST	DATE
Bis(2-ethylhexyl) phthalate	11.89	Baseline	limmere	03/11/22 14:53
Indeno[1,2,3-cd]pyrene	14.97	Baseline	limmere	03/11/22 14:53
Dibenz(a,h)anthracene	15.02	Baseline	limmere	03/11/22 14:53

REAGENT TRACEABILITY SUMMARY

Lab Name: Eurofins Seattle

Job No.: 580-111018-1

SDG No.:

Reagent ID	Exp Date	Prep Date	Dilutant Used	Reagent Final Volume	Parent Reagent		Analyte	Concentration
					Reagent ID	Volume Added		
8270_ic_stk_00062	03/31/22	09/15/21	DCM, Lot DCM CT#211	10 mL	2356TCP_00004	1 mL	2,3,5,6-Tetrachlorophenol	100 ug/mL
					8270Mega_1stk_00016	1 mL	1,1'-Biphenyl	100 ug/mL
							1,2,4,5-Tetrachlorobenzene	100 ug/mL
							1,2,4-Trichlorobenzene	100 ug/mL
							1,2-Dichlorobenzene	100 ug/mL
							1,3-Dichlorobenzene	100 ug/mL
							1,3-Dinitrobenzene	100 ug/mL
							1,4-Dichlorobenzene	100 ug/mL
							1-Methylnaphthalene	100 ug/mL
							2,3,4,6-Tetrachlorophenol	100 ug/mL
							2,4,5-Trichlorophenol	100 ug/mL
							2,4,6-Trichlorophenol	100 ug/mL
							2,4-Dichlorophenol	100 ug/mL
							2,4-Dimethylphenol	100 ug/mL
							2,4-Dinitrophenol	200 ug/mL
							2,4-Dinitrotoluene	100 ug/mL
							2,6-Dichlorophenol	100 ug/mL
							2,6-Dinitrotoluene	100 ug/mL
							2-Chloronaphthalene	100 ug/mL
							2-Chlorophenol	100 ug/mL
							2-Methylnaphthalene	100 ug/mL
							2-Nitroaniline	100 ug/mL
							2-Nitrophenol	100 ug/mL
							3-Nitroaniline	100 ug/mL
							4,6-Dinitro-2-methylphenol	200 ug/mL
							4-Bromophenyl phenyl ether	100 ug/mL
							4-Chloro-3-methylphenol	100 ug/mL
							4-Chloroaniline	100 ug/mL
							4-Chlorophenyl phenyl ether	100 ug/mL
							4-Nitroaniline	100 ug/mL
							4-Nitrophenol	200 ug/mL
							Acenaphthene	100 ug/mL
							Acenaphthylene	100 ug/mL
							Acetophenone	100 ug/mL
							Aniline	100 ug/mL
							Anthracene	100 ug/mL
							Azobenzene	100 ug/mL
							Benzo[a]anthracene	100 ug/mL
							Benzo[a]pyrene	100 ug/mL
							Benzo[b]fluoranthene	100 ug/mL
							Benzo[g,h,i]perylene	100 ug/mL
		Benzo[k]fluoranthene	100 ug/mL					
		Benzofluoranthene	200 ug/mL					
		Benzyl alcohol	100 ug/mL					
		bis (2-chloroisopropyl) ether	100 ug/mL					
		Bis (2-chloroethoxy)methane	100 ug/mL					
		Bis (2-chloroethyl) ether	100 ug/mL					

REAGENT TRACEABILITY SUMMARY

Lab Name: Eurofins Seattle

Job No.: 580-111018-1

SDG No.:

Reagent ID	Exp Date	Prep Date	Dilutant Used	Reagent Final Volume	Parent Reagent		Analyte	Concentration	
					Reagent ID	Volume Added			
							Bis(2-ethylhexyl) phthalate	100 ug/mL	
							Butyl benzyl phthalate	100 ug/mL	
							Carbazole	100 ug/mL	
							Chrysene	100 ug/mL	
							Di-n-butyl phthalate	100 ug/mL	
							Di-n-octyl phthalate	100 ug/mL	
							Dibenz(a,h)anthracene	100 ug/mL	
							Dibenzofuran	100 ug/mL	
							Diethyl phthalate	100 ug/mL	
							Dimethyl phthalate	100 ug/mL	
							Fluoranthene	100 ug/mL	
							Fluorene	100 ug/mL	
							Hexachlorobenzene	100 ug/mL	
							Hexachlorobutadiene	100 ug/mL	
							Hexachlorocyclopentadiene	100 ug/mL	
							Hexachloroethane	100 ug/mL	
							Indeno[1,2,3-cd]pyrene	100 ug/mL	
							Isophorone	100 ug/mL	
							m+p-Cresol	100 ug/mL	
							n-Decane	100 ug/mL	
							N-Nitrosodi-n-propylamine	100 ug/mL	
							N-Nitrosodimethylamine	100 ug/mL	
							N-Nitrosodiphenylamine	100 ug/mL	
							n-Octadecane	100 ug/mL	
							Naphthalene	100 ug/mL	
							Nitrobenzene	100 ug/mL	
							o-Cresol	100 ug/mL	
							Pentachlorophenol	200 ug/mL	
							Phenanthrene	100 ug/mL	
							Phenol	100 ug/mL	
							Pyrene	100 ug/mL	
							Pyridine	200 ug/mL	
					8270S#10_1stk_00016	1 mL	Benzoic acid	200 ug/mL	
					8270S#11_1stk_00011	500 uL	Atrazine	100 ug/mL	
					8270S#9_1stk_00015	1 mL	3,3'-Dichlorobenzidine	200 ug/mL	
							Benzenidine	200 ug/mL	
					8270SSstkPhen_00004	0.2 mL	2,4,6-Tribromophenol (Surr)	100 ug/mL	
							2-Fluorobiphenyl	100 ug/mL	
							2-Fluorophenol (Surr)	100 ug/mL	
							2-methylnaphthalene-d10	100 ug/mL	
							Fluoranthene-d10 (Surr)	100 ug/mL	
							Nitrobenzene-d5 (Surr)	100 ug/mL	
							Phenol-d5 (Surr)	100 ug/mL	
							Terphenyl-d14	100 ug/mL	
.2356TCP_00004	03/10/24		SPEX CertiPrep, Lot AA210304019				(Purchased Reagent)	2,3,5,6-Tetrachlorophenol	1000 ug/mL
.8270Mega_1stk_00016	03/31/22		Restek, Lot A0164427				(Purchased Reagent)	1,1'-Biphenyl	1000 ug/mL
								1,2,4,5-Tetrachlorobenzene	1000 ug/mL
								1,2,4-Trichlorobenzene	1000 ug/mL

REAGENT TRACEABILITY SUMMARY

Lab Name: Eurofins Seattle

Job No.: 580-111018-1

SDG No.:

Reagent ID	Exp Date	Prep Date	Dilutant Used	Reagent Final Volume	Parent Reagent		Analyte	Concentration
					Reagent ID	Volume Added		
							1,2-Dichlorobenzene	1000 ug/mL
							1,3-Dichlorobenzene	1000 ug/mL
							1,3-Dinitrobenzene	1000 ug/mL
							1,4-Dichlorobenzene	1000 ug/mL
							1-Methylnaphthalene	1000 ug/mL
							2,3,4,6-Tetrachlorophenol	1000 ug/mL
							2,4,5-Trichlorophenol	1000 ug/mL
							2,4,6-Trichlorophenol	1000 ug/mL
							2,4-Dichlorophenol	1000 ug/mL
							2,4-Dimethylphenol	1000 ug/mL
							2,4-Dinitrophenol	2000 ug/mL
							2,4-Dinitrotoluene	1000 ug/mL
							2,6-Dichlorophenol	1000 ug/mL
							2,6-Dinitrotoluene	1000 ug/mL
							2-Chloronaphthalene	1000 ug/mL
							2-Chlorophenol	1000 ug/mL
							2-Methylnaphthalene	1000 ug/mL
							2-Nitroaniline	1000 ug/mL
							2-Nitrophenol	1000 ug/mL
							3-Nitroaniline	1000 ug/mL
							4,6-Dinitro-2-methylphenol	2000 ug/mL
							4-Bromophenyl phenyl ether	1000 ug/mL
							4-Chloro-3-methylphenol	1000 ug/mL
							4-Chloroaniline	1000 ug/mL
							4-Chlorophenyl phenyl ether	1000 ug/mL
							4-Nitroaniline	1000 ug/mL
							4-Nitrophenol	2000 ug/mL
							Acenaphthene	1000 ug/mL
							Acenaphthylene	1000 ug/mL
							Acetophenone	1000 ug/mL
							Aniline	1000 ug/mL
							Anthracene	1000 ug/mL
							Azobenzene	1000 ug/mL
							Benzo[a]anthracene	1000 ug/mL
							Benzo[a]pyrene	1000 ug/mL
							Benzo[b]fluoranthene	1000 ug/mL
							Benzo[g,h,i]perylene	1000 ug/mL
							Benzo[k]fluoranthene	1000 ug/mL
							Benzofluoranthene	2000 ug/mL
							Benzyl alcohol	1000 ug/mL
							bis (2-chloroisopropyl) ether	1000 ug/mL
							Bis (2-chloroethoxy)methane	1000 ug/mL
							Bis (2-chloroethyl) ether	1000 ug/mL
							Bis (2-ethylhexyl) phthalate	1000 ug/mL
							Butyl benzyl phthalate	1000 ug/mL
							Carbazole	1000 ug/mL
							Chrysene	1000 ug/mL
							Di-n-butyl phthalate	1000 ug/mL

REAGENT TRACEABILITY SUMMARY

Lab Name: Eurofins Seattle

Job No.: 580-111018-1

SDG No.:

Reagent ID	Exp Date	Prep Date	Dilutant Used	Reagent Final Volume	Parent Reagent		Analyte	Concentration
					Reagent ID	Volume Added		
							Di-n-octyl phthalate	1000 ug/mL
							Dibenz (a,h) anthracene	1000 ug/mL
							Dibenzofuran	1000 ug/mL
							Diethyl phthalate	1000 ug/mL
							Dimethyl phthalate	1000 ug/mL
							Fluoranthene	1000 ug/mL
							Fluorene	1000 ug/mL
							Hexachlorobenzene	1000 ug/mL
							Hexachlorobutadiene	1000 ug/mL
							Hexachlorocyclopentadiene	1000 ug/mL
							Hexachloroethane	1000 ug/mL
							Indeno[1,2,3-cd]pyrene	1000 ug/mL
							Isophorone	1000 ug/mL
							m+p-Cresol	1000 ug/mL
							n-Decane	1000 ug/mL
							N-Nitrosodi-n-propylamine	1000 ug/mL
							N-Nitrosodimethylamine	1000 ug/mL
							N-Nitrosodiphenylamine	1000 ug/mL
							n-Octadecane	1000 ug/mL
							Naphthalene	1000 ug/mL
							Nitrobenzene	1000 ug/mL
							o-Cresol	1000 ug/mL
							Pentachlorophenol	2000 ug/mL
							Phenanthrene	1000 ug/mL
							Phenol	1000 ug/mL
							Pyrene	1000 ug/mL
							Pyridine	2000 ug/mL
.8270S#10_1stk_00016	03/31/22		Restek, Lot A0164214		(Purchased Reagent)		Benzoic acid	2000 ug/mL
.8270S#11_1stk_00011	03/31/22		Restek, Lot A0164387		(Purchased Reagent)		Atrazine	2000 ug/mL
.8270S#9_1stk_00015	07/31/22		Restek, Lot A0167791		(Purchased Reagent)		3,3'-Dichlorobenzidine	2000 ug/mL
							Benidine	2000 ug/mL
.8270SSstkPhen_00004	08/31/23		Phenova, Lot CL12771		(Purchased Reagent)		2,4,6-Tribromophenol (Surr)	5000 ug/mL
							2-Fluorobiphenyl	5000 ug/mL
							2-Fluorophenol (Surr)	5000 ug/mL
							2-methylnaphthalene-d10	5000 ug/mL
							Fluoranthene-d10 (Surr)	5000 ug/mL
							Nitrobenzene-d5 (Surr)	5000 ug/mL
							Phenol-d5 (Surr)	5000 ug/mL
							Terphenyl-d14	5000 ug/mL
8270ccv1_50_00039	03/31/22	11/09/21	DCM, Lot 266183	10 mL	8270_ic_stk_00062	5 uL	2,3,5,6-Tetrachlorophenol	50 ug/L
							1,1'-Biphenyl	50 ug/L
							1,2,4,5-Tetrachlorobenzene	50 ug/L
							1,2,4-Trichlorobenzene	50 ug/L
							1,2-Dichlorobenzene	50 ug/L
							1,3-Dichlorobenzene	50 ug/L
							1,3-Dinitrobenzene	50 ug/L
							1,4-Dichlorobenzene	50 ug/L

REAGENT TRACEABILITY SUMMARY

Lab Name: Eurofins Seattle

Job No.: 580-111018-1

SDG No.:

Reagent ID	Exp Date	Prep Date	Dilutant Used	Reagent Final Volume	Parent Reagent		Analyte	Concentration
					Reagent ID	Volume Added		
							1-Methylnaphthalene	50 ug/L
							2,3,4,6-Tetrachlorophenol	50 ug/L
							2,4,5-Trichlorophenol	50 ug/L
							2,4,6-Trichlorophenol	50 ug/L
							2,4-Dichlorophenol	50 ug/L
							2,4-Dimethylphenol	50 ug/L
							2,4-Dinitrophenol	100 ug/L
							2,4-Dinitrotoluene	50 ug/L
							2,6-Dichlorophenol	50 ug/L
							2,6-Dinitrotoluene	50 ug/L
							2-Chloronaphthalene	50 ug/L
							2-Chlorophenol	50 ug/L
							2-Methylnaphthalene	50 ug/L
							2-Nitroaniline	50 ug/L
							2-Nitrophenol	50 ug/L
							3-Nitroaniline	50 ug/L
							4,6-Dinitro-2-methylphenol	100 ug/L
							4-Bromophenyl phenyl ether	50 ug/L
							4-Chloro-3-methylphenol	50 ug/L
							4-Chloroaniline	50 ug/L
							4-Chlorophenyl phenyl ether	50 ug/L
							4-Nitroaniline	50 ug/L
							4-Nitrophenol	100 ug/L
							Acenaphthene	50 ug/L
							Acenaphthylene	50 ug/L
							Acetophenone	50 ug/L
							Aniline	50 ug/L
							Anthracene	50 ug/L
							Azobenzene	50 ug/L
							Benzo[a]anthracene	50 ug/L
							Benzo[a]pyrene	50 ug/L
							Benzo[b]fluoranthene	50 ug/L
							Benzo[g,h,i]perylene	50 ug/L
							Benzo[k]fluoranthene	50 ug/L
							Benzofluoranthene	100 ug/L
							Benzyl alcohol	50 ug/L
							bis (2-chloroisopropyl) ether	50 ug/L
							Bis (2-chloroethoxy)methane	50 ug/L
							Bis (2-chloroethyl) ether	50 ug/L
							Bis (2-ethylhexyl) phthalate	50 ug/L
							Butyl benzyl phthalate	50 ug/L
							Carbazole	50 ug/L
							Chrysene	50 ug/L
							Di-n-butyl phthalate	50 ug/L
							Di-n-octyl phthalate	50 ug/L
							Dibenz (a,h) anthracene	50 ug/L
							Dibenzofuran	50 ug/L
							Diethyl phthalate	50 ug/L

REAGENT TRACEABILITY SUMMARY

Lab Name: Eurofins Seattle

Job No.: 580-111018-1

SDG No.:

Reagent ID	Exp Date	Prep Date	Dilutant Used	Reagent Final Volume	Parent Reagent		Analyte	Concentration
					Reagent ID	Volume Added		
							Dimethyl phthalate	50 ug/L
							Fluoranthene	50 ug/L
							Fluorene	50 ug/L
							Hexachlorobenzene	50 ug/L
							Hexachlorobutadiene	50 ug/L
							Hexachlorocyclopentadiene	50 ug/L
							Hexachloroethane	50 ug/L
							Indeno[1,2,3-cd]pyrene	50 ug/L
							Isophorone	50 ug/L
							m+p-Cresol	50 ug/L
							n-Decane	50 ug/L
							N-Nitrosodi-n-propylamine	50 ug/L
							N-Nitrosodimethylamine	50 ug/L
							N-Nitrosodiphenylamine	50 ug/L
							n-Octadecane	50 ug/L
							Naphthalene	50 ug/L
							Nitrobenzene	50 ug/L
							o-Cresol	50 ug/L
							Pentachlorophenol	100 ug/L
							Phenanthrene	50 ug/L
							Phenol	50 ug/L
							Pyrene	50 ug/L
							Pyridine	100 ug/L
							Benzoic acid	100 ug/L
							Atrazine	50 ug/L
							3,3'-Dichlorobenzidine	100 ug/L
							Benzidine	100 ug/L
							2,4,6-Tribromophenol (Surr)	50 ug/L
							2-Fluorobiphenyl	50 ug/L
							2-Fluorophenol (Surr)	50 ug/L
							2-methylnaphthalene-d10	50 ug/L
							Fluoranthene-d10 (Surr)	50 ug/L
							Nitrobenzene-d5 (Surr)	50 ug/L
Phenol-d5 (Surr)	50 ug/L							
Terphenyl-d14	50 ug/L							
8270SIM_IS_00067	100 uL	1,4-Dichlorobenzene-d4	100 ug/L					
		Acenaphthene-d10	100 ug/L					
		Chrysene-d12	100 ug/L					
		Naphthalene-d8	100 ug/L					
		Perylene-d12	100 ug/L					
		Phenanthrene-d10	100 ug/L					
.8270_ic_stk_00062	03/31/22	09/15/21	DCM, Lot DCM CT#211	10 mL	2356TCP_00004	1 mL	2,3,5,6-Tetrachlorophenol	100 ug/mL
					8270Mega_1stk_00016	1 mL	1,1'-Biphenyl	100 ug/mL
							1,2,4,5-Tetrachlorobenzene	100 ug/mL
							1,2,4-Trichlorobenzene	100 ug/mL
							1,2-Dichlorobenzene	100 ug/mL
							1,3-Dichlorobenzene	100 ug/mL
							1,3-Dinitrobenzene	100 ug/mL

REAGENT TRACEABILITY SUMMARY

Lab Name: Eurofins Seattle

Job No.: 580-111018-1

SDG No.:

Reagent ID	Exp Date	Prep Date	Dilutant Used	Reagent Final Volume	Parent Reagent		Analyte	Concentration
					Reagent ID	Volume Added		
							1,4-Dichlorobenzene	100 ug/mL
							1-Methylnaphthalene	100 ug/mL
							2,3,4,6-Tetrachlorophenol	100 ug/mL
							2,4,5-Trichlorophenol	100 ug/mL
							2,4,6-Trichlorophenol	100 ug/mL
							2,4-Dichlorophenol	100 ug/mL
							2,4-Dimethylphenol	100 ug/mL
							2,4-Dinitrophenol	200 ug/mL
							2,4-Dinitrotoluene	100 ug/mL
							2,6-Dichlorophenol	100 ug/mL
							2,6-Dinitrotoluene	100 ug/mL
							2-Chloronaphthalene	100 ug/mL
							2-Chlorophenol	100 ug/mL
							2-Methylnaphthalene	100 ug/mL
							2-Nitroaniline	100 ug/mL
							2-Nitrophenol	100 ug/mL
							3-Nitroaniline	100 ug/mL
							4,6-Dinitro-2-methylphenol	200 ug/mL
							4-Bromophenyl phenyl ether	100 ug/mL
							4-Chloro-3-methylphenol	100 ug/mL
							4-Chloroaniline	100 ug/mL
							4-Chlorophenyl phenyl ether	100 ug/mL
							4-Nitroaniline	100 ug/mL
							4-Nitrophenol	200 ug/mL
							Acenaphthene	100 ug/mL
							Acenaphthylene	100 ug/mL
							Acetophenone	100 ug/mL
							Aniline	100 ug/mL
							Anthracene	100 ug/mL
							Azobenzene	100 ug/mL
							Benzo[a]anthracene	100 ug/mL
							Benzo[a]pyrene	100 ug/mL
							Benzo[b]fluoranthene	100 ug/mL
							Benzo[g,h,i]perylene	100 ug/mL
							Benzo[k]fluoranthene	100 ug/mL
							Benzofluoranthene	200 ug/mL
							Benzyl alcohol	100 ug/mL
							bis (2-chloroisopropyl) ether	100 ug/mL
							Bis (2-chloroethoxy)methane	100 ug/mL
							Bis (2-chloroethyl) ether	100 ug/mL
							Bis (2-ethylhexyl) phthalate	100 ug/mL
							Butyl benzyl phthalate	100 ug/mL
							Carbazole	100 ug/mL
							Chrysene	100 ug/mL
							Di-n-butyl phthalate	100 ug/mL
							Di-n-octyl phthalate	100 ug/mL
							Dibenz (a,h)anthracene	100 ug/mL
							Dibenzofuran	100 ug/mL

REAGENT TRACEABILITY SUMMARY

Lab Name: Eurofins Seattle

Job No.: 580-111018-1

SDG No.:

Reagent ID	Exp Date	Prep Date	Dilutant Used	Reagent Final Volume	Parent Reagent		Analyte	Concentration	
					Reagent ID	Volume Added			
							Diethyl phthalate	100 ug/mL	
							Dimethyl phthalate	100 ug/mL	
							Fluoranthene	100 ug/mL	
							Fluorene	100 ug/mL	
							Hexachlorobenzene	100 ug/mL	
							Hexachlorobutadiene	100 ug/mL	
							Hexachlorocyclopentadiene	100 ug/mL	
							Hexachloroethane	100 ug/mL	
							Indeno[1,2,3-cd]pyrene	100 ug/mL	
							Isophorone	100 ug/mL	
							m+p-Cresol	100 ug/mL	
							n-Decane	100 ug/mL	
							N-Nitrosodi-n-propylamine	100 ug/mL	
							N-Nitrosodimethylamine	100 ug/mL	
							N-Nitrosodiphenylamine	100 ug/mL	
							n-Octadecane	100 ug/mL	
							Naphthalene	100 ug/mL	
							Nitrobenzene	100 ug/mL	
							o-Cresol	100 ug/mL	
							Pentachlorophenol	200 ug/mL	
							Phenanthrene	100 ug/mL	
							Phenol	100 ug/mL	
							Pyrene	100 ug/mL	
							Pyridine	200 ug/mL	
					8270S#10_1stk_00016	1 mL	Benzoic acid	200 ug/mL	
					8270S#11_1stk_00011	500 uL	Atrazine	100 ug/mL	
					8270S#9_1stk_00015	1 mL	3,3'-Dichlorobenzidine	200 ug/mL	
							Benzenidine	200 ug/mL	
					8270SSstkPhen_00004	0.2 mL	2,4,6-Tribromophenol (Surr)	100 ug/mL	
							2-Fluorobiphenyl	100 ug/mL	
							2-Fluorophenol (Surr)	100 ug/mL	
							2-methylnaphthalene-d10	100 ug/mL	
							Fluoranthene-d10 (Surr)	100 ug/mL	
							Nitrobenzene-d5 (Surr)	100 ug/mL	
							Phenol-d5 (Surr)	100 ug/mL	
							Terphenyl-d14	100 ug/mL	
..2356TCP_00004	03/10/24		SPEX CertiPrep, Lot AA210304019				(Purchased Reagent)	2,3,5,6-Tetrachlorophenol	1000 ug/mL
..8270Mega_1stk_00016	03/31/22		Restek, Lot A0164427				(Purchased Reagent)	1,1'-Biphenyl	1000 ug/mL
								1,2,4,5-Tetrachlorobenzene	1000 ug/mL
								1,2,4-Trichlorobenzene	1000 ug/mL
								1,2-Dichlorobenzene	1000 ug/mL
								1,3-Dichlorobenzene	1000 ug/mL
								1,3-Dinitrobenzene	1000 ug/mL
								1,4-Dichlorobenzene	1000 ug/mL
								1-Methylnaphthalene	1000 ug/mL
								2,3,4,6-Tetrachlorophenol	1000 ug/mL
								2,4,5-Trichlorophenol	1000 ug/mL
								2,4,6-Trichlorophenol	1000 ug/mL

REAGENT TRACEABILITY SUMMARY

Lab Name: Eurofins Seattle

Job No.: 580-111018-1

SDG No.:

Reagent ID	Exp Date	Prep Date	Dilutant Used	Reagent Final Volume	Parent Reagent		Analyte	Concentration
					Reagent ID	Volume Added		
							2,4-Dichlorophenol	1000 ug/mL
							2,4-Dimethylphenol	1000 ug/mL
							2,4-Dinitrophenol	2000 ug/mL
							2,4-Dinitrotoluene	1000 ug/mL
							2,6-Dichlorophenol	1000 ug/mL
							2,6-Dinitrotoluene	1000 ug/mL
							2-Chloronaphthalene	1000 ug/mL
							2-Chlorophenol	1000 ug/mL
							2-Methylnaphthalene	1000 ug/mL
							2-Nitroaniline	1000 ug/mL
							2-Nitrophenol	1000 ug/mL
							3-Nitroaniline	1000 ug/mL
							4,6-Dinitro-2-methylphenol	2000 ug/mL
							4-Bromophenyl phenyl ether	1000 ug/mL
							4-Chloro-3-methylphenol	1000 ug/mL
							4-Chloroaniline	1000 ug/mL
							4-Chlorophenyl phenyl ether	1000 ug/mL
							4-Nitroaniline	1000 ug/mL
							4-Nitrophenol	2000 ug/mL
							Acenaphthene	1000 ug/mL
							Acenaphthylene	1000 ug/mL
							Acetophenone	1000 ug/mL
							Aniline	1000 ug/mL
							Anthracene	1000 ug/mL
							Azobenzene	1000 ug/mL
							Benzo[a]anthracene	1000 ug/mL
							Benzo[a]pyrene	1000 ug/mL
							Benzo[b]fluoranthene	1000 ug/mL
							Benzo[g,h,i]perylene	1000 ug/mL
							Benzo[k]fluoranthene	1000 ug/mL
							Benzofluoranthene	2000 ug/mL
							Benzyl alcohol	1000 ug/mL
							bis (2-chloroisopropyl) ether	1000 ug/mL
							Bis (2-chloroethoxy)methane	1000 ug/mL
							Bis (2-chloroethyl) ether	1000 ug/mL
							Bis (2-ethylhexyl) phthalate	1000 ug/mL
							Butyl benzyl phthalate	1000 ug/mL
							Carbazole	1000 ug/mL
							Chrysene	1000 ug/mL
							Di-n-butyl phthalate	1000 ug/mL
							Di-n-octyl phthalate	1000 ug/mL
							Dibenz (a,h) anthracene	1000 ug/mL
							Dibenzofuran	1000 ug/mL
							Diethyl phthalate	1000 ug/mL
							Dimethyl phthalate	1000 ug/mL
							Fluoranthene	1000 ug/mL
							Fluorene	1000 ug/mL
							Hexachlorobenzene	1000 ug/mL

REAGENT TRACEABILITY SUMMARY

Lab Name: Eurofins Seattle

Job No.: 580-111018-1

SDG No.:

Reagent ID	Exp Date	Prep Date	Dilutant Used	Reagent Final Volume	Parent Reagent		Analyte	Concentration
					Reagent ID	Volume Added		
							Hexachlorobutadiene	1000 ug/mL
							Hexachlorocyclopentadiene	1000 ug/mL
							Hexachloroethane	1000 ug/mL
							Indeno[1,2,3-cd]pyrene	1000 ug/mL
							Isophorone	1000 ug/mL
							m+p-Cresol	1000 ug/mL
							n-Decane	1000 ug/mL
							N-Nitrosodi-n-propylamine	1000 ug/mL
							N-Nitrosodimethylamine	1000 ug/mL
							N-Nitrosodiphenylamine	1000 ug/mL
							n-Octadecane	1000 ug/mL
							Naphthalene	1000 ug/mL
							Nitrobenzene	1000 ug/mL
							o-Cresol	1000 ug/mL
							Pentachlorophenol	2000 ug/mL
							Phenanthrene	1000 ug/mL
							Phenol	1000 ug/mL
							Pyrene	1000 ug/mL
							Pyridine	2000 ug/mL
..8270S#10_1stk_00016	03/31/22		Restek, Lot A0164214		(Purchased Reagent)		Benzoic acid	2000 ug/mL
..8270S#11_1stk_00011	03/31/22		Restek, Lot A0164387		(Purchased Reagent)		Atrazine	2000 ug/mL
..8270S#9_1stk_00015	07/31/22		Restek, Lot A0167791		(Purchased Reagent)		3,3'-Dichlorobenzidine	2000 ug/mL
							Benidine	2000 ug/mL
..8270SSstkPhen_00004	08/31/23		Phenova, Lot CL12771		(Purchased Reagent)		2,4,6-Tribromophenol (Surr)	5000 ug/mL
							2-Fluorobiphenyl	5000 ug/mL
							2-Fluorophenol (Surr)	5000 ug/mL
							2-methylnaphthalene-d10	5000 ug/mL
							Fluoranthene-d10 (Surr)	5000 ug/mL
							Nitrobenzene-d5 (Surr)	5000 ug/mL
							Phenol-d5 (Surr)	5000 ug/mL
							Terphenyl-d14	5000 ug/mL
.8270SIM_IS_00067	06/07/22	06/07/21	DCM, Lot CT#211	50 mL	8270ISstk_00007	250 uL	1,4-Dichlorobenzene-d4	10 ug/mL
							Acenaphthene-d10	10 ug/mL
							Chrysene-d12	10 ug/mL
							Naphthalene-d8	10 ug/mL
							Perylene-d12	10 ug/mL
							Phenanthrene-d10	10 ug/mL
..8270ISstk_00007	09/30/24		Restek, Lot A0153348		(Purchased Reagent)		1,4-Dichlorobenzene-d4	2000 ug/mL
							Acenaphthene-d10	2000 ug/mL
							Chrysene-d12	2000 ug/mL
							Naphthalene-d8	2000 ug/mL
							Perylene-d12	2000 ug/mL
							Phenanthrene-d10	2000 ug/mL
8270f1spk_00296	11/30/22	03/04/22	Acetone/DCM, Lot 236884/MeCl_CT201	50 mL	2356TCP_00005	1 mL	2,3,5,6-Tetrachlorophenol	20 ug/mL
					8270Mega_1stk_00018	1 mL	1,1'-Biphenyl	20 ug/mL
							1,2,4,5-Tetrachlorobenzene	20 ug/mL
							1,2,4-Trichlorobenzene	20 ug/mL

REAGENT TRACEABILITY SUMMARY

Lab Name: Eurofins Seattle

Job No.: 580-111018-1

SDG No.:

Reagent ID	Exp Date	Prep Date	Dilutant Used	Reagent Final Volume	Parent Reagent		Analyte	Concentration
					Reagent ID	Volume Added		
							1,2-Dichlorobenzene	20 ug/mL
							1,3-Dichlorobenzene	20 ug/mL
							1,3-Dinitrobenzene	20 ug/mL
							1,4-Dichlorobenzene	20 ug/mL
							1,4-Dioxane	20 ug/mL
							1-Methylnaphthalene	20 ug/mL
							2,3,4,6-Tetrachlorophenol	20 ug/mL
							2,4,5-Trichlorophenol	20 ug/mL
							2,4,6-Trichlorophenol	20 ug/mL
							2,4-Dichlorophenol	20 ug/mL
							2,4-Dimethylphenol	20 ug/mL
							2,4-Dinitrophenol	40 ug/mL
							2,4-Dinitrotoluene	20 ug/mL
							2,6-Dichlorophenol	20 ug/mL
							2,6-Dinitrotoluene	20 ug/mL
							2-Chloronaphthalene	20 ug/mL
							2-Chlorophenol	20 ug/mL
							2-Methylnaphthalene	20 ug/mL
							2-Nitroaniline	20 ug/mL
							2-Nitrophenol	20 ug/mL
							3-Nitroaniline	20 ug/mL
							4,6-Dinitro-2-methylphenol	40 ug/mL
							4-Bromophenyl phenyl ether	20 ug/mL
							4-Chloro-3-methylphenol	20 ug/mL
							4-Chloroaniline	20 ug/mL
							4-Chlorophenyl phenyl ether	20 ug/mL
							4-Nitroaniline	20 ug/mL
							4-Nitrophenol	40 ug/mL
							Acenaphthene	20 ug/mL
							Acenaphthylene	20 ug/mL
							Acetophenone	20 ug/mL
							Aniline	20 ug/mL
							Anthracene	20 ug/mL
							Azobenzene	20 ug/mL
							Benzo[a]anthracene	20 ug/mL
							Benzo[a]pyrene	20 ug/mL
							Benzo[b]fluoranthene	20 ug/mL
							Benzo[g,h,i]perylene	20 ug/mL
							Benzo[k]fluoranthene	20 ug/mL
							Benzofluoranthene	40 ug/mL
							Benzyl alcohol	20 ug/mL
							bis (2-chloroisopropyl) ether	20 ug/mL
							Bis (2-chloroethoxy)methane	20 ug/mL
							Bis (2-chloroethyl) ether	20 ug/mL
							Bis (2-ethylhexyl) phthalate	20 ug/mL
							Butyl benzyl phthalate	20 ug/mL
							Carbazole	20 ug/mL
							Chrysene	20 ug/mL

REAGENT TRACEABILITY SUMMARY

Lab Name: Eurofins Seattle

Job No.: 580-111018-1

SDG No.:

Reagent ID	Exp Date	Prep Date	Dilutant Used	Reagent Final Volume	Parent Reagent		Analyte	Concentration	
					Reagent ID	Volume Added			
							Di-n-butyl phthalate	20 ug/mL	
							Di-n-octyl phthalate	20 ug/mL	
							Dibenz(a,h)anthracene	20 ug/mL	
							Dibenzofuran	20 ug/mL	
							Diethyl phthalate	20 ug/mL	
							Dimethyl phthalate	20 ug/mL	
							Diphenylamine	17 ug/mL	
							Fluoranthene	20 ug/mL	
							Fluorene	20 ug/mL	
							Hexachlorobenzene	20 ug/mL	
							Hexachlorobutadiene	20 ug/mL	
							Hexachlorocyclopentadiene	20 ug/mL	
							Hexachloroethane	20 ug/mL	
							Hexadecane	20 ug/mL	
							Indeno[1,2,3-cd]pyrene	20 ug/mL	
							Isophorone	20 ug/mL	
							m+p-Cresol	20 ug/mL	
							n-Decane	20 ug/mL	
							N-Nitrosodi-n-propylamine	20 ug/mL	
							N-Nitrosodimethylamine	20 ug/mL	
							N-Nitrosodiphenylamine	20 ug/mL	
							n-Octadecane	20 ug/mL	
							Naphthalene	20 ug/mL	
							Nitrobenzene	20 ug/mL	
							o-Cresol	20 ug/mL	
							Pentachlorophenol	40 ug/mL	
							Phenanthrene	20 ug/mL	
							Phenol	20 ug/mL	
							Pyrene	20 ug/mL	
							Pyridine	40 ug/mL	
					8270S#10_1stk_00018	1 mL	Benzoic acid	40 ug/mL	
							Indene	40 ug/mL	
					8270S#11_1stk_00013	1 mL	Atrazine	40 ug/mL	
							Benzaldehyde	40 ug/mL	
							Caprolactam	40 ug/mL	
					8270S#9_1stk_00017	1 mL	3,3'-Dichlorobenzidine	40 ug/mL	
							Benizidine	40 ug/mL	
.2356TCP_00005	11/01/24		SPEX CertiPrep, Lot AA210304019				(Purchased Reagent)	2,3,5,6-Tetrachlorophenol	1000 ug/mL
.8270Mega_1stk_00018	02/28/23		Restek, Lot A0175066				(Purchased Reagent)	1,1'-Biphenyl	1000 ug/mL
								1,2,4,5-Tetrachlorobenzene	1000 ug/mL
								1,2,4-Trichlorobenzene	1000 ug/mL
								1,2-Dichlorobenzene	1000 ug/mL
								1,3-Dichlorobenzene	1000 ug/mL
								1,3-Dinitrobenzene	1000 ug/mL
								1,4-Dichlorobenzene	1000 ug/mL
								1,4-Dioxane	1000 ug/mL
								1-Methylnaphthalene	1000 ug/mL
								2,3,4,6-Tetrachlorophenol	1000 ug/mL

REAGENT TRACEABILITY SUMMARY

Lab Name: Eurofins Seattle

Job No.: 580-111018-1

SDG No.:

Reagent ID	Exp Date	Prep Date	Dilutant Used	Reagent Final Volume	Parent Reagent		Analyte	Concentration
					Reagent ID	Volume Added		
							2,4,5-Trichlorophenol	1000 ug/mL
							2,4,6-Trichlorophenol	1000 ug/mL
							2,4-Dichlorophenol	1000 ug/mL
							2,4-Dimethylphenol	1000 ug/mL
							2,4-Dinitrophenol	2000 ug/mL
							2,4-Dinitrotoluene	1000 ug/mL
							2,6-Dichlorophenol	1000 ug/mL
							2,6-Dinitrotoluene	1000 ug/mL
							2-Chloronaphthalene	1000 ug/mL
							2-Chlorophenol	1000 ug/mL
							2-Methylnaphthalene	1000 ug/mL
							2-Nitroaniline	1000 ug/mL
							2-Nitrophenol	1000 ug/mL
							3-Nitroaniline	1000 ug/mL
							4,6-Dinitro-2-methylphenol	2000 ug/mL
							4-Bromophenyl phenyl ether	1000 ug/mL
							4-Chloro-3-methylphenol	1000 ug/mL
							4-Chloroaniline	1000 ug/mL
							4-Chlorophenyl phenyl ether	1000 ug/mL
							4-Nitroaniline	1000 ug/mL
							4-Nitrophenol	2000 ug/mL
							Acenaphthene	1000 ug/mL
							Acenaphthylene	1000 ug/mL
							Acetophenone	1000 ug/mL
							Aniline	1000 ug/mL
							Anthracene	1000 ug/mL
							Azobenzene	1000 ug/mL
							Benzo[a]anthracene	1000 ug/mL
							Benzo[a]pyrene	1000 ug/mL
							Benzo[b]fluoranthene	1000 ug/mL
							Benzo[g,h,i]perylene	1000 ug/mL
							Benzo[k]fluoranthene	1000 ug/mL
							Benzofluoranthene	2000 ug/mL
							Benzyl alcohol	1000 ug/mL
							bis (2-chloroisopropyl) ether	1000 ug/mL
							Bis (2-chloroethoxy)methane	1000 ug/mL
							Bis (2-chloroethyl) ether	1000 ug/mL
							Bis (2-ethylhexyl) phthalate	1000 ug/mL
							Butyl benzyl phthalate	1000 ug/mL
							Carbazole	1000 ug/mL
							Chrysene	1000 ug/mL
							Di-n-butyl phthalate	1000 ug/mL
							Di-n-octyl phthalate	1000 ug/mL
							Dibenz (a,h) anthracene	1000 ug/mL
							Dibenzofuran	1000 ug/mL
							Diethyl phthalate	1000 ug/mL
							Dimethyl phthalate	1000 ug/mL
							Diphenylamine	850 ug/mL

REAGENT TRACEABILITY SUMMARY

Lab Name: Eurofins Seattle

Job No.: 580-111018-1

SDG No.:

Reagent ID	Exp Date	Prep Date	Dilutant Used	Reagent Final Volume	Parent Reagent		Analyte	Concentration
					Reagent ID	Volume Added		
							Fluoranthene	1000 ug/mL
							Fluorene	1000 ug/mL
							Hexachlorobenzene	1000 ug/mL
							Hexachlorobutadiene	1000 ug/mL
							Hexachlorocyclopentadiene	1000 ug/mL
							Hexachloroethane	1000 ug/mL
							Hexadecane	1000 ug/mL
							Indeno[1,2,3-cd]pyrene	1000 ug/mL
							Isophorone	1000 ug/mL
							m+p-Cresol	1000 ug/mL
							n-Decane	1000 ug/mL
							N-Nitrosodi-n-propylamine	1000 ug/mL
							N-Nitrosodimethylamine	1000 ug/mL
							N-Nitrosodiphenylamine	1000 ug/mL
							n-Octadecane	1000 ug/mL
							Naphthalene	1000 ug/mL
							Nitrobenzene	1000 ug/mL
							o-Cresol	1000 ug/mL
							Pentachlorophenol	2000 ug/mL
							Phenanthrene	1000 ug/mL
							Phenol	1000 ug/mL
							Pyrene	1000 ug/mL
							Pyridine	2000 ug/mL
.8270S#10_1stk_00018	12/31/22		Restek, Lot A0173787			(Purchased Reagent)	Benzoic acid	2000 ug/mL
							Indene	2000 ug/mL
.8270S#11_1stk_00013	11/30/22		Restek, Lot A0172244			(Purchased Reagent)	Atrazine	2000 ug/mL
							Benzaldehyde	2000 ug/mL
							Caprolactam	2000 ug/mL
.8270S#9_1stk_00017	02/28/23		Restek, Lot A0175898			(Purchased Reagent)	3,3'-Dichlorobenzidine	2000 ug/mL
							Benzidine	2000 ug/mL
8270SIM_IS_00069	08/24/22	09/25/21	DCM, Lot CT#215	50 mL	8270ISstk_00007	250 uL	1,4-Dichlorobenzene-d4	10 ug/mL
							Acenaphthene-d10	10 ug/mL
							Chrysene-d12	10 ug/mL
							Naphthalene-d8	10 ug/mL
							Perylene-d12	10 ug/mL
							Phenanthrene-d10	10 ug/mL
.8270ISstk_00007	09/30/24		Restek, Lot A0153348			(Purchased Reagent)	1,4-Dichlorobenzene-d4	2000 ug/mL
							Acenaphthene-d10	2000 ug/mL
							Chrysene-d12	2000 ug/mL
							Naphthalene-d8	2000 ug/mL
							Perylene-d12	2000 ug/mL
							Phenanthrene-d10	2000 ug/mL
8270waterSurr_00118	12/29/22	02/24/22	Acetone/DCM, Lot 285502/CT#235	50 mL	8270Surr_Phen_00015	10 mL	1,4-Dioxane-d8	100 ug/mL
							2,4,6-Tribromophenol (Surr)	20 ug/mL
							2-Fluorobiphenyl	20 ug/mL
							2-Fluorophenol (Surr)	20 ug/mL

REAGENT TRACEABILITY SUMMARY

Lab Name: Eurofins Seattle

Job No.: 580-111018-1

SDG No.:

Reagent ID	Exp Date	Prep Date	Dilutant Used	Reagent Final Volume	Parent Reagent		Analyte	Concentration
					Reagent ID	Volume Added		
							2-methylnaphthalene-d10	20 ug/mL
							Fluoranthene-d10 (Surr)	20 ug/mL
							Nitrobenzene-d5 (Surr)	20 ug/mL
							Phenol-d5 (Surr)	20 ug/mL
							Terphenyl-d14	20 ug/mL
.8270Surr_Phen_00015	01/31/26		Phenova, Lot CL16338		(Purchased Reagent)		1,4-Dioxane-d8	500 ug/mL
							2,4,6-Tribromophenol (Surr)	100 ug/mL
							2-Fluorobiphenyl	100 ug/mL
							2-Fluorophenol (Surr)	100 ug/mL
							2-methylnaphthalene-d10	100 ug/mL
							Fluoranthene-d10 (Surr)	100 ug/mL
							Nitrobenzene-d5 (Surr)	100 ug/mL
							Phenol-d5 (Surr)	100 ug/mL
							Terphenyl-d14	100 ug/mL
ccv_8270_1000_00057	03/31/22	09/15/21	DCM, Lot MeCl2_CT_00211	10 mL	8270_ic_stk_00062	100 uL	2,3,5,6-Tetrachlorophenol	1000 ug/L
							1,1'-Biphenyl	1000 ug/L
							1,2,4,5-Tetrachlorobenzene	1000 ug/L
							1,2,4-Trichlorobenzene	1000 ug/L
							1,2-Dichlorobenzene	1000 ug/L
							1,3-Dichlorobenzene	1000 ug/L
							1,3-Dinitrobenzene	1000 ug/L
							1,4-Dichlorobenzene	1000 ug/L
							1-Methylnaphthalene	1000 ug/L
							2,3,4,6-Tetrachlorophenol	1000 ug/L
							2,4,5-Trichlorophenol	1000 ug/L
							2,4,6-Trichlorophenol	1000 ug/L
							2,4-Dichlorophenol	1000 ug/L
							2,4-Dimethylphenol	1000 ug/L
							2,4-Dinitrophenol	2000 ug/L
							2,4-Dinitrotoluene	1000 ug/L
							2,6-Dichlorophenol	1000 ug/L
							2,6-Dinitrotoluene	1000 ug/L
							2-Chloronaphthalene	1000 ug/L
							2-Chlorophenol	1000 ug/L
							2-Methylnaphthalene	1000 ug/L
							2-Nitroaniline	1000 ug/L
							2-Nitrophenol	1000 ug/L
							3-Nitroaniline	1000 ug/L
							4,6-Dinitro-2-methylphenol	2000 ug/L
							4-Bromophenyl phenyl ether	1000 ug/L
							4-Chloro-3-methylphenol	1000 ug/L
							4-Chloroaniline	1000 ug/L
							4-Chlorophenyl phenyl ether	1000 ug/L
							4-Nitroaniline	1000 ug/L
							4-Nitrophenol	2000 ug/L
							Acenaphthene	1000 ug/L
							Acenaphthylene	1000 ug/L

REAGENT TRACEABILITY SUMMARY

Lab Name: Eurofins Seattle

Job No.: 580-111018-1

SDG No.:

Reagent ID	Exp Date	Prep Date	Dilutant Used	Reagent Final Volume	Parent Reagent		Analyte	Concentration
					Reagent ID	Volume Added		
							Acetophenone	1000 ug/L
							Aniline	1000 ug/L
							Anthracene	1000 ug/L
							Azobenzene	1000 ug/L
							Benzo[a]anthracene	1000 ug/L
							Benzo[a]pyrene	1000 ug/L
							Benzo[b]fluoranthene	1000 ug/L
							Benzo[g,h,i]perylene	1000 ug/L
							Benzo[k]fluoranthene	1000 ug/L
							Benzofluoranthene	2000 ug/L
							Benzyl alcohol	1000 ug/L
							bis (2-chloroisopropyl) ether	1000 ug/L
							Bis (2-chloroethoxy)methane	1000 ug/L
							Bis (2-chloroethyl) ether	1000 ug/L
							Bis (2-ethylhexyl) phthalate	1000 ug/L
							Butyl benzyl phthalate	1000 ug/L
							Carbazole	1000 ug/L
							Chrysene	1000 ug/L
							Di-n-butyl phthalate	1000 ug/L
							Di-n-octyl phthalate	1000 ug/L
							Dibenz (a,h) anthracene	1000 ug/L
							Dibenzofuran	1000 ug/L
							Diethyl phthalate	1000 ug/L
							Dimethyl phthalate	1000 ug/L
							Fluoranthene	1000 ug/L
							Fluorene	1000 ug/L
							Hexachlorobenzene	1000 ug/L
							Hexachlorobutadiene	1000 ug/L
							Hexachlorocyclopentadiene	1000 ug/L
							Hexachloroethane	1000 ug/L
							Indeno[1,2,3-cd]pyrene	1000 ug/L
							Isophorone	1000 ug/L
							m+p-Cresol	1000 ug/L
							n-Decane	1000 ug/L
							N-Nitrosodi-n-propylamine	1000 ug/L
							N-Nitrosodimethylamine	1000 ug/L
							N-Nitrosodiphenylamine	1000 ug/L
							n-Octadecane	1000 ug/L
							Naphthalene	1000 ug/L
							Nitrobenzene	1000 ug/L
							o-Cresol	1000 ug/L
							Pentachlorophenol	2000 ug/L
							Phenanthrene	1000 ug/L
							Phenol	1000 ug/L
							Pyrene	1000 ug/L
							Pyridine	2000 ug/L
							Benzoic acid	2000 ug/L
							Atrazine	1000 ug/L

REAGENT TRACEABILITY SUMMARY

Lab Name: Eurofins Seattle

Job No.: 580-111018-1

SDG No.:

Reagent ID	Exp Date	Prep Date	Dilutant Used	Reagent Final Volume	Parent Reagent		Analyte	Concentration		
					Reagent ID	Volume Added				
							3,3'-Dichlorobenzidine	2000 ug/L		
							Benzidine	2000 ug/L		
							2,4,6-Tribromophenol (Surr)	1000 ug/L		
							2-Fluorobiphenyl	1000 ug/L		
							2-Fluorophenol (Surr)	1000 ug/L		
							2-methylnaphthalene-d10	1000 ug/L		
							Fluoranthene-d10 (Surr)	1000 ug/L		
							Nitrobenzene-d5 (Surr)	1000 ug/L		
							Phenol-d5 (Surr)	1000 ug/L		
							Terphenyl-d14	1000 ug/L		
							8270SIM_IS_00068	100 uL	1,4-Dichlorobenzene-d4	100 ug/L
									Acenaphthene-d10	100 ug/L
									Chrysene-d12	100 ug/L
									Naphthalene-d8	100 ug/L
		Perylene-d12	100 ug/L							
		Phenanthrene-d10	100 ug/L							
.8270_ic_stk_00062	03/31/22	09/15/21	DCM, Lot DCM CT#211	10 mL	2356TCP 00004	1 mL	2,3,5,6-Tetrachlorophenol	100 ug/mL		
							8270Mega_1stk_00016	1 mL	1,1'-Biphenyl	100 ug/mL
									1,2,4,5-Tetrachlorobenzene	100 ug/mL
									1,2,4-Trichlorobenzene	100 ug/mL
									1,2-Dichlorobenzene	100 ug/mL
									1,3-Dichlorobenzene	100 ug/mL
									1,3-Dinitrobenzene	100 ug/mL
									1,4-Dichlorobenzene	100 ug/mL
									1-Methylnaphthalene	100 ug/mL
									2,3,4,6-Tetrachlorophenol	100 ug/mL
									2,4,5-Trichlorophenol	100 ug/mL
									2,4,6-Trichlorophenol	100 ug/mL
									2,4-Dichlorophenol	100 ug/mL
									2,4-Dimethylphenol	100 ug/mL
									2,4-Dinitrophenol	200 ug/mL
									2,4-Dinitrotoluene	100 ug/mL
									2,6-Dichlorophenol	100 ug/mL
									2,6-Dinitrotoluene	100 ug/mL
									2-Chloronaphthalene	100 ug/mL
									2-Chlorophenol	100 ug/mL
									2-Methylnaphthalene	100 ug/mL
									2-Nitroaniline	100 ug/mL
									2-Nitrophenol	100 ug/mL
									3-Nitroaniline	100 ug/mL
									4,6-Dinitro-2-methylphenol	200 ug/mL
									4-Bromophenyl phenyl ether	100 ug/mL
									4-Chloro-3-methylphenol	100 ug/mL
									4-Chloroaniline	100 ug/mL
									4-Chlorophenyl phenyl ether	100 ug/mL
									4-Nitroaniline	100 ug/mL
									4-Nitrophenol	200 ug/mL
									Acenaphthene	100 ug/mL

REAGENT TRACEABILITY SUMMARY

Lab Name: Eurofins Seattle

Job No.: 580-111018-1

SDG No.:

Reagent ID	Exp Date	Prep Date	Dilutant Used	Reagent Final Volume	Parent Reagent		Analyte	Concentration
					Reagent ID	Volume Added		
							Acenaphthylene	100 ug/mL
							Acetophenone	100 ug/mL
							Aniline	100 ug/mL
							Anthracene	100 ug/mL
							Azobenzene	100 ug/mL
							Benzo[a]anthracene	100 ug/mL
							Benzo[a]pyrene	100 ug/mL
							Benzo[b]fluoranthene	100 ug/mL
							Benzo[g,h,i]perylene	100 ug/mL
							Benzo[k]fluoranthene	100 ug/mL
							Benzofluoranthene	200 ug/mL
							Benzyl alcohol	100 ug/mL
							bis (2-chloroisopropyl) ether	100 ug/mL
							Bis (2-chloroethoxy)methane	100 ug/mL
							Bis (2-chloroethyl) ether	100 ug/mL
							Bis (2-ethylhexyl) phthalate	100 ug/mL
							Butyl benzyl phthalate	100 ug/mL
							Carbazole	100 ug/mL
							Chrysene	100 ug/mL
							Di-n-butyl phthalate	100 ug/mL
							Di-n-octyl phthalate	100 ug/mL
							Dibenz (a,h) anthracene	100 ug/mL
							Dibenzofuran	100 ug/mL
							Diethyl phthalate	100 ug/mL
							Dimethyl phthalate	100 ug/mL
							Fluoranthene	100 ug/mL
							Fluorene	100 ug/mL
							Hexachlorobenzene	100 ug/mL
							Hexachlorobutadiene	100 ug/mL
							Hexachlorocyclopentadiene	100 ug/mL
							Hexachloroethane	100 ug/mL
							Indeno[1,2,3-cd]pyrene	100 ug/mL
							Isophorone	100 ug/mL
							m+p-Cresol	100 ug/mL
							n-Decane	100 ug/mL
							N-Nitrosodi-n-propylamine	100 ug/mL
							N-Nitrosodimethylamine	100 ug/mL
							N-Nitrosodiphenylamine	100 ug/mL
							n-Octadecane	100 ug/mL
							Naphthalene	100 ug/mL
							Nitrobenzene	100 ug/mL
							o-Cresol	100 ug/mL
							Pentachlorophenol	200 ug/mL
							Phenanthrene	100 ug/mL
							Phenol	100 ug/mL
							Pyrene	100 ug/mL
							Pyridine	200 ug/mL
					8270S#10_1stk_00016	1 mL	Benzoic acid	200 ug/mL

REAGENT TRACEABILITY SUMMARY

Lab Name: Eurofins Seattle

Job No.: 580-111018-1

SDG No.:

Reagent ID	Exp Date	Prep Date	Dilutant Used	Reagent Final Volume	Parent Reagent		Analyte	Concentration
					Reagent ID	Volume Added		
					8270S#11_1stk_00011	500 uL	Atrazine	100 ug/mL
					8270S#9_1stk_00015	1 mL	3,3'-Dichlorobenzidine	200 ug/mL
					8270SSstkPhen_00004	0.2 mL	Benzidine	200 ug/mL
							2,4,6-Tribromophenol (Surr)	100 ug/mL
							2-Fluorobiphenyl	100 ug/mL
							2-Fluorophenol (Surr)	100 ug/mL
							2-methylnaphthalene-d10	100 ug/mL
							Fluoranthene-d10 (Surr)	100 ug/mL
							Nitrobenzene-d5 (Surr)	100 ug/mL
							Phenol-d5 (Surr)	100 ug/mL
Terphenyl-d14	100 ug/mL							
..2356TCP_00004	03/10/24		SPEX CertiPrep, Lot AA210304019		(Purchased Reagent)	2,3,5,6-Tetrachlorophenol	1000 ug/mL	
..8270Mega_1stk_00016	03/31/22		Restek, Lot A0164427		(Purchased Reagent)	1,1'-Biphenyl	1000 ug/mL	
						1,2,4,5-Tetrachlorobenzene	1000 ug/mL	
						1,2,4-Trichlorobenzene	1000 ug/mL	
						1,2-Dichlorobenzene	1000 ug/mL	
						1,3-Dichlorobenzene	1000 ug/mL	
						1,3-Dinitrobenzene	1000 ug/mL	
						1,4-Dichlorobenzene	1000 ug/mL	
						1-Methylnaphthalene	1000 ug/mL	
						2,3,4,6-Tetrachlorophenol	1000 ug/mL	
						2,4,5-Trichlorophenol	1000 ug/mL	
						2,4,6-Trichlorophenol	1000 ug/mL	
						2,4-Dichlorophenol	1000 ug/mL	
						2,4-Dimethylphenol	1000 ug/mL	
						2,4-Dinitrophenol	2000 ug/mL	
						2,4-Dinitrotoluene	1000 ug/mL	
						2,6-Dichlorophenol	1000 ug/mL	
						2,6-Dinitrotoluene	1000 ug/mL	
						2-Chloronaphthalene	1000 ug/mL	
						2-Chlorophenol	1000 ug/mL	
						2-Methylnaphthalene	1000 ug/mL	
						2-Nitroaniline	1000 ug/mL	
						2-Nitrophenol	1000 ug/mL	
						3-Nitroaniline	1000 ug/mL	
						4,6-Dinitro-2-methylphenol	2000 ug/mL	
						4-Bromophenyl phenyl ether	1000 ug/mL	
						4-Chloro-3-methylphenol	1000 ug/mL	
						4-Chloroaniline	1000 ug/mL	
						4-Chlorophenyl phenyl ether	1000 ug/mL	
						4-Nitroaniline	1000 ug/mL	
						4-Nitrophenol	2000 ug/mL	
						Acenaphthene	1000 ug/mL	
						Acenaphthylene	1000 ug/mL	
						Acetophenone	1000 ug/mL	
						Aniline	1000 ug/mL	
						Anthracene	1000 ug/mL	
						Azobenzene	1000 ug/mL	

REAGENT TRACEABILITY SUMMARY

Lab Name: Eurofins Seattle

Job No.: 580-111018-1

SDG No.:

Reagent ID	Exp Date	Prep Date	Dilutant Used	Reagent Final Volume	Parent Reagent		Analyte	Concentration
					Reagent ID	Volume Added		
							Benzo[a]anthracene	1000 ug/mL
							Benzo[a]pyrene	1000 ug/mL
							Benzo[b]fluoranthene	1000 ug/mL
							Benzo[g,h,i]perylene	1000 ug/mL
							Benzo[k]fluoranthene	1000 ug/mL
							Benzofluoranthene	2000 ug/mL
							Benzyl alcohol	1000 ug/mL
							bis (2-chloroisopropyl) ether	1000 ug/mL
							Bis (2-chloroethoxy)methane	1000 ug/mL
							Bis (2-chloroethyl) ether	1000 ug/mL
							Bis (2-ethylhexyl) phthalate	1000 ug/mL
							Butyl benzyl phthalate	1000 ug/mL
							Carbazole	1000 ug/mL
							Chrysene	1000 ug/mL
							Di-n-butyl phthalate	1000 ug/mL
							Di-n-octyl phthalate	1000 ug/mL
							Dibenz (a,h) anthracene	1000 ug/mL
							Dibenzofuran	1000 ug/mL
							Diethyl phthalate	1000 ug/mL
							Dimethyl phthalate	1000 ug/mL
							Fluoranthene	1000 ug/mL
							Fluorene	1000 ug/mL
							Hexachlorobenzene	1000 ug/mL
							Hexachlorobutadiene	1000 ug/mL
							Hexachlorocyclopentadiene	1000 ug/mL
							Hexachloroethane	1000 ug/mL
							Indeno[1,2,3-cd]pyrene	1000 ug/mL
							Isophorone	1000 ug/mL
							m+p-Cresol	1000 ug/mL
							n-Decane	1000 ug/mL
							N-Nitrosodi-n-propylamine	1000 ug/mL
							N-Nitrosodimethylamine	1000 ug/mL
							N-Nitrosodiphenylamine	1000 ug/mL
							n-Octadecane	1000 ug/mL
							Naphthalene	1000 ug/mL
							Nitrobenzene	1000 ug/mL
							o-Cresol	1000 ug/mL
							Pentachlorophenol	2000 ug/mL
							Phenanthrene	1000 ug/mL
							Phenol	1000 ug/mL
							Pyrene	1000 ug/mL
							Pyridine	2000 ug/mL
..8270S#10 1stk 00016	03/31/22		Restek, Lot A0164214		(Purchased Reagent)		Benzoic acid	2000 ug/mL
..8270S#11 1stk 00011	03/31/22		Restek, Lot A0164387		(Purchased Reagent)		Atrazine	2000 ug/mL
..8270S#9 1stk 00015	07/31/22		Restek, Lot A0167791		(Purchased Reagent)		3,3'-Dichlorobenzidine	2000 ug/mL
							Benidine	2000 ug/mL
..8270SSstkPhen_00004	08/31/23		Phenova, Lot CL12771		(Purchased Reagent)		2,4,6-Tribromophenol (Surr)	5000 ug/mL
							2-Fluorobiphenyl	5000 ug/mL

REAGENT TRACEABILITY SUMMARY

Lab Name: Eurofins Seattle

Job No.: 580-111018-1

SDG No.:

Reagent ID	Exp Date	Prep Date	Dilutant Used	Reagent Final Volume	Parent Reagent		Analyte	Concentration
					Reagent ID	Volume Added		
							2-Fluorophenol (Surr)	5000 ug/mL
							2-methylnaphthalene-d10	5000 ug/mL
							Fluoranthene-d10 (Surr)	5000 ug/mL
							Nitrobenzene-d5 (Surr)	5000 ug/mL
							Phenol-d5 (Surr)	5000 ug/mL
							Terphenyl-d14	5000 ug/mL
.8270SIM_IS_00068	08/24/22	08/24/21	DCM, Lot CT#215	50 mL	8270ISstk_00007	250 uL	1,4-Dichlorobenzene-d4	10 ug/mL
							Acenaphthene-d10	10 ug/mL
							Chrysene-d12	10 ug/mL
							Naphthalene-d8	10 ug/mL
							Perylene-d12	10 ug/mL
							Phenanthrene-d10	10 ug/mL
..8270ISstk_00007	09/30/24		Restek, Lot A0153348			(Purchased Reagent)	1,4-Dichlorobenzene-d4	2000 ug/mL
							Acenaphthene-d10	2000 ug/mL
							Chrysene-d12	2000 ug/mL
							Naphthalene-d8	2000 ug/mL
							Perylene-d12	2000 ug/mL
							Phenanthrene-d10	2000 ug/mL
ccv_SIM_500_00086	03/31/22	11/09/21	DCM, Lot MeCl2_CT_00211	10 mL	8270_ic_stk_00062	50 uL	1-Methylnaphthalene	500 ug/L
							2-Methylnaphthalene	500 ug/L
							Acenaphthene	500 ug/L
							Acenaphthylene	500 ug/L
							Anthracene	500 ug/L
							Benzo[a]anthracene	500 ug/L
							Benzo[a]pyrene	500 ug/L
							Benzo[b]fluoranthene	500 ug/L
							Benzo[g,h,i]perylene	500 ug/L
							Benzo[k]fluoranthene	500 ug/L
							Bis(2-ethylhexyl) phthalate	500 ug/L
							Chrysene	500 ug/L
							Dibenz(a,h)anthracene	500 ug/L
							Fluoranthene	500 ug/L
							Fluorene	500 ug/L
							Indeno[1,2,3-cd]pyrene	500 ug/L
							Naphthalene	500 ug/L
							Pentachlorophenol	1000 ug/L
							Phenanthrene	500 ug/L
							Pyrene	500 ug/L
							2,4,6-Tribromophenol (Surr)	500 ug/L
							2-Fluorobiphenyl	500 ug/L
							2-methylnaphthalene-d10	500 ug/L
							Fluoranthene-d10 (Surr)	500 ug/L
							Terphenyl-d14	500 ug/L
					8270SIM_IS_00069	100 uL	Acenaphthene-d10	100 ug/L
							Chrysene-d12	100 ug/L
							Naphthalene-d8	100 ug/L
							Perylene-d12	100 ug/L

REAGENT TRACEABILITY SUMMARY

Lab Name: Eurofins Seattle

Job No.: 580-111018-1

SDG No.:

Reagent ID	Exp Date	Prep Date	Dilutant Used	Reagent Final Volume	Parent Reagent		Analyte	Concentration	
					Reagent ID	Volume Added			
.8270_ic_stk_00062	03/31/22	09/15/21	DCM, Lot DCM CT#211	10 mL	8270Mega_1stk_00016	1 mL	Phenanthrene-d10	100 ug/L	
							1-Methylnaphthalene	100 ug/mL	
							2-Methylnaphthalene	100 ug/mL	
							Acenaphthene	100 ug/mL	
							Acenaphthylene	100 ug/mL	
							Anthracene	100 ug/mL	
							Benzo[a]anthracene	100 ug/mL	
							Benzo[a]pyrene	100 ug/mL	
							Benzo[b]fluoranthene	100 ug/mL	
							Benzo[g,h,i]perylene	100 ug/mL	
							Benzo[k]fluoranthene	100 ug/mL	
							Bis(2-ethylhexyl) phthalate	100 ug/mL	
							Chrysene	100 ug/mL	
							Dibenz(a,h)anthracene	100 ug/mL	
							Fluoranthene	100 ug/mL	
							Fluorene	100 ug/mL	
							Indeno[1,2,3-cd]pyrene	100 ug/mL	
							Naphthalene	100 ug/mL	
							Pentachlorophenol	200 ug/mL	
					Phenanthrene	100 ug/mL			
Pyrene	100 ug/mL								
.8270SSstkPhen_00004						0.2 mL	2,4,6-Tribromophenol (Surr)	100 ug/mL	
							2-Fluorobiphenyl	100 ug/mL	
							2-methylnaphthalene-d10	100 ug/mL	
							Fluoranthene-d10 (Surr)	100 ug/mL	
							Terphenyl-d14	100 ug/mL	
..8270Mega_1stk_00016	03/31/22		Restek, Lot A0164427				(Purchased Reagent)	1-Methylnaphthalene	1000 ug/mL
							2-Methylnaphthalene	1000 ug/mL	
							Acenaphthene	1000 ug/mL	
							Acenaphthylene	1000 ug/mL	
							Anthracene	1000 ug/mL	
							Benzo[a]anthracene	1000 ug/mL	
							Benzo[a]pyrene	1000 ug/mL	
							Benzo[b]fluoranthene	1000 ug/mL	
							Benzo[g,h,i]perylene	1000 ug/mL	
							Benzo[k]fluoranthene	1000 ug/mL	
							Bis(2-ethylhexyl) phthalate	1000 ug/mL	
							Chrysene	1000 ug/mL	
							Dibenz(a,h)anthracene	1000 ug/mL	
							Fluoranthene	1000 ug/mL	
							Fluorene	1000 ug/mL	
							Indeno[1,2,3-cd]pyrene	1000 ug/mL	
							Naphthalene	1000 ug/mL	
							Pentachlorophenol	2000 ug/mL	
							Phenanthrene	1000 ug/mL	
							Pyrene	1000 ug/mL	
..8270SSstkPhen_00004	08/31/23		Phenova, Lot CL12771				(Purchased Reagent)	2,4,6-Tribromophenol (Surr)	5000 ug/mL
							2-Fluorobiphenyl	5000 ug/mL	

REAGENT TRACEABILITY SUMMARY

Lab Name: Eurofins Seattle

Job No.: 580-111018-1

SDG No.:

Reagent ID	Exp Date	Prep Date	Dilutant Used	Reagent Final Volume	Parent Reagent		Analyte	Concentration		
					Reagent ID	Volume Added				
.8270SIM_IS_00069	08/24/22	09/25/21	DCM, Lot CT#215	50 mL	8270ISstk_00007	250 uL	2-methylnaphthalene-d10	5000 ug/mL		
							Fluoranthene-d10 (Surr)	5000 ug/mL		
							Terphenyl-d14	5000 ug/mL		
							Acenaphthene-d10	10 ug/mL		
							Chrysene-d12	10 ug/mL		
							Naphthalene-d8	10 ug/mL		
..8270ISstk_00007	09/30/24		Restek, Lot A0153348		(Purchased Reagent)		Perylene-d12	10 ug/mL		
							Phenanthrene-d10	10 ug/mL		
							Acenaphthene-d10	2000 ug/mL		
							Chrysene-d12	2000 ug/mL		
							Naphthalene-d8	2000 ug/mL		
							Perylene-d12	2000 ug/mL		
DFTPPx2_00044							4,4'-DDD			
							4,4'-DDE			
							Tentatively Identified Compound			
							TPAH			
							DFTPPSTK_00014	200 uL	4,4'-DDT	20 ug/mL
									Benzidine_T	20 ug/mL
.DFTPPSTK_00014	08/31/22		Restek, Lot A0151587		(Purchased Reagent)		DFTPP	20 ug/mL		
							Pentachlorophenol_T	20 ug/mL		
							4,4'-DDT	1000 ug/mL		
							Benzidine_T	1000 ug/mL		
							DFTPP	1000 ug/mL		
							Pentachlorophenol_T	1000 ug/mL		
icv_8270_1000_00012	06/07/22	06/07/21	DCM, Lot CT_211	10 mL	8270SIM_IS_00067	100 uL	1,4-Dichlorobenzene-d4	100 ug/L		
							Acenaphthene-d10	100 ug/L		
							Chrysene-d12	100 ug/L		
							Naphthalene-d8	100 ug/L		
							Perylene-d12	100 ug/L		
							Phenanthrene-d10	100 ug/L		
.8270SIM_IS_00067	06/07/22	06/07/21	DCM, Lot CT#211	50 mL	8270ISstk_00007	250 uL	1,4-Dichlorobenzene-d4	10 ug/mL		
							Acenaphthene-d10	10 ug/mL		
							Chrysene-d12	10 ug/mL		
							Naphthalene-d8	10 ug/mL		
							Perylene-d12	10 ug/mL		
							Phenanthrene-d10	10 ug/mL		
..8270ISstk_00007	09/30/24		Restek, Lot A0153348		(Purchased Reagent)		1,4-Dichlorobenzene-d4	2000 ug/mL		
							Acenaphthene-d10	2000 ug/mL		
							Chrysene-d12	2000 ug/mL		
							Naphthalene-d8	2000 ug/mL		
							Perylene-d12	2000 ug/mL		
							Phenanthrene-d10	2000 ug/mL		
icv_8270_1000_00012	06/07/22	06/07/21	DCM, Lot CT_211	10 mL	8270_IC_STK_00061	100 uL	1,2,4-Trichlorobenzene	1000 ug/L		
							1,2-Dichlorobenzene	1000 ug/L		
							1,3-Dichlorobenzene	1000 ug/L		

REAGENT TRACEABILITY SUMMARY

Lab Name: Eurofins Seattle

Job No.: 580-111018-1

SDG No.:

Reagent ID	Exp Date	Prep Date	Dilutant Used	Reagent Final Volume	Parent Reagent		Analyte	Concentration
					Reagent ID	Volume Added		
							1,4-Dichlorobenzene	1000 ug/L
							2,4,5-Trichlorophenol	1000 ug/L
							2,4,6-Trichlorophenol	1000 ug/L
							2,4-Dichlorophenol	1000 ug/L
							2,4-Dimethylphenol	1000 ug/L
							2,4-Dinitrophenol	2000 ug/L
							2,4-Dinitrotoluene	1000 ug/L
							2,6-Dinitrotoluene	1000 ug/L
							2-Chloronaphthalene	1000 ug/L
							2-Chlorophenol	1000 ug/L
							2-Nitrophenol	1000 ug/L
							4,6-Dinitro-2-methylphenol	2000 ug/L
							4-Bromophenyl phenyl ether	1000 ug/L
							4-Chloro-3-methylphenol	1000 ug/L
							4-Chlorophenyl phenyl ether	1000 ug/L
							Azobenzene	1000 ug/L
							Bis (2-chloroethoxy)methane	1000 ug/L
							Bis (2-chloroethyl) ether	1000 ug/L
							Butyl benzyl phthalate	1000 ug/L
							Di-n-butyl phthalate	1000 ug/L
							Di-n-octyl phthalate	1000 ug/L
							Diethyl phthalate	1000 ug/L
							Dimethyl phthalate	1000 ug/L
							Hexachlorobenzene	1000 ug/L
							Hexachlorobutadiene	1000 ug/L
							Hexachlorocyclopentadiene	1000 ug/L
							Hexachloroethane	1000 ug/L
							Isophorone	1000 ug/L
							m+p-Cresol	1000 ug/L
							N-Nitrosodi-n-propylamine	1000 ug/L
							N-Nitrosodimethylamine	1000 ug/L
							N-Nitrosodiphenylamine	1000 ug/L
							Nitrobenzene	1000 ug/L
							o-Cresol	1000 ug/L
							Pentachlorophenol	2000 ug/L
							Phenol	1000 ug/L
							Pyrene	1000 ug/L
							Pyridine	2000 ug/L
							3,3'-Dichlorobenzidine	2000 ug/L
							2,4,6-Tribromophenol (Surr)	1000 ug/L
							2-Fluorobiphenyl	1000 ug/L
							2-Fluorophenol (Surr)	1000 ug/L
							Nitrobenzene-d5 (Surr)	1000 ug/L
							Phenol-d5 (Surr)	1000 ug/L
							Terphenyl-d14	1000 ug/L
.8270_IC_STK_00061	09/30/21	06/07/21	DCM, Lot CT#211	10 mL	8270L1S1-S_00009	1 mL	1,2,4-Trichlorobenzene	100000 ug/L
							1,2-Dichlorobenzene	100000 ug/L
							1,3-Dichlorobenzene	100000 ug/L

REAGENT TRACEABILITY SUMMARY

Lab Name: Eurofins Seattle

Job No.: 580-111018-1

SDG No.:

Reagent ID	Exp Date	Prep Date	Dilutant Used	Reagent Final Volume	Parent Reagent		Analyte	Concentration
					Reagent ID	Volume Added		
							1,4-Dichlorobenzene	100000 ug/L
							2,4,5-Trichlorophenol	100000 ug/L
							2,4,6-Trichlorophenol	100000 ug/L
							2,4-Dichlorophenol	100000 ug/L
							2,4-Dimethylphenol	100000 ug/L
							2,4-Dinitrophenol	200000 ug/L
							2,4-Dinitrotoluene	100000 ug/L
							2,6-Dinitrotoluene	100000 ug/L
							2-Chloronaphthalene	100000 ug/L
							2-Chlorophenol	100000 ug/L
							2-Nitrophenol	100000 ug/L
							4,6-Dinitro-2-methylphenol	200000 ug/L
							4-Bromophenyl phenyl ether	100000 ug/L
							4-Chloro-3-methylphenol	100000 ug/L
							4-Chlorophenyl phenyl ether	100000 ug/L
							Azobenzene	100000 ug/L
							Bis (2-chloroethoxy)methane	100000 ug/L
							Bis (2-chloroethyl) ether	100000 ug/L
							Butyl benzyl phthalate	100000 ug/L
							Di-n-butyl phthalate	100000 ug/L
							Di-n-octyl phthalate	100000 ug/L
							Diethyl phthalate	100000 ug/L
							Dimethyl phthalate	100000 ug/L
							Hexachlorobenzene	100000 ug/L
							Hexachlorobutadiene	100000 ug/L
							Hexachlorocyclopentadiene	100000 ug/L
							Hexachloroethane	100000 ug/L
							Isophorone	100000 ug/L
							m+p-Cresol	100000 ug/L
							N-Nitrosodi-n-propylamine	100000 ug/L
							N-Nitrosodimethylamine	100000 ug/L
							N-Nitrosodiphenylamine	100000 ug/L
							Nitrobenzene	100000 ug/L
							o-Cresol	100000 ug/L
							Pentachlorophenol	200000 ug/L
							Phenol	100000 ug/L
							Pyrene	100000 ug/L
							Pyridine	200000 ug/L
					8270L1S9-S_00009	1 mL	3,3'-Dichlorobenzidine	200000 ug/L
					8270SSstkPhen_00004	0.2 mL	2,4,6-Tribromophenol (Surr)	100000 ug/L
							2-Fluorobiphenyl	100000 ug/L
							2-Fluorophenol (Surr)	100000 ug/L
							Nitrobenzene-d5 (Surr)	100000 ug/L
							Phenol-d5 (Surr)	100000 ug/L
							Terphenyl-d14	100000 ug/L
..8270L1S1-S_00009	09/30/21		Restek, Lot A0159459			(Purchased Reagent)	1,2,4-Trichlorobenzene	1000 ug/mL
							1,2-Dichlorobenzene	1000 ug/mL
							1,3-Dichlorobenzene	1000 ug/mL

REAGENT TRACEABILITY SUMMARY

Lab Name: Eurofins Seattle

Job No.: 580-111018-1

SDG No.:

Reagent ID	Exp Date	Prep Date	Dilutant Used	Reagent Final Volume	Parent Reagent		Analyte	Concentration
					Reagent ID	Volume Added		
							1,4-Dichlorobenzene	1000 ug/mL
							2,4,5-Trichlorophenol	1000 ug/mL
							2,4,6-Trichlorophenol	1000 ug/mL
							2,4-Dichlorophenol	1000 ug/mL
							2,4-Dimethylphenol	1000 ug/mL
							2,4-Dinitrophenol	2000 ug/mL
							2,4-Dinitrotoluene	1000 ug/mL
							2,6-Dinitrotoluene	1000 ug/mL
							2-Chloronaphthalene	1000 ug/mL
							2-Chlorophenol	1000 ug/mL
							2-Nitrophenol	1000 ug/mL
							4,6-Dinitro-2-methylphenol	2000 ug/mL
							4-Bromophenyl phenyl ether	1000 ug/mL
							4-Chloro-3-methylphenol	1000 ug/mL
							4-Chlorophenyl phenyl ether	1000 ug/mL
							Azobenzene	1000 ug/mL
							Bis (2-chloroethoxy)methane	1000 ug/mL
							Bis (2-chloroethyl) ether	1000 ug/mL
							Butyl benzyl phthalate	1000 ug/mL
							Di-n-butyl phthalate	1000 ug/mL
							Di-n-octyl phthalate	1000 ug/mL
							Diethyl phthalate	1000 ug/mL
							Dimethyl phthalate	1000 ug/mL
							Hexachlorobenzene	1000 ug/mL
							Hexachlorobutadiene	1000 ug/mL
							Hexachlorocyclopentadiene	1000 ug/mL
							Hexachloroethane	1000 ug/mL
							Isophorone	1000 ug/mL
							m+p-Cresol	1000 ug/mL
							N-Nitrosodi-n-propylamine	1000 ug/mL
							N-Nitrosodimethylamine	1000 ug/mL
							N-Nitrosodiphenylamine	1000 ug/mL
							Nitrobenzene	1000 ug/mL
							o-Cresol	1000 ug/mL
							Pentachlorophenol	2000 ug/mL
							Phenol	1000 ug/mL
							Pyrene	1000 ug/mL
							Pyridine	2000 ug/mL
..8270L1S9-S 00009	09/30/21		Restek, Lot A0152617		(Purchased Reagent)		3,3'-Dichlorobenzidine	2000 ug/mL
..8270SSstkPhen_00004	08/31/23		Phenova, Lot CL12771		(Purchased Reagent)		2,4,6-Tribromophenol (Surr)	5000 ug/mL
							2-Fluorobiphenyl	5000 ug/mL
							2-Fluorophenol (Surr)	5000 ug/mL
							Nitrobenzene-d5 (Surr)	5000 ug/mL
							Phenol-d5 (Surr)	5000 ug/mL
							Terphenyl-d14	5000 ug/mL
icv_8270_1000_00014	01/26/22	10/05/21	DCM, Lot CT_211	10 mL	8270_IC_STK_00065	100 uL	1-Methylnaphthalene	1000 ug/L
							2-Methylnaphthalene	1000 ug/L

REAGENT TRACEABILITY SUMMARY

Lab Name: Eurofins Seattle

Job No.: 580-111018-1

SDG No.:

Reagent ID	Exp Date	Prep Date	Dilutant Used	Reagent Final Volume	Parent Reagent		Analyte	Concentration
					Reagent ID	Volume Added		
							Acenaphthene	1000 ug/L
							Acenaphthylene	1000 ug/L
							Anthracene	1000 ug/L
							Benzo[a]anthracene	1000 ug/L
							Benzo[a]pyrene	1000 ug/L
							Benzo[b]fluoranthene	1000 ug/L
							Benzo[g,h,i]perylene	1000 ug/L
							Benzo[k]fluoranthene	1000 ug/L
							Chrysene	1000 ug/L
							Dibenz(a,h)anthracene	1000 ug/L
							Fluoranthene	1000 ug/L
							Fluorene	1000 ug/L
							Indeno[1,2,3-cd]pyrene	1000 ug/L
							Naphthalene	1000 ug/L
							Phenanthrene	1000 ug/L
							Pyrene	1000 ug/L
							2,4,6-Tribromophenol (Surr)	1000 ug/L
							2-Fluorobiphenyl	1000 ug/L
							2-methylnaphthalene-d10	1000 ug/L
							Fluoranthene-d10 (Surr)	1000 ug/L
							Terphenyl-d14	1000 ug/L
.8270_IC_STK_00065	01/26/22	10/05/21	DCM, Lot CT#211	10 mL	8270L1S1-S_00011	1 mL	1-Methylnaphthalene	100000 ug/L
							2-Methylnaphthalene	100000 ug/L
							Acenaphthene	100000 ug/L
							Acenaphthylene	100000 ug/L
							Anthracene	100000 ug/L
							Benzo[a]anthracene	100000 ug/L
							Benzo[a]pyrene	100000 ug/L
							Benzo[b]fluoranthene	100000 ug/L
							Benzo[g,h,i]perylene	100000 ug/L
							Benzo[k]fluoranthene	100000 ug/L
							Chrysene	100000 ug/L
							Dibenz(a,h)anthracene	100000 ug/L
							Fluoranthene	100000 ug/L
							Fluorene	100000 ug/L
							Indeno[1,2,3-cd]pyrene	100000 ug/L
							Naphthalene	100000 ug/L
							Phenanthrene	100000 ug/L
							Pyrene	100000 ug/L
					8270SSstkPhen_00004	0.2 mL	2,4,6-Tribromophenol (Surr)	100000 ug/L
							2-Fluorobiphenyl	100000 ug/L
							2-methylnaphthalene-d10	100000 ug/L
							Fluoranthene-d10 (Surr)	100000 ug/L
							Terphenyl-d14	100000 ug/L
..8270L1S1-S_00011	05/28/22		Restek, Lot A0159459		(Purchased Reagent)		1-Methylnaphthalene	1000 ug/mL
							2-Methylnaphthalene	1000 ug/mL
							Acenaphthene	1000 ug/mL
							Acenaphthylene	1000 ug/mL

REAGENT TRACEABILITY SUMMARY

Lab Name: Eurofins Seattle Job No.: 580-111018-1

SDG No.: _____

Reagent ID	Exp Date	Prep Date	Dilutant Used	Reagent Final Volume	Parent Reagent		Analyte	Concentration
					Reagent ID	Volume Added		
							Anthracene	1000 ug/mL
							Benzo[a]anthracene	1000 ug/mL
							Benzo[a]pyrene	1000 ug/mL
							Benzo[b]fluoranthene	1000 ug/mL
							Benzo[g,h,i]perylene	1000 ug/mL
							Benzo[k]fluoranthene	1000 ug/mL
							Chrysene	1000 ug/mL
							Dibenz(a,h)anthracene	1000 ug/mL
							Fluoranthene	1000 ug/mL
							Fluorene	1000 ug/mL
							Indeno[1,2,3-cd]pyrene	1000 ug/mL
							Naphthalene	1000 ug/mL
							Phenanthrene	1000 ug/mL
							Pyrene	1000 ug/mL
..8270SSstkPhen_00004	08/31/23		Phenova, Lot CL12771			(Purchased Reagent)	2,4,6-Tribromophenol (Surr)	5000 ug/mL
							2-Fluorobiphenyl	5000 ug/mL
							2-methylnaphthalene-d10	5000 ug/mL
							Fluoranthene-d10 (Surr)	5000 ug/mL
							Terphenyl-d14	5000 ug/mL

Reagent

2356TCP_00004



Reference Materials Producer
Cert #2495.01

SPEXertificate®

Certificate of Reference Material



Chemical Testing
Cert #2495.02

Catalog Number: S-3410

Lot No. AA210304019

Description: 2,3,5,6-Tetrachlorophenol

Ship Date: December 28, 2021

Matrix: Methanol

Expiration Date: December 27, 2024

This SPEXOrganics® Certified Reference Material, CRM, is intended primarily for use as a calibration standard or quality control standard for organic chromatography instrumentation such as GC, GC-MS, LC, and LC-MS. It can be employed in USEPA, ASTM and other methods relevant to the certified properties listed below.

Certified Compounds:

<u>Compound</u>	<u>CAS #</u>	<u>Labeled</u>	<u>Purity</u>	<u>Certified†</u>	<u>Uncertainty</u>
2,3,5,6-Tetrachlorophenol	935-95-5	1000 µg/mL	98.8%	1004 µg/mL	± 25 µg/mL

* - Isomer ratios (when applicable) are an uncertified parameter.

Final Solution Verification:

Final solution integrity verified by Gas Chromatography/Mass Spectrometry. The mass spectrum of each compound was confirmed against the NIST mass spectral database.

† Certified concentration based on gravimetric weights and corrected for the purity of the compound(s) used to prepare the standard. Analytical balance calibration is verified daily with C1 weight set #23-190006 which is registered with Atlantic Scale, and traceable to NIST and NJ Division of Weights and Measures.

This CRM is guaranteed stable and accurate to within the uncertainty listed for the certified value. This includes uncertainty components due to preparation, homogeneity, short term and long term stability. During the stated period of validity, the purchaser will be notified if this product is recalled due to any significant changes in the stability of the solution. For further information, contact the Sales Support Department at crmsales@spexcsp.com.

Date of Certification: December 28, 2021

Certifying Officer: Shannon Macieira
Shannon Macieira, Operations Manager

Report of Certification

Catalog Number: S-3410

Lot No. AA210304019

Description: 2,3,5,6-Tetrachlorophenol

Matrix: Methanol

Ship Date: December 28, 2021

Expiration Date: December 27, 2024

This Certified Reference Material (CRM) has been prepared and certified under an ISO 9001 (certified by DQS) and ISO 17025 (accredited by A2LA), and ISO 17034 (accredited by A2LA) quality system consistent with the following standards:

- ISO 9001: Quality management systems - Requirements
- ISO/IEC 17025: General requirements for the competence of testing and calibration laboratories
- ISO 17034: General requirements for the competence of reference material producers
- ISO Guide 30: Reference Materials - Selected terms and definitions
- ISO Guide 31: Reference Materials - Contents of certificates and labels
- ISO Guide 35: Reference Materials - General and Statistical principals for certification
- Guide to the Expression of Uncertainty in Measurement, 2008
- EURACHEM/CITAC Guide: Qualifying Uncertainty in Analytical Measurement - Third Edition
- NIST Technical Note 1297

Storage Requirements:

To ensure the stability of the product once it arrives in your laboratory, please store this product in ambient conditions (18°C to 27°C). Note: Shipping conditions may differ from storage conditions. The EXPIRATION DATE is calculated from the SHIPPED DATE using our stability data and is applicable only if the product is stored under the laboratory specified conditions.

Instructions for Use:

Let material come to room temperature before use. Check for precipitate and if necessary sonicate for one minute. If compounds do not dissolve after one minute then sonicate further until the product is dissolved. A clear appearance is acceptable. The minimum recommended amount that should be removed from this vial is 5µL with a 25µL gas tight syringe. All solutions should be thoroughly mixed, by shaking, prior to use. All surfaces that come in contact with the solution must be thoroughly cleaned prior to use. Dilutions should be performed only with Class A volumetric glassware.

Material Source:

All analytes and matrix materials are obtained and verified by SPEX CertiPrep from pre-qualified vendors as per ISO guidelines. Vendor identifications are proprietary, however sources of all materials used in the preparation and testing of SPEX CertiPrep CRMs are tracked and documented. For assistance, please contact sales support at crmsales@spexcsp.com.

Method of Preparation:

Clean laboratory procedures and techniques have been used throughout the preparation. All materials, equipment, and analytical instrumentation have been qualified prior to use. The highest purity solvents and Class A/ calibrated volumetrics have been used in all preparations.

Homogeneity:

The homogeneity of this CRM has been confirmed by procedures consistent with ISO 17025, ISO 17034, and ASTM D6362-98 Appendix X2. Random, replicate samples of the final, packaged material have been analyzed to prove homogeneity in accordance with our internal procedure 4300-HOMOGEN-1A. This is consistent with the intended use of this CRM. The Degree of Homogeneity, as expressed as maximum between-bottle variation, is 1.2%

Statistical Estimator and Confidence Limits:

The Certified value 'X' as listed on the reverse of this document is at the 95% level of confidence and can be expressed as:

- $X = x \pm U$ where X=certified value, U=expanded uncertainty, x=property value
- $U = k u_c$ where k=2 is the coverage factor at the 95% confidence level
- $u_c =$ combined standard uncertainty obtained by combining the individual compound standard uncertainty components u_i , where $u_c = \sqrt{\sum u_i^2}$

Legal Notice:

SPEX CertiPrep Certified Reference Materials are not for any cosmetic, drug, or household application and are to be used only by qualified individuals who are trained in appropriate procedures. No claims against SPEX CertiPrep of any kind whatsoever, whether based on breach of warranty, alleged negligence, or otherwise, with respect to this Reference Material shall be greater than the purchase price. In no event shall SPEX CertiPrep be liable for any loss of profits or any incidental, special, or consequential damages.

SPEX CertiPrep 

Your Science is Our Passion.®

203 Norcross Ave. Metuchen, NJ 08840

www.spexcertiprep.com • E-mail: crmsales@spexcsp.com

Phone: 1-732-549-7144 • Fax 1-732-603-9647



Page 2 of 2

Rev 0
03/15/2022

Reagent

2356TCP_00005



Reference Materials Producer
Cert #2495.01

SPEXertificate®

Certificate of Reference Material



Chemical Testing
Cert #2495.02

Catalog Number: S-3410

Lot No. AA210304019

Description: 2,3,5,6-Tetrachlorophenol

Ship Date: November 2, 2021

Matrix: Methanol

Expiration Date: November 1, 2024

This SPEXOrganics® Certified Reference Material, CRM, is intended primarily for use as a calibration standard or quality control standard for organic chromatography instrumentation such as GC, GC-MS, LC, and LC-MS. It can be employed in USEPA, ASTM and other methods relevant to the certified properties listed below.

Certified Compounds:

<u>Compound</u>	<u>CAS #</u>	<u>Labeled</u>	<u>Purity</u>	<u>Certified†</u>	<u>Uncertainty</u>
2,3,5,6-Tetrachlorophenol	935-95-5	1000 µg/mL	98.8%	1004 µg/mL	± 25 µg/mL

* - Isomer ratios (when applicable) are an uncertified parameter.

Final Solution Verification:

Final solution integrity verified by Gas Chromatography/Mass Spectrometry. The mass spectrum of each compound was confirmed against the NIST mass spectral database.

† Certified concentration based on gravimetric weights and corrected for the purity of the compound(s) used to prepare the standard. Analytical balance calibration is verified daily with C1 weight set #23-190006 which is registered with Atlantic Scale, and traceable to NIST and NJ Division of Weights and Measures.

This CRM is guaranteed stable and accurate to within the uncertainty listed for the certified value. This includes uncertainty components due to preparation, homogeneity, short term and long term stability. During the stated period of validity, the purchaser will be notified if this product is recalled due to any significant changes in the stability of the solution. For further information, contact the Sales Support Department at crmsales@spexcsp.com.

Date of Certification: November 2, 2021

Certifying Officer: Shannon Macieira
Shannon Macieira, Operations Manager

Reagent

8270f1spk_00296

Preliminary Report

Eurofins TestAmerica, Seattle
CCV, Cal Verification Report

Data File: \\chromfs\Seattle\ChromData\TAC051\20200820-72434.b\820A06.D
 Lims ID: 8270flspk_00269
 Client ID:
 Sample Type: CCV
 Inject. Date: 20-Aug-2020 14:09:30 ALS Bottle#: 6 Worklist Smp#: 5
 Injection Vol: 1.0 ul Dil. Factor: 1.0000
 Sample Info: 8270FLSPK_00269
 Misc. Info.: 20X
 Operator ID: jkm Instrument ID: TAC051
 Sublist: chrom-8270 TAC051*sub32
 Method: \\chromfs\Seattle\ChromData\TAC051\20200820-72434.b\8270 TAC051.m
 Limit Group: 8270D BNA QSM 5.0
 Last Update: 20-Aug-2020 15:21:54 Calib Date: 31-Jul-2020 22:24:30
 Integrator: RTE ID Type: RT Order ID
 Quant Method: Internal Standard Quant By: Initial Calibration
 Last ICal File: \\chromfs\Seattle\ChromData\TAC051\20200731-72074.b\0731B14.D

Column 1 : Det: MS SCAN
 Process Host: CTX1001

Start Cal Date: 31-Jul-2020 18:50:30
 End Cal Date: 31-Jul-2020 22:24:30

Compound	Standard RRF/Amt	DLT RT	Ccal Amt	Ccal RF	Min. RRF	%D	Max. %D	%Rec
\$ 7 2-Fluorophenol	*ND							
\$ 8 Phenol-d5	*ND							
\$ 9 Nitrobenzene-d5	*ND							
\$ 11 2-Fluorobiphenyl	*ND							
\$ 12 2,4,6-Tribromophenol	*ND							
\$ 14 Terphenyl-d14	*ND							
16 N-Nitrosodimethylamine	1000.0	0.0	904.2	0.361975	0.010	-9.6	20	90
17 Pyridine	2000.0	0.0	1816.3	0.645577	0.010	-9.2	20	91
19 Phenol	1000.0	0.0	911.0	0.959441	0.800	-8.9	20	91
18 Aniline	1000.0	0.0	900.0	1.181467	0.010	-10	20	90
20 Bis(2-chloroethyl)ether	1000.0	0.0	917.5	0.781316	0.700	-8.3	20	92
21 2-Chlorophenol	1000.0	0.0	947.9	1.178209	0.800	-5.2	20	95
22 n-Decane	1000.0	0.0	887.3	0.660906	0.000	-11.3	20	89
23 1,3-Dichlorobenzene	1000.0	0.0	919.9	1.344327	0.010	-8.0	20	92
25 1,4-Dichlorobenzene	1000.0	0.0	921.3	1.330284	0.010	-7.9	20	92
26 Benzyl alcohol	1000.0	0.0	797.3	0.459577	0.010	*-20.3	20	80
27 1,2-Dichlorobenzene	1000.0	0.0	932.5	1.316154	0.010	-6.7	20	93
28 2-Methylphenol	1000.0	0.0	834.7	0.818210	0.700	-16.5	20	83
29 2,2'-oxybis[1-chloropro	1000.0	0.0	884.7	0.955593	0.010	-11.5	20	88
30 Acetophenone	1000.0	0.0	926.1	1.236997	0.010	-7.4	20	93
31 N-Nitrosodi-n-propylami	(l) 0.455524	0.0		* 0.431481	0.500	-5.3	20	95
32 3 & 4 Methylphenol	1000.0	0.0	868.8	0.823476	0.600	-13.1	20	87
33 Hexachloroethane	1000.0	0.0	984.0	0.518981	0.300	-1.6	20	98
34 Nitrobenzene	1000.0	0.0	850.2	0.619727	0.200	-15.0	20	85
35 Isophorone	1000.0	0.0	922.0	1.296449	0.400	-7.8	20	92

Preliminary Report

Data File: \\chromfs\Seattle\ChromData\TAC051\20200820-72434.b\820A06.D

Compound	Standard RRF/Amt	DLT RT	Ccal Amt	Ccal RF	Min. RRF	%D	Max. %D	%Rec
36 2-Nitrophenol	0.147551	0.0		0.165071	0.100	11.9	20	112
37 2,4-Dimethylphenol	0.928642	0.0		0.914986	0.200	-1.5	20	99
39 Benzoic acid	2000.0	0.0	1700.2	0.112363	0.010	-15.0	20	85
38 Bis(2-chloroethoxy)meth	1000.0	0.0	926.2	0.926950	0.300	-7.4	20	93
40 2,4-Dichlorophenol	1000.0	0.0	981.0	0.225673	0.200	-1.9	20	98
41 1,2,4-Trichlorobenzene	1000.0	0.0	1048.1	0.273299	0.010	4.8	20	105
42 Naphthalene	1000.0	0.0	980.2	0.910693	0.700	-2.0	20	98
43 4-Chloroaniline	1000.0	0.0	846.7	0.298498	0.010	-15.3	20	85
44 2,6-Dichlorophenol	0.445072	0.0		0.434328	0.010	-2.4	20	98
45 Hexachlorobutadiene	0.127294	0.0		0.139357	0.010	9.5	20	109
46 4-Chloro-3-methylphenol	1000.0	0.0	815.5	0.333554	0.200	-18.5	20	82
47 2-Methylnaphthalene	1000.0	0.0	965.2	0.609966	0.400	-3.5	20	97
48 1-Methylnaphthalene	1000.0	0.0	968.5	0.568064	0.010	-3.2	20	97
49 Hexachlorocyclopentadie	0.304774	0.0		0.283490	0.050	-7.0	20	93
50 1,2,4,5-Tetrachlorobenz	1000.0	0.0	963.2	0.435554	0.000	-3.7	20	96
52 2,4,6-Trichlorophenol	1000.0	0.0	836.6	0.250594	0.200	-16.3	20	84
53 2,4,5-Trichlorophenol	(I) 1000.0	0.0	1004.8	0.326285	0.200	0.5	20	100
54 1,1'-Biphenyl	1000.0	0.0	859.9	1.276118	0.010	-14.0	20	86
55 2-Chloronaphthalene	1000.0	0.0	874.7	1.007676	0.800	-12.5	20	87
56 2-Nitroaniline	1000.0	0.0	897.4	0.334289	0.010	-10.3	20	90
57 Dimethyl phthalate	1000.0	0.0	917.7	1.121027	0.010	-8.2	20	92
58 1,3-Dinitrobenzene	1000.0	0.0	907.9	0.163513	0.000	-9.2	20	91
59 2,6-Dinitrotoluene	(I) 1000.0	0.0	902.8	0.257665	0.200	-9.7	20	90
60 Acenaphthylene	1000.0	0.0	900.3	1.613681	0.900	-10	20	90
61 3-Nitroaniline	1000.0	0.0	917.1	0.278774	0.010	-8.3	20	92
62 Acenaphthene	1.130761	0.0		1.024322	0.900	-9.4	20	91
63 2,4-Dinitrophenol	2000.0	0.0	2088.8	0.100259	0.010	4.4	20	104
64 4-Nitrophenol	2000.0	0.0	1951.7	0.112532	0.010	-2.4	20	98
65 2,4-Dinitrotoluene	(I) 1000.0	0.0	926.1	0.331813	0.200	-7.4	20	93
66 Dibenzofuran	1.480710	0.0		1.381435	0.800	-6.7	20	93
67 2,3,4,6-Tetrachlorophen	1000.0	0.0	997.5	0.207185	0.010	-0.3	20	100
68 Diethyl phthalate	1.301646	0.0		1.225005	0.010	-5.9	20	94
69 Fluorene	1000.0	0.0	947.6	1.149144	0.900	-5.2	20	95
70 4-Chlorophenyl phenyl e	0.508412	0.0		0.491442	0.400	-3.3	20	97
71 4-Nitroaniline	1000.0	0.0	1094.8	0.309869	0.010	9.5	20	109
72 4,6-Dinitro-2-methylphe	2000.0	0.0	2160.6	0.097266	0.010	8.0	20	108
73 N-Nitrosodiphenylamine	0.549545	0.0		0.554488	0.010	0.9	20	101
74 Azobenzene	1000.0	0.0	978.0	0.470843	0.000	-2.2	20	98
75 4-Bromophenyl phenyl et	0.190324	0.0		0.184596	0.100	-3.0	20	97
76 Hexachlorobenzene	0.243010	0.0		0.228455	0.100	-6.0	20	94
77 Atrazine	0.278577	0.0		0.563303	0.010	*102.2	20	202
78 Pentachlorophenol	2000.0	0.0	1976.4	0.113655	0.050	-1.2	20	99
79 n-Octadecane	1000.0	0.0	914.3	0.273348	0.000	-8.6	20	91
80 Phenanthrene	1.060496	0.0		1.074722	0.700	1.3	20	101
81 Anthracene	1000.0	0.0	1045.6	1.120926	0.700	4.6	20	105

Preliminary Report

Data File: \\chromfs\Seattle\ChromData\TAC051\20200820-72434.b\820A06.D

Compound	Standard RRF/Amt	DLT RT	Ccal Amt	Ccal RF	Min. RRF	%D	Max. %D	%Rec
83 Carbazole	0.786169	0.0		0.994039	0.010	*26.4	20	126
84 Di-n-butyl phthalate	1.273716	0.0		1.347000	0.010	5.8	20	106
85 Fluoranthene	0.995090	0.0		1.060149	0.600	6.5	20	107
88 Benzidine	2000.0	0.0	2405.7	0.431250	0.010	*20.3	20	120
89 Pyrene	1000.0	0.0	1094.6	1.142933	0.600	9.5	20	109
90 4,4'-DDE	*ND							
93 4,4'-DDD	*ND							
94 Butyl benzyl phthalate	0.676658	0.0		0.709716	0.010	4.9	20	105
96 3,3'-Dichlorobenzidine	2000.0	0.0	2432.3	0.454899	0.010	*21.6	20	122
97 Benzo[a]anthracene	1.108207	0.0		1.095645	0.800	-1.1	20	99
99 Chrysene	1.237871	0.0		1.227364	0.700	-0.8	20	99
98 Bis(2-ethylhexyl) phtha	1000.0	0.0	982.0	1.005085	0.010	-1.8	20	98
100 Di-n-octyl phthalate	1000.0	0.0	963.3	1.480588	0.010	-3.7	20	96
101 Benzo[b]fluoranthene	1.053743	0.0		1.030314	0.700	-2.2	20	98
102 Benzofluoranthene	*ND							
103 Benzo[k]fluoranthene	1.241038	0.0		1.249809	0.700	0.7	20	101
104 Benzo[a]pyrene	0.970570	0.0		0.931557	0.700	-4.0	20	96
105 Indeno[1,2,3-cd]pyrene	1000.0	0.0	814.9	0.809948	0.500	-18.5	20	81
106 Dibenz(a,h)anthracene	1000.0	0.0	736.4	0.717275	0.400	*-26.4	20	74
107 Benzo[g,h,i]perylene	1000.0	0.0	807.4	0.891678	0.500	-19.3	20	81
116 Hexadecane	*ND							
111 Caprolactam	*ND							
119 Indene	*ND							

(I) Fails an Initial Calibration Test

Reagent

8270ISstk_00007



CERTIFIED REFERENCE MATERIAL

110 Benner Circle
Bellefonte, PA 16823-8812
Tel: (800)356-1688
Fax: (814)353-1309

www.restek.com

Certificate of Analysis



FOR LABORATORY USE ONLY-READ SDS PRIOR TO USE.

This Reference Material is intended for Laboratory Use Only as a standard for the qualitative and/or quantitative determination of the analyte(s) listed.

Catalog No. : 567684 **Lot No.:** A0153348

Description : 8270 Internal Standard
8270 Internal Standard 2,000µg/mL, Methylene chloride, 5mL/ampul

Container Size : 5 mL **Pkg Amt:** > 5 mL

Expiration Date : September 30, 2024 **Storage:** 10°C or colder

Handling: Sonication required. Mix is photosensitive.



2529280
ID: 8270ISstk_00007
Exp: 09/30/24 Pppl: E1L
8270 Internal standard st

CERTIFIED VALUES

Elution Order	Compound	Grav. Conc. (weight/volume)	Expanded Uncertainty (95% C.L., K=2)			
1	1,4-Dichlorobenzene-d4	2,001.9 µg/mL	+/-	11.6390	µg/mL	Gravimetric
	CAS # 3855-82-1 (Lot PR-18488)		+/-	90.1653	µg/mL	Unstressed
	Purity 99%		+/-	100.0495	µg/mL	Stressed
2	Naphthalene-d8	2,004.6 µg/mL	+/-	11.6549	µg/mL	Gravimetric
	CAS # 1146-65-2 (Lot M-1452)		+/-	90.2884	µg/mL	Unstressed
	Purity 99%		+/-	100.1861	µg/mL	Stressed
3	Acenaphthene-d10	2,003.3 µg/mL	+/-	11.6476	µg/mL	Gravimetric
	CAS # 15067-26-2 (Lot PR-28021)		+/-	90.2313	µg/mL	Unstressed
	Purity 99%		+/-	100.1228	µg/mL	Stressed
4	Phenanthrene-d10	2,001.9 µg/mL	+/-	11.6390	µg/mL	Gravimetric
	CAS # 1517-22-2 (Lot PR-27621)		+/-	90.1653	µg/mL	Unstressed
	Purity 99%		+/-	100.0495	µg/mL	Stressed
5	Chrysene-d12	2,003.7 µg/mL	+/-	11.6499	µg/mL	Gravimetric
	CAS # 1719-03-5 (Lot PR-29295)		+/-	90.2493	µg/mL	Unstressed
	Purity 99%		+/-	100.1428	µg/mL	Stressed
6	Perylene-d12	2,002.0 µg/mL	+/-	11.6398	µg/mL	Gravimetric
	CAS # 1520-96-3 (Lot PR-27342)		+/-	90.1713	µg/mL	Unstressed
	Purity 99%		+/-	100.0562	µg/mL	Stressed

Solvent: Methylene chloride
CAS # 75-09-2
Purity 99%

Column:
30m x 0.25mm x 0.25µm
Rtx-5 (cat.#10223)

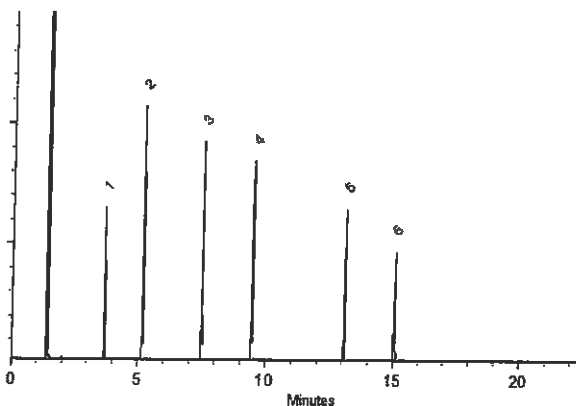
Carrier Gas:
hydrogen-constant pressure 10 psi.

Temp. Program:
75°C (hold 1 min.) to 330°C
@ 20°C/min. (hold 10 min.)

Inj. Temp:
250°C

Det. Temp:
330°C

Det. Type:
FID



This chromatogram represents a general set of testing conditions chosen for product acceptance. For optimal results in your lab, conditions should be adjusted for your specific instrument, method, and application.

Cathleen Soltis

Cathleen Soltis - Mix Technician

Date Mixed: 26-Sep-2019

Balance: B442140311

Justin Albertson

Justin Albertson - Operations Tech-ARM GC

Date Passed: 01-Oct-2019

Manufactured under Restek's ISO 9001:2015
Registered Quality System
Certificate #FM 80397

Reagent

8270L1S1-S_00009



CERTIFIED REFERENCE MATERIAL

110 Benner Circle
Bellefonte, PA 16823-8812
Tel: (800)356-1688
Fax: (814)353-1309

www.restek.com

Certificate of Analysis



FOR LABORATORY USE ONLY-READ SDS PRIOR TO USE.

This Reference Material is intended for Laboratory Use Only as a standard for the qualitative and/or quantitative determination of the analyte(s) listed.

Catalog No. : 571995.SEC **Lot No.:** A0159459

Description : 8270 List 1 / Std #1 MegaMix (2017)
8270 List 1 / Std #1 MegaMix (2017) 500-2000 µg/mL, Methylene chloride, 5mL/ampul

Container Size : 10 mL **Pkg Amt:** > 5 mL

Expiration Date : September 30, 2021 **Storage:** 0°C or colder

Handling: Carcinogen/reproductive toxin, Photosensitive, Sonicate.



571995
ID: 2017011815_00000
Exp: 09/30/21 Peps, JKS
8270 List 1 / Std#1 MegaM

CERTIFIED VALUES

Elution Order	Compound	Grav. Conc. (weight/volume)	Expanded Uncertainty (95% C.L.; K=2)			
1	1,4-Dioxane	1,003.4 µg/mL (Lot 8CALO)	+/-	5.8473	µg/mL	Gravimetric
	CAS # 123-91-1.SEC		+/-	12.0013	µg/mL	Unstressed
	Purity 99%		+/-	19.0935	µg/mL	Stressed
2	N-Nitrosodimethylamine	1,004.2 µg/mL (Lot 71L89)	+/-	5.8520	µg/mL	Gravimetric
	CAS # 62-75-9.SEC		+/-	12.0108	µg/mL	Unstressed
	Purity 99%		+/-	19.1087	µg/mL	Stressed
3	Pyridine	2,002.8 µg/mL (Lot QN8DK)	+/-	11.6445	µg/mL	Gravimetric
	CAS # 110-86-1.SEC		+/-	23.9416	µg/mL	Unstressed
	Purity 99%		+/-	38.1027	µg/mL	Stressed
4	Phenol	1,002.4 µg/mL (Lot EDPYN)	+/-	5.8415	µg/mL	Gravimetric
	CAS # 108-95-2.SEC		+/-	11.9893	µg/mL	Unstressed
	Purity 99%		+/-	19.0745	µg/mL	Stressed
5	Aniline	1,007.0 µg/mL (Lot ZCD3N)	+/-	5.8683	µg/mL	Gravimetric
	CAS # 62-53-3.SEC		+/-	12.0443	µg/mL	Unstressed
	Purity 99%		+/-	19.1620	µg/mL	Stressed
6	Bis(2-chloroethyl)ether	1,002.6 µg/mL (Lot FA010143)	+/-	5.8427	µg/mL	Gravimetric
	CAS # 111-44-4.SEC		+/-	11.9917	µg/mL	Unstressed
	Purity 99%		+/-	19.0783	µg/mL	Stressed
7	n-Decane (C10)	1,005.2 µg/mL (Lot UCVNN)	+/-	5.8578	µg/mL	Gravimetric
	CAS # 124-18-5.SEC		+/-	12.0228	µg/mL	Unstressed
	Purity 99%		+/-	19.1278	µg/mL	Stressed

8	2-Chlorophenol CAS # 95-57-8.SEC Purity 99%	(Lot GJ01)	1,003.0 µg/mL	+/- 5.8450 +/- 11.9965 +/- 19.0859	µg/mL µg/mL µg/mL	Gravimetric Unstressed Stressed
9	1,3-Dichlorobenzene CAS # 541-73-1.SEC Purity 99%	(Lot FMDFD)	1,003.2 µg/mL	+/- 5.8462 +/- 11.9989 +/- 19.0897	µg/mL µg/mL µg/mL	Gravimetric Unstressed Stressed
10	1,4-Dichlorobenzene CAS # 106-46-7.SEC Purity 99%	(Lot 4Y5DC)	1,002.4 µg/mL	+/- 5.8415 +/- 11.9893 +/- 19.0745	µg/mL µg/mL µg/mL	Gravimetric Unstressed Stressed
11	Benzyl alcohol CAS # 100-51-6.SEC Purity 99%	(Lot QZBUO)	1,001.0 µg/mL	+/- 5.8333 +/- 11.9726 +/- 19.0478	µg/mL µg/mL µg/mL	Gravimetric Unstressed Stressed
12	1,2-Dichlorobenzene CAS # 95-50-1.SEC Purity 99%	(Lot R6QDM)	1,005.8 µg/mL	+/- 5.8613 +/- 12.0300 +/- 19.1392	µg/mL µg/mL µg/mL	Gravimetric Unstressed Stressed
13	2-Methylphenol (o-cresol) CAS # 95-48-7.SEC Purity 99%	(Lot NC7HL)	1,004.4 µg/mL	+/- 5.8532 +/- 12.0132 +/- 19.1125	µg/mL µg/mL µg/mL	Gravimetric Unstressed Stressed
14	2,2'-oxybis(1-chloropropane) CAS # 108-60-1.SEC Purity 99%	(Lot 2-KMW-57-8)	1,003.6 µg/mL	+/- 5.8485 +/- 12.0037 +/- 19.0973	µg/mL µg/mL µg/mL	Gravimetric Unstressed Stressed
15	Acetophenone CAS # 98-86-2.SEC Purity 99%	(Lot NSGTT)	1,002.0 µg/mL	+/- 5.8392 +/- 11.9845 +/- 19.0669	µg/mL µg/mL µg/mL	Gravimetric Unstressed Stressed
16	3-Methylphenol (m-cresol) CAS # 108-39-4.SEC Purity 99%	(Lot 6LHTM)	500.8 µg/mL	+/- 2.9184 +/- 5.9899 +/- 9.5296	µg/mL µg/mL µg/mL	Gravimetric Unstressed Stressed
17	4-Methylphenol (p-cresol) CAS # 106-44-5.SEC Purity 99%	(Lot 65S2E)	502.4 µg/mL	+/- 2.9277 +/- 6.0090 +/- 9.5601	µg/mL µg/mL µg/mL	Gravimetric Unstressed Stressed
18	N-Nitroso-di-n-propylamine CAS # 621-64-7.SEC Purity 99%	(Lot 9566100)	1,002.4 µg/mL	+/- 5.8415 +/- 11.9893 +/- 19.0745	µg/mL µg/mL µg/mL	Gravimetric Unstressed Stressed
19	Hexachloroethane CAS # 67-72-1.SEC Purity 99%	(Lot 10173016)	1,003.6 µg/mL	+/- 5.8485 +/- 12.0037 +/- 19.0973	µg/mL µg/mL µg/mL	Gravimetric Unstressed Stressed
20	Nitrobenzene CAS # 98-95-3.SEC Purity 99%	(Lot FLYIG)	1,004.6 µg/mL	+/- 5.8543 +/- 12.0156 +/- 19.1164	µg/mL µg/mL µg/mL	Gravimetric Unstressed Stressed
21	Isophorone CAS # 78-59-1.SEC Purity 99%	(Lot XHGJI)	1,001.8 µg/mL	+/- 5.8380 +/- 11.9821 +/- 19.0631	µg/mL µg/mL µg/mL	Gravimetric Unstressed Stressed
22	2-Nitrophenol CAS # 88-75-5.SEC Purity 99%	(Lot GXJ7J)	1,000.4 µg/mL	+/- 5.8299 +/- 11.9654 +/- 19.0364	µg/mL µg/mL µg/mL	Gravimetric Unstressed Stressed
23	2,4-Dimethylphenol CAS # 105-67-9.SEC Purity 99%	(Lot MKBL3650V)	1,005.0 µg/mL	+/- 5.8567 +/- 12.0204 +/- 19.1240	µg/mL µg/mL µg/mL	Gravimetric Unstressed Stressed

24	Bis(2-chloroethoxy)methane CAS # 111-91-1 * Purity 99%	(Lot 8238500)	1,002.8	µg/mL	+/- 5.8438 +/- 11.9941 +/- 19.0821	µg/mL µg/mL µg/mL	Gravimetric Unstressed Stressed
25	2,4-Dichlorophenol CAS # 120-83-2.SEC Purity 99%	(Lot FHM01)	1,003.6	µg/mL	+/- 5.8485 +/- 12.0037 +/- 19.0973	µg/mL µg/mL µg/mL	Gravimetric Unstressed Stressed
26	1,2,4-Trichlorobenzene CAS # 120-82-1.SEC Purity 99%	(Lot 3LYYC)	1,001.8	µg/mL	+/- 5.8380 +/- 11.9821 +/- 19.0631	µg/mL µg/mL µg/mL	Gravimetric Unstressed Stressed
27	Naphthalene CAS # 91-20-3.SEC Purity 99%	(Lot SKZ5N)	1,004.0	µg/mL	+/- 5.8508 +/- 12.0084 +/- 19.1049	µg/mL µg/mL µg/mL	Gravimetric Unstressed Stressed
28	2,6-Dichlorophenol CAS # 87-65-0.SEC Purity 99%	(Lot SIDBB)	1,000.4	µg/mL	+/- 5.8299 +/- 11.9654 +/- 19.0364	µg/mL µg/mL µg/mL	Gravimetric Unstressed Stressed
29	4-Chloroaniline CAS # 106-47-8.SEC Purity 99%	(Lot 10171860)	1,005.2	µg/mL	+/- 5.8578 +/- 12.0228 +/- 19.1278	µg/mL µg/mL µg/mL	Gravimetric Unstressed Stressed
30	Hexachlorobutadiene CAS # 87-68-3.SEC Purity 97%	(Lot 8290900)	1,003.8	µg/mL	+/- 5.8494 +/- 12.0055 +/- 19.1003	µg/mL µg/mL µg/mL	Gravimetric Unstressed Stressed
31	4-Chloro-3-methylphenol CAS # 59-50-7.SEC Purity 99%	(Lot FDO02)	1,000.6	µg/mL	+/- 5.8310 +/- 11.9678 +/- 19.0402	µg/mL µg/mL µg/mL	Gravimetric Unstressed Stressed
32	2-Methylnaphthalene CAS # 91-57-6.SEC Purity 99%	(Lot 76023-1)	1,004.4	µg/mL	+/- 5.8532 +/- 12.0132 +/- 19.1125	µg/mL µg/mL µg/mL	Gravimetric Unstressed Stressed
33	1-Methylnaphthalene CAS # 90-12-0.SEC Purity 99%	(Lot OEE3F)	1,004.4	µg/mL	+/- 5.8532 +/- 12.0132 +/- 19.1125	µg/mL µg/mL µg/mL	Gravimetric Unstressed Stressed
34	1,2,4,5-Tetrachlorobenzene CAS # 95-94-3.SEC Purity 99%	(Lot AF02)	1,004.4	µg/mL	+/- 5.8532 +/- 12.0132 +/- 19.1125	µg/mL µg/mL µg/mL	Gravimetric Unstressed Stressed
35	Hexachlorocyclopentadiene CAS # 77-47-4.SEC Purity 99%	(Lot 9707900)	1,001.6	µg/mL	+/- 5.8368 +/- 11.9797 +/- 19.0593	µg/mL µg/mL µg/mL	Gravimetric Unstressed Stressed
36	2,4,6-Trichlorophenol CAS # 88-06-2.SEC Purity 98%	(Lot UUMYM)	1,009.0	µg/mL	+/- 5.8800 +/- 12.0683 +/- 19.2002	µg/mL µg/mL µg/mL	Gravimetric Unstressed Stressed
37	2,4,5-Trichlorophenol CAS # 95-95-4.SEC Purity 99%	(Lot MKBQ9937V)	1,004.4	µg/mL	+/- 5.8532 +/- 12.0132 +/- 19.1125	µg/mL µg/mL µg/mL	Gravimetric Unstressed Stressed
38	2-Chloronaphthalene CAS # 91-58-7.SEC Purity 99%	(Lot 6984000)	1,001.0	µg/mL	+/- 5.8333 +/- 11.9726 +/- 19.0478	µg/mL µg/mL µg/mL	Gravimetric Unstressed Stressed
39	Biphenyl CAS # 92-52-4.SEC Purity 99%	(Lot 33OQE)	1,000.4	µg/mL	+/- 5.8299 +/- 11.9654 +/- 19.0364	µg/mL µg/mL µg/mL	Gravimetric Unstressed Stressed

40	2-Nitroaniline CAS # 88-74-4.SEC Purity 99%	(Lot T6E7B)	1,000.2 µg/mL	+/- 5.8287 +/- 11.9630 +/- 19.0326	µg/mL µg/mL µg/mL	Gravimetric Unstressed Stressed
41	Acenaphthylene CAS # 208-96-8.SEC Purity 96%	(Lot 0012014)	1,000.7 µg/mL	+/- 5.8316 +/- 11.9690 +/- 19.0422	µg/mL µg/mL µg/mL	Gravimetric Unstressed Stressed
42	1,3-Dinitrobenzene CAS # 99-65-0.SEC Purity 99%	(Lot 3XXLB)	1,001.0 µg/mL	+/- 5.8333 +/- 11.9726 +/- 19.0478	µg/mL µg/mL µg/mL	Gravimetric Unstressed Stressed
43	Dimethylphthalate CAS # 131-11-3.SEC Purity 99%	(Lot 483WC)	1,000.0 µg/mL	+/- 5.8275 +/- 11.9606 +/- 19.0288	µg/mL µg/mL µg/mL	Gravimetric Unstressed Stressed
44	2,6-Dinitrotoluene CAS # 606-20-2.SEC Purity 99%	(Lot GE01)	1,002.8 µg/mL	+/- 5.8438 +/- 11.9941 +/- 19.0821	µg/mL µg/mL µg/mL	Gravimetric Unstressed Stressed
45	3-Nitroaniline CAS # 99-09-2.SEC Purity 99%	(Lot FGN03)	1,003.0 µg/mL	+/- 5.8450 +/- 11.9965 +/- 19.0859	µg/mL µg/mL µg/mL	Gravimetric Unstressed Stressed
46	Acenaphthene CAS # 83-32-9.SEC Purity 99%	(Lot BWZJE)	1,002.2 µg/mL	+/- 5.8403 +/- 11.9869 +/- 19.0707	µg/mL µg/mL µg/mL	Gravimetric Unstressed Stressed
47	2,4-Dinitrophenol CAS # 51-28-5.SEC Purity 99%	(Lot 2TXXH)	2,002.0 µg/mL	+/- 11.6398 +/- 23.9320 +/- 38.0875	µg/mL µg/mL µg/mL	Gravimetric Unstressed Stressed
48	Dibenzofuran CAS # 132-64-9.SEC Purity 99%	(Lot 27ZGC)	999.8 µg/mL	+/- 5.8264 +/- 11.9582 +/- 19.0250	µg/mL µg/mL µg/mL	Gravimetric Unstressed Stressed
49	4-Nitrophenol CAS # 100-02-7.SEC Purity 99%	(Lot 2J5LB)	2,009.4 µg/mL	+/- 11.6828 +/- 24.0205 +/- 38.2283	µg/mL µg/mL µg/mL	Gravimetric Unstressed Stressed
50	2,4-Dinitrotoluene CAS # 121-14-2.SEC Purity 99%	(Lot SHRSA)	1,001.6 µg/mL	+/- 5.8368 +/- 11.9797 +/- 19.0593	µg/mL µg/mL µg/mL	Gravimetric Unstressed Stressed
51	2,3,4,6-Tetrachlorophenol CAS # 58-90-2.SEC Purity 99%	(Lot LRAC4175)	1,006.8 µg/mL	+/- 5.8671 +/- 12.0419 +/- 19.1582	µg/mL µg/mL µg/mL	Gravimetric Unstressed Stressed
52	Fluorene CAS # 86-73-7.SEC Purity 99%	(Lot 8292200)	1,002.2 µg/mL	+/- 5.8403 +/- 11.9869 +/- 19.0707	µg/mL µg/mL µg/mL	Gravimetric Unstressed Stressed
53	n-Hexadecane (C16) CAS # 544-76-3.SEC Purity 99%	(Lot A0328141)	1,006.6 µg/mL	+/- 5.8660 +/- 12.0395 +/- 19.1544	µg/mL µg/mL µg/mL	Gravimetric Unstressed Stressed
54	Diethylphthalate CAS # 84-66-2.SEC Purity 99%	(Lot UMBJC)	1,001.0 µg/mL	+/- 5.8333 +/- 11.9726 +/- 19.0478	µg/mL µg/mL µg/mL	Gravimetric Unstressed Stressed
55	4-Chlorophenyl phenyl ether CAS # 7005-72-3.SEC Purity 98%	(Lot P31G)	1,004.9 µg/mL	+/- 5.8560 +/- 12.0191 +/- 19.1219	µg/mL µg/mL µg/mL	Gravimetric Unstressed Stressed

56	4-Nitroaniline		1,000.2	µg/mL	+/-	5.8287	µg/mL	Gravimetric
	CAS #	100-01-6.SEC	(Lot 5ITRC)		+/-	11.9630	µg/mL	Unstressed
	Purity	99%			+/-	19.0326	µg/mL	Stressed
57	4,6-Dinitro-2-methylphenol (Dinitro-o-cresol)		2,000.8	µg/mL	+/-	11.6328	µg/mL	Gravimetric
	CAS #	534-52-1.SEC	(Lot 8644800)		+/-	23.9177	µg/mL	Unstressed
	Purity	99%			+/-	38.0646	µg/mL	Stressed
58	Diphenylamine		849.8	µg/mL	+/-	4.9522	µg/mL	Gravimetric
	CAS #	122-39-4.SEC	(Lot 10164691)		+/-	10.1641	µg/mL	Unstressed
	Purity	99%			+/-	16.1707	µg/mL	Stressed
59	Azobenzene		1,003.6	µg/mL	+/-	5.8485	µg/mL	Gravimetric
	CAS #	103-33-3.SEC	(Lot JUWAG)		+/-	12.0037	µg/mL	Unstressed
	Purity	99%			+/-	19.0973	µg/mL	Stressed
60	4-Bromophenyl phenyl ether		1,005.2	µg/mL	+/-	5.8578	µg/mL	Gravimetric
	CAS #	101-55-3.SEC	(Lot 84C6D)		+/-	12.0228	µg/mL	Unstressed
	Purity	99%			+/-	19.1278	µg/mL	Stressed
61	Hexachlorobenzene		1,007.4	µg/mL	+/-	5.8706	µg/mL	Gravimetric
	CAS #	118-74-1.SEC	(Lot G137934)		+/-	12.0491	µg/mL	Unstressed
	Purity	99%			+/-	19.1696	µg/mL	Stressed
62	Pentachlorophenol		2,007.2	µg/mL	+/-	11.6700	µg/mL	Gravimetric
	CAS #	87-86-5.SEC	(Lot 5784900)		+/-	23.9942	µg/mL	Unstressed
	Purity	99%			+/-	38.1864	µg/mL	Stressed
63	n-Octadecane (C18)		1,005.6	µg/mL	+/-	5.8602	µg/mL	Gravimetric
	CAS #	593-45-3.SEC	(Lot G14U045)		+/-	12.0276	µg/mL	Unstressed
	Purity	99%			+/-	19.1354	µg/mL	Stressed
64	Phenanthrene		1,002.3	µg/mL	+/-	5.8412	µg/mL	Gravimetric
	CAS #	85-01-8.SEC	(Lot 8637000)		+/-	11.9886	µg/mL	Unstressed
	Purity	98%			+/-	19.0734	µg/mL	Stressed
65	Anthracene		1,000.4	µg/mL	+/-	5.8299	µg/mL	Gravimetric
	CAS #	120-12-7.SEC	(Lot WDFNJ)		+/-	11.9654	µg/mL	Unstressed
	Purity	99%			+/-	19.0364	µg/mL	Stressed
66	Carbazole		1,005.6	µg/mL	+/-	5.8602	µg/mL	Gravimetric
	CAS #	86-74-8.SEC	(Lot LMIZB)		+/-	12.0276	µg/mL	Unstressed
	Purity	99%			+/-	19.1354	µg/mL	Stressed
67	Di-n-butylphthalate		1,004.4	µg/mL	+/-	5.8532	µg/mL	Gravimetric
	CAS #	84-74-2.SEC	(Lot 42FSG)		+/-	12.0132	µg/mL	Unstressed
	Purity	99%			+/-	19.1125	µg/mL	Stressed
68	Fluoranthene		1,007.2	µg/mL	+/-	5.8695	µg/mL	Gravimetric
	CAS #	206-44-0.SEC	(Lot FREGF)		+/-	12.0467	µg/mL	Unstressed
	Purity	99%			+/-	19.1658	µg/mL	Stressed
69	Pyrene		1,005.6	µg/mL	+/-	5.8602	µg/mL	Gravimetric
	CAS #	129-00-0.SEC	(Lot ROVJC)		+/-	12.0276	µg/mL	Unstressed
	Purity	99%			+/-	19.1354	µg/mL	Stressed
70	Benzyl butyl phthalate		1,004.5	µg/mL	+/-	5.8537	µg/mL	Gravimetric
	CAS #	85-68-7.SEC	(Lot GX3GL)		+/-	12.0144	µg/mL	Unstressed
	Purity	98%			+/-	19.1144	µg/mL	Stressed
71	Benz(a)anthracene		1,006.2	µg/mL	+/-	5.8637	µg/mL	Gravimetric
	CAS #	56-55-3.SEC	(Lot MTENF)		+/-	12.0348	µg/mL	Unstressed
	Purity	99%			+/-	19.1468	µg/mL	Stressed

72	chrysene CAS # 218-01-9.SEC Purity 99%	(Lot NICZC)	1,001.2 µg/mL	+/- 5.8345 +/- 11.9750 +/- 19.0517	µg/mL µg/mL µg/mL	Gravimetric Unstressed Stressed
73	Bis(2-ethylhexyl)phthalate CAS # 117-81-7.SEC Purity 99%	(Lot MT8AG)	1,006.6 µg/mL	+/- 5.8660 +/- 12.0395 +/- 19.1544	µg/mL µg/mL µg/mL	Gravimetric Unstressed Stressed
74	Di-n-octyl phthalate CAS # 117-84-0.SEC Purity 99%	(Lot O8DLD)	1,000.8 µg/mL	+/- 5.8322 +/- 11.9702 +/- 19.0440	µg/mL µg/mL µg/mL	Gravimetric Unstressed Stressed
75	Benzo(b)fluoranthene CAS # 205-99-2.SEC Purity 99%	(Lot FLUSD)	1,000.4 µg/mL	+/- 5.8299 +/- 11.9654 +/- 19.0364	µg/mL µg/mL µg/mL	Gravimetric Unstressed Stressed
76	Benzo(k)fluoranthene CAS # 207-08-9.SEC Purity 99%	(Lot 6899200)	1,005.4 µg/mL	+/- 5.8590 +/- 12.0252 +/- 19.1316	µg/mL µg/mL µg/mL	Gravimetric Unstressed Stressed
77	Benzo(a)pyrene CAS # 50-32-8.SEC Purity 97%	(Lot M8DFD)	1,006.3 µg/mL	+/- 5.8641 +/- 12.0357 +/- 19.1483	µg/mL µg/mL µg/mL	Gravimetric Unstressed Stressed
78	Indeno(1,2,3-cd)pyrene CAS # 193-39-5.SEC Purity 99%	(Lot 02201571)	1,008.0 µg/mL	+/- 5.8741 +/- 12.0563 +/- 19.1811	µg/mL µg/mL µg/mL	Gravimetric Unstressed Stressed
79	Dibenz(a,h)anthracene CAS # 53-70-3.SEC Purity 99%	(Lot 0012012)	1,002.0 µg/mL	+/- 5.8392 +/- 11.9845 +/- 19.0669	µg/mL µg/mL µg/mL	Gravimetric Unstressed Stressed
80	Benzo(g,h,i)perylene CAS # 191-24-2.SEC Purity 96%	(Lot 0022012)	1,003.8 µg/mL	+/- 5.8495 +/- 12.0058 +/- 19.1007	µg/mL µg/mL µg/mL	Gravimetric Unstressed Stressed

Solvent: Methylene chloride
CAS # 75-09-2
Purity 99%

* Restek is unable to identify a reliable and/or acceptable second source for this material - the same batch of neat material may have been used to produce both the primary and secondary standard. The primary and secondary standards were prepared using different equipment and personnel.

Specific Reference Material Notes:

N-nitrosodiphenylamine 1000 ug/mL equivalent when used for GC analysis. Actual formulation is diphenylamine 855 ug/mL. N-Nitrosodiphenylamine is prone to breakdown in the injection port and will be converted to diphenylamine. N-Nitrosodiphenylamine is also a reactive species that can initiate premature decomposition of other compounds in the mix. For these reasons diphenylamine is used in the preparation of this mixture. When comparing the response of this compound to mixtures manufactured using N-nitrosodiphenylamine, a difference in response will be observed.

Column:
30m x 0.25mm x 0.25µm
Rtx-S (cat.#10223)

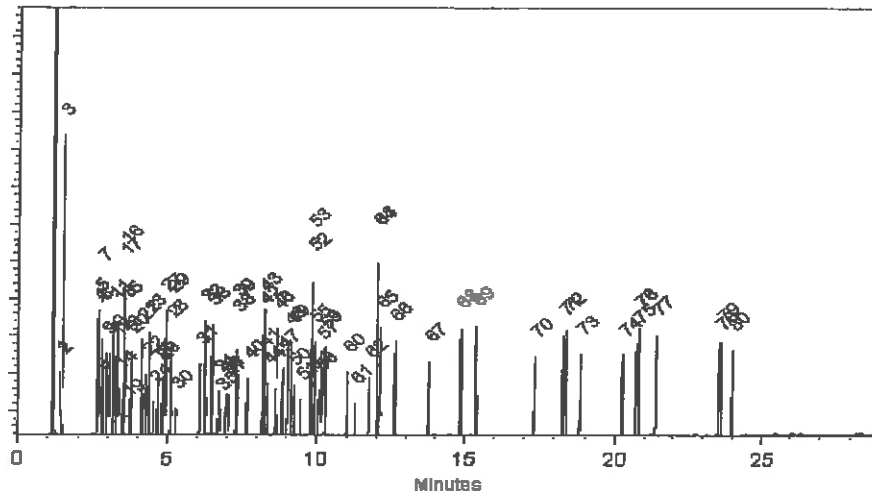
Carrier Gas:
hydrogen-constant flow 1.8 ml/min.

Temp. Program:
80°C (hold 0.1 min.) to 330°C
@ 9.6°C/min. (hold 2.86 min.)

Inj. Temp:
250°C

Det. Temp:
340°C

Det. Type:
FID



This chromatogram represents a general set of testing conditions chosen for product acceptance. For optimal results in your lab, conditions should be adjusted for your specific instrument, method, and application.

Brandon Reish

Brandon Reish - Mix Technician

Date Mixed: 31-Mar-2020

Balance: B345965662

Jennifer L Pollino

Jennifer Pollino - Operations Tech-ARM QC

Date Passed: 09-Apr-2020

Manufactured under Restek's ISO 9001:2015
Registered Quality System
Certificate #FM 80397

General Certified Reference Material Notes

Expiration Notes:

- Expiration date valid for unopened ampul stored in compliance with the recommended conditions.
- Uncertainty, concentration, and expiration of the CRM are based on the unopened product being stored according to the recommended condition found in the storage field.

Purity Notes:

- Purity and/or chemical identity are determined by one or more of the following techniques: GC/FID, HPLC, GC/μECD, GC/MS, LC/MS, RI, and/or melting point.
- Compounds with a listed purity of less than 99% have been weight corrected to compensate for impurities and/or salts. A correction factor is used to calculate the amount of compound necessary to achieve the desired concentration of the parent compound in solution.
- Purity of isomeric compounds is reported as the sum of the isomers.
- Purity values are rounded to the nearest whole number.

Certified Uncertainty Value Notes:

- The uncertainties are determined in accordance with ISO 17034 and Guide 35. The certified combined stressed uncertainty value (includes gravimetric uncertainty, homogeneity between-ampul uncertainty, storage stability uncertainty and shipping stability uncertainty and were combined using the following formula:

$$U_{combined\ stressed} = k \sqrt{U_{gravimetric}^2 + U_{homogeneity}^2 + U_{storage\ stability}^2 + U_{shipping\ stability}^2}$$

k is a coverage factor of 2, which gives a level of confidence of approximately 95%.

- It is important to note that the shipping stability uncertainty was obtained under temperature extremes for specific time intervals; therefore, the certified combined stressed uncertainty value should only be applied to the product if it was stored at non-standard temperature conditions up to and including 7 days. Contact Restek Technical Service at www.restek.com/Contact-Us for use recommendations if your shipment was in-transit for more than 7 days at non-standard temperature conditions.
- Apply the certified combined unstressed uncertainty value if the product was received under standard shipping conditions. Apply the certified combined stressed uncertainty value if the product was received under non-standard conditions as specified below.

Label Conditions	Standard Conditions	Non-Standard Conditions
25°C Nominal (Room Temperature)	< 60°C	≥ 60°C up to 7 days
10°C or colder (Refrigerate)	< 40°C	≥ 40°C up to 7 days
0°C or colder (Freezer)	< 25°C	≥ 25°C up to 7 days

- Separate (not combined) uncertainty values for gravimetric uncertainty are also displayed on the certificate, if needed, separate homogeneity between-ampul uncertainty, storage stability uncertainty and shipping stability uncertainty values are available by contacting Restek Technical Service at www.restek.com/Contact-Us.
- The packaged amount is the minimum sample size for which uncertainty is valid. The ampules are over-filled to ensure that the minimum packaged amount can be sufficiently transferred.

Manufacturing Notes:

- Concentration is based upon gravimetric preparation using either a balance whose calibration has been verified daily using NIST traceable weights, and/or dilutions with Class A glassware.

Handling Notes:

- Stability of the unopened product, when stored in compliance with the recommended conditions, is guaranteed through the expiration displayed on the product label and certificate. Contact Restek for additional opened product stability information, with the knowledge/understanding that open product stability is subject to the specific handling and environmental conditions to which the product is exposed. For your convenience Restek supplies deactivated vials with most standards packed in 2mL ampules. Larger volume deactivated vials are available through Restek as a custom ordered item. Additionally, Restek sells DMDCS for the purpose of glassware deactivation as catalog number 31861, which includes complete instructions.
- If any undissolved material is visible inside the ampul, sonicate the unopened ampul until the material is completely dissolved.

Reagent

8270L1S9-S_00009



CERTIFIED REFERENCE MATERIAL

110 Benner Circle
Bellefonte, PA 16823-8812
Tel: (800)356-1688
Fax: (814)353-1309

www.restek.com

Certificate of Analysis



FOR LABORATORY USE ONLY-READ SDS PRIOR TO USE.

This Reference Material is intended for Laboratory Use Only as a standard for the qualitative and/or quantitative determination of the analyte(s) listed.


Catalog No. : 569730.SEC **Lot No.:** A0159239

Description : 8270 List 1 / Std #9
8270 List 1 / Std #9 2000 µg/mL, Methylene chloride, 5mL/ampul

Container Size : 10 mL **Pkg Amt:** > 5 mL

Expiration Date : September 30, 2021 **Storage:** 10°C or colder

Handling: Contains carcinogen/reproductive toxin.


2799150
ID: 8270L1S9-S_00009
Exp: 09/30/21 Pipe JKM Opn 020°C
8270 List 1 / Std#9 (sec)

CERTIFIED VALUES

Elution Order	Compound	Grav. Conc. (weight/volume)	Expanded Uncertainty (95% C.L., K=2)			
1	Benzidine	2,013.5 µg/mL (Lot 8616600)	+/-	11.8163	µg/mL	Gravimetric
	CAS # 92-87-5.SEC		+/-	24.1230	µg/mL	Unstressed
	Purity 99%		+/-	38.3399	µg/mL	Stressed
2	3,3'-Dichlorobenzidine	2,000.0 µg/mL (Lot 8490800)	+/-	11.7371	µg/mL	Gravimetric
	CAS # 91-94-1.SEC		+/-	23.9613	µg/mL	Unstressed
	Purity 99%		+/-	38.0829	µg/mL	Stressed

Solvent: Methylene chloride
CAS # 75-09-2
Purity 99%

Column:
30m x 0.25mm x 0.25µm
Rtx-5 (cat.#10223)

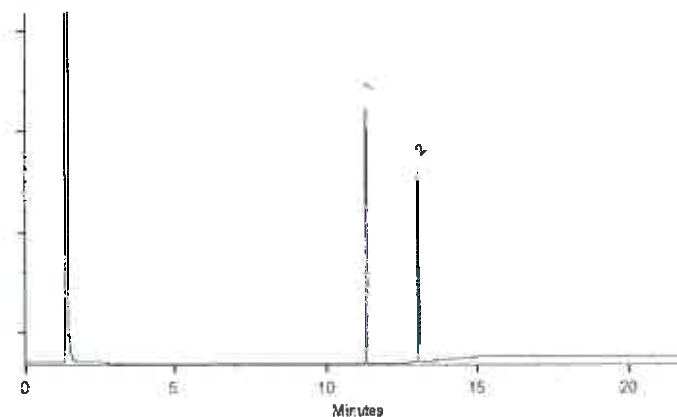
Carrier Gas:
hydrogen-constant pressure 10 psi.

Temp. Program:
75°C (hold 1 min.) to 330°C
@ 20°C/min. (hold 10 min.)

Inj. Temp:
250°C

Det. Temp:
330°C

Det. Type:
FID



This chromatogram represents a general set of testing conditions chosen for product acceptance. For optimal results in your lab, conditions should be adjusted for your specific instrument, method, and application.

Brandon Reish
Brandon Reish - Mix Technician

Date Mixed: 26-Mar-2020 Balance: 1122030677

Judith Anderson
Judith Anderson - Operations Tech-ARND QC

Date Passed: 30-Mar-2020

Manufactured under Restek's ISO 9001:2015
Registered Quality System
Certificate #FM 80397

General Certified Reference Material Notes

Expiration Notes:

- Expiration date valid for unopened ampul stored in compliance with the recommended conditions.
- Uncertainty, concentration, and expiration of the CRM are based on the unopened product being stored according to the recommended condition found in the storage field.

Purity Notes:

- Purity and/or chemical identity are determined by one or more of the following techniques: GC/FID, HPLC, GC/ μ ECD, GC/MS, LC/MS, RI, and/or melting point.
- Compounds with a listed purity of less than 99% have been weight corrected to compensate for impurities and/or salts. A correction factor is used to calculate the amount of compound necessary to achieve the desired concentration of the parent compound in solution.
- Purity of isomeric compounds is reported as the sum of the isomers.
- Purity values are rounded to the nearest whole number.

Certified Uncertainty Value Notes:

- The uncertainties are determined in accordance with ISO 17034 and Guide 35. The certified combined stressed uncertainty value (includes gravimetric uncertainty, homogeneity between-ampul uncertainty, storage stability uncertainty and shipping stability uncertainty and were combined using the following formula:

$$U_{combined\ stressed} = k \sqrt{U_{gravimetric}^2 + U_{homogeneity}^2 + U_{storage\ stability}^2 + U_{shipping\ stability}^2}$$

k is a coverage factor of 2, which gives a level of confidence of approximately 95%.

- It is important to note that the shipping stability uncertainty was obtained under temperature extremes for specific time intervals; therefore, the certified combined stressed uncertainty value should only be applied to the product if it was stored at non-standard temperature conditions up to and including 7 days. Contact Restek Technical Service at www.restek.com/Contact-Us for use recommendations if your shipment was in-transit for more than 7 days at non-standard temperature conditions.
- Apply the certified combined unstressed uncertainty value if the product was received under standard shipping conditions. Apply the certified combined stressed uncertainty value if the product was received under non-standard conditions as specified below.

Label Conditions	Standard Conditions	Non-Standard Conditions
25°C Nominal (Room Temperature)	< 60°C	≥ 60°C up to 7 days
10°C or colder (Refrigerate)	< 40°C	≥ 40°C up to 7 days
0°C or colder (Freezer)	< 25°C	≥ 25°C up to 7 days

- Separate (not combined) uncertainty values for gravimetric uncertainty are also displayed on the certificate, if needed, separate homogeneity between-ampul uncertainty, storage stability uncertainty and shipping stability uncertainty values are available by contacting Restek Technical Service at www.restek.com/Contact-Us.
- The packaged amount is the minimum sample size for which uncertainty is valid. The ampules are over-filled to ensure that the minimum packaged amount can be sufficiently transferred.

Manufacturing Notes:

- Concentration is based upon gravimetric preparation using either a balance whose calibration has been verified daily using NIST traceable weights, and/or dilutions with Class A glassware.

Handling Notes:

- Stability of the unopened product, when stored in compliance with the recommended conditions, is guaranteed through the expiration displayed on the product label and certificate. Contact Restek for additional opened product stability information, with the knowledge/understanding that open product stability is subject to the specific handling and environmental conditions to which the product is exposed. For your convenience Restek supplies deactivated vials with most standards packed in 2mL ampules. Larger volume deactivated vials are available through Restek as a custom ordered item. Additionally, Restek sells DMDCS for the purpose of glassware deactivation as catalog number 31861, which includes complete instructions.
- If any undissolved material is visible inside the ampul, sonicate the unopened ampul until the material is completely dissolved.

Reagent

8270Mega_1stk_00016



CERTIFIED REFERENCE MATERIAL

110 Benner Circle
Bellefonte, PA 16823-8812
Tel: (800)356-1688
Fax: (814)353-1309

www.restek.com

Certificate of Analysis



FOR LABORATORY USE ONLY-READ SDS PRIOR TO USE.

This Reference Material is intended for Laboratory Use Only as a standard for the qualitative and/or quantitative determination of the analyte(s) listed.


Catalog No. : 571995 **Lot No.:** A0164427

Description : 8270 List 1 / Std #1 MegaMix (2017)
8270 List 1 / Std #1 MegaMix (2017) 500-2000 µg/mL, Methylene chloride, 5mL/ampul

Container Size : 10 mL **Pkg Amt:** > 5 mL

Expiration Date : March 31, 2022 **Storage:** 0°C or colder

Handling: Carcinogen/reproductive toxin. **Ship:** Ambient
Photosensitive. Sonicate.



CERTIFIED VALUES

Elution Order	Compound	Grav. Conc. (weight/volume)	Expanded Uncertainty (95% C.L.; K=2)			
1	1,4-Dioxane	1,003.9 µg/mL	+/-	5.8368	µg/mL	Gravimetric
	CAS # 123-91-1 (Lot SHBL6661)		+/-	12.0007	µg/mL	Unstressed
	Purity 99%		+/-	19.0989	µg/mL	Stressed
2	N-Nitrosodimethylamine	1,006.2 µg/mL	+/-	5.8501	µg/mL	Gravimetric
	CAS # 62-75-9 (Lot 200326JLM)		+/-	12.0282	µg/mL	Unstressed
	Purity 99%		+/-	19.1427	µg/mL	Stressed
3	Pyridine	2,012.6 µg/mL	+/-	11.7014	µg/mL	Gravimetric
	CAS # 110-86-1 (Lot SHBK6453)		+/-	24.0587	µg/mL	Unstressed
	Purity 99%		+/-	38.2891	µg/mL	Stressed
4	Phenol	1,008.2 µg/mL	+/-	5.8618	µg/mL	Gravimetric
	CAS # 108-95-2 (Lot MKCK1120)		+/-	12.0521	µg/mL	Unstressed
	Purity 99%		+/-	19.1807	µg/mL	Stressed
5	Aniline	1,004.3 µg/mL	+/-	5.8391	µg/mL	Gravimetric
	CAS # 62-53-3 (Lot SHBF4593V)		+/-	12.0055	µg/mL	Unstressed
	Purity 99%		+/-	19.1065	µg/mL	Stressed
6	Bis(2-chloroethyl)ether	1,004.7 µg/mL	+/-	5.8414	µg/mL	Gravimetric
	CAS # 111-44-4 (Lot SHBJ2059)		+/-	12.0102	µg/mL	Unstressed
	Purity 99%		+/-	19.1141	µg/mL	Stressed
7	n-Decane (C10)	1,007.1 µg/mL	+/-	5.8554	µg/mL	Gravimetric
	CAS # 124-18-5 (Lot SHBL4313)		+/-	12.0389	µg/mL	Unstressed
	Purity 99%		+/-	19.1598	µg/mL	Stressed

8	2-Chlorophenol CAS # 95-57-8 Purity 99%	(Lot STBH7290)	1,003.2 µg/mL	+/- 5.8327 +/- 11.9923 +/- 19.0856	µg/mL µg/mL µg/mL	Gravimetric Unstressed Stressed
9	1,3-Dichlorobenzene CAS # 541-73-1 Purity 99%	(Lot BCBQ7100V)	1,002.9 µg/mL	+/- 5.8309 +/- 11.9887 +/- 19.0799	µg/mL µg/mL µg/mL	Gravimetric Unstressed Stressed
10	1,4-Dichlorobenzene CAS # 106-46-7 Purity 99%	(Lot MKBS4401V)	1,005.8 µg/mL	+/- 5.8478 +/- 12.0234 +/- 19.1351	µg/mL µg/mL µg/mL	Gravimetric Unstressed Stressed
11	Benzyl alcohol CAS # 100-51-6 Purity 99%	(Lot SHBK5943)	1,003.3 µg/mL	+/- 5.8333 +/- 11.9935 +/- 19.0875	µg/mL µg/mL µg/mL	Gravimetric Unstressed Stressed
12	1,2-Dichlorobenzene CAS # 95-50-1 Purity 99%	(Lot SHBK7741)	1,007.3 µg/mL	+/- 5.8565 +/- 12.0413 +/- 19.1636	µg/mL µg/mL µg/mL	Gravimetric Unstressed Stressed
13	2-Methylphenol (o-cresol) CAS # 95-48-7 Purity 99%	(Lot SHBH6379)	1,005.5 µg/mL	+/- 5.8461 +/- 12.0198 +/- 19.1293	µg/mL µg/mL µg/mL	Gravimetric Unstressed Stressed
14	2,2'-oxybis(1-chloropropane) CAS # 108-60-1 Purity 98%	(Lot 9788700)	1,006.6 µg/mL	+/- 5.8522 +/- 12.0325 +/- 19.1495	µg/mL µg/mL µg/mL	Gravimetric Unstressed Stressed
15	Acetophenone CAS # 98-86-2 Purity 99%	(Lot STBH8205)	1,002.3 µg/mL	+/- 5.8275 +/- 11.9816 +/- 19.0685	µg/mL µg/mL µg/mL	Gravimetric Unstressed Stressed
16	3-Methylphenol (m-cresol) CAS # 108-39-4 Purity 99%	(Lot SHBD0627V)	501.7 µg/mL	+/- 2.9237 +/- 6.0006 +/- 9.5468	µg/mL µg/mL µg/mL	Gravimetric Unstressed Stressed
17	4-Methylphenol (p-cresol) CAS # 106-44-5 Purity 99%	(Lot 49396AP)	502.1 µg/mL	+/- 2.9260 +/- 6.0054 +/- 9.5544	µg/mL µg/mL µg/mL	Gravimetric Unstressed Stressed
18	N-Nitroso-di-n-propylamine CAS # 621-64-7 Purity 99%	(Lot 2D5VJ)	1,007.4 µg/mL	+/- 5.8571 +/- 12.0425 +/- 19.1655	µg/mL µg/mL µg/mL	Gravimetric Unstressed Stressed
19	Hexachloroethane CAS # 67-72-1 Purity 99%	(Lot ENSIK)	1,007.9 µg/mL	+/- 5.8600 +/- 12.0485 +/- 19.1750	µg/mL µg/mL µg/mL	Gravimetric Unstressed Stressed
20	Nitrobenzene CAS # 98-95-3 Purity 99%	(Lot SHBJ3622)	1,004.8 µg/mL	+/- 5.8420 +/- 12.0114 +/- 19.1160	µg/mL µg/mL µg/mL	Gravimetric Unstressed Stressed
21	Isophorone CAS # 78-59-1 Purity 99%	(Lot MKCC9506)	1,004.3 µg/mL	+/- 5.8391 +/- 12.0055 +/- 19.1065	µg/mL µg/mL µg/mL	Gravimetric Unstressed Stressed
22	2-Nitrophenol CAS # 88-75-5 Purity 99%	(Lot BCCB2407)	1,007.6 µg/mL	+/- 5.8583 +/- 12.0449 +/- 19.1693	µg/mL µg/mL µg/mL	Gravimetric Unstressed Stressed
23	2,4-Dimethylphenol CAS # 105-67-9 Purity 99%	(Lot 10165155)	1,006.0 µg/mL	+/- 5.8490 +/- 12.0258 +/- 19.1389	µg/mL µg/mL µg/mL	Gravimetric Unstressed Stressed

24	Bis(2-chloroethoxy)methane CAS # 111-91-1 Purity 99%	(Lot 9890600)	1,005.6 µg/mL	+/- 5.8466 +/- 12.0210 +/- 19.1312	µg/mL µg/mL µg/mL	Gravimetric Unstressed Stressed
25	2,4-Dichlorophenol CAS # 120-83-2 Purity 99%	(Lot BCBJ8113V)	1,006.3 µg/mL	+/- 5.8507 +/- 12.0294 +/- 19.1446	µg/mL µg/mL µg/mL	Gravimetric Unstressed Stressed
26	1,2,4-Trichlorobenzene CAS # 120-82-1 Purity 99%	(Lot SHBJ9215)	1,006.9 µg/mL	+/- 5.8542 +/- 12.0365 +/- 19.1560	µg/mL µg/mL µg/mL	Gravimetric Unstressed Stressed
27	Naphthalene CAS # 91-20-3 Purity 99%	(Lot MKBZ8680V)	1,003.6 µg/mL	+/- 5.8350 +/- 11.9971 +/- 19.0932	µg/mL µg/mL µg/mL	Gravimetric Unstressed Stressed
28	2,6-Dichlorophenol CAS # 87-65-0 Purity 99%	(Lot MKCK2863)	1,008.2 µg/mL	+/- 5.8618 +/- 12.0521 +/- 19.1807	µg/mL µg/mL µg/mL	Gravimetric Unstressed Stressed
29	4-Chloroaniline CAS # 106-47-8 Purity 99%	(Lot BCBJ1580V)	1,004.1 µg/mL	+/- 5.8379 +/- 12.0031 +/- 19.1027	µg/mL µg/mL µg/mL	Gravimetric Unstressed Stressed
30	Hexachlorobutadiene CAS # 87-68-3 Purity 98%	(Lot J31X013)	1,004.4 µg/mL	+/- 5.8397 +/- 12.0067 +/- 19.1085	µg/mL µg/mL µg/mL	Gravimetric Unstressed Stressed
31	4-Chloro-3-methylphenol CAS # 59-50-7 Purity 99%	(Lot STBC7309V)	1,007.8 µg/mL	+/- 5.8594 +/- 12.0473 +/- 19.1731	µg/mL µg/mL µg/mL	Gravimetric Unstressed Stressed
32	2-Methylnaphthalene CAS # 91-57-6 Purity 96%	(Lot STBG8884)	999.1 µg/mL	+/- 5.8087 +/- 11.9430 +/- 19.0071	µg/mL µg/mL µg/mL	Gravimetric Unstressed Stressed
33	1-Methylnaphthalene CAS # 90-12-0 Purity 99%	(Lot 523400-9)	1,007.7 µg/mL	+/- 5.8589 +/- 12.0461 +/- 19.1712	µg/mL µg/mL µg/mL	Gravimetric Unstressed Stressed
34	1,2,4,5-Tetrachlorobenzene CAS # 95-94-3 Purity 99%	(Lot MKCG5992)	1,003.1 µg/mL	+/- 5.8321 +/- 11.9911 +/- 19.0837	µg/mL µg/mL µg/mL	Gravimetric Unstressed Stressed
35	Hexachlorocyclopentadiene CAS # 77-47-4 Purity 99%	(Lot 0012019)	1,007.1 µg/mL	+/- 5.8554 +/- 12.0389 +/- 19.1598	µg/mL µg/mL µg/mL	Gravimetric Unstressed Stressed
36	2,4,6-Trichlorophenol CAS # 88-06-2 Purity 99%	(Lot STBH7520)	1,006.1 µg/mL	+/- 5.8496 +/- 12.0270 +/- 19.1408	µg/mL µg/mL µg/mL	Gravimetric Unstressed Stressed
37	2,4,5-Trichlorophenol CAS # 95-95-4 Purity 98%	(Lot FHN01)	1,007.8 µg/mL	+/- 5.8596 +/- 12.0477 +/- 19.1737	µg/mL µg/mL µg/mL	Gravimetric Unstressed Stressed
38	2-Chloronaphthalene CAS # 91-58-7 Purity 99%	(Lot AJ2UI)	1,006.7 µg/mL	+/- 5.8530 +/- 12.0342 +/- 19.1522	µg/mL µg/mL µg/mL	Gravimetric Unstressed Stressed
39	Biphenyl CAS # 92-52-4 Purity 99%	(Lot MKCD8504)	1,006.6 µg/mL	+/- 5.8525 +/- 12.0330 +/- 19.1503	µg/mL µg/mL µg/mL	Gravimetric Unstressed Stressed

40	2-Nitroaniline CAS # 88-74-4 Purity 99%	(Lot MKCJ8895)	1,004.5 µg/mL	+/- 5.8402 +/- 12.0079 +/- 19.1103	µg/mL µg/mL µg/mL	Gravimetric Unstressed Stressed
41	Acenaphthylene CAS # 208-96-8 Purity 97%	(Lot L02U)	1,004.7 µg/mL	+/- 5.8416 +/- 12.0106 +/- 19.1146	µg/mL µg/mL µg/mL	Gravimetric Unstressed Stressed
42	1,3-Dinitrobenzene CAS # 99-65-0 Purity 99%	(Lot BCBN4329V)	1,003.6 µg/mL	+/- 5.8350 +/- 11.9971 +/- 19.0932	µg/mL µg/mL µg/mL	Gravimetric Unstressed Stressed
43	Dimethylphthalate CAS # 131-11-3 Purity 99%	(Lot 10117699)	1,008.3 µg/mL	+/- 5.8623 +/- 12.0533 +/- 19.1826	µg/mL µg/mL µg/mL	Gravimetric Unstressed Stressed
44	2,6-Dinitrotoluene CAS # 606-20-2 Purity 99%	(Lot BCBB8606)	1,003.4 µg/mL	+/- 5.8339 +/- 11.9947 +/- 19.0894	µg/mL µg/mL µg/mL	Gravimetric Unstressed Stressed
45	3-Nitroaniline CAS # 99-09-2 Purity 99%	(Lot MKCH5457)	1,005.6 µg/mL	+/- 5.8466 +/- 12.0210 +/- 19.1312	µg/mL µg/mL µg/mL	Gravimetric Unstressed Stressed
46	Acenaphthene CAS # 83-32-9 Purity 99%	(Lot MKCK2310)	1,002.2 µg/mL	+/- 5.8269 +/- 11.9804 +/- 19.0666	µg/mL µg/mL µg/mL	Gravimetric Unstressed Stressed
47	2,4-Dinitrophenol CAS # 51-28-5 Purity 99%	(Lot STBH7564)	2,006.6 µg/mL	+/- 11.6665 +/- 23.9870 +/- 38.1750	µg/mL µg/mL µg/mL	Gravimetric Unstressed Stressed
48	Dibenzofuran CAS # 132-64-9 Purity 99%	(Lot MKCD9952)	1,007.5 µg/mL	+/- 5.8577 +/- 12.0437 +/- 19.1674	µg/mL µg/mL µg/mL	Gravimetric Unstressed Stressed
49	4-Nitrophenol CAS # 100-02-7 Purity 99%	(Lot MKCF6111)	2,013.8 µg/mL	+/- 11.7084 +/- 24.0731 +/- 38.3120	µg/mL µg/mL µg/mL	Gravimetric Unstressed Stressed
50	2,4-Dinitrotoluene CAS # 121-14-2 Purity 99%	(Lot MKAA0690V)	1,007.8 µg/mL	+/- 5.8594 +/- 12.0473 +/- 19.1731	µg/mL µg/mL µg/mL	Gravimetric Unstressed Stressed
51	2,3,4,6-Tetrachlorophenol CAS # 58-90-2 Purity 99%	(Lot PR-30126)	1,007.4 µg/mL	+/- 5.8571 +/- 12.0425 +/- 19.1655	µg/mL µg/mL µg/mL	Gravimetric Unstressed Stressed
52	Fluorene CAS # 86-73-7 Purity 99%	(Lot 10217947)	1,003.7 µg/mL	+/- 5.8356 +/- 11.9983 +/- 19.0951	µg/mL µg/mL µg/mL	Gravimetric Unstressed Stressed
53	n-Hexadecane (C16) CAS # 544-76-3 Purity 99%	(Lot SHBJ7508)	1,003.5 µg/mL	+/- 5.8344 +/- 11.9959 +/- 19.0913	µg/mL µg/mL µg/mL	Gravimetric Unstressed Stressed
54	Diethylphthalate CAS # 84-66-2 Purity 99%	(Lot MKCD2547)	1,004.1 µg/mL	+/- 5.8379 +/- 12.0031 +/- 19.1027	µg/mL µg/mL µg/mL	Gravimetric Unstressed Stressed
55	4-Chlorophenyl phenyl ether CAS # 7005-72-3 Purity 99%	(Lot MKCJ6392)	1,006.9 µg/mL	+/- 5.8542 +/- 12.0365 +/- 19.1560	µg/mL µg/mL µg/mL	Gravimetric Unstressed Stressed

56	4-Nitroaniline		1,004.3	µg/mL	+/-	5.8391	µg/mL	Gravimetric
	CAS #	100-01-6	(Lot BCCC2312)		+/-	12.0055	µg/mL	Unstressed
	Purity	99%			+/-	19.1065	µg/mL	Stressed
57	4,6-Dinitro-2-methylphenol (Dinitro- <i>o</i> -cresol)		2,015.2	µg/mL	+/-	11.7165	µg/mL	Gravimetric
	CAS #	534-52-1	(Lot P012019-414)		+/-	24.0898	µg/mL	Unstressed
	Purity	99%			+/-	38.3386	µg/mL	Stressed
58	Diphenylamine		852.2	µg/mL	+/-	4.9662	µg/mL	Gravimetric
	CAS #	122-39-4	(Lot MKBN8295V)		+/-	10.1928	µg/mL	Unstressed
	Purity	99%			+/-	16.2164	µg/mL	Stressed
59	Azobenzene		1,007.4	µg/mL	+/-	5.8571	µg/mL	Gravimetric
	CAS #	103-33-3	(Lot BCCB8438)		+/-	12.0425	µg/mL	Unstressed
	Purity	99%			+/-	19.1655	µg/mL	Stressed
60	4-Bromophenyl phenyl ether		1,006.6	µg/mL	+/-	5.8525	µg/mL	Gravimetric
	CAS #	101-55-3	(Lot STBB9729V)		+/-	12.0330	µg/mL	Unstressed
	Purity	99%			+/-	19.1503	µg/mL	Stressed
61	Hexachlorobenzene		1,007.2	µg/mL	+/-	5.8559	µg/mL	Gravimetric
	CAS #	118-74-1	(Lot CCS-0410)		+/-	12.0401	µg/mL	Unstressed
	Purity	99%			+/-	19.1617	µg/mL	Stressed
62	Pentachlorophenol		2,010.7	µg/mL	+/-	11.6904	µg/mL	Gravimetric
	CAS #	87-86-5	(Lot 200820KJ)		+/-	24.0360	µg/mL	Unstressed
	Purity	99%			+/-	38.2530	µg/mL	Stressed
63	n-Octadecane (C18)		1,005.0	µg/mL	+/-	5.8432	µg/mL	Gravimetric
	CAS #	593-45-3	(Lot RI6FI)		+/-	12.0138	µg/mL	Unstressed
	Purity	99%			+/-	19.1198	µg/mL	Stressed
64	Phenanthrene		1,004.0	µg/mL	+/-	5.8373	µg/mL	Gravimetric
	CAS #	85-01-8	(Lot MKCG6676)		+/-	12.0019	µg/mL	Unstressed
	Purity	99%			+/-	19.1008	µg/mL	Stressed
65	Anthracene		1,004.4	µg/mL	+/-	5.8397	µg/mL	Gravimetric
	CAS #	120-12-7	(Lot MKCM0015)		+/-	12.0067	µg/mL	Unstressed
	Purity	99%			+/-	19.1084	µg/mL	Stressed
66	Carbazole		1,008.9	µg/mL	+/-	5.8658	µg/mL	Gravimetric
	CAS #	86-74-8	(Lot 10455200)		+/-	12.0605	µg/mL	Unstressed
	Purity	99%			+/-	19.1940	µg/mL	Stressed
67	Di-n-butylphthalate		1,003.8	µg/mL	+/-	5.8362	µg/mL	Gravimetric
	CAS #	84-74-2	(Lot MKCJ3790)		+/-	11.9995	µg/mL	Unstressed
	Purity	99%			+/-	19.0970	µg/mL	Stressed
68	Fluoranthene		1,008.1	µg/mL	+/-	5.8613	µg/mL	Gravimetric
	CAS #	206-44-0	(Lot MKBQ6360V)		+/-	12.0512	µg/mL	Unstressed
	Purity	98%			+/-	19.1793	µg/mL	Stressed
69	Pyrene		1,004.1	µg/mL	+/-	5.8379	µg/mL	Gravimetric
	CAS #	129-00-0	(Lot BCCB9880)		+/-	12.0031	µg/mL	Unstressed
	Purity	99%			+/-	19.1027	µg/mL	Stressed
70	Benzyl butyl phthalate		1,007.7	µg/mL	+/-	5.8589	µg/mL	Gravimetric
	CAS #	85-68-7	(Lot MKCF0058)		+/-	12.0461	µg/mL	Unstressed
	Purity	99%			+/-	19.1712	µg/mL	Stressed
71	Benz(a)anthracene		1,008.0	µg/mL	+/-	5.8606	µg/mL	Gravimetric
	CAS #	56-55-3	(Lot RP200715)		+/-	12.0497	µg/mL	Unstressed
	Purity	99%			+/-	19.1769	µg/mL	Stressed

72	Chrysene CAS # 218-01-9 Purity 99%	(Lot 012015)	1,008.9 µg/mL	+/- 5.8658 +/- 12.0605 +/- 19.1940	µg/mL µg/mL µg/mL	Gravimetric Unstressed Stressed
73	Bis(2-ethylhexyl)phthalate CAS # 117-81-7 Purity 99%	(Lot MKCJ1159)	1,002.7 µg/mL	+/- 5.8298 +/- 11.9863 +/- 19.0761	µg/mL µg/mL µg/mL	Gravimetric Unstressed Stressed
74	Di-n-octyl phthalate CAS # 117-84-0 Purity 99%	(Lot 10532100)	1,007.6 µg/mL	+/- 5.8583 +/- 12.0449 +/- 19.1693	µg/mL µg/mL µg/mL	Gravimetric Unstressed Stressed
75	Benzo(b)fluoranthene CAS # 205-99-2 Purity 99%	(Lot 012020B)	1,006.0 µg/mL	+/- 5.8490 +/- 12.0258 +/- 19.1389	µg/mL µg/mL µg/mL	Gravimetric Unstressed Stressed
76	Benzo(k)fluoranthene CAS # 207-08-9 Purity 99%	(Lot 012017K)	1,005.2 µg/mL	+/- 5.8443 +/- 12.0162 +/- 19.1236	µg/mL µg/mL µg/mL	Gravimetric Unstressed Stressed
77	Benzo(a)pyrene CAS # 50-32-8 Purity 99%	(Lot RP200901)	1,005.0 µg/mL	+/- 5.8432 +/- 12.0138 +/- 19.1198	µg/mL µg/mL µg/mL	Gravimetric Unstressed Stressed
78	Indeno(1,2,3-cd)pyrene CAS # 193-39-5 Purity 99%	(Lot 11-FLI-175-4)	1,004.6 µg/mL	+/- 5.8408 +/- 12.0091 +/- 19.1122	µg/mL µg/mL µg/mL	Gravimetric Unstressed Stressed
79	Dibenz(a,h)anthracene CAS # 53-70-3 Purity 99%	(Lot ER032211-01)	1,005.7 µg/mL	+/- 5.8472 +/- 12.0222 +/- 19.1332	µg/mL µg/mL µg/mL	Gravimetric Unstressed Stressed
80	Benzo(g,h,i)perylene CAS # 191-24-2 Purity 99%	(Lot 8GFYJ)	1,003.6 µg/mL	+/- 5.8350 +/- 11.9971 +/- 19.0932	µg/mL µg/mL µg/mL	Gravimetric Unstressed Stressed
Solvent:	Methylene chloride CAS # 75-09-2 Purity 99%					

Specific Reference Material Notes:

N-nitrosodiphenylamine 1000 ug/mL equivalent when used for GC analysis. Actual formulation is diphenylamine 855 ug/mL.

N-Nitrosodiphenylamine is prone to breakdown in the injection port and will be converted to diphenylamine.

N-Nitrosodiphenylamine is also a reactive species that can initiate premature decomposition of other compounds in the mix. For these reasons diphenylamine is used in the preparation of this mixture. When comparing the response of this compound to mixtures manufactured using N-nitrosodiphenylamine, a difference in response will be observed.

This lot was approved even though the %D for 4,6-DN-2-MP was greater than 10%.

Column:
30m x 0.25mm x 0.25µm
Rtx-5 (cat.#10223)

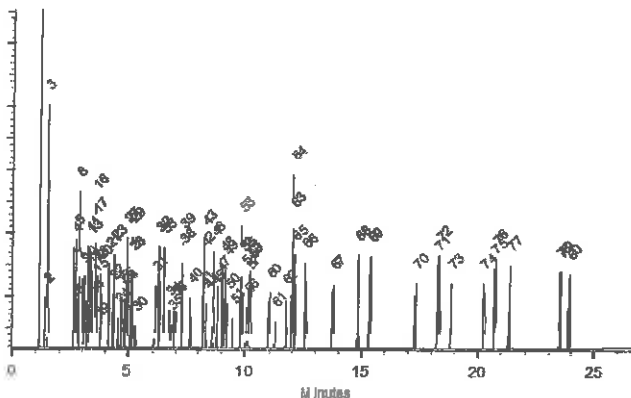
Carrier Gas:
hydrogen-constant flow 1.8 mL/min.

Temp. Program:
80°C (hold 0.1 min.) to 330°C
@ 9.6°C/min. (hold 2.86 min.)

Inj. Temp:
250°C

Det. Temp:
340°C

Det. Type:
FID



This chromatogram represents a general set of testing conditions chosen for product acceptance. For optimal results in your lab, conditions should be adjusted for your specific instrument, method, and application.


Tom Suckal - Mix Technician

Date Mixed: 15-Sep-2020

Balance: B442140311


Justine Allerton - Operations Tech-APM QO

Date Passed: 25-Sep-2020

Manufactured under Restek's ISO 9001:2015
Registered Quality System
Certificate #FM 80397

General Certified Reference Material Notes

Expiration Notes:

- Expiration date valid for unopened ampul stored in compliance with the recommended conditions.
- Uncertainty, concentration, and expiration of the CRM are based on the unopened product being stored according to the recommended condition found in the storage field.

Purity Notes:

- Purity and/or chemical identity are determined by one or more of the following techniques: GC/FID, HPLC, GC/ μ ECD, GC/MS, LC/MS, RI, and/or melting point.
- Compounds with a listed purity of less than 99% have been weight corrected to compensate for impurities and/or salts. A correction factor is used to calculate the amount of compound necessary to achieve the desired concentration of the parent compound in solution.
- Purity of isomeric compounds is reported as the sum of the isomers.
- Purity values are rounded to the nearest whole number.

Certified Uncertainty Value Notes:

- The uncertainties are determined in accordance with ISO 17034 and Guide 35. The certified combined stressed uncertainty value (includes gravimetric uncertainty, homogeneity between-ampul uncertainty, storage stability uncertainty and shipping stability uncertainty and were combined using the following formula:

$$U_{combined\ stressed} = k \sqrt{U_{gravimetric}^2 + U_{homogeneity}^2 + U_{storage\ stability}^2 + U_{shipping\ stability}^2}$$

k is a coverage factor of 2, which gives a level of confidence of approximately 95%.

- It is important to note that the shipping stability uncertainty was obtained under temperature extremes for specific time intervals; therefore, the certified combined stressed uncertainty value should only be applied to the product if it was stored at non-standard temperature conditions up to and including 7 days. Contact Restek Technical Service at www.restek.com/Contact-Us for use recommendations if your shipment was in-transit for more than 7 days at non-standard temperature conditions.
- Apply the certified combined unstressed uncertainty value if the product was received under standard shipping conditions. Apply the certified combined stressed uncertainty value if the product was received under non-standard conditions as specified below.

Label Conditions	Standard Conditions	Non-Standard Conditions
25°C Nominal (Room Temperature)	< 60°C	≥ 60°C up to 7 days
10°C or colder (Refrigerate)	< 40°C	≥ 40°C up to 7 days
0°C or colder (Freezer) -20°C or colder (Deep Freezer)	< 25°C	≥ 25°C up to 7 days

- Separate (not combined) uncertainty values for gravimetric uncertainty are also displayed on the certificate, if needed, separate homogeneity between-ampul uncertainty, storage stability uncertainty and shipping stability uncertainty values are available by contacting Restek Technical Service at www.restek.com/Contact-Us.
- The packaged amount is the minimum sample size for which uncertainty is valid. The ampules are over-filled to ensure that the minimum packaged amount can be sufficiently transferred.

Manufacturing Notes:

- Concentration is based upon gravimetric preparation using either a balance whose calibration has been verified daily using NIST traceable weights, and/or dilutions with Class A glassware.

Handling Notes:

- Stability of the unopened product, when stored in compliance with the recommended conditions, is guaranteed through the expiration displayed on the product label and certificate. Contact Restek for additional opened product stability information, with the knowledge/understanding that open product stability is subject to the specific handling and environmental conditions to which the product is exposed. For your convenience Restek supplies deactivated vials with most standards packed in 2mL ampules. Larger volume deactivated vials are available through Restek as a custom ordered item. Additionally, Restek sells DMDCS for the purpose of glassware deactivation as catalog number 31861, which includes complete instructions.

Reagent

8270Mega_1stk_00018



CERTIFIED REFERENCE MATERIAL

110 Benner Circle
Bellefonte, PA 16823-8812
Tel: (800)356-1688
Fax: (814)353-1309

www.restek.com

Certificate of Analysis



FOR LABORATORY USE ONLY-READ SDS PRIOR TO USE.

This Reference Material is intended for Laboratory Use Only as a standard for the qualitative and/or quantitative determination of the analyte(s) listed.

Catalog No. : 571995 **Lot No.:** A0175066

Description : 8270 List 1 / Std #1 MegaMix (2017)
8270 List 1 / Std #1 MegaMix (2017) 500-2000 µg/mL, Methylene chloride, 5mL/ampul

Container Size : 10 mL **Pkg Amt:** > 5 mL

Expiration Date : February 28, 2023 **Storage:** 0°C or colder

Handling: Carcinogen/reproductive toxin. **Ship:** Ambient
Photosensitive. Sonicate.

CERTIFIED VALUES

Elution Order	Compound	Grav. Conc. (weight/volume)	Expanded Uncertainty (95% C.L.; K=2)			
1	1,4-Dioxane	1,001.8 µg/mL	+/-	5.8246	µg/mL	Gravimetric
	CAS # 123-91-1 (Lot SHBM9675)		+/-	11.9756	µg/mL	Unstressed
	Purity 99%		+/-	19.0590	µg/mL	Stressed
2	N-Nitrosodimethylamine	1,002.3 µg/mL	+/-	5.8277	µg/mL	Gravimetric
	CAS # 62-75-9 (Lot 210512JLM)		+/-	11.9820	µg/mL	Unstressed
	Purity 99%		+/-	19.0691	µg/mL	Stressed
3	Pyridine	2,001.8 µg/mL	+/-	11.6386	µg/mL	Gravimetric
	CAS # 110-86-1 (Lot SHBL0433)		+/-	23.9296	µg/mL	Unstressed
	Purity 99%		+/-	38.0837	µg/mL	Stressed
4	Phenol	1,001.1 µg/mL	+/-	5.8207	µg/mL	Gravimetric
	CAS # 108-95-2 (Lot MKCK1120)		+/-	11.9676	µg/mL	Unstressed
	Purity 99%		+/-	19.0463	µg/mL	Stressed
5	Aniline	1,004.1 µg/mL	+/-	5.8377	µg/mL	Gravimetric
	CAS # 62-53-3 (Lot K22Z462)		+/-	12.0027	µg/mL	Unstressed
	Purity 99%		+/-	19.1021	µg/mL	Stressed
6	Bis(2-chloroethyl)ether	1,002.4 µg/mL	+/-	5.8280	µg/mL	Gravimetric
	CAS # 111-44-4 (Lot SHBL6942)		+/-	11.9828	µg/mL	Unstressed
	Purity 99%		+/-	19.0704	µg/mL	Stressed
7	n-Decane (C10)	1,000.3 µg/mL	+/-	5.8160	µg/mL	Gravimetric
	CAS # 124-18-5 (Lot SHBJ9898)		+/-	11.9580	µg/mL	Unstressed
	Purity 99%		+/-	19.0311	µg/mL	Stressed

8	2-Chlorophenol CAS # 95-57-8 Purity 99%	(Lot STBH7290)	1,001.3 µg/mL	+/- 5.8215 +/- 11.9692 +/- 19.0488	µg/mL µg/mL µg/mL	Gravimetric Unstressed Stressed
9	1,3-Dichlorobenzene CAS # 541-73-1 Purity 99%	(Lot BCBZ7498)	1,002.7 µg/mL	+/- 5.8300 +/- 11.9867 +/- 19.0767	µg/mL µg/mL µg/mL	Gravimetric Unstressed Stressed
10	1,4-Dichlorobenzene CAS # 106-46-7 Purity 99%	(Lot MKBS4401V)	1,002.0 µg/mL	+/- 5.8257 +/- 11.9780 +/- 19.0628	µg/mL µg/mL µg/mL	Gravimetric Unstressed Stressed
11	Benzyl alcohol CAS # 100-51-6 Purity 99%	(Lot SHBK5943)	1,001.4 µg/mL	+/- 5.8222 +/- 11.9708 +/- 19.0513	µg/mL µg/mL µg/mL	Gravimetric Unstressed Stressed
12	1,2-Dichlorobenzene CAS # 95-50-1 Purity 99%	(Lot SHBK7741)	1,001.5 µg/mL	+/- 5.8230 +/- 11.9724 +/- 19.0539	µg/mL µg/mL µg/mL	Gravimetric Unstressed Stressed
13	2-Methylphenol (o-cresol) CAS # 95-48-7 Purity 99%	(Lot SHBH6379)	1,000.5 µg/mL	+/- 5.8172 +/- 11.9604 +/- 19.0349	µg/mL µg/mL µg/mL	Gravimetric Unstressed Stressed
14	2,2'-oxybis(1-chloropropane) CAS # 108-60-1 Purity 99%	(Lot 11885400)	1,002.5 µg/mL	+/- 5.8288 +/- 11.9843 +/- 19.0729	µg/mL µg/mL µg/mL	Gravimetric Unstressed Stressed
15	Acetophenone CAS # 98-86-2 Purity 99%	(Lot STBH8205)	1,001.3 µg/mL	+/- 5.8218 +/- 11.9700 +/- 19.0501	µg/mL µg/mL µg/mL	Gravimetric Unstressed Stressed
16	3-Methylphenol (m-cresol) CAS # 108-39-4 Purity 99%	(Lot SHBD0627V)	500.1 µg/mL	+/- 2.9145 +/- 5.9819 +/- 9.5169	µg/mL µg/mL µg/mL	Gravimetric Unstressed Stressed
17	4-Methylphenol (p-cresol) CAS # 106-44-5 Purity 99%	(Lot SHBL4411)	500.2 µg/mL	+/- 2.9149 +/- 5.9827 +/- 9.5182	µg/mL µg/mL µg/mL	Gravimetric Unstressed Stressed
18	N-Nitroso-di-n-propylamine CAS # 621-64-7 Purity 99%	(Lot 2D5VJ)	1,001.5 µg/mL	+/- 5.8230 +/- 11.9724 +/- 19.0539	µg/mL µg/mL µg/mL	Gravimetric Unstressed Stressed
19	Hexachloroethane CAS # 67-72-1 Purity 99%	(Lot ENSIK)	1,000.3 µg/mL	+/- 5.8156 +/- 11.9573 +/- 19.0298	µg/mL µg/mL µg/mL	Gravimetric Unstressed Stressed
20	Nitrobenzene CAS # 98-95-3 Purity 99%	(Lot MKCK4267)	1,002.0 µg/mL	+/- 5.8257 +/- 11.9780 +/- 19.0628	µg/mL µg/mL µg/mL	Gravimetric Unstressed Stressed
21	Isophorone CAS # 78-59-1 Purity 99%	(Lot MKCC9506)	1,001.3 µg/mL	+/- 5.8215 +/- 11.9692 +/- 19.0488	µg/mL µg/mL µg/mL	Gravimetric Unstressed Stressed
22	2-Nitrophenol CAS # 88-75-5 Purity 99%	(Lot BCCB2407)	1,003.5 µg/mL	+/- 5.8342 +/- 11.9955 +/- 19.0907	µg/mL µg/mL µg/mL	Gravimetric Unstressed Stressed
23	2,4-Dimethylphenol CAS # 105-67-9 Purity 99%	(Lot B2L4B)	1,002.1 µg/mL	+/- 5.8261 +/- 11.9788 +/- 19.0640	µg/mL µg/mL µg/mL	Gravimetric Unstressed Stressed

24	Bis(2-chloroethoxy)methane CAS # 111-91-1 Purity 99%	(Lot 9890600)	1,003.0	µg/mL	+/- 5.8315 +/- 11.9899 +/- 19.0818	µg/mL µg/mL µg/mL	Gravimetric Unstressed Stressed
25	2,4-Dichlorophenol CAS # 120-83-2 Purity 99%	(Lot BCBZ6787)	1,000.9	µg/mL	+/- 5.8195 +/- 11.9652 +/- 19.0425	µg/mL µg/mL µg/mL	Gravimetric Unstressed Stressed
26	1,2,4-Trichlorobenzene CAS # 120-82-1 Purity 99%	(Lot SHBM0526)	1,003.4	µg/mL	+/- 5.8339 +/- 11.9947 +/- 19.0894	µg/mL µg/mL µg/mL	Gravimetric Unstressed Stressed
27	Naphthalene CAS # 91-20-3 Purity 99%	(Lot MKCH0219)	1,003.5	µg/mL	+/- 5.8346 +/- 11.9963 +/- 19.0919	µg/mL µg/mL µg/mL	Gravimetric Unstressed Stressed
28	2,6-Dichlorophenol CAS # 87-65-0 Purity 99%	(Lot MKCK2863)	1,000.1	µg/mL	+/- 5.8149 +/- 11.9557 +/- 19.0272	µg/mL µg/mL µg/mL	Gravimetric Unstressed Stressed
29	4-Chloroaniline CAS # 106-47-8 Purity 99%	(Lot BCBJ1580V)	1,001.8	µg/mL	+/- 5.8246 +/- 11.9756 +/- 19.0590	µg/mL µg/mL µg/mL	Gravimetric Unstressed Stressed
30	Hexachlorobutadiene CAS # 87-68-3 Purity 99%	(Lot 664800)	1,001.6	µg/mL	+/- 5.8234 +/- 11.9732 +/- 19.0551	µg/mL µg/mL µg/mL	Gravimetric Unstressed Stressed
31	4-Chloro-3-methylphenol CAS # 59-50-7 Purity 99%	(Lot STBC7309V)	1,000.3	µg/mL	+/- 5.8160 +/- 11.9580 +/- 19.0311	µg/mL µg/mL µg/mL	Gravimetric Unstressed Stressed
32	2-Methylnaphthalene CAS # 91-57-6 Purity 99%	(Lot STBG8884)	1,001.2	µg/mL	+/- 5.8211 +/- 11.9684 +/- 19.0475	µg/mL µg/mL µg/mL	Gravimetric Unstressed Stressed
33	1-Methylnaphthalene CAS # 90-12-0 Purity 99%	(Lot 5234.00-3)	1,001.7	µg/mL	+/- 5.8238 +/- 11.9740 +/- 19.0564	µg/mL µg/mL µg/mL	Gravimetric Unstressed Stressed
34	1,2,4,5-Tetrachlorobenzene CAS # 95-94-3 Purity 99%	(Lot MKCG5992)	1,001.1	µg/mL	+/- 5.8203 +/- 11.9668 +/- 19.0450	µg/mL µg/mL µg/mL	Gravimetric Unstressed Stressed
35	Hexachlorocyclopentadiene CAS # 77-47-4 Purity 99%	(Lot 0012020)	1,001.6	µg/mL	+/- 5.8234 +/- 11.9732 +/- 19.0551	µg/mL µg/mL µg/mL	Gravimetric Unstressed Stressed
36	2,4,6-Trichlorophenol CAS # 88-06-2 Purity 99%	(Lot STBJ5914)	1,001.8	µg/mL	+/- 5.8246 +/- 11.9756 +/- 19.0590	µg/mL µg/mL µg/mL	Gravimetric Unstressed Stressed
37	2,4,5-Trichlorophenol CAS # 95-95-4 Purity 98%	(Lot FHN01)	1,001.4	µg/mL	+/- 5.8220 +/- 11.9704 +/- 19.0507	µg/mL µg/mL µg/mL	Gravimetric Unstressed Stressed
38	2-Chloronaphthalene CAS # 91-58-7 Purity 99%	(Lot TWYRD)	1,000.4	µg/mL	+/- 5.8164 +/- 11.9588 +/- 19.0323	µg/mL µg/mL µg/mL	Gravimetric Unstressed Stressed
39	Biphenyl CAS # 92-52-4 Purity 99%	(Lot MKCJ6240)	1,001.5	µg/mL	+/- 5.8230 +/- 11.9724 +/- 19.0539	µg/mL µg/mL µg/mL	Gravimetric Unstressed Stressed

40	2-Nitroaniline CAS # 88-74-4 Purity 99%	(Lot MKCJ8895)	1,001.1 µg/mL	+/- 5.8203 +/- 11.9668 +/- 19.0450	µg/mL µg/mL µg/mL	Gravimetric Unstressed Stressed
41	Acenaphthylene CAS # 208-96-8 Purity 98%	(Lot P06V)	1,001.0 µg/mL	+/- 5.8197 +/- 11.9657 +/- 19.0432	µg/mL µg/mL µg/mL	Gravimetric Unstressed Stressed
42	1,3-Dinitrobenzene CAS # 99-65-0 Purity 99%	(Lot 1-DXX-24-1)	1,001.9 µg/mL	+/- 5.8249 +/- 11.9764 +/- 19.0602	µg/mL µg/mL µg/mL	Gravimetric Unstressed Stressed
43	Dimethylphthalate CAS # 131-11-3 Purity 99%	(Lot 10117699)	1,002.8 µg/mL	+/- 5.8304 +/- 11.9875 +/- 19.0780	µg/mL µg/mL µg/mL	Gravimetric Unstressed Stressed
44	2,6-Dinitrotoluene CAS # 606-20-2 Purity 99%	(Lot BCBB8606)	1,002.0 µg/mL	+/- 5.8257 +/- 11.9780 +/- 19.0628	µg/mL µg/mL µg/mL	Gravimetric Unstressed Stressed
45	3-Nitroaniline CAS # 99-09-2 Purity 99%	(Lot MKCH5457)	1,000.1 µg/mL	+/- 5.8149 +/- 11.9557 +/- 19.0272	µg/mL µg/mL µg/mL	Gravimetric Unstressed Stressed
46	Acenaphthene CAS # 83-32-9 Purity 99%	(Lot MKCN0610)	1,002.5 µg/mL	+/- 5.8288 +/- 11.9843 +/- 19.0729	µg/mL µg/mL µg/mL	Gravimetric Unstressed Stressed
47	2,4-Dinitrophenol CAS # 51-28-5 Purity 99%	(Lot STBH7564)	2,001.1 µg/mL	+/- 11.6344 +/- 23.9209 +/- 38.0697	µg/mL µg/mL µg/mL	Gravimetric Unstressed Stressed
48	Dibenzofuran CAS # 132-64-9 Purity 99%	(Lot MKCN1772)	1,000.1 µg/mL	+/- 5.8149 +/- 11.9557 +/- 19.0272	µg/mL µg/mL µg/mL	Gravimetric Unstressed Stressed
49	4-Nitrophenol CAS # 100-02-7 Purity 99%	(Lot MKCF6111)	2,004.5 µg/mL	+/- 11.6545 +/- 23.9623 +/- 38.1357	µg/mL µg/mL µg/mL	Gravimetric Unstressed Stressed
50	2,4-Dinitrotoluene CAS # 121-14-2 Purity 99%	(Lot MKAA0690V)	1,002.0 µg/mL	+/- 5.8257 +/- 11.9780 +/- 19.0628	µg/mL µg/mL µg/mL	Gravimetric Unstressed Stressed
51	2,3,4,6-Tetrachlorophenol CAS # 58-90-2 Purity 99%	(Lot PR-30126)	1,000.1 µg/mL	+/- 5.8149 +/- 11.9557 +/- 19.0272	µg/mL µg/mL µg/mL	Gravimetric Unstressed Stressed
52	Fluorene CAS # 86-73-7 Purity 99%	(Lot 094650L18G)	1,000.7 µg/mL	+/- 5.8180 +/- 11.9620 +/- 19.0374	µg/mL µg/mL µg/mL	Gravimetric Unstressed Stressed
53	n-Hexadecane (C16) CAS # 544-76-3 Purity 99%	(Lot SHBL8588)	1,000.9 µg/mL	+/- 5.8191 +/- 11.9644 +/- 19.0412	µg/mL µg/mL µg/mL	Gravimetric Unstressed Stressed
54	Diethylphthalate CAS # 84-66-2 Purity 99%	(Lot MKCD2547)	1,000.7 µg/mL	+/- 5.8183 +/- 11.9628 +/- 19.0387	µg/mL µg/mL µg/mL	Gravimetric Unstressed Stressed
55	4-Chlorophenyl phenyl ether CAS # 7005-72-3 Purity 99%	(Lot MKCN1186)	1,000.6 µg/mL	+/- 5.8176 +/- 11.9612 +/- 19.0361	µg/mL µg/mL µg/mL	Gravimetric Unstressed Stressed

56	4-Nitroaniline		1,000.3	µg/mL	+/-	5.8160	µg/mL	Gravimetric
	CAS #	100-01-6	(Lot RP210713)		+/-	11.9580	µg/mL	Unstressed
	Purity	99%			+/-	19.0311	µg/mL	Stressed
57	4,6-Dinitro-2-methylphenol (Dinitro-o-cresol)		2,000.9	µg/mL	+/-	11.6336	µg/mL	Gravimetric
	CAS #	534-52-1	(Lot RP210716)		+/-	23.9193	µg/mL	Unstressed
	Purity	99%			+/-	38.0672	µg/mL	Stressed
58	Diphenylamine		852.9	µg/mL	+/-	4.9590	µg/mL	Gravimetric
	CAS #	122-39-4	(Lot MKBN8295V)		+/-	10.1960	µg/mL	Unstressed
	Purity	99%			+/-	16.2268	µg/mL	Stressed
59	Azobenzene		1,000.4	µg/mL	+/-	5.8164	µg/mL	Gravimetric
	CAS #	103-33-3	(Lot BCCC9136)		+/-	11.9588	µg/mL	Unstressed
	Purity	99%			+/-	19.0323	µg/mL	Stressed
60	4-Bromophenyl phenyl ether		1,000.4	µg/mL	+/-	5.8164	µg/mL	Gravimetric
	CAS #	101-55-3	(Lot STBB9729V)		+/-	11.9588	µg/mL	Unstressed
	Purity	99%			+/-	19.0323	µg/mL	Stressed
61	Hexachlorobenzene		1,000.1	µg/mL	+/-	5.8149	µg/mL	Gravimetric
	CAS #	118-74-1	(Lot SL210804)		+/-	11.9557	µg/mL	Unstressed
	Purity	99%			+/-	19.0272	µg/mL	Stressed
62	Pentachlorophenol		2,003.5	µg/mL	+/-	11.6487	µg/mL	Gravimetric
	CAS #	87-86-5	(Lot 210706RSR)		+/-	23.9504	µg/mL	Unstressed
	Purity	99%			+/-	38.1166	µg/mL	Stressed
63	n-Octadecane (C18)		1,000.7	µg/mL	+/-	5.8179	µg/mL	Gravimetric
	CAS #	593-45-3	(Lot VZKOJ)		+/-	11.9619	µg/mL	Unstressed
	Purity	97%			+/-	19.0371	µg/mL	Stressed
64	Phenanthrene		1,003.0	µg/mL	+/-	5.8315	µg/mL	Gravimetric
	CAS #	85-01-8	(Lot MKCL7390)		+/-	11.9899	µg/mL	Unstressed
	Purity	99%			+/-	19.0818	µg/mL	Stressed
65	Anthracene		1,002.5	µg/mL	+/-	5.8284	µg/mL	Gravimetric
	CAS #	120-12-7	(Lot MKCM0015)		+/-	11.9835	µg/mL	Unstressed
	Purity	99%			+/-	19.0716	µg/mL	Stressed
66	Carbazole		1,000.6	µg/mL	+/-	5.8176	µg/mL	Gravimetric
	CAS #	86-74-8	(Lot 10812100)		+/-	11.9612	µg/mL	Unstressed
	Purity	99%			+/-	19.0361	µg/mL	Stressed
67	Di-n-butylphthalate		1,000.4	µg/mL	+/-	5.8164	µg/mL	Gravimetric
	CAS #	84-74-2	(Lot MKCL9573)		+/-	11.9588	µg/mL	Unstressed
	Purity	99%			+/-	19.0323	µg/mL	Stressed
68	Fluoranthene		1,003.8	µg/mL	+/-	5.8362	µg/mL	Gravimetric
	CAS #	206-44-0	(Lot MKCF7378)		+/-	11.9995	µg/mL	Unstressed
	Purity	99%			+/-	19.0970	µg/mL	Stressed
69	Pyrene		1,001.1	µg/mL	+/-	5.8207	µg/mL	Gravimetric
	CAS #	129-00-0	(Lot BCCB9880)		+/-	11.9676	µg/mL	Unstressed
	Purity	99%			+/-	19.0463	µg/mL	Stressed
70	Benzyl butyl phthalate		1,001.2	µg/mL	+/-	5.8211	µg/mL	Gravimetric
	CAS #	85-68-7	(Lot MKCM1987)		+/-	11.9684	µg/mL	Unstressed
	Purity	99%			+/-	19.0475	µg/mL	Stressed
71	Benz(a)anthracene		1,002.4	µg/mL	+/-	5.8282	µg/mL	Gravimetric
	CAS #	56-55-3	(Lot RP210125)		+/-	11.9831	µg/mL	Unstressed
	Purity	96%			+/-	19.0710	µg/mL	Stressed

72	Chrysene CAS # 218-01-9 Purity 99%	(Lot STBJ1016)	1,000.2	µg/mL	+/- 5.8152 +/- 11.9565 +/- 19.0285	µg/mL µg/mL µg/mL	Gravimetric Unstressed Stressed
73	Bis(2-ethylhexyl)phthalate CAS # 117-81-7 Purity 99%	(Lot MKCJ1159)	1,001.0	µg/mL	+/- 5.8199 +/- 11.9660 +/- 19.0437	µg/mL µg/mL µg/mL	Gravimetric Unstressed Stressed
74	Di-n-octyl phthalate CAS # 117-84-0 Purity 99%	(Lot 11651800)	1,001.5	µg/mL	+/- 5.8226 +/- 11.9716 +/- 19.0526	µg/mL µg/mL µg/mL	Gravimetric Unstressed Stressed
75	Benzo(b)fluoranthene CAS # 205-99-2 Purity 99%	(Lot 012020B)	1,001.7	µg/mL	+/- 5.8238 +/- 11.9740 +/- 19.0564	µg/mL µg/mL µg/mL	Gravimetric Unstressed Stressed
76	Benzo(k)fluoranthene CAS # 207-08-9 Purity 99%	(Lot 012019K)	1,004.0	µg/mL	+/- 5.8373 +/- 12.0019 +/- 19.1008	µg/mL µg/mL µg/mL	Gravimetric Unstressed Stressed
77	Benzo(a)pyrene CAS # 50-32-8 Purity 99%	(Lot Z8BKF)	1,000.4	µg/mL	+/- 5.8164 +/- 11.9588 +/- 19.0323	µg/mL µg/mL µg/mL	Gravimetric Unstressed Stressed
78	Indeno(1,2,3-cd)pyrene CAS # 193-39-5 Purity 99%	(Lot 1-RAK-33-4)	1,003.7	µg/mL	+/- 5.8358 +/- 11.9987 +/- 19.0957	µg/mL µg/mL µg/mL	Gravimetric Unstressed Stressed
79	Dibenz(a,h)anthracene CAS # 53-70-3 Purity 99%	(Lot ER032211-01)	1,003.3	µg/mL	+/- 5.8335 +/- 11.9939 +/- 19.0881	µg/mL µg/mL µg/mL	Gravimetric Unstressed Stressed
80	Benzo(g,h,i)perylene CAS # 191-24-2 Purity 99%	(Lot 8GFYJ)	1,000.3	µg/mL	+/- 5.8156 +/- 11.9573 +/- 19.0298	µg/mL µg/mL µg/mL	Gravimetric Unstressed Stressed
Solvent:	Methylene chloride CAS # 75-09-2 Purity 99%						

Specific Reference Material Notes:

N-nitrosodiphenylamine 1000 ug/mL equivalent when used for GC analysis. Actual formulation is diphenylamine 855 ug/mL.

N-Nitrosodiphenylamine is prone to breakdown in the injection port and will be converted to diphenylamine.

N-Nitrosodiphenylamine is also a reactive species that can initiate premature decomposition of other compounds in the mix. For these reasons diphenylamine is used in the preparation of this mixture. When comparing the response of this compound to mixtures manufactured using N-nitrosodiphenylamine, a difference in response will be observed.

This lot was approved even though the %D for 4,6-DN-2-MP was greater than 10%.

Column:
 30m x 0.25mm x 0.25µm
 Rtx-5 (cat.#10223)

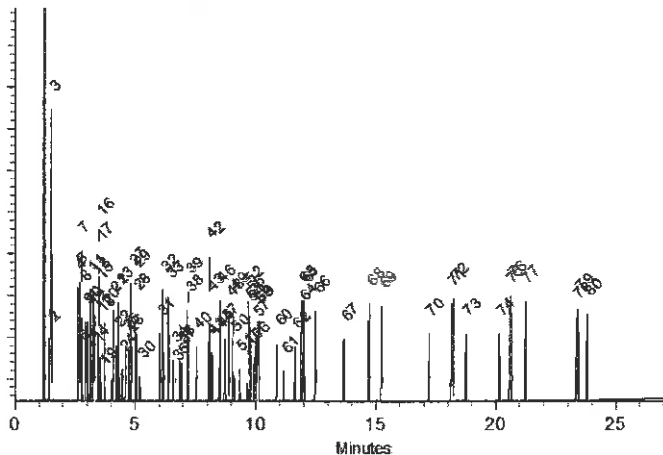
Carrier Gas:
 hydrogen-constant flow 1.8 mL/min.

Temp. Program:
 80°C (hold 0.1 min.) to 330°C
 @ 9.6°C/min. (hold 2.86 min.)

inj. Temp:
 250°C

Det. Temp:
 340°C

Det. Type:
 FID



This chromatogram represents a general set of testing conditions chosen for product acceptance. For optimal results in your lab, conditions should be adjusted for your specific instrument, method, and application.

Cathleen Soitis
 Cathleen Soitis - Mix Technician

Date Mixed: 03-Aug-2021 **Balance:** B442140311

John Lidgett
 John Lidgett - AD Chemist

Date Passed: 23-Aug-2021

Manufactured under Restek's ISO 9001:2015
 Registered Quality System
 Certificate #FM 80397

General Certified Reference Material Notes

Expiration Notes:

- Expiration date valid for unopened ampul stored in compliance with the recommended conditions.
- Uncertainty, concentration, and expiration of the CRM are based on the unopened product being stored according to the recommended condition found in the storage field.

Purity Notes:

- Purity and/or chemical identity are determined by one or more of the following techniques: GC/FID, HPLC, GC/ μ ECD, GC/MS, LC/MS, RI, and/or melting point.
- Compounds with a listed purity of less than 99% have been weight corrected to compensate for impurities and/or salts. A correction factor is used to calculate the amount of compound necessary to achieve the desired concentration of the parent compound in solution.
- Purity of isomeric compounds is reported as the sum of the isomers.
- Purity values are rounded to the nearest whole number.

Certified Uncertainty Value Notes:

- The uncertainties are determined in accordance with ISO 17034 and Guide 35. The certified combined stressed uncertainty value (includes gravimetric uncertainty, homogeneity between-ampul uncertainty, storage stability uncertainty and shipping stability uncertainty and were combined using the following formula:

$$U_{combined\ stressed} = k \sqrt{U_{gravimetric}^2 + U_{homogeneity}^2 + U_{storage\ stability}^2 + U_{shipping\ stability}^2}$$

k is a coverage factor of 2, which gives a level of confidence of approximately 95%.

- It is important to note that the shipping stability uncertainty was obtained under temperature extremes for specific time intervals; therefore, the certified combined stressed uncertainty value should only be applied to the product if it was stored at non-standard temperature conditions up to and including 7 days. Contact Restek Technical Service at www.restek.com/Contact-Us for use recommendations if your shipment was in-transit for more than 7 days at non-standard temperature conditions.
- Apply the certified combined unstressed uncertainty value if the product was received under standard shipping conditions. Apply the certified combined stressed uncertainty value if the product was received under non-standard conditions as specified below.

Label Conditions	Standard Conditions	Non-Standard Conditions
25°C Nominal (Room Temperature)	< 60°C	≥ 60°C up to 7 days
10°C or colder (Refrigerate)	< 40°C	≥ 40°C up to 7 days
0°C or colder (Freezer) -20°C or colder (Deep Freezer)	< 25°C	≥ 25°C up to 7 days

- Separate (not combined) uncertainty values for gravimetric uncertainty are also displayed on the certificate, if needed, separate homogeneity between-ampul uncertainty, storage stability uncertainty and shipping stability uncertainty values are available by contacting Restek Technical Service at www.restek.com/Contact-Us.
- The packaged amount is the minimum sample size for which uncertainty is valid. The ampules are over-filled to ensure that the minimum packaged amount can be sufficiently transferred.

Manufacturing Notes:

- Concentration is based upon gravimetric preparation using either a balance whose calibration has been verified daily using NIST traceable weights, and/or dilutions with Class A glassware.

Handling Notes:

- Stability of the unopened product, when stored in compliance with the recommended conditions, is guaranteed through the expiration displayed on the product label and certificate. Contact Restek for additional opened product stability information, with the knowledge/understanding that open product stability is subject to the specific handling and environmental conditions to which the product is exposed. For your convenience Restek supplies deactivated vials with most standards packed in 2mL ampules. Larger volume deactivated vials are available through Restek as a custom ordered item. Additionally, Restek sells DMDCS for the purpose of glassware deactivation as catalog number 31861, which includes complete instructions.

Reagent

8270S#10_1stk_00016



CERTIFIED REFERENCE MATERIAL

110 Benner Circle
Bellefonte, PA 16823-8812
Tel: (800)356-1688
Fax: (814)353-1309

www.restek.com

Certificate of Analysis



FOR LABORATORY USE ONLY-READ SDS PRIOR TO USE.

This Reference Material is intended for Laboratory Use Only as a standard for the qualitative and/or quantitative determination of the analyte(s) listed.


Catalog No. : 569731 **Lot No.:** A0164214

Description : 8270 List 1 / Std #10
8270 List 1 / Std #10 2000 µg/mL, Methylene chloride, 5mL/ampul

Container Size : 5 mL **Pkg Amt:** > 5 mL

Expiration Date : March 31, 2022 **Storage:** 10°C or colder

Handling: This product is photosensitive. **Ship:** Ambient


2841490
ID: 8270S#10_1Std_00016
Exp: 03/31/22 Pp: JRM Con: 04/07/22
8270 List 1 - Std#10 (p1)

CERTIFIED VALUES

Elution Order	Compound	Grav. Conc. (weight/volume)	Expanded Uncertainty (95% C.L.; K=2)			
1	Indene	2,007.3 µg/mL (Lot MKBT8433V)	+/-	11.6706	µg/mL	Gravimetric
	CAS # 95-13-6		+/-	112.5470	µg/mL	Unstressed
	Purity 97%		+/-	115.1804	µg/mL	Stressed
2	Benzoic acid	2,000.6 µg/mL (Lot MKCG6487)	+/-	11.6318	µg/mL	Gravimetric
	CAS # 65-85-0		+/-	112.1731	µg/mL	Unstressed
	Purity 99%		+/-	114.7978	µg/mL	Stressed

Solvent: Methylene chloride
CAS # 75-09-2
Purity 99%

Column:
30m x 0.25mm x 0.25µm
Rtx-5 (cat.#10223)

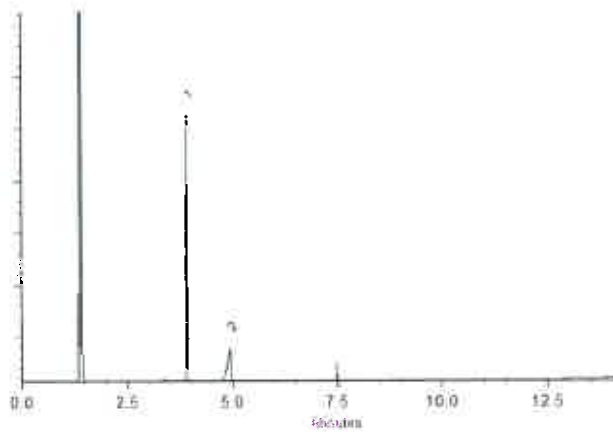
Carrier Gas:
hydrogen-constant pressure 10 psi.

Temp. Program:
75°C (hold 1 min.) to 330°C
@ 20°C/min. (hold 10 min.)

Inj. Temp:
250°C

Det. Temp:
330°C

Det. Type:
FID



This chromatogram represents a general set of testing conditions chosen for product acceptance. For optimal results in your lab, conditions should be adjusted for your specific instrument, method, and application.

Russ Bookhamer - Operations Technician I

Date Mixed: 08-Sep-2020

Balance: 1128360905

Justine Adbertson - Operations Tech-ARM GC

Date Passed: 10-Sep-2020

Manufactured under Restek's ISO 9001:2015
Registered Quality System
Certificate #FM 80397

General Certified Reference Material Notes

Expiration Notes:

- Expiration date valid for unopened ampul stored in compliance with the recommended conditions.
- Uncertainty, concentration, and expiration of the CRM are based on the unopened product being stored according to the recommended condition found in the storage field.

Purity Notes:

- Purity and/or chemical identity are determined by one or more of the following techniques: GC/FID, HPLC, GC/μECD, GC/MS, LC/MS, RI, and/or melting point.
- Compounds with a listed purity of less than 99% have been weight corrected to compensate for impurities and/or salts. A correction factor is used to calculate the amount of compound necessary to achieve the desired concentration of the parent compound in solution.
- Purity of isomeric compounds is reported as the sum of the isomers.
- Purity values are rounded to the nearest whole number.

Certified Uncertainty Value Notes:

- The uncertainties are determined in accordance with ISO 17034 and Guide 35. The certified combined stressed uncertainty value (includes gravimetric uncertainty, homogeneity between-ampul uncertainty, storage stability uncertainty and shipping stability uncertainty and were combined using the following formula:

$$U_{combined\ stressed} = k \sqrt{U_{gravimetric}^2 + U_{homogeneity}^2 + U_{storage\ stability}^2 + U_{shipping\ stability}^2}$$

k is a coverage factor of 2, which gives a level of confidence of approximately 95%.

- It is important to note that the shipping stability uncertainty was obtained under temperature extremes for specific time intervals; therefore, the certified combined stressed uncertainty value should only be applied to the product if it was stored at non-standard temperature conditions up to and including 7 days. Contact Restek Technical Service at www.restek.com/Contact-Us for use recommendations if your shipment was in-transit for more than 7 days at non-standard temperature conditions.
- Apply the certified combined unstressed uncertainty value if the product was received under standard shipping conditions. Apply the certified combined stressed uncertainty value if the product was received under non-standard conditions as specified below.

Label Conditions	Standard Conditions	Non-Standard Conditions
25°C Nominal (Room Temperature)	< 60°C	≥ 60°C up to 7 days
10°C or colder (Refrigerate)	< 40°C	≥ 40°C up to 7 days
0°C or colder (Freezer) -20°C or colder (Deep Freezer)	< 25°C	≥ 25°C up to 7 days

- Separate (not combined) uncertainty values for gravimetric uncertainty are also displayed on the certificate, if needed, separate homogeneity between-ampul uncertainty, storage stability uncertainty and shipping stability uncertainty values are available by contacting Restek Technical Service at www.restek.com/Contact-Us.
- The packaged amount is the minimum sample size for which uncertainty is valid. The ampules are over-filled to ensure that the minimum packaged amount can be sufficiently transferred.

Manufacturing Notes:

- Concentration is based upon gravimetric preparation using either a balance whose calibration has been verified daily using NIST traceable weights, and/or dilutions with Class A glassware.

Handling Notes:

- Stability of the unopened product, when stored in compliance with the recommended conditions, is guaranteed through the expiration displayed on the product label and certificate. Contact Restek for additional opened product stability information, with the knowledge/understanding that open product stability is subject to the specific handling and environmental conditions to which the product is exposed. For your convenience Restek supplies deactivated vials with most standards packed in 2mL ampules. Larger volume deactivated vials are available through Restek as a custom ordered item. Additionally, Restek sells DMDCS for the purpose of glassware deactivation as catalog number 31861, which includes complete instructions.

Reagent

8270S#10_1stk_00018



CERTIFIED REFERENCE MATERIAL

110 Benner Circle
Bellefonte, PA 16823-8812
Tel: (800)356-1688
Fax: (814)353-1309

www.restek.com

Certificate of Analysis



FOR LABORATORY USE ONLY-READ SDS PRIOR TO USE.

This Reference Material is intended for Laboratory Use Only as a standard for the qualitative and/or quantitative determination of the analyte(s) listed.

Catalog No. : 569731 **Lot No.:** A0173787

Description : 8270 List 1 / Std #10
8270 List 1 / Std #10 2000 µg/mL, Methylene chloride, 5mL/ampul

Container Size : 5 mL **Pkg Amt:** > 5 mL

Expiration Date : December 31, 2022 **Storage:** 10°C or colder

Handling: This product is photosensitive. **Ship:** Ambient

CERTIFIED VALUES

Elution Order	Compound	Grav. Conc. (weight/volume)	Expanded Uncertainty (95% C.L.: K=2)	
1	Indene	2,011.6 µg/mL (Lot DMKCB7043-1211)	+/- 11.6957 µg/mL	Gravimetric
	CAS # 95-13-6		+/- 112.7892 µg/mL	Unstressed
	Purity 98%		+/- 115.4283 µg/mL	Stressed
2	Benzoic acid	2,018.2 µg/mL (Lot MKCG6487)	+/- 11.7340 µg/mL	Gravimetric
	CAS # 65-85-0		+/- 113.1585 µg/mL	Unstressed
	Purity 99%		+/- 115.8062 µg/mL	Stressed

Solvent: Methylene chloride
CAS # 75-09-2
Purity 99%

Column:
30m x 0.25mm x 0.25µm
Rtx-5 (cat.#10223)

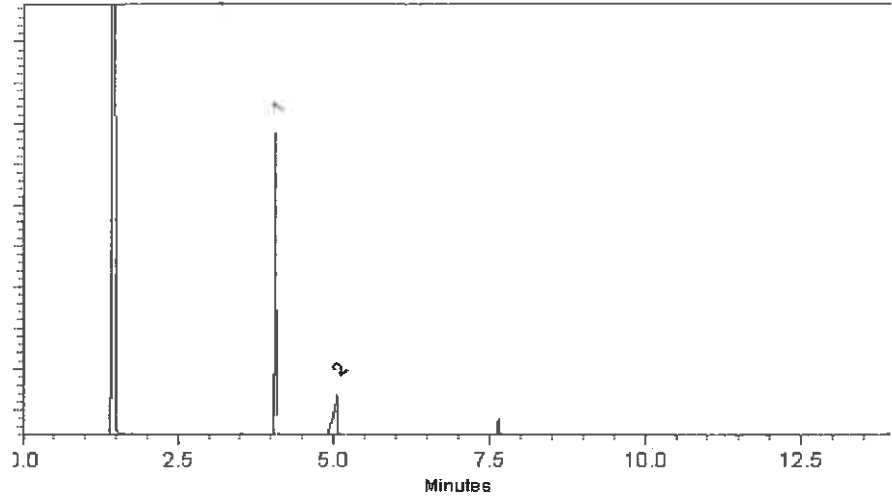
Carrier Gas:
hydrogen-constant pressure 10 psi.

Temp. Program:
75°C (hold 1 min.) to 330°C
@ 20°C/min. (hold 10 min.)

Inj. Temp:
250°C

Det. Temp:
330°C

Det. Type:
FID



This chromatogram represents a general set of testing conditions chosen for product acceptance. For optimal results in your lab, conditions should be adjusted for your specific instrument, method, and application.

Sam Moodler
Sam Moodler - Operations Tech I

Date Mixed: 24-Jun-2021 **Balance:** 1128360905

Alxis Shelow
Alxis Shelow - Operations Tech I

Date Passed: 28-Jun-2021

Manufactured under Restek's ISO 9001:2015
Registered Quality System
Certificate #FM 80397

General Certified Reference Material Notes

Expiration Notes:

- Expiration date valid for unopened ampul stored in compliance with the recommended conditions.
- Uncertainty, concentration, and expiration of the CRM are based on the unopened product being stored according to the recommended condition found in the storage field.

Purity Notes:

- Purity and/or chemical identity are determined by one or more of the following techniques: GC/FID, HPLC, GC/μECD, GC/MS, LC/MS, RI, and/or melting point.
- Compounds with a listed purity of less than 99% have been weight corrected to compensate for impurities and/or salts. A correction factor is used to calculate the amount of compound necessary to achieve the desired concentration of the parent compound in solution.
- Purity of isomeric compounds is reported as the sum of the isomers.
- Purity values are rounded to the nearest whole number.

Certified Uncertainty Value Notes:

- The uncertainties are determined in accordance with ISO 17034 and Guide 35. The certified combined stressed uncertainty value (includes gravimetric uncertainty, homogeneity between-ampul uncertainty, storage stability uncertainty and shipping stability uncertainty and were combined using the following formula:

$$U_{combined\ stressed} = k \sqrt{U_{gravimetric}^2 + U_{homogeneity}^2 + U_{storage\ stability}^2 + U_{shipping\ stability}^2}$$

k is a coverage factor of 2, which gives a level of confidence of approximately 95%.

- It is important to note that the shipping stability uncertainty was obtained under temperature extremes for specific time intervals; therefore, the certified combined stressed uncertainty value should only be applied to the product if it was stored at non-standard temperature conditions up to and including 7 days. Contact Restek Technical Service at www.restek.com/Contact-Us for use recommendations if your shipment was in-transit for more than 7 days at non-standard temperature conditions.
- Apply the certified combined unstressed uncertainty value if the product was received under standard shipping conditions. Apply the certified combined stressed uncertainty value if the product was received under non-standard conditions as specified below.

Label Conditions	Standard Conditions	Non-Standard Conditions
25°C Nominal (Room Temperature)	< 60°C	≥ 60°C up to 7 days
10°C or colder (Refrigerate)	< 40°C	≥ 40°C up to 7 days
0°C or colder (Freezer) -20°C or colder (Deep Freezer)	< 25°C	≥ 25°C up to 7 days

- Separate (not combined) uncertainty values for gravimetric uncertainty are also displayed on the certificate, if needed, separate homogeneity between-ampul uncertainty, storage stability uncertainty and shipping stability uncertainty values are available by contacting Restek Technical Service at www.restek.com/Contact-Us.
- The packaged amount is the minimum sample size for which uncertainty is valid. The ampules are over-filled to ensure that the minimum packaged amount can be sufficiently transferred.

Manufacturing Notes:

- Concentration is based upon gravimetric preparation using either a balance whose calibration has been verified daily using NIST traceable weights, and/or dilutions with Class A glassware.

Handling Notes:

- Stability of the unopened product, when stored in compliance with the recommended conditions, is guaranteed through the expiration displayed on the product label and certificate. Contact Restek for additional opened product stability information, with the knowledge/understanding that open product stability is subject to the specific handling and environmental conditions to which the product is exposed. For your convenience Restek supplies deactivated vials with most standards packed in 2mL ampules. Larger volume deactivated vials are available through Restek as a custom ordered item. Additionally, Restek sells DMDCS for the purpose of glassware deactivation as catalog number 31861, which includes complete instructions.

Reagent

8270S#11_1stk_00011



CERTIFIED REFERENCE MATERIAL

110 Benner Circle
Bellefonte, PA 16823-8812
Tel: (800)356-1688
Fax: (814)353-1309

www.restek.com

Certificate of Analysis



FOR LABORATORY USE ONLY-READ SDS PRIOR TO USE.

This Reference Material is intended for Laboratory Use Only as a standard for the qualitative and/or quantitative determination of the analyte(s) listed.


Catalog No. : 569732 **Lot No.:** A0164387

Description : 8270 List 1 / Std #11
8270 List 1 / Std #11 2,000µg/mL, Methylene chloride, 5mL/ampul

Container Size : 5 mL **Pkg Amt:** > 5 mL

Expiration Date : March 31, 2022 **Storage:** 10°C or colder

Handling: This product is photosensitive. **Ship:** Ambient



CERTIFIED VALUES

Elution Order	Compound	Grav. Conc. (weight/volume)	Expanded Uncertainty (95% C.L.; K=2)			
1	Benzaldehyde	2,001.8 µg/mL (Lot SHBG8690V)	+/- 11.6383	µg/mL	Gravimetric	
	CAS # 100-52-7		+/- 39.9656	µg/mL	Unstressed	
	Purity 99%		+/- 89.7049	µg/mL	Stressed	
2	epsilon-Caprolactam	2,000.6 µg/mL (Lot I16X016)	+/- 11.6316	µg/mL	Gravimetric	
	CAS # 105-60-2		+/- 39.9423	µg/mL	Unstressed	
	Purity 99%		+/- 89.6527	µg/mL	Stressed	
3	Atrazine	2,000.0 µg/mL (Lot PI8FG)	+/- 11.6282	µg/mL	Gravimetric	
	CAS # 1912-24-9		+/- 39.9306	µg/mL	Unstressed	
	Purity 99%		+/- 89.6265	µg/mL	Stressed	

Solvent: Methylene chloride
CAS # 75-09-2
Purity 99%

Column:
30m x 0.25mm x 0.25µm
Rtx-5 (cat.#10223)

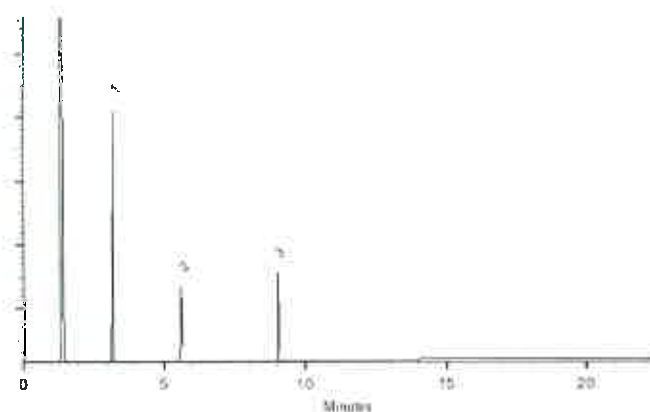
Carrier Gas:
hydrogen-constant pressure 10 psi.

Temp. Program:
75°C (hold 1 min.) to 330°C
@ 20°C/min. (hold 10 min.)

Inj. Temp:
250°C

Det. Temp:
330°C

Det. Type:
FID



This chromatogram represents a general set of testing conditions chosen for product acceptance. For optimal results in your lab, conditions should be adjusted for your specific instrument, method, and application.

Russ Bookhamer - Operations Technician I

Date Mixed: 14-Sep-2020

Balance: 1128360905

Justina Albertson - Operations Tech-ARSM QC

Date Passed: 17-Sep-2020

Manufactured under Restek's ISO 9001:2015
Registered Quality System
Certificate #FM 80397

General Certified Reference Material Notes

Expiration Notes:

- Expiration date valid for unopened ampul stored in compliance with the recommended conditions.
- Uncertainty, concentration, and expiration of the CRM are based on the unopened product being stored according to the recommended condition found in the storage field.

Purity Notes:

- Purity and/or chemical identity are determined by one or more of the following techniques: GC/FID, HPLC, GC/ μ ECD, GC/MS, LC/MS, RI, and/or melting point.
- Compounds with a listed purity of less than 99% have been weight corrected to compensate for impurities and/or salts. A correction factor is used to calculate the amount of compound necessary to achieve the desired concentration of the parent compound in solution.
- Purity of isomeric compounds is reported as the sum of the isomers.
- Purity values are rounded to the nearest whole number.

Certified Uncertainty Value Notes:

- The uncertainties are determined in accordance with ISO 17034 and Guide 35. The certified combined stressed uncertainty value (includes gravimetric uncertainty, homogeneity between-ampul uncertainty, storage stability uncertainty and shipping stability uncertainty and were combined using the following formula:

$$U_{combined\ stressed} = k \sqrt{U_{gravimetric}^2 + U_{homogeneity}^2 + U_{storage\ stability}^2 + U_{shipping\ stability}^2}$$

k is a coverage factor of 2, which gives a level of confidence of approximately 95%.

- It is important to note that the shipping stability uncertainty was obtained under temperature extremes for specific time intervals; therefore, the certified combined stressed uncertainty value should only be applied to the product if it was stored at non-standard temperature conditions up to and including 7 days. Contact Restek Technical Service at www.restek.com/Contact-Us for use recommendations if your shipment was in-transit for more than 7 days at non-standard temperature conditions.
- Apply the certified combined unstressed uncertainty value if the product was received under standard shipping conditions. Apply the certified combined stressed uncertainty value if the product was received under non-standard conditions as specified below.

Label Conditions	Standard Conditions	Non-Standard Conditions
25°C Nominal (Room Temperature)	< 60°C	≥ 60°C up to 7 days
10°C or colder (Refrigerate)	< 40°C	≥ 40°C up to 7 days
0°C or colder (Freezer) -20°C or colder (Deep Freezer)	< 25°C	≥ 25°C up to 7 days

- Separate (not combined) uncertainty values for gravimetric uncertainty are also displayed on the certificate, if needed, separate homogeneity between-ampul uncertainty, storage stability uncertainty and shipping stability uncertainty values are available by contacting Restek Technical Service at www.restek.com/Contact-Us.
- The packaged amount is the minimum sample size for which uncertainty is valid. The ampules are over-filled to ensure that the minimum packaged amount can be sufficiently transferred.

Manufacturing Notes:

- Concentration is based upon gravimetric preparation using either a balance whose calibration has been verified daily using NIST traceable weights, and/or dilutions with Class A glassware.

Handling Notes:

- Stability of the unopened product, when stored in compliance with the recommended conditions, is guaranteed through the expiration displayed on the product label and certificate. Contact Restek for additional opened product stability information, with the knowledge/understanding that open product stability is subject to the specific handling and environmental conditions to which the product is exposed. For your convenience Restek supplies deactivated vials with most standards packed in 2mL ampules. Larger volume deactivated vials are available through Restek as a custom ordered item. Additionally, Restek sells DMDCS for the purpose of glassware deactivation as catalog number 31861, which includes complete instructions.

Reagent

8270S#11_1stk_00013



CERTIFIED REFERENCE MATERIAL

110 Benner Circle
Bellefonte, PA 16823-8812
Tel: (800)356-1688
Fax: (814)353-1309

www.restek.com

Certificate of Analysis



FOR LABORATORY USE ONLY-READ SDS PRIOR TO USE.

This Reference Material is intended for Laboratory Use Only as a standard for the qualitative and/or quantitative determination of the analyte(s) listed.

Catalog No. : 569732 **Lot No.:** A0172244

Description : 8270 List 1 / Std #11
8270 List 1 / Std #11 2,000µg/mL, Methylene chloride, 5mL/ampul

Container Size : 5 mL **Pkg Amt:** > 5 mL

Expiration Date : November 30, 2022 **Storage:** 10°C or colder

Handling: This product is photosensitive. **Ship:** Ambient

CERTIFIED VALUES

Elution Order	Compound	Grav. Conc. (weight/volume)	Expanded Uncertainty (95% C.L.; K=2)			
1	Benzaldehyde	2,015.7 µg/mL	+/-	11.7193	µg/mL	Gravimetric
	CAS # 100-52-7 (Lot RD210106)		+/-	40.2434	µg/mL	Unstressed
	Purity 99%		+/-	90.3286	µg/mL	Stressed
2	epsilon-Caprolactam	2,008.5 µg/mL	+/-	11.6776	µg/mL	Gravimetric
	CAS # 105-60-2 (Lot I16X016)		+/-	40.1003	µg/mL	Unstressed
	Purity 99%		+/-	90.0074	µg/mL	Stressed
3	Atrazine	2,008.5 µg/mL	+/-	11.6776	µg/mL	Gravimetric
	CAS # 1912-24-9 (Lot PI8FG)		+/-	40.1003	µg/mL	Unstressed
	Purity 99%		+/-	90.0074	µg/mL	Stressed

Solvent: Methylene chloride
CAS # 75-09-2
Purity 99%

Column:
30m x 0.25mm x 0.25µm
Rtx-5 (cat.#10223)

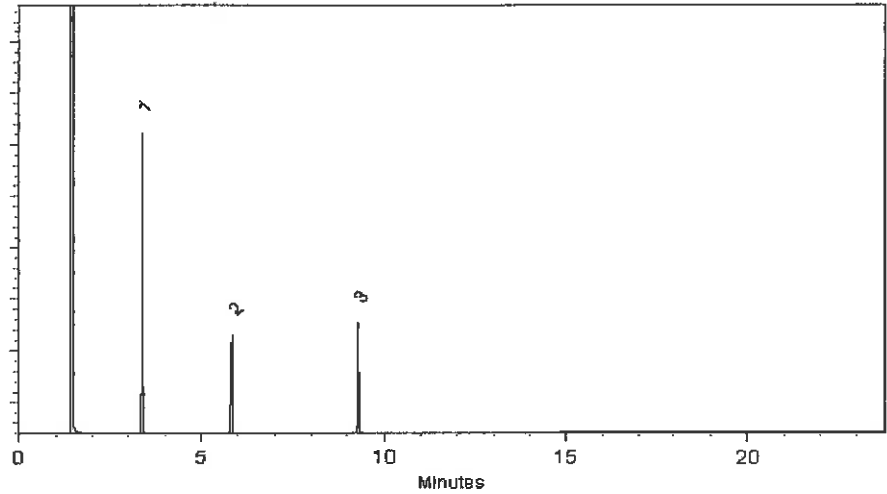
Carrier Gas:
hydrogen-constant pressure 10 psi.

Temp. Program:
75°C (hold 1 min.) to 330°C
@ 20°C/min. (hold 10 min.)

Inj. Temp:
250°C

Det. Temp:
330°C

Det. Type:
FID



This chromatogram represents a general set of testing conditions chosen for product acceptance. For optimal results in your lab, conditions should be adjusted for your specific instrument, method, and application.

Sam Moodler
Sam Moodler - Operations Tech I

Date Mixed: 11-May-2021 **Balance:** 1128360905

Marilina Cowan
Marilina Cowan - Operations Tech I

Date Passed: 12-May-2021

Manufactured under Restek's ISO 9001:2015
Registered Quality System
Certificate #FM 80397

General Certified Reference Material Notes

Expiration Notes:

- Expiration date valid for unopened ampul stored in compliance with the recommended conditions.
- Uncertainty, concentration, and expiration of the CRM are based on the unopened product being stored according to the recommended condition found in the storage field.

Purity Notes:

- Purity and/or chemical identity are determined by one or more of the following techniques: GC/FID, HPLC, GC/μECD, GC/MS, LC/MS, RI, and/or melting point.
- Compounds with a listed purity of less than 99% have been weight corrected to compensate for impurities and/or salts. A correction factor is used to calculate the amount of compound necessary to achieve the desired concentration of the parent compound in solution.
- Purity of isomeric compounds is reported as the sum of the isomers.
- Purity values are rounded to the nearest whole number.

Certified Uncertainty Value Notes:

- The uncertainties are determined in accordance with ISO 17034 and Guide 35. The certified combined stressed uncertainty value (includes gravimetric uncertainty, homogeneity between-ampul uncertainty, storage stability uncertainty and shipping stability uncertainty and were combined using the following formula:

$$U_{combined\ stressed} = k \sqrt{U_{gravimetric}^2 + U_{homogeneity}^2 + U_{storage\ stability}^2 + U_{shipping\ stability}^2}$$

k is a coverage factor of 2, which gives a level of confidence of approximately 95%.

- It is important to note that the shipping stability uncertainty was obtained under temperature extremes for specific time intervals; therefore, the certified combined stressed uncertainty value should only be applied to the product if it was stored at non-standard temperature conditions up to and including 7 days. Contact Restek Technical Service at www.restek.com/Contact-Us for use recommendations if your shipment was in-transit for more than 7 days at non-standard temperature conditions.
- Apply the certified combined unstressed uncertainty value if the product was received under standard shipping conditions. Apply the certified combined stressed uncertainty value if the product was received under non-standard conditions as specified below.

Label Conditions	Standard Conditions	Non-Standard Conditions
25°C Nominal (Room Temperature)	< 60°C	≥ 60°C up to 7 days
10°C or colder (Refrigerate)	< 40°C	≥ 40°C up to 7 days
0°C or colder (Freezer) -20°C or colder (Deep Freezer)	< 25°C	≥ 25°C up to 7 days

- Separate (not combined) uncertainty values for gravimetric uncertainty are also displayed on the certificate, if needed, separate homogeneity between-ampul uncertainty, storage stability uncertainty and shipping stability uncertainty values are available by contacting Restek Technical Service at www.restek.com/Contact-Us.
- The packaged amount is the minimum sample size for which uncertainty is valid. The ampules are over-filled to ensure that the minimum packaged amount can be sufficiently transferred.

Manufacturing Notes:

- Concentration is based upon gravimetric preparation using either a balance whose calibration has been verified daily using NIST traceable weights, and/or dilutions with Class A glassware.

Handling Notes:

- Stability of the unopened product, when stored in compliance with the recommended conditions, is guaranteed through the expiration displayed on the product label and certificate. Contact Restek for additional opened product stability information, with the knowledge/understanding that open product stability is subject to the specific handling and environmental conditions to which the product is exposed. For your convenience Restek supplies deactivated vials with most standards packed in 2mL ampules. Larger volume deactivated vials are available through Restek as a custom ordered item. Additionally, Restek sells DMDCS for the purpose of glassware deactivation as catalog number 31861, which includes complete instructions.

Reagent

8270S#9_1stk_00015



CERTIFIED REFERENCE MATERIAL

110 Benner Circle
Bellefonte, PA 16823-8812
Tel: (800)356-1688
Fax: (814)353-1309

www.restek.com

Certificate of Analysis



FOR LABORATORY USE ONLY-READ SDS PRIOR TO USE.

This Reference Material is intended for Laboratory Use Only as a standard for the qualitative and/or quantitative determination of the analyte(s) listed.

Catalog No. : 569730 **Lot No.:** A0167791

Description : 8270 List 1 / Std #9
8270 List 1 / Std #9 2000 µg/mL, Methylene chloride, 5mL/ampul

Container Size : 10 mL **Pkg Amt:** > 5 mL

Expiration Date : July 31, 2022 **Storage:** 10°C or colder

Handling: Contains carcinogen/reproductive toxin. **Ship:** Ambient



ID: 8270S#9_1stk_00016
Exp 07/31/22 Prod JKIM Cpn 0615/21
8270 List 1 / Std#9 (prim)

CERTIFIED VALUES

Elution Order	Compound	Grav. Conc. (weight/volume)	Expanded Uncertainty (95% C.L.; K=2)			
1	Benzidine	2,002.5 µg/mL (Lot CYGNUSX3)	+/-	11.6427	µg/mL	Gravimetric
	CAS # 92-87-5		+/-	23.9380	µg/mL	Unstressed
	Purity 99%		+/-	38.0970	µg/mL	Stressed
2	3,3'-Dichlorobenzidine	2,006.5 µg/mL (Lot 200824RSR)	+/-	11.6660	µg/mL	Gravimetric
	CAS # 91-94-1		+/-	23.9858	µg/mL	Unstressed
	Purity 99%		+/-	38.1731	µg/mL	Stressed

Solvent: Methylene chloride
CAS # 75-09-2
Purity 99%



2841447
ID: 8270S#9_1stk_00016
Exp 07/31/22 Prod JKIM Cpn 0406/21
8270 List 1 / Std#9 (prim)

Column:
30m x 0.25mm x 0.25µm
Rtx-5 (cat.#10223)

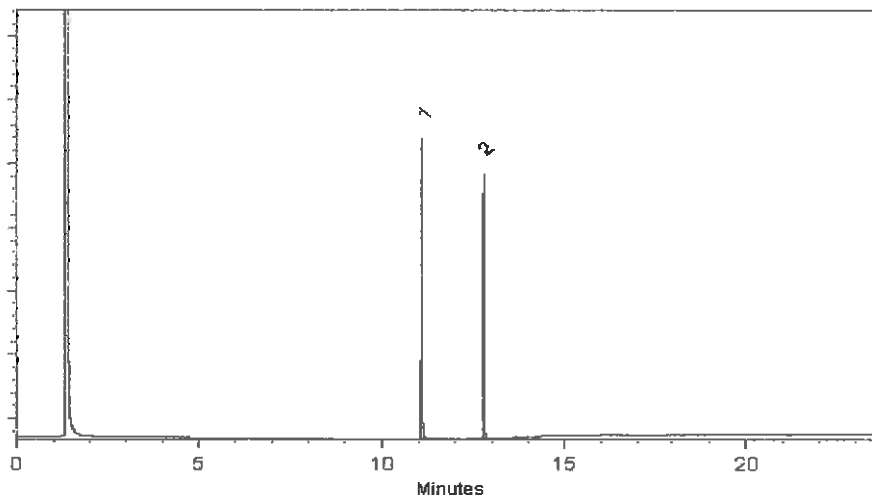
Carrier Gas:
hydrogen-constant pressure 10 psi.

Temp. Program:
75°C (hold 1 min.) to 330°C
@ 20°C/min. (hold 10 min.)

Inj. Temp:
250°C

Det. Temp:
330°C

Det. Type:
FID



This chromatogram represents a general set of testing conditions chosen for product acceptance. For optimal results in your lab, conditions should be adjusted for your specific instrument, method, and application.

Russ Bookhamer
Russ Bookhamer - Operations Technician

Date Mixed: 05-Jan-2021 **Balance:** 1128360905

Alexis Shalow
Alexis Shalow - Operations Tech I

Date Passed: 26-Feb-2021

Manufactured under Restek's ISO 9001:2015
Registered Quality System
Certificate #FM 80397

General Certified Reference Material Notes

Expiration Notes:

- Expiration date valid for unopened ampul stored in compliance with the recommended conditions.
- Uncertainty, concentration, and expiration of the CRM are based on the unopened product being stored according to the recommended condition found in the storage field.

Purity Notes:

- Purity and/or chemical identity are determined by one or more of the following techniques: GC/FID, HPLC, GC/ μ ECD, GC/MS, LC/MS, RI, and/or melting point.
- Compounds with a listed purity of less than 99% have been weight corrected to compensate for impurities and/or salts. A correction factor is used to calculate the amount of compound necessary to achieve the desired concentration of the parent compound in solution.
- Purity of isomeric compounds is reported as the sum of the isomers.
- Purity values are rounded to the nearest whole number.

Certified Uncertainty Value Notes:

- The uncertainties are determined in accordance with ISO 17034 and Guide 35. The certified combined stressed uncertainty value (includes gravimetric uncertainty, homogeneity between-ampul uncertainty, storage stability uncertainty and shipping stability uncertainty and were combined using the following formula:

$$U_{combined\ stressed} = k \sqrt{U_{gravimetric}^2 + U_{homogeneity}^2 + U_{storage\ stability}^2 + U_{shipping\ stability}^2}$$

k is a coverage factor of 2, which gives a level of confidence of approximately 95%.

- It is important to note that the shipping stability uncertainty was obtained under temperature extremes for specific time intervals; therefore, the certified combined stressed uncertainty value should only be applied to the product if it was stored at non-standard temperature conditions up to and including 7 days. Contact Restek Technical Service at www.restek.com/Contact-Us for use recommendations if your shipment was in-transit for more than 7 days at non-standard temperature conditions.
- Apply the certified combined unstressed uncertainty value if the product was received under standard shipping conditions. Apply the certified combined stressed uncertainty value if the product was received under non-standard conditions as specified below.

Label Conditions	Standard Conditions	Non-Standard Conditions
25°C Nominal (Room Temperature)	< 60°C	≥ 60°C up to 7 days
10°C or colder (Refrigerate)	< 40°C	≥ 40°C up to 7 days
0°C or colder (Freezer) -20°C or colder (Deep Freezer)	< 25°C	≥ 25°C up to 7 days

- Separate (not combined) uncertainty values for gravimetric uncertainty are also displayed on the certificate, if needed, separate homogeneity between-ampul uncertainty, storage stability uncertainty and shipping stability uncertainty values are available by contacting Restek Technical Service at www.restek.com/Contact-Us.
- The packaged amount is the minimum sample size for which uncertainty is valid. The ampules are over-filled to ensure that the minimum packaged amount can be sufficiently transferred.

Manufacturing Notes:

- Concentration is based upon gravimetric preparation using either a balance whose calibration has been verified daily using NIST traceable weights, and/or dilutions with Class A glassware.

Handling Notes:

- Stability of the unopened product, when stored in compliance with the recommended conditions, is guaranteed through the expiration displayed on the product label and certificate. Contact Restek for additional opened product stability information, with the knowledge/understanding that open product stability is subject to the specific handling and environmental conditions to which the product is exposed. For your convenience Restek supplies deactivated vials with most standards packed in 2mL ampules. Larger volume deactivated vials are available through Restek as a custom ordered item. Additionally, Restek sells DMDCS for the purpose of glassware deactivation as catalog number 31861, which includes complete instructions.

Reagent

8270S#9_1stk_00017



CERTIFIED REFERENCE MATERIAL

110 Benner Circle
Bellefonte, PA 16823-8812
Tel: (800)356-1688
Fax: (814)353-1309

www.restek.com

Certificate of Analysis



FOR LABORATORY USE ONLY-READ SDS PRIOR TO USE.

This Reference Material is intended for Laboratory Use Only as a standard for the qualitative and/or quantitative determination of the analyte(s) listed.

Catalog No. : 569730 **Lot No.:** A0175898

Description : 8270 List 1 / Std #9
8270 List 1 / Std #9 2000 µg/mL, Methylene chloride, 5mL/ampul

Container Size : 10 mL **Pkg Amt:** > 5 mL

Expiration Date : February 28, 2023 **Storage:** 10°C or colder

Handling: Contains carcinogen/reproductive toxin. **Ship:** Ambient

CERTIFIED VALUES

Elution Order	Compound	Grav. Conc. (weight/volume)	Expanded Uncertainty (95% C.L.; K=2)			
1	Benzidine	2,005.0 µg/mL (Lot 210716JLM)	+/-	11.6572	µg/mL	Gravimetric
	CAS # 92-87-5		+/-	23.9679	µg/mL	Unstressed
	Purity 99%		+/-	38.1445	µg/mL	Stressed
2	3,3'-Dichlorobenzidine	2,018.0 µg/mL (Lot 210727RSR)	+/-	11.7328	µg/mL	Gravimetric
	CAS # 91-94-1		+/-	24.1233	µg/mL	Unstressed
	Purity 99%		+/-	38.3919	µg/mL	Stressed

Solvent: Methylene chloride
CAS # 75-09-2
Purity 99%

Column:
30m x 0.25mm x 0.25µm
Rtx-5 (cat.#10223)

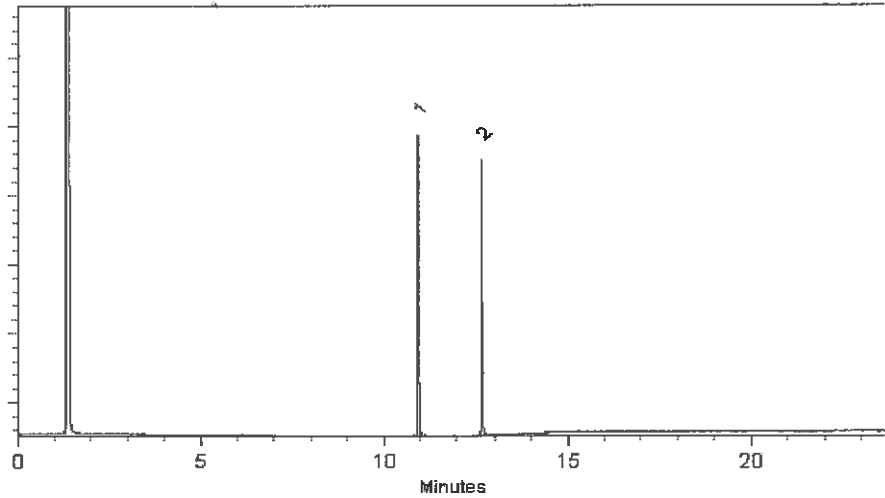
Carrier Gas:
hydrogen-constant pressure 10 psi.

Temp. Program:
75°C (hold 1 min.) to 330°C
@ 20°C/min. (hold 10 min.)

Inj. Temp:
250°C

Det. Temp:
330°C

Det. Type:
FID



This chromatogram represents a general set of testing conditions chosen for product acceptance. For optimal results in your lab, conditions should be adjusted for your specific instrument, method, and application.


Tom Suckal - Mix Technician

Date Mixed: 30-Aug-2021 Balance: 1128360905


Merlina Cowan - Operations Tech I

Date Passed: 07-Sep-2021

Manufactured under Restek's ISO 9001:2015
Registered Quality System
Certificate #FM 80397

General Certified Reference Material Notes

Expiration Notes:

- Expiration date valid for unopened ampul stored in compliance with the recommended conditions.
- Uncertainty, concentration, and expiration of the CRM are based on the unopened product being stored according to the recommended condition found in the storage field.

Purity Notes:

- Purity and/or chemical identity are determined by one or more of the following techniques: GC/FID, HPLC, GC/ μ ECD, GC/MS, LC/MS, RI, and/or melting point.
- Compounds with a listed purity of less than 99% have been weight corrected to compensate for impurities and/or salts. A correction factor is used to calculate the amount of compound necessary to achieve the desired concentration of the parent compound in solution.
- Purity of isomeric compounds is reported as the sum of the isomers.
- Purity values are rounded to the nearest whole number.

Certified Uncertainty Value Notes:

- The uncertainties are determined in accordance with ISO 17034 and Guide 35. The certified combined stressed uncertainty value (includes gravimetric uncertainty, homogeneity between-ampul uncertainty, storage stability uncertainty and shipping stability uncertainty and were combined using the following formula:

$$U_{combined\ stressed} = k \sqrt{U_{gravimetric}^2 + U_{homogeneity}^2 + U_{storage\ stability}^2 + U_{shipping\ stability}^2}$$

k is a coverage factor of 2, which gives a level of confidence of approximately 95%.

- It is important to note that the shipping stability uncertainty was obtained under temperature extremes for specific time intervals; therefore, the certified combined stressed uncertainty value should only be applied to the product if it was stored at non-standard temperature conditions up to and including 7 days. Contact Restek Technical Service at www.restek.com/Contact-Us for use recommendations if your shipment was in-transit for more than 7 days at non-standard temperature conditions.
- Apply the certified combined unstressed uncertainty value if the product was received under standard shipping conditions. Apply the certified combined stressed uncertainty value if the product was received under non-standard conditions as specified below.

Label Conditions	Standard Conditions	Non-Standard Conditions
25°C Nominal (Room Temperature)	< 60°C	≥ 60°C up to 7 days
10°C or colder (Refrigerate)	< 40°C	≥ 40°C up to 7 days
0°C or colder (Freezer) -20°C or colder (Deep Freezer)	< 25°C	≥ 25°C up to 7 days

- Separate (not combined) uncertainty values for gravimetric uncertainty are also displayed on the certificate, if needed, separate homogeneity between-ampul uncertainty, storage stability uncertainty and shipping stability uncertainty values are available by contacting Restek Technical Service at www.restek.com/Contact-Us.
- The packaged amount is the minimum sample size for which uncertainty is valid. The ampules are over-filled to ensure that the minimum packaged amount can be sufficiently transferred.

Manufacturing Notes:

- Concentration is based upon gravimetric preparation using either a balance whose calibration has been verified daily using NIST traceable weights, and/or dilutions with Class A glassware.

Handling Notes:

- Stability of the unopened product, when stored in compliance with the recommended conditions, is guaranteed through the expiration displayed on the product label and certificate. Contact Restek for additional opened product stability information, with the knowledge/understanding that open product stability is subject to the specific handling and environmental conditions to which the product is exposed. For your convenience Restek supplies deactivated vials with most standards packed in 2mL ampules. Larger volume deactivated vials are available through Restek as a custom ordered item. Additionally, Restek sells DMDCS for the purpose of glassware deactivation as catalog number 31861, which includes complete instructions.

Reagent

8270Surr_Phen_00015

Certificate of Analysis

Produced by Phenova

3350 Argyle Drive STE 100 Golden, CO 80405 USA ■ Tel: 303-940-9033 ■ Fax: 303-940-0043 ■ info@phenova.com
Access your Safety Data Sheets and digital Certificates at www.phenova.com/documents.

Certified Reference Material

This product is certified in accordance with Phenova's ISO 17034 accreditation and supported by Phenova's ISO/ICE 17025 chemical testing accreditation

Catalog Number: AL0-130371

Description: Revised BNA Surrogate Spike Mix

Storage: Refrigerate (4-10 °C)

Provided As: 25mL in 30mL Vial in Methanol

Lot Number: CL16338

Certification Date: January 21, 2021

Expiration Date: January 31, 2026

Andrea Gill

Andrea Gill, Certified Reference Material Manager

Component	CAS Number	Certified Value (µg/mL)	Expanded Uncertainty
1,4-Dioxane-d8	17647-74-4	500	0.211%
Fluoranthene-d10	93951-69-0	100	0.120%
2-Fluorobiphenyl	321-60-8	100	0.232%
2-Fluorophenol	367-12-4	100	0.232%
2-Methylnaphthalene-d10	7297-45-2	100	0.122%
Nitrobenzene-d5	4165-60-0	100	0.232%
Phenol-d5	4165-62-2	100	0.232%
p-Terphenyl-d14	1718-51-0	100	0.232%
2,4,6-Tribromophenol	118-79-6	100	0.153%



Reference Material Producer
Certificate No. 2427.02



Phenova is an accredited ISO/IEC 17034 Reference Material Producer and ISO/IEC 17025 accredited Chemical Testing Laboratory.



Chemical Testing Laboratory
Certificate No. 2427.03

Certificate of Analysis



Produced by Phenova


6390 Joyal Drive STE 100, Golden, CO 80403 USA • Tel: 303-940-0033 • Fax: 303-940-0033 • info@phenova.com
Access your Safety Data Sheets and digital Certificates at www.phenova.com/documents.

- Quality Document:** This Certificate of Analysis has been created in accordance with ISO Guide 31¹ and ISO Guide 35².
- Quality Standards:** Phenova is accredited by A2LA to ISO 17034³ and ISO/IEC 17025⁴ as a producer of Certified Reference Materials and Reference Materials. This ensures that our manufacturing processes have been accredited to and meet strict international standards.
- Intended Use:** This product is manufactured for calibration, calibration verification, quantification, identification and other appropriate analytical control applications. This product is provided for routine laboratory analysis and research purposes only. Only trained personnel should handle this product.
- Handling and Usage Notes:** Store according to the recommended conditions listed and avoid prolonged exposure to light. Visually inspect the solution inside the ampoule for any un-dissolved material. If particulate is visible, sonicate or heat the unopened ampoule until material is fully dissolved. Dilute as required, use only glass A glassware and diluents compatible with all certified analytes in the mixture. Considerations should be made related to repeated use of the opened product. Once opened, exposure to light, air, heat, objects and addition transfer vessels may cause evaporation, degradation or contamination resulting in changes in concentration, uncertainty, and stability duration. Store opened standards in a clean, tightly capped vessel under the recommended temperature. Appropriate controls, such as the use of additional verification standards should be used to confirm that the opened product is fit for purpose under repeated use conditions.
- Hazardous Situation:** The product is intended for use by experienced professional personnel. A Safety Data Sheet (SDS) is available at www.phenova.com/documents.
- Level of Homogeneity:** The product has been determined to be homogeneous to a minimum volume of the packaged amount.
- Certified Value:** Certified Value is based upon gravimetric and volumetric preparation using calibrated balances and Class A glassware.
- Raw Materials and Purity:** Phenova reference standard products are prepared from the highest quality starting materials. The purity of the materials used in this product were verified using ISO/IEC 17025 methodology.
- Expanded Uncertainty:** The expanded uncertainty (uRM) as stated is determined in accordance with ISO/IEC Guide 98⁵ and ISO Guide 35 incorporating Type A standard uncertainty at a 95% confidence level. The uncertainty is calculated based on the element of manufacturing (uM) times a coverage factor (k=2).

$$uRM = k * uM$$
- Metrological Traceability:** The property value (certified value and its uncertainty) is traceable through an unbroken chain of calibration to the SI base unit kg through a NIST traceable weight in accordance with ISO Guide 34. This is achieved through calibration of balances, verification of weights, and use of national methodology for glassware calibration utilizing and ISO/IEC 17025 methodology.
- Period of Validity:** The Certified Values, Uncertainties and Expiration Date are based on the unopened product being stored according to the recommended storage condition listed and are guaranteed until the Expiration Date. This product will be monitored during the period of validity and customers notified of any significant changes in stability.

References:

- ISO Guide 31 – Reference Materials – Contents of Certificates and Labels.
- ISO Guide 35 – Reference Materials – General and Statistical Principles for Certification.
- ISO 17034 – General Requirements for the Competence of Reference Material Producers.
- ISO/IEC 17025 – General Requirements for the Competence of Testing and Calibration Laboratories.
- ISO/IEC Guide 98 – Uncertainty of Measurement – Part 3: Guide to Expression of Uncertainty in Measurement (GUM:1995)



Reagent

8270waterSurr_00118

Preliminary Report

Eurofins Seattle
Target Compound Quantitation Report

Data File: \\chromfs\Seattle\ChromData\TAC040\20220224-81467.b\40Scan022422a006.D
 Lims ID: 8270watersurr_00118
 Client ID:
 Sample Type: Client
 Inject. Date: 24-Feb-2022 15:42:30 ALS Bottle#: 5 Worklist Smp#: 5
 Injection Vol: 1.0 ul Dil. Factor: 20.0000
 Sample Info: 8270watersurr_00118
 Misc. Info.: 20X
 Operator ID: tl Instrument ID: TAC040
 Method: \\chromfs\Seattle\ChromData\TAC040\20220224-81467.b\8270TAC040.m
 Limit Group: 8270D Standard
 Last Update: 24-Feb-2022 16:18:50 Calib Date: 22-Nov-2021 16:19:30
 Integrator: RTE ID Type: RT Order ID
 Quant Method: Internal Standard Quant By: Initial Calibration
 Last ICal File: \\chromfs\Seattle\ChromData\TAC040\20211122-80001.b\40Scan112221a014.D

Column 1 : Det: MS SCAN

Process Host: CTX1682

Compound	Sig	RT (min.)	Adj RT (min.)	Dlt RT (min.)	Q	Response	OnCol Amt ug/L	Flags
* 1 1,4-Dichlorobenzene-d4	152	4.454	4.454	0.000	77	12371	100.0	
* 2 Naphthalene-d8	136	5.501	5.495	0.006	91	42983	100.0	
* 3 Acenaphthene-d10	164	6.942	6.925	0.017	80	19760	100.0	
* 4 Phenanthrene-d10	188	8.154	8.130	0.024	85	37497	100.0	
* 5 Chrysene-d12	240	10.318	10.289	0.029	84	34900	100.0	
* 6 Perylene-d12	264	11.724	11.695	0.029	86	34886	100.0	
\$ 7 2-Fluorophenol	112	3.435	3.429	0.006	79	120664	1114.5	c
\$ 8 Phenol-d5	99	4.260	4.254	0.006	97	108413	928.1	c
\$ 9 Nitrobenzene-d5	82	4.919	4.924	0.000	78	81255	1040.2	c
\$ 10 2-Fluorobiphenyl	172	6.395	6.395	0.006	98	270011	1056.1	M
\$ 11 2,4,6-Tribromophenol	330	7.607	7.599	0.030	83	78191	980.8	c
\$ 12 Terphenyl-d14	244	9.454	9.454	0.006	97	361515	1185.0	M
45 4-Chloro-3-methylphenol	107	6.060	6.055	0.012	4	302	18.8	9
82 2,3-Dichlorobenzeneamine	161	8.489	8.498	0.012	1	129	NC	9ig

QC Flag Legend

Processing Flags

NC - Not Calibrated

9 - Failed A Reference Spectral Test

i - Failed Initial Calibration Limits

c - Failed Continuing Calibration Limits

g - Not in Limit Group or Failed to Calibrate

Review Flags

M - Manually Integrated

Reagents:

MeCl2_CT_00216

Amount Added: 1.00

Units: mL

Run Reagent

8270SIM_IS_00069

Amount Added: 10.00

Units: uL

Run Reagent

Reagent

DFTPPSTK_00014



CERTIFIED REFERENCE MATERIAL

110 Benner Circle
Bellefonte, PA 16823-8812
Tel: (800)356-1688
Fax: (814)353-1309

www.restek.com

Certificate of Analysis



FOR LABORATORY USE ONLY-READ SDS PRIOR TO USE.

This Reference Material is intended for Laboratory Use Only as a standard for the qualitative and/or quantitative determination of the analyte(s) listed.

Catalog No. : 31615 **Lot No.:** A0151587

Description : GC/MS Tuning Mixture
GC/MS Tuning Mixture 1,000µg/mL, Methylene Chloride, 1mL/ampul

Container Size : 2 mL **Pkg Amt:** > 1 mL

Expiration Date : August 31, 2022 **Storage:** 10°C or colder

Handling: Contains carcinogen/reproductive toxin.



2494939
ID: DFTPPSTK_00014
Exp: 08/31/22 Prg: ADB Opn: 10/03/19
GC/MS Tuning Mixture Stoc

CERTIFIED VALUES

Elution Order	Compound	Grav. Conc. (weight/volume)	Expanded Uncertainty (95% C.L., K=2)			
1	Pentachlorophenol CAS # 87-86-5 Purity 99% (Lot 190227CGKJ)	1,002.4 µg/mL	+/-	5.8826	µg/mL	Gravimetric
			+/-	45.6585	µg/mL	Unstressed
			+/-	65.9247	µg/mL	Stressed
2	DFTPP (Decafluorotriphenylphosphine) CAS # 5074-71-5 Purity 99% (Lot 10198748)	1,008.8 µg/mL	+/-	5.9202	µg/mL	Gravimetric
			+/-	45.9501	µg/mL	Unstressed
			+/-	66.3457	µg/mL	Stressed
3	Benzidine CAS # 92-87-5 Purity 99% (Lot 190409JACG)	1,000.8 µg/mL	+/-	5.8733	µg/mL	Gravimetric
			+/-	45.5857	µg/mL	Unstressed
			+/-	65.8195	µg/mL	Stressed
4	4,4'-DDT CAS # 50-29-3 Purity 99% (Lot S37912V)	1,010.0 µg/mL	+/-	5.9272	µg/mL	Gravimetric
			+/-	46.0047	µg/mL	Unstressed
			+/-	66.4246	µg/mL	Stressed

Solvent: Methylene chloride
CAS # 75-09-2
Purity 99%

Column:

30m x 0.25mm x 0.25µm
Rtx-5 (cat.#10223)

Carrier Gas:

Hydrogen-constant pressure 10 psi.

Temp. Program:

75°C (hold 1 min.) to 330°C
@ 20°C/min. (hold 10 min.)

Inj. Temp:

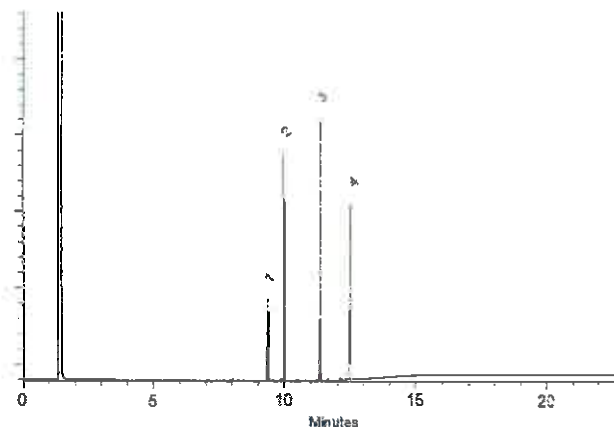
250°C

Det. Temp:

330°C

Det. Type:

FID



This chromatogram represents a general set of testing conditions chosen for product acceptance. For optimal results in your lab, conditions should be adjusted for your specific instrument, method, and application.

Joseph Jaglowski
Joseph Jaglowski - Mix Technician

Date Mixed: 06-Aug-2019 Balance: 1128360905

Justina Albertson
Justina Albertson - Operations Tech-ARM QC

Date Passed: 09-Aug-2019

Manufactured under Restek's ISO 9001:2015
Registered Quality System
Certificate #FM 80397

General Certified Reference Material Notes

Expiration Notes:

- Expiration date valid for unopened ampul stored in compliance with the recommended conditions.
- Uncertainty, concentration, and expiration of the CRM are based on the unopened product being stored according to the recommended condition found in the storage field.

Purity Notes:

- Purity and/or chemical identity are determined by one or more of the following techniques: GC/FID, HPLC, GC/μECD, GC/MS, LC/MS, RI, and/or melting point.
- Compounds with a listed purity of less than 99% have been weight corrected to compensate for impurities and/or salts. A correction factor is used to calculate the amount of compound necessary to achieve the desired concentration of the parent compound in solution.
- Purity of isomeric compounds is reported as the sum of the isomers.
- Purity values are rounded to the nearest whole number.

Certified Uncertainty Value Notes:

- The uncertainties are determined in accordance with ISO 17034 and Guide 35. The certified combined stressed uncertainty value (includes gravimetric uncertainty, homogeneity between-ampul uncertainty, storage stability uncertainty and shipping stability uncertainty and were combined using the following formula:

$$U_{combined\ stressed} = k \sqrt{U_{gravimetric}^2 + U_{homogeneity}^2 + U_{storage\ stability}^2 + U_{shipping\ stability}^2}$$

k is a coverage factor of 2, which gives a level of confidence of approximately 95%.

- It is important to note that the shipping stability uncertainty was obtained under temperature extremes for specific time intervals; therefore, the certified combined stressed uncertainty value should only be applied to the product if it was stored at non-standard temperature conditions up to and including 7 days. Contact Restek Technical Service at www.restek.com/Contact-Us for use recommendations if your shipment was in-transit for more than 7 days at non-standard temperature conditions.
- Apply the certified combined unstressed uncertainty value if the product was received under standard shipping conditions. Apply the certified combined stressed uncertainty value if the product was received under non-standard conditions as specified below.

Label Conditions	Standard Conditions	Non-Standard Conditions
25°C Nominal (Room Temperature)	< 60°C	≥ 60°C up to 7 days
10°C or colder (Refrigerate)	< 40°C	≥ 40°C up to 7 days
0°C or colder (Freezer)	< 25°C	≥ 25°C up to 7 days

- Separate (not combined) uncertainty values for gravimetric uncertainty are also displayed on the certificate, if needed, separate homogeneity between-ampul uncertainty, storage stability uncertainty and shipping stability uncertainty values are available by contacting Restek Technical Service at www.restek.com/Contact-Us.
- The packaged amount is the minimum sample size for which uncertainty is valid. The ampules are over-filled to ensure that the minimum packaged amount can be sufficiently transferred.

Manufacturing Notes:

- Concentration is based upon gravimetric preparation using either a balance whose calibration has been verified daily using NIST traceable weights, and/or dilutions with Class A glassware.

Handling Notes:

- Stability of the unopened product, when stored in compliance with the recommended conditions, is guaranteed through the expiration displayed on the product label and certificate. Contact Restek for additional opened product stability information, with the knowledge/understanding that open product stability is subject to the specific handling and environmental conditions to which the product is exposed. For your convenience Restek supplies deactivated vials with most standards packed in 2mL ampules. Larger volume deactivated vials are available through Restek as a custom ordered item. Additionally, Restek sells DMDCS for the purpose of glassware deactivation as catalog number 31861, which includes complete instructions.
- If any undissolved material is visible inside the ampul, sonicate the unopened ampul until the material is completely dissolved.

8270E_DOD5

Semivolatile Organic Compounds
(GC/MS)

FORM II
GC/MS SEMI VOA SURROGATE RECOVERY

Lab Name: Eurofins Seattle Job No.: 580-111018-1

SDG No.: _____

Matrix: Water Level: Low

GC Column (1): ZB-SV ID: 0.25 (mm)

Client Sample ID	Lab Sample ID	2FP #	PHL #	NBZ #	FBP #	TBP #	TPHL #
ERH2666 (RHMW2254-01 BAILER)	580-111018-1	40	24	53	49	70	100
	MB 580-383431/1-A	46	30	75	70	59	105
	LCS 580-383431/2-A	41 M	25	57	48	72	95
	LCSD 580-383431/3-A	56	36	78	70	78	98

	<u>QC LIMITS</u>
2FP = 2-Fluorophenol (Surr)	19-119
PHL = Phenol-d5 (Surr)	10-120
NBZ = Nitrobenzene-d5 (Surr)	44-120
FBP = 2-Fluorobiphenyl	44-119
TBP = 2,4,6-Tribromophenol (Surr)	43-140
TPHL = Terphenyl-d14	50-134

Column to be used to flag recovery values

FORM II 8270E

FORM III
GC/MS SEMI VOA LAB CONTROL SAMPLE RECOVERY

Lab Name: Eurofins Seattle Job No.: 580-111018-1
 SDG No.: _____
 Matrix: Water Level: Low Lab File ID: 40Scan031122a017.D
 Lab ID: LCS 580-383431/2-A Client ID: _____

COMPOUND	SPIKE ADDED (ug/L)	LCS CONCENTRATION (ug/L)	LCS % REC	QC LIMITS REC	#
1,2,4-Trichlorobenzene	2.00	0.901	45	29-116	
1,2-Dichlorobenzene	2.00	0.896	45	32-111	
1,3-Dichlorobenzene	2.00	0.852	43	28-110	
1,4-Dichlorobenzene	2.00	0.872	44	29-112	
2,4,5-Trichlorophenol	2.00	1.07	54	53-123	
2,4,6-Trichlorophenol	2.00	1.04	52	50-125	
2,4-Dichlorophenol	2.00	1.07	53	47-121	
2,4-Dimethylphenol	2.00	1.03 J	52	31-124	
2,4-Dinitrophenol	4.00	2.18 J	54	23-143	M
2,4-Dinitrotoluene	2.00	1.53	77	57-128	
2,6-Dinitrotoluene	2.00	1.25	63	57-124	
2-Chloronaphthalene	2.00	0.995 J	50	40-116	
2-Chlorophenol	2.00	1.13	57	38-117	
2-Nitrophenol	2.00	1.14	57	47-123	
3,3'-Dichlorobenzidine	4.00	3.82	95	27-129	
4,6-Dinitro-2-methylphenol	4.00	2.87	72	44-137	
4-Bromophenyl phenyl ether	2.00	1.23	62	55-124	
4-Chloro-3-methylphenol	2.00	1.13	57	52-119	
4-Chlorophenyl phenyl ether	2.00	1.13	57	53-121	
4-Nitrophenol	4.00	6.0 U	40	35-145	
Azobenzene	2.00	1.24 J	62	61-116	
Bis(2-chloroethoxy)methane	2.00	1.09	55	48-120	
Bis(2-chloroethyl) ether	2.00	1.10	55	43-118	
Bis(2-ethylhexyl) phthalate	2.00	2.25 J	112	55-135	
bis (2-chloroisopropyl) ether	2.00	0.998	50	37-130	
Butyl benzyl phthalate	2.00	2.14 J	107	53-134	
Diethyl phthalate	2.00	1.60	80	56-125	
Dimethyl phthalate	2.00	1.50	75	45-127	
Di-n-butyl phthalate	2.00	1.95 J	98	59-127	
Di-n-octyl phthalate	2.00	1.88	94	51-140	
Hexachlorobenzene	2.00	1.25	63	53-125	
Hexachlorobutadiene	2.00	0.737 J	37	22-124	
Hexachlorocyclopentadiene	2.00	0.691 J	35	20-125	
Hexachloroethane	2.00	0.770 J	39	21-115	
Isophorone	2.00	1.12	56	42-124	
m+p-Cresol	2.00	0.959	48	29-110	
Nitrobenzene	2.00	1.10	55	45-121	
N-Nitrosodimethylamine	2.00	0.833 J	42	45-125	Q
N-Nitrosodi-n-propylamine	2.00	1.08	54	49-119	
N-Nitrosodiphenylamine	2.00	1.37	68	51-123	
o-Cresol	2.00	0.999	50	30-117	
Pentachlorophenol	4.00	2.24 J	56	35-138	

Column to be used to flag recovery and RPD values

FORM III
GC/MS SEMI VOA LAB CONTROL SAMPLE RECOVERY

Lab Name: Eurofins Seattle Job No.: 580-111018-1
 SDG No.: _____
 Matrix: Water Level: Low Lab File ID: 40Scan031122a017.D
 Lab ID: LCS 580-383431/2-A Client ID: _____

COMPOUND	SPIKE ADDED (ug/L)	LCS CONCENTRATION (ug/L)	LCS % REC	QC LIMITS REC	#
Phenol	2.00	0.584 J	29	13-120	
Pyrene	2.00	1.82	91	57-126	
Pyridine	4.00	3.2 U	10	20-125	Q

Column to be used to flag recovery and RPD values

FORM III
GC/MS SEMI VOA LAB CONTROL SAMPLE DUPLICATE RECOVERY

Lab Name: Eurofins Seattle Job No.: 580-111018-1
 SDG No.: _____
 Matrix: Water Level: Low Lab File ID: 40Scan031122a018.D
 Lab ID: LCSD 580-383431/3-A Client ID: _____

COMPOUND	SPIKE ADDED (ug/L)	LCSD CONCENTRATION (ug/L)	LCSD % REC	% RPD	QC LIMITS		#
					RPD	REC	
1,2,4-Trichlorobenzene	2.00	0.970	48	7	20	29-116	
1,2-Dichlorobenzene	2.00	0.960	48	7	20	32-111	
1,3-Dichlorobenzene	2.00	0.856	43	1	20	28-110	
1,4-Dichlorobenzene	2.00	0.901	45	3	20	29-112	
2,4,5-Trichlorophenol	2.00	1.71	85	45	20	53-123	Q
2,4,6-Trichlorophenol	2.00	1.52	76	37	20	50-125	Q
2,4-Dichlorophenol	2.00	1.58	79	39	20	47-121	Q
2,4-Dimethylphenol	2.00	1.49 J	75	36	20	31-124	Q
2,4-Dinitrophenol	4.00	2.51 J	63	14	20	23-143	M
2,4-Dinitrotoluene	2.00	1.74	87	13	20	57-128	
2,6-Dinitrotoluene	2.00	1.63	82	26	20	57-124	Q
2-Chloronaphthalene	2.00	1.33	66	29	20	40-116	Q
2-Chlorophenol	2.00	1.60	80	34	20	38-117	Q
2-Nitrophenol	2.00	1.68	84	38	20	47-123	Q
3,3'-Dichlorobenzidine	4.00	4.45	111	15	20	27-129	
4,6-Dinitro-2-methylphenol	4.00	3.27	82	13	20	44-137	
4-Bromophenyl phenyl ether	2.00	1.42	71	14	20	55-124	
4-Chloro-3-methylphenol	2.00	1.59	80	34	20	52-119	Q
4-Chlorophenyl phenyl ether	2.00	1.46	73	25	20	53-121	Q
4-Nitrophenol	4.00	1.73 J	43	9	20	35-145	M
Azobenzene	2.00	1.57 J	78	23	20	61-116	Q
Bis(2-chloroethoxy)methane	2.00	1.55	77	35	20	48-120	Q
Bis(2-chloroethyl) ether	2.00	1.54	77	34	20	43-118	Q
Bis(2-ethylhexyl) phthalate	2.00	2.33 J	117	4	20	55-135	
bis(2-chloroisopropyl) ether	2.00	1.45	73	37	20	37-130	Q
Butyl benzyl phthalate	2.00	2.18 J	109	2	20	53-134	
Diethyl phthalate	2.00	1.79	90	11	20	56-125	
Dimethyl phthalate	2.00	1.76	88	16	20	45-127	
Di-n-butyl phthalate	2.00	2.01 J	101	3	20	59-127	
Di-n-octyl phthalate	2.00	1.99	99	6	20	51-140	
Hexachlorobenzene	2.00	1.43	71	13	20	53-125	
Hexachlorobutadiene	2.00	0.698 J	35	5	20	22-124	
Hexachlorocyclopentadiene	2.00	0.720 J	36	4	20	20-125	
Hexachloroethane	2.00	0.708 J	35	8	20	21-115	
Isophorone	2.00	1.54	77	31	20	42-124	Q
m+p-Cresol	2.00	1.39	70	37	20	29-110	Q
Nitrobenzene	2.00	1.54	77	33	20	45-121	Q
N-Nitrosodimethylamine	2.00	1.14 J	57	31	20	45-125	Q
N-Nitrosodi-n-propylamine	2.00	1.63	81	41	20	49-119	Q
N-Nitrosodiphenylamine	2.00	1.62	81	17	20	51-123	
o-Cresol	2.00	1.46	73	38	20	30-117	Q
Pentachlorophenol	4.00	2.04 J	51	9	20	35-138	

Column to be used to flag recovery and RPD values

FORM III
GC/MS SEMI VOA LAB CONTROL SAMPLE DUPLICATE RECOVERY

Lab Name: Eurofins Seattle Job No.: 580-111018-1
 SDG No.: _____
 Matrix: Water Level: Low Lab File ID: 40Scan031122a018.D
 Lab ID: LCSD 580-383431/3-A Client ID: _____

COMPOUND	SPIKE ADDED (ug/L)	LCSD CONCENTRATION (ug/L)	LCSD % REC	% RPD	QC LIMITS		#
					RPD	REC	
Phenol	2.00	0.826 J	41	34	20	13-120	Q
Pyrene	2.00	1.94	97	6	20	57-126	
Pyridine	4.00	1.67 J	42	123	20	20-125	Q

Column to be used to flag recovery and RPD values

FORM IV
GC/MS SEMI VOA METHOD BLANK SUMMARY

Lab Name: Eurofins Seattle Job No.: 580-111018-1
SDG No.: _____
Lab File ID: 40Scan031122a016.D Lab Sample ID: MB 580-383431/1-A
Matrix: Water Date Extracted: 03/10/2022 09:42
Instrument ID: TAC040 Date Analyzed: 03/11/2022 16:05
Level: (Low/Med) Low

THIS METHOD BLANK APPLIES TO THE FOLLOWING SAMPLES:

CLIENT SAMPLE ID	LAB SAMPLE ID	LAB FILE ID	DATE ANALYZED
	LCS 580-383431/2-A	40Scan03112 2a017.D	03/11/2022 16:28
	LCSD 580-383431/3-A	40Scan03112 2a018.D	03/11/2022 16:51
ERH2666 (RHMW2254-01 BAILER)	580-111018-1	40Scan03112 2a020.D	03/11/2022 17:37

FORM V
GC/MS SEMI VOA INSTRUMENT PERFORMANCE CHECK
DECAFLUOROTRIPHENYLPHOSPHINE (DFTPP)

Lab Name: Eurofins Seattle Job No.: 580-111018-1
 SDG No.: _____
 Lab File ID: 40Scan030322a005.D DFTPP Injection Date: 03/03/2022
 Instrument ID: TAC040 DFTPP Injection Time: 16:15
 Analysis Batch No.: 382822

M/E	ION ABUNDANCE CRITERIA	% RELATIVE ABUNDANCE
51	10.0 - 80.0 % of mass 198	17.4
68	Less than 2.0 % of mass 69	0.3 (1.3) 1
69	Mass 69 relative abundance	22.6
70	Less than 2.0 % of mass 69	0.1 (0.4) 1
127	10.0 - 80.0 % of mass 198	47.1
197	Less than 2.0 % of mass 198	0.3
198	Base Peak, 100% relative abundance	100.0
199	5.0 - 9.0 % of mass 198	6.7
275	10.0 - 60.0 % of mass 198	25.2
365	Greater than 1.0 % of mass 198	4.0
441	Present but less than mass 443	18.9
442	Greater than 50.0 % of mass 198	116.8
443	15.0 - 24.0 % of mass 442	22.6 (19.4) 2

1-Value is % mass 69

2-Value is % mass 442

THIS CHECK APPLIES TO THE FOLLOWING SAMPLES, MS, MSD, BLANKS AND STANDARDS:

CLIENT SAMPLE ID	LAB SAMPLE ID	LAB FILE ID	DATE ANALYZED	TIME ANALYZED
	STD10 580-382822/4	40Scan030322a	03/03/2022	17:30
	STD9 580-382822/5	40Scan030322a	03/03/2022	17:53
	STD8 580-382822/6	40Scan030322a	03/03/2022	18:16
	STD7IS 580-382822/7	40Scan030322a	03/03/2022	18:40
	STD6 580-382822/8	40Scan030322a	03/03/2022	19:03
	STD5 580-382822/9	40Scan030322a	03/03/2022	19:26
	STD4 580-382822/10	40Scan030322a	03/03/2022	19:49
	STD3 580-382822/11	40Scan030322a	03/03/2022	20:12
	STD2 580-382822/12	40Scan030322a	03/03/2022	20:35
	STD1 580-382822/13	40Scan030322a	03/03/2022	20:58
	ICV 580-382822/15	40Scan030322a	03/03/2022	21:44

FORM V
GC/MS SEMI VOA INSTRUMENT PERFORMANCE CHECK
DECAFLUOROTRIPHENYLPHOSPHINE (DFTPP)

Lab Name: Eurofins Seattle Job No.: 580-111018-1
 SDG No.: _____
 Lab File ID: 40Scan031122a003.D DFTPP Injection Date: 03/11/2022
 Instrument ID: TAC040 DFTPP Injection Time: 10:45
 Analysis Batch No.: 383571

M/E	ION ABUNDANCE CRITERIA	% RELATIVE ABUNDANCE
51	10.0 - 80.0 % of mass 198	16.9
68	Less than 2.0 % of mass 69	0.3 (1.2) 1
69	Mass 69 relative abundance	21.8
70	Less than 2.0 % of mass 69	0.1 (0.3) 1
127	10.0 - 80.0 % of mass 198	47.5
197	Less than 2.0 % of mass 198	0.4
198	Base Peak, 100% relative abundance	100.0
199	5.0 - 9.0 % of mass 198	6.7
275	10.0 - 60.0 % of mass 198	24.2
365	Greater than 1.0 % of mass 198	4.0
441	Present but less than mass 443	18.4
442	Greater than 50.0 % of mass 198	115.0
443	15.0 - 24.0 % of mass 442	22.3 (19.4) 2

1-Value is % mass 69

2-Value is % mass 442

THIS CHECK APPLIES TO THE FOLLOWING SAMPLES, MS, MSD, BLANKS AND STANDARDS:

CLIENT SAMPLE ID	LAB SAMPLE ID	LAB FILE ID	DATE ANALYZED	TIME ANALYZED
	CCVIS 580-383571/3	40Scan031122a	03/11/2022	11:15
	MB 580-383431/1-A	40Scan031122a	03/11/2022	16:05
	LCS 580-383431/2-A	40Scan031122a	03/11/2022	16:28
	LCSD 580-383431/3-A	40Scan031122a	03/11/2022	16:51
ERH2666 (RHMW2254-01 BAILER)	580-111018-1	40Scan031122a	03/11/2022	17:37
	CCVC 580-383571/27	40Scan031122a	03/11/2022	20:41

FORM VIII
GC/MS SEMI VOA INTERNAL STANDARD AREA AND RETENTION TIME SUMMARY

Lab Name: Eurofins Seattle Job No.: 580-111018-1
 SDG No.: _____
 Sample No.: STD7IS 580-382822/7 Date Analyzed: 03/03/2022 18:40
 Instrument ID: TAC040 GC Column: ZB-SV ID: 0.25 (mm)
 Lab File ID (Standard): 40Scan030322a010.D Heated Purge: (Y/N) N
 Calibration ID: 32160

	DCBd4		NPT		ANT	
	AREA #	RT #	AREA #	RT #	AREA #	RT #
INITIAL CALIBRATION MID-POINT	25668	4.71	90230	5.74	46704	7.17
UPPER LIMIT	51336	5.21	180460	6.24	93408	7.67
LOWER LIMIT	12834	4.21	45115	5.24	23352	6.67
LAB SAMPLE ID	CLIENT SAMPLE ID					
ICV 580-382822/15	21257	4.71	74231	5.74	39793	7.17

DCBd4 = 1,4-Dichlorobenzene-d4
 NPT = Naphthalene-d8
 ANT = Acenaphthene-d10

Area Limit = 50%-200% of internal standard area
 RT Limit = ± 0.5 minutes of internal standard RT

Column used to flag values outside QC limits

FORM VIII
GC/MS SEMI VOA INTERNAL STANDARD AREA AND RETENTION TIME SUMMARY

Lab Name: Eurofins Seattle Job No.: 580-111018-1
 SDG No.: _____
 Sample No.: STD7IS 580-382822/7 Date Analyzed: 03/03/2022 18:40
 Instrument ID: TAC040 GC Column: ZB-SV ID: 0.25 (mm)
 Lab File ID (Standard): 40Scan030322a010.D Heated Purge: (Y/N) N
 Calibration ID: 32160

	PHN		CRY		PRY	
	AREA #	RT #	AREA #	RT #	AREA #	RT #
INITIAL CALIBRATION MID-POINT	78506	8.39	63107	10.60	65242	12.11
UPPER LIMIT	157012	8.89	126214	11.10	130484	12.61
LOWER LIMIT	39253	7.89	31554	10.10	32621	11.61
LAB SAMPLE ID	CLIENT SAMPLE ID					
ICV 580-382822/15	64021	8.39	51229	10.60	51502	12.11

PHN = Phenanthrene-d10
 CRY = Chrysene-d12
 PRY = Perylene-d12

Area Limit = 50%-200% of internal standard area
 RT Limit = ± 0.5 minutes of internal standard RT

Column used to flag values outside QC limits

FORM VIII
GC/MS SEMI VOA INTERNAL STANDARD AREA AND RETENTION TIME SUMMARY

Lab Name: Eurofins Seattle Job No.: 580-111018-1
 SDG No.: _____
 Sample No.: CCVIS 580-383571/3 Date Analyzed: 03/11/2022 11:15
 Instrument ID: TAC040 GC Column: ZB-SV ID: 0.25 (mm)
 Lab File ID (Standard): 40Scan031122a004.D Heated Purge: (Y/N) N
 Calibration ID: 32160

	DCBd4		NPT		ANT	
	AREA #	RT #	AREA #	RT #	AREA #	RT #
12/24 HOUR STD	23633	4.71	81399	5.74	44216	7.17
UPPER LIMIT	47266	5.21	162798	6.24	88432	7.67
LOWER LIMIT	11817	4.21	40700	5.24	22108	6.67
LAB SAMPLE ID	CLIENT SAMPLE ID					
MB 580-383431/1-A	24135	4.71	75049	5.73	36691	7.17
LCS 580-383431/2-A	21673	4.71	75140	5.74	39775	7.17
LCSD 580-383431/3-A	21843	4.71	75215	5.74	38915	7.17
580-111018-1	ERH2666 (RHMW2254-01 BAILER)		21876	4.71	83727	5.74
CCVC 580-383571/27	24677	4.71	79980	5.74	40087	7.17

DCBd4 = 1,4-Dichlorobenzene-d4
 NPT = Naphthalene-d8
 ANT = Acenaphthene-d10

Area Limit = 50%-200% of internal standard area
 RT Limit = ± 0.5 minutes of internal standard RT

Column used to flag values outside QC limits

FORM VIII
GC/MS SEMI VOA INTERNAL STANDARD AREA AND RETENTION TIME SUMMARY

Lab Name: Eurofins Seattle Job No.: 580-111018-1
 SDG No.: _____
 Sample No.: CCVIS 580-383571/3 Date Analyzed: 03/11/2022 11:15
 Instrument ID: TAC040 GC Column: ZB-SV ID: 0.25 (mm)
 Lab File ID (Standard): 40Scan031122a004.D Heated Purge: (Y/N) N
 Calibration ID: 32160

	PHN		CRY		PRY			
	AREA #	RT #	AREA #	RT #	AREA #	RT #		
12/24 HOUR STD	69084	8.38	58735	10.59	60297	12.11		
UPPER LIMIT	138168	8.88	117470	11.09	120594	12.61		
LOWER LIMIT	34542	7.88	29368	10.09	30149	11.61		
LAB SAMPLE ID	CLIENT SAMPLE ID							
MB 580-383431/1-A	62556	8.38	52851	10.59	57894	12.11		
LCS 580-383431/2-A	66428	8.38	53547	10.59	57422	12.11		
LCSD 580-383431/3-A	64768	8.38	53260	10.59	57632	12.11		
580-111018-1	ERH2666 (RHMW2254-01 BAILER)		63147	8.38	55206	10.59	63019	12.11
CCVC 580-383571/27	67385	8.38	56545	10.59	60509	12.11		

PHN = Phenanthrene-d10
 CRY = Chrysene-d12
 PRY = Perylene-d12

Area Limit = 50%-200% of internal standard area
 RT Limit = ± 0.5 minutes of internal standard RT

Column used to flag values outside QC limits

FORM I
GC/MS SEMI VOA ORGANICS ANALYSIS DATA SHEET

Lab Name: Eurofins Seattle Job No.: 580-111018-1
 SDG No.: _____
 Client Sample ID: ERH2666 (RHMW2254-01 BAILER) Lab Sample ID: 580-111018-1
 Matrix: Water Lab File ID: 40Scan031122a020.D
 Analysis Method: 8270E Date Collected: 03/03/2022 08:30
 Extract. Method: 3510C Date Extracted: 03/10/2022 09:42
 Sample wt/vol: 996.7(mL) Date Analyzed: 03/11/2022 17:37
 Con. Extract Vol.: 2(mL) Dilution Factor: 1
 Injection Volume: 1(uL) Level: (low/med) Low
 % Moisture: _____ GPC Cleanup: (Y/N) N
 Analysis Batch No.: 383571 Units: ug/L

CAS NO.	COMPOUND NAME	RESULT	Q	LOQ	LOD	DL
120-82-1	1,2,4-Trichlorobenzene	0.30	U	0.40	0.30	0.090
95-50-1	1,2-Dichlorobenzene	0.15	U	0.40	0.15	0.050
541-73-1	1,3-Dichlorobenzene	0.090	U	0.40	0.090	0.040
106-46-7	1,4-Dichlorobenzene	0.090	U	0.40	0.090	0.040
95-95-4	2,4,5-Trichlorophenol	0.30	U Q	0.40	0.30	0.10
88-06-2	2,4,6-Trichlorophenol	0.30	U Q	0.60	0.30	0.10
120-83-2	2,4-Dichlorophenol	0.50	U Q	1.0	0.50	0.20
105-67-9	2,4-Dimethylphenol	0.50	U M Q	4.0	0.50	0.16
51-28-5	2,4-Dinitrophenol	3.2	U	5.0	3.2	1.6
121-14-2	2,4-Dinitrotoluene	0.30	U	1.0	0.30	0.10
606-20-2	2,6-Dinitrotoluene	0.30	U M Q	0.40	0.30	0.10
91-58-7	2-Chloronaphthalene	0.15	U Q	1.0	0.15	0.070
95-57-8	2-Chlorophenol	0.15	U Q	1.0	0.15	0.050
88-75-5	2-Nitrophenol	0.15	U Q	1.0	0.15	0.070
91-94-1	3,3'-Dichlorobenzidine	0.60	U M	1.0	0.60	0.26
534-52-1	4,6-Dinitro-2-methylphenol	1.2	U	2.0	1.2	0.55
101-55-3	4-Bromophenyl phenyl ether	0.15	U	0.60	0.15	0.060
59-50-7	4-Chloro-3-methylphenol	0.30	U Q	0.60	0.30	0.13
7005-72-3	4-Chlorophenyl phenyl ether	0.15	U Q	0.60	0.15	0.050
100-02-7	4-Nitrophenol	6.0	U	10	6.0	1.7
103-33-3	Azobenzene	0.15	U M Q	2.0	0.15	0.060
111-91-1	Bis(2-chloroethoxy)methane	0.15	U M Q	0.60	0.15	0.050
111-44-4	Bis(2-chloroethyl)ether	0.090	U Q	0.10	0.090	0.030
117-81-7	Bis(2-ethylhexyl) phthalate	1.6	U	3.0	1.6	0.74
108-60-1	bis (2-chloroisopropyl) ether	0.15	U M Q	0.25	0.15	0.060
85-68-7	Butyl benzyl phthalate	0.60	U	4.0	0.60	0.27
84-66-2	Diethyl phthalate	0.30	U	1.0	0.30	0.15
131-11-3	Dimethyl phthalate	0.15	U	0.60	0.15	0.060
84-74-2	Di-n-butyl phthalate	0.50	U	3.0	0.50	0.19
117-84-0	Di-n-octyl phthalate	0.30	U M	1.0	0.30	0.13
118-74-1	Hexachlorobenzene	0.090	U	0.60	0.090	0.040
87-68-3	Hexachlorobutadiene	0.15	U	1.0	0.15	0.060
77-47-4	Hexachlorocyclopentadiene	0.30	U	1.0	0.30	0.14

FORM I
GC/MS SEMI VOA ORGANICS ANALYSIS DATA SHEET

Lab Name: Eurofins Seattle Job No.: 580-111018-1
 SDG No.: _____
 Client Sample ID: ERH2666 (RHMW2254-01 BAILER) Lab Sample ID: 580-111018-1
 Matrix: Water Lab File ID: 40Scan031122a020.D
 Analysis Method: 8270E Date Collected: 03/03/2022 08:30
 Extract. Method: 3510C Date Extracted: 03/10/2022 09:42
 Sample wt/vol: 996.7(mL) Date Analyzed: 03/11/2022 17:37
 Con. Extract Vol.: 2(mL) Dilution Factor: 1
 Injection Volume: 1(uL) Level: (low/med) Low
 % Moisture: _____ GPC Cleanup: (Y/N) N
 Analysis Batch No.: 383571 Units: ug/L

CAS NO.	COMPOUND NAME	RESULT	Q	LOQ	LOD	DL
67-72-1	Hexachloroethane	0.15	U	1.0	0.15	0.050
78-59-1	Isophorone	0.30	U Q	0.40	0.30	0.10
15831-10-4	m+p-Cresol	0.30	U Q	0.60	0.30	0.10
98-95-3	Nitrobenzene	0.090	U Q	1.0	0.090	0.040
62-75-9	N-Nitrosodimethylamine	0.60	U Q	2.0	0.60	0.26
621-64-7	N-Nitrosodi-n-propylamine	0.090	U Q	0.40	0.090	0.060
86-30-6	N-Nitrosodiphenylamine	0.15	U	1.0	0.15	0.070
95-48-7	o-Cresol	0.15	U M Q	0.60	0.15	0.050
87-86-5	Pentachlorophenol	1.0	U	10	1.0	0.51
108-95-2	Phenol	0.60	U M Q	1.0	0.60	0.36
129-00-0	Pyrene	0.090	U M	1.0	0.090	0.040
110-86-1	Pyridine	3.2	U Q	10	3.2	1.1

CAS NO.	SURROGATE	%REC	Q	LIMITS
118-79-6	2,4,6-Tribromophenol (Surr)	70		43-140
321-60-8	2-Fluorobiphenyl	49		44-119
367-12-4	2-Fluorophenol (Surr)	40		19-119
4165-60-0	Nitrobenzene-d5 (Surr)	53		44-120
4165-62-2	Phenol-d5 (Surr)	24		10-120
1718-51-0	Terphenyl-d14	100		50-134

Eurofins Seattle
Target Compound Quantitation Report

Data File: \\chromfs\Seattle\ChromData\TAC040\20220311-81699.b\40Scan031122a020.D
 Lims ID: 580-111018-A-1-A
 Client ID: ERH2666 (RHMW2254-01 BAILER)
 Sample Type: Client
 Inject. Date: 11-Mar-2022 17:37:30 ALS Bottle#: 18 Worklist Smp#: 20
 Injection Vol: 1.0 ul Dil. Factor: 1.0000
 Sample Info: 580-111018-A-1-A
 Operator ID: tl Instrument ID: TAC040
 Method: \\chromfs\Seattle\ChromData\TAC040\20220311-81699.b\8270TAC040.m
 Limit Group: 8270D BNA QSM 5.0
 Last Update: 14-Mar-2022 09:53:05 Calib Date: 03-Mar-2022 20:58:30
 Integrator: RTE ID Type: RT Order ID
 Quant Method: Internal Standard Quant By: Initial Calibration
 Last ICal File: \\chromfs\Seattle\ChromData\TAC040\20220303-81577.b\40Scan030322a016.D

Column 1 : Det: MS SCAN
 Process Host: CTX1659

First Level Reviewer: jantanuc

Date: 14-Mar-2022 09:53:47

Compound	Sig	RT (min.)	Adj RT (min.)	Dlt RT (min.)	Q	Response	OnCol Amt ug/L	Flags
* 1 1,4-Dichlorobenzene-d4	152	4.707	4.707	0.000	78	21876	100.0	
* 2 Naphthalene-d8	136	5.736	5.736	0.000	96	83727	100.0	
* 3 Acenaphthene-d10	164	7.166	7.172	-0.006	87	39077	100.0	
* 4 Phenanthrene-d10	188	8.383	8.383	0.000	95	63147	100.0	
* 5 Chrysene-d12	240	10.589	10.589	0.000	98	55206	100.0	
* 6 Perylene-d12	264	12.106	12.106	0.000	96	63019	100.0	
\$ 7 2-Fluorophenol	112	3.659	3.659	0.000	78	81819	396.6	
\$ 8 Phenol-d5	99	4.436	4.436	0.000	97	51757	237.8	
\$ 9 Nitrobenzene-d5	82	5.154	5.154	0.000	78	85539	531.9	
\$ 10 2-Fluorobiphenyl	172	6.624	6.619	0.000	98	246312	493.5	
\$ 11 2,4,6-Tribromophenol	330	7.818	7.819	-0.001	82	82485	703.1	
\$ 12 Terphenyl-d14	244	9.707	9.707	-0.001	97	459672	998.7	
26 Cyclohexanone	55	4.589	4.542	0.047	35	1899	NC	
21 n-Decane	57	4.589	4.589	0.000	86	8005	73.7	
27 Benzyl alcohol	79	4.824	4.825	-0.001	90	30623	288.6	
29 Acetophenone	105	5.024	5.036	-0.012	8	1711	6.49	
36 Benzoic acid	105	5.524	5.524	-0.030	72	8068	203.9	M
41 Naphthalene	128	5.748	5.748	-0.006	36	7306	9.52	
46 2-Methylnaphthalene	142	6.318	6.319	-0.001	74	5279	11.0	
47 1-Methylnaphthalene	142	6.395	6.395	0.000	60	4565	9.69	
66 Diethyl phthalate	149	7.548	7.542	0.000	82	9682	19.8	
79 Phenanthrene	178	8.407	8.407	0.000	1	1351	2.08	a
80 Anthracene	178	8.448	8.448	0.000	24	689	1.32	
82 2,3-Dichlorobenzeneamine	161	8.501	8.477	0.024	1	185	NC	
83 Di-n-butyl phthalate	149	8.895	8.895	0.000	92	24465	32.3	
84 Fluoranthene	202	9.371	9.371	-0.006	1	1130	1.75	a
86 Pyrene	202	9.559	9.559	-0.006	27	1064	1.60	a
88 Nonylphenol	135	9.724	9.736	-0.012	0	376	NC	
87 Butyl benzyl phthalate	149	10.124	10.124	0.000	65	12244	38.0	
92 Bis(2-ethylhexyl) phthalate	149	10.654	10.654	0.000	86	74581	164.9	
121 DFTPP								
125 4,4'-DDT	235	10.148	10.189	-0.041	1	191	NR	

QC Flag Legend

Processing Flags

NR - Missing Quant Standard

NC - Not Calibrated

Review Flags

M - Manually Integrated

a - User Assigned ID

Reagents:

MeCl2_CT_00216

Amount Added: 1.00

Units: mL

Run Reagent

8270SIM_IS_00069

Amount Added: 10.00

Units: uL

Run Reagent

Eurofins Seattle

Data File: \\chromfs\Seattle\ChromData\TAC040\20220311-81699.b\40Scan031122a020.D

Injection Date: 11-Mar-2022 17:37:30

Instrument ID: TAC040

Lims ID: 580-111018-A-1-A

Lab Sample ID: 580-111018-1

Client ID: ERH2666 (RHMW2254-01 BAILER)

Operator ID: tl

ALS Bottle#: 18

Worklist Smp#: 20

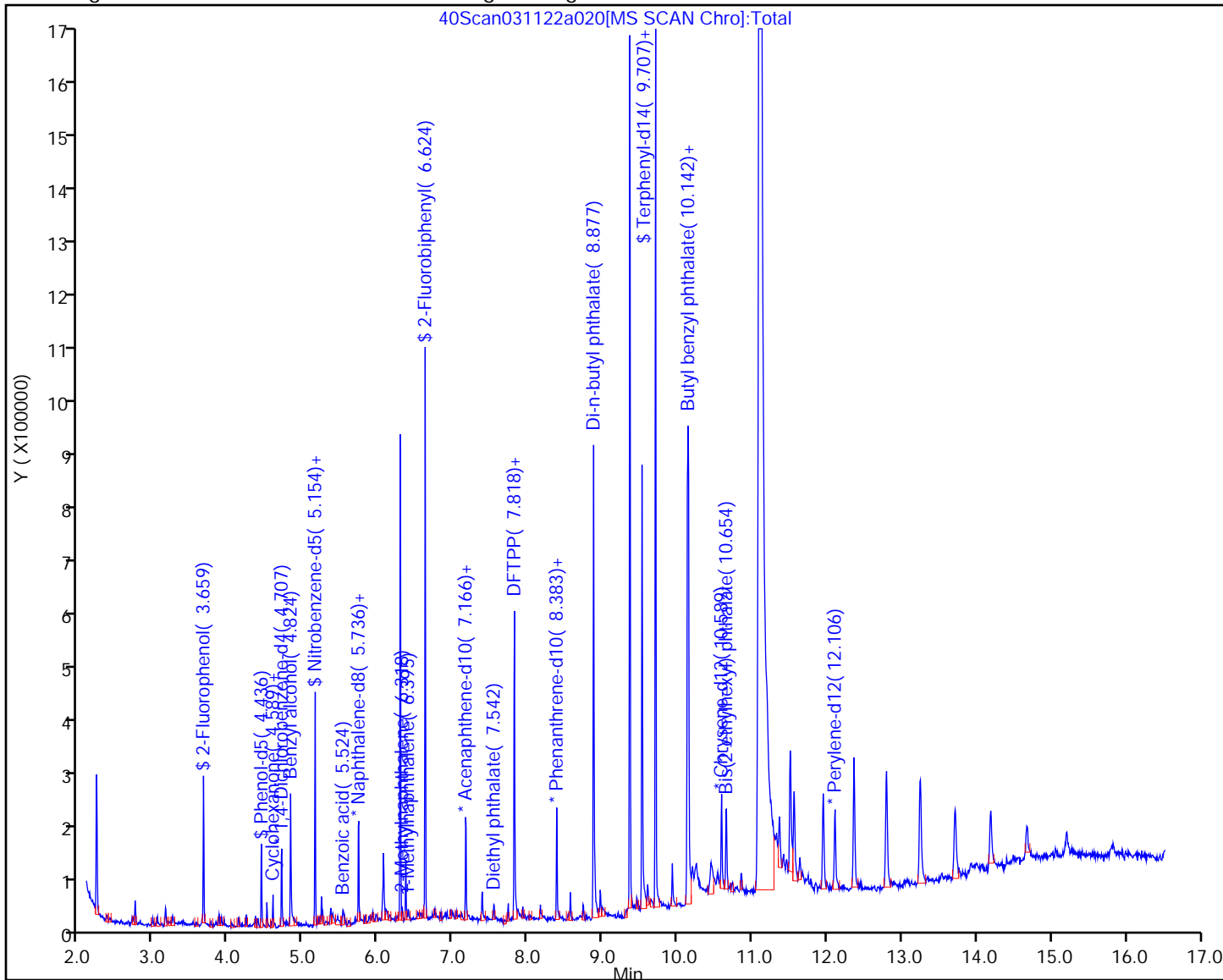
Injection Vol: 1.0 ul

Dil. Factor: 1.0000

Method: 8270TAC040

Limit Group: 8270D BNA QSM 5.0

Y Scaling: Method Defined: Scale to the Nth Largest Target: 1



Eurofins Seattle
Recovery Report

Data File: \\chromfs\Seattle\ChromData\TAC040\20220311-81699.b\40Scan031122a020.D
 Lims ID: 580-111018-A-1-A
 Client ID: ERH2666 (RHMW2254-01 BAILER)
 Sample Type: Client
 Inject. Date: 11-Mar-2022 17:37:30 ALS Bottle#: 18 Worklist Smp#: 20
 Injection Vol: 1.0 ul Dil. Factor: 1.0000
 Sample Info: 580-111018-A-1-A
 Operator ID: tl Instrument ID: TAC040
 Method: \\chromfs\Seattle\ChromData\TAC040\20220311-81699.b\8270TAC040.m
 Limit Group: 8270D BNA QSM 5.0
 Last Update: 14-Mar-2022 09:53:05 Calib Date: 03-Mar-2022 20:58:30
 Integrator: RTE ID Type: RT Order ID
 Quant Method: Internal Standard Quant By: Initial Calibration
 Last ICal File: \\chromfs\Seattle\ChromData\TAC040\20220303-81577.b\40Scan030322a016.D
 Column 1 : Det: MS SCAN
 Process Host: CTX1659

First Level Reviewer: jantanuc

Date: 14-Mar-2022 09:53:47

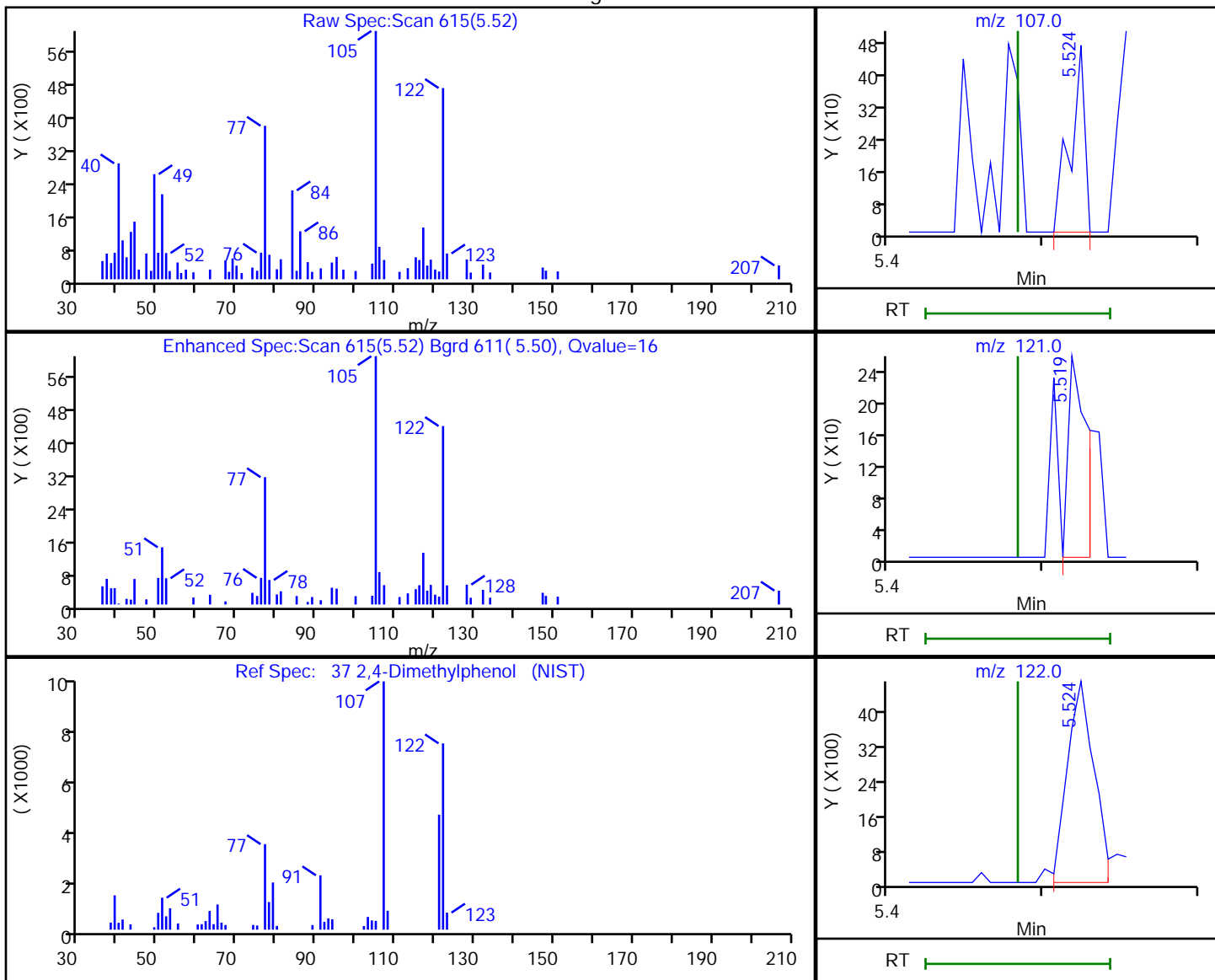
Compound	Amount Added	Amount Recovered	% Rec.
\$ 7 2-Fluorophenol	1000.0	396.6	39.66
\$ 8 Phenol-d5	1000.0	237.8	23.78
\$ 9 Nitrobenzene-d5	1000.0	531.9	53.19
\$ 10 2-Fluorobiphenyl	1000.0	493.5	49.35
\$ 11 2,4,6-Tribromophenol	1000.0	703.1	70.31
\$ 12 Terphenyl-d14	1000.0	998.7	99.87

Eurofins Seattle

Data File: \\chromfs\Seattle\ChromData\TAC040\20220311-81699.b\40Scan031122a020.D
 Injection Date: 11-Mar-2022 17:37:30 Instrument ID: TAC040
 Lims ID: 580-111018-A-1-A Lab Sample ID: 580-111018-1
 Client ID: ERH2666 (RHMW2254-01 BAILER)
 Operator ID: tl ALS Bottle#: 18 Worklist Smp#: 20
 Injection Vol: 1.0 ul Dil. Factor: 1.0000
 Method: 8270TAC040 Limit Group: 8270D BNA QSM 5.0
 Column: Detector MS SCAN

37 2,4-Dimethylphenol, CAS: 105-67-9

Processing Results



RT	Mass	Response	Amount
5.52	107.00	301	5.060622
5.52	121.00	216	
5.52	122.00	5615	

Reviewer: jantanuc, 14-Mar-2022 09:12:27
 Audit Action: Marked Compound Undetected

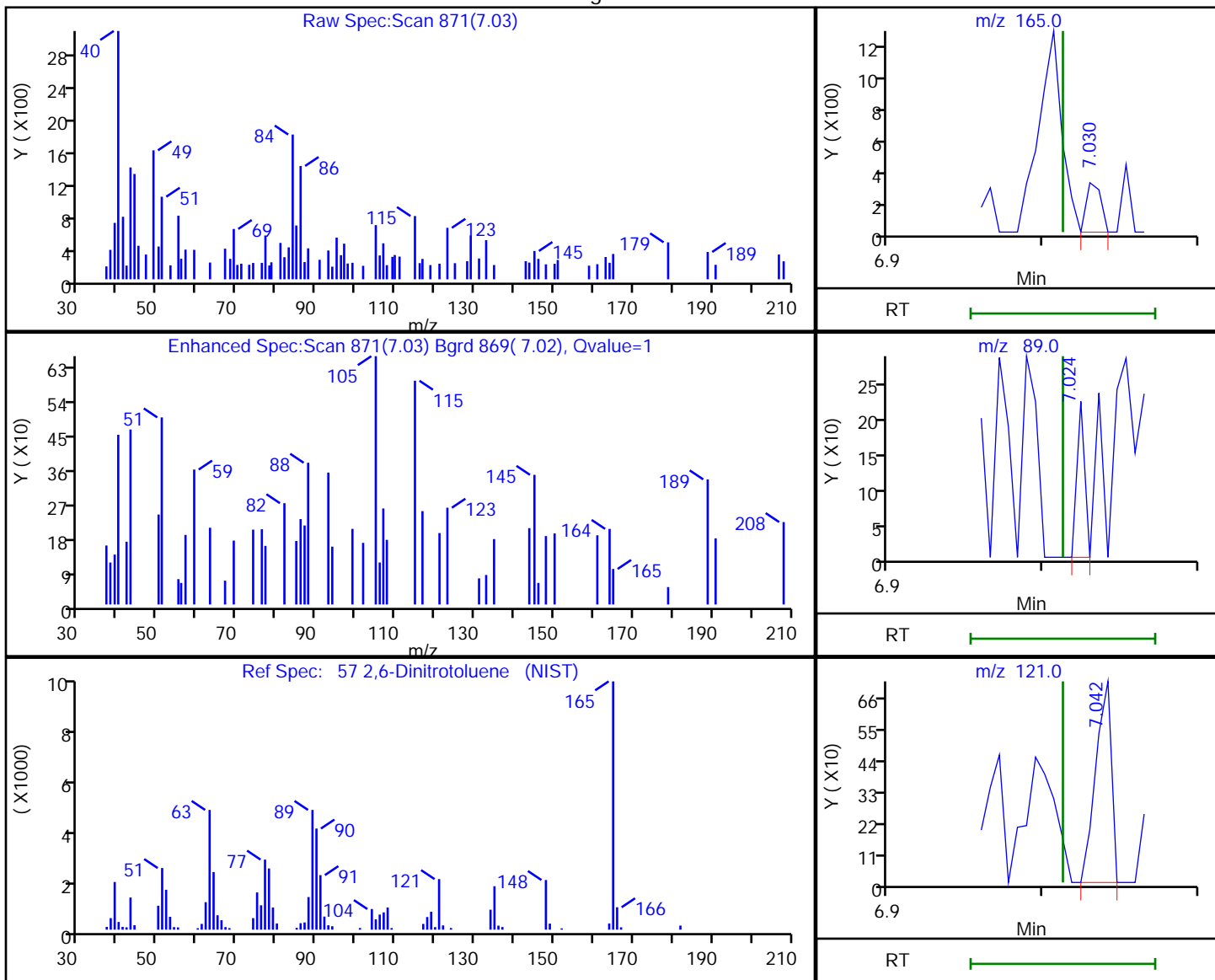
Audit Reason: Invalid Compound ID

Eurofins Seattle

Data File: \\chromfs\Seattle\ChromData\TAC040\20220311-81699.b\40Scan031122a020.D
 Injection Date: 11-Mar-2022 17:37:30 Instrument ID: TAC040
 Lims ID: 580-111018-A-1-A Lab Sample ID: 580-111018-1
 Client ID: ERH2666 (RHMW2254-01 BAILER)
 Operator ID: tl ALS Bottle#: 18 Worklist Smp#: 20
 Injection Vol: 1.0 ul Dil. Factor: 1.0000
 Method: 8270TAC040 Limit Group: 8270D BNA QSM 5.0
 Column: Detector MS SCAN

57 2,6-Dinitrotoluene, CAS: 606-20-2

Processing Results



RT	Mass	Response	Amount
7.03	165.00	201	21.688946
7.02	89.00	79	
7.04	121.00	505	

Reviewer: jantanuc, 14-Mar-2022 09:12:56
 Audit Action: Marked Compound Undetected

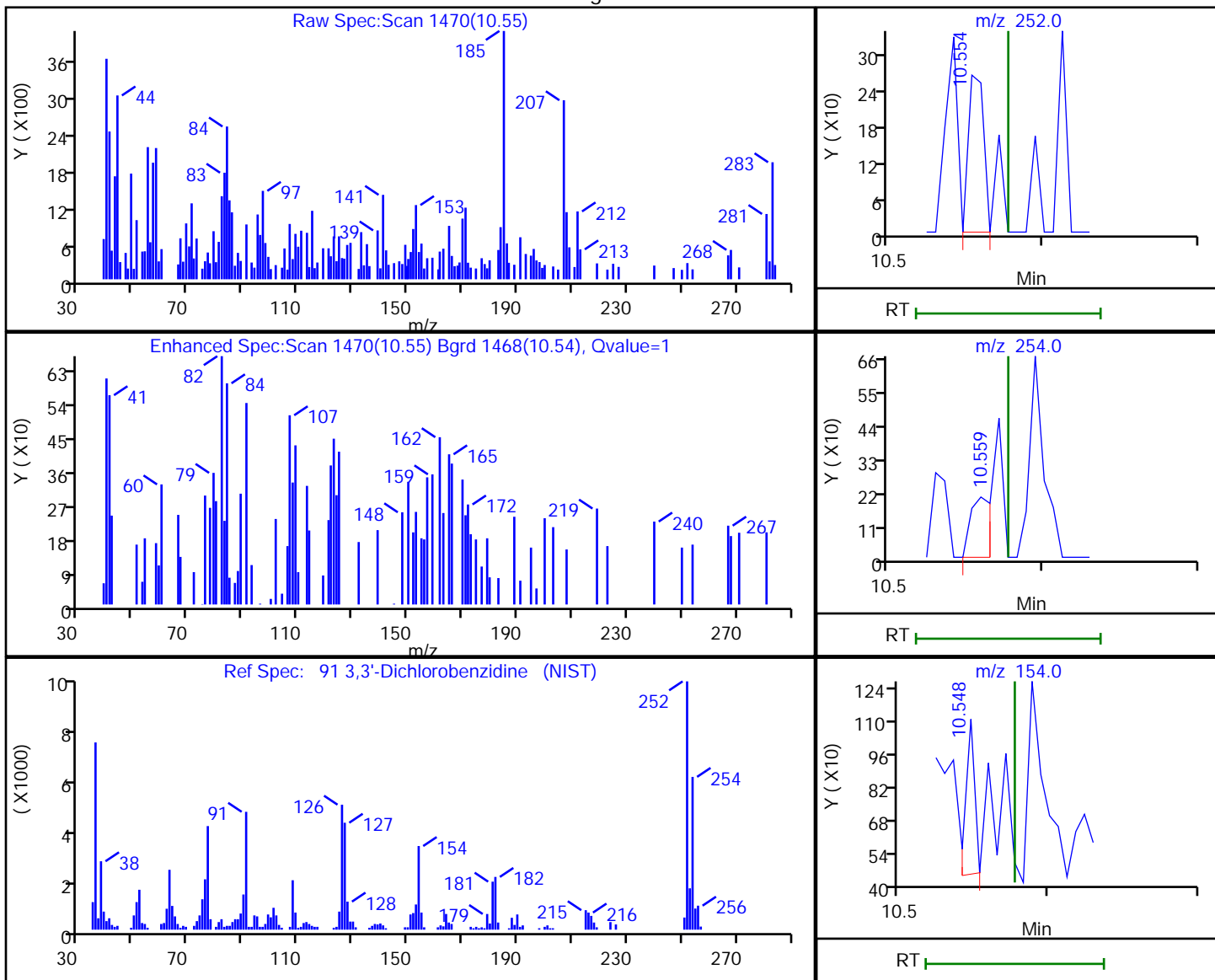
Audit Reason: Invalid Compound ID

Eurofins Seattle

Data File: \\chromfs\Seattle\ChromData\TAC040\20220311-81699.b\40Scan031122a020.D
 Injection Date: 11-Mar-2022 17:37:30 Instrument ID: TAC040
 Lims ID: 580-111018-A-1-A Lab Sample ID: 580-111018-1
 Client ID: ERH2666 (RHMW2254-01 BAILER)
 Operator ID: tl ALS Bottle#: 18 Worklist Smp#: 20
 Injection Vol: 1.0 ul Dil. Factor: 1.0000
 Method: 8270TAC040 Limit Group: 8270D BNA QSM 5.0
 Column: Detector MS SCAN

91 3,3'-Dichlorobenzidine, CAS: 91-94-1

Processing Results



RT	Mass	Response	Amount
10.55	252.00	181	8.458030
10.56	254.00	189	
10.55	154.00	276	

Reviewer: jantanuc, 14-Mar-2022 09:13:40
 Audit Action: Marked Compound Undetected

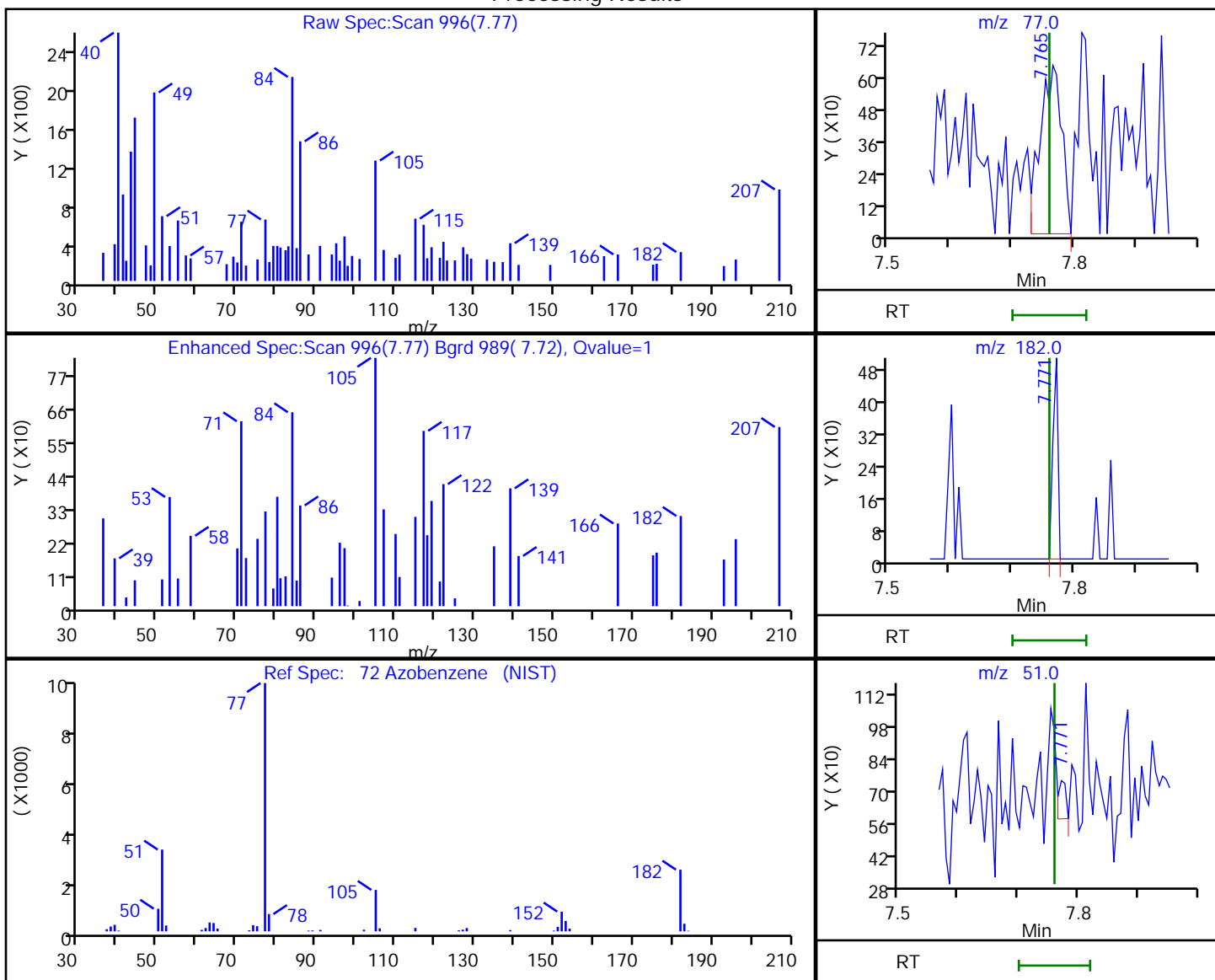
Audit Reason: Invalid Compound ID

Eurofins Seattle

Data File: \\chromfs\Seattle\ChromData\TAC040\20220311-81699.b\40Scan031122a020.D
 Injection Date: 11-Mar-2022 17:37:30 Instrument ID: TAC040
 Lims ID: 580-111018-A-1-A Lab Sample ID: 580-111018-1
 Client ID: ERH2666 (RHMW2254-01 BAILER)
 Operator ID: tl ALS Bottle#: 18 Worklist Smp#: 20
 Injection Vol: 1.0 ul Dil. Factor: 1.0000
 Method: 8270TAC040 Limit Group: 8270D BNA QSM 5.0
 Column: Detector MS SCAN

72 Azobenzene, CAS: 103-33-3

Processing Results



RT	Mass	Response	Amount
7.77	77.00	1556	5.954225
7.77	182.00	284	
7.77	51.00	149	

Reviewer: jantanuc, 14-Mar-2022 09:13:08
 Audit Action: Marked Compound Undetected

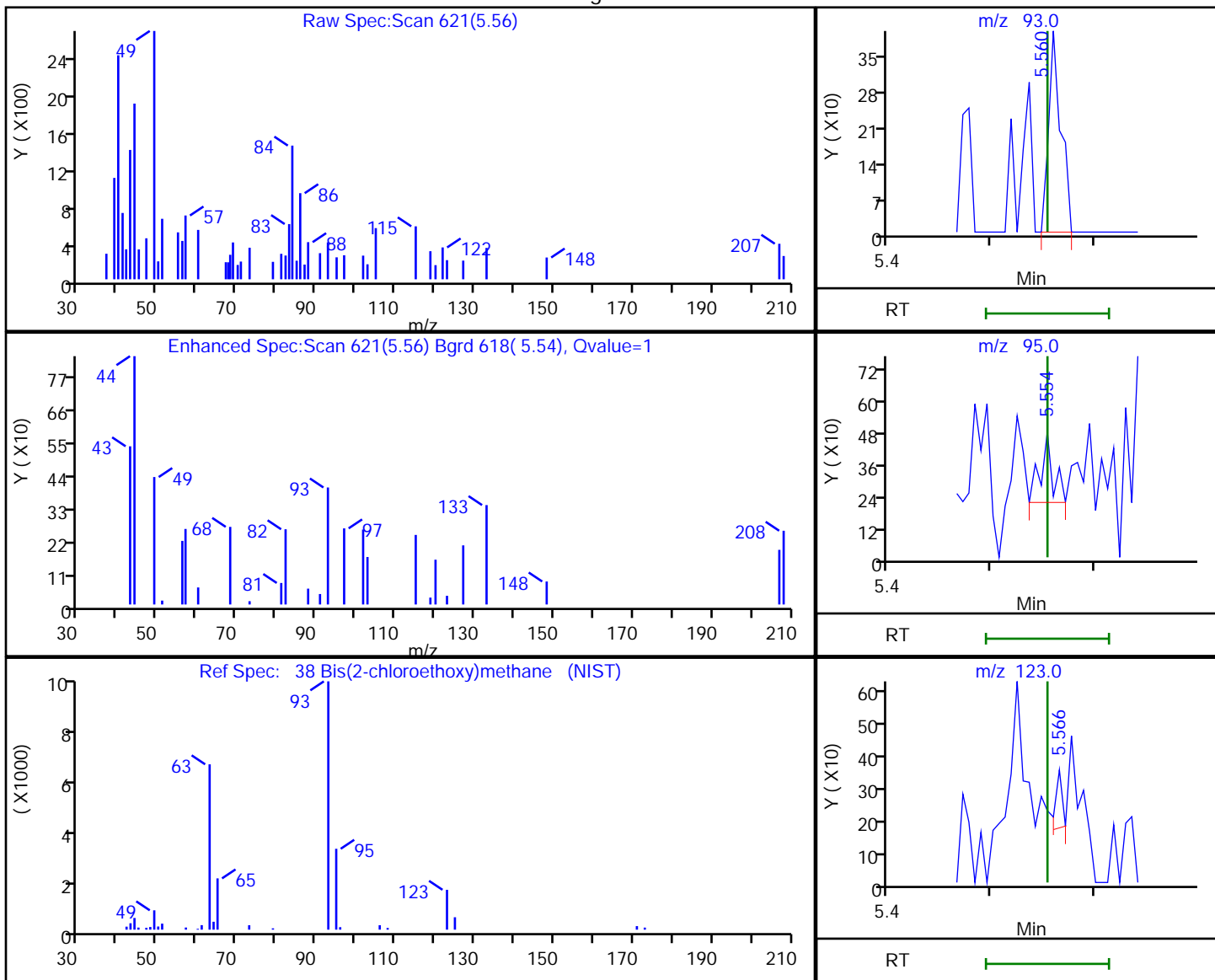
Audit Reason: Invalid Compound ID

Eurofins Seattle

Data File: \\chromfs\Seattle\ChromData\TAC040\20220311-81699.b\40Scan031122a020.D
 Injection Date: 11-Mar-2022 17:37:30 Instrument ID: TAC040
 Lims ID: 580-111018-A-1-A Lab Sample ID: 580-111018-1
 Client ID: ERH2666 (RHMW2254-01 BAILER)
 Operator ID: tl ALS Bottle#: 18 Worklist Smp#: 20
 Injection Vol: 1.0 ul Dil. Factor: 1.0000
 Method: 8270TAC040 Limit Group: 8270D BNA QSM 5.0
 Column: Detector MS SCAN

38 Bis(2-chloroethoxy)methane, CAS: 111-91-1

Processing Results



RT	Mass	Response	Amount
5.56	93.00	325	1.643008
5.55	95.00	227	
5.57	123.00	77	

Reviewer: jantanuc, 14-Mar-2022 09:12:39
 Audit Action: Marked Compound Undetected

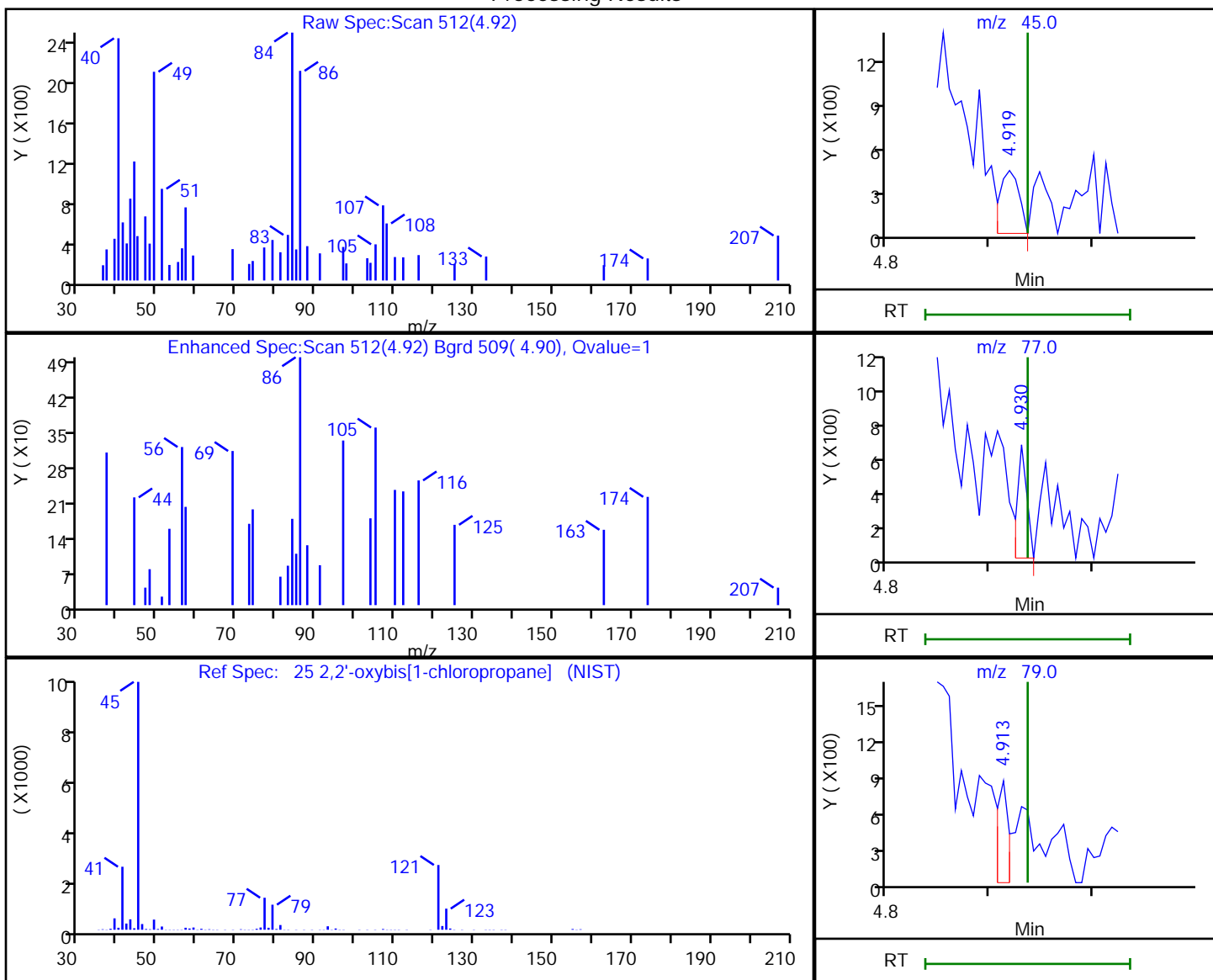
Audit Reason: Invalid Compound ID

Eurofins Seattle

Data File: \\chromfs\Seattle\ChromData\TAC040\20220311-81699.b\40Scan031122a020.D
 Injection Date: 11-Mar-2022 17:37:30 Instrument ID: TAC040
 Lims ID: 580-111018-A-1-A Lab Sample ID: 580-111018-1
 Client ID: ERH2666 (RHMW2254-01 BAILER)
 Operator ID: tl ALS Bottle#: 18 Worklist Smp#: 20
 Injection Vol: 1.0 ul Dil. Factor: 1.0000
 Method: 8270TAC040 Limit Group: 8270D BNA QSM 5.0
 Column: Detector MS SCAN

25 2,2'-oxybis[1-chloropropane], CAS: 108-60-1

Processing Results



RT	Mass	Response	Amount
4.92	45.00	568	2.050346
4.93	77.00	428	
4.91	79.00	649	

Reviewer: jantanuc, 14-Mar-2022 09:12:12
 Audit Action: Marked Compound Undetected

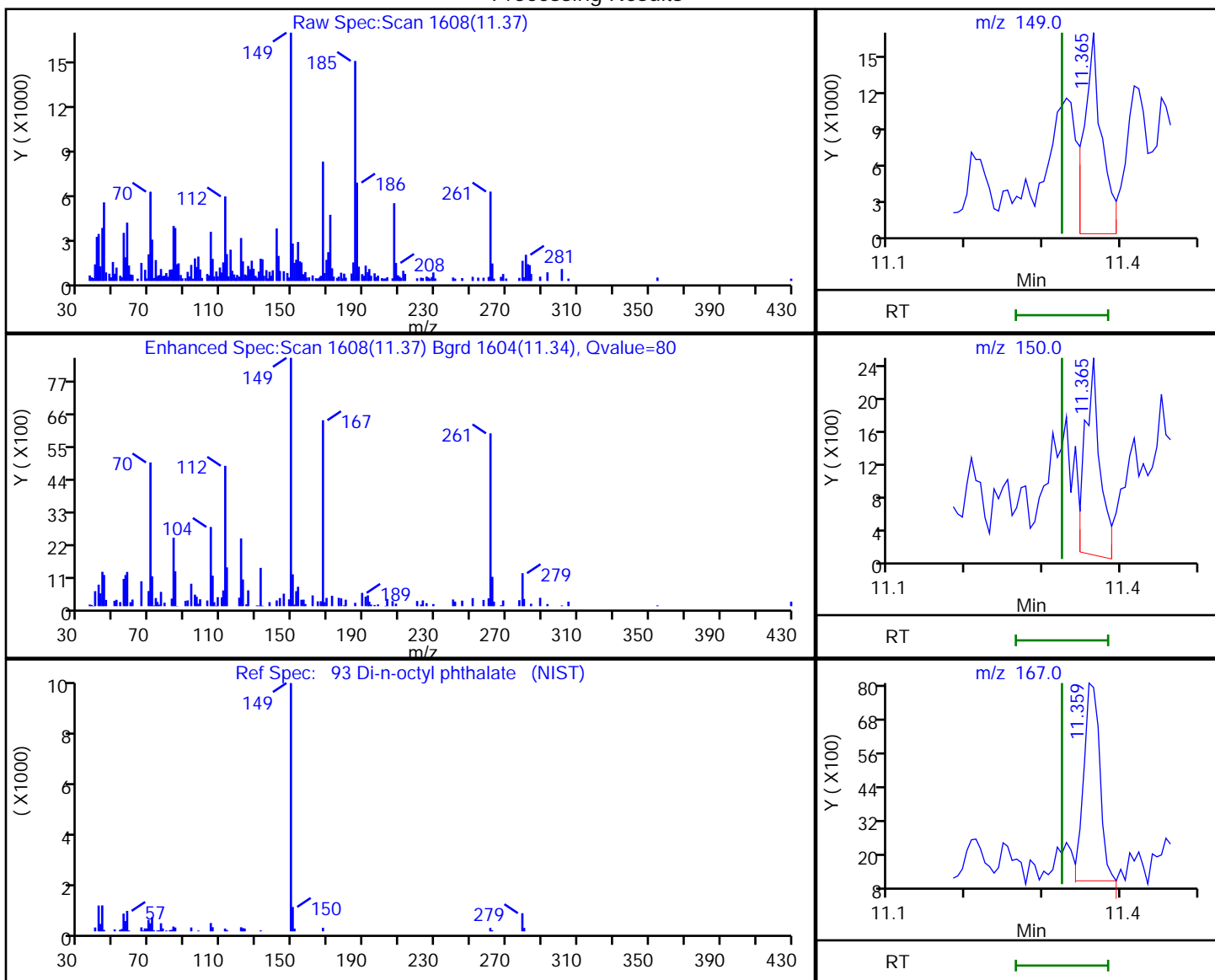
Audit Reason: Invalid Compound ID

Eurofins Seattle

Data File: \\chromfs\Seattle\ChromData\TAC040\20220311-81699.b\40Scan031122a020.D
 Injection Date: 11-Mar-2022 17:37:30 Instrument ID: TAC040
 Lims ID: 580-111018-A-1-A Lab Sample ID: 580-111018-1
 Client ID: ERH2666 (RHMW2254-01 BAILER)
 Operator ID: tl ALS Bottle#: 18 Worklist Smp#: 20
 Injection Vol: 1.0 ul Dil. Factor: 1.0000
 Method: 8270TAC040 Limit Group: 8270D BNA QSM 5.0
 Column: Detector MS SCAN

93 Di-n-octyl phthalate, CAS: 117-84-0

Processing Results



RT	Mass	Response	Amount
11.37	149.00	24505	50.886103
11.37	150.00	3235	
11.36	167.00	10240	

Reviewer: jantanuc, 14-Mar-2022 09:13:47
 Audit Action: Marked Compound Undetected

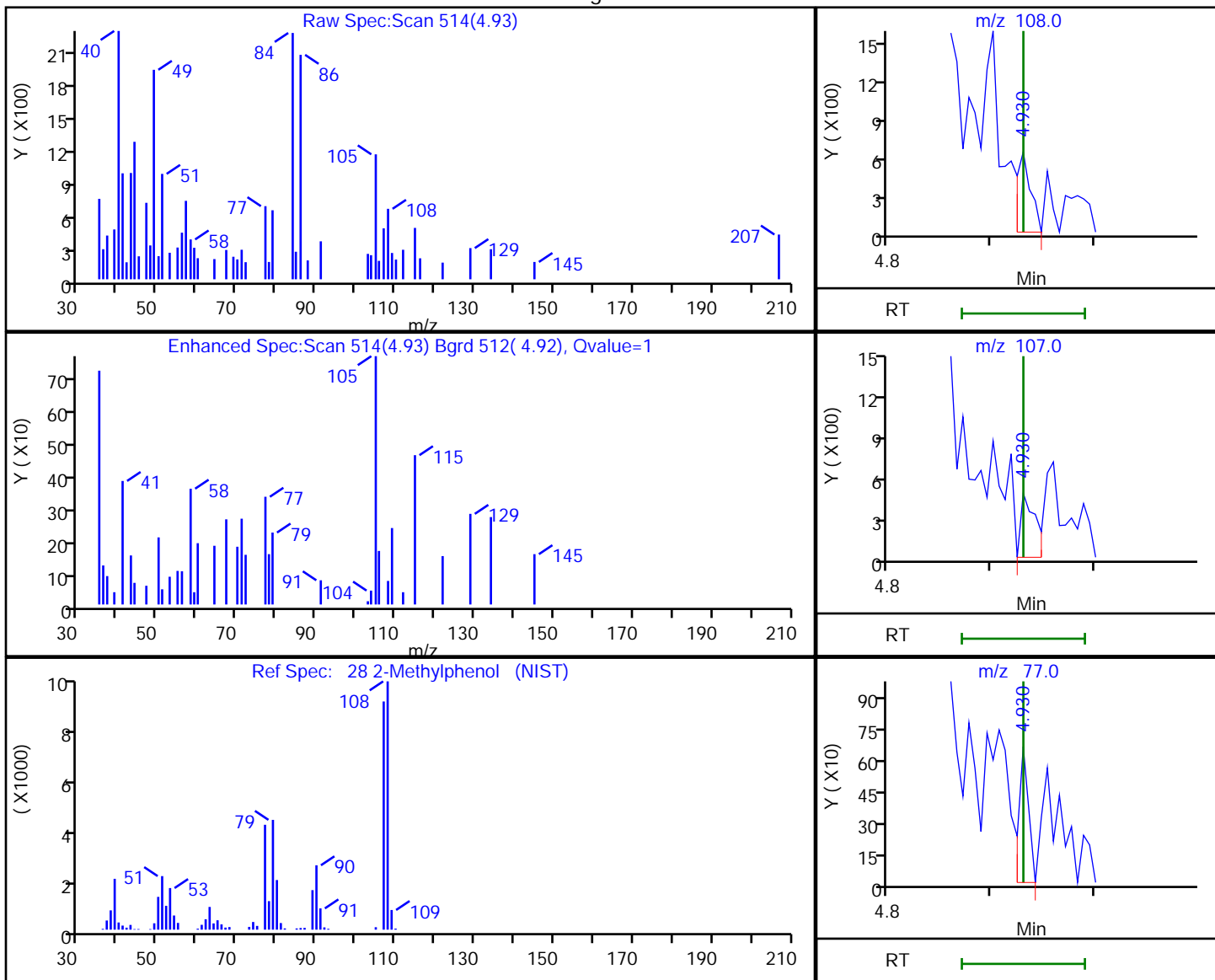
Audit Reason: Invalid Compound ID

Eurofins Seattle

Data File: \\chromfs\Seattle\ChromData\TAC040\20220311-81699.b\40Scan031122a020.D
 Injection Date: 11-Mar-2022 17:37:30 Instrument ID: TAC040
 Lims ID: 580-111018-A-1-A Lab Sample ID: 580-111018-1
 Client ID: ERH2666 (RHMW2254-01 BAILER)
 Operator ID: tl ALS Bottle#: 18 Worklist Smp#: 20
 Injection Vol: 1.0 ul Dil. Factor: 1.0000
 Method: 8270TAC040 Limit Group: 8270D BNA QSM 5.0
 Column: Detector MS SCAN

28 2-Methylphenol, CAS: 95-48-7

Processing Results



RT	Mass	Response	Amount
4.93	108.00	588	3.259365
4.93	107.00	450	
4.93	77.00	428	

Reviewer: jantanuc, 14-Mar-2022 09:12:11
 Audit Action: Marked Compound Undetected

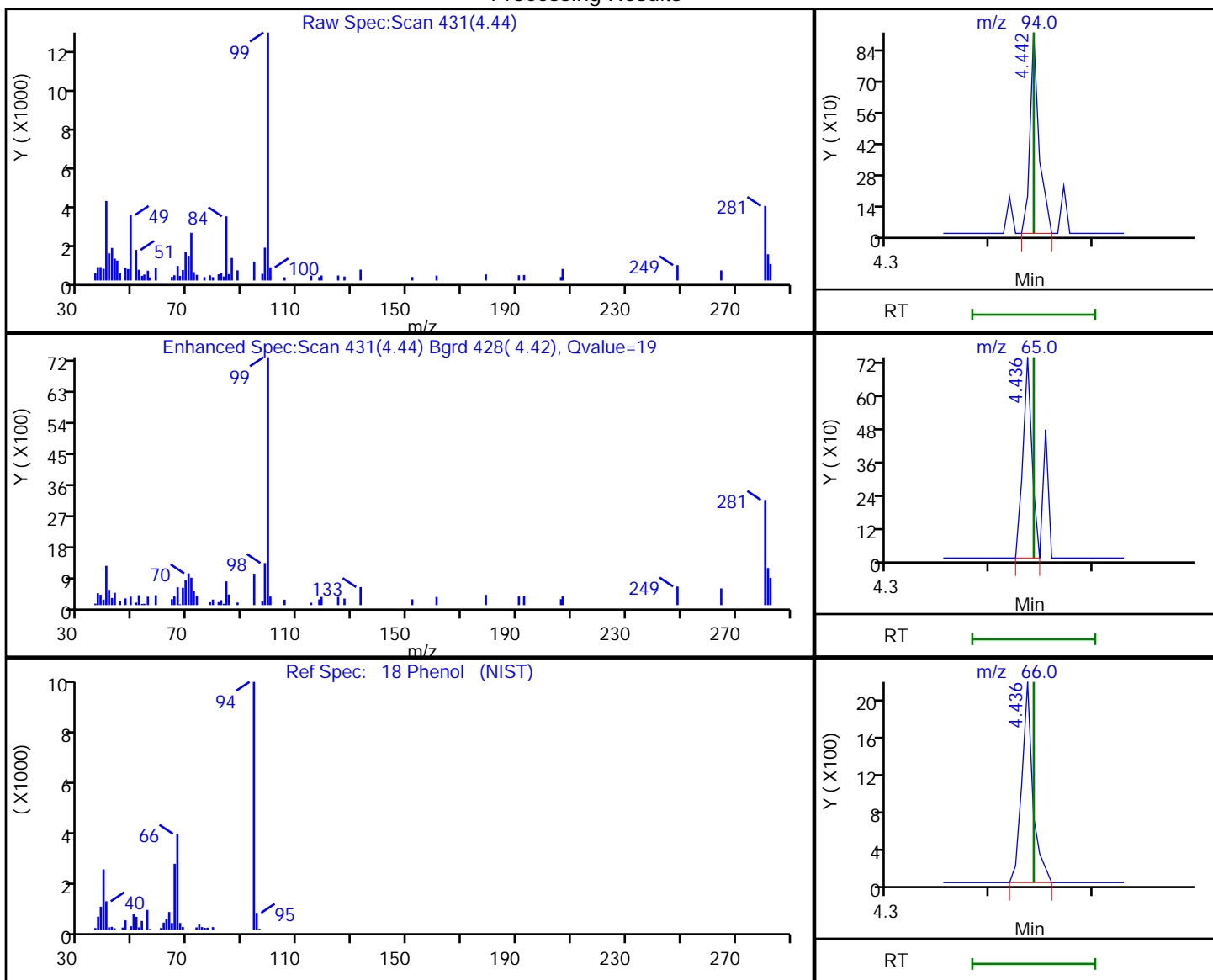
Audit Reason: Invalid Compound ID

Eurofins Seattle

Data File: \\chromfs\Seattle\ChromData\TAC040\20220311-81699.b\40Scan031122a020.D
 Injection Date: 11-Mar-2022 17:37:30 Instrument ID: TAC040
 Lims ID: 580-111018-A-1-A Lab Sample ID: 580-111018-1
 Client ID: ERH2666 (RHMW2254-01 BAILER)
 Operator ID: tl ALS Bottle#: 18 Worklist Smp#: 20
 Injection Vol: 1.0 ul Dil. Factor: 1.0000
 Method: 8270TAC040 Limit Group: 8270D BNA QSM 5.0
 Column: Detector MS SCAN

18 Phenol, CAS: 108-95-2

Processing Results



RT	Mass	Response	Amount
4.44	94.00	559	2.698649
4.44	65.00	451	
4.44	66.00	1605	

Reviewer: jantanuc, 14-Mar-2022 09:11:58
 Audit Action: Marked Compound Undetected

Audit Reason: Invalid Compound ID

Eurofins Seattle

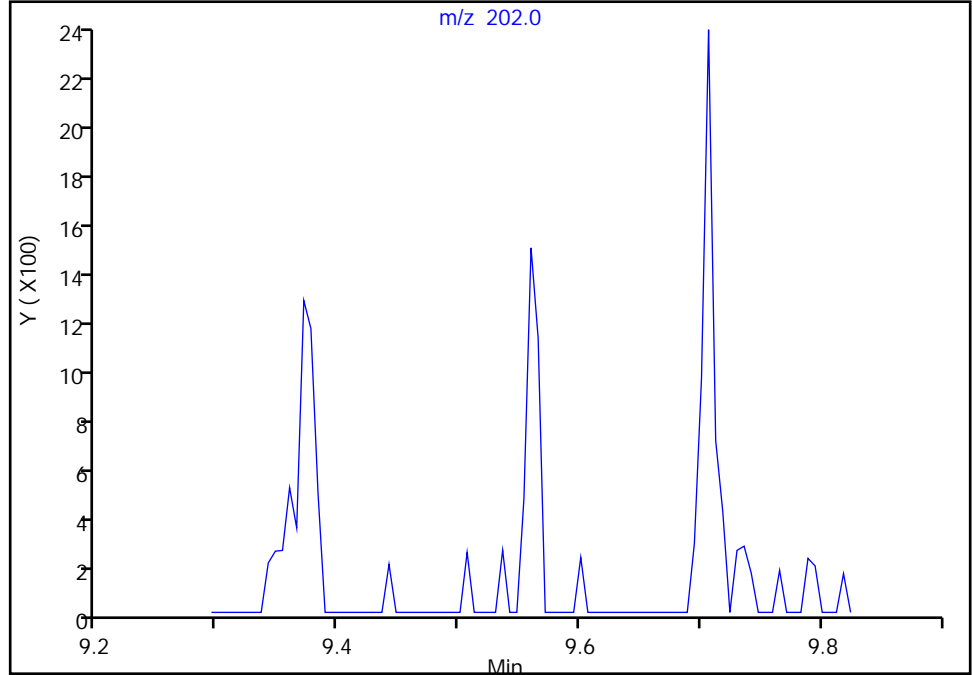
Data File: \\chromfs\Seattle\ChromData\TAC040\20220311-81699.b\40Scan031122a020.D
Injection Date: 11-Mar-2022 17:37:30 Instrument ID: TAC040
Lims ID: 580-111018-A-1-A Lab Sample ID: 580-111018-1
Client ID: ERH2666 (RHMW2254-01 BAILER)
Operator ID: tl ALS Bottle#: 18 Worklist Smp#: 20
Injection Vol: 1.0 ul Dil. Factor: 1.0000
Method: 8270TAC040 Limit Group: 8270D BNA QSM 5.0
Column: Detector MS SCAN

86 Pyrene, CAS: 129-00-0

Signal: 1

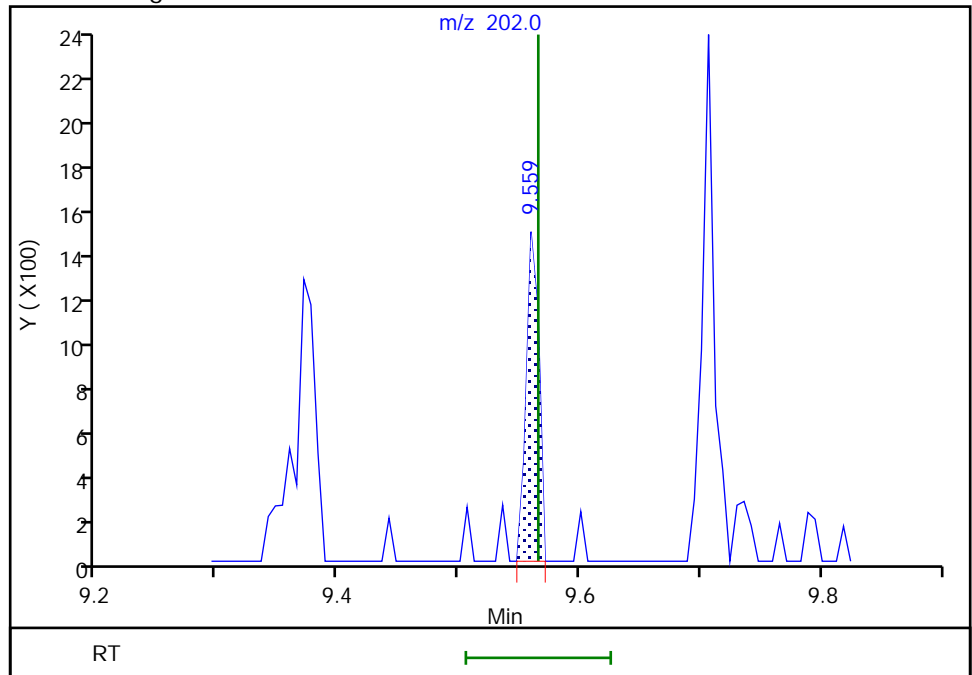
Not Detected
Expected RT: 9.57

Processing Integration Results



Manual Integration Results

RT: 9.56
Area: 1064
Amount: 1.602024
Amount Units: ug/L



Reviewer: jantanuc, 14-Mar-2022 09:13:36
Audit Action: Assigned Compound ID

Audit Reason: Baseline

FORM VI
GC/MS SEMI VOA BY INTERNAL STANDARD - INITIAL CALIBRATION DATA
CURVE EVALUATION

Lab Name: Eurofins Seattle Job No.: 580-111018-1 Analy Batch No.: 382822

SDG No.: _____

Instrument ID: TAC040 GC Column: ZB-SV ID: 0.25 (mm) Heated Purge: (Y/N) N

Calibration Start Date: 03/03/2022 17:30 Calibration End Date: 03/03/2022 20:58 Calibration ID: 32160

Calibration Files

LEVEL:	LAB SAMPLE ID:	LAB FILE ID:
Level 1	STD1 580-382822/13	40Scan030322a016.D
Level 2	STD2 580-382822/12	40Scan030322a015.D
Level 3	STD3 580-382822/11	40Scan030322a014.D
Level 4	STD4 580-382822/10	40Scan030322a013.D
Level 5	STD5 580-382822/9	40Scan030322a012.D
Level 6	STD6 580-382822/8	40Scan030322a011.D
Level 7	STD7IS 580-382822/7	40Scan030322a010.D
Level 8	STD8 580-382822/6	40Scan030322a009.D
Level 9	STD9 580-382822/5	40Scan030322a008.D
Level 10	STD10 580-382822/4	40Scan030322a007.D

ANALYTE	RRF					CURVE TYPE	COEFFICIENT			#	MIN RRF	%RSD	#	MAX %RSD	R^2 OR COD	#	MIN R^2 OR COD
	LVL 1	LVL 2	LVL 3	LVL 4	LVL 5		B	M1	M2								
	LVL 6	LVL 7	LVL 8	LVL 9	LVL 10												
N-Nitrosodimethylamine	0.2712 0.3248	0.3120 0.3093	0.2914 0.3182	0.3039 0.3255	0.2962 0.3262	Ave		0.307 9		0.0100	5.8		15.0				
Pyridine	0.5745 0.6026	0.5252 0.5945	0.4102 0.6027	0.5899 0.6298	0.5825 0.6349	Ave		0.574 7		0.0100	11.4		15.0				
Phenol	+++++ 0.9606	+++++ 0.9038	+++++ 0.9304	0.9748 0.9630	0.9094 0.9862	Ave		0.946 9		0.8000	3.4		15.0				
Aniline	0.6331 1.0685	0.8322 1.0317	0.6896 1.0452	1.0485 1.1433	0.9335 1.1373	Qua2	-3.84 5	0.994 8	0.0000180	0.0100	10.3		0.9910		0.9900		
Bis(2-chloroethyl)ether	0.8294 0.7492	0.6681 0.6989	0.6016 0.7255	0.7808 0.7290	0.7656 0.7215	Ave		0.727 0		0.7000	8.6		15.0				
2-Chlorophenol	1.0736 1.2170	1.0384 1.1483	1.0309 1.1924	1.2208 1.2497	1.1897 1.2188	Ave		1.158 0		0.8000	7.0		15.0				
n-Decane	0.5968 0.4941	0.5705 0.4572	0.4516 0.4647	0.5359 0.4899	0.4974 0.4763	Lin1	1.345 5	0.478 0		0.0100	6.1		1.0000		0.9900		
1,3-Dichlorobenzene	1.5853 1.4183	1.4310 1.3414	1.1746 1.3712	1.5220 1.4224	1.3760 1.4018	Lin1	0.176 6	1.401 1		0.0100	8.0		1.0000		0.9900		
1,4-Dichlorobenzene	1.6528 1.4283	1.5144 1.3439	1.2094 1.3885	1.6264 1.4494	1.3937 1.4013	Lin1	1.612 3	1.410 4		0.0100	8.3		0.9990		0.9900		
Benzyl alcohol	0.4201 0.4895	0.6059 0.4745	0.3945 0.4968	0.4889 0.5177	0.4515 0.5104	Ave		0.485 0		0.0100	11.9		15.0				
1,2-Dichlorobenzene	1.5058 1.3795	1.2461 1.2978	1.1728 1.3289	1.4666 1.3840	1.3520 1.3389	Lin1	-0.09 8	1.349 1		0.0100	7.7		1.0000		0.9900		
o-Cresol	+++++ 0.8390	+++++ 0.8053	+++++ 0.8254	0.8526 0.8447	0.7935 0.8121	Ave		0.824 7		0.7000	2.7		15.0				

Note: The M1 coefficient is the same as Ave RRF for an Ave curve type.

FORM VI
GC/MS SEMI VOA BY INTERNAL STANDARD - INITIAL CALIBRATION DATA
CURVE EVALUATION

Lab Name: Eurofins Seattle Job No.: 580-111018-1 Analy Batch No.: 382822

SDG No.: _____

Instrument ID: TAC040 GC Column: ZB-SV ID: 0.25 (mm) Heated Purge: (Y/N) N

Calibration Start Date: 03/03/2022 17:30 Calibration End Date: 03/03/2022 20:58 Calibration ID: 32160

ANALYTE	RRF					CURVE TYPE	COEFFICIENT			#	MIN RRF	%RSD	#	MAX %RSD	R^2 OR COD	#	MIN R^2 OR COD
	LVL 1	LVL 2	LVL 3	LVL 4	LVL 5		B	M1	M2								
	LVL 6	LVL 7	LVL 8	LVL 9	LVL 10												
bis (2-chloroisopropyl) ether	0.7196 0.7085	0.7621 0.6804	0.6140 0.6543	0.7303 0.6793	0.6951 0.6604	Lin1	1.228 5	0.667 2		0.0100	6.9			1.0000		0.9900	
Acetophenone	1.2909 1.2026	1.2930 1.1576	1.0523 1.1857	1.2842 1.2096	1.1673 1.1991	Ave		1.204 2		0.0100	6.1	15.0					
m+p-Cresol	0.8587 0.8441	0.7068 0.8149	0.6687 0.8416	0.9167 0.8479	0.8000 0.8551	Ave		0.815 4		0.6000	9.1	15.0					
N-Nitrosodi-n-propylamine	0.2605 0.3640	0.3172 0.3367	0.2946 0.3541	0.3603 0.3612	0.3111 0.3532	Ave		0.331 3	*	0.5000	10.5	15.0					
Hexachloroethane	0.5238 0.5909	0.6079 0.5596	0.5817 0.5775	0.6404 0.5922	0.5660 0.5904	Lin1	-0.26 3	0.588 0		0.3000	5.0		1.0000			0.9900	
Nitrobenzene	0.6168 0.6173	0.6092 0.5843	0.5353 0.5970	0.6192 0.6254	0.5725 0.6249	Ave		0.600 2		0.2000	4.8	15.0					
Isophorone	1.0899 1.1089	0.9941 1.0863	0.9322 1.1550	1.1384 1.1805	1.0376 1.1745	Lin1	-4.10 7	1.167 3		0.4000	12.0		0.9990			0.9900	
2-Nitrophenol	0.4228 0.6497	0.5234 0.6254	0.4866 0.6396	0.6569 0.6752	0.5912 0.6743	Ave		0.594 5		0.1000	14.7	15.0					
2,4-Dimethylphenol	++++ 0.2407	++++ 0.2436	0.2219 0.2422	0.2541 0.2590	0.2530 0.2388	Lin2	-0.89 8	0.248 5		0.2000	4.2		0.9980			0.9900	
Benzoic acid	++++ 0.4452	++++ 0.5152	++++ 0.6402	0.2087 0.7206	0.3060 0.7599	Qua2	-75.1 3	0.546 9	0.0000126	0.0100	9.4		0.9920			0.9900	
Bis(2-chloroethoxy)methane	1.0774 0.9332	0.8040 0.8722	0.7889 0.9118	0.9473 0.9183	0.8907 0.8985	Ave		0.904 2		0.3000	8.8	15.0					
2,4-Dichlorophenol	0.2351 0.2747	0.2356 0.2651	0.2396 0.2760	0.2668 0.2942	0.2829 0.2755	Lin2	-0.50 1	0.274 0		0.2000	5.0		0.9970			0.9900	
1,2,4-Trichlorobenzene	0.3648 0.3335	0.3278 0.3207	0.3111 0.3205	0.3484 0.3429	0.3512 0.3174	Ave		0.333 8		0.0100	5.2	15.0					
Naphthalene	0.9745 0.9197	0.9256 0.8711	0.8110 0.8733	0.9840 0.9124	0.9742 ++++	Ave		0.916 2		0.7000	6.3	15.0					
4-Chloroaniline	++++ 0.3173	++++ 0.3360	0.1758 0.3579	0.3020 0.4001	0.3228 0.3510	Lin2	-8.81 3	0.363 1		0.0100	6.8		0.9950			0.9900	
2,6-Dichlorophenol	0.5299 0.5217	0.4450 0.5157	0.4850 0.5403	0.5048 0.5420	0.5004 0.5401	Ave		0.512 5		0.0100	5.9	15.0					
Hexachlorobutadiene	0.2401 0.1956	0.1719 0.1929	0.1890 0.1904	0.2140 0.2082	0.2134 0.1972	Lin2	0.246 4	0.196 6		0.0100	9.1		0.9910			0.9900	
4-Chloro-3-methylphenol	0.3195 0.3566	0.2811 0.3651	0.2819 0.3855	0.3285 0.3887	0.3159 0.3876	Ave		0.341 0		0.2000	12.2	15.0					

Note: The M1 coefficient is the same as Ave RRF for an Ave curve type.

FORM VI
GC/MS SEMI VOA BY INTERNAL STANDARD - INITIAL CALIBRATION DATA
CURVE EVALUATION

Lab Name: Eurofins Seattle Job No.: 580-111018-1 Analy Batch No.: 382822

SDG No.: _____

Instrument ID: TAC040 GC Column: ZB-SV ID: 0.25 (mm) Heated Purge: (Y/N) N

Calibration Start Date: 03/03/2022 17:30 Calibration End Date: 03/03/2022 20:58 Calibration ID: 32160

ANALYTE	RRF					CURVE TYPE	COEFFICIENT			#	MIN RRF	%RSD	#	MAX %RSD	R^2 OR COD	#	MIN R^2 OR COD
	LVL 1	LVL 2	LVL 3	LVL 4	LVL 5		B	M1	M2								
	LVL 6	LVL 7	LVL 8	LVL 9	LVL 10												
2-Methylnaphthalene	0.5729 0.5941	0.5344 0.5710	0.5360 0.5698	0.6011 0.5982	0.6060 0.5530	Ave		0.573 7		0.4000	4.6		15.0				
1-Methylnaphthalene	0.5429 0.5683	0.5374 0.5484	0.5350 0.5526	0.6191 0.5839	0.6035 0.5357	Ave		0.562 7		0.0100	5.4		15.0				
Hexachlorocyclopentadiene	0.4026 0.4378	0.3592 0.4421	0.3472 0.4703	0.4659 0.4918	0.4086 0.5051	Qual	-1.75 2	0.456 5	0.0000051	0.0500	12.7			1.0000		0.9900	
1,2,4,5-Tetrachlorobenzene	0.6743 0.6486	0.6177 0.6379	0.6093 0.6654	0.6765 0.6583	0.6516 0.6628	Ave		0.650 2			3.5		15.0				
2,4,6-Trichlorophenol	++++ 0.3767	0.2531 0.3813	0.2694 0.4014	0.3400 0.4344	0.3501 0.4295	Lin2	-3.37 5	0.392 9		0.2000	8.8			0.9920		0.9900	
2,4,5-Trichlorophenol	++++ 0.4018	0.2015 0.4083	0.2336 0.4429	0.3327 0.4482	0.3321 0.4553	Qua2	-4.28 5	0.385 2	0.0000090	0.2000	10.1			0.9910		0.9900	
1,1'-Biphenyl	1.4642 1.3467	1.2731 1.3380	1.2949 1.3819	1.3859 1.3327	1.3591 1.2903	Ave		1.346 7		0.0100	4.2		15.0				
2-Chloronaphthalene	1.0716 1.1418	1.0488 1.1258	1.0763 1.1586	1.2010 1.1453	1.1086 1.1051	Ave		1.118 3		0.8000	4.1		15.0				
2-Nitroaniline	++++ 0.3373	0.1705 0.3524	0.2392 0.3787	0.2733 0.3867	0.2986 0.3918	Lin2	-4.19 7	0.355 7		0.0100	9.3			0.9910		0.9900	
Dimethyl phthalate	1.3457 1.1859	1.2227 1.1825	1.1208 1.2290	1.2467 1.1929	1.1856 1.1857	Lin2	1.336 2	1.184 5		0.0100	3.6			0.9990		0.9900	
1,3-Dinitrobenzene	++++ 0.2927	++++ 0.3087	0.1771 0.3352	0.2375 0.3591	0.2350 0.3681	Qua2	-6.75 1	0.303 6	0.0000078		6.5			0.9960		0.9900	
2,6-Dinitrotoluene	++++ 0.2674	++++ 0.2707	++++ 0.2814	0.2324 0.2860	0.2457 0.2906	Lin2	-5.62 1	0.282 9		0.2000	2.6			0.9990		0.9900	
Acenaphthylene	1.6486 1.6214	1.4748 1.6472	1.4650 1.7158	1.7248 1.7005	1.6402 1.5342	Ave		1.617 3		0.9000	5.9		15.0				
3-Nitroaniline	++++ 0.2380	++++ 0.2531	0.0109 0.2808	0.1941 0.2864	0.1895 0.2977	Lin2	-12.9 4	0.281 6		0.0100	8.7			0.9910		0.9900	
Acenaphthene	1.1200 1.1025	1.0143 1.0989	1.0251 1.1518	1.1999 1.1250	1.1094 1.1006	Ave		1.104 7		0.9000	4.9		15.0				
2,4-Dinitrophenol	++++ 0.1234	++++ 0.1506	++++ 0.1789	0.0554 0.1942	0.0710 0.2046	Qual	-33.6 6	0.176 6	0.0000016	0.0100	16.2			0.9990		0.9900	
4-Nitrophenol	++++ 0.0947	++++ 0.1169	0.0340 0.1277	0.0533 0.1317	0.0676 0.1331	Qual	-13.4 7	0.125 4	0.0000005	0.0100	18.9			0.9980		0.9900	
2,4-Dinitrotoluene	++++ 0.3246	++++ 0.3428	0.2097 0.3643	0.2630 0.3711	0.2771 0.3760	Lin2	-8.09 3	0.355 3		0.2000	6.3			0.9950		0.9900	

Note: The M1 coefficient is the same as Ave RRF for an Ave curve type.

FORM VI
GC/MS SEMI VOA BY INTERNAL STANDARD - INITIAL CALIBRATION DATA
CURVE EVALUATION

Lab Name: Eurofins Seattle Job No.: 580-111018-1 Analy Batch No.: 382822

SDG No.: _____

Instrument ID: TAC040 GC Column: ZB-SV ID: 0.25 (mm) Heated Purge: (Y/N) N

Calibration Start Date: 03/03/2022 17:30 Calibration End Date: 03/03/2022 20:58 Calibration ID: 32160

ANALYTE	RRF					CURVE TYPE	COEFFICIENT			#	MIN RRF	%RSD	#	MAX %RSD	R ² OR COD	#	MIN R ² OR COD
	LVL 1	LVL 2	LVL 3	LVL 4	LVL 5		B	M1	M2								
	LVL 6	LVL 7	LVL 8	LVL 9	LVL 10												
Dibenzofuran	1.3674 1.4867	1.3312 1.5009	1.4007 1.5597	1.6243 1.5294	1.5159 1.4254	Ave		1.474 1		0.8000	6.2		15.0				
2,3,5,6-Tetrachlorophenol	++++ 0.3095	0.1399 0.3270	0.1956 0.3538	0.2596 0.3670	0.2730 0.3861	Qua2	-3.72 1	0.307 4	0.0000093	0.0100	7.6			0.9950		0.9900	
2,3,4,6-Tetrachlorophenol	++++ 0.3284	0.1652 0.3501	0.2028 0.3803	0.3071 0.3919	0.3017 0.4064	Qua2	-3.81 4	0.334 4	0.0000087	0.0100	8.6			0.9940		0.9900	
Diethyl phthalate	++++ 1.2244	++++ 1.2255	++++ 1.2797	1.2780 1.2558	1.2269 1.2566	Ave		1.249 5		0.0100	1.9		15.0				
Fluorene	1.1286 1.1881	1.0183 1.1934	1.1445 1.2557	1.1952 1.2384	1.1589 1.1914	Ave		1.171 2		0.9000	5.7		15.0				
4-Chlorophenyl phenyl ether	0.6387 0.5377	0.5082 0.5516	0.4875 0.5816	0.5946 0.5889	0.5586 0.5853	Ave		0.563 3		0.4000	7.9		15.0				
4-Nitroaniline	++++ 0.1624	0.1264 0.1894	0.1329 0.1544	0.1521 0.1596	0.1844 ++++	Ave		0.157 7		0.0100	13.9		15.0				
4,6-Dinitro-2-methylphenol	++++ 0.1027	++++ 0.1088	0.0336 0.1177	0.0607 0.1378	0.0789 0.1380	Qua2	-8.05 3	0.108 1	0.0000019	0.0100	7.1			0.9950		0.9900	
N-Nitrosodiphenylamine	0.4445 0.4940	0.3847 0.4593	0.4337 0.4851	0.5217 0.5178	0.5085 0.5094	Ave		0.475 9		0.0100	9.3		15.0				
Azobenzene	0.4445 0.4296	0.3896 0.3954	0.3888 0.3966	0.4353 0.4200	0.4286 0.4101	Ave		0.413 8		0.0100	4.9		15.0				
4-Bromophenyl phenyl ether	0.2464 0.2300	0.2356 0.2144	0.2022 0.2200	0.2338 0.2521	0.2277 0.2566	Ave		0.231 9		0.1000	7.3		15.0				
Hexachlorobenzene	0.3423 0.3243	0.3338 0.3131	0.3042 0.3139	0.3517 0.3556	0.3201 0.3609	Lin2	0.070 5	0.330 7		0.1000	6.3			0.9960		0.9900	
Atrazine	0.1991 0.2853	0.2650 0.2871	0.2209 0.3057	0.2573 0.3106	0.2630 0.3078	Lin2	-0.89 2	0.287 0		0.0100	8.7			0.9920		0.9900	
Pentachlorophenol	++++ 0.1609	++++ 0.1643	0.0694 0.1856	0.1083 0.2147	0.1362 0.2227	Qua2	-10.4 9	0.168 2	0.0000032	0.0500	5.0			0.9970		0.9900	
n-Octadecane	0.1782 0.1613	0.1819 0.1515	0.1532 0.1555	0.1680 0.1652	0.1606 0.1569	Ave		0.163 2		0.0100	6.3		15.0				
Phenanthrene	1.0363 1.0499	0.9952 0.9779	0.9259 1.0073	1.1125 1.0861	1.0724 1.0001	Ave		1.026 4		0.7000	5.5		15.0				
Anthracene	1.0111 1.0156	0.9199 0.9657	0.8793 0.9951	1.0630 1.0800	1.0116 0.9245	Lin2	-0.22 1	0.990 8		0.7000	6.8			0.9950		0.9900	
Carbazole	++++ 0.7985	0.6012 0.6876	0.6064 0.6148	0.8132 0.6132	0.8258 0.6390	Ave		0.688 8		0.0100	14.0		15.0				

Note: The M1 coefficient is the same as Ave RRF for an Ave curve type.

FORM VI
GC/MS SEMI VOA BY INTERNAL STANDARD - INITIAL CALIBRATION DATA
CURVE EVALUATION

Lab Name: Eurofins Seattle Job No.: 580-111018-1 Analy Batch No.: 382822

SDG No.: _____

Instrument ID: TAC040 GC Column: ZB-SV ID: 0.25 (mm) Heated Purge: (Y/N) N

Calibration Start Date: 03/03/2022 17:30 Calibration End Date: 03/03/2022 20:58 Calibration ID: 32160

ANALYTE	RRF					CURVE TYPE	COEFFICIENT			#	MIN RRF	%RSD	#	MAX %RSD	R ² OR COD	#	MIN R ² OR COD
	LVL 1	LVL 2	LVL 3	LVL 4	LVL 5		B	M1	M2								
	LVL 6	LVL 7	LVL 8	LVL 9	LVL 10												
Di-n-butyl phthalate	1.1000 1.3066	1.1228 1.2778	1.1105 1.2896	1.2734 1.3942	1.2695 1.0947	Lin2	-1.97 8	1.261 3		0.0100	7.2			0.9940		0.9900	
Fluoranthene	0.8836 1.0784	0.8716 1.0313	0.9153 1.0578	1.0739 1.1789	1.0922 1.0298	Ave		1.021 3		0.6000	9.8	15.0					
Benzidine	++++ 0.2073	0.1132 0.2159	0.1307 0.2540	0.1625 0.3205	0.1624 0.3518	Qua2	-3.85 5	0.194 2	0.0000090	0.0100	10.5			0.9900		0.9900	
Pyrene	0.7901 1.0975	1.0183 1.0705	0.9182 1.0983	1.1118 1.2251	1.1174 1.0704	Ave		1.051 8		0.6000	11.4	15.0					
Butyl benzyl phthalate	0.5237 0.6168	0.4702 0.6255	0.5014 0.6417	0.5946 0.6587	0.5876 0.6229	Ave		0.584 3		0.0100	10.9	15.0					
3,3'-Dichlorobenzidine	0.2495 0.3686	0.2378 0.3601	0.2792 0.3700	0.3432 0.4176	0.3723 0.4224	Qua2	-2.64 0	0.350 8	0.0000043	0.0100	8.8			0.9930		0.9900	
Benzo[a]anthracene	1.0661 1.1343	0.9268 1.1542	0.9270 1.1447	1.1994 1.2383	1.1442 1.1678	Lin2	-1.69 6	1.142 3		0.8000	8.4			0.9920		0.9900	
Chrysene	1.0661 1.1952	1.2589 1.1409	1.2167 1.1064	1.4139 1.1562	1.2716 1.1007	Lin2	-0.67 2	1.205 3		0.7000	8.9			0.9910		0.9900	
Bis(2-ethylhexyl) phthalate	0.7494 0.8603	0.7652 0.8759	0.6199 0.8807	0.8099 0.9402	0.8044 0.8862	Ave		0.819 2		0.0100	11.2	15.0					
Di-n-octyl phthalate	++++ 1.2897	++++ 1.3618	0.8115 1.4070	1.0494 1.5634	1.1072 1.4576	Lin2	-33.2 3	1.417 1		0.0100	6.8			0.9950		0.9900	
Benzo[b]fluoranthene	1.1262 1.1197	0.8629 1.1036	0.9531 1.1568	1.1417 1.2624	1.2020 1.2124	Ave		1.114 1		0.7000	10.8	15.0					
Benzofluoranthene	1.1165 1.1559	1.0205 1.1487	0.9585 1.1398	1.1883 1.2242	1.1936 1.1990	Ave		1.134 5			7.4	15.0					
Benzo[k]fluoranthene	1.2419 1.2092	1.1816 1.2366	0.8469 1.1793	1.2586 1.2627	1.1922 1.2911	Ave		1.190 0		0.7000	10.6	15.0					
Benzo[a]pyrene	0.8028 0.9849	0.8042 0.9954	0.7852 0.9971	0.9649 1.0959	0.9993 1.0701	Lin2	-2.61 3	0.999 3		0.7000	7.9			0.9930		0.9900	
Indeno[1,2,3-cd]pyrene	0.8287 1.0054	0.7327 1.0481	0.7650 1.0163	0.9499 1.1785	0.9834 1.1699	Qua2	-2.15 5	0.958 4	0.0000265	0.5000	9.4			0.9920		0.9900	
Dibenz(a,h)anthracene	0.8792 1.0688	0.8718 1.0684	0.9066 1.0557	0.9684 1.2360	1.0347 1.2559	Lin2	-2.82 3	1.087 8		0.4000	9.7			0.9900		0.9900	
Benzo[g,h,i]perylene	1.1411 1.2283	1.1601 1.2139	1.0025 1.2078	1.2307 1.3392	1.2127 1.3301	Ave		1.206 6		0.5000	7.9	15.0					
2-Fluorophenol (Surr)	1.0667 0.9763	0.8377 0.9287	0.7823 0.9683	0.9978 0.9919	0.8915 0.9906	Ave		0.943 2			9.0	15.0					

Note: The M1 coefficient is the same as Ave RRF for an Ave curve type.

FORM VI
GC/MS SEMI VOA BY INTERNAL STANDARD - INITIAL CALIBRATION DATA
CURVE EVALUATION

Lab Name: Eurofins Seattle Job No.: 580-111018-1 Analy Batch No.: 382822

SDG No.: _____

Instrument ID: TAC040 GC Column: ZB-SV ID: 0.25 (mm) Heated Purge: (Y/N) N

Calibration Start Date: 03/03/2022 17:30 Calibration End Date: 03/03/2022 20:58 Calibration ID: 32160

ANALYTE	RRF					CURVE TYPE	COEFFICIENT			#	MIN RRF	%RSD	#	MAX %RSD	R^2 OR COD	#	MIN R^2 OR COD
	LVL 1	LVL 2	LVL 3	LVL 4	LVL 5		B	M1	M2								
	LVL 6	LVL 7	LVL 8	LVL 9	LVL 10												
Phenol-d5 (Surr)	1.0467 1.0317	0.9584 1.0023	0.8591 1.0209	0.9747 1.0540	0.9483 1.0531	Ave		0.994 9			6.2		15.0				
Nitrobenzene-d5 (Surr)	0.1916 0.1906	0.1808 0.1885	0.1789 0.1934	0.1956 0.2046	0.2084 0.1886	Ave		0.192 1			4.8		15.0				
2-Fluorobiphenyl	1.2699 1.2679	1.2631 1.2534	1.2253 1.3195	1.3507 1.2948	1.2791 1.2495	Ave		1.277 3			2.8		15.0				
2,4,6-Tribromophenol (Surr)	0.0949 0.1812	0.1524 0.1748	0.1135 0.1872	0.1465 0.2193	0.1758 0.2309	Qual	-1.37 2	0.184 3	0.0000049	0.0100	16.4			0.9990		0.9900	
Terphenyl-d14	++++ 0.6936	0.5083 0.6802	0.5710 0.7236	0.6802 0.8225	0.6707 0.8014	Lin2	-5.12 1	0.734 0			7.6			0.9940		0.9900	

Note: The M1 coefficient is the same as Ave RRF for an Ave curve type.

FORM VI
GC/MS SEMI VOA BY INTERNAL STANDARD - INITIAL CALIBRATION DATA
RESPONSE AND CONCENTRATION

Lab Name: Eurofins Seattle Job No.: 580-111018-1 Analy Batch No.: 382822

SDG No.: _____

Instrument ID: TAC040 GC Column: ZB-SV ID: 0.25 (mm) Heated Purge: (Y/N) N

Calibration Start Date: 03/03/2022 17:30 Calibration End Date: 03/03/2022 20:58 Calibration ID: 32160

Calibration Files

LEVEL:	LAB SAMPLE ID:	LAB FILE ID:
Level 1	STD1 580-382822/13	40Scan030322a016.D
Level 2	STD2 580-382822/12	40Scan030322a015.D
Level 3	STD3 580-382822/11	40Scan030322a014.D
Level 4	STD4 580-382822/10	40Scan030322a013.D
Level 5	STD5 580-382822/9	40Scan030322a012.D
Level 6	STD6 580-382822/8	40Scan030322a011.D
Level 7	STD7IS 580-382822/7	40Scan030322a010.D
Level 8	STD8 580-382822/6	40Scan030322a009.D
Level 9	STD9 580-382822/5	40Scan030322a008.D
Level 10	STD10 580-382822/4	40Scan030322a007.D

ANALYTE	IS REF	CURVE TYPE	RESPONSE					CONCENTRATION (UG/L)				
			LVL 1 LVL 6	LVL 2 LVL 7	LVL 3 LVL 8	LVL 4 LVL 9	LVL 5 LVL 10	LVL 1 LVL 6	LVL 2 LVL 7	LVL 3 LVL 8	LVL 4 LVL 9	LVL 5 LVL 10
N-Nitrosodimethylamine	DCBd 4	Ave	583	1451	3805	7274	14607	10.0	20.0	50.0	100	200
			39020	79398	148207	393996	775837	500	1000	2000	5000	10000
Pyridine	DCBd 4	Ave	2470	4885	10713	28242	57461	20.0	40.0	100	200	400
			144789	305212	561392	1524673	3019845	1000	2000	4000	10000	20000
Phenol	DCBd 4	Ave	+++++	+++++	+++++	23334	44855	+++++	+++++	+++++	100	200
			115405	231983	433293	1165725	2345493	500	1000	2000	5000	10000
Aniline	DCBd 4	Qua2	1361	3870	9005	25100	46041	10.0	20.0	50.0	100	200
			128365	264809	486741	1383962	2704821	500	1000	2000	5000	10000
Bis(2-chloroethyl)ether	DCBd 4	Ave	1783	3107	7856	18691	37759	10.0	20.0	50.0	100	200
			90004	179404	337875	882411	1716046	500	1000	2000	5000	10000
2-Chlorophenol	DCBd 4	Ave	2308	4829	13462	29224	58679	10.0	20.0	50.0	100	200
			146212	294753	555318	1512759	2898655	500	1000	2000	5000	10000
n-Decane	DCBd 4	Lin1	1283	2653	5898	12829	24533	10.0	20.0	50.0	100	200
			59361	117355	216400	593027	1132709	500	1000	2000	5000	10000
1,3-Dichlorobenzene	DCBd 4	Lin1	3408	6655	15339	36433	67866	10.0	20.0	50.0	100	200
			170389	344301	638564	1721786	3333985	500	1000	2000	5000	10000

FORM VI
GC/MS SEMI VOA BY INTERNAL STANDARD - INITIAL CALIBRATION DATA
RESPONSE AND CONCENTRATION

Lab Name: Eurofins Seattle Job No.: 580-111018-1 Analy Batch No.: 382822

SDG No.: _____

Instrument ID: TAC040 GC Column: ZB-SV ID: 0.25 (mm) Heated Purge: (Y/N) N

Calibration Start Date: 03/03/2022 17:30 Calibration End Date: 03/03/2022 20:58 Calibration ID: 32160

ANALYTE	IS REF	CURVE TYPE	RESPONSE					CONCENTRATION (UG/L)				
			LVL 1 LVL 6	LVL 2 LVL 7	LVL 3 LVL 8	LVL 4 LVL 9	LVL 5 LVL 10	LVL 1 LVL 6	LVL 2 LVL 7	LVL 3 LVL 8	LVL 4 LVL 9	LVL 5 LVL 10
1,4-Dichlorobenzene	DCBd 4	Lin1	3553	7043	15793	38932	68740	10.0	20.0	50.0	100	200
			171590	344950	646634	1754537	3332683	500	1000	2000	5000	10000
Benzyl alcohol	DCBd 4	Ave	903	2818	5152	11704	22269	10.0	20.0	50.0	100	200
			58811	121784	231377	626697	1213983	500	1000	2000	5000	10000
1,2-Dichlorobenzene	DCBd 4	Lin1	3237	5795	15316	35108	66684	10.0	20.0	50.0	100	200
			165734	333124	618857	1675310	3184289	500	1000	2000	5000	10000
o-Cresol	DCBd 4	Ave	++++	++++	++++	20409	39136	++++	++++	++++	100	200
			100797	206717	384396	1022494	1931499	500	1000	2000	5000	10000
bis (2-chloroisopropyl) ether	DCBd 4	Lin1	1547	3544	8018	17481	34283	10.0	20.0	50.0	100	200
			85116	174633	304725	822351	1570578	500	1000	2000	5000	10000
Acetophenone	DCBd 4	Ave	2775	6013	13742	30741	57575	10.0	20.0	50.0	100	200
			144477	297142	552199	1464254	2851779	500	1000	2000	5000	10000
m+p-Cresol	DCBd 4	Ave	1846	3287	8732	21943	39458	10.0	20.0	50.0	100	200
			101414	209159	391947	1026340	2033618	500	1000	2000	5000	10000
N-Nitrosodi-n-propylamine	DCBd 4	Ave	560	1475	3847	8624	15345	10.0	20.0	50.0	100	200
			43727	86431	164900	437202	840086	500	1000	2000	5000	10000
Hexachloroethane	DCBd 4	Lin1	1126	2827	7596	15331	27914	10.0	20.0	50.0	100	200
			70995	143644	268929	716878	1404119	500	1000	2000	5000	10000
Nitrobenzene	DCBd 4	Ave	1326	2833	6991	14823	28235	10.0	20.0	50.0	100	200
			74161	149978	278033	757057	1486199	500	1000	2000	5000	10000
Isophorone	DCBd 4	Lin1	2343	4623	12174	27251	51177	10.0	20.0	50.0	100	200
			133227	278836	537887	1428952	2793422	500	1000	2000	5000	10000
2-Nitrophenol	DCBd 4	Ave	909	2434	6354	15724	29157	10.0	20.0	50.0	100	200
			78057	160529	297862	817382	1603668	500	1000	2000	5000	10000

FORM VI
GC/MS SEMI VOA BY INTERNAL STANDARD - INITIAL CALIBRATION DATA
RESPONSE AND CONCENTRATION

Lab Name: Eurofins Seattle Job No.: 580-111018-1 Analy Batch No.: 382822

SDG No.: _____

Instrument ID: TAC040 GC Column: ZB-SV ID: 0.25 (mm) Heated Purge: (Y/N) N

Calibration Start Date: 03/03/2022 17:30 Calibration End Date: 03/03/2022 20:58 Calibration ID: 32160

ANALYTE	IS REF	CURVE TYPE	RESPONSE					CONCENTRATION (UG/L)				
			LVL 1 LVL 6	LVL 2 LVL 7	LVL 3 LVL 8	LVL 4 LVL 9	LVL 5 LVL 10	LVL 1 LVL 6	LVL 2 LVL 7	LVL 3 LVL 8	LVL 4 LVL 9	LVL 5 LVL 10
2,4-Dimethylphenol	NPT	Lin2	++++ 102299	++++ 219844	9676 406166	20868 1102951	40569 2116333	++++ 500	++++ 1000	50.0 2000	100 5000	200 10000
Benzoic acid	DCBd 4	Qua2	++++ 106968	++++ 264466	++++ 596287	9993 1744475	30187 3614725	++++ 1000	++++ 2000	++++ 4000	200 10000	400 20000
Bis(2-chloroethoxy)methane	DCBd 4	Ave	2316 112114	3739 223881	10302 424609	22676 1111614	43931 2137008	10.0 500	20.0 1000	50.0 2000	100 5000	200 10000
2,4-Dichlorophenol	NPT	Lin2	1837 116749	3809 239207	10444 462798	21911 1253004	45356 2442045	10.0 500	20.0 1000	50.0 2000	100 5000	200 10000
1,2,4-Trichlorobenzene	NPT	Ave	2850 141706	5298 289350	13564 537504	28615 1460102	56322 2813660	10.0 500	20.0 1000	50.0 2000	100 5000	200 10000
Naphthalene	NPT	Ave	7614 390802	14961 785988	35359 1464520	80818 3885639	156214 ++++	10.0 500	20.0 1000	50.0 2000	100 5000	200 ++++
4-Chloroaniline	NPT	Lin2	++++ 134833	++++ 303148	7666 600218	24806 1704020	51754 3111638	++++ 500	++++ 1000	50.0 2000	100 5000	200 10000
2,6-Dichlorophenol	ANT	Ave	2103 117967	3657 240836	10642 456791	21953 1255707	44571 2442061	10.0 500	20.0 1000	50.0 2000	100 5000	200 10000
Hexachlorobutadiene	NPT	Lin2	1876 83126	2778 174059	8241 319323	17575 886431	34224 1747556	10.0 500	20.0 1000	50.0 2000	100 5000	200 10000
4-Chloro-3-methylphenol	ANT	Ave	1268 80636	2310 170515	6186 325939	14285 900410	28139 1752586	10.0 500	20.0 1000	50.0 2000	100 5000	200 10000
2-Methylnaphthalene	NPT	Ave	4476 252475	8638 515238	23370 955586	49366 2547579	97177 4901679	10.0 500	20.0 1000	50.0 2000	100 5000	200 10000
1-Methylnaphthalene	NPT	Ave	4242 241491	8686 494860	23323 926752	50846 2486694	96763 4748325	10.0 500	20.0 1000	50.0 2000	100 5000	200 10000
Hexachlorocyclopentadiene	ANT	Qua1	1598 98988	2952 206497	7619 397550	20260 1139402	36391 2283860	10.0 500	20.0 1000	50.0 2000	100 5000	200 10000
1,2,4,5-Tetrachlorobenzene	ANT	Ave	2676 146669	5077 297936	13369 562559	29420 1524939	58040 2996761	10.0 500	20.0 1000	50.0 2000	100 5000	200 10000
2,4,6-Trichlorophenol	ANT	Lin2	++++ 85192	2080 178079	5912 339371	14787 1006391	31180 1942143	++++ 500	20.0 1000	50.0 2000	100 5000	200 10000
2,4,5-Trichlorophenol	ANT	Qua2	++++ 90847	1656 190701	5126 374432	14468 1038393	29577 2058925	++++ 500	20.0 1000	50.0 2000	100 5000	200 10000
1,1'-Biphenyl	ANT	Ave	5811 304514	10463 624892	28414 1168258	60273 3087408	121057 5834478	10.0 500	20.0 1000	50.0 2000	100 5000	200 10000

FORM VI
GC/MS SEMI VOA BY INTERNAL STANDARD - INITIAL CALIBRATION DATA
RESPONSE AND CONCENTRATION

Lab Name: Eurofins Seattle Job No.: 580-111018-1 Analy Batch No.: 382822

SDG No.: _____

Instrument ID: TAC040 GC Column: ZB-SV ID: 0.25 (mm) Heated Purge: (Y/N) N

Calibration Start Date: 03/03/2022 17:30 Calibration End Date: 03/03/2022 20:58 Calibration ID: 32160

ANALYTE	IS REF	CURVE TYPE	RESPONSE					CONCENTRATION (UG/L)				
			LVL 1 LVL 6	LVL 2 LVL 7	LVL 3 LVL 8	LVL 4 LVL 9	LVL 5 LVL 10	LVL 1 LVL 6	LVL 2 LVL 7	LVL 3 LVL 8	LVL 4 LVL 9	LVL 5 LVL 10
2-Chloronaphthalene	ANT	Ave	4253	8620	23617	52233	98741	10.0	20.0	50.0	100	200
			258183	525800	979448	2653296	4997066	500	1000	2000	5000	10000
2-Nitroaniline	ANT	Lin2	++++	1401	5249	11884	26593	++++	20.0	50.0	100	200
			76277	164574	320154	895886	1771550	500	1000	2000	5000	10000
Dimethyl phthalate	ANT	Lin2	5341	10049	24593	54219	105600	10.0	20.0	50.0	100	200
			268156	552255	1038976	2763428	5361216	500	1000	2000	5000	10000
1,3-Dinitrobenzene	DCBd 4	Qua2	++++	++++	2313	5686	11593	++++	++++	50.0	100	200
			35170	79249	156099	434684	875379	500	1000	2000	5000	10000
2,6-Dinitrotoluene	ANT	Lin2	++++	++++	++++	10109	21882	++++	++++	++++	100	200
			60475	126448	237855	662673	1314187	500	1000	2000	5000	10000
Acenaphthylene	ANT	Ave	6543	12121	32146	75013	146090	10.0	20.0	50.0	100	200
			366645	769319	1450575	3939466	6937267	500	1000	2000	5000	10000
3-Nitroaniline	ANT	Lin2	++++	++++	240	8440	16881	++++	++++	50.0	100	200
			53816	118203	237379	663599	1346041	500	1000	2000	5000	10000
Acenaphthene	ANT	Ave	4445	8336	22493	52184	98814	10.0	20.0	50.0	100	200
			249296	513241	973710	2606123	4976696	500	1000	2000	5000	10000
2,4-Dinitrophenol	ANT	Qual	++++	++++	++++	4815	12646	++++	++++	++++	200	400
			55811	140646	302400	899581	1850322	1000	2000	4000	10000	20000
4-Nitrophenol	ANT	Qual	++++	++++	1491	4634	12048	++++	++++	100	200	400
			42840	109225	215999	610034	1203403	1000	2000	4000	10000	20000
2,4-Dinitrotoluene	ANT	Lin2	++++	++++	4601	11437	24679	++++	++++	50.0	100	200
			73400	160103	307970	859602	1700377	500	1000	2000	5000	10000
Dibenzofuran	ANT	Ave	5427	10941	30735	70640	135020	10.0	20.0	50.0	100	200
			336177	700966	1318539	3543099	6445026	500	1000	2000	5000	10000
2,3,5,6-Tetrachlorophenol	ANT	Qua2	++++	1150	4293	11290	24318	++++	20.0	50.0	100	200
			69987	152734	299142	850145	1745779	500	1000	2000	5000	10000
2,3,4,6-Tetrachlorophenol	ANT	Qua2	++++	1358	4449	13357	26871	++++	20.0	50.0	100	200
			74263	163490	321482	907992	1837395	500	1000	2000	5000	10000
Diethyl phthalate	ANT	Ave	++++	++++	++++	55581	109280	++++	++++	++++	100	200
			276870	572350	1081850	2909224	5681767	500	1000	2000	5000	10000
Fluorene	ANT	Ave	4479	8369	25114	51980	103219	10.0	20.0	50.0	100	200
			268653	557379	1061554	2868967	5387123	500	1000	2000	5000	10000
4-Chlorophenyl phenyl ether	ANT	Ave	2535	4177	10697	25857	49757	10.0	20.0	50.0	100	200
			121591	257597	491675	1364219	2646623	500	1000	2000	5000	10000
4-Nitroaniline	ANT	Ave	++++	1039	2916	6615	16423	++++	20.0	50.0	100	200

FORM VI
GC/MS SEMI VOA BY INTERNAL STANDARD - INITIAL CALIBRATION DATA
RESPONSE AND CONCENTRATION

Lab Name: Eurofins Seattle Job No.: 580-111018-1 Analy Batch No.: 382822

SDG No.: _____

Instrument ID: TAC040 GC Column: ZB-SV ID: 0.25 (mm) Heated Purge: (Y/N) N

Calibration Start Date: 03/03/2022 17:30 Calibration End Date: 03/03/2022 20:58 Calibration ID: 32160

ANALYTE	IS REF	CURVE TYPE	RESPONSE					CONCENTRATION (UG/L)				
			LVL 1 LVL 6	LVL 2 LVL 7	LVL 3 LVL 8	LVL 4 LVL 9	LVL 5 LVL 10	LVL 1 LVL 6	LVL 2 LVL 7	LVL 3 LVL 8	LVL 4 LVL 9	LVL 5 LVL 10
			36728	88443	130522	369753	++++	500	1000	2000	5000	++++
4,6-Dinitro-2-methylphenol	PHN	Qua2	++++ 73052	++++ 170904	2289 344407	8087 1009897	21385 2035118	++++ 1000	++++ 2000	100 4000	200 10000	400 20000
N-Nitrosodiphenylamine	PHN	Ave	2549 175764	4634 360553	14779 709449	34776 1896917	68919 3756263	10.0 500	20.0 1000	50.0 2000	100 5000	200 10000
Azobenzene	PHN	Ave	2549 152834	4692 310417	13248 579975	29013 1538483	58093 3024210	10.0 500	20.0 1000	50.0 2000	100 5000	200 10000
4-Bromophenyl phenyl ether	PHN	Ave	1413 81842	2838 168322	6889 321812	15586 923397	30863 1892065	10.0 500	20.0 1000	50.0 2000	100 5000	200 10000
Hexachlorobenzene	PHN	Lin2	1963 115384	4020 245806	10364 459103	23445 1302617	43383 2660795	10.0 500	20.0 1000	50.0 2000	100 5000	200 10000
Atrazine	ANT	Lin2	790 64517	2178 134097	4848 258402	11190 719578	23422 1391998	10.0 500	20.0 1000	50.0 2000	100 5000	200 10000
Pentachlorophenol	PHN	Qua2	++++ 114500	++++ 257967	4727 542927	14432 1573140	36932 3283939	++++ 1000	++++ 2000	100 4000	200 10000	400 20000
n-Octadecane	PHN	Ave	1022 57402	2191 118913	5220 227464	11201 605246	21762 1157003	10.0 500	20.0 1000	50.0 2000	100 5000	200 10000
Phenanthrene	PHN	Ave	5943 373518	11986 767742	31549 1473186	74155 3979039	145360 7374506	10.0 500	20.0 1000	50.0 2000	100 5000	200 10000
Anthracene	PHN	Lin2	5798 361336	11080 758128	29962 1455404	70852 3956688	137121 6817000	10.0 500	20.0 1000	50.0 2000	100 5000	200 10000
Carbazole	PHN	Ave	++++ 284080	7241 539776	20662 899105	54200 2246566	111925 4711973	++++ 500	20.0 1000	50.0 2000	100 5000	200 10000
Di-n-butyl phthalate	PHN	Lin2	6308 464864	13524 1003157	37840 1886103	84875 5107635	172068 8071972	10.0 500	20.0 1000	50.0 2000	100 5000	200 10000
Fluoranthene	PHN	Ave	5067 383678	10498 809649	31187 1547060	71580 4318993	148035 7593072	10.0 500	20.0 1000	50.0 2000	100 5000	200 10000
Benzidine	PHN	Qua2	++++ 147489	2727 339022	8906 742808	21667 2348334	44020 5188215	++++ 1000	40.0 2000	100 4000	200 10000	400 20000
Pyrene	PHN	Ave	4531 390445	12265 840429	31286 1606294	74105 4488013	151459 7892910	10.0 500	20.0 1000	50.0 2000	100 5000	200 10000
Butyl benzyl phthalate	CRY	Ave	2093 180050	4216 394758	12762 801871	28882 2222127	63500 4378587	10.0 500	20.0 1000	50.0 2000	100 5000	200 10000
3,3'-Dichlorobenzidine	CRY	Qua2	1994 215204	4265 454526	14212 924622	33336 2817641	80469 5937737	20.0 1000	40.0 2000	100 4000	200 10000	400 20000
Benzo[a]anthracene	CRY	Lin2	4261	8310	23598	58256	123645	10.0	20.0	50.0	100	200

FORM VI
GC/MS SEMI VOA BY INTERNAL STANDARD - INITIAL CALIBRATION DATA
RESPONSE AND CONCENTRATION

Lab Name: Eurofins Seattle Job No.: 580-111018-1 Analy Batch No.: 382822

SDG No.: _____

Instrument ID: TAC040 GC Column: ZB-SV ID: 0.25 (mm) Heated Purge: (Y/N) N

Calibration Start Date: 03/03/2022 17:30 Calibration End Date: 03/03/2022 20:58 Calibration ID: 32160

ANALYTE	IS REF	CURVE TYPE	RESPONSE					CONCENTRATION (UG/L)				
			LVL 1 LVL 6	LVL 2 LVL 7	LVL 3 LVL 8	LVL 4 LVL 9	LVL 5 LVL 10	LVL 1 LVL 6	LVL 2 LVL 7	LVL 3 LVL 8	LVL 4 LVL 9	LVL 5 LVL 10
			331118	728409	1430272	4177228	8208889	500	1000	2000	5000	10000
Chrysene	CRY	Lin2	4261 348885	11288 719991	30970 1382460	68676 3900273	137413 7736861	10.0 500	20.0 1000	50.0 2000	100 5000	200 10000
Bis(2-ethylhexyl) phthalate	CRY	Ave	2995 251117	6861 552782	15780 1100419	39340 3171521	86928 6229651	10.0 500	20.0 1000	50.0 2000	100 5000	200 10000
Di-n-octyl phthalate	PRY	Lin2	++++ 394379	++++ 888470	23054 1797107	57698 5298347	120505 10314831	++++ 500	++++ 1000	50.0 2000	100 5000	200 10000
Benzo[b]fluoranthene	PRY	Ave	5219 342402	8729 719997	27077 1477474	62772 4278029	130823 8579979	10.0 500	20.0 1000	50.0 2000	100 5000	200 10000
Benzofluoranthene	PRY	Ave	10348 706929	20648 1498879	54456 2911437	130663 8297540	259823 16969900	20.0 1000	40.0 2000	100 4000	200 10000	400 20000
Benzo[k]fluoranthene	PRY	Ave	5755 369777	11954 806750	24059 1506226	69200 4279320	129758 9136788	10.0 500	20.0 1000	50.0 2000	100 5000	200 10000
Benzo[a]pyrene	PRY	Lin2	3720 301180	8136 649394	22305 1273524	53050 3714042	108763 7572975	10.0 500	20.0 1000	50.0 2000	100 5000	200 10000
Indeno[1,2,3-cd]pyrene	PRY	Qua2	3840 307442	7412 683781	21732 1298083	52223 3993804	107033 8278816	10.0 500	20.0 1000	50.0 2000	100 5000	200 10000
Dibenz(a,h)anthracene	PRY	Lin2	4074 326828	8819 697062	25756 1348375	53244 4188732	112610 8887272	10.0 500	20.0 1000	50.0 2000	100 5000	200 10000
Benzo[g,h,i]perylene	PRY	Ave	5288 375609	11736 791962	28478 1542622	67662 4538253	131988 9412239	10.0 500	20.0 1000	50.0 2000	100 5000	200 10000
2-Fluorophenol (Surr)	DCBd 4	Ave	2293 117294	3896 238372	10216 450920	23885 1200671	43969 2355899	10.0 500	20.0 1000	50.0 2000	100 5000	200 10000
Phenol-d5 (Surr)	DCBd 4	Ave	2250 123945	4457 257264	11219 475453	23332 1275859	46773 2504588	10.0 500	20.0 1000	50.0 2000	100 5000	200 10000
Nitrobenzene-d5 (Surr)	NPT	Ave	1497 80987	2922 170055	7799 324382	16062 871362	33415 1671809	10.0 500	20.0 1000	50.0 2000	100 5000	200 10000
2-Fluorobiphenyl	ANT	Ave	5040 286712	10381 585365	26886 1115476	58743 2999713	113928 5649797	10.0 500	20.0 1000	50.0 2000	100 5000	200 10000
2,4,6-Tribromophenol (Surr)	PHN	Qua1	544 64452	1836 137199	3869 273827	9763 803350	23823 1702428	10.0 500	20.0 1000	50.0 2000	100 5000	200 10000
Terphenyl-d14	PHN	Lin2	++++ 246747	6122 534025	19456 1058273	45341 3013103	90911 5909169	++++ 500	20.0 1000	50.0 2000	100 5000	200 10000

FORM VI
GC/MS SEMI VOA BY INTERNAL STANDARD - INITIAL CALIBRATION DATA
RESPONSE AND CONCENTRATION

Lab Name: Eurofins Seattle Job No.: 580-111018-1 Analy Batch No.: 382822

SDG No.: _____

Instrument ID: TAC040 GC Column: ZB-SV ID: 0.25 (mm) Heated Purge: (Y/N) N

Calibration Start Date: 03/03/2022 17:30 Calibration End Date: 03/03/2022 20:58 Calibration ID: 32160

Curve Type Legend

Ave = Average ISTD
Lin1 = Linear 1/conc ISTD
Lin2 = Linear 1/conc ² ISTD
Qual1 = Quadratic 1/conc ISTD
Qual2 = Quadratic 1/conc ² ISTD

FORM VI
GC/MS SEMI VOA BY INTERNAL STANDARD - INITIAL CALIBRATION DATA
READBACK PERCENT ERROR

Lab Name: Eurofins Seattle Job No.: 580-111018-1 Analy Batch No.: 382822

SDG No.: _____

Instrument ID: TAC040 GC Column: ZB-SV ID: 0.25 (mm) Heated Purge: (Y/N) N

Calibration Start Date: 03/03/2022 17:30 Calibration End Date: 03/03/2022 20:58 Calibration ID: 32160

Calibration Files

LEVEL:	LAB SAMPLE ID:	LAB FILE ID:
Level 1	STD1 580-382822/13	40Scan030322a016.D
Level 2	STD2 580-382822/12	40Scan030322a015.D
Level 3	STD3 580-382822/11	40Scan030322a014.D
Level 4	STD4 580-382822/10	40Scan030322a013.D
Level 5	STD5 580-382822/9	40Scan030322a012.D
Level 6	STD6 580-382822/8	40Scan030322a011.D
Level 7	STD7IS 580-382822/7	40Scan030322a010.D
Level 8	STD8 580-382822/6	40Scan030322a009.D
Level 9	STD9 580-382822/5	40Scan030322a008.D
Level 10	STD10 580-382822/4	40Scan030322a007.D

ANALYTE	PERCENT ERROR						PERCENT ERROR LIMIT					
	LVL 1 # LVL 7 #	LVL 2 # LVL 8 #	LVL 3 # LVL 9 #	LVL 4 # LVL 10 #	LVL 5 #	LVL 6 #	LVL 1 LVL 7	LVL 2 LVL 8	LVL 3 LVL 9	LVL 4 LVL 10	LVL 5	LVL 6
N-Nitrosodimethylamine	-11.9						50					
Pyridine	0.0						50					
Phenol	+++++	+++++	+++++	2.9						50		
Aniline	2.3						30					
Bis(2-chloroethyl)ether	14.1						50					
2-Chlorophenol	-7.3						50					
n-Decane	-3.3						30					
1,3-Dichlorobenzene	11.9						30					
1,4-Dichlorobenzene	5.8						30					
Benzyl alcohol	-13.4						50					
1,2-Dichlorobenzene	12.3						30					
o-Cresol	+++++	+++++	+++++	3.4						50		
bis (2-chloroisopropyl) ether	-10.6						30					
Acetophenone	7.2						50					

FORM VI
GC/MS SEMI VOA BY INTERNAL STANDARD - INITIAL CALIBRATION DATA
READBACK PERCENT ERROR

Lab Name: Eurofins Seattle Job No.: 580-111018-1 Analy Batch No.: 382822

SDG No.: _____

Instrument ID: TAC040 GC Column: ZB-SV ID: 0.25 (mm) Heated Purge: (Y/N) N

Calibration Start Date: 03/03/2022 17:30 Calibration End Date: 03/03/2022 20:58 Calibration ID: 32160

ANALYTE	PERCENT ERROR						PERCENT ERROR LIMIT					
	LVL 1 #	LVL 2 #	LVL 3 #	LVL 4 #	LVL 5 #	LVL 6 #	LVL 1	LVL 2	LVL 3	LVL 4	LVL 5	LVL 6
	LVL 7 #	LVL 8 #	LVL 9 #	LVL 10 #			LVL 7	LVL 8	LVL 9	LVL 10		
m+p-Cresol	5.3						50					
N-Nitrosodi-n-propylamine	-21.4						50					
Hexachloroethane	-6.5						30					
Nitrobenzene	2.8						50					
Isophorone	28.6						30					
2-Nitrophenol	-28.9						50					
2,4-Dimethylphenol	++++	++++	-3.5						30			
Benzoic acid	++++	++++	++++	6.3						30		
Bis(2-chloroethoxy)methane	19.1						50					
2,4-Dichlorophenol	4.1						30					
1,2,4-Trichlorobenzene	9.3						50					
Naphthalene	6.4				++++		50					
4-Chloroaniline	++++	++++	-3.0						30			
2,6-Dichlorophenol	3.4						50					
Hexachlorobutadiene	9.6						30					
4-Chloro-3-methylphenol	-6.3						50					
2-Methylnaphthalene	-0.1						50					
1-Methylnaphthalene	-3.5						50					
Hexachlorocyclopentadiene	26.6						30					
1,2,4,5-Tetrachlorobenzene	3.7						50					
2,4,6-Trichlorophenol	++++	7.4						30				

FORM VI
GC/MS SEMI VOA BY INTERNAL STANDARD - INITIAL CALIBRATION DATA
READBACK PERCENT ERROR

Lab Name: Eurofins Seattle Job No.: 580-111018-1 Analy Batch No.: 382822

SDG No.: _____

Instrument ID: TAC040 GC Column: ZB-SV ID: 0.25 (mm) Heated Purge: (Y/N) N

Calibration Start Date: 03/03/2022 17:30 Calibration End Date: 03/03/2022 20:58 Calibration ID: 32160

ANALYTE	PERCENT ERROR						PERCENT ERROR LIMIT					
	LVL 1 #	LVL 2 #	LVL 3 #	LVL 4 #	LVL 5 #	LVL 6 #	LVL 1	LVL 2	LVL 3	LVL 4	LVL 5	LVL 6
	LVL 7 #	LVL 8 #	LVL 9 #	LVL 10 #			LVL 7	LVL 8	LVL 9	LVL 10		
2,4,5-Trichlorophenol	+++++	7.9						30				
1,1'-Biphenyl	8.7						50					
2-Chloronaphthalene	-4.2						50					
2-Nitroaniline	+++++	6.9						30				
Dimethyl phthalate	2.3						30					
1,3-Dinitrobenzene	+++++	+++++	2.7						30			
2,6-Dinitrotoluene	+++++	+++++	+++++	2.0						30		
Acenaphthylene	1.9						50					
3-Nitroaniline	+++++	+++++	-4.2						30			
Acenaphthene	1.4						50					
2,4-Dinitrophenol	+++++	+++++	+++++	26.4						30		
4-Nitrophenol	+++++	+++++	34.5 *						30			
2,4-Dinitrotoluene	+++++	+++++	4.6						30			
Dibenzofuran	-7.2						50					
2,3,5,6-Tetrachlorophenol	+++++	6.0						30				
2,3,4,6-Tetrachlorophenol	+++++	6.4						30				
Diethyl phthalate	+++++	+++++	+++++	2.3						50		
Fluorene	-3.6						50					
4-Chlorophenyl phenyl ether	13.4						50					
4-Nitroaniline	+++++	-19.8		+++++				50				
4,6-Dinitro-2-methylphenol	+++++	+++++	5.4						30			

FORM VI
GC/MS SEMI VOA BY INTERNAL STANDARD - INITIAL CALIBRATION DATA
READBACK PERCENT ERROR

Lab Name: Eurofins Seattle Job No.: 580-111018-1 Analy Batch No.: 382822

SDG No.: _____

Instrument ID: TAC040 GC Column: ZB-SV ID: 0.25 (mm) Heated Purge: (Y/N) N

Calibration Start Date: 03/03/2022 17:30 Calibration End Date: 03/03/2022 20:58 Calibration ID: 32160

ANALYTE	PERCENT ERROR						PERCENT ERROR LIMIT					
	LVL 1 #	LVL 2 #	LVL 3 #	LVL 4 #	LVL 5 #	LVL 6 #	LVL 1	LVL 2	LVL 3	LVL 4	LVL 5	LVL 6
	LVL 7 #	LVL 8 #	LVL 9 #	LVL 10 #			LVL 7	LVL 8	LVL 9	LVL 10		
N-Nitrosodiphenylamine	-6.6						50					
Azobenzene	7.4						50					
4-Bromophenyl phenyl ether	6.3						50					
Hexachlorobenzene	1.4						30					
Atrazine	0.4						30					
Pentachlorophenol	+++++	+++++	3.4						30			
n-Octadecane	9.2						50					
Phenanthrene	1.0						50					
Anthracene	4.3						30					
Carbazole	+++++	-12.7						50				
Di-n-butyl phthalate	2.9						30					
Fluoranthene	-13.5						50					
Benzidine	+++++	7.7						30				
Pyrene	-24.9						50					
Butyl benzyl phthalate	-10.4						50					
3,3'-Dichlorobenzidine	8.7						30					
Benzo[a]anthracene	8.2						30					
Chrysene	-6.0						30					
Bis(2-ethylhexyl) phthalate	-8.5						50					
Di-n-octyl phthalate	+++++	+++++	4.2						30			
Benzo[b]fluoranthene	1.1						50					

FORM VI
GC/MS SEMI VOA BY INTERNAL STANDARD - INITIAL CALIBRATION DATA
READBACK PERCENT ERROR

Lab Name: Eurofins Seattle Job No.: 580-111018-1 Analy Batch No.: 382822

SDG No.: _____

Instrument ID: TAC040 GC Column: ZB-SV ID: 0.25 (mm) Heated Purge: (Y/N) N

Calibration Start Date: 03/03/2022 17:30 Calibration End Date: 03/03/2022 20:58 Calibration ID: 32160

ANALYTE	PERCENT ERROR						PERCENT ERROR LIMIT					
	LVL 1 #	LVL 2 #	LVL 3 #	LVL 4 #	LVL 5 #	LVL 6 #	LVL 1	LVL 2	LVL 3	LVL 4	LVL 5	LVL 6
	LVL 7 #	LVL 8 #	LVL 9 #	LVL 10 #			LVL 7	LVL 8	LVL 9	LVL 10		
Benzofluoranthene	-1.6						50					
Benzo[k]fluoranthene	4.4						50					
Benzo[a]pyrene	6.5						30					
Indeno[1,2,3-cd]pyrene	8.9						30					
Dibenz(a,h)anthracene	6.8						30					
Benzo[g,h,i]perylene	-5.4						50					
2-Fluorophenol (Surr)	13.1						50					
Phenol-d5 (Surr)	5.2						50					
Nitrobenzene-d5 (Surr)	-0.3						50					
2-Fluorobiphenyl	-0.6						50					
2,4,6-Tribromophenol (Surr)	25.9						30					
Terphenyl-d14	+++++	4.1						30				

Eurofins Seattle
Target Compound Quantitation Report

Data File: \\chromfs\Seattle\ChromData\TAC040\20220303-81577.b\40Scan030322a007.D
 Lims ID: STD10
 Client ID:
 Sample Type: IC Calib Level: 10
 Inject. Date: 03-Mar-2022 17:30:30 ALS Bottle#: 4 Worklist Smp#: 4
 Injection Vol: 1.0 ul Dil. Factor: 1.0000
 Sample Info: 10
 Operator ID: tl Instrument ID: TAC040
 Sublist: chrom-8270TAC040*sub20
 Method: \\chromfs\Seattle\ChromData\TAC040\20220303-81577.b\8270TAC040.m
 Limit Group: 8270D BNA QSM 5.0
 Last Update: 08-Mar-2022 14:30:53 Calib Date: 03-Mar-2022 20:58:30
 Integrator: RTE ID Type: RT Order ID
 Quant Method: Internal Standard Quant By: Initial Calibration
 Last ICal File: \\chromfs\Seattle\ChromData\TAC040\20220303-81577.b\40Scan030322a016.D
 Column 1 : Det: MS SCAN
 Process Host: CTX1601

First Level Reviewer: limmere

Date: 04-Mar-2022 11:36:56

Compound	Sig	RT (min.)	Adj RT (min.)	Dlt RT (min.)	Q	Response	Cal Amt ug/L	OnCol Amt ug/L	Flags
* 1 1,4-Dichlorobenzene-d4	152	4.707	4.707	0.000	73	23783	100.0	100.0	a
* 2 Naphthalene-d8	136	5.742	5.736	0.006	96	88639	100.0	100.0	
* 3 Acenaphthene-d10	164	7.177	7.172	0.005	35	45217	100.0	100.0	
* 4 Phenanthrene-d10	188	8.395	8.389	0.006	95	73735	100.0	100.0	
* 5 Chrysene-d12	240	10.607	10.595	0.012	49	70293	100.0	100.0	
* 6 Perylene-d12	264	12.124	12.112	0.012	94	70766	100.0	100.0	
\$ 7 2-Fluorophenol	112	3.649	3.649	0.000	80	2355899	10000	10503	a
\$ 8 Phenol-d5	99	4.425	4.413	0.012	98	2504588	10000	10585	a
\$ 9 Nitrobenzene-d5	82	5.166	5.154	0.012	79	1671809	10000	9818.7	
\$ 10 2-Fluorobiphenyl	172	6.636	6.630	0.006	98	5649797	10000	9782.1	
\$ 11 2,4,6-Tribromophenol	330	7.830	7.819	0.011	82	1702428	10000	9918.4	
\$ 12 Terphenyl-d14	244	9.718	9.713	0.005	99	5909169	10000	10925	
15 N-Nitrosodimethylamine	74	2.520	2.525	-0.005	87	775837	10000	10596	a
16 Pyridine	79	2.531	2.536	-0.005	96	3019845	20000	22095	a
18 Phenol	94	4.436	4.425	0.011	94	2345493	10000	10415	a
17 Aniline	93	4.454	4.442	0.012	96	2704821	10000	9721.8	a
19 Bis(2-chloroethyl)ether	93	4.513	4.507	0.006	94	1716046	10000	9925.5	a
20 2-Chlorophenol	128	4.536	4.531	0.005	54	2898655	10000	10525	a
21 n-Decane	57	4.595	4.595	0.000	91	1132709	10000	9960.1	a
22 1,3-Dichlorobenzene	146	4.660	4.660	0.000	94	3333985	10000	10005	a
23 1,4-Dichlorobenzene	146	4.725	4.719	0.006	96	3332683	10000	9934.5	a
27 Benzyl alcohol	79	4.836	4.825	0.011	92	1213983	10000	10525	a
24 1,2-Dichlorobenzene	146	4.842	4.842	0.000	96	3184289	10000	9924.5	a
28 2-Methylphenol	108	4.925	4.913	0.012	68	1931499	10000	9848.1	a
25 2,2'-oxybis[1-chloropropane]	45	4.948	4.942	0.006	51	1570578	10000	9896.0	a
29 Acetophenone	105	5.048	5.036	0.012	92	2851779	10000	9957.3	a
32 3 & 4 Methylphenol	108	5.054	5.042	0.012	97	2033618	10000	10486	a
30 N-Nitrosodi-n-propylamine	70	5.060	5.042	0.018	63	840086	10000	10662	a
31 Hexachloroethane	117	5.113	5.113	0.000	91	1404119	10000	10041	a
33 Nitrobenzene	77	5.178	5.172	0.006	76	1486199	10000	10412	
34 Isophorone	82	5.383	5.372	0.011	97	2793422	10000	10066	

Compound	Sig	RT (min.)	Adj RT (min.)	Dlt RT (min.)	Q	Response	Cal Amt ug/L	OnCol Amt ug/L	Flags
35 2-Nitrophenol	139	5.436	5.430	0.006	76	1603668	10000	11342	
37 2,4-Dimethylphenol	107	5.483	5.472	0.011	89	2116333	10000	9610.6	
36 Benzoic acid	105	5.642	5.519	0.123	82	3614725	20000	19324	a
38 Bis(2-chloroethoxy)methane	93	5.566	5.560	0.006	92	2137008	10000	9937.2	
39 2,4-Dichlorophenol	162	5.630	5.619	0.011	84	2442045	10000	10056	
40 1,2,4-Trichlorobenzene	180	5.695	5.695	0.000	91	2813660	10000	9508.8	
41 Naphthalene	128	5.760	5.754	0.006	97	6190249	10000	7622.4	e
42 2,6-Dichlorophenol	162	5.813	5.807	0.006	72	2442061	10000	10538	
43 4-Chloroaniline	127	5.813	5.807	0.006	84	3111638	10000	9691.9	
44 Hexachlorobutadiene	225	5.866	5.860	0.006	93	1747556	10000	10026	
45 4-Chloro-3-methylphenol	107	6.219	6.201	0.018	85	1752586	10000	11365	
46 2-Methylnaphthalene	142	6.325	6.325	0.000	83	4901679	10000	9639.7	
47 1-Methylnaphthalene	142	6.407	6.401	0.006	89	4748325	10000	9520.4	
48 Hexachlorocyclopentadiene	237	6.454	6.454	0.000	85	2283860	10000	9955.9	
49 1,2,4,5-Tetrachlorobenzene	216	6.466	6.454	0.012	92	2996761	10000	10193	
50 2,4,6-Trichlorophenol	196	6.560	6.554	0.006	86	1942143	10000	10942	
51 2,4,5-Trichlorophenol	196	6.589	6.577	0.012	84	2058925	10000	9651.6	
52 1,1'-Biphenyl	154	6.713	6.707	0.006	95	5834478	10000	9581.6	e
53 2-Chloronaphthalene	162	6.724	6.719	0.005	93	4997066	10000	9882.3	
54 2-Nitroaniline	138	6.813	6.807	0.006	89	1771550	10000	11027	
55 Dimethyl phthalate	163	6.983	6.972	0.011	98	5361216	10000	10009	
56 1,3-Dinitrobenzene	168	6.995	6.983	0.012	89	875379	10000	9725.6	a
57 2,6-Dinitrotoluene	165	7.024	7.013	0.011	64	1314187	10000	10295	
58 Acenaphthylene	152	7.060	7.054	0.006	95	6937267	10000	9486.5	e
59 3-Nitroaniline	138	7.160	7.142	0.018	77	1346041	10000	10618	
60 Acenaphthene	153	7.207	7.201	0.006	93	4976696	10000	9962.8	
69 2,4-Dinitrophenol	184	7.242	7.230	0.012	66	1850322	20000	19886	a
63 4-Nitrophenol	109	7.307	7.283	0.024	71	1203403	20000	19884	
62 2,4-Dinitrotoluene	165	7.354	7.336	0.018	66	1700377	10000	10606	
61 Dibenzofuran	168	7.348	7.342	0.006	90	6445026	10000	9669.0	e
64 2,3,5,6-Tetrachlorophenol	232	7.413	7.407	0.006	90	1745779	10000	9717.0	
65 2,3,4,6-Tetrachlorophenol	232	7.454	7.442	0.012	66	1837395	10000	9719.7	
66 Diethyl phthalate	149	7.566	7.554	0.012	97	5681767	10000	10056	
67 Fluorene	166	7.630	7.624	0.006	82	5387123	10000	10172	
68 4-Chlorophenyl phenyl ether	204	7.642	7.636	0.006	83	2646623	10000	10391	
70 4-Nitroaniline	138	7.666	7.642	0.024	54	1110572	10000	15575	
73 4,6-Dinitro-2-methylphenol	198	7.683	7.666	0.017	95	2035118	20000	19251	
71 N-Nitrosodiphenylamine	169	7.742	7.730	0.012	60	3756263	10000	10705	
72 Azobenzene	77	7.771	7.760	0.011	93	3024210	10000	9910.8	
74 4-Bromophenyl phenyl ether	248	8.042	8.036	0.006	49	1892065	10000	11066	
75 Hexachlorobenzene	284	8.077	8.066	0.011	91	2660795	10000	10913	
76 Atrazine	200	8.195	8.177	0.018	90	1391998	10000	10729	
77 Pentachlorophenol	266	8.242	8.230	0.012	93	3283939	20000	19412	
78 n-Octadecane	43	8.342	8.342	0.000	95	1157003	10000	9612.5	
79 Phenanthrene	178	8.419	8.407	0.011	96	7374506	10000	9744.3	e
80 Anthracene	178	8.460	8.448	0.012	96	6817000	10000	9331.6	e
81 Carbazole	167	8.595	8.583	0.012	82	4711973	10000	9277.0	
83 Di-n-butyl phthalate	149	8.907	8.901	0.006	99	8071972	10000	8681.2	e
84 Fluoranthene	202	9.389	9.383	0.006	97	7593072	10000	10083	e
85 Benzidine	184	9.524	9.507	0.017	99	5188215	20000	19155	
86 Pyrene	202	9.571	9.566	0.005	95	7892910	10000	10178	e
87 Butyl benzyl phthalate	149	10.136	10.130	0.006	89	4378587	10000	10660	

Compound	Sig	RT (min.)	Adj RT (min.)	Dlt RT (min.)	Q	Response	Cal Amt ug/L	OnCol Amt ug/L	Flags
91 3,3'-Dichlorobenzidine	252	10.595	10.577	0.018	63	5937737	20000	19462	
89 Benzo[a]anthracene	228	10.595	10.589	0.006	98	8208889	10000	10225	
90 Chrysene	228	10.636	10.618	0.018	92	7736861	10000	9132.1	
92 Bis(2-ethylhexyl) phthalate	149	10.671	10.665	0.006	74	6229651	10000	10818	
93 Di-n-octyl phthalate	149	11.348	11.336	0.012	96	10314831	10000	10309	e
94 Benzo[b]fluoranthene	252	11.707	11.683	0.024	96	8579979	10000	10883	
95 Benzofluoranthene	252	11.736	11.683	0.053	100	16969900	20000	21137	
96 Benzo[k]fluoranthene	252	11.736	11.718	0.018	96	9136788	10000	10850	
97 Benzo[a]pyrene	252	12.071	12.048	0.023	75	7572975	10000	10711	
98 Indeno[1,2,3-cd]pyrene	276	13.406	13.371	0.035	97	8278816	10000	9638.9	
99 Dibenz(a,h)anthracene	278	13.442	13.412	0.030	78	8887272	10000	11547	
100 Benzo[g,h,i]perylene	276	13.724	13.683	0.041	96	9412239	10000	11023	

QC Flag Legend

Processing Flags

e - Potential Peak Saturated

Review Flags

a - User Assigned ID

Reagents:

8270_ic_stk_00062

Amount Added: 0.10

Units: mL

8270SIM_IS_00069

Amount Added: 10.00

Units: uL

Eurofins Seattle

Data File: \\chromfs\Seattle\ChromData\TAC040\20220303-81577.b\40Scan030322a007.D

Injection Date: 03-Mar-2022 17:30:30

Instrument ID: TAC040

Lims ID: STD10

Client ID:

Operator ID: tl

ALS Bottle#: 4

Worklist Smp#: 4

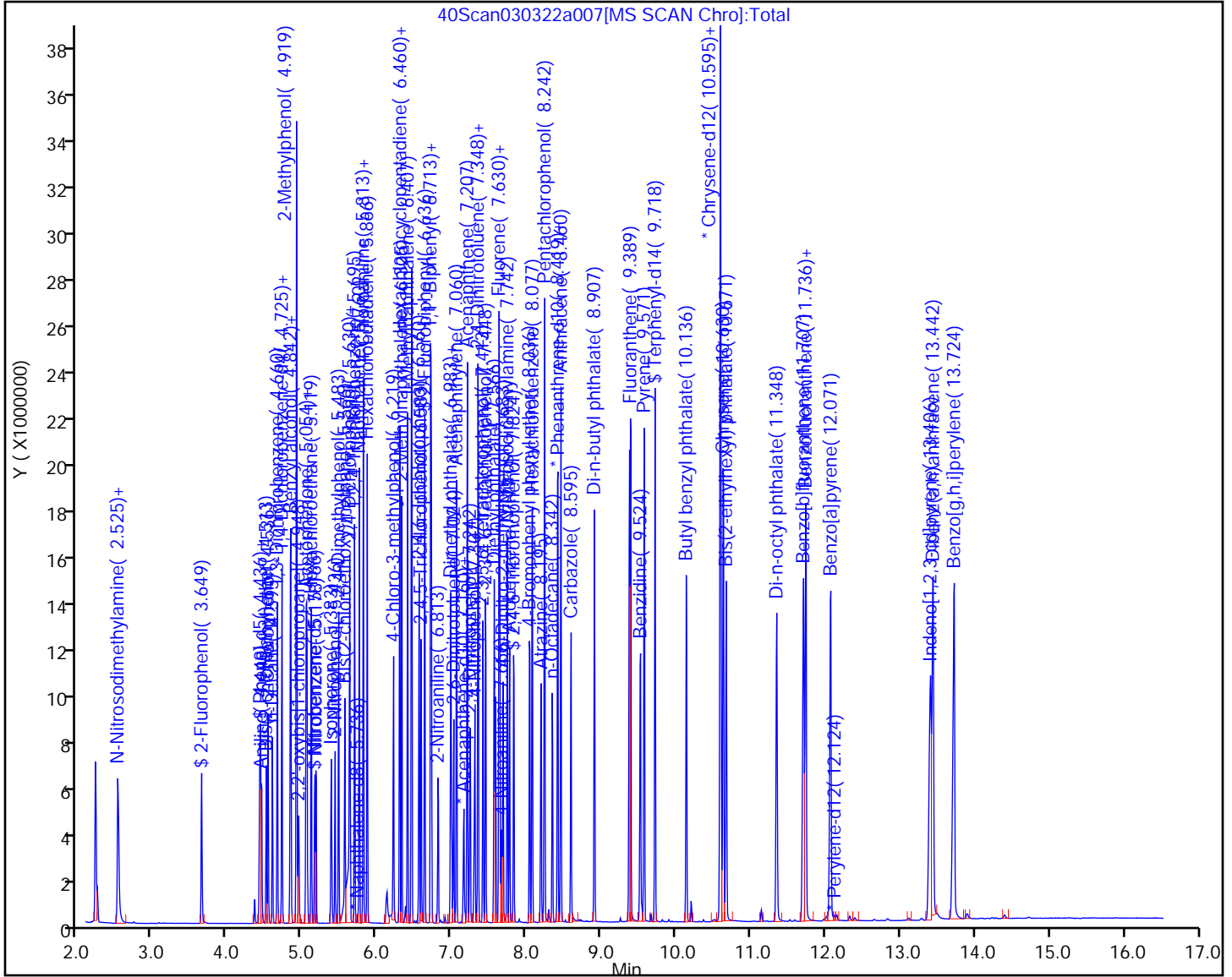
Injection Vol: 1.0 ul

Dil. Factor: 1.0000

Method: 8270TAC040

Limit Group: 8270D BNA QSM 5.0

Y Scaling: Method Defined: Scale to the Nth Largest Target: 1



Eurofins Seattle

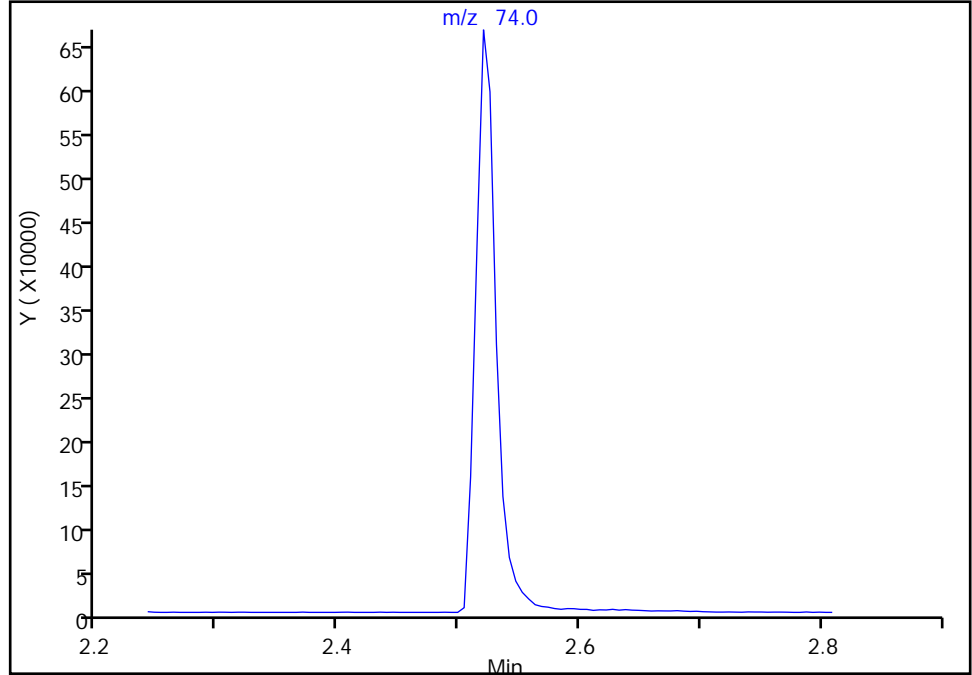
Data File: \\chromfs\Seattle\ChromData\TAC040\20220303-81577.b\40Scan030322a007.D
Injection Date: 03-Mar-2022 17:30:30 Instrument ID: TAC040
Lims ID: STD10
Client ID:
Operator ID: tl ALS Bottle#: 4 Worklist Smp#: 4
Injection Vol: 1.0 ul Dil. Factor: 1.0000
Method: 8270TAC040 Limit Group: 8270D BNA QSM 5.0
Column: Detector MS SCAN

15 N-Nitrosodimethylamine, CAS: 62-75-9

Signal: 1

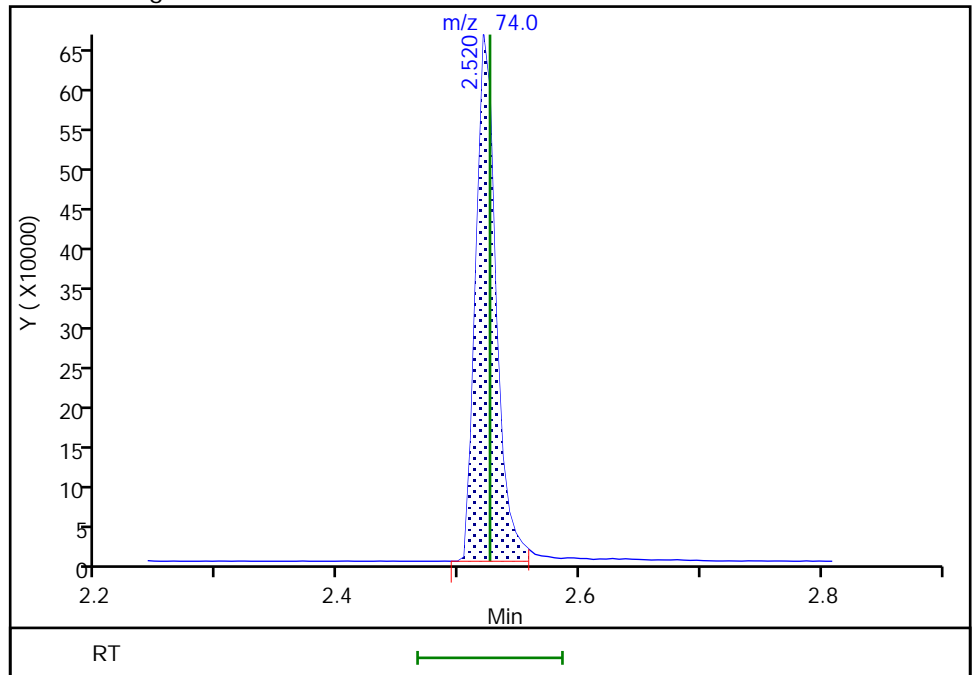
Not Detected
Expected RT: 2.53

Processing Integration Results



Manual Integration Results

RT: 2.52
Area: 775837
Amount: 10596
Amount Units: ug/L



Reviewer: limmere, 08-Mar-2022 10:37:18
Audit Action: Assigned Compound ID

Audit Reason: Peak assignment corrected

Eurofins Seattle

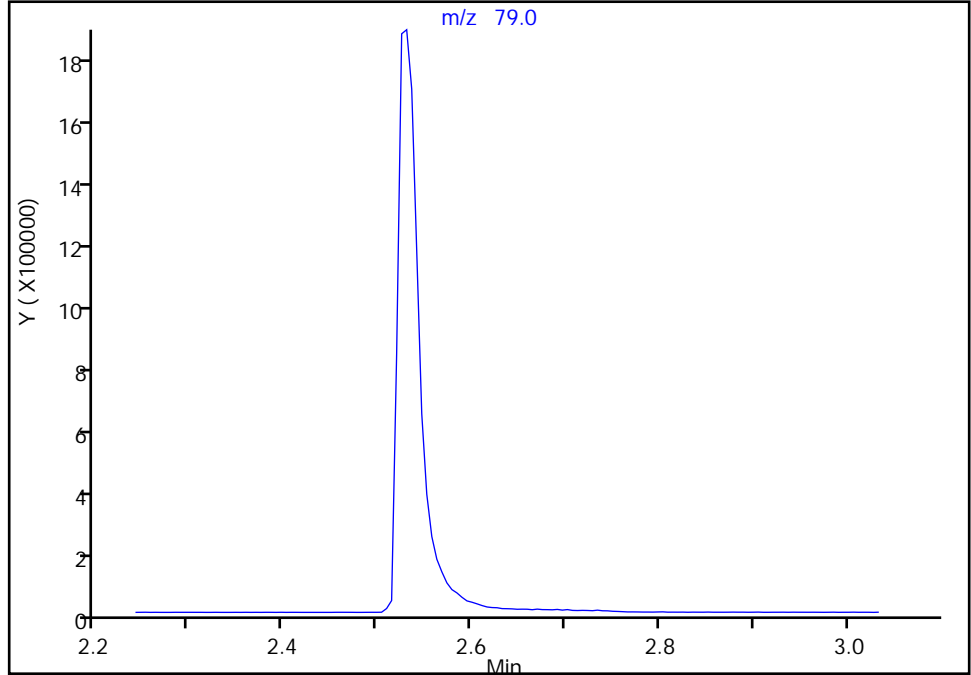
Data File: \\chromfs\Seattle\ChromData\TAC040\20220303-81577.b\40Scan030322a007.D
Injection Date: 03-Mar-2022 17:30:30 Instrument ID: TAC040
Lims ID: STD10
Client ID:
Operator ID: tl ALS Bottle#: 4 Worklist Smp#: 4
Injection Vol: 1.0 ul Dil. Factor: 1.0000
Method: 8270TAC040 Limit Group: 8270D BNA QSM 5.0
Column: Detector MS SCAN

16 Pyridine, CAS: 110-86-1

Signal: 1

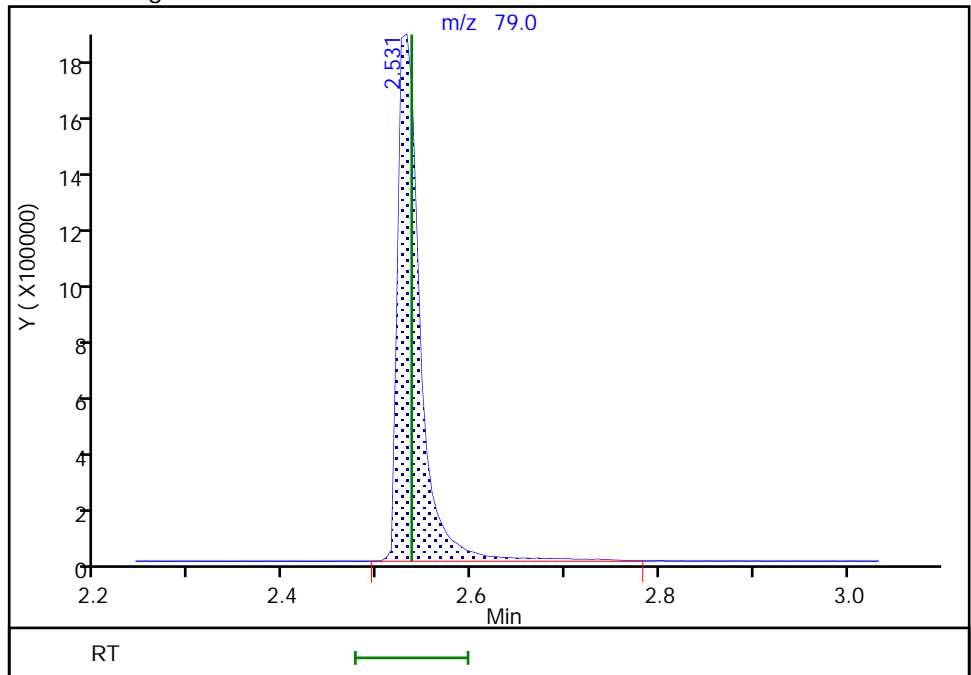
Not Detected
Expected RT: 2.54

Processing Integration Results



Manual Integration Results

RT: 2.53
Area: 3019845
Amount: 22095
Amount Units: ug/L



Reviewer: limmere, 08-Mar-2022 10:37:21
Audit Action: Assigned Compound ID

Audit Reason: Peak assignment corrected

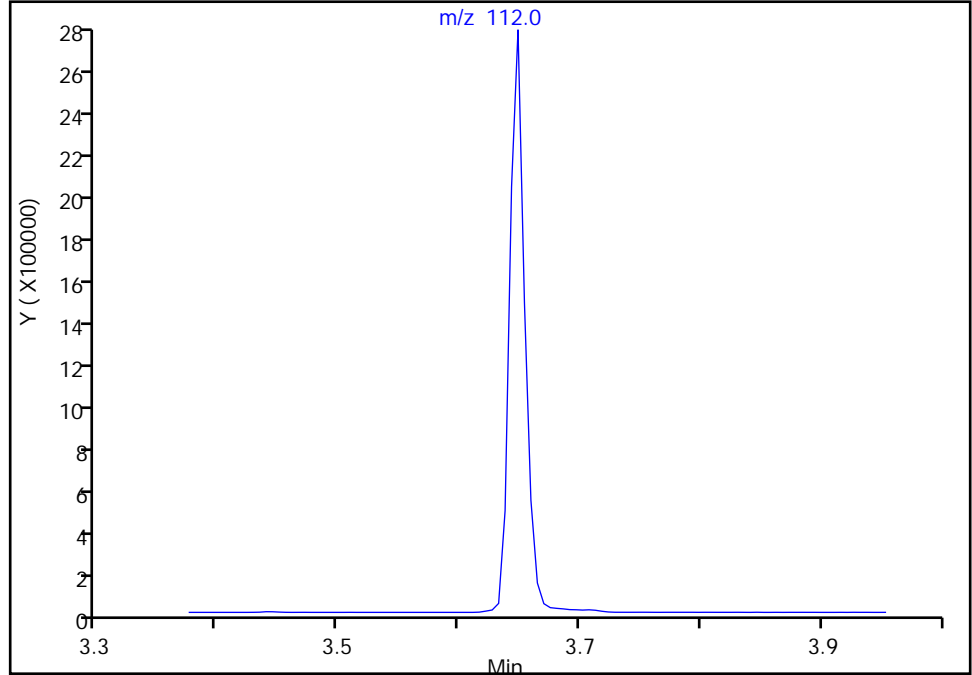
Eurofins Seattle

Data File: \\chromfs\Seattle\ChromData\TAC040\20220303-81577.b\40Scan030322a007.D
Injection Date: 03-Mar-2022 17:30:30 Instrument ID: TAC040
Lims ID: STD10
Client ID:
Operator ID: tl ALS Bottle#: 4 Worklist Smp#: 4
Injection Vol: 1.0 ul Dil. Factor: 1.0000
Method: 8270TAC040 Limit Group: 8270D BNA QSM 5.0
Column: Detector MS SCAN

\$ 7 2-Fluorophenol, CAS: 367-12-4
Signal: 1

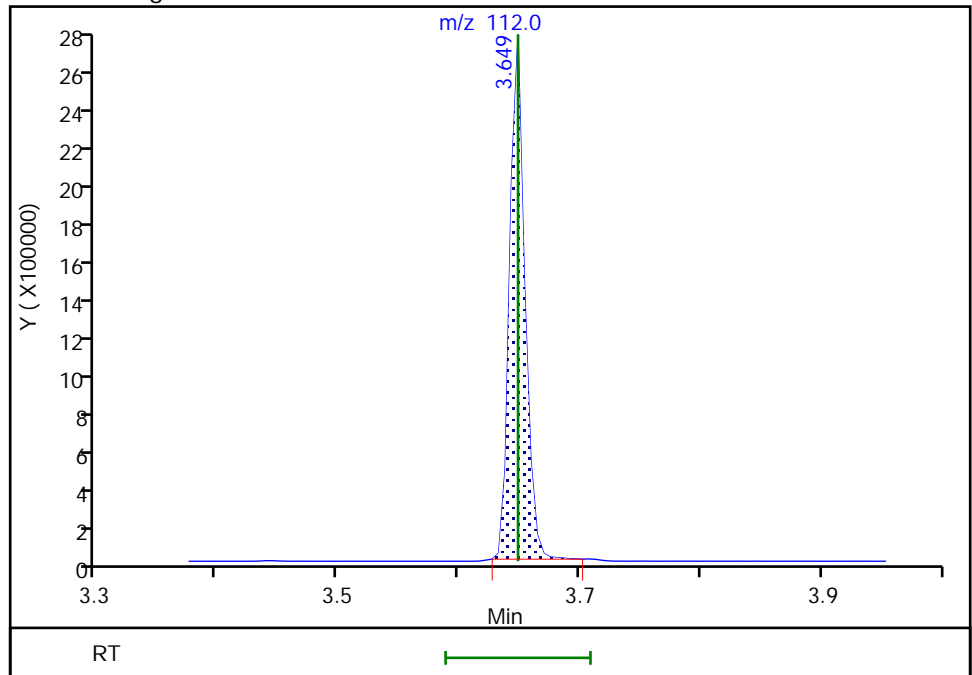
Not Detected
Expected RT: 3.65

Processing Integration Results



Manual Integration Results

RT: 3.65
Area: 2355899
Amount: 10503
Amount Units: ug/L



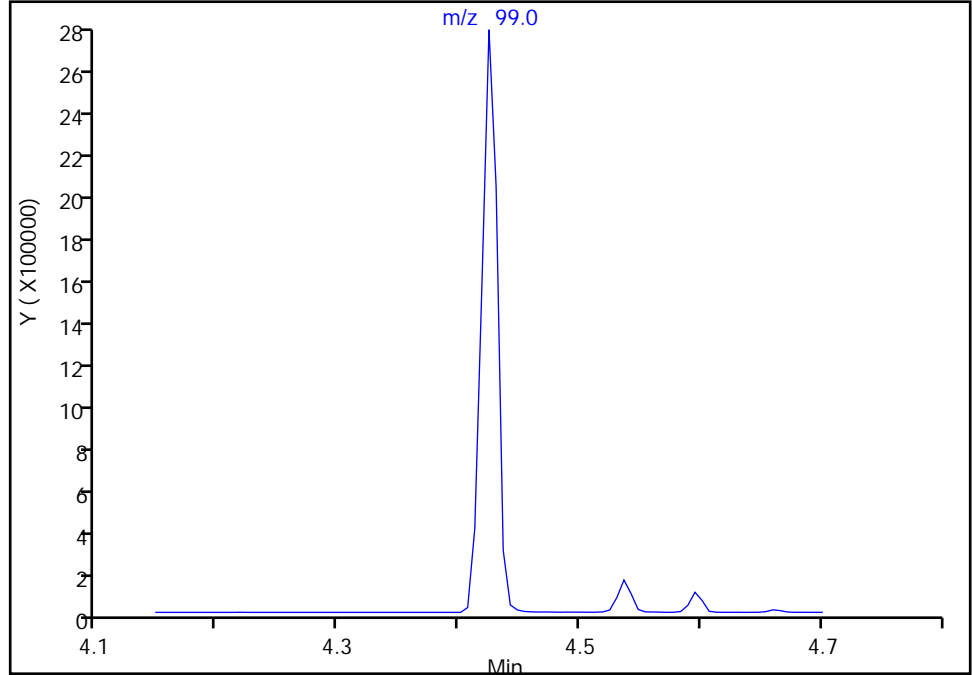
Eurofins Seattle

Data File: \\chromfs\Seattle\ChromData\TAC040\20220303-81577.b\40Scan030322a007.D
Injection Date: 03-Mar-2022 17:30:30 Instrument ID: TAC040
Lims ID: STD10
Client ID:
Operator ID: tl ALS Bottle#: 4 Worklist Smp#: 4
Injection Vol: 1.0 ul Dil. Factor: 1.0000
Method: 8270TAC040 Limit Group: 8270D BNA QSM 5.0
Column: Detector MS SCAN

\$ 8 Phenol-d5, CAS: 4165-62-2
Signal: 1

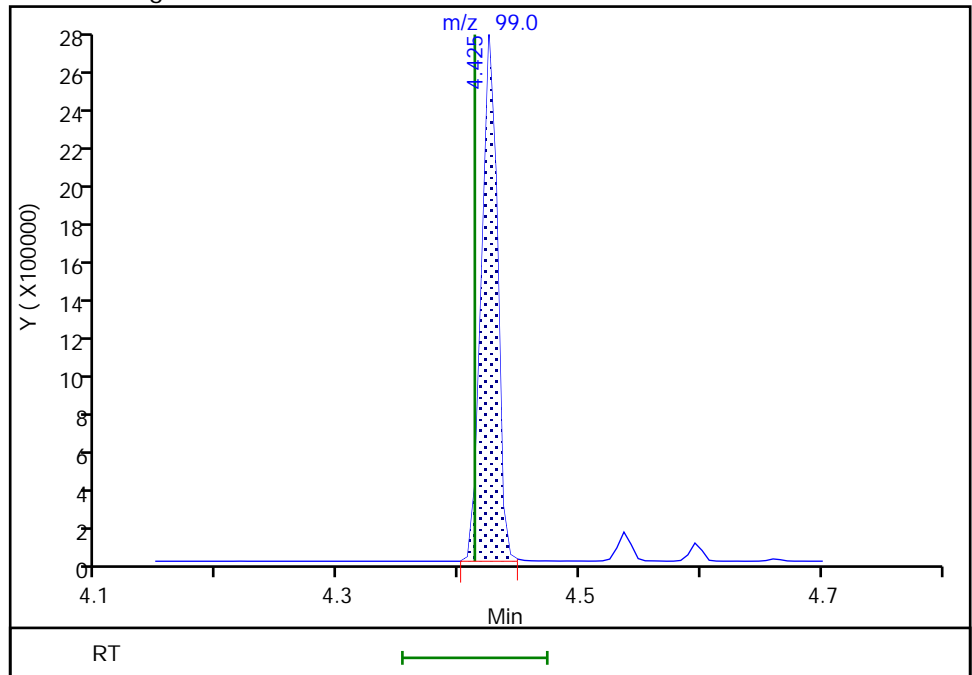
Not Detected
Expected RT: 4.41

Processing Integration Results



RT: 4.42
Area: 2504588
Amount: 10585
Amount Units: ug/L

Manual Integration Results



Reviewer: limmere, 08-Mar-2022 10:37:11
Audit Action: Assigned Compound ID

Audit Reason: Peak assignment corrected

Eurofins Seattle

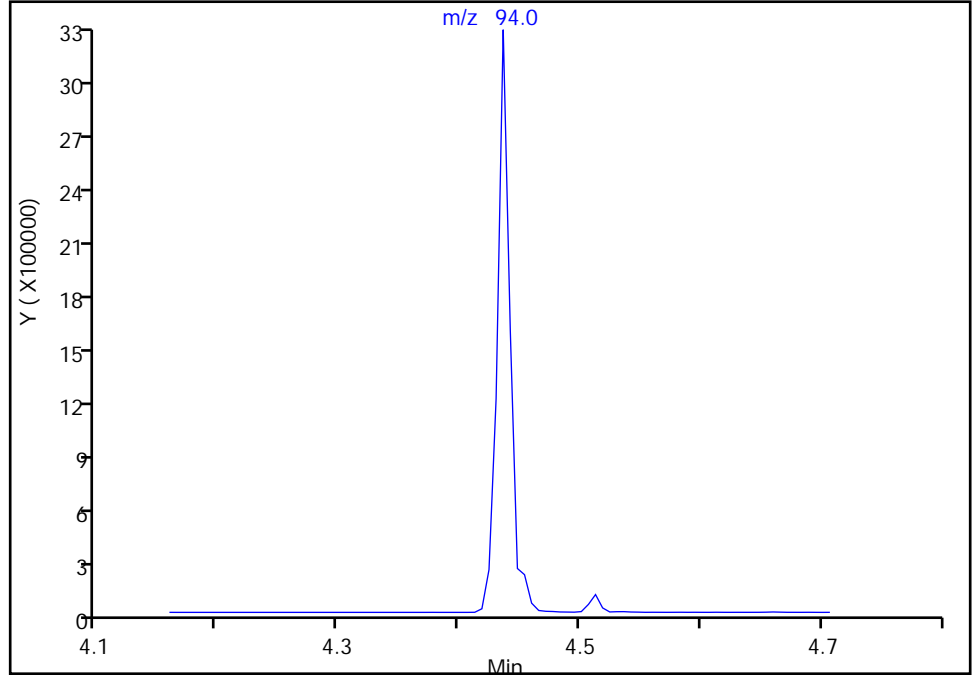
Data File: \\chromfs\Seattle\ChromData\TAC040\20220303-81577.b\40Scan030322a007.D
Injection Date: 03-Mar-2022 17:30:30 Instrument ID: TAC040
Lims ID: STD10
Client ID:
Operator ID: tl ALS Bottle#: 4 Worklist Smp#: 4
Injection Vol: 1.0 ul Dil. Factor: 1.0000
Method: 8270TAC040 Limit Group: 8270D BNA QSM 5.0
Column: Detector MS SCAN

18 Phenol, CAS: 108-95-2

Signal: 1

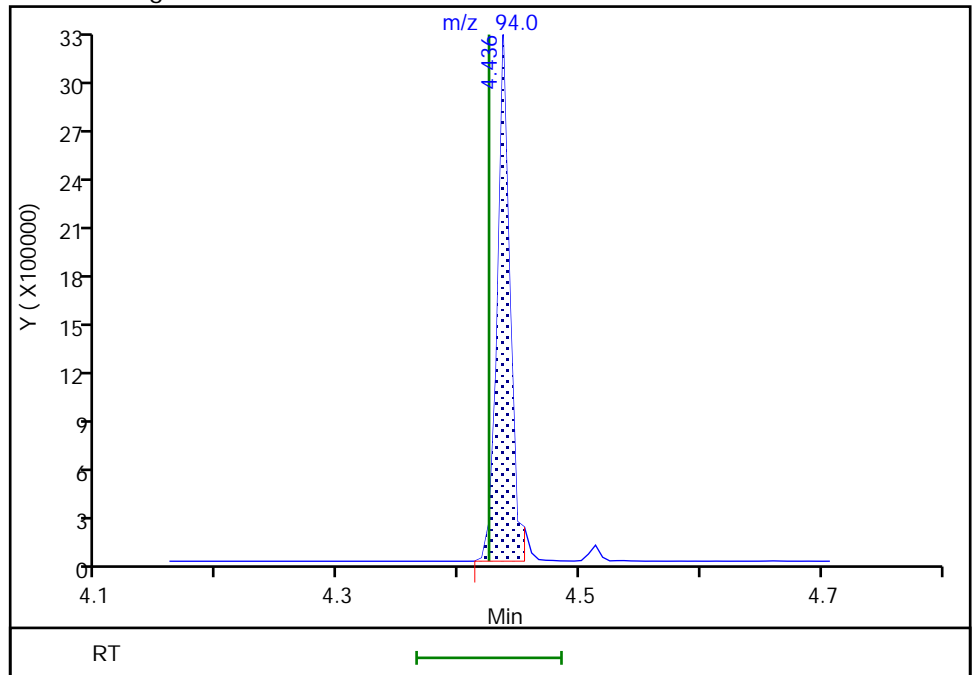
Not Detected
Expected RT: 4.42

Processing Integration Results



RT: 4.44
Area: 2345493
Amount: 10415
Amount Units: ug/L

Manual Integration Results



Reviewer: limmere, 08-Mar-2022 10:37:27
Audit Action: Assigned Compound ID

Audit Reason: Peak assignment corrected

Eurofins Seattle

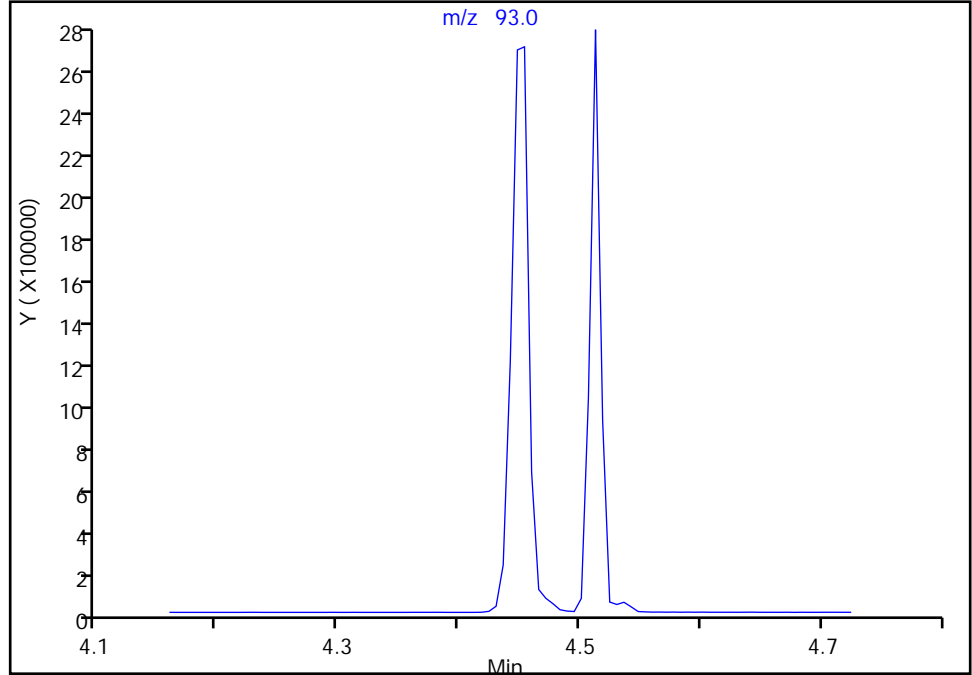
Data File: \\chromfs\Seattle\ChromData\TAC040\20220303-81577.b\40Scan030322a007.D
Injection Date: 03-Mar-2022 17:30:30 Instrument ID: TAC040
Lims ID: STD10
Client ID:
Operator ID: tl ALS Bottle#: 4 Worklist Smp#: 4
Injection Vol: 1.0 ul Dil. Factor: 1.0000
Method: 8270TAC040 Limit Group: 8270D BNA QSM 5.0
Column: Detector MS SCAN

17 Aniline, CAS: 62-53-3

Signal: 1

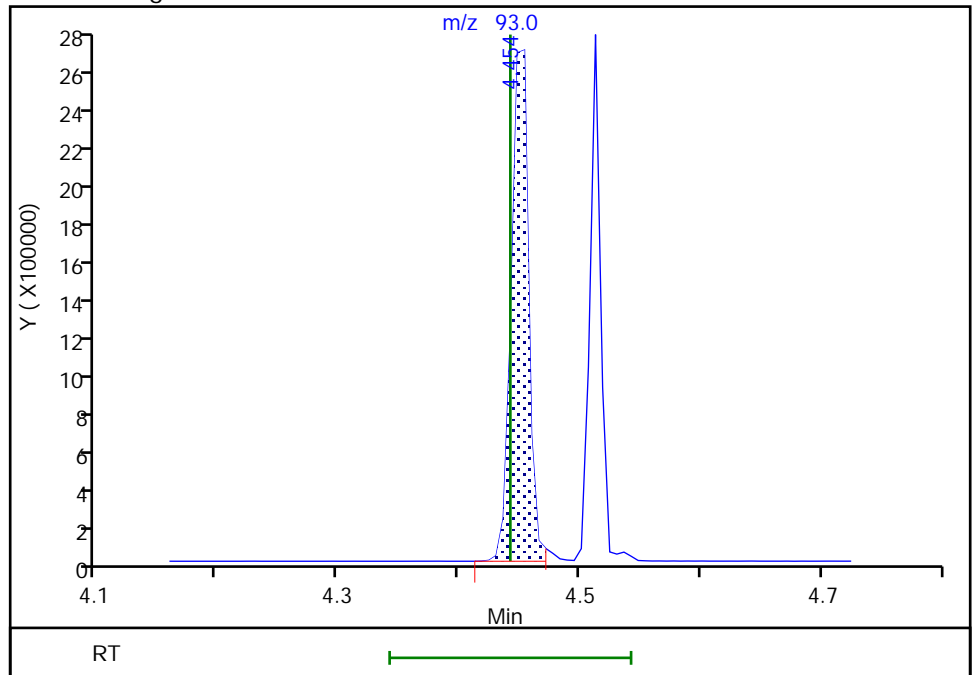
Not Detected
Expected RT: 4.44

Processing Integration Results



Manual Integration Results

RT: 4.45
Area: 2704821
Amount: 9721.8320
Amount Units: ug/L



Reviewer: limmere, 08-Mar-2022 10:37:23
Audit Action: Assigned Compound ID

Audit Reason: Peak assignment corrected

Eurofins Seattle

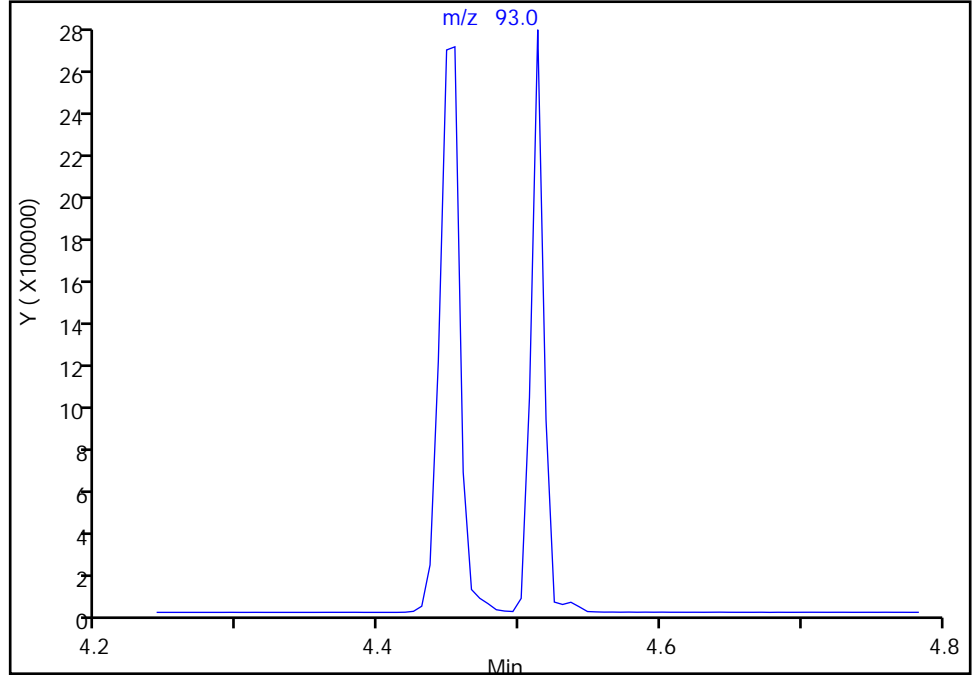
Data File: \\chromfs\Seattle\ChromData\TAC040\20220303-81577.b\40Scan030322a007.D
Injection Date: 03-Mar-2022 17:30:30 Instrument ID: TAC040
Lims ID: STD10
Client ID:
Operator ID: tl ALS Bottle#: 4 Worklist Smp#: 4
Injection Vol: 1.0 ul Dil. Factor: 1.0000
Method: 8270TAC040 Limit Group: 8270D BNA QSM 5.0
Column: Detector MS SCAN

19 Bis(2-chloroethyl)ether, CAS: 111-44-4

Signal: 1

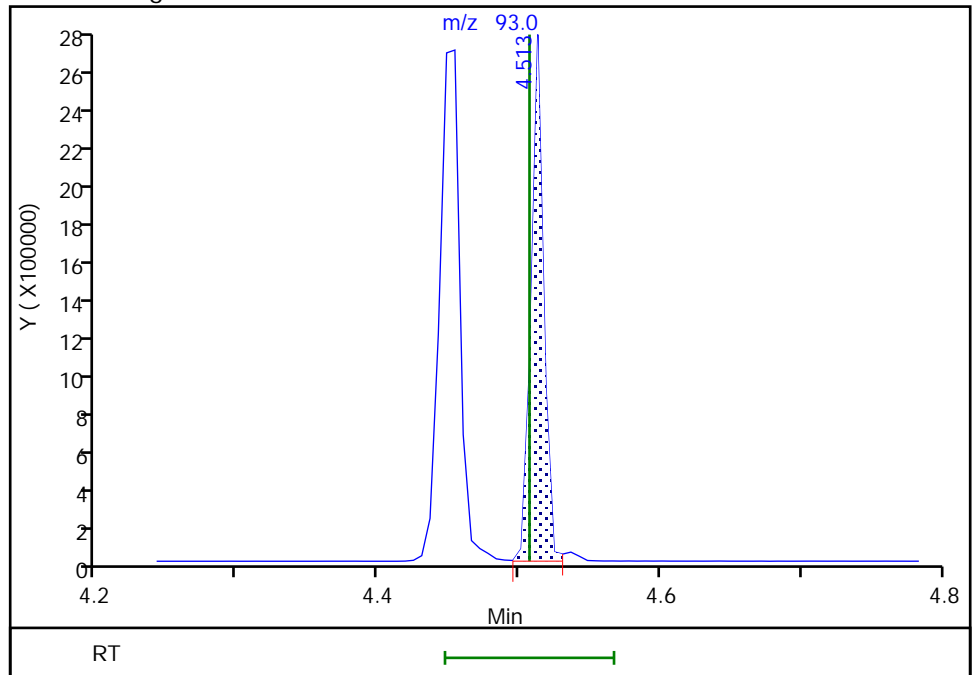
Not Detected
Expected RT: 4.51

Processing Integration Results



Manual Integration Results

RT: 4.51
Area: 1716046
Amount: 9925.5150
Amount Units: ug/L



Reviewer: limmere, 08-Mar-2022 10:37:29
Audit Action: Assigned Compound ID

Audit Reason: Peak assignment corrected

Eurofins Seattle

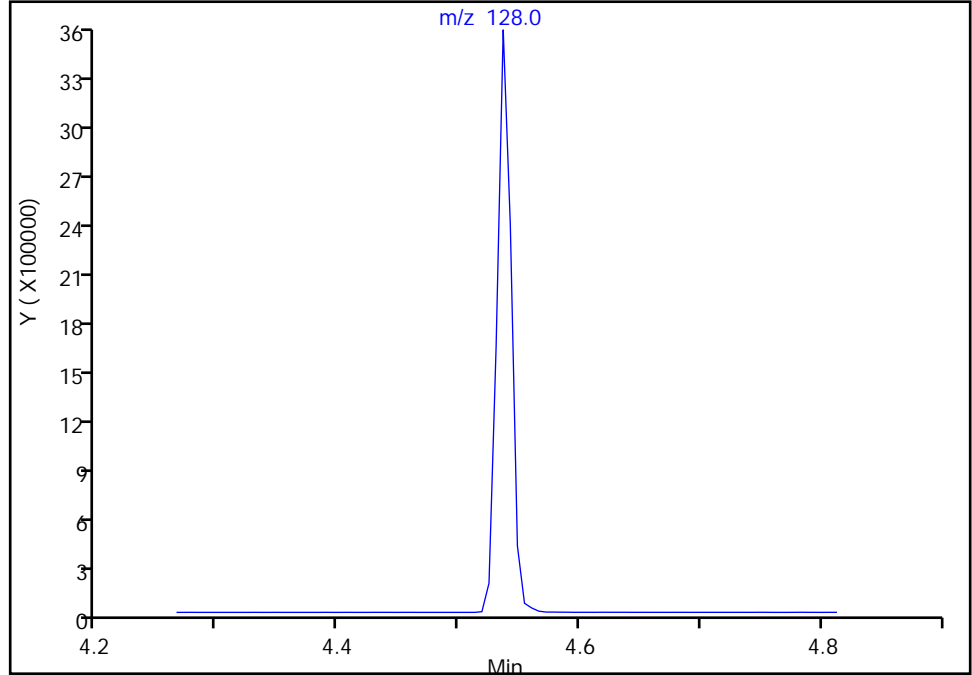
Data File: \\chromfs\Seattle\ChromData\TAC040\20220303-81577.b\40Scan030322a007.D
Injection Date: 03-Mar-2022 17:30:30 Instrument ID: TAC040
Lims ID: STD10
Client ID:
Operator ID: tl ALS Bottle#: 4 Worklist Smp#: 4
Injection Vol: 1.0 ul Dil. Factor: 1.0000
Method: 8270TAC040 Limit Group: 8270D BNA QSM 5.0
Column: Detector MS SCAN

20 2-Chlorophenol, CAS: 95-57-8

Signal: 1

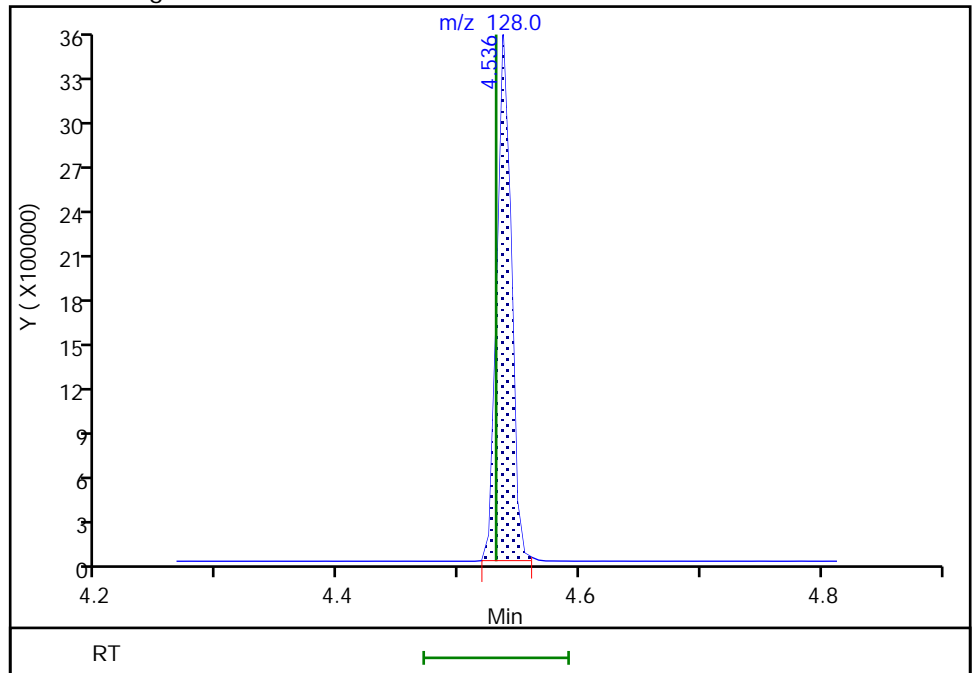
Not Detected
Expected RT: 4.53

Processing Integration Results



RT: 4.54
Area: 2898655
Amount: 10525
Amount Units: ug/L

Manual Integration Results



Reviewer: limmere, 08-Mar-2022 10:37:32
Audit Action: Assigned Compound ID

Audit Reason: Peak assignment corrected

Eurofins Seattle

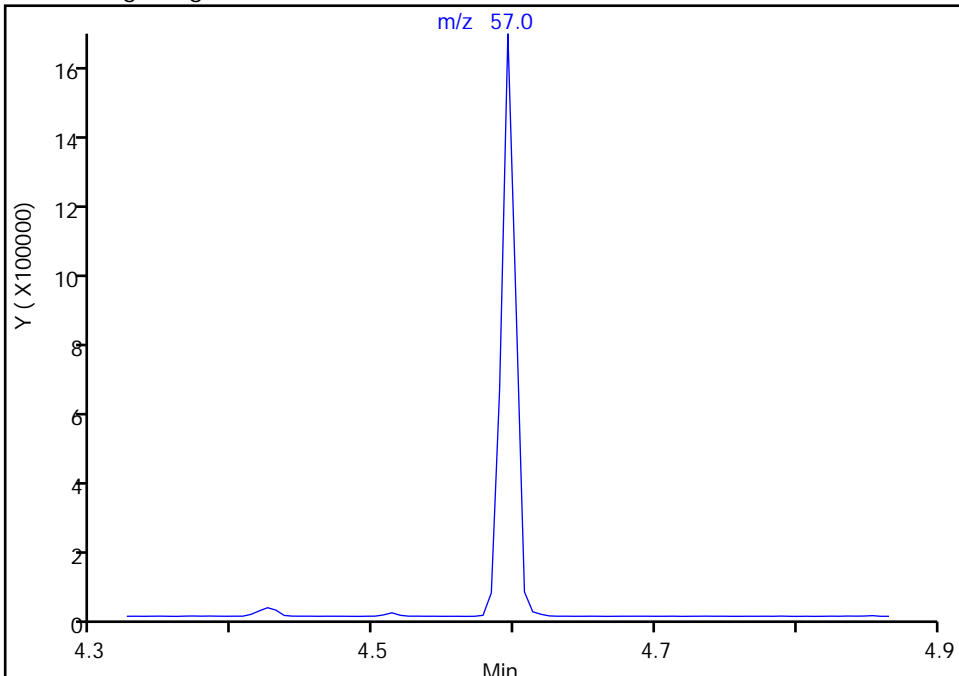
Data File: \\chromfs\Seattle\ChromData\TAC040\20220303-81577.b\40Scan030322a007.D
Injection Date: 03-Mar-2022 17:30:30 Instrument ID: TAC040
Lims ID: STD10
Client ID:
Operator ID: tl ALS Bottle#: 4 Worklist Smp#: 4
Injection Vol: 1.0 ul Dil. Factor: 1.0000
Method: 8270TAC040 Limit Group: 8270D BNA QSM 5.0
Column: Detector MS SCAN

21 n-Decane, CAS: 124-18-5

Signal: 1

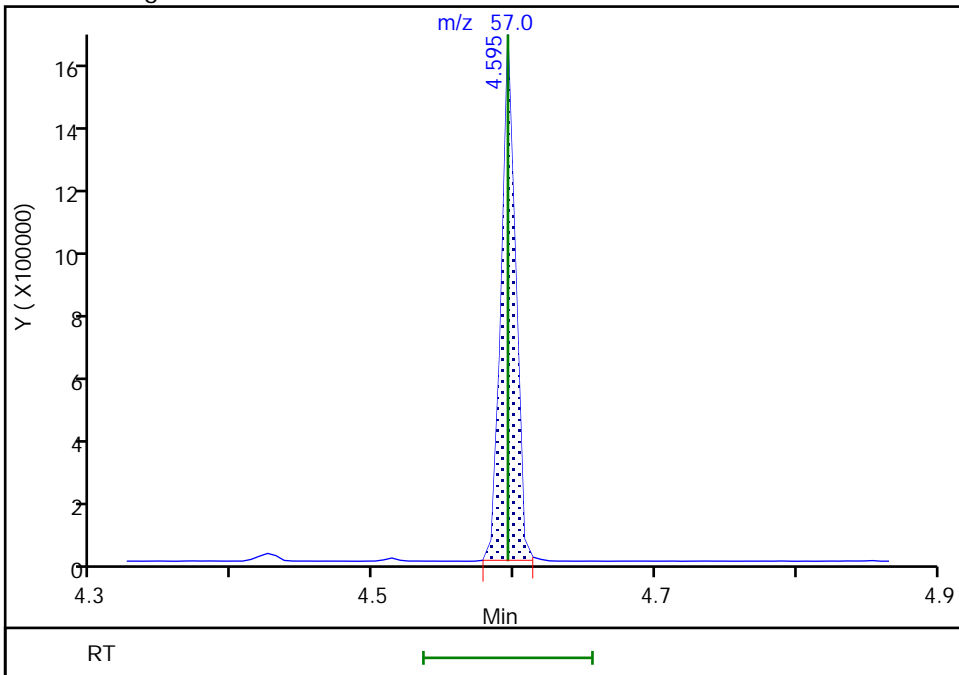
Not Detected
Expected RT: 4.60

Processing Integration Results



Manual Integration Results

RT: 4.60
Area: 1132709
Amount: 9960.1401
Amount Units: ug/L



Reviewer: limmere, 08-Mar-2022 10:37:34
Audit Action: Assigned Compound ID

Audit Reason: Peak assignment corrected

Eurofins Seattle

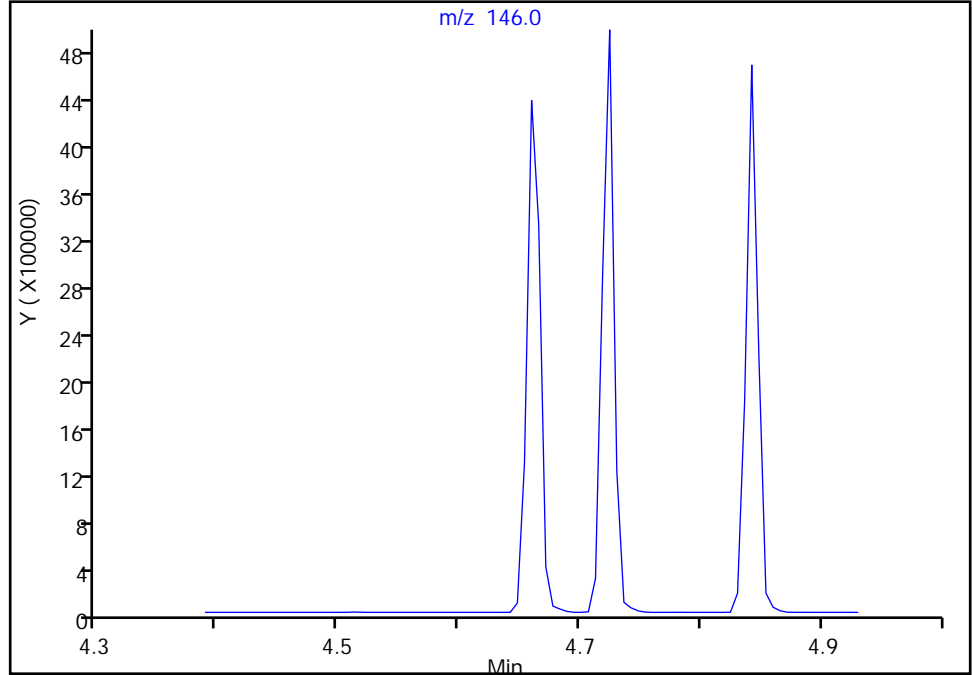
Data File: \\chromfs\Seattle\ChromData\TAC040\20220303-81577.b\40Scan030322a007.D
Injection Date: 03-Mar-2022 17:30:30 Instrument ID: TAC040
Lims ID: STD10
Client ID:
Operator ID: tl ALS Bottle#: 4 Worklist Smp#: 4
Injection Vol: 1.0 ul Dil. Factor: 1.0000
Method: 8270TAC040 Limit Group: 8270D BNA QSM 5.0
Column: Detector MS SCAN

22 1,3-Dichlorobenzene, CAS: 541-73-1

Signal: 1

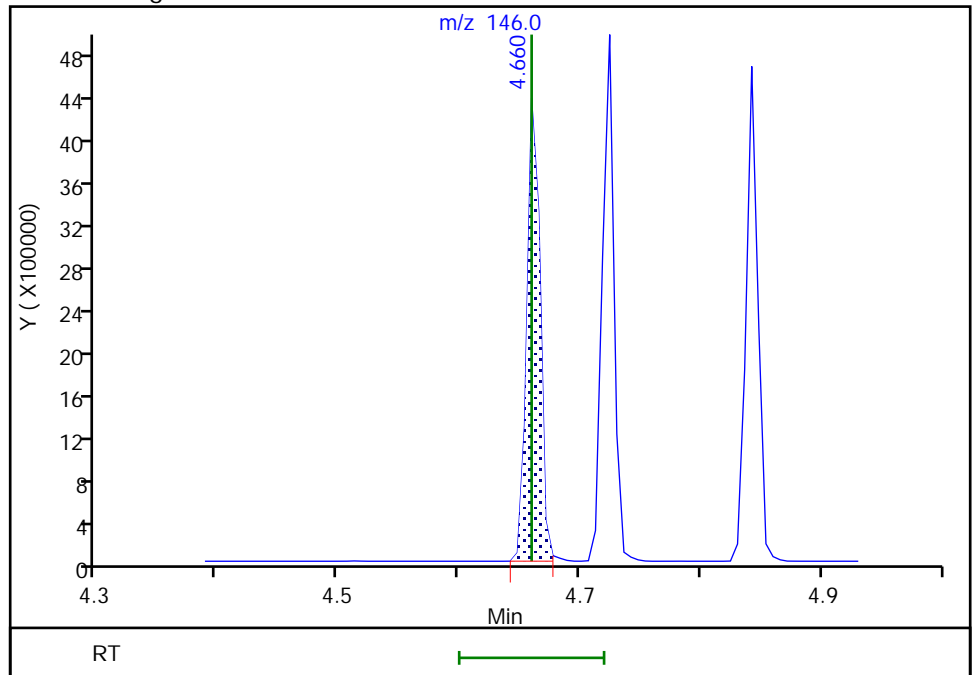
Not Detected
Expected RT: 4.66

Processing Integration Results



RT: 4.66
Area: 3333985
Amount: 10005
Amount Units: ug/L

Manual Integration Results



Reviewer: limmere, 08-Mar-2022 10:37:36
Audit Action: Assigned Compound ID

Audit Reason: Peak assignment corrected

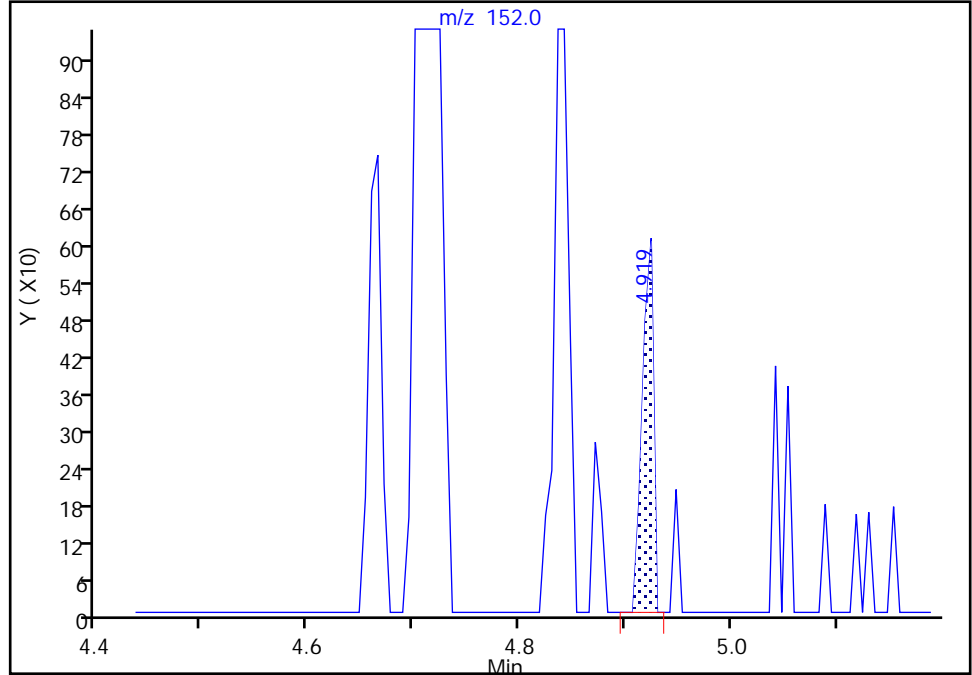
Eurofins Seattle

Data File: \\chromfs\Seattle\ChromData\TAC040\20220303-81577.b\40Scan030322a007.D
Injection Date: 03-Mar-2022 17:30:30 Instrument ID: TAC040
Lims ID: STD10
Client ID:
Operator ID: tl ALS Bottle#: 4 Worklist Smp#: 4
Injection Vol: 1.0 ul Dil. Factor: 1.0000
Method: 8270TAC040 Limit Group: 8270D BNA QSM 5.0
Column: Detector MS SCAN

* 1 1,4-Dichlorobenzene-d4, CAS: 3855-82-1
Signal: 1

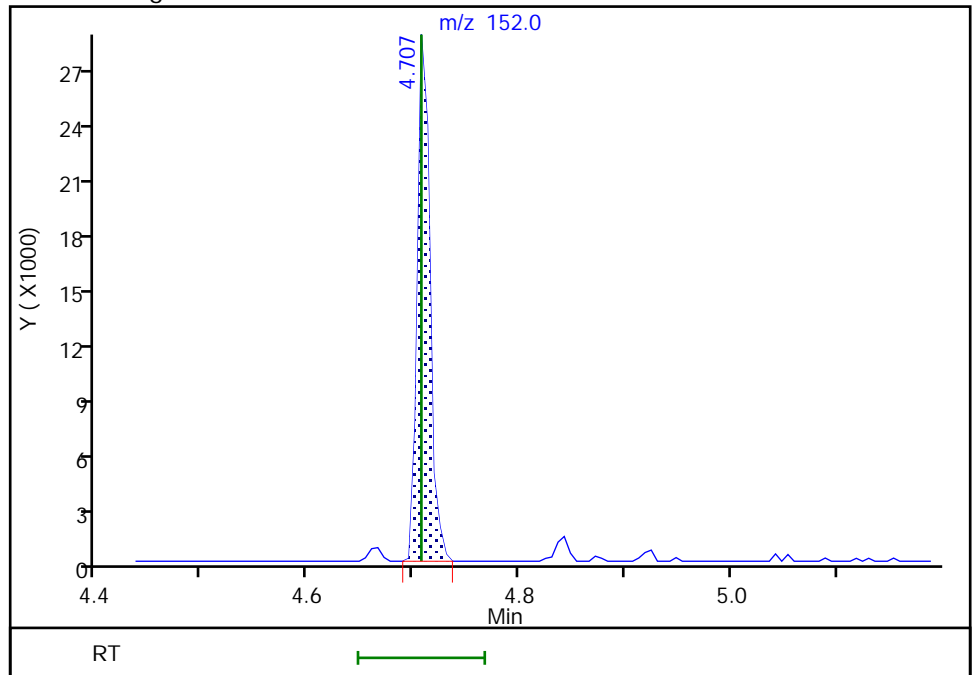
RT: 4.92
Area: 445
Amount: 100.0000
Amount Units: ug/L

Processing Integration Results



RT: 4.71
Area: 23783
Amount: 100.0000
Amount Units: ug/L

Manual Integration Results



Eurofins Seattle

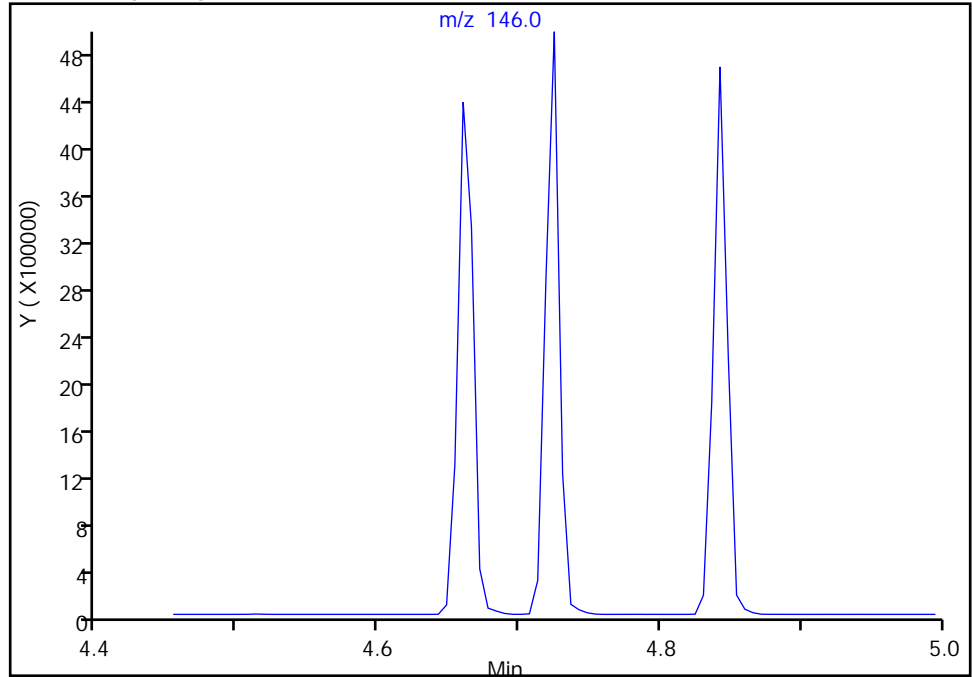
Data File: \\chromfs\Seattle\ChromData\TAC040\20220303-81577.b\40Scan030322a007.D
Injection Date: 03-Mar-2022 17:30:30 Instrument ID: TAC040
Lims ID: STD10
Client ID:
Operator ID: tl ALS Bottle#: 4 Worklist Smp#: 4
Injection Vol: 1.0 ul Dil. Factor: 1.0000
Method: 8270TAC040 Limit Group: 8270D BNA QSM 5.0
Column: Detector MS SCAN

23 1,4-Dichlorobenzene, CAS: 106-46-7

Signal: 1

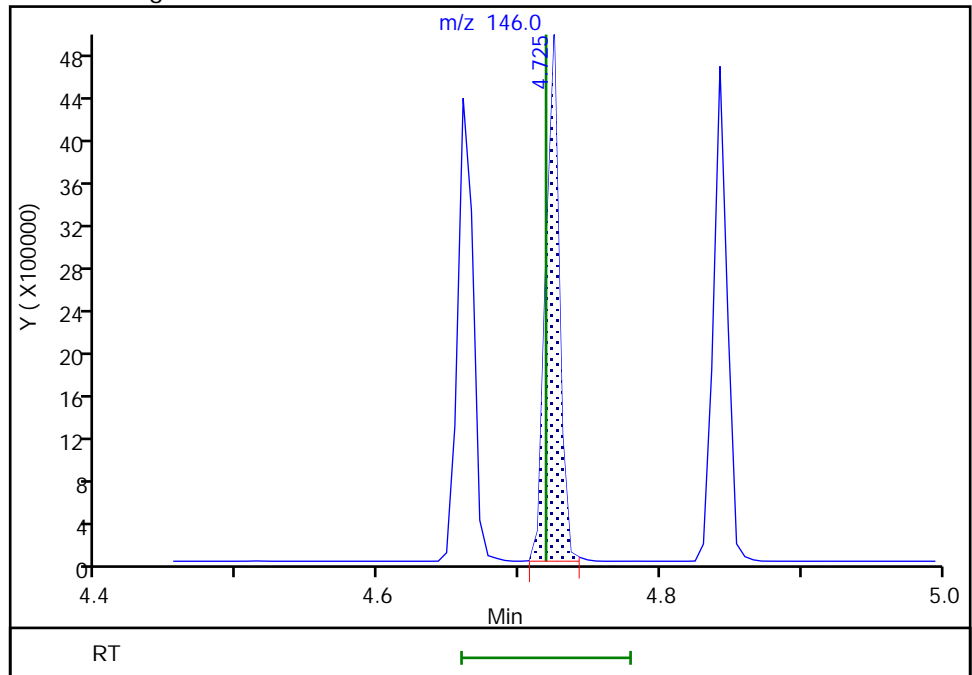
Not Detected
Expected RT: 4.72

Processing Integration Results



RT: 4.72
Area: 3332683
Amount: 9934.5188
Amount Units: ug/L

Manual Integration Results



Reviewer: limmere, 08-Mar-2022 10:37:40
Audit Action: Assigned Compound ID

Audit Reason: Peak assignment corrected

Eurofins Seattle

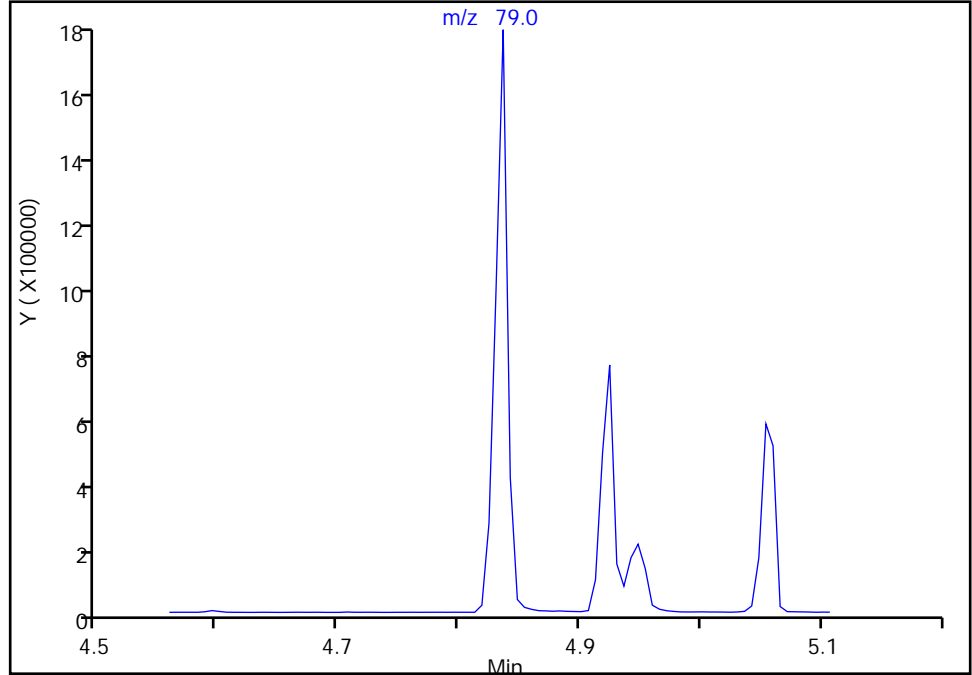
Data File: \\chromfs\Seattle\ChromData\TAC040\20220303-81577.b\40Scan030322a007.D
Injection Date: 03-Mar-2022 17:30:30 Instrument ID: TAC040
Lims ID: STD10
Client ID:
Operator ID: tl ALS Bottle#: 4 Worklist Smp#: 4
Injection Vol: 1.0 ul Dil. Factor: 1.0000
Method: 8270TAC040 Limit Group: 8270D BNA QSM 5.0
Column: Detector MS SCAN

27 Benzyl alcohol, CAS: 100-51-6

Signal: 1

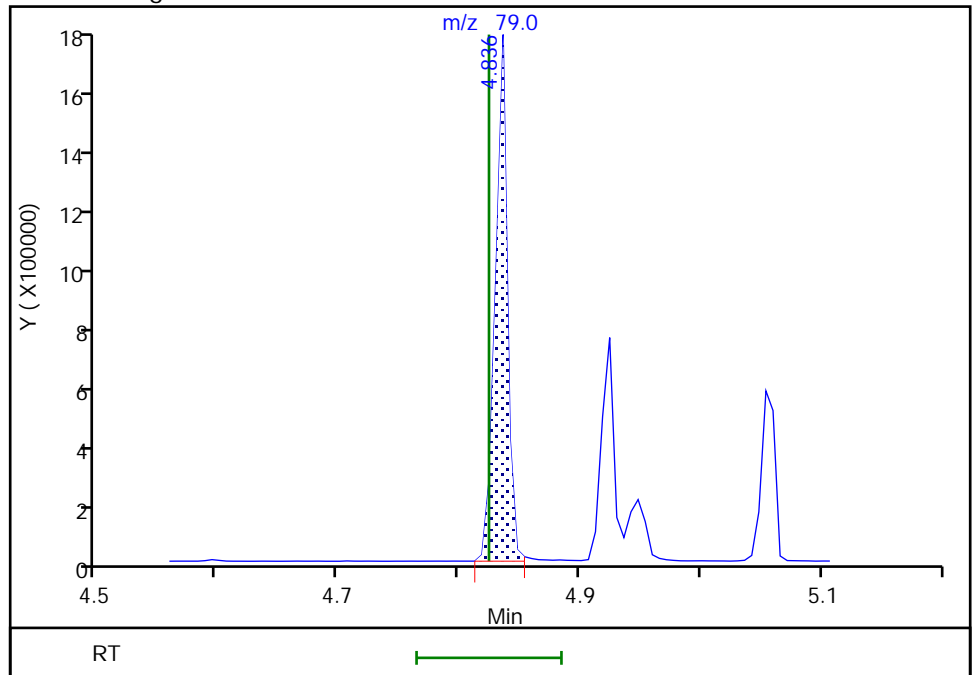
Not Detected
Expected RT: 4.82

Processing Integration Results



RT: 4.84
Area: 1213983
Amount: 10525
Amount Units: ug/L

Manual Integration Results



Reviewer: limmere, 08-Mar-2022 10:37:43
Audit Action: Assigned Compound ID

Audit Reason: Peak assignment corrected

Eurofins Seattle

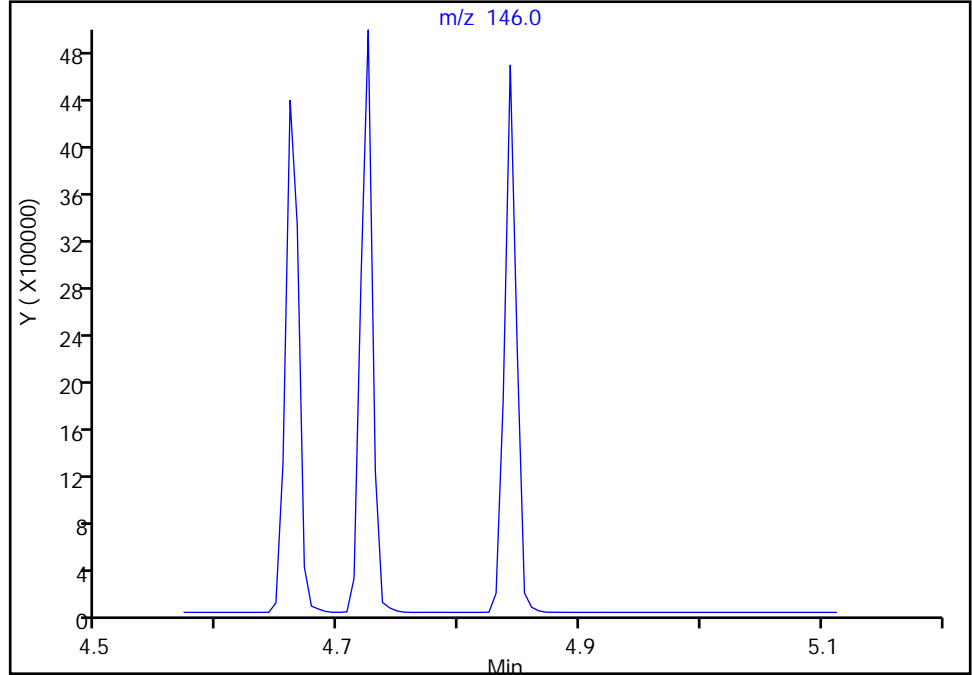
Data File: \\chromfs\Seattle\ChromData\TAC040\20220303-81577.b\40Scan030322a007.D
Injection Date: 03-Mar-2022 17:30:30 Instrument ID: TAC040
Lims ID: STD10
Client ID:
Operator ID: tl ALS Bottle#: 4 Worklist Smp#: 4
Injection Vol: 1.0 ul Dil. Factor: 1.0000
Method: 8270TAC040 Limit Group: 8270D BNA QSM 5.0
Column: Detector MS SCAN

24 1,2-Dichlorobenzene, CAS: 95-50-1

Signal: 1

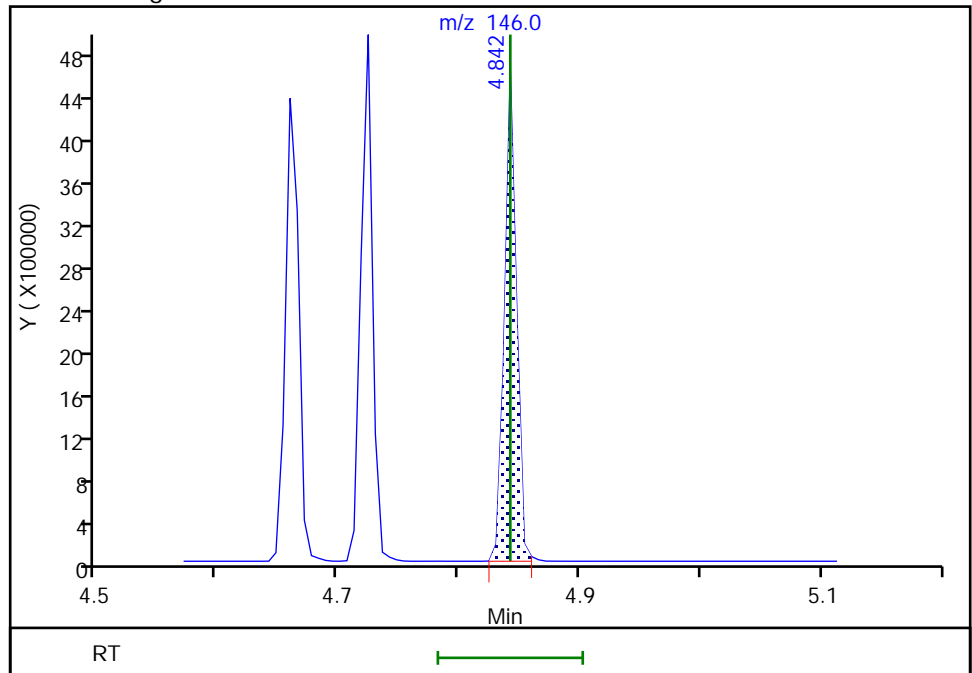
Not Detected
Expected RT: 4.84

Processing Integration Results



RT: 4.84
Area: 3184289
Amount: 9924.4853
Amount Units: ug/L

Manual Integration Results



Reviewer: limmere, 08-Mar-2022 10:37:52
Audit Action: Assigned Compound ID

Audit Reason: Peak assignment corrected

Eurofins Seattle

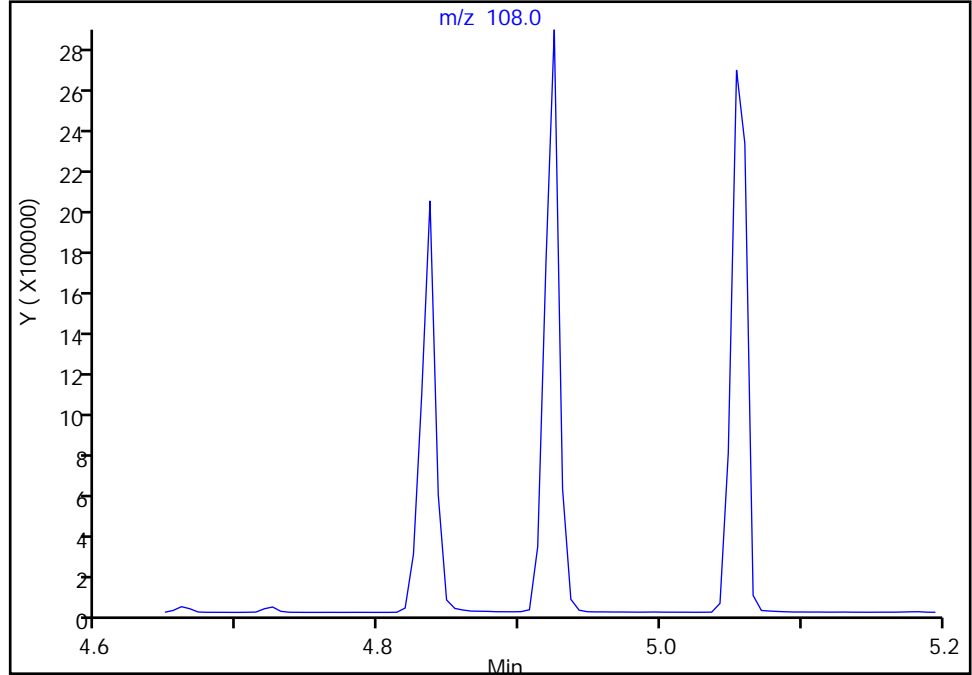
Data File: \\chromfs\Seattle\ChromData\TAC040\20220303-81577.b\40Scan030322a007.D
Injection Date: 03-Mar-2022 17:30:30 Instrument ID: TAC040
Lims ID: STD10
Client ID:
Operator ID: tl ALS Bottle#: 4 Worklist Smp#: 4
Injection Vol: 1.0 ul Dil. Factor: 1.0000
Method: 8270TAC040 Limit Group: 8270D BNA QSM 5.0
Column: Detector MS SCAN

28 2-Methylphenol, CAS: 95-48-7

Signal: 1

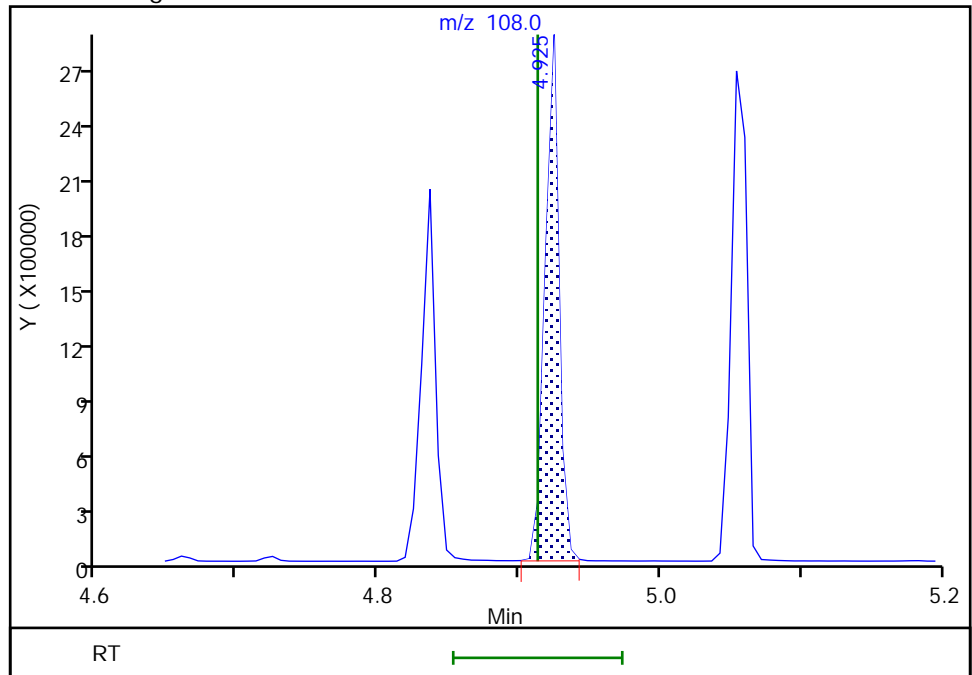
Not Detected
Expected RT: 4.91

Processing Integration Results



RT: 4.92
Area: 1931499
Amount: 9848.0775
Amount Units: ug/L

Manual Integration Results



Reviewer: limmere, 08-Mar-2022 13:51:54
Audit Action: Assigned Compound ID

Audit Reason: Peak assignment corrected

Eurofins Seattle

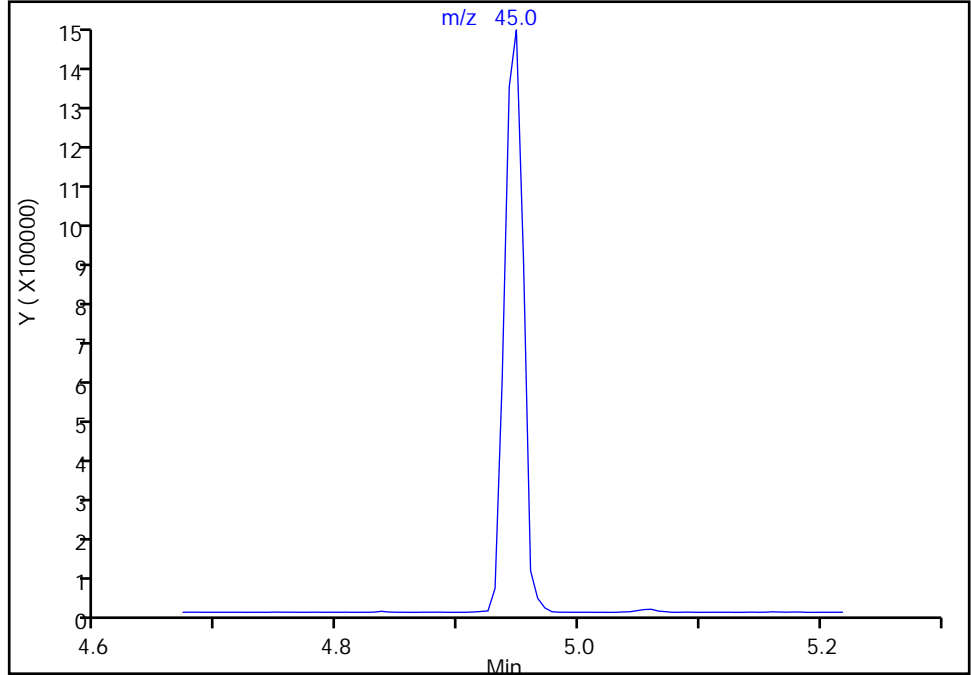
Data File: \\chromfs\Seattle\ChromData\TAC040\20220303-81577.b\40Scan030322a007.D
Injection Date: 03-Mar-2022 17:30:30 Instrument ID: TAC040
Lims ID: STD10
Client ID:
Operator ID: tl ALS Bottle#: 4 Worklist Smp#: 4
Injection Vol: 1.0 ul Dil. Factor: 1.0000
Method: 8270TAC040 Limit Group: 8270D BNA QSM 5.0
Column: Detector MS SCAN

25 2,2'-oxybis[1-chloropropane], CAS: 108-60-1

Signal: 1

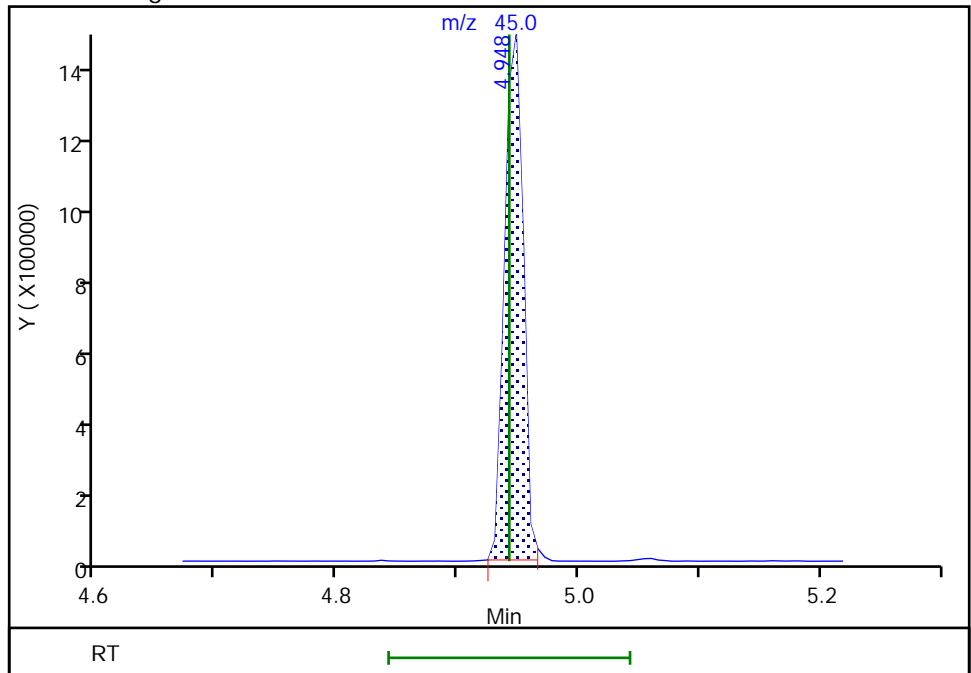
Not Detected
Expected RT: 4.94

Processing Integration Results



RT: 4.95
Area: 1570578
Amount: 9895.9569
Amount Units: ug/L

Manual Integration Results



Reviewer: limmere, 08-Mar-2022 10:37:55
Audit Action: Assigned Compound ID

Audit Reason: Peak assignment corrected

Eurofins Seattle

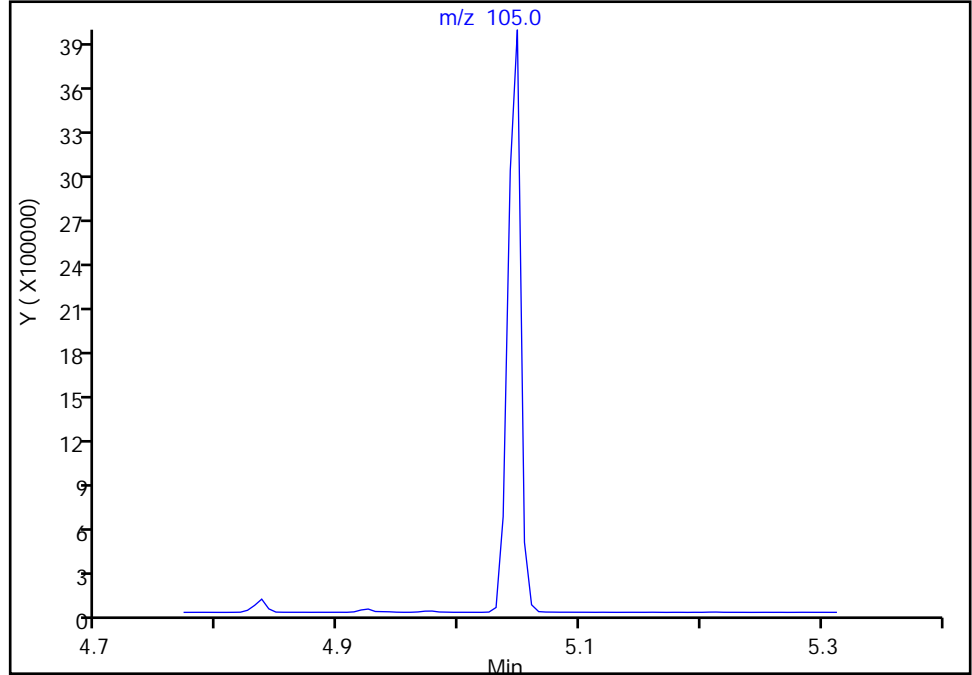
Data File: \\chromfs\Seattle\ChromData\TAC040\20220303-81577.b\40Scan030322a007.D
Injection Date: 03-Mar-2022 17:30:30 Instrument ID: TAC040
Lims ID: STD10
Client ID:
Operator ID: tl ALS Bottle#: 4 Worklist Smp#: 4
Injection Vol: 1.0 ul Dil. Factor: 1.0000
Method: 8270TAC040 Limit Group: 8270D BNA QSM 5.0
Column: Detector MS SCAN

29 Acetophenone, CAS: 98-86-2

Signal: 1

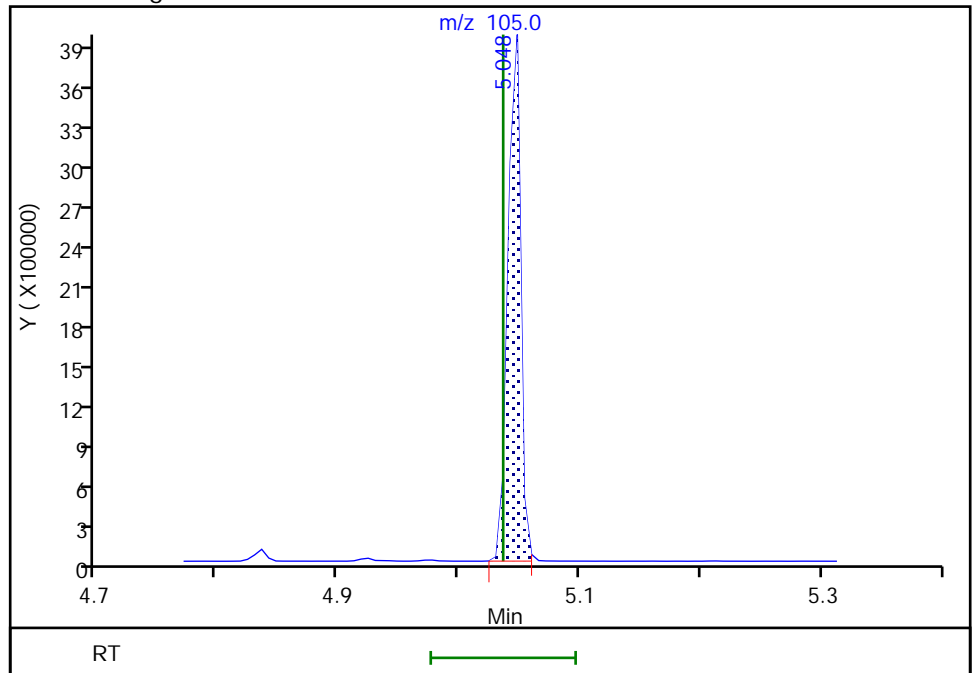
Not Detected
Expected RT: 5.04

Processing Integration Results



RT: 5.05
Area: 2851779
Amount: 9957.2505
Amount Units: ug/L

Manual Integration Results



Reviewer: limmere, 08-Mar-2022 10:37:58
Audit Action: Assigned Compound ID

Audit Reason: Peak assignment corrected

Eurofins Seattle

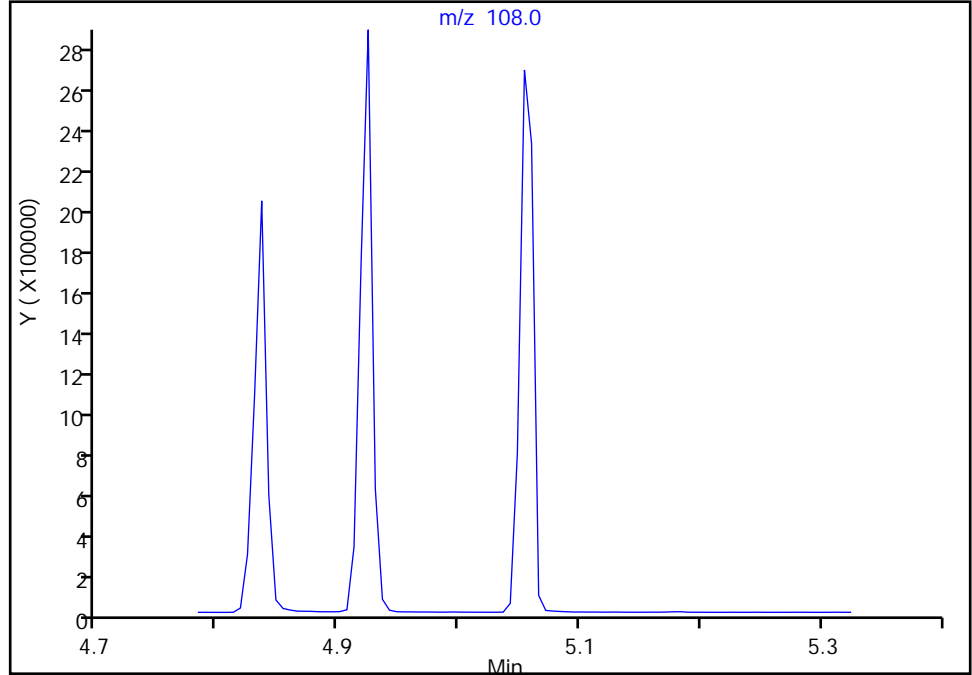
Data File: \\chromfs\Seattle\ChromData\TAC040\20220303-81577.b\40Scan030322a007.D
Injection Date: 03-Mar-2022 17:30:30 Instrument ID: TAC040
Lims ID: STD10
Client ID:
Operator ID: tl ALS Bottle#: 4 Worklist Smp#: 4
Injection Vol: 1.0 ul Dil. Factor: 1.0000
Method: 8270TAC040 Limit Group: 8270D BNA QSM 5.0
Column: Detector MS SCAN

32 3 & 4 Methylphenol, CAS: 15831-10-4

Signal: 1

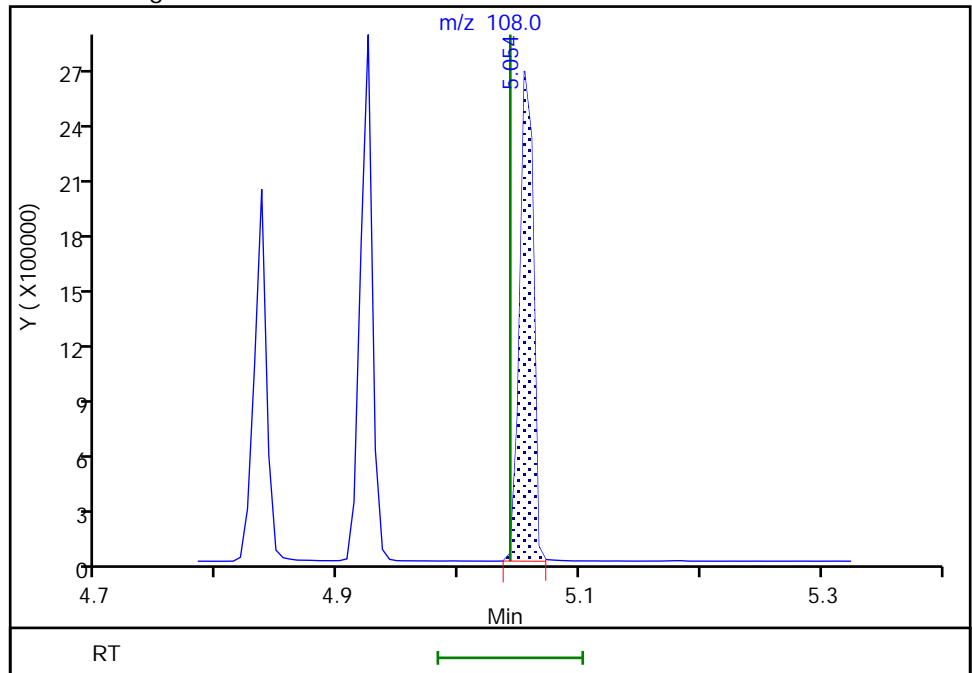
Not Detected
Expected RT: 5.04

Processing Integration Results



RT: 5.05
Area: 2033618
Amount: 10486
Amount Units: ug/L

Manual Integration Results



Reviewer: limmere, 08-Mar-2022 13:51:25
Audit Action: Assigned Compound ID

Audit Reason: Peak assignment corrected

Eurofins Seattle

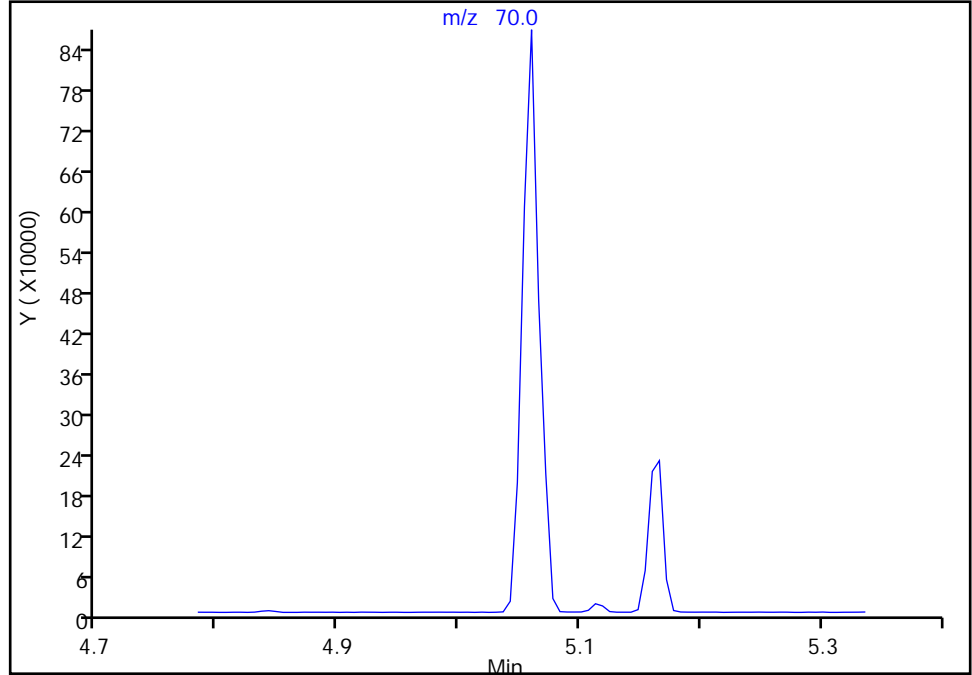
Data File: \\chromfs\Seattle\ChromData\TAC040\20220303-81577.b\40Scan030322a007.D
Injection Date: 03-Mar-2022 17:30:30 Instrument ID: TAC040
Lims ID: STD10
Client ID:
Operator ID: tl ALS Bottle#: 4 Worklist Smp#: 4
Injection Vol: 1.0 ul Dil. Factor: 1.0000
Method: 8270TAC040 Limit Group: 8270D BNA QSM 5.0
Column: Detector MS SCAN

30 N-Nitrosodi-n-propylamine, CAS: 621-64-7

Signal: 1

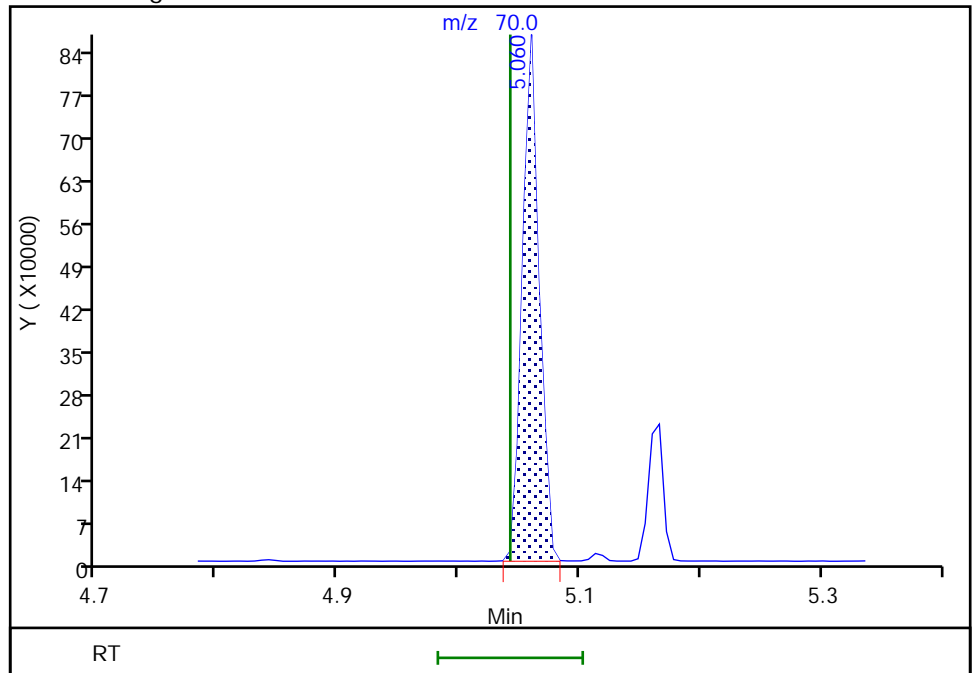
Not Detected
Expected RT: 5.04

Processing Integration Results



RT: 5.06
Area: 840086
Amount: 10662
Amount Units: ug/L

Manual Integration Results



Reviewer: limmere, 08-Mar-2022 10:38:05
Audit Action: Assigned Compound ID

Audit Reason: Peak assignment corrected

Eurofins Seattle

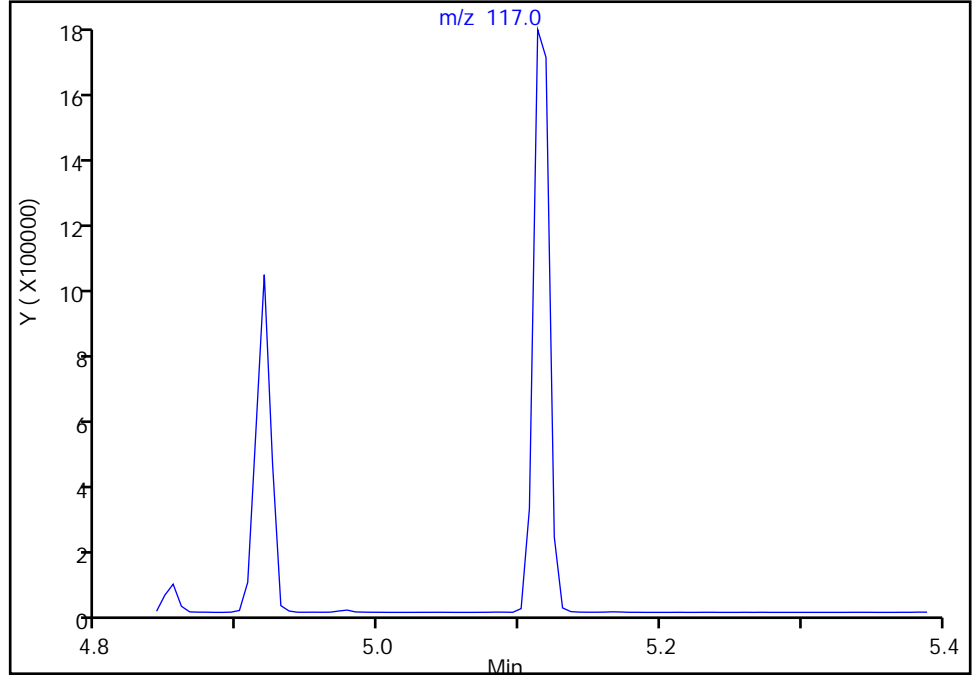
Data File: \\chromfs\Seattle\ChromData\TAC040\20220303-81577.b\40Scan030322a007.D
Injection Date: 03-Mar-2022 17:30:30 Instrument ID: TAC040
Lims ID: STD10
Client ID:
Operator ID: tl ALS Bottle#: 4 Worklist Smp#: 4
Injection Vol: 1.0 ul Dil. Factor: 1.0000
Method: 8270TAC040 Limit Group: 8270D BNA QSM 5.0
Column: Detector MS SCAN

31 Hexachloroethane, CAS: 67-72-1

Signal: 1

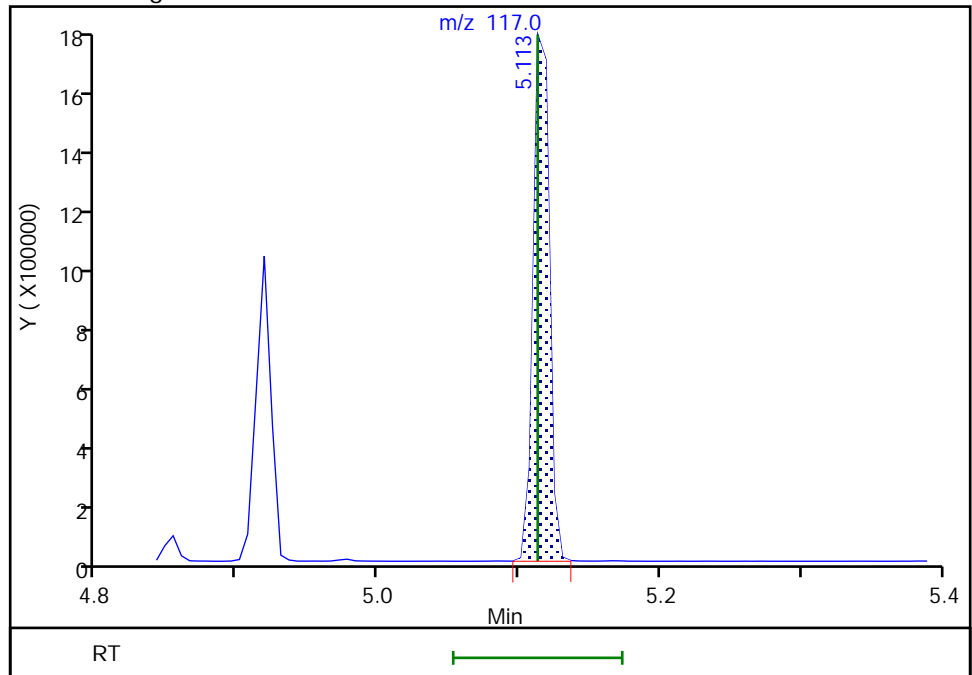
Not Detected
Expected RT: 5.11

Processing Integration Results



Manual Integration Results

RT: 5.11
Area: 1404119
Amount: 10041
Amount Units: ug/L



Reviewer: limmere, 08-Mar-2022 10:38:08
Audit Action: Assigned Compound ID

Audit Reason: Peak assignment corrected

Eurofins Seattle

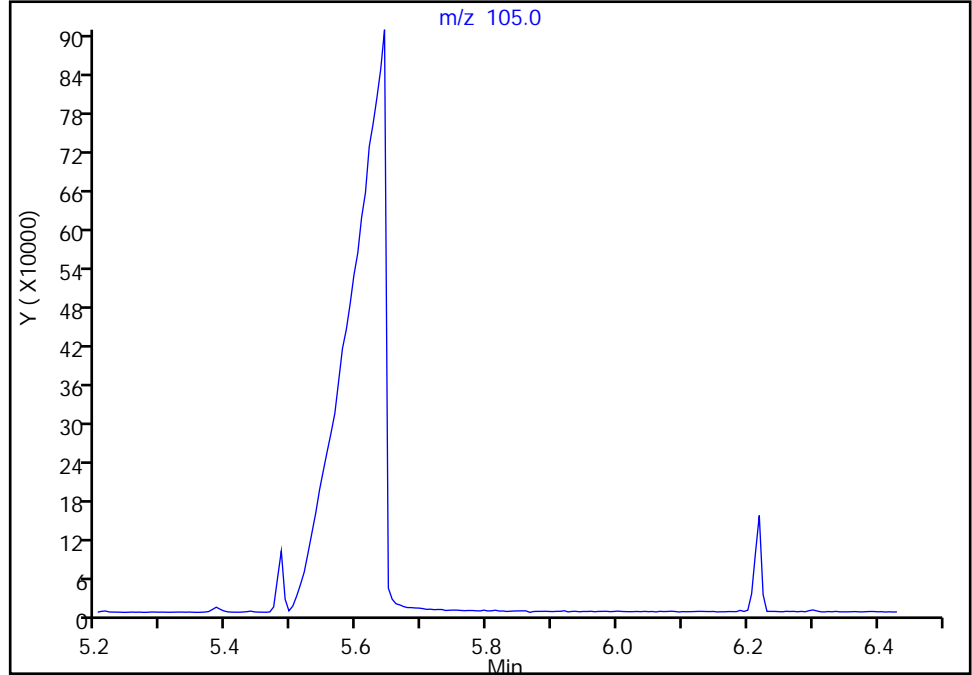
Data File: \\chromfs\Seattle\ChromData\TAC040\20220303-81577.b\40Scan030322a007.D
Injection Date: 03-Mar-2022 17:30:30 Instrument ID: TAC040
Lims ID: STD10
Client ID:
Operator ID: tl ALS Bottle#: 4 Worklist Smp#: 4
Injection Vol: 1.0 ul Dil. Factor: 1.0000
Method: 8270TAC040 Limit Group: 8270D BNA QSM 5.0
Column: Detector MS SCAN

36 Benzoic acid, CAS: 65-85-0

Signal: 1

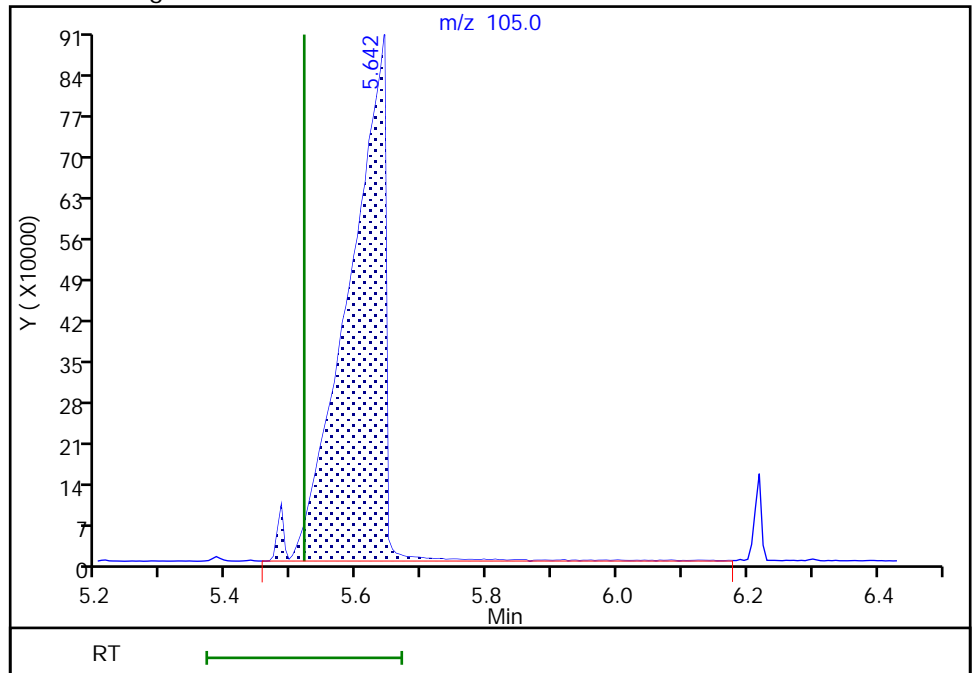
Not Detected
Expected RT: 5.52

Processing Integration Results



RT: 5.64
Area: 3614725
Amount: 19324
Amount Units: ug/L

Manual Integration Results



Reviewer: limmere, 08-Mar-2022 10:38:15
Audit Action: Assigned Compound ID

Audit Reason: Peak assignment corrected

Eurofins Seattle

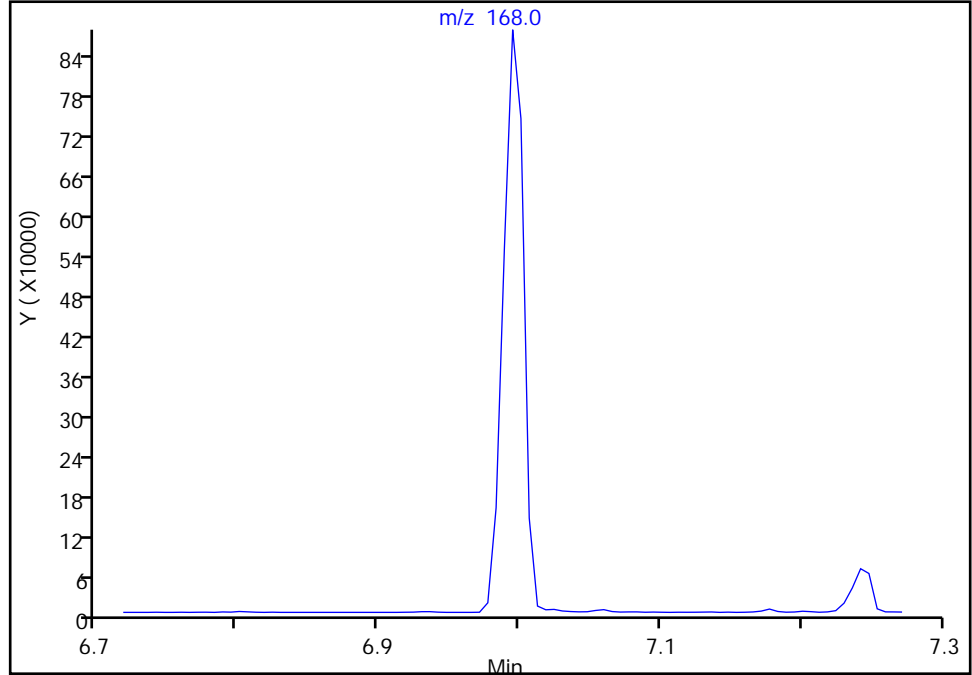
Data File: \\chromfs\Seattle\ChromData\TAC040\20220303-81577.b\40Scan030322a007.D
Injection Date: 03-Mar-2022 17:30:30 Instrument ID: TAC040
Lims ID: STD10
Client ID:
Operator ID: tl ALS Bottle#: 4 Worklist Smp#: 4
Injection Vol: 1.0 ul Dil. Factor: 1.0000
Method: 8270TAC040 Limit Group: 8270D BNA QSM 5.0
Column: Detector MS SCAN

56 1,3-Dinitrobenzene, CAS: 99-65-0

Signal: 1

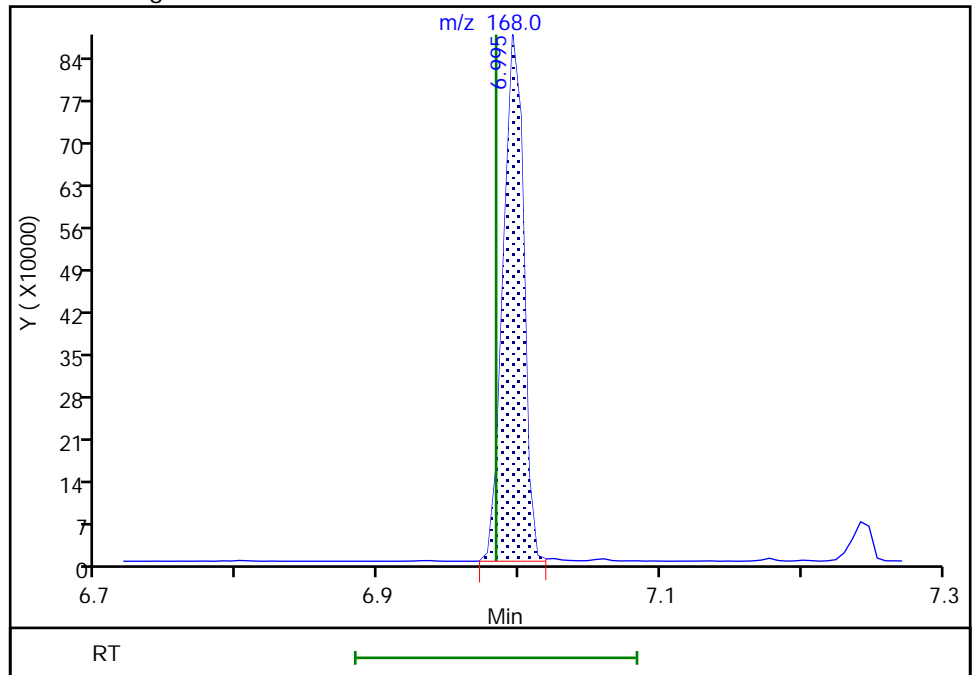
Not Detected
Expected RT: 6.98

Processing Integration Results



Manual Integration Results

RT: 7.00
Area: 875379
Amount: 9725.5565
Amount Units: ug/L



Reviewer: limmere, 08-Mar-2022 10:38:31
Audit Action: Assigned Compound ID

Audit Reason: Peak assignment corrected

Eurofins Seattle

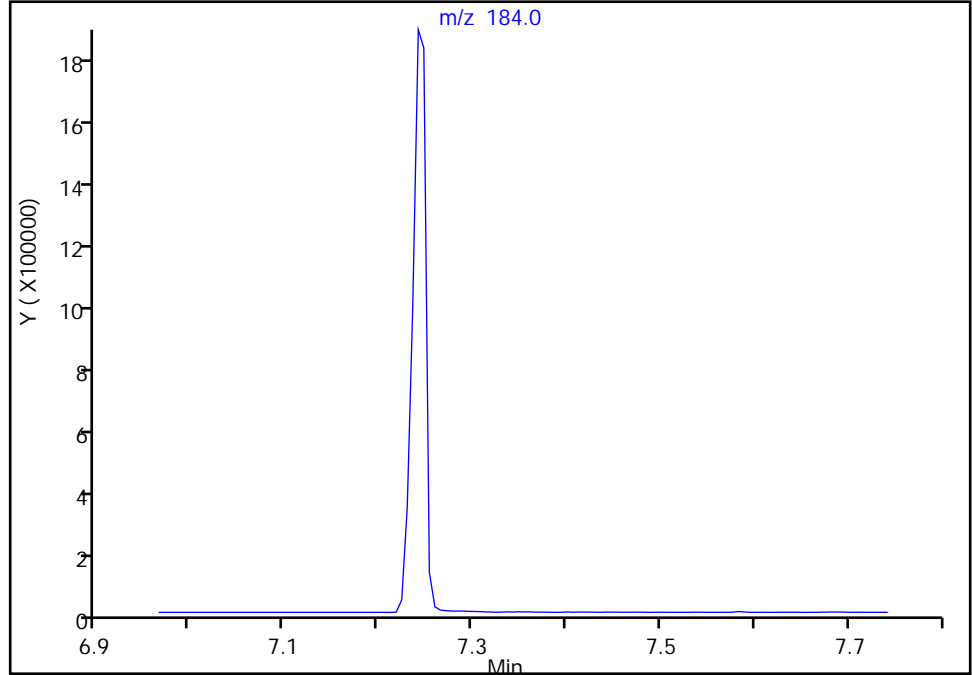
Data File: \\chromfs\Seattle\ChromData\TAC040\20220303-81577.b\40Scan030322a007.D
Injection Date: 03-Mar-2022 17:30:30 Instrument ID: TAC040
Lims ID: STD10
Client ID:
Operator ID: tl ALS Bottle#: 4 Worklist Smp#: 4
Injection Vol: 1.0 ul Dil. Factor: 1.0000
Method: 8270TAC040 Limit Group: 8270D BNA QSM 5.0
Column: Detector MS SCAN

69 2,4-Dinitrophenol, CAS: 51-28-5

Signal: 1

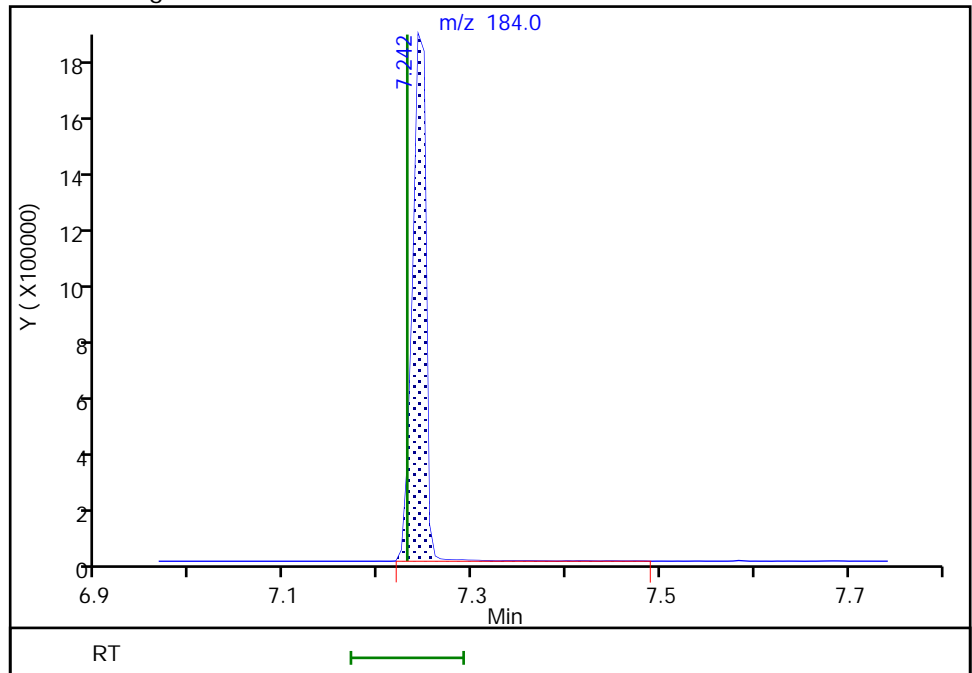
Not Detected
Expected RT: 7.23

Processing Integration Results



RT: 7.24
Area: 1850322
Amount: 19886
Amount Units: ug/L

Manual Integration Results



Reviewer: limmere, 08-Mar-2022 10:38:37
Audit Action: Assigned Compound ID

Audit Reason: Peak assignment corrected

Eurofins Seattle
Target Compound Quantitation Report

Data File: \\chromfs\Seattle\ChromData\TAC040\20220303-81577.b\40Scan030322a008.D
 Lims ID: STD9
 Client ID:
 Sample Type: IC Calib Level: 9
 Inject. Date: 03-Mar-2022 17:53:30 ALS Bottle#: 5 Worklist Smp#: 5
 Injection Vol: 1.0 ul Dil. Factor: 1.0000
 Sample Info: 9
 Operator ID: tl Instrument ID: TAC040
 Sublist: chrom-8270TAC040*sub20

Method: \\chromfs\Seattle\ChromData\TAC040\20220303-81577.b\8270TAC040.m
 Limit Group: 8270D BNA QSM 5.0
 Last Update: 08-Mar-2022 14:31:02 Calib Date: 03-Mar-2022 20:58:30
 Integrator: RTE ID Type: RT Order ID
 Quant Method: Internal Standard Quant By: Initial Calibration
 Last ICal File: \\chromfs\Seattle\ChromData\TAC040\20220303-81577.b\40Scan030322a016.D

Column 1 : Det: MS SCAN
 Process Host: CTX1601

First Level Reviewer: limmere

Date: 04-Mar-2022 11:43:02

Compound	Sig	RT (min.)	Adj RT (min.)	Dlt RT (min.)	Q	Response	Cal Amt ug/L	OnCol Amt ug/L	Flags
* 1 1,4-Dichlorobenzene-d4	152	4.707	4.707	0.000	87	24210	100.0	100.0	a
* 2 Naphthalene-d8	136	5.736	5.736	0.000	94	85170	100.0	100.0	
* 3 Acenaphthene-d10	164	7.172	7.172	0.000	36	46333	100.0	100.0	
* 4 Phenanthrene-d10	188	8.389	8.389	0.000	93	73269	100.0	100.0	
* 5 Chrysene-d12	240	10.601	10.595	0.006	50	67467	100.0	100.0	
* 6 Perylene-d12	264	12.118	12.112	0.006	94	67778	100.0	100.0	
\$ 7 2-Fluorophenol	112	3.649	3.649	0.000	80	1200671	5000.0	5258.2	
\$ 8 Phenol-d5	99	4.419	4.413	0.006	98	1275859	5000.0	5296.9	
\$ 9 Nitrobenzene-d5	82	5.160	5.154	0.006	80	871362	5000.0	5326.0	
\$ 10 2-Fluorobiphenyl	172	6.630	6.630	0.000	99	2999713	5000.0	5068.6	
\$ 11 2,4,6-Tribromophenol	330	7.825	7.819	0.005	84	803350	5000.0	5229.4	
\$ 12 Terphenyl-d14	244	9.719	9.713	0.005	99	3013103	5000.0	5609.5	
15 N-Nitrosodimethylamine	74	2.520	2.525	-0.005	90	393996	5000.0	5286.1	
16 Pyridine	79	2.531	2.536	-0.005	96	1524673	10000	10959	
18 Phenol	94	4.431	4.425	0.006	93	1165725	5000.0	5085.2	
17 Aniline	93	4.448	4.442	0.006	96	1383962	5000.0	5250.2	a
19 Bis(2-chloroethyl)ether	93	4.507	4.507	0.000	95	882411	5000.0	5013.8	a
20 2-Chlorophenol	128	4.536	4.531	0.005	54	1512759	5000.0	5396.1	
21 n-Decane	57	4.595	4.595	0.000	91	593027	5000.0	5121.3	
22 1,3-Dichlorobenzene	146	4.660	4.660	0.000	94	1721786	5000.0	5076.0	
23 1,4-Dichlorobenzene	146	4.725	4.719	0.006	97	1754537	5000.0	5137.4	
27 Benzyl alcohol	79	4.831	4.825	0.006	93	626697	5000.0	5337.4	
24 1,2-Dichlorobenzene	146	4.842	4.842	0.000	96	1675310	5000.0	5129.4	
28 2-Methylphenol	108	4.919	4.913	0.006	54	1022494	5000.0	5121.4	a
25 2,2'-oxybis[1-chloropropane]	45	4.948	4.942	0.006	48	822351	5000.0	5089.2	a
29 Acetophenone	105	5.042	5.036	0.006	93	1464254	5000.0	5022.4	
32 3 & 4 Methylphenol	108	5.048	5.042	0.006	95	1026340	5000.0	5198.8	a
30 N-Nitrosodi-n-propylamine	70	5.054	5.042	0.012	72	437202	5000.0	5451.2	
31 Hexachloroethane	117	5.113	5.113	0.000	90	716878	5000.0	5036.3	
33 Nitrobenzene	77	5.178	5.172	0.006	71	757057	5000.0	5210.1	
34 Isophorone	82	5.378	5.372	0.006	97	1428952	5000.0	5060.0	

Compound	Sig	RT (min.)	Adj RT (min.)	Dlt RT (min.)	Q	Response	Cal Amt ug/L	OnCol Amt ug/L	Flags
35 2-Nitrophenol	139	5.431	5.430	0.001	78	817382	5000.0	5679.0	
37 2,4-Dimethylphenol	107	5.478	5.472	0.006	89	1102951	5000.0	5214.3	
36 Benzoic acid	105	5.601	5.519	0.082	80	1744475	10000	10683	
38 Bis(2-chloroethoxy)methane	93	5.560	5.560	0.000	92	1111614	5000.0	5077.9	
39 2,4-Dichlorophenol	162	5.625	5.619	0.006	79	1253004	5000.0	5370.9	
40 1,2,4-Trichlorobenzene	180	5.695	5.695	0.000	92	1460102	5000.0	5135.4	
41 Naphthalene	128	5.760	5.754	0.006	95	3885639	5000.0	4979.5	
42 2,6-Dichlorophenol	162	5.813	5.807	0.006	90	1255707	5000.0	5288.4	
43 4-Chloroaniline	127	5.807	5.807	0.000	84	1704020	5000.0	5534.1	
44 Hexachlorobutadiene	225	5.866	5.860	0.006	91	886431	5000.0	5292.3	
45 4-Chloro-3-methylphenol	107	6.213	6.201	0.012	80	900410	5000.0	5698.4	
46 2-Methylnaphthalene	142	6.325	6.325	0.000	80	2547579	5000.0	5214.2	
47 1-Methylnaphthalene	142	6.401	6.401	0.000	91	2486694	5000.0	5188.9	
48 Hexachlorocyclopentadiene	237	6.454	6.454	0.000	84	1139402	5000.0	5099.3	
49 1,2,4,5-Tetrachlorobenzene	216	6.460	6.454	0.006	94	1524939	5000.0	5061.7	
50 2,4,6-Trichlorophenol	196	6.554	6.554	0.000	85	1006391	5000.0	5537.6	
51 2,4,5-Trichlorophenol	196	6.583	6.577	0.006	92	1038393	5000.0	5197.1	
52 1,1'-Biphenyl	154	6.713	6.707	0.006	94	3087408	5000.0	4948.1	
53 2-Chloronaphthalene	162	6.719	6.719	0.000	94	2653296	5000.0	5120.8	
54 2-Nitroaniline	138	6.813	6.807	0.006	87	895886	5000.0	5448.1	
55 Dimethyl phthalate	163	6.978	6.972	0.006	98	2763428	5000.0	5034.1	
56 1,3-Dinitrobenzene	168	6.989	6.983	0.006	89	434684	5000.0	5234.7	
57 2,6-Dinitrotoluene	165	7.019	7.013	0.006	66	662673	5000.0	5076.3	
58 Acenaphthylene	152	7.060	7.054	0.006	96	3939466	5000.0	5257.4	
59 3-Nitroaniline	138	7.148	7.142	0.006	78	663599	5000.0	5132.6	
60 Acenaphthene	153	7.201	7.201	0.000	93	2606123	5000.0	5091.5	
69 2,4-Dinitrophenol	184	7.236	7.230	0.006	56	899581	10000	10260	
63 4-Nitrophenol	109	7.295	7.283	0.012	70	610034	10000	10225	
62 2,4-Dinitrotoluene	165	7.348	7.336	0.012	58	859602	5000.0	5244.3	
61 Dibenzofuran	168	7.348	7.342	0.006	92	3543099	5000.0	5187.4	
64 2,3,5,6-Tetrachlorophenol	232	7.413	7.407	0.006	88	850145	5000.0	5172.1	
65 2,3,4,6-Tetrachlorophenol	232	7.448	7.442	0.006	67	907992	5000.0	5178.5	
66 Diethyl phthalate	149	7.560	7.554	0.006	96	2909224	5000.0	5025.0	
67 Fluorene	166	7.625	7.624	0.001	83	2868967	5000.0	5286.8	
68 4-Chlorophenyl phenyl ether	204	7.636	7.636	0.000	85	1364219	5000.0	5227.3	
70 4-Nitroaniline	138	7.654	7.642	0.012	33	369753	5000.0	5060.5	
73 4,6-Dinitro-2-methylphenol	198	7.677	7.666	0.011	86	1009897	10000	10819	
71 N-Nitrosodiphenylamine	169	7.736	7.730	0.006	59	1896917	5000.0	5440.4	
72 Azobenzene	77	7.766	7.760	0.006	93	1538483	5000.0	5073.9	
74 4-Bromophenyl phenyl ether	248	8.036	8.036	0.000	51	923397	5000.0	5434.8	
75 Hexachlorobenzene	284	8.072	8.066	0.006	89	1302617	5000.0	5376.6	
76 Atrazine	200	8.189	8.177	0.012	89	719578	5000.0	5414.0	
77 Pentachlorophenol	266	8.236	8.230	0.006	93	1573140	10000	10672	
78 n-Octadecane	43	8.342	8.342	0.000	95	605246	5000.0	5060.4	
79 Phenanthrene	178	8.413	8.407	0.006	96	3979039	5000.0	5291.2	
80 Anthracene	178	8.454	8.448	0.006	96	3956688	5000.0	5450.7	
81 Carbazole	167	8.589	8.583	0.006	82	2246566	5000.0	4451.2	
83 Di-n-butyl phthalate	149	8.907	8.901	0.006	98	5107635	5000.0	5528.6	
84 Fluoranthene	202	9.389	9.383	0.006	96	4318993	5000.0	5771.8	
85 Benzidine	184	9.513	9.507	0.006	99	2348334	10000	10943	
86 Pyrene	202	9.571	9.566	0.005	98	4488013	5000.0	5823.9	
87 Butyl benzyl phthalate	149	10.136	10.130	0.006	87	2222127	5000.0	5636.7	

Compound	Sig	RT (min.)	Adj RT (min.)	Dlt RT (min.)	Q	Response	Cal Amt ug/L	OnCol Amt ug/L	Flags
91 3,3'-Dichlorobenzidine	252	10.589	10.577	0.012	57	2817641	10000	10553	
89 Benzo[a]anthracene	228	10.589	10.589	0.000	99	4177228	5000.0	5421.7	
90 Chrysene	228	10.624	10.618	0.006	93	3900273	5000.0	4796.7	
92 Bis(2-ethylhexyl) phthalate	149	10.665	10.665	0.000	87	3171521	5000.0	5738.3	
93 Di-n-octyl phthalate	149	11.342	11.336	0.006	96	5298347	5000.0	5539.7	
94 Benzo[b]fluoranthene	252	11.695	11.683	0.012	95	4278029	5000.0	5665.5	
95 Benzofluoranthene	252	11.724	11.683	0.041	100	8297540	10000	10791	
96 Benzo[k]fluoranthene	252	11.724	11.718	0.006	98	4279320	5000.0	5305.5	
97 Benzo[a]pyrene	252	12.060	12.048	0.012	78	3714042	5000.0	5486.1	
98 Indeno[1,2,3-cd]pyrene	276	13.389	13.371	0.018	97	3993804	5000.0	5356.7	
99 Dibenz(a,h)anthracene	278	13.424	13.412	0.012	77	4188732	5000.0	5683.6	
100 Benzo[g,h,i]perylene	276	13.706	13.683	0.023	95	4538253	5000.0	5549.2	

QC Flag Legend

Processing Flags

Review Flags

a - User Assigned ID

Reagents:

8270_ic_stk_00062

Amount Added: 50.00

Units: uL

8270SIM_IS_00069

Amount Added: 10.00

Units: uL

Eurofins Seattle

Data File: \\chromfs\Seattle\ChromData\TAC040\20220303-81577.b\40Scan030322a008.D

Injection Date: 03-Mar-2022 17:53:30

Instrument ID: TAC040

Lims ID: STD9

Client ID:

Operator ID: tl

ALS Bottle#: 5

Worklist Smp#: 5

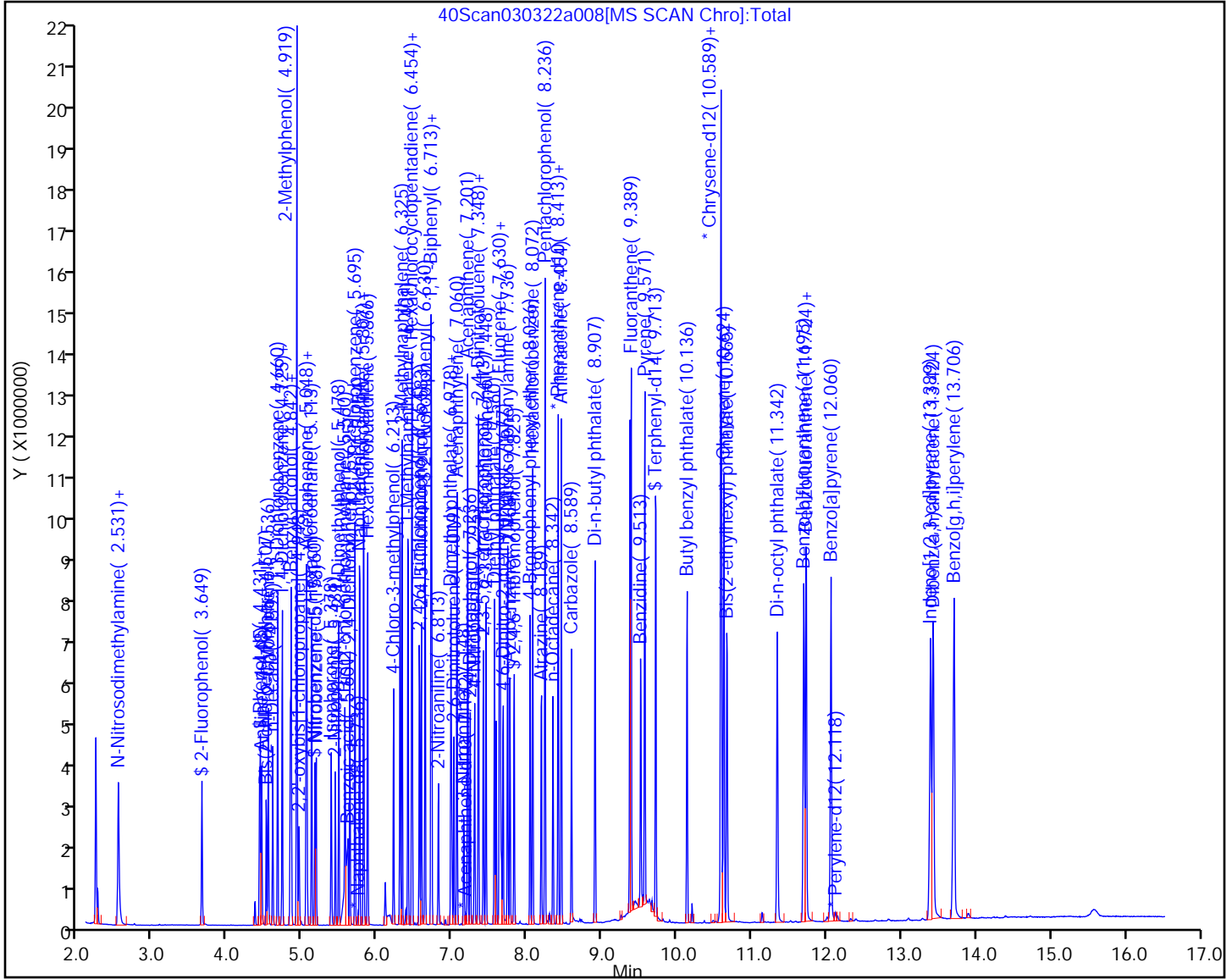
Injection Vol: 1.0 ul

Dil. Factor: 1.0000

Method: 8270TAC040

Limit Group: 8270D BNA QSM 5.0

Y Scaling: Method Defined: Scale to the Nth Largest Target: 1



Eurofins Seattle

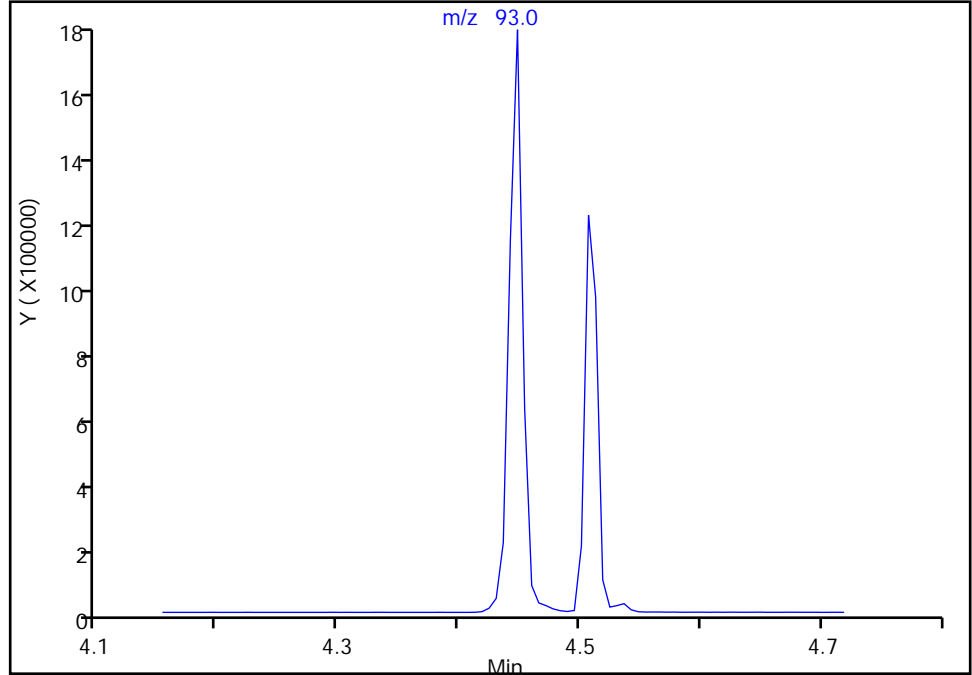
Data File: \\chromfs\Seattle\ChromData\TAC040\20220303-81577.b\40Scan030322a008.D
Injection Date: 03-Mar-2022 17:53:30 Instrument ID: TAC040
Lims ID: STD9
Client ID:
Operator ID: tl ALS Bottle#: 5 Worklist Smp#: 5
Injection Vol: 1.0 ul Dil. Factor: 1.0000
Method: 8270TAC040 Limit Group: 8270D BNA QSM 5.0
Column: Detector MS SCAN

17 Aniline, CAS: 62-53-3

Signal: 1

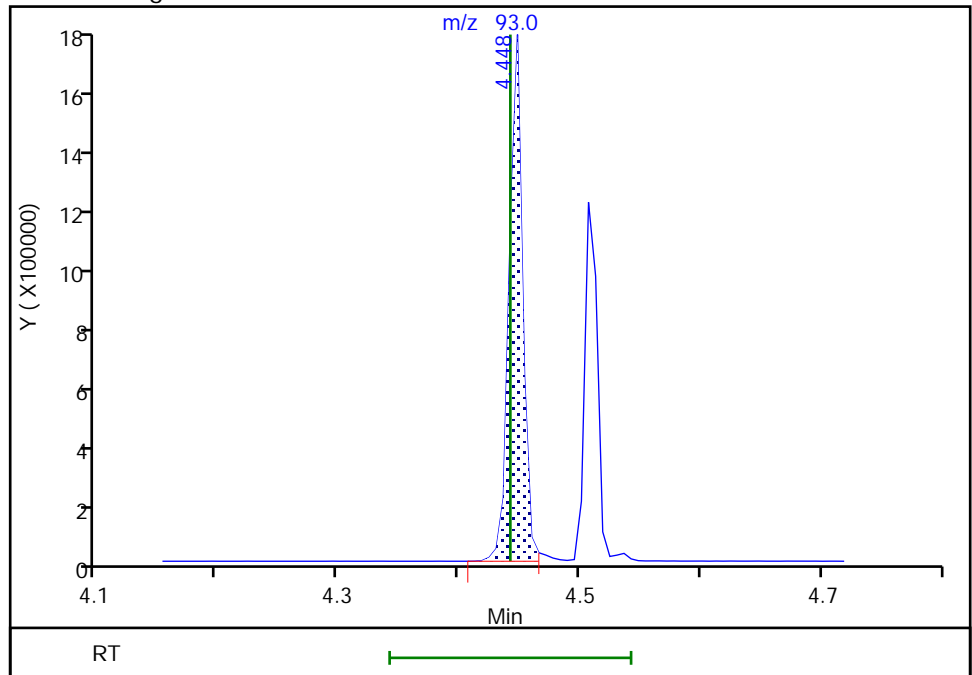
Not Detected
Expected RT: 4.44

Processing Integration Results



RT: 4.45
Area: 1383962
Amount: 5250.2282
Amount Units: ug/L

Manual Integration Results



Reviewer: limmere, 08-Mar-2022 10:39:40
Audit Action: Assigned Compound ID

Audit Reason: Peak assignment corrected

Eurofins Seattle

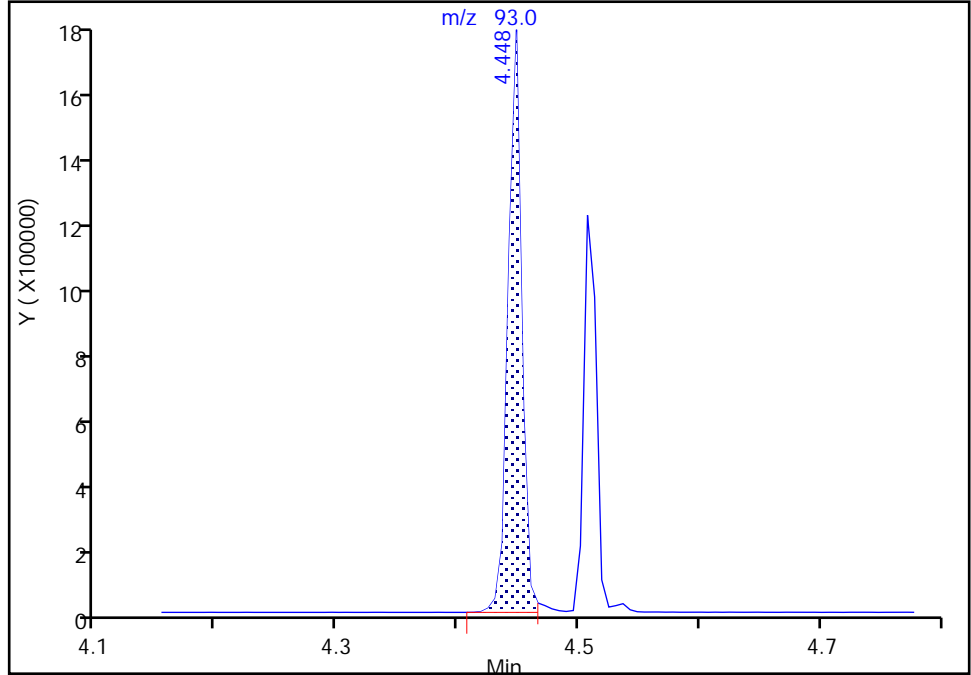
Data File: \\chromfs\Seattle\ChromData\TAC040\20220303-81577.b\40Scan030322a008.D
Injection Date: 03-Mar-2022 17:53:30 Instrument ID: TAC040
Lims ID: STD9
Client ID:
Operator ID: tl ALS Bottle#: 5 Worklist Smp#: 5
Injection Vol: 1.0 ul Dil. Factor: 1.0000
Method: 8270TAC040 Limit Group: 8270D BNA QSM 5.0
Column: Detector MS SCAN

19 Bis(2-chloroethyl)ether, CAS: 111-44-4

Signal: 1

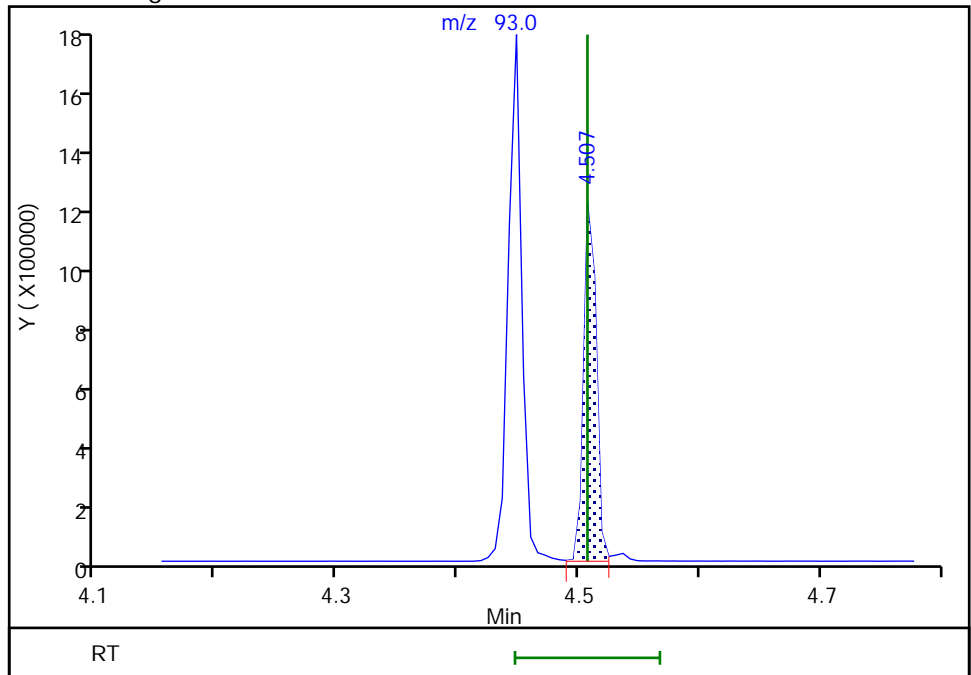
RT: 4.45
Area: 1383962
Amount: 7393.7203
Amount Units: ug/L

Processing Integration Results



RT: 4.51
Area: 882411
Amount: 5013.7986
Amount Units: ug/L

Manual Integration Results



Reviewer: limmere, 08-Mar-2022 10:39:48
Audit Action: Assigned Compound ID

Audit Reason: Peak assignment corrected

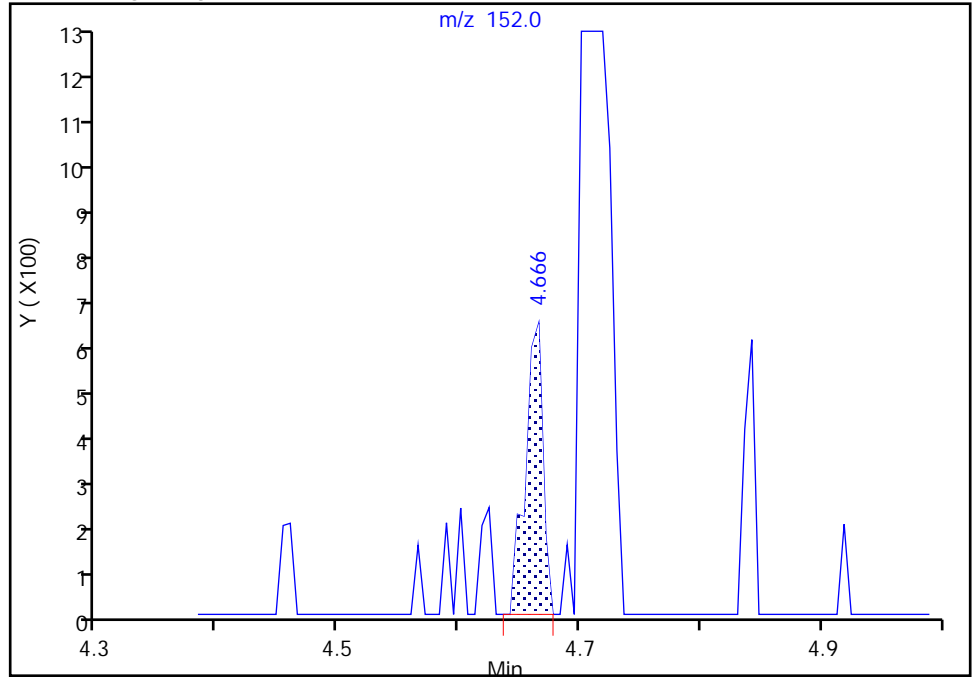
Eurofins Seattle

Data File: \\chromfs\Seattle\ChromData\TAC040\20220303-81577.b\40Scan030322a008.D
Injection Date: 03-Mar-2022 17:53:30 Instrument ID: TAC040
Lims ID: STD9
Client ID:
Operator ID: tl ALS Bottle#: 5 Worklist Smp#: 5
Injection Vol: 1.0 ul Dil. Factor: 1.0000
Method: 8270TAC040 Limit Group: 8270D BNA QSM 5.0
Column: Detector MS SCAN

* 1 1,4-Dichlorobenzene-d4, CAS: 3855-82-1
Signal: 1

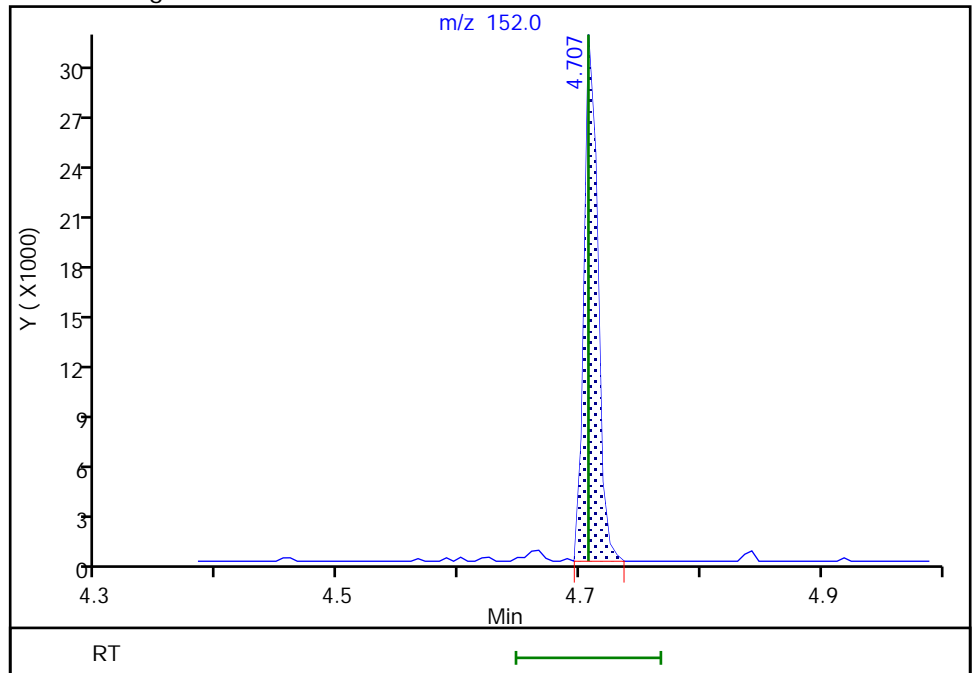
RT: 4.67
Area: 656
Amount: 100.0000
Amount Units: ug/L

Processing Integration Results



RT: 4.71
Area: 24210
Amount: 100.0000
Amount Units: ug/L

Manual Integration Results



Reviewer: limmere, 08-Mar-2022 10:39:29
Audit Action: Assigned Compound ID

Audit Reason: Peak assignment corrected

Eurofins Seattle

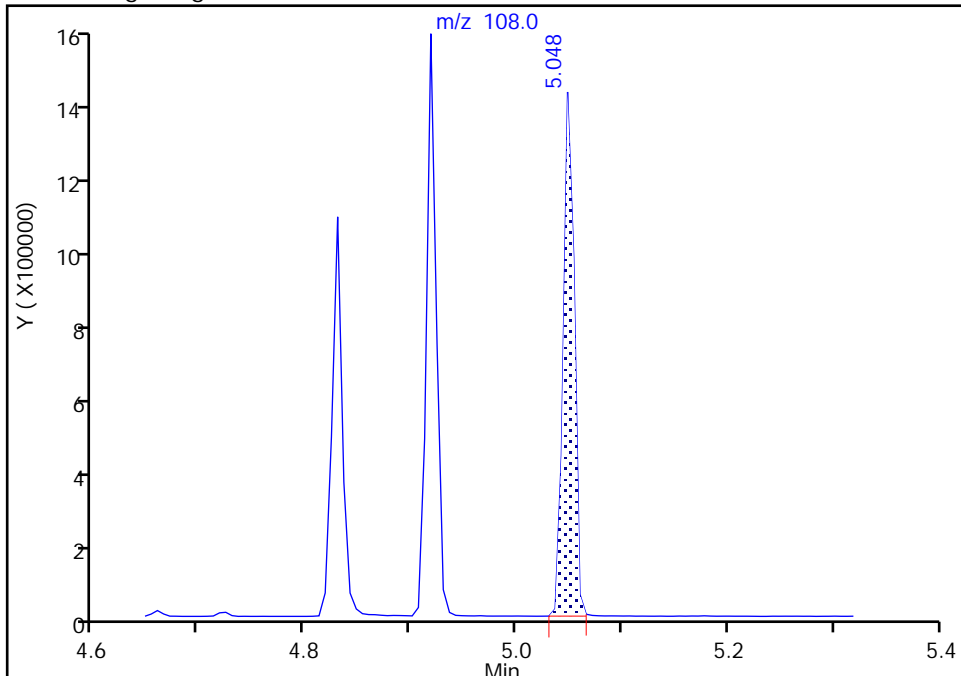
Data File: \\chromfs\Seattle\ChromData\TAC040\20220303-81577.b\40Scan030322a008.D
Injection Date: 03-Mar-2022 17:53:30 Instrument ID: TAC040
Lims ID: STD9
Client ID:
Operator ID: tl ALS Bottle#: 5 Worklist Smp#: 5
Injection Vol: 1.0 ul Dil. Factor: 1.0000
Method: 8270TAC040 Limit Group: 8270D BNA QSM 5.0
Column: Detector MS SCAN

28 2-Methylphenol, CAS: 95-48-7

Signal: 1

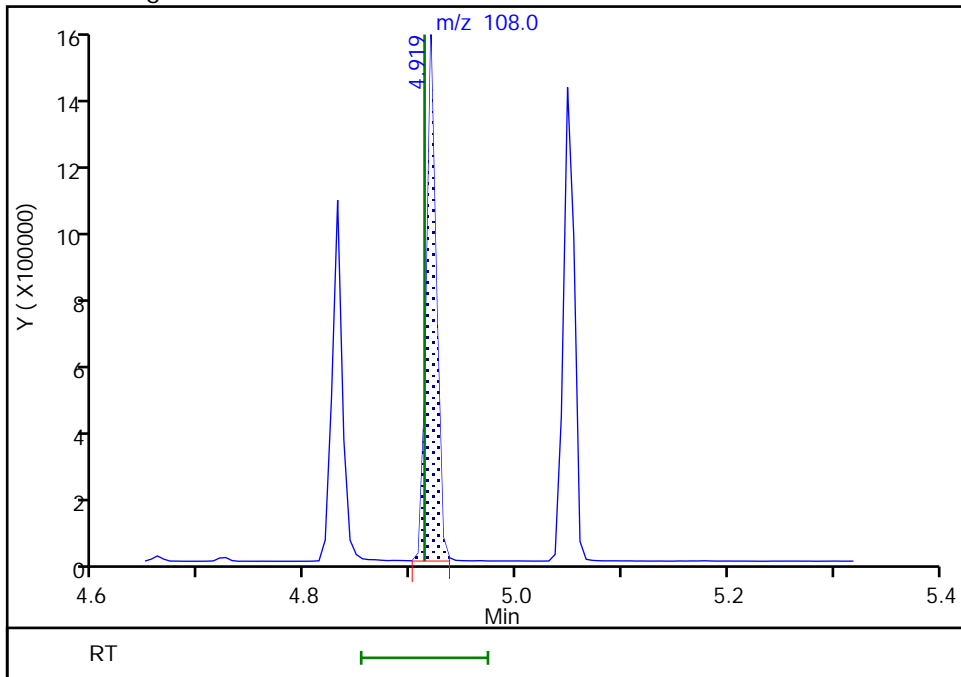
RT: 5.05
Area: 1026340
Amount: 5226.3349
Amount Units: ug/L

Processing Integration Results



RT: 4.92
Area: 1022494
Amount: 5121.4105
Amount Units: ug/L

Manual Integration Results



Reviewer: limmere, 08-Mar-2022 14:04:26
Audit Action: Assigned Compound ID

Audit Reason: Peak assignment corrected

Eurofins Seattle

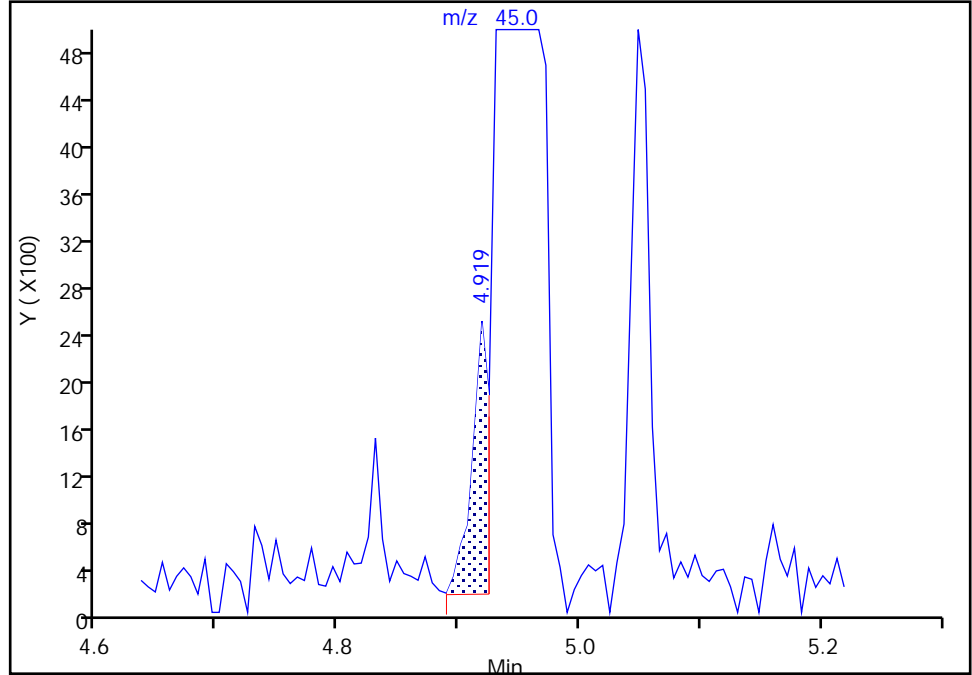
Data File: \\chromfs\Seattle\ChromData\TAC040\20220303-81577.b\40Scan030322a008.D
Injection Date: 03-Mar-2022 17:53:30 Instrument ID: TAC040
Lims ID: STD9
Client ID:
Operator ID: tl ALS Bottle#: 5 Worklist Smp#: 5
Injection Vol: 1.0 ul Dil. Factor: 1.0000
Method: 8270TAC040 Limit Group: 8270D BNA QSM 5.0
Column: Detector MS SCAN

25 2,2'-oxybis[1-chloropropane], CAS: 108-60-1

Signal: 1

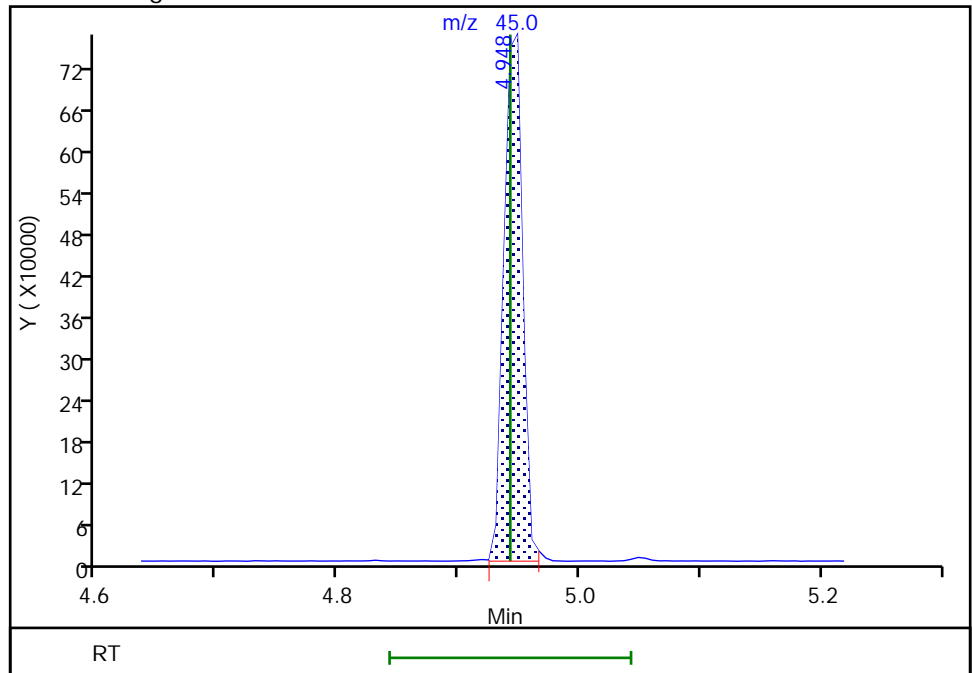
RT: 4.92
Area: 2330
Amount: 4.841663
Amount Units: ug/L

Processing Integration Results



RT: 4.95
Area: 822351
Amount: 5089.2180
Amount Units: ug/L

Manual Integration Results



Reviewer: limmere, 08-Mar-2022 10:39:55
Audit Action: Assigned Compound ID

Audit Reason: Peak assignment corrected

Eurofins Seattle

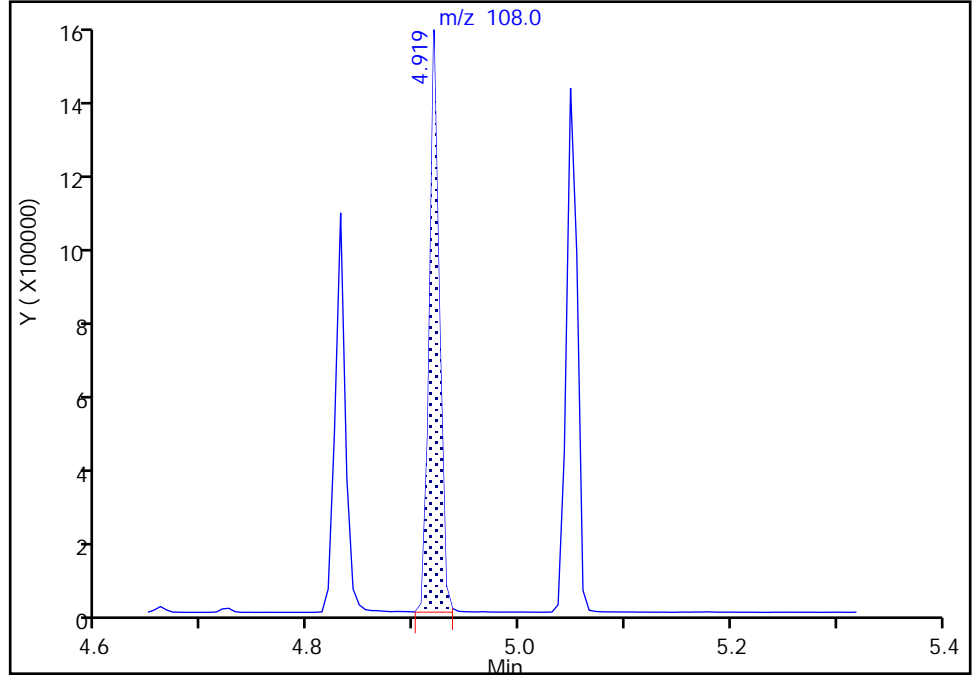
Data File: \\chromfs\Seattle\ChromData\TAC040\20220303-81577.b\40Scan030322a008.D
Injection Date: 03-Mar-2022 17:53:30 Instrument ID: TAC040
Lims ID: STD9
Client ID:
Operator ID: tl ALS Bottle#: 5 Worklist Smp#: 5
Injection Vol: 1.0 ul Dil. Factor: 1.0000
Method: 8270TAC040 Limit Group: 8270D BNA QSM 5.0
Column: Detector MS SCAN

32 3 & 4 Methylphenol, CAS: 15831-10-4

Signal: 1

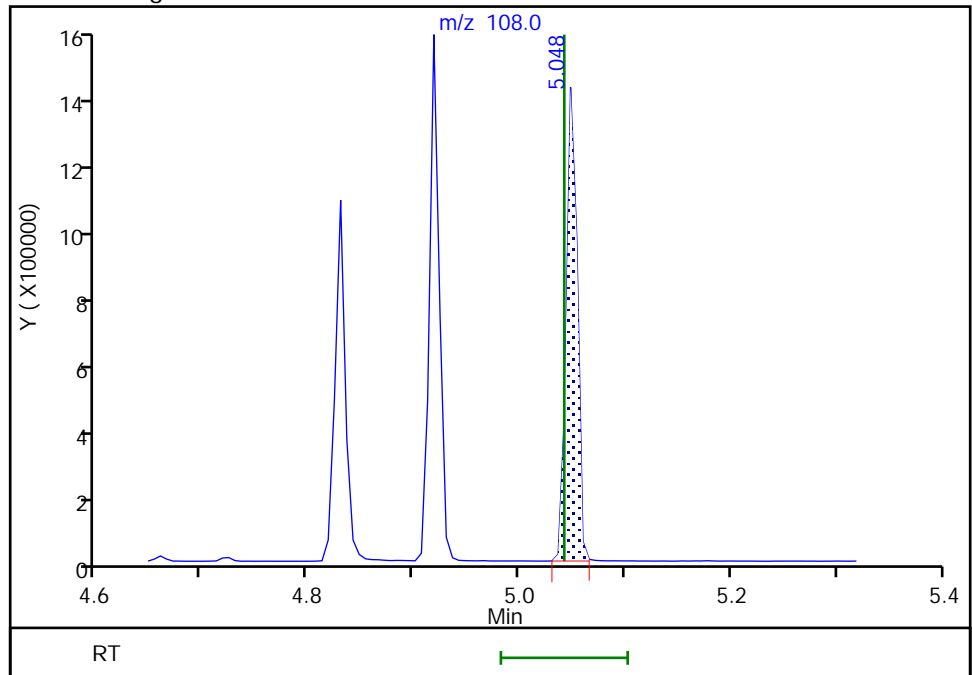
RT: 4.92
Area: 1022494
Amount: 5120.7951
Amount Units: ug/L

Processing Integration Results



RT: 5.05
Area: 1026340
Amount: 5198.8151
Amount Units: ug/L

Manual Integration Results



Reviewer: limmere, 08-Mar-2022 13:44:43
Audit Action: Assigned Compound ID

Audit Reason: Peak assignment corrected

Eurofins Seattle
Target Compound Quantitation Report

Data File: \\chromfs\Seattle\ChromData\TAC040\20220303-81577.b\40Scan030322a009.D
 Lims ID: STD8
 Client ID:
 Sample Type: IC Calib Level: 8
 Inject. Date: 03-Mar-2022 18:16:30 ALS Bottle#: 6 Worklist Smp#: 6
 Injection Vol: 1.0 ul Dil. Factor: 1.0000
 Sample Info: 8
 Operator ID: tl Instrument ID: TAC040
 Sublist: chrom-8270TAC040*sub20
 Method: \\chromfs\Seattle\ChromData\TAC040\20220303-81577.b\8270TAC040.m
 Limit Group: 8270D BNA QSM 5.0
 Last Update: 08-Mar-2022 14:31:07 Calib Date: 03-Mar-2022 20:58:30
 Integrator: RTE ID Type: RT Order ID
 Quant Method: Internal Standard Quant By: Initial Calibration
 Last ICal File: \\chromfs\Seattle\ChromData\TAC040\20220303-81577.b\40Scan030322a016.D
 Column 1 : Det: MS SCAN
 Process Host: CTX1601

First Level Reviewer: limmere

Date: 04-Mar-2022 11:44:16

Compound	Sig	RT (min.)	Adj RT (min.)	Dlt RT (min.)	Q	Response	Cal Amt ug/L	OnCol Amt ug/L	Flags
* 1 1,4-Dichlorobenzene-d4	152	4.707	4.707	0.000	85	23285	100.0	100.0	a
* 2 Naphthalene-d8	136	5.736	5.736	0.000	96	83852	100.0	100.0	
* 3 Acenaphthene-d10	164	7.171	7.172	-0.001	42	42270	100.0	100.0	
* 4 Phenanthrene-d10	188	8.389	8.389	0.000	94	73125	100.0	100.0	
* 5 Chrysene-d12	240	10.595	10.595	0.000	43	62476	100.0	100.0	
* 6 Perylene-d12	264	12.118	12.112	0.006	95	63861	100.0	100.0	
\$ 7 2-Fluorophenol	112	3.649	3.649	0.000	79	450920	2000.0	2053.2	
\$ 8 Phenol-d5	99	4.413	4.413	0.000	98	475453	2000.0	2052.3	
\$ 9 Nitrobenzene-d5	82	5.154	5.154	0.000	81	324382	2000.0	2013.9	
\$ 10 2-Fluorobiphenyl	172	6.630	6.630	0.000	99	1115476	2000.0	2066.0	
\$ 11 2,4,6-Tribromophenol	330	7.818	7.819	-0.001	86	273827	2000.0	1939.3	
\$ 12 Terphenyl-d14	244	9.712	9.713	-0.001	99	1058273	2000.0	1978.6	
15 N-Nitrosodimethylamine	74	2.520	2.525	-0.005	90	148207	2000.0	2067.4	
16 Pyridine	79	2.531	2.536	-0.005	96	561392	4000.0	4195.3	
18 Phenol	94	4.425	4.425	0.000	93	433293	2000.0	1965.2	
17 Aniline	93	4.442	4.442	0.000	69	486741	2000.0	2030.4	
19 Bis(2-chloroethyl)ether	93	4.507	4.507	0.000	94	337875	2000.0	1996.0	
20 2-Chlorophenol	128	4.536	4.531	0.005	53	555318	2000.0	2059.5	
21 n-Decane	57	4.595	4.595	0.000	91	216400	2000.0	1941.3	
22 1,3-Dichlorobenzene	146	4.660	4.660	0.000	94	638564	2000.0	1957.2	
23 1,4-Dichlorobenzene	146	4.725	4.719	0.006	97	646634	2000.0	1967.9	
27 Benzyl alcohol	79	4.825	4.825	0.000	95	231377	2000.0	2048.8	
24 1,2-Dichlorobenzene	146	4.842	4.842	0.000	91	618857	2000.0	1970.1	
28 2-Methylphenol	108	4.919	4.913	0.006	57	384396	2000.0	2001.8	a
25 2,2'-oxybis[1-chloropropane]	45	4.942	4.942	0.000	52	304725	2000.0	1959.6	
29 Acetophenone	105	5.036	5.036	0.000	93	552199	2000.0	1969.3	
32 3 & 4 Methylphenol	108	5.042	5.042	0.000	89	391947	2000.0	2064.2	a
30 N-Nitrosodi-n-propylamine	70	5.048	5.042	0.006	74	164900	2000.0	2137.7	
31 Hexachloroethane	117	5.113	5.113	0.000	89	268929	2000.0	1964.7	
33 Nitrobenzene	77	5.172	5.172	0.000	78	278033	2000.0	1989.4	
34 Isophorone	82	5.372	5.372	0.000	97	537887	2000.0	1982.5	

Compound	Sig	RT (min.)	Adj RT (min.)	Dlt RT (min.)	Q	Response	Cal Amt ug/L	OnCol Amt ug/L	Flags
35 2-Nitrophenol	139	5.430	5.430	0.000	77	297862	2000.0	2151.7	
37 2,4-Dimethylphenol	107	5.477	5.472	0.005	87	406166	2000.0	1952.6	
36 Benzoic acid	105	5.560	5.519	0.041	51	596287	4000.0	4378.2	a
38 Bis(2-chloroethoxy)methane	93	5.560	5.560	0.000	92	424609	2000.0	2016.7	
39 2,4-Dichlorophenol	162	5.625	5.619	0.005	83	462798	2000.0	2016.1	
40 1,2,4-Trichlorobenzene	180	5.695	5.695	0.000	91	537504	2000.0	1920.2	
41 Naphthalene	128	5.754	5.754	0.000	95	1464520	2000.0	1906.3	
42 2,6-Dichlorophenol	162	5.807	5.807	0.000	78	456791	2000.0	2108.7	
43 4-Chloroaniline	127	5.807	5.807	0.000	83	600218	2000.0	1995.6	
44 Hexachlorobutadiene	225	5.866	5.860	0.006	91	319323	2000.0	1935.6	
45 4-Chloro-3-methylphenol	107	6.207	6.201	0.006	83	325939	2000.0	2261.0	
46 2-Methylnaphthalene	142	6.324	6.325	-0.001	80	955586	2000.0	1986.6	
47 1-Methylnaphthalene	142	6.401	6.401	0.000	90	926752	2000.0	1964.2	
48 Hexachlorocyclopentadiene	237	6.454	6.454	0.000	83	397550	2000.0	2018.5	
49 1,2,4,5-Tetrachlorobenzene	216	6.460	6.454	0.006	93	562559	2000.0	2046.8	
50 2,4,6-Trichlorophenol	196	6.554	6.554	0.000	85	339371	2000.0	2052.3	
51 2,4,5-Trichlorophenol	196	6.577	6.577	0.000	86	374432	2000.0	2197.7	
52 1,1'-Biphenyl	154	6.707	6.707	0.000	94	1168258	2000.0	2052.3	
53 2-Chloronaphthalene	162	6.719	6.719	0.000	93	979448	2000.0	2072.0	
54 2-Nitroaniline	138	6.807	6.807	0.000	87	320154	2000.0	2141.3	
55 Dimethyl phthalate	163	6.971	6.972	-0.001	98	1038976	2000.0	2074.0	
56 1,3-Dinitrobenzene	168	6.983	6.983	0.000	91	156099	2000.0	2115.6	
57 2,6-Dinitrotoluene	165	7.013	7.013	0.000	69	237855	2000.0	2009.2	
58 Acenaphthylene	152	7.054	7.054	0.000	93	1450575	2000.0	2121.9	
59 3-Nitroaniline	138	7.148	7.142	0.006	75	237379	2000.0	2040.4	
60 Acenaphthene	153	7.201	7.201	0.000	92	973710	2000.0	2085.2	
69 2,4-Dinitrophenol	184	7.230	7.230	0.000	59	302400	4000.0	4094.9	
63 4-Nitrophenol	109	7.283	7.283	0.000	71	215999	4000.0	4120.9	
62 2,4-Dinitrotoluene	165	7.342	7.336	0.006	59	307970	2000.0	2073.3	
61 Dibenzofuran	168	7.342	7.342	0.000	91	1318539	2000.0	2116.0	
64 2,3,5,6-Tetrachlorophenol	232	7.407	7.407	0.000	84	299142	2000.0	2171.6	
65 2,3,4,6-Tetrachlorophenol	232	7.442	7.442	0.000	67	321482	2000.0	2164.8	
66 Diethyl phthalate	149	7.554	7.554	0.000	96	1081850	2000.0	2048.2	
67 Fluorene	166	7.624	7.624	0.000	83	1061554	2000.0	2144.2	
68 4-Chlorophenyl phenyl ether	204	7.636	7.636	0.000	84	491675	2000.0	2065.1	
70 4-Nitroaniline	138	7.642	7.642	0.000	46	130522	2000.0	1958.1	
73 4,6-Dinitro-2-methylphenol	198	7.671	7.666	0.005	68	344407	4000.0	4138.8	
71 N-Nitrosodiphenylamine	169	7.730	7.730	0.000	59	709449	2000.0	2038.7	
72 Azobenzene	77	7.766	7.760	0.006	93	579975	2000.0	1916.5	
74 4-Bromophenyl phenyl ether	248	8.036	8.036	0.000	51	321812	2000.0	1897.8	
75 Hexachlorobenzene	284	8.071	8.066	0.005	88	459103	2000.0	1898.6	
76 Atrazine	200	8.183	8.177	0.006	91	258402	2000.0	2132.9	
77 Pentachlorophenol	266	8.236	8.230	0.006	94	542927	4000.0	4150.3	
78 n-Octadecane	43	8.342	8.342	0.000	95	227464	2000.0	1905.5	
79 Phenanthrene	178	8.407	8.407	0.000	96	1473186	2000.0	1962.8	
80 Anthracene	178	8.454	8.448	0.006	96	1455404	2000.0	2009.1	
81 Carbazole	167	8.589	8.583	0.006	82	899105	2000.0	1784.9	
83 Di-n-butyl phthalate	149	8.901	8.901	0.000	98	1886103	2000.0	2046.6	
84 Fluoranthene	202	9.383	9.383	0.000	96	1547060	2000.0	2071.5	
85 Benzidine	184	9.512	9.507	0.005	98	742808	4000.0	4363.1	
86 Pyrene	202	9.565	9.566	-0.001	97	1606294	2000.0	2088.5	
87 Butyl benzyl phthalate	149	10.136	10.130	0.006	87	801871	2000.0	2196.6	

Compound	Sig	RT (min.)	Adj RT (min.)	Dlt RT (min.)	Q	Response	Cal Amt ug/L	OnCol Amt ug/L	Flags
91 3,3'-Dichlorobenzidine	252	10.583	10.577	0.006	67	924622	4000.0	4028.1	
89 Benzo[a]anthracene	228	10.589	10.589	0.000	99	1430272	2000.0	2005.6	
90 Chrysene	228	10.624	10.618	0.006	93	1382460	2000.0	1836.4	
92 Bis(2-ethylhexyl) phthalate	149	10.665	10.665	0.000	87	1100419	2000.0	2150.1	
93 Di-n-octyl phthalate	149	11.342	11.336	0.006	96	1797107	2000.0	2009.2	
94 Benzo[b]fluoranthene	252	11.689	11.683	0.006	95	1477474	2000.0	2076.7	
95 Benzofluoranthene	252	11.689	11.683	0.006	99	2911437	4000.0	4018.5	a
96 Benzo[k]fluoranthene	252	11.718	11.718	0.000	98	1506226	2000.0	1982.0	
97 Benzo[a]pyrene	252	12.053	12.048	0.005	78	1273524	2000.0	1998.2	
98 Indeno[1,2,3-cd]pyrene	276	13.377	13.371	0.006	97	1298083	2000.0	2011.2	
99 Dibenz(a,h)anthracene	278	13.418	13.412	0.006	8	1348375	2000.0	1943.5	
100 Benzo[g,h,i]perylene	276	13.689	13.683	0.006	92	1542622	2000.0	2001.9	

QC Flag Legend

Processing Flags

Review Flags

a - User Assigned ID

Reagents:

8270_ic_stk_00062

Amount Added: 20.00

Units: uL

8270SIM_IS_00069

Amount Added: 10.00

Units: uL

Eurofins Seattle

Data File: \\chromfs\Seattle\ChromData\TAC040\20220303-81577.b\40Scan030322a009.D

Injection Date: 03-Mar-2022 18:16:30

Instrument ID: TAC040

Lims ID: STD8

Client ID:

Operator ID: tl

ALS Bottle#: 6

Worklist Smp#: 6

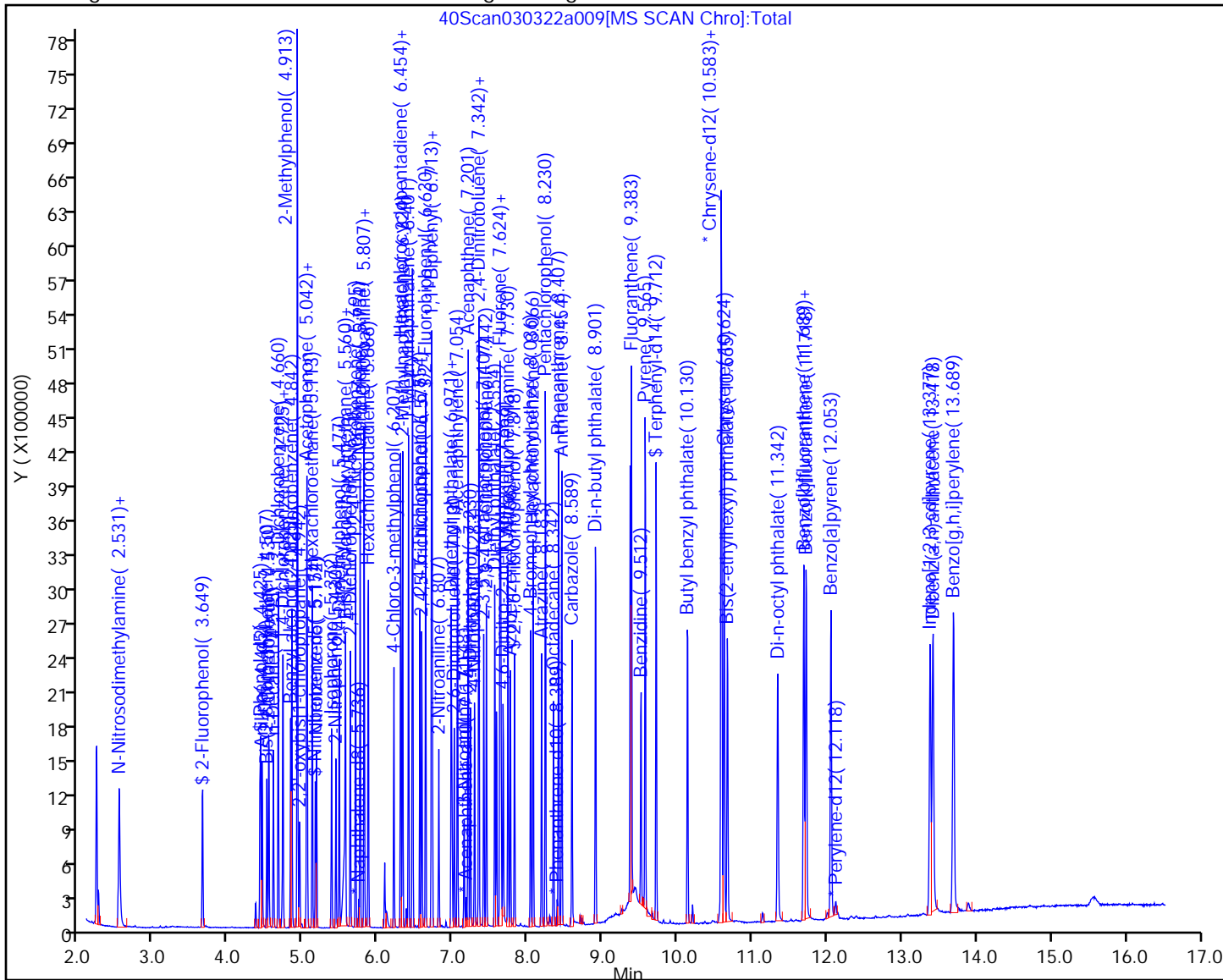
Injection Vol: 1.0 ul

Dil. Factor: 1.0000

Method: 8270TAC040

Limit Group: 8270D BNA QSM 5.0

Y Scaling: Method Defined: Scale to the Nth Largest Target: 1



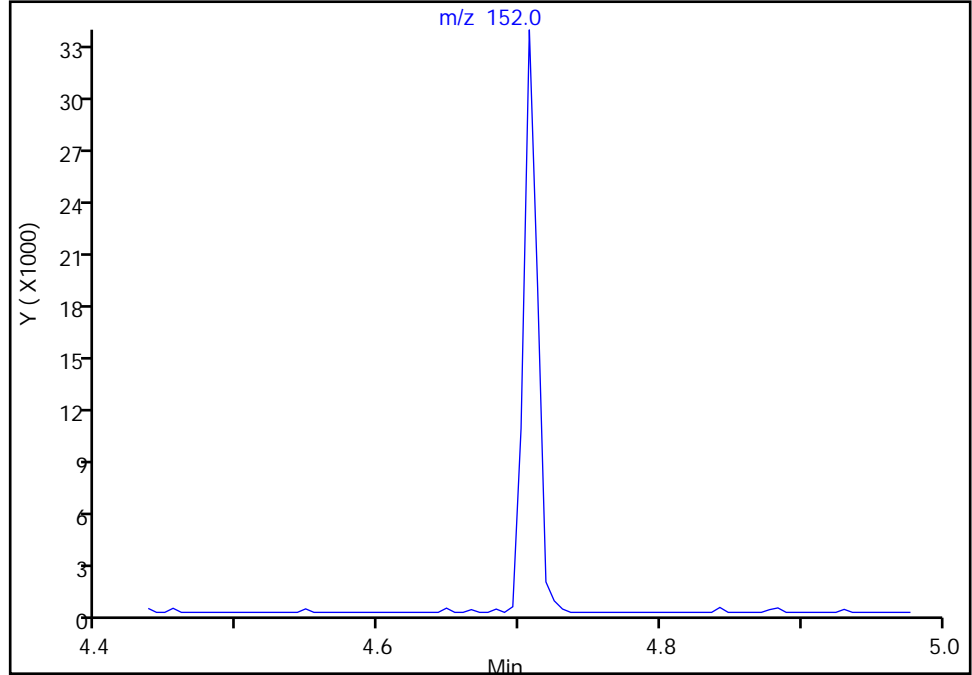
Eurofins Seattle

Data File: \\chromfs\Seattle\ChromData\TAC040\20220303-81577.b\40Scan030322a009.D
Injection Date: 03-Mar-2022 18:16:30 Instrument ID: TAC040
Lims ID: STD8
Client ID:
Operator ID: tl ALS Bottle#: 6 Worklist Smp#: 6
Injection Vol: 1.0 ul Dil. Factor: 1.0000
Method: 8270TAC040 Limit Group: 8270D BNA QSM 5.0
Column: Detector MS SCAN

* 1,1,4-Dichlorobenzene-d4, CAS: 3855-82-1
Signal: 1

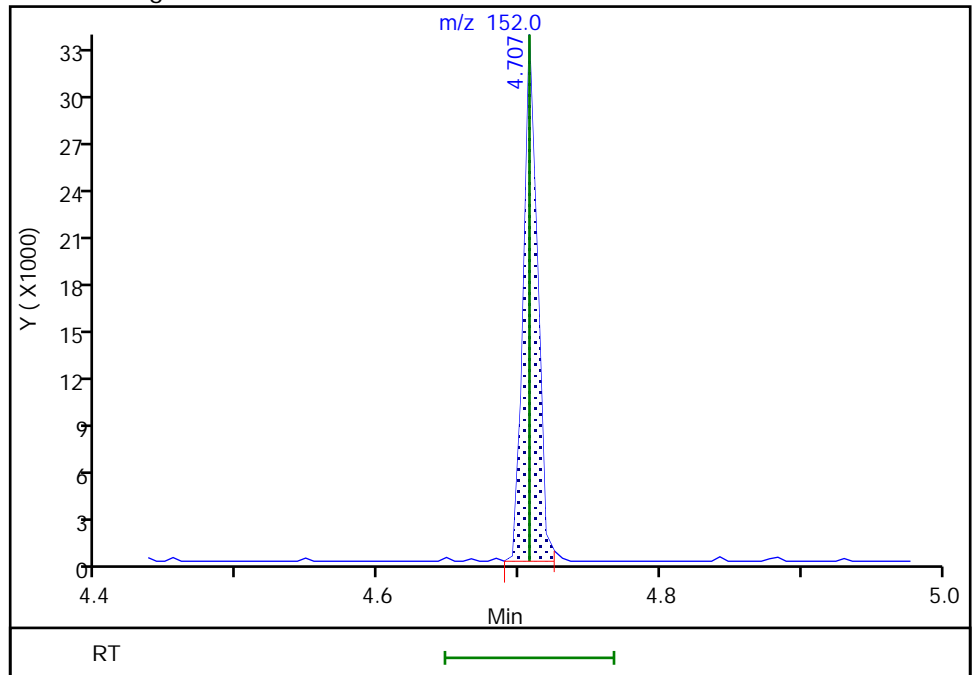
Not Detected
Expected RT: 4.71

Processing Integration Results



RT: 4.71
Area: 23285
Amount: 100.0000
Amount Units: ug/L

Manual Integration Results



Reviewer: limmere, 08-Mar-2022 10:40:53
Audit Action: Assigned Compound ID

Audit Reason: Peak assignment corrected

Eurofins Seattle

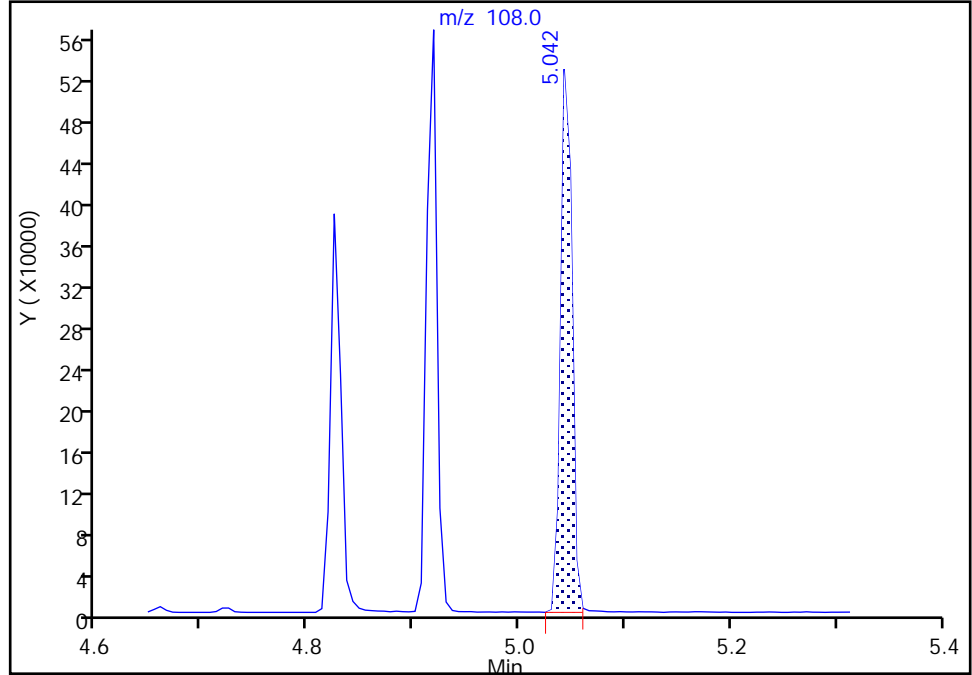
Data File: \\chromfs\Seattle\ChromData\TAC040\20220303-81577.b\40Scan030322a009.D
Injection Date: 03-Mar-2022 18:16:30 Instrument ID: TAC040
Lims ID: STD8
Client ID:
Operator ID: tl ALS Bottle#: 6 Worklist Smp#: 6
Injection Vol: 1.0 ul Dil. Factor: 1.0000
Method: 8270TAC040 Limit Group: 8270D BNA QSM 5.0
Column: Detector MS SCAN

28 2-Methylphenol, CAS: 95-48-7

Signal: 1

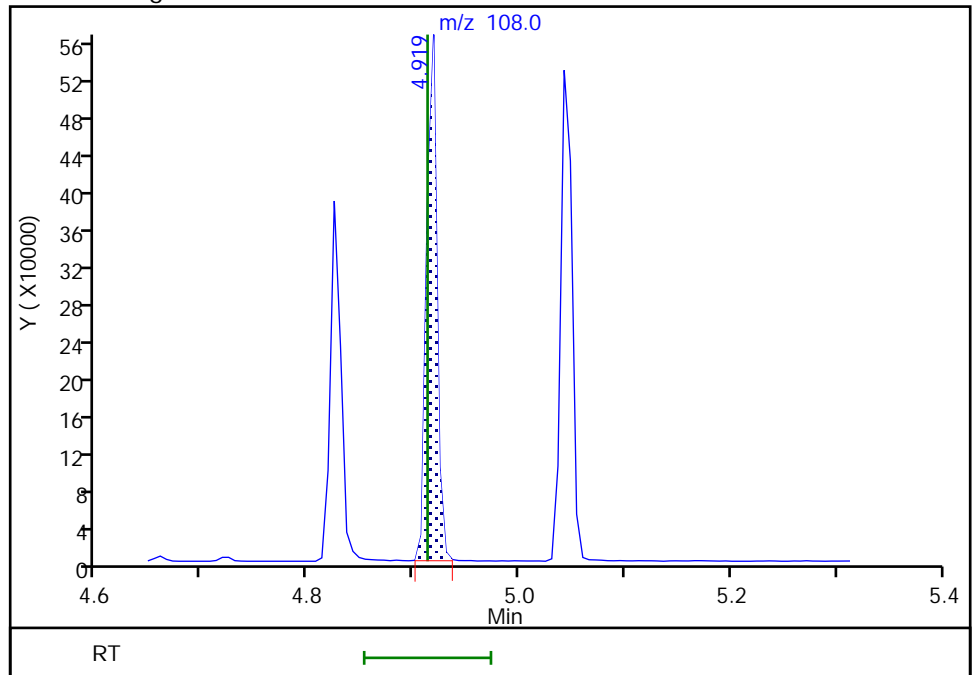
RT: 5.04
Area: 391947
Amount: 2075.9745
Amount Units: ug/L

Processing Integration Results



RT: 4.92
Area: 384396
Amount: 2001.8255
Amount Units: ug/L

Manual Integration Results



Reviewer: limmere, 08-Mar-2022 13:53:26
Audit Action: Assigned Compound ID

Audit Reason: Peak assignment corrected

Eurofins Seattle

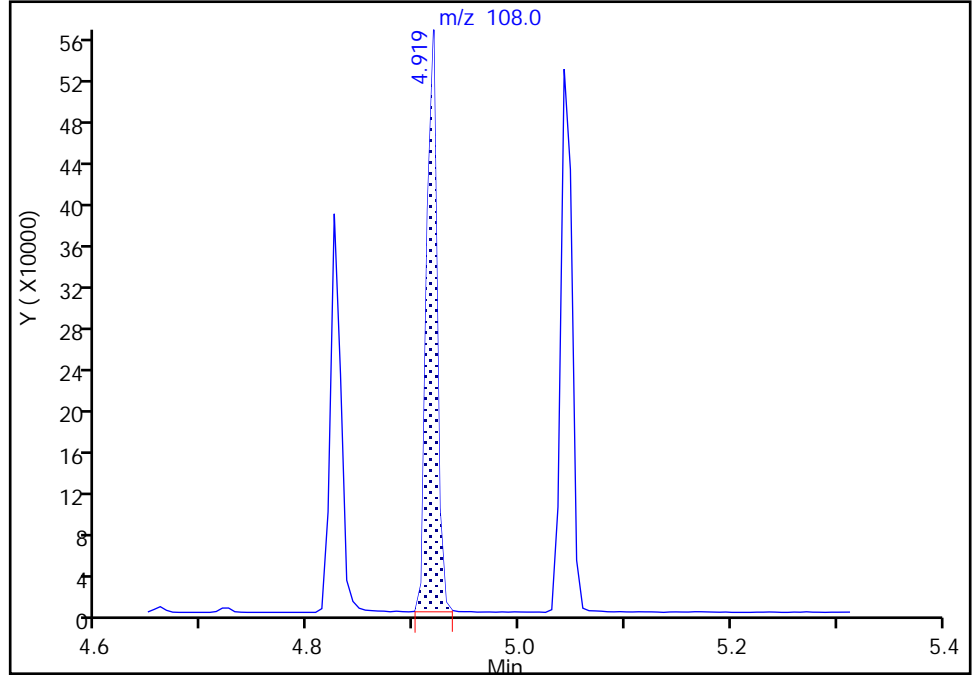
Data File: \\chromfs\Seattle\ChromData\TAC040\20220303-81577.b\40Scan030322a009.D
Injection Date: 03-Mar-2022 18:16:30 Instrument ID: TAC040
Lims ID: STD8
Client ID:
Operator ID: tl ALS Bottle#: 6 Worklist Smp#: 6
Injection Vol: 1.0 ul Dil. Factor: 1.0000
Method: 8270TAC040 Limit Group: 8270D BNA QSM 5.0
Column: Detector MS SCAN

32 3 & 4 Methylphenol, CAS: 15831-10-4

Signal: 1

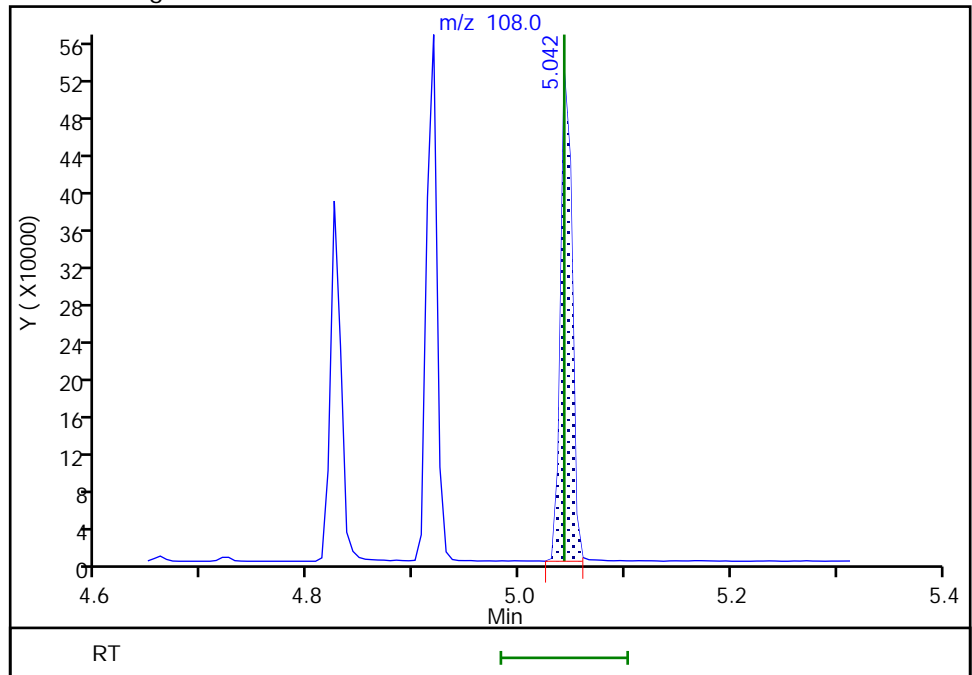
RT: 4.92
Area: 384396
Amount: 2000.8142
Amount Units: ug/L

Processing Integration Results



RT: 5.04
Area: 391947
Amount: 2064.2344
Amount Units: ug/L

Manual Integration Results



Reviewer: limmere, 08-Mar-2022 13:42:13
Audit Action: Assigned Compound ID

Audit Reason: Peak assignment corrected

Eurofins Seattle

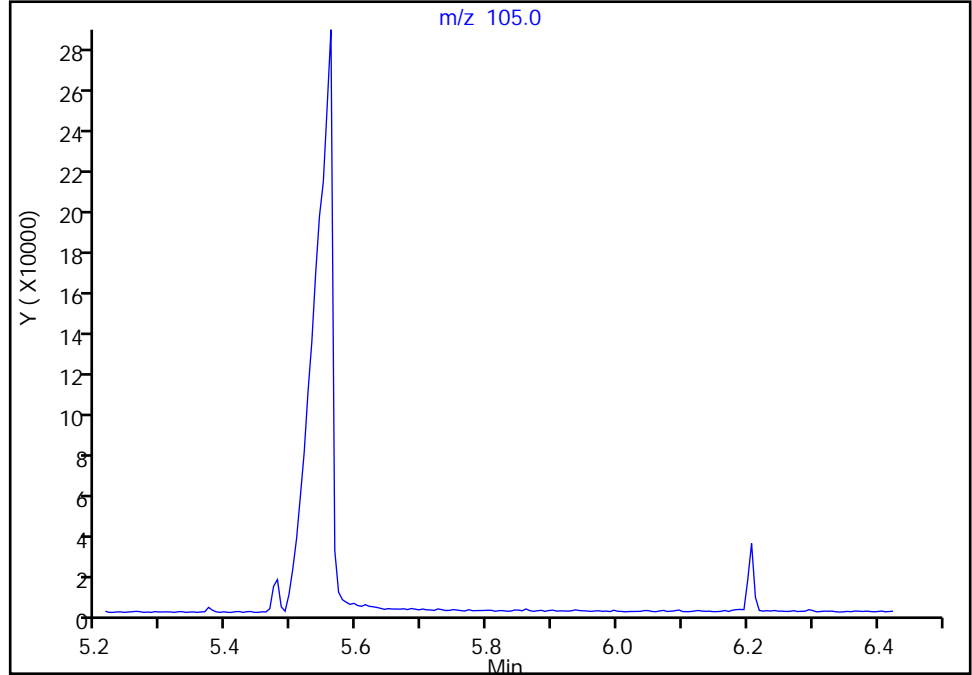
Data File: \\chromfs\Seattle\ChromData\TAC040\20220303-81577.b\40Scan030322a009.D
Injection Date: 03-Mar-2022 18:16:30 Instrument ID: TAC040
Lims ID: STD8
Client ID:
Operator ID: tl ALS Bottle#: 6 Worklist Smp#: 6
Injection Vol: 1.0 ul Dil. Factor: 1.0000
Method: 8270TAC040 Limit Group: 8270D BNA QSM 5.0
Column: Detector MS SCAN

36 Benzoic acid, CAS: 65-85-0

Signal: 1

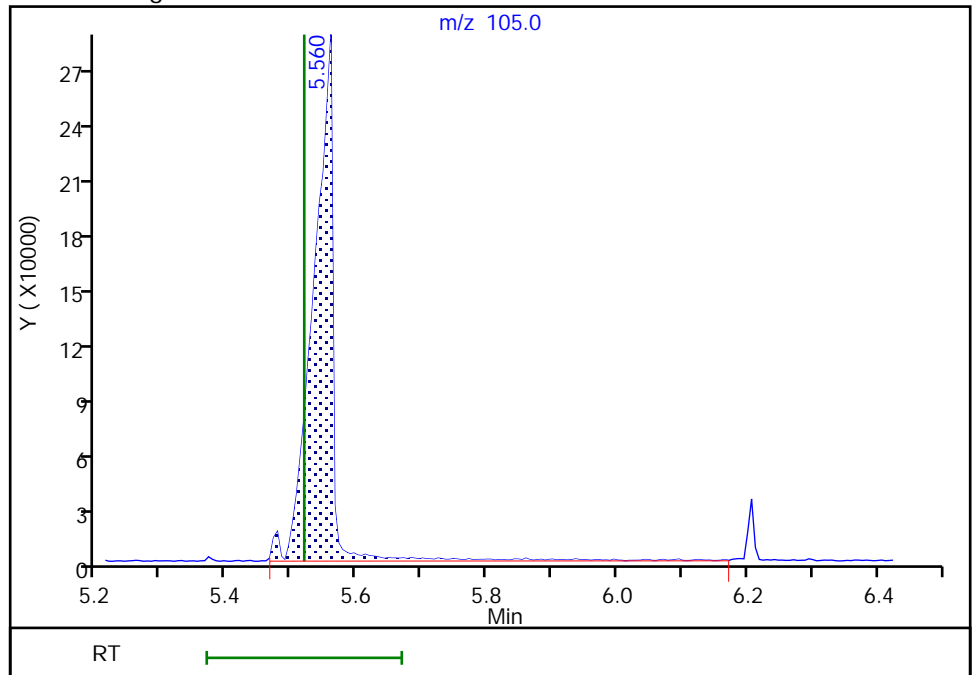
Not Detected
Expected RT: 5.52

Processing Integration Results



RT: 5.56
Area: 596287
Amount: 4378.2077
Amount Units: ug/L

Manual Integration Results



Reviewer: limmere, 08-Mar-2022 10:41:16
Audit Action: Assigned Compound ID

Audit Reason: Peak assignment corrected

Eurofins Seattle

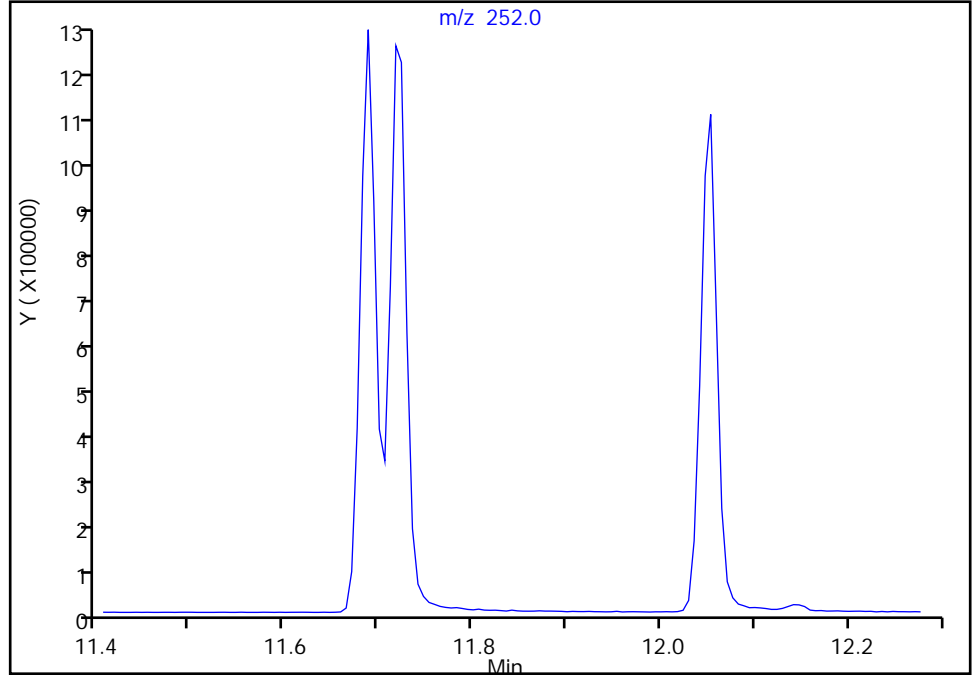
Data File: \\chromfs\Seattle\ChromData\TAC040\20220303-81577.b\40Scan030322a009.D
Injection Date: 03-Mar-2022 18:16:30 Instrument ID: TAC040
Lims ID: STD8
Client ID:
Operator ID: tl ALS Bottle#: 6 Worklist Smp#: 6
Injection Vol: 1.0 ul Dil. Factor: 1.0000
Method: 8270TAC040 Limit Group: 8270D BNA QSM 5.0
Column: Detector MS SCAN

95 Benzofluoranthene, CAS: 56832-73-6

Signal: 1

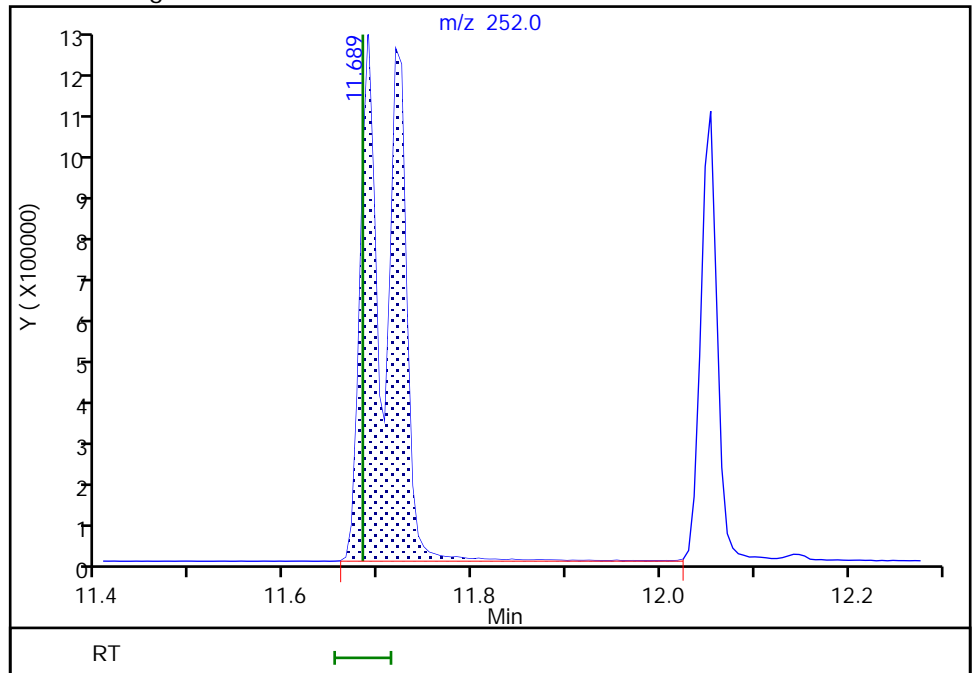
Not Detected
Expected RT: 11.68

Processing Integration Results



RT: 11.69
Area: 2911437
Amount: 4018.5291
Amount Units: ug/L

Manual Integration Results



Eurofins Seattle
Target Compound Quantitation Report

Data File: \\chromfs\Seattle\ChromData\TAC040\20220303-81577.b\40Scan030322a010.D
 Lims ID: STD7IS
 Client ID:
 Sample Type: ICIS Calib Level: 7
 Inject. Date: 03-Mar-2022 18:40:30 ALS Bottle#: 7 Worklist Smp#: 7
 Injection Vol: 1.0 ul Dil. Factor: 1.0000
 Sample Info: 7
 Operator ID: tl Instrument ID: TAC040
 Sublist: chrom-8270TAC040*sub20
 Method: \\chromfs\Seattle\ChromData\TAC040\20220303-81577.b\8270TAC040.m
 Limit Group: 8270D BNA QSM 5.0
 Last Update: 08-Mar-2022 14:31:13 Calib Date: 03-Mar-2022 20:58:30
 Integrator: RTE ID Type: RT Order ID
 Quant Method: Internal Standard Quant By: Initial Calibration
 Last ICal File: \\chromfs\Seattle\ChromData\TAC040\20220303-81577.b\40Scan030322a016.D
 Column 1 : Det: MS SCAN
 Process Host: CTX1601

First Level Reviewer: limmere

Date: 04-Mar-2022 11:38:01

Compound	Sig	RT (min.)	Adj RT (min.)	Dlt RT (min.)	Q	Response	Cal Amt ug/L	OnCol Amt ug/L	Flags
* 1 1,4-Dichlorobenzene-d4	152	4.707	4.707	0.000	87	25668	100.0	100.0	
* 2 Naphthalene-d8	136	5.736	5.736	0.000	96	90230	100.0	100.0	
* 3 Acenaphthene-d10	164	7.171	7.171	0.000	60	46704	100.0	100.0	
* 4 Phenanthrene-d10	188	8.389	8.389	0.000	94	78506	100.0	100.0	
* 5 Chrysene-d12	240	10.595	10.595	0.000	55	63107	100.0	100.0	
* 6 Perylene-d12	264	12.112	12.112	0.000	94	65242	100.0	100.0	
\$ 7 2-Fluorophenol	112	3.649	3.649	0.000	79	238372	1000.0	984.6	
\$ 8 Phenol-d5	99	4.413	4.413	0.000	98	257264	1000.0	1007.4	
\$ 9 Nitrobenzene-d5	82	5.154	5.154	0.000	81	170055	1000.0	981.1	
\$ 10 2-Fluorobiphenyl	172	6.630	6.630	0.000	99	585365	1000.0	981.2	
\$ 11 2,4,6-Tribromophenol	330	7.819	7.819	0.000	86	137199	1000.0	932.6	
\$ 12 Terphenyl-d14	244	9.713	9.713	0.000	99	534025	1000.0	933.7	
15 N-Nitrosodimethylamine	74	2.520	2.520	0.000	90	79398	1000.0	1004.7	
16 Pyridine	79	2.536	2.536	0.000	94	305212	2000.0	2069.1	
18 Phenol	94	4.425	4.425	0.000	92	231983	1000.0	954.5	
17 Aniline	93	4.442	4.442	0.000	25	264809	1000.0	1022.0	a
19 Bis(2-chloroethyl)ether	93	4.507	4.507	0.000	95	179404	1000.0	961.5	
20 2-Chlorophenol	128	4.530	4.530	0.000	54	294753	1000.0	991.7	
21 n-Decane	57	4.595	4.595	0.000	93	117355	1000.0	953.6	
22 1,3-Dichlorobenzene	146	4.660	4.660	0.000	93	344301	1000.0	957.3	
23 1,4-Dichlorobenzene	146	4.719	4.719	0.000	97	344950	1000.0	951.7	
27 Benzyl alcohol	79	4.825	4.825	0.000	95	121784	1000.0	978.3	
24 1,2-Dichlorobenzene	146	4.842	4.842	0.000	91	333124	1000.0	962.1	
28 2-Methylphenol	108	4.919	4.919	0.000	57	206717	1000.0	976.6	a
25 2,2'-oxybis[1-chloropropane]	45	4.942	4.942	0.000	52	174633	1000.0	1017.9	
29 Acetophenone	105	5.036	5.036	0.000	94	297142	1000.0	961.3	
32 3 & 4 Methylphenol	108	5.042	5.042	0.000	92	209159	1000.0	999.3	a
30 N-Nitrosodi-n-propylamine	70	5.048	5.048	0.000	79	86431	1000.0	1016.4	
31 Hexachloroethane	117	5.113	5.113	0.000	89	143644	1000.0	952.2	
33 Nitrobenzene	77	5.172	5.172	0.000	75	149978	1000.0	973.5	
34 Isophorone	82	5.372	5.372	0.000	97	278836	1000.0	934.2	

Compound	Sig	RT (min.)	Adj RT (min.)	Dlt RT (min.)	Q	Response	Cal Amt ug/L	OnCol Amt ug/L	Flags
35 2-Nitrophenol	139	5.430	5.430	0.000	77	160529	1000.0	1052.0	
37 2,4-Dimethylphenol	107	5.477	5.477	0.000	87	219844	1000.0	984.0	
36 Benzoic acid	105	5.536	5.536	0.000	18	264466	2000.0	1935.1	a
38 Bis(2-chloroethoxy)methane	93	5.560	5.560	0.000	85	223881	1000.0	964.6	
39 2,4-Dichlorophenol	162	5.625	5.625	0.000	82	239207	1000.0	969.3	
40 1,2,4-Trichlorobenzene	180	5.695	5.695	0.000	92	289350	1000.0	960.6	
41 Naphthalene	128	5.754	5.754	0.000	95	785988	1000.0	950.8	
42 2,6-Dichlorophenol	162	5.807	5.807	0.000	82	240836	1000.0	1006.2	
43 4-Chloroaniline	127	5.807	5.807	0.000	83	303148	1000.0	949.5	
44 Hexachlorobutadiene	225	5.866	5.866	0.000	91	174059	1000.0	979.9	
45 4-Chloro-3-methylphenol	107	6.207	6.207	0.000	82	170515	1000.0	1070.6	
46 2-Methylnaphthalene	142	6.324	6.324	0.000	84	515238	1000.0	995.4	
47 1-Methylnaphthalene	142	6.401	6.401	0.000	91	494860	1000.0	974.7	
48 Hexachlorocyclopentadiene	237	6.454	6.454	0.000	87	206497	1000.0	962.1	
49 1,2,4,5-Tetrachlorobenzene	216	6.460	6.460	0.000	91	297936	1000.0	981.1	
50 2,4,6-Trichlorophenol	196	6.554	6.554	0.000	84	178079	1000.0	979.2	
51 2,4,5-Trichlorophenol	196	6.577	6.577	0.000	86	190701	1000.0	1045.6	
52 1,1'-Biphenyl	154	6.707	6.707	0.000	94	624892	1000.0	993.5	
53 2-Chloronaphthalene	162	6.719	6.719	0.000	93	525800	1000.0	1006.7	
54 2-Nitroaniline	138	6.807	6.807	0.000	89	164574	1000.0	1002.5	
55 Dimethyl phthalate	163	6.972	6.972	0.000	97	552255	1000.0	997.1	
56 1,3-Dinitrobenzene	168	6.983	6.983	0.000	88	79249	1000.0	1012.8	
57 2,6-Dinitrotoluene	165	7.013	7.013	0.000	67	126448	1000.0	977.0	
58 Acenaphthylene	152	7.054	7.054	0.000	92	769319	1000.0	1018.5	
59 3-Nitroaniline	138	7.142	7.142	0.000	82	118203	1000.0	944.8	
60 Acenaphthene	153	7.201	7.201	0.000	92	513241	1000.0	994.7	
69 2,4-Dinitrophenol	184	7.230	7.230	0.000	60	140646	2000.0	1865.6	a
63 4-Nitrophenol	109	7.283	7.283	0.000	69	109225	2000.0	1958.7	
62 2,4-Dinitrotoluene	165	7.336	7.336	0.000	76	160103	1000.0	987.6	
61 Dibenzofuran	168	7.342	7.342	0.000	90	700966	1000.0	1018.1	
64 2,3,5,6-Tetrachlorophenol	232	7.407	7.407	0.000	90	152734	1000.0	1043.0	
65 2,3,4,6-Tetrachlorophenol	232	7.442	7.442	0.000	68	163490	1000.0	1030.9	
66 Diethyl phthalate	149	7.554	7.554	0.000	96	572350	1000.0	980.7	
67 Fluorene	166	7.624	7.624	0.000	91	557379	1000.0	1018.9	
68 4-Chlorophenyl phenyl ether	204	7.636	7.636	0.000	84	257597	1000.0	979.2	
70 4-Nitroaniline	138	7.642	7.642	0.000	60	88443	1000.0	1200.8	
73 4,6-Dinitro-2-methylphenol	198	7.666	7.666	0.000	85	170904	2000.0	2019.0	
71 N-Nitrosodiphenylamine	169	7.730	7.730	0.000	61	360553	1000.0	965.1	
72 Azobenzene	77	7.766	7.766	0.000	88	310417	1000.0	955.5	
74 4-Bromophenyl phenyl ether	248	8.036	8.036	0.000	49	168322	1000.0	924.6	
75 Hexachlorobenzene	284	8.071	8.071	0.000	88	245806	1000.0	946.7	
76 Atrazine	200	8.183	8.183	0.000	93	134097	1000.0	1003.4	
77 Pentachlorophenol	266	8.230	8.230	0.000	90	257967	2000.0	1944.3	
78 n-Octadecane	43	8.342	8.342	0.000	96	118913	1000.0	927.9	
79 Phenanthrene	178	8.407	8.407	0.000	96	767742	1000.0	952.8	
80 Anthracene	178	8.448	8.448	0.000	96	758128	1000.0	974.9	
81 Carbazole	167	8.589	8.589	0.000	81	539776	1000.0	998.1	
83 Di-n-butyl phthalate	149	8.901	8.901	0.000	98	1003157	1000.0	1014.7	
84 Fluoranthene	202	9.383	9.383	0.000	96	809649	1000.0	1009.8	
85 Benzidine	184	9.507	9.507	0.000	98	339022	2000.0	2047.9	
86 Pyrene	202	9.565	9.565	0.000	98	840429	1000.0	1017.8	
87 Butyl benzyl phthalate	149	10.130	10.130	0.000	88	394758	1000.0	1070.5	

Compound	Sig	RT (min.)	Adj RT (min.)	Dlt RT (min.)	Q	Response	Cal Amt ug/L	OnCol Amt ug/L	Flags
91 3,3'-Dichlorobenzidine	252	10.583	10.583	0.000	63	454526	2000.0	2011.2	
89 Benzo[a]anthracene	228	10.589	10.589	0.000	99	728409	1000.0	1011.9	
90 Chrysene	228	10.618	10.618	0.000	94	719991	1000.0	947.1	
92 Bis(2-ethylhexyl) phthalate	149	10.665	10.665	0.000	87	552782	1000.0	1069.3	
93 Di-n-octyl phthalate	149	11.336	11.336	0.000	96	888470	1000.0	984.4	
94 Benzo[b]fluoranthene	252	11.689	11.689	0.000	93	719997	1000.0	990.6	
95 Benzofluoranthene	252	11.718	11.718	0.000	99	1498879	2000.0	2025.0	
96 Benzo[k]fluoranthene	252	11.718	11.718	0.000	97	806750	1000.0	1039.1	
97 Benzo[a]pyrene	252	12.048	12.048	0.000	78	649394	1000.0	998.7	
98 Indeno[1,2,3-cd]pyrene	276	13.377	13.377	0.000	95	683781	1000.0	1064.5	
99 Dibenz(a,h)anthracene	278	13.412	13.412	0.000	7	697062	1000.0	984.7	
100 Benzo[g,h,i]perylene	276	13.683	13.683	0.000	91	791962	1000.0	1006.0	

QC Flag Legend

Processing Flags

Review Flags

a - User Assigned ID

Reagents:

ccv_8270_1000_00057

Amount Added: 1.00

Units: mL

Eurofins Seattle

Data File: \\chromfs\Seattle\ChromData\TAC040\20220303-81577.b\40Scan030322a010.D

Injection Date: 03-Mar-2022 18:40:30

Instrument ID: TAC040

Lims ID: STD7IS

Client ID:

Operator ID: tl

ALS Bottle#: 7

Worklist Smp#: 7

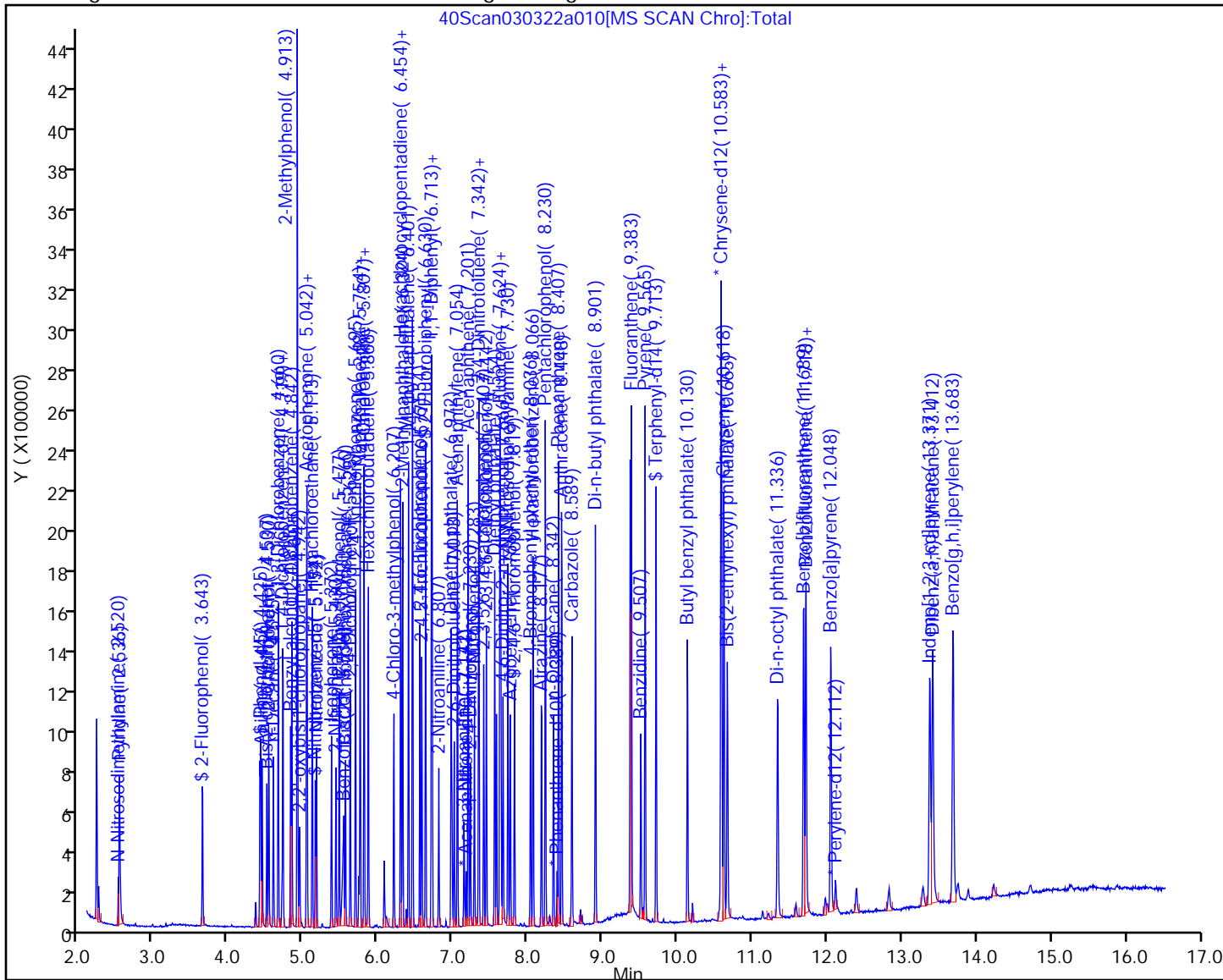
Injection Vol: 1.0 ul

Dil. Factor: 1.0000

Method: 8270TAC040

Limit Group: 8270D BNA QSM 5.0

Y Scaling: Method Defined: Scale to the Nth Largest Target: 1



Eurofins Seattle

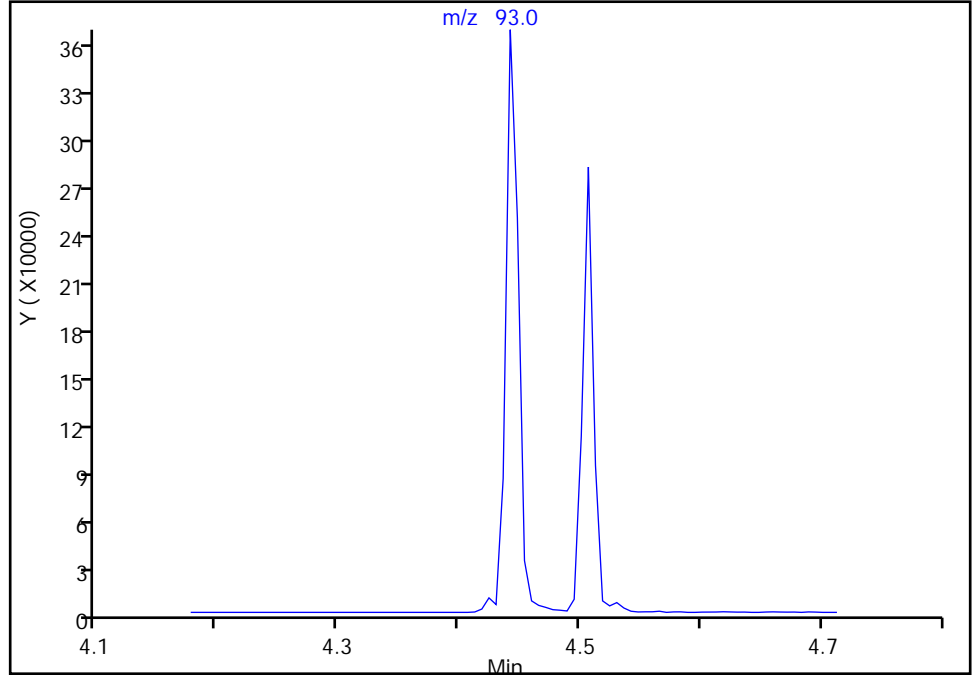
Data File: \\chromfs\Seattle\ChromData\TAC040\20220303-81577.b\40Scan030322a010.D
Injection Date: 03-Mar-2022 18:40:30 Instrument ID: TAC040
Lims ID: STD7IS
Client ID:
Operator ID: tl ALS Bottle#: 7 Worklist Smp#: 7
Injection Vol: 1.0 ul Dil. Factor: 1.0000
Method: 8270TAC040 Limit Group: 8270D BNA QSM 5.0
Column: Detector MS SCAN

17 Aniline, CAS: 62-53-3

Signal: 1

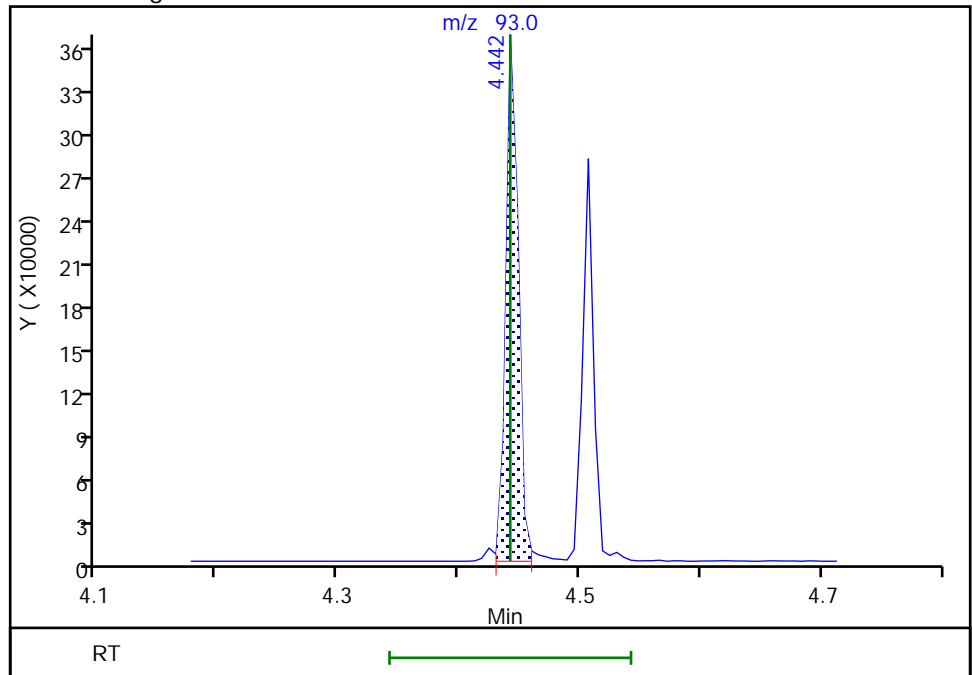
Not Detected
Expected RT: 4.44

Processing Integration Results



RT: 4.44
Area: 264809
Amount: 1021.9806
Amount Units: ug/L

Manual Integration Results



Reviewer: limmere, 08-Mar-2022 10:42:23
Audit Action: Assigned Compound ID

Audit Reason: Peak assignment corrected

Eurofins Seattle

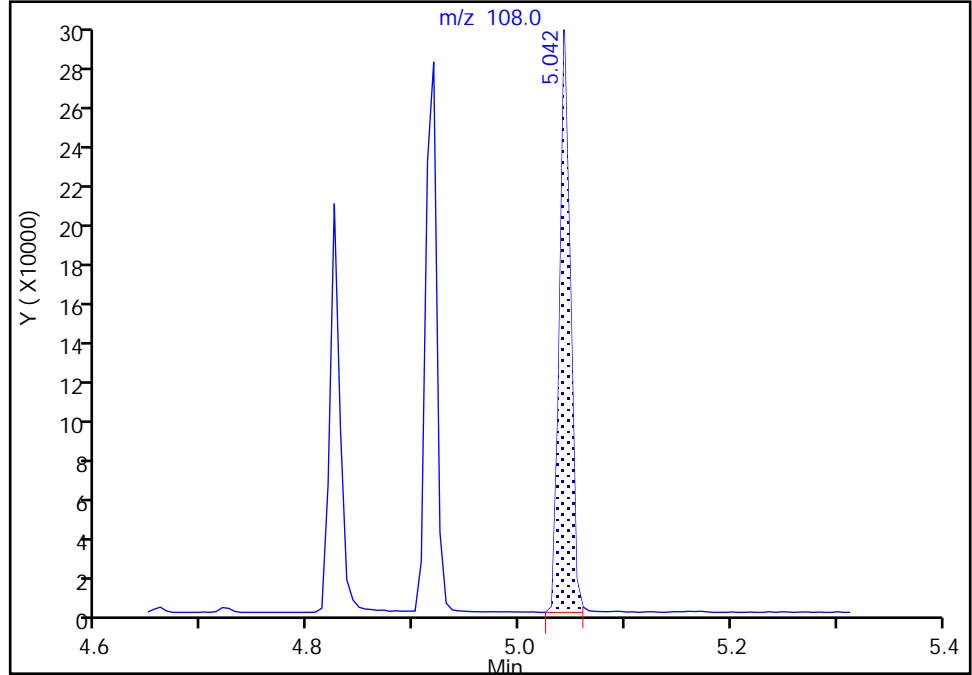
Data File: \\chromfs\Seattle\ChromData\TAC040\20220303-81577.b\40Scan030322a010.D
Injection Date: 03-Mar-2022 18:40:30 Instrument ID: TAC040
Lims ID: STD7IS
Client ID:
Operator ID: tl ALS Bottle#: 7 Worklist Smp#: 7
Injection Vol: 1.0 ul Dil. Factor: 1.0000
Method: 8270TAC040 Limit Group: 8270D BNA QSM 5.0
Column: Detector MS SCAN

28 2-Methylphenol, CAS: 95-48-7

Signal: 1

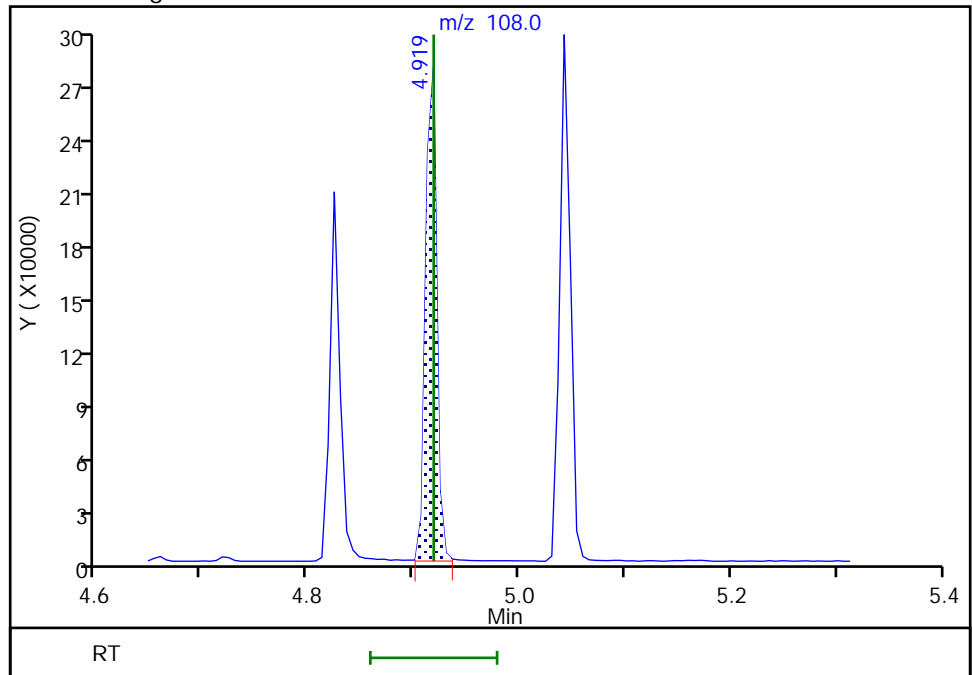
RT: 5.04
Area: 209159
Amount: 1006.5939
Amount Units: ug/L

Processing Integration Results



RT: 4.92
Area: 206717
Amount: 976.5799
Amount Units: ug/L

Manual Integration Results



Reviewer: limmere, 08-Mar-2022 13:54:45
Audit Action: Assigned Compound ID

Audit Reason: Peak assignment corrected

Eurofins Seattle

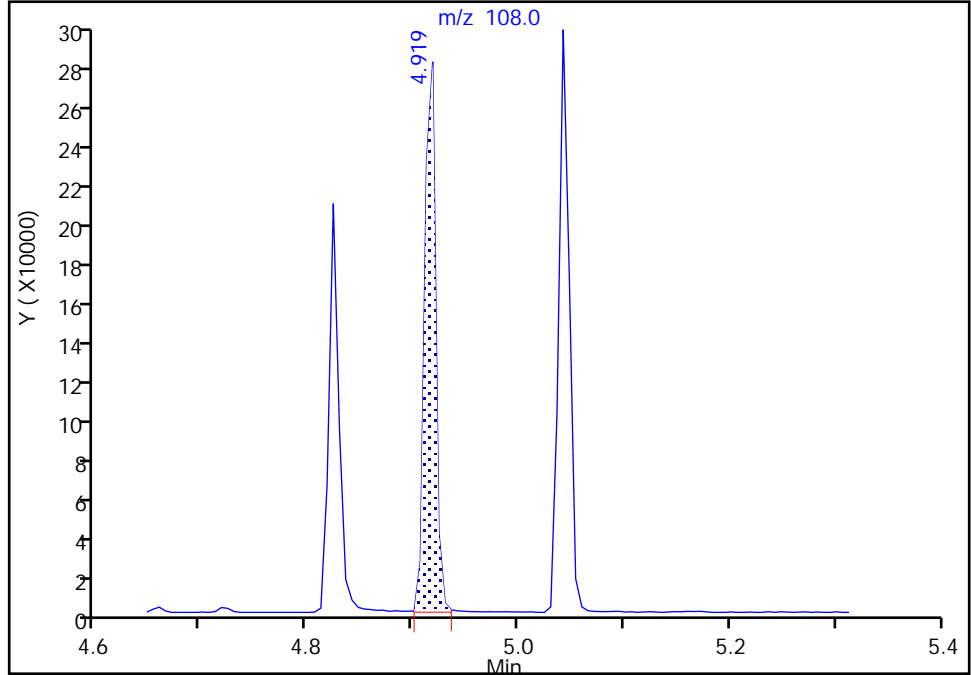
Data File: \\chromfs\Seattle\ChromData\TAC040\20220303-81577.b\40Scan030322a010.D
Injection Date: 03-Mar-2022 18:40:30 Instrument ID: TAC040
Lims ID: STD7IS
Client ID:
Operator ID: tl ALS Bottle#: 7 Worklist Smp#: 7
Injection Vol: 1.0 ul Dil. Factor: 1.0000
Method: 8270TAC040 Limit Group: 8270D BNA QSM 5.0
Column: Detector MS SCAN

32 3 & 4 Methylphenol, CAS: 15831-10-4

Signal: 1

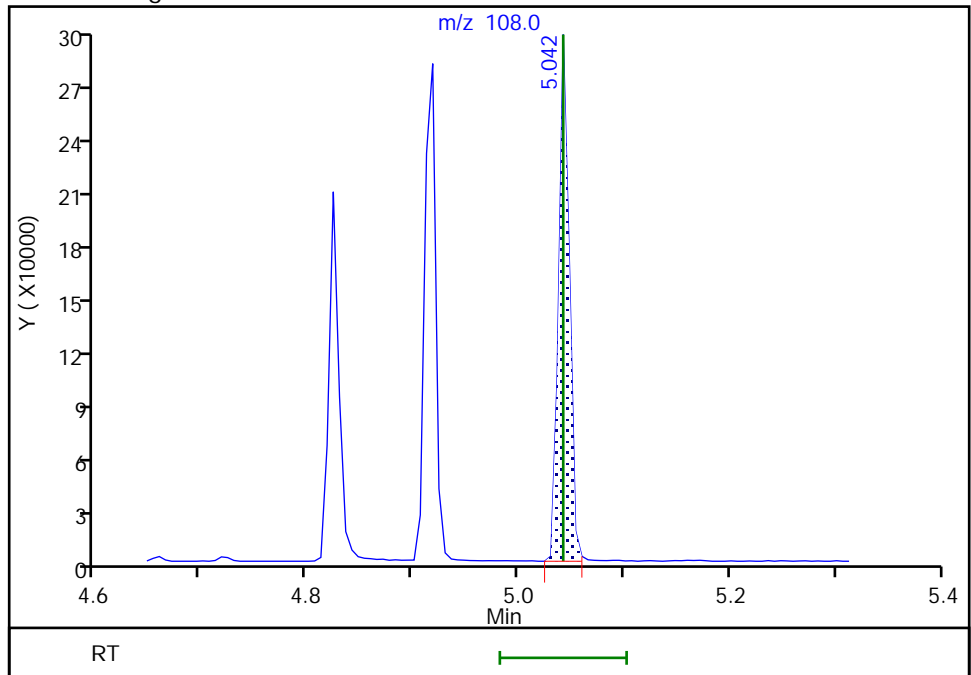
RT: 4.92
Area: 206717
Amount: 974.1721
Amount Units: ug/L

Processing Integration Results



RT: 5.04
Area: 209159
Amount: 999.2920
Amount Units: ug/L

Manual Integration Results



Reviewer: limmere, 08-Mar-2022 13:54:30
Audit Action: Assigned Compound ID

Audit Reason: Peak assignment corrected

Eurofins Seattle

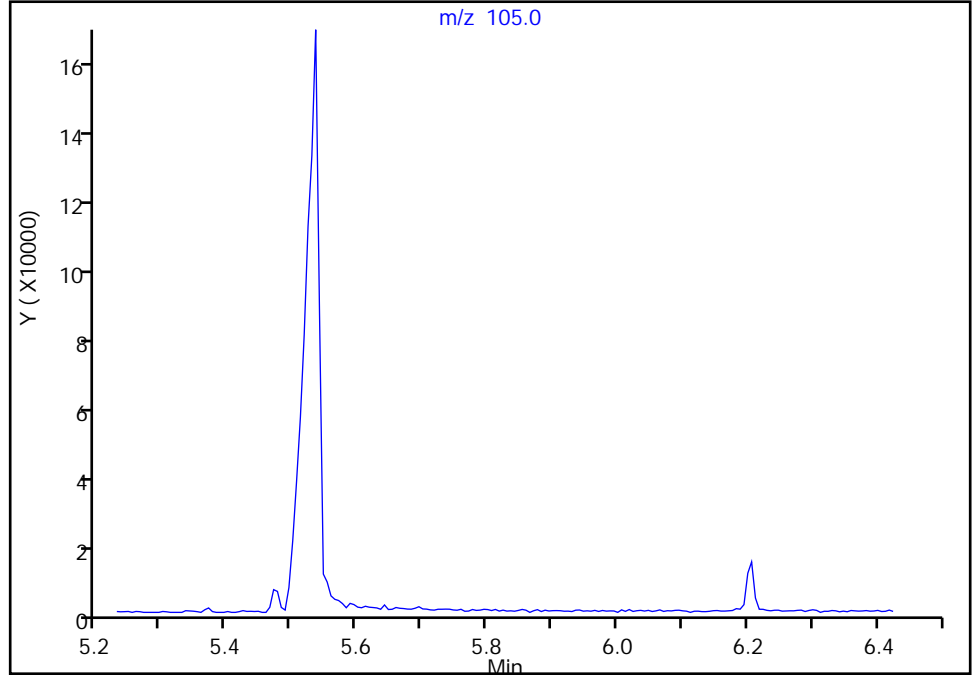
Data File: \\chromfs\Seattle\ChromData\TAC040\20220303-81577.b\40Scan030322a010.D
Injection Date: 03-Mar-2022 18:40:30 Instrument ID: TAC040
Lims ID: STD7IS
Client ID:
Operator ID: tl ALS Bottle#: 7 Worklist Smp#: 7
Injection Vol: 1.0 ul Dil. Factor: 1.0000
Method: 8270TAC040 Limit Group: 8270D BNA QSM 5.0
Column: Detector MS SCAN

36 Benzoic acid, CAS: 65-85-0

Signal: 1

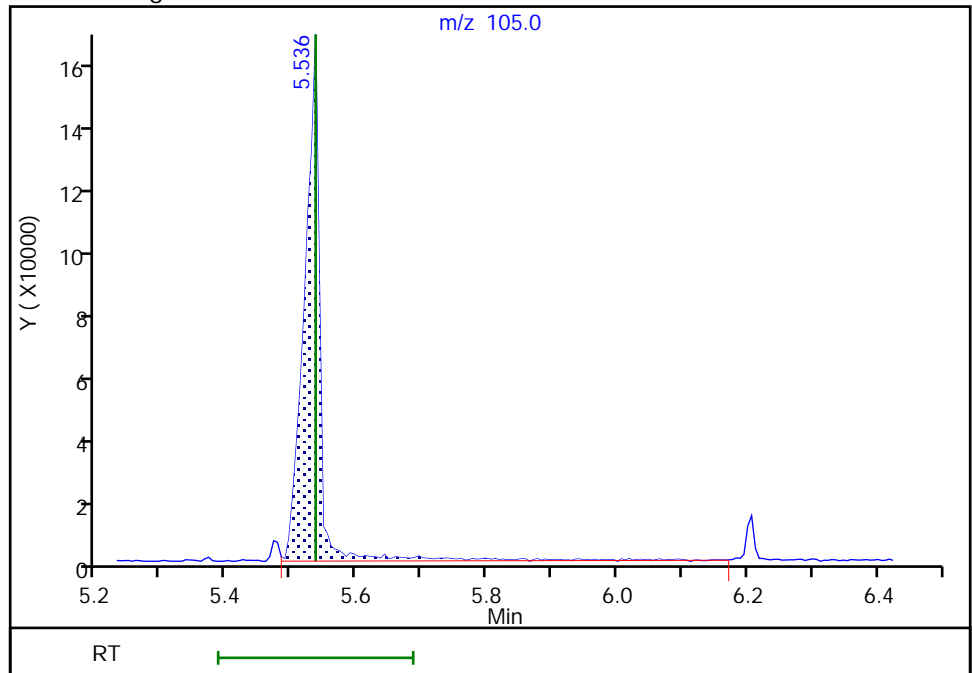
Not Detected
Expected RT: 5.54

Processing Integration Results



RT: 5.54
Area: 264466
Amount: 1935.0814
Amount Units: ug/L

Manual Integration Results



Reviewer: limmere, 08-Mar-2022 10:42:33
Audit Action: Assigned Compound ID

Audit Reason: Peak assignment corrected

Eurofins Seattle

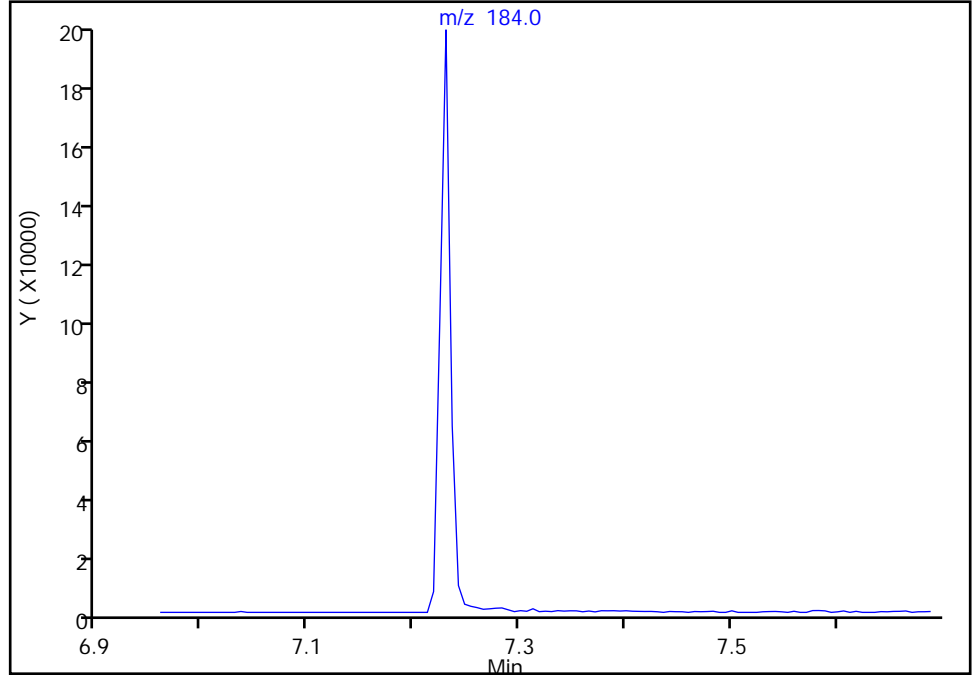
Data File: \\chromfs\Seattle\ChromData\TAC040\20220303-81577.b\40Scan030322a010.D
Injection Date: 03-Mar-2022 18:40:30 Instrument ID: TAC040
Lims ID: STD7IS
Client ID:
Operator ID: tl ALS Bottle#: 7 Worklist Smp#: 7
Injection Vol: 1.0 ul Dil. Factor: 1.0000
Method: 8270TAC040 Limit Group: 8270D BNA QSM 5.0
Column: Detector MS SCAN

69 2,4-Dinitrophenol, CAS: 51-28-5

Signal: 1

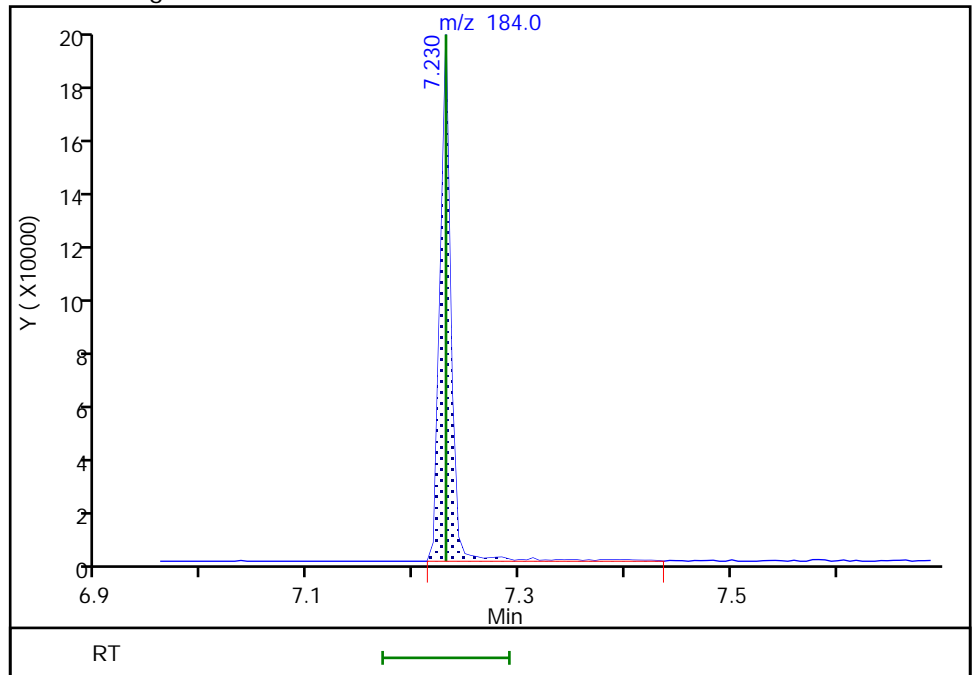
Not Detected
Expected RT: 7.23

Processing Integration Results



RT: 7.23
Area: 140646
Amount: 1865.6041
Amount Units: ug/L

Manual Integration Results



Reviewer: limmere, 08-Mar-2022 10:42:46
Audit Action: Assigned Compound ID

Audit Reason: Peak assignment corrected

Eurofins Seattle
Target Compound Quantitation Report

Data File: \\chromfs\Seattle\ChromData\TAC040\20220303-81577.b\40Scan030322a011.D
 Lims ID: STD6
 Client ID:
 Sample Type: IC Calib Level: 6
 Inject. Date: 03-Mar-2022 19:03:30 ALS Bottle#: 8 Worklist Smp#: 8
 Injection Vol: 1.0 ul Dil. Factor: 1.0000
 Sample Info: 6
 Operator ID: tl Instrument ID: TAC040
 Sublist: chrom-8270TAC040*sub20
 Method: \\chromfs\Seattle\ChromData\TAC040\20220303-81577.b\8270TAC040.m
 Limit Group: 8270D BNA QSM 5.0
 Last Update: 08-Mar-2022 14:31:18 Calib Date: 03-Mar-2022 20:58:30
 Integrator: RTE ID Type: RT Order ID
 Quant Method: Internal Standard Quant By: Initial Calibration
 Last ICal File: \\chromfs\Seattle\ChromData\TAC040\20220303-81577.b\40Scan030322a016.D
 Column 1 : Det: MS SCAN
 Process Host: CTX1601

First Level Reviewer: limmere

Date: 04-Mar-2022 11:44:55

Compound	Sig	RT (min.)	Adj RT (min.)	Dlt RT (min.)	Q	Response	Cal Amt ug/L	OnCol Amt ug/L	Flags
* 1 1,4-Dichlorobenzene-d4	152	4.707	4.707	0.000	86	24028	100.0	100.0	
* 2 Naphthalene-d8	136	5.736	5.736	0.000	97	84987	100.0	100.0	
* 3 Acenaphthene-d10	164	7.172	7.172	0.000	73	45225	100.0	100.0	
* 4 Phenanthrene-d10	188	8.389	8.389	0.000	95	71154	100.0	100.0	
* 5 Chrysene-d12	240	10.595	10.595	0.000	78	58382	100.0	100.0	
* 6 Perylene-d12	264	12.112	12.112	0.000	93	61159	100.0	100.0	
\$ 7 2-Fluorophenol	112	3.649	3.649	0.000	78	117294	500.0	517.6	
\$ 8 Phenol-d5	99	4.413	4.413	0.000	97	123945	500.0	518.5	
\$ 9 Nitrobenzene-d5	82	5.154	5.154	0.000	81	80987	500.0	496.1	
\$ 10 2-Fluorobiphenyl	172	6.630	6.630	0.000	98	286712	500.0	496.3	
\$ 11 2,4,6-Tribromophenol	330	7.819	7.819	0.000	85	64452	500.0	492.5	
\$ 12 Terphenyl-d14	244	9.713	9.713	0.000	99	246747	500.0	479.4	
15 N-Nitrosodimethylamine	74	2.525	2.525	0.000	92	39020	500.0	527.5	
16 Pyridine	79	2.536	2.536	0.000	96	144789	1000.0	1048.6	
18 Phenol	94	4.425	4.425	0.000	92	115405	500.0	507.2	
17 Aniline	93	4.442	4.442	0.000	8	128365	500.0	535.7	a
19 Bis(2-chloroethyl)ether	93	4.507	4.507	0.000	90	90004	500.0	515.3	
20 2-Chlorophenol	128	4.531	4.531	0.000	54	146212	500.0	525.5	
21 n-Decane	57	4.595	4.595	0.000	91	59361	500.0	514.0	
22 1,3-Dichlorobenzene	146	4.660	4.660	0.000	94	170389	500.0	506.0	
23 1,4-Dichlorobenzene	146	4.719	4.719	0.000	97	171590	500.0	505.2	
27 Benzyl alcohol	79	4.825	4.825	0.000	93	58811	500.0	504.7	
24 1,2-Dichlorobenzene	146	4.842	4.842	0.000	87	165734	500.0	511.3	
28 2-Methylphenol	108	4.913	4.913	0.000	50	100797	500.0	508.7	a
25 2,2'-oxybis[1-chloropropane]	45	4.942	4.942	0.000	50	85116	500.0	529.1	
29 Acetophenone	105	5.036	5.036	0.000	93	144477	500.0	499.3	
32 3 & 4 Methylphenol	108	5.042	5.042	0.000	92	101414	500.0	517.6	a
30 N-Nitrosodi-n-propylamine	70	5.042	5.042	0.000	64	43727	500.0	549.3	
31 Hexachloroethane	117	5.113	5.113	0.000	88	70995	500.0	502.9	
33 Nitrobenzene	77	5.172	5.172	0.000	73	74161	500.0	514.2	
34 Isophorone	82	5.372	5.372	0.000	96	133227	500.0	478.5	

Compound	Sig	RT (min.)	Adj RT (min.)	Dlt RT (min.)	Q	Response	Cal Amt ug/L	OnCol Amt ug/L	Flags
35 2-Nitrophenol	139	5.430	5.430	0.000	76	78057	500.0	546.4	
37 2,4-Dimethylphenol	107	5.472	5.472	0.000	88	102299	500.0	487.9	
36 Benzoic acid	105	5.519	5.519	0.000	25	106968	1000.0	931.4	a
38 Bis(2-chloroethoxy)methane	93	5.560	5.560	0.000	91	112114	500.0	516.0	
39 2,4-Dichlorophenol	162	5.619	5.619	0.000	85	116749	500.0	503.2	
40 1,2,4-Trichlorobenzene	180	5.695	5.695	0.000	90	141706	500.0	499.5	
41 Naphthalene	128	5.754	5.754	0.000	95	390802	500.0	501.9	
42 2,6-Dichlorophenol	162	5.807	5.807	0.000	87	117967	500.0	509.0	
43 4-Chloroaniline	127	5.807	5.807	0.000	82	134833	500.0	461.2	
44 Hexachlorobutadiene	225	5.860	5.860	0.000	94	83126	500.0	496.2	
45 4-Chloro-3-methylphenol	107	6.201	6.201	0.000	85	80636	500.0	522.8	
46 2-Methylnaphthalene	142	6.325	6.325	0.000	80	252475	500.0	517.9	
47 1-Methylnaphthalene	142	6.401	6.401	0.000	92	241491	500.0	505.0	
48 Hexachlorocyclopentadiene	237	6.454	6.454	0.000	77	98988	500.0	480.8	
49 1,2,4,5-Tetrachlorobenzene	216	6.454	6.454	0.000	92	146669	500.0	498.8	
50 2,4,6-Trichlorophenol	196	6.554	6.554	0.000	84	85192	500.0	488.1	
51 2,4,5-Trichlorophenol	196	6.577	6.577	0.000	94	90847	500.0	526.1	
52 1,1'-Biphenyl	154	6.707	6.707	0.000	93	304514	500.0	500.0	
53 2-Chloronaphthalene	162	6.719	6.719	0.000	92	258183	500.0	510.5	
54 2-Nitroaniline	138	6.807	6.807	0.000	79	76277	500.0	486.0	
55 Dimethyl phthalate	163	6.972	6.972	0.000	97	268156	500.0	499.5	
56 1,3-Dinitrobenzene	168	6.983	6.983	0.000	80	35170	500.0	497.9	
57 2,6-Dinitrotoluene	165	7.013	7.013	0.000	76	60475	500.0	492.6	
58 Acenaphthylene	152	7.054	7.054	0.000	92	366645	500.0	501.3	
59 3-Nitroaniline	138	7.142	7.142	0.000	79	53816	500.0	468.6	
60 Acenaphthene	153	7.201	7.201	0.000	91	249296	500.0	499.0	
69 2,4-Dinitrophenol	184	7.230	7.230	0.000	58	55811	1000.0	882.7	a
63 4-Nitrophenol	109	7.283	7.283	0.000	66	42840	1000.0	860.3	
62 2,4-Dinitrotoluene	165	7.336	7.336	0.000	69	73400	500.0	479.6	
61 Dibenzofuran	168	7.342	7.342	0.000	90	336177	500.0	504.3	
64 2,3,5,6-Tetrachlorophenol	232	7.407	7.407	0.000	87	69987	500.0	507.7	
65 2,3,4,6-Tetrachlorophenol	232	7.442	7.442	0.000	64	74263	500.0	496.2	
66 Diethyl phthalate	149	7.554	7.554	0.000	95	276870	500.0	489.9	
67 Fluorene	166	7.624	7.624	0.000	82	268653	500.0	507.2	
68 4-Chlorophenyl phenyl ether	204	7.636	7.636	0.000	84	121591	500.0	477.3	
70 4-Nitroaniline	138	7.642	7.642	0.000	64	36728	500.0	515.0	
73 4,6-Dinitro-2-methylphenol	198	7.666	7.666	0.000	82	73052	1000.0	1007.2	
71 N-Nitrosodiphenylamine	169	7.730	7.730	0.000	58	175764	500.0	519.1	
72 Azobenzene	77	7.760	7.760	0.000	94	152834	500.0	519.0	
74 4-Bromophenyl phenyl ether	248	8.036	8.036	0.000	50	81842	500.0	496.0	
75 Hexachlorobenzene	284	8.066	8.066	0.000	88	115384	500.0	490.2	
76 Atrazine	200	8.177	8.177	0.000	94	64517	500.0	500.1	
77 Pentachlorophenol	266	8.230	8.230	0.000	90	114500	1000.0	1000.1	
78 n-Octadecane	43	8.342	8.342	0.000	95	57402	500.0	494.2	
79 Phenanthrene	178	8.407	8.407	0.000	96	373518	500.0	511.5	
80 Anthracene	178	8.448	8.448	0.000	96	361336	500.0	512.8	
81 Carbazole	167	8.583	8.583	0.000	82	284080	500.0	579.6	
83 Di-n-butyl phthalate	149	8.901	8.901	0.000	98	464864	500.0	519.6	
84 Fluoranthene	202	9.383	9.383	0.000	96	383678	500.0	528.0	
85 Benzidine	184	9.507	9.507	0.000	97	147489	1000.0	1037.0	
86 Pyrene	202	9.566	9.566	0.000	97	390445	500.0	521.7	
87 Butyl benzyl phthalate	149	10.130	10.130	0.000	89	180050	500.0	527.8	

Compound	Sig	RT (min.)	Adj RT (min.)	Dlt RT (min.)	Q	Response	Cal Amt ug/L	OnCol Amt ug/L	Flags
91 3,3'-Dichlorobenzidine	252	10.577	10.577	0.000	68	215204	1000.0	1044.9	
89 Benzo[a]anthracene	228	10.589	10.589	0.000	98	331118	500.0	498.0	
90 Chrysene	228	10.618	10.618	0.000	93	348885	500.0	496.3	
92 Bis(2-ethylhexyl) phthalate	149	10.665	10.665	0.000	88	251117	500.0	525.1	
93 Di-n-octyl phthalate	149	11.336	11.336	0.000	95	394379	500.0	478.5	
94 Benzo[b]fluoranthene	252	11.683	11.683	0.000	94	342402	500.0	502.5	
95 Benzofluoranthene	252	11.683	11.683	0.000	99	706929	1000.0	1018.9	a
96 Benzo[k]fluoranthene	252	11.718	11.718	0.000	97	369777	500.0	508.1	
97 Benzo[a]pyrene	252	12.048	12.048	0.000	73	301180	500.0	495.4	
98 Indeno[1,2,3-cd]pyrene	276	13.371	13.371	0.000	98	307442	500.0	519.3	
99 Dibenz(a,h)anthracene	278	13.412	13.412	0.000	73	326828	500.0	493.8	
100 Benzo[g,h,i]perylene	276	13.683	13.683	0.000	94	375609	500.0	509.0	

QC Flag Legend

Processing Flags

Review Flags

a - User Assigned ID

Reagents:

ccv_8270_1000_00057

Amount Added: 0.50

Units: mL

8270SIM_IS_00069

Amount Added: 5.00

Units: uL

Eurofins Seattle

Data File: \\chromfs\Seattle\ChromData\TAC040\20220303-81577.b\40Scan030322a011.D

Injection Date: 03-Mar-2022 19:03:30

Instrument ID: TAC040

Lims ID: STD6

Client ID:

Operator ID: tl

ALS Bottle#: 8

Worklist Smp#: 8

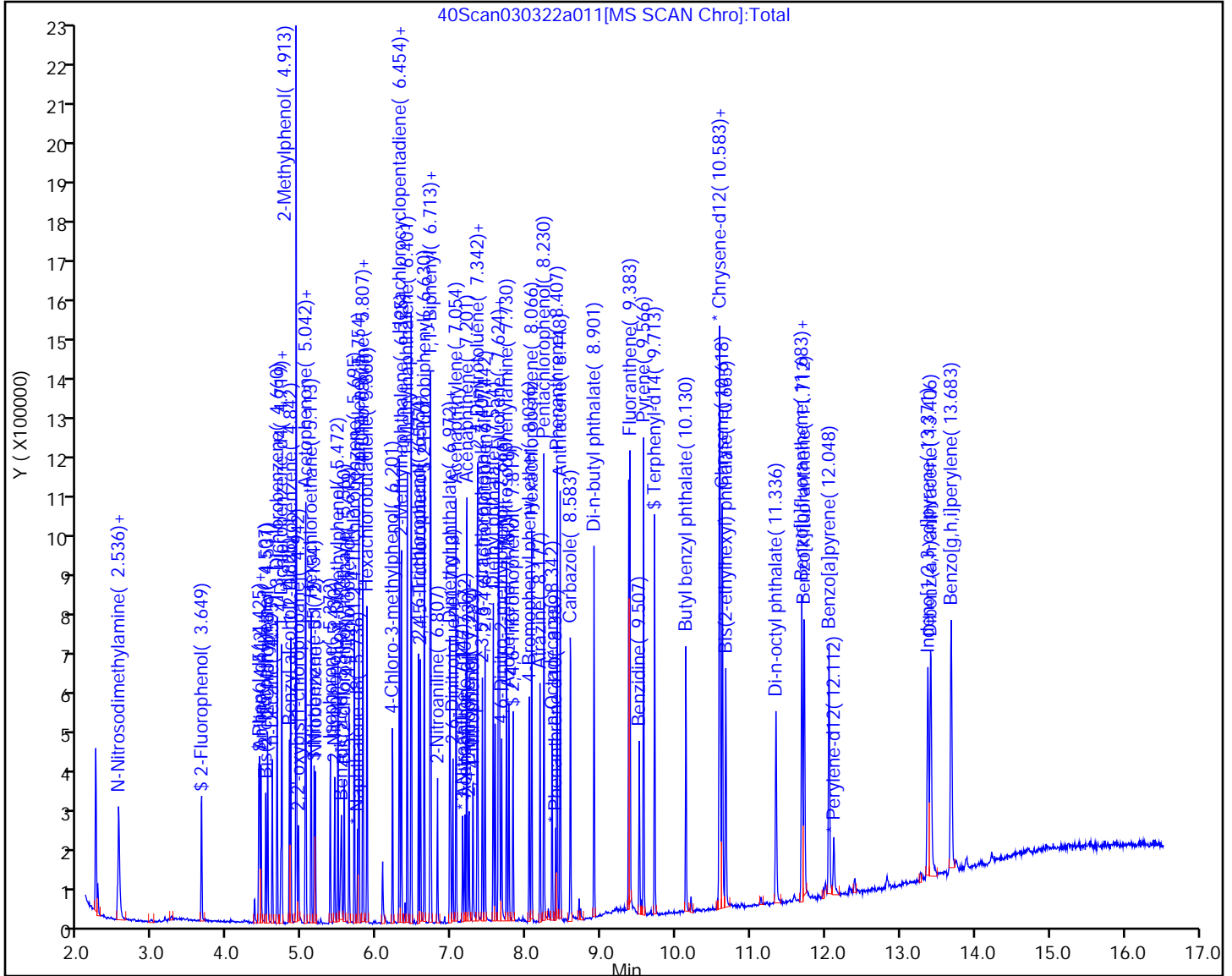
Injection Vol: 1.0 ul

Dil. Factor: 1.0000

Method: 8270TAC040

Limit Group: 8270D BNA QSM 5.0

Y Scaling: Method Defined: Scale to the Nth Largest Target: 1



Eurofins Seattle

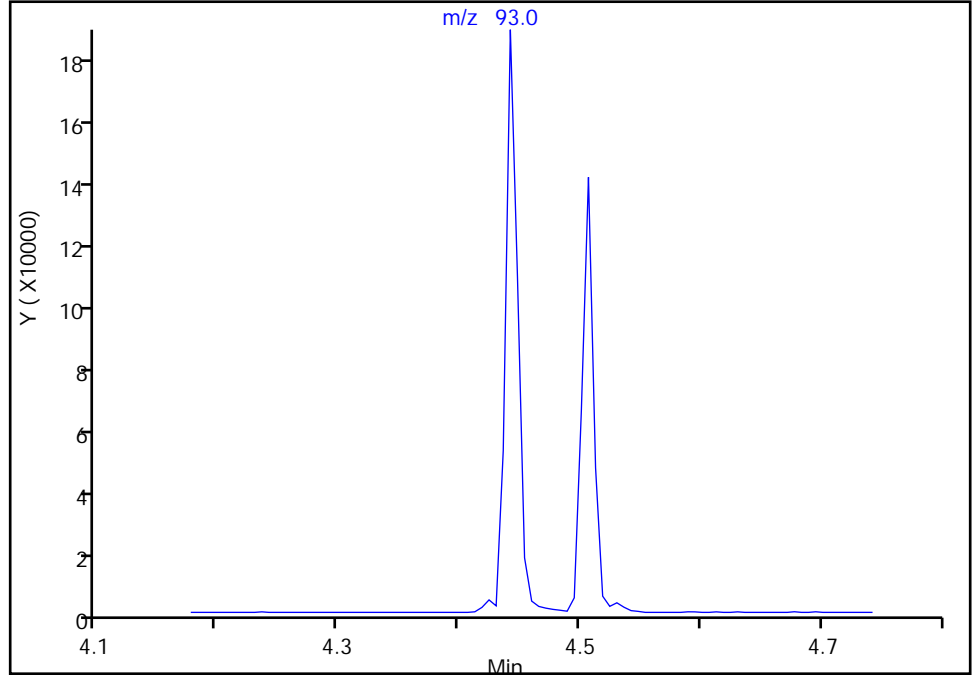
Data File: \\chromfs\Seattle\ChromData\TAC040\20220303-81577.b\40Scan030322a011.D
Injection Date: 03-Mar-2022 19:03:30 Instrument ID: TAC040
Lims ID: STD6
Client ID:
Operator ID: tl ALS Bottle#: 8 Worklist Smp#: 8
Injection Vol: 1.0 ul Dil. Factor: 1.0000
Method: 8270TAC040 Limit Group: 8270D BNA QSM 5.0
Column: Detector MS SCAN

17 Aniline, CAS: 62-53-3

Signal: 1

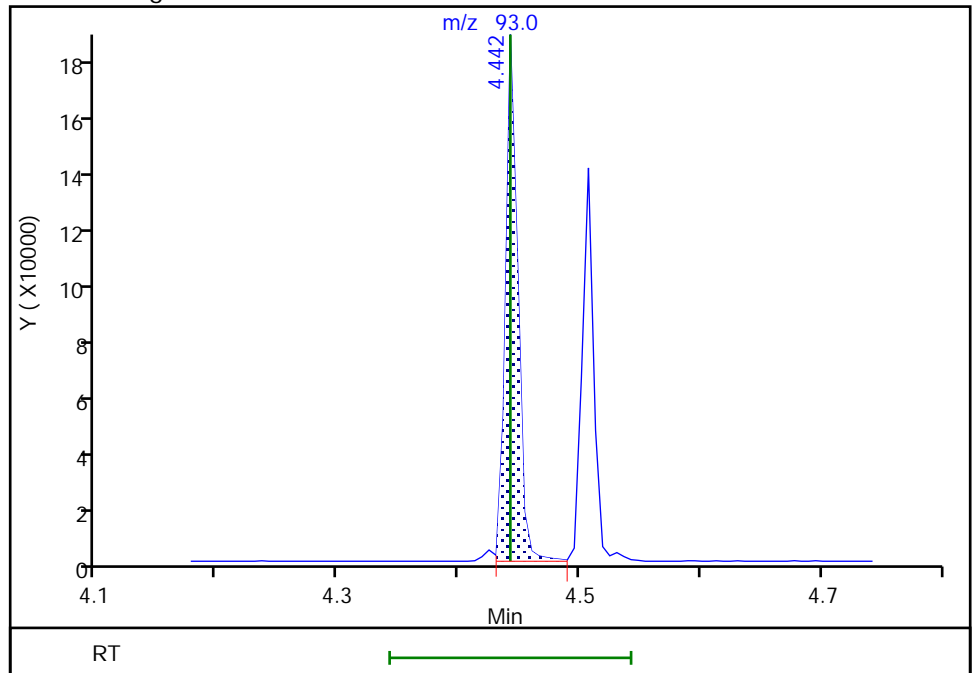
Not Detected
Expected RT: 4.44

Processing Integration Results



RT: 4.44
Area: 128365
Amount: 535.6825
Amount Units: ug/L

Manual Integration Results



Reviewer: limmere, 08-Mar-2022 10:43:38
Audit Action: Assigned Compound ID

Audit Reason: Peak assignment corrected

Eurofins Seattle

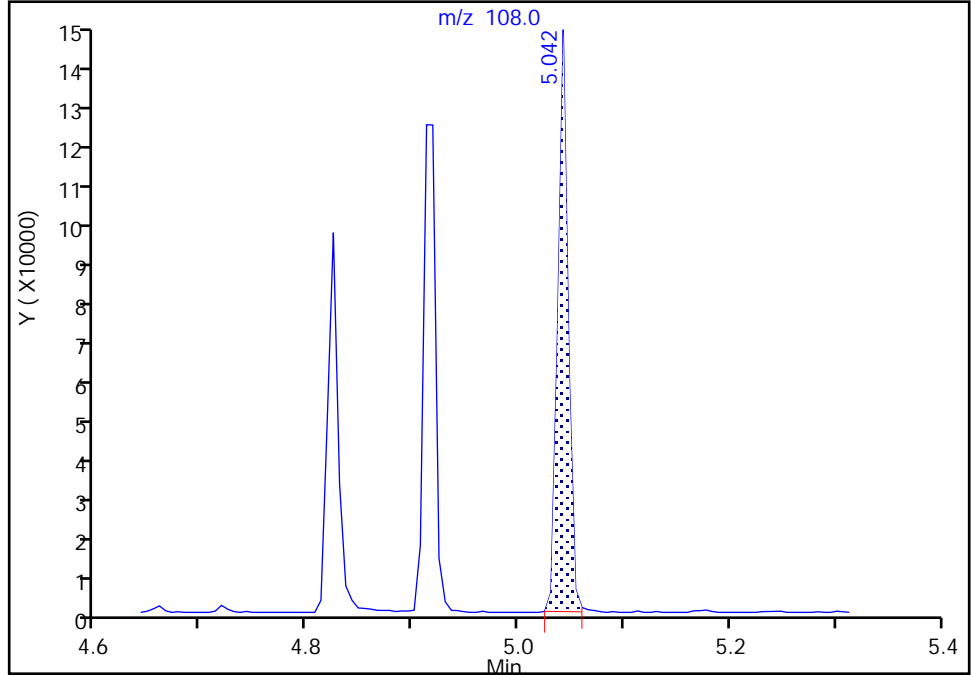
Data File: \\chromfs\Seattle\ChromData\TAC040\20220303-81577.b\40Scan030322a011.D
Injection Date: 03-Mar-2022 19:03:30 Instrument ID: TAC040
Lims ID: STD6
Client ID:
Operator ID: tl ALS Bottle#: 8 Worklist Smp#: 8
Injection Vol: 1.0 ul Dil. Factor: 1.0000
Method: 8270TAC040 Limit Group: 8270D BNA QSM 5.0
Column: Detector MS SCAN

28 2-Methylphenol, CAS: 95-48-7

Signal: 1

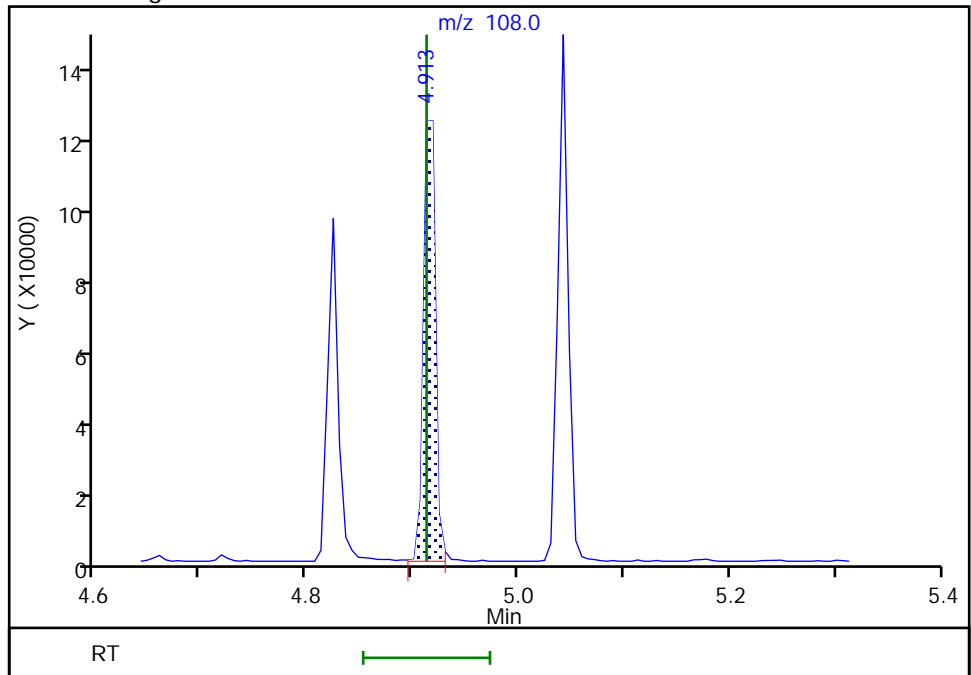
RT: 5.04
Area: 101414
Amount: 521.9883
Amount Units: ug/L

Processing Integration Results



RT: 4.91
Area: 100797
Amount: 508.6905
Amount Units: ug/L

Manual Integration Results



Reviewer: limmere, 08-Mar-2022 13:55:13
Audit Action: Assigned Compound ID

Audit Reason: Peak assignment corrected

Eurofins Seattle

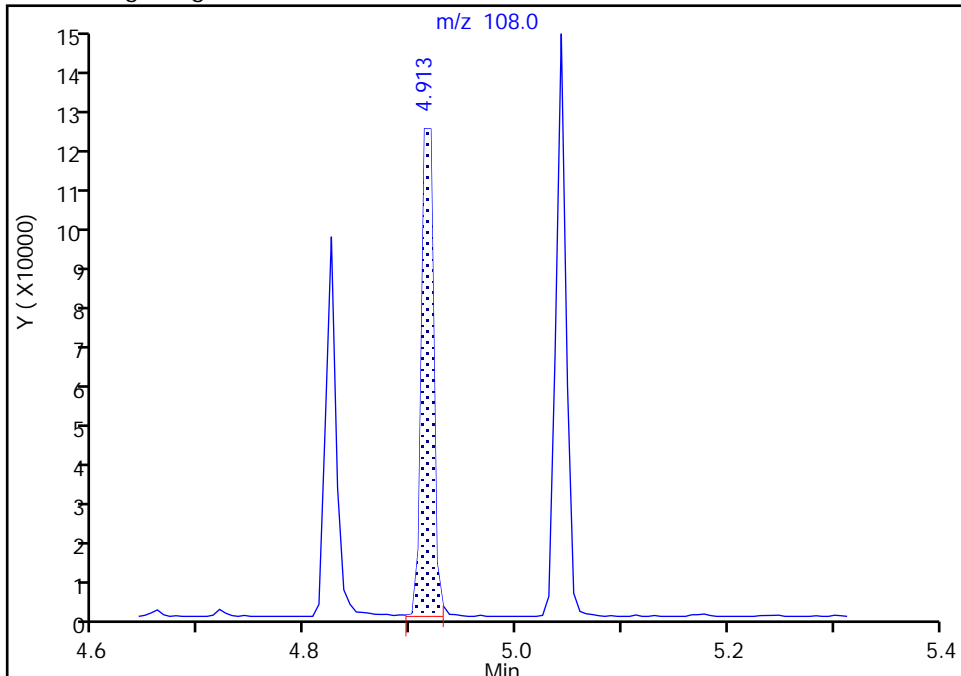
Data File: \\chromfs\Seattle\ChromData\TAC040\20220303-81577.b\40Scan030322a011.D
Injection Date: 03-Mar-2022 19:03:30 Instrument ID: TAC040
Lims ID: STD6
Client ID:
Operator ID: tl ALS Bottle#: 8 Worklist Smp#: 8
Injection Vol: 1.0 ul Dil. Factor: 1.0000
Method: 8270TAC040 Limit Group: 8270D BNA QSM 5.0
Column: Detector MS SCAN

32 3 & 4 Methylphenol, CAS: 15831-10-4

Signal: 1

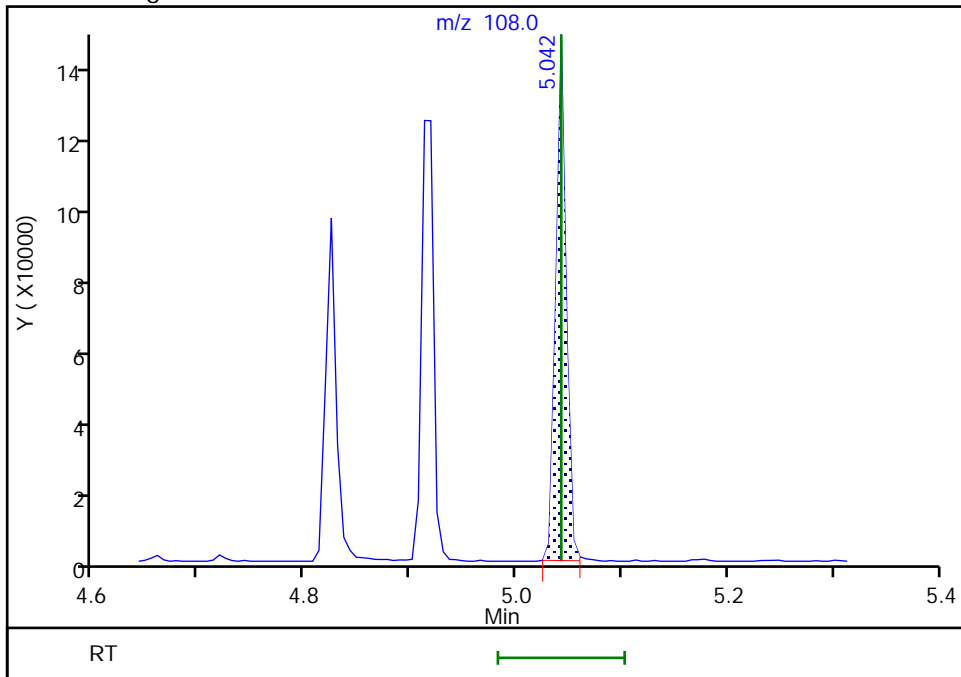
RT: 4.91
Area: 100797
Amount: 506.8530
Amount Units: ug/L

Processing Integration Results



RT: 5.04
Area: 101414
Amount: 517.5928
Amount Units: ug/L

Manual Integration Results



Reviewer: limmere, 08-Mar-2022 13:55:07
Audit Action: Assigned Compound ID

Audit Reason: Peak assignment corrected

Eurofins Seattle

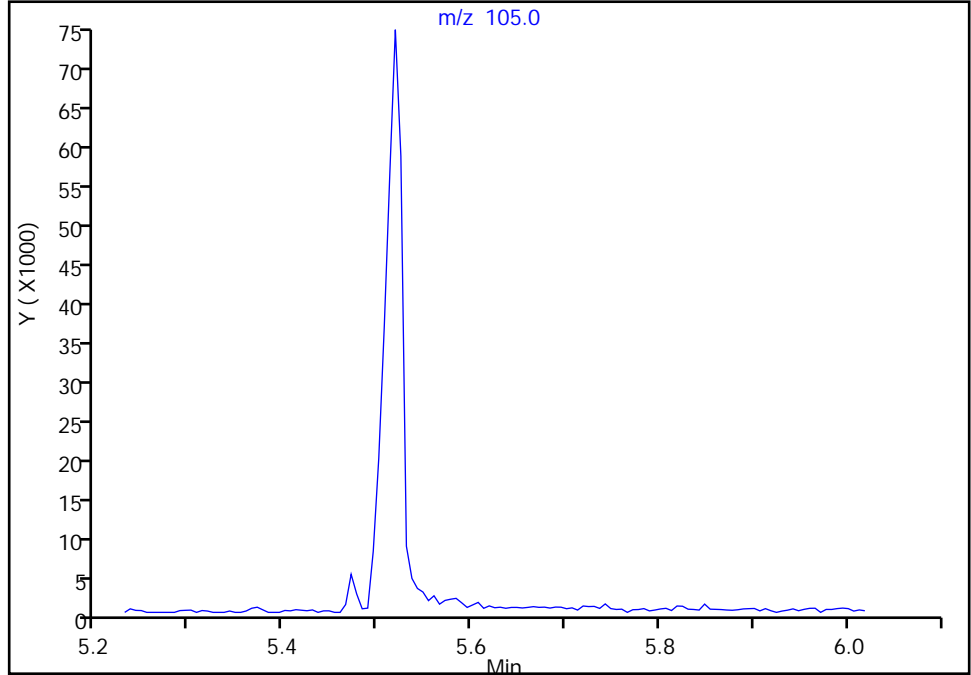
Data File: \\chromfs\Seattle\ChromData\TAC040\20220303-81577.b\40Scan030322a011.D
Injection Date: 03-Mar-2022 19:03:30 Instrument ID: TAC040
Lims ID: STD6
Client ID:
Operator ID: tl ALS Bottle#: 8 Worklist Smp#: 8
Injection Vol: 1.0 ul Dil. Factor: 1.0000
Method: 8270TAC040 Limit Group: 8270D BNA QSM 5.0
Column: Detector MS SCAN

36 Benzoic acid, CAS: 65-85-0

Signal: 1

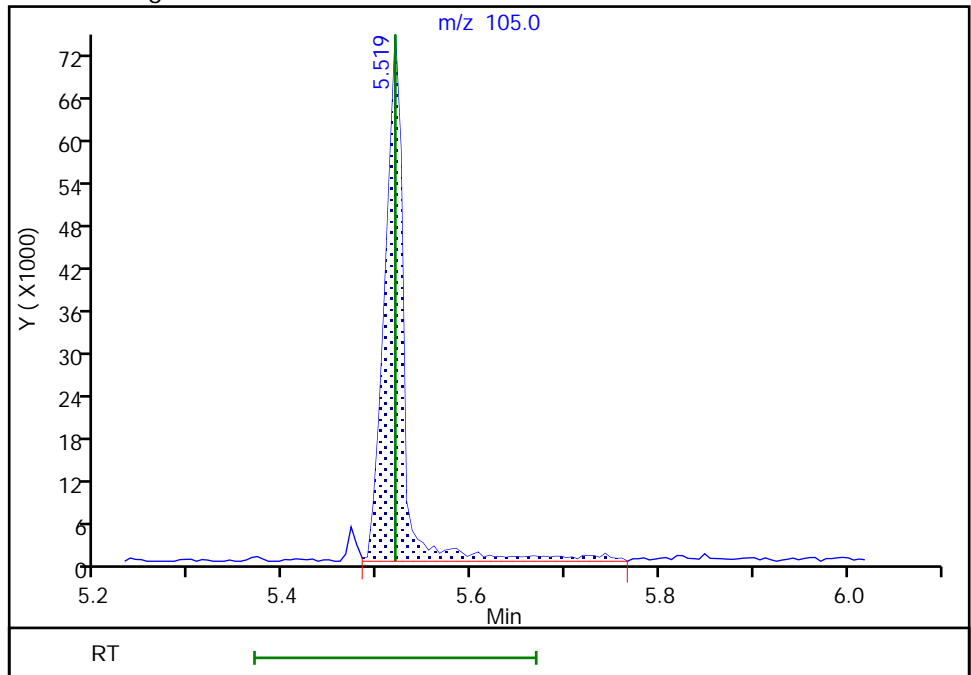
Not Detected
Expected RT: 5.52

Processing Integration Results



RT: 5.52
Area: 106968
Amount: 931.4110
Amount Units: ug/L

Manual Integration Results



Eurofins Seattle

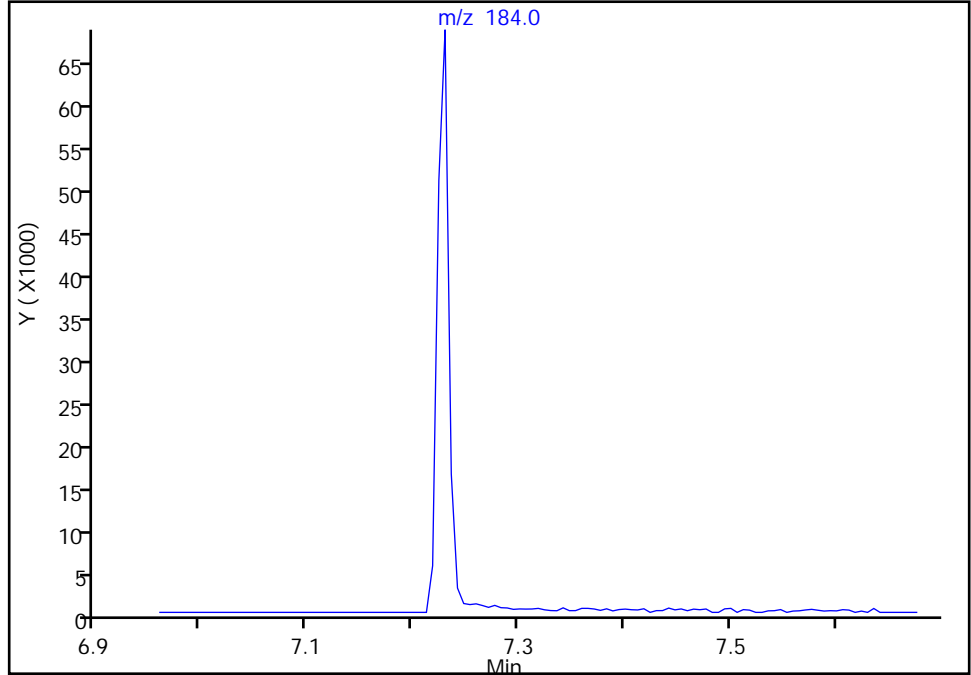
Data File: \\chromfs\Seattle\ChromData\TAC040\20220303-81577.b\40Scan030322a011.D
Injection Date: 03-Mar-2022 19:03:30 Instrument ID: TAC040
Lims ID: STD6
Client ID:
Operator ID: tl ALS Bottle#: 8 Worklist Smp#: 8
Injection Vol: 1.0 ul Dil. Factor: 1.0000
Method: 8270TAC040 Limit Group: 8270D BNA QSM 5.0
Column: Detector MS SCAN

69 2,4-Dinitrophenol, CAS: 51-28-5

Signal: 1

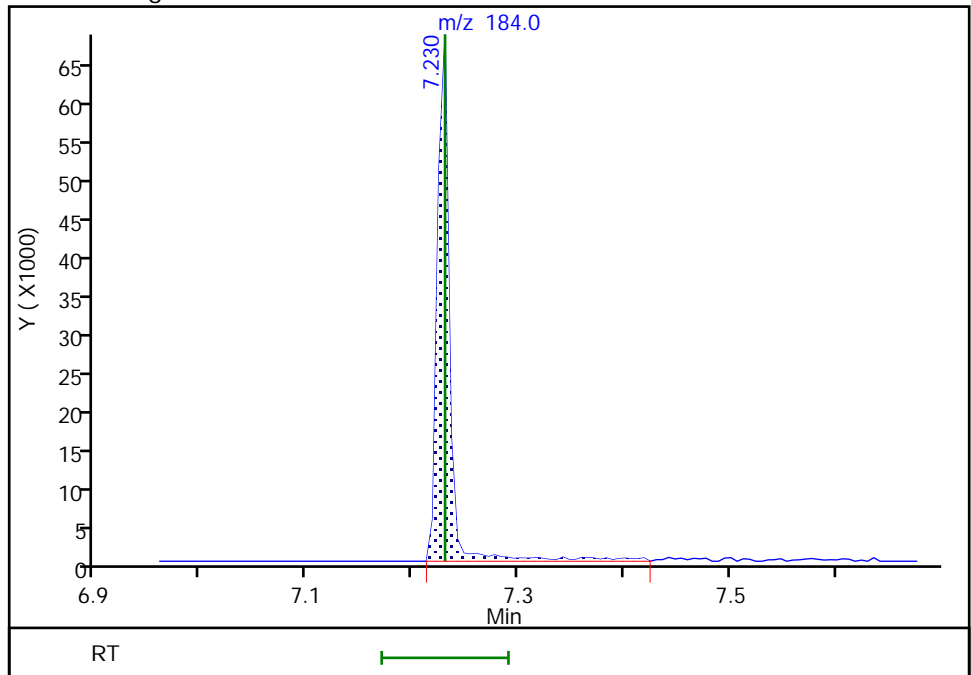
Not Detected
Expected RT: 7.23

Processing Integration Results



Manual Integration Results

RT: 7.23
Area: 55811
Amount: 882.7408
Amount Units: ug/L



Reviewer: limmere, 08-Mar-2022 10:44:07
Audit Action: Assigned Compound ID

Audit Reason: Peak assignment corrected

Eurofins Seattle

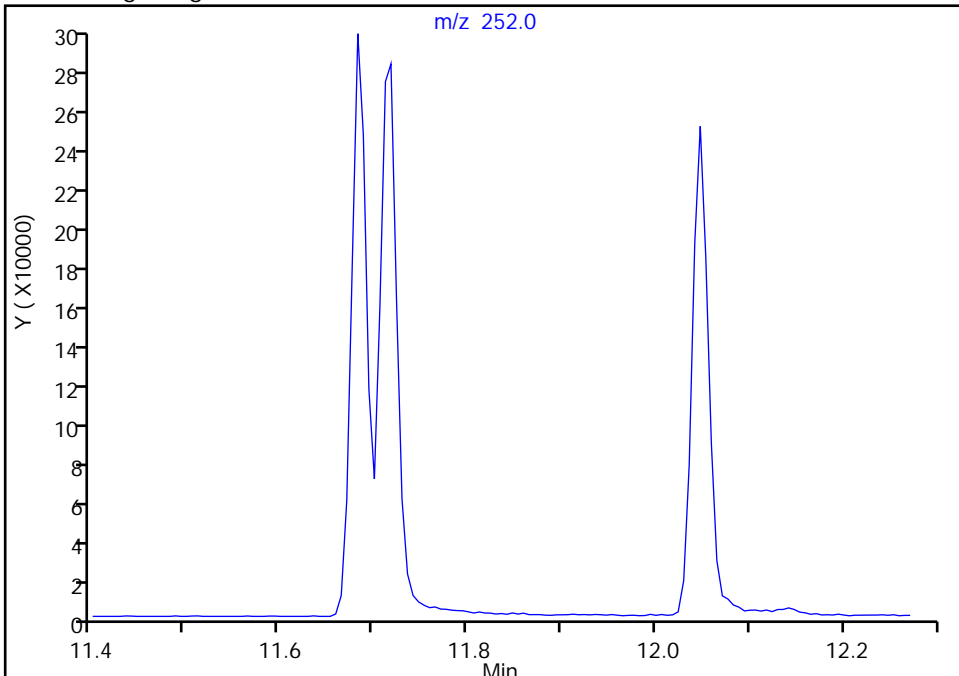
Data File: \\chromfs\Seattle\ChromData\TAC040\20220303-81577.b\40Scan030322a011.D
Injection Date: 03-Mar-2022 19:03:30 Instrument ID: TAC040
Lims ID: STD6
Client ID:
Operator ID: tl ALS Bottle#: 8 Worklist Smp#: 8
Injection Vol: 1.0 ul Dil. Factor: 1.0000
Method: 8270TAC040 Limit Group: 8270D BNA QSM 5.0
Column: Detector MS SCAN

95 Benzofluoranthene, CAS: 56832-73-6

Signal: 1

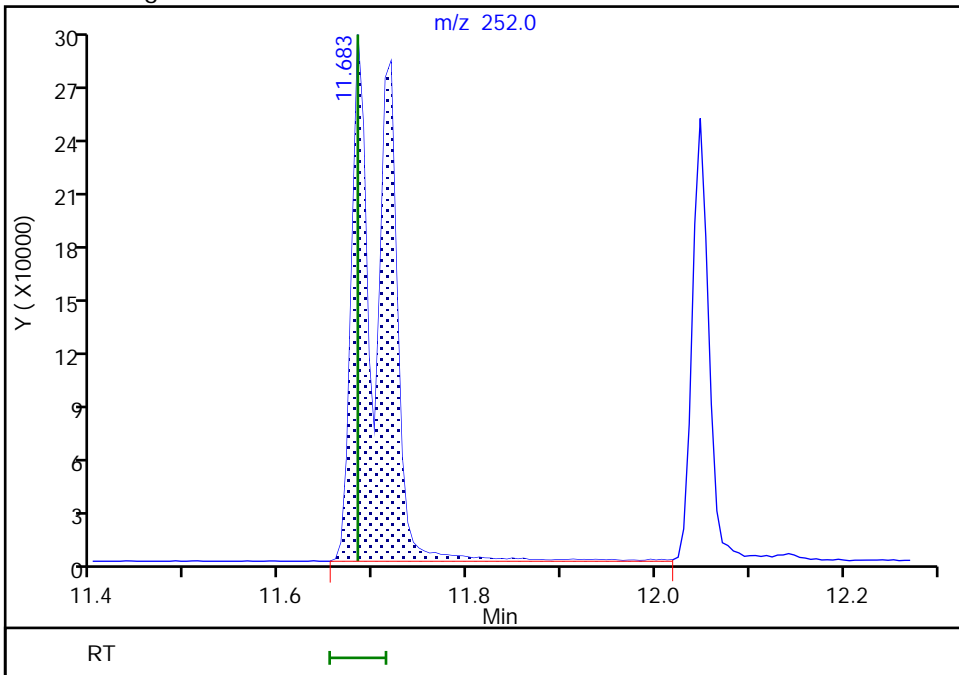
Not Detected
Expected RT: 11.68

Processing Integration Results



Manual Integration Results

RT: 11.68
Area: 706929
Amount: 1018.8514
Amount Units: ug/L



Eurofins Seattle
Target Compound Quantitation Report

Data File: \\chromfs\Seattle\ChromData\TAC040\20220303-81577.b\40Scan030322a012.D
 Lims ID: STD5
 Client ID:
 Sample Type: IC Calib Level: 5
 Inject. Date: 03-Mar-2022 19:26:30 ALS Bottle#: 9 Worklist Smp#: 9
 Injection Vol: 1.0 ul Dil. Factor: 1.0000
 Sample Info: 5
 Operator ID: tl Instrument ID: TAC040
 Sublist: chrom-8270TAC040*sub20
 Method: \\chromfs\Seattle\ChromData\TAC040\20220303-81577.b\8270TAC040.m
 Limit Group: 8270D BNA QSM 5.0
 Last Update: 08-Mar-2022 14:31:23 Calib Date: 03-Mar-2022 20:58:30
 Integrator: RTE ID Type: RT Order ID
 Quant Method: Internal Standard Quant By: Initial Calibration
 Last ICal File: \\chromfs\Seattle\ChromData\TAC040\20220303-81577.b\40Scan030322a016.D
 Column 1 : Det: MS SCAN
 Process Host: CTX1601

First Level Reviewer: limmere

Date: 04-Mar-2022 11:45:28

Compound	Sig	RT (min.)	Adj RT (min.)	Dlt RT (min.)	Q	Response	Cal Amt ug/L	OnCol Amt ug/L	Flags
* 1 1,4-Dichlorobenzene-d4	152	4.707	4.707	0.000	86	24661	100.0	100.0	
* 2 Naphthalene-d8	136	5.736	5.736	0.000	96	80174	100.0	100.0	
* 3 Acenaphthene-d10	164	7.172	7.172	0.000	88	44535	100.0	100.0	
* 4 Phenanthrene-d10	188	8.389	8.389	0.000	94	67771	100.0	100.0	
* 5 Chrysene-d12	240	10.595	10.595	0.000	96	54032	100.0	100.0	
* 6 Perylene-d12	264	12.112	12.112	0.000	96	54419	100.0	100.0	
\$ 7 2-Fluorophenol	112	3.643	3.649	-0.006	78	43969	200.0	189.0	
\$ 8 Phenol-d5	99	4.413	4.413	0.000	97	46773	200.0	190.6	
\$ 9 Nitrobenzene-d5	82	5.154	5.154	0.000	80	33415	200.0	217.0	
\$ 10 2-Fluorobiphenyl	172	6.630	6.630	0.000	98	113928	200.0	200.3	
\$ 11 2,4,6-Tribromophenol	330	7.819	7.819	0.000	80	23823	200.0	197.2	
\$ 12 Terphenyl-d14	244	9.713	9.713	0.000	98	90911	200.0	189.7	
15 N-Nitrosodimethylamine	74	2.520	2.525	-0.005	84	14607	200.0	192.4	
16 Pyridine	79	2.536	2.536	0.000	96	57461	400.0	405.4	
18 Phenol	94	4.425	4.425	0.000	91	44855	200.0	192.1	
17 Aniline	93	4.442	4.442	0.000	67	46041	200.0	190.9	
19 Bis(2-chloroethyl)ether	93	4.507	4.507	0.000	90	37759	200.0	210.6	
20 2-Chlorophenol	128	4.531	4.531	0.000	54	58679	200.0	205.5	
21 n-Decane	57	4.595	4.595	0.000	90	24533	200.0	205.3	
22 1,3-Dichlorobenzene	146	4.660	4.660	0.000	93	67866	200.0	196.3	
23 1,4-Dichlorobenzene	146	4.719	4.719	0.000	97	68740	200.0	196.5	
27 Benzyl alcohol	79	4.825	4.825	0.000	89	22269	200.0	186.2	
24 1,2-Dichlorobenzene	146	4.842	4.842	0.000	86	66684	200.0	200.5	
28 2-Methylphenol	108	4.913	4.913	0.000	51	39136	200.0	192.4	a
25 2,2'-oxybis[1-chloropropane]	45	4.942	4.942	0.000	50	34283	200.0	206.5	
29 Acetophenone	105	5.036	5.036	0.000	93	57575	200.0	193.9	
32 3 & 4 Methylphenol	108	5.042	5.042	0.000	94	39458	200.0	196.2	a
30 N-Nitrosodi-n-propylamine	70	5.042	5.042	0.000	67	15345	200.0	187.8	
31 Hexachloroethane	117	5.113	5.113	0.000	95	27914	200.0	192.9	
33 Nitrobenzene	77	5.172	5.172	0.000	71	28235	200.0	190.8	
34 Isophorone	82	5.372	5.372	0.000	97	51177	200.0	181.3	

Compound	Sig	RT (min.)	Adj RT (min.)	Dlt RT (min.)	Q	Response	Cal Amt ug/L	OnCol Amt ug/L	Flags
35 2-Nitrophenol	139	5.431	5.430	0.001	76	29157	200.0	198.9	
37 2,4-Dimethylphenol	107	5.472	5.472	0.000	87	40569	200.0	207.2	
36 Benzoic acid	105	5.507	5.519	-0.012	27	30187	400.0	358.2	a
38 Bis(2-chloroethoxy)methane	93	5.560	5.560	0.000	90	43931	200.0	197.0	
39 2,4-Dichlorophenol	162	5.619	5.619	0.000	84	45356	200.0	208.3	
40 1,2,4-Trichlorobenzene	180	5.695	5.695	0.000	89	56322	200.0	210.4	
41 Naphthalene	128	5.754	5.754	0.000	94	156214	200.0	212.7	
42 2,6-Dichlorophenol	162	5.807	5.807	0.000	89	44571	200.0	195.3	
43 4-Chloroaniline	127	5.807	5.807	0.000	82	51754	200.0	202.0	
44 Hexachlorobutadiene	225	5.860	5.860	0.000	90	34224	200.0	215.9	
45 4-Chloro-3-methylphenol	107	6.201	6.201	0.000	85	28139	200.0	185.3	
46 2-Methylnaphthalene	142	6.325	6.325	0.000	71	97177	200.0	211.3	
47 1-Methylnaphthalene	142	6.401	6.401	0.000	91	96763	200.0	214.5	
49 1,2,4,5-Tetrachlorobenzene	216	6.454	6.454	0.000	93	58040	200.0	200.4	
48 Hexachlorocyclopentadiene	237	6.454	6.454	0.000	74	36391	200.0	182.5	
50 2,4,6-Trichlorophenol	196	6.554	6.554	0.000	83	31180	200.0	186.8	
51 2,4,5-Trichlorophenol	196	6.578	6.577	0.001	91	29577	200.0	182.8	
52 1,1'-Biphenyl	154	6.707	6.707	0.000	94	121057	200.0	201.8	
53 2-Chloronaphthalene	162	6.719	6.719	0.000	91	98741	200.0	198.3	
54 2-Nitroaniline	138	6.807	6.807	0.000	66	26593	200.0	179.7	
55 Dimethyl phthalate	163	6.972	6.972	0.000	97	105600	200.0	199.1	
56 1,3-Dinitrobenzene	168	6.983	6.983	0.000	78	11593	200.0	176.3	
57 2,6-Dinitrotoluene	165	7.013	7.013	0.000	76	21882	200.0	193.6	
58 Acenaphthylene	152	7.054	7.054	0.000	91	146090	200.0	202.8	
59 3-Nitroaniline	138	7.142	7.142	0.000	81	16881	200.0	180.6	
60 Acenaphthene	153	7.195	7.201	-0.006	91	98814	200.0	200.8	
69 2,4-Dinitrophenol	184	7.230	7.230	0.000	55	12646	400.0	350.4	a
63 4-Nitrophenol	109	7.278	7.283	-0.005	71	12048	400.0	322.8	
62 2,4-Dinitrotoluene	165	7.336	7.336	0.000	64	24679	200.0	178.7	
61 Dibenzofuran	168	7.342	7.342	0.000	88	135020	200.0	205.7	
64 2,3,5,6-Tetrachlorophenol	232	7.407	7.407	0.000	89	24318	200.0	188.7	
65 2,3,4,6-Tetrachlorophenol	232	7.442	7.442	0.000	65	26871	200.0	190.9	
66 Diethyl phthalate	149	7.554	7.554	0.000	94	109280	200.0	196.4	
67 Fluorene	166	7.625	7.624	0.001	83	103219	200.0	197.9	
68 4-Chlorophenyl phenyl ether	204	7.630	7.636	-0.006	87	49757	200.0	198.4	
70 4-Nitroaniline	138	7.636	7.642	-0.006	59	16423	200.0	233.8	
73 4,6-Dinitro-2-methylphenol	198	7.666	7.666	0.000	75	21385	400.0	364.2	
71 N-Nitrosodiphenylamine	169	7.730	7.730	0.000	58	68919	200.0	213.7	
72 Azobenzene	77	7.760	7.760	0.000	94	58093	200.0	207.1	
74 4-Bromophenyl phenyl ether	248	8.036	8.036	0.000	47	30863	200.0	196.4	
75 Hexachlorobenzene	284	8.066	8.066	0.000	87	43383	200.0	193.4	
76 Atrazine	200	8.177	8.177	0.000	90	23422	200.0	186.3	
77 Pentachlorophenol	266	8.230	8.230	0.000	91	36932	400.0	383.6	
78 n-Octadecane	43	8.342	8.342	0.000	92	21762	200.0	196.7	
79 Phenanthrene	178	8.407	8.407	0.000	95	145360	200.0	209.0	
80 Anthracene	178	8.448	8.448	0.000	96	137121	200.0	204.4	
81 Carbazole	167	8.583	8.583	0.000	82	111925	200.0	239.8	
83 Di-n-butyl phthalate	149	8.901	8.901	0.000	98	172068	200.0	202.9	
84 Fluoranthene	202	9.383	9.383	0.000	96	148035	200.0	213.9	
85 Benzidine	184	9.507	9.507	0.000	93	44020	400.0	348.6	
86 Pyrene	202	9.566	9.566	0.000	98	151459	200.0	212.5	
87 Butyl benzyl phthalate	149	10.130	10.130	0.000	89	63500	200.0	201.1	

Compound	Sig	RT (min.)	Adj RT (min.)	Dlt RT (min.)	Q	Response	Cal Amt ug/L	OnCol Amt ug/L	Flags
91 3,3'-Dichlorobenzidine	252	10.577	10.577	0.000	70	80469	400.0	429.8	
89 Benzo[a]anthracene	228	10.583	10.589	-0.006	99	123645	200.0	201.8	
90 Chrysene	228	10.618	10.618	0.000	93	137413	200.0	211.6	
92 Bis(2-ethylhexyl) phthalate	149	10.666	10.665	0.001	87	86928	200.0	196.4	
93 Di-n-octyl phthalate	149	11.336	11.336	0.000	95	120505	200.0	179.7	
94 Benzo[b]fluoranthene	252	11.683	11.683	0.000	94	130823	200.0	215.8	
95 Benzofluoranthene	252	11.713	11.683	0.029	98	259823	400.0	420.8	
96 Benzo[k]fluoranthene	252	11.713	11.718	-0.006	98	129758	200.0	200.4	
97 Benzo[a]pyrene	252	12.048	12.048	0.000	73	108763	200.0	202.6	
98 Indeno[1,2,3-cd]pyrene	276	13.371	13.371	0.000	97	107033	200.0	206.3	
99 Dibenz(a,h)anthracene	278	13.407	13.412	-0.005	1	112610	200.0	192.8	
100 Benzo[g,h,i]perylene	276	13.683	13.683	0.000	90	131988	200.0	201.0	

QC Flag Legend

Processing Flags

Review Flags

a - User Assigned ID

Reagents:

ccv_8270_1000_00057

Amount Added: 0.20

Units: mL

8270SIM_IS_00069

Amount Added: 8.00

Units: uL

Eurofins Seattle

Data File: \\chromfs\Seattle\ChromData\TAC040\20220303-81577.b\40Scan030322a012.D

Injection Date: 03-Mar-2022 19:26:30

Instrument ID: TAC040

Lims ID: STD5

Client ID:

Operator ID: tl

ALS Bottle#: 9

Worklist Smp#: 9

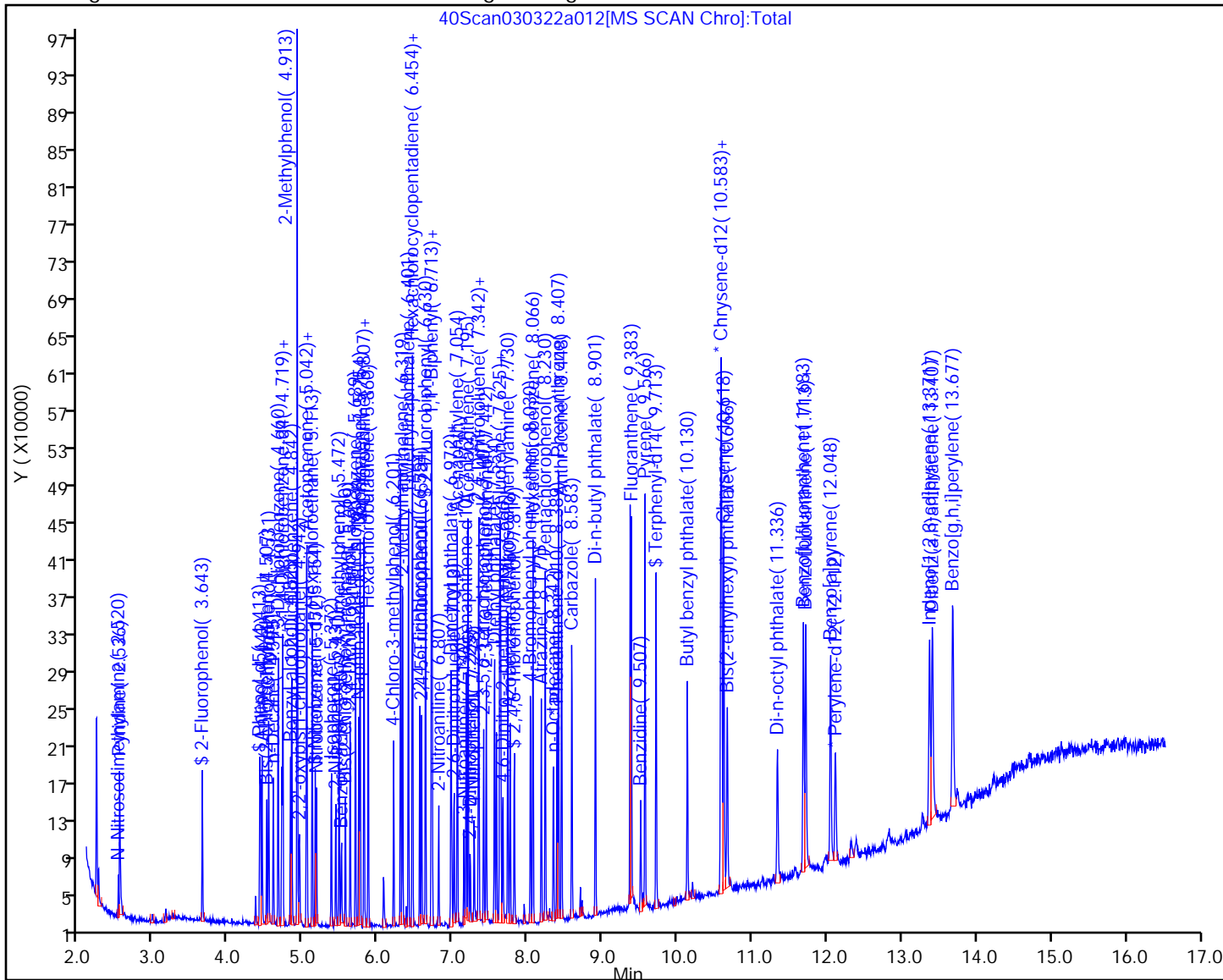
Injection Vol: 1.0 ul

Dil. Factor: 1.0000

Method: 8270TAC040

Limit Group: 8270D BNA QSM 5.0

Y Scaling: Method Defined: Scale to the Nth Largest Target: 1



Eurofins Seattle

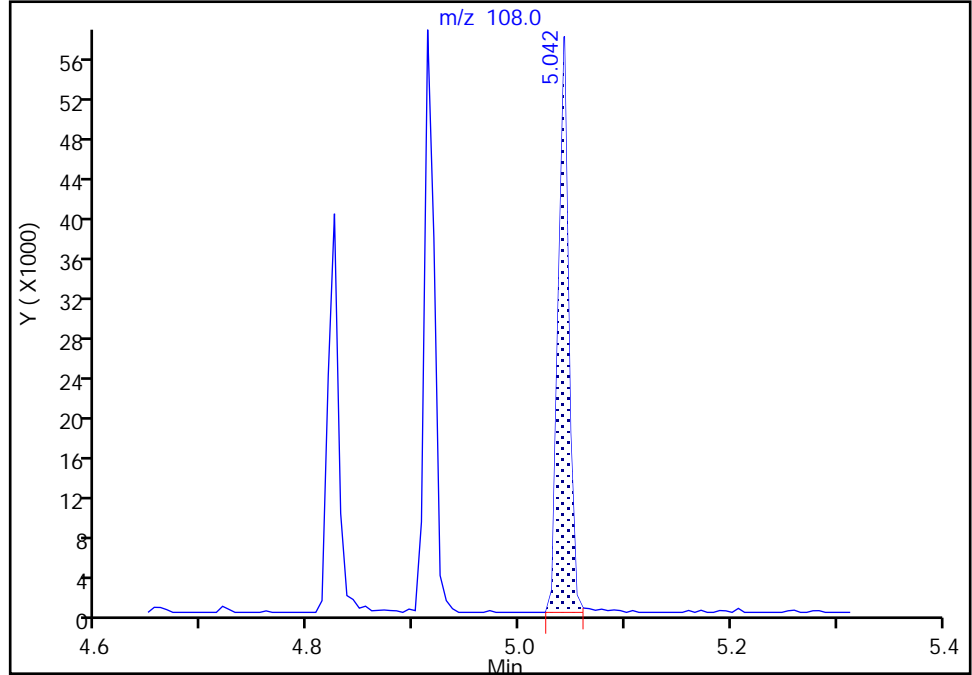
Data File: \\chromfs\Seattle\ChromData\TAC040\20220303-81577.b\40Scan030322a012.D
Injection Date: 03-Mar-2022 19:26:30 Instrument ID: TAC040
Lims ID: STD5
Client ID:
Operator ID: tl ALS Bottle#: 9 Worklist Smp#: 9
Injection Vol: 1.0 ul Dil. Factor: 1.0000
Method: 8270TAC040 Limit Group: 8270D BNA QSM 5.0
Column: Detector MS SCAN

28 2-Methylphenol, CAS: 95-48-7

Signal: 1

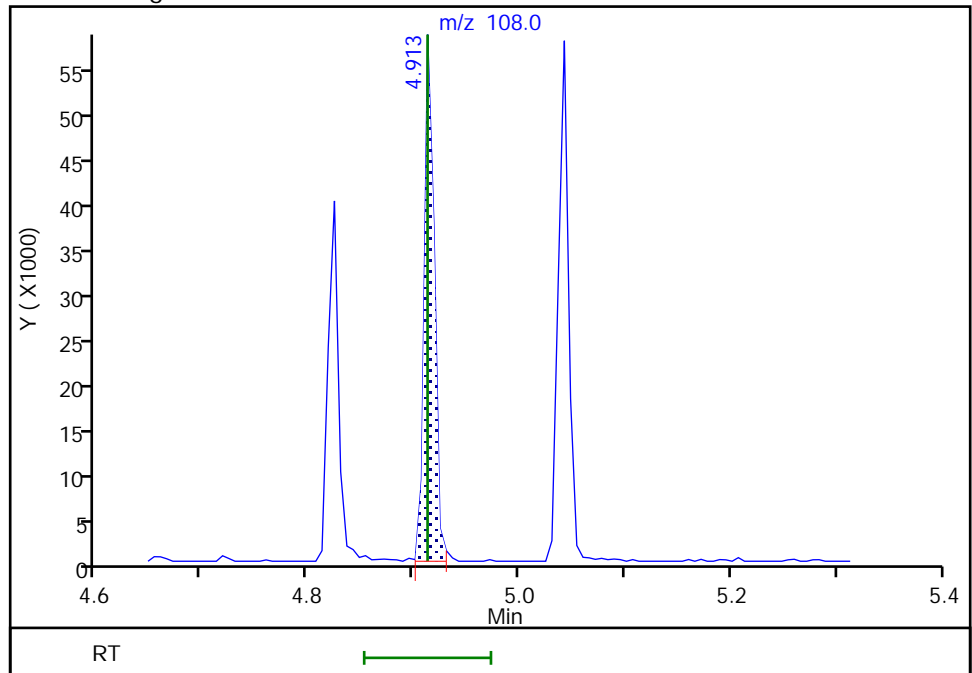
RT: 5.04
Area: 39458
Amount: 198.0071
Amount Units: ug/L

Processing Integration Results



RT: 4.91
Area: 39136
Amount: 192.4373
Amount Units: ug/L

Manual Integration Results



Reviewer: limmere, 08-Mar-2022 13:55:31
Audit Action: Assigned Compound ID

Audit Reason: Peak assignment corrected

Eurofins Seattle

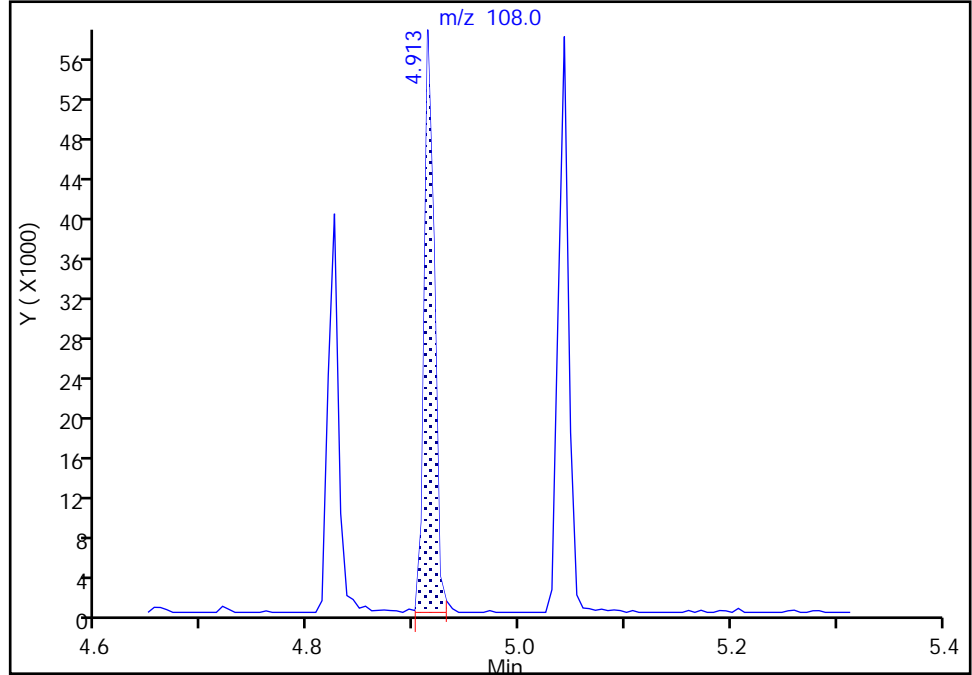
Data File: \\chromfs\Seattle\ChromData\TAC040\20220303-81577.b\40Scan030322a012.D
Injection Date: 03-Mar-2022 19:26:30 Instrument ID: TAC040
Lims ID: STD5
Client ID:
Operator ID: tl ALS Bottle#: 9 Worklist Smp#: 9
Injection Vol: 1.0 ul Dil. Factor: 1.0000
Method: 8270TAC040 Limit Group: 8270D BNA QSM 5.0
Column: Detector MS SCAN

32 3 & 4 Methylphenol, CAS: 15831-10-4

Signal: 1

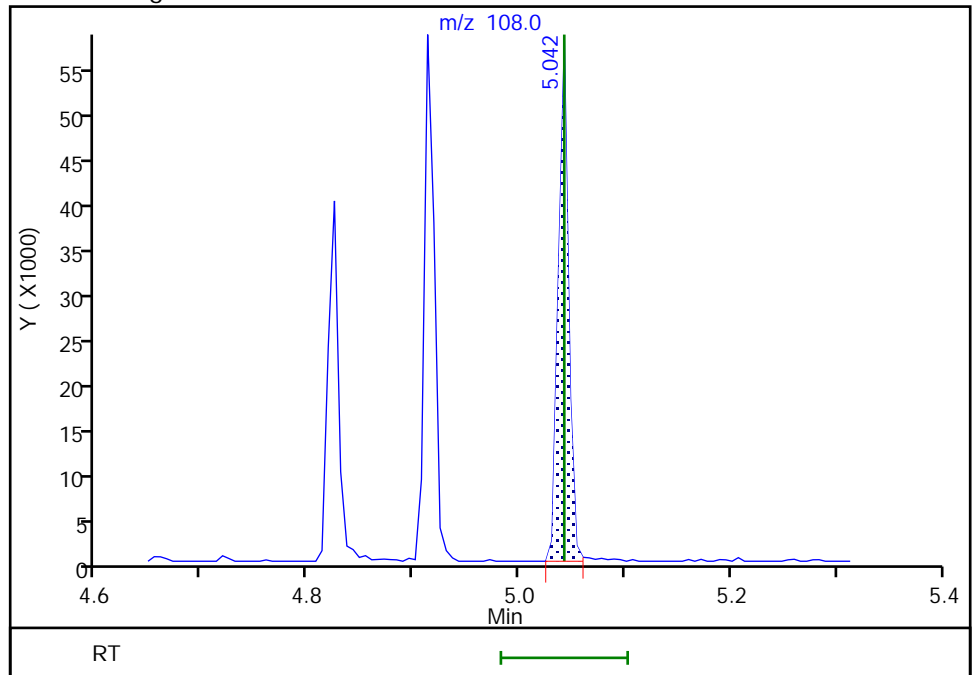
RT: 4.91
Area: 39136
Amount: 191.6233
Amount Units: ug/L

Processing Integration Results



RT: 5.04
Area: 39458
Amount: 196.2150
Amount Units: ug/L

Manual Integration Results



Reviewer: limmere, 08-Mar-2022 13:55:37
Audit Action: Assigned Compound ID

Audit Reason: Peak assignment corrected

Eurofins Seattle

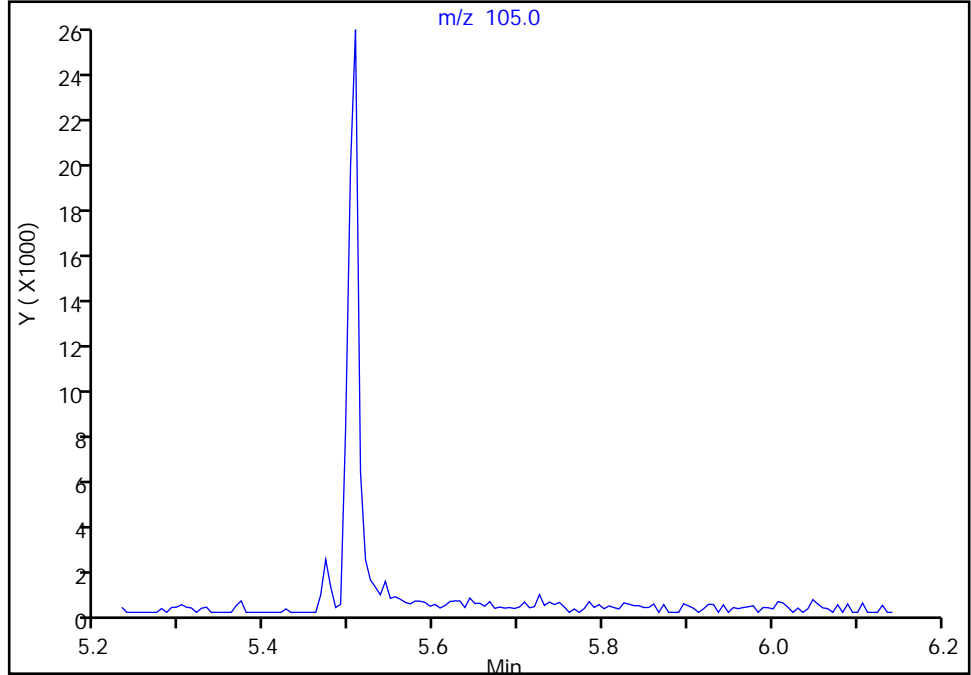
Data File: \\chromfs\Seattle\ChromData\TAC040\20220303-81577.b\40Scan030322a012.D
Injection Date: 03-Mar-2022 19:26:30 Instrument ID: TAC040
Lims ID: STD5
Client ID:
Operator ID: tl ALS Bottle#: 9 Worklist Smp#: 9
Injection Vol: 1.0 ul Dil. Factor: 1.0000
Method: 8270TAC040 Limit Group: 8270D BNA QSM 5.0
Column: Detector MS SCAN

36 Benzoic acid, CAS: 65-85-0

Signal: 1

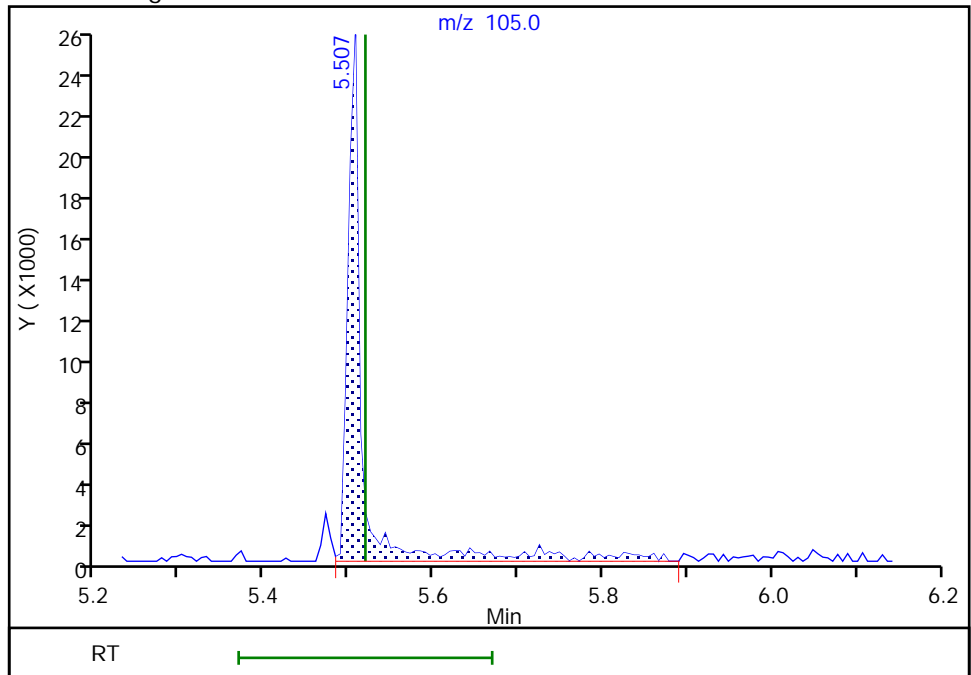
Not Detected
Expected RT: 5.52

Processing Integration Results



Manual Integration Results

RT: 5.51
Area: 30187
Amount: 358.2482
Amount Units: ug/L



Reviewer: limmere, 08-Mar-2022 10:45:05
Audit Action: Assigned Compound ID

Audit Reason: Peak assignment corrected
Page 267 of 797

Eurofins Seattle

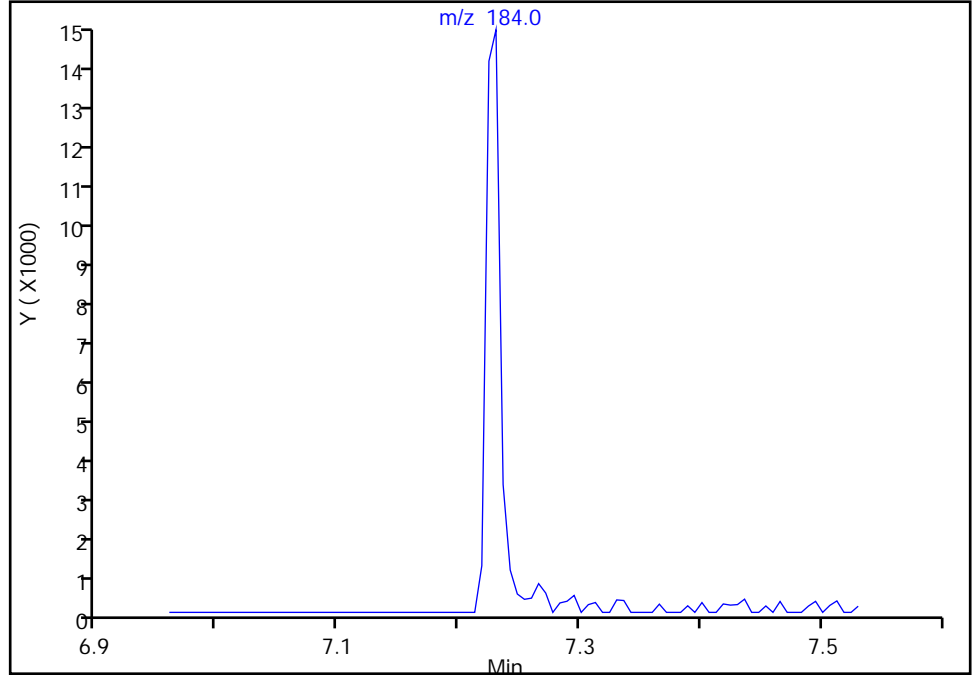
Data File: \\chromfs\Seattle\ChromData\TAC040\20220303-81577.b\40Scan030322a012.D
Injection Date: 03-Mar-2022 19:26:30 Instrument ID: TAC040
Lims ID: STD5
Client ID:
Operator ID: tl ALS Bottle#: 9 Worklist Smp#: 9
Injection Vol: 1.0 ul Dil. Factor: 1.0000
Method: 8270TAC040 Limit Group: 8270D BNA QSM 5.0
Column: Detector MS SCAN

69 2,4-Dinitrophenol, CAS: 51-28-5

Signal: 1

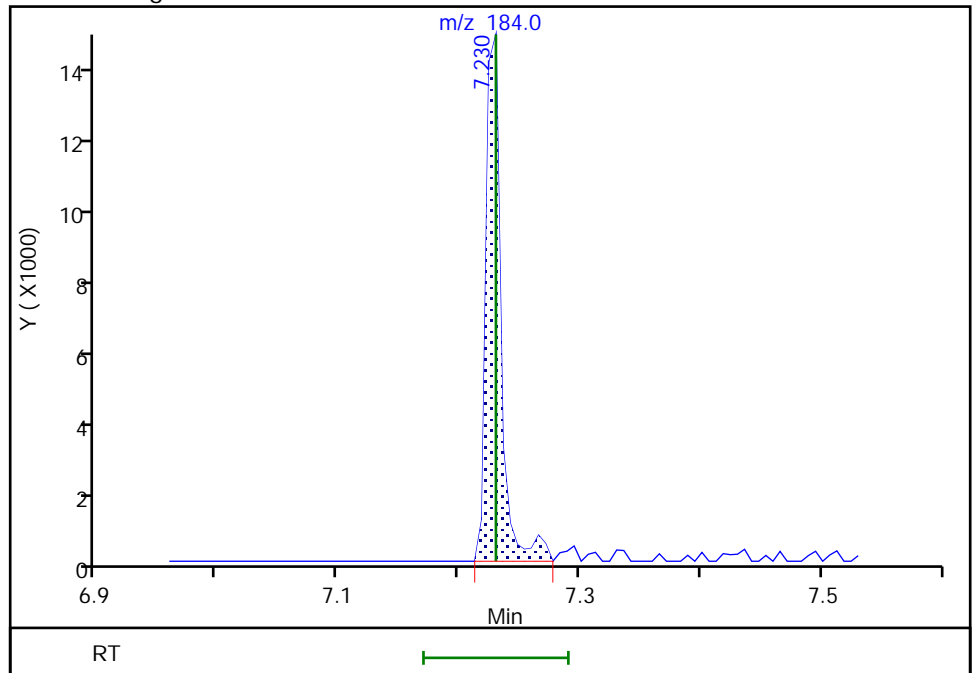
Not Detected
Expected RT: 7.23

Processing Integration Results



Manual Integration Results

RT: 7.23
Area: 12646
Amount: 350.4035
Amount Units: ug/L



Reviewer: limmere, 08-Mar-2022 10:45:18
Audit Action: Assigned Compound ID

Audit Reason: Peak assignment corrected

Eurofins Seattle
Target Compound Quantitation Report

Data File: \\chromfs\Seattle\ChromData\TAC040\20220303-81577.b\40Scan030322a013.D
 Lims ID: STD4
 Client ID:
 Sample Type: IC Calib Level: 4
 Inject. Date: 03-Mar-2022 19:49:30 ALS Bottle#: 10 Worklist Smp#: 10
 Injection Vol: 1.0 ul Dil. Factor: 1.0000
 Sample Info: 4
 Operator ID: tl Instrument ID: TAC040
 Sublist: chrom-8270TAC040*sub20
 Method: \\chromfs\Seattle\ChromData\TAC040\20220303-81577.b\8270TAC040.m
 Limit Group: 8270D BNA QSM 5.0
 Last Update: 08-Mar-2022 14:31:28 Calib Date: 03-Mar-2022 20:58:30
 Integrator: RTE ID Type: RT Order ID
 Quant Method: Internal Standard Quant By: Initial Calibration
 Last ICal File: \\chromfs\Seattle\ChromData\TAC040\20220303-81577.b\40Scan030322a016.D
 Column 1 : Det: MS SCAN
 Process Host: CTX1601

First Level Reviewer: limmere

Date: 04-Mar-2022 11:45:57

Compound	Sig	RT (min.)	Adj RT (min.)	Dlt RT (min.)	Q	Response	Cal Amt ug/L	OnCol Amt ug/L	Flags
* 1 1,4-Dichlorobenzene-d4	152	4.707	4.707	0.000	88	23938	100.0	100.0	
* 2 Naphthalene-d8	136	5.736	5.736	0.000	97	82131	100.0	100.0	
* 3 Acenaphthene-d10	164	7.172	7.172	0.000	88	43490	100.0	100.0	
* 4 Phenanthrene-d10	188	8.389	8.389	0.000	95	66654	100.0	100.0	
* 5 Chrysene-d12	240	10.595	10.595	0.000	93	48572	100.0	100.0	
* 6 Perylene-d12	264	12.112	12.112	0.000	94	54980	100.0	100.0	
\$ 7 2-Fluorophenol	112	3.643	3.649	-0.006	74	23885	100.0	105.8	
\$ 8 Phenol-d5	99	4.413	4.413	0.000	96	23332	100.0	98.0	
\$ 9 Nitrobenzene-d5	82	5.154	5.154	0.000	75	16062	100.0	101.8	
\$ 10 2-Fluorobiphenyl	172	6.630	6.630	0.000	97	58743	100.0	105.7	
\$ 11 2,4,6-Tribromophenol	330	7.819	7.819	0.000	64	9763	100.0	86.7	
\$ 12 Terphenyl-d14	244	9.713	9.713	0.000	94	45341	100.0	99.6	
15 N-Nitrosodimethylamine	74	2.520	2.525	-0.005	71	7274	100.0	98.7	
16 Pyridine	79	2.542	2.536	0.006	91	28242	200.0	205.3	
18 Phenol	94	4.425	4.425	0.000	89	23334	100.0	102.9	
17 Aniline	93	4.442	4.442	0.000	17	25100	100.0	109.1	a
19 Bis(2-chloroethyl)ether	93	4.507	4.507	0.000	87	18691	100.0	107.4	
20 2-Chlorophenol	128	4.531	4.531	0.000	53	29224	100.0	105.4	
21 n-Decane	57	4.595	4.595	0.000	88	12829	100.0	109.3	
22 1,3-Dichlorobenzene	146	4.660	4.660	0.000	91	36433	100.0	108.5	
23 1,4-Dichlorobenzene	146	4.719	4.719	0.000	97	38932	100.0	114.2	
27 Benzyl alcohol	79	4.825	4.825	0.000	87	11704	100.0	100.8	
24 1,2-Dichlorobenzene	146	4.836	4.842	-0.006	86	35108	100.0	108.8	
28 2-Methylphenol	108	4.913	4.913	0.000	49	20409	100.0	103.4	a
25 2,2'-oxybis[1-chloropropane]	45	4.942	4.942	0.000	50	17481	100.0	107.6	
29 Acetophenone	105	5.036	5.036	0.000	92	30741	100.0	106.6	
32 3 & 4 Methylphenol	108	5.042	5.042	0.000	89	21943	100.0	112.4	a
30 N-Nitrosodi-n-propylamine	70	5.042	5.042	0.000	68	8624	100.0	108.7	
31 Hexachloroethane	117	5.113	5.113	0.000	90	15331	100.0	109.4	
33 Nitrobenzene	77	5.172	5.172	0.000	75	14823	100.0	103.2	
34 Isophorone	82	5.372	5.372	0.000	95	27251	100.0	101.0	

Compound	Sig	RT (min.)	Adj RT (min.)	Dlt RT (min.)	Q	Response	Cal Amt ug/L	OnCol Amt ug/L	Flags
35 2-Nitrophenol	139	5.431	5.430	0.001	74	15724	100.0	110.5	
37 2,4-Dimethylphenol	107	5.472	5.472	0.000	89	20868	100.0	105.8	
36 Benzoic acid	105	5.501	5.519	-0.018	6	9993	200.0	212.7	a
38 Bis(2-chloroethoxy)methane	93	5.554	5.560	-0.006	88	22676	100.0	104.8	
39 2,4-Dichlorophenol	162	5.619	5.619	0.000	82	21911	100.0	99.2	
40 1,2,4-Trichlorobenzene	180	5.695	5.695	0.000	89	28615	100.0	104.4	
41 Naphthalene	128	5.754	5.754	0.000	89	80818	100.0	107.4	
42 2,6-Dichlorophenol	162	5.807	5.807	0.000	88	21953	100.0	98.5	
43 4-Chloroaniline	127	5.807	5.807	0.000	77	24806	100.0	107.4	
44 Hexachlorobutadiene	225	5.866	5.860	0.006	83	17575	100.0	107.6	
45 4-Chloro-3-methylphenol	107	6.201	6.201	0.000	78	14285	100.0	96.3	
46 2-Methylnaphthalene	142	6.325	6.325	0.000	83	49366	100.0	104.8	
47 1-Methylnaphthalene	142	6.401	6.401	0.000	88	50846	100.0	110.0	
49 1,2,4,5-Tetrachlorobenzene	216	6.454	6.454	0.000	90	29420	100.0	104.0	
48 Hexachlorocyclopentadiene	237	6.454	6.454	0.000	72	20260	100.0	105.8	
50 2,4,6-Trichlorophenol	196	6.554	6.554	0.000	79	14787	100.0	95.1	
51 2,4,5-Trichlorophenol	196	6.578	6.577	0.001	82	14468	100.0	97.3	
52 1,1'-Biphenyl	154	6.707	6.707	0.000	93	60273	100.0	102.9	
53 2-Chloronaphthalene	162	6.719	6.719	0.000	93	52233	100.0	107.4	
54 2-Nitroaniline	138	6.807	6.807	0.000	67	11884	100.0	88.6	
55 Dimethyl phthalate	163	6.972	6.972	0.000	96	54219	100.0	104.1	
56 1,3-Dinitrobenzene	168	6.983	6.983	0.000	73	5686	100.0	100.2	
57 2,6-Dinitrotoluene	165	7.013	7.013	0.000	75	10109	100.0	102.0	
58 Acenaphthylene	152	7.054	7.054	0.000	90	75013	100.0	106.7	
59 3-Nitroaniline	138	7.142	7.142	0.000	73	8440	100.0	114.9	
60 Acenaphthene	153	7.195	7.201	-0.006	90	52184	100.0	108.6	
69 2,4-Dinitrophenol	184	7.230	7.230	0.000	39	4815	200.0	252.8	a
63 4-Nitrophenol	109	7.283	7.283	0.000	62	4634	200.0	192.3	
62 2,4-Dinitrotoluene	165	7.336	7.336	0.000	61	11437	100.0	96.8	
61 Dibenzofuran	168	7.342	7.342	0.000	88	70640	100.0	110.2	
64 2,3,5,6-Tetrachlorophenol	232	7.407	7.407	0.000	84	11290	100.0	96.3	
65 2,3,4,6-Tetrachlorophenol	232	7.442	7.442	0.000	58	13357	100.0	103.0	
66 Diethyl phthalate	149	7.554	7.554	0.000	94	55581	100.0	102.3	
67 Fluorene	166	7.625	7.624	0.001	90	51980	100.0	102.0	
68 4-Chlorophenyl phenyl ether	204	7.636	7.636	0.000	82	25857	100.0	105.6	
70 4-Nitroaniline	138	7.642	7.642	0.000	57	6615	100.0	96.5	
73 4,6-Dinitro-2-methylphenol	198	7.666	7.666	0.000	40	8087	200.0	186.2	
71 N-Nitrosodiphenylamine	169	7.730	7.730	0.000	53	34776	100.0	109.6	
72 Azobenzene	77	7.760	7.760	0.000	93	29013	100.0	105.2	
74 4-Bromophenyl phenyl ether	248	8.036	8.036	0.000	48	15586	100.0	100.8	
75 Hexachlorobenzene	284	8.066	8.066	0.000	89	23445	100.0	106.2	
76 Atrazine	200	8.177	8.177	0.000	86	11190	100.0	92.8	
77 Pentachlorophenol	266	8.230	8.230	0.000	86	14432	200.0	190.4	
78 n-Octadecane	43	8.342	8.342	0.000	86	11201	100.0	102.9	
79 Phenanthrene	178	8.407	8.407	0.000	93	74155	100.0	108.4	
80 Anthracene	178	8.448	8.448	0.000	96	70852	100.0	107.5	
81 Carbazole	167	8.589	8.583	0.006	80	54200	100.0	118.0	
83 Di-n-butyl phthalate	149	8.901	8.901	0.000	98	84875	100.0	102.5	
84 Fluoranthene	202	9.383	9.383	0.000	95	71580	100.0	105.2	
85 Benzidine	184	9.507	9.507	0.000	83	21667	200.0	185.6	
86 Pyrene	202	9.566	9.566	0.000	97	74105	100.0	105.7	
87 Butyl benzyl phthalate	149	10.130	10.130	0.000	84	28882	100.0	101.8	

Compound	Sig	RT (min.)	Adj RT (min.)	Dlt RT (min.)	Q	Response	Cal Amt ug/L	OnCol Amt ug/L	Flags
91 3,3'-Dichlorobenzidine	252	10.577	10.577	0.000	57	33336	200.0	202.7	
89 Benzo[a]anthracene	228	10.583	10.589	-0.006	98	58256	100.0	106.5	
90 Chrysene	228	10.618	10.618	0.000	86	68676	100.0	117.9	
92 Bis(2-ethylhexyl) phthalate	149	10.666	10.665	0.001	78	39340	100.0	98.9	
93 Di-n-octyl phthalate	149	11.336	11.336	0.000	92	57698	100.0	97.5	
94 Benzo[b]fluoranthene	252	11.683	11.683	0.000	90	62772	100.0	102.5	
95 Benzofluoranthene	252	11.683	11.683	0.000	97	130663	200.0	209.5	a
96 Benzo[k]fluoranthene	252	11.712	11.718	-0.006	94	69200	100.0	105.8	
97 Benzo[a]pyrene	252	12.048	12.048	0.000	67	53050	100.0	99.2	
98 Indeno[1,2,3-cd]pyrene	276	13.371	13.371	0.000	97	52223	100.0	101.1	
99 Dibenz(a,h)anthracene	278	13.407	13.412	-0.006	0	53244	100.0	91.6	
100 Benzo[g,h,i]perylene	276	13.683	13.683	0.000	87	67662	100.0	102.0	

QC Flag Legend

Processing Flags

Review Flags

a - User Assigned ID

Reagents:

ccv_8270_1000_00057

Amount Added: 100.00

Units: uL

8270SIM_IS_00069

Amount Added: 9.00

Units: uL

Eurofins Seattle

Data File: \\chromfs\Seattle\ChromData\TAC040\20220303-81577.b\40Scan030322a013.D

Injection Date: 03-Mar-2022 19:49:30

Instrument ID: TAC040

Lims ID: STD4

Client ID:

Operator ID: tl

ALS Bottle#: 10

Worklist Smp#: 10

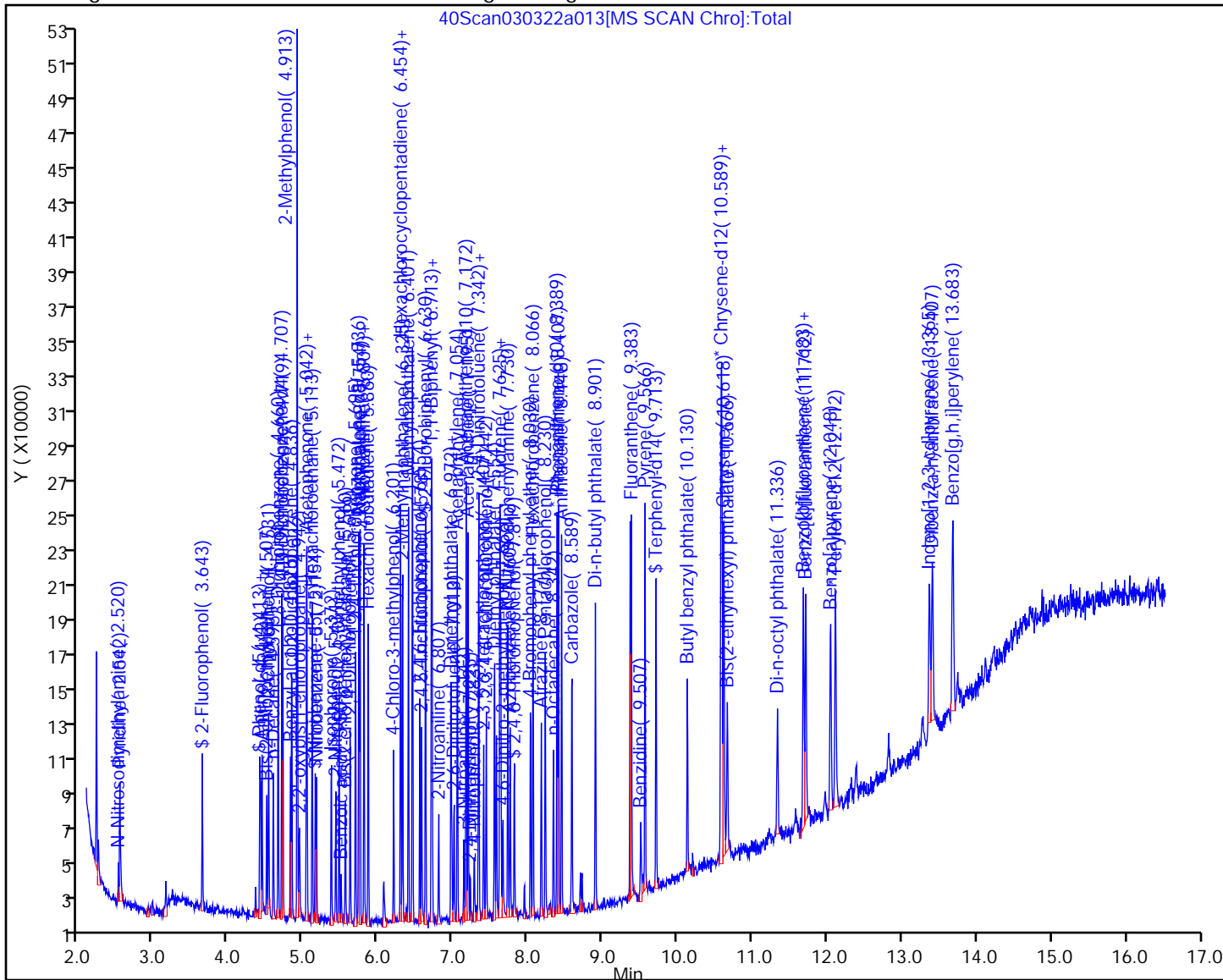
Injection Vol: 1.0 ul

Dil. Factor: 1.0000

Method: 8270TAC040

Limit Group: 8270D BNA QSM 5.0

Y Scaling: Method Defined: Scale to the Nth Largest Target: 1



Eurofins Seattle

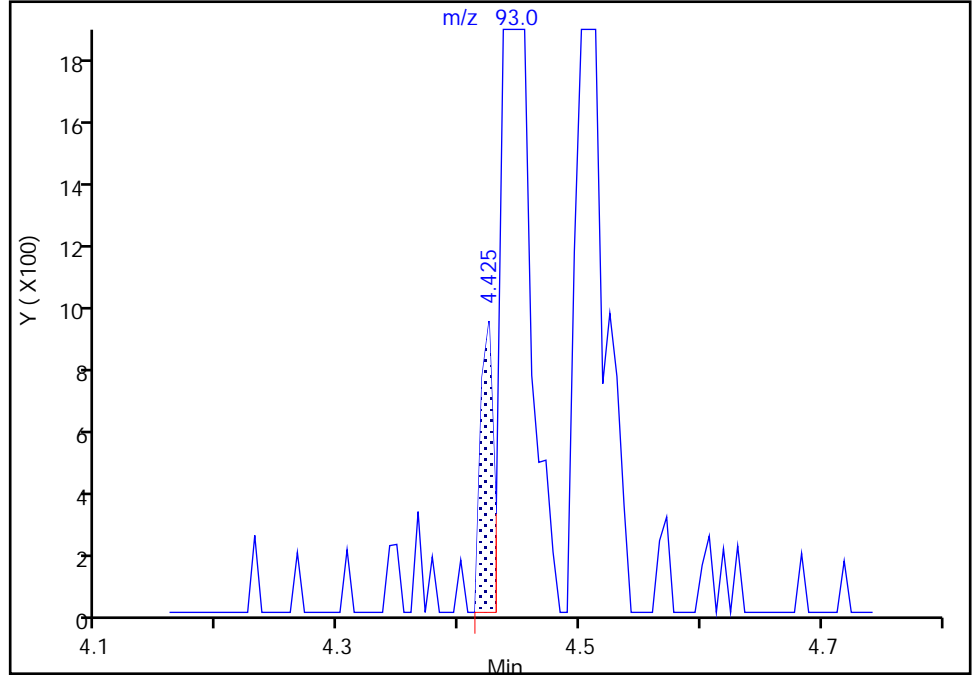
Data File: \\chromfs\Seattle\ChromData\TAC040\20220303-81577.b\40Scan030322a013.D
Injection Date: 03-Mar-2022 19:49:30 Instrument ID: TAC040
Lims ID: STD4
Client ID:
Operator ID: tl ALS Bottle#: 10 Worklist Smp#: 10
Injection Vol: 1.0 ul Dil. Factor: 1.0000
Method: 8270TAC040 Limit Group: 8270D BNA QSM 5.0
Column: Detector MS SCAN

17 Aniline, CAS: 62-53-3

Signal: 1

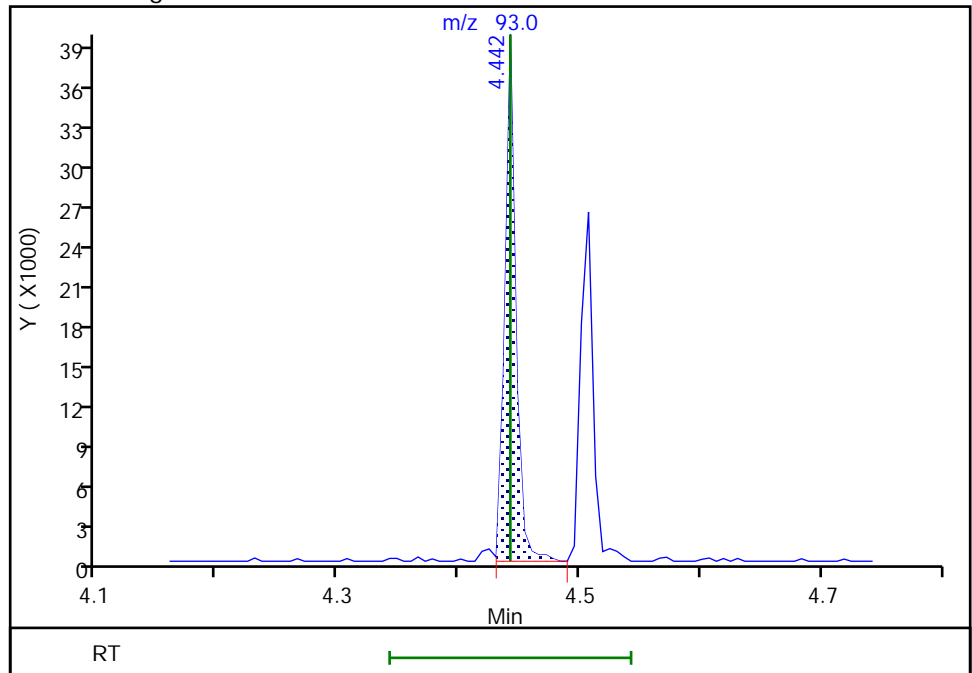
RT: 4.42
Area: 707
Amount: 18.410936
Amount Units: ug/L

Processing Integration Results



RT: 4.44
Area: 25100
Amount: 109.0516
Amount Units: ug/L

Manual Integration Results



Reviewer: limmere, 08-Mar-2022 10:59:38
Audit Action: Assigned Compound ID

Audit Reason: Peak assignment corrected

Eurofins Seattle

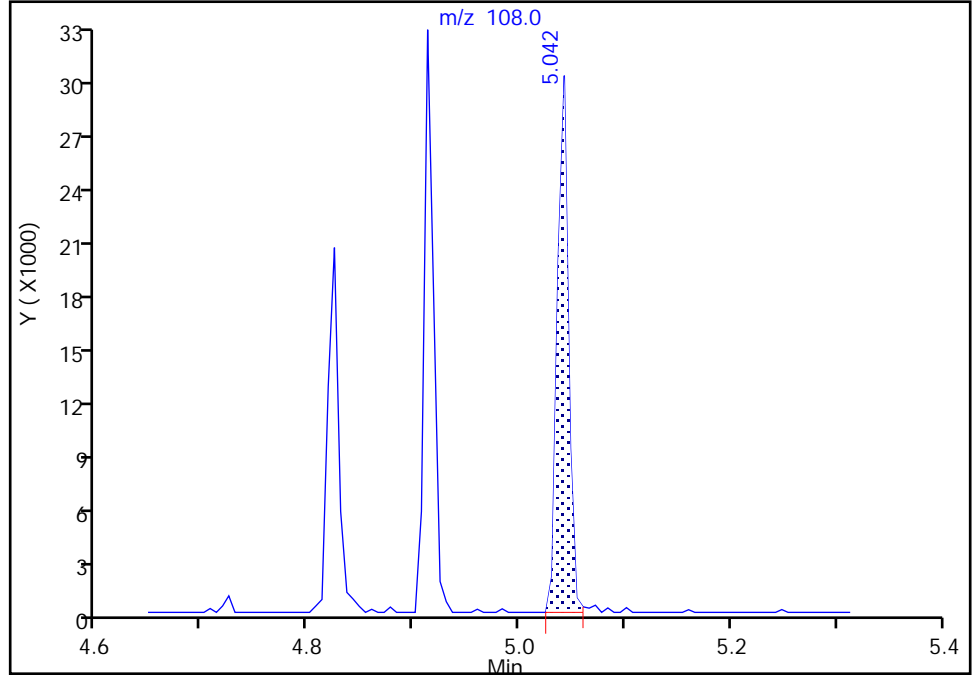
Data File: \\chromfs\Seattle\ChromData\TAC040\20220303-81577.b\40Scan030322a013.D
Injection Date: 03-Mar-2022 19:49:30 Instrument ID: TAC040
Lims ID: STD4
Client ID:
Operator ID: tl ALS Bottle#: 10 Worklist Smp#: 10
Injection Vol: 1.0 ul Dil. Factor: 1.0000
Method: 8270TAC040 Limit Group: 8270D BNA QSM 5.0
Column: Detector MS SCAN

28 2-Methylphenol, CAS: 95-48-7

Signal: 1

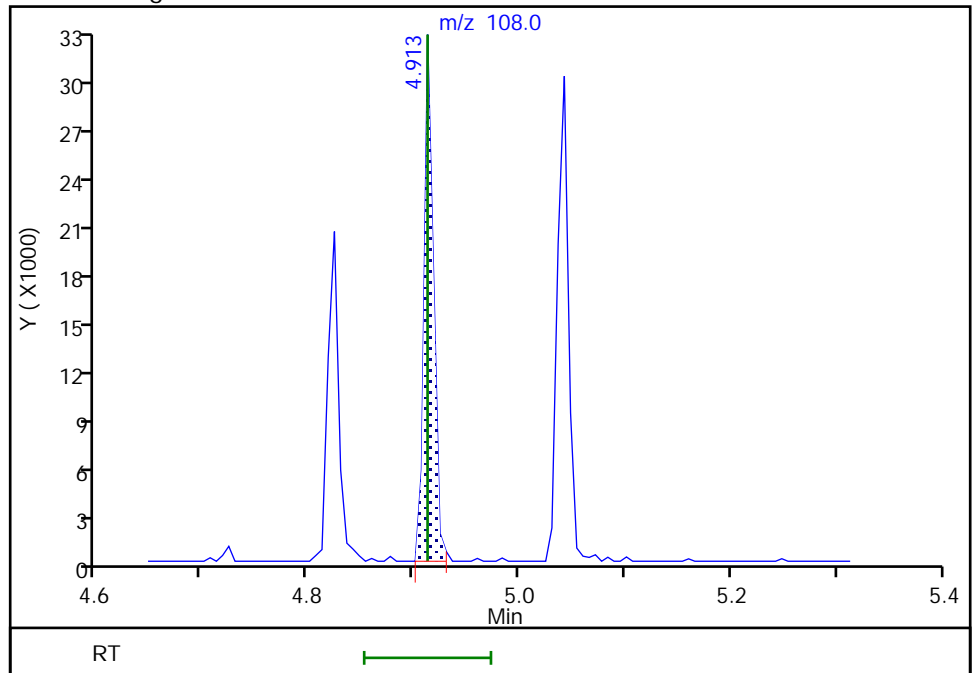
RT: 5.04
Area: 21943
Amount: 113.5313
Amount Units: ug/L

Processing Integration Results



RT: 4.91
Area: 20409
Amount: 103.3850
Amount Units: ug/L

Manual Integration Results



Reviewer: limmere, 08-Mar-2022 13:56:11
Audit Action: Assigned Compound ID

Audit Reason: Peak assignment corrected

Eurofins Seattle

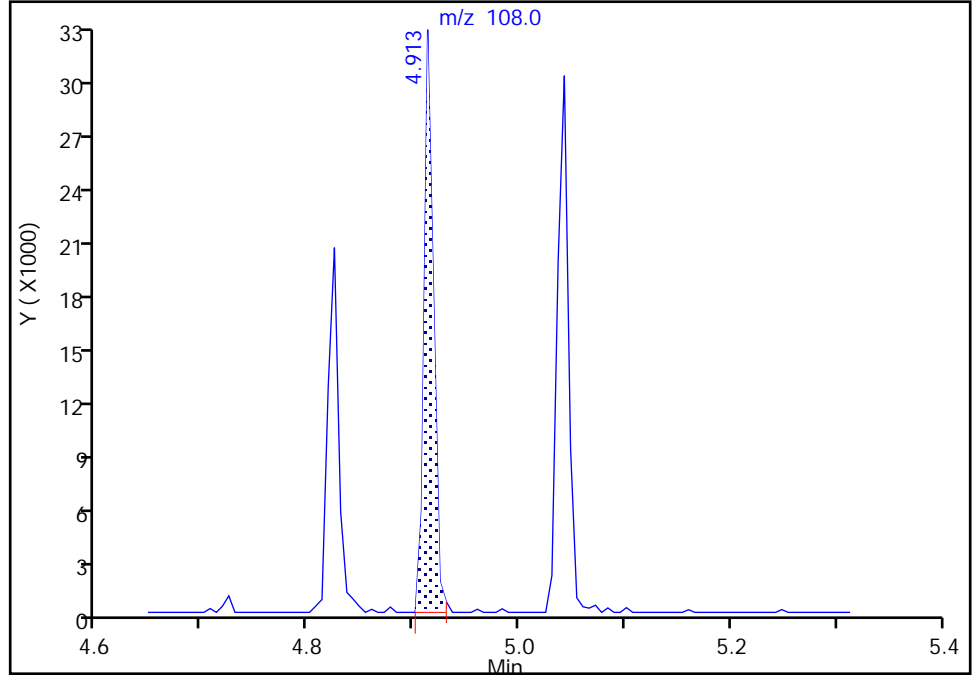
Data File: \\chromfs\Seattle\ChromData\TAC040\20220303-81577.b\40Scan030322a013.D
Injection Date: 03-Mar-2022 19:49:30 Instrument ID: TAC040
Lims ID: STD4
Client ID:
Operator ID: tl ALS Bottle#: 10 Worklist Smp#: 10
Injection Vol: 1.0 ul Dil. Factor: 1.0000
Method: 8270TAC040 Limit Group: 8270D BNA QSM 5.0
Column: Detector MS SCAN

32 3 & 4 Methylphenol, CAS: 15831-10-4

Signal: 1

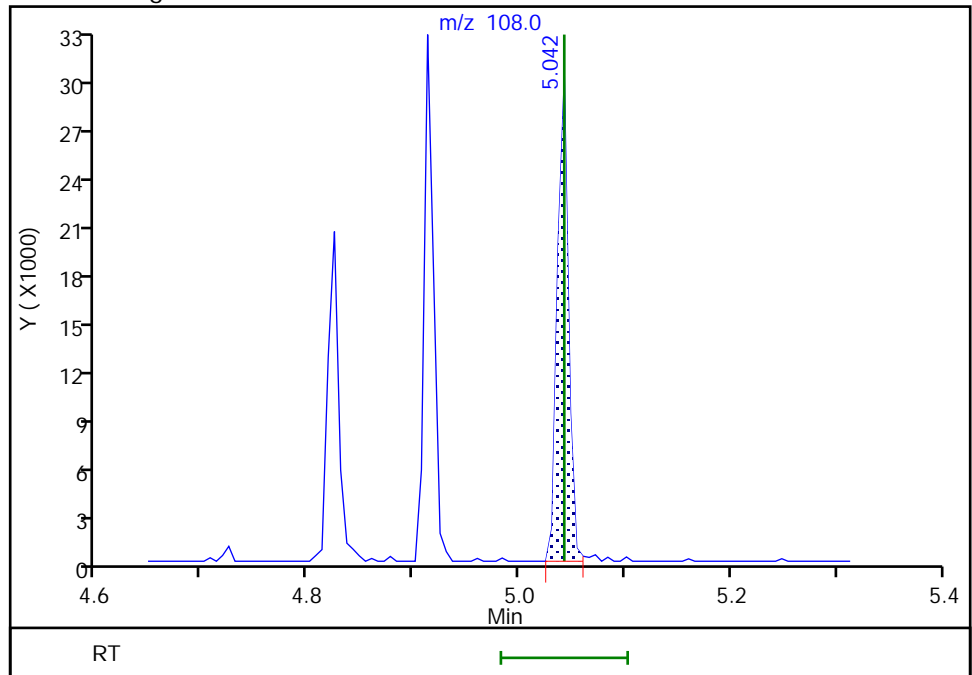
RT: 4.91
Area: 20409
Amount: 102.8666
Amount Units: ug/L

Processing Integration Results



RT: 5.04
Area: 21943
Amount: 112.4129
Amount Units: ug/L

Manual Integration Results



Reviewer: limmere, 08-Mar-2022 13:56:06
Audit Action: Assigned Compound ID

Audit Reason: Peak assignment corrected

Eurofins Seattle

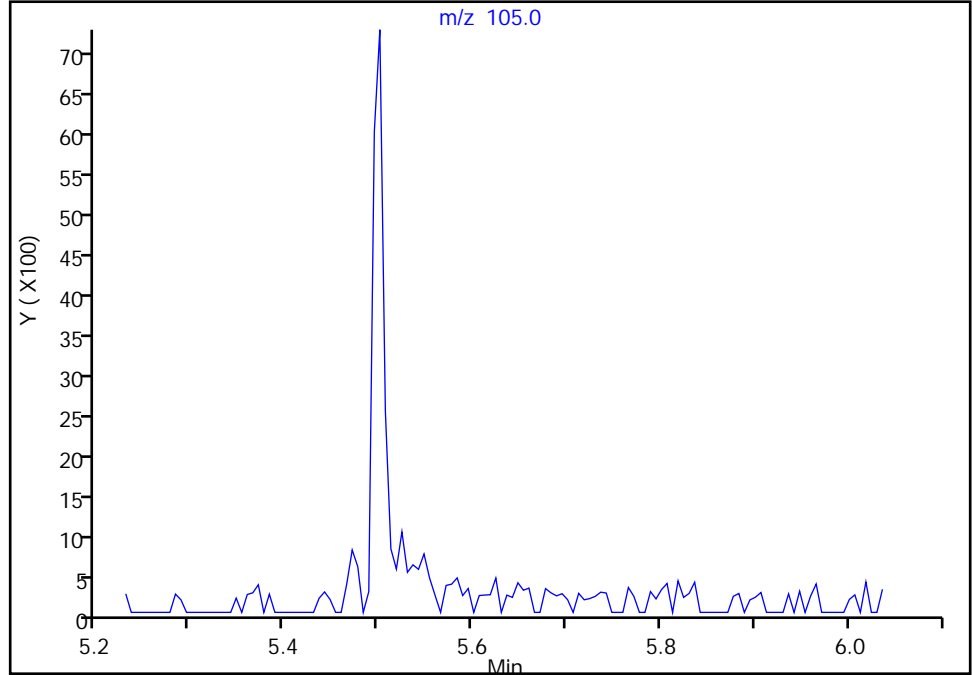
Data File: \\chromfs\Seattle\ChromData\TAC040\20220303-81577.b\40Scan030322a013.D
Injection Date: 03-Mar-2022 19:49:30 Instrument ID: TAC040
Lims ID: STD4
Client ID:
Operator ID: tl ALS Bottle#: 10 Worklist Smp#: 10
Injection Vol: 1.0 ul Dil. Factor: 1.0000
Method: 8270TAC040 Limit Group: 8270D BNA QSM 5.0
Column: Detector MS SCAN

36 Benzoic acid, CAS: 65-85-0

Signal: 1

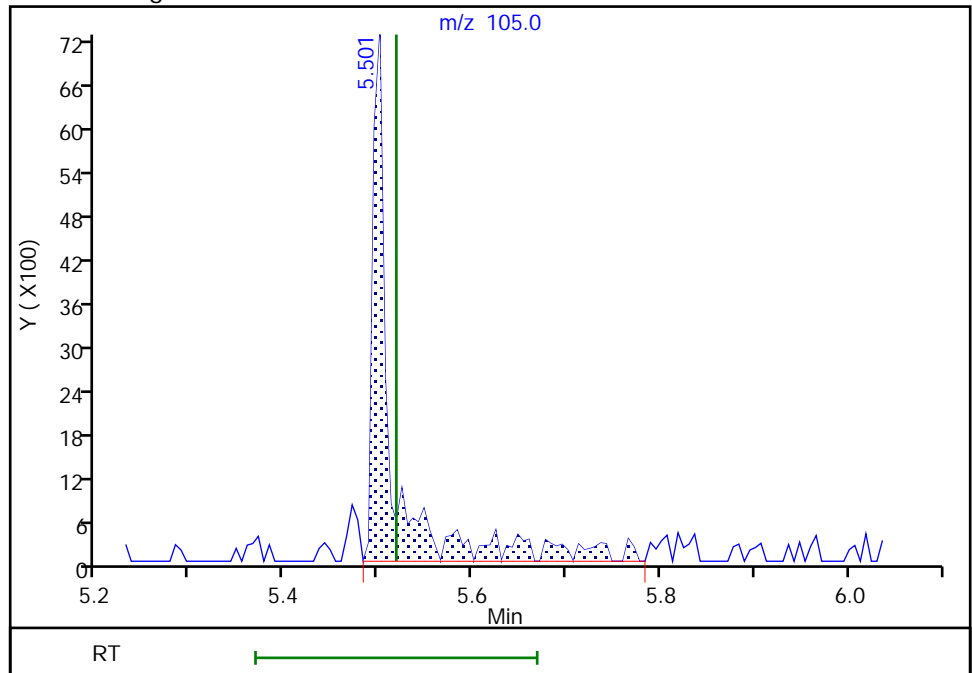
Not Detected
Expected RT: 5.52

Processing Integration Results



Manual Integration Results

RT: 5.50
Area: 9993
Amount: 212.6707
Amount Units: ug/L



Reviewer: limmere, 08-Mar-2022 10:46:03
Audit Action: Assigned Compound ID

Audit Reason: Peak assignment corrected

Eurofins Seattle

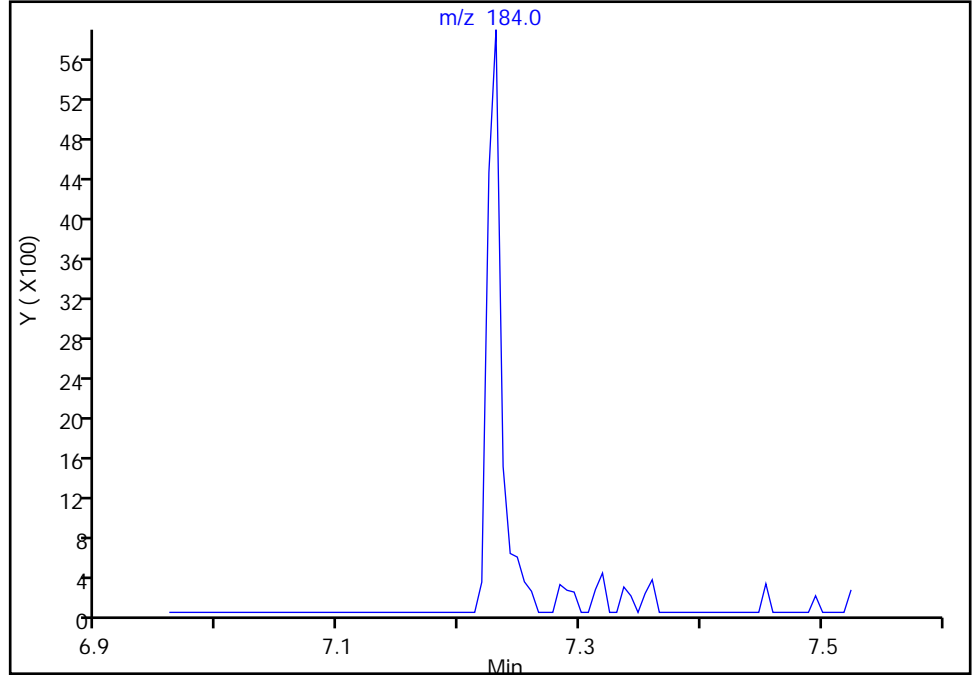
Data File: \\chromfs\Seattle\ChromData\TAC040\20220303-81577.b\40Scan030322a013.D
Injection Date: 03-Mar-2022 19:49:30 Instrument ID: TAC040
Lims ID: STD4
Client ID:
Operator ID: tl ALS Bottle#: 10 Worklist Smp#: 10
Injection Vol: 1.0 ul Dil. Factor: 1.0000
Method: 8270TAC040 Limit Group: 8270D BNA QSM 5.0
Column: Detector MS SCAN

69 2,4-Dinitrophenol, CAS: 51-28-5

Signal: 1

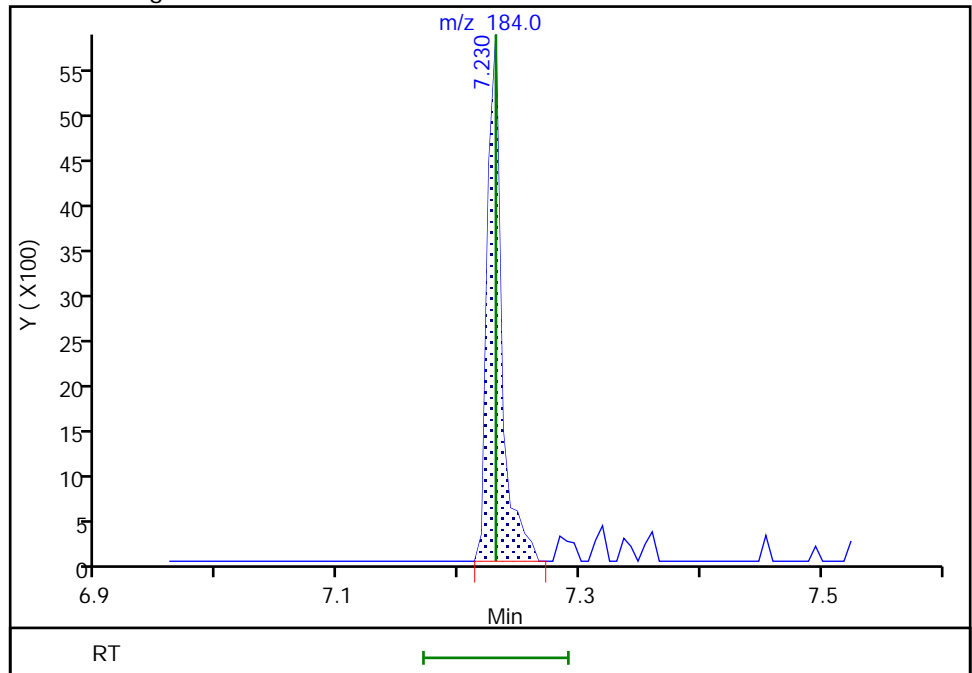
Not Detected
Expected RT: 7.23

Processing Integration Results



Manual Integration Results

RT: 7.23
Area: 4815
Amount: 252.8036
Amount Units: ug/L



Reviewer: limmere, 08-Mar-2022 10:46:22
Audit Action: Assigned Compound ID

Audit Reason: Peak assignment corrected

Eurofins Seattle

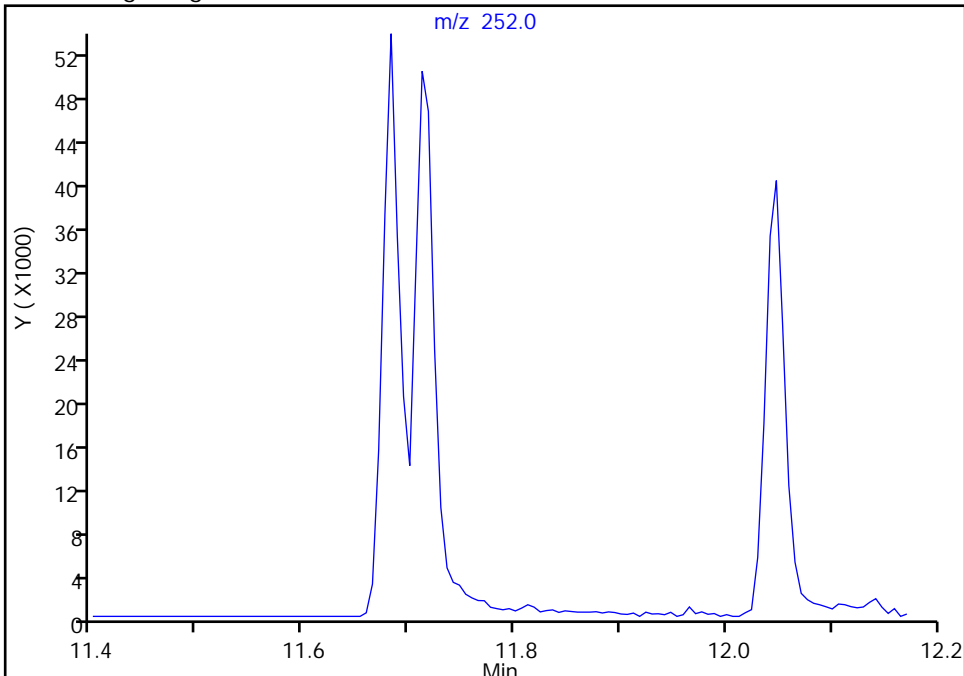
Data File: \\chromfs\Seattle\ChromData\TAC040\20220303-81577.b\40Scan030322a013.D
Injection Date: 03-Mar-2022 19:49:30 Instrument ID: TAC040
Lims ID: STD4
Client ID:
Operator ID: tl ALS Bottle#: 10 Worklist Smp#: 10
Injection Vol: 1.0 ul Dil. Factor: 1.0000
Method: 8270TAC040 Limit Group: 8270D BNA QSM 5.0
Column: Detector MS SCAN

95 Benzofluoranthene, CAS: 56832-73-6

Signal: 1

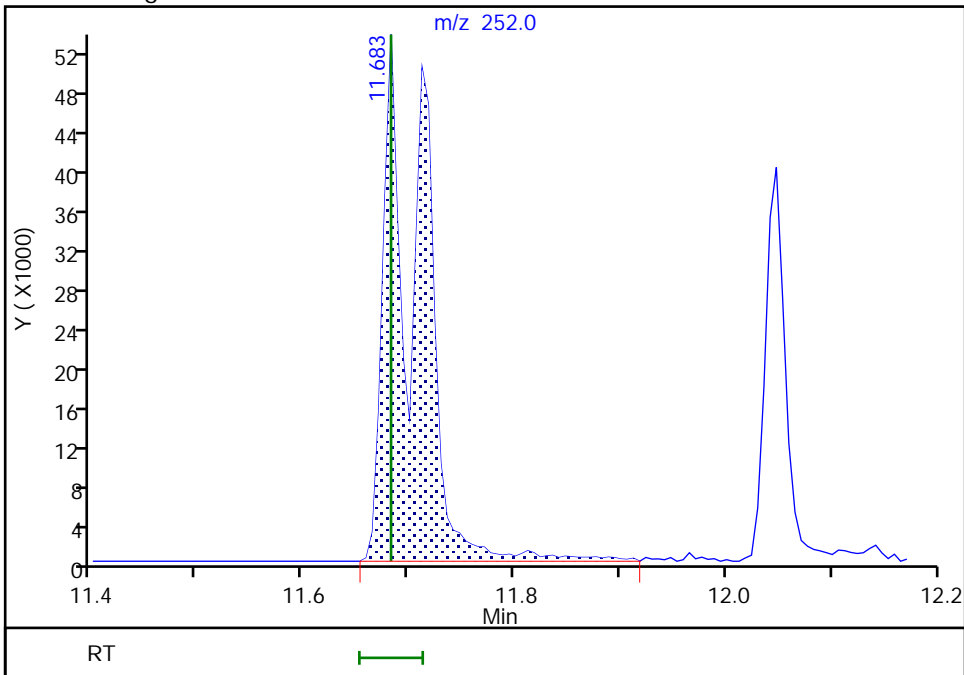
Not Detected
Expected RT: 11.68

Processing Integration Results



RT: 11.68
Area: 130663
Amount: 209.4804
Amount Units: ug/L

Manual Integration Results



Reviewer: limmere, 08-Mar-2022 10:46:45
Audit Action: Assigned Compound ID

Audit Reason: Peak assignment corrected

Eurofins Seattle
Target Compound Quantitation Report

Data File: \\chromfs\Seattle\ChromData\TAC040\20220303-81577.b\40Scan030322a014.D
 Lims ID: STD3
 Client ID:
 Sample Type: IC Calib Level: 3
 Inject. Date: 03-Mar-2022 20:12:30 ALS Bottle#: 11 Worklist Smp#: 11
 Injection Vol: 1.0 ul Dil. Factor: 1.0000
 Sample Info: 3
 Operator ID: tl Instrument ID: TAC040
 Sublist: chrom-8270TAC040*sub20

Method: \\chromfs\Seattle\ChromData\TAC040\20220303-81577.b\8270TAC040.m
 Limit Group: 8270D BNA QSM 5.0
 Last Update: 08-Mar-2022 14:31:32 Calib Date: 03-Mar-2022 20:58:30
 Integrator: RTE ID Type: RT Order ID
 Quant Method: Internal Standard Quant By: Initial Calibration
 Last ICal File: \\chromfs\Seattle\ChromData\TAC040\20220303-81577.b\40Scan030322a016.D

Column 1 : Det: MS SCAN
 Process Host: CTX1601

First Level Reviewer: limmere

Date: 04-Mar-2022 11:46:56

Compound	Sig	RT (min.)	Adj RT (min.)	Dlt RT (min.)	Q	Response	Cal Amt ug/L	OnCol Amt ug/L	Flags
* 1 1,4-Dichlorobenzene-d4	152	4.707	4.707	0.000	87	26118	100.0	100.0	
* 2 Naphthalene-d8	136	5.736	5.736	0.000	97	87195	100.0	100.0	
* 3 Acenaphthene-d10	164	7.172	7.172	0.000	90	43886	100.0	100.0	
* 4 Phenanthrene-d10	188	8.389	8.389	0.000	94	68147	100.0	100.0	
* 5 Chrysene-d12	240	10.595	10.595	0.000	97	50910	100.0	100.0	
* 6 Perylene-d12	264	12.112	12.112	0.000	95	56816	100.0	100.0	
\$ 7 2-Fluorophenol	112	3.643	3.649	-0.006	62	10216	50.0	41.5	
\$ 8 Phenol-d5	99	4.413	4.413	0.000	98	11219	50.0	43.2	
\$ 9 Nitrobenzene-d5	82	5.154	5.154	0.000	66	7799	50.0	46.6	
\$ 10 2-Fluorobiphenyl	172	6.630	6.630	0.000	91	26886	50.0	48.0	
\$ 11 2,4,6-Tribromophenol	330	7.819	7.819	0.000	50	3869	50.0	38.2	
\$ 12 Terphenyl-d14	244	9.713	9.713	0.000	83	19456	50.0	45.9	
15 N-Nitrosodimethylamine	74	2.525	2.525	0.000	64	3805	50.0	47.3	a
16 Pyridine	79	2.547	2.536	0.011	93	10713	100.0	71.4	
18 Phenol	94	4.425	4.425	0.000	85	10295	50.0	41.6	
17 Aniline	93	4.442	4.442	0.000	23	9005	50.0	38.5	a
19 Bis(2-chloroethyl)ether	93	4.507	4.507	0.000	86	7856	50.0	41.4	
20 2-Chlorophenol	128	4.531	4.531	0.000	49	13462	50.0	44.5	
21 n-Decane	57	4.595	4.595	0.000	81	5898	50.0	44.4	
22 1,3-Dichlorobenzene	146	4.660	4.660	0.000	84	15339	50.0	41.8	
23 1,4-Dichlorobenzene	146	4.719	4.719	0.000	78	15793	50.0	41.7	
27 Benzyl alcohol	79	4.825	4.825	0.000	88	5152	50.0	40.7	
24 1,2-Dichlorobenzene	146	4.842	4.842	0.000	84	15316	50.0	43.5	
28 2-Methylphenol	108	4.913	4.913	0.000	45	9301	50.0	43.2	a
25 2,2'-oxybis[1-chloropropane]	45	4.942	4.942	0.000	68	8018	50.0	44.2	
29 Acetophenone	105	5.036	5.036	0.000	96	13742	50.0	43.7	
32 3 & 4 Methylphenol	108	5.042	5.042	0.000	87	8732	50.0	41.0	a
30 N-Nitrosodi-n-propylamine	70	5.042	5.042	0.000	63	3847	50.0	44.5	
31 Hexachloroethane	117	5.113	5.113	0.000	83	7596	50.0	49.9	
33 Nitrobenzene	77	5.172	5.172	0.000	62	6991	50.0	44.6	
34 Isophorone	82	5.372	5.372	0.000	83	12174	50.0	43.4	

Compound	Sig	RT (min.)	Adj RT (min.)	Dlt RT (min.)	Q	Response	Cal Amt ug/L	OnCol Amt ug/L	Flags
35 2-Nitrophenol	139	5.430	5.430	0.000	68	6354	50.0	40.9	
37 2,4-Dimethylphenol	107	5.472	5.472	0.000	76	9676	50.0	48.3	
36 Benzoic acid	105	5.501	5.519	-0.018	22	2635	100.0	155.3	a
38 Bis(2-chloroethoxy)methane	93	5.560	5.560	0.000	84	10302	50.0	43.6	
39 2,4-Dichlorophenol	162	5.619	5.619	0.000	76	10444	50.0	45.5	
40 1,2,4-Trichlorobenzene	180	5.689	5.695	-0.006	88	13564	50.0	46.6	
41 Naphthalene	128	5.754	5.754	0.000	82	35359	50.0	44.3	
42 2,6-Dichlorophenol	162	5.807	5.807	0.000	81	10642	50.0	47.3	
43 4-Chloroaniline	127	5.807	5.807	0.000	59	7666	50.0	48.5	
44 Hexachlorobutadiene	225	5.866	5.860	0.006	76	8241	50.0	46.8	
45 4-Chloro-3-methylphenol	107	6.201	6.201	0.000	74	6186	50.0	41.3	
46 2-Methylnaphthalene	142	6.319	6.325	-0.006	84	23370	50.0	46.7	
47 1-Methylnaphthalene	142	6.401	6.401	0.000	84	23323	50.0	47.5	
49 1,2,4,5-Tetrachlorobenzene	216	6.454	6.454	0.000	89	13369	50.0	46.8	
48 Hexachlorocyclopentadiene	237	6.454	6.454	0.000	61	7619	50.0	41.9	
50 2,4,6-Trichlorophenol	196	6.554	6.554	0.000	65	5912	50.0	42.9	
51 2,4,5-Trichlorophenol	196	6.577	6.577	0.000	78	5126	50.0	41.4	
52 1,1'-Biphenyl	154	6.707	6.707	0.000	92	28414	50.0	48.1	
53 2-Chloronaphthalene	162	6.719	6.719	0.000	89	23617	50.0	48.1	
54 2-Nitroaniline	138	6.807	6.807	0.000	48	5249	50.0	45.4	
55 Dimethyl phthalate	163	6.972	6.972	0.000	91	24593	50.0	46.2	
56 1,3-Dinitrobenzene	168	6.983	6.983	0.000	38	2313	50.0	51.3	
57 2,6-Dinitrotoluene	165	7.013	7.013	0.000	52	4351	50.0	54.9	
58 Acenaphthylene	152	7.054	7.054	0.000	88	32146	50.0	45.3	
59 3-Nitroaniline	138	7.177	7.142	0.035	1	240	50.0	47.9	
60 Acenaphthene	153	7.195	7.201	-0.006	88	22493	50.0	46.4	
69 2,4-Dinitrophenol	184	7.230	7.230	0.000	30	976	100.0	202.9	a
63 4-Nitrophenol	109	7.283	7.283	0.000	40	1491	100.0	134.5	a
62 2,4-Dinitrotoluene	165	7.336	7.336	0.000	51	4601	50.0	52.3	a
61 Dibenzofuran	168	7.342	7.342	0.000	83	30735	50.0	47.5	
64 2,3,5,6-Tetrachlorophenol	232	7.407	7.407	0.000	64	4293	50.0	43.9	
65 2,3,4,6-Tetrachlorophenol	232	7.442	7.442	0.000	39	4449	50.0	41.7	
66 Diethyl phthalate	149	7.554	7.554	0.000	94	61841	50.0	112.8	
67 Fluorene	166	7.624	7.624	0.000	92	25114	50.0	48.9	
68 4-Chlorophenyl phenyl ether	204	7.636	7.636	0.000	77	10697	50.0	43.3	
70 4-Nitroaniline	138	7.642	7.642	0.000	23	2916	50.0	42.1	
73 4,6-Dinitro-2-methylphenol	198	7.666	7.666	0.000	26	2289	100.0	105.4	
71 N-Nitrosodiphenylamine	169	7.730	7.730	0.000	54	14779	50.0	45.6	
72 Azobenzene	77	7.760	7.760	0.000	92	13248	50.0	47.0	
74 4-Bromophenyl phenyl ether	248	8.036	8.036	0.000	43	6889	50.0	43.6	
75 Hexachlorobenzene	284	8.066	8.066	0.000	68	10364	50.0	45.8	
76 Atrazine	200	8.177	8.177	0.000	69	4848	50.0	41.6	
77 Pentachlorophenol	266	8.230	8.230	0.000	61	4727	100.0	103.4	
78 n-Octadecane	43	8.342	8.342	0.000	63	5220	50.0	46.9	
79 Phenanthrene	178	8.407	8.407	0.000	90	31549	50.0	45.1	
80 Anthracene	178	8.448	8.448	0.000	89	29962	50.0	44.6	
81 Carbazole	167	8.583	8.583	0.000	72	20662	50.0	44.0	
83 Di-n-butyl phthalate	149	8.901	8.901	0.000	92	37840	50.0	45.6	
84 Fluoranthene	202	9.383	9.383	0.000	87	31187	50.0	44.8	
85 Benzidine	184	9.513	9.507	0.006	61	8906	100.0	86.8	
86 Pyrene	202	9.566	9.566	0.000	96	31286	50.0	43.6	
87 Butyl benzyl phthalate	149	10.130	10.130	0.000	71	12762	50.0	42.9	

Compound	Sig	RT (min.)	Adj RT (min.)	Dlt RT (min.)	Q	Response	Cal Amt ug/L	OnCol Amt ug/L	Flags
91 3,3'-Dichlorobenzidine	252	10.577	10.577	0.000	52	14212	100.0	87.0	
89 Benzo[a]anthracene	228	10.583	10.589	-0.006	91	23598	50.0	42.1	
90 Chrysene	228	10.618	10.618	0.000	86	30970	50.0	51.0	
92 Bis(2-ethylhexyl) phthalate	149	10.665	10.665	0.000	82	15780	50.0	37.8	
93 Di-n-octyl phthalate	149	11.336	11.336	0.000	76	23054	50.0	52.1	
94 Benzo[b]fluoranthene	252	11.683	11.683	0.000	81	27077	50.0	42.8	
95 Benzofluoranthene	252	11.712	11.683	0.029	95	54456	100.0	84.5	a
96 Benzo[k]fluoranthene	252	11.712	11.718	-0.006	88	24059	50.0	35.6	
97 Benzo[a]pyrene	252	12.048	12.048	0.000	59	22305	50.0	41.9	
98 Indeno[1,2,3-cd]pyrene	276	13.371	13.371	0.000	94	21732	50.0	42.1	
99 Dibenz(a,h)anthracene	278	13.406	13.412	-0.006	46	25756	50.0	44.3	
100 Benzo[g,h,i]perylene	276	13.677	13.683	-0.006	83	28478	50.0	41.5	

QC Flag Legend

Processing Flags

Review Flags

a - User Assigned ID

Reagents:

8270ccvl_50_00039

Amount Added: 1.00

Units: mL

Eurofins Seattle

Data File: \\chromfs\Seattle\ChromData\TAC040\20220303-81577.b\40Scan030322a014.D

Injection Date: 03-Mar-2022 20:12:30

Instrument ID: TAC040

Lims ID: STD3

Client ID:

Operator ID: tl

ALS Bottle#: 11

Worklist Smp#: 11

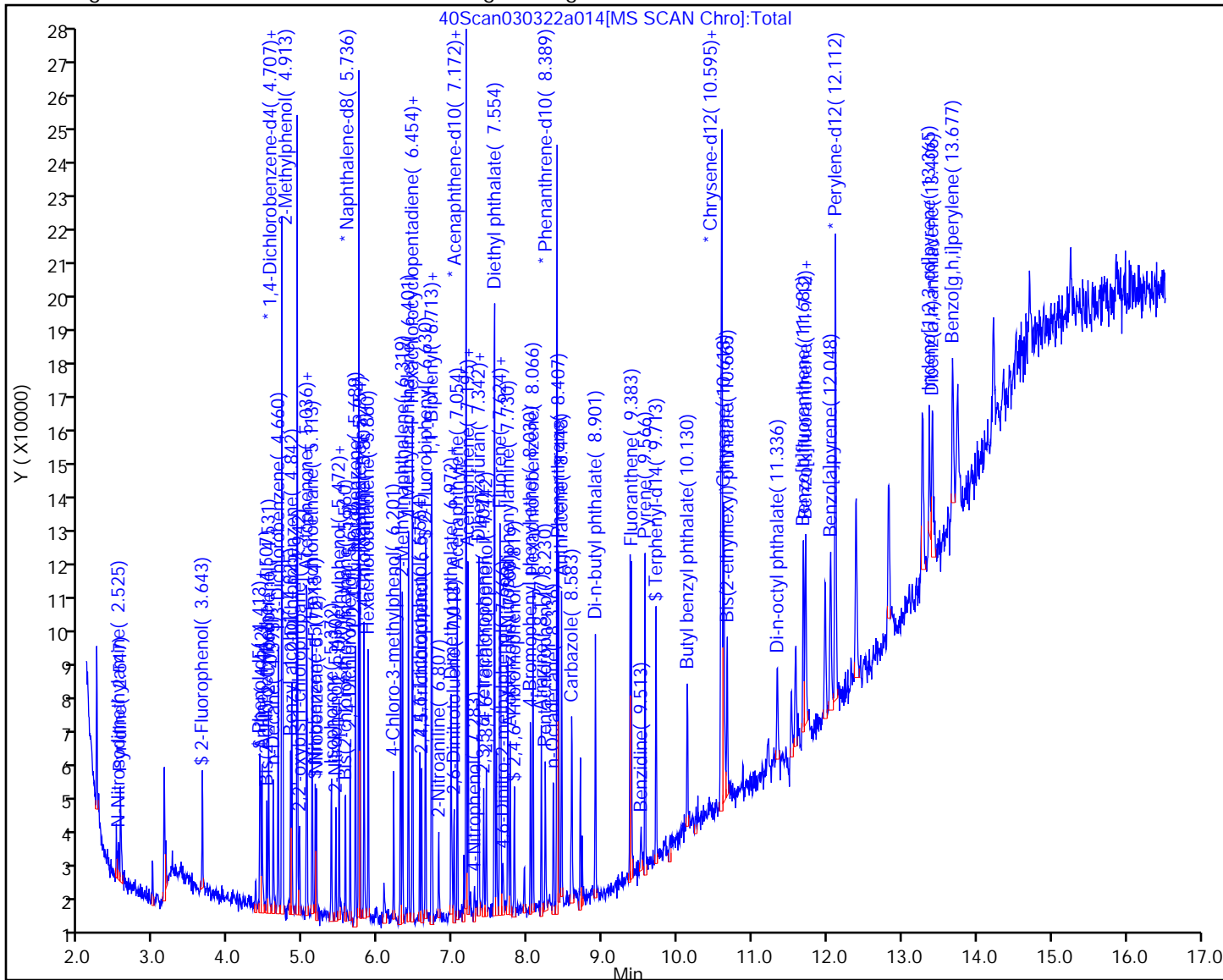
Injection Vol: 1.0 ul

Dil. Factor: 1.0000

Method: 8270TAC040

Limit Group: 8270D BNA QSM 5.0

Y Scaling: Method Defined: Scale to the Nth Largest Target: 1



Eurofins Seattle

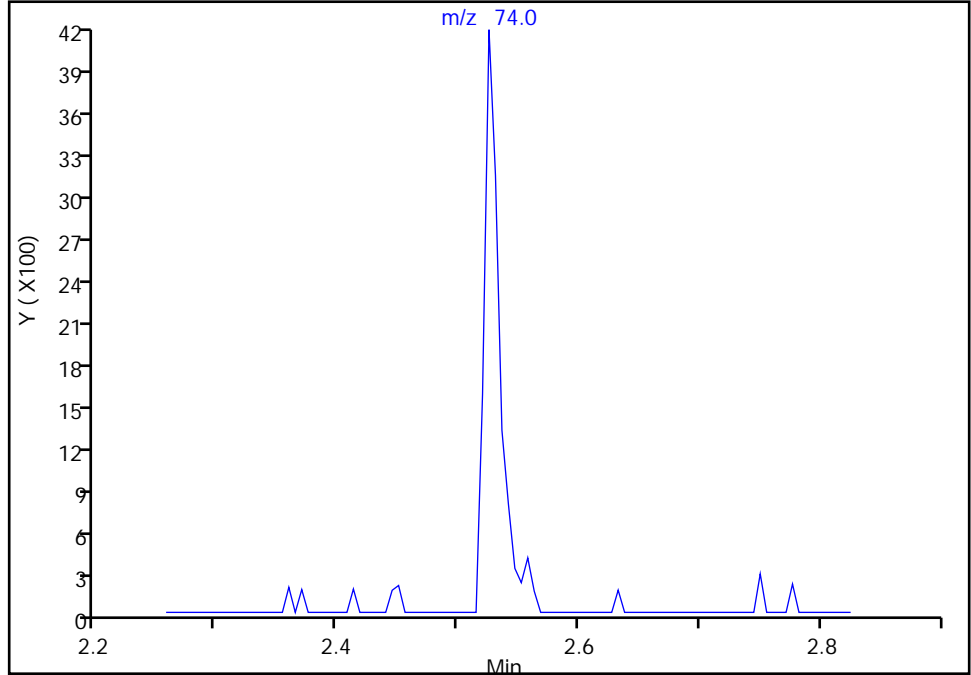
Data File: \\chromfs\Seattle\ChromData\TAC040\20220303-81577.b\40Scan030322a014.D
Injection Date: 03-Mar-2022 20:12:30 Instrument ID: TAC040
Lims ID: STD3
Client ID:
Operator ID: tl ALS Bottle#: 11 Worklist Smp#: 11
Injection Vol: 1.0 ul Dil. Factor: 1.0000
Method: 8270TAC040 Limit Group: 8270D BNA QSM 5.0
Column: Detector MS SCAN

15 N-Nitrosodimethylamine, CAS: 62-75-9

Signal: 1

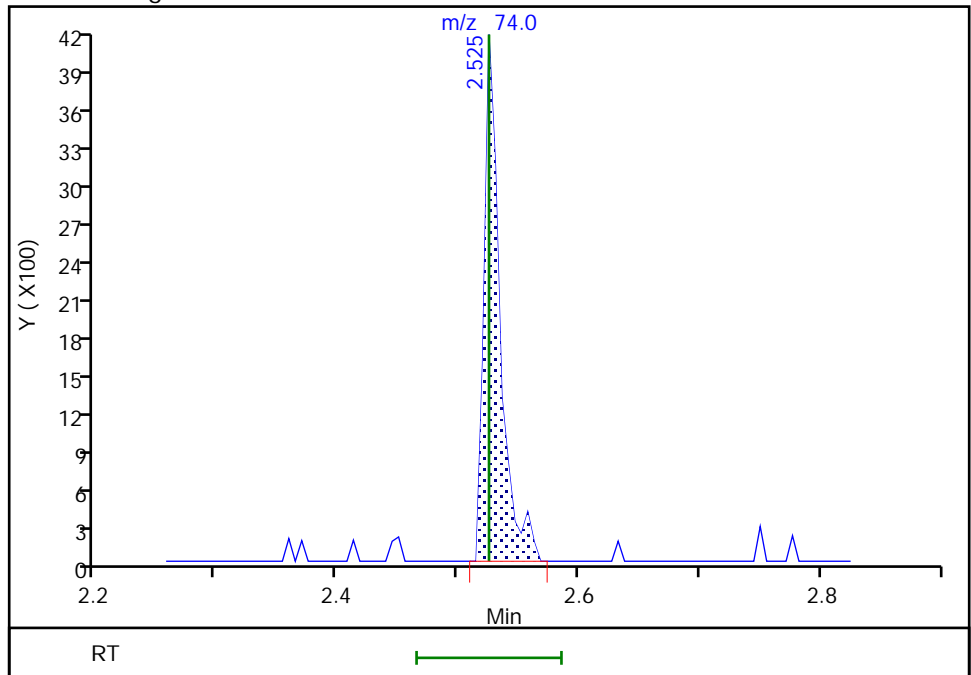
Not Detected
Expected RT: 2.53

Processing Integration Results



RT: 2.53
Area: 3805
Amount: 47.320984
Amount Units: ug/L

Manual Integration Results



Reviewer: limmere, 08-Mar-2022 10:47:11
Audit Action: Assigned Compound ID

Audit Reason: Peak assignment corrected

Eurofins Seattle

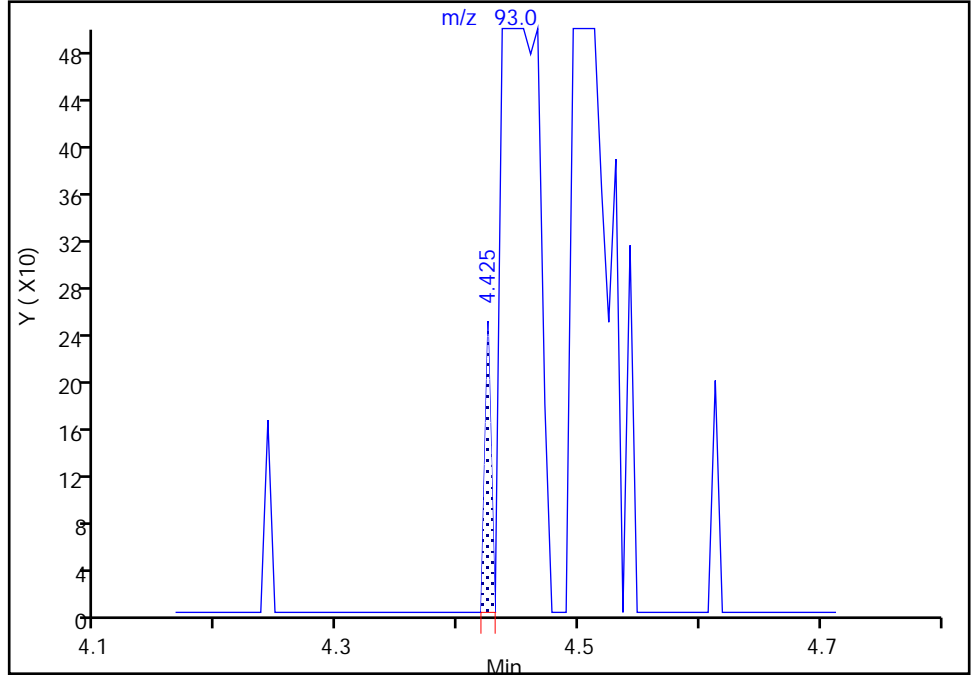
Data File: \\chromfs\Seattle\ChromData\TAC040\20220303-81577.b\40Scan030322a014.D
Injection Date: 03-Mar-2022 20:12:30 Instrument ID: TAC040
Lims ID: STD3
Client ID:
Operator ID: tl ALS Bottle#: 11 Worklist Smp#: 11
Injection Vol: 1.0 ul Dil. Factor: 1.0000
Method: 8270TAC040 Limit Group: 8270D BNA QSM 5.0
Column: Detector MS SCAN

17 Aniline, CAS: 62-53-3

Signal: 1

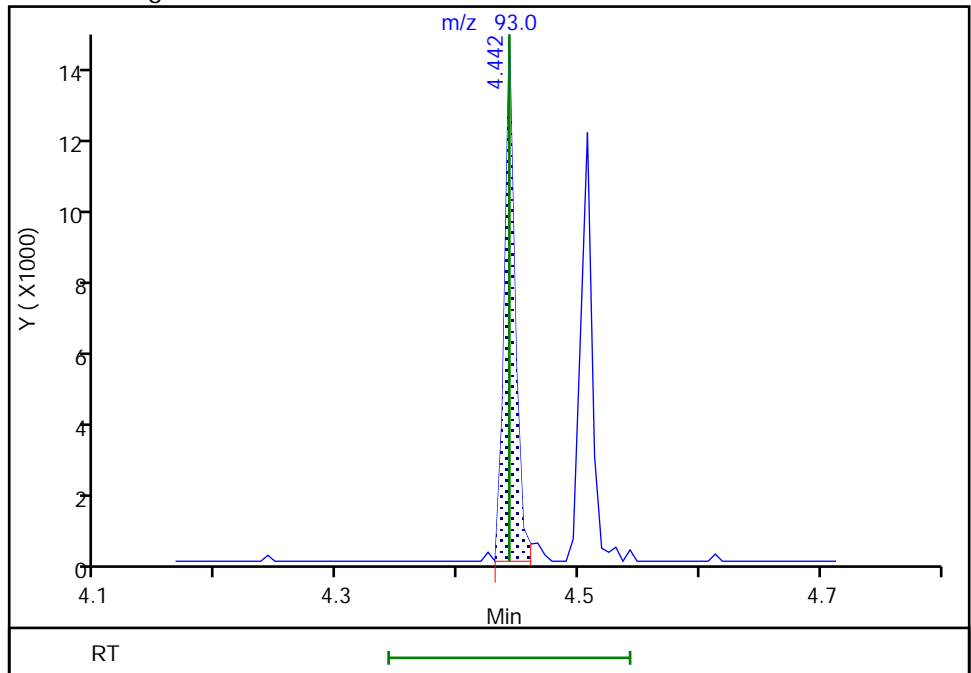
RT: 4.42
Area: 88
Amount: 11.349319
Amount Units: ug/L

Processing Integration Results



RT: 4.44
Area: 9005
Amount: 38.496595
Amount Units: ug/L

Manual Integration Results



Eurofins Seattle

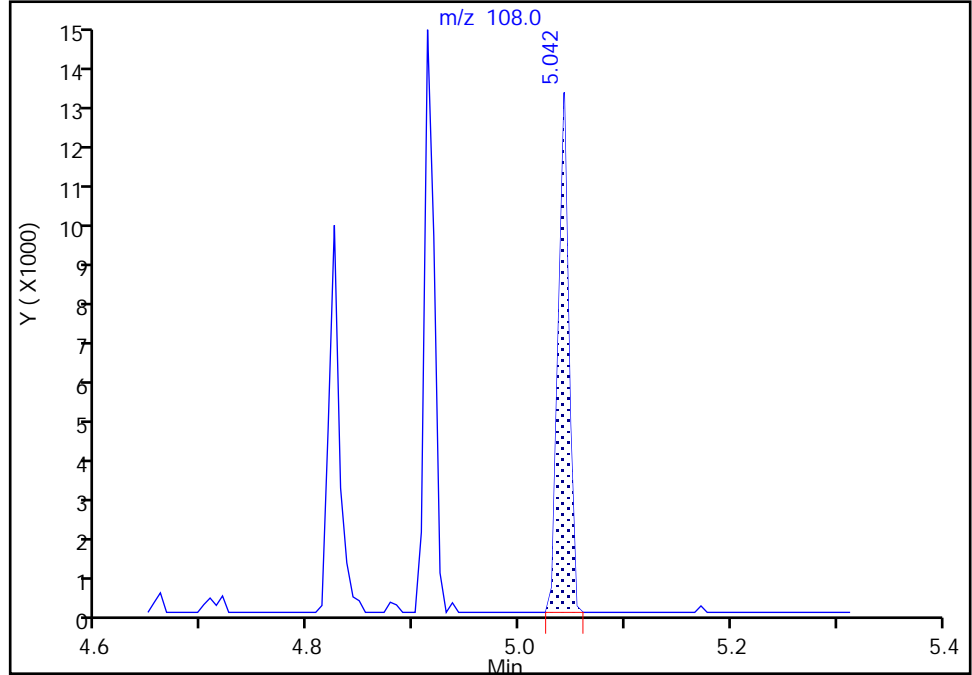
Data File: \\chromfs\Seattle\ChromData\TAC040\20220303-81577.b\40Scan030322a014.D
Injection Date: 03-Mar-2022 20:12:30 Instrument ID: TAC040
Lims ID: STD3
Client ID:
Operator ID: tl ALS Bottle#: 11 Worklist Smp#: 11
Injection Vol: 1.0 ul Dil. Factor: 1.0000
Method: 8270TAC040 Limit Group: 8270D BNA QSM 5.0
Column: Detector MS SCAN

28 2-Methylphenol, CAS: 95-48-7

Signal: 1

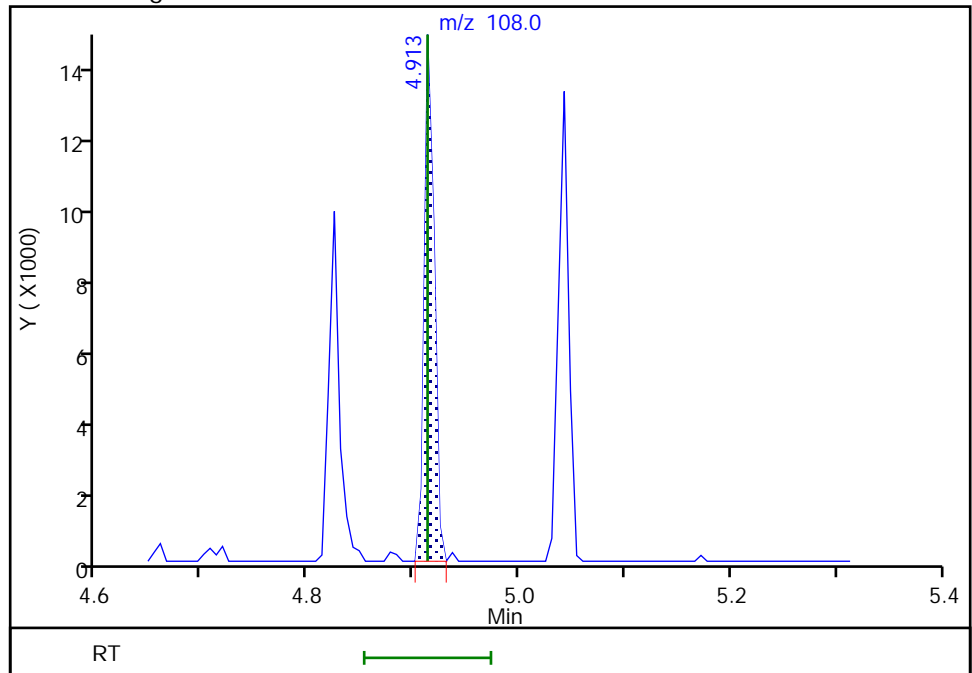
RT: 5.04
Area: 8732
Amount: 41.738984
Amount Units: ug/L

Processing Integration Results



RT: 4.91
Area: 9301
Amount: 43.183052
Amount Units: ug/L

Manual Integration Results



Reviewer: limmere, 08-Mar-2022 13:57:03
Audit Action: Assigned Compound ID

Audit Reason: Peak assignment corrected

Eurofins Seattle

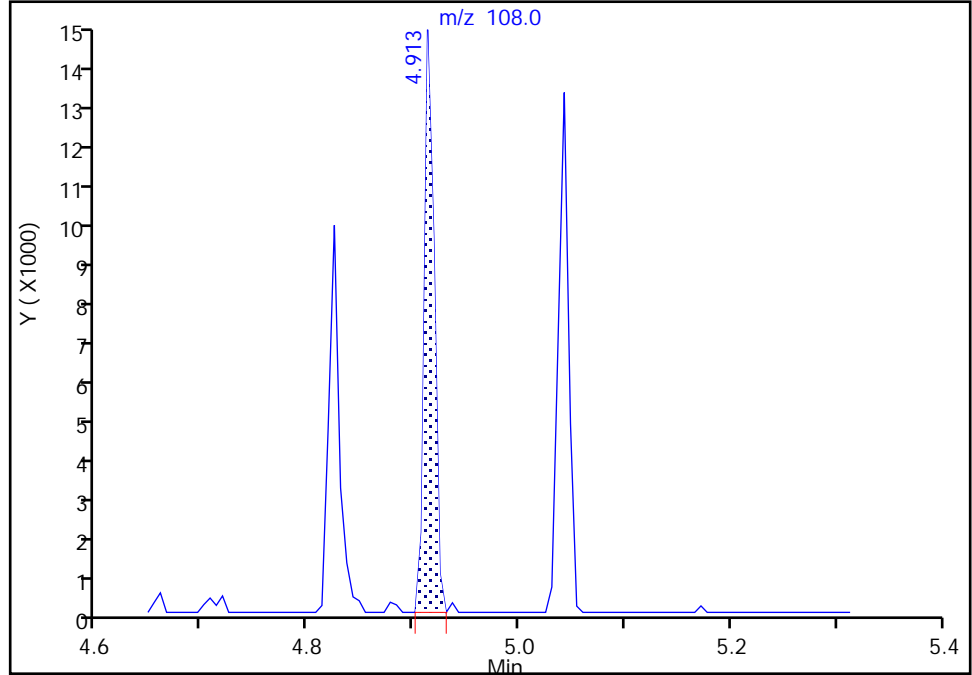
Data File: \\chromfs\Seattle\ChromData\TAC040\20220303-81577.b\40Scan030322a014.D
Injection Date: 03-Mar-2022 20:12:30 Instrument ID: TAC040
Lims ID: STD3
Client ID:
Operator ID: tl ALS Bottle#: 11 Worklist Smp#: 11
Injection Vol: 1.0 ul Dil. Factor: 1.0000
Method: 8270TAC040 Limit Group: 8270D BNA QSM 5.0
Column: Detector MS SCAN

32 3 & 4 Methylphenol, CAS: 15831-10-4

Signal: 1

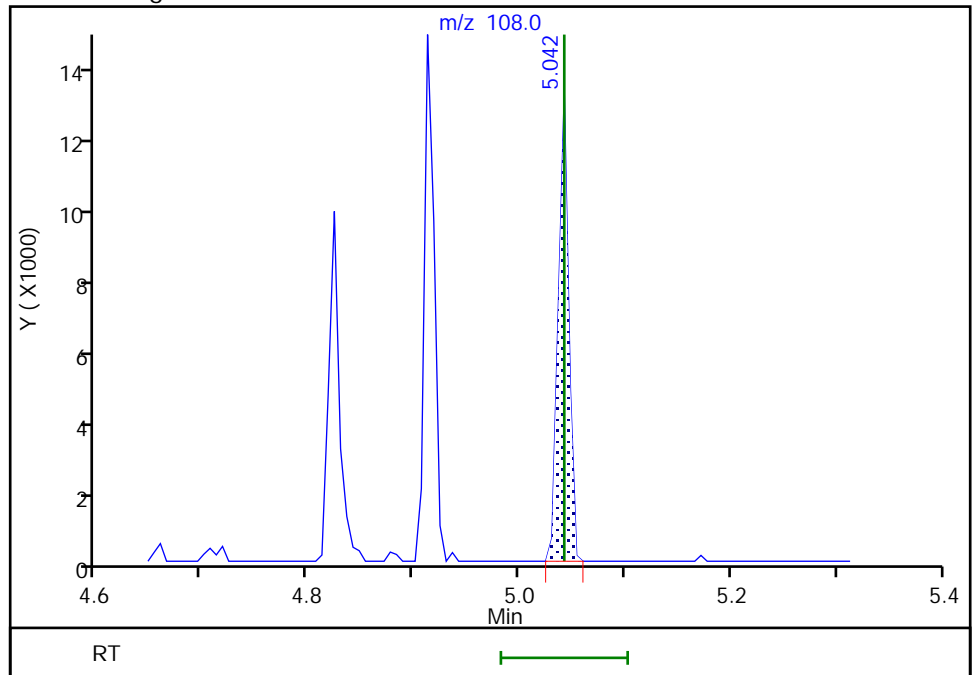
RT: 4.91
Area: 9301
Amount: 42.636856
Amount Units: ug/L

Processing Integration Results



RT: 5.04
Area: 8732
Amount: 40.999798
Amount Units: ug/L

Manual Integration Results



Reviewer: limmere, 08-Mar-2022 13:57:13
Audit Action: Assigned Compound ID

Audit Reason: Peak assignment corrected

Eurofins Seattle

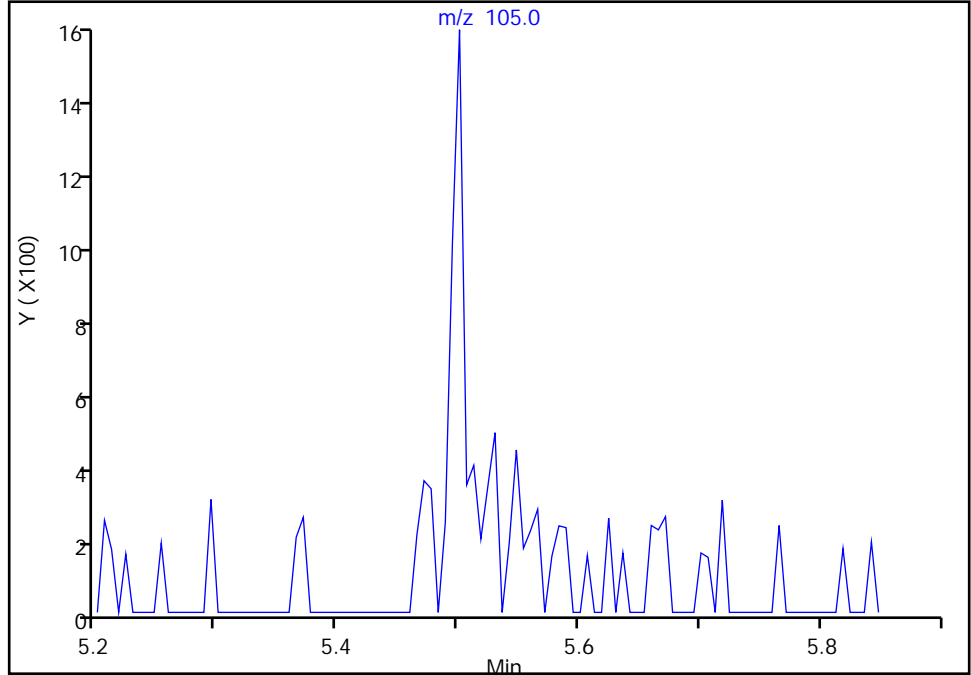
Data File: \\chromfs\Seattle\ChromData\TAC040\20220303-81577.b\40Scan030322a014.D
Injection Date: 03-Mar-2022 20:12:30 Instrument ID: TAC040
Lims ID: STD3
Client ID:
Operator ID: tl ALS Bottle#: 11 Worklist Smp#: 11
Injection Vol: 1.0 ul Dil. Factor: 1.0000
Method: 8270TAC040 Limit Group: 8270D BNA QSM 5.0
Column: Detector MS SCAN

36 Benzoic acid, CAS: 65-85-0

Signal: 1

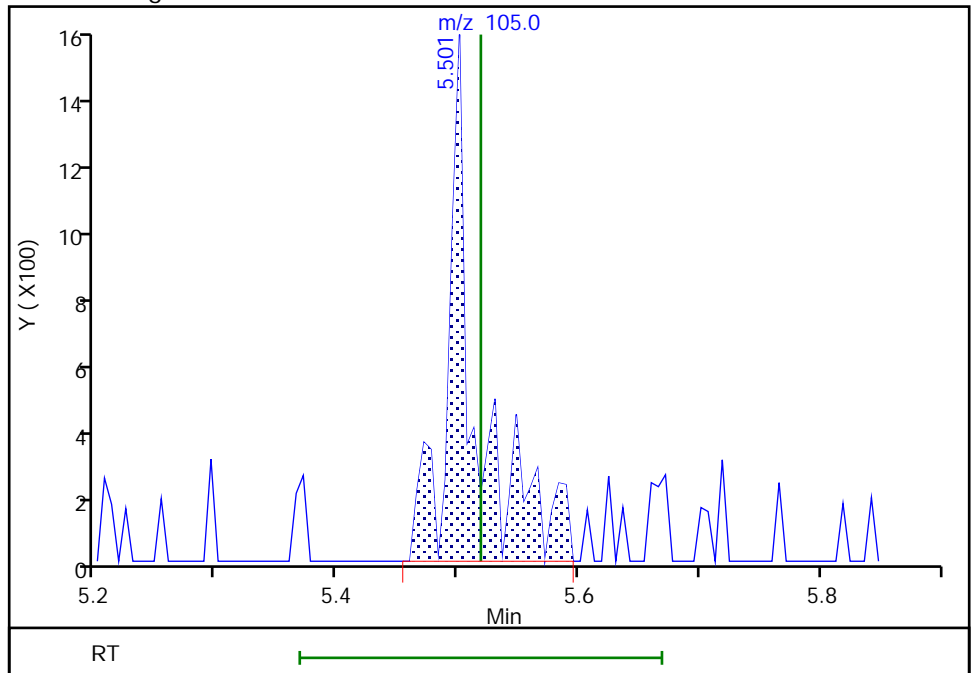
Not Detected
Expected RT: 5.52

Processing Integration Results



Manual Integration Results

RT: 5.50
Area: 2635
Amount: 155.2730
Amount Units: ug/L



Reviewer: limmere, 08-Mar-2022 10:47:23
Audit Action: Assigned Compound ID

Audit Reason: Peak assignment corrected

Eurofins Seattle

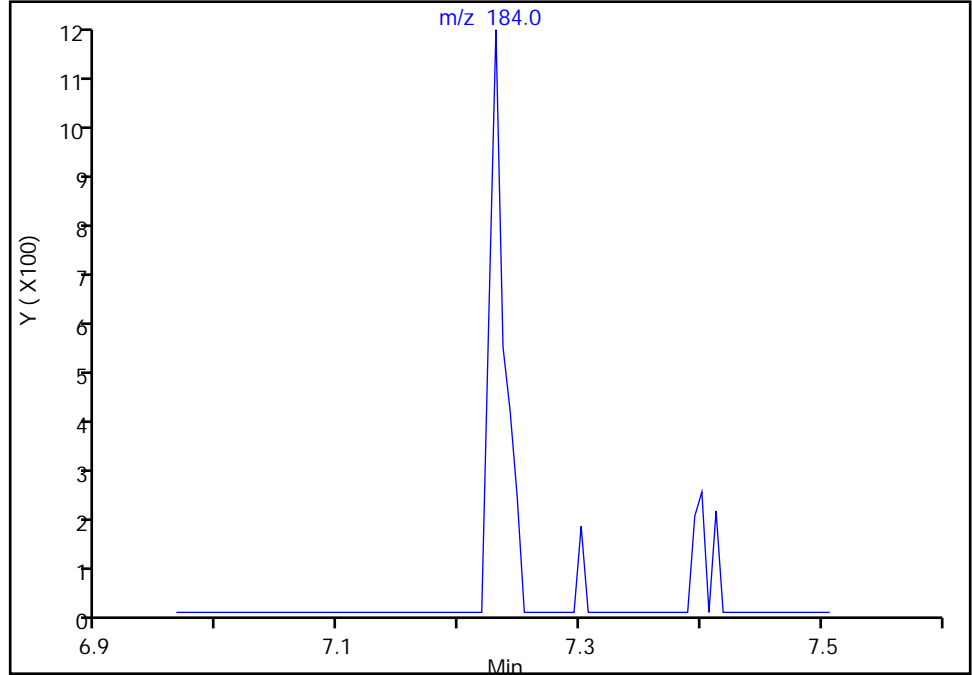
Data File: \\chromfs\Seattle\ChromData\TAC040\20220303-81577.b\40Scan030322a014.D
Injection Date: 03-Mar-2022 20:12:30 Instrument ID: TAC040
Lims ID: STD3
Client ID:
Operator ID: tl ALS Bottle#: 11 Worklist Smp#: 11
Injection Vol: 1.0 ul Dil. Factor: 1.0000
Method: 8270TAC040 Limit Group: 8270D BNA QSM 5.0
Column: Detector MS SCAN

69 2,4-Dinitrophenol, CAS: 51-28-5

Signal: 1

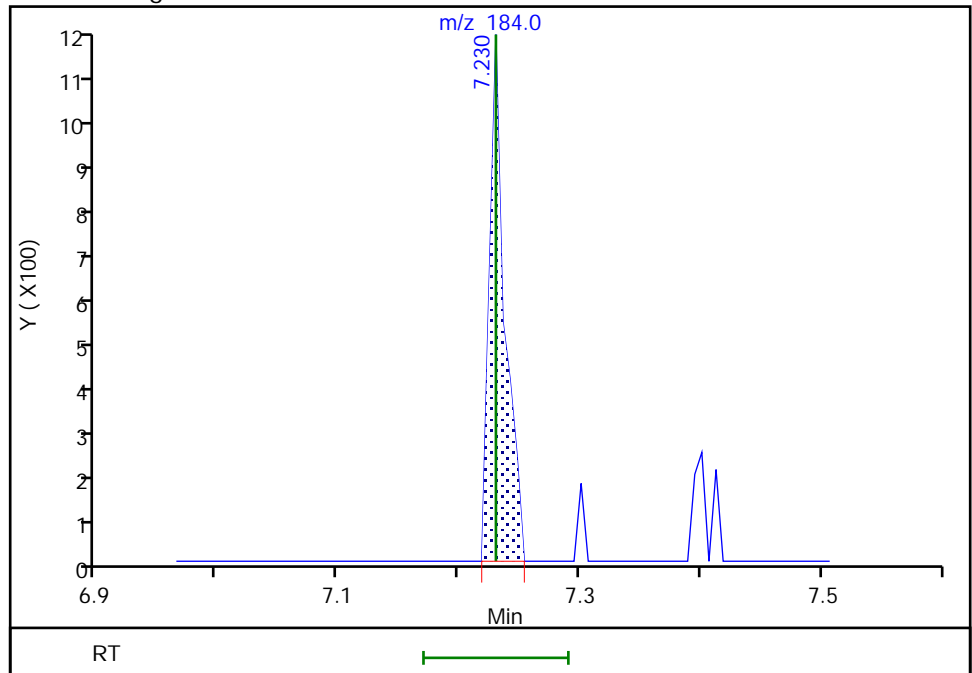
Not Detected
Expected RT: 7.23

Processing Integration Results



Manual Integration Results

RT: 7.23
Area: 976
Amount: 202.8942
Amount Units: ug/L



Reviewer: limmere, 08-Mar-2022 10:47:35
Audit Action: Assigned Compound ID

Audit Reason: Peak assignment corrected

Eurofins Seattle

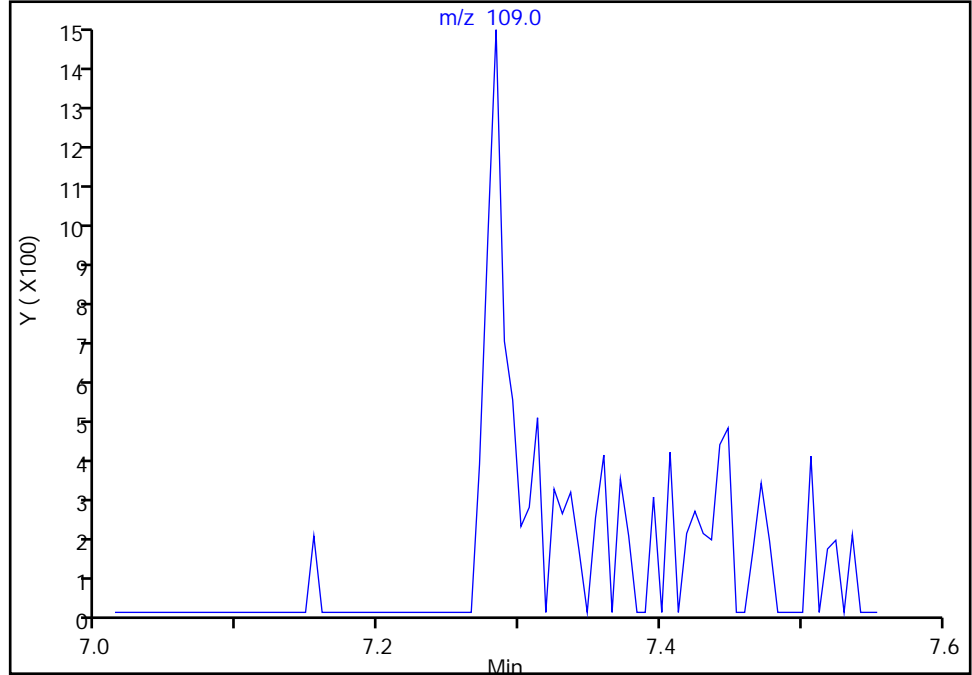
Data File: \\chromfs\Seattle\ChromData\TAC040\20220303-81577.b\40Scan030322a014.D
Injection Date: 03-Mar-2022 20:12:30 Instrument ID: TAC040
Lims ID: STD3
Client ID:
Operator ID: tl ALS Bottle#: 11 Worklist Smp#: 11
Injection Vol: 1.0 ul Dil. Factor: 1.0000
Method: 8270TAC040 Limit Group: 8270D BNA QSM 5.0
Column: Detector MS SCAN

63 4-Nitrophenol, CAS: 100-02-7

Signal: 1

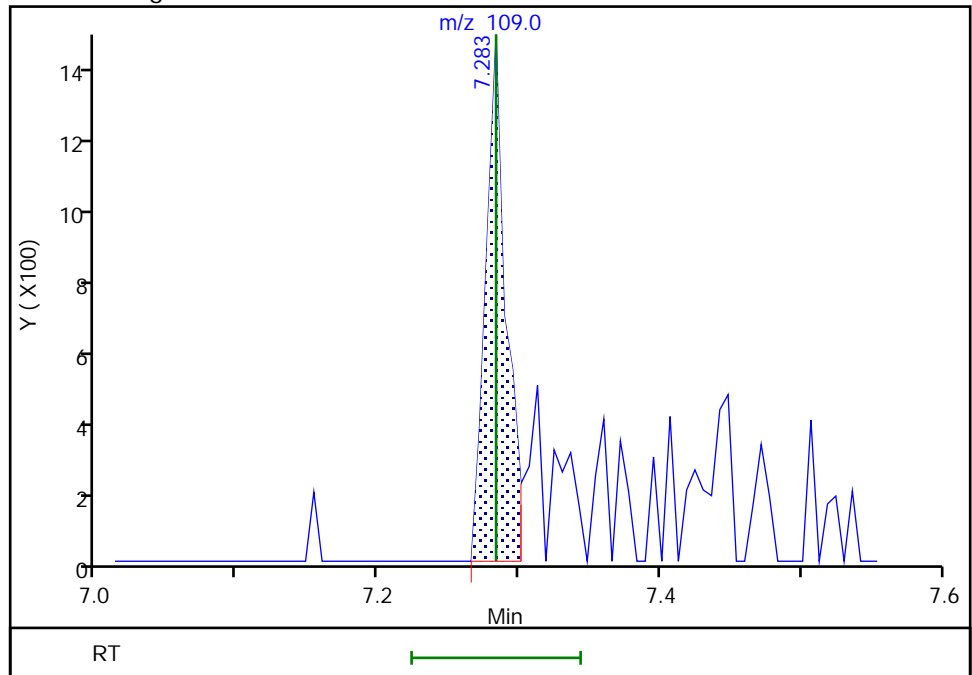
Not Detected
Expected RT: 7.28

Processing Integration Results



Manual Integration Results

RT: 7.28
Area: 1491
Amount: 134.4729
Amount Units: ug/L



Reviewer: limmere, 08-Mar-2022 10:47:39
Audit Action: Assigned Compound ID

Audit Reason: Peak assignment corrected

Eurofins Seattle

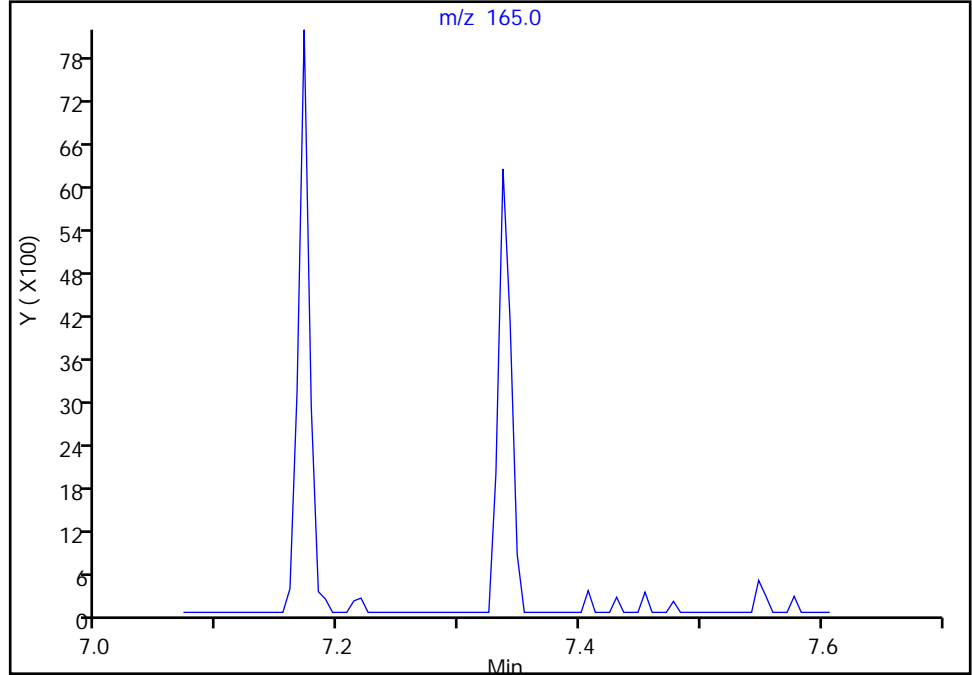
Data File: \\chromfs\Seattle\ChromData\TAC040\20220303-81577.b\40Scan030322a014.D
Injection Date: 03-Mar-2022 20:12:30 Instrument ID: TAC040
Lims ID: STD3
Client ID:
Operator ID: tl ALS Bottle#: 11 Worklist Smp#: 11
Injection Vol: 1.0 ul Dil. Factor: 1.0000
Method: 8270TAC040 Limit Group: 8270D BNA QSM 5.0
Column: Detector MS SCAN

62 2,4-Dinitrotoluene, CAS: 121-14-2

Signal: 1

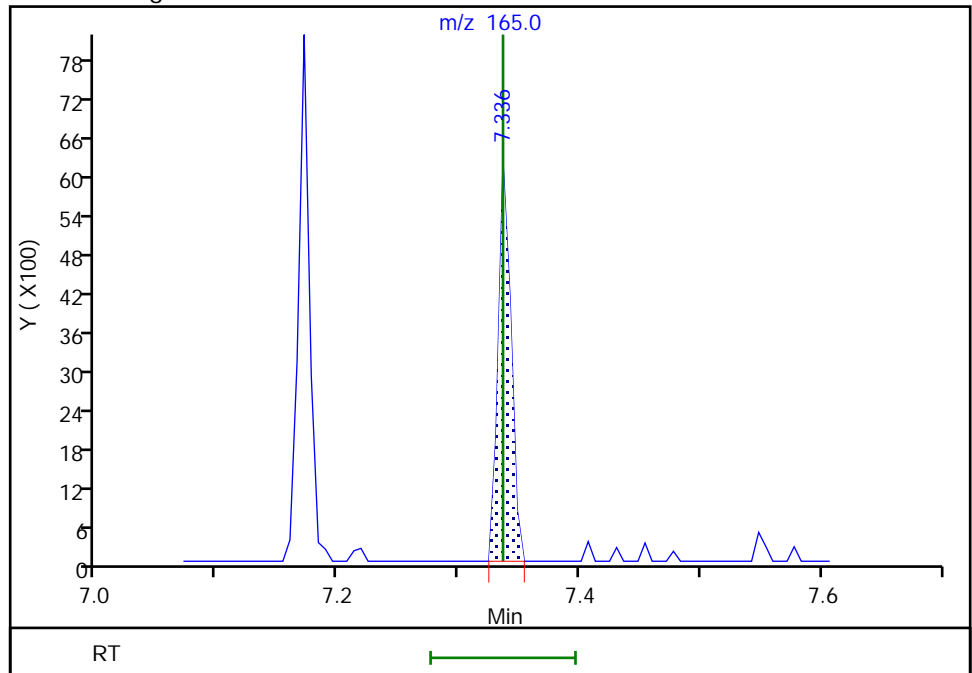
Not Detected
Expected RT: 7.34

Processing Integration Results



Manual Integration Results

RT: 7.34
Area: 4601
Amount: 52.281957
Amount Units: ug/L



Reviewer: limmere, 08-Mar-2022 10:47:45
Audit Action: Assigned Compound ID

Audit Reason: Peak assignment corrected

Eurofins Seattle

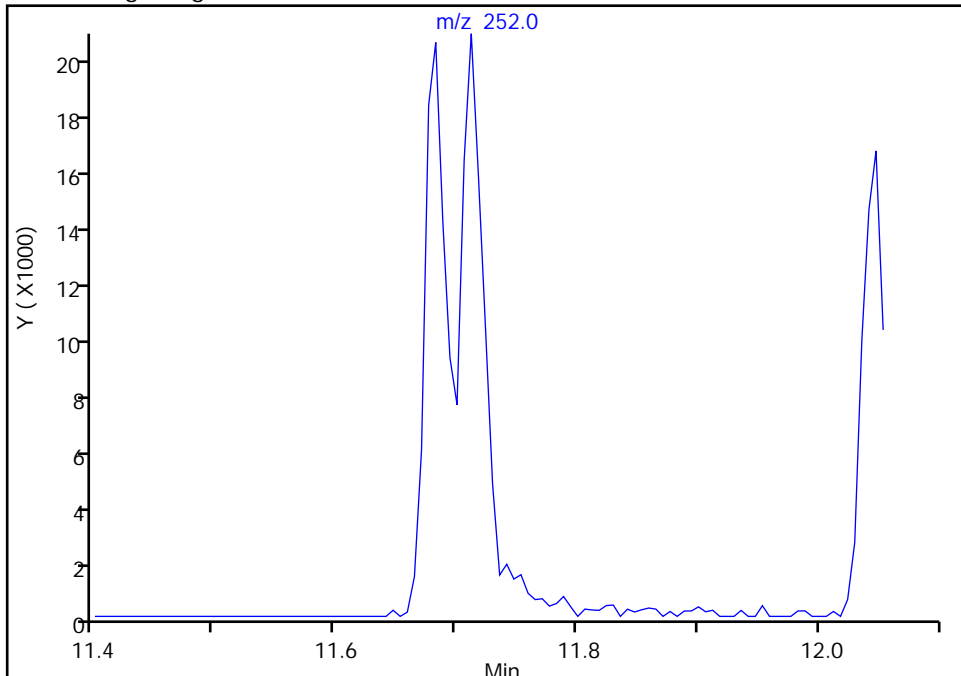
Data File: \\chromfs\Seattle\ChromData\TAC040\20220303-81577.b\40Scan030322a014.D
Injection Date: 03-Mar-2022 20:12:30 Instrument ID: TAC040
Lims ID: STD3
Client ID:
Operator ID: tl ALS Bottle#: 11 Worklist Smp#: 11
Injection Vol: 1.0 ul Dil. Factor: 1.0000
Method: 8270TAC040 Limit Group: 8270D BNA QSM 5.0
Column: Detector MS SCAN

95 Benzofluoranthene, CAS: 56832-73-6

Signal: 1

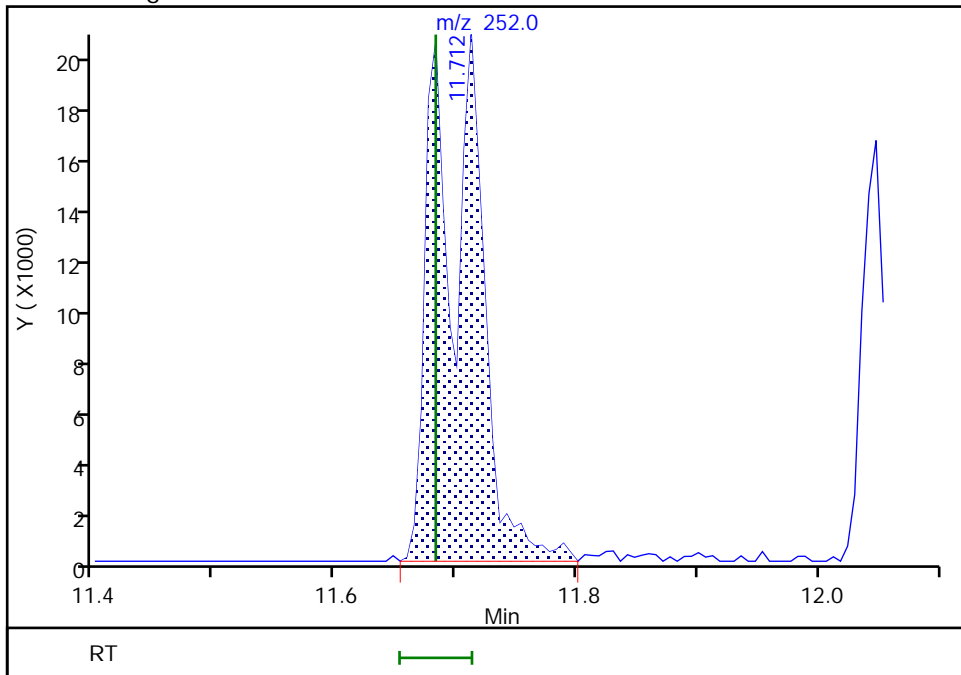
Not Detected
Expected RT: 11.68

Processing Integration Results



RT: 11.71
Area: 54456
Amount: 84.483231
Amount Units: ug/L

Manual Integration Results



Reviewer: limmere, 08-Mar-2022 10:47:58
Audit Action: Assigned Compound ID

Audit Reason: Peak assignment corrected

Eurofins Seattle
Target Compound Quantitation Report

Data File: \\chromfs\Seattle\ChromData\TAC040\20220303-81577.b\40Scan030322a015.D
 Lims ID: STD2
 Client ID:
 Sample Type: IC Calib Level: 2
 Inject. Date: 03-Mar-2022 20:35:30 ALS Bottle#: 12 Worklist Smp#: 12
 Injection Vol: 1.0 ul Dil. Factor: 1.0000
 Sample Info: 2
 Operator ID: tl Instrument ID: TAC040
 Sublist: chrom-8270TAC040*sub20
 Method: \\chromfs\Seattle\ChromData\TAC040\20220303-81577.b\8270TAC040.m
 Limit Group: 8270D BNA QSM 5.0
 Last Update: 08-Mar-2022 14:31:37 Calib Date: 03-Mar-2022 20:58:30
 Integrator: RTE ID Type: RT Order ID
 Quant Method: Internal Standard Quant By: Initial Calibration
 Last ICal File: \\chromfs\Seattle\ChromData\TAC040\20220303-81577.b\40Scan030322a016.D
 Column 1 : Det: MS SCAN
 Process Host: CTX1601

First Level Reviewer: limmere

Date: 04-Mar-2022 11:48:47

Compound	Sig	RT (min.)	Adj RT (min.)	Dlt RT (min.)	Q	Response	Cal Amt ug/L	OnCol Amt ug/L	Flags
* 1 1,4-Dichlorobenzene-d4	152	4.707	4.707	0.000	88	23253	100.0	100.0	
* 2 Naphthalene-d8	136	5.736	5.736	0.000	97	80821	100.0	100.0	
* 3 Acenaphthene-d10	164	7.171	7.172	-0.001	88	41094	100.0	100.0	
* 4 Phenanthrene-d10	188	8.389	8.389	0.000	95	60222	100.0	100.0	
* 5 Chrysene-d12	240	10.595	10.595	0.000	95	44833	100.0	100.0	
* 6 Perylene-d12	264	12.112	12.112	0.000	96	50582	100.0	100.0	
\$ 7 2-Fluorophenol	112	3.649	3.649	0.000	35	3896	20.0	17.8	
\$ 8 Phenol-d5	99	4.413	4.413	0.000	84	4457	20.0	19.3	
\$ 9 Nitrobenzene-d5	82	5.154	5.154	0.000	59	2922	20.0	18.8	
\$ 10 2-Fluorobiphenyl	172	6.630	6.630	0.000	82	10381	20.0	19.8	
\$ 11 2,4,6-Tribromophenol	330	7.818	7.819	-0.001	1	1836	20.0	24.0	
\$ 12 Terphenyl-d14	244	9.712	9.713	-0.001	48	6122	20.0	20.8	
15 N-Nitrosodimethylamine	74	2.531	2.525	0.006	48	1451	20.0	20.3	a
16 Pyridine	79	2.557	2.536	0.021	80	4885	40.0	36.6	
18 Phenol	94	4.425	4.425	-0.001	70	3794	20.0	17.2	
17 Aniline	93	4.442	4.442	0.000	46	3870	20.0	20.6	
19 Bis(2-chloroethyl)ether	93	4.507	4.507	0.000	80	3107	20.0	18.4	
20 2-Chlorophenol	128	4.530	4.531	-0.001	62	4829	20.0	17.9	
21 n-Decane	57	4.595	4.595	0.000	70	2653	20.0	21.1	
22 1,3-Dichlorobenzene	146	4.660	4.660	0.000	73	6655	20.0	20.3	
23 1,4-Dichlorobenzene	146	4.719	4.719	0.000	54	7043	20.0	20.3	
27 Benzyl alcohol	79	4.824	4.825	-0.001	65	2818	20.0	25.0	
24 1,2-Dichlorobenzene	146	4.842	4.842	0.000	78	5795	20.0	18.5	
28 2-Methylphenol	108	4.913	4.913	0.000	42	3507	20.0	18.3	a
25 2,2'-oxybis[1-chloropropane]	45	4.942	4.942	0.000	48	3544	20.0	21.0	
29 Acetophenone	105	5.036	5.036	0.000	91	6013	20.0	21.5	
32 3 & 4 Methylphenol	108	5.042	5.042	0.000	84	3287	20.0	17.3	a
30 N-Nitrosodi-n-propylamine	70	5.042	5.042	0.000	55	1475	20.0	19.1	
31 Hexachloroethane	117	5.113	5.113	0.000	80	2827	20.0	21.1	
33 Nitrobenzene	77	5.172	5.172	0.000	53	2833	20.0	20.3	
34 Isophorone	82	5.372	5.372	0.000	83	4623	20.0	20.6	

Compound	Sig	RT (min.)	Adj RT (min.)	Dlt RT (min.)	Q	Response	Cal Amt ug/L	OnCol Amt ug/L	Flags
35 2-Nitrophenol	139	5.430	5.430	0.000	38	2434	20.0	17.6	
37 2,4-Dimethylphenol	107	5.471	5.472	-0.001	65	3191	20.0	19.5	
38 Bis(2-chloroethoxy)methane	93	5.560	5.560	0.000	73	3739	20.0	17.8	
39 2,4-Dichlorophenol	162	5.619	5.619	0.000	48	3809	20.0	19.0	
40 1,2,4-Trichlorobenzene	180	5.695	5.695	0.000	56	5298	20.0	19.6	
41 Naphthalene	128	5.754	5.754	0.000	65	14961	20.0	20.2	
42 2,6-Dichlorophenol	162	5.807	5.807	0.000	76	3657	20.0	17.4	
43 4-Chloroaniline	127	5.807	5.807	0.000	49	3100	20.0	34.8	
44 Hexachlorobutadiene	225	5.866	5.860	0.006	48	2778	20.0	16.2	
45 4-Chloro-3-methylphenol	107	6.201	6.201	0.000	42	2310	20.0	16.5	
46 2-Methylnaphthalene	142	6.324	6.325	-0.001	54	8638	20.0	18.6	
47 1-Methylnaphthalene	142	6.401	6.401	0.000	67	8686	20.0	19.1	
49 1,2,4,5-Tetrachlorobenzene	216	6.460	6.454	0.006	43	5077	20.0	19.0	
48 Hexachlorocyclopentadiene	237	6.454	6.454	0.000	66	2952	20.0	19.6	
50 2,4,6-Trichlorophenol	196	6.554	6.554	0.000	27	2080	20.0	21.5	
51 2,4,5-Trichlorophenol	196	6.577	6.577	0.000	31	1656	20.0	21.6	a
52 1,1'-Biphenyl	154	6.707	6.707	0.000	87	10463	20.0	18.9	
53 2-Chloronaphthalene	162	6.718	6.719	-0.001	77	8620	20.0	18.8	
54 2-Nitroaniline	138	6.807	6.807	0.000	31	1401	20.0	21.4	
55 Dimethyl phthalate	163	6.971	6.972	-0.001	78	10049	20.0	19.5	
56 1,3-Dinitrobenzene	168	6.983	6.983	0.000	12	947	20.0	35.6	a
57 2,6-Dinitrotoluene	165	7.013	7.013	0.000	24	2000	20.0	37.1	
58 Acenaphthylene	152	7.054	7.054	0.000	77	12121	20.0	18.2	
59 3-Nitroaniline	138	7.142	7.142	0.000	26	918	20.0	53.9	
60 Acenaphthene	153	7.195	7.201	-0.006	77	8336	20.0	18.4	
63 4-Nitrophenol	109	7.283	7.283	0.000	1	139	40.0	110.1	Ma
62 2,4-Dinitrotoluene	165	7.336	7.336	0.000	17	1479	20.0	32.9	a
61 Dibenzofuran	168	7.342	7.342	0.000	76	10941	20.0	18.1	
64 2,3,5,6-Tetrachlorophenol	232	7.413	7.407	0.006	1	1150	20.0	21.2	
65 2,3,4,6-Tetrachlorophenol	232	7.442	7.442	0.000	1	1358	20.0	21.3	
66 Diethyl phthalate	149	7.554	7.554	0.000	79	8063	20.0	15.7	
67 Fluorene	166	7.624	7.624	0.000	76	8369	20.0	17.4	
68 4-Chlorophenyl phenyl ether	204	7.636	7.636	0.000	57	4177	20.0	18.0	
70 4-Nitroaniline	138	7.642	7.642	0.000	10	1039	20.0	16.0	
73 4,6-Dinitro-2-methylphenol	198	7.665	7.666	-0.001	1	595	40.0	83.5	a
71 N-Nitrosodiphenylamine	169	7.730	7.730	0.000	37	4634	20.0	16.2	
72 Azobenzene	77	7.760	7.760	0.000	74	4692	20.0	18.8	
74 4-Bromophenyl phenyl ether	248	8.036	8.036	0.000	20	2838	20.0	20.3	
75 Hexachlorobenzene	284	8.065	8.066	-0.001	54	4020	20.0	20.0	
76 Atrazine	200	8.177	8.177	0.000	34	2178	20.0	21.6	
77 Pentachlorophenol	266	8.230	8.230	0.000	1	807	40.0	70.3	
78 n-Octadecane	43	8.342	8.342	0.000	46	2191	20.0	22.3	
79 Phenanthrene	178	8.407	8.407	0.000	68	11986	20.0	19.4	
80 Anthracene	178	8.448	8.448	0.000	80	11080	20.0	18.8	
81 Carbazole	167	8.583	8.583	0.000	47	7241	20.0	17.5	
83 Di-n-butyl phthalate	149	8.901	8.901	0.000	72	13524	20.0	19.4	
84 Fluoranthene	202	9.383	9.383	0.000	68	10498	20.0	17.1	
85 Benzidine	184	9.518	9.507	0.011	1	2727	40.0	43.1	a
86 Pyrene	202	9.565	9.566	-0.001	89	12265	20.0	19.4	
87 Butyl benzyl phthalate	149	10.130	10.130	0.000	53	4216	20.0	16.1	
91 3,3'-Dichlorobenzidine	252	10.583	10.577	0.006	8	4265	40.0	34.6	
89 Benzo[a]anthracene	228	10.589	10.589	0.000	42	8310	20.0	17.7	Ma

Compound	Sig	RT (min.)	Adj RT (min.)	Dlt RT (min.)	Q	Response	Cal Amt ug/L	OnCol Amt ug/L	Flags
90 Chrysene	228	10.618	10.618	0.000	66	11288	20.0	21.4	
92 Bis(2-ethylhexyl) phthalate	149	10.665	10.665	0.000	64	6861	20.0	18.7	a
93 Di-n-octyl phthalate	149	11.336	11.336	0.000	50	8423	20.0	35.2	a
94 Benzo[b]fluoranthene	252	11.683	11.683	0.000	70	8729	20.0	15.5	
95 Benzofluoranthene	252	11.683	11.683	0.000	84	20648	40.0	36.0	a
96 Benzo[k]fluoranthene	252	11.712	11.718	-0.006	27	11954	20.0	19.9	a
97 Benzo[a]pyrene	252	12.048	12.048	0.000	42	8136	20.0	18.7	
98 Indeno[1,2,3-cd]pyrene	276	13.365	13.371	-0.006	83	7412	20.0	17.5	
99 Dibenz(a,h)anthracene	278	13.412	13.412	0.000	1	8819	20.0	18.6	
100 Benzo[g,h,i]perylene	276	13.677	13.683	-0.006	74	11736	20.0	19.2	

QC Flag Legend

Processing Flags

Review Flags

M - Manually Integrated

a - User Assigned ID

Reagents:

8270ccvl_50_00039

Amount Added: 0.40

Units: mL

8270SIM_IS_00069

Amount Added: 6.00

Units: uL

Eurofins Seattle

Data File: \\chromfs\Seattle\ChromData\TAC040\20220303-81577.b\40Scan030322a015.D

Injection Date: 03-Mar-2022 20:35:30

Instrument ID: TAC040

Lims ID: STD2

Client ID:

Operator ID: tl

ALS Bottle#: 12

Worklist Smp#: 12

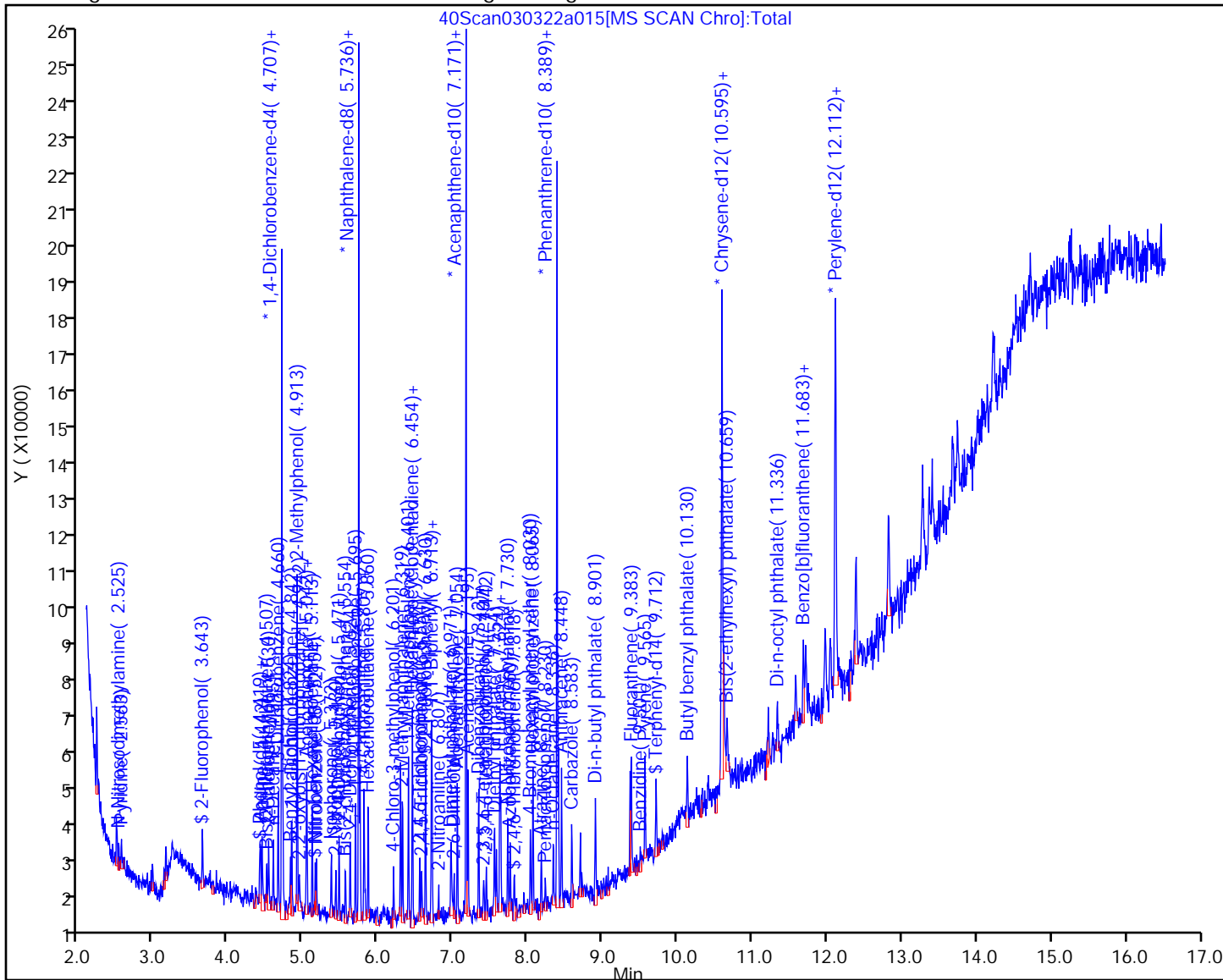
Injection Vol: 1.0 ul

Dil. Factor: 1.0000

Method: 8270TAC040

Limit Group: 8270D BNA QSM 5.0

Y Scaling: Method Defined: Scale to the Nth Largest Target: 1



Eurofins Seattle

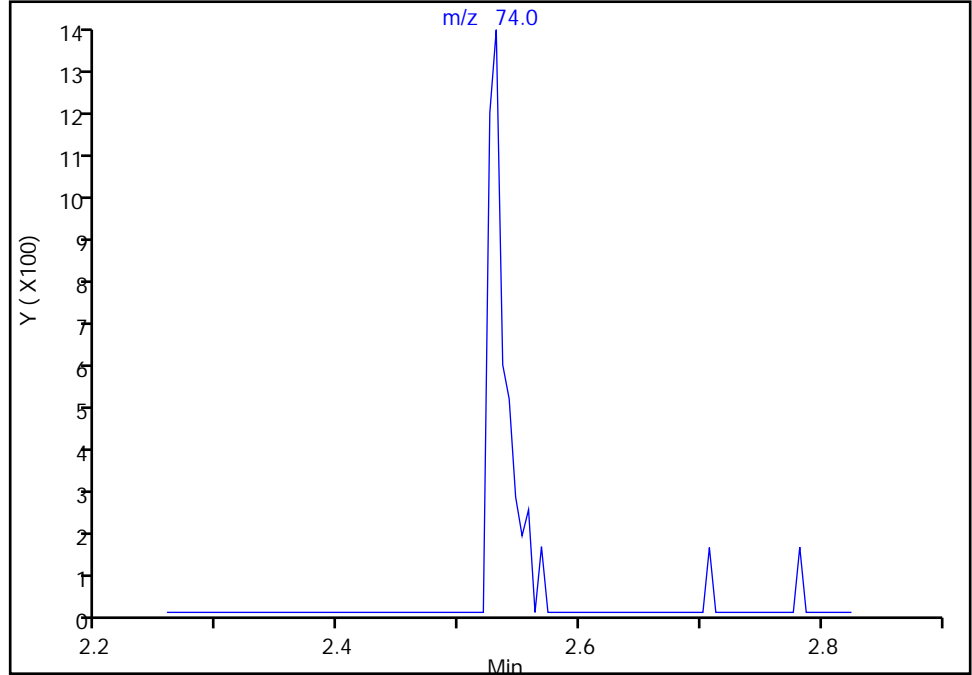
Data File: \\chromfs\Seattle\ChromData\TAC040\20220303-81577.b\40Scan030322a015.D
Injection Date: 03-Mar-2022 20:35:30 Instrument ID: TAC040
Lims ID: STD2
Client ID:
Operator ID: tl ALS Bottle#: 12 Worklist Smp#: 12
Injection Vol: 1.0 ul Dil. Factor: 1.0000
Method: 8270TAC040 Limit Group: 8270D BNA QSM 5.0
Column: Detector MS SCAN

15 N-Nitrosodimethylamine, CAS: 62-75-9

Signal: 1

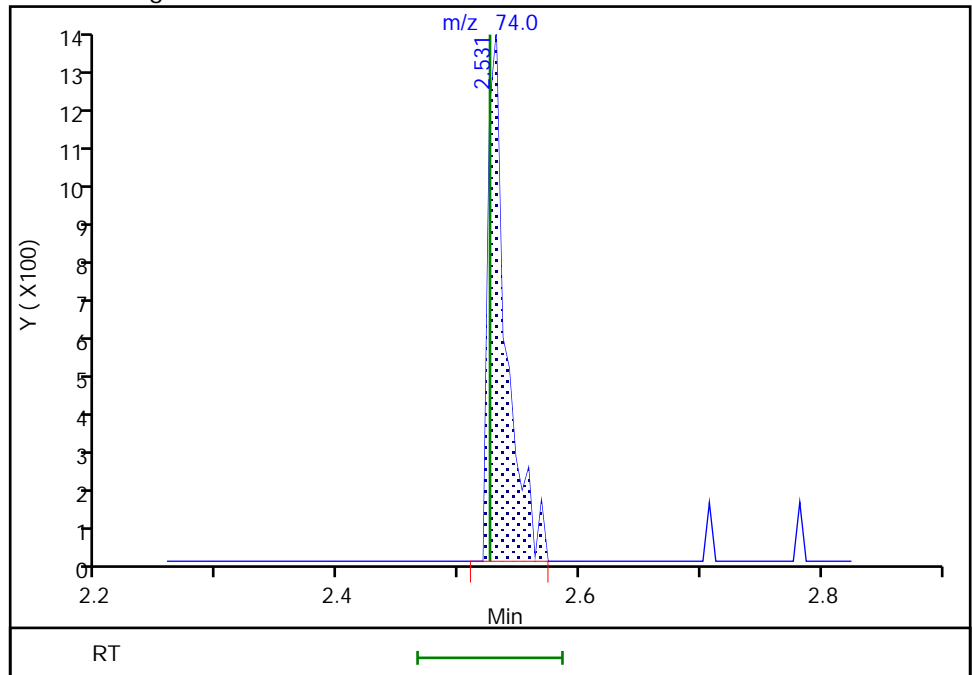
Not Detected
Expected RT: 2.53

Processing Integration Results



Manual Integration Results

RT: 2.53
Area: 1451
Amount: 20.268772
Amount Units: ug/L



Reviewer: limmere, 08-Mar-2022 10:52:24
Audit Action: Assigned Compound ID

Audit Reason: Peak assignment corrected

Eurofins Seattle

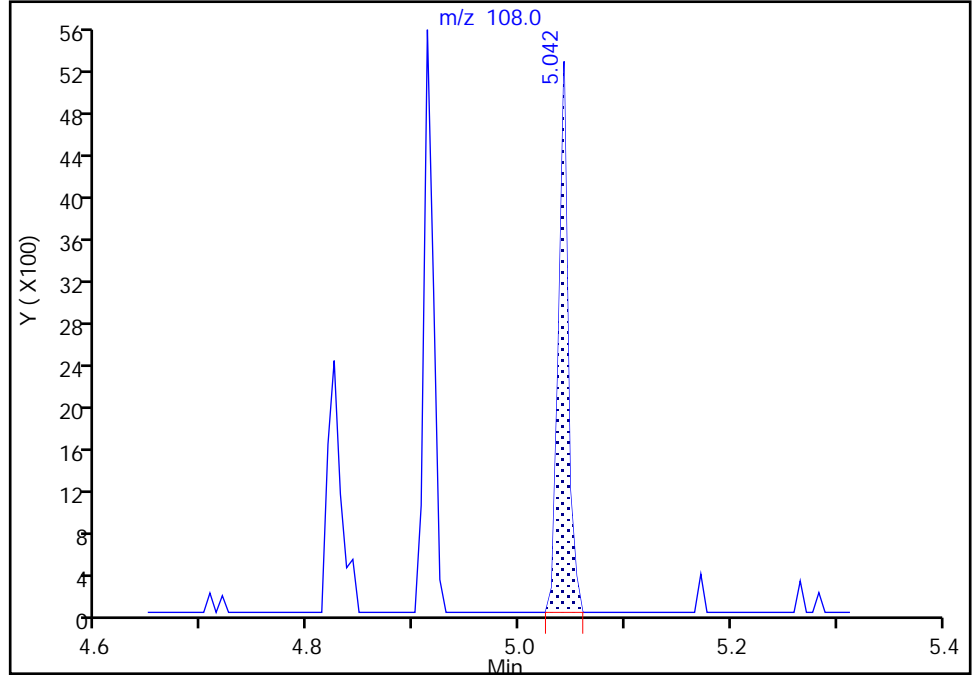
Data File: \\chromfs\Seattle\ChromData\TAC040\20220303-81577.b\40Scan030322a015.D
Injection Date: 03-Mar-2022 20:35:30 Instrument ID: TAC040
Lims ID: STD2
Client ID:
Operator ID: tl ALS Bottle#: 12 Worklist Smp#: 12
Injection Vol: 1.0 ul Dil. Factor: 1.0000
Method: 8270TAC040 Limit Group: 8270D BNA QSM 5.0
Column: Detector MS SCAN

28 2-Methylphenol, CAS: 95-48-7

Signal: 1

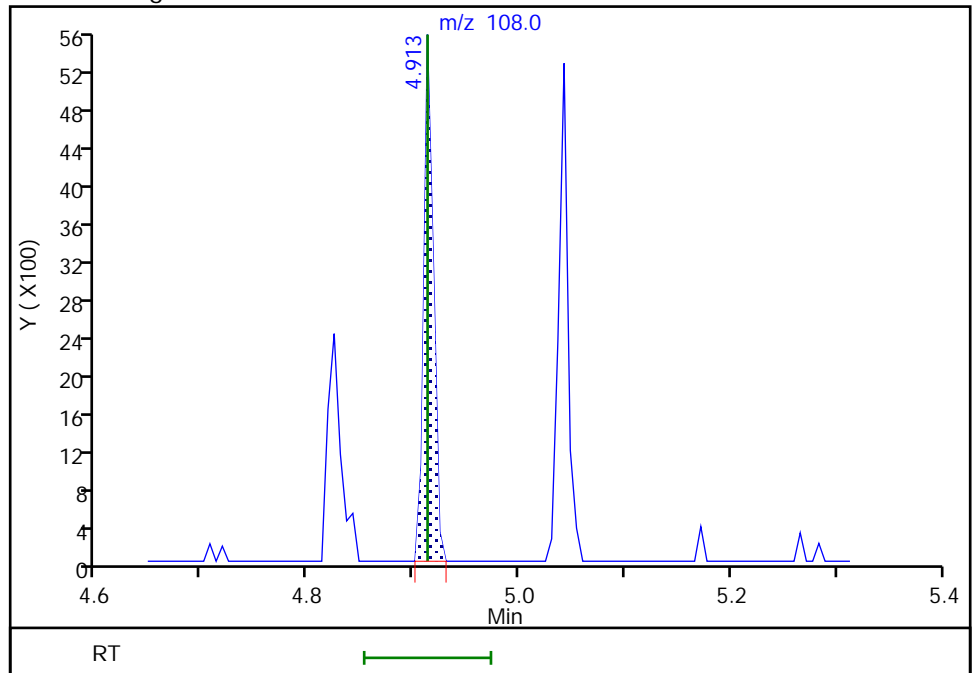
RT: 5.04
Area: 3287
Amount: 17.552249
Amount Units: ug/L

Processing Integration Results



RT: 4.91
Area: 3507
Amount: 18.288597
Amount Units: ug/L

Manual Integration Results



Reviewer: limmere, 08-Mar-2022 13:57:45
Audit Action: Assigned Compound ID

Audit Reason: Peak assignment corrected

Eurofins Seattle

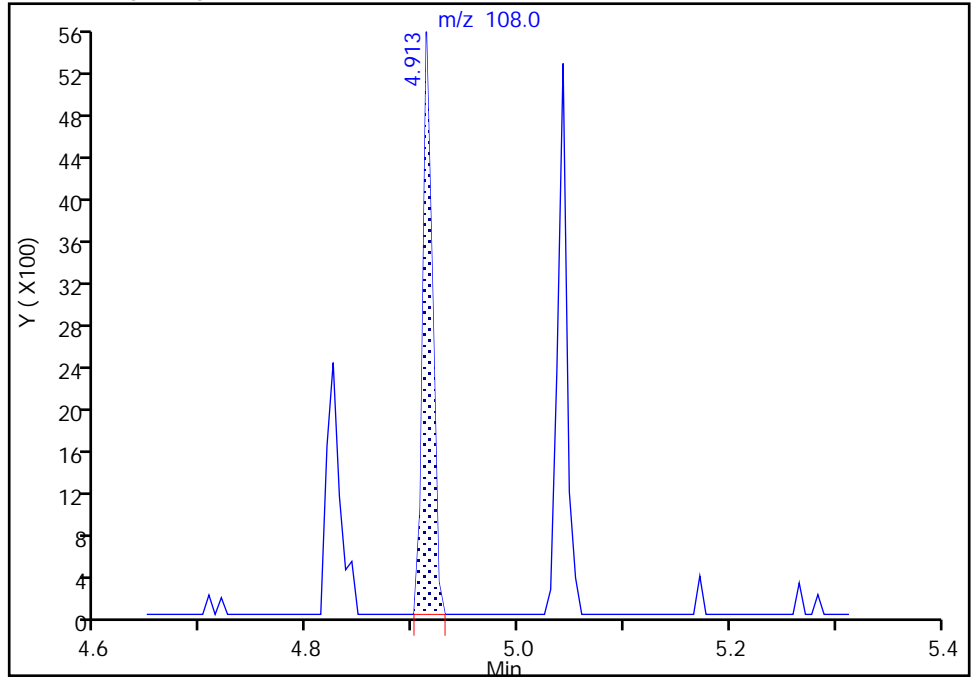
Data File: \\chromfs\Seattle\ChromData\TAC040\20220303-81577.b\40Scan030322a015.D
Injection Date: 03-Mar-2022 20:35:30 Instrument ID: TAC040
Lims ID: STD2
Client ID:
Operator ID: tl ALS Bottle#: 12 Worklist Smp#: 12
Injection Vol: 1.0 ul Dil. Factor: 1.0000
Method: 8270TAC040 Limit Group: 8270D BNA QSM 5.0
Column: Detector MS SCAN

32 3 & 4 Methylphenol, CAS: 15831-10-4

Signal: 1

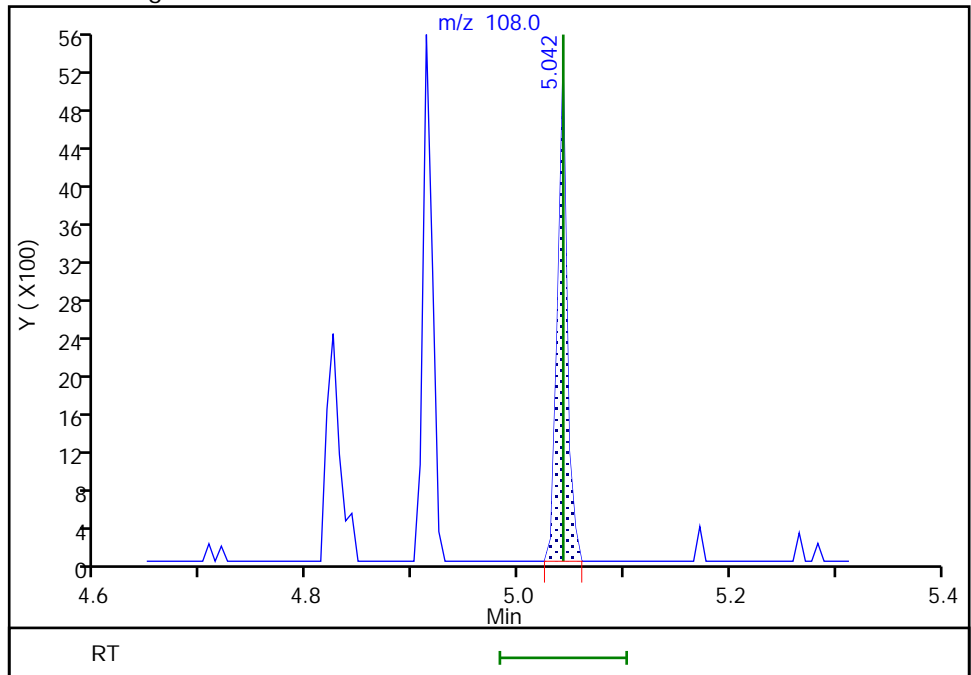
RT: 4.91
Area: 3507
Amount: 18.151969
Amount Units: ug/L

Processing Integration Results



RT: 5.04
Area: 3287
Amount: 17.335190
Amount Units: ug/L

Manual Integration Results



Reviewer: limmere, 08-Mar-2022 13:57:51
Audit Action: Assigned Compound ID

Audit Reason: Peak assignment corrected

Eurofins Seattle

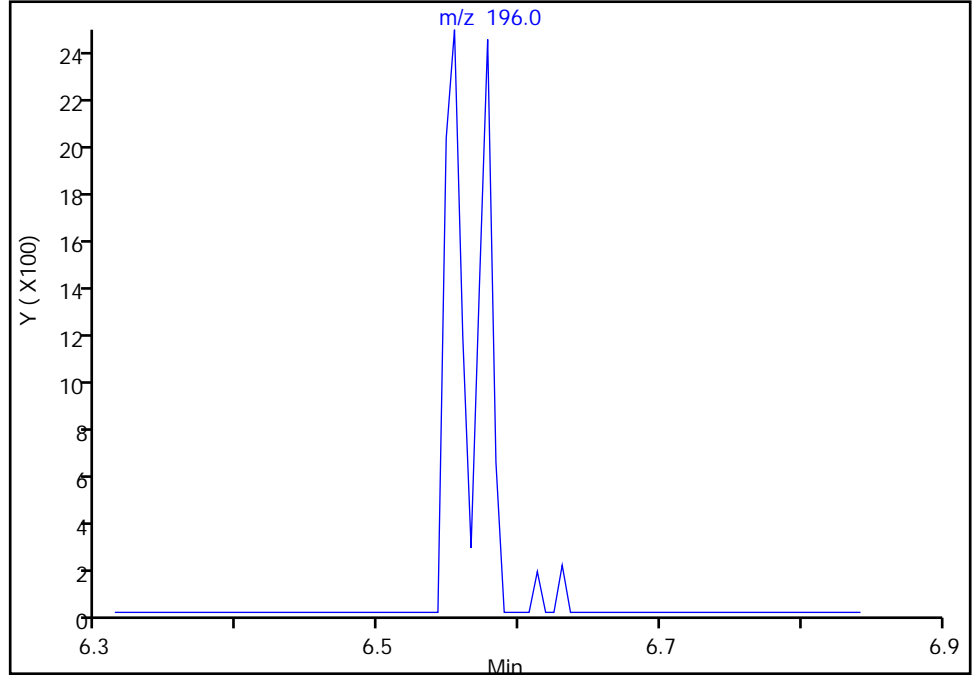
Data File: \\chromfs\Seattle\ChromData\TAC040\20220303-81577.b\40Scan030322a015.D
Injection Date: 03-Mar-2022 20:35:30 Instrument ID: TAC040
Lims ID: STD2
Client ID:
Operator ID: tl ALS Bottle#: 12 Worklist Smp#: 12
Injection Vol: 1.0 ul Dil. Factor: 1.0000
Method: 8270TAC040 Limit Group: 8270D BNA QSM 5.0
Column: Detector MS SCAN

51 2,4,5-Trichlorophenol, CAS: 95-95-4

Signal: 1

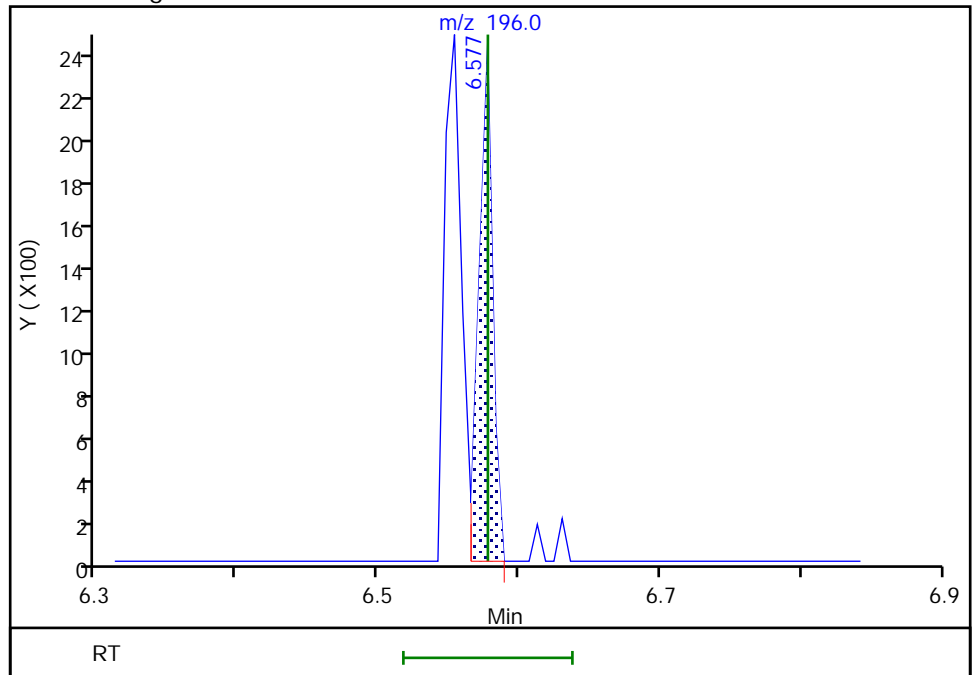
Not Detected
Expected RT: 6.58

Processing Integration Results



Manual Integration Results

RT: 6.58
Area: 1656
Amount: 21.574509
Amount Units: ug/L



Reviewer: limmere, 08-Mar-2022 10:53:16
Audit Action: Assigned Compound ID

Audit Reason: Peak assignment corrected

Eurofins Seattle

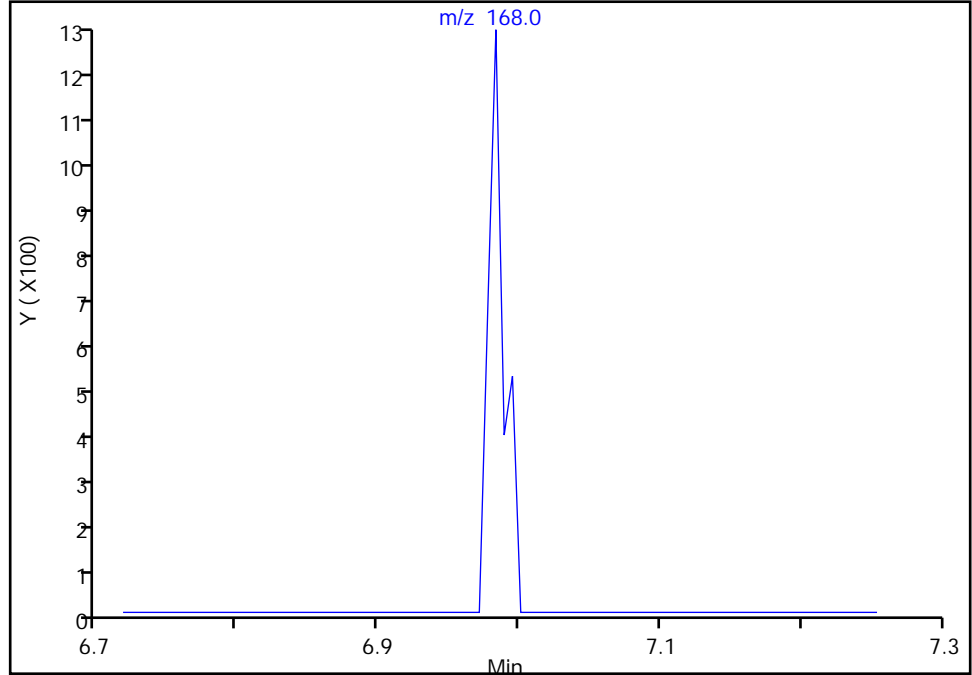
Data File: \\chromfs\Seattle\ChromData\TAC040\20220303-81577.b\40Scan030322a015.D
Injection Date: 03-Mar-2022 20:35:30 Instrument ID: TAC040
Lims ID: STD2
Client ID:
Operator ID: tl ALS Bottle#: 12 Worklist Smp#: 12
Injection Vol: 1.0 ul Dil. Factor: 1.0000
Method: 8270TAC040 Limit Group: 8270D BNA QSM 5.0
Column: Detector MS SCAN

56 1,3-Dinitrobenzene, CAS: 99-65-0

Signal: 1

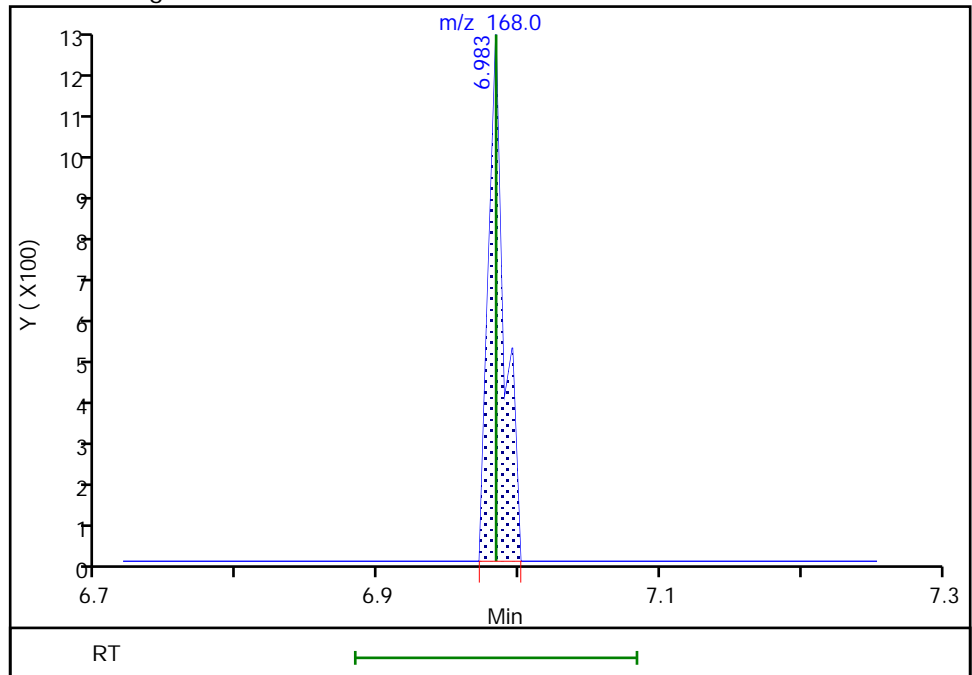
Not Detected
Expected RT: 6.98

Processing Integration Results



RT: 6.98
Area: 947
Amount: 35.613198
Amount Units: ug/L

Manual Integration Results



Reviewer: limmere, 08-Mar-2022 10:53:27
Audit Action: Assigned Compound ID

Audit Reason: Peak assignment corrected

Eurofins Seattle

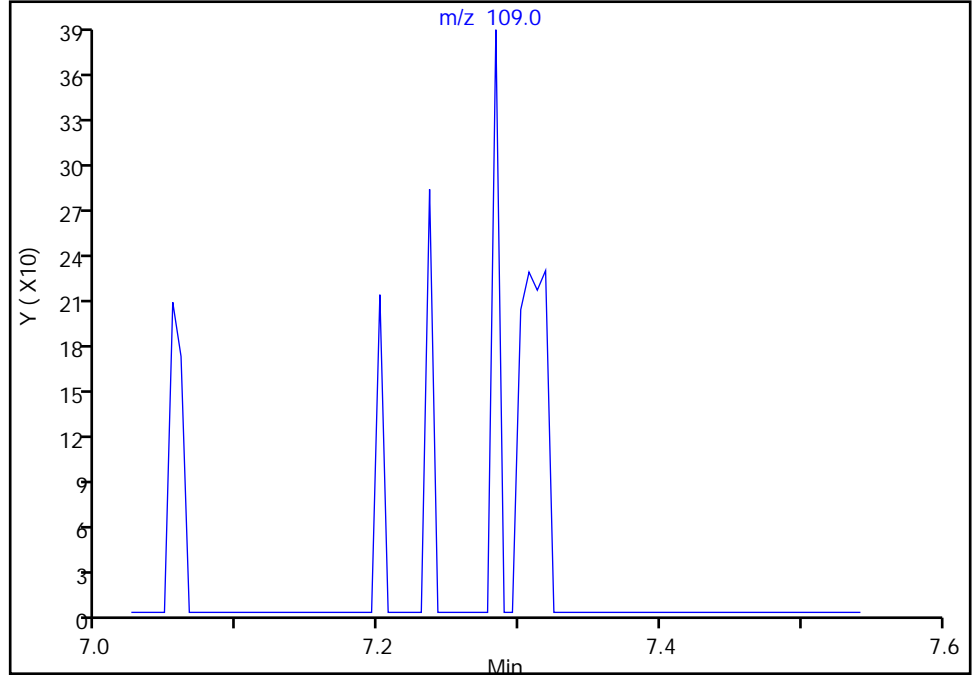
Data File: \\chromfs\Seattle\ChromData\TAC040\20220303-81577.b\40Scan030322a015.D
Injection Date: 03-Mar-2022 20:35:30 Instrument ID: TAC040
Lims ID: STD2
Client ID:
Operator ID: tl ALS Bottle#: 12 Worklist Smp#: 12
Injection Vol: 1.0 ul Dil. Factor: 1.0000
Method: 8270TAC040 Limit Group: 8270D BNA QSM 5.0
Column: Detector MS SCAN

63 4-Nitrophenol, CAS: 100-02-7

Signal: 1

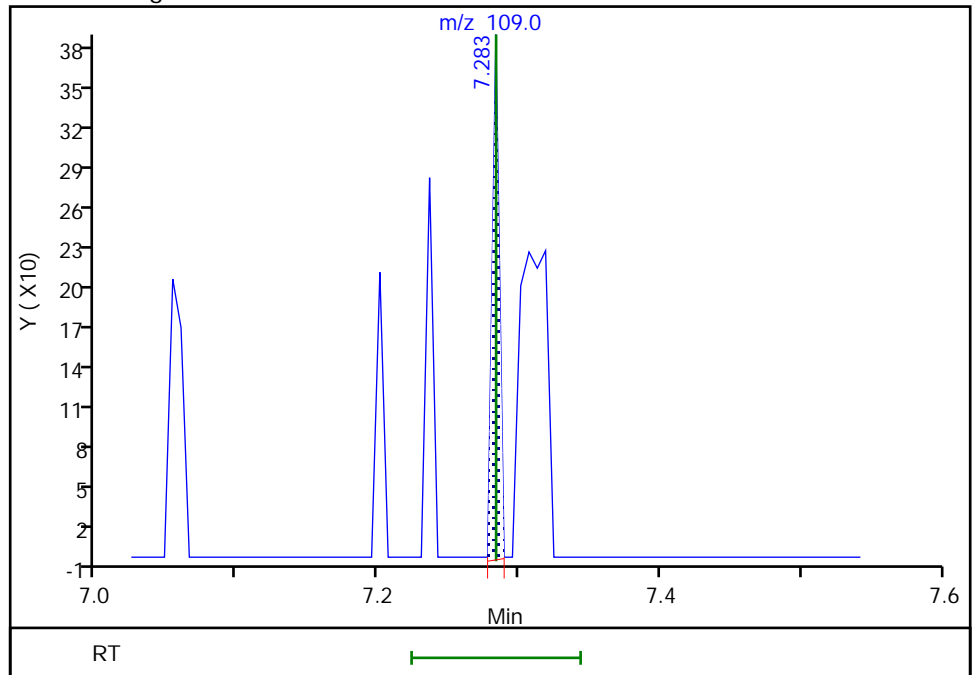
Not Detected
Expected RT: 7.28

Processing Integration Results



Manual Integration Results

RT: 7.28
Area: 139
Amount: 110.0947
Amount Units: ug/L



Reviewer: limmere, 08-Mar-2022 10:53:58
Audit Action: Manually Integrated

Audit Reason: Baseline
Page 301 of 797

Eurofins Seattle

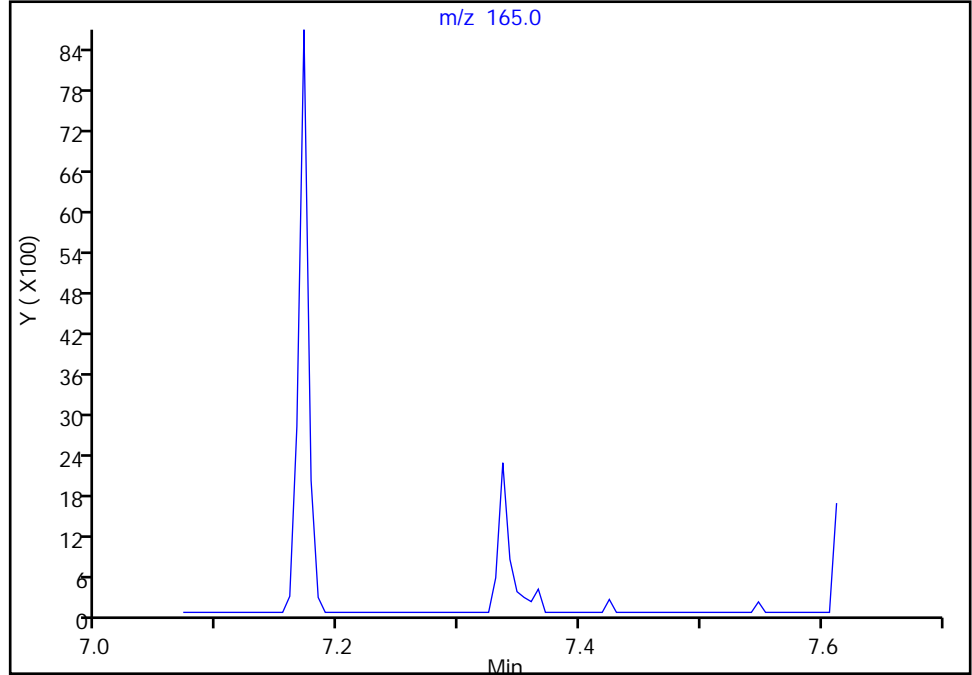
Data File: \\chromfs\Seattle\ChromData\TAC040\20220303-81577.b\40Scan030322a015.D
Injection Date: 03-Mar-2022 20:35:30 Instrument ID: TAC040
Lims ID: STD2
Client ID:
Operator ID: tl ALS Bottle#: 12 Worklist Smp#: 12
Injection Vol: 1.0 ul Dil. Factor: 1.0000
Method: 8270TAC040 Limit Group: 8270D BNA QSM 5.0
Column: Detector MS SCAN

62 2,4-Dinitrotoluene, CAS: 121-14-2

Signal: 1

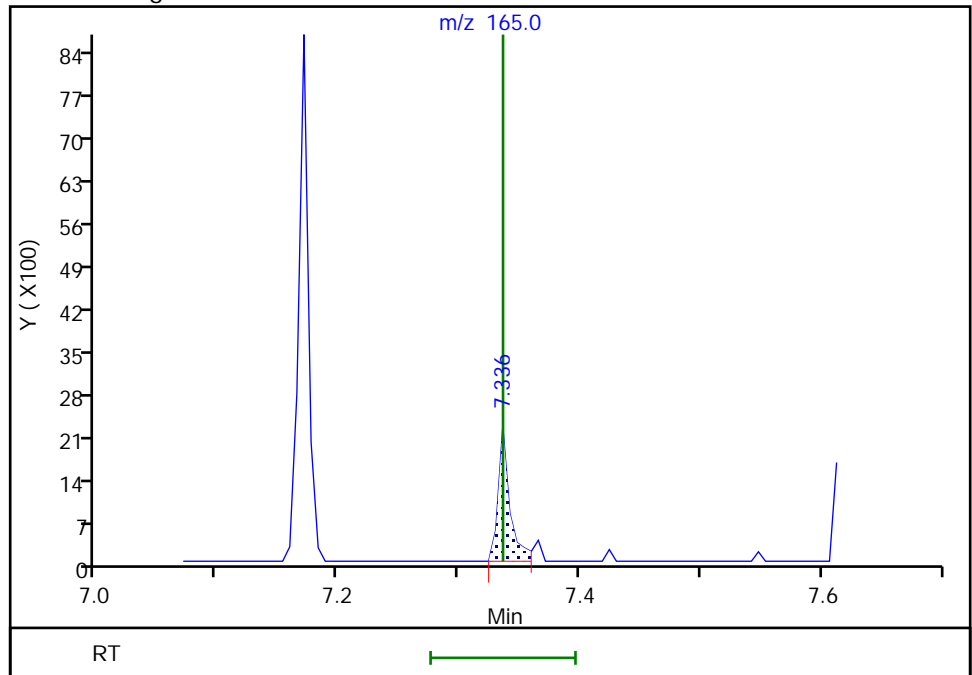
Not Detected
Expected RT: 7.34

Processing Integration Results



Manual Integration Results

RT: 7.34
Area: 1479
Amount: 32.905022
Amount Units: ug/L



Reviewer: limmere, 08-Mar-2022 10:54:02
Audit Action: Assigned Compound ID

Audit Reason: Baseline

Eurofins Seattle

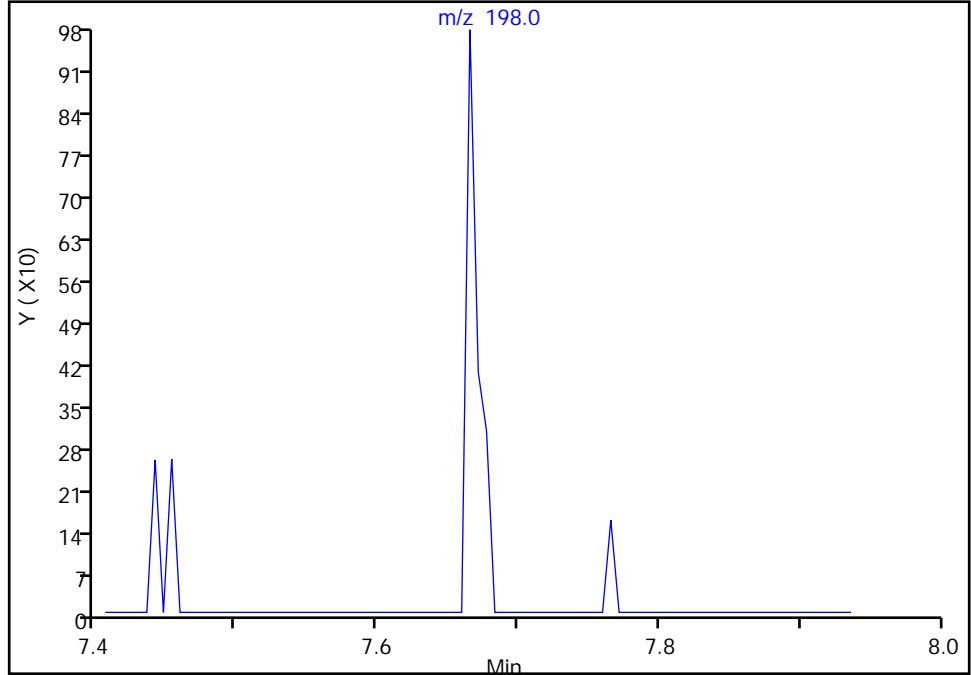
Data File: \\chromfs\Seattle\ChromData\TAC040\20220303-81577.b\40Scan030322a015.D
Injection Date: 03-Mar-2022 20:35:30 Instrument ID: TAC040
Lims ID: STD2
Client ID:
Operator ID: tl ALS Bottle#: 12 Worklist Smp#: 12
Injection Vol: 1.0 ul Dil. Factor: 1.0000
Method: 8270TAC040 Limit Group: 8270D BNA QSM 5.0
Column: Detector MS SCAN

73 4,6-Dinitro-2-methylphenol, CAS: 534-52-1

Signal: 1

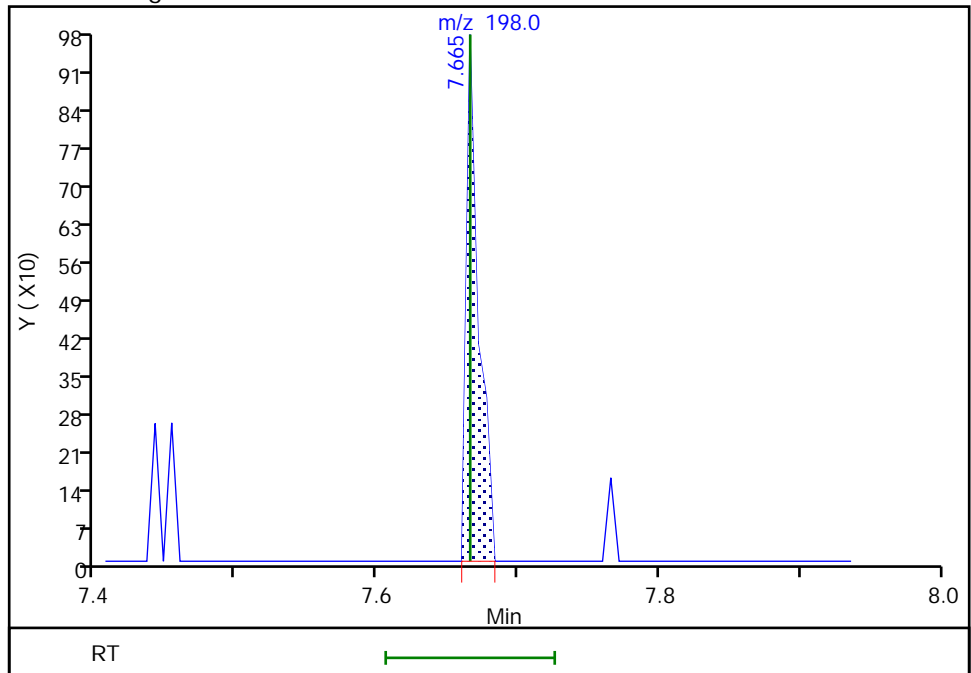
Not Detected
Expected RT: 7.67

Processing Integration Results



RT: 7.67
Area: 595
Amount: 83.544656
Amount Units: ug/L

Manual Integration Results



Reviewer: limmere, 08-Mar-2022 10:54:12
Audit Action: Assigned Compound ID

Audit Reason: Baseline
Page 303 of 797

Eurofins Seattle

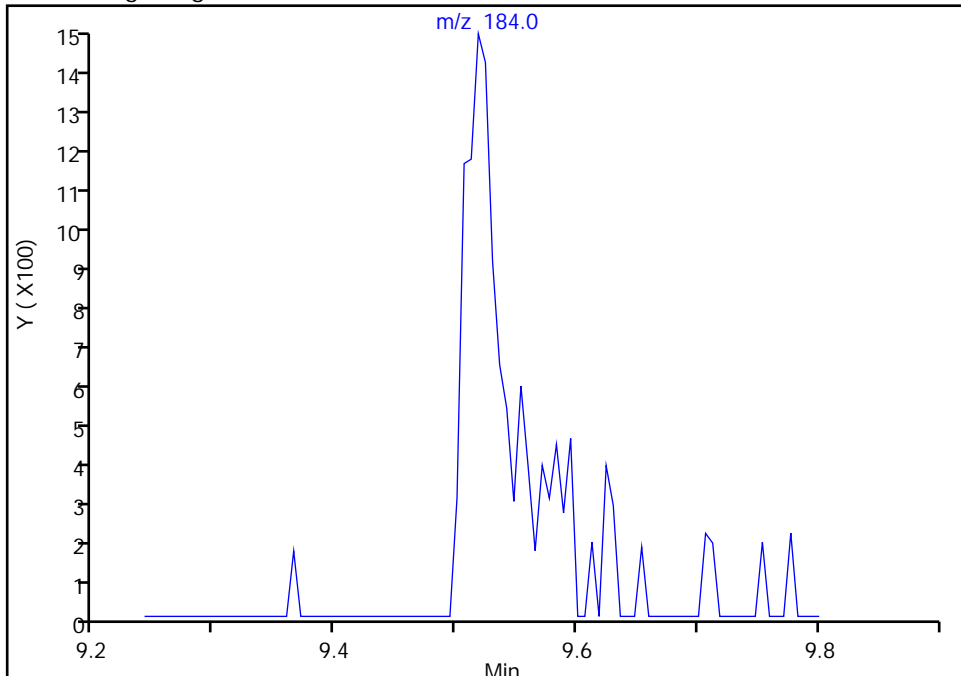
Data File: \\chromfs\Seattle\ChromData\TAC040\20220303-81577.b\40Scan030322a015.D
Injection Date: 03-Mar-2022 20:35:30 Instrument ID: TAC040
Lims ID: STD2
Client ID:
Operator ID: tl ALS Bottle#: 12 Worklist Smp#: 12
Injection Vol: 1.0 ul Dil. Factor: 1.0000
Method: 8270TAC040 Limit Group: 8270D BNA QSM 5.0
Column: Detector MS SCAN

85 Benzidine, CAS: 92-87-5

Signal: 1

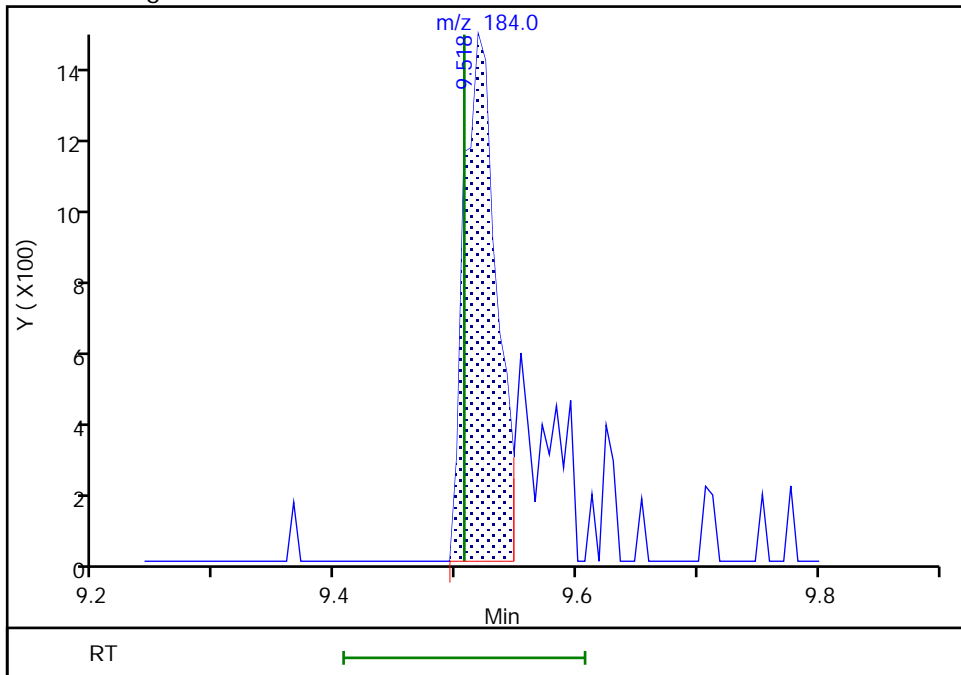
Not Detected
Expected RT: 9.51

Processing Integration Results



Manual Integration Results

RT: 9.52
Area: 2727
Amount: 43.079329
Amount Units: ug/L



Reviewer: limmere, 08-Mar-2022 10:54:26
Audit Action: Assigned Compound ID

Audit Reason: Baseline
Page 304 of 797

Eurofins Seattle

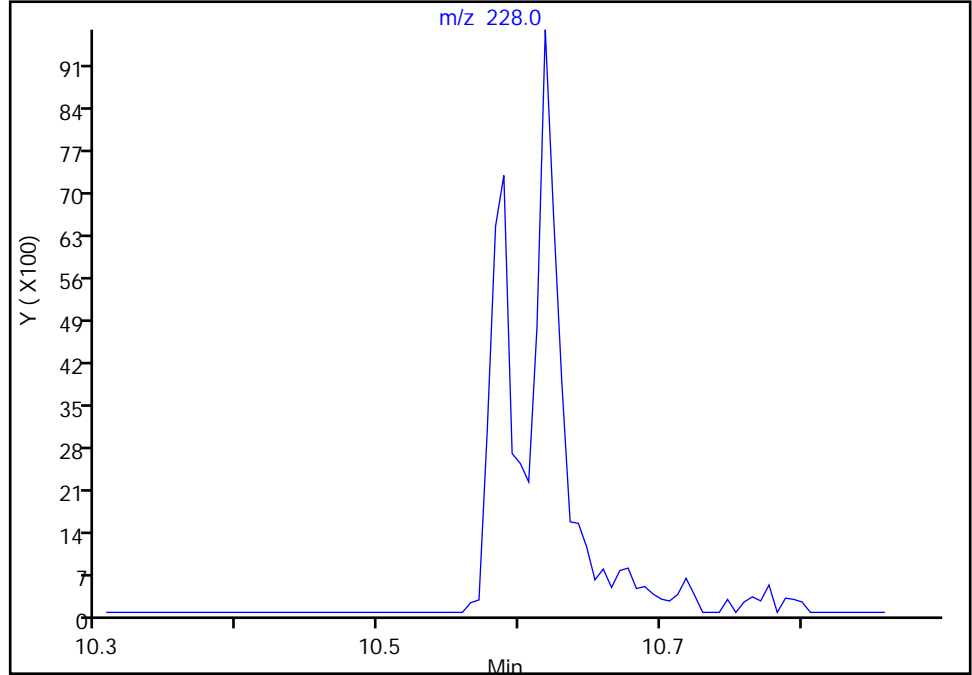
Data File: \\chromfs\Seattle\ChromData\TAC040\20220303-81577.b\40Scan030322a015.D
Injection Date: 03-Mar-2022 20:35:30 Instrument ID: TAC040
Lims ID: STD2
Client ID:
Operator ID: tl ALS Bottle#: 12 Worklist Smp#: 12
Injection Vol: 1.0 ul Dil. Factor: 1.0000
Method: 8270TAC040 Limit Group: 8270D BNA QSM 5.0
Column: Detector MS SCAN

89 Benzo[a]anthracene, CAS: 56-55-3

Signal: 1

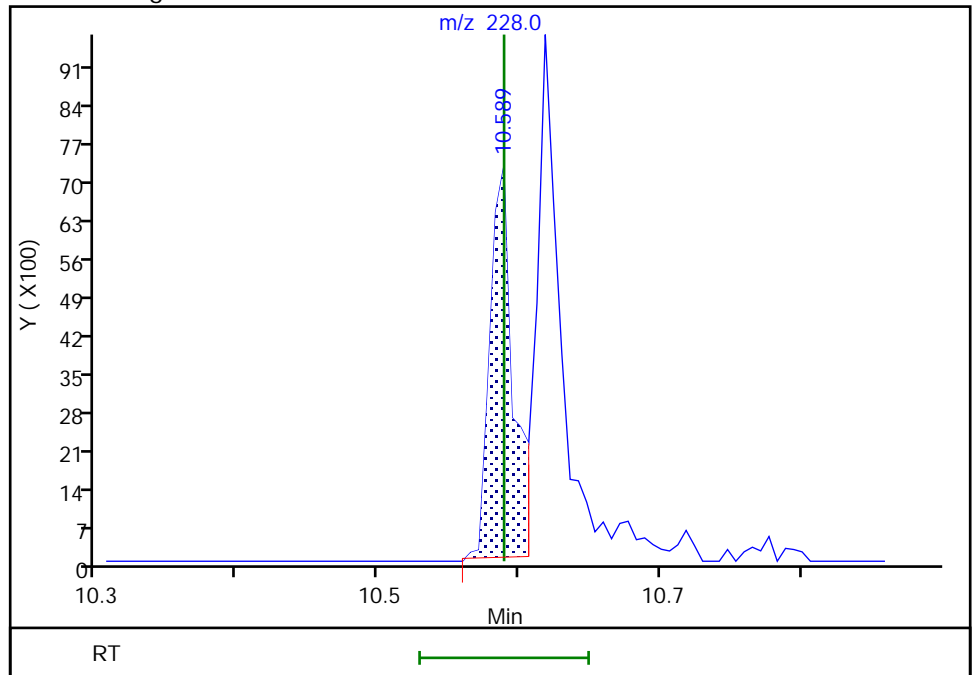
Not Detected
Expected RT: 10.59

Processing Integration Results



Manual Integration Results

RT: 10.59
Area: 8310
Amount: 17.711140
Amount Units: ug/L



Reviewer: limmere, 08-Mar-2022 10:54:47
Audit Action: Manually Integrated

Audit Reason: Baseline
Page 305 of 797

Eurofins Seattle

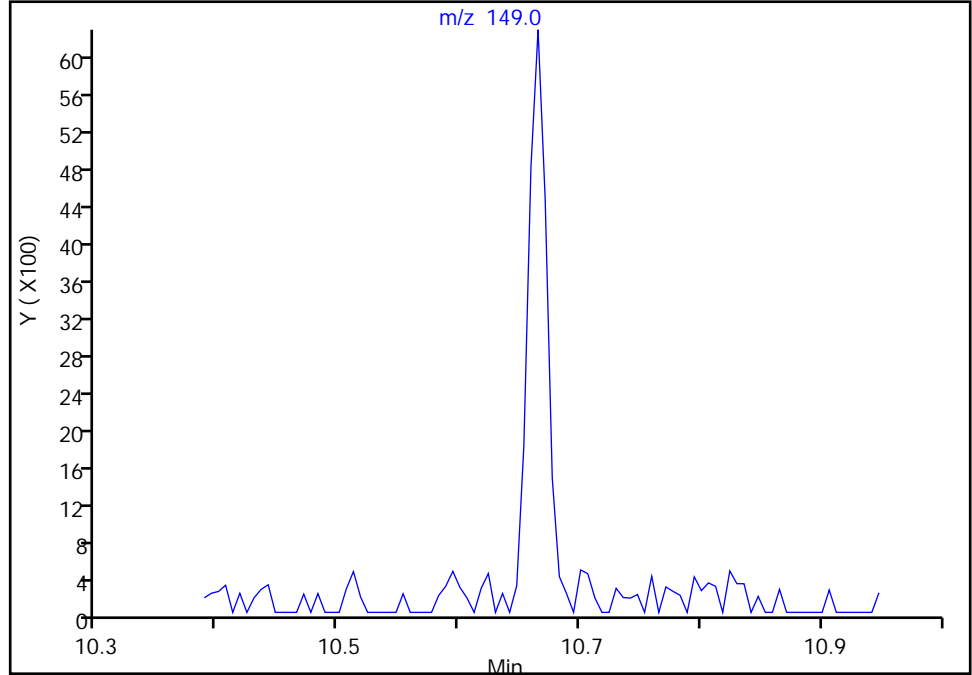
Data File: \\chromfs\Seattle\ChromData\TAC040\20220303-81577.b\40Scan030322a015.D
Injection Date: 03-Mar-2022 20:35:30 Instrument ID: TAC040
Lims ID: STD2
Client ID:
Operator ID: tl ALS Bottle#: 12 Worklist Smp#: 12
Injection Vol: 1.0 ul Dil. Factor: 1.0000
Method: 8270TAC040 Limit Group: 8270D BNA QSM 5.0
Column: Detector MS SCAN

92 Bis(2-ethylhexyl) phthalate, CAS: 117-81-7

Signal: 1

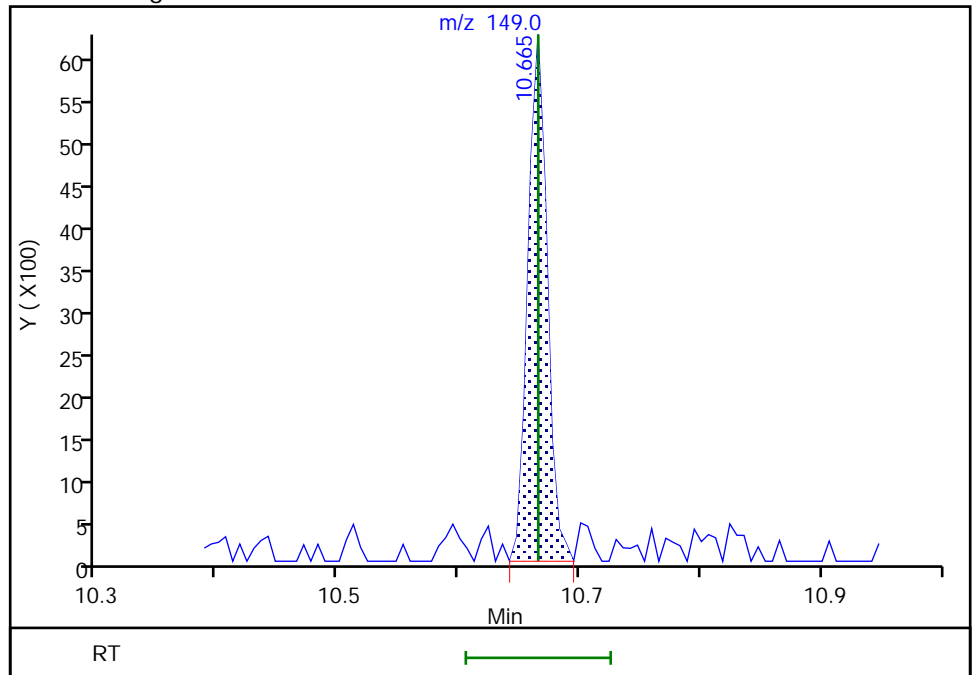
Not Detected
Expected RT: 10.67

Processing Integration Results



Manual Integration Results

RT: 10.67
Area: 6861
Amount: 18.680787
Amount Units: ug/L



Reviewer: limmere, 08-Mar-2022 10:54:55
Audit Action: Assigned Compound ID

Audit Reason: Baseline

Eurofins Seattle

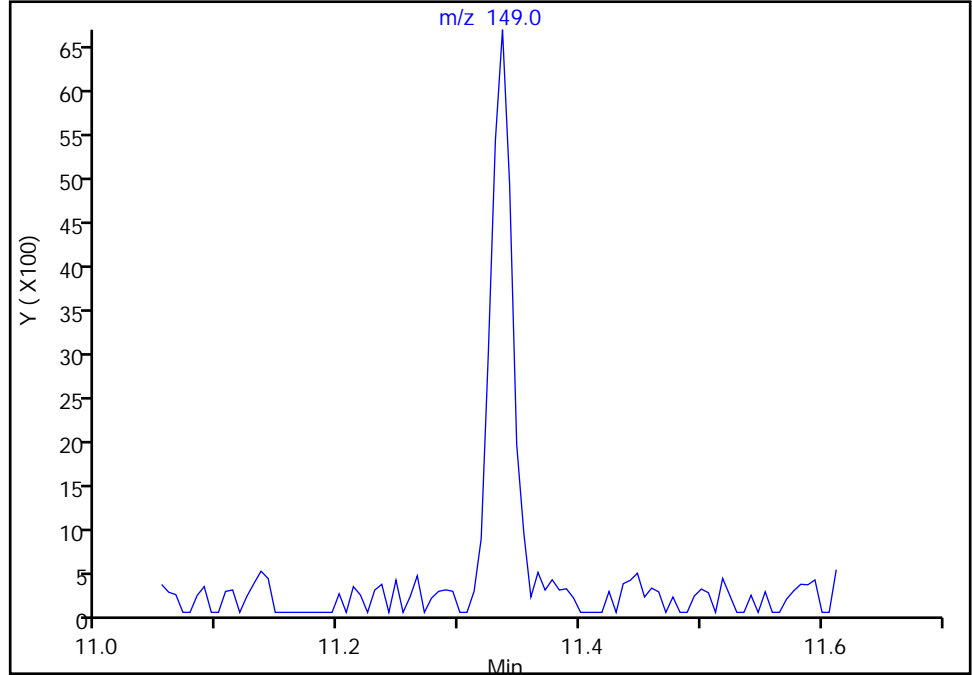
Data File: \\chromfs\Seattle\ChromData\TAC040\20220303-81577.b\40Scan030322a015.D
Injection Date: 03-Mar-2022 20:35:30 Instrument ID: TAC040
Lims ID: STD2
Client ID:
Operator ID: tl ALS Bottle#: 12 Worklist Smp#: 12
Injection Vol: 1.0 ul Dil. Factor: 1.0000
Method: 8270TAC040 Limit Group: 8270D BNA QSM 5.0
Column: Detector MS SCAN

93 Di-n-octyl phthalate, CAS: 117-84-0

Signal: 1

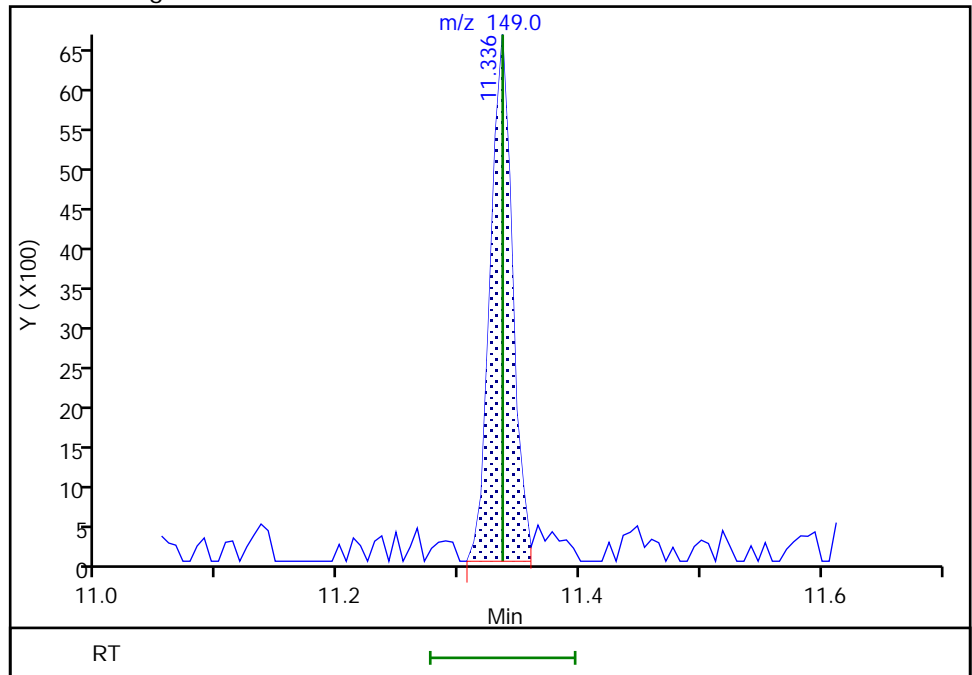
Not Detected
Expected RT: 11.34

Processing Integration Results



Manual Integration Results

RT: 11.34
Area: 8423
Amount: 35.197240
Amount Units: ug/L



Reviewer: limmere, 08-Mar-2022 10:54:59
Audit Action: Assigned Compound ID

Audit Reason: Baseline

Eurofins Seattle

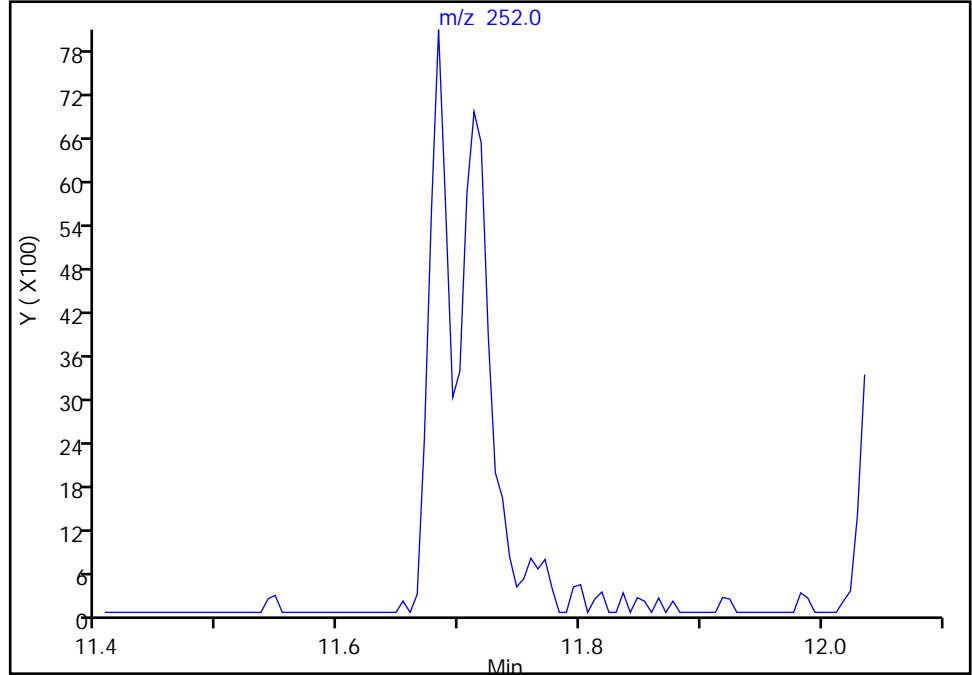
Data File: \\chromfs\Seattle\ChromData\TAC040\20220303-81577.b\40Scan030322a015.D
Injection Date: 03-Mar-2022 20:35:30 Instrument ID: TAC040
Lims ID: STD2
Client ID:
Operator ID: tl ALS Bottle#: 12 Worklist Smp#: 12
Injection Vol: 1.0 ul Dil. Factor: 1.0000
Method: 8270TAC040 Limit Group: 8270D BNA QSM 5.0
Column: Detector MS SCAN

95 Benzofluoranthene, CAS: 56832-73-6

Signal: 1

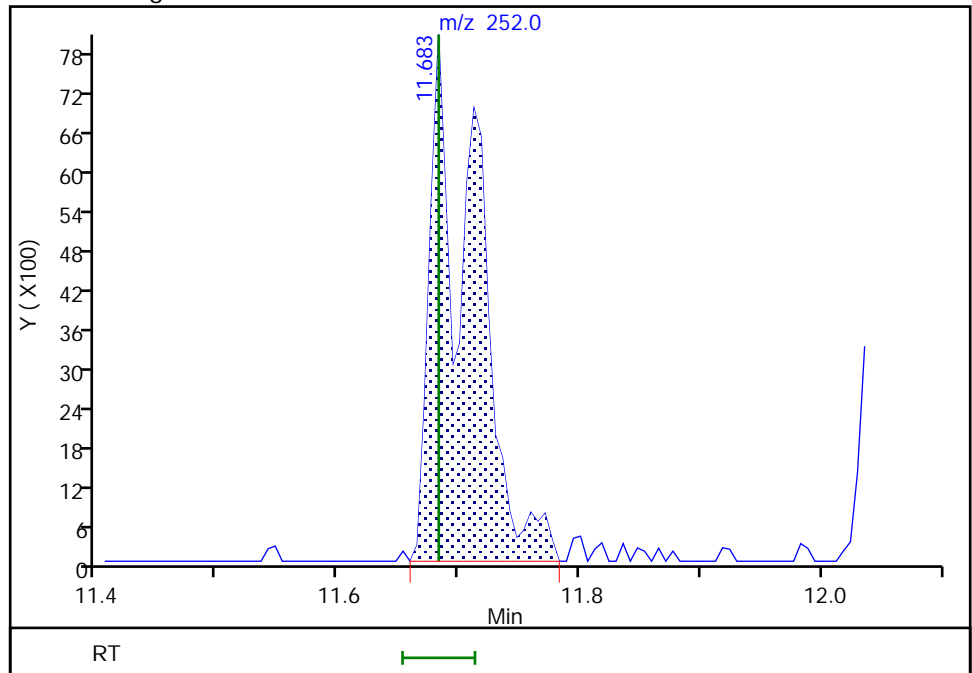
Not Detected
Expected RT: 11.68

Processing Integration Results



Manual Integration Results

RT: 11.68
Area: 20648
Amount: 35.981348
Amount Units: ug/L



Reviewer: limmere, 08-Mar-2022 10:55:03
Audit Action: Assigned Compound ID

Audit Reason: Baseline

Eurofins Seattle

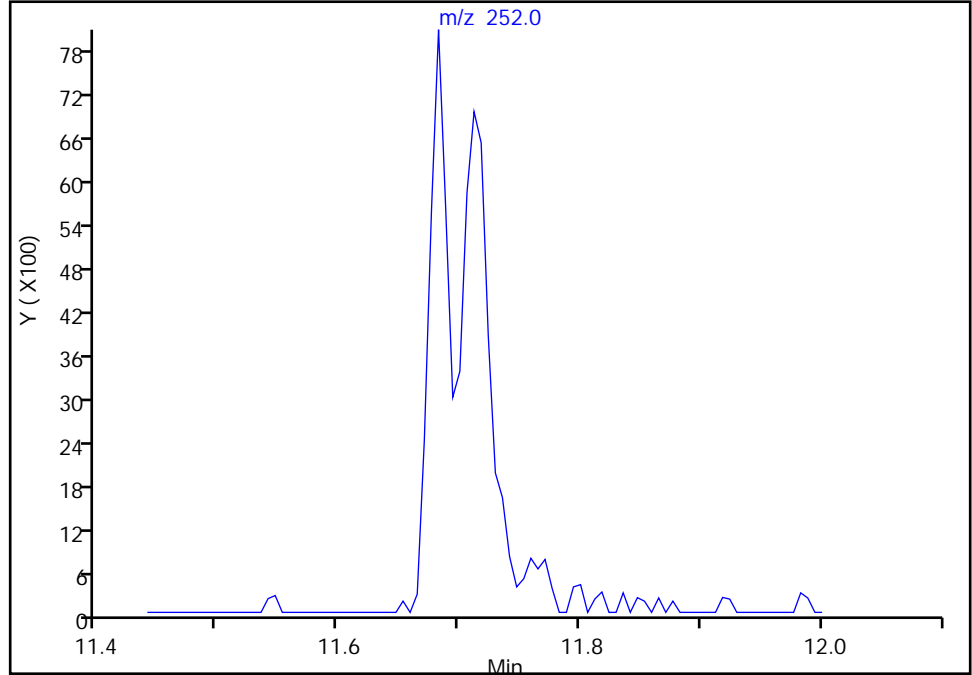
Data File: \\chromfs\Seattle\ChromData\TAC040\20220303-81577.b\40Scan030322a015.D
Injection Date: 03-Mar-2022 20:35:30 Instrument ID: TAC040
Lims ID: STD2
Client ID:
Operator ID: tl ALS Bottle#: 12 Worklist Smp#: 12
Injection Vol: 1.0 ul Dil. Factor: 1.0000
Method: 8270TAC040 Limit Group: 8270D BNA QSM 5.0
Column: Detector MS SCAN

96 Benzo[k]fluoranthene, CAS: 207-08-9

Signal: 1

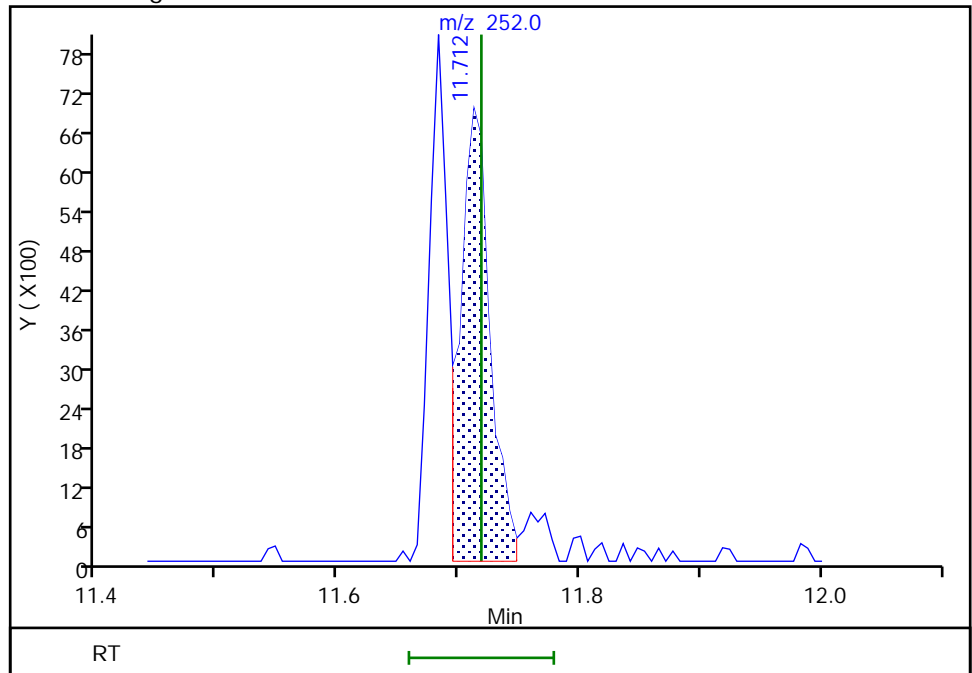
Not Detected
Expected RT: 11.72

Processing Integration Results



Manual Integration Results

RT: 11.71
Area: 11954
Amount: 19.859141
Amount Units: ug/L



Reviewer: limmere, 08-Mar-2022 10:55:09
Audit Action: Assigned Compound ID

Audit Reason: Baseline
Page 309 of 797

Eurofins Seattle
Target Compound Quantitation Report

Data File: \\chromfs\Seattle\ChromData\TAC040\20220303-81577.b\40Scan030322a016.D
 Lims ID: STD1
 Client ID:
 Sample Type: IC Calib Level: 1
 Inject. Date: 03-Mar-2022 20:58:30 ALS Bottle#: 13 Worklist Smp#: 13
 Injection Vol: 1.0 ul Dil. Factor: 1.0000
 Sample Info: 1
 Operator ID: tl Instrument ID: TAC040
 Sublist: chrom-8270TAC040*sub20
 Method: \\chromfs\Seattle\ChromData\TAC040\20220303-81577.b\8270TAC040.m
 Limit Group: 8270D BNA QSM 5.0
 Last Update: 08-Mar-2022 14:31:43 Calib Date: 03-Mar-2022 20:58:30
 Integrator: RTE ID Type: RT Order ID
 Quant Method: Internal Standard Quant By: Initial Calibration
 Last ICal File: \\chromfs\Seattle\ChromData\TAC040\20220303-81577.b\40Scan030322a016.D

Column 1 : Det: MS SCAN
 Process Host: CTX1601

First Level Reviewer: limmere Date: 04-Mar-2022 11:50:35

Compound	Sig	RT (min.)	Adj RT (min.)	Dlt RT (min.)	Q	Response	Cal Amt ug/L	OnCol Amt ug/L	Flags
* 1 1,4-Dichlorobenzene-d4	152	4.707	4.707	0.000	88	21497	100.0	100.0	
* 2 Naphthalene-d8	136	5.736	5.736	0.000	97	78134	100.0	100.0	
* 3 Acenaphthene-d10	164	7.172	7.172	0.000	88	39688	100.0	100.0	
* 4 Phenanthrene-d10	188	8.389	8.389	0.000	93	57346	100.0	100.0	
* 5 Chrysene-d12	240	10.595	10.595	0.000	92	39967	100.0	100.0	
* 6 Perylene-d12	264	12.112	12.112	0.000	91	46340	100.0	100.0	
\$ 7 2-Fluorophenol	112	3.643	3.649	-0.006	22	2293	10.0	11.3	
\$ 8 Phenol-d5	99	4.413	4.413	0.000	78	2250	10.0	10.5	
\$ 9 Nitrobenzene-d5	82	5.154	5.154	0.000	39	1497	10.0	9.97	
\$ 10 2-Fluorobiphenyl	172	6.630	6.630	0.000	51	5040	10.0	9.94	
\$ 11 2,4,6-Tribromophenol	330	7.819	7.819	0.000	1	544	10.0	12.6	
\$ 12 Terphenyl-d14	244	9.713	9.713	0.000	19	2548	10.0	13.0	
15 N-Nitrosodimethylamine	74	2.531	2.525	0.006	70	583	10.0	8.81	a
16 Pyridine	79	2.579	2.536	0.043	14	2470	20.0	20.0	
18 Phenol	94	4.425	4.425	0.000	40	2211	10.0	10.9	
17 Aniline	93	4.442	4.442	0.000	13	1361	10.0	10.2	
19 Bis(2-chloroethyl)ether	93	4.507	4.507	0.000	61	1783	10.0	11.4	
20 2-Chlorophenol	128	4.531	4.531	0.000	33	2308	10.0	9.27	
21 n-Decane	57	4.595	4.595	0.000	57	1283	10.0	9.67	
22 1,3-Dichlorobenzene	146	4.660	4.660	0.000	62	3408	10.0	11.2	
23 1,4-Dichlorobenzene	146	4.719	4.719	0.000	77	3553	10.0	10.6	
27 Benzyl alcohol	79	4.825	4.825	0.000	49	903	10.0	8.66	
24 1,2-Dichlorobenzene	146	4.842	4.842	0.000	67	3237	10.0	11.2	
28 2-Methylphenol	108	4.913	4.913	0.000	33	2076	10.0	11.7	a
25 2,2'-oxybis[1-chloropropane]	45	4.942	4.942	0.000	22	1547	10.0	8.94	
29 Acetophenone	105	5.036	5.036	0.000	83	2775	10.0	10.7	
32 3 & 4 Methylphenol	108	5.042	5.042	0.000	53	1846	10.0	10.5	a
30 N-Nitrosodi-n-propylamine	70	5.042	5.042	0.000	28	560	10.0	7.86	a
31 Hexachloroethane	117	5.113	5.113	0.000	58	1126	10.0	9.35	
33 Nitrobenzene	77	5.172	5.172	0.000	39	1326	10.0	10.3	a
34 Isophorone	82	5.372	5.372	0.000	65	2343	10.0	12.9	

Compound	Sig	RT (min.)	Adj RT (min.)	Dlt RT (min.)	Q	Response	Cal Amt ug/L	OnCol Amt ug/L	Flags
35 2-Nitrophenol	139	5.431	5.430	0.000	26	909	10.0	7.11	
37 2,4-Dimethylphenol	107	5.472	5.472	0.000	30	1748	10.0	12.6	
38 Bis(2-chloroethoxy)methane	93	5.560	5.560	0.000	70	2316	10.0	11.9	
39 2,4-Dichlorophenol	162	5.619	5.619	0.000	40	1837	10.0	10.4	
40 1,2,4-Trichlorobenzene	180	5.695	5.695	0.000	43	2850	10.0	10.9	
41 Naphthalene	128	5.754	5.754	0.000	35	7614	10.0	10.6	
42 2,6-Dichlorophenol	162	5.807	5.807	0.000	45	2103	10.0	10.3	
43 4-Chloroaniline	127	5.807	5.807	0.000	9	857	10.0	27.3	a
44 Hexachlorobutadiene	225	5.860	5.860	0.000	32	1876	10.0	11.0	
45 4-Chloro-3-methylphenol	107	6.201	6.201	0.000	20	1268	10.0	9.37	
46 2-Methylnaphthalene	142	6.325	6.325	0.000	41	4476	10.0	9.99	
47 1-Methylnaphthalene	142	6.401	6.401	0.000	55	4242	10.0	9.65	
49 1,2,4,5-Tetrachlorobenzene	216	6.454	6.454	0.000	57	2676	10.0	10.4	
48 Hexachlorocyclopentadiene	237	6.454	6.454	0.000	33	1598	10.0	12.7	
50 2,4,6-Trichlorophenol	196	6.554	6.554	0.000	0	1077	10.0	15.5	
51 2,4,5-Trichlorophenol	196	6.578	6.577	0.001	1	748	10.0	16.0	
52 1,1'-Biphenyl	154	6.707	6.707	0.000	71	5811	10.0	10.9	
53 2-Chloronaphthalene	162	6.719	6.719	0.000	61	4253	10.0	9.58	
54 2-Nitroaniline	138	6.807	6.807	0.000	4	1148	10.0	19.9	
55 Dimethyl phthalate	163	6.972	6.972	0.000	73	5341	10.0	10.2	
56 1,3-Dinitrobenzene	168	6.983	6.983	0.000	1	269	10.0	26.3	a
57 2,6-Dinitrotoluene	165	7.013	7.013	0.000	1	817	10.0	27.1	
58 Acenaphthylene	152	7.054	7.054	0.000	77	6543	10.0	10.2	
59 3-Nitroaniline	138	7.148	7.142	0.006	1	493	10.0	50.4	a
60 Acenaphthene	153	7.201	7.201	0.000	42	4445	10.0	10.1	
62 2,4-Dinitrotoluene	165	7.336	7.336	0.000	5	733	10.0	28.0	a
61 Dibenzofuran	168	7.342	7.342	0.000	73	5427	10.0	9.28	
64 2,3,5,6-Tetrachlorophenol	232	7.407	7.407	0.000	1	534	10.0	16.5	
65 2,3,4,6-Tetrachlorophenol	232	7.442	7.442	0.000	1	546	10.0	15.5	
66 Diethyl phthalate	149	7.554	7.554	0.000	62	4680	10.0	9.44	
67 Fluorene	166	7.624	7.624	0.000	69	4479	10.0	9.64	
68 4-Chlorophenyl phenyl ether	204	7.636	7.636	0.000	22	2535	10.0	11.3	
70 4-Nitroaniline	138	7.642	7.642	0.000	1	430	10.0	6.87	a
71 N-Nitrosodiphenylamine	169	7.730	7.730	0.000	12	2549	10.0	9.34	
72 Azobenzene	77	7.760	7.760	0.000	61	2549	10.0	10.7	
74 4-Bromophenyl phenyl ether	248	8.030	8.036	-0.006	10	1413	10.0	10.6	
75 Hexachlorobenzene	284	8.066	8.066	0.000	42	1963	10.0	10.1	
76 Atrazine	200	8.177	8.177	0.000	1	790	10.0	10.0	a
77 Pentachlorophenol	266	8.230	8.230	0.000	1	410	20.0	66.6	
78 n-Octadecane	43	8.336	8.342	-0.006	13	1022	10.0	10.9	
79 Phenanthrene	178	8.407	8.407	0.000	34	5943	10.0	10.1	
80 Anthracene	178	8.448	8.448	0.000	44	5798	10.0	10.4	
81 Carbazole	167	8.583	8.583	0.000	29	3100	10.0	7.85	
83 Di-n-butyl phthalate	149	8.901	8.901	0.000	43	6308	10.0	10.3	
84 Fluoranthene	202	9.383	9.383	0.000	43	5067	10.0	8.65	
85 Benzidine	184	9.513	9.507	0.006	1	1486	20.0	33.1	a
86 Pyrene	202	9.566	9.566	0.000	81	4531	10.0	7.51	
87 Butyl benzyl phthalate	149	10.130	10.130	0.000	43	2093	10.0	8.96	
91 3,3'-Dichlorobenzidine	252	10.583	10.577	0.006	1	1994	20.0	21.7	
89 Benzo[a]anthracene	228	10.589	10.589	0.000	13	4261	10.0	10.8	a
90 Chrysene	228	10.618	10.618	0.000	60	4261	10.0	9.40	
92 Bis(2-ethylhexyl) phthalate	149	10.665	10.665	0.000	43	2995	10.0	9.15	

Compound	Sig	RT (min.)	Adj RT (min.)	Dlt RT (min.)	Q	Response	Cal Amt ug/L	OnCol Amt ug/L	Flags
93 Di-n-octyl phthalate	149	11.336	11.336	0.000	1	4072	10.0	29.6	a
94 Benzo[b]fluoranthene	252	11.677	11.683	-0.006	47	5219	10.0	10.1	
95 Benzofluoranthene	252	11.712	11.683	0.029	72	10348	20.0	19.7	a
96 Benzo[k]fluoranthene	252	11.712	11.718	-0.006	39	5755	10.0	10.4	
97 Benzo[a]pyrene	252	12.048	12.048	0.000	41	3720	10.0	10.6	
98 Indeno[1,2,3-cd]pyrene	276	13.365	13.371	-0.006	53	3840	10.0	10.9	
99 Dibenz(a,h)anthracene	278	13.406	13.412	-0.006	1	4074	10.0	10.7	
100 Benzo[g,h,i]perylene	276	13.671	13.683	-0.012	57	5288	10.0	9.46	

QC Flag Legend

Processing Flags

Review Flags

a - User Assigned ID

Reagents:

8270ccvl_50_00039

Amount Added: 0.20

Units: mL

8270SIM_IS_00069

Amount Added: 8.00

Units: uL

Eurofins Seattle

Data File: \\chromfs\Seattle\ChromData\TAC040\20220303-81577.b\40Scan030322a016.D

Injection Date: 03-Mar-2022 20:58:30

Instrument ID: TAC040

Lims ID: STD1

Client ID:

Operator ID: tl

ALS Bottle#: 13

Worklist Smp#: 13

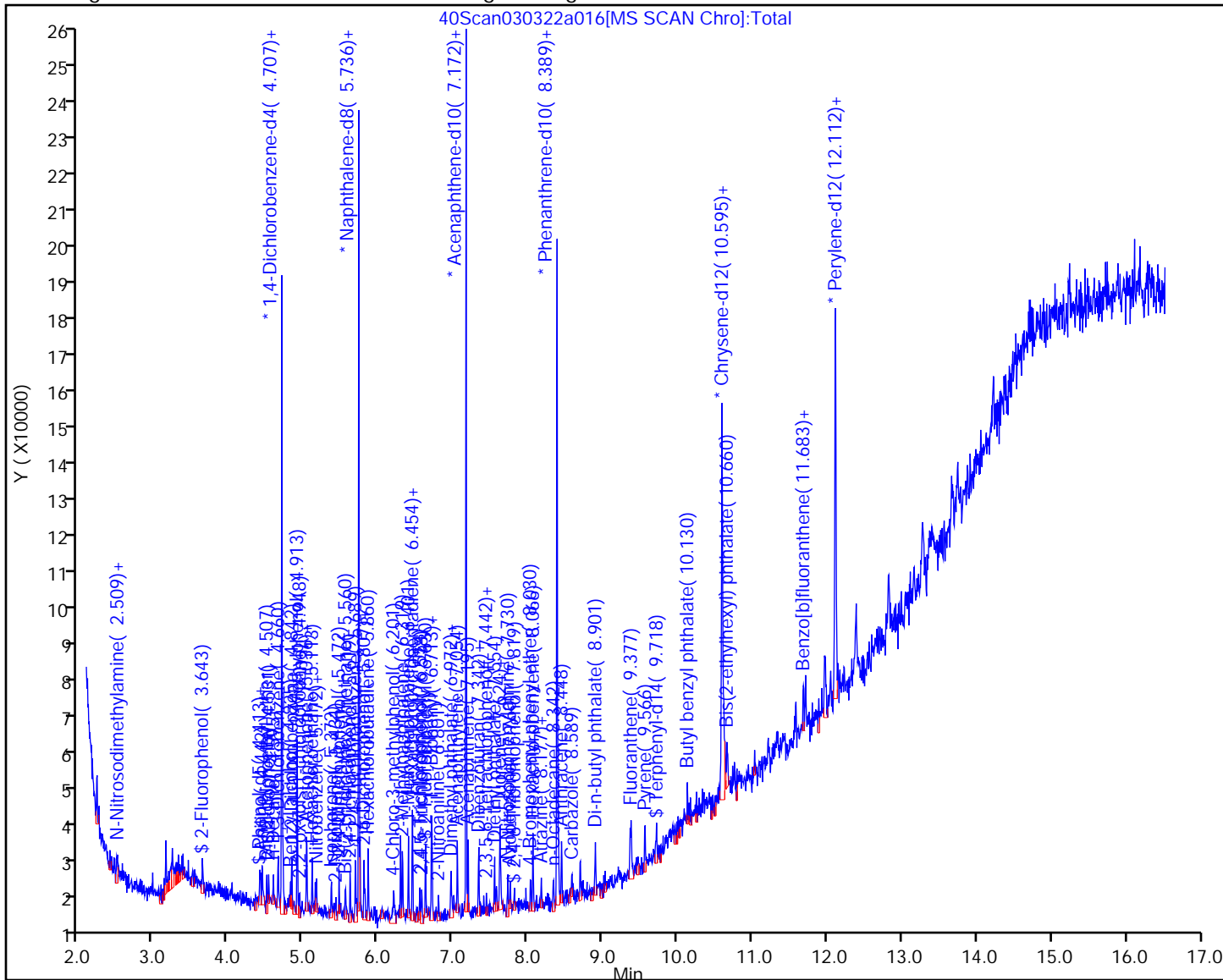
Injection Vol: 1.0 ul

Dil. Factor: 1.0000

Method: 8270TAC040

Limit Group: 8270D BNA QSM 5.0

Y Scaling: Method Defined: Scale to the Nth Largest Target: 1



Eurofins Seattle

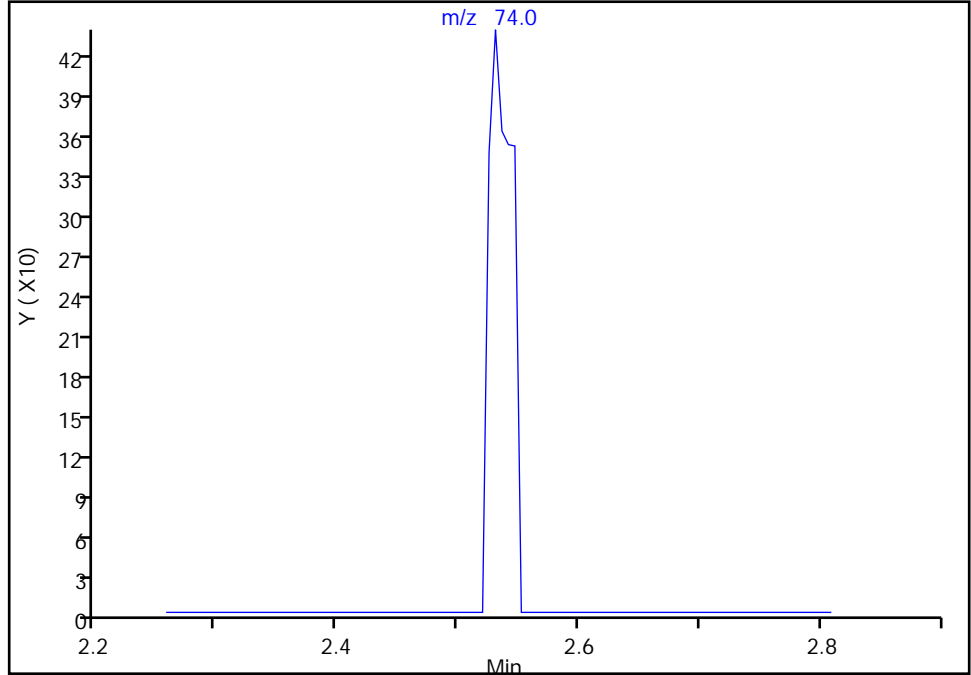
Data File: \\chromfs\Seattle\ChromData\TAC040\20220303-81577.b\40Scan030322a016.D
Injection Date: 03-Mar-2022 20:58:30 Instrument ID: TAC040
Lims ID: STD1
Client ID:
Operator ID: tl ALS Bottle#: 13 Worklist Smp#: 13
Injection Vol: 1.0 ul Dil. Factor: 1.0000
Method: 8270TAC040 Limit Group: 8270D BNA QSM 5.0
Column: Detector MS SCAN

15 N-Nitrosodimethylamine, CAS: 62-75-9

Signal: 1

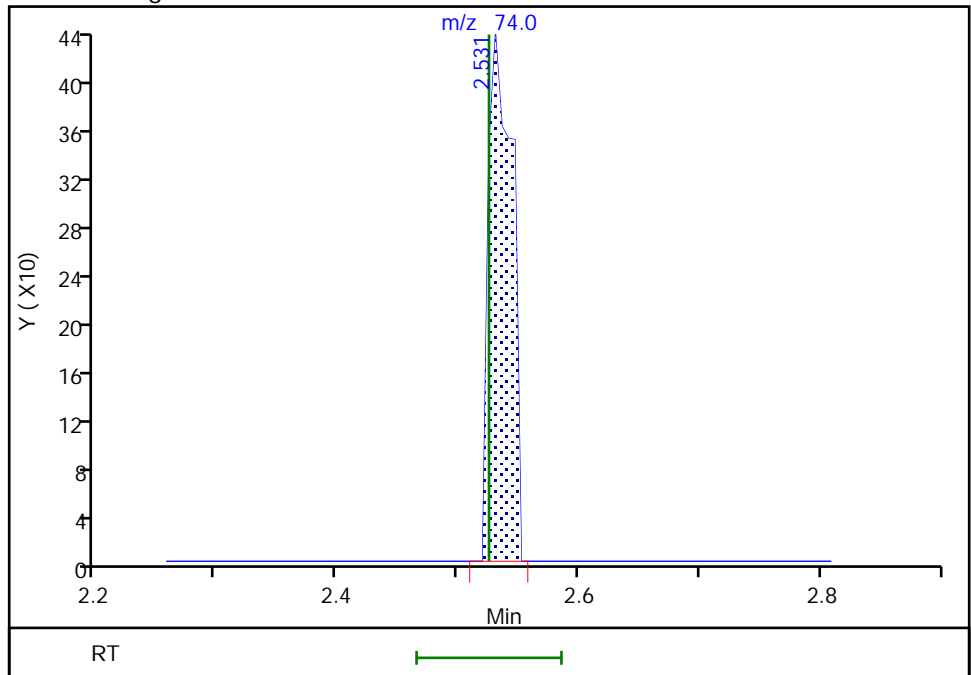
Not Detected
Expected RT: 2.53

Processing Integration Results



RT: 2.53
Area: 583
Amount: 8.809063
Amount Units: ug/L

Manual Integration Results



Reviewer: limmere, 08-Mar-2022 10:55:37
Audit Action: Assigned Compound ID

Audit Reason: Peak assignment corrected

Eurofins Seattle

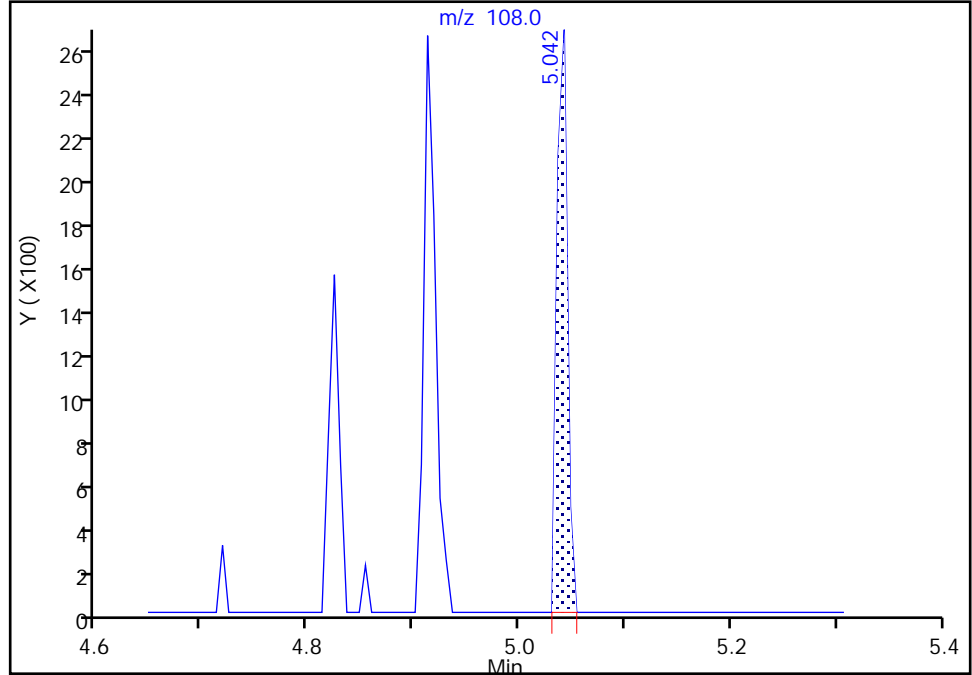
Data File: \\chromfs\Seattle\ChromData\TAC040\20220303-81577.b\40Scan030322a016.D
Injection Date: 03-Mar-2022 20:58:30 Instrument ID: TAC040
Lims ID: STD1
Client ID:
Operator ID: tl ALS Bottle#: 13 Worklist Smp#: 13
Injection Vol: 1.0 ul Dil. Factor: 1.0000
Method: 8270TAC040 Limit Group: 8270D BNA QSM 5.0
Column: Detector MS SCAN

28 2-Methylphenol, CAS: 95-48-7

Signal: 1

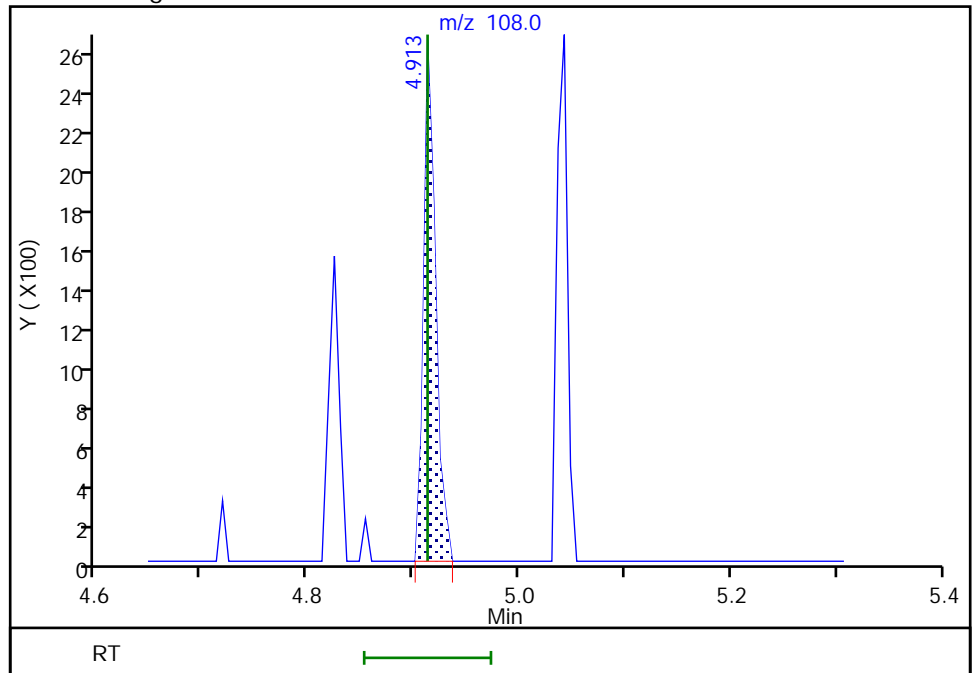
RT: 5.04
Area: 1846
Amount: 10.600403
Amount Units: ug/L

Processing Integration Results



RT: 4.91
Area: 2076
Amount: 11.710437
Amount Units: ug/L

Manual Integration Results



Reviewer: limmere, 08-Mar-2022 13:58:07
Audit Action: Assigned Compound ID

Audit Reason: Peak assignment corrected

Eurofins Seattle

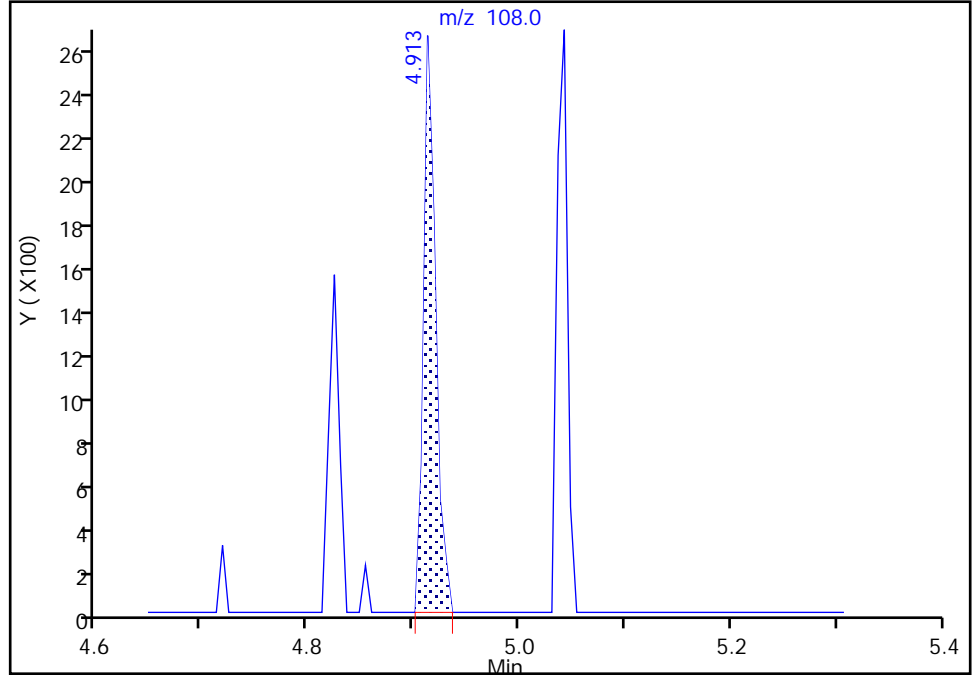
Data File: \\chromfs\Seattle\ChromData\TAC040\20220303-81577.b\40Scan030322a016.D
Injection Date: 03-Mar-2022 20:58:30 Instrument ID: TAC040
Lims ID: STD1
Client ID:
Operator ID: tl ALS Bottle#: 13 Worklist Smp#: 13
Injection Vol: 1.0 ul Dil. Factor: 1.0000
Method: 8270TAC040 Limit Group: 8270D BNA QSM 5.0
Column: Detector MS SCAN

32 3 & 4 Methylphenol, CAS: 15831-10-4

Signal: 1

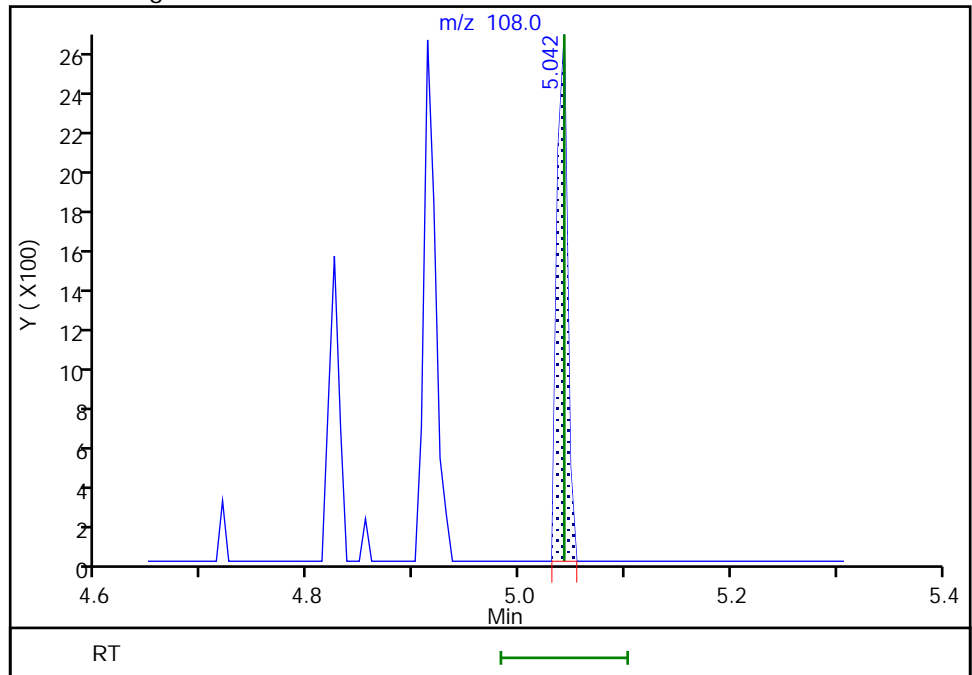
RT: 4.91
Area: 2076
Amount: 11.689507
Amount Units: ug/L

Processing Integration Results



RT: 5.04
Area: 1846
Amount: 10.530809
Amount Units: ug/L

Manual Integration Results



Reviewer: limmere, 08-Mar-2022 13:58:14
Audit Action: Assigned Compound ID

Audit Reason: Peak assignment corrected

Eurofins Seattle

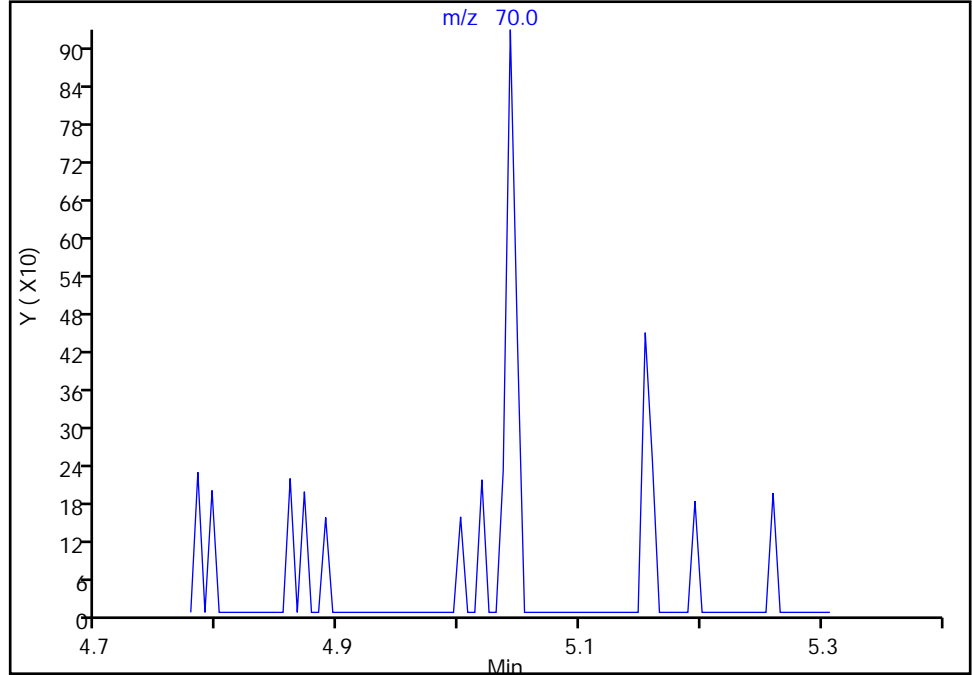
Data File: \\chromfs\Seattle\ChromData\TAC040\20220303-81577.b\40Scan030322a016.D
Injection Date: 03-Mar-2022 20:58:30 Instrument ID: TAC040
Lims ID: STD1
Client ID:
Operator ID: tl ALS Bottle#: 13 Worklist Smp#: 13
Injection Vol: 1.0 ul Dil. Factor: 1.0000
Method: 8270TAC040 Limit Group: 8270D BNA QSM 5.0
Column: Detector MS SCAN

30 N-Nitrosodi-n-propylamine, CAS: 621-64-7

Signal: 1

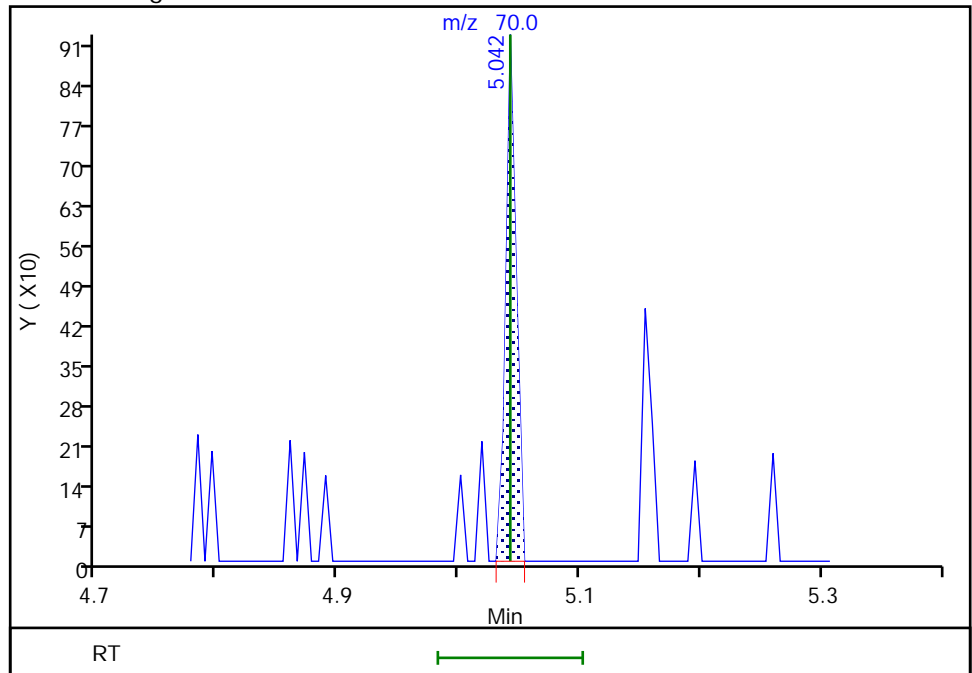
Not Detected
Expected RT: 5.04

Processing Integration Results



Manual Integration Results

RT: 5.04
Area: 560
Amount: 7.863430
Amount Units: ug/L



Reviewer: limmere, 08-Mar-2022 10:55:51
Audit Action: Assigned Compound ID

Audit Reason: Peak assignment corrected

Eurofins Seattle

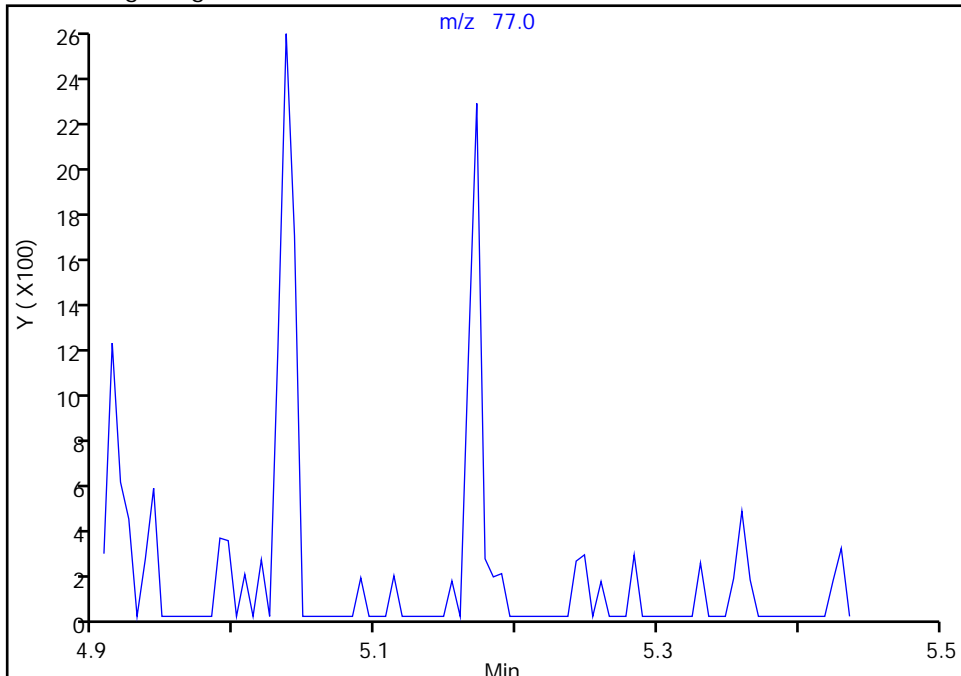
Data File: \\chromfs\Seattle\ChromData\TAC040\20220303-81577.b\40Scan030322a016.D
Injection Date: 03-Mar-2022 20:58:30 Instrument ID: TAC040
Lims ID: STD1
Client ID:
Operator ID: tl ALS Bottle#: 13 Worklist Smp#: 13
Injection Vol: 1.0 ul Dil. Factor: 1.0000
Method: 8270TAC040 Limit Group: 8270D BNA QSM 5.0
Column: Detector MS SCAN

33 Nitrobenzene, CAS: 98-95-3

Signal: 1

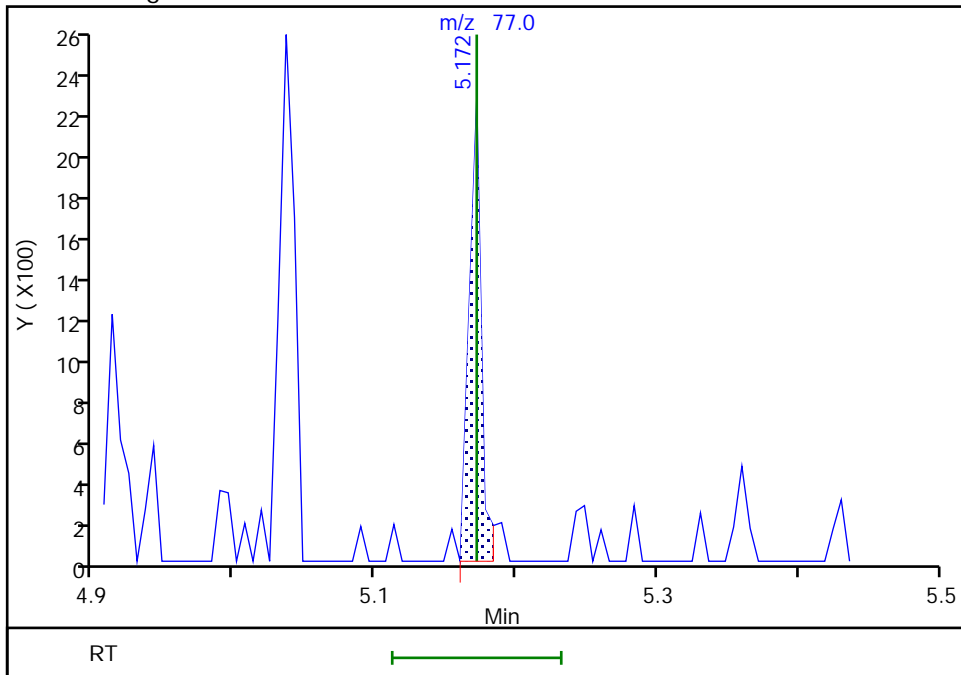
Not Detected
Expected RT: 5.17

Processing Integration Results



Manual Integration Results

RT: 5.17
Area: 1326
Amount: 10.277175
Amount Units: ug/L



Reviewer: limmere, 08-Mar-2022 10:55:59
Audit Action: Assigned Compound ID

Audit Reason: Peak assignment corrected

Eurofins Seattle

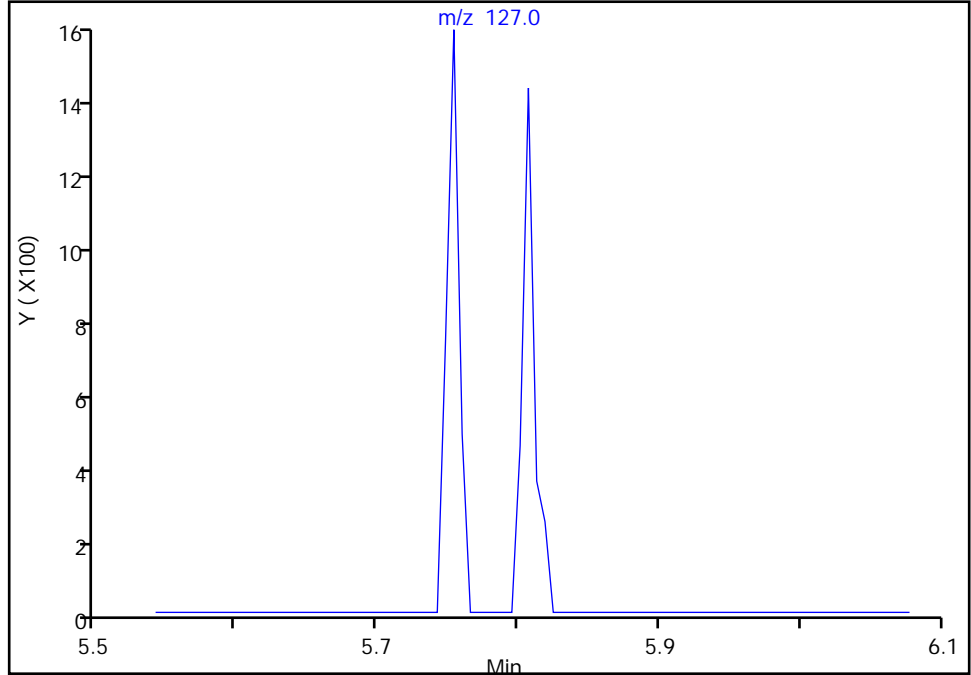
Data File: \\chromfs\Seattle\ChromData\TAC040\20220303-81577.b\40Scan030322a016.D
Injection Date: 03-Mar-2022 20:58:30 Instrument ID: TAC040
Lims ID: STD1
Client ID:
Operator ID: tl ALS Bottle#: 13 Worklist Smp#: 13
Injection Vol: 1.0 ul Dil. Factor: 1.0000
Method: 8270TAC040 Limit Group: 8270D BNA QSM 5.0
Column: Detector MS SCAN

43 4-Chloroaniline, CAS: 106-47-8

Signal: 1

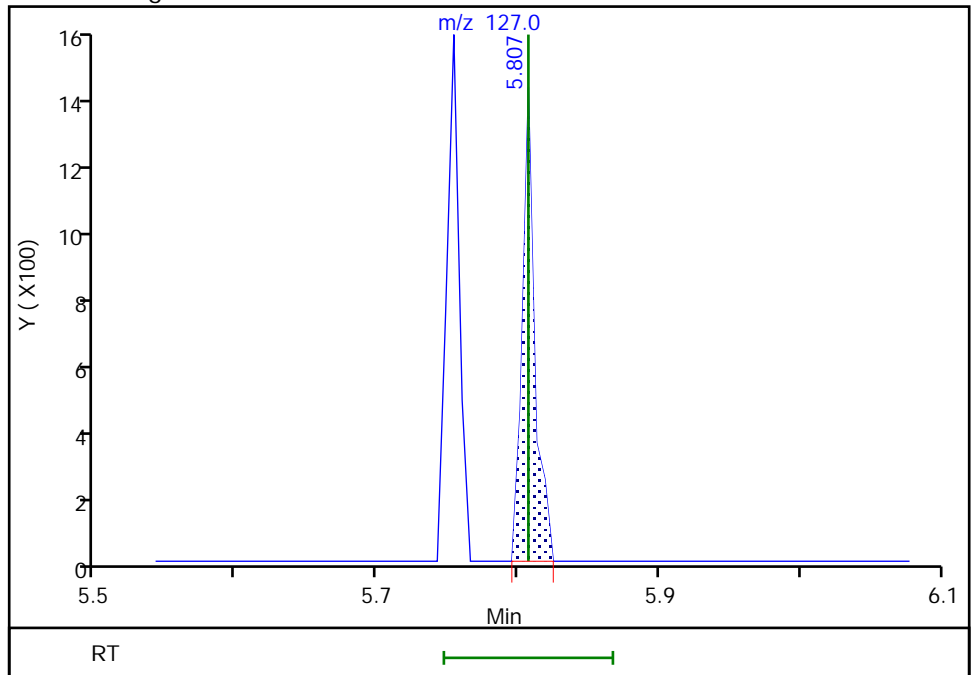
Not Detected
Expected RT: 5.81

Processing Integration Results



Manual Integration Results

RT: 5.81
Area: 857
Amount: 27.290626
Amount Units: ug/L



Reviewer: limmere, 08-Mar-2022 10:56:14
Audit Action: Assigned Compound ID

Audit Reason: Peak assignment corrected

Eurofins Seattle

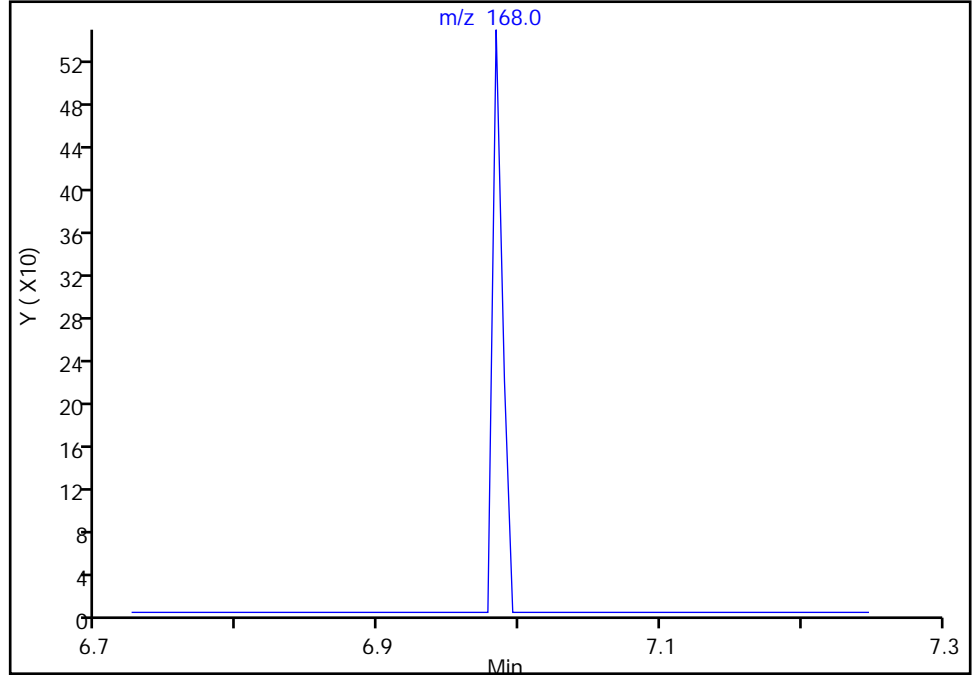
Data File: \\chromfs\Seattle\ChromData\TAC040\20220303-81577.b\40Scan030322a016.D
Injection Date: 03-Mar-2022 20:58:30 Instrument ID: TAC040
Lims ID: STD1
Client ID:
Operator ID: tl ALS Bottle#: 13 Worklist Smp#: 13
Injection Vol: 1.0 ul Dil. Factor: 1.0000
Method: 8270TAC040 Limit Group: 8270D BNA QSM 5.0
Column: Detector MS SCAN

56 1,3-Dinitrobenzene, CAS: 99-65-0

Signal: 1

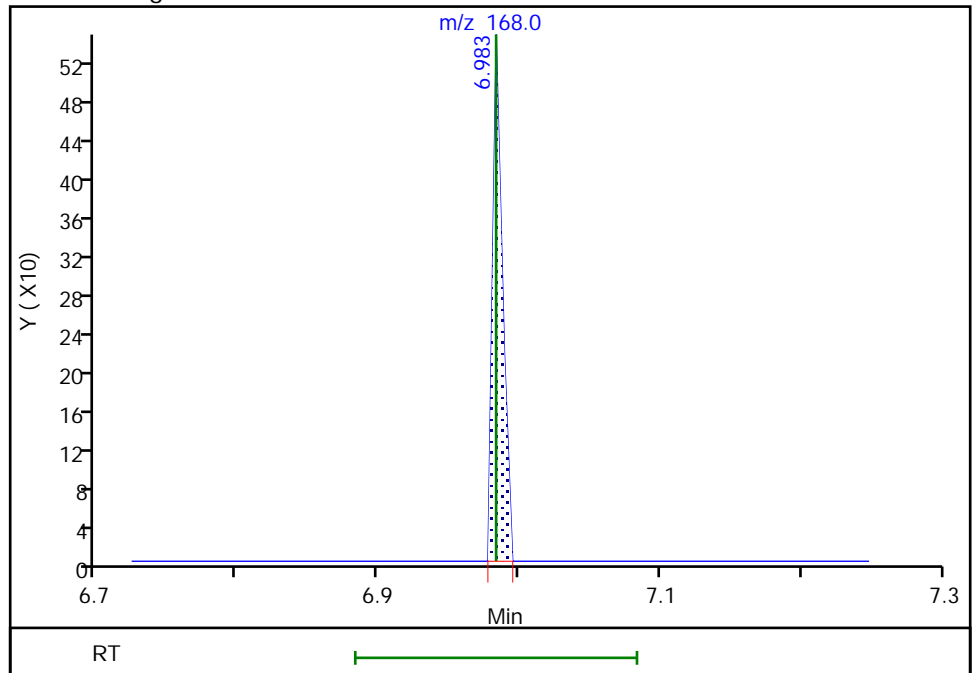
Not Detected
Expected RT: 6.98

Processing Integration Results



Manual Integration Results

RT: 6.98
Area: 269
Amount: 26.336451
Amount Units: ug/L



Reviewer: limmere, 08-Mar-2022 10:56:28
Audit Action: Assigned Compound ID

Audit Reason: Peak assignment corrected

Eurofins Seattle

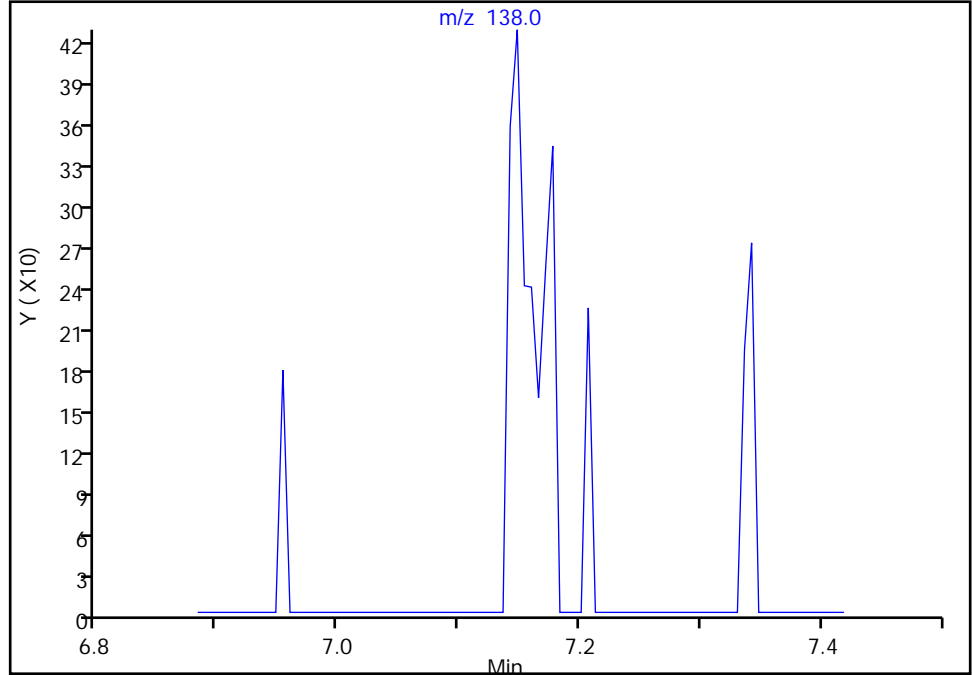
Data File: \\chromfs\Seattle\ChromData\TAC040\20220303-81577.b\40Scan030322a016.D
Injection Date: 03-Mar-2022 20:58:30 Instrument ID: TAC040
Lims ID: STD1
Client ID:
Operator ID: tl ALS Bottle#: 13 Worklist Smp#: 13
Injection Vol: 1.0 ul Dil. Factor: 1.0000
Method: 8270TAC040 Limit Group: 8270D BNA QSM 5.0
Column: Detector MS SCAN

59 3-Nitroaniline, CAS: 99-09-2

Signal: 1

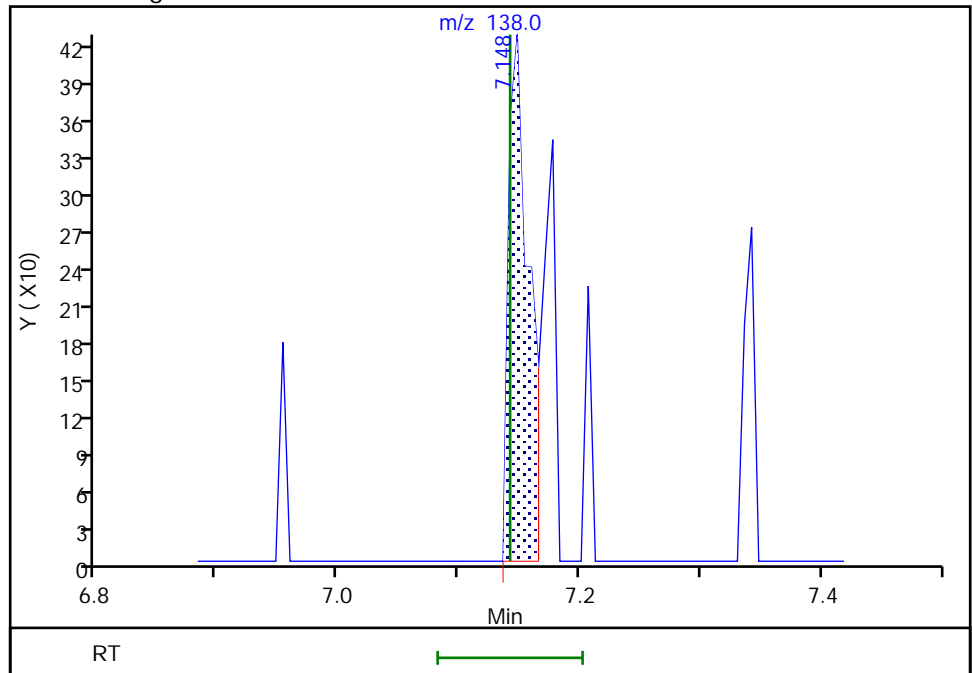
Not Detected
Expected RT: 7.14

Processing Integration Results



Manual Integration Results

RT: 7.15
Area: 493
Amount: 50.363139
Amount Units: ug/L



Reviewer: limmere, 08-Mar-2022 10:56:37
Audit Action: Assigned Compound ID

Audit Reason: Peak assignment corrected

Eurofins Seattle

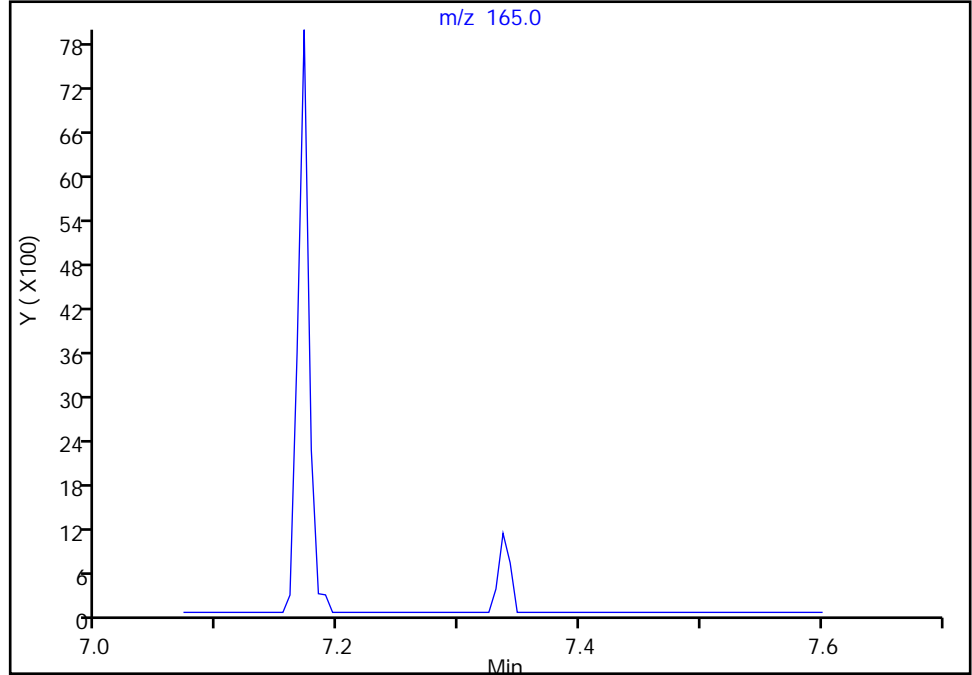
Data File: \\chromfs\Seattle\ChromData\TAC040\20220303-81577.b\40Scan030322a016.D
Injection Date: 03-Mar-2022 20:58:30 Instrument ID: TAC040
Lims ID: STD1
Client ID:
Operator ID: tl ALS Bottle#: 13 Worklist Smp#: 13
Injection Vol: 1.0 ul Dil. Factor: 1.0000
Method: 8270TAC040 Limit Group: 8270D BNA QSM 5.0
Column: Detector MS SCAN

62 2,4-Dinitrotoluene, CAS: 121-14-2

Signal: 1

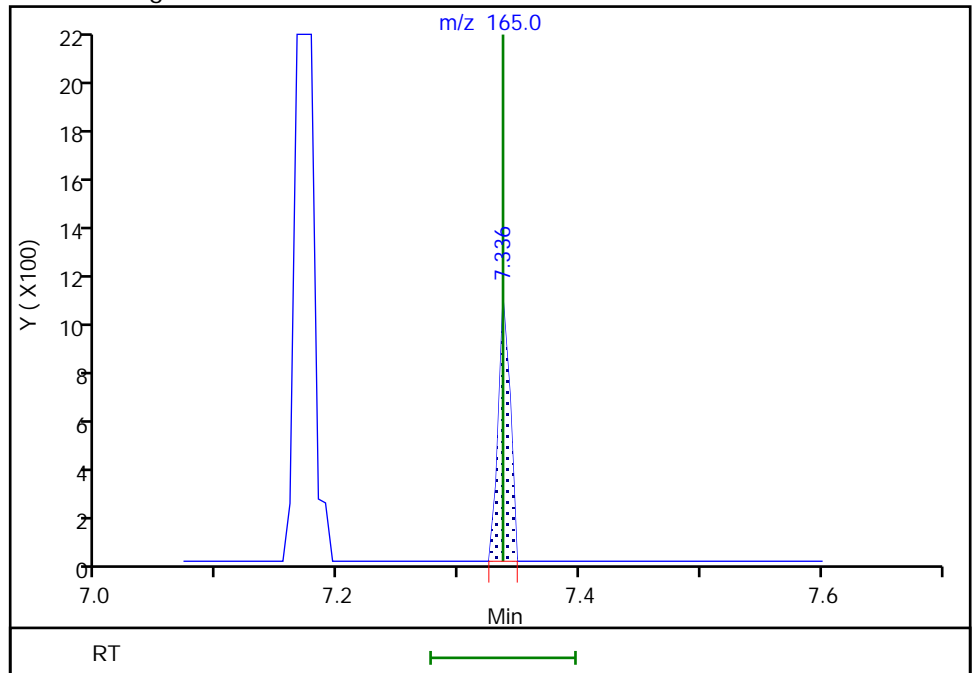
Not Detected
Expected RT: 7.34

Processing Integration Results



RT: 7.34
Area: 733
Amount: 27.973736
Amount Units: ug/L

Manual Integration Results



Reviewer: limmere, 08-Mar-2022 10:56:46
Audit Action: Assigned Compound ID

Audit Reason: Peak assignment corrected

Eurofins Seattle

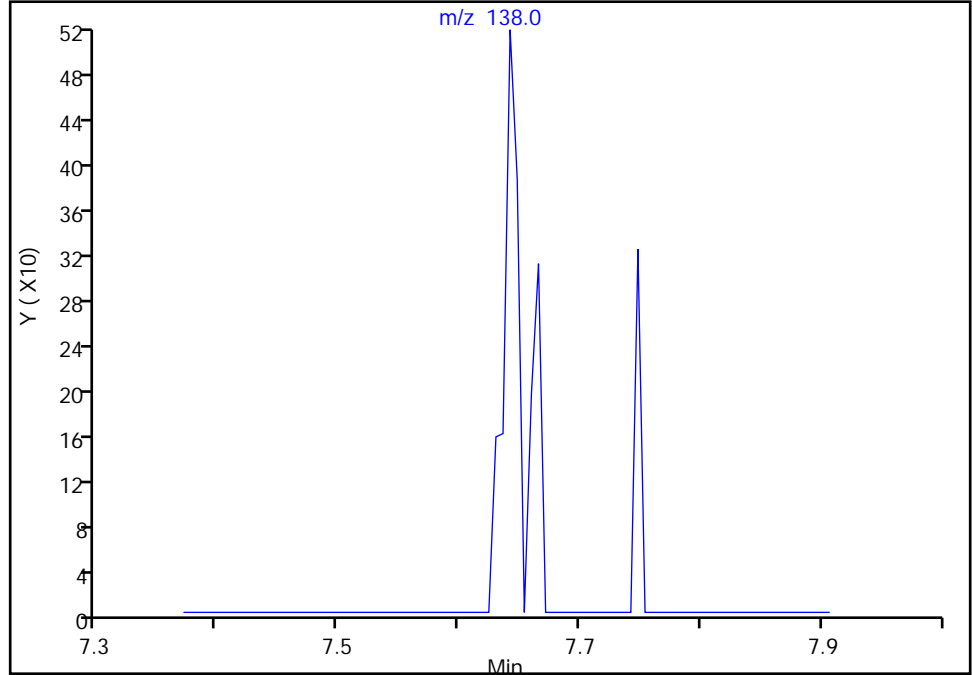
Data File: \\chromfs\Seattle\ChromData\TAC040\20220303-81577.b\40Scan030322a016.D
Injection Date: 03-Mar-2022 20:58:30 Instrument ID: TAC040
Lims ID: STD1
Client ID:
Operator ID: tl ALS Bottle#: 13 Worklist Smp#: 13
Injection Vol: 1.0 ul Dil. Factor: 1.0000
Method: 8270TAC040 Limit Group: 8270D BNA QSM 5.0
Column: Detector MS SCAN

70 4-Nitroaniline, CAS: 100-01-6

Signal: 1

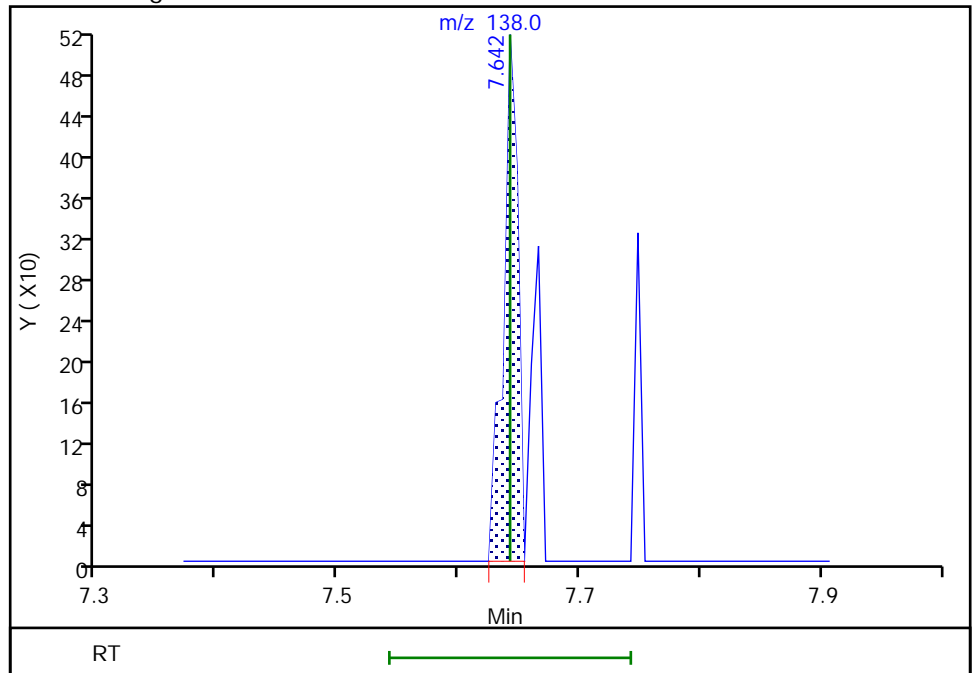
Not Detected
Expected RT: 7.64

Processing Integration Results



RT: 7.64
Area: 430
Amount: 6.870414
Amount Units: ug/L

Manual Integration Results



Reviewer: limmere, 08-Mar-2022 10:56:56
Audit Action: Assigned Compound ID

Audit Reason: Peak assignment corrected

Eurofins Seattle

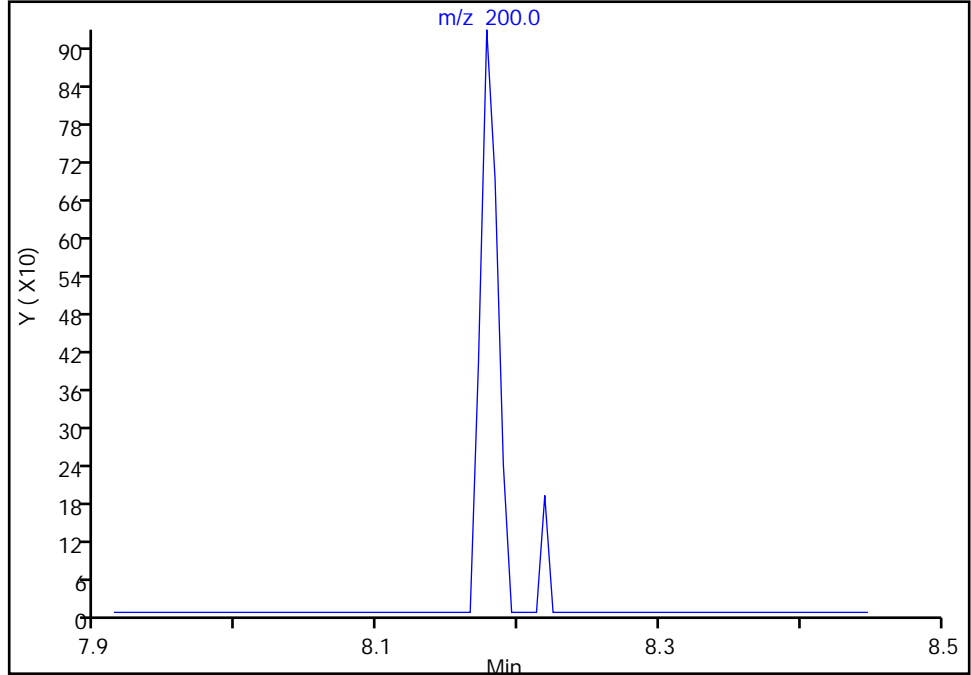
Data File: \\chromfs\Seattle\ChromData\TAC040\20220303-81577.b\40Scan030322a016.D
Injection Date: 03-Mar-2022 20:58:30 Instrument ID: TAC040
Lims ID: STD1
Client ID:
Operator ID: tl ALS Bottle#: 13 Worklist Smp#: 13
Injection Vol: 1.0 ul Dil. Factor: 1.0000
Method: 8270TAC040 Limit Group: 8270D BNA QSM 5.0
Column: Detector MS SCAN

76 Atrazine, CAS: 1912-24-9

Signal: 1

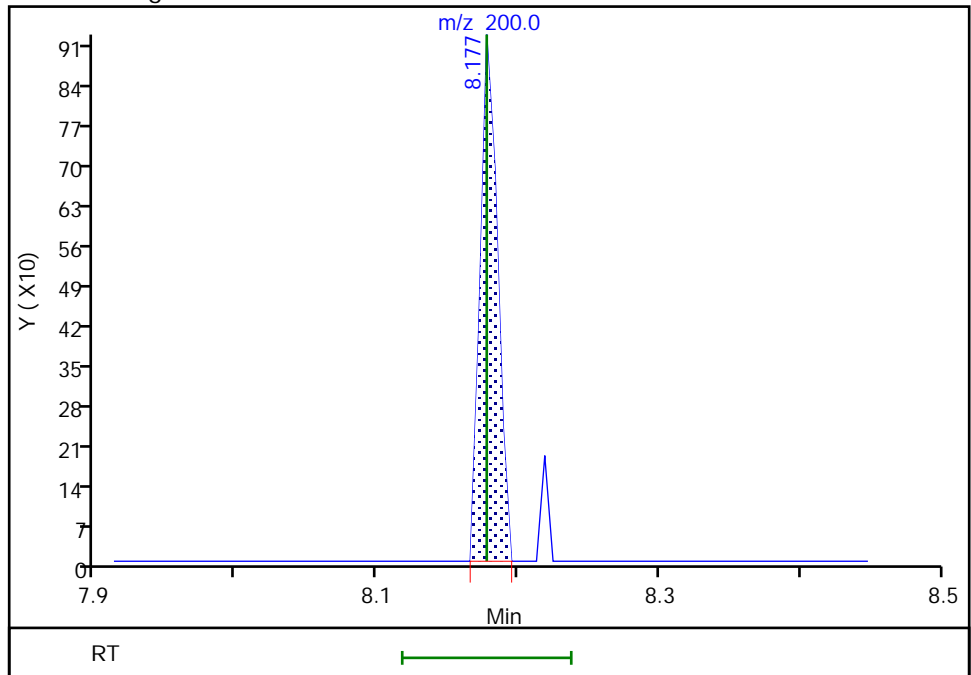
Not Detected
Expected RT: 8.18

Processing Integration Results



Manual Integration Results

RT: 8.18
Area: 790
Amount: 10.043263
Amount Units: ug/L



Reviewer: limmere, 08-Mar-2022 10:57:06
Audit Action: Assigned Compound ID

Audit Reason: Peak assignment corrected

Eurofins Seattle

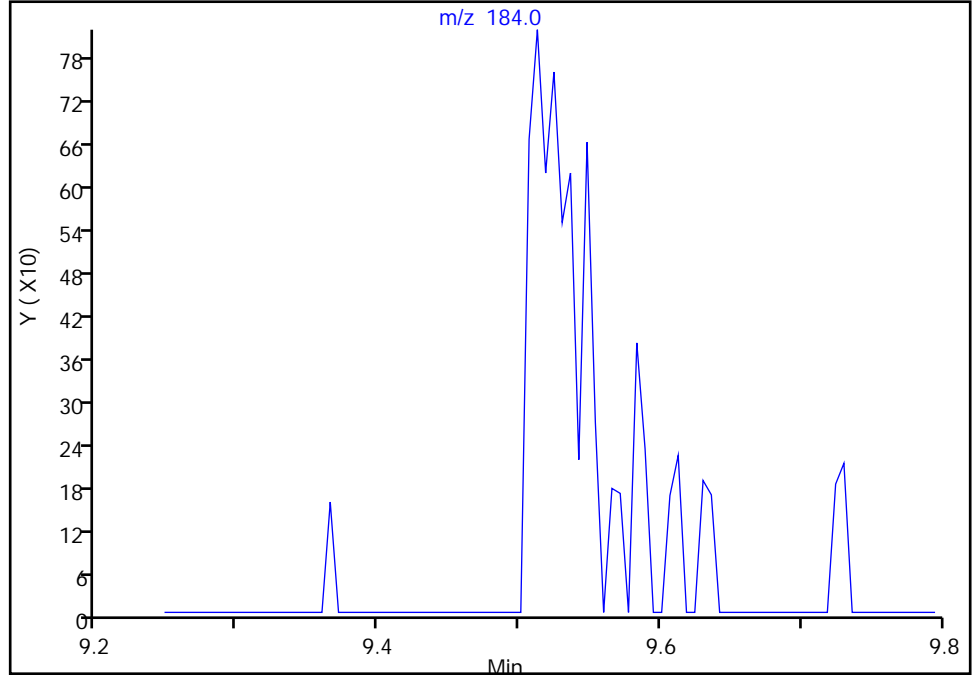
Data File: \\chromfs\Seattle\ChromData\TAC040\20220303-81577.b\40Scan030322a016.D
Injection Date: 03-Mar-2022 20:58:30 Instrument ID: TAC040
Lims ID: STD1
Client ID:
Operator ID: tl ALS Bottle#: 13 Worklist Smp#: 13
Injection Vol: 1.0 ul Dil. Factor: 1.0000
Method: 8270TAC040 Limit Group: 8270D BNA QSM 5.0
Column: Detector MS SCAN

85 Benzidine, CAS: 92-87-5

Signal: 1

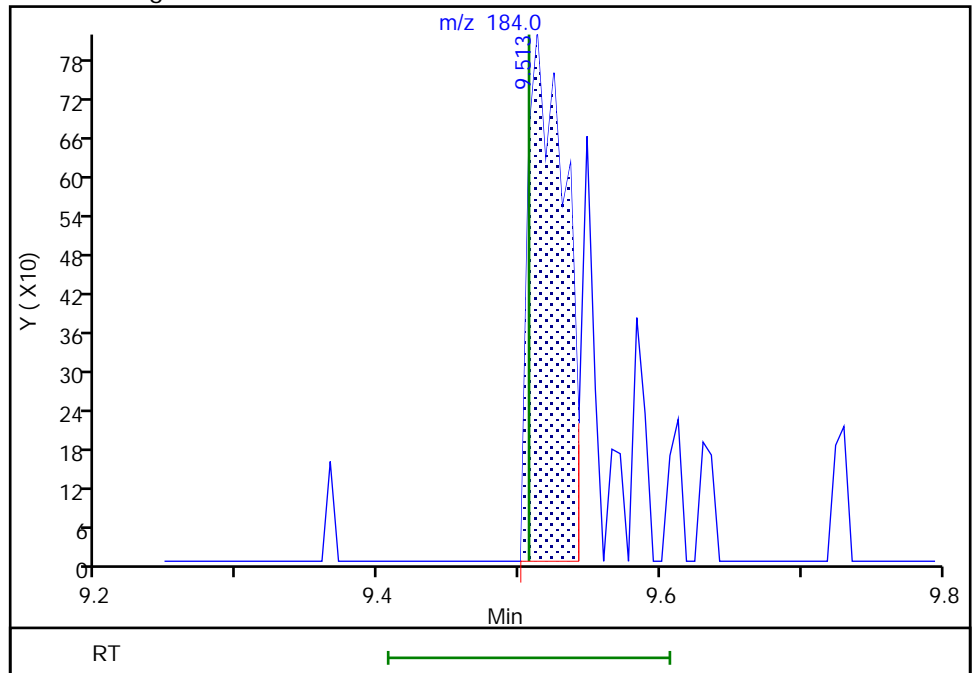
Not Detected
Expected RT: 9.51

Processing Integration Results



Manual Integration Results

RT: 9.51
Area: 1486
Amount: 33.141592
Amount Units: ug/L



Reviewer: limmere, 08-Mar-2022 10:57:18
Audit Action: Assigned Compound ID

Audit Reason: Peak assignment corrected

Eurofins Seattle

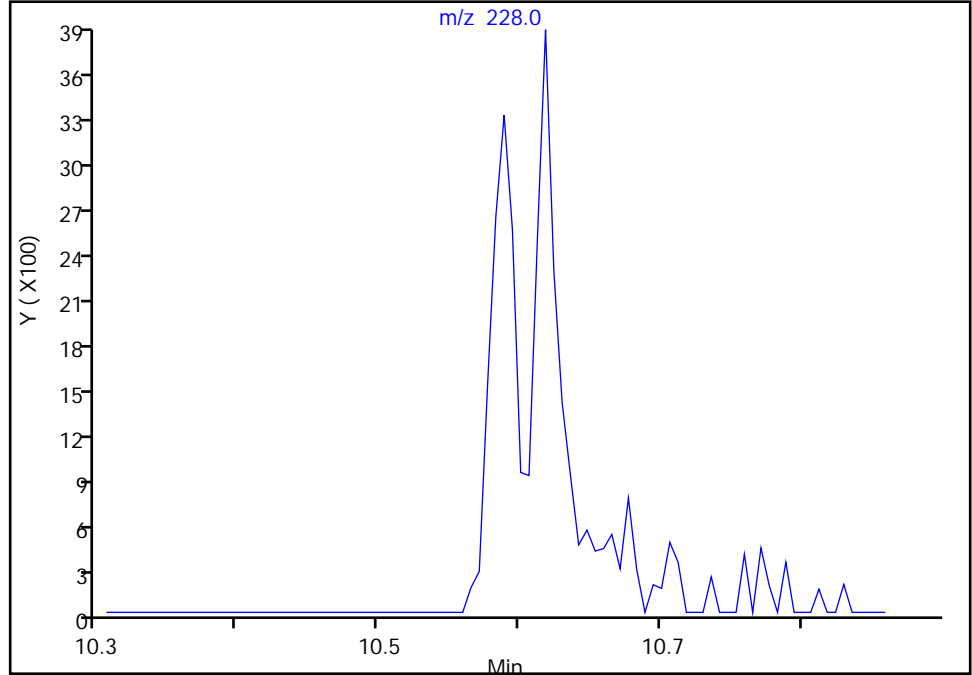
Data File: \\chromfs\Seattle\ChromData\TAC040\20220303-81577.b\40Scan030322a016.D
Injection Date: 03-Mar-2022 20:58:30 Instrument ID: TAC040
Lims ID: STD1
Client ID:
Operator ID: tl ALS Bottle#: 13 Worklist Smp#: 13
Injection Vol: 1.0 ul Dil. Factor: 1.0000
Method: 8270TAC040 Limit Group: 8270D BNA QSM 5.0
Column: Detector MS SCAN

89 Benzo[a]anthracene, CAS: 56-55-3

Signal: 1

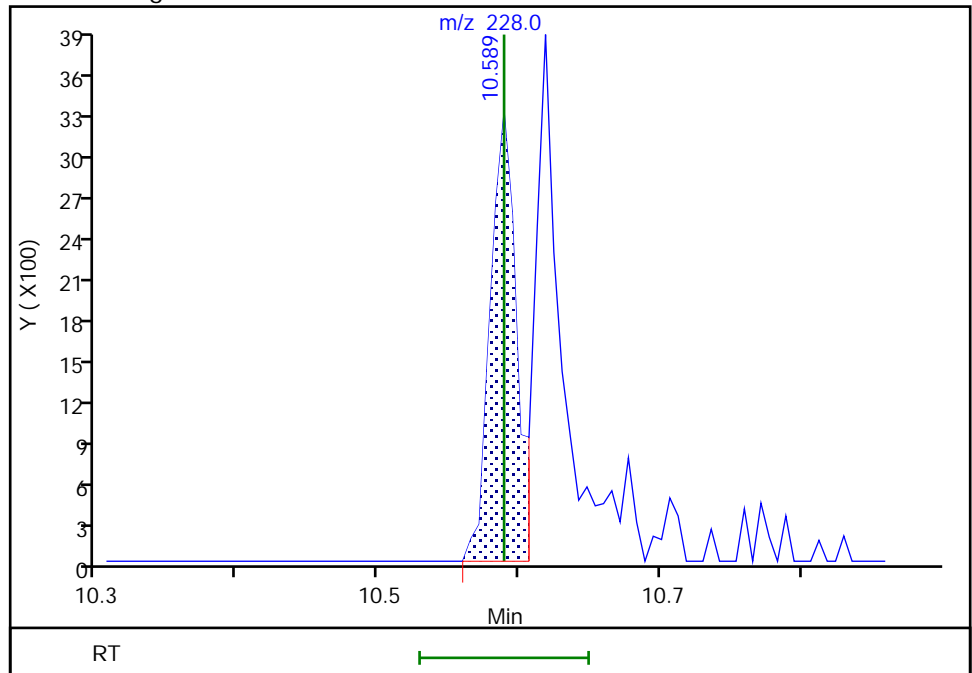
Not Detected
Expected RT: 10.59

Processing Integration Results



Manual Integration Results

RT: 10.59
Area: 4261
Amount: 10.817926
Amount Units: ug/L



Reviewer: limmere, 08-Mar-2022 10:57:24
Audit Action: Assigned Compound ID

Audit Reason: Peak assignment corrected

Eurofins Seattle

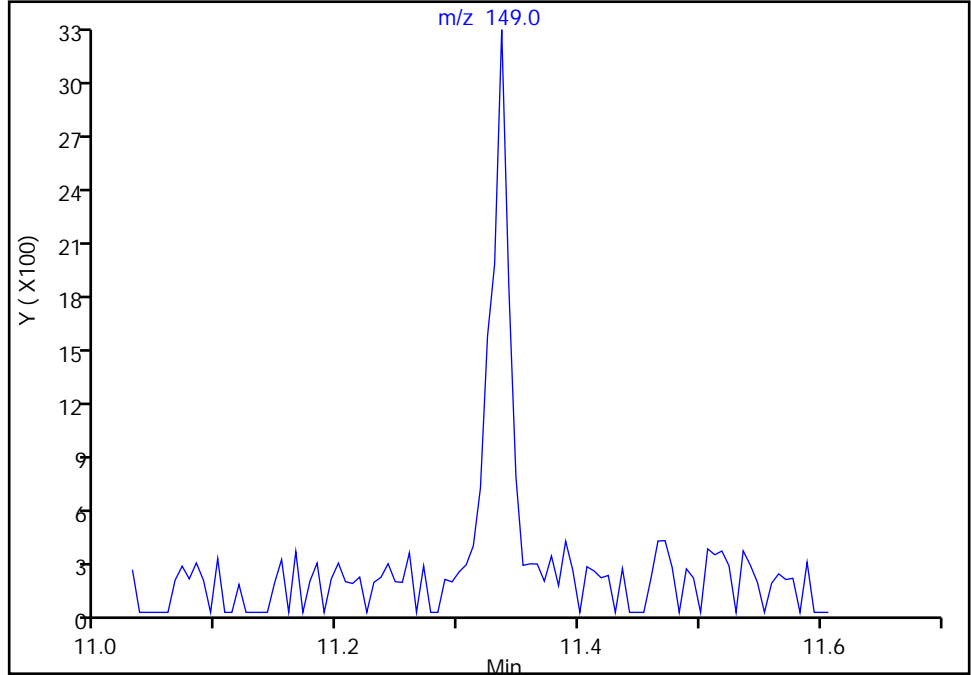
Data File: \\chromfs\Seattle\ChromData\TAC040\20220303-81577.b\40Scan030322a016.D
Injection Date: 03-Mar-2022 20:58:30 Instrument ID: TAC040
Lims ID: STD1
Client ID:
Operator ID: tl ALS Bottle#: 13 Worklist Smp#: 13
Injection Vol: 1.0 ul Dil. Factor: 1.0000
Method: 8270TAC040 Limit Group: 8270D BNA QSM 5.0
Column: Detector MS SCAN

93 Di-n-octyl phthalate, CAS: 117-84-0

Signal: 1

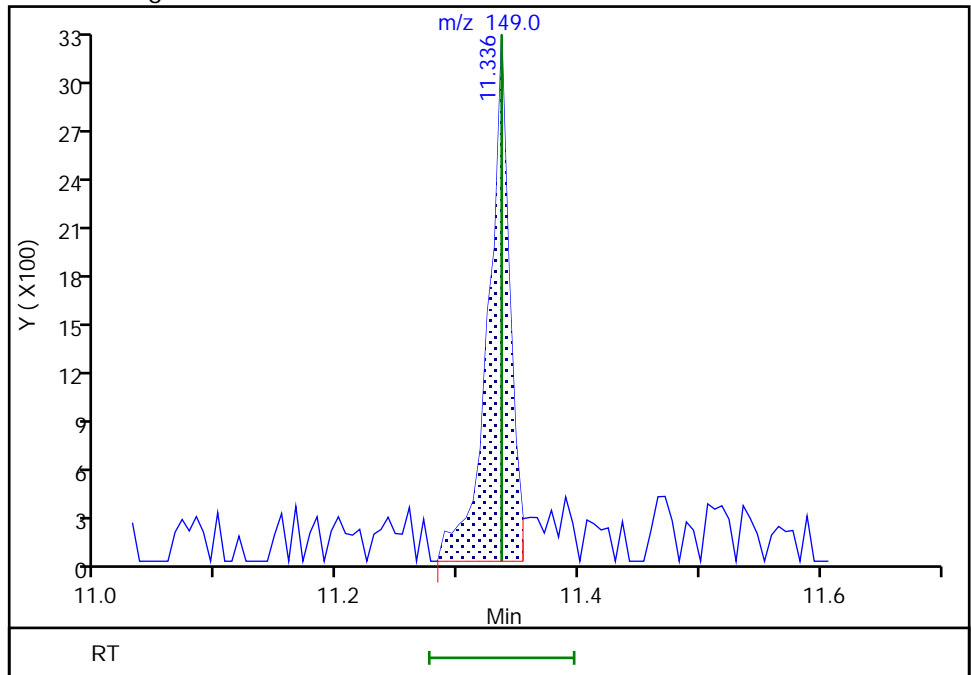
Not Detected
Expected RT: 11.34

Processing Integration Results



Manual Integration Results

RT: 11.34
Area: 4072
Amount: 29.647272
Amount Units: ug/L



Reviewer: limmere, 08-Mar-2022 10:57:32
Audit Action: Assigned Compound ID

Audit Reason: Peak assignment corrected

Eurofins Seattle

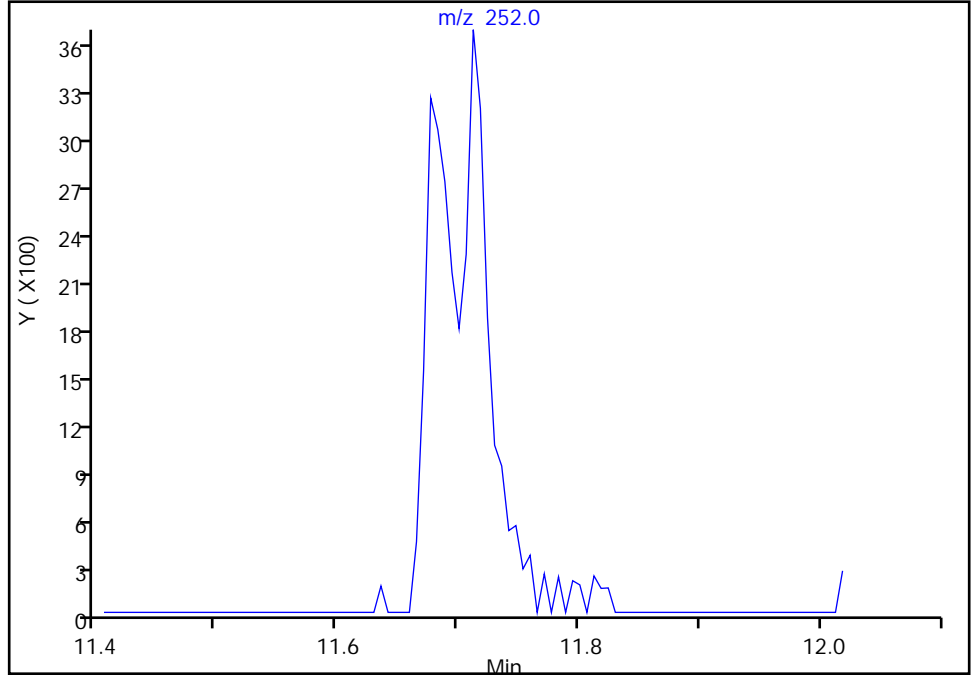
Data File: \\chromfs\Seattle\ChromData\TAC040\20220303-81577.b\40Scan030322a016.D
Injection Date: 03-Mar-2022 20:58:30 Instrument ID: TAC040
Lims ID: STD1
Client ID:
Operator ID: tl ALS Bottle#: 13 Worklist Smp#: 13
Injection Vol: 1.0 ul Dil. Factor: 1.0000
Method: 8270TAC040 Limit Group: 8270D BNA QSM 5.0
Column: Detector MS SCAN

95 Benzofluoranthene, CAS: 56832-73-6

Signal: 1

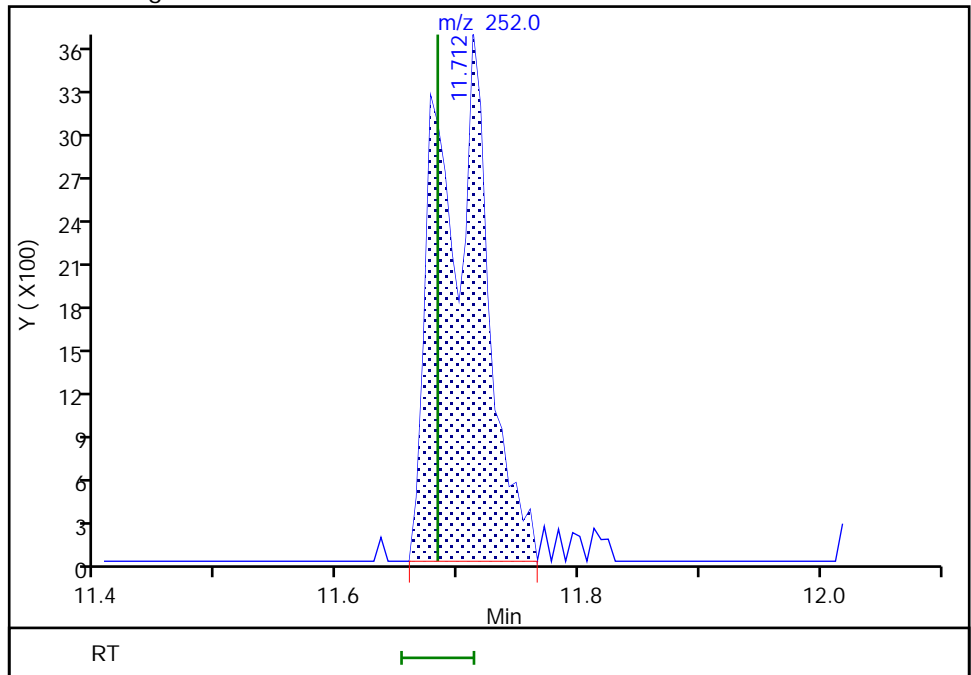
Not Detected
Expected RT: 11.68

Processing Integration Results



Manual Integration Results

RT: 11.71
Area: 10348
Amount: 19.683205
Amount Units: ug/L



Reviewer: limmere, 08-Mar-2022 10:57:35
Audit Action: Assigned Compound ID

Audit Reason: Peak assignment corrected

Calibration

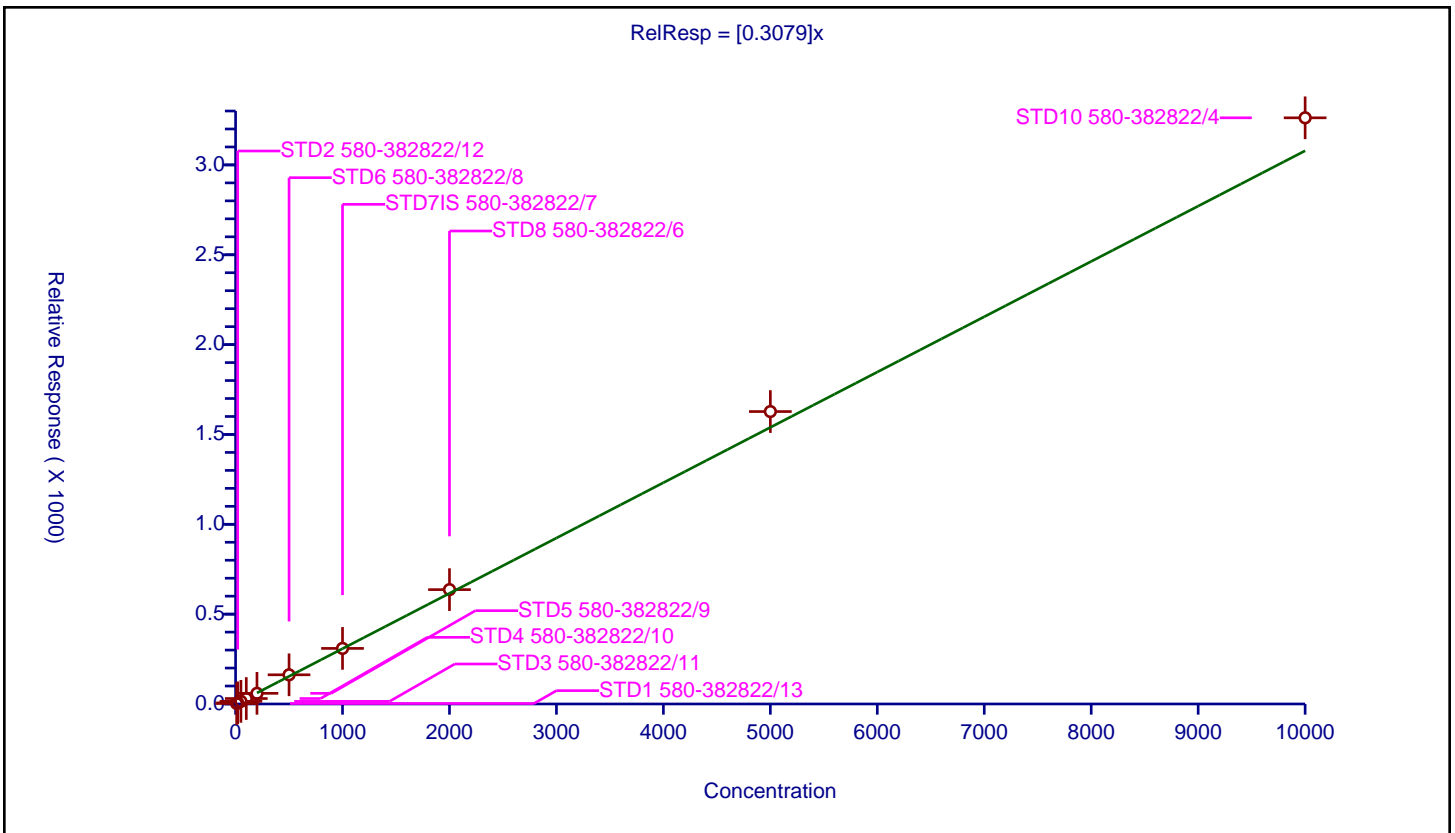
/ N-Nitrosodimethylamine

Curve Type: Average
 Weighting: Conc_Sq
 Origin: Force
 Dependency: Response
 Calib Mode: ISTD
 Response Base: AREA
 RF Rounding: 0

Curve Coefficients	
Intercept:	0
Slope:	0.3079

Error Coefficients	
Standard Error:	295000
Relative Standard Error:	5.8
Correlation Coefficient:	1.000
Coefficient of Determination (Adjusted):	0.996

ID	Level	Concentration	Rel. Resp.	IS Amount	IS Response	RRF	Used
1	STD1 580-382822/13	10.0	2.712006	100.0	21497.0	0.271201	Y
2	STD2 580-382822/12	20.0	6.240055	100.0	23253.0	0.312003	Y
3	STD3 580-382822/11	50.0	14.568497	100.0	26118.0	0.29137	Y
4	STD4 580-382822/10	100.0	30.386833	100.0	23938.0	0.303868	Y
5	STD5 580-382822/9	200.0	59.231175	100.0	24661.0	0.296156	Y
6	STD6 580-382822/8	500.0	162.393874	100.0	24028.0	0.324788	Y
7	STD7IS 580-382822/7	1000.0	309.326788	100.0	25668.0	0.309327	Y
8	STD8 580-382822/6	2000.0	636.491303	100.0	23285.0	0.318246	Y
9	STD9 580-382822/5	5000.0	1627.410161	100.0	24210.0	0.325482	Y
10	STD10 580-382822/4	10000.0	3262.149434	100.0	23783.0	0.326215	Y



Calibration

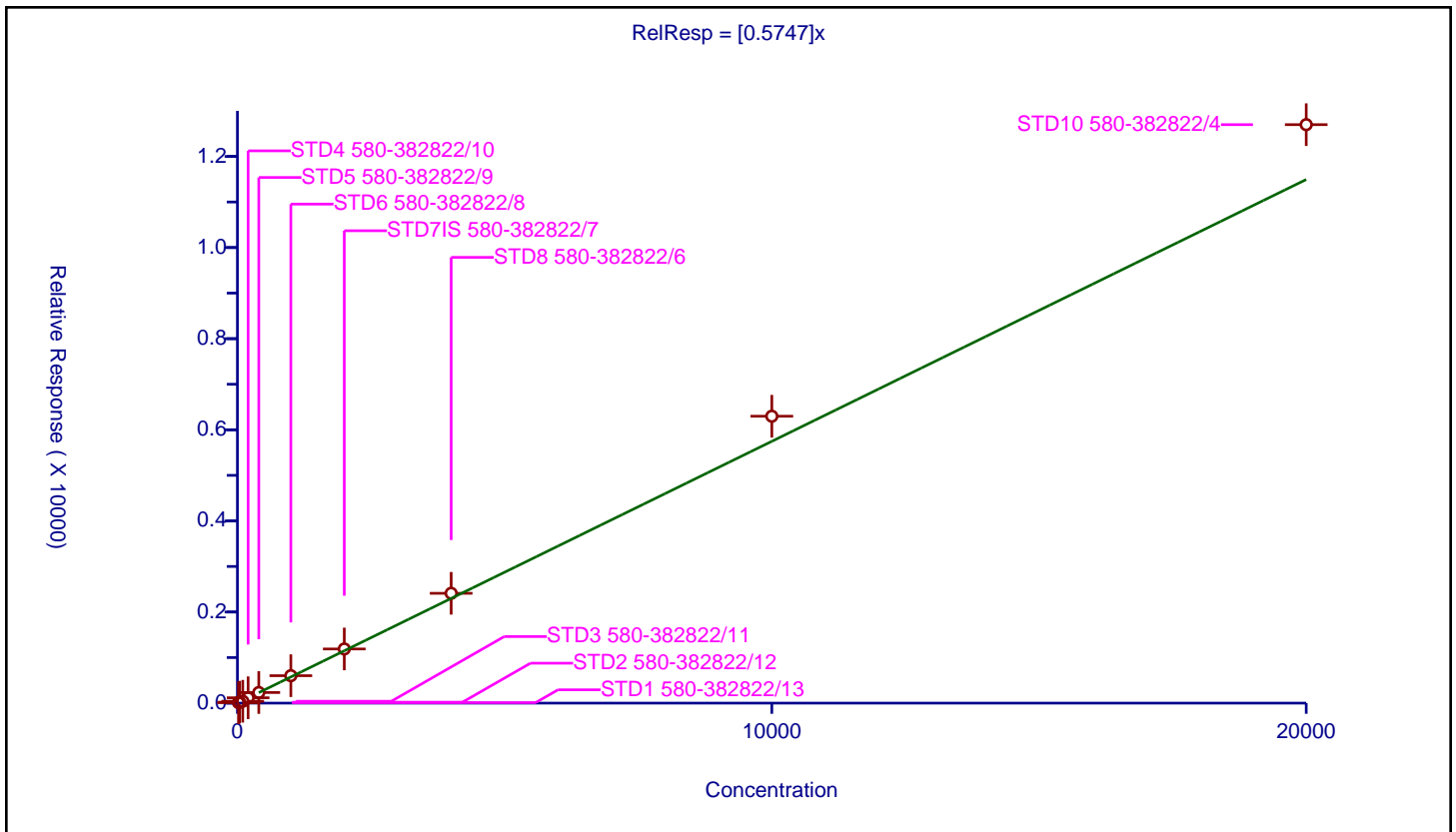
/ Pyridine

Curve Type: Average
 Weighting: Conc_Sq
 Origin: Force
 Dependency: Response
 Calib Mode: ISTD
 Response Base: AREA
 RF Rounding: 0

Curve Coefficients	
Intercept:	0
Slope:	0.5747

Error Coefficients	
Standard Error:	1140000
Relative Standard Error:	11.4
Correlation Coefficient:	1.000
Coefficient of Determination (Adjusted):	0.985

ID	Level	Concentration	Rel. Resp.	IS Amount	IS Response	RRF	Used
1	STD1 580-382822/13	20.0	11.489975	100.0	21497.0	0.574499	Y
2	STD2 580-382822/12	40.0	21.008042	100.0	23253.0	0.525201	Y
3	STD3 580-382822/11	100.0	41.017689	100.0	26118.0	0.410177	Y
4	STD4 580-382822/10	200.0	117.979781	100.0	23938.0	0.589899	Y
5	STD5 580-382822/9	400.0	233.003528	100.0	24661.0	0.582509	Y
6	STD6 580-382822/8	1000.0	602.584485	100.0	24028.0	0.602584	Y
7	STD7IS 580-382822/7	2000.0	1189.075892	100.0	25668.0	0.594538	Y
8	STD8 580-382822/6	4000.0	2410.959845	100.0	23285.0	0.60274	Y
9	STD9 580-382822/5	10000.0	6297.699298	100.0	24210.0	0.62977	Y
10	STD10 580-382822/4	20000.0	12697.494008	100.0	23783.0	0.634875	Y



Calibration

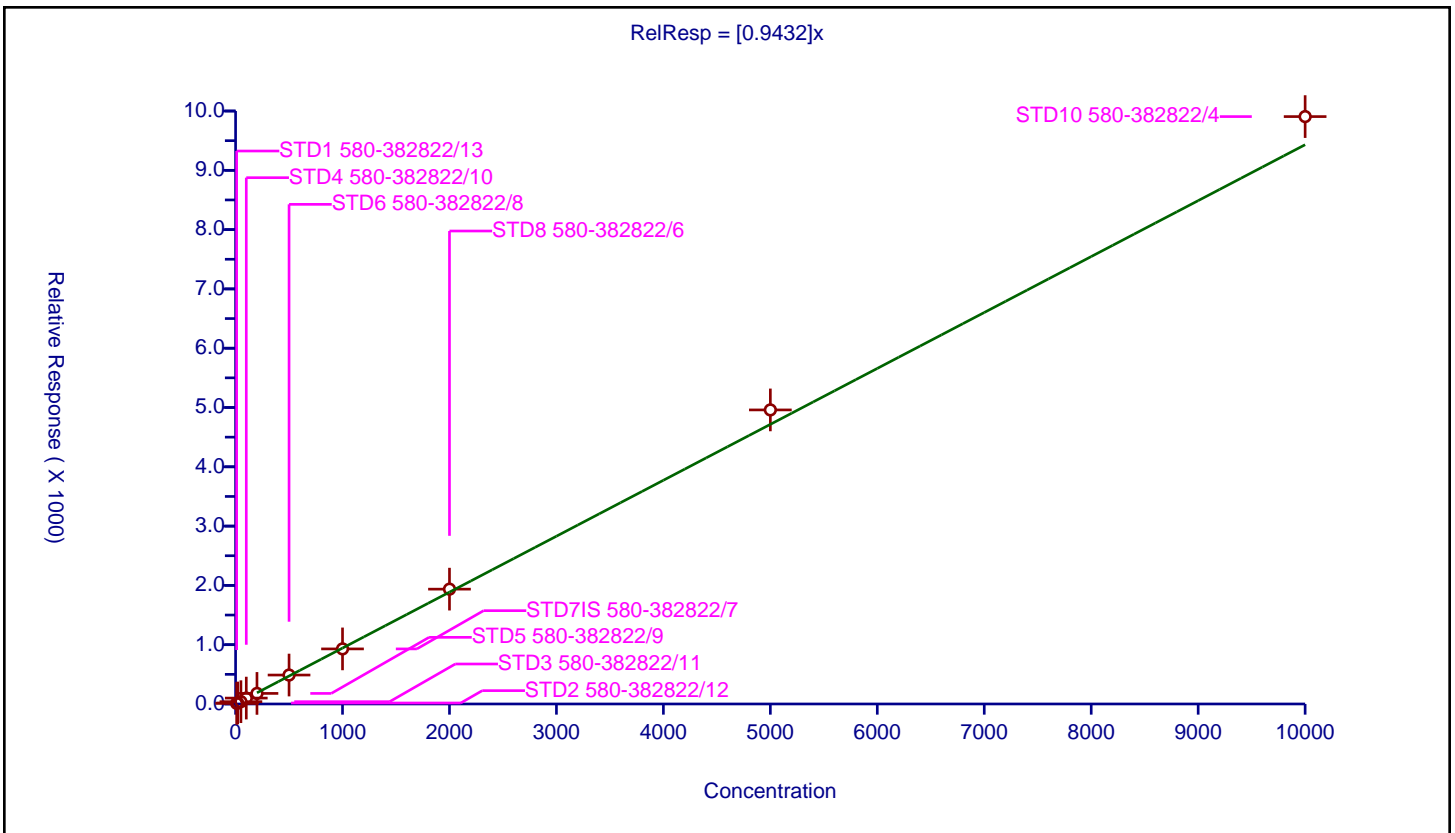
/ 2-Fluorophenol

Curve Type: Average
 Weighting: Conc_Sq
 Origin: Force
 Dependency: Response
 Calib Mode: ISTD
 Response Base: AREA
 RF Rounding: 0

Curve Coefficients	
Intercept:	0
Slope:	0.9432

Error Coefficients	
Standard Error:	895000
Relative Standard Error:	9.0
Correlation Coefficient:	1.000
Coefficient of Determination (Adjusted):	0.990

ID	Level	Concentration	Rel. Resp.	IS Amount	IS Response	RRF	Used
1	STD1 580-382822/13	10.0	10.666605	100.0	21497.0	1.06666	Y
2	STD2 580-382822/12	20.0	16.754827	100.0	23253.0	0.837741	Y
3	STD3 580-382822/11	50.0	39.114787	100.0	26118.0	0.782296	Y
4	STD4 580-382822/10	100.0	99.778595	100.0	23938.0	0.997786	Y
5	STD5 580-382822/9	200.0	178.293662	100.0	24661.0	0.891468	Y
6	STD6 580-382822/8	500.0	488.155485	100.0	24028.0	0.976311	Y
7	STD7IS 580-382822/7	1000.0	928.673835	100.0	25668.0	0.928674	Y
8	STD8 580-382822/6	2000.0	1936.52566	100.0	23285.0	0.968263	Y
9	STD9 580-382822/5	5000.0	4959.401074	100.0	24210.0	0.99188	Y
10	STD10 580-382822/4	10000.0	9905.810873	100.0	23783.0	0.990581	Y



Calibration

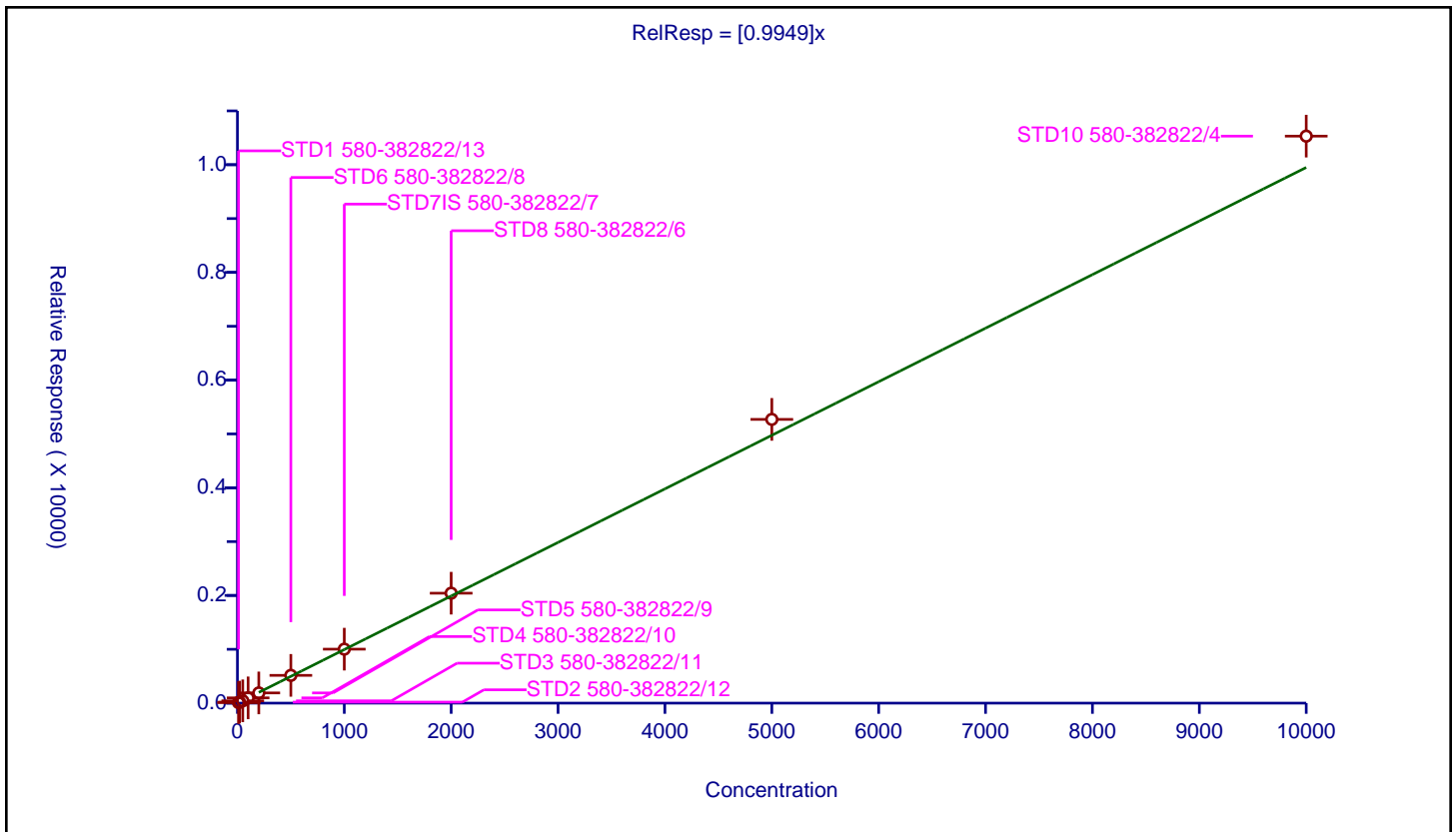
/ Phenol-d5

Curve Type: Average
 Weighting: Conc_Sq
 Origin: Force
 Dependency: Response
 Calib Mode: ISTD
 Response Base: AREA
 RF Rounding: 0

Curve Coefficients	
Intercept:	0
Slope:	0.9949

Error Coefficients	
Standard Error:	951000
Relative Standard Error:	6.2
Correlation Coefficient:	1.000
Coefficient of Determination (Adjusted):	0.995

ID	Level	Concentration	Rel. Resp.	IS Amount	IS Response	RRF	Used
1	STD1 580-382822/13	10.0	10.466577	100.0	21497.0	1.046658	Y
2	STD2 580-382822/12	20.0	19.167419	100.0	23253.0	0.958371	Y
3	STD3 580-382822/11	50.0	42.95505	100.0	26118.0	0.859101	Y
4	STD4 580-382822/10	100.0	97.46846	100.0	23938.0	0.974685	Y
5	STD5 580-382822/9	200.0	189.663842	100.0	24661.0	0.948319	Y
6	STD6 580-382822/8	500.0	515.835692	100.0	24028.0	1.031671	Y
7	STD7IS 580-382822/7	1000.0	1002.275206	100.0	25668.0	1.002275	Y
8	STD8 580-382822/6	2000.0	2041.885334	100.0	23285.0	1.020943	Y
9	STD9 580-382822/5	5000.0	5269.966956	100.0	24210.0	1.053993	Y
10	STD10 580-382822/4	10000.0	10531.001135	100.0	23783.0	1.0531	Y



Calibration

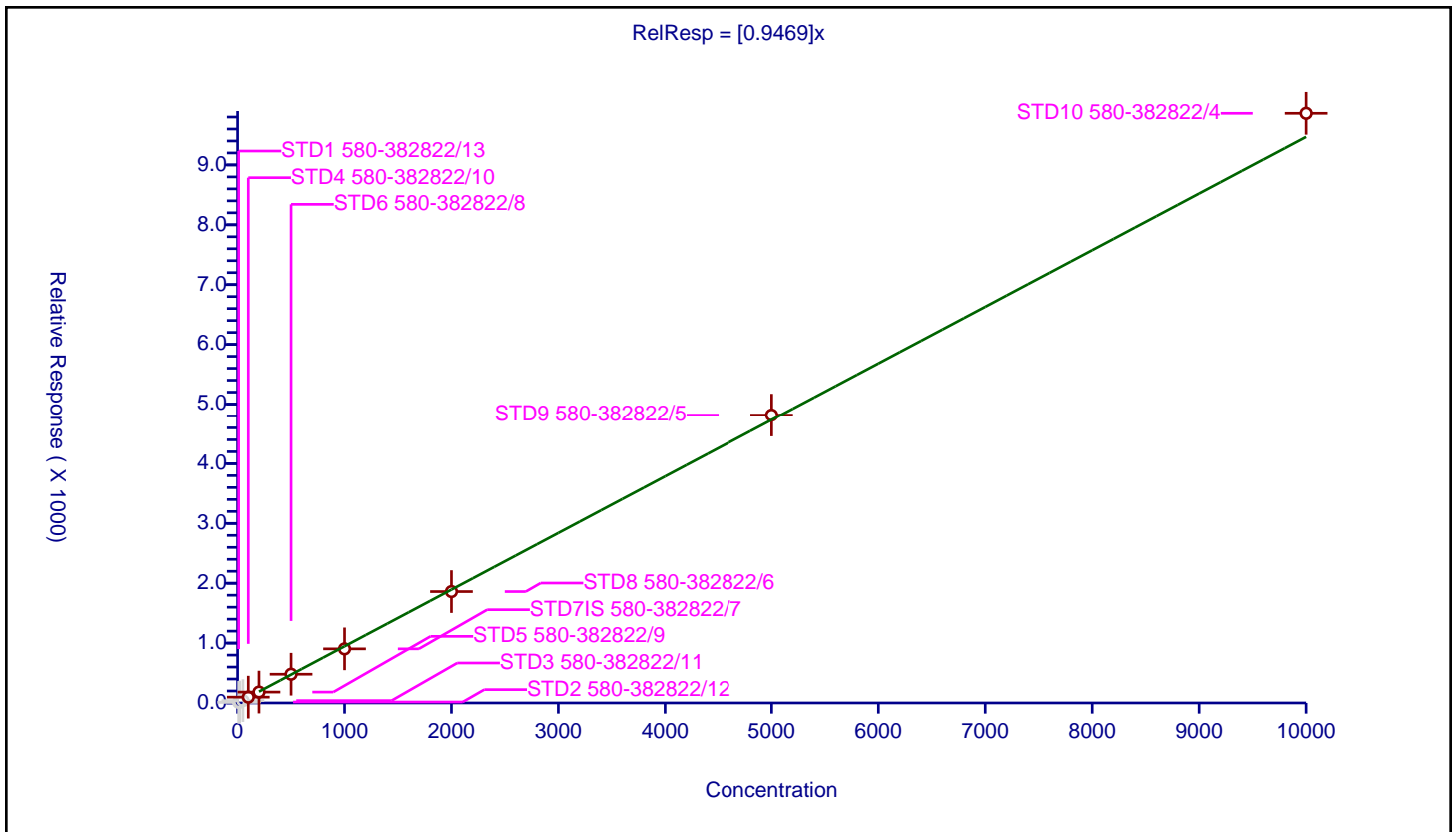
/ Phenol

Curve Type: Average
 Weighting: Conc_Sq
 Origin: Force
 Dependency: Response
 Calib Mode: ISTD
 Response Base: AREA
 RF Rounding: 0

Curve Coefficients	
Intercept:	0
Slope:	0.9469

Error Coefficients	
Standard Error:	1080000
Relative Standard Error:	3.4
Correlation Coefficient:	1.000
Coefficient of Determination (Adjusted):	0.998

ID	Level	Concentration	Rel. Resp.	IS Amount	IS Response	RRF	Used
1	STD1 580-382822/13	10.0	10.285156	100.0	21497.0	1.028516	N
2	STD2 580-382822/12	20.0	16.316174	100.0	23253.0	0.815809	N
3	STD3 580-382822/11	50.0	39.41726	100.0	26118.0	0.788345	N
4	STD4 580-382822/10	100.0	97.476815	100.0	23938.0	0.974768	Y
5	STD5 580-382822/9	200.0	181.886379	100.0	24661.0	0.909432	Y
6	STD6 580-382822/8	500.0	480.293824	100.0	24028.0	0.960588	Y
7	STD7IS 580-382822/7	1000.0	903.78292	100.0	25668.0	0.903783	Y
8	STD8 580-382822/6	2000.0	1860.824565	100.0	23285.0	0.930412	Y
9	STD9 580-382822/5	5000.0	4815.055762	100.0	24210.0	0.963011	Y
10	STD10 580-382822/4	10000.0	9862.056931	100.0	23783.0	0.986206	Y



Calibration

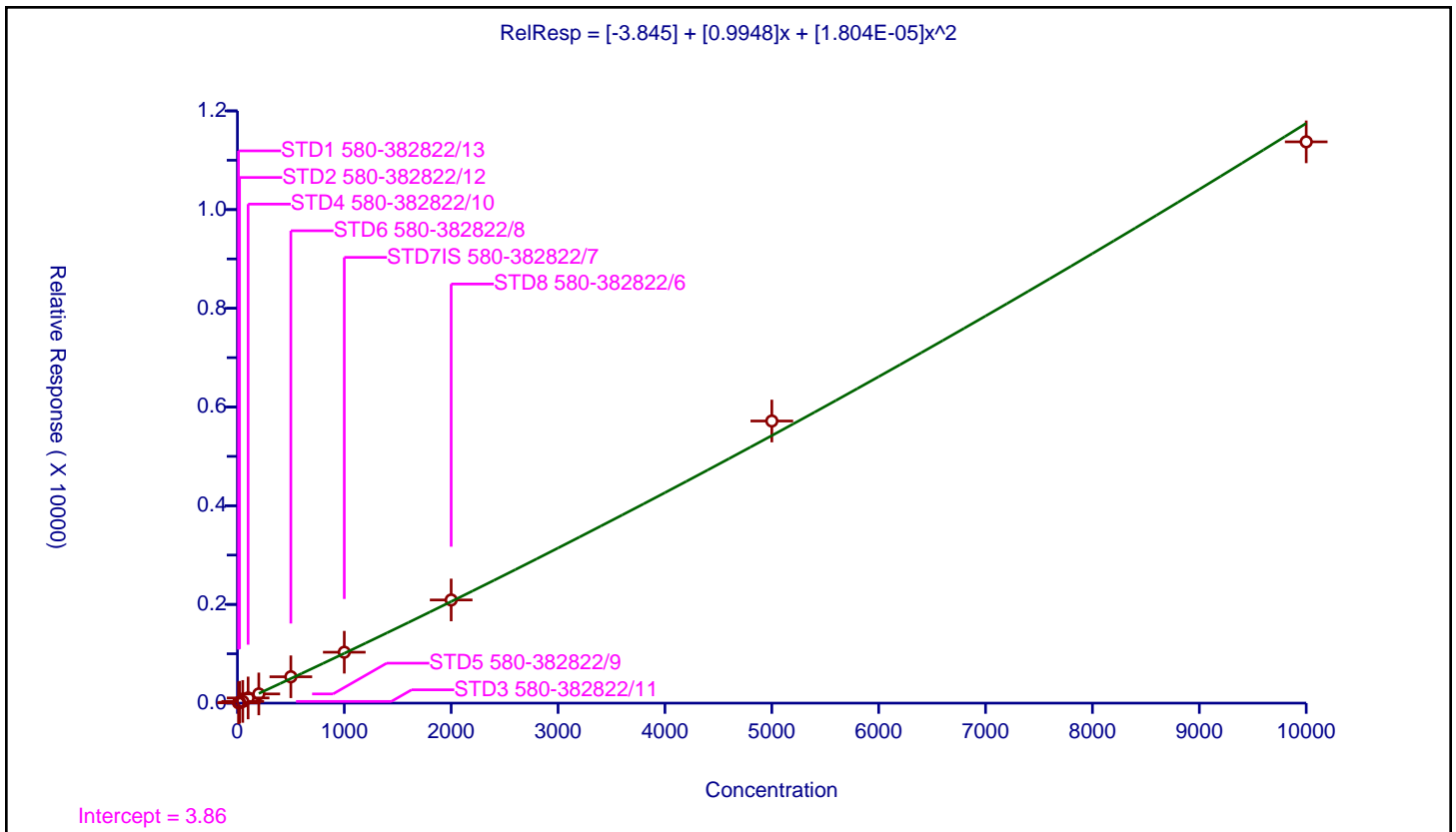
/ Aniline

Curve Type: Quadratic
 Weighting: Conc_Sq
 Origin: None
 Dependency: Response
 Calib Mode: ISTD
 Response Base: AREA
 RF Rounding: 0

Curve Coefficients	
Intercept:	-3.845
Slope:	0.9948
Second Order:	1.804E-05

Error Coefficients	
Standard Error:	1160000
Relative Standard Error:	10.3
Correlation Coefficient:	0.998
Coefficient of Determination (Adjusted):	0.991

ID	Level	Concentration	Rel. Resp.	IS Amount	IS Response	RRF	Used
1	STD1 580-382822/13	10.0	6.331116	100.0	21497.0	0.633112	Y
2	STD2 580-382822/12	20.0	16.643014	100.0	23253.0	0.832151	Y
3	STD3 580-382822/11	50.0	34.478138	100.0	26118.0	0.689563	Y
4	STD4 580-382822/10	100.0	104.854207	100.0	23938.0	1.048542	Y
5	STD5 580-382822/9	200.0	186.695592	100.0	24661.0	0.933478	Y
6	STD6 580-382822/8	500.0	534.230897	100.0	24028.0	1.068462	Y
7	STD7IS 580-382822/7	1000.0	1031.669783	100.0	25668.0	1.03167	Y
8	STD8 580-382822/6	2000.0	2090.362895	100.0	23285.0	1.045181	Y
9	STD9 580-382822/5	5000.0	5716.489054	100.0	24210.0	1.143298	Y
10	STD10 580-382822/4	10000.0	11372.91763	100.0	23783.0	1.137292	Y



Calibration

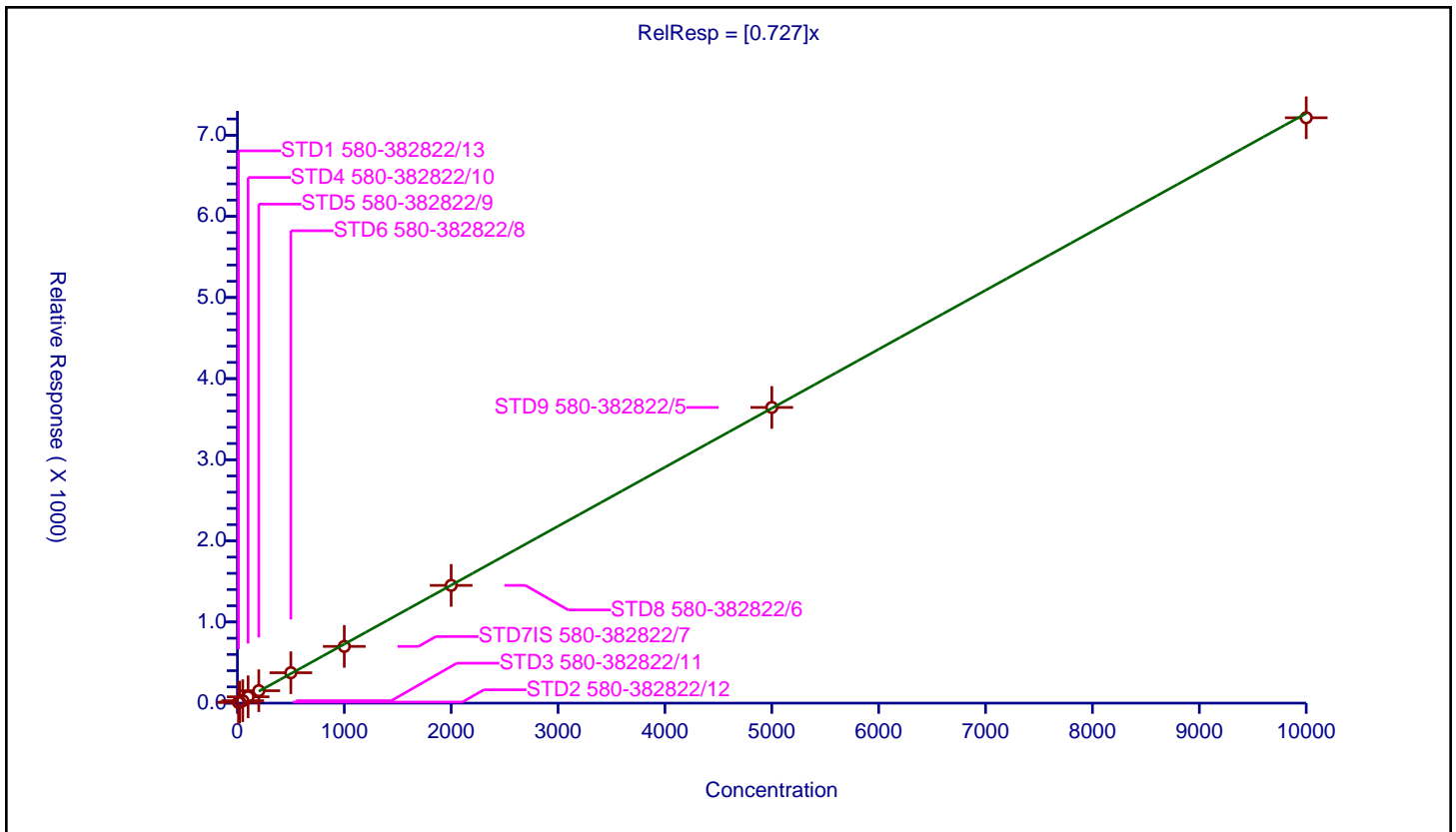
/ Bis(2-chloroethyl)ether

Curve Type: Average
 Weighting: Conc_Sq
 Origin: Force
 Dependency: Response
 Calib Mode: ISTD
 Response Base: AREA
 RF Rounding: 0

Curve Coefficients	
Intercept:	0
Slope:	0.727

Error Coefficients	
Standard Error:	654000
Relative Standard Error:	8.6
Correlation Coefficient:	1.000
Coefficient of Determination (Adjusted):	0.991

ID	Level	Concentration	Rel. Resp.	IS Amount	IS Response	RRF	Used
1	STD1 580-382822/13	10.0	8.294181	100.0	21497.0	0.829418	Y
2	STD2 580-382822/12	20.0	13.361717	100.0	23253.0	0.668086	Y
3	STD3 580-382822/11	50.0	30.078873	100.0	26118.0	0.601577	Y
4	STD4 580-382822/10	100.0	78.080876	100.0	23938.0	0.780809	Y
5	STD5 580-382822/9	200.0	153.112201	100.0	24661.0	0.765561	Y
6	STD6 580-382822/8	500.0	374.579657	100.0	24028.0	0.749159	Y
7	STD7IS 580-382822/7	1000.0	698.940315	100.0	25668.0	0.69894	Y
8	STD8 580-382822/6	2000.0	1451.041443	100.0	23285.0	0.725521	Y
9	STD9 580-382822/5	5000.0	3644.820322	100.0	24210.0	0.728964	Y
10	STD10 580-382822/4	10000.0	7215.43119	100.0	23783.0	0.721543	Y



Calibration

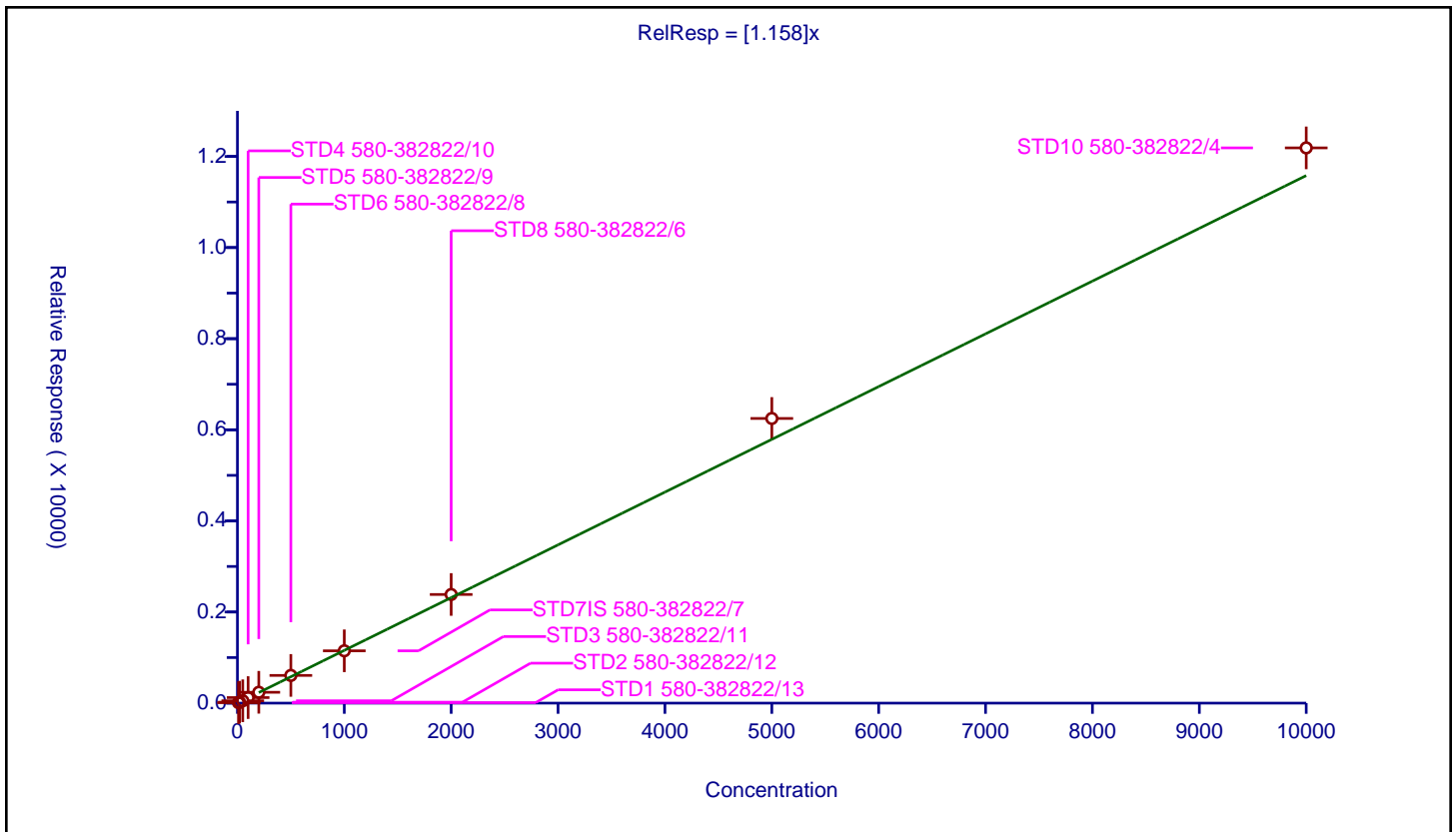
/ 2-Chlorophenol

Curve Type: Average
 Weighting: Conc_Sq
 Origin: Force
 Dependency: Response
 Calib Mode: ISTD
 Response Base: AREA
 RF Rounding: 0

Curve Coefficients	
Intercept:	0
Slope:	1.158

Error Coefficients	
Standard Error:	1110000
Relative Standard Error:	7.0
Correlation Coefficient:	0.999
Coefficient of Determination (Adjusted):	0.994

ID	Level	Concentration	Rel. Resp.	IS Amount	IS Response	RRF	Used
1	STD1 580-382822/13	10.0	10.736382	100.0	21497.0	1.073638	Y
2	STD2 580-382822/12	20.0	20.767213	100.0	23253.0	1.038361	Y
3	STD3 580-382822/11	50.0	51.542997	100.0	26118.0	1.03086	Y
4	STD4 580-382822/10	100.0	122.082045	100.0	23938.0	1.22082	Y
5	STD5 580-382822/9	200.0	237.9425	100.0	24661.0	1.189713	Y
6	STD6 580-382822/8	500.0	608.506742	100.0	24028.0	1.217013	Y
7	STD7IS 580-382822/7	1000.0	1148.328658	100.0	25668.0	1.148329	Y
8	STD8 580-382822/6	2000.0	2384.874383	100.0	23285.0	1.192437	Y
9	STD9 580-382822/5	5000.0	6248.488228	100.0	24210.0	1.249698	Y
10	STD10 580-382822/4	10000.0	12187.928352	100.0	23783.0	1.218793	Y



Calibration

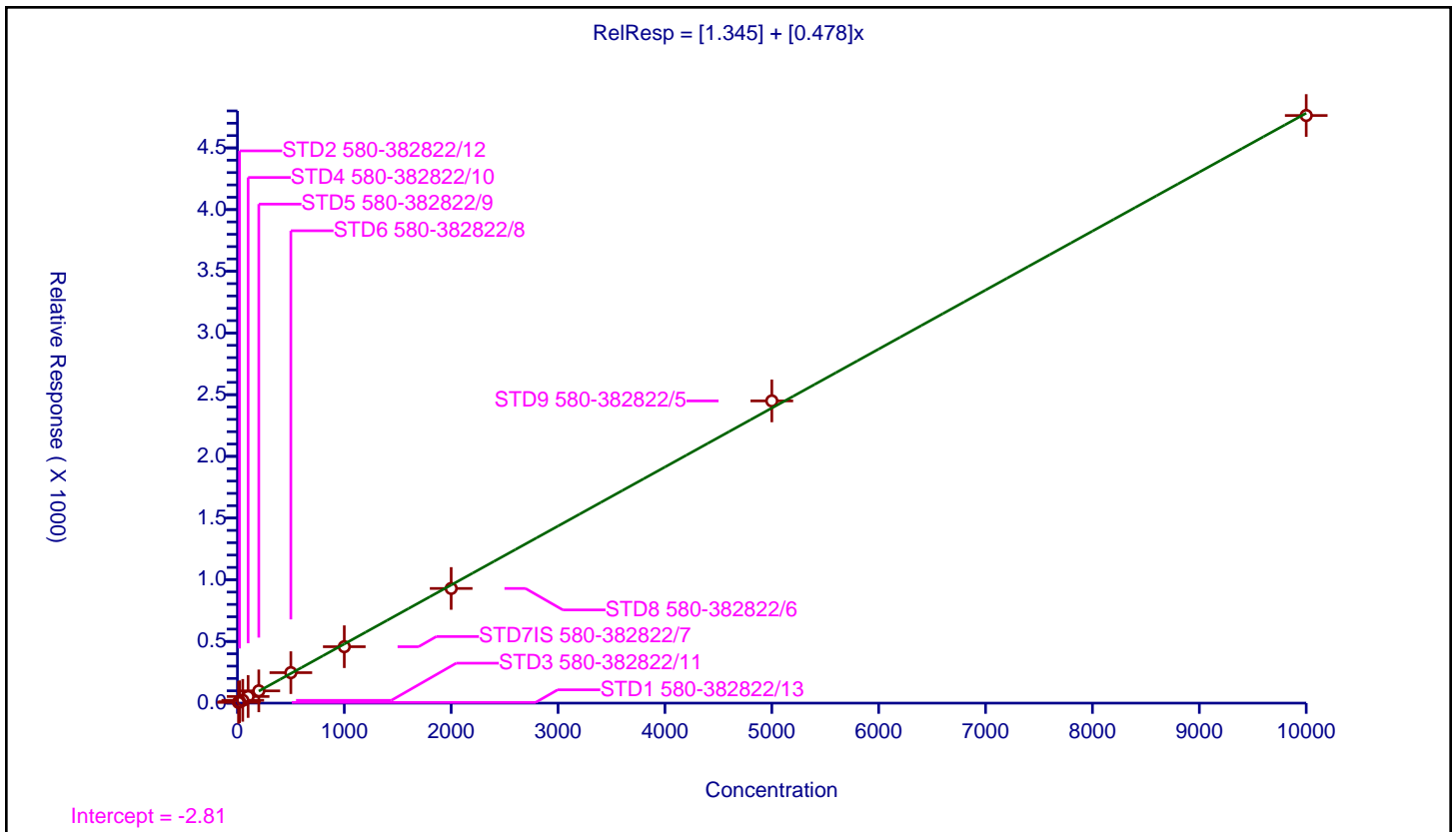
/ n-Decane

Curve Type: Linear
 Weighting: Conc
 Origin: None
 Dependency: Response
 Calib Mode: ISTD
 Response Base: AREA
 RF Rounding: 0

Curve Coefficients	
Intercept:	1.345
Slope:	0.478

Error Coefficients	
Standard Error:	459000
Relative Standard Error:	6.1
Correlation Coefficient:	0.999
Coefficient of Determination (Adjusted):	1.000

ID	Level	Concentration	Rel. Resp.	IS Amount	IS Response	RRF	Used
1	STD1 580-382822/13	10.0	5.968275	100.0	21497.0	0.596827	Y
2	STD2 580-382822/12	20.0	11.409281	100.0	23253.0	0.570464	Y
3	STD3 580-382822/11	50.0	22.582127	100.0	26118.0	0.451643	Y
4	STD4 580-382822/10	100.0	53.592614	100.0	23938.0	0.535926	Y
5	STD5 580-382822/9	200.0	99.480962	100.0	24661.0	0.497405	Y
6	STD6 580-382822/8	500.0	247.049276	100.0	24028.0	0.494099	Y
7	STD7IS 580-382822/7	1000.0	457.203522	100.0	25668.0	0.457204	Y
8	STD8 580-382822/6	2000.0	929.353661	100.0	23285.0	0.464677	Y
9	STD9 580-382822/5	5000.0	2449.512598	100.0	24210.0	0.489903	Y
10	STD10 580-382822/4	10000.0	4762.683429	100.0	23783.0	0.476268	Y



Calibration

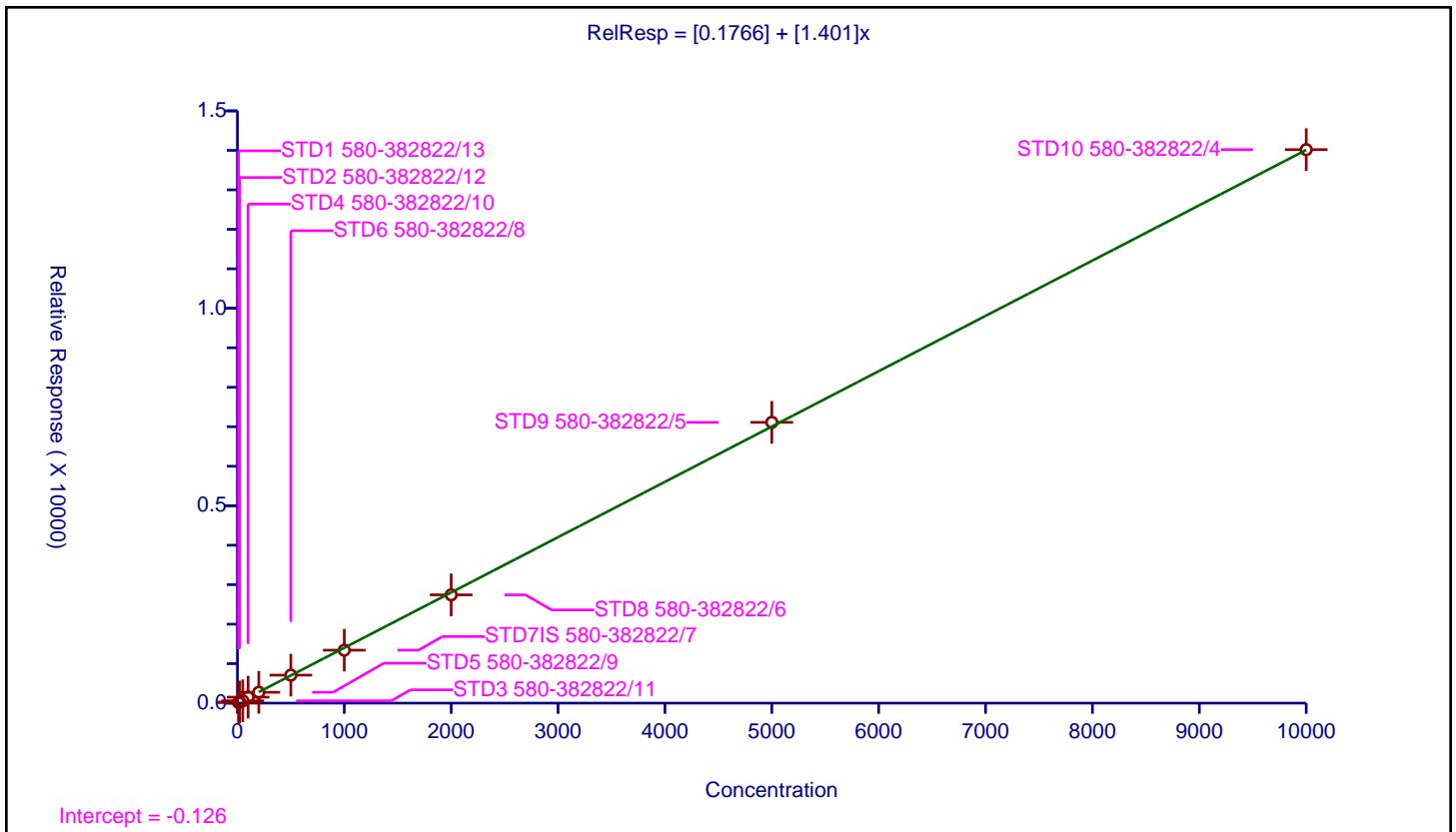
/ 1,3-Dichlorobenzene

Curve Type: Linear
 Weighting: Conc
 Origin: None
 Dependency: Response
 Calib Mode: ISTD
 Response Base: AREA
 RF Rounding: 0

Curve Coefficients	
Intercept:	0.1766
Slope:	1.401

Error Coefficients	
Standard Error:	1350000
Relative Standard Error:	8.0
Correlation Coefficient:	1.000
Coefficient of Determination (Adjusted):	1.000

ID	Level	Concentration	Rel. Resp.	IS Amount	IS Response	RRF	Used
1	STD1 580-382822/13	10.0	15.853375	100.0	21497.0	1.585337	Y
2	STD2 580-382822/12	20.0	28.619963	100.0	23253.0	1.430998	Y
3	STD3 580-382822/11	50.0	58.729612	100.0	26118.0	1.174592	Y
4	STD4 580-382822/10	100.0	152.197343	100.0	23938.0	1.521973	Y
5	STD5 580-382822/9	200.0	275.195653	100.0	24661.0	1.375978	Y
6	STD6 580-382822/8	500.0	709.126852	100.0	24028.0	1.418254	Y
7	STD7IS 580-382822/7	1000.0	1341.362786	100.0	25668.0	1.341363	Y
8	STD8 580-382822/6	2000.0	2742.383509	100.0	23285.0	1.371192	Y
9	STD9 580-382822/5	5000.0	7111.879389	100.0	24210.0	1.422376	Y
10	STD10 580-382822/4	10000.0	14018.353446	100.0	23783.0	1.401835	Y



Calibration

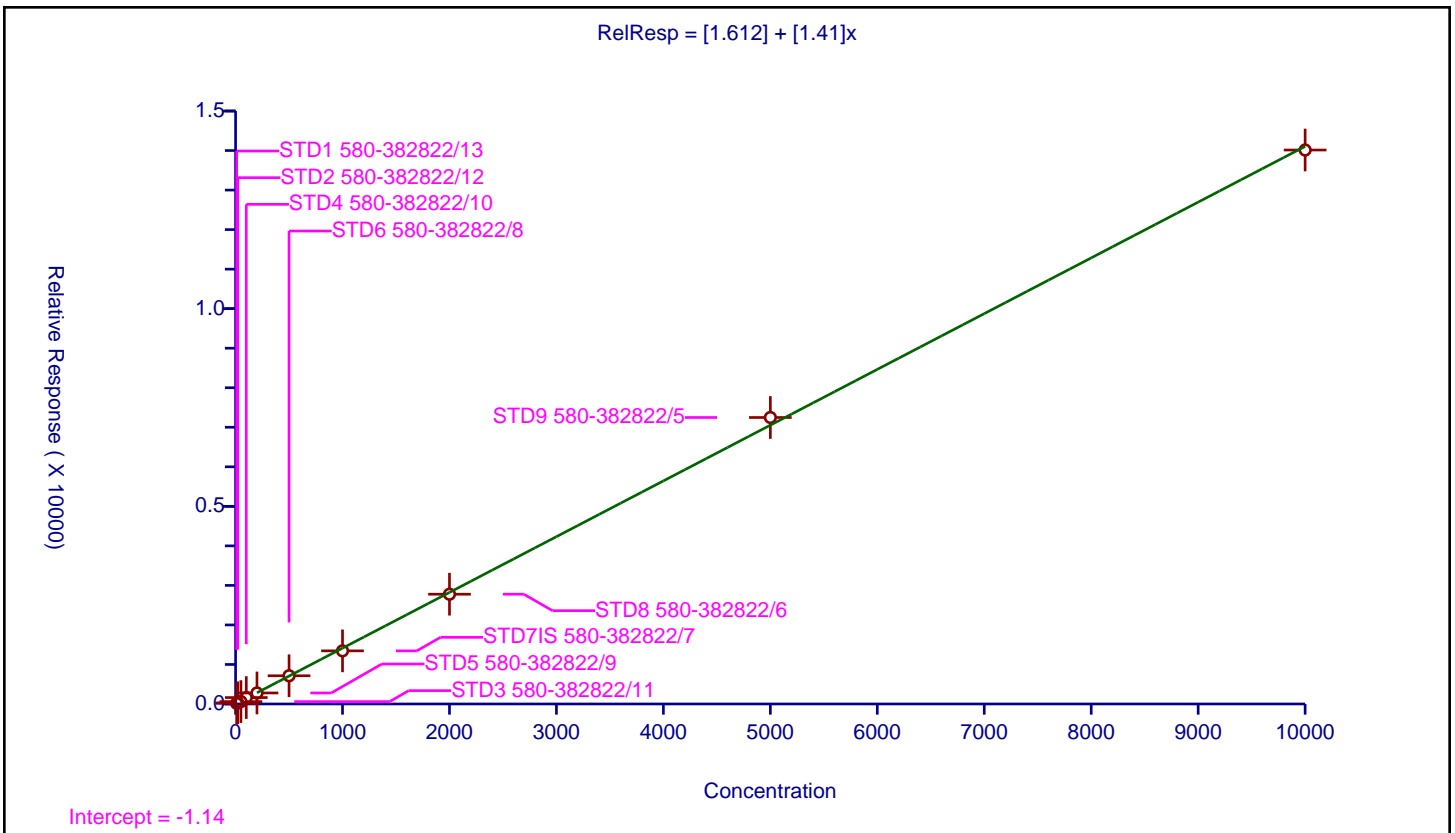
/ 1,4-Dichlorobenzene

Curve Type: Linear
 Weighting: Conc
 Origin: None
 Dependency: Response
 Calib Mode: ISTD
 Response Base: AREA
 RF Rounding: 0

Curve Coefficients	
Intercept:	1.612
Slope:	1.41

Error Coefficients	
Standard Error:	1350000
Relative Standard Error:	8.3
Correlation Coefficient:	0.999
Coefficient of Determination (Adjusted):	0.999

ID	Level	Concentration	Rel. Resp.	IS Amount	IS Response	RRF	Used
1	STD1 580-382822/13	10.0	16.527888	100.0	21497.0	1.652789	Y
2	STD2 580-382822/12	20.0	30.288565	100.0	23253.0	1.514428	Y
3	STD3 580-382822/11	50.0	60.467877	100.0	26118.0	1.209358	Y
4	STD4 580-382822/10	100.0	162.636812	100.0	23938.0	1.626368	Y
5	STD5 580-382822/9	200.0	278.73971	100.0	24661.0	1.393699	Y
6	STD6 580-382822/8	500.0	714.125187	100.0	24028.0	1.42825	Y
7	STD7IS 580-382822/7	1000.0	1343.891226	100.0	25668.0	1.343891	Y
8	STD8 580-382822/6	2000.0	2777.041014	100.0	23285.0	1.388521	Y
9	STD9 580-382822/5	5000.0	7247.158199	100.0	24210.0	1.449432	Y
10	STD10 580-382822/4	10000.0	14012.878947	100.0	23783.0	1.401288	Y



Calibration

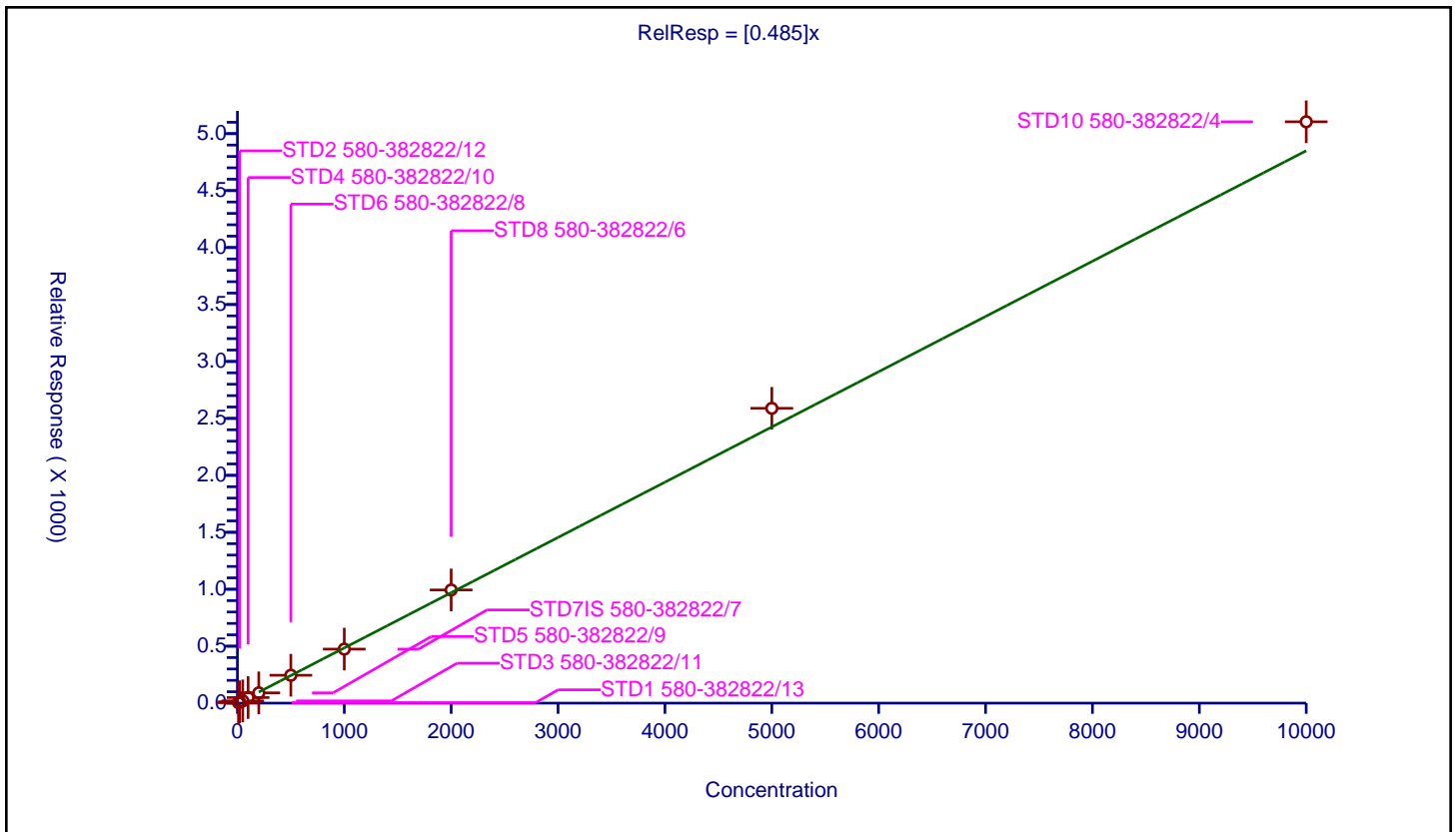
/ Benzyl alcohol

Curve Type: Average
 Weighting: Conc_Sq
 Origin: Force
 Dependency: Response
 Calib Mode: ISTD
 Response Base: AREA
 RF Rounding: 0

Curve Coefficients	
Intercept:	0
Slope:	0.485

Error Coefficients	
Standard Error:	462000
Relative Standard Error:	11.9
Correlation Coefficient:	1.000
Coefficient of Determination (Adjusted):	0.983

ID	Level	Concentration	Rel. Resp.	IS Amount	IS Response	RRF	Used
1	STD1 580-382822/13	10.0	4.200586	100.0	21497.0	0.420059	Y
2	STD2 580-382822/12	20.0	12.118866	100.0	23253.0	0.605943	Y
3	STD3 580-382822/11	50.0	19.72586	100.0	26118.0	0.394517	Y
4	STD4 580-382822/10	100.0	48.892974	100.0	23938.0	0.48893	Y
5	STD5 580-382822/9	200.0	90.300474	100.0	24661.0	0.451502	Y
6	STD6 580-382822/8	500.0	244.76028	100.0	24028.0	0.489521	Y
7	STD7IS 580-382822/7	1000.0	474.45847	100.0	25668.0	0.474458	Y
8	STD8 580-382822/6	2000.0	993.674039	100.0	23285.0	0.496837	Y
9	STD9 580-382822/5	5000.0	2588.587361	100.0	24210.0	0.517717	Y
10	STD10 580-382822/4	10000.0	5104.414918	100.0	23783.0	0.510441	Y



Calibration

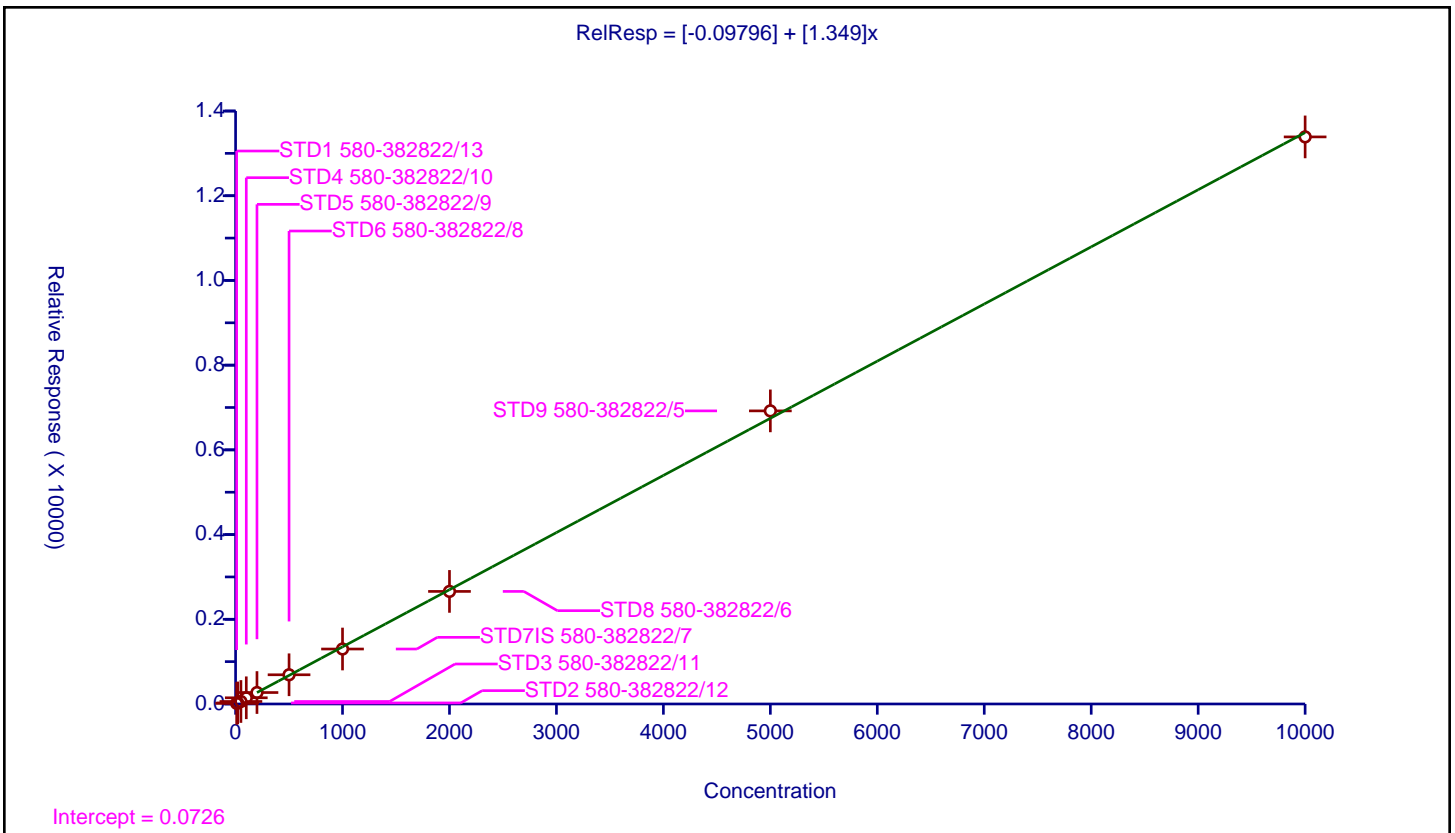
/ 1,2-Dichlorobenzene

Curve Type: Linear
 Weighting: Conc
 Origin: None
 Dependency: Response
 Calib Mode: ISTD
 Response Base: AREA
 RF Rounding: 0

Curve Coefficients	
Intercept:	-0.09796
Slope:	1.349

Error Coefficients	
Standard Error:	1290000
Relative Standard Error:	7.7
Correlation Coefficient:	0.999
Coefficient of Determination (Adjusted):	1.000

ID	Level	Concentration	Rel. Resp.	IS Amount	IS Response	RRF	Used
1	STD1 580-382822/13	10.0	15.057915	100.0	21497.0	1.505792	Y
2	STD2 580-382822/12	20.0	24.921516	100.0	23253.0	1.246076	Y
3	STD3 580-382822/11	50.0	58.64155	100.0	26118.0	1.172831	Y
4	STD4 580-382822/10	100.0	146.662211	100.0	23938.0	1.466622	Y
5	STD5 580-382822/9	200.0	270.40266	100.0	24661.0	1.352013	Y
6	STD6 580-382822/8	500.0	689.753621	100.0	24028.0	1.379507	Y
7	STD7IS 580-382822/7	1000.0	1297.818295	100.0	25668.0	1.297818	Y
8	STD8 580-382822/6	2000.0	2657.749624	100.0	23285.0	1.328875	Y
9	STD9 580-382822/5	5000.0	6919.909128	100.0	24210.0	1.383982	Y
10	STD10 580-382822/4	10000.0	13388.929067	100.0	23783.0	1.338893	Y



Calibration

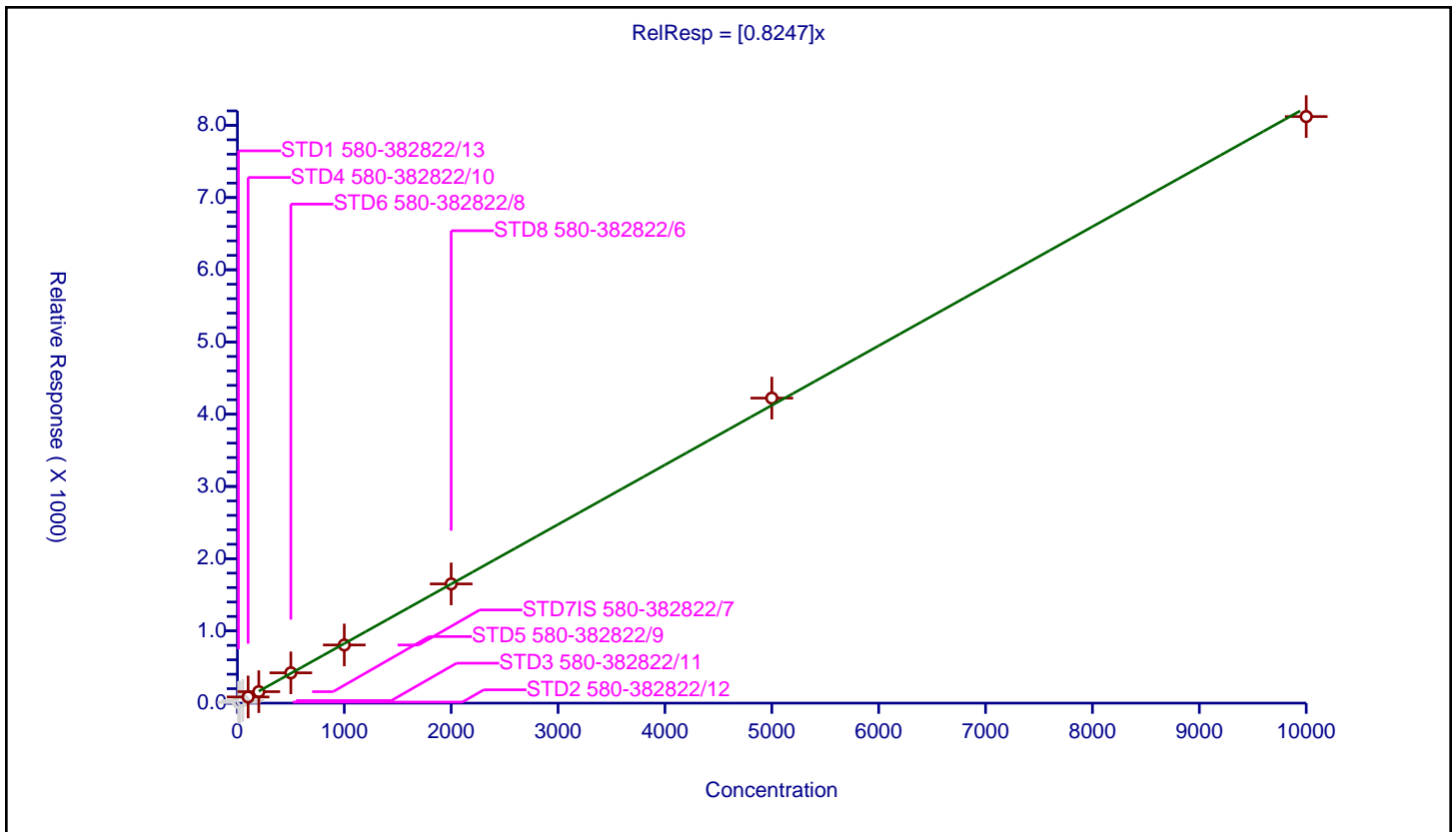
/ 2-Methylphenol

Curve Type: Average
 Weighting: Conc_Sq
 Origin: Force
 Dependency: Response
 Calib Mode: ISTD
 Response Base: AREA
 RF Rounding: 0

Curve Coefficients	
Intercept:	0
Slope:	0.8247

Error Coefficients	
Standard Error:	907000
Relative Standard Error:	2.7
Correlation Coefficient:	0.999
Coefficient of Determination (Adjusted):	0.999

ID	Level	Concentration	Rel. Resp.	IS Amount	IS Response	RRF	Used
1	STD1 580-382822/13	10.0	9.657161	100.0	21497.0	0.965716	N
2	STD2 580-382822/12	20.0	15.081925	100.0	23253.0	0.754096	N
3	STD3 580-382822/11	50.0	35.611456	100.0	26118.0	0.712229	N
4	STD4 580-382822/10	100.0	85.257749	100.0	23938.0	0.852577	Y
5	STD5 580-382822/9	200.0	158.695917	100.0	24661.0	0.79348	Y
6	STD6 580-382822/8	500.0	419.498086	100.0	24028.0	0.838996	Y
7	STD7IS 580-382822/7	1000.0	805.349073	100.0	25668.0	0.805349	Y
8	STD8 580-382822/6	2000.0	1650.831007	100.0	23285.0	0.825416	Y
9	STD9 580-382822/5	5000.0	4223.436596	100.0	24210.0	0.844687	Y
10	STD10 580-382822/4	10000.0	8121.342976	100.0	23783.0	0.812134	Y



Calibration

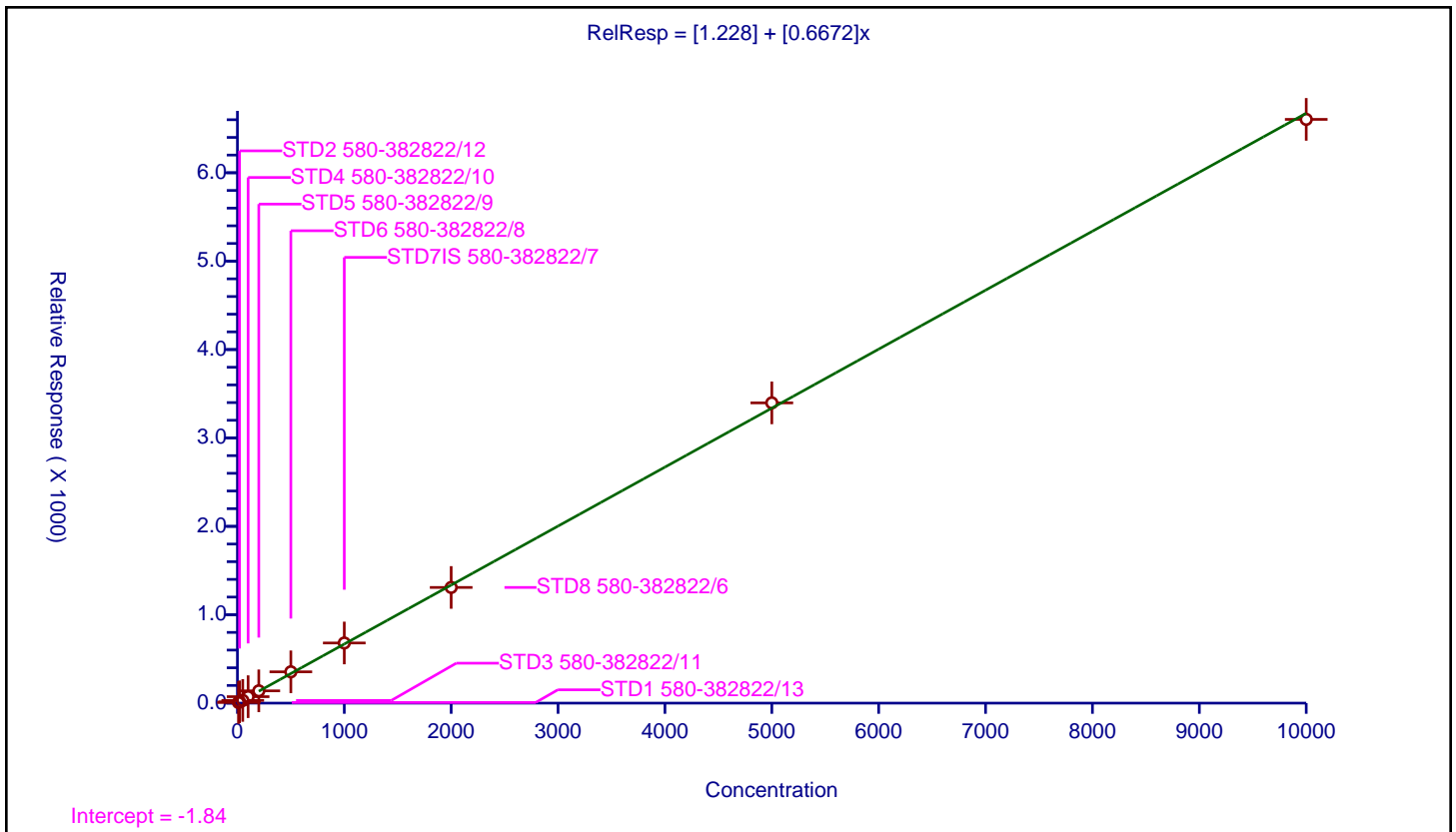
/ 2,2'-oxybis[1-chloropropane]

Curve Type: Linear
 Weighting: Conc
 Origin: None
 Dependency: Response
 Calib Mode: ISTD
 Response Base: AREA
 RF Rounding: 0

Curve Coefficients	
Intercept:	1.228
Slope:	0.6672

Error Coefficients	
Standard Error:	637000
Relative Standard Error:	6.9
Correlation Coefficient:	0.999
Coefficient of Determination (Adjusted):	1.000

ID	Level	Concentration	Rel. Resp.	IS Amount	IS Response	RRF	Used
1	STD1 580-382822/13	10.0	7.196353	100.0	21497.0	0.719635	Y
2	STD2 580-382822/12	20.0	15.241044	100.0	23253.0	0.762052	Y
3	STD3 580-382822/11	50.0	30.699135	100.0	26118.0	0.613983	Y
4	STD4 580-382822/10	100.0	73.026151	100.0	23938.0	0.730262	Y
5	STD5 580-382822/9	200.0	139.017071	100.0	24661.0	0.695085	Y
6	STD6 580-382822/8	500.0	354.236724	100.0	24028.0	0.708473	Y
7	STD7IS 580-382822/7	1000.0	680.352969	100.0	25668.0	0.680353	Y
8	STD8 580-382822/6	2000.0	1308.675113	100.0	23285.0	0.654338	Y
9	STD9 580-382822/5	5000.0	3396.741016	100.0	24210.0	0.679348	Y
10	STD10 580-382822/4	10000.0	6603.784216	100.0	23783.0	0.660378	Y



Calibration

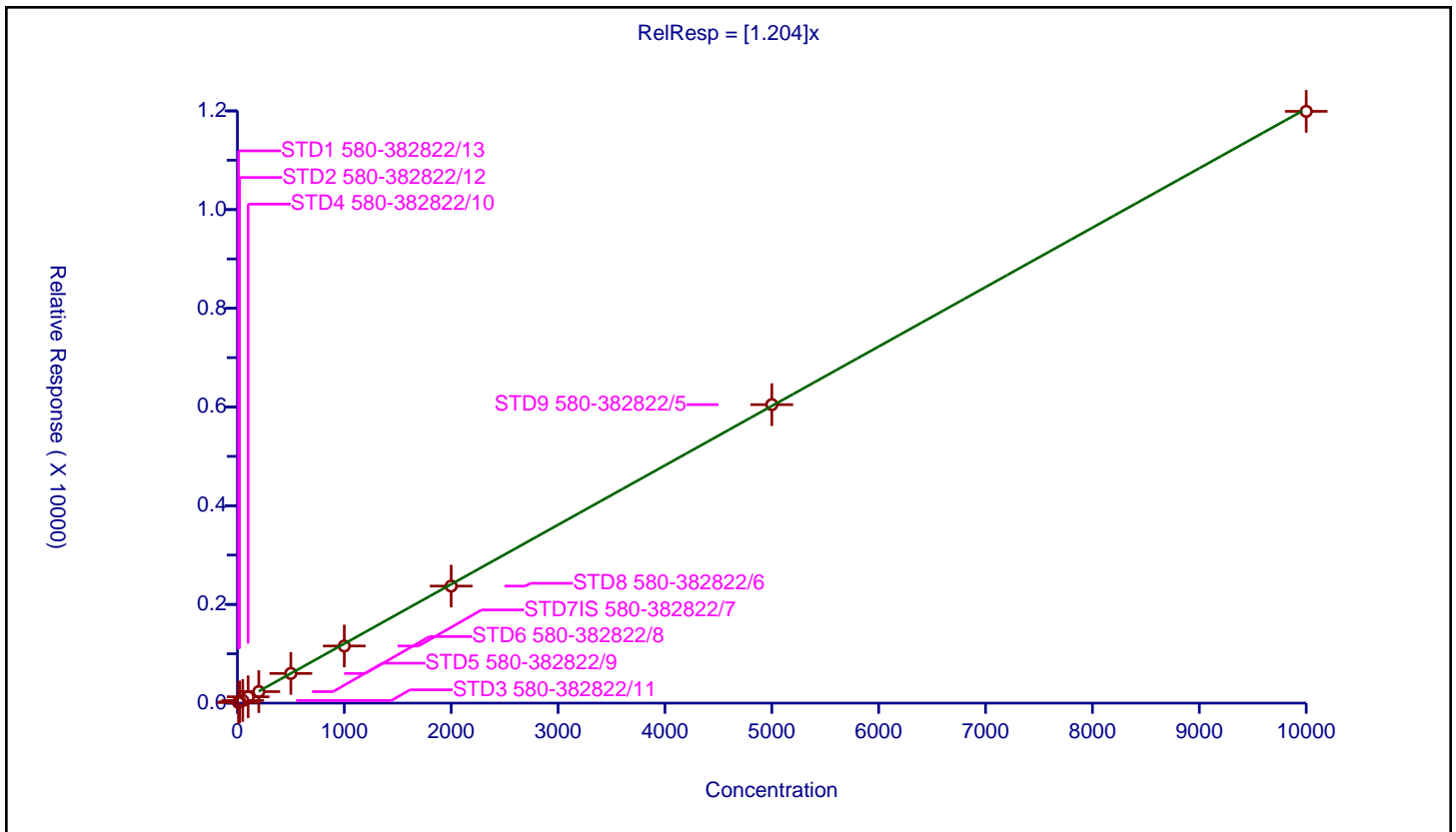
/ Acetophenone

Curve Type: Average
 Weighting: Conc_Sq
 Origin: Force
 Dependency: Response
 Calib Mode: ISTD
 Response Base: AREA
 RF Rounding: 0

Curve Coefficients	
Intercept:	0
Slope:	1.204

Error Coefficients	
Standard Error:	1090000
Relative Standard Error:	6.1
Correlation Coefficient:	1.000
Coefficient of Determination (Adjusted):	0.995

ID	Level	Concentration	Rel. Resp.	IS Amount	IS Response	RRF	Used
1	STD1 580-382822/13	10.0	12.908778	100.0	21497.0	1.290878	Y
2	STD2 580-382822/12	20.0	25.859029	100.0	23253.0	1.292951	Y
3	STD3 580-382822/11	50.0	52.615055	100.0	26118.0	1.052301	Y
4	STD4 580-382822/10	100.0	128.41925	100.0	23938.0	1.284192	Y
5	STD5 580-382822/9	200.0	233.465796	100.0	24661.0	1.167329	Y
6	STD6 580-382822/8	500.0	601.286	100.0	24028.0	1.202572	Y
7	STD7IS 580-382822/7	1000.0	1157.635967	100.0	25668.0	1.157636	Y
8	STD8 580-382822/6	2000.0	2371.479493	100.0	23285.0	1.18574	Y
9	STD9 580-382822/5	5000.0	6048.137133	100.0	24210.0	1.209627	Y
10	STD10 580-382822/4	10000.0	11990.829584	100.0	23783.0	1.199083	Y



Calibration

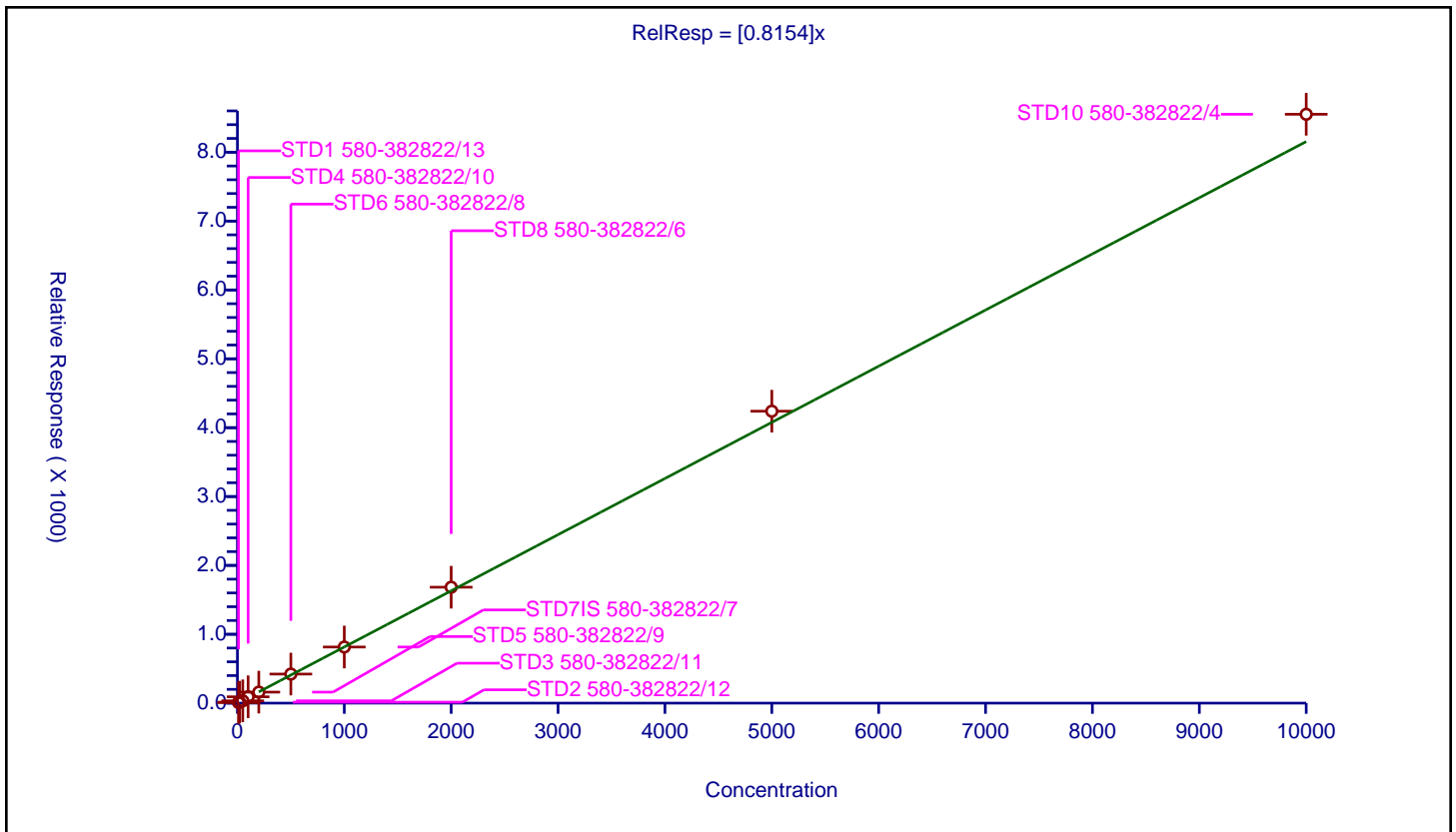
/ 3 & 4 Methylphenol

Curve Type: Average
 Weighting: Conc_Sq
 Origin: Force
 Dependency: Response
 Calib Mode: ISTD
 Response Base: AREA
 RF Rounding: 0

Curve Coefficients	
Intercept:	0
Slope:	0.8154

Error Coefficients	
Standard Error:	771000
Relative Standard Error:	9.1
Correlation Coefficient:	1.000
Coefficient of Determination (Adjusted):	0.990

ID	Level	Concentration	Rel. Resp.	IS Amount	IS Response	RRF	Used
1	STD1 580-382822/13	10.0	8.587245	100.0	21497.0	0.858724	Y
2	STD2 580-382822/12	20.0	14.13581	100.0	23253.0	0.706791	Y
3	STD3 580-382822/11	50.0	33.432882	100.0	26118.0	0.668658	Y
4	STD4 580-382822/10	100.0	91.66597	100.0	23938.0	0.91666	Y
5	STD5 580-382822/9	200.0	160.001622	100.0	24661.0	0.800008	Y
6	STD6 580-382822/8	500.0	422.065923	100.0	24028.0	0.844132	Y
7	STD7IS 580-382822/7	1000.0	814.862864	100.0	25668.0	0.814863	Y
8	STD8 580-382822/6	2000.0	1683.259609	100.0	23285.0	0.84163	Y
9	STD9 580-382822/5	5000.0	4239.322594	100.0	24210.0	0.847865	Y
10	STD10 580-382822/4	10000.0	8550.721103	100.0	23783.0	0.855072	Y



Calibration

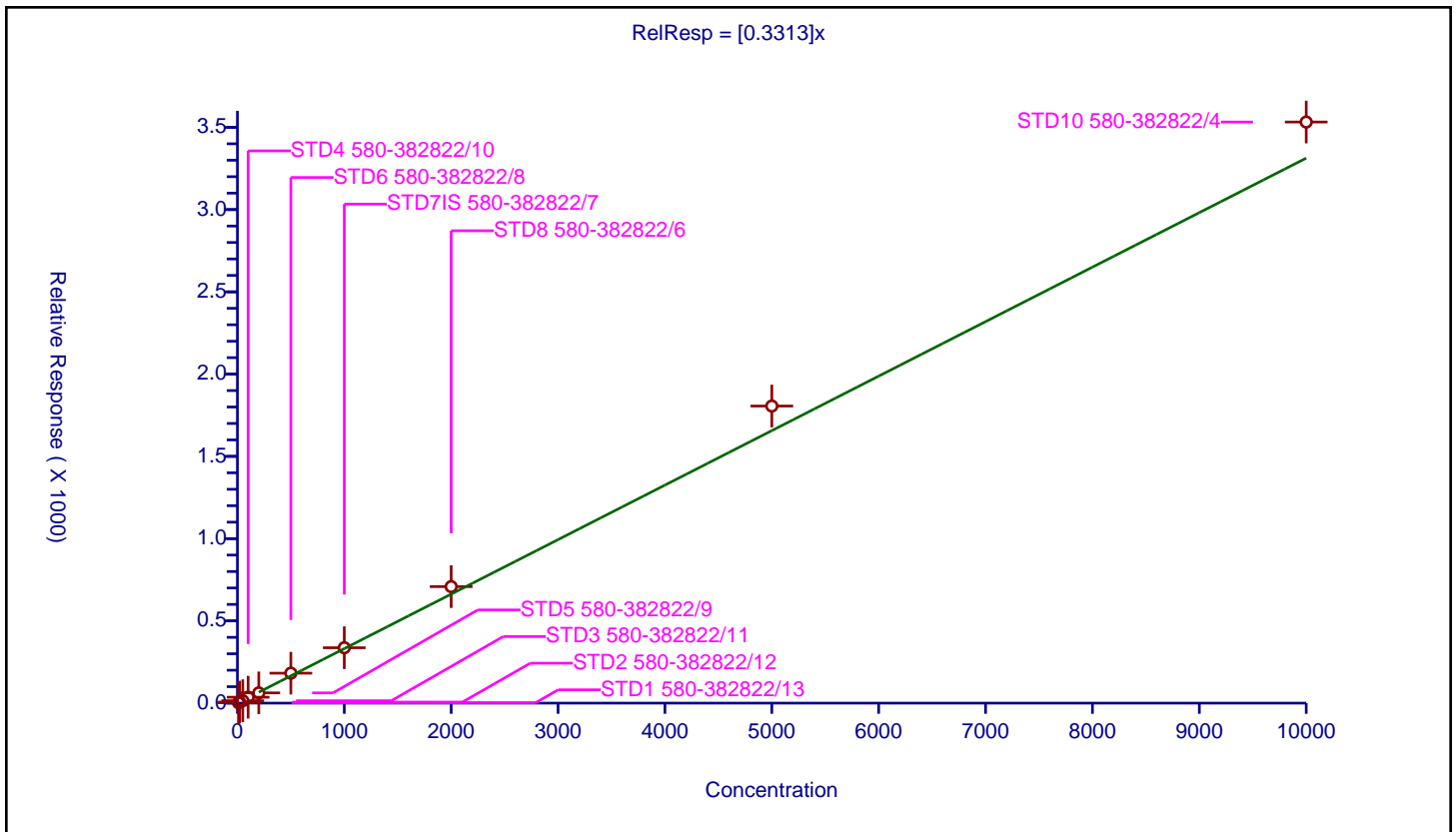
/ N-Nitrosodi-n-propylamine

Curve Type: Average
 Weighting: Conc_Sq
 Origin: Force
 Dependency: Response
 Calib Mode: ISTD
 Response Base: AREA
 RF Rounding: 0

Curve Coefficients	
Intercept:	0
Slope:	0.3313

Error Coefficients	
Standard Error:	321000
Relative Standard Error:	10.5
Correlation Coefficient:	1.000
Coefficient of Determination (Adjusted):	0.988

ID	Level	Concentration	Rel. Resp.	IS Amount	IS Response	RRF	Used
1	STD1 580-382822/13	10.0	2.605015	100.0	21497.0	0.260501	Y
2	STD2 580-382822/12	20.0	6.343268	100.0	23253.0	0.317163	Y
3	STD3 580-382822/11	50.0	14.729305	100.0	26118.0	0.294586	Y
4	STD4 580-382822/10	100.0	36.026402	100.0	23938.0	0.360264	Y
5	STD5 580-382822/9	200.0	62.223754	100.0	24661.0	0.311119	Y
6	STD6 580-382822/8	500.0	181.983519	100.0	24028.0	0.363967	Y
7	STD7IS 580-382822/7	1000.0	336.726664	100.0	25668.0	0.336727	Y
8	STD8 580-382822/6	2000.0	708.181233	100.0	23285.0	0.354091	Y
9	STD9 580-382822/5	5000.0	1805.873606	100.0	24210.0	0.361175	Y
10	STD10 580-382822/4	10000.0	3532.296178	100.0	23783.0	0.35323	Y



Calibration

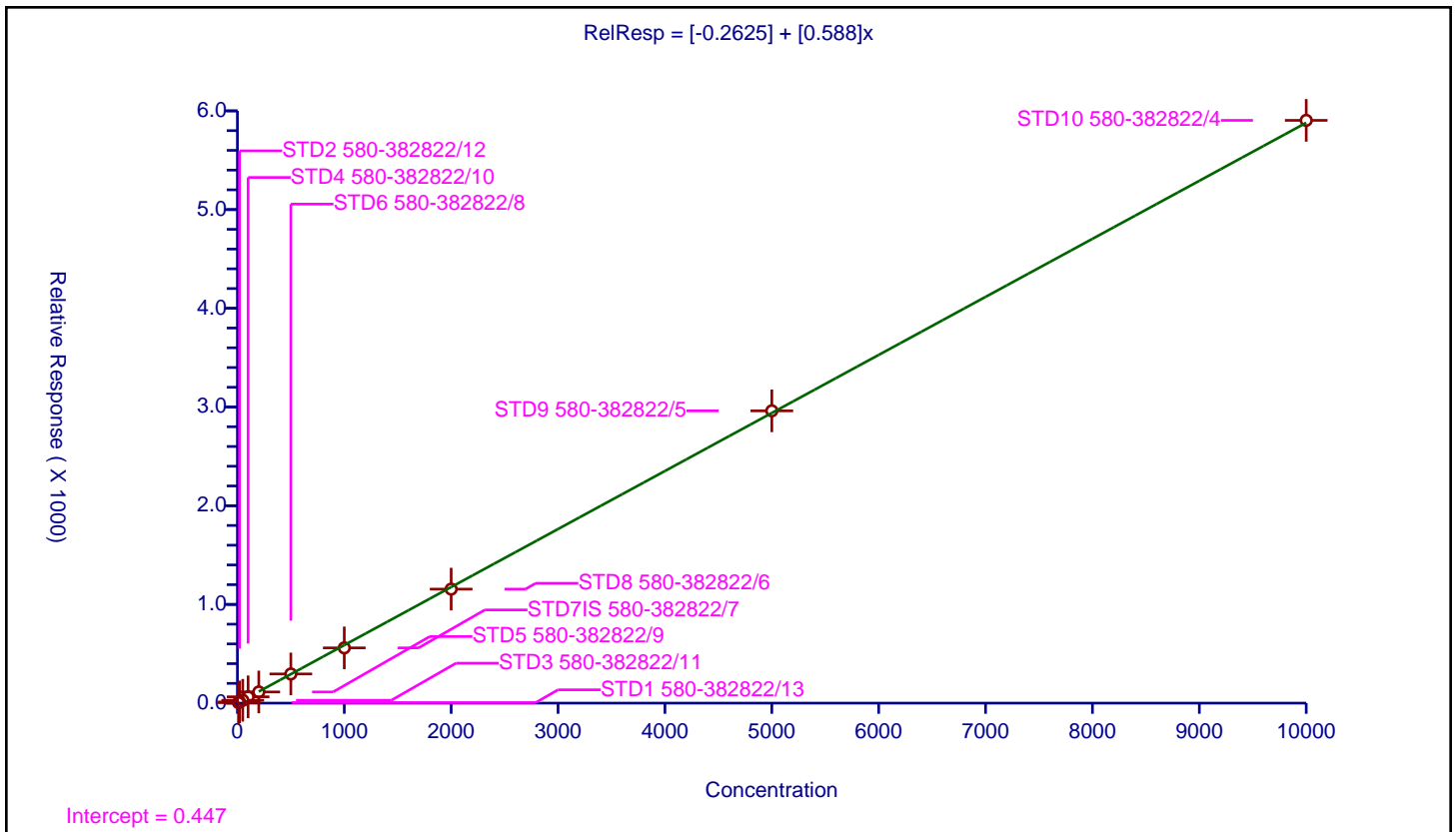
/ Hexachloroethane

Curve Type: Linear
 Weighting: Conc
 Origin: None
 Dependency: Response
 Calib Mode: ISTD
 Response Base: AREA
 RF Rounding: 0

Curve Coefficients	
Intercept:	-0.2625
Slope:	0.588

Error Coefficients	
Standard Error:	566000
Relative Standard Error:	5.0
Correlation Coefficient:	1.000
Coefficient of Determination (Adjusted):	1.000

ID	Level	Concentration	Rel. Resp.	IS Amount	IS Response	RRF	Used
1	STD1 580-382822/13	10.0	5.23794	100.0	21497.0	0.523794	Y
2	STD2 580-382822/12	20.0	12.157571	100.0	23253.0	0.607879	Y
3	STD3 580-382822/11	50.0	29.083391	100.0	26118.0	0.581668	Y
4	STD4 580-382822/10	100.0	64.044615	100.0	23938.0	0.640446	Y
5	STD5 580-382822/9	200.0	113.190868	100.0	24661.0	0.565954	Y
6	STD6 580-382822/8	500.0	295.467788	100.0	24028.0	0.590936	Y
7	STD7IS 580-382822/7	1000.0	559.622877	100.0	25668.0	0.559623	Y
8	STD8 580-382822/6	2000.0	1154.945244	100.0	23285.0	0.577473	Y
9	STD9 580-382822/5	5000.0	2961.082197	100.0	24210.0	0.592216	Y
10	STD10 580-382822/4	10000.0	5903.876719	100.0	23783.0	0.590388	Y



Calibration

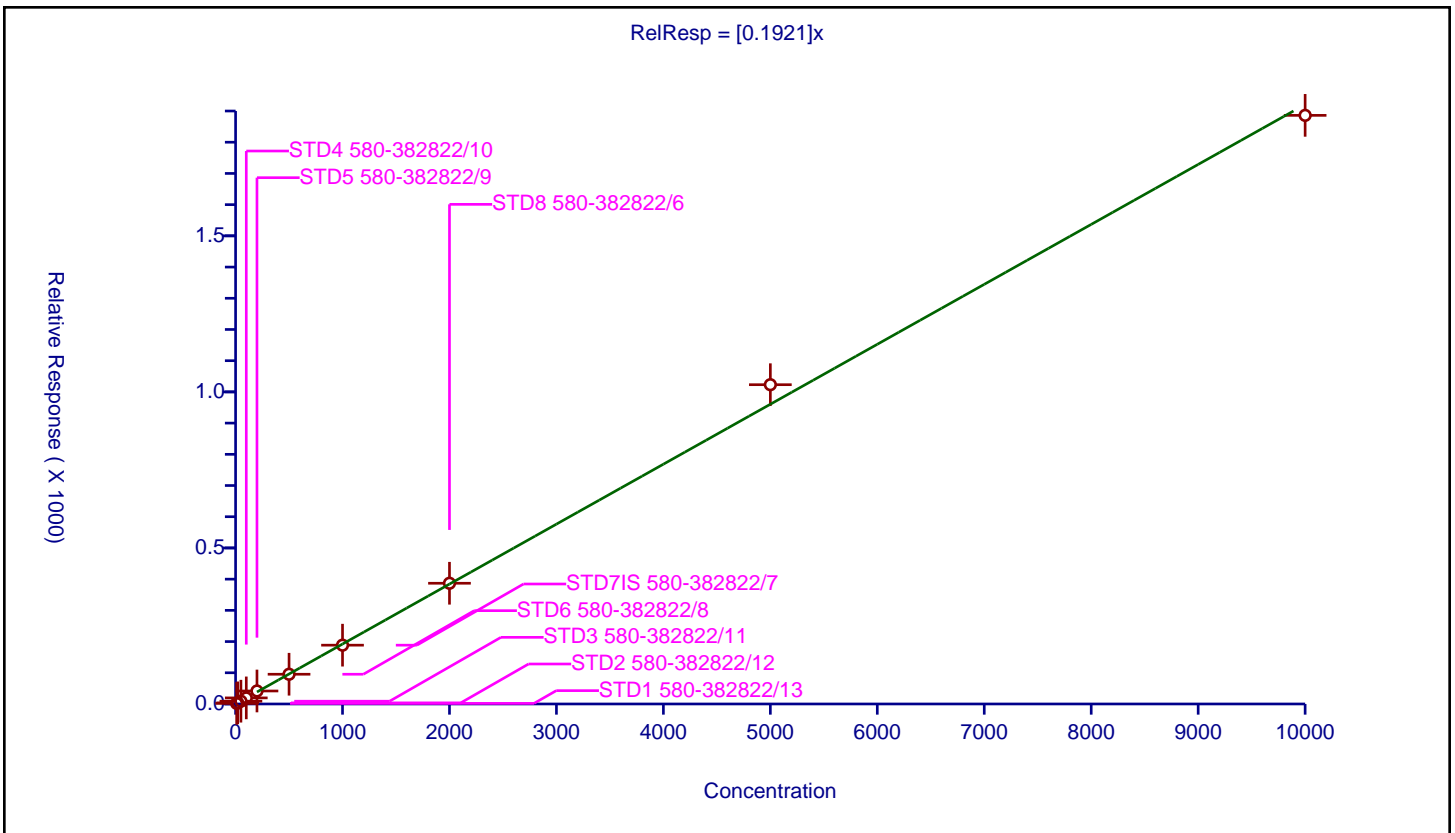
/ Nitrobenzene-d5

Curve Type: Average
 Weighting: Conc_Sq
 Origin: Force
 Dependency: Response
 Calib Mode: ISTD
 Response Base: AREA
 RF Rounding: 0

Curve Coefficients	
Intercept:	0
Slope:	0.1921

Error Coefficients	
Standard Error:	640000
Relative Standard Error:	4.8
Correlation Coefficient:	1.000
Coefficient of Determination (Adjusted):	0.997

ID	Level	Concentration	Rel. Resp.	IS Amount	IS Response	RRF	Used
1	STD1 580-382822/13	10.0	1.915939	100.0	78134.0	0.191594	Y
2	STD2 580-382822/12	20.0	3.615397	100.0	80821.0	0.18077	Y
3	STD3 580-382822/11	50.0	8.94432	100.0	87195.0	0.178886	Y
4	STD4 580-382822/10	100.0	19.556562	100.0	82131.0	0.195566	Y
5	STD5 580-382822/9	200.0	41.6781	100.0	80174.0	0.208391	Y
6	STD6 580-382822/8	500.0	95.293398	100.0	84987.0	0.190587	Y
7	STD7IS 580-382822/7	1000.0	188.468359	100.0	90230.0	0.188468	Y
8	STD8 580-382822/6	2000.0	386.850642	100.0	83852.0	0.193425	Y
9	STD9 580-382822/5	5000.0	1023.085594	100.0	85170.0	0.204617	Y
10	STD10 580-382822/4	10000.0	1886.087388	100.0	88639.0	0.188609	Y



Calibration

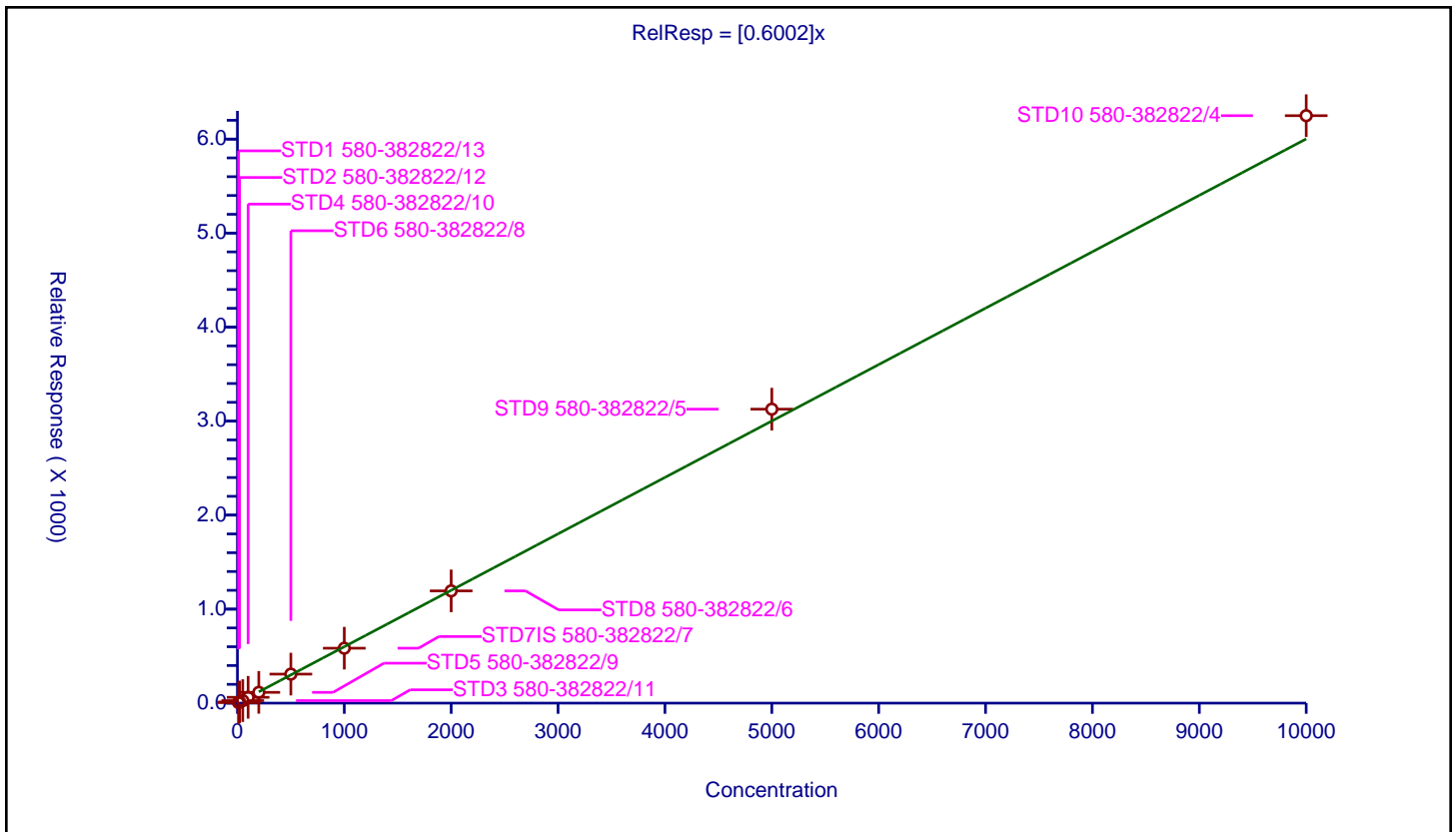
/ Nitrobenzene

Curve Type: Average
 Weighting: Conc_Sq
 Origin: Force
 Dependency: Response
 Calib Mode: ISTD
 Response Base: AREA
 RF Rounding: 0

Curve Coefficients	
Intercept:	0
Slope:	0.6002

Error Coefficients	
Standard Error:	564000
Relative Standard Error:	4.8
Correlation Coefficient:	1.000
Coefficient of Determination (Adjusted):	0.997

ID	Level	Concentration	Rel. Resp.	IS Amount	IS Response	RRF	Used
1	STD1 580-382822/13	10.0	6.168303	100.0	21497.0	0.61683	Y
2	STD2 580-382822/12	20.0	12.183374	100.0	23253.0	0.609169	Y
3	STD3 580-382822/11	50.0	26.766981	100.0	26118.0	0.53534	Y
4	STD4 580-382822/10	100.0	61.922466	100.0	23938.0	0.619225	Y
5	STD5 580-382822/9	200.0	114.492519	100.0	24661.0	0.572463	Y
6	STD6 580-382822/8	500.0	308.644082	100.0	24028.0	0.617288	Y
7	STD7IS 580-382822/7	1000.0	584.299517	100.0	25668.0	0.5843	Y
8	STD8 580-382822/6	2000.0	1194.043376	100.0	23285.0	0.597022	Y
9	STD9 580-382822/5	5000.0	3127.042544	100.0	24210.0	0.625409	Y
10	STD10 580-382822/4	10000.0	6248.997183	100.0	23783.0	0.6249	Y



Calibration

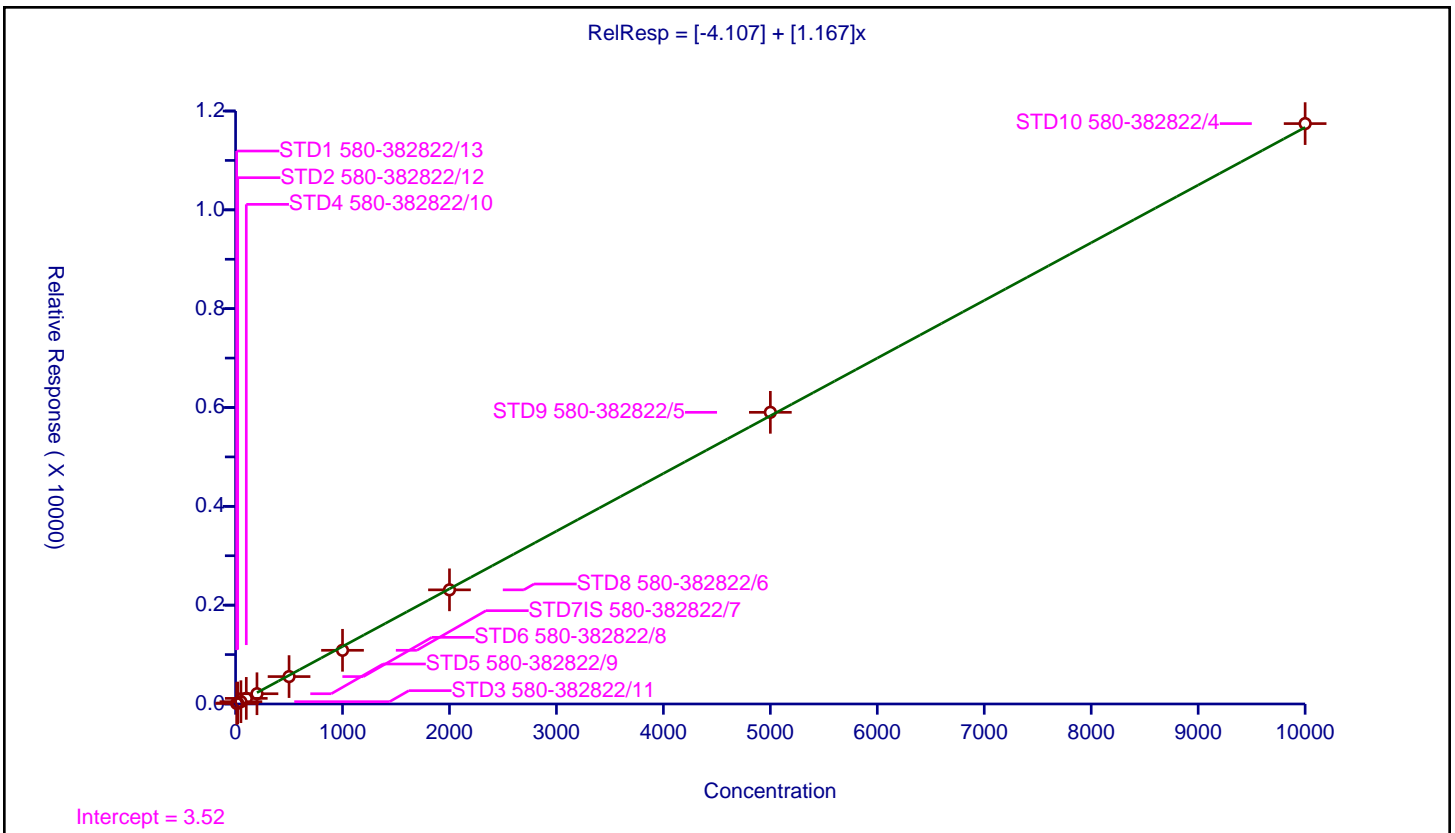
/ Isophorone

Curve Type: Linear
 Weighting: Conc
 Origin: None
 Dependency: Response
 Calib Mode: ISTD
 Response Base: AREA
 RF Rounding: 0

Curve Coefficients	
Intercept:	-4.107
Slope:	1.167

Error Coefficients	
Standard Error:	1130000
Relative Standard Error:	12.0
Correlation Coefficient:	1.000
Coefficient of Determination (Adjusted):	0.999

ID	Level	Concentration	Rel. Resp.	IS Amount	IS Response	RRF	Used
1	STD1 580-382822/13	10.0	10.899195	100.0	21497.0	1.08992	Y
2	STD2 580-382822/12	20.0	19.881306	100.0	23253.0	0.994065	Y
3	STD3 580-382822/11	50.0	46.611532	100.0	26118.0	0.932231	Y
4	STD4 580-382822/10	100.0	113.83992	100.0	23938.0	1.138399	Y
5	STD5 580-382822/9	200.0	207.521998	100.0	24661.0	1.03761	Y
6	STD6 580-382822/8	500.0	554.465623	100.0	24028.0	1.108931	Y
7	STD7IS 580-382822/7	1000.0	1086.317594	100.0	25668.0	1.086318	Y
8	STD8 580-382822/6	2000.0	2310.015031	100.0	23285.0	1.155008	Y
9	STD9 580-382822/5	5000.0	5902.321355	100.0	24210.0	1.180464	Y
10	STD10 580-382822/4	10000.0	11745.456839	100.0	23783.0	1.174546	Y



Calibration

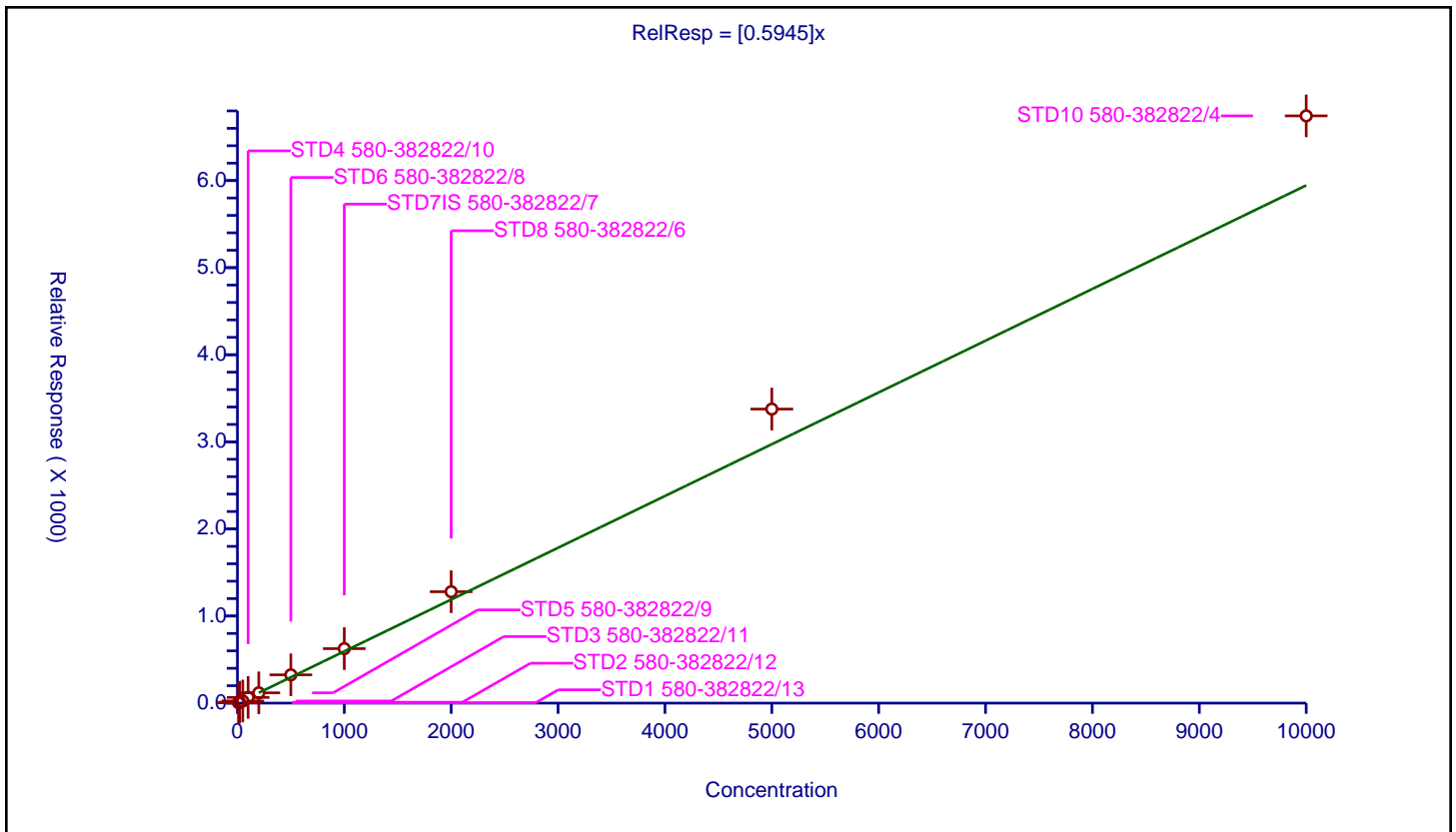
/ 2-Nitrophenol

Curve Type: Average
 Weighting: Conc_Sq
 Origin: Force
 Dependency: Response
 Calib Mode: ISTD
 Response Base: AREA
 RF Rounding: 0

Curve Coefficients	
Intercept:	0
Slope:	0.5945

Error Coefficients	
Standard Error:	609000
Relative Standard Error:	14.7
Correlation Coefficient:	1.000
Coefficient of Determination (Adjusted):	0.977

ID	Level	Concentration	Rel. Resp.	IS Amount	IS Response	RRF	Used
1	STD1 580-382822/13	10.0	4.228497	100.0	21497.0	0.42285	Y
2	STD2 580-382822/12	20.0	10.467467	100.0	23253.0	0.523373	Y
3	STD3 580-382822/11	50.0	24.32805	100.0	26118.0	0.486561	Y
4	STD4 580-382822/10	100.0	65.686356	100.0	23938.0	0.656864	Y
5	STD5 580-382822/9	200.0	118.231215	100.0	24661.0	0.591156	Y
6	STD6 580-382822/8	500.0	324.858498	100.0	24028.0	0.649717	Y
7	STD7IS 580-382822/7	1000.0	625.405174	100.0	25668.0	0.625405	Y
8	STD8 580-382822/6	2000.0	1279.201202	100.0	23285.0	0.639601	Y
9	STD9 580-382822/5	5000.0	3376.216439	100.0	24210.0	0.675243	Y
10	STD10 580-382822/4	10000.0	6742.91721	100.0	23783.0	0.674292	Y



Calibration

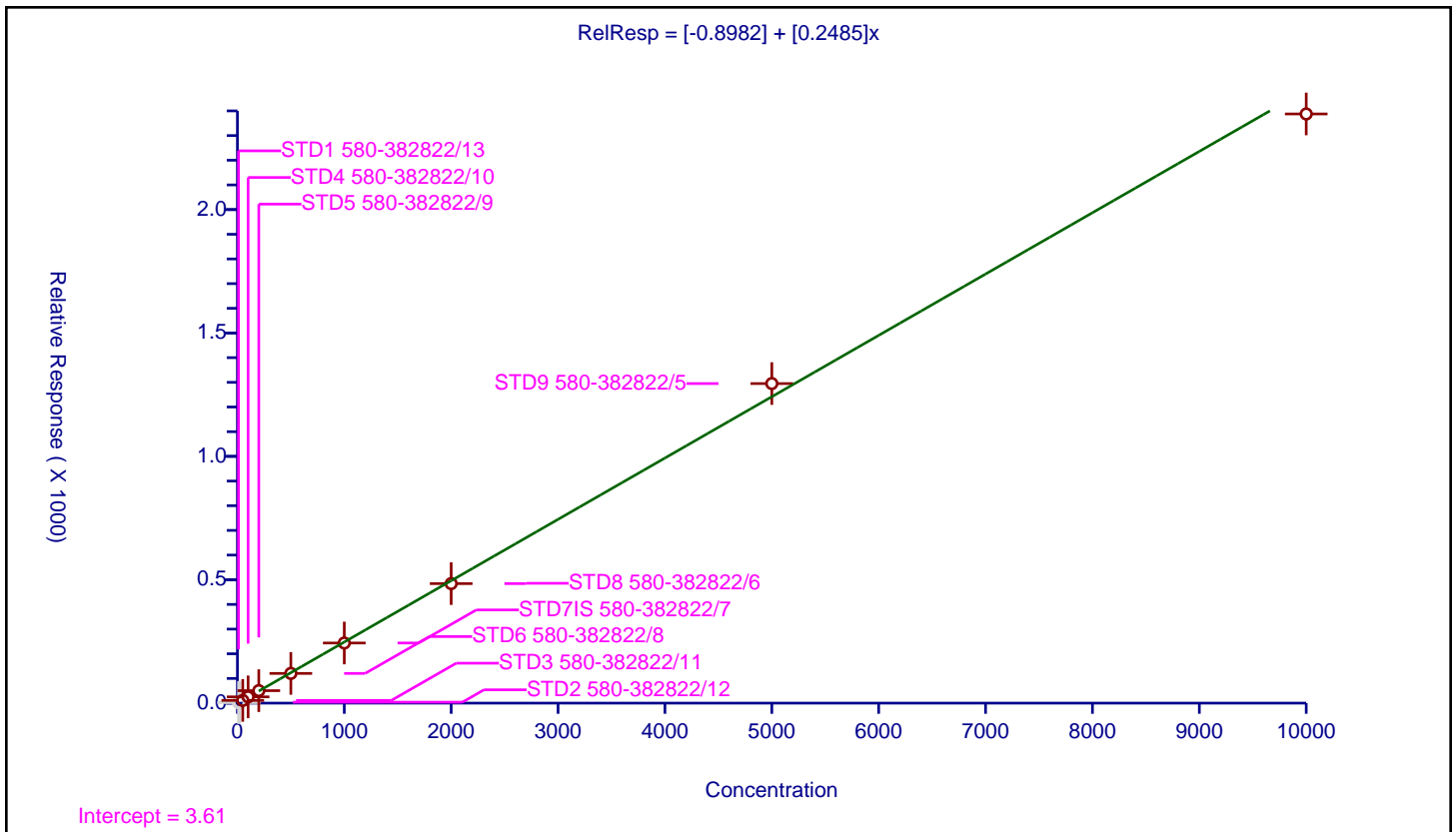
/ 2,4-Dimethylphenol

Curve Type: Linear
 Weighting: Conc_Sq
 Origin: None
 Dependency: Response
 Calib Mode: ISTD
 Response Base: AREA
 RF Rounding: 0

Curve Coefficients	
Intercept:	-0.8982
Slope:	0.2485

Error Coefficients	
Standard Error:	992000
Relative Standard Error:	4.2
Correlation Coefficient:	0.999
Coefficient of Determination (Adjusted):	0.998

ID	Level	Concentration	Rel. Resp.	IS Amount	IS Response	RRF	Used
1	STD1 580-382822/13	10.0	2.237182	100.0	78134.0	0.223718	N
2	STD2 580-382822/12	20.0	3.948231	100.0	80821.0	0.197412	N
3	STD3 580-382822/11	50.0	11.096967	100.0	87195.0	0.221939	Y
4	STD4 580-382822/10	100.0	25.408189	100.0	82131.0	0.254082	Y
5	STD5 580-382822/9	200.0	50.601192	100.0	80174.0	0.253006	Y
6	STD6 580-382822/8	500.0	120.370174	100.0	84987.0	0.24074	Y
7	STD7IS 580-382822/7	1000.0	243.648454	100.0	90230.0	0.243648	Y
8	STD8 580-382822/6	2000.0	484.384392	100.0	83852.0	0.242192	Y
9	STD9 580-382822/5	5000.0	1294.999413	100.0	85170.0	0.259	Y
10	STD10 580-382822/4	10000.0	2387.586728	100.0	88639.0	0.238759	Y



Calibration

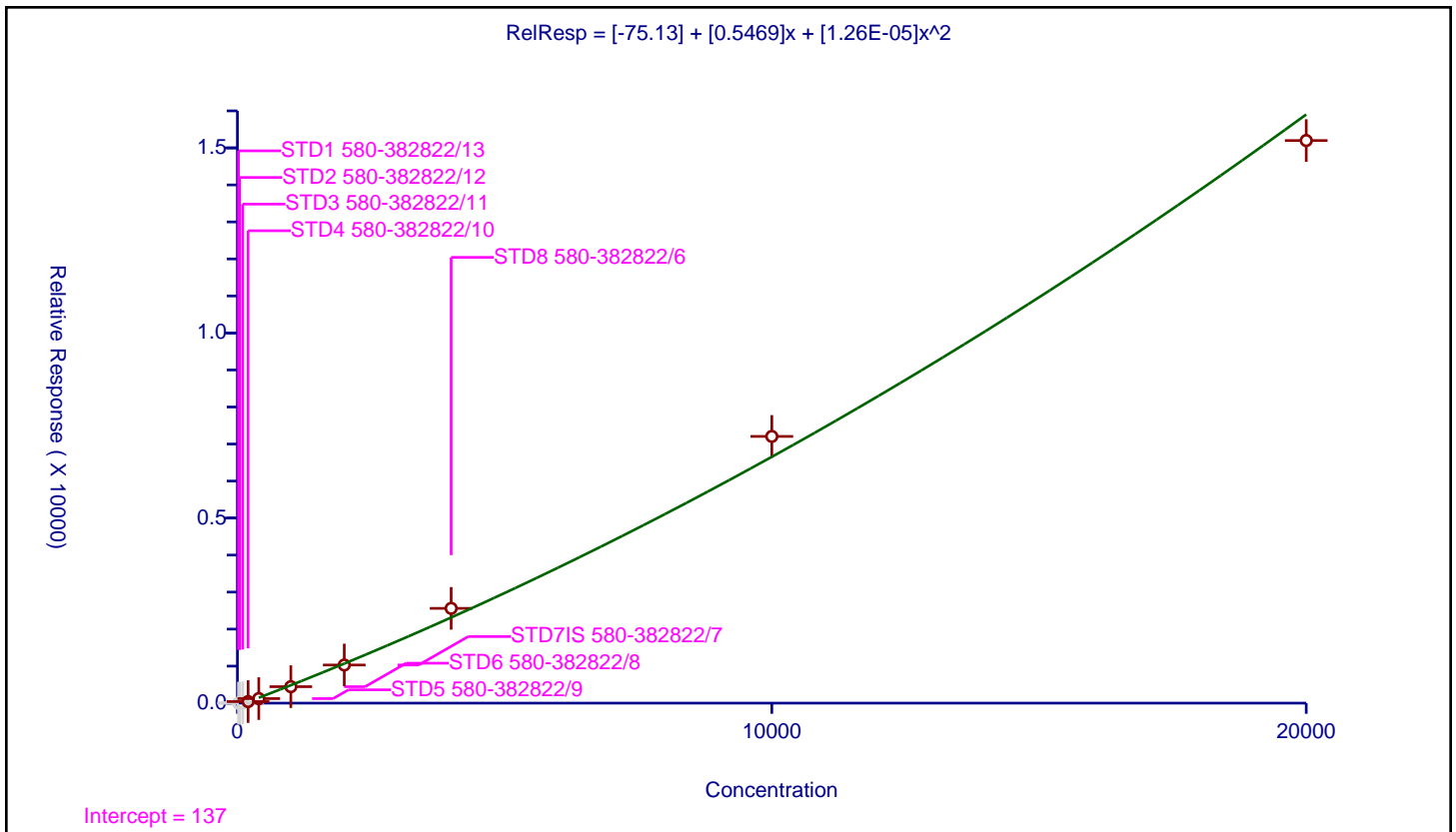
/ Benzoic acid

Curve Type: Quadratic
 Weighting: Conc_Sq
 Origin: None
 Dependency: Response
 Calib Mode: ISTD
 Response Base: AREA
 RF Rounding: 0

Curve Coefficients	
Intercept:	-75.13
Slope:	0.5469
Second Order:	1.26E-05

Error Coefficients	
Standard Error:	2030000
Relative Standard Error:	9.4
Correlation Coefficient:	0.996
Coefficient of Determination (Adjusted):	0.992

ID	Level	Concentration	Rel. Resp.	IS Amount	IS Response	RRF	Used
1	STD1 580-382822/13	20.0	0.0	100.0	21497.0	0.0	N
2	STD2 580-382822/12	40.0	0.0	100.0	23253.0	0.0	N
3	STD3 580-382822/11	100.0	10.088828	100.0	26118.0	0.100888	N
4	STD4 580-382822/10	200.0	41.745342	100.0	23938.0	0.208727	Y
5	STD5 580-382822/9	400.0	122.40785	100.0	24661.0	0.30602	Y
6	STD6 580-382822/8	1000.0	445.180623	100.0	24028.0	0.445181	Y
7	STD7IS 580-382822/7	2000.0	1030.333489	100.0	25668.0	0.515167	Y
8	STD8 580-382822/6	4000.0	2560.820271	100.0	23285.0	0.640205	Y
9	STD9 580-382822/5	10000.0	7205.596861	100.0	24210.0	0.72056	Y
10	STD10 580-382822/4	20000.0	15198.776437	100.0	23783.0	0.759939	Y



Calibration

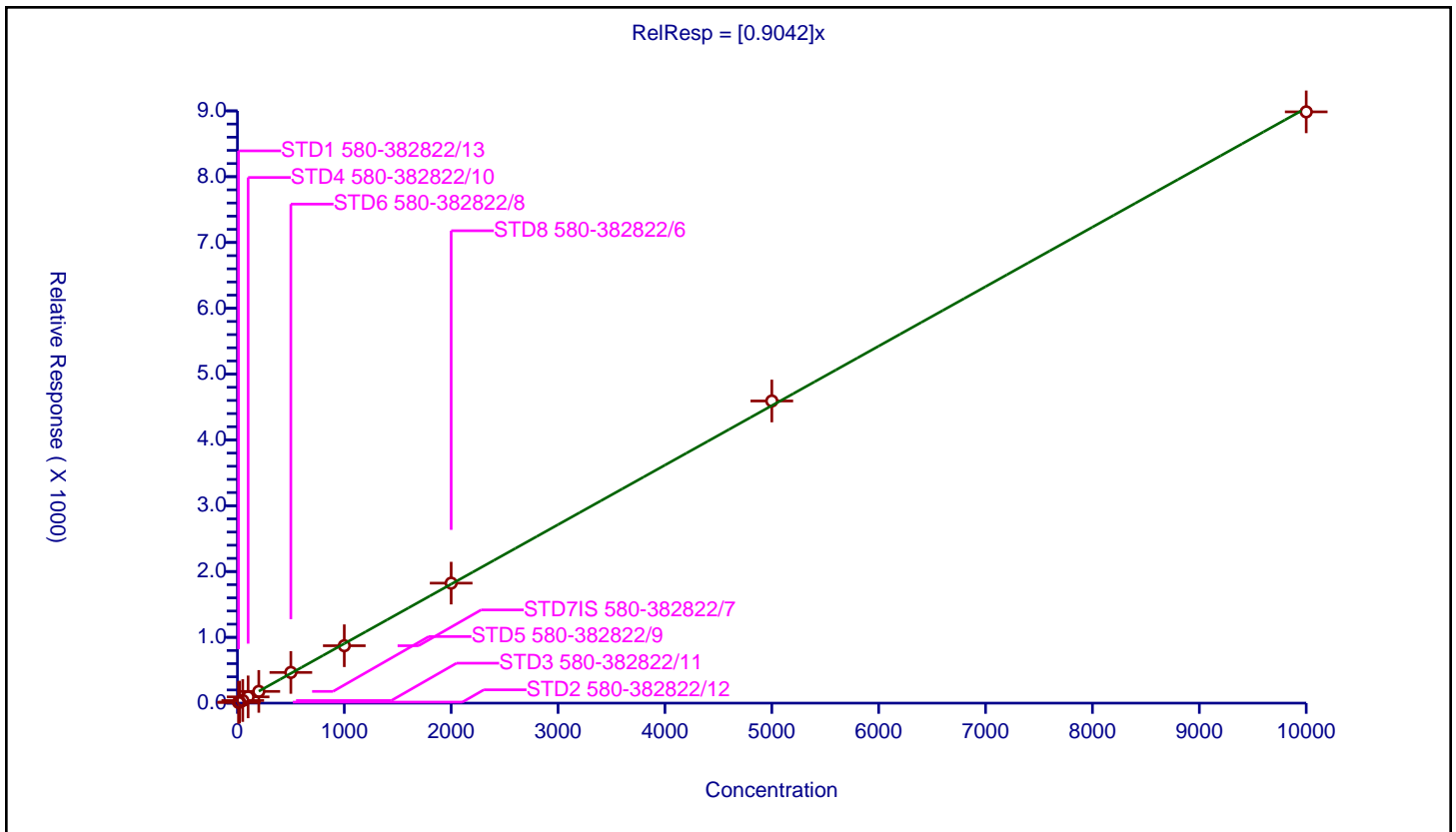
/ Bis(2-chloroethoxy)methane

Curve Type: Average
 Weighting: Conc_Sq
 Origin: Force
 Dependency: Response
 Calib Mode: ISTD
 Response Base: AREA
 RF Rounding: 0

Curve Coefficients	
Intercept:	0
Slope:	0.9042

Error Coefficients	
Standard Error:	816000
Relative Standard Error:	8.8
Correlation Coefficient:	1.000
Coefficient of Determination (Adjusted):	0.990

ID	Level	Concentration	Rel. Resp.	IS Amount	IS Response	RRF	Used
1	STD1 580-382822/13	10.0	10.773596	100.0	21497.0	1.07736	Y
2	STD2 580-382822/12	20.0	16.079646	100.0	23253.0	0.803982	Y
3	STD3 580-382822/11	50.0	39.444062	100.0	26118.0	0.788881	Y
4	STD4 580-382822/10	100.0	94.728047	100.0	23938.0	0.94728	Y
5	STD5 580-382822/9	200.0	178.139573	100.0	24661.0	0.890698	Y
6	STD6 580-382822/8	500.0	466.597303	100.0	24028.0	0.933195	Y
7	STD7IS 580-382822/7	1000.0	872.218326	100.0	25668.0	0.872218	Y
8	STD8 580-382822/6	2000.0	1823.53017	100.0	23285.0	0.911765	Y
9	STD9 580-382822/5	5000.0	4591.548947	100.0	24210.0	0.91831	Y
10	STD10 580-382822/4	10000.0	8985.443384	100.0	23783.0	0.898544	Y



Calibration

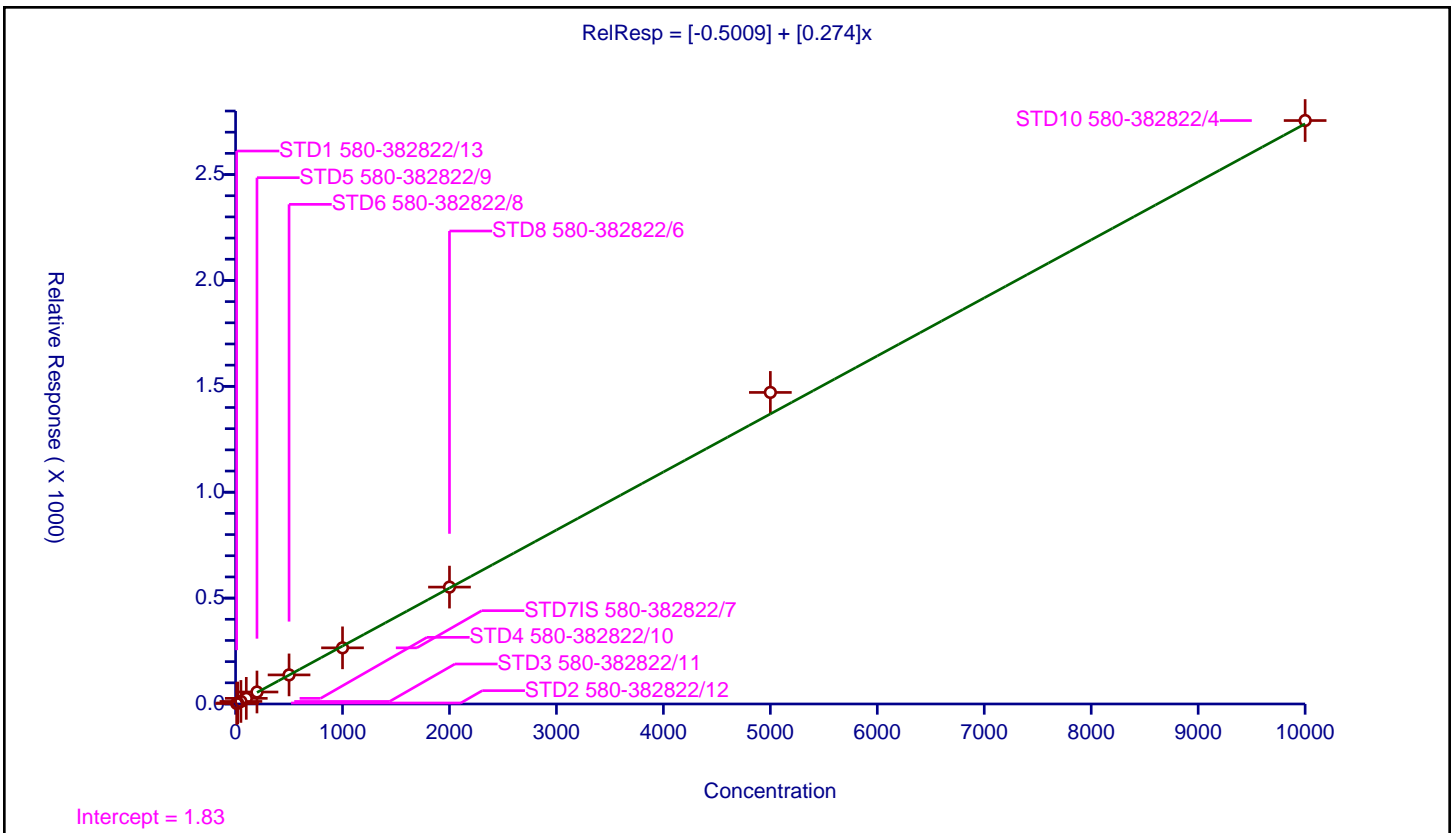
/ 2,4-Dichlorophenol

Curve Type: Linear
 Weighting: Conc_Sq
 Origin: None
 Dependency: Response
 Calib Mode: ISTD
 Response Base: AREA
 RF Rounding: 0

Curve Coefficients	
Intercept:	-0.5009
Slope:	0.274

Error Coefficients	
Standard Error:	988000
Relative Standard Error:	5.0
Correlation Coefficient:	1.000
Coefficient of Determination (Adjusted):	0.997

ID	Level	Concentration	Rel. Resp.	IS Amount	IS Response	RRF	Used
1	STD1 580-382822/13	10.0	2.351089	100.0	78134.0	0.235109	Y
2	STD2 580-382822/12	20.0	4.712884	100.0	80821.0	0.235644	Y
3	STD3 580-382822/11	50.0	11.977751	100.0	87195.0	0.239555	Y
4	STD4 580-382822/10	100.0	26.678112	100.0	82131.0	0.266781	Y
5	STD5 580-382822/9	200.0	56.571956	100.0	80174.0	0.28286	Y
6	STD6 580-382822/8	500.0	137.372775	100.0	84987.0	0.274746	Y
7	STD7IS 580-382822/7	1000.0	265.108057	100.0	90230.0	0.265108	Y
8	STD8 580-382822/6	2000.0	551.922435	100.0	83852.0	0.275961	Y
9	STD9 580-382822/5	5000.0	1471.179993	100.0	85170.0	0.294236	Y
10	STD10 580-382822/4	10000.0	2755.045747	100.0	88639.0	0.275505	Y



Calibration

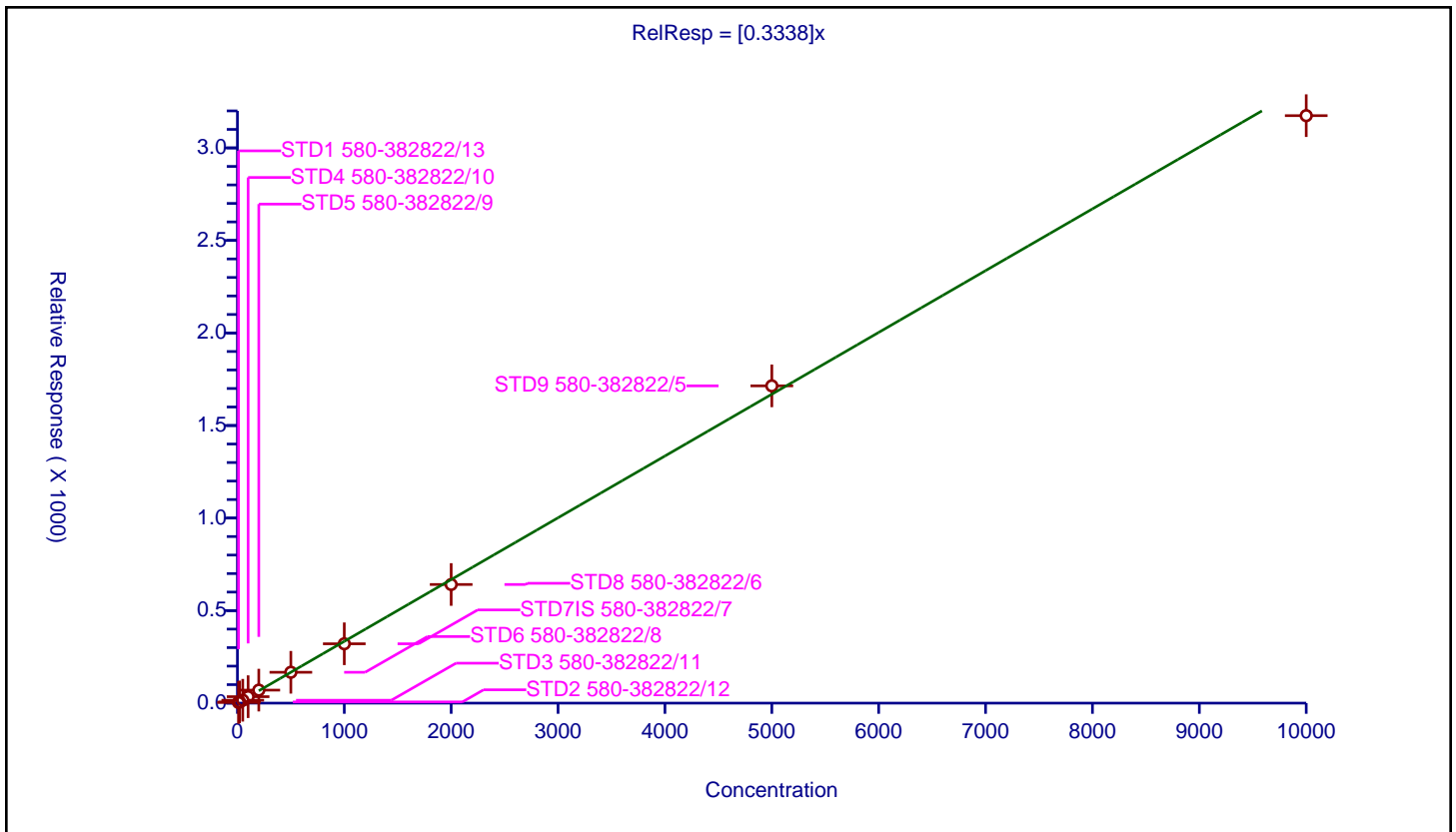
/ 1,2,4-Trichlorobenzene

Curve Type: Average
 Weighting: Conc_Sq
 Origin: Force
 Dependency: Response
 Calib Mode: ISTD
 Response Base: AREA
 RF Rounding: 0

Curve Coefficients	
Intercept:	0
Slope:	0.3338

Error Coefficients	
Standard Error:	1080000
Relative Standard Error:	5.2
Correlation Coefficient:	1.000
Coefficient of Determination (Adjusted):	0.997

ID	Level	Concentration	Rel. Resp.	IS Amount	IS Response	RRF	Used
1	STD1 580-382822/13	10.0	3.64758	100.0	78134.0	0.364758	Y
2	STD2 580-382822/12	20.0	6.555227	100.0	80821.0	0.327761	Y
3	STD3 580-382822/11	50.0	15.555938	100.0	87195.0	0.311119	Y
4	STD4 580-382822/10	100.0	34.840681	100.0	82131.0	0.348407	Y
5	STD5 580-382822/9	200.0	70.249707	100.0	80174.0	0.351249	Y
6	STD6 580-382822/8	500.0	166.738442	100.0	84987.0	0.333477	Y
7	STD7IS 580-382822/7	1000.0	320.680483	100.0	90230.0	0.32068	Y
8	STD8 580-382822/6	2000.0	641.015122	100.0	83852.0	0.320508	Y
9	STD9 580-382822/5	5000.0	1714.338382	100.0	85170.0	0.342868	Y
10	STD10 580-382822/4	10000.0	3174.291226	100.0	88639.0	0.317429	Y



Calibration

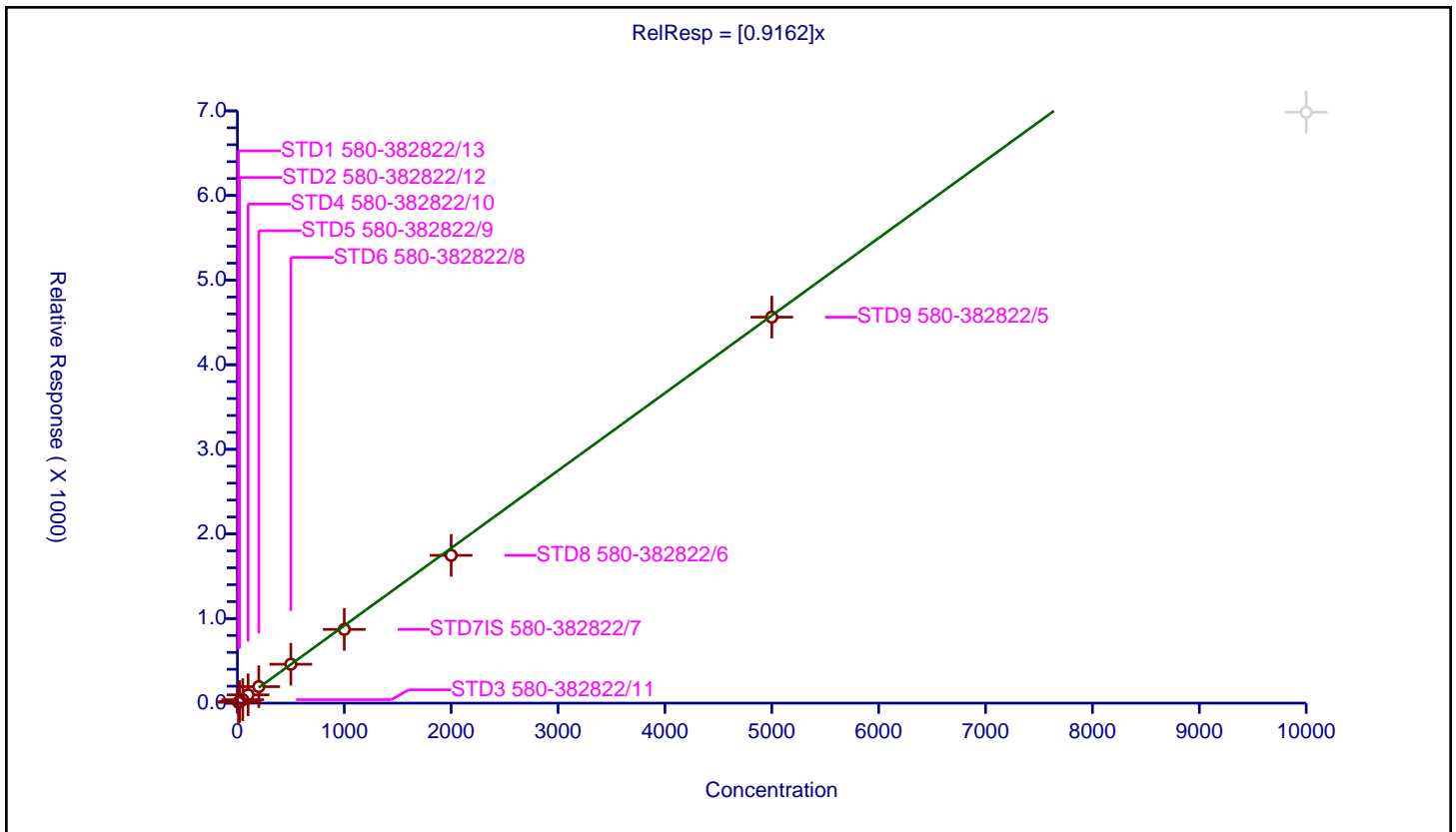
/ Naphthalene

Curve Type: Average
 Weighting: Conc_Sq
 Origin: Force
 Dependency: Response
 Calib Mode: ISTD
 Response Base: AREA
 RF Rounding: 0

Curve Coefficients	
Intercept:	0
Slope:	0.9162

Error Coefficients	
Standard Error:	150000
Relative Standard Error:	6.3
Correlation Coefficient:	0.999
Coefficient of Determination (Adjusted):	0.995

ID	Level	Concentration	Rel. Resp.	IS Amount	IS Response	RRF	Used
1	STD1 580-382822/13	10.0	9.744797	100.0	78134.0	0.97448	Y
2	STD2 580-382822/12	20.0	18.511278	100.0	80821.0	0.925564	Y
3	STD3 580-382822/11	50.0	40.551637	100.0	87195.0	0.811033	Y
4	STD4 580-382822/10	100.0	98.401334	100.0	82131.0	0.984013	Y
5	STD5 580-382822/9	200.0	194.843715	100.0	80174.0	0.974219	Y
6	STD6 580-382822/8	500.0	459.837387	100.0	84987.0	0.919675	Y
7	STD7IS 580-382822/7	1000.0	871.093871	100.0	90230.0	0.871094	Y
8	STD8 580-382822/6	2000.0	1746.553451	100.0	83852.0	0.873277	Y
9	STD9 580-382822/5	5000.0	4562.215569	100.0	85170.0	0.912443	Y
10	STD10 580-382822/4	10000.0	6983.662947	100.0	88639.0	0.698366	N



Calibration

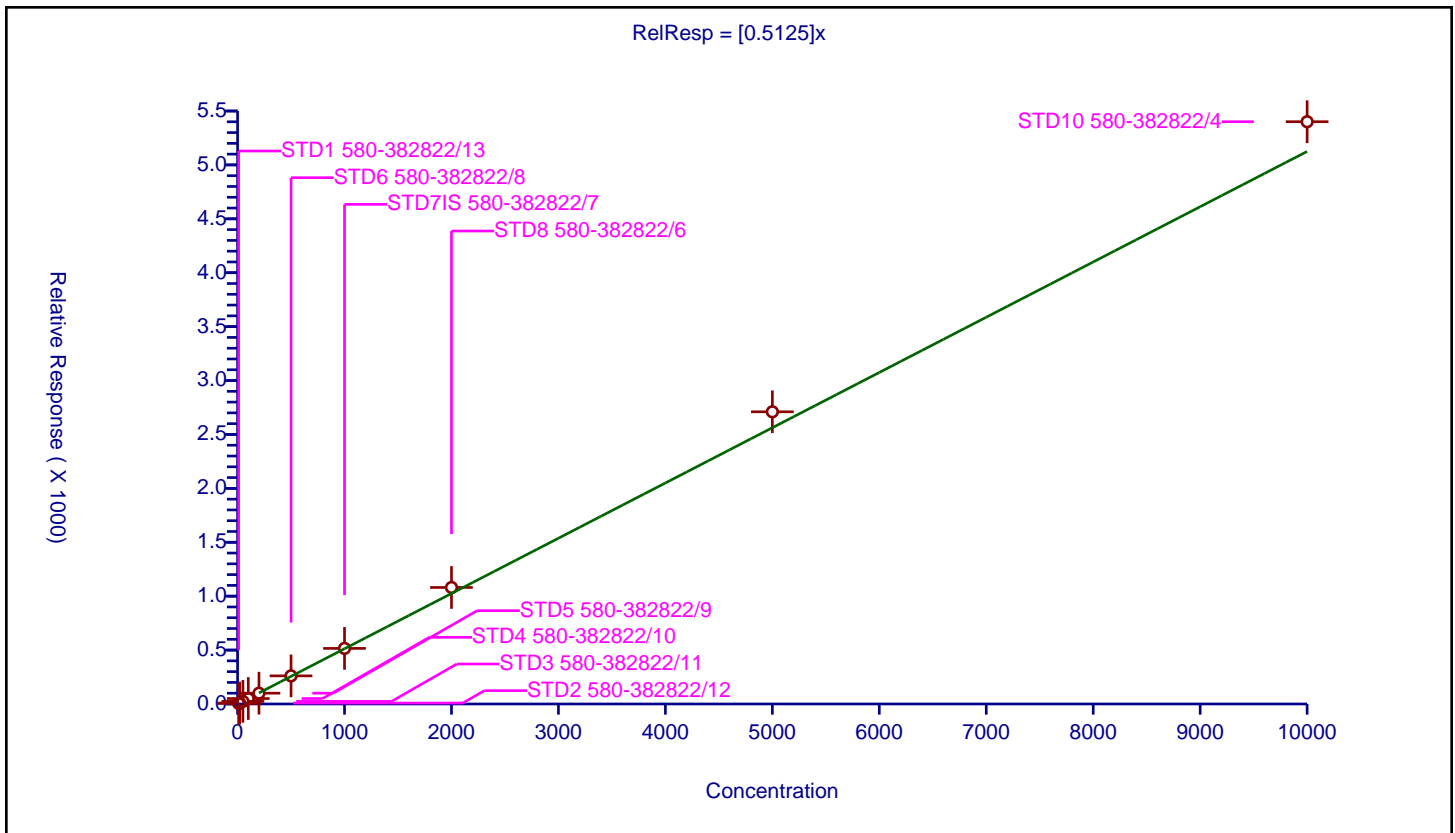
/ 2,6-Dichlorophenol

Curve Type: Average
 Weighting: Conc_Sq
 Origin: Force
 Dependency: Response
 Calib Mode: ISTD
 Response Base: AREA
 RF Rounding: 0

Curve Coefficients	
Intercept:	0
Slope:	0.5125

Error Coefficients	
Standard Error:	930000
Relative Standard Error:	5.9
Correlation Coefficient:	1.000
Coefficient of Determination (Adjusted):	0.996

ID	Level	Concentration	Rel. Resp.	IS Amount	IS Response	RRF	Used
1	STD1 580-382822/13	10.0	5.298831	100.0	39688.0	0.529883	Y
2	STD2 580-382822/12	20.0	8.899109	100.0	41094.0	0.444955	Y
3	STD3 580-382822/11	50.0	24.249191	100.0	43886.0	0.484984	Y
4	STD4 580-382822/10	100.0	50.478271	100.0	43490.0	0.504783	Y
5	STD5 580-382822/9	200.0	100.080835	100.0	44535.0	0.500404	Y
6	STD6 580-382822/8	500.0	260.844666	100.0	45225.0	0.521689	Y
7	STD7IS 580-382822/7	1000.0	515.664611	100.0	46704.0	0.515665	Y
8	STD8 580-382822/6	2000.0	1080.65058	100.0	42270.0	0.540325	Y
9	STD9 580-382822/5	5000.0	2710.17849	100.0	46333.0	0.542036	Y
10	STD10 580-382822/4	10000.0	5400.758564	100.0	45217.0	0.540076	Y



Calibration

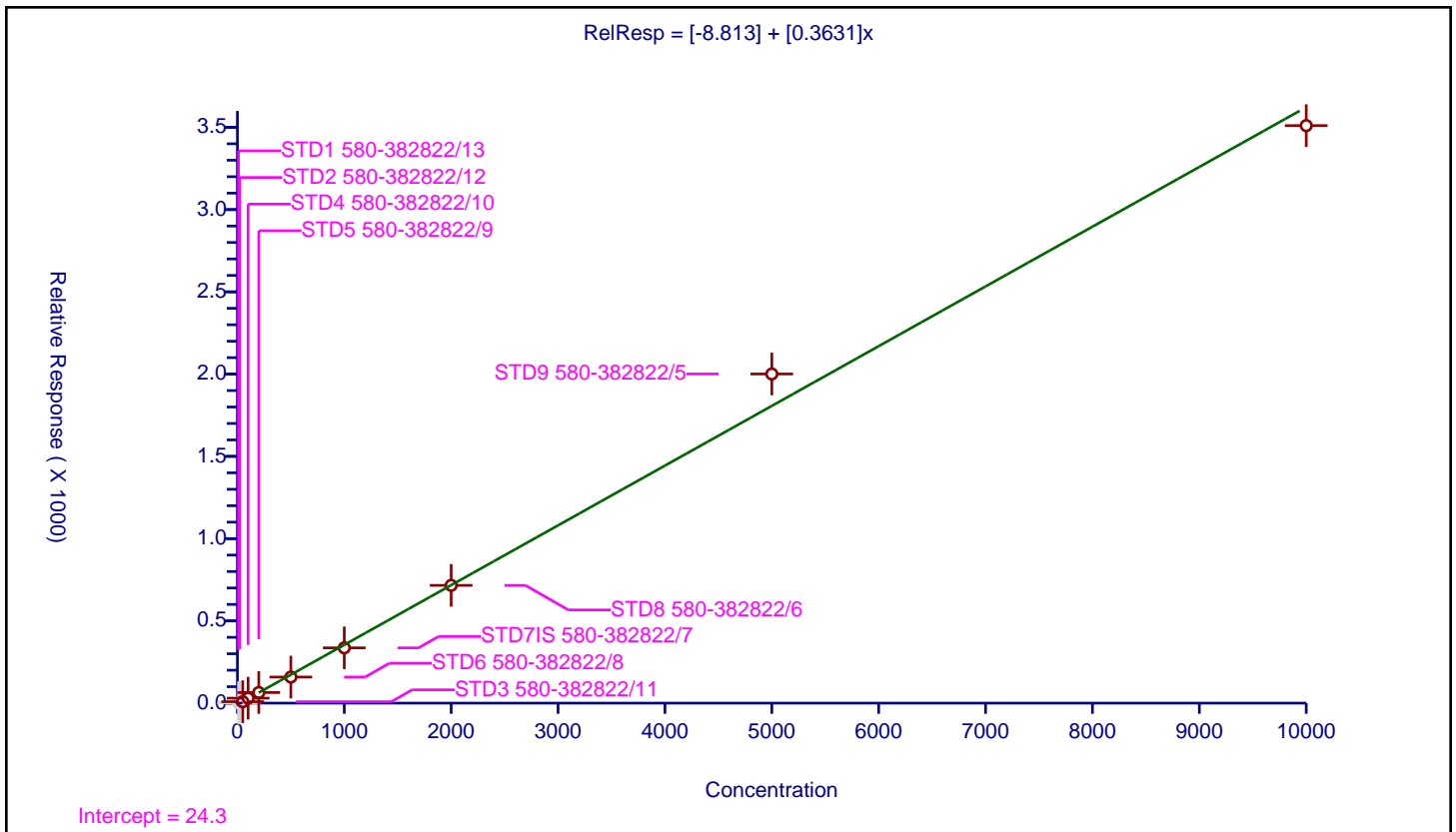
/ 4-Chloroaniline

Curve Type: Linear
 Weighting: Conc_Sq
 Origin: None
 Dependency: Response
 Calib Mode: ISTD
 Response Base: AREA
 RF Rounding: 0

Curve Coefficients	
Intercept:	-8.813
Slope:	0.3631

Error Coefficients	
Standard Error:	1470000
Relative Standard Error:	6.8
Correlation Coefficient:	0.998
Coefficient of Determination (Adjusted):	0.995

ID	Level	Concentration	Rel. Resp.	IS Amount	IS Response	RRF	Used
1	STD1 580-382822/13	10.0	1.096834	100.0	78134.0	0.109683	N
2	STD2 580-382822/12	20.0	3.835637	100.0	80821.0	0.191782	N
3	STD3 580-382822/11	50.0	8.791789	100.0	87195.0	0.175836	Y
4	STD4 580-382822/10	100.0	30.202968	100.0	82131.0	0.30203	Y
5	STD5 580-382822/9	200.0	64.552099	100.0	80174.0	0.32276	Y
6	STD6 580-382822/8	500.0	158.651323	100.0	84987.0	0.317303	Y
7	STD7IS 580-382822/7	1000.0	335.972515	100.0	90230.0	0.335973	Y
8	STD8 580-382822/6	2000.0	715.806421	100.0	83852.0	0.357903	Y
9	STD9 580-382822/5	5000.0	2000.727956	100.0	85170.0	0.400146	Y
10	STD10 580-382822/4	10000.0	3510.461535	100.0	88639.0	0.351046	Y



Calibration

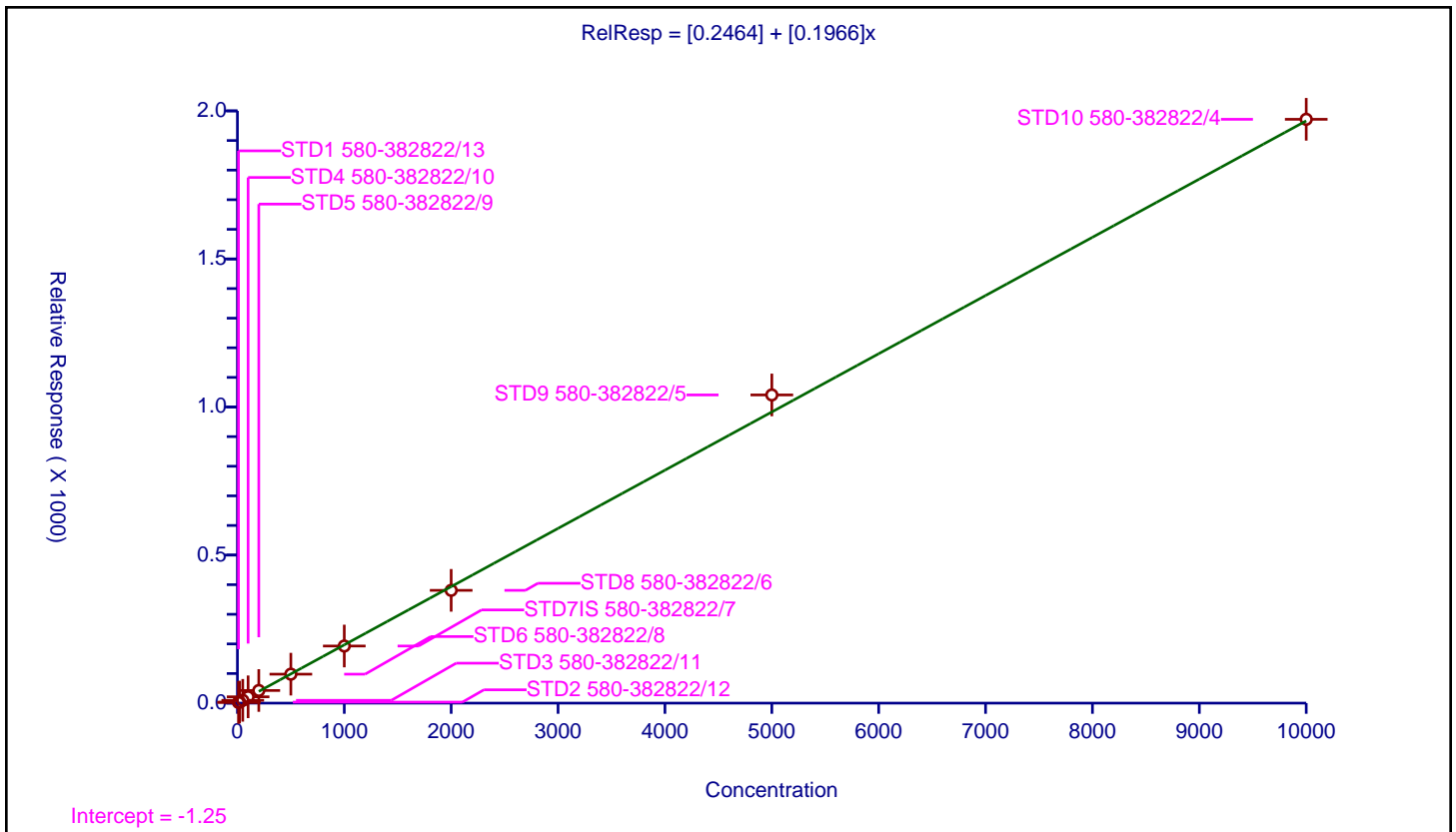
/ Hexachlorobutadiene

Curve Type: Linear
 Weighting: Conc_Sq
 Origin: None
 Dependency: Response
 Calib Mode: ISTD
 Response Base: AREA
 RF Rounding: 0

Curve Coefficients	
Intercept:	0.2464
Slope:	0.1966

Error Coefficients	
Standard Error:	705000
Relative Standard Error:	9.1
Correlation Coefficient:	1.000
Coefficient of Determination (Adjusted):	0.991

ID	Level	Concentration	Rel. Resp.	IS Amount	IS Response	RRF	Used
1	STD1 580-382822/13	10.0	2.401003	100.0	78134.0	0.2401	Y
2	STD2 580-382822/12	20.0	3.437225	100.0	80821.0	0.171861	Y
3	STD3 580-382822/11	50.0	9.45123	100.0	87195.0	0.189025	Y
4	STD4 580-382822/10	100.0	21.398741	100.0	82131.0	0.213987	Y
5	STD5 580-382822/9	200.0	42.687155	100.0	80174.0	0.213436	Y
6	STD6 580-382822/8	500.0	97.810253	100.0	84987.0	0.195621	Y
7	STD7IS 580-382822/7	1000.0	192.905907	100.0	90230.0	0.192906	Y
8	STD8 580-382822/6	2000.0	380.817393	100.0	83852.0	0.190409	Y
9	STD9 580-382822/5	5000.0	1040.778443	100.0	85170.0	0.208156	Y
10	STD10 580-382822/4	10000.0	1971.543	100.0	88639.0	0.197154	Y



Calibration

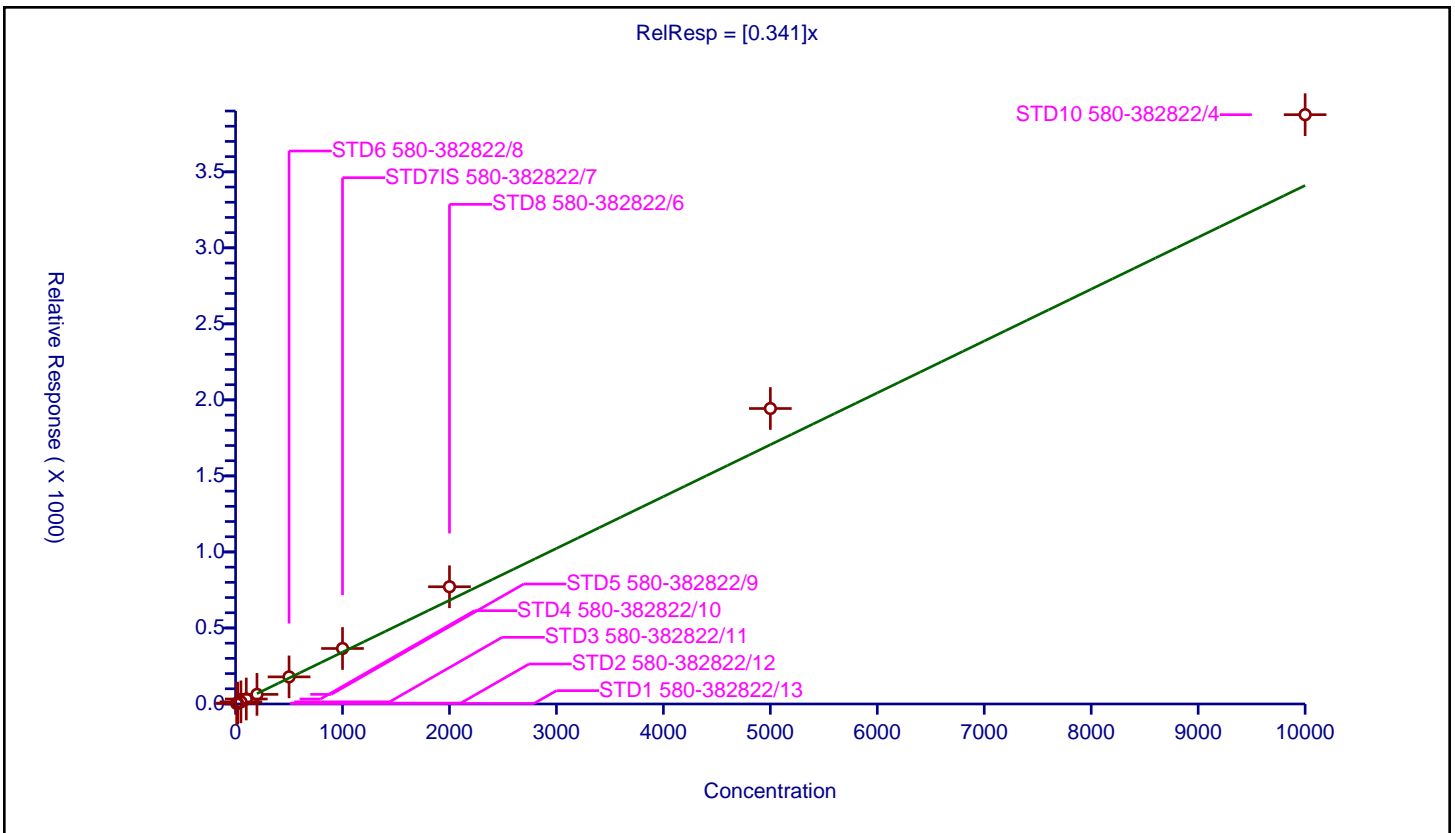
/ 4-Chloro-3-methylphenol

Curve Type: Average
 Weighting: Conc_Sq
 Origin: Force
 Dependency: Response
 Calib Mode: ISTD
 Response Base: AREA
 RF Rounding: 0

Curve Coefficients	
Intercept:	0
Slope:	0.341

Error Coefficients	
Standard Error:	667000
Relative Standard Error:	12.2
Correlation Coefficient:	1.000
Coefficient of Determination (Adjusted):	0.983

ID	Level	Concentration	Rel. Resp.	IS Amount	IS Response	RRF	Used
1	STD1 580-382822/13	10.0	3.19492	100.0	39688.0	0.319492	Y
2	STD2 580-382822/12	20.0	5.621259	100.0	41094.0	0.281063	Y
3	STD3 580-382822/11	50.0	14.095611	100.0	43886.0	0.281912	Y
4	STD4 580-382822/10	100.0	32.846631	100.0	43490.0	0.328466	Y
5	STD5 580-382822/9	200.0	63.184013	100.0	44535.0	0.31592	Y
6	STD6 580-382822/8	500.0	178.299613	100.0	45225.0	0.356599	Y
7	STD7IS 580-382822/7	1000.0	365.097208	100.0	46704.0	0.365097	Y
8	STD8 580-382822/6	2000.0	771.088242	100.0	42270.0	0.385544	Y
9	STD9 580-382822/5	5000.0	1943.344916	100.0	46333.0	0.388669	Y
10	STD10 580-382822/4	10000.0	3875.944888	100.0	45217.0	0.387594	Y



Calibration

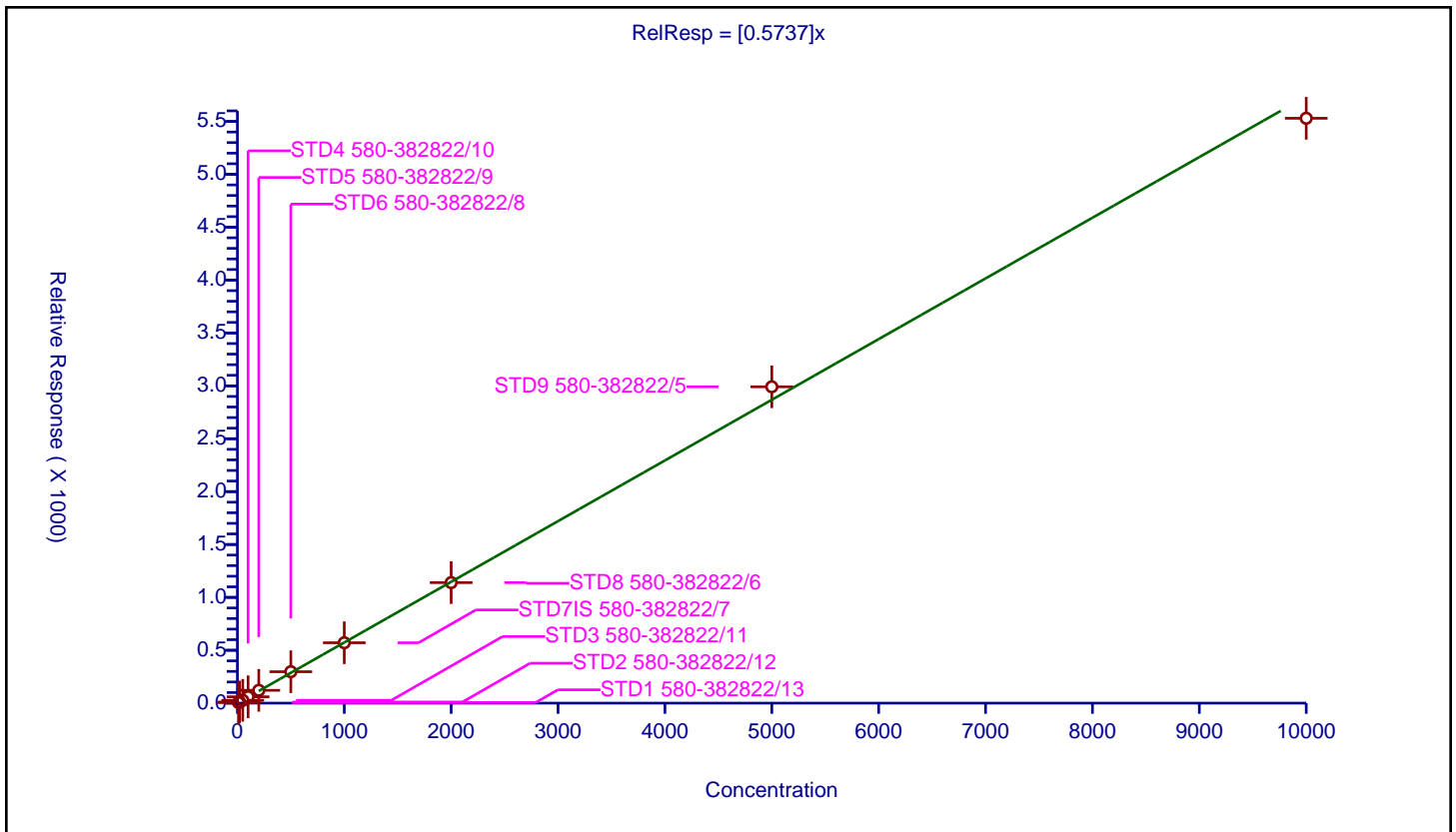
/ 2-Methylnaphthalene

Curve Type: Average
 Weighting: Conc_Sq
 Origin: Force
 Dependency: Response
 Calib Mode: ISTD
 Response Base: AREA
 RF Rounding: 0

Curve Coefficients	
Intercept:	0
Slope:	0.5737

Error Coefficients	
Standard Error:	1880000
Relative Standard Error:	4.6
Correlation Coefficient:	1.000
Coefficient of Determination (Adjusted):	0.997

ID	Level	Concentration	Rel. Resp.	IS Amount	IS Response	RRF	Used
1	STD1 580-382822/13	10.0	5.72862	100.0	78134.0	0.572862	Y
2	STD2 580-382822/12	20.0	10.687816	100.0	80821.0	0.534391	Y
3	STD3 580-382822/11	50.0	26.801996	100.0	87195.0	0.53604	Y
4	STD4 580-382822/10	100.0	60.106415	100.0	82131.0	0.601064	Y
5	STD5 580-382822/9	200.0	121.207623	100.0	80174.0	0.606038	Y
6	STD6 580-382822/8	500.0	297.074847	100.0	84987.0	0.59415	Y
7	STD7IS 580-382822/7	1000.0	571.027374	100.0	90230.0	0.571027	Y
8	STD8 580-382822/6	2000.0	1139.610266	100.0	83852.0	0.569805	Y
9	STD9 580-382822/5	5000.0	2991.169426	100.0	85170.0	0.598234	Y
10	STD10 580-382822/4	10000.0	5529.934905	100.0	88639.0	0.552993	Y



Calibration

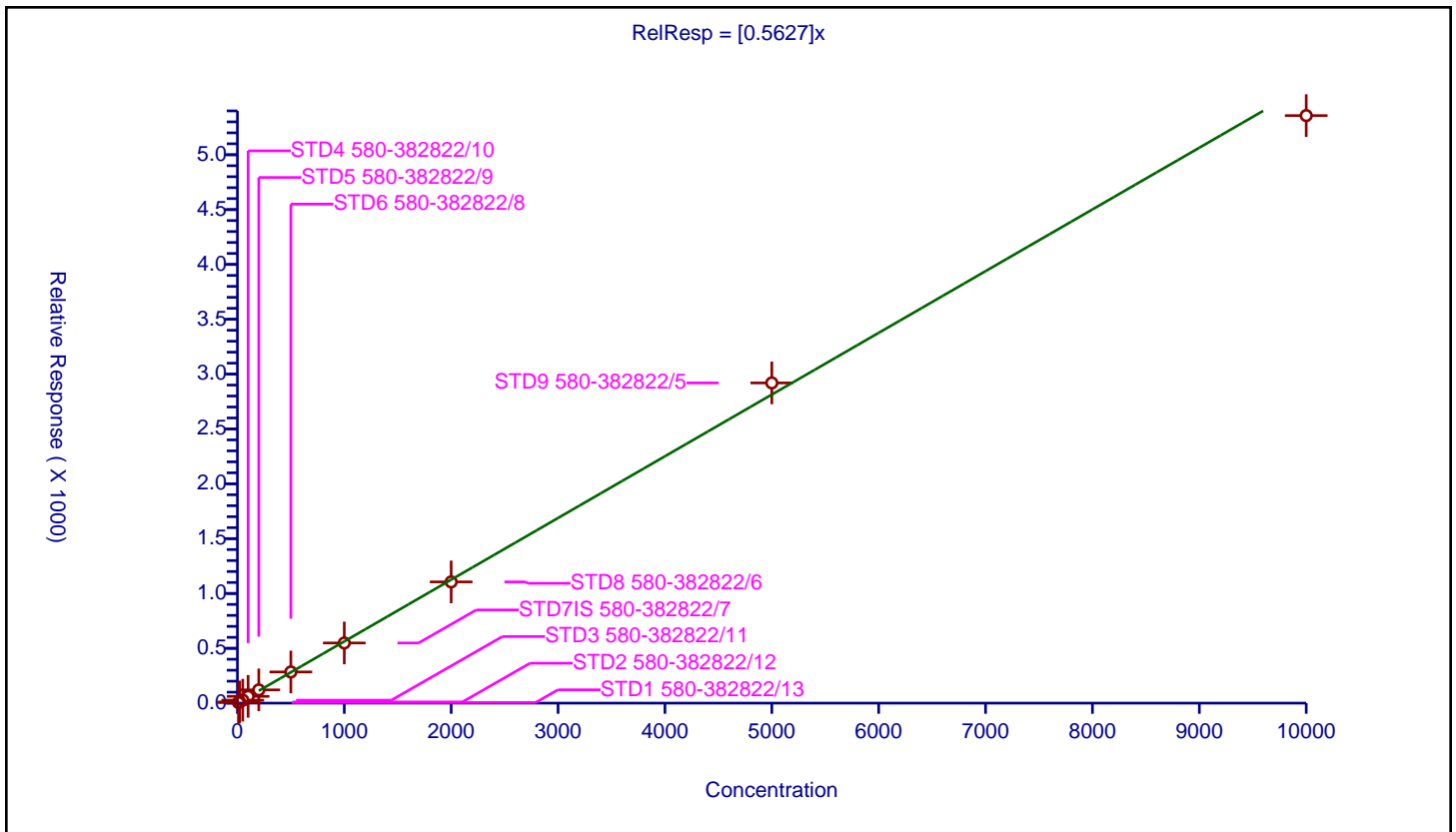
/ 1-Methylnaphthalene

Curve Type: Average
 Weighting: Conc_Sq
 Origin: Force
 Dependency: Response
 Calib Mode: ISTD
 Response Base: AREA
 RF Rounding: 0

Curve Coefficients	
Intercept:	0
Slope:	0.5627

Error Coefficients	
Standard Error:	1820000
Relative Standard Error:	5.4
Correlation Coefficient:	0.999
Coefficient of Determination (Adjusted):	0.997

ID	Level	Concentration	Rel. Resp.	IS Amount	IS Response	RRF	Used
1	STD1 580-382822/13	10.0	5.429135	100.0	78134.0	0.542913	Y
2	STD2 580-382822/12	20.0	10.747207	100.0	80821.0	0.53736	Y
3	STD3 580-382822/11	50.0	26.748093	100.0	87195.0	0.534962	Y
4	STD4 580-382822/10	100.0	61.908415	100.0	82131.0	0.619084	Y
5	STD5 580-382822/9	200.0	120.691247	100.0	80174.0	0.603456	Y
6	STD6 580-382822/8	500.0	284.150517	100.0	84987.0	0.568301	Y
7	STD7IS 580-382822/7	1000.0	548.442868	100.0	90230.0	0.548443	Y
8	STD8 580-382822/6	2000.0	1105.223489	100.0	83852.0	0.552612	Y
9	STD9 580-382822/5	5000.0	2919.682987	100.0	85170.0	0.583937	Y
10	STD10 580-382822/4	10000.0	5356.925281	100.0	88639.0	0.535693	Y



Calibration

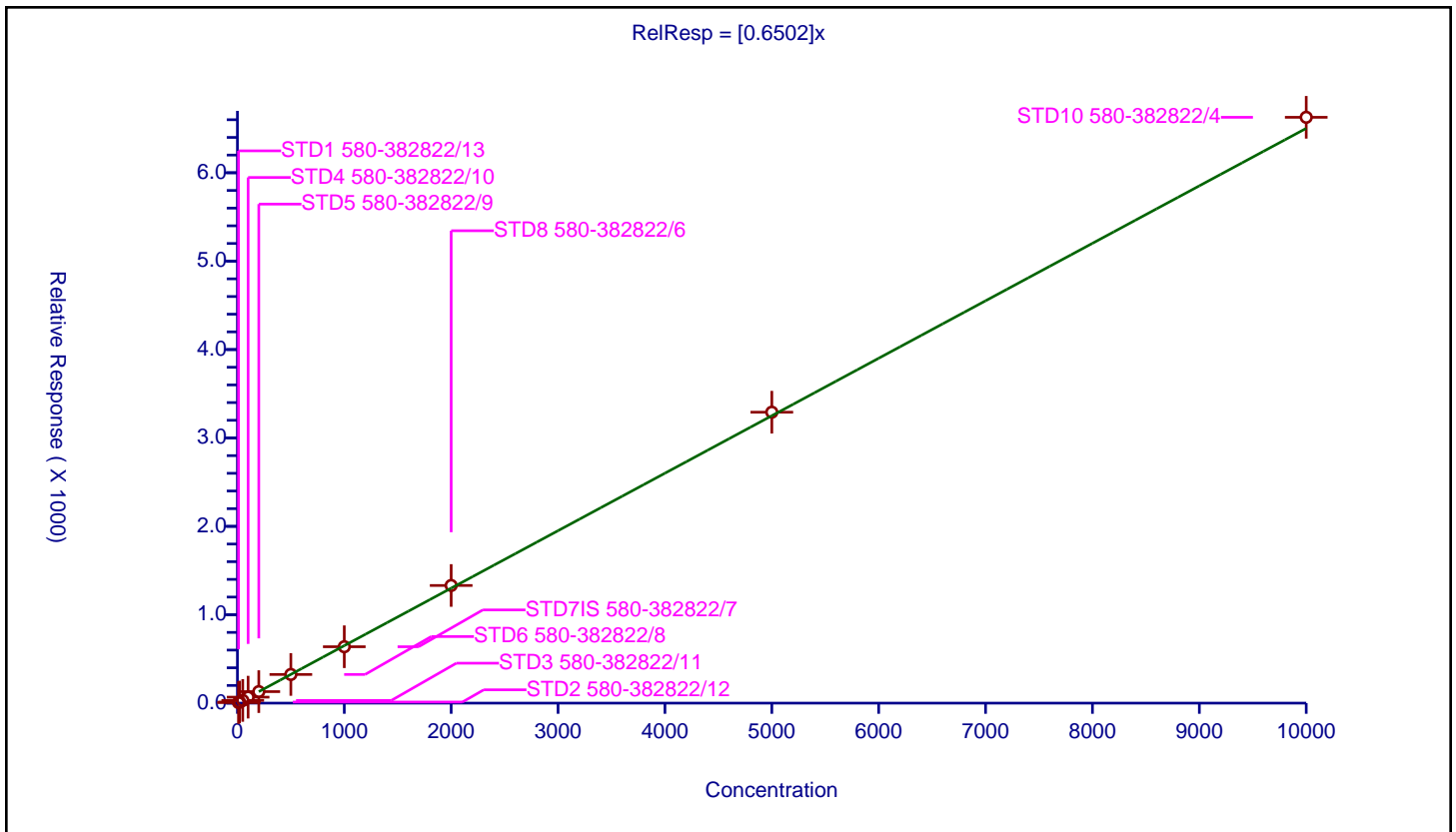
/ 1,2,4,5-Tetrachlorobenzene

Curve Type: Average
 Weighting: Conc_Sq
 Origin: Force
 Dependency: Response
 Calib Mode: ISTD
 Response Base: AREA
 RF Rounding: 0

Curve Coefficients	
Intercept:	0
Slope:	0.6502

Error Coefficients	
Standard Error:	1140000
Relative Standard Error:	3.5
Correlation Coefficient:	1.000
Coefficient of Determination (Adjusted):	0.998

ID	Level	Concentration	Rel. Resp.	IS Amount	IS Response	RRF	Used
1	STD1 580-382822/13	10.0	6.742592	100.0	39688.0	0.674259	Y
2	STD2 580-382822/12	20.0	12.354602	100.0	41094.0	0.61773	Y
3	STD3 580-382822/11	50.0	30.463018	100.0	43886.0	0.60926	Y
4	STD4 580-382822/10	100.0	67.647735	100.0	43490.0	0.676477	Y
5	STD5 580-382822/9	200.0	130.324464	100.0	44535.0	0.651622	Y
6	STD6 580-382822/8	500.0	324.309563	100.0	45225.0	0.648619	Y
7	STD7IS 580-382822/7	1000.0	637.923947	100.0	46704.0	0.637924	Y
8	STD8 580-382822/6	2000.0	1330.870594	100.0	42270.0	0.665435	Y
9	STD9 580-382822/5	5000.0	3291.25893	100.0	46333.0	0.658252	Y
10	STD10 580-382822/4	10000.0	6627.509565	100.0	45217.0	0.662751	Y



Calibration

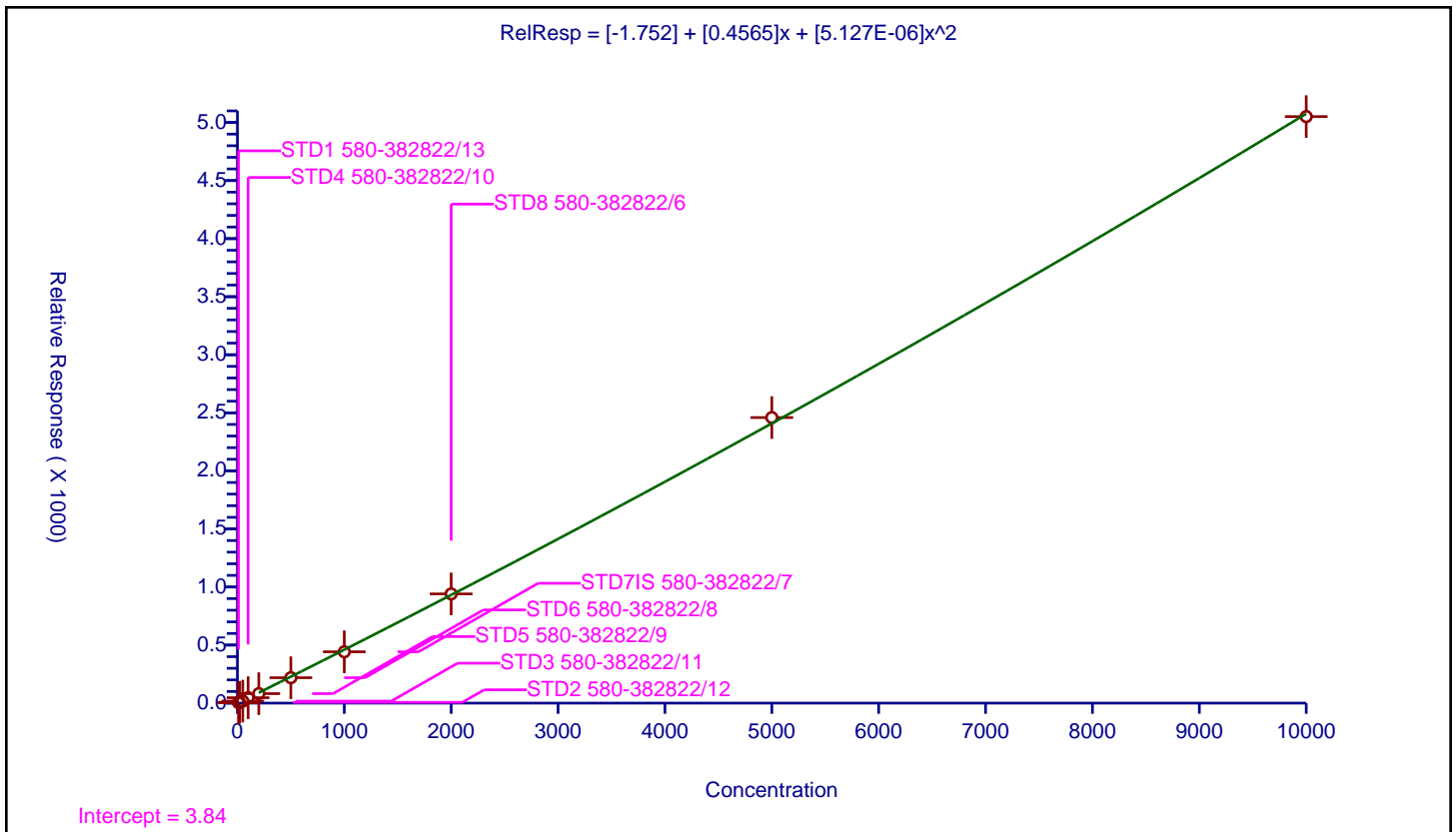
/ Hexachlorocyclopentadiene

Curve Type: Quadratic
 Weighting: Conc
 Origin: None
 Dependency: Response
 Calib Mode: ISTD
 Response Base: AREA
 RF Rounding: 0

Curve Coefficients	
Intercept:	-1.752
Slope:	0.4565
Second Order:	5.127E-06

Error Coefficients	
Standard Error:	978000
Relative Standard Error:	12.7
Correlation Coefficient:	0.999
Coefficient of Determination (Adjusted):	1.000

ID	Level	Concentration	Rel. Resp.	IS Amount	IS Response	RRF	Used
1	STD1 580-382822/13	10.0	4.026406	100.0	39688.0	0.402641	Y
2	STD2 580-382822/12	20.0	7.18353	100.0	41094.0	0.359177	Y
3	STD3 580-382822/11	50.0	17.36089	100.0	43886.0	0.347218	Y
4	STD4 580-382822/10	100.0	46.585422	100.0	43490.0	0.465854	Y
5	STD5 580-382822/9	200.0	81.713259	100.0	44535.0	0.408566	Y
6	STD6 580-382822/8	500.0	218.878939	100.0	45225.0	0.437758	Y
7	STD7IS 580-382822/7	1000.0	442.13986	100.0	46704.0	0.44214	Y
8	STD8 580-382822/6	2000.0	940.501538	100.0	42270.0	0.470251	Y
9	STD9 580-382822/5	5000.0	2459.158699	100.0	46333.0	0.491832	Y
10	STD10 580-382822/4	10000.0	5050.88794	100.0	45217.0	0.505089	Y



Calibration

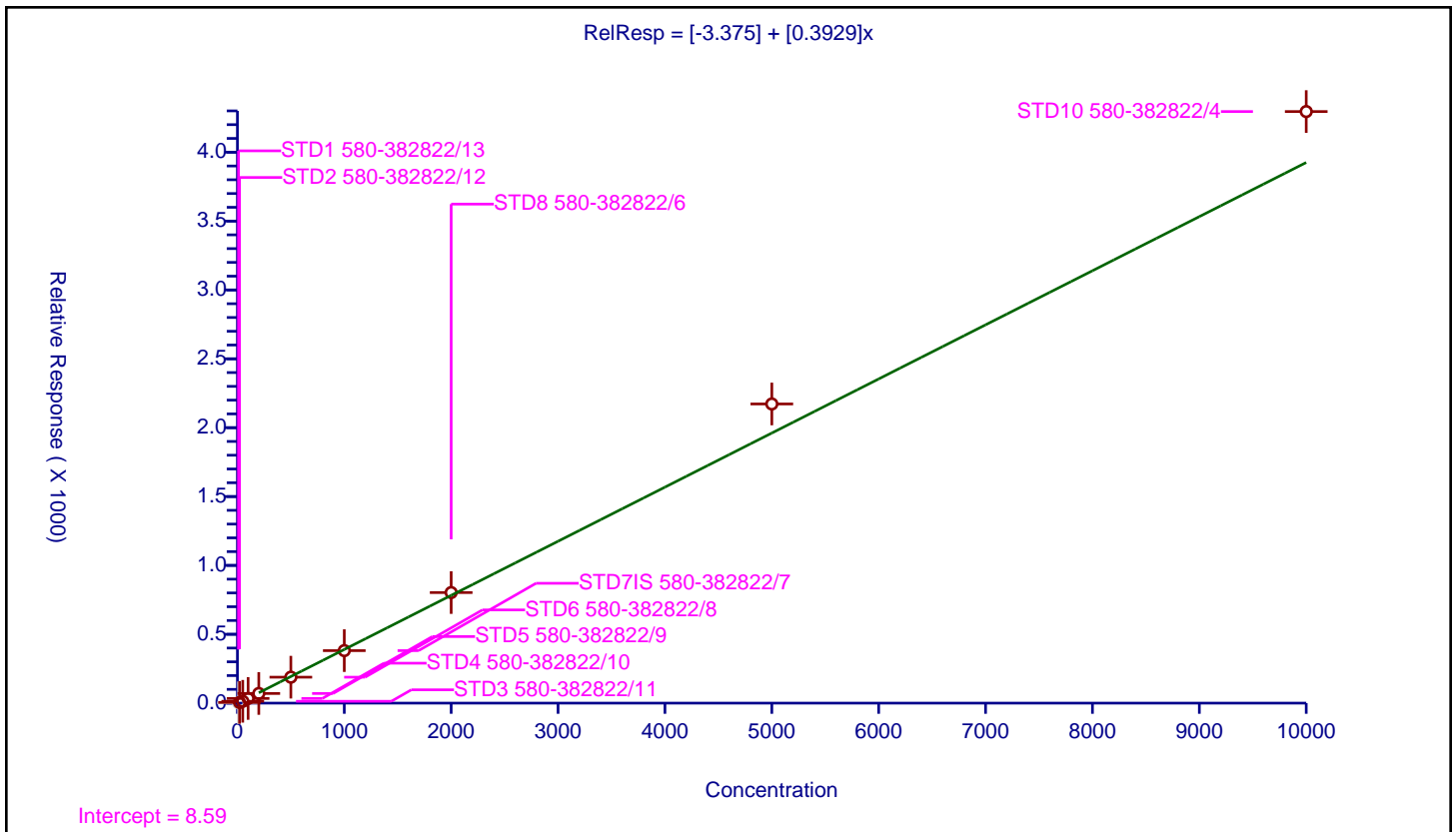
/ 2,4,6-Trichlorophenol

Curve Type: Linear
 Weighting: Conc_Sq
 Origin: None
 Dependency: Response
 Calib Mode: ISTD
 Response Base: AREA
 RF Rounding: 0

Curve Coefficients	
Intercept:	-3.375
Slope:	0.3929

Error Coefficients	
Standard Error:	838000
Relative Standard Error:	8.8
Correlation Coefficient:	0.999
Coefficient of Determination (Adjusted):	0.992

ID	Level	Concentration	Rel. Resp.	IS Amount	IS Response	RRF	Used
1	STD1 580-382822/13	10.0	2.713667	100.0	39688.0	0.271367	N
2	STD2 580-382822/12	20.0	5.061566	100.0	41094.0	0.253078	Y
3	STD3 580-382822/11	50.0	13.471266	100.0	43886.0	0.269425	Y
4	STD4 580-382822/10	100.0	34.00092	100.0	43490.0	0.340009	Y
5	STD5 580-382822/9	200.0	70.01235	100.0	44535.0	0.350062	Y
6	STD6 580-382822/8	500.0	188.373687	100.0	45225.0	0.376747	Y
7	STD7IS 580-382822/7	1000.0	381.292823	100.0	46704.0	0.381293	Y
8	STD8 580-382822/6	2000.0	802.864916	100.0	42270.0	0.401432	Y
9	STD9 580-382822/5	5000.0	2172.082533	100.0	46333.0	0.434417	Y
10	STD10 580-382822/4	10000.0	4295.161112	100.0	45217.0	0.429516	Y



Calibration

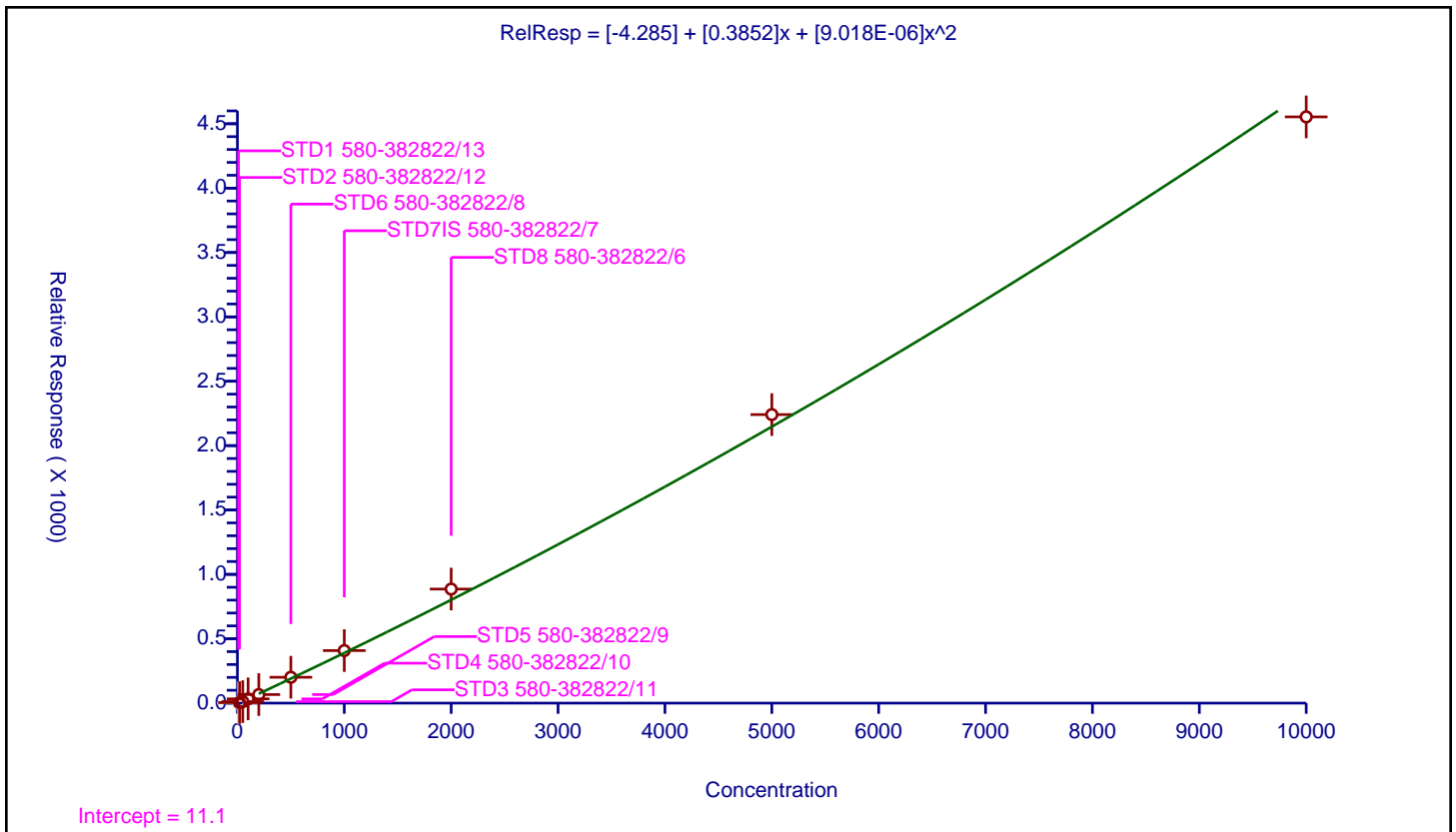
/ 2,4,5-Trichlorophenol

Curve Type: Quadratic
 Weighting: Conc_Sq
 Origin: None
 Dependency: Response
 Calib Mode: ISTD
 Response Base: AREA
 RF Rounding: 0

Curve Coefficients	
Intercept:	-4.285
Slope:	0.3852
Second Order:	9.018E-06

Error Coefficients	
Standard Error:	956000
Relative Standard Error:	10.1
Correlation Coefficient:	0.998
Coefficient of Determination (Adjusted):	0.991

ID	Level	Concentration	Rel. Resp.	IS Amount	IS Response	RRF	Used
1	STD1 580-382822/13	10.0	1.884701	100.0	39688.0	0.18847	N
2	STD2 580-382822/12	20.0	4.029785	100.0	41094.0	0.201489	Y
3	STD3 580-382822/11	50.0	11.680262	100.0	43886.0	0.233605	Y
4	STD4 580-382822/10	100.0	33.267418	100.0	43490.0	0.332674	Y
5	STD5 580-382822/9	200.0	66.412934	100.0	44535.0	0.332065	Y
6	STD6 580-382822/8	500.0	200.877833	100.0	45225.0	0.401756	Y
7	STD7IS 580-382822/7	1000.0	408.318345	100.0	46704.0	0.408318	Y
8	STD8 580-382822/6	2000.0	885.810267	100.0	42270.0	0.442905	Y
9	STD9 580-382822/5	5000.0	2241.152095	100.0	46333.0	0.44823	Y
10	STD10 580-382822/4	10000.0	4553.431232	100.0	45217.0	0.455343	Y



Calibration

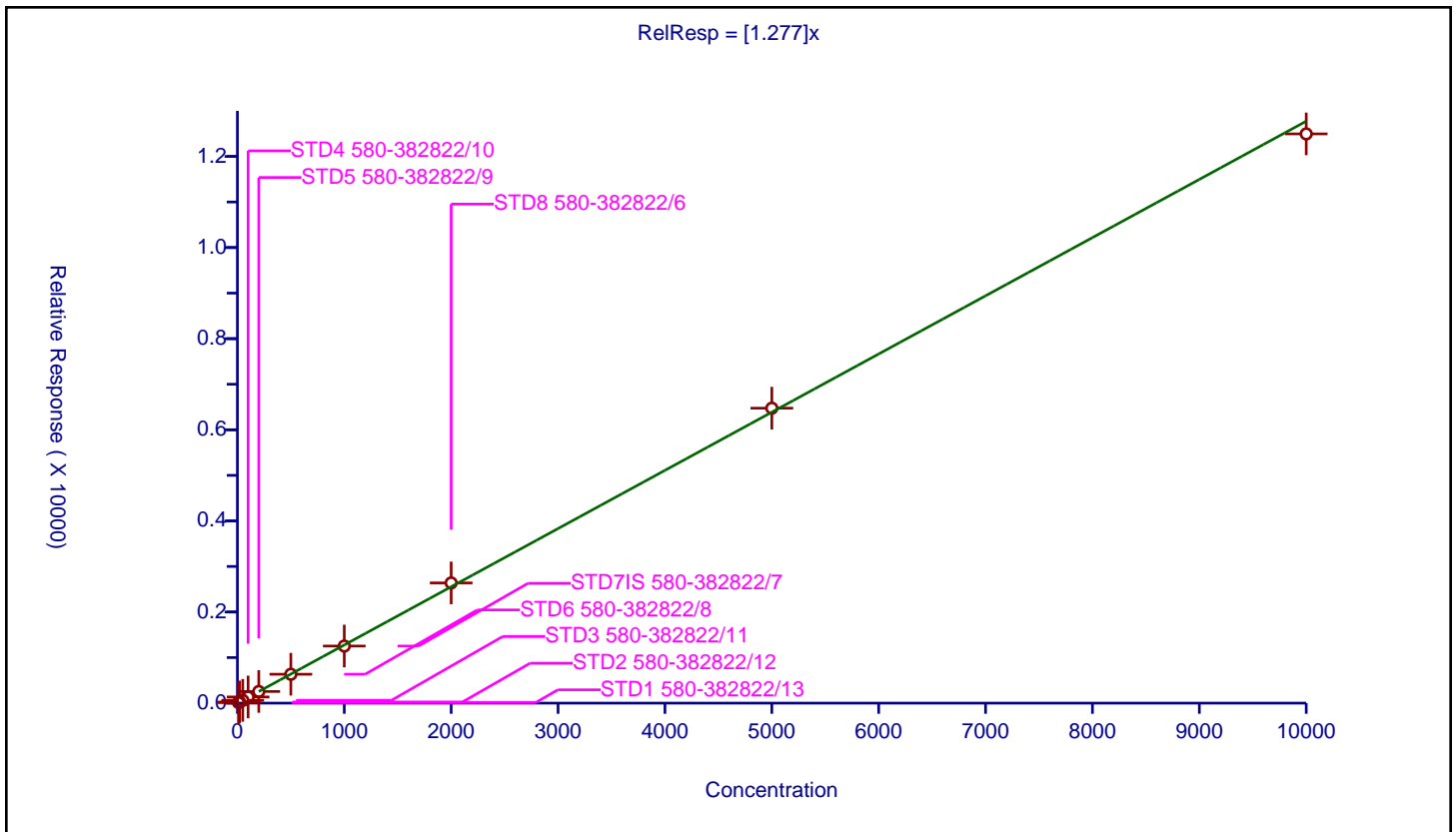
/ 2-Fluorobiphenyl

Curve Type: Average
 Weighting: Conc_Sq
 Origin: Force
 Dependency: Response
 Calib Mode: ISTD
 Response Base: AREA
 RF Rounding: 0

Curve Coefficients	
Intercept:	0
Slope:	1.277

Error Coefficients	
Standard Error:	2170000
Relative Standard Error:	2.8
Correlation Coefficient:	0.999
Coefficient of Determination (Adjusted):	0.999

ID	Level	Concentration	Rel. Resp.	IS Amount	IS Response	RRF	Used
1	STD1 580-382822/13	10.0	12.699053	100.0	39688.0	1.269905	Y
2	STD2 580-382822/12	20.0	25.261595	100.0	41094.0	1.26308	Y
3	STD3 580-382822/11	50.0	61.263273	100.0	43886.0	1.225265	Y
4	STD4 580-382822/10	100.0	135.07243	100.0	43490.0	1.350724	Y
5	STD5 580-382822/9	200.0	255.816773	100.0	44535.0	1.279084	Y
6	STD6 580-382822/8	500.0	633.967938	100.0	45225.0	1.267936	Y
7	STD7IS 580-382822/7	1000.0	1253.350891	100.0	46704.0	1.253351	Y
8	STD8 580-382822/6	2000.0	2638.930684	100.0	42270.0	1.319465	Y
9	STD9 580-382822/5	5000.0	6474.247297	100.0	46333.0	1.294849	Y
10	STD10 580-382822/4	10000.0	12494.851494	100.0	45217.0	1.249485	Y



Calibration

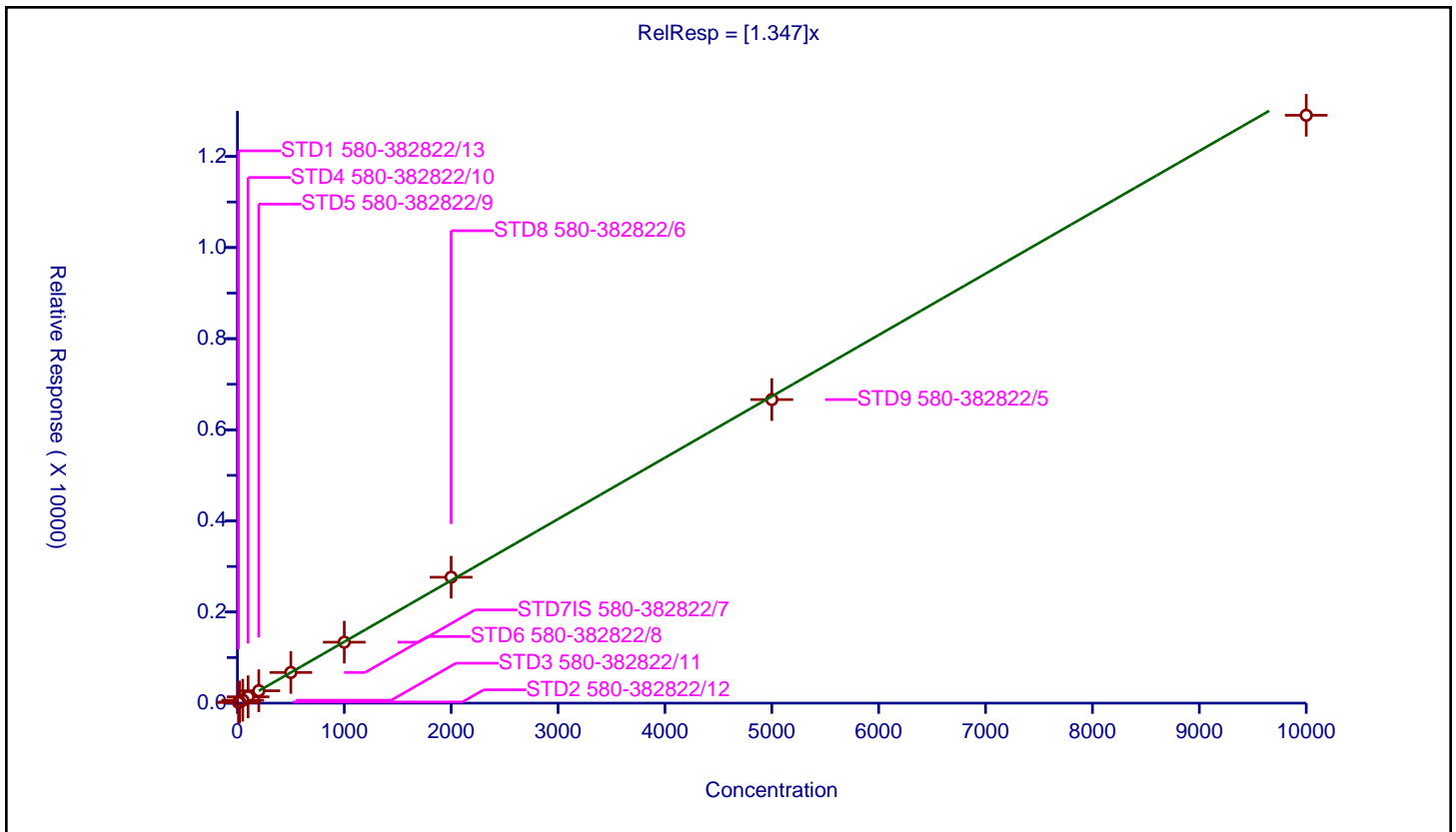
/ 1,1'-Biphenyl

Curve Type: Average
 Weighting: Conc_Sq
 Origin: Force
 Dependency: Response
 Calib Mode: ISTD
 Response Base: AREA
 RF Rounding: 0

Curve Coefficients	
Intercept:	0
Slope:	1.347

Error Coefficients	
Standard Error:	2240000
Relative Standard Error:	4.2
Correlation Coefficient:	0.999
Coefficient of Determination (Adjusted):	0.998

ID	Level	Concentration	Rel. Resp.	IS Amount	IS Response	RRF	Used
1	STD1 580-382822/13	10.0	14.641705	100.0	39688.0	1.464171	Y
2	STD2 580-382822/12	20.0	25.461138	100.0	41094.0	1.273057	Y
3	STD3 580-382822/11	50.0	64.745021	100.0	43886.0	1.2949	Y
4	STD4 580-382822/10	100.0	138.590481	100.0	43490.0	1.385905	Y
5	STD5 580-382822/9	200.0	271.824408	100.0	44535.0	1.359122	Y
6	STD6 580-382822/8	500.0	673.331122	100.0	45225.0	1.346662	Y
7	STD7IS 580-382822/7	1000.0	1337.983899	100.0	46704.0	1.337984	Y
8	STD8 580-382822/6	2000.0	2763.799385	100.0	42270.0	1.3819	Y
9	STD9 580-382822/5	5000.0	6663.518443	100.0	46333.0	1.332704	Y
10	STD10 580-382822/4	10000.0	12903.284163	100.0	45217.0	1.290328	Y



Calibration

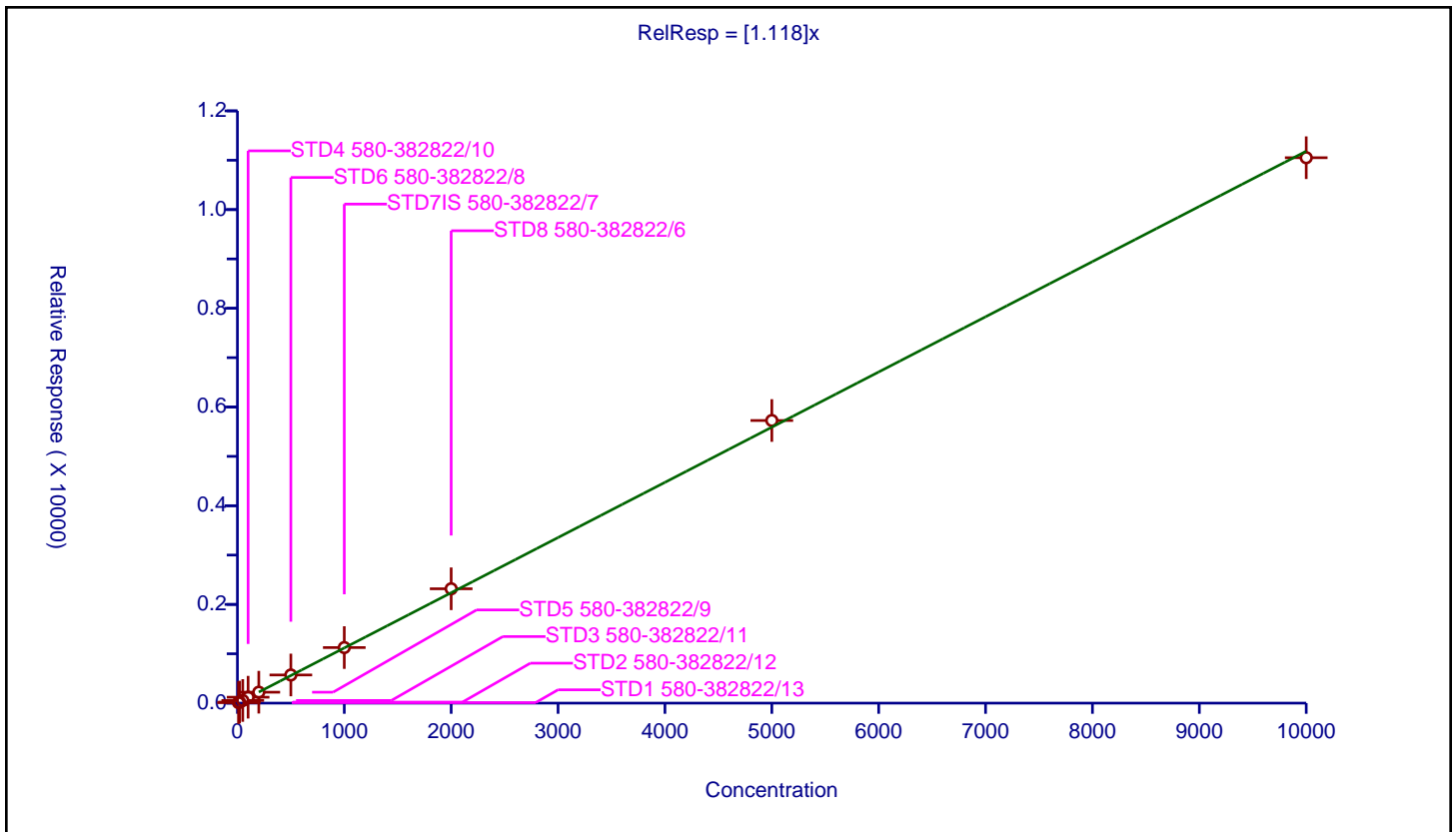
/ 2-Chloronaphthalene

Curve Type: Average
 Weighting: Conc_Sq
 Origin: Force
 Dependency: Response
 Calib Mode: ISTD
 Response Base: AREA
 RF Rounding: 0

Curve Coefficients	
Intercept:	0
Slope:	1.118

Error Coefficients	
Standard Error:	1920000
Relative Standard Error:	4.1
Correlation Coefficient:	0.999
Coefficient of Determination (Adjusted):	0.998

ID	Level	Concentration	Rel. Resp.	IS Amount	IS Response	RRF	Used
1	STD1 580-382822/13	10.0	10.716085	100.0	39688.0	1.071609	Y
2	STD2 580-382822/12	20.0	20.976298	100.0	41094.0	1.048815	Y
3	STD3 580-382822/11	50.0	53.814428	100.0	43886.0	1.076289	Y
4	STD4 580-382822/10	100.0	120.103472	100.0	43490.0	1.201035	Y
5	STD5 580-382822/9	200.0	221.715505	100.0	44535.0	1.108578	Y
6	STD6 580-382822/8	500.0	570.885572	100.0	45225.0	1.141771	Y
7	STD7IS 580-382822/7	1000.0	1125.813635	100.0	46704.0	1.125814	Y
8	STD8 580-382822/6	2000.0	2317.123255	100.0	42270.0	1.158562	Y
9	STD9 580-382822/5	5000.0	5726.579328	100.0	46333.0	1.145316	Y
10	STD10 580-382822/4	10000.0	11051.29929	100.0	45217.0	1.10513	Y



Calibration

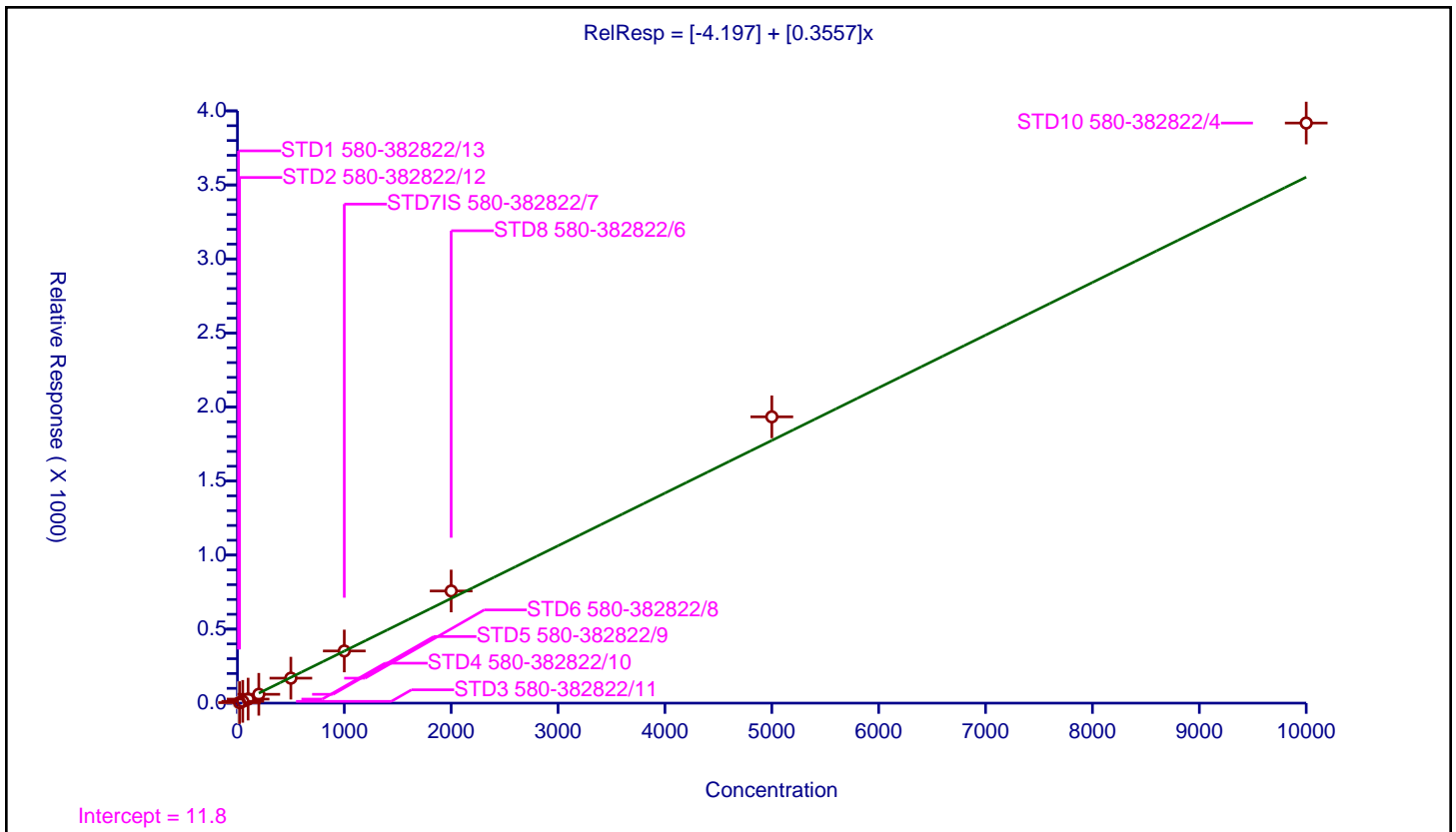
/ 2-Nitroaniline

Curve Type: Linear
 Weighting: Conc_Sq
 Origin: None
 Dependency: Response
 Calib Mode: ISTD
 Response Base: AREA
 RF Rounding: 0

Curve Coefficients	
Intercept:	-4.197
Slope:	0.3557

Error Coefficients	
Standard Error:	762000
Relative Standard Error:	9.3
Correlation Coefficient:	1.000
Coefficient of Determination (Adjusted):	0.991

ID	Level	Concentration	Rel. Resp.	IS Amount	IS Response	RRF	Used
1	STD1 580-382822/13	10.0	2.892562	100.0	39688.0	0.289256	N
2	STD2 580-382822/12	20.0	3.409257	100.0	41094.0	0.170463	Y
3	STD3 580-382822/11	50.0	11.960534	100.0	43886.0	0.239211	Y
4	STD4 580-382822/10	100.0	27.325822	100.0	43490.0	0.273258	Y
5	STD5 580-382822/9	200.0	59.712586	100.0	44535.0	0.298563	Y
6	STD6 580-382822/8	500.0	168.661139	100.0	45225.0	0.337322	Y
7	STD7IS 580-382822/7	1000.0	352.37667	100.0	46704.0	0.352377	Y
8	STD8 580-382822/6	2000.0	757.402413	100.0	42270.0	0.378701	Y
9	STD9 580-382822/5	5000.0	1933.580817	100.0	46333.0	0.386716	Y
10	STD10 580-382822/4	10000.0	3917.884866	100.0	45217.0	0.391788	Y



Calibration

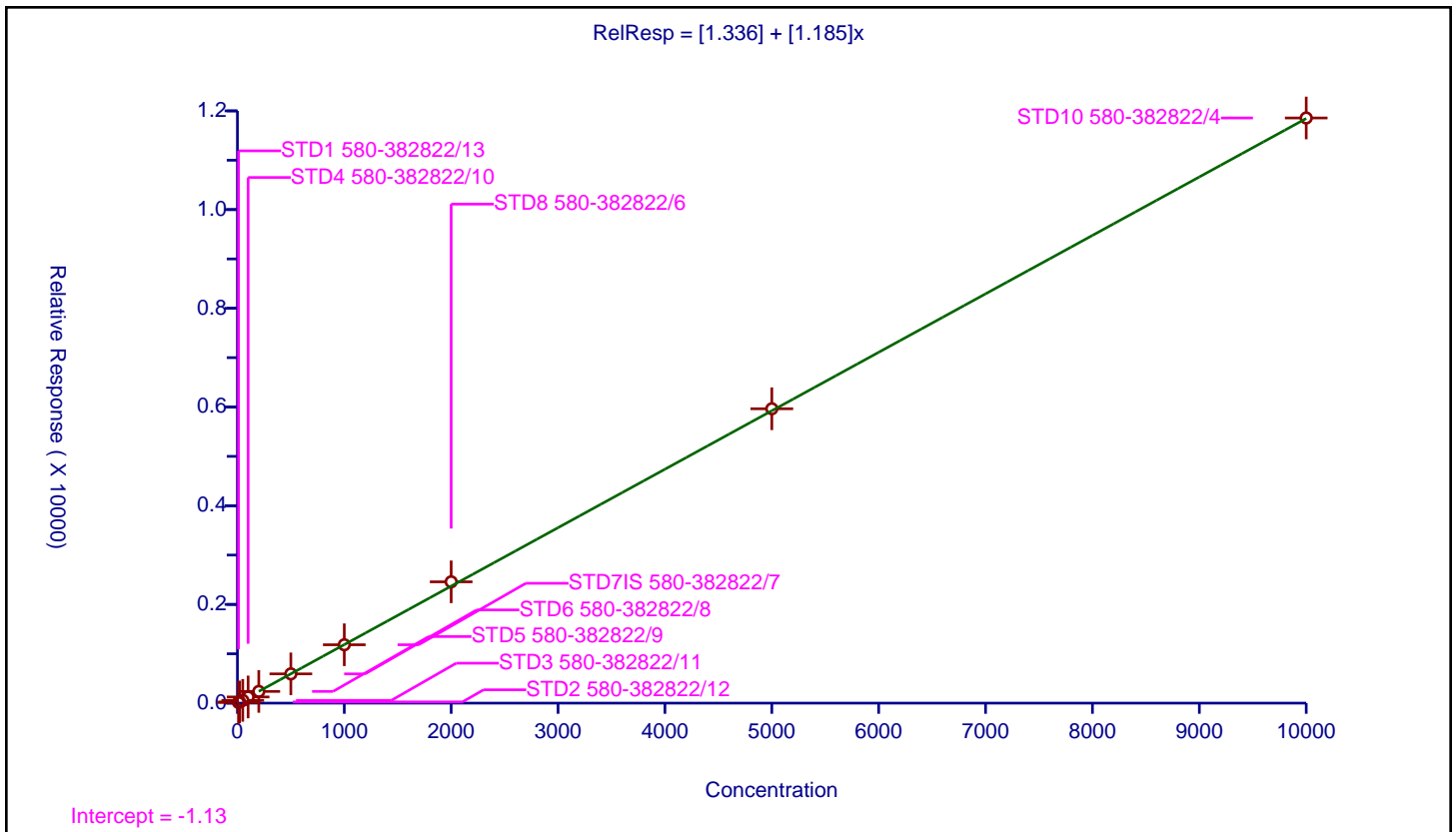
/ Dimethyl phthalate

Curve Type: Linear
 Weighting: Conc_Sq
 Origin: None
 Dependency: Response
 Calib Mode: ISTD
 Response Base: AREA
 RF Rounding: 0

Curve Coefficients	
Intercept:	1.336
Slope:	1.185

Error Coefficients	
Standard Error:	2170000
Relative Standard Error:	3.6
Correlation Coefficient:	1.000
Coefficient of Determination (Adjusted):	0.999

ID	Level	Concentration	Rel. Resp.	IS Amount	IS Response	RRF	Used
1	STD1 580-382822/13	10.0	13.457468	100.0	39688.0	1.345747	Y
2	STD2 580-382822/12	20.0	24.453692	100.0	41094.0	1.222685	Y
3	STD3 580-382822/11	50.0	56.038372	100.0	43886.0	1.120767	Y
4	STD4 580-382822/10	100.0	124.670039	100.0	43490.0	1.2467	Y
5	STD5 580-382822/9	200.0	237.116874	100.0	44535.0	1.185584	Y
6	STD6 580-382822/8	500.0	592.937535	100.0	45225.0	1.185875	Y
7	STD7IS 580-382822/7	1000.0	1182.457605	100.0	46704.0	1.182458	Y
8	STD8 580-382822/6	2000.0	2457.951266	100.0	42270.0	1.228976	Y
9	STD9 580-382822/5	5000.0	5964.276002	100.0	46333.0	1.192855	Y
10	STD10 580-382822/4	10000.0	11856.63799	100.0	45217.0	1.185664	Y



Calibration

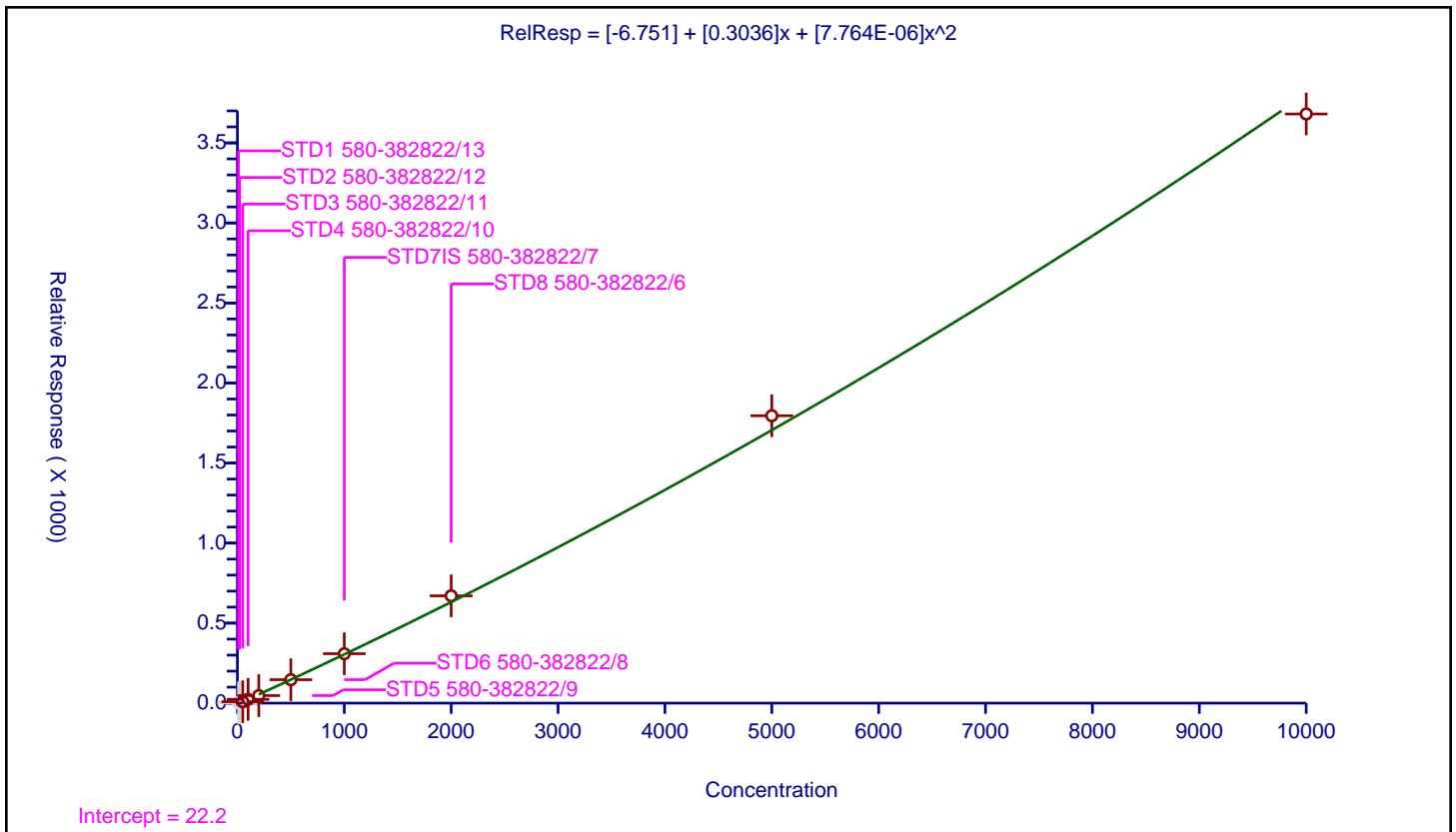
/ 1,3-Dinitrobenzene

Curve Type: Quadratic
 Weighting: Conc_Sq
 Origin: None
 Dependency: Response
 Calib Mode: ISTD
 Response Base: AREA
 RF Rounding: 0

Curve Coefficients	
Intercept:	-6.751
Slope:	0.3036
Second Order:	7.764E-06

Error Coefficients	
Standard Error:	442000
Relative Standard Error:	6.5
Correlation Coefficient:	0.998
Coefficient of Determination (Adjusted):	0.996

ID	Level	Concentration	Rel. Resp.	IS Amount	IS Response	RRF	Used
1	STD1 580-382822/13	10.0	1.251337	100.0	21497.0	0.125134	N
2	STD2 580-382822/12	20.0	4.072593	100.0	23253.0	0.20363	N
3	STD3 580-382822/11	50.0	8.855961	100.0	26118.0	0.177119	Y
4	STD4 580-382822/10	100.0	23.753029	100.0	23938.0	0.23753	Y
5	STD5 580-382822/9	200.0	47.009448	100.0	24661.0	0.235047	Y
6	STD6 580-382822/8	500.0	146.370901	100.0	24028.0	0.292742	Y
7	STD7IS 580-382822/7	1000.0	308.746299	100.0	25668.0	0.308746	Y
8	STD8 580-382822/6	2000.0	670.384368	100.0	23285.0	0.335192	Y
9	STD9 580-382822/5	5000.0	1795.472945	100.0	24210.0	0.359095	Y
10	STD10 580-382822/4	10000.0	3680.692091	100.0	23783.0	0.368069	Y



Calibration

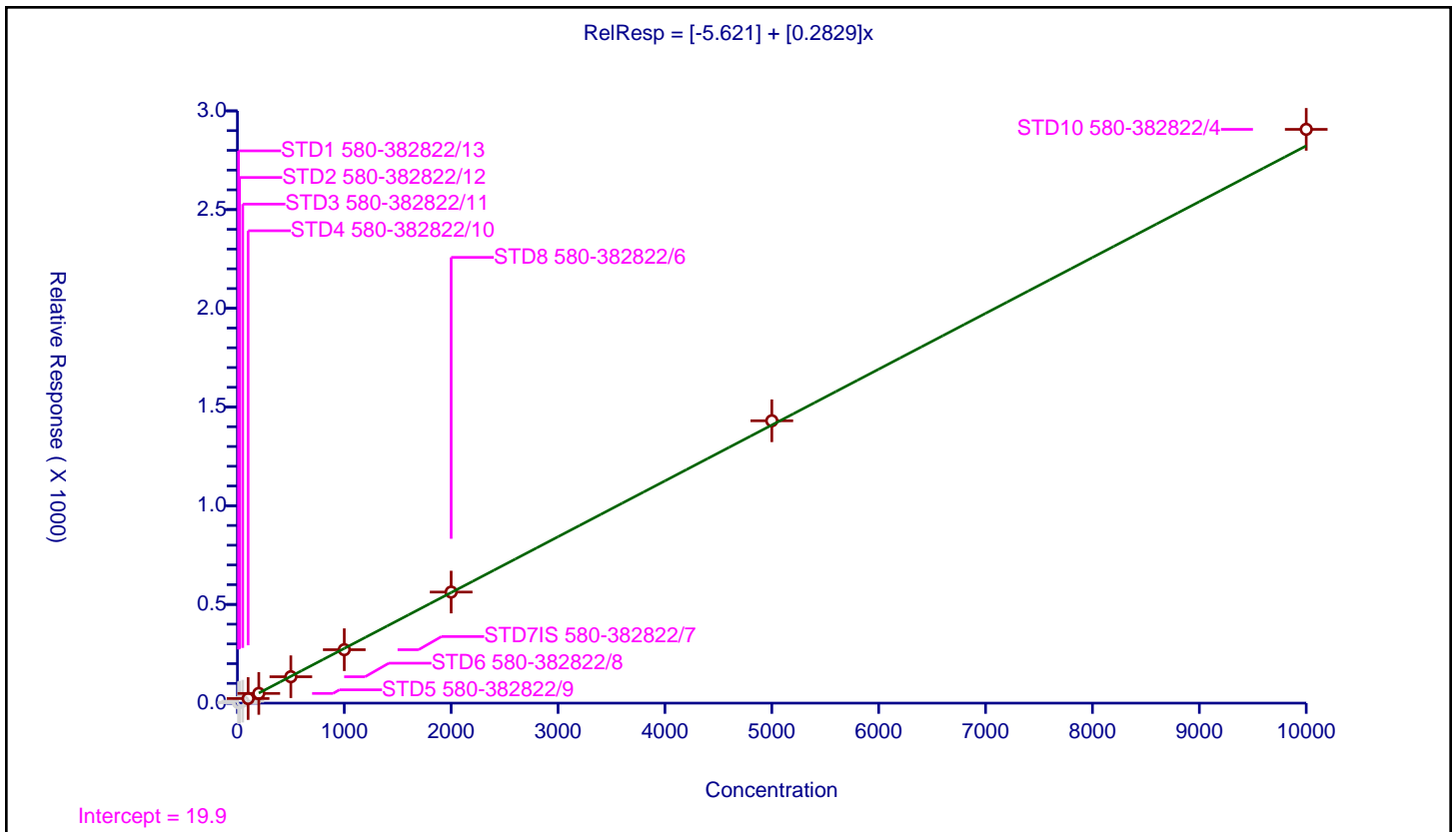
/ 2,6-Dinitrotoluene

Curve Type: Linear
 Weighting: Conc_Sq
 Origin: None
 Dependency: Response
 Calib Mode: ISTD
 Response Base: AREA
 RF Rounding: 0

Curve Coefficients	
Intercept:	-5.621
Slope:	0.2829

Error Coefficients	
Standard Error:	668000
Relative Standard Error:	2.6
Correlation Coefficient:	1.000
Coefficient of Determination (Adjusted):	0.999

ID	Level	Concentration	Rel. Resp.	IS Amount	IS Response	RRF	Used
1	STD1 580-382822/13	10.0	2.058557	100.0	39688.0	0.205856	N
2	STD2 580-382822/12	20.0	4.866891	100.0	41094.0	0.243345	N
3	STD3 580-382822/11	50.0	9.914323	100.0	43886.0	0.198286	N
4	STD4 580-382822/10	100.0	23.244424	100.0	43490.0	0.232444	Y
5	STD5 580-382822/9	200.0	49.134389	100.0	44535.0	0.245672	Y
6	STD6 580-382822/8	500.0	133.720287	100.0	45225.0	0.267441	Y
7	STD7IS 580-382822/7	1000.0	270.743405	100.0	46704.0	0.270743	Y
8	STD8 580-382822/6	2000.0	562.704045	100.0	42270.0	0.281352	Y
9	STD9 580-382822/5	5000.0	1430.239786	100.0	46333.0	0.286048	Y
10	STD10 580-382822/4	10000.0	2906.400248	100.0	45217.0	0.29064	Y



Calibration

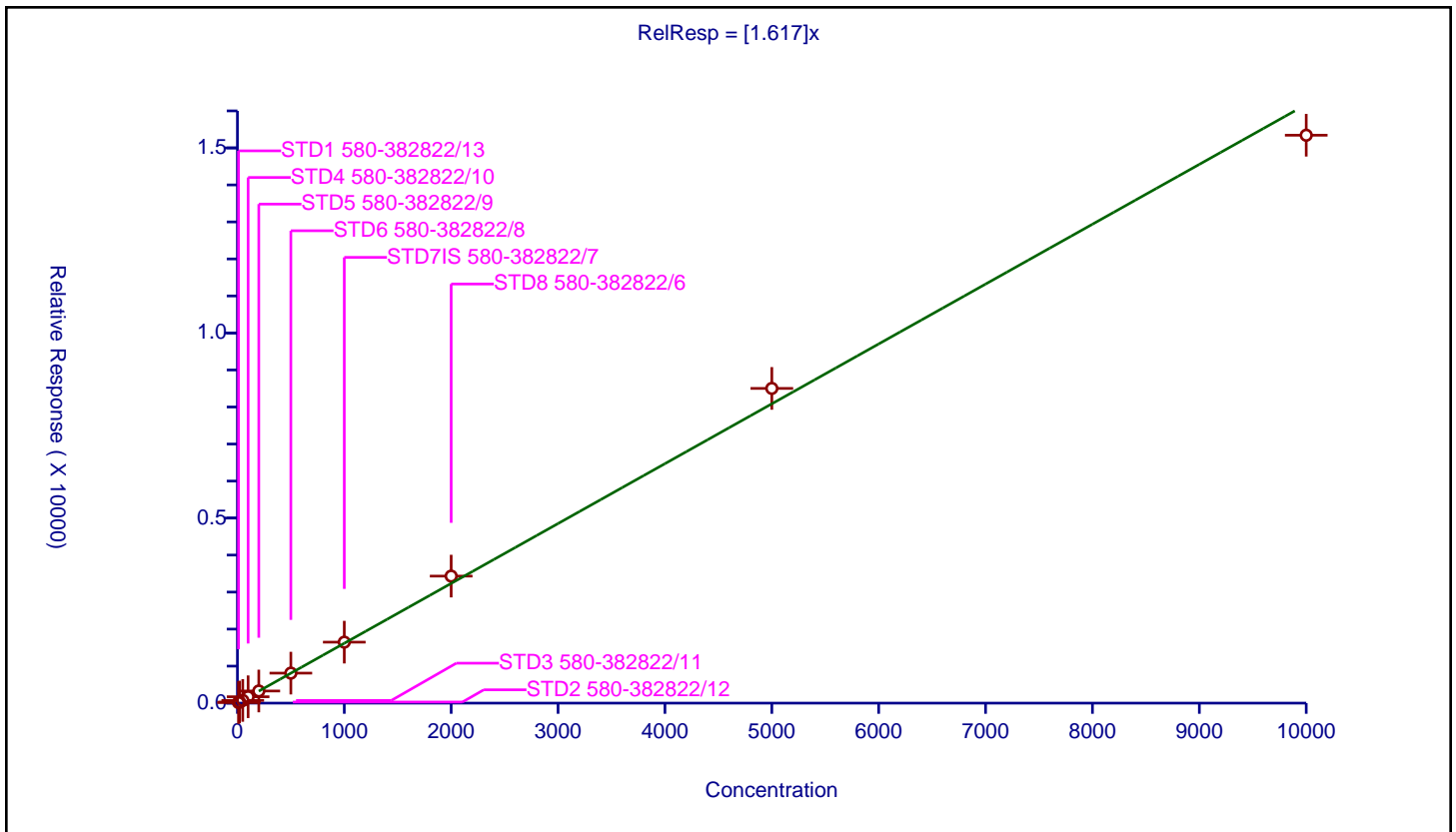
/ Acenaphthylene

Curve Type: Average
 Weighting: Conc_Sq
 Origin: Force
 Dependency: Response
 Calib Mode: ISTD
 Response Base: AREA
 RF Rounding: 0

Curve Coefficients	
Intercept:	0
Slope:	1.617

Error Coefficients	
Standard Error:	2710000
Relative Standard Error:	5.9
Correlation Coefficient:	0.996
Coefficient of Determination (Adjusted):	0.996

ID	Level	Concentration	Rel. Resp.	IS Amount	IS Response	RRF	Used
1	STD1 580-382822/13	10.0	16.486092	100.0	39688.0	1.648609	Y
2	STD2 580-382822/12	20.0	29.49579	100.0	41094.0	1.47479	Y
3	STD3 580-382822/11	50.0	73.248872	100.0	43886.0	1.464977	Y
4	STD4 580-382822/10	100.0	172.48333	100.0	43490.0	1.724833	Y
5	STD5 580-382822/9	200.0	328.03413	100.0	44535.0	1.640171	Y
6	STD6 580-382822/8	500.0	810.713101	100.0	45225.0	1.621426	Y
7	STD7IS 580-382822/7	1000.0	1647.222936	100.0	46704.0	1.647223	Y
8	STD8 580-382822/6	2000.0	3431.689141	100.0	42270.0	1.715845	Y
9	STD9 580-382822/5	5000.0	8502.505773	100.0	46333.0	1.700501	Y
10	STD10 580-382822/4	10000.0	15342.165557	100.0	45217.0	1.534217	Y



Calibration

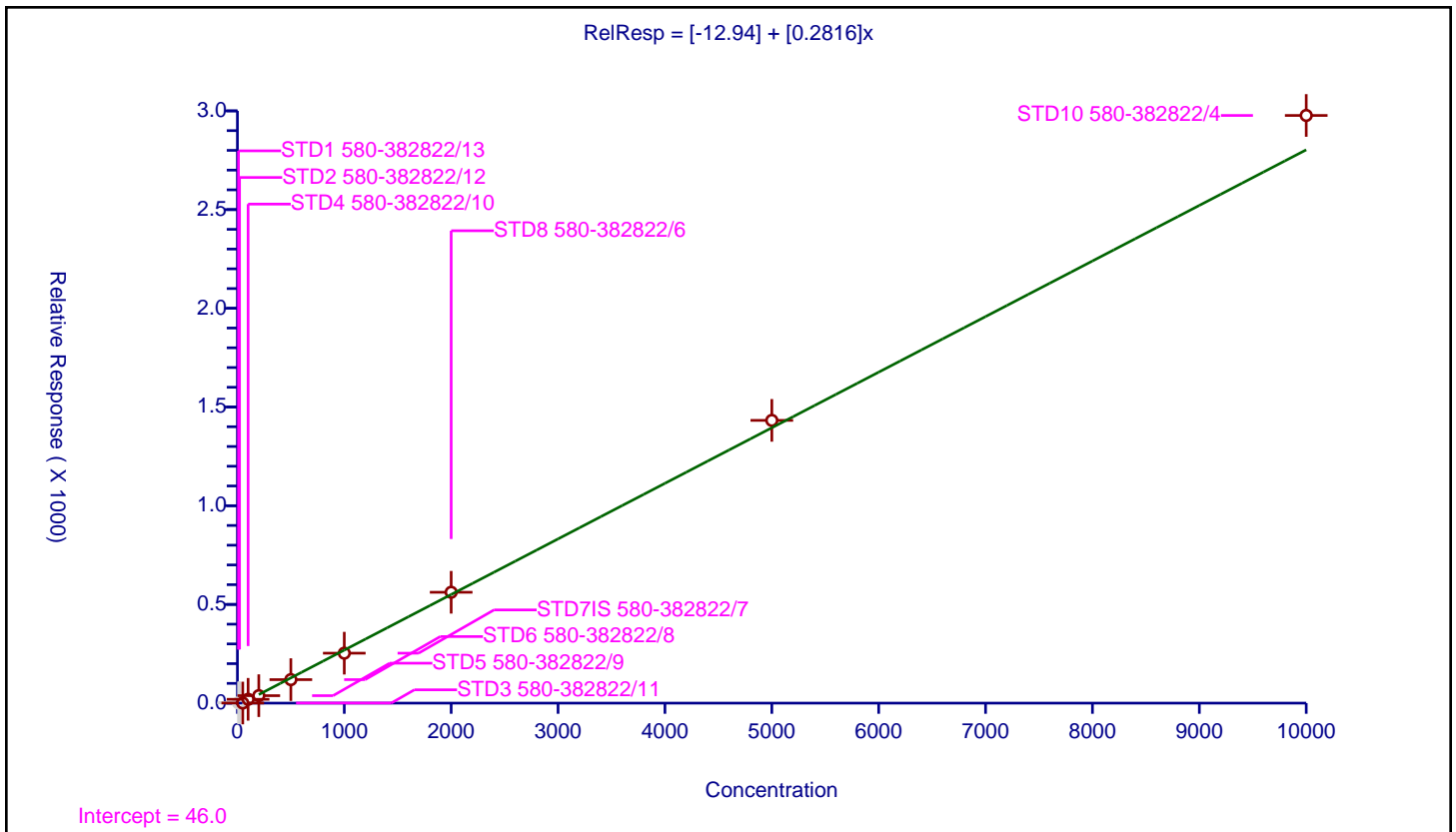
/ 3-Nitroaniline

Curve Type: Linear
 Weighting: Conc_Sq
 Origin: None
 Dependency: Response
 Calib Mode: ISTD
 Response Base: AREA
 RF Rounding: 0

Curve Coefficients	
Intercept:	-12.94
Slope:	0.2816

Error Coefficients	
Standard Error:	621000
Relative Standard Error:	8.7
Correlation Coefficient:	1.000
Coefficient of Determination (Adjusted):	0.991

ID	Level	Concentration	Rel. Resp.	IS Amount	IS Response	RRF	Used
1	STD1 580-382822/13	10.0	1.242189	100.0	39688.0	0.124219	N
2	STD2 580-382822/12	20.0	2.233903	100.0	41094.0	0.111695	N
3	STD3 580-382822/11	50.0	0.546871	100.0	43886.0	0.010937	Y
4	STD4 580-382822/10	100.0	19.40676	100.0	43490.0	0.194068	Y
5	STD5 580-382822/9	200.0	37.905019	100.0	44535.0	0.189525	Y
6	STD6 580-382822/8	500.0	118.99613	100.0	45225.0	0.237992	Y
7	STD7IS 580-382822/7	1000.0	253.089671	100.0	46704.0	0.25309	Y
8	STD8 580-382822/6	2000.0	561.577951	100.0	42270.0	0.280789	Y
9	STD9 580-382822/5	5000.0	1432.238361	100.0	46333.0	0.286448	Y
10	STD10 580-382822/4	10000.0	2976.847203	100.0	45217.0	0.297685	Y



Calibration

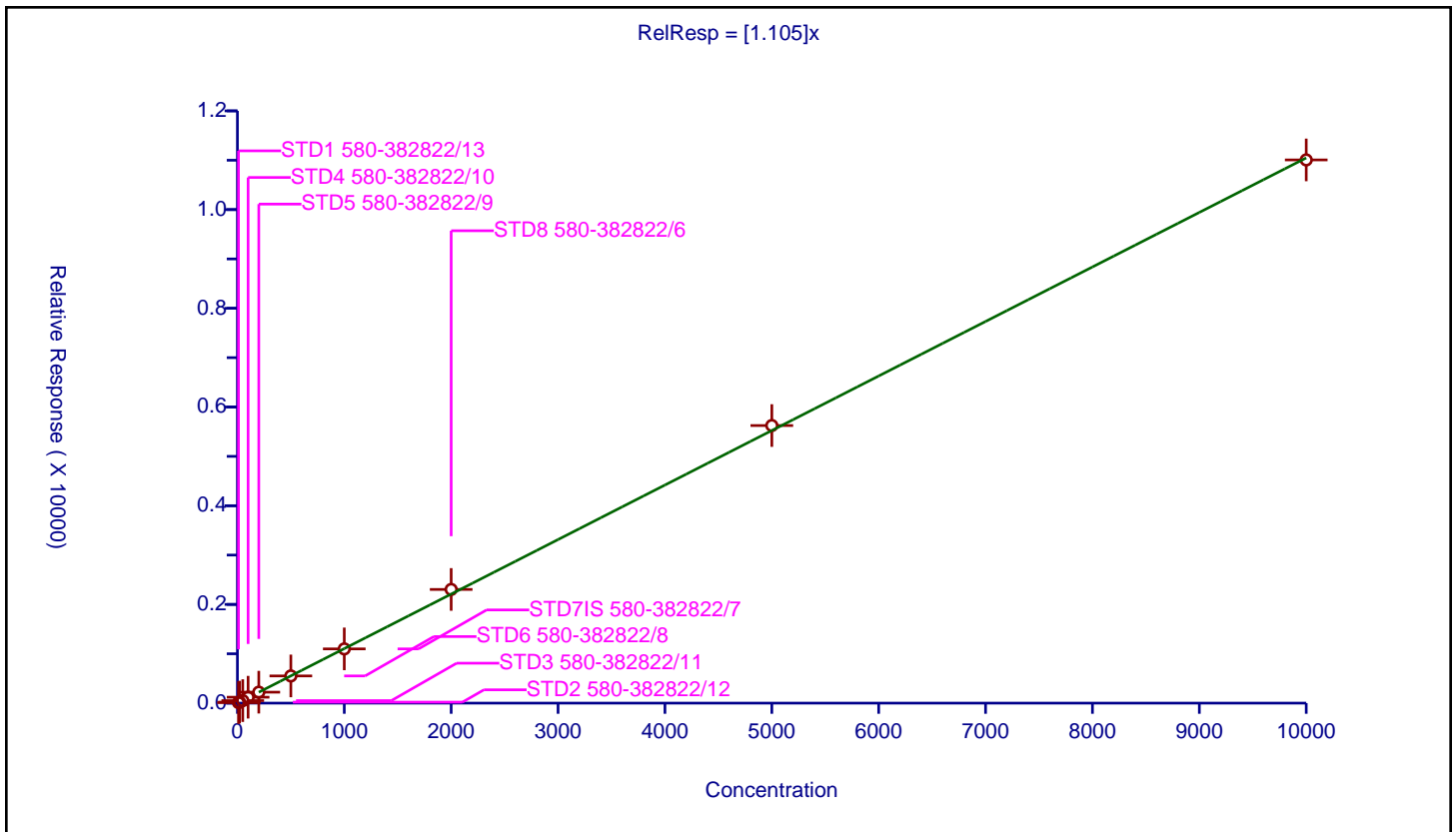
/ Acenaphthene

Curve Type: Average
 Weighting: Conc_Sq
 Origin: Force
 Dependency: Response
 Calib Mode: ISTD
 Response Base: AREA
 RF Rounding: 0

Curve Coefficients	
Intercept:	0
Slope:	1.105

Error Coefficients	
Standard Error:	1910000
Relative Standard Error:	4.9
Correlation Coefficient:	0.999
Coefficient of Determination (Adjusted):	0.997

ID	Level	Concentration	Rel. Resp.	IS Amount	IS Response	RRF	Used
1	STD1 580-382822/13	10.0	11.199859	100.0	39688.0	1.119986	Y
2	STD2 580-382822/12	20.0	20.2852	100.0	41094.0	1.01426	Y
3	STD3 580-382822/11	50.0	51.253247	100.0	43886.0	1.025065	Y
4	STD4 580-382822/10	100.0	119.990802	100.0	43490.0	1.199908	Y
5	STD5 580-382822/9	200.0	221.879421	100.0	44535.0	1.109397	Y
6	STD6 580-382822/8	500.0	551.234936	100.0	45225.0	1.10247	Y
7	STD7IS 580-382822/7	1000.0	1098.923004	100.0	46704.0	1.098923	Y
8	STD8 580-382822/6	2000.0	2303.548616	100.0	42270.0	1.151774	Y
9	STD9 580-382822/5	5000.0	5624.766365	100.0	46333.0	1.124953	Y
10	STD10 580-382822/4	10000.0	11006.249862	100.0	45217.0	1.100625	Y



Calibration

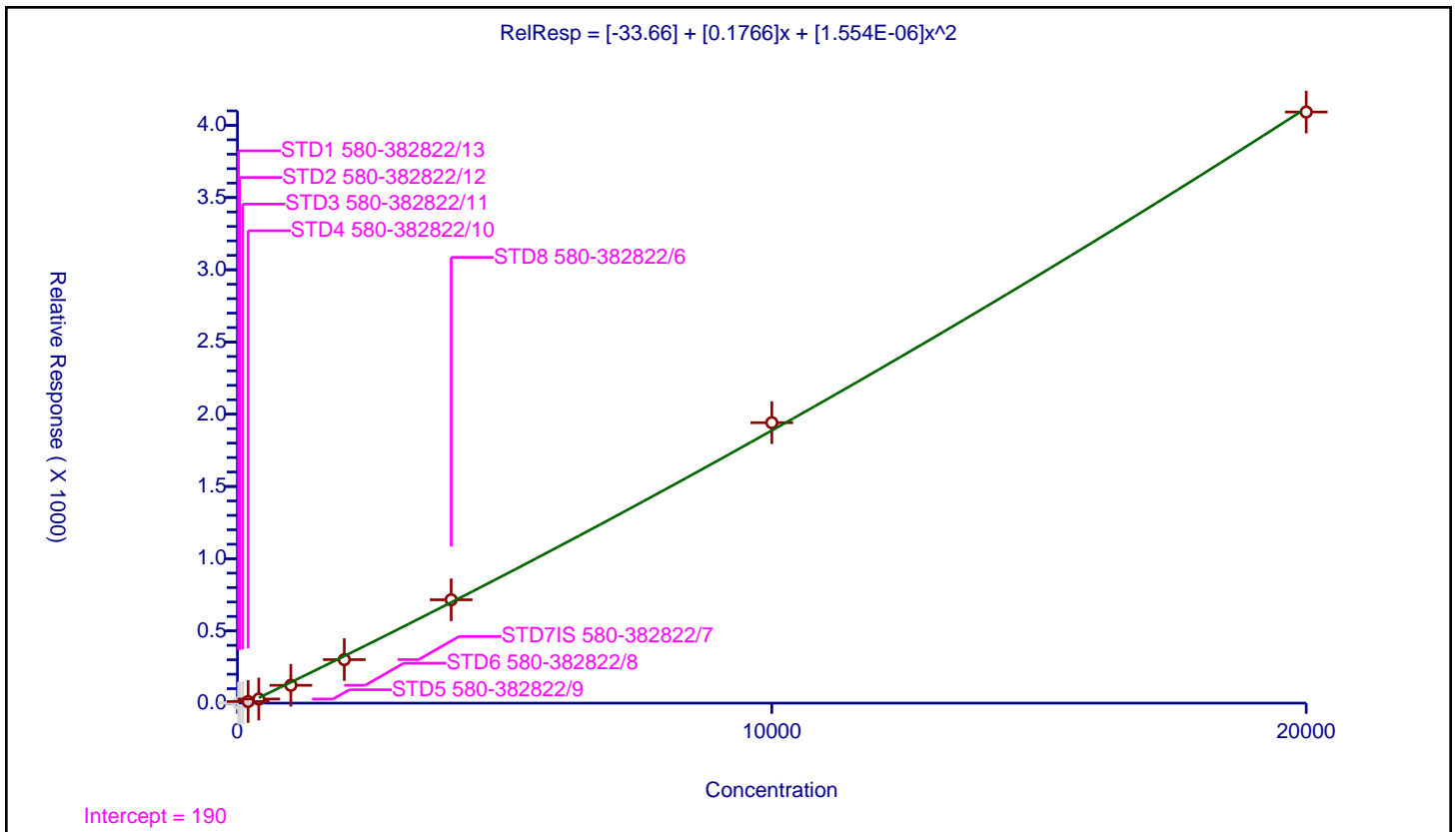
/ 2,4-Dinitrophenol

Curve Type: Quadratic
 Weighting: Conc
 Origin: None
 Dependency: Response
 Calib Mode: ISTD
 Response Base: AREA
 RF Rounding: 0

Curve Coefficients	
Intercept:	-33.66
Slope:	0.1766
Second Order:	1.554E-06

Error Coefficients	
Standard Error:	1040000
Relative Standard Error:	16.2
Correlation Coefficient:	0.999
Coefficient of Determination (Adjusted):	0.999

ID	Level	Concentration	Rel. Resp.	IS Amount	IS Response	RRF	Used
1	STD1 580-382822/13	20.0	0.0	100.0	39688.0	0.0	N
2	STD2 580-382822/12	40.0	0.0	100.0	41094.0	0.0	N
3	STD3 580-382822/11	100.0	2.223944	100.0	43886.0	0.022239	N
4	STD4 580-382822/10	200.0	11.071511	100.0	43490.0	0.055358	Y
5	STD5 580-382822/9	400.0	28.395644	100.0	44535.0	0.070989	Y
6	STD6 580-382822/8	1000.0	123.407407	100.0	45225.0	0.123407	Y
7	STD7IS 580-382822/7	2000.0	301.143371	100.0	46704.0	0.150572	Y
8	STD8 580-382822/6	4000.0	715.400994	100.0	42270.0	0.17885	Y
9	STD9 580-382822/5	10000.0	1941.555695	100.0	46333.0	0.194156	Y
10	STD10 580-382822/4	20000.0	4092.093682	100.0	45217.0	0.204605	Y



Calibration

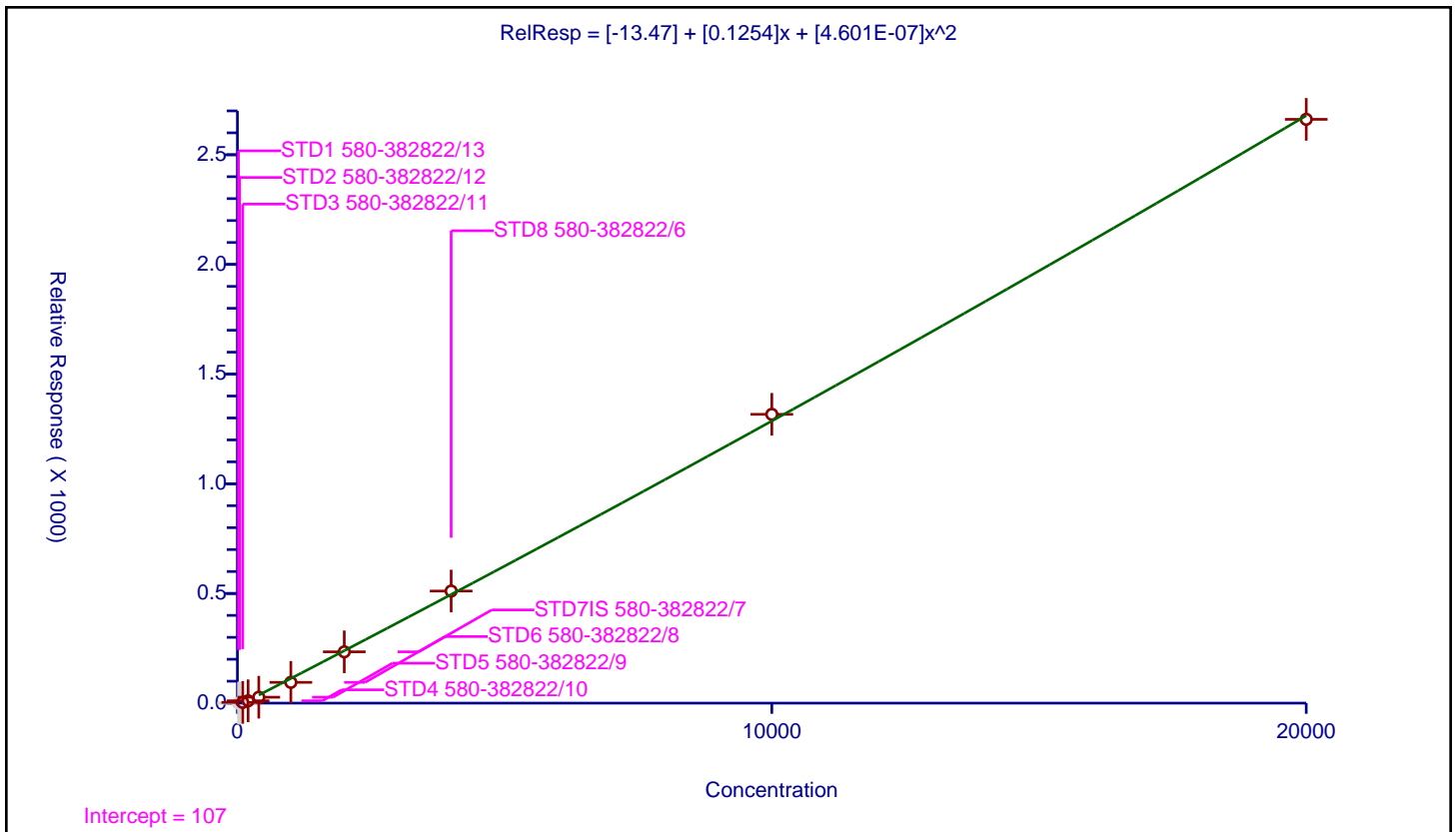
/ 4-Nitrophenol

Curve Type: Quadratic
 Weighting: Conc
 Origin: None
 Dependency: Response
 Calib Mode: ISTD
 Response Base: AREA
 RF Rounding: 0

Curve Coefficients	
Intercept:	-13.47
Slope:	0.1254
Second Order:	4.601E-07

Error Coefficients	
Standard Error:	612000
Relative Standard Error:	18.9
Correlation Coefficient:	0.999
Coefficient of Determination (Adjusted):	0.998

ID	Level	Concentration	Rel. Resp.	IS Amount	IS Response	RRF	Used
1	STD1 580-382822/13	20.0	0.0	100.0	39688.0	0.0	N
2	STD2 580-382822/12	40.0	0.338249	100.0	41094.0	0.008456	N
3	STD3 580-382822/11	100.0	3.397439	100.0	43886.0	0.033974	Y
4	STD4 580-382822/10	200.0	10.655323	100.0	43490.0	0.053277	Y
5	STD5 580-382822/9	400.0	27.05288	100.0	44535.0	0.067632	Y
6	STD6 580-382822/8	1000.0	94.726368	100.0	45225.0	0.094726	Y
7	STD7IS 580-382822/7	2000.0	233.866478	100.0	46704.0	0.116933	Y
8	STD8 580-382822/6	4000.0	510.998344	100.0	42270.0	0.12775	Y
9	STD9 580-382822/5	10000.0	1316.629616	100.0	46333.0	0.131663	Y
10	STD10 580-382822/4	20000.0	2661.395051	100.0	45217.0	0.13307	Y



Calibration

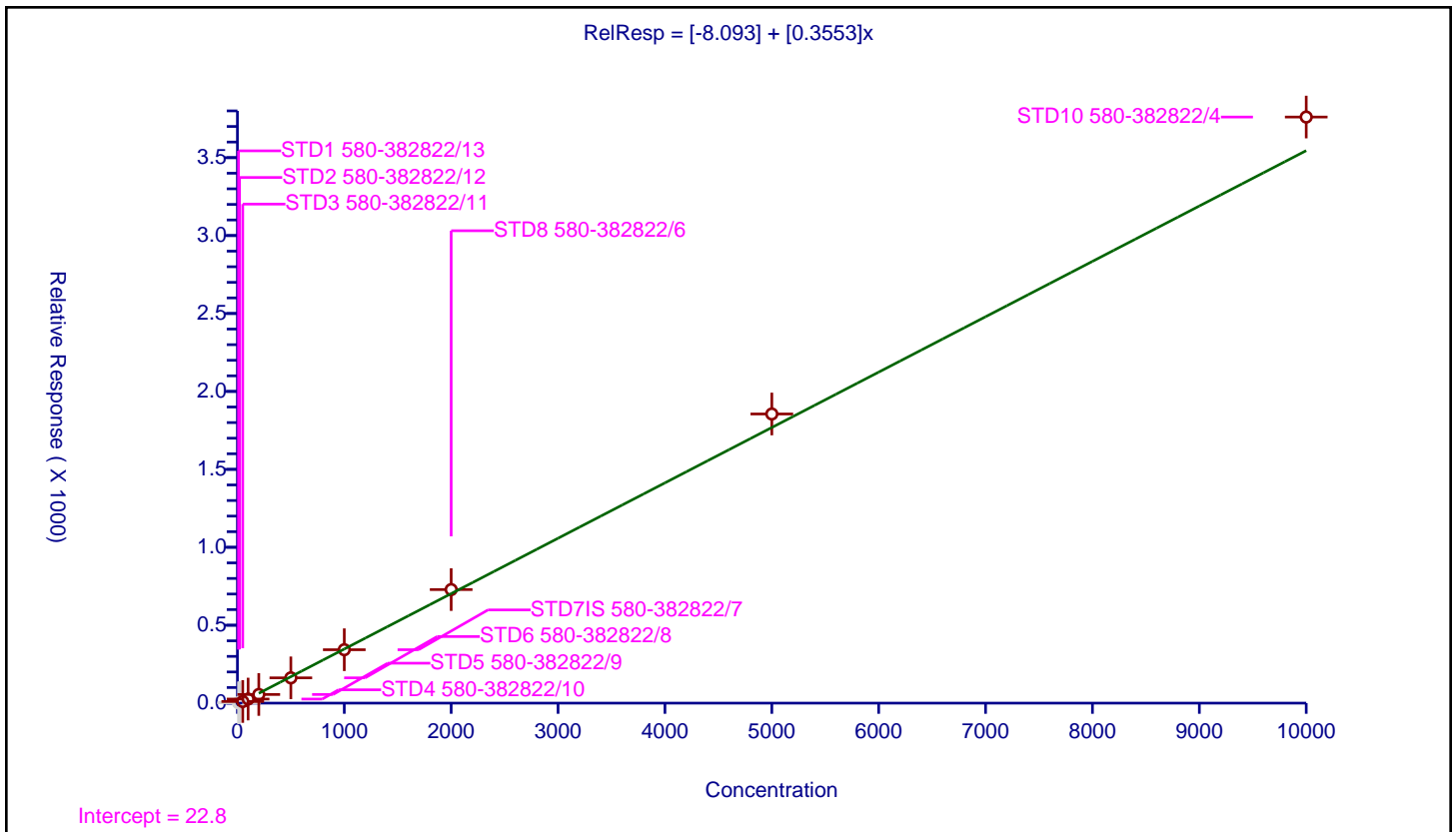
/ 2,4-Dinitrotoluene

Curve Type: Linear
 Weighting: Conc_Sq
 Origin: None
 Dependency: Response
 Calib Mode: ISTD
 Response Base: AREA
 RF Rounding: 0

Curve Coefficients	
Intercept:	-8.093
Slope:	0.3553

Error Coefficients	
Standard Error:	790000
Relative Standard Error:	6.3
Correlation Coefficient:	1.000
Coefficient of Determination (Adjusted):	0.995

ID	Level	Concentration	Rel. Resp.	IS Amount	IS Response	RRF	Used
1	STD1 580-382822/13	10.0	1.846906	100.0	39688.0	0.184691	N
2	STD2 580-382822/12	20.0	3.599066	100.0	41094.0	0.179953	N
3	STD3 580-382822/11	50.0	10.483981	100.0	43886.0	0.20968	Y
4	STD4 580-382822/10	100.0	26.298	100.0	43490.0	0.26298	Y
5	STD5 580-382822/9	200.0	55.414842	100.0	44535.0	0.277074	Y
6	STD6 580-382822/8	500.0	162.299613	100.0	45225.0	0.324599	Y
7	STD7IS 580-382822/7	1000.0	342.803614	100.0	46704.0	0.342804	Y
8	STD8 580-382822/6	2000.0	728.578188	100.0	42270.0	0.364289	Y
9	STD9 580-382822/5	5000.0	1855.269462	100.0	46333.0	0.371054	Y
10	STD10 580-382822/4	10000.0	3760.481677	100.0	45217.0	0.376048	Y



Calibration

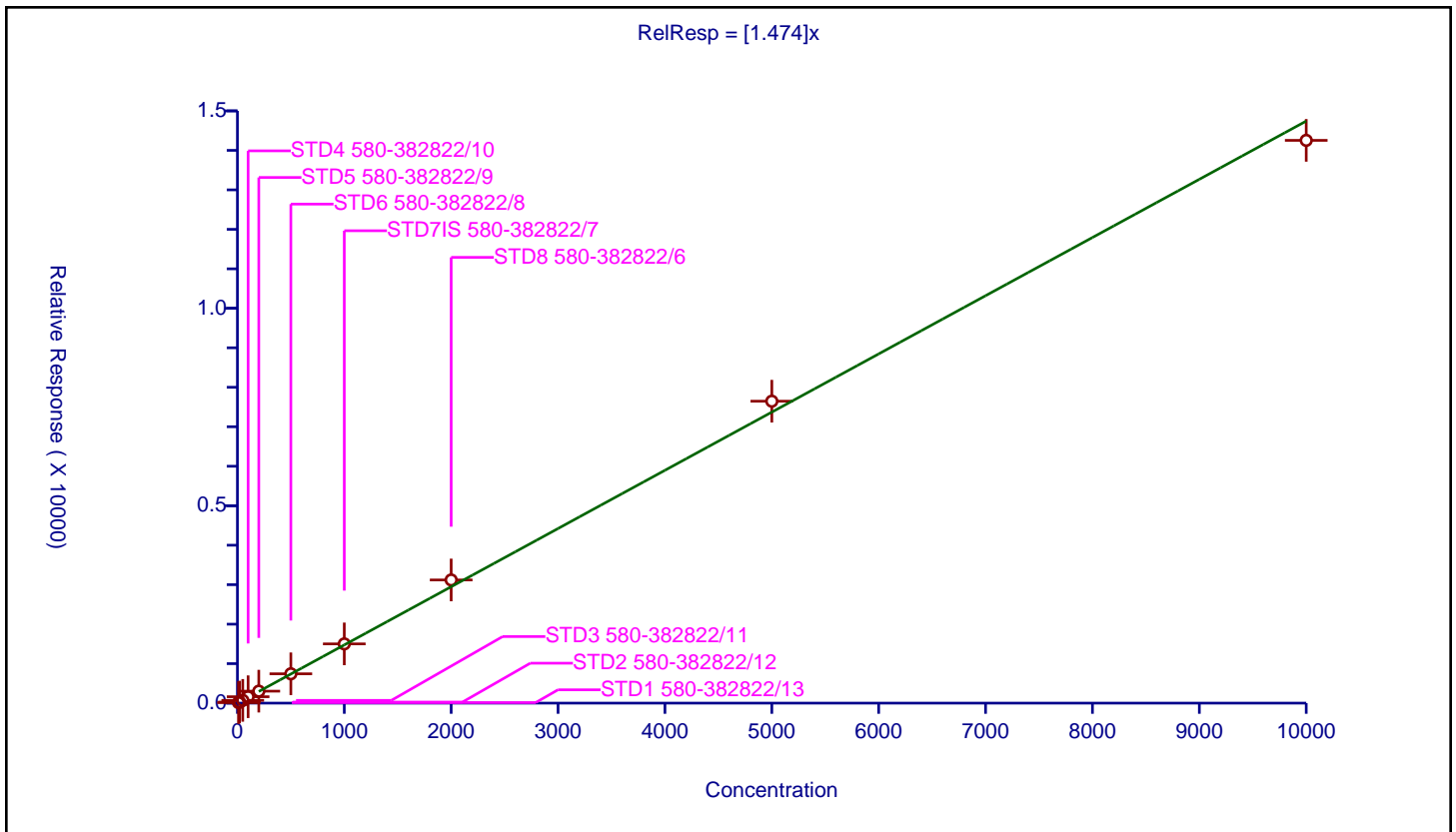
/ Dibenzofuran

Curve Type: Average
 Weighting: Conc_Sq
 Origin: Force
 Dependency: Response
 Calib Mode: ISTD
 Response Base: AREA
 RF Rounding: 0

Curve Coefficients	
Intercept:	0
Slope:	1.474

Error Coefficients	
Standard Error:	2500000
Relative Standard Error:	6.2
Correlation Coefficient:	0.998
Coefficient of Determination (Adjusted):	0.995

ID	Level	Concentration	Rel. Resp.	IS Amount	IS Response	RRF	Used
1	STD1 580-382822/13	10.0	13.674158	100.0	39688.0	1.367416	Y
2	STD2 580-382822/12	20.0	26.624325	100.0	41094.0	1.331216	Y
3	STD3 580-382822/11	50.0	70.033724	100.0	43886.0	1.400674	Y
4	STD4 580-382822/10	100.0	162.428144	100.0	43490.0	1.624281	Y
5	STD5 580-382822/9	200.0	303.177276	100.0	44535.0	1.515886	Y
6	STD6 580-382822/8	500.0	743.343284	100.0	45225.0	1.486687	Y
7	STD7IS 580-382822/7	1000.0	1500.869305	100.0	46704.0	1.500869	Y
8	STD8 580-382822/6	2000.0	3119.325763	100.0	42270.0	1.559663	Y
9	STD9 580-382822/5	5000.0	7647.031274	100.0	46333.0	1.529406	Y
10	STD10 580-382822/4	10000.0	14253.546233	100.0	45217.0	1.425355	Y



Calibration

/ 2,3,5,6-Tetrachlorophenol

Curve Type: Quadratic
 Weighting: Conc_Sq
 Origin: None
 Dependency: Response
 Calib Mode: ISTD
 Response Base: AREA
 RF Rounding: 0

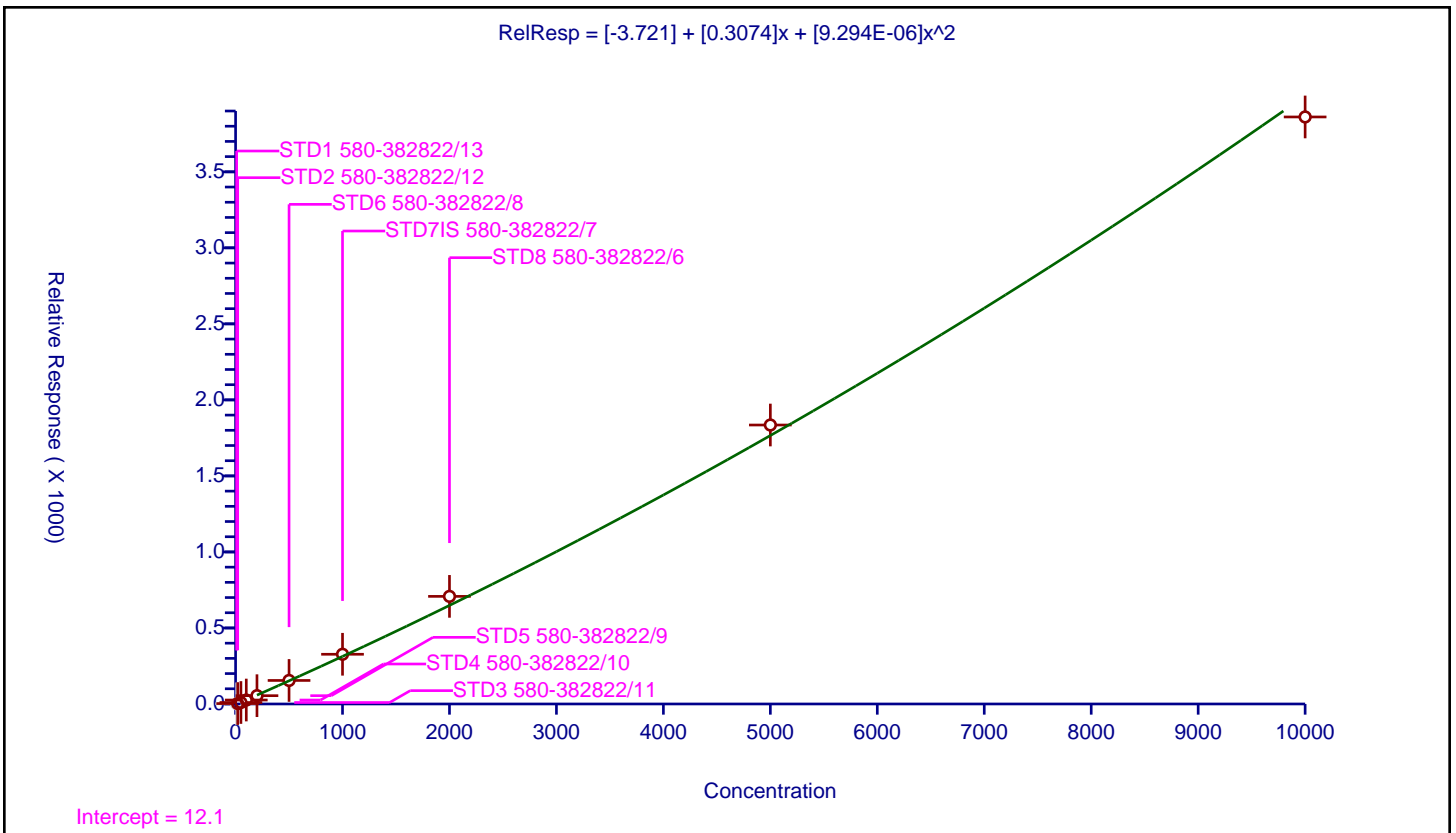
Curve Coefficients

Intercept: -3.721
 Slope: 0.3074
 Second Order: 9.294E-06

Error Coefficients

Standard Error: 803000
 Relative Standard Error: 7.6
 Correlation Coefficient: 0.998
 Coefficient of Determination (Adjusted): 0.995

ID	Level	Concentration	Rel. Resp.	IS Amount	IS Response	RRF	Used
1	STD1 580-382822/13	10.0	1.345495	100.0	39688.0	0.134549	N
2	STD2 580-382822/12	20.0	2.798462	100.0	41094.0	0.139923	Y
3	STD3 580-382822/11	50.0	9.782163	100.0	43886.0	0.195643	Y
4	STD4 580-382822/10	100.0	25.959991	100.0	43490.0	0.2596	Y
5	STD5 580-382822/9	200.0	54.604244	100.0	44535.0	0.273021	Y
6	STD6 580-382822/8	500.0	154.752902	100.0	45225.0	0.309506	Y
7	STD7IS 580-382822/7	1000.0	327.025522	100.0	46704.0	0.327026	Y
8	STD8 580-382822/6	2000.0	707.6934	100.0	42270.0	0.353847	Y
9	STD9 580-382822/5	5000.0	1834.858524	100.0	46333.0	0.366972	Y
10	STD10 580-382822/4	10000.0	3860.890815	100.0	45217.0	0.386089	Y



Calibration

/ 2,3,4,6-Tetrachlorophenol

Curve Type: Quadratic
 Weighting: Conc_Sq
 Origin: None
 Dependency: Response
 Calib Mode: ISTD
 Response Base: AREA
 RF Rounding: 0

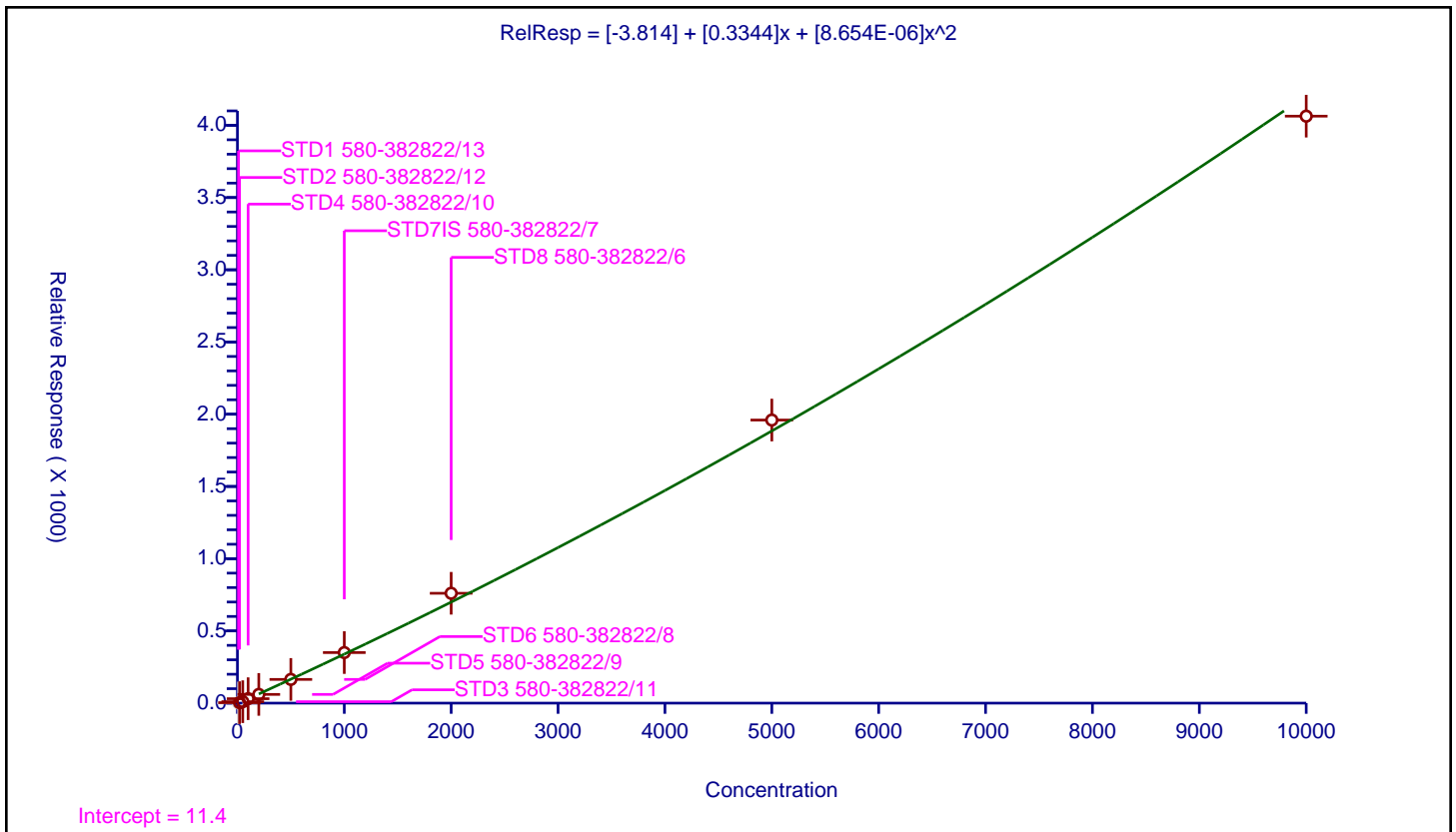
Curve Coefficients

Intercept: -3.814
 Slope: 0.3344
 Second Order: 8.654E-06

Error Coefficients

Standard Error: 848000
 Relative Standard Error: 8.6
 Correlation Coefficient: 0.998
 Coefficient of Determination (Adjusted): 0.994

ID	Level	Concentration	Rel. Resp.	IS Amount	IS Response	RRF	Used
1	STD1 580-382822/13	10.0	1.375731	100.0	39688.0	0.137573	N
2	STD2 580-382822/12	20.0	3.304619	100.0	41094.0	0.165231	Y
3	STD3 580-382822/11	50.0	10.137629	100.0	43886.0	0.202753	Y
4	STD4 580-382822/10	100.0	30.712808	100.0	43490.0	0.307128	Y
5	STD5 580-382822/9	200.0	60.336814	100.0	44535.0	0.301684	Y
6	STD6 580-382822/8	500.0	164.20785	100.0	45225.0	0.328416	Y
7	STD7IS 580-382822/7	1000.0	350.05567	100.0	46704.0	0.350056	Y
8	STD8 580-382822/6	2000.0	760.544121	100.0	42270.0	0.380272	Y
9	STD9 580-382822/5	5000.0	1959.709063	100.0	46333.0	0.391942	Y
10	STD10 580-382822/4	10000.0	4063.504876	100.0	45217.0	0.40635	Y



Calibration

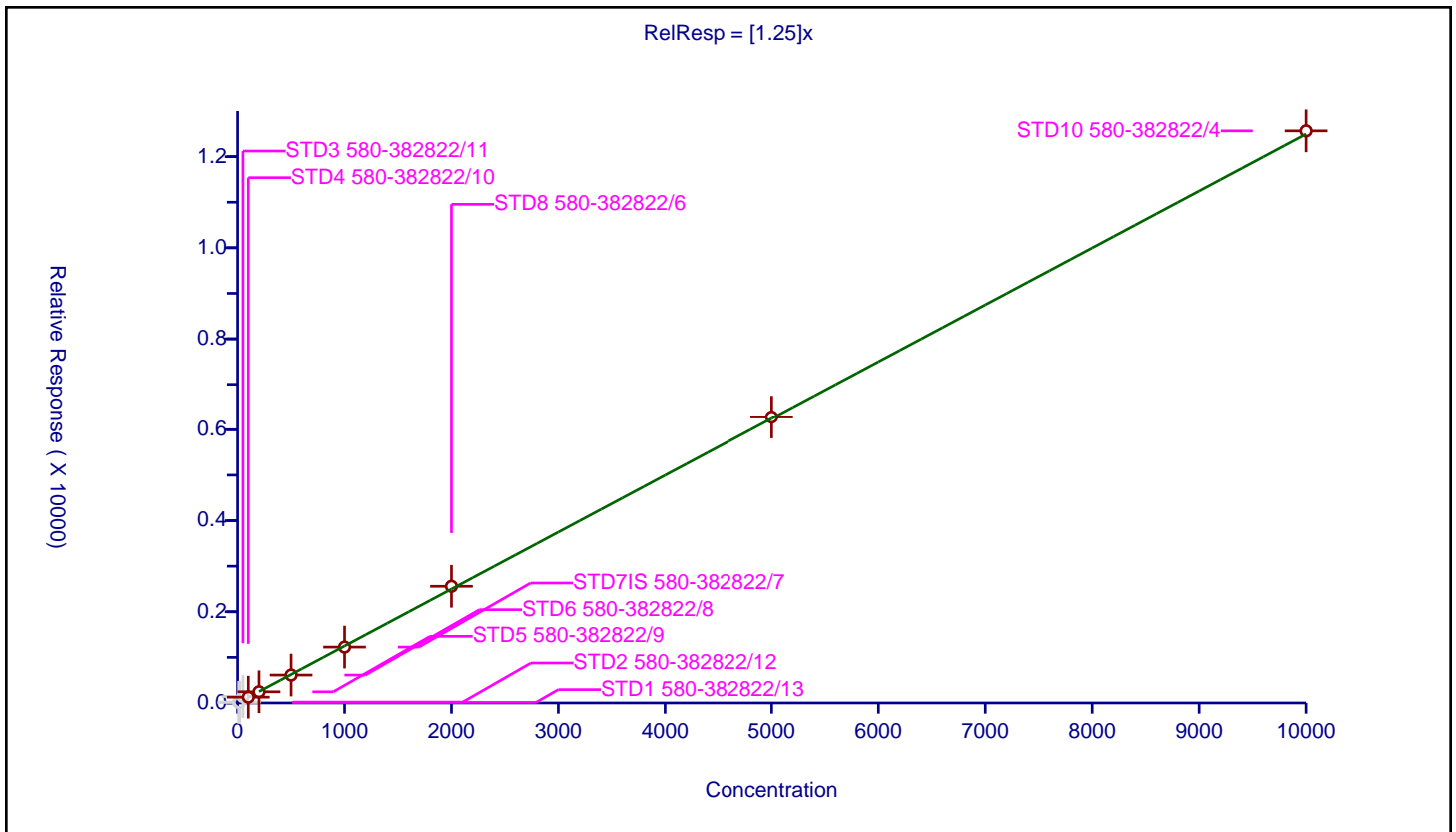
/ Diethyl phthalate

Curve Type: Average
 Weighting: Conc_Sq
 Origin: Force
 Dependency: Response
 Calib Mode: ISTD
 Response Base: AREA
 RF Rounding: 0

Curve Coefficients	
Intercept:	0
Slope:	1.25

Error Coefficients	
Standard Error:	2650000
Relative Standard Error:	1.9
Correlation Coefficient:	1.000
Coefficient of Determination (Adjusted):	0.999

ID	Level	Concentration	Rel. Resp.	IS Amount	IS Response	RRF	Used
1	STD1 580-382822/13	10.0	11.791977	100.0	39688.0	1.179198	N
2	STD2 580-382822/12	20.0	19.620869	100.0	41094.0	0.981043	N
3	STD3 580-382822/11	50.0	140.91282	100.0	43886.0	2.818256	N
4	STD4 580-382822/10	100.0	127.801794	100.0	43490.0	1.278018	Y
5	STD5 580-382822/9	200.0	245.380038	100.0	44535.0	1.2269	Y
6	STD6 580-382822/8	500.0	612.205638	100.0	45225.0	1.224411	Y
7	STD7IS 580-382822/7	1000.0	1225.483899	100.0	46704.0	1.225484	Y
8	STD8 580-382822/6	2000.0	2559.380175	100.0	42270.0	1.27969	Y
9	STD9 580-382822/5	5000.0	6278.945892	100.0	46333.0	1.255789	Y
10	STD10 580-382822/4	10000.0	12565.55499	100.0	45217.0	1.256555	Y



Calibration

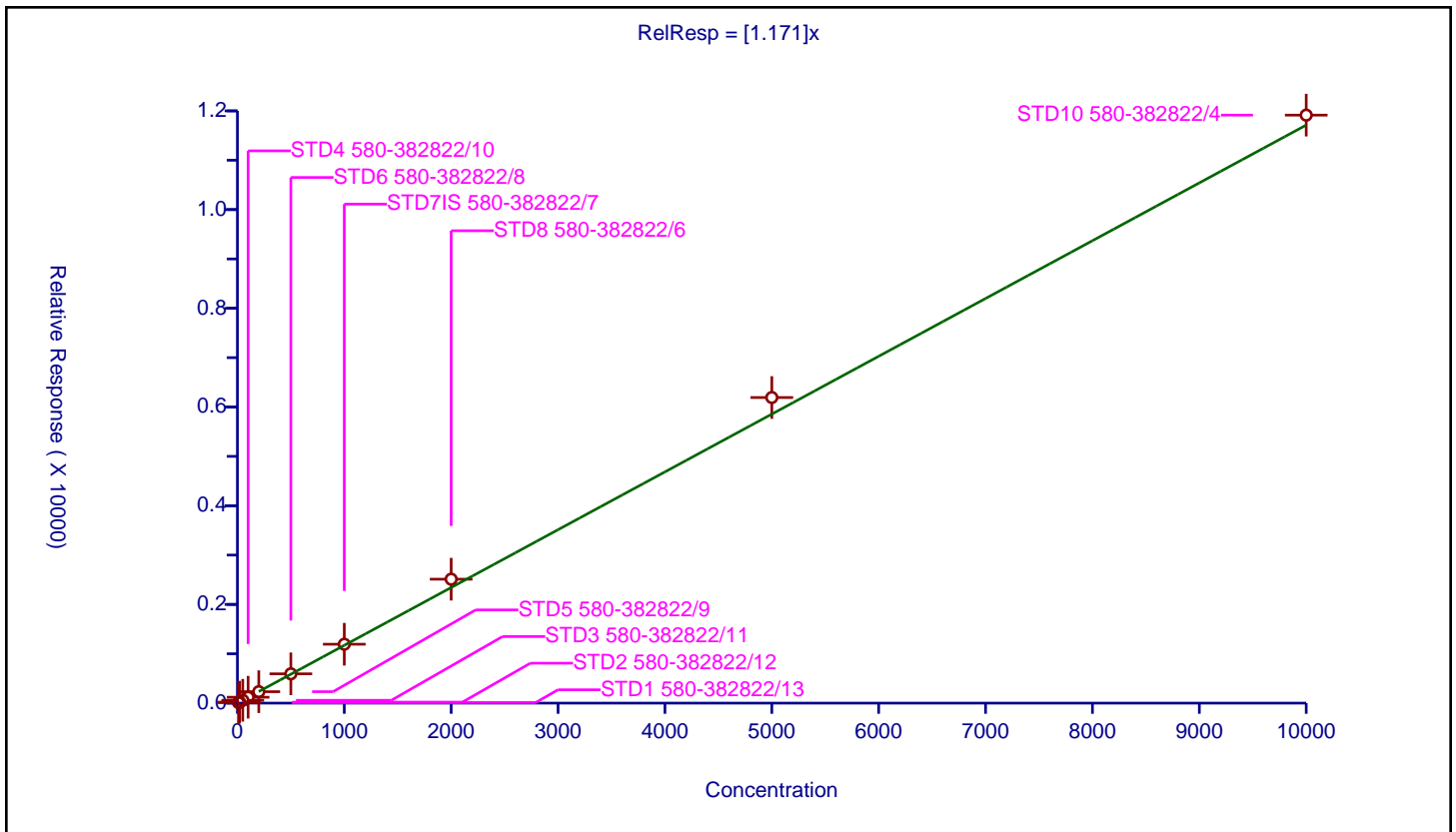
/ Fluorene

Curve Type: Average
 Weighting: Conc_Sq
 Origin: Force
 Dependency: Response
 Calib Mode: ISTD
 Response Base: AREA
 RF Rounding: 0

Curve Coefficients	
Intercept:	0
Slope:	1.171

Error Coefficients	
Standard Error:	2070000
Relative Standard Error:	5.7
Correlation Coefficient:	0.999
Coefficient of Determination (Adjusted):	0.996

ID	Level	Concentration	Rel. Resp.	IS Amount	IS Response	RRF	Used
1	STD1 580-382822/13	10.0	11.285527	100.0	39688.0	1.128553	Y
2	STD2 580-382822/12	20.0	20.365503	100.0	41094.0	1.018275	Y
3	STD3 580-382822/11	50.0	57.225539	100.0	43886.0	1.144511	Y
4	STD4 580-382822/10	100.0	119.521729	100.0	43490.0	1.195217	Y
5	STD5 580-382822/9	200.0	231.770518	100.0	44535.0	1.158853	Y
6	STD6 580-382822/8	500.0	594.036484	100.0	45225.0	1.188073	Y
7	STD7IS 580-382822/7	1000.0	1193.428828	100.0	46704.0	1.193429	Y
8	STD8 580-382822/6	2000.0	2511.365034	100.0	42270.0	1.255683	Y
9	STD9 580-382822/5	5000.0	6192.059655	100.0	46333.0	1.238412	Y
10	STD10 580-382822/4	10000.0	11913.932813	100.0	45217.0	1.191393	Y



Calibration

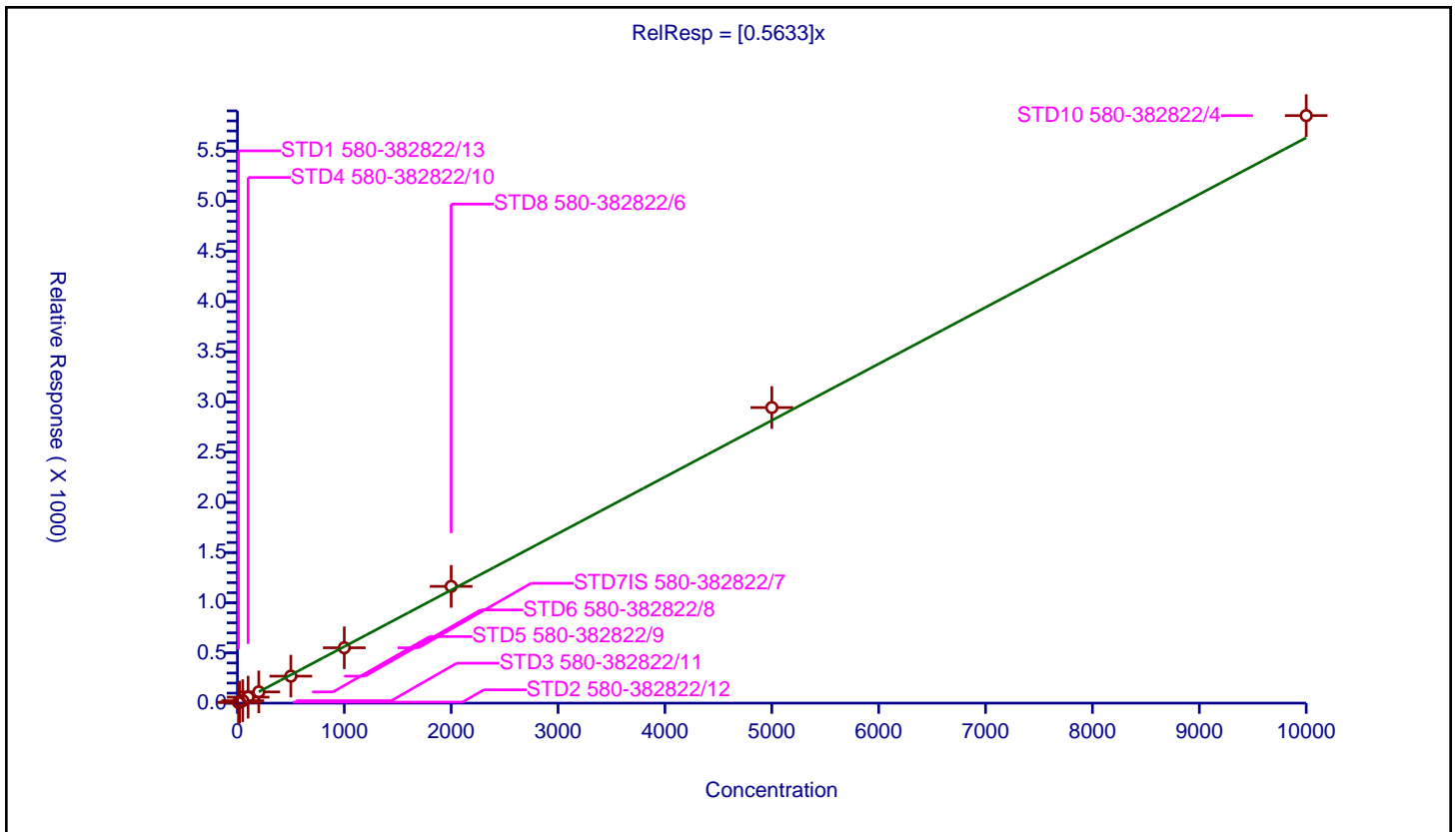
/ 4-Chlorophenyl phenyl ether

Curve Type: Average
 Weighting: Conc_Sq
 Origin: Force
 Dependency: Response
 Calib Mode: ISTD
 Response Base: AREA
 RF Rounding: 0

Curve Coefficients	
Intercept:	0
Slope:	0.5633

Error Coefficients	
Standard Error:	1010000
Relative Standard Error:	7.9
Correlation Coefficient:	1.000
Coefficient of Determination (Adjusted):	0.992

ID	Level	Concentration	Rel. Resp.	IS Amount	IS Response	RRF	Used
1	STD1 580-382822/13	10.0	6.387321	100.0	39688.0	0.638732	Y
2	STD2 580-382822/12	20.0	10.164501	100.0	41094.0	0.508225	Y
3	STD3 580-382822/11	50.0	24.374516	100.0	43886.0	0.48749	Y
4	STD4 580-382822/10	100.0	59.455047	100.0	43490.0	0.59455	Y
5	STD5 580-382822/9	200.0	111.725609	100.0	44535.0	0.558628	Y
6	STD6 580-382822/8	500.0	268.857933	100.0	45225.0	0.537716	Y
7	STD7IS 580-382822/7	1000.0	551.55233	100.0	46704.0	0.551552	Y
8	STD8 580-382822/6	2000.0	1163.177194	100.0	42270.0	0.581589	Y
9	STD9 580-382822/5	5000.0	2944.378737	100.0	46333.0	0.588876	Y
10	STD10 580-382822/4	10000.0	5853.15921	100.0	45217.0	0.585316	Y



Calibration

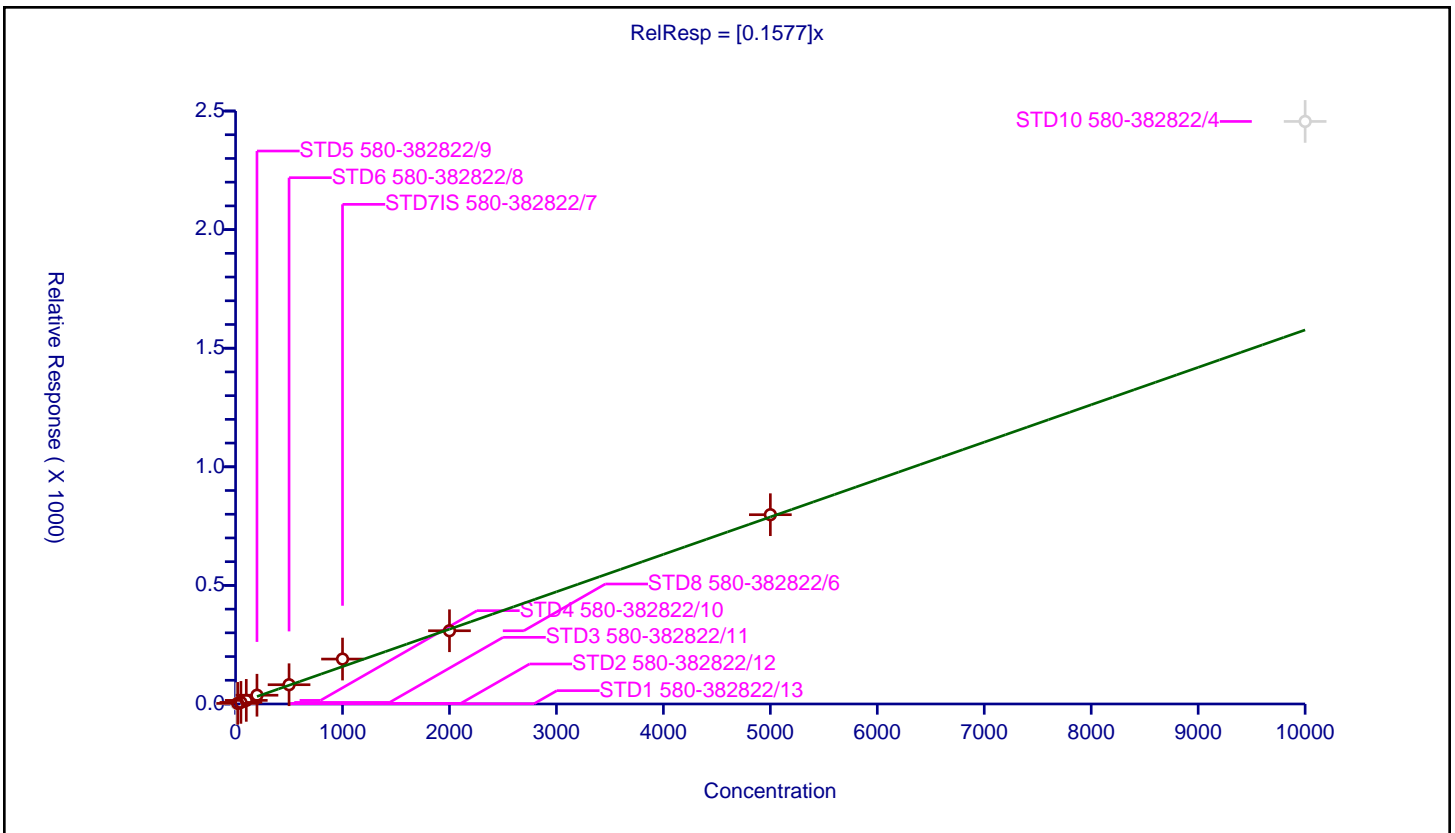
/ 4-Nitroaniline

Curve Type: Average
 Weighting: Conc_Sq
 Origin: Force
 Dependency: Response
 Calib Mode: ISTD
 Response Base: AREA
 RF Rounding: 0

Curve Coefficients	
Intercept:	0
Slope:	0.1577

Error Coefficients	
Standard Error:	152000
Relative Standard Error:	13.9
Correlation Coefficient:	0.995
Coefficient of Determination (Adjusted):	0.978

ID	Level	Concentration	Rel. Resp.	IS Amount	IS Response	RRF	Used
1	STD1 580-382822/13	10.0	1.083451	100.0	39688.0	0.108345	N
2	STD2 580-382822/12	20.0	2.52835	100.0	41094.0	0.126417	Y
3	STD3 580-382822/11	50.0	6.644488	100.0	43886.0	0.13289	Y
4	STD4 580-382822/10	100.0	15.210393	100.0	43490.0	0.152104	Y
5	STD5 580-382822/9	200.0	36.876614	100.0	44535.0	0.184383	Y
6	STD6 580-382822/8	500.0	81.211719	100.0	45225.0	0.162423	Y
7	STD7IS 580-382822/7	1000.0	189.369219	100.0	46704.0	0.189369	Y
8	STD8 580-382822/6	2000.0	308.781642	100.0	42270.0	0.154391	Y
9	STD9 580-382822/5	5000.0	798.033799	100.0	46333.0	0.159607	Y
10	STD10 580-382822/4	10000.0	2456.093947	100.0	45217.0	0.245609	N



Calibration

/ 4,6-Dinitro-2-methylphenol

Curve Type: Quadratic
 Weighting: Conc_Sq
 Origin: None
 Dependency: Response
 Calib Mode: ISTD
 Response Base: AREA
 RF Rounding: 0

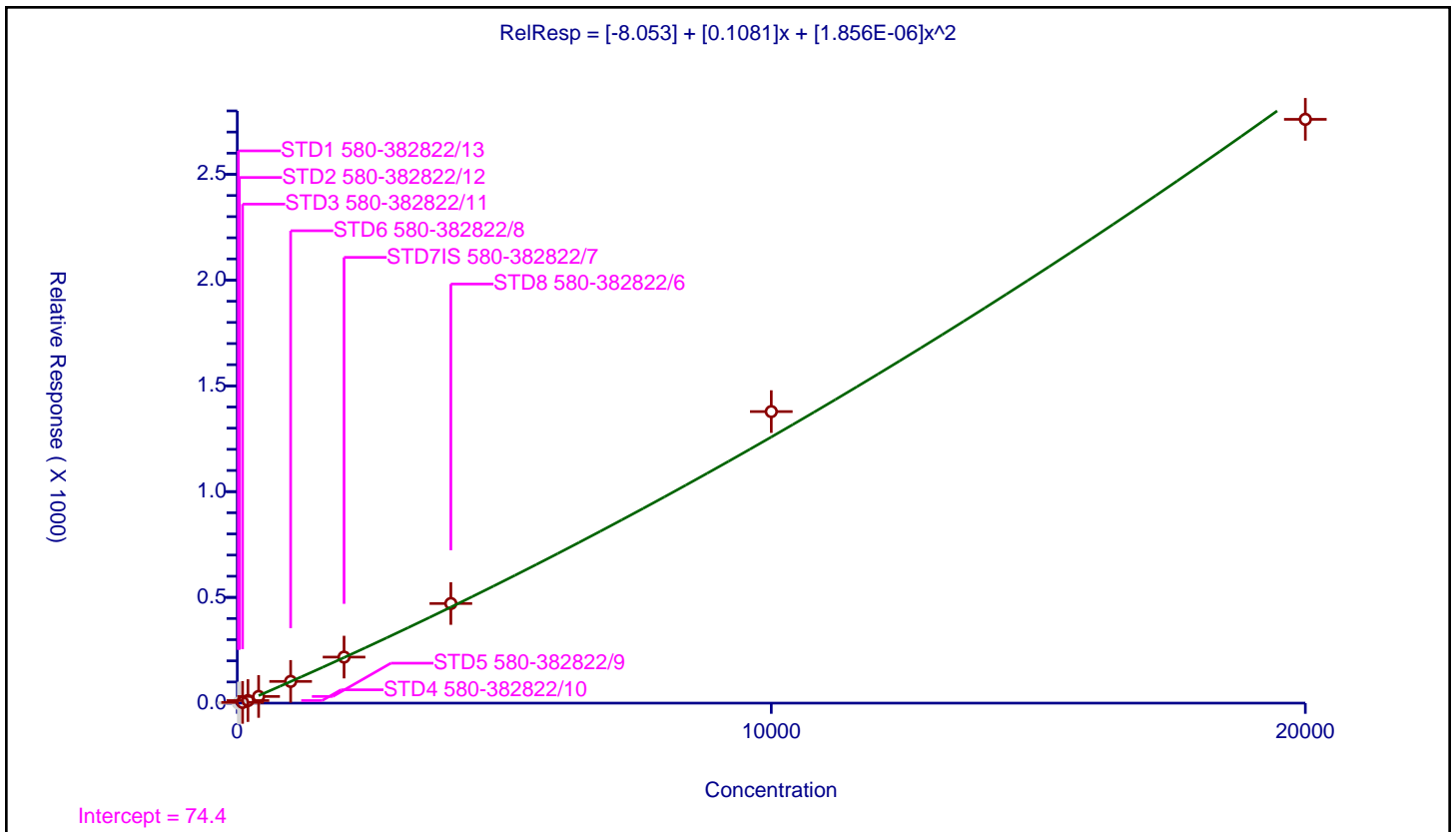
Curve Coefficients

Intercept: -8.053
 Slope: 0.1081
 Second Order: 1.856E-06

Error Coefficients

Standard Error: 1030000
 Relative Standard Error: 7.1
 Correlation Coefficient: 0.997
 Coefficient of Determination (Adjusted): 0.995

ID	Level	Concentration	Rel. Resp.	IS Amount	IS Response	RRF	Used
1	STD1 580-382822/13	20.0	0.0	100.0	57346.0	0.0	N
2	STD2 580-382822/12	40.0	0.988011	100.0	60222.0	0.0247	N
3	STD3 580-382822/11	100.0	3.358915	100.0	68147.0	0.033589	Y
4	STD4 580-382822/10	200.0	12.132805	100.0	66654.0	0.060664	Y
5	STD5 580-382822/9	400.0	31.554795	100.0	67771.0	0.078887	Y
6	STD6 580-382822/8	1000.0	102.667454	100.0	71154.0	0.102667	Y
7	STD7IS 580-382822/7	2000.0	217.695463	100.0	78506.0	0.108848	Y
8	STD8 580-382822/6	4000.0	470.983932	100.0	73125.0	0.117746	Y
9	STD9 580-382822/5	10000.0	1378.341454	100.0	73269.0	0.137834	Y
10	STD10 580-382822/4	20000.0	2760.043399	100.0	73735.0	0.138002	Y



Calibration

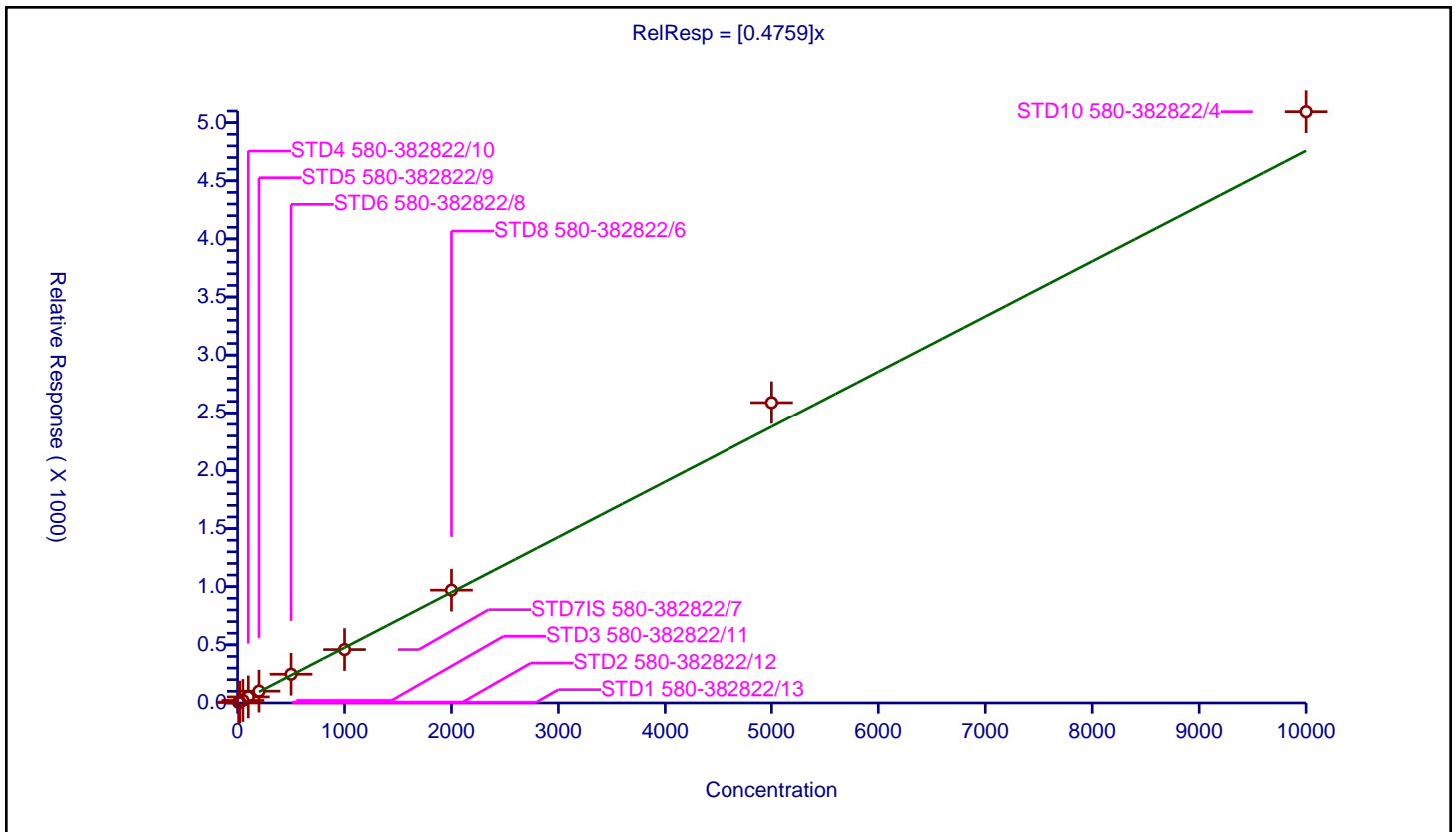
/ N-Nitrosodiphenylamine

Curve Type: Average
 Weighting: Conc_Sq
 Origin: Force
 Dependency: Response
 Calib Mode: ISTD
 Response Base: AREA
 RF Rounding: 0

Curve Coefficients	
Intercept:	0
Slope:	0.4759

Error Coefficients	
Standard Error:	1430000
Relative Standard Error:	9.3
Correlation Coefficient:	1.000
Coefficient of Determination (Adjusted):	0.990

ID	Level	Concentration	Rel. Resp.	IS Amount	IS Response	RRF	Used
1	STD1 580-382822/13	10.0	4.444948	100.0	57346.0	0.444495	Y
2	STD2 580-382822/12	20.0	7.694862	100.0	60222.0	0.384743	Y
3	STD3 580-382822/11	50.0	21.686941	100.0	68147.0	0.433739	Y
4	STD4 580-382822/10	100.0	52.173913	100.0	66654.0	0.521739	Y
5	STD5 580-382822/9	200.0	101.69394	100.0	67771.0	0.50847	Y
6	STD6 580-382822/8	500.0	247.019142	100.0	71154.0	0.494038	Y
7	STD7IS 580-382822/7	1000.0	459.268081	100.0	78506.0	0.459268	Y
8	STD8 580-382822/6	2000.0	970.186667	100.0	73125.0	0.485093	Y
9	STD9 580-382822/5	5000.0	2588.976238	100.0	73269.0	0.517795	Y
10	STD10 580-382822/4	10000.0	5094.27409	100.0	73735.0	0.509427	Y



Calibration

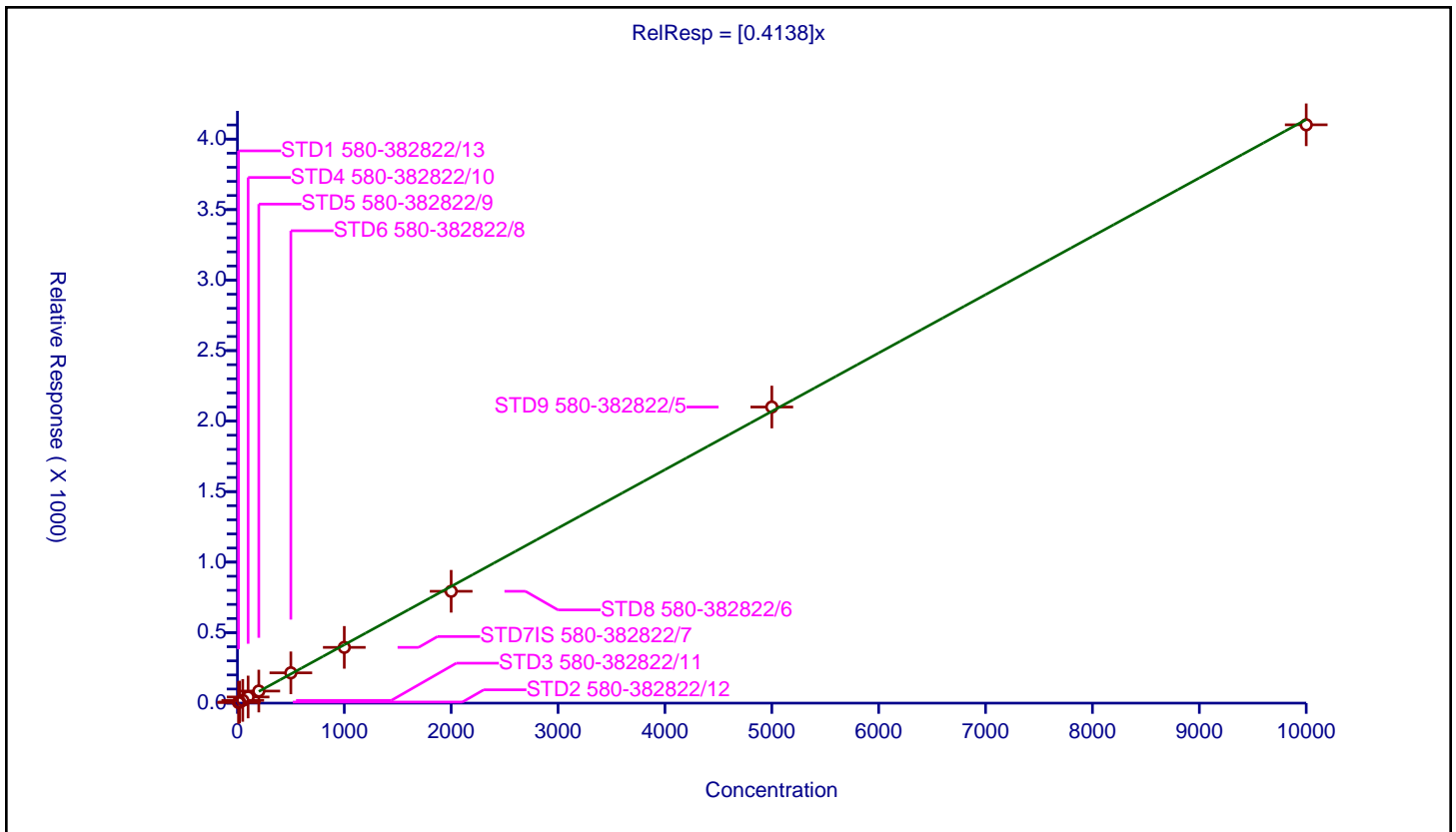
/ Azobenzene

Curve Type: Average
 Weighting: Conc_Sq
 Origin: Force
 Dependency: Response
 Calib Mode: ISTD
 Response Base: AREA
 RF Rounding: 0

Curve Coefficients	
Intercept:	0
Slope:	0.4138

Error Coefficients	
Standard Error:	1150000
Relative Standard Error:	4.9
Correlation Coefficient:	1.000
Coefficient of Determination (Adjusted):	0.997

ID	Level	Concentration	Rel. Resp.	IS Amount	IS Response	RRF	Used
1	STD1 580-382822/13	10.0	4.444948	100.0	57346.0	0.444495	Y
2	STD2 580-382822/12	20.0	7.791173	100.0	60222.0	0.389559	Y
3	STD3 580-382822/11	50.0	19.440328	100.0	68147.0	0.388807	Y
4	STD4 580-382822/10	100.0	43.52777	100.0	66654.0	0.435278	Y
5	STD5 580-382822/9	200.0	85.719556	100.0	67771.0	0.428598	Y
6	STD6 580-382822/8	500.0	214.793265	100.0	71154.0	0.429587	Y
7	STD7IS 580-382822/7	1000.0	395.405447	100.0	78506.0	0.395405	Y
8	STD8 580-382822/6	2000.0	793.128205	100.0	73125.0	0.396564	Y
9	STD9 580-382822/5	5000.0	2099.773438	100.0	73269.0	0.419955	Y
10	STD10 580-382822/4	10000.0	4101.457924	100.0	73735.0	0.410146	Y



Calibration

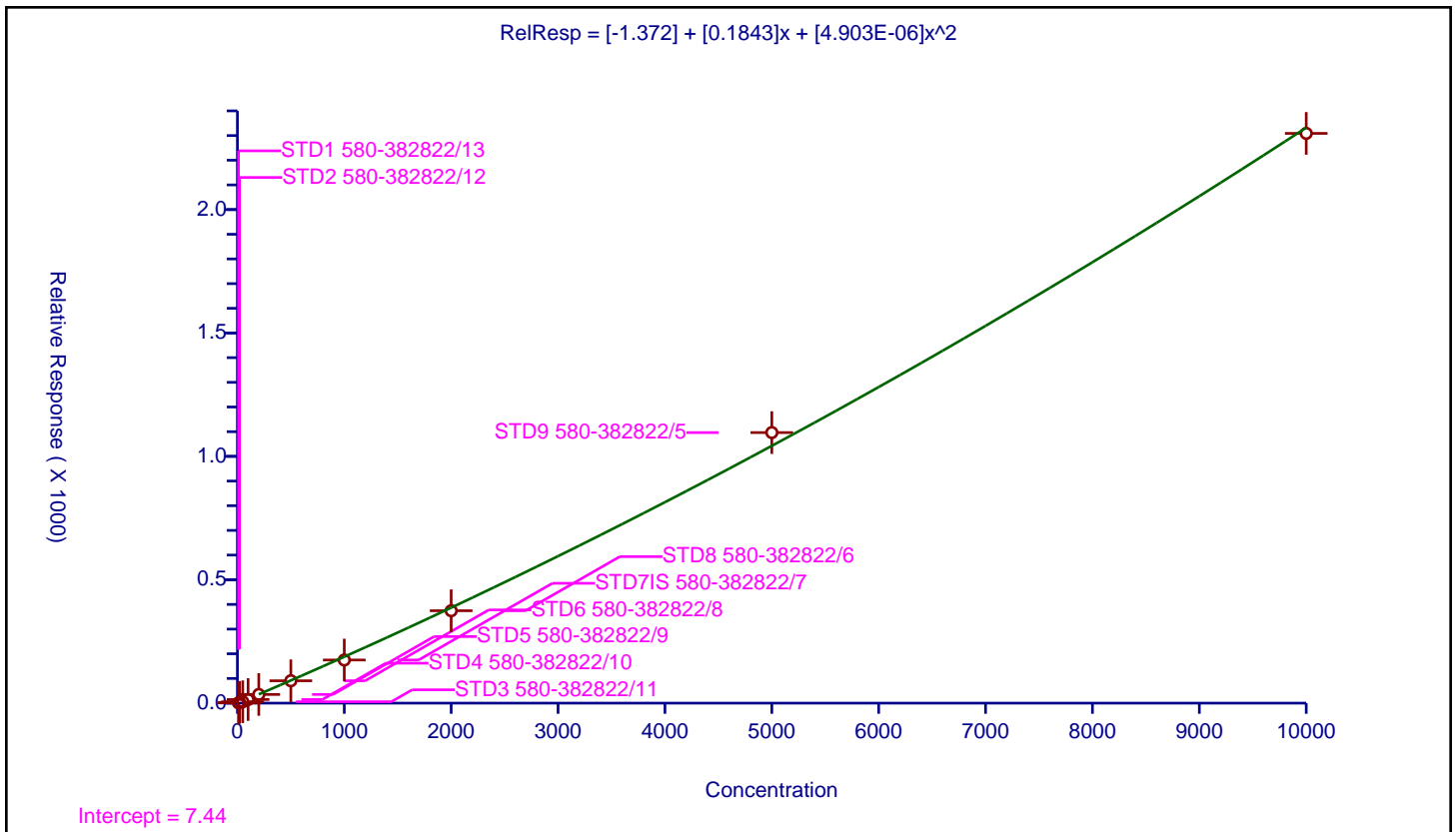
/ 2,4,6-Tribromophenol

Curve Type: Quadratic
 Weighting: Conc
 Origin: None
 Dependency: Response
 Calib Mode: ISTD
 Response Base: AREA
 RF Rounding: 0

Curve Coefficients	
Intercept:	-1.372
Slope:	0.1843
Second Order:	4.903E-06

Error Coefficients	
Standard Error:	720000
Relative Standard Error:	16.4
Correlation Coefficient:	0.999
Coefficient of Determination (Adjusted):	0.999

ID	Level	Concentration	Rel. Resp.	IS Amount	IS Response	RRF	Used
1	STD1 580-382822/13	10.0	0.948628	100.0	57346.0	0.094863	Y
2	STD2 580-382822/12	20.0	3.04872	100.0	60222.0	0.152436	Y
3	STD3 580-382822/11	50.0	5.677433	100.0	68147.0	0.113549	Y
4	STD4 580-382822/10	100.0	14.647283	100.0	66654.0	0.146473	Y
5	STD5 580-382822/9	200.0	35.152204	100.0	67771.0	0.175761	Y
6	STD6 580-382822/8	500.0	90.580993	100.0	71154.0	0.181162	Y
7	STD7IS 580-382822/7	1000.0	174.762439	100.0	78506.0	0.174762	Y
8	STD8 580-382822/6	2000.0	374.464274	100.0	73125.0	0.187232	Y
9	STD9 580-382822/5	5000.0	1096.439149	100.0	73269.0	0.219288	Y
10	STD10 580-382822/4	10000.0	2308.846545	100.0	73735.0	0.230885	Y



Calibration

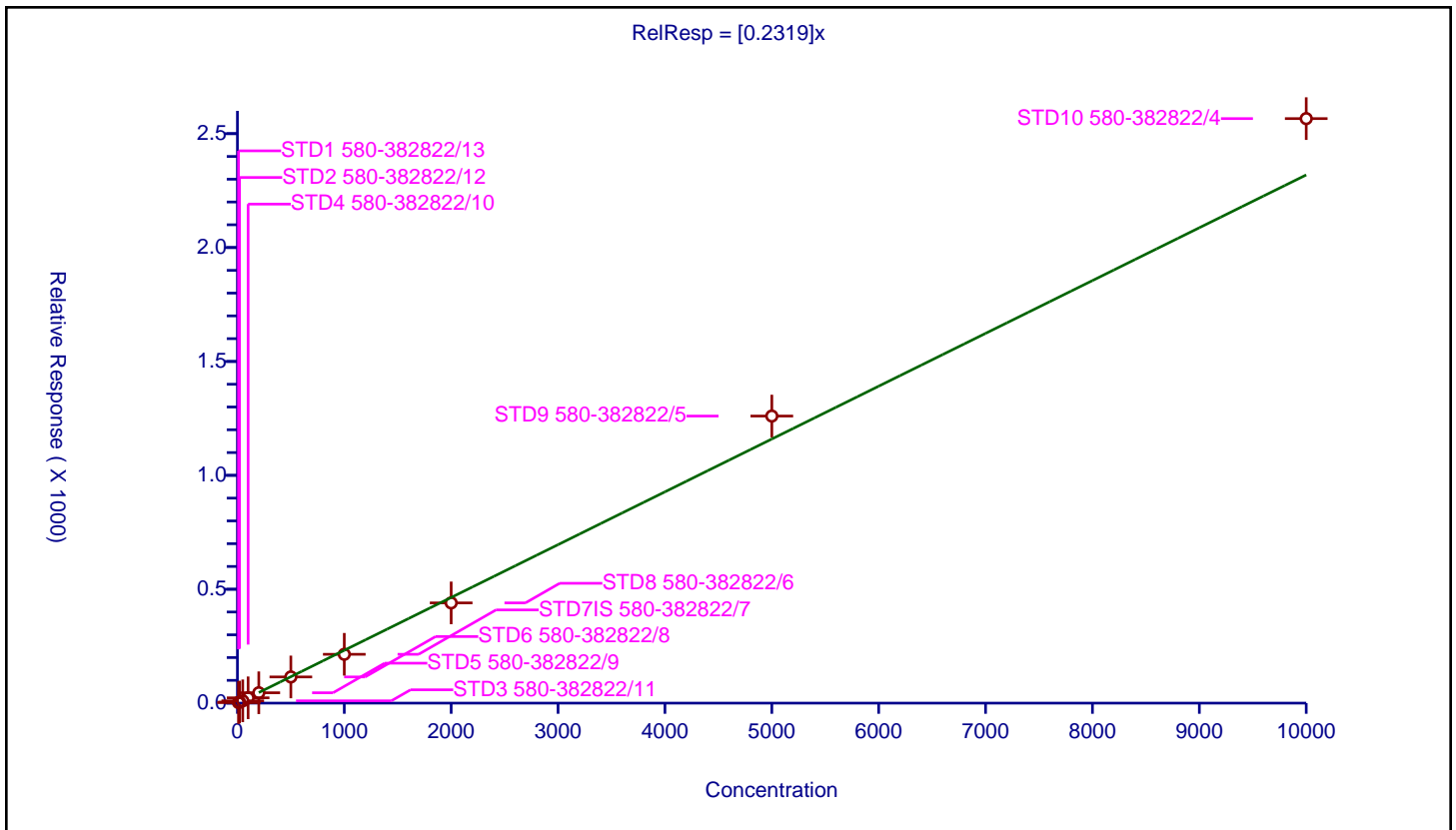
/ 4-Bromophenyl phenyl ether

Curve Type: Average
 Weighting: Conc_Sq
 Origin: Force
 Dependency: Response
 Calib Mode: ISTD
 Response Base: AREA
 RF Rounding: 0

Curve Coefficients	
Intercept:	0
Slope:	0.2319

Error Coefficients	
Standard Error:	712000
Relative Standard Error:	7.3
Correlation Coefficient:	0.999
Coefficient of Determination (Adjusted):	0.993

ID	Level	Concentration	Rel. Resp.	IS Amount	IS Response	RRF	Used
1	STD1 580-382822/13	10.0	2.463991	100.0	57346.0	0.246399	Y
2	STD2 580-382822/12	20.0	4.712564	100.0	60222.0	0.235628	Y
3	STD3 580-382822/11	50.0	10.109029	100.0	68147.0	0.202181	Y
4	STD4 580-382822/10	100.0	23.383443	100.0	66654.0	0.233834	Y
5	STD5 580-382822/9	200.0	45.540128	100.0	67771.0	0.227701	Y
6	STD6 580-382822/8	500.0	115.02094	100.0	71154.0	0.230042	Y
7	STD7IS 580-382822/7	1000.0	214.406542	100.0	78506.0	0.214407	Y
8	STD8 580-382822/6	2000.0	440.084786	100.0	73125.0	0.220042	Y
9	STD9 580-382822/5	5000.0	1260.283339	100.0	73269.0	0.252057	Y
10	STD10 580-382822/4	10000.0	2566.03377	100.0	73735.0	0.256603	Y



Calibration

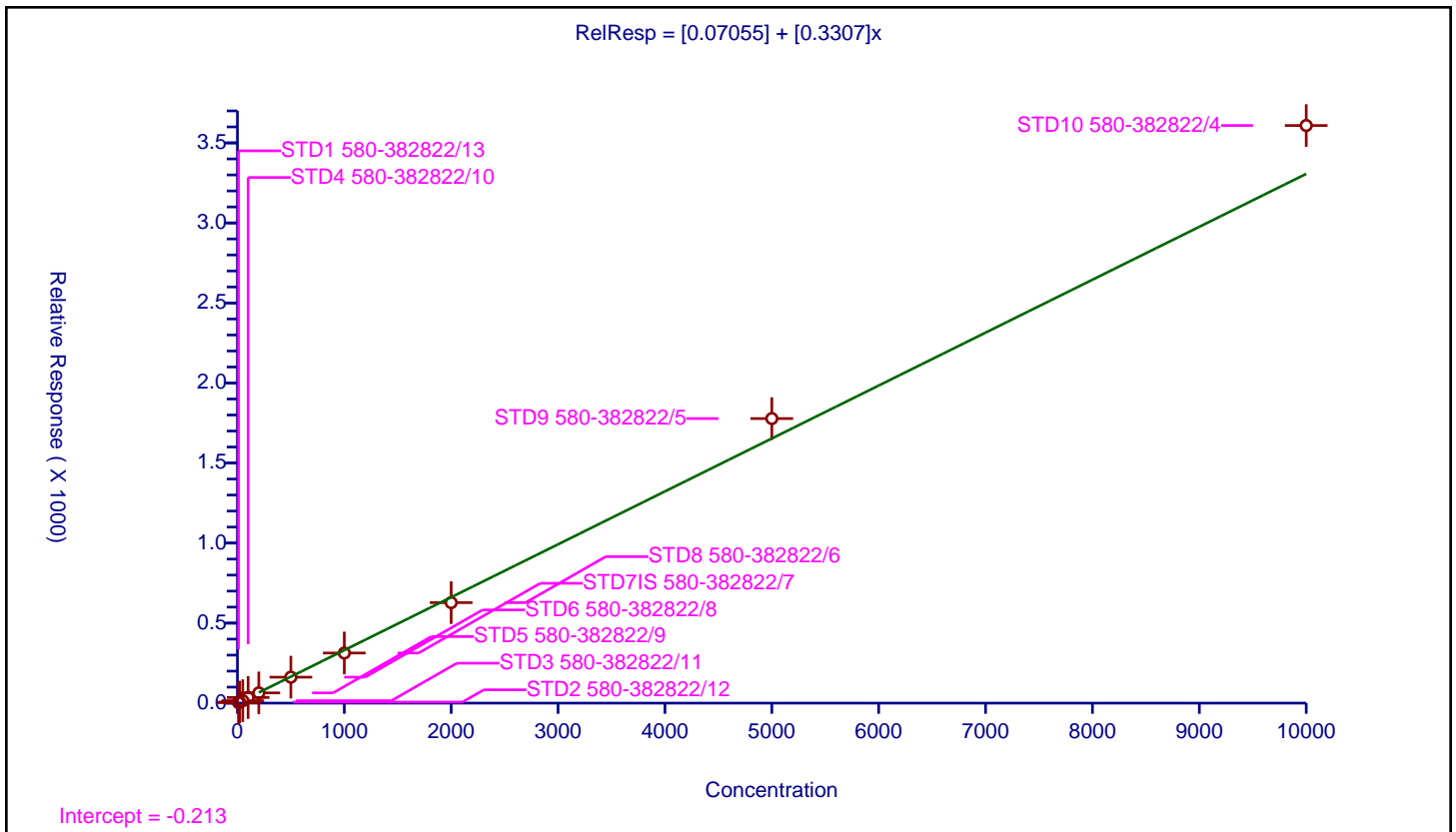
/ Hexachlorobenzene

Curve Type: Linear
 Weighting: Conc_Sq
 Origin: None
 Dependency: Response
 Calib Mode: ISTD
 Response Base: AREA
 RF Rounding: 0

Curve Coefficients	
Intercept:	0.07055
Slope:	0.3307

Error Coefficients	
Standard Error:	1060000
Relative Standard Error:	6.3
Correlation Coefficient:	0.999
Coefficient of Determination (Adjusted):	0.996

ID	Level	Concentration	Rel. Resp.	IS Amount	IS Response	RRF	Used
1	STD1 580-382822/13	10.0	3.423081	100.0	57346.0	0.342308	Y
2	STD2 580-382822/12	20.0	6.675301	100.0	60222.0	0.333765	Y
3	STD3 580-382822/11	50.0	15.2083	100.0	68147.0	0.304166	Y
4	STD4 580-382822/10	100.0	35.174183	100.0	66654.0	0.351742	Y
5	STD5 580-382822/9	200.0	64.014106	100.0	67771.0	0.320071	Y
6	STD6 580-382822/8	500.0	162.160947	100.0	71154.0	0.324322	Y
7	STD7IS 580-382822/7	1000.0	313.104731	100.0	78506.0	0.313105	Y
8	STD8 580-382822/6	2000.0	627.833162	100.0	73125.0	0.313917	Y
9	STD9 580-382822/5	5000.0	1777.855573	100.0	73269.0	0.355571	Y
10	STD10 580-382822/4	10000.0	3608.591578	100.0	73735.0	0.360859	Y



Calibration

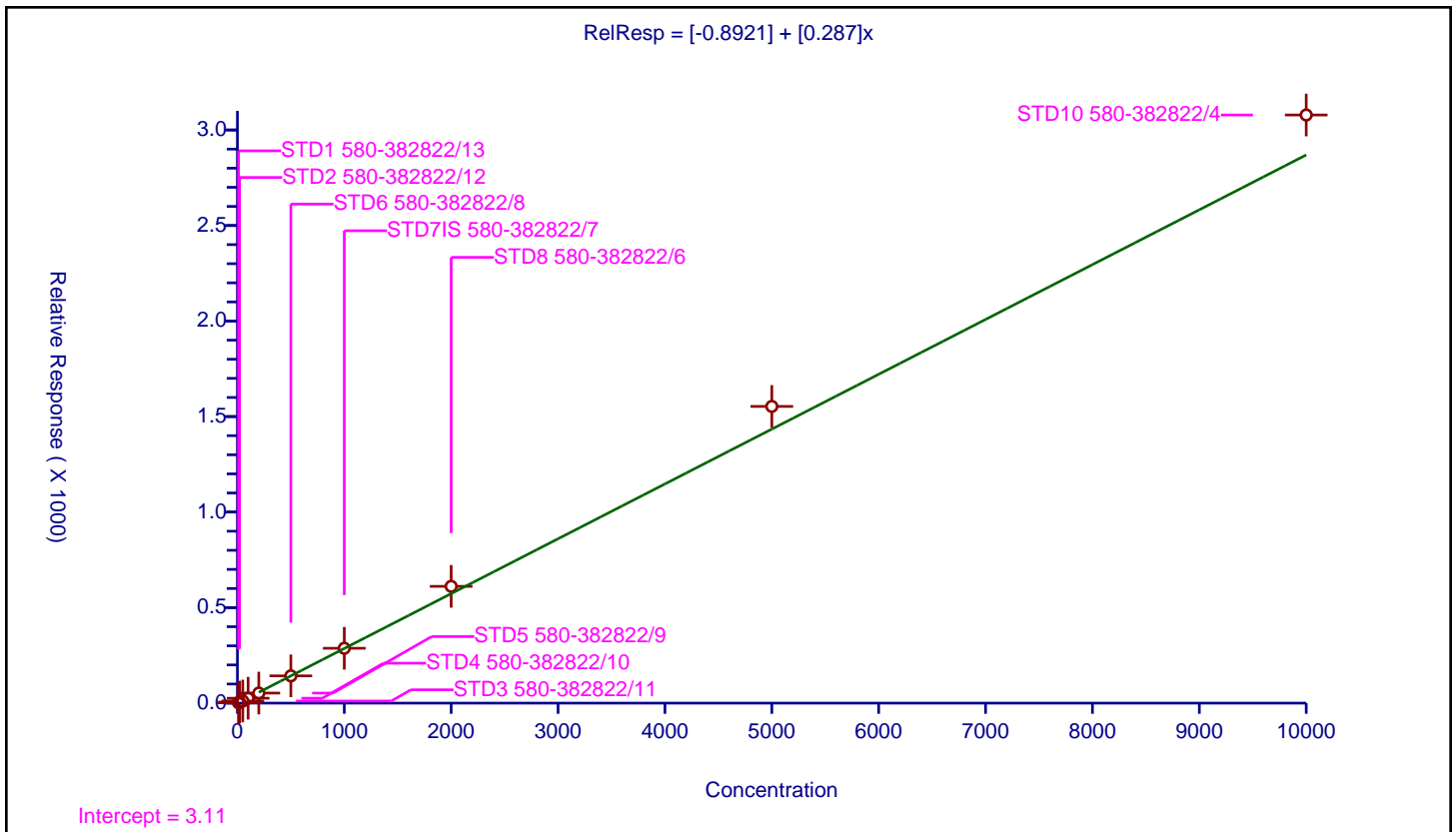
/ Atrazine

Curve Type: Linear
 Weighting: Conc_Sq
 Origin: None
 Dependency: Response
 Calib Mode: ISTD
 Response Base: AREA
 RF Rounding: 0

Curve Coefficients	
Intercept:	-0.8921
Slope:	0.287

Error Coefficients	
Standard Error:	563000
Relative Standard Error:	8.7
Correlation Coefficient:	1.000
Coefficient of Determination (Adjusted):	0.992

ID	Level	Concentration	Rel. Resp.	IS Amount	IS Response	RRF	Used
1	STD1 580-382822/13	10.0	1.990526	100.0	39688.0	0.199053	Y
2	STD2 580-382822/12	20.0	5.300044	100.0	41094.0	0.265002	Y
3	STD3 580-382822/11	50.0	11.046803	100.0	43886.0	0.220936	Y
4	STD4 580-382822/10	100.0	25.730053	100.0	43490.0	0.257301	Y
5	STD5 580-382822/9	200.0	52.592343	100.0	44535.0	0.262962	Y
6	STD6 580-382822/8	500.0	142.657822	100.0	45225.0	0.285316	Y
7	STD7IS 580-382822/7	1000.0	287.121017	100.0	46704.0	0.287121	Y
8	STD8 580-382822/6	2000.0	611.312988	100.0	42270.0	0.305656	Y
9	STD9 580-382822/5	5000.0	1553.057216	100.0	46333.0	0.310611	Y
10	STD10 580-382822/4	10000.0	3078.483756	100.0	45217.0	0.307848	Y



Calibration

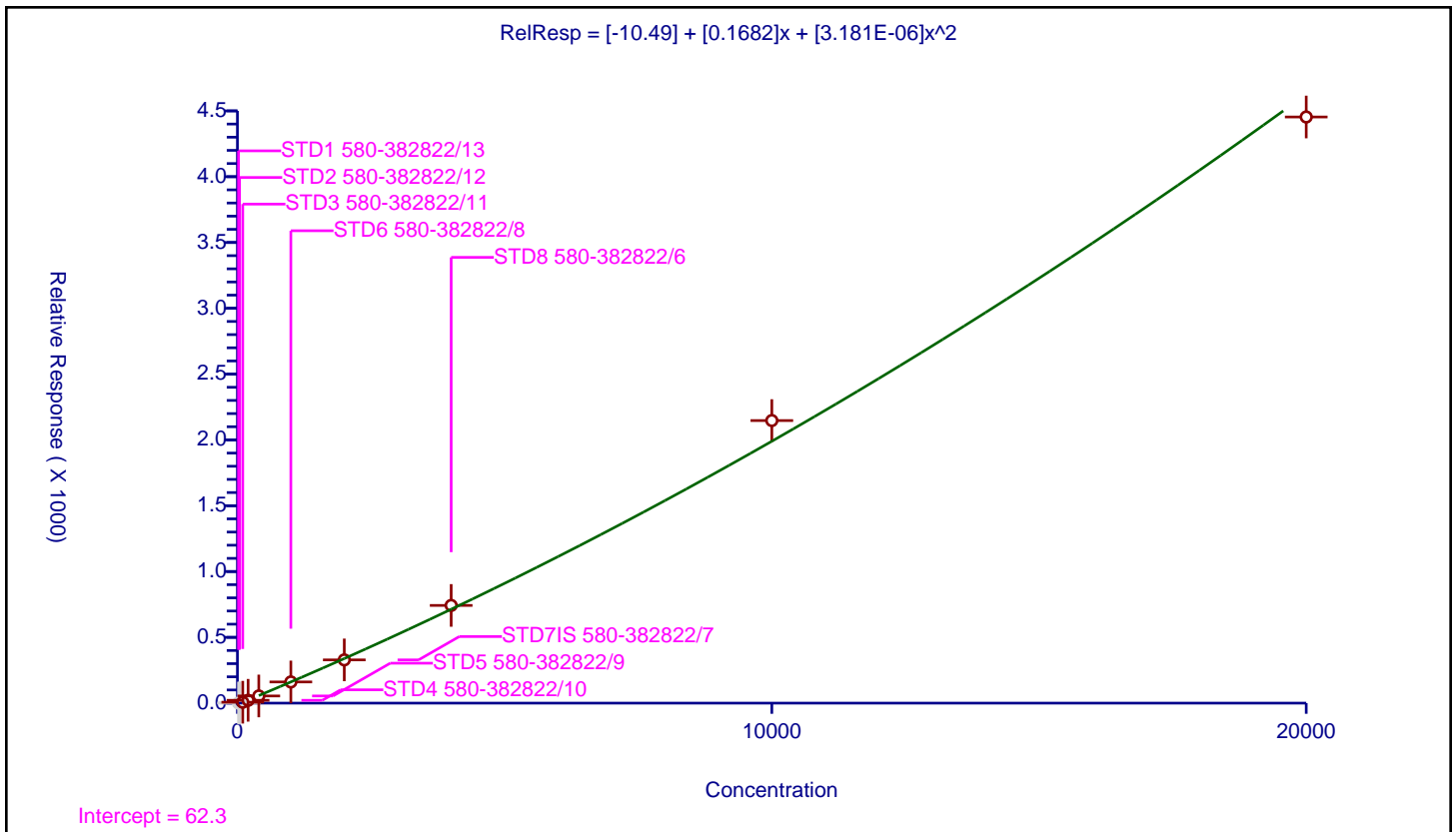
/ Pentachlorophenol

Curve Type: Quadratic
 Weighting: Conc_Sq
 Origin: None
 Dependency: Response
 Calib Mode: ISTD
 Response Base: AREA
 RF Rounding: 0

Curve Coefficients	
Intercept:	-10.49
Slope:	0.1682
Second Order:	3.181E-06

Error Coefficients	
Standard Error:	1650000
Relative Standard Error:	5.0
Correlation Coefficient:	0.998
Coefficient of Determination (Adjusted):	0.997

ID	Level	Concentration	Rel. Resp.	IS Amount	IS Response	RRF	Used
1	STD1 580-382822/13	20.0	0.714958	100.0	57346.0	0.035748	N
2	STD2 580-382822/12	40.0	1.340042	100.0	60222.0	0.033501	N
3	STD3 580-382822/11	100.0	6.936476	100.0	68147.0	0.069365	Y
4	STD4 580-382822/10	200.0	21.652114	100.0	66654.0	0.108261	Y
5	STD5 580-382822/9	400.0	54.495286	100.0	67771.0	0.136238	Y
6	STD6 580-382822/8	1000.0	160.918571	100.0	71154.0	0.160919	Y
7	STD7IS 580-382822/7	2000.0	328.595267	100.0	78506.0	0.164298	Y
8	STD8 580-382822/6	4000.0	742.464274	100.0	73125.0	0.185616	Y
9	STD9 580-382822/5	10000.0	2147.074479	100.0	73269.0	0.214707	Y
10	STD10 580-382822/4	20000.0	4453.704482	100.0	73735.0	0.222685	Y



Calibration

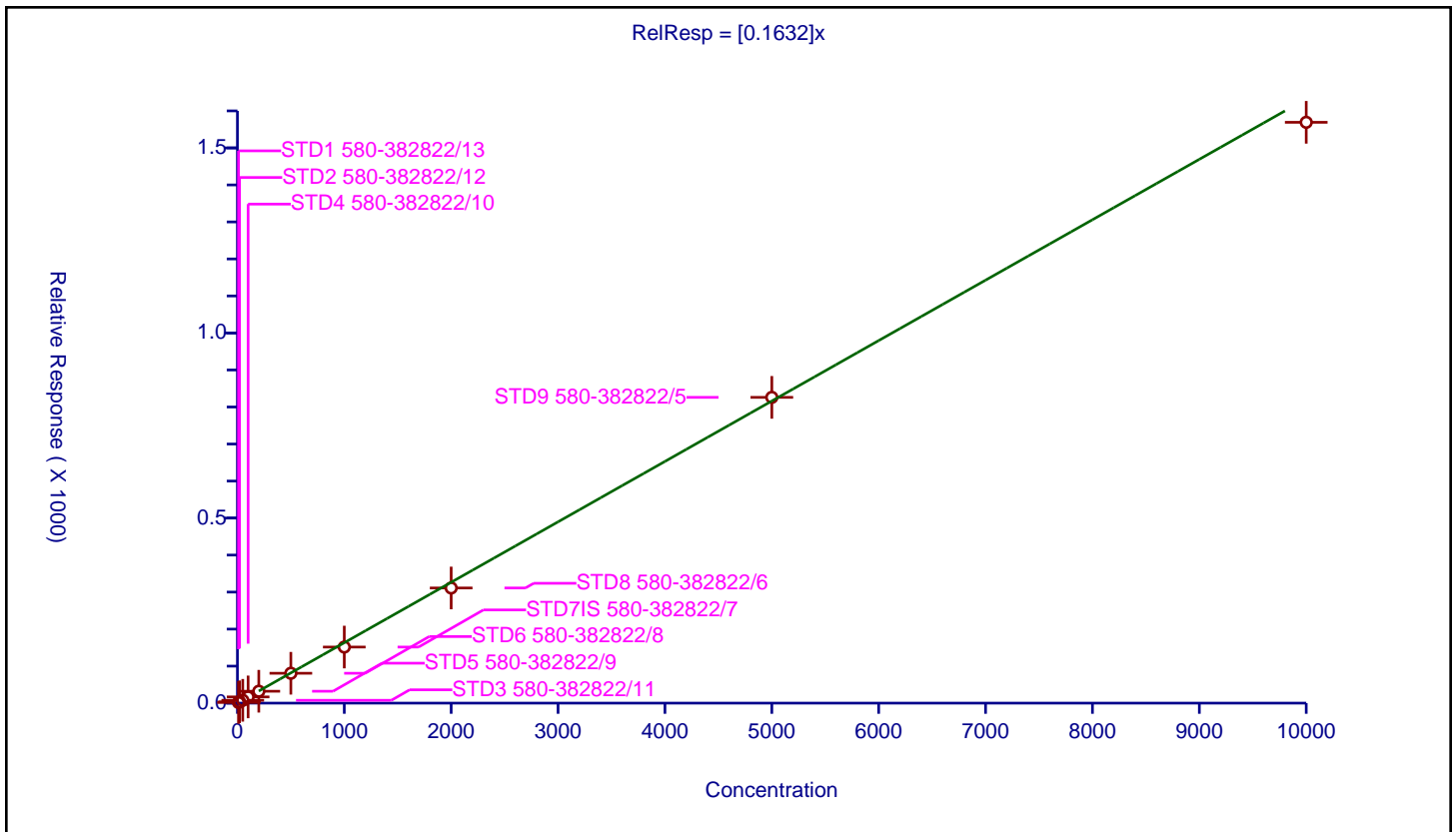
/ n-Octadecane

Curve Type: Average
 Weighting: Conc_Sq
 Origin: Force
 Dependency: Response
 Calib Mode: ISTD
 Response Base: AREA
 RF Rounding: 0

Curve Coefficients	
Intercept:	0
Slope:	0.1632

Error Coefficients	
Standard Error:	443000
Relative Standard Error:	6.3
Correlation Coefficient:	1.000
Coefficient of Determination (Adjusted):	0.995

ID	Level	Concentration	Rel. Resp.	IS Amount	IS Response	RRF	Used
1	STD1 580-382822/13	10.0	1.782164	100.0	57346.0	0.178216	Y
2	STD2 580-382822/12	20.0	3.638205	100.0	60222.0	0.18191	Y
3	STD3 580-382822/11	50.0	7.659912	100.0	68147.0	0.153198	Y
4	STD4 580-382822/10	100.0	16.804693	100.0	66654.0	0.168047	Y
5	STD5 580-382822/9	200.0	32.111108	100.0	67771.0	0.160555	Y
6	STD6 580-382822/8	500.0	80.672907	100.0	71154.0	0.161346	Y
7	STD7IS 580-382822/7	1000.0	151.469951	100.0	78506.0	0.15147	Y
8	STD8 580-382822/6	2000.0	311.06188	100.0	73125.0	0.155531	Y
9	STD9 580-382822/5	5000.0	826.060135	100.0	73269.0	0.165212	Y
10	STD10 580-382822/4	10000.0	1569.136774	100.0	73735.0	0.156914	Y



Calibration

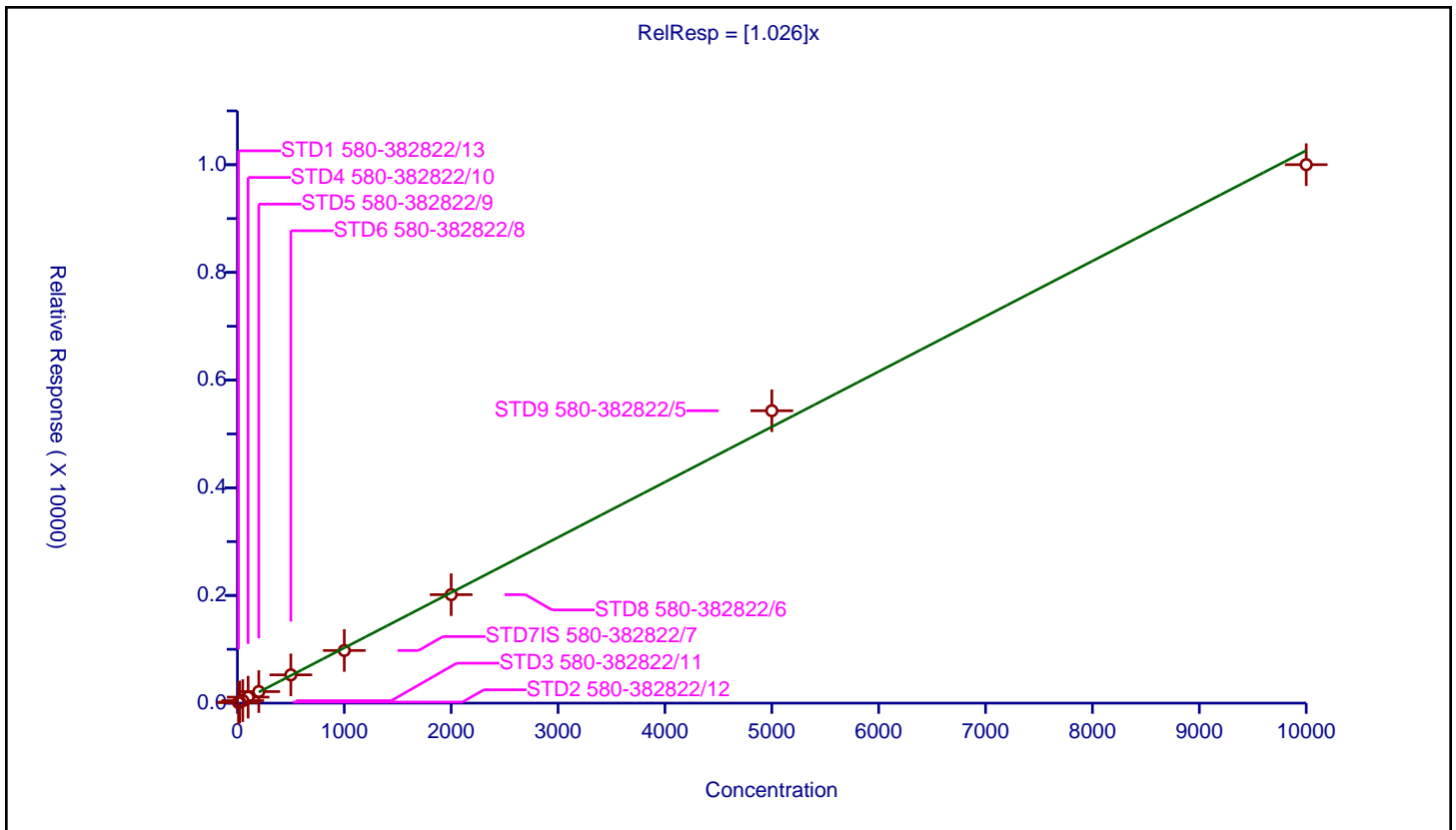
/ Phenanthrene

Curve Type: Average
 Weighting: Conc_Sq
 Origin: Force
 Dependency: Response
 Calib Mode: ISTD
 Response Base: AREA
 RF Rounding: 0

Curve Coefficients	
Intercept:	0
Slope:	1.026

Error Coefficients	
Standard Error:	2850000
Relative Standard Error:	5.5
Correlation Coefficient:	0.999
Coefficient of Determination (Adjusted):	0.996

ID	Level	Concentration	Rel. Resp.	IS Amount	IS Response	RRF	Used
1	STD1 580-382822/13	10.0	10.363408	100.0	57346.0	1.036341	Y
2	STD2 580-382822/12	20.0	19.903025	100.0	60222.0	0.995151	Y
3	STD3 580-382822/11	50.0	46.295508	100.0	68147.0	0.92591	Y
4	STD4 580-382822/10	100.0	111.253638	100.0	66654.0	1.112536	Y
5	STD5 580-382822/9	200.0	214.487022	100.0	67771.0	1.072435	Y
6	STD6 580-382822/8	500.0	524.943081	100.0	71154.0	1.049886	Y
7	STD7IS 580-382822/7	1000.0	977.94054	100.0	78506.0	0.977941	Y
8	STD8 580-382822/6	2000.0	2014.613333	100.0	73125.0	1.007307	Y
9	STD9 580-382822/5	5000.0	5430.726501	100.0	73269.0	1.086145	Y
10	STD10 580-382822/4	10000.0	10001.364345	100.0	73735.0	1.000136	Y



Calibration

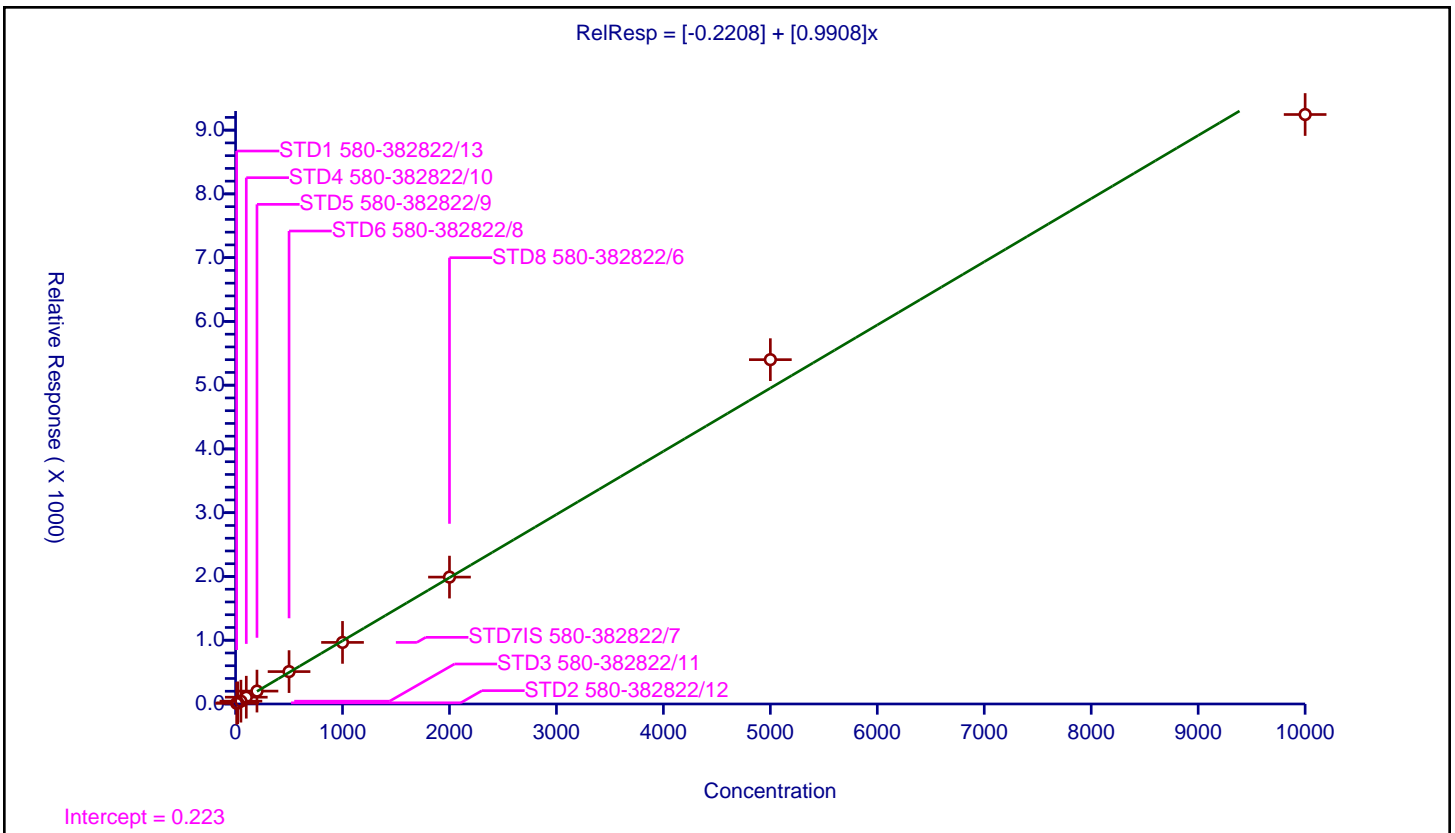
/ Anthracene

Curve Type: Linear
 Weighting: Conc_Sq
 Origin: None
 Dependency: Response
 Calib Mode: ISTD
 Response Base: AREA
 RF Rounding: 0

Curve Coefficients	
Intercept:	-0.2208
Slope:	0.9908

Error Coefficients	
Standard Error:	2850000
Relative Standard Error:	6.8
Correlation Coefficient:	0.995
Coefficient of Determination (Adjusted):	0.995

ID	Level	Concentration	Rel. Resp.	IS Amount	IS Response	RRF	Used
1	STD1 580-382822/13	10.0	10.110557	100.0	57346.0	1.011056	Y
2	STD2 580-382822/12	20.0	18.398592	100.0	60222.0	0.91993	Y
3	STD3 580-382822/11	50.0	43.966719	100.0	68147.0	0.879334	Y
4	STD4 580-382822/10	100.0	106.298197	100.0	66654.0	1.062982	Y
5	STD5 580-382822/9	200.0	202.329905	100.0	67771.0	1.01165	Y
6	STD6 580-382822/8	500.0	507.82247	100.0	71154.0	1.015645	Y
7	STD7IS 580-382822/7	1000.0	965.694342	100.0	78506.0	0.965694	Y
8	STD8 580-382822/6	2000.0	1990.296068	100.0	73125.0	0.995148	Y
9	STD9 580-382822/5	5000.0	5400.221103	100.0	73269.0	1.080044	Y
10	STD10 580-382822/4	10000.0	9245.270224	100.0	73735.0	0.924527	Y



Calibration

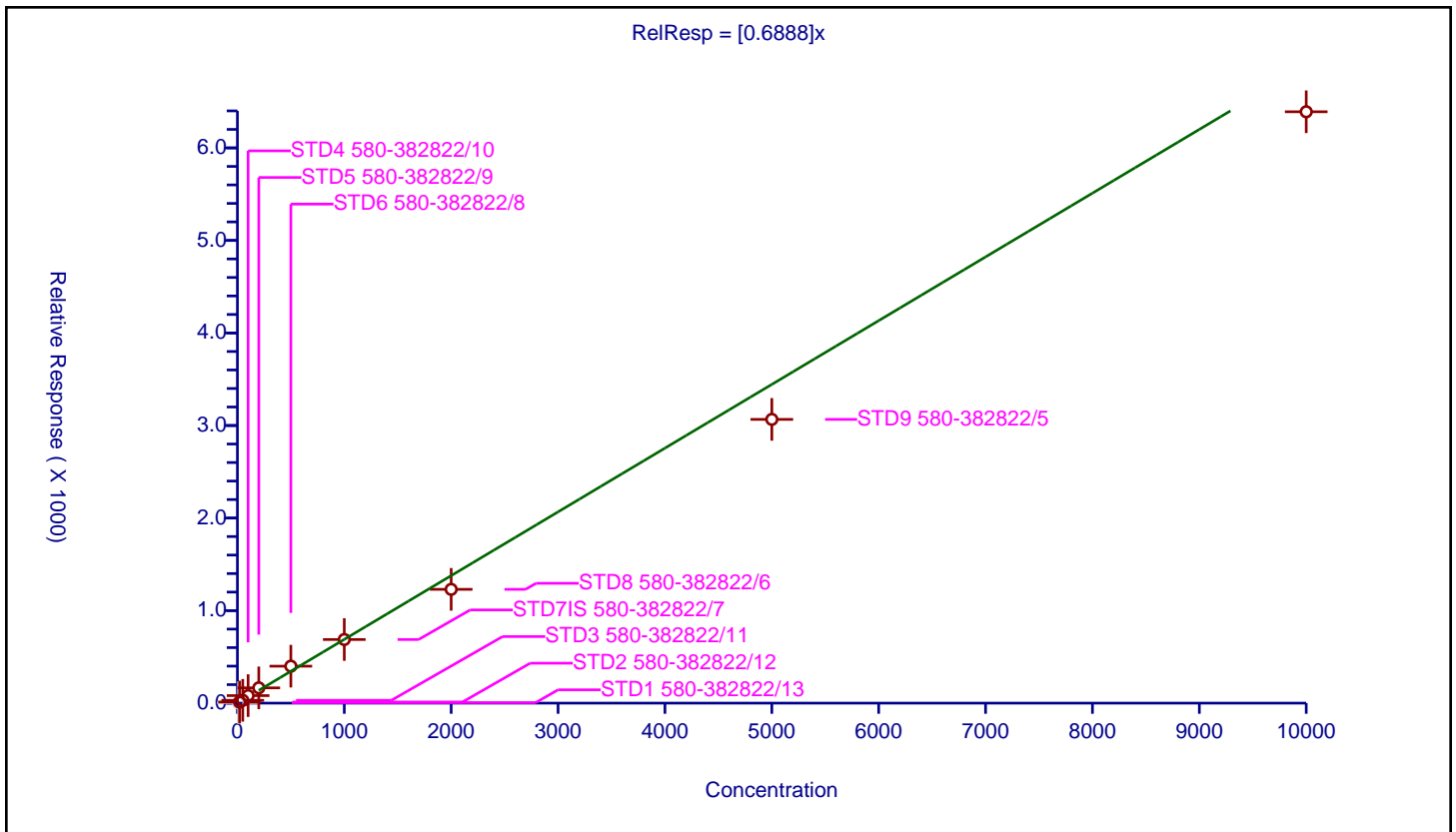
/ Carbazole

Curve Type: Average
 Weighting: Conc_Sq
 Origin: Force
 Dependency: Response
 Calib Mode: ISTD
 Response Base: AREA
 RF Rounding: 0

Curve Coefficients	
Intercept:	0
Slope:	0.6888

Error Coefficients	
Standard Error:	1880000
Relative Standard Error:	14.0
Correlation Coefficient:	0.999
Coefficient of Determination (Adjusted):	0.977

ID	Level	Concentration	Rel. Resp.	IS Amount	IS Response	RRF	Used
1	STD1 580-382822/13	10.0	5.405782	100.0	57346.0	0.540578	N
2	STD2 580-382822/12	20.0	12.023845	100.0	60222.0	0.601192	Y
3	STD3 580-382822/11	50.0	30.31975	100.0	68147.0	0.606395	Y
4	STD4 580-382822/10	100.0	81.31545	100.0	66654.0	0.813154	Y
5	STD5 580-382822/9	200.0	165.151761	100.0	67771.0	0.825759	Y
6	STD6 580-382822/8	500.0	399.246704	100.0	71154.0	0.798493	Y
7	STD7IS 580-382822/7	1000.0	687.560186	100.0	78506.0	0.68756	Y
8	STD8 580-382822/6	2000.0	1229.545299	100.0	73125.0	0.614773	Y
9	STD9 580-382822/5	5000.0	3066.188975	100.0	73269.0	0.613238	Y
10	STD10 580-382822/4	10000.0	6390.415678	100.0	73735.0	0.639042	Y



Calibration

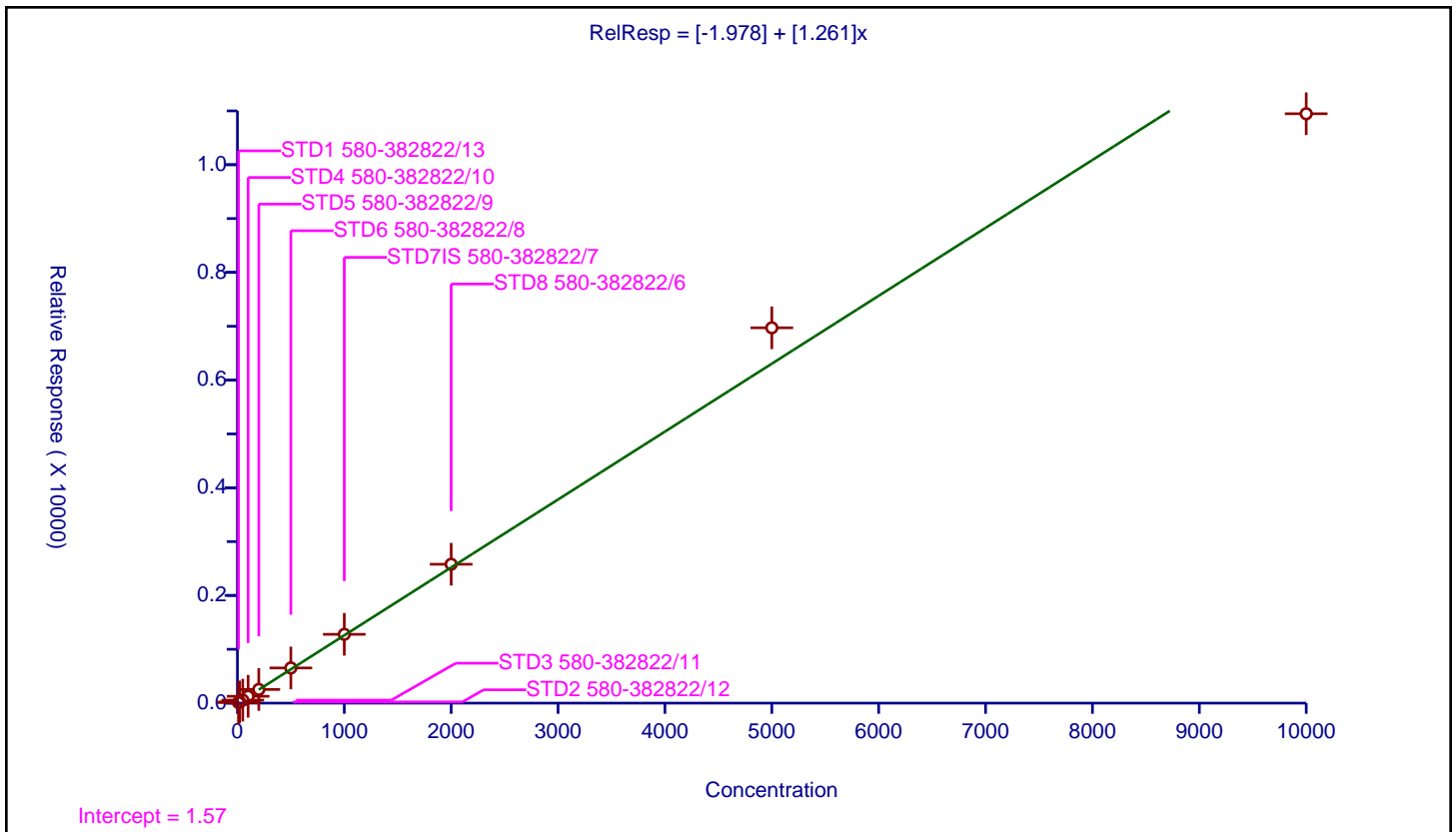
/ Di-n-butyl phthalate

Curve Type: Linear
 Weighting: Conc_Sq
 Origin: None
 Dependency: Response
 Calib Mode: ISTD
 Response Base: AREA
 RF Rounding: 0

Curve Coefficients	
Intercept:	-1.978
Slope:	1.261

Error Coefficients	
Standard Error:	3460000
Relative Standard Error:	7.2
Correlation Coefficient:	0.987
Coefficient of Determination (Adjusted):	0.994

ID	Level	Concentration	Rel. Resp.	IS Amount	IS Response	RRF	Used
1	STD1 580-382822/13	10.0	10.999895	100.0	57346.0	1.09999	Y
2	STD2 580-382822/12	20.0	22.456909	100.0	60222.0	1.122845	Y
3	STD3 580-382822/11	50.0	55.527022	100.0	68147.0	1.11054	Y
4	STD4 580-382822/10	100.0	127.336694	100.0	66654.0	1.273367	Y
5	STD5 580-382822/9	200.0	253.896209	100.0	67771.0	1.269481	Y
6	STD6 580-382822/8	500.0	653.320966	100.0	71154.0	1.306642	Y
7	STD7IS 580-382822/7	1000.0	1277.809339	100.0	78506.0	1.277809	Y
8	STD8 580-382822/6	2000.0	2579.286154	100.0	73125.0	1.289643	Y
9	STD9 580-382822/5	5000.0	6971.07235	100.0	73269.0	1.394214	Y
10	STD10 580-382822/4	10000.0	10947.273344	100.0	73735.0	1.094727	Y



Calibration

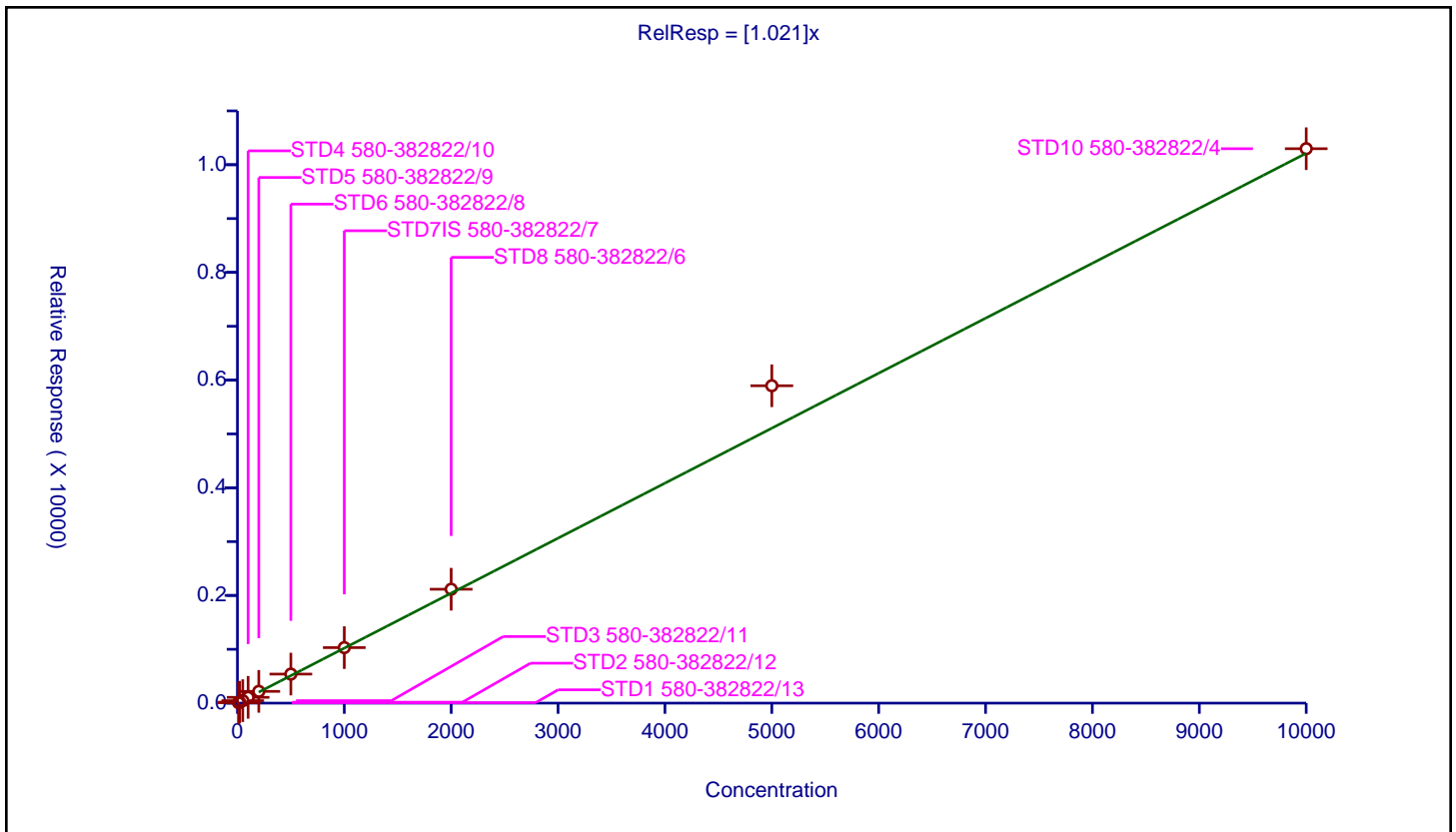
/ Fluoranthene

Curve Type: Average
 Weighting: Conc_Sq
 Origin: Force
 Dependency: Response
 Calib Mode: ISTD
 Response Base: AREA
 RF Rounding: 0

Curve Coefficients	
Intercept:	0
Slope:	1.021

Error Coefficients	
Standard Error:	2970000
Relative Standard Error:	9.8
Correlation Coefficient:	0.996
Coefficient of Determination (Adjusted):	0.989

ID	Level	Concentration	Rel. Resp.	IS Amount	IS Response	RRF	Used
1	STD1 580-382822/13	10.0	8.835839	100.0	57346.0	0.883584	Y
2	STD2 580-382822/12	20.0	17.432168	100.0	60222.0	0.871608	Y
3	STD3 580-382822/11	50.0	45.764304	100.0	68147.0	0.915286	Y
4	STD4 580-382822/10	100.0	107.390404	100.0	66654.0	1.073904	Y
5	STD5 580-382822/9	200.0	218.434138	100.0	67771.0	1.092171	Y
6	STD6 580-382822/8	500.0	539.221969	100.0	71154.0	1.078444	Y
7	STD7IS 580-382822/7	1000.0	1031.321173	100.0	78506.0	1.031321	Y
8	STD8 580-382822/6	2000.0	2115.637607	100.0	73125.0	1.057819	Y
9	STD9 580-382822/5	5000.0	5894.707175	100.0	73269.0	1.178941	Y
10	STD10 580-382822/4	10000.0	10297.785312	100.0	73735.0	1.029779	Y



Calibration

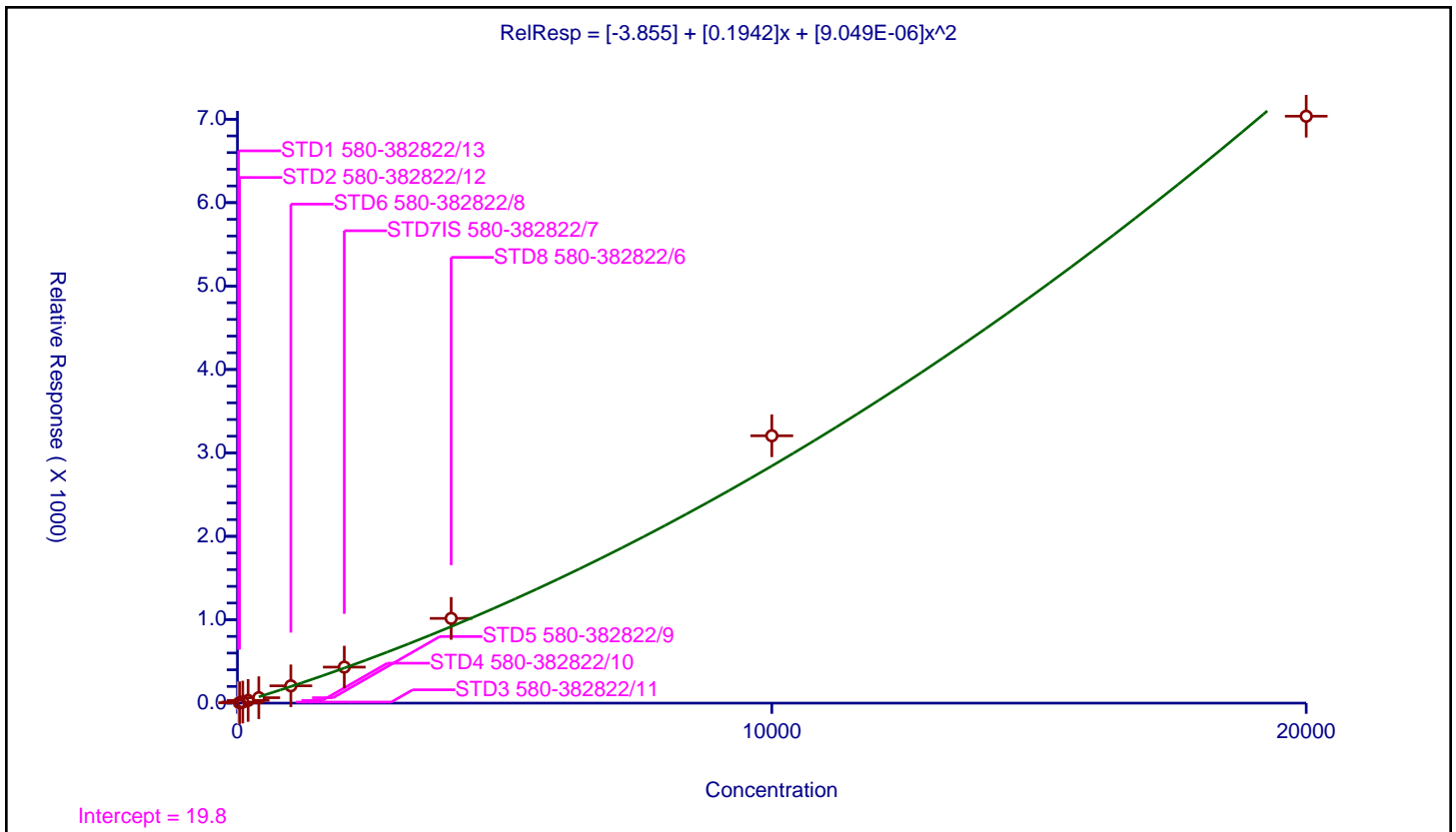
/ Benzidine

Curve Type: Quadratic
 Weighting: Conc_Sq
 Origin: None
 Dependency: Response
 Calib Mode: ISTD
 Response Base: AREA
 RF Rounding: 0

Curve Coefficients	
Intercept:	-3.855
Slope:	0.1942
Second Order:	9.049E-06

Error Coefficients	
Standard Error:	2350000
Relative Standard Error:	10.5
Correlation Coefficient:	0.995
Coefficient of Determination (Adjusted):	0.990

ID	Level	Concentration	Rel. Resp.	IS Amount	IS Response	RRF	Used
1	STD1 580-382822/13	20.0	2.591288	100.0	57346.0	0.129564	N
2	STD2 580-382822/12	40.0	4.528245	100.0	60222.0	0.113206	Y
3	STD3 580-382822/11	100.0	13.068807	100.0	68147.0	0.130688	Y
4	STD4 580-382822/10	200.0	32.506676	100.0	66654.0	0.162533	Y
5	STD5 580-382822/9	400.0	64.954036	100.0	67771.0	0.162385	Y
6	STD6 580-382822/8	1000.0	207.28139	100.0	71154.0	0.207281	Y
7	STD7IS 580-382822/7	2000.0	431.842152	100.0	78506.0	0.215921	Y
8	STD8 580-382822/6	4000.0	1015.805812	100.0	73125.0	0.253951	Y
9	STD9 580-382822/5	10000.0	3205.08537	100.0	73269.0	0.320509	Y
10	STD10 580-382822/4	20000.0	7036.298908	100.0	73735.0	0.351815	Y



Calibration

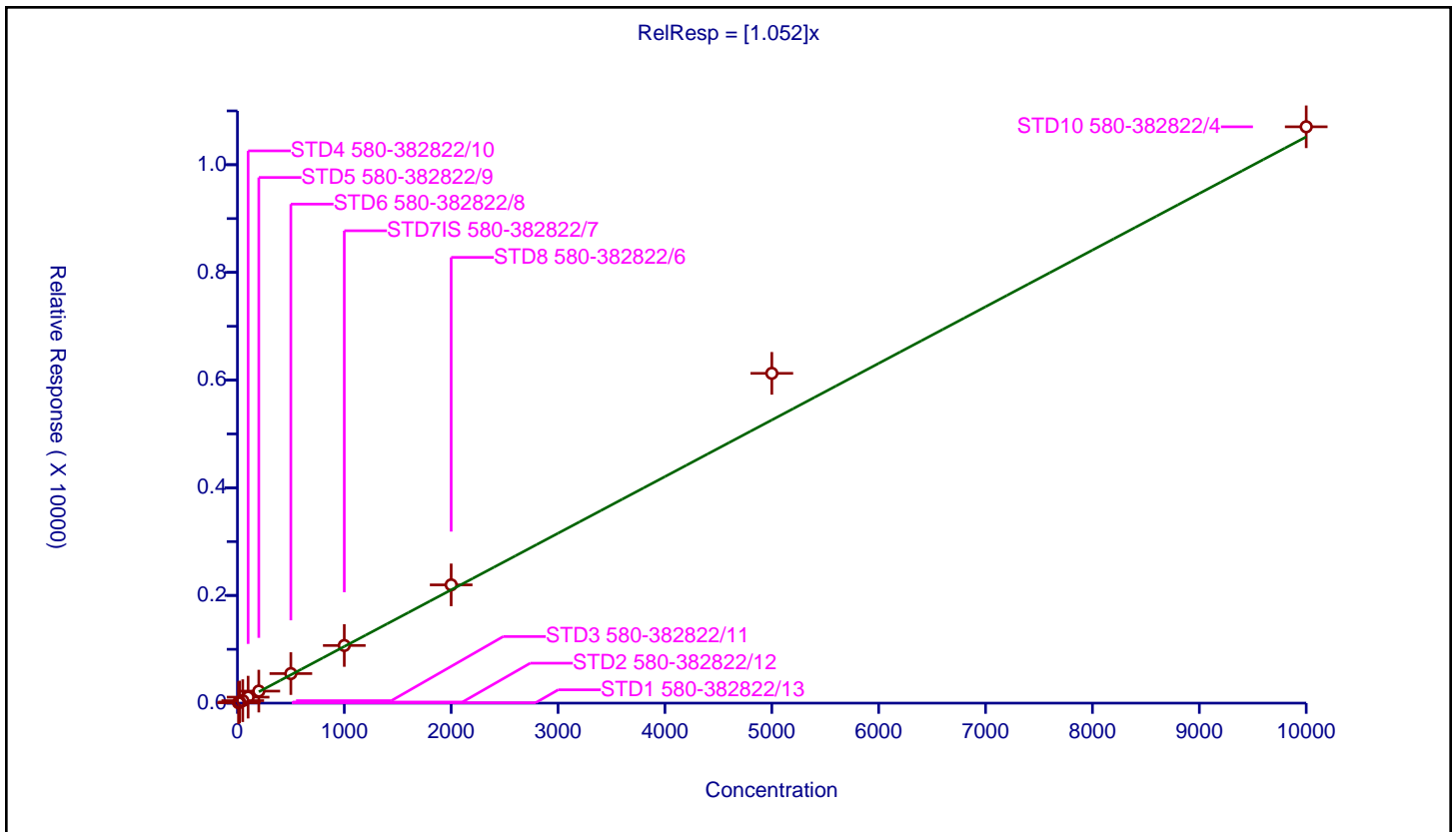
/ Pyrene

Curve Type: Average
 Weighting: Conc_Sq
 Origin: Force
 Dependency: Response
 Calib Mode: ISTD
 Response Base: AREA
 RF Rounding: 0

Curve Coefficients	
Intercept:	0
Slope:	1.052

Error Coefficients	
Standard Error:	3090000
Relative Standard Error:	11.4
Correlation Coefficient:	0.996
Coefficient of Determination (Adjusted):	0.986

ID	Level	Concentration	Rel. Resp.	IS Amount	IS Response	RRF	Used
1	STD1 580-382822/13	10.0	7.901161	100.0	57346.0	0.790116	Y
2	STD2 580-382822/12	20.0	20.366311	100.0	60222.0	1.018316	Y
3	STD3 580-382822/11	50.0	45.909578	100.0	68147.0	0.918192	Y
4	STD4 580-382822/10	100.0	111.178624	100.0	66654.0	1.111786	Y
5	STD5 580-382822/9	200.0	223.486447	100.0	67771.0	1.117432	Y
6	STD6 580-382822/8	500.0	548.732327	100.0	71154.0	1.097465	Y
7	STD7IS 580-382822/7	1000.0	1070.528367	100.0	78506.0	1.070528	Y
8	STD8 580-382822/6	2000.0	2196.641368	100.0	73125.0	1.098321	Y
9	STD9 580-382822/5	5000.0	6125.391366	100.0	73269.0	1.225078	Y
10	STD10 580-382822/4	10000.0	10704.428019	100.0	73735.0	1.070443	Y



Calibration

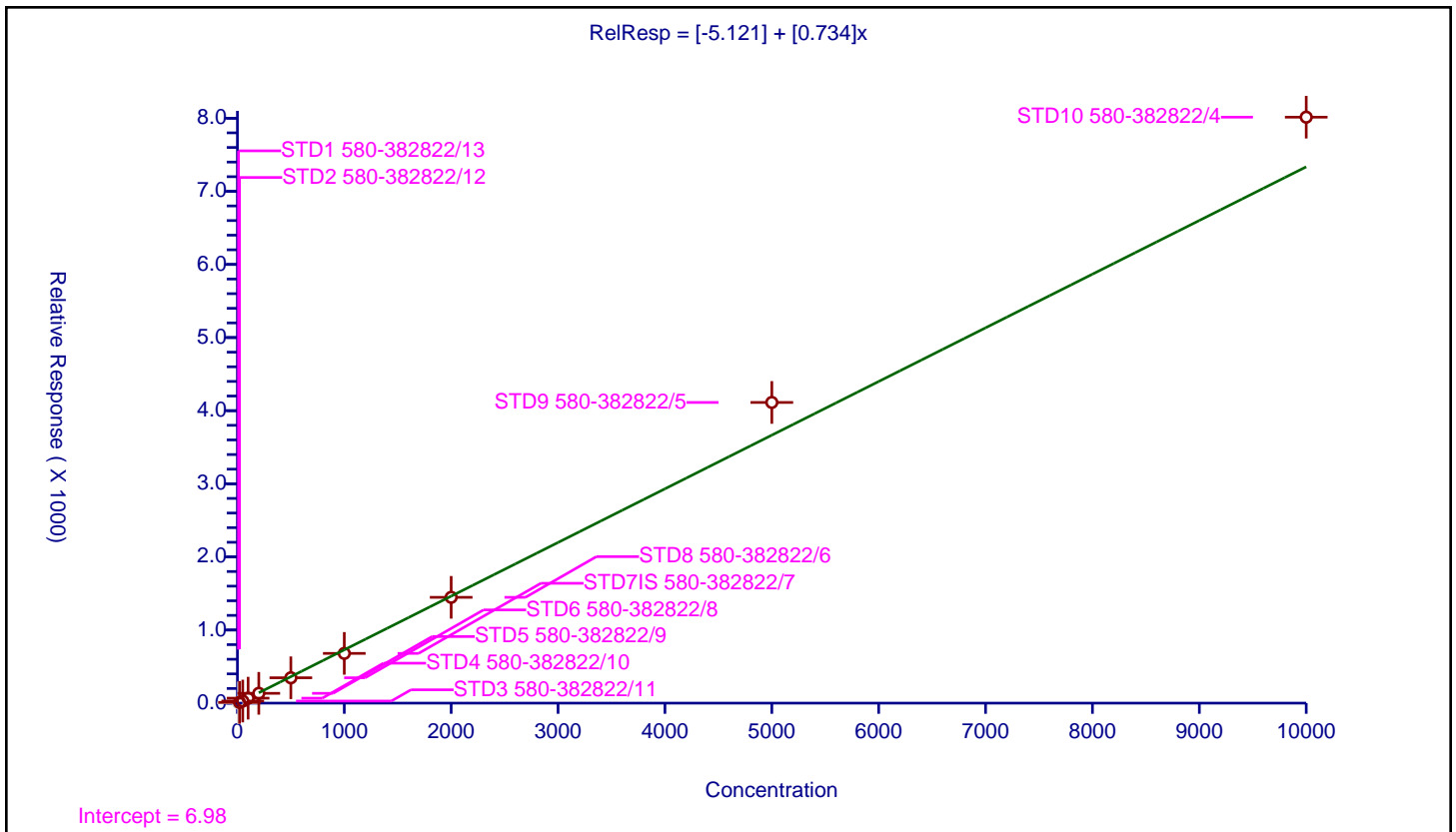
/ Terphenyl-d14

Curve Type: Linear
 Weighting: Conc_Sq
 Origin: None
 Dependency: Response
 Calib Mode: ISTD
 Response Base: AREA
 RF Rounding: 0

Curve Coefficients	
Intercept:	-5.121
Slope:	0.734

Error Coefficients	
Standard Error:	2550000
Relative Standard Error:	7.6
Correlation Coefficient:	0.999
Coefficient of Determination (Adjusted):	0.994

ID	Level	Concentration	Rel. Resp.	IS Amount	IS Response	RRF	Used
1	STD1 580-382822/13	10.0	4.443204	100.0	57346.0	0.44432	N
2	STD2 580-382822/12	20.0	10.16572	100.0	60222.0	0.508286	Y
3	STD3 580-382822/11	50.0	28.550046	100.0	68147.0	0.571001	Y
4	STD4 580-382822/10	100.0	68.024425	100.0	66654.0	0.680244	Y
5	STD5 580-382822/9	200.0	134.144398	100.0	67771.0	0.670722	Y
6	STD6 580-382822/8	500.0	346.778818	100.0	71154.0	0.693558	Y
7	STD7IS 580-382822/7	1000.0	680.234632	100.0	78506.0	0.680235	Y
8	STD8 580-382822/6	2000.0	1447.21094	100.0	73125.0	0.723605	Y
9	STD9 580-382822/5	5000.0	4112.384501	100.0	73269.0	0.822477	Y
10	STD10 580-382822/4	10000.0	8014.062521	100.0	73735.0	0.801406	Y



Calibration

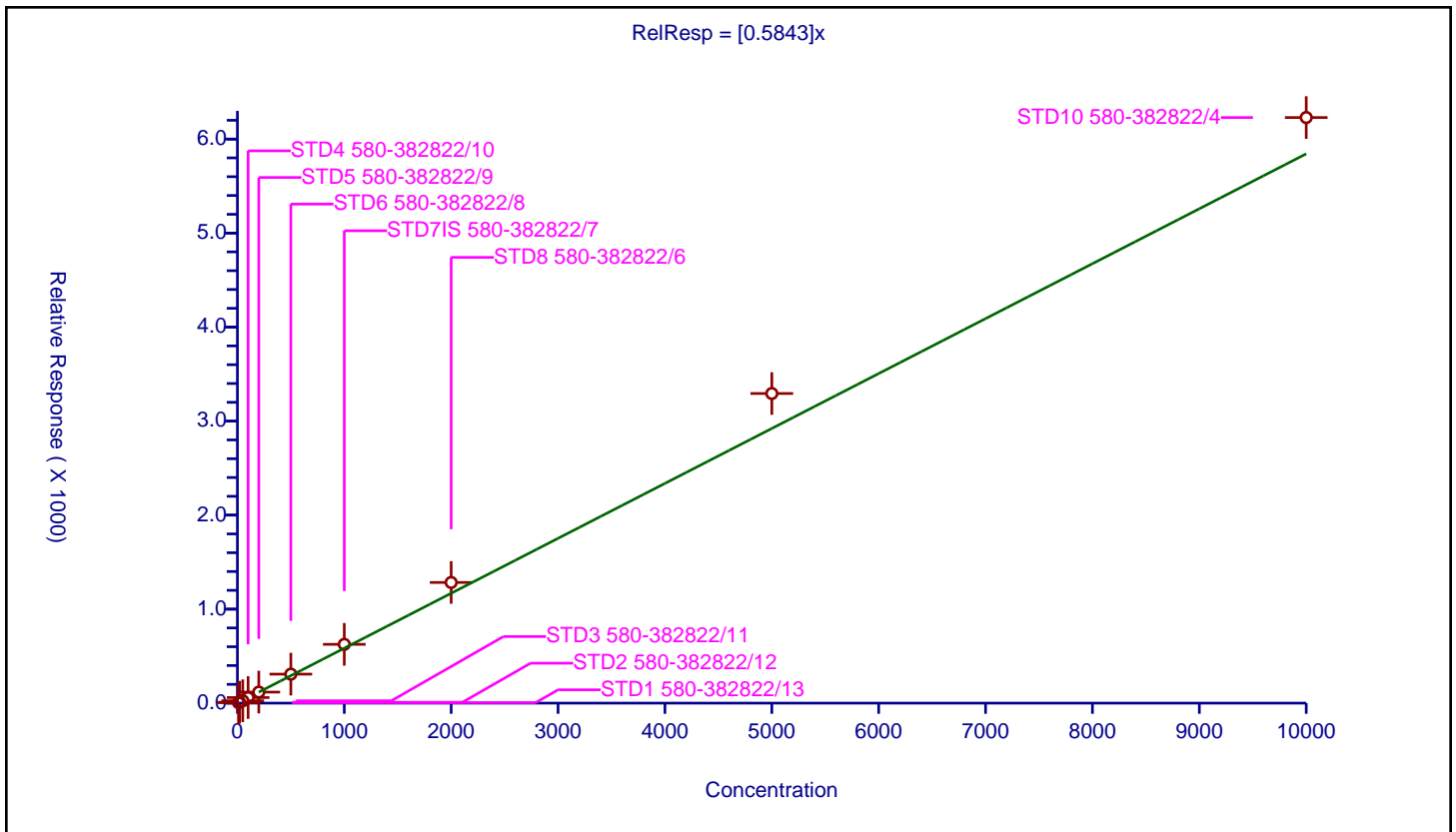
/ Butyl benzyl phthalate

Curve Type: Average
 Weighting: Conc_Sq
 Origin: Force
 Dependency: Response
 Calib Mode: ISTD
 Response Base: AREA
 RF Rounding: 0

Curve Coefficients	
Intercept:	0
Slope:	0.5843

Error Coefficients	
Standard Error:	1660000
Relative Standard Error:	10.9
Correlation Coefficient:	1.000
Coefficient of Determination (Adjusted):	0.987

ID	Level	Concentration	Rel. Resp.	IS Amount	IS Response	RRF	Used
1	STD1 580-382822/13	10.0	5.23682	100.0	39967.0	0.523682	Y
2	STD2 580-382822/12	20.0	9.403787	100.0	44833.0	0.470189	Y
3	STD3 580-382822/11	50.0	25.067767	100.0	50910.0	0.501355	Y
4	STD4 580-382822/10	100.0	59.462242	100.0	48572.0	0.594622	Y
5	STD5 580-382822/9	200.0	117.522949	100.0	54032.0	0.587615	Y
6	STD6 580-382822/8	500.0	308.399849	100.0	58382.0	0.6168	Y
7	STD7IS 580-382822/7	1000.0	625.537579	100.0	63107.0	0.625538	Y
8	STD8 580-382822/6	2000.0	1283.486459	100.0	62476.0	0.641743	Y
9	STD9 580-382822/5	5000.0	3293.650229	100.0	67467.0	0.65873	Y
10	STD10 580-382822/4	10000.0	6229.051257	100.0	70293.0	0.622905	Y



Calibration

/ 3,3'-Dichlorobenzidine

Curve Type: Quadratic
 Weighting: Conc_Sq
 Origin: None
 Dependency: Response
 Calib Mode: ISTD
 Response Base: AREA
 RF Rounding: 0

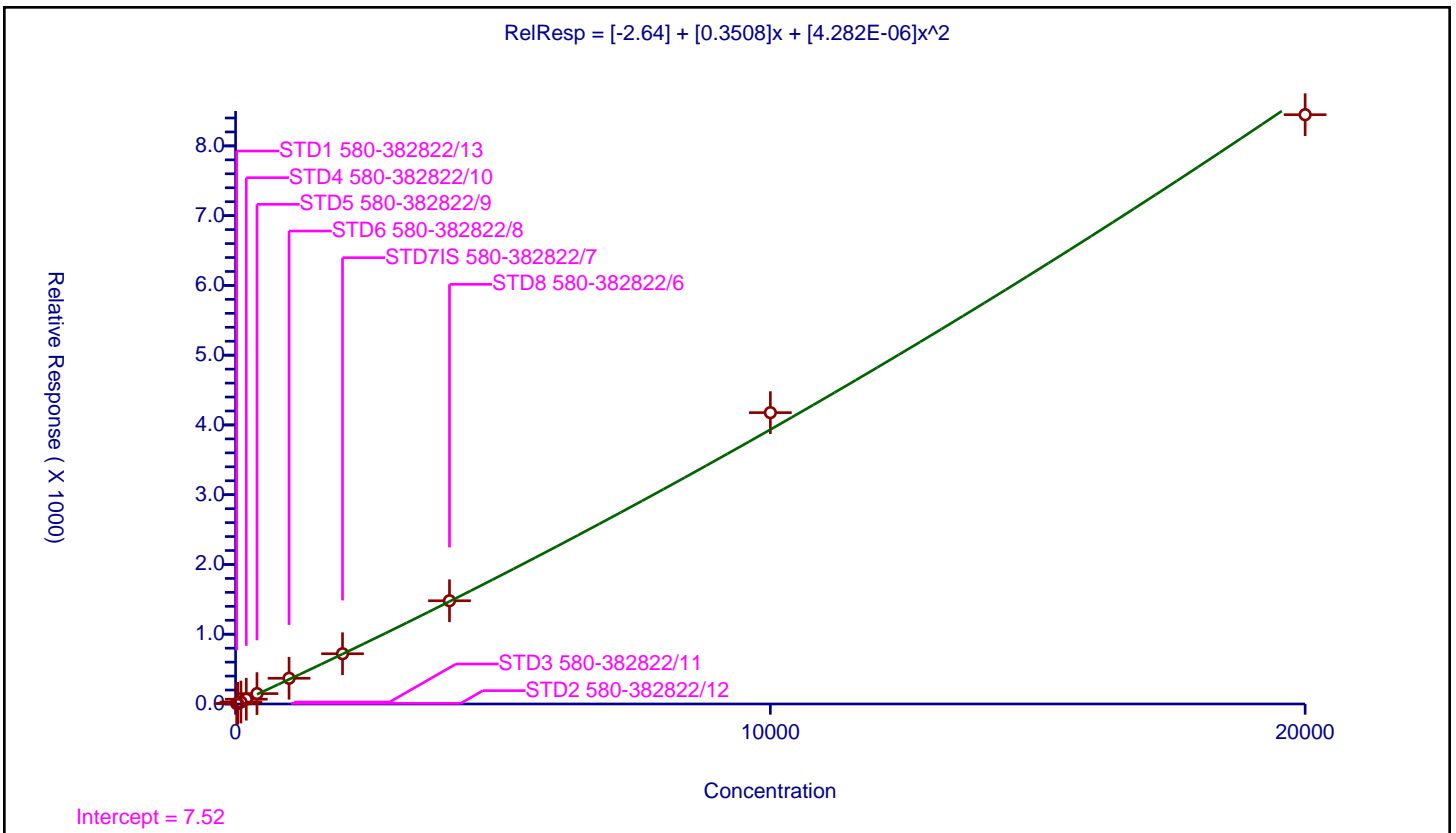
Curve Coefficients

Intercept: -2.64
 Slope: 0.3508
 Second Order: 4.282E-06

Error Coefficients

Standard Error: 2510000
 Relative Standard Error: 8.8
 Correlation Coefficient: 0.999
 Coefficient of Determination (Adjusted): 0.993

ID	Level	Concentration	Rel. Resp.	IS Amount	IS Response	RRF	Used
1	STD1 580-382822/13	20.0	4.989116	100.0	39967.0	0.249456	Y
2	STD2 580-382822/12	40.0	9.513082	100.0	44833.0	0.237827	Y
3	STD3 580-382822/11	100.0	27.91593	100.0	50910.0	0.279159	Y
4	STD4 580-382822/10	200.0	68.632134	100.0	48572.0	0.343161	Y
5	STD5 580-382822/9	400.0	148.928413	100.0	54032.0	0.372321	Y
6	STD6 580-382822/8	1000.0	368.613614	100.0	58382.0	0.368614	Y
7	STD7IS 580-382822/7	2000.0	720.246565	100.0	63107.0	0.360123	Y
8	STD8 580-382822/6	4000.0	1479.963506	100.0	62476.0	0.369991	Y
9	STD9 580-382822/5	10000.0	4176.324722	100.0	67467.0	0.417632	Y
10	STD10 580-382822/4	20000.0	8447.12418	100.0	70293.0	0.422356	Y



Calibration

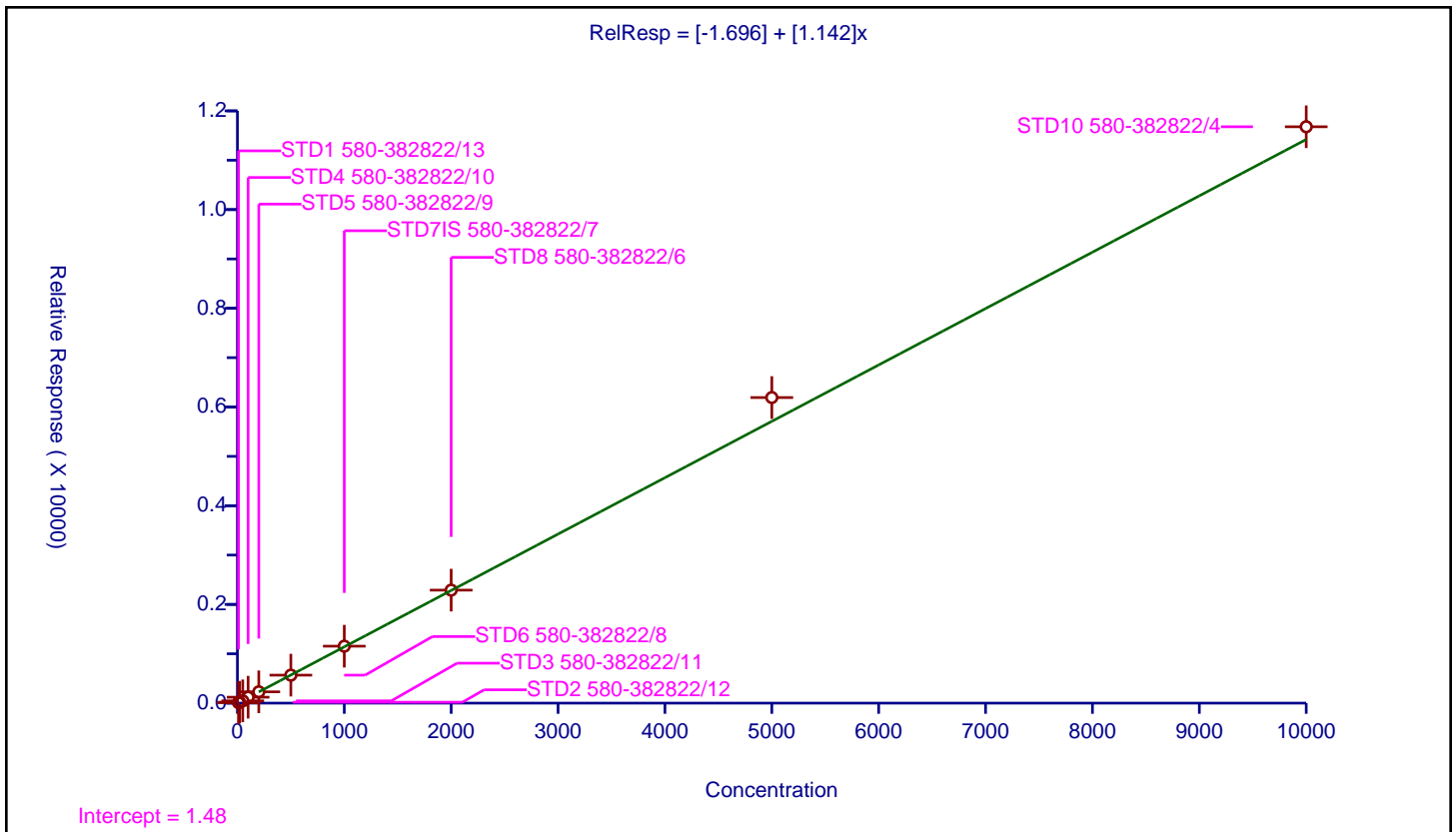
/ Benzo[a]anthracene

Curve Type: Linear
 Weighting: Conc_Sq
 Origin: None
 Dependency: Response
 Calib Mode: ISTD
 Response Base: AREA
 RF Rounding: 0

Curve Coefficients	
Intercept:	-1.696
Slope:	1.142

Error Coefficients	
Standard Error:	3300000
Relative Standard Error:	8.4
Correlation Coefficient:	0.999
Coefficient of Determination (Adjusted):	0.992

ID	Level	Concentration	Rel. Resp.	IS Amount	IS Response	RRF	Used
1	STD1 580-382822/13	10.0	10.661296	100.0	39967.0	1.06613	Y
2	STD2 580-382822/12	20.0	18.535454	100.0	44833.0	0.926773	Y
3	STD3 580-382822/11	50.0	46.352387	100.0	50910.0	0.927048	Y
4	STD4 580-382822/10	100.0	119.937413	100.0	48572.0	1.199374	Y
5	STD5 580-382822/9	200.0	228.836615	100.0	54032.0	1.144183	Y
6	STD6 580-382822/8	500.0	567.157686	100.0	58382.0	1.134315	Y
7	STD7IS 580-382822/7	1000.0	1154.244379	100.0	63107.0	1.154244	Y
8	STD8 580-382822/6	2000.0	2289.314297	100.0	62476.0	1.144657	Y
9	STD9 580-382822/5	5000.0	6191.512888	100.0	67467.0	1.238303	Y
10	STD10 580-382822/4	10000.0	11678.103083	100.0	70293.0	1.16781	Y



Calibration

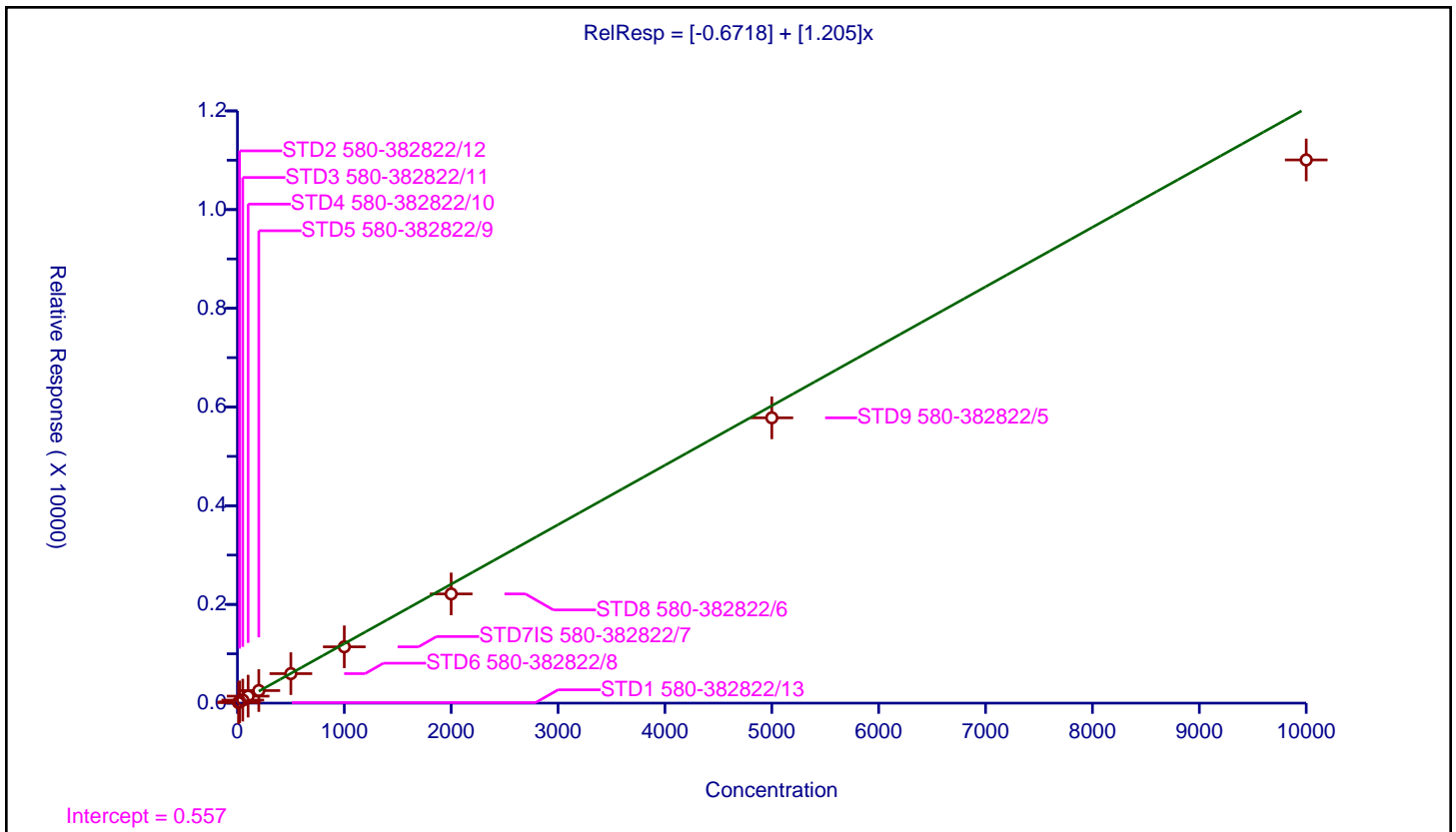
/ Chrysene

Curve Type: Linear
 Weighting: Conc_Sq
 Origin: None
 Dependency: Response
 Calib Mode: ISTD
 Response Base: AREA
 RF Rounding: 0

Curve Coefficients	
Intercept:	-0.6718
Slope:	1.205

Error Coefficients	
Standard Error:	3110000
Relative Standard Error:	8.9
Correlation Coefficient:	1.000
Coefficient of Determination (Adjusted):	0.991

ID	Level	Concentration	Rel. Resp.	IS Amount	IS Response	RRF	Used
1	STD1 580-382822/13	10.0	10.661296	100.0	39967.0	1.06613	Y
2	STD2 580-382822/12	20.0	25.177882	100.0	44833.0	1.258894	Y
3	STD3 580-382822/11	50.0	60.832842	100.0	50910.0	1.216657	Y
4	STD4 580-382822/10	100.0	141.390101	100.0	48572.0	1.413901	Y
5	STD5 580-382822/9	200.0	254.317812	100.0	54032.0	1.271589	Y
6	STD6 580-382822/8	500.0	597.590011	100.0	58382.0	1.19518	Y
7	STD7IS 580-382822/7	1000.0	1140.905129	100.0	63107.0	1.140905	Y
8	STD8 580-382822/6	2000.0	2212.78571	100.0	62476.0	1.106393	Y
9	STD9 580-382822/5	5000.0	5781.008493	100.0	67467.0	1.156202	Y
10	STD10 580-382822/4	10000.0	11006.588138	100.0	70293.0	1.100659	Y



Calibration

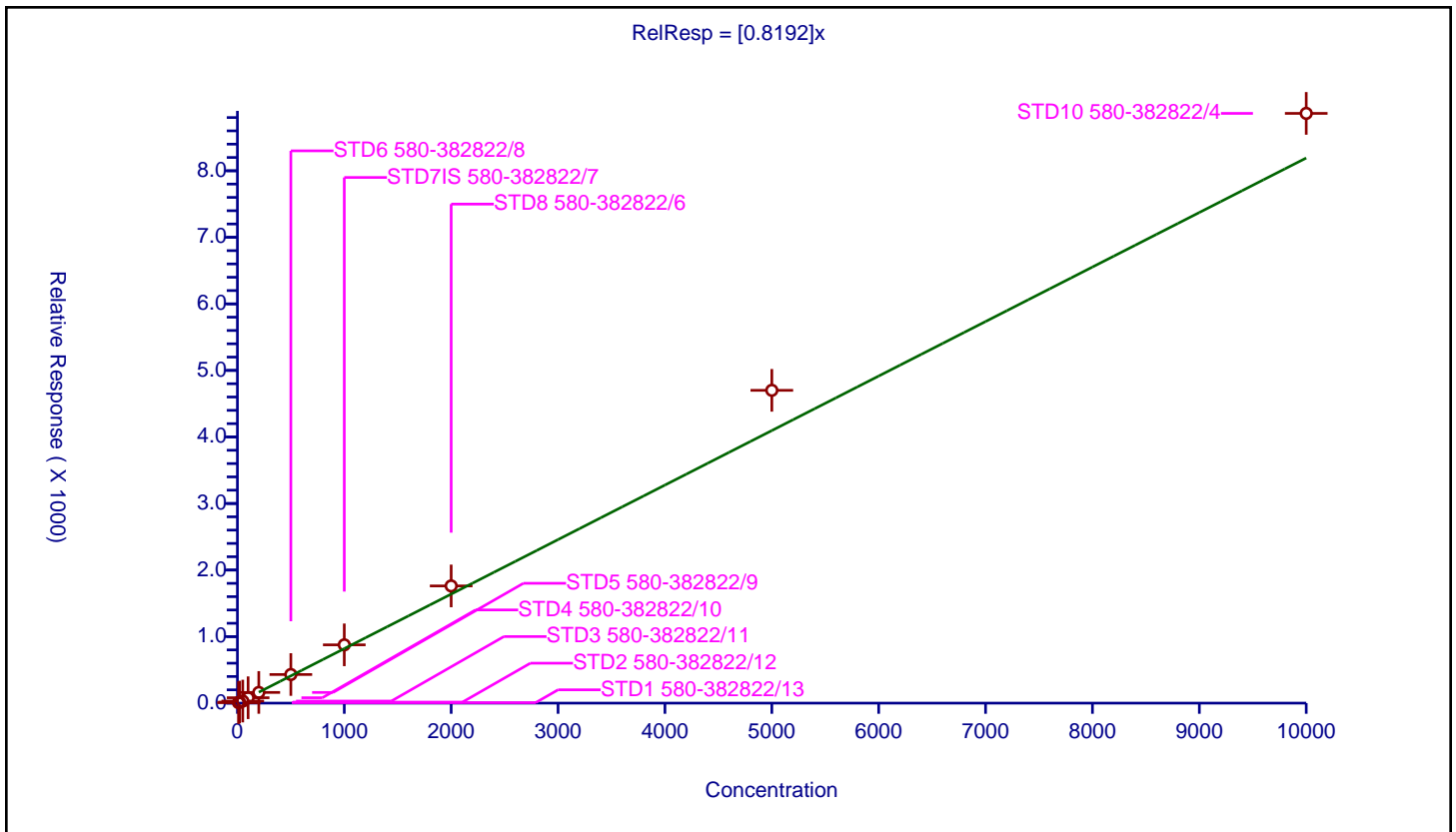
/ Bis(2-ethylhexyl) phthalate

Curve Type: Average
 Weighting: Conc_Sq
 Origin: Force
 Dependency: Response
 Calib Mode: ISTD
 Response Base: AREA
 RF Rounding: 0

Curve Coefficients	
Intercept:	0
Slope:	0.8192

Error Coefficients	
Standard Error:	2360000
Relative Standard Error:	11.2
Correlation Coefficient:	0.999
Coefficient of Determination (Adjusted):	0.986

ID	Level	Concentration	Rel. Resp.	IS Amount	IS Response	RRF	Used
1	STD1 580-382822/13	10.0	7.493682	100.0	39967.0	0.749368	Y
2	STD2 580-382822/12	20.0	15.30346	100.0	44833.0	0.765173	Y
3	STD3 580-382822/11	50.0	30.995875	100.0	50910.0	0.619918	Y
4	STD4 580-382822/10	100.0	80.993165	100.0	48572.0	0.809932	Y
5	STD5 580-382822/9	200.0	160.88244	100.0	54032.0	0.804412	Y
6	STD6 580-382822/8	500.0	430.127437	100.0	58382.0	0.860255	Y
7	STD7IS 580-382822/7	1000.0	875.944032	100.0	63107.0	0.875944	Y
8	STD8 580-382822/6	2000.0	1761.346757	100.0	62476.0	0.880673	Y
9	STD9 580-382822/5	5000.0	4700.847822	100.0	67467.0	0.94017	Y
10	STD10 580-382822/4	10000.0	8862.405929	100.0	70293.0	0.886241	Y



Calibration

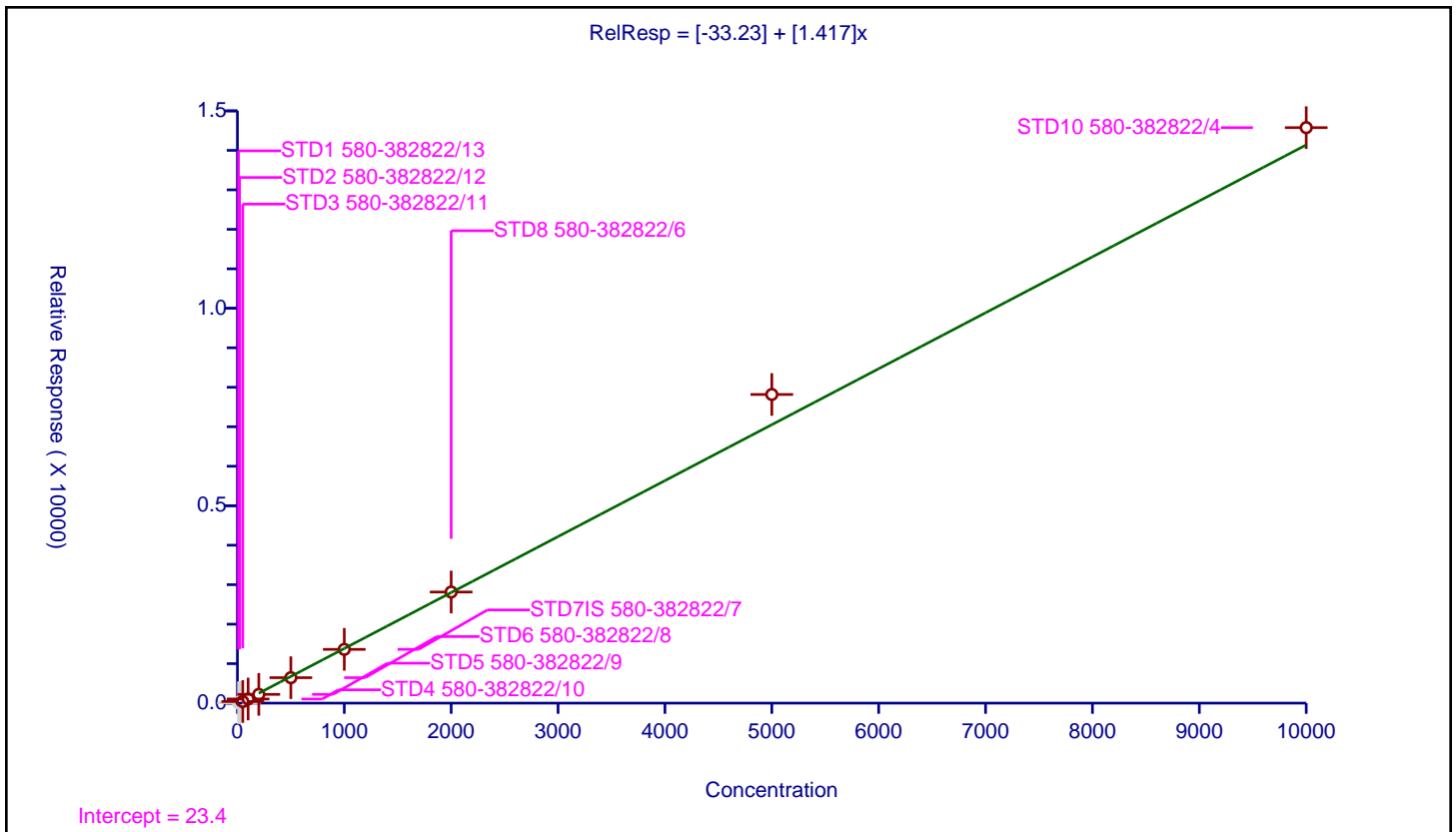
/ Di-n-octyl phthalate

Curve Type: Linear
 Weighting: Conc_Sq
 Origin: None
 Dependency: Response
 Calib Mode: ISTD
 Response Base: AREA
 RF Rounding: 0

Curve Coefficients	
Intercept:	-33.23
Slope:	1.417

Error Coefficients	
Standard Error:	4800000
Relative Standard Error:	6.8
Correlation Coefficient:	0.999
Coefficient of Determination (Adjusted):	0.995

ID	Level	Concentration	Rel. Resp.	IS Amount	IS Response	RRF	Used
1	STD1 580-382822/13	10.0	8.787225	100.0	46340.0	0.878722	N
2	STD2 580-382822/12	20.0	16.652169	100.0	50582.0	0.832608	N
3	STD3 580-382822/11	50.0	40.576598	100.0	56816.0	0.811532	Y
4	STD4 580-382822/10	100.0	104.943616	100.0	54980.0	1.049436	Y
5	STD5 580-382822/9	200.0	221.439203	100.0	54419.0	1.107196	Y
6	STD6 580-382822/8	500.0	644.842133	100.0	61159.0	1.289684	Y
7	STD7IS 580-382822/7	1000.0	1361.806812	100.0	65242.0	1.361807	Y
8	STD8 580-382822/6	2000.0	2814.091543	100.0	63861.0	1.407046	Y
9	STD9 580-382822/5	5000.0	7817.207648	100.0	67778.0	1.563442	Y
10	STD10 580-382822/4	10000.0	14575.970099	100.0	70766.0	1.457597	Y



Calibration

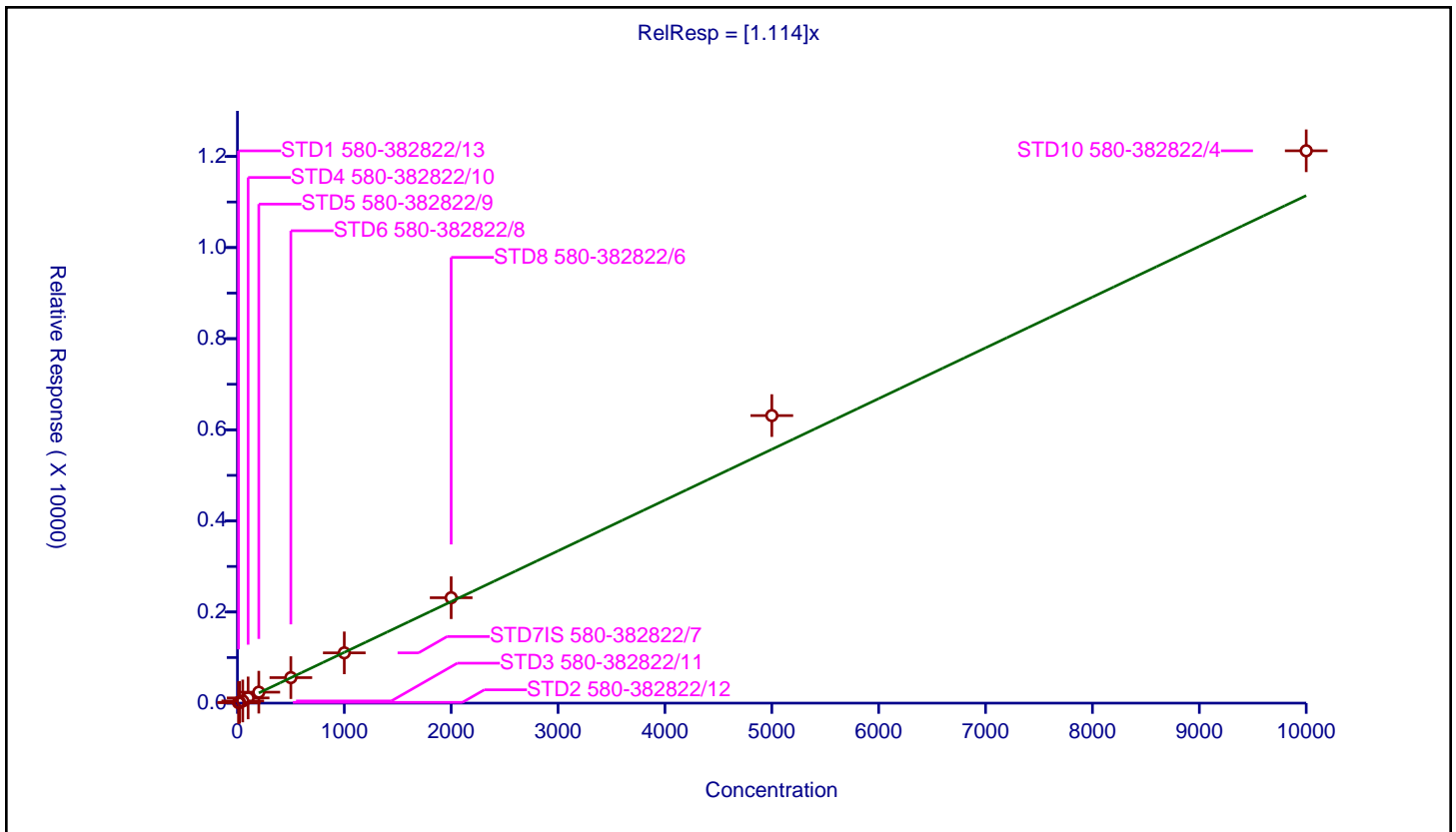
/ Benzo[b]fluoranthene

Curve Type: Average
 Weighting: Conc_Sq
 Origin: Force
 Dependency: Response
 Calib Mode: ISTD
 Response Base: AREA
 RF Rounding: 0

Curve Coefficients	
Intercept:	0
Slope:	1.114

Error Coefficients	
Standard Error:	3240000
Relative Standard Error:	10.8
Correlation Coefficient:	0.999
Coefficient of Determination (Adjusted):	0.986

ID	Level	Concentration	Rel. Resp.	IS Amount	IS Response	RRF	Used
1	STD1 580-382822/13	10.0	11.262408	100.0	46340.0	1.126241	Y
2	STD2 580-382822/12	20.0	17.257127	100.0	50582.0	0.862856	Y
3	STD3 580-382822/11	50.0	47.65735	100.0	56816.0	0.953147	Y
4	STD4 580-382822/10	100.0	114.172426	100.0	54980.0	1.141724	Y
5	STD5 580-382822/9	200.0	240.399493	100.0	54419.0	1.201997	Y
6	STD6 580-382822/8	500.0	559.855459	100.0	61159.0	1.119711	Y
7	STD7IS 580-382822/7	1000.0	1103.578983	100.0	65242.0	1.103579	Y
8	STD8 580-382822/6	2000.0	2313.577927	100.0	63861.0	1.156789	Y
9	STD9 580-382822/5	5000.0	6311.825371	100.0	67778.0	1.262365	Y
10	STD10 580-382822/4	10000.0	12124.436876	100.0	70766.0	1.212444	Y



Calibration

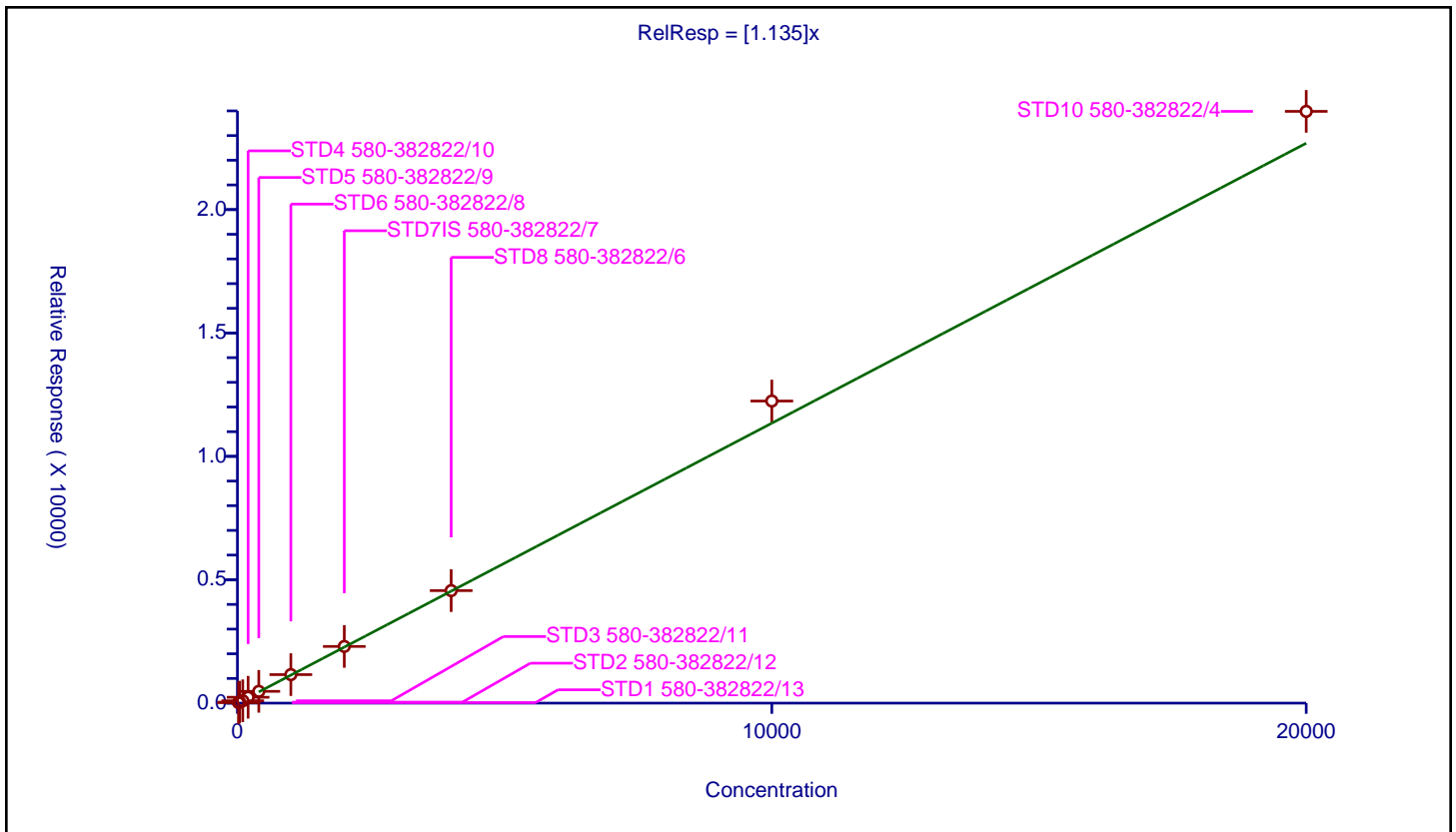
/ Benzofluoranthene

Curve Type: Average
 Weighting: Conc_Sq
 Origin: Force
 Dependency: Response
 Calib Mode: ISTD
 Response Base: AREA
 RF Rounding: 0

Curve Coefficients	
Intercept:	0
Slope:	1.135

Error Coefficients	
Standard Error:	6390000
Relative Standard Error:	7.4
Correlation Coefficient:	0.999
Coefficient of Determination (Adjusted):	0.993

ID	Level	Concentration	Rel. Resp.	IS Amount	IS Response	RRF	Used
1	STD1 580-382822/13	20.0	22.3306	100.0	46340.0	1.11653	Y
2	STD2 580-382822/12	40.0	40.820845	100.0	50582.0	1.020521	Y
3	STD3 580-382822/11	100.0	95.84624	100.0	56816.0	0.958462	Y
4	STD4 580-382822/10	200.0	237.655511	100.0	54980.0	1.188278	Y
5	STD5 580-382822/9	400.0	477.449053	100.0	54419.0	1.193623	Y
6	STD6 580-382822/8	1000.0	1155.887114	100.0	61159.0	1.155887	Y
7	STD7IS 580-382822/7	2000.0	2297.414242	100.0	65242.0	1.148707	Y
8	STD8 580-382822/6	4000.0	4559.021938	100.0	63861.0	1.139755	Y
9	STD9 580-382822/5	10000.0	12242.231993	100.0	67778.0	1.224223	Y
10	STD10 580-382822/4	20000.0	23980.301275	100.0	70766.0	1.199015	Y



Calibration

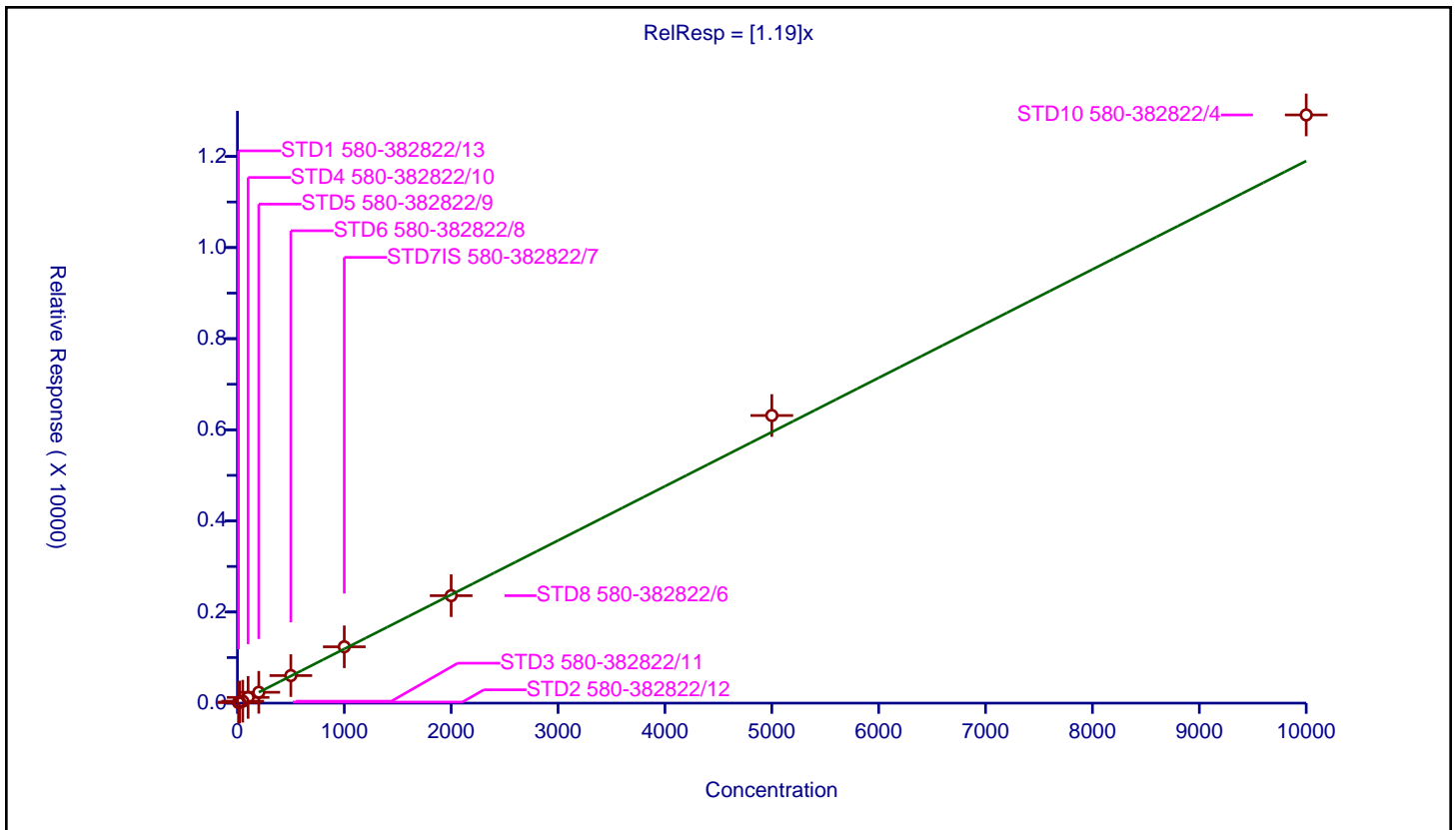
/ Benzo[k]fluoranthene

Curve Type: Average
 Weighting: Conc_Sq
 Origin: Force
 Dependency: Response
 Calib Mode: ISTD
 Response Base: AREA
 RF Rounding: 0

Curve Coefficients	
Intercept:	0
Slope:	1.19

Error Coefficients	
Standard Error:	3410000
Relative Standard Error:	10.6
Correlation Coefficient:	0.998
Coefficient of Determination (Adjusted):	0.986

ID	Level	Concentration	Rel. Resp.	IS Amount	IS Response	RRF	Used
1	STD1 580-382822/13	10.0	12.419076	100.0	46340.0	1.241908	Y
2	STD2 580-382822/12	20.0	23.632913	100.0	50582.0	1.181646	Y
3	STD3 580-382822/11	50.0	42.345466	100.0	56816.0	0.846909	Y
4	STD4 580-382822/10	100.0	125.863951	100.0	54980.0	1.25864	Y
5	STD5 580-382822/9	200.0	238.442456	100.0	54419.0	1.192212	Y
6	STD6 580-382822/8	500.0	604.615837	100.0	61159.0	1.209232	Y
7	STD7IS 580-382822/7	1000.0	1236.550075	100.0	65242.0	1.23655	Y
8	STD8 580-382822/6	2000.0	2358.600711	100.0	63861.0	1.1793	Y
9	STD9 580-382822/5	5000.0	6313.730119	100.0	67778.0	1.262746	Y
10	STD10 580-382822/4	10000.0	12911.268123	100.0	70766.0	1.291127	Y



Calibration

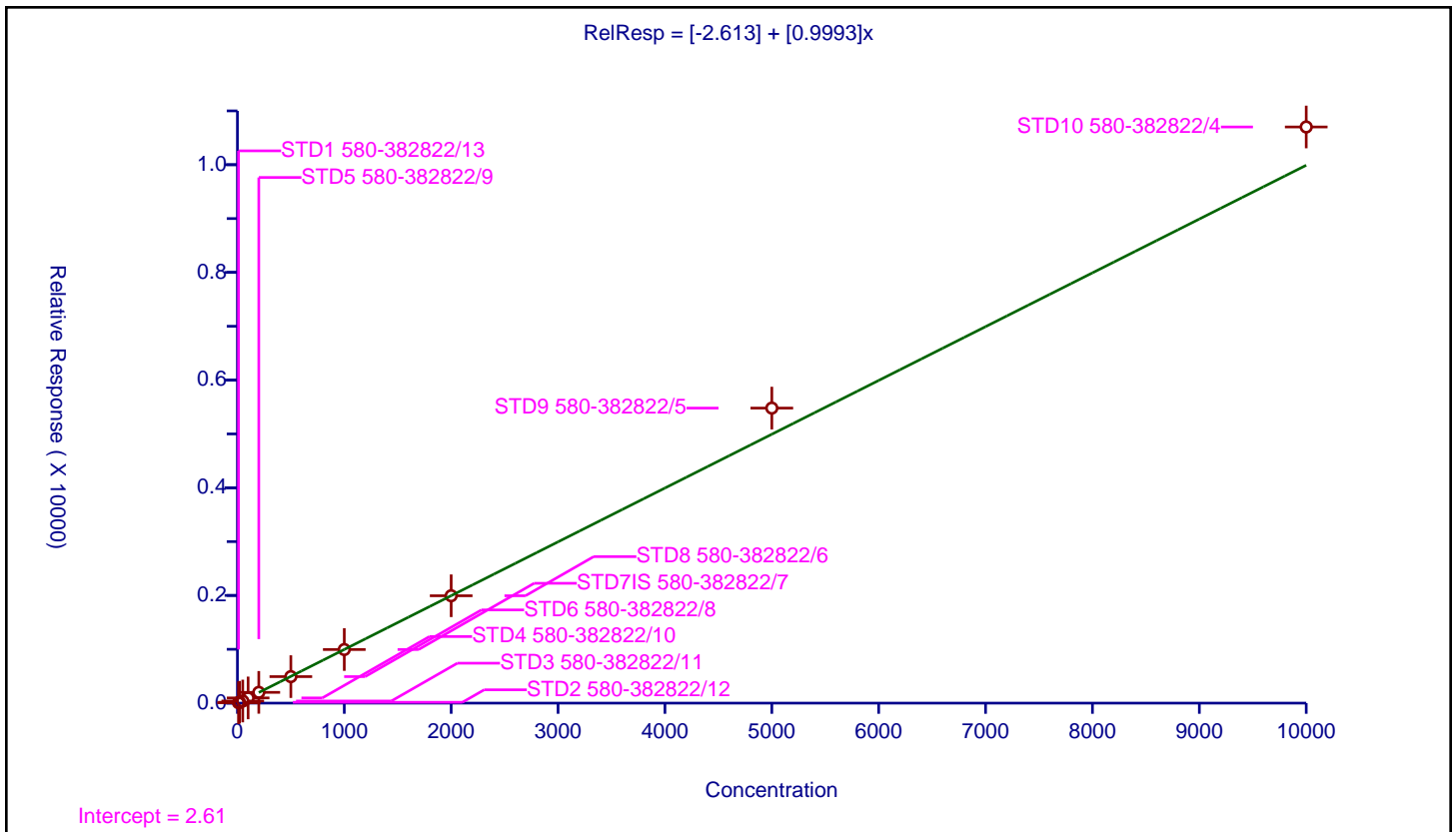
/ Benzo[a]pyrene

Curve Type: Linear
 Weighting: Conc_Sq
 Origin: None
 Dependency: Response
 Calib Mode: ISTD
 Response Base: AREA
 RF Rounding: 0

Curve Coefficients	
Intercept:	-2.613
Slope:	0.9993

Error Coefficients	
Standard Error:	3020000
Relative Standard Error:	7.9
Correlation Coefficient:	0.999
Coefficient of Determination (Adjusted):	0.993

ID	Level	Concentration	Rel. Resp.	IS Amount	IS Response	RRF	Used
1	STD1 580-382822/13	10.0	8.027622	100.0	46340.0	0.802762	Y
2	STD2 580-382822/12	20.0	16.084773	100.0	50582.0	0.804239	Y
3	STD3 580-382822/11	50.0	39.258308	100.0	56816.0	0.785166	Y
4	STD4 580-382822/10	100.0	96.489633	100.0	54980.0	0.964896	Y
5	STD5 580-382822/9	200.0	199.86218	100.0	54419.0	0.999311	Y
6	STD6 580-382822/8	500.0	492.454095	100.0	61159.0	0.984908	Y
7	STD7IS 580-382822/7	1000.0	995.361883	100.0	65242.0	0.995362	Y
8	STD8 580-382822/6	2000.0	1994.21243	100.0	63861.0	0.997106	Y
9	STD9 580-382822/5	5000.0	5479.716132	100.0	67778.0	1.095943	Y
10	STD10 580-382822/4	10000.0	10701.431478	100.0	70766.0	1.070143	Y



Calibration

/ Indeno[1,2,3-cd]pyrene

Curve Type: Quadratic
 Weighting: Conc_Sq
 Origin: None
 Dependency: Response
 Calib Mode: ISTD
 Response Base: AREA
 RF Rounding: 0

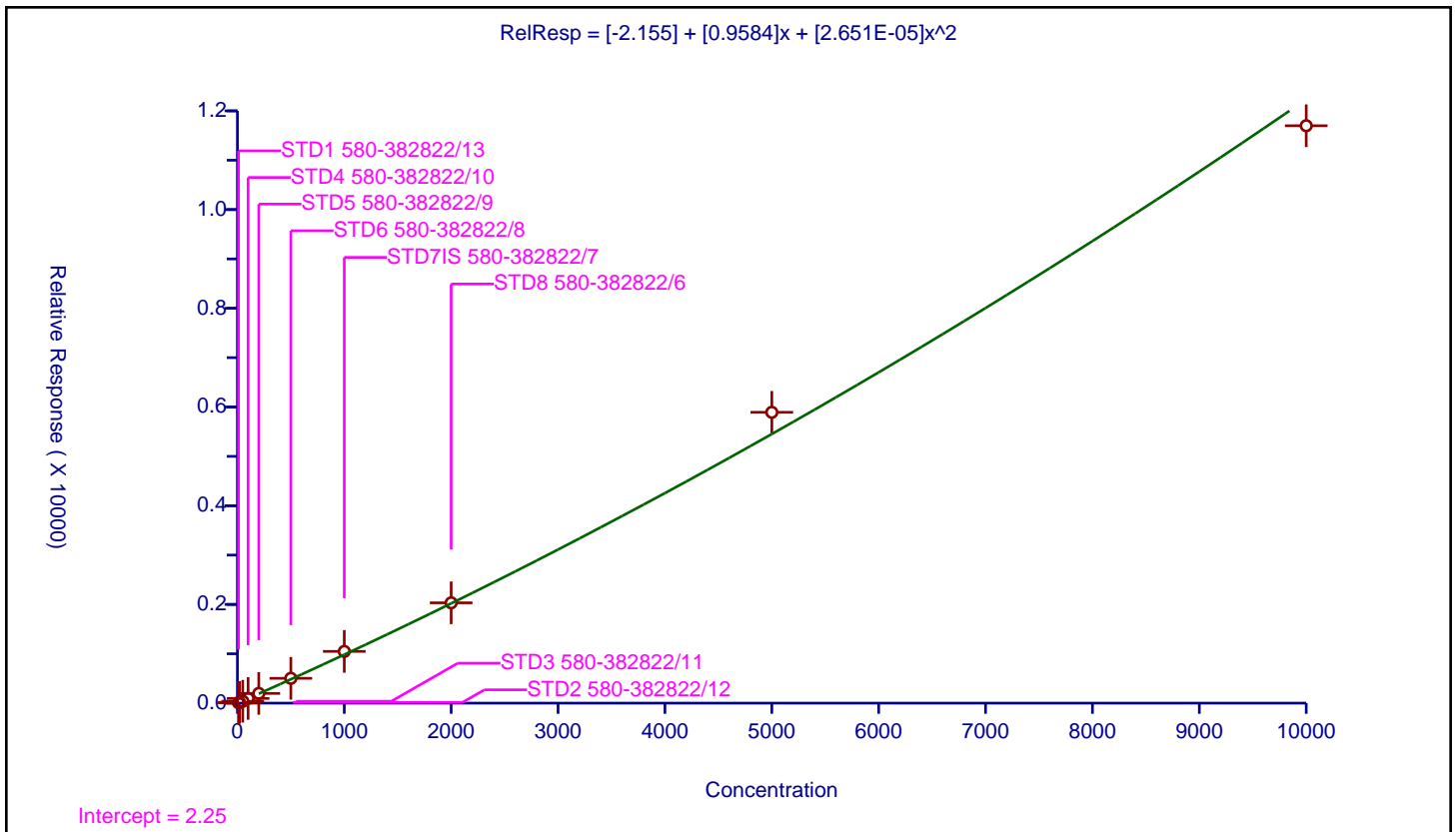
Curve Coefficients

Intercept: -2.155
 Slope: 0.9584
 Second Order: 2.651E-05

Error Coefficients

Standard Error: 3520000
 Relative Standard Error: 9.4
 Correlation Coefficient: 0.999
 Coefficient of Determination (Adjusted): 0.992

ID	Level	Concentration	Rel. Resp.	IS Amount	IS Response	RRF	Used
1	STD1 580-382822/13	10.0	8.286577	100.0	46340.0	0.828658	Y
2	STD2 580-382822/12	20.0	14.653434	100.0	50582.0	0.732672	Y
3	STD3 580-382822/11	50.0	38.249789	100.0	56816.0	0.764996	Y
4	STD4 580-382822/10	100.0	94.985449	100.0	54980.0	0.949854	Y
5	STD5 580-382822/9	200.0	196.683144	100.0	54419.0	0.983416	Y
6	STD6 580-382822/8	500.0	502.692981	100.0	61159.0	1.005386	Y
7	STD7IS 580-382822/7	1000.0	1048.068729	100.0	65242.0	1.048069	Y
8	STD8 580-382822/6	2000.0	2032.669391	100.0	63861.0	1.016335	Y
9	STD9 580-382822/5	5000.0	5892.478385	100.0	67778.0	1.178496	Y
10	STD10 580-382822/4	10000.0	11698.861035	100.0	70766.0	1.169886	Y



Calibration

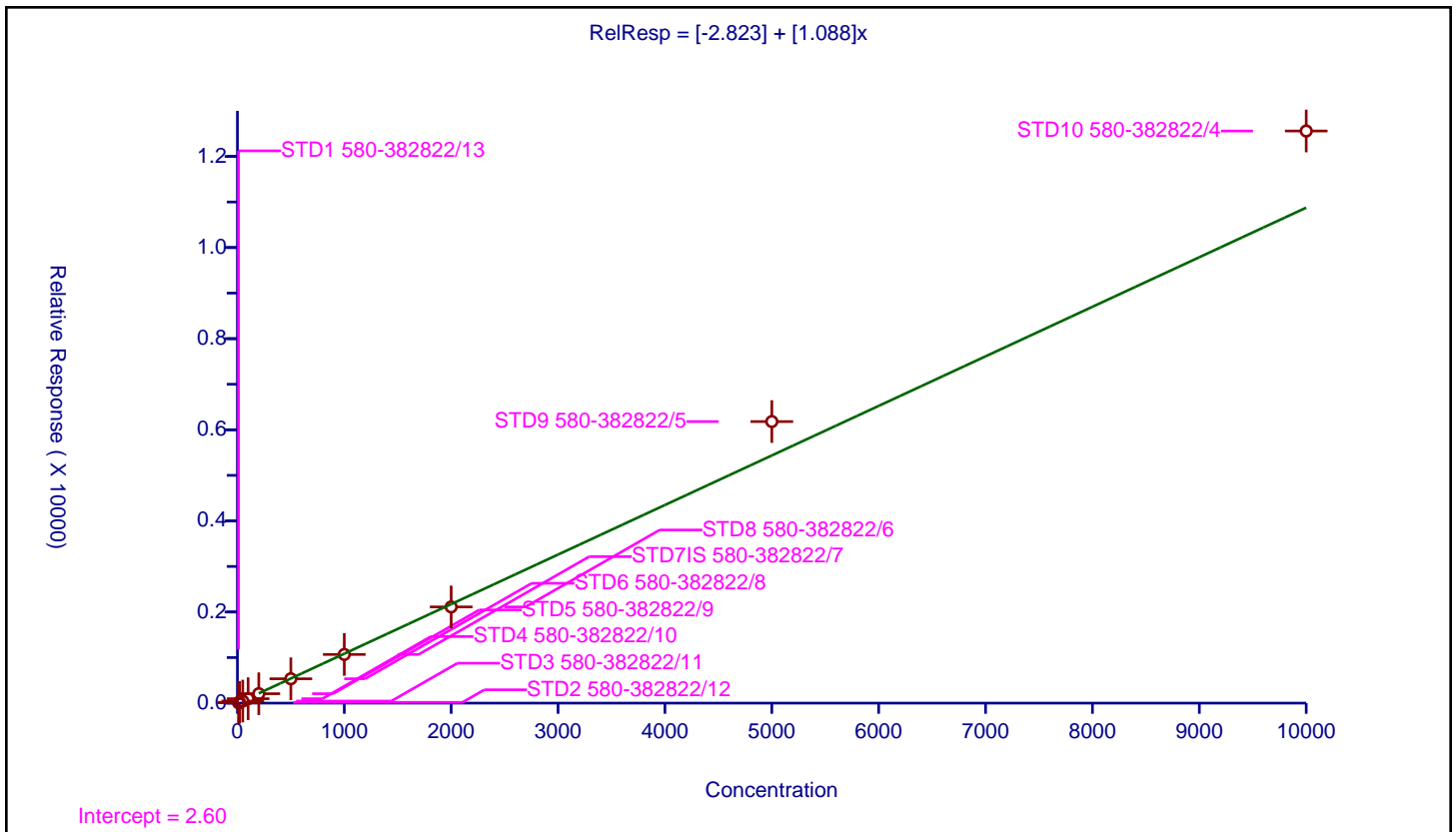
/ Dibenz(a,h)anthracene

Curve Type: Linear
 Weighting: Conc_Sq
 Origin: None
 Dependency: Response
 Calib Mode: ISTD
 Response Base: AREA
 RF Rounding: 0

Curve Coefficients	
Intercept:	-2.823
Slope:	1.088

Error Coefficients	
Standard Error:	3510000
Relative Standard Error:	9.7
Correlation Coefficient:	0.998
Coefficient of Determination (Adjusted):	0.990

ID	Level	Concentration	Rel. Resp.	IS Amount	IS Response	RRF	Used
1	STD1 580-382822/13	10.0	8.791541	100.0	46340.0	0.879154	Y
2	STD2 580-382822/12	20.0	17.435056	100.0	50582.0	0.871753	Y
3	STD3 580-382822/11	50.0	45.332301	100.0	56816.0	0.906646	Y
4	STD4 580-382822/10	100.0	96.842488	100.0	54980.0	0.968425	Y
5	STD5 580-382822/9	200.0	206.931403	100.0	54419.0	1.034657	Y
6	STD6 580-382822/8	500.0	534.390687	100.0	61159.0	1.068781	Y
7	STD7IS 580-382822/7	1000.0	1068.425248	100.0	65242.0	1.068425	Y
8	STD8 580-382822/6	2000.0	2111.421681	100.0	63861.0	1.055711	Y
9	STD9 580-382822/5	5000.0	6180.076131	100.0	67778.0	1.236015	Y
10	STD10 580-382822/4	10000.0	12558.67507	100.0	70766.0	1.255868	Y



Calibration

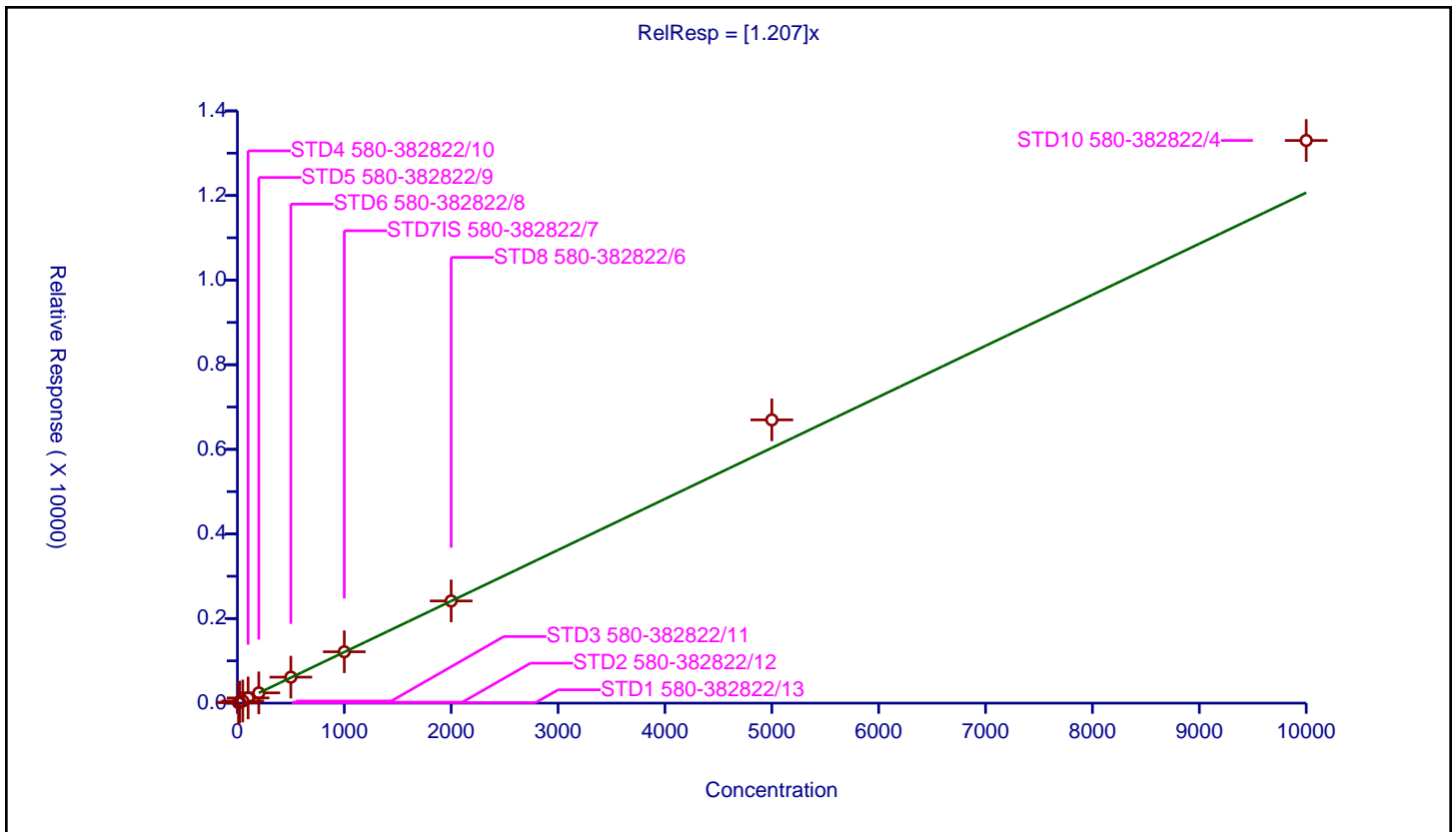
/ Benzo[g,h,i]perylene

Curve Type: Average
 Weighting: Conc_Sq
 Origin: Force
 Dependency: Response
 Calib Mode: ISTD
 Response Base: AREA
 RF Rounding: 0

Curve Coefficients	
Intercept:	0
Slope:	1.207

Error Coefficients	
Standard Error:	3530000
Relative Standard Error:	7.9
Correlation Coefficient:	0.999
Coefficient of Determination (Adjusted):	0.993

ID	Level	Concentration	Rel. Resp.	IS Amount	IS Response	RRF	Used
1	STD1 580-382822/13	10.0	11.411308	100.0	46340.0	1.141131	Y
2	STD2 580-382822/12	20.0	23.20193	100.0	50582.0	1.160096	Y
3	STD3 580-382822/11	50.0	50.123205	100.0	56816.0	1.002464	Y
4	STD4 580-382822/10	100.0	123.06657	100.0	54980.0	1.230666	Y
5	STD5 580-382822/9	200.0	242.540289	100.0	54419.0	1.212701	Y
6	STD6 580-382822/8	500.0	614.151638	100.0	61159.0	1.228303	Y
7	STD7IS 580-382822/7	1000.0	1213.883695	100.0	65242.0	1.213884	Y
8	STD8 580-382822/6	2000.0	2415.593242	100.0	63861.0	1.207797	Y
9	STD9 580-382822/5	5000.0	6695.761161	100.0	67778.0	1.339152	Y
10	STD10 580-382822/4	10000.0	13300.510132	100.0	70766.0	1.330051	Y



FORM VII
GC/MS SEMI VOA CONTINUING CALIBRATION DATA

Lab Name: Eurofins Seattle Job No.: 580-111018-1
 SDG No.: _____
 Lab Sample ID: ICV 580-382822/15 Calibration Date: 03/03/2022 21:44
 Instrument ID: TAC040 Calib Start Date: 03/03/2022 17:30
 GC Column: ZB-SV ID: 0.25 (mm) Calib End Date: 03/03/2022 20:58
 Lab File ID: 40Scan030322a018.D Conc. Units: ug/L

ANALYTE	CURVE TYPE	AVE RRF	RRF	MIN RRF	CALC AMOUNT	SPIKE AMOUNT	%D	MAX %D
N-Nitrosodimethylamine	Ave	0.3079	0.3335	0.0100	1080	1000	8.3	20.0
Pyridine	Ave	0.5747	0.5847	0.0100	2030	2000	1.7	20.0
Phenol	Ave	0.9469	0.996	0.8000	1050	1000	5.1	20.0
Aniline	Qua2		1.151	0.0100	1140	1000	13.7	20.0
Bis(2-chloroethyl)ether	Ave	0.7270	0.7723	0.7000	1060	1000	6.2	20.0
2-Chlorophenol	Ave	1.158	1.315	0.8000	1140	1000	13.5	20.0
n-Decane	Lin1		0.5112		1070	1000	6.7	20.0
1,3-Dichlorobenzene	Lin1		1.497	0.0100	1070	1000	6.8	20.0
1,4-Dichlorobenzene	Lin1		1.535	0.0100	1090	1000	8.7	20.0
Benzyl alcohol	Ave	0.4850	0.5131	0.0100	1060	1000	5.8	20.0
1,2-Dichlorobenzene	Lin1		1.480	0.0100	1100	1000	9.7	20.0
o-Cresol	Ave	0.8247	0.8738	0.7000	1060	1000	6.0	20.0
bis (2-chloroisopropyl) ether	Lin1		0.7475	0.0100	1120	1000	11.9	20.0
Acetophenone	Ave	1.204	1.276	0.0100	1060	1000	5.9	20.0
m+p-Cresol	Ave	0.8154	0.9189	0.6000	1130	1000	12.7	20.0
N-Nitrosodi-n-propylamine	Ave	0.3313	0.3665*	0.5000	1110	1000	10.6	20.0
Hexachloroethane	Lin1		0.6335	0.3000	1080	1000	7.8	20.0
Nitrobenzene	Ave	0.6002	0.6509	0.2000	1080	1000	8.5	20.0
Isophorone	Lin1		1.165	0.4000	1000	1000	0.2	20.0
2-Nitrophenol	Ave	0.5945	0.6632	0.1000	1120	1000	11.6	20.0
2,4-Dimethylphenol	Lin2		0.2460	0.2000	993	1000	-0.7	20.0
Benzoic acid	Qua2		0.4970	0.0100	1870	2000	-6.3	20.0
Bis(2-chloroethoxy)methane	Ave	0.9042	0.9792	0.3000	1080	1000	8.3	20.0
2,4-Dichlorophenol	Lin2		0.3005	0.2000	1100	1000	9.9	20.0
1,2,4-Trichlorobenzene	Ave	0.3338	0.3604	0.0100	1080	1000	8.0	20.0
Naphthalene	Ave	0.9162	0.9741	0.7000	1060	1000	6.3	20.0
2,6-Dichlorophenol	Ave	0.5125	0.5753	0.0100	1120	1000	12.3	20.0
4-Chloroaniline	Lin2		0.3539	0.0100	999	1000	-0.1	20.0
Hexachlorobutadiene	Lin2		0.2204	0.0100	1120	1000	12.0	20.0
4-Chloro-3-methylphenol	Ave	0.3410	0.3805	0.2000	1120	1000	11.6	20.0
2-Methylnaphthalene	Ave	0.5737	0.6399	0.4000	1120	1000	11.6	20.0
1-Methylnaphthalene	Ave	0.5627	0.6083	0.0100	1080	1000	8.1	20.0
1,2,4,5-Tetrachlorobenzene	Ave	0.6502	0.6759		1040	1000	3.9	20.0
Hexachlorocyclopentadiene	Qual		0.4384	0.0500	954	1000	-4.6	20.0
2,4,6-Trichlorophenol	Lin2		0.4004	0.2000	1030	1000	2.8	20.0
2,4,5-Trichlorophenol	Qua2		0.4192	0.2000	1070	1000	7.2	20.0
1,1'-Biphenyl	Ave	1.347	1.441	0.0100	1070	1000	7.0	20.0
2-Chloronaphthalene	Ave	1.118	1.199	0.8000	1070	1000	7.2	20.0
2-Nitroaniline	Lin2		0.3650	0.0100	1040	1000	3.8	20.0
Dimethyl phthalate	Lin2		1.250	0.0100	1050	1000	5.4	20.0

FORM VII
GC/MS SEMI VOA CONTINUING CALIBRATION DATA

Lab Name: Eurofins Seattle Job No.: 580-111018-1
 SDG No.: _____
 Lab Sample ID: ICV 580-382822/15 Calibration Date: 03/03/2022 21:44
 Instrument ID: TAC040 Calib Start Date: 03/03/2022 17:30
 GC Column: ZB-SV ID: 0.25 (mm) Calib End Date: 03/03/2022 20:58
 Lab File ID: 40Scan030322a018.D Conc. Units: ug/L

ANALYTE	CURVE TYPE	AVE RRF	RRF	MIN RRF	CALC AMOUNT	SPIKE AMOUNT	%D	MAX %D
2,6-Dinitrotoluene	Lin2		0.2921	0.2000	1050	1000	5.3	20.0
Acenaphthylene	Ave	1.617	1.798	0.9000	1110	1000	11.2	20.0
3-Nitroaniline	Lin2		0.2558	0.0100	955	1000	-4.5	20.0
Acenaphthene	Ave	1.105	1.188	0.9000	1080	1000	7.5	20.0
2,4-Dinitrophenol	Qua1		0.1463	0.0100	1820	2000	-9.1	20.0
4-Nitrophenol	Qua1		0.1217	0.0100	2030	2000	1.7	20.0
2,4-Dinitrotoluene	Lin2		0.3633	0.2000	1050	1000	4.5	20.0
Dibenzofuran	Ave	1.474	1.606	0.8000	1090	1000	8.9	20.0
2,3,5,6-Tetrachlorophenol	Qua2		0.3441	0.0100	1100	1000	9.5	20.0
2,3,4,6-Tetrachlorophenol	Qua2		0.3624	0.0100	1070	1000	6.6	20.0
Diethyl phthalate	Ave	1.250	1.440	0.0100	1150	1000	15.3	20.0
Fluorene	Ave	1.171	1.286	0.9000	1100	1000	9.8	20.0
4-Chlorophenyl phenyl ether	Ave	0.5633	0.6023	0.4000	1070	1000	6.9	20.0
4-Nitroaniline	Ave	0.1577	0.1450	0.0100	919	1000	-8.1	20.0
4,6-Dinitro-2-methylphenol	Qua2		0.1253	0.0100	2300	2000	15.1	20.0
N-Nitrosodiphenylamine	Ave	0.4759	0.5122	0.0100	1080	1000	7.6	20.0
Azobenzene	Ave	0.4138	0.4517		1090	1000	9.2	20.0
4-Bromophenyl phenyl ether	Ave	0.2319	0.2417	0.1000	1040	1000	4.3	20.0
Hexachlorobenzene	Lin2		0.3373	0.1000	1020	1000	2.0	20.0
Atrazine	Lin2		0.2521	0.0100	882	1000	-11.8	20.0
Pentachlorophenol	Qua2		0.1868	0.0500	2190	2000	9.6	20.0
n-Octadecane	Ave	0.1632	0.1659		1020	1000	1.7	20.0
Phenanthrene	Ave	1.026	1.103	0.7000	1070	1000	7.5	20.0
Anthracene	Lin2		1.074	0.7000	1080	1000	8.4	20.0
Carbazole	Ave	0.6888	0.7497	0.0100	1090	1000	8.8	20.0
Di-n-butyl phthalate	Lin2		1.394	0.0100	1110	1000	10.7	20.0
Fluoranthene	Ave	1.021	1.156	0.6000	1130	1000	13.2	20.0
Benidine	Qua2		0.2819	0.0100	2610	2000	30.3*	20.0
Pyrene	Ave	1.052	1.184	0.6000	1130	1000	12.6	20.0
Butyl benzyl phthalate	Ave	0.5843	0.7203	0.0100	1230	1000	23.3*	20.0
3,3'-Dichlorobenzidine	Qua2		0.3941	0.0100	2200	2000	9.8	20.0
Benzo[a]anthracene	Lin2		1.275	0.8000	1120	1000	11.7	20.0
Chrysene	Lin2		1.285	0.7000	1070	1000	6.7	20.0
Bis(2-ethylhexyl) phthalate	Ave	0.8192	0.9787	0.0100	1190	1000	19.5	20.0
Di-n-octyl phthalate	Lin2		1.492	0.0100	1080	1000	7.6	20.0
Benzo[b]fluoranthene	Ave	1.114	1.295	0.7000	1160	1000	16.3	20.0
Benzo[k]fluoranthene	Ave	1.190	1.345	0.7000	1130	1000	13.0	20.0
Benzo[a]fluoranthene	Ave	1.135	1.298		2290	2000	14.4	20.0
Benzo[a]pyrene	Lin2		1.264	0.7000	1270	1000	26.7*	20.0
Indeno[1,2,3-cd]pyrene	Qua2		1.143	0.5000	1160	1000	15.8	20.0
Dibenz(a,h)anthracene	Lin2		1.194	0.4000	1100	1000	10.1	20.0

FORM VII
GC/MS SEMI VOA CONTINUING CALIBRATION DATA

Lab Name: Eurofins Seattle Job No.: 580-111018-1
 SDG No.: _____
 Lab Sample ID: ICV 580-382822/15 Calibration Date: 03/03/2022 21:44
 Instrument ID: TAC040 Calib Start Date: 03/03/2022 17:30
 GC Column: ZB-SV ID: 0.25 (mm) Calib End Date: 03/03/2022 20:58
 Lab File ID: 40Scan030322a018.D Conc. Units: ug/L

ANALYTE	CURVE TYPE	AVE RRF	RRF	MIN RRF	CALC AMOUNT	SPIKE AMOUNT	%D	MAX %D
Benzo[g,h,i]perylene	Ave	1.207	1.315	0.5000	1090	1000	9.0	20.0
2-Fluorophenol (Surr)	Ave	0.9432	1.031		1090	1000	9.3	20.0
Phenol-d5 (Surr)	Ave	0.9949	1.068		1070	1000	7.4	20.0
Nitrobenzene-d5 (Surr)	Ave	0.1921	0.2046		1060	1000	6.5	20.0
2-Fluorobiphenyl	Ave	1.277	1.328		1040	1000	4.0	20.0
2,4,6-Tribromophenol (Surr)	Qual		0.1907	0.0100	1010	1000	1.5	20.0
Terphenyl-d14	Lin2		0.7267		997	1000	-0.3	20.0

Eurofins Seattle
Target Compound Quantitation Report

Data File: \\chromfs\Seattle\ChromData\TAC040\20220303-81577.b\40Scan030322a018.D
 Lims ID: ICV
 Client ID:
 Sample Type: ICV
 Inject. Date: 03-Mar-2022 21:44:30 ALS Bottle#: 15 Worklist Smp#: 15
 Injection Vol: 1.0 ul Dil. Factor: 1.0000
 Sample Info: icv
 Operator ID: tl Instrument ID: TAC040
 Sublist:

Method: \\chromfs\Seattle\ChromData\TAC040\20220303-81577.b\8270TAC040.m
 Limit Group: 8270D BNA QSM 5.0
 Last Update: 08-Mar-2022 14:38:27 Calib Date: 03-Mar-2022 20:58:30
 Integrator: RTE ID Type: RT Order ID
 Quant Method: Internal Standard Quant By: Initial Calibration
 Last ICal File: \\chromfs\Seattle\ChromData\TAC040\20220303-81577.b\40Scan030322a016.D

Column 1 : Det: MS SCAN
 Process Host: CTX1601

First Level Reviewer: limmere Date: 08-Mar-2022 10:58:15

Compound	Sig	RT (min.)	Adj RT (min.)	Dlt RT (min.)	Q	Response	Cal Amt ug/L	OnCol Amt ug/L	Flags
* 1 1,4-Dichlorobenzene-d4	152	4.707	4.707	0.000	86	21257	100.0	100.0	
* 2 Naphthalene-d8	136	5.736	5.736	0.000	96	74231	100.0	100.0	
* 3 Acenaphthene-d10	164	7.172	7.171	0.001	60	39793	100.0	100.0	
* 4 Phenanthrene-d10	188	8.389	8.389	0.000	95	64021	100.0	100.0	
* 5 Chrysene-d12	240	10.595	10.595	0.000	65	51229	100.0	100.0	
* 6 Perylene-d12	264	12.112	12.112	0.000	94	51502	100.0	100.0	
\$ 7 2-Fluorophenol	112	3.649	3.649	0.000	80	219147	1000.0	1093.1	
\$ 8 Phenol-d5	99	4.413	4.413	0.000	98	227110	1000.0	1073.9	
\$ 9 Nitrobenzene-d5	82	5.154	5.154	0.000	80	151848	1000.0	1064.9	
\$ 10 2-Fluorobiphenyl	172	6.630	6.630	0.000	99	528538	1000.0	1039.9	
\$ 11 2,4,6-Tribromophenol	330	7.819	7.819	0.001	85	122060	1000.0	1014.6	
\$ 12 Terphenyl-d14	244	9.713	9.713	0.001	99	465210	1000.0	996.9	
15 N-Nitrosodimethylamine	74	2.526	2.520	0.006	81	70894	1000.0	1083.3	
16 Pyridine	79	2.536	2.536	0.000	95	248582	2000.0	2034.9	
18 Phenol	94	4.425	4.425	0.000	93	211634	1000.0	1051.4	
17 Aniline	93	4.442	4.442	0.000	7	244571	1000.0	1137.0	a
19 Bis(2-chloroethyl)ether	93	4.507	4.507	0.000	92	164167	1000.0	1062.4	
20 2-Chlorophenol	128	4.531	4.530	0.001	54	279494	1000.0	1135.5	
21 n-Decane	57	4.595	4.595	0.000	90	108664	1000.0	1066.5	
22 1,3-Dichlorobenzene	146	4.660	4.660	0.000	93	318247	1000.0	1068.5	
23 1,4-Dichlorobenzene	146	4.719	4.719	0.000	97	326282	1000.0	1087.2	
27 Benzyl alcohol	79	4.825	4.825	0.000	94	109077	1000.0	1058.0	
24 1,2-Dichlorobenzene	146	4.842	4.842	0.000	90	314625	1000.0	1097.2	
28 2-Methylphenol	108	4.913	4.919	-0.006	50	185751	1000.0	1059.6	a
25 2,2'-oxybis[1-chloropropane]	45	4.942	4.942	0.000	51	158894	1000.0	1118.5	
29 Acetophenone	105	5.036	5.036	0.000	94	271176	1000.0	1059.4	
32 3 & 4 Methylphenol	108	5.042	5.042	0.000	92	195337	1000.0	1126.9	a
30 N-Nitrosodi-n-propylamine	70	5.048	5.048	0.000	81	77917	1000.0	1106.5	
31 Hexachloroethane	117	5.113	5.113	0.000	89	134655	1000.0	1077.8	
33 Nitrobenzene	77	5.172	5.172	0.000	74	138368	1000.0	1084.5	
34 Isophorone	82	5.372	5.372	0.000	97	247695	1000.0	1001.8	

Compound	Sig	RT (min.)	Adj RT (min.)	Dlt RT (min.)	Q	Response	Cal Amt ug/L	OnCol Amt ug/L	Flags
35 2-Nitrophenol	139	5.431	5.430	0.001	76	140979	1000.0	1115.6	
37 2,4-Dimethylphenol	107	5.472	5.477	-0.005	89	182607	1000.0	993.4	
36 Benzoic acid	105	5.531	5.536	-0.005	17	211290	2000.0	1874.0	a
38 Bis(2-chloroethoxy)methane	93	5.560	5.560	0.000	85	208151	1000.0	1082.9	
39 2,4-Dichlorophenol	162	5.625	5.625	0.000	82	223092	1000.0	1098.6	
40 1,2,4-Trichlorobenzene	180	5.695	5.695	0.000	91	267511	1000.0	1079.5	
41 Naphthalene	128	5.754	5.754	0.000	95	723079	1000.0	1063.2	
43 4-Chloroaniline	127	5.807	5.807	0.000	82	262690	1000.0	998.8	
42 2,6-Dichlorophenol	162	5.807	5.807	0.000	86	228921	1000.0	1122.5	
44 Hexachlorobutadiene	225	5.860	5.866	-0.006	93	163607	1000.0	1119.7	
45 4-Chloro-3-methylphenol	107	6.207	6.207	0.000	82	151422	1000.0	1115.8	
46 2-Methylnaphthalene	142	6.319	6.324	-0.005	84	475021	1000.0	1115.5	
47 1-Methylnaphthalene	142	6.401	6.401	0.000	89	451559	1000.0	1081.1	
48 Hexachlorocyclopentadiene	237	6.454	6.454	0.000	75	174436	1000.0	954.0	
49 1,2,4,5-Tetrachlorobenzene	216	6.454	6.460	-0.006	93	268958	1000.0	1039.5	
50 2,4,6-Trichlorophenol	196	6.554	6.554	0.000	86	159342	1000.0	1027.9	
51 2,4,5-Trichlorophenol	196	6.578	6.577	0.001	91	166812	1000.0	1072.5	
52 1,1'-Biphenyl	154	6.707	6.707	0.000	94	573341	1000.0	1069.9	
53 2-Chloronaphthalene	162	6.719	6.719	0.000	92	477255	1000.0	1072.5	
54 2-Nitroaniline	138	6.807	6.807	0.000	79	145250	1000.0	1038.0	
55 Dimethyl phthalate	163	6.972	6.972	0.000	97	497257	1000.0	1053.8	
56 1,3-Dinitrobenzene	168	6.983	6.983	0.000	86	69692	1000.0	1072.6	
57 2,6-Dinitrotoluene	165	7.013	7.013	0.000	65	116239	1000.0	1052.6	
58 Acenaphthylene	152	7.054	7.054	0.000	92	715337	1000.0	1111.5	
59 3-Nitroaniline	138	7.142	7.142	0.000	78	101800	1000.0	954.5	
60 Acenaphthene	153	7.195	7.201	-0.006	92	472664	1000.0	1075.2	
69 2,4-Dinitrophenol	184	7.230	7.230	0.000	63	116430	2000.0	1818.7	a
63 4-Nitrophenol	109	7.283	7.283	0.000	69	96839	2000.0	2033.3	
62 2,4-Dinitrotoluene	165	7.336	7.336	0.000	66	144577	1000.0	1045.3	
61 Dibenzofuran	168	7.342	7.342	0.000	91	638980	1000.0	1089.3	
64 2,3,5,6-Tetrachlorophenol	232	7.407	7.407	0.000	88	136921	1000.0	1095.1	
65 2,3,4,6-Tetrachlorophenol	232	7.442	7.442	0.000	68	144209	1000.0	1065.9	
66 Diethyl phthalate	149	7.554	7.554	0.000	96	573194	1000.0	1152.8	
67 Fluorene	166	7.625	7.624	0.000	83	511818	1000.0	1098.2	
68 4-Chlorophenyl phenyl ether	204	7.636	7.636	0.000	83	239691	1000.0	1069.4	
70 4-Nitroaniline	138	7.642	7.642	0.000	63	57684	1000.0	919.2	
73 4,6-Dinitro-2-methylphenol	198	7.666	7.666	0.000	87	160457	2000.0	2302.8	
71 N-Nitrosodiphenylamine	169	7.730	7.730	0.000	57	327947	1000.0	1076.4	
72 Azobenzene	77	7.760	7.766	-0.006	93	289210	1000.0	1091.6	
74 4-Bromophenyl phenyl ether	248	8.030	8.036	-0.006	54	154770	1000.0	1042.5	
75 Hexachlorobenzene	284	8.066	8.071	-0.005	89	215940	1000.0	1019.9	
76 Atrazine	200	8.177	8.183	-0.006	92	100326	1000.0	881.5	
77 Pentachlorophenol	266	8.230	8.230	0.000	92	239154	2000.0	2192.2	
78 n-Octadecane	43	8.336	8.342	-0.006	94	106234	1000.0	1016.5	
79 Phenanthrene	178	8.407	8.407	0.000	96	706162	1000.0	1074.7	
80 Anthracene	178	8.448	8.448	0.000	96	687487	1000.0	1084.1	
81 Carbazole	167	8.583	8.589	-0.006	82	479977	1000.0	1088.4	
83 Di-n-butyl phthalate	149	8.901	8.901	0.000	98	892367	1000.0	1106.7	
84 Fluoranthene	202	9.383	9.383	0.000	97	739982	1000.0	1131.8	
85 Benzidine	184	9.507	9.507	0.000	99	360977	2000.0	2606.5	
86 Pyrene	202	9.566	9.565	0.001	97	758099	1000.0	1125.9	
87 Butyl benzyl phthalate	149	10.130	10.130	0.000	88	369021	1000.0	1232.8	

Compound	Sig	RT (min.)	Adj RT (min.)	Dlt RT (min.)	Q	Response	Cal Amt ug/L	OnCol Amt ug/L	Flags
91 3,3'-Dichlorobenzidine	252	10.577	10.583	-0.006	67	403796	2000.0	2195.5	
89 Benzo[a]anthracene	228	10.583	10.589	-0.006	99	653016	1000.0	1117.4	
90 Chrysene	228	10.618	10.618	0.000	94	658460	1000.0	1066.9	
92 Bis(2-ethylhexyl) phthalate	149	10.665	10.665	0.000	87	501381	1000.0	1194.7	
93 Di-n-octyl phthalate	149	11.336	11.336	0.000	96	768261	1000.0	1076.1	
94 Benzo[b]fluoranthene	252	11.683	11.689	-0.006	96	667073	1000.0	1162.6	
95 Benzofluoranthene	252	11.712	11.718	-0.006	99	1337201	2000.0	2288.6	a
96 Benzo[k]fluoranthene	252	11.712	11.718	-0.006	97	692848	1000.0	1130.5	
97 Benzo[a]pyrene	252	12.048	12.048	0.000	76	650744	1000.0	1267.0	
98 Indeno[1,2,3-cd]pyrene	276	13.371	13.377	-0.006	97	588810	1000.0	1158.0	
99 Dibenz(a,h)anthracene	278	13.412	13.412	0.000	73	615176	1000.0	1100.6	
100 Benzo[g,h,i]perylene	276	13.683	13.683	0.000	93	677293	1000.0	1089.9	

QC Flag Legend

Processing Flags

Review Flags

a - User Assigned ID

Reagents:

icv_8270_1000_00012

Amount Added: 1.00

Units: mL

Eurofins Seattle

Data File: \\chromfs\Seattle\ChromData\TAC040\20220303-81577.b\40Scan030322a018.D

Injection Date: 03-Mar-2022 21:44:30

Instrument ID: TAC040

Lims ID: ICV

Client ID:

Operator ID: tl

ALS Bottle#: 15

Worklist Smp#: 15

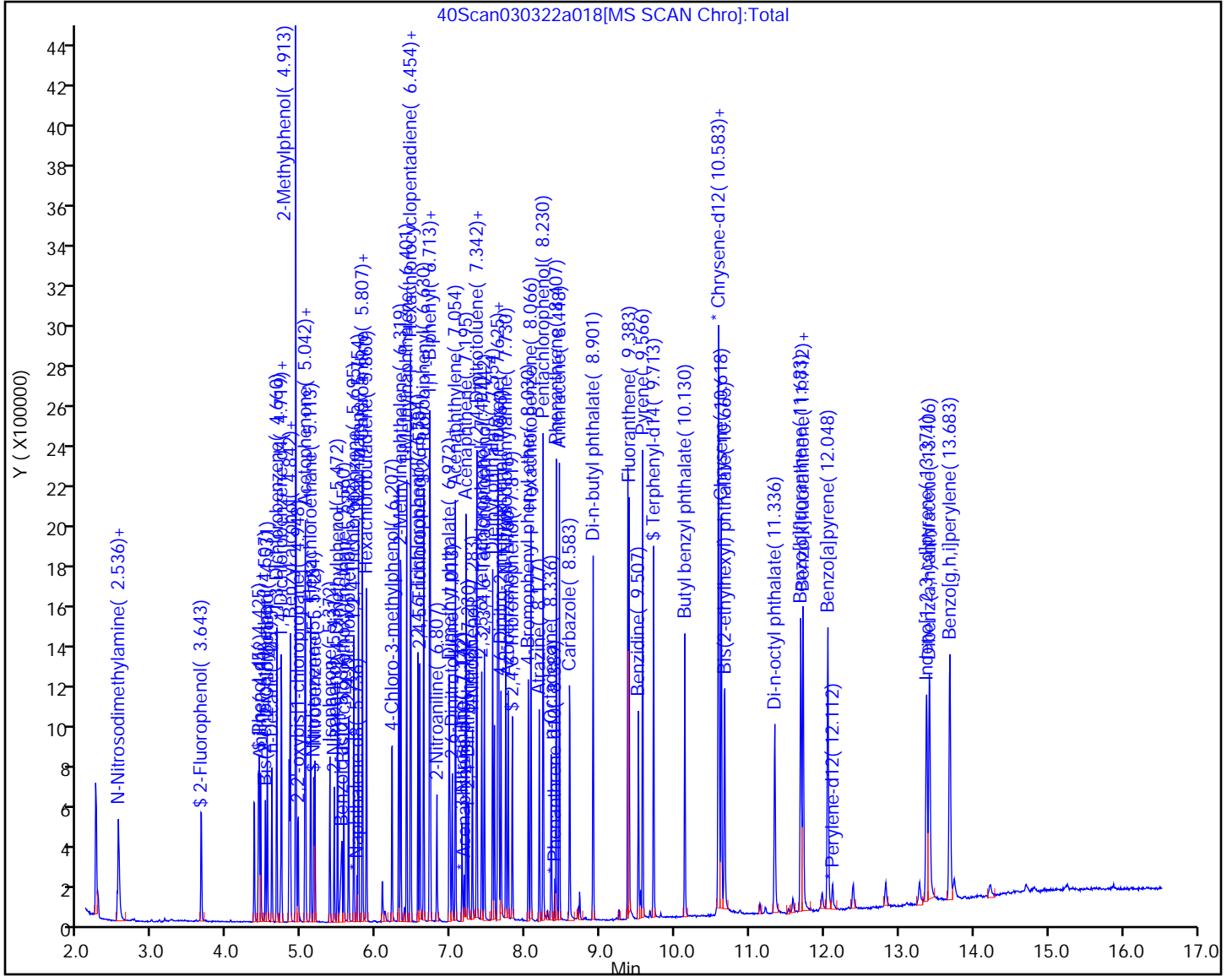
Injection Vol: 1.0 ul

Dil. Factor: 1.0000

Method: 8270TAC040

Limit Group: 8270D BNA QSM 5.0

Y Scaling: Method Defined: Scale to the Nth Largest Target: 1



Eurofins Seattle

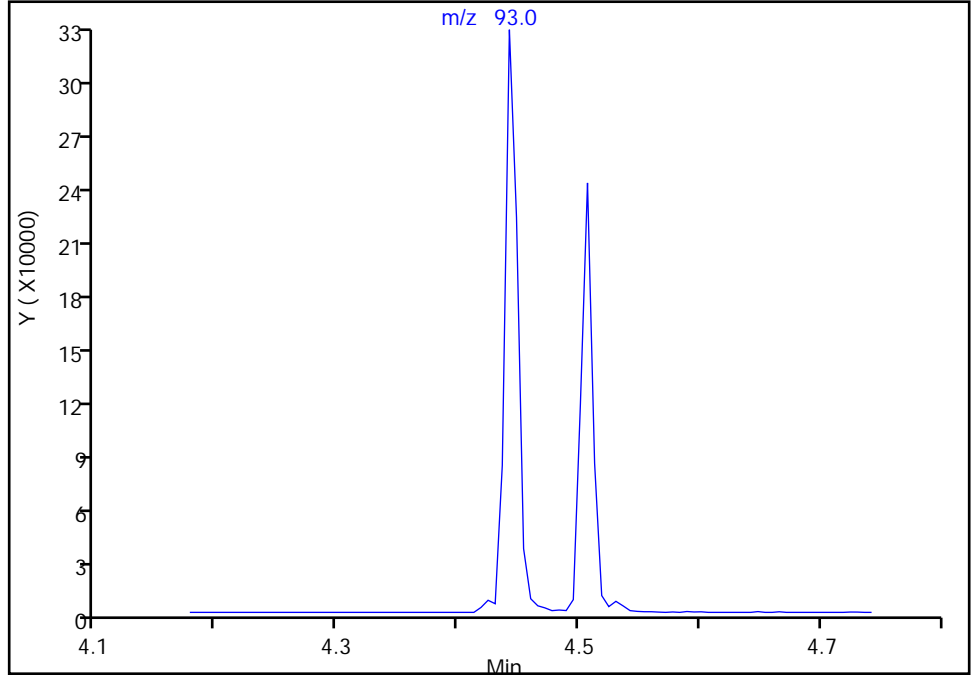
Data File: \\chromfs\Seattle\ChromData\TAC040\20220303-81577.b\40Scan030322a018.D
Injection Date: 03-Mar-2022 21:44:30 Instrument ID: TAC040
Lims ID: ICV
Client ID:
Operator ID: tl ALS Bottle#: 15 Worklist Smp#: 15
Injection Vol: 1.0 ul Dil. Factor: 1.0000
Method: 8270TAC040 Limit Group: 8270D BNA QSM 5.0
Column: Detector MS SCAN

17 Aniline, CAS: 62-53-3

Signal: 1

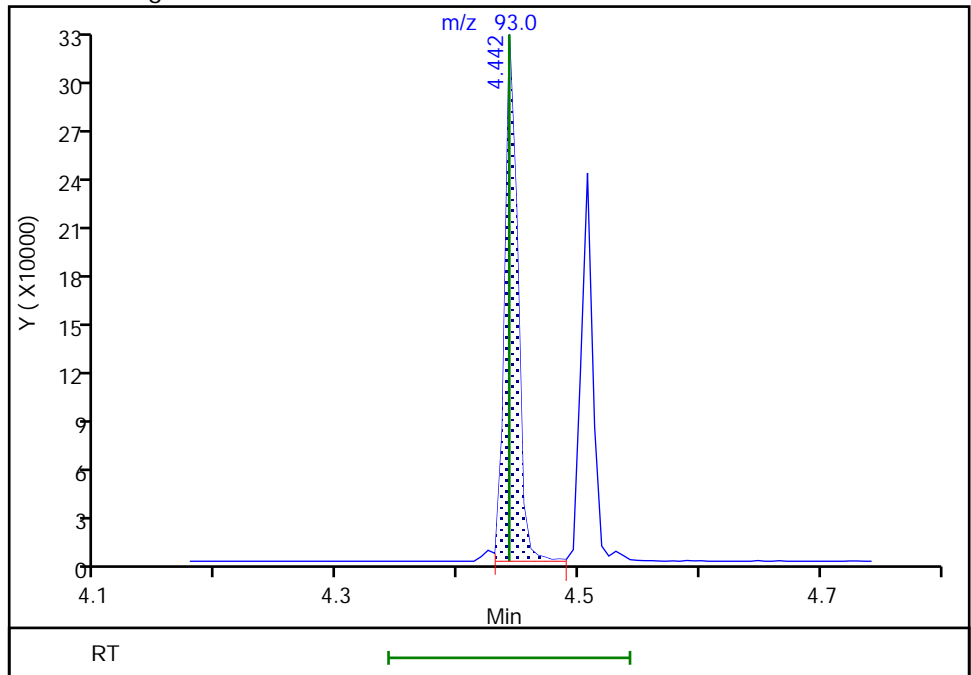
Not Detected
Expected RT: 4.44

Processing Integration Results



RT: 4.44
Area: 244571
Amount: 1136.9721
Amount Units: ug/L

Manual Integration Results



Reviewer: limmere, 08-Mar-2022 10:58:09
Audit Action: Assigned Compound ID

Audit Reason: Peak assignment corrected

Eurofins Seattle

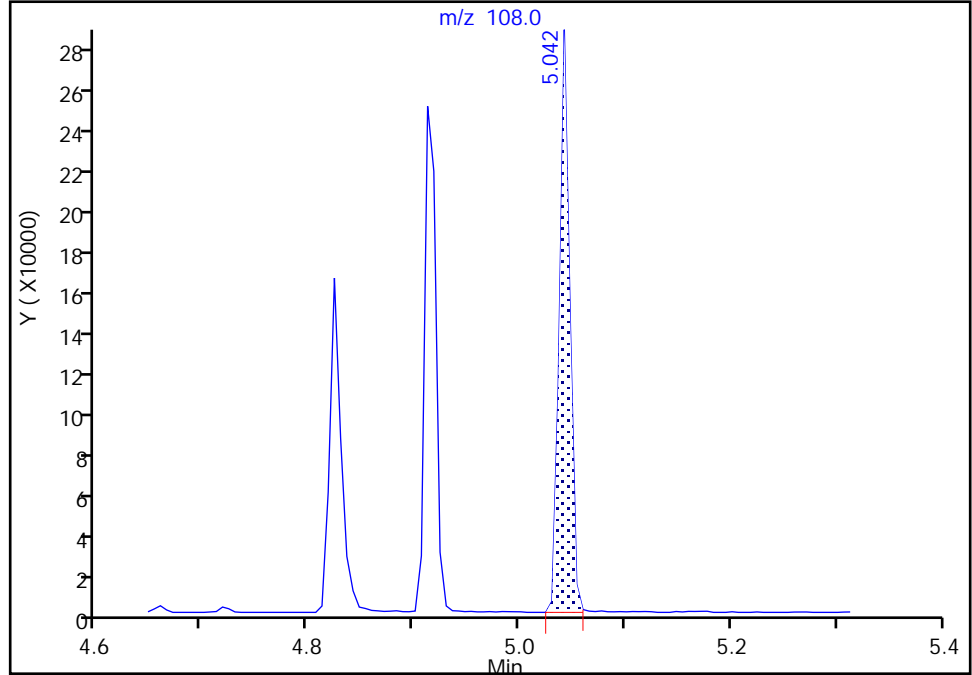
Data File: \\chromfs\Seattle\ChromData\TAC040\20220303-81577.b\40Scan030322a018.D
Injection Date: 03-Mar-2022 21:44:30 Instrument ID: TAC040
Lims ID: ICV
Client ID:
Operator ID: tl ALS Bottle#: 15 Worklist Smp#: 15
Injection Vol: 1.0 ul Dil. Factor: 1.0000
Method: 8270TAC040 Limit Group: 8270D BNA QSM 5.0
Column: Detector MS SCAN

28 2-Methylphenol, CAS: 95-48-7

Signal: 1

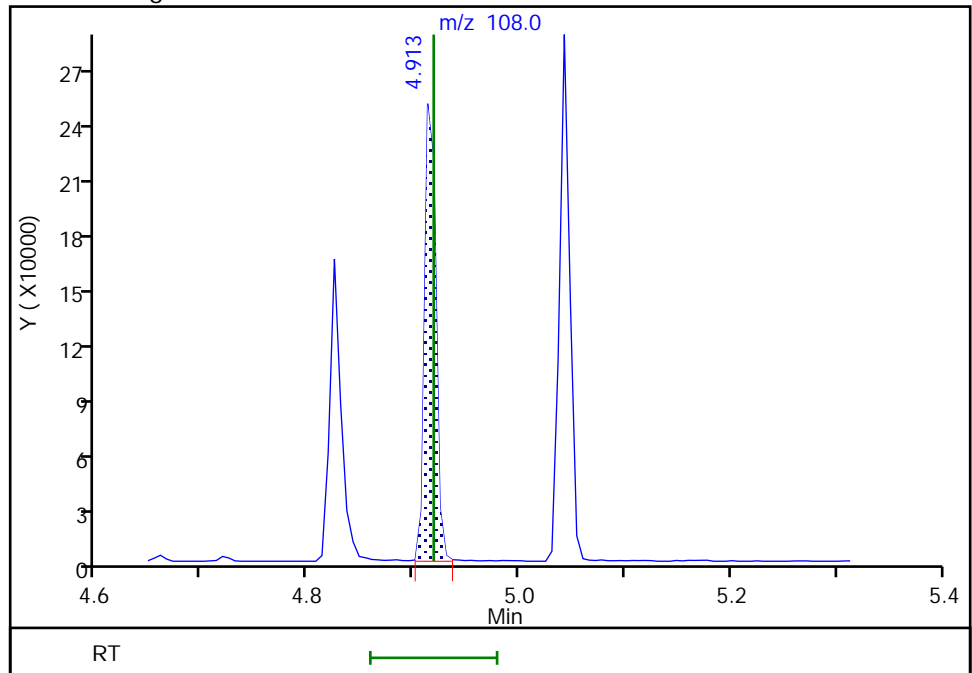
RT: 5.04
Area: 195337
Amount: 1119.5737
Amount Units: ug/L

Processing Integration Results



RT: 4.91
Area: 185751
Amount: 1059.6265
Amount Units: ug/L

Manual Integration Results



Reviewer: limmere, 08-Mar-2022 13:58:30
Audit Action: Assigned Compound ID

Audit Reason: Peak assignment corrected

Eurofins Seattle

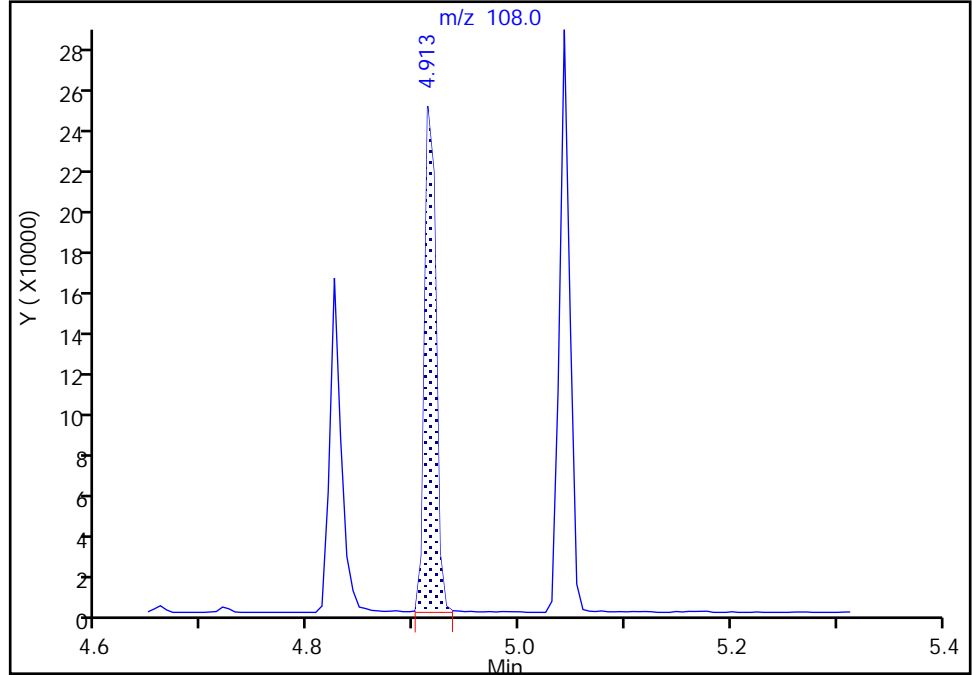
Data File: \\chromfs\Seattle\ChromData\TAC040\20220303-81577.b\40Scan030322a018.D
Injection Date: 03-Mar-2022 21:44:30 Instrument ID: TAC040
Lims ID: ICV
Client ID:
Operator ID: tl ALS Bottle#: 15 Worklist Smp#: 15
Injection Vol: 1.0 ul Dil. Factor: 1.0000
Method: 8270TAC040 Limit Group: 8270D BNA QSM 5.0
Column: Detector MS SCAN

32 3 & 4 Methylphenol, CAS: 15831-10-4

Signal: 1

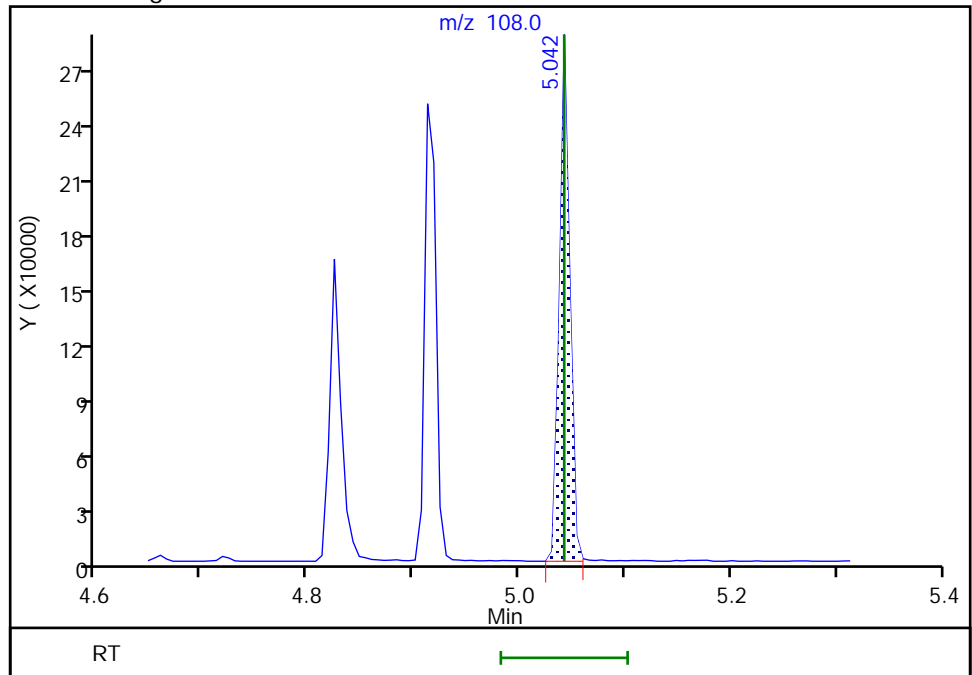
RT: 4.91
Area: 185751
Amount: 1071.6108
Amount Units: ug/L

Processing Integration Results



RT: 5.04
Area: 195337
Amount: 1126.9131
Amount Units: ug/L

Manual Integration Results



Reviewer: limmere, 08-Mar-2022 13:58:35
Audit Action: Assigned Compound ID

Audit Reason: Peak assignment corrected

Eurofins Seattle

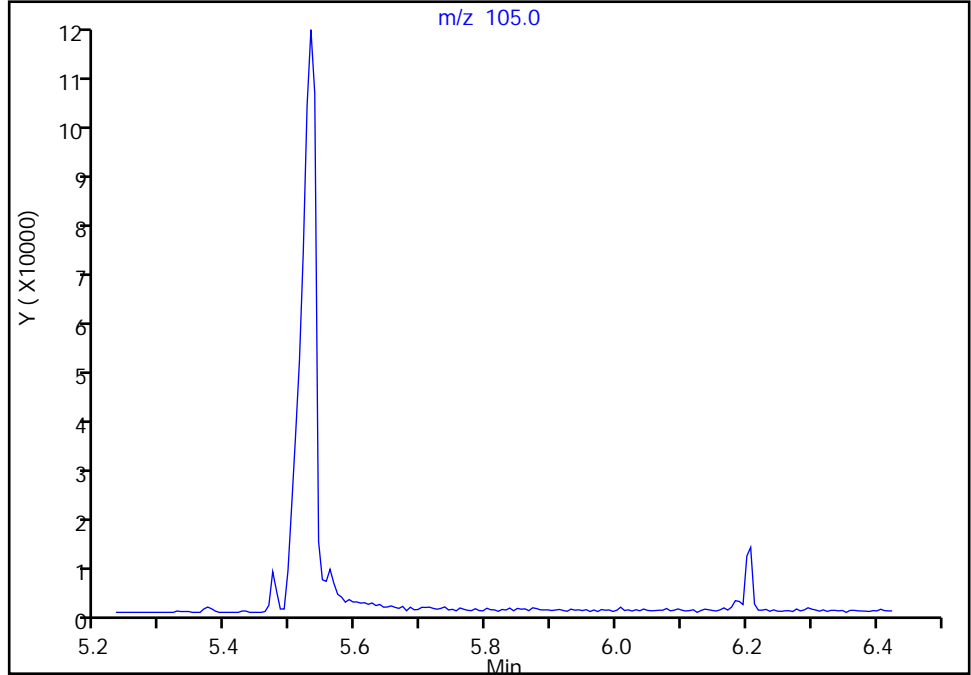
Data File: \\chromfs\Seattle\ChromData\TAC040\20220303-81577.b\40Scan030322a018.D
Injection Date: 03-Mar-2022 21:44:30 Instrument ID: TAC040
Lims ID: ICV
Client ID:
Operator ID: tl ALS Bottle#: 15 Worklist Smp#: 15
Injection Vol: 1.0 ul Dil. Factor: 1.0000
Method: 8270TAC040 Limit Group: 8270D BNA QSM 5.0
Column: Detector MS SCAN

36 Benzoic acid, CAS: 65-85-0

Signal: 1

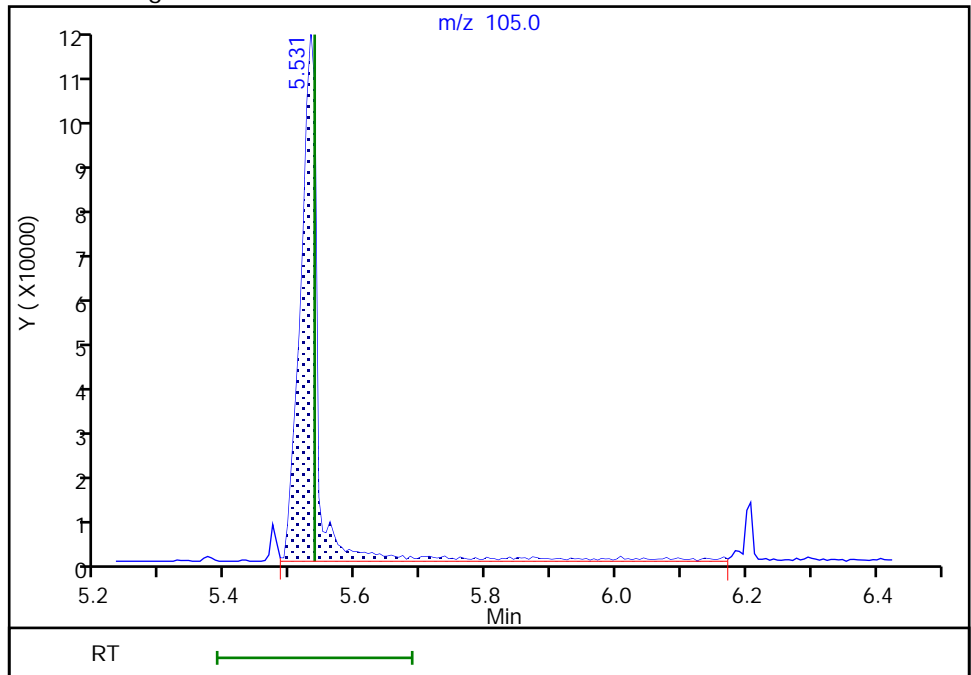
Not Detected
Expected RT: 5.54

Processing Integration Results



RT: 5.53
Area: 211290
Amount: 1873.9692
Amount Units: ug/L

Manual Integration Results



Reviewer: limmere, 08-Mar-2022 10:58:04
Audit Action: Assigned Compound ID

Audit Reason: Peak assignment corrected

Eurofins Seattle

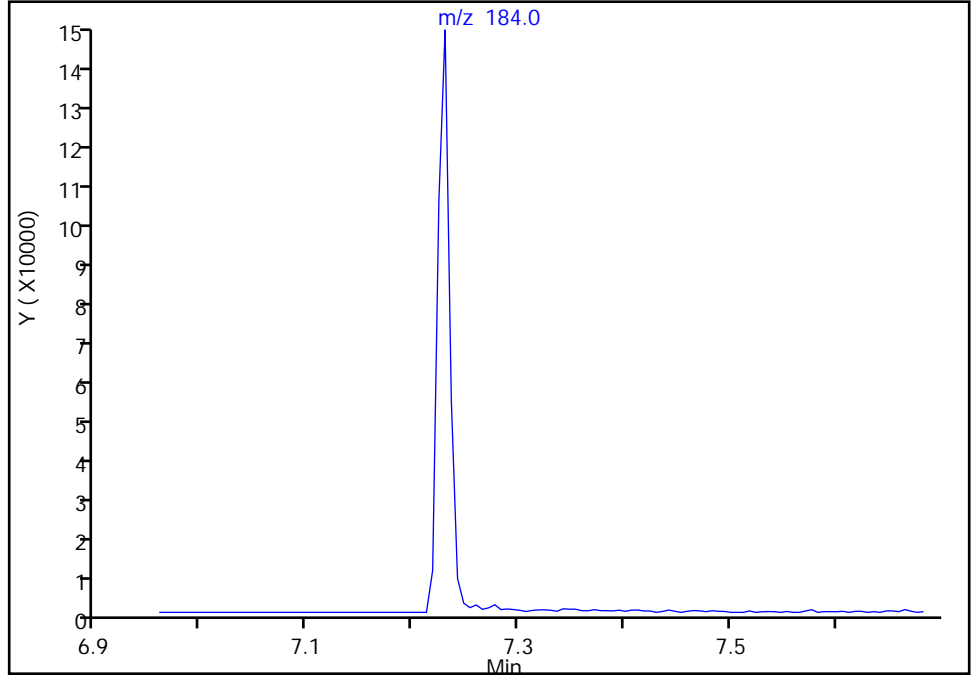
Data File: \\chromfs\Seattle\ChromData\TAC040\20220303-81577.b\40Scan030322a018.D
Injection Date: 03-Mar-2022 21:44:30 Instrument ID: TAC040
Lims ID: ICV
Client ID:
Operator ID: tl ALS Bottle#: 15 Worklist Smp#: 15
Injection Vol: 1.0 ul Dil. Factor: 1.0000
Method: 8270TAC040 Limit Group: 8270D BNA QSM 5.0
Column: Detector MS SCAN

69 2,4-Dinitrophenol, CAS: 51-28-5

Signal: 1

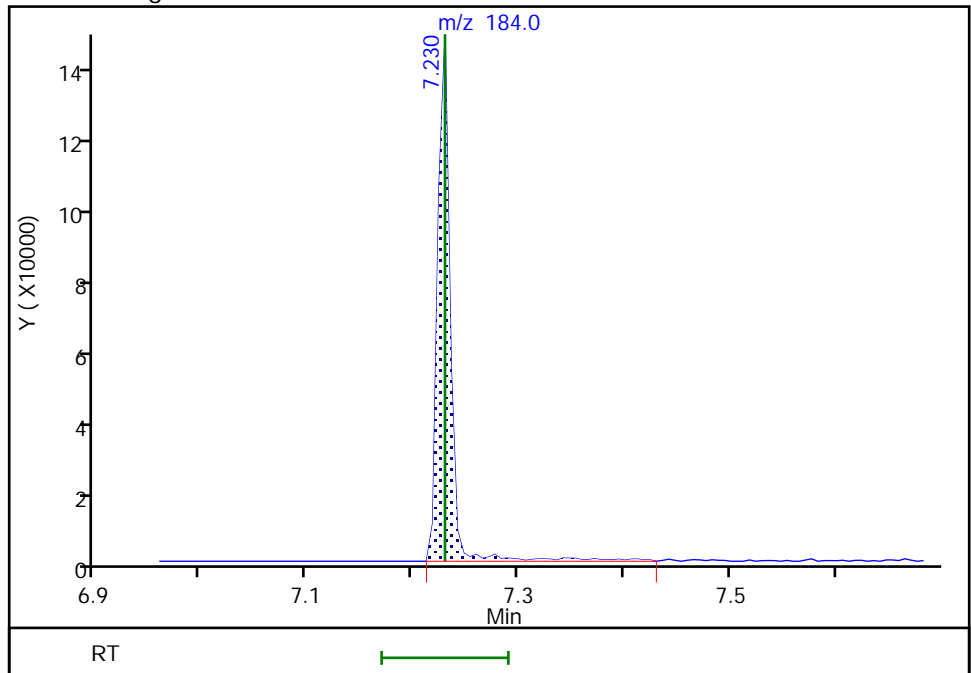
Not Detected
Expected RT: 7.23

Processing Integration Results



Manual Integration Results

RT: 7.23
Area: 116430
Amount: 1818.6774
Amount Units: ug/L



Reviewer: limmere, 08-Mar-2022 10:58:00
Audit Action: Assigned Compound ID

Audit Reason: Peak assignment corrected

Eurofins Seattle

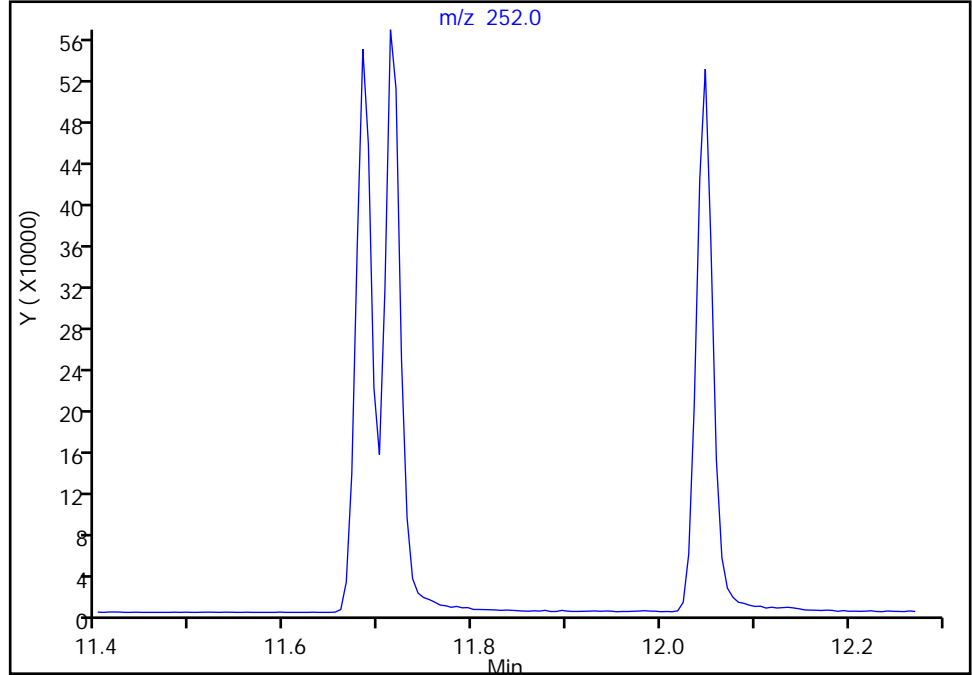
Data File: \\chromfs\Seattle\ChromData\TAC040\20220303-81577.b\40Scan030322a018.D
Injection Date: 03-Mar-2022 21:44:30 Instrument ID: TAC040
Lims ID: ICV
Client ID:
Operator ID: tl ALS Bottle#: 15 Worklist Smp#: 15
Injection Vol: 1.0 ul Dil. Factor: 1.0000
Method: 8270TAC040 Limit Group: 8270D BNA QSM 5.0
Column: Detector MS SCAN

95 Benzofluoranthene, CAS: 56832-73-6

Signal: 1

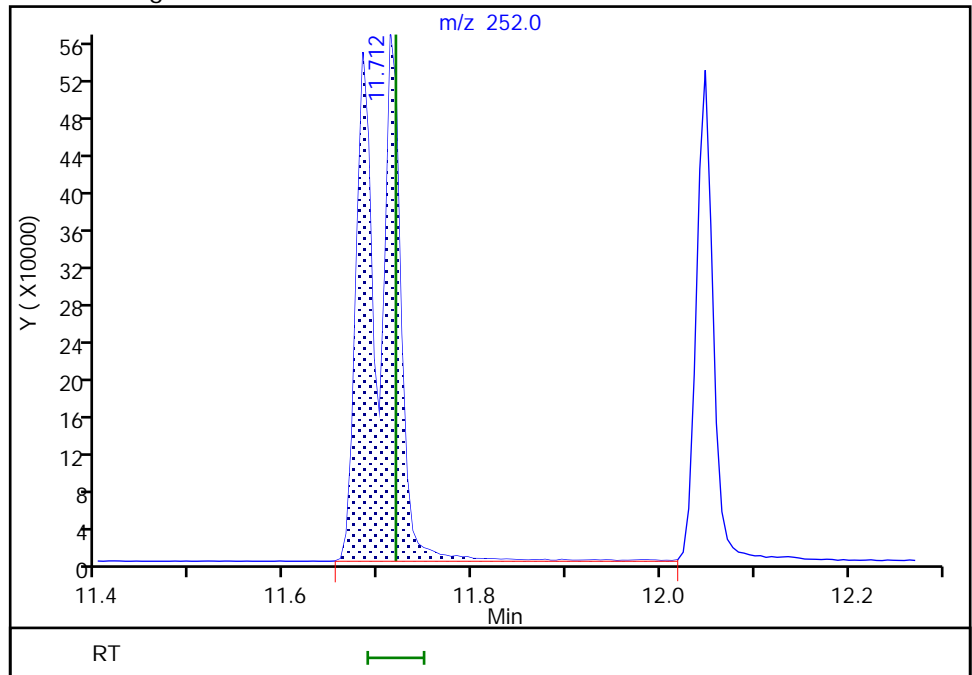
Not Detected
Expected RT: 11.72

Processing Integration Results



RT: 11.71
Area: 1337201
Amount: 2288.5902
Amount Units: ug/L

Manual Integration Results



Reviewer: limmere, 08-Mar-2022 10:57:55
Audit Action: Assigned Compound ID

Audit Reason: Peak assignment corrected

FORM VII
GC/MS SEMI VOA CONTINUING CALIBRATION DATA

Lab Name: Eurofins Seattle Job No.: 580-111018-1
 SDG No.: _____
 Lab Sample ID: CCVIS 580-383571/3 Calibration Date: 03/11/2022 11:15
 Instrument ID: TAC040 Calib Start Date: 03/03/2022 17:30
 GC Column: ZB-SV ID: 0.25 (mm) Calib End Date: 03/03/2022 20:58
 Lab File ID: 40Scan031122a004.D Conc. Units: ug/L

ANALYTE	CURVE TYPE	AVE RRF	RRF	MIN RRF	CALC AMOUNT	SPIKE AMOUNT	%D	MAX %D
N-Nitrosodimethylamine	Ave	0.3079	0.3180	0.0100	1030	1000	3.3	20.0
Pyridine	Ave	0.5747	0.6227	0.0100	2170	2000	8.4	20.0
Aniline	Qua2		1.041	0.0100	1030	1000	3.1	20.0
Phenol	Ave	0.9469	0.9790	0.8000	1030	1000	3.4	20.0
Bis(2-chloroethyl)ether	Ave	0.7270	0.7105	0.7000	977	1000	-2.3	20.0
2-Chlorophenol	Ave	1.158	1.205	0.8000	1040	1000	4.1	20.0
n-Decane	Lin1		0.4578		955	1000	-4.5	20.0
1,3-Dichlorobenzene	Lin1		1.430	0.0100	1020	1000	2.0	20.0
1,4-Dichlorobenzene	Lin1		1.432	0.0100	1010	1000	1.5	20.0
Benzyl alcohol	Ave	0.4850	0.4477	0.0100	923	1000	-7.7	20.0
1,2-Dichlorobenzene	Lin1		1.381	0.0100	1020	1000	2.4	20.0
o-Cresol	Ave	0.8247	0.8127	0.7000	986	1000	-1.4	20.0
bis (2-chloroisopropyl) ether	Lin1		0.6314	0.0100	944	1000	-5.6	20.0
Acetophenone	Ave	1.204	1.183	0.0100	982	1000	-1.8	20.0
N-Nitrosodi-n-propylamine	Ave	0.3313	0.3354*	0.5000	1010	1000	1.2	20.0
m+p-Cresol	Ave	0.8154	0.8256	0.6000	1010	1000	1.2	20.0
Hexachloroethane	Lin1		0.6000	0.3000	1020	1000	2.1	20.0
Nitrobenzene	Ave	0.6002	0.6036	0.2000	1010	1000	0.6	20.0
Isophorone	Lin1		1.107	0.4000	952	1000	-4.8	20.0
2-Nitrophenol	Ave	0.5945	0.6361	0.1000	1070	1000	7.0	20.0
2,4-Dimethylphenol	Lin2		0.2464	0.2000	995	1000	-0.5	20.0
Benzoic acid	Qua2		0.5869	0.0100	2170	2000	8.7	20.0
Bis(2-chloroethoxy)methane	Ave	0.9042	0.9134	0.3000	1010	1000	1.0	20.0
2,4-Dichlorophenol	Lin2		0.2860	0.2000	1050	1000	4.6	20.0
1,2,4-Trichlorobenzene	Ave	0.3338	0.3446	0.0100	1030	1000	3.2	20.0
Naphthalene	Ave	0.9162	0.9408	0.7000	1030	1000	2.7	20.0
2,6-Dichlorophenol	Ave	0.5125	0.5358	0.0100	1050	1000	4.6	20.0
4-Chloroaniline	Lin2		0.3391	0.0100	958	1000	-4.2	20.0
Hexachlorobutadiene	Lin2		0.2084	0.0100	1060	1000	5.9	20.0
4-Chloro-3-methylphenol	Ave	0.3410	0.3529	0.2000	1030	1000	3.5	20.0
2-Methylnaphthalene	Ave	0.5737	0.6103	0.4000	1060	1000	6.4	20.0
1-Methylnaphthalene	Ave	0.5627	0.5907	0.0100	1050	1000	5.0	20.0
Hexachlorocyclopentadiene	Qual		0.4457	0.0500	970	1000	-3.0	20.0
1,2,4,5-Tetrachlorobenzene	Ave	0.6502	0.6306		970	1000	-3.0	20.0
2,4,6-Trichlorophenol	Lin2		0.3807	0.2000	978	1000	-2.2	20.0
2,4,5-Trichlorophenol	Qua2		0.4177	0.2000	1070	1000	6.9	20.0
1,1'-Biphenyl	Ave	1.347	1.331	0.0100	988	1000	-1.2	20.0
2-Chloronaphthalene	Ave	1.118	1.146	0.8000	1030	1000	2.5	20.0
2-Nitroaniline	Lin2		0.3716	0.0100	1060	1000	5.7	20.0
Dimethyl phthalate	Lin2		1.217	0.0100	1030	1000	2.6	20.0

FORM VII
GC/MS SEMI VOA CONTINUING CALIBRATION DATA

Lab Name: Eurofins Seattle Job No.: 580-111018-1
 SDG No.: _____
 Lab Sample ID: CCVIS 580-383571/3 Calibration Date: 03/11/2022 11:15
 Instrument ID: TAC040 Calib Start Date: 03/03/2022 17:30
 GC Column: ZB-SV ID: 0.25 (mm) Calib End Date: 03/03/2022 20:58
 Lab File ID: 40Scan031122a004.D Conc. Units: ug/L

ANALYTE	CURVE TYPE	AVE RRF	RRF	MIN RRF	CALC AMOUNT	SPIKE AMOUNT	%D	MAX %D
2,6-Dinitrotoluene	Lin2		0.2749	0.2000	992	1000	-0.8	20.0
Acenaphthylene	Ave	1.617	1.674	0.9000	1040	1000	3.5	20.0
3-Nitroaniline	Lin2		0.2555	0.0100	953	1000	-4.7	20.0
Acenaphthene	Ave	1.105	1.099	0.9000	995	1000	-0.5	20.0
2,4-Dinitrophenol	Qua1		0.1367	0.0100	1710	2000	-14.3	20.0
4-Nitrophenol	Qua1		0.1164	0.0100	1950	2000	-2.4	20.0
2,4-Dinitrotoluene	Lin2		0.3574	0.2000	1030	1000	2.9	20.0
Dibenzofuran	Ave	1.474	1.573	0.8000	1070	1000	6.7	20.0
2,3,5,6-Tetrachlorophenol	Qua2		0.3147	0.0100	1010	1000	0.5	20.0
2,3,4,6-Tetrachlorophenol	Qua2		0.3585	0.0100	1050	1000	5.5	20.0
Diethyl phthalate	Ave	1.250	1.323	0.0100	1060	1000	5.9	20.0
Fluorene	Ave	1.171	1.237	0.9000	1060	1000	5.6	20.0
4-Chlorophenyl phenyl ether	Ave	0.5633	0.5621	0.4000	998	1000	-0.2	20.0
4-Nitroaniline	Ave	0.1577	0.1855	0.0100	1180	1000	17.6	20.0
4,6-Dinitro-2-methylphenol	Qua2		0.1083	0.0100	2010	2000	0.5	20.0
N-Nitrosodiphenylamine	Ave	0.4759	0.5190	0.0100	1090	1000	9.1	20.0
Azobenzene	Ave	0.4138	0.4323		1040	1000	4.5	20.0
4-Bromophenyl phenyl ether	Ave	0.2319	0.2401	0.1000	1040	1000	3.6	20.0
Hexachlorobenzene	Lin2		0.3370	0.1000	1020	1000	1.9	20.0
Atrazine	Lin2		0.2900	0.0100	1010	1000	1.4	20.0
Pentachlorophenol	Qua2		0.1631	0.0500	1930	2000	-3.4	20.0
n-Octadecane	Ave	0.1632	0.1615		989	1000	-1.1	20.0
Phenanthrene	Ave	1.026	1.084	0.7000	1060	1000	5.6	20.0
Anthracene	Lin2		1.105	0.7000	1120	1000	11.5	20.0
Carbazole	Ave	0.6888	0.8946	0.0100	1300	1000	29.9*	20.0
Di-n-butyl phthalate	Lin2		1.386	0.0100	1100	1000	10.1	20.0
Fluoranthene	Ave	1.021	1.160	0.6000	1140	1000	13.6	20.0
Benidine	Qua2		0.2327	0.0100	2190	2000	9.6	20.0
Pyrene	Ave	1.052	1.191	0.6000	1130	1000	13.3	20.0
Butyl benzyl phthalate	Ave	0.5843	0.6520	0.0100	1120	1000	11.6	20.0
3,3'-Dichlorobenzidine	Qua2		0.4216	0.0100	2340	2000	17.2	20.0
Benzo[a]anthracene	Lin2		1.192	0.8000	1040	1000	4.5	20.0
Chrysene	Lin2		1.223	0.7000	1020	1000	1.5	20.0
Bis(2-ethylhexyl) phthalate	Ave	0.8192	0.9384	0.0100	1150	1000	14.6	20.0
Di-n-octyl phthalate	Lin2		1.472	0.0100	1060	1000	6.2	20.0
Benzo[b]fluoranthene	Ave	1.114	1.101	0.7000	988	1000	-1.2	20.0
Benzo[k]fluoranthene	Ave	1.190	1.277	0.7000	1070	1000	7.3	20.0
Benzo[fluoranthene	Ave	1.135	1.175		2070	2000	3.6	20.0
Benzo[a]pyrene	Lin2		1.011	0.7000	1010	1000	1.4	20.0
Indeno[1,2,3-cd]pyrene	Qua2		0.9669	0.5000	984	1000	-1.6	20.0
Dibenz(a,h)anthracene	Lin2		1.066	0.4000	983	1000	-1.7	20.0

FORM VII
GC/MS SEMI VOA CONTINUING CALIBRATION DATA

Lab Name: Eurofins Seattle Job No.: 580-111018-1
 SDG No.: _____
 Lab Sample ID: CCVIS 580-383571/3 Calibration Date: 03/11/2022 11:15
 Instrument ID: TAC040 Calib Start Date: 03/03/2022 17:30
 GC Column: ZB-SV ID: 0.25 (mm) Calib End Date: 03/03/2022 20:58
 Lab File ID: 40Scan031122a004.D Conc. Units: ug/L

ANALYTE	CURVE TYPE	AVE RRF	RRF	MIN RRF	CALC AMOUNT	SPIKE AMOUNT	%D	MAX %D
Benzo[g,h,i]perylene	Ave	1.207	1.209	0.5000	1000	1000	0.2	20.0
2-Fluorophenol (Surr)	Ave	0.9432	0.9789		1040	1000	3.8	20.0
Phenol-d5 (Surr)	Ave	0.9949	0.9917		997	1000	-0.3	20.0
Nitrobenzene-d5 (Surr)	Ave	0.1921	0.1997		1040	1000	4.0	20.0
2-Fluorobiphenyl	Ave	1.277	1.285		1010	1000	0.6	20.0
2,4,6-Tribromophenol (Surr)	Qual		0.1913	0.0100	1020	1000	1.8	20.0
Terphenyl-d14	Lin2		0.7423		1020	1000	1.8	20.0

Eurofins Seattle
Target Compound Quantitation Report

Data File: \\chromfs\Seattle\ChromData\TAC040\20220311-81699.b\40Scan031122a004.D
 Lims ID: ccvis
 Client ID:
 Sample Type: CCVIS
 Inject. Date: 11-Mar-2022 11:15:30 ALS Bottle#: 3 Worklist Smp#: 3
 Injection Vol: 1.0 ul Dil. Factor: 1.0000
 Sample Info: ccvis
 Operator ID: tl Instrument ID: TAC040
 Sublist: chrom-8270TAC040*sub20
 Method: \\chromfs\Seattle\ChromData\TAC040\20220311-81699.b\8270TAC040.m
 Limit Group: 8270D BNA QSM 5.0
 Last Update: 11-Mar-2022 13:00:06 Calib Date: 03-Mar-2022 20:58:30
 Integrator: RTE ID Type: RT Order ID
 Quant Method: Internal Standard Quant By: Initial Calibration
 Last ICal File: \\chromfs\Seattle\ChromData\TAC040\20220303-81577.b\40Scan030322a016.D
 Column 1 : Det: MS SCAN
 Process Host: CTX1622

First Level Reviewer: limmere

Date: 11-Mar-2022 13:00:06

Compound	Sig	RT (min.)	Adj RT (min.)	Dlt RT (min.)	Q	Response	Cal Amt ug/L	OnCol Amt ug/L	Flags
* 1 1,4-Dichlorobenzene-d4	152	4.707	4.707	0.000	86	23633	100.0	100.0	
* 2 Naphthalene-d8	136	5.736	5.736	0.000	96	81399	100.0	100.0	
* 3 Acenaphthene-d10	164	7.172	7.172	0.000	53	44216	100.0	100.0	
* 4 Phenanthrene-d10	188	8.383	8.383	0.000	94	69084	100.0	100.0	
* 5 Chrysene-d12	240	10.589	10.589	0.000	57	58735	100.0	100.0	M
* 6 Perylene-d12	264	12.106	12.106	0.000	93	60297	100.0	100.0	
\$ 7 2-Fluorophenol	112	3.659	3.659	0.000	79	231355	1000.0	1037.9	
\$ 8 Phenol-d5	99	4.436	4.436	0.000	96	234363	1000.0	996.7	
\$ 9 Nitrobenzene-d5	82	5.154	5.154	0.000	78	162589	1000.0	1039.8	
\$ 10 2-Fluorobiphenyl	172	6.624	6.624	0.000	90	568131	1000.0	1005.9	
\$ 11 2,4,6-Tribromophenol	330	7.819	7.819	0.000	85	132156	1000.0	1017.9	
\$ 12 Terphenyl-d14	244	9.707	9.707	0.000	98	512794	1000.0	1018.2	
15 N-Nitrosodimethylamine	74	2.515	2.515	0.000	88	75146	1000.0	1032.8	
16 Pyridine	79	2.531	2.531	0.000	96	294327	2000.0	2167.1	
18 Phenol	94	4.442	4.442	0.000	89	231359	1000.0	1033.9	
17 Aniline	93	4.442	4.442	0.000	88	245920	1000.0	1030.6	
19 Bis(2-chloroethyl)ether	93	4.501	4.501	0.000	94	167915	1000.0	977.4	
20 2-Chlorophenol	128	4.536	4.536	0.000	84	284761	1000.0	1040.6	
21 n-Decane	57	4.589	4.589	0.000	91	108187	1000.0	954.8	
22 1,3-Dichlorobenzene	146	4.654	4.654	0.000	95	337929	1000.0	1020.5	
23 1,4-Dichlorobenzene	146	4.719	4.719	0.000	97	338540	1000.0	1014.5	
27 Benzyl alcohol	79	4.825	4.825	0.000	94	105812	1000.0	923.2	
24 1,2-Dichlorobenzene	146	4.836	4.836	0.000	96	326336	1000.0	1023.6	
28 2-Methylphenol	108	4.930	4.930	0.000	51	192068	1000.0	985.5	
25 2,2'-oxybis[1-chloropropane]	45	4.936	4.936	0.000	75	149208	1000.0	944.4	
29 Acetophenone	105	5.036	5.036	0.000	90	279595	1000.0	982.4	
30 N-Nitrosodi-n-propylamine	70	5.042	5.042	0.000	87	79259	1000.0	1012.4	
32 3 & 4 Methylphenol	108	5.054	5.054	0.000	65	195117	1000.0	1012.5	
31 Hexachloroethane	117	5.113	5.113	0.000	87	141797	1000.0	1020.9	
33 Nitrobenzene	77	5.172	5.172	0.000	69	142650	1000.0	1005.7	
34 Isophorone	82	5.366	5.366	0.000	97	261646	1000.0	952.0	

Compound	Sig	RT (min.)	Adj RT (min.)	Dlt RT (min.)	Q	Response	Cal Amt ug/L	OnCol Amt ug/L	Flags
35 2-Nitrophenol	139	5.425	5.425	0.000	79	150332	1000.0	1070.0	
37 2,4-Dimethylphenol	107	5.483	5.483	0.000	86	200603	1000.0	995.2	
36 Benzoic acid	105	5.554	5.554	0.000	52	277425	2000.0	2174.9	
38 Bis(2-chloroethoxy)methane	93	5.554	5.554	0.000	92	215874	1000.0	1010.2	
39 2,4-Dichlorophenol	162	5.630	5.630	0.000	85	232805	1000.0	1045.6	
40 1,2,4-Trichlorobenzene	180	5.689	5.689	0.000	88	280468	1000.0	1032.2	
41 Naphthalene	128	5.754	5.754	0.000	94	765823	1000.0	1026.9	
43 4-Chloroaniline	127	5.807	5.807	0.000	82	276017	1000.0	958.1	
42 2,6-Dichlorophenol	162	5.807	5.807	0.000	82	236924	1000.0	1045.6	
44 Hexachlorobutadiene	225	5.860	5.860	0.000	93	169624	1000.0	1058.6	
45 4-Chloro-3-methylphenol	107	6.225	6.225	0.000	82	156018	1000.0	1034.7	
46 2-Methylnaphthalene	142	6.319	6.319	0.000	84	496741	1000.0	1063.8	
47 1-Methylnaphthalene	142	6.395	6.395	0.000	89	480847	1000.0	1049.9	
48 Hexachlorocyclopentadiene	237	6.448	6.448	0.000	85	197059	1000.0	969.7	
49 1,2,4,5-Tetrachlorobenzene	216	6.454	6.454	0.000	93	278811	1000.0	969.8	
50 2,4,6-Trichlorophenol	196	6.560	6.560	0.000	83	168342	1000.0	977.7	
51 2,4,5-Trichlorophenol	196	6.601	6.601	0.000	91	184707	1000.0	1068.9	
52 1,1'-Biphenyl	154	6.707	6.707	0.000	94	588340	1000.0	988.1	
53 2-Chloronaphthalene	162	6.713	6.713	0.000	94	506907	1000.0	1025.2	
54 2-Nitroaniline	138	6.807	6.807	0.000	88	164303	1000.0	1056.5	
55 Dimethyl phthalate	163	6.966	6.966	0.000	98	538198	1000.0	1026.5	
56 1,3-Dinitrobenzene	168	6.983	6.983	0.000	76	76776	1000.0	1063.2	
57 2,6-Dinitrotoluene	165	7.013	7.013	0.000	66	121530	1000.0	991.6	
58 Acenaphthylene	152	7.054	7.054	0.000	92	740211	1000.0	1035.1	
59 3-Nitroaniline	138	7.148	7.148	0.000	74	112952	1000.0	953.2	
60 Acenaphthene	153	7.195	7.195	0.000	93	485907	1000.0	994.8	
69 2,4-Dinitrophenol	184	7.230	7.230	0.000	76	120873	2000.0	1713.1	a
63 4-Nitrophenol	109	7.319	7.319	0.000	68	102979	2000.0	1951.1	
62 2,4-Dinitrotoluene	165	7.336	7.336	0.000	61	158026	1000.0	1028.6	
61 Dibenzofuran	168	7.342	7.342	0.000	86	695550	1000.0	1067.1	
64 2,3,5,6-Tetrachlorophenol	232	7.413	7.413	0.000	88	139142	1000.0	1005.2	
65 2,3,4,6-Tetrachlorophenol	232	7.448	7.448	0.000	64	158503	1000.0	1054.8	
66 Diethyl phthalate	149	7.548	7.548	0.000	95	584941	1000.0	1058.7	
67 Fluorene	166	7.619	7.619	0.000	83	547085	1000.0	1056.4	
68 4-Chlorophenyl phenyl ether	204	7.630	7.630	0.000	86	248545	1000.0	998.0	
70 4-Nitroaniline	138	7.648	7.648	0.000	44	82015	1000.0	1176.2	
73 4,6-Dinitro-2-methylphenol	198	7.666	7.666	0.000	85	149691	2000.0	2010.2	
71 N-Nitrosodiphenylamine	169	7.730	7.730	0.000	59	358522	1000.0	1090.5	
72 Azobenzene	77	7.760	7.760	0.000	93	298633	1000.0	1044.5	
74 4-Bromophenyl phenyl ether	248	8.030	8.030	0.000	52	165898	1000.0	1035.6	
75 Hexachlorobenzene	284	8.066	8.066	0.000	94	232787	1000.0	1018.9	
76 Atrazine	200	8.177	8.177	0.000	92	128243	1000.0	1013.6	
77 Pentachlorophenol	266	8.236	8.236	0.000	92	225395	2000.0	1931.3	
78 n-Octadecane	43	8.330	8.330	0.000	93	111583	1000.0	989.5	
79 Phenanthrene	178	8.407	8.407	0.000	95	749034	1000.0	1056.4	
80 Anthracene	178	8.448	8.448	0.000	96	763365	1000.0	1115.5	
81 Carbazole	167	8.589	8.589	0.000	85	618052	1000.0	1298.8	M
83 Di-n-butyl phthalate	149	8.895	8.895	0.000	98	957689	1000.0	1100.7	
84 Fluoranthene	202	9.377	9.377	0.000	97	801447	1000.0	1135.9	
85 Benzidine	184	9.507	9.507	0.000	98	321459	2000.0	2191.9	
86 Pyrene	202	9.565	9.565	0.000	98	822948	1000.0	1132.6	
87 Butyl benzyl phthalate	149	10.124	10.124	0.000	88	382956	1000.0	1115.8	

Compound	Sig	RT (min.)	Adj RT (min.)	Dlt RT (min.)	Q	Response	Cal Amt ug/L	OnCol Amt ug/L	Flags
91 3,3'-Dichlorobenzidine	252	10.577	10.577	0.000	66	495259	2000.0	2344.0	M
89 Benzo[a]anthracene	228	10.583	10.583	0.000	99	700070	1000.0	1044.9	
90 Chrysene	228	10.618	10.618	0.000	93	718459	1000.0	1015.4	
92 Bis(2-ethylhexyl) phthalate	149	10.654	10.654	0.000	80	551198	1000.0	1145.6	
93 Di-n-octyl phthalate	149	11.324	11.324	0.000	95	887311	1000.0	1061.9	
94 Benzo[b]fluoranthene	252	11.683	11.683	0.000	92	664018	1000.0	988.5	
95 Benzofluoranthene	252	11.712	11.712	0.000	100	1416994	2000.0	2071.4	a
96 Benzo[k]fluoranthene	252	11.712	11.712	0.000	97	770064	1000.0	1073.2	
97 Benzo[a]pyrene	252	12.042	12.042	0.000	78	609648	1000.0	1014.4	
98 Indeno[1,2,3-cd]pyrene	276	13.365	13.365	0.000	97	583019	1000.0	984.3	
99 Dibenz(a,h)anthracene	278	13.406	13.406	0.000	8	643055	1000.0	983.0	
100 Benzo[g,h,i]perylene	276	13.677	13.677	0.000	92	729272	1000.0	1002.4	

QC Flag Legend

Processing Flags

Review Flags

M - Manually Integrated

a - User Assigned ID

Reagents:

ccv_8270_1000_00057

Amount Added: 1.00

Units: mL

Eurofins Seattle

Data File: \\chromfs\Seattle\ChromData\TAC040\20220311-81699.b\40Scan031122a004.D

Injection Date: 11-Mar-2022 11:15:30

Instrument ID: TAC040

Lims ID: ccvis

Client ID:

Operator ID: tl

ALS Bottle#: 3

Worklist Smp#: 3

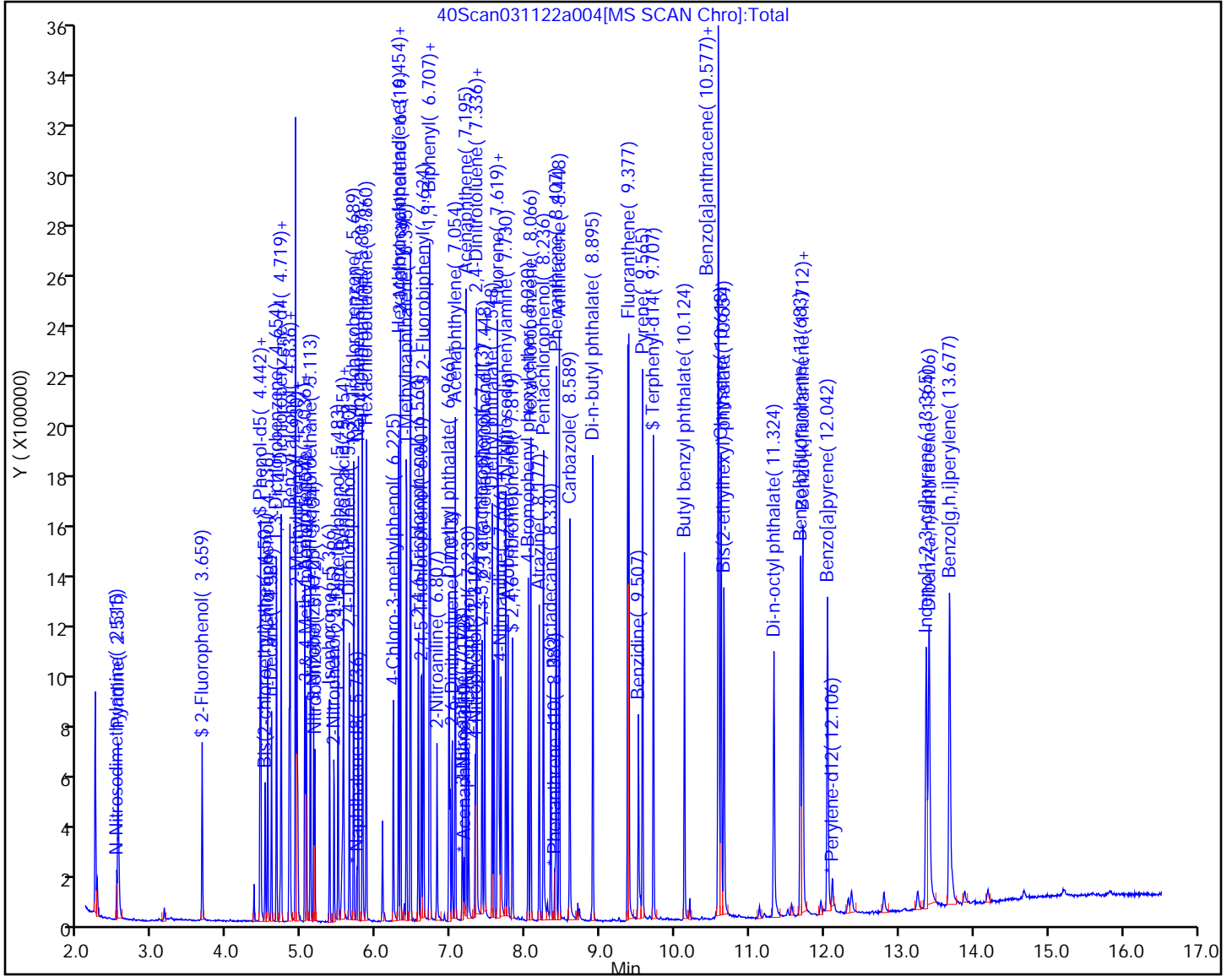
Injection Vol: 1.0 ul

Dil. Factor: 1.0000

Method: 8270TAC040

Limit Group: 8270D BNA QSM 5.0

Y Scaling: Method Defined: Scale to the Nth Largest Target: 1



Eurofins Seattle

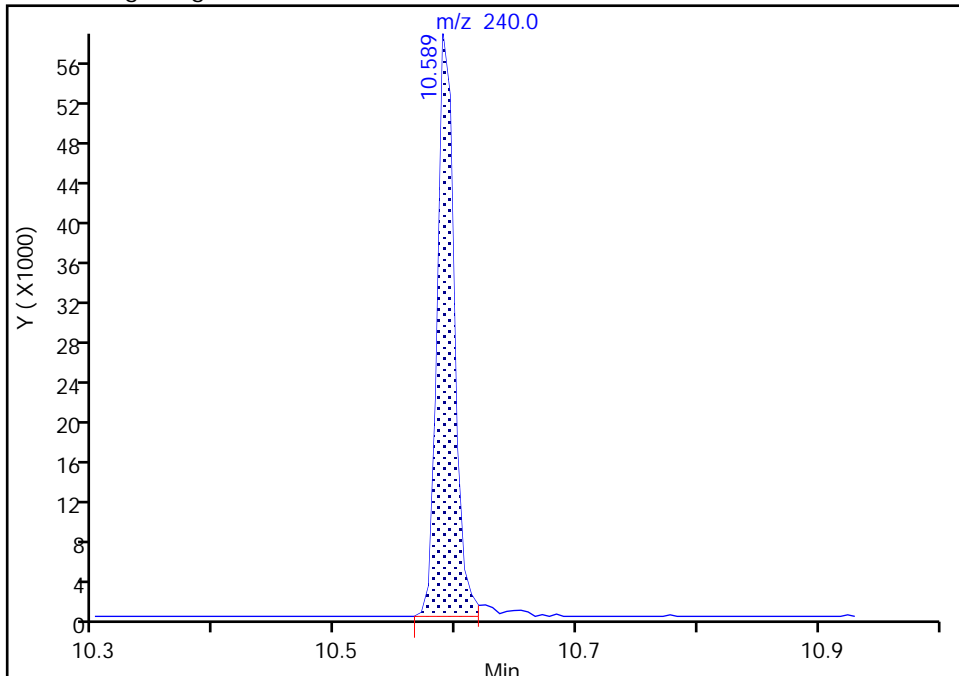
Data File: \\chromfs\Seattle\ChromData\TAC040\20220311-81699.b\40Scan031122a004.D
Injection Date: 11-Mar-2022 11:15:30 Instrument ID: TAC040
Lims ID: ccvis
Client ID:
Operator ID: tl ALS Bottle#: 3 Worklist Smp#: 3
Injection Vol: 1.0 ul Dil. Factor: 1.0000
Method: 8270TAC040 Limit Group: 8270D BNA QSM 5.0
Column: Detector MS SCAN

* 5 Chrysene-d12, CAS: 1719-03-5

Signal: 1

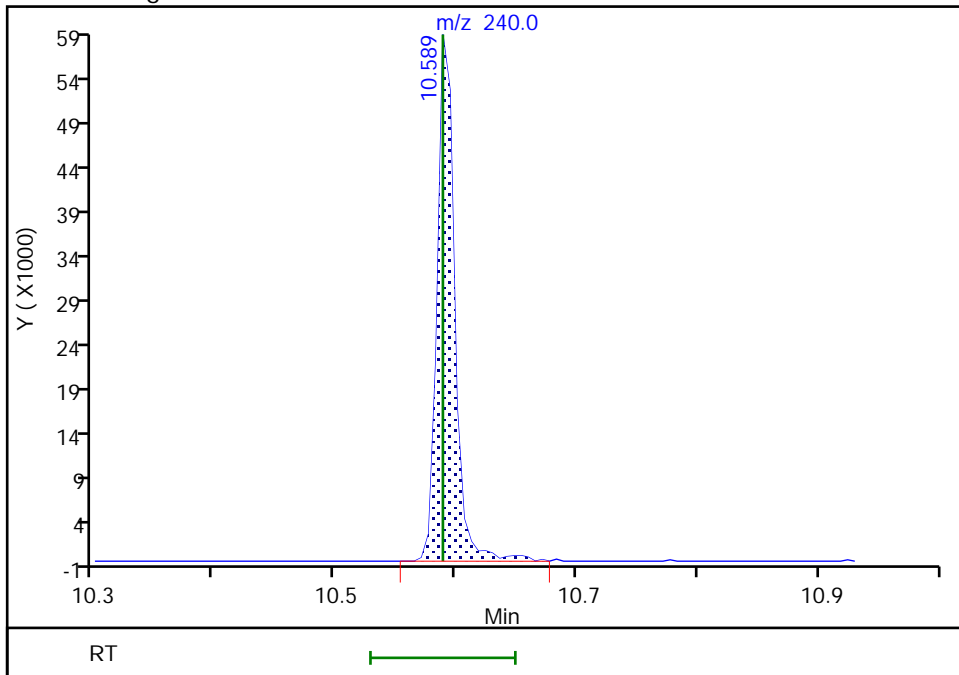
RT: 10.59
Area: 57085
Amount: 100.0000
Amount Units: ug/L

Processing Integration Results



RT: 10.59
Area: 58735
Amount: 100.0000
Amount Units: ug/L

Manual Integration Results



Reviewer: limmere, 11-Mar-2022 12:59:54
Audit Action: Manually Integrated

Audit Reason: Baseline

Eurofins Seattle

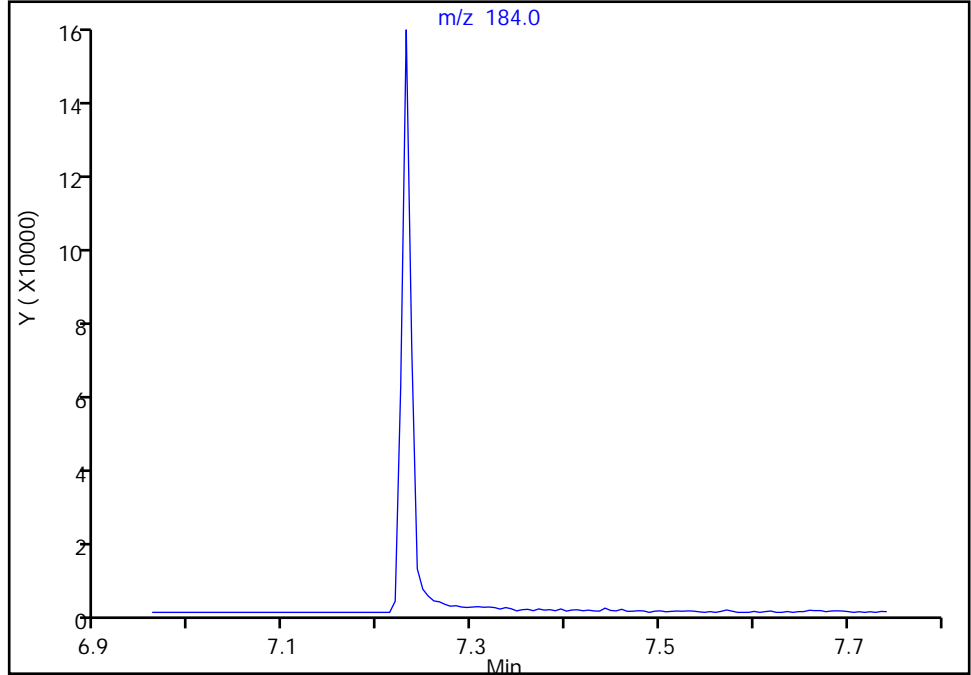
Data File: \\chromfs\Seattle\ChromData\TAC040\20220311-81699.b\40Scan031122a004.D
Injection Date: 11-Mar-2022 11:15:30 Instrument ID: TAC040
Lims ID: ccvis
Client ID:
Operator ID: tl ALS Bottle#: 3 Worklist Smp#: 3
Injection Vol: 1.0 ul Dil. Factor: 1.0000
Method: 8270TAC040 Limit Group: 8270D BNA QSM 5.0
Column: Detector MS SCAN

69 2,4-Dinitrophenol, CAS: 51-28-5

Signal: 1

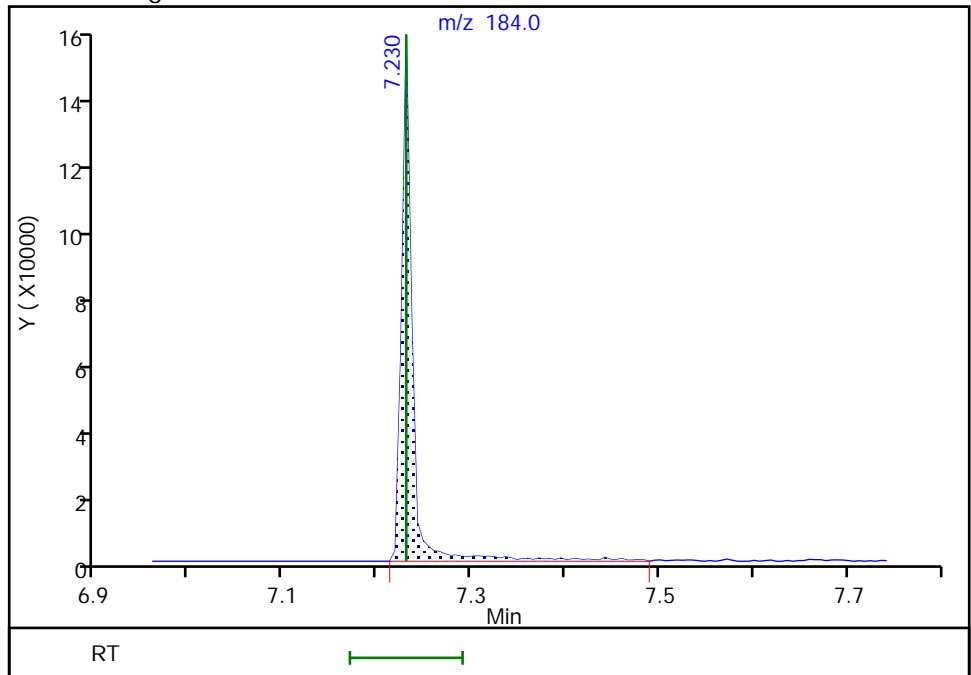
Not Detected
Expected RT: 7.23

Processing Integration Results



RT: 7.23
Area: 120873
Amount: 1713.1046
Amount Units: ug/L

Manual Integration Results



Reviewer: limmere, 11-Mar-2022 11:48:12
Audit Action: Assigned Compound ID

Audit Reason: Peak assignment corrected

Eurofins Seattle

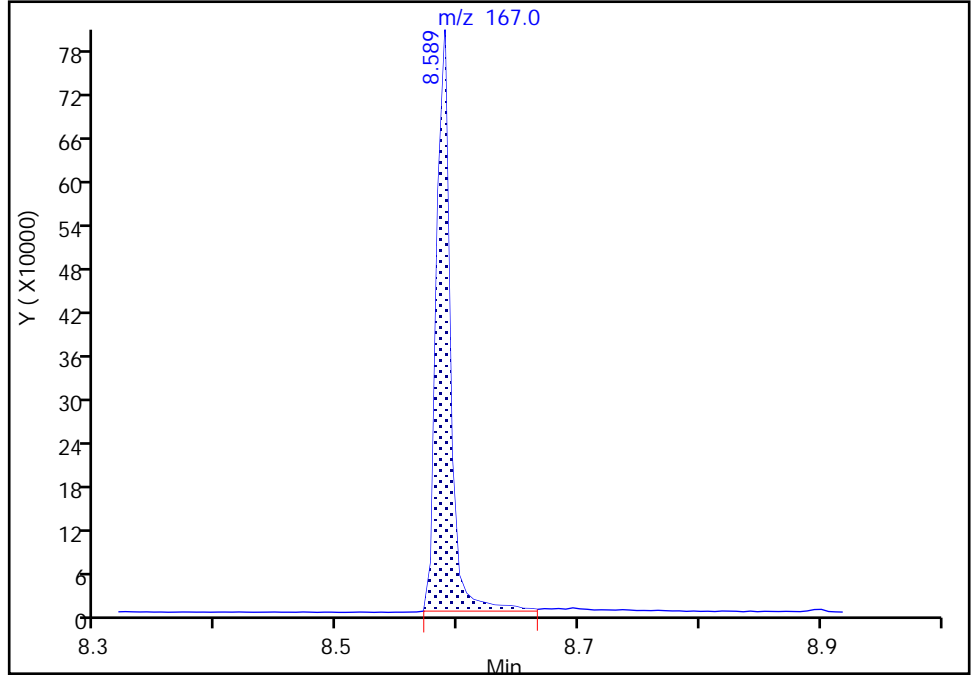
Data File: \\chromfs\Seattle\ChromData\TAC040\20220311-81699.b\40Scan031122a004.D
Injection Date: 11-Mar-2022 11:15:30 Instrument ID: TAC040
Lims ID: ccvis
Client ID:
Operator ID: tl ALS Bottle#: 3 Worklist Smp#: 3
Injection Vol: 1.0 ul Dil. Factor: 1.0000
Method: 8270TAC040 Limit Group: 8270D BNA QSM 5.0
Column: Detector MS SCAN

81 Carbazole, CAS: 86-74-8

Signal: 1

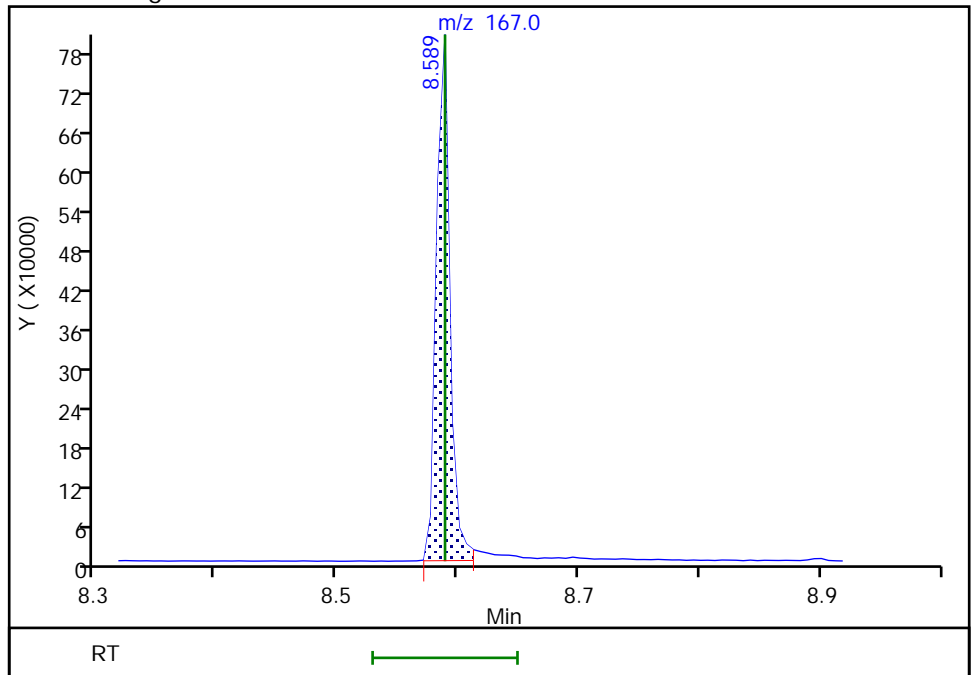
RT: 8.59
Area: 637898
Amount: 1340.4548
Amount Units: ug/L

Processing Integration Results



RT: 8.59
Area: 618052
Amount: 1298.7512
Amount Units: ug/L

Manual Integration Results



Reviewer: limmere, 11-Mar-2022 12:59:16
Audit Action: Manually Integrated

Audit Reason: Baseline
Page 440 of 797

Eurofins Seattle

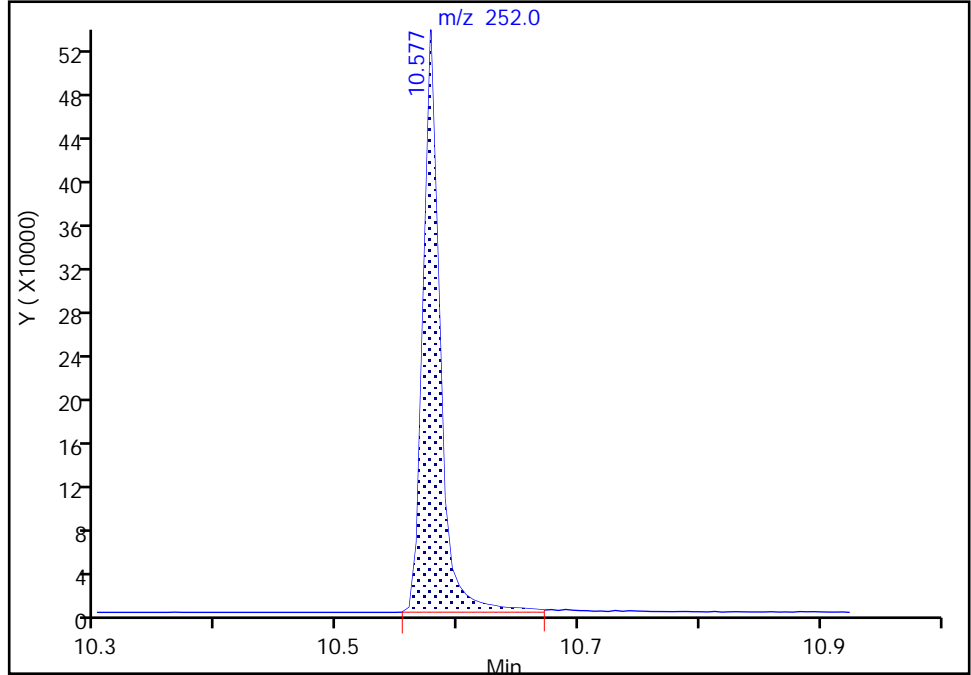
Data File: \\chromfs\Seattle\ChromData\TAC040\20220311-81699.b\40Scan031122a004.D
Injection Date: 11-Mar-2022 11:15:30 Instrument ID: TAC040
Lims ID: ccvis
Client ID:
Operator ID: tl ALS Bottle#: 3 Worklist Smp#: 3
Injection Vol: 1.0 ul Dil. Factor: 1.0000
Method: 8270TAC040 Limit Group: 8270D BNA QSM 5.0
Column: Detector MS SCAN

91 3,3'-Dichlorobenzidine, CAS: 91-94-1

Signal: 1

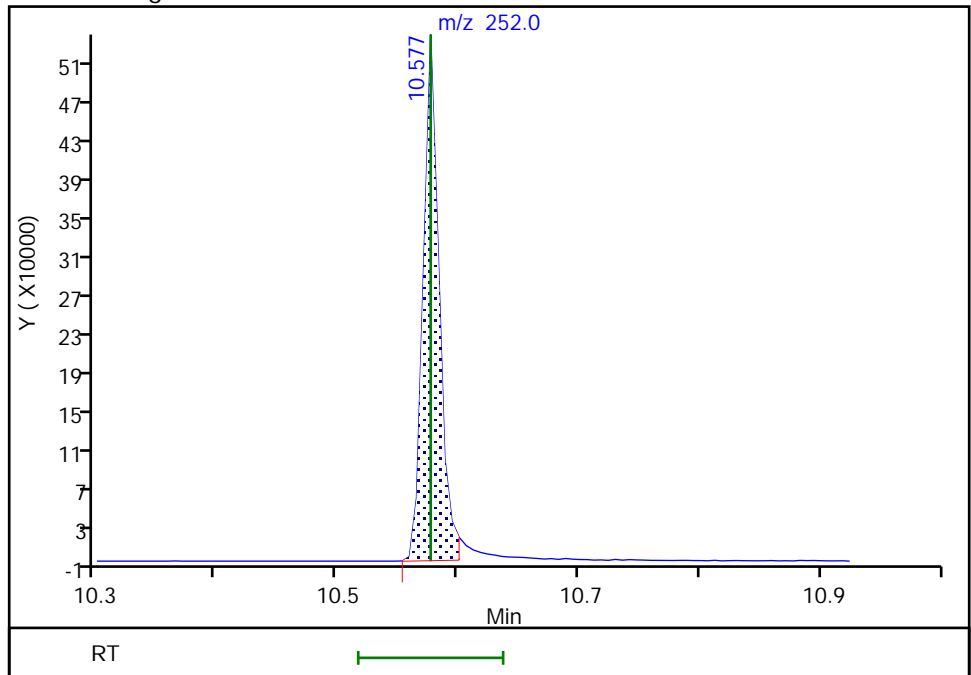
RT: 10.58
Area: 521611
Amount: 2533.8089
Amount Units: ug/L

Processing Integration Results



RT: 10.58
Area: 495259
Amount: 2344.0457
Amount Units: ug/L

Manual Integration Results



Reviewer: limmere, 11-Mar-2022 12:59:29
Audit Action: Manually Integrated

Eurofins Seattle

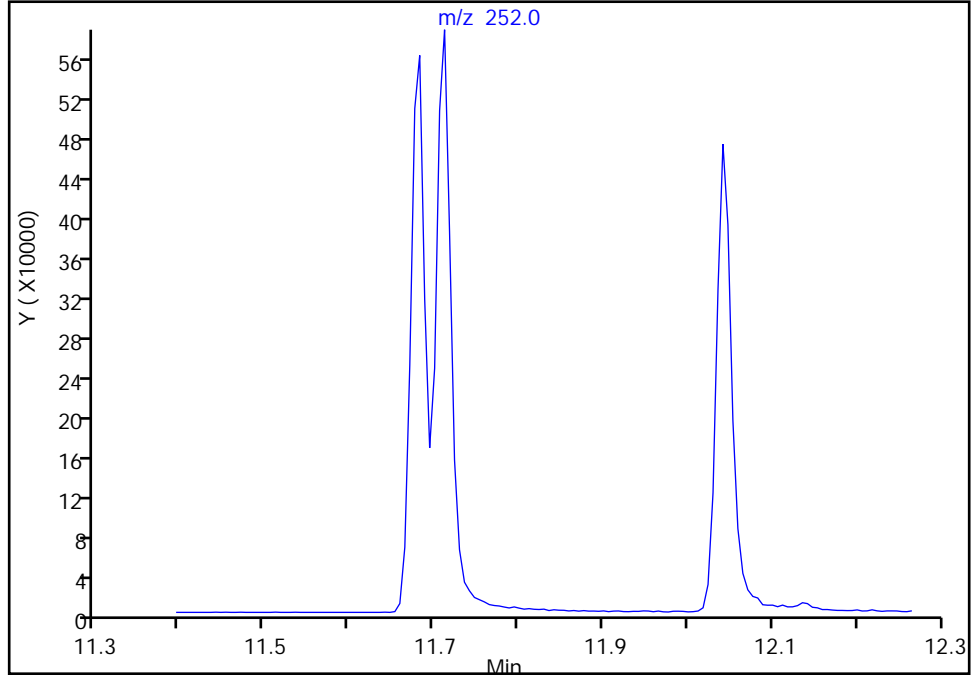
Data File: \\chromfs\Seattle\ChromData\TAC040\20220311-81699.b\40Scan031122a004.D
Injection Date: 11-Mar-2022 11:15:30 Instrument ID: TAC040
Lims ID: ccvis
Client ID:
Operator ID: tl ALS Bottle#: 3 Worklist Smp#: 3
Injection Vol: 1.0 ul Dil. Factor: 1.0000
Method: 8270TAC040 Limit Group: 8270D BNA QSM 5.0
Column: Detector MS SCAN

95 Benzofluoranthene, CAS: 56832-73-6

Signal: 1

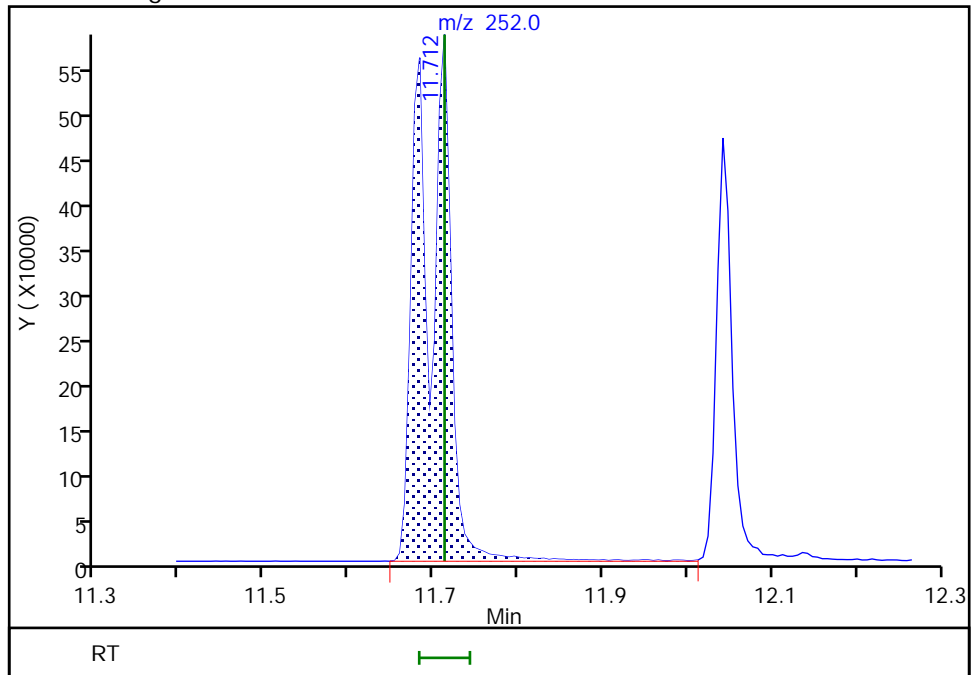
Not Detected
Expected RT: 11.71

Processing Integration Results



RT: 11.71
Area: 1416994
Amount: 2071.4180
Amount Units: ug/L

Manual Integration Results



Reviewer: limmere, 11-Mar-2022 11:48:18
Audit Action: Assigned Compound ID

Audit Reason: Peak assignment corrected

FORM VII
GC/MS SEMI VOA CONTINUING CALIBRATION DATA

Lab Name: Eurofins Seattle Job No.: 580-111018-1
 SDG No.: _____
 Lab Sample ID: CCVC 580-383571/27 Calibration Date: 03/11/2022 20:41
 Instrument ID: TAC040 Calib Start Date: 03/03/2022 17:30
 GC Column: ZB-SV ID: 0.25 (mm) Calib End Date: 03/03/2022 20:58
 Lab File ID: 40Scan031122a028.D Conc. Units: ug/L

ANALYTE	CURVE TYPE	AVE RRF	RRF	MIN RRF	CALC AMOUNT	SPIKE AMOUNT	%D	MAX %D
N-Nitrosodimethylamine	Ave	0.3079	0.3049	0.0100	990	1000	-1.0	50.0
Pyridine	Ave	0.5747	0.5815	0.0100	2020	2000	1.2	50.0
Aniline	Qua2		1.026	0.0100	1020	1000	1.6	50.0
Phenol	Ave	0.9469	0.9536	0.8000	1010	1000	0.7	50.0
Bis(2-chloroethyl)ether	Ave	0.7270	0.7040	0.7000	968	1000	-3.2	50.0
2-Chlorophenol	Ave	1.158	1.190	0.8000	1030	1000	2.8	50.0
n-Decane	Lin1		0.4488		936	1000	-6.4	50.0
1,3-Dichlorobenzene	Lin1		1.354	0.0100	967	1000	-3.3	50.0
1,4-Dichlorobenzene	Lin1		1.368	0.0100	969	1000	-3.1	50.0
Benzyl alcohol	Ave	0.4850	0.4375	0.0100	902	1000	-9.8	50.0
1,2-Dichlorobenzene	Lin1		1.334	0.0100	989	1000	-1.1	50.0
o-Cresol	Ave	0.8247	0.7913	0.7000	960	1000	-4.0	50.0
bis (2-chloroisopropyl) ether	Lin1		0.6206	0.0100	928	1000	-7.2	50.0
Acetophenone	Ave	1.204	1.153	0.0100	958	1000	-4.2	50.0
N-Nitrosodi-n-propylamine	Ave	0.3313	0.3282*	0.5000	991	1000	-0.9	50.0
m+p-Cresol	Ave	0.8154	0.8026	0.6000	984	1000	-1.6	50.0
Hexachloroethane	Lin1		0.5688	0.3000	968	1000	-3.2	50.0
Nitrobenzene	Ave	0.6002	0.5703	0.2000	950	1000	-5.0	50.0
Isophorone	Lin1		1.046	0.4000	899	1000	-10.1	50.0
2-Nitrophenol	Ave	0.5945	0.6230	0.1000	1050	1000	4.8	50.0
2,4-Dimethylphenol	Lin2		0.2510	0.2000	1010	1000	1.4	50.0
Benzoic acid	Qua2		0.5233	0.0100	1960	2000	-1.9	50.0
Bis(2-chloroethoxy)methane	Ave	0.9042	0.8666	0.3000	958	1000	-4.2	50.0
2,4-Dichlorophenol	Lin2		0.2956	0.2000	1080	1000	8.1	50.0
1,2,4-Trichlorobenzene	Ave	0.3338	0.3538	0.0100	1060	1000	6.0	50.0
Naphthalene	Ave	0.9162	0.9555	0.7000	1040	1000	4.3	50.0
2,6-Dichlorophenol	Ave	0.5125	0.5949	0.0100	1160	1000	16.1	50.0
4-Chloroaniline	Lin2		0.3531	0.0100	997	1000	-0.3	50.0
Hexachlorobutadiene	Lin2		0.2079	0.0100	1060	1000	5.6	50.0
4-Chloro-3-methylphenol	Ave	0.3410	0.3705	0.2000	1090	1000	8.6	50.0
2-Methylnaphthalene	Ave	0.5737	0.6254	0.4000	1090	1000	9.0	50.0
1-Methylnaphthalene	Ave	0.5627	0.5886	0.0100	1050	1000	4.6	50.0
Hexachlorocyclopentadiene	Qual		0.4380	0.0500	953	1000	-4.7	50.0
1,2,4,5-Tetrachlorobenzene	Ave	0.6502	0.6838		1050	1000	5.2	50.0
2,4,6-Trichlorophenol	Lin2		0.4111	0.2000	1060	1000	5.5	50.0
2,4,5-Trichlorophenol	Qua2		0.4248	0.2000	1090	1000	8.6	50.0
1,1'-Biphenyl	Ave	1.347	1.468	0.0100	1090	1000	9.0	50.0
2-Chloronaphthalene	Ave	1.118	1.275	0.8000	1140	1000	14.0	50.0
2-Nitroaniline	Lin2		0.4056	0.0100	1150	1000	15.2	50.0
Dimethyl phthalate	Lin2		1.305	0.0100	1100	1000	10.0	50.0

FORM VII
GC/MS SEMI VOA CONTINUING CALIBRATION DATA

Lab Name: Eurofins Seattle Job No.: 580-111018-1
 SDG No.: _____
 Lab Sample ID: CCVC 580-383571/27 Calibration Date: 03/11/2022 20:41
 Instrument ID: TAC040 Calib Start Date: 03/03/2022 17:30
 GC Column: ZB-SV ID: 0.25 (mm) Calib End Date: 03/03/2022 20:58
 Lab File ID: 40Scan031122a028.D Conc. Units: ug/L

ANALYTE	CURVE TYPE	AVE RRF	RRF	MIN RRF	CALC AMOUNT	SPIKE AMOUNT	%D	MAX %D
2,6-Dinitrotoluene	Lin2		0.3002	0.2000	1080	1000	8.1	50.0
Acenaphthylene	Ave	1.617	1.833	0.9000	1130	1000	13.3	50.0
3-Nitroaniline	Lin2		0.2734	0.0100	1020	1000	1.7	50.0
Acenaphthene	Ave	1.105	1.226	0.9000	1110	1000	11.0	50.0
2,4-Dinitrophenol	Qua1		0.0741	0.0100	1020	2000	-48.9	50.0
4-Nitrophenol	Qua1		0.1244	0.0100	2080	2000	3.8	50.0
2,4-Dinitrotoluene	Lin2		0.3874	0.2000	1110	1000	11.3	50.0
Dibenzofuran	Ave	1.474	1.704	0.8000	1160	1000	15.6	50.0
2,3,5,6-Tetrachlorophenol	Qua2		0.3526	0.0100	1120	1000	12.1	50.0
2,3,4,6-Tetrachlorophenol	Qua2		0.3879	0.0100	1140	1000	13.8	50.0
Diethyl phthalate	Ave	1.250	1.461	0.0100	1170	1000	16.9	50.0
Fluorene	Ave	1.171	1.330	0.9000	1140	1000	13.6	50.0
4-Chlorophenyl phenyl ether	Ave	0.5633	0.6143	0.4000	1090	1000	9.1	50.0
4-Nitroaniline	Ave	0.1577	0.2142	0.0100	1360	1000	35.8	50.0
4,6-Dinitro-2-methylphenol	Qua2		0.0692	0.0100	1320	2000	-33.8	50.0
N-Nitrosodiphenylamine	Ave	0.4759	0.5291	0.0100	1110	1000	11.2	50.0
Azobenzene	Ave	0.4138	0.4412		1070	1000	6.6	50.0
4-Bromophenyl phenyl ether	Ave	0.2319	0.2394	0.1000	1030	1000	3.2	50.0
Hexachlorobenzene	Lin2		0.3353	0.1000	1010	1000	1.4	50.0
Atrazine	Lin2		0.3286	0.0100	1150	1000	14.8	50.0
Pentachlorophenol	Qua2		0.1737	0.0500	2050	2000	2.4	50.0
n-Octadecane	Ave	0.1632	0.1661		1020	1000	1.7	50.0
Phenanthrene	Ave	1.026	1.123	0.7000	1090	1000	9.4	50.0
Anthracene	Lin2		1.109	0.7000	1120	1000	11.9	50.0
Carbazole	Ave	0.6888	0.9430	0.0100	1370	1000	36.9	50.0
Di-n-butyl phthalate	Lin2		1.407	0.0100	1120	1000	11.7	50.0
Fluoranthene	Ave	1.021	1.176	0.6000	1150	1000	15.1	50.0
Benidine	Qua2		0.2354	0.0100	2210	2000	10.7	50.0
Pyrene	Ave	1.052	1.232	0.6000	1170	1000	17.2	50.0
Butyl benzyl phthalate	Ave	0.5843	0.6891	0.0100	1180	1000	17.9	50.0
3,3'-Dichlorobenzidine	Qua2		0.4477	0.0100	2480	2000	24.2	50.0
Benzo[a]anthracene	Lin2		1.220	0.8000	1070	1000	7.0	50.0
Chrysene	Lin2		1.266	0.7000	1050	1000	5.1	50.0
Bis(2-ethylhexyl) phthalate	Ave	0.8192	1.004	0.0100	1230	1000	22.5	50.0
Di-n-octyl phthalate	Lin2		1.500	0.0100	1080	1000	8.2	50.0
Benzo[b]fluoranthene	Ave	1.114	1.156	0.7000	1040	1000	3.7	50.0
Benzo[k]fluoranthene	Ave	1.190	1.196	0.7000	1000	1000	0.5	50.0
Benzo[fluoranthene	Ave	1.135	1.157		2040	2000	2.0	50.0
Benzo[a]pyrene	Lin2		1.017	0.7000	1020	1000	2.0	50.0
Indeno[1,2,3-cd]pyrene	Qua2		1.000	0.5000	1020	1000	1.7	50.0
Dibenz(a,h)anthracene	Lin2		1.036	0.4000	955	1000	-4.5	50.0

FORM VII
GC/MS SEMI VOA CONTINUING CALIBRATION DATA

Lab Name: Eurofins Seattle Job No.: 580-111018-1
 SDG No.: _____
 Lab Sample ID: CCVC 580-383571/27 Calibration Date: 03/11/2022 20:41
 Instrument ID: TAC040 Calib Start Date: 03/03/2022 17:30
 GC Column: ZB-SV ID: 0.25 (mm) Calib End Date: 03/03/2022 20:58
 Lab File ID: 40Scan031122a028.D Conc. Units: ug/L

ANALYTE	CURVE TYPE	AVE RRF	RRF	MIN RRF	CALC AMOUNT	SPIKE AMOUNT	%D	MAX %D
Benzo[g,h,i]perylene	Ave	1.207	1.216	0.5000	1010	1000	0.8	50.0
2-Fluorophenol (Surr)	Ave	0.9432	0.9338		990	1000	-1.0	50.0
Phenol-d5 (Surr)	Ave	0.9949	0.9736		979	1000	-2.1	50.0
Nitrobenzene-d5 (Surr)	Ave	0.1921	0.2066		1080	1000	7.5	50.0
2-Fluorobiphenyl	Ave	1.277	1.409		1100	1000	10.3	50.0
2,4,6-Tribromophenol (Surr)	Qual		0.1867	0.0100	994	1000	-0.6	50.0
Terphenyl-d14	Lin2		0.7344		1010	1000	0.7	50.0

Eurofins Seattle
Target Compound Quantitation Report

Data File: \\chromfs\Seattle\ChromData\TAC040\20220311-81699.b\40Scan031122a028.D
 Lims ID: ccvc
 Client ID:
 Sample Type: CCVC
 Inject. Date: 11-Mar-2022 20:41:30 ALS Bottle#: 3 Worklist Smp#: 27
 Injection Vol: 1.0 ul Dil. Factor: 1.0000
 Sample Info: ccvc
 Operator ID: tl Instrument ID: TAC040
 Sublist: chrom-8270TAC040*sub20
 Method: \\chromfs\Seattle\ChromData\TAC040\20220311-81699.b\8270TAC040.m
 Limit Group: 8270D BNA QSM 5.0
 Last Update: 14-Mar-2022 09:24:40 Calib Date: 03-Mar-2022 20:58:30
 Integrator: RTE ID Type: RT Order ID
 Quant Method: Internal Standard Quant By: Initial Calibration
 Last ICal File: \\chromfs\Seattle\ChromData\TAC040\20220303-81577.b\40Scan030322a016.D
 Column 1 : Det: MS SCAN
 Process Host: CTX1659

First Level Reviewer: jantanuc

Date: 14-Mar-2022 09:24:40

Compound	Sig	RT (min.)	Adj RT (min.)	Dlt RT (min.)	Q	Response	Cal Amt ug/L	OnCol Amt ug/L	Flags
* 1 1,4-Dichlorobenzene-d4	152	4.707	4.707	0.000	87	24677	100.0	100.0	
* 2 Naphthalene-d8	136	5.736	5.736	0.000	96	79980	100.0	100.0	
* 3 Acenaphthene-d10	164	7.166	7.172	-0.006	53	40087	100.0	100.0	
* 4 Phenanthrene-d10	188	8.383	8.383	0.000	95	67385	100.0	100.0	
* 5 Chrysene-d12	240	10.589	10.589	0.000	64	56545	100.0	100.0	
* 6 Perylene-d12	264	12.106	12.106	0.000	93	60509	100.0	100.0	
\$ 7 2-Fluorophenol	112	3.659	3.659	0.000	79	230444	1000.0	990.1	
\$ 8 Phenol-d5	99	4.430	4.436	-0.006	98	240259	1000.0	978.6	
\$ 9 Nitrobenzene-d5	82	5.154	5.154	0.000	78	165213	1000.0	1075.4	
\$ 10 2-Fluorobiphenyl	172	6.624	6.619	0.000	97	564904	1000.0	1103.2	
\$ 11 2,4,6-Tribromophenol	330	7.818	7.819	-0.001	84	125782	1000.0	994.0	
\$ 12 Terphenyl-d14	244	9.707	9.707	0.000	99	494852	1000.0	1007.4	
15 N-Nitrosodimethylamine	74	2.520	2.512	0.005	88	75248	1000.0	990.5	
16 Pyridine	79	2.536	2.528	0.005	94	287000	2000.0	2023.8	
18 Phenol	94	4.442	4.442	0.000	97	235316	1000.0	1007.1	
17 Aniline	93	4.442	4.442	0.000	86	253103	1000.0	1016.2	
19 Bis(2-chloroethyl)ether	93	4.501	4.495	0.000	94	173726	1000.0	968.4	
20 2-Chlorophenol	128	4.536	4.536	0.000	84	293734	1000.0	1027.9	
21 n-Decane	57	4.589	4.589	0.000	90	110759	1000.0	936.1	
22 1,3-Dichlorobenzene	146	4.654	4.654	0.000	94	334211	1000.0	966.5	
23 1,4-Dichlorobenzene	146	4.719	4.713	0.000	97	337685	1000.0	969.1	
27 Benzyl alcohol	79	4.825	4.825	0.000	93	107971	1000.0	902.2	
24 1,2-Dichlorobenzene	146	4.836	4.830	0.000	96	329074	1000.0	988.5	
28 2-Methylphenol	108	4.925	4.931	-0.005	87	195280	1000.0	959.6	
25 2,2'-oxybis[1-chloropropane]	45	4.936	4.936	0.000	79	153153	1000.0	928.4	
29 Acetophenone	105	5.036	5.036	0.000	90	284639	1000.0	957.8	
30 N-Nitrosodi-n-propylamine	70	5.042	5.042	0.000	86	80979	1000.0	990.6	
32 3 & 4 Methylphenol	108	5.054	5.048	0.000	64	198055	1000.0	984.2	
31 Hexachloroethane	117	5.107	5.113	-0.006	91	140352	1000.0	967.7	
33 Nitrobenzene	77	5.166	5.172	-0.006	75	140734	1000.0	950.2	
34 Isophorone	82	5.366	5.366	0.000	98	258029	1000.0	899.3	

Compound	Sig	RT (min.)	Adj RT (min.)	Dlt RT (min.)	Q	Response	Cal Amt ug/L	OnCol Amt ug/L	Flags
35 2-Nitrophenol	139	5.425	5.424	0.000	78	153735	1000.0	1047.9	
37 2,4-Dimethylphenol	107	5.477	5.483	-0.006	88	200777	1000.0	1013.7	
36 Benzoic acid	105	5.548	5.519	-0.006	81	258253	2000.0	1962.3	
38 Bis(2-chloroethoxy)methane	93	5.554	5.548	0.000	92	213847	1000.0	958.4	
39 2,4-Dichlorophenol	162	5.630	5.625	0.000	83	236416	1000.0	1080.6	
40 1,2,4-Trichlorobenzene	180	5.689	5.689	0.000	90	282945	1000.0	1059.7	
41 Naphthalene	128	5.748	5.748	-0.006	95	764180	1000.0	1042.9	
43 4-Chloroaniline	127	5.807	5.807	0.000	82	282390	1000.0	996.6	
42 2,6-Dichlorophenol	162	5.807	5.802	0.000	89	238459	1000.0	1160.7	
44 Hexachlorobutadiene	225	5.860	5.860	0.000	92	166277	1000.0	1056.1	
45 4-Chloro-3-methylphenol	107	6.219	6.224	-0.005	85	148513	1000.0	1086.3	
46 2-Methylnaphthalene	142	6.319	6.319	0.000	85	500204	1000.0	1090.2	
47 1-Methylnaphthalene	142	6.395	6.395	0.000	88	470771	1000.0	1046.1	
48 Hexachlorocyclopentadiene	237	6.448	6.443	0.000	89	175599	1000.0	953.3	
49 1,2,4,5-Tetrachlorobenzene	216	6.454	6.449	0.000	93	274130	1000.0	1051.7	
50 2,4,6-Trichlorophenol	196	6.554	6.554	-0.006	85	164805	1000.0	1055.1	
51 2,4,5-Trichlorophenol	196	6.595	6.595	-0.006	91	170292	1000.0	1086.3	
52 1,1'-Biphenyl	154	6.707	6.701	0.000	94	588579	1000.0	1090.3	
53 2-Chloronaphthalene	162	6.713	6.707	0.000	93	511274	1000.0	1140.5	
54 2-Nitroaniline	138	6.807	6.801	0.000	86	162600	1000.0	1152.2	
55 Dimethyl phthalate	163	6.966	6.960	0.000	97	522953	1000.0	1100.2	
56 1,3-Dinitrobenzene	168	6.983	6.974	0.000	66	74530	1000.0	991.8	
57 2,6-Dinitrotoluene	165	7.007	7.007	-0.006	64	120340	1000.0	1081.2	
58 Acenaphthylene	152	7.054	7.048	0.000	92	734661	1000.0	1133.2	
59 3-Nitroaniline	138	7.148	7.142	0.000	75	109610	1000.0	1017.0	
60 Acenaphthene	153	7.195	7.195	0.000	93	491414	1000.0	1109.6	
69 2,4-Dinitrophenol	184	7.230	7.230	0.000	70	59422	2000.0	1021.0	a
63 4-Nitrophenol	109	7.313	7.313	-0.006	70	99707	2000.0	2075.5	
62 2,4-Dinitrotoluene	165	7.336	7.330	0.000	40	155283	1000.0	1113.0	
61 Dibenzofuran	168	7.336	7.342	-0.006	86	683218	1000.0	1156.2	
64 2,3,5,6-Tetrachlorophenol	232	7.407	7.407	-0.006	86	141361	1000.0	1121.2	
65 2,3,4,6-Tetrachlorophenol	232	7.442	7.442	-0.006	70	155508	1000.0	1138.1	
66 Diethyl phthalate	149	7.548	7.542	0.000	96	585777	1000.0	1169.4	
67 Fluorene	166	7.619	7.618	-0.001	83	533240	1000.0	1135.7	
68 4-Chlorophenyl phenyl ether	204	7.630	7.624	0.000	84	246255	1000.0	1090.6	
70 4-Nitroaniline	138	7.642	7.642	-0.006	42	85863	1000.0	1358.2	
73 4,6-Dinitro-2-methylphenol	198	7.666	7.666	0.000	62	93204	2000.0	1324.4	
71 N-Nitrosodiphenylamine	169	7.724	7.730	-0.006	59	356565	1000.0	1111.9	
72 Azobenzene	77	7.754	7.760	-0.006	96	297300	1000.0	1066.1	
74 4-Bromophenyl phenyl ether	248	8.030	8.030	0.000	51	161294	1000.0	1032.2	
75 Hexachlorobenzene	284	8.066	8.066	0.000	89	225970	1000.0	1014.0	
76 Atrazine	200	8.177	8.171	0.000	91	131710	1000.0	1147.8	
77 Pentachlorophenol	266	8.230	8.230	-0.006	90	234120	2000.0	2048.4	
78 n-Octadecane	43	8.330	8.330	0.000	94	111919	1000.0	1017.5	
79 Phenanthrene	178	8.401	8.407	-0.006	96	756507	1000.0	1093.8	
80 Anthracene	178	8.448	8.448	0.000	96	747077	1000.0	1119.2	
81 Carbazole	167	8.583	8.589	-0.006	81	635465	1000.0	1369.0	
83 Di-n-butyl phthalate	149	8.895	8.895	0.000	98	948294	1000.0	1117.3	
84 Fluoranthene	202	9.377	9.371	0.000	96	792425	1000.0	1151.5	
85 Benzidine	184	9.507	9.507	0.000	98	317197	2000.0	2214.9	
86 Pyrene	202	9.560	9.559	-0.005	97	830415	1000.0	1171.7	
87 Butyl benzyl phthalate	149	10.124	10.124	0.000	87	389629	1000.0	1179.3	

Compound	Sig	RT (min.)	Adj RT (min.)	Dlt RT (min.)	Q	Response	Cal Amt ug/L	OnCol Amt ug/L	Flags
91 3,3'-Dichlorobenzidine	252	10.571	10.577	-0.006	70	506261	2000.0	2484.3	
89 Benzo[a]anthracene	228	10.577	10.583	-0.006	99	690007	1000.0	1069.7	
90 Chrysene	228	10.612	10.618	-0.006	93	715656	1000.0	1050.6	
92 Bis(2-ethylhexyl) phthalate	149	10.654	10.654	0.000	73	567468	1000.0	1225.0	
93 Di-n-octyl phthalate	149	11.318	11.330	-0.006	96	907864	1000.0	1082.2	
94 Benzo[b]fluoranthene	252	11.677	11.683	-0.006	96	699204	1000.0	1037.2	
95 Benzofluoranthene	252	11.706	11.712	-0.006	99	1399979	2000.0	2039.4	
96 Benzo[k]fluoranthene	252	11.706	11.712	-0.006	97	723547	1000.0	1004.8	
97 Benzo[a]pyrene	252	12.042	12.042	0.000	76	615290	1000.0	1020.2	
98 Indeno[1,2,3-cd]pyrene	276	13.365	13.365	0.000	97	604976	1000.0	1016.8	
99 Dibenz(a,h)anthracene	278	13.400	13.406	-0.006	8	626655	1000.0	954.6	
100 Benzo[g,h,i]perylene	276	13.677	13.677	0.000	89	736086	1000.0	1008.2	

QC Flag Legend

Processing Flags

Review Flags

a - User Assigned ID

Reagents:

ccv_8270_1000_00057

Amount Added: 1.00

Units: mL

Eurofins Seattle

Data File: \\chromfs\Seattle\ChromData\TAC040\20220311-81699.b\40Scan031122a028.D

Injection Date: 11-Mar-2022 20:41:30

Instrument ID: TAC040

Lims ID: ccvc

Client ID:

Operator ID: tl

ALS Bottle#: 3

Worklist Smp#: 27

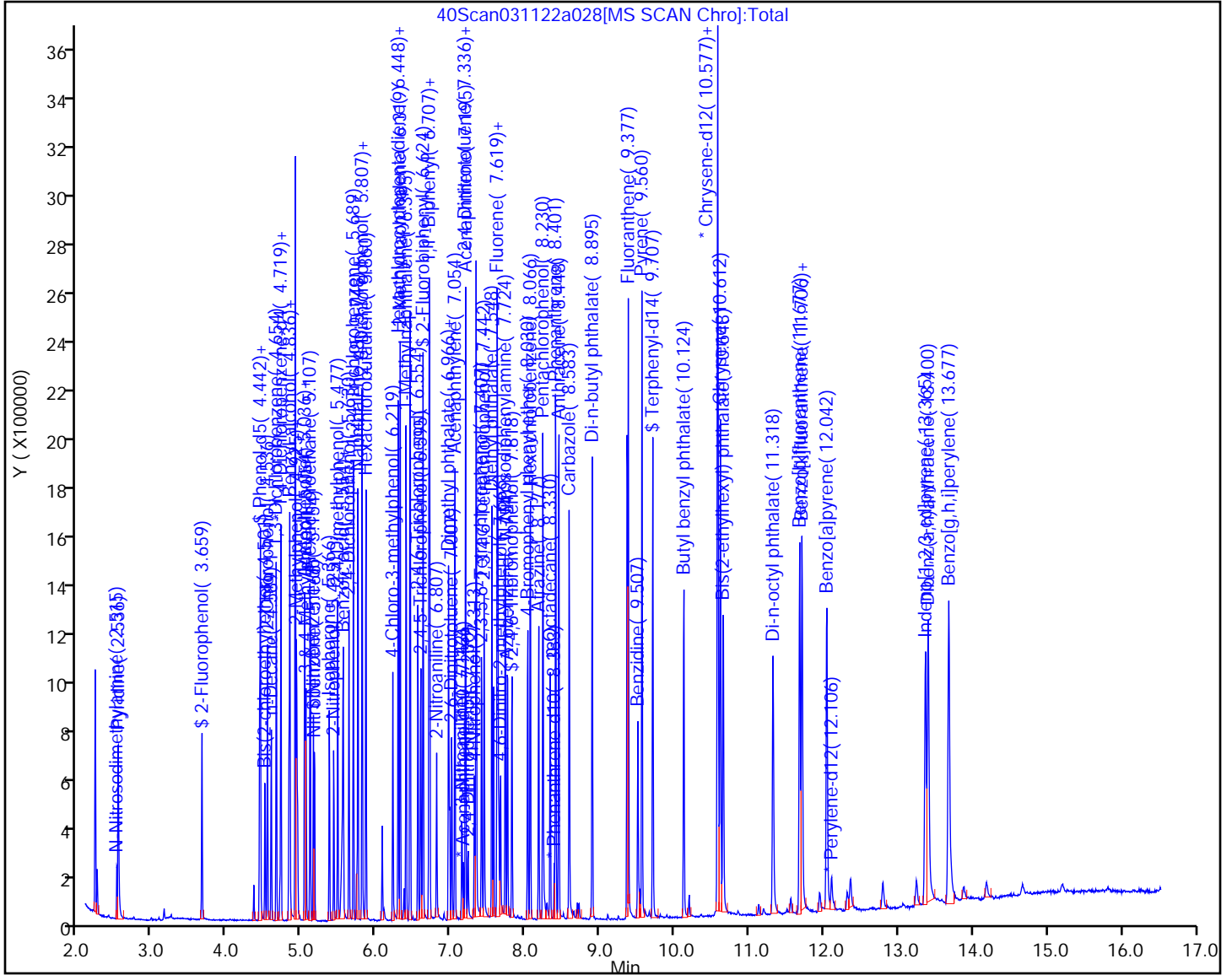
Injection Vol: 1.0 ul

Dil. Factor: 1.0000

Method: 8270TAC040

Limit Group: 8270D BNA QSM 5.0

Y Scaling: Method Defined: Scale to the Nth Largest Target: 1



Eurofins Seattle

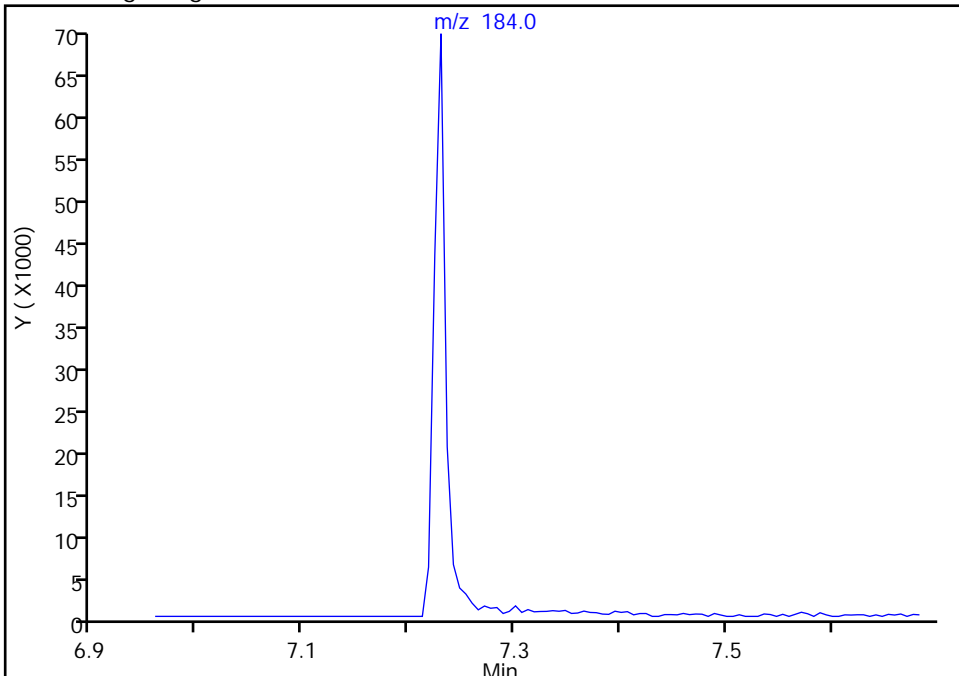
Data File: \\chromfs\Seattle\ChromData\TAC040\20220311-81699.b\40Scan031122a028.D
Injection Date: 11-Mar-2022 20:41:30 Instrument ID: TAC040
Lims ID: ccvc
Client ID:
Operator ID: tl ALS Bottle#: 3 Worklist Smp#: 27
Injection Vol: 1.0 ul Dil. Factor: 1.0000
Method: 8270TAC040 Limit Group: 8270D BNA QSM 5.0
Column: Detector MS SCAN

69 2,4-Dinitrophenol, CAS: 51-28-5

Signal: 1

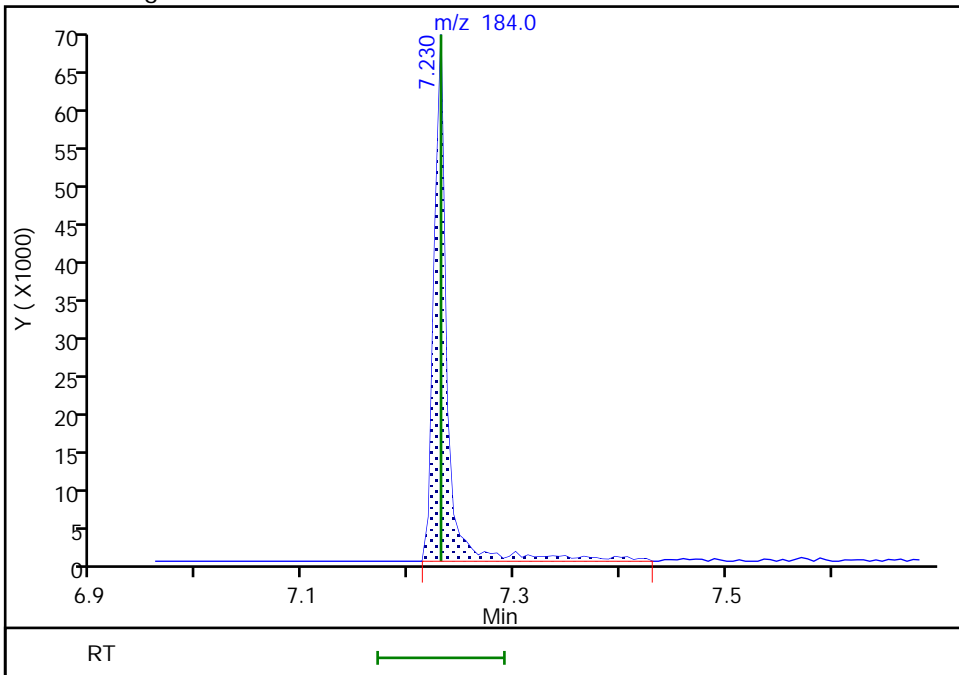
Not Detected
Expected RT: 7.23

Processing Integration Results



Manual Integration Results

RT: 7.23
Area: 59422
Amount: 1021.0254
Amount Units: ug/L



Reviewer: jantanuc, 14-Mar-2022 09:24:23
Audit Action: Assigned Compound ID

Audit Reason: Baseline
Page 450 of 797

Eurofins Seattle
Target Compound Quantitation Report

Data File: \\chromfs\Seattle\ChromData\TAC040\20220303-81577.b\40Scan030322a005.D
 Lims ID: DFTPP
 Client ID:
 Sample Type: DFTPP
 Inject. Date: 03-Mar-2022 16:15:30 ALS Bottle#: 2 Worklist Smp#: 2
 Injection Vol: 1.0 ul Dil. Factor: 1.0000
 Sample Info: dftpp
 Operator ID: tl Instrument ID: TAC040
 Method: \\chromfs\Seattle\ChromData\TAC040\20220303-81577.b\8270TAC040.m
 Limit Group: 8270D BNA QSM 5.0
 Last Update: 08-Mar-2022 14:38:27 Calib Date: 03-Mar-2022 20:58:30
 Integrator: RTE ID Type: RT Order ID
 Quant Method: Internal Standard Quant By: Initial Calibration
 Last ICal File: \\chromfs\Seattle\ChromData\TAC040\20220303-81577.b\40Scan030322a016.D

Column 1 : Det: MS SCAN
 Process Host: CTX1601

First Level Reviewer: limmere Date: 04-Mar-2022 11:07:01

Compound	Sig	RT (min.)	Adj RT (min.)	Dlt RT (min.)	Q	Response	Cal Amt ug/L	OnCol Amt ug/L	Flags
120 Pentachlorophenol_T	266	8.236	8.236	0.000	94	966538	NR	NR	
121 DFTPP									
122 Benzidine_T	184	9.513	9.513	0.000	99	2665876	NR	NR	
123 4,4'-DDE	246	9.671	9.671	0.000	24	1583		NR	
124 4,4'-DDD	235	9.948	9.948	0.000	93	40093		NR	
125 4,4'-DDT	235	10.201	10.201	0.000	98	1988721	NR	NR	

QC Flag Legend

Processing Flags

NR - Missing Quant Standard

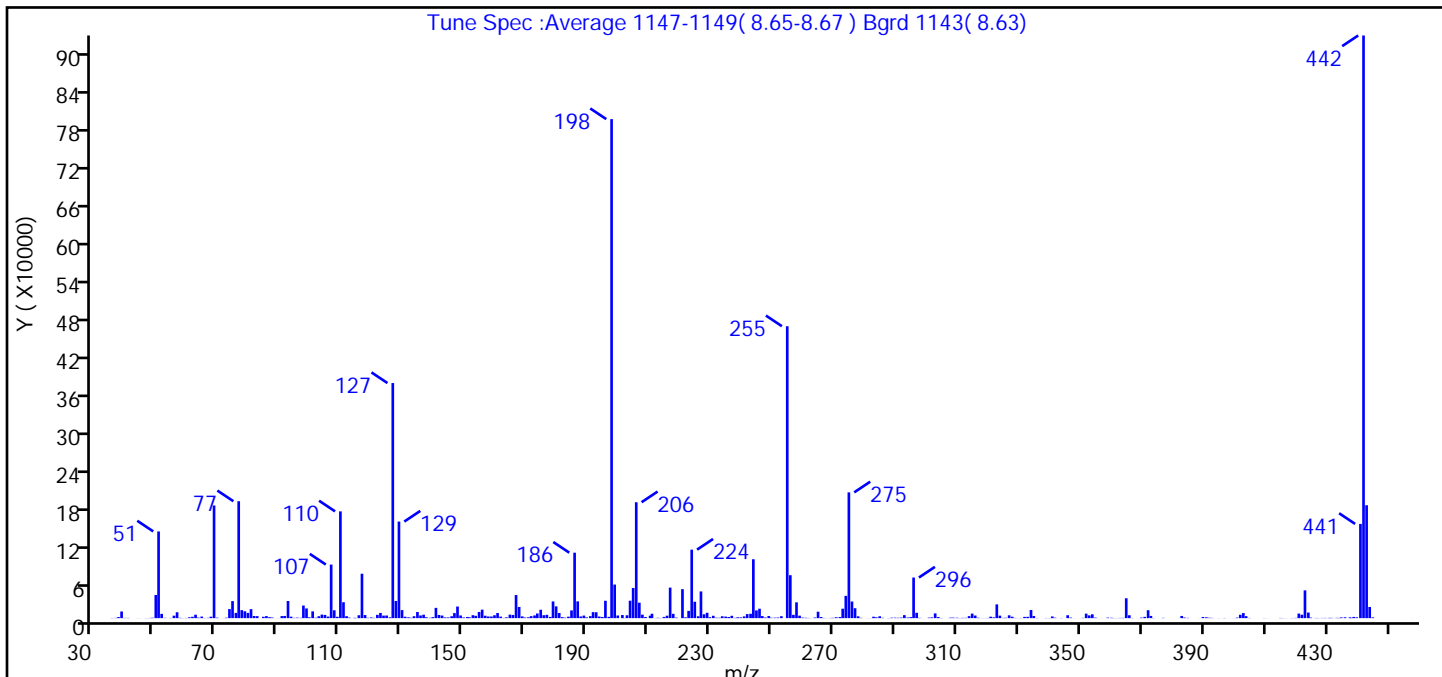
Reagents:

DFTPPx2_00044 Amount Added: 1.00 Units: mL

Eurofins Seattle

Data File: \\chromfs\Seattle\ChromData\TAC040\20220303-81577.b\40Scan030322a005.D
 Injection Date: 03-Mar-2022 16:15:30 Instrument ID: TAC040
 Lims ID: DFTPP
 Client ID:
 Operator ID: tl ALS Bottle#: 2 Worklist Smp#: 2
 Injection Vol: 1.0 ul Dil. Factor: 1.0000
 Method: 8270TAC040 Limit Group: 8270D BNA QSM 5.0
 Tune Method: DFTPP Method 525.2, BP 198

121 DFTPP



m/z	Ion Abundance Criteria	% Relative Abundance
198	base peak, or >50% of 442	100.0 (85.6)
51	10-80% of the base peak	17.4
68	<2% of mass 69	0.3 (1.3)
69	Present	22.6
70	<2% of mass 69	0.1 (0.4)
127	10-80% of the base peak	47.1
197	<2% of mass 198	0.3
199	5-9% of mass 198	6.7
275	10-60% of the base peak	25.2
365	>1% of the base peak	4.0
441	Present and < mass 443	18.9 (83.5)
442	base peak, or >50% of 198	116.8
443	15-24% of mass 442	22.6 (19.4)

Data File: \\chromfs\Seattle\ChromData\TAC040\20220303-81577.b\40Scan030322a005.D\8270TAC040.rslt\spectra
Injection Date: 03-Mar-2022 16:15:30
Spectrum: Tune Spec :Average 1147-1149(8.65-8.67) Bgrd 1143(8.63)
Base Peak: 442.00
Minimum % Base Peak: 0
Number of Points: 373

m/z	Y	m/z	Y	m/z	Y	m/z	Y
36.00	282	136.00	4256	231.00	3751	330.00	57
37.00	467	137.00	5446	232.00	683	331.00	295
38.00	1688	138.00	1394	233.00	594	332.00	2013
39.00	10558	139.00	583	234.00	2964	333.00	2088
40.00	413	140.00	1644	235.00	2453	334.00	12863
41.00	387	141.00	16260	236.00	1798	335.00	3434
44.00	91	142.00	5037	237.00	3715	336.00	306
45.00	105	143.00	4073	238.00	471	339.00	298
47.00	202	144.00	1132	239.00	1355	340.00	228
48.00	309	145.00	1081	240.00	1169	341.00	2676
49.00	665	146.00	2961	241.00	2710	342.00	747
50.00	36672	147.00	7966	242.00	6395	344.00	263
51.00	137216	148.00	18384	243.00	6905	346.00	4607
52.00	6772	149.00	4231	244.00	93216	347.00	835
53.00	491	150.00	1085	245.00	12230	348.00	83
55.00	345	151.00	1873	246.00	14918	350.00	52
56.00	3928	152.00	1303	247.00	3282	351.00	445
57.00	9310	153.00	4685	248.00	991	352.00	7088
58.00	519	154.00	3657	249.00	3360	353.00	4343
59.00	149	155.00	9782	250.00	650	354.00	6064
60.00	328	156.00	13460	251.00	773	355.00	819
61.00	1377	157.00	3823	252.00	935	356.00	68
62.00	2133	158.00	2626	253.00	3007	357.00	60
63.00	5435	159.00	2581	255.00	461952	359.00	834
64.00	826	160.00	4586	256.00	67968	360.00	598
65.00	2469	161.00	8078	257.00	5255	361.00	219
66.00	310	162.00	2387	258.00	25024	362.00	197
67.00	495	163.00	374	259.00	3903	363.00	399
68.00	2287	164.00	1311	260.00	851	364.00	449
69.00	178304	165.00	5542	261.00	598	365.00	31464
70.00	758	166.00	5086	262.00	312	366.00	4586
72.00	150	167.00	36568	263.00	106	367.00	225
73.00	706	168.00	17736	264.00	1002	369.00	57

Data File: \\chromfs\Seattle\ChromData\TAC040\20220303-81577.b\40Scan030322a005.D\8270TAC040.rslt\spectra

Injection Date: 03-Mar-2022 16:15:30

Spectrum: Tune Spec :Average 1147-1149(8.65-8.67) Bgrd 1143(8.63)

Base Peak: 442.00

Minimum % Base Peak: 0

Number of Points: 373

m/z	Y	m/z	Y	m/z	Y	m/z	Y
74.00	14337	169.00	2775	265.00	10169	370.00	855
75.00	26968	170.00	1036	266.00	1727	371.00	2013
76.00	8332	171.00	1354	267.00	337	372.00	12551
77.00	185024	172.00	3148	268.00	126	373.00	3524
78.00	12679	173.00	4290	269.00	353	374.00	224
79.00	10874	174.00	7346	270.00	526	377.00	444
80.00	8311	175.00	13269	271.00	1426	382.00	57
81.00	14219	176.00	4664	272.00	1724	383.00	3479
82.00	3342	177.00	5287	273.00	14939	384.00	942
83.00	3198	178.00	1990	274.00	35288	385.00	430
85.00	2186	179.00	26448	275.00	199040	389.00	83
86.00	3242	180.00	18640	276.00	26344	390.00	1819
87.00	1544	181.00	8168	277.00	15671	391.00	1358
88.00	904	182.00	1606	278.00	2897	392.00	653
89.00	85	183.00	805	279.00	480	393.00	350
90.00	115	184.00	2339	281.00	149	395.00	151
91.00	3215	185.00	12242	282.00	132	396.00	50
92.00	3477	186.00	103600	283.00	2250	397.00	265
93.00	27144	187.00	26568	284.00	1302	400.00	124
94.00	2308	188.00	2620	285.00	2926	401.00	825
95.00	461	189.00	4071	286.00	548	402.00	5353
96.00	794	190.00	1192	288.00	234	403.00	8025
97.00	480	191.00	3132	289.00	728	404.00	3098
98.00	19920	192.00	9513	290.00	764	405.00	337
99.00	15377	193.00	9342	291.00	574	410.00	182
100.00	1312	194.00	2517	292.00	900	411.00	68
101.00	10749	195.00	1830	293.00	4760	415.00	338
102.00	700	196.00	27536	294.00	972	416.00	220
103.00	3049	197.00	2045	295.00	1603	417.00	111
104.00	5604	198.00	789696	296.00	64272	418.00	57
105.00	5088	199.00	53120	297.00	8458	419.00	190
106.00	2472	200.00	4199	298.00	474	420.00	403
107.00	84800	202.00	4939	299.00	74	421.00	7228
108.00	12440	202.00	286	301.00	812	422.00	5393

Data File: \\chromfs\Seattle\ChromData\TAC040\20220303-81577.b\40Scan030322a005.D\8270TAC040.rslt\spectra

Injection Date: 03-Mar-2022 16:15:30

Spectrum: Tune Spec :Average 1147-1149(8.65-8.67) Bgrd 1143(8.63)

Base Peak: 442.00

Minimum % Base Peak: 0

Number of Points: 373

m/z	Y	m/z	Y	m/z	Y	m/z	Y
109.00	2161	203.00	4529	302.00	1152	423.00	43936
110.00	168960	204.00	27600	303.00	7513	424.00	8833
111.00	25176	205.00	47688	304.00	1690	425.00	870
112.00	3068	206.00	183424	305.00	291	426.00	291
113.00	846	207.00	24448	307.00	54	427.00	266
115.00	508	208.00	5484	308.00	799	428.00	324
115.00	263	209.00	1759	309.00	803	430.00	424
116.00	4600	210.00	3859	310.00	660	431.00	231
117.00	70264	211.00	6950	311.00	227	431.00	467
118.00	4875	212.00	140	312.00	462	432.00	379
119.00	519	213.00	557	313.00	484	433.00	462
120.00	1122	214.00	210	314.00	3185	434.00	411
121.00	427	215.00	1920	315.00	7182	435.00	1109
122.00	5229	216.00	3889	316.00	4130	436.00	1378
123.00	8225	217.00	48320	317.00	647	438.00	1242
124.00	4031	218.00	6819	318.00	114	438.00	369
125.00	4149	219.00	843	319.00	127	439.00	1912
126.00	1340	221.00	45880	320.00	350	440.00	1258
127.00	372032	222.00	1285	321.00	2267	441.00	149120
128.00	27216	223.00	11484	322.00	1248	442.00	922048
129.00	152832	224.00	108376	323.00	21760	443.00	178688
130.00	12704	225.00	25952	324.00	3955	444.00	17680
131.00	2237	226.00	2934	325.00	413	445.00	1220
132.00	1292	227.00	42280	326.00	604	458.00	64
133.00	596	228.00	6106	327.00	4487		
134.00	3038	229.00	8511	328.00	2202		
135.00	9690	230.00	1486	329.00	360		

Eurofins Seattle

Data File: \\chromfs\Seattle\ChromData\TAC040\20220303-81577.b\40Scan030322a005.D

Injection Date: 03-Mar-2022 16:15:30

Instrument ID: TAC040

Lims ID: DFTPP

Client ID:

Operator ID: tl

ALS Bottle#: 2

Worklist Smp#: 2

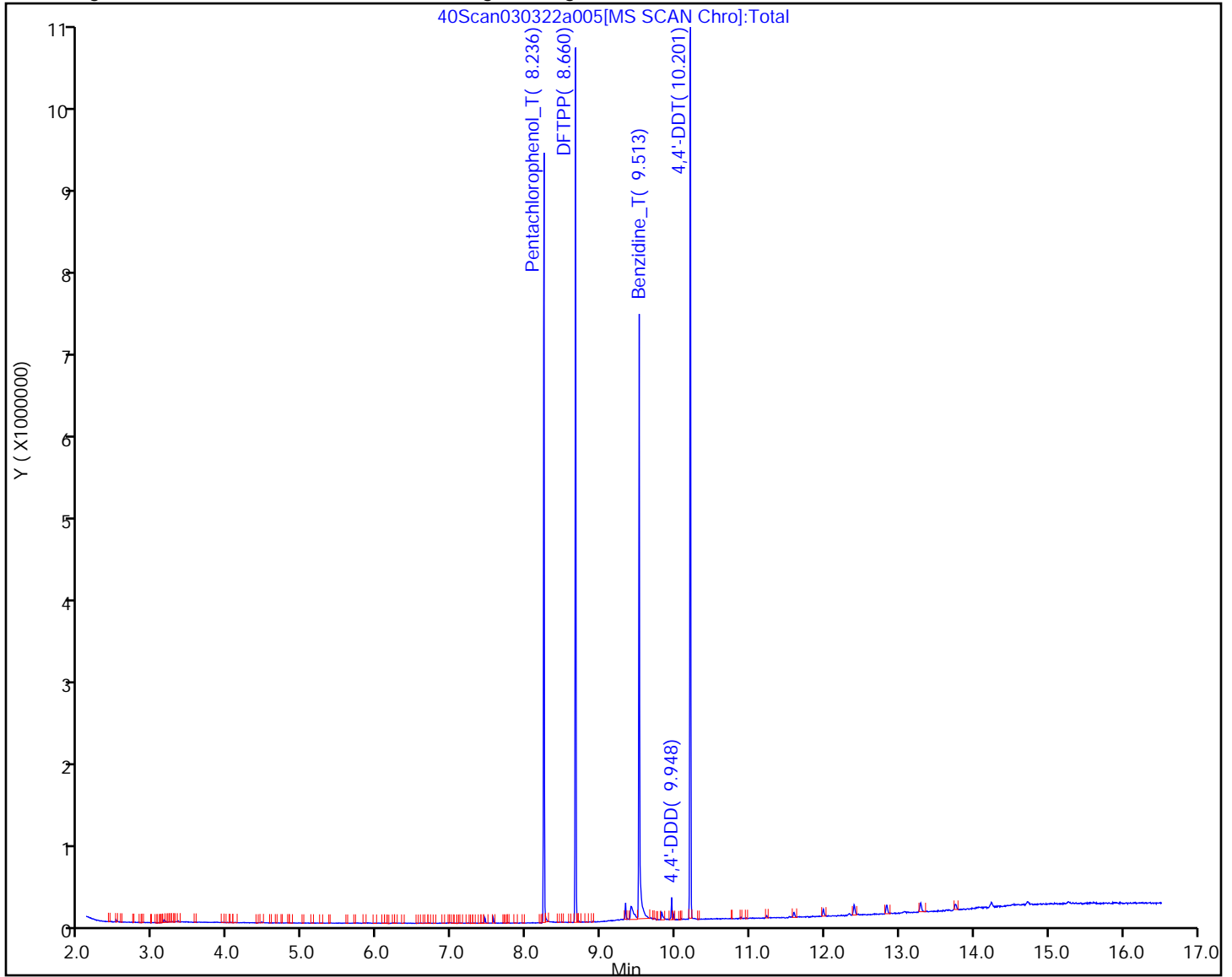
Injection Vol: 1.0 ul

Dil. Factor: 1.0000

Method: 8270TAC040

Limit Group: 8270D BNA QSM 5.0

Y Scaling: Method Defined: Scale to the Nth Largest Target: 1



Eurofins Seattle

Data File: \\chromfs\Seattle\ChromData\TAC040\20220303-81577.b\40Scan030322a005.D
Injection Date: 03-Mar-2022 16:15:30 Instrument ID: TAC040
Lims ID: DFTPP
Client ID:
Operator ID: tl ALS Bottle#: 2 Worklist Smp#: 2
Injection Vol: 1.0 ul Dil. Factor: 1.0000
Method: 8270TAC040 Limit Group: 8270D BNA QSM 5.0

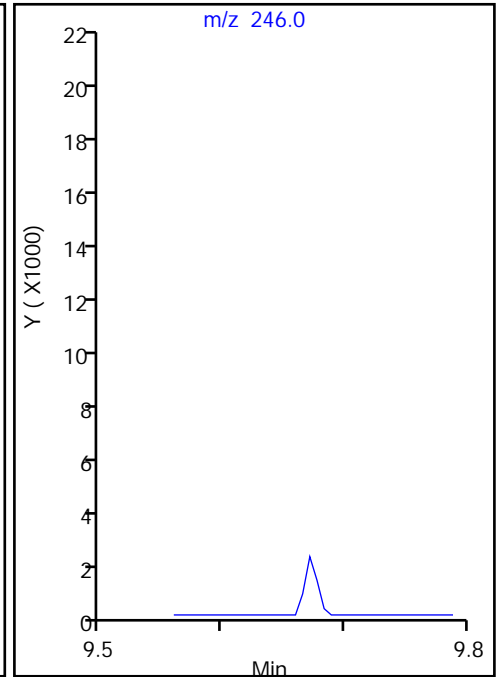
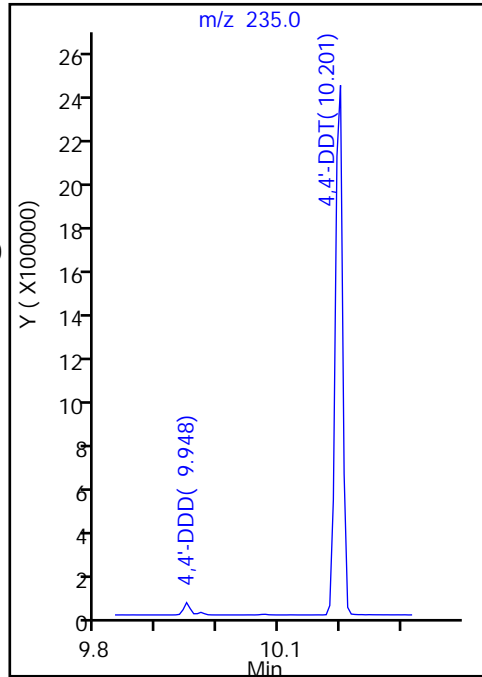
125 4,4'-DDT, Detector: MS SCAN

SW-846 Method

%Breakdown =
(Area Breakdown Cpnds/
Total Area Breakdown Cpnds) * 100

125 4,4'-DDT, Area = 1988721
123 4,4'-DDE, Area = 1583
124 4,4'-DDD, Area = 40093

%Breakdown: 2.05%, <= 20.00%
Passed



Eurofins Seattle

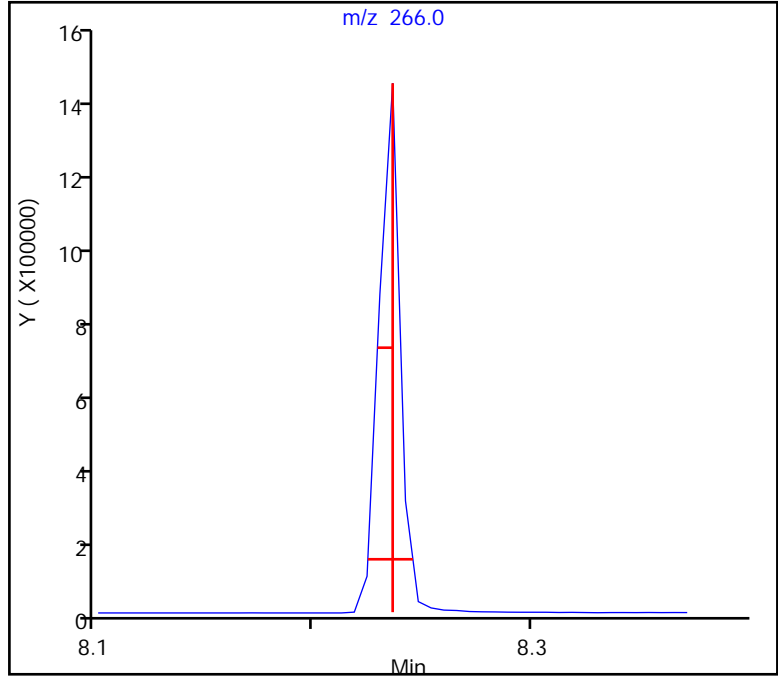
Data File: \\chromfs\Seattle\ChromData\TAC040\20220303-81577.b\40Scan030322a005.D
Injection Date: 03-Mar-2022 16:15:30 Instrument ID: TAC040
Lims ID: DFTPP
Client ID:
Operator ID: tl ALS Bottle#: 2 Worklist Smp#: 2
Injection Vol: 1.0 ul Dil. Factor: 1.0000
Method: 8270TAC040 Limit Group: 8270D BNA QSM 5.0

120 Pentachlorophenol_T, Detector: MS SCAN

Peak Tailing Factor =
BackWidth/FrontWidth @ 10% Peak Height

Back Width = 0.009 (min.)
Front Width = 0.011 (min.)

Tailing Factor = 0.82, Max. Tailing <= 2.00
Passed



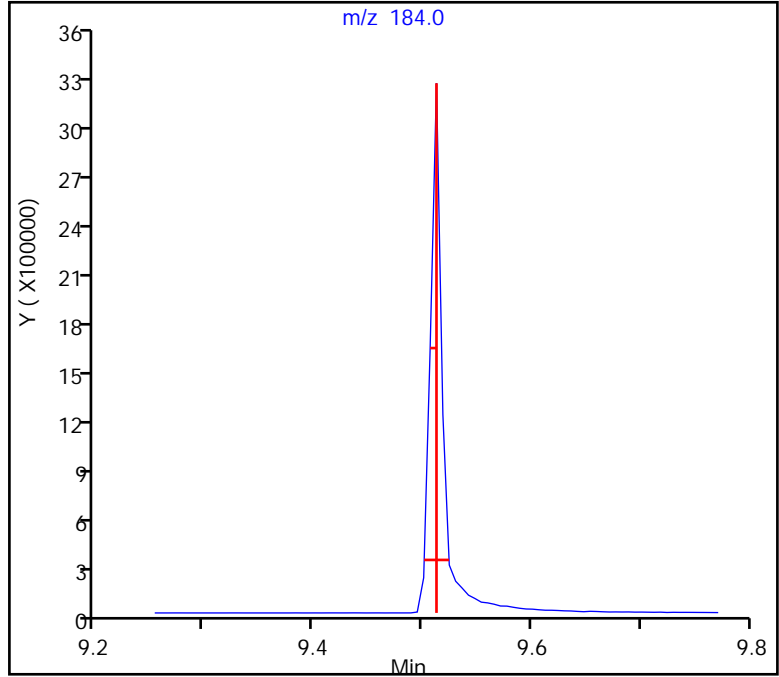
Eurofins Seattle

Data File: \\chromfs\Seattle\ChromData\TAC040\20220303-81577.b\40Scan030322a005.D
Injection Date: 03-Mar-2022 16:15:30 Instrument ID: TAC040
Lims ID: DFTPP
Client ID:
Operator ID: tl ALS Bottle#: 2 Worklist Smp#: 2
Injection Vol: 1.0 ul Dil. Factor: 1.0000
Method: 8270TAC040 Limit Group: 8270D BNA QSM 5.0
122 Benzidine_T, Detector: MS SCAN

Peak Tailing Factor =
BackWidth/FrontWidth @ 10% Peak Height

Back Width = 0.012 (min.)
Front Width = 0.011 (min.)

Tailing Factor = 1.09, Max. Tailing <= 2.00
Passed



Eurofins Seattle
Target Compound Quantitation Report

Data File: \\chromfs\Seattle\ChromData\TAC040\20220311-81699.b\40Scan031122a003.D
 Lims ID: DFTPP
 Client ID:
 Sample Type: DFTPP
 Inject. Date: 11-Mar-2022 10:45:30 ALS Bottle#: 2 Worklist Smp#: 2
 Injection Vol: 1.0 ul Dil. Factor: 1.0000
 Sample Info: dftpp
 Operator ID: tl Instrument ID: TAC040
 Method: \\chromfs\Seattle\ChromData\TAC040\20220311-81699.b\8270TAC040.m
 Limit Group: 8270D BNA QSM 5.0
 Last Update: 11-Mar-2022 12:58:25 Calib Date: 03-Mar-2022 20:58:30
 Integrator: RTE ID Type: RT Order ID
 Quant Method: Internal Standard Quant By: Initial Calibration
 Last ICal File: \\chromfs\Seattle\ChromData\TAC040\20220303-81577.b\40Scan030322a016.D
 Column 1 : Det: MS SCAN
 Process Host: CTX1622

First Level Reviewer: limmere

Date: 11-Mar-2022 12:58:25

Compound	Sig	RT (min.)	Adj RT (min.)	Dlt RT (min.)	Q	Response	Cal Amt ug/L	OnCol Amt ug/L	Flags
120 Pentachlorophenol_T	266	8.236	8.236	0.000	95	959158	NR	NR	
121 DFTPP									
122 Benzidine_T	184	9.507	9.507	0.000	99	3076433	NR	NR	
123 4,4'-DDE	246	9.660	9.660	0.000	15	1263		NR	
124 4,4'-DDD	235	9.936	9.936	0.000	92	63634		NR	
125 4,4'-DDT	235	10.189	10.189	0.000	98	2103731	NR	NR	

QC Flag Legend

Processing Flags

NR - Missing Quant Standard

Reagents:

DFTPPx2_00044

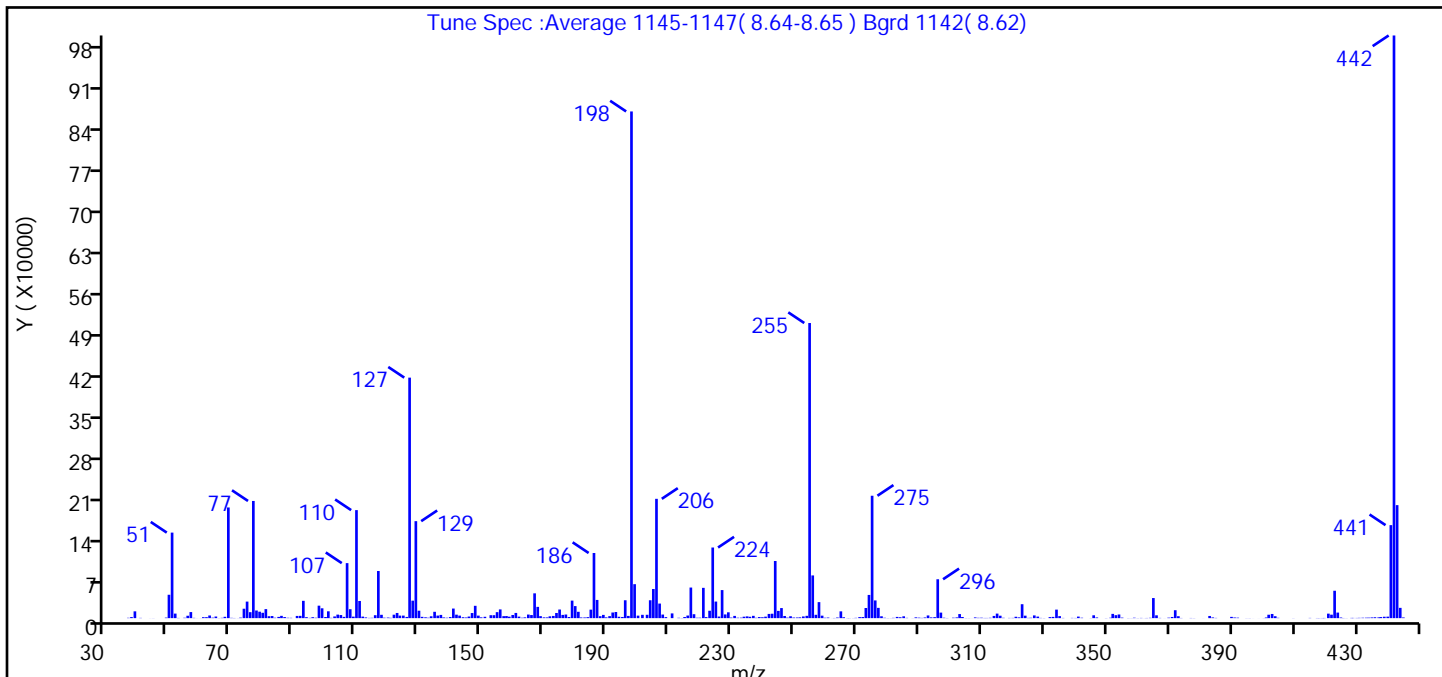
Amount Added: 1.00

Units: mL

Eurofins Seattle

Data File: \\chromfs\Seattle\ChromData\TAC040\20220311-81699.b\40Scan031122a003.D
 Injection Date: 11-Mar-2022 10:45:30 Instrument ID: TAC040
 Lims ID: DFTPP
 Client ID:
 Operator ID: tl ALS Bottle#: 2 Worklist Smp#: 2
 Injection Vol: 1.0 ul Dil. Factor: 1.0000
 Method: 8270TAC040 Limit Group: 8270D BNA QSM 5.0
 Tune Method: DFTPP Method 525.2, BP 198

121 DFTPP



m/z	Ion Abundance Criteria	% Relative Abundance
198	base peak, or >50% of 442	100.0 (87.0)
51	10-80% of the base peak	16.9
68	<2% of mass 69	0.3 (1.2)
69	Present	21.8
70	<2% of mass 69	0.1 (0.3)
127	10-80% of the base peak	47.5
197	<2% of mass 198	0.4
199	5-9% of mass 198	6.7
275	10-60% of the base peak	24.2
365	>1% of the base peak	4.0
441	Present and < mass 443	18.4 (82.3)
442	base peak, or >50% of 198	115.0
443	15-24% of mass 442	22.3 (19.4)

Data File: \\chromfs\Seattle\ChromData\TAC040\20220311-81699.b\40Scan031122a003.D\8270TAC040.rslt\spectra
 Injection Date: 11-Mar-2022 10:45:30
 Spectrum: Tune Spec :Average 1145-1147(8.64-8.65) Bgrd 1142(8.62)
 Base Peak: 442.00
 Minimum % Base Peak: 0
 Number of Points: 365

m/z	Y	m/z	Y	m/z	Y	m/z	Y
37.00	575	136.00	4363	232.00	741	327.00	4653
38.00	1823	137.00	5509	233.00	831	328.00	2656
39.00	11591	138.00	1211	234.00	2463	329.00	407
40.00	12	139.00	729	235.00	3019	330.00	212
41.00	428	140.00	1822	236.00	2336	332.00	1765
44.00	78	141.00	16347	237.00	3924	333.00	2118
45.00	123	142.00	5911	238.00	605	334.00	14540
49.00	906	143.00	4319	239.00	1835	335.00	3463
50.00	39872	144.00	1546	240.00	1524	336.00	367
51.00	145856	145.00	1102	241.00	2529	339.00	421
52.00	7739	146.00	2722	242.00	7179	340.00	334
53.00	349	147.00	8715	243.00	7533	341.00	2655
55.00	666	148.00	21016	244.00	97424	342.00	701
56.00	4090	149.00	4309	245.00	12374	345.00	173
57.00	10350	150.00	1341	246.00	17184	346.00	4859
58.00	482	151.00	2301	247.00	3671	347.00	1159
59.00	87	153.00	5031	248.00	865	350.00	198
60.00	104	154.00	5034	249.00	3229	351.00	698
61.00	1651	155.00	10207	250.00	1022	352.00	7263
62.00	1679	156.00	14882	251.00	1084	353.00	5053
63.00	4533	157.00	3365	252.00	1348	354.00	6253
64.00	840	158.00	3548	253.00	2898	355.00	903
65.00	2752	159.00	2497	254.00	3938	357.00	200
66.00	181	160.00	5385	255.00	503232	358.00	151
67.00	534	161.00	8871	256.00	72840	359.00	709
68.00	2284	162.00	2584	257.00	5701	360.00	189
69.00	188736	163.00	694	258.00	27304	361.00	380
70.00	508	164.00	1351	259.00	4232	362.00	93
71.00	292	165.00	6123	260.00	685	363.00	317
72.00	121	166.00	5284	261.00	1001	364.00	562
73.00	890	167.00	42304	262.00	56	365.00	34264
74.00	16062	168.00	19216	263.00	291	366.00	4814
75.00	28216	169.00	3408	264.00	1046	367.00	388

Data File: \\chromfs\Seattle\ChromData\TAC040\20220311-81699.b\40Scan031122a003.D\8270TAC040.rslt\spectra

Injection Date: 11-Mar-2022 10:45:30

Spectrum: Tune Spec :Average 1145-1147(8.64-8.65) Bgrd 1142(8.62)

Base Peak: 442.00

Minimum % Base Peak: 0

Number of Points: 365

m/z	Y	m/z	Y	m/z	Y	m/z	Y
76.00	10189	170.00	1308	265.00	11584	369.00	69
77.00	199808	171.00	1229	266.00	1513	370.00	802
78.00	13034	172.00	3121	267.00	217	371.00	1984
79.00	10981	173.00	3751	268.00	180	372.00	13510
80.00	9125	174.00	8796	269.00	149	373.00	3287
81.00	15391	175.00	14699	270.00	508	374.00	318
82.00	3284	176.00	5532	271.00	1756	377.00	303
83.00	3575	177.00	6174	272.00	1879	378.00	183
84.00	718	178.00	1916	273.00	17288	381.00	51
85.00	2130	179.00	29896	274.00	39576	383.00	3716
86.00	3911	180.00	20536	275.00	208704	384.00	1213
87.00	1814	181.00	10815	276.00	30192	385.00	398
88.00	637	182.00	1150	277.00	17512	390.00	2168
89.00	509	183.00	1145	278.00	3163	391.00	1080
91.00	3771	184.00	1660	279.00	650	392.00	812
92.00	3904	185.00	14498	280.00	211	395.00	142
93.00	29528	186.00	111088	281.00	167	396.00	169
94.00	1656	187.00	31040	282.00	519	397.00	50
95.00	452	188.00	3348	283.00	2101	399.00	52
96.00	1609	189.00	5548	284.00	1509	400.00	142
97.00	683	190.00	1296	285.00	3130	401.00	1080
98.00	21272	191.00	3432	286.00	486	402.00	5831
99.00	16800	192.00	9611	288.00	110	403.00	7117
100.00	1944	193.00	10463	289.00	1334	404.00	3272
101.00	11671	194.00	2348	290.00	820	405.00	567
102.00	489	195.00	1971	291.00	430	410.00	147
103.00	2897	196.00	30496	292.00	1155	415.00	393
104.00	6019	197.00	3794	293.00	4585	417.00	263
105.00	5282	198.00	864000	294.00	1289	418.00	228
106.00	2178	199.00	57920	295.00	1685	419.00	270
107.00	93816	200.00	4269	296.00	66312	420.00	329
108.00	15216	202.00	5668	297.00	9433	421.00	7675
109.00	2551	203.00	5741	298.00	740	422.00	5893
110.00	184192	204.00	30512	299.00	270	423.00	46704

Data File: \\chromfs\Seattle\ChromData\TAC040\20220311-81699.b\40Scan031122a003.D\8270TAC040.rslt\spectra

Injection Date: 11-Mar-2022 10:45:30

Spectrum: Tune Spec :Average 1145-1147(8.64-8.65) Bgrd 1142(8.62)

Base Peak: 442.00

Minimum % Base Peak: 0

Number of Points: 365

m/z	Y	m/z	Y	m/z	Y	m/z	Y
111.00	29272	205.00	49680	301.00	786	424.00	9468
112.00	2609	206.00	203456	302.00	1242	425.00	1064
113.00	1224	207.00	24864	303.00	6959	426.00	279
114.00	413	208.00	6107	304.00	1954	427.00	146
115.00	556	209.00	1748	305.00	195	428.00	380
116.00	5005	211.00	8086	306.00	154	429.00	388
117.00	80368	213.00	574	307.00	66	430.00	362
118.00	5690	214.00	239	308.00	1263	431.00	516
119.00	779	215.00	1914	309.00	599	432.00	697
120.00	1003	216.00	4433	310.00	733	433.00	763
121.00	507	217.00	52176	311.00	341	434.00	860
122.00	5878	218.00	6715	312.00	348	435.00	1203
123.00	8822	219.00	696	313.00	586	436.00	1505
124.00	4312	220.00	743	314.00	3770	437.00	1311
125.00	4342	221.00	51664	315.00	7760	438.00	1856
126.00	2059	222.00	1780	316.00	4140	439.00	2364
127.00	410112	223.00	12614	317.00	589	440.00	2520
128.00	29808	224.00	120432	319.00	373	441.00	158592
129.00	165376	225.00	28272	320.00	412	442.00	993536
130.00	12667	226.00	2721	321.00	2356	443.00	192704
131.00	2215	227.00	47848	322.00	1317	444.00	17544
132.00	1419	228.00	6342	323.00	23768	445.00	1155
133.00	707	229.00	9952	324.00	4196		
134.00	3149	230.00	913	325.00	420		
135.00	10821	231.00	3815	326.00	663		

Eurofins Seattle

Data File: \\chromfs\Seattle\ChromData\TAC040\20220311-81699.b\40Scan031122a003.D

Injection Date: 11-Mar-2022 10:45:30

Instrument ID: TAC040

Lims ID: DFTPP

Client ID:

Operator ID: tl

ALS Bottle#: 2

Worklist Smp#: 2

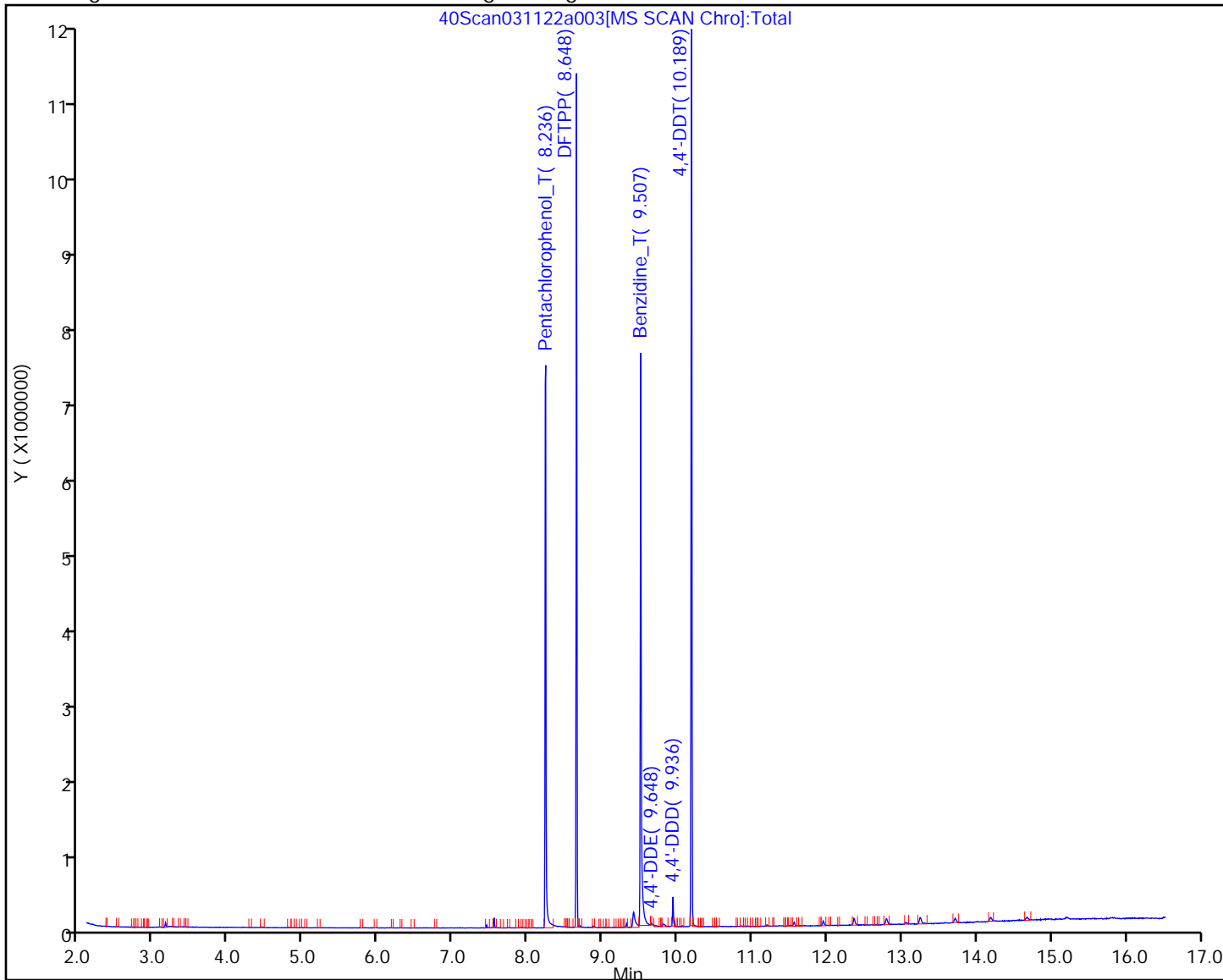
Injection Vol: 1.0 ul

Dil. Factor: 1.0000

Method: 8270TAC040

Limit Group: 8270D BNA QSM 5.0

Y Scaling: Method Defined: Scale to the Nth Largest Target: 1



Eurofins Seattle

Data File: \\chromfs\Seattle\ChromData\TAC040\20220311-81699.b\40Scan031122a003.D
Injection Date: 11-Mar-2022 10:45:30 Instrument ID: TAC040
Lims ID: DFTPP
Client ID:
Operator ID: tl ALS Bottle#: 2 Worklist Smp#: 2
Injection Vol: 1.0 ul Dil. Factor: 1.0000
Method: 8270TAC040 Limit Group: 8270D BNA QSM 5.0

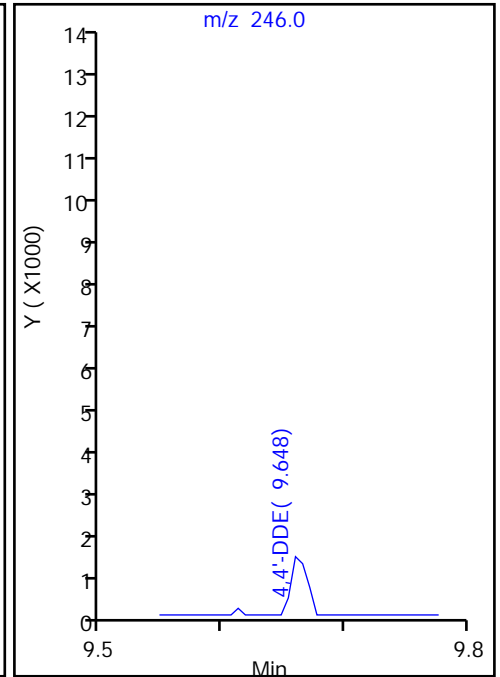
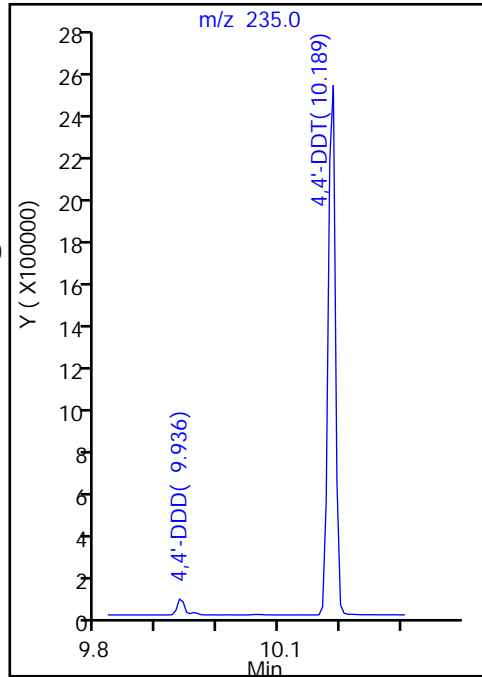
125 4,4'-DDT, Detector: MS SCAN

SW-846 Method

%Breakdown =
(Area Breakdown Cpnds/
Total Area Breakdown Cpnds) * 100

125 4,4'-DDT, Area = 2103731
123 4,4'-DDE, Area = 1263
124 4,4'-DDD, Area = 63634

%Breakdown: 2.99%, <= 20.00%
Passed



Eurofins Seattle

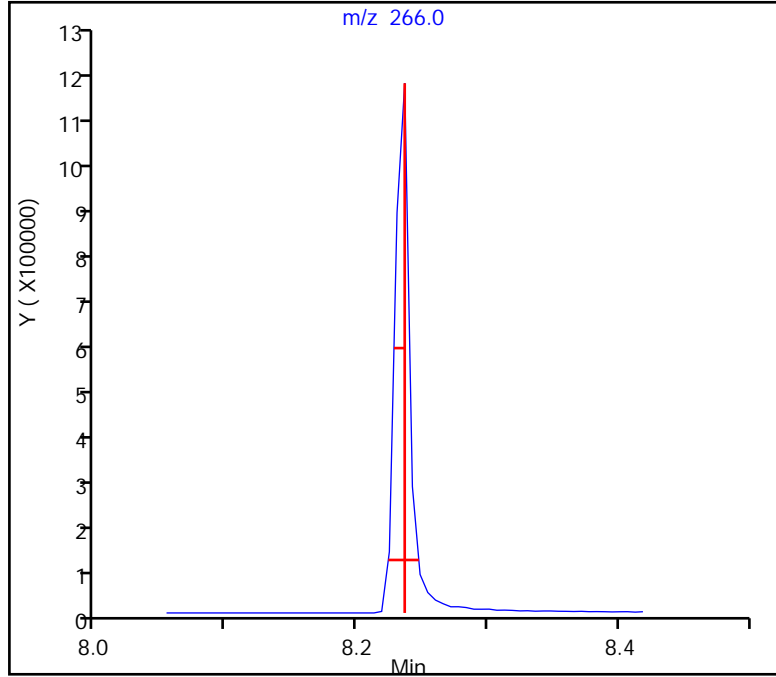
Data File: \\chromfs\Seattle\ChromData\TAC040\20220311-81699.b\40Scan031122a003.D
Injection Date: 11-Mar-2022 10:45:30 Instrument ID: TAC040
Lims ID: DFTPP
Client ID:
Operator ID: tl ALS Bottle#: 2 Worklist Smp#: 2
Injection Vol: 1.0 ul Dil. Factor: 1.0000
Method: 8270TAC040 Limit Group: 8270D BNA QSM 5.0

120 Pentachlorophenol_T, Detector: MS SCAN

Peak Tailing Factor =
BackWidth/FrontWidth @ 10% Peak Height

Back Width = 0.011 (min.)
Front Width = 0.013 (min.)

Tailing Factor = 0.85, Max. Tailing <= 2.00
Passed



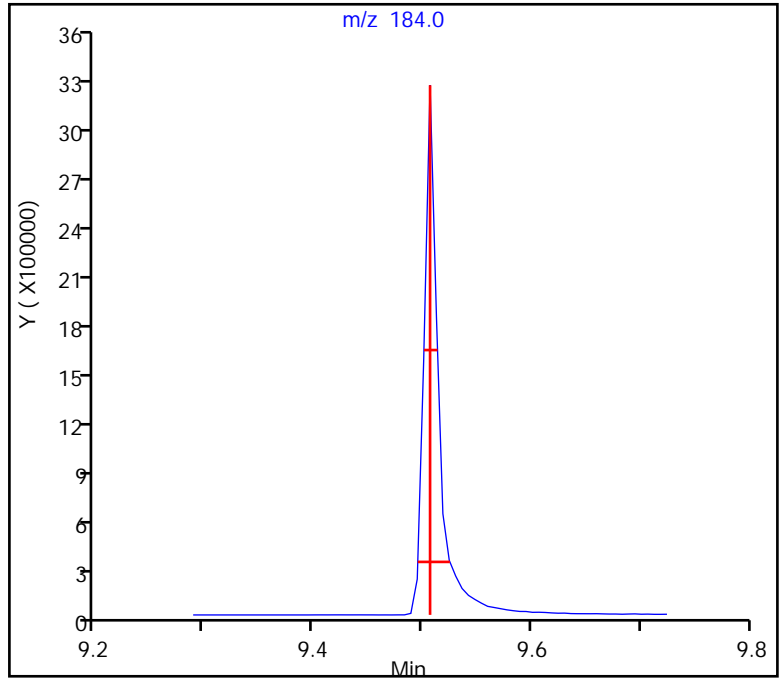
Eurofins Seattle

Data File: \\chromfs\Seattle\ChromData\TAC040\20220311-81699.b\40Scan031122a003.D
Injection Date: 11-Mar-2022 10:45:30 Instrument ID: TAC040
Lims ID: DFTPP
Client ID:
Operator ID: tl ALS Bottle#: 2 Worklist Smp#: 2
Injection Vol: 1.0 ul Dil. Factor: 1.0000
Method: 8270TAC040 Limit Group: 8270D BNA QSM 5.0
122 Benzidine_T, Detector: MS SCAN

Peak Tailing Factor =
BackWidth/FrontWidth @ 10% Peak Height

Back Width = 0.018 (min.)
Front Width = 0.011 (min.)

Tailing Factor = 1.64, Max. Tailing <= 2.00
Passed



FORM I
GC/MS SEMI VOA ORGANICS ANALYSIS DATA SHEET

Lab Name: Eurofins Seattle Job No.: 580-111018-1
 SDG No.: _____
 Client Sample ID: _____ Lab Sample ID: MB 580-383431/1-A
 Matrix: Water Lab File ID: 40Scan031122a016.D
 Analysis Method: 8270E Date Collected: _____
 Extract. Method: 3510C Date Extracted: 03/10/2022 09:42
 Sample wt/vol: 1000 (mL) Date Analyzed: 03/11/2022 16:05
 Con. Extract Vol.: 2 (mL) Dilution Factor: 1
 Injection Volume: 1 (uL) Level: (low/med) Low
 % Moisture: _____ GPC Cleanup: (Y/N) N
 Analysis Batch No.: 383571 Units: ug/L

CAS NO.	COMPOUND NAME	RESULT	Q	LOQ	LOD	DL
120-82-1	1,2,4-Trichlorobenzene	0.30	U	0.40	0.30	0.090
95-50-1	1,2-Dichlorobenzene	0.15	U	0.40	0.15	0.050
541-73-1	1,3-Dichlorobenzene	0.090	U	0.40	0.090	0.040
106-46-7	1,4-Dichlorobenzene	0.090	U	0.40	0.090	0.040
95-95-4	2,4,5-Trichlorophenol	0.30	U	0.40	0.30	0.10
88-06-2	2,4,6-Trichlorophenol	0.30	U	0.60	0.30	0.10
120-83-2	2,4-Dichlorophenol	0.50	U	1.0	0.50	0.20
105-67-9	2,4-Dimethylphenol	0.50	U	4.0	0.50	0.16
51-28-5	2,4-Dinitrophenol	3.2	U	5.0	3.2	1.6
121-14-2	2,4-Dinitrotoluene	0.30	U	1.0	0.30	0.10
606-20-2	2,6-Dinitrotoluene	0.30	U	0.40	0.30	0.10
91-58-7	2-Chloronaphthalene	0.15	U	1.0	0.15	0.070
95-57-8	2-Chlorophenol	0.15	U	1.0	0.15	0.050
88-75-5	2-Nitrophenol	0.15	U	1.0	0.15	0.070
91-94-1	3,3'-Dichlorobenzidine	0.60	U	1.0	0.60	0.26
534-52-1	4,6-Dinitro-2-methylphenol	1.2	U	2.0	1.2	0.55
101-55-3	4-Bromophenyl phenyl ether	0.15	U	0.60	0.15	0.060
59-50-7	4-Chloro-3-methylphenol	0.30	U	0.60	0.30	0.13
7005-72-3	4-Chlorophenyl phenyl ether	0.15	U	0.60	0.15	0.050
100-02-7	4-Nitrophenol	6.0	U	10	6.0	1.7
103-33-3	Azobenzene	0.15	U M	2.0	0.15	0.060
111-91-1	Bis(2-chloroethoxy)methane	0.15	U	0.60	0.15	0.050
111-44-4	Bis(2-chloroethyl)ether	0.090	U	0.10	0.090	0.030
117-81-7	Bis(2-ethylhexyl) phthalate	1.6	U	3.0	1.6	0.74
108-60-1	bis (2-chloroisopropyl) ether	0.15	U	0.25	0.15	0.060
85-68-7	Butyl benzyl phthalate	0.60	U	4.0	0.60	0.27
84-66-2	Diethyl phthalate	0.30	U	1.0	0.30	0.15
131-11-3	Dimethyl phthalate	0.15	U	0.60	0.15	0.060
84-74-2	Di-n-butyl phthalate	0.50	U	3.0	0.50	0.19
117-84-0	Di-n-octyl phthalate	0.30	U M	1.0	0.30	0.13
118-74-1	Hexachlorobenzene	0.090	U	0.60	0.090	0.040
87-68-3	Hexachlorobutadiene	0.15	U	1.0	0.15	0.060
77-47-4	Hexachlorocyclopentadiene	0.30	U	1.0	0.30	0.14
67-72-1	Hexachloroethane	0.15	U	1.0	0.15	0.050

FORM I
GC/MS SEMI VOA ORGANICS ANALYSIS DATA SHEET

Lab Name: Eurofins Seattle Job No.: 580-111018-1
 SDG No.: _____
 Client Sample ID: _____ Lab Sample ID: MB 580-383431/1-A
 Matrix: Water Lab File ID: 40Scan031122a016.D
 Analysis Method: 8270E Date Collected: _____
 Extract. Method: 3510C Date Extracted: 03/10/2022 09:42
 Sample wt/vol: 1000 (mL) Date Analyzed: 03/11/2022 16:05
 Con. Extract Vol.: 2 (mL) Dilution Factor: 1
 Injection Volume: 1 (uL) Level: (low/med) Low
 % Moisture: _____ GPC Cleanup: (Y/N) N
 Analysis Batch No.: 383571 Units: ug/L

CAS NO.	COMPOUND NAME	RESULT	Q	LOQ	LOD	DL
78-59-1	Isophorone	0.30	U	0.40	0.30	0.10
15831-10-4	m+p-Cresol	0.30	U M	0.60	0.30	0.10
98-95-3	Nitrobenzene	0.090	U	1.0	0.090	0.040
62-75-9	N-Nitrosodimethylamine	0.60	U	2.0	0.60	0.26
621-64-7	N-Nitrosodi-n-propylamine	0.090	U	0.40	0.090	0.060
86-30-6	N-Nitrosodiphenylamine	0.15	U	1.0	0.15	0.070
95-48-7	o-Cresol	0.15	U	0.60	0.15	0.050
87-86-5	Pentachlorophenol	1.0	U	10	1.0	0.51
108-95-2	Phenol	0.60	U	1.0	0.60	0.36
129-00-0	Pyrene	0.090	U	1.0	0.090	0.040
110-86-1	Pyridine	3.2	U	10	3.2	1.1

CAS NO.	SURROGATE	%REC	Q	LIMITS
118-79-6	2,4,6-Tribromophenol (Surr)	59		43-140
321-60-8	2-Fluorobiphenyl	70		44-119
367-12-4	2-Fluorophenol (Surr)	46		19-119
4165-60-0	Nitrobenzene-d5 (Surr)	75		44-120
4165-62-2	Phenol-d5 (Surr)	30		10-120
1718-51-0	Terphenyl-d14	105		50-134

Eurofins Seattle
Target Compound Quantitation Report

Data File: \\chromfs\Seattle\ChromData\TAC040\20220311-81699.b\40Scan031122a016.D
 Lims ID: MB 580-383431/1-A
 Client ID:
 Sample Type: MB
 Inject. Date: 11-Mar-2022 16:05:30 ALS Bottle#: 14 Worklist Smp#: 16
 Injection Vol: 1.0 ul Dil. Factor: 1.0000
 Sample Info: MB 580-383431/1-A
 Operator ID: tl Instrument ID: TAC040
 Method: \\chromfs\Seattle\ChromData\TAC040\20220311-81699.b\8270TAC040.m
 Limit Group: 8270D BNA QSM 5.0
 Last Update: 11-Mar-2022 17:03:02 Calib Date: 03-Mar-2022 20:58:30
 Integrator: RTE ID Type: RT Order ID
 Quant Method: Internal Standard Quant By: Initial Calibration
 Last ICal File: \\chromfs\Seattle\ChromData\TAC040\20220303-81577.b\40Scan030322a016.D

Column 1 : Det: MS SCAN
 Process Host: CTX1622

First Level Reviewer: limmere

Date: 11-Mar-2022 16:38:18

Compound	Sig	RT (min.)	Adj RT (min.)	Dlt RT (min.)	Q	Response	Cal Amt ug/L	OnCol Amt ug/L	Flags
* 1 1,4-Dichlorobenzene-d4	152	4.707	4.707	0.000	86	24135	100.0	100.0	
* 2 Naphthalene-d8	136	5.730	5.736	-0.006	95	75049	100.0	100.0	
* 3 Acenaphthene-d10	164	7.166	7.172	-0.006	91	36691	100.0	100.0	
* 4 Phenanthrene-d10	188	8.383	8.383	0.000	94	62556	100.0	100.0	
* 5 Chrysene-d12	240	10.589	10.589	0.000	95	52851	100.0	100.0	
* 6 Perylene-d12	264	12.107	12.106	0.001	95	57894	100.0	100.0	
\$ 7 2-Fluorophenol	112	3.659	3.659	0.000	79	104505	1000.0	459.1	
\$ 8 Phenol-d5	99	4.431	4.436	-0.005	98	71495	1000.0	297.7	
\$ 9 Nitrobenzene-d5	82	5.154	5.154	0.000	78	108264	1000.0	751.0	
\$ 10 2-Fluorobiphenyl	172	6.625	6.619	0.001	99	327907	1000.0	699.7	
\$ 11 2,4,6-Tribromophenol	330	7.819	7.818	0.000	84	68037	1000.0	588.4	
\$ 12 Terphenyl-d14	244	9.707	9.707	0.000	97	479339	1000.0	1050.9	
26 Cyclohexanone	55	4.519	4.542	-0.023	1	163		NC	
21 n-Decane	57	4.589	4.589	0.000	82	10015		84.0	
66 Diethyl phthalate	149	7.548	7.542	0.000	24	2251		4.91	
83 Di-n-butyl phthalate	149	8.895	8.895	0.000	91	16327		22.3	
88 Nonylphenol	135	9.736	9.736	0.000	0	343		NC	
87 Butyl benzyl phthalate	149	10.124	10.124	0.000	71	10914		35.3	
92 Bis(2-ethylhexyl) phthalate	149	10.654	10.654	0.000	84	28000		64.7	

QC Flag Legend

Processing Flags

NC - Not Calibrated

Reagents:

MeCl2_CT_00216 Amount Added: 1.00 Units: mL Run Reagent
 8270SIM_IS_00069 Amount Added: 10.00 Units: uL Run Reagent

Eurofins Seattle

Data File: \\chromfs\Seattle\ChromData\TAC040\20220311-81699.b\40Scan031122a016.D

Injection Date: 11-Mar-2022 16:05:30

Instrument ID: TAC040

Lims ID: MB 580-383431/1-A

Client ID:

Operator ID: tl

ALS Bottle#: 14

Worklist Smp#: 16

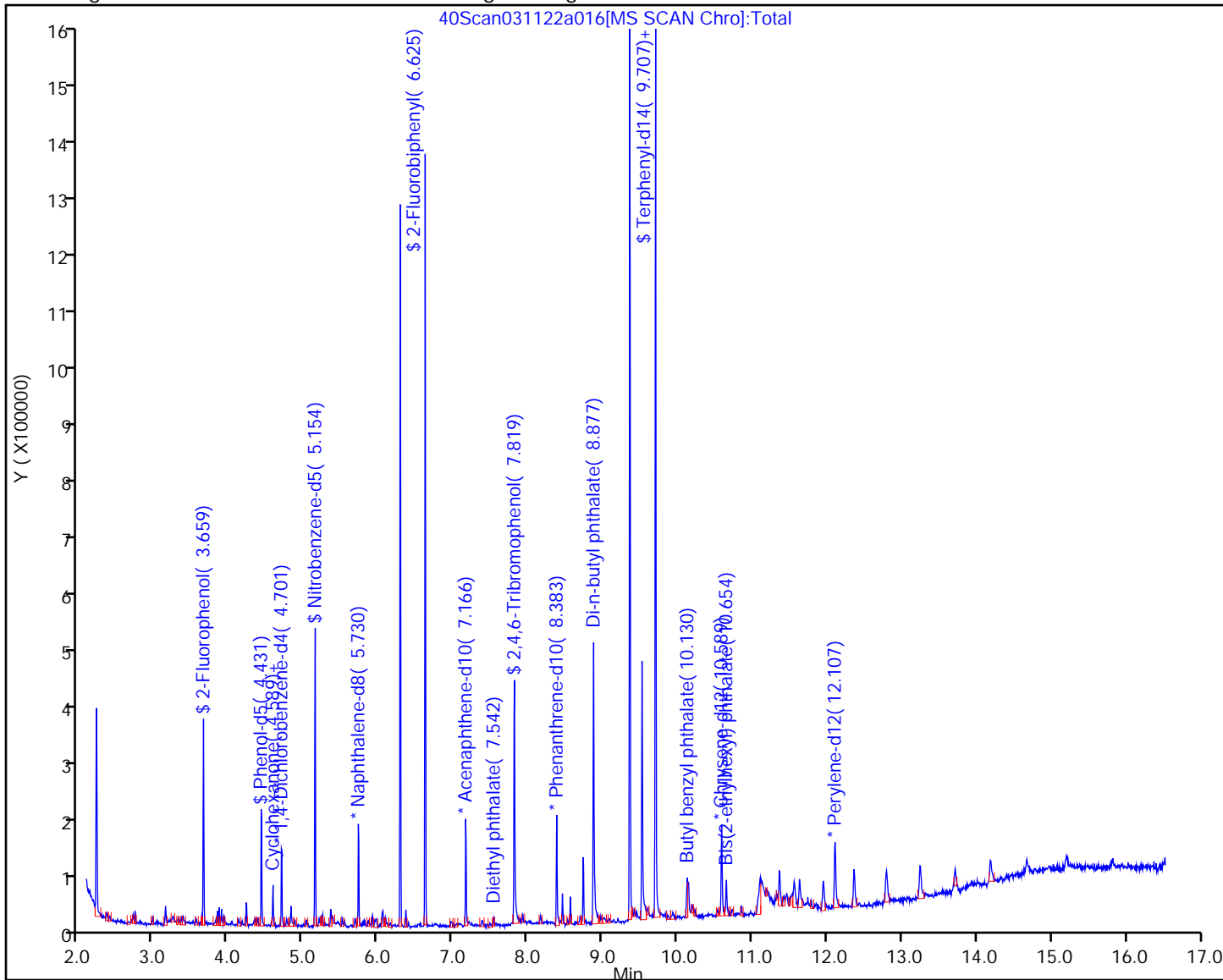
Injection Vol: 1.0 ul

Dil. Factor: 1.0000

Method: 8270TAC040

Limit Group: 8270D BNA QSM 5.0

Y Scaling: Method Defined: Scale to the Nth Largest Target: 1



Eurofins Seattle
Recovery Report

Data File: \\chromfs\Seattle\ChromData\TAC040\20220311-81699.b\40Scan031122a016.D
 Lims ID: MB 580-383431/1-A
 Client ID:
 Sample Type: MB
 Inject. Date: 11-Mar-2022 16:05:30 ALS Bottle#: 14 Worklist Smp#: 16
 Injection Vol: 1.0 ul Dil. Factor: 1.0000
 Sample Info: MB 580-383431/1-A
 Operator ID: tl Instrument ID: TAC040
 Method: \\chromfs\Seattle\ChromData\TAC040\20220311-81699.b\8270TAC040.m
 Limit Group: 8270D BNA QSM 5.0
 Last Update: 11-Mar-2022 17:03:02 Calib Date: 03-Mar-2022 20:58:30
 Integrator: RTE ID Type: RT Order ID
 Quant Method: Internal Standard Quant By: Initial Calibration
 Last ICal File: \\chromfs\Seattle\ChromData\TAC040\20220303-81577.b\40Scan030322a016.D
 Column 1 : Det: MS SCAN
 Process Host: CTX1622

First Level Reviewer: limmere

Date: 11-Mar-2022 16:38:18

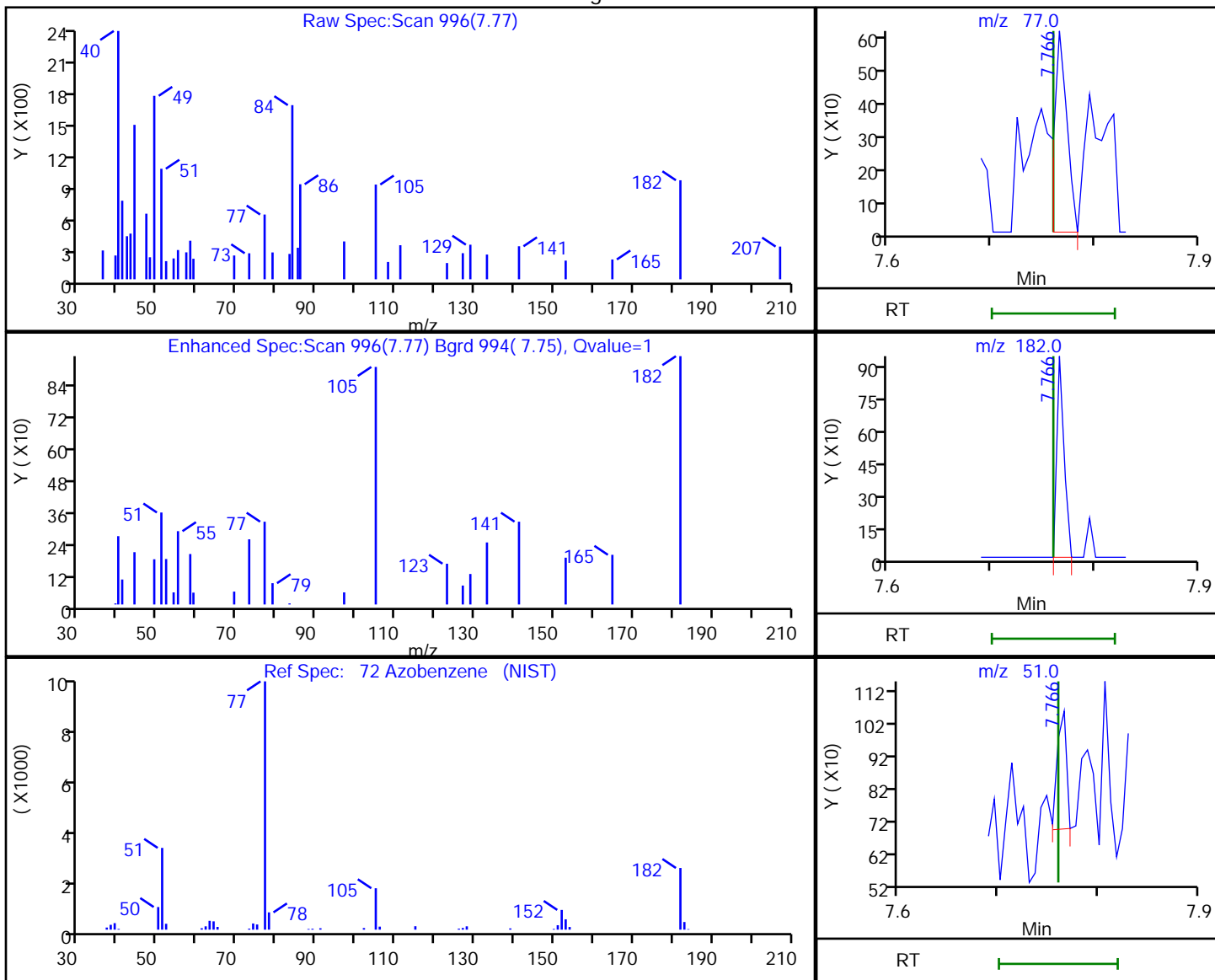
Compound	Amount Added	Amount Recovered	% Rec.
\$ 7 2-Fluorophenol	1000.0	459.1	45.91
\$ 8 Phenol-d5	1000.0	297.7	29.77
\$ 9 Nitrobenzene-d5	1000.0	751.0	75.10
\$ 10 2-Fluorobiphenyl	1000.0	699.7	69.97
\$ 11 2,4,6-Tribromophenol	1000.0	588.4	58.84
\$ 12 Terphenyl-d14	1000.0	1050.9	105.09

Eurofins Seattle

Data File: \\chromfs\Seattle\ChromData\TAC040\20220311-81699.b\40Scan031122a016.D
 Injection Date: 11-Mar-2022 16:05:30 Instrument ID: TAC040
 Lims ID: MB 580-383431/1-A
 Client ID:
 Operator ID: tl ALS Bottle#: 14 Worklist Smp#: 16
 Injection Vol: 1.0 ul Dil. Factor: 1.0000
 Method: 8270TAC040 Limit Group: 8270D BNA QSM 5.0
 Column: Detector MS SCAN

72 Azobenzene, CAS: 103-33-3

Processing Results



RT	Mass	Response	Amount
7.77	77.00	519	2.004780
7.77	182.00	461	
7.77	51.00	234	

Reviewer: limmere, 11-Mar-2022 16:25:35

Audit Action: Marked Compound Undetected

Audit Reason: Invalid Compound ID

Eurofins Seattle

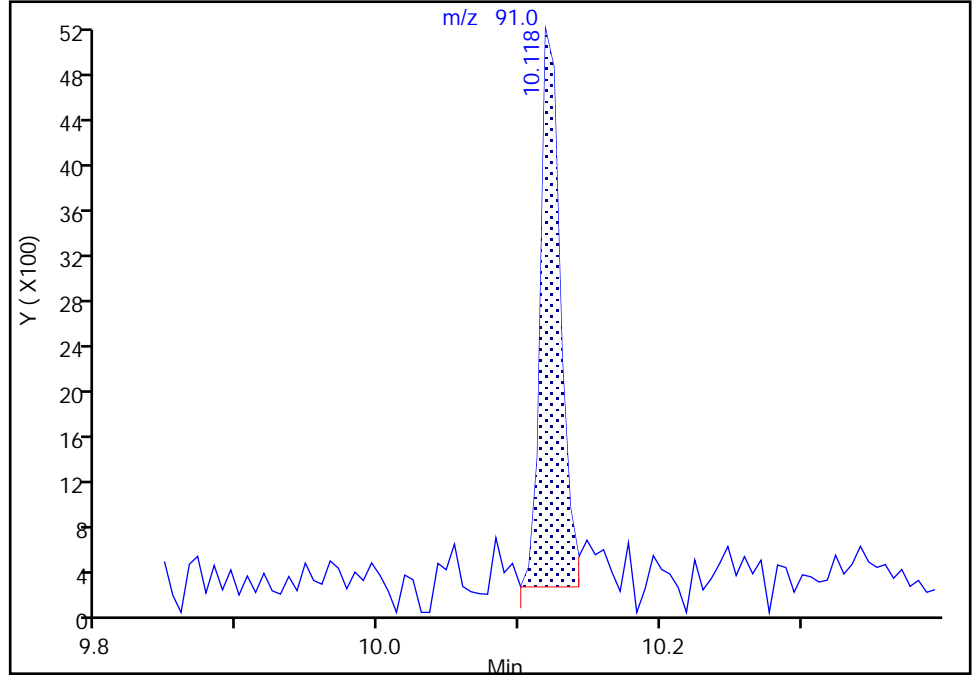
Data File: \\chromfs\Seattle\ChromData\TAC040\20220311-81699.b\40Scan031122a016.D
Injection Date: 11-Mar-2022 16:05:30 Instrument ID: TAC040
Lims ID: MB 580-383431/1-A
Client ID:
Operator ID: tl ALS Bottle#: 14 Worklist Smp#: 16
Injection Vol: 1.0 ul Dil. Factor: 1.0000
Method: 8270TAC040 Limit Group: 8270D BNA QSM 5.0
Column: Detector MS SCAN

87 Butyl benzyl phthalate, CAS: 85-68-7

Signal: 2

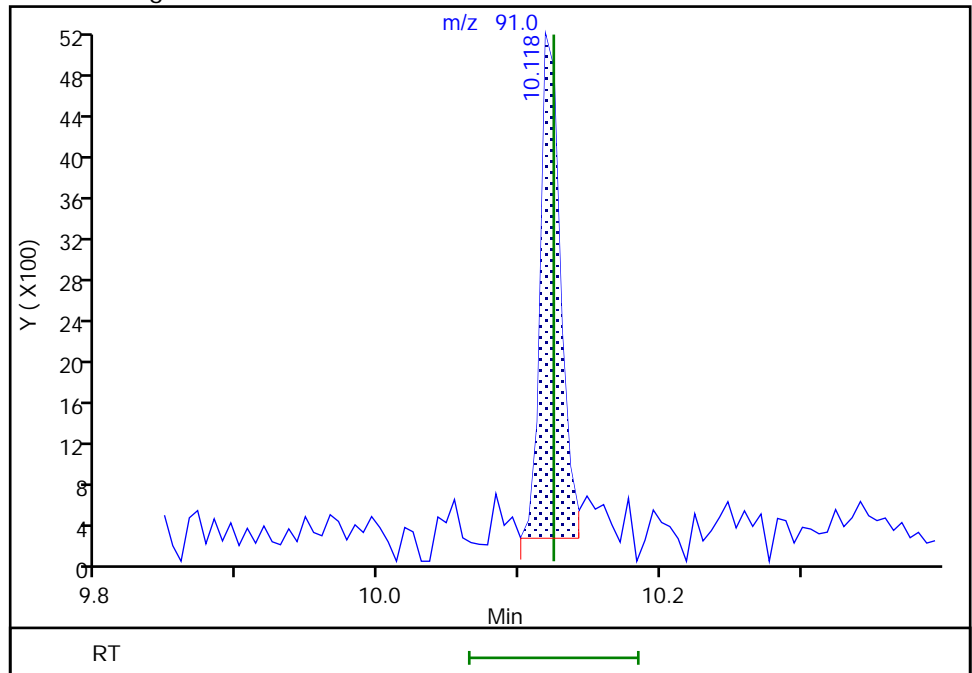
RT: 10.12
Area: 4839
Amount: 35.341217
Amount Units: ug/L

Processing Integration Results



RT: 10.12
Area: 4839
Amount: 35.341217
Amount Units: ug/L

Manual Integration Results



Reviewer: limmere, 11-Mar-2022 16:25:44
Audit Action: Marked Compound Undetected

Audit Reason: Invalid Compound ID

Eurofins Seattle

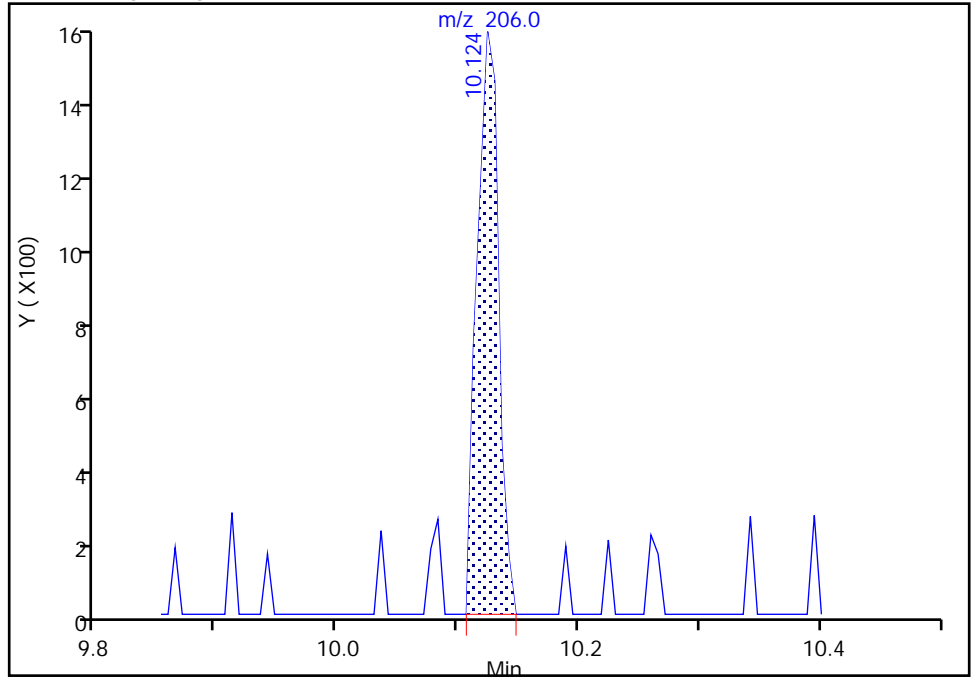
Data File: \\chromfs\Seattle\ChromData\TAC040\20220311-81699.b\40Scan031122a016.D
Injection Date: 11-Mar-2022 16:05:30 Instrument ID: TAC040
Lims ID: MB 580-383431/1-A
Client ID:
Operator ID: tl ALS Bottle#: 14 Worklist Smp#: 16
Injection Vol: 1.0 ul Dil. Factor: 1.0000
Method: 8270TAC040 Limit Group: 8270D BNA QSM 5.0
Column: Detector MS SCAN

87 Butyl benzyl phthalate, CAS: 85-68-7

Signal: 3

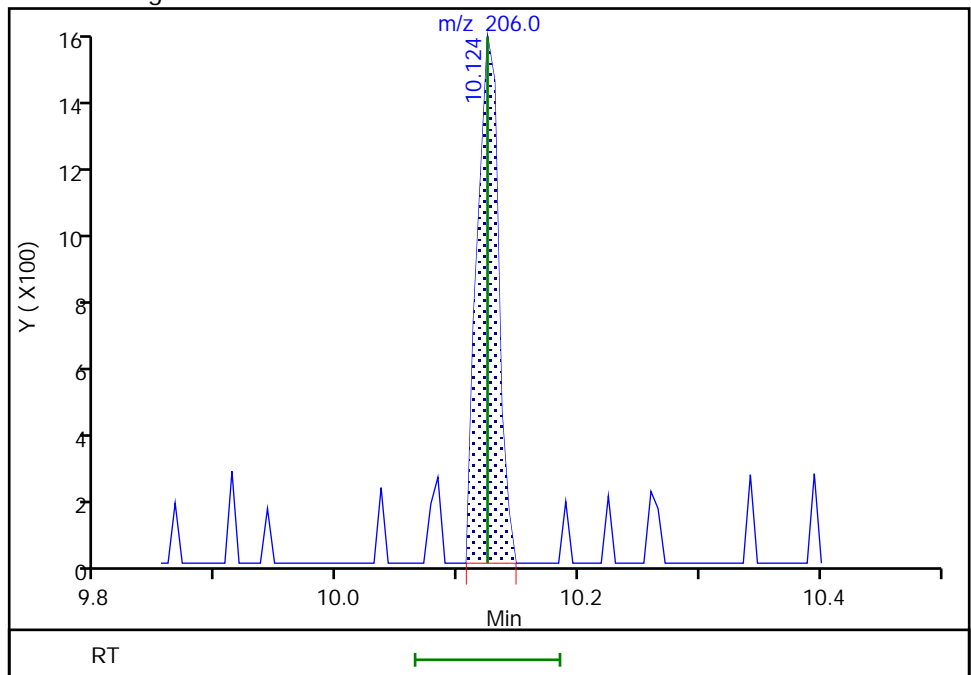
RT: 10.12
Area: 1867
Amount: 35.341217
Amount Units: ug/L

Processing Integration Results



RT: 10.12
Area: 1867
Amount: 35.341217
Amount Units: ug/L

Manual Integration Results



Reviewer: limmere, 11-Mar-2022 16:25:44
Audit Action: Marked Compound Undetected

Eurofins Seattle

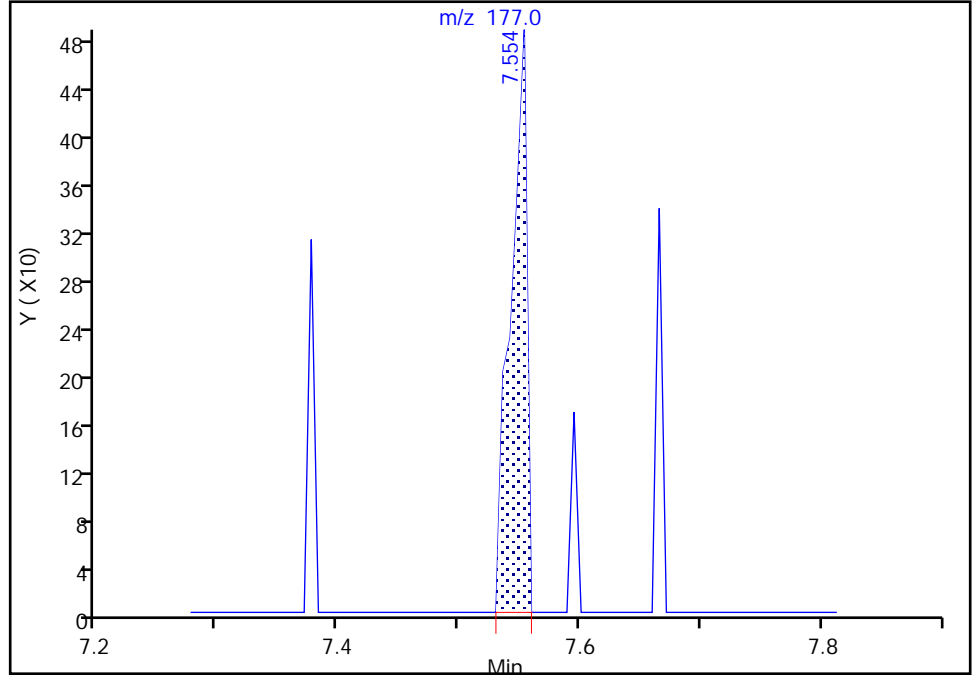
Data File: \\chromfs\Seattle\ChromData\TAC040\20220311-81699.b\40Scan031122a016.D
Injection Date: 11-Mar-2022 16:05:30 Instrument ID: TAC040
Lims ID: MB 580-383431/1-A
Client ID:
Operator ID: tl ALS Bottle#: 14 Worklist Smp#: 16
Injection Vol: 1.0 ul Dil. Factor: 1.0000
Method: 8270TAC040 Limit Group: 8270D BNA QSM 5.0
Column: Detector MS SCAN

66 Diethyl phthalate, CAS: 84-66-2

Signal: 2

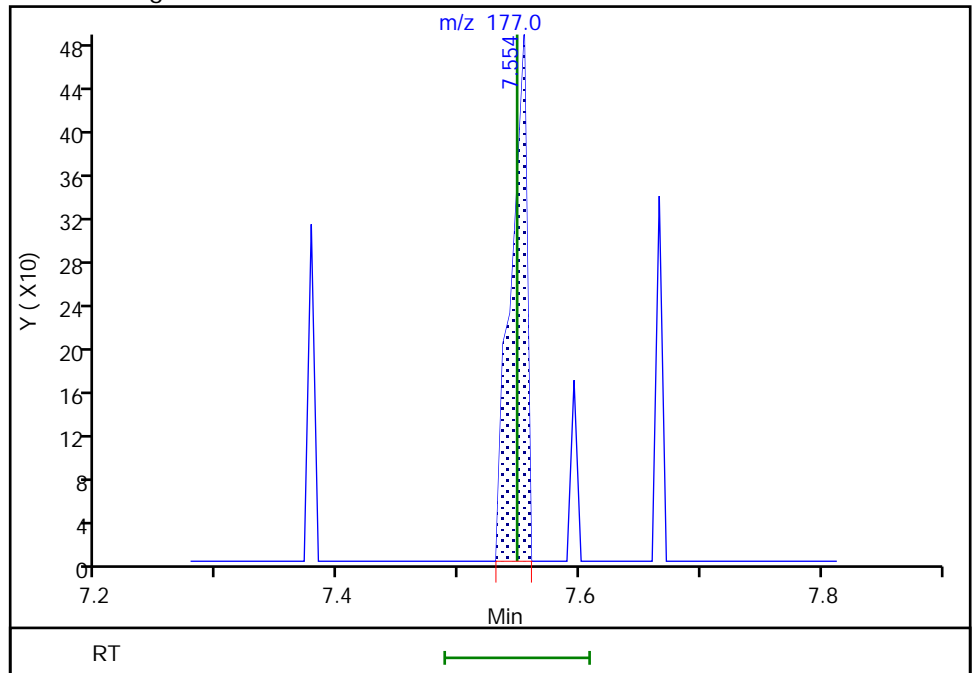
RT: 7.55
Area: 447
Amount: 4.909784
Amount Units: ug/L

Processing Integration Results



RT: 7.55
Area: 447
Amount: 4.909784
Amount Units: ug/L

Manual Integration Results



Reviewer: limmere, 11-Mar-2022 16:25:31
Audit Action: Marked Compound Undetected

Audit Reason: Invalid Compound ID

Eurofins Seattle

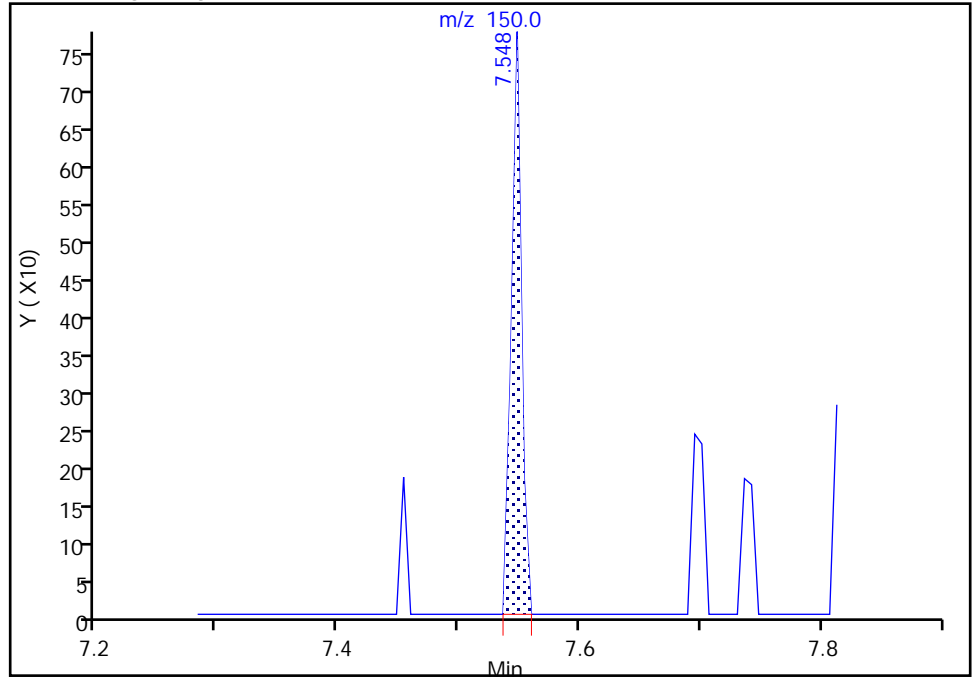
Data File: \\chromfs\Seattle\ChromData\TAC040\20220311-81699.b\40Scan031122a016.D
Injection Date: 11-Mar-2022 16:05:30 Instrument ID: TAC040
Lims ID: MB 580-383431/1-A
Client ID:
Operator ID: tl ALS Bottle#: 14 Worklist Smp#: 16
Injection Vol: 1.0 ul Dil. Factor: 1.0000
Method: 8270TAC040 Limit Group: 8270D BNA QSM 5.0
Column: Detector MS SCAN

66 Diethyl phthalate, CAS: 84-66-2

Signal: 3

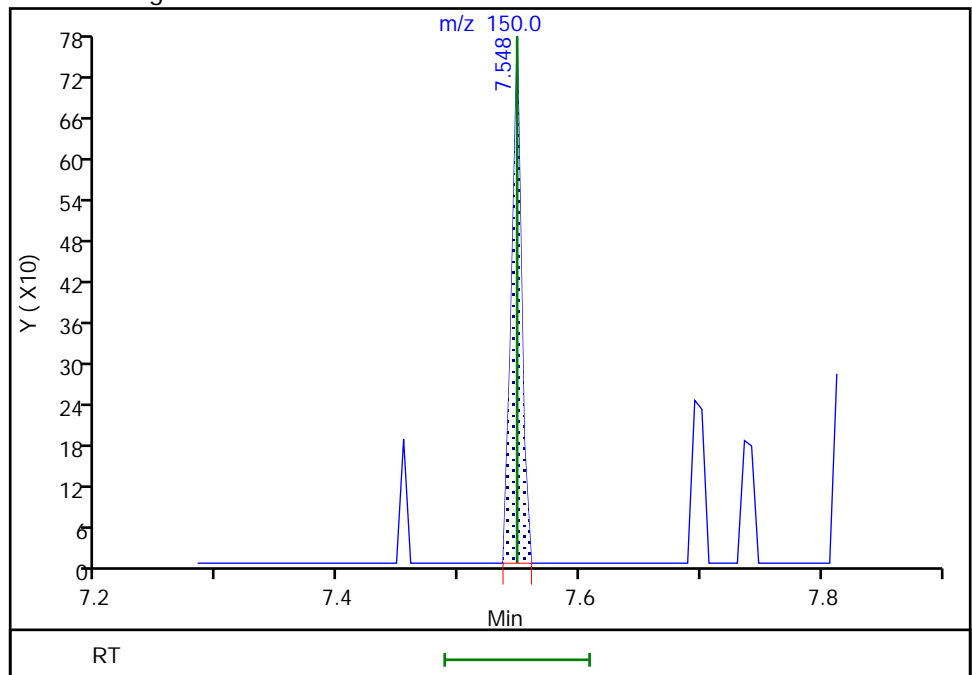
RT: 7.55
Area: 445
Amount: 4.909784
Amount Units: ug/L

Processing Integration Results



RT: 7.55
Area: 445
Amount: 4.909784
Amount Units: ug/L

Manual Integration Results

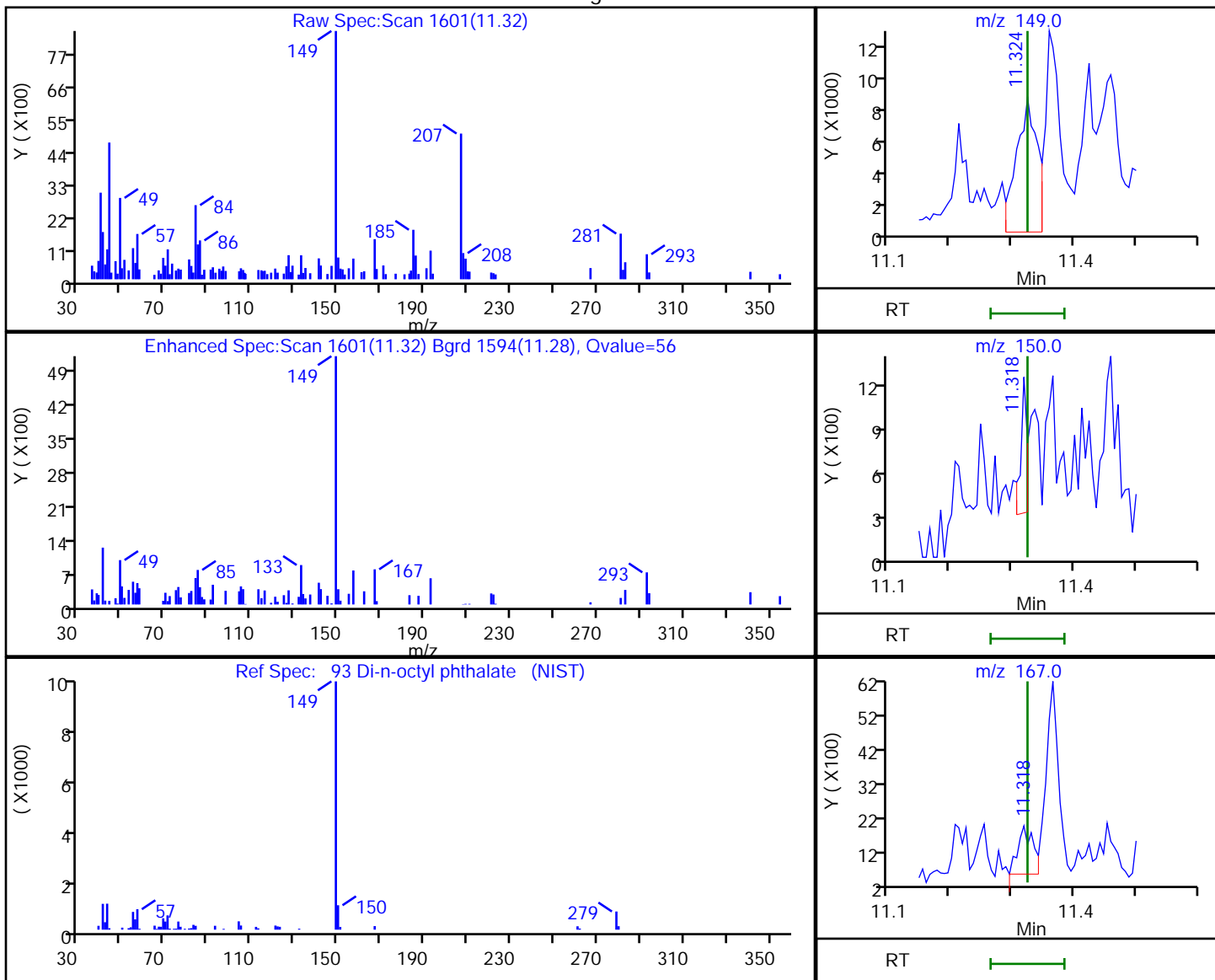


Eurofins Seattle

Data File: \\chromfs\Seattle\ChromData\TAC040\20220311-81699.b\40Scan031122a016.D
 Injection Date: 11-Mar-2022 16:05:30 Instrument ID: TAC040
 Lims ID: MB 580-383431/1-A
 Client ID:
 Operator ID: tl ALS Bottle#: 14 Worklist Smp#: 16
 Injection Vol: 1.0 ul Dil. Factor: 1.0000
 Method: 8270TAC040 Limit Group: 8270D BNA QSM 5.0
 Column: Detector MS SCAN

93 Di-n-octyl phthalate, CAS: 117-84-0

Processing Results



RT	Mass	Response	Amount
11.32	149.00	19294	38.089761
11.32	150.00	634	
11.32	167.00	2424	

Reviewer: limmere, 11-Mar-2022 16:25:50
 Audit Action: Marked Compound Undetected

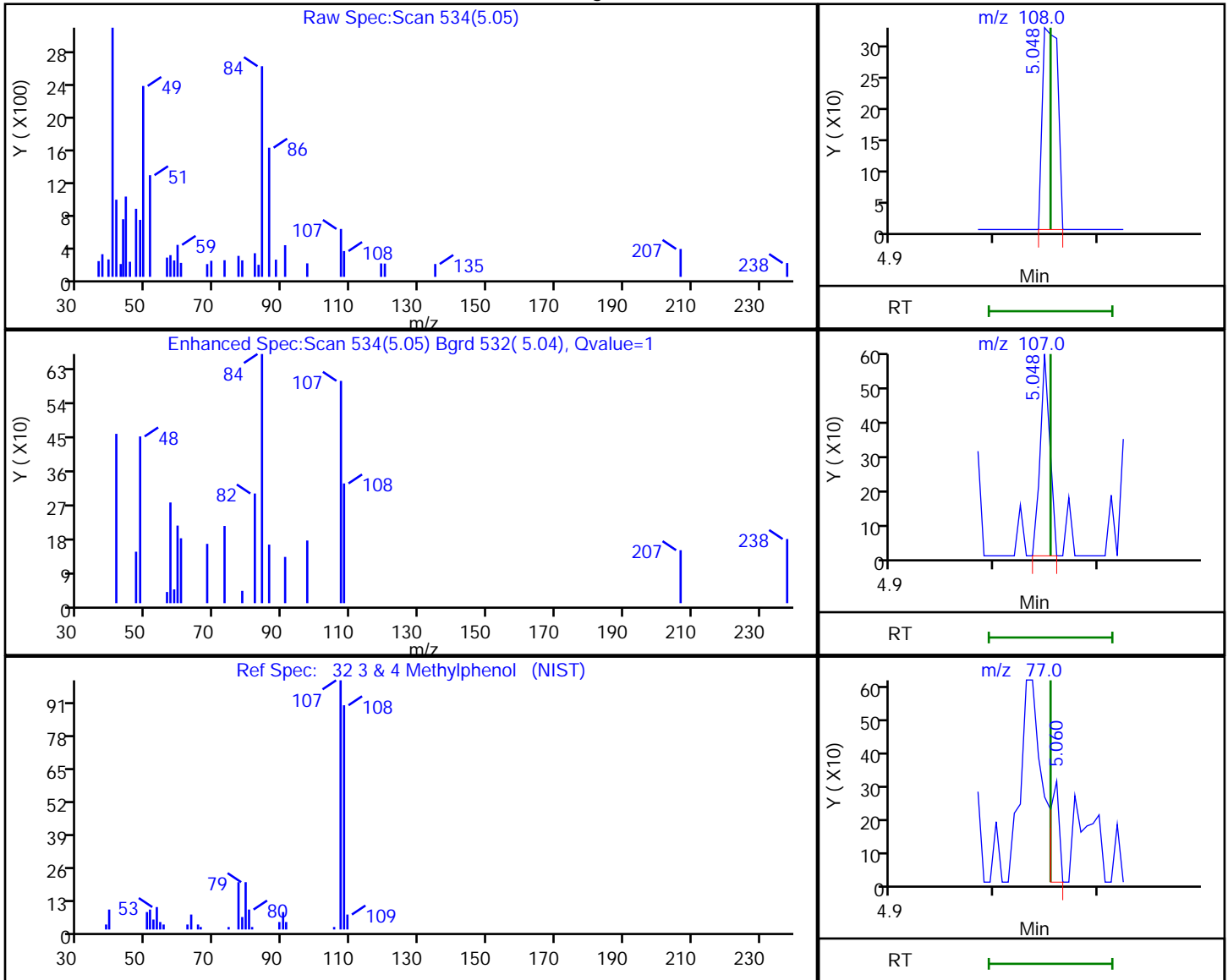
Audit Reason: Invalid Compound ID

Eurofins Seattle

Data File: \\chromfs\Seattle\ChromData\TAC040\20220311-81699.b\40Scan031122a016.D
 Injection Date: 11-Mar-2022 16:05:30 Instrument ID: TAC040
 Lims ID: MB 580-383431/1-A
 Client ID:
 Operator ID: tl ALS Bottle#: 14 Worklist Smp#: 16
 Injection Vol: 1.0 ul Dil. Factor: 1.0000
 Method: 8270TAC040 Limit Group: 8270D BNA QSM 5.0
 Column: Detector MS SCAN

32 3 & 4 Methylphenol, CAS: 15831-10-4

Processing Results



RT	Mass	Response	Amount
5.05	108.00	330	1.676774
5.05	107.00	387	
5.06	77.00	187	

Reviewer: limmere, 11-Mar-2022 16:25:17

Audit Action: Marked Compound Undetected

Audit Reason: Invalid Compound ID

FORM I
GC/MS SEMI VOA ORGANICS ANALYSIS DATA SHEET

Lab Name: Eurofins Seattle Job No.: 580-111018-1
 SDG No.: _____
 Client Sample ID: _____ Lab Sample ID: LCS 580-383431/2-A
 Matrix: Water Lab File ID: 40Scan031122a017.D
 Analysis Method: 8270E Date Collected: _____
 Extract. Method: 3510C Date Extracted: 03/10/2022 09:42
 Sample wt/vol: 1000 (mL) Date Analyzed: 03/11/2022 16:28
 Con. Extract Vol.: 2 (mL) Dilution Factor: 1
 Injection Volume: 1 (uL) Level: (low/med) Low
 % Moisture: _____ GPC Cleanup: (Y/N) N
 Analysis Batch No.: 383571 Units: ug/L

CAS NO.	COMPOUND NAME	RESULT	Q	LOQ	LOD	DL
120-82-1	1,2,4-Trichlorobenzene	0.901		0.40	0.30	0.090
95-50-1	1,2-Dichlorobenzene	0.896		0.40	0.15	0.050
541-73-1	1,3-Dichlorobenzene	0.852		0.40	0.090	0.040
106-46-7	1,4-Dichlorobenzene	0.872		0.40	0.090	0.040
95-95-4	2,4,5-Trichlorophenol	1.07		0.40	0.30	0.10
88-06-2	2,4,6-Trichlorophenol	1.04		0.60	0.30	0.10
120-83-2	2,4-Dichlorophenol	1.07		1.0	0.50	0.20
105-67-9	2,4-Dimethylphenol	1.03	J	4.0	0.50	0.16
51-28-5	2,4-Dinitrophenol	2.18	J M	5.0	3.2	1.6
121-14-2	2,4-Dinitrotoluene	1.53		1.0	0.30	0.10
606-20-2	2,6-Dinitrotoluene	1.25		0.40	0.30	0.10
91-58-7	2-Chloronaphthalene	0.995	J	1.0	0.15	0.070
95-57-8	2-Chlorophenol	1.13		1.0	0.15	0.050
88-75-5	2-Nitrophenol	1.14		1.0	0.15	0.070
91-94-1	3,3'-Dichlorobenzidine	3.82		1.0	0.60	0.26
534-52-1	4,6-Dinitro-2-methylphenol	2.87		2.0	1.2	0.55
101-55-3	4-Bromophenyl phenyl ether	1.23		0.60	0.15	0.060
59-50-7	4-Chloro-3-methylphenol	1.13		0.60	0.30	0.13
7005-72-3	4-Chlorophenyl phenyl ether	1.13		0.60	0.15	0.050
100-02-7	4-Nitrophenol	6.0	U	10	6.0	1.7
103-33-3	Azobenzene	1.24	J	2.0	0.15	0.060
111-91-1	Bis(2-chloroethoxy)methane	1.09		0.60	0.15	0.050
111-44-4	Bis(2-chloroethyl)ether	1.10		0.10	0.090	0.030
117-81-7	Bis(2-ethylhexyl) phthalate	2.25	J	3.0	1.6	0.74
108-60-1	bis (2-chloroisopropyl) ether	0.998		0.25	0.15	0.060
85-68-7	Butyl benzyl phthalate	2.14	J	4.0	0.60	0.27
84-66-2	Diethyl phthalate	1.60		1.0	0.30	0.15
131-11-3	Dimethyl phthalate	1.50		0.60	0.15	0.060
84-74-2	Di-n-butyl phthalate	1.95	J	3.0	0.50	0.19
117-84-0	Di-n-octyl phthalate	1.88		1.0	0.30	0.13
118-74-1	Hexachlorobenzene	1.25		0.60	0.090	0.040
87-68-3	Hexachlorobutadiene	0.737	J	1.0	0.15	0.060
77-47-4	Hexachlorocyclopentadiene	0.691	J	1.0	0.30	0.14
67-72-1	Hexachloroethane	0.770	J	1.0	0.15	0.050

FORM I
GC/MS SEMI VOA ORGANICS ANALYSIS DATA SHEET

Lab Name: Eurofins Seattle Job No.: 580-111018-1
 SDG No.: _____
 Client Sample ID: _____ Lab Sample ID: LCS 580-383431/2-A
 Matrix: Water Lab File ID: 40Scan031122a017.D
 Analysis Method: 8270E Date Collected: _____
 Extract. Method: 3510C Date Extracted: 03/10/2022 09:42
 Sample wt/vol: 1000 (mL) Date Analyzed: 03/11/2022 16:28
 Con. Extract Vol.: 2 (mL) Dilution Factor: 1
 Injection Volume: 1 (uL) Level: (low/med) Low
 % Moisture: _____ GPC Cleanup: (Y/N) N
 Analysis Batch No.: 383571 Units: ug/L

CAS NO.	COMPOUND NAME	RESULT	Q	LOQ	LOD	DL
78-59-1	Isophorone	1.12		0.40	0.30	0.10
15831-10-4	m+p-Cresol	0.959		0.60	0.30	0.10
98-95-3	Nitrobenzene	1.10		1.0	0.090	0.040
62-75-9	N-Nitrosodimethylamine	0.833	J Q	2.0	0.60	0.26
621-64-7	N-Nitrosodi-n-propylamine	1.08		0.40	0.090	0.060
86-30-6	N-Nitrosodiphenylamine	1.37		1.0	0.15	0.070
95-48-7	o-Cresol	0.999		0.60	0.15	0.050
87-86-5	Pentachlorophenol	2.24	J	10	1.0	0.51
108-95-2	Phenol	0.584	J	1.0	0.60	0.36
129-00-0	Pyrene	1.82		1.0	0.090	0.040
110-86-1	Pyridine	3.2	U Q	10	3.2	1.1

CAS NO.	SURROGATE	%REC	Q	LIMITS
118-79-6	2,4,6-Tribromophenol (Surr)	72		43-140
321-60-8	2-Fluorobiphenyl	48		44-119
367-12-4	2-Fluorophenol (Surr)	41	M	19-119
4165-60-0	Nitrobenzene-d5 (Surr)	57		44-120
4165-62-2	Phenol-d5 (Surr)	25		10-120
1718-51-0	Terphenyl-d14	95		50-134

Eurofins Seattle
Target Compound Quantitation Report

Data File: \\chromfs\Seattle\ChromData\TAC040\20220311-81699.b\40Scan031122a017.D
 Lims ID: LCS 580-383431/2-A
 Client ID:
 Sample Type: LCS
 Inject. Date: 11-Mar-2022 16:28:30 ALS Bottle#: 15 Worklist Smp#: 17
 Injection Vol: 1.0 ul Dil. Factor: 1.0000
 Sample Info: LCS 580-383431/2-A
 Operator ID: tl Instrument ID: TAC040
 Method: \\chromfs\Seattle\ChromData\TAC040\20220311-81699.b\8270TAC040.m
 Limit Group: 8270D BNA QSM 5.0
 Last Update: 11-Mar-2022 17:12:50 Calib Date: 03-Mar-2022 20:58:30
 Integrator: RTE ID Type: RT Order ID
 Quant Method: Internal Standard Quant By: Initial Calibration
 Last ICal File: \\chromfs\Seattle\ChromData\TAC040\20220303-81577.b\40Scan030322a016.D

Column 1 : Det: MS SCAN
 Process Host: CTX1622

First Level Reviewer: limmere

Date: 11-Mar-2022 17:03:02

Compound	Sig	RT (min.)	Adj RT (min.)	Dlt RT (min.)	Q	Response	Cal Amt ug/L	OnCol Amt ug/L	Flags
* 1 1,4-Dichlorobenzene-d4	152	4.707	4.707	0.000	88	21673	100.0	100.0	
* 2 Naphthalene-d8	136	5.736	5.736	0.000	95	75140	100.0	100.0	
* 3 Acenaphthene-d10	164	7.166	7.172	-0.006	64	39775	100.0	100.0	
* 4 Phenanthrene-d10	188	8.383	8.383	0.000	95	66428	100.0	100.0	
* 5 Chrysene-d12	240	10.589	10.589	0.000	63	53547	100.0	100.0	
* 6 Perylene-d12	264	12.106	12.106	0.000	90	57422	100.0	100.0	
\$ 7 2-Fluorophenol	112	3.659	3.659	0.000	79	84589	1000.0	413.8	M
\$ 8 Phenol-d5	99	4.436	4.436	0.000	97	53728	1000.0	249.2	
\$ 9 Nitrobenzene-d5	82	5.154	5.154	0.000	78	82483	1000.0	571.5	
\$ 10 2-Fluorobiphenyl	172	6.624	6.619	0.000	93	245798	1000.0	483.8	
\$ 11 2,4,6-Tribromophenol	330	7.818	7.818	-0.001	83	89102	1000.0	721.4	
\$ 12 Terphenyl-d14	244	9.707	9.707	0.000	97	459526	1000.0	949.4	
15 N-Nitrosodimethylamine	74	2.520	2.515	0.005	89	27798	1000.0	416.6	
16 Pyridine	79	2.541	2.531	0.010	93	24977	2000.0	200.5	
18 Phenol	94	4.442	4.442	0.000	77	59895	1000.0	291.9	
17 Aniline	93	4.442	4.442	0.000	93	92171	1000.0	428.0	
19 Bis(2-chloroethyl)ether	93	4.501	4.501	0.000	95	86352	1000.0	548.1	
20 2-Chlorophenol	128	4.536	4.536	0.000	84	142131	1000.0	566.3	
21 n-Decane	57	4.589	4.589	0.000	93	43429	1000.0	416.4	
22 1,3-Dichlorobenzene	146	4.654	4.654	0.000	94	129370	1000.0	425.9	
23 1,4-Dichlorobenzene	146	4.719	4.719	0.000	97	133654	1000.0	436.1	
27 Benzyl alcohol	79	4.825	4.824	0.000	93	50966	1000.0	484.9	
24 1,2-Dichlorobenzene	146	4.836	4.836	0.000	95	130995	1000.0	448.1	
28 2-Methylphenol	108	4.925	4.930	-0.006	44	89256	1000.0	499.4	
25 2,2'-oxybis[1-chloropropane]	45	4.936	4.936	0.000	78	72424	1000.0	499.0	
29 Acetophenone	105	5.036	5.036	0.000	89	141522	1000.0	542.2	
30 N-Nitrosodi-n-propylamine	70	5.042	5.042	0.000	89	38765	1000.0	539.9	
32 3 & 4 Methylphenol	108	5.054	5.054	0.000	62	84783	1000.0	479.7	
31 Hexachloroethane	117	5.107	5.113	-0.006	90	49031	1000.0	385.2	
33 Nitrobenzene	77	5.166	5.172	-0.006	73	71618	1000.0	550.6	
34 Isophorone	82	5.366	5.366	0.000	97	141282	1000.0	562.0	
35 2-Nitrophenol	139	5.424	5.424	-0.001	78	73163	1000.0	567.8	

Compound	Sig	RT (min.)	Adj RT (min.)	Dlt RT (min.)	Q	Response	Cal Amt ug/L	OnCol Amt ug/L	Flags
37 2,4-Dimethylphenol	107	5.477	5.483	-0.006	89	95964	1000.0	517.5	
36 Benzoic acid	105	5.524	5.554	-0.030	70	26030	2000.0	354.1	
38 Bis(2-chloroethoxy)methane	93	5.554	5.554	0.000	91	106816	1000.0	545.1	
39 2,4-Dichlorophenol	162	5.630	5.630	0.000	84	109513	1000.0	533.7	
40 1,2,4-Trichlorobenzene	180	5.689	5.689	0.000	90	112955	1000.0	450.3	
41 Naphthalene	128	5.748	5.754	-0.006	95	333116	1000.0	483.9	
43 4-Chloroaniline	127	5.807	5.807	0.000	81	125638	1000.0	484.7	
42 2,6-Dichlorophenol	162	5.807	5.802	0.000	90	116305	1000.0	570.6	
44 Hexachlorobutadiene	225	5.860	5.860	0.000	90	54648	1000.0	368.7	
45 4-Chloro-3-methylphenol	107	6.219	6.224	-0.005	81	76948	1000.0	567.3	
46 2-Methylnaphthalene	142	6.319	6.319	0.000	84	215425	1000.0	499.8	
47 1-Methylnaphthalene	142	6.395	6.395	0.000	89	206809	1000.0	489.1	
48 Hexachlorocyclopentadiene	237	6.448	6.443	0.000	88	62248	1000.0	345.4	
49 1,2,4,5-Tetrachlorobenzene	216	6.454	6.449	0.000	94	114454	1000.0	442.5	
50 2,4,6-Trichlorophenol	196	6.554	6.554	-0.006	85	80048	1000.0	520.9	
51 2,4,5-Trichlorophenol	196	6.595	6.595	-0.006	92	81631	1000.0	537.2	
52 1,1'-Biphenyl	154	6.707	6.701	0.000	94	264337	1000.0	493.5	
53 2-Chloronaphthalene	162	6.713	6.707	0.000	94	221232	1000.0	497.4	
54 2-Nitroaniline	138	6.807	6.801	0.000	87	84307	1000.0	607.7	
55 Dimethyl phthalate	163	6.966	6.960	0.000	97	353874	1000.0	750.0	
56 1,3-Dinitrobenzene	168	6.983	6.983	0.000	60	44834	1000.0	691.3	
57 2,6-Dinitrotoluene	165	7.007	7.007	-0.006	82	68106	1000.0	625.2	
58 Acenaphthylene	152	7.054	7.048	0.000	92	345203	1000.0	536.6	
59 3-Nitroaniline	138	7.148	7.142	0.000	73	76766	1000.0	731.4	
60 Acenaphthene	153	7.195	7.189	0.000	92	231974	1000.0	527.9	
69 2,4-Dinitrophenol	184	7.230	7.230	0.000	74	63837	2000.0	1089.2	a
63 4-Nitrophenol	109	7.318	7.318	-0.001	70	34222	2000.0	791.4	
62 2,4-Dinitrotoluene	165	7.336	7.330	0.000	60	104919	1000.0	765.2	
61 Dibenzofuran	168	7.336	7.336	-0.006	89	334787	1000.0	571.0	
64 2,3,5,6-Tetrachlorophenol	232	7.407	7.406	-0.006	91	85605	1000.0	697.5	
65 2,3,4,6-Tetrachlorophenol	232	7.442	7.442	-0.006	67	104530	1000.0	781.6	
66 Diethyl phthalate	149	7.548	7.542	0.000	96	398321	1000.0	801.4	
67 Fluorene	166	7.618	7.612	-0.001	83	281670	1000.0	604.6	
68 4-Chlorophenyl phenyl ether	204	7.630	7.624	0.000	83	126666	1000.0	565.4	
70 4-Nitroaniline	138	7.642	7.642	-0.006	64	84072	1000.0	1340.3	
73 4,6-Dinitro-2-methylphenol	198	7.666	7.665	0.000	67	100333	2000.0	1436.8	
71 N-Nitrosodiphenylamine	169	7.724	7.730	-0.006	59	216486	1000.0	684.8	
72 Azobenzene	77	7.754	7.760	-0.006	97	170971	1000.0	621.9	
74 4-Bromophenyl phenyl ether	248	8.030	8.030	0.000	50	94902	1000.0	616.1	
75 Hexachlorobenzene	284	8.065	8.065	-0.001	89	137354	1000.0	625.1	
76 Atrazine	200	8.177	8.170	0.000	91	195155	2000.0	1712.5	
77 Pentachlorophenol	266	8.236	8.236	0.000	91	120870	2000.0	1120.3	
78 n-Octadecane	43	8.330	8.330	0.000	92	76034	1000.0	701.2	
79 Phenanthrene	178	8.401	8.407	-0.006	96	523036	1000.0	767.1	
80 Anthracene	178	8.448	8.448	0.000	95	506064	1000.0	769.1	
81 Carbazole	167	8.583	8.589	-0.006	81	508730	1000.0	1111.8	
83 Di-n-butyl phthalate	149	8.895	8.895	0.000	98	815618	1000.0	975.1	
84 Fluoranthene	202	9.377	9.377	0.000	96	602998	1000.0	888.8	
85 Benzidine	184	9.507	9.507	0.000	75	15411	2000.0	138.4	
86 Pyrene	202	9.560	9.565	-0.005	93	636434	1000.0	910.9	
87 Butyl benzyl phthalate	149	10.124	10.124	0.000	87	334214	1000.0	1068.2	
91 3,3'-Dichlorobenzidine	252	10.571	10.577	-0.006	69	365442	2000.0	1908.5	

Compound	Sig	RT (min.)	Adj RT (min.)	Dlt RT (min.)	Q	Response	Cal Amt ug/L	OnCol Amt ug/L	Flags
89 Benzo[a]anthracene	228	10.577	10.583	-0.006	99	532315	1000.0	871.7	
90 Chrysene	228	10.612	10.618	-0.006	93	564697	1000.0	875.5	
92 Bis(2-ethylhexyl) phthalate	149	10.654	10.654	0.000	73	493388	1000.0	1124.8	
93 Di-n-octyl phthalate	149	11.318	11.324	-0.006	96	746083	1000.0	940.3	
94 Benzo[b]fluoranthene	252	11.677	11.683	-0.006	95	557898	1000.0	872.1	
95 Benzofluoranthene	252	11.677	11.712	-0.035	99	1113742	2000.0	1709.6	a
96 Benzo[k]fluoranthene	252	11.706	11.712	-0.006	93	556768	1000.0	814.8	
97 Benzo[a]pyrene	252	12.042	12.042	0.000	76	468578	1000.0	819.2	
98 Indeno[1,2,3-cd]pyrene	276	13.365	13.365	0.000	97	456377	1000.0	813.2	
99 Dibenz(a,h)anthracene	278	13.400	13.406	-0.006	14	457644	1000.0	735.2	
100 Benzo[g,h,i]perylene	276	13.671	13.677	-0.006	90	571119	1000.0	824.3	

QC Flag Legend

Processing Flags

Review Flags

M - Manually Integrated

a - User Assigned ID

Reagents:

MeCl2_CT_00216

Amount Added: 1.00

Units: mL

Run Reagent

8270SIM_IS_00069

Amount Added: 10.00

Units: uL

Run Reagent

Eurofins Seattle

Data File: \\chromfs\Seattle\ChromData\TAC040\20220311-81699.b\40Scan031122a017.D

Injection Date: 11-Mar-2022 16:28:30

Instrument ID: TAC040

Lims ID: LCS 580-383431/2-A

Client ID:

Operator ID: tl

ALS Bottle#: 15

Worklist Smp#: 17

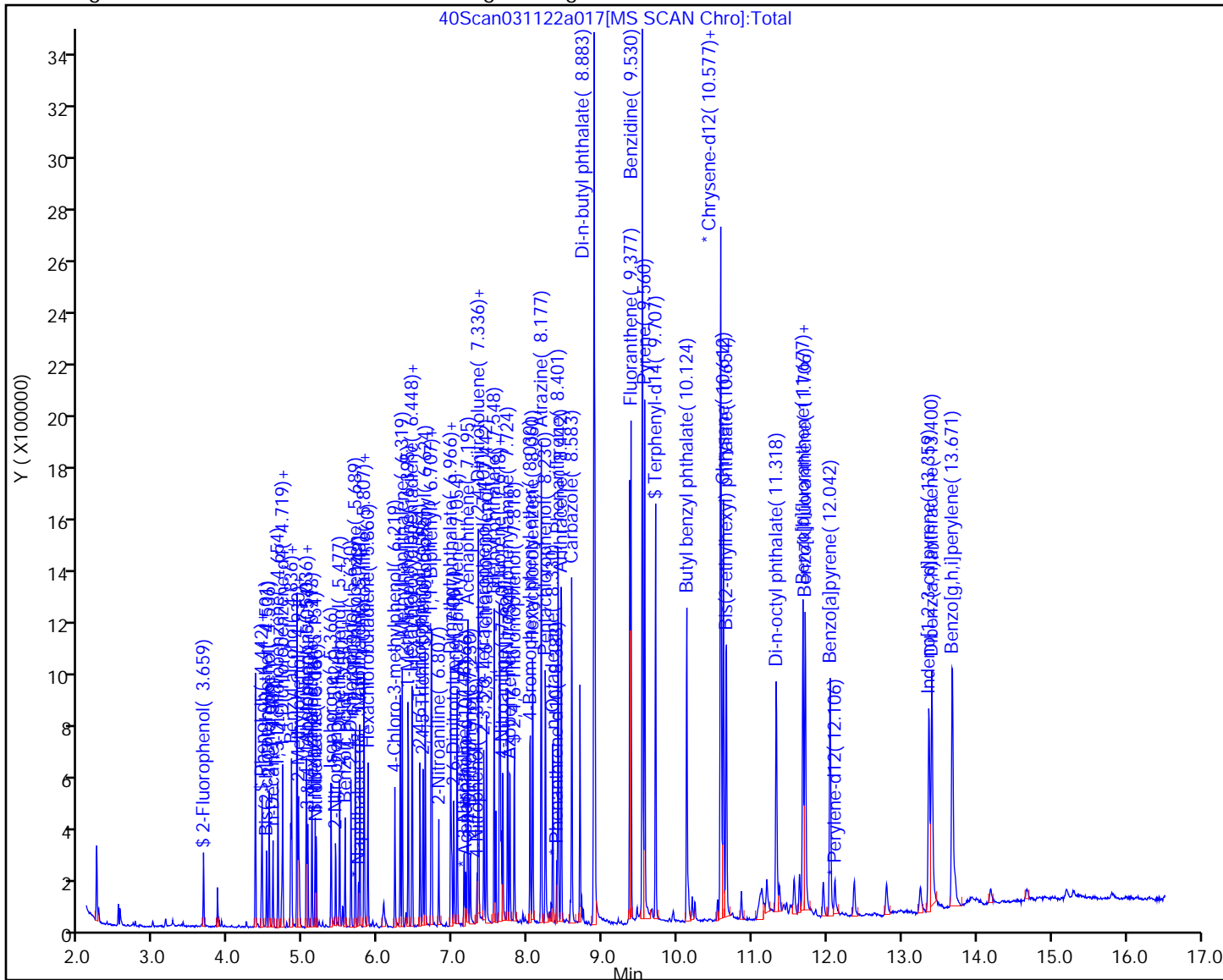
Injection Vol: 1.0 ul

Dil. Factor: 1.0000

Method: 8270TAC040

Limit Group: 8270D BNA QSM 5.0

Y Scaling: Method Defined: Scale to the Nth Largest Target: 1



Eurofins Seattle
Recovery Report

Data File: \\chromfs\Seattle\ChromData\TAC040\20220311-81699.b\40Scan031122a017.D
 Lims ID: LCS 580-383431/2-A
 Client ID:
 Sample Type: LCS
 Inject. Date: 11-Mar-2022 16:28:30 ALS Bottle#: 15 Worklist Smp#: 17
 Injection Vol: 1.0 ul Dil. Factor: 1.0000
 Sample Info: LCS 580-383431/2-A
 Operator ID: tl Instrument ID: TAC040
 Method: \\chromfs\Seattle\ChromData\TAC040\20220311-81699.b\8270TAC040.m
 Limit Group: 8270D BNA QSM 5.0
 Last Update: 11-Mar-2022 17:12:50 Calib Date: 03-Mar-2022 20:58:30
 Integrator: RTE ID Type: RT Order ID
 Quant Method: Internal Standard Quant By: Initial Calibration
 Last ICal File: \\chromfs\Seattle\ChromData\TAC040\20220303-81577.b\40Scan030322a016.D
 Column 1 : Det: MS SCAN
 Process Host: CTX1622

First Level Reviewer: limmere

Date: 11-Mar-2022 17:03:02

Compound	Amount Added	Amount Recovered	% Rec.
\$ 7 2-Fluorophenol	1000.0	413.8	41.38
\$ 8 Phenol-d5	1000.0	249.2	24.92
\$ 9 Nitrobenzene-d5	1000.0	571.5	57.15
\$ 10 2-Fluorobiphenyl	1000.0	483.8	48.38
\$ 11 2,4,6-Tribromophenol	1000.0	721.4	72.14
\$ 12 Terphenyl-d14	1000.0	949.4	94.94

Eurofins Seattle

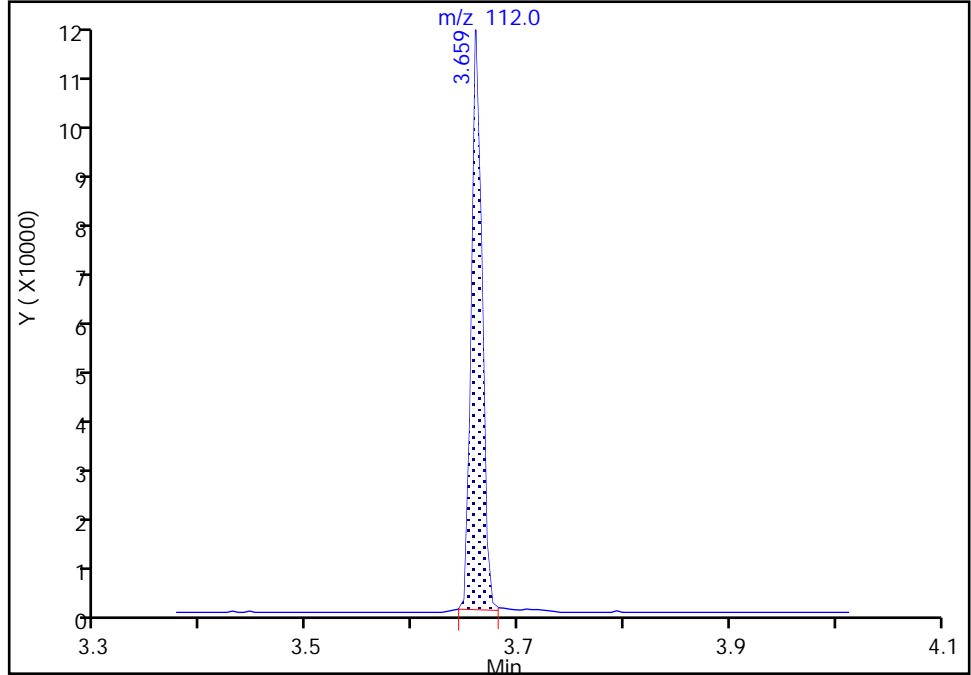
Data File: \\chromfs\Seattle\ChromData\TAC040\20220311-81699.b\40Scan031122a017.D
Injection Date: 11-Mar-2022 16:28:30 Instrument ID: TAC040
Lims ID: LCS 580-383431/2-A
Client ID:
Operator ID: tl ALS Bottle#: 15 Worklist Smp#: 17
Injection Vol: 1.0 ul Dil. Factor: 1.0000
Method: 8270TAC040 Limit Group: 8270D BNA QSM 5.0
Column: Detector MS SCAN

\$ 7 2-Fluorophenol, CAS: 367-12-4

Signal: 1

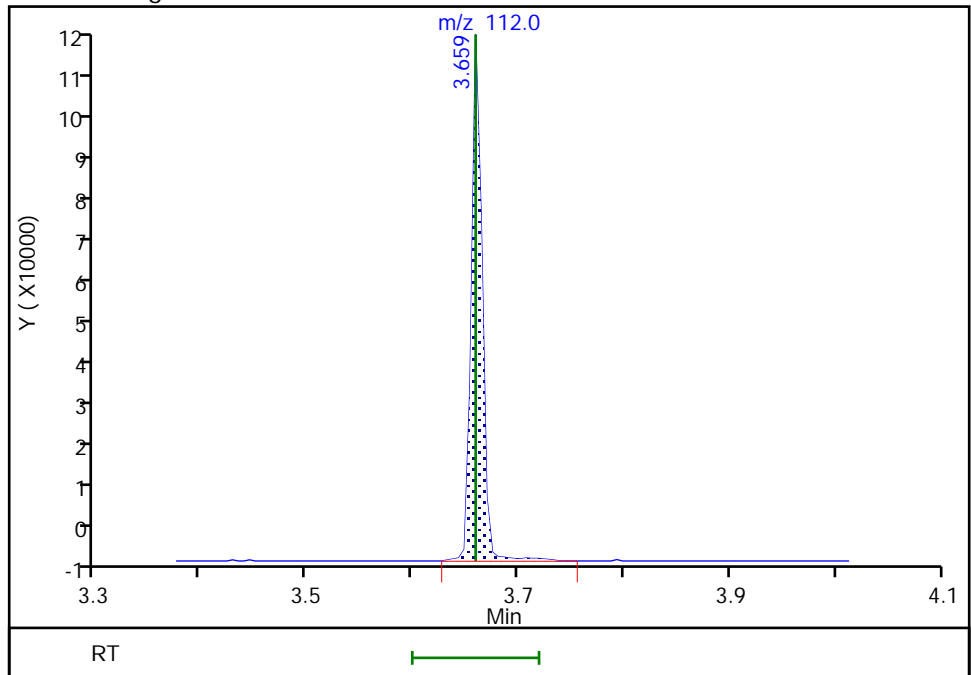
RT: 3.66
Area: 80830
Amount: 395.4261
Amount Units: ug/L

Processing Integration Results



RT: 3.66
Area: 84589
Amount: 413.8154
Amount Units: ug/L

Manual Integration Results



Reviewer: limmere, 11-Mar-2022 17:00:55
Audit Action: Manually Integrated

Audit Reason: Baseline
Page 488 of 797

Eurofins Seattle

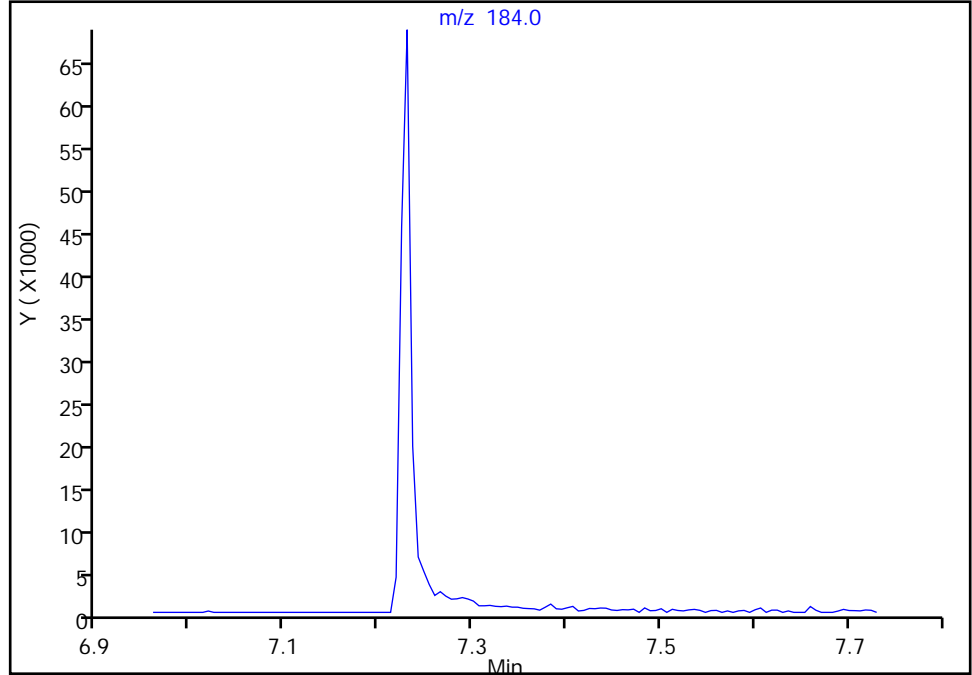
Data File: \\chromfs\Seattle\ChromData\TAC040\20220311-81699.b\40Scan031122a017.D
Injection Date: 11-Mar-2022 16:28:30 Instrument ID: TAC040
Lims ID: LCS 580-383431/2-A
Client ID:
Operator ID: tl ALS Bottle#: 15 Worklist Smp#: 17
Injection Vol: 1.0 ul Dil. Factor: 1.0000
Method: 8270TAC040 Limit Group: 8270D BNA QSM 5.0
Column: Detector MS SCAN

69 2,4-Dinitrophenol, CAS: 51-28-5

Signal: 1

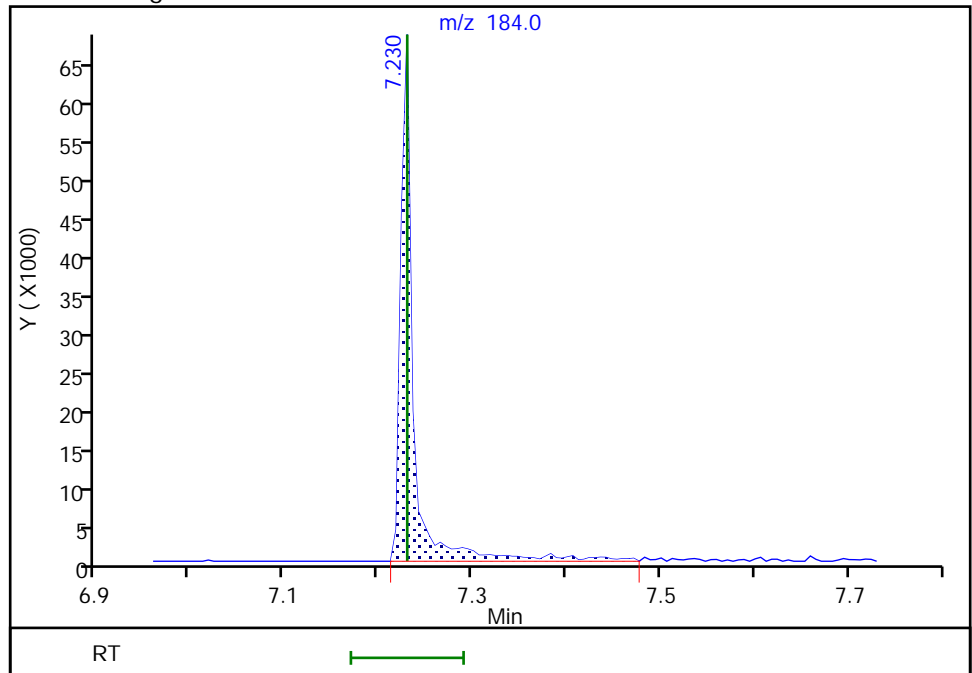
Not Detected
Expected RT: 7.23

Processing Integration Results



Manual Integration Results

RT: 7.23
Area: 63837
Amount: 1089.2108
Amount Units: ug/L



Reviewer: limmere, 11-Mar-2022 17:01:29
Audit Action: Assigned Compound ID

Audit Reason: Baseline

FORM I
GC/MS SEMI VOA ORGANICS ANALYSIS DATA SHEET

Lab Name: Eurofins Seattle Job No.: 580-111018-1
 SDG No.: _____
 Client Sample ID: _____ Lab Sample ID: LCSD 580-383431/3-A
 Matrix: Water Lab File ID: 40Scan031122a018.D
 Analysis Method: 8270E Date Collected: _____
 Extract. Method: 3510C Date Extracted: 03/10/2022 09:42
 Sample wt/vol: 1000 (mL) Date Analyzed: 03/11/2022 16:51
 Con. Extract Vol.: 2 (mL) Dilution Factor: 1
 Injection Volume: 1 (uL) Level: (low/med) Low
 % Moisture: _____ GPC Cleanup: (Y/N) N
 Analysis Batch No.: 383571 Units: ug/L

CAS NO.	COMPOUND NAME	RESULT	Q	LOQ	LOD	DL
120-82-1	1,2,4-Trichlorobenzene	0.970		0.40	0.30	0.090
95-50-1	1,2-Dichlorobenzene	0.960		0.40	0.15	0.050
541-73-1	1,3-Dichlorobenzene	0.856		0.40	0.090	0.040
106-46-7	1,4-Dichlorobenzene	0.901		0.40	0.090	0.040
95-95-4	2,4,5-Trichlorophenol	1.71	Q	0.40	0.30	0.10
88-06-2	2,4,6-Trichlorophenol	1.52	Q	0.60	0.30	0.10
120-83-2	2,4-Dichlorophenol	1.58	Q	1.0	0.50	0.20
105-67-9	2,4-Dimethylphenol	1.49	J Q	4.0	0.50	0.16
51-28-5	2,4-Dinitrophenol	2.51	J M	5.0	3.2	1.6
121-14-2	2,4-Dinitrotoluene	1.74		1.0	0.30	0.10
606-20-2	2,6-Dinitrotoluene	1.63	Q	0.40	0.30	0.10
91-58-7	2-Chloronaphthalene	1.33	Q	1.0	0.15	0.070
95-57-8	2-Chlorophenol	1.60	Q	1.0	0.15	0.050
88-75-5	2-Nitrophenol	1.68	Q	1.0	0.15	0.070
91-94-1	3,3'-Dichlorobenzidine	4.45		1.0	0.60	0.26
534-52-1	4,6-Dinitro-2-methylphenol	3.27		2.0	1.2	0.55
101-55-3	4-Bromophenyl phenyl ether	1.42		0.60	0.15	0.060
59-50-7	4-Chloro-3-methylphenol	1.59	Q	0.60	0.30	0.13
7005-72-3	4-Chlorophenyl phenyl ether	1.46	Q	0.60	0.15	0.050
100-02-7	4-Nitrophenol	1.73	J M	10	6.0	1.7
103-33-3	Azobenzene	1.57	J Q	2.0	0.15	0.060
111-91-1	Bis(2-chloroethoxy)methane	1.55	Q	0.60	0.15	0.050
111-44-4	Bis(2-chloroethyl)ether	1.54	Q	0.10	0.090	0.030
117-81-7	Bis(2-ethylhexyl) phthalate	2.33	J	3.0	1.6	0.74
108-60-1	bis (2-chloroisopropyl) ether	1.45	Q	0.25	0.15	0.060
85-68-7	Butyl benzyl phthalate	2.18	J	4.0	0.60	0.27
84-66-2	Diethyl phthalate	1.79		1.0	0.30	0.15
131-11-3	Dimethyl phthalate	1.76		0.60	0.15	0.060
84-74-2	Di-n-butyl phthalate	2.01	J	3.0	0.50	0.19
117-84-0	Di-n-octyl phthalate	1.99		1.0	0.30	0.13
118-74-1	Hexachlorobenzene	1.43		0.60	0.090	0.040
87-68-3	Hexachlorobutadiene	0.698	J	1.0	0.15	0.060
77-47-4	Hexachlorocyclopentadiene	0.720	J	1.0	0.30	0.14
67-72-1	Hexachloroethane	0.708	J	1.0	0.15	0.050

FORM I
GC/MS SEMI VOA ORGANICS ANALYSIS DATA SHEET

Lab Name: Eurofins Seattle Job No.: 580-111018-1
 SDG No.: _____
 Client Sample ID: _____ Lab Sample ID: LCSD 580-383431/3-A
 Matrix: Water Lab File ID: 40Scan031122a018.D
 Analysis Method: 8270E Date Collected: _____
 Extract. Method: 3510C Date Extracted: 03/10/2022 09:42
 Sample wt/vol: 1000 (mL) Date Analyzed: 03/11/2022 16:51
 Con. Extract Vol.: 2 (mL) Dilution Factor: 1
 Injection Volume: 1 (uL) Level: (low/med) Low
 % Moisture: _____ GPC Cleanup: (Y/N) N
 Analysis Batch No.: 383571 Units: ug/L

CAS NO.	COMPOUND NAME	RESULT	Q	LOQ	LOD	DL
78-59-1	Isophorone	1.54	Q	0.40	0.30	0.10
15831-10-4	m+p-Cresol	1.39	Q	0.60	0.30	0.10
98-95-3	Nitrobenzene	1.54	Q	1.0	0.090	0.040
62-75-9	N-Nitrosodimethylamine	1.14	J Q	2.0	0.60	0.26
621-64-7	N-Nitrosodi-n-propylamine	1.63	Q	0.40	0.090	0.060
86-30-6	N-Nitrosodiphenylamine	1.62		1.0	0.15	0.070
95-48-7	o-Cresol	1.46	Q	0.60	0.15	0.050
87-86-5	Pentachlorophenol	2.04	J	10	1.0	0.51
108-95-2	Phenol	0.826	J Q	1.0	0.60	0.36
129-00-0	Pyrene	1.94		1.0	0.090	0.040
110-86-1	Pyridine	1.67	J Q	10	3.2	1.1

CAS NO.	SURROGATE	%REC	Q	LIMITS
118-79-6	2,4,6-Tribromophenol (Surr)	78		43-140
321-60-8	2-Fluorobiphenyl	70		44-119
367-12-4	2-Fluorophenol (Surr)	56		19-119
4165-60-0	Nitrobenzene-d5 (Surr)	78		44-120
4165-62-2	Phenol-d5 (Surr)	36		10-120
1718-51-0	Terphenyl-d14	98		50-134

Eurofins Seattle
Target Compound Quantitation Report

Data File: \\chromfs\Seattle\ChromData\TAC040\20220311-81699.b\40Scan031122a018.D
 Lims ID: LCSD 580-383431/3-A
 Client ID:
 Sample Type: LCSD
 Inject. Date: 11-Mar-2022 16:51:30 ALS Bottle#: 16 Worklist Smp#: 18
 Injection Vol: 1.0 ul Dil. Factor: 1.0000
 Sample Info: LCSD 580-383431/3-A
 Operator ID: tl Instrument ID: TAC040
 Method: \\chromfs\Seattle\ChromData\TAC040\20220311-81699.b\8270TAC040.m
 Limit Group: 8270D BNA QSM 5.0
 Last Update: 11-Mar-2022 17:12:50 Calib Date: 03-Mar-2022 20:58:30
 Integrator: RTE ID Type: RT Order ID
 Quant Method: Internal Standard Quant By: Initial Calibration
 Last ICal File: \\chromfs\Seattle\ChromData\TAC040\20220303-81577.b\40Scan030322a016.D

Column 1 : Det: MS SCAN
 Process Host: CTX1622

First Level Reviewer: limmere

Date: 11-Mar-2022 17:12:50

Compound	Sig	RT (min.)	Adj RT (min.)	Dlt RT (min.)	Q	Response	Cal Amt ug/L	OnCol Amt ug/L	Flags
* 1 1,4-Dichlorobenzene-d4	152	4.707	4.707	0.000	86	21843	100.0	100.0	
* 2 Naphthalene-d8	136	5.736	5.736	0.000	96	75215	100.0	100.0	
* 3 Acenaphthene-d10	164	7.166	7.172	-0.006	61	38915	100.0	100.0	
* 4 Phenanthrene-d10	188	8.383	8.383	0.000	95	64768	100.0	100.0	
* 5 Chrysene-d12	240	10.589	10.589	0.000	58	53260	100.0	100.0	
* 6 Perylene-d12	264	12.106	12.106	0.000	91	57632	100.0	100.0	
\$ 7 2-Fluorophenol	112	3.659	3.659	0.000	79	116025	1000.0	563.2	
\$ 8 Phenol-d5	99	4.436	4.436	0.000	97	79025	1000.0	363.6	
\$ 9 Nitrobenzene-d5	82	5.154	5.154	0.000	78	112668	1000.0	779.8	
\$ 10 2-Fluorobiphenyl	172	6.624	6.619	0.000	93	349799	1000.0	703.7	
\$ 11 2,4,6-Tribromophenol	330	7.818	7.818	-0.001	84	93770	1000.0	777.0	
\$ 12 Terphenyl-d14	244	9.707	9.707	0.000	96	463555	1000.0	982.0	
15 N-Nitrosodimethylamine	74	2.520	2.515	0.005	90	38331	1000.0	570.0	
16 Pyridine	79	2.541	2.531	0.010	97	104857	2000.0	835.3	
18 Phenol	94	4.442	4.442	0.000	71	85440	1000.0	413.1	
17 Aniline	93	4.442	4.442	0.000	95	161578	1000.0	737.6	
19 Bis(2-chloroethyl)ether	93	4.507	4.501	0.006	92	122637	1000.0	772.3	
20 2-Chlorophenol	128	4.536	4.536	0.000	84	202878	1000.0	802.1	
21 n-Decane	57	4.589	4.589	0.000	91	40640	1000.0	386.4	
22 1,3-Dichlorobenzene	146	4.654	4.654	0.000	95	131092	1000.0	428.2	
23 1,4-Dichlorobenzene	146	4.719	4.719	0.000	96	139134	1000.0	450.5	
27 Benzyl alcohol	79	4.824	4.824	-0.001	94	73666	1000.0	695.4	
24 1,2-Dichlorobenzene	146	4.836	4.836	0.000	97	141455	1000.0	480.1	
28 2-Methylphenol	108	4.930	4.930	0.000	53	131721	1000.0	731.3	
25 2,2'-oxybis[1-chloropropane]	45	4.936	4.936	0.000	77	106182	1000.0	726.8	
29 Acetophenone	105	5.036	5.036	0.000	90	207395	1000.0	788.5	
30 N-Nitrosodi-n-propylamine	70	5.042	5.042	0.000	86	58920	1000.0	814.2	
32 3 & 4 Methylphenol	108	5.054	5.054	0.000	63	124102	1000.0	696.7	
31 Hexachloroethane	117	5.113	5.113	0.000	89	45400	1000.0	353.9	
33 Nitrobenzene	77	5.172	5.172	0.000	69	100702	1000.0	768.1	
34 Isophorone	82	5.366	5.366	0.000	97	195442	1000.0	770.0	
35 2-Nitrophenol	139	5.430	5.424	0.005	74	108803	1000.0	837.9	

Compound	Sig	RT (min.)	Adj RT (min.)	Dlt RT (min.)	Q	Response	Cal Amt ug/L	OnCol Amt ug/L	Flags
37 2,4-Dimethylphenol	107	5.477	5.483	-0.006	87	138779	1000.0	746.0	
36 Benzoic acid	105	5.524	5.554	-0.030	77	57081	2000.0	606.7	
38 Bis(2-chloroethoxy)methane	93	5.554	5.554	0.000	87	152916	1000.0	774.2	
39 2,4-Dichlorophenol	162	5.630	5.630	0.000	84	162604	1000.0	790.8	
40 1,2,4-Trichlorobenzene	180	5.689	5.689	0.000	91	121715	1000.0	484.8	
41 Naphthalene	128	5.754	5.754	0.000	95	435727	1000.0	632.3	
43 4-Chloroaniline	127	5.807	5.807	0.000	81	179986	1000.0	683.3	
42 2,6-Dichlorophenol	162	5.807	5.802	0.000	87	169501	1000.0	849.9	
44 Hexachlorobutadiene	225	5.860	5.860	0.000	90	51810	1000.0	349.1	
45 4-Chloro-3-methylphenol	107	6.219	6.224	-0.005	83	105591	1000.0	795.6	
46 2-Methylnaphthalene	142	6.319	6.319	0.000	83	278406	1000.0	645.2	
47 1-Methylnaphthalene	142	6.395	6.395	0.000	92	279839	1000.0	661.2	
48 Hexachlorocyclopentadiene	237	6.448	6.443	0.000	89	63512	1000.0	359.9	
49 1,2,4,5-Tetrachlorobenzene	216	6.454	6.449	0.000	92	131877	1000.0	521.2	
50 2,4,6-Trichlorophenol	196	6.554	6.554	-0.006	86	114849	1000.0	759.8	
51 2,4,5-Trichlorophenol	196	6.595	6.595	-0.006	93	128752	1000.0	853.0	
52 1,1'-Biphenyl	154	6.707	6.701	0.000	94	350860	1000.0	669.5	
53 2-Chloronaphthalene	162	6.713	6.707	0.000	94	289263	1000.0	664.7	
54 2-Nitroaniline	138	6.807	6.801	0.000	85	119794	1000.0	877.3	
55 Dimethyl phthalate	163	6.966	6.960	0.000	97	405317	1000.0	878.2	
56 1,3-Dinitrobenzene	168	6.983	6.983	0.000	70	51441	1000.0	782.2	
57 2,6-Dinitrotoluene	165	7.007	7.007	-0.006	67	87542	1000.0	815.2	
58 Acenaphthylene	152	7.054	7.048	0.000	95	478823	1000.0	760.8	
59 3-Nitroaniline	138	7.148	7.142	0.000	74	81868	1000.0	793.1	
60 Acenaphthene	153	7.195	7.189	0.000	93	316547	1000.0	736.3	
69 2,4-Dinitrophenol	184	7.230	7.230	0.000	74	74044	2000.0	1254.4	a
63 4-Nitrophenol	109	7.318	7.318	-0.001	67	37174	2000.0	866.6	a
62 2,4-Dinitrotoluene	165	7.336	7.330	0.000	57	117308	1000.0	871.2	
61 Dibenzofuran	168	7.336	7.336	-0.006	88	448327	1000.0	781.5	
64 2,3,5,6-Tetrachlorophenol	232	7.407	7.406	-0.006	87	94912	1000.0	786.8	
65 2,3,4,6-Tetrachlorophenol	232	7.442	7.442	-0.006	68	104887	1000.0	800.9	
66 Diethyl phthalate	149	7.548	7.542	0.000	96	435595	1000.0	895.8	
67 Fluorene	166	7.618	7.612	-0.001	82	350209	1000.0	768.4	
68 4-Chlorophenyl phenyl ether	204	7.630	7.624	0.000	84	159533	1000.0	727.8	
70 4-Nitroaniline	138	7.642	7.642	-0.006	61	93170	1000.0	1518.2	
73 4,6-Dinitro-2-methylphenol	198	7.665	7.665	-0.001	67	112281	2000.0	1633.0	
71 N-Nitrosodiphenylamine	169	7.724	7.730	-0.006	59	249150	1000.0	808.4	
72 Azobenzene	77	7.760	7.760	0.000	92	210171	1000.0	784.1	
74 4-Bromophenyl phenyl ether	248	8.030	8.030	0.000	51	106784	1000.0	711.0	
75 Hexachlorobenzene	284	8.065	8.065	-0.001	88	152918	1000.0	713.8	
76 Atrazine	200	8.177	8.170	0.000	92	193772	2000.0	1737.9	
77 Pentachlorophenol	266	8.230	8.236	-0.006	91	106560	2000.0	1020.7	
78 n-Octadecane	43	8.330	8.330	0.000	92	81610	1000.0	771.9	
79 Phenanthrene	178	8.401	8.407	-0.006	96	553881	1000.0	833.2	
80 Anthracene	178	8.448	8.448	0.000	95	548406	1000.0	854.8	
81 Carbazole	167	8.583	8.589	-0.006	82	519502	1000.0	1164.4	
83 Di-n-butyl phthalate	149	8.895	8.895	0.000	88	819930	1000.0	1005.3	
84 Fluoranthene	202	9.377	9.377	0.000	96	633844	1000.0	958.2	
85 Benzidine	184	9.507	9.507	0.000	96	147168	2000.0	1130.3	
86 Pyrene	202	9.559	9.565	-0.006	97	660536	1000.0	969.7	
87 Butyl benzyl phthalate	149	10.124	10.124	0.000	87	339693	1000.0	1091.5	
91 3,3'-Dichlorobenzidine	252	10.577	10.577	0.000	64	425451	2000.0	2224.2	

Compound	Sig	RT (min.)	Adj RT (min.)	Dlt RT (min.)	Q	Response	Cal Amt ug/L	OnCol Amt ug/L	Flags
89 Benzo[a]anthracene	228	10.577	10.583	-0.006	99	551752	1000.0	908.4	
90 Chrysene	228	10.612	10.618	-0.006	93	574899	1000.0	896.1	
92 Bis(2-ethylhexyl) phthalate	149	10.654	10.654	0.000	73	508813	1000.0	1166.2	
93 Di-n-octyl phthalate	149	11.318	11.324	-0.006	96	793074	1000.0	994.5	
94 Benzo[b]fluoranthene	252	11.677	11.683	-0.006	95	560511	1000.0	873.0	
95 Benzofluoranthene	252	11.706	11.712	-0.006	99	1149140	2000.0	1757.5	
96 Benzo[k]fluoranthene	252	11.706	11.712	-0.006	96	596977	1000.0	870.4	
97 Benzo[a]pyrene	252	12.042	12.042	0.000	77	493486	1000.0	859.5	
98 Indeno[1,2,3-cd]pyrene	276	13.365	13.365	0.000	97	484565	1000.0	859.1	
99 Dibenz(a,h)anthracene	278	13.400	13.406	-0.006	1	488638	1000.0	782.0	
100 Benzo[g,h,i]perylene	276	13.677	13.677	0.000	90	585662	1000.0	842.2	

QC Flag Legend

Processing Flags

Review Flags

a - User Assigned ID

Reagents:

MeCl2_CT_00216

Amount Added: 1.00

Units: mL

Run Reagent

8270SIM_IS_00069

Amount Added: 10.00

Units: uL

Run Reagent

Eurofins Seattle

Data File: \\chromfs\Seattle\ChromData\TAC040\20220311-81699.b\40Scan031122a018.D

Injection Date: 11-Mar-2022 16:51:30

Instrument ID: TAC040

Lims ID: LCSD 580-383431/3-A

Client ID:

Operator ID: tl

ALS Bottle#: 16

Worklist Smp#: 18

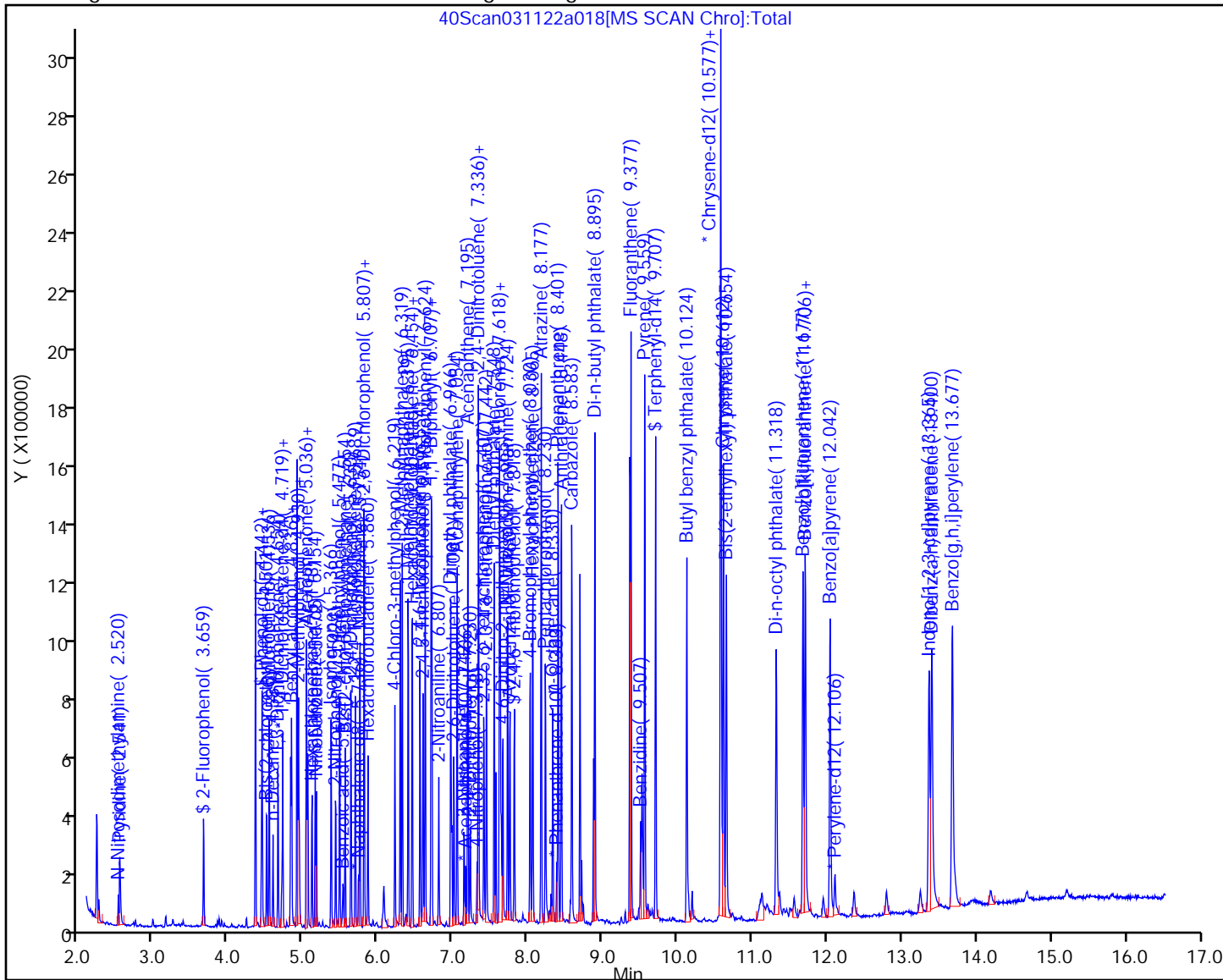
Injection Vol: 1.0 ul

Dil. Factor: 1.0000

Method: 8270TAC040

Limit Group: 8270D BNA QSM 5.0

Y Scaling: Method Defined: Scale to the Nth Largest Target: 1



Eurofins Seattle
Recovery Report

Data File: \\chromfs\Seattle\ChromData\TAC040\20220311-81699.b\40Scan031122a018.D
 Lims ID: LCSD 580-383431/3-A
 Client ID:
 Sample Type: LCSD
 Inject. Date: 11-Mar-2022 16:51:30 ALS Bottle#: 16 Worklist Smp#: 18
 Injection Vol: 1.0 ul Dil. Factor: 1.0000
 Sample Info: LCSD 580-383431/3-A
 Operator ID: tl Instrument ID: TAC040
 Method: \\chromfs\Seattle\ChromData\TAC040\20220311-81699.b\8270TAC040.m
 Limit Group: 8270D BNA QSM 5.0
 Last Update: 11-Mar-2022 17:12:50 Calib Date: 03-Mar-2022 20:58:30
 Integrator: RTE ID Type: RT Order ID
 Quant Method: Internal Standard Quant By: Initial Calibration
 Last ICal File: \\chromfs\Seattle\ChromData\TAC040\20220303-81577.b\40Scan030322a016.D
 Column 1 : Det: MS SCAN
 Process Host: CTX1622

First Level Reviewer: limmere

Date: 11-Mar-2022 17:12:50

Compound	Amount Added	Amount Recovered	% Rec.
\$ 7 2-Fluorophenol	1000.0	563.2	56.32
\$ 8 Phenol-d5	1000.0	363.6	36.36
\$ 9 Nitrobenzene-d5	1000.0	779.8	77.98
\$ 10 2-Fluorobiphenyl	1000.0	703.7	70.37
\$ 11 2,4,6-Tribromophenol	1000.0	777.0	77.70
\$ 12 Terphenyl-d14	1000.0	982.0	98.20

Eurofins Seattle

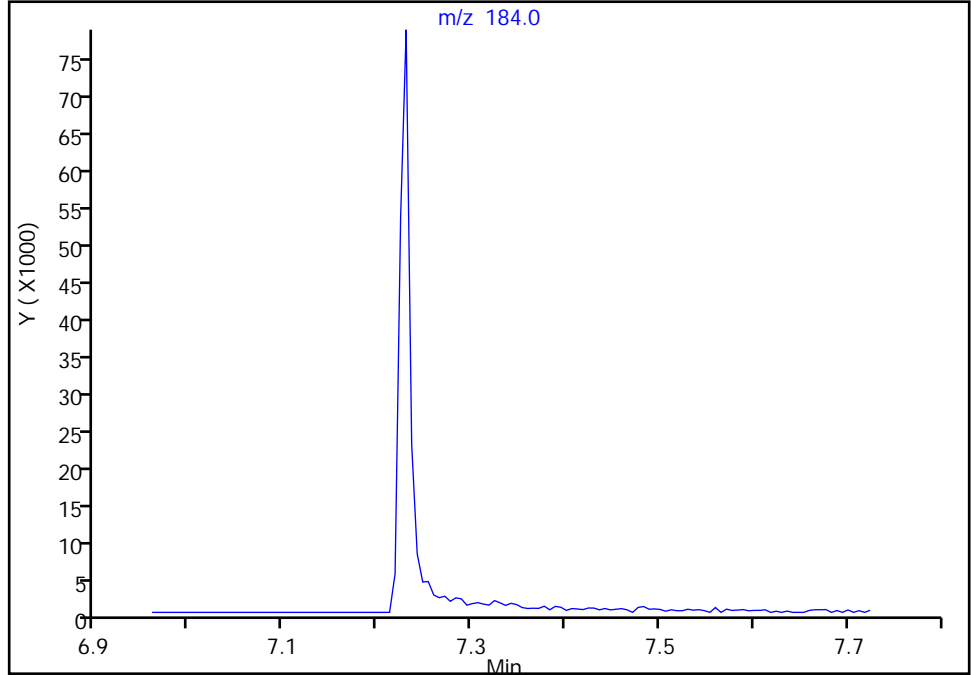
Data File: \\chromfs\Seattle\ChromData\TAC040\20220311-81699.b\40Scan031122a018.D
Injection Date: 11-Mar-2022 16:51:30 Instrument ID: TAC040
Lims ID: LCSD 580-383431/3-A
Client ID:
Operator ID: tl ALS Bottle#: 16 Worklist Smp#: 18
Injection Vol: 1.0 ul Dil. Factor: 1.0000
Method: 8270TAC040 Limit Group: 8270D BNA QSM 5.0
Column: Detector MS SCAN

69 2,4-Dinitrophenol, CAS: 51-28-5

Signal: 1

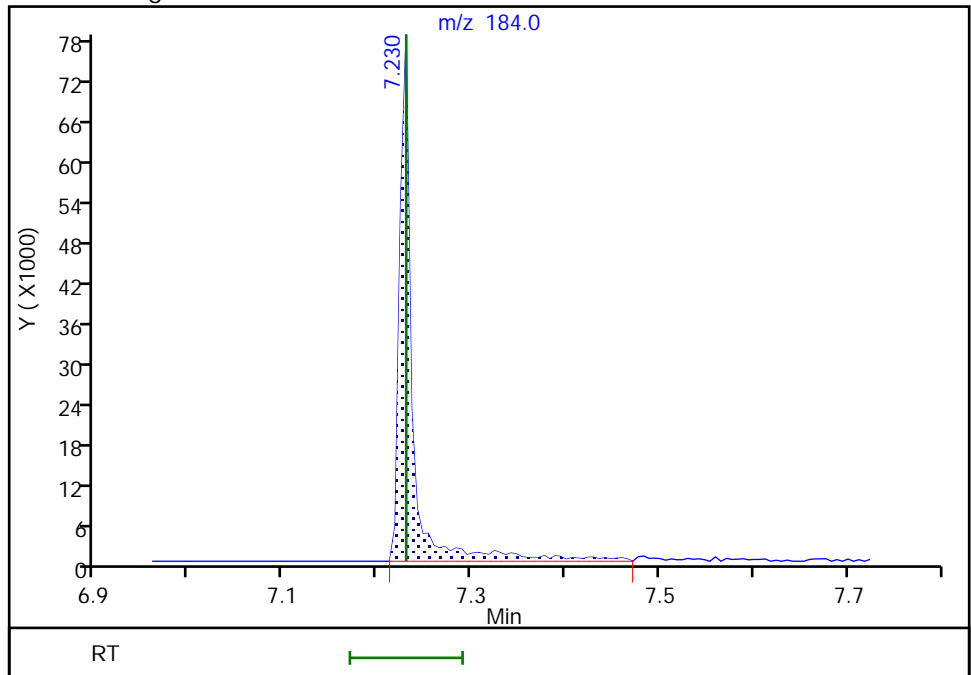
Not Detected
Expected RT: 7.23

Processing Integration Results



Manual Integration Results

RT: 7.23
Area: 74044
Amount: 1254.4429
Amount Units: ug/L



Eurofins Seattle

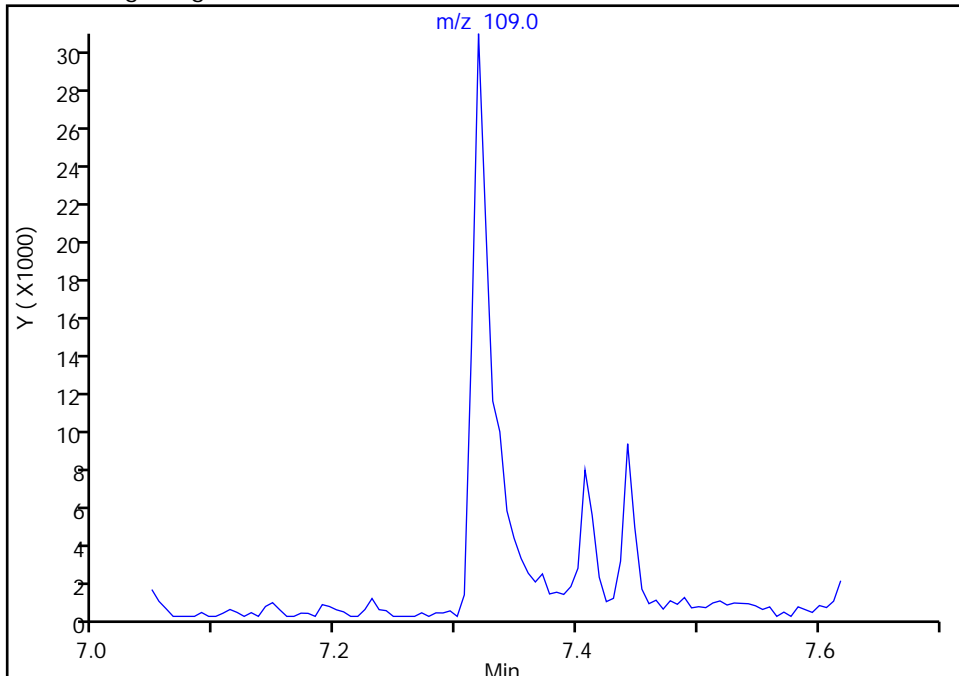
Data File: \\chromfs\Seattle\ChromData\TAC040\20220311-81699.b\40Scan031122a018.D
Injection Date: 11-Mar-2022 16:51:30 Instrument ID: TAC040
Lims ID: LCSD 580-383431/3-A
Client ID:
Operator ID: tl ALS Bottle#: 16 Worklist Smp#: 18
Injection Vol: 1.0 ul Dil. Factor: 1.0000
Method: 8270TAC040 Limit Group: 8270D BNA QSM 5.0
Column: Detector MS SCAN

63 4-Nitrophenol, CAS: 100-02-7

Signal: 1

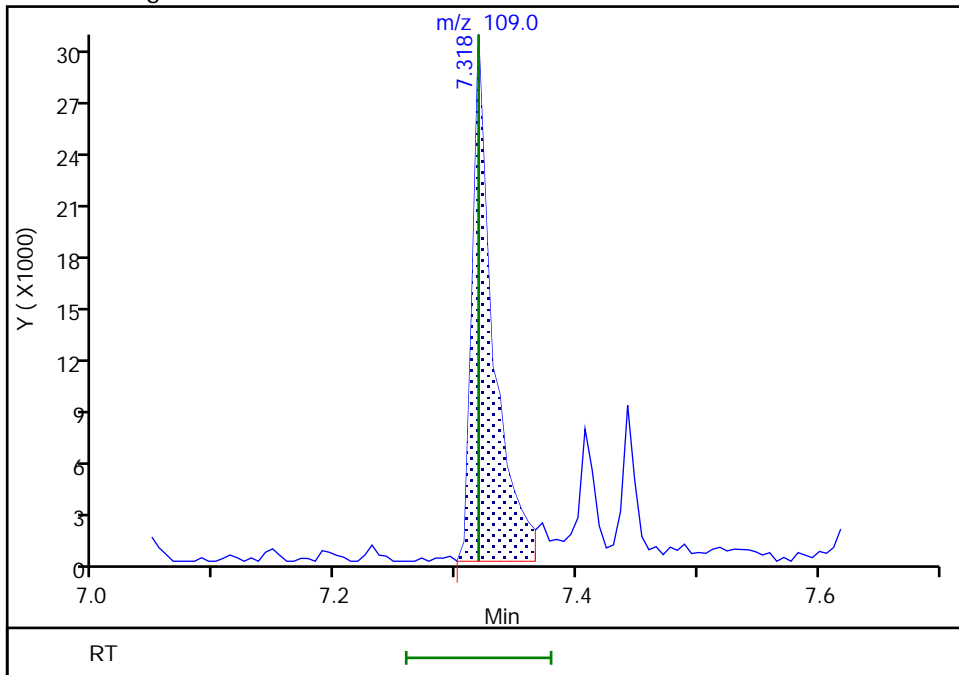
Not Detected
Expected RT: 7.32

Processing Integration Results



Manual Integration Results

RT: 7.32
Area: 37174
Amount: 866.6026
Amount Units: ug/L



Reviewer: limmere, 11-Mar-2022 17:12:31
Audit Action: Assigned Compound ID

Audit Reason: Peak assignment corrected

GC/MS SEMI VOA ANALYSIS RUN LOG

Lab Name: Eurofins Seattle

Job No.: 580-111018-1

SDG No.:

Instrument ID: TAC040

Start Date: 03/03/2022 16:15

Analysis Batch Number: 382822

End Date: 03/03/2022 21:44

LAB SAMPLE ID	CLIENT SAMPLE ID	DATE ANALYZED	DILUTION FACTOR	LAB FILE ID	COLUMN ID
DFTPP 580-382822/2		03/03/2022 16:15	1	40Scan030322a00 5.D	ZB-SV 0.25 (mm)
STD10 580-382822/4 IC		03/03/2022 17:30	1	40Scan030322a00 7.D	ZB-SV 0.25 (mm)
STD9 580-382822/5 IC		03/03/2022 17:53	1	40Scan030322a00 8.D	ZB-SV 0.25 (mm)
STD8 580-382822/6 IC		03/03/2022 18:16	1	40Scan030322a00 9.D	ZB-SV 0.25 (mm)
STD7IS 580-382822/7 ICIS		03/03/2022 18:40	1	40Scan030322a01 0.D	ZB-SV 0.25 (mm)
STD6 580-382822/8 IC		03/03/2022 19:03	1	40Scan030322a01 1.D	ZB-SV 0.25 (mm)
STD5 580-382822/9 IC		03/03/2022 19:26	1	40Scan030322a01 2.D	ZB-SV 0.25 (mm)
STD4 580-382822/10 IC		03/03/2022 19:49	1	40Scan030322a01 3.D	ZB-SV 0.25 (mm)
STD3 580-382822/11 IC		03/03/2022 20:12	1	40Scan030322a01 4.D	ZB-SV 0.25 (mm)
STD2 580-382822/12 IC		03/03/2022 20:35	1	40Scan030322a01 5.D	ZB-SV 0.25 (mm)
STD1 580-382822/13 IC		03/03/2022 20:58	1	40Scan030322a01 6.D	ZB-SV 0.25 (mm)
ICB 580-382822/14		03/03/2022 21:21	1		ZB-SV 0.25 (mm)
ICV 580-382822/15		03/03/2022 21:44	1	40Scan030322a01 8.D	ZB-SV 0.25 (mm)

GC/MS SEMI VOA ANALYSIS RUN LOG

Lab Name: Eurofins Seattle Job No.: 580-111018-1

SDG No.: _____

Instrument ID: TAC040 Start Date: 03/11/2022 10:45

Analysis Batch Number: 383571 End Date: 03/11/2022 20:41

LAB SAMPLE ID	CLIENT SAMPLE ID	DATE ANALYZED	DILUTION FACTOR	LAB FILE ID	COLUMN ID
DFTPP 580-383571/2		03/11/2022 10:45	1	40Scan031122a00 3.D	ZB-SV 0.25 (mm)
CCVIS 580-383571/3		03/11/2022 11:15	1	40Scan031122a00 4.D	ZB-SV 0.25 (mm)
CCVL 580-383571/4		03/11/2022 11:38	1		ZB-SV 0.25 (mm)
ZZZZZ		03/11/2022 12:01	1		ZB-SV 0.25 (mm)
ZZZZZ		03/11/2022 12:24	1		ZB-SV 0.25 (mm)
ZZZZZ		03/11/2022 12:47	1		ZB-SV 0.25 (mm)
ZZZZZ		03/11/2022 13:10	1		ZB-SV 0.25 (mm)
CCVC 580-383571/9		03/11/2022 13:33	1		ZB-SV 0.25 (mm)
MB 580-383431/1-A		03/11/2022 16:05	1	40Scan031122a01 6.D	ZB-SV 0.25 (mm)
LCS 580-383431/2-A		03/11/2022 16:28	1	40Scan031122a01 7.D	ZB-SV 0.25 (mm)
LCSD 580-383431/3-A		03/11/2022 16:51	1	40Scan031122a01 8.D	ZB-SV 0.25 (mm)
580-111018-1	ERH2666 (RHMW2254-01 BAILER)	03/11/2022 17:37	1	40Scan031122a02 0.D	ZB-SV 0.25 (mm)
ZZZZZ		03/11/2022 18:00	1		ZB-SV 0.25 (mm)
ZZZZZ		03/11/2022 18:23	1		ZB-SV 0.25 (mm)
ZZZZZ		03/11/2022 18:46	1		ZB-SV 0.25 (mm)
ZZZZZ		03/11/2022 19:10	1		ZB-SV 0.25 (mm)
CCVC 580-383571/27		03/11/2022 20:41	1	40Scan031122a02 8.D	ZB-SV 0.25 (mm)

GC/MS SEMI VOA BATCH WORKSHEET

Lab Name: Eurofins Seattle Job No.: 580-111018-1

SDG No.: _____

Batch Number: 383431 Batch Start Date: 03/10/22 09:41 Batch Analyst: Yu, Johnathon JBatch Method: 3510C Batch End Date: 03/10/22 17:00

Lab Sample ID	Client Sample ID	Method Chain	Basis	GrossWeight	TareWeight	InitialAmount	FinalAmount	ReceivedpH	FirstAdjustpH
MB 580-383431/1		3510C, 8270E				1000 mL	2 mL	7 SU	2 SU
LCS 580-383431/2		3510C, 8270E				1000 mL	2 mL	7 SU	2 SU
LCSD 580-383431/3		3510C, 8270E				1000 mL	2 mL	7 SU	2 SU
580-111018-A-1	ERH2666 (RHMW2254-01 BAILER)	3510C, 8270E	T	01462.79 g	00466.06 g	996.7 mL	2 mL	7 SU	2 SU

Lab Sample ID	Client Sample ID	Method Chain	Basis	SecondAdjustpH	8270flspk 00296	8270waterSurr 00118			
MB 580-383431/1		3510C, 8270E		11 SU		100 uL			
LCS 580-383431/2		3510C, 8270E		11 SU	100 uL	100 uL			
LCSD 580-383431/3		3510C, 8270E		11 SU	100 uL	100 uL			
580-111018-A-1	ERH2666 (RHMW2254-01 BAILER)	3510C, 8270E	T	11 SU		100 uL			

The pound sign (#) in the amount added field denotes that the reagent was used undiluted. All calculations are performed using the stated concentration for this reagent.

GC/MS SEMI VOA BATCH WORKSHEET

Lab Name: Eurofins Seattle Job No.: 580-111018-1

SDG No.: _____

Batch Number: 383431 Batch Start Date: 03/10/22 09:41 Batch Analyst: Yu, Johnathon JBatch Method: 3510C Batch End Date: 03/10/22 17:00

Batch Notes	
Method/Fraction	3510C / 625.1 / 8270E
Balance ID	SEA225
pH Indicator ID	6007005 / 6911002
Pipette/Syringe/Dispenser ID	MP5
Analyst ID - Extraction	JHR/JJY
Reagent Water ID	DI
Analyst ID - Spike Analyst	JHR/JJY
Analyst ID - Spike Witness Analyst	JHR/JJY
Sufficient Volume for Batch QC	no
Acid Used for pH Adjustment ID	3020736
Base Used to Adjust pH ID	3064763
Prep Solvent ID	3076033
Prep Solvent Volume Used	180 / 360 mL
Filter ID	3048946
Na2SO4 ID	3058747
Analyst ID - Concentration	JHR/JJY
Equipment ID - Concentration 1	Steambath 1
Thermometer ID - Concentration 1	61013-040-1
Concentration 1 Uncorrected Temperature	70.0-75.0 Degrees C
Concentration 1 Corrected Temperature	69.4-74.4 Degrees C
Equipment ID - Concentration 2	Turbovap5
Thermometer ID - Concentration 2	DIGITALREADOUT
Concentration 2 Uncorrected Temperature	20.0 Degrees C
Concentration 2 Corrected Temperature	18.0 Degrees C
Vial Lot Number	24165097
Batch Comment	Vialed by: JHR

Basis	Basis Description
T	Total/NA

The pound sign (#) in the amount added field denotes that the reagent was used undiluted. All calculations are performed using the stated concentration for this reagent.

8270E_SIM_DOD5

Semivolatile Organic Compounds
(GC/MS SIM)

FORM II
GC/MS SEMI VOA SURROGATE RECOVERY

Lab Name: Eurofins Seattle Job No.: 580-111018-1

SDG No.: _____

Matrix: Water Level: Low

GC Column (1): ZB-SV ID: 0.25 (mm)

Client Sample ID	Lab Sample ID	2MN #	FLN10 #	TPHL #
ERH2666 (RHMW2254-01 BAILER)	580-111018-1	41	91	101
	MB 580-383431/1-A	57 M	94	106
	LCS 580-383431/2-A	43	84	94
	LCSD 580-383431/3-A	59	86	96

2MN = 2-methylnaphthalene-d10
FLN10 = Fluoranthene-d10 (Surr)
TPHL = Terphenyl-d14

QC LIMITS
40-140
40-140
58-132

Column to be used to flag recovery values

FORM II 8270E SIM

FORM III
GC/MS SEMI VOA LAB CONTROL SAMPLE RECOVERY

Lab Name: Eurofins Seattle Job No.: 580-111018-1
 SDG No.: _____
 Matrix: Water Level: Low Lab File ID: SIM031122a006.D
 Lab ID: LCS 580-383431/2-A Client ID: _____

COMPOUND	SPIKE ADDED (ug/L)	LCS CONCENTRATION (ug/L)	LCS % REC	QC LIMITS REC	#
1-Methylnaphthalene	2.00	0.833	42	41-115	
2-Methylnaphthalene	2.00	0.801	40	39-114	
Acenaphthene	2.00	0.978	49	48-114	
Acenaphthylene	2.00	0.929	46	35-121	
Anthracene	2.00	1.43	71	53-119	
Benzo[a]anthracene	2.00	1.49	74	59-120	
Benzo[a]pyrene	2.00	1.38	69	53-120	
Benzo[b]fluoranthene	2.00	1.39	69	53-126	
Benzo[g,h,i]perylene	2.00	1.63	81	44-128	
Benzo[k]fluoranthene	2.00	1.73	87	54-125	
Chrysene	2.00	1.61	81	57-120	
Dibenz(a,h)anthracene	2.00	1.63	82	44-131	M
Fluoranthene	2.00	1.60	80	58-120	
Fluorene	2.00	1.17	58	50-118	
Indeno[1,2,3-cd]pyrene	2.00	1.40	70	48-130	M
Naphthalene	2.00	0.876	44	43-114	
Phenanthrene	2.00	1.31	66	53-115	
Pyrene	2.00	1.59	80	53-121	

Column to be used to flag recovery and RPD values

FORM III
GC/MS SEMI VOA LAB CONTROL SAMPLE DUPLICATE RECOVERY

Lab Name: Eurofins Seattle Job No.: 580-111018-1
 SDG No.: _____
 Matrix: Water Level: Low Lab File ID: SIM031122a007.D
 Lab ID: LCSD 580-383431/3-A Client ID: _____

COMPOUND	SPIKE ADDED (ug/L)	LCSD CONCENTRATION (ug/L)	LCSD % REC	% RPD	QC LIMITS		#
					RPD	REC	
1-Methylnaphthalene	2.00	1.06	53	24	20	41-115	Q
2-Methylnaphthalene	2.00	1.01	51	23	20	39-114	Q
Acenaphthene	2.00	1.28	64	26	20	48-114	Q
Acenaphthylene	2.00	1.25	62	29	20	35-121	Q
Anthracene	2.00	1.54	77	7	20	53-119	
Benzo[a]anthracene	2.00	1.57	79	6	20	59-120	
Benzo[a]pyrene	2.00	1.45	73	5	20	53-120	
Benzo[b]fluoranthene	2.00	1.41	70	1	20	53-126	
Benzo[g,h,i]perylene	2.00	1.73	87	6	20	44-128	
Benzo[k]fluoranthene	2.00	1.90	95	9	20	54-125	
Chrysene	2.00	1.66	83	3	20	57-120	
Dibenz(a,h)anthracene	2.00	1.73	86	6	20	44-131	M
Fluoranthene	2.00	1.68	84	5	20	58-120	
Fluorene	2.00	1.44	72	21	20	50-118	Q
Indeno[1,2,3-cd]pyrene	2.00	1.47	73	5	20	48-130	M
Naphthalene	2.00	1.12	56	24	20	43-114	Q
Phenanthrene	2.00	1.40	70	6	20	53-115	
Pyrene	2.00	1.67	84	5	20	53-121	

Column to be used to flag recovery and RPD values

FORM IV
GC/MS SEMI VOA METHOD BLANK SUMMARY

Lab Name: Eurofins Seattle Job No.: 580-111018-1
SDG No.: _____
Lab File ID: SIM031122a005.D Lab Sample ID: MB 580-383431/1-A
Matrix: Water Date Extracted: 03/10/2022 09:42
Instrument ID: TAC050 Date Analyzed: 03/11/2022 11:36
Level: (Low/Med) Low

THIS METHOD BLANK APPLIES TO THE FOLLOWING SAMPLES:

CLIENT SAMPLE ID	LAB SAMPLE ID	LAB FILE ID	DATE ANALYZED
	LCS 580-383431/2-A	SIM031122a006.D	03/11/2022 11:55
	LCSD 580-383431/3-A	SIM031122a007.D	03/11/2022 12:14
ERH2666 (RHMW2254-01 BAILER)	580-111018-1	SIM031122a009.D	03/11/2022 12:53

FORM V
GC/MS SEMI VOA INSTRUMENT PERFORMANCE CHECK
DECAFLUOROTRIPHENYLPHOSPHINE (DFTPP)

Lab Name: Eurofins Seattle Job No.: 580-111018-1
 SDG No.: _____
 Lab File ID: SIM011322b012.D DFTPP Injection Date: 01/14/2022
 Instrument ID: TAC050 DFTPP Injection Time: 00:35
 Analysis Batch No.: 378263

M/E	ION ABUNDANCE CRITERIA	% RELATIVE ABUNDANCE
51	10.0 - 80.0 % of mass 198	17.1
68	Less than 2.0 % of mass 69	0.1 (0.7) 1
69	Mass 69 relative abundance	21.5
70	Less than 2.0 % of mass 69	0.1 (0.5) 1
127	10.0 - 80.0 % of mass 198	47.9
197	Less than 2.0 % of mass 198	0.0
198	Base Peak, 100% relative abundance	100.0
199	5.0 - 9.0 % of mass 198	6.9
275	10.0 - 60.0 % of mass 198	27.4
365	Greater than 1.0 % of mass 198	5.8
441	Present but less than mass 443	24.9
442	Greater than 50.0 % of mass 198	179.2
443	15.0 - 24.0 % of mass 442	32.4 (18.1) 2

1-Value is % mass 69

2-Value is % mass 442

THIS CHECK APPLIES TO THE FOLLOWING SAMPLES, MS, MSD, BLANKS AND STANDARDS:

CLIENT SAMPLE ID	LAB SAMPLE ID	LAB FILE ID	DATE ANALYZED	TIME ANALYZED
	STD13 580-378263/4	SIM011322b014	01/14/2022	1:16
	STD12 580-378263/5	SIM011322b015	01/14/2022	1:35
	STD11 580-378263/6	SIM011322b016	01/14/2022	1:54
	STD10 580-378263/7	SIM011322b017	01/14/2022	2:13
	STD9IS 580-378263/8	SIM011322b018	01/14/2022	2:32
	STD8 580-378263/9	SIM011322b019	01/14/2022	2:51
	STD7 580-378263/10	SIM011322b020	01/14/2022	3:10
	STD6 580-378263/11	SIM011322b021	01/14/2022	3:29
	STD5 580-378263/12	SIM011322b022	01/14/2022	3:48
	STD4 580-378263/13	SIM011322b023	01/14/2022	4:07
	STD3 580-378263/14	SIM011322b024	01/14/2022	4:26
	STD2 580-378263/15	SIM011322b025	01/14/2022	4:45
	STD1 580-378263/16	SIM011322b026	01/14/2022	5:04
	ICV 580-378263/18	SIM011322b028	01/14/2022	5:42

FORM V
GC/MS SEMI VOA INSTRUMENT PERFORMANCE CHECK
DECAFLUOROTRIPHENYLPHOSPHINE (DFTPP)

Lab Name: Eurofins Seattle Job No.: 580-111018-1
 SDG No.: _____
 Lab File ID: SIM031122a003.D DFTPP Injection Date: 03/11/2022
 Instrument ID: TAC050 DFTPP Injection Time: 10:39
 Analysis Batch No.: 383574

M/E	ION ABUNDANCE CRITERIA	% RELATIVE ABUNDANCE
51	10.0 - 80.0 % of mass 198	16.6
68	Less than 2.0 % of mass 69	0.0 (0.0) 1
69	Mass 69 relative abundance	20.4
70	Less than 2.0 % of mass 69	0.1 (0.4) 1
127	10.0 - 80.0 % of mass 198	43.3
197	Less than 2.0 % of mass 198	0.3
198	Base Peak, 100% relative abundance	100.0
199	5.0 - 9.0 % of mass 198	6.2
275	10.0 - 60.0 % of mass 198	29.3
365	Greater than 1.0 % of mass 198	5.9
441	Present but less than mass 443	28.4
442	Greater than 50.0 % of mass 198	166.9
443	15.0 - 24.0 % of mass 442	36.9 (22.1) 2

1-Value is % mass 69

2-Value is % mass 442

THIS CHECK APPLIES TO THE FOLLOWING SAMPLES, MS, MSD, BLANKS AND STANDARDS:

CLIENT SAMPLE ID	LAB SAMPLE ID	LAB FILE ID	DATE ANALYZED	TIME ANALYZED
	CCVIS 580-383574/3	SIM031122a004	03/11/2022	11:02
	MB 580-383431/1-A	SIM031122a005	03/11/2022	11:36
	LCS 580-383431/2-A	SIM031122a006	03/11/2022	11:55
	LCSD 580-383431/3-A	SIM031122a007	03/11/2022	12:14
ERH2666 (RHMW2254-01 BAILER)	580-111018-1	SIM031122a009	03/11/2022	12:53
	CCVC 580-383574/13	SIM031122a014	03/11/2022	14:28

FORM VIII
GC/MS SEMI VOA INTERNAL STANDARD AREA AND RETENTION TIME SUMMARY

Lab Name: Eurofins Seattle Job No.: 580-111018-1
 SDG No.: _____
 Sample No.: CCVIS 580-383574/3 Date Analyzed: 03/11/2022 11:02
 Instrument ID: TAC050 GC Column: ZB-SV ID: 0.25 (mm)
 Lab File ID (Standard): SIM031122a004.D Heated Purge: (Y/N) N
 Calibration ID: 31897

	NPT		ANT		PHN			
	AREA #	RT #	AREA #	RT #	AREA #	RT #		
12/24 HOUR STD	26947	5.17	12066	6.85	21348	8.32		
UPPER LIMIT	53894	5.67	24132	7.35	42696	8.82		
LOWER LIMIT	13474	4.67	6033	6.35	10674	7.82		
LAB SAMPLE ID	CLIENT SAMPLE ID							
MB 580-383431/1-A	19050	5.17	6383	6.87	12614	8.34		
LCS 580-383431/2-A	17971	5.17	7898	6.85	14850	8.32		
LCSD 580-383431/3-A	18942	5.17	8391	6.85	15053	8.32		
580-111018-1	ERH2666 (RHMW2254-01 BAILER)		19026	5.17	6683	6.86	13059	8.33
CCVC 580-383574/13	27836	5.17	12633	6.85	22471	8.32		

NPT = Naphthalene-d8
 ANT = Acenaphthene-d10
 PHN = Phenanthrene-d10

Area Limit = 50%-200% of internal standard area
 RT Limit = ± 0.5 minutes of internal standard RT

Column used to flag values outside QC limits

FORM VIII
GC/MS SEMI VOA INTERNAL STANDARD AREA AND RETENTION TIME SUMMARY

Lab Name: Eurofins Seattle Job No.: 580-111018-1
 SDG No.: _____
 Sample No.: CCVIS 580-383574/3 Date Analyzed: 03/11/2022 11:02
 Instrument ID: TAC050 GC Column: ZB-SV ID: 0.25 (mm)
 Lab File ID (Standard): SIM031122a004.D Heated Purge: (Y/N) N
 Calibration ID: 31897

	CRY		PRY		#	RT #
	AREA #	RT #	AREA #	RT #		
12/24 HOUR STD	18156	11.04	20522	13.10		
UPPER LIMIT	36312	11.54	41044	13.60		
LOWER LIMIT	9078	10.54	10261	12.60		
LAB SAMPLE ID	CLIENT SAMPLE ID					
MB 580-383431/1-A			10855	11.07	12157	13.14
LCS 580-383431/2-A			12442	11.04	14518	13.10
LCSD 580-383431/3-A			12542	11.04	14265	13.11
580-111018-1	ERH2666 (RHMW2254-01 BAILER)		12158	11.04	14981	13.09
CCVC 580-383574/13			18795	11.04	21653	13.10

CRY = Chrysene-d12
 PRY = Perylene-d12

Area Limit = 50%-200% of internal standard area
 RT Limit = ± 0.5 minutes of internal standard RT

Column used to flag values outside QC limits

FORM I
GC/MS SEMI VOA ORGANICS ANALYSIS DATA SHEET

Lab Name: Eurofins Seattle Job No.: 580-111018-1
 SDG No.: _____
 Client Sample ID: ERH2666 (RHMW2254-01 BAILER) Lab Sample ID: 580-111018-1
 Matrix: Water Lab File ID: SIM031122a009.D
 Analysis Method: 8270E SIM Date Collected: 03/03/2022 08:30
 Extract. Method: 3510C Date Extracted: 03/10/2022 09:42
 Sample wt/vol: 996.7(mL) Date Analyzed: 03/11/2022 12:53
 Con. Extract Vol.: 2(mL) Dilution Factor: 1
 Injection Volume: 1(uL) Level: (low/med) Low
 % Moisture: _____ GPC Cleanup: (Y/N) N
 Analysis Batch No.: 383574 Units: ug/L

CAS NO.	COMPOUND NAME	RESULT	Q	LOQ	LOD	DL
90-12-0	1-Methylnaphthalene	0.032	U Q	0.10	0.032	0.019
91-57-6	2-Methylnaphthalene	0.080	U Q	0.20	0.080	0.039
83-32-9	Acenaphthene	0.032	U Q	0.10	0.032	0.014
208-96-8	Acenaphthylene	0.032	U Q	0.050	0.032	0.0090
120-12-7	Anthracene	0.080	U M	0.10	0.080	0.022
56-55-3	Benzo[a]anthracene	0.032	U	0.050	0.032	0.014
50-32-8	Benzo[a]pyrene	0.032	U	0.10	0.032	0.011
205-99-2	Benzo[b]fluoranthene	0.032	U	0.050	0.032	0.011
191-24-2	Benzo[g,h,i]perylene	0.032	U	0.050	0.032	0.012
207-08-9	Benzo[k]fluoranthene	0.032	U	0.050	0.032	0.012
218-01-9	Chrysene	0.032	U	0.10	0.032	0.016
53-70-3	Dibenz(a,h)anthracene	0.032	U	0.10	0.032	0.026
206-44-0	Fluoranthene	0.032	U M	0.20	0.032	0.018
86-73-7	Fluorene	0.032	U Q	0.10	0.032	0.017
193-39-5	Indeno[1,2,3-cd]pyrene	0.032	U	0.050	0.032	0.014
91-20-3	Naphthalene	0.080	U M Q	0.10	0.080	0.031
85-01-8	Phenanthrene	0.080	U M	0.10	0.080	0.031
129-00-0	Pyrene	0.080	U M	0.10	0.080	0.033

CAS NO.	SURROGATE	%REC	Q	LIMITS
7297-45-2	2-methylnaphthalene-d10	41		40-140
93951-69-0	Fluoranthene-d10 (Surr)	91		40-140
1718-51-0	Terphenyl-d14	101		58-132

Eurofins Seattle
Target Compound Quantitation Report

Data File: \\chromfs\Seattle\ChromData\TAC050\20220311-81700.b\SIM031122a009.D
 Lims ID: 580-111018-A-1-A
 Client ID: ERH2666 (RHMW2254-01 BAILER)
 Sample Type: Client
 Inject. Date: 11-Mar-2022 12:53:30 ALS Bottle#: 8 Worklist Smp#: 8
 Injection Vol: 1.0 ul Dil. Factor: 1.0000
 Sample Info: 580-111018-A-1-A
 Operator ID: tl Instrument ID: TAC050
 Method: \\chromfs\Seattle\ChromData\TAC050\20220311-81700.b\TAC050_SIM_PAH.m
 Limit Group: 8270D_SIM QSM 5.0
 Last Update: 11-Mar-2022 16:21:11 Calib Date: 14-Jan-2022 05:04:30
 Integrator: Falcon ID Type: RT Order ID
 Quant Method: Internal Standard Quant By: Initial Calibration
 Last ICal File: \\chromfs\Seattle\ChromData\TAC050\20220113-80849.b\SIM011322b026.D
 Column 1 : Det: MS SCAN
 Process Host: CTX1684
 First Level Reviewer: limmere Date: 11-Mar-2022 14:25:38
 Second Level Reviewer: boylea Date: 11-Mar-2022 16:21:11

Compound	Sig	RT (min.)	Exp RT (min.)	Dlt RT (min.)	Q	Response	OnCol Amt ug/L	Flags
* 1 Naphthalene-d8	136	5.171	5.171	0.000	90	19026	100.0	
* 2 Acenaphthene-d10	164	6.858	6.854	0.004	70	6683	100.0	
* 3 Phenanthrene-d10	188	8.330	8.322	0.008	56	13059	100.0	
* 4 Chrysene-d12	240	11.044	11.039	0.005	49	12158	100.0	
* 5 Perylene-d12	264	13.093	13.102	-0.009	69	14981	100.0	
\$ 6 2-methylnaphthalene-d10	152	5.809	5.809	0.000	67	46490	413.0	
\$ 10 2-Fluorobiphenyl	172	6.190	6.190	0.000	0	54168	506.5	M
\$ 7 2,4,6-Tribromophenol	330	7.651	7.637	0.013	58	15864	866.3	
\$ 8 Fluoranthene-d10 (Surr)	212	9.506	9.506	0.000	69	122295	906.4	
\$ 9 Terphenyl-d14	244	9.900	9.900	0.000	94	105772	1010.6	
11 Naphthalene	128	5.189	5.189	0.000	84	1902	9.45	M
12 2-Methylnaphthalene	141	5.841	5.841	0.000	95	794	6.96	
13 1-Methylnaphthalene	141	5.937	5.937	0.000	96	794	7.18	
18 Phenanthrene	178	8.354	8.342	0.012	99	218	0.1899	M
21 Pyrene	202	9.754	9.754	0.000	49	217	0.0320	M

QC Flag Legend

Processing Flags

Review Flags

M - Manually Integrated

Reagents:

8270SIM_IS_00069 Amount Added: 10.00 Units: uL Run Reagent

Eurofins Seattle

Data File: \\chromfs\Seattle\ChromData\TAC050\20220311-81700.b\SIM031122a009.D

Injection Date: 11-Mar-2022 12:53:30

Instrument ID: TAC050

Lims ID: 580-111018-A-1-A

Lab Sample ID: 580-111018-1

Client ID: ERH2666 (RHMW2254-01 BAILER)

Operator ID: tl

ALS Bottle#: 8

Worklist Smp#: 8

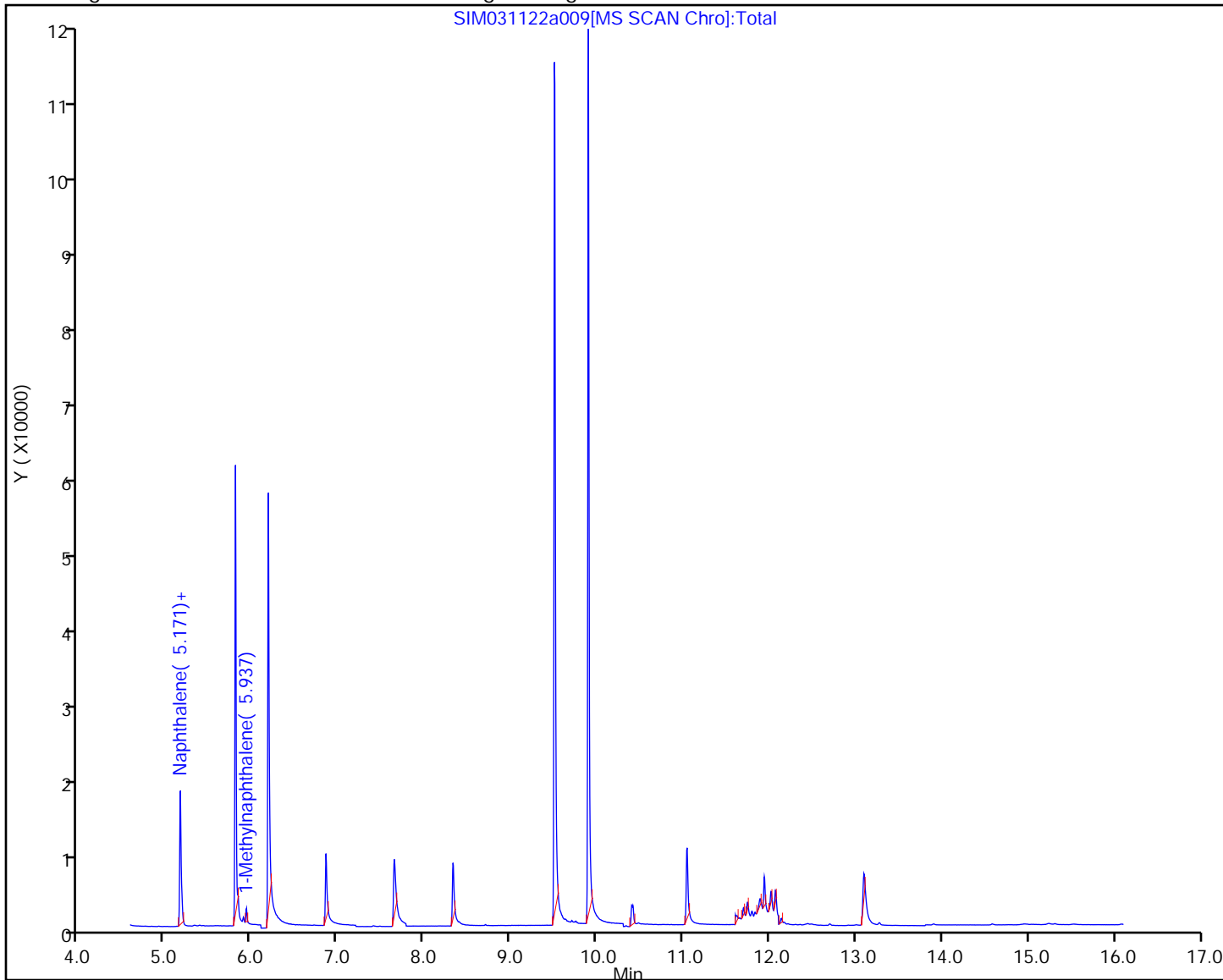
Injection Vol: 1.0 ul

Dil. Factor: 1.0000

Method: TAC050_SIM_PAH

Limit Group: 8270D_SIM QSM 5.0

Y Scaling: Method Defined: Scale to the Nth Largest Target: 1



Eurofins Seattle
Recovery Report

Data File: \\chromfs\Seattle\ChromData\TAC050\20220311-81700.b\SIM031122a009.D
 Lims ID: 580-111018-A-1-A
 Client ID: ERH2666 (RHMW2254-01 BAILER)
 Sample Type: Client
 Inject. Date: 11-Mar-2022 12:53:30 ALS Bottle#: 8 Worklist Smp#: 8
 Injection Vol: 1.0 ul Dil. Factor: 1.0000
 Sample Info: 580-111018-A-1-A
 Operator ID: tl Instrument ID: TAC050
 Method: \\chromfs\Seattle\ChromData\TAC050\20220311-81700.b\TAC050_SIM_PAH.m
 Limit Group: 8270D_SIM QSM 5.0
 Last Update: 11-Mar-2022 16:21:11 Calib Date: 14-Jan-2022 05:04:30
 Integrator: Falcon ID Type: RT Order ID
 Quant Method: Internal Standard Quant By: Initial Calibration
 Last ICal File: \\chromfs\Seattle\ChromData\TAC050\20220113-80849.b\SIM011322b026.D

Column 1 : Det: MS SCAN
 Process Host: CTX1684

First Level Reviewer: limmere Date: 11-Mar-2022 14:25:38

Second Level Reviewer: boylea Date: 11-Mar-2022 16:21:11

Compound	Amount Added	Amount Recovered	% Rec.
\$ 6 2-methylnaphthalene-d10	1000.0	413.0	41.30
\$ 10 2-Fluorobiphenyl	1000.0	506.5	50.65
\$ 7 2,4,6-Tribromophenol	1000.0	866.3	86.63
\$ 8 Fluoranthene-d10 (Surr)	1000.0	906.4	90.64
\$ 9 Terphenyl-d14	1000.0	1010.6	101.06

Eurofins Seattle

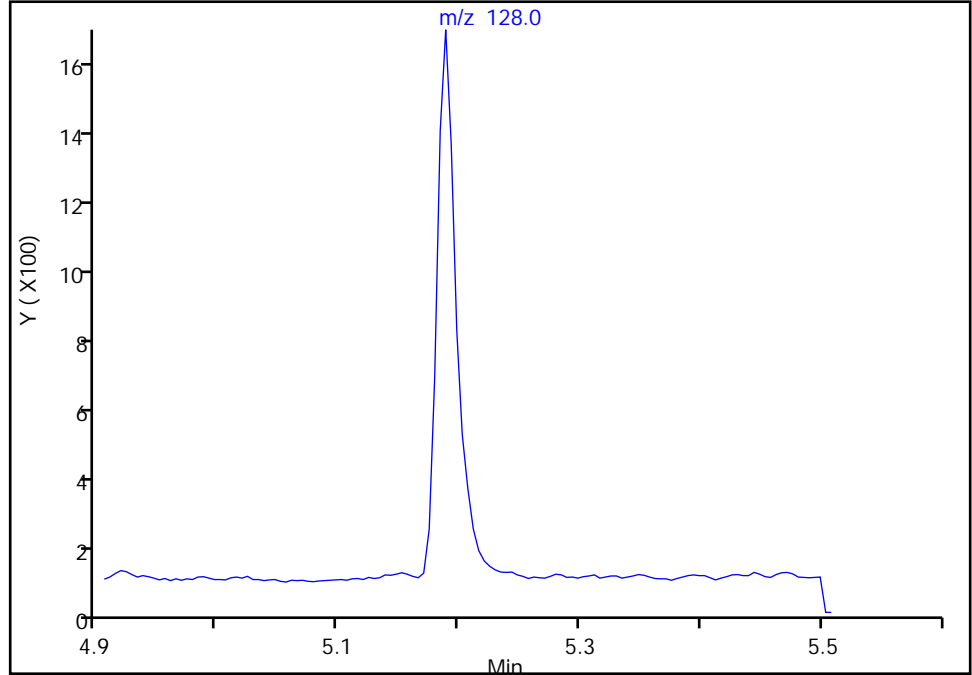
Data File: \\chromfs\Seattle\ChromData\TAC050\20220311-81700.b\SIM031122a009.D
Injection Date: 11-Mar-2022 12:53:30 Instrument ID: TAC050
Lims ID: 580-111018-A-1-A Lab Sample ID: 580-111018-1
Client ID: ERH2666 (RHMW2254-01 BAILER)
Operator ID: tl ALS Bottle#: 8 Worklist Smp#: 8
Injection Vol: 1.0 ul Dil. Factor: 1.0000
Method: TAC050_SIM_PAH Limit Group: 8270D_SIM QSM 5.0
Column: Detector MS SCAN

11 Naphthalene, CAS: 91-20-3

Signal: 1

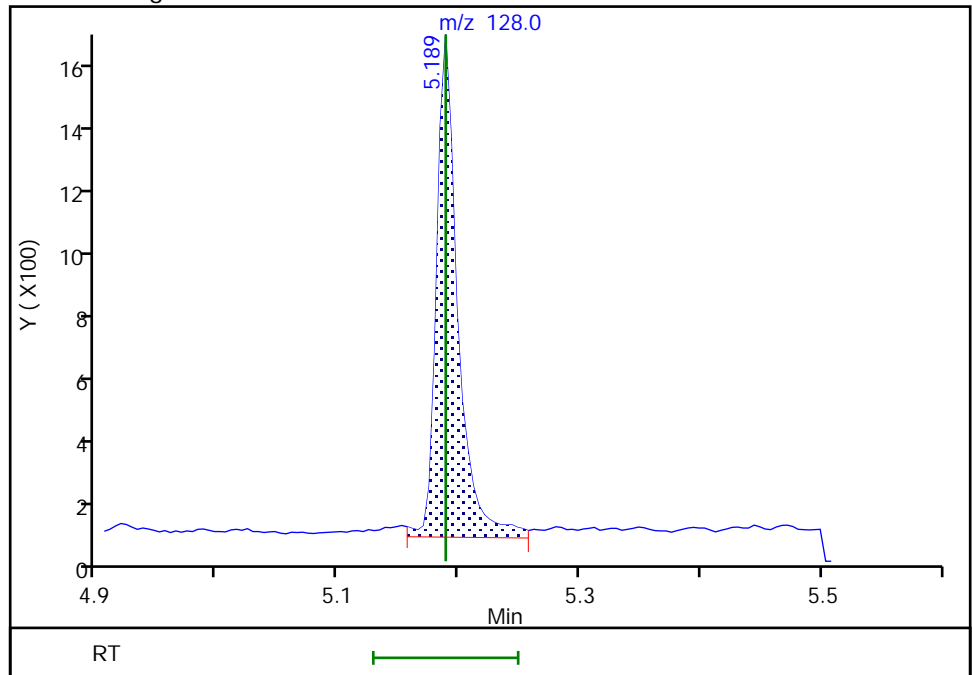
Not Detected
Expected RT: 5.19

Processing Integration Results



Manual Integration Results

RT: 5.19
Area: 1902
Amount: 9.451925
Amount Units: ug/L



Reviewer: limmere, 11-Mar-2022 14:25:29

Audit Action: Manually Integrated

Audit Reason: Baseline

Second Level Reviewer: boylea, Date: 11-Mar-2022 16:21:11 Page 16 of 797

Eurofins Seattle

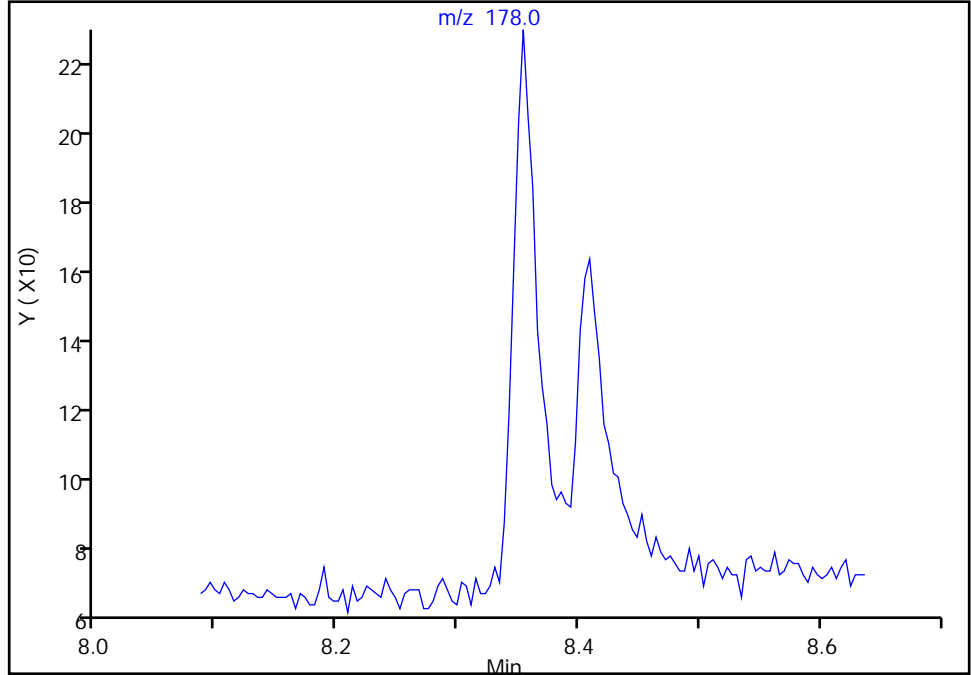
Data File: \\chromfs\Seattle\ChromData\TAC050\20220311-81700.b\SIM031122a009.D
Injection Date: 11-Mar-2022 12:53:30 Instrument ID: TAC050
Lims ID: 580-111018-A-1-A Lab Sample ID: 580-111018-1
Client ID: ERH2666 (RHMW2254-01 BAILER)
Operator ID: tl ALS Bottle#: 8 Worklist Smp#: 8
Injection Vol: 1.0 ul Dil. Factor: 1.0000
Method: TAC050_SIM_PAH Limit Group: 8270D_SIM QSM 5.0
Column: Detector MS SCAN

18 Phenanthrene, CAS: 85-01-8

Signal: 1

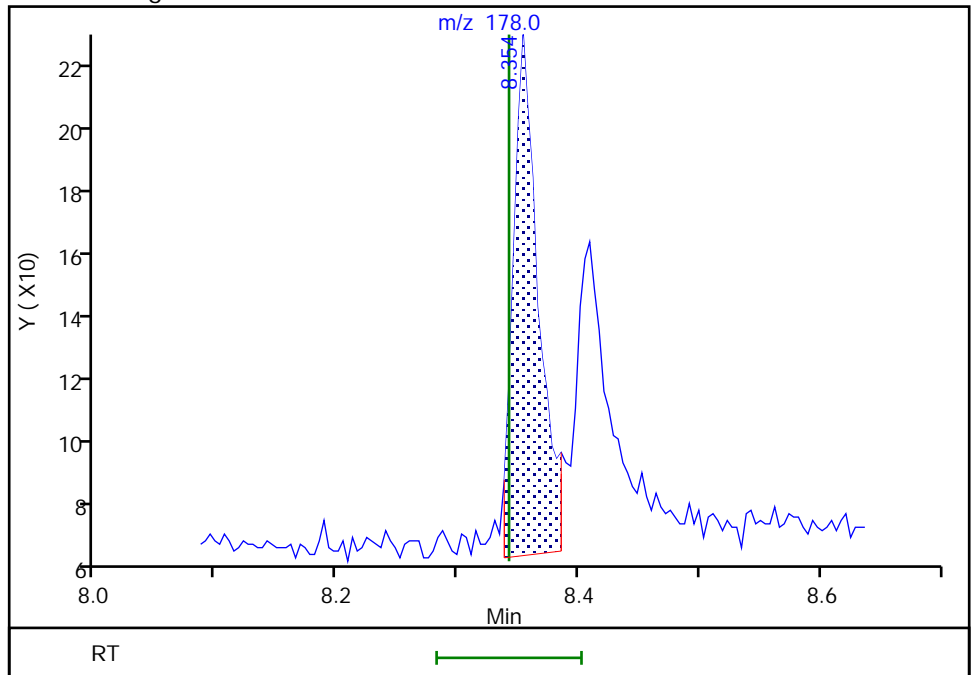
Not Detected
Expected RT: 8.34

Processing Integration Results



Manual Integration Results

RT: 8.35
Area: 218
Amount: 0.189933
Amount Units: ug/L



Reviewer: boylea, 11-Mar-2022 16:19:32

Audit Action: Manually Integrated

Audit Reason: Assign Peak

Second Level Reviewer: boylea, Date: 11-Mar-2022 16:21:11 of 797

Eurofins Seattle

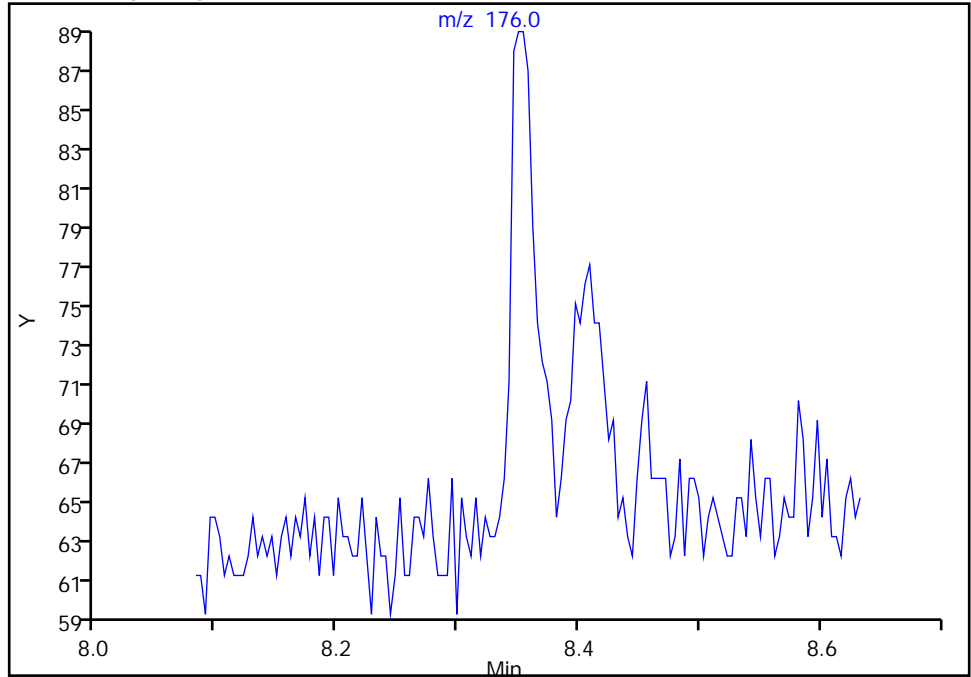
Data File: \\chromfs\Seattle\ChromData\TAC050\20220311-81700.b\SIM031122a009.D
Injection Date: 11-Mar-2022 12:53:30 Instrument ID: TAC050
Lims ID: 580-111018-A-1-A Lab Sample ID: 580-111018-1
Client ID: ERH2666 (RHMW2254-01 BAILER)
Operator ID: tl ALS Bottle#: 8 Worklist Smp#: 8
Injection Vol: 1.0 ul Dil. Factor: 1.0000
Method: TAC050_SIM_PAH Limit Group: 8270D_SIM QSM 5.0
Column: Detector MS SCAN

18 Phenanthrene, CAS: 85-01-8

Signal: 3

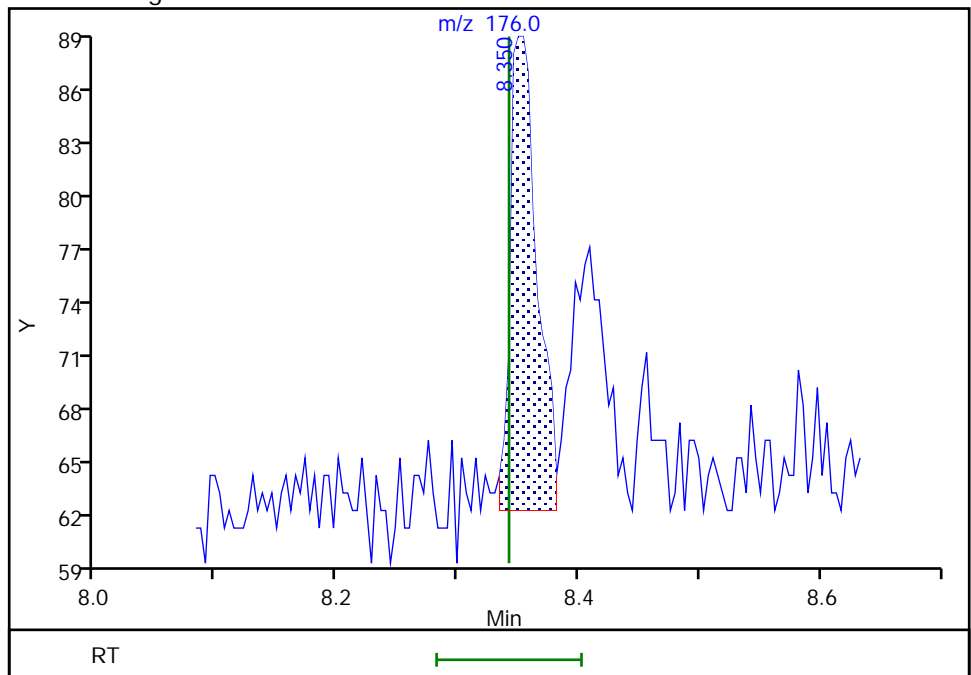
Not Detected
Expected RT: 8.34

Processing Integration Results



Manual Integration Results

RT: 8.35
Area: 41
Amount: 0.189933
Amount Units: ug/L



Reviewer: boylea, 11-Mar-2022 16:19:45

Audit Action: Manually Integrated

Audit Reason: Assign Peak

Second Level Reviewer: boylea, Date: 11-Mar-2022 Page: 518 of 797

03/15/2022

Eurofins Seattle

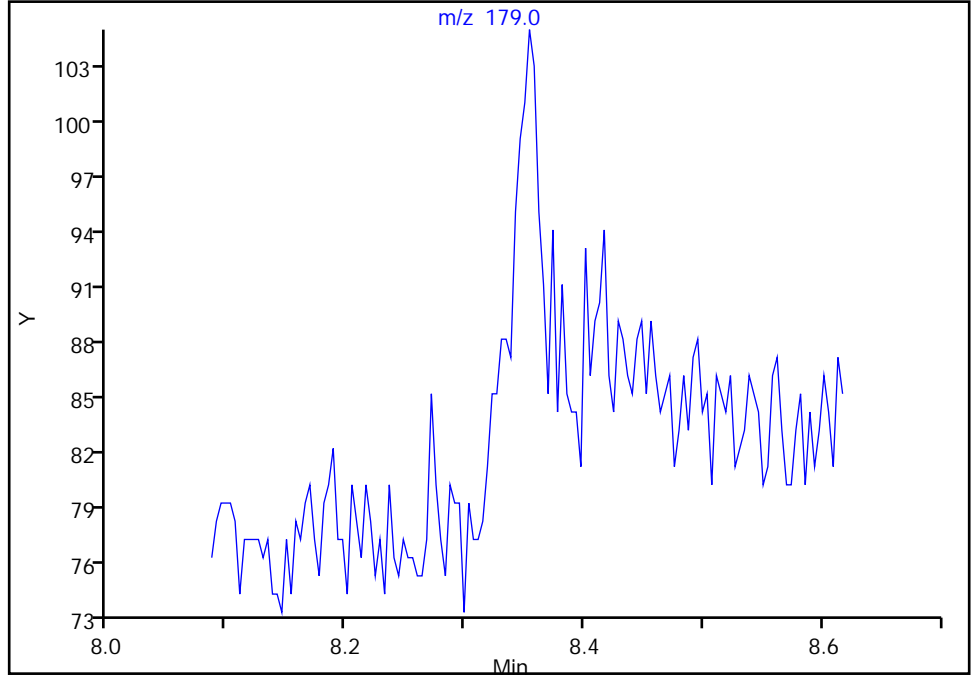
Data File: \\chromfs\Seattle\ChromData\TAC050\20220311-81700.b\SIM031122a009.D
Injection Date: 11-Mar-2022 12:53:30 Instrument ID: TAC050
Lims ID: 580-111018-A-1-A Lab Sample ID: 580-111018-1
Client ID: ERH2666 (RHMW2254-01 BAILER)
Operator ID: tl ALS Bottle#: 8 Worklist Smp#: 8
Injection Vol: 1.0 ul Dil. Factor: 1.0000
Method: TAC050_SIM_PAH Limit Group: 8270D_SIM QSM 5.0
Column: Detector MS SCAN

18 Phenanthrene, CAS: 85-01-8

Signal: 2

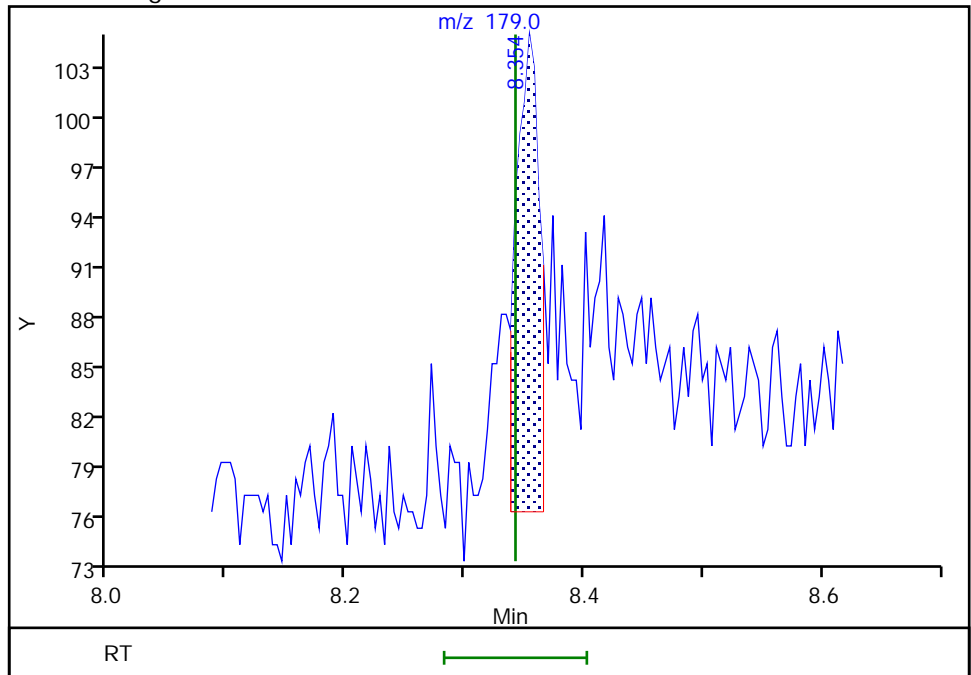
Not Detected
Expected RT: 8.34

Processing Integration Results



Manual Integration Results

RT: 8.35
Area: 36
Amount: 0.189933
Amount Units: ug/L



Reviewer: boylea, 11-Mar-2022 16:19:49

Audit Action: Manually Integrated

Audit Reason: Assign Peak

Second Level Reviewer: boylea, Date: 11-Mar-2022 Page 519 of 797

03/15/2022

Eurofins Seattle

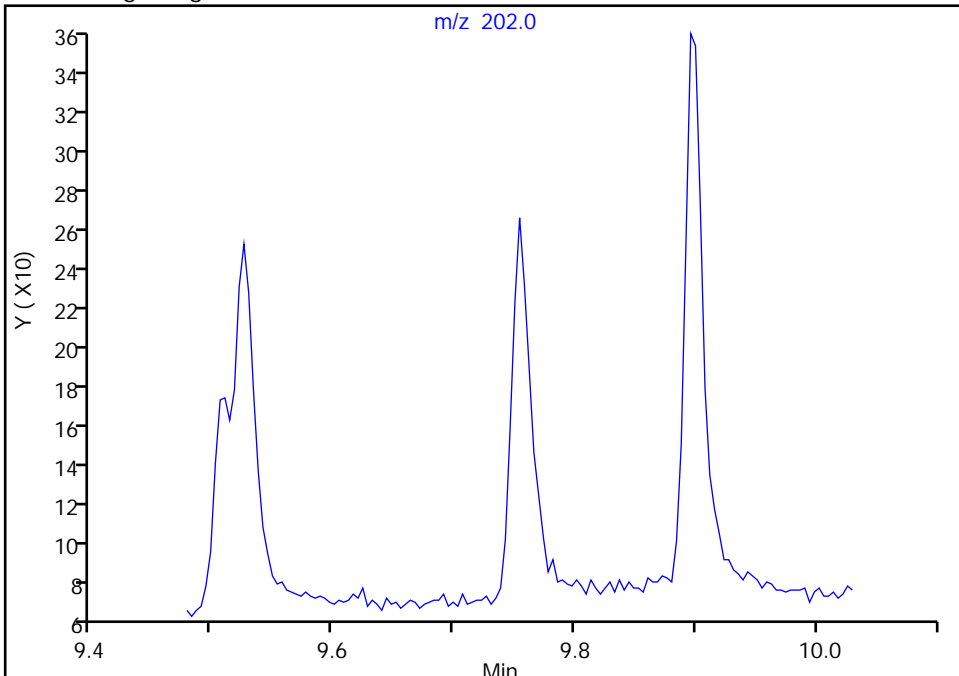
Data File:	\\chromfs\Seattle\ChromData\TAC050\20220311-81700.b\SIM031122a009.D		
Injection Date:	11-Mar-2022 12:53:30	Instrument ID:	TAC050
Lims ID:	580-111018-A-1-A	Lab Sample ID:	580-111018-1
Client ID:	ERH2666 (RHMW2254-01 BAILER)		
Operator ID:	tl	ALS Bottle#:	8
		Worklist Smp#:	8
Injection Vol:	1.0 ul	Dil. Factor:	1.0000
Method:	TAC050_SIM_PAH	Limit Group:	8270D_SIM QSM 5.0
Column:		Detector:	MS SCAN

21 Pyrene, CAS: 129-00-0

Signal: 1

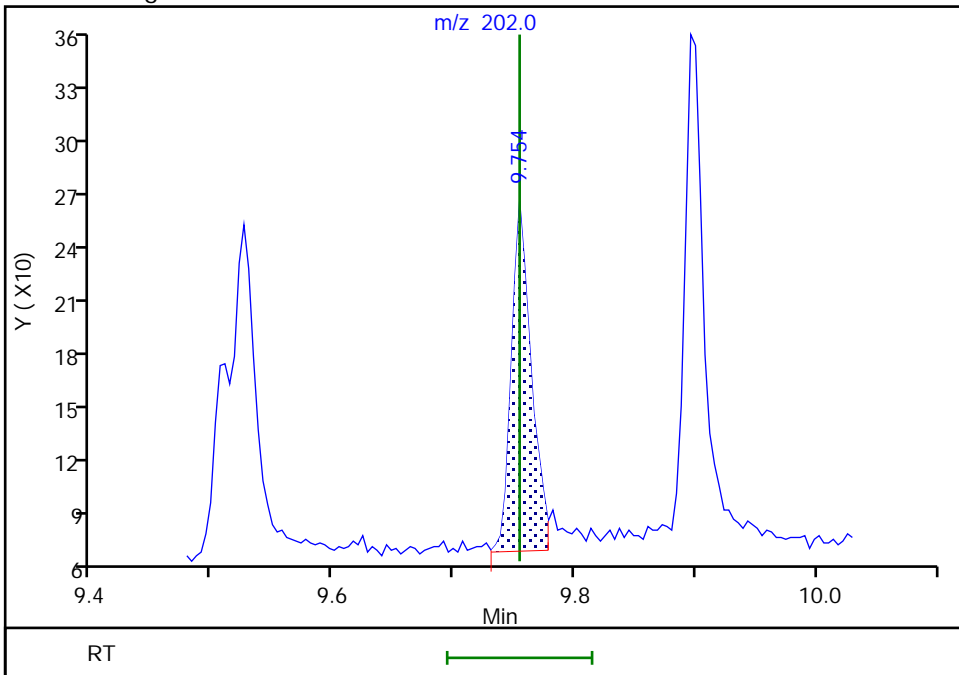
Not Detected
Expected RT: 9.75

Processing Integration Results



Manual Integration Results

RT: 9.75
 Area: 217
 Amount: 0.031996
 Amount Units: ug/L



Reviewer: boylea, 11-Mar-2022 16:20:37

Audit Action: Manually Integrated

Audit Reason: Assign Peak

Eurofins Seattle

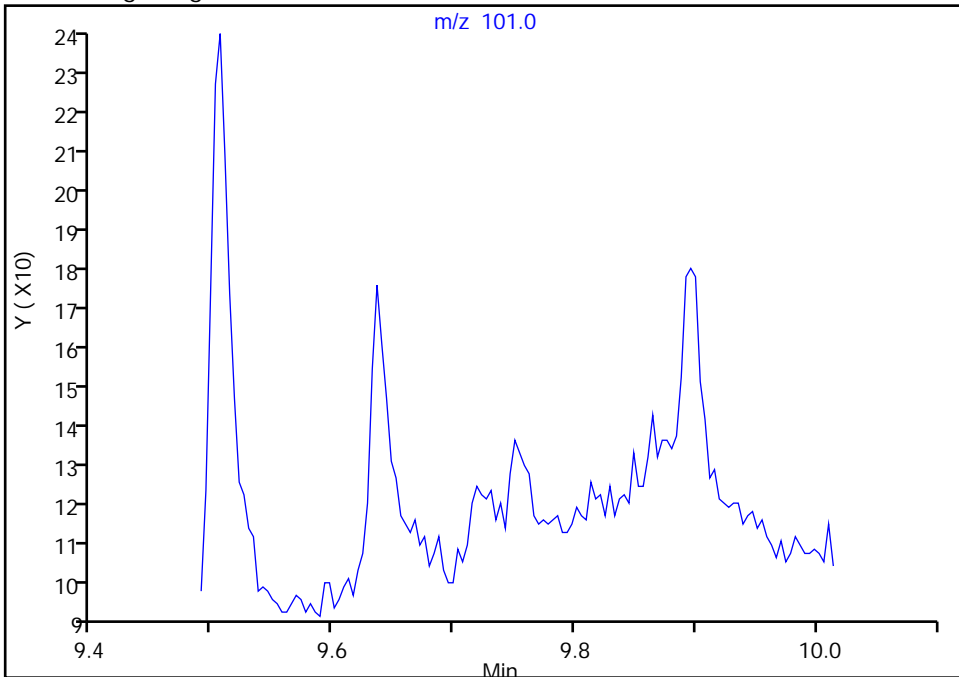
Data File: \\chromfs\Seattle\ChromData\TAC050\20220311-81700.b\SIM031122a009.D
Injection Date: 11-Mar-2022 12:53:30 Instrument ID: TAC050
Lims ID: 580-111018-A-1-A Lab Sample ID: 580-111018-1
Client ID: ERH2666 (RHMW2254-01 BAILER)
Operator ID: tl ALS Bottle#: 8 Worklist Smp#: 8
Injection Vol: 1.0 ul Dil. Factor: 1.0000
Method: TAC050_SIM_PAH Limit Group: 8270D_SIM QSM 5.0
Column: Detector MS SCAN

21 Pyrene, CAS: 129-00-0

Signal: 2

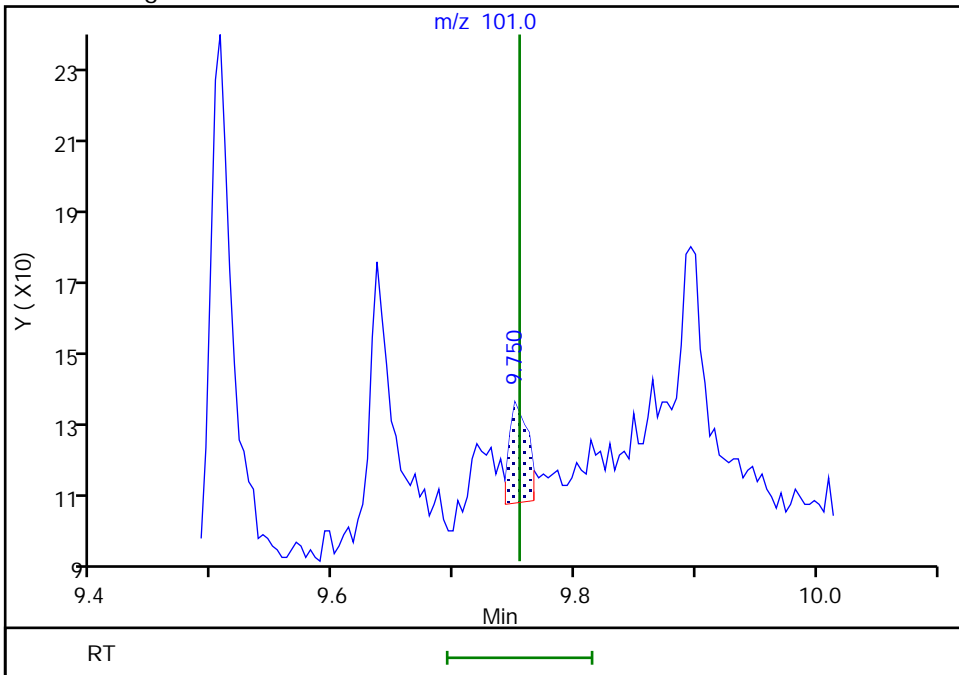
Not Detected
Expected RT: 9.75

Processing Integration Results



Manual Integration Results

RT: 9.75
Area: 27
Amount: 0.031996
Amount Units: ug/L



Eurofins Seattle

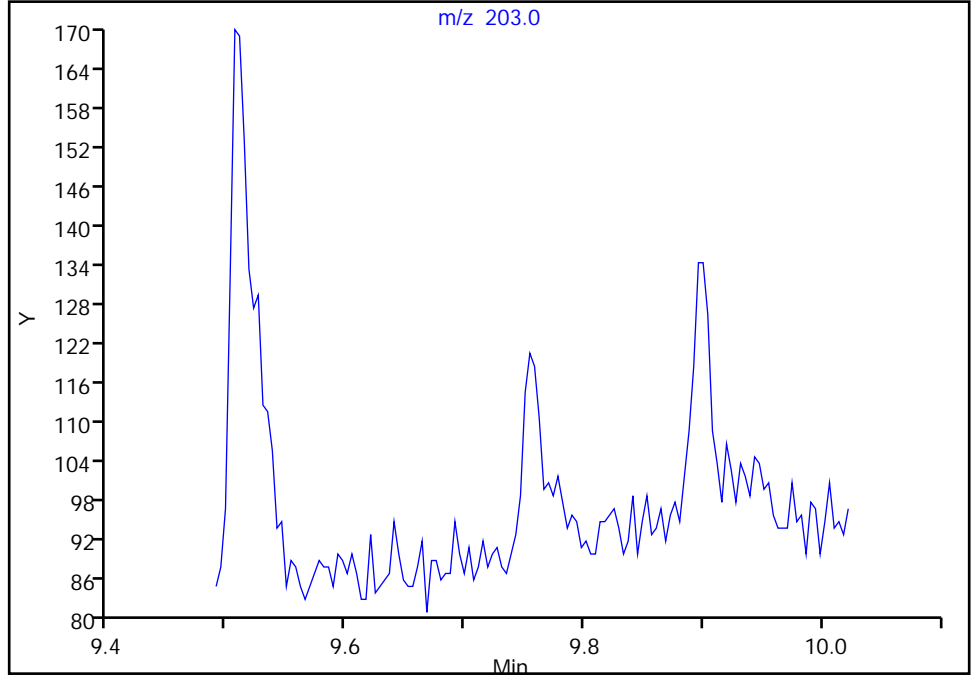
Data File: \\chromfs\Seattle\ChromData\TAC050\20220311-81700.b\SIM031122a009.D
Injection Date: 11-Mar-2022 12:53:30 Instrument ID: TAC050
Lims ID: 580-111018-A-1-A Lab Sample ID: 580-111018-1
Client ID: ERH2666 (RHMW2254-01 BAILER)
Operator ID: tl ALS Bottle#: 8 Worklist Smp#: 8
Injection Vol: 1.0 ul Dil. Factor: 1.0000
Method: TAC050_SIM_PAH Limit Group: 8270D_SIM QSM 5.0
Column: Detector MS SCAN

21 Pyrene, CAS: 129-00-0

Signal: 3

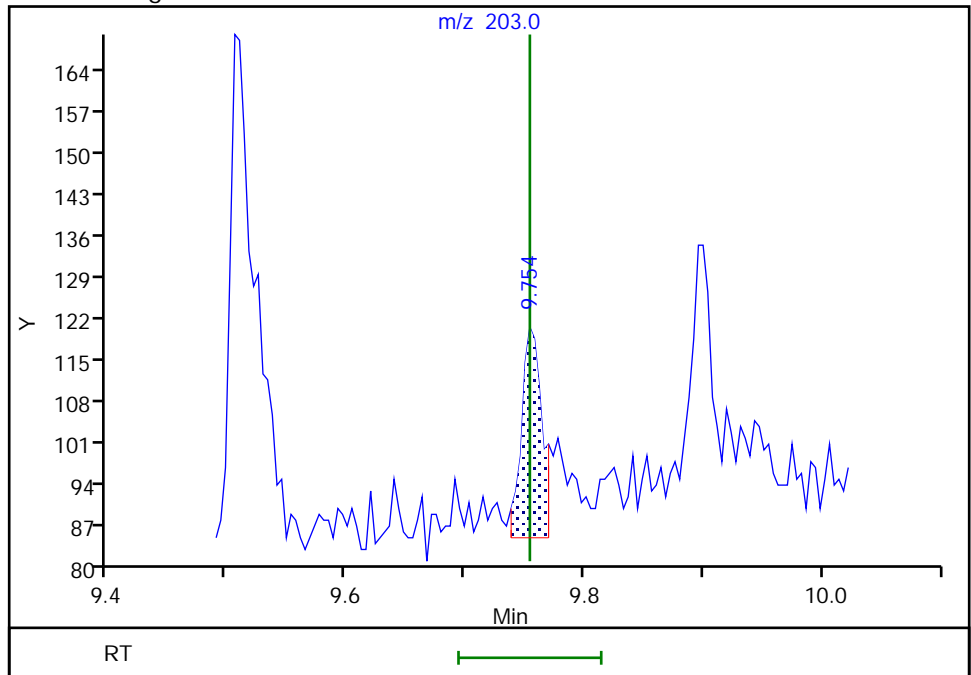
Not Detected
Expected RT: 9.75

Processing Integration Results



Manual Integration Results

RT: 9.75
Area: 40
Amount: 0.031996
Amount Units: ug/L



Reviewer: boylea, 11-Mar-2022 16:20:51

Audit Action: Manually Integrated

Audit Reason: Assign Peak

FORM VI
GC/MS SEMI VOA BY INTERNAL STANDARD - INITIAL CALIBRATION DATA
CURVE EVALUATION

Lab Name: Eurofins Seattle Job No.: 580-111018-1 Analy Batch No.: 378263

SDG No.: _____

Instrument ID: TAC050 GC Column: ZB-SV ID: 0.25 (mm) Heated Purge: (Y/N) N

Calibration Start Date: 01/14/2022 01:16 Calibration End Date: 01/14/2022 05:04 Calibration ID: 31897

Calibration Files

LEVEL:	LAB SAMPLE ID:	LAB FILE ID:
Level 1	STD1 580-378263/16	SIM011322b026.D
Level 2	STD2 580-378263/15	SIM011322b025.D
Level 3	STD3 580-378263/14	SIM011322b024.D
Level 4	STD4 580-378263/13	SIM011322b023.D
Level 5	STD5 580-378263/12	SIM011322b022.D
Level 6	STD6 580-378263/11	SIM011322b021.D
Level 7	STD7 580-378263/10	SIM011322b020.D
Level 8	STD8 580-378263/9	SIM011322b019.D
Level 9	STD9IS 580-378263/8	SIM011322b018.D
Level 10	STD10 580-378263/7	SIM011322b017.D
Level 11	STD11 580-378263/6	SIM011322b016.D
Level 12	STD12 580-378263/5	SIM011322b015.D
Level 13	STD13 580-378263/4	SIM011322b014.D

ANALYTE	RRF					CURVE TYPE	COEFFICIENT			#	MIN RRF	%RSD	#	MAX %RSD	R^2 OR COD	#	MIN R^2 OR COD
	LVL 1	LVL 2	LVL 3	LVL 4	LVL 5		B	M1	M2								
	LVL 6	LVL 7	LVL 8	LVL 9	LVL 10												
Naphthalene	+++++	1.1832	1.1041	1.0790	1.0850	Ave	1.057			0.7000	5.4		15.0				
	1.0572	1.0588	1.0251	1.0709	1.0433		7										
	0.9985	1.0347	0.9521														
2-Methylnaphthalene	0.5884	0.6568	0.6161	0.6029	0.6054	Ave	0.599			0.4000	3.7		15.0				
	0.5983	0.5949	0.5747	0.6011	0.5839		8										
	0.5702	0.6172	0.5877														
1-Methylnaphthalene	0.6414	0.6382	0.5889	0.5793	0.5850	Ave	0.581			0.4000	5.1		15.0				
	0.5715	0.5660	0.5479	0.5724	0.5639		0										
	0.5489	0.5912	0.5584														
Acenaphthylene	2.1933	2.2176	2.0998	2.0636	2.0810	Ave	2.114			0.9000	3.4		15.0				
	2.0847	2.0859	2.0647	2.1743	2.1550		1										
	2.0927	2.2109	1.9604														
Acenaphthene	1.3777	1.4871	1.3472	1.3227	1.3258	Ave	1.326			0.9000	4.9		15.0				
	1.3094	1.2994	1.2867	1.3492	1.3221		7										
	1.2729	1.3461	1.2012														
Fluorene	1.6312	1.6605	1.5052	1.4255	1.3820	Ave	1.479			0.9000	6.0		15.0				
	1.4001	1.4402	1.4316	1.5164	1.4840		1										
	1.4385	1.5298	1.3835														
Pentachlorophenol	+++++	+++++	+++++	+++++	+++++	Qua2	-8.15	0.098	0.0000251	0.0500	11.5		0.9900			0.9900	
	0.0267	0.0513	0.0753	0.1234	0.1625		7	4									
	0.1875	+++++	+++++														

Note: The M1 coefficient is the same as Ave RRF for an Ave curve type.

FORM VI
GC/MS SEMI VOA BY INTERNAL STANDARD - INITIAL CALIBRATION DATA
CURVE EVALUATION

Lab Name: Eurofins Seattle Job No.: 580-111018-1 Analy Batch No.: 378263

SDG No.: _____

Instrument ID: TAC050 GC Column: ZB-SV ID: 0.25 (mm) Heated Purge: (Y/N) N

Calibration Start Date: 01/14/2022 01:16 Calibration End Date: 01/14/2022 05:04 Calibration ID: 31897

ANALYTE	RRF					CURVE TYPE	COEFFICIENT			#	MIN RRF	%RSD	#	MAX %RSD	R^2 OR COD	#	MIN R^2 OR COD
	LVL 1	LVL 2	LVL 3	LVL 4	LVL 5		B	M1	M2								
	LVL 6	LVL 7	LVL 8	LVL 9	LVL 10												
Phenanthrene	++++ 1.2641 1.2329	1.9506 1.2773 1.3063	1.6138 1.2434 1.1734	1.3764 1.3095	1.2980 1.2965	Lin2	1.430 8	1.255 9		0.7000	3.7			0.9990		0.9900	
Anthracene	2.3820 1.2487 1.2527	1.9058 1.2352 1.3644	1.5794 1.2133 1.2394	1.3535 1.2985	1.3007 1.3025	Lin2	1.153 0	1.269 1		0.7000	4.3			0.9980		0.9900	
Fluoranthene	++++ 1.2430 1.2352	1.9679 1.2716 1.3153	1.6023 1.2115 1.2282	1.3090 1.2759	1.2387 1.2900	Lin2	1.461 6	1.240 8		0.6000	4.3			0.9980		0.9900	
Pyrene	++++ 1.2713 1.3202	2.1057 1.4006 1.3881	1.7542 1.2627 1.2825	1.3340 1.3339	1.2928 1.3786	Lin2	1.619 9	1.307 1		0.6000	6.3			0.9960		0.9900	
Benzo[a]anthracene	++++ 1.3906 1.4783	2.4076 1.4431 1.5802	1.8197 1.4102 1.4117	1.5003 1.4876	1.4786 1.4927	Lin2	1.883 5	1.435 5		0.8000	5.2			0.9970		0.9900	
Chrysene	++++ 1.5543 1.4499	2.5777 1.5055 1.5809	1.9873 1.4653 1.4003	1.7937 1.5367	1.6080 1.4918	Lin2	2.224 0	1.497 9		0.7000	3.7			0.9990		0.9900	
Bis(2-ethylhexyl) phthalate	2.9082 1.7581 2.0475	2.3387 1.7970 2.2784	1.7627 1.7485 ++++	1.5692 1.8919	1.5986 1.9798	Qua2	1.189 9	1.685 8	0.0001352	0.0100	7.9			0.9940		0.9900	
Benzo[b]fluoranthene	2.3584 1.2545 1.3072	1.8766 1.2933 1.4464	1.5292 1.2494 1.3422	1.3045 1.3744	1.2677 1.3491	Lin2	1.061 7	1.303 7		0.7000	5.6			0.9970		0.9900	
Benzo[k]fluoranthene	2.5810 1.4037 1.4699	2.0639 1.4003 1.5369	1.7594 1.4405 1.4168	1.6926 1.4756	1.4542 1.4746	Lin2	1.153 0	1.460 9		0.7000	4.4			0.9980		0.9900	
Benzo[a]pyrene	2.3501 1.2237 1.3406	1.8881 1.2679 1.4407	1.5462 1.2822 1.3359	1.2619 1.3732	1.2323 1.3724	Lin2	1.061 4	1.300 8		0.7000	6.7			0.9950		0.9900	
Indeno[1,2,3-cd]pyrene	++++ 0.9867 1.1845	++++ 1.0590 1.2612	1.1426 1.0976 1.1694	0.9654 1.1885	0.9180 1.2046	Qua2	-0.22 7	1.088 4	0.0000155	0.5000	9.6			0.9910		0.9900	
Dibenz(a,h)anthracene	2.0285 1.2194 1.3192	1.6397 1.1007 1.4407	1.4496 1.2326 1.3355	1.2020 1.3262	1.1262 1.3471	Lin2	0.758 3	1.256 6		0.4000	8.8			0.9920		0.9900	

Note: The M1 coefficient is the same as Ave RRF for an Ave curve type.

FORM VI
GC/MS SEMI VOA BY INTERNAL STANDARD - INITIAL CALIBRATION DATA
CURVE EVALUATION

Lab Name: Eurofins Seattle Job No.: 580-111018-1 Analy Batch No.: 378263

SDG No.: _____

Instrument ID: TAC050 GC Column: ZB-SV ID: 0.25 (mm) Heated Purge: (Y/N) N

Calibration Start Date: 01/14/2022 01:16 Calibration End Date: 01/14/2022 05:04 Calibration ID: 31897

ANALYTE	RRF					CURVE TYPE	COEFFICIENT			#	MIN RRF	%RSD	#	MAX %RSD	R^2 OR COD	#	MIN R^2 OR COD
	LVL 1	LVL 2	LVL 3	LVL 4	LVL 5		B	M1	M2								
	LVL 6	LVL 7	LVL 8	LVL 9	LVL 10												
	LVL 11	LVL 12	LVL 13														
Benzo[g,h,i]perylene	2.3171 1.3097 1.3894	1.8996 1.3225 1.4769	1.6173 1.3625 1.3291	1.3605 1.4075	1.3326 1.4232	Lin2	0.976 6	1.361 8		0.5000	5.0			0.9970		0.9900	
2-methylnaphthalene-d10	0.5884 0.5882 0.5680	0.6591 0.5862 0.6035	0.5915 0.5683 0.5648	0.5911 0.5988	0.5949 0.5880	Ave		0.591 6			4.0		15.0				
2-Fluorobiphenyl	1.7194 1.6205 1.4710	1.7656 1.5973 1.5637	1.6869 1.5685 1.3939	1.6449 1.5881	1.6462 1.5362	Ave		1.600 2			6.2		15.0				
2,4,6-Tribromophenol	++++ 0.1939 0.2875	++++ 0.2361 0.3170	++++ 0.2392 ++++	0.1887 0.2681	0.2060 0.2839	Qual1	-1.44 1	0.266 9	0.0000102		13.0			1.0000		0.9900	
Fluoranthene-d10 (Surr)	++++ 1.0213 1.0469	1.6405 1.0561 1.1089	1.3242 0.9976 1.0122	1.0806 1.0563	1.0359 1.0803	Lin2	1.214 0	1.031 8			4.7			0.9980		0.9900	
Terphenyl-d14	++++ 0.7322 0.7756	++++ 0.7825 0.8242	0.9976 0.7405 0.7508	0.8333 0.8193	0.7379 0.8219	Ave		0.801 4			9.4		15.0				

Note: The M1 coefficient is the same as Ave RRF for an Ave curve type.

FORM VI
GC/MS SEMI VOA BY INTERNAL STANDARD - INITIAL CALIBRATION DATA
RESPONSE AND CONCENTRATION

Lab Name: Eurofins Seattle Job No.: 580-111018-1 Analy Batch No.: 378263

SDG No.: _____

Instrument ID: TAC050 GC Column: ZB-SV ID: 0.25 (mm) Heated Purge: (Y/N) N

Calibration Start Date: 01/14/2022 01:16 Calibration End Date: 01/14/2022 05:04 Calibration ID: 31897

Calibration Files

LEVEL:	LAB SAMPLE ID:	LAB FILE ID:
Level 1	STD1 580-378263/16	SIM011322b026.D
Level 2	STD2 580-378263/15	SIM011322b025.D
Level 3	STD3 580-378263/14	SIM011322b024.D
Level 4	STD4 580-378263/13	SIM011322b023.D
Level 5	STD5 580-378263/12	SIM011322b022.D
Level 6	STD6 580-378263/11	SIM011322b021.D
Level 7	STD7 580-378263/10	SIM011322b020.D
Level 8	STD8 580-378263/9	SIM011322b019.D
Level 9	STD9IS 580-378263/8	SIM011322b018.D
Level 10	STD10 580-378263/7	SIM011322b017.D
Level 11	STD11 580-378263/6	SIM011322b016.D
Level 12	STD12 580-378263/5	SIM011322b015.D
Level 13	STD13 580-378263/4	SIM011322b014.D

ANALYTE	IS REF	CURVE TYPE	RESPONSE					CONCENTRATION (UG/L)				
			LVL 1	LVL 2	LVL 3	LVL 4	LVL 5	LVL 1	LVL 2	LVL 3	LVL 4	LVL 5
			LVL 6	LVL 7	LVL 8	LVL 9	LVL 10	LVL 6	LVL 7	LVL 8	LVL 9	LVL 10
Naphthalene	NPT	Ave	+++++	508	1258	2280	4620	+++++	2.00	5.00	10.0	20.0
			11320	24209	52945	118848	242151	50.0	100	200	500	1000
			455448	1129737	2265154			2000	5000	10000		
2-Methylnaphthalene	NPT	Ave	122	282	702	1274	2578	1.00	2.00	5.00	10.0	20.0
			6407	13602	29681	66711	135530	50.0	100	200	500	1000
			260099	673905	1398242			2000	5000	10000		
1-Methylnaphthalene	NPT	Ave	133	274	671	1224	2491	1.00	2.00	5.00	10.0	20.0
			6120	12942	28297	63527	130882	50.0	100	200	500	1000
			250376	645502	1328414			2000	5000	10000		
Acenaphthylene	ANT	Ave	199	422	1063	1947	4001	1.00	2.00	5.00	10.0	20.0
			10119	21750	48540	112225	237007	50.0	100	200	500	1000
			459226	1173013	2434168			2000	5000	10000		
Acenaphthene	ANT	Ave	125	283	682	1248	2549	1.00	2.00	5.00	10.0	20.0
			6356	13549	30250	69640	145402	50.0	100	200	500	1000
			279319	714176	1491471			2000	5000	10000		
Fluorene	ANT	Ave	148	316	762	1345	2657	1.00	2.00	5.00	10.0	20.0
			6796	15017	33656	78269	163209	50.0	100	200	500	1000
			315659	811630	1717929			2000	5000	10000		
Pentachlorophenol	CRY	Qua2	+++++	+++++	+++++	+++++	+++++	+++++	+++++	+++++	+++++	+++++
			304	1359	4235	15457	44279	100	200	400	1000	2000
			100947	+++++	+++++			4000	+++++	+++++		

FORM VI
GC/MS SEMI VOA BY INTERNAL STANDARD - INITIAL CALIBRATION DATA
RESPONSE AND CONCENTRATION

Lab Name: Eurofins Seattle Job No.: 580-111018-1 Analy Batch No.: 378263

SDG No.: _____

Instrument ID: TAC050 GC Column: ZB-SV ID: 0.25 (mm) Heated Purge: (Y/N) N

Calibration Start Date: 01/14/2022 01:16 Calibration End Date: 01/14/2022 05:04 Calibration ID: 31897

ANALYTE	IS REF	CURVE TYPE	RESPONSE					CONCENTRATION (UG/L)				
			LVL 1	LVL 2	LVL 3	LVL 4	LVL 5	LVL 1	LVL 2	LVL 3	LVL 4	LVL 5
			LVL 6	LVL 7	LVL 8	LVL 9	LVL 10	LVL 6	LVL 7	LVL 8	LVL 9	LVL 10
			LVL 11	LVL 12	LVL 13		LVL 11	LVL 12	LVL 13			
Phenanthrene	PHN	Lin2	++++ 9336 422623	566 21252 1092665	1265 45268 2257550	1982 102631	3789 217890	++++ 50.0 2000	2.00 100 5000	5.00 200 10000	10.0 500	20.0 1000
Anthracene	PHN	Lin2	339 9222 429392	553 20551 1141218	1238 44171 2384546	1949 101772	3797 218902	1.00 50.0 2000	2.00 100 5000	5.00 200 10000	10.0 500	20.0 1000
Fluoranthene	PHN	Lin2	++++ 9180 423401	571 21157 1100144	1256 44105 2362929	1885 99999	3616 216797	++++ 50.0 2000	2.00 100 5000	5.00 200 10000	10.0 500	20.0 1000
Pyrene	PHN	Lin2	++++ 9389 452528	611 23304 1161089	1375 45971 2467420	1921 104547	3774 231682	++++ 50.0 2000	2.00 100 5000	5.00 200 10000	10.0 500	20.0 1000
Benzo[a]anthracene	CRY	Lin2	++++ 7909 398056	524 19122 1050296	1118 39640 2263685	1677 93139	3279 203397	++++ 50.0 2000	2.00 100 5000	5.00 200 10000	10.0 500	20.0 1000
Chrysene	CRY	Lin2	++++ 8840 390408	561 19950 1050734	1221 41189 2245321	2005 96213	3566 203276	++++ 50.0 2000	2.00 100 5000	5.00 200 10000	10.0 500	20.0 1000
Bis(2-ethylhexyl) phthalate	CRY	Qua2	301 9999 551318	509 23812 1514360	1083 49150 ++++	1754 118452	3545 269774	1.00 50.0 2000	2.00 100 5000	5.00 200 ++++	10.0 500	20.0 1000
Benzo[b]fluoranthene	PRY	Lin2	286 8556 408952	491 20162 1135616	1076 40711 2440243	1654 97903	3324 209981	1.00 50.0 2000	2.00 100 5000	5.00 200 10000	10.0 500	20.0 1000
Benzo[k]fluoranthene	PRY	Lin2	313 9574 459854	540 21829 1206698	1238 46936 2575872	2146 105112	3813 229502	1.00 50.0 2000	2.00 100 5000	5.00 200 10000	10.0 500	20.0 1000
Benzo[a]pyrene	PRY	Lin2	285 8346 419408	494 19766 1131186	1088 41778 2428829	1600 97822	3231 213598	1.00 50.0 2000	2.00 100 5000	5.00 200 10000	10.0 500	20.0 1000
Indeno[1,2,3-cd]pyrene	PRY	Qua2	++++ 6730 370557	++++ 16508 990249	804 35765 2126159	1224 84665	2407 187487	++++ 50.0 2000	++++ 100 5000	5.00 200 10000	10.0 500	20.0 1000
Dibenz(a,h)anthracene	PRY	Lin2	246 8317	429 17159	1020 40164	1524 94470	2953 209663	1.00 50.0	2.00 100	5.00 200	10.0 500	20.0 1000

FORM VI
GC/MS SEMI VOA BY INTERNAL STANDARD - INITIAL CALIBRATION DATA
RESPONSE AND CONCENTRATION

Lab Name: Eurofins Seattle Job No.: 580-111018-1 Analy Batch No.: 378263

SDG No.: _____

Instrument ID: TAC050 GC Column: ZB-SV ID: 0.25 (mm) Heated Purge: (Y/N) N

Calibration Start Date: 01/14/2022 01:16 Calibration End Date: 01/14/2022 05:04 Calibration ID: 31897

ANALYTE	IS REF	CURVE TYPE	RESPONSE					CONCENTRATION (UG/L)							
			LVL 1	LVL 2	LVL 3	LVL 4	LVL 5	LVL 1	LVL 2	LVL 3	LVL 4	LVL 5			
			LVL 6	LVL 7	LVL 8	LVL 9	LVL 10	LVL 6	LVL 7	LVL 8	LVL 9	LVL 10			
			LVL 11	LVL 12	LVL 13				LVL 11	LVL 12	LVL 13				
			412698	1131196	2428114						2000	5000	10000		
Benzo[g,h,i]perylene	PRY	Lin2	281	497	1138		1725	3494			1.00	2.00	5.00	10.0	20.0
			8933	20616	44397		100263	221508			50.0	100	200	500	1000
			434660	1159620	2416384						2000	5000	10000		
2-methylnaphthalene-d10	NPT	Ave	122	283	674		1249	2533			1.00	2.00	5.00	10.0	20.0
			6298	13403	29353		66447	136490			50.0	100	200	500	1000
			259103	658935	1343563						2000	5000	10000		
2-Fluorobiphenyl	ANT	Ave	156	336	854		1552	3165			1.00	2.00	5.00	10.0	20.0
			7866	16655	36875		81972	168952			50.0	100	200	500	1000
			322797	829635	1730752						2000	5000	10000		
2,4,6-Tribromophenol	ANT	Qual	+++++	+++++	+++++		178	396			+++++	+++++	+++++	10.0	20.0
			941	2462	5623		13836	31220			50.0	100	200	500	1000
			63090	168193	+++++						2000	5000	+++++		
Fluoranthene-d10 (Surr)	PHN	Lin2	+++++	476	1038		1556	3024			+++++	2.00	5.00	10.0	20.0
			7543	17571	36319		82791	181549			50.0	100	200	500	1000
			358856	927539	1947324						2000	5000	10000		
Terphenyl-d14	PHN	Ave	+++++	+++++	782		1200	2154			+++++	+++++	5.00	10.0	20.0
			5408	13020	26958		64209	138125			50.0	100	200	500	1000
			265872	689419	1444527						2000	5000	10000		

Curve Type Legend

Ave = Average ISTD
 Lin2 = Linear 1/conc^2 ISTD
 Qual = Quadratic 1/conc ISTD
 Qua2 = Quadratic 1/conc^2 ISTD

FORM VI
GC/MS SEMI VOA BY INTERNAL STANDARD - INITIAL CALIBRATION DATA
READBACK PERCENT ERROR

Lab Name: Eurofins Seattle Job No.: 580-111018-1 Analy Batch No.: 378263

SDG No.: _____

Instrument ID: TAC050 GC Column: ZB-SV ID: 0.25 (mm) Heated Purge: (Y/N) N

Calibration Start Date: 01/14/2022 01:16 Calibration End Date: 01/14/2022 05:04 Calibration ID: 31897

Calibration Files

LEVEL:	LAB SAMPLE ID:	LAB FILE ID:
Level 1	STD1 580-378263/16	SIM011322b026.D
Level 2	STD2 580-378263/15	SIM011322b025.D
Level 3	STD3 580-378263/14	SIM011322b024.D
Level 4	STD4 580-378263/13	SIM011322b023.D
Level 5	STD5 580-378263/12	SIM011322b022.D
Level 6	STD6 580-378263/11	SIM011322b021.D
Level 7	STD7 580-378263/10	SIM011322b020.D
Level 8	STD8 580-378263/9	SIM011322b019.D
Level 9	STD9IS 580-378263/8	SIM011322b018.D
Level 10	STD10 580-378263/7	SIM011322b017.D
Level 11	STD11 580-378263/6	SIM011322b016.D
Level 12	STD12 580-378263/5	SIM011322b015.D
Level 13	STD13 580-378263/4	SIM011322b014.D

ANALYTE	PERCENT ERROR						PERCENT ERROR LIMIT					
	LVL 1 #	LVL 2 #	LVL 3 #	LVL 4 #	LVL 5 #	LVL 6 #	LVL 1	LVL 2	LVL 3	LVL 4	LVL 5	LVL 6
	LVL 7 #	LVL 8 #	LVL 9 #	LVL 10 #	LVL 11 #	LVL 12 #	LVL 7	LVL 8	LVL 9	LVL 10	LVL 11	LVL 12
Naphthalene	+++++	11.9						50				
2-Methylnaphthalene	-1.9						50					
1-Methylnaphthalene	10.4						50					
Acenaphthylene	3.7						50					
Acenaphthene	3.8						50					
Fluorene	10.3						50					
Pentachlorophenol	+++++	+++++	+++++	+++++	+++++	7.1 +++++						50
Phenanthrene	+++++	-1.6						50				

FORM VI
GC/MS SEMI VOA BY INTERNAL STANDARD - INITIAL CALIBRATION DATA
READBACK PERCENT ERROR

Lab Name: Eurofins Seattle Job No.: 580-111018-1 Analy Batch No.: 378263

SDG No.: _____

Instrument ID: TAC050 GC Column: ZB-SV ID: 0.25 (mm) Heated Purge: (Y/N) N

Calibration Start Date: 01/14/2022 01:16 Calibration End Date: 01/14/2022 05:04 Calibration ID: 31897

ANALYTE	PERCENT ERROR						PERCENT ERROR LIMIT					
	LVL 1 #	LVL 2 #	LVL 3 #	LVL 4 #	LVL 5 #	LVL 6 #	LVL 1	LVL 2	LVL 3	LVL 4	LVL 5	LVL 6
	LVL 7 #	LVL 8 #	LVL 9 #	LVL 10 #	LVL 11 #	LVL 12 #	LVL 7	LVL 8	LVL 9	LVL 10	LVL 11	LVL 12
Anthracene	-3.2						50					
Fluoranthene	++++	-0.3						50				
Pyrene	++++	-0.9						50				
Benzo[a]anthracene	++++	2.1						50				
Chrysene	++++	-2.2						50				
Bis(2-ethylhexyl) phthalate	1.9						50					
	++++											
Benzo[b]fluoranthene	-0.5						50					
Benzo[k]fluoranthene	-2.2						50					
Benzo[a]pyrene	-0.9						50					
Indeno[1,2,3-cd]pyrene	++++	++++	9.1						50			
Dibenz(a,h)anthracene	1.1						50					
Benzo[g,h,i]perylene	-1.6						50					
2-methylnaphthalene-d10	-0.5						50					

FORM VI
GC/MS SEMI VOA BY INTERNAL STANDARD - INITIAL CALIBRATION DATA
READBACK PERCENT ERROR

Lab Name: Eurofins Seattle Job No.: 580-111018-1 Analy Batch No.: 378263

SDG No.: _____

Instrument ID: TAC050 GC Column: ZB-SV ID: 0.25 (mm) Heated Purge: (Y/N) N

Calibration Start Date: 01/14/2022 01:16 Calibration End Date: 01/14/2022 05:04 Calibration ID: 31897

ANALYTE	PERCENT ERROR						PERCENT ERROR LIMIT					
	LVL 1 #	LVL 2 #	LVL 3 #	LVL 4 #	LVL 5 #	LVL 6 #	LVL 1	LVL 2	LVL 3	LVL 4	LVL 5	LVL 6
	LVL 7 #	LVL 8 #	LVL 9 #	LVL 10 #	LVL 11 #	LVL 12 #	LVL 7	LVL 8	LVL 9	LVL 10	LVL 11	LVL 12
2-Fluorobiphenyl	7.4						50					
2,4,6-Tribromophenol	+++++	+++++	+++++	24.6						30		
Fluoranthene-d10 (Surr)	+++++	0.2						50				
Terphenyl-d14	+++++	+++++	24.5						50			

Eurofins Seattle
Target Compound Quantitation Report

Data File: \\chromfs\Seattle\ChromData\TAC050\20220113-80849.b\SIM011322b014.D
 Lims ID: std13
 Client ID:
 Sample Type: IC Calib Level: 13
 Inject. Date: 14-Jan-2022 01:16:30 ALS Bottle#: 4 Worklist Smp#: 4
 Injection Vol: 1.0 ul Dil. Factor: 1.0000
 Sample Info: 13
 Operator ID: jcm Instrument ID: TAC050
 Sublist: chrom-TAC050_SIM_PAH*sub9

Method: \\chromfs\Seattle\ChromData\TAC050\20220113-80849.b\TAC050_SIM_PAH.m
 Limit Group: 8270D_SIM QSM 5.0
 Last Update: 14-Jan-2022 15:42:07 Calib Date: 14-Jan-2022 05:04:30
 Integrator: Falcon ID Type: RT Order ID
 Quant Method: Internal Standard Quant By: Initial Calibration
 Last ICal File: \\chromfs\Seattle\ChromData\TAC050\20220113-80849.b\SIM011322b026.D

Column 1 : Det: MS SCAN
 Process Host: CTX1628

First Level Reviewer: limmere Date: 14-Jan-2022 09:57:37

Compound	Sig	RT (min.)	Exp RT (min.)	Dlt RT (min.)	Q	Response	Cal Amt ug/L	OnCol Amt ug/L	Flags
* 1 Naphthalene-d8	136	5.175	5.175	0.000	89	23790	100.0	100.0	
* 2 Acenaphthene-d10	164	6.858	6.858	0.000	71	12417	100.0	100.0	
* 3 Phenanthrene-d10	188	8.323	8.323	0.000	56	19239	100.0	100.0	
* 4 Chrysene-d12	240	11.039	11.039	0.000	18	16035	100.0	100.0	
* 5 Perylene-d12	264	13.084	13.084	0.000	69	18181	100.0	100.0	
\$ 6 2-methylnaphthalene-d10	152	5.814	5.814	0.000	67	1343563	10000	9546.4	
\$ 10 2-Fluorobiphenyl	172	6.197	6.197	0.000	0	1730752	10000	8710.6	
\$ 7 2,4,6-Tribromophenol	330	7.637	7.637	0.000	57	364048	10000	8339.9	
\$ 8 Fluoranthene-d10 (Surr)	212	9.510	9.510	0.000	69	1947324	10000	9808.5	
\$ 9 Terphenyl-d14	244	9.904	9.904	0.000	95	1444527	10000	9368.4	
11 Naphthalene	128	5.194	5.194	0.000	100	2265154	10000	9002.4	
12 2-Methylnaphthalene	141	5.846	5.846	0.000	97	1398242	10000	9798.6	
13 1-Methylnaphthalene	141	5.942	5.942	0.000	98	1328414	10000	9610.9	
14 Acenaphthylene	152	6.722	6.722	0.000	100	2434168	10000	9272.6	
15 Acenaphthene	153	6.889	6.889	0.000	95	1491471	10000	9053.5	
16 Fluorene	166	7.399	7.399	0.000	95	1717929	10000	9353.8	
17 Pentachlorophenol	266	8.134	8.134	0.000	98	677544	20000	11173	
18 Phenanthrene	178	8.346	8.346	0.000	100	2257550	10000	9342.3	
19 Anthracene	178	8.401	8.401	0.000	100	2384546	10000	9765.4	
20 Fluoranthene	202	9.530	9.530	0.000	52	2362929	10000	9897.3	
21 Pyrene	202	9.754	9.754	0.000	52	2467420	10000	9810.8	
22 Benzo[a]anthracene	228	11.026	11.026	0.000	95	2263685	10000	9832.7	M
23 Chrysene	228	11.071	11.071	0.000	99	2245321	10000	9346.7	
30 Bis(2-ethylhexyl) phthalate	149	11.902	11.902	0.000	0	3217562	10000	7450.6	
24 Benzo[b]fluoranthene	252	12.493	12.493	0.000	97	2440243	10000	10295	
25 Benzo[k]fluoranthene	252	12.534	12.534	0.000	95	2575872	10000	9697.4	
26 Benzo[a]pyrene	252	13.006	13.006	0.000	97	2428829	10000	10269	
27 Indeno[1,2,3-cd]pyrene	276	14.968	14.968	0.000	96	2126159	10000	9465.5	
28 Dibenz(a,h)anthracene	278	15.017	15.017	0.000	96	2428114	10000	10628	
29 Benzo[g,h,i]perylene	276	15.467	15.467	0.000	95	2416384	10000	9758.9	

[QC Flag Legend](#)

Processing Flags

Review Flags

M - Manually Integrated

[Reagents:](#)

8270SIM_IS_00069

Amount Added: 10.00

Units: uL

8270_ic_stk_00062

Amount Added: 100.00

Units: uL

Eurofins Seattle

Data File: \\chromfs\Seattle\ChromData\TAC050\20220113-80849.b\SIM011322b014.D

Injection Date: 14-Jan-2022 01:16:30

Instrument ID: TAC050

Lims ID: std13

Client ID:

Operator ID: jcm

ALS Bottle#: 4

Worklist Smp#: 4

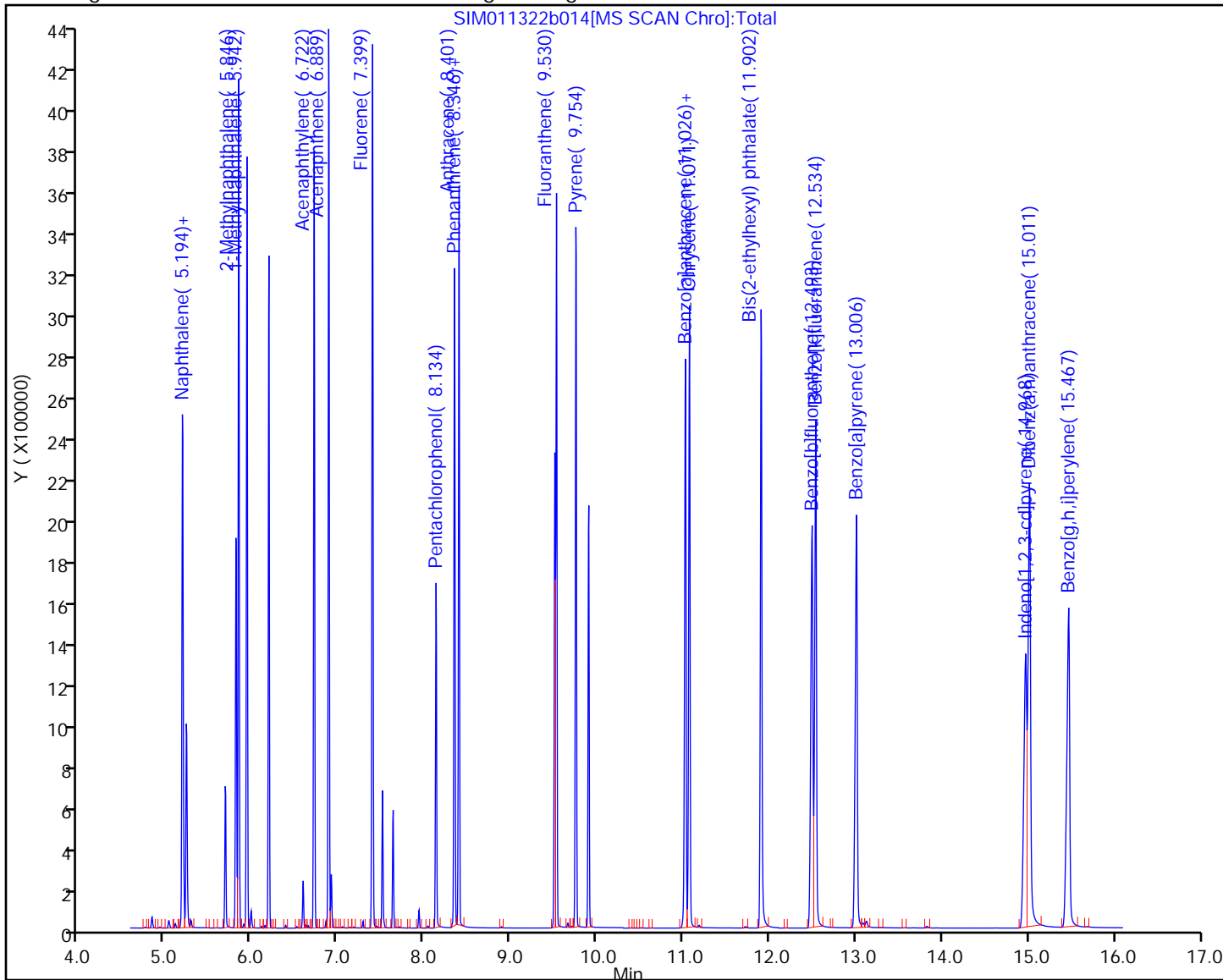
Injection Vol: 1.0 ul

Dil. Factor: 1.0000

Method: TAC050_SIM_PAH

Limit Group: 8270D_SIM QSM 5.0

Y Scaling: Method Defined: Scale to the Nth Largest Target: 1



Eurofins Seattle

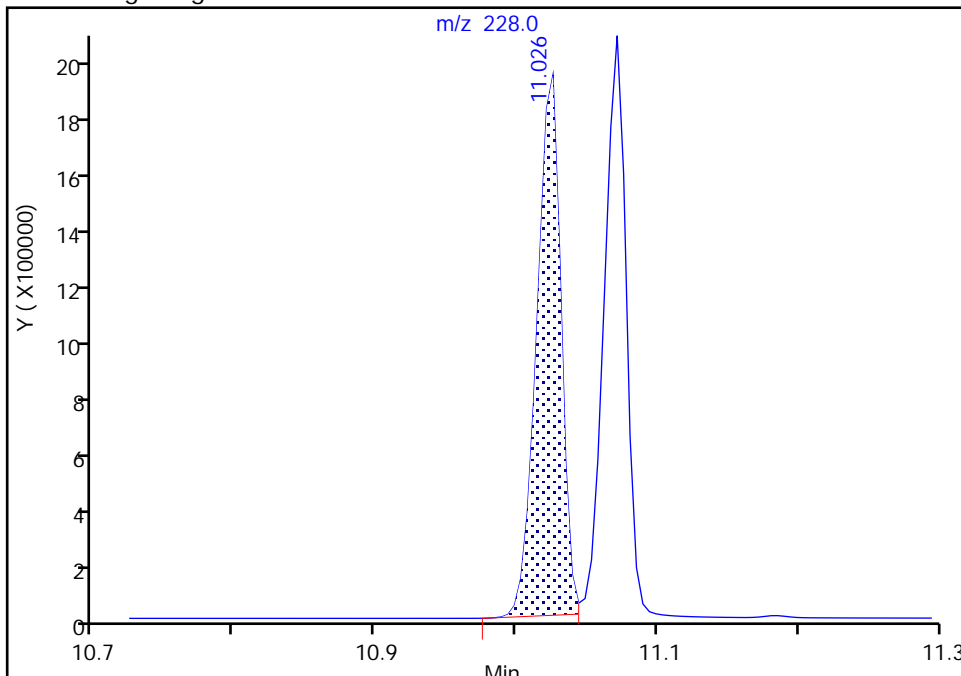
Data File: \\chromfs\Seattle\ChromData\TAC050\20220113-80849.b\SIM011322b014.D
Injection Date: 14-Jan-2022 01:16:30 Instrument ID: TAC050
Lims ID: std13
Client ID:
Operator ID: jcm ALS Bottle#: 4 Worklist Smp#: 4
Injection Vol: 1.0 ul Dil. Factor: 1.0000
Method: TAC050_SIM_PAH Limit Group: 8270D_SIM QSM 5.0
Column: Detector MS SCAN

22 Benzo[a]anthracene, CAS: 56-55-3

Signal: 1

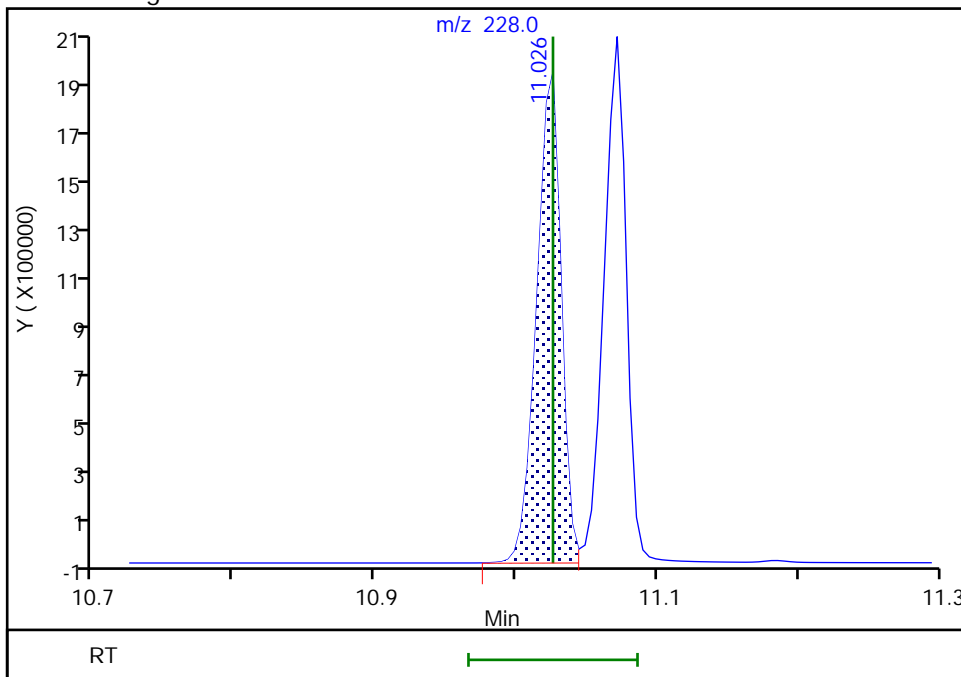
RT: 11.03
Area: 2231499
Amount: 9753.1502
Amount Units: ug/L

Processing Integration Results



RT: 11.03
Area: 2263685
Amount: 9832.6716
Amount Units: ug/L

Manual Integration Results



Reviewer: boylea, 14-Jan-2022 13:59:36
Audit Action: Manually Integrated

Audit Reason: Incomplete Integration

Eurofins Seattle
Target Compound Quantitation Report

Data File: \\chromfs\Seattle\ChromData\TAC050\20220113-80849.b\SIM011322b015.D
 Lims ID: std12
 Client ID:
 Sample Type: IC Calib Level: 12
 Inject. Date: 14-Jan-2022 01:35:30 ALS Bottle#: 5 Worklist Smp#: 5
 Injection Vol: 1.0 ul Dil. Factor: 1.0000
 Sample Info: 12
 Operator ID: jcm Instrument ID: TAC050
 Sublist: chrom-TAC050_SIM_PAH*sub9
 Method: \\chromfs\Seattle\ChromData\TAC050\20220113-80849.b\TAC050_SIM_PAH.m
 Limit Group: 8270D_SIM QSM 5.0
 Last Update: 14-Jan-2022 15:42:08 Calib Date: 14-Jan-2022 05:04:30
 Integrator: Falcon ID Type: RT Order ID
 Quant Method: Internal Standard Quant By: Initial Calibration
 Last ICal File: \\chromfs\Seattle\ChromData\TAC050\20220113-80849.b\SIM011322b026.D

Column 1 : Det: MS SCAN
 Process Host: CTX1628

First Level Reviewer: limmere Date: 14-Jan-2022 09:58:25

Compound	Sig	RT (min.)	Exp RT (min.)	Dlt RT (min.)	Q	Response	Cal Amt ug/L	OnCol Amt ug/L	Flags
* 1 Naphthalene-d8	136	5.175	5.175	0.000	90	21838	100.0	100.0	
* 2 Acenaphthene-d10	164	6.858	6.858	0.000	72	10611	100.0	100.0	
* 3 Phenanthrene-d10	188	8.319	8.323	-0.004	56	16729	100.0	100.0	
* 4 Chrysene-d12	240	11.035	11.039	-0.004	40	13293	100.0	100.0	
* 5 Perylene-d12	264	13.079	13.084	-0.005	69	15703	100.0	100.0	
\$ 6 2-methylnaphthalene-d10	152	5.814	5.814	0.000	67	658935	5000.0	5100.4	
\$ 10 2-Fluorobiphenyl	172	6.193	6.197	-0.004	0	829635	5000.0	4886.1	
\$ 7 2,4,6-Tribromophenol	330	7.632	7.637	-0.005	58	168193	5000.0	4994.1	
\$ 8 Fluoranthene-d10 (Surr)	212	9.506	9.510	-0.004	69	927539	5000.0	5372.4	
\$ 9 Terphenyl-d14	244	9.900	9.904	-0.004	95	689419	5000.0	5142.1	
11 Naphthalene	128	5.194	5.194	0.000	100	1129737	5000.0	4891.3	
12 2-Methylnaphthalene	141	5.846	5.846	0.000	92	673905	5000.0	5144.7	
13 1-Methylnaphthalene	141	5.937	5.942	-0.005	99	645502	5000.0	5087.5	
14 Acenaphthylene	152	6.717	6.722	-0.005	100	1173013	5000.0	5228.9	
15 Acenaphthene	153	6.889	6.889	0.000	99	714176	5000.0	5073.0	
16 Fluorene	166	7.394	7.399	-0.005	96	811630	5000.0	5171.3	
17 Pentachlorophenol	266	8.130	8.134	-0.004	98	308802	10000	7873.5	
18 Phenanthrene	178	8.346	8.346	0.000	99	1092665	5000.0	5199.6	
19 Anthracene	178	8.397	8.401	-0.004	99	1141218	5000.0	5374.4	
20 Fluoranthene	202	9.526	9.530	-0.004	52	1100144	5000.0	5298.9	
21 Pyrene	202	9.750	9.754	-0.004	52	1161089	5000.0	5308.7	
22 Benzo[a]anthracene	228	11.017	11.026	-0.009	95	1050296	5000.0	5502.6	M
23 Chrysene	228	11.062	11.071	-0.009	99	1050734	5000.0	5275.5	
30 Bis(2-ethylhexyl) phthalate	149	11.898	11.902	-0.004	0	1514360	5000.0	4861.6	Ma
24 Benzo[b]fluoranthene	252	12.479	12.493	-0.014	98	1135616	5000.0	5546.5	
25 Benzo[k]fluoranthene	252	12.525	12.534	-0.009	95	1206698	5000.0	5259.4	
26 Benzo[a]pyrene	252	12.997	13.006	-0.009	97	1131186	5000.0	5537.0	
27 Indeno[1,2,3-cd]pyrene	276	14.951	14.968	-0.017	96	990249	5000.0	5380.8	
28 Dibenz(a,h)anthracene	278	14.995	15.017	-0.022	97	1131196	5000.0	5732.3	
29 Benzo[g,h,i]perylene	276	15.445	15.467	-0.022	96	1159620	5000.0	5422.0	

QC Flag Legend

Processing Flags

Review Flags

M - Manually Integrated

a - User Assigned ID

Reagents:

8270_ic_stk_00062

Amount Added: 50.00

Units: uL

8270SIM_IS_00069

Amount Added: 10.00

Units: uL

Eurofins Seattle

Data File: \\chromfs\Seattle\ChromData\TAC050\20220113-80849.b\SIM011322b015.D

Injection Date: 14-Jan-2022 01:35:30

Instrument ID: TAC050

Lims ID: std12

Client ID:

Operator ID: jcm

ALS Bottle#: 5

Worklist Smp#: 5

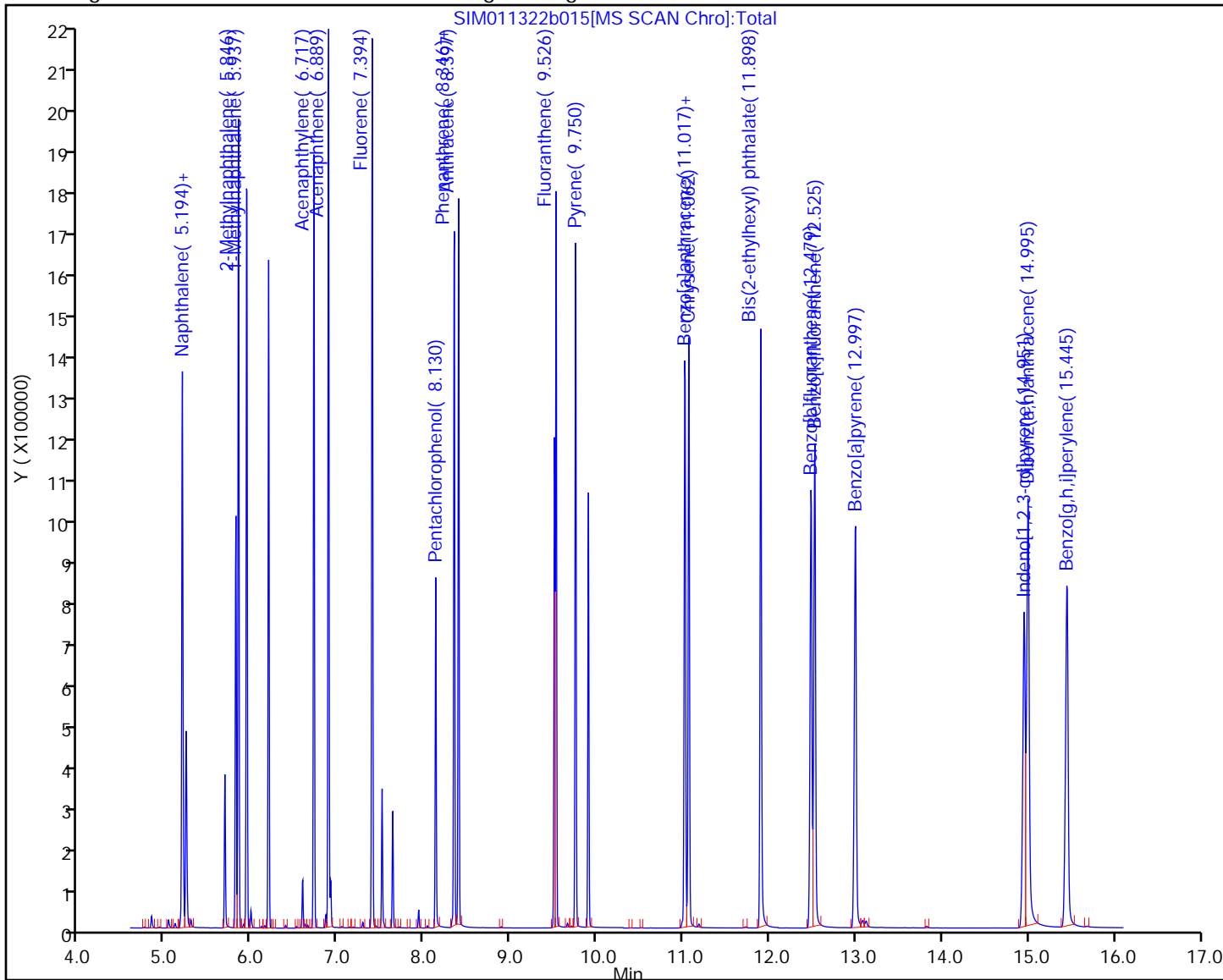
Injection Vol: 1.0 ul

Dil. Factor: 1.0000

Method: TAC050_SIM_PAH

Limit Group: 8270D_SIM QSM 5.0

Y Scaling: Method Defined: Scale to the Nth Largest Target: 1



Eurofins Seattle

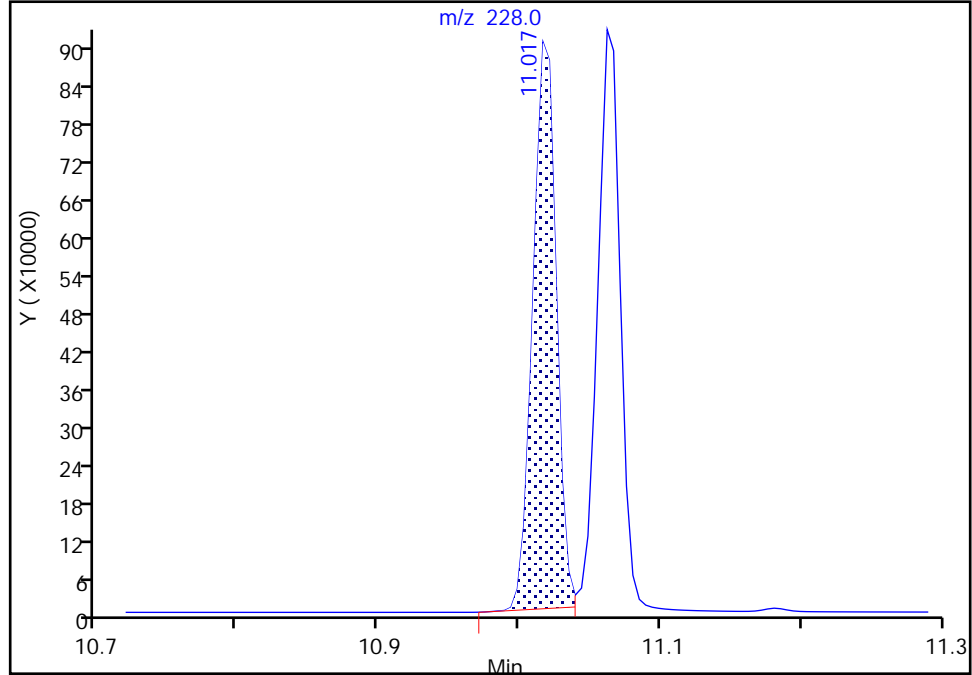
Data File: \\chromfs\Seattle\ChromData\TAC050\20220113-80849.b\SIM011322b015.D
Injection Date: 14-Jan-2022 01:35:30 Instrument ID: TAC050
Lims ID: std12
Client ID:
Operator ID: jcm ALS Bottle#: 5 Worklist Smp#: 5
Injection Vol: 1.0 ul Dil. Factor: 1.0000
Method: TAC050_SIM_PAH Limit Group: 8270D_SIM QSM 5.0
Column: Detector MS SCAN

22 Benzo[a]anthracene, CAS: 56-55-3

Signal: 1

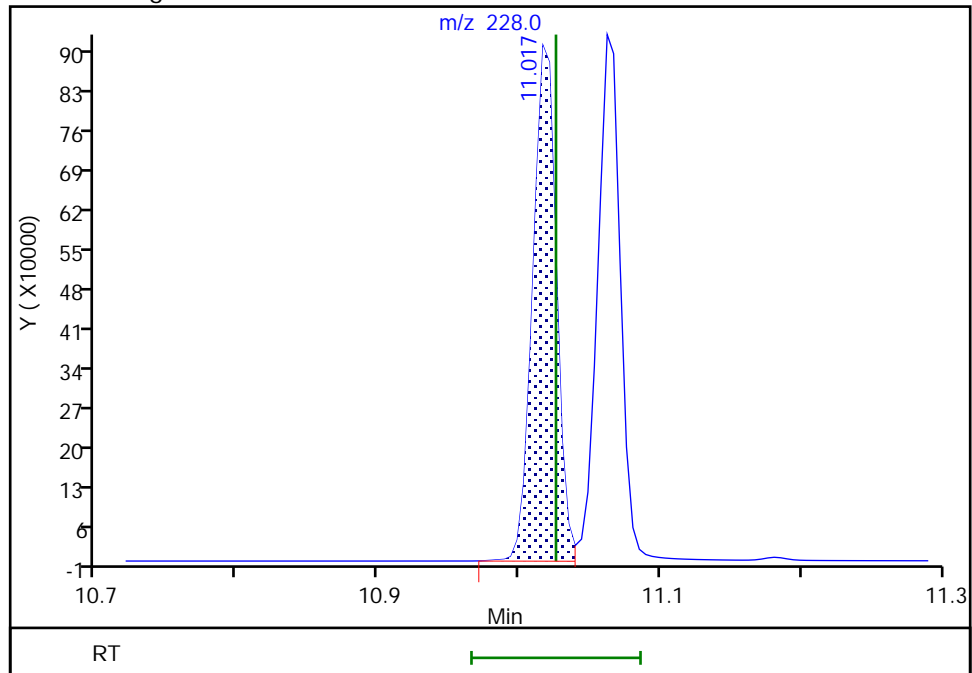
RT: 11.02
Area: 1031944
Amount: 5429.8812
Amount Units: ug/L

Processing Integration Results



RT: 11.02
Area: 1050296
Amount: 5502.5959
Amount Units: ug/L

Manual Integration Results



Reviewer: boylea, 14-Jan-2022 13:59:56
Audit Action: Manually Integrated

Audit Reason: Incomplete Integration

Eurofins Seattle

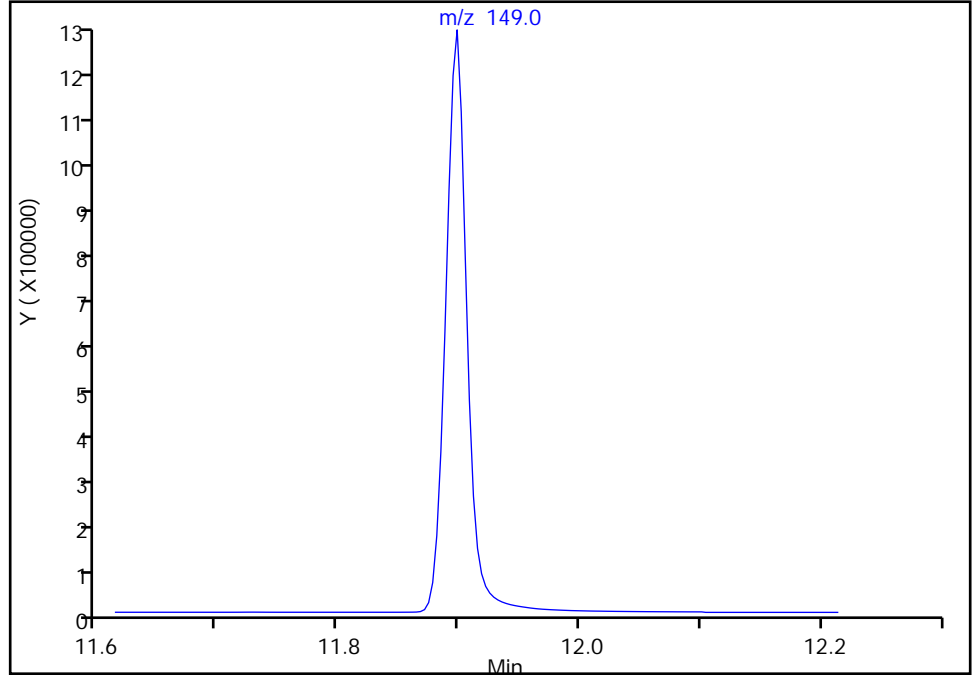
Data File: \\chromfs\Seattle\ChromData\TAC050\20220113-80849.b\SIM011322b015.D
Injection Date: 14-Jan-2022 01:35:30 Instrument ID: TAC050
Lims ID: std12
Client ID:
Operator ID: jcm ALS Bottle#: 5 Worklist Smp#: 5
Injection Vol: 1.0 ul Dil. Factor: 1.0000
Method: TAC050_SIM_PAH Limit Group: 8270D_SIM QSM 5.0
Column: Detector MS SCAN

30 Bis(2-ethylhexyl) phthalate, CAS: 117-81-7

Signal: 1

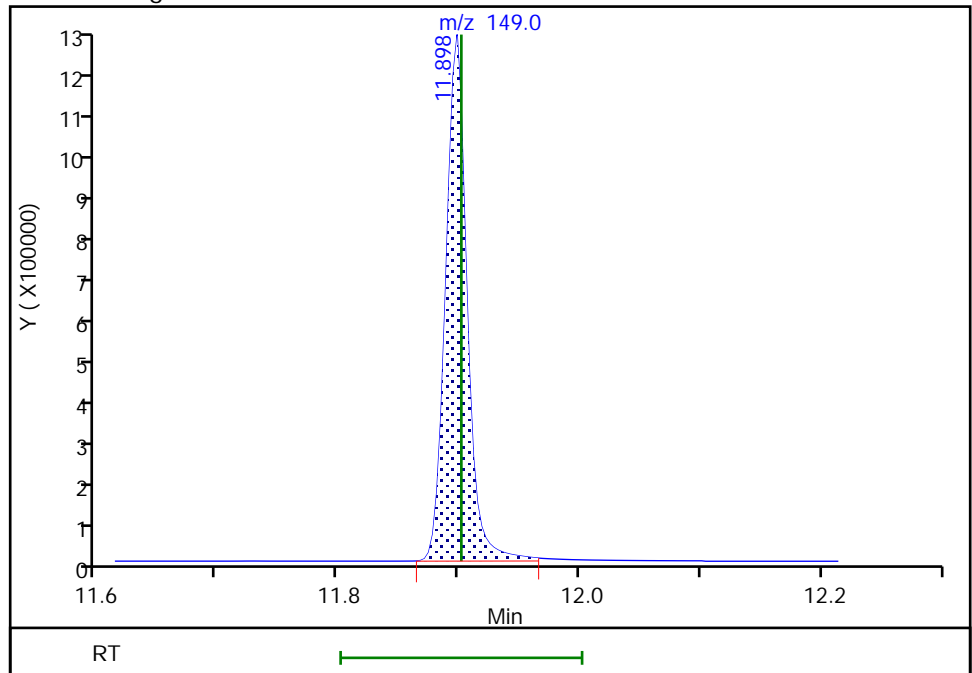
Not Detected
Expected RT: 11.90

Processing Integration Results



Manual Integration Results

RT: 11.90
Area: 1514360
Amount: 4861.6112
Amount Units: ug/L



Reviewer: boylea, 14-Jan-2022 13:58:35
Audit Action: Manually Integrated

Audit Reason: Incomplete Integration

Eurofins Seattle
Target Compound Quantitation Report

Data File: \\chromfs\Seattle\ChromData\TAC050\20220113-80849.b\SIM011322b016.D
 Lims ID: std11
 Client ID:
 Sample Type: IC Calib Level: 11
 Inject. Date: 14-Jan-2022 01:54:30 ALS Bottle#: 6 Worklist Smp#: 6
 Injection Vol: 1.0 ul Dil. Factor: 1.0000
 Sample Info: 11
 Operator ID: jcm Instrument ID: TAC050
 Sublist: chrom-TAC050_SIM_PAH*sub9
 Method: \\chromfs\Seattle\ChromData\TAC050\20220113-80849.b\TAC050_SIM_PAH.m
 Limit Group: 8270D_SIM QSM 5.0
 Last Update: 14-Jan-2022 15:42:10 Calib Date: 14-Jan-2022 05:04:30
 Integrator: Falcon ID Type: RT Order ID
 Quant Method: Internal Standard Quant By: Initial Calibration
 Last ICal File: \\chromfs\Seattle\ChromData\TAC050\20220113-80849.b\SIM011322b026.D

Column 1 : Det: MS SCAN
 Process Host: CTX1628

First Level Reviewer: limmere Date: 14-Jan-2022 09:59:09

Compound	Sig	RT (min.)	Exp RT (min.)	Diff RT (min.)	Q	Response	Cal Amt ug/L	OnCol Amt ug/L	Flags
* 1 Naphthalene-d8	136	5.171	5.175	-0.004	90	22807	100.0	100.0	
* 2 Acenaphthene-d10	164	6.854	6.858	-0.004	70	10972	100.0	100.0	
* 3 Phenanthrene-d10	188	8.319	8.323	-0.004	56	17139	100.0	100.0	
* 4 Chrysene-d12	240	11.030	11.039	-0.009	57	13463	100.0	100.0	
* 5 Perylene-d12	264	13.079	13.084	-0.005	69	15642	100.0	100.0	
\$ 6 2-methylnaphthalene-d10	152	5.814	5.814	0.000	67	259103	2000.0	1920.3	
\$ 10 2-Fluorobiphenyl	172	6.193	6.197	-0.004	0	322797	2000.0	1838.5	
\$ 7 2,4,6-Tribromophenol	330	7.628	7.637	-0.009	59	63090	2000.0	2006.5	
\$ 8 Fluoranthene-d10 (Surr)	212	9.506	9.510	-0.004	68	358856	2000.0	2028.1	
\$ 9 Terphenyl-d14	244	9.896	9.904	-0.008	96	265872	2000.0	1935.6	
11 Naphthalene	128	5.194	5.194	0.000	100	455448	2000.0	1888.1	
12 2-Methylnaphthalene	141	5.841	5.846	-0.005	96	260099	2000.0	1901.3	
13 1-Methylnaphthalene	141	5.937	5.942	-0.005	98	250376	2000.0	1889.5	
14 Acenaphthylene	152	6.717	6.722	-0.005	100	459226	2000.0	1979.7	
15 Acenaphthene	153	6.885	6.889	-0.004	96	279319	2000.0	1918.8	
16 Fluorene	166	7.394	7.399	-0.005	93	315659	2000.0	1945.0	
17 Pentachlorophenol	266	8.126	8.134	-0.008	97	100947	4000.0	3873.9	
18 Phenanthrene	178	8.342	8.346	-0.004	100	422623	2000.0	1962.3	
19 Anthracene	178	8.393	8.401	-0.008	100	429392	2000.0	1973.2	
20 Fluoranthene	202	9.522	9.530	-0.008	52	423401	2000.0	1989.8	
21 Pyrene	202	9.750	9.754	-0.004	51	452528	2000.0	2018.8	
22 Benzo[a]anthracene	228	11.017	11.026	-0.009	95	398056	2000.0	2058.3	M
23 Chrysene	228	11.058	11.071	-0.013	99	390408	2000.0	1934.5	
30 Bis(2-ethylhexyl) phthalate	149	11.895	11.902	-0.007	0	551318	2000.0	2081.1	Ma
24 Benzo[b]fluoranthene	252	12.475	12.493	-0.018	97	408952	2000.0	2004.7	
25 Benzo[k]fluoranthene	252	12.516	12.534	-0.018	96	459854	2000.0	2011.6	
26 Benzo[a]pyrene	252	12.988	13.006	-0.018	97	419408	2000.0	2060.4	
27 Indeno[1,2,3-cd]pyrene	276	14.941	14.968	-0.027	96	370557	2000.0	2113.1	
28 Dibenz(a,h)anthracene	278	14.989	15.017	-0.028	96	412698	2000.0	2099.1	
29 Benzo[g,h,i]perylene	276	15.434	15.467	-0.033	95	434660	2000.0	2039.8	

QC Flag Legend

Processing Flags

Review Flags

M - Manually Integrated

a - User Assigned ID

Reagents:

8270_ic_stk_00062

Amount Added: 20.00

Units: uL

8270SIM_IS_00069

Amount Added: 10.00

Units: uL

Eurofins Seattle

Data File: \\chromfs\Seattle\ChromData\TAC050\20220113-80849.b\SIM011322b016.D

Injection Date: 14-Jan-2022 01:54:30

Instrument ID: TAC050

Lims ID: std11

Client ID:

Operator ID: jcm

ALS Bottle#: 6

Worklist Smp#: 6

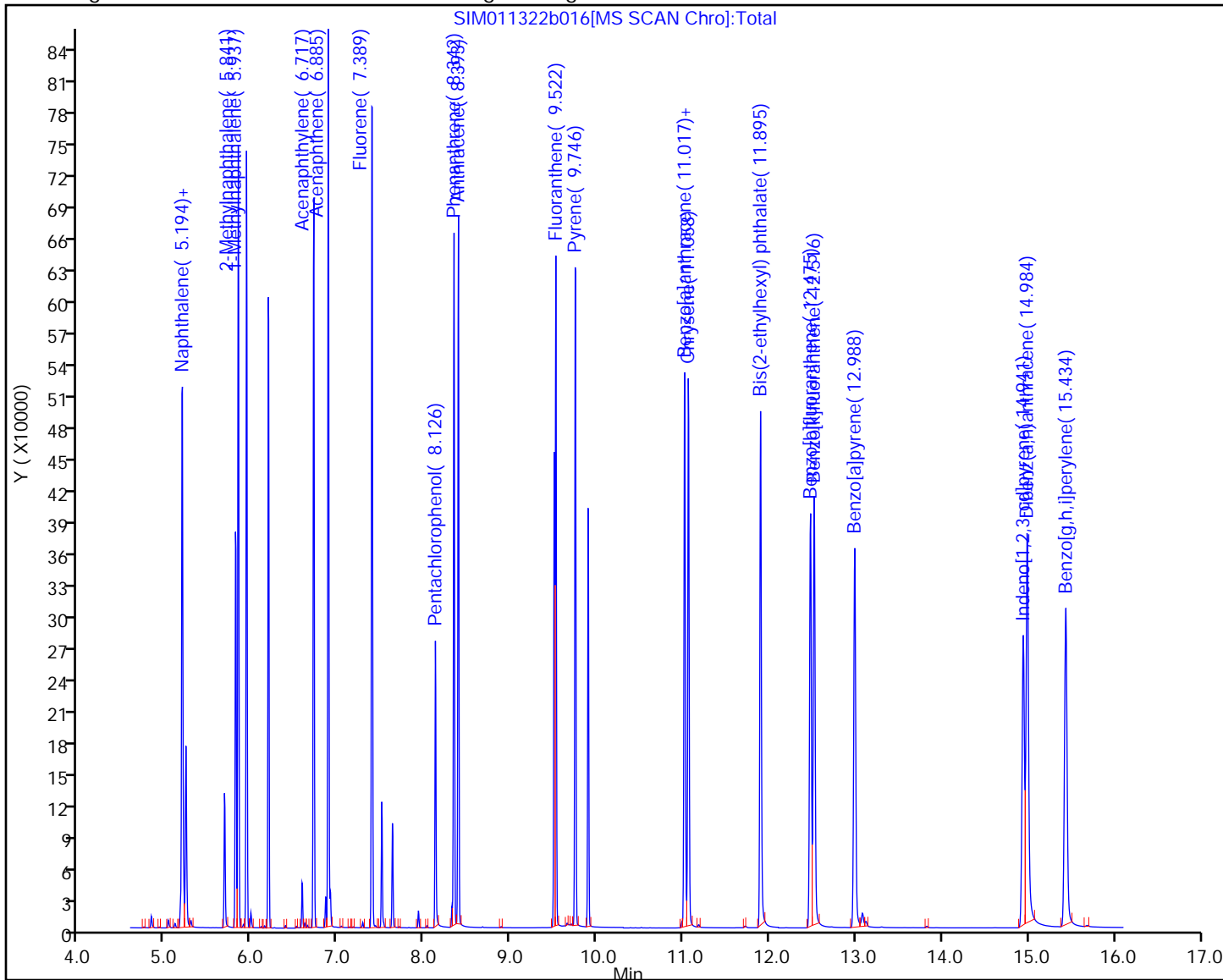
Injection Vol: 1.0 ul

Dil. Factor: 1.0000

Method: TAC050_SIM_PAH

Limit Group: 8270D_SIM QSM 5.0

Y Scaling: Method Defined: Scale to the Nth Largest Target: 1



Eurofins Seattle

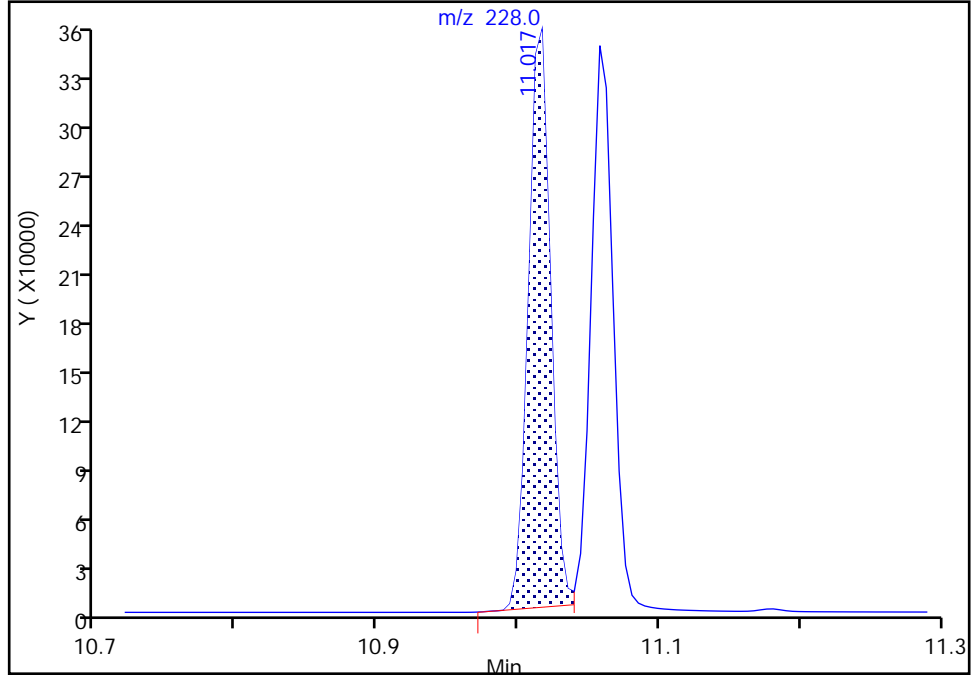
Data File: \\chromfs\Seattle\ChromData\TAC050\20220113-80849.b\SIM011322b016.D
Injection Date: 14-Jan-2022 01:54:30 Instrument ID: TAC050
Lims ID: std11
Client ID:
Operator ID: jcm ALS Bottle#: 6 Worklist Smp#: 6
Injection Vol: 1.0 ul Dil. Factor: 1.0000
Method: TAC050_SIM_PAH Limit Group: 8270D_SIM QSM 5.0
Column: Detector MS SCAN

22 Benzo[a]anthracene, CAS: 56-55-3

Signal: 1

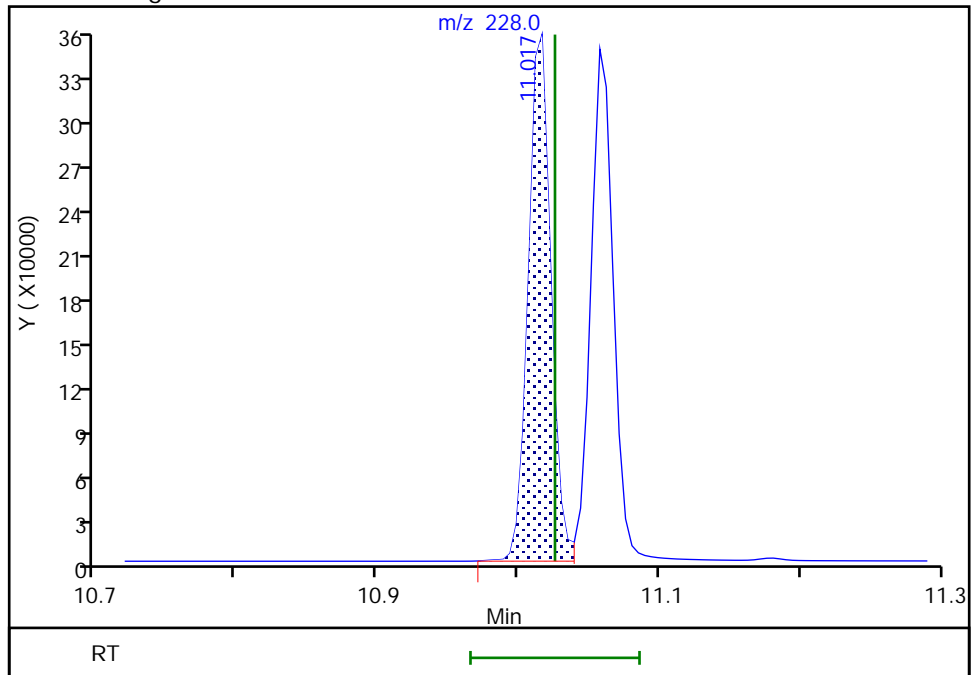
RT: 11.02
Area: 388556
Amount: 2012.7373
Amount Units: ug/L

Processing Integration Results



RT: 11.02
Area: 398056
Amount: 2058.2970
Amount Units: ug/L

Manual Integration Results



Reviewer: boylea, 14-Jan-2022 14:00:43
Audit Action: Manually Integrated

Audit Reason: Incomplete Integration

Eurofins Seattle

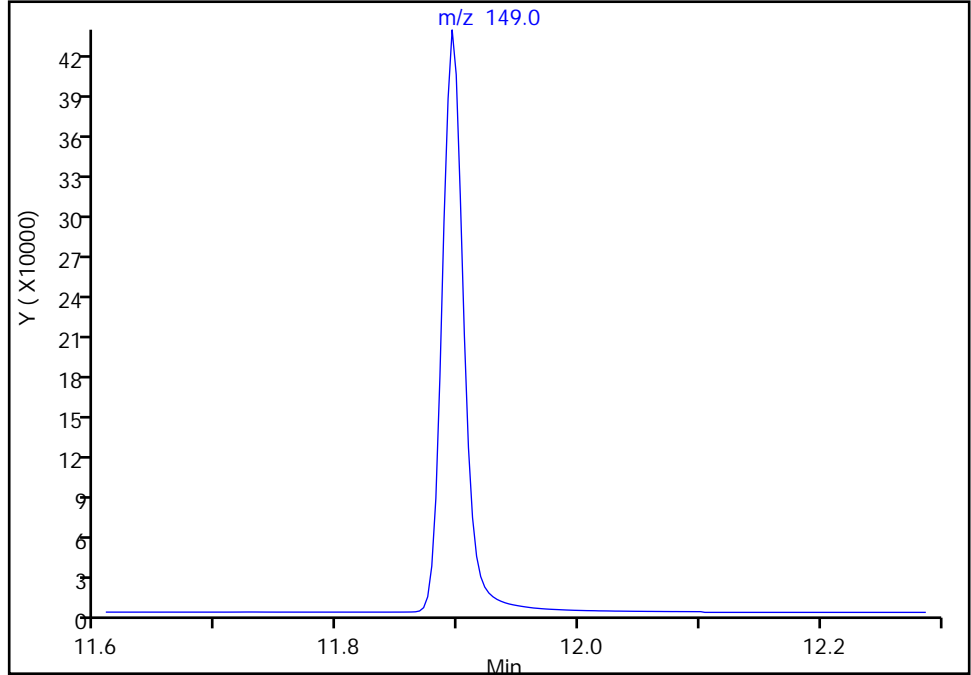
Data File: \\chromfs\Seattle\ChromData\TAC050\20220113-80849.b\SIM011322b016.D
Injection Date: 14-Jan-2022 01:54:30 Instrument ID: TAC050
Lims ID: std11
Client ID:
Operator ID: jcm ALS Bottle#: 6 Worklist Smp#: 6
Injection Vol: 1.0 ul Dil. Factor: 1.0000
Method: TAC050_SIM_PAH Limit Group: 8270D_SIM QSM 5.0
Column: Detector MS SCAN

30 Bis(2-ethylhexyl) phthalate, CAS: 117-81-7

Signal: 1

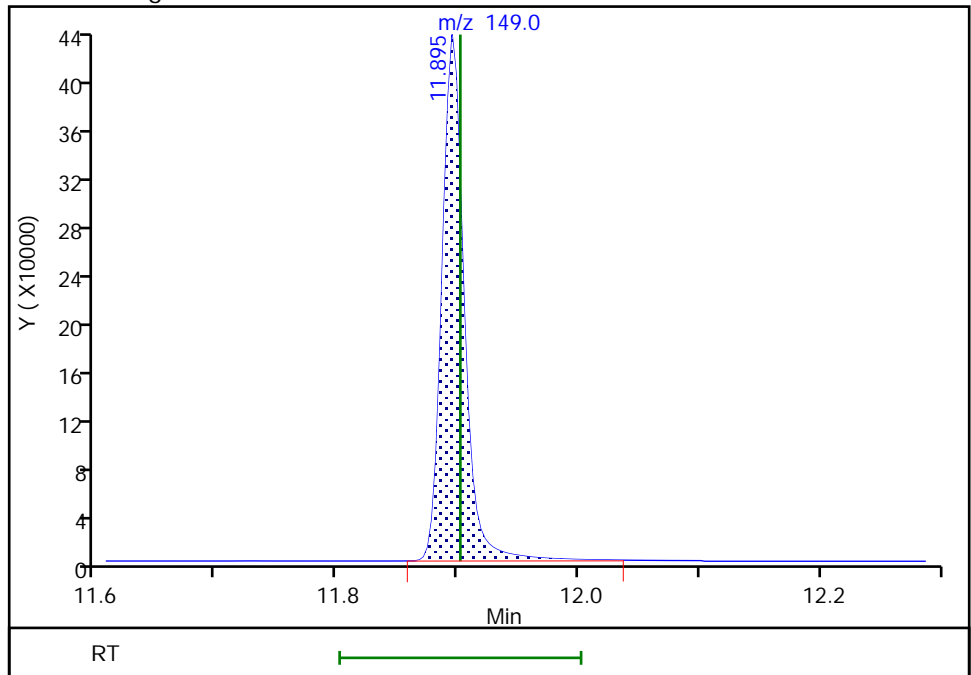
Not Detected
Expected RT: 11.90

Processing Integration Results



Manual Integration Results

RT: 11.89
Area: 551318
Amount: 2081.1144
Amount Units: ug/L



Reviewer: boylea, 14-Jan-2022 13:58:57
Audit Action: Manually Integrated

Audit Reason: Incomplete Integration

Eurofins Seattle
Target Compound Quantitation Report

Data File: \\chromfs\Seattle\ChromData\TAC050\20220113-80849.b\SIM011322b017.D
 Lims ID: std10
 Client ID:
 Sample Type: IC Calib Level: 10
 Inject. Date: 14-Jan-2022 02:13:30 ALS Bottle#: 7 Worklist Smp#: 7
 Injection Vol: 1.0 ul Dil. Factor: 1.0000
 Sample Info: 10
 Operator ID: jcm Instrument ID: TAC050
 Sublist: chrom-TAC050_SIM_PAH*sub9

Method: \\chromfs\Seattle\ChromData\TAC050\20220113-80849.b\TAC050_SIM_PAH.m
 Limit Group: 8270D_SIM QSM 5.0
 Last Update: 14-Jan-2022 15:42:11 Calib Date: 14-Jan-2022 05:04:30
 Integrator: Falcon ID Type: RT Order ID
 Quant Method: Internal Standard Quant By: Initial Calibration
 Last ICal File: \\chromfs\Seattle\ChromData\TAC050\20220113-80849.b\SIM011322b026.D

Column 1 : Det: MS SCAN
 Process Host: CTX1628

First Level Reviewer: limmere Date: 14-Jan-2022 10:02:14

Compound	Sig	RT (min.)	Exp RT (min.)	Diff RT (min.)	Q	Response	Cal Amt ug/L	OnCol Amt ug/L	Flags
* 1 Naphthalene-d8	136	5.171	5.175	-0.004	90	23211	100.0	100.0	
* 2 Acenaphthene-d10	164	6.854	6.858	-0.004	70	10998	100.0	100.0	
* 3 Phenanthrene-d10	188	8.319	8.323	-0.004	56	16806	100.0	100.0	
* 4 Chrysene-d12	240	11.026	11.039	-0.013	54	13626	100.0	100.0	
* 5 Perylene-d12	264	13.074	13.084	-0.010	69	15564	100.0	100.0	
\$ 6 2-methylnaphthalene-d10	152	5.814	5.814	0.000	67	136490	1000.0	994.0	
\$ 10 2-Fluorobiphenyl	172	6.193	6.197	-0.004	0	168952	1000.0	960.0	
\$ 7 2,4,6-Tribromophenol	330	7.628	7.637	-0.009	58	31220	1000.0	1028.7	
\$ 8 Fluoranthene-d10 (Surr)	212	9.502	9.510	-0.008	69	181549	1000.0	1045.8	
\$ 9 Terphenyl-d14	244	9.896	9.904	-0.008	95	138125	1000.0	1025.5	
11 Naphthalene	128	5.189	5.194	-0.005	100	242151	1000.0	986.4	
12 2-Methylnaphthalene	141	5.841	5.846	-0.005	96	135530	1000.0	973.5	
13 1-Methylnaphthalene	141	5.937	5.942	-0.005	98	130882	1000.0	970.5	
14 Acenaphthylene	152	6.717	6.722	-0.005	100	237007	1000.0	1019.3	
15 Acenaphthene	153	6.884	6.889	-0.005	96	145402	1000.0	996.5	
16 Fluorene	166	7.394	7.399	-0.005	92	163209	1000.0	1003.3	
17 Pentachlorophenol	266	8.126	8.134	-0.008	97	44279	2000.0	2176.5	
18 Phenanthrene	178	8.342	8.346	-0.004	100	217890	1000.0	1031.2	
19 Anthracene	178	8.393	8.401	-0.008	100	218902	1000.0	1025.4	
20 Fluoranthene	202	9.522	9.530	-0.008	52	216797	1000.0	1038.5	
21 Pyrene	202	9.746	9.754	-0.008	52	231682	1000.0	1053.5	
22 Benzo[a]anthracene	228	11.012	11.026	-0.014	95	203397	1000.0	1038.5	M
23 Chrysene	228	11.058	11.071	-0.013	99	203276	1000.0	994.5	
30 Bis(2-ethylhexyl) phthalate	149	11.895	11.902	-0.007	0	269774	1000.0	1080.2	Ma
24 Benzo[b]fluoranthene	252	12.470	12.493	-0.023	98	209981	1000.0	1034.1	a
25 Benzo[k]fluoranthene	252	12.516	12.534	-0.018	95	229502	1000.0	1008.6	
26 Benzo[a]pyrene	252	12.983	13.006	-0.023	97	213598	1000.0	1054.2	
27 Indeno[1,2,3-cd]pyrene	276	14.935	14.968	-0.033	96	187487	1000.0	1090.0	
28 Dibenz(a,h)anthracene	278	14.984	15.017	-0.033	96	209663	1000.0	1071.5	
29 Benzo[g,h,i]perylene	276	15.429	15.467	-0.038	95	221508	1000.0	1044.4	

[QC Flag Legend](#)

Processing Flags

Review Flags

M - Manually Integrated

a - User Assigned ID

[Reagents:](#)

ccv_8270_1000_00057

Amount Added: 1.00

Units: mL

Eurofins Seattle

Data File: \\chromfs\Seattle\ChromData\TAC050\20220113-80849.b\SIM011322b017.D

Injection Date: 14-Jan-2022 02:13:30

Instrument ID: TAC050

Lims ID: std10

Client ID:

Operator ID: jcm

ALS Bottle#: 7

Worklist Smp#: 7

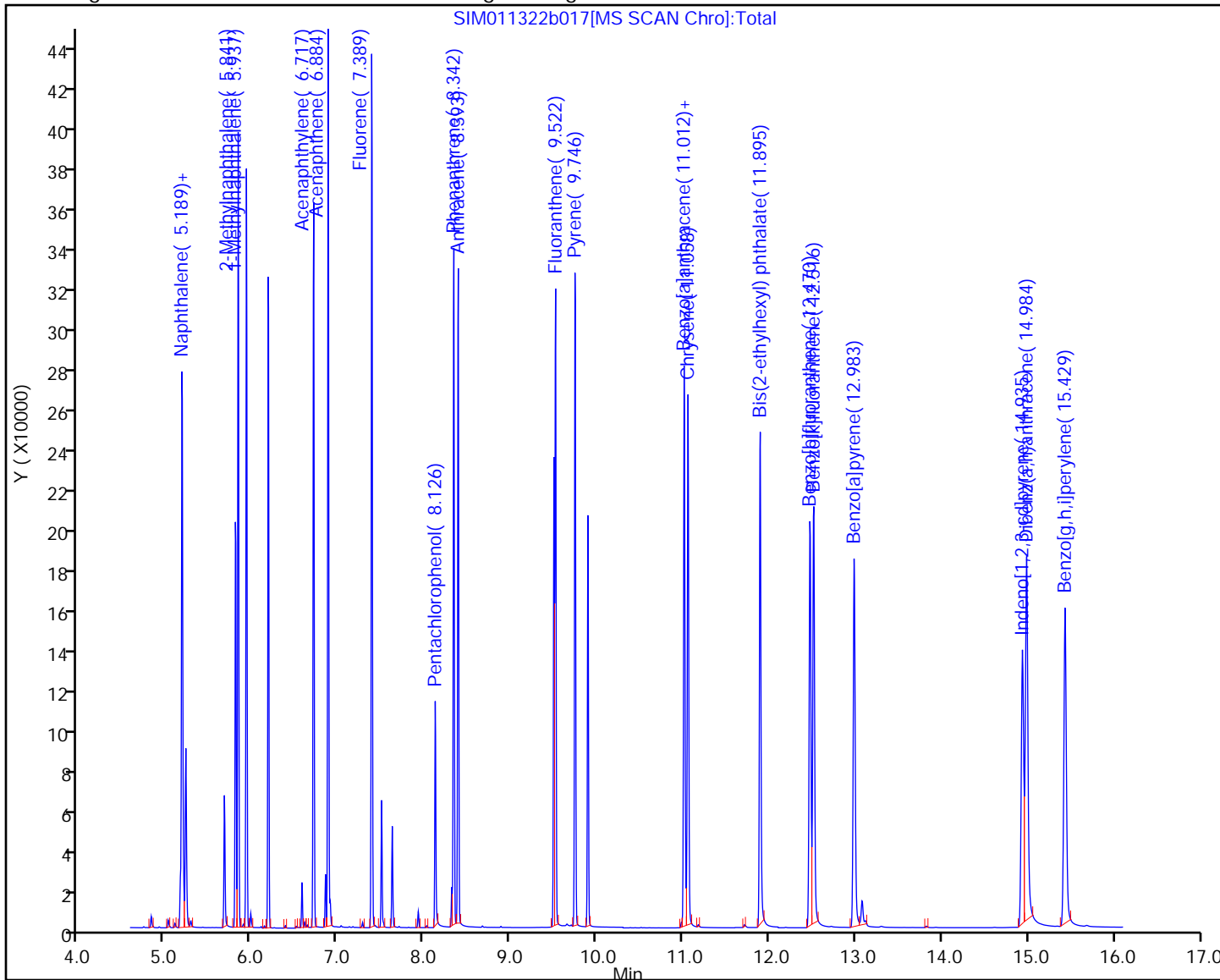
Injection Vol: 1.0 ul

Dil. Factor: 1.0000

Method: TAC050_SIM_PAH

Limit Group: 8270D_SIM QSM 5.0

Y Scaling: Method Defined: Scale to the Nth Largest Target: 1



Eurofins Seattle

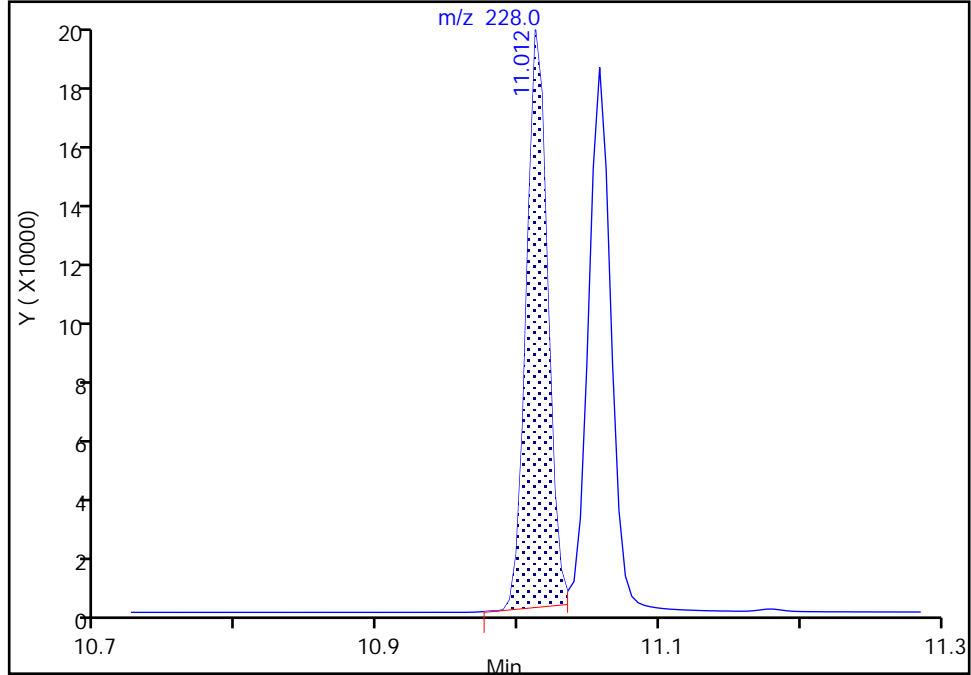
Data File: \\chromfs\Seattle\ChromData\TAC050\20220113-80849.b\SIM011322b017.D
Injection Date: 14-Jan-2022 02:13:30 Instrument ID: TAC050
Lims ID: std10
Client ID:
Operator ID: jcm ALS Bottle#: 7 Worklist Smp#: 7
Injection Vol: 1.0 ul Dil. Factor: 1.0000
Method: TAC050_SIM_PAH Limit Group: 8270D_SIM QSM 5.0
Column: Detector MS SCAN

22 Benzo[a]anthracene, CAS: 56-55-3

Signal: 1

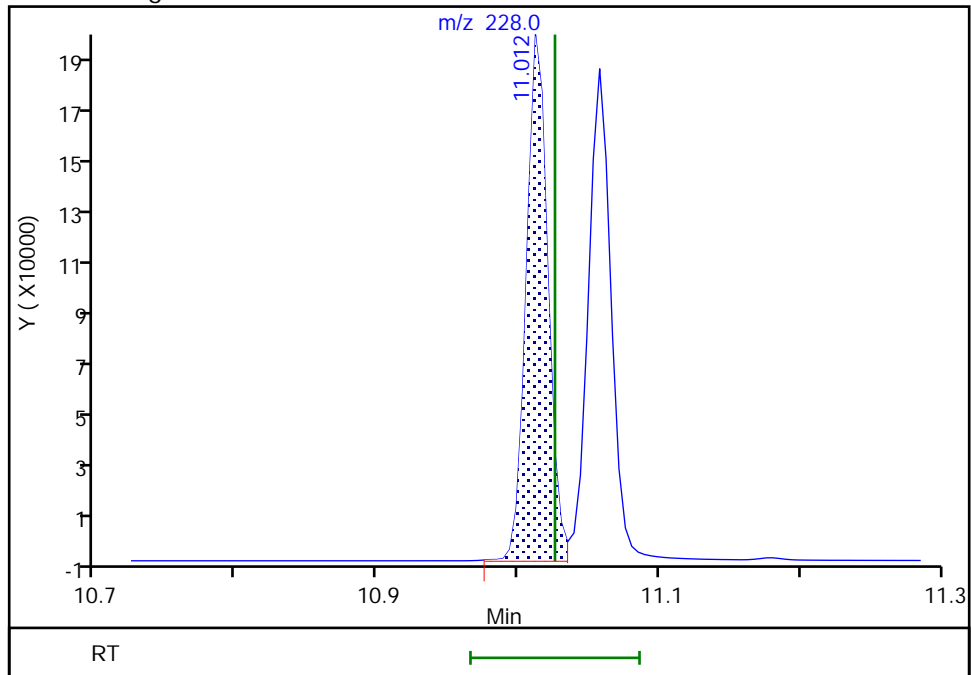
RT: 11.01
Area: 198209
Amount: 1012.8519
Amount Units: ug/L

Processing Integration Results



RT: 11.01
Area: 203397
Amount: 1038.5090
Amount Units: ug/L

Manual Integration Results



Reviewer: boylea, 14-Jan-2022 14:01:21
Audit Action: Manually Integrated

Audit Reason: Incomplete Integration

Eurofins Seattle

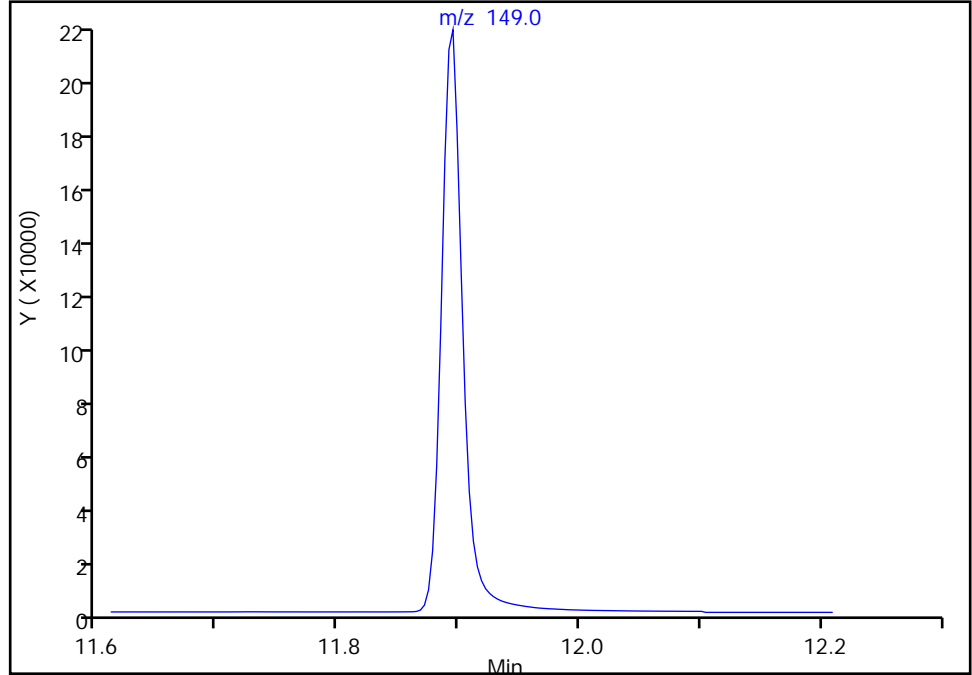
Data File: \\chromfs\Seattle\ChromData\TAC050\20220113-80849.b\SIM011322b017.D
Injection Date: 14-Jan-2022 02:13:30 Instrument ID: TAC050
Lims ID: std10
Client ID:
Operator ID: jcm ALS Bottle#: 7 Worklist Smp#: 7
Injection Vol: 1.0 ul Dil. Factor: 1.0000
Method: TAC050_SIM_PAH Limit Group: 8270D_SIM QSM 5.0
Column: Detector MS SCAN

30 Bis(2-ethylhexyl) phthalate, CAS: 117-81-7

Signal: 1

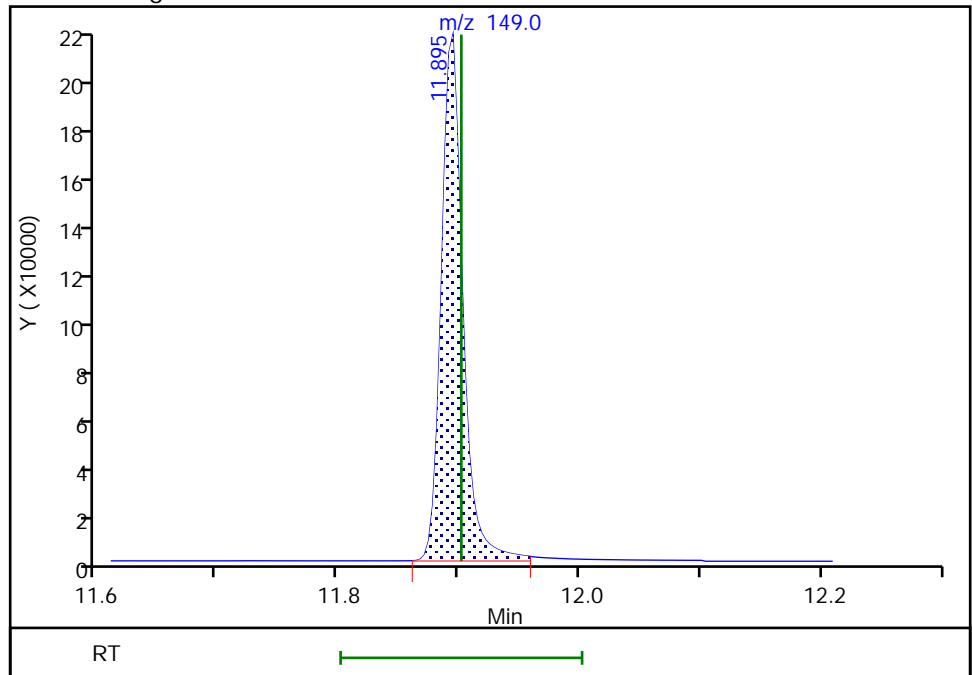
Not Detected
Expected RT: 11.90

Processing Integration Results



Manual Integration Results

RT: 11.89
Area: 269774
Amount: 1080.1509
Amount Units: ug/L



Reviewer: boylea, 14-Jan-2022 14:01:12
Audit Action: Manually Integrated

Audit Reason: Incomplete Integration

Eurofins Seattle

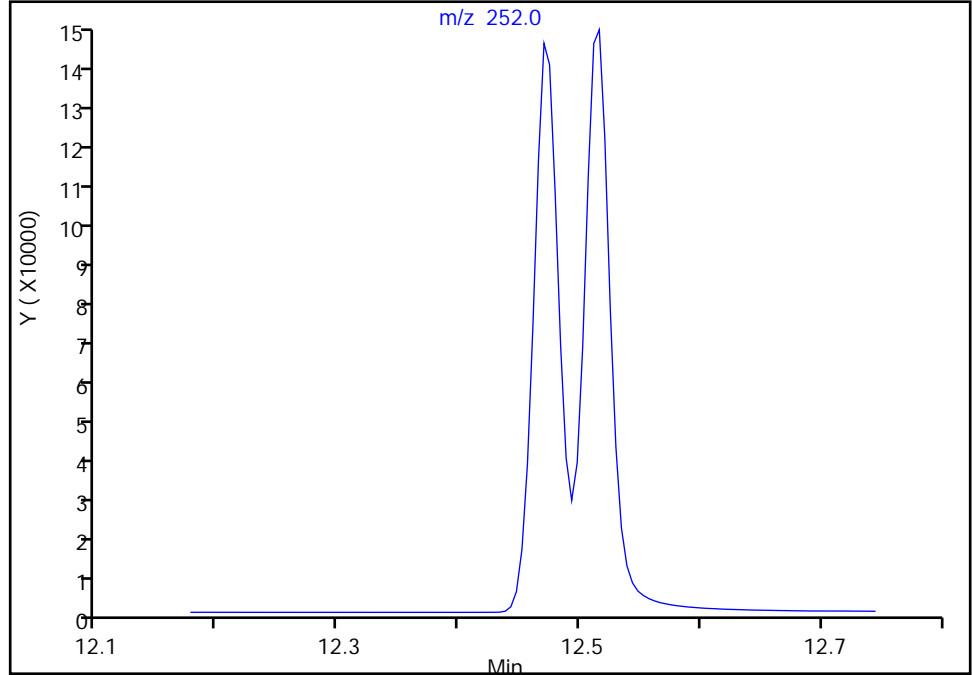
Data File: \\chromfs\Seattle\ChromData\TAC050\20220113-80849.b\SIM011322b017.D
Injection Date: 14-Jan-2022 02:13:30 Instrument ID: TAC050
Lims ID: std10
Client ID:
Operator ID: jcm ALS Bottle#: 7 Worklist Smp#: 7
Injection Vol: 1.0 ul Dil. Factor: 1.0000
Method: TAC050_SIM_PAH Limit Group: 8270D_SIM QSM 5.0
Column: Detector MS SCAN

24 Benzo[b]fluoranthene, CAS: 205-99-2

Signal: 1

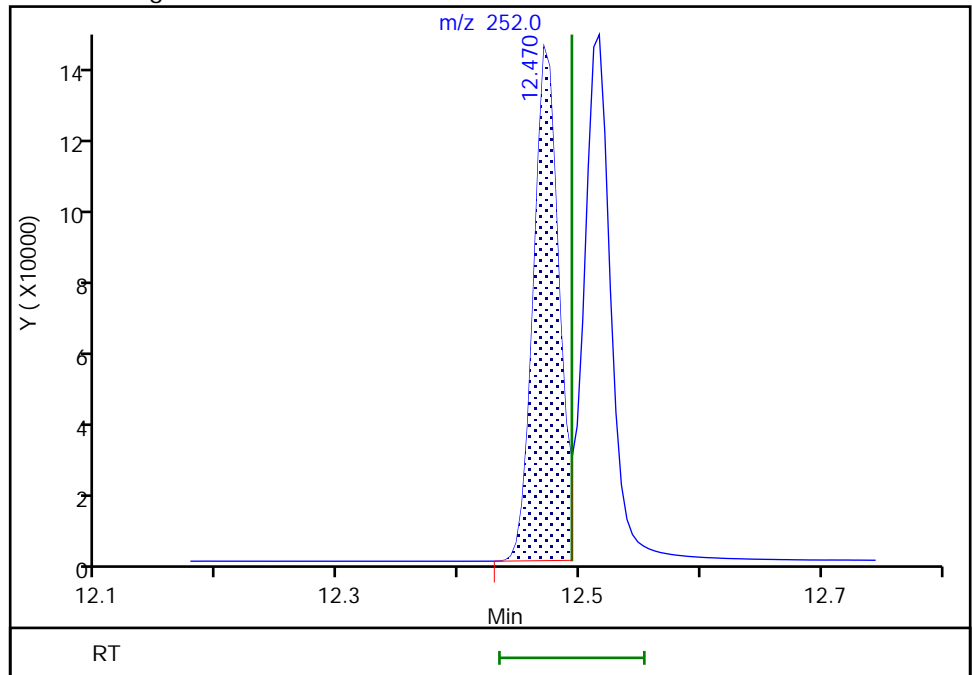
Not Detected
Expected RT: 12.49

Processing Integration Results



Manual Integration Results

RT: 12.47
Area: 209981
Amount: 1034.0773
Amount Units: ug/L



Reviewer: boylea, 14-Jan-2022 14:01:01
Audit Action: Assigned Compound ID

Audit Reason: Peak assignment corrected

Eurofins Seattle
Target Compound Quantitation Report

Data File: \\chromfs\Seattle\ChromData\TAC050\20220113-80849.b\SIM011322b018.D
 Lims ID: std9is
 Client ID:
 Sample Type: IC Calib Level: 9
 Inject. Date: 14-Jan-2022 02:32:30 ALS Bottle#: 8 Worklist Smp#: 8
 Injection Vol: 1.0 ul Dil. Factor: 1.0000
 Sample Info: 9
 Operator ID: jcm Instrument ID: TAC050
 Sublist: chrom-TAC050_SIM_PAH*sub9

Method: \\chromfs\Seattle\ChromData\TAC050\20220113-80849.b\TAC050_SIM_PAH.m
 Limit Group: 8270D_SIM QSM 5.0
 Last Update: 14-Jan-2022 15:42:12 Calib Date: 14-Jan-2022 05:04:30
 Integrator: Falcon ID Type: RT Order ID
 Quant Method: Internal Standard Quant By: Initial Calibration
 Last ICal File: \\chromfs\Seattle\ChromData\TAC050\20220113-80849.b\SIM011322b026.D

Column 1 : Det: MS SCAN
 Process Host: CTX1628

First Level Reviewer: limmere Date: 14-Jan-2022 09:56:33

Compound	Sig	RT (min.)	Exp RT (min.)	Dlt RT (min.)	Q	Response	Cal Amt ug/L	OnCol Amt ug/L	Flags
* 1 Naphthalene-d8	136	5.171	5.171	0.000	90	22195	100.0	100.0	
* 2 Acenaphthene-d10	164	6.854	6.854	0.000	70	10323	100.0	100.0	
* 3 Phenanthrene-d10	188	8.319	8.319	0.000	56	15675	100.0	100.0	
* 4 Chrysene-d12	240	11.030	11.030	0.000	67	12522	100.0	100.0	
* 5 Perylene-d12	264	13.074	13.074	0.000	69	14247	100.0	100.0	
\$ 6 2-methylnaphthalene-d10	152	5.809	5.809	0.000	67	66447	500.0	506.1	
\$ 10 2-Fluorobiphenyl	172	6.190	6.190	0.000	0	81972	500.0	496.2	a
\$ 7 2,4,6-Tribromophenol	330	7.628	7.628	0.000	59	13836	500.0	498.2	
\$ 8 Fluoranthene-d10 (Surr)	212	9.502	9.502	0.000	69	82791	500.0	510.7	
\$ 9 Terphenyl-d14	244	9.896	9.896	0.000	95	64209	500.0	511.1	
11 Naphthalene	128	5.189	5.189	0.000	100	118848	500.0	506.3	
12 2-Methylnaphthalene	141	5.841	5.841	0.000	95	66711	500.0	501.1	
13 1-Methylnaphthalene	141	5.937	5.937	0.000	97	63527	500.0	492.6	
14 Acenaphthylene	152	6.717	6.717	0.000	100	112225	500.0	514.2	
15 Acenaphthene	153	6.884	6.884	0.000	96	69640	500.0	508.5	
16 Fluorene	166	7.389	7.389	0.000	97	78269	500.0	512.6	
17 Pentachlorophenol	266	8.126	8.126	0.000	97	15457	1000.0	1053.9	
18 Phenanthrene	178	8.342	8.342	0.000	100	102631	500.0	520.2	
19 Anthracene	178	8.389	8.389	0.000	100	101772	500.0	510.7	
20 Fluoranthene	202	9.522	9.522	0.000	52	99999	500.0	513.0	
21 Pyrene	202	9.746	9.746	0.000	52	104547	500.0	509.0	
22 Benzo[a]anthracene	228	11.012	11.012	0.000	95	93139	500.0	516.8	M
23 Chrysene	228	11.057	11.057	0.000	99	96213	500.0	511.5	
30 Bis(2-ethylhexyl) phthalate	149	11.895	11.895	0.000	0	118452	500.0	537.3	Ma
24 Benzo[b]fluoranthene	252	12.470	12.470	0.000	98	97903	500.0	526.3	a
25 Benzo[k]fluoranthene	252	12.511	12.511	0.000	95	105112	500.0	504.2	
26 Benzo[a]pyrene	252	12.983	12.983	0.000	97	97822	500.0	527.0	
27 Indeno[1,2,3-cd]pyrene	276	14.935	14.935	0.000	96	84665	500.0	542.0	
28 Dibenz(a,h)anthracene	278	14.984	14.984	0.000	96	94470	500.0	527.1	
29 Benzo[g,h,i]perylene	276	15.429	15.429	0.000	95	100263	500.0	516.1	

[QC Flag Legend](#)

Processing Flags

Review Flags

M - Manually Integrated

a - User Assigned ID

[Reagents:](#)

ccv_SIM_500_00086

Amount Added: 1.00

Units: mL

Eurofins Seattle

Data File: \\chromfs\Seattle\ChromData\TAC050\20220113-80849.b\SIM011322b018.D

Injection Date: 14-Jan-2022 02:32:30

Instrument ID: TAC050

Lims ID: std9is

Client ID:

Operator ID: jcm

ALS Bottle#: 8

Worklist Smp#: 8

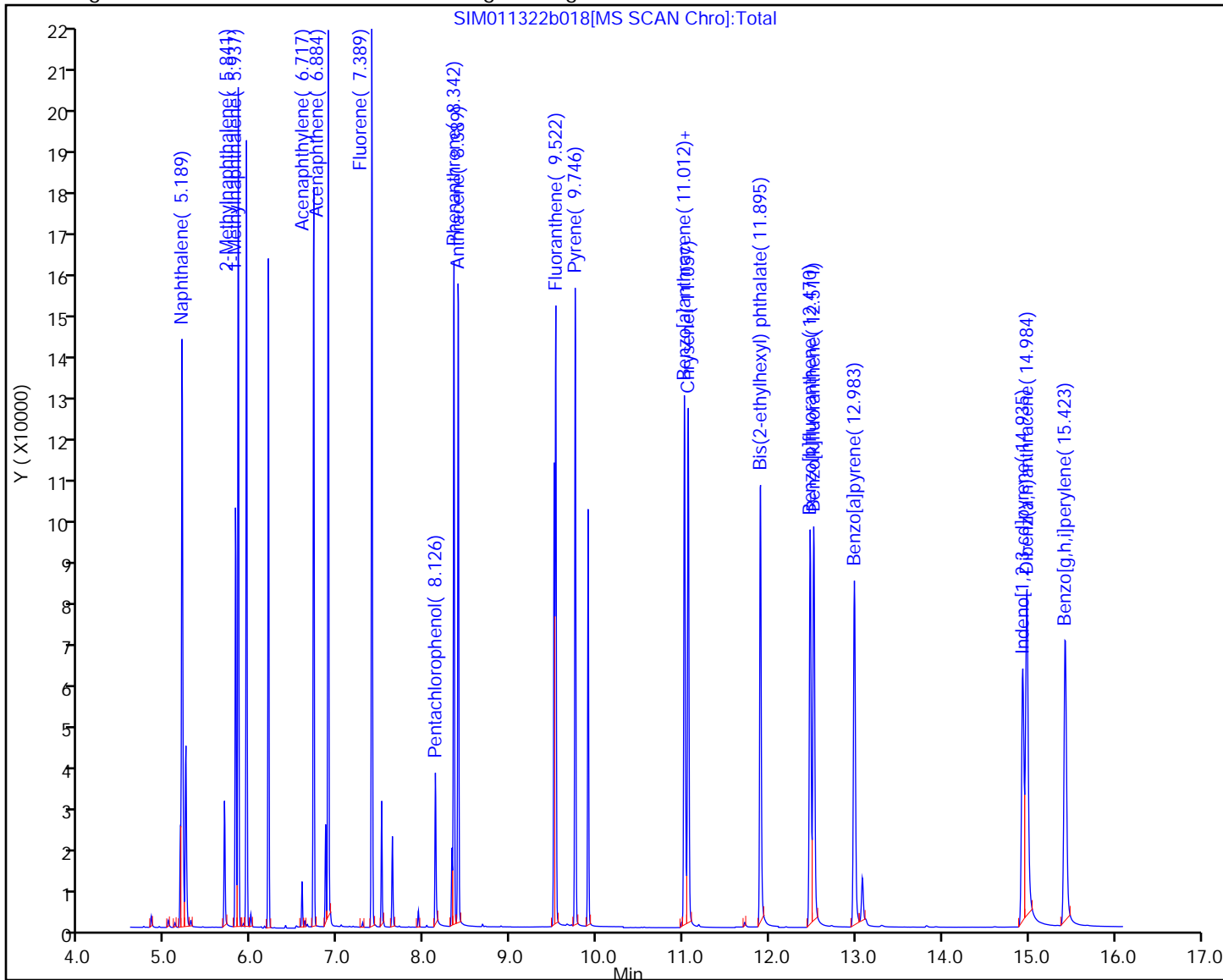
Injection Vol: 1.0 ul

Dil. Factor: 1.0000

Method: TAC050_SIM_PAH

Limit Group: 8270D_SIM QSM 5.0

Y Scaling: Method Defined: Scale to the Nth Largest Target: 1



Eurofins Seattle

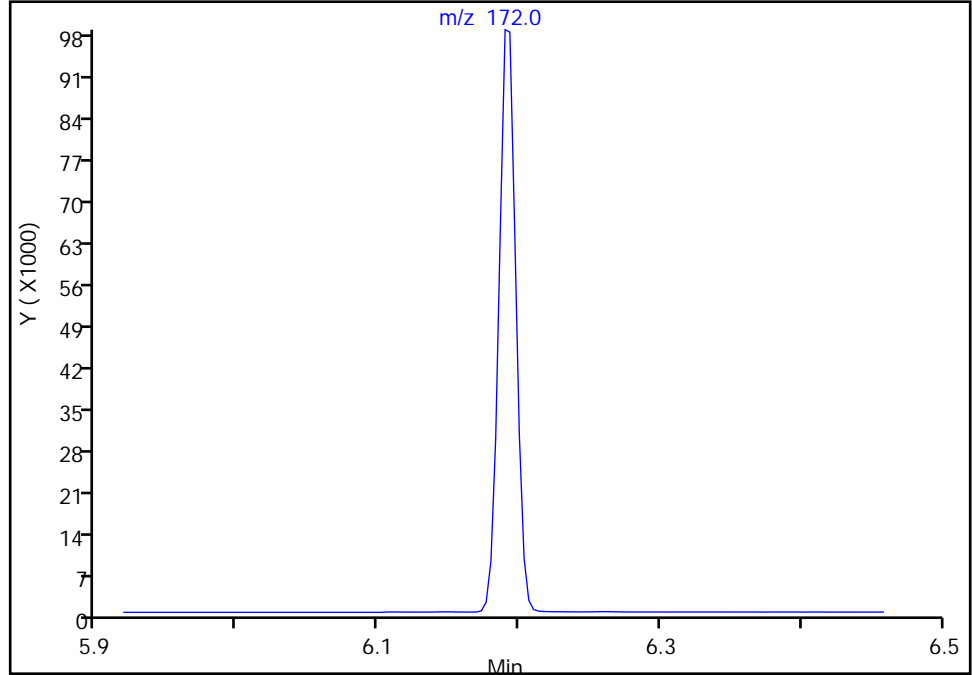
Data File: \\chromfs\Seattle\ChromData\TAC050\20220113-80849.b\SIM011322b018.D
Injection Date: 14-Jan-2022 02:32:30 Instrument ID: TAC050
Lims ID: std9is
Client ID:
Operator ID: jcm ALS Bottle#: 8 Worklist Smp#: 8
Injection Vol: 1.0 ul Dil. Factor: 1.0000
Method: TAC050_SIM_PAH Limit Group: 8270D_SIM QSM 5.0
Column: Detector MS SCAN

\$ 10 2-Fluorobiphenyl, CAS: 321-60-8

Signal: 1

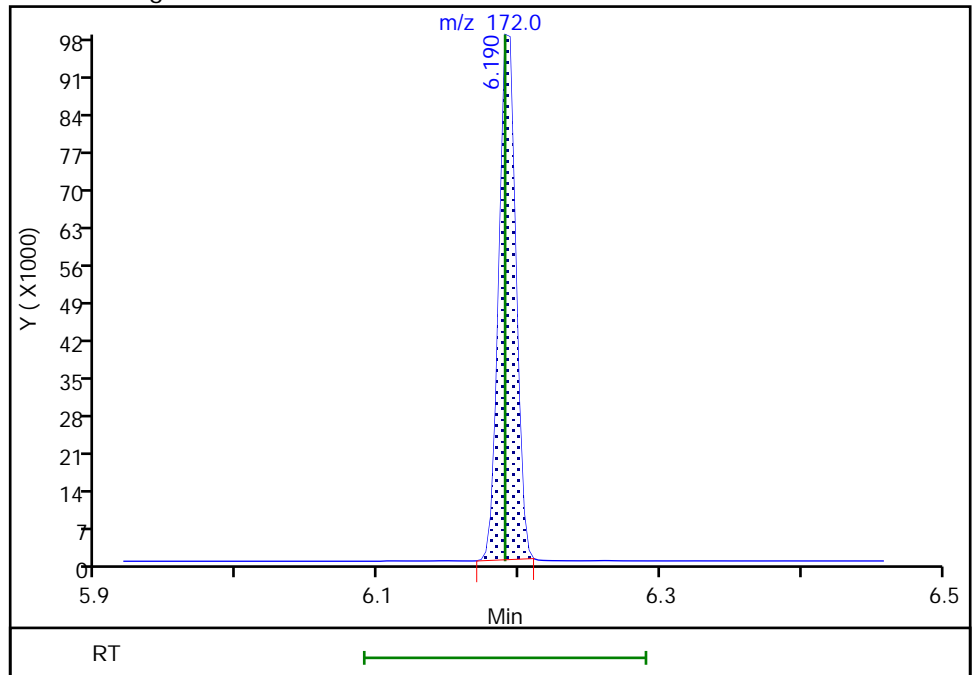
Not Detected
Expected RT: 6.19

Processing Integration Results



RT: 6.19
Area: 81972
Amount: 496.2395
Amount Units: ug/L

Manual Integration Results



Reviewer: boylea, 14-Jan-2022 14:01:55
Audit Action: Assigned Compound ID

Audit Reason: Peak assignment corrected

Eurofins Seattle

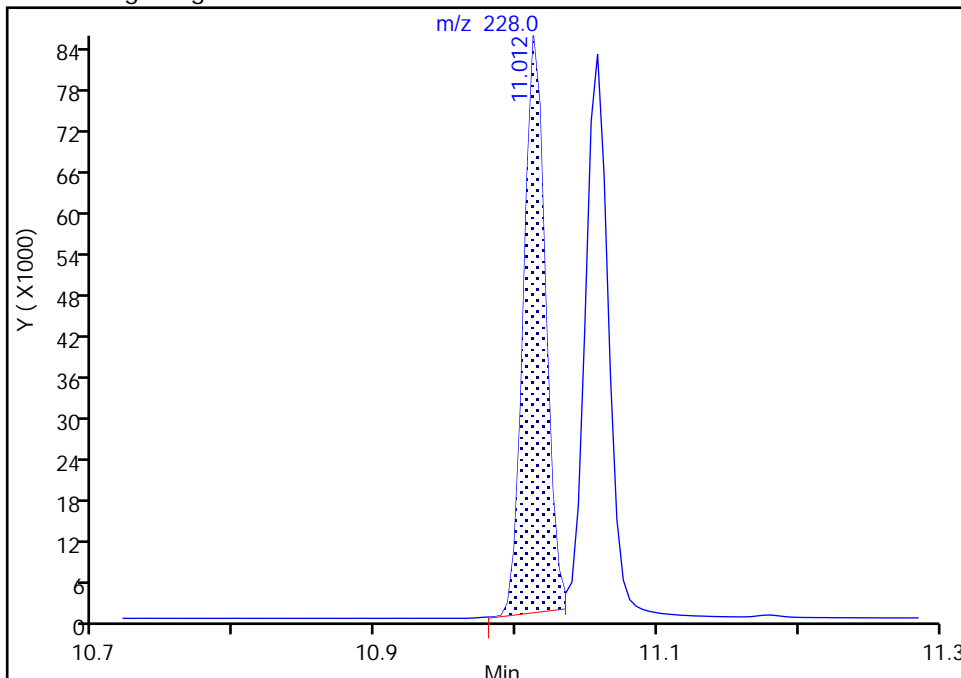
Data File: \\chromfs\Seattle\ChromData\TAC050\20220113-80849.b\SIM011322b018.D
Injection Date: 14-Jan-2022 02:32:30 Instrument ID: TAC050
Lims ID: std9is
Client ID:
Operator ID: jcm ALS Bottle#: 8 Worklist Smp#: 8
Injection Vol: 1.0 ul Dil. Factor: 1.0000
Method: TAC050_SIM_PAH Limit Group: 8270D_SIM QSM 5.0
Column: Detector MS SCAN

22 Benzo[a]anthracene, CAS: 56-55-3

Signal: 1

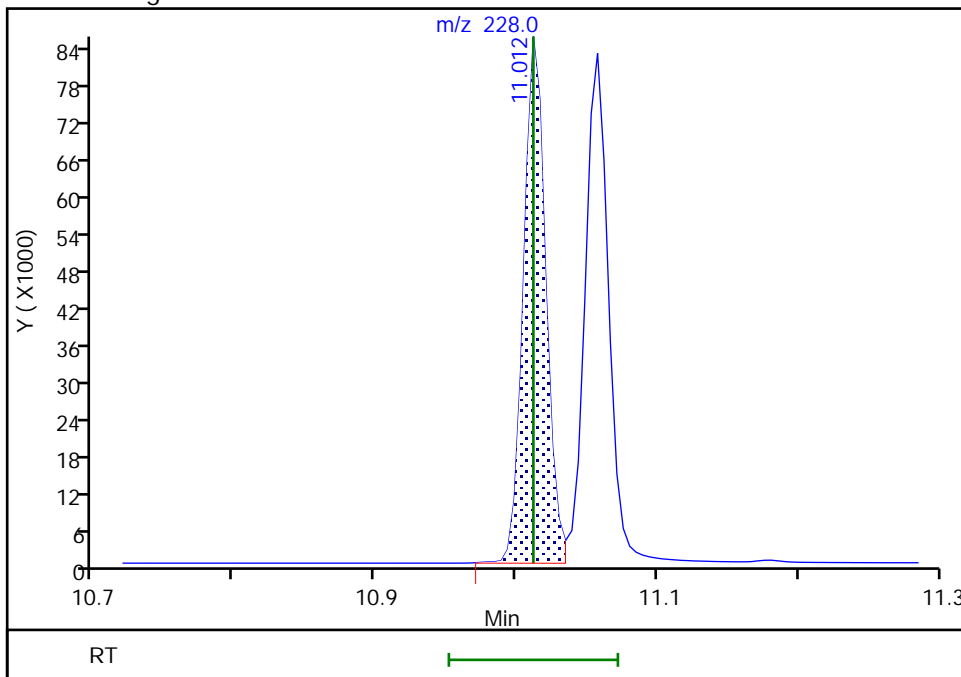
RT: 11.01
Area: 90754
Amount: 502.2735
Amount Units: ug/L

Processing Integration Results



RT: 11.01
Area: 93139
Amount: 516.8199
Amount Units: ug/L

Manual Integration Results



Reviewer: boylea, 14-Jan-2022 14:02:21
Audit Action: Manually Integrated

Audit Reason: Incomplete Integration

Eurofins Seattle

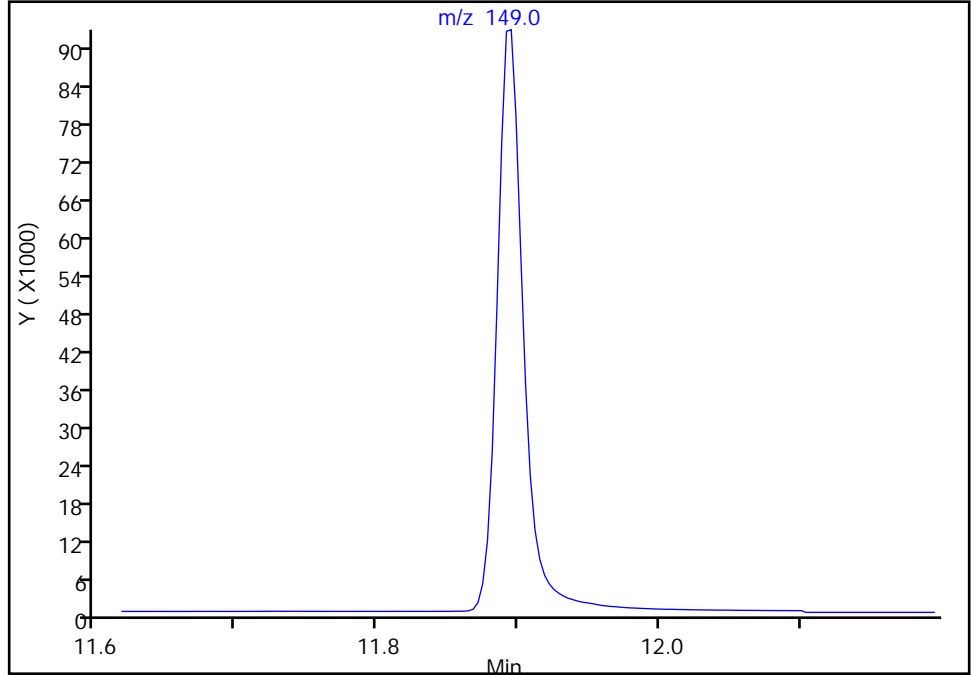
Data File: \\chromfs\Seattle\ChromData\TAC050\20220113-80849.b\SIM011322b018.D
Injection Date: 14-Jan-2022 02:32:30 Instrument ID: TAC050
Lims ID: std9is
Client ID:
Operator ID: jcm ALS Bottle#: 8 Worklist Smp#: 8
Injection Vol: 1.0 ul Dil. Factor: 1.0000
Method: TAC050_SIM_PAH Limit Group: 8270D_SIM QSM 5.0
Column: Detector MS SCAN

30 Bis(2-ethylhexyl) phthalate, CAS: 117-81-7

Signal: 1

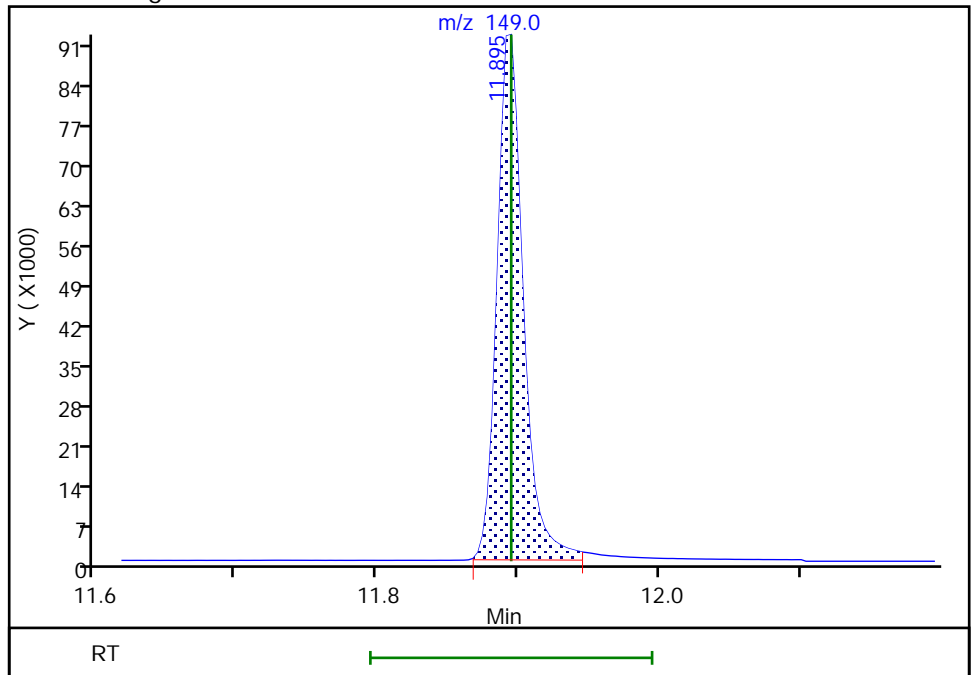
Not Detected
Expected RT: 11.89

Processing Integration Results



Manual Integration Results

RT: 11.89
Area: 118452
Amount: 537.2714
Amount Units: ug/L



Reviewer: boylea, 14-Jan-2022 14:02:31
Audit Action: Manually Integrated

Audit Reason: Incomplete Integration

Eurofins Seattle

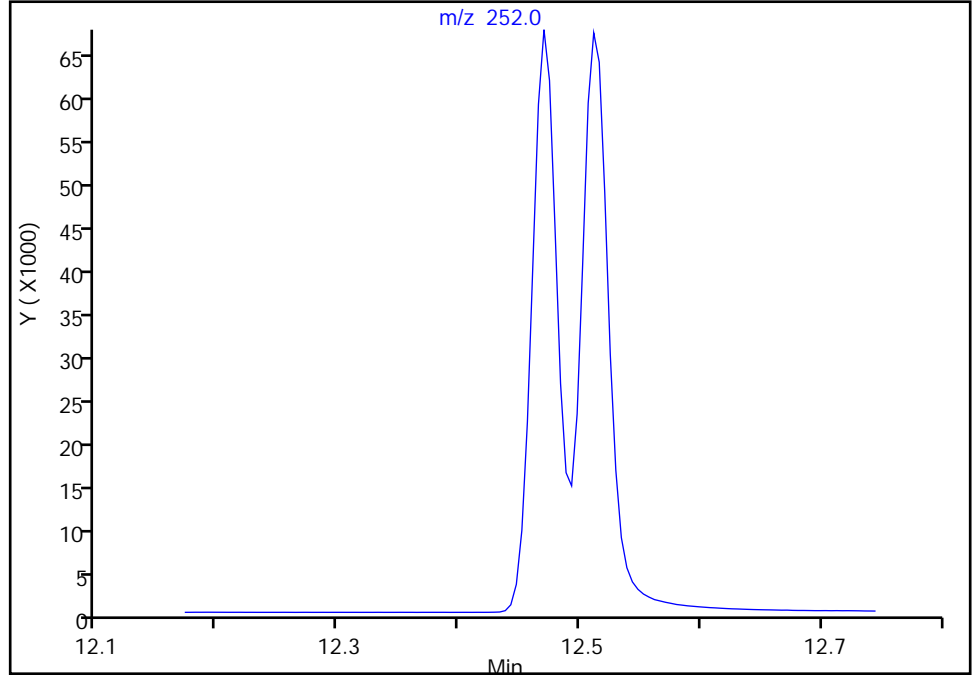
Data File: \\chromfs\Seattle\ChromData\TAC050\20220113-80849.b\SIM011322b018.D
Injection Date: 14-Jan-2022 02:32:30 Instrument ID: TAC050
Lims ID: std9is
Client ID:
Operator ID: jcm ALS Bottle#: 8 Worklist Smp#: 8
Injection Vol: 1.0 ul Dil. Factor: 1.0000
Method: TAC050_SIM_PAH Limit Group: 8270D_SIM QSM 5.0
Column: Detector MS SCAN

24 Benzo[b]fluoranthene, CAS: 205-99-2

Signal: 1

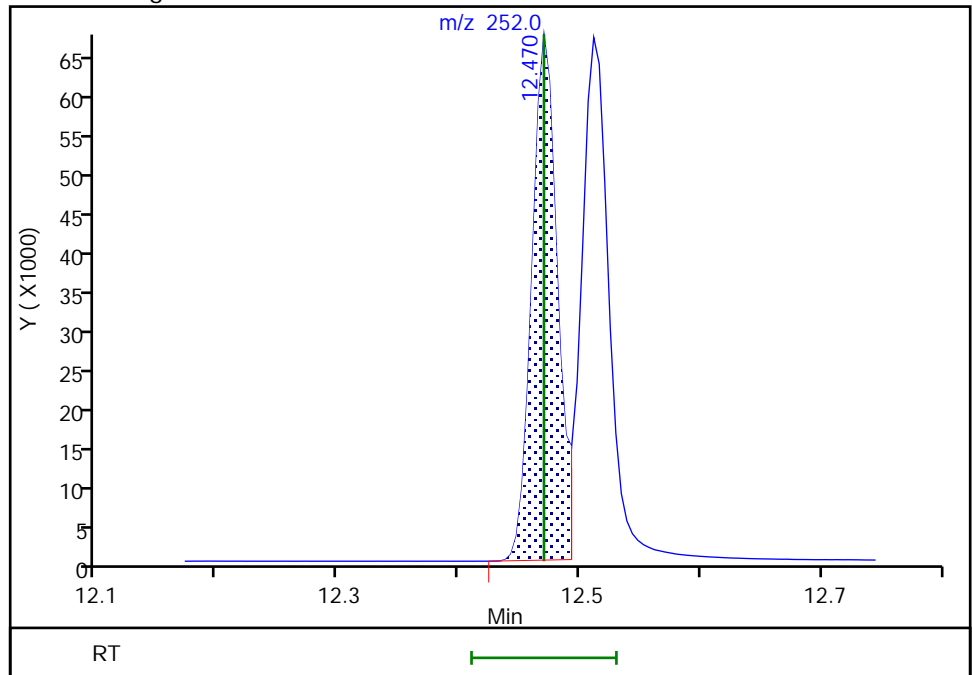
Not Detected
Expected RT: 12.47

Processing Integration Results



Manual Integration Results

RT: 12.47
Area: 97903
Amount: 526.3046
Amount Units: ug/L



Reviewer: boylea, 14-Jan-2022 14:02:34
Audit Action: Assigned Compound ID

Audit Reason: Incomplete Integration

Eurofins Seattle
Target Compound Quantitation Report

Data File: \\chromfs\Seattle\ChromData\TAC050\20220113-80849.b\SIM011322b019.D
 Lims ID: std8
 Client ID:
 Sample Type: IC Calib Level: 8
 Inject. Date: 14-Jan-2022 02:51:30 ALS Bottle#: 9 Worklist Smp#: 9
 Injection Vol: 1.0 ul Dil. Factor: 1.0000
 Sample Info: 8
 Operator ID: jcm Instrument ID: TAC050
 Sublist: chrom-TAC050_SIM_PAH*sub9
 Method: \\chromfs\Seattle\ChromData\TAC050\20220113-80849.b\TAC050_SIM_PAH.m
 Limit Group: 8270D_SIM QSM 5.0
 Last Update: 14-Jan-2022 15:42:14 Calib Date: 14-Jan-2022 05:04:30
 Integrator: Falcon ID Type: RT Order ID
 Quant Method: Internal Standard Quant By: Initial Calibration
 Last ICal File: \\chromfs\Seattle\ChromData\TAC050\20220113-80849.b\SIM011322b026.D

Column 1 : Det: MS SCAN
 Process Host: CTX1628

First Level Reviewer: limmere Date: 14-Jan-2022 10:03:39

Compound	Sig	RT (min.)	Exp RT (min.)	Dlt RT (min.)	Q	Response	Cal Amt ug/L	OnCol Amt ug/L	Flags
* 1 Naphthalene-d8	136	5.171	5.171	0.000	90	25824	100.0	100.0	
* 2 Acenaphthene-d10	164	6.854	6.854	0.000	70	11755	100.0	100.0	
* 3 Phenanthrene-d10	188	8.319	8.319	0.001	56	18203	100.0	100.0	
* 4 Chrysene-d12	240	11.026	11.030	-0.004	72	14055	100.0	100.0	
* 5 Perylene-d12	264	13.075	13.074	0.001	69	16292	100.0	100.0	
\$ 6 2-methylnaphthalene-d10	152	5.809	5.809	0.000	67	29353	200.0	192.1	
\$ 10 2-Fluorobiphenyl	172	6.190	6.190	0.000	0	36875	200.0	196.0	Ma
\$ 7 2,4,6-Tribromophenol	330	7.628	7.628	0.000	58	5623	200.0	183.4	
\$ 8 Fluoranthene-d10 (Surr)	212	9.502	9.502	0.000	69	36319	200.0	192.2	
\$ 9 Terphenyl-d14	244	9.896	9.896	0.000	95	26958	200.0	184.8	
11 Naphthalene	128	5.189	5.189	0.000	100	52945	200.0	193.8	
12 2-Methylnaphthalene	141	5.841	5.841	0.000	95	29681	200.0	191.6	
13 1-Methylnaphthalene	141	5.937	5.937	0.000	97	28297	200.0	188.6	
14 Acenaphthylene	152	6.717	6.717	0.000	100	48540	200.0	195.3	
15 Acenaphthene	153	6.885	6.884	0.001	96	30250	200.0	194.0	
16 Fluorene	166	7.389	7.389	0.000	97	33656	200.0	193.6	
17 Pentachlorophenol	266	8.126	8.126	0.000	96	4235	400.0	356.7	
18 Phenanthrene	178	8.338	8.342	-0.004	100	45268	200.0	196.9	
19 Anthracene	178	8.389	8.389	0.000	100	44171	200.0	190.3	
20 Fluoranthene	202	9.522	9.522	0.000	52	44105	200.0	194.1	
21 Pyrene	202	9.746	9.746	0.000	52	45971	200.0	192.0	
22 Benzo[a]anthracene	228	11.012	11.012	0.000	95	39640	200.0	195.2	M
23 Chrysene	228	11.058	11.057	0.001	98	41189	200.0	194.2	
30 Bis(2-ethylhexyl) phthalate	149	11.892	11.895	-0.003	0	49150	200.0	203.4	Ma
24 Benzo[b]fluoranthene	252	12.470	12.470	0.000	97	40711	200.0	190.9	a
25 Benzo[k]fluoranthene	252	12.512	12.511	0.001	95	46936	200.0	196.4	
26 Benzo[a]pyrene	252	12.983	12.983	0.000	97	41778	200.0	196.3	
27 Indeno[1,2,3-cd]pyrene	276	14.935	14.935	0.000	96	35765	200.0	201.3	M
28 Dibenz(a,h)anthracene	278	14.984	14.984	0.000	96	40164	200.0	195.6	a
29 Benzo[g,h,i]perylene	276	15.423	15.429	-0.006	95	44397	200.0	199.4	

QC Flag Legend

Processing Flags

Review Flags

M - Manually Integrated

a - User Assigned ID

Reagents:

ccv_8270_1000_00057

Amount Added: 200.00

Units: uL

8270SIM_IS_00069

Amount Added: 8.00

Units: uL

Eurofins Seattle

Data File: \\chromfs\Seattle\ChromData\TAC050\20220113-80849.b\SIM011322b019.D

Injection Date: 14-Jan-2022 02:51:30

Instrument ID: TAC050

Lims ID: std8

Client ID:

Operator ID: jcm

ALS Bottle#: 9

Worklist Smp#: 9

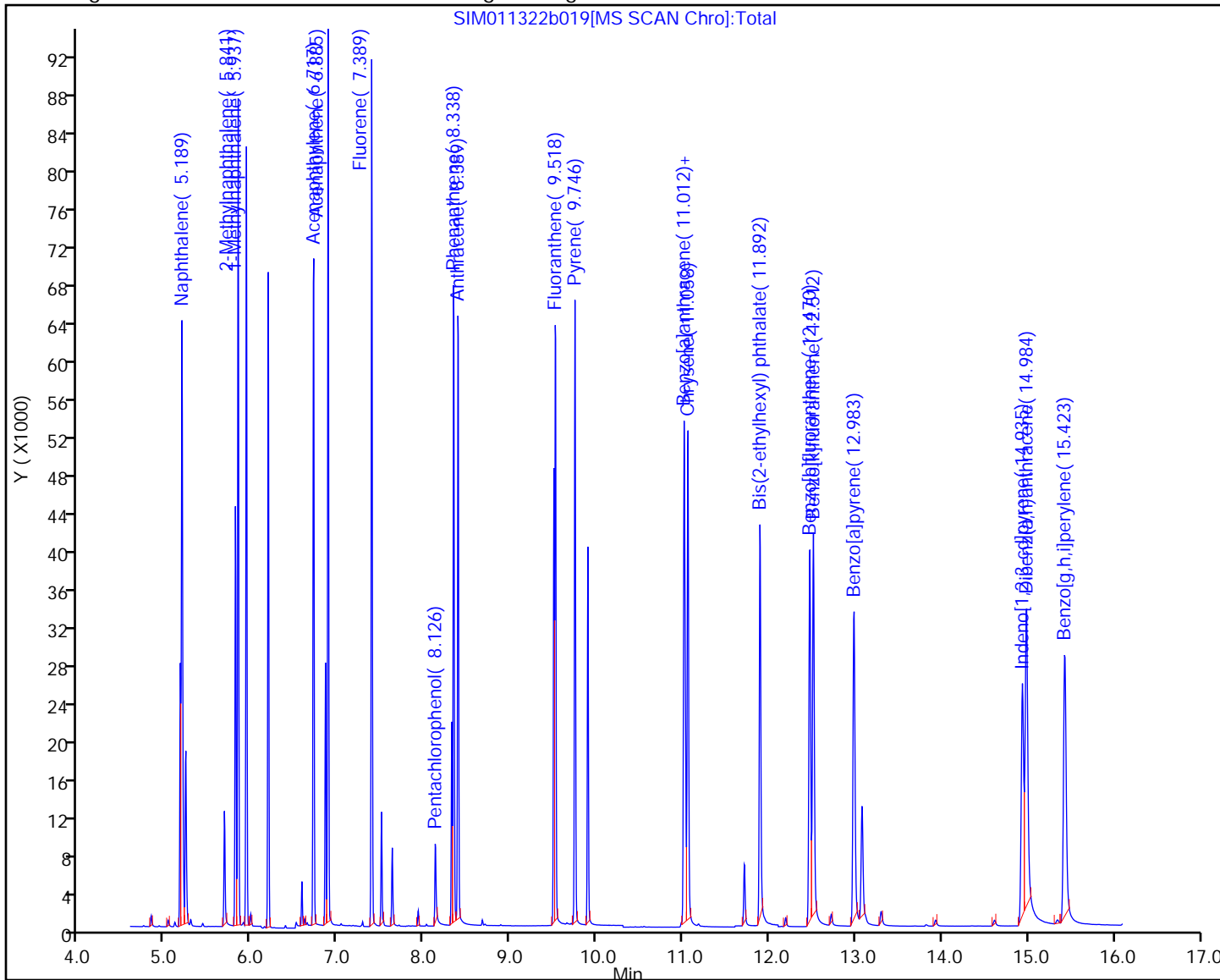
Injection Vol: 1.0 ul

Dil. Factor: 1.0000

Method: TAC050_SIM_PAH

Limit Group: 8270D_SIM QSM 5.0

Y Scaling: Method Defined: Scale to the Nth Largest Target: 1



Eurofins Seattle

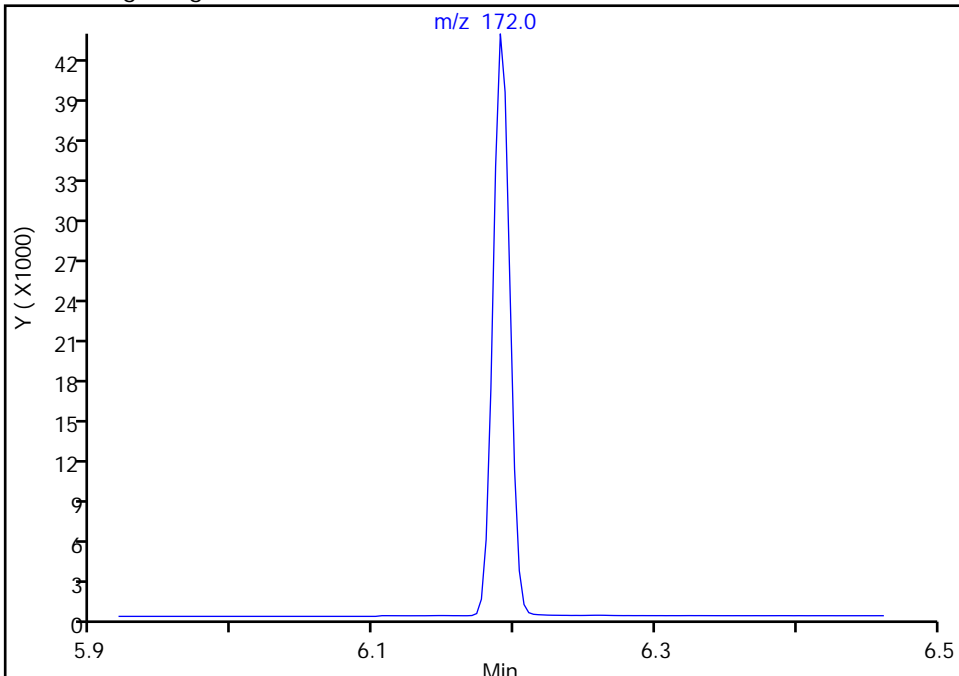
Data File: \\chromfs\Seattle\ChromData\TAC050\20220113-80849.b\SIM011322b019.D
Injection Date: 14-Jan-2022 02:51:30 Instrument ID: TAC050
Lims ID: std8
Client ID:
Operator ID: jcm ALS Bottle#: 9 Worklist Smp#: 9
Injection Vol: 1.0 ul Dil. Factor: 1.0000
Method: TAC050_SIM_PAH Limit Group: 8270D_SIM QSM 5.0
Column: Detector MS SCAN

\$ 10 2-Fluorobiphenyl, CAS: 321-60-8

Signal: 1

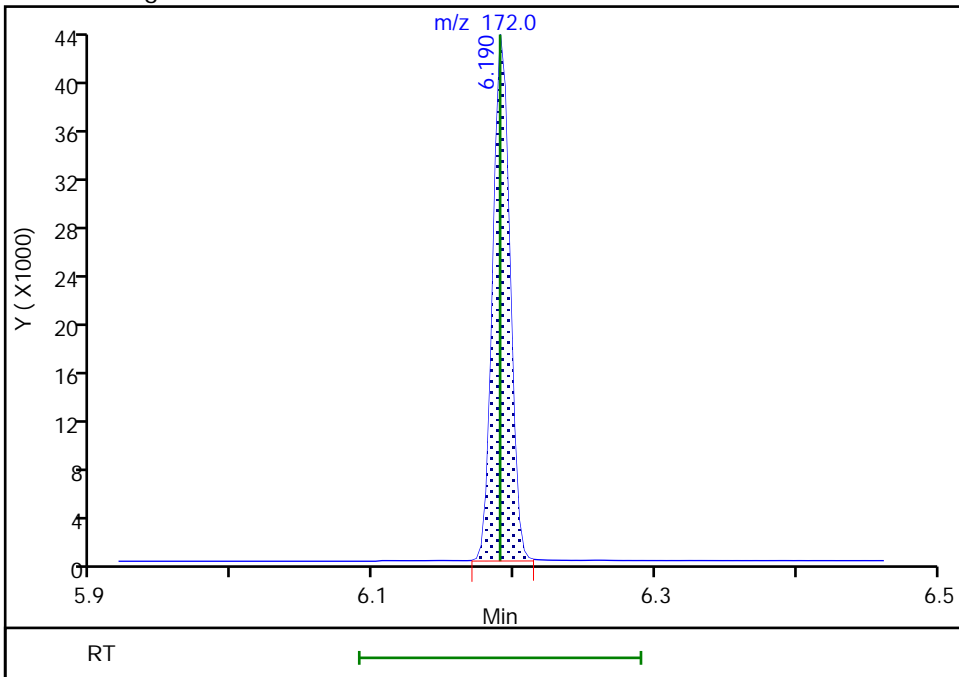
Not Detected
Expected RT: 6.19

Processing Integration Results



Manual Integration Results

RT: 6.19
Area: 36875
Amount: 196.0384
Amount Units: ug/L



Reviewer: boylea, 14-Jan-2022 14:07:55
Audit Action: Manually Integrated

Audit Reason: Incomplete Integration

Eurofins Seattle

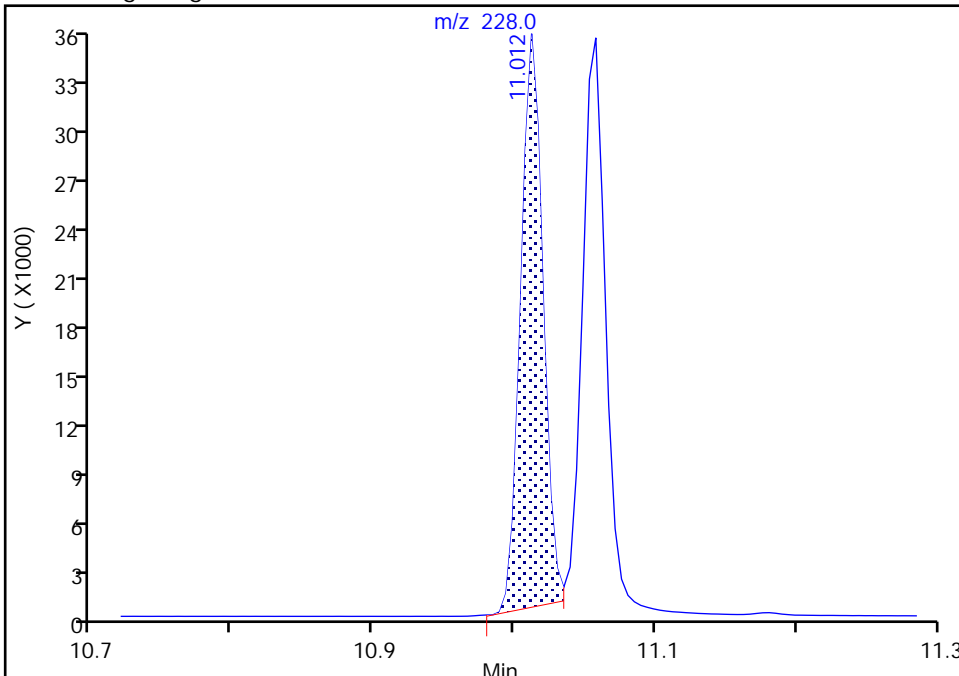
Data File: \\chromfs\Seattle\ChromData\TAC050\20220113-80849.b\SIM011322b019.D
Injection Date: 14-Jan-2022 02:51:30 Instrument ID: TAC050
Lims ID: std8
Client ID:
Operator ID: jcm ALS Bottle#: 9 Worklist Smp#: 9
Injection Vol: 1.0 ul Dil. Factor: 1.0000
Method: TAC050_SIM_PAH Limit Group: 8270D_SIM QSM 5.0
Column: Detector MS SCAN

22 Benzo[a]anthracene, CAS: 56-55-3

Signal: 1

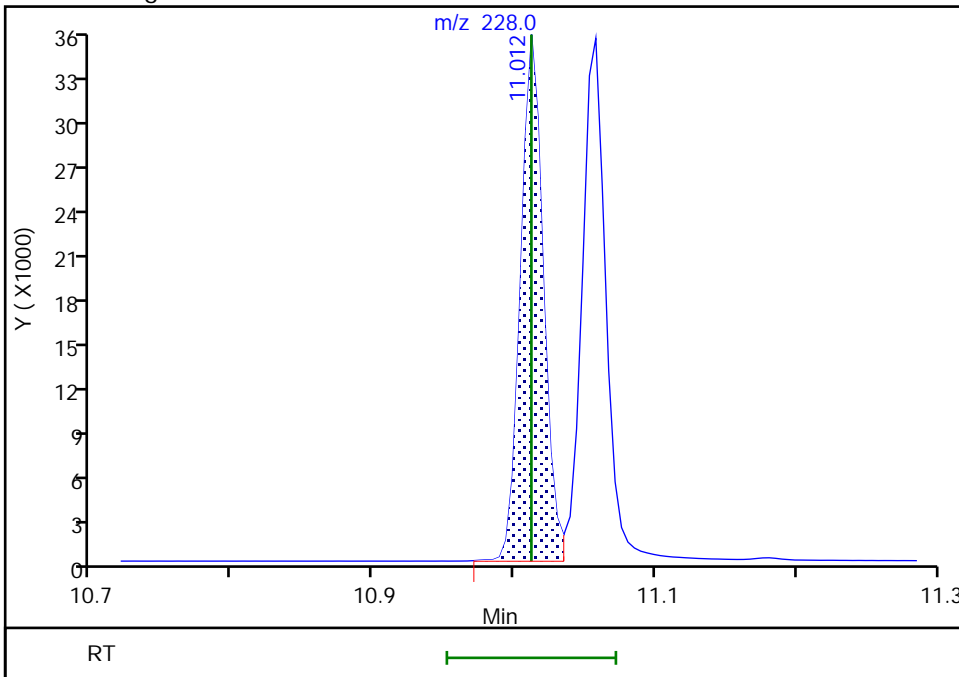
RT: 11.01
Area: 38019
Amount: 186.0820
Amount Units: ug/L

Processing Integration Results



RT: 11.01
Area: 39640
Amount: 195.1530
Amount Units: ug/L

Manual Integration Results



Reviewer: boylea, 14-Jan-2022 14:07:24
Audit Action: Manually Integrated

Audit Reason: Incomplete Integration

Eurofins Seattle

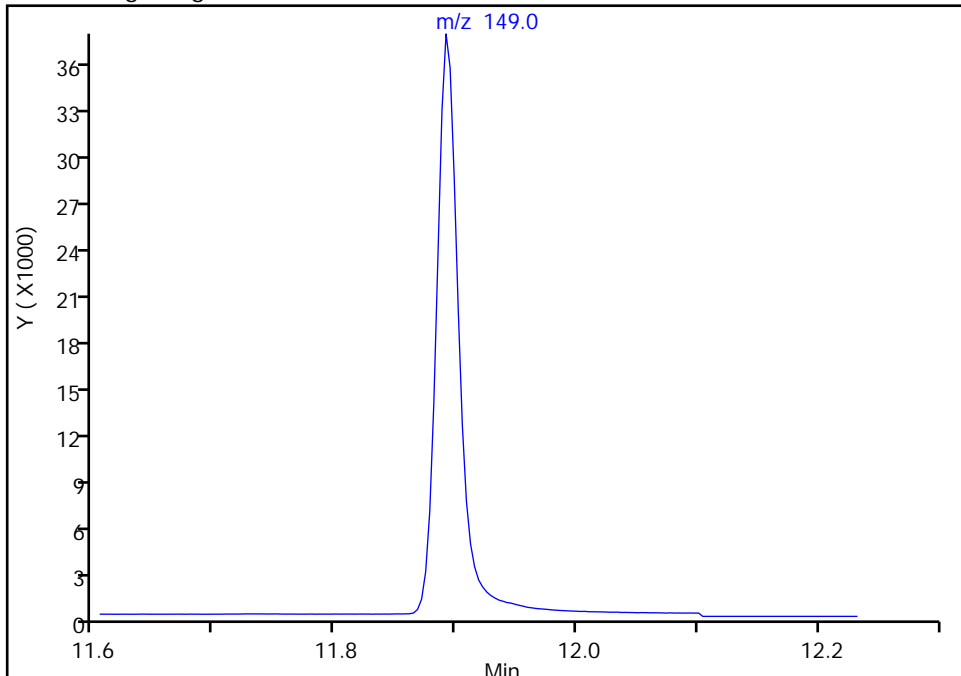
Data File: \\chromfs\Seattle\ChromData\TAC050\20220113-80849.b\SIM011322b019.D
Injection Date: 14-Jan-2022 02:51:30 Instrument ID: TAC050
Lims ID: std8
Client ID:
Operator ID: jcm ALS Bottle#: 9 Worklist Smp#: 9
Injection Vol: 1.0 ul Dil. Factor: 1.0000
Method: TAC050_SIM_PAH Limit Group: 8270D_SIM QSM 5.0
Column: Detector MS SCAN

30 Bis(2-ethylhexyl) phthalate, CAS: 117-81-7

Signal: 1

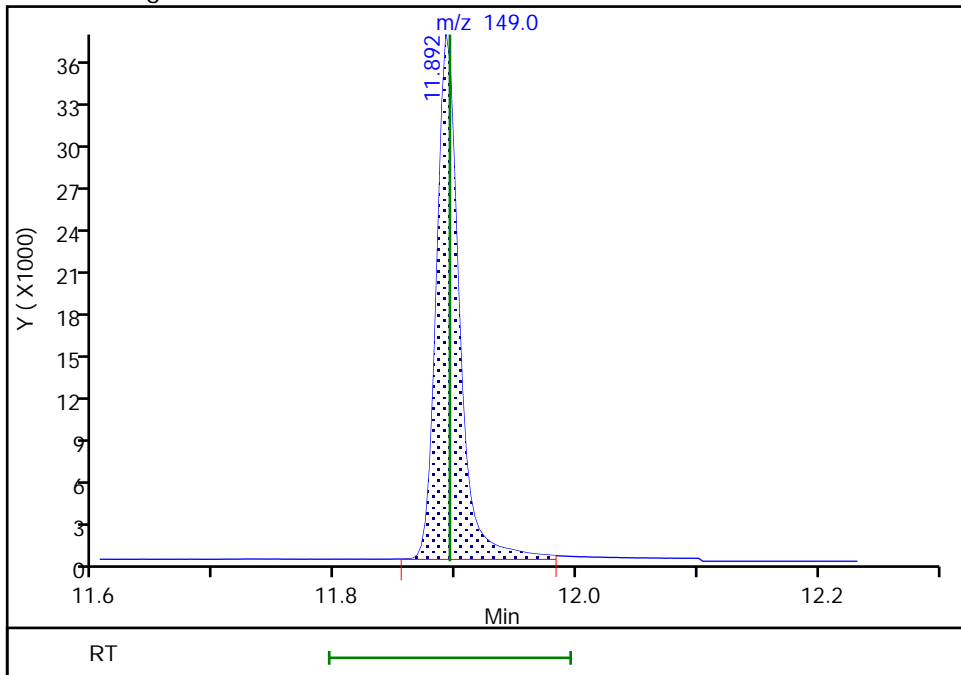
Not Detected
Expected RT: 11.89

Processing Integration Results



Manual Integration Results

RT: 11.89
Area: 49150
Amount: 203.4120
Amount Units: ug/L



Reviewer: boylea, 14-Jan-2022 14:07:14
Audit Action: Manually Integrated

Audit Reason: Assign Peak

Eurofins Seattle

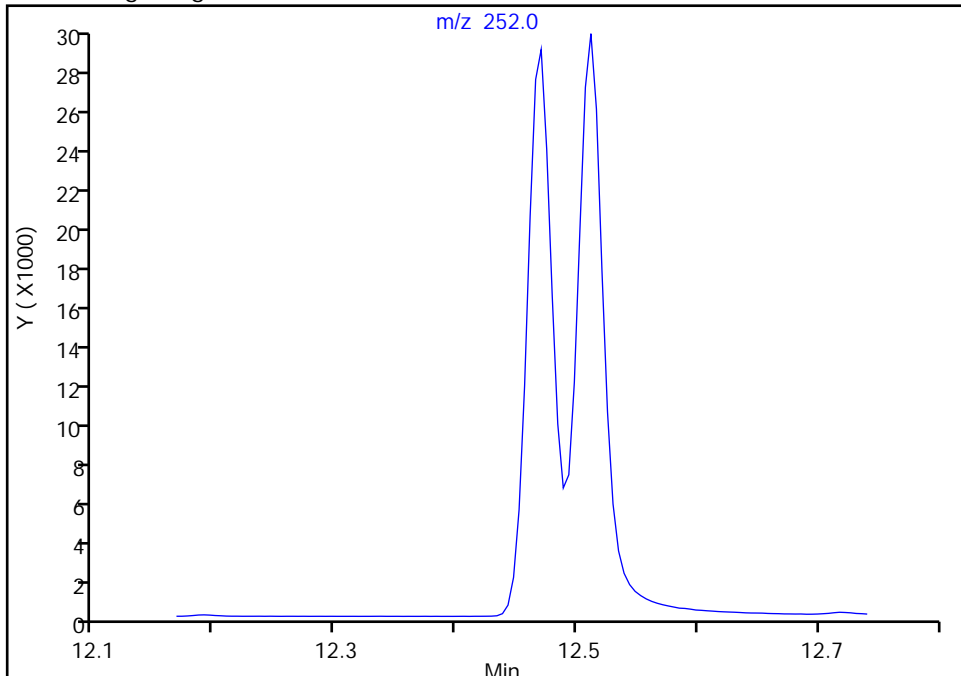
Data File: \\chromfs\Seattle\ChromData\TAC050\20220113-80849.b\SIM011322b019.D
Injection Date: 14-Jan-2022 02:51:30 Instrument ID: TAC050
Lims ID: std8
Client ID:
Operator ID: jcm ALS Bottle#: 9 Worklist Smp#: 9
Injection Vol: 1.0 ul Dil. Factor: 1.0000
Method: TAC050_SIM_PAH Limit Group: 8270D_SIM QSM 5.0
Column: Detector MS SCAN

24 Benzo[b]fluoranthene, CAS: 205-99-2

Signal: 1

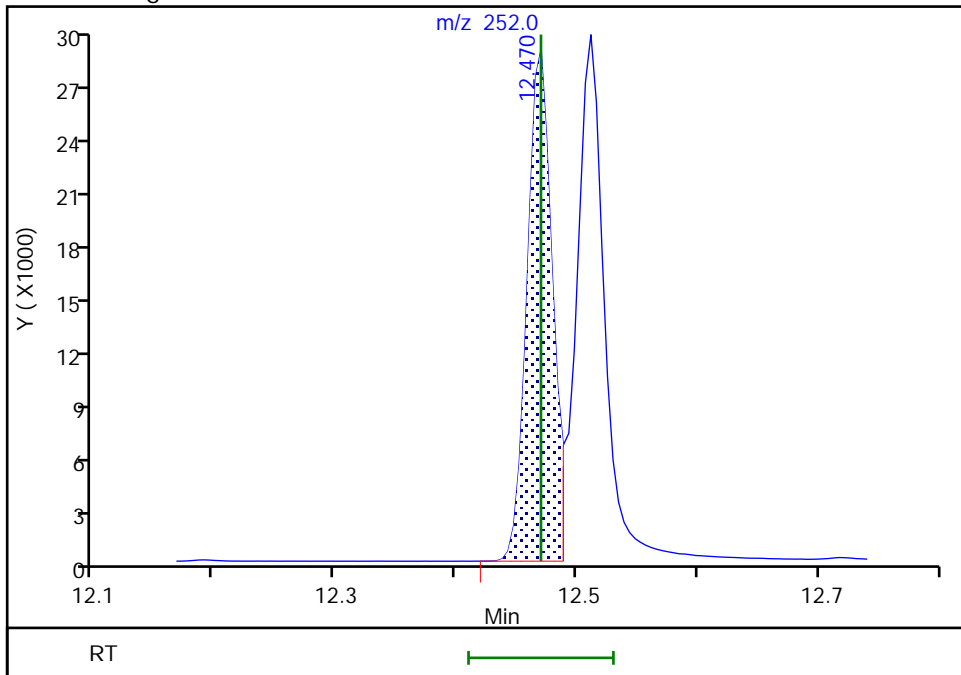
Not Detected
Expected RT: 12.47

Processing Integration Results



Manual Integration Results

RT: 12.47
Area: 40711
Amount: 190.8641
Amount Units: ug/L



Reviewer: boylea, 14-Jan-2022 14:06:58
Audit Action: Assigned Compound ID

Audit Reason: Split Peak

Eurofins Seattle

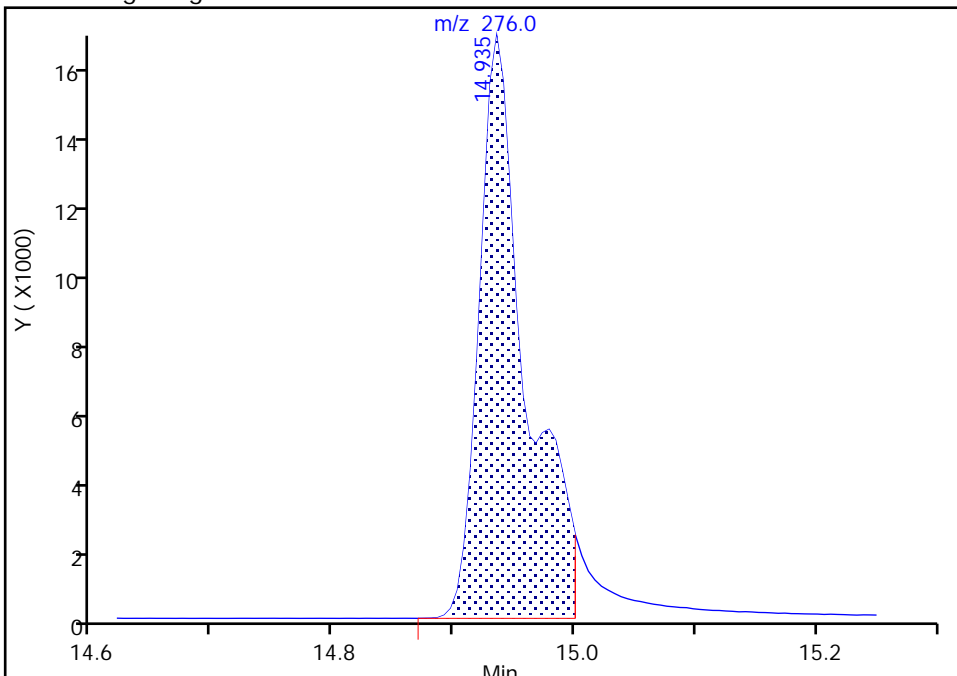
Data File: \\chromfs\Seattle\ChromData\TAC050\20220113-80849.b\SIM011322b019.D
Injection Date: 14-Jan-2022 02:51:30 Instrument ID: TAC050
Lims ID: std8
Client ID:
Operator ID: jcm ALS Bottle#: 9 Worklist Smp#: 9
Injection Vol: 1.0 ul Dil. Factor: 1.0000
Method: TAC050_SIM_PAH Limit Group: 8270D_SIM QSM 5.0
Column: Detector MS SCAN

27 Indeno[1,2,3-cd]pyrene, CAS: 193-39-5

Signal: 1

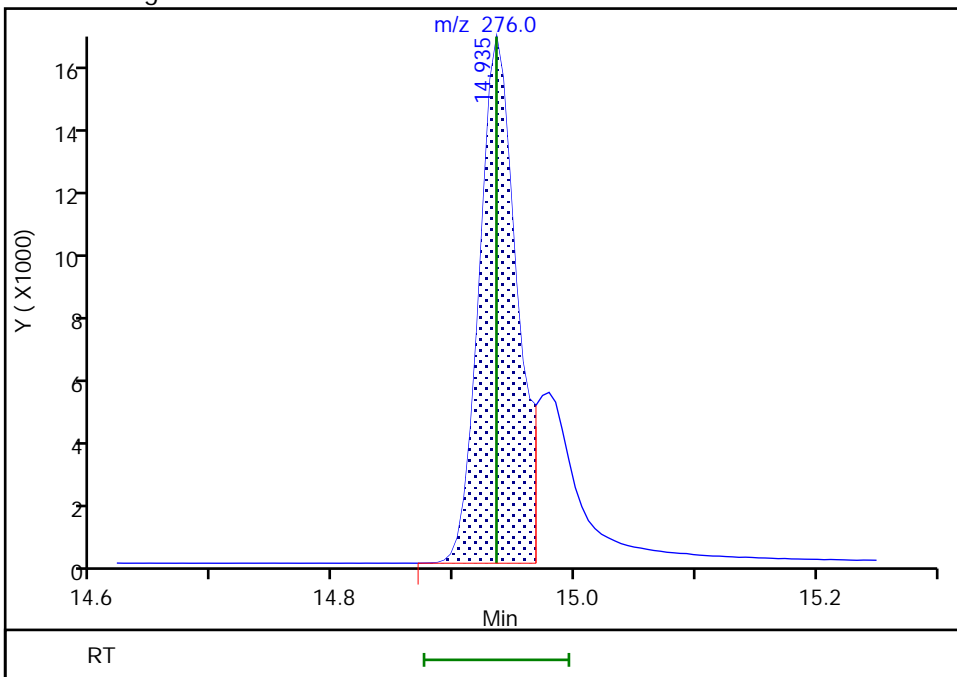
RT: 14.94
Area: 44608
Amount: 227.3977
Amount Units: ug/L

Processing Integration Results



RT: 14.94
Area: 35765
Amount: 201.3281
Amount Units: ug/L

Manual Integration Results



Reviewer: boylea, 14-Jan-2022 14:06:50
Audit Action: Split an Integrated Peak

Audit Reason: Split Peak

Eurofins Seattle

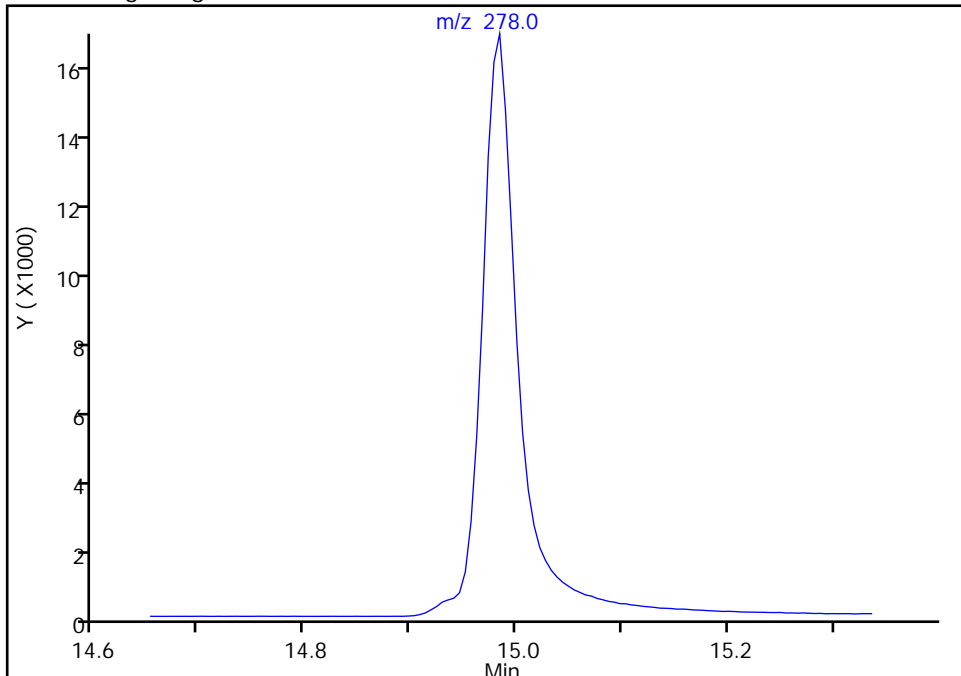
Data File: \\chromfs\Seattle\ChromData\TAC050\20220113-80849.b\SIM011322b019.D
Injection Date: 14-Jan-2022 02:51:30 Instrument ID: TAC050
Lims ID: std8
Client ID:
Operator ID: jcm ALS Bottle#: 9 Worklist Smp#: 9
Injection Vol: 1.0 ul Dil. Factor: 1.0000
Method: TAC050_SIM_PAH Limit Group: 8270D_SIM QSM 5.0
Column: Detector MS SCAN

28 Dibenz(a,h)anthracene, CAS: 53-70-3

Signal: 1

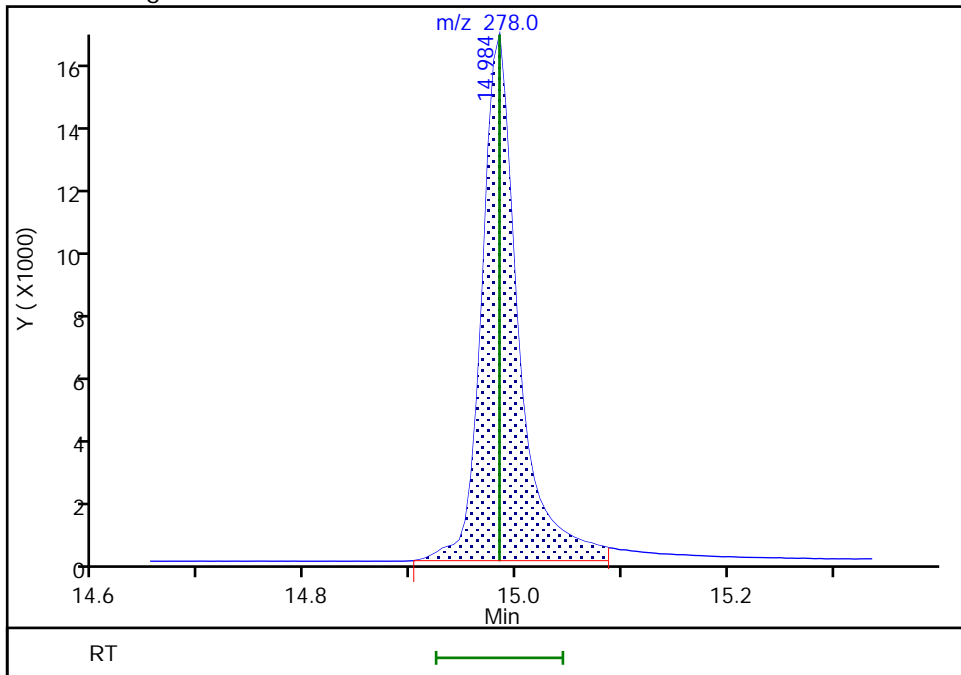
Not Detected
Expected RT: 14.98

Processing Integration Results



Manual Integration Results

RT: 14.98
Area: 40164
Amount: 195.5876
Amount Units: ug/L



Reviewer: boylea, 14-Jan-2022 14:06:44
Audit Action: Assigned Compound ID

Audit Reason: Peak assignment corrected

Eurofins Seattle
Target Compound Quantitation Report

Data File: \\chromfs\Seattle\ChromData\TAC050\20220113-80849.b\SIM011322b020.D
 Lims ID: std7
 Client ID:
 Sample Type: IC Calib Level: 7
 Inject. Date: 14-Jan-2022 03:10:30 ALS Bottle#: 10 Worklist Smp#: 10
 Injection Vol: 1.0 ul Dil. Factor: 1.0000
 Sample Info: 7
 Operator ID: jcm Instrument ID: TAC050
 Sublist: chrom-TAC050_SIM_PAH*sub9
 Method: \\chromfs\Seattle\ChromData\TAC050\20220113-80849.b\TAC050_SIM_PAH.m
 Limit Group: 8270D_SIM QSM 5.0
 Last Update: 14-Jan-2022 15:42:06 Calib Date: 14-Jan-2022 05:04:30
 Integrator: Falcon ID Type: RT Order ID
 Quant Method: Internal Standard Quant By: Initial Calibration
 Last ICal File: \\chromfs\Seattle\ChromData\TAC050\20220113-80849.b\SIM011322b026.D

Column 1 : Det: MS SCAN
 Process Host: CTX1628

First Level Reviewer: boylea Date: 14-Jan-2022 15:42:06

Compound	Sig	RT (min.)	Exp RT (min.)	Dlt RT (min.)	Q	Response	Cal Amt ug/L	OnCol Amt ug/L	Flags
* 1 Naphthalene-d8	136	5.171	5.171	0.000	90	22864	100.0	100.0	
* 2 Acenaphthene-d10	164	6.854	6.854	0.000	70	10427	100.0	100.0	
* 3 Phenanthrene-d10	188	8.319	8.319	0.001	56	16638	100.0	100.0	
* 4 Chrysene-d12	240	11.026	11.030	-0.004	62	13251	100.0	100.0	
* 5 Perylene-d12	264	13.074	13.074	0.000	69	15589	100.0	100.0	
\$ 6 2-methylnaphthalene-d10	152	5.809	5.809	0.000	67	13403	100.0	99.1	
\$ 10 2-Fluorobiphenyl	172	6.190	6.190	0.000	0	16655	100.0	99.8	M
\$ 7 2,4,6-Tribromophenol	330	7.628	7.628	0.000	59	2462	100.0	93.5	
\$ 8 Fluoranthene-d10 (Surr)	212	9.502	9.502	0.000	69	17571	100.0	101.2	
\$ 9 Terphenyl-d14	244	9.896	9.896	0.000	95	13020	100.0	97.6	
11 Naphthalene	128	5.189	5.189	0.000	100	24209	100.0	100.1	M
12 2-Methylnaphthalene	141	5.841	5.841	0.000	95	13602	100.0	99.2	
13 1-Methylnaphthalene	141	5.937	5.937	0.000	98	12942	100.0	97.4	
14 Acenaphthylene	152	6.717	6.717	0.000	100	21750	100.0	98.7	
15 Acenaphthene	153	6.884	6.884	0.000	96	13549	100.0	97.9	
16 Fluorene	166	7.389	7.389	0.000	98	15017	100.0	97.4	
17 Pentachlorophenol	266	8.130	8.126	0.004	99	1359	200.0	179.0	M
18 Phenanthrene	178	8.342	8.342	0.000	100	21252	100.0	100.6	
19 Anthracene	178	8.393	8.389	0.004	100	20551	100.0	96.4	
20 Fluoranthene	202	9.522	9.522	0.000	52	21157	100.0	101.3	
21 Pyrene	202	9.746	9.746	0.000	52	23304	100.0	105.9	a
22 Benzo[a]anthracene	228	11.012	11.012	0.000	95	19122	100.0	99.2	
23 Chrysene	228	11.058	11.057	0.001	99	19950	100.0	99.0	
30 Bis(2-ethylhexyl) phthalate	149	11.891	11.895	-0.004	0	23812	100.0	105.0	Ma
24 Benzo[b]fluoranthene	252	12.470	12.470	0.000	97	20162	100.0	98.4	Ma
25 Benzo[k]fluoranthene	252	12.511	12.511	0.000	95	21829	100.0	95.1	
26 Benzo[a]pyrene	252	12.983	12.983	0.000	97	19766	100.0	96.7	
27 Indeno[1,2,3-cd]pyrene	276	14.935	14.935	0.000	96	16508	100.0	97.4	M
28 Dibenz(a,h)anthracene	278	14.984	14.984	0.000	96	17159	100.0	87.0	a
29 Benzo[g,h,i]perylene	276	15.429	15.429	0.000	95	20616	100.0	96.4	

[QC Flag Legend](#)

Processing Flags

Review Flags

M - Manually Integrated

a - User Assigned ID

[Reagents:](#)

ccv_8270_1000_00057

Amount Added: 100.00

Units: uL

8270SIM_IS_00069

Amount Added: 9.00

Units: uL

Eurofins Seattle

Data File: \\chromfs\Seattle\ChromData\TAC050\20220113-80849.b\SIM011322b020.D

Injection Date: 14-Jan-2022 03:10:30

Instrument ID: TAC050

Lims ID: std7

Client ID:

Operator ID: jcm

ALS Bottle#: 10

Worklist Smp#: 10

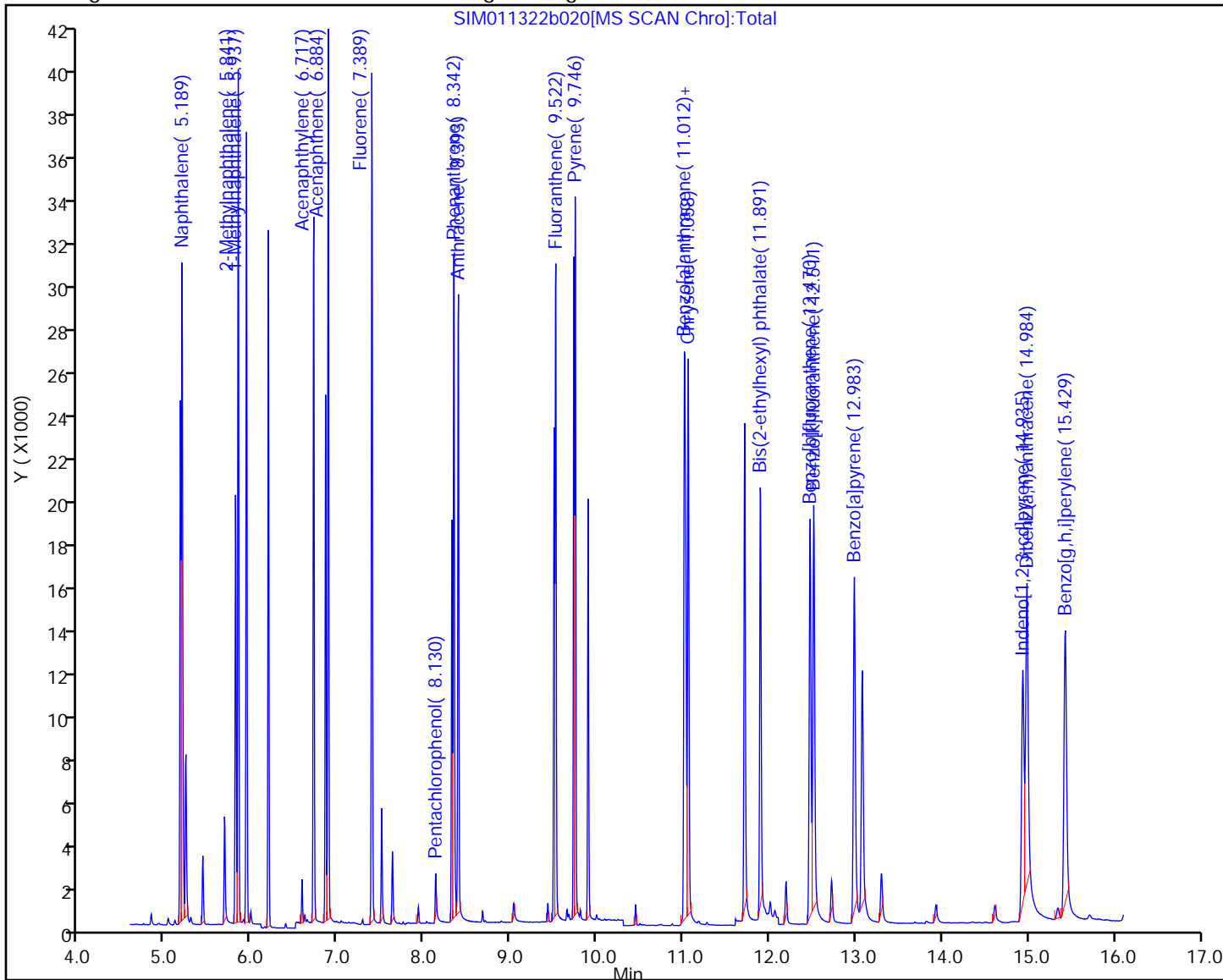
Injection Vol: 1.0 ul

Dil. Factor: 1.0000

Method: TAC050_SIM_PAH

Limit Group: 8270D_SIM QSM 5.0

Y Scaling: Method Defined: Scale to the Nth Largest Target: 1



Eurofins Seattle

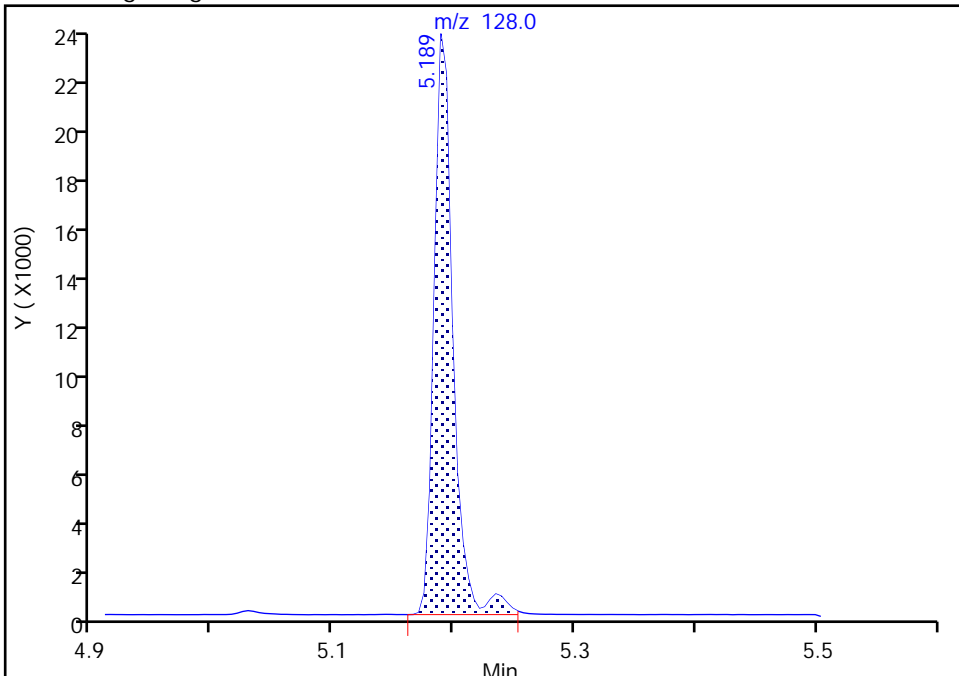
Data File: \\chromfs\Seattle\ChromData\TAC050\20220113-80849.b\SIM011322b020.D
Injection Date: 14-Jan-2022 03:10:30 Instrument ID: TAC050
Lims ID: std7
Client ID:
Operator ID: jcm ALS Bottle#: 10 Worklist Smp#: 10
Injection Vol: 1.0 ul Dil. Factor: 1.0000
Method: TAC050_SIM_PAH Limit Group: 8270D_SIM QSM 5.0
Column: Detector MS SCAN

11 Naphthalene, CAS: 91-20-3

Signal: 1

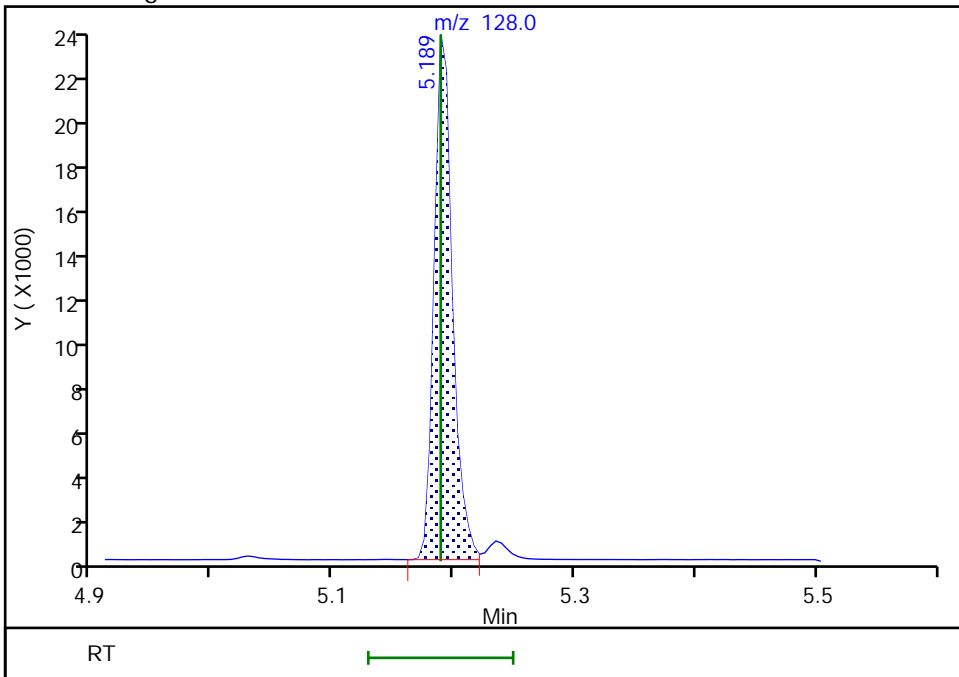
RT: 5.19
Area: 25141
Amount: 102.4086
Amount Units: ug/L

Processing Integration Results



RT: 5.19
Area: 24209
Amount: 100.1110
Amount Units: ug/L

Manual Integration Results



Reviewer: boylea, 14-Jan-2022 14:12:30
Audit Action: Split an Integrated Peak

Audit Reason: Shouldering

Eurofins Seattle

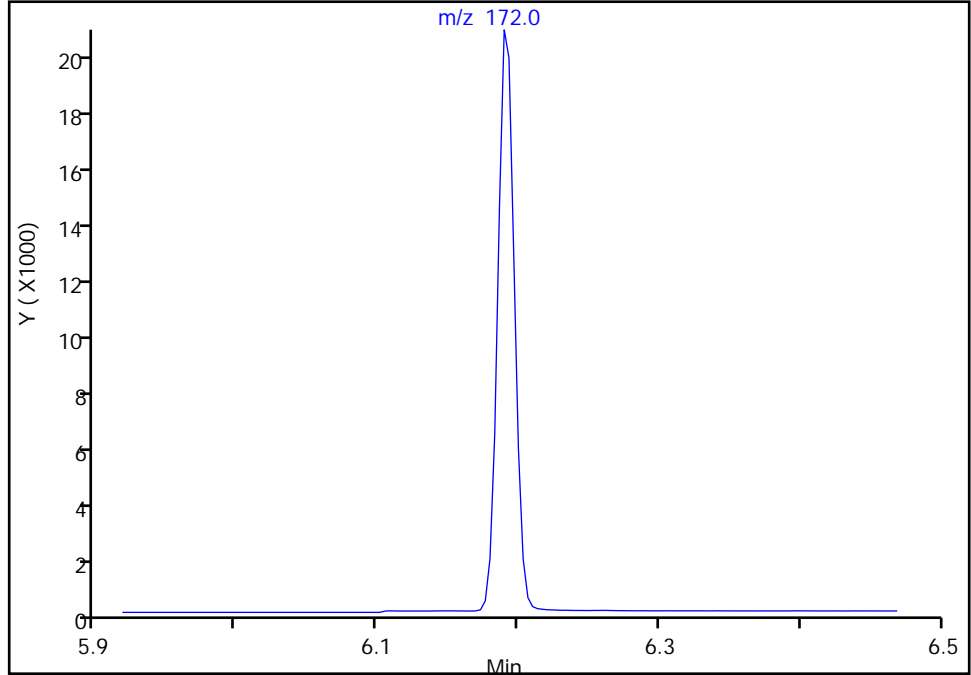
Data File: \\chromfs\Seattle\ChromData\TAC050\20220113-80849.b\SIM011322b020.D
Injection Date: 14-Jan-2022 03:10:30 Instrument ID: TAC050
Lims ID: std7
Client ID:
Operator ID: jcm ALS Bottle#: 10 Worklist Smp#: 10
Injection Vol: 1.0 ul Dil. Factor: 1.0000
Method: TAC050_SIM_PAH Limit Group: 8270D_SIM QSM 5.0
Column: Detector MS SCAN

\$ 10 2-Fluorobiphenyl, CAS: 321-60-8

Signal: 1

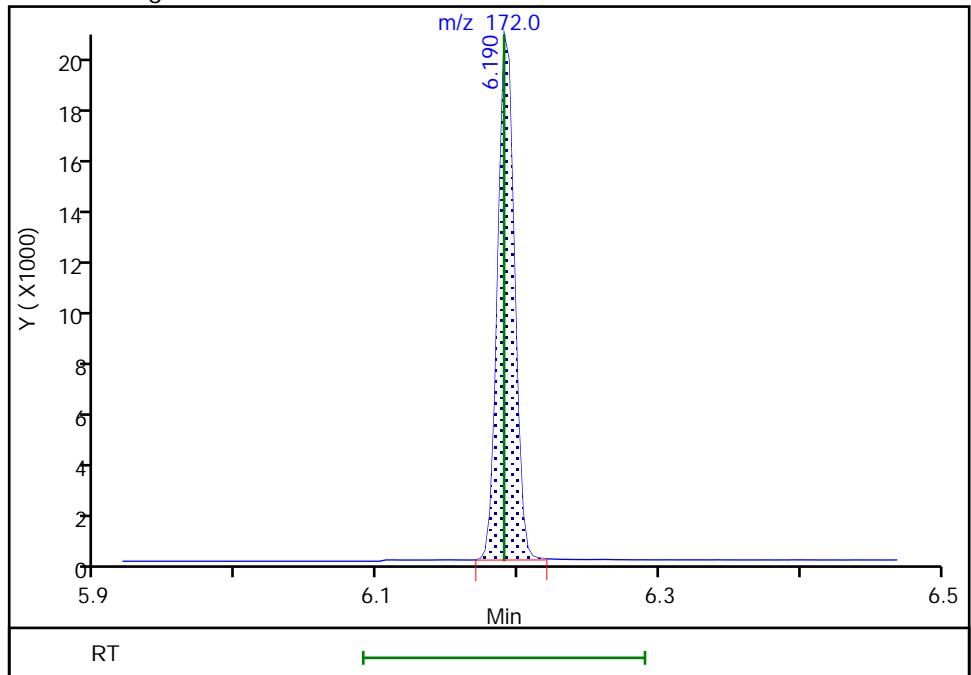
Not Detected
Expected RT: 6.19

Processing Integration Results



RT: 6.19
Area: 16655
Amount: 99.819865
Amount Units: ug/L

Manual Integration Results



Reviewer: boylea, 14-Jan-2022 14:12:16
Audit Action: Manually Integrated

Audit Reason: Assign Peak
Page 572 of 797

Eurofins Seattle

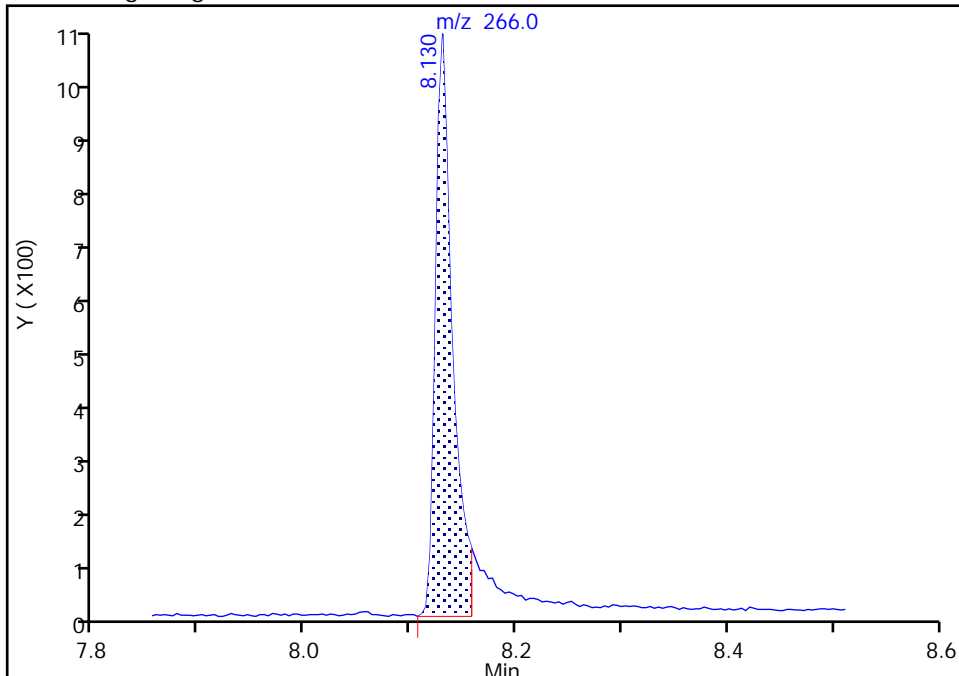
Data File: \\chromfs\Seattle\ChromData\TAC050\20220113-80849.b\SIM011322b020.D
Injection Date: 14-Jan-2022 03:10:30 Instrument ID: TAC050
Lims ID: std7
Client ID:
Operator ID: jcm ALS Bottle#: 10 Worklist Smp#: 10
Injection Vol: 1.0 ul Dil. Factor: 1.0000
Method: TAC050_SIM_PAH Limit Group: 8270D_SIM QSM 5.0
Column: Detector MS SCAN

17 Pentachlorophenol, CAS: 87-86-5

Signal: 1

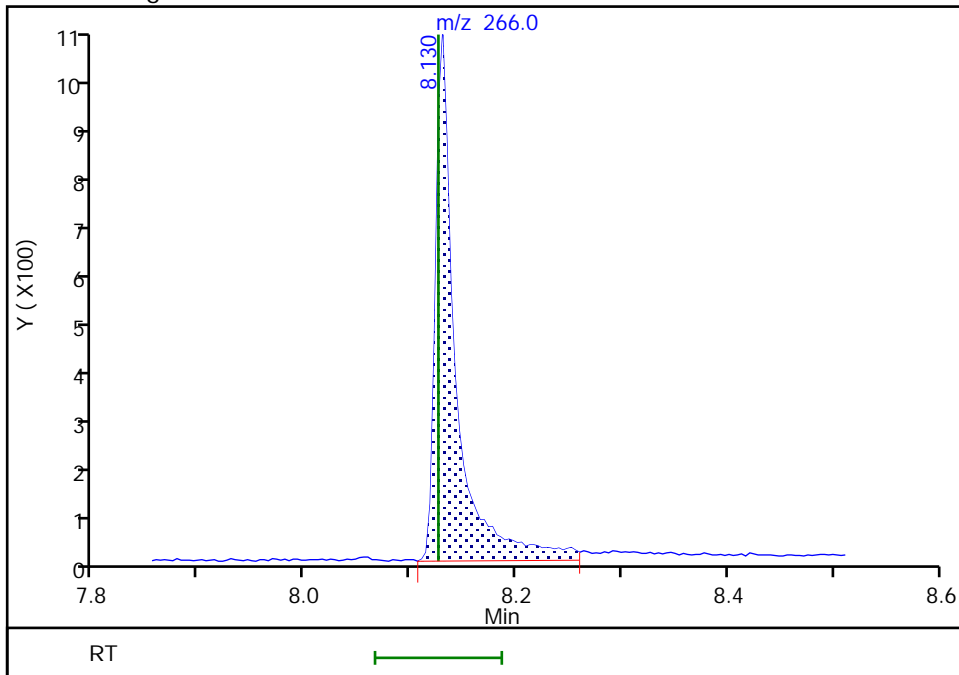
RT: 8.13
Area: 1114
Amount: 366.3377
Amount Units: ug/L

Processing Integration Results



RT: 8.13
Area: 1359
Amount: 178.9521
Amount Units: ug/L

Manual Integration Results



Reviewer: boylea, 14-Jan-2022 14:12:45
Audit Action: Manually Integrated

Audit Reason: Incomplete Integration

Eurofins Seattle

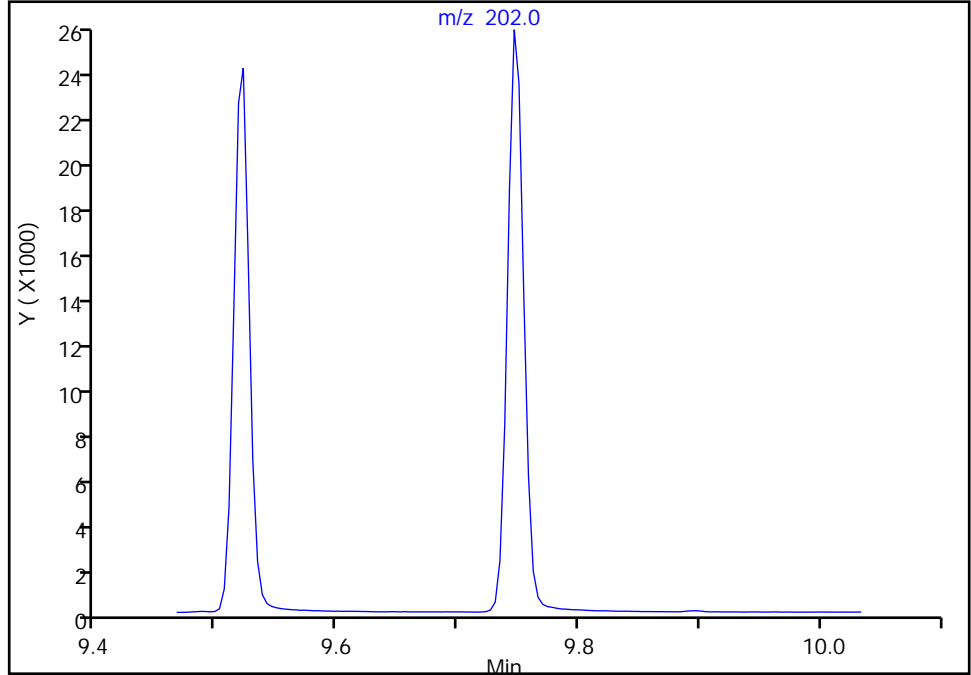
Data File: \\chromfs\Seattle\ChromData\TAC050\20220113-80849.b\SIM011322b020.D
Injection Date: 14-Jan-2022 03:10:30 Instrument ID: TAC050
Lims ID: std7
Client ID:
Operator ID: jcm ALS Bottle#: 10 Worklist Smp#: 10
Injection Vol: 1.0 ul Dil. Factor: 1.0000
Method: TAC050_SIM_PAH Limit Group: 8270D_SIM QSM 5.0
Column: Detector MS SCAN

21 Pyrene, CAS: 129-00-0

Signal: 1

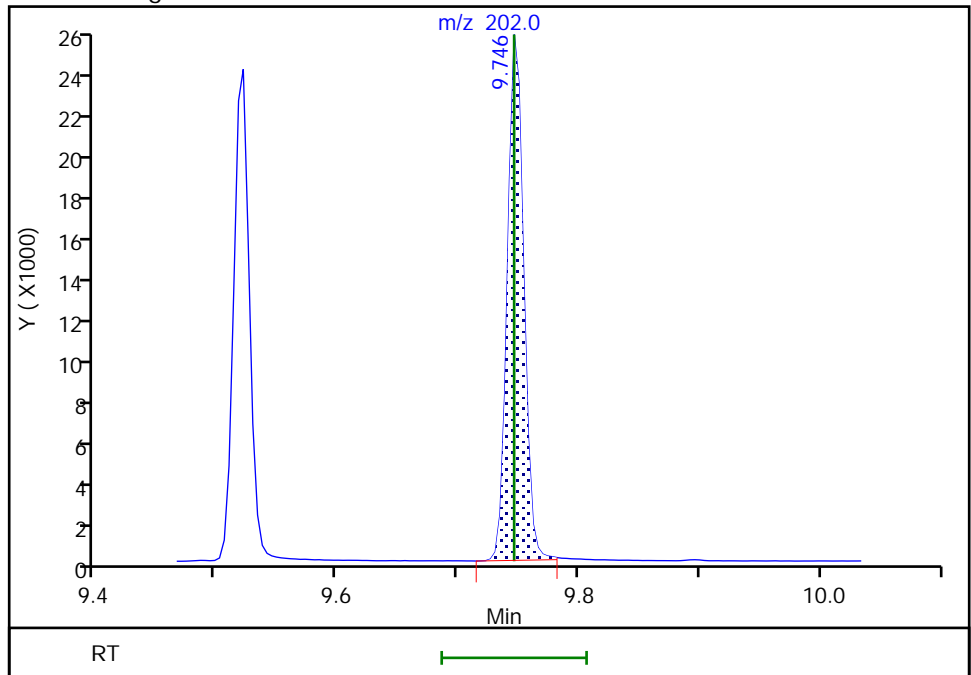
Not Detected
Expected RT: 9.75

Processing Integration Results



Manual Integration Results

RT: 9.75
Area: 23304
Amount: 105.9194
Amount Units: ug/L



Reviewer: boylea, 14-Jan-2022 14:12:50
Audit Action: Assigned Compound ID

Audit Reason: Incomplete Integration

Eurofins Seattle

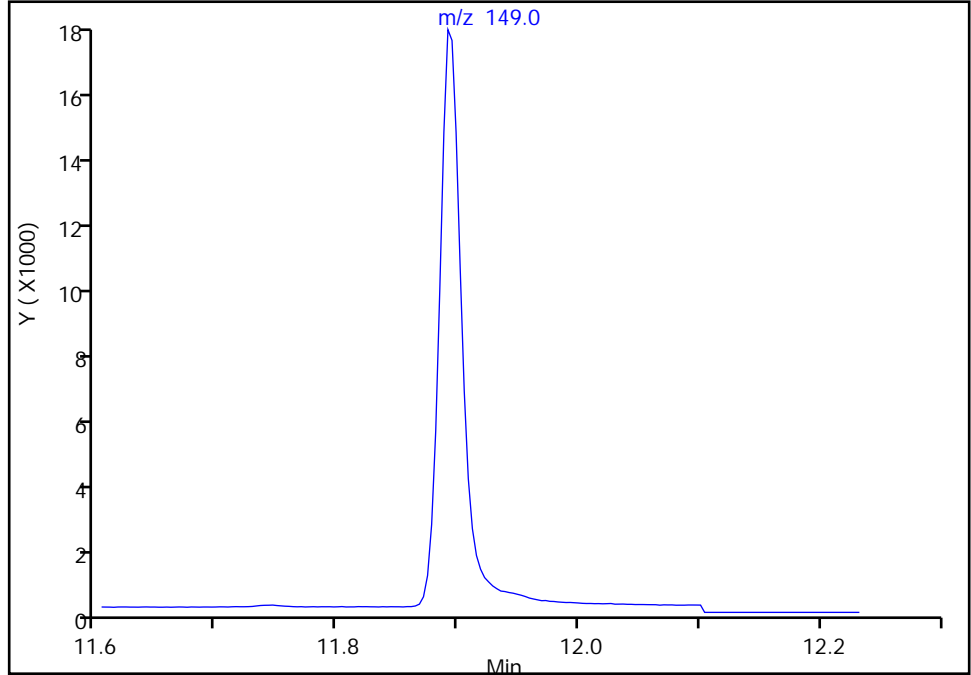
Data File: \\chromfs\Seattle\ChromData\TAC050\20220113-80849.b\SIM011322b020.D
Injection Date: 14-Jan-2022 03:10:30 Instrument ID: TAC050
Lims ID: std7
Client ID:
Operator ID: jcm ALS Bottle#: 10 Worklist Smp#: 10
Injection Vol: 1.0 ul Dil. Factor: 1.0000
Method: TAC050_SIM_PAH Limit Group: 8270D_SIM QSM 5.0
Column: Detector MS SCAN

30 Bis(2-ethylhexyl) phthalate, CAS: 117-81-7

Signal: 1

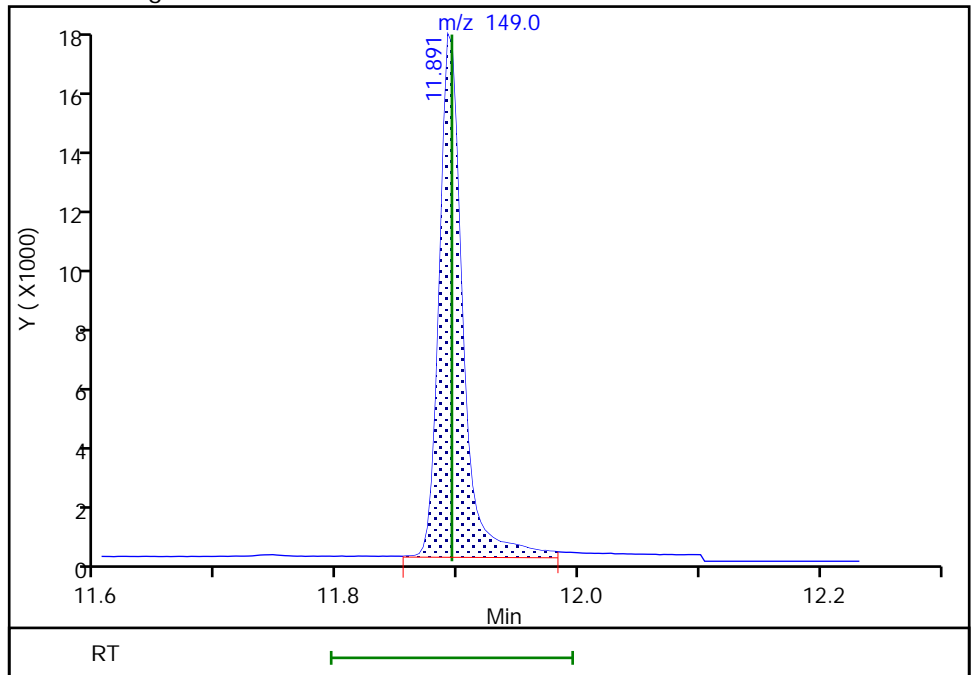
Not Detected
Expected RT: 11.89

Processing Integration Results



Manual Integration Results

RT: 11.89
Area: 23812
Amount: 105.0054
Amount Units: ug/L



Reviewer: boylea, 14-Jan-2022 14:13:08
Audit Action: Manually Integrated

Audit Reason: Assign Peak

Eurofins Seattle

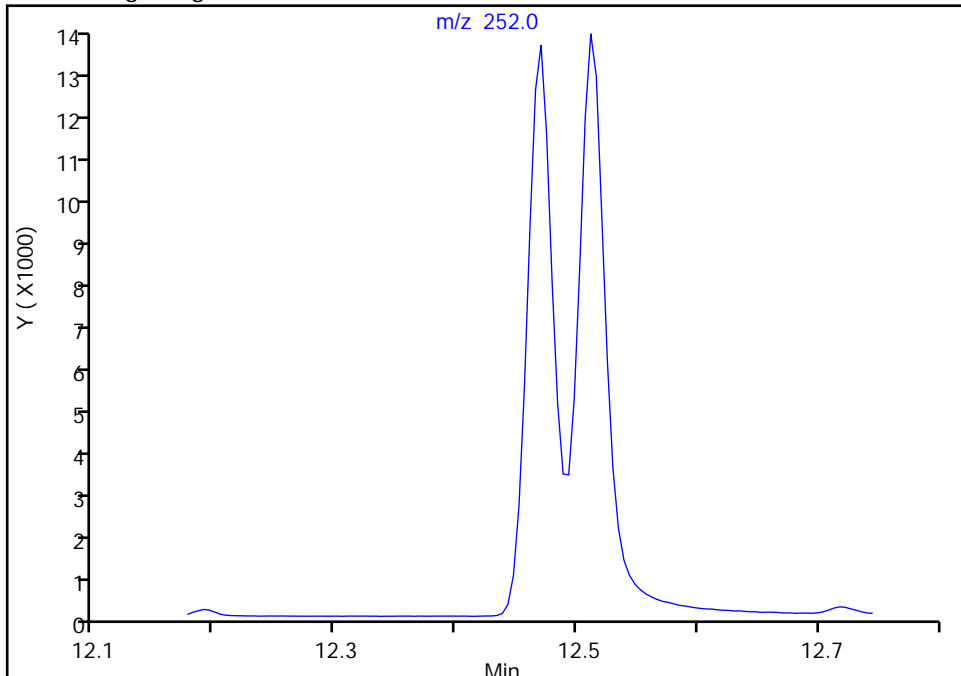
Data File: \\chromfs\Seattle\ChromData\TAC050\20220113-80849.b\SIM011322b020.D
Injection Date: 14-Jan-2022 03:10:30 Instrument ID: TAC050
Lims ID: std7
Client ID:
Operator ID: jcm ALS Bottle#: 10 Worklist Smp#: 10
Injection Vol: 1.0 ul Dil. Factor: 1.0000
Method: TAC050_SIM_PAH Limit Group: 8270D_SIM QSM 5.0
Column: Detector MS SCAN

24 Benzo[b]fluoranthene, CAS: 205-99-2

Signal: 1

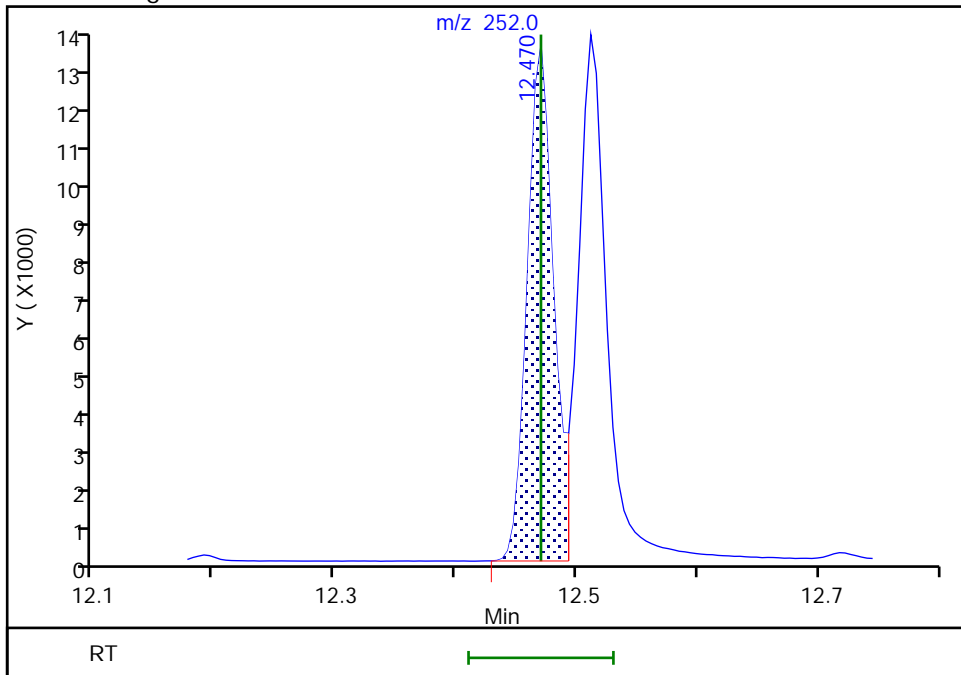
Not Detected
Expected RT: 12.47

Processing Integration Results



Manual Integration Results

RT: 12.47
Area: 20162
Amount: 98.394676
Amount Units: ug/L



Reviewer: boylea, 14-Jan-2022 14:13:36
Audit Action: Manually Integrated

Audit Reason: Incomplete Integration

Eurofins Seattle

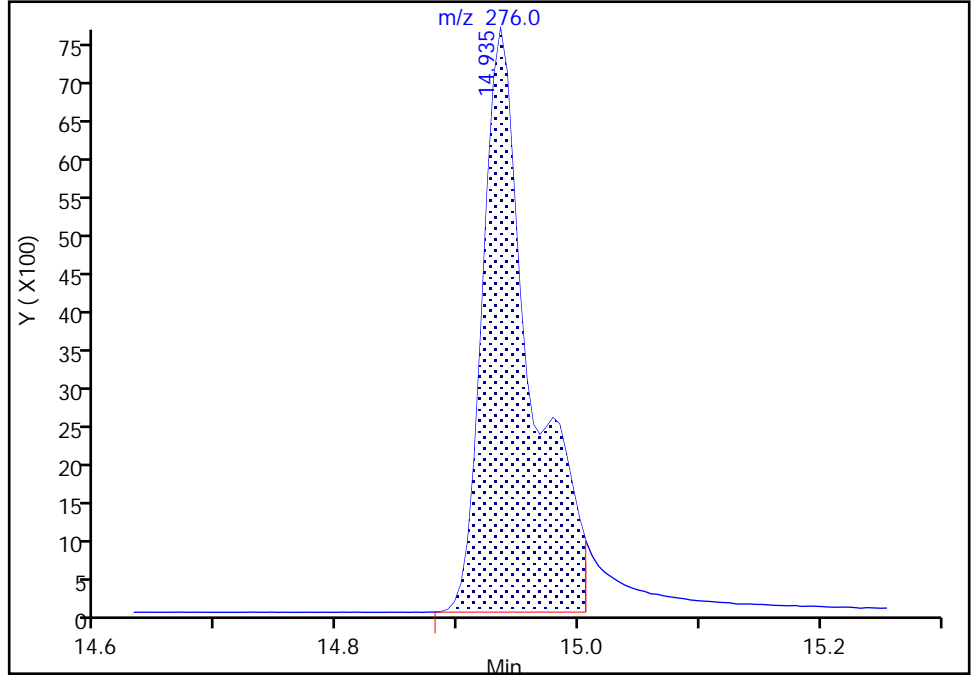
Data File: \\chromfs\Seattle\ChromData\TAC050\20220113-80849.b\SIM011322b020.D
Injection Date: 14-Jan-2022 03:10:30 Instrument ID: TAC050
Lims ID: std7
Client ID:
Operator ID: jcm ALS Bottle#: 10 Worklist Smp#: 10
Injection Vol: 1.0 ul Dil. Factor: 1.0000
Method: TAC050_SIM_PAH Limit Group: 8270D_SIM QSM 5.0
Column: Detector MS SCAN

27 Indeno[1,2,3-cd]pyrene, CAS: 193-39-5

Signal: 1

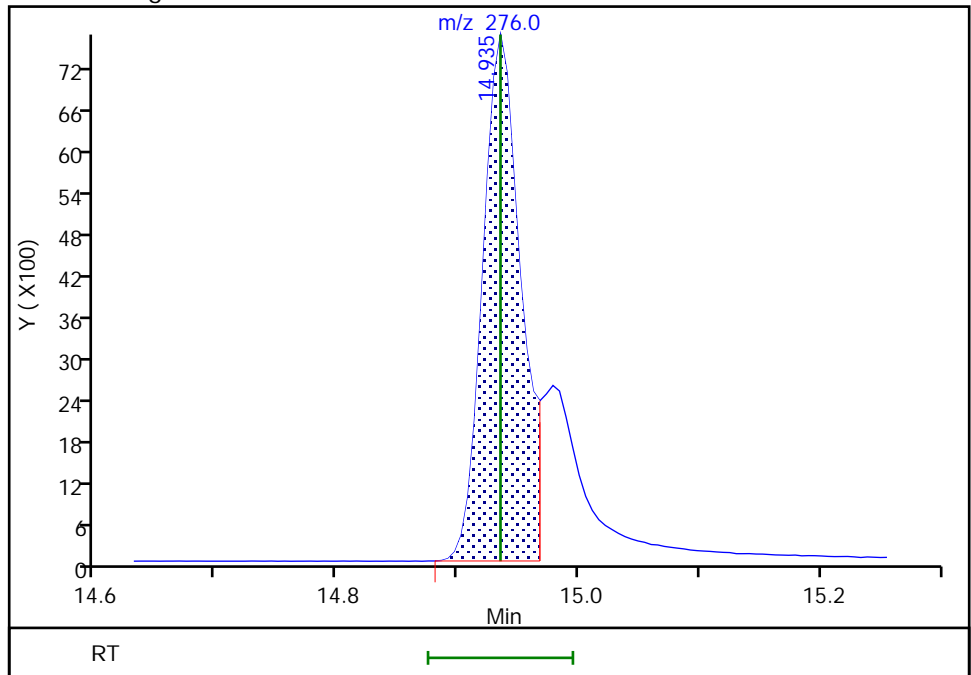
RT: 14.94
Area: 21055
Amount: 112.4300
Amount Units: ug/L

Processing Integration Results



RT: 14.94
Area: 16508
Amount: 97.368934
Amount Units: ug/L

Manual Integration Results



Reviewer: boylea, 14-Jan-2022 14:13:47
Audit Action: Split an Integrated Peak

Audit Reason: Split Peak

Eurofins Seattle

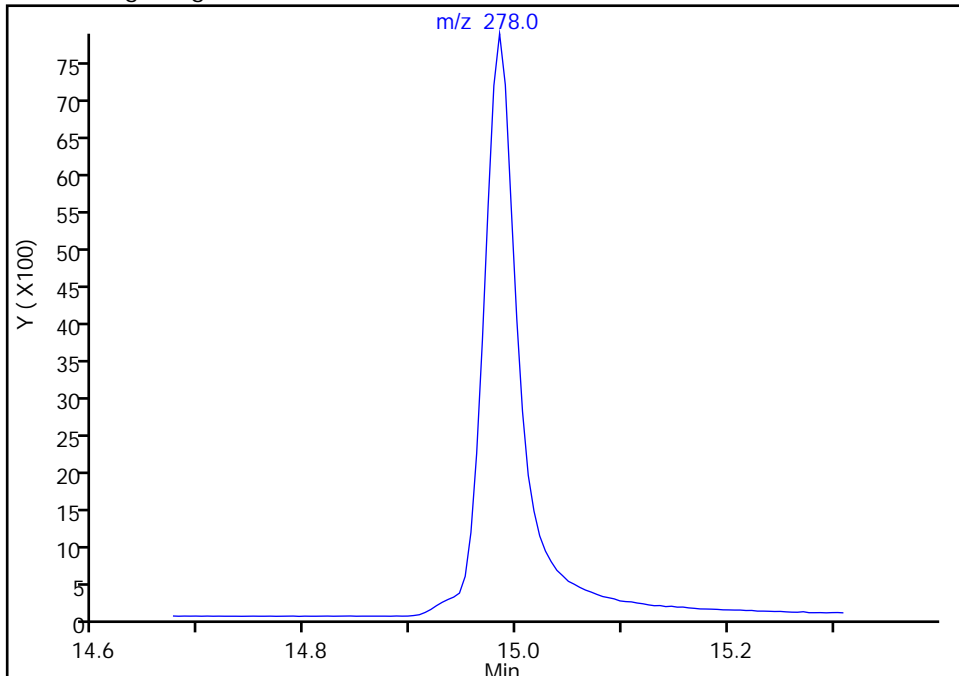
Data File: \\chromfs\Seattle\ChromData\TAC050\20220113-80849.b\SIM011322b020.D
Injection Date: 14-Jan-2022 03:10:30 Instrument ID: TAC050
Lims ID: std7
Client ID:
Operator ID: jcm ALS Bottle#: 10 Worklist Smp#: 10
Injection Vol: 1.0 ul Dil. Factor: 1.0000
Method: TAC050_SIM_PAH Limit Group: 8270D_SIM QSM 5.0
Column: Detector MS SCAN

28 Dibenz(a,h)anthracene, CAS: 53-70-3

Signal: 1

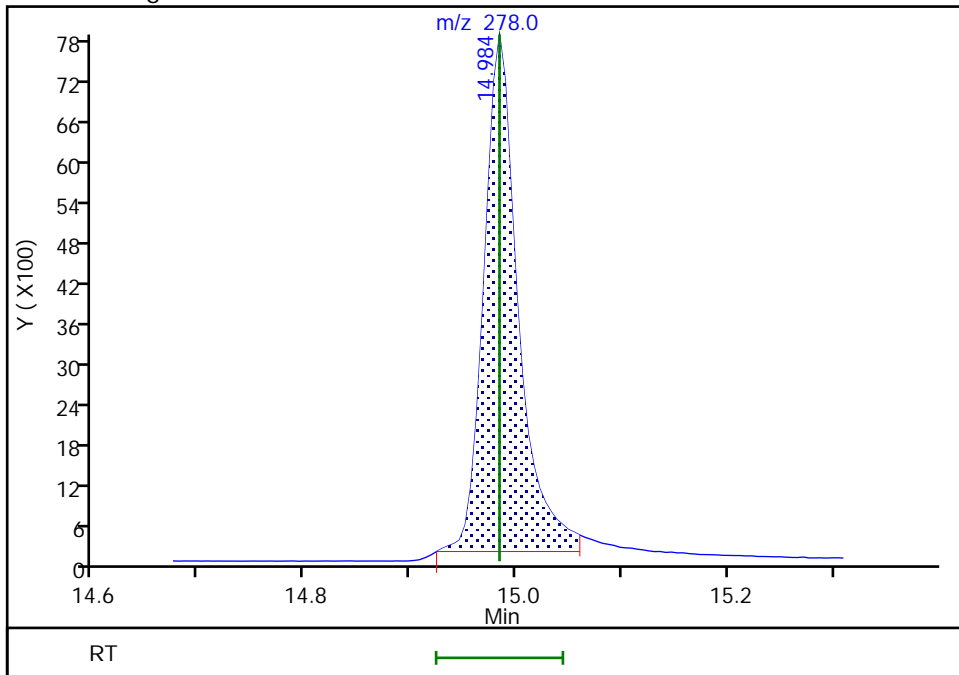
Not Detected
Expected RT: 14.98

Processing Integration Results



RT: 14.98
Area: 17159
Amount: 86.993762
Amount Units: ug/L

Manual Integration Results



Reviewer: boylea, 14-Jan-2022 14:13:50
Audit Action: Assigned Compound ID

Audit Reason: Split Peak

Eurofins Seattle
Target Compound Quantitation Report

Data File: \\chromfs\Seattle\ChromData\TAC050\20220113-80849.b\SIM011322b021.D
 Lims ID: std6
 Client ID:
 Sample Type: IC Calib Level: 6
 Inject. Date: 14-Jan-2022 03:29:30 ALS Bottle#: 11 Worklist Smp#: 11
 Injection Vol: 1.0 ul Dil. Factor: 1.0000
 Sample Info: 6
 Operator ID: jcm Instrument ID: TAC050
 Sublist: chrom-TAC050_SIM_PAH*sub9
 Method: \\chromfs\Seattle\ChromData\TAC050\20220113-80849.b\TAC050_SIM_PAH.m
 Limit Group: 8270D_SIM QSM 5.0
 Last Update: 14-Jan-2022 15:42:15 Calib Date: 14-Jan-2022 05:04:30
 Integrator: Falcon ID Type: RT Order ID
 Quant Method: Internal Standard Quant By: Initial Calibration
 Last ICal File: \\chromfs\Seattle\ChromData\TAC050\20220113-80849.b\SIM011322b026.D

Column 1 : Det: MS SCAN
 Process Host: CTX1628

First Level Reviewer: limmere Date: 14-Jan-2022 10:06:06

Compound	Sig	RT (min.)	Exp RT (min.)	Dlt RT (min.)	Q	Response	Cal Amt ug/L	OnCol Amt ug/L	Flags
* 1 Naphthalene-d8	136	5.171	5.171	0.000	90	21416	100.0	100.0	
* 2 Acenaphthene-d10	164	6.854	6.854	0.000	71	9708	100.0	100.0	
* 3 Phenanthrene-d10	188	8.319	8.319	0.001	56	14771	100.0	100.0	
* 4 Chrysene-d12	240	11.030	11.030	0.000	52	11375	100.0	100.0	
* 5 Perylene-d12	264	13.074	13.074	0.000	69	13641	100.0	100.0	
\$ 6 2-methylnaphthalene-d10	152	5.809	5.809	0.000	67	6298	50.0	49.7	
\$ 10 2-Fluorobiphenyl	172	6.190	6.190	0.000	0	7866	50.0	50.6	M
\$ 7 2,4,6-Tribromophenol	330	7.632	7.628	0.004	58	941	50.0	41.7	
\$ 8 Fluoranthene-d10 (Surr)	212	9.502	9.502	0.000	69	7543	50.0	48.3	
\$ 9 Terphenyl-d14	244	9.900	9.896	0.004	95	5408	50.0	45.7	
11 Naphthalene	128	5.189	5.189	0.000	100	11320	50.0	50.0	M
12 2-Methylnaphthalene	141	5.841	5.841	0.000	96	6407	50.0	49.9	
13 1-Methylnaphthalene	141	5.937	5.937	0.000	98	6120	50.0	49.2	
14 Acenaphthylene	152	6.717	6.717	0.000	100	10119	50.0	49.3	
15 Acenaphthene	153	6.884	6.884	0.000	96	6356	50.0	49.3	
16 Fluorene	166	7.389	7.389	0.000	97	6796	50.0	47.3	
17 Pentachlorophenol	266	8.134	8.126	0.008	97	304	100.0	107.1	M
18 Phenanthrene	178	8.342	8.342	0.000	100	9336	50.0	49.2	
19 Anthracene	178	8.393	8.389	0.004	100	9222	50.0	48.3	
20 Fluoranthene	202	9.522	9.522	0.000	52	9180	50.0	48.9	
21 Pyrene	202	9.746	9.746	0.000	52	9389	50.0	47.4	
22 Benzo[a]anthracene	228	11.012	11.012	0.000	95	7909	50.0	47.1	
23 Chrysene	228	11.058	11.057	0.001	99	8840	50.0	50.4	
30 Bis(2-ethylhexyl) phthalate	149	11.891	11.895	-0.004	0	9999	50.0	51.2	M
24 Benzo[b]fluoranthene	252	12.470	12.470	0.000	98	8556	50.0	47.3	Ma
25 Benzo[k]fluoranthene	252	12.511	12.511	0.000	95	9574	50.0	47.3	
26 Benzo[a]pyrene	252	12.983	12.983	0.000	97	8346	50.0	46.2	
27 Indeno[1,2,3-cd]pyrene	276	14.940	14.935	0.005	96	6730	50.0	45.5	M
28 Dibenz(a,h)anthracene	278	14.989	14.984	0.005	96	8317	50.0	47.9	Ma
29 Benzo[g,h,i]perylene	276	15.429	15.429	0.000	96	8933	50.0	47.4	M

[QC Flag Legend](#)

Processing Flags

Review Flags

M - Manually Integrated

a - User Assigned ID

[Reagents:](#)

8270ccvl_50_00039

Amount Added: 1.00

Units: mL

Eurofins Seattle

Data File: \\chromfs\Seattle\ChromData\TAC050\20220113-80849.b\SIM011322b021.D

Injection Date: 14-Jan-2022 03:29:30

Instrument ID: TAC050

Lims ID: std6

Client ID:

Operator ID: jcm

ALS Bottle#: 11

Worklist Smp#: 11

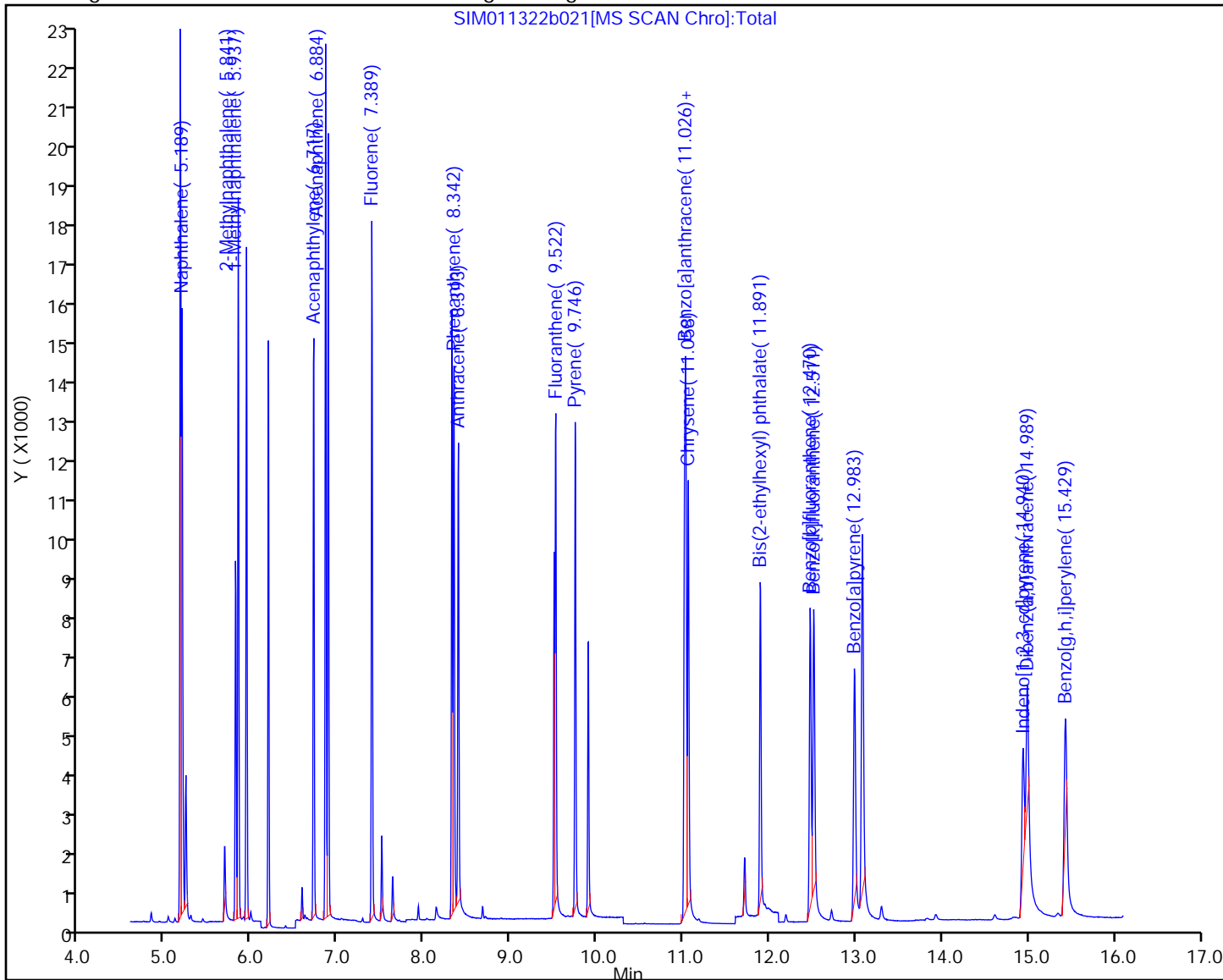
Injection Vol: 1.0 ul

Dil. Factor: 1.0000

Method: TAC050_SIM_PAH

Limit Group: 8270D_SIM QSM 5.0

Y Scaling: Method Defined: Scale to the Nth Largest Target: 1



Eurofins Seattle

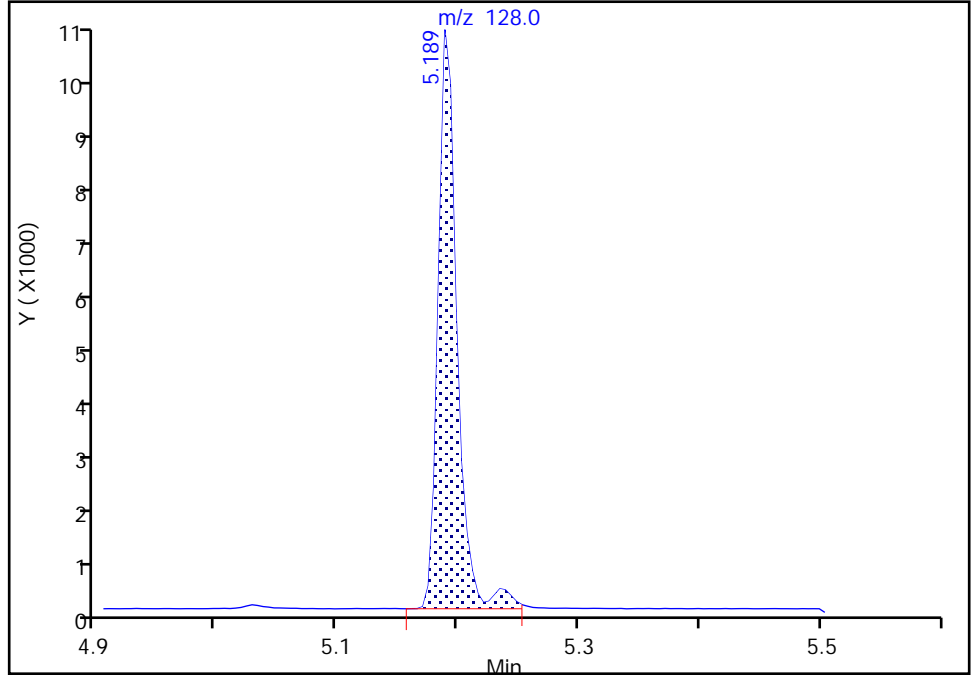
Data File: \\chromfs\Seattle\ChromData\TAC050\20220113-80849.b\SIM011322b021.D
Injection Date: 14-Jan-2022 03:29:30 Instrument ID: TAC050
Lims ID: std6
Client ID:
Operator ID: jcm ALS Bottle#: 11 Worklist Smp#: 11
Injection Vol: 1.0 ul Dil. Factor: 1.0000
Method: TAC050_SIM_PAH Limit Group: 8270D_SIM QSM 5.0
Column: Detector MS SCAN

11 Naphthalene, CAS: 91-20-3

Signal: 1

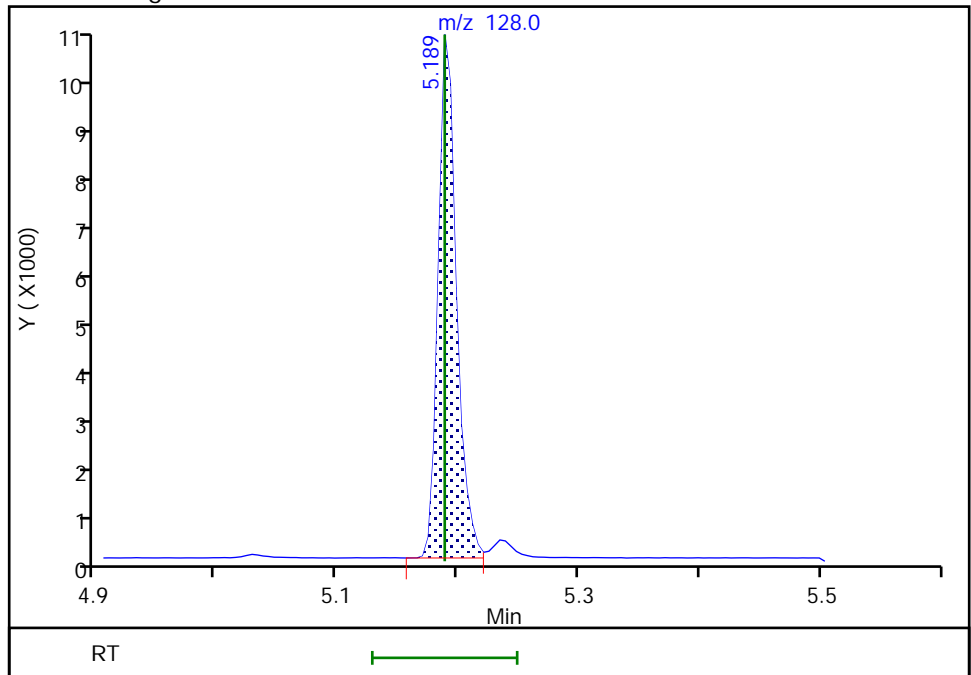
RT: 5.19
Area: 11759
Amount: 51.265537
Amount Units: ug/L

Processing Integration Results



RT: 5.19
Area: 11320
Amount: 49.976441
Amount Units: ug/L

Manual Integration Results



Reviewer: boylea, 14-Jan-2022 14:15:29
Audit Action: Split an Integrated Peak

Audit Reason: Shouldering

Eurofins Seattle

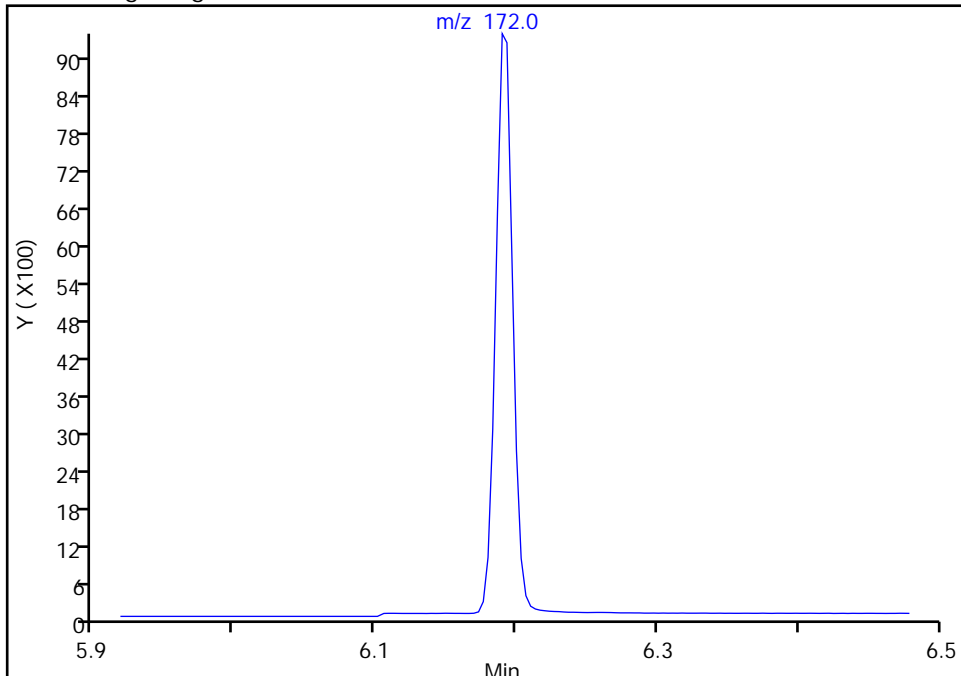
Data File: \\chromfs\Seattle\ChromData\TAC050\20220113-80849.b\SIM011322b021.D
Injection Date: 14-Jan-2022 03:29:30 Instrument ID: TAC050
Lims ID: std6
Client ID:
Operator ID: jcm ALS Bottle#: 11 Worklist Smp#: 11
Injection Vol: 1.0 ul Dil. Factor: 1.0000
Method: TAC050_SIM_PAH Limit Group: 8270D_SIM QSM 5.0
Column: Detector MS SCAN

\$ 10 2-Fluorobiphenyl, CAS: 321-60-8

Signal: 1

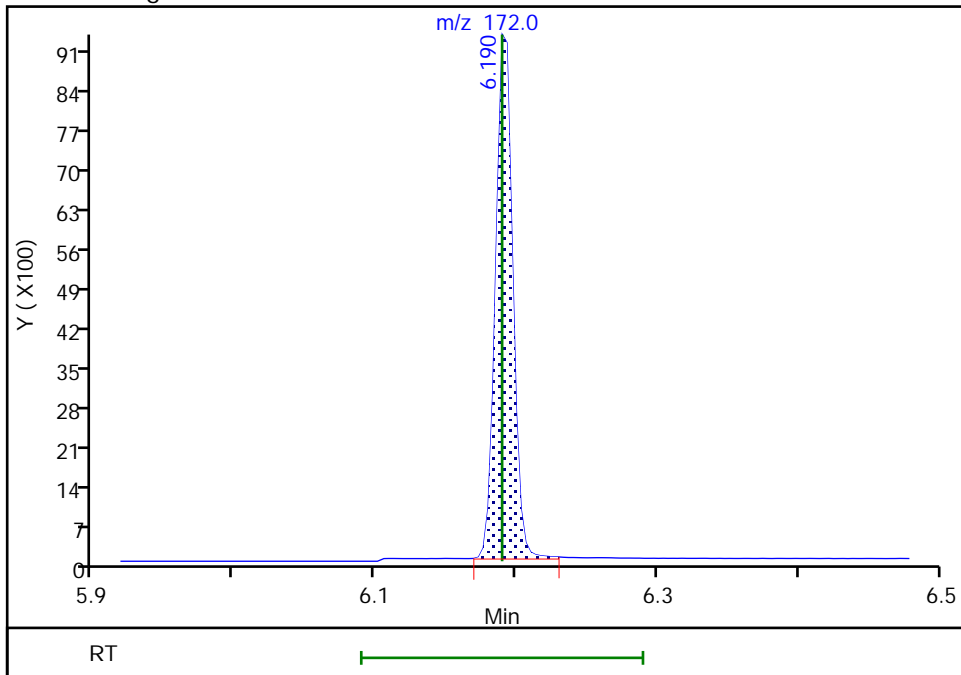
Not Detected
Expected RT: 6.19

Processing Integration Results



Manual Integration Results

RT: 6.19
Area: 7866
Amount: 50.635592
Amount Units: ug/L



Reviewer: boylea, 14-Jan-2022 14:15:40
Audit Action: Manually Integrated

Audit Reason: Assign Peak
Page 583 of 797

Eurofins Seattle

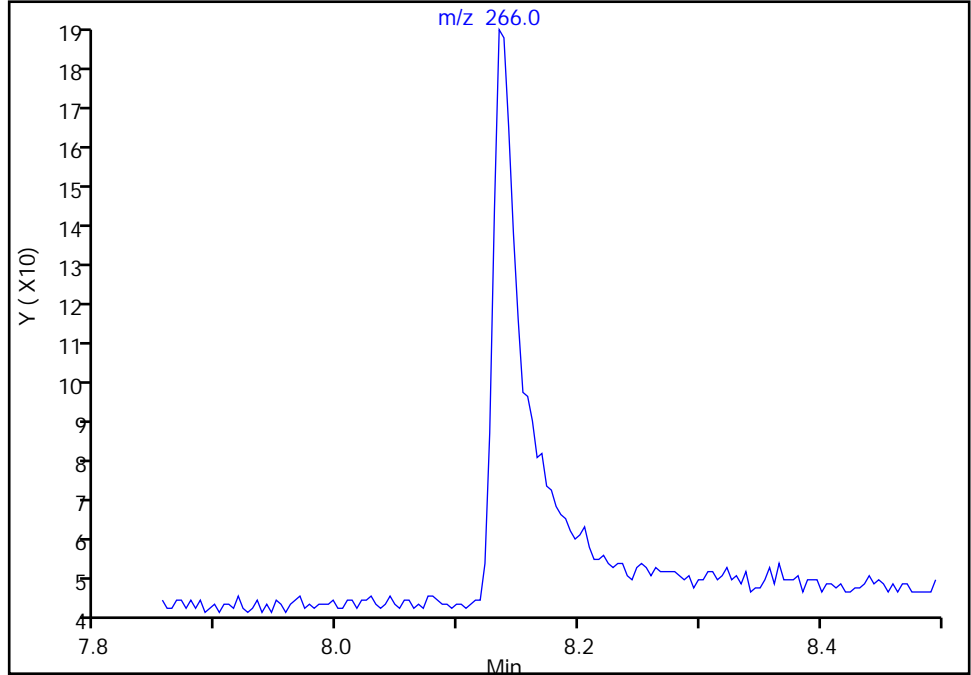
Data File: \\chromfs\Seattle\ChromData\TAC050\20220113-80849.b\SIM011322b021.D
Injection Date: 14-Jan-2022 03:29:30 Instrument ID: TAC050
Lims ID: std6
Client ID:
Operator ID: jcm ALS Bottle#: 11 Worklist Smp#: 11
Injection Vol: 1.0 ul Dil. Factor: 1.0000
Method: TAC050_SIM_PAH Limit Group: 8270D_SIM QSM 5.0
Column: Detector MS SCAN

17 Pentachlorophenol, CAS: 87-86-5

Signal: 1

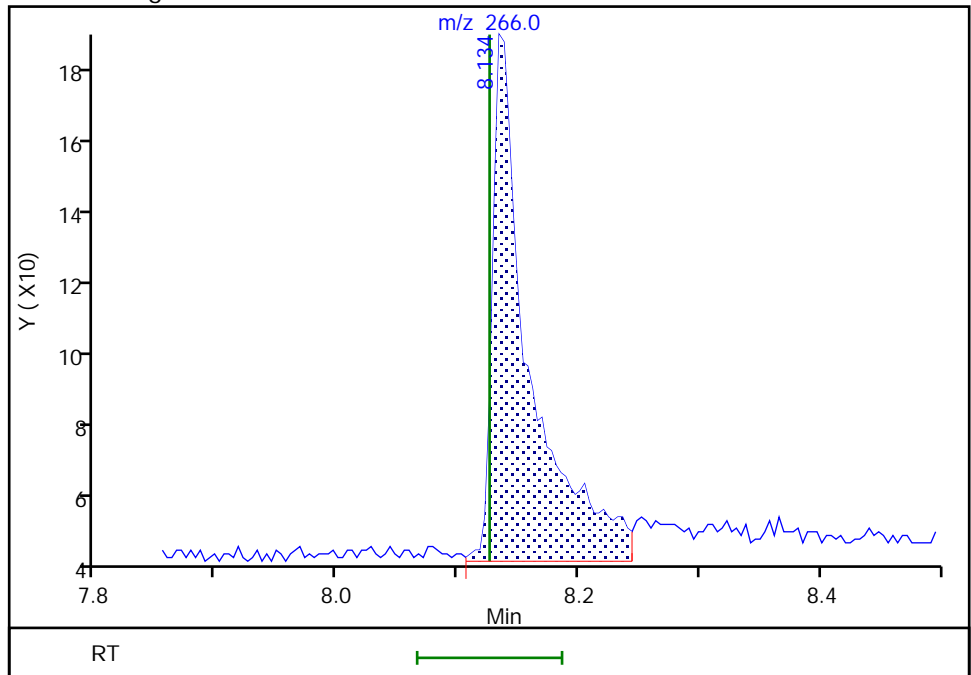
Not Detected
Expected RT: 8.13

Processing Integration Results



RT: 8.13
Area: 304
Amount: 107.1297
Amount Units: ug/L

Manual Integration Results



Reviewer: boylea, 14-Jan-2022 14:15:19
Audit Action: Manually Integrated

Eurofins Seattle

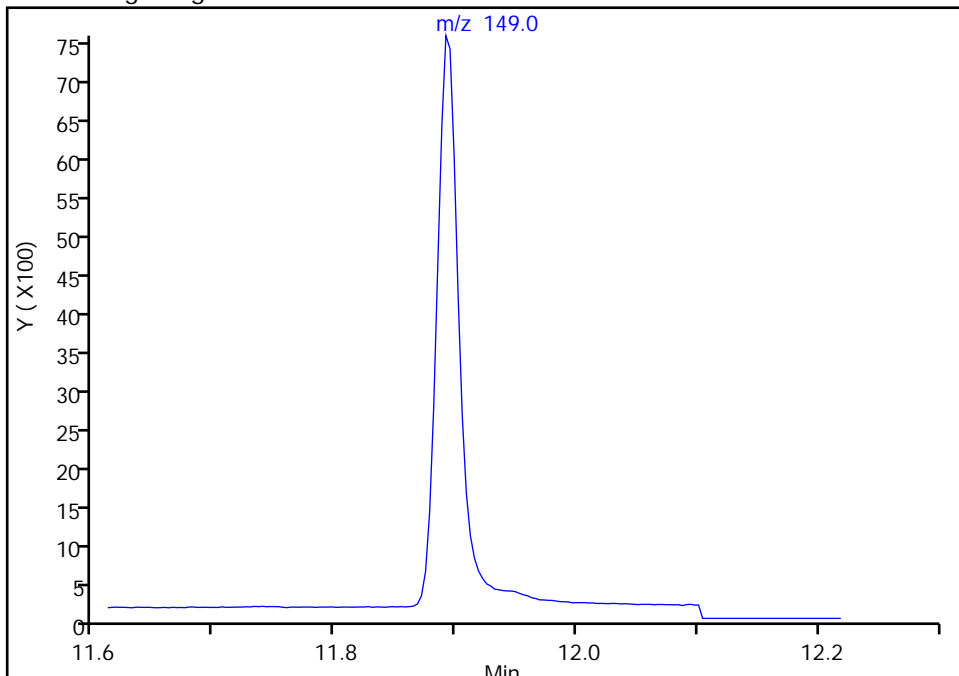
Data File: \\chromfs\Seattle\ChromData\TAC050\20220113-80849.b\SIM011322b021.D
Injection Date: 14-Jan-2022 03:29:30 Instrument ID: TAC050
Lims ID: std6
Client ID:
Operator ID: jcm ALS Bottle#: 11 Worklist Smp#: 11
Injection Vol: 1.0 ul Dil. Factor: 1.0000
Method: TAC050_SIM_PAH Limit Group: 8270D_SIM QSM 5.0
Column: Detector MS SCAN

30 Bis(2-ethylhexyl) phthalate, CAS: 117-81-7

Signal: 1

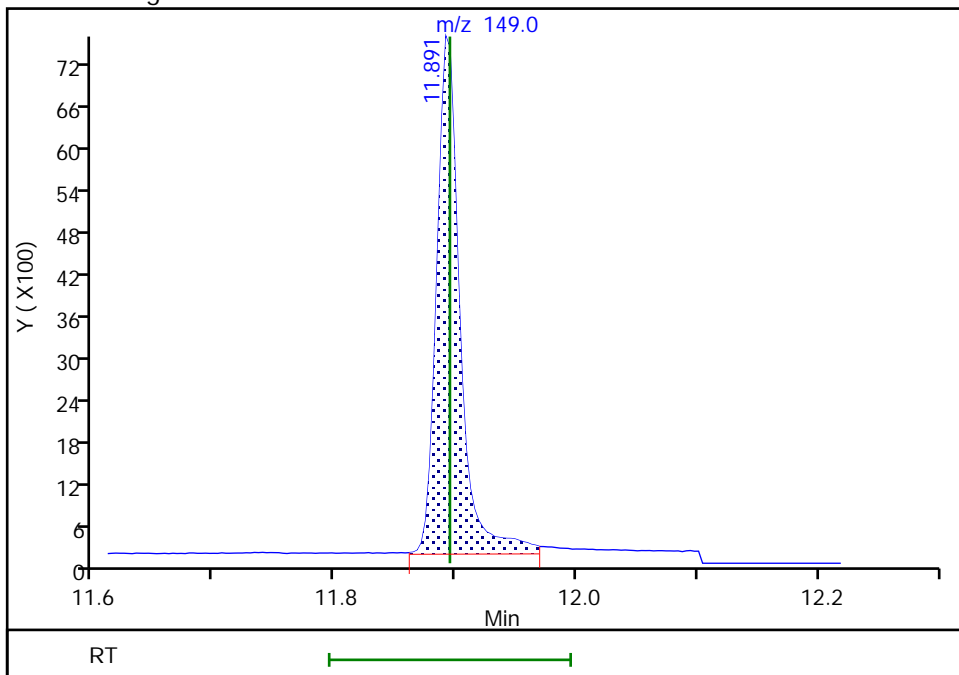
Not Detected
Expected RT: 11.89

Processing Integration Results



Manual Integration Results

RT: 11.89
Area: 9999
Amount: 51.226792
Amount Units: ug/L



Reviewer: boylea, 14-Jan-2022 14:15:00
Audit Action: Manually Integrated

Audit Reason: Assign Peak

Eurofins Seattle

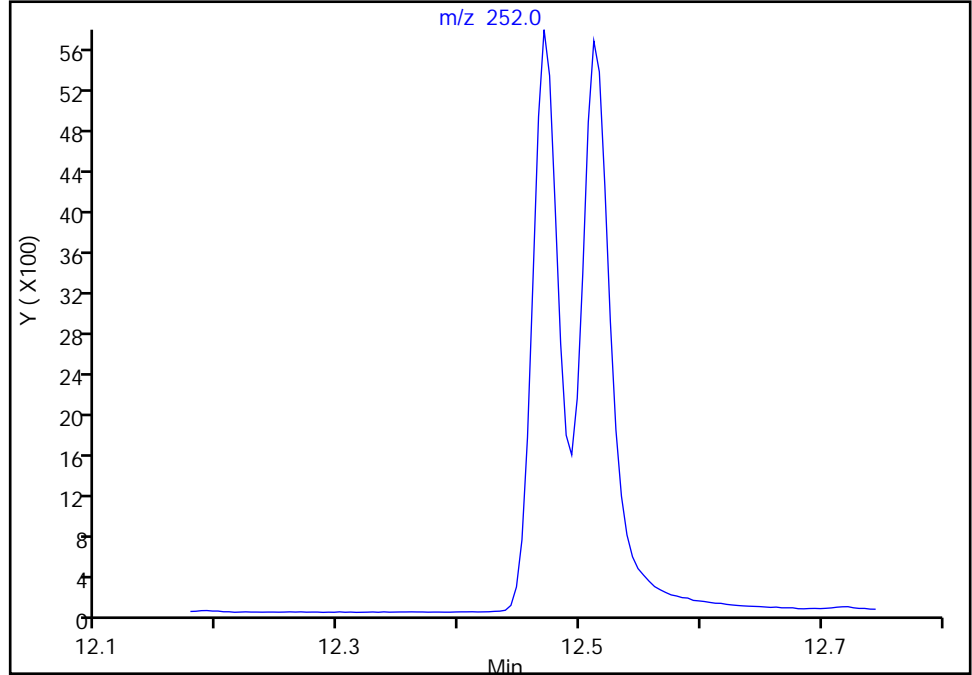
Data File: \\chromfs\Seattle\ChromData\TAC050\20220113-80849.b\SIM011322b021.D
Injection Date: 14-Jan-2022 03:29:30 Instrument ID: TAC050
Lims ID: std6
Client ID:
Operator ID: jcm ALS Bottle#: 11 Worklist Smp#: 11
Injection Vol: 1.0 ul Dil. Factor: 1.0000
Method: TAC050_SIM_PAH Limit Group: 8270D_SIM QSM 5.0
Column: Detector MS SCAN

24 Benzo[b]fluoranthene, CAS: 205-99-2

Signal: 1

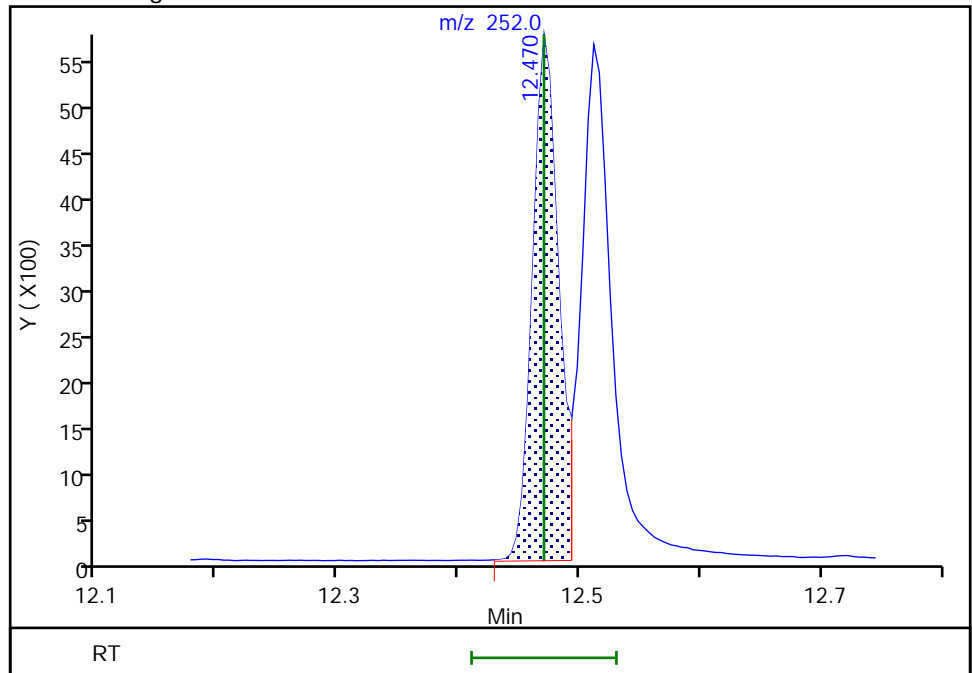
Not Detected
Expected RT: 12.47

Processing Integration Results



Manual Integration Results

RT: 12.47
Area: 8556
Amount: 47.298391
Amount Units: ug/L



Reviewer: boylea, 14-Jan-2022 14:14:50
Audit Action: Manually Integrated

Audit Reason: Incomplete Integration

Eurofins Seattle

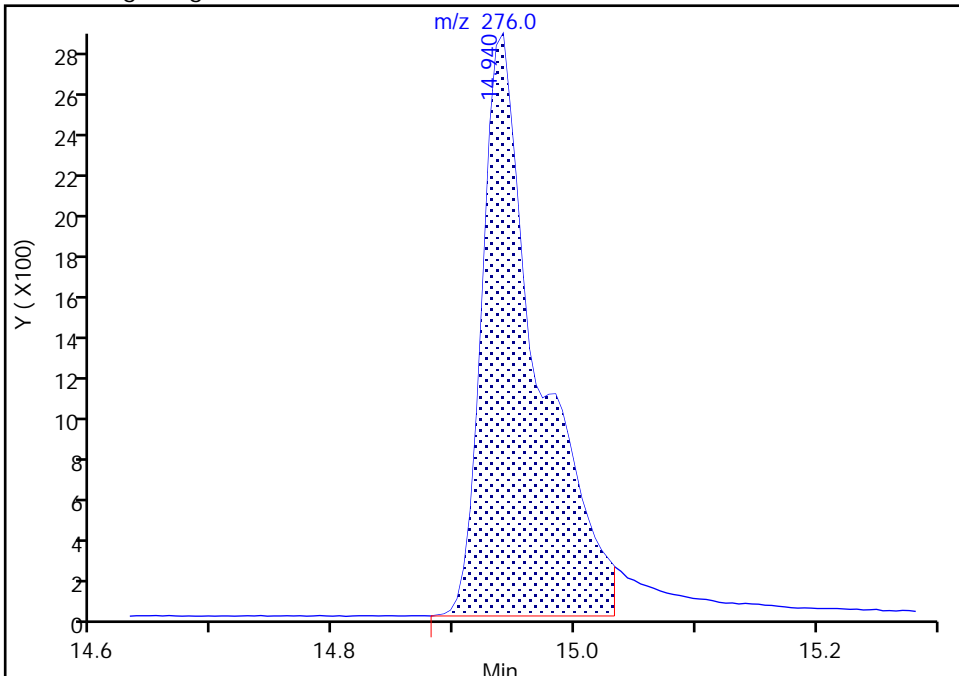
Data File:	\\chromfs\Seattle\ChromData\TAC050\20220113-80849.b\SIM011322b021.D		
Injection Date:	14-Jan-2022 03:29:30	Instrument ID:	TAC050
Lims ID:	std6		
Client ID:			
Operator ID:	jcm	ALS Bottle#:	11
Injection Vol:	1.0 ul	Dil. Factor:	1.0000
Method:	TAC050_SIM_PAH	Limit Group:	8270D_SIM QSM 5.0
Column:		Detector:	MS SCAN
		Worklist Smp#:	11

27 Indeno[1,2,3-cd]pyrene, CAS: 193-39-5

Signal: 1

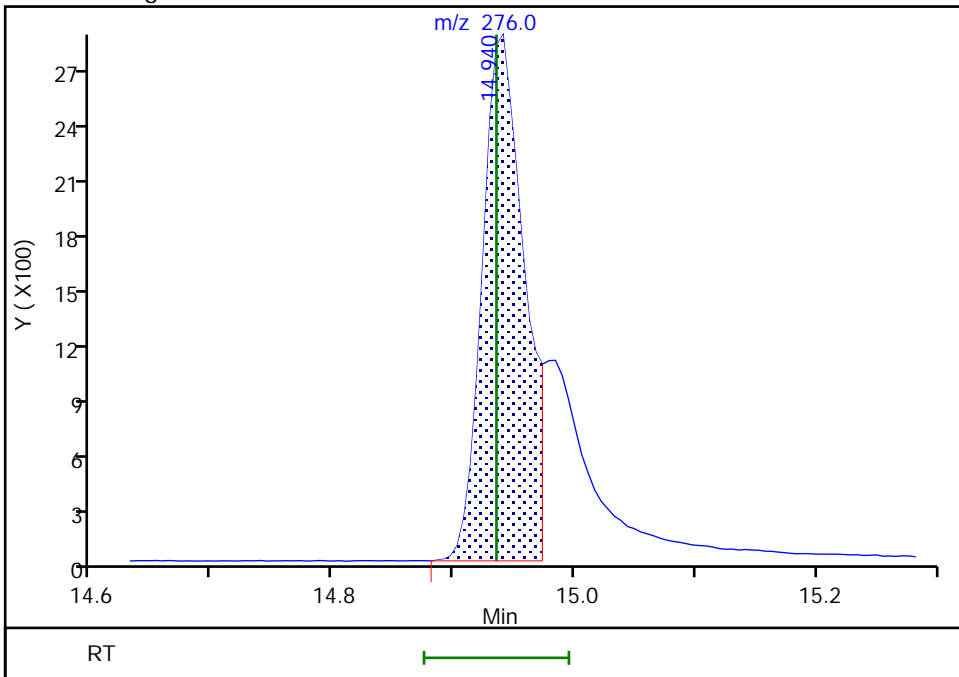
RT: 14.94
 Area: 9130
 Amount: 55.625137
 Amount Units: ug/L

Processing Integration Results



RT: 14.94
 Area: 6730
 Amount: 45.508891
 Amount Units: ug/L

Manual Integration Results



Reviewer: boylea, 14-Jan-2022 14:14:35
 Audit Action: Split an Integrated Peak

Audit Reason: Split Peak

Eurofins Seattle

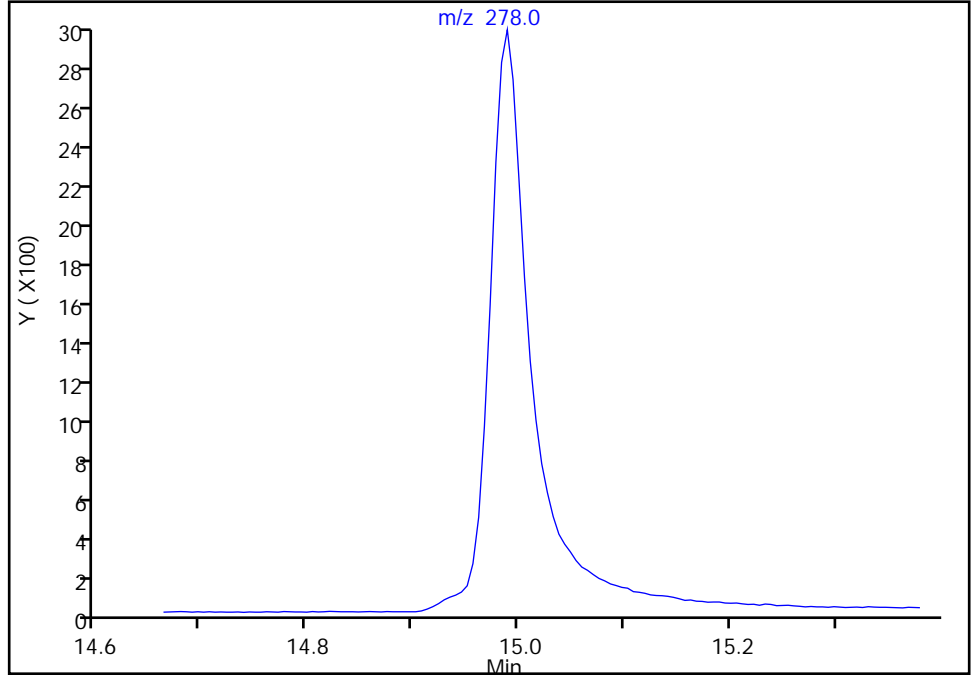
Data File: \\chromfs\Seattle\ChromData\TAC050\20220113-80849.b\SIM011322b021.D
Injection Date: 14-Jan-2022 03:29:30 Instrument ID: TAC050
Lims ID: std6
Client ID:
Operator ID: jcm ALS Bottle#: 11 Worklist Smp#: 11
Injection Vol: 1.0 ul Dil. Factor: 1.0000
Method: TAC050_SIM_PAH Limit Group: 8270D_SIM QSM 5.0
Column: Detector MS SCAN

28 Dibenz(a,h)anthracene, CAS: 53-70-3

Signal: 1

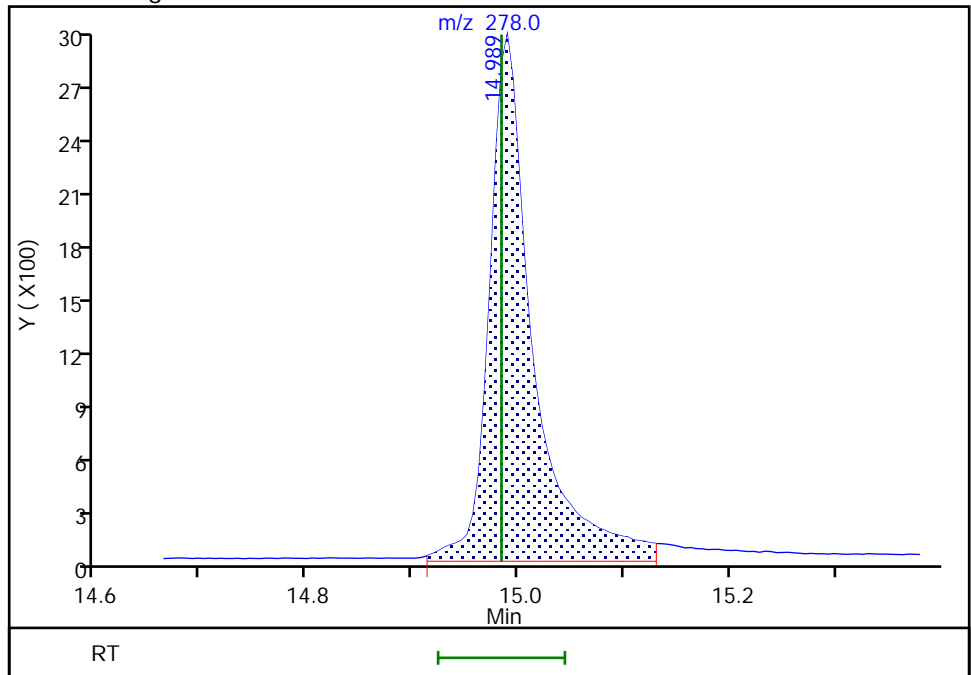
Not Detected
Expected RT: 14.98

Processing Integration Results



Manual Integration Results

RT: 14.99
Area: 8317
Amount: 47.918372
Amount Units: ug/L



Reviewer: boylea, 14-Jan-2022 14:14:23
Audit Action: Manually Integrated

Audit Reason: Incomplete Integration

Eurofins Seattle

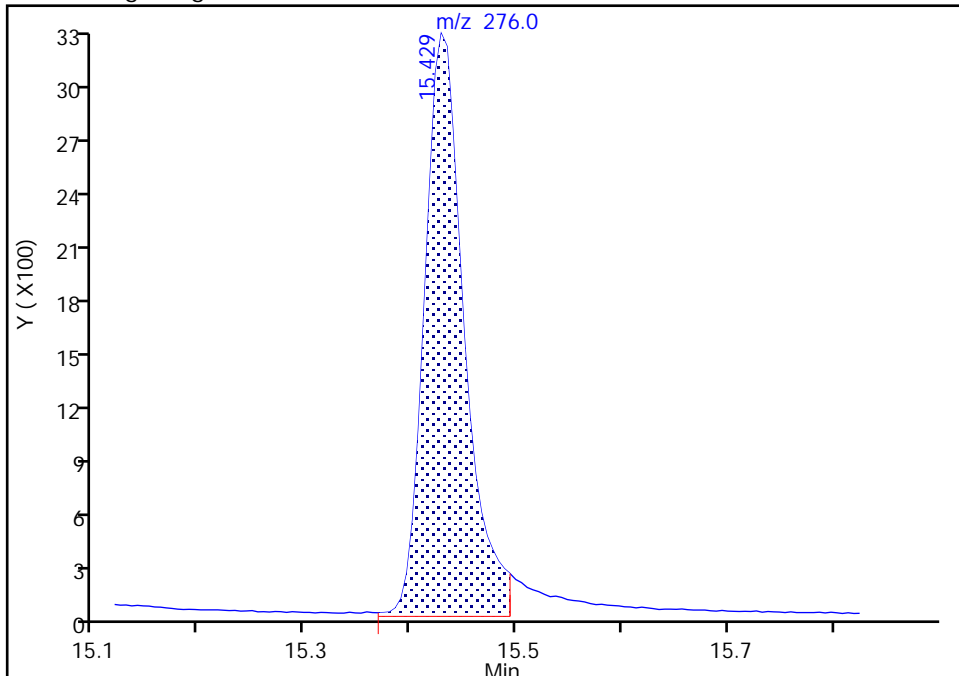
Data File: \\chromfs\Seattle\ChromData\TAC050\20220113-80849.b\SIM011322b021.D
Injection Date: 14-Jan-2022 03:29:30 Instrument ID: TAC050
Lims ID: std6
Client ID:
Operator ID: jcm ALS Bottle#: 11 Worklist Smp#: 11
Injection Vol: 1.0 ul Dil. Factor: 1.0000
Method: TAC050_SIM_PAH Limit Group: 8270D_SIM QSM 5.0
Column: Detector MS SCAN

29 Benzo[g,h,i]perylene, CAS: 191-24-2

Signal: 1

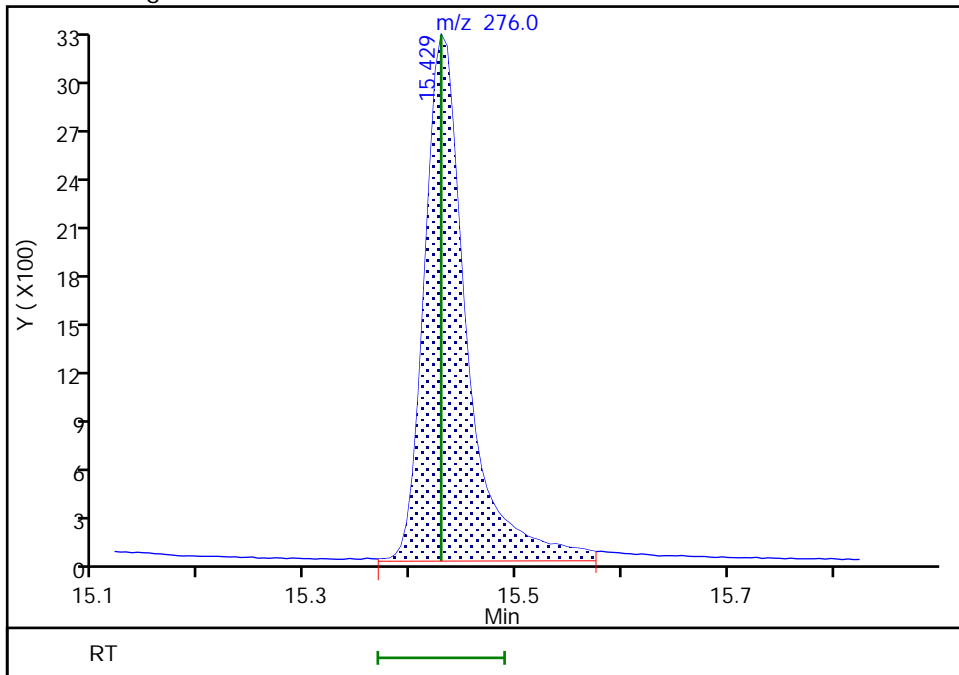
RT: 15.43
Area: 8423
Amount: 44.421994
Amount Units: ug/L

Processing Integration Results



RT: 15.43
Area: 8933
Amount: 47.371003
Amount Units: ug/L

Manual Integration Results



Reviewer: boylea, 14-Jan-2022 14:14:29
Audit Action: Manually Integrated

Audit Reason: Incomplete Integration

Eurofins Seattle
Target Compound Quantitation Report

Data File: \\chromfs\Seattle\ChromData\TAC050\20220113-80849.b\SIM011322b022.D
 Lims ID: std5
 Client ID:
 Sample Type: IC Calib Level: 5
 Inject. Date: 14-Jan-2022 03:48:30 ALS Bottle#: 12 Worklist Smp#: 12
 Injection Vol: 1.0 ul Dil. Factor: 1.0000
 Sample Info: 5
 Operator ID: jcm Instrument ID: TAC050
 Sublist: chrom-TAC050_SIM_PAH*sub9
 Method: \\chromfs\Seattle\ChromData\TAC050\20220113-80849.b\TAC050_SIM_PAH.m
 Limit Group: 8270D_SIM QSM 5.0
 Last Update: 14-Jan-2022 15:42:17 Calib Date: 14-Jan-2022 05:04:30
 Integrator: Falcon ID Type: RT Order ID
 Quant Method: Internal Standard Quant By: Initial Calibration
 Last ICal File: \\chromfs\Seattle\ChromData\TAC050\20220113-80849.b\SIM011322b026.D

Column 1 : Det: MS SCAN
 Process Host: CTX1628

First Level Reviewer: limmere Date: 14-Jan-2022 10:08:28

Compound	Sig	RT (min.)	Exp RT (min.)	Dlt RT (min.)	Q	Response	Cal Amt ug/L	OnCol Amt ug/L	Flags
* 1 Naphthalene-d8	136	5.171	5.171	0.000	90	21291	100.0	100.0	
* 2 Acenaphthene-d10	164	6.854	6.854	0.000	71	9613	100.0	100.0	
* 3 Phenanthrene-d10	188	8.319	8.319	0.001	56	14596	100.0	100.0	
* 4 Chrysene-d12	240	11.030	11.030	0.000	51	11088	100.0	100.0	
* 5 Perylene-d12	264	13.079	13.074	0.005	69	13110	100.0	100.0	
\$ 6 2-methylnaphthalene-d10	152	5.809	5.809	0.000	67	2533	20.0	20.1	
\$ 10 2-Fluorobiphenyl	172	6.190	6.190	0.000	0	3165	20.0	20.6	M
\$ 7 2,4,6-Tribromophenol	330	7.632	7.628	0.004	59	396	20.0	20.8	M
\$ 8 Fluoranthene-d10 (Surr)	212	9.502	9.502	0.000	69	3024	20.0	18.9	
\$ 9 Terphenyl-d14	244	9.900	9.896	0.004	95	2154	20.0	18.4	
11 Naphthalene	128	5.189	5.189	0.000	100	4620	20.0	20.5	M
12 2-Methylnaphthalene	141	5.841	5.841	0.000	96	2578	20.0	20.2	
13 1-Methylnaphthalene	141	5.937	5.937	0.000	98	2491	20.0	20.1	
14 Acenaphthylene	152	6.717	6.717	0.000	100	4001	20.0	19.7	
15 Acenaphthene	153	6.884	6.884	0.000	96	2549	20.0	20.0	
16 Fluorene	166	7.394	7.389	0.005	93	2657	20.0	18.7	
17 Pentachlorophenol	266	8.146	8.126	0.020	99	49	40.0	85.5	M
18 Phenanthrene	178	8.342	8.342	0.000	100	3789	20.0	19.5	
19 Anthracene	178	8.393	8.389	0.004	100	3797	20.0	19.6	
20 Fluoranthene	202	9.522	9.522	0.000	52	3616	20.0	18.8	
21 Pyrene	202	9.750	9.746	0.004	51	3774	20.0	18.5	
22 Benzo[a]anthracene	228	11.017	11.012	0.005	90	3279	20.0	19.3	M
23 Chrysene	228	11.058	11.057	0.001	99	3566	20.0	20.0	
30 Bis(2-ethylhexyl) phthalate	149	11.891	11.895	-0.004	0	3545	20.0	18.2	M
24 Benzo[b]fluoranthene	252	12.470	12.470	0.000	98	3324	20.0	18.6	M
25 Benzo[k]fluoranthene	252	12.516	12.511	0.005	95	3813	20.0	19.1	Ma
26 Benzo[a]pyrene	252	12.987	12.983	0.004	97	3231	20.0	18.1	a
27 Indeno[1,2,3-cd]pyrene	276	14.940	14.935	0.005	96	2407	20.0	17.1	Ma
28 Dibenz(a,h)anthracene	278	14.989	14.984	0.005	97	2953	20.0	17.3	Ma
29 Benzo[g,h,i]perylene	276	15.434	15.429	0.005	93	3494	20.0	18.9	Ma

QC Flag Legend

Processing Flags

Review Flags

M - Manually Integrated

a - User Assigned ID

Reagents:

8270ccvl_50_00039

Amount Added: 400.00

Units: uL

8270SIM_IS_00069

Amount Added: 6.00

Units: uL

Eurofins Seattle

Data File: \\chromfs\Seattle\ChromData\TAC050\20220113-80849.b\SIM011322b022.D

Injection Date: 14-Jan-2022 03:48:30

Instrument ID: TAC050

Lims ID: std5

Client ID:

Operator ID: jcm

ALS Bottle#: 12

Worklist Smp#: 12

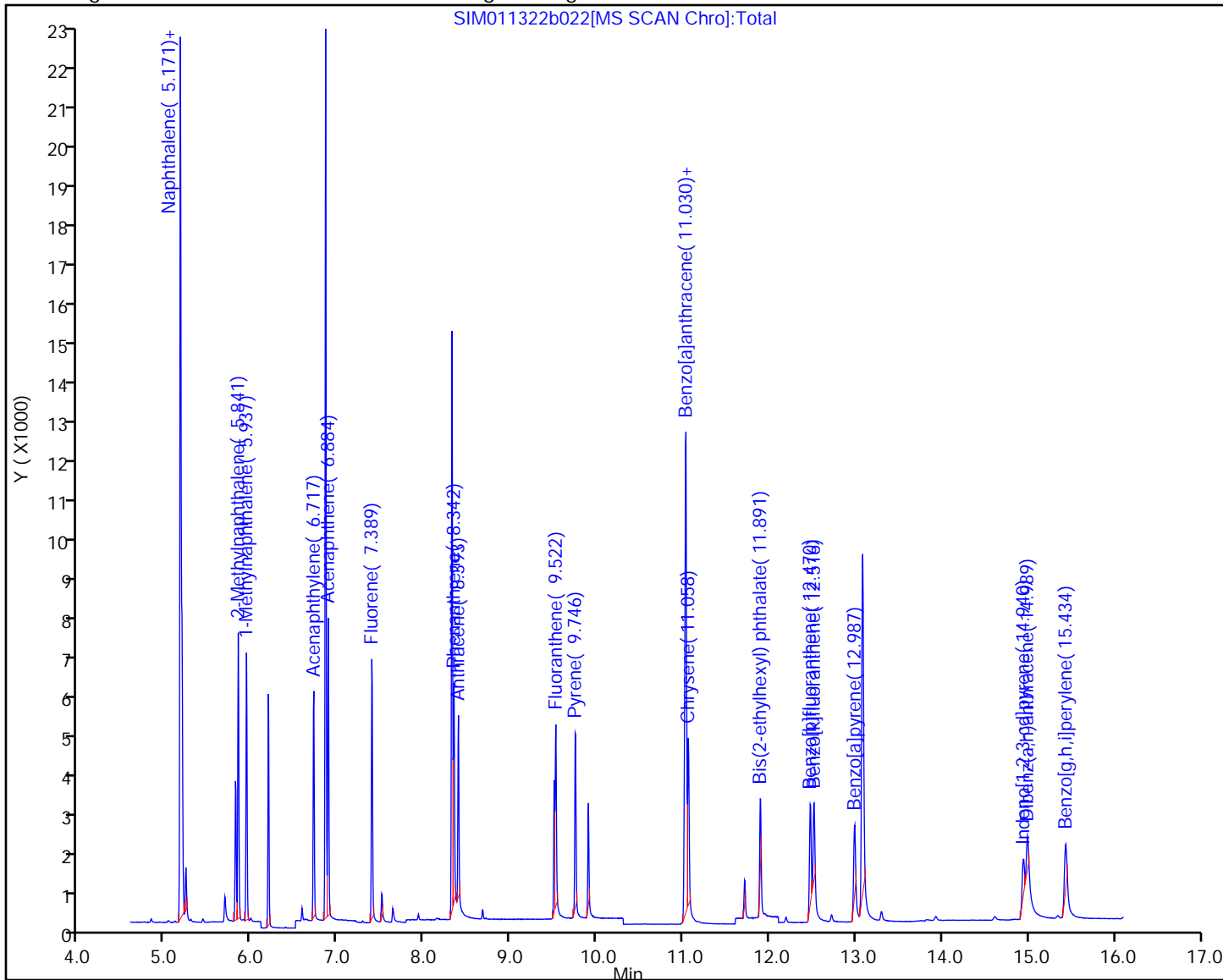
Injection Vol: 1.0 ul

Dil. Factor: 1.0000

Method: TAC050_SIM_PAH

Limit Group: 8270D_SIM QSM 5.0

Y Scaling: Method Defined: Scale to the Nth Largest Target: 1



Eurofins Seattle

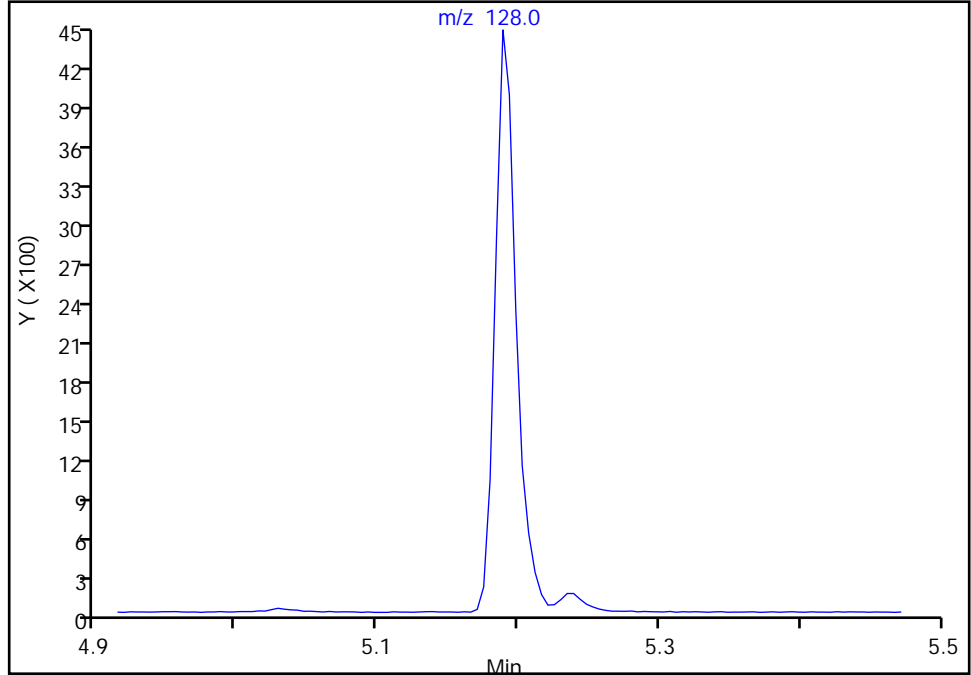
Data File: \\chromfs\Seattle\ChromData\TAC050\20220113-80849.b\SIM011322b022.D
Injection Date: 14-Jan-2022 03:48:30 Instrument ID: TAC050
Lims ID: std5
Client ID:
Operator ID: jcm ALS Bottle#: 12 Worklist Smp#: 12
Injection Vol: 1.0 ul Dil. Factor: 1.0000
Method: TAC050_SIM_PAH Limit Group: 8270D_SIM QSM 5.0
Column: Detector MS SCAN

11 Naphthalene, CAS: 91-20-3

Signal: 1

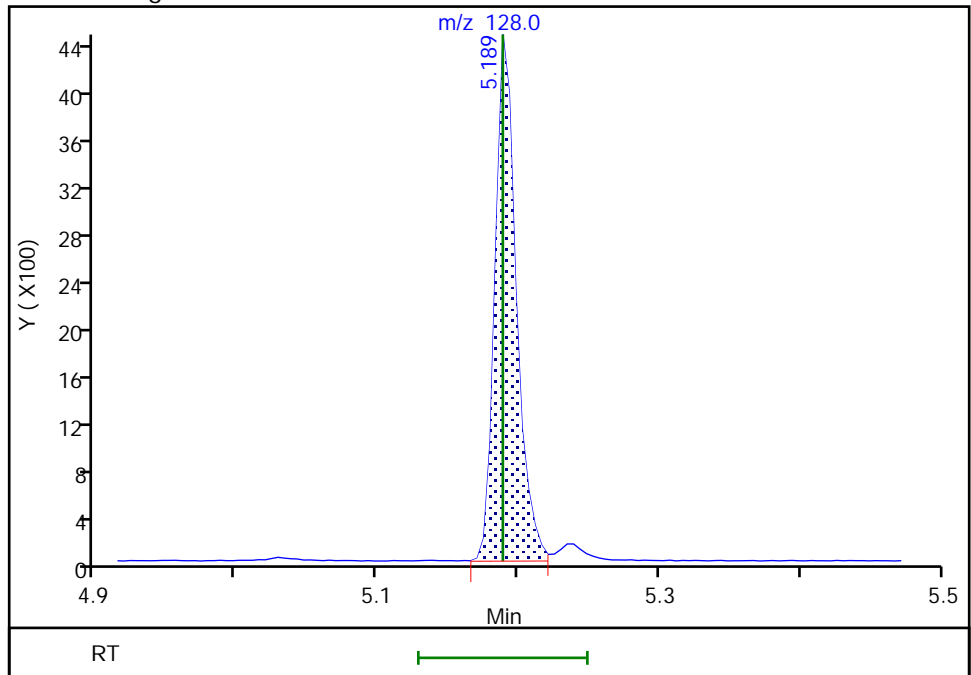
Not Detected
Expected RT: 5.19

Processing Integration Results



Manual Integration Results

RT: 5.19
Area: 4620
Amount: 20.516495
Amount Units: ug/L



Reviewer: boylea, 14-Jan-2022 14:16:33
Audit Action: Manually Integrated

Audit Reason: Assign Peak

Eurofins Seattle

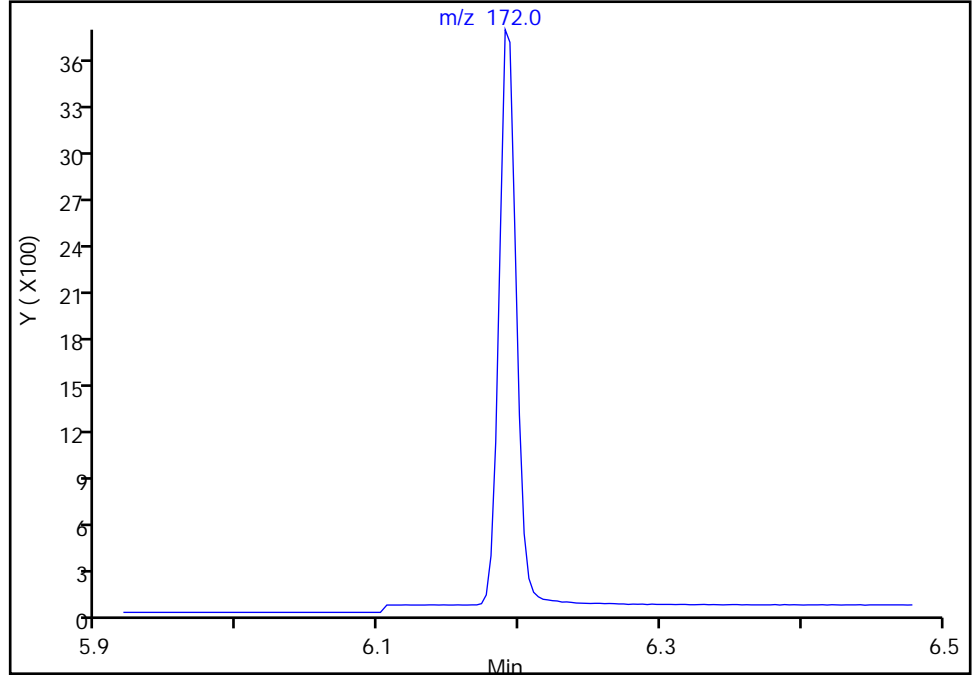
Data File: \\chromfs\Seattle\ChromData\TAC050\20220113-80849.b\SIM011322b022.D
Injection Date: 14-Jan-2022 03:48:30 Instrument ID: TAC050
Lims ID: std5
Client ID:
Operator ID: jcm ALS Bottle#: 12 Worklist Smp#: 12
Injection Vol: 1.0 ul Dil. Factor: 1.0000
Method: TAC050_SIM_PAH Limit Group: 8270D_SIM QSM 5.0
Column: Detector MS SCAN

\$ 10 2-Fluorobiphenyl, CAS: 321-60-8

Signal: 1

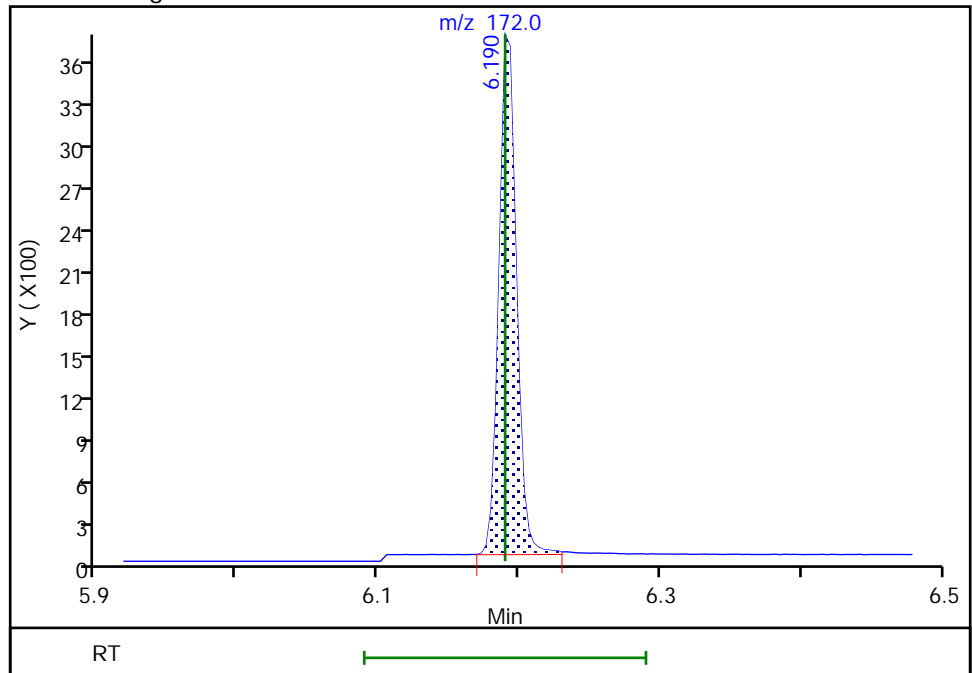
Not Detected
Expected RT: 6.19

Processing Integration Results



RT: 6.19
Area: 3165
Amount: 20.575315
Amount Units: ug/L

Manual Integration Results



Reviewer: boylea, 14-Jan-2022 14:16:15
Audit Action: Manually Integrated

Audit Reason: Assign Peak

Eurofins Seattle

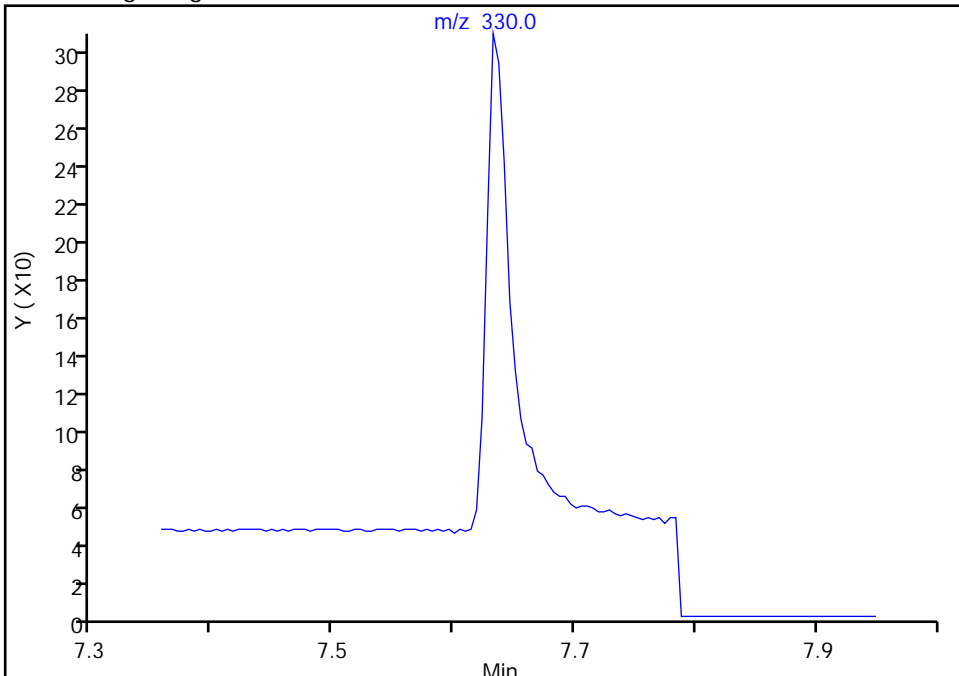
Data File: \\chromfs\Seattle\ChromData\TAC050\20220113-80849.b\SIM011322b022.D
Injection Date: 14-Jan-2022 03:48:30 Instrument ID: TAC050
Lims ID: std5
Client ID:
Operator ID: jcm ALS Bottle#: 12 Worklist Smp#: 12
Injection Vol: 1.0 ul Dil. Factor: 1.0000
Method: TAC050_SIM_PAH Limit Group: 8270D_SIM QSM 5.0
Column: Detector MS SCAN

\$ 7 2,4,6-Tribromophenol, CAS: 118-79-6

Signal: 1

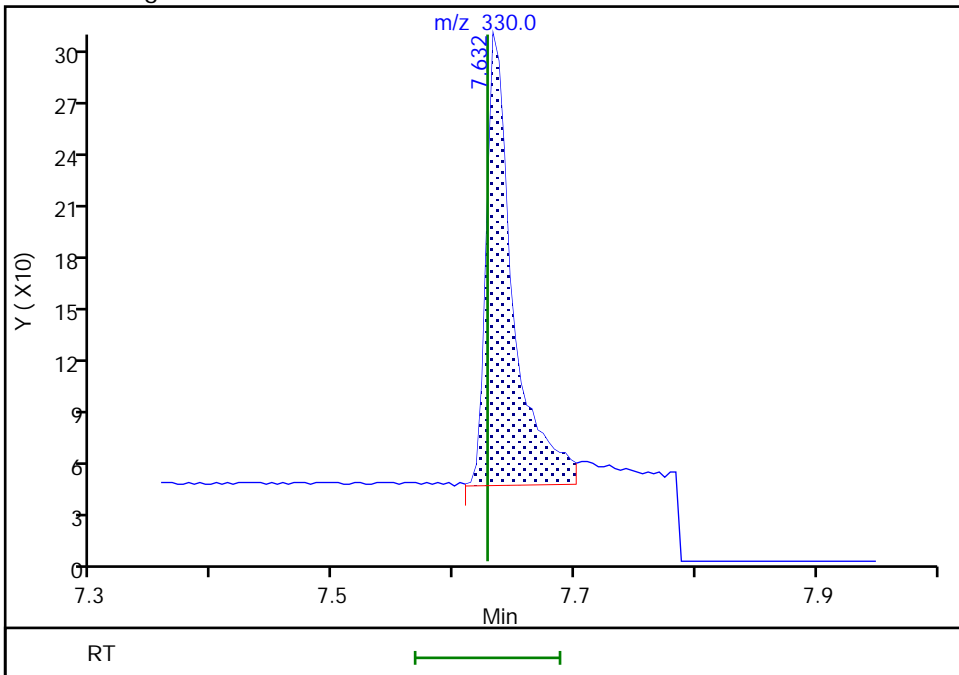
Not Detected
Expected RT: 7.63

Processing Integration Results



Manual Integration Results

RT: 7.63
Area: 396
Amount: 20.819703
Amount Units: ug/L



Reviewer: boylea, 14-Jan-2022 14:16:23
Audit Action: Manually Integrated

Audit Reason: Assign Peak
Page 595 of 797

Eurofins Seattle

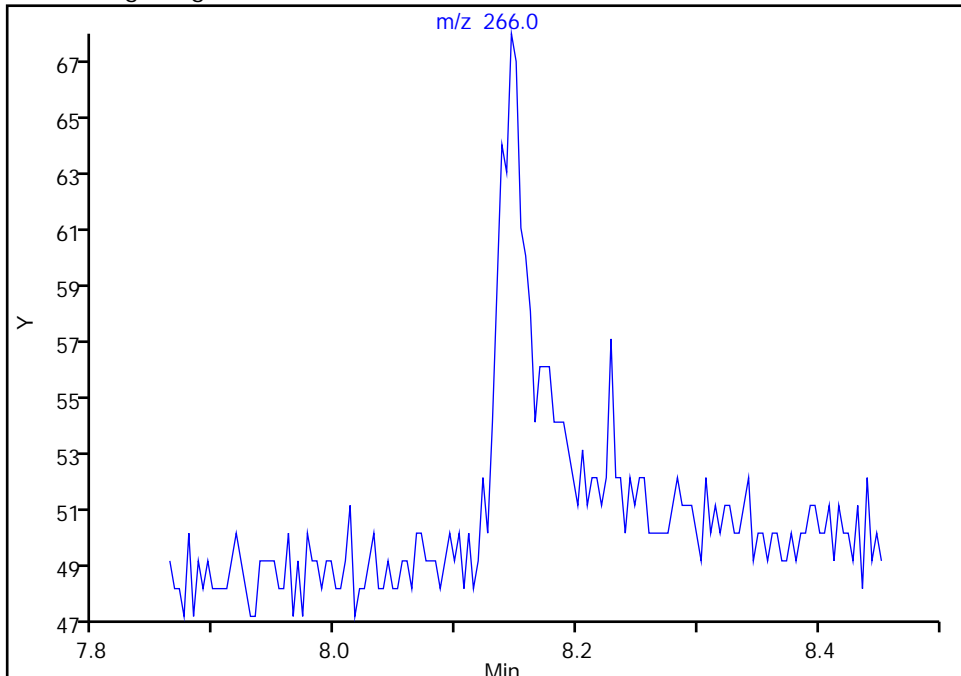
Data File: \\chromfs\Seattle\ChromData\TAC050\20220113-80849.b\SIM011322b022.D
Injection Date: 14-Jan-2022 03:48:30 Instrument ID: TAC050
Lims ID: std5
Client ID:
Operator ID: jcm ALS Bottle#: 12 Worklist Smp#: 12
Injection Vol: 1.0 ul Dil. Factor: 1.0000
Method: TAC050_SIM_PAH Limit Group: 8270D_SIM QSM 5.0
Column: Detector MS SCAN

17 Pentachlorophenol, CAS: 87-86-5

Signal: 1

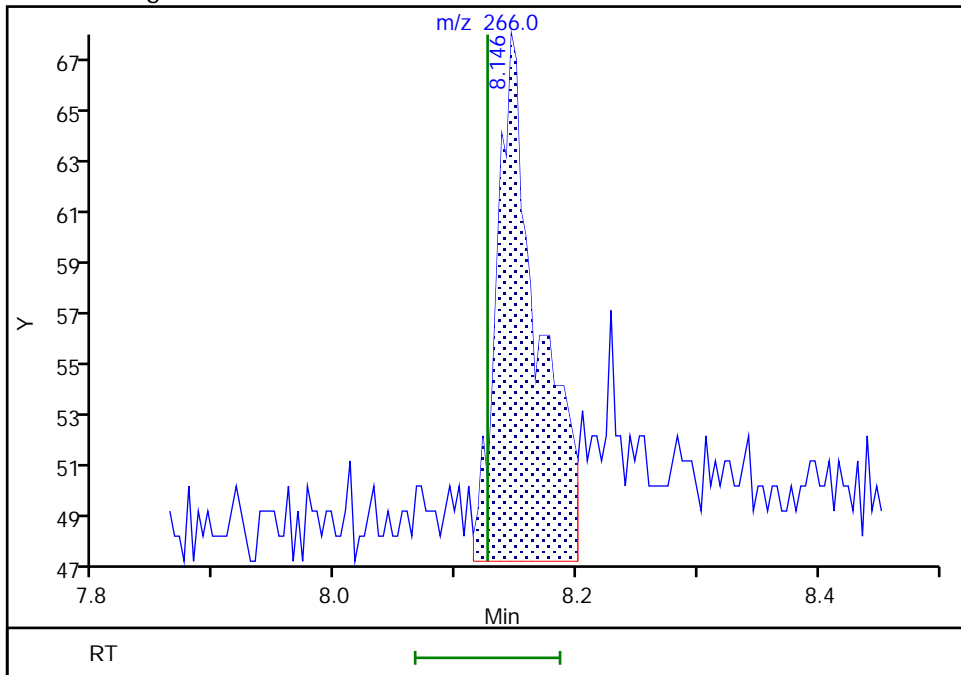
Not Detected
Expected RT: 8.13

Processing Integration Results



Manual Integration Results

RT: 8.15
Area: 49
Amount: 85.523380
Amount Units: ug/L



Reviewer: boylea, 14-Jan-2022 14:16:47
Audit Action: Manually Integrated

Audit Reason: Assign Peak

Eurofins Seattle

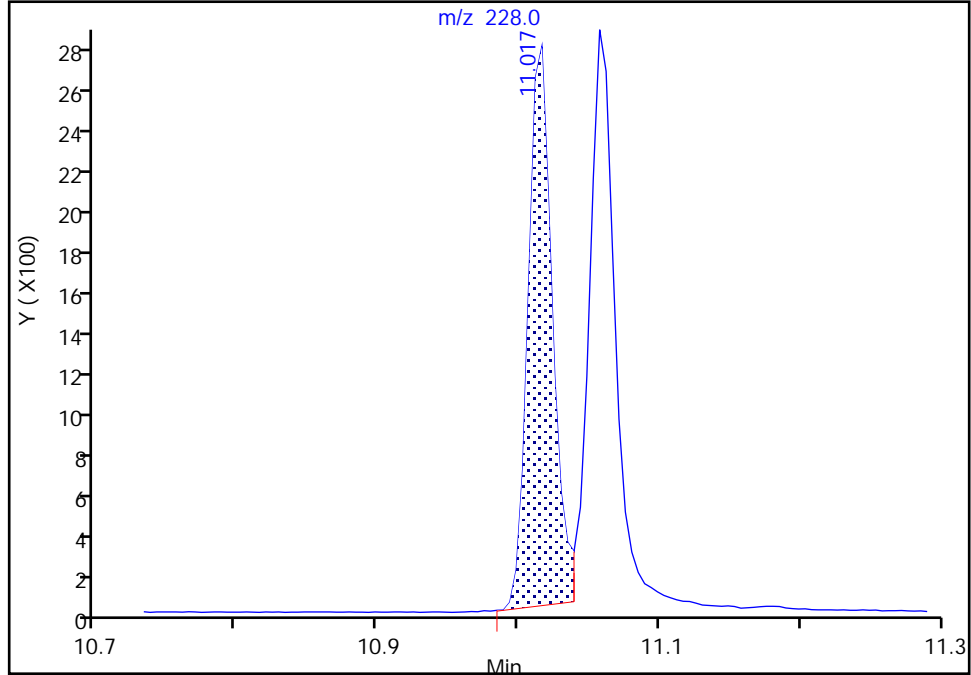
Data File: \\chromfs\Seattle\ChromData\TAC050\20220113-80849.b\SIM011322b022.D
Injection Date: 14-Jan-2022 03:48:30 Instrument ID: TAC050
Lims ID: std5
Client ID:
Operator ID: jcm ALS Bottle#: 12 Worklist Smp#: 12
Injection Vol: 1.0 ul Dil. Factor: 1.0000
Method: TAC050_SIM_PAH Limit Group: 8270D_SIM QSM 5.0
Column: Detector MS SCAN

22 Benzo[a]anthracene, CAS: 56-55-3

Signal: 1

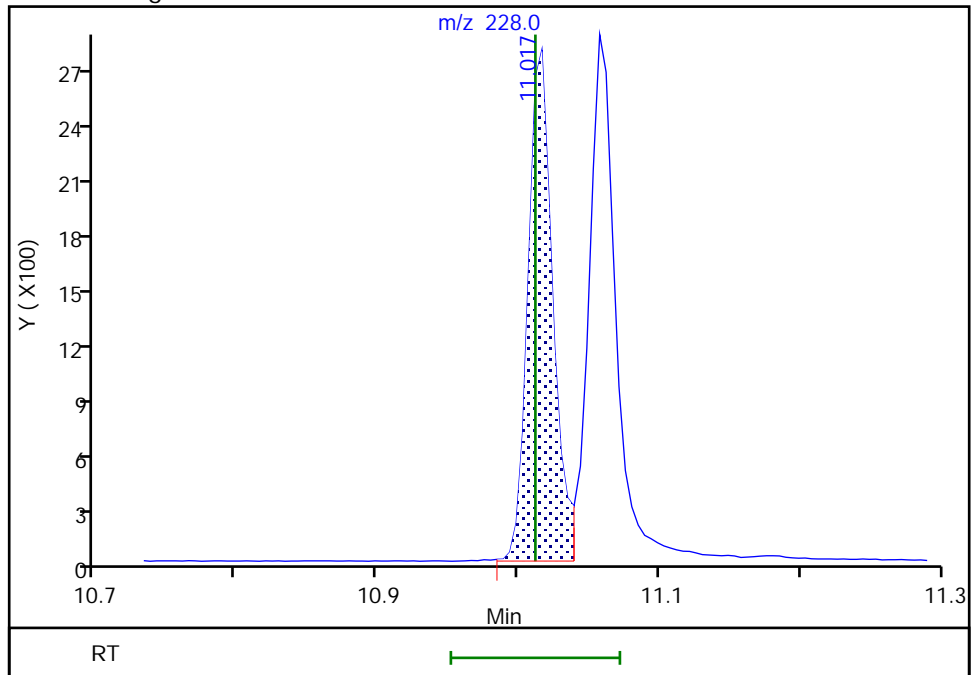
RT: 11.02
Area: 3189
Amount: 18.731486
Amount Units: ug/L

Processing Integration Results



RT: 11.02
Area: 3279
Amount: 19.288123
Amount Units: ug/L

Manual Integration Results



Reviewer: boylea, 14-Jan-2022 14:17:09
Audit Action: Manually Integrated

Audit Reason: Incomplete Integration

Eurofins Seattle

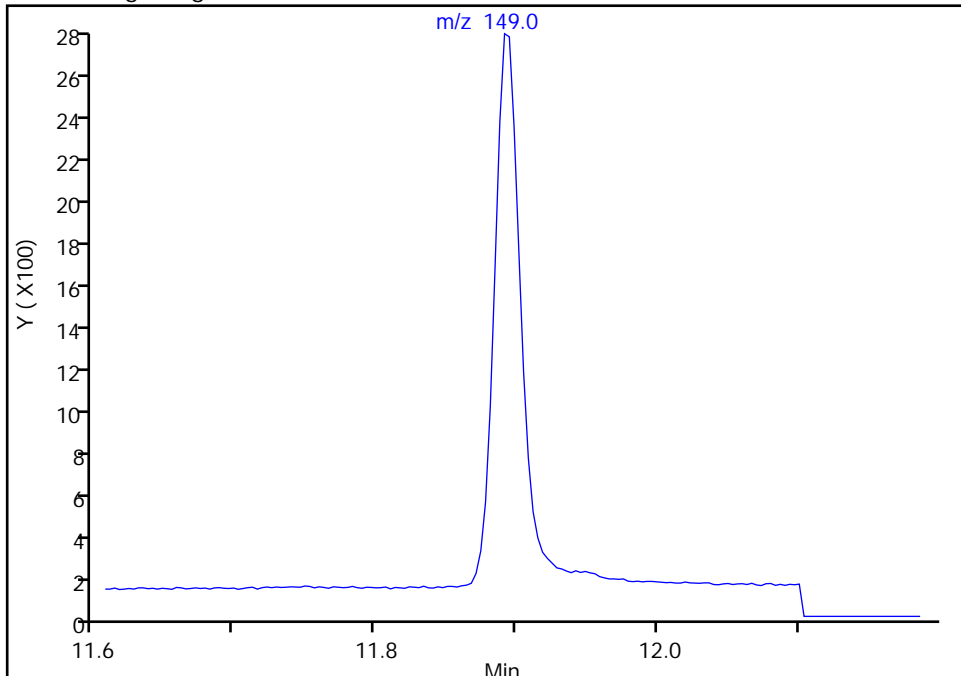
Data File: \\chromfs\Seattle\ChromData\TAC050\20220113-80849.b\SIM011322b022.D
Injection Date: 14-Jan-2022 03:48:30 Instrument ID: TAC050
Lims ID: std5
Client ID:
Operator ID: jcm ALS Bottle#: 12 Worklist Smp#: 12
Injection Vol: 1.0 ul Dil. Factor: 1.0000
Method: TAC050_SIM_PAH Limit Group: 8270D_SIM QSM 5.0
Column: Detector MS SCAN

30 Bis(2-ethylhexyl) phthalate, CAS: 117-81-7

Signal: 1

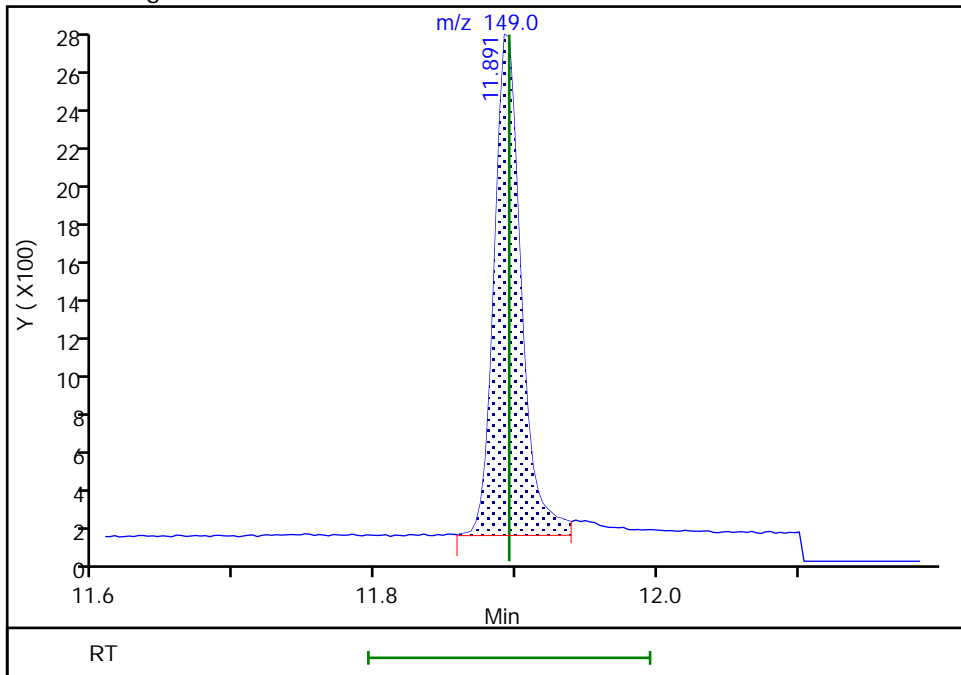
Not Detected
Expected RT: 11.89

Processing Integration Results



Manual Integration Results

RT: 11.89
Area: 3545
Amount: 18.232581
Amount Units: ug/L



Reviewer: boylea, 14-Jan-2022 14:18:00
Audit Action: Manually Integrated

Audit Reason: Assign Peak
Page 598 of 797

Eurofins Seattle

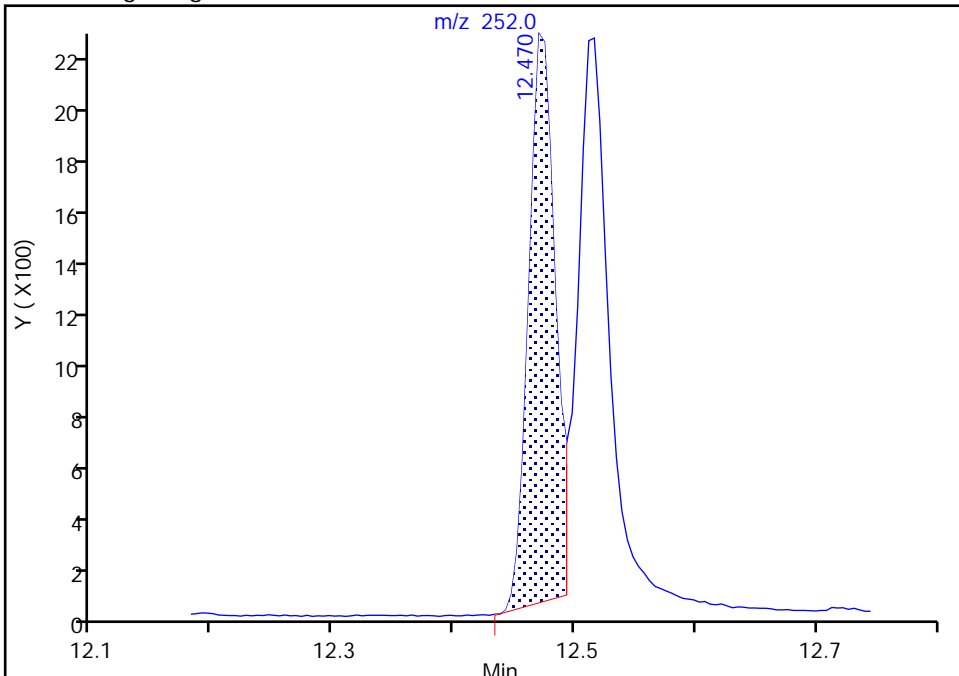
Data File: \\chromfs\Seattle\ChromData\TAC050\20220113-80849.b\SIM011322b022.D
Injection Date: 14-Jan-2022 03:48:30 Instrument ID: TAC050
Lims ID: std5
Client ID:
Operator ID: jcm ALS Bottle#: 12 Worklist Smp#: 12
Injection Vol: 1.0 ul Dil. Factor: 1.0000
Method: TAC050_SIM_PAH Limit Group: 8270D_SIM QSM 5.0
Column: Detector MS SCAN

24 Benzo[b]fluoranthene, CAS: 205-99-2

Signal: 1

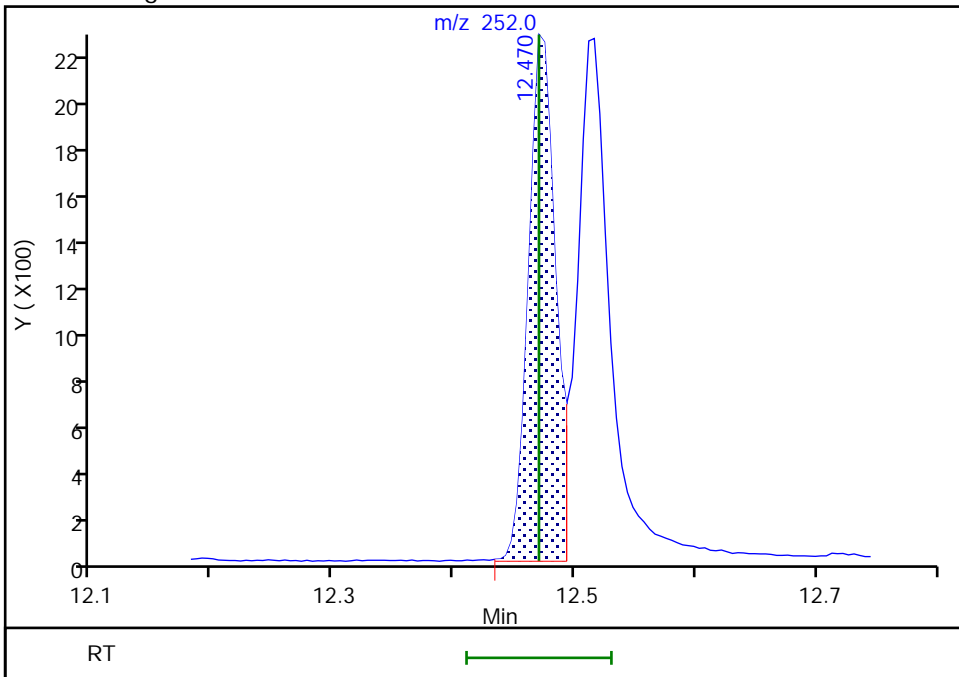
RT: 12.47
Area: 3176
Amount: 17.641583
Amount Units: ug/L

Processing Integration Results



RT: 12.47
Area: 3324
Amount: 18.634458
Amount Units: ug/L

Manual Integration Results



Reviewer: boylea, 14-Jan-2022 14:18:09
Audit Action: Manually Integrated

Audit Reason: Incomplete Integration

Eurofins Seattle

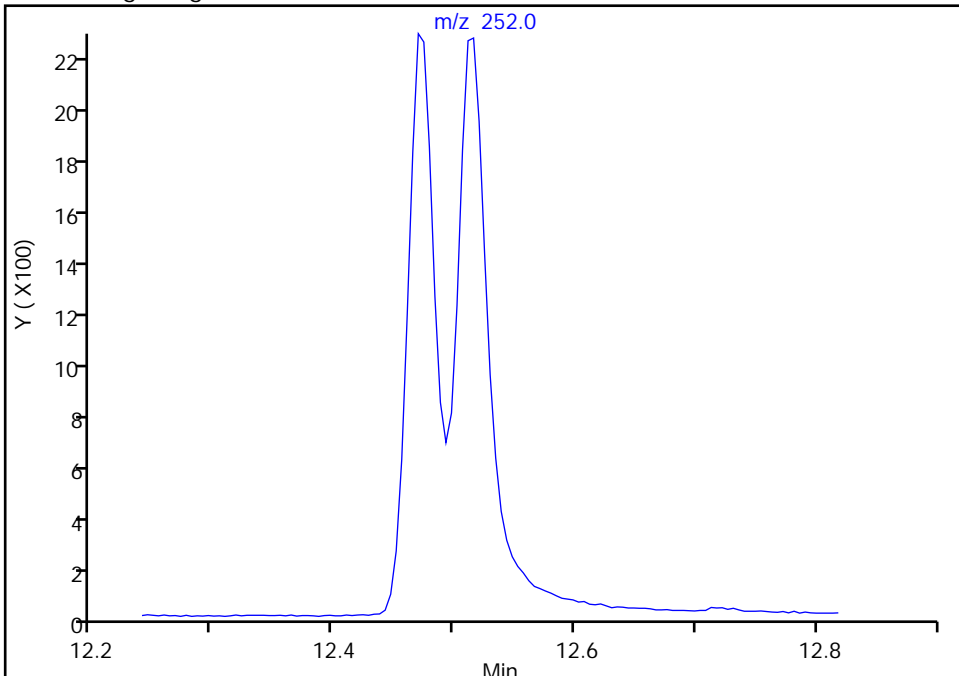
Data File: \\chromfs\Seattle\ChromData\TAC050\20220113-80849.b\SIM011322b022.D
Injection Date: 14-Jan-2022 03:48:30 Instrument ID: TAC050
Lims ID: std5
Client ID:
Operator ID: jcm ALS Bottle#: 12 Worklist Smp#: 12
Injection Vol: 1.0 ul Dil. Factor: 1.0000
Method: TAC050_SIM_PAH Limit Group: 8270D_SIM QSM 5.0
Column: Detector MS SCAN

25 Benzo[k]fluoranthene, CAS: 207-08-9

Signal: 1

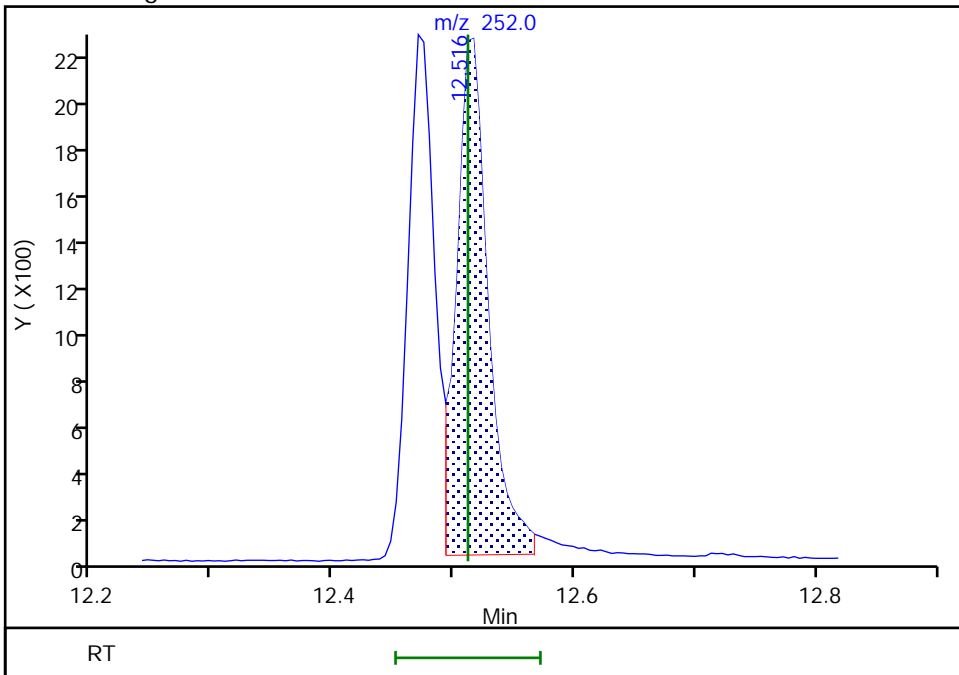
Not Detected
Expected RT: 12.51

Processing Integration Results



Manual Integration Results

RT: 12.52
Area: 3813
Amount: 19.119632
Amount Units: ug/L



Reviewer: boylea, 14-Jan-2022 14:18:19
Audit Action: Manually Integrated

Audit Reason: Incomplete Integration

Eurofins Seattle

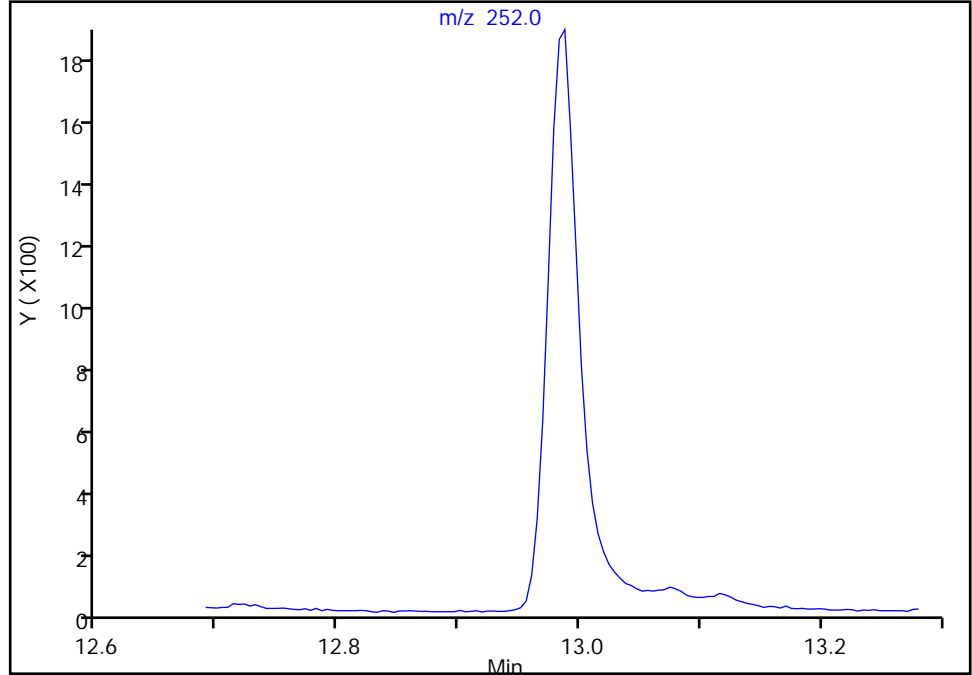
Data File: \\chromfs\Seattle\ChromData\TAC050\20220113-80849.b\SIM011322b022.D
Injection Date: 14-Jan-2022 03:48:30 Instrument ID: TAC050
Lims ID: std5
Client ID:
Operator ID: jcm ALS Bottle#: 12 Worklist Smp#: 12
Injection Vol: 1.0 ul Dil. Factor: 1.0000
Method: TAC050_SIM_PAH Limit Group: 8270D_SIM QSM 5.0
Column: Detector MS SCAN

26 Benzo[a]pyrene, CAS: 50-32-8

Signal: 1

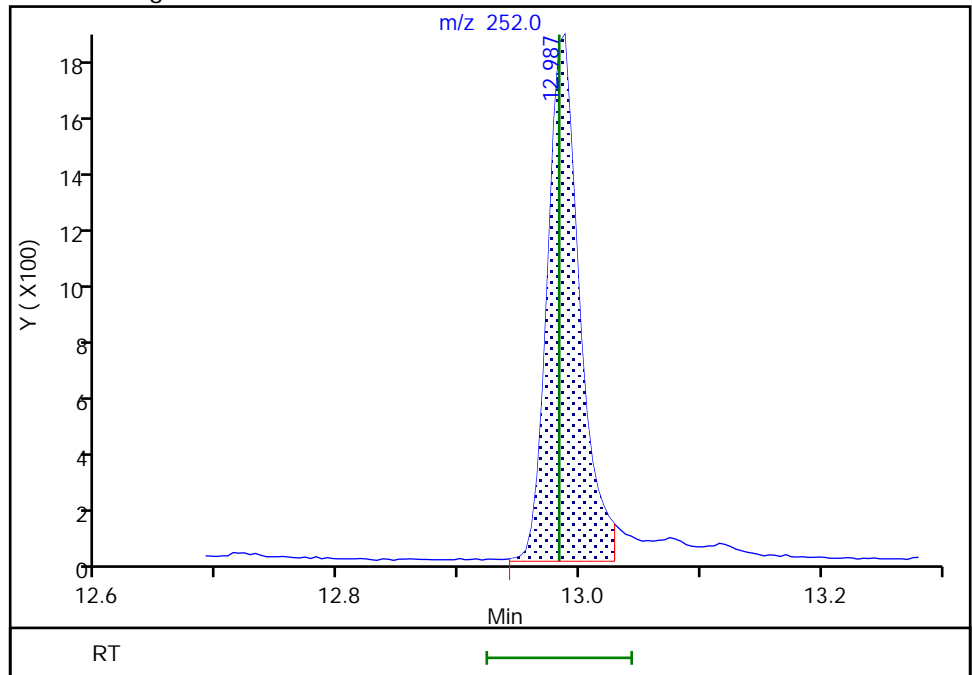
Not Detected
Expected RT: 12.98

Processing Integration Results



Manual Integration Results

RT: 12.99
Area: 3231
Amount: 18.130150
Amount Units: ug/L



Reviewer: boylea, 14-Jan-2022 14:18:25
Audit Action: Assigned Compound ID

Audit Reason: Incomplete Integration

Eurofins Seattle

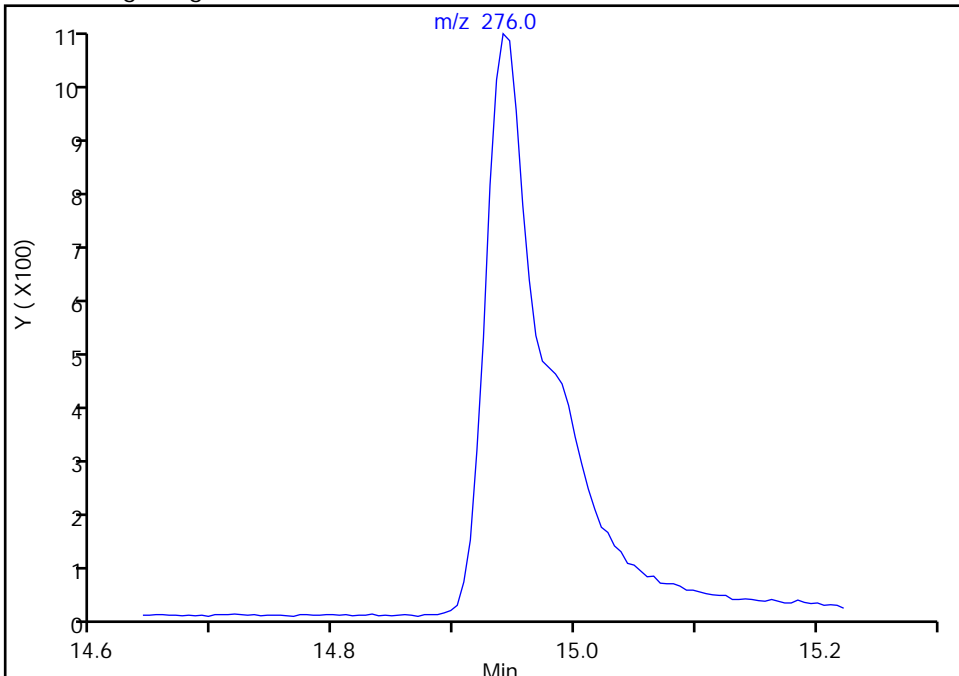
Data File: \\chromfs\Seattle\ChromData\TAC050\20220113-80849.b\SIM011322b022.D
Injection Date: 14-Jan-2022 03:48:30 Instrument ID: TAC050
Lims ID: std5
Client ID:
Operator ID: jcm ALS Bottle#: 12 Worklist Smp#: 12
Injection Vol: 1.0 ul Dil. Factor: 1.0000
Method: TAC050_SIM_PAH Limit Group: 8270D_SIM QSM 5.0
Column: Detector MS SCAN

27 Indeno[1,2,3-cd]pyrene, CAS: 193-39-5

Signal: 1

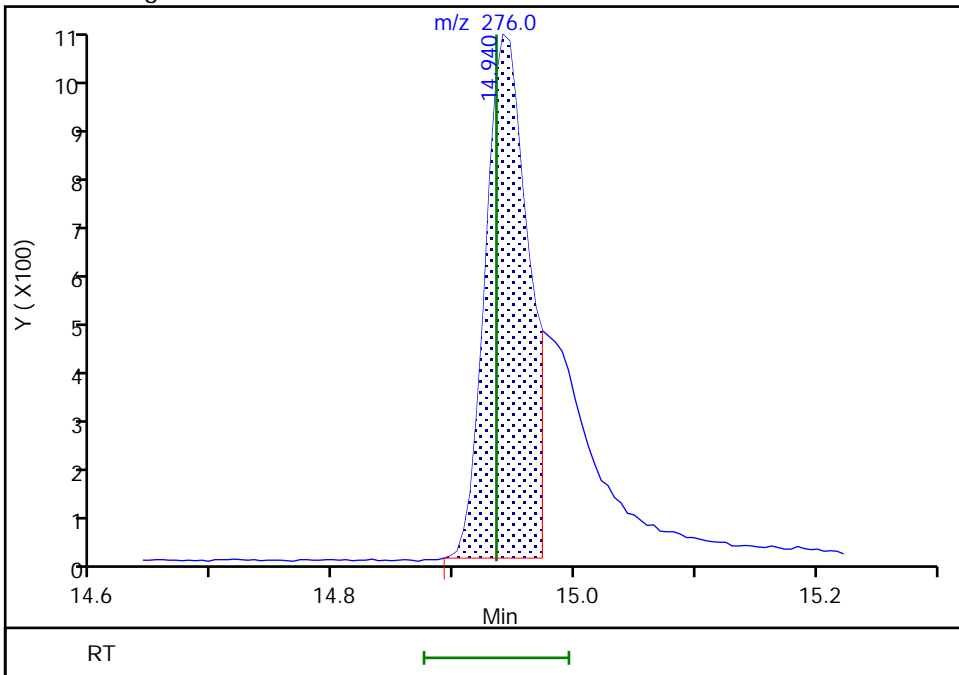
Not Detected
Expected RT: 14.93

Processing Integration Results



Manual Integration Results

RT: 14.94
Area: 2407
Amount: 17.073181
Amount Units: ug/L



Reviewer: boylea, 14-Jan-2022 14:18:40
Audit Action: Split an Integrated Peak

Audit Reason: Split Peak

Eurofins Seattle

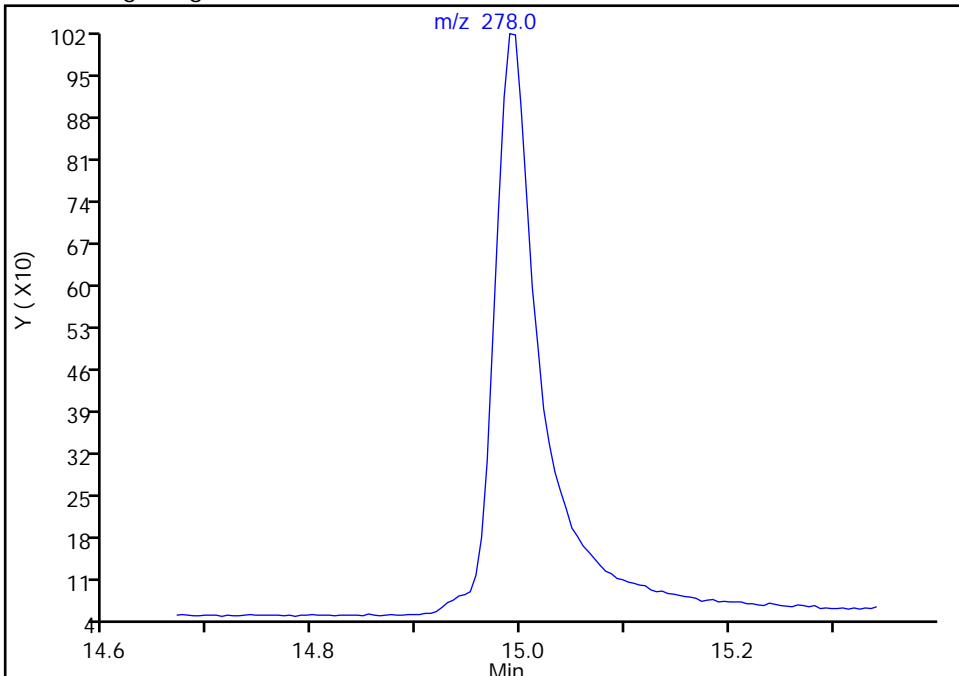
Data File: \\chromfs\Seattle\ChromData\TAC050\20220113-80849.b\SIM011322b022.D
Injection Date: 14-Jan-2022 03:48:30 Instrument ID: TAC050
Lims ID: std5
Client ID:
Operator ID: jcm ALS Bottle#: 12 Worklist Smp#: 12
Injection Vol: 1.0 ul Dil. Factor: 1.0000
Method: TAC050_SIM_PAH Limit Group: 8270D_SIM QSM 5.0
Column: Detector MS SCAN

28 Dibenz(a,h)anthracene, CAS: 53-70-3

Signal: 1

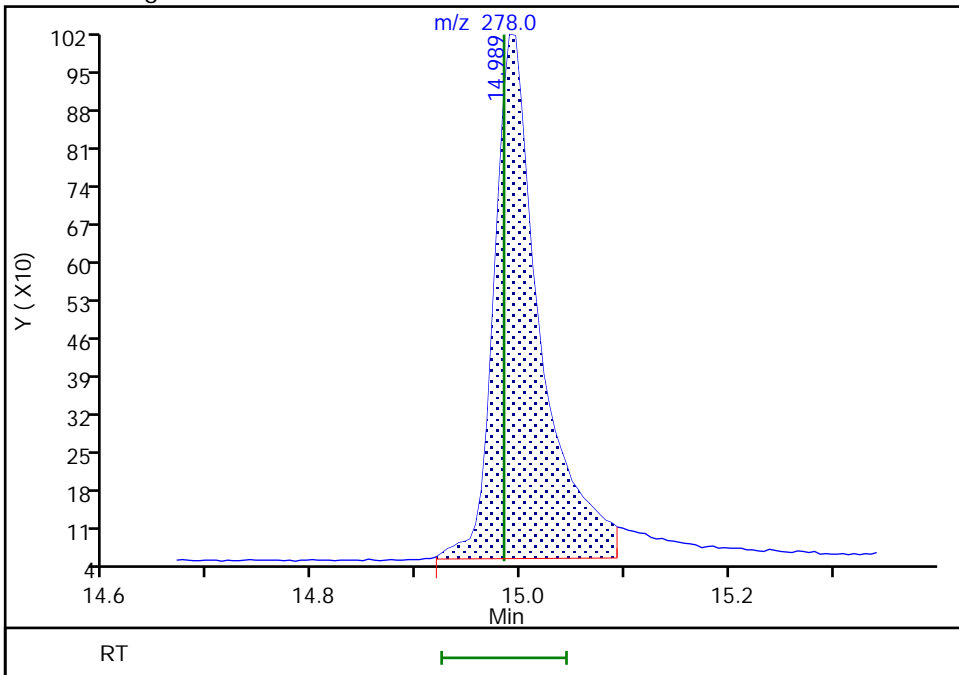
Not Detected
Expected RT: 14.98

Processing Integration Results



Manual Integration Results

RT: 14.99
Area: 2953
Amount: 17.322307
Amount Units: ug/L



Reviewer: boylea, 14-Jan-2022 14:19:13
Audit Action: Manually Integrated

Audit Reason: Assign Peak
Page 603 of 797

Eurofins Seattle

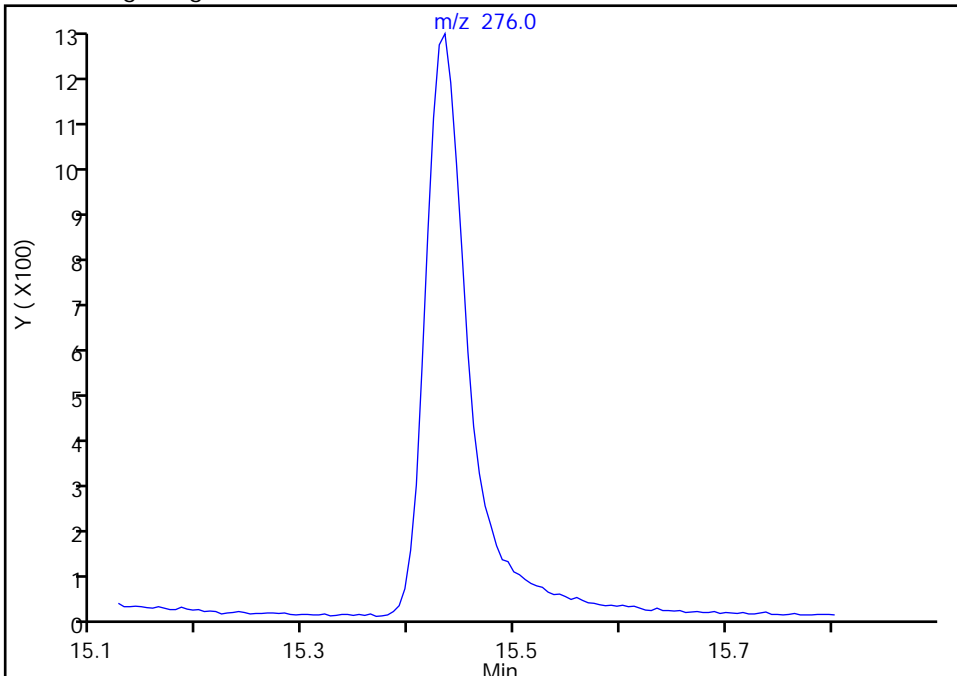
Data File: \\chromfs\Seattle\ChromData\TAC050\20220113-80849.b\SIM011322b022.D
Injection Date: 14-Jan-2022 03:48:30 Instrument ID: TAC050
Lims ID: std5
Client ID:
Operator ID: jcm ALS Bottle#: 12 Worklist Smp#: 12
Injection Vol: 1.0 ul Dil. Factor: 1.0000
Method: TAC050_SIM_PAH Limit Group: 8270D_SIM QSM 5.0
Column: Detector MS SCAN

29 Benzo[g,h,i]perylene, CAS: 191-24-2

Signal: 1

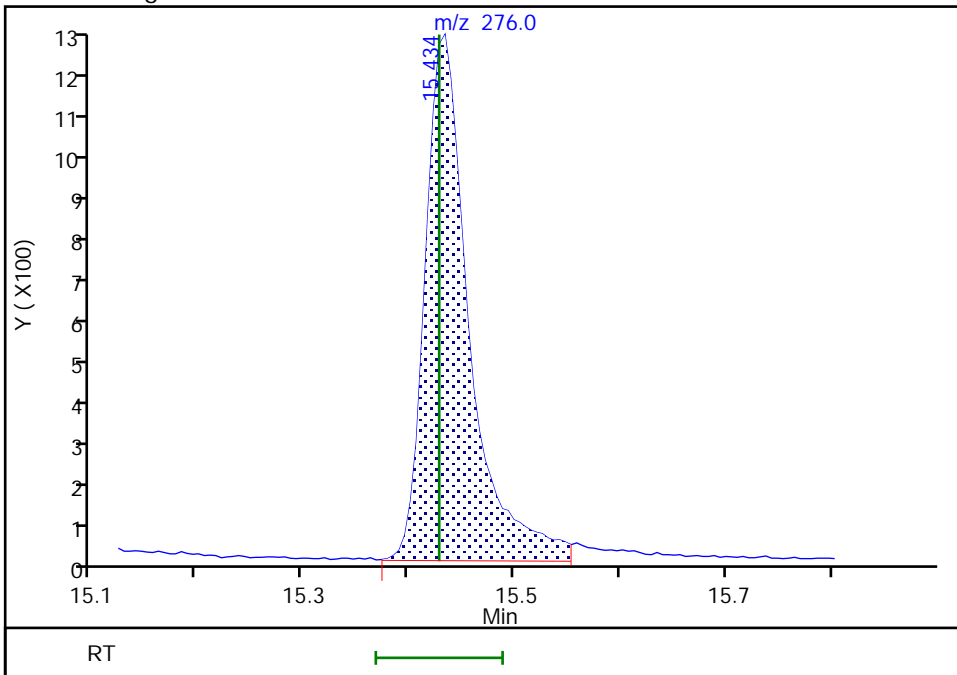
Not Detected
Expected RT: 15.43

Processing Integration Results



Manual Integration Results

RT: 15.43
Area: 3494
Amount: 18.853612
Amount Units: ug/L



Reviewer: boylea, 14-Jan-2022 14:19:25
Audit Action: Manually Integrated

Audit Reason: Incomplete Integration

Eurofins Seattle
Target Compound Quantitation Report

Data File: \\chromfs\Seattle\ChromData\TAC050\20220113-80849.b\SIM011322b023.D
 Lims ID: std4
 Client ID:
 Sample Type: IC Calib Level: 4
 Inject. Date: 14-Jan-2022 04:07:30 ALS Bottle#: 13 Worklist Smp#: 13
 Injection Vol: 1.0 ul Dil. Factor: 1.0000
 Sample Info: 4
 Operator ID: jcm Instrument ID: TAC050
 Sublist: chrom-TAC050_SIM_PAH*sub9
 Method: \\chromfs\Seattle\ChromData\TAC050\20220113-80849.b\TAC050_SIM_PAH.m
 Limit Group: 8270D_SIM QSM 5.0
 Last Update: 14-Jan-2022 15:42:18 Calib Date: 14-Jan-2022 05:04:30
 Integrator: Falcon ID Type: RT Order ID
 Quant Method: Internal Standard Quant By: Initial Calibration
 Last ICal File: \\chromfs\Seattle\ChromData\TAC050\20220113-80849.b\SIM011322b026.D

Column 1 : Det: MS SCAN
 Process Host: CTX1628

First Level Reviewer: limmere Date: 14-Jan-2022 10:11:08

Compound	Sig	RT (min.)	Exp RT (min.)	Dlt RT (min.)	Q	Response	Cal Amt ug/L	OnCol Amt ug/L	Flags
* 1 Naphthalene-d8	136	5.171	5.171	0.000	90	21130	100.0	100.0	
* 2 Acenaphthene-d10	164	6.854	6.854	0.000	70	9435	100.0	100.0	
* 3 Phenanthrene-d10	188	8.319	8.319	0.001	56	14400	100.0	100.0	
* 4 Chrysene-d12	240	11.030	11.030	0.000	50	11178	100.0	100.0	M
* 5 Perylene-d12	264	13.079	13.074	0.005	69	12679	100.0	100.0	
\$ 6 2-methylnaphthalene-d10	152	5.814	5.809	0.005	67	1249	10.0	10.0	
\$ 10 2-Fluorobiphenyl	172	6.190	6.190	0.000	0	1552	10.0	10.3	M
\$ 7 2,4,6-Tribromophenol	330	7.637	7.628	0.009	56	178	10.0	12.5	Ma
\$ 8 Fluoranthene-d10 (Surr)	212	9.506	9.502	0.004	68	1556	10.0	9.30	a
\$ 9 Terphenyl-d14	244	9.900	9.896	0.004	95	1200	10.0	10.4	Ma
11 Naphthalene	128	5.189	5.189	0.000	100	2280	10.0	10.2	a
12 2-Methylnaphthalene	141	5.841	5.841	0.000	97	1274	10.0	10.1	
13 1-Methylnaphthalene	141	5.937	5.937	0.000	97	1224	10.0	9.97	
14 Acenaphthylene	152	6.717	6.717	0.000	100	1947	10.0	9.76	
15 Acenaphthene	153	6.884	6.884	0.000	96	1248	10.0	9.97	
16 Fluorene	166	7.394	7.389	0.005	93	1345	10.0	9.64	Ma
18 Phenanthrene	178	8.342	8.342	0.000	100	1982	10.0	9.82	
19 Anthracene	178	8.393	8.389	0.004	100	1949	10.0	9.76	Ma
20 Fluoranthene	202	9.522	9.522	0.000	52	1885	10.0	9.37	a
21 Pyrene	202	9.750	9.746	0.004	51	1921	10.0	8.97	a
22 Benzo[a]anthracene	228	11.017	11.012	0.004	72	1677	10.0	9.14	M
23 Chrysene	228	11.058	11.057	0.001	100	2005	10.0	10.5	M
30 Bis(2-ethylhexyl) phthalate	149	11.895	11.895	0.000	0	1754	10.0	8.60	M
24 Benzo[b]fluoranthene	252	12.470	12.470	0.000	97	1654	10.0	9.19	M
25 Benzo[k]fluoranthene	252	12.516	12.511	0.005	96	2146	10.0	10.8	M
26 Benzo[a]pyrene	252	12.987	12.983	0.004	97	1600	10.0	8.89	M
27 Indeno[1,2,3-cd]pyrene	276	14.946	14.935	0.011	96	1224	10.0	9.08	M
28 Dibenz(a,h)anthracene	278	15.000	14.984	0.016	95	1524	10.0	8.96	M
29 Benzo[g,h,i]perylene	276	15.434	15.429	0.005	95	1725	10.0	9.27	M

QC Flag Legend

Processing Flags

Review Flags

M - Manually Integrated

a - User Assigned ID

Reagents:

8270ccvl_50_00039

Amount Added: 200.00

Units: uL

8270SIM_IS_00069

Amount Added: 8.00

Units: uL

Eurofins Seattle

Data File: \\chromfs\Seattle\ChromData\TAC050\20220113-80849.b\SIM011322b023.D

Injection Date: 14-Jan-2022 04:07:30

Instrument ID: TAC050

Lims ID: std4

Client ID:

Operator ID: jcm

ALS Bottle#: 13

Worklist Smp#: 13

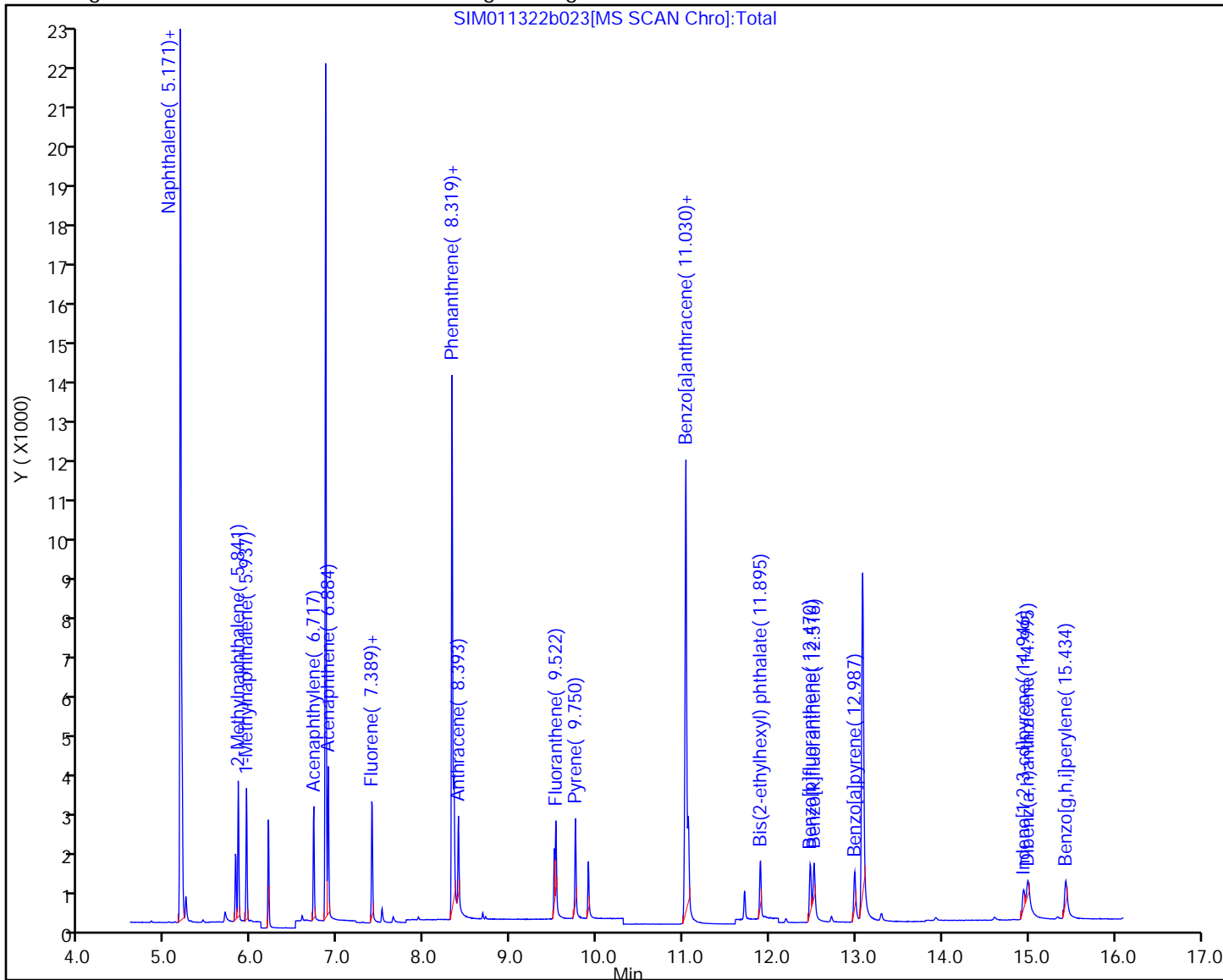
Injection Vol: 1.0 ul

Dil. Factor: 1.0000

Method: TAC050_SIM_PAH

Limit Group: 8270D_SIM QSM 5.0

Y Scaling: Method Defined: Scale to the Nth Largest Target: 1



Eurofins Seattle

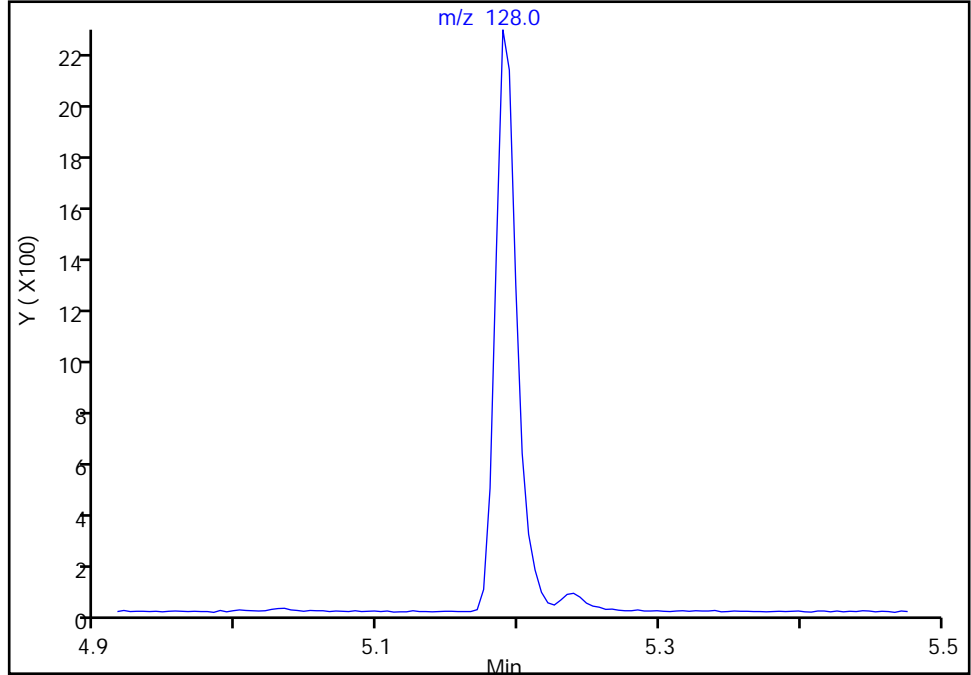
Data File: \\chromfs\Seattle\ChromData\TAC050\20220113-80849.b\SIM011322b023.D
Injection Date: 14-Jan-2022 04:07:30 Instrument ID: TAC050
Lims ID: std4
Client ID:
Operator ID: jcm ALS Bottle#: 13 Worklist Smp#: 13
Injection Vol: 1.0 ul Dil. Factor: 1.0000
Method: TAC050_SIM_PAH Limit Group: 8270D_SIM QSM 5.0
Column: Detector MS SCAN

11 Naphthalene, CAS: 91-20-3

Signal: 1

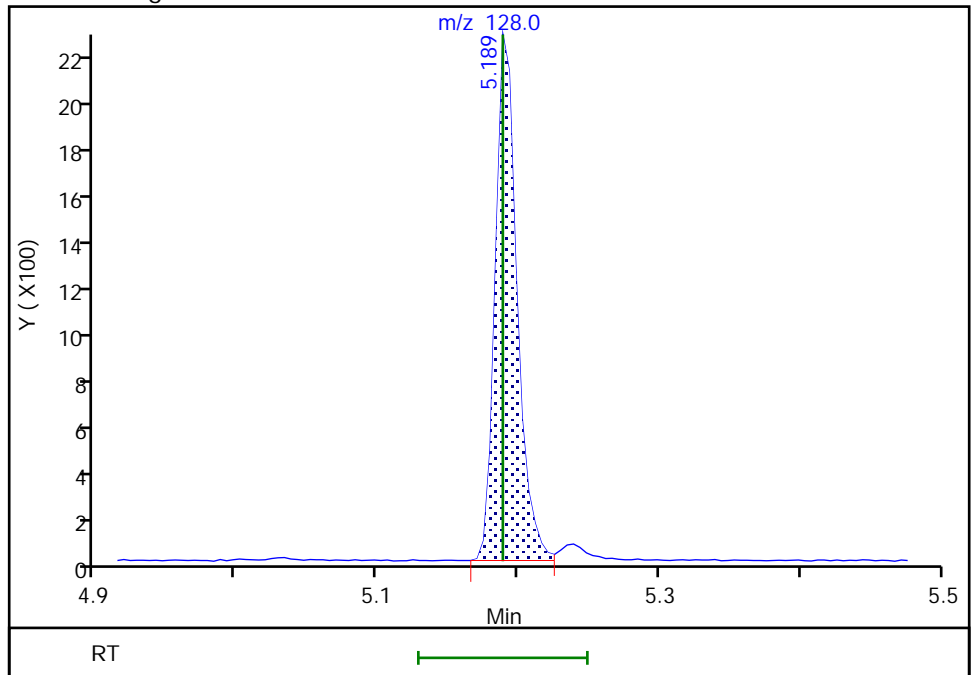
Not Detected
Expected RT: 5.19

Processing Integration Results



Manual Integration Results

RT: 5.19
Area: 2280
Amount: 10.202171
Amount Units: ug/L



Reviewer: boylea, 14-Jan-2022 14:23:10
Audit Action: Assigned Compound ID

Audit Reason: Incomplete Integration

Eurofins Seattle

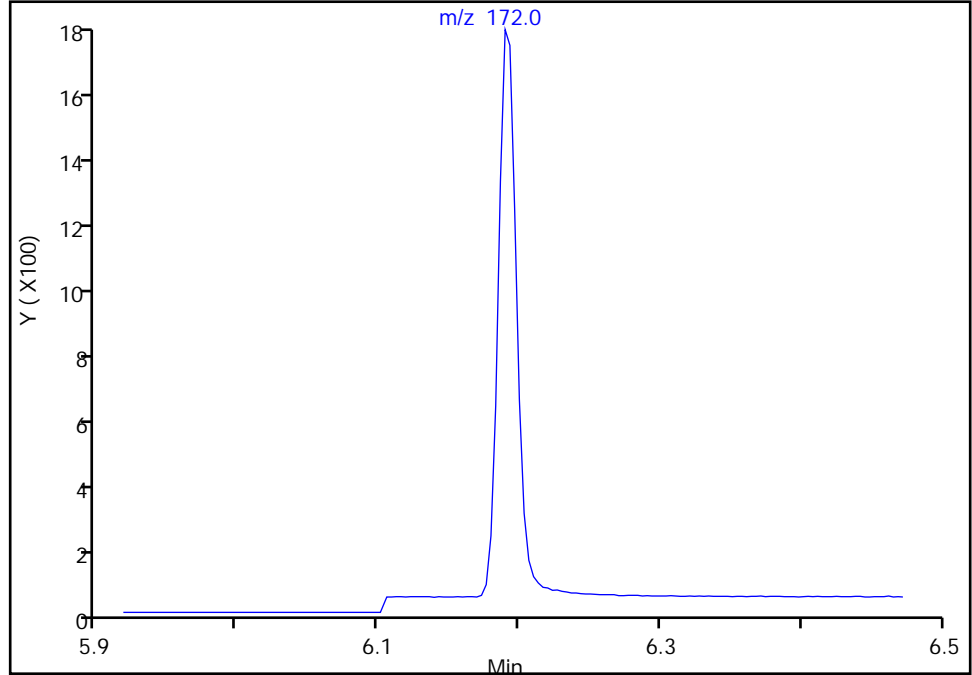
Data File: \\chromfs\Seattle\ChromData\TAC050\20220113-80849.b\SIM011322b023.D
Injection Date: 14-Jan-2022 04:07:30 Instrument ID: TAC050
Lims ID: std4
Client ID:
Operator ID: jcm ALS Bottle#: 13 Worklist Smp#: 13
Injection Vol: 1.0 ul Dil. Factor: 1.0000
Method: TAC050_SIM_PAH Limit Group: 8270D_SIM QSM 5.0
Column: Detector MS SCAN

\$ 10 2-Fluorobiphenyl, CAS: 321-60-8

Signal: 1

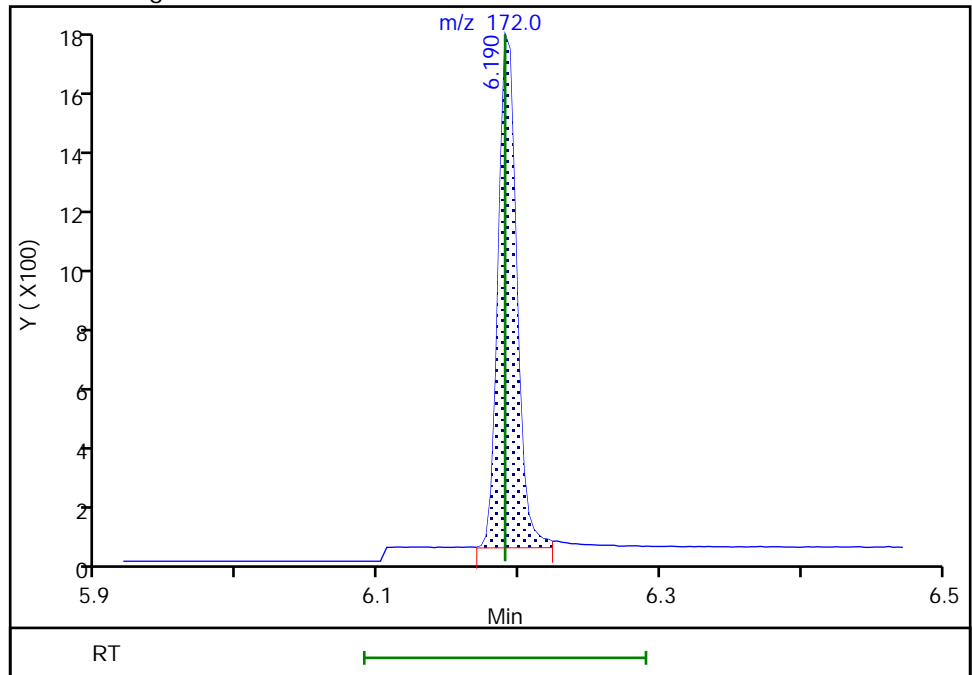
Not Detected
Expected RT: 6.19

Processing Integration Results



Manual Integration Results

RT: 6.19
Area: 1552
Amount: 10.279726
Amount Units: ug/L



Reviewer: boylea, 14-Jan-2022 14:23:53
Audit Action: Manually Integrated

Audit Reason: Assign Peak
Page 609 of 797

Eurofins Seattle

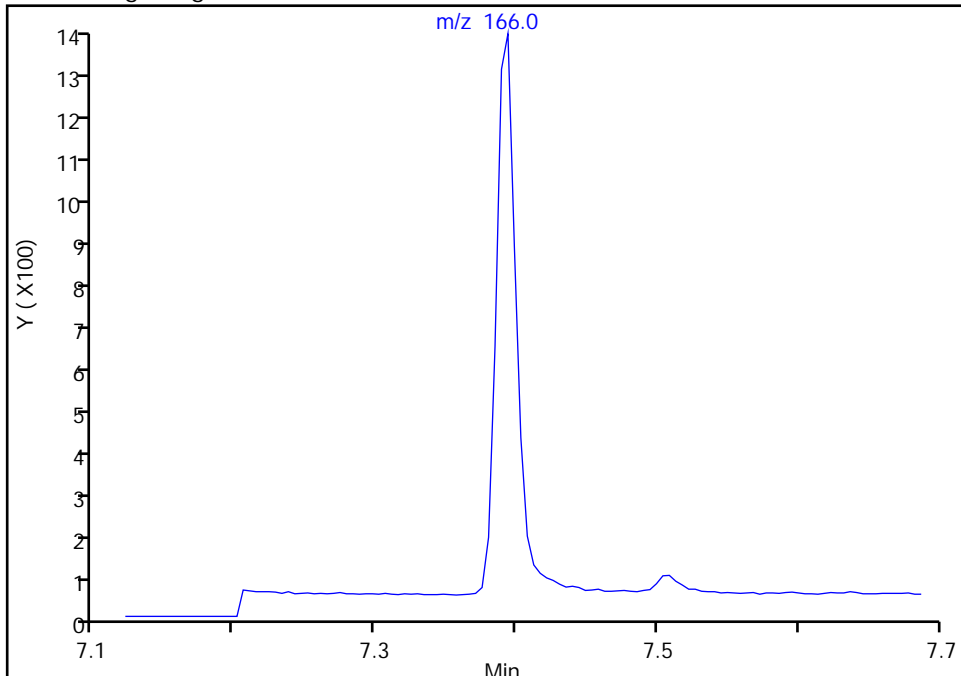
Data File: \\chromfs\Seattle\ChromData\TAC050\20220113-80849.b\SIM011322b023.D
Injection Date: 14-Jan-2022 04:07:30 Instrument ID: TAC050
Lims ID: std4
Client ID:
Operator ID: jcm ALS Bottle#: 13 Worklist Smp#: 13
Injection Vol: 1.0 ul Dil. Factor: 1.0000
Method: TAC050_SIM_PAH Limit Group: 8270D_SIM QSM 5.0
Column: Detector MS SCAN

16 Fluorene, CAS: 86-73-7

Signal: 1

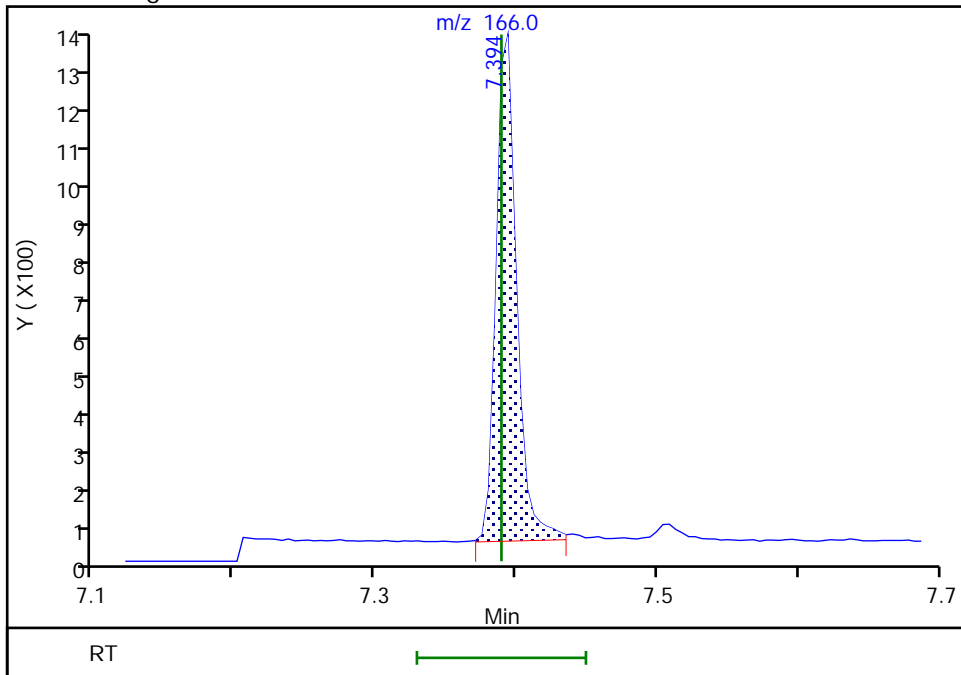
Not Detected
Expected RT: 7.39

Processing Integration Results



Manual Integration Results

RT: 7.39
Area: 1345
Amount: 9.637814
Amount Units: ug/L



Reviewer: boylea, 14-Jan-2022 14:22:04
Audit Action: Manually Integrated

Audit Reason: Incomplete Integration

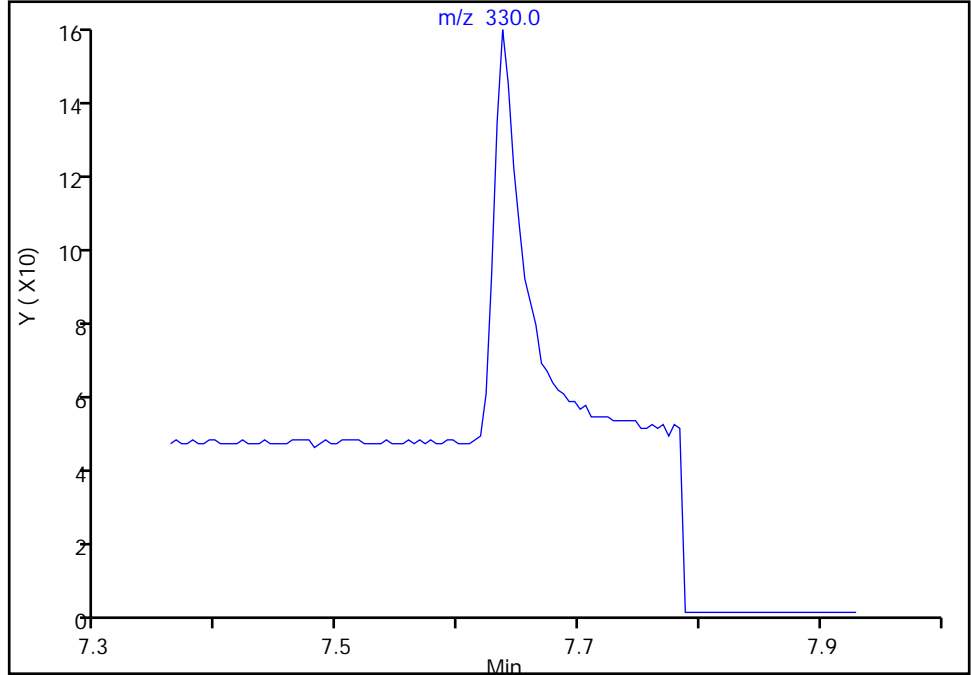
Eurofins Seattle

Data File: \\chromfs\Seattle\ChromData\TAC050\20220113-80849.b\SIM011322b023.D
Injection Date: 14-Jan-2022 04:07:30 Instrument ID: TAC050
Lims ID: std4
Client ID:
Operator ID: jcm ALS Bottle#: 13 Worklist Smp#: 13
Injection Vol: 1.0 ul Dil. Factor: 1.0000
Method: TAC050_SIM_PAH Limit Group: 8270D_SIM QSM 5.0
Column: Detector MS SCAN

\$ 7 2,4,6-Tribromophenol, CAS: 118-79-6
Signal: 1

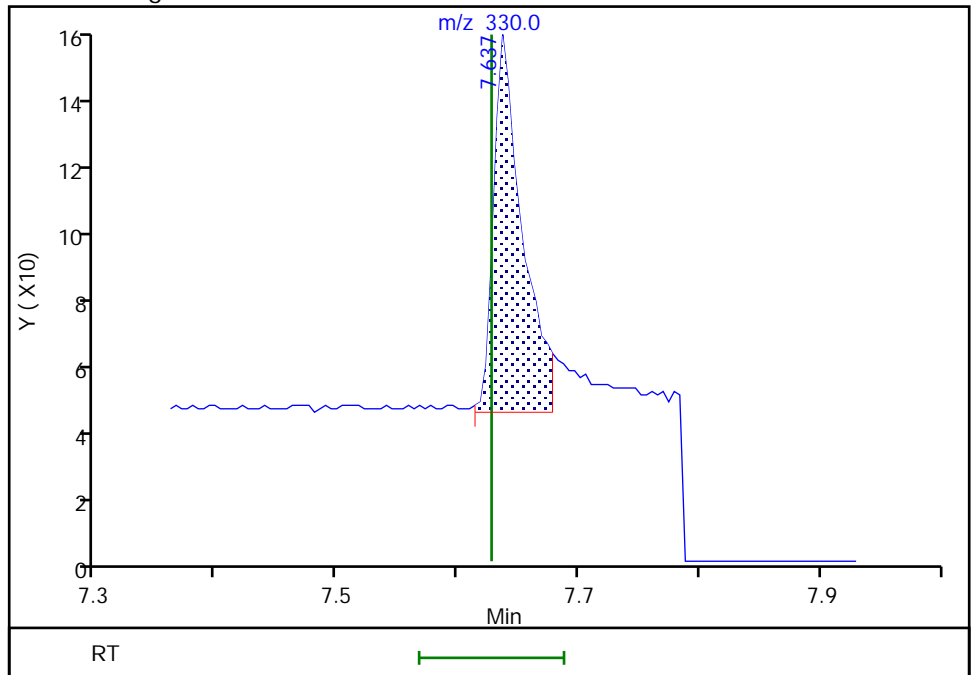
Not Detected
Expected RT: 7.63

Processing Integration Results



Manual Integration Results

RT: 7.64
Area: 178
Amount: 12.463633
Amount Units: ug/L



Reviewer: boylea, 14-Jan-2022 14:23:32
Audit Action: Manually Integrated

Audit Reason: Incomplete Integration
Page 611 of 797

Eurofins Seattle

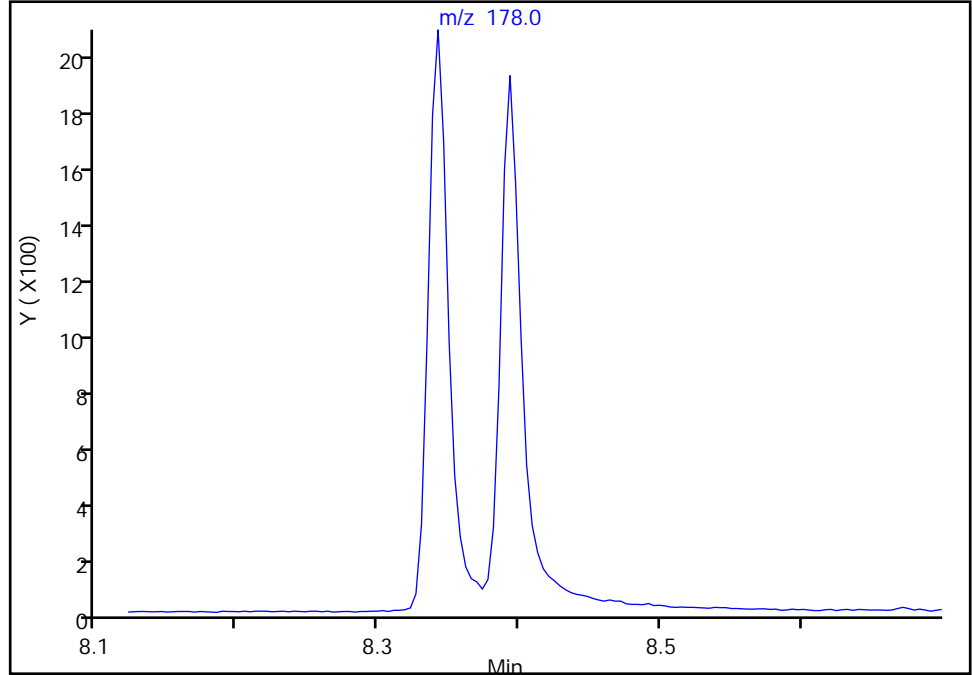
Data File: \\chromfs\Seattle\ChromData\TAC050\20220113-80849.b\SIM011322b023.D
Injection Date: 14-Jan-2022 04:07:30 Instrument ID: TAC050
Lims ID: std4
Client ID:
Operator ID: jcm ALS Bottle#: 13 Worklist Smp#: 13
Injection Vol: 1.0 ul Dil. Factor: 1.0000
Method: TAC050_SIM_PAH Limit Group: 8270D_SIM QSM 5.0
Column: Detector MS SCAN

19 Anthracene, CAS: 120-12-7

Signal: 1

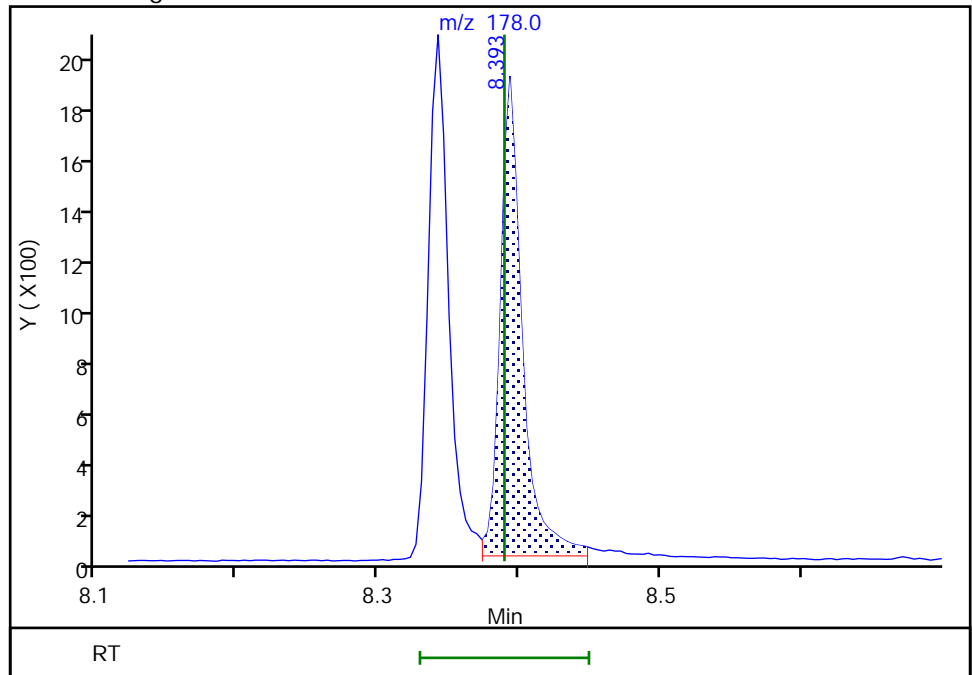
Not Detected
Expected RT: 8.39

Processing Integration Results



RT: 8.39
Area: 1949
Amount: 9.756345
Amount Units: ug/L

Manual Integration Results



Reviewer: boylea, 14-Jan-2022 14:21:46
Audit Action: Manually Integrated

Audit Reason: Incomplete Integration

Eurofins Seattle

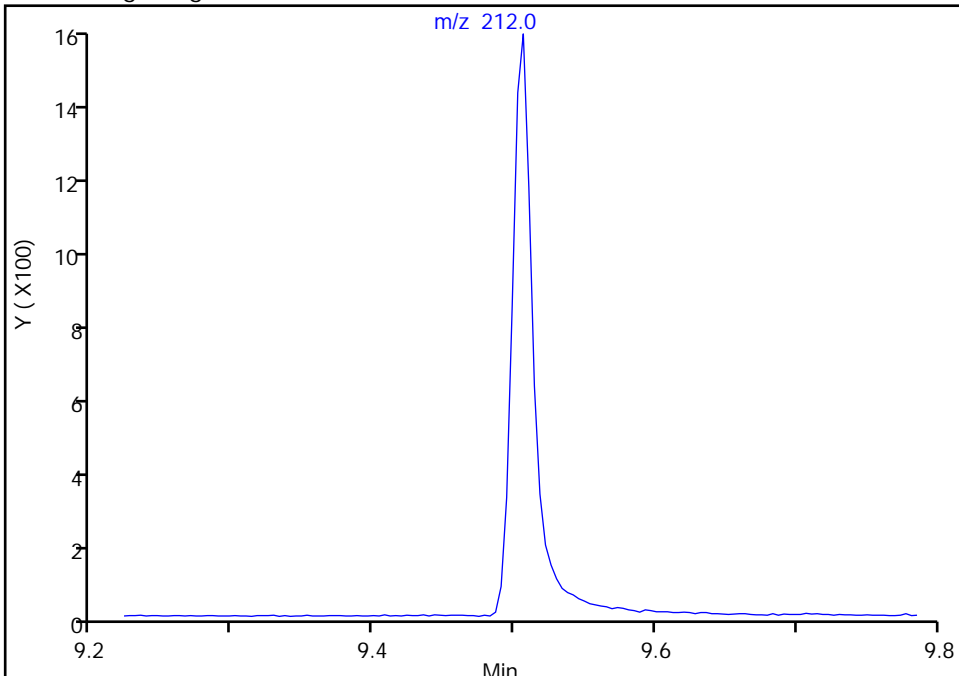
Data File: \\chromfs\Seattle\ChromData\TAC050\20220113-80849.b\SIM011322b023.D
Injection Date: 14-Jan-2022 04:07:30 Instrument ID: TAC050
Lims ID: std4
Client ID:
Operator ID: jcm ALS Bottle#: 13 Worklist Smp#: 13
Injection Vol: 1.0 ul Dil. Factor: 1.0000
Method: TAC050_SIM_PAH Limit Group: 8270D_SIM QSM 5.0
Column: Detector MS SCAN

\$ 8 Fluoranthene-d10 (Surr), CAS: 93951-69-0

Signal: 1

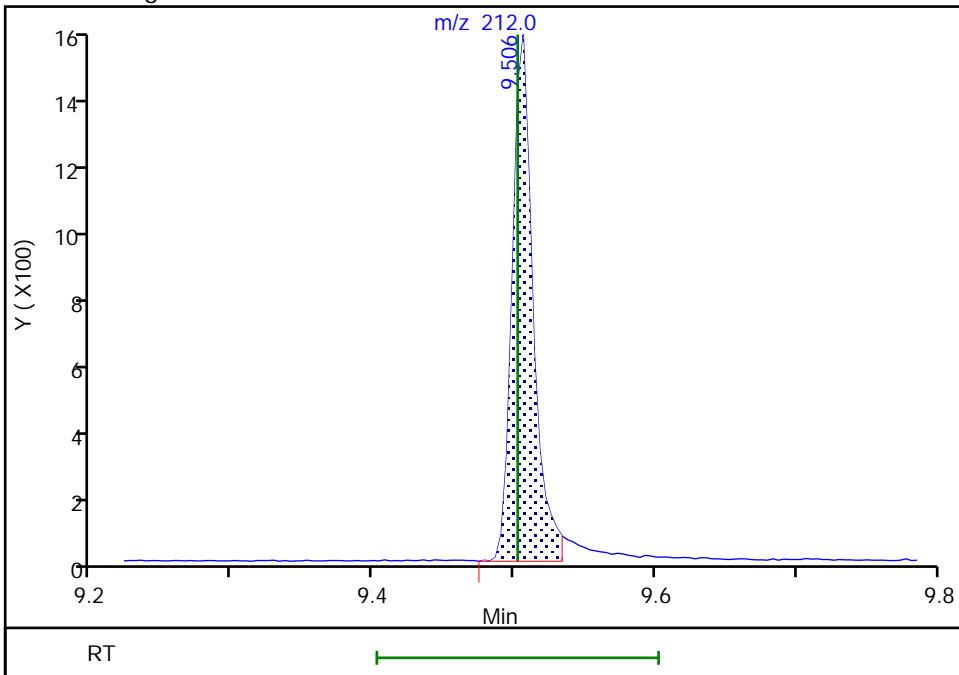
Not Detected
Expected RT: 9.50

Processing Integration Results



Manual Integration Results

RT: 9.51
Area: 1556
Amount: 9.295836
Amount Units: ug/L



Reviewer: boylea, 14-Jan-2022 14:23:24
Audit Action: Assigned Compound ID

Audit Reason: Incomplete Integration

Eurofins Seattle

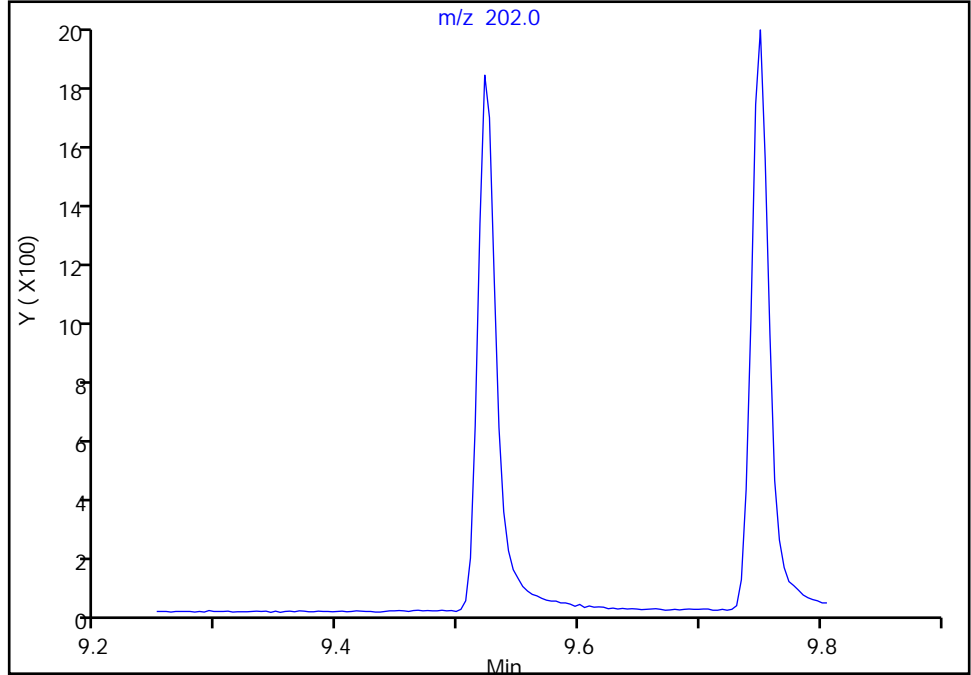
Data File: \\chromfs\Seattle\ChromData\TAC050\20220113-80849.b\SIM011322b023.D
Injection Date: 14-Jan-2022 04:07:30 Instrument ID: TAC050
Lims ID: std4
Client ID:
Operator ID: jcm ALS Bottle#: 13 Worklist Smp#: 13
Injection Vol: 1.0 ul Dil. Factor: 1.0000
Method: TAC050_SIM_PAH Limit Group: 8270D_SIM QSM 5.0
Column: Detector MS SCAN

20 Fluoranthene, CAS: 206-44-0

Signal: 1

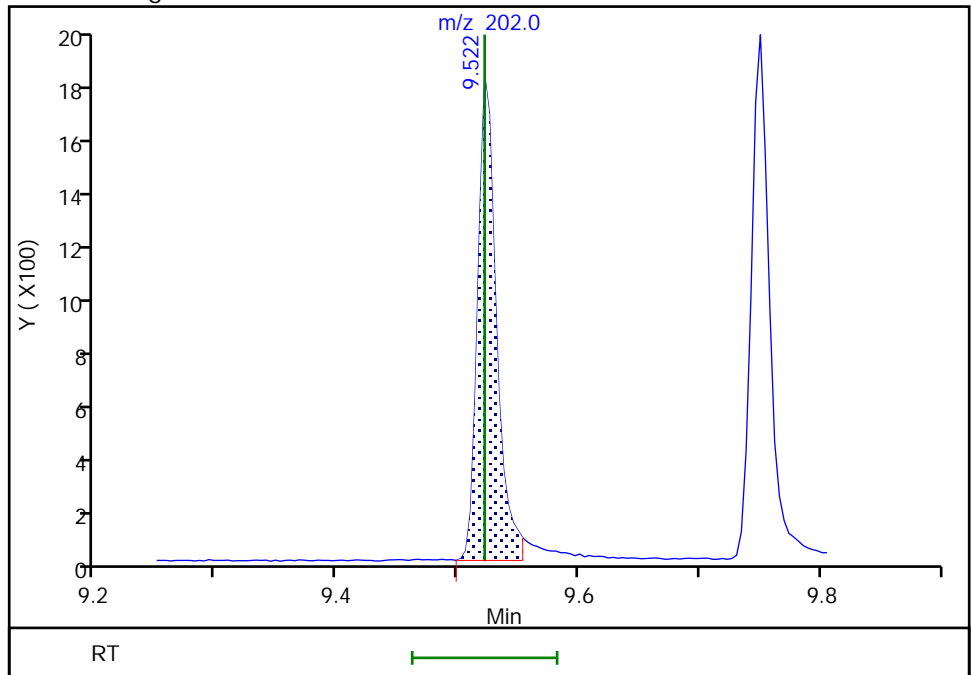
Not Detected
Expected RT: 9.52

Processing Integration Results



RT: 9.52
Area: 1885
Amount: 9.371987
Amount Units: ug/L

Manual Integration Results



Reviewer: boylea, 14-Jan-2022 14:21:31
Audit Action: Assigned Compound ID

Audit Reason: Assign Peak

Eurofins Seattle

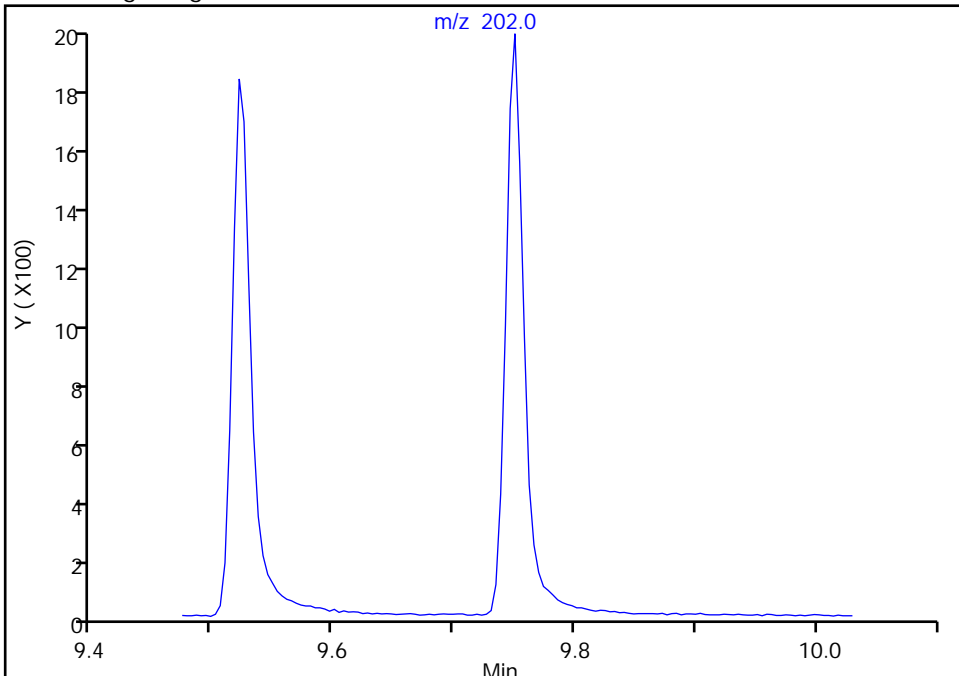
Data File: \\chromfs\Seattle\ChromData\TAC050\20220113-80849.b\SIM011322b023.D
Injection Date: 14-Jan-2022 04:07:30 Instrument ID: TAC050
Lims ID: std4
Client ID:
Operator ID: jcm ALS Bottle#: 13 Worklist Smp#: 13
Injection Vol: 1.0 ul Dil. Factor: 1.0000
Method: TAC050_SIM_PAH Limit Group: 8270D_SIM QSM 5.0
Column: Detector MS SCAN

21 Pyrene, CAS: 129-00-0

Signal: 1

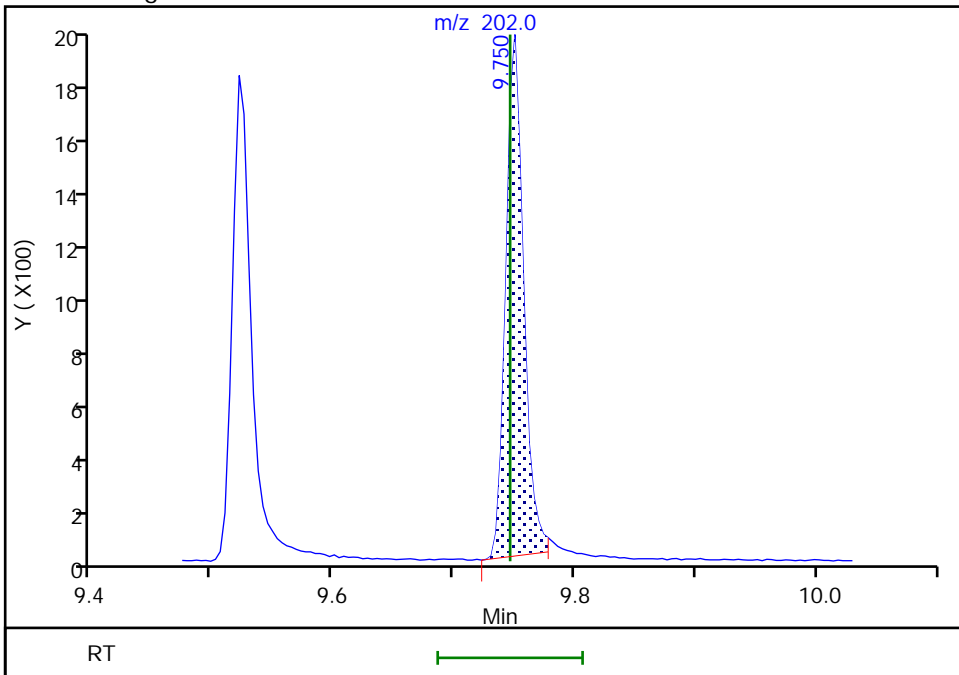
Not Detected
Expected RT: 9.75

Processing Integration Results



RT: 9.75
Area: 1921
Amount: 8.966867
Amount Units: ug/L

Manual Integration Results



Reviewer: boylea, 14-Jan-2022 14:21:24
Audit Action: Assigned Compound ID

Audit Reason: Assign Peak

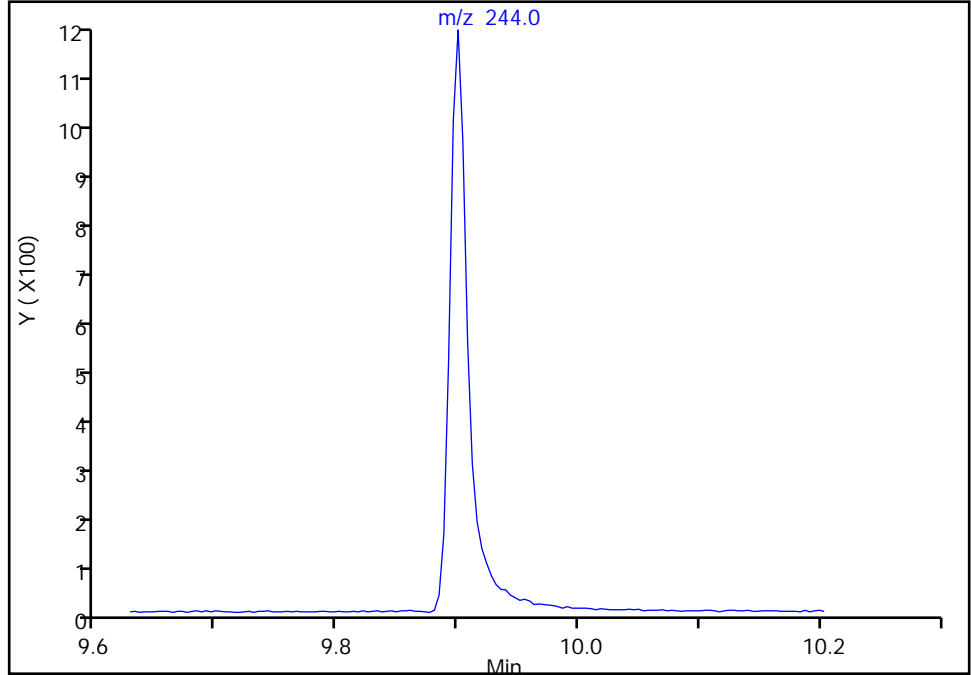
Eurofins Seattle

Data File: \\chromfs\Seattle\ChromData\TAC050\20220113-80849.b\SIM011322b023.D
Injection Date: 14-Jan-2022 04:07:30 Instrument ID: TAC050
Lims ID: std4
Client ID:
Operator ID: jcm ALS Bottle#: 13 Worklist Smp#: 13
Injection Vol: 1.0 ul Dil. Factor: 1.0000
Method: TAC050_SIM_PAH Limit Group: 8270D_SIM QSM 5.0
Column: Detector MS SCAN

\$ 9 Terphenyl-d14, CAS: 1718-51-0
Signal: 1

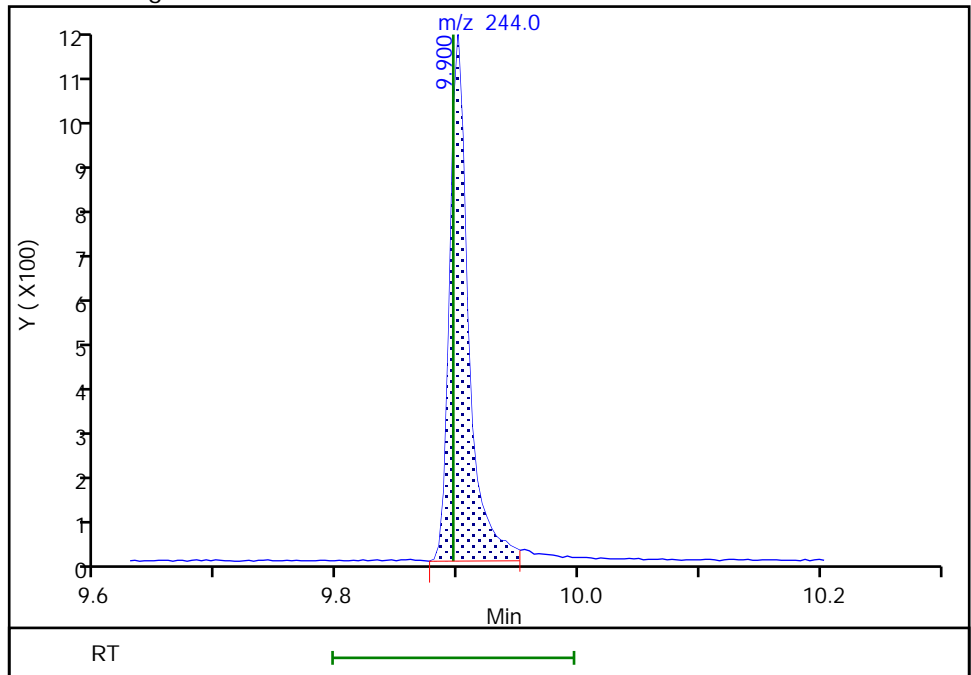
Not Detected
Expected RT: 9.90

Processing Integration Results



Manual Integration Results

RT: 9.90
Area: 1200
Amount: 10.397832
Amount Units: ug/L



Reviewer: boylea, 14-Jan-2022 14:23:21
Audit Action: Manually Integrated

Audit Reason: Incomplete Integration

Eurofins Seattle

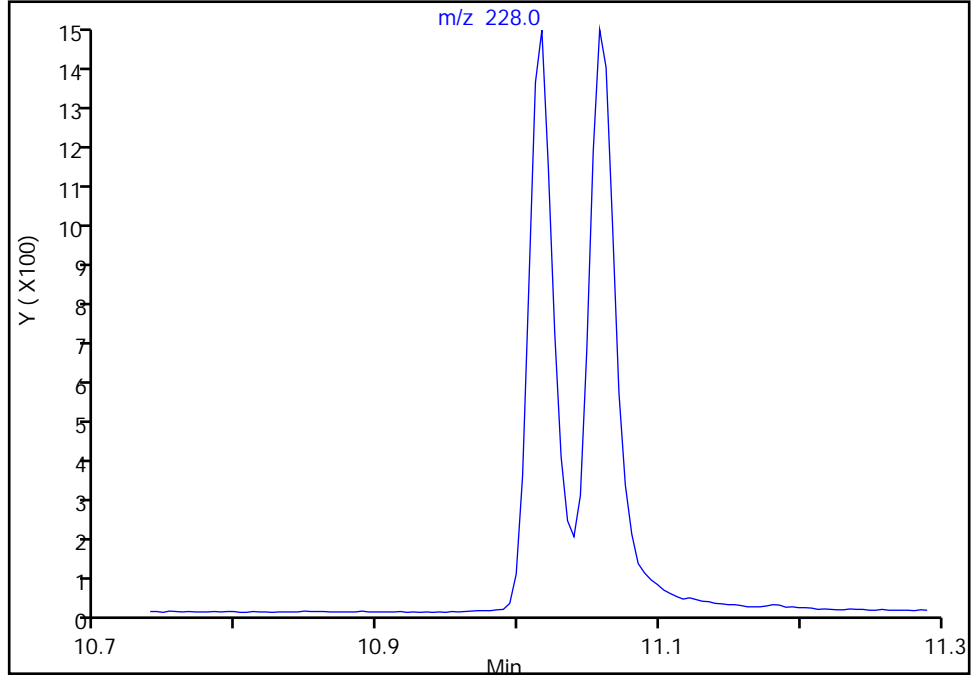
Data File: \\chromfs\Seattle\ChromData\TAC050\20220113-80849.b\SIM011322b023.D
Injection Date: 14-Jan-2022 04:07:30 Instrument ID: TAC050
Lims ID: std4
Client ID:
Operator ID: jcm ALS Bottle#: 13 Worklist Smp#: 13
Injection Vol: 1.0 ul Dil. Factor: 1.0000
Method: TAC050_SIM_PAH Limit Group: 8270D_SIM QSM 5.0
Column: Detector MS SCAN

22 Benzo[a]anthracene, CAS: 56-55-3

Signal: 1

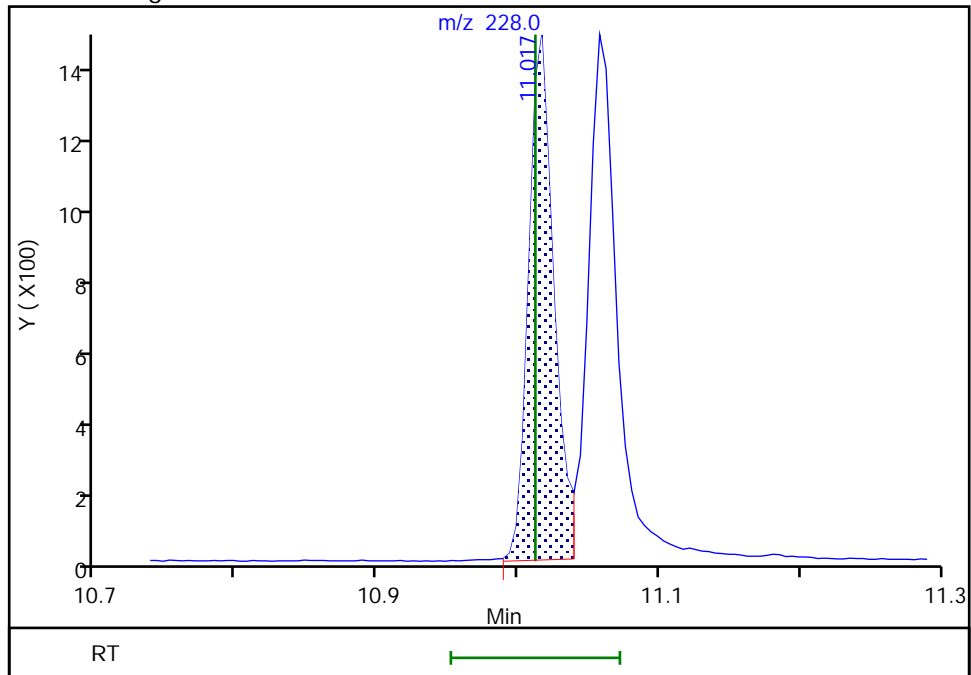
Not Detected
Expected RT: 11.01

Processing Integration Results



Manual Integration Results

RT: 11.02
Area: 1677
Amount: 9.138805
Amount Units: ug/L



Reviewer: boylea, 14-Jan-2022 14:21:20
Audit Action: Manually Integrated

Audit Reason: Assign Peak
Page 617 of 797

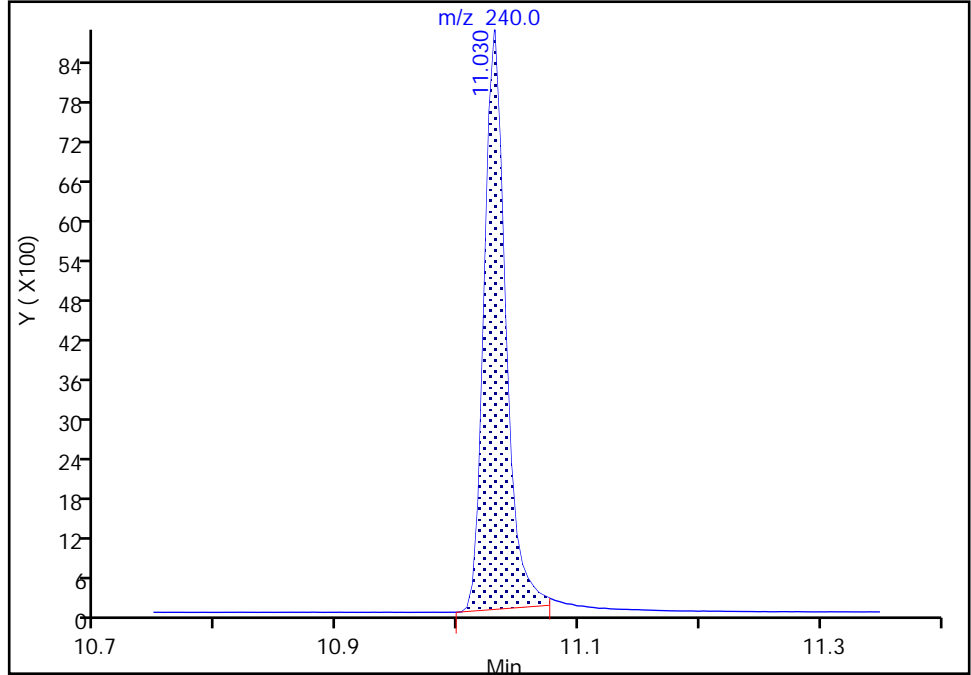
Eurofins Seattle

Data File: \\chromfs\Seattle\ChromData\TAC050\20220113-80849.b\SIM011322b023.D
Injection Date: 14-Jan-2022 04:07:30 Instrument ID: TAC050
Lims ID: std4
Client ID:
Operator ID: jcm ALS Bottle#: 13 Worklist Smp#: 13
Injection Vol: 1.0 ul Dil. Factor: 1.0000
Method: TAC050_SIM_PAH Limit Group: 8270D_SIM QSM 5.0
Column: Detector MS SCAN

* 4 Chrysene-d12, CAS: 1719-03-5
Signal: 1

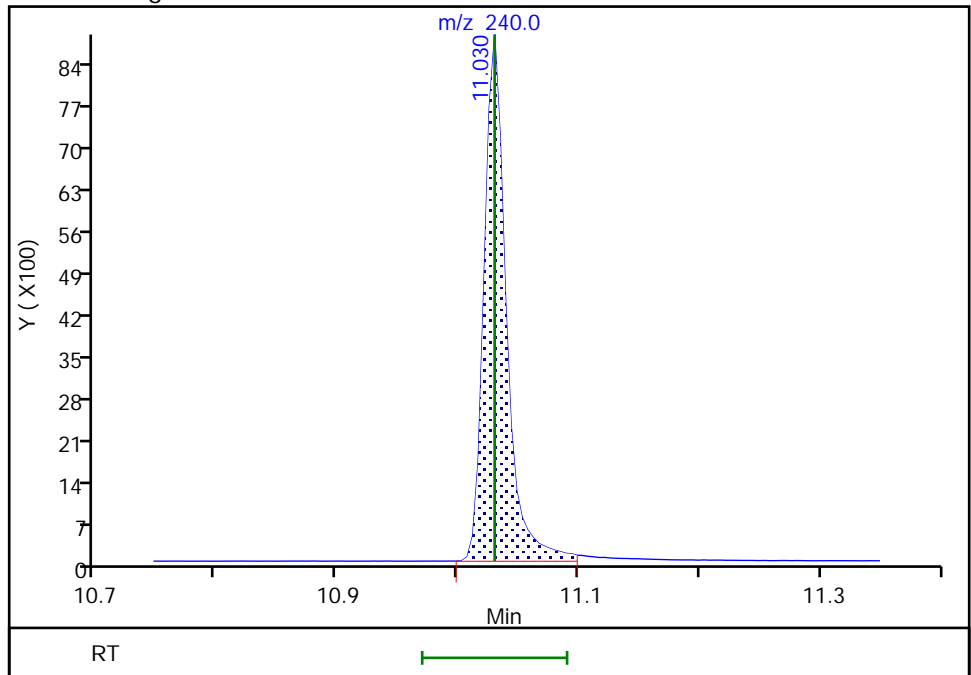
RT: 11.03
Area: 10718
Amount: 100.0000
Amount Units: ug/L

Processing Integration Results



RT: 11.03
Area: 11178
Amount: 100.0000
Amount Units: ug/L

Manual Integration Results



Reviewer: boylea, 14-Jan-2022 14:36:05
Audit Action: Manually Integrated

Audit Reason: Incomplete Integration
Page 618 of 797

Eurofins Seattle

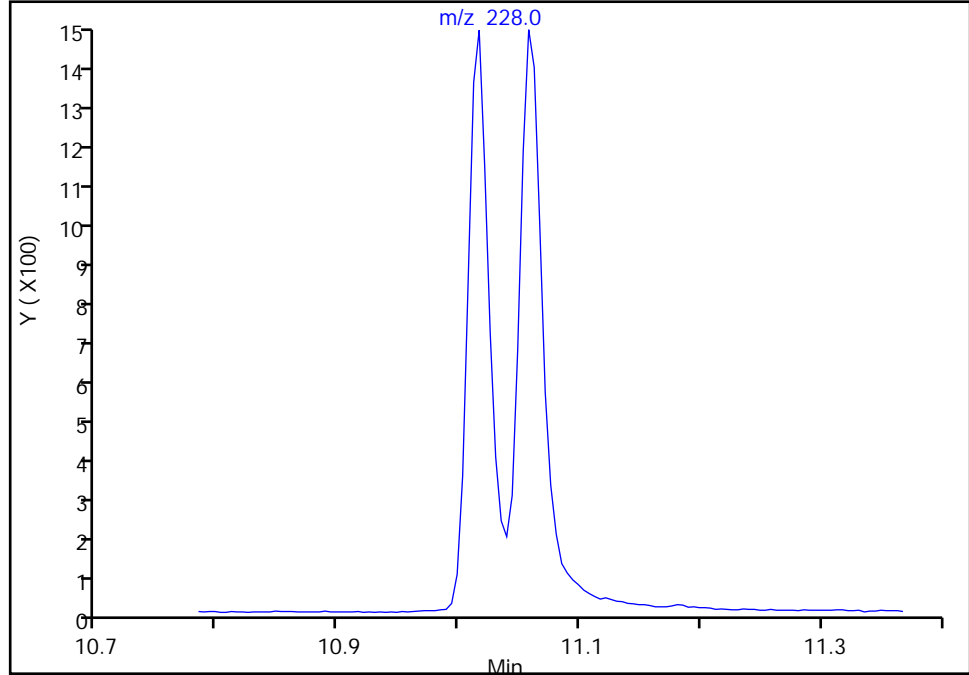
Data File: \\chromfs\Seattle\ChromData\TAC050\20220113-80849.b\SIM011322b023.D
Injection Date: 14-Jan-2022 04:07:30 Instrument ID: TAC050
Lims ID: std4
Client ID:
Operator ID: jcm ALS Bottle#: 13 Worklist Smp#: 13
Injection Vol: 1.0 ul Dil. Factor: 1.0000
Method: TAC050_SIM_PAH Limit Group: 8270D_SIM QSM 5.0
Column: Detector MS SCAN

23 Chrysene, CAS: 218-01-9

Signal: 1

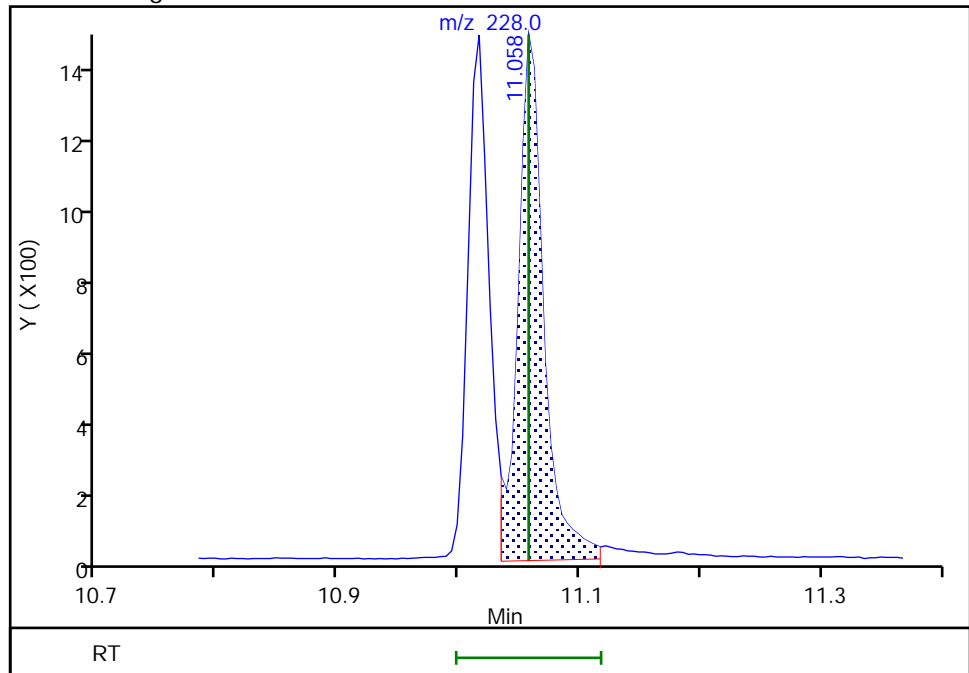
Not Detected
Expected RT: 11.06

Processing Integration Results



Manual Integration Results

RT: 11.06
Area: 2005
Amount: 10.490072
Amount Units: ug/L



Reviewer: boylea, 14-Jan-2022 14:21:14
Audit Action: Manually Integrated

Eurofins Seattle

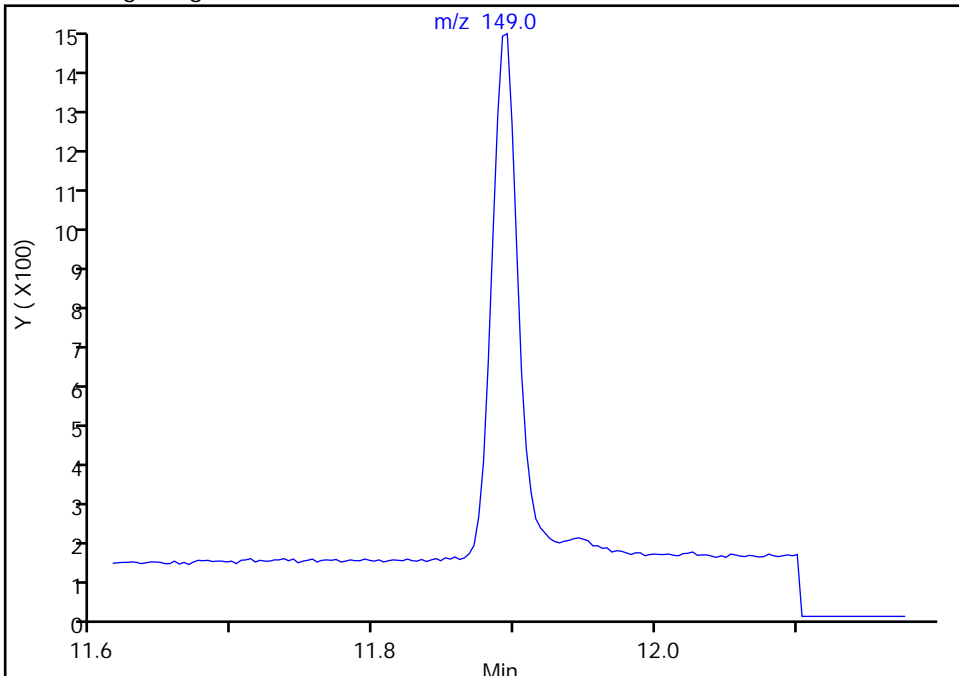
Data File: \\chromfs\Seattle\ChromData\TAC050\20220113-80849.b\SIM011322b023.D
Injection Date: 14-Jan-2022 04:07:30 Instrument ID: TAC050
Lims ID: std4
Client ID:
Operator ID: jcm ALS Bottle#: 13 Worklist Smp#: 13
Injection Vol: 1.0 ul Dil. Factor: 1.0000
Method: TAC050_SIM_PAH Limit Group: 8270D_SIM QSM 5.0
Column: Detector MS SCAN

30 Bis(2-ethylhexyl) phthalate, CAS: 117-81-7

Signal: 1

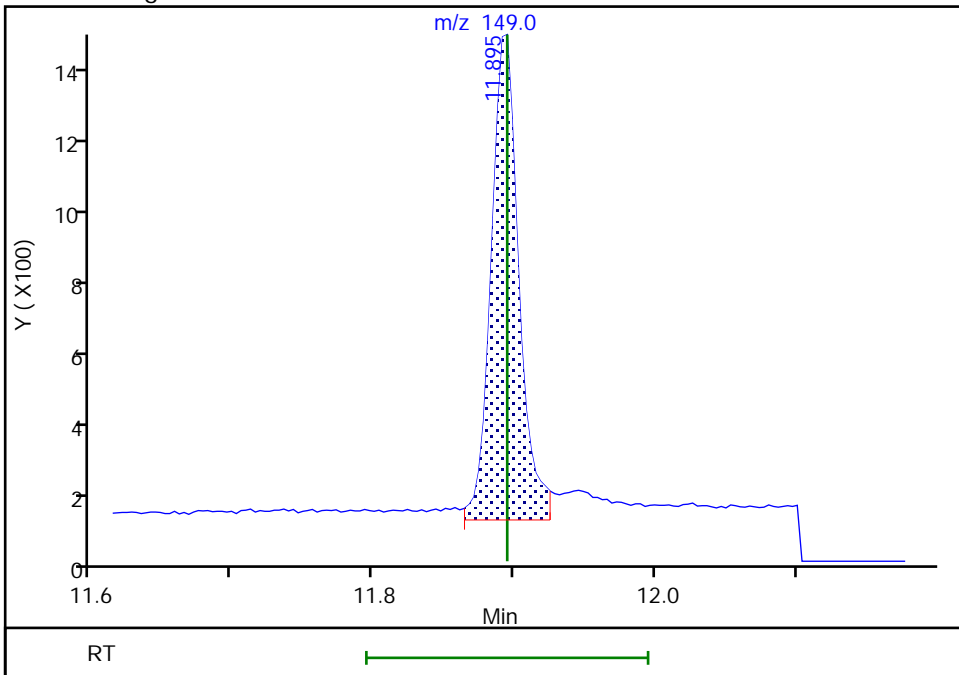
Not Detected
Expected RT: 11.89

Processing Integration Results



Manual Integration Results

RT: 11.89
Area: 1754
Amount: 8.596257
Amount Units: ug/L



Reviewer: boylea, 14-Jan-2022 14:21:09
Audit Action: Manually Integrated

Audit Reason: Assign Peak
Page 620 of 797

Eurofins Seattle

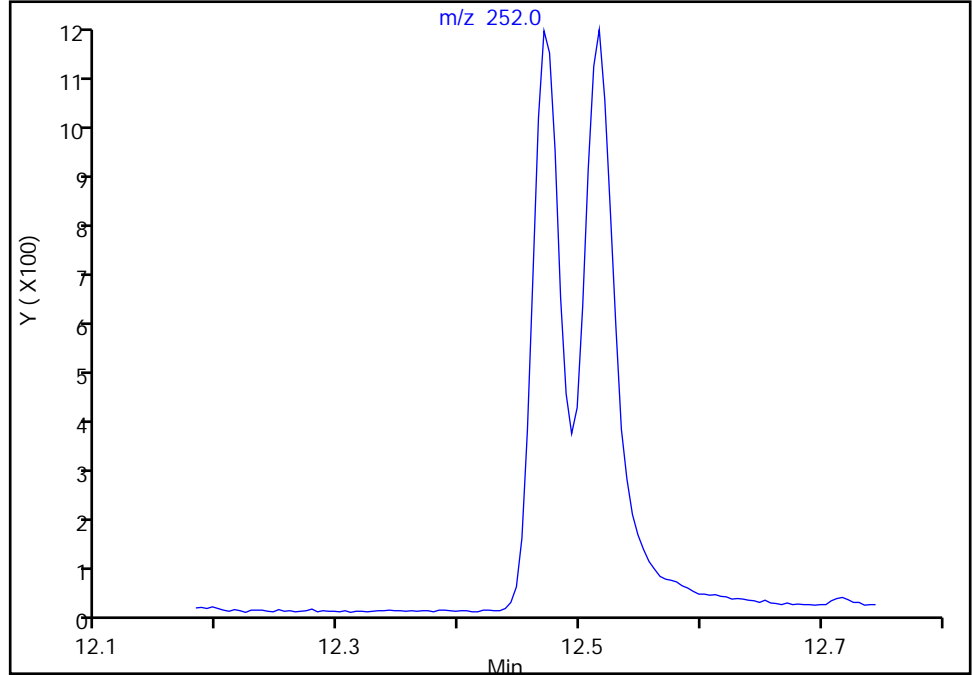
Data File: \\chromfs\Seattle\ChromData\TAC050\20220113-80849.b\SIM011322b023.D
Injection Date: 14-Jan-2022 04:07:30 Instrument ID: TAC050
Lims ID: std4
Client ID:
Operator ID: jcm ALS Bottle#: 13 Worklist Smp#: 13
Injection Vol: 1.0 ul Dil. Factor: 1.0000
Method: TAC050_SIM_PAH Limit Group: 8270D_SIM QSM 5.0
Column: Detector MS SCAN

24 Benzo[b]fluoranthene, CAS: 205-99-2

Signal: 1

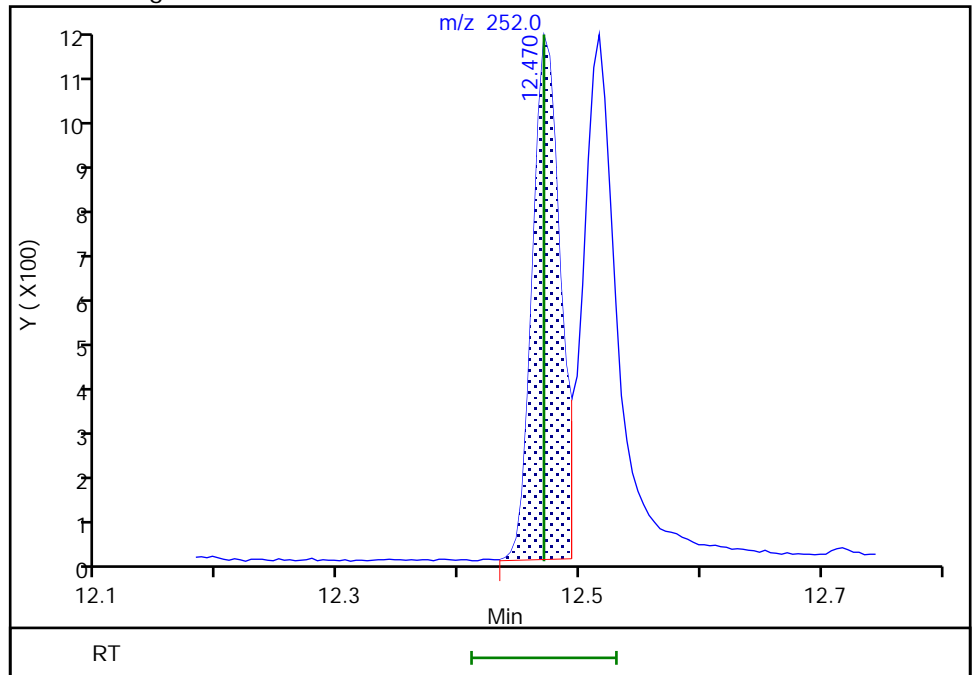
Not Detected
Expected RT: 12.47

Processing Integration Results



RT: 12.47
Area: 1654
Amount: 9.192187
Amount Units: ug/L

Manual Integration Results



Reviewer: boylea, 14-Jan-2022 14:21:06
Audit Action: Manually Integrated

Audit Reason: Assign Peak
Page 621 of 797

Eurofins Seattle

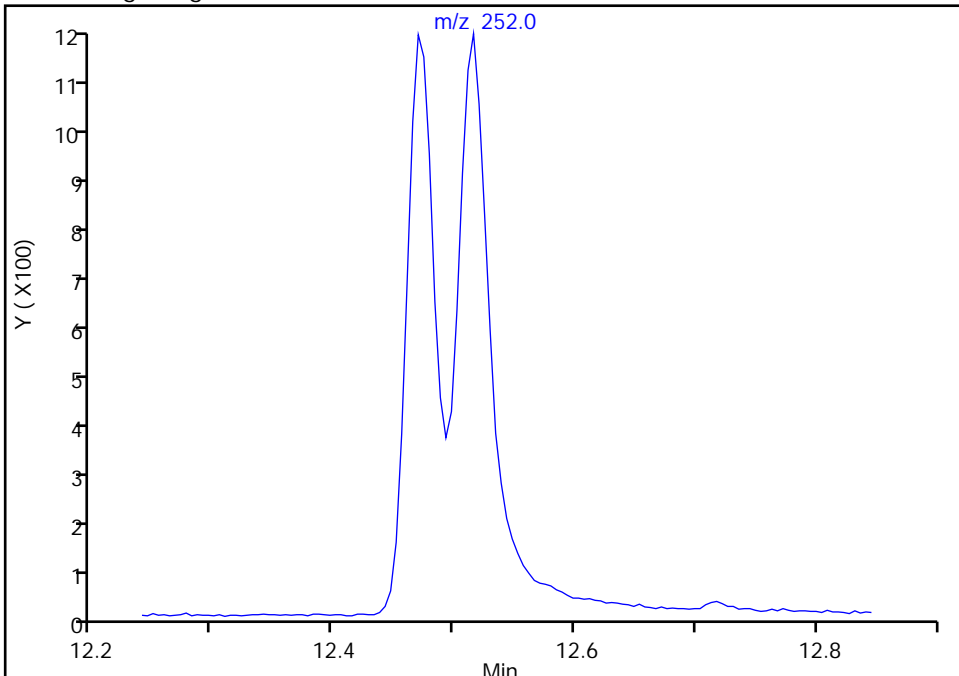
Data File: \\chromfs\Seattle\ChromData\TAC050\20220113-80849.b\SIM011322b023.D
Injection Date: 14-Jan-2022 04:07:30 Instrument ID: TAC050
Lims ID: std4
Client ID:
Operator ID: jcm ALS Bottle#: 13 Worklist Smp#: 13
Injection Vol: 1.0 ul Dil. Factor: 1.0000
Method: TAC050_SIM_PAH Limit Group: 8270D_SIM QSM 5.0
Column: Detector MS SCAN

25 Benzo[k]fluoranthene, CAS: 207-08-9

Signal: 1

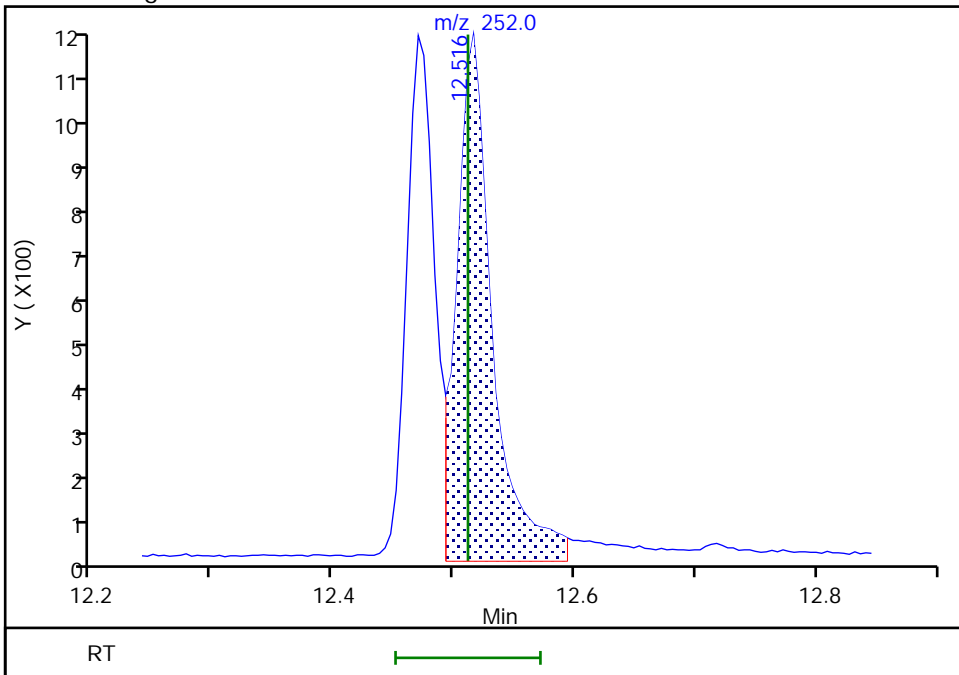
Not Detected
Expected RT: 12.51

Processing Integration Results



Manual Integration Results

RT: 12.52
Area: 2146
Amount: 10.796595
Amount Units: ug/L



Reviewer: boylea, 14-Jan-2022 14:21:01
Audit Action: Manually Integrated

Audit Reason: Assign Peak
Page 622 of 797

Eurofins Seattle

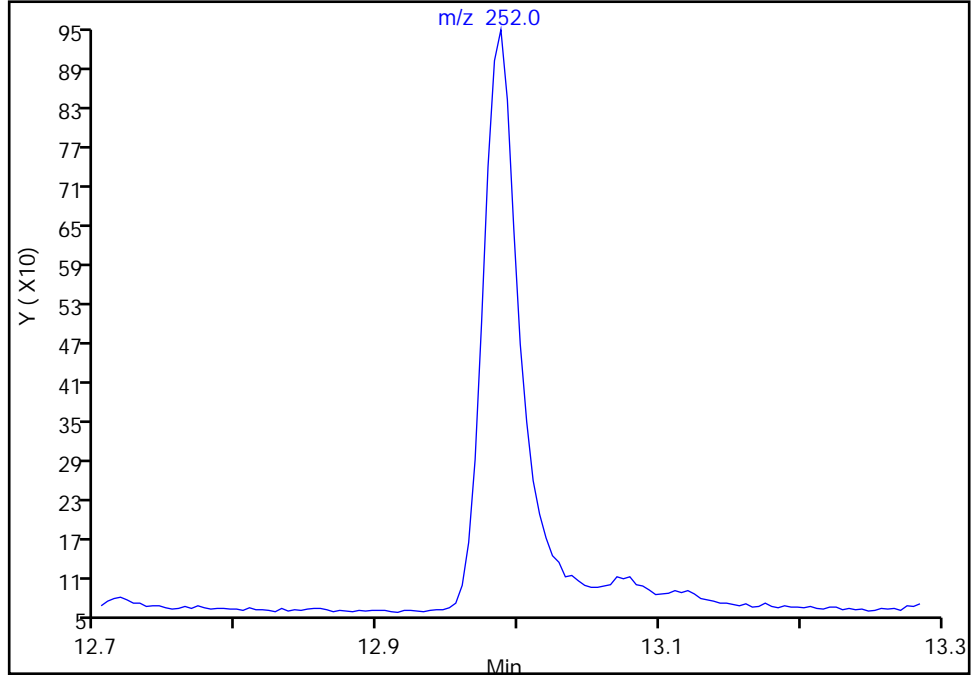
Data File: \\chromfs\Seattle\ChromData\TAC050\20220113-80849.b\SIM011322b023.D
Injection Date: 14-Jan-2022 04:07:30 Instrument ID: TAC050
Lims ID: std4
Client ID:
Operator ID: jcm ALS Bottle#: 13 Worklist Smp#: 13
Injection Vol: 1.0 ul Dil. Factor: 1.0000
Method: TAC050_SIM_PAH Limit Group: 8270D_SIM QSM 5.0
Column: Detector MS SCAN

26 Benzo[a]pyrene, CAS: 50-32-8

Signal: 1

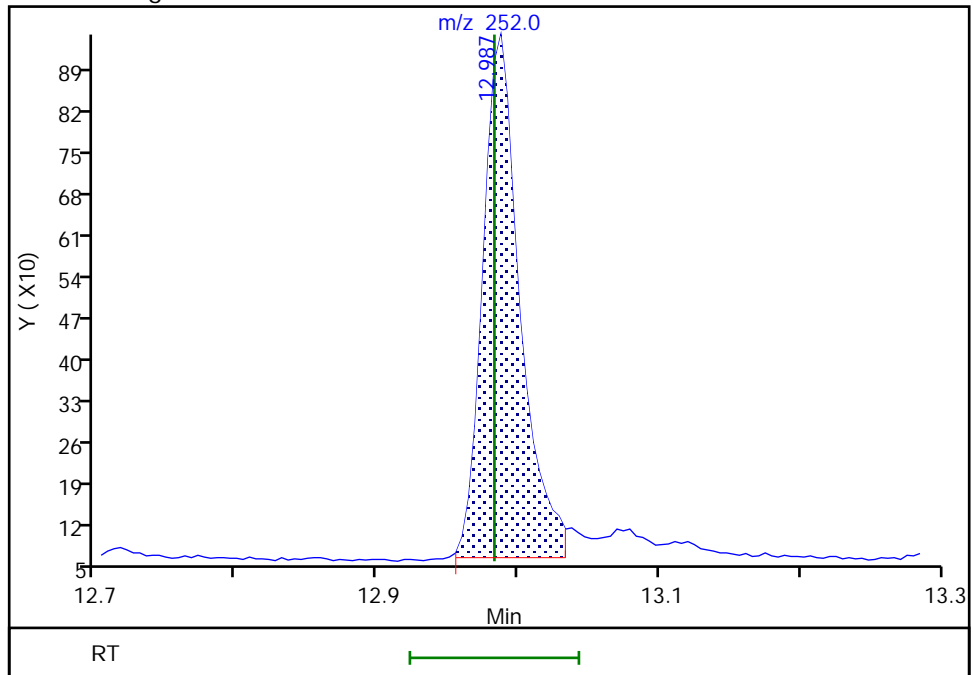
Not Detected
Expected RT: 12.98

Processing Integration Results



Manual Integration Results

RT: 12.99
Area: 1600
Amount: 8.885143
Amount Units: ug/L



Reviewer: boylea, 14-Jan-2022 14:19:58
Audit Action: Manually Integrated

Audit Reason: Assign Peak
Page 623 of 797

Eurofins Seattle

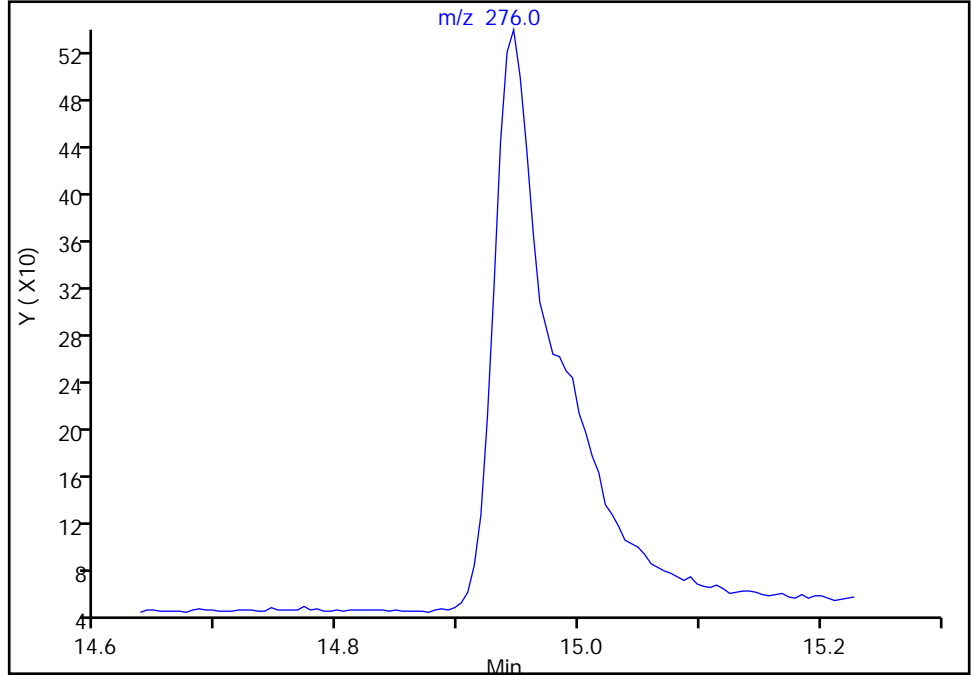
Data File: \\chromfs\Seattle\ChromData\TAC050\20220113-80849.b\SIM011322b023.D
Injection Date: 14-Jan-2022 04:07:30 Instrument ID: TAC050
Lims ID: std4
Client ID:
Operator ID: jcm ALS Bottle#: 13 Worklist Smp#: 13
Injection Vol: 1.0 ul Dil. Factor: 1.0000
Method: TAC050_SIM_PAH Limit Group: 8270D_SIM QSM 5.0
Column: Detector MS SCAN

27 Indeno[1,2,3-cd]pyrene, CAS: 193-39-5

Signal: 1

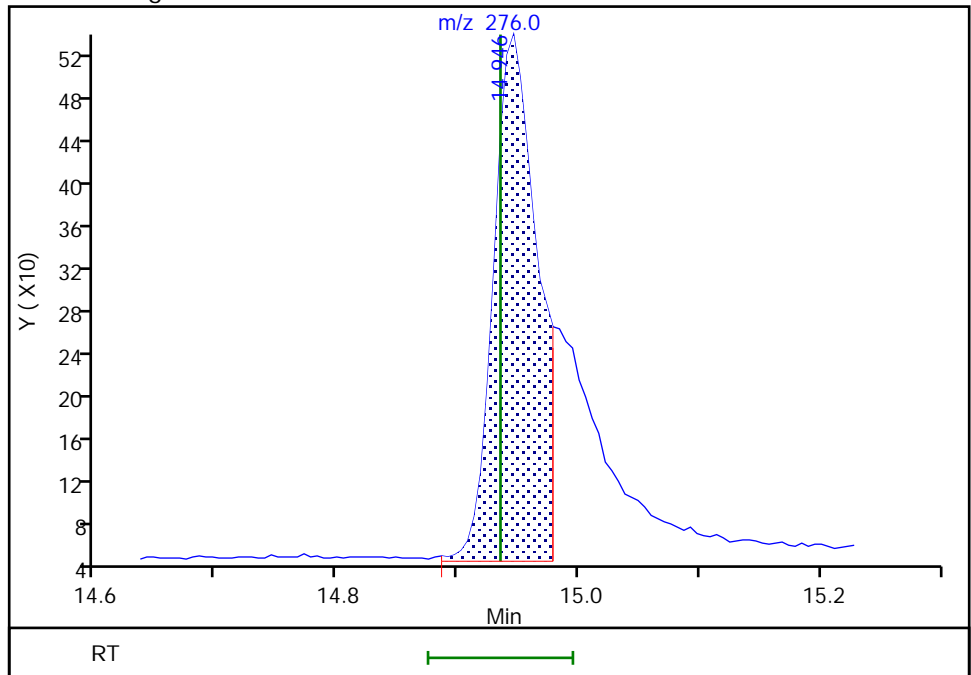
Not Detected
Expected RT: 14.93

Processing Integration Results



Manual Integration Results

RT: 14.95
Area: 1224
Amount: 9.076876
Amount Units: ug/L



Reviewer: boylea, 14-Jan-2022 14:19:51
Audit Action: Manually Integrated

Audit Reason: Assign Peak
Page 624 of 797

Eurofins Seattle

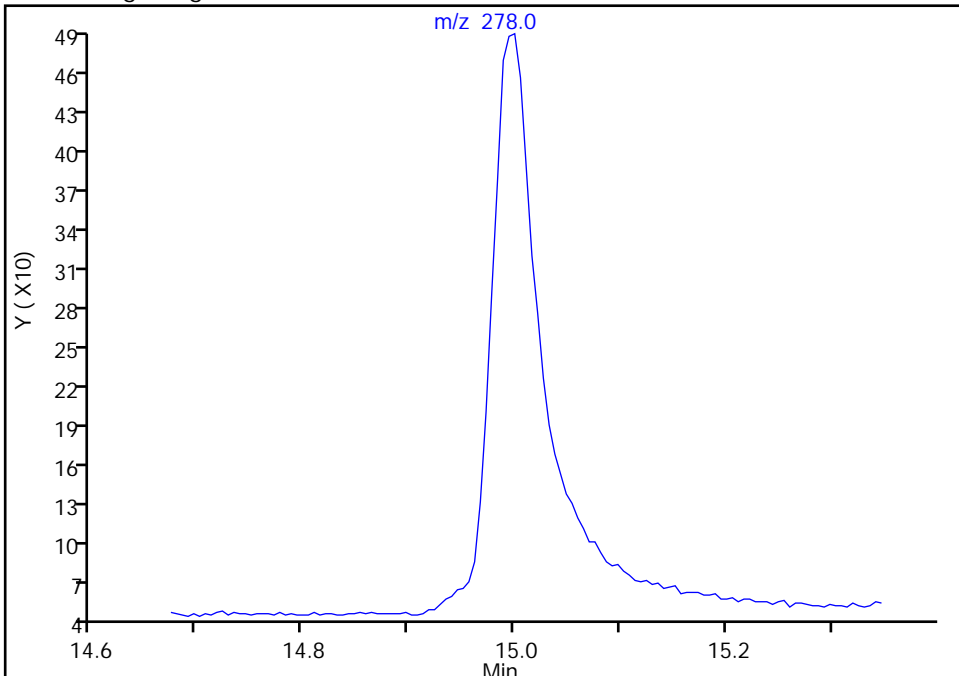
Data File: \\chromfs\Seattle\ChromData\TAC050\20220113-80849.b\SIM011322b023.D
Injection Date: 14-Jan-2022 04:07:30 Instrument ID: TAC050
Lims ID: std4
Client ID:
Operator ID: jcm ALS Bottle#: 13 Worklist Smp#: 13
Injection Vol: 1.0 ul Dil. Factor: 1.0000
Method: TAC050_SIM_PAH Limit Group: 8270D_SIM QSM 5.0
Column: Detector MS SCAN

28 Dibenz(a,h)anthracene, CAS: 53-70-3

Signal: 1

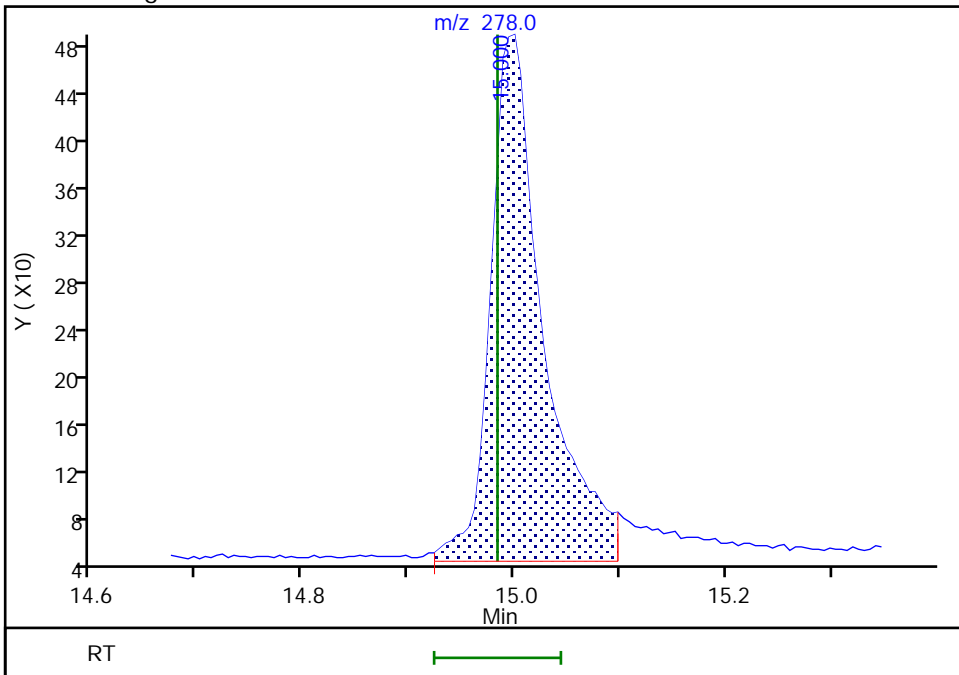
Not Detected
Expected RT: 14.98

Processing Integration Results



Manual Integration Results

RT: 15.00
Area: 1524
Amount: 8.962254
Amount Units: ug/L



Reviewer: boylea, 14-Jan-2022 14:19:46
Audit Action: Manually Integrated

Eurofins Seattle

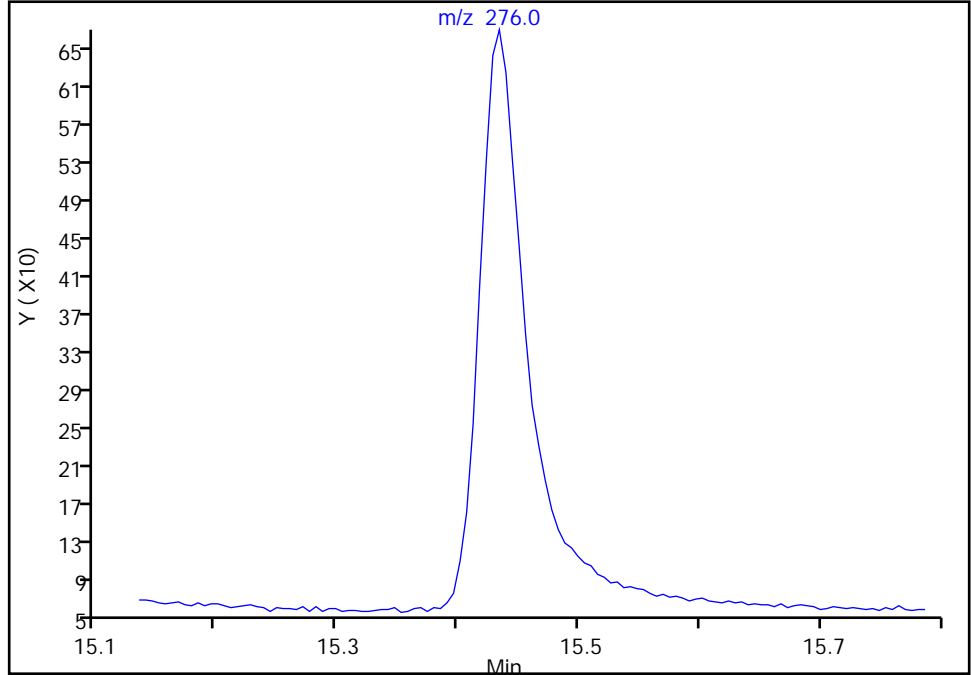
Data File: \\chromfs\Seattle\ChromData\TAC050\20220113-80849.b\SIM011322b023.D
Injection Date: 14-Jan-2022 04:07:30 Instrument ID: TAC050
Lims ID: std4
Client ID:
Operator ID: jcm ALS Bottle#: 13 Worklist Smp#: 13
Injection Vol: 1.0 ul Dil. Factor: 1.0000
Method: TAC050_SIM_PAH Limit Group: 8270D_SIM QSM 5.0
Column: Detector MS SCAN

29 Benzo[g,h,i]perylene, CAS: 191-24-2

Signal: 1

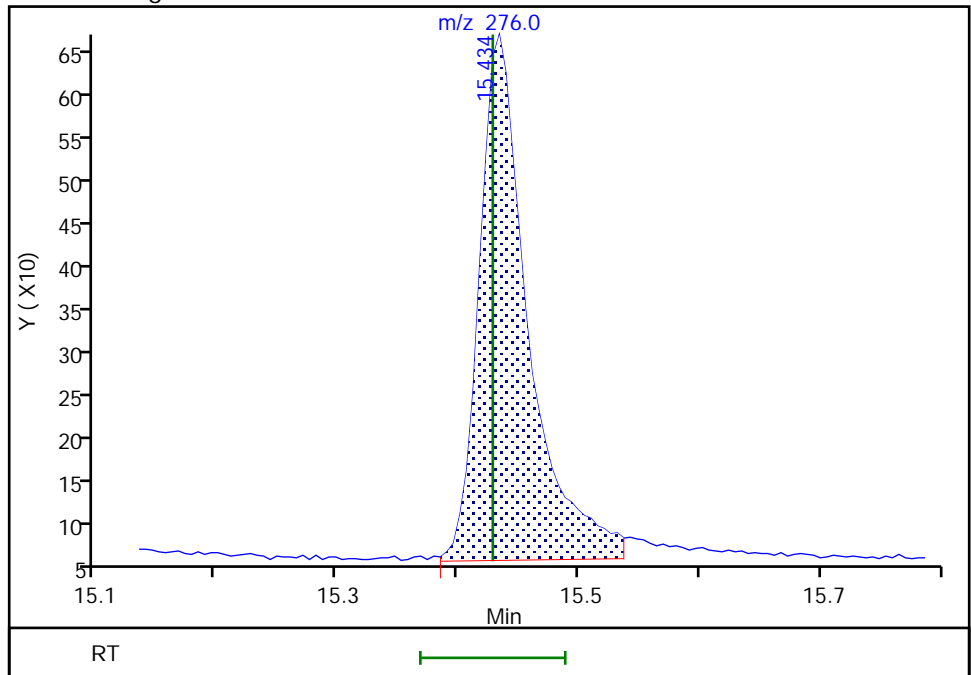
Not Detected
Expected RT: 15.43

Processing Integration Results



Manual Integration Results

RT: 15.43
Area: 1725
Amount: 9.273472
Amount Units: ug/L



Reviewer: boylea, 14-Jan-2022 14:19:41
Audit Action: Manually Integrated

Audit Reason: Assign Peak

Eurofins Seattle
Target Compound Quantitation Report

Data File: \\chromfs\Seattle\ChromData\TAC050\20220113-80849.b\SIM011322b024.D
 Lims ID: std3
 Client ID:
 Sample Type: IC Calib Level: 3
 Inject. Date: 14-Jan-2022 04:26:30 ALS Bottle#: 14 Worklist Smp#: 14
 Injection Vol: 1.0 ul Dil. Factor: 1.0000
 Sample Info: 3
 Operator ID: jcm Instrument ID: TAC050
 Sublist: chrom-TAC050_SIM_PAH*sub9
 Method: \\chromfs\Seattle\ChromData\TAC050\20220113-80849.b\TAC050_SIM_PAH.m
 Limit Group: 8270D_SIM QSM 5.0
 Last Update: 14-Jan-2022 15:42:20 Calib Date: 14-Jan-2022 05:04:30
 Integrator: Falcon ID Type: RT Order ID
 Quant Method: Internal Standard Quant By: Initial Calibration
 Last ICal File: \\chromfs\Seattle\ChromData\TAC050\20220113-80849.b\SIM011322b026.D

Column 1 : Det: MS SCAN
 Process Host: CTX1628

First Level Reviewer: limmere Date: 14-Jan-2022 10:18:47

Compound	Sig	RT (min.)	Exp RT (min.)	Dlt RT (min.)	Q	Response	Cal Amt ug/L	OnCol Amt ug/L	Flags
* 1 Naphthalene-d8	136	5.171	5.171	0.000	90	22788	100.0	100.0	
* 2 Acenaphthene-d10	164	6.854	6.854	0.000	69	10125	100.0	100.0	
* 3 Phenanthrene-d10	188	8.319	8.319	0.001	56	15677	100.0	100.0	
* 4 Chrysene-d12	240	11.030	11.030	0.000	49	12288	100.0	100.0	
* 5 Perylene-d12	264	13.079	13.074	0.005	69	14073	100.0	100.0	
\$ 6 2-methylnaphthalene-d10	152	5.809	5.809	0.000	67	674	5.00	5.00	M
\$ 10 2-Fluorobiphenyl	172	6.193	6.190	0.003	0	854	5.00	5.27	M
\$ 7 2,4,6-Tribromophenol	330	7.637	7.628	0.009	58	113	5.00	9.58	M
\$ 8 Fluoranthene-d10 (Surr)	212	9.506	9.502	0.004	68	1038	5.00	5.24	M
\$ 9 Terphenyl-d14	244	9.900	9.896	0.004	94	782	5.00	6.22	M
11 Naphthalene	128	5.189	5.189	0.000	100	1258	5.00	5.22	M
12 2-Methylnaphthalene	141	5.841	5.841	0.000	96	702	5.00	5.14	M
13 1-Methylnaphthalene	141	5.937	5.937	0.000	99	671	5.00	5.07	M
14 Acenaphthylene	152	6.717	6.717	0.000	100	1063	5.00	4.97	M
15 Acenaphthene	153	6.884	6.884	0.000	95	682	5.00	5.08	
16 Fluorene	166	7.394	7.389	0.005	96	762	5.00	5.09	M
18 Phenanthrene	178	8.342	8.342	0.000	100	1265	5.00	5.29	M
19 Anthracene	178	8.393	8.389	0.004	98	1238	5.00	5.31	M
20 Fluoranthene	202	9.522	9.522	0.000	52	1256	5.00	5.28	M
21 Pyrene	202	9.750	9.746	0.004	29	1375	5.00	5.47	M
22 Benzo[a]anthracene	228	11.012	11.012	0.000	89	1118	5.00	5.03	M
23 Chrysene	228	11.058	11.057	0.001	99	1221	5.00	5.15	M
30 Bis(2-ethylhexyl) phthalate	149	11.891	11.895	-0.004	0	1083	5.00	4.52	M
24 Benzo[b]fluoranthene	252	12.470	12.470	0.000	98	1076	5.00	5.05	M
25 Benzo[k]fluoranthene	252	12.516	12.511	0.005	95	1238	5.00	5.23	M
26 Benzo[a]pyrene	252	12.983	12.983	0.000	97	1088	5.00	5.13	M
27 Indeno[1,2,3-cd]pyrene	276	14.940	14.935	0.005	96	804	5.00	5.46	M
28 Dibenz(a,h)anthracene	278	14.995	14.984	0.011	95	1020	5.00	5.16	M
29 Benzo[g,h,i]perylene	276	15.434	15.429	0.005	91	1138	5.00	5.22	M

[QC Flag Legend](#)

Processing Flags

Review Flags

M - Manually Integrated

[Reagents:](#)

8270ccvl_50_00039

Amount Added: 100.00

Units: uL

8270SIM_IS_00069

Amount Added: 9.00

Units: uL

Eurofins Seattle

Data File: \\chromfs\Seattle\ChromData\TAC050\20220113-80849.b\SIM011322b024.D

Injection Date: 14-Jan-2022 04:26:30

Instrument ID: TAC050

Lims ID: std3

Client ID:

Operator ID: jcm

ALS Bottle#: 14

Worklist Smp#: 14

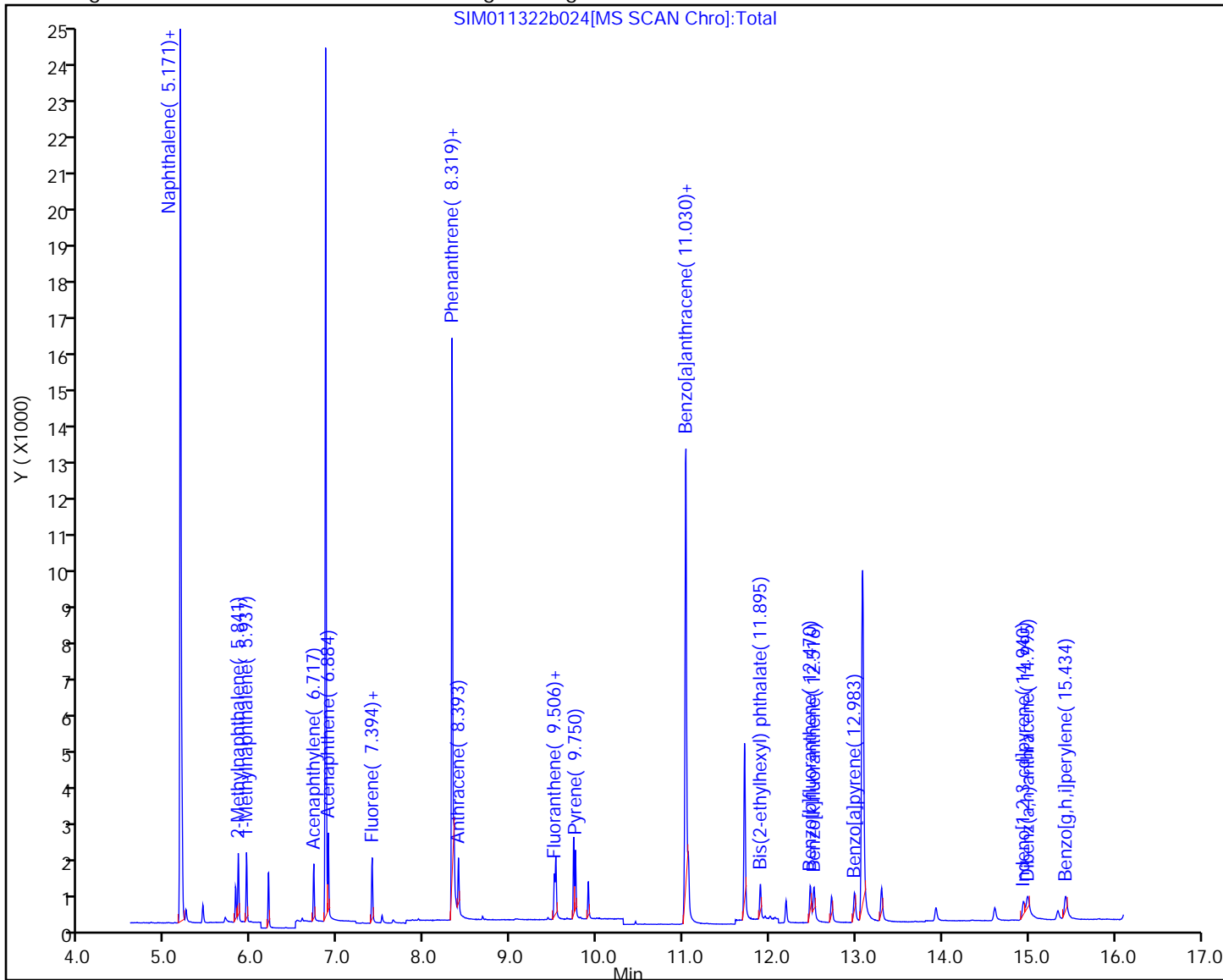
Injection Vol: 1.0 ul

Dil. Factor: 1.0000

Method: TAC050_SIM_PAH

Limit Group: 8270D_SIM QSM 5.0

Y Scaling: Method Defined: Scale to the Nth Largest Target: 1



Eurofins Seattle

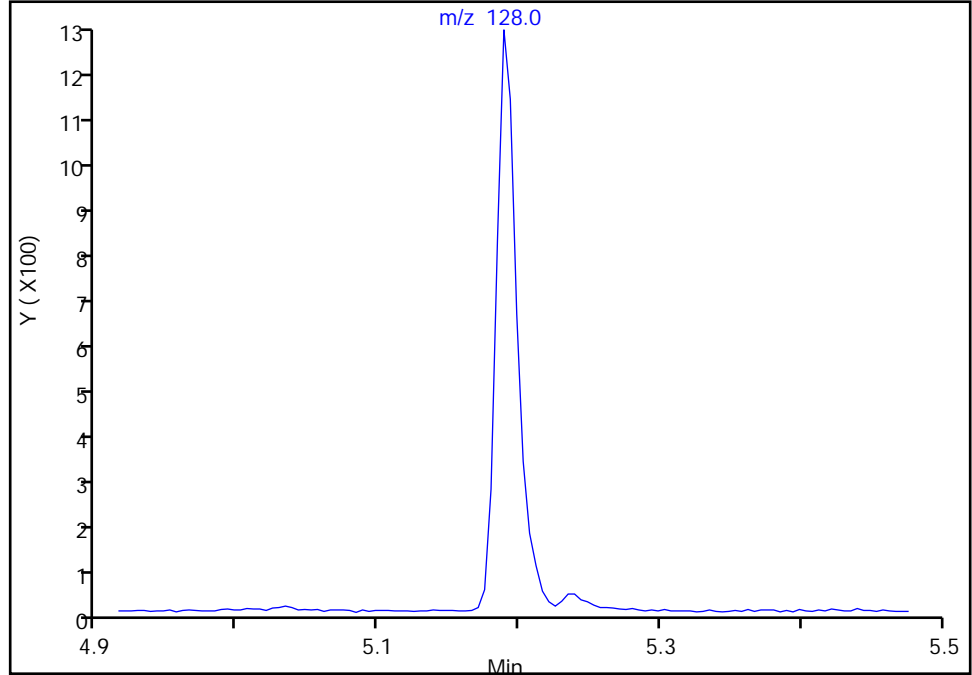
Data File: \\chromfs\Seattle\ChromData\TAC050\20220113-80849.b\SIM011322b024.D
Injection Date: 14-Jan-2022 04:26:30 Instrument ID: TAC050
Lims ID: std3
Client ID:
Operator ID: jcm ALS Bottle#: 14 Worklist Smp#: 14
Injection Vol: 1.0 ul Dil. Factor: 1.0000
Method: TAC050_SIM_PAH Limit Group: 8270D_SIM QSM 5.0
Column: Detector MS SCAN

11 Naphthalene, CAS: 91-20-3

Signal: 1

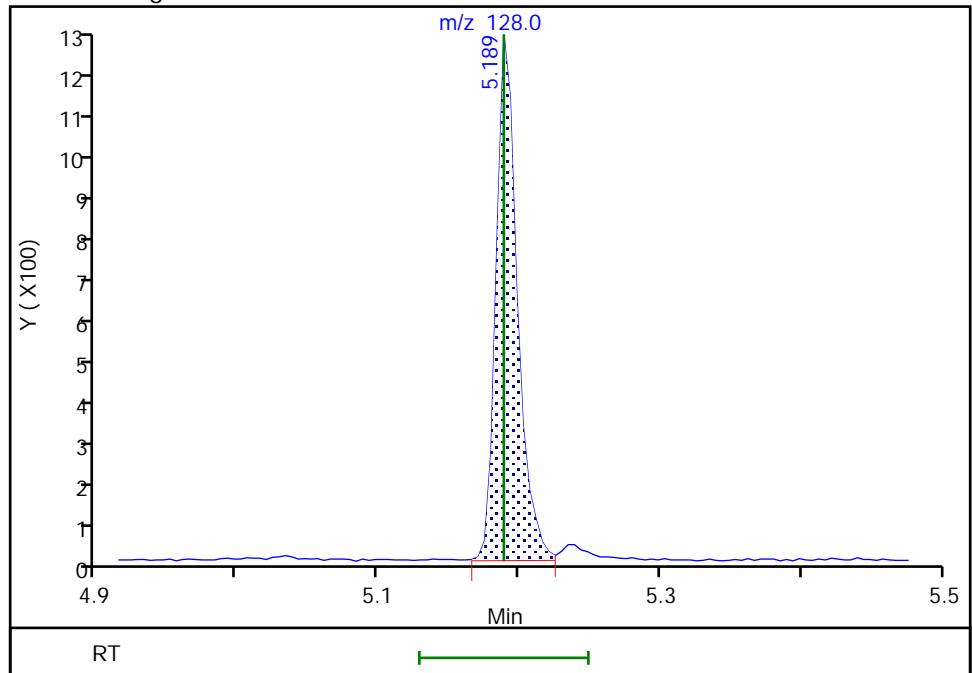
Not Detected
Expected RT: 5.19

Processing Integration Results



RT: 5.19
Area: 1258
Amount: 5.219533
Amount Units: ug/L

Manual Integration Results



Reviewer: boylea, 14-Jan-2022 14:25:06
Audit Action: Manually Integrated

Audit Reason: Assign Peak

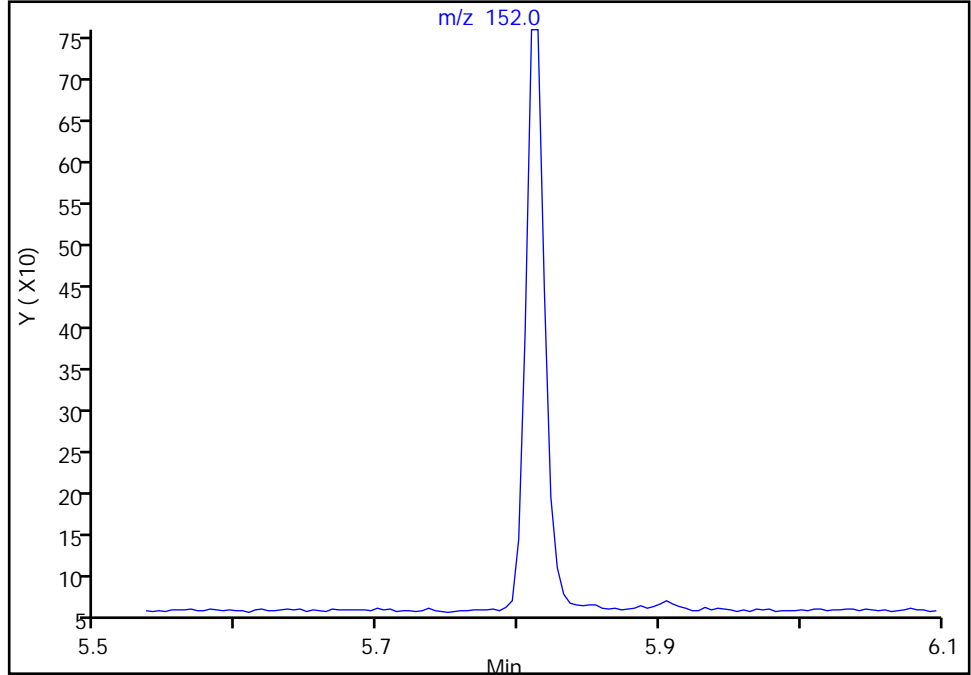
Eurofins Seattle

Data File: \\chromfs\Seattle\ChromData\TAC050\20220113-80849.b\SIM011322b024.D
Injection Date: 14-Jan-2022 04:26:30 Instrument ID: TAC050
Lims ID: std3
Client ID:
Operator ID: jcm ALS Bottle#: 14 Worklist Smp#: 14
Injection Vol: 1.0 ul Dil. Factor: 1.0000
Method: TAC050_SIM_PAH Limit Group: 8270D_SIM QSM 5.0
Column: Detector MS SCAN

\$ 6 2-methylnaphthalene-d10, CAS: 7297-45-2
Signal: 1

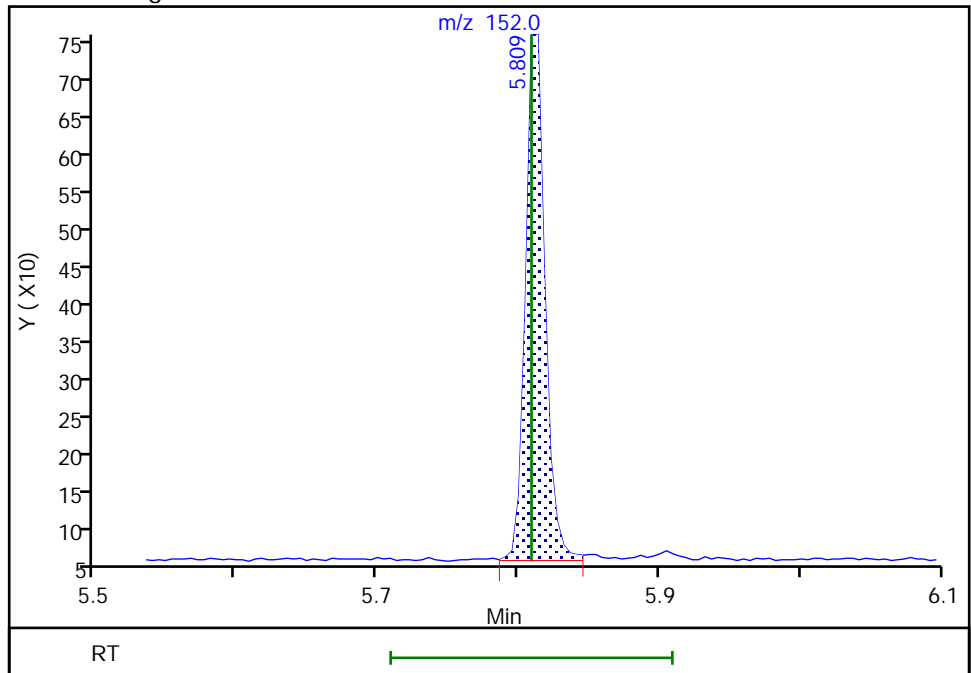
Not Detected
Expected RT: 5.81

Processing Integration Results



RT: 5.81
Area: 674
Amount: 4.999521
Amount Units: ug/L

Manual Integration Results



Reviewer: boylea, 14-Jan-2022 14:24:42
Audit Action: Manually Integrated

Audit Reason: Assign Peak
Page 631 of 797

Eurofins Seattle

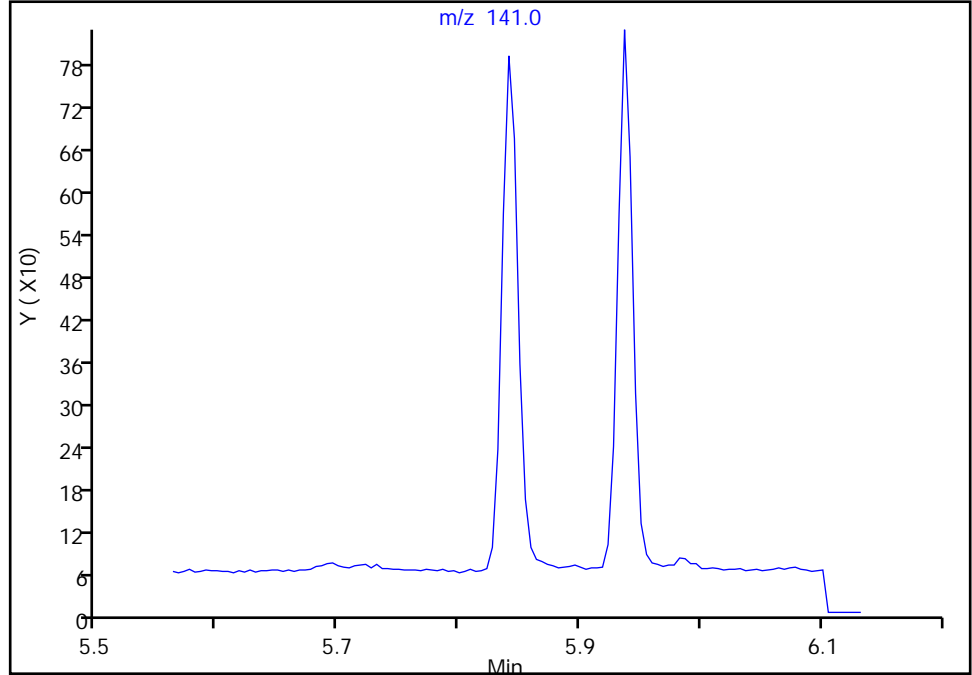
Data File: \\chromfs\Seattle\ChromData\TAC050\20220113-80849.b\SIM011322b024.D
Injection Date: 14-Jan-2022 04:26:30 Instrument ID: TAC050
Lims ID: std3
Client ID:
Operator ID: jcm ALS Bottle#: 14 Worklist Smp#: 14
Injection Vol: 1.0 ul Dil. Factor: 1.0000
Method: TAC050_SIM_PAH Limit Group: 8270D_SIM QSM 5.0
Column: Detector MS SCAN

12 2-Methylnaphthalene, CAS: 91-57-6

Signal: 1

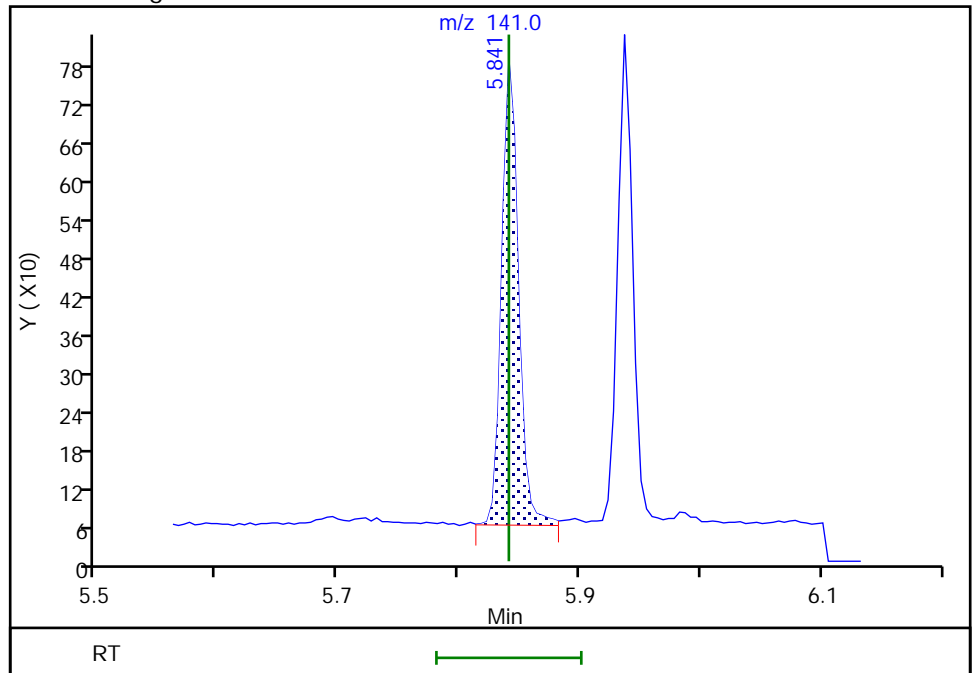
Not Detected
Expected RT: 5.84

Processing Integration Results



RT: 5.84
Area: 702
Amount: 5.135764
Amount Units: ug/L

Manual Integration Results



Reviewer: boylea, 14-Jan-2022 14:25:10
Audit Action: Manually Integrated

Audit Reason: Assign Peak

Eurofins Seattle

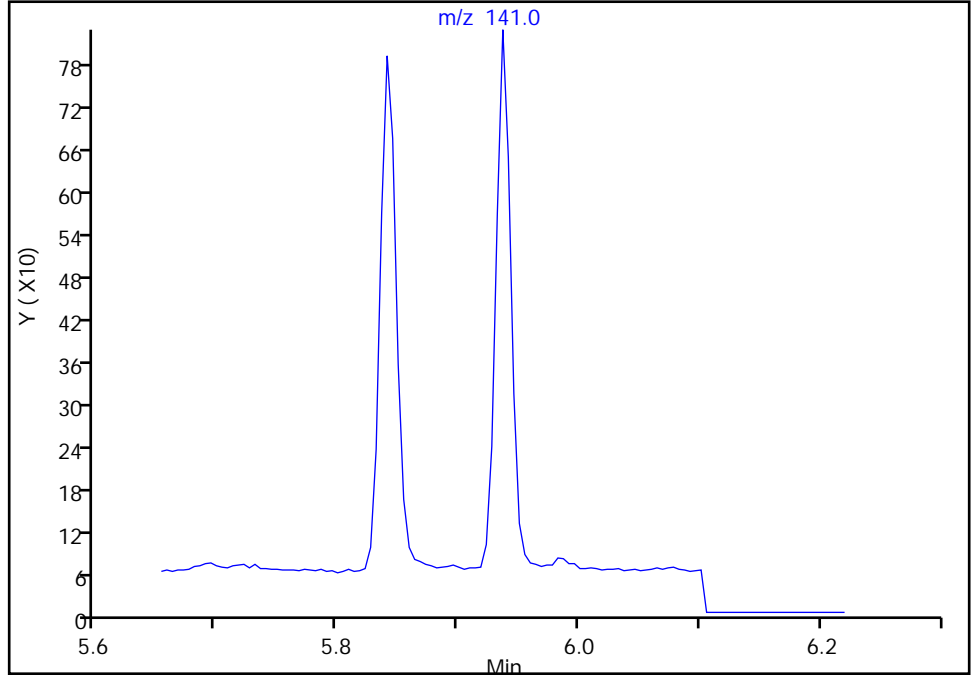
Data File: \\chromfs\Seattle\ChromData\TAC050\20220113-80849.b\SIM011322b024.D
Injection Date: 14-Jan-2022 04:26:30 Instrument ID: TAC050
Lims ID: std3
Client ID:
Operator ID: jcm ALS Bottle#: 14 Worklist Smp#: 14
Injection Vol: 1.0 ul Dil. Factor: 1.0000
Method: TAC050_SIM_PAH Limit Group: 8270D_SIM QSM 5.0
Column: Detector MS SCAN

13 1-Methylnaphthalene, CAS: 90-12-0

Signal: 1

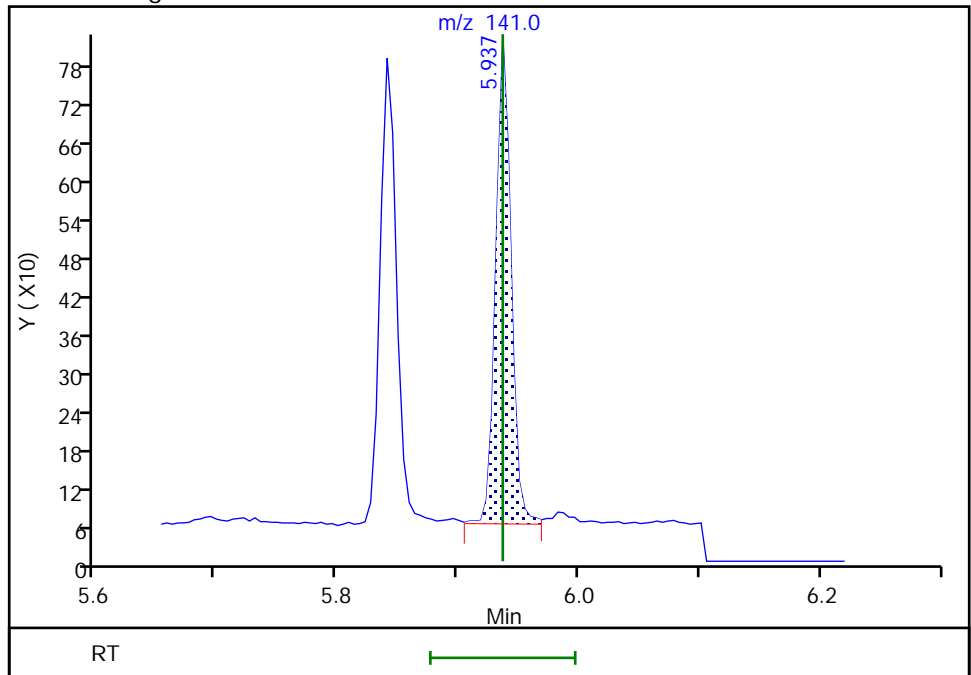
Not Detected
Expected RT: 5.94

Processing Integration Results



Manual Integration Results

RT: 5.94
Area: 671
Amount: 5.068040
Amount Units: ug/L



Reviewer: boylea, 14-Jan-2022 14:25:14
Audit Action: Manually Integrated

Audit Reason: Assign Peak
Page 633 of 797

Eurofins Seattle

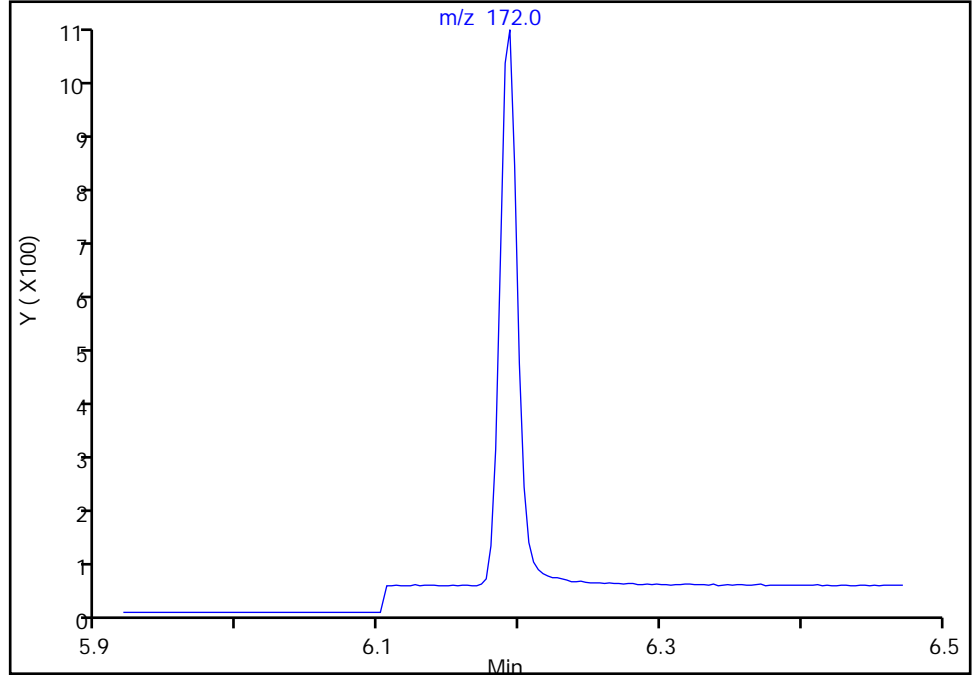
Data File: \\chromfs\Seattle\ChromData\TAC050\20220113-80849.b\SIM011322b024.D
Injection Date: 14-Jan-2022 04:26:30 Instrument ID: TAC050
Lims ID: std3
Client ID:
Operator ID: jcm ALS Bottle#: 14 Worklist Smp#: 14
Injection Vol: 1.0 ul Dil. Factor: 1.0000
Method: TAC050_SIM_PAH Limit Group: 8270D_SIM QSM 5.0
Column: Detector MS SCAN

\$ 10 2-Fluorobiphenyl, CAS: 321-60-8

Signal: 1

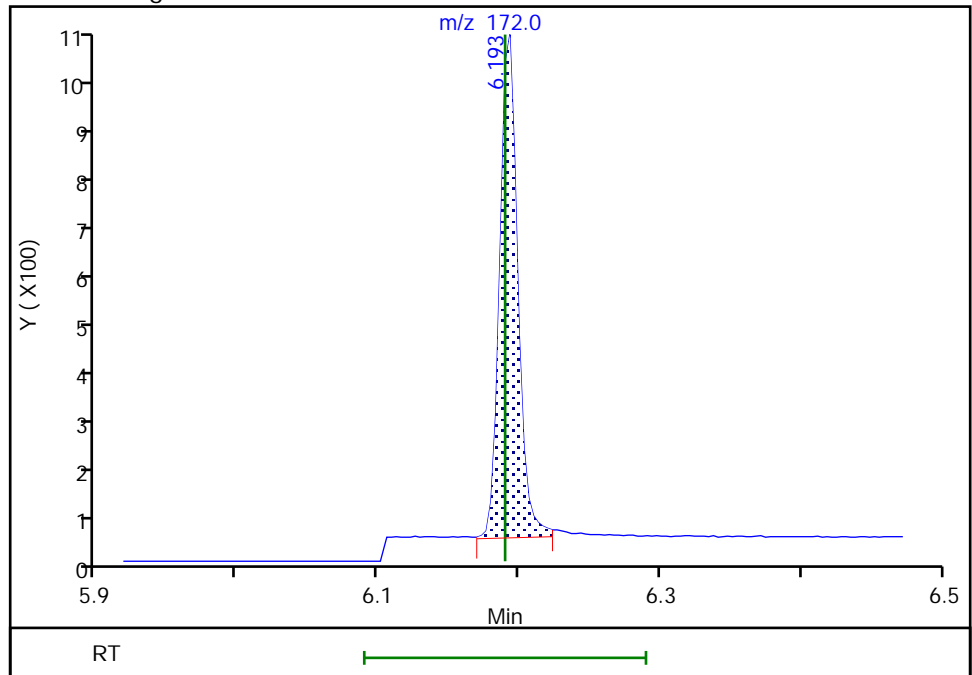
Not Detected
Expected RT: 6.19

Processing Integration Results



RT: 6.19
Area: 854
Amount: 5.271019
Amount Units: ug/L

Manual Integration Results



Reviewer: boylea, 14-Jan-2022 14:24:47
Audit Action: Manually Integrated

Audit Reason: Assign Peak
Page 634 of 797

Eurofins Seattle

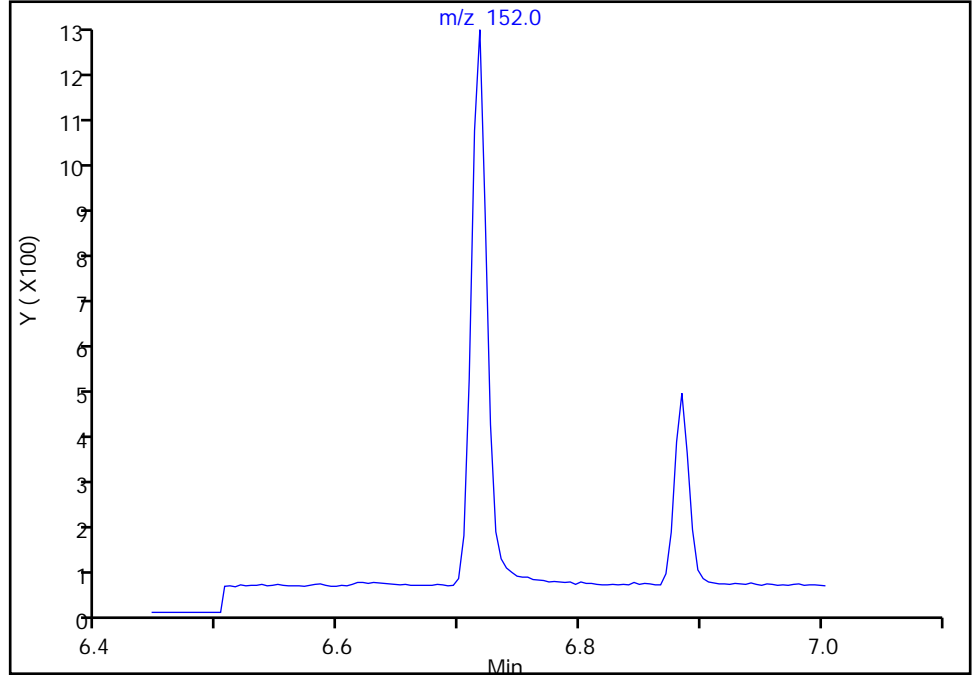
Data File: \\chromfs\Seattle\ChromData\TAC050\20220113-80849.b\SIM011322b024.D
Injection Date: 14-Jan-2022 04:26:30 Instrument ID: TAC050
Lims ID: std3
Client ID:
Operator ID: jcm ALS Bottle#: 14 Worklist Smp#: 14
Injection Vol: 1.0 ul Dil. Factor: 1.0000
Method: TAC050_SIM_PAH Limit Group: 8270D_SIM QSM 5.0
Column: Detector MS SCAN

14 Acenaphthylene, CAS: 208-96-8

Signal: 1

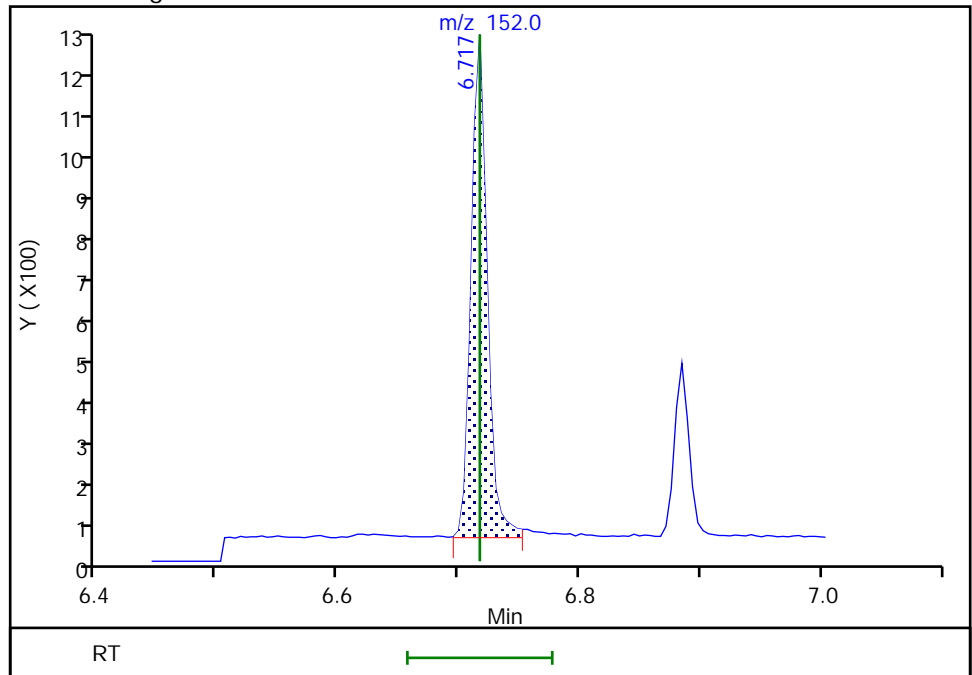
Not Detected
Expected RT: 6.72

Processing Integration Results



Manual Integration Results

RT: 6.72
Area: 1063
Amount: 4.965980
Amount Units: ug/L



Reviewer: boylea, 14-Jan-2022 14:25:18
Audit Action: Manually Integrated

Audit Reason: Assign Peak

Eurofins Seattle

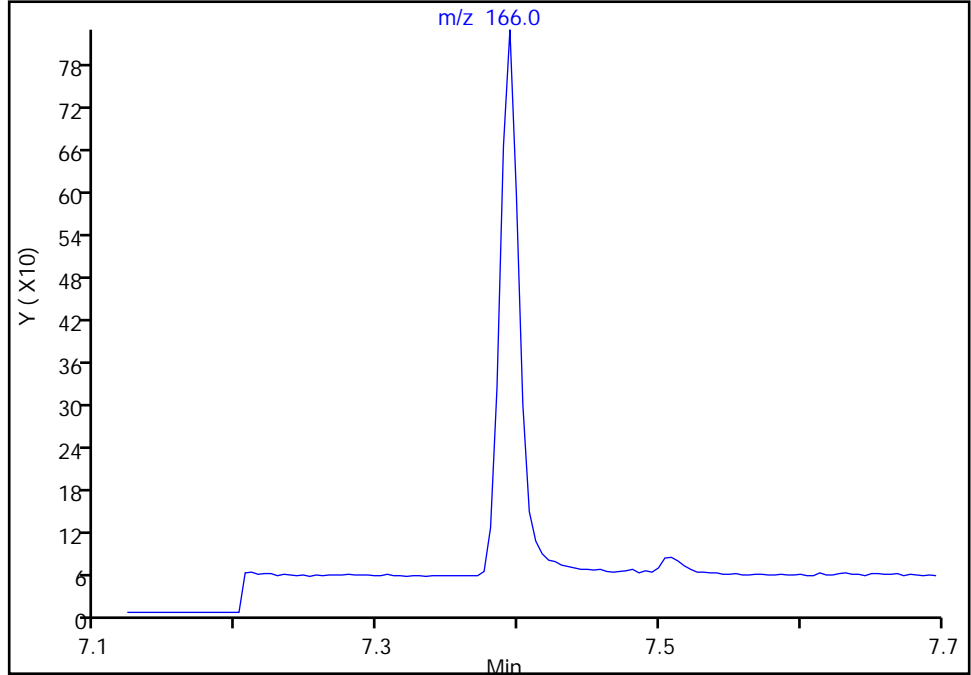
Data File: \\chromfs\Seattle\ChromData\TAC050\20220113-80849.b\SIM011322b024.D
Injection Date: 14-Jan-2022 04:26:30 Instrument ID: TAC050
Lims ID: std3
Client ID:
Operator ID: jcm ALS Bottle#: 14 Worklist Smp#: 14
Injection Vol: 1.0 ul Dil. Factor: 1.0000
Method: TAC050_SIM_PAH Limit Group: 8270D_SIM QSM 5.0
Column: Detector MS SCAN

16 Fluorene, CAS: 86-73-7

Signal: 1

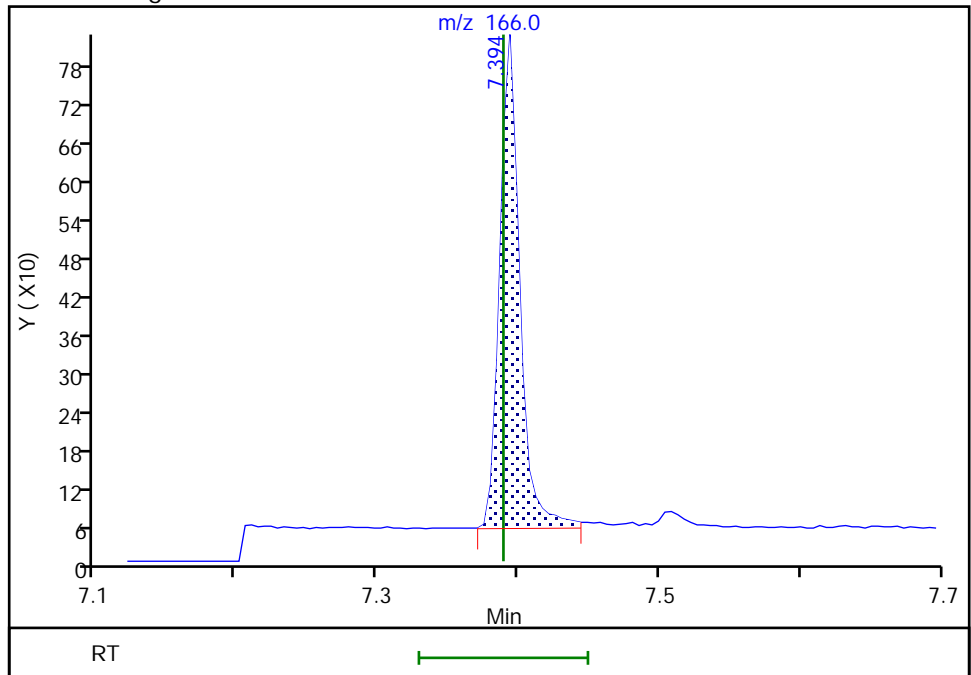
Not Detected
Expected RT: 7.39

Processing Integration Results



Manual Integration Results

RT: 7.39
Area: 762
Amount: 5.088129
Amount Units: ug/L



Reviewer: boylea, 14-Jan-2022 14:25:24
Audit Action: Manually Integrated

Audit Reason: Assign Peak
Page 636 of 797

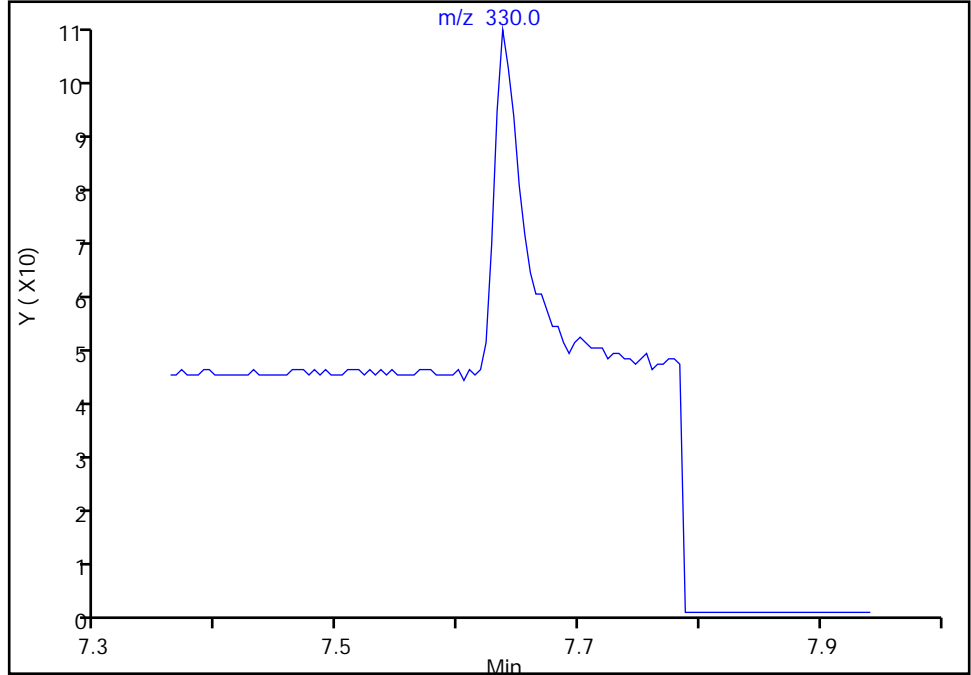
Eurofins Seattle

Data File: \\chromfs\Seattle\ChromData\TAC050\20220113-80849.b\SIM011322b024.D
Injection Date: 14-Jan-2022 04:26:30 Instrument ID: TAC050
Lims ID: std3
Client ID:
Operator ID: jcm ALS Bottle#: 14 Worklist Smp#: 14
Injection Vol: 1.0 ul Dil. Factor: 1.0000
Method: TAC050_SIM_PAH Limit Group: 8270D_SIM QSM 5.0
Column: Detector MS SCAN

\$ 7 2,4,6-Tribromophenol, CAS: 118-79-6
Signal: 1

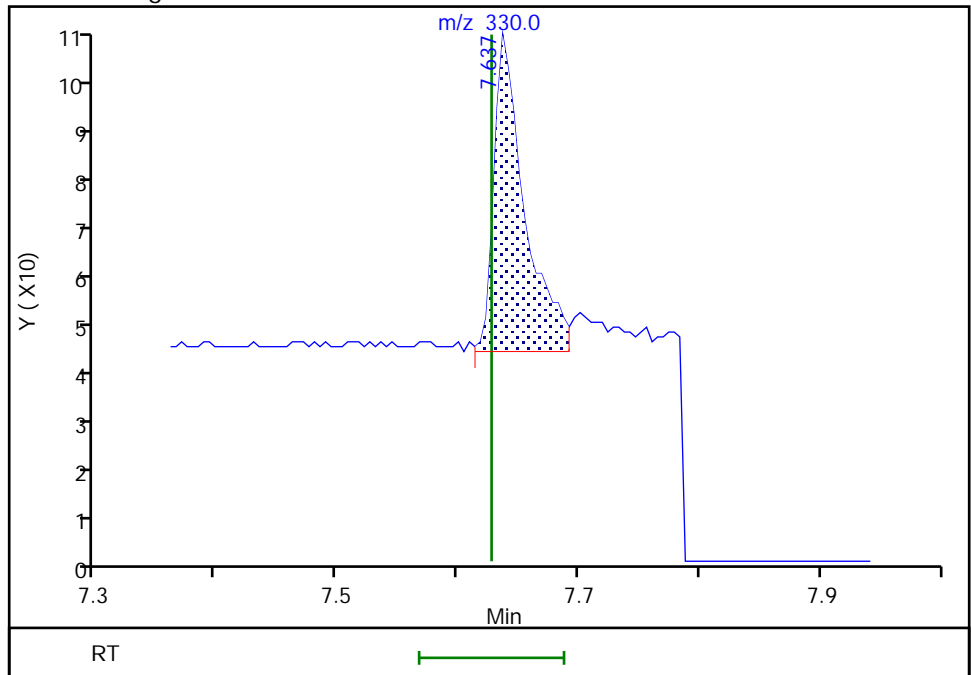
Not Detected
Expected RT: 7.63

Processing Integration Results



Manual Integration Results

RT: 7.64
Area: 113
Amount: 9.578742
Amount Units: ug/L



Reviewer: boylea, 14-Jan-2022 14:24:51
Audit Action: Manually Integrated

Eurofins Seattle

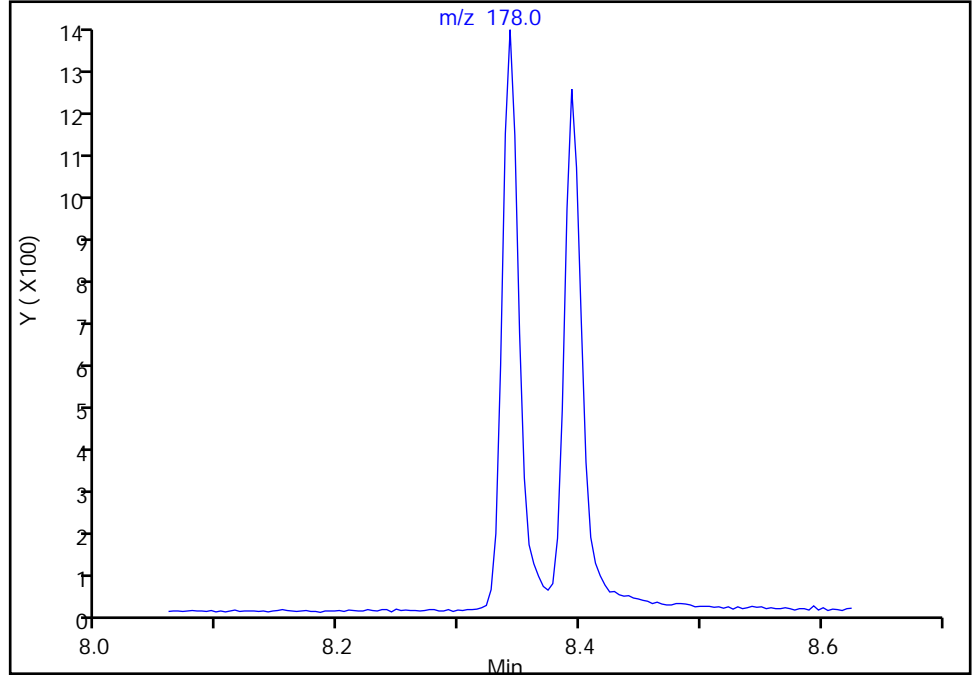
Data File: \\chromfs\Seattle\ChromData\TAC050\20220113-80849.b\SIM011322b024.D
Injection Date: 14-Jan-2022 04:26:30 Instrument ID: TAC050
Lims ID: std3
Client ID:
Operator ID: jcm ALS Bottle#: 14 Worklist Smp#: 14
Injection Vol: 1.0 ul Dil. Factor: 1.0000
Method: TAC050_SIM_PAH Limit Group: 8270D_SIM QSM 5.0
Column: Detector MS SCAN

18 Phenanthrene, CAS: 85-01-8

Signal: 1

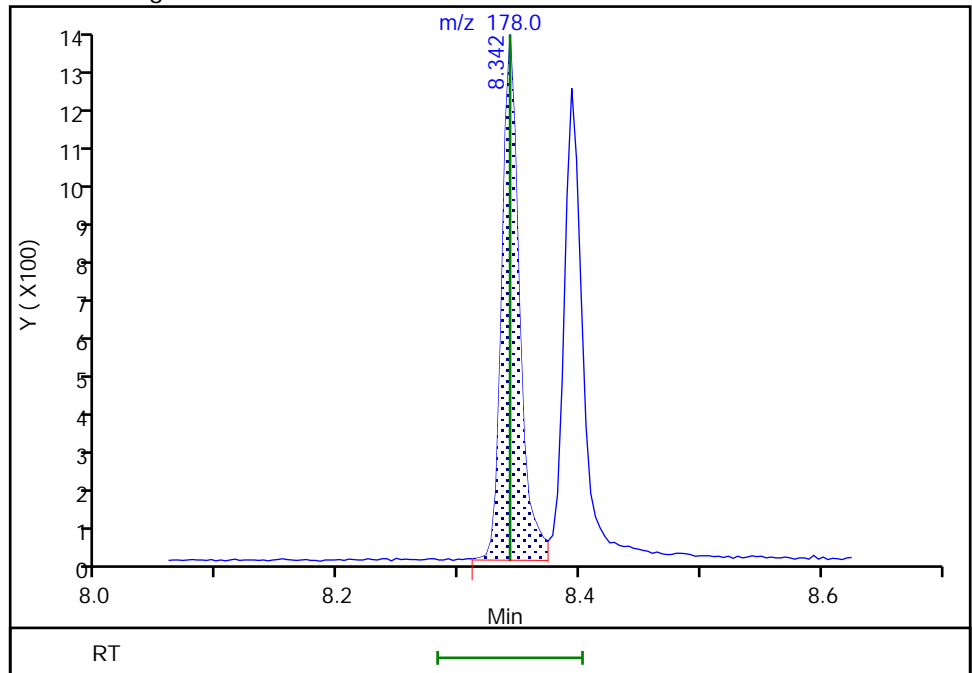
Not Detected
Expected RT: 8.34

Processing Integration Results



RT: 8.34
Area: 1265
Amount: 5.285785
Amount Units: ug/L

Manual Integration Results



Reviewer: boylea, 14-Jan-2022 14:25:31
Audit Action: Manually Integrated

Audit Reason: Assign Peak

Eurofins Seattle

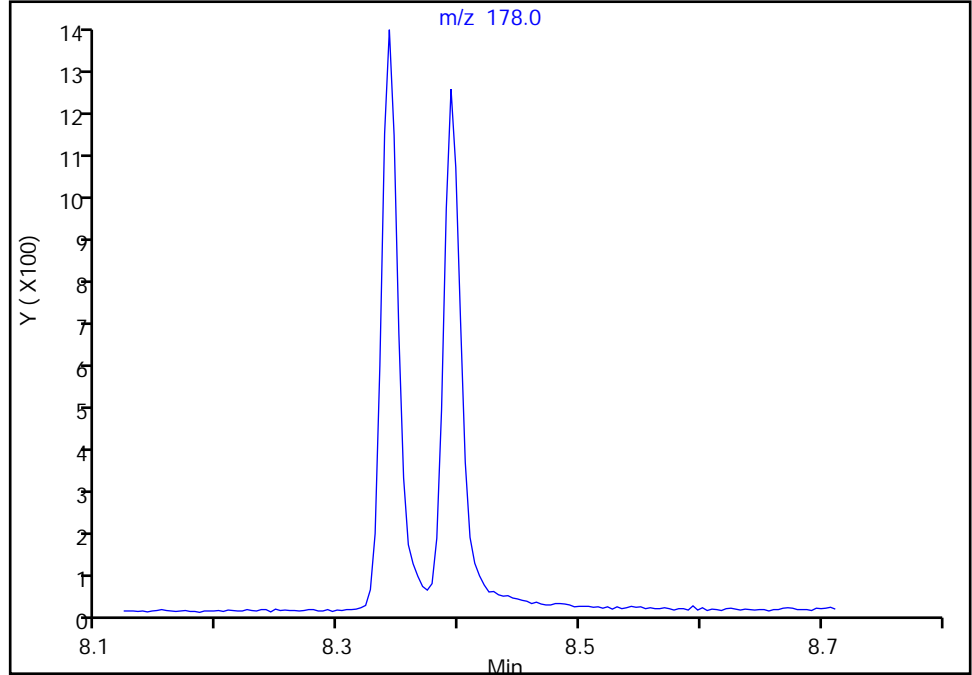
Data File: \\chromfs\Seattle\ChromData\TAC050\20220113-80849.b\SIM011322b024.D
Injection Date: 14-Jan-2022 04:26:30 Instrument ID: TAC050
Lims ID: std3
Client ID:
Operator ID: jcm ALS Bottle#: 14 Worklist Smp#: 14
Injection Vol: 1.0 ul Dil. Factor: 1.0000
Method: TAC050_SIM_PAH Limit Group: 8270D_SIM QSM 5.0
Column: Detector MS SCAN

19 Anthracene, CAS: 120-12-7

Signal: 1

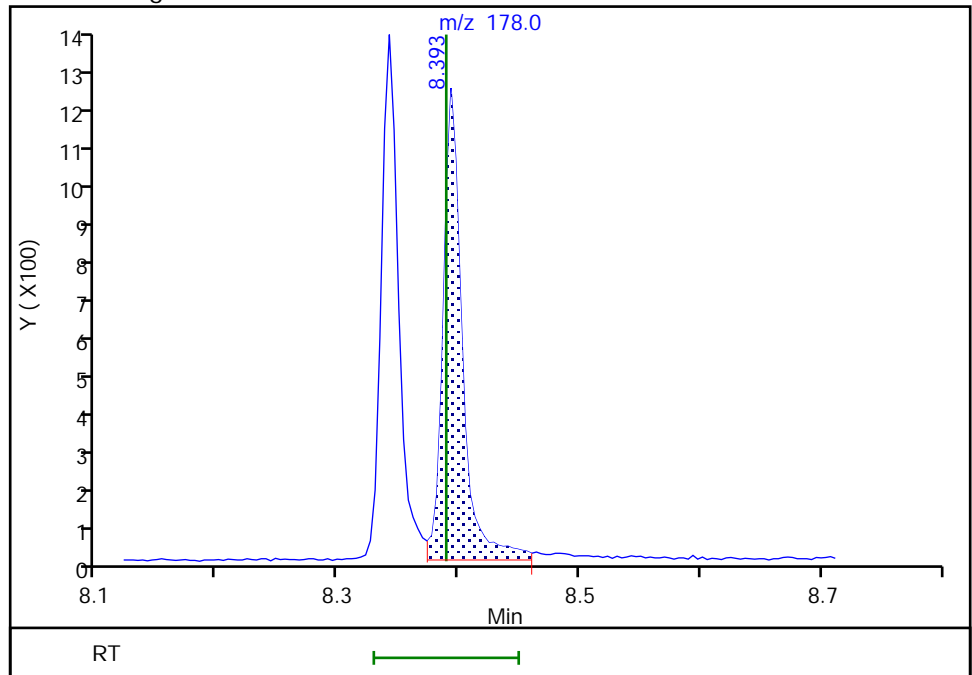
Not Detected
Expected RT: 8.39

Processing Integration Results



Manual Integration Results

RT: 8.39
Area: 1238
Amount: 5.313964
Amount Units: ug/L



Reviewer: boylea, 14-Jan-2022 14:25:38
Audit Action: Manually Integrated

Audit Reason: Assign Peak
Page 639 of 797

Eurofins Seattle

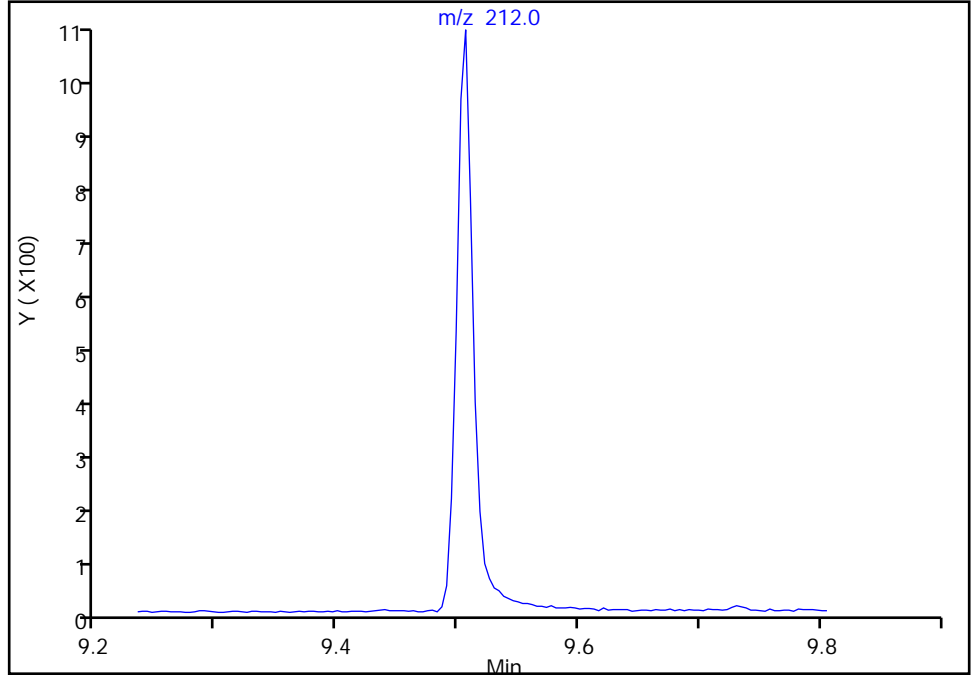
Data File: \\chromfs\Seattle\ChromData\TAC050\20220113-80849.b\SIM011322b024.D
Injection Date: 14-Jan-2022 04:26:30 Instrument ID: TAC050
Lims ID: std3
Client ID:
Operator ID: jcm ALS Bottle#: 14 Worklist Smp#: 14
Injection Vol: 1.0 ul Dil. Factor: 1.0000
Method: TAC050_SIM_PAH Limit Group: 8270D_SIM QSM 5.0
Column: Detector MS SCAN

\$ 8 Fluoranthene-d10 (Surr), CAS: 93951-69-0

Signal: 1

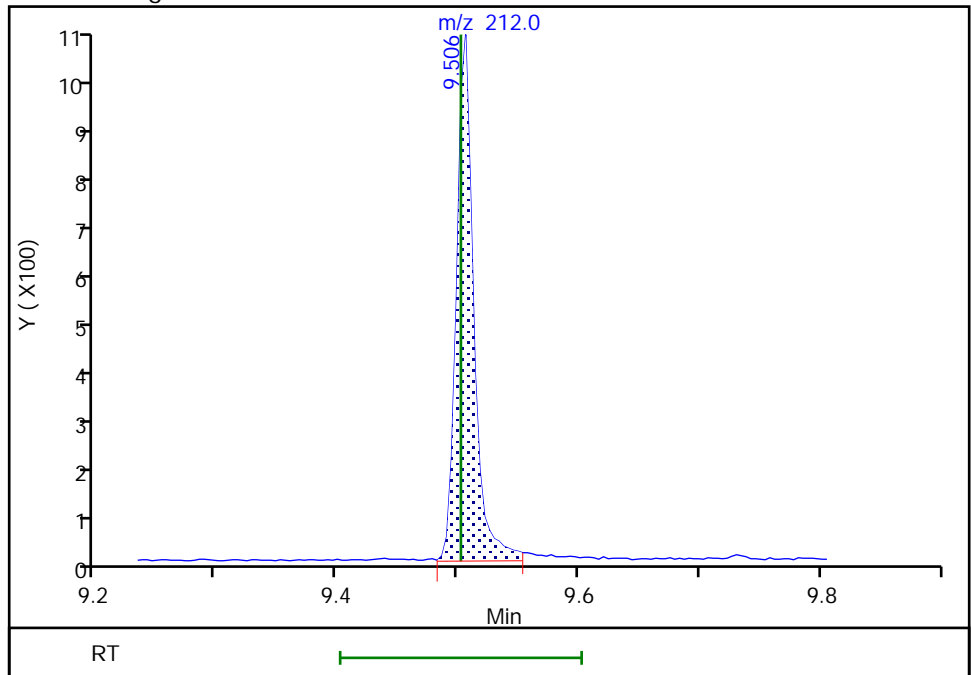
Not Detected
Expected RT: 9.50

Processing Integration Results



Manual Integration Results

RT: 9.51
Area: 1038
Amount: 5.240464
Amount Units: ug/L



Reviewer: boylea, 14-Jan-2022 14:24:56
Audit Action: Manually Integrated

Audit Reason: Assign Peak
Page 640 of 797

Eurofins Seattle

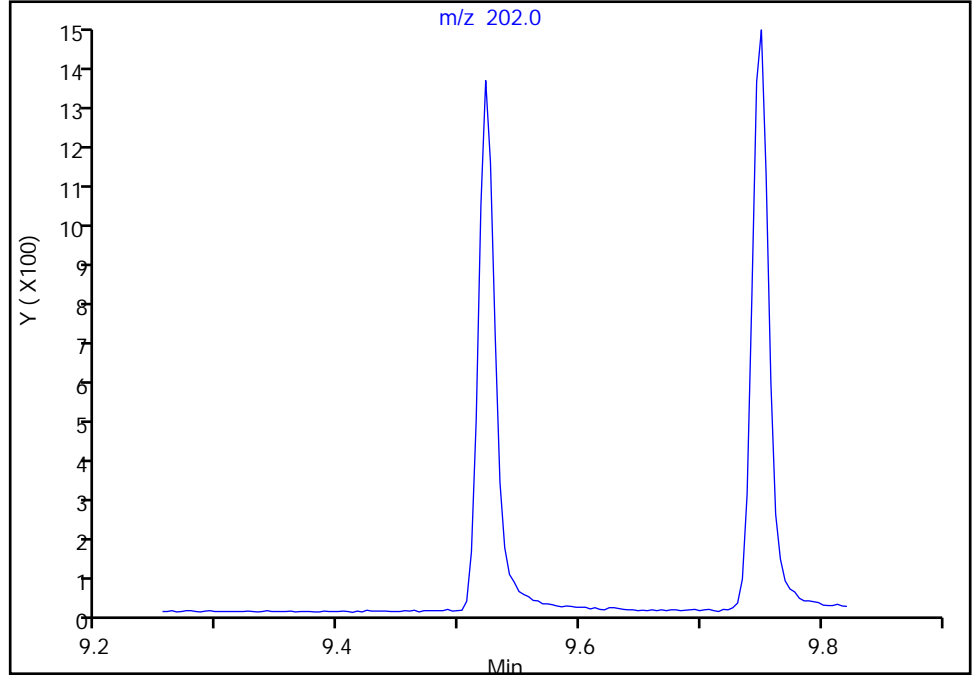
Data File: \\chromfs\Seattle\ChromData\TAC050\20220113-80849.b\SIM011322b024.D
Injection Date: 14-Jan-2022 04:26:30 Instrument ID: TAC050
Lims ID: std3
Client ID:
Operator ID: jcm ALS Bottle#: 14 Worklist Smp#: 14
Injection Vol: 1.0 ul Dil. Factor: 1.0000
Method: TAC050_SIM_PAH Limit Group: 8270D_SIM QSM 5.0
Column: Detector MS SCAN

20 Fluoranthene, CAS: 206-44-0

Signal: 1

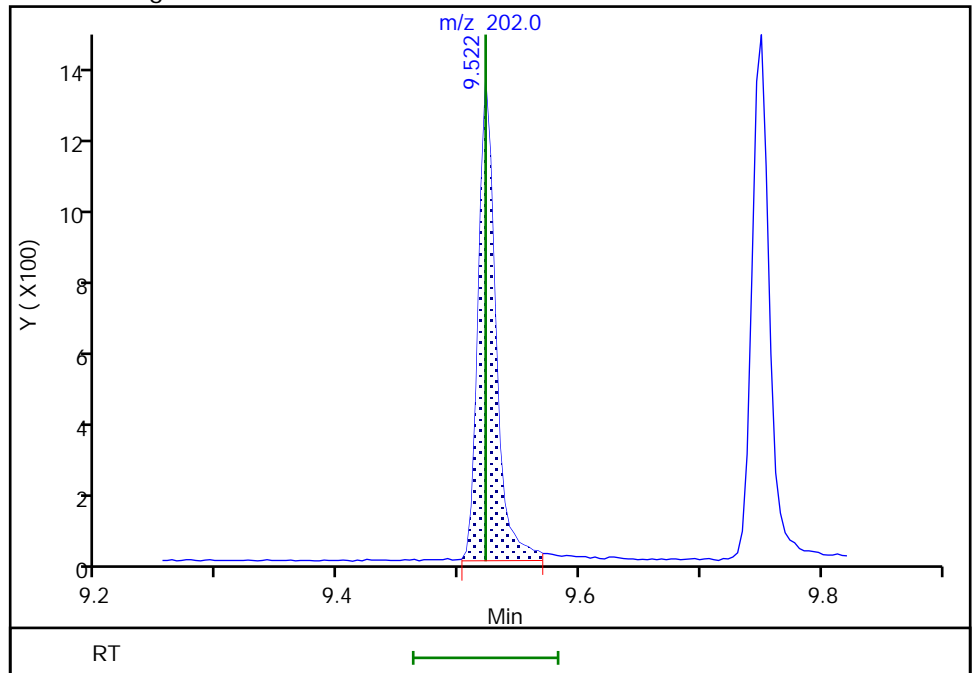
Not Detected
Expected RT: 9.52

Processing Integration Results



RT: 9.52
Area: 1256
Amount: 5.278999
Amount Units: ug/L

Manual Integration Results



Reviewer: boylea, 14-Jan-2022 14:26:06
Audit Action: Manually Integrated

Eurofins Seattle

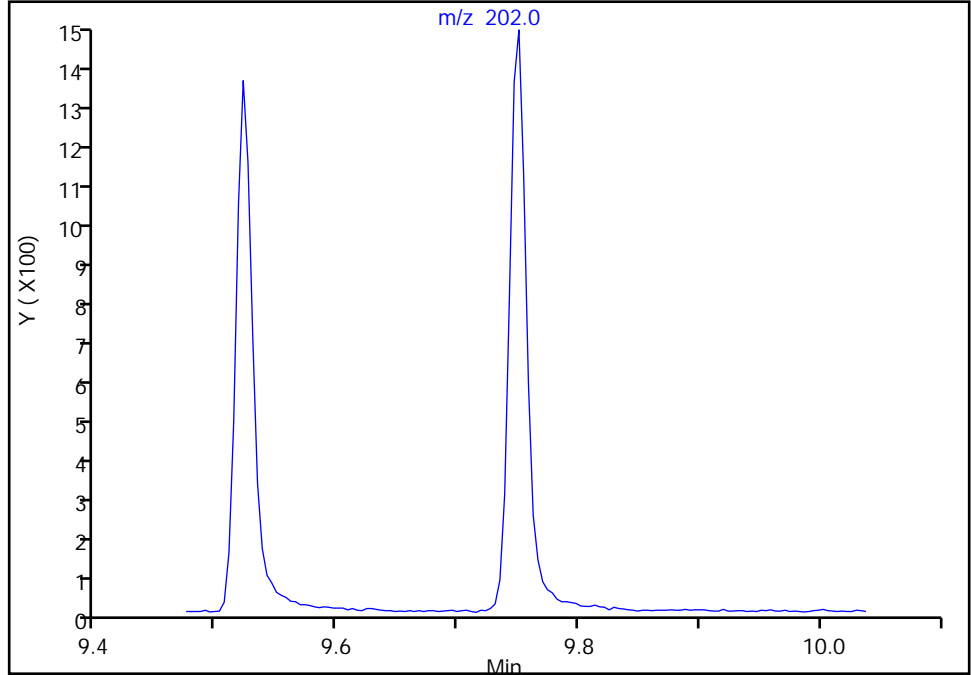
Data File: \\chromfs\Seattle\ChromData\TAC050\20220113-80849.b\SIM011322b024.D
Injection Date: 14-Jan-2022 04:26:30 Instrument ID: TAC050
Lims ID: std3
Client ID:
Operator ID: jcm ALS Bottle#: 14 Worklist Smp#: 14
Injection Vol: 1.0 ul Dil. Factor: 1.0000
Method: TAC050_SIM_PAH Limit Group: 8270D_SIM QSM 5.0
Column: Detector MS SCAN

21 Pyrene, CAS: 129-00-0

Signal: 1

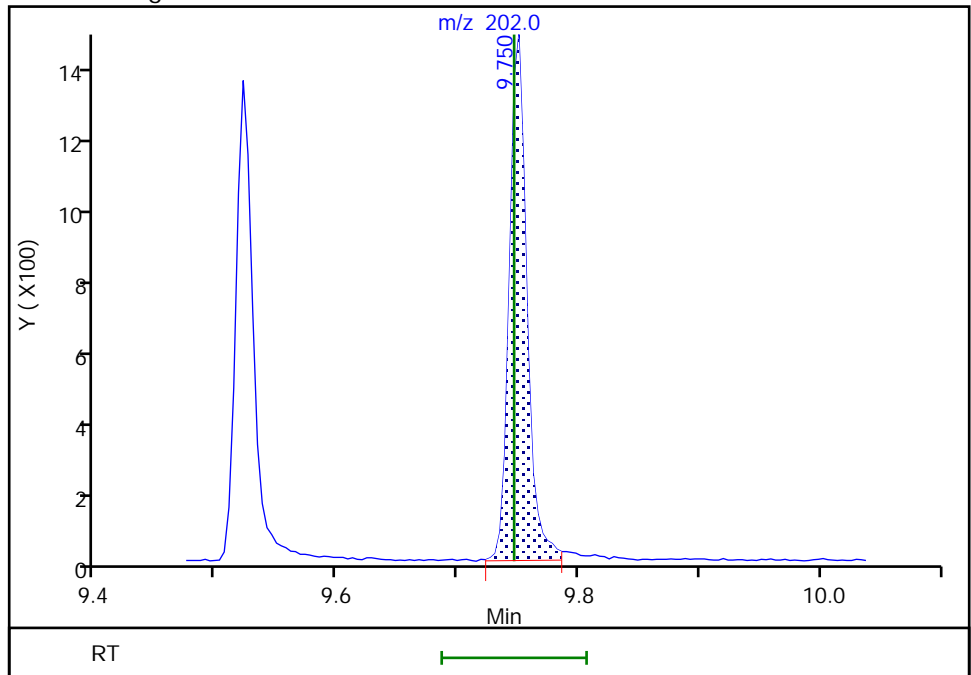
Not Detected
Expected RT: 9.75

Processing Integration Results



Manual Integration Results

RT: 9.75
Area: 1375
Amount: 5.470931
Amount Units: ug/L



Reviewer: boylea, 14-Jan-2022 14:26:10
Audit Action: Manually Integrated

Audit Reason: Assign Peak
Page 642 of 797

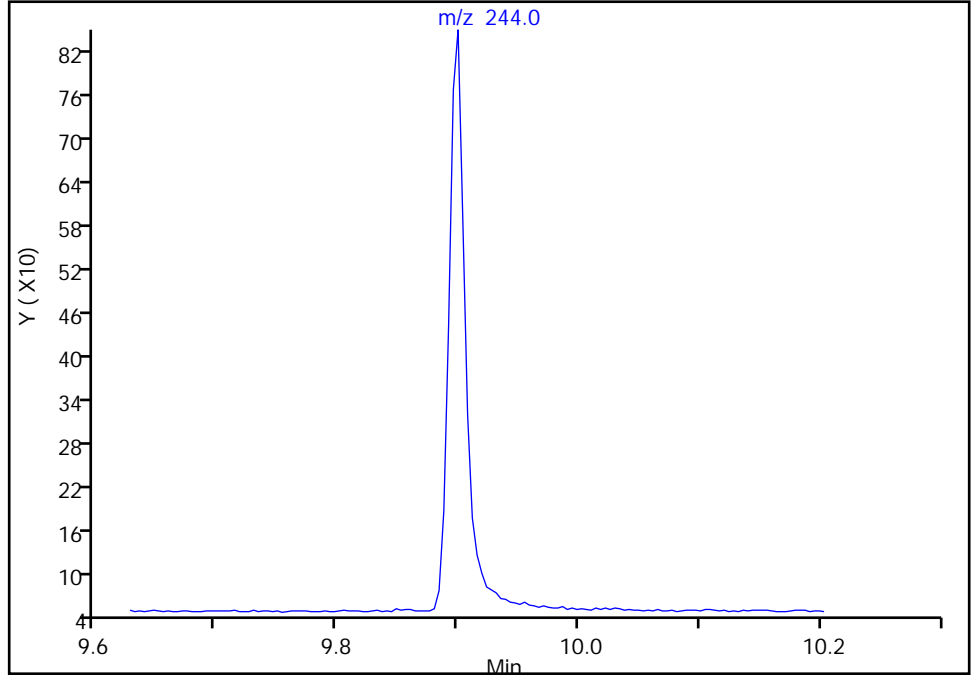
Eurofins Seattle

Data File: \\chromfs\Seattle\ChromData\TAC050\20220113-80849.b\SIM011322b024.D
Injection Date: 14-Jan-2022 04:26:30 Instrument ID: TAC050
Lims ID: std3
Client ID:
Operator ID: jcm ALS Bottle#: 14 Worklist Smp#: 14
Injection Vol: 1.0 ul Dil. Factor: 1.0000
Method: TAC050_SIM_PAH Limit Group: 8270D_SIM QSM 5.0
Column: Detector MS SCAN

\$ 9 Terphenyl-d14, CAS: 1718-51-0
Signal: 1

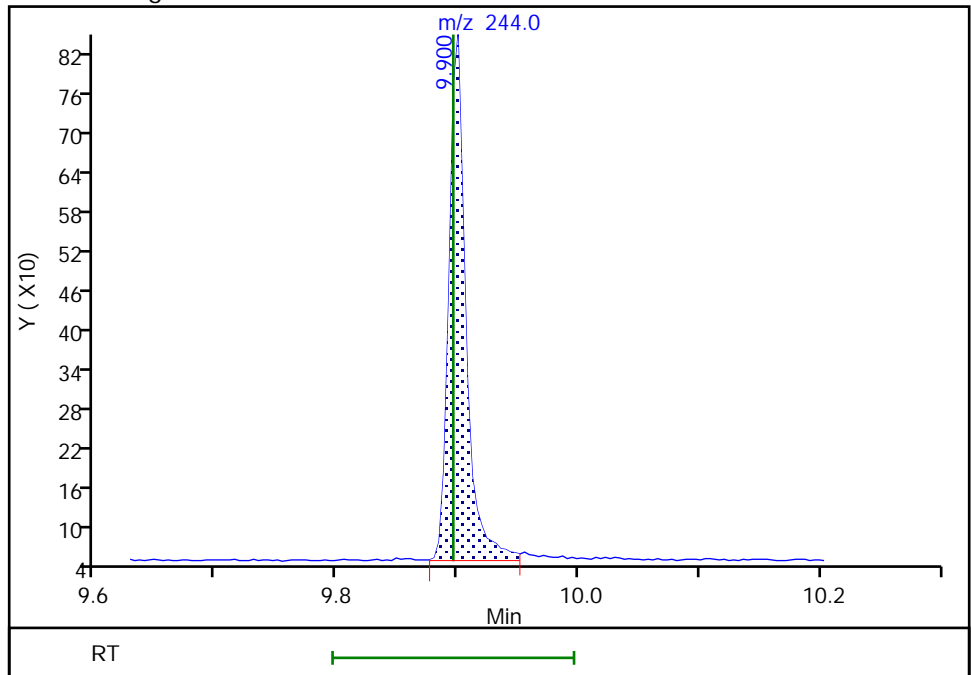
Not Detected
Expected RT: 9.90

Processing Integration Results



RT: 9.90
Area: 782
Amount: 6.223975
Amount Units: ug/L

Manual Integration Results



Reviewer: boylea, 14-Jan-2022 14:25:02
Audit Action: Manually Integrated

Audit Reason: Assign Peak
Page 643 of 797

Eurofins Seattle

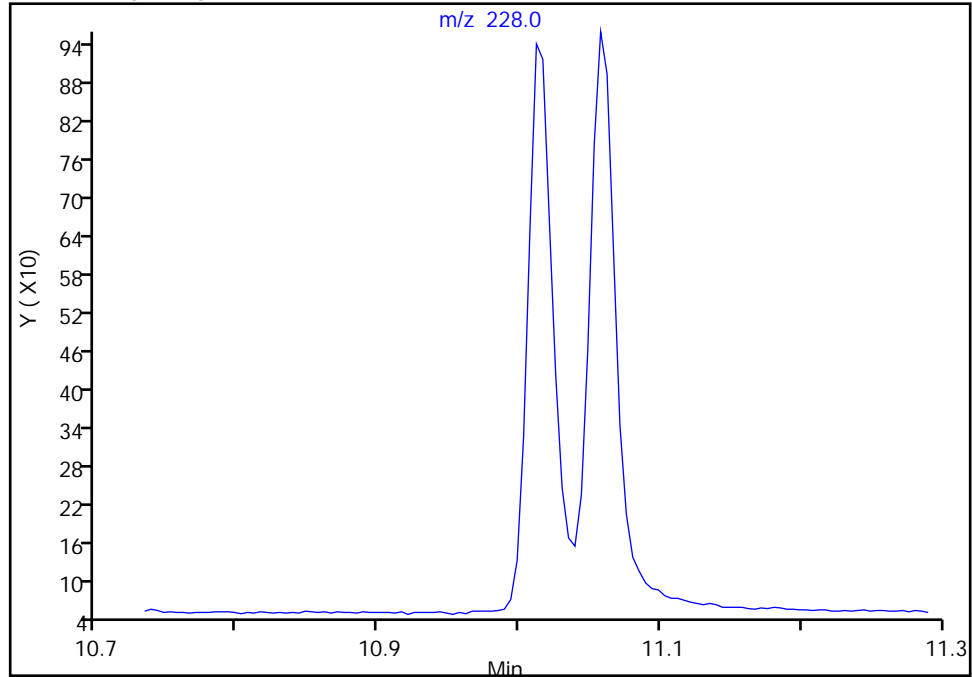
Data File: \\chromfs\Seattle\ChromData\TAC050\20220113-80849.b\SIM011322b024.D
Injection Date: 14-Jan-2022 04:26:30 Instrument ID: TAC050
Lims ID: std3
Client ID:
Operator ID: jcm ALS Bottle#: 14 Worklist Smp#: 14
Injection Vol: 1.0 ul Dil. Factor: 1.0000
Method: TAC050_SIM_PAH Limit Group: 8270D_SIM QSM 5.0
Column: Detector MS SCAN

22 Benzo[a]anthracene, CAS: 56-55-3

Signal: 1

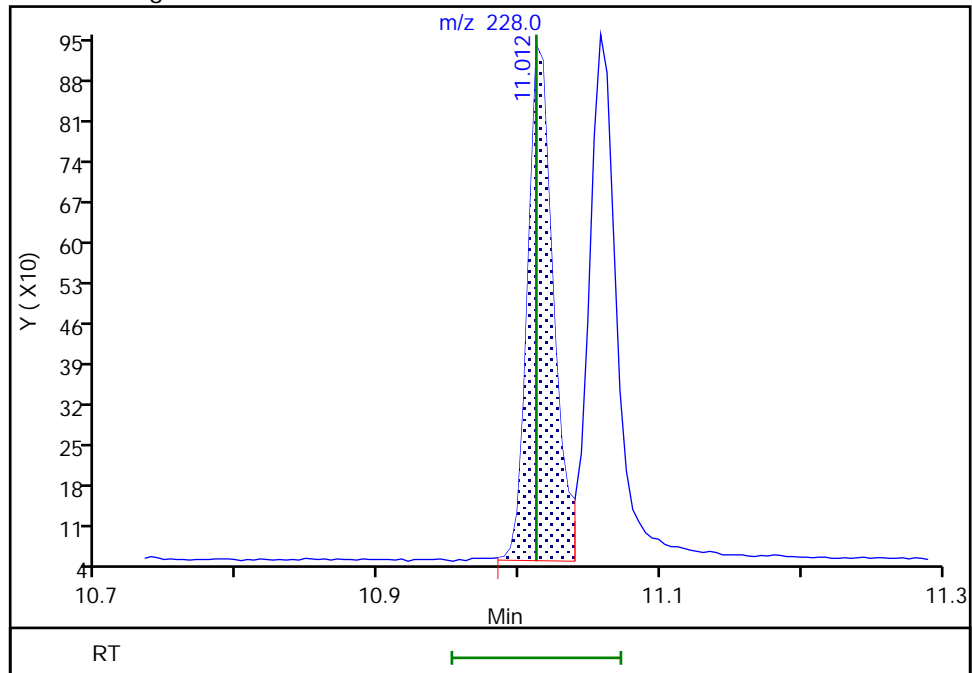
Not Detected
Expected RT: 11.01

Processing Integration Results



Manual Integration Results

RT: 11.01
Area: 1118
Amount: 5.025826
Amount Units: ug/L



Reviewer: boylea, 14-Jan-2022 14:26:26
Audit Action: Manually Integrated

Audit Reason: Assign Peak

Eurofins Seattle

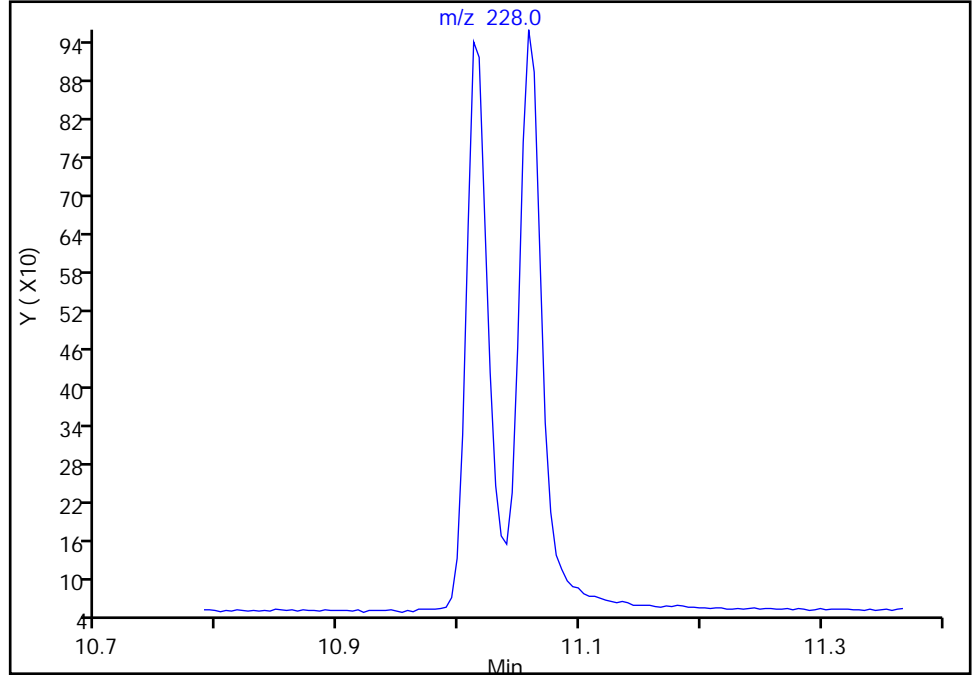
Data File: \\chromfs\Seattle\ChromData\TAC050\20220113-80849.b\SIM011322b024.D
Injection Date: 14-Jan-2022 04:26:30 Instrument ID: TAC050
Lims ID: std3
Client ID:
Operator ID: jcm ALS Bottle#: 14 Worklist Smp#: 14
Injection Vol: 1.0 ul Dil. Factor: 1.0000
Method: TAC050_SIM_PAH Limit Group: 8270D_SIM QSM 5.0
Column: Detector MS SCAN

23 Chrysene, CAS: 218-01-9

Signal: 1

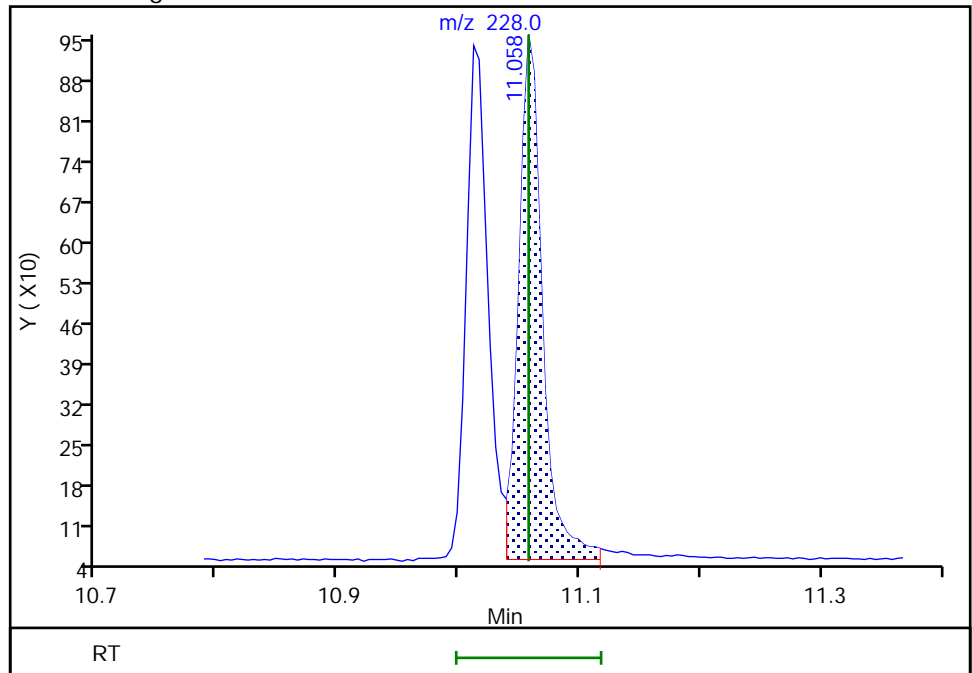
Not Detected
Expected RT: 11.06

Processing Integration Results



Manual Integration Results

RT: 11.06
Area: 1221
Amount: 5.148902
Amount Units: ug/L



Reviewer: boylea, 14-Jan-2022 14:26:39
Audit Action: Manually Integrated

Audit Reason: Assign Peak

Eurofins Seattle

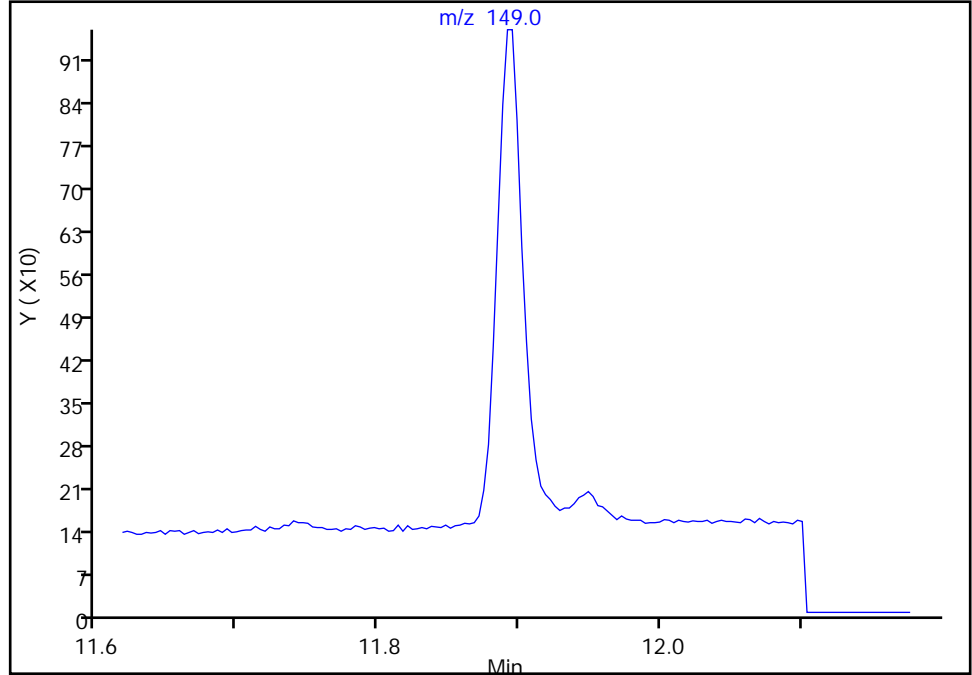
Data File: \\chromfs\Seattle\ChromData\TAC050\20220113-80849.b\SIM011322b024.D
Injection Date: 14-Jan-2022 04:26:30 Instrument ID: TAC050
Lims ID: std3
Client ID:
Operator ID: jcm ALS Bottle#: 14 Worklist Smp#: 14
Injection Vol: 1.0 ul Dil. Factor: 1.0000
Method: TAC050_SIM_PAH Limit Group: 8270D_SIM QSM 5.0
Column: Detector MS SCAN

30 Bis(2-ethylhexyl) phthalate, CAS: 117-81-7

Signal: 1

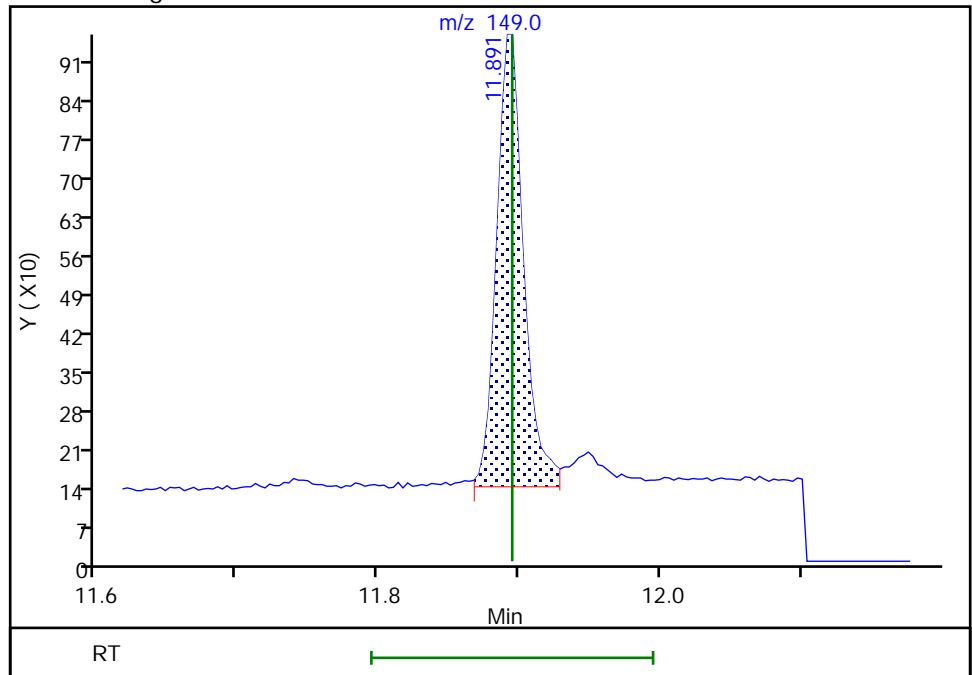
Not Detected
Expected RT: 11.89

Processing Integration Results



Manual Integration Results

RT: 11.89
Area: 1083
Amount: 4.520571
Amount Units: ug/L



Reviewer: boylea, 14-Jan-2022 14:26:44
Audit Action: Manually Integrated

Audit Reason: Assign Peak
Page 646 of 797

Eurofins Seattle

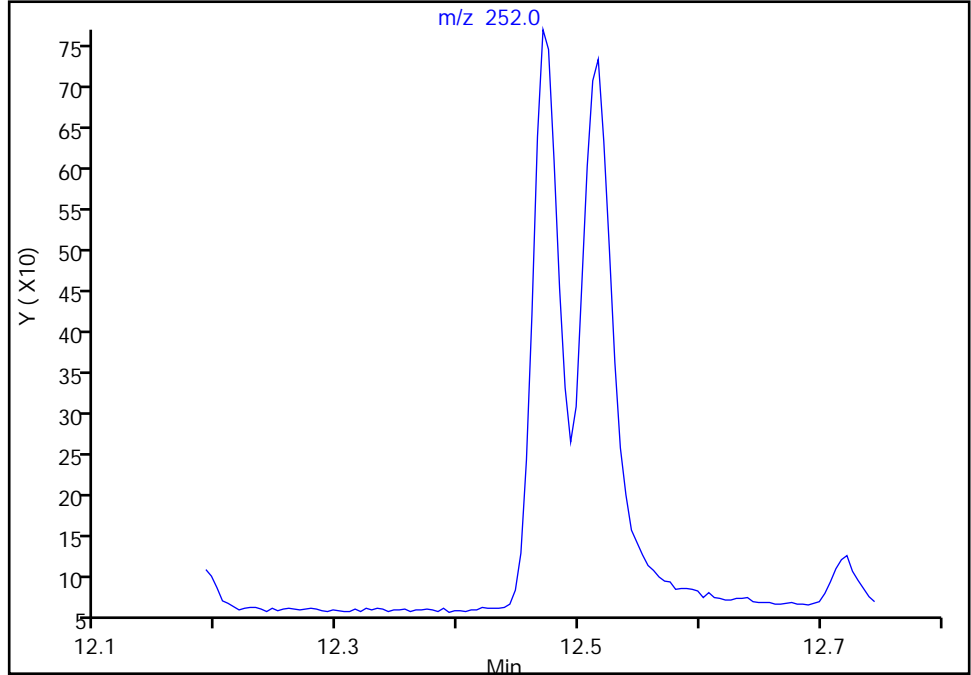
Data File: \\chromfs\Seattle\ChromData\TAC050\20220113-80849.b\SIM011322b024.D
Injection Date: 14-Jan-2022 04:26:30 Instrument ID: TAC050
Lims ID: std3
Client ID:
Operator ID: jcm ALS Bottle#: 14 Worklist Smp#: 14
Injection Vol: 1.0 ul Dil. Factor: 1.0000
Method: TAC050_SIM_PAH Limit Group: 8270D_SIM QSM 5.0
Column: Detector MS SCAN

24 Benzo[b]fluoranthene, CAS: 205-99-2

Signal: 1

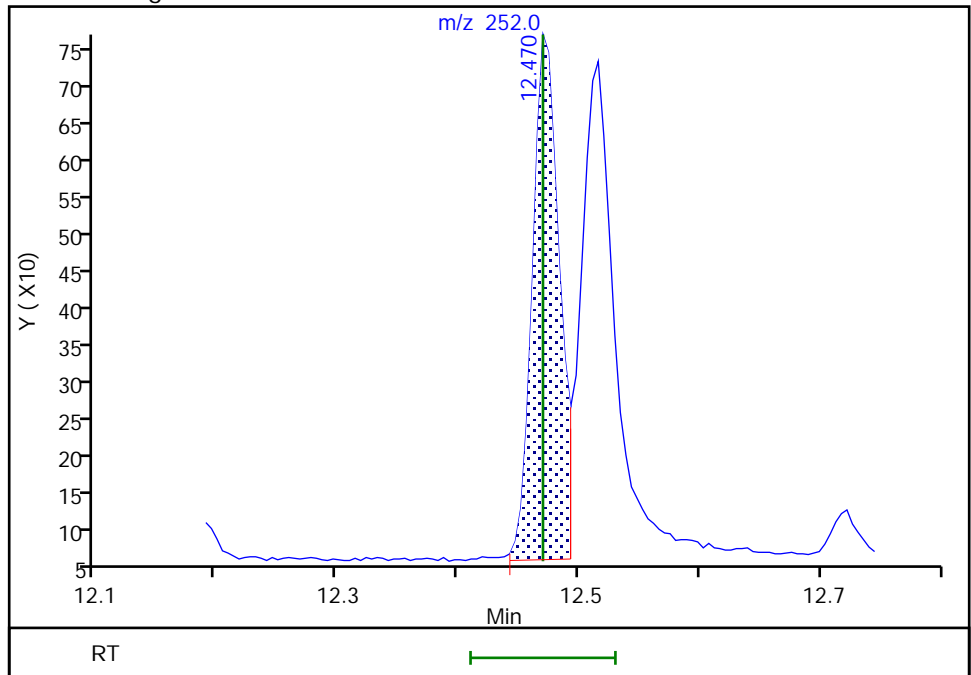
Not Detected
Expected RT: 12.47

Processing Integration Results



Manual Integration Results

RT: 12.47
Area: 1076
Amount: 5.050499
Amount Units: ug/L



Eurofins Seattle

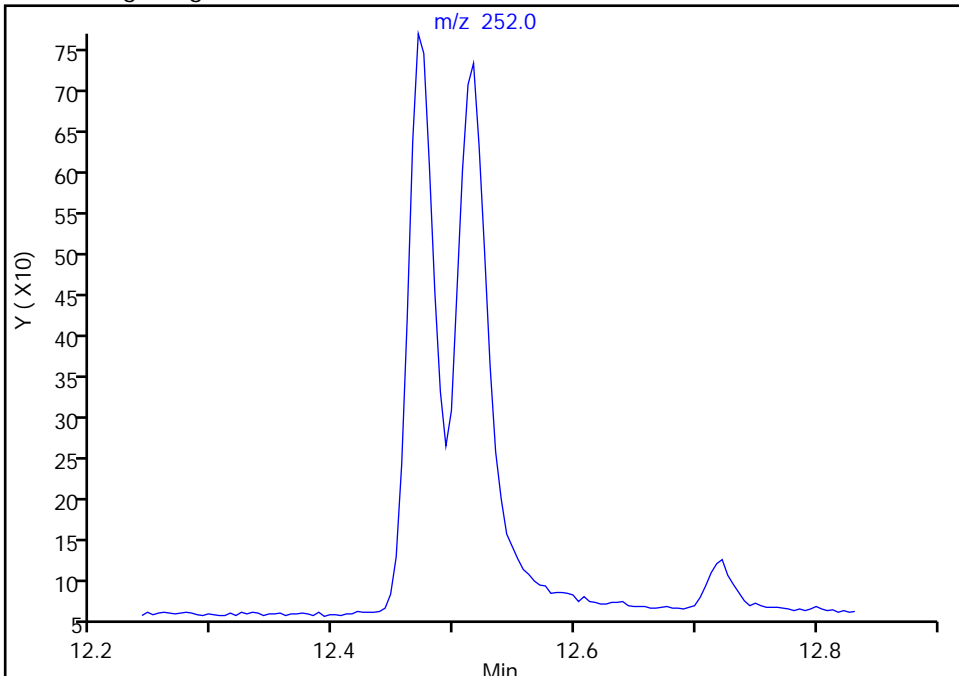
Data File: \\chromfs\Seattle\ChromData\TAC050\20220113-80849.b\SIM011322b024.D
Injection Date: 14-Jan-2022 04:26:30 Instrument ID: TAC050
Lims ID: std3
Client ID:
Operator ID: jcm ALS Bottle#: 14 Worklist Smp#: 14
Injection Vol: 1.0 ul Dil. Factor: 1.0000
Method: TAC050_SIM_PAH Limit Group: 8270D_SIM QSM 5.0
Column: Detector MS SCAN

25 Benzo[k]fluoranthene, CAS: 207-08-9

Signal: 1

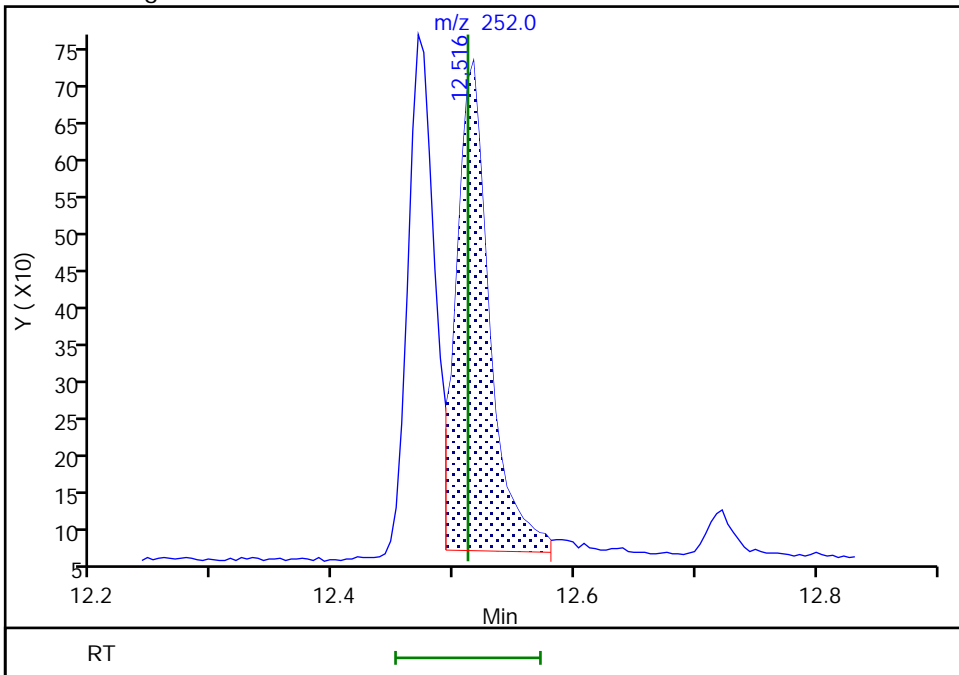
Not Detected
Expected RT: 12.51

Processing Integration Results



Manual Integration Results

RT: 12.52
Area: 1238
Amount: 5.232427
Amount Units: ug/L



Reviewer: boylea, 14-Jan-2022 14:26:57
Audit Action: Manually Integrated

Audit Reason: Assign Peak

Eurofins Seattle

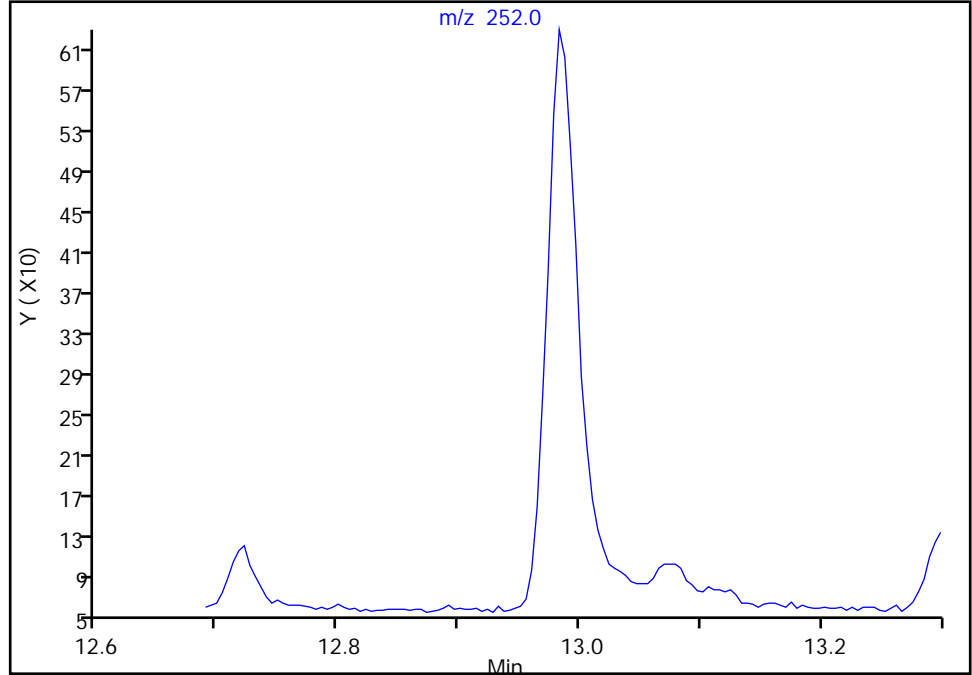
Data File: \\chromfs\Seattle\ChromData\TAC050\20220113-80849.b\SIM011322b024.D
Injection Date: 14-Jan-2022 04:26:30 Instrument ID: TAC050
Lims ID: std3
Client ID:
Operator ID: jcm ALS Bottle#: 14 Worklist Smp#: 14
Injection Vol: 1.0 ul Dil. Factor: 1.0000
Method: TAC050_SIM_PAH Limit Group: 8270D_SIM QSM 5.0
Column: Detector MS SCAN

26 Benzo[a]pyrene, CAS: 50-32-8

Signal: 1

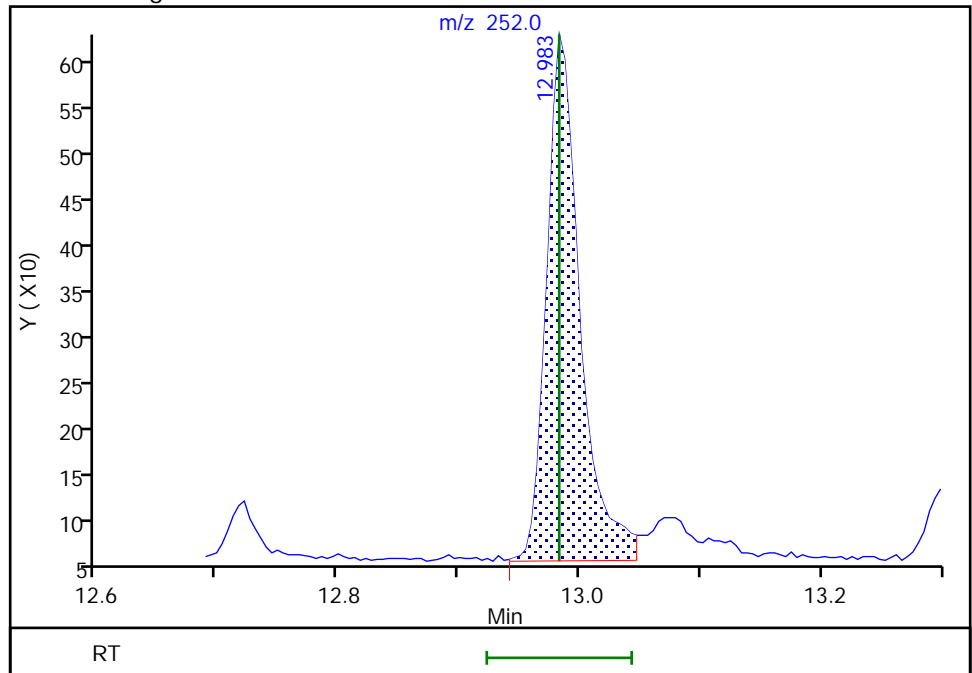
Not Detected
Expected RT: 12.98

Processing Integration Results



Manual Integration Results

RT: 12.98
Area: 1088
Amount: 5.127355
Amount Units: ug/L



Reviewer: boylea, 14-Jan-2022 14:27:08
Audit Action: Manually Integrated

Audit Reason: Assign Peak
Page 649 of 797

Eurofins Seattle

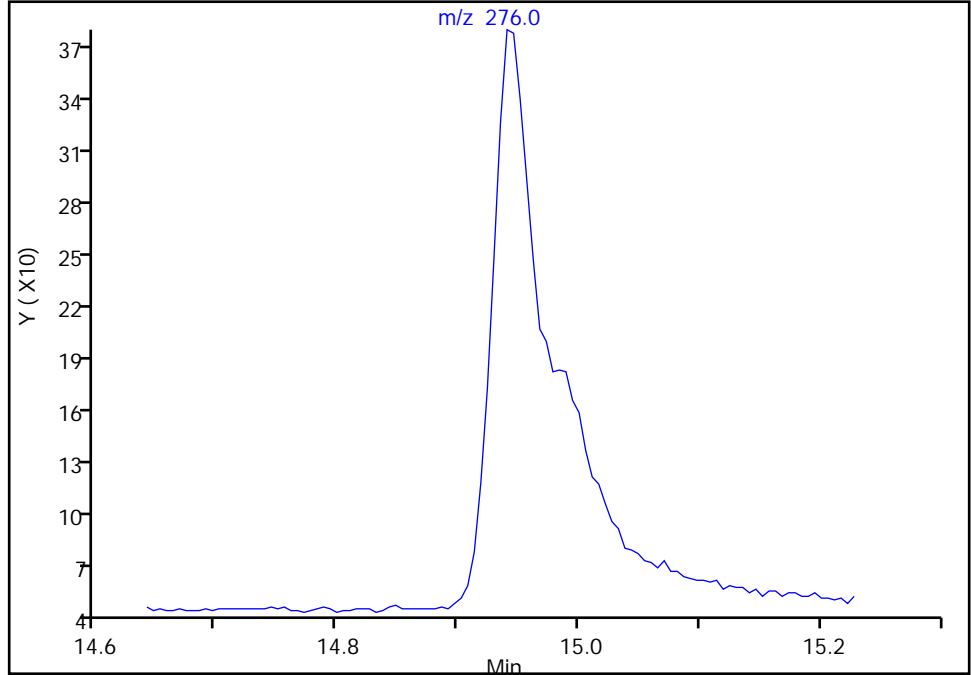
Data File: \\chromfs\Seattle\ChromData\TAC050\20220113-80849.b\SIM011322b024.D
Injection Date: 14-Jan-2022 04:26:30 Instrument ID: TAC050
Lims ID: std3
Client ID:
Operator ID: jcm ALS Bottle#: 14 Worklist Smp#: 14
Injection Vol: 1.0 ul Dil. Factor: 1.0000
Method: TAC050_SIM_PAH Limit Group: 8270D_SIM QSM 5.0
Column: Detector MS SCAN

27 Indeno[1,2,3-cd]pyrene, CAS: 193-39-5

Signal: 1

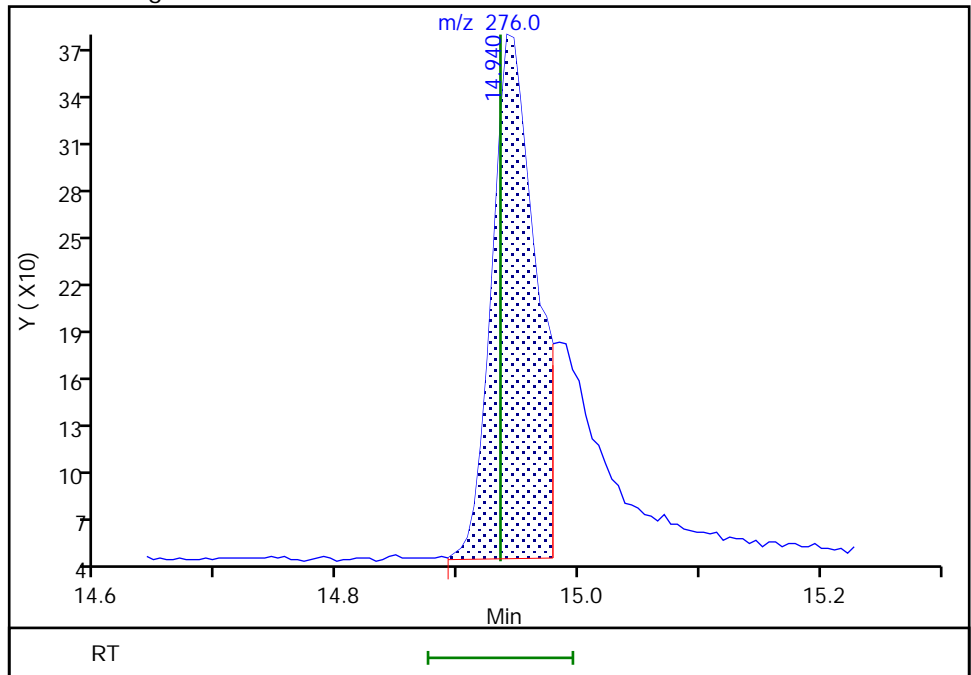
Not Detected
Expected RT: 14.93

Processing Integration Results



Manual Integration Results

RT: 14.94
Area: 804
Amount: 5.456935
Amount Units: ug/L



Reviewer: boylea, 14-Jan-2022 14:27:14
Audit Action: Manually Integrated

Eurofins Seattle

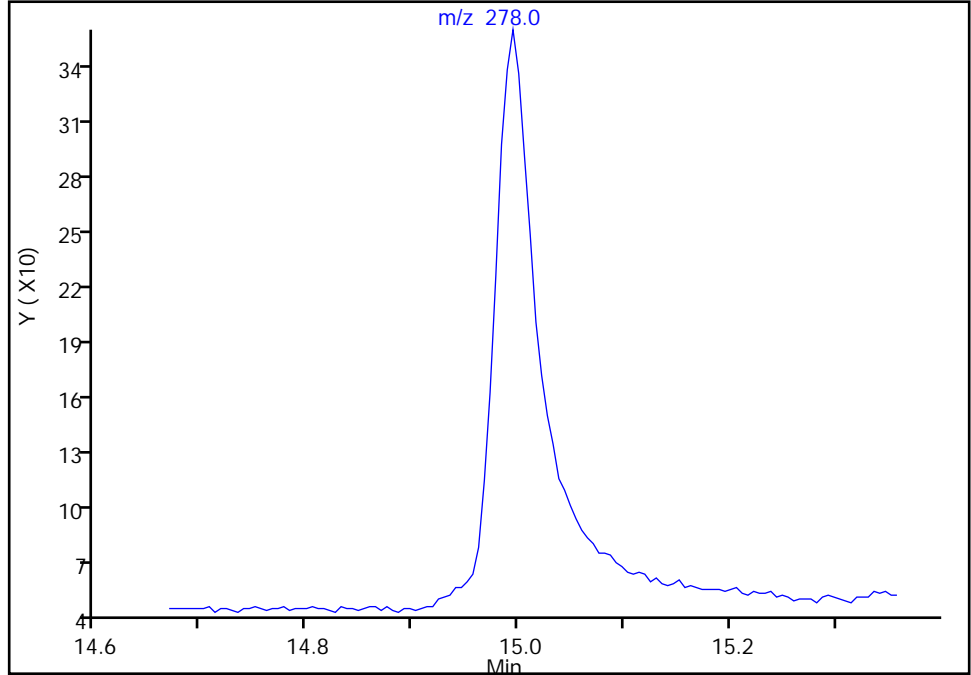
Data File: \\chromfs\Seattle\ChromData\TAC050\20220113-80849.b\SIM011322b024.D
Injection Date: 14-Jan-2022 04:26:30 Instrument ID: TAC050
Lims ID: std3
Client ID:
Operator ID: jcm ALS Bottle#: 14 Worklist Smp#: 14
Injection Vol: 1.0 ul Dil. Factor: 1.0000
Method: TAC050_SIM_PAH Limit Group: 8270D_SIM QSM 5.0
Column: Detector MS SCAN

28 Dibenz(a,h)anthracene, CAS: 53-70-3

Signal: 1

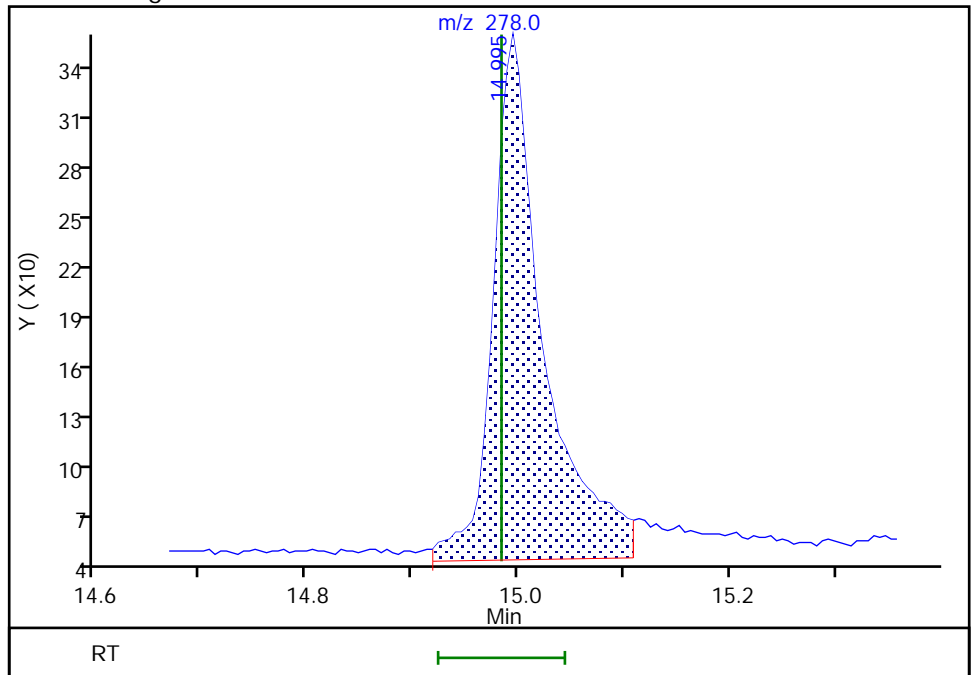
Not Detected
Expected RT: 14.98

Processing Integration Results



Manual Integration Results

RT: 14.99
Area: 1020
Amount: 5.164623
Amount Units: ug/L



Reviewer: boylea, 14-Jan-2022 14:27:18
Audit Action: Manually Integrated

Eurofins Seattle

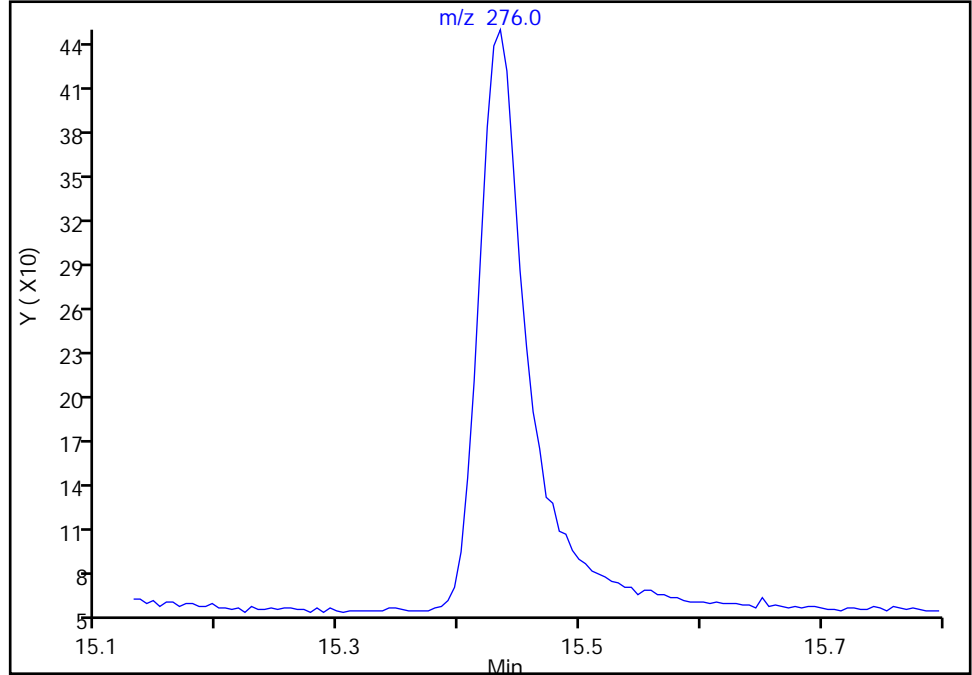
Data File: \\chromfs\Seattle\ChromData\TAC050\20220113-80849.b\SIM011322b024.D
Injection Date: 14-Jan-2022 04:26:30 Instrument ID: TAC050
Lims ID: std3
Client ID:
Operator ID: jcm ALS Bottle#: 14 Worklist Smp#: 14
Injection Vol: 1.0 ul Dil. Factor: 1.0000
Method: TAC050_SIM_PAH Limit Group: 8270D_SIM QSM 5.0
Column: Detector MS SCAN

29 Benzo[g,h,i]perylene, CAS: 191-24-2

Signal: 1

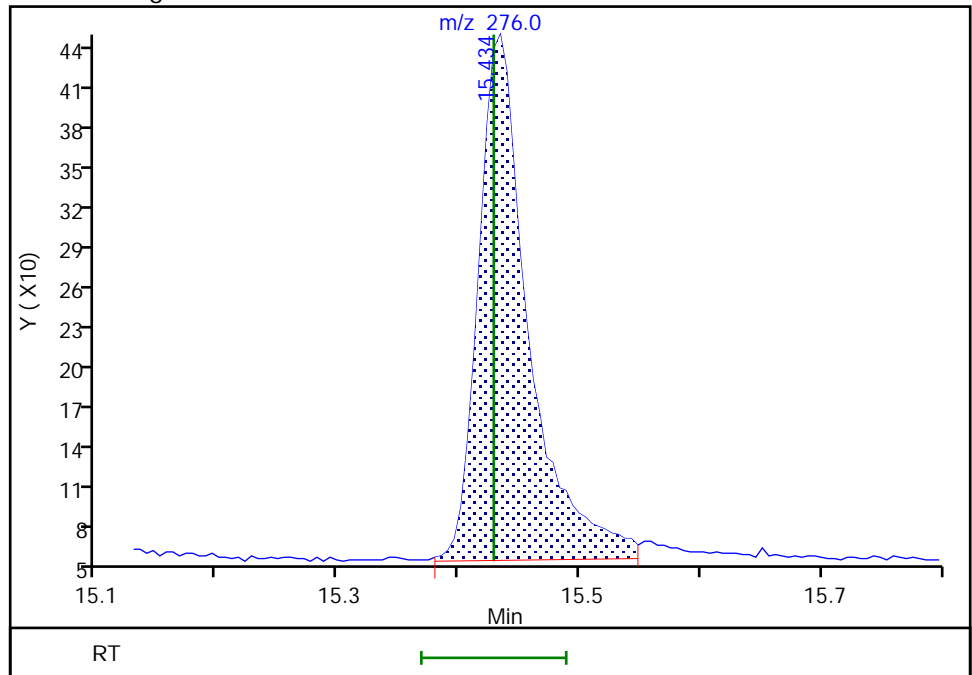
Not Detected
Expected RT: 15.43

Processing Integration Results



Manual Integration Results

RT: 15.43
Area: 1138
Amount: 5.220920
Amount Units: ug/L



Reviewer: boylea, 14-Jan-2022 14:27:31
Audit Action: Manually Integrated

Audit Reason: Assign Peak

Eurofins Seattle
Target Compound Quantitation Report

Data File: \\chromfs\Seattle\ChromData\TAC050\20220113-80849.b\SIM011322b025.D
 Lims ID: std2
 Client ID:
 Sample Type: IC Calib Level: 2
 Inject. Date: 14-Jan-2022 04:45:30 ALS Bottle#: 15 Worklist Smp#: 15
 Injection Vol: 1.0 ul Dil. Factor: 1.0000
 Sample Info: 2
 Operator ID: jcm Instrument ID: TAC050
 Sublist: chrom-TAC050_SIM_PAH*sub9
 Method: \\chromfs\Seattle\ChromData\TAC050\20220113-80849.b\TAC050_SIM_PAH.m
 Limit Group: 8270D_SIM QSM 5.0
 Last Update: 14-Jan-2022 15:42:22 Calib Date: 14-Jan-2022 05:04:30
 Integrator: Falcon ID Type: RT Order ID
 Quant Method: Internal Standard Quant By: Initial Calibration
 Last ICal File: \\chromfs\Seattle\ChromData\TAC050\20220113-80849.b\SIM011322b026.D

Column 1 : Det: MS SCAN
 Process Host: CTX1628

First Level Reviewer: limmere Date: 14-Jan-2022 10:26:21

Compound	Sig	RT (min.)	Exp RT (min.)	Dlt RT (min.)	Q	Response	Cal Amt ug/L	OnCol Amt ug/L	Flags
* 1 Naphthalene-d8	136	5.171	5.171	0.000	90	21468	100.0	100.0	
* 2 Acenaphthene-d10	164	6.854	6.854	0.000	69	9515	100.0	100.0	
* 3 Phenanthrene-d10	188	8.319	8.319	0.001	56	14508	100.0	100.0	
* 4 Chrysene-d12	240	11.030	11.030	0.000	49	10882	100.0	100.0	
* 5 Perylene-d12	264	13.079	13.074	0.005	69	13082	100.0	100.0	
\$ 6 2-methylnaphthalene-d10	152	5.814	5.809	0.005	67	283	2.00	2.23	M
\$ 10 2-Fluorobiphenyl	172	6.193	6.190	0.003	0	336	2.00	2.21	M
\$ 7 2,4,6-Tribromophenol	330	7.641	7.628	0.013	49	57	2.00	7.64	M
\$ 8 Fluoranthene-d10 (Surr)	212	9.506	9.502	0.004	68	476	2.00	2.00	M
\$ 9 Terphenyl-d14	244	9.900	9.896	0.004	94	359	2.00	3.09	M
11 Naphthalene	128	5.189	5.189	0.000	99	508	2.00	2.24	M
12 2-Methylnaphthalene	141	5.841	5.841	0.000	99	282	2.00	2.19	M
13 1-Methylnaphthalene	141	5.937	5.937	0.000	98	274	2.00	2.20	M
14 Acenaphthylene	152	6.717	6.717	0.000	100	422	2.00	2.10	M
15 Acenaphthene	153	6.884	6.884	0.000	90	283	2.00	2.24	M
16 Fluorene	166	7.394	7.389	0.005	95	316	2.00	2.25	M
18 Phenanthrene	178	8.342	8.342	0.000	100	566	2.00	1.97	M
19 Anthracene	178	8.393	8.389	0.004	99	553	2.00	2.09	M
20 Fluoranthene	202	9.526	9.522	0.004	52	571	2.00	1.99	M
21 Pyrene	202	9.750	9.746	0.004	51	611	2.00	1.98	M
22 Benzo[a]anthracene	228	11.017	11.012	0.005	26	524	2.00	2.04	M
23 Chrysene	228	11.058	11.057	0.001	99	561	2.00	1.96	M
30 Bis(2-ethylhexyl) phthalate	149	11.895	11.895	0.000	0	509	2.00	2.07	M
24 Benzo[b]fluoranthene	252	12.475	12.470	0.005	97	491	2.00	2.06	M
25 Benzo[k]fluoranthene	252	12.516	12.511	0.005	95	540	2.00	2.04	M
26 Benzo[a]pyrene	252	12.987	12.983	0.004	97	494	2.00	2.09	M
27 Indeno[1,2,3-cd]pyrene	276	14.946	14.935	0.011	94	365	2.00	2.77	M
28 Dibenzo(a,h)anthracene	278	15.000	14.984	0.016	95	429	2.00	2.01	M
29 Benzo[g,h,i]perylene	276	15.440	15.429	0.011	94	497	2.00	2.07	M

[QC Flag Legend](#)

Processing Flags

Review Flags

M - Manually Integrated

[Reagents:](#)

8270SIM_IS_00069

Amount Added: 9.60

Units: uL

8270ccvl_50_00039

Amount Added: 40.00

Units: uL

Eurofins Seattle

Data File: \\chromfs\Seattle\ChromData\TAC050\20220113-80849.b\SIM011322b025.D

Injection Date: 14-Jan-2022 04:45:30

Instrument ID: TAC050

Lims ID: std2

Client ID:

Operator ID: jcm

ALS Bottle#: 15

Worklist Smp#: 15

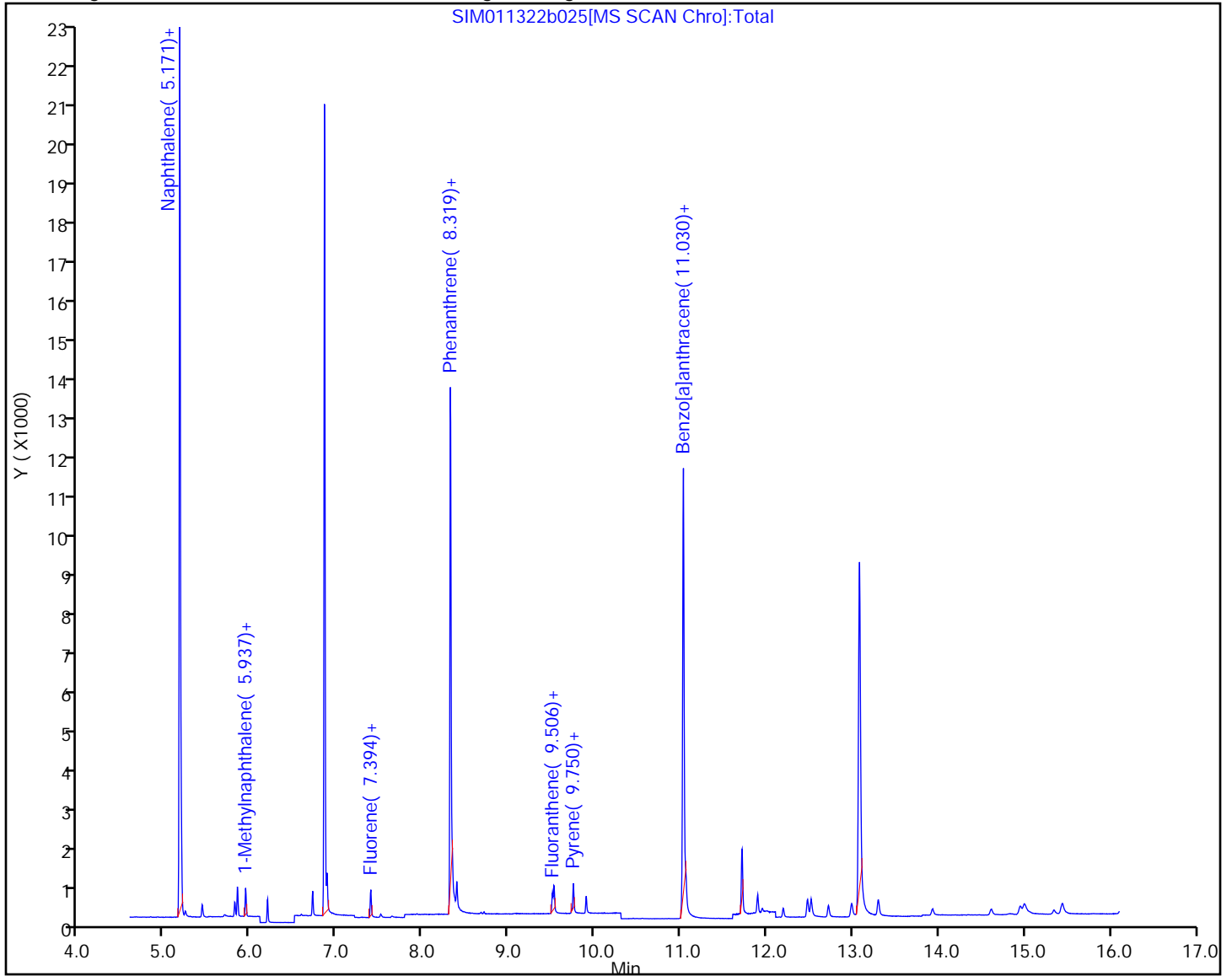
Injection Vol: 1.0 ul

Dil. Factor: 1.0000

Method: TAC050_SIM_PAH

Limit Group: 8270D_SIM QSM 5.0

Y Scaling: Method Defined: Scale to the Nth Largest Target: 1



Eurofins Seattle

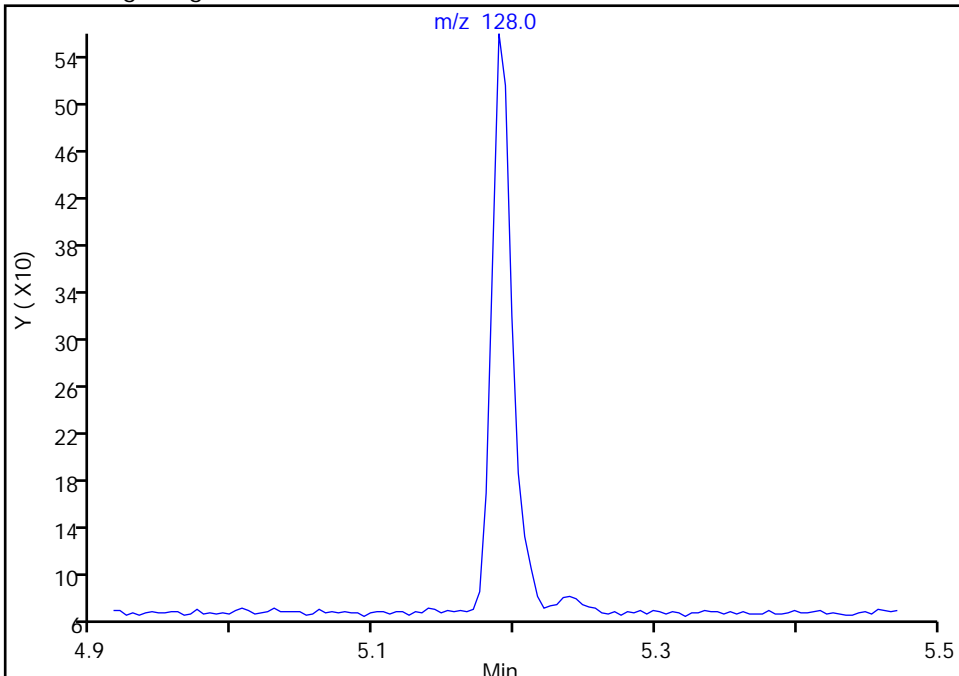
Data File: \\chromfs\Seattle\ChromData\TAC050\20220113-80849.b\SIM011322b025.D
Injection Date: 14-Jan-2022 04:45:30 Instrument ID: TAC050
Lims ID: std2
Client ID:
Operator ID: jcm ALS Bottle#: 15 Worklist Smp#: 15
Injection Vol: 1.0 ul Dil. Factor: 1.0000
Method: TAC050_SIM_PAH Limit Group: 8270D_SIM QSM 5.0
Column: Detector MS SCAN

11 Naphthalene, CAS: 91-20-3

Signal: 1

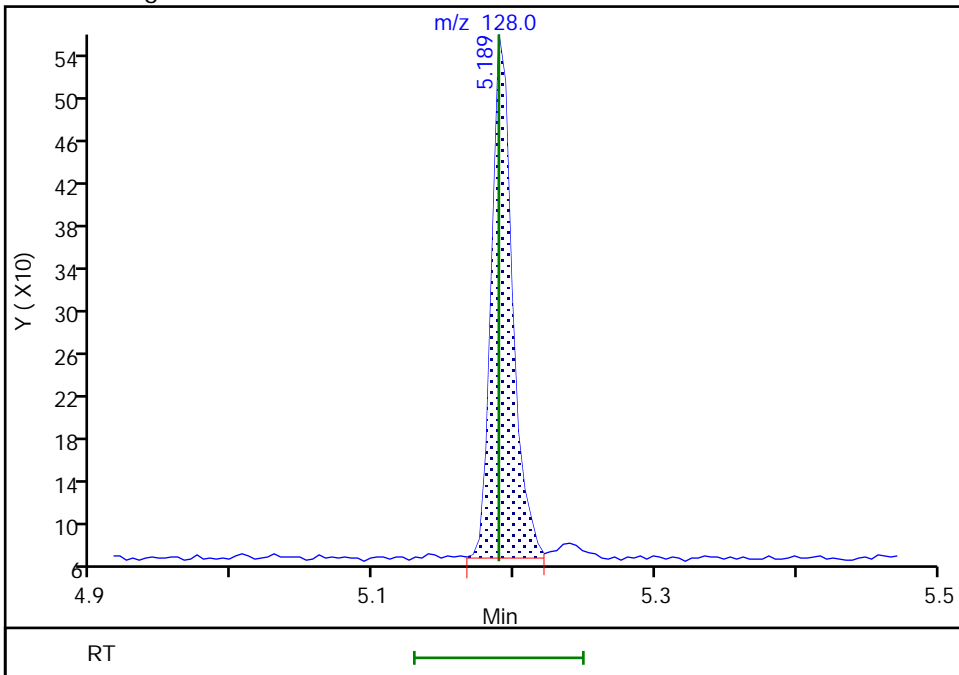
Not Detected
Expected RT: 5.19

Processing Integration Results



Manual Integration Results

RT: 5.19
Area: 508
Amount: 2.237327
Amount Units: ug/L



Reviewer: boylea, 14-Jan-2022 14:29:32
Audit Action: Manually Integrated

Audit Reason: Assign Peak
Page 656 of 797

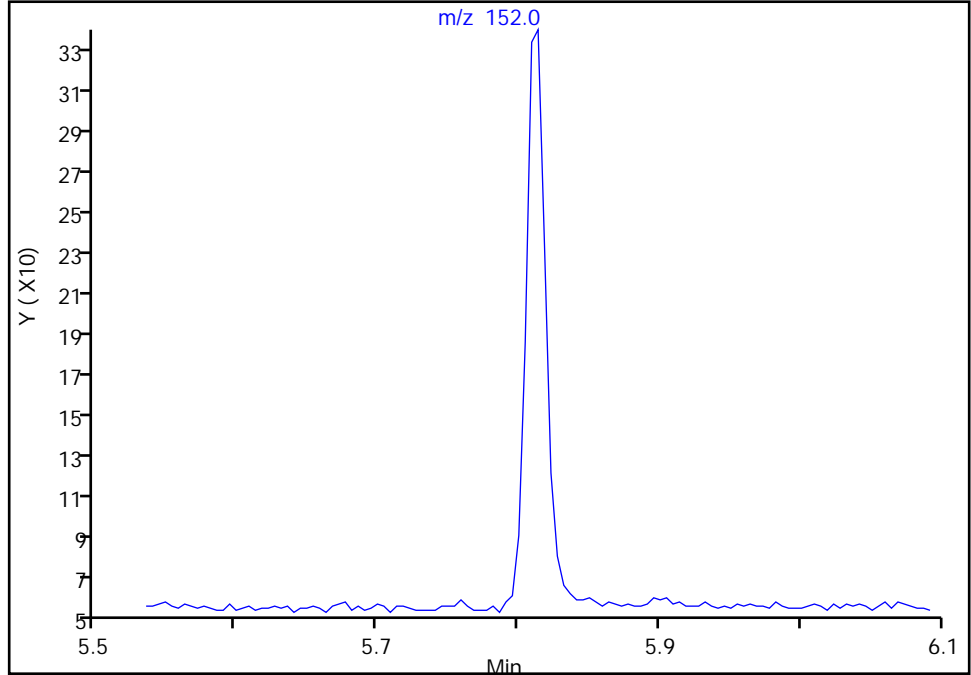
Eurofins Seattle

Data File: \\chromfs\Seattle\ChromData\TAC050\20220113-80849.b\SIM011322b025.D
Injection Date: 14-Jan-2022 04:45:30 Instrument ID: TAC050
Lims ID: std2
Client ID:
Operator ID: jcm ALS Bottle#: 15 Worklist Smp#: 15
Injection Vol: 1.0 ul Dil. Factor: 1.0000
Method: TAC050_SIM_PAH Limit Group: 8270D_SIM QSM 5.0
Column: Detector MS SCAN

\$ 6 2-methylnaphthalene-d10, CAS: 7297-45-2
Signal: 1

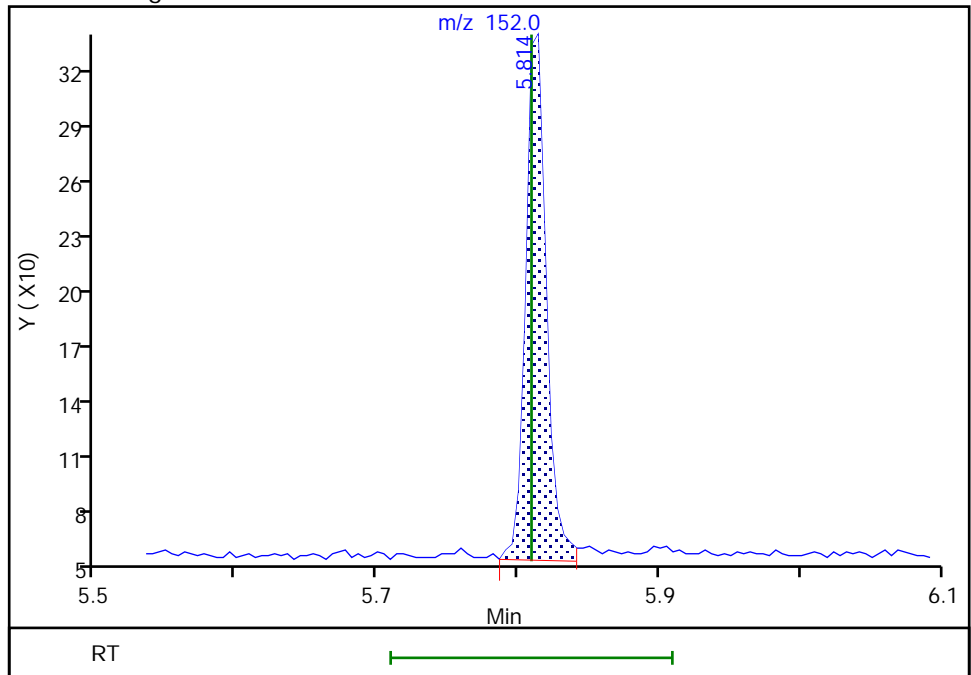
Not Detected
Expected RT: 5.81

Processing Integration Results



RT: 5.81
Area: 283
Amount: 2.228279
Amount Units: ug/L

Manual Integration Results



Reviewer: boylea, 14-Jan-2022 14:28:52
Audit Action: Manually Integrated

Audit Reason: Assign Peak
Page 657 of 797

Eurofins Seattle

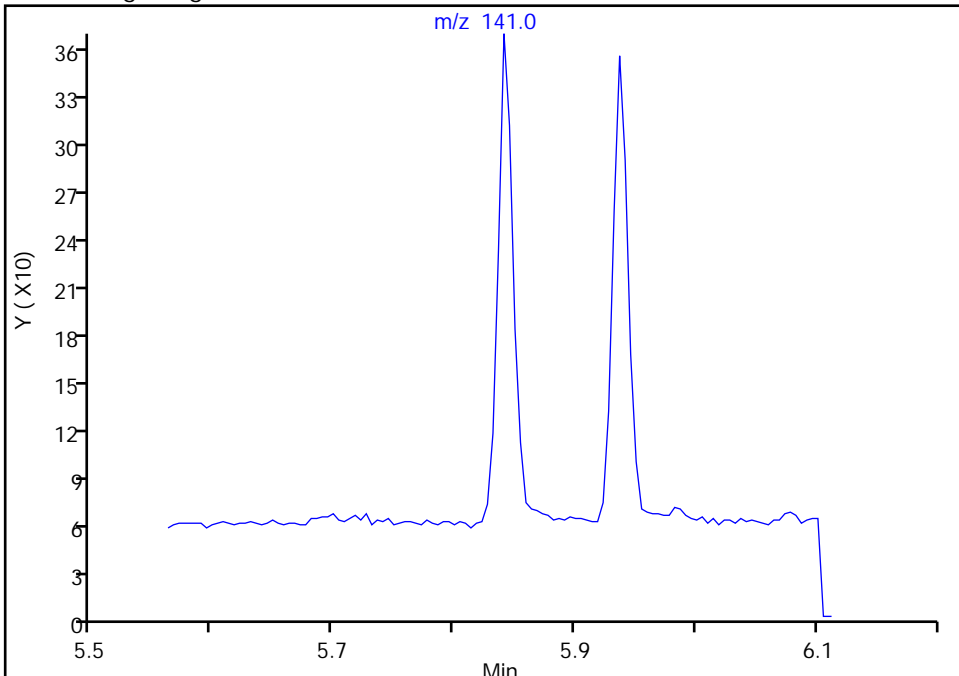
Data File: \\chromfs\Seattle\ChromData\TAC050\20220113-80849.b\SIM011322b025.D
Injection Date: 14-Jan-2022 04:45:30 Instrument ID: TAC050
Lims ID: std2
Client ID:
Operator ID: jcm ALS Bottle#: 15 Worklist Smp#: 15
Injection Vol: 1.0 ul Dil. Factor: 1.0000
Method: TAC050_SIM_PAH Limit Group: 8270D_SIM QSM 5.0
Column: Detector MS SCAN

12 2-Methylnaphthalene, CAS: 91-57-6

Signal: 1

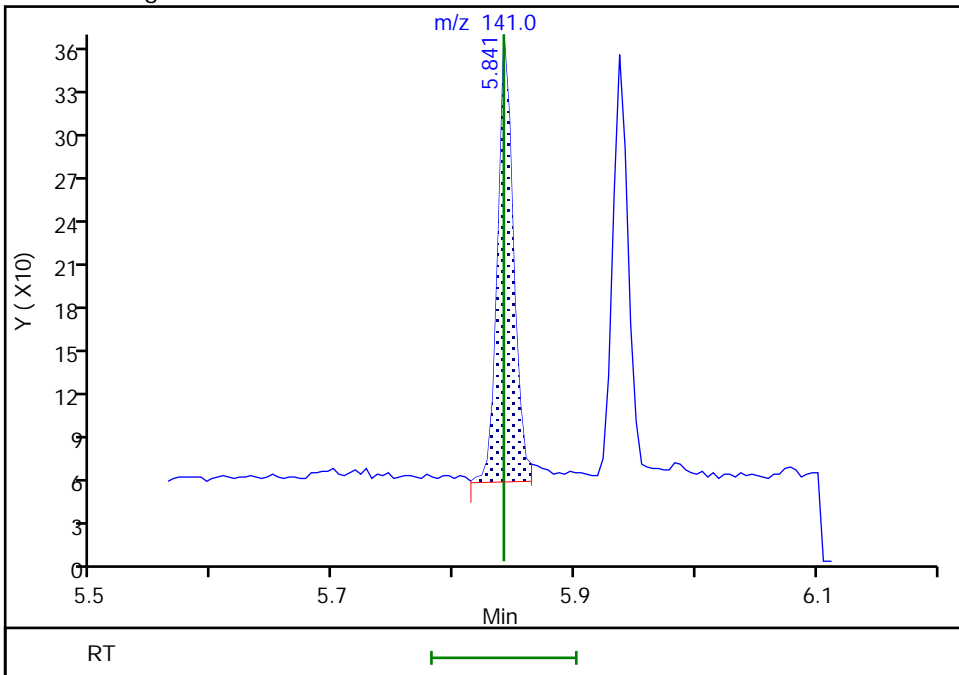
Not Detected
Expected RT: 5.84

Processing Integration Results



RT: 5.84
Area: 282
Amount: 2.189937
Amount Units: ug/L

Manual Integration Results



Reviewer: boylea, 14-Jan-2022 14:30:38
Audit Action: Manually Integrated

Audit Reason: Assign Peak
Page 658 of 797

Eurofins Seattle

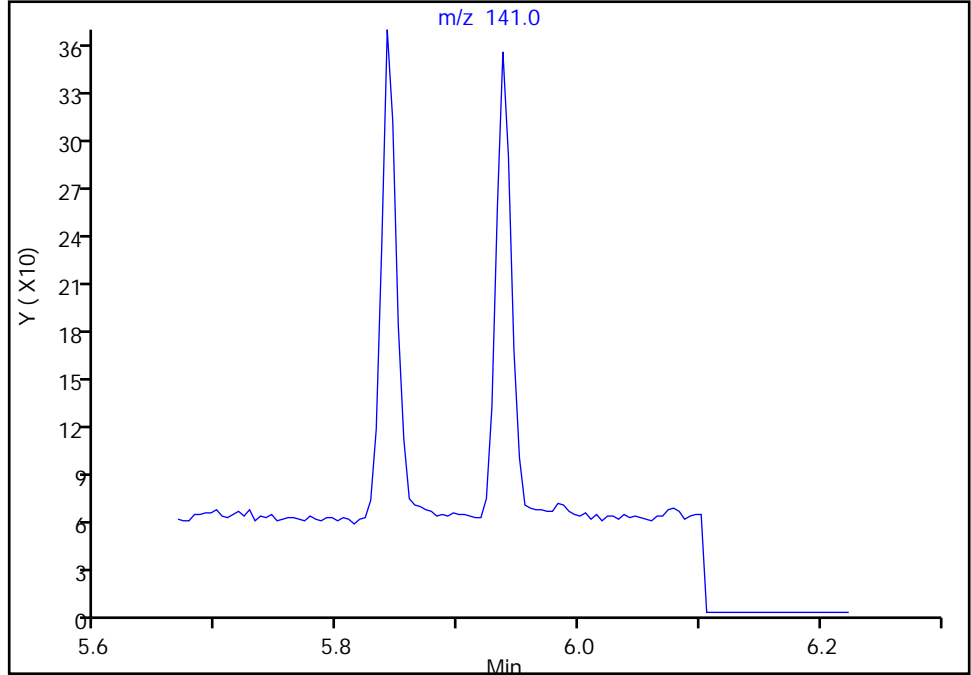
Data File: \\chromfs\Seattle\ChromData\TAC050\20220113-80849.b\SIM011322b025.D
Injection Date: 14-Jan-2022 04:45:30 Instrument ID: TAC050
Lims ID: std2
Client ID:
Operator ID: jcm ALS Bottle#: 15 Worklist Smp#: 15
Injection Vol: 1.0 ul Dil. Factor: 1.0000
Method: TAC050_SIM_PAH Limit Group: 8270D_SIM QSM 5.0
Column: Detector MS SCAN

13 1-Methylnaphthalene, CAS: 90-12-0

Signal: 1

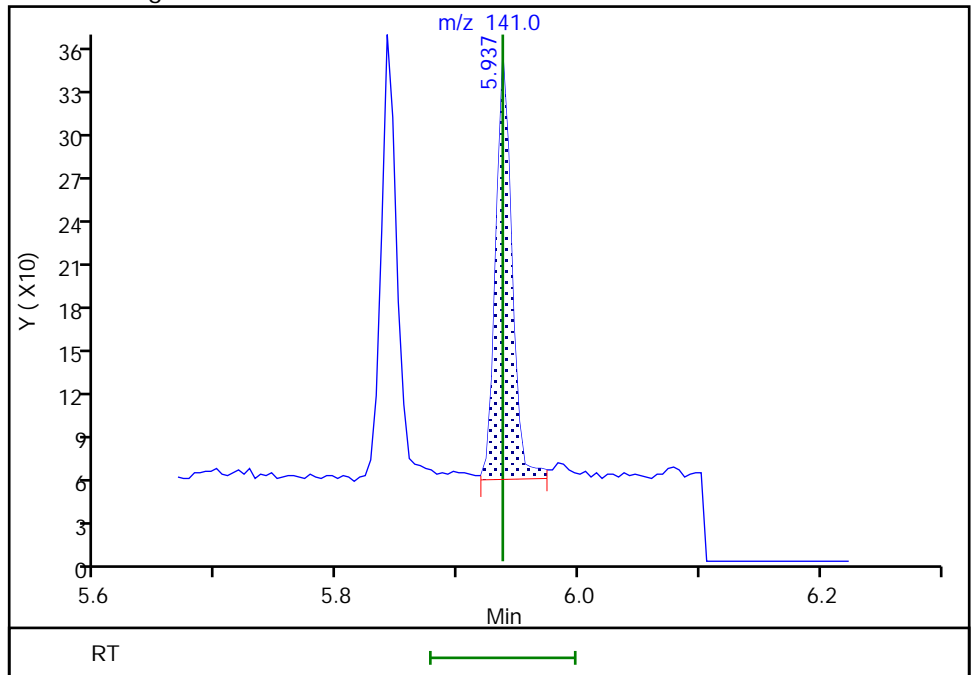
Not Detected
Expected RT: 5.94

Processing Integration Results



Manual Integration Results

RT: 5.94
Area: 274
Amount: 2.196760
Amount Units: ug/L



Reviewer: boylea, 14-Jan-2022 14:30:42
Audit Action: Manually Integrated

Audit Reason: Assign Peak
Page 659 of 797

Eurofins Seattle

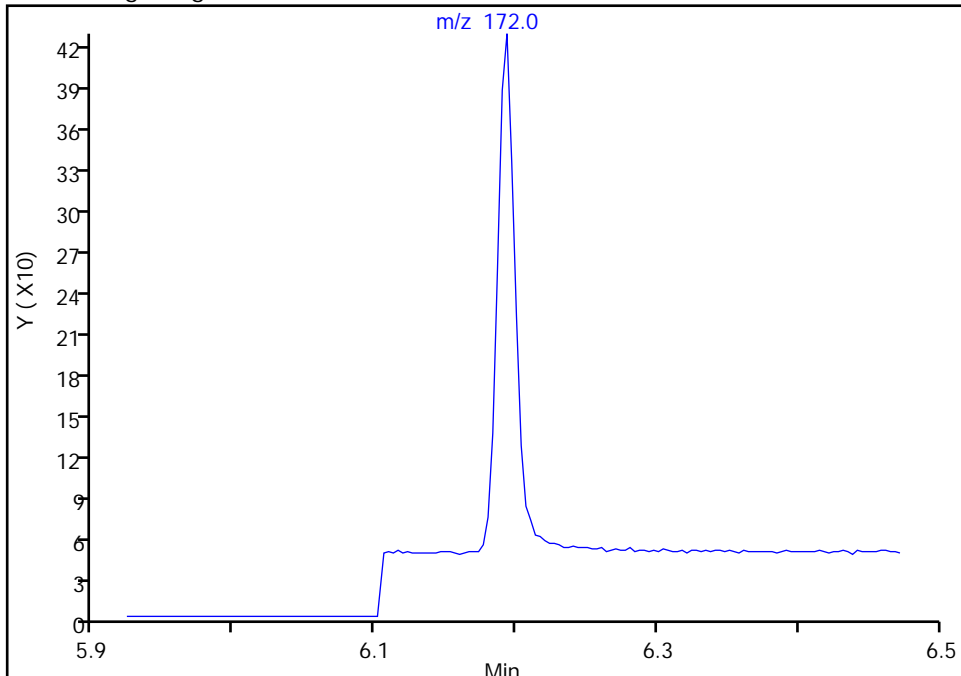
Data File: \\chromfs\Seattle\ChromData\TAC050\20220113-80849.b\SIM011322b025.D
Injection Date: 14-Jan-2022 04:45:30 Instrument ID: TAC050
Lims ID: std2
Client ID:
Operator ID: jcm ALS Bottle#: 15 Worklist Smp#: 15
Injection Vol: 1.0 ul Dil. Factor: 1.0000
Method: TAC050_SIM_PAH Limit Group: 8270D_SIM QSM 5.0
Column: Detector MS SCAN

\$ 10 2-Fluorobiphenyl, CAS: 321-60-8

Signal: 1

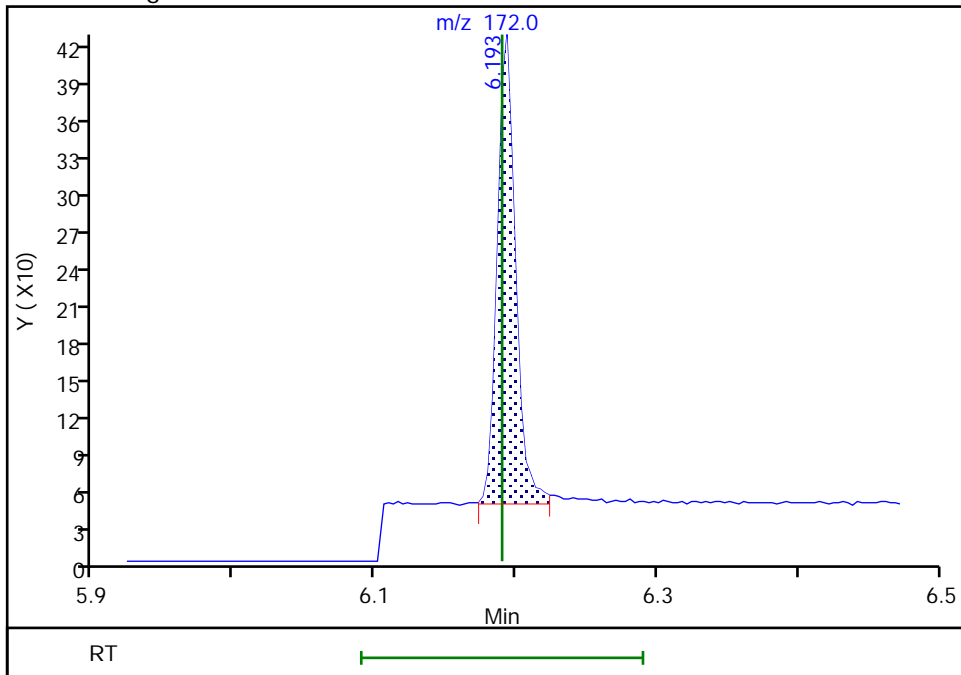
Not Detected
Expected RT: 6.19

Processing Integration Results



Manual Integration Results

RT: 6.19
Area: 336
Amount: 2.206796
Amount Units: ug/L



Reviewer: boylea, 14-Jan-2022 14:29:01
Audit Action: Manually Integrated

Audit Reason: Assign Peak
Page 660 of 797

Eurofins Seattle

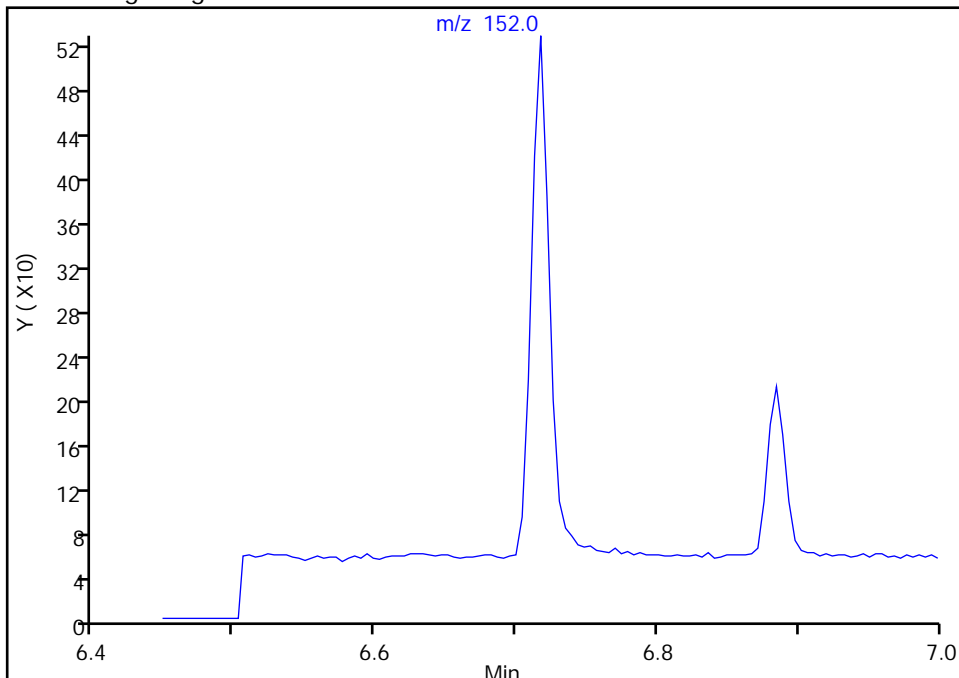
Data File: \\chromfs\Seattle\ChromData\TAC050\20220113-80849.b\SIM011322b025.D
Injection Date: 14-Jan-2022 04:45:30 Instrument ID: TAC050
Lims ID: std2
Client ID:
Operator ID: jcm ALS Bottle#: 15 Worklist Smp#: 15
Injection Vol: 1.0 ul Dil. Factor: 1.0000
Method: TAC050_SIM_PAH Limit Group: 8270D_SIM QSM 5.0
Column: Detector MS SCAN

14 Acenaphthylene, CAS: 208-96-8

Signal: 1

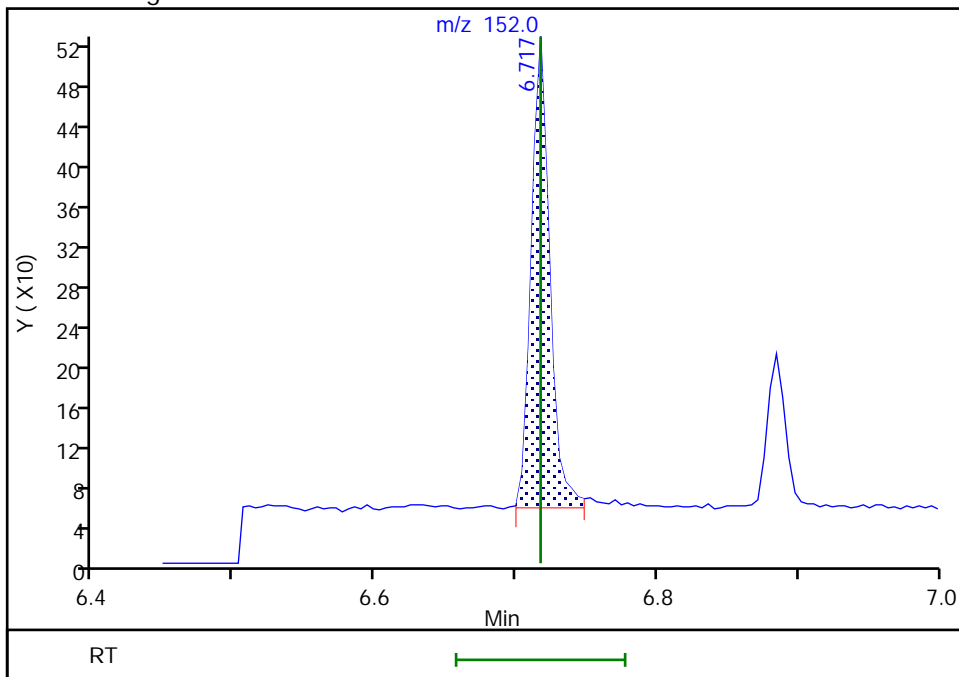
Not Detected
Expected RT: 6.72

Processing Integration Results



Manual Integration Results

RT: 6.72
Area: 422
Amount: 2.097831
Amount Units: ug/L



Reviewer: boylea, 14-Jan-2022 14:30:47
Audit Action: Manually Integrated

Audit Reason: Assign Peak

Eurofins Seattle

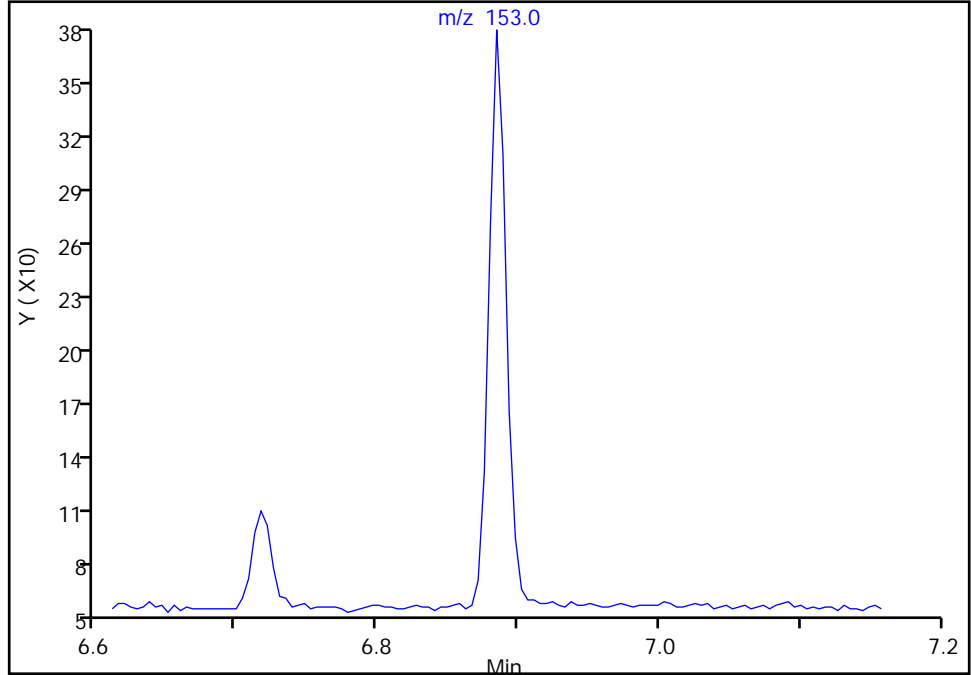
Data File: \\chromfs\Seattle\ChromData\TAC050\20220113-80849.b\SIM011322b025.D
Injection Date: 14-Jan-2022 04:45:30 Instrument ID: TAC050
Lims ID: std2
Client ID:
Operator ID: jcm ALS Bottle#: 15 Worklist Smp#: 15
Injection Vol: 1.0 ul Dil. Factor: 1.0000
Method: TAC050_SIM_PAH Limit Group: 8270D_SIM QSM 5.0
Column: Detector MS SCAN

15 Acenaphthene, CAS: 83-32-9

Signal: 1

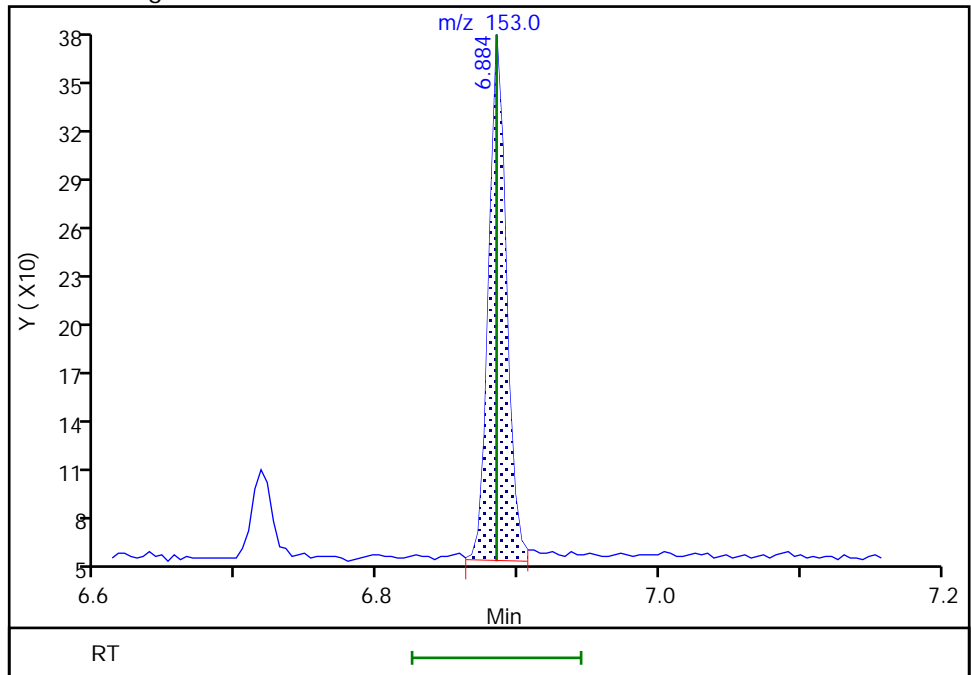
Not Detected
Expected RT: 6.88

Processing Integration Results



Manual Integration Results

RT: 6.88
Area: 283
Amount: 2.241789
Amount Units: ug/L



Reviewer: boylea, 14-Jan-2022 14:30:51
Audit Action: Manually Integrated

Audit Reason: Assign Peak
Page 662 of 797

Eurofins Seattle

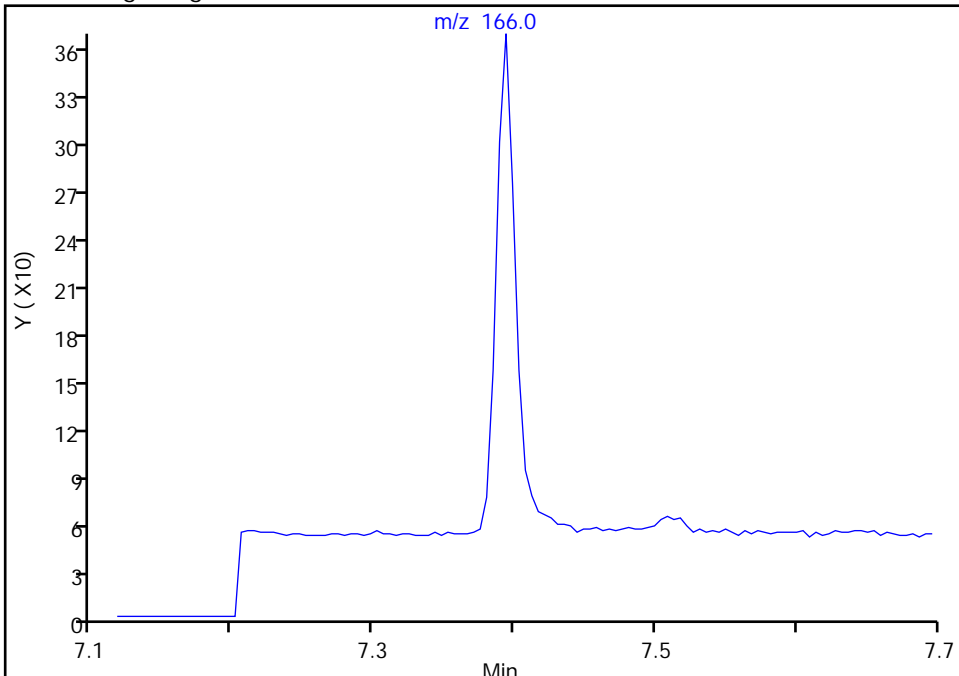
Data File: \\chromfs\Seattle\ChromData\TAC050\20220113-80849.b\SIM011322b025.D
Injection Date: 14-Jan-2022 04:45:30 Instrument ID: TAC050
Lims ID: std2
Client ID:
Operator ID: jcm ALS Bottle#: 15 Worklist Smp#: 15
Injection Vol: 1.0 ul Dil. Factor: 1.0000
Method: TAC050_SIM_PAH Limit Group: 8270D_SIM QSM 5.0
Column: Detector MS SCAN

16 Fluorene, CAS: 86-73-7

Signal: 1

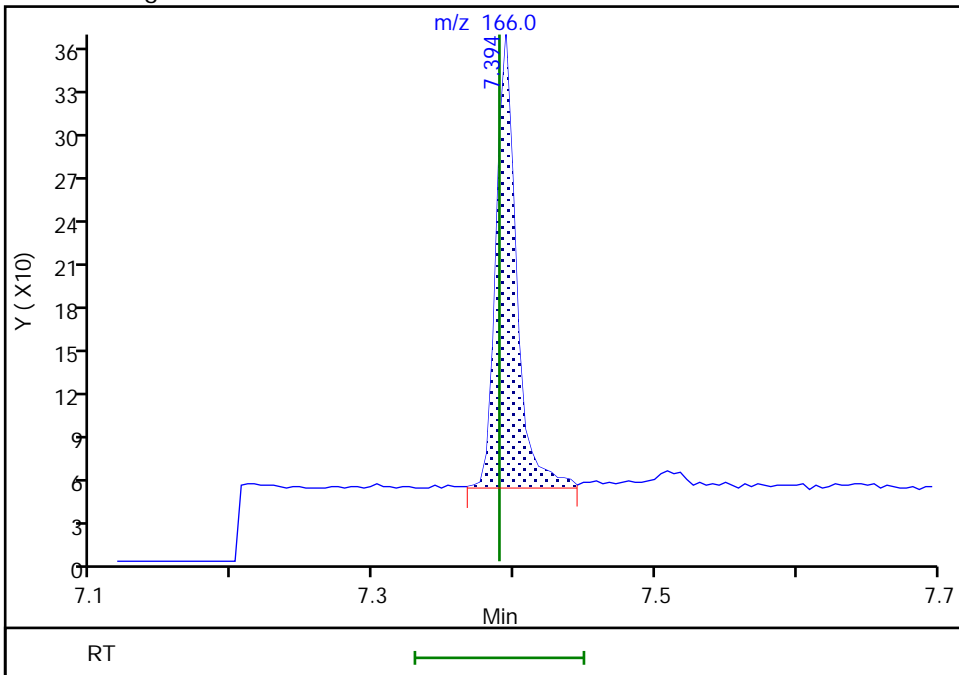
Not Detected
Expected RT: 7.39

Processing Integration Results



Manual Integration Results

RT: 7.39
Area: 316
Amount: 2.245311
Amount Units: ug/L



Reviewer: boylea, 14-Jan-2022 14:31:00
Audit Action: Manually Integrated

Audit Reason: Assign Peak
Page 663 of 797

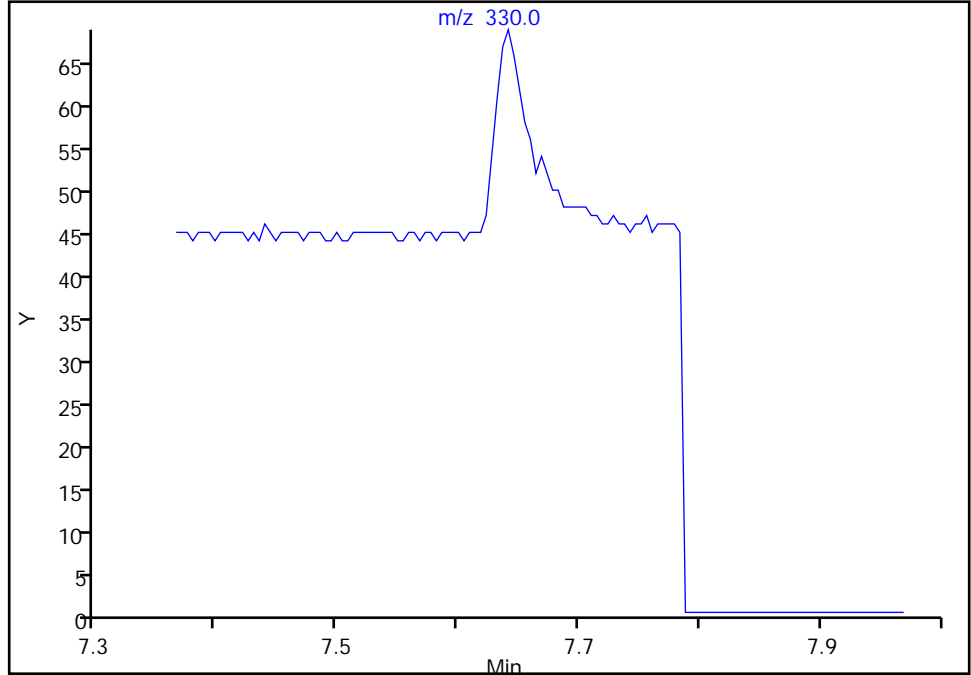
Eurofins Seattle

Data File: \\chromfs\Seattle\ChromData\TAC050\20220113-80849.b\SIM011322b025.D
Injection Date: 14-Jan-2022 04:45:30 Instrument ID: TAC050
Lims ID: std2
Client ID:
Operator ID: jcm ALS Bottle#: 15 Worklist Smp#: 15
Injection Vol: 1.0 ul Dil. Factor: 1.0000
Method: TAC050_SIM_PAH Limit Group: 8270D_SIM QSM 5.0
Column: Detector MS SCAN

\$ 7 2,4,6-Tribromophenol, CAS: 118-79-6
Signal: 1

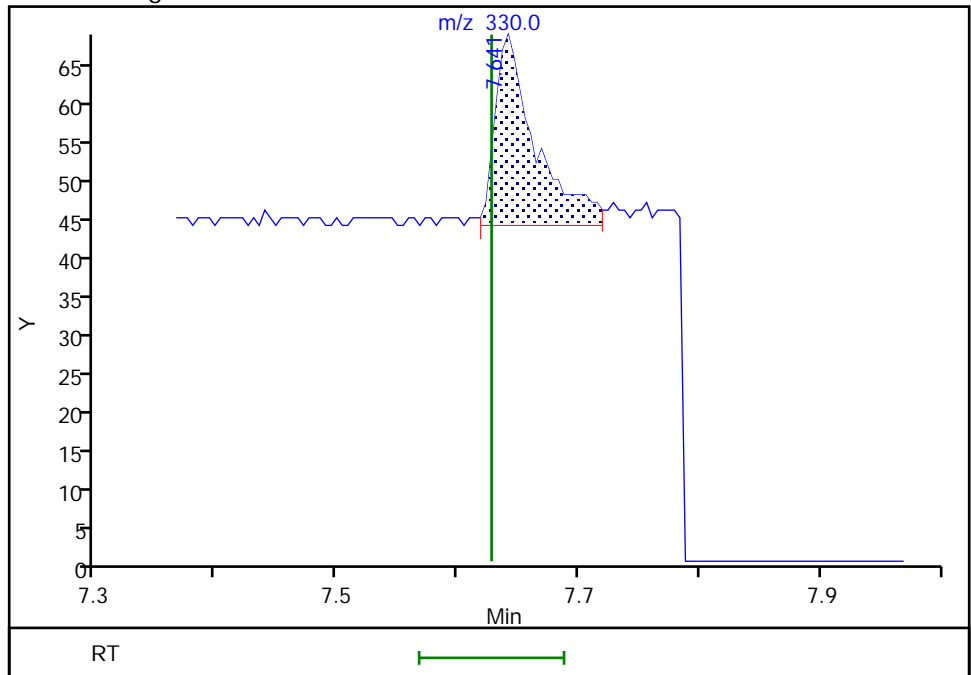
Not Detected
Expected RT: 7.63

Processing Integration Results



Manual Integration Results

RT: 7.64
Area: 57
Amount: 7.642771
Amount Units: ug/L



Reviewer: boylea, 14-Jan-2022 14:29:07
Audit Action: Manually Integrated

Audit Reason: Assign Peak
Page 664 of 797

Eurofins Seattle

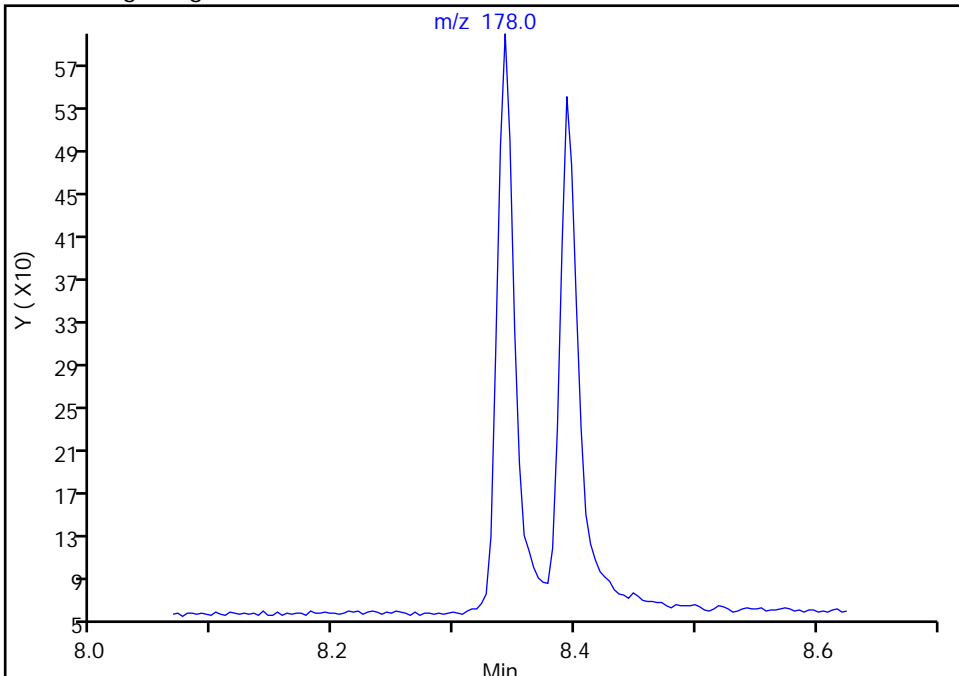
Data File: \\chromfs\Seattle\ChromData\TAC050\20220113-80849.b\SIM011322b025.D
Injection Date: 14-Jan-2022 04:45:30 Instrument ID: TAC050
Lims ID: std2
Client ID:
Operator ID: jcm ALS Bottle#: 15 Worklist Smp#: 15
Injection Vol: 1.0 ul Dil. Factor: 1.0000
Method: TAC050_SIM_PAH Limit Group: 8270D_SIM QSM 5.0
Column: Detector MS SCAN

18 Phenanthrene, CAS: 85-01-8

Signal: 1

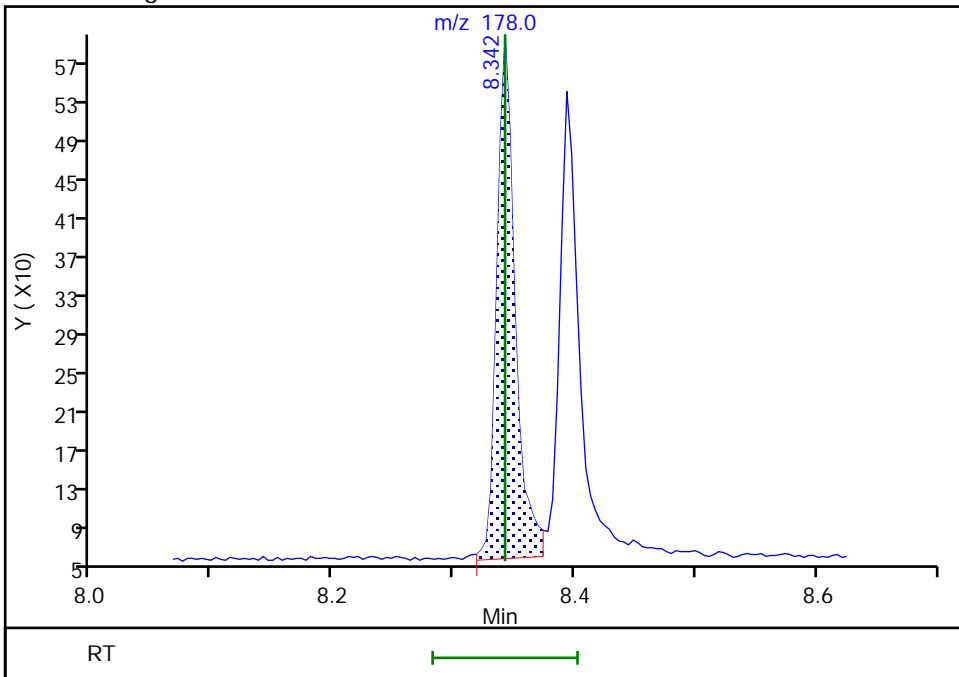
Not Detected
Expected RT: 8.34

Processing Integration Results



RT: 8.34
Area: 566
Amount: 1.967126
Amount Units: ug/L

Manual Integration Results



Reviewer: boylea, 14-Jan-2022 14:31:27
Audit Action: Manually Integrated

Audit Reason: Assign Peak
Page 665 of 797

Eurofins Seattle

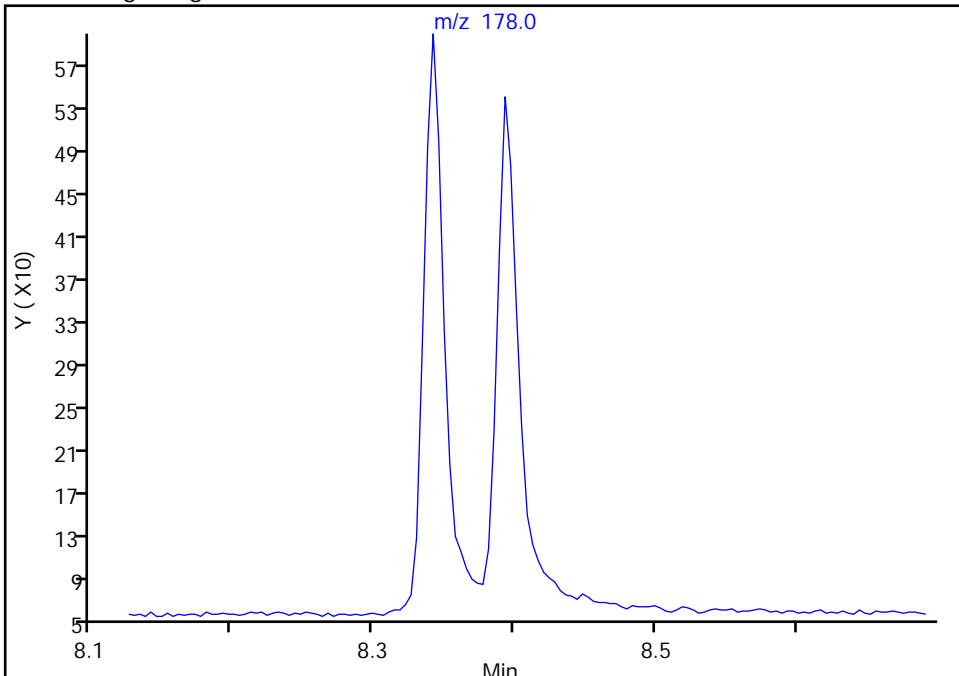
Data File: \\chromfs\Seattle\ChromData\TAC050\20220113-80849.b\SIM011322b025.D
Injection Date: 14-Jan-2022 04:45:30 Instrument ID: TAC050
Lims ID: std2
Client ID:
Operator ID: jcm ALS Bottle#: 15 Worklist Smp#: 15
Injection Vol: 1.0 ul Dil. Factor: 1.0000
Method: TAC050_SIM_PAH Limit Group: 8270D_SIM QSM 5.0
Column: Detector MS SCAN

19 Anthracene, CAS: 120-12-7

Signal: 1

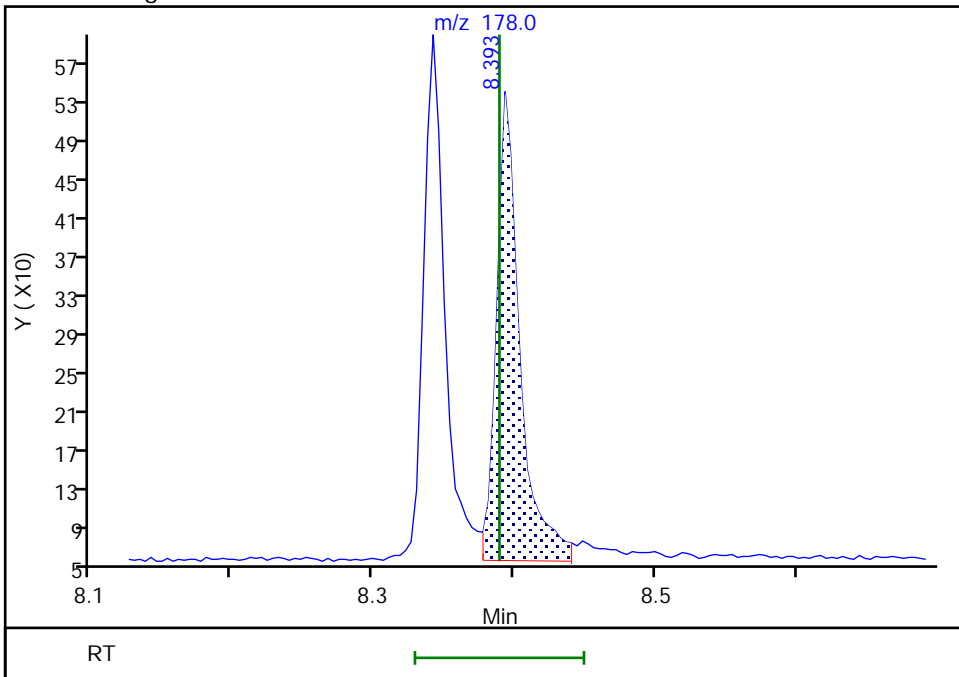
Not Detected
Expected RT: 8.39

Processing Integration Results



RT: 8.39
Area: 553
Amount: 2.094955
Amount Units: ug/L

Manual Integration Results



Reviewer: boylea, 14-Jan-2022 14:31:35
Audit Action: Manually Integrated

Audit Reason: Assign Peak
Page 666 of 797

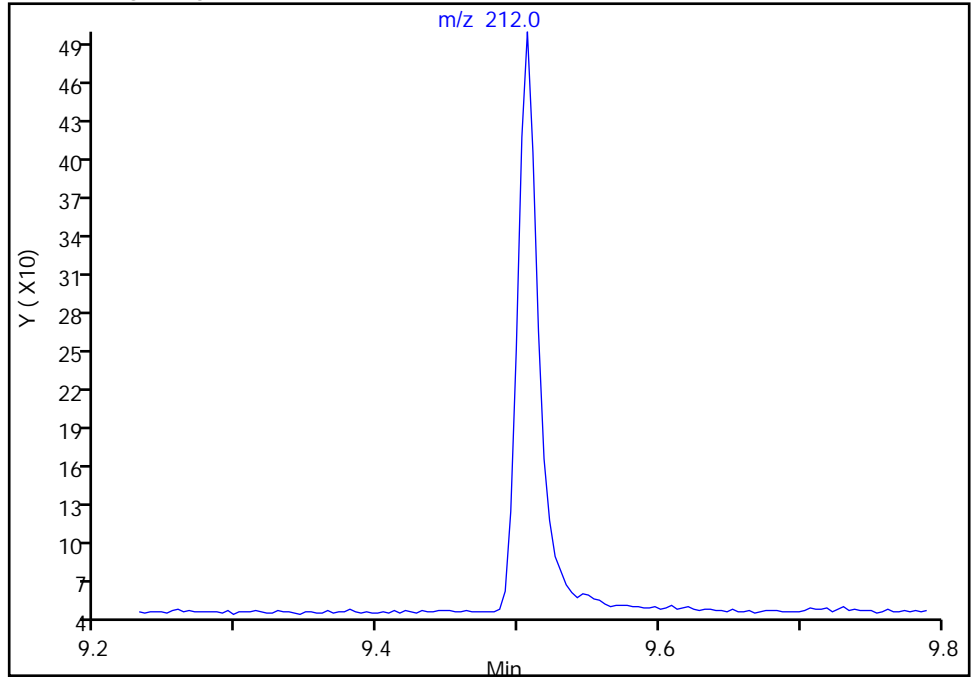
Eurofins Seattle

Data File: \\chromfs\Seattle\ChromData\TAC050\20220113-80849.b\SIM011322b025.D
Injection Date: 14-Jan-2022 04:45:30 Instrument ID: TAC050
Lims ID: std2
Client ID:
Operator ID: jcm ALS Bottle#: 15 Worklist Smp#: 15
Injection Vol: 1.0 ul Dil. Factor: 1.0000
Method: TAC050_SIM_PAH Limit Group: 8270D_SIM QSM 5.0
Column: Detector MS SCAN

\$ 8 Fluoranthene-d10 (Surr), CAS: 93951-69-0
Signal: 1

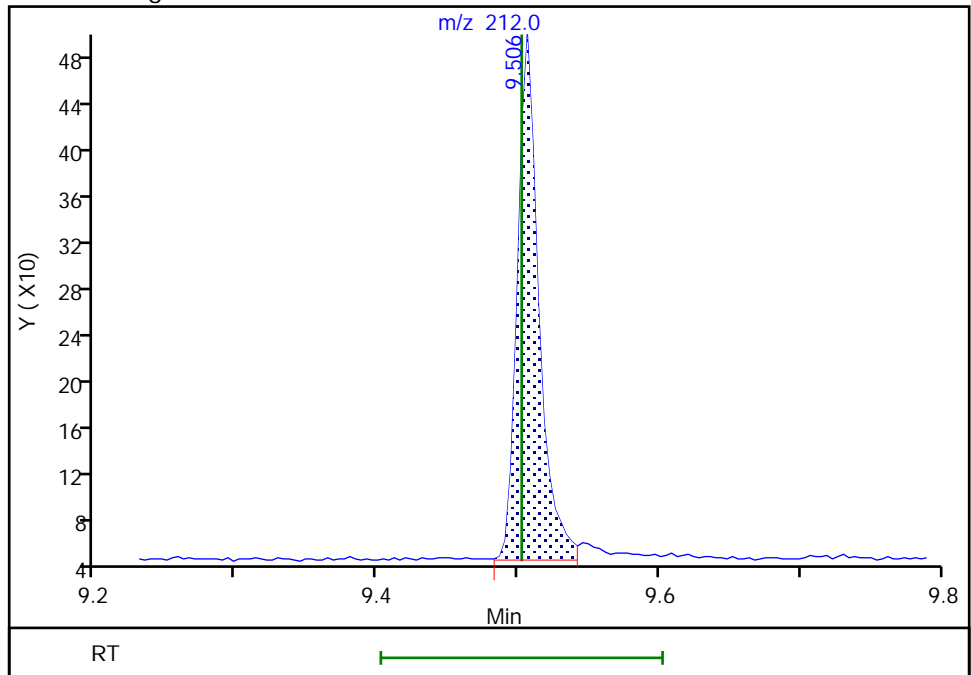
Not Detected
Expected RT: 9.50

Processing Integration Results



RT: 9.51
Area: 476
Amount: 2.003238
Amount Units: ug/L

Manual Integration Results



Reviewer: boylea, 14-Jan-2022 14:29:12
Audit Action: Manually Integrated

Audit Reason: Assign Peak
Page 667 of 797

Eurofins Seattle

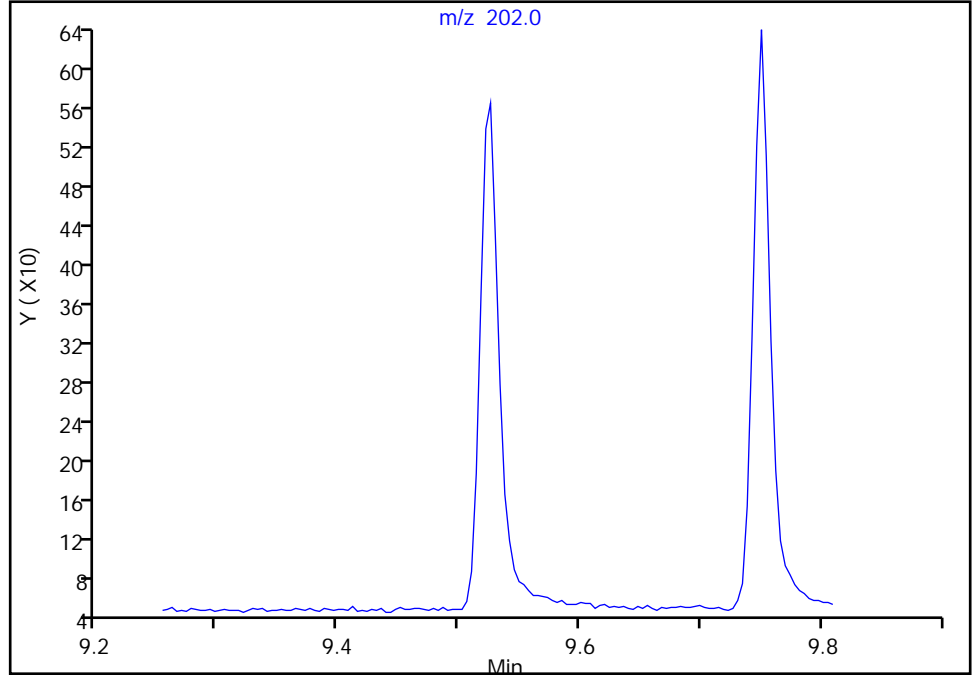
Data File: \\chromfs\Seattle\ChromData\TAC050\20220113-80849.b\SIM011322b025.D
Injection Date: 14-Jan-2022 04:45:30 Instrument ID: TAC050
Lims ID: std2
Client ID:
Operator ID: jcm ALS Bottle#: 15 Worklist Smp#: 15
Injection Vol: 1.0 ul Dil. Factor: 1.0000
Method: TAC050_SIM_PAH Limit Group: 8270D_SIM QSM 5.0
Column: Detector MS SCAN

20 Fluoranthene, CAS: 206-44-0

Signal: 1

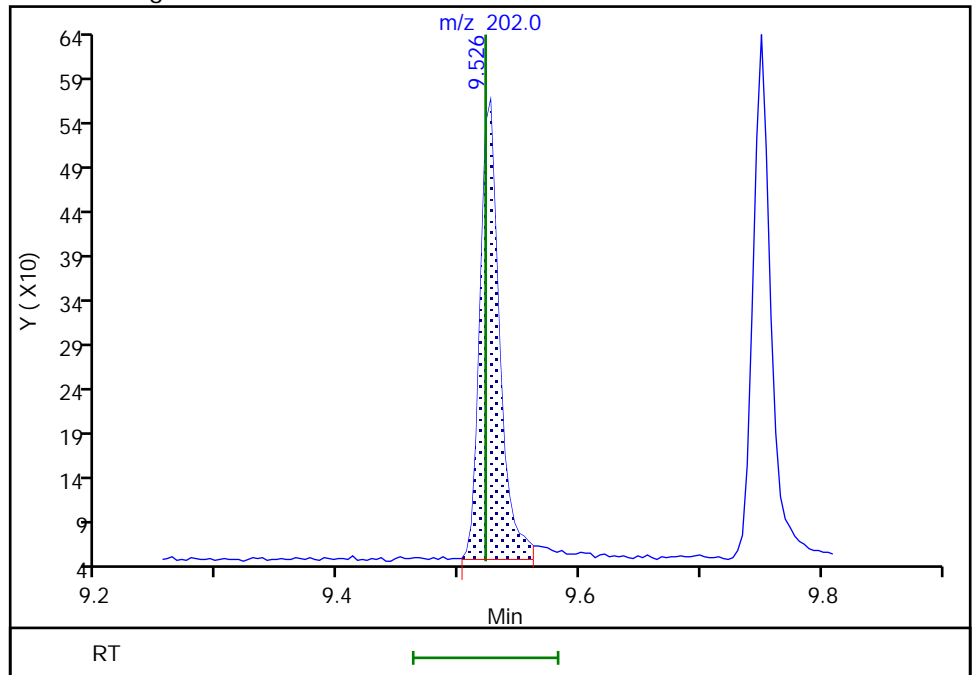
Not Detected
Expected RT: 9.52

Processing Integration Results



RT: 9.53
Area: 571
Amount: 1.994015
Amount Units: ug/L

Manual Integration Results



Reviewer: boylea, 14-Jan-2022 14:31:48
Audit Action: Manually Integrated

Audit Reason: Assign Peak

Eurofins Seattle

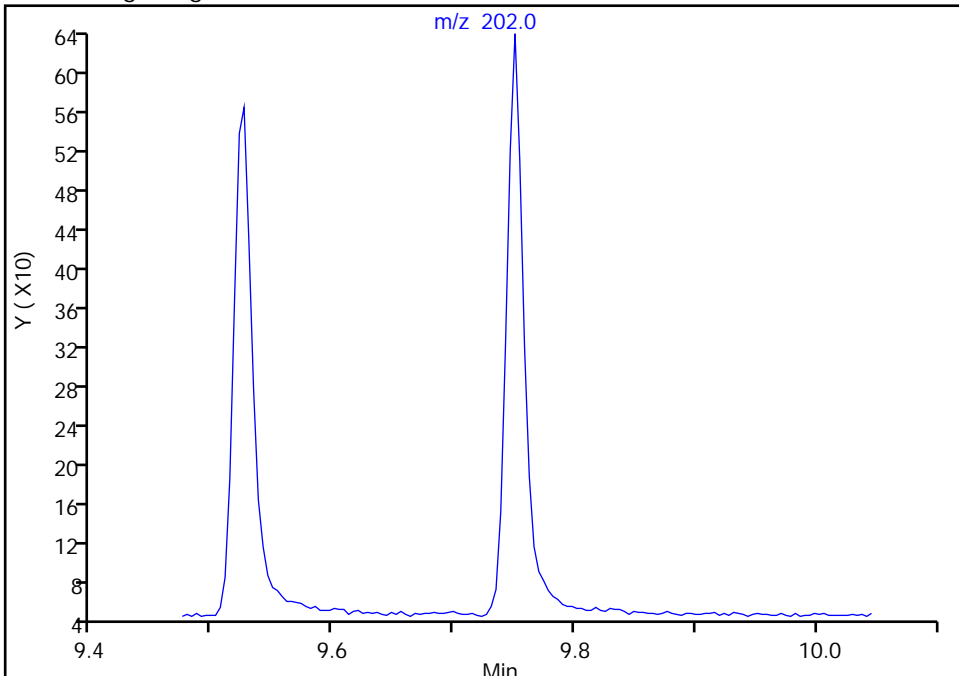
Data File: \\chromfs\Seattle\ChromData\TAC050\20220113-80849.b\SIM011322b025.D
Injection Date: 14-Jan-2022 04:45:30 Instrument ID: TAC050
Lims ID: std2
Client ID:
Operator ID: jcm ALS Bottle#: 15 Worklist Smp#: 15
Injection Vol: 1.0 ul Dil. Factor: 1.0000
Method: TAC050_SIM_PAH Limit Group: 8270D_SIM QSM 5.0
Column: Detector MS SCAN

21 Pyrene, CAS: 129-00-0

Signal: 1

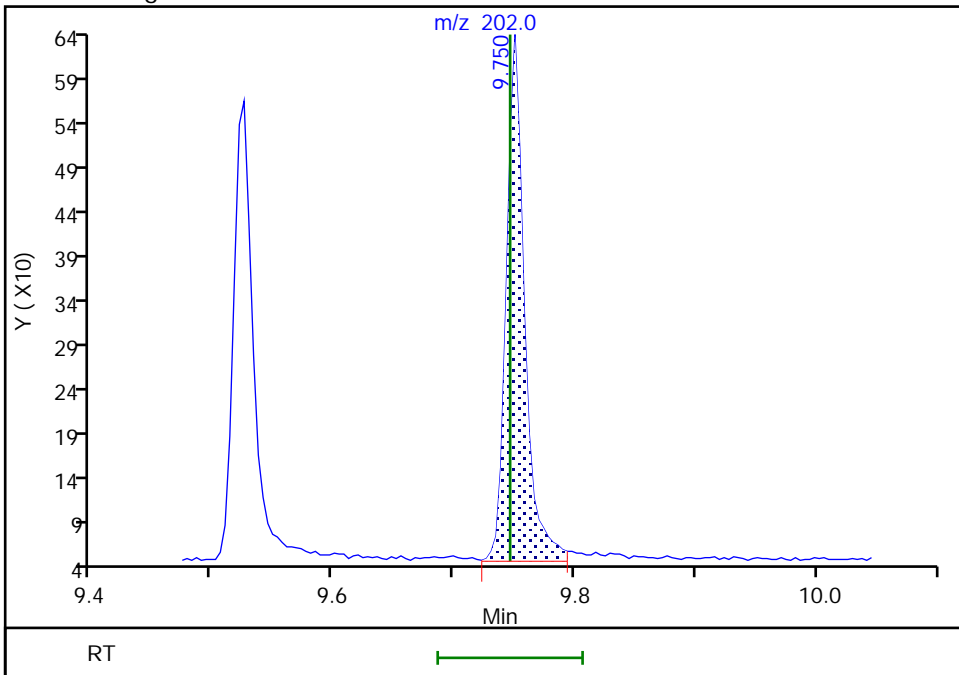
Not Detected
Expected RT: 9.75

Processing Integration Results



Manual Integration Results

RT: 9.75
Area: 611
Amount: 1.982742
Amount Units: ug/L



Reviewer: boylea, 14-Jan-2022 14:31:58
Audit Action: Manually Integrated

Audit Reason: Assign Peak

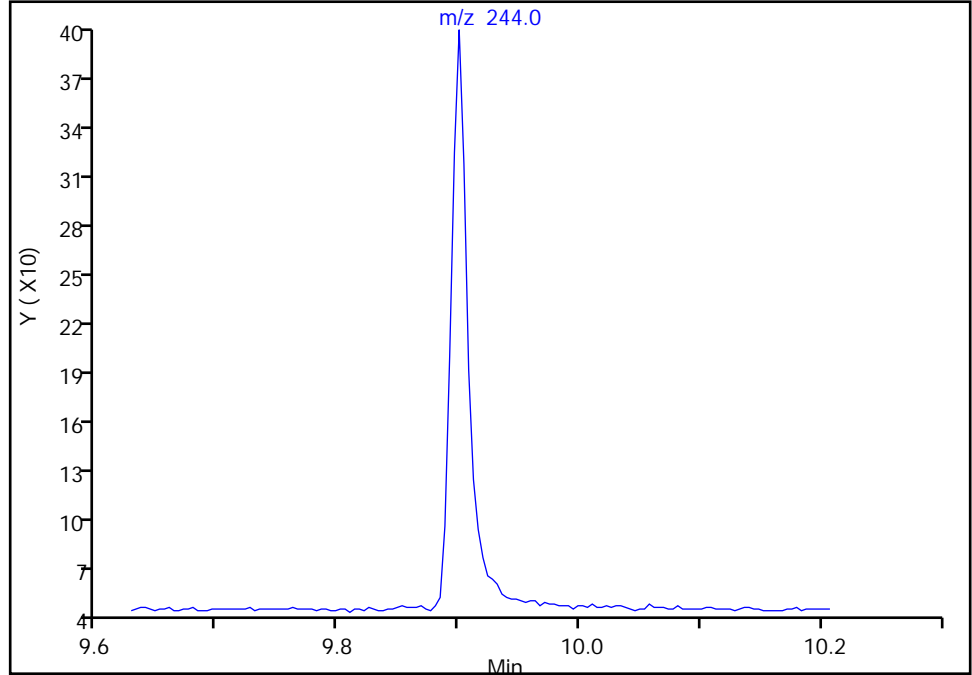
Eurofins Seattle

Data File: \\chromfs\Seattle\ChromData\TAC050\20220113-80849.b\SIM011322b025.D
Injection Date: 14-Jan-2022 04:45:30 Instrument ID: TAC050
Lims ID: std2
Client ID:
Operator ID: jcm ALS Bottle#: 15 Worklist Smp#: 15
Injection Vol: 1.0 ul Dil. Factor: 1.0000
Method: TAC050_SIM_PAH Limit Group: 8270D_SIM QSM 5.0
Column: Detector MS SCAN

\$ 9 Terphenyl-d14, CAS: 1718-51-0
Signal: 1

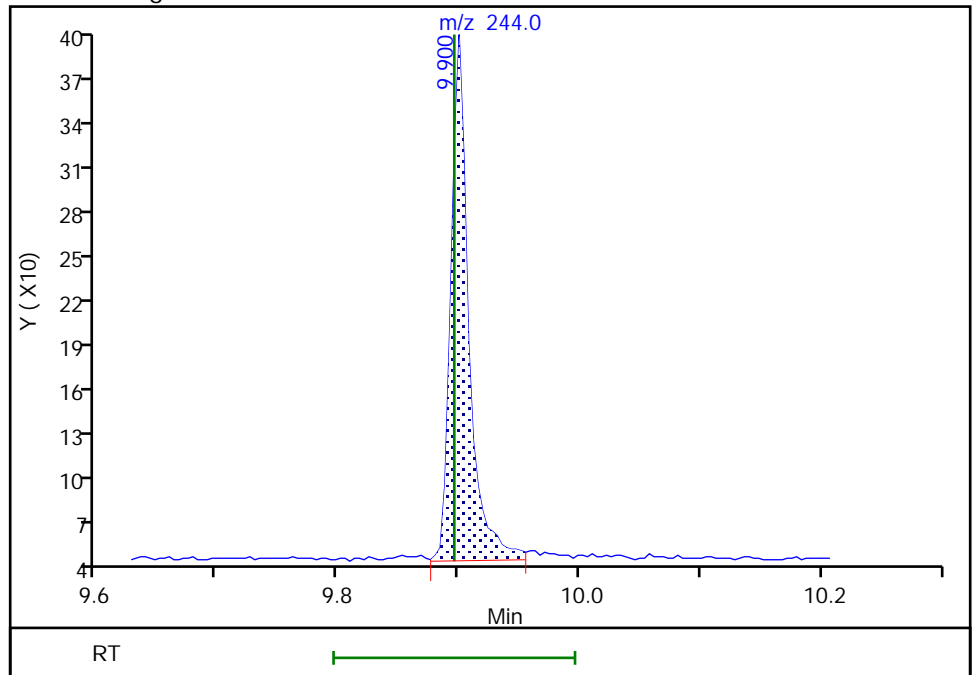
Not Detected
Expected RT: 9.90

Processing Integration Results



Manual Integration Results

RT: 9.90
Area: 359
Amount: 3.087528
Amount Units: ug/L



Reviewer: boylea, 14-Jan-2022 14:29:20
Audit Action: Manually Integrated

Audit Reason: Assign Peak
Page 670 of 797

Eurofins Seattle

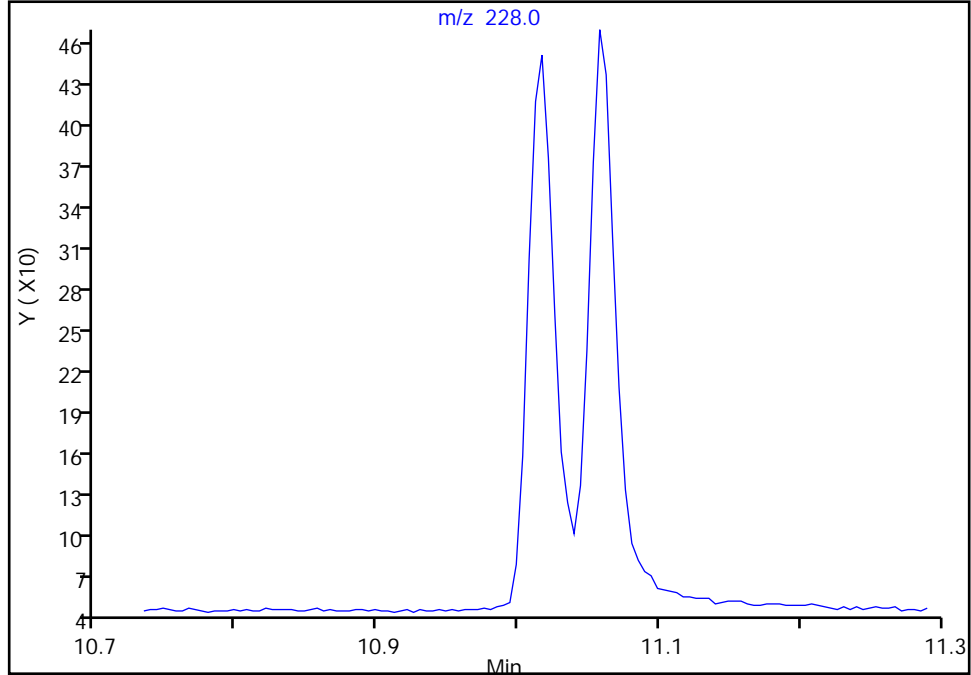
Data File: \\chromfs\Seattle\ChromData\TAC050\20220113-80849.b\SIM011322b025.D
Injection Date: 14-Jan-2022 04:45:30 Instrument ID: TAC050
Lims ID: std2
Client ID:
Operator ID: jcm ALS Bottle#: 15 Worklist Smp#: 15
Injection Vol: 1.0 ul Dil. Factor: 1.0000
Method: TAC050_SIM_PAH Limit Group: 8270D_SIM QSM 5.0
Column: Detector MS SCAN

22 Benzo[a]anthracene, CAS: 56-55-3

Signal: 1

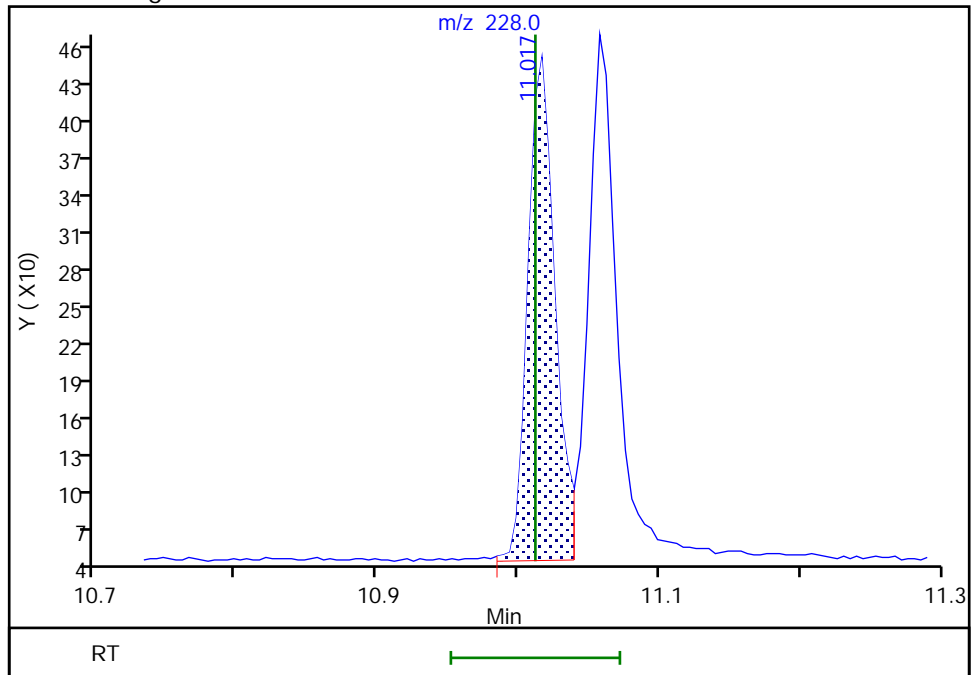
Not Detected
Expected RT: 11.01

Processing Integration Results



RT: 11.02
Area: 524
Amount: 2.042284
Amount Units: ug/L

Manual Integration Results



Reviewer: boylea, 14-Jan-2022 14:32:08
Audit Action: Manually Integrated

Audit Reason: Assign Peak

Eurofins Seattle

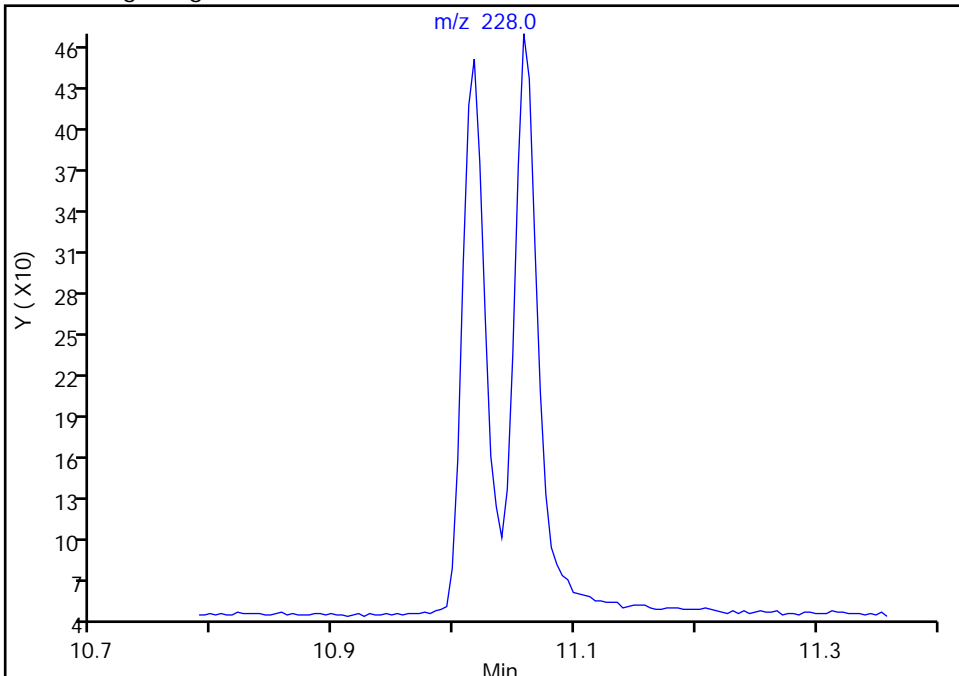
Data File: \\chromfs\Seattle\ChromData\TAC050\20220113-80849.b\SIM011322b025.D
Injection Date: 14-Jan-2022 04:45:30 Instrument ID: TAC050
Lims ID: std2
Client ID:
Operator ID: jcm ALS Bottle#: 15 Worklist Smp#: 15
Injection Vol: 1.0 ul Dil. Factor: 1.0000
Method: TAC050_SIM_PAH Limit Group: 8270D_SIM QSM 5.0
Column: Detector MS SCAN

23 Chrysene, CAS: 218-01-9

Signal: 1

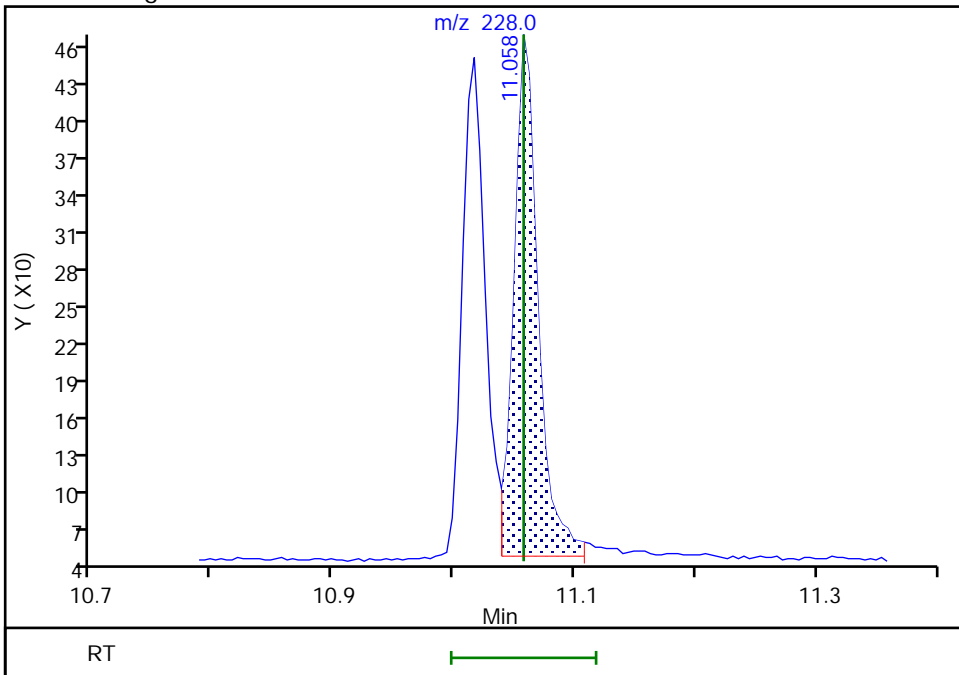
Not Detected
Expected RT: 11.06

Processing Integration Results



Manual Integration Results

RT: 11.06
Area: 561
Amount: 1.956936
Amount Units: ug/L



Reviewer: boylea, 14-Jan-2022 14:32:13
Audit Action: Manually Integrated

Audit Reason: Assign Peak
Page 672 of 797

Eurofins Seattle

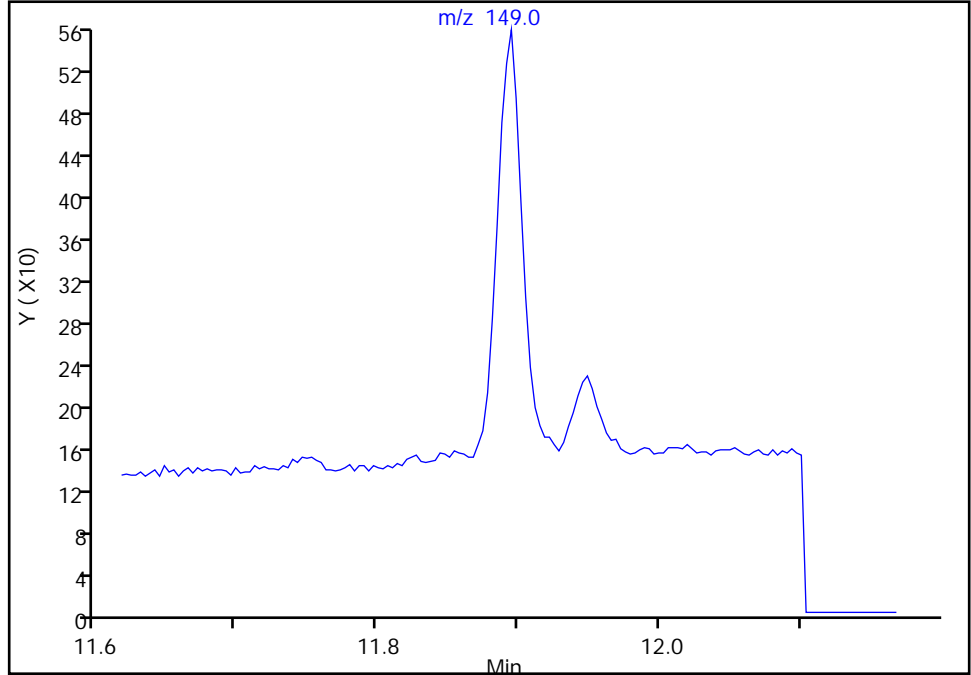
Data File: \\chromfs\Seattle\ChromData\TAC050\20220113-80849.b\SIM011322b025.D
Injection Date: 14-Jan-2022 04:45:30 Instrument ID: TAC050
Lims ID: std2
Client ID:
Operator ID: jcm ALS Bottle#: 15 Worklist Smp#: 15
Injection Vol: 1.0 ul Dil. Factor: 1.0000
Method: TAC050_SIM_PAH Limit Group: 8270D_SIM QSM 5.0
Column: Detector MS SCAN

30 Bis(2-ethylhexyl) phthalate, CAS: 117-81-7

Signal: 1

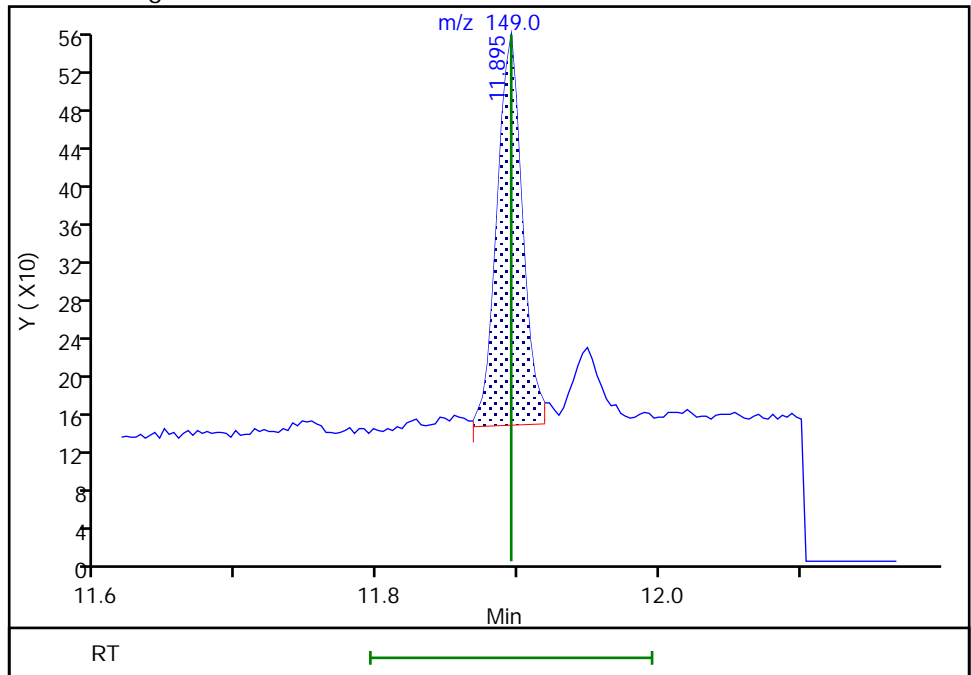
Not Detected
Expected RT: 11.89

Processing Integration Results



Manual Integration Results

RT: 11.89
Area: 509
Amount: 2.068430
Amount Units: ug/L



Reviewer: boylea, 14-Jan-2022 14:32:19
Audit Action: Manually Integrated

Audit Reason: Assign Peak

Eurofins Seattle

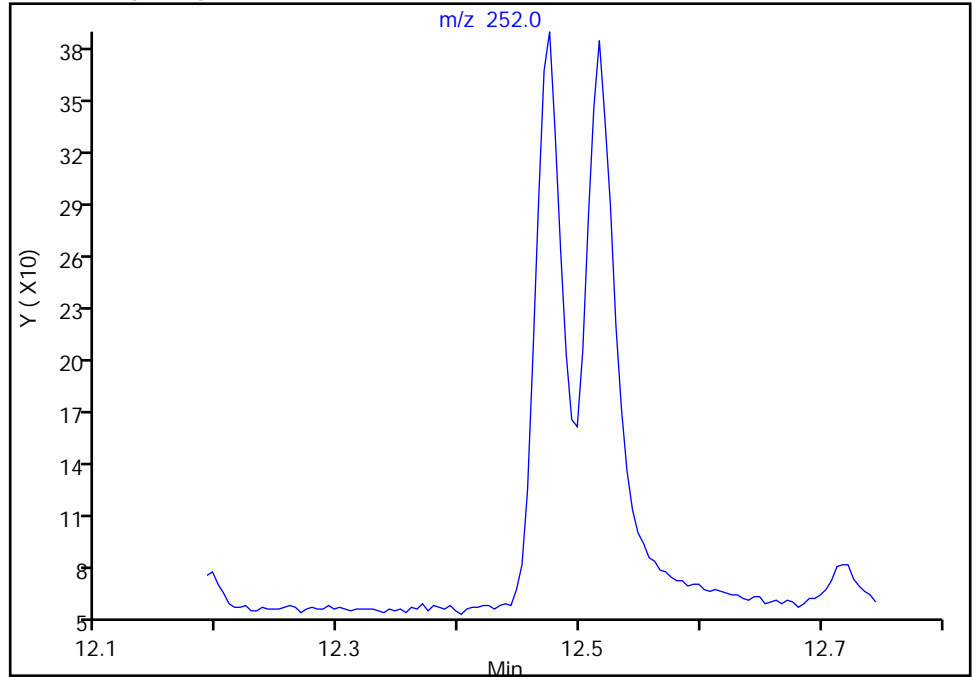
Data File: \\chromfs\Seattle\ChromData\TAC050\20220113-80849.b\SIM011322b025.D
Injection Date: 14-Jan-2022 04:45:30 Instrument ID: TAC050
Lims ID: std2
Client ID:
Operator ID: jcm ALS Bottle#: 15 Worklist Smp#: 15
Injection Vol: 1.0 ul Dil. Factor: 1.0000
Method: TAC050_SIM_PAH Limit Group: 8270D_SIM QSM 5.0
Column: Detector MS SCAN

24 Benzo[b]fluoranthene, CAS: 205-99-2

Signal: 1

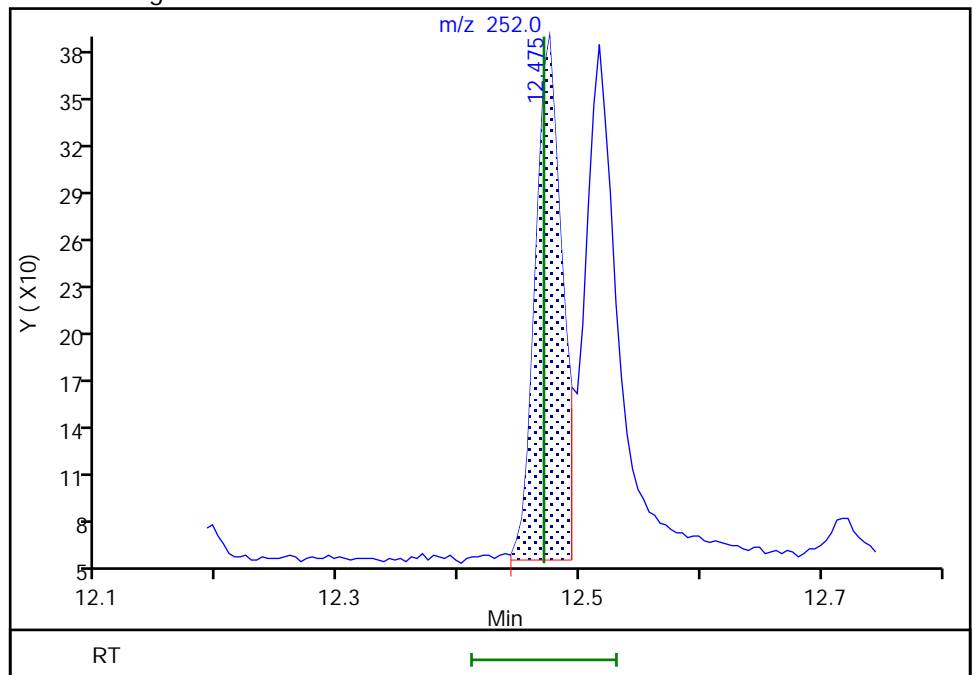
Not Detected
Expected RT: 12.47

Processing Integration Results



Manual Integration Results

RT: 12.47
Area: 491
Amount: 2.064597
Amount Units: ug/L



Reviewer: boylea, 14-Jan-2022 14:32:27
Audit Action: Manually Integrated

Audit Reason: Assign Peak

Eurofins Seattle

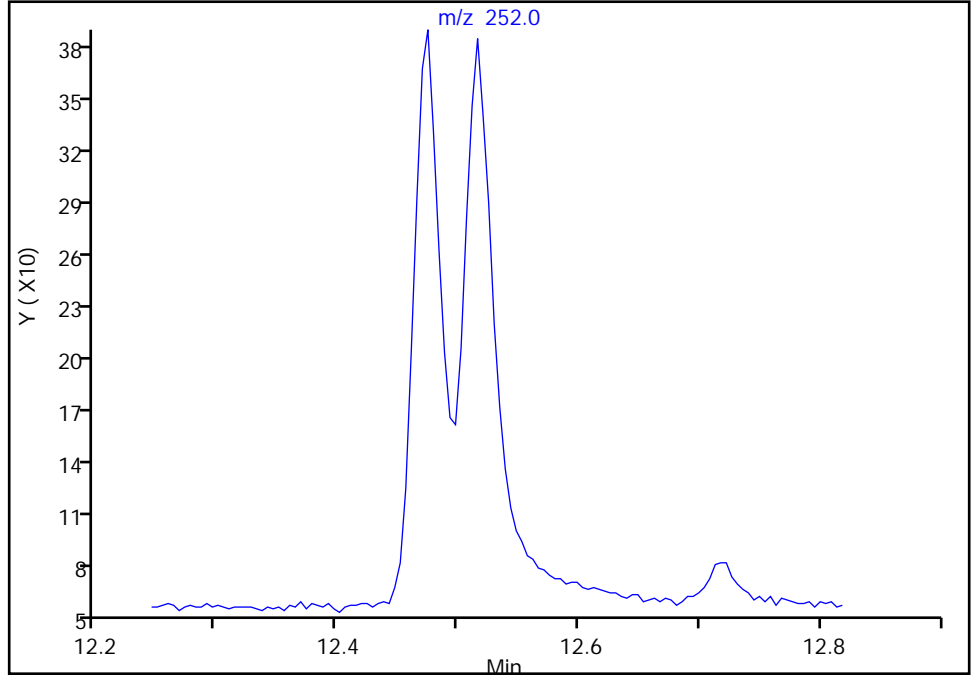
Data File: \\chromfs\Seattle\ChromData\TAC050\20220113-80849.b\SIM011322b025.D
Injection Date: 14-Jan-2022 04:45:30 Instrument ID: TAC050
Lims ID: std2
Client ID:
Operator ID: jcm ALS Bottle#: 15 Worklist Smp#: 15
Injection Vol: 1.0 ul Dil. Factor: 1.0000
Method: TAC050_SIM_PAH Limit Group: 8270D_SIM QSM 5.0
Column: Detector MS SCAN

25 Benzo[k]fluoranthene, CAS: 207-08-9

Signal: 1

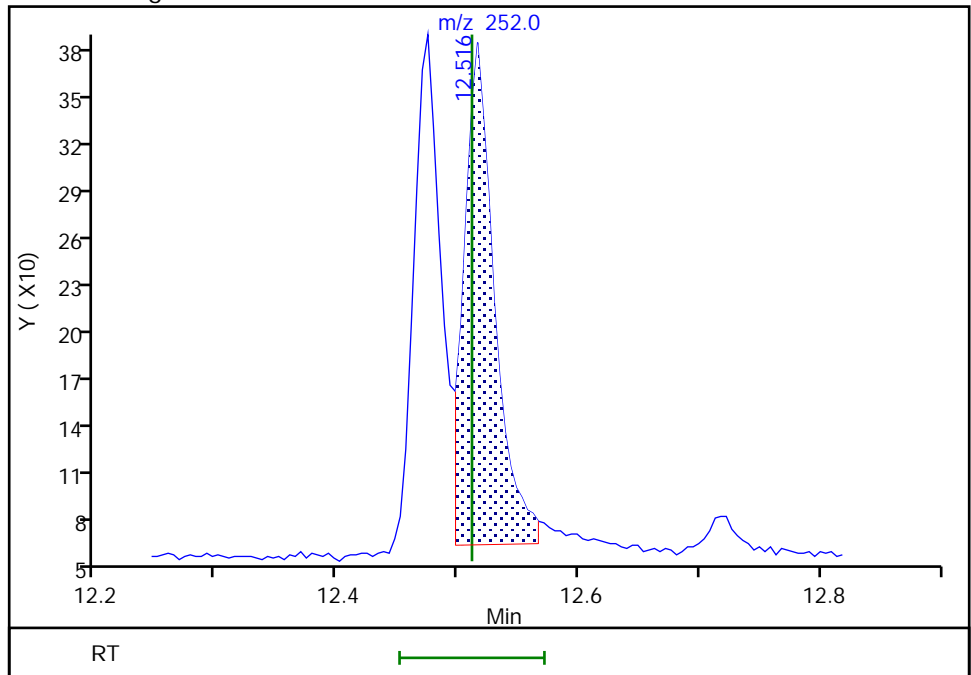
Not Detected
Expected RT: 12.51

Processing Integration Results



Manual Integration Results

RT: 12.52
Area: 540
Amount: 2.036308
Amount Units: ug/L



Reviewer: boylea, 14-Jan-2022 14:32:35
Audit Action: Manually Integrated

Audit Reason: Assign Peak
Page 675 of 797

Eurofins Seattle

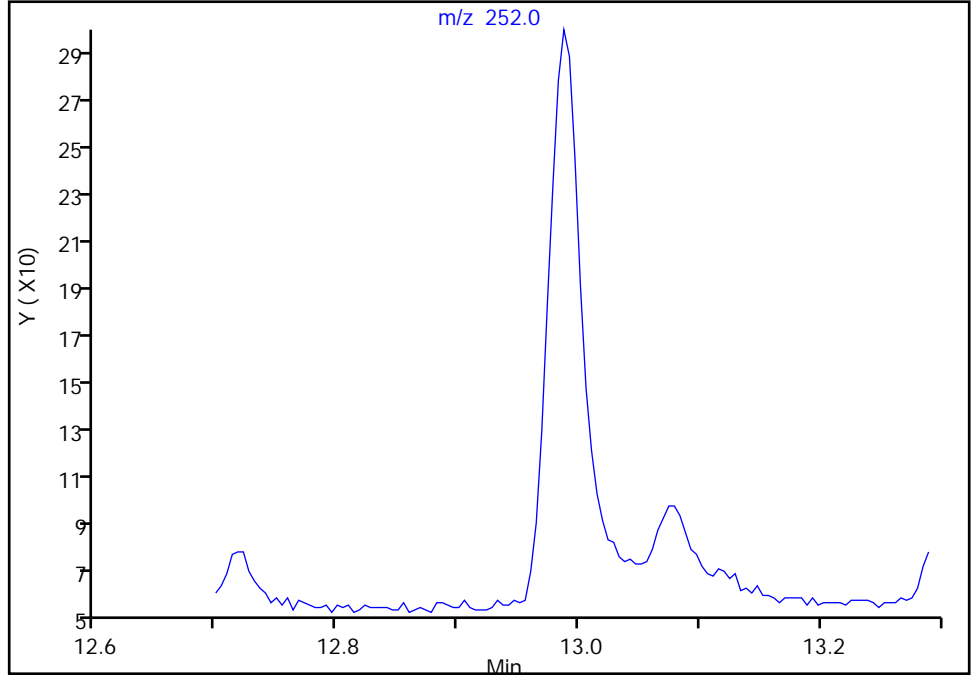
Data File: \\chromfs\Seattle\ChromData\TAC050\20220113-80849.b\SIM011322b025.D
Injection Date: 14-Jan-2022 04:45:30 Instrument ID: TAC050
Lims ID: std2
Client ID:
Operator ID: jcm ALS Bottle#: 15 Worklist Smp#: 15
Injection Vol: 1.0 ul Dil. Factor: 1.0000
Method: TAC050_SIM_PAH Limit Group: 8270D_SIM QSM 5.0
Column: Detector MS SCAN

26 Benzo[a]pyrene, CAS: 50-32-8

Signal: 1

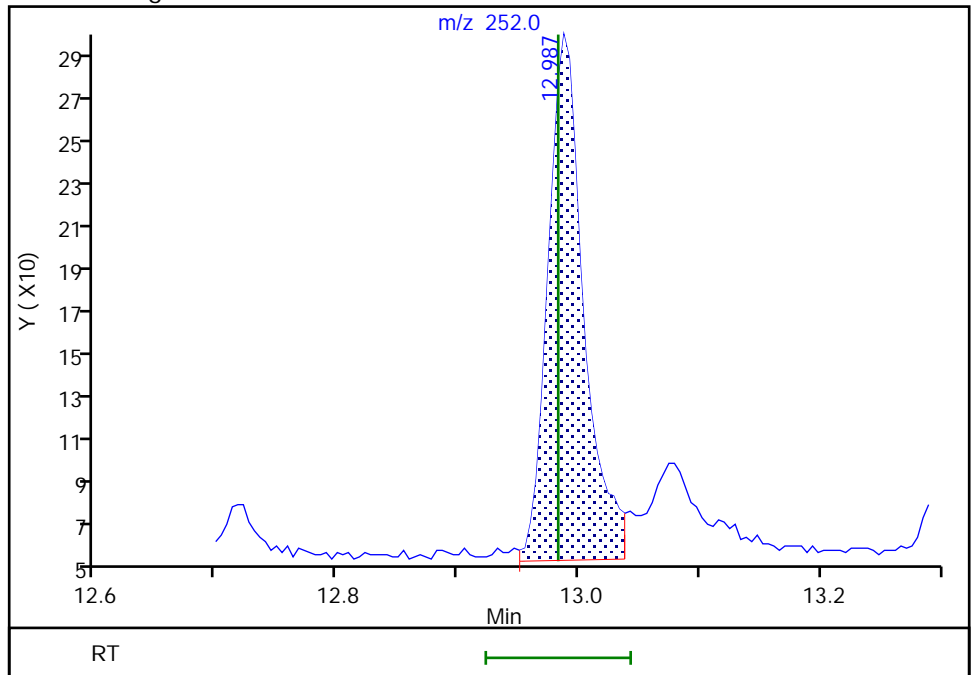
Not Detected
Expected RT: 12.98

Processing Integration Results



Manual Integration Results

RT: 12.99
Area: 494
Amount: 2.086996
Amount Units: ug/L



Reviewer: boylea, 14-Jan-2022 14:32:43
Audit Action: Manually Integrated

Audit Reason: Assign Peak
Page 676 of 797

Eurofins Seattle

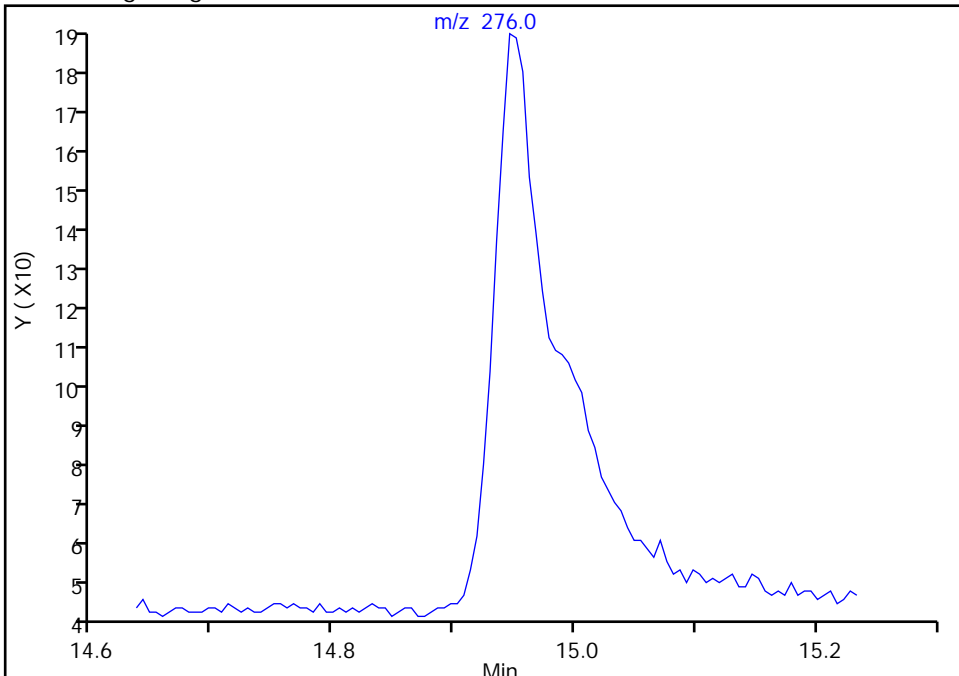
Data File: \\chromfs\Seattle\ChromData\TAC050\20220113-80849.b\SIM011322b025.D
Injection Date: 14-Jan-2022 04:45:30 Instrument ID: TAC050
Lims ID: std2
Client ID:
Operator ID: jcm ALS Bottle#: 15 Worklist Smp#: 15
Injection Vol: 1.0 ul Dil. Factor: 1.0000
Method: TAC050_SIM_PAH Limit Group: 8270D_SIM QSM 5.0
Column: Detector MS SCAN

27 Indeno[1,2,3-cd]pyrene, CAS: 193-39-5

Signal: 1

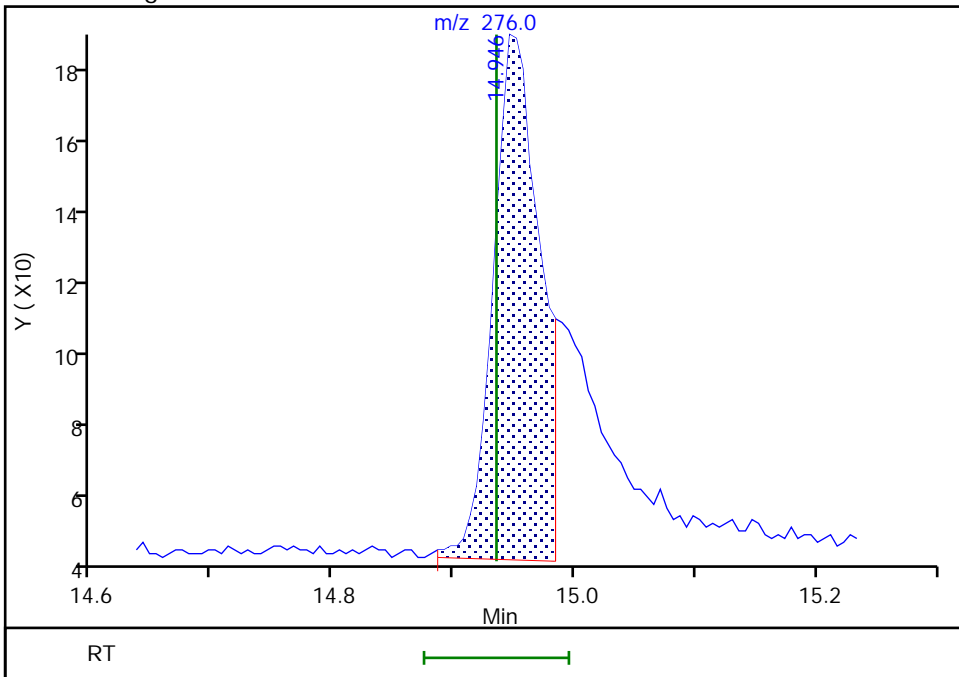
Not Detected
Expected RT: 14.93

Processing Integration Results



Manual Integration Results

RT: 14.95
Area: 365
Amount: 2.771632
Amount Units: ug/L



Reviewer: boylea, 14-Jan-2022 14:32:51
Audit Action: Manually Integrated

Audit Reason: Assign Peak
Page 677 of 797

Eurofins Seattle

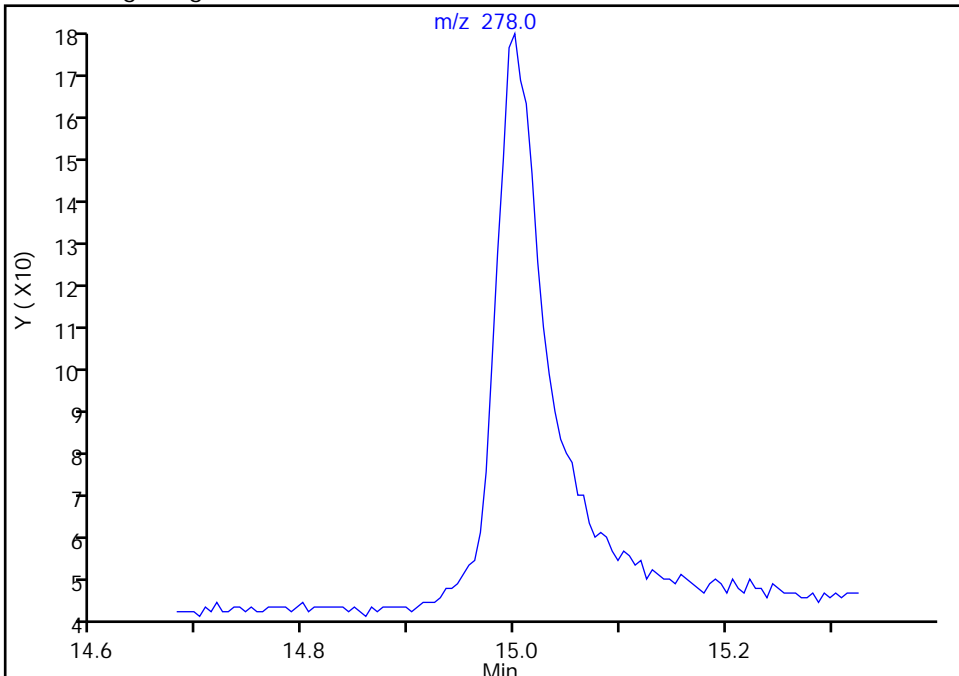
Data File: \\chromfs\Seattle\ChromData\TAC050\20220113-80849.b\SIM011322b025.D
Injection Date: 14-Jan-2022 04:45:30 Instrument ID: TAC050
Lims ID: std2
Client ID:
Operator ID: jcm ALS Bottle#: 15 Worklist Smp#: 15
Injection Vol: 1.0 ul Dil. Factor: 1.0000
Method: TAC050_SIM_PAH Limit Group: 8270D_SIM QSM 5.0
Column: Detector MS SCAN

28 Dibenz(a,h)anthracene, CAS: 53-70-3

Signal: 1

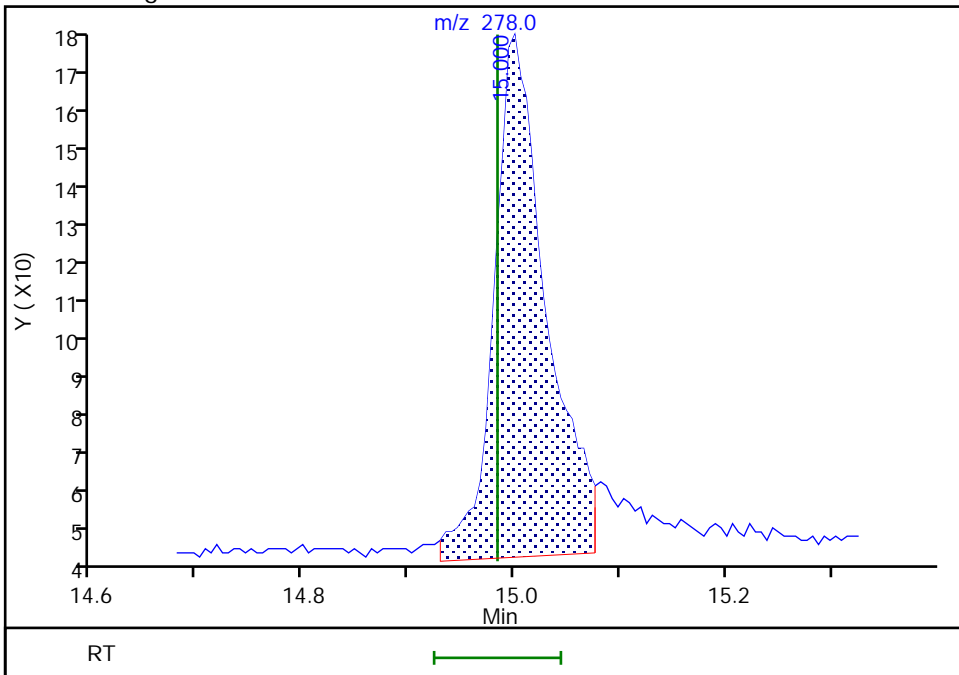
Not Detected
Expected RT: 14.98

Processing Integration Results



Manual Integration Results

RT: 15.00
Area: 429
Amount: 2.006314
Amount Units: ug/L



Reviewer: boylea, 14-Jan-2022 14:32:59
Audit Action: Manually Integrated

Eurofins Seattle

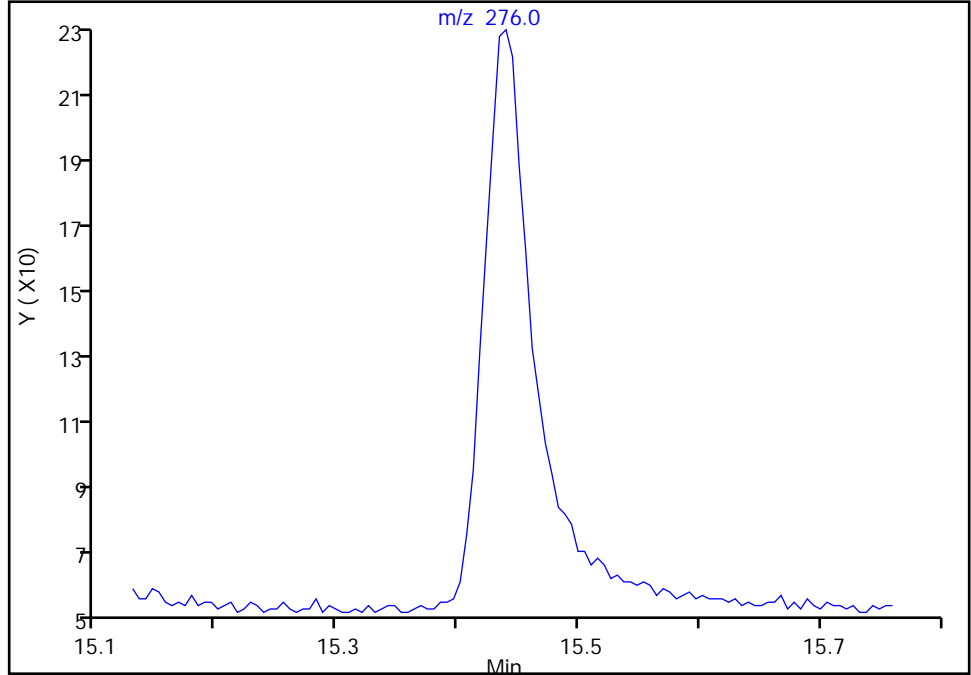
Data File: \\chromfs\Seattle\ChromData\TAC050\20220113-80849.b\SIM011322b025.D
Injection Date: 14-Jan-2022 04:45:30 Instrument ID: TAC050
Lims ID: std2
Client ID:
Operator ID: jcm ALS Bottle#: 15 Worklist Smp#: 15
Injection Vol: 1.0 ul Dil. Factor: 1.0000
Method: TAC050_SIM_PAH Limit Group: 8270D_SIM QSM 5.0
Column: Detector MS SCAN

29 Benzo[g,h,i]perylene, CAS: 191-24-2

Signal: 1

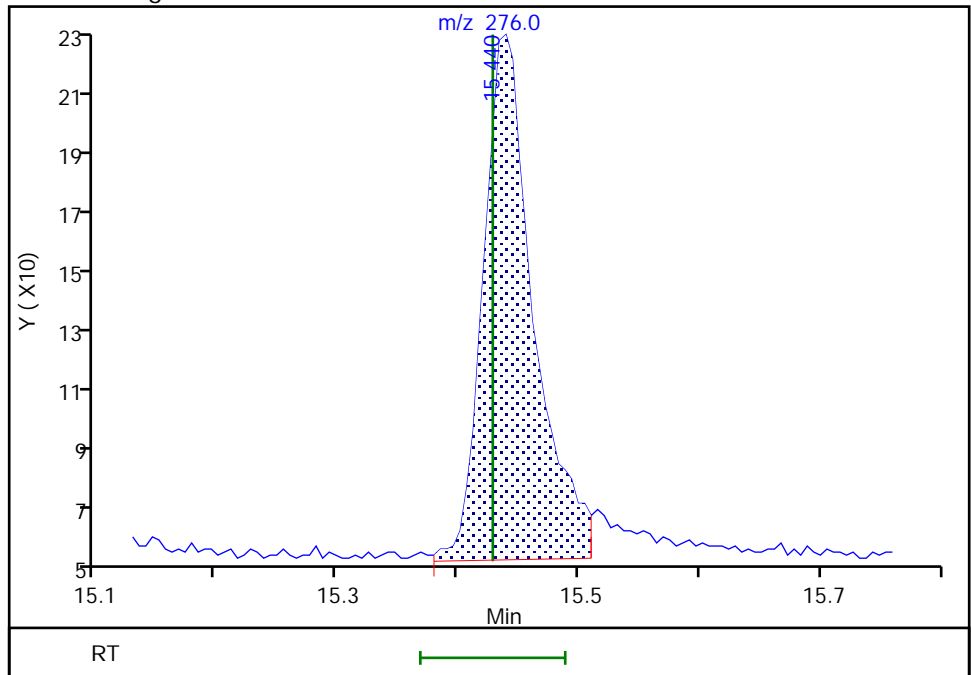
Not Detected
Expected RT: 15.43

Processing Integration Results



Manual Integration Results

RT: 15.44
Area: 497
Amount: 2.072665
Amount Units: ug/L



Reviewer: boylea, 14-Jan-2022 14:33:33
Audit Action: Manually Integrated

Audit Reason: Assign Peak
Page 679 of 797

Eurofins Seattle
Target Compound Quantitation Report

Data File: \\chromfs\Seattle\ChromData\TAC050\20220113-80849.b\SIM011322b026.D
 Lims ID: std1
 Client ID:
 Sample Type: IC Calib Level: 1
 Inject. Date: 14-Jan-2022 05:04:30 ALS Bottle#: 16 Worklist Smp#: 16
 Injection Vol: 1.0 ul Dil. Factor: 1.0000
 Sample Info: 1
 Operator ID: jcm Instrument ID: TAC050
 Sublist: chrom-TAC050_SIM_PAH*sub9
 Method: \\chromfs\Seattle\ChromData\TAC050\20220113-80849.b\TAC050_SIM_PAH.m
 Limit Group: 8270D_SIM QSM 5.0
 Last Update: 14-Jan-2022 15:42:24 Calib Date: 14-Jan-2022 05:04:30
 Integrator: Falcon ID Type: RT Order ID
 Quant Method: Internal Standard Quant By: Initial Calibration
 Last ICal File: \\chromfs\Seattle\ChromData\TAC050\20220113-80849.b\SIM011322b026.D

Column 1 : Det: MS SCAN
 Process Host: CTX1628

First Level Reviewer: limmere Date: 14-Jan-2022 10:29:15

Compound	Sig	RT (min.)	Exp RT (min.)	Dlt RT (min.)	Q	Response	Cal Amt ug/L	OnCol Amt ug/L	Flags
* 1 Naphthalene-d8	136	5.171	5.171	0.000	90	20735	100.0	100.0	
* 2 Acenaphthene-d10	164	6.854	6.854	0.000	69	9073	100.0	100.0	
* 3 Phenanthrene-d10	188	8.319	8.319	0.001	56	14232	100.0	100.0	
* 4 Chrysene-d12	240	11.030	11.030	0.000	49	10350	100.0	100.0	
* 5 Perylene-d12	264	13.079	13.074	0.005	69	12127	100.0	100.0	
\$ 6 2-methylnaphthalene-d10	152	5.814	5.809	0.005	67	122	1.00	0.99	M
\$ 10 2-Fluorobiphenyl	172	6.193	6.190	0.003	0	156	1.00	1.07	M
\$ 8 Fluoranthene-d10 (Surr)	212	9.506	9.502	0.004	68	296	1.00	0.8391	M
\$ 9 Terphenyl-d14	244	9.900	9.896	0.004	95	216	1.00	1.89	M
11 Naphthalene	128	5.189	5.189	0.000	88	256	1.00	1.17	M
12 2-Methylnaphthalene	141	5.841	5.841	0.000	97	122	1.00	0.9809	M
13 1-Methylnaphthalene	141	5.937	5.937	0.000	99	133	1.00	1.10	M
14 Acenaphthylene	152	6.717	6.717	0.000	100	199	1.00	1.04	M
15 Acenaphthene	153	6.885	6.884	0.001	82	125	1.00	1.04	M
16 Fluorene	166	7.394	7.389	0.005	99	148	1.00	1.10	M
18 Phenanthrene	178	8.342	8.342	0.000	35	355	1.00	0.8469	M
19 Anthracene	178	8.397	8.389	0.008	99	339	1.00	0.9684	M
20 Fluoranthene	202	9.526	9.522	0.004	55	360	1.00	0.8607	M
21 Pyrene	202	9.754	9.746	0.008	52	386	1.00	0.8357	M
22 Benzo[a]anthracene	228	11.017	11.012	0.005	24	316	1.00	0.8148	M
23 Chrysene	228	11.058	11.057	0.001	98	341	1.00	0.7148	M
30 Bis(2-ethylhexyl) phthalate	149	11.892	11.895	-0.003	0	301	1.00	1.02	M
24 Benzo[b]fluoranthene	252	12.475	12.470	0.005	98	286	1.00	0.99	M
25 Benzo[k]fluoranthene	252	12.521	12.511	0.010	92	313	1.00	0.9775	M
26 Benzo[a]pyrene	252	12.988	12.983	0.005	96	285	1.00	0.99	M
27 Indeno[1,2,3-cd]pyrene	276	14.957	14.935	0.022	96	194	1.00	1.68	M
28 Dibenz(a,h)anthracene	278	15.011	14.984	0.027	95	246	1.00	1.01	M
29 Benzo[g,h,i]perylene	276	15.440	15.429	0.011	91	281	1.00	0.9844	M

[QC Flag Legend](#)

Processing Flags

Review Flags

M - Manually Integrated

[Reagents:](#)

8270SIM_IS_00069

Amount Added: 9.80

Units: uL

8270ccvl_50_00039

Amount Added: 20.00

Units: uL

Eurofins Seattle

Data File: \\chromfs\Seattle\ChromData\TAC050\20220113-80849.b\SIM011322b026.D

Injection Date: 14-Jan-2022 05:04:30

Instrument ID: TAC050

Lims ID: std1

Client ID:

Operator ID: jcm

ALS Bottle#: 16

Worklist Smp#: 16

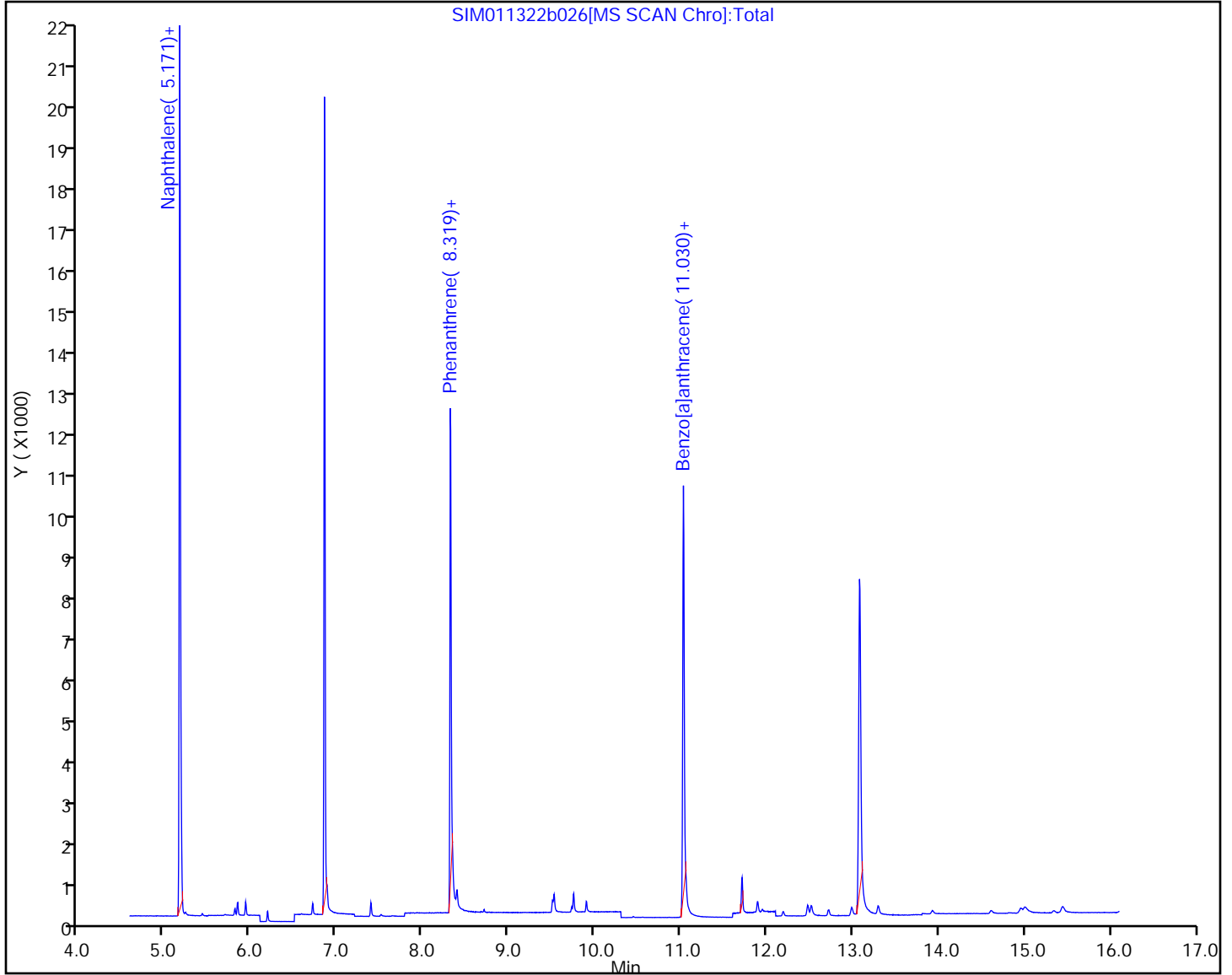
Injection Vol: 1.0 ul

Dil. Factor: 1.0000

Method: TAC050_SIM_PAH

Limit Group: 8270D_SIM QSM 5.0

Y Scaling: Method Defined: Scale to the Nth Largest Target: 1



Eurofins Seattle

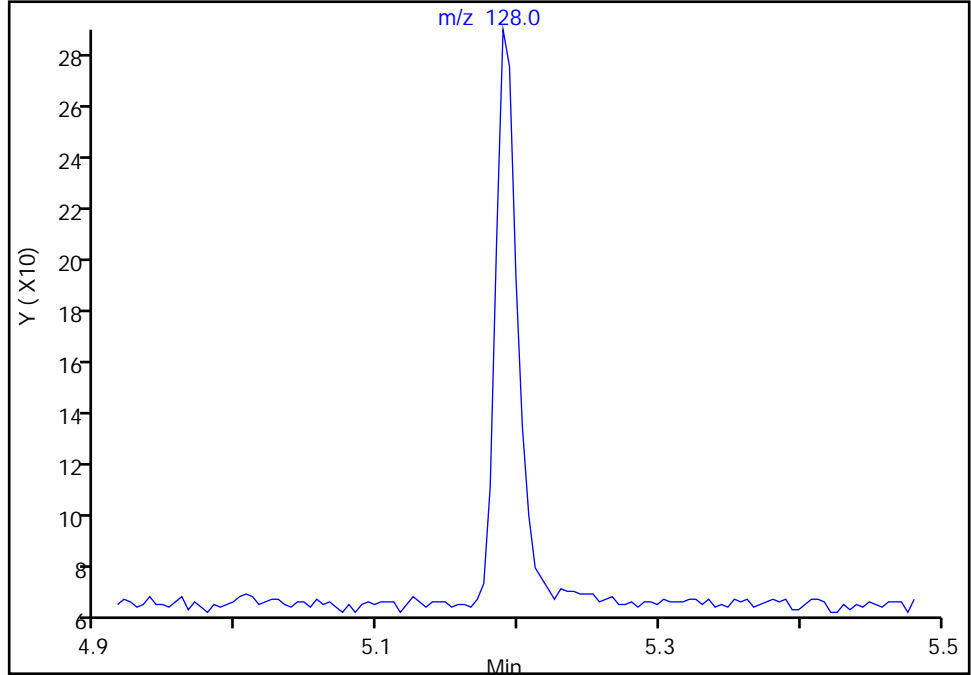
Data File: \\chromfs\Seattle\ChromData\TAC050\20220113-80849.b\SIM011322b026.D
Injection Date: 14-Jan-2022 05:04:30 Instrument ID: TAC050
Lims ID: std1
Client ID:
Operator ID: jcm ALS Bottle#: 16 Worklist Smp#: 16
Injection Vol: 1.0 ul Dil. Factor: 1.0000
Method: TAC050_SIM_PAH Limit Group: 8270D_SIM QSM 5.0
Column: Detector MS SCAN

11 Naphthalene, CAS: 91-20-3

Signal: 1

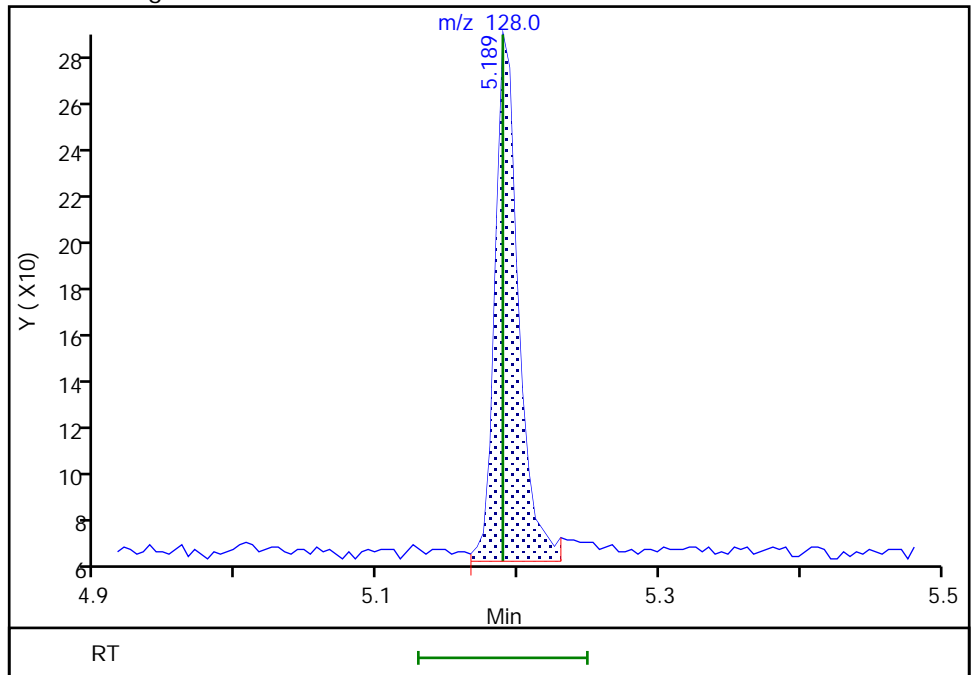
Not Detected
Expected RT: 5.19

Processing Integration Results



Manual Integration Results

RT: 5.19
Area: 256
Amount: 1.167329
Amount Units: ug/L



Reviewer: boylea, 14-Jan-2022 14:37:18
Audit Action: Manually Integrated

Audit Reason: Assign Peak

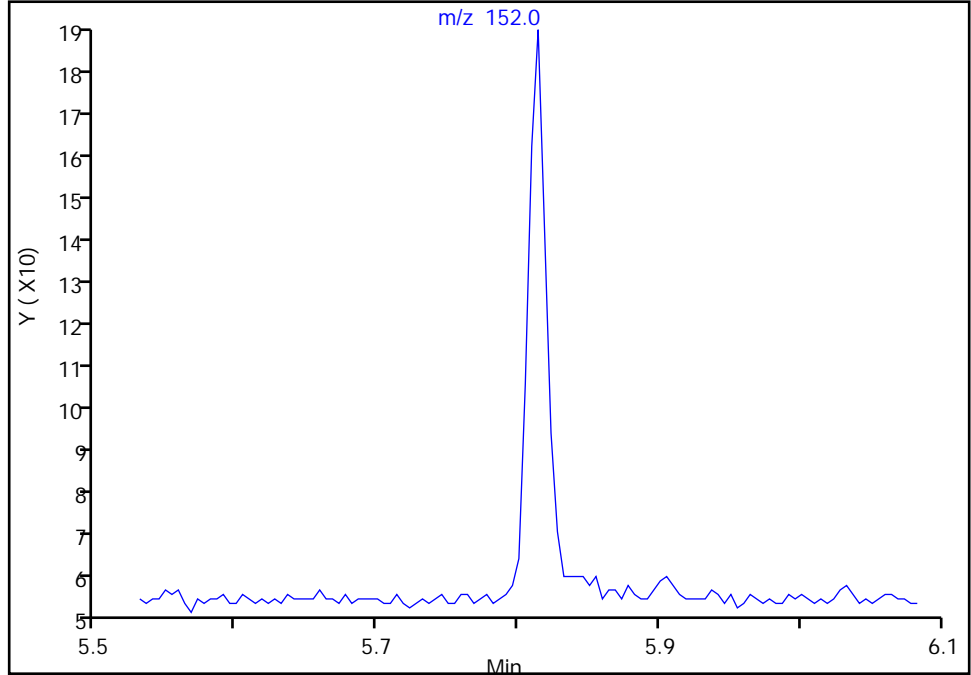
Eurofins Seattle

Data File: \\chromfs\Seattle\ChromData\TAC050\20220113-80849.b\SIM011322b026.D
Injection Date: 14-Jan-2022 05:04:30 Instrument ID: TAC050
Lims ID: std1
Client ID:
Operator ID: jcm ALS Bottle#: 16 Worklist Smp#: 16
Injection Vol: 1.0 ul Dil. Factor: 1.0000
Method: TAC050_SIM_PAH Limit Group: 8270D_SIM QSM 5.0
Column: Detector MS SCAN

\$ 6 2-methylnaphthalene-d10, CAS: 7297-45-2
Signal: 1

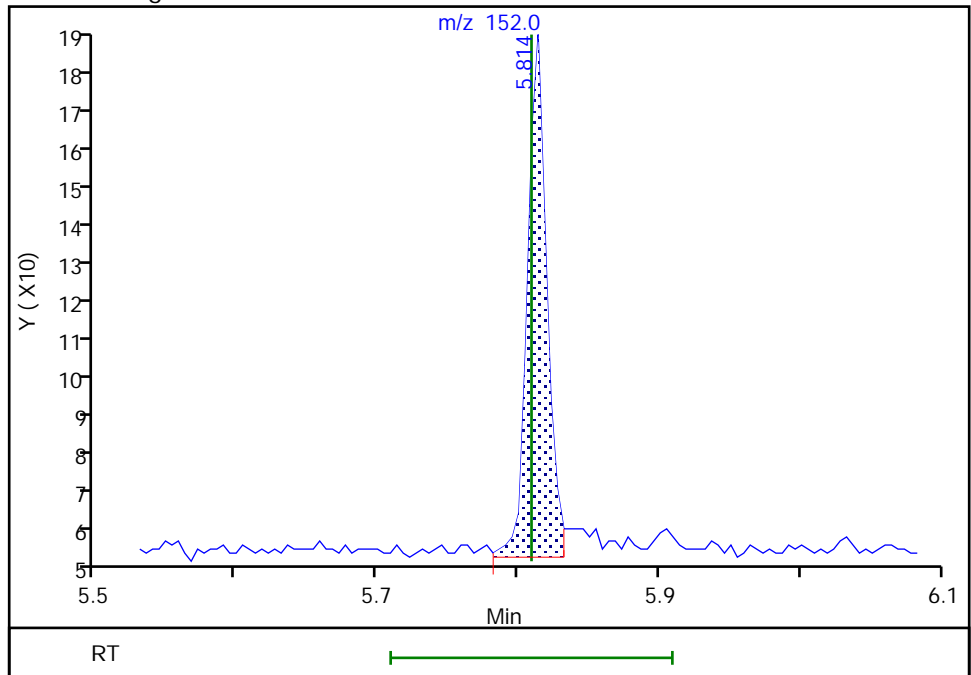
Not Detected
Expected RT: 5.81

Processing Integration Results



RT: 5.81
Area: 122
Amount: 0.994559
Amount Units: ug/L

Manual Integration Results



Reviewer: boylea, 14-Jan-2022 14:36:49
Audit Action: Manually Integrated

Eurofins Seattle

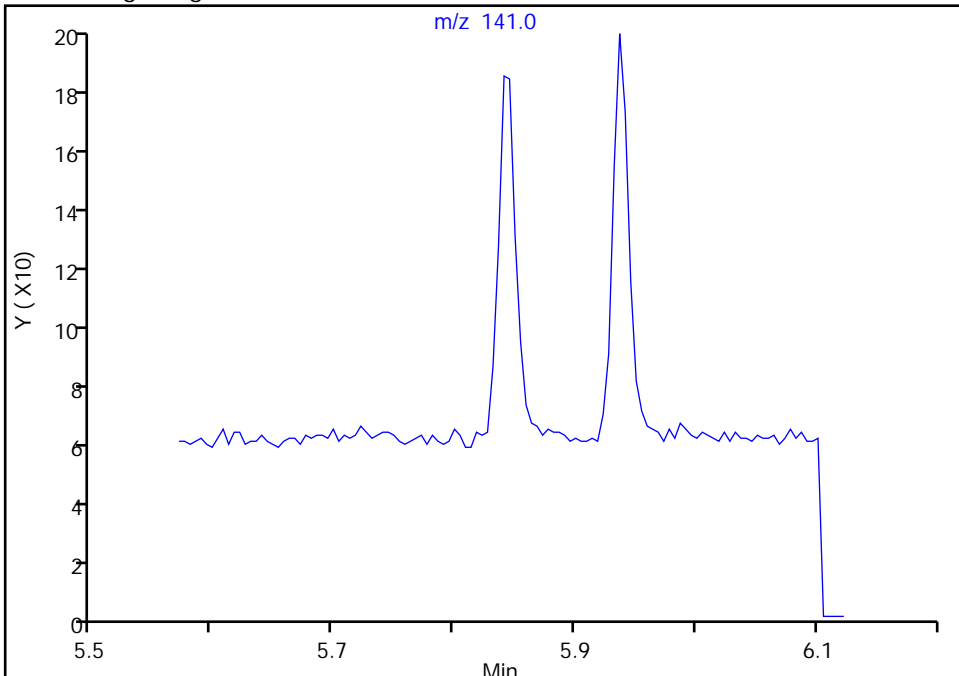
Data File: \\chromfs\Seattle\ChromData\TAC050\20220113-80849.b\SIM011322b026.D
Injection Date: 14-Jan-2022 05:04:30 Instrument ID: TAC050
Lims ID: std1
Client ID:
Operator ID: jcm ALS Bottle#: 16 Worklist Smp#: 16
Injection Vol: 1.0 ul Dil. Factor: 1.0000
Method: TAC050_SIM_PAH Limit Group: 8270D_SIM QSM 5.0
Column: Detector MS SCAN

12 2-Methylnaphthalene, CAS: 91-57-6

Signal: 1

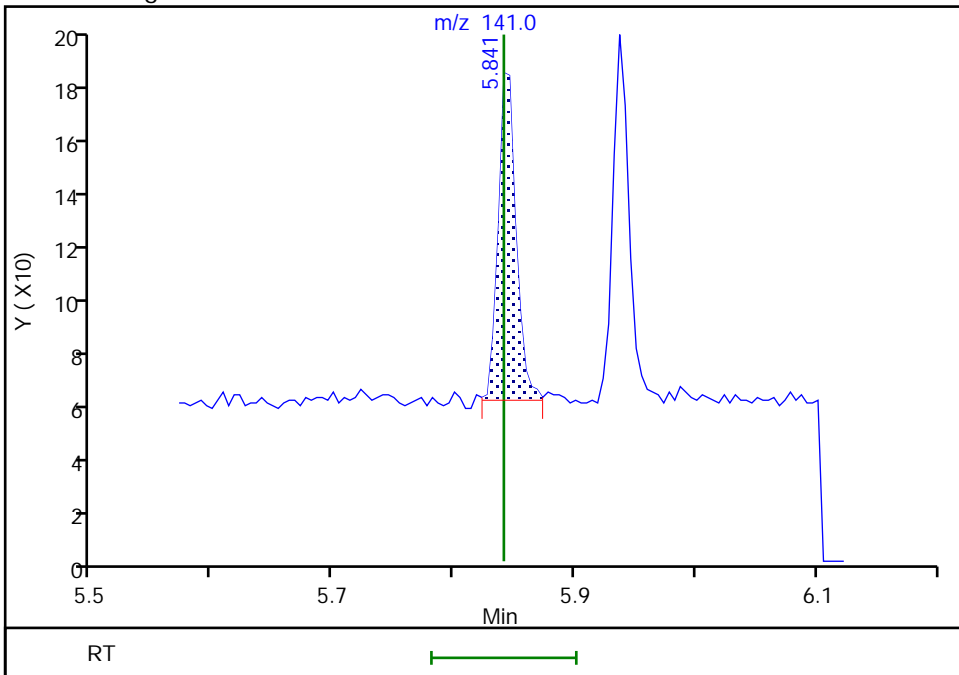
Not Detected
Expected RT: 5.84

Processing Integration Results



RT: 5.84
Area: 122
Amount: 0.980912
Amount Units: ug/L

Manual Integration Results



Reviewer: boylea, 14-Jan-2022 14:37:24
Audit Action: Manually Integrated

Eurofins Seattle

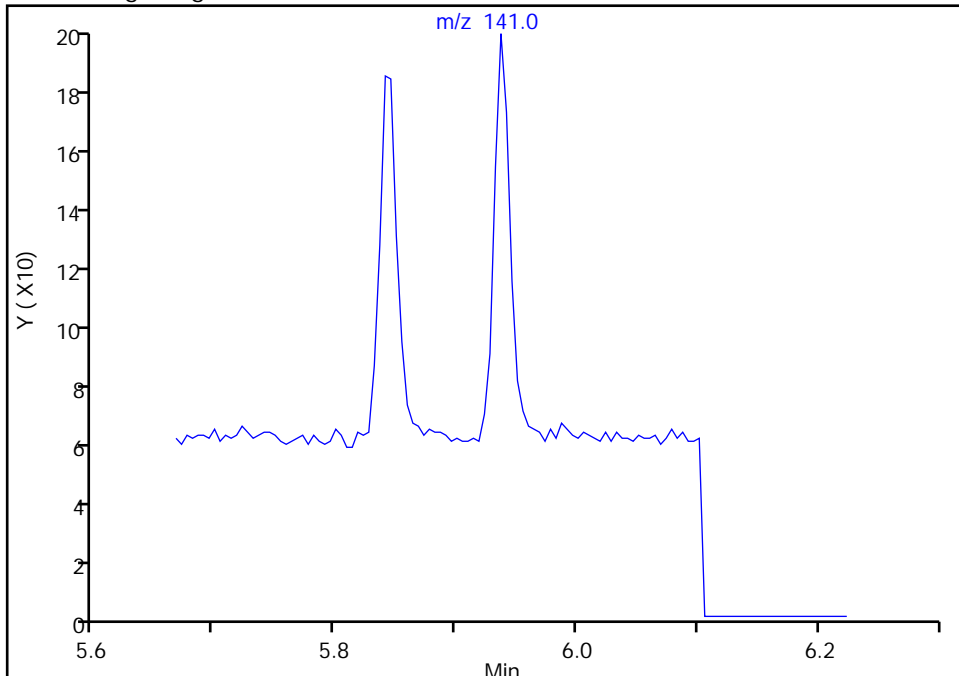
Data File: \\chromfs\Seattle\ChromData\TAC050\20220113-80849.b\SIM011322b026.D
Injection Date: 14-Jan-2022 05:04:30 Instrument ID: TAC050
Lims ID: std1
Client ID:
Operator ID: jcm ALS Bottle#: 16 Worklist Smp#: 16
Injection Vol: 1.0 ul Dil. Factor: 1.0000
Method: TAC050_SIM_PAH Limit Group: 8270D_SIM QSM 5.0
Column: Detector MS SCAN

13 1-Methylnaphthalene, CAS: 90-12-0

Signal: 1

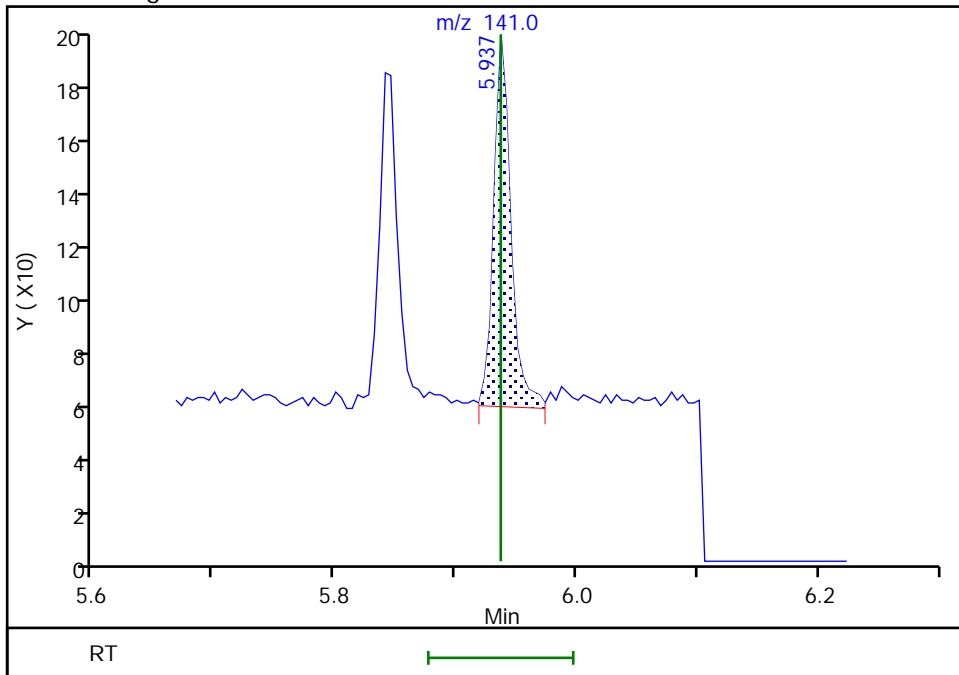
Not Detected
Expected RT: 5.94

Processing Integration Results



Manual Integration Results

RT: 5.94
Area: 133
Amount: 1.104006
Amount Units: ug/L



Reviewer: boylea, 14-Jan-2022 14:37:30
Audit Action: Manually Integrated

Audit Reason: Assign Peak

Eurofins Seattle

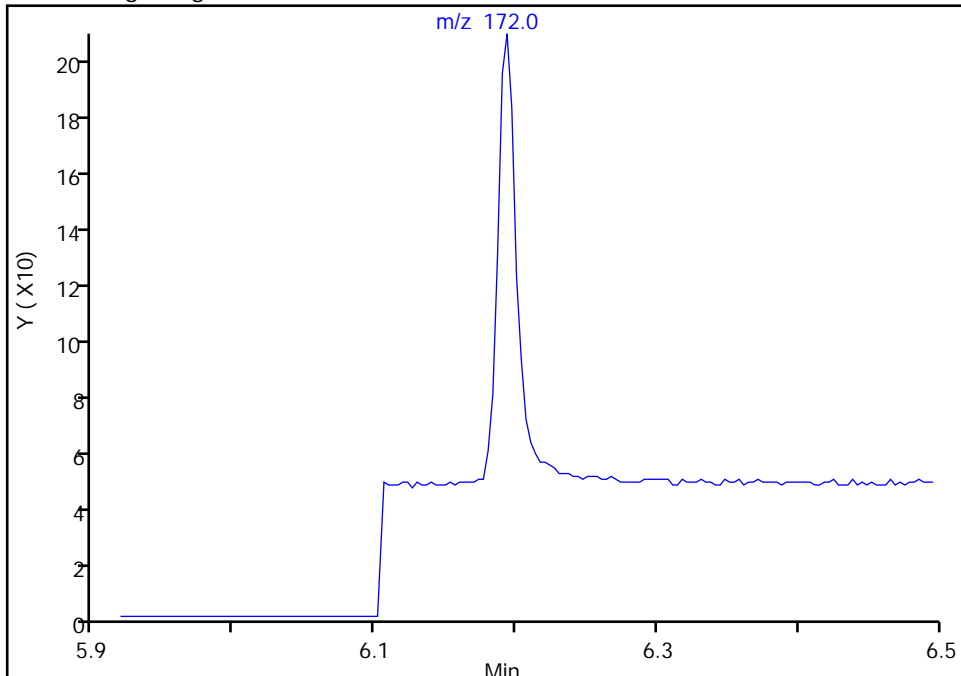
Data File: \\chromfs\Seattle\ChromData\TAC050\20220113-80849.b\SIM011322b026.D
Injection Date: 14-Jan-2022 05:04:30 Instrument ID: TAC050
Lims ID: std1
Client ID:
Operator ID: jcm ALS Bottle#: 16 Worklist Smp#: 16
Injection Vol: 1.0 ul Dil. Factor: 1.0000
Method: TAC050_SIM_PAH Limit Group: 8270D_SIM QSM 5.0
Column: Detector MS SCAN

\$ 10 2-Fluorobiphenyl, CAS: 321-60-8

Signal: 1

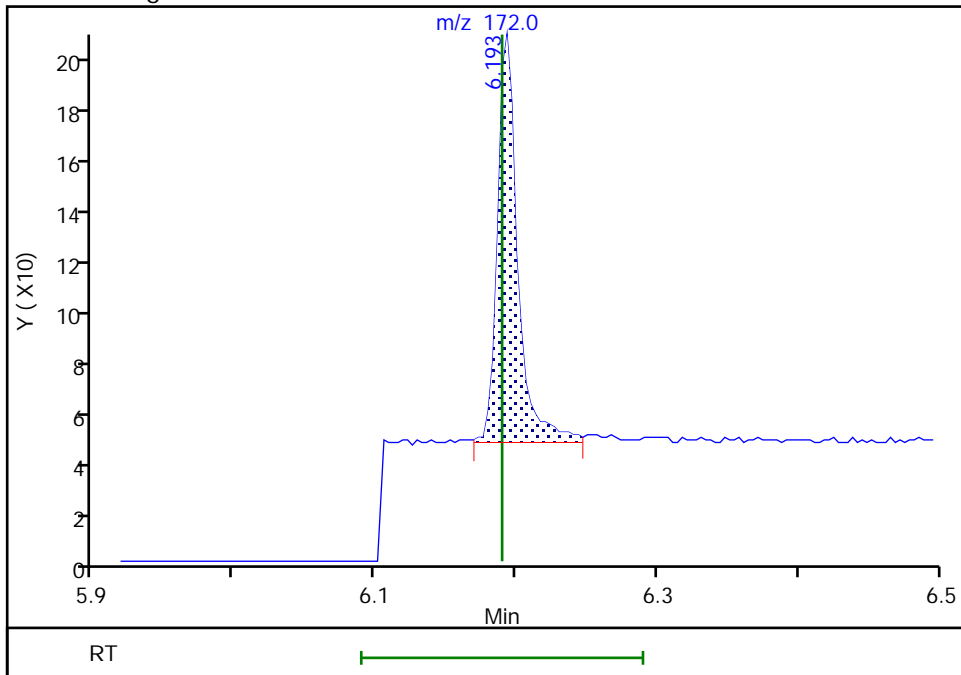
Not Detected
Expected RT: 6.19

Processing Integration Results



Manual Integration Results

RT: 6.19
Area: 156
Amount: 1.074497
Amount Units: ug/L



Reviewer: boylea, 14-Jan-2022 14:37:01
Audit Action: Manually Integrated

Audit Reason: Assign Peak
Page 687 of 797

Eurofins Seattle

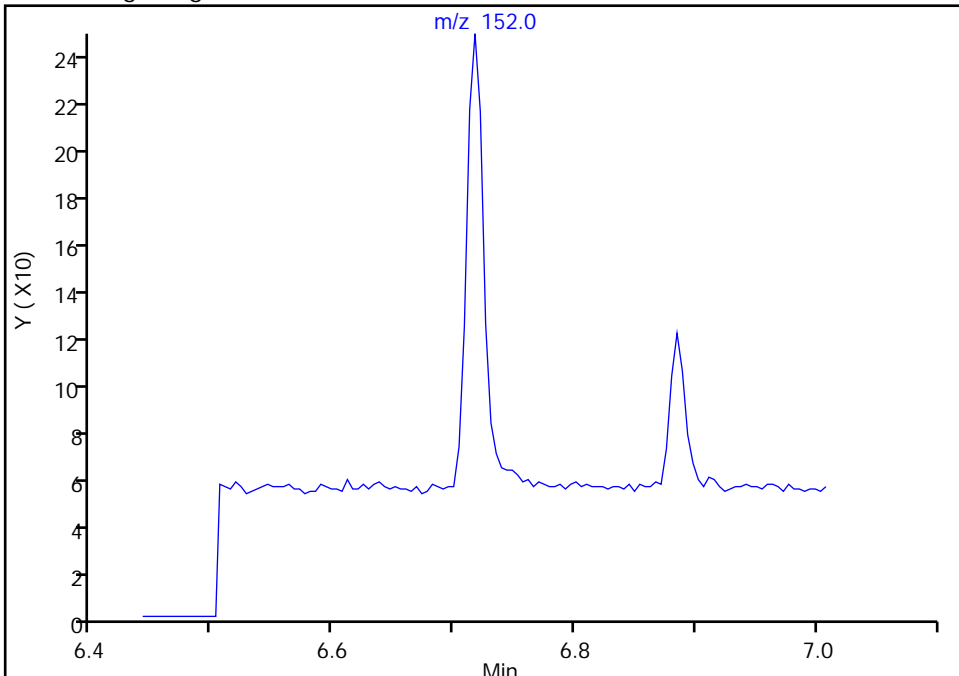
Data File: \\chromfs\Seattle\ChromData\TAC050\20220113-80849.b\SIM011322b026.D
Injection Date: 14-Jan-2022 05:04:30 Instrument ID: TAC050
Lims ID: std1
Client ID:
Operator ID: jcm ALS Bottle#: 16 Worklist Smp#: 16
Injection Vol: 1.0 ul Dil. Factor: 1.0000
Method: TAC050_SIM_PAH Limit Group: 8270D_SIM QSM 5.0
Column: Detector MS SCAN

14 Acenaphthylene, CAS: 208-96-8

Signal: 1

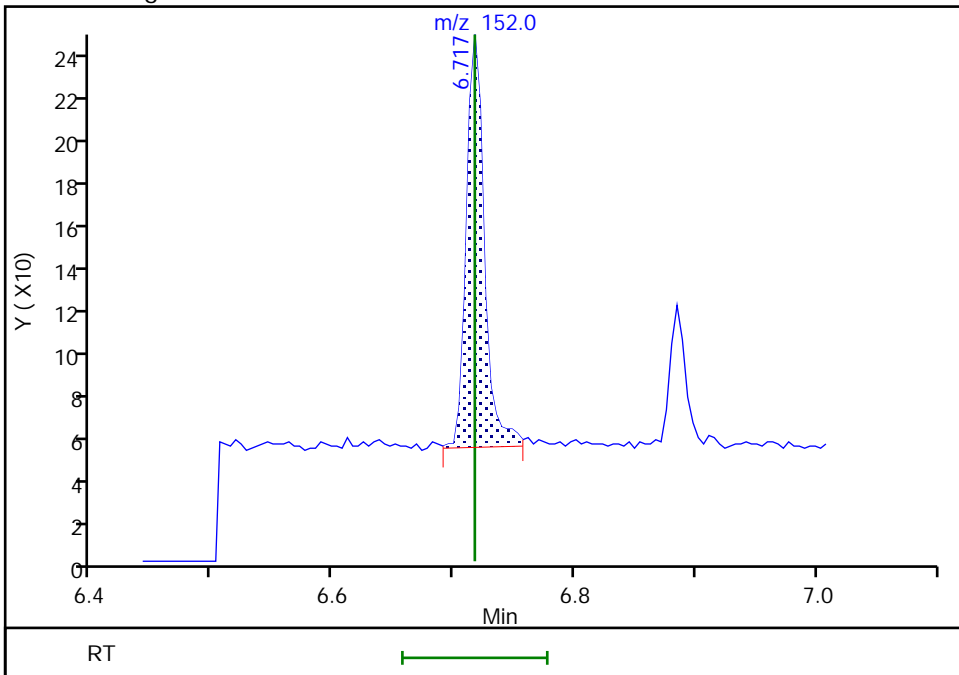
Not Detected
Expected RT: 6.72

Processing Integration Results



Manual Integration Results

RT: 6.72
Area: 199
Amount: 1.037454
Amount Units: ug/L



Reviewer: boylea, 14-Jan-2022 14:37:37
Audit Action: Manually Integrated

Audit Reason: Assign Peak

Eurofins Seattle

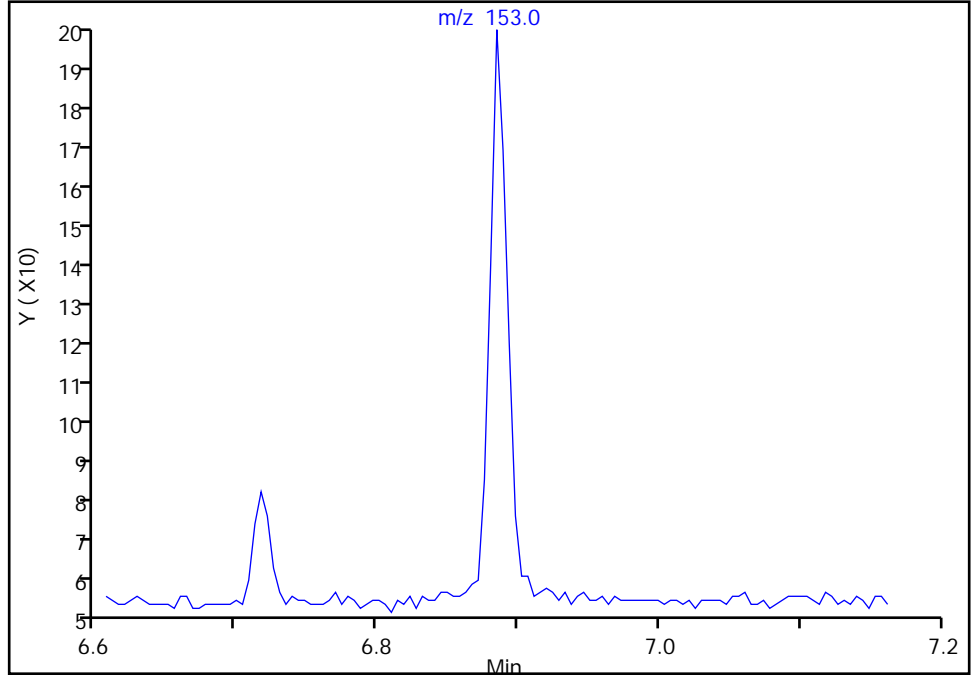
Data File: \\chromfs\Seattle\ChromData\TAC050\20220113-80849.b\SIM011322b026.D
Injection Date: 14-Jan-2022 05:04:30 Instrument ID: TAC050
Lims ID: std1
Client ID:
Operator ID: jcm ALS Bottle#: 16 Worklist Smp#: 16
Injection Vol: 1.0 ul Dil. Factor: 1.0000
Method: TAC050_SIM_PAH Limit Group: 8270D_SIM QSM 5.0
Column: Detector MS SCAN

15 Acenaphthene, CAS: 83-32-9

Signal: 1

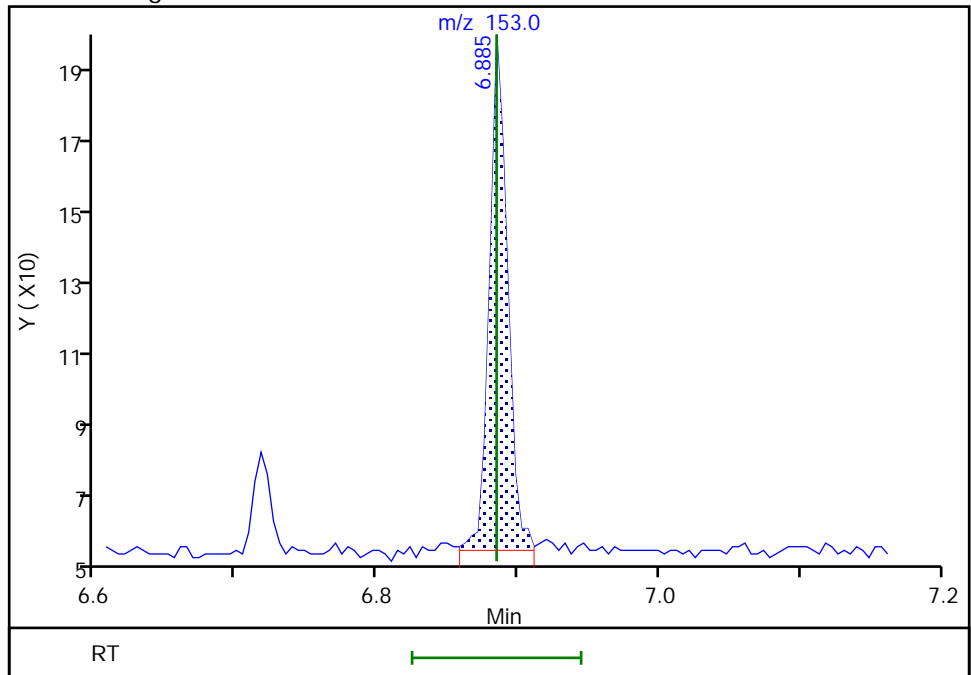
Not Detected
Expected RT: 6.88

Processing Integration Results



Manual Integration Results

RT: 6.88
Area: 125
Amount: 1.038427
Amount Units: ug/L



Reviewer: boylea, 14-Jan-2022 14:37:44
Audit Action: Manually Integrated

Audit Reason: Assign Peak
Page 689 of 797

Eurofins Seattle

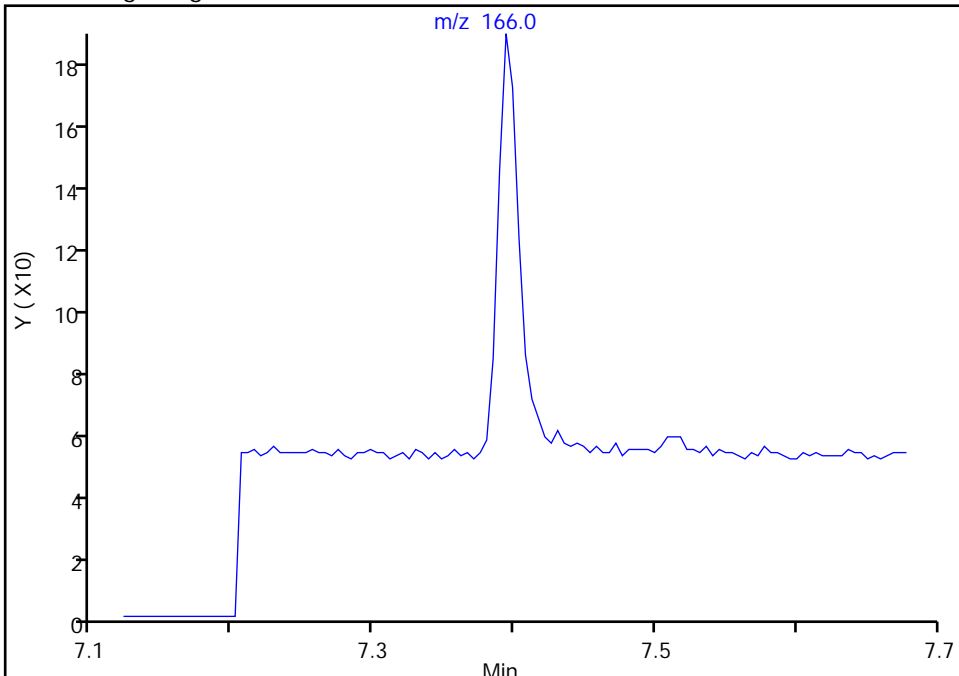
Data File: \\chromfs\Seattle\ChromData\TAC050\20220113-80849.b\SIM011322b026.D
Injection Date: 14-Jan-2022 05:04:30 Instrument ID: TAC050
Lims ID: std1
Client ID:
Operator ID: jcm ALS Bottle#: 16 Worklist Smp#: 16
Injection Vol: 1.0 ul Dil. Factor: 1.0000
Method: TAC050_SIM_PAH Limit Group: 8270D_SIM QSM 5.0
Column: Detector MS SCAN

16 Fluorene, CAS: 86-73-7

Signal: 1

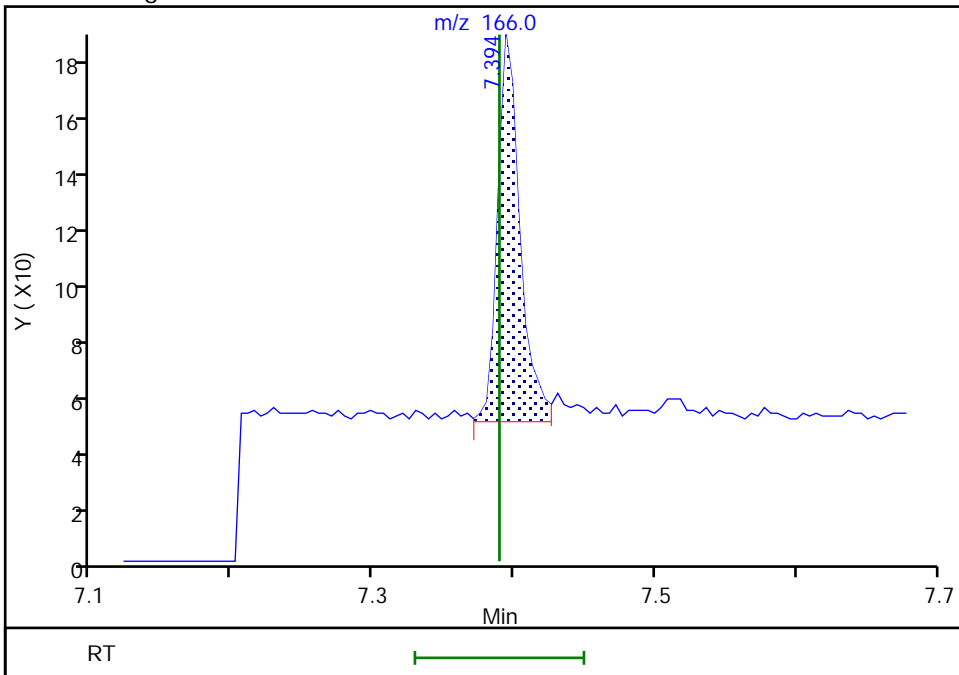
Not Detected
Expected RT: 7.39

Processing Integration Results



Manual Integration Results

RT: 7.39
Area: 148
Amount: 1.102831
Amount Units: ug/L



Reviewer: boylea, 14-Jan-2022 14:37:57
Audit Action: Manually Integrated

Audit Reason: Assign Peak
Page 690 of 797

Eurofins Seattle

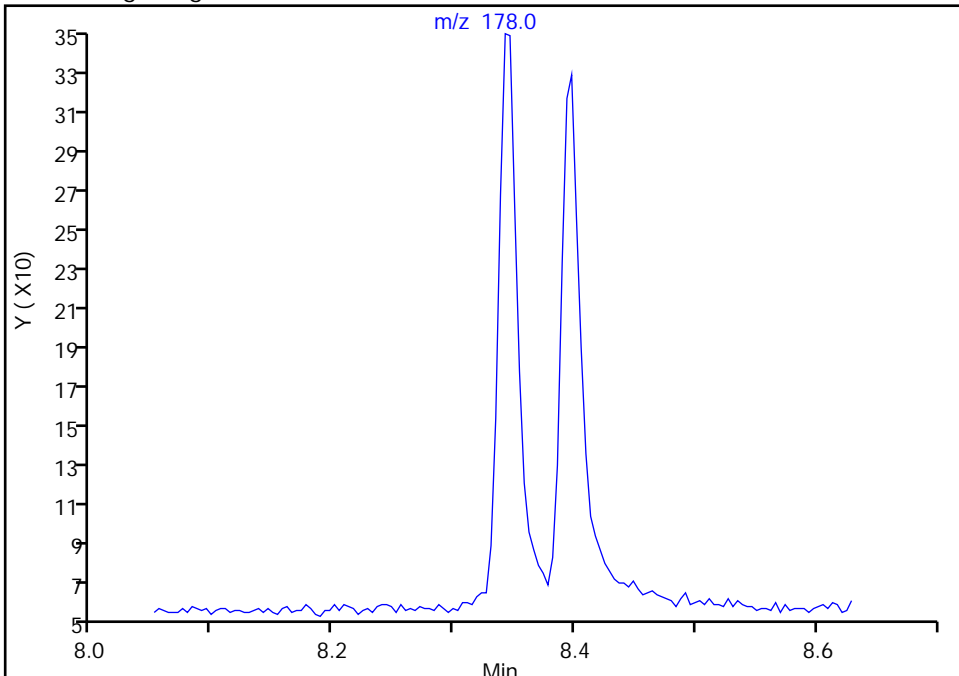
Data File: \\chromfs\Seattle\ChromData\TAC050\20220113-80849.b\SIM011322b026.D
Injection Date: 14-Jan-2022 05:04:30 Instrument ID: TAC050
Lims ID: std1
Client ID:
Operator ID: jcm ALS Bottle#: 16 Worklist Smp#: 16
Injection Vol: 1.0 ul Dil. Factor: 1.0000
Method: TAC050_SIM_PAH Limit Group: 8270D_SIM QSM 5.0
Column: Detector MS SCAN

18 Phenanthrene, CAS: 85-01-8

Signal: 1

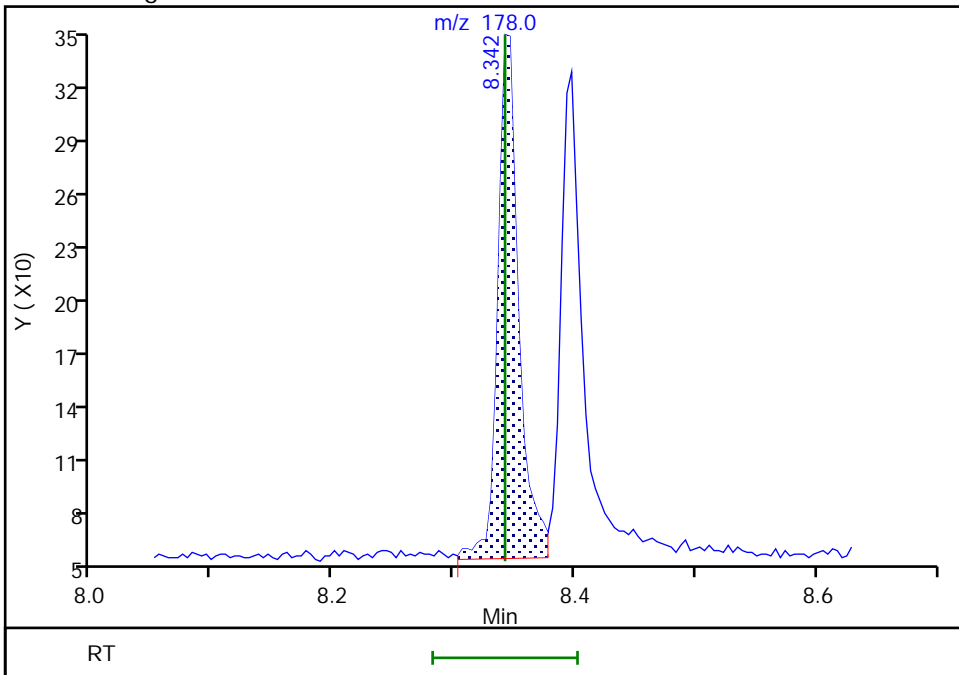
Not Detected
Expected RT: 8.34

Processing Integration Results



Manual Integration Results

RT: 8.34
Area: 355
Amount: 0.846866
Amount Units: ug/L



Reviewer: boylea, 14-Jan-2022 14:38:05
Audit Action: Manually Integrated

Eurofins Seattle

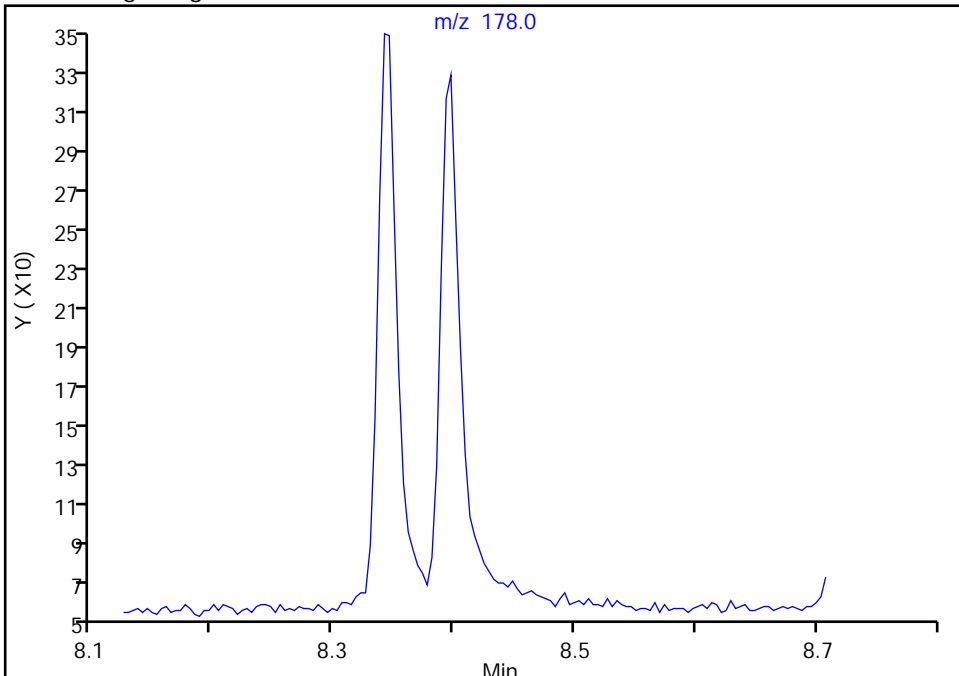
Data File: \\chromfs\Seattle\ChromData\TAC050\20220113-80849.b\SIM011322b026.D
Injection Date: 14-Jan-2022 05:04:30 Instrument ID: TAC050
Lims ID: std1
Client ID:
Operator ID: jcm ALS Bottle#: 16 Worklist Smp#: 16
Injection Vol: 1.0 ul Dil. Factor: 1.0000
Method: TAC050_SIM_PAH Limit Group: 8270D_SIM QSM 5.0
Column: Detector MS SCAN

19 Anthracene, CAS: 120-12-7

Signal: 1

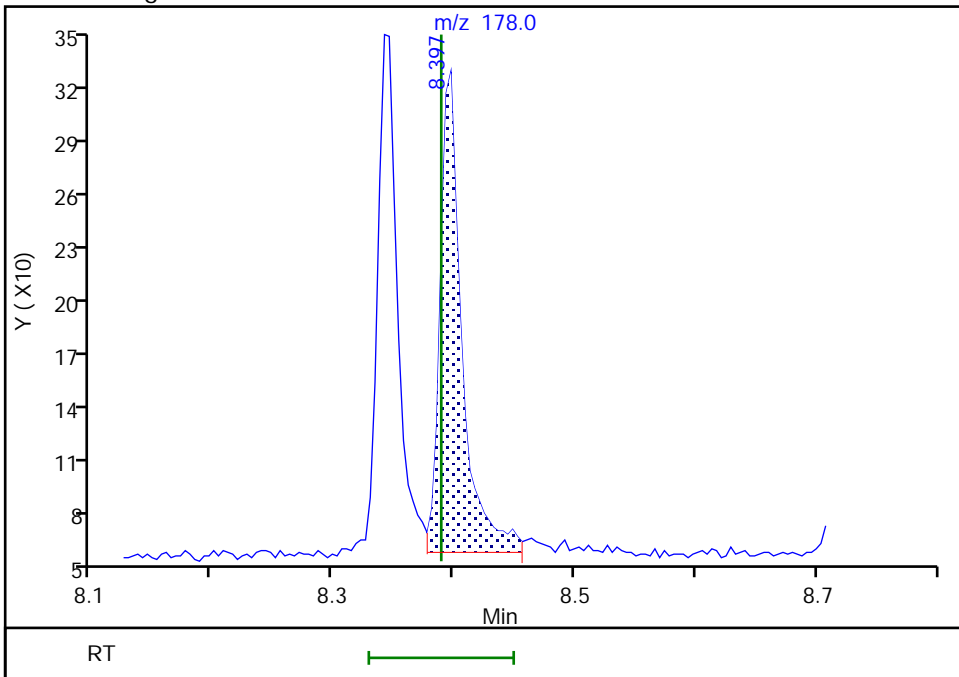
Not Detected
Expected RT: 8.39

Processing Integration Results



Manual Integration Results

RT: 8.40
Area: 339
Amount: 0.968377
Amount Units: ug/L



Reviewer: boylea, 14-Jan-2022 14:38:09
Audit Action: Manually Integrated

Audit Reason: Assign Peak
Page 692 of 797

Eurofins Seattle

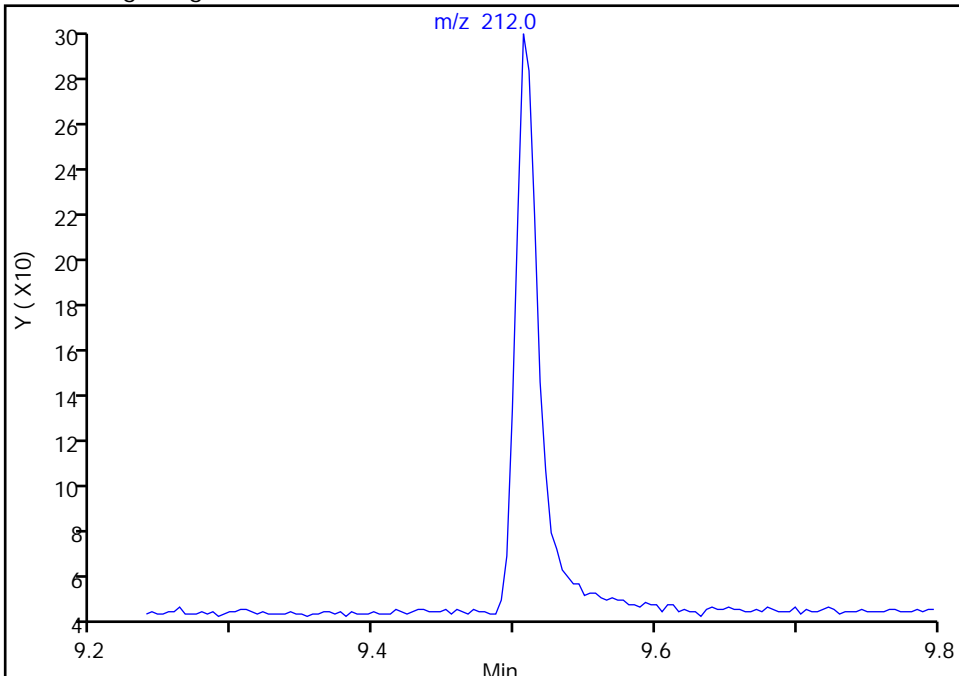
Data File: \\chromfs\Seattle\ChromData\TAC050\20220113-80849.b\SIM011322b026.D
Injection Date: 14-Jan-2022 05:04:30 Instrument ID: TAC050
Lims ID: std1
Client ID:
Operator ID: jcm ALS Bottle#: 16 Worklist Smp#: 16
Injection Vol: 1.0 ul Dil. Factor: 1.0000
Method: TAC050_SIM_PAH Limit Group: 8270D_SIM QSM 5.0
Column: Detector MS SCAN

\$ 8 Fluoranthene-d10 (Surr), CAS: 93951-69-0

Signal: 1

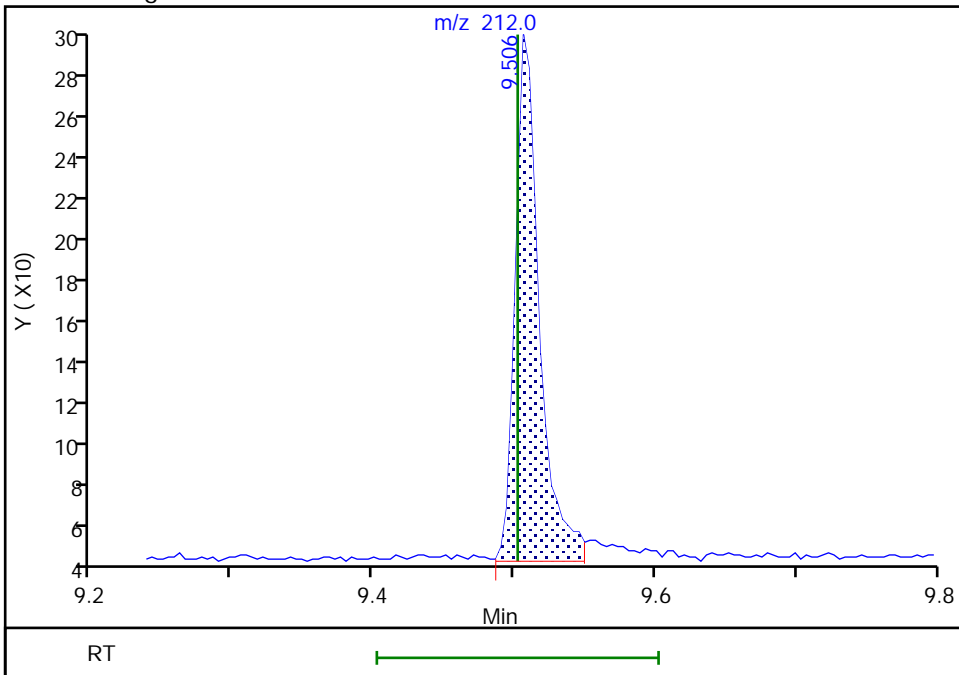
Not Detected
Expected RT: 9.50

Processing Integration Results



Manual Integration Results

RT: 9.51
Area: 296
Amount: 0.839144
Amount Units: ug/L



Reviewer: boylea, 14-Jan-2022 14:37:09
Audit Action: Manually Integrated

Audit Reason: Assign Peak
Page 693 of 797

Eurofins Seattle

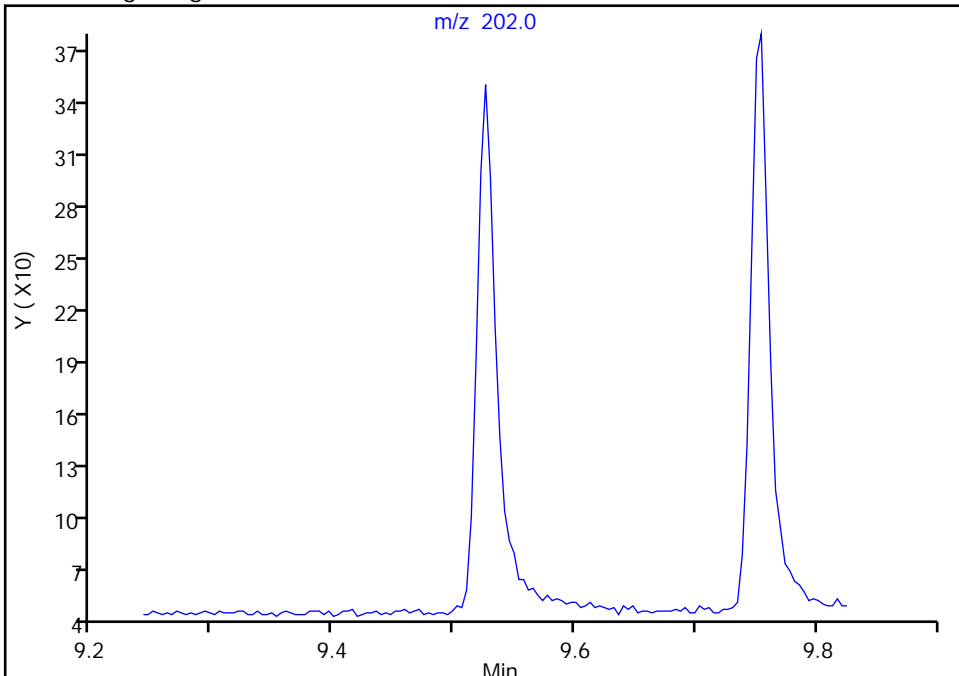
Data File: \\chromfs\Seattle\ChromData\TAC050\20220113-80849.b\SIM011322b026.D
Injection Date: 14-Jan-2022 05:04:30 Instrument ID: TAC050
Lims ID: std1
Client ID:
Operator ID: jcm ALS Bottle#: 16 Worklist Smp#: 16
Injection Vol: 1.0 ul Dil. Factor: 1.0000
Method: TAC050_SIM_PAH Limit Group: 8270D_SIM QSM 5.0
Column: Detector MS SCAN

20 Fluoranthene, CAS: 206-44-0

Signal: 1

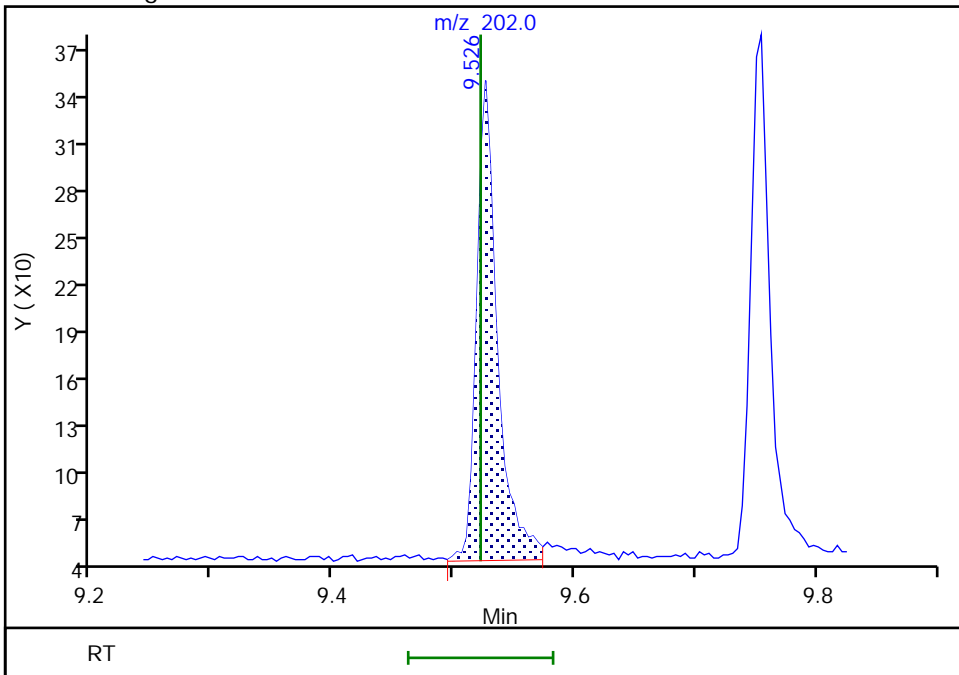
Not Detected
Expected RT: 9.52

Processing Integration Results



Manual Integration Results

RT: 9.53
Area: 360
Amount: 0.860666
Amount Units: ug/L



Reviewer: boylea, 14-Jan-2022 14:38:15
Audit Action: Manually Integrated

Eurofins Seattle

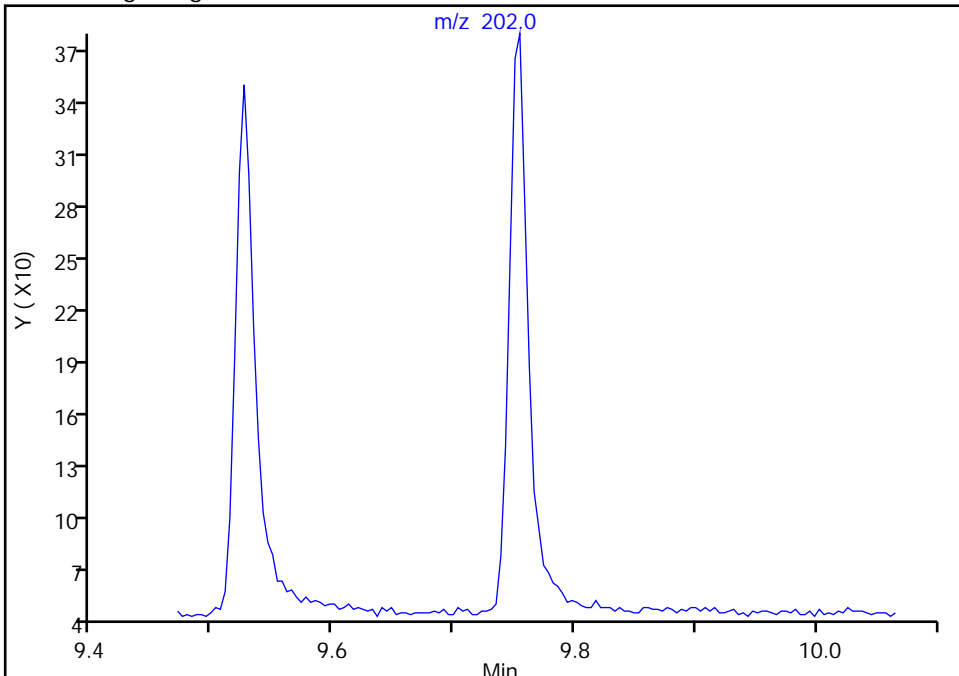
Data File: \\chromfs\Seattle\ChromData\TAC050\20220113-80849.b\SIM011322b026.D
Injection Date: 14-Jan-2022 05:04:30 Instrument ID: TAC050
Lims ID: std1
Client ID:
Operator ID: jcm ALS Bottle#: 16 Worklist Smp#: 16
Injection Vol: 1.0 ul Dil. Factor: 1.0000
Method: TAC050_SIM_PAH Limit Group: 8270D_SIM QSM 5.0
Column: Detector MS SCAN

21 Pyrene, CAS: 129-00-0

Signal: 1

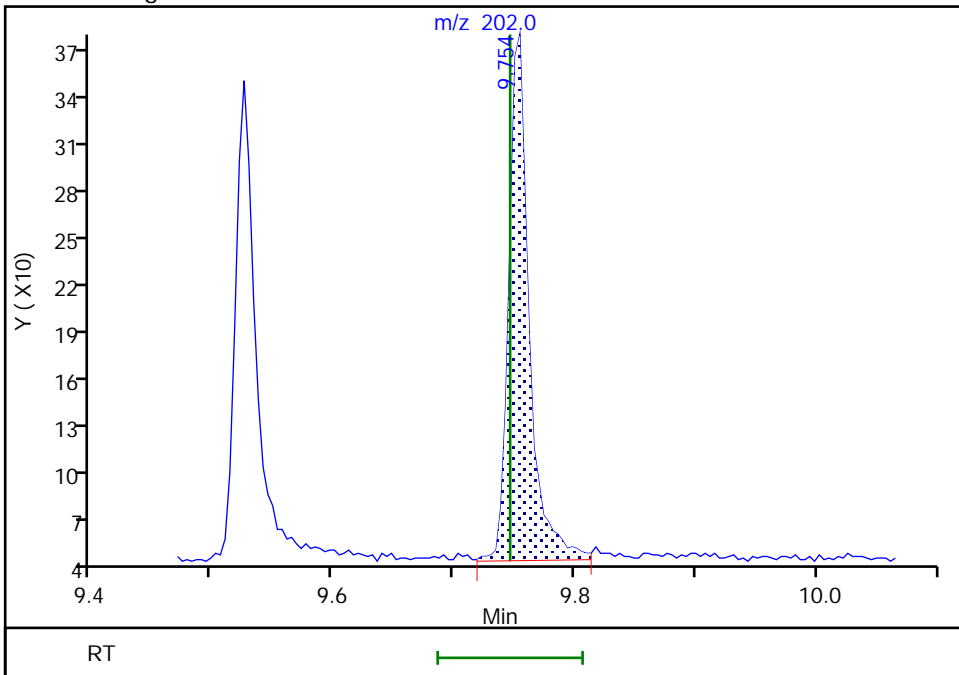
Not Detected
Expected RT: 9.75

Processing Integration Results



Manual Integration Results

RT: 9.75
Area: 386
Amount: 0.835702
Amount Units: ug/L



Reviewer: boylea, 14-Jan-2022 14:38:23
Audit Action: Manually Integrated

Audit Reason: Assign Peak
Page 695 of 797

Eurofins Seattle

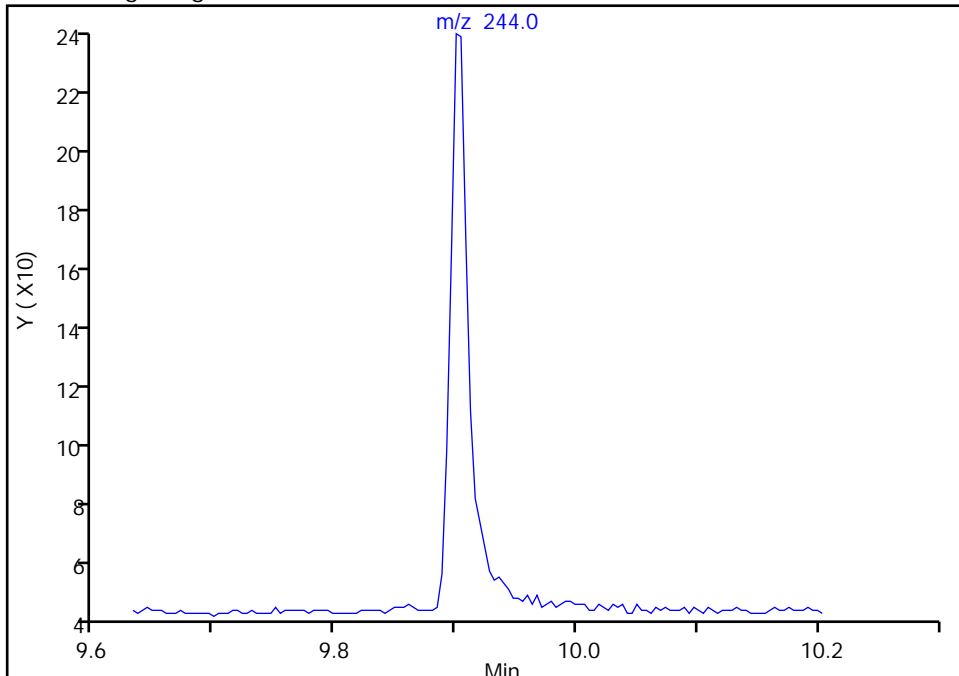
Data File: \\chromfs\Seattle\ChromData\TAC050\20220113-80849.b\SIM011322b026.D
Injection Date: 14-Jan-2022 05:04:30 Instrument ID: TAC050
Lims ID: std1
Client ID:
Operator ID: jcm ALS Bottle#: 16 Worklist Smp#: 16
Injection Vol: 1.0 ul Dil. Factor: 1.0000
Method: TAC050_SIM_PAH Limit Group: 8270D_SIM QSM 5.0
Column: Detector MS SCAN

\$ 9 Terphenyl-d14, CAS: 1718-51-0

Signal: 1

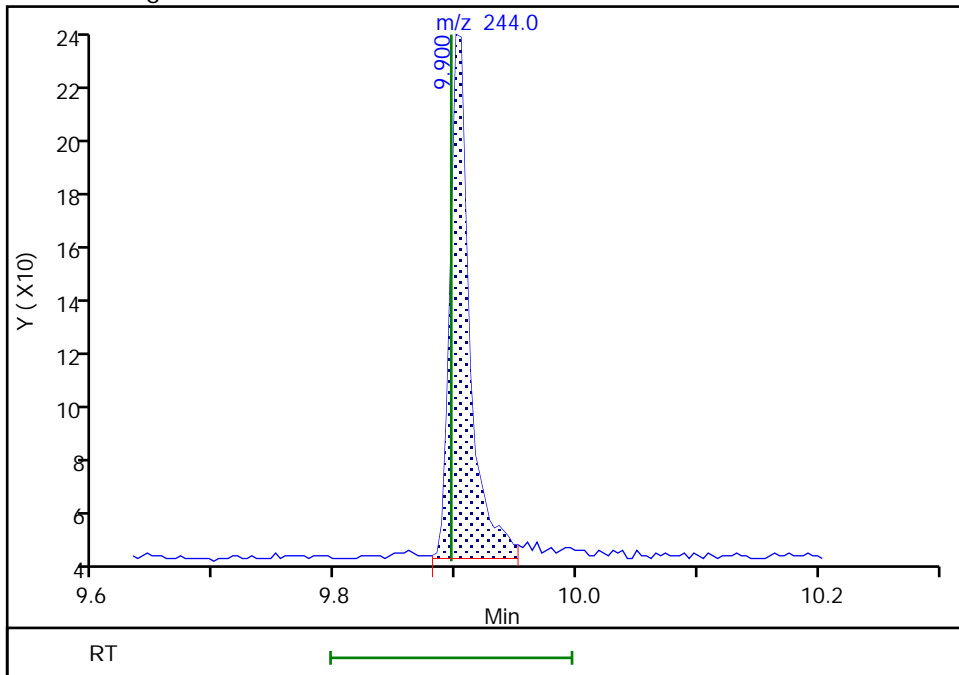
Not Detected
Expected RT: 9.90

Processing Integration Results



Manual Integration Results

RT: 9.90
Area: 216
Amount: 1.893703
Amount Units: ug/L



Reviewer: boylea, 14-Jan-2022 14:37:13
Audit Action: Manually Integrated

Audit Reason: Assign Peak

Eurofins Seattle

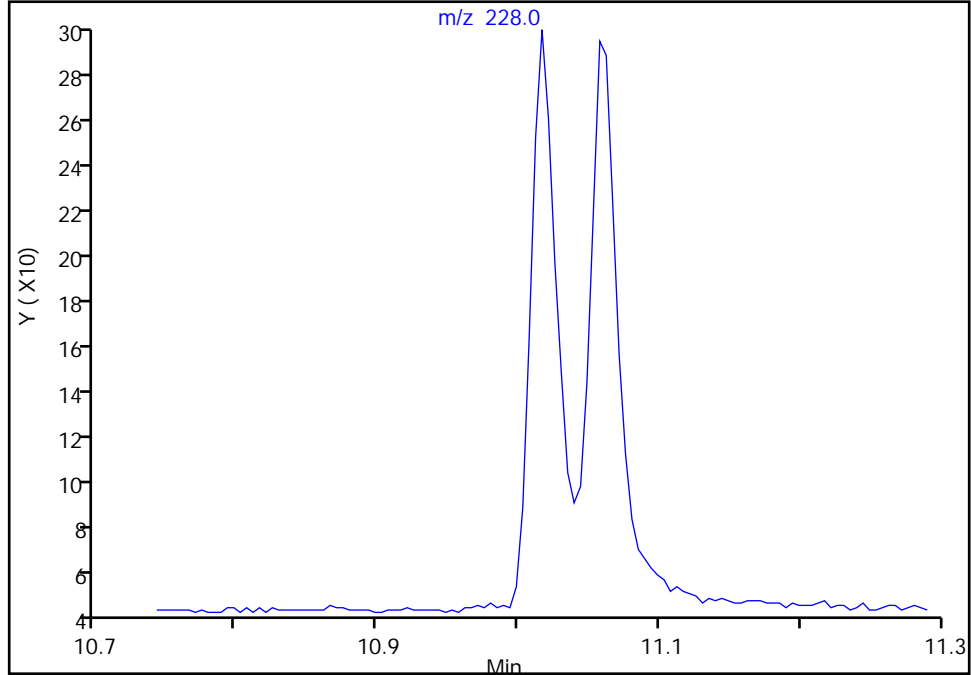
Data File: \\chromfs\Seattle\ChromData\TAC050\20220113-80849.b\SIM011322b026.D
Injection Date: 14-Jan-2022 05:04:30 Instrument ID: TAC050
Lims ID: std1
Client ID:
Operator ID: jcm ALS Bottle#: 16 Worklist Smp#: 16
Injection Vol: 1.0 ul Dil. Factor: 1.0000
Method: TAC050_SIM_PAH Limit Group: 8270D_SIM QSM 5.0
Column: Detector MS SCAN

22 Benzo[a]anthracene, CAS: 56-55-3

Signal: 1

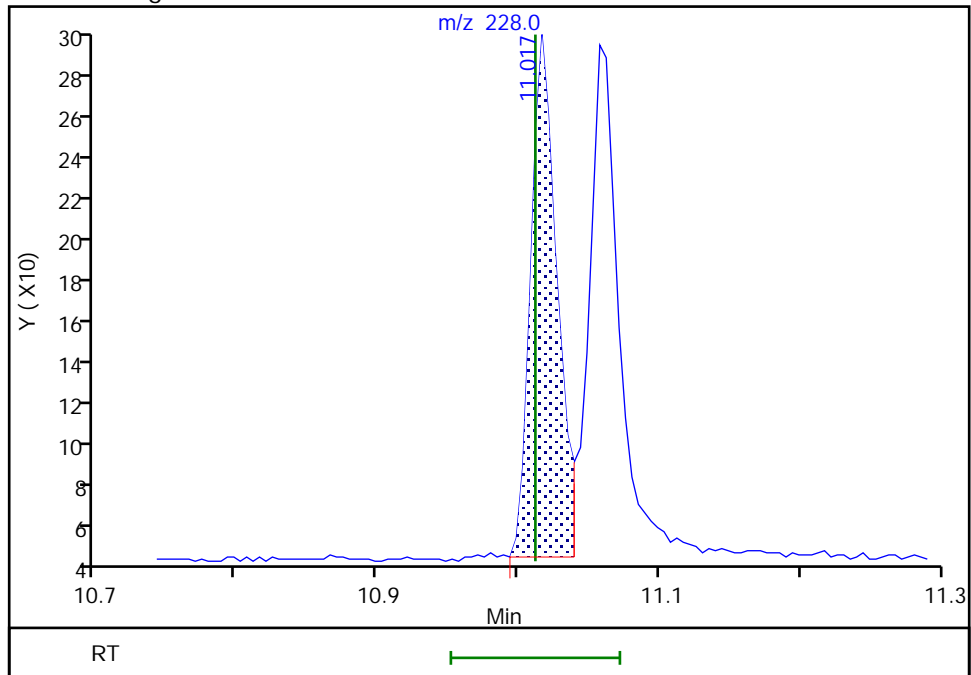
Not Detected
Expected RT: 11.01

Processing Integration Results



Manual Integration Results

RT: 11.02
Area: 316
Amount: 0.814772
Amount Units: ug/L



Reviewer: boylea, 14-Jan-2022 14:38:31
Audit Action: Manually Integrated

Audit Reason: Assign Peak
Page 697 of 797

Eurofins Seattle

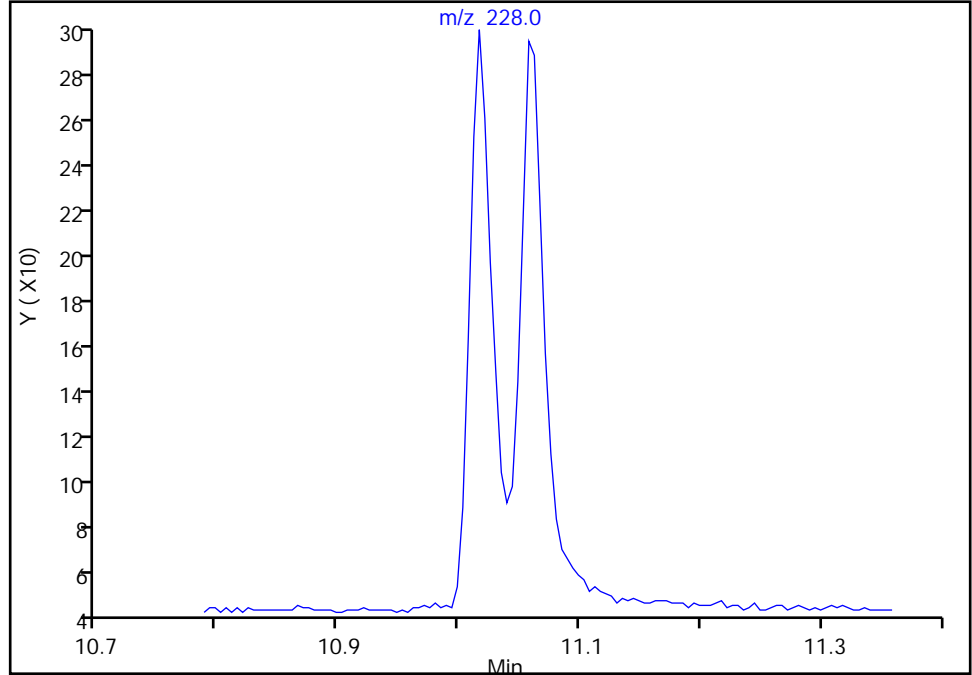
Data File: \\chromfs\Seattle\ChromData\TAC050\20220113-80849.b\SIM011322b026.D
Injection Date: 14-Jan-2022 05:04:30 Instrument ID: TAC050
Lims ID: std1
Client ID:
Operator ID: jcm ALS Bottle#: 16 Worklist Smp#: 16
Injection Vol: 1.0 ul Dil. Factor: 1.0000
Method: TAC050_SIM_PAH Limit Group: 8270D_SIM QSM 5.0
Column: Detector MS SCAN

23 Chrysene, CAS: 218-01-9

Signal: 1

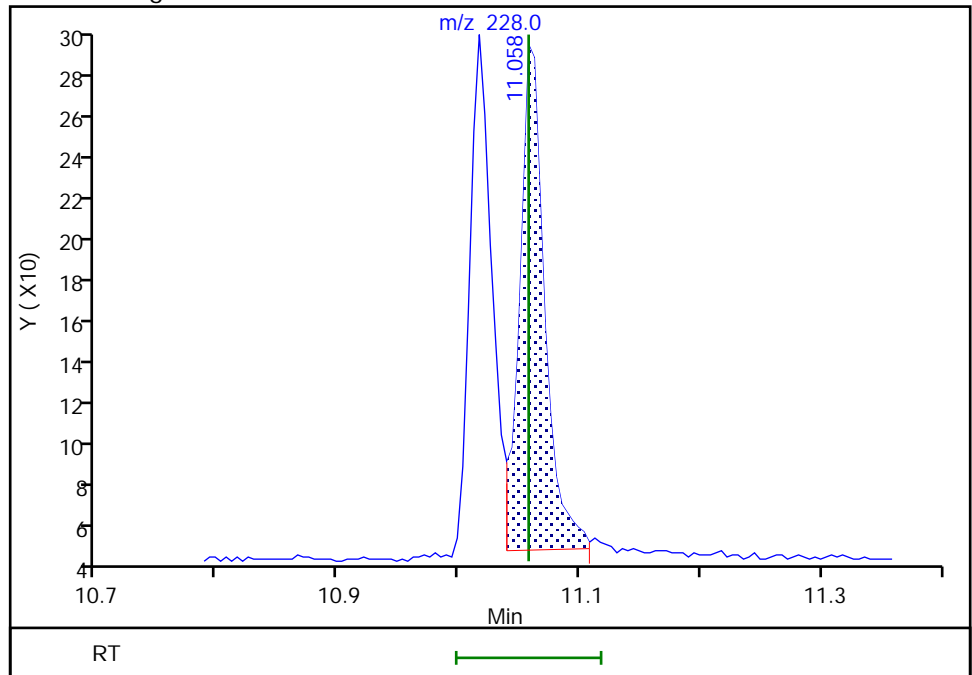
Not Detected
Expected RT: 11.06

Processing Integration Results



Manual Integration Results

RT: 11.06
Area: 341
Amount: 0.714780
Amount Units: ug/L



Reviewer: boylea, 14-Jan-2022 14:38:38
Audit Action: Manually Integrated

Audit Reason: Assign Peak
Page 698 of 797

Eurofins Seattle

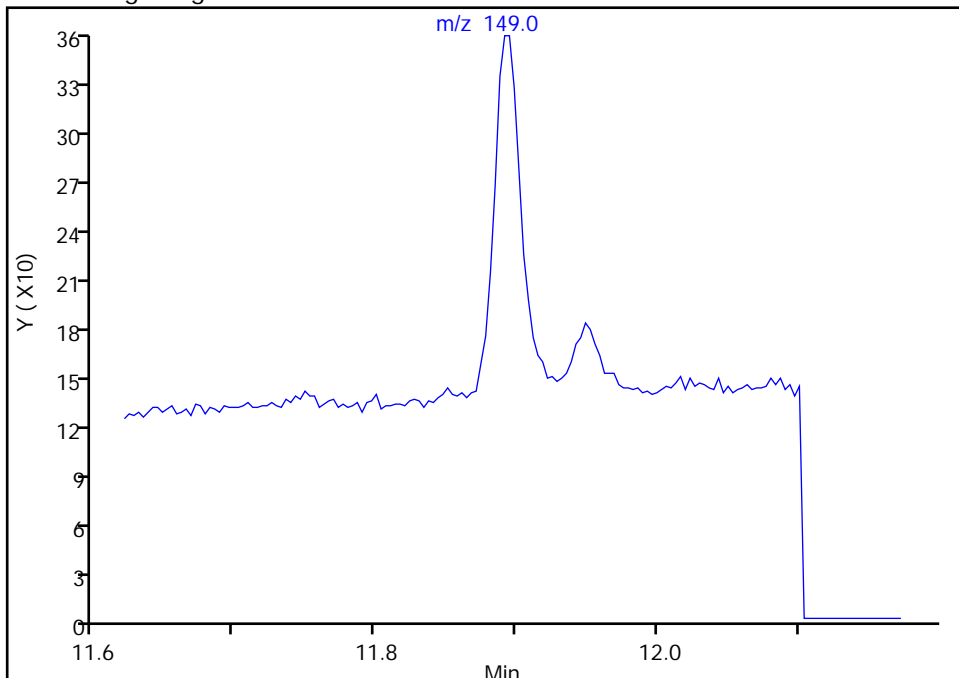
Data File: \\chromfs\Seattle\ChromData\TAC050\20220113-80849.b\SIM011322b026.D
Injection Date: 14-Jan-2022 05:04:30 Instrument ID: TAC050
Lims ID: std1
Client ID:
Operator ID: jcm ALS Bottle#: 16 Worklist Smp#: 16
Injection Vol: 1.0 ul Dil. Factor: 1.0000
Method: TAC050_SIM_PAH Limit Group: 8270D_SIM QSM 5.0
Column: Detector MS SCAN

30 Bis(2-ethylhexyl) phthalate, CAS: 117-81-7

Signal: 1

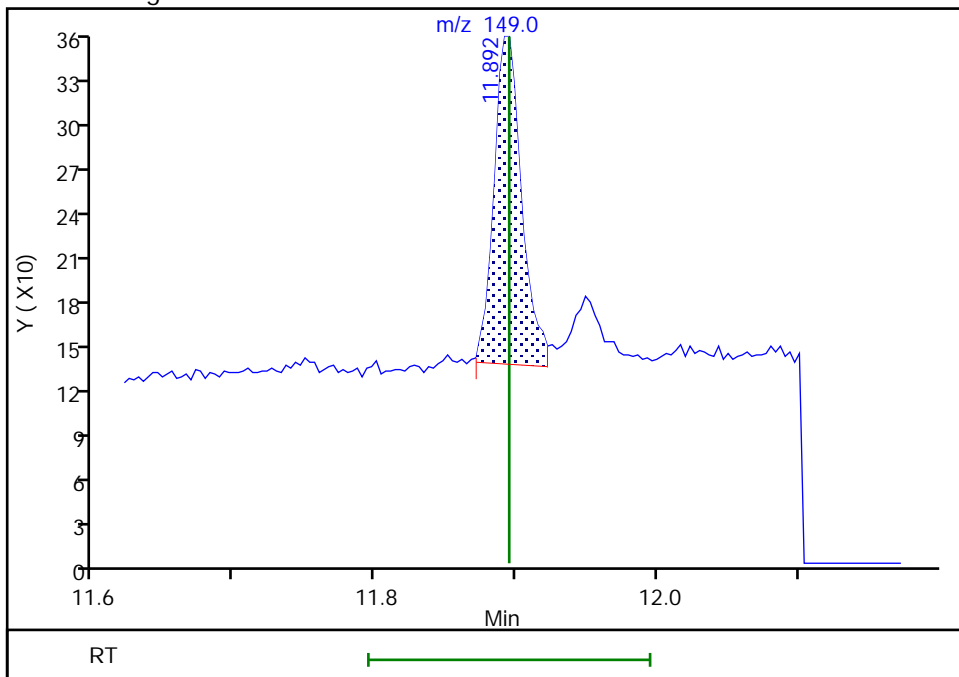
Not Detected
Expected RT: 11.89

Processing Integration Results



Manual Integration Results

RT: 11.89
Area: 301
Amount: 1.019203
Amount Units: ug/L



Eurofins Seattle

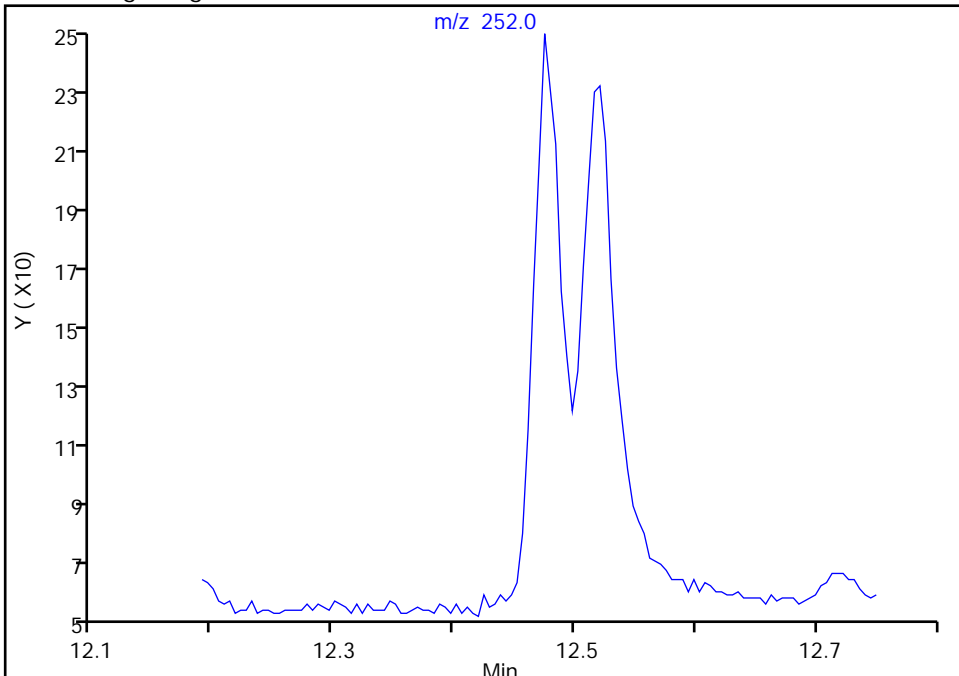
Data File: \\chromfs\Seattle\ChromData\TAC050\20220113-80849.b\SIM011322b026.D
Injection Date: 14-Jan-2022 05:04:30 Instrument ID: TAC050
Lims ID: std1
Client ID:
Operator ID: jcm ALS Bottle#: 16 Worklist Smp#: 16
Injection Vol: 1.0 ul Dil. Factor: 1.0000
Method: TAC050_SIM_PAH Limit Group: 8270D_SIM QSM 5.0
Column: Detector MS SCAN

24 Benzo[b]fluoranthene, CAS: 205-99-2

Signal: 1

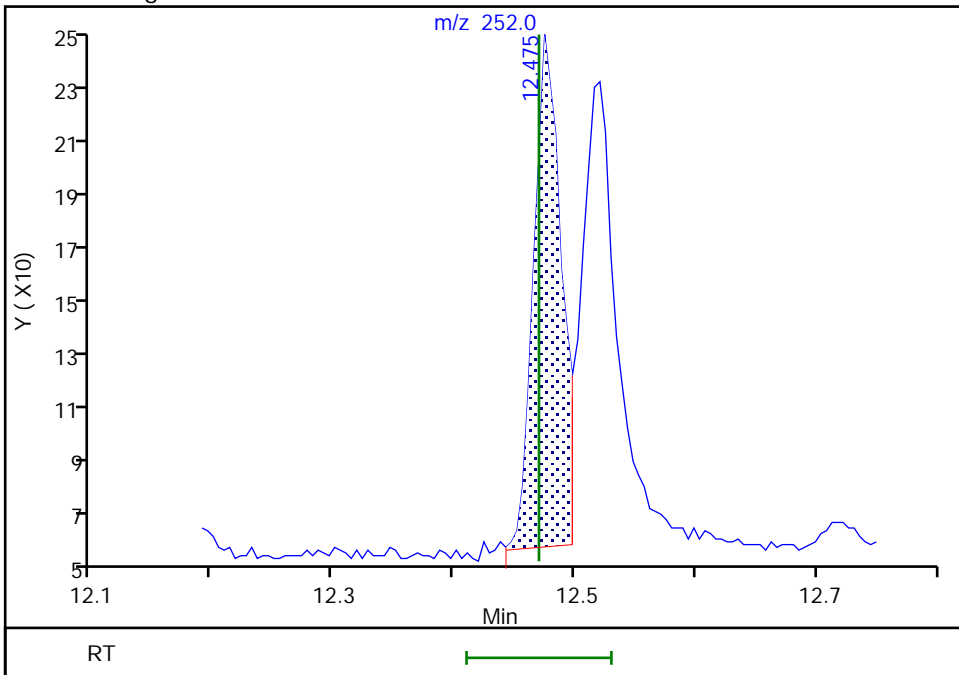
Not Detected
Expected RT: 12.47

Processing Integration Results



Manual Integration Results

RT: 12.47
Area: 286
Amount: 0.994627
Amount Units: ug/L



Reviewer: boylea, 14-Jan-2022 14:38:50
Audit Action: Manually Integrated

Audit Reason: Assign Peak
Page 700 of 797

Eurofins Seattle

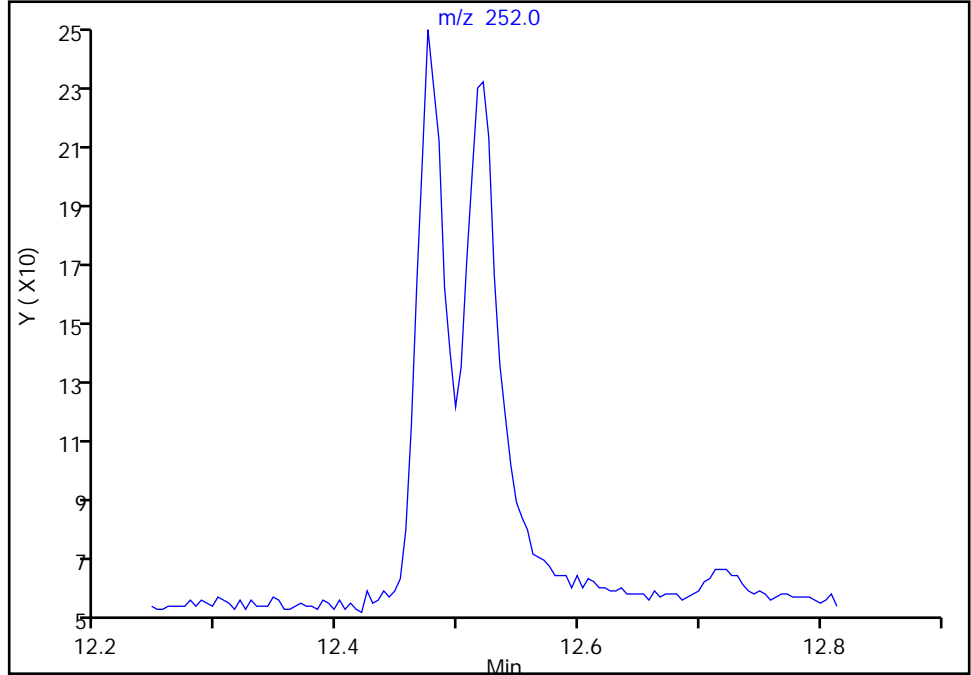
Data File: \\chromfs\Seattle\ChromData\TAC050\20220113-80849.b\SIM011322b026.D
Injection Date: 14-Jan-2022 05:04:30 Instrument ID: TAC050
Lims ID: std1
Client ID:
Operator ID: jcm ALS Bottle#: 16 Worklist Smp#: 16
Injection Vol: 1.0 ul Dil. Factor: 1.0000
Method: TAC050_SIM_PAH Limit Group: 8270D_SIM QSM 5.0
Column: Detector MS SCAN

25 Benzo[k]fluoranthene, CAS: 207-08-9

Signal: 1

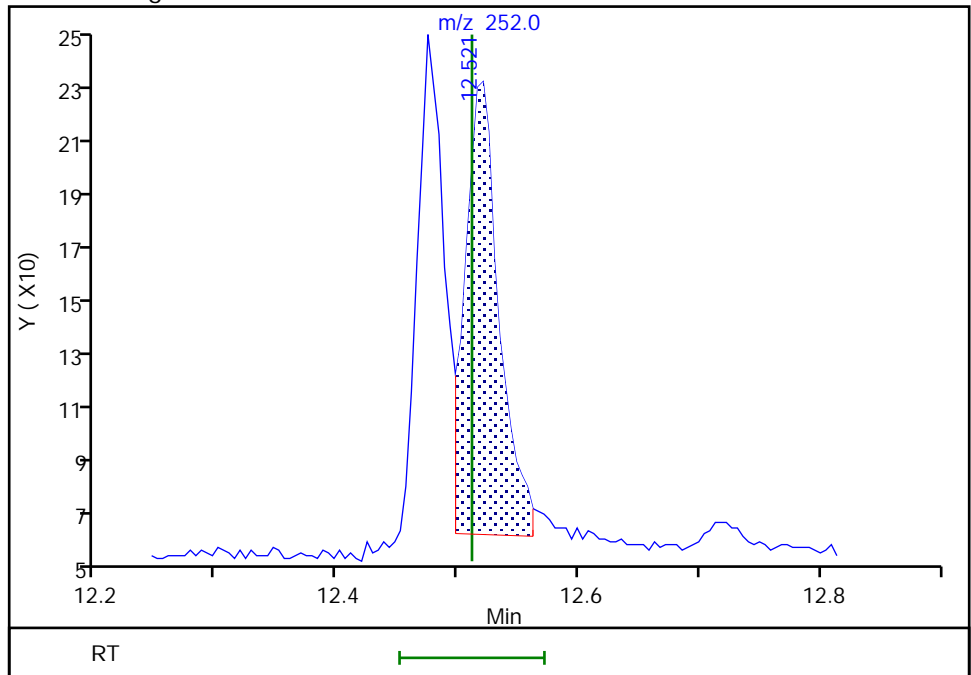
Not Detected
Expected RT: 12.51

Processing Integration Results



Manual Integration Results

RT: 12.52
Area: 313
Amount: 0.977507
Amount Units: ug/L



Reviewer: boylea, 14-Jan-2022 14:38:55
Audit Action: Manually Integrated

Eurofins Seattle

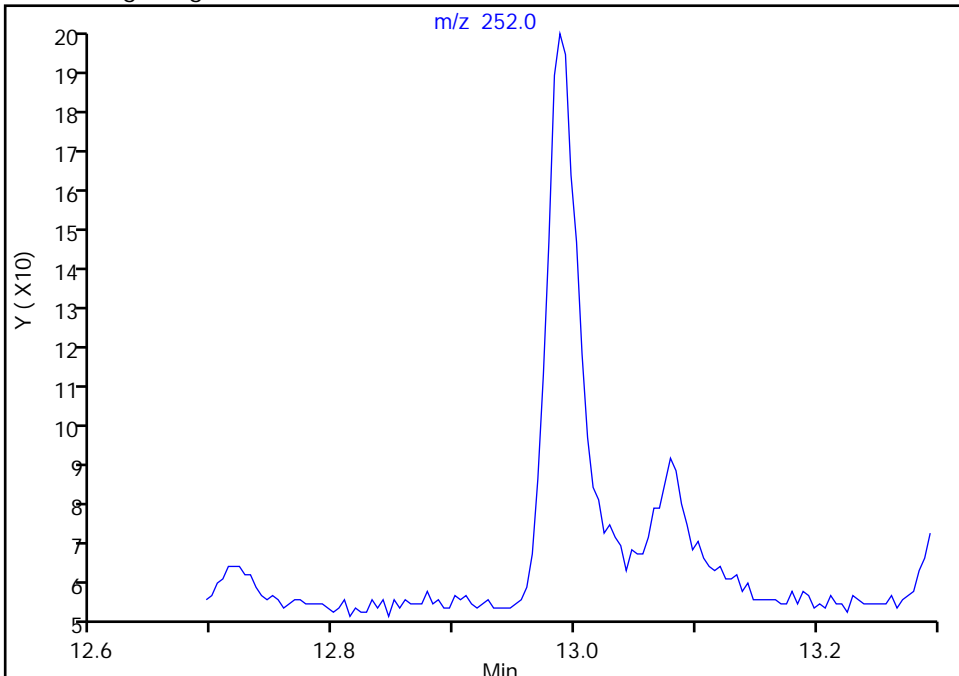
Data File: \\chromfs\Seattle\ChromData\TAC050\20220113-80849.b\SIM011322b026.D
Injection Date: 14-Jan-2022 05:04:30 Instrument ID: TAC050
Lims ID: std1
Client ID:
Operator ID: jcm ALS Bottle#: 16 Worklist Smp#: 16
Injection Vol: 1.0 ul Dil. Factor: 1.0000
Method: TAC050_SIM_PAH Limit Group: 8270D_SIM QSM 5.0
Column: Detector MS SCAN

26 Benzo[a]pyrene, CAS: 50-32-8

Signal: 1

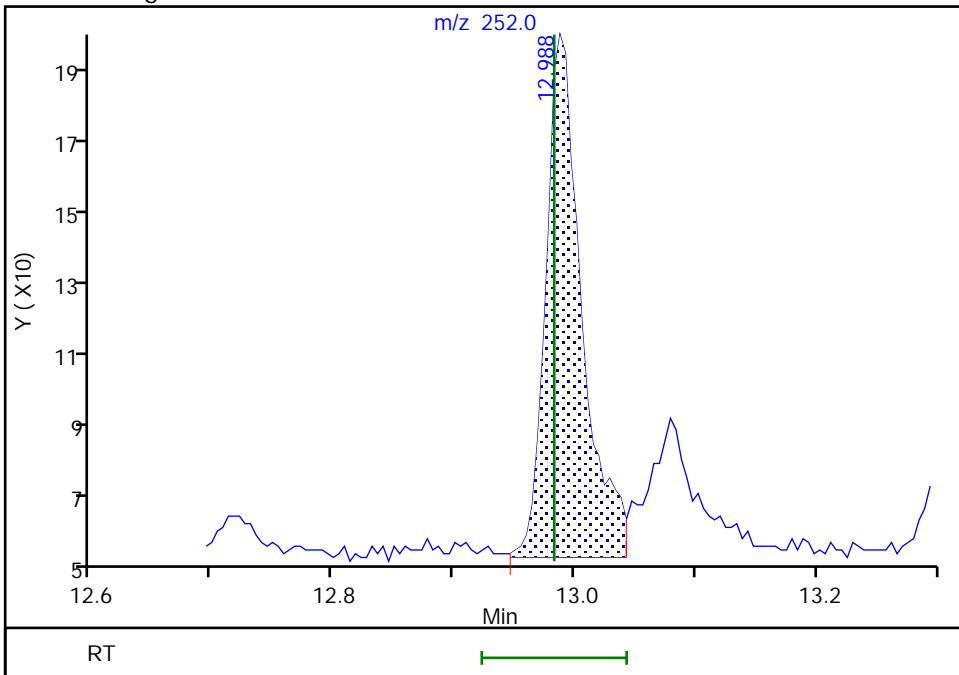
Not Detected
Expected RT: 12.98

Processing Integration Results



Manual Integration Results

RT: 12.99
Area: 285
Amount: 0.990717
Amount Units: ug/L



Reviewer: boylea, 14-Jan-2022 14:39:04
Audit Action: Manually Integrated

Audit Reason: Assign Peak
Page 702 of 797

Eurofins Seattle

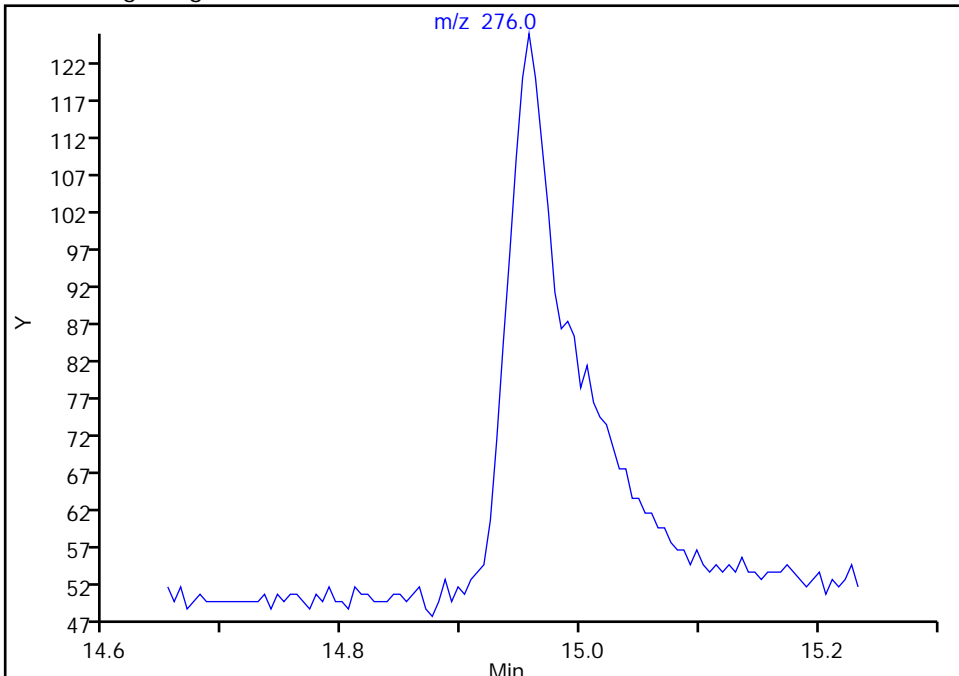
Data File: \\chromfs\Seattle\ChromData\TAC050\20220113-80849.b\SIM011322b026.D
Injection Date: 14-Jan-2022 05:04:30 Instrument ID: TAC050
Lims ID: std1
Client ID:
Operator ID: jcm ALS Bottle#: 16 Worklist Smp#: 16
Injection Vol: 1.0 ul Dil. Factor: 1.0000
Method: TAC050_SIM_PAH Limit Group: 8270D_SIM QSM 5.0
Column: Detector MS SCAN

27 Indeno[1,2,3-cd]pyrene, CAS: 193-39-5

Signal: 1

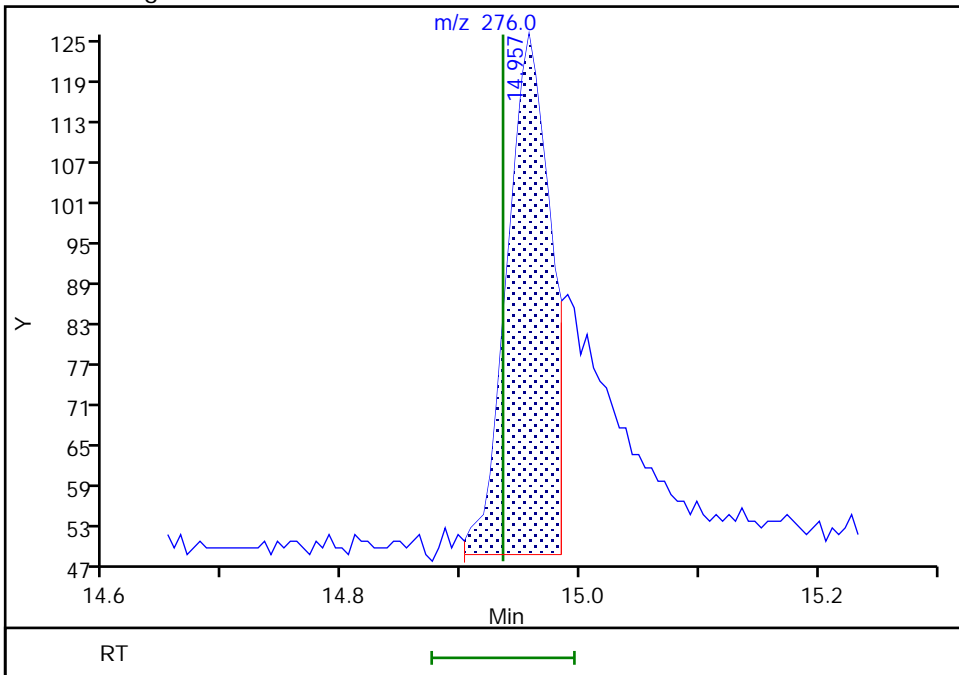
Not Detected
Expected RT: 14.93

Processing Integration Results



Manual Integration Results

RT: 14.96
Area: 194
Amount: 1.678006
Amount Units: ug/L



Reviewer: boylea, 14-Jan-2022 14:39:14
Audit Action: Manually Integrated

Audit Reason: Assign Peak
Page 703 of 797

Eurofins Seattle

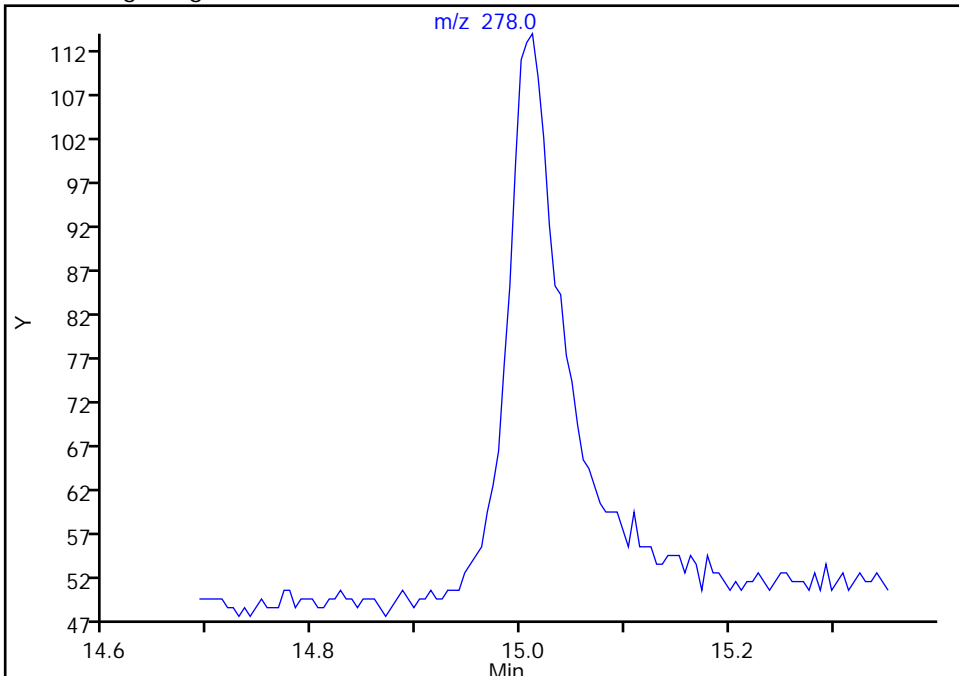
Data File: \\chromfs\Seattle\ChromData\TAC050\20220113-80849.b\SIM011322b026.D
Injection Date: 14-Jan-2022 05:04:30 Instrument ID: TAC050
Lims ID: std1
Client ID:
Operator ID: jcm ALS Bottle#: 16 Worklist Smp#: 16
Injection Vol: 1.0 ul Dil. Factor: 1.0000
Method: TAC050_SIM_PAH Limit Group: 8270D_SIM QSM 5.0
Column: Detector MS SCAN

28 Dibenz(a,h)anthracene, CAS: 53-70-3

Signal: 1

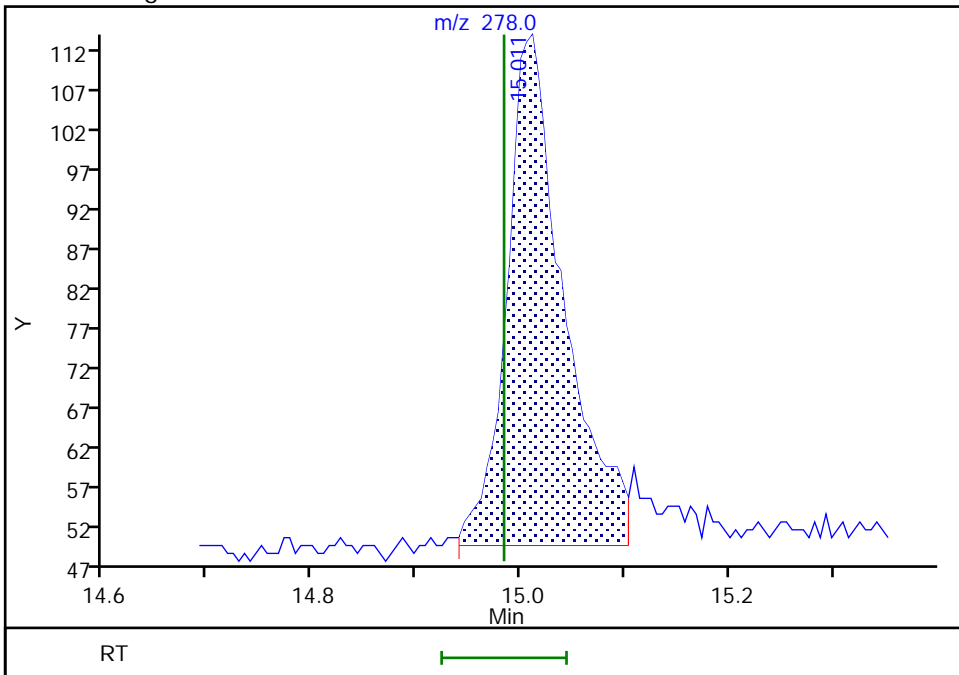
Not Detected
Expected RT: 14.98

Processing Integration Results



Manual Integration Results

RT: 15.01
Area: 246
Amount: 1.010912
Amount Units: ug/L



Reviewer: boylea, 14-Jan-2022 14:39:23
Audit Action: Manually Integrated

Audit Reason: Assign Peak
Page 704 of 797

Eurofins Seattle

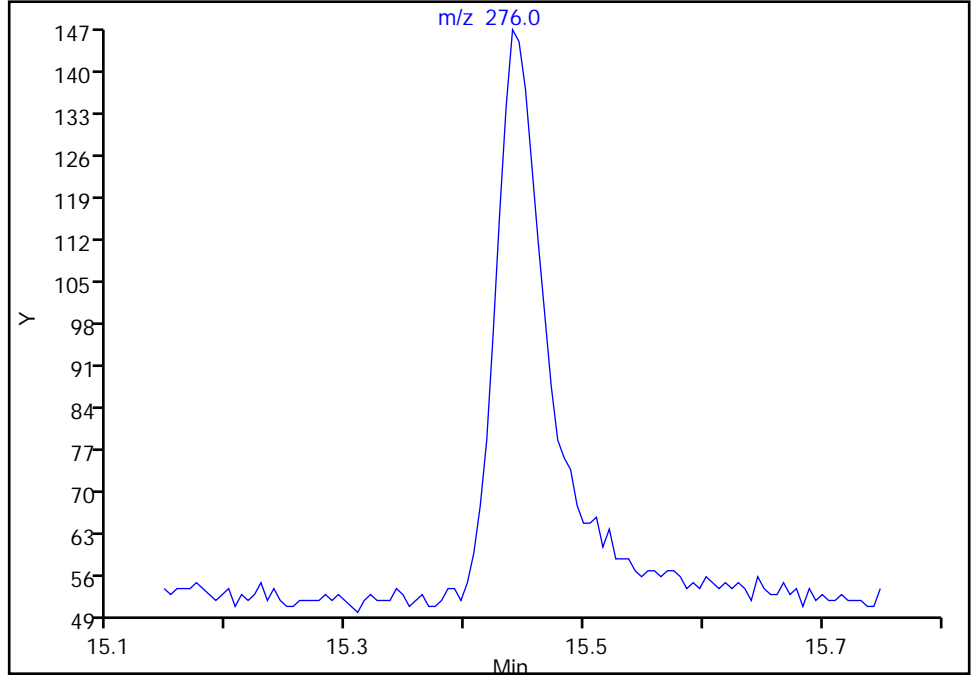
Data File: \\chromfs\Seattle\ChromData\TAC050\20220113-80849.b\SIM011322b026.D
Injection Date: 14-Jan-2022 05:04:30 Instrument ID: TAC050
Lims ID: std1
Client ID:
Operator ID: jcm ALS Bottle#: 16 Worklist Smp#: 16
Injection Vol: 1.0 ul Dil. Factor: 1.0000
Method: TAC050_SIM_PAH Limit Group: 8270D_SIM QSM 5.0
Column: Detector MS SCAN

29 Benzo[g,h,i]perylene, CAS: 191-24-2

Signal: 1

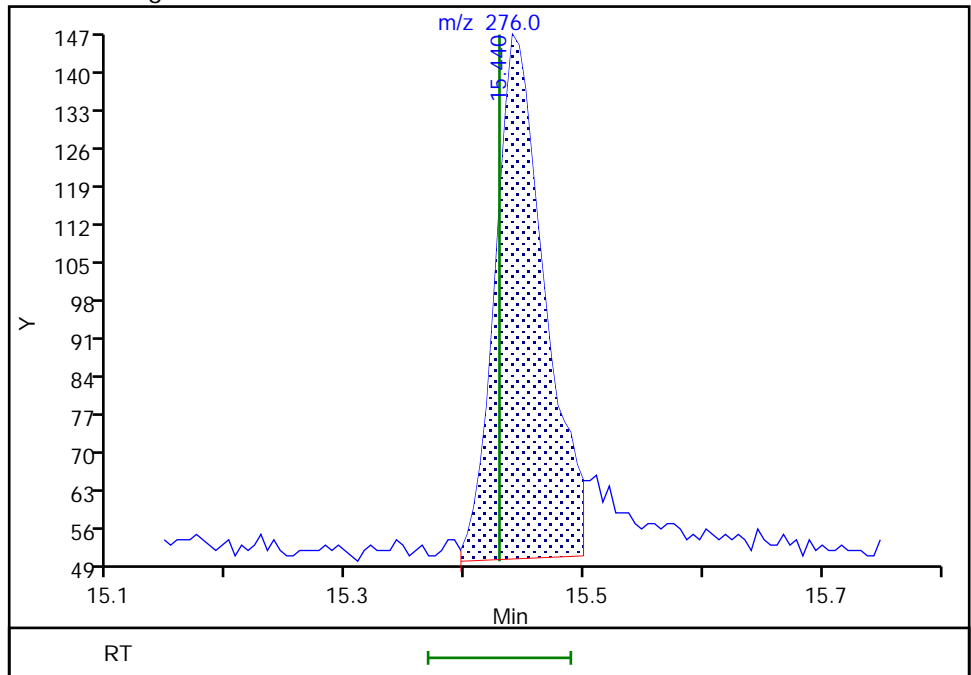
Not Detected
Expected RT: 15.43

Processing Integration Results



Manual Integration Results

RT: 15.44
Area: 281
Amount: 0.984422
Amount Units: ug/L



Reviewer: boylea, 14-Jan-2022 14:39:32
Audit Action: Manually Integrated

Calibration

/ Naphthalene

Curve Type: Average
 Weighting: Conc_Sq
 Origin: Force
 Dependency: Response
 Calib Mode: ISTD
 Response Base: AREA
 RF Rounding: 0

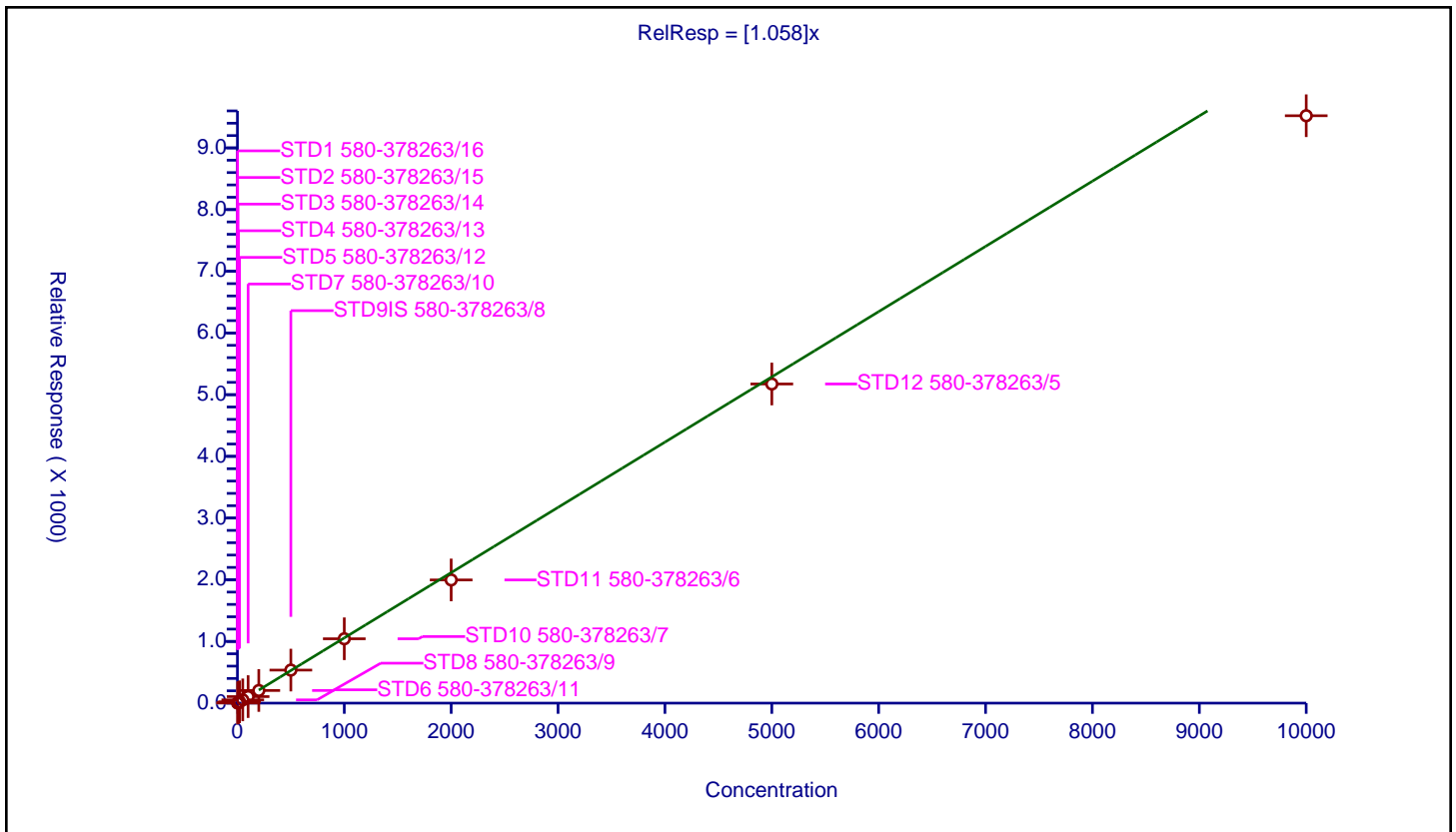
Curve Coefficients

Intercept: 0
 Slope: 1.058

Error Coefficients

Standard Error: 776000
 Relative Standard Error: 5.4
 Correlation Coefficient: 1.000
 Coefficient of Determination (Adjusted): 0.996

ID	Level	Concentration	Rel. Resp.	IS Amount	IS Response	RRF	Used
1	STD1 580-378263/16	1.0	1.234627	100.0	20735.0	1.234627	N
2	STD2 580-378263/15	2.0	2.366313	100.0	21468.0	1.183156	Y
3	STD3 580-378263/14	5.0	5.520449	100.0	22788.0	1.10409	Y
4	STD4 580-378263/13	10.0	10.790345	100.0	21130.0	1.079035	Y
5	STD5 580-378263/12	20.0	21.69931	100.0	21291.0	1.084965	Y
6	STD6 580-378263/11	50.0	52.857677	100.0	21416.0	1.057154	Y
7	STD7 580-378263/10	100.0	105.88261	100.0	22864.0	1.058826	Y
8	STD8 580-378263/9	200.0	205.02246	100.0	25824.0	1.025112	Y
9	STD9IS 580-378263/8	500.0	535.471953	100.0	22195.0	1.070944	Y
10	STD10 580-378263/7	1000.0	1043.259661	100.0	23211.0	1.04326	Y
11	STD11 580-378263/6	2000.0	1996.965844	100.0	22807.0	0.998483	Y
12	STD12 580-378263/5	5000.0	5173.262203	100.0	21838.0	1.034652	Y
13	STD13 580-378263/4	10000.0	9521.454393	100.0	23790.0	0.952145	Y



Calibration

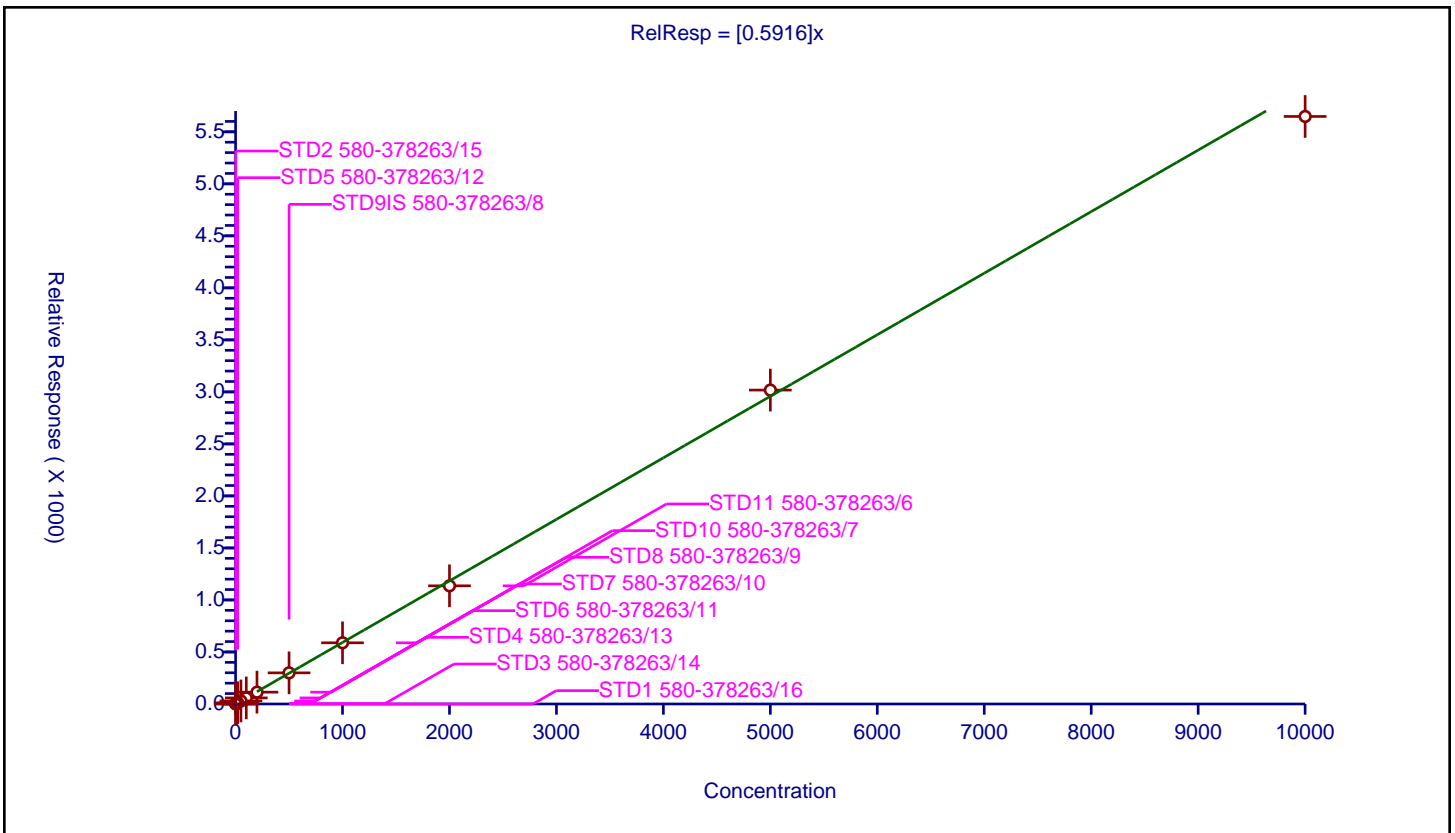
/ 2-methylnaphthalene-d10

Curve Type: Average
 Weighting: Conc_Sq
 Origin: Force
 Dependency: Response
 Calib Mode: ISTD
 Response Base: AREA
 RF Rounding: 0

Curve Coefficients	
Intercept:	0
Slope:	0.5916

Error Coefficients	
Standard Error:	439000
Relative Standard Error:	4.0
Correlation Coefficient:	1.000
Coefficient of Determination (Adjusted):	0.998

ID	Level	Concentration	Rel. Resp.	IS Amount	IS Response	RRF	Used
1	STD1 580-378263/16	1.0	0.588377	100.0	20735.0	0.588377	Y
2	STD2 580-378263/15	2.0	1.318241	100.0	21468.0	0.659121	Y
3	STD3 580-378263/14	5.0	2.957697	100.0	22788.0	0.591539	Y
4	STD4 580-378263/13	10.0	5.911027	100.0	21130.0	0.591103	Y
5	STD5 580-378263/12	20.0	11.897046	100.0	21291.0	0.594852	Y
6	STD6 580-378263/11	50.0	29.407919	100.0	21416.0	0.588158	Y
7	STD7 580-378263/10	100.0	58.620539	100.0	22864.0	0.586205	Y
8	STD8 580-378263/9	200.0	113.665582	100.0	25824.0	0.568328	Y
9	STD9IS 580-378263/8	500.0	299.378238	100.0	22195.0	0.598756	Y
10	STD10 580-378263/7	1000.0	588.040153	100.0	23211.0	0.58804	Y
11	STD11 580-378263/6	2000.0	1136.067874	100.0	22807.0	0.568034	Y
12	STD12 580-378263/5	5000.0	3017.377965	100.0	21838.0	0.603476	Y
13	STD13 580-378263/4	10000.0	5647.595628	100.0	23790.0	0.56476	Y



Calibration

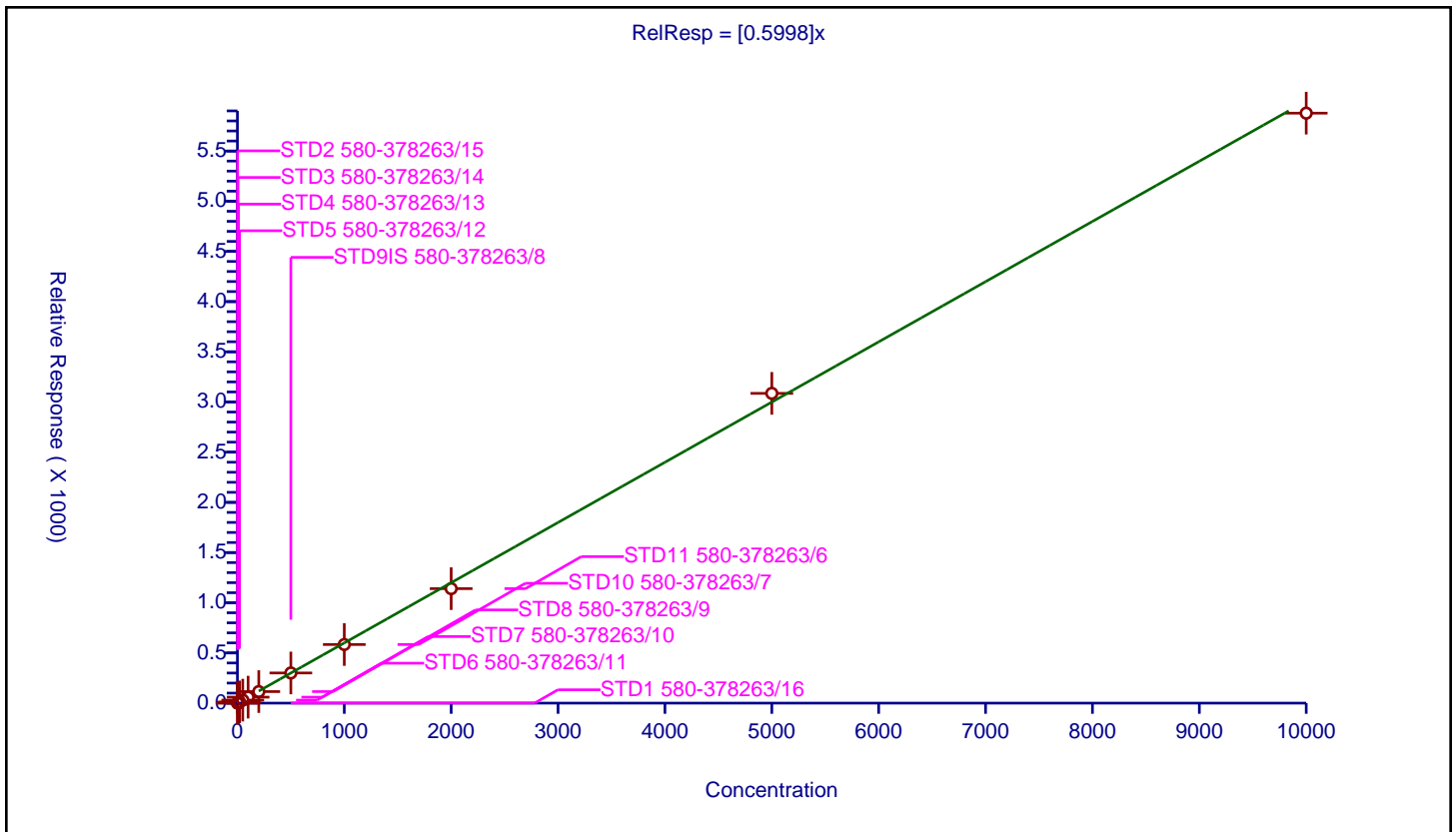
/ 2-Methylnaphthalene

Curve Type: Average
 Weighting: Conc_Sq
 Origin: Force
 Dependency: Response
 Calib Mode: ISTD
 Response Base: AREA
 RF Rounding: 0

Curve Coefficients	
Intercept:	0
Slope:	0.5998

Error Coefficients	
Standard Error:	455000
Relative Standard Error:	3.7
Correlation Coefficient:	1.000
Coefficient of Determination (Adjusted):	0.998

ID	Level	Concentration	Rel. Resp.	IS Amount	IS Response	RRF	Used
1	STD1 580-378263/16	1.0	0.588377	100.0	20735.0	0.588377	Y
2	STD2 580-378263/15	2.0	1.313583	100.0	21468.0	0.656792	Y
3	STD3 580-378263/14	5.0	3.080569	100.0	22788.0	0.616114	Y
4	STD4 580-378263/13	10.0	6.029342	100.0	21130.0	0.602934	Y
5	STD5 580-378263/12	20.0	12.108403	100.0	21291.0	0.60542	Y
6	STD6 580-378263/11	50.0	29.916885	100.0	21416.0	0.598338	Y
7	STD7 580-378263/10	100.0	59.490903	100.0	22864.0	0.594909	Y
8	STD8 580-378263/9	200.0	114.935719	100.0	25824.0	0.574679	Y
9	STD9IS 580-378263/8	500.0	300.567695	100.0	22195.0	0.601135	Y
10	STD10 580-378263/7	1000.0	583.904183	100.0	23211.0	0.583904	Y
11	STD11 580-378263/6	2000.0	1140.434954	100.0	22807.0	0.570217	Y
12	STD12 580-378263/5	5000.0	3085.928199	100.0	21838.0	0.617186	Y
13	STD13 580-378263/4	10000.0	5877.435897	100.0	23790.0	0.587744	Y



Calibration

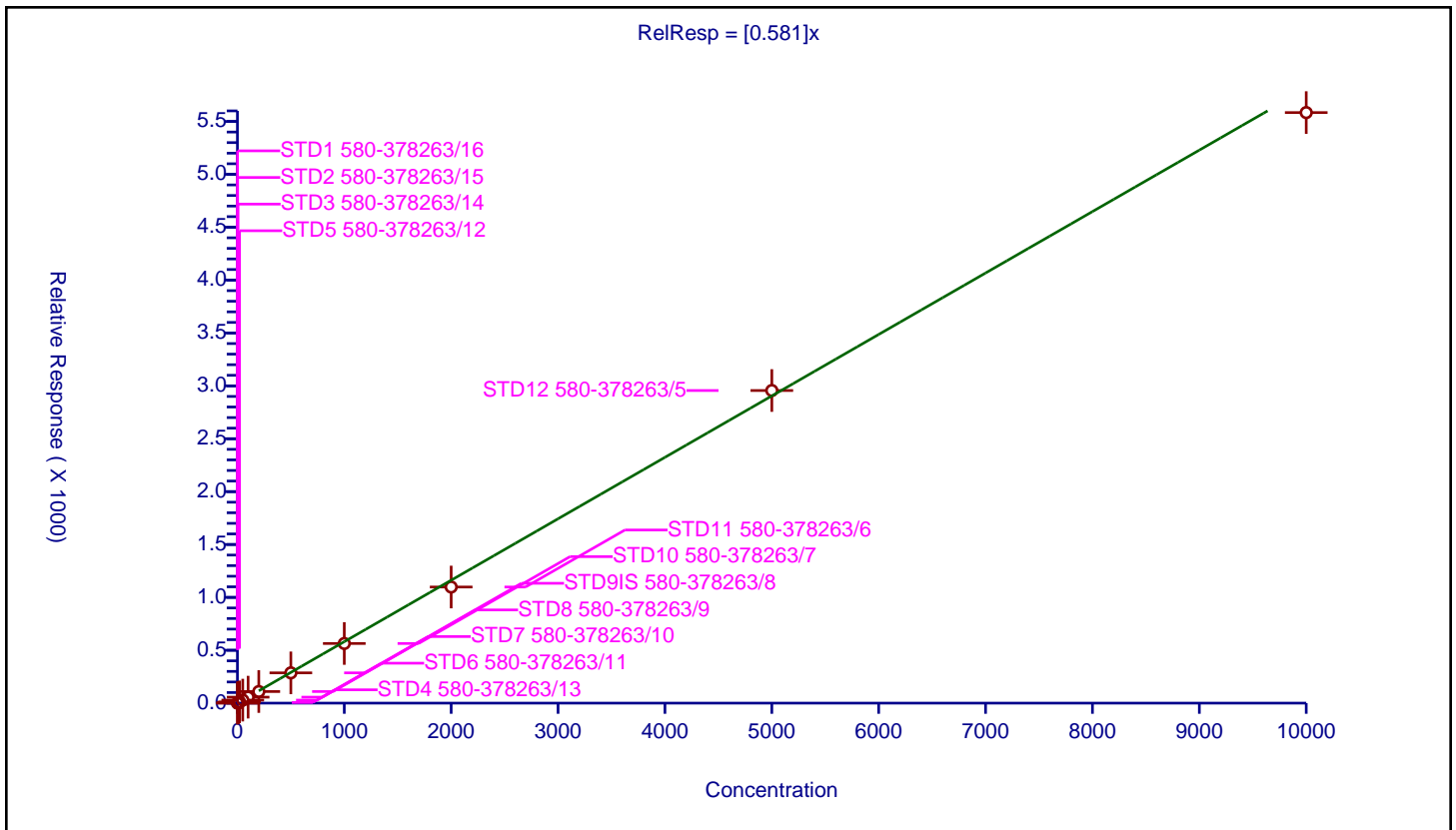
/ 1-Methylnaphthalene

Curve Type: Average
 Weighting: Conc_Sq
 Origin: Force
 Dependency: Response
 Calib Mode: ISTD
 Response Base: AREA
 RF Rounding: 0

Curve Coefficients	
Intercept:	0
Slope:	0.581

Error Coefficients	
Standard Error:	433000
Relative Standard Error:	5.1
Correlation Coefficient:	1.000
Coefficient of Determination (Adjusted):	0.997

ID	Level	Concentration	Rel. Resp.	IS Amount	IS Response	RRF	Used
1	STD1 580-378263/16	1.0	0.641428	100.0	20735.0	0.641428	Y
2	STD2 580-378263/15	2.0	1.276318	100.0	21468.0	0.638159	Y
3	STD3 580-378263/14	5.0	2.944532	100.0	22788.0	0.588906	Y
4	STD4 580-378263/13	10.0	5.792712	100.0	21130.0	0.579271	Y
5	STD5 580-378263/12	20.0	11.699779	100.0	21291.0	0.584989	Y
6	STD6 580-378263/11	50.0	28.576765	100.0	21416.0	0.571535	Y
7	STD7 580-378263/10	100.0	56.604269	100.0	22864.0	0.566043	Y
8	STD8 580-378263/9	200.0	109.576363	100.0	25824.0	0.547882	Y
9	STD9IS 580-378263/8	500.0	286.222122	100.0	22195.0	0.572444	Y
10	STD10 580-378263/7	1000.0	563.879195	100.0	23211.0	0.563879	Y
11	STD11 580-378263/6	2000.0	1097.803306	100.0	22807.0	0.548902	Y
12	STD12 580-378263/5	5000.0	2955.865922	100.0	21838.0	0.591173	Y
13	STD13 580-378263/4	10000.0	5583.917612	100.0	23790.0	0.558392	Y



Calibration

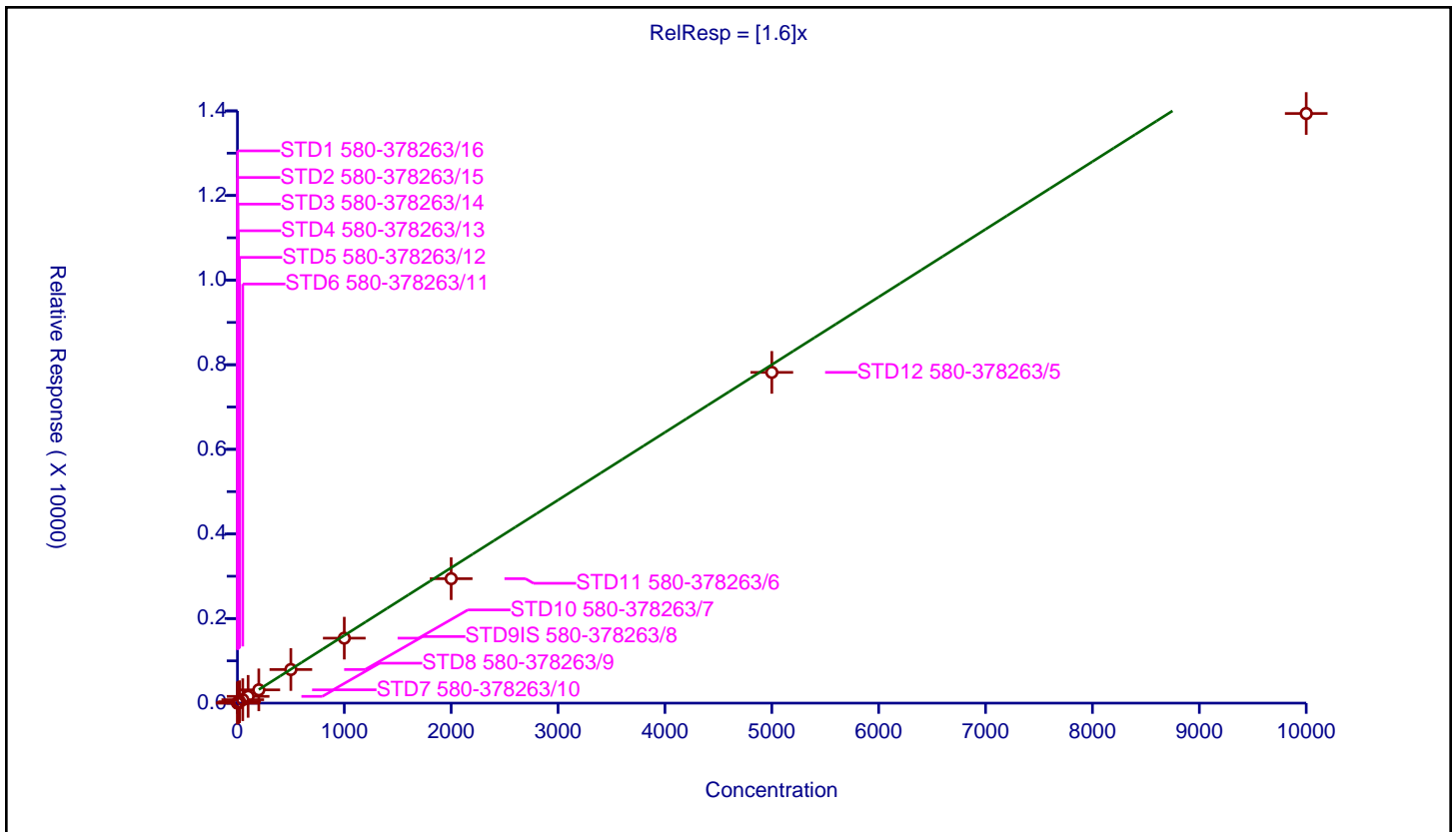
/ 2-Fluorobiphenyl

Curve Type: Average
 Weighting: Conc_Sq
 Origin: Force
 Dependency: Response
 Calib Mode: ISTD
 Response Base: AREA
 RF Rounding: 0

Curve Coefficients	
Intercept:	0
Slope:	1.6

Error Coefficients	
Standard Error:	559000
Relative Standard Error:	6.2
Correlation Coefficient:	1.000
Coefficient of Determination (Adjusted):	0.995

ID	Level	Concentration	Rel. Resp.	IS Amount	IS Response	RRF	Used
1	STD1 580-378263/16	1.0	1.719387	100.0	9073.0	1.719387	Y
2	STD2 580-378263/15	2.0	3.531266	100.0	9515.0	1.765633	Y
3	STD3 580-378263/14	5.0	8.434568	100.0	10125.0	1.686914	Y
4	STD4 580-378263/13	10.0	16.449391	100.0	9435.0	1.644939	Y
5	STD5 580-378263/12	20.0	32.924165	100.0	9613.0	1.646208	Y
6	STD6 580-378263/11	50.0	81.025958	100.0	9708.0	1.620519	Y
7	STD7 580-378263/10	100.0	159.729548	100.0	10427.0	1.597295	Y
8	STD8 580-378263/9	200.0	313.696299	100.0	11755.0	1.568481	Y
9	STD9IS 580-378263/8	500.0	794.071491	100.0	10323.0	1.588143	Y
10	STD10 580-378263/7	1000.0	1536.206583	100.0	10998.0	1.536207	Y
11	STD11 580-378263/6	2000.0	2942.006927	100.0	10972.0	1.471003	Y
12	STD12 580-378263/5	5000.0	7818.631609	100.0	10611.0	1.563726	Y
13	STD13 580-378263/4	10000.0	13938.568092	100.0	12417.0	1.393857	Y



Calibration

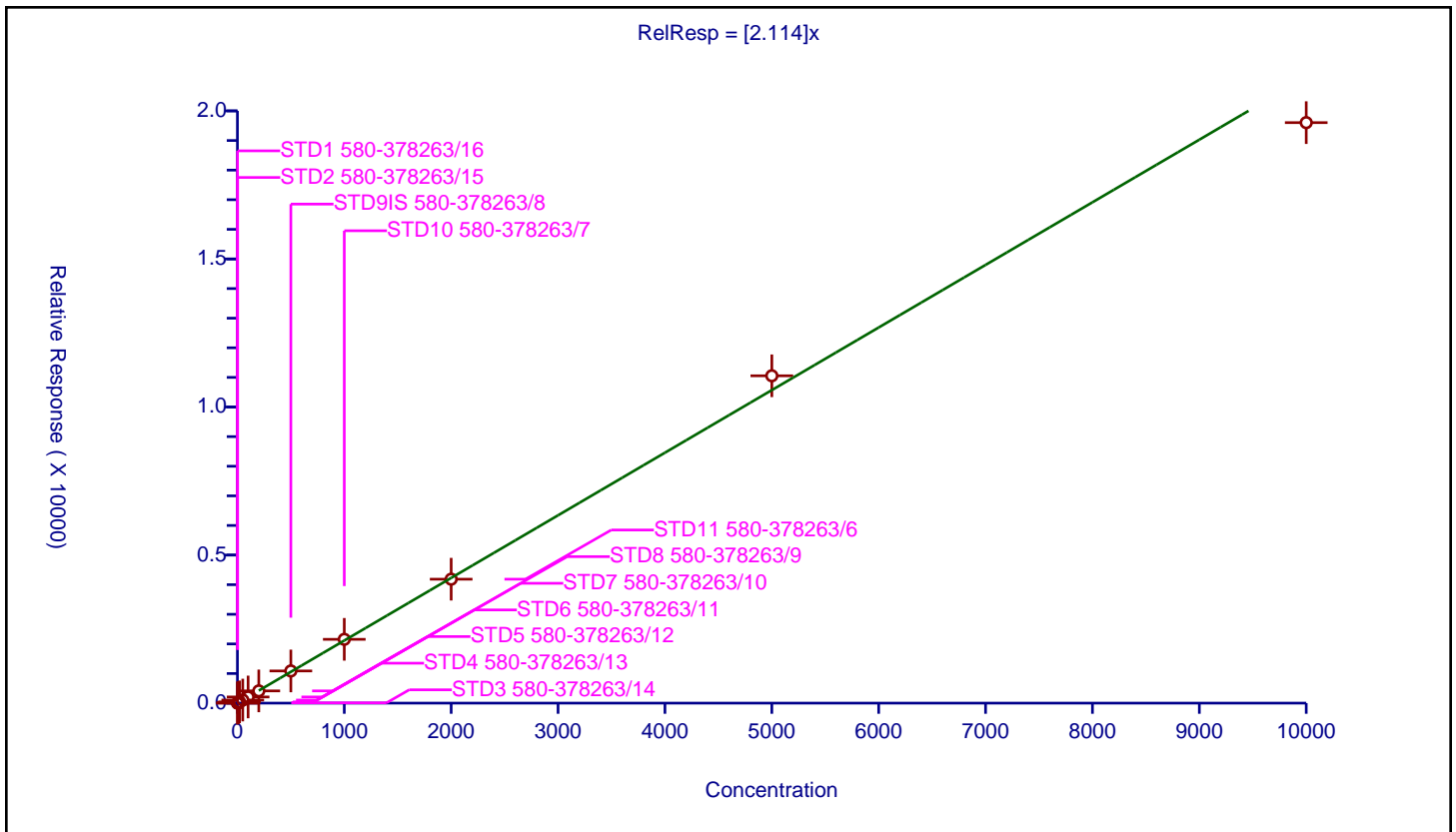
/ Acenaphthylene

Curve Type: Average
 Weighting: Conc_Sq
 Origin: Force
 Dependency: Response
 Calib Mode: ISTD
 Response Base: AREA
 RF Rounding: 0

Curve Coefficients	
Intercept:	0
Slope:	2.114

Error Coefficients	
Standard Error:	788000
Relative Standard Error:	3.4
Correlation Coefficient:	1.000
Coefficient of Determination (Adjusted):	0.999

ID	Level	Concentration	Rel. Resp.	IS Amount	IS Response	RRF	Used
1	STD1 580-378263/16	1.0	2.193321	100.0	9073.0	2.193321	Y
2	STD2 580-378263/15	2.0	4.435102	100.0	9515.0	2.217551	Y
3	STD3 580-378263/14	5.0	10.498765	100.0	10125.0	2.099753	Y
4	STD4 580-378263/13	10.0	20.63593	100.0	9435.0	2.063593	Y
5	STD5 580-378263/12	20.0	41.620722	100.0	9613.0	2.081036	Y
6	STD6 580-378263/11	50.0	104.233622	100.0	9708.0	2.084672	Y
7	STD7 580-378263/10	100.0	208.593076	100.0	10427.0	2.085931	Y
8	STD8 580-378263/9	200.0	412.930668	100.0	11755.0	2.064653	Y
9	STD9IS 580-378263/8	500.0	1087.135523	100.0	10323.0	2.174271	Y
10	STD10 580-378263/7	1000.0	2155.00909	100.0	10998.0	2.155001	Y
11	STD11 580-378263/6	2000.0	4185.435654	100.0	10972.0	2.092718	Y
12	STD12 580-378263/5	5000.0	11054.688531	100.0	10611.0	2.210938	Y
13	STD13 580-378263/4	10000.0	19603.511315	100.0	12417.0	1.960351	Y



Calibration

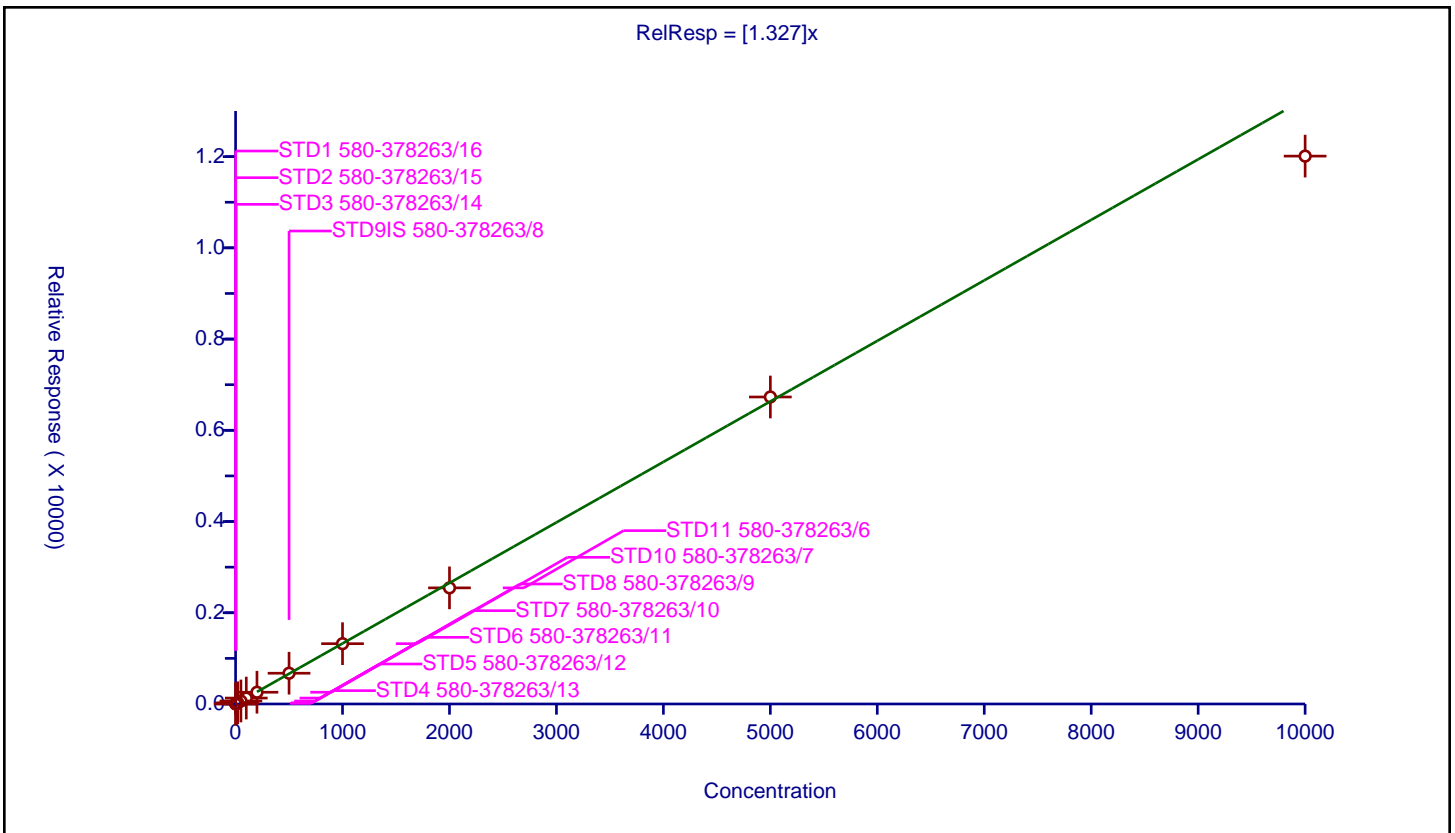
/ Acenaphthene

Curve Type: Average
 Weighting: Conc_Sq
 Origin: Force
 Dependency: Response
 Calib Mode: ISTD
 Response Base: AREA
 RF Rounding: 0

Curve Coefficients	
Intercept:	0
Slope:	1.327

Error Coefficients	
Standard Error:	482000
Relative Standard Error:	4.9
Correlation Coefficient:	1.000
Coefficient of Determination (Adjusted):	0.997

ID	Level	Concentration	Rel. Resp.	IS Amount	IS Response	RRF	Used
1	STD1 580-378263/16	1.0	1.377714	100.0	9073.0	1.377714	Y
2	STD2 580-378263/15	2.0	2.974251	100.0	9515.0	1.487126	Y
3	STD3 580-378263/14	5.0	6.735802	100.0	10125.0	1.34716	Y
4	STD4 580-378263/13	10.0	13.227345	100.0	9435.0	1.322734	Y
5	STD5 580-378263/12	20.0	26.516176	100.0	9613.0	1.325809	Y
6	STD6 580-378263/11	50.0	65.471776	100.0	9708.0	1.309436	Y
7	STD7 580-378263/10	100.0	129.941498	100.0	10427.0	1.299415	Y
8	STD8 580-378263/9	200.0	257.337303	100.0	11755.0	1.286687	Y
9	STD9IS 580-378263/8	500.0	674.610094	100.0	10323.0	1.34922	Y
10	STD10 580-378263/7	1000.0	1322.076741	100.0	10998.0	1.322077	Y
11	STD11 580-378263/6	2000.0	2545.743711	100.0	10972.0	1.272872	Y
12	STD12 580-378263/5	5000.0	6730.524927	100.0	10611.0	1.346105	Y
13	STD13 580-378263/4	10000.0	12011.524523	100.0	12417.0	1.201152	Y



Calibration

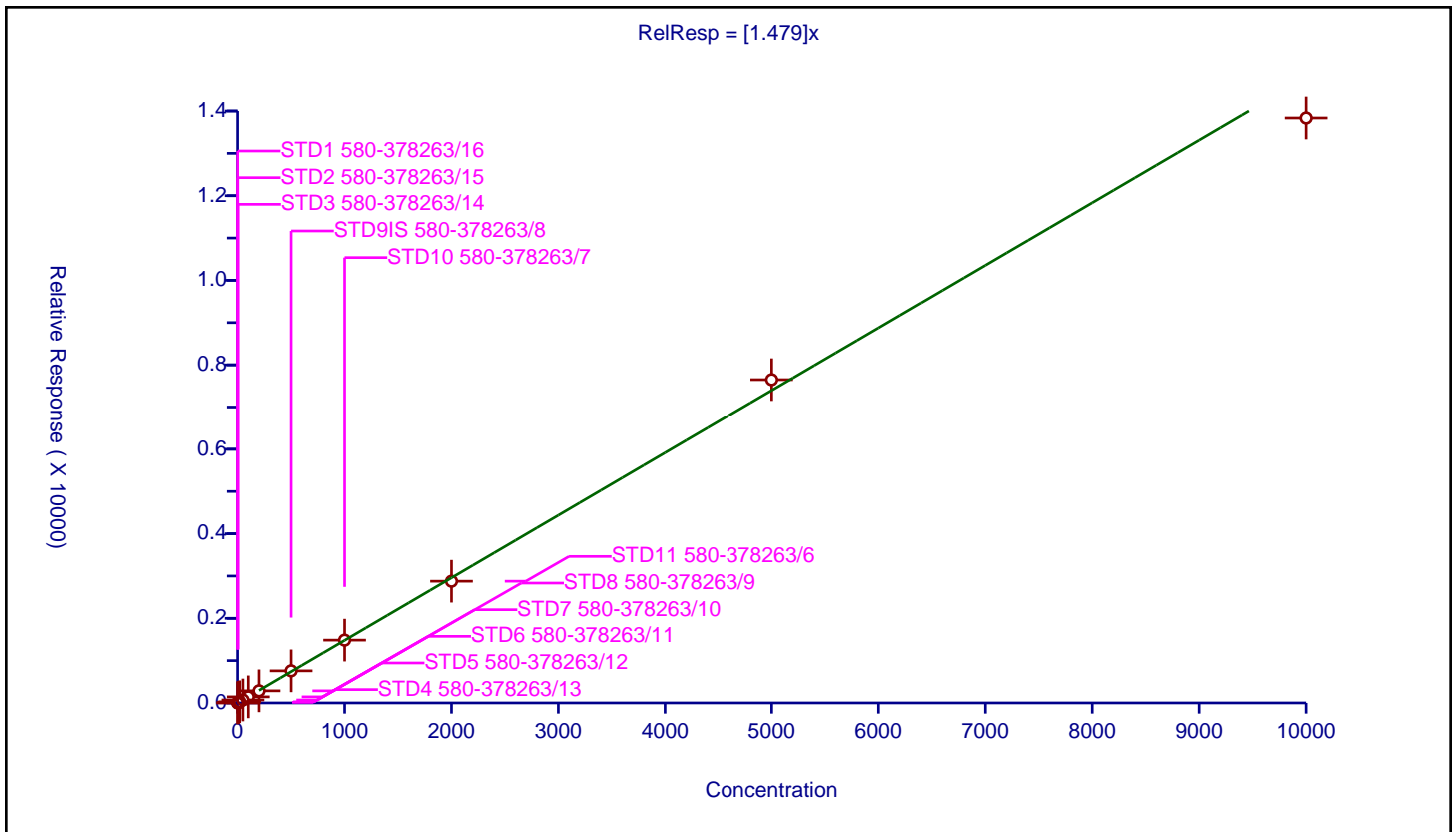
/ Fluorene

Curve Type: Average
 Weighting: Conc_Sq
 Origin: Force
 Dependency: Response
 Calib Mode: ISTD
 Response Base: AREA
 RF Rounding: 0

Curve Coefficients	
Intercept:	0
Slope:	1.479

Error Coefficients	
Standard Error:	554000
Relative Standard Error:	6.0
Correlation Coefficient:	0.999
Coefficient of Determination (Adjusted):	0.996

ID	Level	Concentration	Rel. Resp.	IS Amount	IS Response	RRF	Used
1	STD1 580-378263/16	1.0	1.631213	100.0	9073.0	1.631213	Y
2	STD2 580-378263/15	2.0	3.321072	100.0	9515.0	1.660536	Y
3	STD3 580-378263/14	5.0	7.525926	100.0	10125.0	1.505185	Y
4	STD4 580-378263/13	10.0	14.255432	100.0	9435.0	1.425543	Y
5	STD5 580-378263/12	20.0	27.639655	100.0	9613.0	1.381983	Y
6	STD6 580-378263/11	50.0	70.00412	100.0	9708.0	1.400082	Y
7	STD7 580-378263/10	100.0	144.020332	100.0	10427.0	1.440203	Y
8	STD8 580-378263/9	200.0	286.312208	100.0	11755.0	1.431561	Y
9	STD9IS 580-378263/8	500.0	758.200136	100.0	10323.0	1.5164	Y
10	STD10 580-378263/7	1000.0	1483.987998	100.0	10998.0	1.483988	Y
11	STD11 580-378263/6	2000.0	2876.950419	100.0	10972.0	1.438475	Y
12	STD12 580-378263/5	5000.0	7648.949204	100.0	10611.0	1.52979	Y
13	STD13 580-378263/4	10000.0	13835.298381	100.0	12417.0	1.38353	Y



Calibration

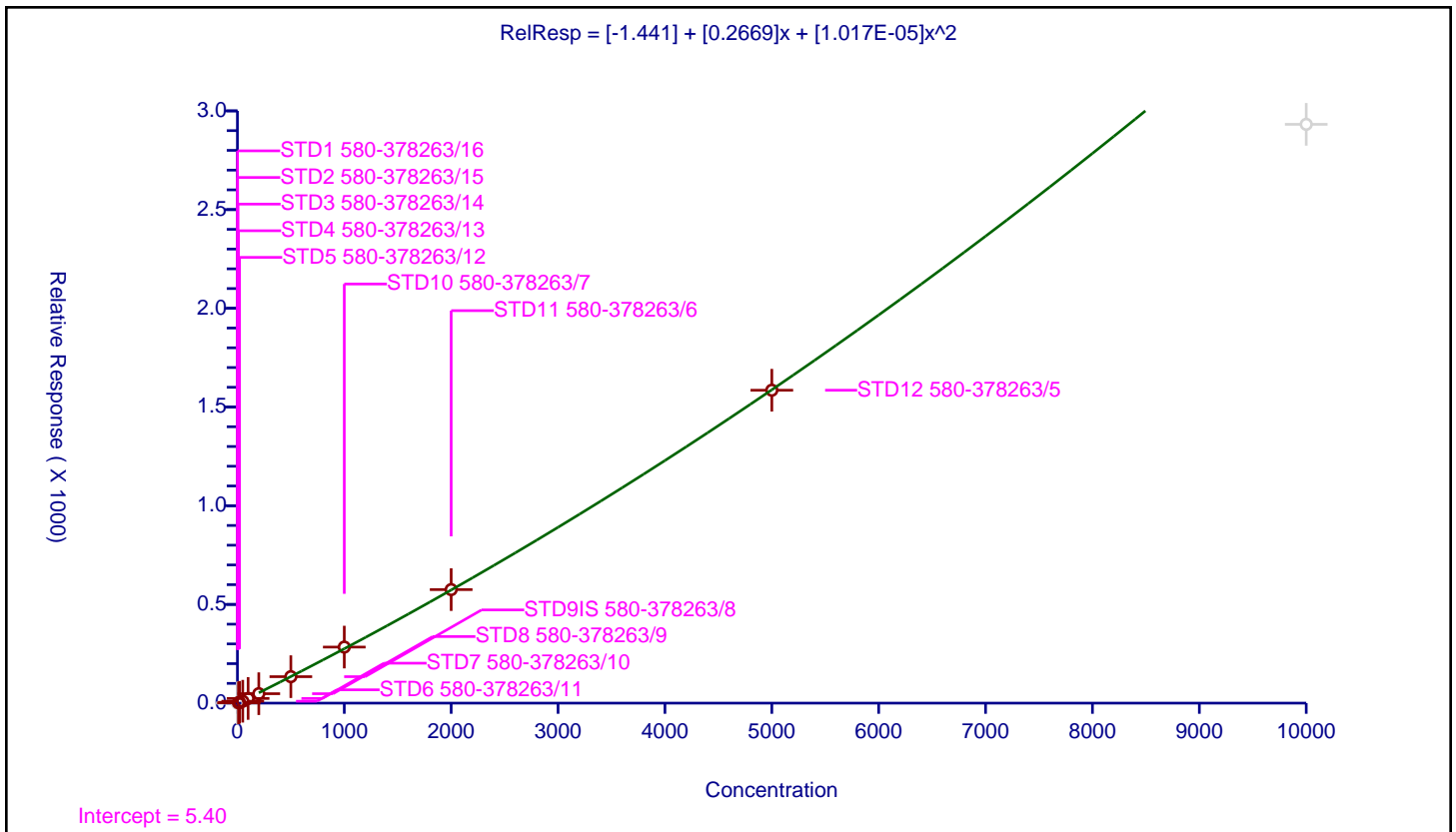
/ 2,4,6-Tribromophenol

Curve Type: Quadratic
 Weighting: Conc
 Origin: None
 Dependency: Response
 Calib Mode: ISTD
 Response Base: AREA
 RF Rounding: 0

Curve Coefficients	
Intercept:	-1.441
Slope:	0.2669
Second Order:	1.017E-05

Error Coefficients	
Standard Error:	74000
Relative Standard Error:	13.0
Correlation Coefficient:	1.000
Coefficient of Determination (Adjusted):	1.000

ID	Level	Concentration	Rel. Resp.	IS Amount	IS Response	RRF	Used
1	STD1 580-378263/16	1.0	0.0	100.0	9073.0	0.0	N
2	STD2 580-378263/15	2.0	0.599054	100.0	9515.0	0.299527	N
3	STD3 580-378263/14	5.0	1.116049	100.0	10125.0	0.22321	N
4	STD4 580-378263/13	10.0	1.886592	100.0	9435.0	0.188659	Y
5	STD5 580-378263/12	20.0	4.119422	100.0	9613.0	0.205971	Y
6	STD6 580-378263/11	50.0	9.693037	100.0	9708.0	0.193861	Y
7	STD7 580-378263/10	100.0	23.611777	100.0	10427.0	0.236118	Y
8	STD8 580-378263/9	200.0	47.834964	100.0	11755.0	0.239175	Y
9	STD9IS 580-378263/8	500.0	134.030805	100.0	10323.0	0.268062	Y
10	STD10 580-378263/7	1000.0	283.869795	100.0	10998.0	0.28387	Y
11	STD11 580-378263/6	2000.0	575.009114	100.0	10972.0	0.287505	Y
12	STD12 580-378263/5	5000.0	1585.081519	100.0	10611.0	0.317016	Y
13	STD13 580-378263/4	10000.0	2931.851494	100.0	12417.0	0.293185	N



Calibration

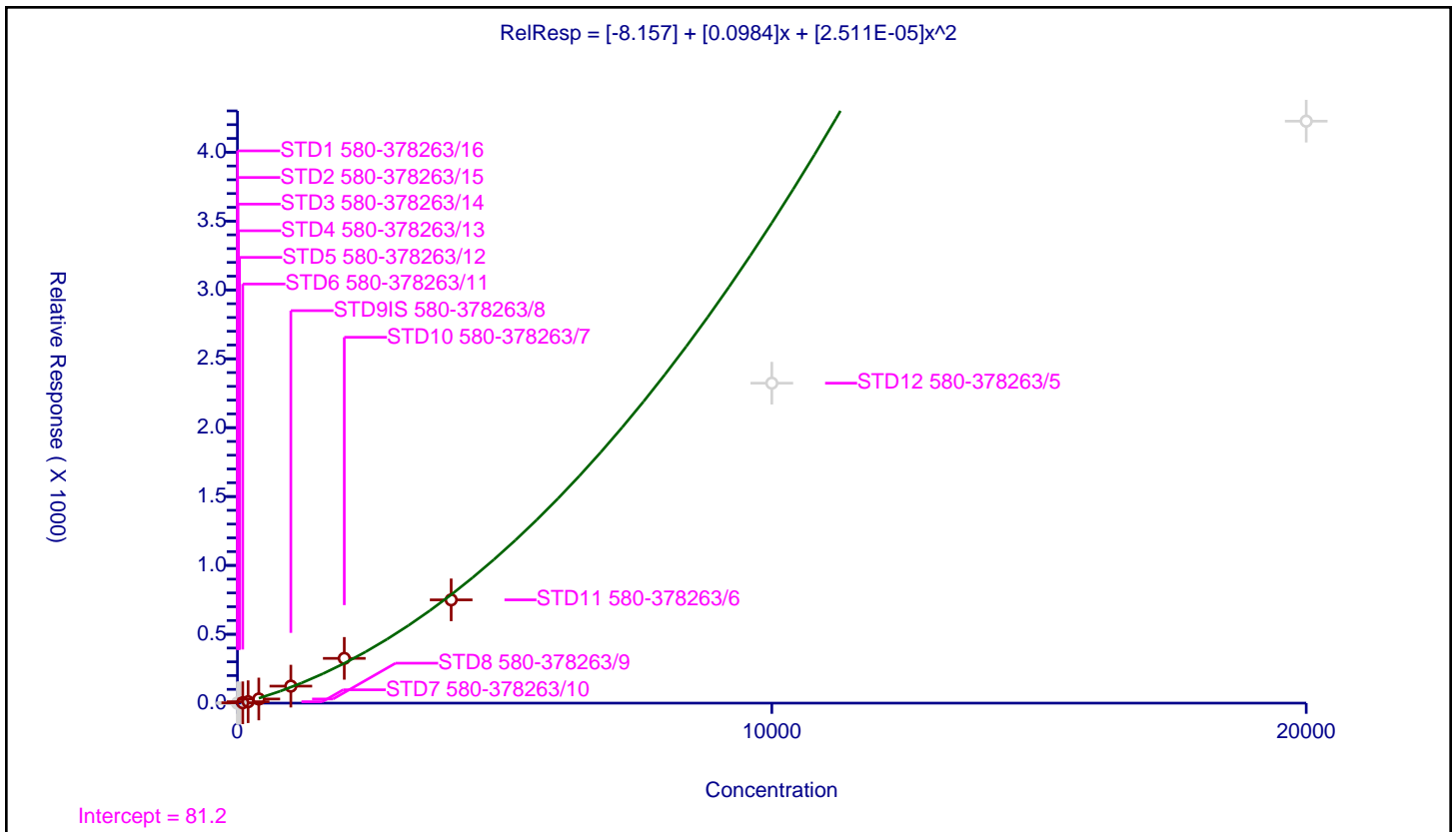
/ Pentachlorophenol

Curve Type: Quadratic
 Weighting: Conc_Sq
 Origin: None
 Dependency: Response
 Calib Mode: ISTD
 Response Base: AREA
 RF Rounding: 0

Curve Coefficients	
Intercept:	-8.157
Slope:	0.0984
Second Order:	2.511E-05

Error Coefficients	
Standard Error:	63800
Relative Standard Error:	11.5
Correlation Coefficient:	0.995
Coefficient of Determination (Adjusted):	0.990

ID	Level	Concentration	Rel. Resp.	IS Amount	IS Response	RRF	Used
1	STD1 580-378263/16	2.0	0.0	100.0	10350.0	0.0	N
2	STD2 580-378263/15	4.0	0.0	100.0	10882.0	0.0	N
3	STD3 580-378263/14	10.0	0.0	100.0	12288.0	0.0	N
4	STD4 580-378263/13	20.0	0.0	100.0	11178.0	0.0	N
5	STD5 580-378263/12	40.0	0.441919	100.0	11088.0	0.011048	N
6	STD6 580-378263/11	100.0	2.672527	100.0	11375.0	0.026725	Y
7	STD7 580-378263/10	200.0	10.25583	100.0	13251.0	0.051279	Y
8	STD8 580-378263/9	400.0	30.131626	100.0	14055.0	0.075329	Y
9	STD9IS 580-378263/8	1000.0	123.438748	100.0	12522.0	0.123439	Y
10	STD10 580-378263/7	2000.0	324.959636	100.0	13626.0	0.16248	Y
11	STD11 580-378263/6	4000.0	749.810592	100.0	13463.0	0.187453	Y
12	STD12 580-378263/5	10000.0	2323.042203	100.0	13293.0	0.232304	N
13	STD13 580-378263/4	20000.0	4225.406922	100.0	16035.0	0.21127	N



Calibration

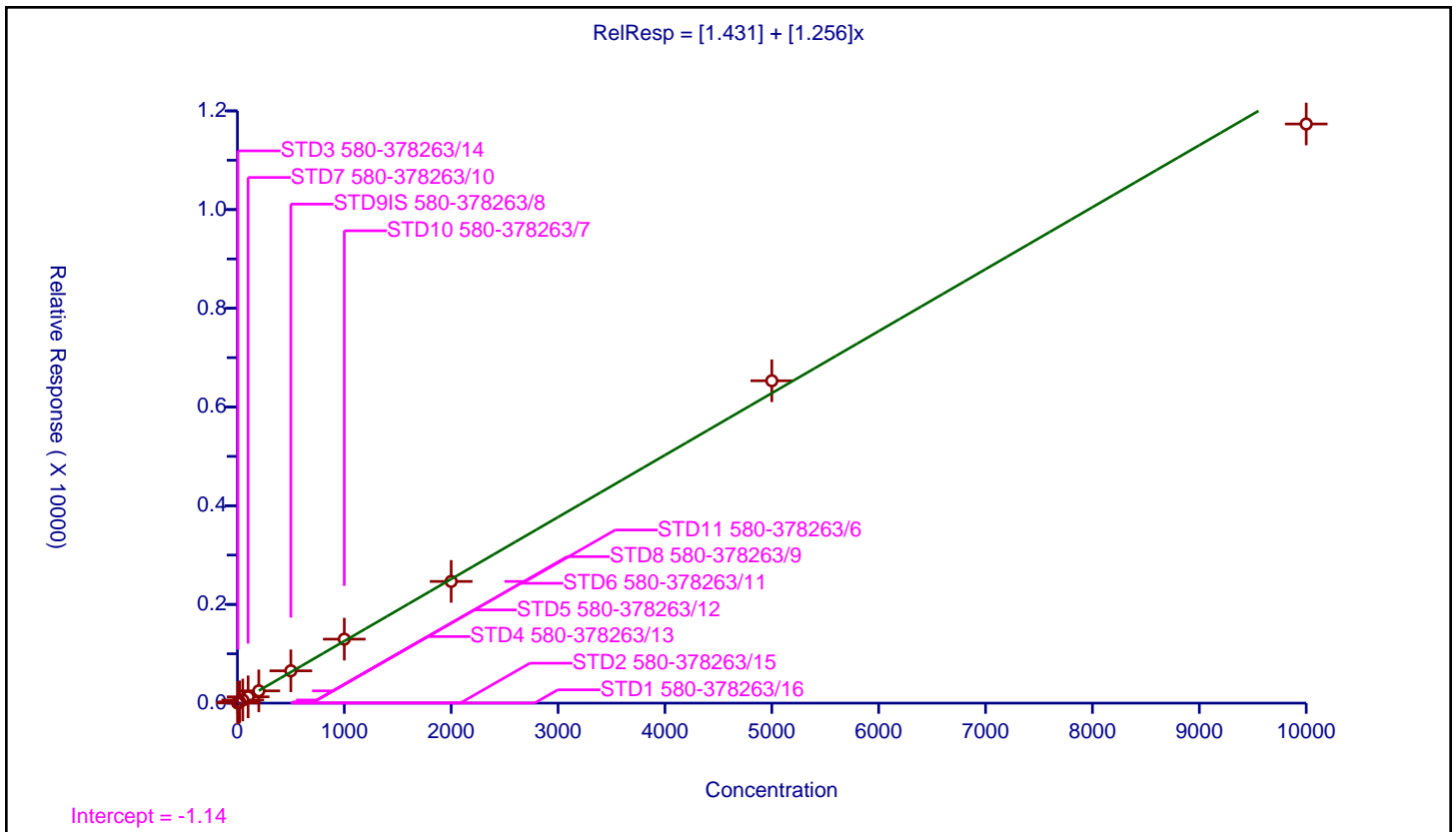
/ Phenanthrene

Curve Type: Linear
 Weighting: Conc_Sq
 Origin: None
 Dependency: Response
 Calib Mode: ISTD
 Response Base: AREA
 RF Rounding: 0

Curve Coefficients	
Intercept:	1.431
Slope:	1.256

Error Coefficients	
Standard Error:	804000
Relative Standard Error:	3.7
Correlation Coefficient:	1.000
Coefficient of Determination (Adjusted):	0.999

ID	Level	Concentration	Rel. Resp.	IS Amount	IS Response	RRF	Used
1	STD1 580-378263/16	1.0	2.494379	100.0	14232.0	2.494379	N
2	STD2 580-378263/15	2.0	3.901296	100.0	14508.0	1.950648	Y
3	STD3 580-378263/14	5.0	8.069146	100.0	15677.0	1.613829	Y
4	STD4 580-378263/13	10.0	13.763889	100.0	14400.0	1.376389	Y
5	STD5 580-378263/12	20.0	25.959167	100.0	14596.0	1.297958	Y
6	STD6 580-378263/11	50.0	63.204929	100.0	14771.0	1.264099	Y
7	STD7 580-378263/10	100.0	127.731699	100.0	16638.0	1.277317	Y
8	STD8 580-378263/9	200.0	248.684283	100.0	18203.0	1.243421	Y
9	STD9IS 580-378263/8	500.0	654.743222	100.0	15675.0	1.309486	Y
10	STD10 580-378263/7	1000.0	1296.50125	100.0	16806.0	1.296501	Y
11	STD11 580-378263/6	2000.0	2465.855651	100.0	17139.0	1.232928	Y
12	STD12 580-378263/5	5000.0	6531.561958	100.0	16729.0	1.306312	Y
13	STD13 580-378263/4	10000.0	11734.237746	100.0	19239.0	1.173424	Y



Calibration

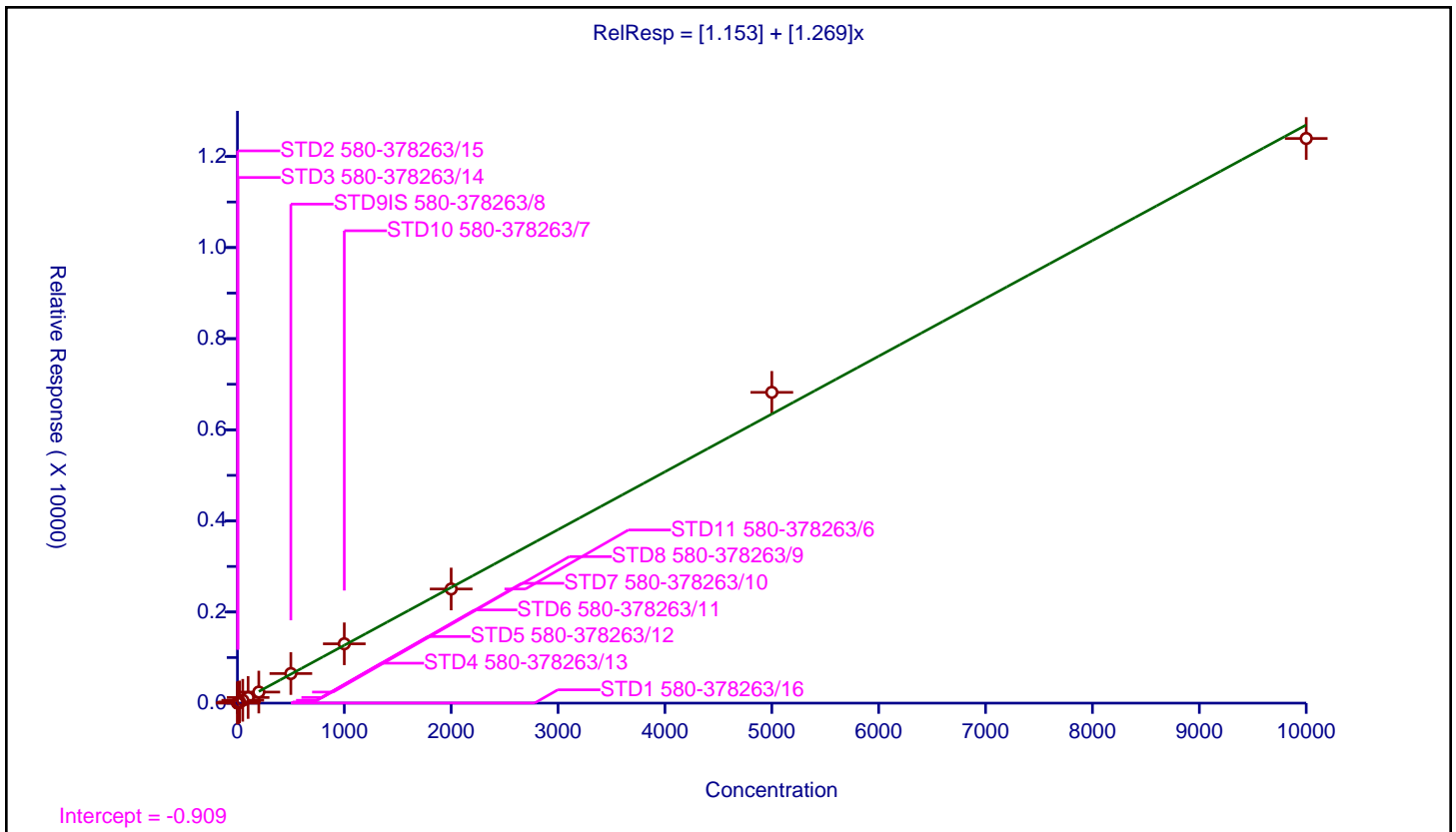
/ Anthracene

Curve Type: Linear
 Weighting: Conc_Sq
 Origin: None
 Dependency: Response
 Calib Mode: ISTD
 Response Base: AREA
 RF Rounding: 0

Curve Coefficients	
Intercept:	1.153
Slope:	1.269

Error Coefficients	
Standard Error:	807000
Relative Standard Error:	4.3
Correlation Coefficient:	0.999
Coefficient of Determination (Adjusted):	0.998

ID	Level	Concentration	Rel. Resp.	IS Amount	IS Response	RRF	Used
1	STD1 580-378263/16	1.0	2.381956	100.0	14232.0	2.381956	Y
2	STD2 580-378263/15	2.0	3.81169	100.0	14508.0	1.905845	Y
3	STD3 580-378263/14	5.0	7.896919	100.0	15677.0	1.579384	Y
4	STD4 580-378263/13	10.0	13.534722	100.0	14400.0	1.353472	Y
5	STD5 580-378263/12	20.0	26.013976	100.0	14596.0	1.300699	Y
6	STD6 580-378263/11	50.0	62.433146	100.0	14771.0	1.248663	Y
7	STD7 580-378263/10	100.0	123.518452	100.0	16638.0	1.235185	Y
8	STD8 580-378263/9	200.0	242.657804	100.0	18203.0	1.213289	Y
9	STD9IS 580-378263/8	500.0	649.263158	100.0	15675.0	1.298526	Y
10	STD10 580-378263/7	1000.0	1302.522908	100.0	16806.0	1.302523	Y
11	STD11 580-378263/6	2000.0	2505.350371	100.0	17139.0	1.252675	Y
12	STD12 580-378263/5	5000.0	6821.794489	100.0	16729.0	1.364359	Y
13	STD13 580-378263/4	10000.0	12394.334425	100.0	19239.0	1.239433	Y



Calibration

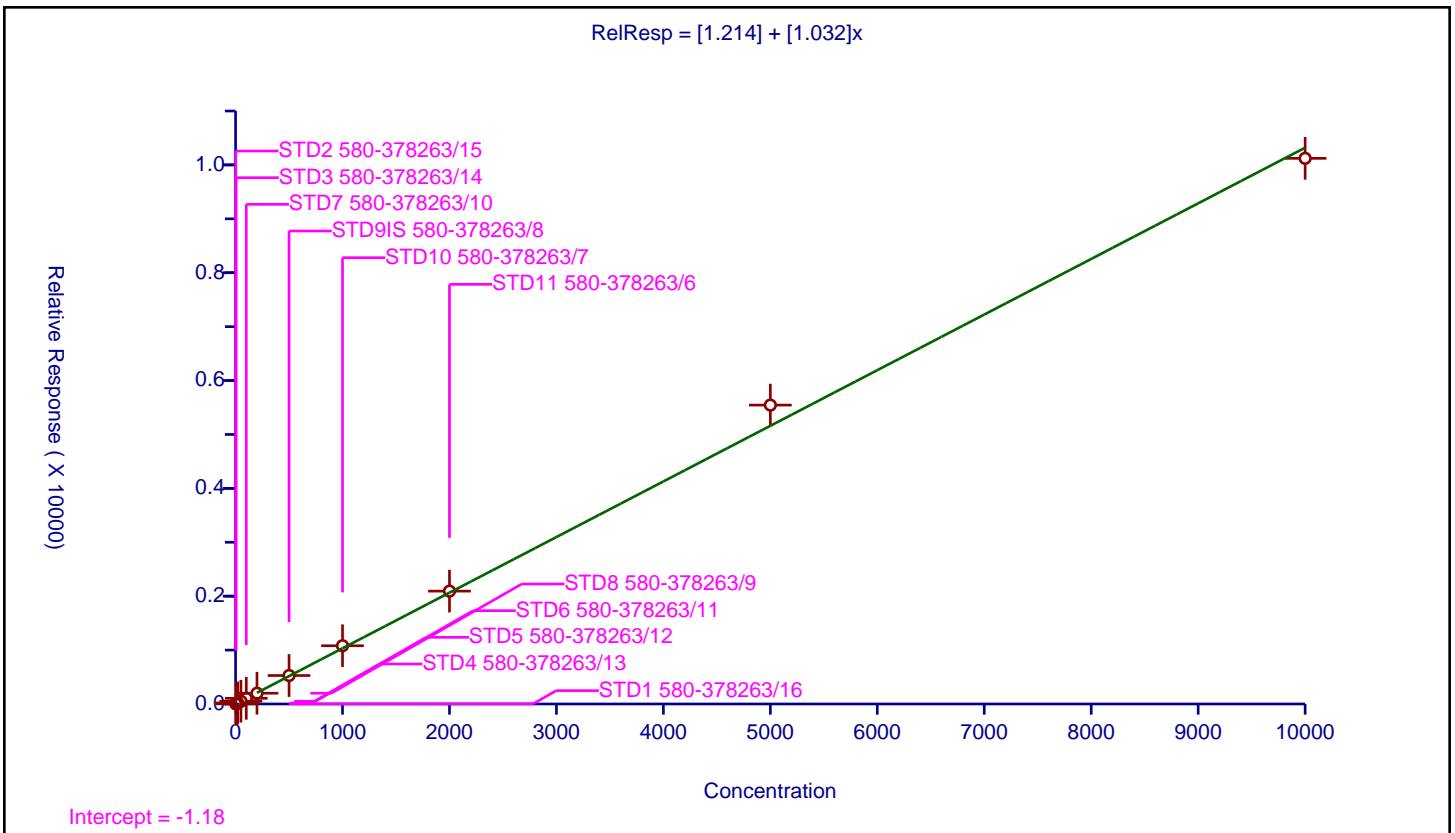
/ Fluoranthene-d10 (Surr)

Curve Type: Linear
 Weighting: Conc_Sq
 Origin: None
 Dependency: Response
 Calib Mode: ISTD
 Response Base: AREA
 RF Rounding: 0

Curve Coefficients	
Intercept:	1.214
Slope:	1.032

Error Coefficients	
Standard Error:	691000
Relative Standard Error:	4.7
Correlation Coefficient:	0.999
Coefficient of Determination (Adjusted):	0.998

ID	Level	Concentration	Rel. Resp.	IS Amount	IS Response	RRF	Used
1	STD1 580-378263/16	1.0	2.07982	100.0	14232.0	2.07982	N
2	STD2 580-378263/15	2.0	3.280948	100.0	14508.0	1.640474	Y
3	STD3 580-378263/14	5.0	6.621165	100.0	15677.0	1.324233	Y
4	STD4 580-378263/13	10.0	10.805556	100.0	14400.0	1.080556	Y
5	STD5 580-378263/12	20.0	20.718005	100.0	14596.0	1.0359	Y
6	STD6 580-378263/11	50.0	51.066279	100.0	14771.0	1.021326	Y
7	STD7 580-378263/10	100.0	105.607645	100.0	16638.0	1.056076	Y
8	STD8 580-378263/9	200.0	199.522057	100.0	18203.0	0.99761	Y
9	STD9IS 580-378263/8	500.0	528.172249	100.0	15675.0	1.056344	Y
10	STD10 580-378263/7	1000.0	1080.263001	100.0	16806.0	1.080263	Y
11	STD11 580-378263/6	2000.0	2093.797771	100.0	17139.0	1.046899	Y
12	STD12 580-378263/5	5000.0	5544.497579	100.0	16729.0	1.1089	Y
13	STD13 580-378263/4	10000.0	10121.75269	100.0	19239.0	1.012175	Y



Calibration

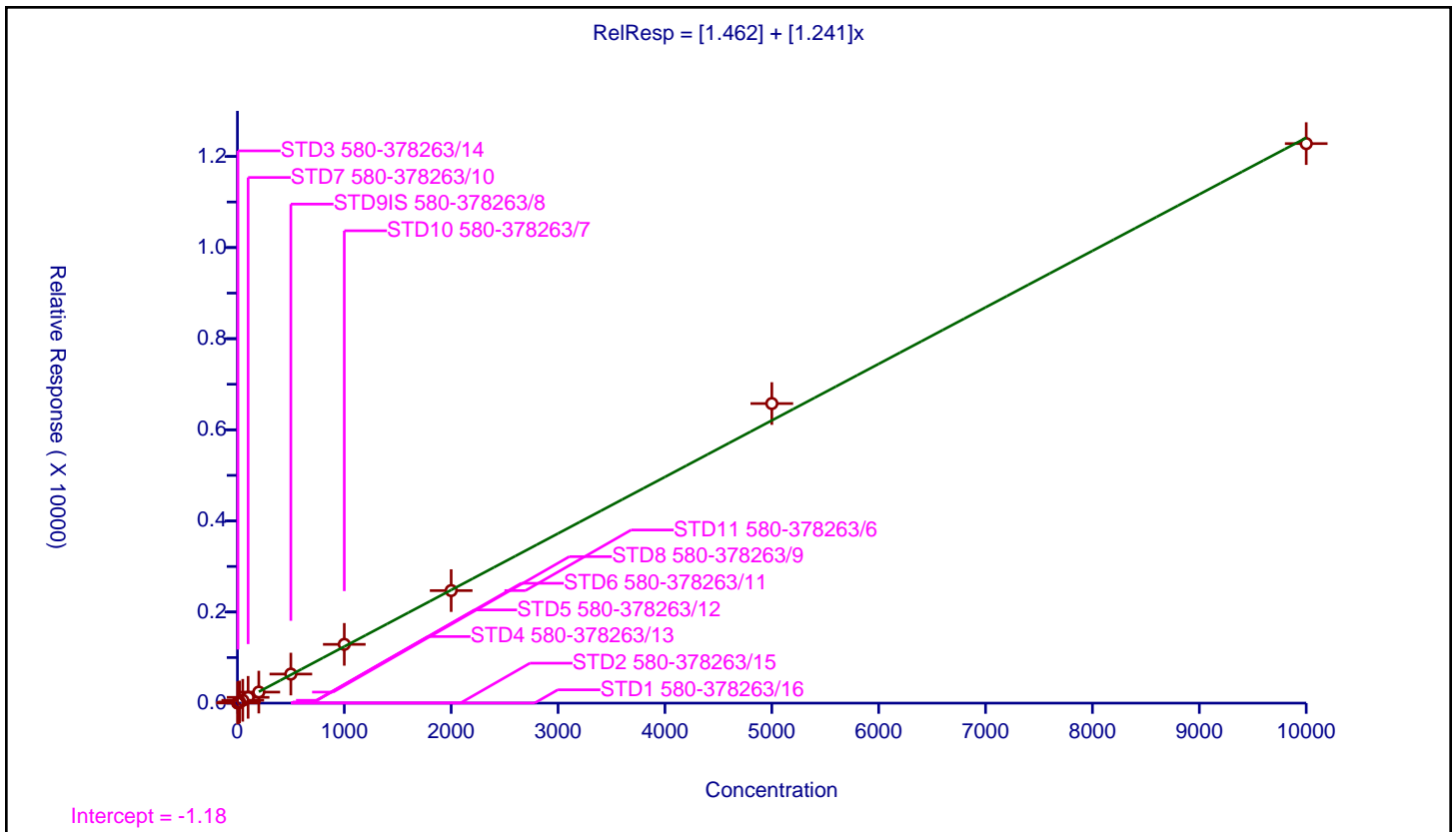
/ Fluoranthene

Curve Type: Linear
 Weighting: Conc_Sq
 Origin: None
 Dependency: Response
 Calib Mode: ISTD
 Response Base: AREA
 RF Rounding: 0

Curve Coefficients	
Intercept:	1.462
Slope:	1.241

Error Coefficients	
Standard Error:	834000
Relative Standard Error:	4.3
Correlation Coefficient:	0.999
Coefficient of Determination (Adjusted):	0.998

ID	Level	Concentration	Rel. Resp.	IS Amount	IS Response	RRF	Used
1	STD1 580-378263/16	1.0	2.529511	100.0	14232.0	2.529511	N
2	STD2 580-378263/15	2.0	3.93576	100.0	14508.0	1.96788	Y
3	STD3 580-378263/14	5.0	8.011737	100.0	15677.0	1.602347	Y
4	STD4 580-378263/13	10.0	13.090278	100.0	14400.0	1.309028	Y
5	STD5 580-378263/12	20.0	24.773911	100.0	14596.0	1.238696	Y
6	STD6 580-378263/11	50.0	62.148805	100.0	14771.0	1.242976	Y
7	STD7 580-378263/10	100.0	127.160716	100.0	16638.0	1.271607	Y
8	STD8 580-378263/9	200.0	242.295226	100.0	18203.0	1.211476	Y
9	STD9IS 580-378263/8	500.0	637.952153	100.0	15675.0	1.275904	Y
10	STD10 580-378263/7	1000.0	1289.99762	100.0	16806.0	1.289998	Y
11	STD11 580-378263/6	2000.0	2470.395006	100.0	17139.0	1.235198	Y
12	STD12 580-378263/5	5000.0	6576.268755	100.0	16729.0	1.315254	Y
13	STD13 580-378263/4	10000.0	12281.974115	100.0	19239.0	1.228197	Y



Calibration

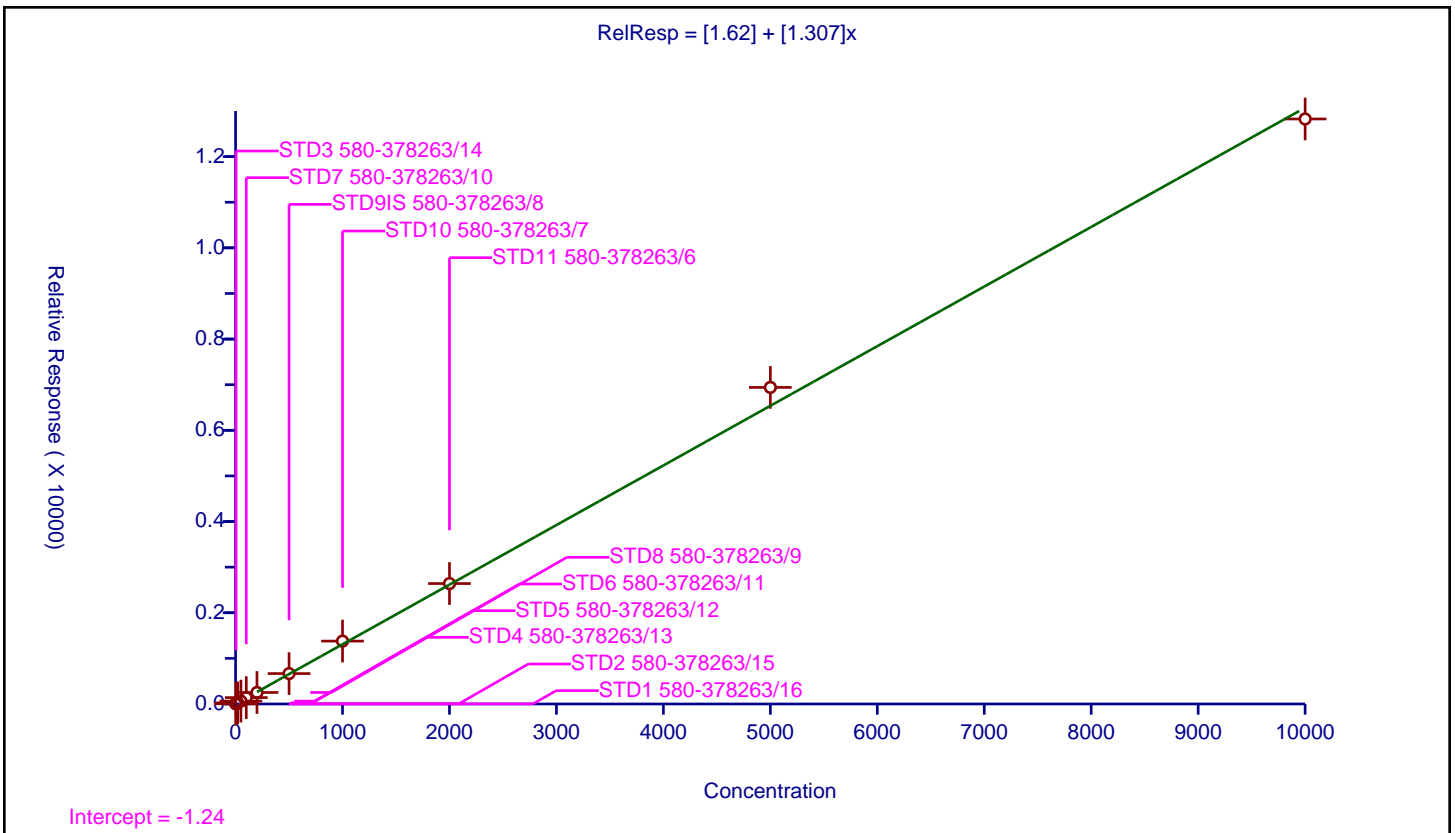
/ Pyrene

Curve Type: Linear
 Weighting: Conc_Sq
 Origin: None
 Dependency: Response
 Calib Mode: ISTD
 Response Base: AREA
 RF Rounding: 0

Curve Coefficients	
Intercept:	1.62
Slope:	1.307

Error Coefficients	
Standard Error:	873000
Relative Standard Error:	6.3
Correlation Coefficient:	0.999
Coefficient of Determination (Adjusted):	0.996

ID	Level	Concentration	Rel. Resp.	IS Amount	IS Response	RRF	Used
1	STD1 580-378263/16	1.0	2.712198	100.0	14232.0	2.712198	N
2	STD2 580-378263/15	2.0	4.21147	100.0	14508.0	2.105735	Y
3	STD3 580-378263/14	5.0	8.770811	100.0	15677.0	1.754162	Y
4	STD4 580-378263/13	10.0	13.340278	100.0	14400.0	1.334028	Y
5	STD5 580-378263/12	20.0	25.856399	100.0	14596.0	1.29282	Y
6	STD6 580-378263/11	50.0	63.56374	100.0	14771.0	1.271275	Y
7	STD7 580-378263/10	100.0	140.064912	100.0	16638.0	1.400649	Y
8	STD8 580-378263/9	200.0	252.546284	100.0	18203.0	1.262731	Y
9	STD9IS 580-378263/8	500.0	666.966507	100.0	15675.0	1.333933	Y
10	STD10 580-378263/7	1000.0	1378.567178	100.0	16806.0	1.378567	Y
11	STD11 580-378263/6	2000.0	2640.340743	100.0	17139.0	1.32017	Y
12	STD12 580-378263/5	5000.0	6940.576245	100.0	16729.0	1.388115	Y
13	STD13 580-378263/4	10000.0	12825.094859	100.0	19239.0	1.282509	Y



Calibration

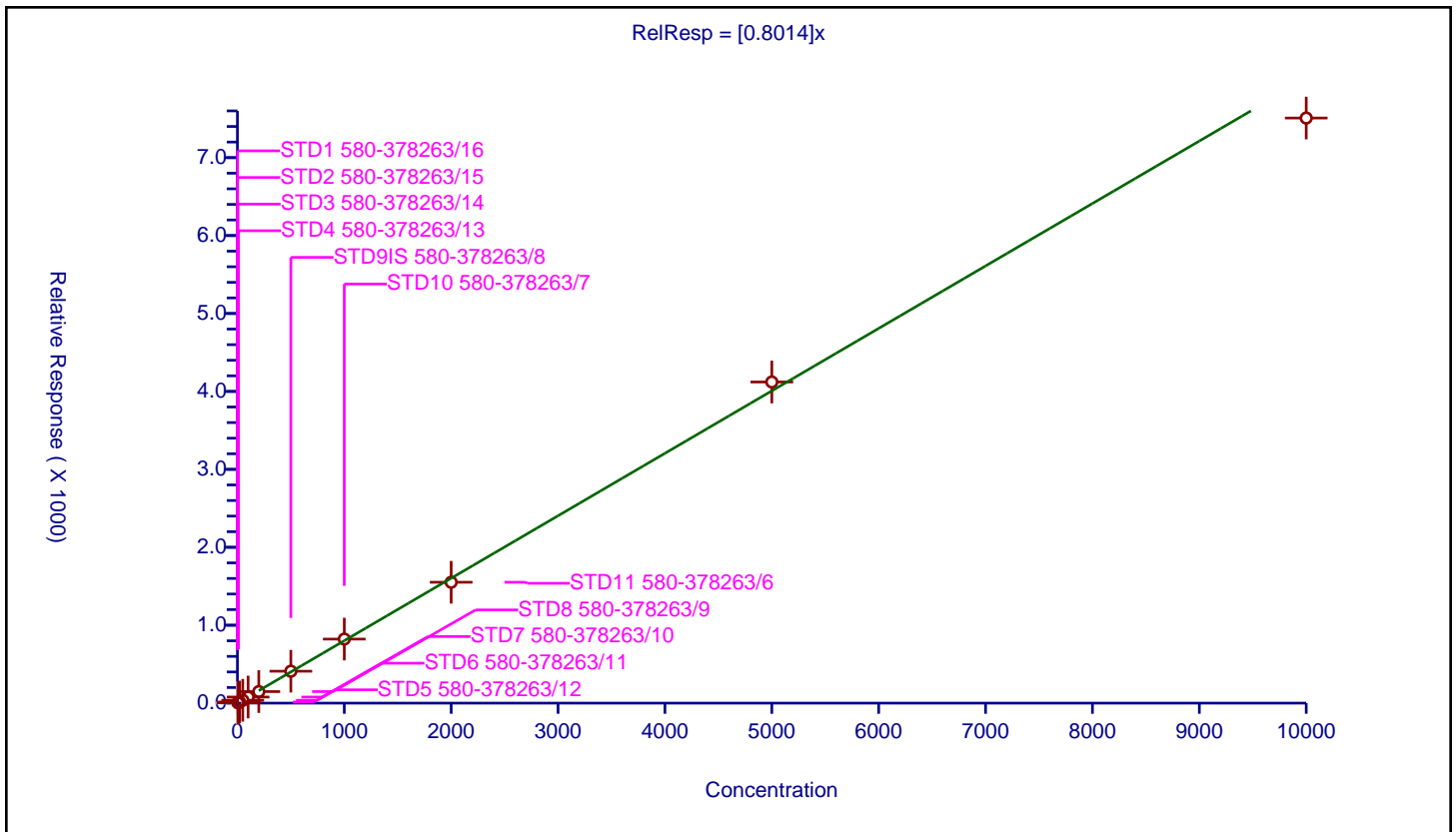
/ Terphenyl-d14

Curve Type: Average
 Weighting: Conc_Sq
 Origin: Force
 Dependency: Response
 Calib Mode: ISTD
 Response Base: AREA
 RF Rounding: 0

Curve Coefficients	
Intercept:	0
Slope:	0.8014

Error Coefficients	
Standard Error:	513000
Relative Standard Error:	9.4
Correlation Coefficient:	0.999
Coefficient of Determination (Adjusted):	0.988

ID	Level	Concentration	Rel. Resp.	IS Amount	IS Response	RRF	Used
1	STD1 580-378263/16	1.0	1.517707	100.0	14232.0	1.517707	N
2	STD2 580-378263/15	2.0	2.474497	100.0	14508.0	1.237248	N
3	STD3 580-378263/14	5.0	4.988199	100.0	15677.0	0.99764	Y
4	STD4 580-378263/13	10.0	8.333333	100.0	14400.0	0.833333	Y
5	STD5 580-378263/12	20.0	14.757468	100.0	14596.0	0.737873	Y
6	STD6 580-378263/11	50.0	36.612281	100.0	14771.0	0.732246	Y
7	STD7 580-378263/10	100.0	78.254598	100.0	16638.0	0.782546	Y
8	STD8 580-378263/9	200.0	148.096468	100.0	18203.0	0.740482	Y
9	STD9IS 580-378263/8	500.0	409.626794	100.0	15675.0	0.819254	Y
10	STD10 580-378263/7	1000.0	821.879091	100.0	16806.0	0.821879	Y
11	STD11 580-378263/6	2000.0	1551.269036	100.0	17139.0	0.775635	Y
12	STD12 580-378263/5	5000.0	4121.101082	100.0	16729.0	0.82422	Y
13	STD13 580-378263/4	10000.0	7508.326836	100.0	19239.0	0.750833	Y



Calibration

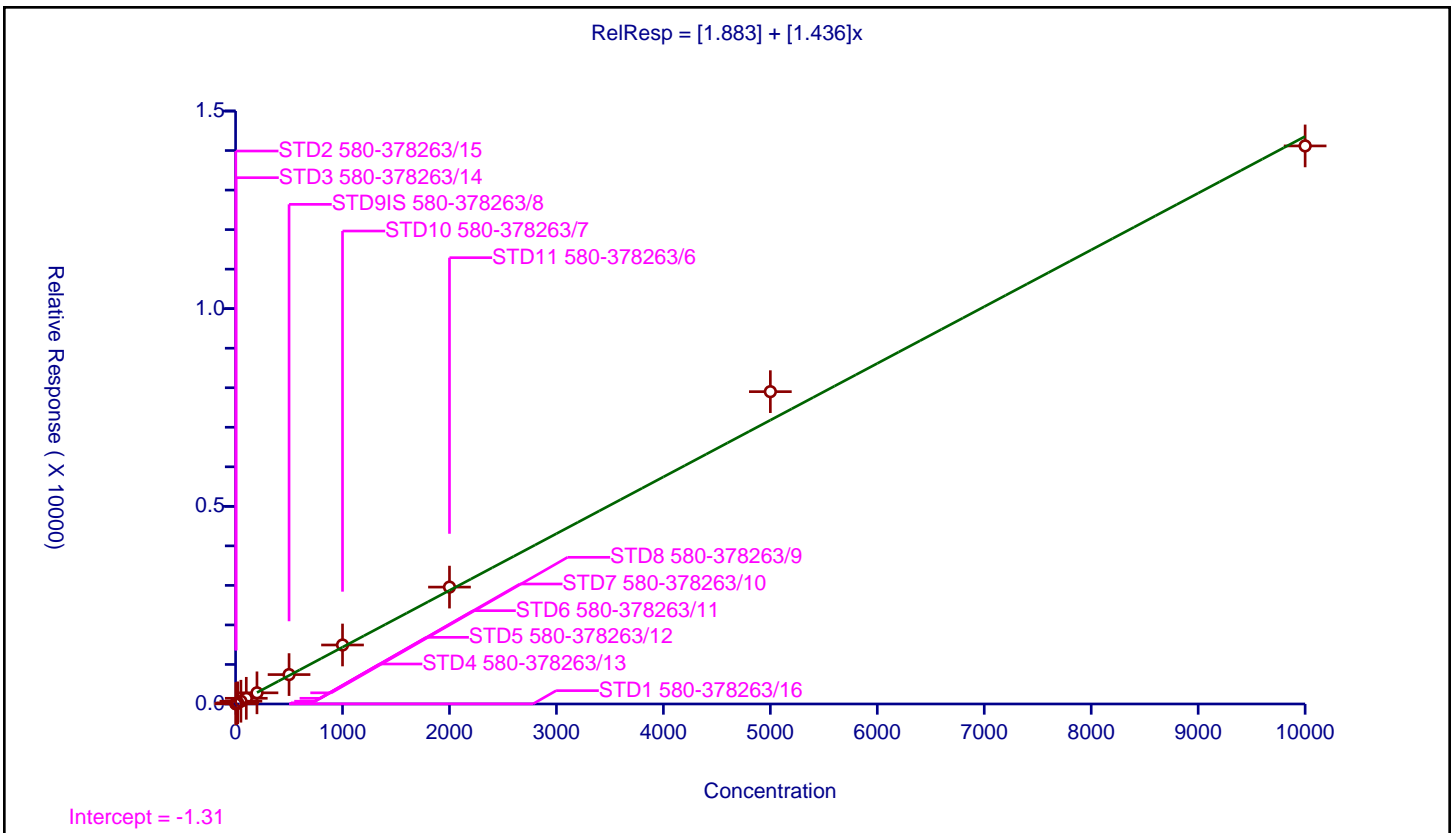
/ Benzo[a]anthracene

Curve Type: Linear
 Weighting: Conc_Sq
 Origin: None
 Dependency: Response
 Calib Mode: ISTD
 Response Base: AREA
 RF Rounding: 0

Curve Coefficients	
Intercept:	1.883
Slope:	1.436

Error Coefficients	
Standard Error:	797000
Relative Standard Error:	5.2
Correlation Coefficient:	0.999
Coefficient of Determination (Adjusted):	0.997

ID	Level	Concentration	Rel. Resp.	IS Amount	IS Response	RRF	Used
1	STD1 580-378263/16	1.0	3.05314	100.0	10350.0	3.05314	N
2	STD2 580-378263/15	2.0	4.815291	100.0	10882.0	2.407646	Y
3	STD3 580-378263/14	5.0	9.098307	100.0	12288.0	1.819661	Y
4	STD4 580-378263/13	10.0	15.002684	100.0	11178.0	1.500268	Y
5	STD5 580-378263/12	20.0	29.572511	100.0	11088.0	1.478626	Y
6	STD6 580-378263/11	50.0	69.52967	100.0	11375.0	1.390593	Y
7	STD7 580-378263/10	100.0	144.30609	100.0	13251.0	1.443061	Y
8	STD8 580-378263/9	200.0	282.034863	100.0	14055.0	1.410174	Y
9	STD9IS 580-378263/8	500.0	743.802907	100.0	12522.0	1.487606	Y
10	STD10 580-378263/7	1000.0	1492.712461	100.0	13626.0	1.492712	Y
11	STD11 580-378263/6	2000.0	2956.666419	100.0	13463.0	1.478333	Y
12	STD12 580-378263/5	5000.0	7901.120891	100.0	13293.0	1.580224	Y
13	STD13 580-378263/4	10000.0	14117.149984	100.0	16035.0	1.411715	Y



Calibration

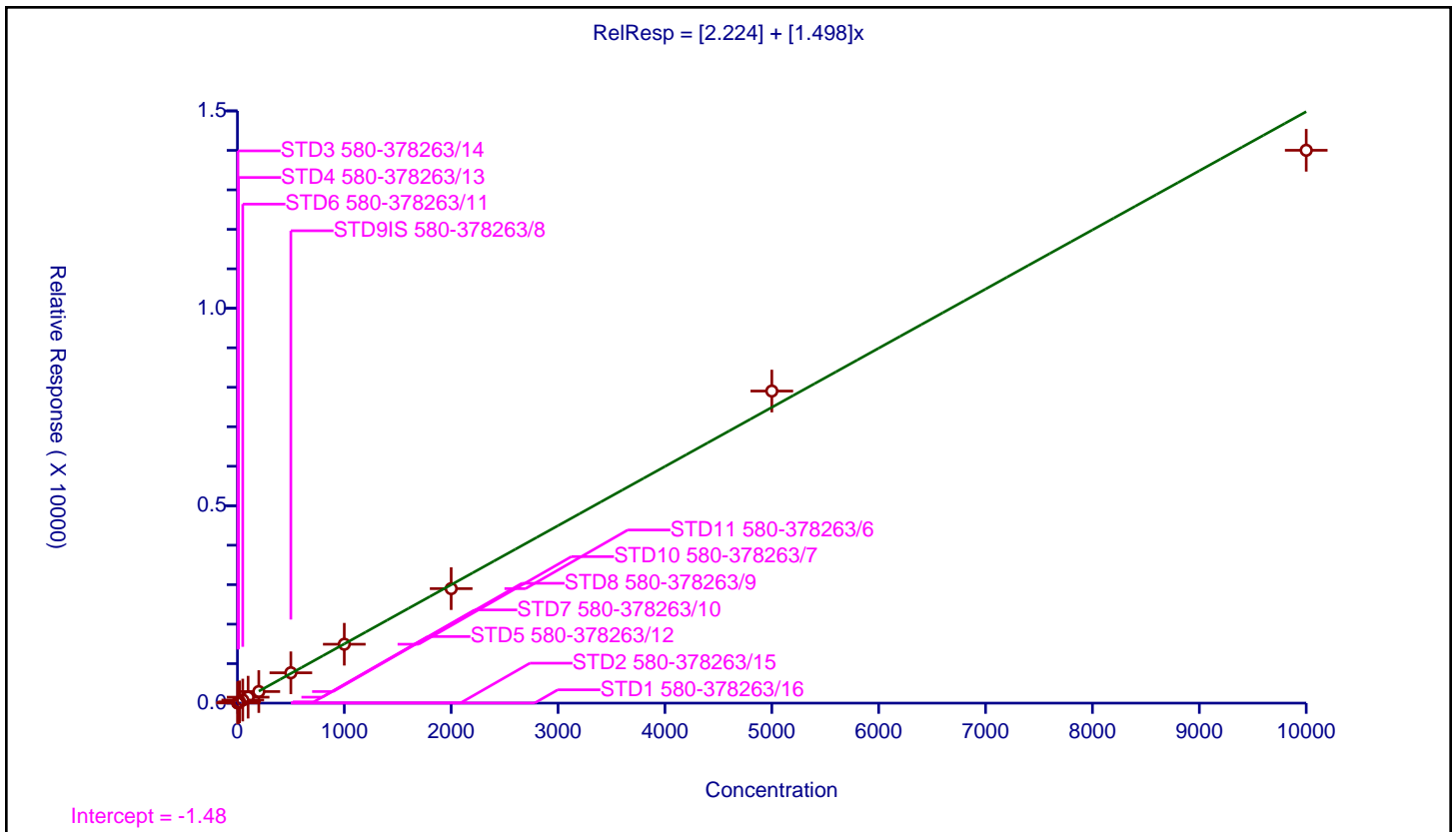
/ Chrysene

Curve Type: Linear
 Weighting: Conc_Sq
 Origin: None
 Dependency: Response
 Calib Mode: ISTD
 Response Base: AREA
 RF Rounding: 0

Curve Coefficients	
Intercept:	2.224
Slope:	1.498

Error Coefficients	
Standard Error:	792000
Relative Standard Error:	3.7
Correlation Coefficient:	0.999
Coefficient of Determination (Adjusted):	0.999

ID	Level	Concentration	Rel. Resp.	IS Amount	IS Response	RRF	Used
1	STD1 580-378263/16	1.0	3.294686	100.0	10350.0	3.294686	N
2	STD2 580-378263/15	2.0	5.155302	100.0	10882.0	2.577651	Y
3	STD3 580-378263/14	5.0	9.936523	100.0	12288.0	1.987305	Y
4	STD4 580-378263/13	10.0	17.937019	100.0	11178.0	1.793702	Y
5	STD5 580-378263/12	20.0	32.160895	100.0	11088.0	1.608045	Y
6	STD6 580-378263/11	50.0	77.714286	100.0	11375.0	1.554286	Y
7	STD7 580-378263/10	100.0	150.554675	100.0	13251.0	1.505547	Y
8	STD8 580-378263/9	200.0	293.055852	100.0	14055.0	1.465279	Y
9	STD9IS 580-378263/8	500.0	768.351701	100.0	12522.0	1.536703	Y
10	STD10 580-378263/7	1000.0	1491.824453	100.0	13626.0	1.491824	Y
11	STD11 580-378263/6	2000.0	2899.858872	100.0	13463.0	1.449929	Y
12	STD12 580-378263/5	5000.0	7904.415858	100.0	13293.0	1.580883	Y
13	STD13 580-378263/4	10000.0	14002.625507	100.0	16035.0	1.400263	Y



Calibration

/ Bis(2-ethylhexyl) phthalate

Curve Type: Quadratic
 Weighting: Conc_Sq
 Origin: None
 Dependency: Response
 Calib Mode: ISTD
 Response Base: AREA
 RF Rounding: 0

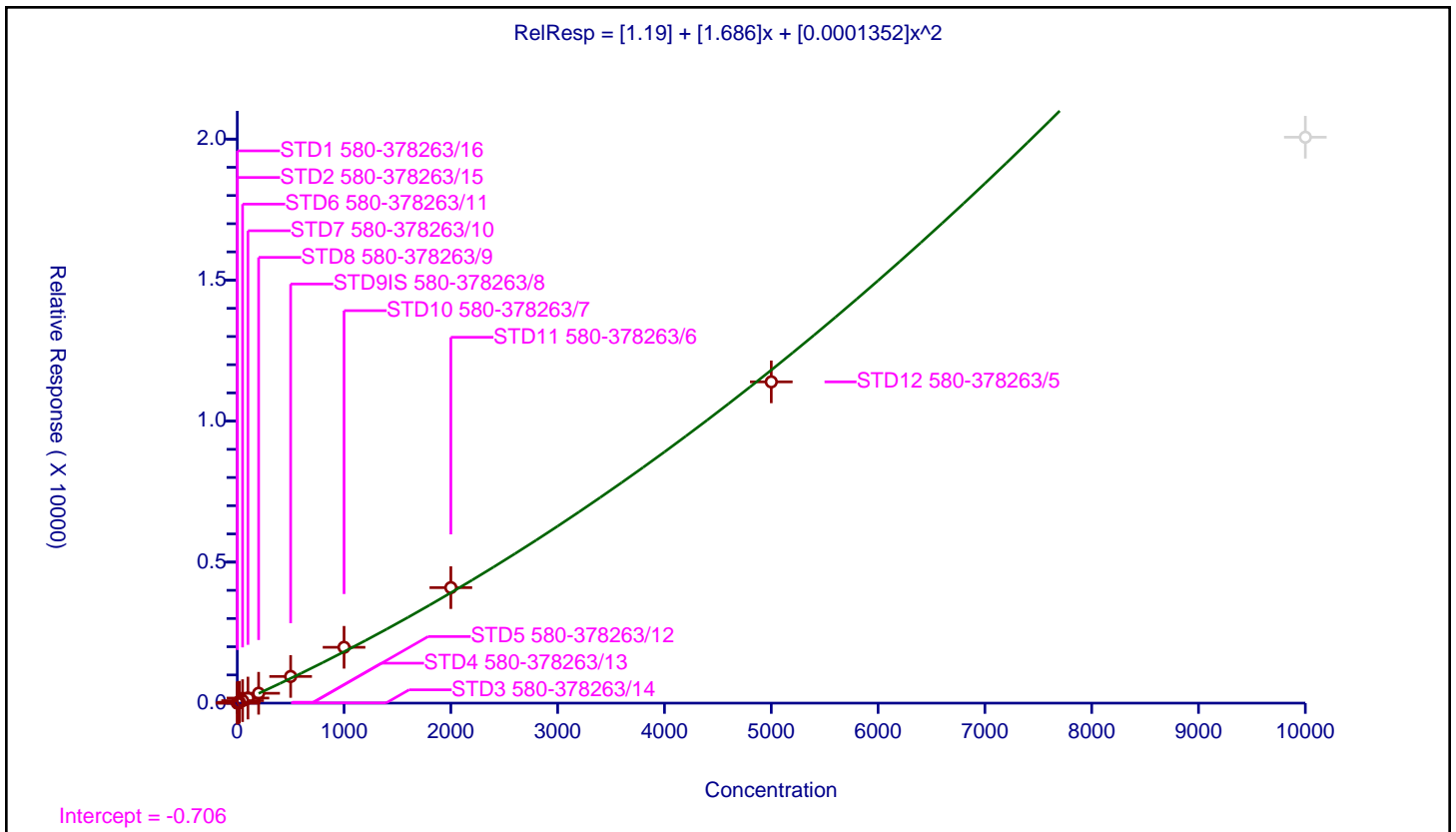
Curve Coefficients

Intercept: 1.19
 Slope: 1.686
 Second Order: 0.0001352

Error Coefficients

Standard Error: 542000
 Relative Standard Error: 7.9
 Correlation Coefficient: 0.999
 Coefficient of Determination (Adjusted): 0.994

ID	Level	Concentration	Rel. Resp.	IS Amount	IS Response	RRF	Used
1	STD1 580-378263/16	1.0	2.908213	100.0	10350.0	2.908213	Y
2	STD2 580-378263/15	2.0	4.677449	100.0	10882.0	2.338724	Y
3	STD3 580-378263/14	5.0	8.813477	100.0	12288.0	1.762695	Y
4	STD4 580-378263/13	10.0	15.691537	100.0	11178.0	1.569154	Y
5	STD5 580-378263/12	20.0	31.971501	100.0	11088.0	1.598575	Y
6	STD6 580-378263/11	50.0	87.903297	100.0	11375.0	1.758066	Y
7	STD7 580-378263/10	100.0	179.699645	100.0	13251.0	1.796996	Y
8	STD8 580-378263/9	200.0	349.697617	100.0	14055.0	1.748488	Y
9	STD9IS 580-378263/8	500.0	945.951126	100.0	12522.0	1.891902	Y
10	STD10 580-378263/7	1000.0	1979.847351	100.0	13626.0	1.979847	Y
11	STD11 580-378263/6	2000.0	4095.060536	100.0	13463.0	2.04753	Y
12	STD12 580-378263/5	5000.0	11392.161288	100.0	13293.0	2.278432	Y
13	STD13 580-378263/4	10000.0	20065.868413	100.0	16035.0	2.006587	N



Calibration

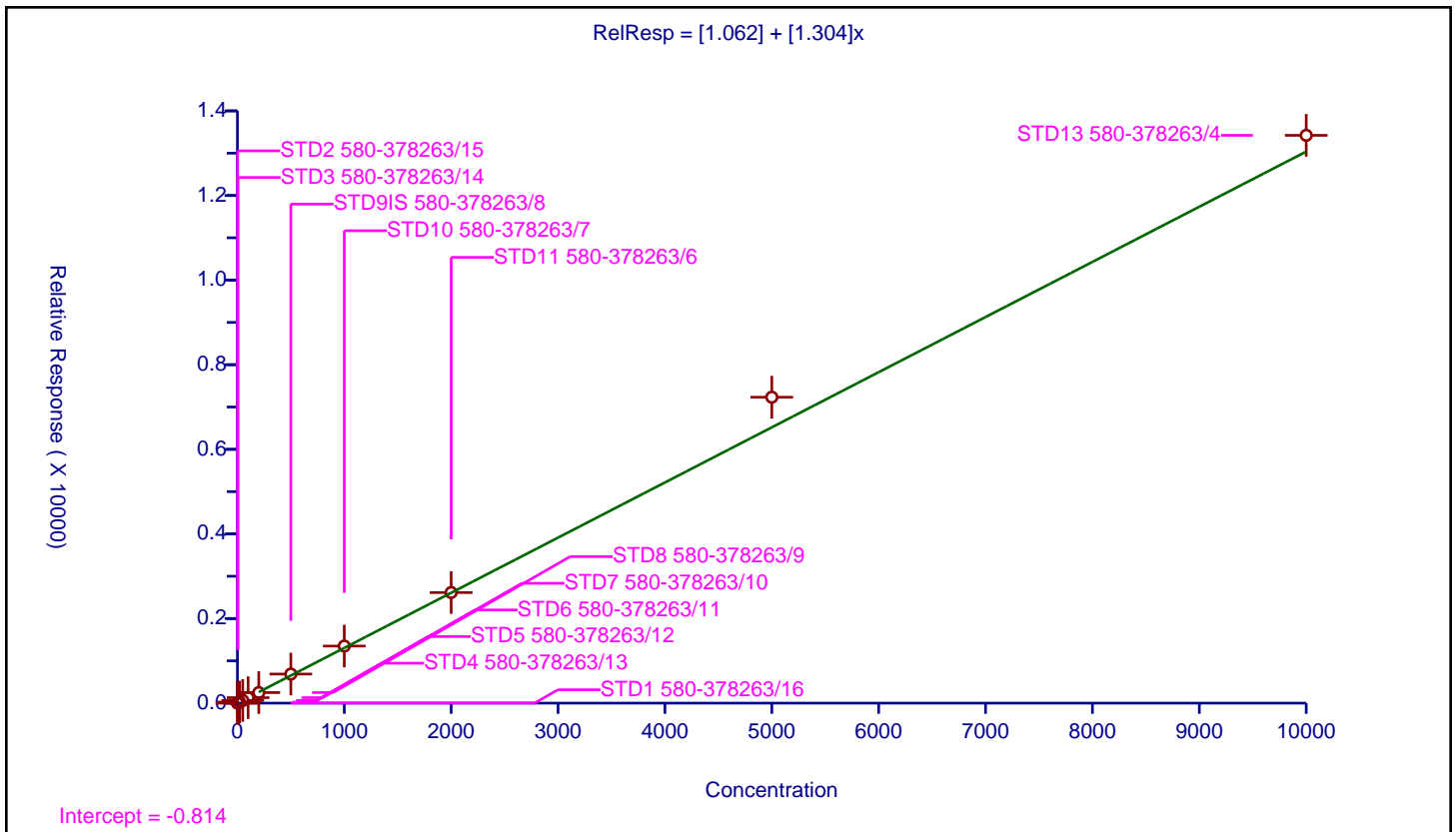
/ Benzo[b]fluoranthene

Curve Type: Linear
 Weighting: Conc_Sq
 Origin: None
 Dependency: Response
 Calib Mode: ISTD
 Response Base: AREA
 RF Rounding: 0

Curve Coefficients	
Intercept:	1.062
Slope:	1.304

Error Coefficients	
Standard Error:	819000
Relative Standard Error:	5.6
Correlation Coefficient:	0.998
Coefficient of Determination (Adjusted):	0.997

ID	Level	Concentration	Rel. Resp.	IS Amount	IS Response	RRF	Used
1	STD1 580-378263/16	1.0	2.358374	100.0	12127.0	2.358374	Y
2	STD2 580-378263/15	2.0	3.753249	100.0	13082.0	1.876624	Y
3	STD3 580-378263/14	5.0	7.645847	100.0	14073.0	1.529169	Y
4	STD4 580-378263/13	10.0	13.045193	100.0	12679.0	1.304519	Y
5	STD5 580-378263/12	20.0	25.354691	100.0	13110.0	1.267735	Y
6	STD6 580-378263/11	50.0	62.722674	100.0	13641.0	1.254453	Y
7	STD7 580-378263/10	100.0	129.334787	100.0	15589.0	1.293348	Y
8	STD8 580-378263/9	200.0	249.883378	100.0	16292.0	1.249417	Y
9	STD9IS 580-378263/8	500.0	687.183267	100.0	14247.0	1.374367	Y
10	STD10 580-378263/7	1000.0	1349.145464	100.0	15564.0	1.349145	Y
11	STD11 580-378263/6	2000.0	2614.44828	100.0	15642.0	1.307224	Y
12	STD12 580-378263/5	5000.0	7231.841049	100.0	15703.0	1.446368	Y
13	STD13 580-378263/4	10000.0	13421.940487	100.0	18181.0	1.342194	Y



Calibration

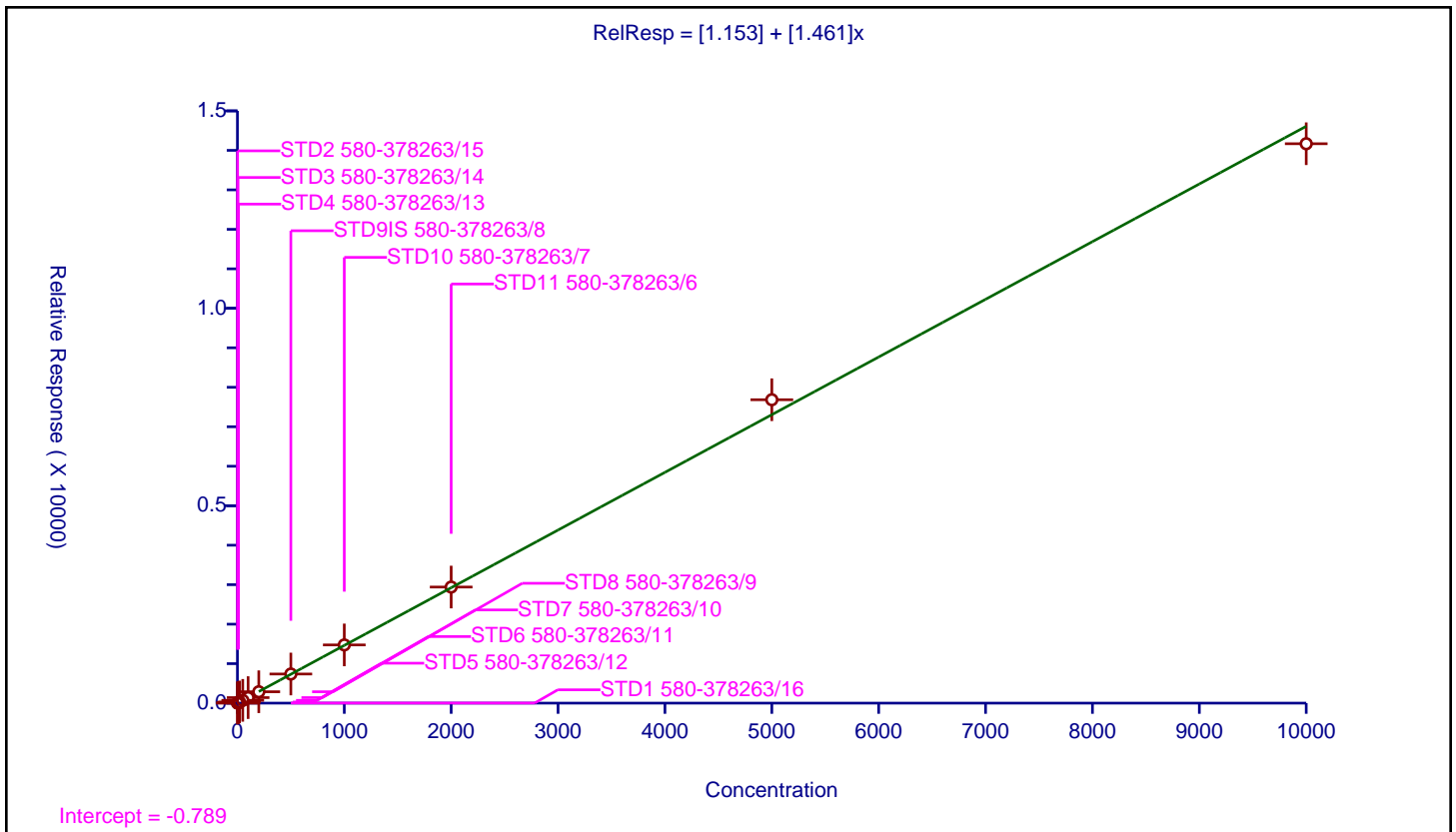
/ Benzo[k]fluoranthene

Curve Type: Linear
 Weighting: Conc_Sq
 Origin: None
 Dependency: Response
 Calib Mode: ISTD
 Response Base: AREA
 RF Rounding: 0

Curve Coefficients	
Intercept:	1.153
Slope:	1.461

Error Coefficients	
Standard Error:	867000
Relative Standard Error:	4.4
Correlation Coefficient:	0.999
Coefficient of Determination (Adjusted):	0.998

ID	Level	Concentration	Rel. Resp.	IS Amount	IS Response	RRF	Used
1	STD1 580-378263/16	1.0	2.581018	100.0	12127.0	2.581018	Y
2	STD2 580-378263/15	2.0	4.127809	100.0	13082.0	2.063905	Y
3	STD3 580-378263/14	5.0	8.796987	100.0	14073.0	1.759397	Y
4	STD4 580-378263/13	10.0	16.925625	100.0	12679.0	1.692563	Y
5	STD5 580-378263/12	20.0	29.084668	100.0	13110.0	1.454233	Y
6	STD6 580-378263/11	50.0	70.18547	100.0	13641.0	1.403709	Y
7	STD7 580-378263/10	100.0	140.028225	100.0	15589.0	1.400282	Y
8	STD8 580-378263/9	200.0	288.092315	100.0	16292.0	1.440462	Y
9	STD9IS 580-378263/8	500.0	737.783393	100.0	14247.0	1.475567	Y
10	STD10 580-378263/7	1000.0	1474.569519	100.0	15564.0	1.47457	Y
11	STD11 580-378263/6	2000.0	2939.867025	100.0	15642.0	1.469934	Y
12	STD12 580-378263/5	5000.0	7684.506145	100.0	15703.0	1.536901	Y
13	STD13 580-378263/4	10000.0	14167.933557	100.0	18181.0	1.416793	Y



Calibration

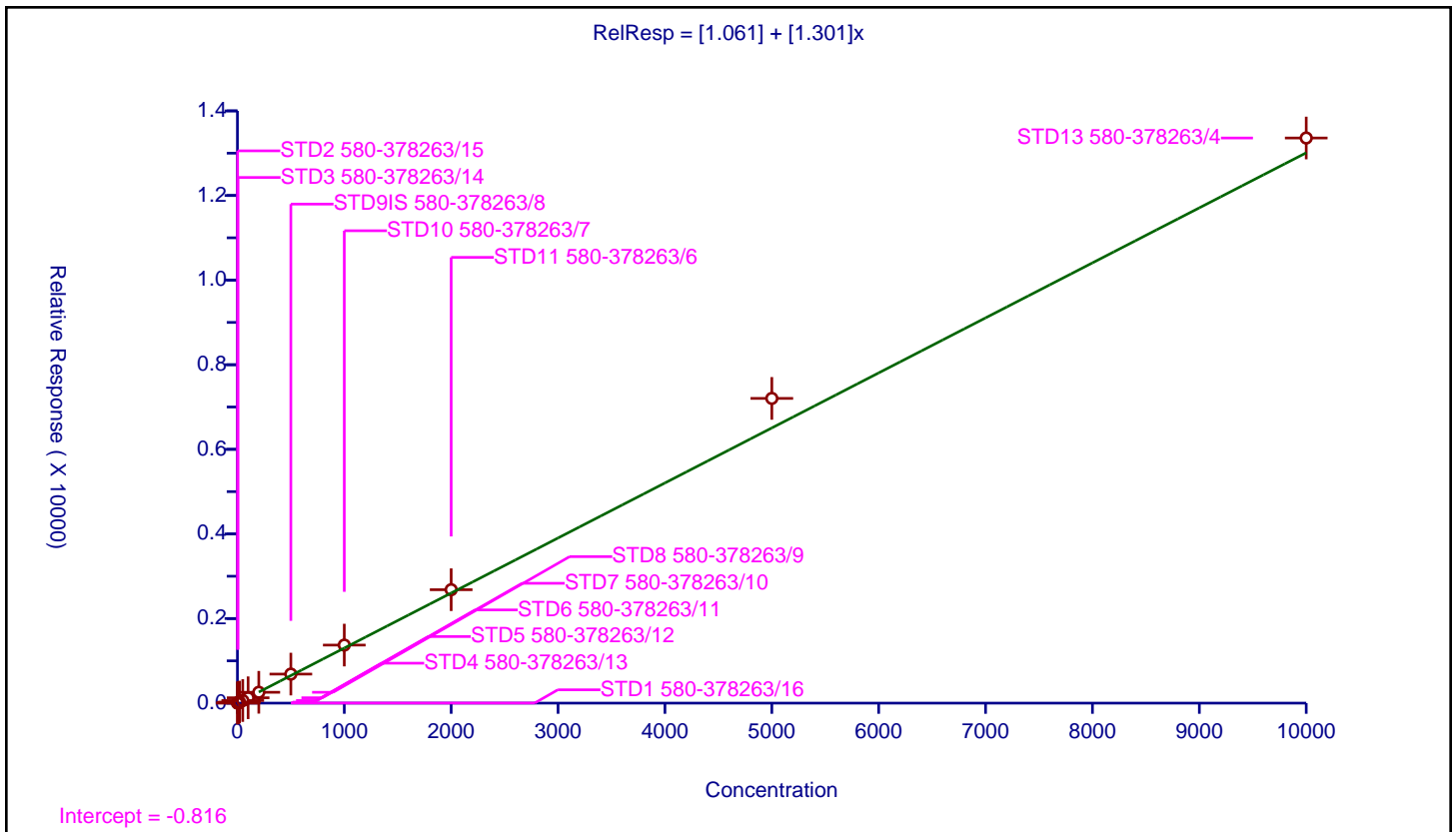
/ Benzo[a]pyrene

Curve Type: Linear
 Weighting: Conc_Sq
 Origin: None
 Dependency: Response
 Calib Mode: ISTD
 Response Base: AREA
 RF Rounding: 0

Curve Coefficients	
Intercept:	1.061
Slope:	1.301

Error Coefficients	
Standard Error:	816000
Relative Standard Error:	6.7
Correlation Coefficient:	0.999
Coefficient of Determination (Adjusted):	0.995

ID	Level	Concentration	Rel. Resp.	IS Amount	IS Response	RRF	Used
1	STD1 580-378263/16	1.0	2.350128	100.0	12127.0	2.350128	Y
2	STD2 580-378263/15	2.0	3.776181	100.0	13082.0	1.888091	Y
3	STD3 580-378263/14	5.0	7.731116	100.0	14073.0	1.546223	Y
4	STD4 580-378263/13	10.0	12.619292	100.0	12679.0	1.261929	Y
5	STD5 580-378263/12	20.0	24.645309	100.0	13110.0	1.232265	Y
6	STD6 580-378263/11	50.0	61.183198	100.0	13641.0	1.223664	Y
7	STD7 580-378263/10	100.0	126.794535	100.0	15589.0	1.267945	Y
8	STD8 580-378263/9	200.0	256.432605	100.0	16292.0	1.282163	Y
9	STD9IS 580-378263/8	500.0	686.614726	100.0	14247.0	1.373229	Y
10	STD10 580-378263/7	1000.0	1372.384991	100.0	15564.0	1.372385	Y
11	STD11 580-378263/6	2000.0	2681.293952	100.0	15642.0	1.340647	Y
12	STD12 580-378263/5	5000.0	7203.62988	100.0	15703.0	1.440726	Y
13	STD13 580-378263/4	10000.0	13359.160662	100.0	18181.0	1.335916	Y



Calibration

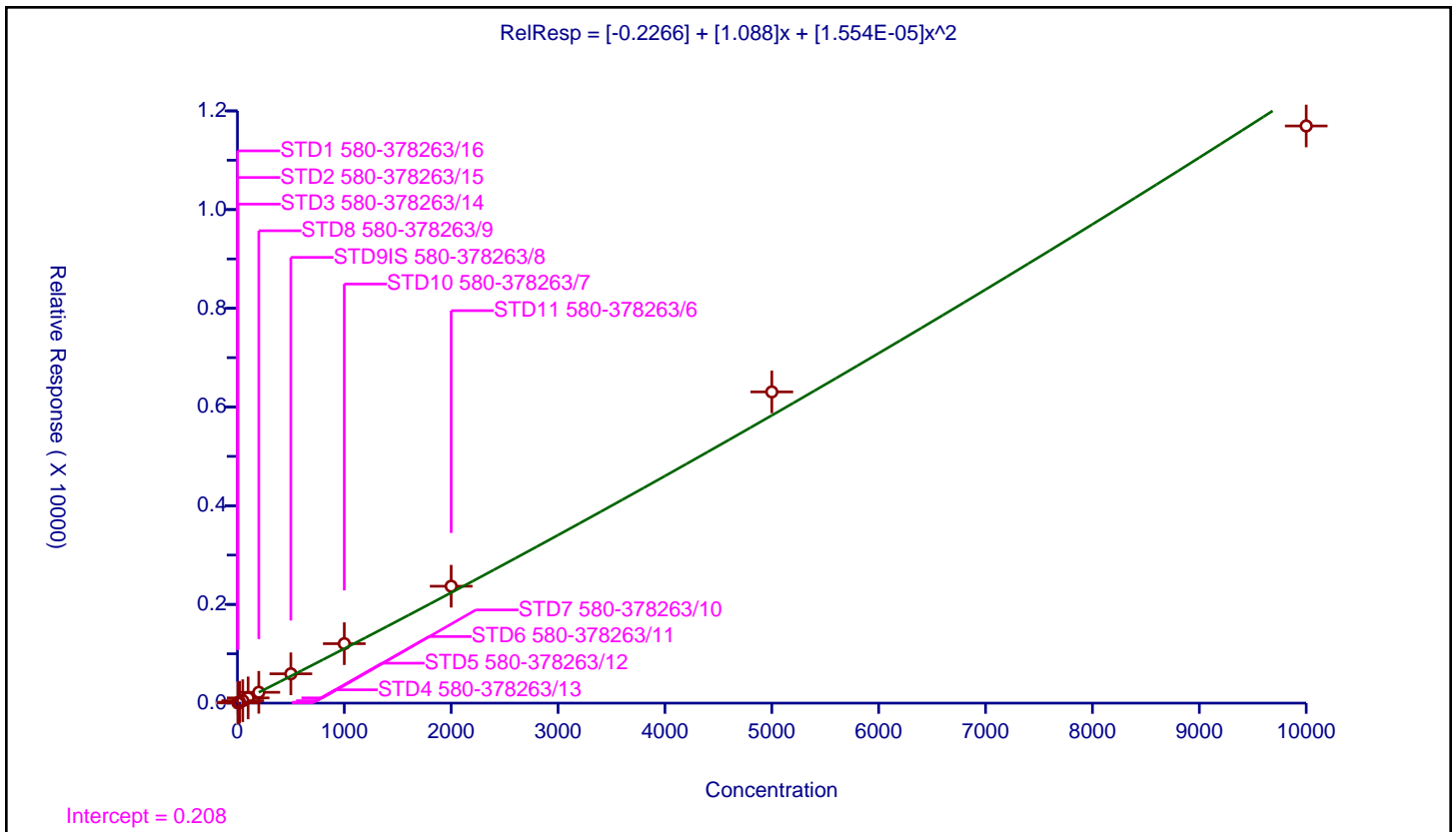
/ Indeno[1,2,3-cd]pyrene

Curve Type: Quadratic
 Weighting: Conc_Sq
 Origin: None
 Dependency: Response
 Calib Mode: ISTD
 Response Base: AREA
 RF Rounding: 0

Curve Coefficients	
Intercept:	-0.2266
Slope:	1.088
Second Order:	1.554E-05

Error Coefficients	
Standard Error:	838000
Relative Standard Error:	9.6
Correlation Coefficient:	1.000
Coefficient of Determination (Adjusted):	0.991

ID	Level	Concentration	Rel. Resp.	IS Amount	IS Response	RRF	Used
1	STD1 580-378263/16	1.0	1.599736	100.0	12127.0	1.599736	N
2	STD2 580-378263/15	2.0	2.790093	100.0	13082.0	1.395047	N
3	STD3 580-378263/14	5.0	5.713068	100.0	14073.0	1.142614	Y
4	STD4 580-378263/13	10.0	9.653758	100.0	12679.0	0.965376	Y
5	STD5 580-378263/12	20.0	18.360031	100.0	13110.0	0.918002	Y
6	STD6 580-378263/11	50.0	49.336559	100.0	13641.0	0.986731	Y
7	STD7 580-378263/10	100.0	105.895183	100.0	15589.0	1.058952	Y
8	STD8 580-378263/9	200.0	219.52492	100.0	16292.0	1.097625	Y
9	STD9IS 580-378263/8	500.0	594.265459	100.0	14247.0	1.188531	Y
10	STD10 580-378263/7	1000.0	1204.619635	100.0	15564.0	1.20462	Y
11	STD11 580-378263/6	2000.0	2368.987342	100.0	15642.0	1.184494	Y
12	STD12 580-378263/5	5000.0	6306.113482	100.0	15703.0	1.261223	Y
13	STD13 580-378263/4	10000.0	11694.400748	100.0	18181.0	1.16944	Y



Calibration

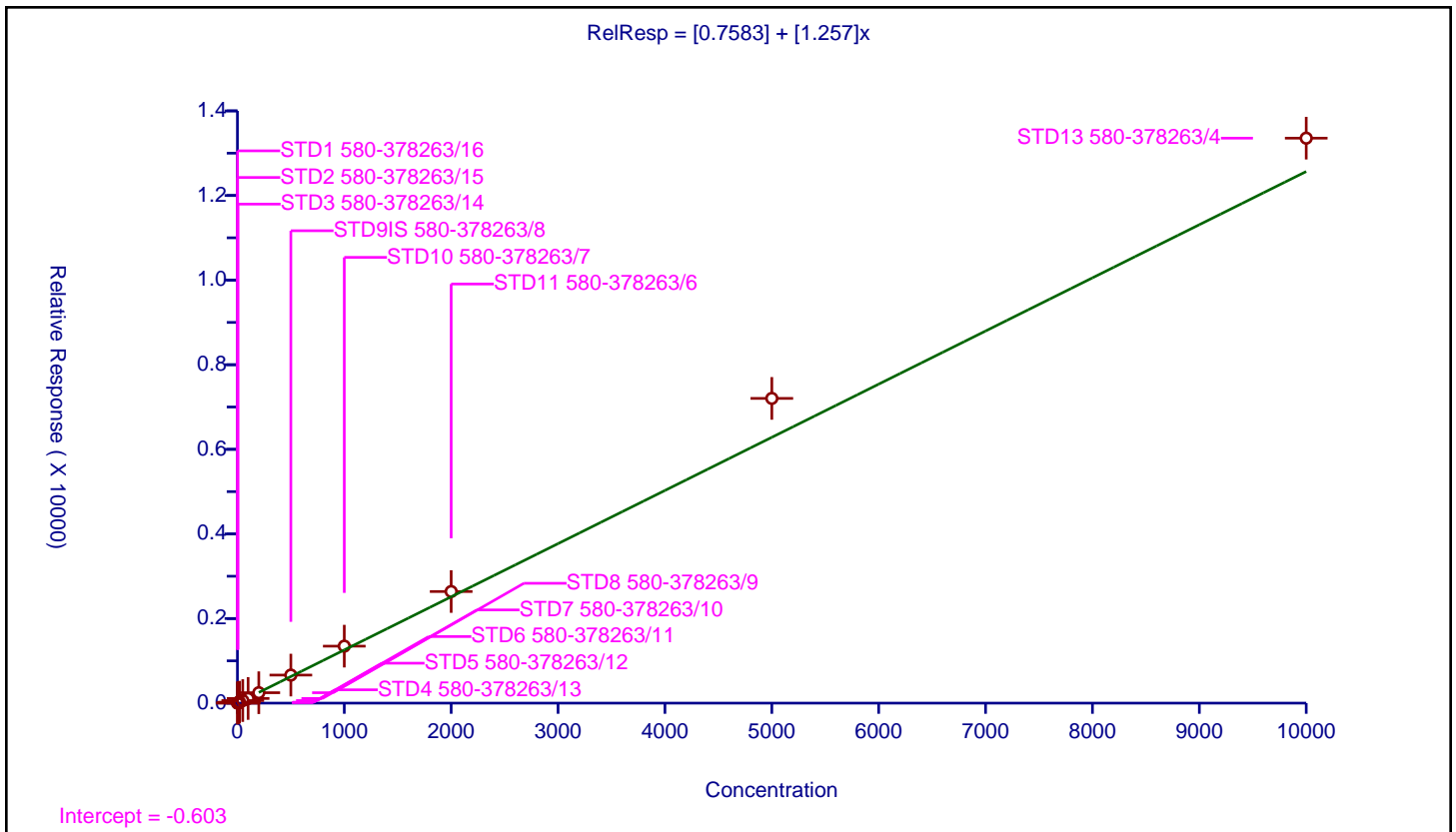
/ Dibenz(a,h)anthracene

Curve Type: Linear
 Weighting: Conc_Sq
 Origin: None
 Dependency: Response
 Calib Mode: ISTD
 Response Base: AREA
 RF Rounding: 0

Curve Coefficients	
Intercept:	0.7583
Slope:	1.257

Error Coefficients	
Standard Error:	816000
Relative Standard Error:	8.8
Correlation Coefficient:	0.998
Coefficient of Determination (Adjusted):	0.992

ID	Level	Concentration	Rel. Resp.	IS Amount	IS Response	RRF	Used
1	STD1 580-378263/16	1.0	2.028531	100.0	12127.0	2.028531	Y
2	STD2 580-378263/15	2.0	3.279315	100.0	13082.0	1.639658	Y
3	STD3 580-378263/14	5.0	7.247922	100.0	14073.0	1.449584	Y
4	STD4 580-378263/13	10.0	12.019875	100.0	12679.0	1.201988	Y
5	STD5 580-378263/12	20.0	22.52479	100.0	13110.0	1.12624	Y
6	STD6 580-378263/11	50.0	60.970603	100.0	13641.0	1.219412	Y
7	STD7 580-378263/10	100.0	110.071204	100.0	15589.0	1.100712	Y
8	STD8 580-378263/9	200.0	246.525902	100.0	16292.0	1.23263	Y
9	STD9IS 580-378263/8	500.0	663.086966	100.0	14247.0	1.326174	Y
10	STD10 580-378263/7	1000.0	1347.102287	100.0	15564.0	1.347102	Y
11	STD11 580-378263/6	2000.0	2638.396624	100.0	15642.0	1.319198	Y
12	STD12 580-378263/5	5000.0	7203.693562	100.0	15703.0	1.440739	Y
13	STD13 580-378263/4	10000.0	13355.227985	100.0	18181.0	1.335523	Y



Calibration

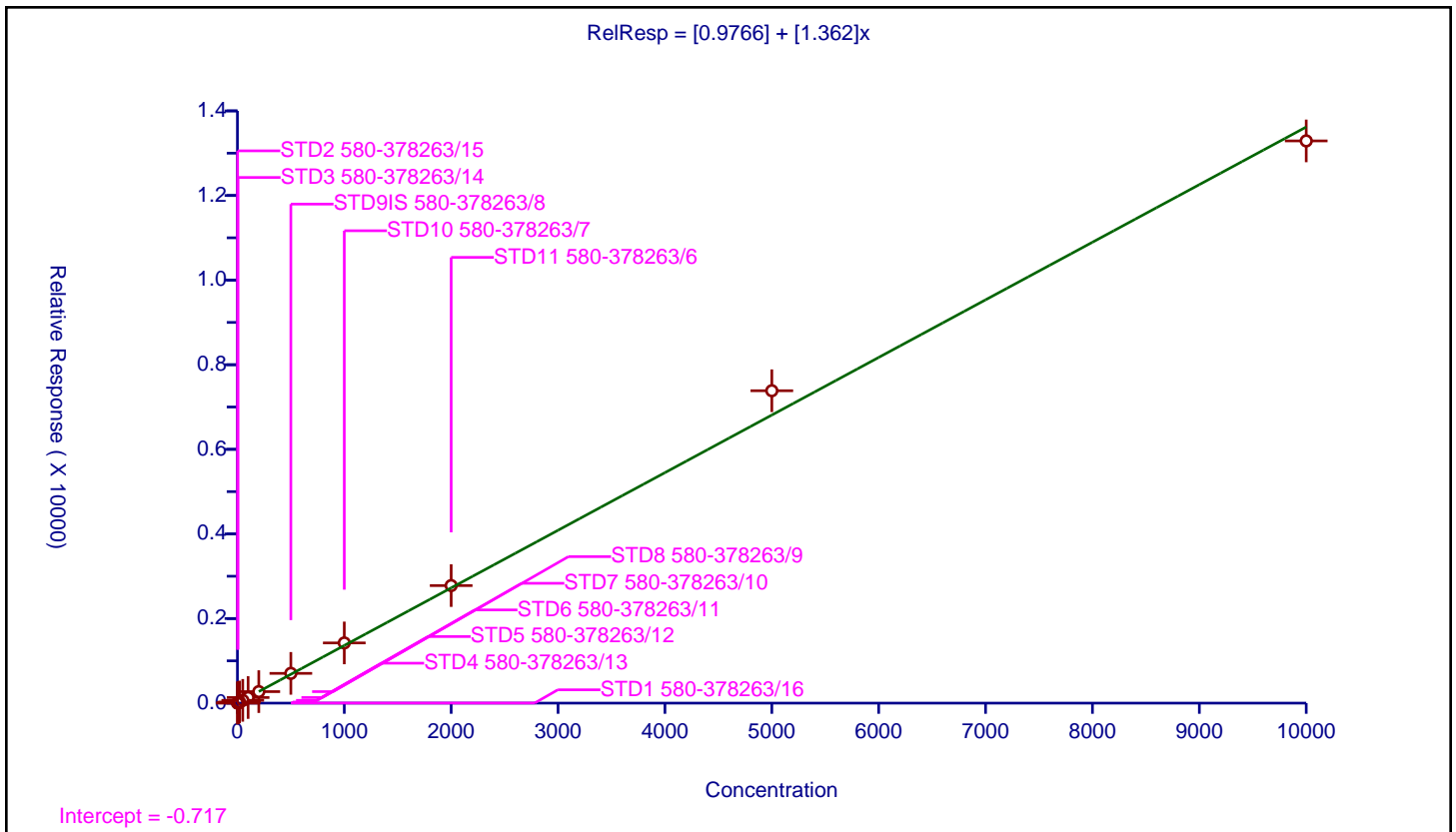
/ Benzo[g,h,i]perylene

Curve Type: Linear
 Weighting: Conc_Sq
 Origin: None
 Dependency: Response
 Calib Mode: ISTD
 Response Base: AREA
 RF Rounding: 0

Curve Coefficients	
Intercept:	0.9766
Slope:	1.362

Error Coefficients	
Standard Error:	817000
Relative Standard Error:	5.0
Correlation Coefficient:	0.999
Coefficient of Determination (Adjusted):	0.997

ID	Level	Concentration	Rel. Resp.	IS Amount	IS Response	RRF	Used
1	STD1 580-378263/16	1.0	2.317144	100.0	12127.0	2.317144	Y
2	STD2 580-378263/15	2.0	3.799113	100.0	13082.0	1.899557	Y
3	STD3 580-378263/14	5.0	8.086407	100.0	14073.0	1.617281	Y
4	STD4 580-378263/13	10.0	13.605174	100.0	12679.0	1.360517	Y
5	STD5 580-378263/12	20.0	26.651411	100.0	13110.0	1.332571	Y
6	STD6 580-378263/11	50.0	65.486401	100.0	13641.0	1.309728	Y
7	STD7 580-378263/10	100.0	132.247097	100.0	15589.0	1.322471	Y
8	STD8 580-378263/9	200.0	272.507979	100.0	16292.0	1.36254	Y
9	STD9IS 580-378263/8	500.0	703.748158	100.0	14247.0	1.407496	Y
10	STD10 580-378263/7	1000.0	1423.207402	100.0	15564.0	1.423207	Y
11	STD11 580-378263/6	2000.0	2778.800665	100.0	15642.0	1.3894	Y
12	STD12 580-378263/5	5000.0	7384.70356	100.0	15703.0	1.476941	Y
13	STD13 580-378263/4	10000.0	13290.710082	100.0	18181.0	1.329071	Y



FORM VI
RESOLUTION CHECK SUMMARY

Lab Name: Eurofins Seattle Job No.: 580-111018-1

SDG No.: _____

Lab Sample ID (1): CCVIS 580-383574/3 Instrument ID (1): TAC050

GC Column (1): ZB-SV ID: 0.25 (mm) Date Analyzed (1): 03/11/2022 11:02

ANALYTE	RT	RESOLUTION (%)
Benzo[b]fluoranthene	12.49	60.10

Eurofins Seattle

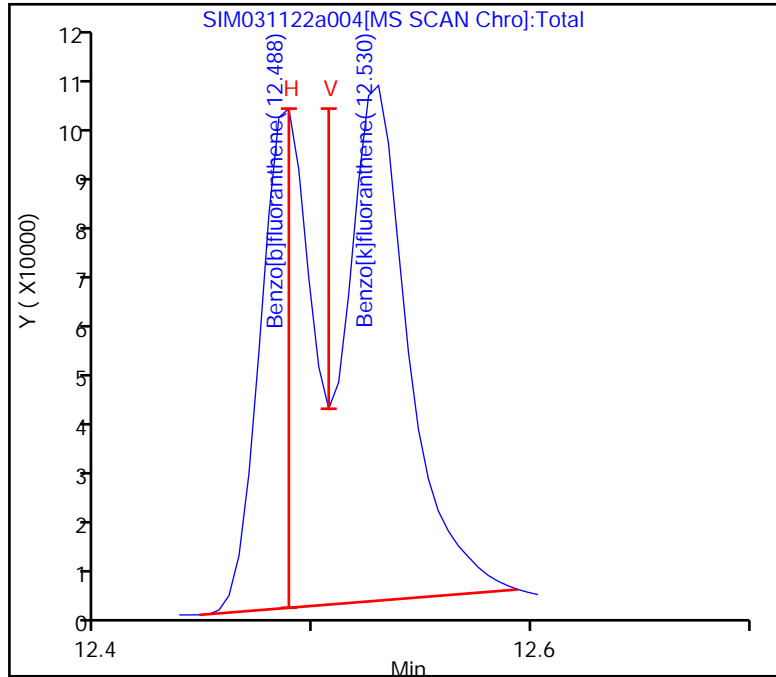
Data File: \\chromfs\Seattle\ChromData\TAC050\20220311-81700.b\SIM031122a004.D
Injection Date: 11-Mar-2022 11:02:30 Instrument ID: TAC050
Lims ID: ccvis
Client ID:
Operator ID: tl ALS Bottle#: 3 Worklist Smp#: 3
Injection Vol: 1.0 ul Dil. Factor: 1.0000
Method: TAC050_SIM_PAH Limit Group: 8270D_SIM QSM 5.0

24 Benzo[b]fluoranthene - 25 Benzo[k]fluoranthene

CLP Method

$\%Resolution = (V/H) * 100$
V(Valley Height) = 58746
H(Smaller Peak Height) = 97701

$\%Resolution = 60.1$, Min. Resolution > 25.0
Passed



FORM VII
GC/MS SEMI VOA CONTINUING CALIBRATION DATA

Lab Name: Eurofins Seattle Job No.: 580-111018-1
 SDG No.: _____
 Lab Sample ID: ICV 580-378263/18 Calibration Date: 01/14/2022 05:42
 Instrument ID: TAC050 Calib Start Date: 01/14/2022 01:16
 GC Column: ZB-SV ID: 0.25 (mm) Calib End Date: 01/14/2022 05:04
 Lab File ID: SIM011322b028.D Conc. Units: ug/L

ANALYTE	CURVE TYPE	AVE RRF	RRF	MIN RRF	CALC AMOUNT	SPIKE AMOUNT	%D	MAX %D
Naphthalene	Ave	1.058	1.007	0.7000	952	1000	-4.8	20.0
2-Methylnaphthalene	Ave	0.5998	0.5457	0.4000	910	1000	-9.0	20.0
1-Methylnaphthalene	Ave	0.5810	0.5330	0.1000	917	1000	-8.3	20.0
Acenaphthylene	Ave	2.114	2.031	0.9000	961	1000	-3.9	20.0
Acenaphthene	Ave	1.327	1.304	0.9000	983	1000	-1.7	20.0
Fluorene	Ave	1.479	1.471	0.9000	995	1000	-0.5	20.0
Pentachlorophenol	Qua2		0.1481	0.0500	2040	2000	1.8	20.0
Phenanthrene	Lin2		1.270	0.7000	1010	1000	1.0	20.0
Anthracene	Lin2		1.275	0.7000	1000	1000	0.4	20.0
Fluoranthene	Lin2		1.256	0.6000	1010	1000	1.1	20.0
Pyrene	Lin2		1.328	0.6000	1010	1000	1.5	20.0
Benzo[a]anthracene	Lin2		1.464	0.8000	1020	1000	1.9	20.0
Chrysene	Lin2		1.493	0.7000	996	1000	-0.4	20.0
Bis(2-ethylhexyl) phthalate	Qua2		1.780	0.0100	978	1000	-2.2	20.0
Benzo[b]fluoranthene	Lin2		1.349	0.7000	1030	1000	3.4	20.0
Benzo[k]fluoranthene	Lin2		1.500	0.7000	1030	1000	2.6	20.0
Benzo[a]pyrene	Lin2		1.374	0.7000	1060	1000	5.5	20.0
Indeno[1,2,3-cd]pyrene	Qua2		1.131	0.5000	1020	1000	2.4	20.0
Dibenz(a,h)anthracene	Lin2		1.281	0.4000	1020	1000	1.9	20.0
Benzo[g,h,i]perylene	Lin2		1.378	0.5000	1010	1000	1.1	20.0
2-methylnaphthalene-d10	Ave	0.5916	0.5528		934	1000	-6.6	20.0
2-Fluorobiphenyl	Ave	1.600	1.469		918	1000	-8.2	20.0
2,4,6-Tribromophenol	Qua1		0.2598		945	1000	-5.5	20.0
Fluoranthene-d10 (Surr)	Lin2		1.001		969	1000	-3.1	20.0
Terphenyl-d14	Ave	0.8014	0.7713		962	1000	-3.8	20.0

Eurofins Seattle
Target Compound Quantitation Report

Data File: \\chromfs\Seattle\ChromData\TAC050\20220113-80849.b\SIM011322b028.D
 Lims ID: ICV
 Client ID:
 Sample Type: ICV
 Inject. Date: 14-Jan-2022 05:42:30 ALS Bottle#: 18 Worklist Smp#: 18
 Injection Vol: 1.0 ul Dil. Factor: 1.0000
 Sample Info: icv
 Operator ID: jcm Instrument ID: TAC050
 Sublist:

Method: \\chromfs\Seattle\ChromData\TAC050\20220113-80849.b\TAC050_SIM_PAH.m
 Limit Group: 8270D_SIM QSM 5.0
 Last Update: 14-Jan-2022 15:42:24 Calib Date: 14-Jan-2022 05:04:30
 Integrator: Falcon ID Type: RT Order ID
 Quant Method: Internal Standard Quant By: Initial Calibration
 Last ICal File: \\chromfs\Seattle\ChromData\TAC050\20220113-80849.b\SIM011322b026.D

Column 1 : Det: MS SCAN
 Process Host: CTX1628

First Level Reviewer: limmere Date: 14-Jan-2022 10:32:32

Compound	Sig	RT (min.)	Exp RT (min.)	Dlt RT (min.)	Q	Response	Cal Amt ug/L	OnCol Amt ug/L	Flags
* 1 Naphthalene-d8	136	5.171	5.171	0.000	90	19239	100.0	100.0	
* 2 Acenaphthene-d10	164	6.854	6.854	0.000	70	9013	100.0	100.0	
* 3 Phenanthrene-d10	188	8.319	8.319	0.001	56	13922	100.0	100.0	
* 4 Chrysene-d12	240	11.030	11.030	0.000	75	11197	100.0	100.0	
* 5 Perylene-d12	264	13.075	13.074	0.000	69	12527	100.0	100.0	
\$ 6 2-methylnaphthalene-d10	152	5.809	5.809	0.000	67	106359	1000.0	934.5	
\$ 10 2-Fluorobiphenyl	172	6.190	6.190	0.000	0	132367	1000.0	917.8	
\$ 7 2,4,6-Tribromophenol	330	7.628	7.628	0.000	58	23413	1000.0	944.8	
\$ 8 Fluoranthene-d10 (Surr)	212	9.502	9.502	0.000	69	139357	1000.0	968.9	
\$ 9 Terphenyl-d14	244	9.896	9.896	0.000	95	107374	1000.0	962.3	
11 Naphthalene	128	5.189	5.189	0.000	100	193644	1000.0	951.7	
12 2-Methylnaphthalene	141	5.841	5.841	0.000	96	104994	1000.0	909.8	
13 1-Methylnaphthalene	141	5.937	5.937	0.000	98	102546	1000.0	917.4	
14 Acenaphthylene	152	6.717	6.717	0.000	100	183034	1000.0	960.6	
15 Acenaphthene	153	6.885	6.884	0.001	97	117557	1000.0	983.1	
16 Fluorene	166	7.394	7.389	0.005	93	132613	1000.0	994.8	
17 Pentachlorophenol	266	8.126	8.126	0.000	98	33157	2000.0	2035.3	
18 Phenanthrene	178	8.342	8.342	0.000	100	176875	1000.0	1010.5	
19 Anthracene	178	8.393	8.389	0.004	100	177512	1000.0	1003.8	
20 Fluoranthene	202	9.522	9.522	0.000	56	174864	1000.0	1011.1	
21 Pyrene	202	9.746	9.746	0.000	52	184839	1000.0	1014.5	
22 Benzo[a]anthracene	228	11.012	11.012	0.000	95	163943	1000.0	1018.6	M
23 Chrysene	228	11.058	11.057	0.001	99	167226	1000.0	995.6	
30 Bis(2-ethylhexyl) phthalate	149	11.895	11.895	0.000	0	199292	1000.0	978.3	Ma
24 Benzo[b]fluoranthene	252	12.470	12.470	0.000	98	168933	1000.0	1033.6	a
25 Benzo[k]fluoranthene	252	12.516	12.511	0.005	95	187859	1000.0	1025.7	
26 Benzo[a]pyrene	252	12.983	12.983	0.000	97	172065	1000.0	1055.1	
27 Indeno[1,2,3-cd]pyrene	276	14.941	14.935	0.006	96	141658	1000.0	1024.2	
28 Dibenz(a,h)anthracene	278	14.984	14.984	0.000	96	160457	1000.0	1018.8	
29 Benzo[g,h,i]perylene	276	15.429	15.429	0.000	95	172648	1000.0	1011.3	

[QC Flag Legend](#)

Processing Flags

Review Flags

M - Manually Integrated

a - User Assigned ID

[Reagents:](#)

icv_8270_1000_00014

Amount Added: 1.00

Units: mL

Eurofins Seattle

Data File: \\chromfs\Seattle\ChromData\TAC050\20220113-80849.b\SIM011322b028.D

Injection Date: 14-Jan-2022 05:42:30

Instrument ID: TAC050

Lims ID: ICV

Client ID:

Operator ID: jcm

ALS Bottle#: 18

Worklist Smp#: 18

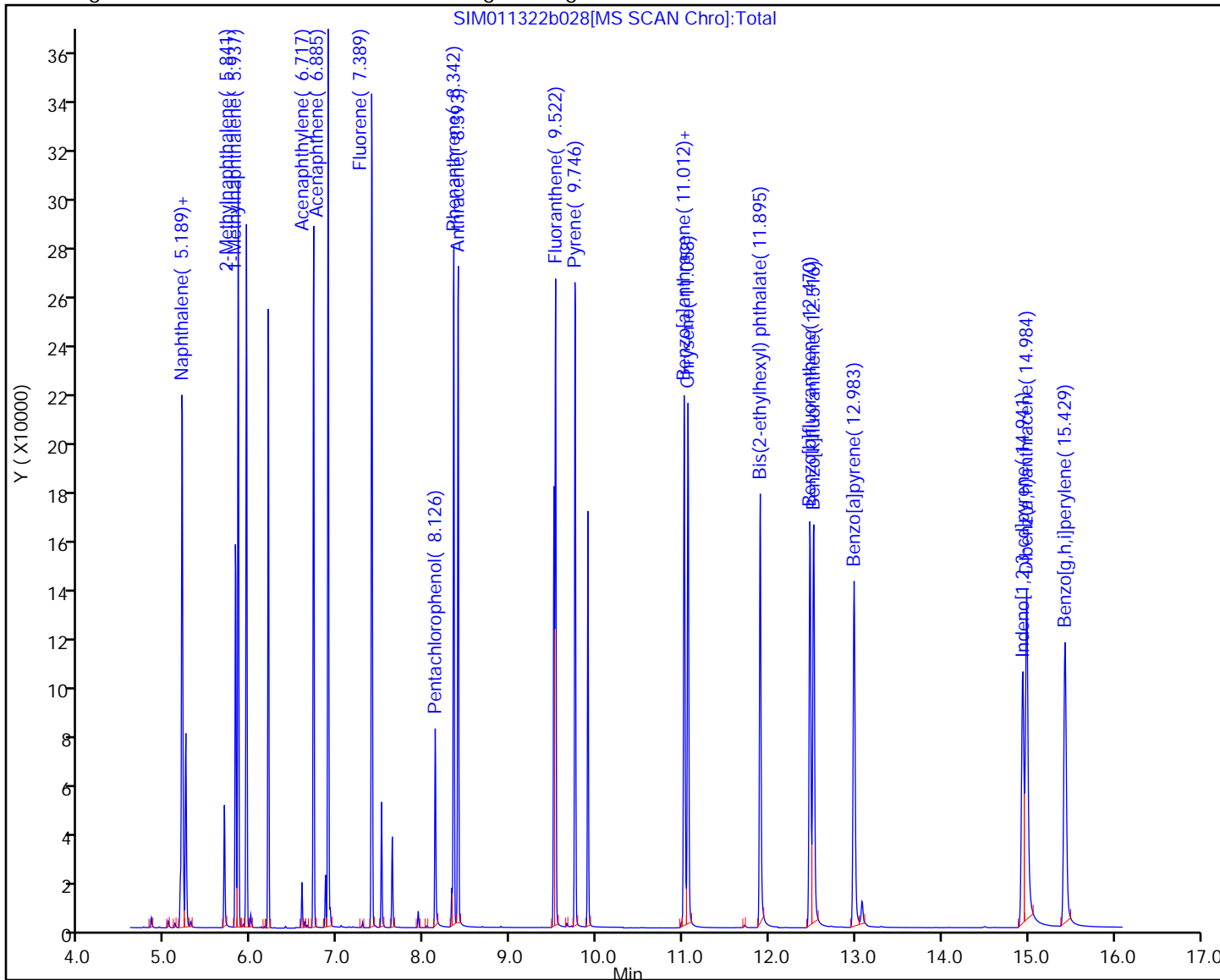
Injection Vol: 1.0 ul

Dil. Factor: 1.0000

Method: TAC050_SIM_PAH

Limit Group: 8270D_SIM QSM 5.0

Y Scaling: Method Defined: Scale to the Nth Largest Target: 1



Eurofins Seattle

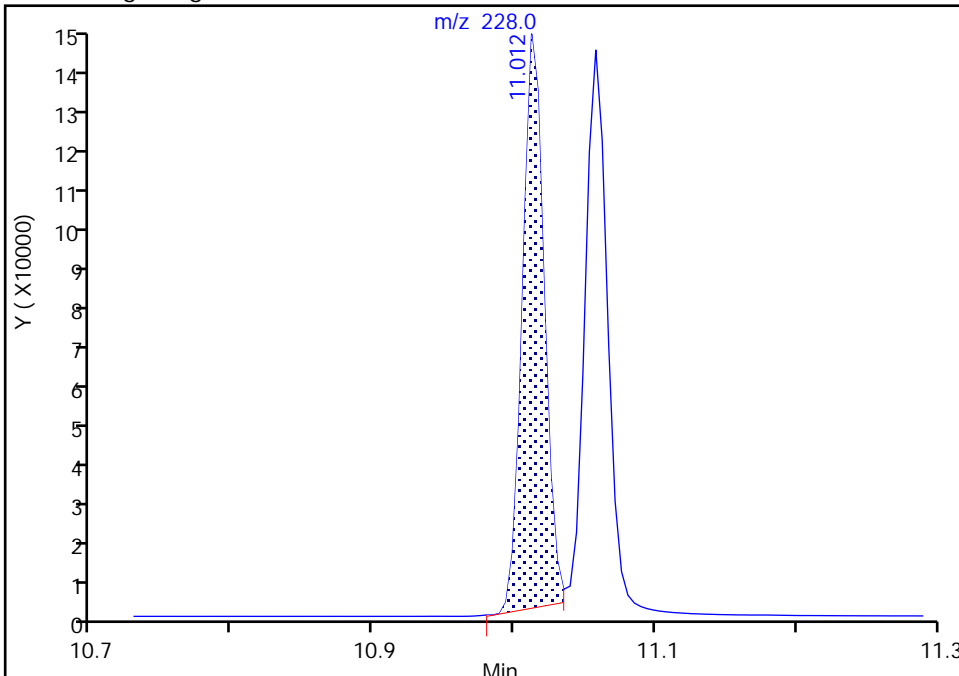
Data File: \\chromfs\Seattle\ChromData\TAC050\20220113-80849.b\SIM011322b028.D
Injection Date: 14-Jan-2022 05:42:30 Instrument ID: TAC050
Lims ID: ICV
Client ID:
Operator ID: jcm ALS Bottle#: 18 Worklist Smp#: 18
Injection Vol: 1.0 ul Dil. Factor: 1.0000
Method: TAC050_SIM_PAH Limit Group: 8270D_SIM QSM 5.0
Column: Detector MS SCAN

22 Benzo[a]anthracene, CAS: 56-55-3

Signal: 1

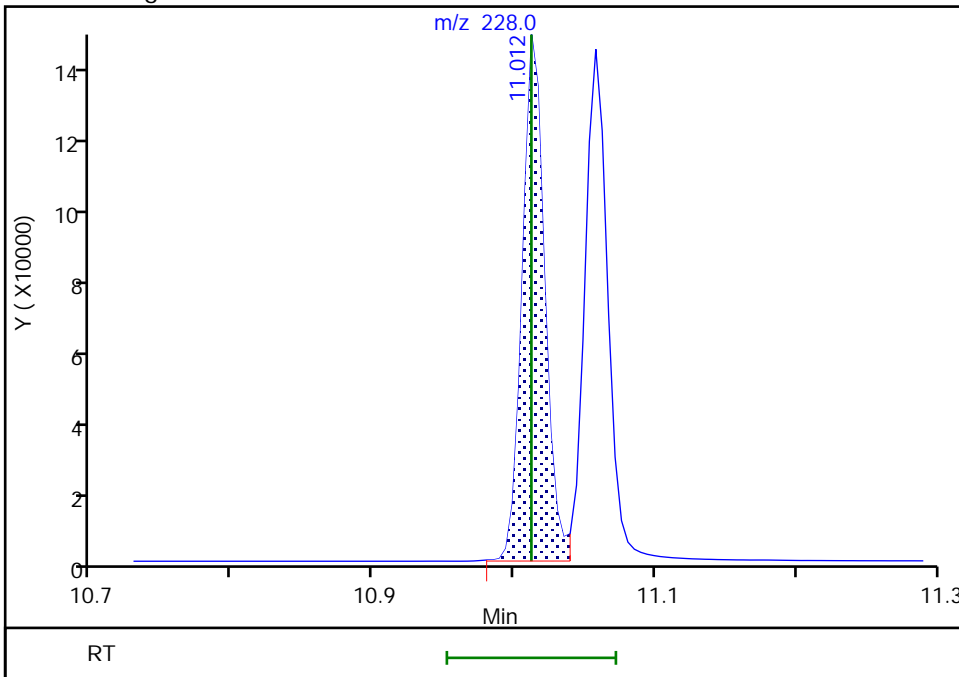
RT: 11.01
Area: 156356
Amount: 971.4247
Amount Units: ug/L

Processing Integration Results



RT: 11.01
Area: 163943
Amount: 1018.6257
Amount Units: ug/L

Manual Integration Results



Reviewer: boylea, 14-Jan-2022 15:39:00
Audit Action: Manually Integrated

Audit Reason: Incomplete Integration

Eurofins Seattle

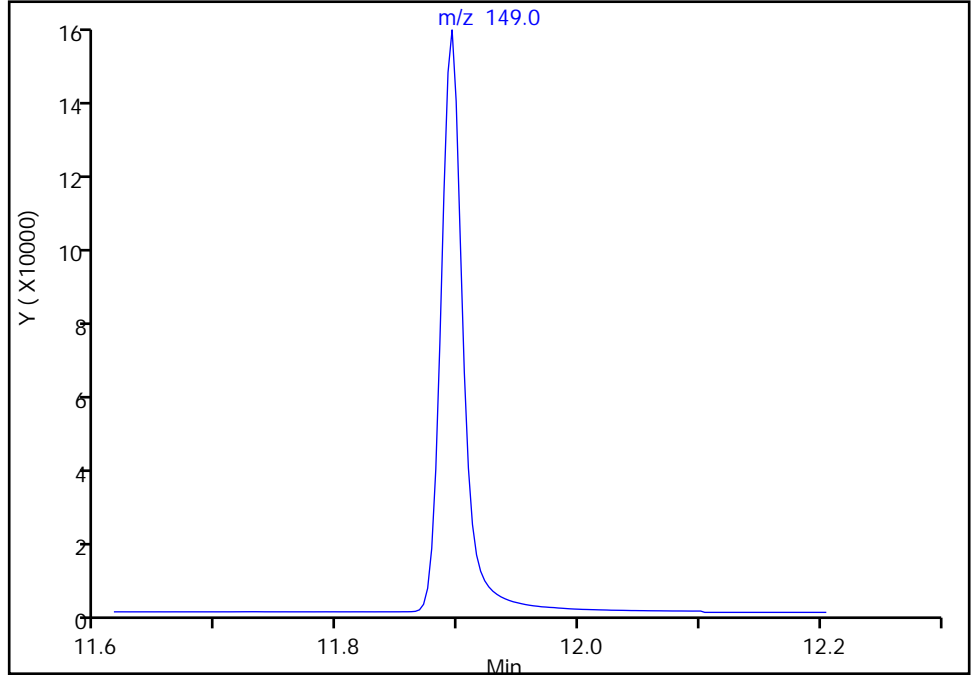
Data File: \\chromfs\Seattle\ChromData\TAC050\20220113-80849.b\SIM011322b028.D
Injection Date: 14-Jan-2022 05:42:30 Instrument ID: TAC050
Lims ID: ICV
Client ID:
Operator ID: jcm ALS Bottle#: 18 Worklist Smp#: 18
Injection Vol: 1.0 ul Dil. Factor: 1.0000
Method: TAC050_SIM_PAH Limit Group: 8270D_SIM QSM 5.0
Column: Detector MS SCAN

30 Bis(2-ethylhexyl) phthalate, CAS: 117-81-7

Signal: 1

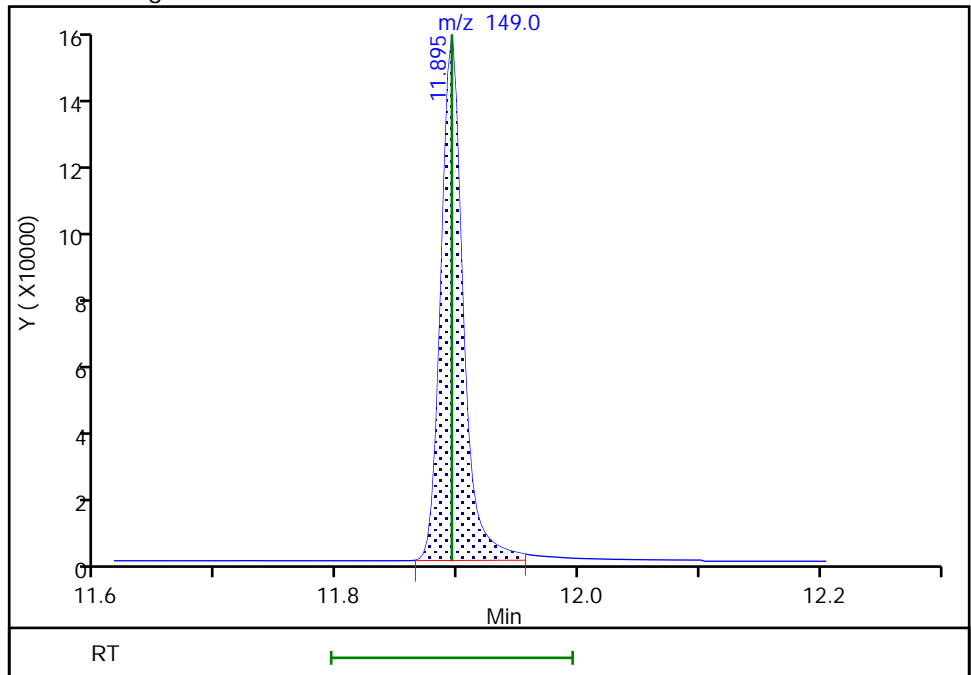
Not Detected
Expected RT: 11.89

Processing Integration Results



Manual Integration Results

RT: 11.89
Area: 199292
Amount: 978.3341
Amount Units: ug/L



Reviewer: boylea, 14-Jan-2022 15:39:14
Audit Action: Manually Integrated

Audit Reason: Incomplete Integration

Eurofins Seattle

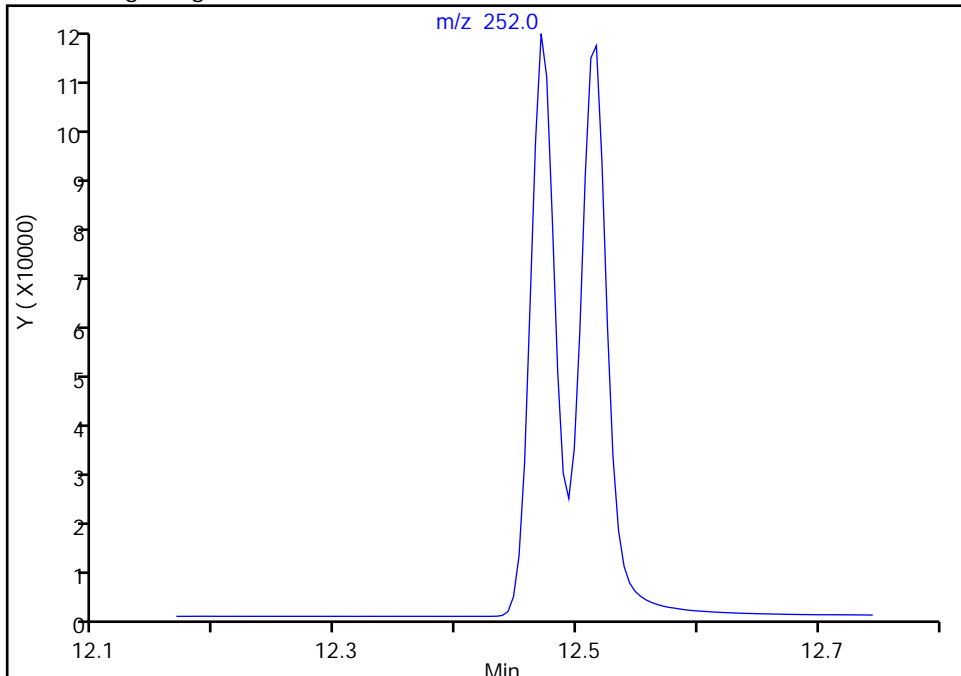
Data File: \\chromfs\Seattle\ChromData\TAC050\20220113-80849.b\SIM011322b028.D
Injection Date: 14-Jan-2022 05:42:30 Instrument ID: TAC050
Lims ID: ICV
Client ID:
Operator ID: jcm ALS Bottle#: 18 Worklist Smp#: 18
Injection Vol: 1.0 ul Dil. Factor: 1.0000
Method: TAC050_SIM_PAH Limit Group: 8270D_SIM QSM 5.0
Column: Detector MS SCAN

24 Benzo[b]fluoranthene, CAS: 205-99-2

Signal: 1

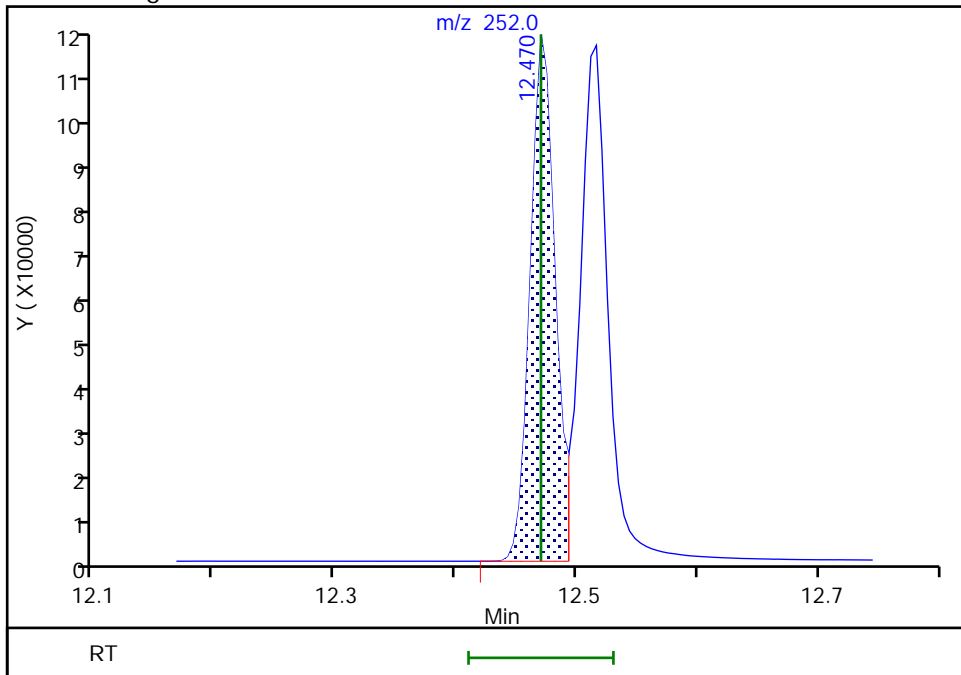
Not Detected
Expected RT: 12.47

Processing Integration Results



Manual Integration Results

RT: 12.47
Area: 168933
Amount: 1033.6214
Amount Units: ug/L



Reviewer: boylea, 14-Jan-2022 15:39:17
Audit Action: Assigned Compound ID

Audit Reason: Incomplete Integration

FORM VII
GC/MS SEMI VOA CONTINUING CALIBRATION DATA

Lab Name: Eurofins Seattle Job No.: 580-111018-1
 SDG No.: _____
 Lab Sample ID: CCVIS 580-383574/3 Calibration Date: 03/11/2022 11:02
 Instrument ID: TAC050 Calib Start Date: 01/14/2022 01:16
 GC Column: ZB-SV ID: 0.25 (mm) Calib End Date: 01/14/2022 05:04
 Lab File ID: SIM031122a004.D Conc. Units: ug/L

ANALYTE	CURVE TYPE	AVE RRF	RRF	MIN RRF	CALC AMOUNT	SPIKE AMOUNT	%D	MAX %D
Naphthalene	Ave	1.058	1.004	0.7000	475	500	-5.1	20.0
2-Methylnaphthalene	Ave	0.5998	0.5553	0.4000	463	500	-7.4	20.0
1-Methylnaphthalene	Ave	0.5810	0.5360	0.1000	461	500	-7.7	20.0
Acenaphthylene	Ave	2.114	1.962	0.9000	464	500	-7.2	20.0
Acenaphthene	Ave	1.327	1.308	0.9000	493	500	-1.4	20.0
Fluorene	Ave	1.479	1.519	0.9000	513	500	2.7	20.0
Pentachlorophenol	Qua2		0.1310	0.0500	1100	1000	10.4	20.0
Phenanthrene	Lin2		1.148	0.7000	456	500	-8.8	20.0
Anthracene	Lin2		1.287	0.7000	506	500	1.2	20.0
Fluoranthene	Lin2		1.280	0.6000	515	500	2.9	20.0
Pyrene	Lin2		1.353	0.6000	516	500	3.3	20.0
Benzo[a]anthracene	Lin2		1.364	0.8000	474	500	-5.2	20.0
Chrysene	Lin2		1.511	0.7000	503	500	0.6	20.0
Bis(2-ethylhexyl) phthalate	Qua2		1.443	0.0100	414	500	-17.3	20.0
Benzo[b]fluoranthene	Lin2		1.162	0.7000	445	500	-11.1	20.0
Benzo[k]fluoranthene	Lin2		1.619	0.7000	553	500	10.7	20.0
Benzo[a]pyrene	Lin2		1.284	0.7000	493	500	-1.5	20.0
Indeno[1,2,3-cd]pyrene	Qua2		0.9590	0.5000	438	500	-12.4	20.0
Dibenz(a,h)anthracene	Lin2		1.296	0.4000	515	500	3.0	20.0
Benzo[g,h,i]perylene	Lin2		1.421	0.5000	521	500	4.2	20.0
2-methylnaphthalene-d10	Ave	0.5916	0.5661		478	500	-4.3	20.0
2,4,6-Tribromophenol	Qual		0.3103		574	500	14.8	20.0
Fluoranthene-d10 (Surr)	Lin2		1.092		528	500	5.6	20.0
Terphenyl-d14	Ave	0.8014	0.8245		514	500	2.9	20.0

Eurofins Seattle
Target Compound Quantitation Report

Data File: \\chromfs\Seattle\ChromData\TAC050\20220311-81700.b\SIM031122a004.D
 Lims ID: ccvis
 Client ID:
 Sample Type: CCVIS
 Inject. Date: 11-Mar-2022 11:02:30 ALS Bottle#: 3 Worklist Smp#: 3
 Injection Vol: 1.0 ul Dil. Factor: 1.0000
 Sample Info: CCVIS
 Operator ID: tl Instrument ID: TAC050
 Sublist: chrom-TAC050_SIM_PAH*sub9

Method: \\chromfs\Seattle\ChromData\TAC050\20220311-81700.b\TAC050_SIM_PAH.m
 Limit Group: 8270D_SIM QSM 5.0
 Last Update: 11-Mar-2022 14:04:15 Calib Date: 14-Jan-2022 05:04:30
 Integrator: Falcon ID Type: RT Order ID
 Quant Method: Internal Standard Quant By: Initial Calibration
 Last ICal File: \\chromfs\Seattle\ChromData\TAC050\20220113-80849.b\SIM011322b026.D

Column 1 : Det: MS SCAN
 Process Host: CTX1622

First Level Reviewer: limmere

Date: 11-Mar-2022 14:04:15

Compound	Sig	RT (min.)	Exp RT (min.)	Dlt RT (min.)	Q	Response	Cal Amt ug/L	OnCol Amt ug/L	Flags
* 1 Naphthalene-d8	136	5.171	5.171	0.000	90	26947	100.0	100.0	
* 2 Acenaphthene-d10	164	6.854	6.854	0.000	70	12066	100.0	100.0	
* 3 Phenanthrene-d10	188	8.322	8.322	0.000	56	21348	100.0	100.0	
* 4 Chrysene-d12	240	11.039	11.039	0.000	63	18156	100.0	100.0	
* 5 Perylene-d12	264	13.102	13.102	0.000	69	20522	100.0	100.0	
\$ 6 2-methylnaphthalene-d10	152	5.809	5.809	0.000	67	76279	500.0	478.5	
\$ 10 2-Fluorobiphenyl	172	6.190	6.190	0.000	0	78455	500.0	406.3	a
\$ 7 2,4,6-Tribromophenol	330	7.637	7.637	0.000	58	18720	500.0	574.2	
\$ 8 Fluoranthene-d10 (Surr)	212	9.506	9.506	0.000	68	116545	500.0	527.9	
\$ 9 Terphenyl-d14	244	9.900	9.900	0.000	95	88011	500.0	514.4	
11 Naphthalene	128	5.189	5.189	0.000	100	135279	500.0	474.7	
12 2-Methylnaphthalene	141	5.841	5.841	0.000	93	74812	500.0	462.8	
13 1-Methylnaphthalene	141	5.937	5.937	0.000	95	72218	500.0	461.3	
14 Acenaphthylene	152	6.717	6.717	0.000	100	118389	500.0	464.1	
15 Acenaphthene	153	6.884	6.884	0.000	98	78897	500.0	492.8	
16 Fluorene	166	7.389	7.389	0.000	97	91633	500.0	513.4	
17 Pentachlorophenol	266	8.142	8.142	0.000	98	23785	1000.0	1103.5	
18 Phenanthrene	178	8.342	8.342	0.000	100	122557	500.0	456.0	
19 Anthracene	178	8.397	8.397	0.000	100	137334	500.0	506.0	
20 Fluoranthene	202	9.526	9.526	0.000	52	136598	500.0	514.5	
21 Pyrene	202	9.754	9.754	0.000	51	144436	500.0	516.4	
22 Benzo[a]anthracene	228	11.021	11.021	0.000	95	123862	500.0	473.9	
23 Chrysene	228	11.067	11.067	0.000	99	137203	500.0	503.0	
30 Bis(2-ethylhexyl) phthalate	149	11.885	11.885	0.000	0	131012	500.0	413.6	a
24 Benzo[b]fluoranthene	252	12.488	12.488	0.000	97	119194	500.0	444.7	
25 Benzo[k]fluoranthene	252	12.530	12.530	0.000	94	166174	500.0	553.5	
26 Benzo[a]pyrene	252	13.010	13.010	0.000	96	131718	500.0	492.6	
27 Indeno[1,2,3-cd]pyrene	276	14.978	14.978	0.000	95	98401	500.0	438.0	M
28 Dibenz(a,h)anthracene	278	15.022	15.022	0.000	95	132941	500.0	514.9	a
29 Benzo[g,h,i]perylene	276	15.472	15.472	0.000	94	145841	500.0	521.1	

[QC Flag Legend](#)

Processing Flags

Review Flags

M - Manually Integrated

a - User Assigned ID

[Reagents:](#)

ccv_SIM_500_00086

Amount Added: 1.00

Units: mL

Eurofins Seattle

Data File: \\chromfs\Seattle\ChromData\TAC050\20220311-81700.b\SIM031122a004.D

Injection Date: 11-Mar-2022 11:02:30

Instrument ID: TAC050

Lims ID: ccvis

Client ID:

Operator ID: tl

ALS Bottle#: 3

Worklist Smp#: 3

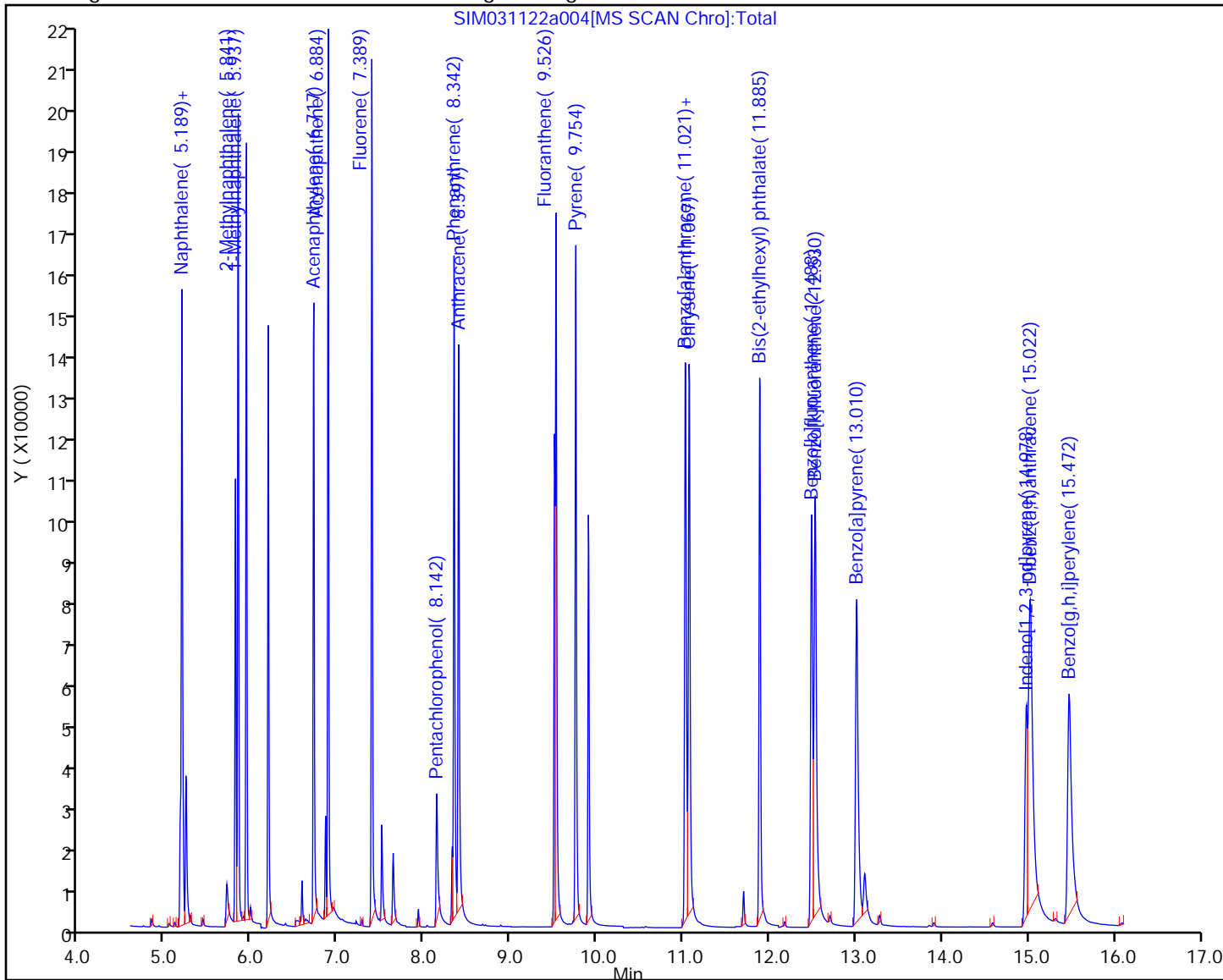
Injection Vol: 1.0 ul

Dil. Factor: 1.0000

Method: TAC050_SIM_PAH

Limit Group: 8270D_SIM QSM 5.0

Y Scaling: Method Defined: Scale to the Nth Largest Target: 1



Eurofins Seattle

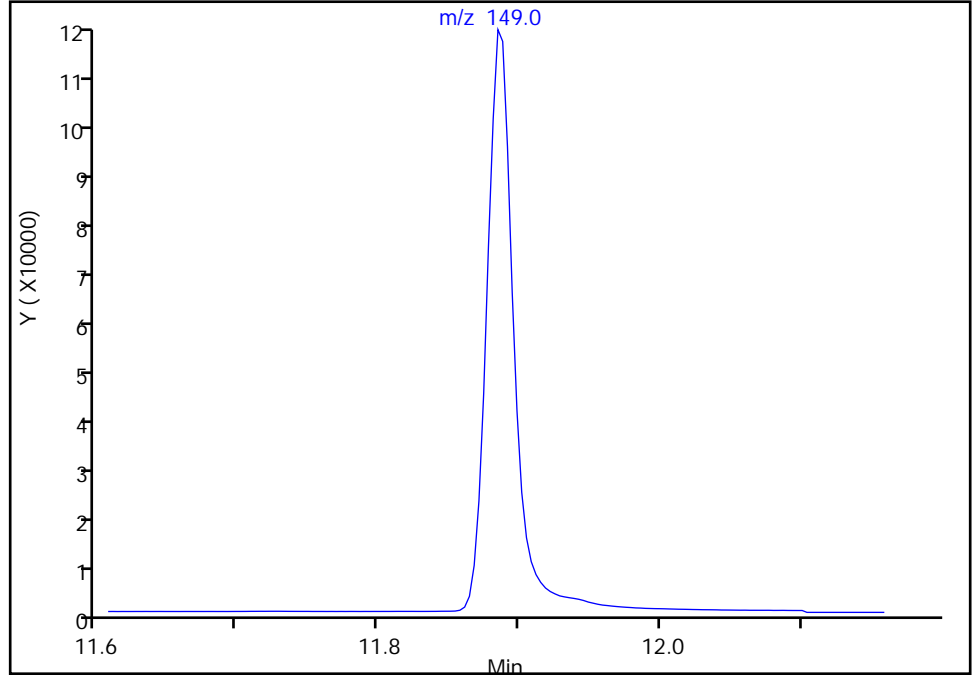
Data File: \\chromfs\Seattle\ChromData\TAC050\20220311-81700.b\SIM031122a004.D
Injection Date: 11-Mar-2022 11:02:30 Instrument ID: TAC050
Lims ID: ccvis
Client ID:
Operator ID: tl ALS Bottle#: 3 Worklist Smp#: 3
Injection Vol: 1.0 ul Dil. Factor: 1.0000
Method: TAC050_SIM_PAH Limit Group: 8270D_SIM QSM 5.0
Column: Detector MS SCAN

30 Bis(2-ethylhexyl) phthalate, CAS: 117-81-7

Signal: 1

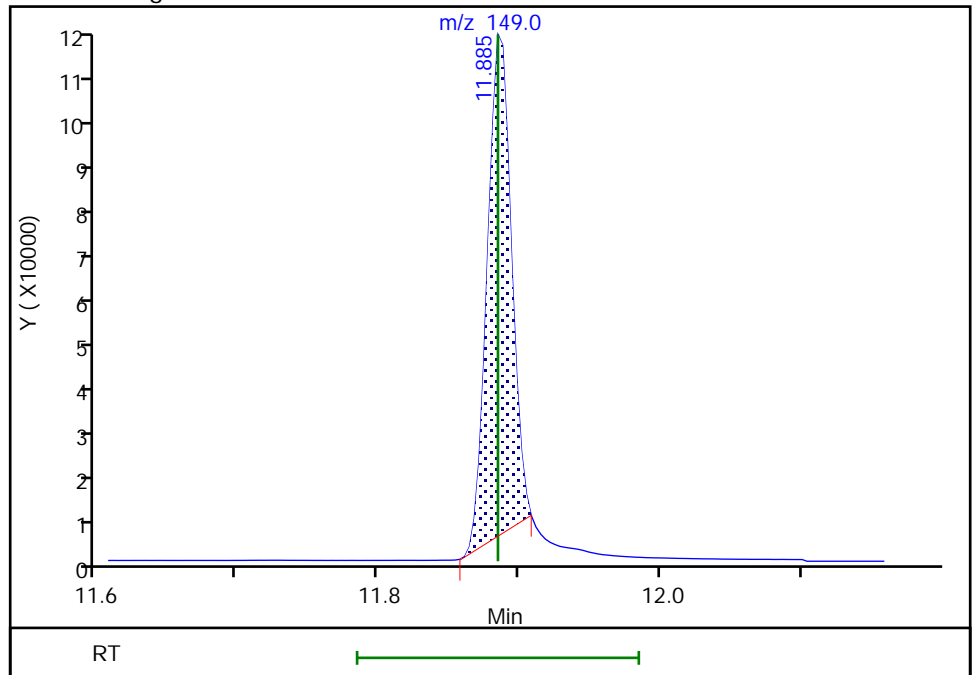
Not Detected
Expected RT: 11.88

Processing Integration Results



Manual Integration Results

RT: 11.88
Area: 131012
Amount: 413.6132
Amount Units: ug/L



Reviewer: limmere, 11-Mar-2022 11:23:20
Audit Action: Assigned Compound ID

Audit Reason: Peak assignment corrected

Eurofins Seattle

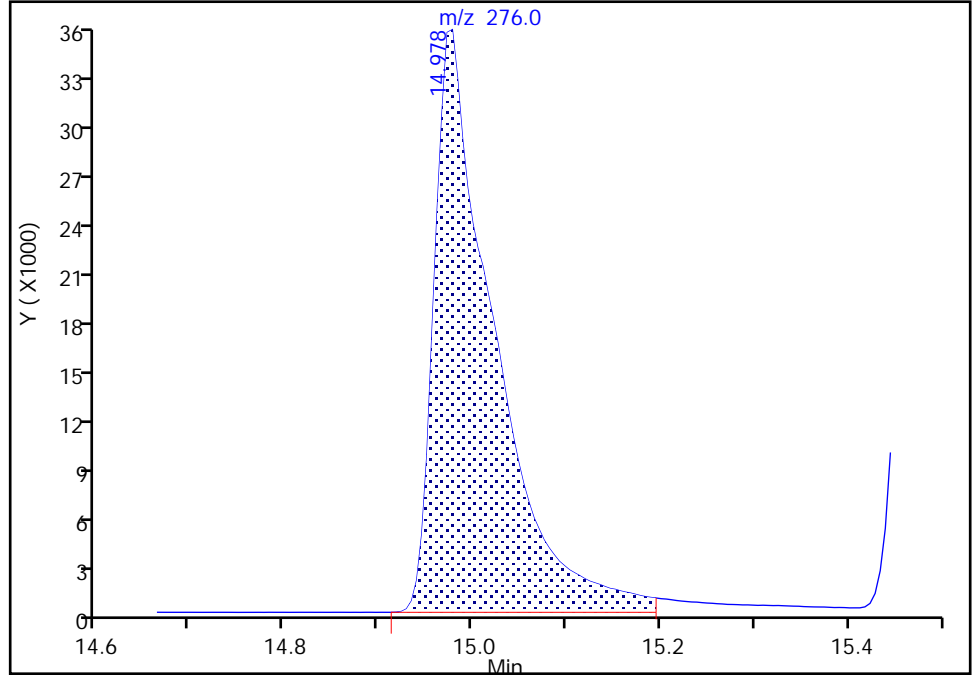
Data File: \\chromfs\Seattle\ChromData\TAC050\20220311-81700.b\SIM031122a004.D
Injection Date: 11-Mar-2022 11:02:30 Instrument ID: TAC050
Lims ID: ccvis
Client ID:
Operator ID: tl ALS Bottle#: 3 Worklist Smp#: 3
Injection Vol: 1.0 ul Dil. Factor: 1.0000
Method: TAC050_SIM_PAH Limit Group: 8270D_SIM QSM 5.0
Column: Detector MS SCAN

27 Indeno[1,2,3-cd]pyrene, CAS: 193-39-5

Signal: 1

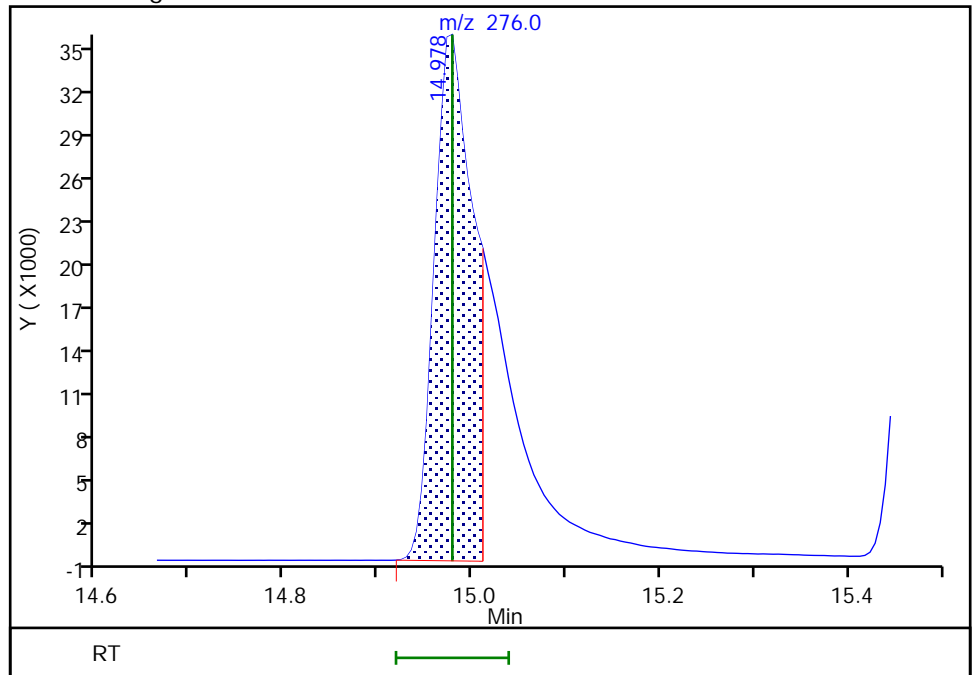
RT: 14.98
Area: 156762
Amount: 695.1509
Amount Units: ug/L

Processing Integration Results



RT: 14.98
Area: 98401
Amount: 438.0222
Amount Units: ug/L

Manual Integration Results



Reviewer: limmere, 11-Mar-2022 14:04:01
Audit Action: Manually Integrated

Audit Reason: Baseline

Eurofins Seattle

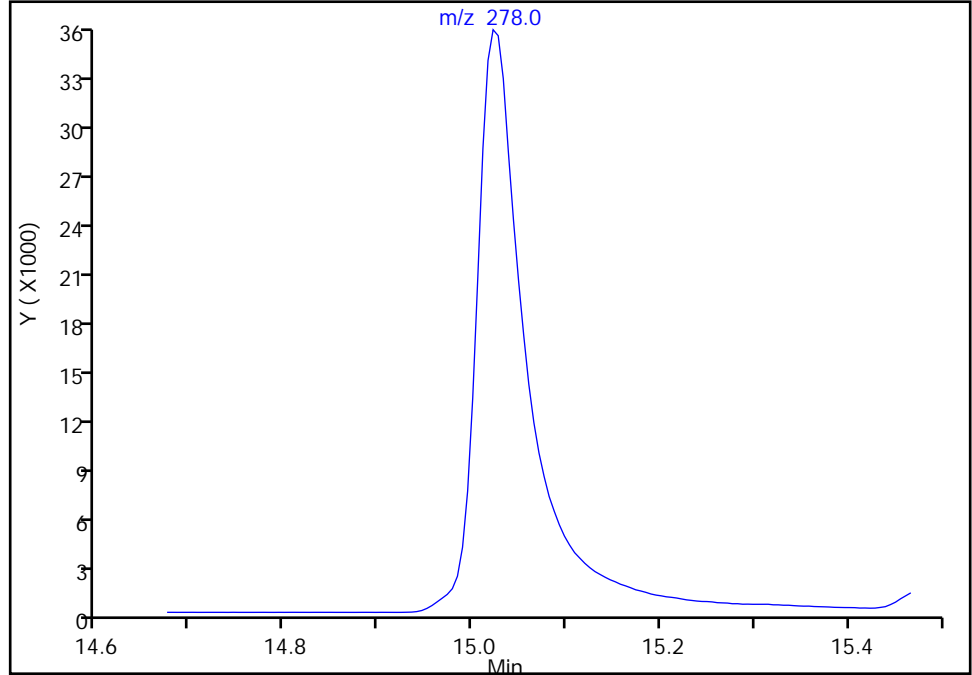
Data File: \\chromfs\Seattle\ChromData\TAC050\20220311-81700.b\SIM031122a004.D
Injection Date: 11-Mar-2022 11:02:30 Instrument ID: TAC050
Lims ID: ccvis
Client ID:
Operator ID: tl ALS Bottle#: 3 Worklist Smp#: 3
Injection Vol: 1.0 ul Dil. Factor: 1.0000
Method: TAC050_SIM_PAH Limit Group: 8270D_SIM QSM 5.0
Column: Detector MS SCAN

28 Dibenz(a,h)anthracene, CAS: 53-70-3

Signal: 1

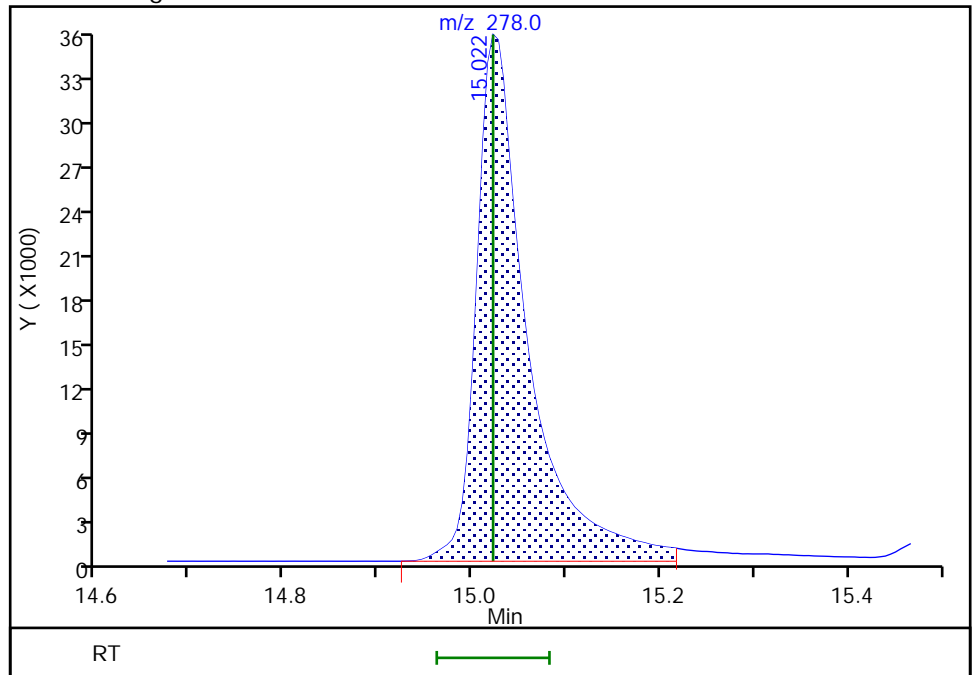
Not Detected
Expected RT: 15.02

Processing Integration Results



Manual Integration Results

RT: 15.02
Area: 132941
Amount: 514.9287
Amount Units: ug/L



Reviewer: limmere, 11-Mar-2022 11:23:27
Audit Action: Assigned Compound ID

Audit Reason: Peak assignment corrected

FORM VII
GC/MS SEMI VOA CONTINUING CALIBRATION DATA

Lab Name: Eurofins Seattle Job No.: 580-111018-1
 SDG No.: _____
 Lab Sample ID: CCVC 580-383574/13 Calibration Date: 03/11/2022 14:28
 Instrument ID: TAC050 Calib Start Date: 01/14/2022 01:16
 GC Column: ZB-SV ID: 0.25 (mm) Calib End Date: 01/14/2022 05:04
 Lab File ID: SIM031122a014.D Conc. Units: ug/L

ANALYTE	CURVE TYPE	AVE RRF	RRF	MIN RRF	CALC AMOUNT	SPIKE AMOUNT	%D	MAX %D
Naphthalene	Ave	1.058	1.010	0.7000	478	500	-4.5	50.0
2-Methylnaphthalene	Ave	0.5998	0.5574	0.4000	465	500	-7.1	50.0
1-Methylnaphthalene	Ave	0.5810	0.5427	0.1000	467	500	-6.6	50.0
Acenaphthylene	Ave	2.114	1.987	0.9000	470	500	-6.0	50.0
Acenaphthene	Ave	1.327	1.287	0.9000	485	500	-3.0	50.0
Fluorene	Ave	1.479	1.514	0.9000	512	500	2.4	50.0
Pentachlorophenol	Qua2		0.1173	0.0500	1010	1000	1.3	50.0
Phenanthrene	Lin2		1.142	0.7000	453	500	-9.3	50.0
Anthracene	Lin2		1.278	0.7000	503	500	0.5	50.0
Fluoranthene	Lin2		1.255	0.6000	505	500	0.9	50.0
Pyrene	Lin2		1.321	0.6000	504	500	0.8	50.0
Benzo[a]anthracene	Lin2		1.349	0.8000	469	500	-6.3	50.0
Chrysene	Lin2		1.544	0.7000	514	500	2.8	50.0
Bis(2-ethylhexyl) phthalate	Qua2		1.797	0.0100	511	500	2.3	50.0
Benzo[b]fluoranthene	Lin2		1.196	0.7000	458	500	-8.4	50.0
Benzo[k]fluoranthene	Lin2		1.578	0.7000	539	500	7.9	50.0
Benzo[a]pyrene	Lin2		1.288	0.7000	494	500	-1.1	50.0
Indeno[1,2,3-cd]pyrene	Qua2		0.9571	0.5000	437	500	-12.6	50.0
Dibenz(a,h)anthracene	Lin2		1.300	0.4000	517	500	3.3	50.0
Benzo[g,h,i]perylene	Lin2		1.416	0.5000	519	500	3.8	50.0
2-methylnaphthalene-d10	Ave	0.5916	0.5714		483	500	-3.4	50.0
2,4,6-Tribromophenol	Qual		0.3057		566	500	13.2	50.0
Fluoranthene-d10 (Surr)	Lin2		1.084		524	500	4.9	50.0
Terphenyl-d14	Ave	0.8014	0.8082		504	500	0.8	50.0

Eurofins Seattle
Target Compound Quantitation Report

Data File: \\chromfs\Seattle\ChromData\TAC050\20220311-81700.b\SIM031122a014.D
 Lims ID: CCVC
 Client ID:
 Sample Type: CCVC
 Inject. Date: 11-Mar-2022 14:28:30 ALS Bottle#: 3 Worklist Smp#: 13
 Injection Vol: 1.0 ul Dil. Factor: 1.0000
 Sample Info: CCVIS
 Operator ID: tl Instrument ID: TAC050
 Sublist: chrom-TAC050_SIM_PAH*sub9

Method: \\chromfs\Seattle\ChromData\TAC050\20220311-81700.b\TAC050_SIM_PAH.m
 Limit Group: 8270D_SIM QSM 5.0
 Last Update: 11-Mar-2022 14:53:25 Calib Date: 14-Jan-2022 05:04:30
 Integrator: Falcon ID Type: RT Order ID
 Quant Method: Internal Standard Quant By: Initial Calibration
 Last ICal File: \\chromfs\Seattle\ChromData\TAC050\20220113-80849.b\SIM011322b026.D

Column 1 : Det: MS SCAN
 Process Host: CTX1622

First Level Reviewer: limmere

Date: 11-Mar-2022 14:53:24

Compound	Sig	RT (min.)	Exp RT (min.)	Dlt RT (min.)	Q	Response	Cal Amt ug/L	OnCol Amt ug/L	Flags
* 1 Naphthalene-d8	136	5.171	5.171	0.000	90	27836	100.0	100.0	
* 2 Acenaphthene-d10	164	6.854	6.854	0.000	71	12633	100.0	100.0	
* 3 Phenanthrene-d10	188	8.319	8.322	-0.004	56	22471	100.0	100.0	
* 4 Chrysene-d12	240	11.035	11.039	-0.004	56	18795	100.0	100.0	
* 5 Perylene-d12	264	13.102	13.102	0.000	69	21653	100.0	100.0	
\$ 6 2-methylnaphthalene-d10	152	5.809	5.809	0.000	67	79534	500.0	483.0	
\$ 10 2-Fluorobiphenyl	172	6.190	6.190	0.000	0	95234	500.0	471.1	M
\$ 7 2,4,6-Tribromophenol	330	7.637	7.637	0.000	58	19310	500.0	566.0	
\$ 8 Fluoranthene-d10 (Surr)	212	9.506	9.506	0.000	68	121829	500.0	524.3	
\$ 9 Terphenyl-d14	244	9.900	9.900	0.000	94	90810	500.0	504.2	
11 Naphthalene	128	5.189	5.189	0.000	100	140597	500.0	477.6	
12 2-Methylnaphthalene	141	5.837	5.841	-0.004	99	77577	500.0	464.6	
13 1-Methylnaphthalene	141	5.937	5.937	0.000	95	75530	500.0	467.0	
14 Acenaphthylene	152	6.717	6.717	0.000	100	125498	500.0	469.9	
15 Acenaphthene	153	6.884	6.884	0.000	98	81306	500.0	485.1	
16 Fluorene	166	7.389	7.389	0.000	97	95628	500.0	511.8	
17 Pentachlorophenol	266	8.142	8.142	0.000	97	22048	1000.0	1013.1	
18 Phenanthrene	178	8.342	8.342	0.000	100	128265	500.0	453.4	
19 Anthracene	178	8.393	8.397	-0.004	100	143603	500.0	502.6	
20 Fluoranthene	202	9.526	9.526	0.000	52	141016	500.0	504.6	
21 Pyrene	202	9.754	9.754	0.000	51	148376	500.0	503.9	
22 Benzo[a]anthracene	228	11.021	11.021	0.000	95	126765	500.0	468.5	
23 Chrysene	228	11.067	11.067	0.000	99	145067	500.0	513.8	
30 Bis(2-ethylhexyl) phthalate	149	11.885	11.885	0.000	0	168872	500.0	511.3	M
24 Benzo[b]fluoranthene	252	12.484	12.488	-0.004	97	129521	500.0	458.0	
25 Benzo[k]fluoranthene	252	12.525	12.530	-0.005	94	170834	500.0	539.3	
26 Benzo[a]pyrene	252	13.006	13.010	-0.004	96	139445	500.0	494.3	
27 Indeno[1,2,3-cd]pyrene	276	14.973	14.978	-0.005	95	103617	500.0	437.2	M
28 Dibenz(a,h)anthracene	278	15.016	15.022	-0.006	95	140731	500.0	516.6	a
29 Benzo[g,h,i]perylene	276	15.467	15.472	-0.005	94	153323	500.0	519.2	

[QC Flag Legend](#)

Processing Flags

Review Flags

M - Manually Integrated

a - User Assigned ID

[Reagents:](#)

ccv_SIM_500_00086

Amount Added: 1.00

Units: mL

Eurofins Seattle

Data File: \\chromfs\Seattle\ChromData\TAC050\20220311-81700.b\SIM031122a014.D

Injection Date: 11-Mar-2022 14:28:30

Instrument ID: TAC050

Lims ID: CCVC

Client ID:

Operator ID: tl

ALS Bottle#: 3

Worklist Smp#: 13

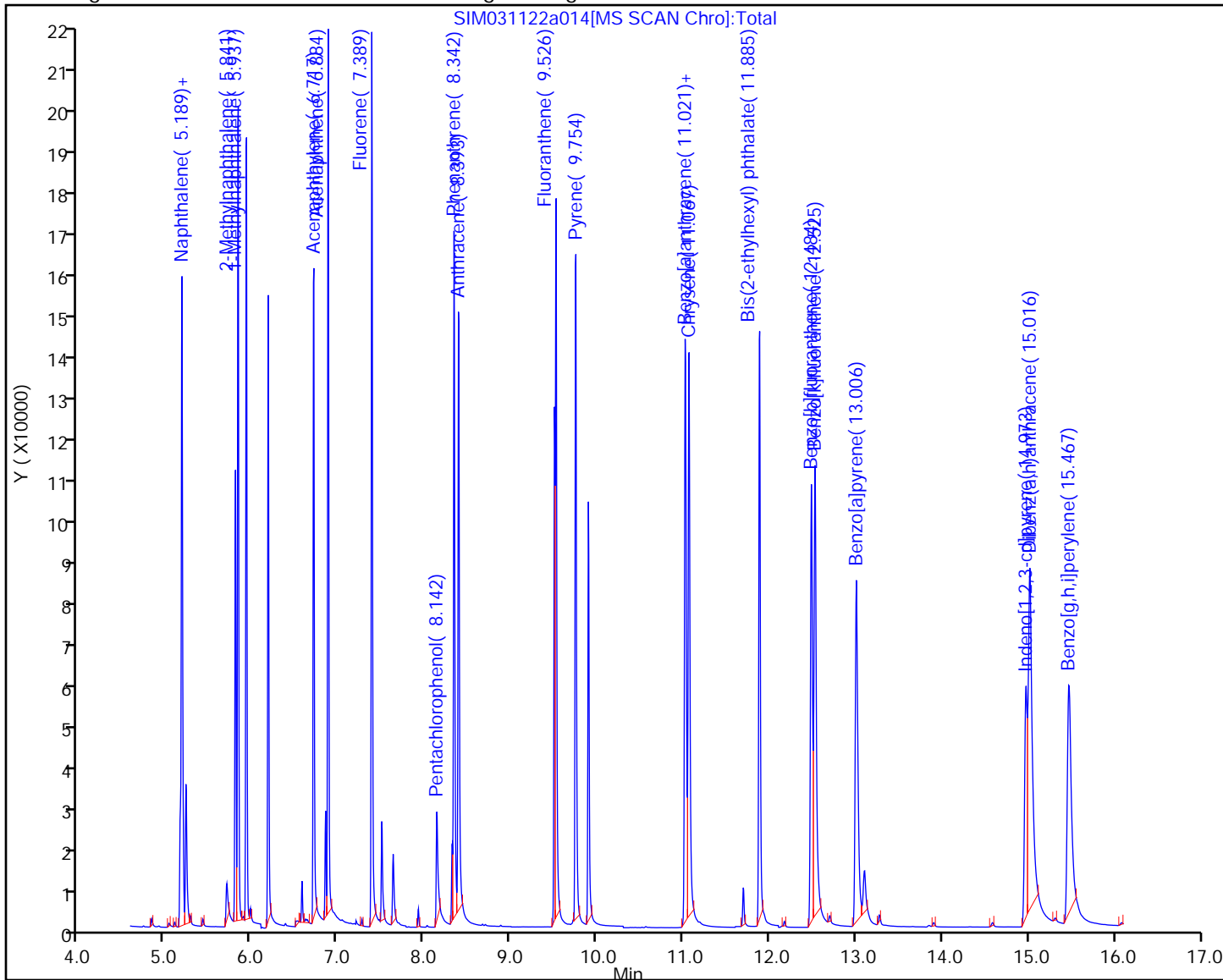
Injection Vol: 1.0 ul

Dil. Factor: 1.0000

Method: TAC050_SIM_PAH

Limit Group: 8270D_SIM QSM 5.0

Y Scaling: Method Defined: Scale to the Nth Largest Target: 1



Eurofins Seattle

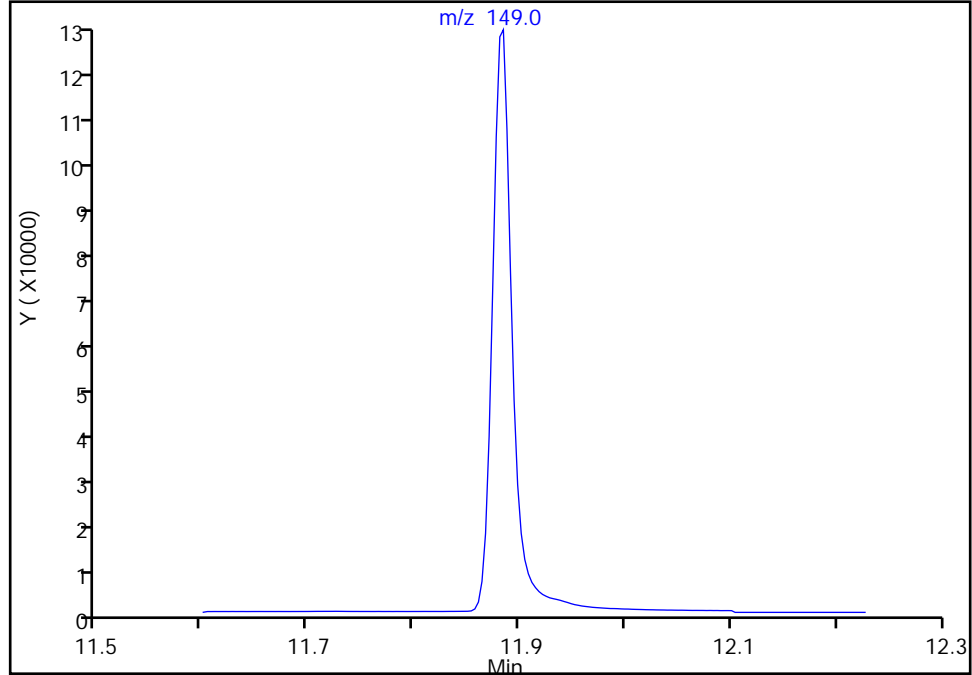
Data File: \\chromfs\Seattle\ChromData\TAC050\20220311-81700.b\SIM031122a014.D
Injection Date: 11-Mar-2022 14:28:30 Instrument ID: TAC050
Lims ID: CCVC
Client ID:
Operator ID: tl ALS Bottle#: 3 Worklist Smp#: 13
Injection Vol: 1.0 ul Dil. Factor: 1.0000
Method: TAC050_SIM_PAH Limit Group: 8270D_SIM QSM 5.0
Column: Detector MS SCAN

30 Bis(2-ethylhexyl) phthalate, CAS: 117-81-7

Signal: 1

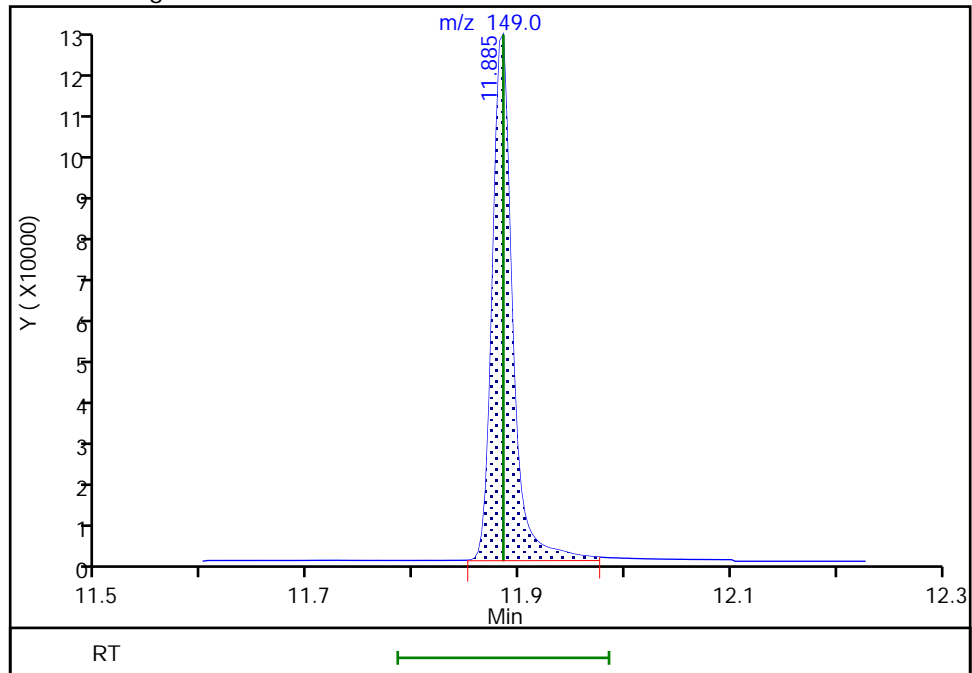
Not Detected
Expected RT: 11.88

Processing Integration Results



Manual Integration Results

RT: 11.88
Area: 168872
Amount: 511.3042
Amount Units: ug/L



Reviewer: limmere, 11-Mar-2022 14:53:06
Audit Action: Manually Integrated

Audit Reason: Baseline
Page 751 of 797

Eurofins Seattle

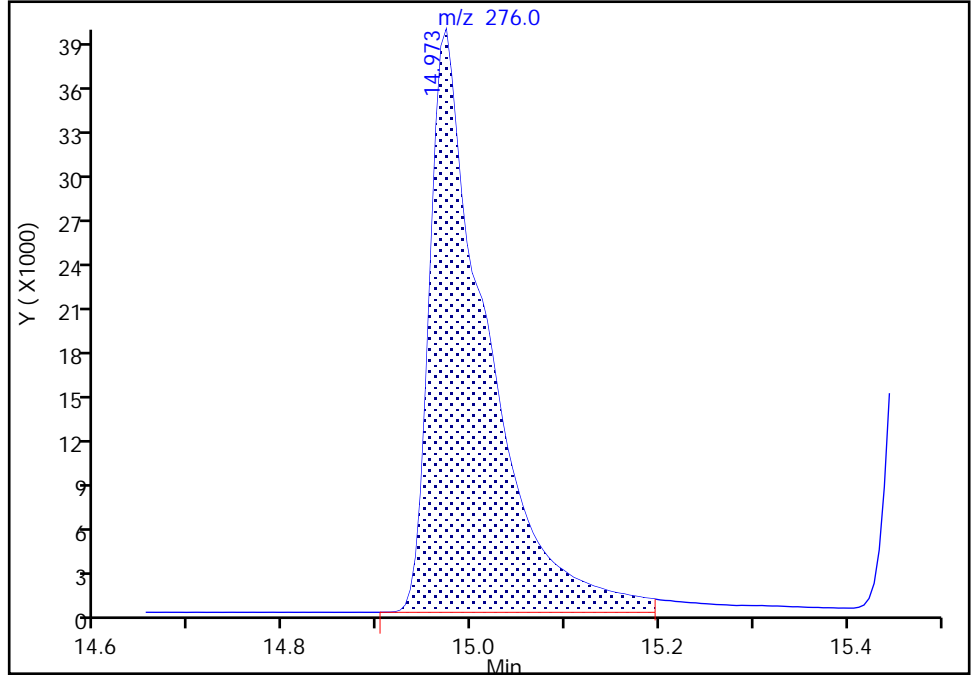
Data File: \\chromfs\Seattle\ChromData\TAC050\20220311-81700.b\SIM031122a014.D
Injection Date: 11-Mar-2022 14:28:30 Instrument ID: TAC050
Lims ID: CCVC
Client ID:
Operator ID: tl ALS Bottle#: 3 Worklist Smp#: 13
Injection Vol: 1.0 ul Dil. Factor: 1.0000
Method: TAC050_SIM_PAH Limit Group: 8270D_SIM QSM 5.0
Column: Detector MS SCAN

27 Indeno[1,2,3-cd]pyrene, CAS: 193-39-5

Signal: 1

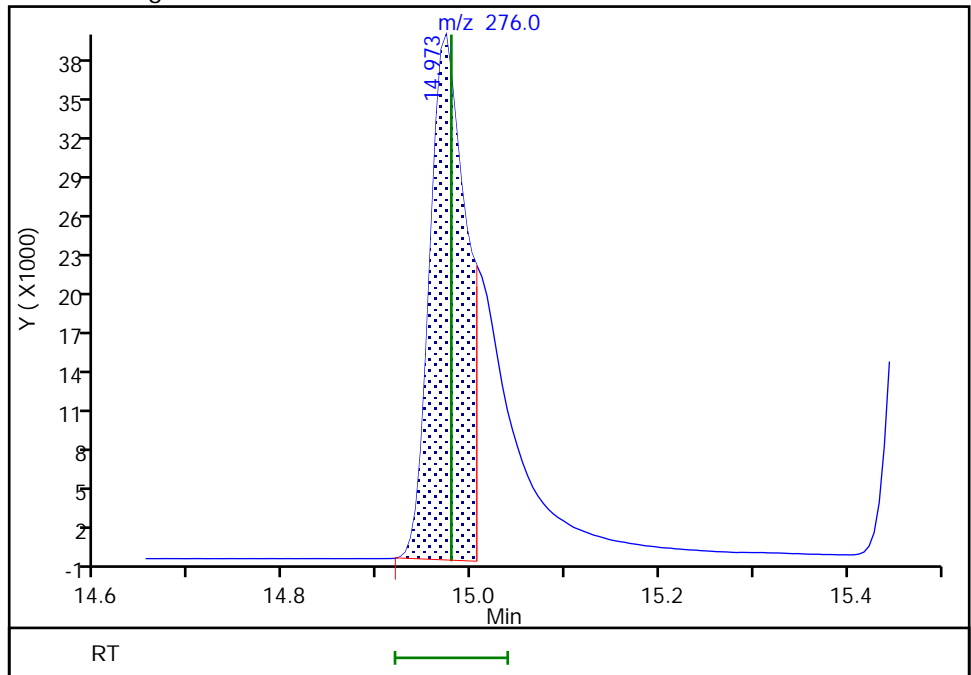
RT: 14.97
Area: 166021
Amount: 697.7287
Amount Units: ug/L

Processing Integration Results



RT: 14.97
Area: 103617
Amount: 437.1545
Amount Units: ug/L

Manual Integration Results



Reviewer: limmere, 11-Mar-2022 14:53:17
Audit Action: Manually Integrated

Eurofins Seattle

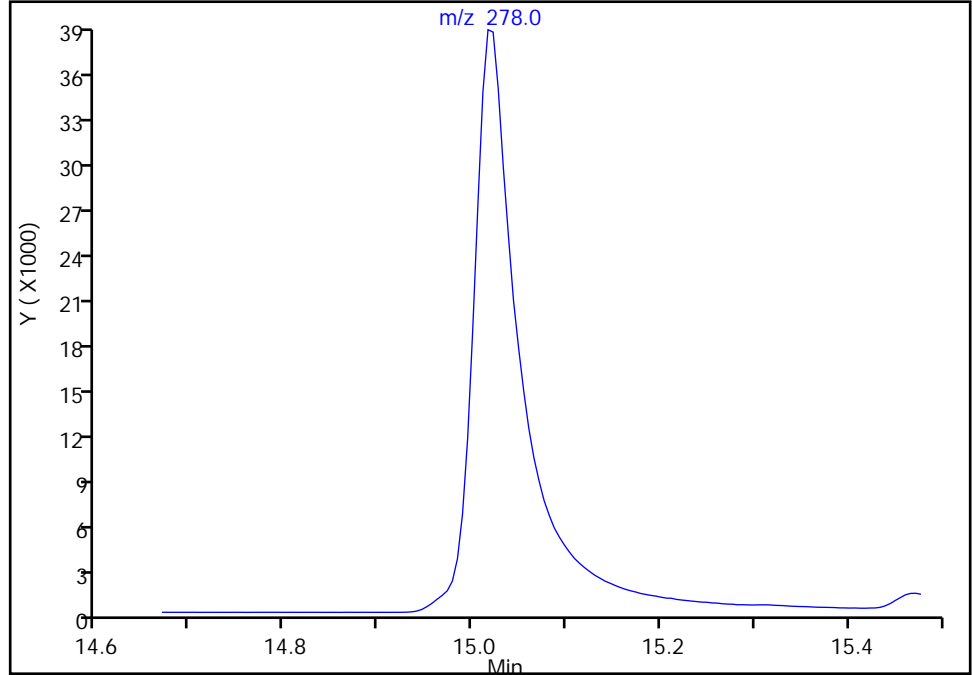
Data File: \\chromfs\Seattle\ChromData\TAC050\20220311-81700.b\SIM031122a014.D
Injection Date: 11-Mar-2022 14:28:30 Instrument ID: TAC050
Lims ID: CCVC
Client ID:
Operator ID: tl ALS Bottle#: 3 Worklist Smp#: 13
Injection Vol: 1.0 ul Dil. Factor: 1.0000
Method: TAC050_SIM_PAH Limit Group: 8270D_SIM QSM 5.0
Column: Detector MS SCAN

28 Dibenz(a,h)anthracene, CAS: 53-70-3

Signal: 1

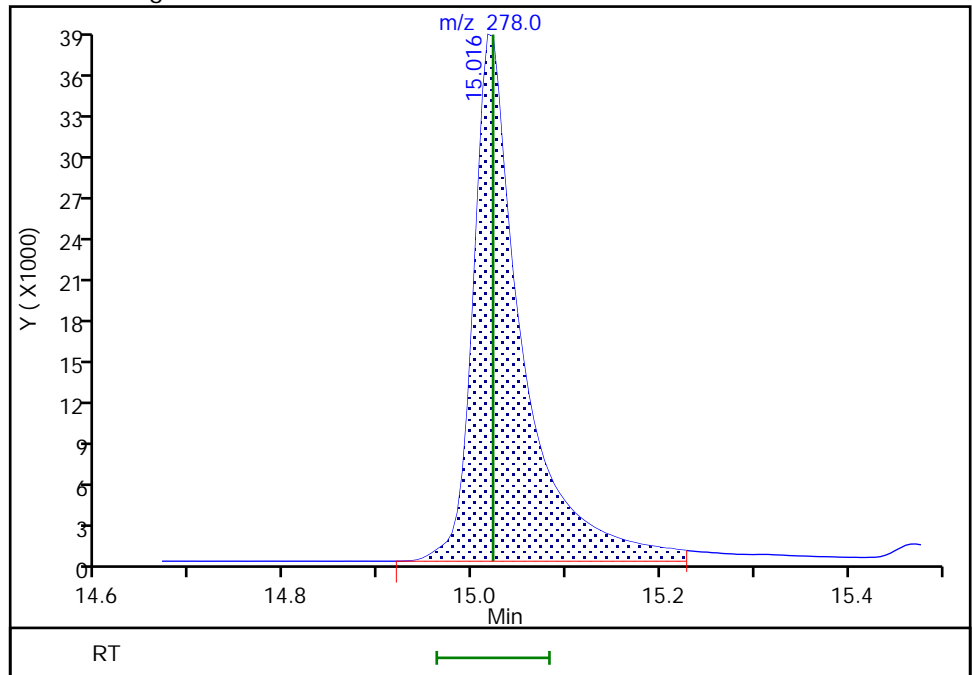
Not Detected
Expected RT: 15.02

Processing Integration Results



RT: 15.02
Area: 140731
Amount: 516.6319
Amount Units: ug/L

Manual Integration Results



Reviewer: limmere, 11-Mar-2022 14:53:20
Audit Action: Assigned Compound ID

Audit Reason: Baseline

Eurofins Seattle
Target Compound Quantitation Report

Data File: \\chromfs\Seattle\ChromData\TAC050\20220113-80849.b\SIM011322b012.D
 Lims ID: dftpp
 Client ID:
 Sample Type: DFTPP
 Inject. Date: 14-Jan-2022 00:35:30 ALS Bottle#: 2 Worklist Smp#: 2
 Injection Vol: 1.0 ul Dil. Factor: 1.0000
 Sample Info: DFTPP
 Operator ID: jcm Instrument ID: TAC050
 Method: \\chromfs\Seattle\ChromData\TAC050\20220113-80849.b\TAC050_SIM_PAH.m
 Limit Group: 8270D_SIM QSM 5.0
 Last Update: 14-Jan-2022 15:43:29 Calib Date: 14-Jan-2022 05:04:30
 Integrator: Falcon ID Type: RT Order ID
 Quant Method: Internal Standard Quant By: Initial Calibration
 Last ICal File: \\chromfs\Seattle\ChromData\TAC050\20220113-80849.b\SIM011322b026.D
 Column 1 : Det: MS SCAN
 Process Host: CTX1628

First Level Reviewer: limmere Date: 14-Jan-2022 09:53:32

Compound	Sig	RT (min.)	Exp RT (min.)	Dlt RT (min.)	Q	Response	Cal Amt ug/L	OnCol Amt ug/L	Flags
31 Pentachlorophenol_T	266	9.467	9.467	0.000	0	2106417	NR	NR	
32 DFTPP									
33 Benzidine_T	184	10.838	10.838	0.000	0	8428769	NR	NR	e
34 4,4'-DDE	246	10.999	10.999	0.000	0	2920		NR	
35 4,4'-DDD	235	11.299	11.299	0.000	0	85436		NR	a
36 4,4'-DDT	235	11.568	11.568	0.000	0	5483688	NR	NR	

QC Flag Legend

Processing Flags

NR - Missing Quant Standard

e - Potential Peak Saturated

Review Flags

a - User Assigned ID

Reagents:

DFTPPx2_00044

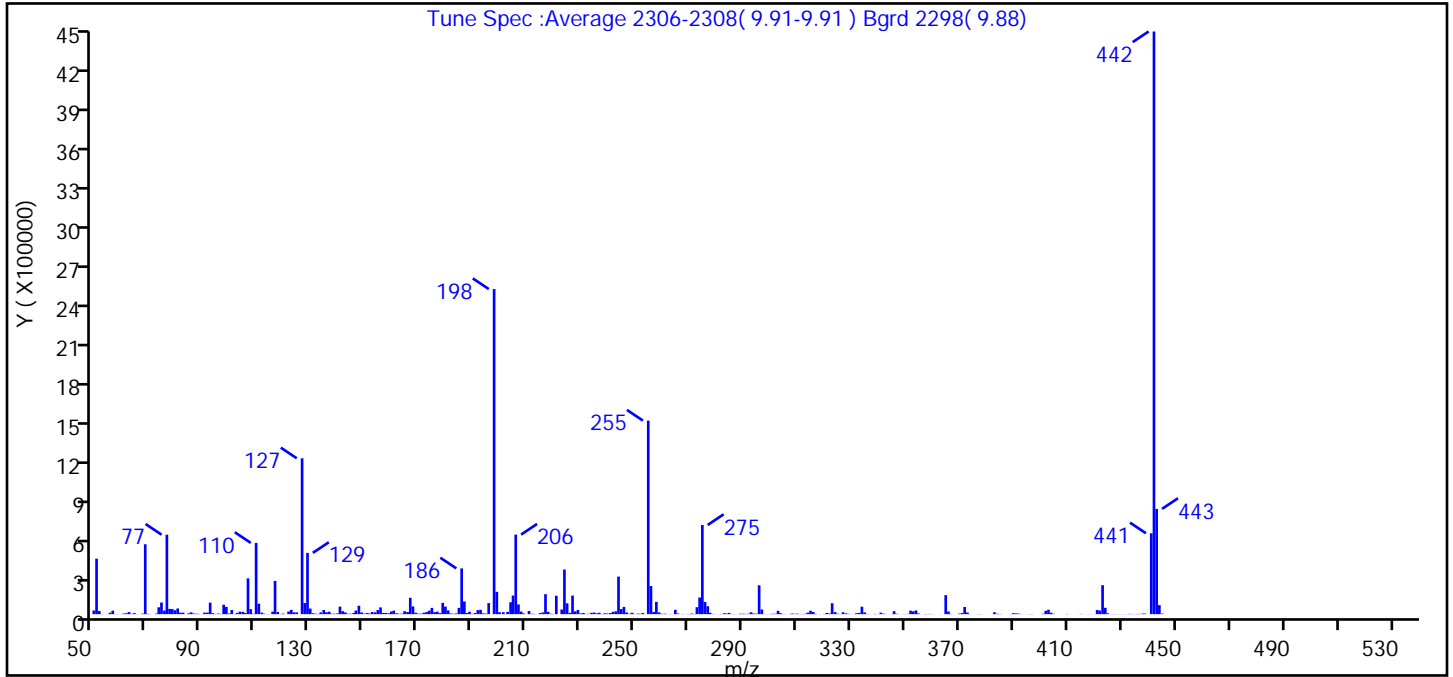
Amount Added: 1.00

Units: mL

Eurofins Seattle

Data File: \\chromfs\Seattle\ChromData\TAC050\20220113-80849.b\SIM011322b012.D
 Injection Date: 14-Jan-2022 00:35:30 Instrument ID: TAC050
 Lims ID: dftpp
 Client ID:
 Operator ID: jcm ALS Bottle#: 2 Worklist Smp#: 2
 Injection Vol: 1.0 ul Dil. Factor: 1.0000
 Method: TAC050_SIM_PAH Limit Group: 8270D_SIM QSM 5.0
 Tune Method: DFTPP Method 525.2, BP 198

32 DFTPP



m/z	Ion Abundance Criteria	% Relative Abundance
198	base peak, or >50% of 442	100.0 (55.8)
51	10-80% of the base peak	17.1
68	<2% of mass 69	0.1 (0.7)
69	Present	21.5
70	<2% of mass 69	0.1 (0.5)
127	10-80% of the base peak	47.9
197	<2% of mass 198	0.0
199	5-9% of mass 198	6.9
275	10-60% of the base peak	27.4
365	>1% of the base peak	5.8
441	Present and < mass 443	24.9 (76.8)
442	base peak, or >50% of 198	179.2
443	15-24% of mass 442	32.4 (18.1)

Data File: \\chromfs\Seattle\ChromData\TAC050\20220113-80849.b\SIM011322b012.D\TAC050_SIM_PAH.rslt\spec
 Injection Date: 14-Jan-2022 00:35:30
 Spectrum: Tune Spec :Average 2306-2308(9.91-9.91) Bgrd 2298(9.88)
 Base Peak: 442.00
 Minimum % Base Peak: 0
 Number of Points: 383

m/z	Y	m/z	Y	m/z	Y	m/z	Y
50.00	28016	148.00	64592	247.00	12808	345.00	818
51.00	424768	149.00	13032	248.00	3046	346.00	22680
52.00	23664	150.00	4059	249.00	10351	347.00	3321
53.00	1368	151.00	8260	250.00	2167	348.00	876
55.00	910	152.00	4447	251.00	3749	349.00	492
56.00	11806	153.00	16248	252.00	2709	350.00	1294
57.00	26760	154.00	13690	253.00	8949	351.00	2304
58.00	780	155.00	31256	255.00	1482752	352.00	26584
59.00	693	156.00	51632	256.00	215360	353.00	21256
60.00	434	157.00	8988	257.00	16480	354.00	28264
61.00	4565	158.00	8997	258.00	94168	355.00	5701
62.00	7277	159.00	6809	259.00	13538	356.00	270
63.00	15716	160.00	20296	260.00	3100	357.00	833
64.00	2512	161.00	26888	261.00	3477	358.00	1309
65.00	8021	162.00	6478	262.00	1005	359.00	1821
66.00	836	163.00	2887	263.00	1378	360.00	715
67.00	57	164.00	3616	264.00	126	361.00	437
68.00	3729	165.00	22344	265.00	33176	363.00	293
69.00	535488	166.00	16696	266.00	4862	363.00	486
70.00	2476	167.00	124952	267.00	355	365.00	145472
71.00	812	168.00	58888	268.00	1404	366.00	20392
72.00	226	169.00	10821	269.00	716	367.00	1547
73.00	4311	170.00	3753	270.00	1322	368.00	195
74.00	52416	171.00	3693	271.00	4696	370.00	261
75.00	89248	172.00	10674	272.00	1731	370.00	4063
76.00	27176	173.00	15522	273.00	53256	371.00	8551
77.00	608704	174.00	26472	274.00	127448	372.00	54640
78.00	40288	175.00	47960	275.00	683200	373.00	12515
79.00	38952	176.00	15028	276.00	93152	374.00	967
80.00	29712	177.00	19160	277.00	60336	375.00	51
81.00	43536	178.00	8029	278.00	10391	376.00	274
82.00	10987	179.00	86264	279.00	2178	377.00	1290
83.00	11341	180.00	57880	280.00	288	378.00	705

Data File: \\chromfs\Seattle\ChromData\TAC050\20220113-80849.b\SIM011322b012.D\TAC050_SIM_PAH.rslt\spec

Injection Date: 14-Jan-2022 00:35:30

Spectrum: Tune Spec :Average 2306-2308(9.91-9.91) Bgrd 2298(9.88)

Base Peak: 442.00

Minimum % Base Peak: 0

Number of Points: 383

m/z	Y	m/z	Y	m/z	Y	m/z	Y
84.00	119	181.00	28336	281.00	523	379.00	43
85.00	6057	182.00	5128	282.00	1597	382.00	350
86.00	13572	183.00	2858	283.00	7036	383.00	14753
87.00	4614	184.00	5555	284.00	4392	384.00	3196
88.00	2800	185.00	48056	285.00	9698	385.00	1780
89.00	1671	186.00	350528	286.00	1437	386.00	365
90.00	459	187.00	96984	287.00	687	389.00	1347
91.00	11999	188.00	9239	288.00	679	390.00	7322
92.00	11741	189.00	18528	289.00	3184	391.00	5982
93.00	88216	190.00	2753	290.00	3225	392.00	4145
94.00	7659	191.00	9162	291.00	2184	393.00	747
95.00	910	192.00	30824	292.00	3239	394.00	222
96.00	4643	193.00	33168	293.00	14267	396.00	927
97.00	1818	194.00	6029	294.00	4676	396.00	386
98.00	72000	195.00	4141	295.00	4100	397.00	1296
99.00	55504	196.00	84664	296.00	221120	398.00	77
100.00	4989	198.00	2490368	297.00	35376	401.00	3532
101.00	31768	199.00	170816	298.00	1510	402.00	25552
102.00	1699	200.00	15056	299.00	902	403.00	34016
103.00	9685	201.00	14672	300.00	1088	404.00	11092
104.00	19136	202.00	1682	301.00	2904	405.00	2519
105.00	17768	203.00	17072	302.00	3005	406.00	224
106.00	8405	204.00	90856	303.00	25208	407.00	87
107.00	274176	205.00	142656	304.00	7757	408.00	162
108.00	38352	206.00	609344	305.00	1569	409.00	320
109.00	3086	207.00	74016	306.00	275	410.00	1428
110.00	545728	208.00	20088	307.00	533	415.00	1456
111.00	80112	209.00	5984	308.00	4075	416.00	377
112.00	11404	211.00	23808	309.00	2959	417.00	259
113.00	3233	212.00	2964	310.00	4154	418.00	186
114.00	955	213.00	1614	311.00	1245	419.00	540
115.00	672	214.00	748	312.00	1237	420.00	631
116.00	18896	215.00	8242	313.00	2744	421.00	32232
117.00	254592	216.00	12818	314.00	11476	422.00	27504

Data File: \\chromfs\Seattle\ChromData\TAC050\20220113-80849.b\SIM011322b012.D\TAC050_SIM_PAH.rslt\spec

Injection Date: 14-Jan-2022 00:35:30

Spectrum: Tune Spec :Average 2306-2308(9.91-9.91) Bgrd 2298(9.88)

Base Peak: 442.00

Minimum % Base Peak: 0

Number of Points: 383

m/z	Y	m/z	Y	m/z	Y	m/z	Y
118.00	16792	217.00	152832	315.00	26232	423.00	222080
119.00	1360	218.00	17872	316.00	16202	424.00	48520
120.00	4089	219.00	2624	317.00	2406	425.00	6179
121.00	458	220.00	1144	318.00	488	426.00	576
122.00	20056	221.00	141184	319.00	603	427.00	961
123.00	32960	223.00	35560	320.00	1378	428.00	772
124.00	13806	224.00	342080	321.00	9064	429.00	810
125.00	13381	225.00	82864	322.00	4998	430.00	485
127.00	1193984	226.00	9699	323.00	83336	431.00	1011
128.00	85008	227.00	142144	324.00	15496	433.00	520
129.00	469312	228.00	21168	325.00	2791	433.00	1672
130.00	42680	229.00	31728	326.00	1173	434.00	1682
131.00	6990	230.00	5176	327.00	14334	435.00	497
132.00	3376	231.00	9010	328.00	6358	436.00	1644
133.00	1480	232.00	1891	329.00	2231	437.00	1964
134.00	13199	233.00	2700	330.00	422	438.00	4272
135.00	31456	234.00	10123	331.00	584	439.00	3895
136.00	14336	235.00	11856	332.00	7236	441.00	619648
137.00	18336	236.00	6186	333.00	9503	442.00	4463616
138.00	3811	237.00	10719	334.00	57088	443.00	806336
139.00	3100	238.00	1081	335.00	13338	444.00	69072
140.00	5323	239.00	6521	336.00	1735	445.00	4355
141.00	57752	240.00	4658	337.00	485	465.00	170
142.00	22728	241.00	8515	339.00	1674	479.00	56
143.00	12772	242.00	18000	340.00	691	530.00	89
144.00	2916	243.00	21464	341.00	11275	533.00	63
145.00	2986	244.00	287680	342.00	3821	534.00	52
146.00	8757	245.00	38776	343.00	539	536.00	55
147.00	27544	246.00	55264	344.00	161		

Eurofins Seattle

Data File: \\chromfs\Seattle\ChromData\TAC050\20220113-80849.b\SIM011322b012.D

Injection Date: 14-Jan-2022 00:35:30

Instrument ID: TAC050

Lims ID: dftpp

Client ID:

Operator ID: jcm

ALS Bottle#: 2

Worklist Smp#: 2

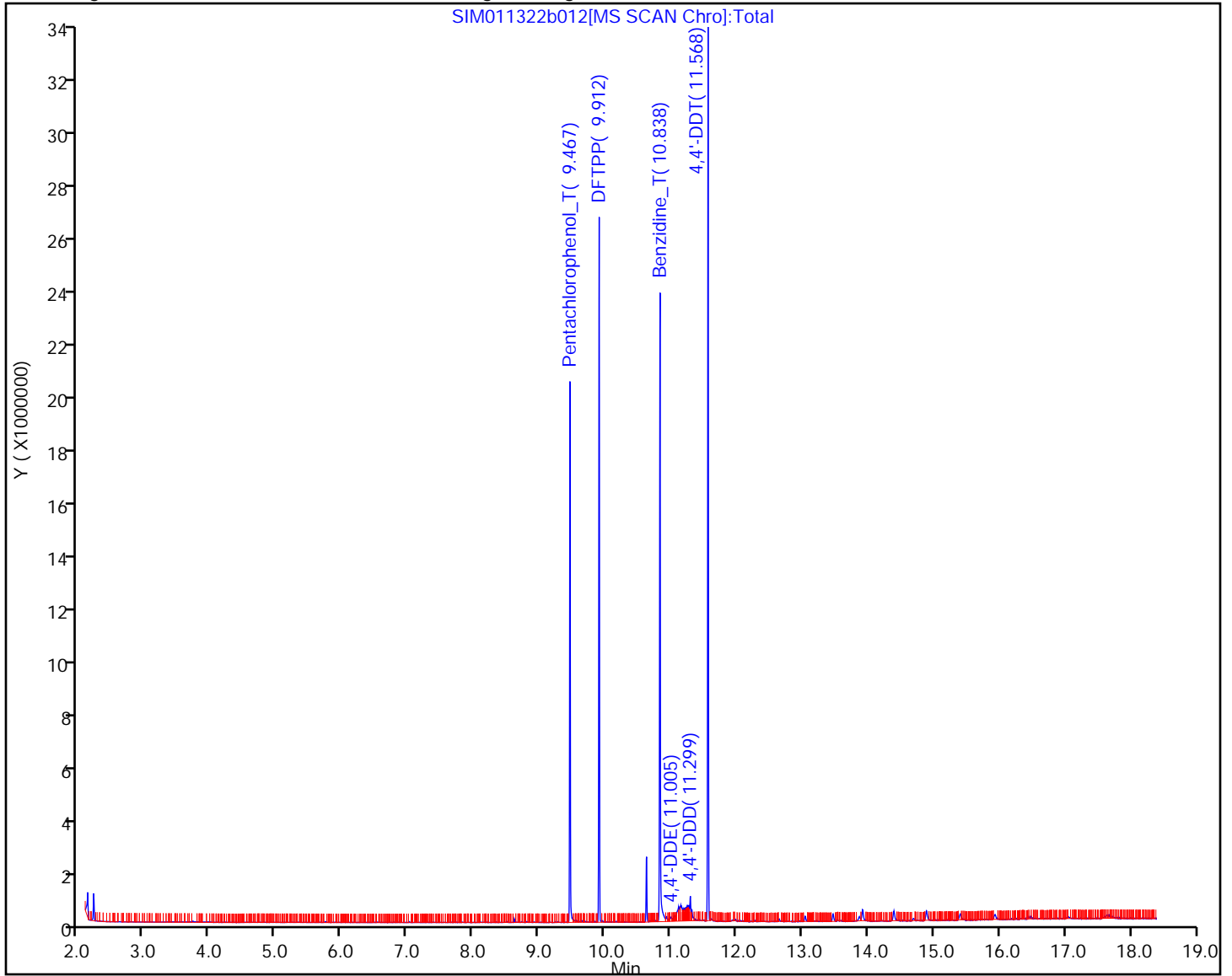
Injection Vol: 1.0 ul

Dil. Factor: 1.0000

Method: TAC050_SIM_PAH

Limit Group: 8270D_SIM QSM 5.0

Y Scaling: Method Defined: Scale to the Nth Largest Target: 1



Eurofins Seattle

Data File: \\chromfs\Seattle\ChromData\TAC050\20220113-80849.b\SIM011322b012.D
Injection Date: 14-Jan-2022 00:35:30 Instrument ID: TAC050
Lims ID: dftpp
Client ID:
Operator ID: jcm ALS Bottle#: 2 Worklist Smp#: 2
Injection Vol: 1.0 ul Dil. Factor: 1.0000
Method: TAC050_SIM_PAH Limit Group: 8270D_SIM QSM 5.0


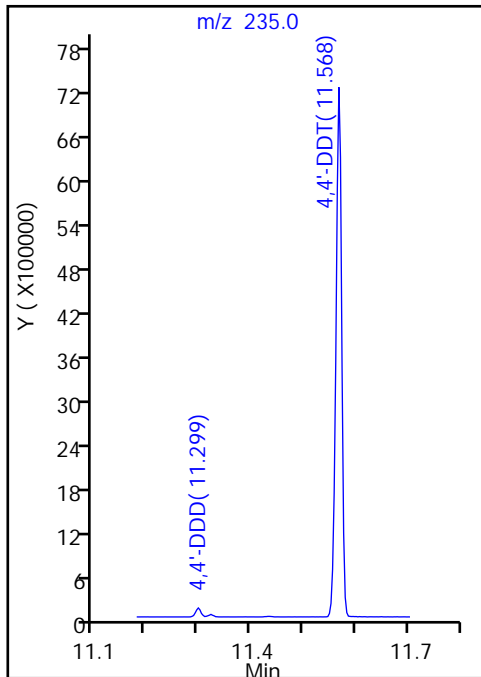
36 4,4'-DDT, Detector: MS SCAN

SW-846 Method

%Breakdown =
(Area Breakdown Cpnds/
Total Area Breakdown Cpnds) * 100

36 4,4'-DDT, Area = 5483688
35 4,4'-DDD, Area = 85436
34 4,4'-DDE, Area = 2920

%Breakdown: 1.59%, <= 20.00%
Passed



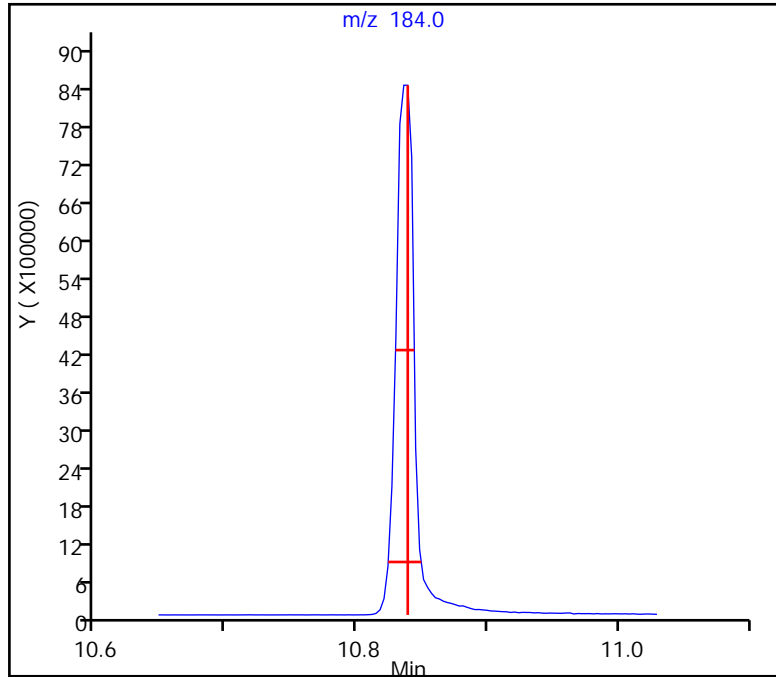
Eurofins Seattle

Data File: \\chromfs\Seattle\ChromData\TAC050\20220113-80849.b\SIM011322b012.D
Injection Date: 14-Jan-2022 00:35:30 Instrument ID: TAC050
Lims ID: dftpp
Client ID:
Operator ID: jcm ALS Bottle#: 2 Worklist Smp#: 2
Injection Vol: 1.0 ul Dil. Factor: 1.0000
Method: TAC050_SIM_PAH Limit Group: 8270D_SIM QSM 5.0
33 Benzidine_T, Detector: MS SCAN

Peak Tailing Factor =
BackWidth/FrontWidth @ 10% Peak Height

Back Width = 0.010 (min.)
Front Width = 0.015 (min.)

Tailing Factor = 0.67, Max. Tailing <= 2.00
Passed



Eurofins Seattle

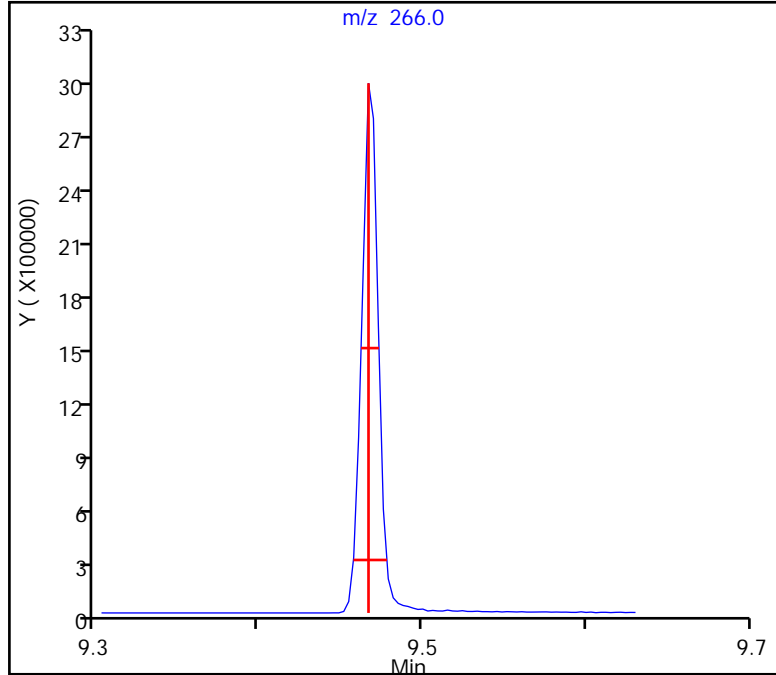
Data File: \\chromfs\Seattle\ChromData\TAC050\20220113-80849.b\SIM011322b012.D
Injection Date: 14-Jan-2022 00:35:30 Instrument ID: TAC050
Lims ID: dftpp
Client ID:
Operator ID: jcm ALS Bottle#: 2 Worklist Smp#: 2
Injection Vol: 1.0 ul Dil. Factor: 1.0000
Method: TAC050_SIM_PAH Limit Group: 8270D_SIM QSM 5.0

31 Pentachlorophenol_T, Detector: MS SCAN

Peak Tailing Factor =
BackWidth/FrontWidth @ 10% Peak Height

Back Width = 0.011 (min.)
Front Width = 0.009 (min.)

Tailing Factor = 1.22, Max. Tailing <= 2.00
Passed



Eurofins Seattle
Target Compound Quantitation Report

Data File: \\chromfs\Seattle\ChromData\TAC050\20220311-81700.b\SIM031122a003.D
 Lims ID: dftpp
 Client ID:
 Sample Type: DFTPP
 Inject. Date: 11-Mar-2022 10:39:30 ALS Bottle#: 2 Worklist Smp#: 2
 Injection Vol: 1.0 ul Dil. Factor: 1.0000
 Sample Info: DFTPP
 Operator ID: tl Instrument ID: TAC050
 Method: \\chromfs\Seattle\ChromData\TAC050\20220311-81700.b\TAC050_SIM_PAH.m
 Limit Group: 8270D_SIM QSM 5.0
 Last Update: 11-Mar-2022 14:03:29 Calib Date: 14-Jan-2022 05:04:30
 Integrator: Falcon ID Type: RT Order ID
 Quant Method: Internal Standard Quant By: Initial Calibration
 Last ICal File: \\chromfs\Seattle\ChromData\TAC050\20220113-80849.b\SIM011322b026.D
 Column 1 : Det: MS SCAN
 Process Host: CTX1622

First Level Reviewer: limmere Date: 11-Mar-2022 14:03:29

Compound	Sig	RT (min.)	Exp RT (min.)	Dlt RT (min.)	Q	Response	Cal Amt ug/L	OnCol Amt ug/L	Flags
31 Pentachlorophenol_T	266	9.473	9.473	0.000	0	5460998	NR	NR	
32 DFTPP									
33 Benzidine_T	184	10.851	10.851	0.000	0	14329990	NR	NR	e
34 4,4'-DDE	246	10.996	10.996	0.000	0	7616		NR	
35 4,4'-DDD	235	11.299	11.299	0.000	0	73598		NR	a
36 4,4'-DDT	235	11.571	11.571	0.000	0	10080274	NR	NR	e

QC Flag Legend

Processing Flags

NR - Missing Quant Standard

e - Potential Peak Saturated

Review Flags

a - User Assigned ID

Reagents:

DFTPPx2_00044

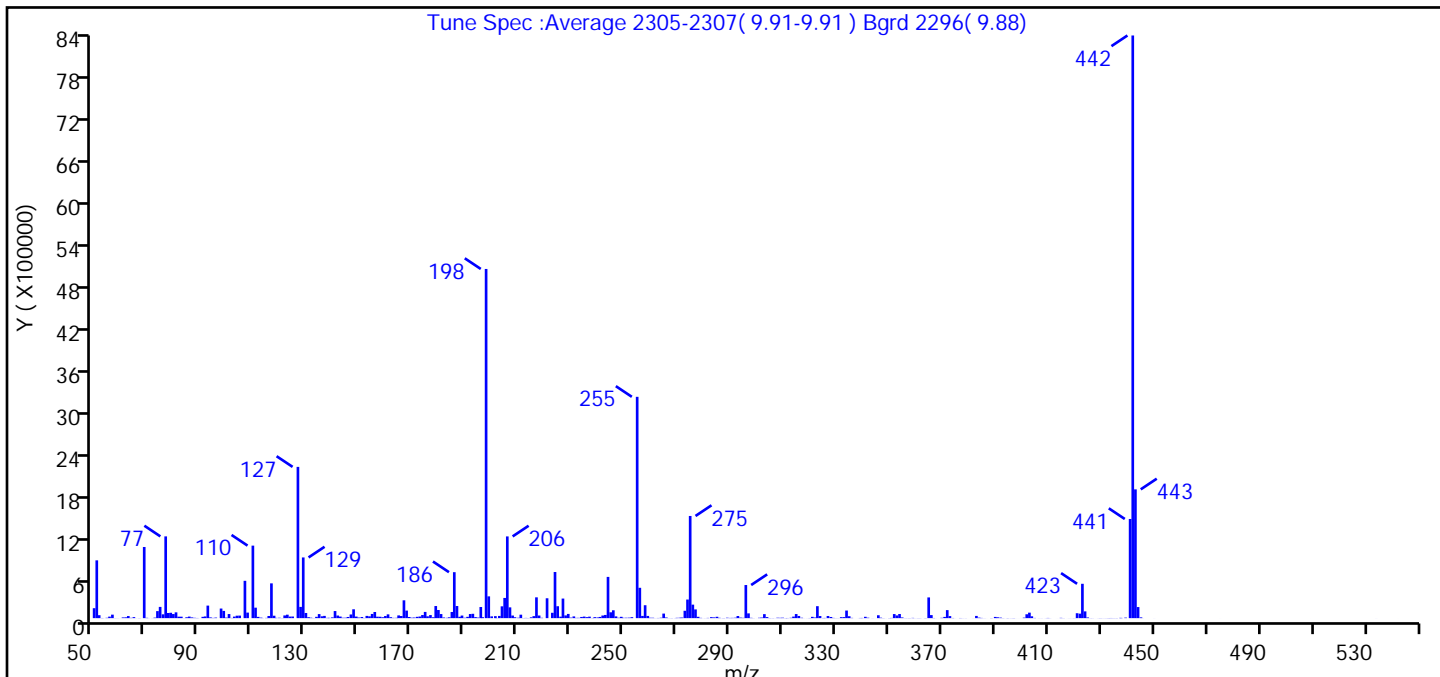
Amount Added: 1.00

Units: mL

Eurofins Seattle

Data File: \\chromfs\Seattle\ChromData\TAC050\20220311-81700.b\SIM031122a003.D
 Injection Date: 11-Mar-2022 10:39:30 Instrument ID: TAC050
 Lims ID: dftpp
 Client ID:
 Operator ID: tl ALS Bottle#: 2 Worklist Smp#: 2
 Injection Vol: 1.0 ul Dil. Factor: 1.0000
 Method: TAC050_SIM_PAH Limit Group: 8270D_SIM QSM 5.0
 Tune Method: DFTPP Method 525.2, BP 198

32 DFTPP



m/z	Ion Abundance Criteria	% Relative Abundance
198	base peak, or >50% of 442	100.0 (59.9)
51	10-80% of the base peak	16.6
68	<2% of mass 69	0.0 (0.0)
69	Present	20.4
70	<2% of mass 69	0.1 (0.4)
127	10-80% of the base peak	43.3
197	<2% of mass 198	0.3
199	5-9% of mass 198	6.2
275	10-60% of the base peak	29.3
365	>1% of the base peak	5.9
441	Present and < mass 443	28.4 (77.0)
442	base peak, or >50% of 198	166.9
443	15-24% of mass 442	36.9 (22.1)

Data File: \\chromfs\Seattle\ChromData\TAC050\20220311-81700.b\SIM031122a003.D\TAC050_SIM_PAH.rslt\spec
 Injection Date: 11-Mar-2022 10:39:30
 Spectrum: Tune Spec :Average 2305-2307(9.91-9.91) Bgrd 2296(9.88)
 Base Peak: 442.00
 Minimum % Base Peak: 0
 Number of Points: 395

m/z	Y	m/z	Y	m/z	Y	m/z	Y
50.00	143104	154.00	26256	256.00	436864	355.00	10009
51.00	832128	155.00	60320	257.00	32048	356.00	1378
52.00	42448	156.00	88496	258.00	185920	357.00	1059
53.00	2331	157.00	20832	259.00	31792	358.00	1772
54.00	343	158.00	20056	260.00	5629	359.00	3677
55.00	5046	159.00	13031	261.00	5519	360.00	875
56.00	21736	160.00	30320	262.00	1015	361.00	1506
57.00	50384	161.00	54480	263.00	2643	362.00	1345
58.00	1348	162.00	13704	264.00	5832	364.00	881
59.00	822	163.00	4229	265.00	65632	364.00	1360
60.00	378	164.00	5055	266.00	9273	365.00	298240
61.00	10392	165.00	39312	267.00	1199	366.00	43816
62.00	11757	166.00	30520	268.00	1788	367.00	2420
63.00	29976	167.00	256704	269.00	1140	368.00	471
64.00	4577	168.00	108656	270.00	4626	369.00	116
65.00	14779	169.00	16584	271.00	6158	370.00	4645
66.00	698	170.00	6345	272.00	8337	371.00	17752
67.00	1620	171.00	8723	273.00	106120	372.00	115544
69.00	1024320	172.00	18960	274.00	267840	373.00	29680
70.00	4595	173.00	23240	275.00	1470976	374.00	2689
71.00	703	174.00	44824	276.00	194368	375.00	436
72.00	732	175.00	89664	277.00	125856	376.00	175
73.00	7574	176.00	26336	278.00	19264	377.00	2327
74.00	101136	177.00	44312	279.00	3924	378.00	927
75.00	161728	178.00	12932	280.00	492	379.00	953
76.00	54976	179.00	174400	281.00	899	380.00	89
77.00	1177088	180.00	117112	282.00	3425	382.00	581
78.00	73992	181.00	58976	283.00	14355	383.00	32000
79.00	77416	182.00	9629	284.00	11055	384.00	7226
80.00	58968	183.00	5096	285.00	19568	385.00	3239
81.00	83512	184.00	12013	286.00	4813	386.00	936
82.00	20904	185.00	88560	287.00	781	387.00	295
83.00	20896	186.00	661696	288.00	2095	389.00	614

Data File: \\chromfs\Seattle\ChromData\TAC050\20220311-81700.b\SIM031122a003.D\TAC050_SIM_PAH.rslt\spec

Injection Date: 11-Mar-2022 10:39:30

Spectrum: Tune Spec :Average 2305-2307(9.91-9.91) Bgrd 2296(9.88)

Base Peak: 442.00

Minimum % Base Peak: 0

Number of Points: 395

m/z	Y	m/z	Y	m/z	Y	m/z	Y
84.00	1090	187.00	174592	289.00	6100	389.00	1069
85.00	12483	188.00	19464	290.00	3236	390.00	17608
86.00	22400	189.00	37360	291.00	4042	391.00	12594
87.00	10497	190.00	5817	292.00	6620	392.00	7634
88.00	4836	191.00	18888	293.00	30880	393.00	1610
89.00	2546	192.00	59312	294.00	7811	394.00	534
90.00	357	193.00	62576	295.00	4676	395.00	1693
91.00	18808	194.00	14636	296.00	476736	396.00	1089
92.00	24168	195.00	8395	297.00	68576	397.00	1912
93.00	180544	196.00	160320	298.00	4654	398.00	224
94.00	10612	197.00	13485	299.00	1254	399.00	245
95.00	3620	198.00	5026816	300.00	264	400.00	291
96.00	7979	199.00	313536	301.00	5494	401.00	7223
98.00	138304	200.00	25392	302.00	8476	402.00	55816
99.00	104304	202.00	28808	303.00	57744	403.00	79016
100.00	7753	202.00	1862	304.00	15086	404.00	26232
101.00	58912	203.00	31832	305.00	2139	405.00	2980
102.00	3234	204.00	170112	306.00	1672	407.00	725
103.00	22104	205.00	290944	307.00	715	407.00	162
104.00	35336	206.00	1176576	308.00	6001	408.00	757
105.00	36600	207.00	155200	309.00	4767	409.00	839
107.00	537344	208.00	37592	310.00	6449	410.00	2893
108.00	79800	209.00	13039	311.00	1954	411.00	856
110.00	1043904	210.00	5741	312.00	2337	412.00	60
111.00	150784	211.00	49832	313.00	5166	413.00	171
112.00	18368	212.00	1963	314.00	22352	414.00	130
113.00	7217	213.00	3278	315.00	58960	415.00	4055
114.00	905	214.00	1862	316.00	31376	416.00	1266
115.00	3446	215.00	11897	317.00	5643	417.00	307
116.00	31080	216.00	28800	318.00	609	418.00	771
117.00	500800	217.00	299520	319.00	602	419.00	556
118.00	34696	218.00	37760	320.00	2295	420.00	1279
119.00	4080	219.00	4815	321.00	18840	421.00	70736
120.00	5599	221.00	286208	322.00	9314	422.00	64472

Data File: \\chromfs\Seattle\ChromData\TAC050\20220311-81700.b\SIM031122a003.D\TAC050_SIM_PAH.rslt\spec

Injection Date: 11-Mar-2022 10:39:30

Spectrum: Tune Spec :Average 2305-2307(9.91-9.91) Bgrd 2296(9.88)

Base Peak: 442.00

Minimum % Base Peak: 0

Number of Points: 395

m/z	Y	m/z	Y	m/z	Y	m/z	Y
121.00	1600	223.00	77200	323.00	172288	423.00	494592
122.00	39064	224.00	664192	324.00	30432	424.00	97400
123.00	49800	225.00	171584	325.00	2446	425.00	10015
124.00	22496	226.00	21368	326.00	3050	426.00	1186
125.00	23272	227.00	281856	327.00	30992	427.00	1000
127.00	2177536	228.00	39248	328.00	16736	428.00	188
128.00	161728	229.00	60792	329.00	3689	429.00	946
129.00	873856	230.00	7619	330.00	1427	430.00	1619
130.00	74352	231.00	24872	331.00	1246	431.00	925
131.00	13835	232.00	3848	332.00	14038	432.00	1193
132.00	6572	233.00	4527	333.00	14745	433.00	2027
133.00	1480	234.00	17040	334.00	109296	434.00	2324
134.00	18960	235.00	22264	335.00	27504	435.00	1595
135.00	58320	236.00	14514	336.00	3934	436.00	1803
136.00	26424	237.00	21312	337.00	133	437.00	3748
137.00	32376	238.00	2543	338.00	256	438.00	2775
138.00	3923	239.00	14193	339.00	2587	439.00	7536
139.00	4519	240.00	9796	340.00	2880	441.00	1427456
140.00	11164	241.00	17392	341.00	19416	442.00	8388096
141.00	102104	242.00	37912	342.00	6178	443.00	1853952
142.00	37456	243.00	45952	343.00	65	444.00	159552
143.00	22488	244.00	593792	344.00	743	445.00	10944
144.00	5881	245.00	84264	345.00	307	446.00	582
145.00	6339	246.00	113176	346.00	41704	450.00	368
146.00	16848	247.00	25200	347.00	6624	475.00	175
147.00	52904	248.00	5626	348.00	1642	478.00	58
148.00	127608	249.00	19176	349.00	398	503.00	65
149.00	22672	250.00	5263	350.00	2070	509.00	78
150.00	8891	251.00	6043	351.00	3340	512.00	61
151.00	16086	252.00	7289	352.00	58672	534.00	321
152.00	2985	253.00	13983	353.00	38936	542.00	73
153.00	32280	255.00	3186176	354.00	59392		

Eurofins Seattle

Data File: \\chromfs\Seattle\ChromData\TAC050\20220311-81700.b\SIM031122a003.D

Injection Date: 11-Mar-2022 10:39:30

Instrument ID: TAC050

Lims ID: dftpp

Client ID:

Operator ID: tl

ALS Bottle#: 2

Worklist Smp#: 2

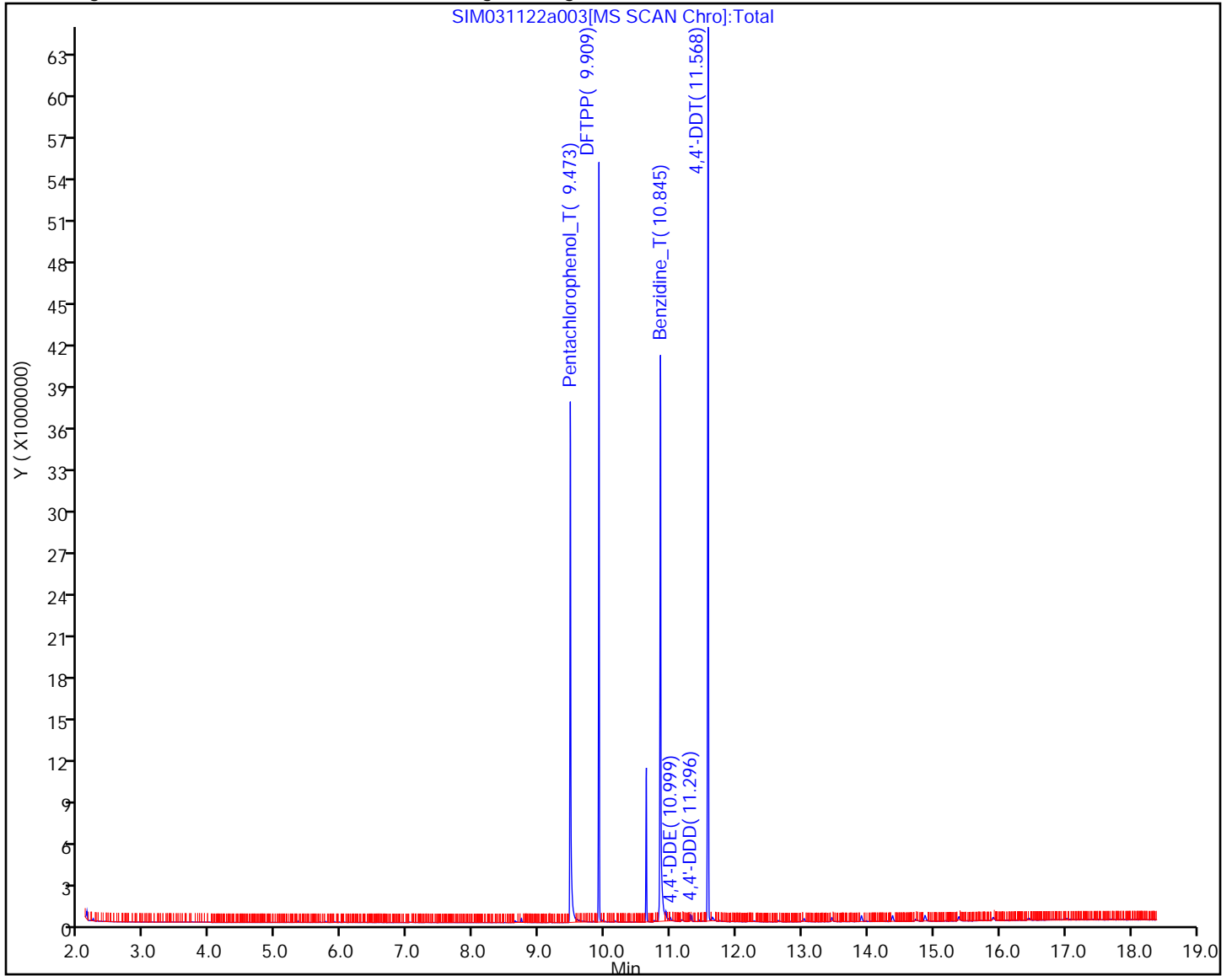
Injection Vol: 1.0 ul

Dil. Factor: 1.0000

Method: TAC050_SIM_PAH

Limit Group: 8270D_SIM QSM 5.0

Y Scaling: Method Defined: Scale to the Nth Largest Target: 1



Eurofins Seattle

Data File: \\chromfs\Seattle\ChromData\TAC050\20220311-81700.b\SIM031122a003.D
Injection Date: 11-Mar-2022 10:39:30 Instrument ID: TAC050
Lims ID: dftpp
Client ID:
Operator ID: tl ALS Bottle#: 2 Worklist Smp#: 2
Injection Vol: 1.0 ul Dil. Factor: 1.0000
Method: TAC050_SIM_PAH Limit Group: 8270D_SIM QSM 5.0


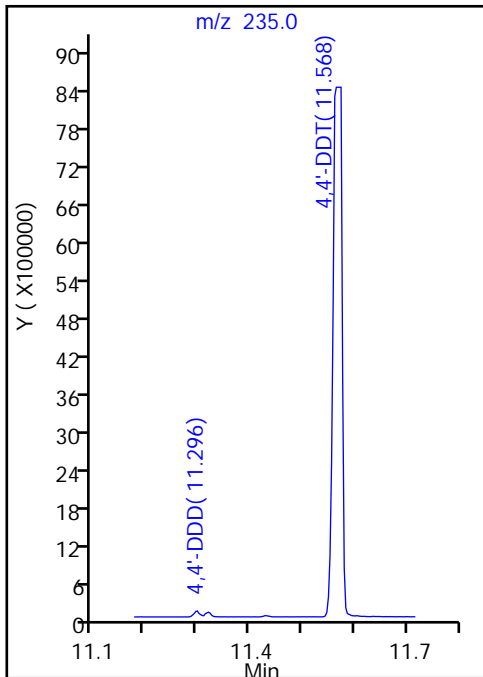
36 4,4'-DDT, Detector: MS SCAN

SW-846 Method

%Breakdown =
(Area Breakdown Cpnds/
Total Area Breakdown Cpnds) * 100

36 4,4'-DDT, Area = 10080274
35 4,4'-DDD, Area = 73598
34 4,4'-DDE, Area = 7616

%Breakdown: 0.80%, <= 20.00%
Passed



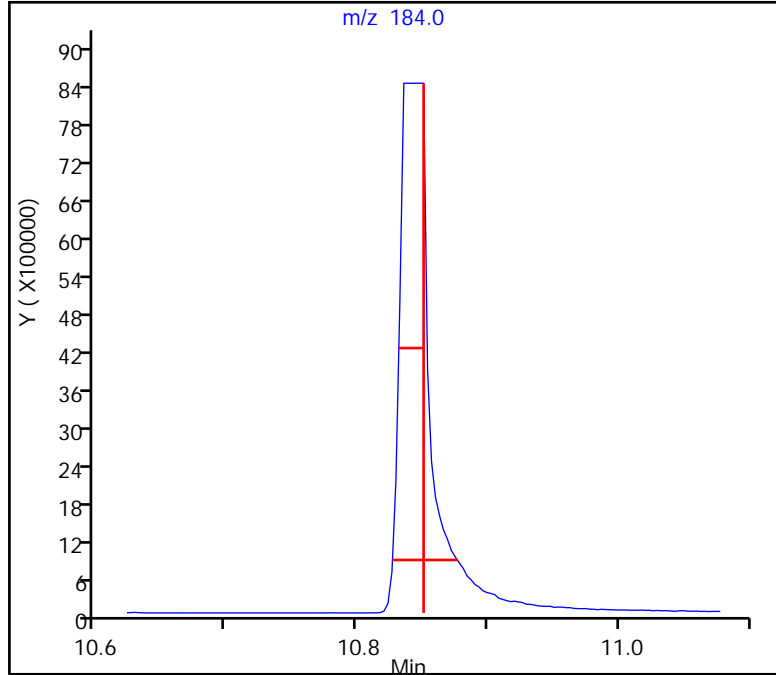
Eurofins Seattle

Data File: \\chromfs\Seattle\ChromData\TAC050\20220311-81700.b\SIM031122a003.D
Injection Date: 11-Mar-2022 10:39:30 Instrument ID: TAC050
Lims ID: dftpp
Client ID:
Operator ID: tl ALS Bottle#: 2 Worklist Smp#: 2
Injection Vol: 1.0 ul Dil. Factor: 1.0000
Method: TAC050_SIM_PAH Limit Group: 8270D_SIM QSM 5.0
33 Benzidine_T, Detector: MS SCAN

Peak Tailing Factor =
BackWidth/FrontWidth @ 10% Peak Height

Back Width = 0.026 (min.)
Front Width = 0.024 (min.)

Tailing Factor = 1.08, Max. Tailing <= 2.00
Passed



Eurofins Seattle

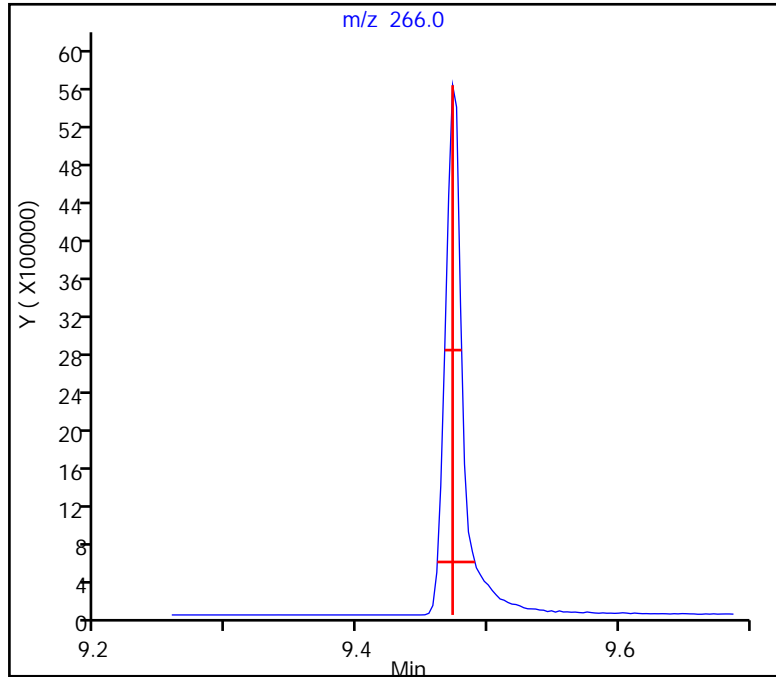
Data File: \\chromfs\Seattle\ChromData\TAC050\20220311-81700.b\SIM031122a003.D
Injection Date: 11-Mar-2022 10:39:30 Instrument ID: TAC050
Lims ID: dftpp
Client ID:
Operator ID: tl ALS Bottle#: 2 Worklist Smp#: 2
Injection Vol: 1.0 ul Dil. Factor: 1.0000
Method: TAC050_SIM_PAH Limit Group: 8270D_SIM QSM 5.0

31 Pentachlorophenol_T, Detector: MS SCAN

Peak Tailing Factor =
BackWidth/FrontWidth @ 10% Peak Height

Back Width = 0.017 (min.)
Front Width = 0.012 (min.)

Tailing Factor = 1.42, Max. Tailing <= 2.00
Passed



FORM I
GC/MS SEMI VOA ORGANICS ANALYSIS DATA SHEET

Lab Name: Eurofins Seattle Job No.: 580-111018-1
 SDG No.: _____
 Client Sample ID: _____ Lab Sample ID: MB 580-383431/1-A
 Matrix: Water Lab File ID: SIM031122a005.D
 Analysis Method: 8270E SIM Date Collected: _____
 Extract. Method: 3510C Date Extracted: 03/10/2022 09:42
 Sample wt/vol: 1000 (mL) Date Analyzed: 03/11/2022 11:36
 Con. Extract Vol.: 2 (mL) Dilution Factor: 1
 Injection Volume: 1 (uL) Level: (low/med) Low
 % Moisture: _____ GPC Cleanup: (Y/N) N
 Analysis Batch No.: 383574 Units: ug/L

CAS NO.	COMPOUND NAME	RESULT	Q	LOQ	LOD	DL
90-12-0	1-Methylnaphthalene	0.032	U	0.10	0.032	0.019
91-57-6	2-Methylnaphthalene	0.080	U	0.20	0.080	0.039
83-32-9	Acenaphthene	0.032	U	0.10	0.032	0.014
208-96-8	Acenaphthylene	0.032	U	0.050	0.032	0.0090
120-12-7	Anthracene	0.080	U	0.10	0.080	0.022
56-55-3	Benzo[a]anthracene	0.032	U	0.050	0.032	0.014
50-32-8	Benzo[a]pyrene	0.032	U	0.10	0.032	0.011
205-99-2	Benzo[b]fluoranthene	0.032	U	0.050	0.032	0.011
191-24-2	Benzo[g,h,i]perylene	0.032	U	0.050	0.032	0.012
207-08-9	Benzo[k]fluoranthene	0.032	U	0.050	0.032	0.012
218-01-9	Chrysene	0.032	U	0.10	0.032	0.016
53-70-3	Dibenz(a,h)anthracene	0.032	U	0.10	0.032	0.026
206-44-0	Fluoranthene	0.032	U	0.20	0.032	0.018
86-73-7	Fluorene	0.032	U	0.10	0.032	0.017
193-39-5	Indeno[1,2,3-cd]pyrene	0.032	U	0.050	0.032	0.014
91-20-3	Naphthalene	0.080	U	0.10	0.080	0.031
85-01-8	Phenanthrene	0.080	U	0.10	0.080	0.031
129-00-0	Pyrene	0.080	U	0.10	0.080	0.033

CAS NO.	SURROGATE	%REC	Q	LIMITS
7297-45-2	2-methylnaphthalene-d10	57	M	40-140
93951-69-0	Fluoranthene-d10 (Surr)	94		40-140
1718-51-0	Terphenyl-d14	106		58-132

Eurofins Seattle
Target Compound Quantitation Report

Data File: \\chromfs\Seattle\ChromData\TAC050\20220311-81700.b\SIM031122a005.D
 Lims ID: MB 580-383431/1-A
 Client ID:
 Sample Type: MB
 Inject. Date: 11-Mar-2022 11:36:30 ALS Bottle#: 4 Worklist Smp#: 4
 Injection Vol: 1.0 ul Dil. Factor: 1.0000
 Sample Info: MB 580-383431/1-A
 Operator ID: tl Instrument ID: TAC050
 Method: \\chromfs\Seattle\ChromData\TAC050\20220311-81700.b\TAC050_SIM_PAH.m
 Limit Group: 8270D_SIM QSM 5.0
 Last Update: 11-Mar-2022 14:14:24 Calib Date: 14-Jan-2022 05:04:30
 Integrator: Falcon ID Type: RT Order ID
 Quant Method: Internal Standard Quant By: Initial Calibration
 Last ICal File: \\chromfs\Seattle\ChromData\TAC050\20220113-80849.b\SIM011322b026.D
 Column 1 : Det: MS SCAN
 Process Host: CTX1622

First Level Reviewer: limmere Date: 11-Mar-2022 14:14:24

Compound	Sig	RT (min.)	Exp RT (min.)	Dlt RT (min.)	Q	Response	Cal Amt ug/L	OnCol Amt ug/L	Flags
* 1 Naphthalene-d8	136	5.171	5.171	0.000	90	19050	100.0	100.0	
* 2 Acenaphthene-d10	164	6.867	6.854	0.013	71	6383	100.0	100.0	
* 3 Phenanthrene-d10	188	8.342	8.322	0.020	56	12614	100.0	100.0	
* 4 Chrysene-d12	240	11.071	11.039	0.032	48	10855	100.0	100.0	
* 5 Perylene-d12	264	13.139	13.102	0.037	69	12157	100.0	100.0	
\$ 6 2-methylnaphthalene-d10	152	5.809	5.809	0.000	67	64624	1000.0	573.4	M
\$ 10 2-Fluorobiphenyl	172	6.193	6.190	0.003	0	72959	1000.0	714.3	Ma
\$ 7 2,4,6-Tribromophenol	330	7.669	7.637	0.032	58	13772	1000.0	790.1	
\$ 8 Fluoranthene-d10 (Surr)	212	9.518	9.506	0.012	68	122794	1000.0	942.3	
\$ 9 Terphenyl-d14	244	9.908	9.900	0.008	94	107283	1000.0	1061.2	

QC Flag Legend

Processing Flags

Review Flags

M - Manually Integrated

a - User Assigned ID

Reagents:

8270SIM_IS_00069 Amount Added: 10.00 Units: uL Run Reagent

Eurofins Seattle

Data File: \\chromfs\Seattle\ChromData\TAC050\20220311-81700.b\SIM031122a005.D

Injection Date: 11-Mar-2022 11:36:30

Instrument ID: TAC050

Lims ID: MB 580-383431/1-A

Client ID:

Operator ID: tl

ALS Bottle#: 4

Worklist Smp#: 4

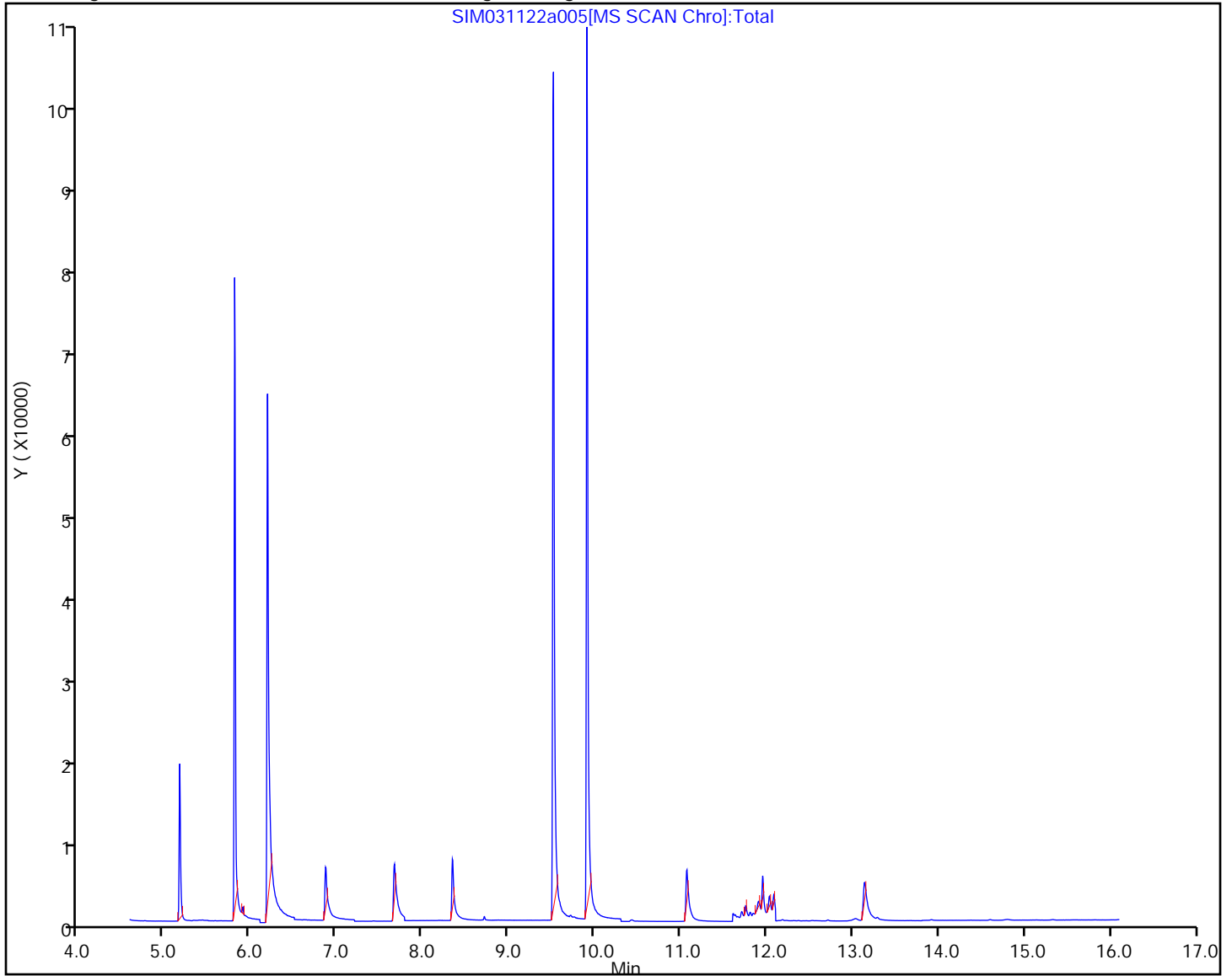
Injection Vol: 1.0 ul

Dil. Factor: 1.0000

Method: TAC050_SIM_PAH

Limit Group: 8270D_SIM QSM 5.0

Y Scaling: Method Defined: Scale to the Nth Largest Target: 1



Eurofins Seattle
Recovery Report

Data File: \\chromfs\Seattle\ChromData\TAC050\20220311-81700.b\SIM031122a005.D
 Lims ID: MB 580-383431/1-A
 Client ID:
 Sample Type: MB
 Inject. Date: 11-Mar-2022 11:36:30 ALS Bottle#: 4 Worklist Smp#: 4
 Injection Vol: 1.0 ul Dil. Factor: 1.0000
 Sample Info: MB 580-383431/1-A
 Operator ID: tl Instrument ID: TAC050
 Method: \\chromfs\Seattle\ChromData\TAC050\20220311-81700.b\TAC050_SIM_PAH.m
 Limit Group: 8270D_SIM QSM 5.0
 Last Update: 11-Mar-2022 14:14:24 Calib Date: 14-Jan-2022 05:04:30
 Integrator: Falcon ID Type: RT Order ID
 Quant Method: Internal Standard Quant By: Initial Calibration
 Last ICal File: \\chromfs\Seattle\ChromData\TAC050\20220113-80849.b\SIM011322b026.D
 Column 1 : Det: MS SCAN
 Process Host: CTX1622

First Level Reviewer: limmere

Date: 11-Mar-2022 14:14:24

Compound	Amount Added	Amount Recovered	% Rec.
\$ 6 2-methylnaphthalene-d10	1000.0	573.4	57.34
\$ 10 2-Fluorobiphenyl	1000.0	714.3	71.43
\$ 7 2,4,6-Tribromophenol	1000.0	790.1	79.01
\$ 8 Fluoranthene-d10 (Surr)	1000.0	942.3	94.23
\$ 9 Terphenyl-d14	1000.0	1061.2	106.12

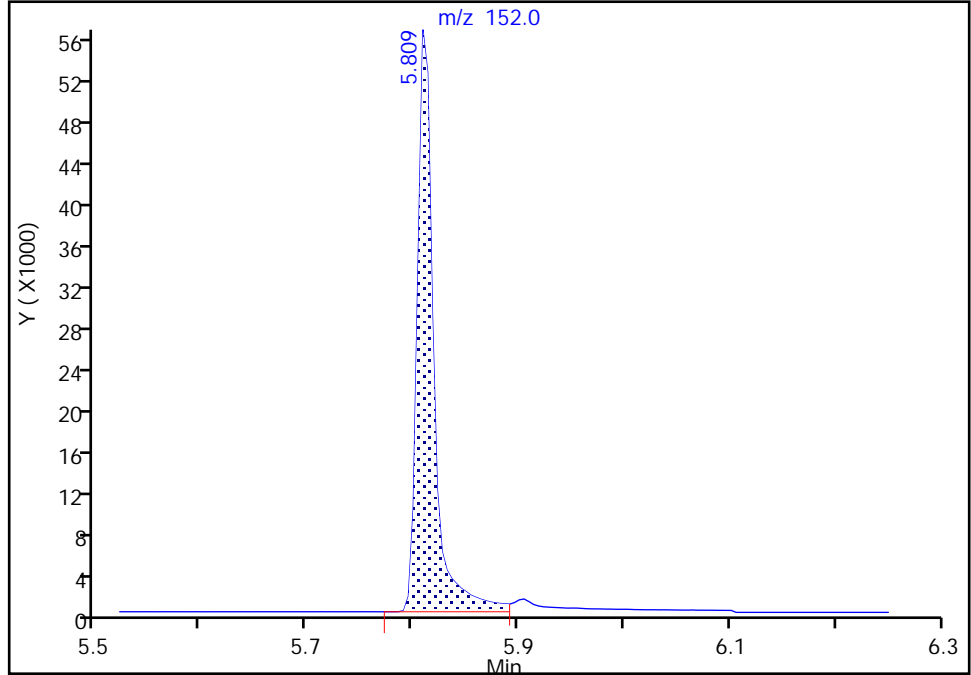
Eurofins Seattle

Data File: \\chromfs\Seattle\ChromData\TAC050\20220311-81700.b\SIM031122a005.D
Injection Date: 11-Mar-2022 11:36:30 Instrument ID: TAC050
Lims ID: MB 580-383431/1-A
Client ID:
Operator ID: tl ALS Bottle#: 4 Worklist Smp#: 4
Injection Vol: 1.0 ul Dil. Factor: 1.0000
Method: TAC050_SIM_PAH Limit Group: 8270D_SIM QSM 5.0
Column: Detector MS SCAN

\$ 6 2-methylnaphthalene-d10, CAS: 7297-45-2
Signal: 1

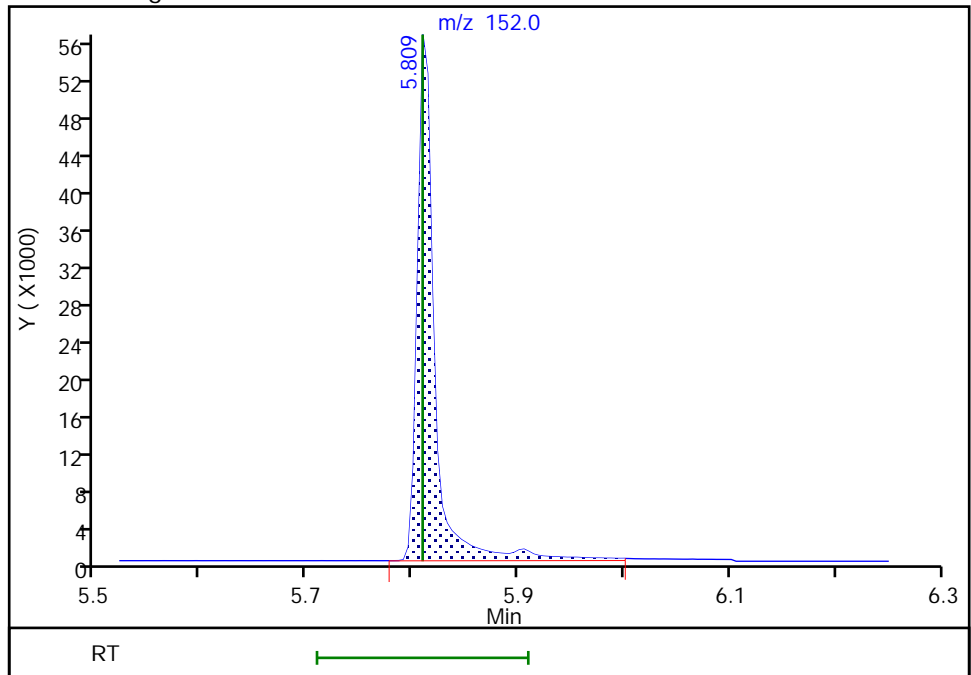
RT: 5.81
Area: 61408
Amount: 544.8848
Amount Units: ug/L

Processing Integration Results



RT: 5.81
Area: 64624
Amount: 573.4209
Amount Units: ug/L

Manual Integration Results



Reviewer: limmere, 11-Mar-2022 14:14:02
Audit Action: Manually Integrated

Audit Reason: Baseline
Page 776 of 797

FORM I
GC/MS SEMI VOA ORGANICS ANALYSIS DATA SHEET

Lab Name: Eurofins Seattle Job No.: 580-111018-1
 SDG No.: _____
 Client Sample ID: _____ Lab Sample ID: LCS 580-383431/2-A
 Matrix: Water Lab File ID: SIM031122a006.D
 Analysis Method: 8270E SIM Date Collected: _____
 Extract. Method: 3510C Date Extracted: 03/10/2022 09:42
 Sample wt/vol: 1000 (mL) Date Analyzed: 03/11/2022 11:55
 Con. Extract Vol.: 2 (mL) Dilution Factor: 1
 Injection Volume: 1 (uL) Level: (low/med) Low
 % Moisture: _____ GPC Cleanup: (Y/N) N
 Analysis Batch No.: 383574 Units: ug/L

CAS NO.	COMPOUND NAME	RESULT	Q	LOQ	LOD	DL
90-12-0	1-Methylnaphthalene	0.833		0.10	0.032	0.019
91-57-6	2-Methylnaphthalene	0.801		0.20	0.080	0.039
83-32-9	Acenaphthene	0.978		0.10	0.032	0.014
208-96-8	Acenaphthylene	0.929		0.050	0.032	0.0090
120-12-7	Anthracene	1.43		0.10	0.080	0.022
56-55-3	Benzo[a]anthracene	1.49		0.050	0.032	0.014
50-32-8	Benzo[a]pyrene	1.38		0.10	0.032	0.011
205-99-2	Benzo[b]fluoranthene	1.39		0.050	0.032	0.011
191-24-2	Benzo[g,h,i]perylene	1.63		0.050	0.032	0.012
207-08-9	Benzo[k]fluoranthene	1.73		0.050	0.032	0.012
218-01-9	Chrysene	1.61		0.10	0.032	0.016
53-70-3	Dibenz(a,h)anthracene	1.63	M	0.10	0.032	0.026
206-44-0	Fluoranthene	1.60		0.20	0.032	0.018
86-73-7	Fluorene	1.17		0.10	0.032	0.017
193-39-5	Indeno[1,2,3-cd]pyrene	1.40	M	0.050	0.032	0.014
91-20-3	Naphthalene	0.876		0.10	0.080	0.031
85-01-8	Phenanthrene	1.31		0.10	0.080	0.031
129-00-0	Pyrene	1.59		0.10	0.080	0.033

CAS NO.	SURROGATE	%REC	Q	LIMITS
7297-45-2	2-methylnaphthalene-d10	43		40-140
93951-69-0	Fluoranthene-d10 (Surr)	84		40-140
1718-51-0	Terphenyl-d14	94		58-132

Eurofins Seattle
Target Compound Quantitation Report

Data File: \\chromfs\Seattle\ChromData\TAC050\20220311-81700.b\SIM031122a006.D
 Lims ID: LCS 580-383431/2-A
 Client ID:
 Sample Type: LCS
 Inject. Date: 11-Mar-2022 11:55:30 ALS Bottle#: 5 Worklist Smp#: 5
 Injection Vol: 1.0 ul Dil. Factor: 1.0000
 Sample Info: LCS 580-383431/2-A
 Operator ID: tl Instrument ID: TAC050
 Method: \\chromfs\Seattle\ChromData\TAC050\20220311-81700.b\TAC050_SIM_PAH.m
 Limit Group: 8270D_SIM QSM 5.0
 Last Update: 11-Mar-2022 14:22:14 Calib Date: 14-Jan-2022 05:04:30
 Integrator: Falcon ID Type: RT Order ID
 Quant Method: Internal Standard Quant By: Initial Calibration
 Last ICal File: \\chromfs\Seattle\ChromData\TAC050\20220113-80849.b\SIM011322b026.D
 Column 1 : Det: MS SCAN
 Process Host: CTX1622

First Level Reviewer: limmere

Date: 11-Mar-2022 14:22:14

Compound	Sig	RT (min.)	Exp RT (min.)	Dlt RT (min.)	Q	Response	Cal Amt ug/L	OnCol Amt ug/L	Flags
* 1 Naphthalene-d8	136	5.171	5.171	0.000	90	17971	100.0	100.0	
* 2 Acenaphthene-d10	164	6.854	6.854	0.000	70	7898	100.0	100.0	
* 3 Phenanthrene-d10	188	8.319	8.322	-0.003	56	14850	100.0	100.0	
* 4 Chrysene-d12	240	11.035	11.039	-0.004	51	12442	100.0	100.0	
* 5 Perylene-d12	264	13.102	13.102	0.000	69	14518	100.0	100.0	
\$ 6 2-methylnaphthalene-d10	152	5.809	5.809	0.000	67	46041	1000.0	433.1	
\$ 10 2-Fluorobiphenyl	172	6.190	6.190	0.000	0	54309	1000.0	429.7	Ma
\$ 7 2,4,6-Tribromophenol	330	7.637	7.637	0.000	57	18179	1000.0	840.9	
\$ 8 Fluoranthene-d10 (Surr)	212	9.506	9.506	0.000	68	128920	1000.0	840.2	
\$ 9 Terphenyl-d14	244	9.896	9.900	-0.004	94	112172	1000.0	942.5	
11 Naphthalene	128	5.189	5.189	0.000	100	83276	1000.0	438.1	
12 2-Methylnaphthalene	141	5.841	5.841	0.000	93	43158	1000.0	400.4	
13 1-Methylnaphthalene	141	5.937	5.937	0.000	95	43465	1000.0	416.3	
14 Acenaphthylene	152	6.717	6.717	0.000	100	77528	1000.0	464.3	
15 Acenaphthene	153	6.884	6.884	0.000	97	51232	1000.0	488.9	
16 Fluorene	166	7.389	7.389	0.000	96	68253	1000.0	584.3	
17 Pentachlorophenol	266	8.138	8.142	-0.004	97	18377	2000.0	1210.2	
18 Phenanthrene	178	8.342	8.342	0.000	100	122730	1000.0	656.9	
19 Anthracene	178	8.393	8.397	-0.004	100	134699	1000.0	713.8	
20 Fluoranthene	202	9.522	9.526	-0.004	52	147229	1000.0	797.9	
21 Pyrene	202	9.750	9.754	-0.004	52	154727	1000.0	795.9	
22 Benzo[a]anthracene	228	11.021	11.021	0.000	95	133121	1000.0	744.0	
23 Chrysene	228	11.067	11.067	0.000	99	150717	1000.0	807.2	
30 Bis(2-ethylhexyl) phthalate	149	11.885	11.885	0.000	0	186824	1000.0	834.2	Ma
24 Benzo[b]fluoranthene	252	12.484	12.488	-0.004	97	131586	1000.0	694.4	
25 Benzo[k]fluoranthene	252	12.525	12.530	-0.005	95	183913	1000.0	866.3	
26 Benzo[a]pyrene	252	13.006	13.010	-0.004	96	130067	1000.0	687.9	
27 Indeno[1,2,3-cd]pyrene	276	14.973	14.978	-0.005	95	111322	1000.0	697.8	M
28 Dibenz(a,h)anthracene	278	15.016	15.022	-0.006	95	148908	1000.0	815.7	a
29 Benzo[g,h,i]perylene	276	15.472	15.472	0.000	94	160884	1000.0	813.0	

[QC Flag Legend](#)

Processing Flags

Review Flags

M - Manually Integrated

a - User Assigned ID

[Reagents:](#)

8270SIM_IS_00069

Amount Added: 10.00

Units: uL

Run Reagent

Eurofins Seattle

Data File: \\chromfs\Seattle\ChromData\TAC050\20220311-81700.b\SIM031122a006.D

Injection Date: 11-Mar-2022 11:55:30

Instrument ID: TAC050

Lims ID: LCS 580-383431/2-A

Client ID:

Operator ID: tl

ALS Bottle#: 5

Worklist Smp#: 5

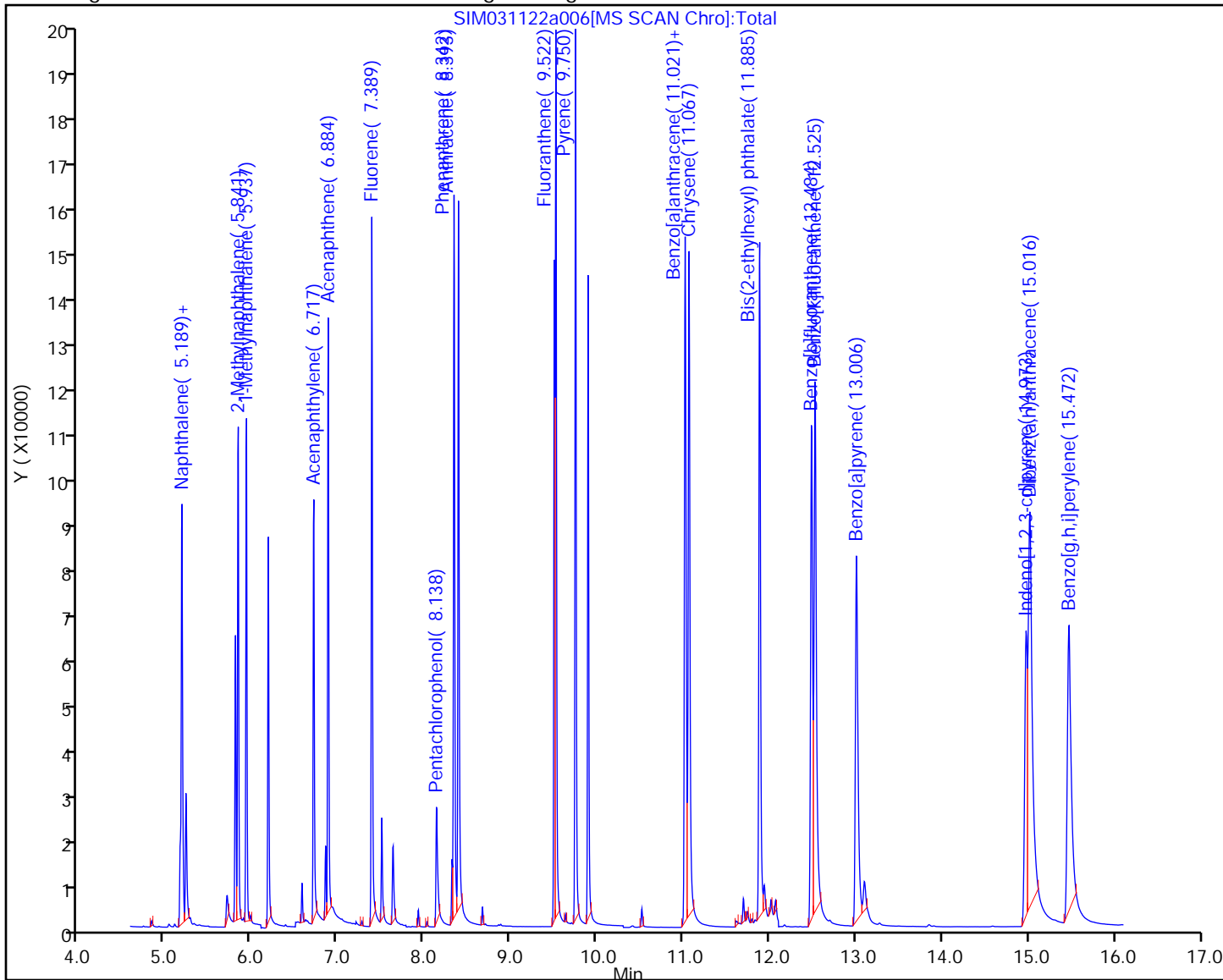
Injection Vol: 1.0 ul

Dil. Factor: 1.0000

Method: TAC050_SIM_PAH

Limit Group: 8270D_SIM QSM 5.0

Y Scaling: Method Defined: Scale to the Nth Largest Target: 1



Eurofins Seattle
Recovery Report

Data File: \\chromfs\Seattle\ChromData\TAC050\20220311-81700.b\SIM031122a006.D
 Lims ID: LCS 580-383431/2-A
 Client ID:
 Sample Type: LCS
 Inject. Date: 11-Mar-2022 11:55:30 ALS Bottle#: 5 Worklist Smp#: 5
 Injection Vol: 1.0 ul Dil. Factor: 1.0000
 Sample Info: LCS 580-383431/2-A
 Operator ID: tl Instrument ID: TAC050
 Method: \\chromfs\Seattle\ChromData\TAC050\20220311-81700.b\TAC050_SIM_PAH.m
 Limit Group: 8270D_SIM QSM 5.0
 Last Update: 11-Mar-2022 14:22:14 Calib Date: 14-Jan-2022 05:04:30
 Integrator: Falcon ID Type: RT Order ID
 Quant Method: Internal Standard Quant By: Initial Calibration
 Last ICal File: \\chromfs\Seattle\ChromData\TAC050\20220113-80849.b\SIM011322b026.D
 Column 1 : Det: MS SCAN
 Process Host: CTX1622

First Level Reviewer: limmere

Date: 11-Mar-2022 14:22:14

Compound	Amount Added	Amount Recovered	% Rec.
\$ 6 2-methylnaphthalene-d10	1000.0	433.1	43.31
\$ 10 2-Fluorobiphenyl	1000.0	429.7	42.97
\$ 7 2,4,6-Tribromophenol	1000.0	840.9	84.09
\$ 8 Fluoranthene-d10 (Surr)	1000.0	840.2	84.02
\$ 9 Terphenyl-d14	1000.0	942.5	94.25

Eurofins Seattle

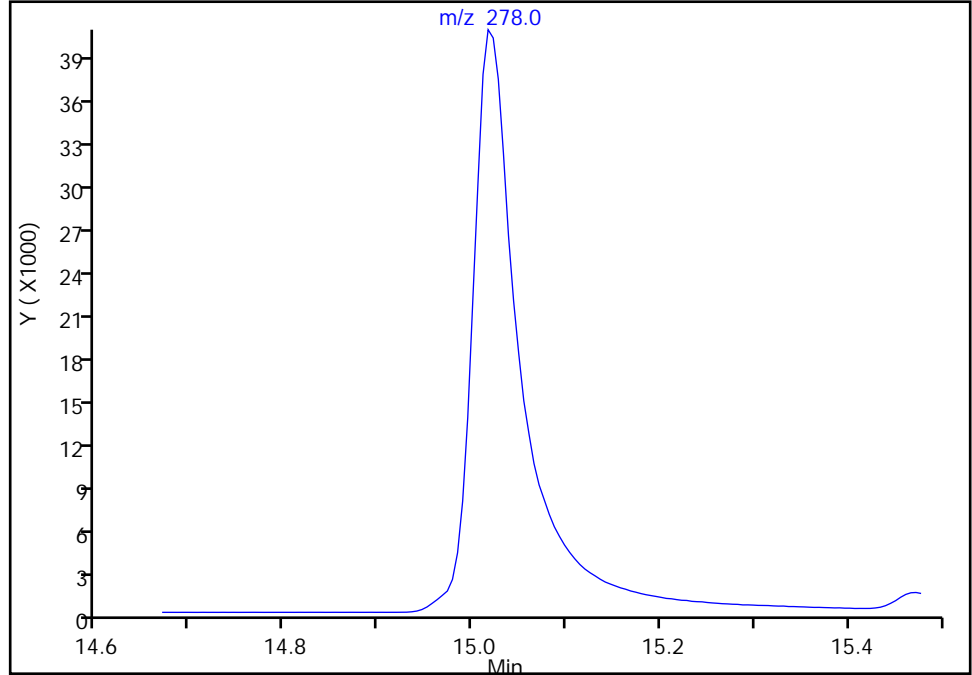
Data File: \\chromfs\Seattle\ChromData\TAC050\20220311-81700.b\SIM031122a006.D
Injection Date: 11-Mar-2022 11:55:30 Instrument ID: TAC050
Lims ID: LCS 580-383431/2-A
Client ID:
Operator ID: tl ALS Bottle#: 5 Worklist Smp#: 5
Injection Vol: 1.0 ul Dil. Factor: 1.0000
Method: TAC050_SIM_PAH Limit Group: 8270D_SIM QSM 5.0
Column: Detector MS SCAN

28 Dibenz(a,h)anthracene, CAS: 53-70-3

Signal: 1

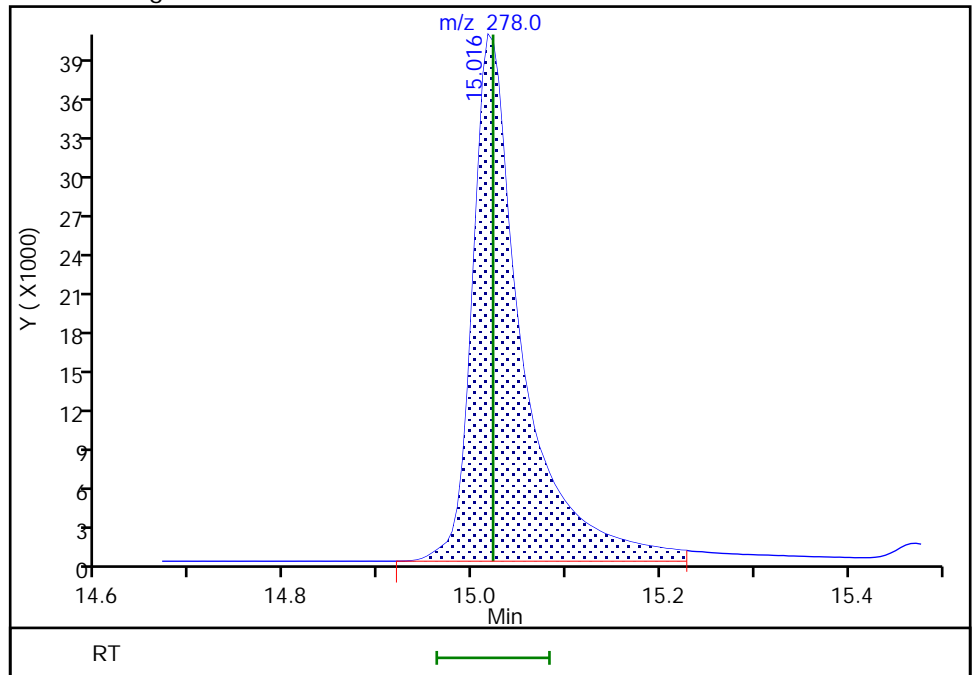
Not Detected
Expected RT: 15.02

Processing Integration Results



Manual Integration Results

RT: 15.02
Area: 148908
Amount: 815.6551
Amount Units: ug/L



Reviewer: limmere, 11-Mar-2022 14:22:10
Audit Action: Assigned Compound ID

Audit Reason: Baseline
Page 782 of 797

Eurofins Seattle

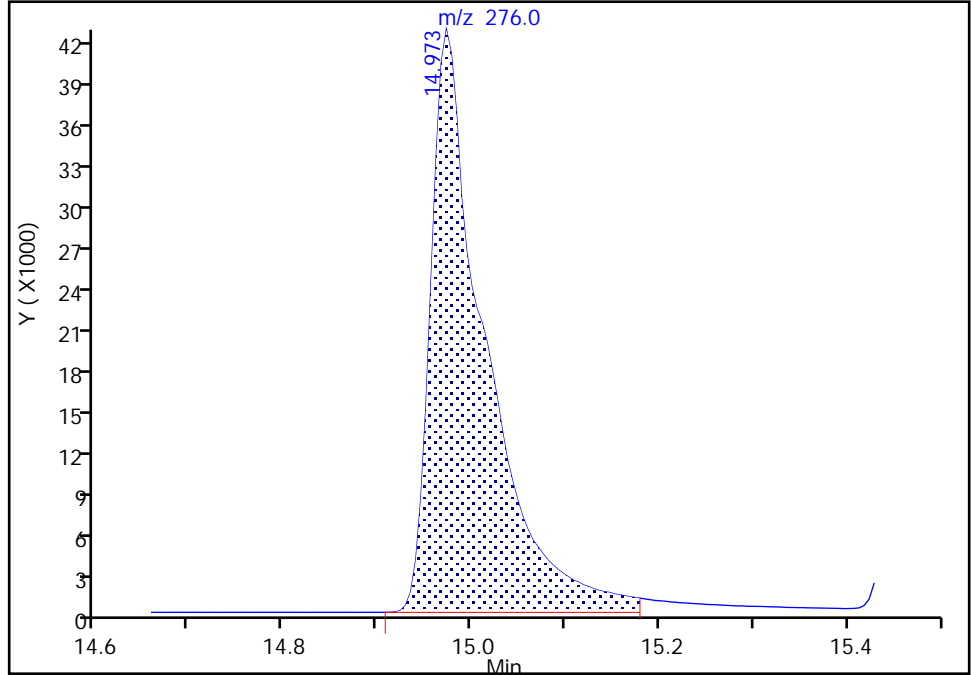
Data File: \\chromfs\Seattle\ChromData\TAC050\20220311-81700.b\SIM031122a006.D
Injection Date: 11-Mar-2022 11:55:30 Instrument ID: TAC050
Lims ID: LCS 580-383431/2-A
Client ID:
Operator ID: tl ALS Bottle#: 5 Worklist Smp#: 5
Injection Vol: 1.0 ul Dil. Factor: 1.0000
Method: TAC050_SIM_PAH Limit Group: 8270D_SIM QSM 5.0
Column: Detector MS SCAN

27 Indeno[1,2,3-cd]pyrene, CAS: 193-39-5

Signal: 1

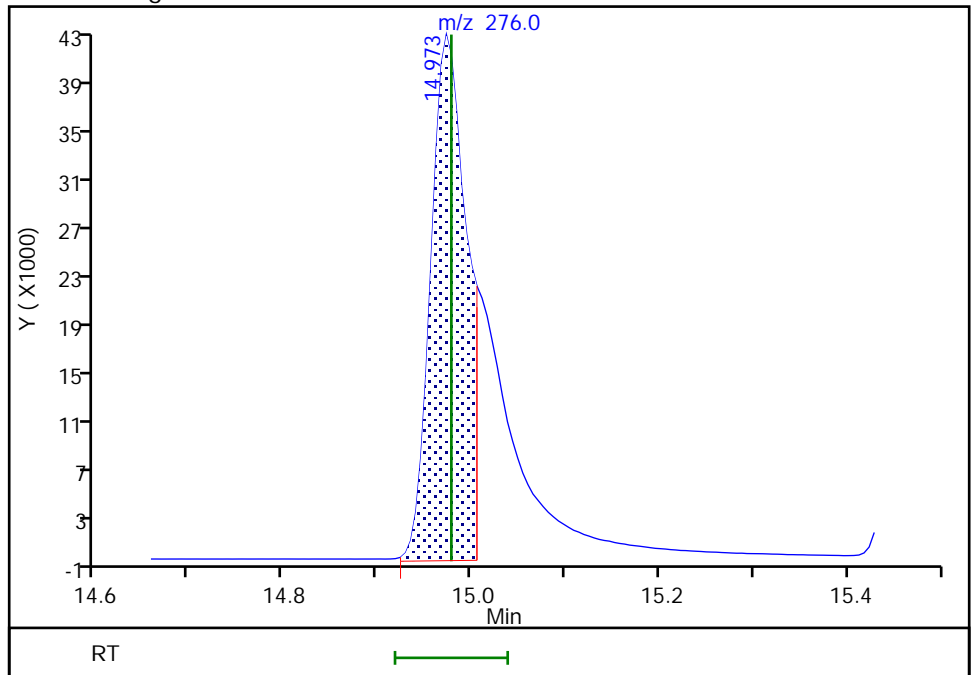
RT: 14.97
Area: 173397
Amount: 1080.8959
Amount Units: ug/L

Processing Integration Results



RT: 14.97
Area: 111322
Amount: 697.7753
Amount Units: ug/L

Manual Integration Results



Reviewer: limmere, 11-Mar-2022 14:22:05
Audit Action: Manually Integrated

Audit Reason: Baseline

FORM I
GC/MS SEMI VOA ORGANICS ANALYSIS DATA SHEET

Lab Name: Eurofins Seattle Job No.: 580-111018-1
 SDG No.: _____
 Client Sample ID: _____ Lab Sample ID: LCSD 580-383431/3-A
 Matrix: Water Lab File ID: SIM031122a007.D
 Analysis Method: 8270E SIM Date Collected: _____
 Extract. Method: 3510C Date Extracted: 03/10/2022 09:42
 Sample wt/vol: 1000 (mL) Date Analyzed: 03/11/2022 12:14
 Con. Extract Vol.: 2 (mL) Dilution Factor: 1
 Injection Volume: 1 (uL) Level: (low/med) Low
 % Moisture: _____ GPC Cleanup: (Y/N) N
 Analysis Batch No.: 383574 Units: ug/L

CAS NO.	COMPOUND NAME	RESULT	Q	LOQ	LOD	DL
90-12-0	1-Methylnaphthalene	1.06	Q	0.10	0.032	0.019
91-57-6	2-Methylnaphthalene	1.01	Q	0.20	0.080	0.039
83-32-9	Acenaphthene	1.28	Q	0.10	0.032	0.014
208-96-8	Acenaphthylene	1.25	Q	0.050	0.032	0.0090
120-12-7	Anthracene	1.54		0.10	0.080	0.022
56-55-3	Benzo[a]anthracene	1.57		0.050	0.032	0.014
50-32-8	Benzo[a]pyrene	1.45		0.10	0.032	0.011
205-99-2	Benzo[b]fluoranthene	1.41		0.050	0.032	0.011
191-24-2	Benzo[g,h,i]perylene	1.73		0.050	0.032	0.012
207-08-9	Benzo[k]fluoranthene	1.90		0.050	0.032	0.012
218-01-9	Chrysene	1.66		0.10	0.032	0.016
53-70-3	Dibenz(a,h)anthracene	1.73	M	0.10	0.032	0.026
206-44-0	Fluoranthene	1.68		0.20	0.032	0.018
86-73-7	Fluorene	1.44	Q	0.10	0.032	0.017
193-39-5	Indeno[1,2,3-cd]pyrene	1.47	M	0.050	0.032	0.014
91-20-3	Naphthalene	1.12	Q	0.10	0.080	0.031
85-01-8	Phenanthrene	1.40		0.10	0.080	0.031
129-00-0	Pyrene	1.67		0.10	0.080	0.033

CAS NO.	SURROGATE	%REC	Q	LIMITS
7297-45-2	2-methylnaphthalene-d10	59		40-140
93951-69-0	Fluoranthene-d10 (Surr)	86		40-140
1718-51-0	Terphenyl-d14	96		58-132

Eurofins Seattle
Target Compound Quantitation Report

Data File: \\chromfs\Seattle\ChromData\TAC050\20220311-81700.b\SIM031122a007.D
 Lims ID: LCSD 580-383431/3-A
 Client ID:
 Sample Type: LCSD
 Inject. Date: 11-Mar-2022 12:14:30 ALS Bottle#: 6 Worklist Smp#: 6
 Injection Vol: 1.0 ul Dil. Factor: 1.0000
 Sample Info: LCSD 580-383431/3-A
 Operator ID: tl Instrument ID: TAC050
 Method: \\chromfs\Seattle\ChromData\TAC050\20220311-81700.b\TAC050_SIM_PAH.m
 Limit Group: 8270D_SIM QSM 5.0
 Last Update: 11-Mar-2022 14:23:09 Calib Date: 14-Jan-2022 05:04:30
 Integrator: Falcon ID Type: RT Order ID
 Quant Method: Internal Standard Quant By: Initial Calibration
 Last ICal File: \\chromfs\Seattle\ChromData\TAC050\20220113-80849.b\SIM011322b026.D

Column 1 : Det: MS SCAN
 Process Host: CTX1622

First Level Reviewer: limmere

Date: 11-Mar-2022 14:23:09

Compound	Sig	RT (min.)	Exp RT (min.)	Dlt RT (min.)	Q	Response	Cal Amt ug/L	OnCol Amt ug/L	Flags
* 1 Naphthalene-d8	136	5.166	5.171	-0.005	90	18942	100.0	100.0	
* 2 Acenaphthene-d10	164	6.854	6.854	0.000	71	8391	100.0	100.0	
* 3 Phenanthrene-d10	188	8.319	8.322	-0.003	56	15053	100.0	100.0	
* 4 Chrysene-d12	240	11.035	11.039	-0.004	48	12542	100.0	100.0	
* 5 Perylene-d12	264	13.107	13.102	0.005	69	14265	100.0	100.0	
\$ 6 2-methylnaphthalene-d10	152	5.809	5.809	0.000	67	66442	1000.0	592.9	
\$ 10 2-Fluorobiphenyl	172	6.190	6.190	0.000	0	81509	1000.0	607.0	Ma
\$ 7 2,4,6-Tribromophenol	330	7.637	7.637	0.000	57	19608	1000.0	853.3	
\$ 8 Fluoranthene-d10 (Surr)	212	9.506	9.506	0.000	68	134288	1000.0	863.4	
\$ 9 Terphenyl-d14	244	9.900	9.900	0.000	94	115538	1000.0	957.7	
11 Naphthalene	128	5.189	5.189	0.000	100	112145	1000.0	559.8	
12 2-Methylnaphthalene	141	5.841	5.841	0.000	93	57519	1000.0	506.2	
13 1-Methylnaphthalene	141	5.932	5.937	-0.005	99	58468	1000.0	531.3	
14 Acenaphthylene	152	6.717	6.717	0.000	100	110833	1000.0	624.8	
15 Acenaphthene	153	6.885	6.884	0.001	97	71022	1000.0	638.0	
16 Fluorene	166	7.389	7.389	0.000	97	89343	1000.0	719.9	
17 Pentachlorophenol	266	8.142	8.142	0.000	98	14966	2000.0	1026.6	
18 Phenanthrene	178	8.342	8.342	0.000	100	132401	1000.0	699.2	
19 Anthracene	178	8.393	8.397	-0.004	100	146977	1000.0	768.5	
20 Fluoranthene	202	9.522	9.526	-0.004	52	157271	1000.0	840.9	
21 Pyrene	202	9.750	9.754	-0.004	51	164804	1000.0	836.4	
22 Benzo[a]anthracene	228	11.021	11.021	0.000	95	141900	1000.0	786.8	
23 Chrysene	228	11.067	11.067	0.000	99	156025	1000.0	829.0	
30 Bis(2-ethylhexyl) phthalate	149	11.885	11.885	0.000	0	190979	1000.0	845.3	Ma
24 Benzo[b]fluoranthene	252	12.489	12.488	0.001	97	130975	1000.0	703.5	
25 Benzo[k]fluoranthene	252	12.530	12.530	0.000	94	198569	1000.0	952.1	
26 Benzo[a]pyrene	252	13.010	13.010	0.000	96	134903	1000.0	726.2	
27 Indeno[1,2,3-cd]pyrene	276	14.973	14.978	-0.005	95	114938	1000.0	732.8	M
28 Dibenz(a,h)anthracene	278	15.022	15.022	0.000	95	154728	1000.0	862.6	a
29 Benzo[g,h,i]perylene	276	15.467	15.472	-0.005	94	168367	1000.0	866.0	

[QC Flag Legend](#)

Processing Flags

Review Flags

M - Manually Integrated

a - User Assigned ID

[Reagents:](#)

8270SIM_IS_00069

Amount Added: 10.00

Units: uL

Run Reagent

Eurofins Seattle

Data File: \\chromfs\Seattle\ChromData\TAC050\20220311-81700.b\SIM031122a007.D

Injection Date: 11-Mar-2022 12:14:30

Instrument ID: TAC050

Lims ID: LCSD 580-383431/3-A

Client ID:

Operator ID: tl

ALS Bottle#: 6

Worklist Smp#: 6

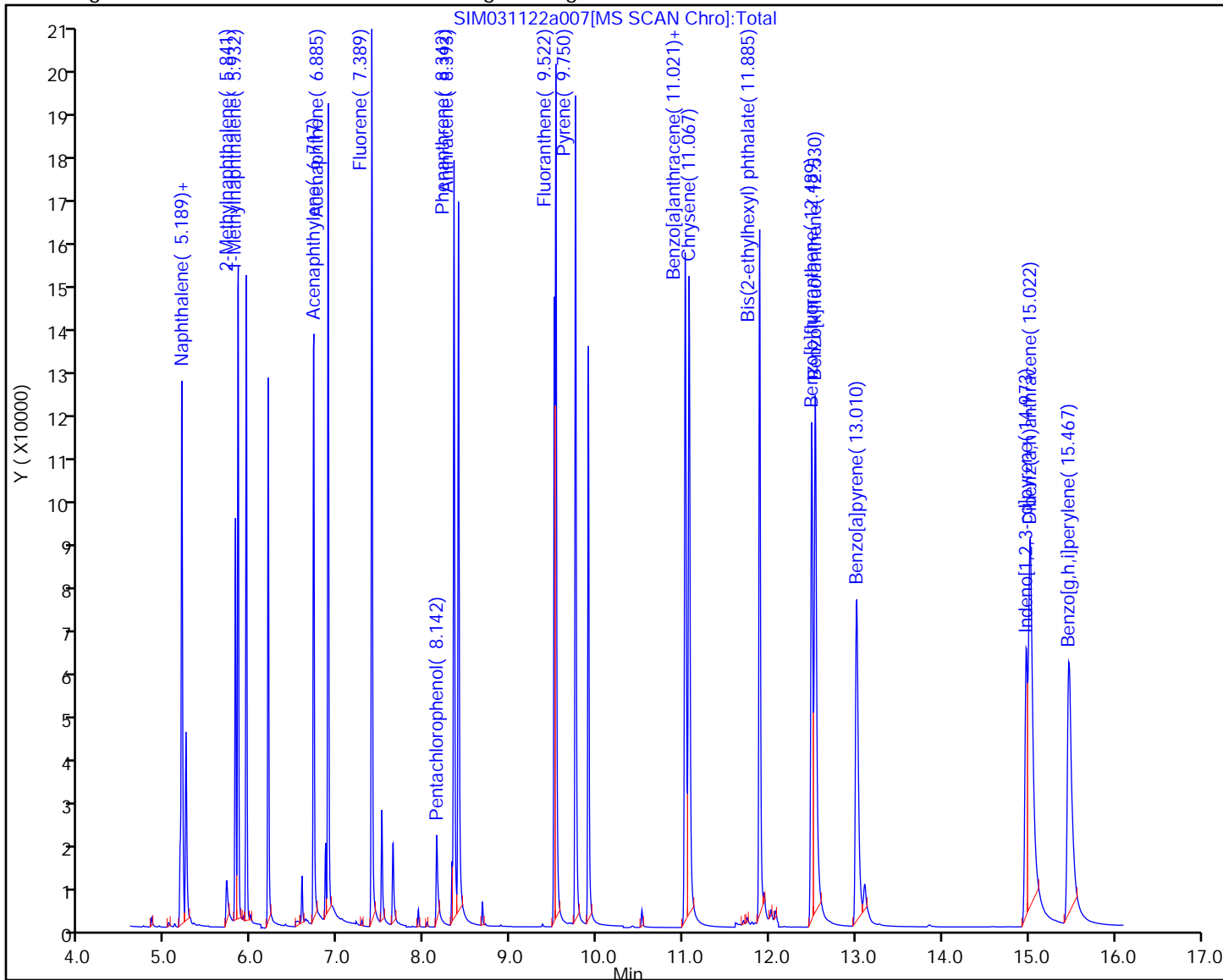
Injection Vol: 1.0 ul

Dil. Factor: 1.0000

Method: TAC050_SIM_PAH

Limit Group: 8270D_SIM QSM 5.0

Y Scaling: Method Defined: Scale to the Nth Largest Target: 1



Eurofins Seattle
Recovery Report

Data File: \\chromfs\Seattle\ChromData\TAC050\20220311-81700.b\SIM031122a007.D
 Lims ID: LCSD 580-383431/3-A
 Client ID:
 Sample Type: LCSD
 Inject. Date: 11-Mar-2022 12:14:30 ALS Bottle#: 6 Worklist Smp#: 6
 Injection Vol: 1.0 ul Dil. Factor: 1.0000
 Sample Info: LCSD 580-383431/3-A
 Operator ID: tl Instrument ID: TAC050
 Method: \\chromfs\Seattle\ChromData\TAC050\20220311-81700.b\TAC050_SIM_PAH.m
 Limit Group: 8270D_SIM QSM 5.0
 Last Update: 11-Mar-2022 14:23:09 Calib Date: 14-Jan-2022 05:04:30
 Integrator: Falcon ID Type: RT Order ID
 Quant Method: Internal Standard Quant By: Initial Calibration
 Last ICal File: \\chromfs\Seattle\ChromData\TAC050\20220113-80849.b\SIM011322b026.D
 Column 1 : Det: MS SCAN
 Process Host: CTX1622

First Level Reviewer: limmere

Date: 11-Mar-2022 14:23:09

Compound	Amount Added	Amount Recovered	% Rec.
\$ 6 2-methylnaphthalene-d10	1000.0	592.9	59.29
\$ 10 2-Fluorobiphenyl	1000.0	607.0	60.70
\$ 7 2,4,6-Tribromophenol	1000.0	853.3	85.33
\$ 8 Fluoranthene-d10 (Surr)	1000.0	863.4	86.34
\$ 9 Terphenyl-d14	1000.0	957.7	95.77

Eurofins Seattle

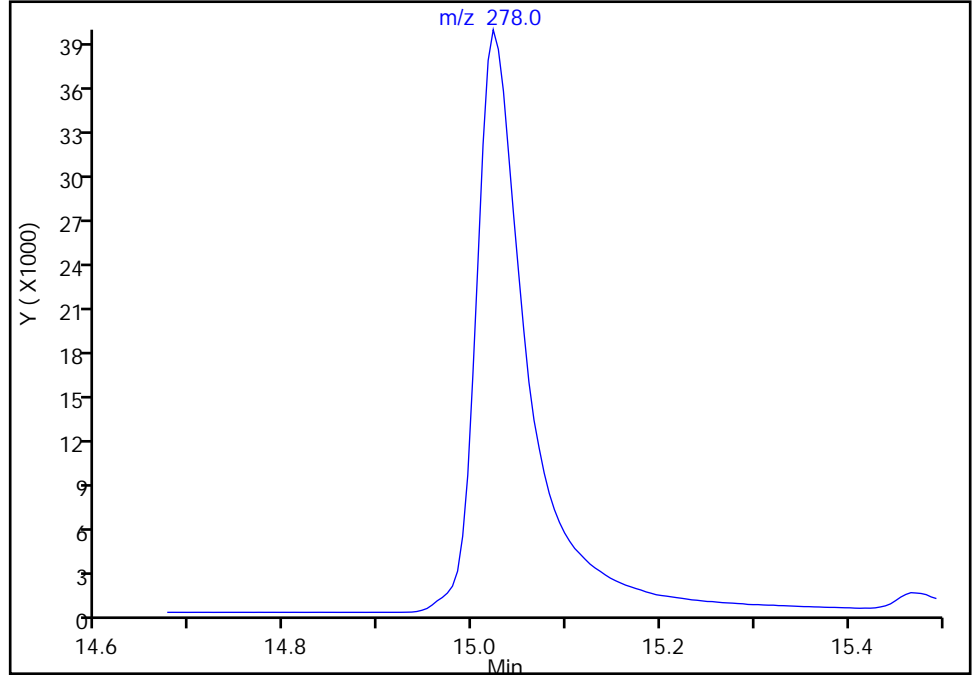
Data File: \\chromfs\Seattle\ChromData\TAC050\20220311-81700.b\SIM031122a007.D
Injection Date: 11-Mar-2022 12:14:30 Instrument ID: TAC050
Lims ID: LCSD 580-383431/3-A
Client ID:
Operator ID: tl ALS Bottle#: 6 Worklist Smp#: 6
Injection Vol: 1.0 ul Dil. Factor: 1.0000
Method: TAC050_SIM_PAH Limit Group: 8270D_SIM QSM 5.0
Column: Detector MS SCAN

28 Dibenz(a,h)anthracene, CAS: 53-70-3

Signal: 1

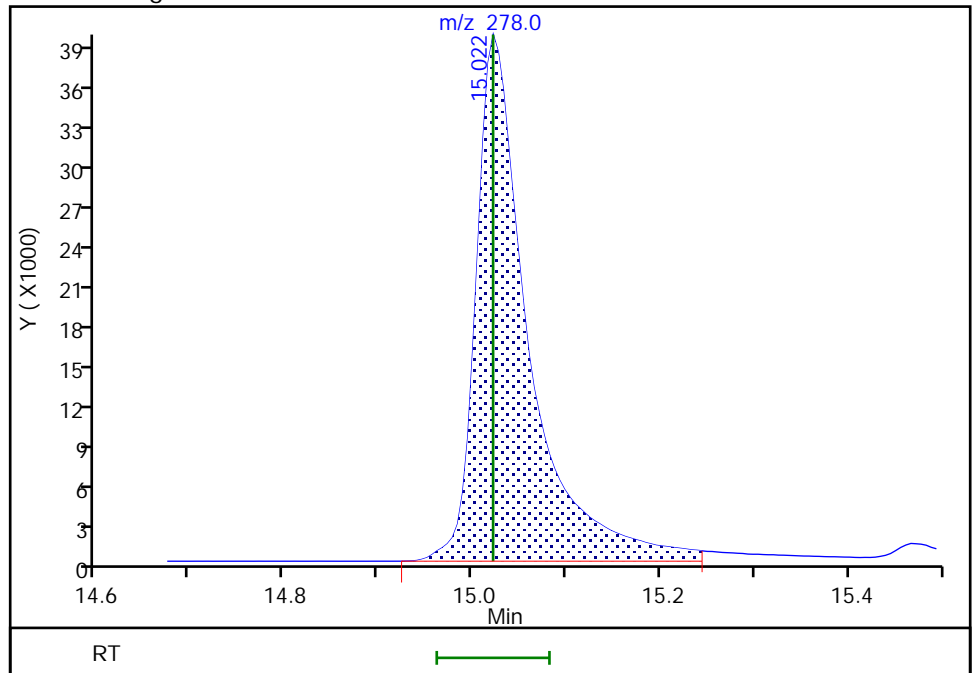
Not Detected
Expected RT: 15.02

Processing Integration Results



Manual Integration Results

RT: 15.02
Area: 154728
Amount: 862.6010
Amount Units: ug/L



Reviewer: limmere, 11-Mar-2022 14:23:02
Audit Action: Assigned Compound ID

Audit Reason: Baseline
Page 789 of 797

Eurofins Seattle

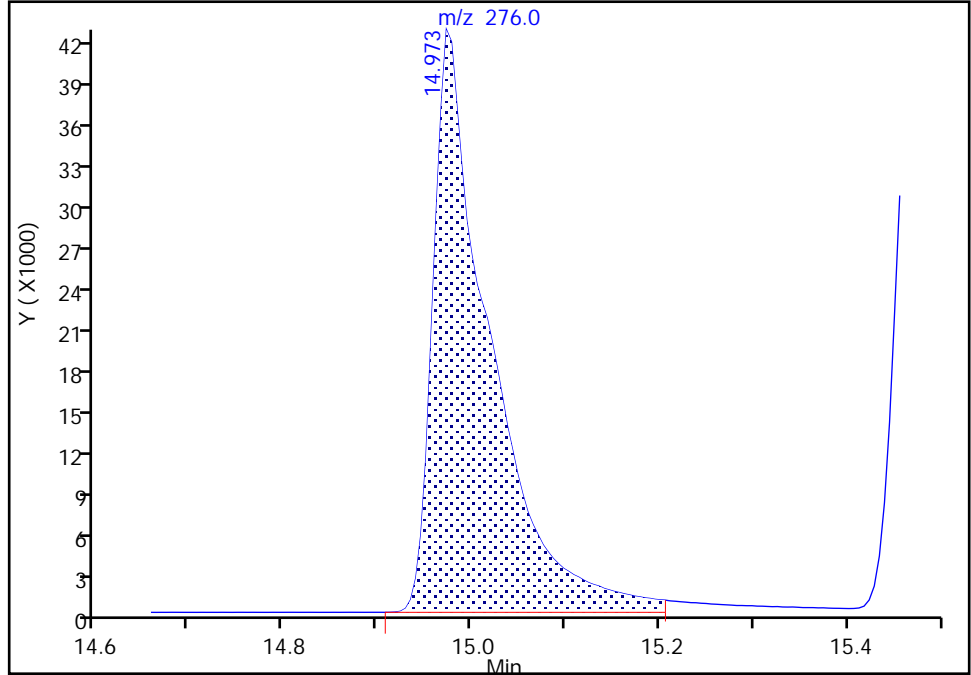
Data File: \\chromfs\Seattle\ChromData\TAC050\20220311-81700.b\SIM031122a007.D
Injection Date: 11-Mar-2022 12:14:30 Instrument ID: TAC050
Lims ID: LCSD 580-383431/3-A
Client ID:
Operator ID: tl ALS Bottle#: 6 Worklist Smp#: 6
Injection Vol: 1.0 ul Dil. Factor: 1.0000
Method: TAC050_SIM_PAH Limit Group: 8270D_SIM QSM 5.0
Column: Detector MS SCAN

27 Indeno[1,2,3-cd]pyrene, CAS: 193-39-5

Signal: 1

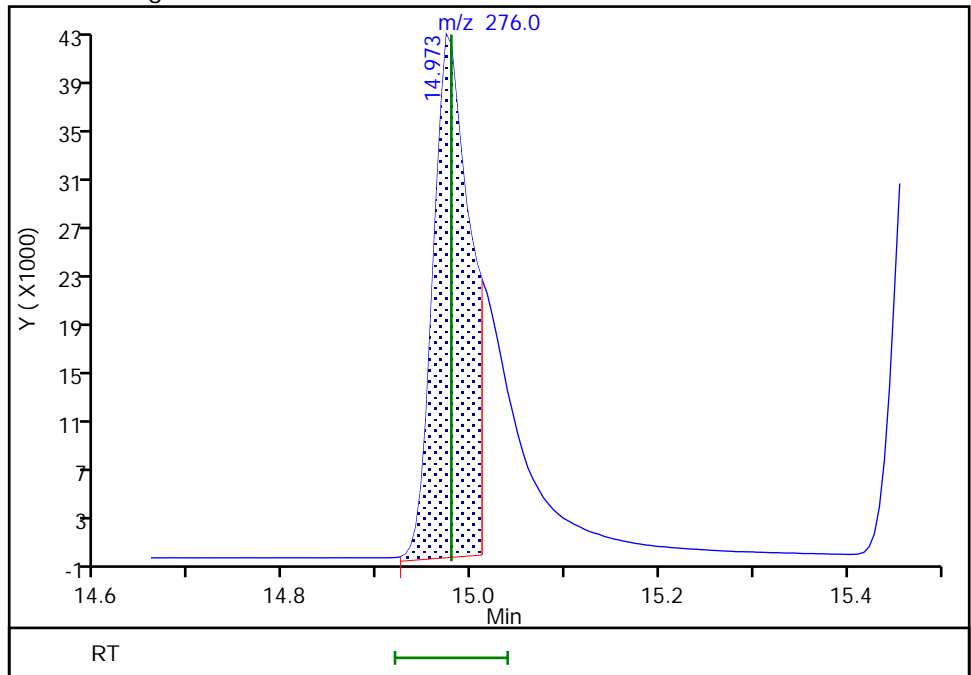
RT: 14.97
Area: 180749
Amount: 1145.6531
Amount Units: ug/L

Processing Integration Results



RT: 14.97
Area: 114938
Amount: 732.8443
Amount Units: ug/L

Manual Integration Results



Reviewer: limmere, 11-Mar-2022 14:22:59
Audit Action: Manually Integrated

GC/MS SEMI VOA ANALYSIS RUN LOG

Lab Name: Eurofins Seattle Job No.: 580-111018-1

SDG No.: _____

Instrument ID: TAC050 Start Date: 01/14/2022 00:35Analysis Batch Number: 378263 End Date: 01/14/2022 05:42

LAB SAMPLE ID	CLIENT SAMPLE ID	DATE ANALYZED	DILUTION FACTOR	LAB FILE ID	COLUMN ID
DFTPP 580-378263/2		01/14/2022 00:35	1	SIM011322b012.D	ZB-SV 0.25 (mm)
STD13 580-378263/4 IC		01/14/2022 01:16	1	SIM011322b014.D	ZB-SV 0.25 (mm)
STD12 580-378263/5 IC		01/14/2022 01:35	1	SIM011322b015.D	ZB-SV 0.25 (mm)
STD11 580-378263/6 IC		01/14/2022 01:54	1	SIM011322b016.D	ZB-SV 0.25 (mm)
STD10 580-378263/7 IC		01/14/2022 02:13	1	SIM011322b017.D	ZB-SV 0.25 (mm)
STD9IS 580-378263/8 IC		01/14/2022 02:32	1	SIM011322b018.D	ZB-SV 0.25 (mm)
STD8 580-378263/9 IC		01/14/2022 02:51	1	SIM011322b019.D	ZB-SV 0.25 (mm)
STD7 580-378263/10 IC		01/14/2022 03:10	1	SIM011322b020.D	ZB-SV 0.25 (mm)
STD6 580-378263/11 IC		01/14/2022 03:29	1	SIM011322b021.D	ZB-SV 0.25 (mm)
STD5 580-378263/12 IC		01/14/2022 03:48	1	SIM011322b022.D	ZB-SV 0.25 (mm)
STD4 580-378263/13 IC		01/14/2022 04:07	1	SIM011322b023.D	ZB-SV 0.25 (mm)
STD3 580-378263/14 IC		01/14/2022 04:26	1	SIM011322b024.D	ZB-SV 0.25 (mm)
STD2 580-378263/15 IC		01/14/2022 04:45	1	SIM011322b025.D	ZB-SV 0.25 (mm)
STD1 580-378263/16 IC		01/14/2022 05:04	1	SIM011322b026.D	ZB-SV 0.25 (mm)
ICV 580-378263/18		01/14/2022 05:42	1	SIM011322b028.D	ZB-SV 0.25 (mm)

GC/MS SEMI VOA ANALYSIS RUN LOG

Lab Name: Eurofins Seattle Job No.: 580-111018-1

SDG No.: _____

Instrument ID: TAC050 Start Date: 03/11/2022 10:39

Analysis Batch Number: 383574 End Date: 03/11/2022 14:28

LAB SAMPLE ID	CLIENT SAMPLE ID	DATE ANALYZED	DILUTION FACTOR	LAB FILE ID	COLUMN ID
DFTPP 580-383574/2		03/11/2022 10:39	1	SIM031122a003.D	ZB-SV 0.25 (mm)
CCVIS 580-383574/3		03/11/2022 11:02	1	SIM031122a004.D	ZB-SV 0.25 (mm)
MB 580-383431/1-A		03/11/2022 11:36	1	SIM031122a005.D	ZB-SV 0.25 (mm)
LCS 580-383431/2-A		03/11/2022 11:55	1	SIM031122a006.D	ZB-SV 0.25 (mm)
LCSD 580-383431/3-A		03/11/2022 12:14	1	SIM031122a007.D	ZB-SV 0.25 (mm)
ZZZZZ		03/11/2022 12:34	1		ZB-SV 0.25 (mm)
580-111018-1	ERH2666 (RHMW2254-01 BAILER)	03/11/2022 12:53	1	SIM031122a009.D	ZB-SV 0.25 (mm)
ZZZZZ		03/11/2022 13:12	1		ZB-SV 0.25 (mm)
ZZZZZ		03/11/2022 13:31	1		ZB-SV 0.25 (mm)
ZZZZZ		03/11/2022 13:50	1		ZB-SV 0.25 (mm)
ZZZZZ		03/11/2022 14:09	1		ZB-SV 0.25 (mm)
CCVC 580-383574/13		03/11/2022 14:28	1	SIM031122a014.D	ZB-SV 0.25 (mm)

GC/MS SEMI VOA BATCH WORKSHEET

Lab Name: Eurofins Seattle Job No.: 580-111018-1

SDG No.: _____

Batch Number: 383431 Batch Start Date: 03/10/22 09:41 Batch Analyst: Yu, Johnathon J

Batch Method: 3510C Batch End Date: 03/10/22 17:00

Lab Sample ID	Client Sample ID	Method Chain	Basis	GrossWeight	TareWeight	InitialAmount	FinalAmount	ReceivedpH	FirstAdjustpH
MB 580-383431/1		3510C, 8270E SIM				1000 mL	2 mL	7 SU	2 SU
LCS 580-383431/2		3510C, 8270E SIM				1000 mL	2 mL	7 SU	2 SU
LCSD 580-383431/3		3510C, 8270E SIM				1000 mL	2 mL	7 SU	2 SU
580-111018-A-1	ERH2666 (RHMW2254-01 BAILER)	3510C, 8270E SIM	T	01462.79 g	00466.06 g	996.7 mL	2 mL	7 SU	2 SU

Lab Sample ID	Client Sample ID	Method Chain	Basis	SecondAdjustpH	8270flspk 00296	8270waterSurr 00118			
MB 580-383431/1		3510C, 8270E SIM		11 SU		100 uL			
LCS 580-383431/2		3510C, 8270E SIM		11 SU	100 uL	100 uL			
LCSD 580-383431/3		3510C, 8270E SIM		11 SU	100 uL	100 uL			
580-111018-A-1	ERH2666 (RHMW2254-01 BAILER)	3510C, 8270E SIM	T	11 SU		100 uL			

The pound sign (#) in the amount added field denotes that the reagent was used undiluted. All calculations are performed using the stated concentration for this reagent.

GC/MS SEMI VOA BATCH WORKSHEET

Lab Name: Eurofins Seattle Job No.: 580-111018-1

SDG No.: _____

Batch Number: 383431 Batch Start Date: 03/10/22 09:41 Batch Analyst: Yu, Johnathon JBatch Method: 3510C Batch End Date: 03/10/22 17:00


Batch Notes	
Method/Fraction	3510C / 625.1 / 8270E
Balance ID	SEA225
pH Indicator ID	6007005 / 6911002
Pipette/Syringe/Dispenser ID	MP5
Analyst ID - Extraction	JHR/JJY
Reagent Water ID	DI
Analyst ID - Spike Analyst	JHR/JJY
Analyst ID - Spike Witness Analyst	JHR/JJY
Sufficient Volume for Batch QC	no
Acid Used for pH Adjustment ID	3020736
Base Used to Adjust pH ID	3064763
Prep Solvent ID	3076033
Prep Solvent Volume Used	180 / 360 mL
Filter ID	3048946
Na2SO4 ID	3058747
Analyst ID - Concentration	JHR/JJY
Equipment ID - Concentration 1	Steambath 1
Thermometer ID - Concentration 1	61013-040-1
Concentration 1 Uncorrected Temperature	70.0-75.0 Degrees C
Concentration 1 Corrected Temperature	69.4-74.4 Degrees C
Equipment ID - Concentration 2	Turbovap5
Thermometer ID - Concentration 2	DIGITALREADOUT
Concentration 2 Uncorrected Temperature	20.0 Degrees C
Concentration 2 Corrected Temperature	18.0 Degrees C
Vial Lot Number	24165097
Batch Comment	Vialed by: JHR

Basis	Basis Description
T	Total/NA

The pound sign (#) in the amount added field denotes that the reagent was used undiluted. All calculations are performed using the stated concentration for this reagent.

Shipping and Receiving Documents

Chain of Custody Record

Client Information		Sampler: <u>Nicobette Lawler</u>		Lab PM: Elaine Walker		Carrier Tracking No(s): FedEx		COC No: EURO202203-15																					
Client Contact: Alethea Ramos (alternate: Margie Pascua)		Phone: <u>916-835-6425</u>		E-Mail: M.Elaine.Walker@EurofinsET.com		State of Origin: Hawaii		Page: Page 1 of 1																					
Company: AECOM		PWSID:		Analysis Requested						Job #:																			
Address: 1001 Bishop St. Suite 1600		Due Date Requested: see subcontract		Field Filtered Sample (Yes or No) <input checked="" type="checkbox"/> Perform MS/MSD (Yes or No) <input checked="" type="checkbox"/> SVOCs (full suite) by 8270D (Nap, 1-2-Methylnap, PAH) by 8270DSIM <input checked="" type="checkbox"/>						Total Number of containers <input checked="" type="checkbox"/>		Preservation Codes: A - HCL M - Hexane B - NaOH N - None C - Zn Acetate O - AsNaO2 D - Nitric Acid P - Na2O4S E - NaHSO4 Q - Na2SO3 F - MeOH R - Na2S2O3 G - Amchlor S - H2SO4 H - Ascorbic Acid T - TSP Dodecahydrate I - Ice U - Acetone J - DI Water V - MCAA K - EDTA W - pH 4-5 L - EDA Z - other (specify) Other:																	
City: Honolulu		TAT Requested (days): Rush - ASAP																											
State, Zip: Hawaii 96813		Compliance Project: <input type="checkbox"/> Yes <input checked="" type="checkbox"/> No																											
Phone: 808-521-3051 (direct: 808-529-7283) (alternate: 808-356-5373)		PO #:																											
Email: alethea.ramos@aecom.com (alternate: margie.pascua@aecom.com)		WO #:																											
Project Name: CV18F0126		Project #: 60571032		ER 03/03/2022						Special Instructions/Note:																			
Site: RH		SSOW#:																											
Sample Identification		Sample Date		Sample Time		Sample Type (C=Comp, G=grab)		Matrix (W=water, S=solid, O=waste/oh, BT=Tissue, A=Air)		Preservation Code:		Field Filtered Sample (Yes or No)		Perform MS/MSD (Yes or No)		SVOCs (full suite) by 8270D (Nap, 1-2-Methylnap, PAH) by 8270DSIM		Total Number of containers		Special Instructions/Note:									
ERH2666 (RHMW2254-01 Bailer)		3/1/22		08:30		G		W		N		x		N		x		2											
 580-111018 Chain of Custody																													
Therm. ID: <u>1RS</u> Cor: <u>0.1</u> ° Unc: <u>-0.1</u> ° Cooler Dsc: _____ Packing: <u>BUB</u> FedEx: <u>P.O</u> Cust. Seal: Yes <input type="checkbox"/> No <input checked="" type="checkbox"/> Blue Ice: Wet, Dry, None _____ Lab Cour: _____ Other: _____																													
Possible Hazard Identification										Sample Disposal (A fee may be assessed if samples are retained longer than 1 month)																			
<input checked="" type="checkbox"/> Non-Hazard <input type="checkbox"/> Flammable <input type="checkbox"/> Skin Irritant <input type="checkbox"/> Poison B <input type="checkbox"/> Unknown <input type="checkbox"/> Radiological										<input type="checkbox"/> Return To Client <input checked="" type="checkbox"/> Disposal By Lab <input type="checkbox"/> Archive For _____ Months																			
Deliverable Requested: I, II, III, IV, Other (specify)										Prelim data (Level 1or2)=see TAT above. DoD Stage 4 report standard TAT. AECOM EQ/IS EDD																			
Empty Kit Relinquished by:										Special Instructions/QC Requirements: DOD QSM project.																			
Date:										Method of Shipment:																			
Relinquished by: <u>Clara Un</u>					Date/Time: <u>03/03/2022 12:15</u>					Company: AECOM					Received by: <u>[Signature]</u>					Date/Time: <u>3/4/22 0935</u>					Company: <u>FGS</u>				
Relinquished by:					Date/Time:					Company:					Received by:					Date/Time:					Company:				
Relinquished by:					Date/Time:					Company:					Received by:					Date/Time:					Company:				
Custody Seals Intact: <input type="checkbox"/> Yes <input checked="" type="checkbox"/> No					Custody Seal No.:					Cooler Temperature(s) °C and Other Remarks:																			

Login Sample Receipt Checklist

Client: AECOM

Job Number: 580-111018-1

Login Number: 111018
List Number: 1
Creator: Vallelunga, Diana L

List Source: Eurofins Seattle

Question	Answer	Comment
Radioactivity wasn't checked or is \leq background as measured by a survey meter.	N/A	
The cooler's custody seal, if present, is intact.	True	
Sample custody seals, if present, are intact.	N/A	
The cooler or samples do not appear to have been compromised or tampered with.	True	
Samples were received on ice.	True	
Cooler Temperature is acceptable.	True	
Cooler Temperature is recorded.	True	
COC is present.	True	
COC is filled out in ink and legible.	True	
COC is filled out with all pertinent information.	True	
Is the Field Sampler's name present on COC?	True	
There are no discrepancies between the containers received and the COC.	True	
Samples are received within Holding Time (excluding tests with immediate HTs)	True	
Sample containers have legible labels.	True	
Containers are not broken or leaking.	True	
Sample collection date/times are provided.	True	
Appropriate sample containers are used.	True	
Sample bottles are completely filled.	True	
Sample Preservation Verified.	True	
There is sufficient vol. for all requested analyses, incl. any requested MS/MSDs	True	
Containers requiring zero headspace have no headspace or bubble is $<6\text{mm}$ (1/4").	N/A	
Multiphasic samples are not present.	True	
Samples do not require splitting or compositing.	True	
Residual Chlorine Checked.	N/A	