

PREP BATCH REPORT

Prep Code: **SVOC-3510C-8270**
 Prep Batch **164073** Prep Temp **NA °C**

Technician: **Zachary B. Zaccardi**
 Batch Units: **ML**

Prep Start Date: **2/28/2022 8:50:19 AM**
 Prep End Date: **3/1/2022 3:17:00 PM**

Sample ID	Matrix	pH	Initial Samp Amt	Sol Added	Sol Recovered	Final Vol (mL)	Factor	Balance	Prep Start Date	Prep End Date
MB-164073			1000	0	0	1.00	0.001		2/28/2022	3/1/2022
	supervised by dsm									
LCS-164073			1000	0	0	1.00	0.001		2/28/2022	3/1/2022
LCSD-164073			1000	0	0	1.00	0.001		2/28/2022	3/1/2022
LLCS-164073			1000	0	0	1.00	0.001		2/28/2022	3/1/2022
LLCSD-164073			1000	0	0	1.00	0.001		2/28/2022	3/1/2022
B22021627-001C	Ground Water	6	1040	0	0	1.00	0.000962		2/28/2022	3/1/2022
	Sample was clear (1/2)									
B22021627-006C	Ground Water	6	1040	0	0	1.00	0.000962		2/28/2022	3/1/2022
	Sample was clear (1/2)									
B22021627-011C	Ground Water	6	1050	0	0	1.00	0.000952		2/28/2022	3/1/2022
	Sample was clear (1/2)									
B22021684-001C	Aqueous	7	1010	0	0	1.00	0.00099		2/28/2022	3/1/2022
	Sample was cloudy yellow with percipitate									
B22021627-001CLMS	Ground Water	6	1040	0	0	1.00	0.000962		2/28/2022	3/1/2022
	Sample was clear (2/2)									
B22021627-006CLMS	Ground Water	6	1040	0	0	1.00	0.000962		2/28/2022	3/1/2022
	Sample was clear (2/2)									
B22021627-011CMS	Ground Water	6	1050	0	0	1.00	0.000952		2/28/2022	3/1/2022
	Sample was clear (2/2)									
B22021684-001CMS	Aqueous	7	500	0	0	1.00	0.002		2/28/2022	3/1/2022
	Sample was cloudy yellow with percipitate									
B22021763-001C	Ground Water	6	1050	0	0	1.00	0.000952		2/28/2022	3/1/2022
	Sample was clear (1/2)									
B22021763-006C	Ground Water	6	1050	0	0	1.00	0.000952		2/28/2022	3/1/2022
	Sample was clear (1/2)									

Number	Reagent Name	Exp Date
13273	pH-indicator Strips 0-14 HC025486	9/30/2024
14574	Sulfuric acid 2021092837	9/24/2023 2mL
14828	Dichloromethane ED092	12/12/2023 100, 5

Spk ID	Spike Name	SampType	AmtAdd	Exp Date
FP220223 14446	DCM RINSED FILTER PAPER	ALL		4/6/2026
Sulfate 02/23/22 (Baked Sodium Sulfate	ALL	varies	11/29/2026
sv92806	Benzidines	LCS, MS	50 uL	9/9/2025
sv92809	LCS/Add Extractions	LCS, MS; LLCS/D	1.0 mL; 5	7/22/2022
sv92717	LL BNA Surr	LMS, LLCS/D	100 uL	3/31/2022
SVOC NaOH 122	10 N NaOH	MB, LCS, SAMP,	5 drops	7/31/2023
sv92811	BNA Surr	SAMP, MB, LCS,	100 uL	7/22/2022

PREP BATCH REPORT

Prep Code: **SVOC-3510C-8270**
 Prep Batch **164073** Prep Temp **NA °C**

Technician: **Zachary B. Zaccardi**
 Batch Units: **ML**

Prep Start Date: **2/28/2022 8:50:19 AM**
 Prep End Date: **3/1/2022 3:17:00 PM**

Sample ID	Matrix	pH	Initial Samp Amt	Sol Added	Sol Recovered	Final Vol (mL)	Factor	Balance	Prep Start Date	Prep End Date
B22021763-011C	Ground Water	6	1050	0	0	1.00	0.000952		2/28/2022	3/1/2022
	Sample was clear (1/2), May have recieved 200 uL of BNA surrogate									
B22021763-016C	Ground Water	6	1050	0	0	1.00	0.000952		2/28/2022	3/1/2022
	Sample was clear (1/2)									
B22021763-017A	Ground Water	6	1050	0	0	1.00	0.000952		2/28/2022	3/1/2022
	Sample was clear (1/2)									

Number	Reagent Name	Exp Date
13273	pH-indicator Strips 0-14 HC025486	9/30/2024
14574	Sulfuric acid 2021092837	9/24/2023
14828	Dichloromethane ED092	12/12/2023

Spk ID	Spike Name	SampType	AmtAdd	Exp Date
FP220223 14446	DCM RINSED FILTER PAPER	ALL		4/6/2026
Sulfate 02/23/22 (Baked Sodium Sulfate	ALL	varies	11/29/2026
sv92806	Benzidines	LCS, MS	50 uL	9/9/2025
sv92809	LCS/Add Extractions	LCS, MS; LLCS/D	1.0 mL; 5	7/22/2022
sv92717	LL BNA Surr	LMS, LLCS/D	100 uL	3/31/2022
SVOC NaOH 122	10 N NaOH	MB, LCS, SAMP,	5 drops	7/31/2023
sv92811	BNA Surr	SAMP, MB, LCS,	100 uL	7/22/2022

Energy Laboratories Inc

ANALYTICAL RUN Summary

20-Feb-22

Run ID SV5973N.I_220218A

Run Start Date: 2/18/2022
Analyst: Sean McGrew
Ical: 0
Column ID: XT1-5
Comments:

Std ID	Std Name	Std Amount	Std Units	Samp Amount	Samp Units	SampType	Expiration Date
dcmsvoc13	DCM						11/17/2022
sv100507	BNA mix	37.5	ul	62.5	ul	CCV	3/31/2022
sv100516	BNA Internals 2000 ug/mL	2	ul	100	ul	all HL SVOC	6/30/2023
sv100610	QC2/TEL	37.5	ul	62.5	ul	CCV	8/3/2022
sv100714	BNA 2nd source 200 ug/mL	37.5	ul	62.5	ul	ICV	10/1/2022
sv83311	DFTPP 1000 ug/mL	50	ul	50	ul	TUNE	10/31/2022
sv90820	BNA 2nd source short (new)	37.5	ul	62.5	ul	ICV	3/16/2023

Seq No	Lab ID	Test Code	Sample Typ	File ID	Analysis Date	DF	Batch ID	Prep Date	SPKref	RPDref	pmoist					
15044794	Feb1801_D_TU	SVOC-8270-DF	TUNE	V5973N.I	sd0218:2/19/2022 7:59:0	1	R374941		0	0						
Analyte	T	Units	RAW	Final	Text	Spike	SPKref	RPDref	MDL	PQL	UQL	%REC	LOW	HIGH	%RPD	Q
127, % of mass 198	A	%	54.1	54.1		100	0	0	0	0.01	0	54%	40	60	0%	
197, % of mass 198	A	%	0.1	0.1		100	0	0	0	0.01	0	0%	0	0.99	0%	
198, Base Peak	A	%	100	100		100	0	0	0	0.01	0	100%	100	100	0%	
199, % of mass 198	A	%	6.7	6.7		100	0	0	0	0.01	0	7%	5	9	0%	
275, % of mass 198	A	%	28.3	28.3		100	0	0	0	0.01	0	28%	10	30	0%	
365, % of mass 198	A	%	3.8	3.8		100	0	0	0	0.01	0	4%	1	99.99	0%	
441, % of mass 443	A	%	78.7	78.7		100	0	0	0	0.01	0	79%	0.01	150	0%	
442, % of mass 198	A	%	64.4	64.4		100	0	0	0	0.01	0	64%	40	100	0%	
443, % of mass 442	A	%	19.4	19.4		100	0	0	0	0.01	0	19%	17	23	0%	
51, % of mass 198	A	%	42.8	42.8		100	0	0	0	0.01	0	43%	30	60	0%	
68, % of mass 69	A	%	0.7	0.7		100	0	0	0	0.01	0	1%	0	1.99	0%	
70, % of mass 69	A	%	0.7	0.7		100	0	0	0	0.01	0	1%	0	1.99	0%	

Seq No	Lab ID	Test Code	Sample Typ	File ID	Analysis Date	DF	Batch ID	Prep Date	SPKref	RPDref	pmoist					
15044795	18-Feb-22_CAL	SVOC-8270-W-	ICAL	V5973N.I	sd0218:2/19/2022 8:21:2	1	R374941		0	0						
Analyte	T	Units	RAW	Final	Text	Spike	SPKref	RPDref	MDL	PQL	UQL	%REC	LOW	HIGH	%RPD	Q
1,2,4-Trichlorobenzene	A	ug/L	148.25876	148.25876		150	0	0	1.9	10	150	99%	80	120	0%	
1,2-Dichlorobenzene	A	ug/L	148.39683	148.39683		150	0	0	1.97	10	150	99%	80	120	0%	
1,3-Dichlorobenzene	A	ug/L	145.78693	145.78693		150	0	0	2.13	10	150	97%	80	120	0%	
1,4-Dichlorobenzene	A	ug/L	145.89028	145.89028		150	0	0	2.02	10	150	97%	80	120	0%	
1-Methylnaphthalene	A	ug/L	150.22261	150.22261		150	0	0	2.39	10	150	100%	80	120	0%	
2,2'-Oxybis(1-Chloropropane)	A	ug/L	144.24352	144.24352		150	0	0	1.45	10	150	96%	80	120	0%	
2,4,5-Trichlorophenol	A	ug/L	146.81582	146.81582		150	0	0	2.23	10	150	98%	80	120	0%	
2,4,6-Trichlorophenol	A	ug/L	141.25715	141.25715		150	0	0	2.64	10	150	94%	80	120	0%	
2,4-Dichlorophenol	A	ug/L	143.81129	143.81129		150	0	0	1.69	10	150	96%	80	120	0%	
2,4-Dimethylphenol	A	ug/L	141.24758	141.24758		150	0	0	1.69	10	150	94%	80	120	0%	
2,4-Dinitrophenol	A	ug/L	147.40763	147.40763		150	0	0	4.26	10	150	98%	80	120	0%	
2,4-Dinitrotoluene	A	ug/L	147.37762	147.37762		150	0	0	3.04	10	150	98%	80	120	0%	
2,6-Dinitrotoluene	A	ug/L	140.28013	140.28013		150	0	0	3.2	10	150	94%	80	120	0%	
2-Chloronaphthalene	A	ug/L	146.70902	146.70902		150	0	0	2.14	10	150	98%	80	120	0%	
2-Chlorophenol	A	ug/L	146.11086	146.11086		150	0	0	2.48	10	150	97%	80	120	0%	
2-Methylnaphthalene	A	ug/L	150.99876	150.99876		150	0	0	1.92	10	150	101%	80	120	0%	
2-Nitroaniline	A	ug/L	139.58853	139.58853		150	0	0	2.4	10	150	93%	80	120	0%	
2-Nitrophenol	A	ug/L	144.43803	144.43803		150	0	0	2.36	10	150	96%	80	120	0%	
3,3'-Dichlorobenzidine	A	ug/L	145.86735	145.86735		150	0	0	2.11	10	150	97%	80	120	0%	
3-Nitroaniline	A	ug/L	141.84089	141.84089		150	0	0	2.77	10	150	95%	80	120	0%	
4,6-Dinitro-2-methylphenol	A	ug/L	147.92067	147.92067		150	0	0	2.33	10	150	99%	80	120	0%	
4-Bromophenyl phenyl ether	A	ug/L	146.89915	146.89915		150	0	0	1.74	10	150	98%	80	120	0%	
4-Chloro-2-methylphenol	A	ug/L	143.00655	143.00655		150	0	0	1.6	10	150	95%	80	120	0%	
4-Chloro-3-methylphenol	A	ug/L	145.69078	145.69078		150	0	0	1.46	10	150	97%	80	120	0%	
4-Chlorophenol	A	ug/L	147.58879	147.58879		150	0	0	2.64	10	150	98%	80	120	0%	
4-Chlorophenyl phenyl ether	A	ug/L	142.57519	142.57519		150	0	0	2.03	10	150	95%	80	120	0%	
4-Nitroaniline	A	ug/L	147.46761	147.46761		150	0	0	1.63	10	150	98%	80	120	0%	
4-Nitrophenol	A	ug/L	144.3881	144.3881		150	0	0	2.5	10	150	96%	80	120	0%	
Acenaphthene	A	ug/L	152.63091	152.63091		150	0	0	1.89	10	150	102%	80	120	0%	
Acenaphthylene	A	ug/L	149.67985	149.67985		150	0	0	1.57	10	150	100%	80	120	0%	
Aniline	A	ug/L	145.48225	145.48225		150	0	0	3.74	10	150	97%	80	120	0%	
Anthracene	A	ug/L	143.81384	143.81384		150	0	0	1.23	10	150	96%	80	120	0%	
Azobenzene	A	ug/L	151.03114	151.03114		150	0	0	1.09	10	150	101%	80	120	0%	
Benzidine	A	ug/L	152.27249	152.27249		150	0	0	6.72	10	150	102%	80	120	0%	
Benzo(a)anthracene	A	ug/L	149.75051	149.75051		150	0	0	0.856	10	150	100%	80	120	0%	

Seq No	Lab ID	Test Code	Sample Typ	File ID	Analysis Date	DF	Batch ID	Prep Date	SPKref	RPDref	pmoist					
15044795	18-Feb-22_CAL	SVOC-8270-W-	ICAL	V5973N.I	sd0218:2/19/2022 8:21:2	1	R374941		0	0						
Analyte	T	Units	RAW	Final	Text	Spike	SPKref	RPDref	MDL	PQL	UQL	%REC	LOW	HIGH	%RPD	Q
Benzo(a)pyrene	A	ug/L	147.49844	147.49844		150	0	0	1.24	10	150	98%	80	120	0%	
Benzo(b)fluoranthene	A	ug/L	147.75693	147.75693		150	0	0	0.903	10	150	99%	80	120	0%	
Benzo(g,h,i)perylene	A	ug/L	147.41393	147.41393		150	0	0	1.01	10	150	98%	80	120	0%	
Benzo(k)fluoranthene	A	ug/L	149.14729	149.14729		150	0	0	0.97	10	150	99%	80	120	0%	
Benzoic acid	A	ug/L	145.38456	145.38456		150	0	0	1.51	10	150	97%	80	120	0%	
Benzyl alcohol	A	ug/L	145.16169	145.16169		150	0	0	3.13	10	150	97%	80	120	0%	
bis(-2-chloroethoxy)Methane	A	ug/L	145.34888	145.34888		150	0	0	1.36	10	150	97%	80	120	0%	
bis(-2-chloroethyl)Ether	A	ug/L	147.59774	147.59774		150	0	0	2.57	10	150	98%	80	120	0%	
bis(2-chloroisopropyl)Ether	A	ug/L	144.24352	144.24352		150	0	0	1.49	10	150	96%	80	120	0%	
bis(2-ethylhexyl)Phthalate	A	ug/L	146.98037	146.98037		150	0	0	1.91	10	150	98%	80	120	0%	
Butylbenzylphthalate	A	ug/L	146.75789	146.75789		150	0	0	1.57	10	150	98%	80	120	0%	
Carbazole	A	ug/L	149.57053	149.57053		150	0	0	0.842	10	150	100%	80	120	0%	
Chrysene	A	ug/L	147.3118	147.3118		150	0	0	1.17	10	150	98%	80	120	0%	
Di-n-butyl phthalate	A	ug/L	147.6497	147.6497		150	0	0	0.932	10	150	98%	80	120	0%	
Di-n-octyl phthalate	A	ug/L	147.30122	147.30122		150	0	0	1.34	10	150	98%	80	120	0%	
Dibenzo(a,h)anthracene	A	ug/L	147.0838	147.0838		150	0	0	1.17	10	150	98%	80	120	0%	
Dibenzofuran	A	ug/L	148.13504	148.13504		150	0	0	1.74	10	150	99%	80	120	0%	
Diethyl phthalate	A	ug/L	145.36778	145.36778		150	0	0	2.18	10	150	97%	80	120	0%	
Dimethyl phthalate	A	ug/L	148.76974	148.76974		150	0	0	1.72	10	150	99%	80	120	0%	
Fluoranthene	A	ug/L	148.77254	148.77254		150	0	0	0.883	10	150	99%	80	120	0%	
Fluorene	A	ug/L	153.81469	153.81469		150	0	0	1.82	10	150	103%	80	120	0%	
Hexachlorobenzene	A	ug/L	143.53189	143.53189		150	0	0	1.33	10	150	96%	80	120	0%	
Hexachlorobutadiene	A	ug/L	147.36478	147.36478		150	0	0	2.32	10	150	98%	80	120	0%	
Hexachlorocyclopentadiene	A	ug/L	147.73475	147.73475		150	0	0	2.97	10	150	98%	80	120	0%	
Hexachloroethane	A	ug/L	145.59741	145.59741		150	0	0	1.79	10	150	97%	80	120	0%	
Indeno(1,2,3-cd)pyrene	A	ug/L	147.07419	147.07419		150	0	0	1.25	10	150	98%	80	120	0%	
Isophorone	A	ug/L	146.30815	146.30815		150	0	0	1.67	10	150	98%	80	120	0%	
m+p-Cresols	A	ug/L	147.68905	147.68905		150	0	0	1.78	10	150	98%	80	120	0%	
n-Nitroso-di-n-propylamine	A	ug/L	151.94194	151.94194		150	0	0	1.54	10	150	101%	80	120	0%	
n-Nitrosodimethylamine	A	ug/L	149.73312	149.73312		150	0	0	1.53	10	150	100%	80	120	0%	
n-Nitrosodiphenylamine	A	ug/L	148.66233	148.66233		150	0	0	1.16	10	150	99%	80	120	0%	
Naphthalene	A	ug/L	144.2577	144.2577		150	0	0	1.74	10	150	96%	80	120	0%	
Nitrobenzene	A	ug/L	141.18191	141.18191		150	0	0	2.31	10	150	94%	80	120	0%	
o-Cresol	A	ug/L	144.81835	144.81835		150	0	0	1.83	10	150	97%	80	120	0%	
p-Chloroaniline	A	ug/L	150.52324	150.52324		150	0	0	1.52	10	150	100%	80	120	0%	

Seq No	Lab ID	Test Code	Sample Typ	File ID	Analysis Date	DF	Batch ID	Prep Date	SPKref	RPDref	pmoist					
15044795	18-Feb-22_CAL	SVOC-8270-W-	ICAL	V5973N.I	sd0218:2/19/2022 8:21:2	1	R374941		0	0						
Analyte	T	Units	RAW	Final	Text	Spike	SPKref	RPDref	MDL	PQL	UQL	%REC	LOW	HIGH	%RPD	Q
Pentachlorophenol	A	ug/L	148.79274	148.79274		150	0	0	4.24	10	150	99%	80	120	0%	
Phenanthrene	A	ug/L	146.00031	146.00031		150	0	0	0.784	10	150	97%	80	120	0%	
Phenol	A	ug/L	145.52785	145.52785		150	0	0	1.46	10	150	97%	80	120	0%	
Pyrene	A	ug/L	149.9738	149.9738		150	0	0	0.921	10	150	100%	80	120	0%	
Pyridine	A	ug/L	146.13939	146.13939		150	0	0	3.22	10	150	97%	80	120	0%	
Triallate	A	ug/L	149.27945	149.27945		150	0	0	1.51	10	150	100%	80	120	0%	
1,4-Dichlorobenzene-d4	I	ug/L	40	40		0	0	0	0	10	150	0%			0%	
Acenaphthene-d10	I	ug/L	40	40		0	0	0	0	10	150	0%			0%	
Chrysene-d12	I	ug/L	40	40		0	0	0	0	10	150	0%			0%	
Naphthalene-d8	I	ug/L	40	40		0	0	0	0	10	150	0%			0%	
Perylene-d12	I	ug/L	40	40		0	0	0	0	10	150	0%			0%	
Phenanthrene-d10	I	ug/L	40	40		0	0	0	0	10	150	0%			0%	
2,4,6-Tribromophenol	S	ug/L	148.56515	148.56515		150	0	0	2.88	10	0	99%	80	120	0%	
2-Fluorobiphenyl	S	ug/L	147.22505	147.22505		150	0	0	0.724	10	0	98%	80	120	0%	
2-Fluorophenol	S	ug/L	148.08161	148.08161		150	0	0	3.52	10	0	99%	80	120	0%	
Nitrobenzene-d5	S	ug/L	146.32187	146.32187		150	0	0	2.34	10	0	98%	80	120	0%	
Phenol-d5	S	ug/L	147.13902	147.13902		150	0	0	2.06	10	0	98%	80	120	0%	
Terphenyl-d14	S	ug/L	152.1715	152.1715		150	0	0	1.17	10	0	101%	80	120	0%	
4-Chloroaniline	X	ug/L	150.52324	150.52324		150	0	0	1.61	10	150	100%	80	120	0%	
o-Terphenyl	X	ug/L	143.8799	143.8799		150	0	0	1.27	10	150	96%	80	120	0%	

Seq No	Lab ID	Test Code	Sample Typ	File ID	Analysis Date	DF	Batch ID	Prep Date	SPKref	RPDref	pmoist					
15044796	18-Feb-22_CAL	SVOC-8270-W-	ICAL	V5973N.I	sd0218:2/19/2022 8:53:2	1	R374941		0	0						
Analyte	T	Units	RAW	Final	Text	Spike	SPKref	RPDref	MDL	PQL	UQL	%REC	LOW	HIGH	%RPD	Q
1,2,4-Trichlorobenzene	A	ug/L	119.8787	119.8787		120	0	0	1.9	10	150	100%	80	120	0%	
1,2-Dichlorobenzene	A	ug/L	121.0749	121.0749		120	0	0	1.97	10	150	101%	80	120	0%	
1,3-Dichlorobenzene	A	ug/L	123.77035	123.77035		120	0	0	2.13	10	150	103%	80	120	0%	
1,4-Dichlorobenzene	A	ug/L	122.13069	122.13069		120	0	0	2.02	10	150	102%	80	120	0%	
1-Methylnaphthalene	A	ug/L	122.4836	122.4836		120	0	0	2.39	10	150	102%	80	120	0%	
2,2'-Oxybis(1-Chloropropane)	A	ug/L	126.77779	126.77779		120	0	0	1.45	10	150	106%	80	120	0%	
2,4,5-Trichlorophenol	A	ug/L	122.64538	122.64538		120	0	0	2.23	10	150	102%	80	120	0%	
2,4,6-Trichlorophenol	A	ug/L	126.49409	126.49409		120	0	0	2.64	10	150	105%	80	120	0%	
2,4-Dichlorophenol	A	ug/L	126.8965	126.8965		120	0	0	1.69	10	150	106%	80	120	0%	
2,4-Dimethylphenol	A	ug/L	124.28586	124.28586		120	0	0	1.69	10	150	104%	80	120	0%	

Seq No	Lab ID	Test Code	Sample Typ	File ID	Analysis Date	DF	Batch ID	Prep Date	SPKref	RPDref	pmoist					
15044796	18-Feb-22_CAL	SVOC-8270-W-	ICAL	V5973N.I	sd0218:2/19/2022 8:53:2	1	R374941		0	0						
Analyte	T	Units	RAW	Final	Text	Spike	SPKref	RPDref	MDL	PQL	UQL	%REC	LOW	HIGH	%RPD	Q
2,4-Dinitrophenol	A	ug/L	121.63069	121.63069		120	0	0	4.26	10	150	101%	80	120	0%	
2,4-Dinitrotoluene	A	ug/L	122.80601	122.80601		120	0	0	3.04	10	150	102%	80	120	0%	
2,6-Dinitrotoluene	A	ug/L	134.50879	134.50879		120	0	0	3.2	10	150	112%	80	120	0%	
2-Chloronaphthalene	A	ug/L	116.0457	116.0457		120	0	0	2.14	10	150	97%	80	120	0%	
2-Chlorophenol	A	ug/L	122.70164	122.70164		120	0	0	2.48	10	150	102%	80	120	0%	
2-Methylnaphthalene	A	ug/L	119.27027	119.27027		120	0	0	1.92	10	150	99%	80	120	0%	
2-Nitroaniline	A	ug/L	129.8078	129.8078		120	0	0	2.4	10	150	108%	80	120	0%	
2-Nitrophenol	A	ug/L	126.52723	126.52723		120	0	0	2.36	10	150	105%	80	120	0%	
3,3'-Dichlorobenzidine	A	ug/L	123.47671	123.47671		120	0	0	2.11	10	150	103%	80	120	0%	
3-Nitroaniline	A	ug/L	130.39719	130.39719		120	0	0	2.77	10	150	109%	80	120	0%	
4,6-Dinitro-2-methylphenol	A	ug/L	121.12317	121.12317		120	0	0	2.33	10	150	101%	80	120	0%	
4-Bromophenyl phenyl ether	A	ug/L	126.15861	126.15861		120	0	0	1.74	10	150	105%	80	120	0%	
4-Chloro-2-methylphenol	A	ug/L	125.80595	125.80595		120	0	0	1.6	10	150	105%	80	120	0%	
4-Chloro-3-methylphenol	A	ug/L	124.16814	124.16814		120	0	0	1.46	10	150	103%	80	120	0%	
4-Chlorophenol	A	ug/L	122.63725	122.63725		120	0	0	2.64	10	150	102%	80	120	0%	
4-Chlorophenyl phenyl ether	A	ug/L	127.48107	127.48107		120	0	0	2.03	10	150	106%	80	120	0%	
4-Nitroaniline	A	ug/L	114.20275	114.20275		120	0	0	1.63	10	150	95%	80	120	0%	
4-Nitrophenol	A	ug/L	126.29442	126.29442		120	0	0	2.5	10	150	105%	80	120	0%	
Acenaphthene	A	ug/L	117.15509	117.15509		120	0	0	1.89	10	150	98%	80	120	0%	
Acenaphthylene	A	ug/L	121.46322	121.46322		120	0	0	1.57	10	150	101%	80	120	0%	
Aniline	A	ug/L	123.9193	123.9193		120	0	0	3.74	10	150	103%	80	120	0%	
Anthracene	A	ug/L	119.30268	119.30268		120	0	0	1.23	10	150	99%	80	120	0%	
Azobenzene	A	ug/L	120.26687	120.26687		120	0	0	1.09	10	150	100%	80	120	0%	
Benzidine	A	ug/L	114.71597	114.71597		120	0	0	6.72	10	150	96%	80	120	0%	
Benzo(a)anthracene	A	ug/L	123.9899	123.9899		120	0	0	0.856	10	150	103%	80	120	0%	
Benzo(a)pyrene	A	ug/L	122.23759	122.23759		120	0	0	1.24	10	150	102%	80	120	0%	
Benzo(b)fluoranthene	A	ug/L	120.71335	120.71335		120	0	0	0.903	10	150	101%	80	120	0%	
Benzo(g,h,i)perylene	A	ug/L	120.91018	120.91018		120	0	0	1.01	10	150	101%	80	120	0%	
Benzo(k)fluoranthene	A	ug/L	117.59469	117.59469		120	0	0	0.97	10	150	98%	80	120	0%	
Benzoic acid	A	ug/L	128.59804	128.59804		120	0	0	1.51	10	150	107%	80	120	0%	
Benzyl alcohol	A	ug/L	125.23751	125.23751		120	0	0	3.13	10	150	104%	80	120	0%	
bis(-2-chloroethoxy)Methane	A	ug/L	127.37973	127.37973		120	0	0	1.36	10	150	106%	80	120	0%	
bis(-2-chloroethyl)Ether	A	ug/L	122.23115	122.23115		120	0	0	2.57	10	150	102%	80	120	0%	
bis(2-chloroisopropyl)Ether	A	ug/L	126.77779	126.77779		120	0	0	1.49	10	150	106%	80	120	0%	
bis(2-ethylhexyl)Phthalate	A	ug/L	124.12988	124.12988		120	0	0	1.91	10	150	103%	80	120	0%	

Seq No	Lab ID	Test Code	Sample Typ	File ID	Analysis Date	DF	Batch ID	Prep Date	SPKref	RPDref	pmoist					
15044796	18-Feb-22_CAL	SVOC-8270-W-	ICAL	V5973N.I	sd0218:2/19/2022 8:53:2	1	R374941		0	0						
Analyte	T	Units	RAW	Final	Text	Spike	SPKref	RPDref	MDL	PQL	UQL	%REC	LOW	HIGH	%RPD	Q
Butylbenzylphthalate	A	ug/L	123.21535	123.21535		120	0	0	1.57	10	150	103%	80	120	0%	
Carbazole	A	ug/L	120.47323	120.47323		120	0	0	0.842	10	150	100%	80	120	0%	
Chrysene	A	ug/L	122.27869	122.27869		120	0	0	1.17	10	150	102%	80	120	0%	
Di-n-butyl phthalate	A	ug/L	121.01434	121.01434		120	0	0	0.932	10	150	101%	80	120	0%	
Di-n-octyl phthalate	A	ug/L	121.10996	121.10996		120	0	0	1.34	10	150	101%	80	120	0%	
Dibenzo(a,h)anthracene	A	ug/L	122.77736	122.77736		120	0	0	1.17	10	150	102%	80	120	0%	
Dibenzofuran	A	ug/L	118.49461	118.49461		120	0	0	1.74	10	150	99%	80	120	0%	
Diethyl phthalate	A	ug/L	125.76711	125.76711		120	0	0	2.18	10	150	105%	80	120	0%	
Dimethyl phthalate	A	ug/L	119.42137	119.42137		120	0	0	1.72	10	150	100%	80	120	0%	
Fluoranthene	A	ug/L	120.70965	120.70965		120	0	0	0.883	10	150	101%	80	120	0%	
Fluorene	A	ug/L	114.45231	114.45231		120	0	0	1.82	10	150	95%	80	120	0%	
Hexachlorobenzene	A	ug/L	123.94405	123.94405		120	0	0	1.33	10	150	103%	80	120	0%	
Hexachlorobutadiene	A	ug/L	120.44215	120.44215		120	0	0	2.32	10	150	100%	80	120	0%	
Hexachlorocyclopentadiene	A	ug/L	118.72291	118.72291		120	0	0	2.97	10	150	99%	80	120	0%	
Hexachloroethane	A	ug/L	124.58292	124.58292		120	0	0	1.79	10	150	104%	80	120	0%	
Indeno(1,2,3-cd)pyrene	A	ug/L	119.11495	119.11495		120	0	0	1.25	10	150	99%	80	120	0%	
Isophorone	A	ug/L	123.48588	123.48588		120	0	0	1.67	10	150	103%	80	120	0%	
m+p-Cresols	A	ug/L	119.74612	119.74612		120	0	0	1.78	10	150	100%	80	120	0%	
n-Nitroso-di-n-propylamine	A	ug/L	117.70162	117.70162		120	0	0	1.54	10	150	98%	80	120	0%	
n-Nitrosodimethylamine	A	ug/L	116.57937	116.57937		120	0	0	1.53	10	150	97%	80	120	0%	
n-Nitrosodiphenylamine	A	ug/L	120.73443	120.73443		120	0	0	1.16	10	150	101%	80	120	0%	
Naphthalene	A	ug/L	123.61825	123.61825		120	0	0	1.74	10	150	103%	80	120	0%	
Nitrobenzene	A	ug/L	125.15614	125.15614		120	0	0	2.31	10	150	104%	80	120	0%	
o-Cresol	A	ug/L	125.2574	125.2574		120	0	0	1.83	10	150	104%	80	120	0%	
p-Chloroaniline	A	ug/L	119.20435	119.20435		120	0	0	1.52	10	150	99%	80	120	0%	
Pentachlorophenol	A	ug/L	118.92285	118.92285		120	0	0	4.24	10	150	99%	80	120	0%	
Phenanthrene	A	ug/L	119.62586	119.62586		120	0	0	0.784	10	150	100%	80	120	0%	
Phenol	A	ug/L	125.92767	125.92767		120	0	0	1.46	10	150	105%	80	120	0%	
Pyrene	A	ug/L	118.6872	118.6872		120	0	0	0.921	10	150	99%	80	120	0%	
Pyridine	A	ug/L	123.75618	123.75618		120	0	0	3.22	10	150	103%	80	120	0%	
Triallate	A	ug/L	120.43247	120.43247		120	0	0	1.51	10	150	100%	80	120	0%	
1,4-Dichlorobenzene-d4	I	ug/L	40	40		0	0	0	0	10	150	0%			0%	
Acenaphthene-d10	I	ug/L	40	40		0	0	0	0	10	150	0%			0%	
Chrysene-d12	I	ug/L	40	40		0	0	0	0	10	150	0%			0%	
Naphthalene-d8	I	ug/L	40	40		0	0	0	0	10	150	0%			0%	

Seq No	Lab ID	Test Code	Sample Typ	File ID	Analysis Date	DF	Batch ID	Prep Date	SPKref	RPDref	pmoist					
15044796	18-Feb-22_CAL	SVOC-8270-W-	ICAL	V5973N.I	sd0218:2/19/2022 8:53:2	1	R374941		0	0						
Analyte	T	Units	RAW	Final	Text	Spike	SPKref	RPDref	MDL	PQL	UQL	%REC	LOW	HIGH	%RPD	Q
Perylene-d12	I	ug/L	40	40		0	0	0	0	10	150	0%			0%	
Phenanthrene-d10	I	ug/L	40	40		0	0	0	0	10	150	0%			0%	
2,4,6-Tribromophenol	S	ug/L	120.62911	120.62911		120	0	0	2.88	10	0	101%	80	120	0%	
2-Fluorobiphenyl	S	ug/L	120.38835	120.38835		120	0	0	0.724	10	0	100%	80	120	0%	
2-Fluorophenol	S	ug/L	120.34264	120.34264		120	0	0	3.52	10	0	100%	80	120	0%	
Nitrobenzene-d5	S	ug/L	123.29478	123.29478		120	0	0	2.34	10	0	103%	80	120	0%	
Phenol-d5	S	ug/L	122.8556	122.8556		120	0	0	2.06	10	0	102%	80	120	0%	
Terphenyl-d14	S	ug/L	120.36561	120.36561		120	0	0	1.17	10	0	100%	80	120	0%	
4-Chloroaniline	X	ug/L	119.20435	119.20435		120	0	0	1.61	10	150	99%	80	120	0%	
o-Terphenyl	X	ug/L	125.09349	125.09349		120	0	0	1.27	10	150	104%	80	120	0%	

Seq No	Lab ID	Test Code	Sample Typ	File ID	Analysis Date	DF	Batch ID	Prep Date	SPKref	RPDref	pmoist					
15044797	18-Feb-22_CAL	SVOC-8270-W-	ICAL	V5973N.I	sd0218:2/19/2022 9:25:4	1	R374941		0	0						
Analyte	T	Units	RAW	Final	Text	Spike	SPKref	RPDref	MDL	PQL	UQL	%REC	LOW	HIGH	%RPD	Q
1,2,4-Trichlorobenzene	A	ug/L	101.66431	101.66431		100	0	0	1.9	10	150	102%	80	120	0%	
1,2-Dichlorobenzene	A	ug/L	100.92849	100.92849		100	0	0	1.97	10	150	101%	80	120	0%	
1,3-Dichlorobenzene	A	ug/L	101.77872	101.77872		100	0	0	2.13	10	150	102%	80	120	0%	
1,4-Dichlorobenzene	A	ug/L	102.76257	102.76257		100	0	0	2.02	10	150	103%	80	120	0%	
1-Methylnaphthalene	A	ug/L	97.08559	97.08559		100	0	0	2.39	10	150	97%	80	120	0%	
2,2'-Oxybis(1-Chloropropane)	A	ug/L	101.36002	101.36002		100	0	0	1.45	10	150	101%	80	120	0%	
2,4,5-Trichlorophenol	A	ug/L	100.84508	100.84508		100	0	0	2.23	10	150	101%	80	120	0%	
2,4,6-Trichlorophenol	A	ug/L	108.66773	108.66773		100	0	0	2.64	10	150	109%	80	120	0%	
2,4-Dichlorophenol	A	ug/L	102.45169	102.45169		100	0	0	1.69	10	150	102%	80	120	0%	
2,4-Dimethylphenol	A	ug/L	109.8715	109.8715		100	0	0	1.69	10	150	110%	80	120	0%	
2,4-Dinitrophenol	A	ug/L	103.59952	103.59952		100	0	0	4.26	10	150	104%	80	120	0%	
2,4-Dinitrotoluene	A	ug/L	100.94	100.94		100	0	0	3.04	10	150	101%	80	120	0%	
2,6-Dinitrotoluene	A	ug/L	98.50842	98.50842		100	0	0	3.2	10	150	99%	80	120	0%	
2-Chloronaphthalene	A	ug/L	99.92743	99.92743		100	0	0	2.14	10	150	100%	80	120	0%	
2-Chlorophenol	A	ug/L	103.26	103.26		100	0	0	2.48	10	150	103%	80	120	0%	
2-Methylnaphthalene	A	ug/L	99.78379	99.78379		100	0	0	1.92	10	150	100%	80	120	0%	
2-Nitroaniline	A	ug/L	109.61505	109.61505		100	0	0	2.4	10	150	110%	80	120	0%	
2-Nitrophenol	A	ug/L	103.62541	103.62541		100	0	0	2.36	10	150	104%	80	120	0%	
3,3'-Dichlorobenzidine	A	ug/L	103.76438	103.76438		100	0	0	2.11	10	150	104%	80	120	0%	
3-Nitroaniline	A	ug/L	100.92359	100.92359		100	0	0	2.77	10	150	101%	80	120	0%	

Seq No	Lab ID	Test Code	Sample Typ	File ID	Analysis Date	DF	Batch ID	Prep Date	SPKref	RPDref	pmoist					
15044797	18-Feb-22_CAL	SVOC-8270-W-	ICAL	V5973N.I	sd0218:2/19/2022 9:25:4	1	R374941		0	0						
Analyte	T	Units	RAW	Final	Text	Spike	SPKref	RPDref	MDL	PQL	UQL	%REC	LOW	HIGH	%RPD	Q
4,6-Dinitro-2-methylphenol	A	ug/L	104.41622	104.41622		100	0	0	2.33	10	150	104%	80	120	0%	
4-Bromophenyl phenyl ether	A	ug/L	100.85949	100.85949		100	0	0	1.74	10	150	101%	80	120	0%	
4-Chloro-2-methylphenol	A	ug/L	103.75767	103.75767		100	0	0	1.6	10	150	104%	80	120	0%	
4-Chloro-3-methylphenol	A	ug/L	99.93339	99.93339		100	0	0	1.46	10	150	100%	80	120	0%	
4-Chlorophenol	A	ug/L	101.0255	101.0255		100	0	0	2.64	10	150	101%	80	120	0%	
4-Chlorophenyl phenyl ether	A	ug/L	105.98931	105.98931		100	0	0	2.03	10	150	106%	80	120	0%	
4-Nitroaniline	A	ug/L	112.88014	112.88014		100	0	0	1.63	10	150	113%	80	120	0%	
4-Nitrophenol	A	ug/L	102.3911	102.3911		100	0	0	2.5	10	150	102%	80	120	0%	
Acenaphthene	A	ug/L	97.80348	97.80348		100	0	0	1.89	10	150	98%	80	120	0%	
Acenaphthylene	A	ug/L	98.74058	98.74058		100	0	0	1.57	10	150	99%	80	120	0%	
Aniline	A	ug/L	103.43793	103.43793		100	0	0	3.74	10	150	103%	80	120	0%	
Anthracene	A	ug/L	108.10908	108.10908		100	0	0	1.23	10	150	108%	80	120	0%	
Azobenzene	A	ug/L	96.53176	96.53176		100	0	0	1.09	10	150	97%	80	120	0%	
Benzidine	A	ug/L	101.75405	101.75405		100	0	0	6.72	10	150	102%	80	120	0%	
Benzo(a)anthracene	A	ug/L	104.03338	104.03338		100	0	0	0.856	10	150	104%	80	120	0%	
Benzo(a)pyrene	A	ug/L	101.22955	101.22955		100	0	0	1.24	10	150	101%	80	120	0%	
Benzo(b)fluoranthene	A	ug/L	102.07504	102.07504		100	0	0	0.903	10	150	102%	80	120	0%	
Benzo(g,h,i)perylene	A	ug/L	103.24746	103.24746		100	0	0	1.01	10	150	103%	80	120	0%	
Benzo(k)fluoranthene	A	ug/L	104.87177	104.87177		100	0	0	0.97	10	150	105%	80	120	0%	
Benzoic acid	A	ug/L	96.09723	96.09723		100	0	0	1.51	10	150	96%	80	120	0%	
Benzyl alcohol	A	ug/L	103.17268	103.17268		100	0	0	3.13	10	150	103%	80	120	0%	
bis(-2-chloroethoxy)Methane	A	ug/L	100.64468	100.64468		100	0	0	1.36	10	150	101%	80	120	0%	
bis(-2-chloroethyl)Ether	A	ug/L	100.80378	100.80378		100	0	0	2.57	10	150	101%	80	120	0%	
bis(2-chloroisopropyl)Ether	A	ug/L	101.36002	101.36002		100	0	0	1.49	10	150	101%	80	120	0%	
bis(2-ethylhexyl)Phthalate	A	ug/L	100.90221	100.90221		100	0	0	1.91	10	150	101%	80	120	0%	
Butylbenzylphthalate	A	ug/L	102.96903	102.96903		100	0	0	1.57	10	150	103%	80	120	0%	
Carbazole	A	ug/L	100.37301	100.37301		100	0	0	0.842	10	150	100%	80	120	0%	
Chrysene	A	ug/L	102.07572	102.07572		100	0	0	1.17	10	150	102%	80	120	0%	
Di-n-butyl phthalate	A	ug/L	103.47461	103.47461		100	0	0	0.932	10	150	103%	80	120	0%	
Di-n-octyl phthalate	A	ug/L	104.01537	104.01537		100	0	0	1.34	10	150	104%	80	120	0%	
Dibenzo(a,h)anthracene	A	ug/L	100.1029	100.1029		100	0	0	1.17	10	150	100%	80	120	0%	
Dibenzofuran	A	ug/L	101.05909	101.05909		100	0	0	1.74	10	150	101%	80	120	0%	
Diethyl phthalate	A	ug/L	99.04085	99.04085		100	0	0	2.18	10	150	99%	80	120	0%	
Dimethyl phthalate	A	ug/L	100.11411	100.11411		100	0	0	1.72	10	150	100%	80	120	0%	
Fluoranthene	A	ug/L	102.2753	102.2753		100	0	0	0.883	10	150	102%	80	120	0%	

Seq No	Lab ID	Test Code	Sample Typ	File ID	Analysis Date	DF	Batch ID	Prep Date	SPKref	RPDref	pmoist					
15044797	18-Feb-22_CAL	SVOC-8270-W-	ICAL	V5973N.I	sd0218:2/19/2022 9:25:4	1	R374941		0	0						
Analyte	T	Units	RAW	Final	Text	Spike	SPKref	RPDref	MDL	PQL	UQL	%REC	LOW	HIGH	%RPD	Q
Fluorene	A	ug/L	98.66141	98.66141		100	0	0	1.82	10	150	99%	80	120	0%	
Hexachlorobenzene	A	ug/L	109.2193	109.2193		100	0	0	1.33	10	150	109%	80	120	0%	
Hexachlorobutadiene	A	ug/L	103.452	103.452		100	0	0	2.32	10	150	103%	80	120	0%	
Hexachlorocyclopentadiene	A	ug/L	105.43903	105.43903		100	0	0	2.97	10	150	105%	80	120	0%	
Hexachloroethane	A	ug/L	102.70564	102.70564		100	0	0	1.79	10	150	103%	80	120	0%	
Indeno(1,2,3-cd)pyrene	A	ug/L	106.88976	106.88976		100	0	0	1.25	10	150	107%	80	120	0%	
Isophorone	A	ug/L	101.01511	101.01511		100	0	0	1.67	10	150	101%	80	120	0%	
m+p-Cresols	A	ug/L	103.0919	103.0919		100	0	0	1.78	10	150	103%	80	120	0%	
n-Nitroso-di-n-propylamine	A	ug/L	98.7706	98.7706		100	0	0	1.54	10	150	99%	80	120	0%	
n-Nitrosodimethylamine	A	ug/L	105.93601	105.93601		100	0	0	1.53	10	150	106%	80	120	0%	
n-Nitrosodiphenylamine	A	ug/L	102.07401	102.07401		100	0	0	1.16	10	150	102%	80	120	0%	
Naphthalene	A	ug/L	103.35312	103.35312		100	0	0	1.74	10	150	103%	80	120	0%	
Nitrobenzene	A	ug/L	110.58481	110.58481		100	0	0	2.31	10	150	111%	80	120	0%	
o-Cresol	A	ug/L	103.78909	103.78909		100	0	0	1.83	10	150	104%	80	120	0%	
p-Chloroaniline	A	ug/L	97.20961	97.20961		100	0	0	1.52	10	150	97%	80	120	0%	
Pentachlorophenol	A	ug/L	105.17581	105.17581		100	0	0	4.24	10	150	105%	80	120	0%	
Phenanthrene	A	ug/L	109.23363	109.23363		100	0	0	0.784	10	150	109%	80	120	0%	
Phenol	A	ug/L	100.54822	100.54822		100	0	0	1.46	10	150	101%	80	120	0%	
Pyrene	A	ug/L	102.88375	102.88375		100	0	0	0.921	10	150	103%	80	120	0%	
Pyridine	A	ug/L	102.84588	102.84588		100	0	0	3.22	10	150	103%	80	120	0%	
Triallate	A	ug/L	101.06785	101.06785		100	0	0	1.51	10	150	101%	80	120	0%	
1,4-Dichlorobenzene-d4	I	ug/L	40	40		0	0	0	0	10	150	0%			0%	
Acenaphthene-d10	I	ug/L	40	40		0	0	0	0	10	150	0%			0%	
Chrysene-d12	I	ug/L	40	40		0	0	0	0	10	150	0%			0%	
Naphthalene-d8	I	ug/L	40	40		0	0	0	0	10	150	0%			0%	
Perylene-d12	I	ug/L	40	40		0	0	0	0	10	150	0%			0%	
Phenanthrene-d10	I	ug/L	40	40		0	0	0	0	10	150	0%			0%	
2,4,6-Tribromophenol	S	ug/L	102.02537	102.02537		100	0	0	2.88	10	0	102%	80	120	0%	
2-Fluorobiphenyl	S	ug/L	106.1193	106.1193		100	0	0	0.724	10	0	106%	80	120	0%	
2-Fluorophenol	S	ug/L	103.47921	103.47921		100	0	0	3.52	10	0	103%	80	120	0%	
Nitrobenzene-d5	S	ug/L	102.56999	102.56999		100	0	0	2.34	10	0	103%	80	120	0%	
Phenol-d5	S	ug/L	101.54346	101.54346		100	0	0	2.06	10	0	102%	80	120	0%	
Terphenyl-d14	S	ug/L	100.65082	100.65082		100	0	0	1.17	10	0	101%	80	120	0%	
4-Chloroaniline	X	ug/L	97.20961	97.20961		100	0	0	1.61	10	150	97%	80	120	0%	
o-Terphenyl	X	ug/L	106.47613	106.47613		100	0	0	1.27	10	150	106%	80	120	0%	

Seq No	Lab ID	Test Code	Sample Typ	File ID	Analysis Date	DF	Batch ID	Prep Date	SPKref	RPDref	pmoist					
15044798	18-Feb-22_CAL	SVOC-8270-W-	ICAL	V5973N.I	sd0218:2/19/2022 9:57:5	1	R374941		0	0						
Analyte	T	Units	RAW	Final	Text	Spike	SPKref	RPDref	MDL	PQL	UQL	%REC	LOW	HIGH	%RPD	Q
1,2,4-Trichlorobenzene	A	ug/L	77.81585	77.81585		75	0	0	1.9	10	150	104%	80	120	0%	
1,2-Dichlorobenzene	A	ug/L	75.74776	75.74776		75	0	0	1.97	10	150	101%	80	120	0%	
1,3-Dichlorobenzene	A	ug/L	76.0831	76.0831		75	0	0	2.13	10	150	101%	80	120	0%	
1,4-Dichlorobenzene	A	ug/L	76.86319	76.86319		75	0	0	2.02	10	150	102%	80	120	0%	
1-Methylnaphthalene	A	ug/L	73.02262	73.02262		75	0	0	2.39	10	150	97%	80	120	0%	
2,2'-Oxybis(1-Chloropropane)	A	ug/L	74.80037	74.80037		75	0	0	1.45	10	150	100%	80	120	0%	
2,4,5-Trichlorophenol	A	ug/L	77.92109	77.92109		75	0	0	2.23	10	150	104%	80	120	0%	
2,4,6-Trichlorophenol	A	ug/L	74.24235	74.24235		75	0	0	2.64	10	150	99%	80	120	0%	
2,4-Dichlorophenol	A	ug/L	75.22952	75.22952		75	0	0	1.69	10	150	100%	80	120	0%	
2,4-Dimethylphenol	A	ug/L	75.43391	75.43391		75	0	0	1.69	10	150	101%	80	120	0%	
2,4-Dinitrophenol	A	ug/L	74.36244	74.36244		75	0	0	4.26	10	150	99%	80	120	0%	
2,4-Dinitrotoluene	A	ug/L	75.6678	75.6678		75	0	0	3.04	10	150	101%	80	120	0%	
2,6-Dinitrotoluene	A	ug/L	75.44799	75.44799		75	0	0	3.2	10	150	101%	80	120	0%	
2-Chloronaphthalene	A	ug/L	79.05037	79.05037		75	0	0	2.14	10	150	105%	80	120	0%	
2-Chlorophenol	A	ug/L	75.22845	75.22845		75	0	0	2.48	10	150	100%	80	120	0%	
2-Methylnaphthalene	A	ug/L	73.63204	73.63204		75	0	0	1.92	10	150	98%	80	120	0%	
2-Nitroaniline	A	ug/L	69.01739	69.01739		75	0	0	2.4	10	150	92%	80	120	0%	
2-Nitrophenol	A	ug/L	72.89708	72.89708		75	0	0	2.36	10	150	97%	80	120	0%	
3,3'-Dichlorobenzidine	A	ug/L	74.8233	74.8233		75	0	0	2.11	10	150	100%	80	120	0%	
3-Nitroaniline	A	ug/L	76.85143	76.85143		75	0	0	2.77	10	150	102%	80	120	0%	
4,6-Dinitro-2-methylphenol	A	ug/L	71.58336	71.58336		75	0	0	2.33	10	150	95%	80	120	0%	
4-Bromophenyl phenyl ether	A	ug/L	68.67301	68.67301		75	0	0	1.74	10	150	92%	80	120	0%	
4-Chloro-2-methylphenol	A	ug/L	77.96972	77.96972		75	0	0	1.6	10	150	104%	80	120	0%	
4-Chloro-3-methylphenol	A	ug/L	75.67839	75.67839		75	0	0	1.46	10	150	101%	80	120	0%	
4-Chlorophenol	A	ug/L	75.73728	75.73728		75	0	0	2.64	10	150	101%	80	120	0%	
4-Chlorophenyl phenyl ether	A	ug/L	72.54827	72.54827		75	0	0	2.03	10	150	97%	80	120	0%	
4-Nitroaniline	A	ug/L	75.79605	75.79605		75	0	0	1.63	10	150	101%	80	120	0%	
4-Nitrophenol	A	ug/L	75.82722	75.82722		75	0	0	2.5	10	150	101%	80	120	0%	
Acenaphthene	A	ug/L	77.02511	77.02511		75	0	0	1.89	10	150	103%	80	120	0%	
Acenaphthylene	A	ug/L	74.22139	74.22139		75	0	0	1.57	10	150	99%	80	120	0%	
Aniline	A	ug/L	73.85143	73.85143		75	0	0	3.74	10	150	98%	80	120	0%	
Anthracene	A	ug/L	78.01886	78.01886		75	0	0	1.23	10	150	104%	80	120	0%	
Azobenzene	A	ug/L	75.70226	75.70226		75	0	0	1.09	10	150	101%	80	120	0%	
Benzidine	A	ug/L	77.04542	77.04542		75	0	0	6.72	10	150	103%	80	120	0%	
Benzo(a)anthracene	A	ug/L	77.09789	77.09789		75	0	0	0.856	10	150	103%	80	120	0%	

Seq No	Lab ID	Test Code	Sample Typ	File ID	Analysis Date	DF	Batch ID	Prep Date	SPKref	RPDref	pmoist					
15044798	18-Feb-22_CAL	SVOC-8270-W-	ICAL	V5973N.I	sd0218:2/19/2022 9:57:5	1	R374941		0	0						
Analyte	T	Units	RAW	Final	Text	Spike	SPKref	RPDref	MDL	PQL	UQL	%REC	LOW	HIGH	%RPD	Q
Benzo(a)pyrene	A	ug/L	75.1028	75.1028		75	0	0	1.24	10	150	100%	80	120	0%	
Benzo(b)fluoranthene	A	ug/L	76.65597	76.65597		75	0	0	0.903	10	150	102%	80	120	0%	
Benzo(g,h,i)perylene	A	ug/L	75.63879	75.63879		75	0	0	1.01	10	150	101%	80	120	0%	
Benzo(k)fluoranthene	A	ug/L	74.9266	74.9266		75	0	0	0.97	10	150	100%	80	120	0%	
Benzoic acid	A	ug/L	77.86511	77.86511		75	0	0	1.51	10	150	104%	80	120	0%	
Benzyl alcohol	A	ug/L	74.87572	74.87572		75	0	0	3.13	10	150	100%	80	120	0%	
bis(-2-chloroethoxy)Methane	A	ug/L	71.38608	71.38608		75	0	0	1.36	10	150	95%	80	120	0%	
bis(-2-chloroethyl)Ether	A	ug/L	76.0889	76.0889		75	0	0	2.57	10	150	101%	80	120	0%	
bis(2-chloroisopropyl)Ether	A	ug/L	74.80037	74.80037		75	0	0	1.49	10	150	100%	80	120	0%	
bis(2-ethylhexyl)Phthalate	A	ug/L	75.13757	75.13757		75	0	0	1.91	10	150	100%	80	120	0%	
Butylbenzylphthalate	A	ug/L	74.47626	74.47626		75	0	0	1.57	10	150	99%	80	120	0%	
Carbazole	A	ug/L	74.78728	74.78728		75	0	0	0.842	10	150	100%	80	120	0%	
Chrysene	A	ug/L	74.7328	74.7328		75	0	0	1.17	10	150	100%	80	120	0%	
Di-n-butyl phthalate	A	ug/L	74.70478	74.70478		75	0	0	0.932	10	150	100%	80	120	0%	
Di-n-octyl phthalate	A	ug/L	76.21905	76.21905		75	0	0	1.34	10	150	102%	80	120	0%	
Dibenzo(a,h)anthracene	A	ug/L	77.73601	77.73601		75	0	0	1.17	10	150	104%	80	120	0%	
Dibenzofuran	A	ug/L	82.28135	82.28135		75	0	0	1.74	10	150	110%	80	120	0%	
Diethyl phthalate	A	ug/L	79.23752	79.23752		75	0	0	2.18	10	150	106%	80	120	0%	
Dimethyl phthalate	A	ug/L	80.71671	80.71671		75	0	0	1.72	10	150	108%	80	120	0%	
Fluoranthene	A	ug/L	73.62609	73.62609		75	0	0	0.883	10	150	98%	80	120	0%	
Fluorene	A	ug/L	78.26263	78.26263		75	0	0	1.82	10	150	104%	80	120	0%	
Hexachlorobenzene	A	ug/L	71.13503	71.13503		75	0	0	1.33	10	150	95%	80	120	0%	
Hexachlorobutadiene	A	ug/L	77.3594	77.3594		75	0	0	2.32	10	150	103%	80	120	0%	
Hexachlorocyclopentadiene	A	ug/L	76.13851	76.13851		75	0	0	2.97	10	150	102%	80	120	0%	
Hexachloroethane	A	ug/L	74.44849	74.44849		75	0	0	1.79	10	150	99%	80	120	0%	
Indeno(1,2,3-cd)pyrene	A	ug/L	74.28389	74.28389		75	0	0	1.25	10	150	99%	80	120	0%	
Isophorone	A	ug/L	77.15185	77.15185		75	0	0	1.67	10	150	103%	80	120	0%	
m+p-Cresols	A	ug/L	77.00329	77.00329		75	0	0	1.78	10	150	103%	80	120	0%	
n-Nitroso-di-n-propylamine	A	ug/L	75.06453	75.06453		75	0	0	1.54	10	150	100%	80	120	0%	
n-Nitrosodimethylamine	A	ug/L	74.63005	74.63005		75	0	0	1.53	10	150	100%	80	120	0%	
n-Nitrosodiphenylamine	A	ug/L	73.97084	73.97084		75	0	0	1.16	10	150	99%	80	120	0%	
Naphthalene	A	ug/L	78.10392	78.10392		75	0	0	1.74	10	150	104%	80	120	0%	
Nitrobenzene	A	ug/L	70.29477	70.29477		75	0	0	2.31	10	150	94%	80	120	0%	
o-Cresol	A	ug/L	72.60949	72.60949		75	0	0	1.83	10	150	97%	80	120	0%	
p-Chloroaniline	A	ug/L	79.6395	79.6395		75	0	0	1.52	10	150	106%	80	120	0%	

Seq No	Lab ID	Test Code	Sample Typ	File ID	Analysis Date	DF	Batch ID	Prep Date	SPKref	RPDref	pmoist					
15044798	18-Feb-22_CAL	SVOC-8270-W-	ICAL	V5973N.I	sd0218:2/19/2022 9:57:5	1	R374941		0	0						
Analyte	T	Units	RAW	Final	Text	Spike	SPKref	RPDref	MDL	PQL	UQL	%REC	LOW	HIGH	%RPD	Q
Pentachlorophenol	A	ug/L	72.86501	72.86501		75	0	0	4.24	10	150	97%	80	120	0%	
Phenanthrene	A	ug/L	72.53772	72.53772		75	0	0	0.784	10	150	97%	80	120	0%	
Phenol	A	ug/L	74.69702	74.69702		75	0	0	1.46	10	150	100%	80	120	0%	
Pyrene	A	ug/L	73.17698	73.17698		75	0	0	0.921	10	150	98%	80	120	0%	
Pyridine	A	ug/L	73.75015	73.75015		75	0	0	3.22	10	150	98%	80	120	0%	
Triallate	A	ug/L	74.1071	74.1071		75	0	0	1.51	10	150	99%	80	120	0%	
1,4-Dichlorobenzene-d4	I	ug/L	40	40		0	0	0	0	10	150	0%			0%	
Acenaphthene-d10	I	ug/L	40	40		0	0	0	0	10	150	0%			0%	
Chrysene-d12	I	ug/L	40	40		0	0	0	0	10	150	0%			0%	
Naphthalene-d8	I	ug/L	40	40		0	0	0	0	10	150	0%			0%	
Perylene-d12	I	ug/L	40	40		0	0	0	0	10	150	0%			0%	
Phenanthrene-d10	I	ug/L	40	40		0	0	0	0	10	150	0%			0%	
2,4,6-Tribromophenol	S	ug/L	75.30826	75.30826		75	0	0	2.88	10	0	100%	80	120	0%	
2-Fluorobiphenyl	S	ug/L	72.88063	72.88063		75	0	0	0.724	10	0	97%	80	120	0%	
2-Fluorophenol	S	ug/L	74.23548	74.23548		75	0	0	3.52	10	0	99%	80	120	0%	
Nitrobenzene-d5	S	ug/L	75.1559	75.1559		75	0	0	2.34	10	0	100%	80	120	0%	
Phenol-d5	S	ug/L	74.59662	74.59662		75	0	0	2.06	10	0	99%	80	120	0%	
Terphenyl-d14	S	ug/L	73.65487	73.65487		75	0	0	1.17	10	0	98%	80	120	0%	
4-Chloroaniline	X	ug/L	79.6395	79.6395		75	0	0	1.61	10	150	106%	80	120	0%	
o-Terphenyl	X	ug/L	71.746	71.746		75	0	0	1.27	10	150	96%	80	120	0%	

Seq No	Lab ID	Test Code	Sample Typ	File ID	Analysis Date	DF	Batch ID	Prep Date	SPKref	RPDref	pmoist					
15044799	18-Feb-22_CAL	SVOC-8270-W-	ICAL	V5973N.I	sd0218:2/19/2022 10:43:	1	R374941		0	0						
Analyte	T	Units	RAW	Final	Text	Spike	SPKref	RPDref	MDL	PQL	UQL	%REC	LOW	HIGH	%RPD	Q
1,2,4-Trichlorobenzene	A	ug/L	47.49782	47.49782		50	0	0	1.9	10	150	95%	80	120	0%	
1,2-Dichlorobenzene	A	ug/L	48.89452	48.89452		50	0	0	1.97	10	150	98%	80	120	0%	
1,3-Dichlorobenzene	A	ug/L	47.68319	47.68319		50	0	0	2.13	10	150	95%	80	120	0%	
1,4-Dichlorobenzene	A	ug/L	47.52081	47.52081		50	0	0	2.02	10	150	95%	80	120	0%	
1-Methylnaphthalene	A	ug/L	52.07647	52.07647		50	0	0	2.39	10	150	104%	80	120	0%	
2,2'-Oxybis(1-Chloropropane)	A	ug/L	48.10974	48.10974		50	0	0	1.45	10	150	96%	80	120	0%	
2,4,5-Trichlorophenol	A	ug/L	47.37548	47.37548		50	0	0	2.23	10	150	95%	80	120	0%	
2,4,6-Trichlorophenol	A	ug/L	44.73831	44.73831		50	0	0	2.64	10	150	89%	80	120	0%	
2,4-Dichlorophenol	A	ug/L	46.88832	46.88832		50	0	0	1.69	10	150	94%	80	120	0%	
2,4-Dimethylphenol	A	ug/L	44.70578	44.70578		50	0	0	1.69	10	150	89%	80	120	0%	

Seq No	Lab ID	Test Code	Sample Typ	File ID	Analysis Date	DF	Batch ID	Prep Date	SPKref	RPDref	pmoist					
15044799	18-Feb-22_CAL	SVOC-8270-W-	ICAL	V5973N.I	sd0218:2/19/2022 10:43:	1	R374941		0	0						
Analyte	T	Units	RAW	Final	Text	Spike	SPKref	RPDref	MDL	PQL	UQL	%REC	LOW	HIGH	%RPD	Q
2,4-Dinitrophenol	A	ug/L	48.51587	48.51587		50	0	0	4.26	10	150	97%	80	120	0%	
2,4-Dinitrotoluene	A	ug/L	49.02327	49.02327		50	0	0	3.04	10	150	98%	80	120	0%	
2,6-Dinitrotoluene	A	ug/L	46.78734	46.78734		50	0	0	3.2	10	150	94%	80	120	0%	
2-Chloronaphthalene	A	ug/L	49.7944	49.7944		50	0	0	2.14	10	150	100%	80	120	0%	
2-Chlorophenol	A	ug/L	47.89159	47.89159		50	0	0	2.48	10	150	96%	80	120	0%	
2-Methylnaphthalene	A	ug/L	51.06366	51.06366		50	0	0	1.92	10	150	102%	80	120	0%	
2-Nitroaniline	A	ug/L	47.82194	47.82194		50	0	0	2.4	10	150	96%	80	120	0%	
2-Nitrophenol	A	ug/L	47.69037	47.69037		50	0	0	2.36	10	150	95%	80	120	0%	
3,3'-Dichlorobenzidine	A	ug/L	47.61876	47.61876		50	0	0	2.11	10	150	95%	80	120	0%	
3-Nitroaniline	A	ug/L	45.4914	45.4914		50	0	0	2.77	10	150	91%	80	120	0%	
4,6-Dinitro-2-methylphenol	A	ug/L	50.34008	50.34008		50	0	0	2.33	10	150	101%	80	120	0%	
4-Bromophenyl phenyl ether	A	ug/L	52.13331	52.13331		50	0	0	1.74	10	150	104%	80	120	0%	
4-Chloro-2-methylphenol	A	ug/L	44.56129	44.56129		50	0	0	1.6	10	150	89%	80	120	0%	
4-Chloro-3-methylphenol	A	ug/L	49.29631	49.29631		50	0	0	1.46	10	150	99%	80	120	0%	
4-Chlorophenol	A	ug/L	47.75558	47.75558		50	0	0	2.64	10	150	96%	80	120	0%	
4-Chlorophenyl phenyl ether	A	ug/L	46.23071	46.23071		50	0	0	2.03	10	150	92%	80	120	0%	
4-Nitroaniline	A	ug/L	44.97873	44.97873		50	0	0	1.63	10	150	90%	80	120	0%	
4-Nitrophenol	A	ug/L	46.22433	46.22433		50	0	0	2.5	10	150	92%	80	120	0%	
Acenaphthene	A	ug/L	50.6665	50.6665		50	0	0	1.89	10	150	101%	80	120	0%	
Acenaphthylene	A	ug/L	51.2174	51.2174		50	0	0	1.57	10	150	102%	80	120	0%	
Aniline	A	ug/L	48.72881	48.72881		50	0	0	3.74	10	150	97%	80	120	0%	
Anthracene	A	ug/L	48.80248	48.80248		50	0	0	1.23	10	150	98%	80	120	0%	
Azobenzene	A	ug/L	52.22828	52.22828		50	0	0	1.09	10	150	104%	80	120	0%	
Benzidine	A	ug/L	49.71612	49.71612		50	0	0	6.72	10	150	99%	80	120	0%	
Benzo(a)anthracene	A	ug/L	49.74701	49.74701		50	0	0	0.856	10	150	99%	80	120	0%	
Benzo(a)pyrene	A	ug/L	49.50899	49.50899		50	0	0	1.24	10	150	99%	80	120	0%	
Benzo(b)fluoranthene	A	ug/L	48.10542	48.10542		50	0	0	0.903	10	150	96%	80	120	0%	
Benzo(g,h,i)perylene	A	ug/L	48.08698	48.08698		50	0	0	1.01	10	150	96%	80	120	0%	
Benzo(k)fluoranthene	A	ug/L	48.70037	48.70037		50	0	0	0.97	10	150	97%	80	120	0%	
Benzoic acid	A	ug/L	47.34543	47.34543		50	0	0	1.51	10	150	95%	80	120	0%	
Benzyl alcohol	A	ug/L	46.57153	46.57153		50	0	0	3.13	10	150	93%	80	120	0%	
bis(-2-chloroethoxy)Methane	A	ug/L	50.56988	50.56988		50	0	0	1.36	10	150	101%	80	120	0%	
bis(-2-chloroethyl)Ether	A	ug/L	48.52521	48.52521		50	0	0	2.57	10	150	97%	80	120	0%	
bis(2-chloroisopropyl)Ether	A	ug/L	48.10974	48.10974		50	0	0	1.49	10	150	96%	80	120	0%	
bis(2-ethylhexyl)Phthalate	A	ug/L	47.69525	47.69525		50	0	0	1.91	10	150	95%	80	120	0%	

Seq No	Lab ID	Test Code	Sample Typ	File ID	Analysis Date	DF	Batch ID	Prep Date	SPKref	RPDref	pmoist					
15044799	18-Feb-22_CAL	SVOC-8270-W-	ICAL	V5973N.I	sd0218:2/19/2022 10:43:	1	R374941		0	0						
Analyte	T	Units	RAW	Final	Text	Spike	SPKref	RPDref	MDL	PQL	UQL	%REC	LOW	HIGH	%RPD	Q
Butylbenzylphthalate	A	ug/L	47.62818	47.62818		50	0	0	1.57	10	150	95%	80	120	0%	
Carbazole	A	ug/L	49.70965	49.70965		50	0	0	0.842	10	150	99%	80	120	0%	
Chrysene	A	ug/L	48.6971	48.6971		50	0	0	1.17	10	150	97%	80	120	0%	
Di-n-butyl phthalate	A	ug/L	48.98937	48.98937		50	0	0	0.932	10	150	98%	80	120	0%	
Di-n-octyl phthalate	A	ug/L	46.43771	46.43771		50	0	0	1.34	10	150	93%	80	120	0%	
Dibenzo(a,h)anthracene	A	ug/L	47.76778	47.76778		50	0	0	1.17	10	150	96%	80	120	0%	
Dibenzofuran	A	ug/L	45.2583	45.2583		50	0	0	1.74	10	150	91%	80	120	0%	
Diethyl phthalate	A	ug/L	46.1993	46.1993		50	0	0	2.18	10	150	92%	80	120	0%	
Dimethyl phthalate	A	ug/L	46.80585	46.80585		50	0	0	1.72	10	150	94%	80	120	0%	
Fluoranthene	A	ug/L	49.47487	49.47487		50	0	0	0.883	10	150	99%	80	120	0%	
Fluorene	A	ug/L	49.93194	49.93194		50	0	0	1.82	10	150	100%	80	120	0%	
Hexachlorobenzene	A	ug/L	47.26334	47.26334		50	0	0	1.33	10	150	95%	80	120	0%	
Hexachlorobutadiene	A	ug/L	46.55365	46.55365		50	0	0	2.32	10	150	93%	80	120	0%	
Hexachlorocyclopentadiene	A	ug/L	47.65317	47.65317		50	0	0	2.97	10	150	95%	80	120	0%	
Hexachloroethane	A	ug/L	47.79409	47.79409		50	0	0	1.79	10	150	96%	80	120	0%	
Indeno(1,2,3-cd)pyrene	A	ug/L	48.03445	48.03445		50	0	0	1.25	10	150	96%	80	120	0%	
Isophorone	A	ug/L	47.66141	47.66141		50	0	0	1.67	10	150	95%	80	120	0%	
m+p-Cresols	A	ug/L	48.07958	48.07958		50	0	0	1.78	10	150	96%	80	120	0%	
n-Nitroso-di-n-propylamine	A	ug/L	52.01079	52.01079		50	0	0	1.54	10	150	104%	80	120	0%	
n-Nitrosodimethylamine	A	ug/L	47.73125	47.73125		50	0	0	1.53	10	150	95%	80	120	0%	
n-Nitrosodiphenylamine	A	ug/L	49.75967	49.75967		50	0	0	1.16	10	150	100%	80	120	0%	
Naphthalene	A	ug/L	45.7297	45.7297		50	0	0	1.74	10	150	91%	80	120	0%	
Nitrobenzene	A	ug/L	48.95503	48.95503		50	0	0	2.31	10	150	98%	80	120	0%	
o-Cresol	A	ug/L	48.80016	48.80016		50	0	0	1.83	10	150	98%	80	120	0%	
p-Chloroaniline	A	ug/L	49.04775	49.04775		50	0	0	1.52	10	150	98%	80	120	0%	
Pentachlorophenol	A	ug/L	49.50704	49.50704		50	0	0	4.24	10	150	99%	80	120	0%	
Phenanthrene	A	ug/L	47.64459	47.64459		50	0	0	0.784	10	150	95%	80	120	0%	
Phenol	A	ug/L	48.5783	48.5783		50	0	0	1.46	10	150	97%	80	120	0%	
Pyrene	A	ug/L	50.16848	50.16848		50	0	0	0.921	10	150	100%	80	120	0%	
Pyridine	A	ug/L	49.31728	49.31728		50	0	0	3.22	10	150	99%	80	120	0%	
Triallate	A	ug/L	50.65326	50.65326		50	0	0	1.51	10	150	101%	80	120	0%	
1,4-Dichlorobenzene-d4	I	ug/L	40	40		0	0	0	0	10	150	0%			0%	
Acenaphthene-d10	I	ug/L	40	40		0	0	0	0	10	150	0%			0%	
Chrysene-d12	I	ug/L	40	40		0	0	0	0	10	150	0%			0%	
Naphthalene-d8	I	ug/L	40	40		0	0	0	0	10	150	0%			0%	

Seq No	Lab ID	Test Code	Sample Typ	File ID	Analysis Date	DF	Batch ID	Prep Date	SPKref	RPDref	pmoist					
15044799	18-Feb-22_CAL	SVOC-8270-W-	ICAL	V5973N.I	sd0218:2/19/2022 10:43:	1	R374941		0	0						
Analyte	T	Units	RAW	Final	Text	Spike	SPKref	RPDref	MDL	PQL	UQL	%REC	LOW	HIGH	%RPD	Q
Perylene-d12	I	ug/L	40	40		0	0	0	0	10	150	0%			0%	
Phenanthrene-d10	I	ug/L	40	40		0	0	0	0	10	150	0%			0%	
2,4,6-Tribromophenol	S	ug/L	48.86918	48.86918		50	0	0	2.88	10	0	98%	80	120	0%	
2-Fluorobiphenyl	S	ug/L	48.38536	48.38536		50	0	0	0.724	10	0	97%	80	120	0%	
2-Fluorophenol	S	ug/L	49.44605	49.44605		50	0	0	3.52	10	0	99%	80	120	0%	
Nitrobenzene-d5	S	ug/L	47.95806	47.95806		50	0	0	2.34	10	0	96%	80	120	0%	
Phenol-d5	S	ug/L	49.19117	49.19117		50	0	0	2.06	10	0	98%	80	120	0%	
Terphenyl-d14	S	ug/L	48.76384	48.76384		50	0	0	1.17	10	0	98%	80	120	0%	
4-Chloroaniline	X	ug/L	49.04775	49.04775		50	0	0	1.61	10	150	98%	80	120	0%	
o-Terphenyl	X	ug/L	47.93996	47.93996		50	0	0	1.27	10	150	96%	80	120	0%	

Seq No	Lab ID	Test Code	Sample Typ	File ID	Analysis Date	DF	Batch ID	Prep Date	SPKref	RPDref	pmoist					
15044800	18-Feb-22_CAL	SVOC-8270-W-	ICAL	V5973N.I	sd0218:2/19/2022 11:15:	1	R374941		0	0						
Analyte	T	Units	RAW	Final	Text	Spike	SPKref	RPDref	MDL	PQL	UQL	%REC	LOW	HIGH	%RPD	Q
1,2,4-Trichlorobenzene	A	ug/L	9.70198	9.70198		10	0	0	1.9	10	150	97%	80	120	0%	
1,2-Dichlorobenzene	A	ug/L	9.84569	9.84569		10	0	0	1.97	10	150	98%	80	120	0%	
1,3-Dichlorobenzene	A	ug/L	9.69827	9.69827		10	0	0	2.13	10	150	97%	80	120	0%	
1,4-Dichlorobenzene	A	ug/L	9.43695	9.43695		10	0	0	2.02	10	150	94%	80	120	0%	
1-Methylnaphthalene	A	ug/L	10.23105	10.23105		10	0	0	2.39	10	150	102%	80	120	0%	
2,2'-Oxybis(1-Chloropropane)	A	ug/L	9.48813	9.48813		10	0	0	1.45	10	150	95%	80	120	0%	
2,4,5-Trichlorophenol	A	ug/L	8.95831	8.95831		10	0	0	2.23	10	150	90%	80	120	0%	
2,4,6-Trichlorophenol	A	ug/L	9.05002	9.05002		10	0	0	2.64	10	150	91%	80	120	0%	
2,4-Dichlorophenol	A	ug/L	9.40739	9.40739		10	0	0	1.69	10	150	94%	80	120	0%	
2,4-Dimethylphenol	A	ug/L	9.06552	9.06552		10	0	0	1.69	10	150	91%	80	120	0%	
2,4-Dinitrophenol	A	ug/L	8.57633	8.57633		10	0	0	4.26	10	150	86%	80	120	0%	
2,4-Dinitrotoluene	A	ug/L	8.45808	8.45808		10	0	0	3.04	10	150	85%	80	120	0%	
2,6-Dinitrotoluene	A	ug/L	9.02424	9.02424		10	0	0	3.2	10	150	90%	80	120	0%	
2-Chloronaphthalene	A	ug/L	10.05552	10.05552		10	0	0	2.14	10	150	101%	80	120	0%	
2-Chlorophenol	A	ug/L	9.59778	9.59778		10	0	0	2.48	10	150	96%	80	120	0%	
2-Methylnaphthalene	A	ug/L	10.43386	10.43386		10	0	0	1.92	10	150	104%	80	120	0%	
2-Nitroaniline	A	ug/L	8.38218	8.38218		10	0	0	2.4	10	150	84%	80	120	0%	
2-Nitrophenol	A	ug/L	8.98393	8.98393		10	0	0	2.36	10	150	90%	80	120	0%	
3,3'-Dichlorobenzidine	A	ug/L	8.70921	8.70921		10	0	0	2.11	10	150	87%	80	120	0%	
3-Nitroaniline	A	ug/L	8.72168	8.72168		10	0	0	2.77	10	150	87%	80	120	0%	

Seq No	Lab ID	Test Code	Sample Typ	File ID	Analysis Date	DF	Batch ID	Prep Date	SPKref	RPDref	pmoist					
15044800	18-Feb-22_CAL	SVOC-8270-W-	ICAL	V5973N.I	sd0218:2/19/2022 11:15:	1	R374941		0	0						
Analyte	T	Units	RAW	Final	Text	Spike	SPKref	RPDref	MDL	PQL	UQL	%REC	LOW	HIGH	%RPD	Q
4,6-Dinitro-2-methylphenol	A	ug/L	9.03508	9.03508		10	0	0	2.33	10	150	90%	80	120	0%	
4-Bromophenyl phenyl ether	A	ug/L	10.24418	10.24418		10	0	0	1.74	10	150	102%	80	120	0%	
4-Chloro-2-methylphenol	A	ug/L	9.69879	9.69879		10	0	0	1.6	10	150	97%	80	120	0%	
4-Chloro-3-methylphenol	A	ug/L	9.108	9.108		10	0	0	1.46	10	150	91%	80	120	0%	
4-Chlorophenol	A	ug/L	10.28976	10.28976		10	0	0	2.64	10	150	103%	80	120	0%	
4-Chlorophenyl phenyl ether	A	ug/L	9.931	9.931		10	0	0	2.03	10	150	99%	80	120	0%	
4-Nitroaniline	A	ug/L	8.9648	8.9648		10	0	0	1.63	10	150	90%	80	120	0%	
4-Nitrophenol	A	ug/L	9.41019	9.41019		10	0	0	2.5	10	150	94%	80	120	0%	
Acenaphthene	A	ug/L	9.68118	9.68118		10	0	0	1.89	10	150	97%	80	120	0%	
Acenaphthylene	A	ug/L	9.5403	9.5403		10	0	0	1.57	10	150	95%	80	120	0%	
Aniline	A	ug/L	9.28481	9.28481		10	0	0	3.74	10	150	93%	80	120	0%	
Anthracene	A	ug/L	9.69424	9.69424		10	0	0	1.23	10	150	97%	80	120	0%	
Azobenzene	A	ug/L	8.90888	8.90888		10	0	0	1.09	10	150	89%	80	120	0%	
Benzidine	A	ug/L	9.39572	9.39572		10	0	0	6.72	10	150	94%	80	120	0%	
Benzo(a)anthracene	A	ug/L	9.34652	9.34652		10	0	0	0.856	10	150	93%	80	120	0%	
Benzo(a)pyrene	A	ug/L	9.07418	9.07418		10	0	0	1.24	10	150	91%	80	120	0%	
Benzo(b)fluoranthene	A	ug/L	9.4383	9.4383		10	0	0	0.903	10	150	94%	80	120	0%	
Benzo(g,h,i)perylene	A	ug/L	9.46194	9.46194		10	0	0	1.01	10	150	95%	80	120	0%	
Benzo(k)fluoranthene	A	ug/L	9.58147	9.58147		10	0	0	0.97	10	150	96%	80	120	0%	
Benzoic acid	A	ug/L	8.41169	8.41169		10	0	0	1.51	10	150	84%	80	120	0%	
Benzyl alcohol	A	ug/L	9.22525	9.22525		10	0	0	3.13	10	150	92%	80	120	0%	
bis(-2-chloroethoxy)Methane	A	ug/L	9.38417	9.38417		10	0	0	1.36	10	150	94%	80	120	0%	
bis(-2-chloroethyl)Ether	A	ug/L	9.55864	9.55864		10	0	0	2.57	10	150	96%	80	120	0%	
bis(2-chloroisopropyl)Ether	A	ug/L	9.48813	9.48813		10	0	0	1.49	10	150	95%	80	120	0%	
bis(2-ethylhexyl)Phthalate	A	ug/L	9.48652	9.48652		10	0	0	1.91	10	150	95%	80	120	0%	
Butylbenzylphthalate	A	ug/L	9.11603	9.11603		10	0	0	1.57	10	150	91%	80	120	0%	
Carbazole	A	ug/L	10.11802	10.11802		10	0	0	0.842	10	150	101%	80	120	0%	
Chrysene	A	ug/L	9.78766	9.78766		10	0	0	1.17	10	150	98%	80	120	0%	
Di-n-butyl phthalate	A	ug/L	8.33223	8.33223		10	0	0	0.932	10	150	83%	80	120	0%	
Di-n-octyl phthalate	A	ug/L	9.03289	9.03289		10	0	0	1.34	10	150	90%	80	120	0%	
Dibenzo(a,h)anthracene	A	ug/L	9.20337	9.20337		10	0	0	1.17	10	150	92%	80	120	0%	
Dibenzofuran	A	ug/L	9.49695	9.49695		10	0	0	1.74	10	150	95%	80	120	0%	
Diethyl phthalate	A	ug/L	8.73791	8.73791		10	0	0	2.18	10	150	87%	80	120	0%	
Dimethyl phthalate	A	ug/L	8.53124	8.53124		10	0	0	1.72	10	150	85%	80	120	0%	
Fluoranthene	A	ug/L	10.17782	10.17782		10	0	0	0.883	10	150	102%	80	120	0%	

Seq No	Lab ID	Test Code	Sample Typ	File ID	Analysis Date	DF	Batch ID	Prep Date	SPKref	RPDref	pmoist					
15044800	18-Feb-22_CAL	SVOC-8270-W-	ICAL	v5973N.I	sd0218:2/19/2022 11:15:	1	R374941		0	0						
Analyte	T	Units	RAW	Final	Text	Spike	SPKref	RPDref	MDL	PQL	UQL	%REC	LOW	HIGH	%RPD	Q
Fluorene	A	ug/L	9.91065	9.91065		10	0	0	1.82	10	150	99%	80	120	0%	
Hexachlorobenzene	A	ug/L	9.71107	9.71107		10	0	0	1.33	10	150	97%	80	120	0%	
Hexachlorobutadiene	A	ug/L	9.58793	9.58793		10	0	0	2.32	10	150	96%	80	120	0%	
Hexachlorocyclopentadiene	A	ug/L	8.79626	8.79626		10	0	0	2.97	10	150	88%	80	120	0%	
Hexachloroethane	A	ug/L	9.65531	9.65531		10	0	0	1.79	10	150	97%	80	120	0%	
Indeno(1,2,3-cd)pyrene	A	ug/L	9.31548	9.31548		10	0	0	1.25	10	150	93%	80	120	0%	
Isophorone	A	ug/L	8.93571	8.93571		10	0	0	1.67	10	150	89%	80	120	0%	
m+p-Cresols	A	ug/L	8.97059	8.97059		10	0	0	1.78	10	150	90%	80	120	0%	
n-Nitroso-di-n-propylamine	A	ug/L	9.33745	9.33745		10	0	0	1.54	10	150	93%	80	120	0%	
n-Nitrosodimethylamine	A	ug/L	10.28199	10.28199		10	0	0	1.53	10	150	103%	80	120	0%	
n-Nitrosodiphenylamine	A	ug/L	9.65425	9.65425		10	0	0	1.16	10	150	97%	80	120	0%	
Naphthalene	A	ug/L	9.63791	9.63791		10	0	0	1.74	10	150	96%	80	120	0%	
Nitrobenzene	A	ug/L	8.25187	8.25187		10	0	0	2.31	10	150	83%	80	120	0%	
o-Cresol	A	ug/L	9.51558	9.51558		10	0	0	1.83	10	150	95%	80	120	0%	
p-Chloroaniline	A	ug/L	9.06379	9.06379		10	0	0	1.52	10	150	91%	80	120	0%	
Pentachlorophenol	A	ug/L	9.19359	9.19359		10	0	0	4.24	10	150	92%	80	120	0%	
Phenanthrene	A	ug/L	9.88506	9.88506		10	0	0	0.784	10	150	99%	80	120	0%	
Phenol	A	ug/L	9.49513	9.49513		10	0	0	1.46	10	150	95%	80	120	0%	
Pyrene	A	ug/L	10.16357	10.16357		10	0	0	0.921	10	150	102%	80	120	0%	
Pyridine	A	ug/L	8.58449	8.58449		10	0	0	3.22	10	150	86%	80	120	0%	
Triallate	A	ug/L	9.11288	9.11288		10	0	0	1.51	10	150	91%	80	120	0%	
1,4-Dichlorobenzene-d4	I	ug/L	40	40		0	0	0	0	10	150	0%			0%	
Acenaphthene-d10	I	ug/L	40	40		0	0	0	0	10	150	0%			0%	
Chrysene-d12	I	ug/L	40	40		0	0	0	0	10	150	0%			0%	
Naphthalene-d8	I	ug/L	40	40		0	0	0	0	10	150	0%			0%	
Perylene-d12	I	ug/L	40	40		0	0	0	0	10	150	0%			0%	
Phenanthrene-d10	I	ug/L	40	40		0	0	0	0	10	150	0%			0%	
2,4,6-Tribromophenol	S	ug/L	9.06757	9.06757		10	0	0	2.88	10	0	91%	80	120	0%	
2-Fluorobiphenyl	S	ug/L	9.89481	9.89481		10	0	0	0.724	10	0	99%	80	120	0%	
2-Fluorophenol	S	ug/L	9.02263	9.02263		10	0	0	3.52	10	0	90%	80	120	0%	
Nitrobenzene-d5	S	ug/L	9.41398	9.41398		10	0	0	2.34	10	0	94%	80	120	0%	
Phenol-d5	S	ug/L	9.44996	9.44996		10	0	0	2.06	10	0	94%	80	120	0%	
Terphenyl-d14	S	ug/L	9.62228	9.62228		10	0	0	1.17	10	0	96%	80	120	0%	
4-Chloroaniline	X	ug/L	9.06379	9.06379		10	0	0	1.61	10	150	91%	80	120	0%	
o-Terphenyl	X	ug/L	9.69629	9.69629		10	0	0	1.27	10	150	97%	80	120	0%	

Seq No	Lab ID	Test Code	Sample Typ	File ID	Analysis Date	DF	Batch ID	Prep Date	SPKref	RPDref	pmoist					
15044801	18-Feb-22_CAL	SVOC-8270-W-	ICAL	V5973N.I	sd0218:2/19/2022 11:48:	1	R374941		0	0						
Analyte	T	Units	RAW	Final	Text	Spike	SPKref	RPDref	MDL	PQL	UQL	%REC	LOW	HIGH	%RPD	Q
1,2,4-Trichlorobenzene	A	ug/L	4.15398	4.15398		4	0	0	1.9	10	150	104%	80	120	0%	
1,2-Dichlorobenzene	A	ug/L	4.08009	4.08009		4	0	0	1.97	10	150	102%	80	120	0%	
1,3-Dichlorobenzene	A	ug/L	4.16511	4.16511		4	0	0	2.13	10	150	104%	80	120	0%	
1,4-Dichlorobenzene	A	ug/L	4.25309	4.25309		4	0	0	2.02	10	150	106%	80	120	0%	
1-Methylnaphthalene	A	ug/L	3.87456	3.87456		4	0	0	2.39	10	150	97%	80	120	0%	
2,2'-Oxybis(1-Chloropropane)	A	ug/L	4.2421	4.2421		4	0	0	1.45	10	150	106%	80	120	0%	
2,4,5-Trichlorophenol	A	ug/L	4.4335	4.4335		4	0	0	2.23	10	150	111%	80	120	0%	
2,4,6-Trichlorophenol	A	ug/L	4.50976	4.50976		4	0	0	2.64	10	150	113%	80	120	0%	
2,4-Dichlorophenol	A	ug/L	4.31065	4.31065		4	0	0	1.69	10	150	108%	80	120	0%	
2,4-Dimethylphenol	A	ug/L	4.47722	4.47722		4	0	0	1.69	10	150	112%	80	120	0%	
2,4-Dinitrophenol	A	ug/L	4.5942	4.5942		4	0	0	4.26	10	150	115%	80	120	0%	
2,4-Dinitrotoluene	A	ug/L	4.59653	4.59653		4	0	0	3.04	10	150	115%	80	120	0%	
2,6-Dinitrotoluene	A	ug/L	4.45923	4.45923		4	0	0	3.2	10	150	111%	80	120	0%	
2-Chloronaphthalene	A	ug/L	4.00069	4.00069		4	0	0	2.14	10	150	100%	80	120	0%	
2-Chlorophenol	A	ug/L	4.20165	4.20165		4	0	0	2.48	10	150	105%	80	120	0%	
2-Methylnaphthalene	A	ug/L	3.82047	3.82047		4	0	0	1.92	10	150	96%	80	120	0%	
2-Nitroaniline	A	ug/L	4.70421	4.70421		4	0	0	2.4	10	150	118%	80	120	0%	
2-Nitrophenol	A	ug/L	4.48625	4.48625		4	0	0	2.36	10	150	112%	80	120	0%	
3,3'-Dichlorobenzidine	A	ug/L	4.55771	4.55771		4	0	0	2.11	10	150	114%	80	120	0%	
3-Nitroaniline	A	ug/L	4.60242	4.60242		4	0	0	2.77	10	150	115%	80	120	0%	
4,6-Dinitro-2-methylphenol	A	ug/L	4.381	4.381		4	0	0	2.33	10	150	110%	80	120	0%	
4-Bromophenyl phenyl ether	A	ug/L	3.90738	3.90738		4	0	0	1.74	10	150	98%	80	120	0%	
4-Chloro-2-methylphenol	A	ug/L	4.24325	4.24325		4	0	0	1.6	10	150	106%	80	120	0%	
4-Chloro-3-methylphenol	A	ug/L	4.35555	4.35555		4	0	0	1.46	10	150	109%	80	120	0%	
4-Chlorophenol	A	ug/L	3.95949	3.95949		4	0	0	2.64	10	150	99%	80	120	0%	
4-Chlorophenyl phenyl ether	A	ug/L	4.16663	4.16663		4	0	0	2.03	10	150	104%	80	120	0%	
4-Nitroaniline	A	ug/L	4.51194	4.51194		4	0	0	1.63	10	150	113%	80	120	0%	
4-Nitrophenol	A	ug/L	4.33539	4.33539		4	0	0	2.5	10	150	108%	80	120	0%	
Acenaphthene	A	ug/L	4.07969	4.07969		4	0	0	1.89	10	150	102%	80	120	0%	
Acenaphthylene	A	ug/L	4.13821	4.13821		4	0	0	1.57	10	150	103%	80	120	0%	
Aniline	A	ug/L	4.30249	4.30249		4	0	0	3.74	10	150	108%	80	120	0%	
Anthracene	A	ug/L	3.92095	3.92095		4	0	0	1.23	10	150	98%	80	120	0%	
Azobenzene	A	ug/L	4.3215	4.3215		4	0	0	1.09	10	150	108%	80	120	0%	
Benzidine	A	ug/L	4.20417	4.20417		4	0	0	6.72	10	150	105%	80	120	0%	
Benzo(a)anthracene	A	ug/L	3.88206	3.88206		4	0	0	0.856	10	150	97%	80	120	0%	

Seq No	Lab ID	Test Code	Sample Typ	File ID	Analysis Date	DF	Batch ID	Prep Date	SPKref	RPDref	pmoist					
15044801	18-Feb-22_CAL	SVOC-8270-W-	ICAL	V5973N.I	sd0218:2/19/2022 11:48:	1	R374941		0	0						
Analyte	T	Units	RAW	Final	Text	Spike	SPKref	RPDref	MDL	PQL	UQL	%REC	LOW	HIGH	%RPD	Q
Benzo(a)pyrene	A	ug/L	4.34738	4.34738		4	0	0	1.24	10	150	109%	80	120	0%	
Benzo(b)fluoranthene	A	ug/L	4.24151	4.24151		4	0	0	0.903	10	150	106%	80	120	0%	
Benzo(g,h,i)perylene	A	ug/L	4.24319	4.24319		4	0	0	1.01	10	150	106%	80	120	0%	
Benzo(k)fluoranthene	A	ug/L	4.18367	4.18367		4	0	0	0.97	10	150	105%	80	120	0%	
Benzoic acid	A	ug/L	4.683	4.683		4	0	0	1.51	10	150	117%	80	120	0%	
Benzyl alcohol	A	ug/L	4.41691	4.41691		4	0	0	3.13	10	150	110%	80	120	0%	
bis(-2-chloroethoxy)Methane	A	ug/L	4.24446	4.24446		4	0	0	1.36	10	150	106%	80	120	0%	
bis(-2-chloroethyl)Ether	A	ug/L	4.19425	4.19425		4	0	0	2.57	10	150	105%	80	120	0%	
bis(2-chloroisopropyl)Ether	A	ug/L	4.2421	4.2421		4	0	0	1.49	10	150	106%	80	120	0%	
bis(2-ethylhexyl)Phthalate	A	ug/L	4.29618	4.29618		4	0	0	1.91	10	150	107%	80	120	0%	
Butylbenzylphthalate	A	ug/L	4.43685	4.43685		4	0	0	1.57	10	150	111%	80	120	0%	
Carbazole	A	ug/L	3.96812	3.96812		4	0	0	0.842	10	150	99%	80	120	0%	
Chrysene	A	ug/L	4.11642	4.11642		4	0	0	1.17	10	150	103%	80	120	0%	
Di-n-butyl phthalate	A	ug/L	4.65176	4.65176		4	0	0	0.932	10	150	116%	80	120	0%	
Di-n-octyl phthalate	A	ug/L	4.4834	4.4834		4	0	0	1.34	10	150	112%	80	120	0%	
Dibenzo(a,h)anthracene	A	ug/L	4.33281	4.33281		4	0	0	1.17	10	150	108%	80	120	0%	
Dibenzofuran	A	ug/L	4.25548	4.25548		4	0	0	1.74	10	150	106%	80	120	0%	
Diethyl phthalate	A	ug/L	4.54942	4.54942		4	0	0	2.18	10	150	114%	80	120	0%	
Dimethyl phthalate	A	ug/L	4.58311	4.58311		4	0	0	1.72	10	150	115%	80	120	0%	
Fluoranthene	A	ug/L	3.96217	3.96217		4	0	0	0.883	10	150	99%	80	120	0%	
Fluorene	A	ug/L	4.00501	4.00501		4	0	0	1.82	10	150	100%	80	120	0%	
Hexachlorobenzene	A	ug/L	4.21366	4.21366		4	0	0	1.33	10	150	105%	80	120	0%	
Hexachlorobutadiene	A	ug/L	4.2318	4.2318		4	0	0	2.32	10	150	106%	80	120	0%	
Hexachlorocyclopentadiene	A	ug/L	4.49304	4.49304		4	0	0	2.97	10	150	112%	80	120	0%	
Hexachloroethane	A	ug/L	4.1997	4.1997		4	0	0	1.79	10	150	105%	80	120	0%	
Indeno(1,2,3-cd)pyrene	A	ug/L	4.30245	4.30245		4	0	0	1.25	10	150	108%	80	120	0%	
Isophorone	A	ug/L	4.43957	4.43957		4	0	0	1.67	10	150	111%	80	120	0%	
m+p-Cresols	A	ug/L	4.40595	4.40595		4	0	0	1.78	10	150	110%	80	120	0%	
n-Nitroso-di-n-propylamine	A	ug/L	4.17393	4.17393		4	0	0	1.54	10	150	104%	80	120	0%	
n-Nitrosodimethylamine	A	ug/L	3.96956	3.96956		4	0	0	1.53	10	150	99%	80	120	0%	
n-Nitrosodiphenylamine	A	ug/L	4.14055	4.14055		4	0	0	1.16	10	150	104%	80	120	0%	
Naphthalene	A	ug/L	4.22309	4.22309		4	0	0	1.74	10	150	106%	80	120	0%	
Nitrobenzene	A	ug/L	4.68463	4.68463		4	0	0	2.31	10	150	117%	80	120	0%	
o-Cresol	A	ug/L	4.22967	4.22967		4	0	0	1.83	10	150	106%	80	120	0%	
p-Chloroaniline	A	ug/L	4.32891	4.32891		4	0	0	1.52	10	150	108%	80	120	0%	

Seq No	Lab ID	Test Code	Sample Typ	File ID	Analysis Date	DF	Batch ID	Prep Date	SPKref	RPDref	pmoist					
15044801	18-Feb-22_CAL	SVOC-8270-W-	ICAL	V5973N.I	sd0218:2/19/2022 11:48:	1	R374941		0	0						
Analyte	T	Units	RAW	Final	Text	Spike	SPKref	RPDref	MDL	PQL	UQL	%REC	LOW	HIGH	%RPD	Q
Pentachlorophenol	A	ug/L	4.33652	4.33652		4	0	0	4.24	10	150	108%	80	120	0%	
Phenanthrene	A	ug/L	4.11914	4.11914		4	0	0	0.784	10	150	103%	80	120	0%	
Phenol	A	ug/L	4.23182	4.23182		4	0	0	1.46	10	150	106%	80	120	0%	
Pyrene	A	ug/L	3.94749	3.94749		4	0	0	0.921	10	150	99%	80	120	0%	
Pyridine	A	ug/L	4.54989	4.54989		4	0	0	3.22	10	150	114%	80	120	0%	
Triallate	A	ug/L	4.31184	4.31184		4	0	0	1.51	10	150	108%	80	120	0%	
1,4-Dichlorobenzene-d4	I	ug/L	40	40		0	0	0	0	10	150	0%			0%	
Acenaphthene-d10	I	ug/L	40	40		0	0	0	0	10	150	0%			0%	
Chrysene-d12	I	ug/L	40	40		0	0	0	0	10	150	0%			0%	
Naphthalene-d8	I	ug/L	40	40		0	0	0	0	10	150	0%			0%	
Perylene-d12	I	ug/L	40	40		0	0	0	0	10	150	0%			0%	
Phenanthrene-d10	I	ug/L	40	40		0	0	0	0	10	150	0%			0%	
2,4,6-Tribromophenol	S	ug/L	4.38436	4.38436		4	0	0	2.88	10	0	110%	80	120	0%	
2-Fluorobiphenyl	S	ug/L	4.10033	4.10033		4	0	0	0.724	10	0	103%	80	120	0%	
2-Fluorophenol	S	ug/L	4.37611	4.37611		4	0	0	3.52	10	0	109%	80	120	0%	
Nitrobenzene-d5	S	ug/L	4.27457	4.27457		4	0	0	2.34	10	0	107%	80	120	0%	
Phenol-d5	S	ug/L	4.22589	4.22589		4	0	0	2.06	10	0	106%	80	120	0%	
Terphenyl-d14	S	ug/L	4.22559	4.22559		4	0	0	1.17	10	0	106%	80	120	0%	
4-Chloroaniline	X	ug/L	4.32891	4.32891		4	0	0	1.61	10	150	108%	80	120	0%	
o-Terphenyl	X	ug/L	4.19546	4.19546		4	0	0	1.27	10	150	105%	80	120	0%	

Seq No	Lab ID	Test Code	Sample Typ	File ID	Analysis Date	DF	Batch ID	Prep Date	SPKref	RPDref	pmoist					
15044802	18-Feb-22_CC	SVOC-8270-W-	ICV	V5973N.I	sd0218:2/19/2022 12:20:	1	R374941		0	0						
Analyte	T	Units	RAW	Final	Text	Spike	SPKref	RPDref	MDL	PQL	UQL	%REC	LOW	HIGH	%RPD	Q
1,2,4-Trichlorobenzene	A	ug/L	80.10984	80.10984		75	0	0	1.9	10	150	107%	80	120	0%	
1,2-Dichlorobenzene	A	ug/L	81.68379	81.68379		75	0	0	1.97	10	150	109%	80	120	0%	
1,3-Dichlorobenzene	A	ug/L	81.56937	81.56937		75	0	0	2.13	10	150	109%	80	120	0%	
1,4-Dichlorobenzene	A	ug/L	81.01259	81.01259		75	0	0	2.02	10	150	108%	80	120	0%	
1-Methylnaphthalene	A	ug/L	75.46761	75.46761		75	0	0	2.39	10	150	101%	80	120	0%	
2,2'-Oxybis(1-Chloropropane)	A	ug/L	66.67626	66.67626		75	0	0	1.45	10	150	89%	80	120	0%	
2,4,5-Trichlorophenol	A	ug/L	72.86136	72.86136		75	0	0	2.23	10	150	97%	80	120	0%	
2,4,6-Trichlorophenol	A	ug/L	72.38501	72.38501		75	0	0	2.64	10	150	97%	80	120	0%	
2,4-Dichlorophenol	A	ug/L	77.69233	77.69233		75	0	0	1.69	10	150	104%	80	120	0%	
2,4-Dimethylphenol	A	ug/L	77.5019	77.5019		75	0	0	1.69	10	150	103%	80	120	0%	

Seq No	Lab ID	Test Code	Sample Typ	File ID	Analysis Date	DF	Batch ID	Prep Date	SPKref	RPDref	pmoist					
15044802	18-Feb-22_CCV	SVOC-8270-W-	ICV	v5973N.I	sd0218:2/19/2022 12:20:	1	R374941		0	0						
Analyte	T	Units	RAW	Final	Text	Spike	SPKref	RPDref	MDL	PQL	UQL	%REC	LOW	HIGH	%RPD	Q
2,4-Dinitrophenol	A	ug/L	73.4507	73.4507		75	0	0	4.26	10	150	98%	80	120	0%	
2,4-Dinitrotoluene	A	ug/L	79.26746	79.26746		75	0	0	3.04	10	150	106%	80	120	0%	
2,6-Dinitrotoluene	A	ug/L	74.31701	74.31701		75	0	0	3.2	10	150	99%	80	120	0%	
2-Chloronaphthalene	A	ug/L	82.24655	82.24655		75	0	0	2.14	10	150	110%	80	120	0%	
2-Chlorophenol	A	ug/L	81.37551	81.37551		75	0	0	2.48	10	150	109%	80	120	0%	
2-Methylnaphthalene	A	ug/L	79.56146	79.56146		75	0	0	1.92	10	150	106%	80	120	0%	
2-Nitroaniline	A	ug/L	66.90493	66.90493		75	0	0	2.4	10	150	89%	80	120	0%	
2-Nitrophenol	A	ug/L	78.66304	78.66304		75	0	0	2.36	10	150	105%	80	120	0%	
3,3'-Dichlorobenzidine	A	ug/L	67.78173	67.78173		75	0	0	2.11	10	150	90%	80	120	0%	
3-Nitroaniline	A	ug/L	78.9929	78.9929		75	0	0	2.77	10	150	105%	80	120	0%	
4,6-Dinitro-2-methylphenol	A	ug/L	69.97598	69.97598		75	0	0	2.33	10	150	93%	80	120	0%	
4-Bromophenyl phenyl ether	A	ug/L	75.62628	75.62628		75	0	0	1.74	10	150	101%	80	120	0%	
4-Chloro-2-methylphenol	A	ug/L	74.43842	74.43842		75	0	0	1.6	10	150	99%	80	120	0%	
4-Chloro-3-methylphenol	A	ug/L	79.90097	79.90097		75	0	0	1.46	10	150	107%	80	120	0%	
4-Chlorophenol	A	ug/L	80.13707	80.13707		75	0	0	2.64	10	150	107%	80	120	0%	
4-Chlorophenyl phenyl ether	A	ug/L	73.49682	73.49682		75	0	0	2.03	10	150	98%	80	120	0%	
4-Nitroaniline	A	ug/L	77.00221	77.00221		75	0	0	1.63	10	150	103%	80	120	0%	
4-Nitrophenol	A	ug/L	77.03074	77.03074		75	0	0	2.5	10	150	103%	80	120	0%	
Acenaphthene	A	ug/L	80.63452	80.63452		75	0	0	1.89	10	150	108%	80	120	0%	
Acenaphthylene	A	ug/L	69.8871	69.8871		75	0	0	1.57	10	150	93%	80	120	0%	
Anthracene	A	ug/L	76.10403	76.10403		75	0	0	1.23	10	150	101%	80	120	0%	
Azobenzene	A	ug/L	77.28696	77.28696		75	0	0	1.09	10	150	103%	80	120	0%	
Benzidine	A	ug/L	75.02128	75.02128		75	0	0	6.72	10	150	100%	80	120	0%	
Benzo(a)anthracene	A	ug/L	82.35944	82.35944		75	0	0	0.856	10	150	110%	80	120	0%	
Benzo(a)pyrene	A	ug/L	75.67083	75.67083		75	0	0	1.24	10	150	101%	80	120	0%	
Benzo(b)fluoranthene	A	ug/L	77.12323	77.12323		75	0	0	0.903	10	150	103%	80	120	0%	
Benzo(g,h,i)perylene	A	ug/L	78.85247	78.85247		75	0	0	1.01	10	150	105%	80	120	0%	
Benzo(k)fluoranthene	A	ug/L	76.88261	76.88261		75	0	0	0.97	10	150	103%	80	120	0%	
Benzoic acid	A	ug/L	76.11669	76.11669		75	0	0	1.51	10	150	101%	80	120	0%	
Benzyl alcohol	A	ug/L	78.56713	78.56713		75	0	0	3.13	10	150	105%	80	120	0%	
bis(-2-chloroethoxy)Methane	A	ug/L	71.57985	71.57985		75	0	0	1.36	10	150	95%	80	120	0%	
bis(-2-chloroethyl)Ether	A	ug/L	81.39442	81.39442		75	0	0	2.57	10	150	109%	80	120	0%	
bis(2-chloroisopropyl)Ether	A	ug/L	66.67626	66.67626		75	0	0	1.49	10	150	89%	80	120	0%	
bis(2-ethylhexyl)Phthalate	A	ug/L	78.28999	78.28999		75	0	0	1.91	10	150	104%	80	120	0%	
Butylbenzylphthalate	A	ug/L	80.57841	80.57841		75	0	0	1.57	10	150	107%	80	120	0%	

Seq No	Lab ID	Test Code	Sample Typ	File ID	Analysis Date	DF	Batch ID	Prep Date	SPKref	RPDref	pmoist					
15044802	18-Feb-22_CCV	SVOC-8270-W-	ICV	V5973N.I	sd0218:2/19/2022 12:20:	1	R374941		0	0						
Analyte	T	Units	RAW	Final	Text	Spike	SPKref	RPDref	MDL	PQL	UQL	%REC	LOW	HIGH	%RPD	Q
Carbazole	A	ug/L	80.77724	80.77724		75	0	0	0.842	10	150	108%	80	120	0%	
Chrysene	A	ug/L	79.30128	79.30128		75	0	0	1.17	10	150	106%	80	120	0%	
Di-n-butyl phthalate	A	ug/L	79.01342	79.01342		75	0	0	0.932	10	150	105%	80	120	0%	
Di-n-octyl phthalate	A	ug/L	78.7517	78.7517		75	0	0	1.34	10	150	105%	80	120	0%	
Dibenzo(a,h)anthracene	A	ug/L	79.08403	79.08403		75	0	0	1.17	10	150	105%	80	120	0%	
Dibenzofuran	A	ug/L	79.91357	79.91357		75	0	0	1.74	10	150	107%	80	120	0%	
Diethyl phthalate	A	ug/L	81.6817	81.6817		75	0	0	2.18	10	150	109%	80	120	0%	
Dimethyl phthalate	A	ug/L	83.81455	83.81455		75	0	0	1.72	10	150	112%	80	120	0%	
Fluoranthene	A	ug/L	77.63121	77.63121		75	0	0	0.883	10	150	104%	80	120	0%	
Fluorene	A	ug/L	76.91078	76.91078		75	0	0	1.82	10	150	103%	80	120	0%	
Hexachlorobenzene	A	ug/L	74.63264	74.63264		75	0	0	1.33	10	150	100%	80	120	0%	
Hexachlorobutadiene	A	ug/L	79.04448	79.04448		75	0	0	2.32	10	150	105%	80	120	0%	
Hexachlorocyclopentadiene	A	ug/L	73.3354	73.3354		75	0	0	2.97	10	150	98%	80	120	0%	
Hexachloroethane	A	ug/L	77.11572	77.11572		75	0	0	1.79	10	150	103%	80	120	0%	
Indeno(1,2,3-cd)pyrene	A	ug/L	76.88963	76.88963		75	0	0	1.25	10	150	103%	80	120	0%	
Isophorone	A	ug/L	73.01626	73.01626		75	0	0	1.67	10	150	97%	80	120	0%	
m+p-Cresols	A	ug/L	78.34738	78.34738		75	0	0	1.78	10	150	104%	80	120	0%	
n-Nitroso-di-n-propylamine	A	ug/L	83.39457	83.39457		75	0	0	1.54	10	150	111%	80	120	0%	
n-Nitrosodimethylamine	A	ug/L	84.91622	84.91622		75	0	0	1.53	10	150	113%	80	120	0%	
n-Nitrosodiphenylamine	A	ug/L	82.36157	82.36157		75	0	0	1.16	10	150	110%	80	120	0%	
Naphthalene	A	ug/L	82.48322	82.48322		75	0	0	1.74	10	150	110%	80	120	0%	
Nitrobenzene	A	ug/L	72.64073	72.64073		75	0	0	2.31	10	150	97%	80	120	0%	
o-Cresol	A	ug/L	80.02796	80.02796		75	0	0	1.83	10	150	107%	80	120	0%	
p-Chloroaniline	A	ug/L	73.52298	73.52298		75	0	0	1.52	10	150	98%	80	120	0%	
Pentachlorophenol	A	ug/L	80.77523	80.77523		75	0	0	4.24	10	150	108%	80	120	0%	
Phenanthrene	A	ug/L	75.79526	75.79526		75	0	0	0.784	10	150	101%	80	120	0%	
Phenol	A	ug/L	83.64028	83.64028		75	0	0	1.46	10	150	112%	80	120	0%	
Pyrene	A	ug/L	75.74523	75.74523		75	0	0	0.921	10	150	101%	80	120	0%	
Pyridine	A	ug/L	85.23312	85.23312		75	0	0	3.22	10	150	114%	80	120	0%	
Triallate	A	ug/L	78.39794	78.39794		75	0	0	1.51	10	150	105%	80	120	0%	
1,4-Dichlorobenzene-d4	I	ug/L	40	40		0	0	0	0	10	150	0%	80	120	0%	
Acenaphthene-d10	I	ug/L	40	40		0	0	0	0	10	150	0%	80	120	0%	
Chrysene-d12	I	ug/L	40	40		0	0	0	0	10	150	0%	80	120	0%	
Naphthalene-d8	I	ug/L	40	40		0	0	0	0	10	150	0%	80	120	0%	
Perylene-d12	I	ug/L	40	40		0	0	0	0	10	150	0%	80	120	0%	

Seq No	Lab ID	Test Code	Sample Typ	File ID	Analysis Date	DF	Batch ID	Prep Date	SPKref	RPDref	pmoist					
15044802	18-Feb-22_CC	SVOC-8270-W-	ICV	V5973N.I	sd0218:2/19/2022 12:20:	1	R374941		0	0						
Analyte	T	Units	RAW	Final	Text	Spike	SPKref	RPDref	MDL	PQL	UQL	%REC	LOW	HIGH	%RPD	Q
Phenanthrene-d10	I	ug/L	40	40		0	0	0	0	10	150	0%	80	120	0%	
2,4,6-Tribromophenol	S	ug/L	74.0198	74.0198		75	0	0	2.88	10	0	99%	80	120	0%	
2-Fluorobiphenyl	S	ug/L	67.69789	67.69789		75	0	0	0.724	10	0	90%	80	120	0%	
2-Fluorophenol	S	ug/L	81.60509	81.60509		75	0	0	3.52	10	0	109%	80	120	0%	
Nitrobenzene-d5	S	ug/L	71.60227	71.60227		75	0	0	2.34	10	0	95%	80	120	0%	
Phenol-d5	S	ug/L	78.06495	78.06495		75	0	0	2.06	10	0	104%	80	120	0%	
Terphenyl-d14	S	ug/L	72.48477	72.48477		75	0	0	1.17	10	0	97%	80	120	0%	
4-Chloroaniline	X	ug/L	73.52298	73.52298		75	0	0	1.61	10	150	98%	80	120	0%	
o-Terphenyl	X	ug/L	74.56777	74.56777		75	0	0	1.27	10	150	99%	80	120	0%	

Seq No	Lab ID	Test Code	Sample Typ	File ID	Analysis Date	DF	Batch ID	Prep Date	SPKref	RPDref	pmoist					
15044807	18-Feb-22_CC	SVOC-8270-W-	CCV	V5973N.I	sd0218:2/19/2022 12:20:	1	R374941		0	0						
Analyte	T	Units	RAW	Final	Text	Spike	SPKref	RPDref	MDL	PQL	UQL	%REC	LOW	HIGH	%RPD	Q
1,2,4-Trichlorobenzene	A	ug/L	80.10984	80.10984		75	0	0	1.9	10	150	107%	80	120	0%	
1,2-Dichlorobenzene	A	ug/L	81.68379	81.68379		75	0	0	1.97	10	150	109%	80	120	0%	
1,3-Dichlorobenzene	A	ug/L	81.56937	81.56937		75	0	0	2.13	10	150	109%	80	120	0%	
1,4-Dichlorobenzene	A	ug/L	81.01259	81.01259		75	0	0	2.02	10	150	108%	80	120	0%	
1-Methylnaphthalene	A	ug/L	75.46761	75.46761		75	0	0	2.39	10	150	101%	80	120	0%	
2,2'-Oxybis(1-Chloropropane)	A	ug/L	66.67626	66.67626		75	0	0	1.45	10	150	89%	80	120	0%	
2,4,5-Trichlorophenol	A	ug/L	72.86136	72.86136		75	0	0	2.23	10	150	97%	80	120	0%	
2,4,6-Trichlorophenol	A	ug/L	72.38501	72.38501		75	0	0	2.64	10	150	97%	80	120	0%	
2,4-Dichlorophenol	A	ug/L	77.69233	77.69233		75	0	0	1.69	10	150	104%	80	120	0%	
2,4-Dimethylphenol	A	ug/L	77.5019	77.5019		75	0	0	1.69	10	150	103%	80	120	0%	
2,4-Dinitrophenol	A	ug/L	73.4507	73.4507		75	0	0	4.26	10	150	98%	80	120	0%	
2,4-Dinitrotoluene	A	ug/L	79.26746	79.26746		75	0	0	3.04	10	150	106%	80	120	0%	
2,6-Dinitrotoluene	A	ug/L	74.31701	74.31701		75	0	0	3.2	10	150	99%	80	120	0%	
2-Chloronaphthalene	A	ug/L	82.24655	82.24655		75	0	0	2.14	10	150	110%	80	120	0%	
2-Chlorophenol	A	ug/L	81.37551	81.37551		75	0	0	2.48	10	150	109%	80	120	0%	
2-Methylnaphthalene	A	ug/L	79.56146	79.56146		75	0	0	1.92	10	150	106%	80	120	0%	
2-Nitroaniline	A	ug/L	66.90493	66.90493		75	0	0	2.4	10	150	89%	80	120	0%	
2-Nitrophenol	A	ug/L	78.66304	78.66304		75	0	0	2.36	10	150	105%	80	120	0%	
3,3'-Dichlorobenzidine	A	ug/L	67.78173	67.78173		75	0	0	2.11	10	150	90%	80	120	0%	
3-Nitroaniline	A	ug/L	78.9929	78.9929		75	0	0	2.77	10	150	105%	80	120	0%	
4,6-Dinitro-2-methylphenol	A	ug/L	69.97598	69.97598		75	0	0	2.33	10	150	93%	80	120	0%	

Seq No	Lab ID	Test Code	Sample Typ	File ID	Analysis Date	DF	Batch ID	Prep Date	SPKref	RPDref	pmoist					
15044807	18-Feb-22_CCV	SVOC-8270-W-	CCV	V5973N.I	sd0218:2/19/2022 12:20:	1	R374941		0	0						
Analyte	T	Units	RAW	Final	Text	Spike	SPKref	RPDref	MDL	PQL	UQL	%REC	LOW	HIGH	%RPD	Q
4-Bromophenyl phenyl ether	A	ug/L	75.62628	75.62628		75	0	0	1.74	10	150	101%	80	120	0%	
4-Chloro-2-methylphenol	A	ug/L	74.43842	74.43842		75	0	0	1.6	10	150	99%	80	120	0%	
4-Chloro-3-methylphenol	A	ug/L	79.90097	79.90097		75	0	0	1.46	10	150	107%	80	120	0%	
4-Chlorophenol	A	ug/L	80.13707	80.13707		75	0	0	2.64	10	150	107%	80	120	0%	
4-Chlorophenyl phenyl ether	A	ug/L	73.49682	73.49682		75	0	0	2.03	10	150	98%	80	120	0%	
4-Nitroaniline	A	ug/L	77.00221	77.00221		75	0	0	1.63	10	150	103%	80	120	0%	
4-Nitrophenol	A	ug/L	77.03074	77.03074		75	0	0	2.5	10	150	103%	80	120	0%	
Acenaphthene	A	ug/L	80.63452	80.63452		75	0	0	1.89	10	150	108%	80	120	0%	
Acenaphthylene	A	ug/L	69.8871	69.8871		75	0	0	1.57	10	150	93%	80	120	0%	
Anthracene	A	ug/L	76.10403	76.10403		75	0	0	1.23	10	150	101%	80	120	0%	
Azobenzene	A	ug/L	77.28696	77.28696		75	0	0	1.09	10	150	103%	80	120	0%	
Benzidine	A	ug/L	75.02128	75.02128		75	0	0	6.72	10	150	100%	80	120	0%	
Benzo(a)anthracene	A	ug/L	82.35944	82.35944		75	0	0	0.856	10	150	110%	80	120	0%	
Benzo(a)pyrene	A	ug/L	75.67083	75.67083		75	0	0	1.24	10	150	101%	80	120	0%	
Benzo(b)fluoranthene	A	ug/L	77.12323	77.12323		75	0	0	0.903	10	150	103%	80	120	0%	
Benzo(g,h,i)perylene	A	ug/L	78.85247	78.85247		75	0	0	1.01	10	150	105%	80	120	0%	
Benzo(k)fluoranthene	A	ug/L	76.88261	76.88261		75	0	0	0.97	10	150	103%	80	120	0%	
Benzoic acid	A	ug/L	76.11669	76.11669		75	0	0	1.51	10	150	101%	80	120	0%	
Benzyl alcohol	A	ug/L	78.56713	78.56713		75	0	0	3.13	10	150	105%	80	120	0%	
bis(-2-chloroethoxy)Methane	A	ug/L	71.57985	71.57985		75	0	0	1.36	10	150	95%	80	120	0%	
bis(-2-chloroethyl)Ether	A	ug/L	81.39442	81.39442		75	0	0	2.57	10	150	109%	80	120	0%	
bis(2-chloroisopropyl)Ether	A	ug/L	66.67626	66.67626		75	0	0	1.49	10	150	89%	80	120	0%	
bis(2-ethylhexyl)Phthalate	A	ug/L	78.28999	78.28999		75	0	0	1.91	10	150	104%	80	120	0%	
Butylbenzylphthalate	A	ug/L	80.57841	80.57841		75	0	0	1.57	10	150	107%	80	120	0%	
Carbazole	A	ug/L	80.77724	80.77724		75	0	0	0.842	10	150	108%	80	120	0%	
Chrysene	A	ug/L	79.30128	79.30128		75	0	0	1.17	10	150	106%	80	120	0%	
Di-n-butyl phthalate	A	ug/L	79.01342	79.01342		75	0	0	0.932	10	150	105%	80	120	0%	
Di-n-octyl phthalate	A	ug/L	78.7517	78.7517		75	0	0	1.34	10	150	105%	80	120	0%	
Dibenzo(a,h)anthracene	A	ug/L	79.08403	79.08403		75	0	0	1.17	10	150	105%	80	120	0%	
Dibenzofuran	A	ug/L	79.91357	79.91357		75	0	0	1.74	10	150	107%	80	120	0%	
Diethyl phthalate	A	ug/L	81.6817	81.6817		75	0	0	2.18	10	150	109%	80	120	0%	
Dimethyl phthalate	A	ug/L	83.81455	83.81455		75	0	0	1.72	10	150	112%	80	120	0%	
Fluoranthene	A	ug/L	77.63121	77.63121		75	0	0	0.883	10	150	104%	80	120	0%	
Fluorene	A	ug/L	76.91078	76.91078		75	0	0	1.82	10	150	103%	80	120	0%	
Hexachlorobenzene	A	ug/L	74.63264	74.63264		75	0	0	1.33	10	150	100%	80	120	0%	

Seq No	Lab ID	Test Code	Sample Typ	File ID	Analysis Date	DF	Batch ID	Prep Date	SPKref	RPDref	pmoist					
15044807	18-Feb-22_CCV	SVOC-8270-W-	CCV	V5973N.I	sd0218:2/19/2022 12:20:	1	R374941		0	0						
Analyte	T	Units	RAW	Final	Text	Spike	SPKref	RPDref	MDL	PQL	UQL	%REC	LOW	HIGH	%RPD	Q
Hexachlorobutadiene	A	ug/L	79.04448	79.04448		75	0	0	2.32	10	150	105%	80	120	0%	
Hexachlorocyclopentadiene	A	ug/L	73.3354	73.3354		75	0	0	2.97	10	150	98%	80	120	0%	
Hexachloroethane	A	ug/L	77.11572	77.11572		75	0	0	1.79	10	150	103%	80	120	0%	
Indeno(1,2,3-cd)pyrene	A	ug/L	76.88963	76.88963		75	0	0	1.25	10	150	103%	80	120	0%	
Isophorone	A	ug/L	73.01626	73.01626		75	0	0	1.67	10	150	97%	80	120	0%	
m+p-Cresols	A	ug/L	78.34738	78.34738		75	0	0	1.78	10	150	104%	80	120	0%	
n-Nitroso-di-n-propylamine	A	ug/L	83.39457	83.39457		75	0	0	1.54	10	150	111%	80	120	0%	
n-Nitrosodimethylamine	A	ug/L	84.91622	84.91622		75	0	0	1.53	10	150	113%	80	120	0%	
n-Nitrosodiphenylamine	A	ug/L	82.36157	82.36157		75	0	0	1.16	10	150	110%	80	120	0%	
Naphthalene	A	ug/L	82.48322	82.48322		75	0	0	1.74	10	150	110%	80	120	0%	
Nitrobenzene	A	ug/L	72.64073	72.64073		75	0	0	2.31	10	150	97%	80	120	0%	
o-Cresol	A	ug/L	80.02796	80.02796		75	0	0	1.83	10	150	107%	80	120	0%	
p-Chloroaniline	A	ug/L	73.52298	73.52298		75	0	0	1.52	10	150	98%	80	120	0%	
Pentachlorophenol	A	ug/L	80.77523	80.77523		75	0	0	4.24	10	150	108%	80	120	0%	
Phenanthrene	A	ug/L	75.79526	75.79526		75	0	0	0.784	10	150	101%	80	120	0%	
Phenol	A	ug/L	83.64028	83.64028		75	0	0	1.46	10	150	112%	80	120	0%	
Pyrene	A	ug/L	75.74523	75.74523		75	0	0	0.921	10	150	101%	80	120	0%	
Pyridine	A	ug/L	85.23312	85.23312		75	0	0	3.22	10	150	114%	80	120	0%	
Triallate	A	ug/L	78.39794	78.39794		75	0	0	1.51	10	150	105%	80	120	0%	
1,4-Dichlorobenzene-d4	I	ug/L	40	40		0	0	0	0	10	150	0%	80	120	0%	
Acenaphthene-d10	I	ug/L	40	40		0	0	0	0	10	150	0%	80	120	0%	
Chrysene-d12	I	ug/L	40	40		0	0	0	0	10	150	0%	80	120	0%	
Naphthalene-d8	I	ug/L	40	40		0	0	0	0	10	150	0%	80	120	0%	
Perylene-d12	I	ug/L	40	40		0	0	0	0	10	150	0%	80	120	0%	
Phenanthrene-d10	I	ug/L	40	40		0	0	0	0	10	150	0%	80	120	0%	
2,4,6-Tribromophenol	S	ug/L	74.0198	74.0198		75	0	0	2.88	10	0	99%	80	120	0%	
2-Fluorobiphenyl	S	ug/L	67.69789	67.69789		75	0	0	0.724	10	0	90%	80	120	0%	
2-Fluorophenol	S	ug/L	81.60509	81.60509		75	0	0	3.52	10	0	109%	80	120	0%	
Nitrobenzene-d5	S	ug/L	71.60227	71.60227		75	0	0	2.34	10	0	95%	80	120	0%	
Phenol-d5	S	ug/L	78.06495	78.06495		75	0	0	2.06	10	0	104%	80	120	0%	
Terphenyl-d14	S	ug/L	72.48477	72.48477		75	0	0	1.17	10	0	97%	80	120	0%	
4-Chloroaniline	X	ug/L	73.52298	73.52298		75	0	0	1.61	10	150	98%	80	120	0%	
o-Terphenyl	X	ug/L	74.56777	74.56777		75	0	0	1.27	10	150	99%	80	120	0%	

Seq No	Lab ID	Test Code	Sample Typ	File ID	Analysis Date	DF	Batch ID	Prep Date	SPKref	RPDref	pmoist					
15044808	18-Feb-22_CC	SVOC-8270-W-	ICV	V5973N.I	sd0218:2/19/2022 12:52:	1	R374941		0	0						
Analyte	T	Units	RAW	Final	Text	Spike	SPKref	RPDref	MDL	PQL	UQL	%REC	LOW	HIGH	%RPD	Q
Aniline	A	ug/L	70.97289	70.97289		75	0	0	3.74	10	150	95%	80	120	0%	

Seq No	Lab ID	Test Code	Sample Typ	File ID	Analysis Date	DF	Batch ID	Prep Date	SPKref	RPDref	pmoist					
15044809	18-Feb-22_CC	SVOC-8270-W-	CCV	V5973N.I	sd0218:2/19/2022 12:52:	1	R374941		0	0						
Analyte	T	Units	RAW	Final	Text	Spike	SPKref	RPDref	MDL	PQL	UQL	%REC	LOW	HIGH	%RPD	Q
Aniline	A	ug/L	70.97289	70.97289		75	0	0	3.74	10	150	95%	80	120	0%	

Seq No	Lab ID	Test Code	Sample Typ	File ID	Analysis Date	DF	Batch ID	Prep Date	SPKref	RPDref	pmoist					
15044896	18-Feb-22_ISTB	SVOC-8270-W-	SAMP	V5973N.I	sd0218:2/19/2022 1:24:2	1	R374941		0	0						
Analyte	T	Units	RAW	Final	Text	Spike	SPKref	RPDref	MDL	PQL	UQL	%REC	LOW	HIGH	%RPD	Q
1,2,4-Trichlorobenzene	A	ug/L	0	0		0	0	0	1.9	10	150	0%	0	0	0%	
1,2-Dichlorobenzene	A	ug/L	0	0		0	0	0	1.97	10	150	0%	0	0	0%	
1,3-Dichlorobenzene	A	ug/L	0	0		0	0	0	2.13	10	150	0%	0	0	0%	
1,4-Dichlorobenzene	A	ug/L	0	0		0	0	0	2.02	10	150	0%	0	0	0%	
1-Methylnaphthalene	A	ug/L	0	0		0	0	0	2.39	10	150	0%	0	0	0%	
2,2'-Oxybis(1-Chloropropane)	A	ug/L	0	0		0	0	0	1.45	10	150	0%	0	0	0%	
2,4,5-Trichlorophenol	A	ug/L	0	0		0	0	0	2.23	10	150	0%	0	0	0%	
2,4,6-Trichlorophenol	A	ug/L	0	0		0	0	0	2.64	10	150	0%	0	0	0%	
2,4-Dichlorophenol	A	ug/L	0	0		0	0	0	1.69	10	150	0%	0	0	0%	
2,4-Dimethylphenol	A	ug/L	0	0		0	0	0	1.69	10	150	0%	0	0	0%	
2,4-Dinitrophenol	A	ug/L	0	0		0	0	0	4.26	10	150	0%	0	0	0%	
2,4-Dinitrotoluene	A	ug/L	0	0		0	0	0	3.04	10	150	0%	0	0	0%	
2,6-Dinitrotoluene	A	ug/L	0	0		0	0	0	3.2	10	150	0%	0	0	0%	
2-Chloronaphthalene	A	ug/L	0	0		0	0	0	2.14	10	150	0%	0	0	0%	
2-Chlorophenol	A	ug/L	0	0		0	0	0	2.48	10	150	0%	0	0	0%	
2-Methylnaphthalene	A	ug/L	0	0		0	0	0	1.92	10	150	0%	0	0	0%	
2-Nitroaniline	A	ug/L	0	0		0	0	0	2.4	10	150	0%	0	0	0%	
2-Nitrophenol	A	ug/L	0	0		0	0	0	2.36	10	150	0%	0	0	0%	
3,3'-Dichlorobenzidine	A	ug/L	0	0		0	0	0	2.11	10	150	0%	0	0	0%	
3-Nitroaniline	A	ug/L	0	0		0	0	0	2.77	10	150	0%	0	0	0%	
4,6-Dinitro-2-methylphenol	A	ug/L	0	0		0	0	0	2.33	10	150	0%	0	0	0%	
4-Bromophenyl phenyl ether	A	ug/L	0	0		0	0	0	1.74	10	150	0%	0	0	0%	

Seq No	Lab ID	Test Code	Sample Typ	File ID	Analysis Date	DF	Batch ID	Prep Date	SPKref	RPDref	pmoist					
15044896	18-Feb-22_ISTB	SVOC-8270-W-	SAMP	V5973N.I	sd0218:2/19/2022 1:24:2	1	R374941		0	0						
Analyte	T	Units	RAW	Final	Text	Spike	SPKref	RPDref	MDL	PQL	UQL	%REC	LOW	HIGH	%RPD	Q
4-Chloro-2-methylphenol	A	ug/L	0	0		0	0	0	1.6	10	150	0%	0	0	0%	
4-Chloro-3-methylphenol	A	ug/L	0	0		0	0	0	1.46	10	150	0%	0	0	0%	
4-Chlorophenol	A	ug/L	0	0		0	0	0	2.64	10	150	0%	0	0	0%	
4-Chlorophenyl phenyl ether	A	ug/L	0	0		0	0	0	2.03	10	150	0%	0	0	0%	
4-Nitroaniline	A	ug/L	0	0		0	0	0	1.63	10	150	0%	0	0	0%	
4-Nitrophenol	A	ug/L	0	0		0	0	0	2.5	10	150	0%	0	0	0%	
Acenaphthene	A	ug/L	0	0		0	0	0	1.89	10	150	0%	0	0	0%	
Acenaphthylene	A	ug/L	0	0		0	0	0	1.57	10	150	0%	0	0	0%	
Aniline	A	ug/L	0	0		0	0	0	3.74	10	150	0%	0	0	0%	
Anthracene	A	ug/L	0	0		0	0	0	1.23	10	150	0%	0	0	0%	
Azobenzene	A	ug/L	0	0		0	0	0	1.09	10	150	0%	0	0	0%	
Benzidine	A	ug/L	0	0		0	0	0	6.72	10	150	0%	0	0	0%	
Benzo(a)anthracene	A	ug/L	0	0		0	0	0	0.856	10	150	0%	0	0	0%	
Benzo(a)pyrene	A	ug/L	0	0		0	0	0	1.24	10	150	0%	0	0	0%	
Benzo(b)fluoranthene	A	ug/L	0	0		0	0	0	0.903	10	150	0%	0	0	0%	
Benzo(g,h,i)perylene	A	ug/L	0	0		0	0	0	1.01	10	150	0%	0	0	0%	
Benzo(k)fluoranthene	A	ug/L	0	0		0	0	0	0.97	10	150	0%	0	0	0%	
Benzoic acid	A	ug/L	0	0		0	0	0	1.51	10	150	0%	0	0	0%	
Benzyl alcohol	A	ug/L	0	0		0	0	0	3.13	10	150	0%	0	0	0%	
bis(-2-chloroethoxy)Methane	A	ug/L	0	0		0	0	0	1.36	10	150	0%	0	0	0%	
bis(-2-chloroethyl)Ether	A	ug/L	0	0		0	0	0	2.57	10	150	0%	0	0	0%	
bis(2-chloroisopropyl)Ether	A	ug/L	0	0		0	0	0	1.49	10	150	0%	0	0	0%	
bis(2-ethylhexyl)Phthalate	A	ug/L	0	0		0	0	0	1.91	10	150	0%	0	0	0%	
Butylbenzylphthalate	A	ug/L	0	0		0	0	0	1.57	10	150	0%	0	0	0%	
Carbazole	A	ug/L	0	0		0	0	0	0.842	10	150	0%	0	0	0%	
Chrysene	A	ug/L	0	0		0	0	0	1.17	10	150	0%	0	0	0%	
Di-n-butyl phthalate	A	ug/L	0	0		0	0	0	0.932	10	150	0%	0	0	0%	
Di-n-octyl phthalate	A	ug/L	0	0		0	0	0	1.34	10	150	0%	0	0	0%	
Dibenzo(a,h)anthracene	A	ug/L	0	0		0	0	0	1.17	10	150	0%	0	0	0%	
Dibenzofuran	A	ug/L	0	0		0	0	0	1.74	10	150	0%	0	0	0%	
Diethyl phthalate	A	ug/L	0	0		0	0	0	2.18	10	150	0%	0	0	0%	
Dimethyl phthalate	A	ug/L	0	0		0	0	0	1.72	10	150	0%	0	0	0%	
Fluoranthene	A	ug/L	0	0		0	0	0	0.883	10	150	0%	0	0	0%	
Fluorene	A	ug/L	0	0		0	0	0	1.82	10	150	0%	0	0	0%	
Hexachlorobenzene	A	ug/L	0	0		0	0	0	1.33	10	150	0%	0	0	0%	

Seq No	Lab ID	Test Code	Sample Typ	File ID	Analysis Date	DF	Batch ID	Prep Date	SPKref	RPDref	pmoist					
15044896	18-Feb-22_ISTB	SVOC-8270-W-	SAMP	V5973N.I	sd0218:2/19/2022 1:24:2	1	R374941		0	0						
Analyte	T	Units	RAW	Final	Text	Spike	SPKref	RPDref	MDL	PQL	UQL	%REC	LOW	HIGH	%RPD	Q
Hexachlorobutadiene	A	ug/L	0	0		0	0	0	2.32	10	150	0%	0	0	0%	
Hexachlorocyclopentadiene	A	ug/L	0	0		0	0	0	2.97	10	150	0%	0	0	0%	
Hexachloroethane	A	ug/L	0	0		0	0	0	1.79	10	150	0%	0	0	0%	
Indeno(1,2,3-cd)pyrene	A	ug/L	0	0		0	0	0	1.25	10	150	0%	0	0	0%	
Isophorone	A	ug/L	0	0		0	0	0	1.67	10	150	0%	0	0	0%	
m+p-Cresols	A	ug/L	0	0		0	0	0	1.78	10	150	0%	0	0	0%	
n-Nitroso-di-n-propylamine	A	ug/L	0	0		0	0	0	1.54	10	150	0%	0	0	0%	
n-Nitrosodimethylamine	A	ug/L	0	0		0	0	0	1.53	10	150	0%	0	0	0%	
n-Nitrosodiphenylamine	A	ug/L	0	0		0	0	0	1.16	10	150	0%	0	0	0%	
Naphthalene	A	ug/L	0	0		0	0	0	1.74	10	150	0%	0	0	0%	
Nitrobenzene	A	ug/L	0	0		0	0	0	2.31	10	150	0%	0	0	0%	
o-Cresol	A	ug/L	0	0		0	0	0	1.83	10	150	0%	0	0	0%	
p-Chloroaniline	A	ug/L	0	0		0	0	0	1.52	10	150	0%	0	0	0%	
Pentachlorophenol	A	ug/L	0	0		0	0	0	4.24	10	150	0%	0	0	0%	
Phenanthrene	A	ug/L	0	0		0	0	0	0.784	10	150	0%	0	0	0%	
Phenol	A	ug/L	0	0		0	0	0	1.46	10	150	0%	0	0	0%	
Pyrene	A	ug/L	0	0		0	0	0	0.921	10	150	0%	0	0	0%	
Pyridine	A	ug/L	0	0		0	0	0	3.22	10	150	0%	0	0	0%	
Triallate	A	ug/L	0	0		0	0	0	1.51	10	150	0%	0	0	0%	
1,4-Dichlorobenzene-d4	I	ug/L	40	40		0	0	0	0	10	150	0%	0	0	0%	
Acenaphthene-d10	I	ug/L	40	40		0	0	0	0	10	150	0%	0	0	0%	
Chrysene-d12	I	ug/L	40	40		0	0	0	0	10	150	0%	0	0	0%	
Naphthalene-d8	I	ug/L	40	40		0	0	0	0	10	150	0%	0	0	0%	
Perylene-d12	I	ug/L	40	40		0	0	0	0	10	150	0%	0	0	0%	
Phenanthrene-d10	I	ug/L	40	40		0	0	0	0	10	150	0%	0	0	0%	
2,4,6-Tribromophenol	S	ug/L	0	0		200	0	0	2.88	10	0	0%	25	140	0%	S
2-Fluorobiphenyl	S	ug/L	0	0		100	0	0	0.724	10	0	0%	28	107	0%	S
2-Fluorophenol	S	ug/L	0	0		200	0	0	3.52	10	0	0%	10	75	0%	S
Nitrobenzene-d5	S	ug/L	0	0		100	0	0	2.34	10	0	0%	32	94	0%	S
Phenol-d5	S	ug/L	0	0		200	0	0	2.06	10	0	0%	10	65	0%	S
Terphenyl-d14	S	ug/L	0	0		100	0	0	1.17	10	0	0%	32	122	0%	S
4-Chloroaniline	X	ug/L	0	0		0	0	0	1.61	10	150	0%	0	0	0%	
o-Terphenyl	X	ug/L	0	0		0	0	0	1.27	10	150	0%	0	0	0%	

Seq No	Lab ID	Test Code	Sample Typ	File ID	Analysis Date	DF	Batch ID	Prep Date	SPKref	RPDref	pmoist					
15044897	MB-163621	SVOC-8270-W-	MBLK	V5973N.I	sd0218:2/19/2022 1:56:3	1	163621	2/9/2022 8:1	0	0						
Analyte	T	Units	RAW	Final	Text	Spike	SPKref	RPDref	MDL	PQL	UQL	%REC	LOW	HIGH	%RPD	Q
1,2,4-Trichlorobenzene	A	ug/L	0	0		0	0	0	1.9	10	150	0%	0	0	0%	
1,2-Dichlorobenzene	A	ug/L	0	0		0	0	0	1.97	10	150	0%	0	0	0%	
1,3-Dichlorobenzene	A	ug/L	0	0		0	0	0	2.13	10	150	0%	0	0	0%	
1,4-Dichlorobenzene	A	ug/L	0	0		0	0	0	2.02	10	150	0%	0	0	0%	
1-Methylnaphthalene	A	ug/L	0	0		0	0	0	2.39	10	150	0%	0	0	0%	
2,2'-Oxybis(1-Chloropropane)	A	ug/L	0	0		0	0	0	1.45	10	150	0%	0	0	0%	
2,4,5-Trichlorophenol	A	ug/L	0	0		0	0	0	2.23	10	150	0%	0	0	0%	
2,4,6-Trichlorophenol	A	ug/L	0	0		0	0	0	2.64	10	150	0%	0	0	0%	
2,4-Dichlorophenol	A	ug/L	0	0		0	0	0	1.69	10	150	0%	0	0	0%	
2,4-Dimethylphenol	A	ug/L	0	0		0	0	0	1.69	10	150	0%	0	0	0%	
2,4-Dinitrophenol	A	ug/L	0	0		0	0	0	4.26	10	150	0%	0	0	0%	
2,4-Dinitrotoluene	A	ug/L	0	0		0	0	0	3.04	10	150	0%	0	0	0%	
2,6-Dinitrotoluene	A	ug/L	0	0		0	0	0	3.2	10	150	0%	0	0	0%	
2-Chloronaphthalene	A	ug/L	0	0		0	0	0	2.14	10	150	0%	0	0	0%	
2-Chlorophenol	A	ug/L	0	0		0	0	0	2.48	10	150	0%	0	0	0%	
2-Methylnaphthalene	A	ug/L	0	0		0	0	0	1.92	10	150	0%	0	0	0%	
2-Nitroaniline	A	ug/L	0	0		0	0	0	2.4	10	150	0%	0	0	0%	
2-Nitrophenol	A	ug/L	0	0		0	0	0	2.36	10	150	0%	0	0	0%	
3,3'-Dichlorobenzidine	A	ug/L	0	0		0	0	0	2.11	10	150	0%	0	0	0%	
3-Nitroaniline	A	ug/L	0	0		0	0	0	2.77	10	150	0%	0	0	0%	
4,6-Dinitro-2-methylphenol	A	ug/L	0	0		0	0	0	2.33	10	150	0%	0	0	0%	
4-Bromophenyl phenyl ether	A	ug/L	0	0		0	0	0	1.74	10	150	0%	0	0	0%	
4-Chloro-2-methylphenol	A	ug/L	0	0		0	0	0	1.6	10	150	0%	0	0	0%	
4-Chloro-3-methylphenol	A	ug/L	0	0		0	0	0	1.46	10	150	0%	0	0	0%	
4-Chlorophenol	A	ug/L	0	0		0	0	0	2.64	10	150	0%	0	0	0%	
4-Chlorophenyl phenyl ether	A	ug/L	0	0		0	0	0	2.03	10	150	0%	0	0	0%	
4-Nitroaniline	A	ug/L	0	0		0	0	0	1.63	10	150	0%	0	0	0%	
4-Nitrophenol	A	ug/L	0	0		0	0	0	2.5	10	150	0%	0	0	0%	
Acenaphthene	A	ug/L	0	0		0	0	0	1.89	10	150	0%	0	0	0%	
Acenaphthylene	A	ug/L	0	0		0	0	0	1.57	10	150	0%	0	0	0%	
Aniline	A	ug/L	0	0		0	0	0	3.74	10	150	0%	0	0	0%	
Anthracene	A	ug/L	0	0		0	0	0	1.23	10	150	0%	0	0	0%	
Azobenzene	A	ug/L	0	0		0	0	0	1.09	10	150	0%	0	0	0%	
Benzidine	A	ug/L	0	0		0	0	0	6.72	10	150	0%	0	0	0%	
Benzo(a)anthracene	A	ug/L	0	0		0	0	0	0.856	10	150	0%	0	0	0%	

Seq No	Lab ID	Test Code	Sample Typ	File ID	Analysis Date	DF	Batch ID	Prep Date	SPKref	RPDref	pmoist					
15044897	MB-163621	SVOC-8270-W-	MBLK	v5973N.I	sd0218:2/19/2022 1:56:3	1	163621	2/9/2022 8:1	0	0						
Analyte	T	Units	RAW	Final	Text	Spike	SPKref	RPDref	MDL	PQL	UQL	%REC	LOW	HIGH	%RPD	Q
Benzo(a)pyrene	A	ug/L	0	0		0	0	0	1.24	10	150	0%	0	0	0%	
Benzo(b)fluoranthene	A	ug/L	0	0		0	0	0	0.903	10	150	0%	0	0	0%	
Benzo(g,h,i)perylene	A	ug/L	0	0		0	0	0	1.01	10	150	0%	0	0	0%	
Benzo(k)fluoranthene	A	ug/L	0	0		0	0	0	0.97	10	150	0%	0	0	0%	
Benzoic acid	A	ug/L	0	0		0	0	0	1.51	10	150	0%	0	0	0%	
Benzyl alcohol	A	ug/L	0	0		0	0	0	3.13	10	150	0%	0	0	0%	
bis(-2-chloroethoxy)Methane	A	ug/L	0	0		0	0	0	1.36	10	150	0%	0	0	0%	
bis(-2-chloroethyl)Ether	A	ug/L	0	0		0	0	0	2.57	10	150	0%	0	0	0%	
bis(2-chloroisopropyl)Ether	A	ug/L	0	0		0	0	0	1.49	10	150	0%	0	0	0%	
bis(2-ethylhexyl)Phthalate	A	ug/L	0	0		0	0	0	1.91	10	150	0%	0	0	0%	
Butylbenzylphthalate	A	ug/L	0	0		0	0	0	1.57	10	150	0%	0	0	0%	
Carbazole	A	ug/L	0	0		0	0	0	0.842	10	150	0%	0	0	0%	
Chrysene	A	ug/L	0	0		0	0	0	1.17	10	150	0%	0	0	0%	
Di-n-butyl phthalate	A	ug/L	0	0		0	0	0	0.932	10	150	0%	0	0	0%	
Di-n-octyl phthalate	A	ug/L	0	0		0	0	0	1.34	10	150	0%	0	0	0%	
Dibenzo(a,h)anthracene	A	ug/L	0	0		0	0	0	1.17	10	150	0%	0	0	0%	
Dibenzofuran	A	ug/L	0	0		0	0	0	1.74	10	150	0%	0	0	0%	
Diethyl phthalate	A	ug/L	0	0		0	0	0	2.18	10	150	0%	0	0	0%	
Dimethyl phthalate	A	ug/L	0	0		0	0	0	1.72	10	150	0%	0	0	0%	
Fluoranthene	A	ug/L	0	0		0	0	0	0.883	10	150	0%	0	0	0%	
Fluorene	A	ug/L	0	0		0	0	0	1.82	10	150	0%	0	0	0%	
Hexachlorobenzene	A	ug/L	0	0		0	0	0	1.33	10	150	0%	0	0	0%	
Hexachlorobutadiene	A	ug/L	0	0		0	0	0	2.32	10	150	0%	0	0	0%	
Hexachlorocyclopentadiene	A	ug/L	0	0		0	0	0	2.97	10	150	0%	0	0	0%	
Hexachloroethane	A	ug/L	0	0		0	0	0	1.79	10	150	0%	0	0	0%	
Indeno(1,2,3-cd)pyrene	A	ug/L	0	0		0	0	0	1.25	10	150	0%	0	0	0%	
Isophorone	A	ug/L	0	0		0	0	0	1.67	10	150	0%	0	0	0%	
m+p-Cresols	A	ug/L	0	0		0	0	0	1.78	10	150	0%	0	0	0%	
n-Nitroso-di-n-propylamine	A	ug/L	0	0		0	0	0	1.54	10	150	0%	0	0	0%	
n-Nitrosodimethylamine	A	ug/L	0	0		0	0	0	1.53	10	150	0%	0	0	0%	
n-Nitrosodiphenylamine	A	ug/L	0	0		0	0	0	1.16	10	150	0%	0	0	0%	
Naphthalene	A	ug/L	0	0		0	0	0	1.74	10	150	0%	0	0	0%	
Nitrobenzene	A	ug/L	0	0		0	0	0	2.31	10	150	0%	0	0	0%	
o-Cresol	A	ug/L	0	0		0	0	0	1.83	10	150	0%	0	0	0%	
p-Chloroaniline	A	ug/L	0	0		0	0	0	1.52	10	150	0%	0	0	0%	

Seq No	Lab ID	Test Code	Sample Typ	File ID	Analysis Date	DF	Batch ID	Prep Date	SPKref	RPDref	pmoist					
15044897	MB-163621	SVOC-8270-W-	MBLK	V5973N.I	sd0218:2/19/2022 1:56:3	1	163621	2/9/2022 8:1	0	0						
Analyte	T	Units	RAW	Final	Text	Spike	SPKref	RPDref	MDL	PQL	UQL	%REC	LOW	HIGH	%RPD	Q
Pentachlorophenol	A	ug/L	0	0		0	0	0	4.24	10	150	0%	0	0	0%	
Phenanthrene	A	ug/L	0	0		0	0	0	0.784	10	150	0%	0	0	0%	
Phenol	A	ug/L	0	0		0	0	0	1.46	10	150	0%	0	0	0%	
Pyrene	A	ug/L	0	0		0	0	0	0.921	10	150	0%	0	0	0%	
Pyridine	A	ug/L	0	0		0	0	0	3.22	10	150	0%	0	0	0%	
Triallate	A	ug/L	0	0		0	0	0	1.51	10	150	0%	0	0	0%	
1,4-Dichlorobenzene-d4	I	ug/L	40	40		0	0	0	0	10	150	0%	0	0	0%	
Acenaphthene-d10	I	ug/L	40	40		0	0	0	0	10	150	0%	0	0	0%	
Chrysene-d12	I	ug/L	40	40		0	0	0	0	10	150	0%	0	0	0%	
Naphthalene-d8	I	ug/L	40	40		0	0	0	0	10	150	0%	0	0	0%	
Perylene-d12	I	ug/L	40	40		0	0	0	0	10	150	0%	0	0	0%	
Phenanthrene-d10	I	ug/L	40	40		0	0	0	0	10	150	0%	0	0	0%	
2,4,6-Tribromophenol	S	ug/L	157.21993	157.21993		200	0	0	2.88	10	0	79%	43	140	0%	
2-Fluorobiphenyl	S	ug/L	62.20961	62.20961		100	0	0	0.724	10	0	62%	44	119	0%	
2-Fluorophenol	S	ug/L	67.93292	67.93292		200	0	0	3.52	10	0	34%	19	119	0%	
Nitrobenzene-d5	S	ug/L	61.75791	61.75791		100	0	0	2.34	10	0	62%	44	120	0%	
Phenol-d5	S	ug/L	66.90827	66.90827		200	0	0	2.06	10	0	33%	10	65	0%	
Terphenyl-d14	S	ug/L	102.24382	102.24382		100	0	0	1.17	10	0	102%	50	134	0%	
4-Chloroaniline	X	ug/L	0	0		0	0	0	1.61	10	150	0%	0	0	0%	
o-Terphenyl	X	ug/L	0	0		0	0	0	1.27	10	150	0%	0	0	0%	

Seq No	Lab ID	Test Code	Sample Typ	File ID	Analysis Date	DF	Batch ID	Prep Date	SPKref	RPDref	pmoist					
15044898	LCS-163621	SVOC-8270-W-	LCS-DOD	V5973N.I	sd0218:2/19/2022 2:28:3	1	163621	2/9/2022 8:1	0	0						
Analyte	T	Units	RAW	Final	Text	Spike	SPKref	RPDref	MDL	PQL	UQL	%REC	LOW	HIGH	%RPD	Q
1,2,4-Trichlorobenzene	A	ug/L	72.11133	72.11133		100	0	0	1.9	10	150	72%	29	116	0%	
1,2-Dichlorobenzene	A	ug/L	67.54023	67.54023		100	0	0	1.97	10	150	68%	32	111	0%	
1,3-Dichlorobenzene	A	ug/L	68.55354	68.55354		100	0	0	2.13	10	150	69%	28	110	0%	
1,4-Dichlorobenzene	A	ug/L	67.01728	67.01728		100	0	0	2.02	10	150	67%	29	112	0%	
1-Methylnaphthalene	A	ug/L	75.38511	75.38511		100	0	0	2.39	10	150	75%	41	119	0%	
2,2'-Oxybis(1-Chloropropane)	A	ug/L	67.40028	67.40028		100	0	0	1.45	10	150	67%	37	130	0%	
2,4,5-Trichlorophenol	A	ug/L	85.0706	85.0706		100	0	0	2.23	10	150	85%	53	123	0%	
2,4,6-Trichlorophenol	A	ug/L	90.75187	90.75187		100	0	0	2.64	10	150	91%	50	125	0%	
2,4-Dichlorophenol	A	ug/L	76.78898	76.78898		100	0	0	1.69	10	150	77%	47	121	0%	
2,4-Dimethylphenol	A	ug/L	79.54154	79.54154		100	0	0	1.69	10	150	80%	31	124	0%	

Seq No	Lab ID	Test Code	Sample Typ	File ID	Analysis Date	DF	Batch ID	Prep Date	SPKref	RPDref	pmoist					
15044898	LCS-163621	SVOC-8270-W-	LCS-DOD	v5973N.I	sd0218:2/19/2022 2:28:3	1	163621	2/9/2022 8:1	0	0						
Analyte	T	Units	RAW	Final	Text	Spike	SPKref	RPDref	MDL	PQL	UQL	%REC	LOW	HIGH	%RPD	Q
2,4-Dinitrophenol	A	ug/L	93.12724	93.12724		100	0	0	4.26	10	150	93%	23	142	0%	
2,4-Dinitrotoluene	A	ug/L	88.83567	88.83567		100	0	0	3.04	10	150	89%	57	128	0%	
2,6-Dinitrotoluene	A	ug/L	80.02108	80.02108		100	0	0	3.2	10	150	80%	50	118	0%	
2-Chloronaphthalene	A	ug/L	86.19666	86.19666		100	0	0	2.14	10	150	86%	40	116	0%	
2-Chlorophenol	A	ug/L	69.09128	69.09128		100	0	0	2.48	10	150	69%	38	117	0%	
2-Methylnaphthalene	A	ug/L	85.68606	85.68606		100	0	0	1.92	10	150	86%	40	121	0%	
2-Nitroaniline	A	ug/L	89.55581	89.55581		100	0	0	2.4	10	150	90%	55	127	0%	
2-Nitrophenol	A	ug/L	85.21214	85.21214		100	0	0	2.36	10	150	85%	47	123	0%	
3,3'-Dichlorobenzidine	A	ug/L	71.75729	71.75729		100	0	0	2.11	10	150	72%	27	129	0%	
3-Nitroaniline	A	ug/L	78.2222	78.2222		100	0	0	2.77	10	150	78%	41	128	0%	
4,6-Dinitro-2-methylphenol	A	ug/L	85.45466	85.45466		100	0	0	2.33	10	150	85%	44	137	0%	
4-Bromophenyl phenyl ether	A	ug/L	88.68525	88.68525		100	0	0	1.74	10	150	89%	55	124	0%	
4-Chloro-2-methylphenol	A	ug/L	82.74333	82.74333		100	0	0	1.6	10	150	83%	49	89	0%	
4-Chloro-3-methylphenol	A	ug/L	81.55282	81.55282		100	0	0	1.46	10	150	82%	52	119	0%	
4-Chlorophenol	A	ug/L	70.32817	70.32817		100	0	0	2.64	10	150	70%	41	81	0%	
4-Chlorophenyl phenyl ether	A	ug/L	96.10313	96.10313		100	0	0	2.03	10	150	96%	53	121	0%	
4-Nitroaniline	A	ug/L	86.9077	86.9077		100	0	0	1.63	10	150	87%	57	101	0%	
4-Nitrophenol	A	ug/L	40.66157	40.66157		100	0	0	2.5	10	150	41%	15	36	0%	S
Acenaphthene	A	ug/L	90.73543	90.73543		100	0	0	1.89	10	150	91%	47	122	0%	
Acenaphthylene	A	ug/L	80.75515	80.75515		100	0	0	1.57	10	150	81%	41	130	0%	
Aniline	A	ug/L	43.62622	43.62622		100	0	0	3.74	10	150	44%	24	60	0%	
Anthracene	A	ug/L	87.03899	87.03899		100	0	0	1.23	10	150	87%	57	123	0%	
Azobenzene	A	ug/L	79.94992	79.94992		100	0	0	1.09	10	150	80%	61	116	0%	
Benzidine	A	ug/L	17.49835	17.49835		100	0	0	6.72	10	150	17%	10	100	0%	
Benzo(a)anthracene	A	ug/L	96.65019	96.65019		100	0	0	0.856	10	150	97%	58	125	0%	
Benzo(a)pyrene	A	ug/L	86.51884	86.51884		100	0	0	1.24	10	150	87%	54	128	0%	
Benzo(b)fluoranthene	A	ug/L	88.51091	88.51091		100	0	0	0.903	10	150	89%	53	131	0%	
Benzo(g,h,i)perylene	A	ug/L	86.31229	86.31229		100	0	0	1.01	10	150	86%	50	134	0%	
Benzo(k)fluoranthene	A	ug/L	87.55366	87.55366		100	0	0	0.97	10	150	88%	57	129	0%	
Benzoic acid	A	ug/L	27.78443	27.78443		100	0	0	1.51	10	150	28%	10	30	0%	
Benzyl alcohol	A	ug/L	71.20928	71.20928		100	0	0	3.13	10	150	71%	31	112	0%	
bis(-2-chloroethoxy)Methane	A	ug/L	81.41757	81.41757		100	0	0	1.36	10	150	81%	48	120	0%	
bis(-2-chloroethyl)Ether	A	ug/L	75.0357	75.0357		100	0	0	2.57	10	150	75%	43	118	0%	
bis(2-chloroisopropyl)Ether	A	ug/L	67.40028	67.40028		100	0	0	1.49	10	150	67%	37	130	0%	
bis(2-ethylhexyl)Phthalate	A	ug/L	96.42075	96.42075		100	0	0	1.91	10	150	96%	55	135	0%	

Seq No	Lab ID	Test Code	Sample Typ	File ID	Analysis Date	DF	Batch ID	Prep Date	SPKref	RPDref	pmoist					
15044898	LCS-163621	SVOC-8270-W-	LCS-DOD	V5973N.I	sd0218:2/19/2022 2:28:3	1	163621	2/9/2022 8:1	0	0						
Analyte	T	Units	RAW	Final	Text	Spike	SPKref	RPDref	MDL	PQL	UQL	%REC	LOW	HIGH	%RPD	Q
Butylbenzylphthalate	A	ug/L	95.15212	95.15212		100	0	0	1.57	10	150	95%	53	134	0%	
Carbazole	A	ug/L	86.94465	86.94465		100	0	0	0.842	10	150	87%	60	122	0%	
Chrysene	A	ug/L	93.04684	93.04684		100	0	0	1.17	10	150	93%	59	123	0%	
Di-n-butyl phthalate	A	ug/L	94.52303	94.52303		100	0	0	0.932	10	150	95%	59	127	0%	
Di-n-octyl phthalate	A	ug/L	91.31419	91.31419		100	0	0	1.34	10	150	91%	51	140	0%	
Dibenzo(a,h)anthracene	A	ug/L	93.27545	93.27545		100	0	0	1.17	10	150	93%	51	134	0%	
Dibenzofuran	A	ug/L	91.73749	91.73749		100	0	0	1.74	10	150	92%	53	118	0%	
Diethyl phthalate	A	ug/L	90.73126	90.73126		100	0	0	2.18	10	150	91%	56	125	0%	
Dimethyl phthalate	A	ug/L	95.90273	95.90273		100	0	0	1.72	10	150	96%	45	127	0%	
Fluoranthene	A	ug/L	87.7646	87.7646		100	0	0	0.883	10	150	88%	57	128	0%	
Fluorene	A	ug/L	88.51413	88.51413		100	0	0	1.82	10	150	89%	52	124	0%	
Hexachlorobenzene	A	ug/L	84.99422	84.99422		100	0	0	1.33	10	150	85%	53	125	0%	
Hexachlorobutadiene	A	ug/L	74.91083	74.91083		100	0	0	2.32	10	150	75%	22	124	0%	
Hexachlorocyclopentadiene	A	ug/L	78.73438	78.73438		100	0	0	2.97	10	150	79%	39	91	0%	
Hexachloroethane	A	ug/L	65.52898	65.52898		100	0	0	1.79	10	150	66%	21	115	0%	
Indeno(1,2,3-cd)pyrene	A	ug/L	87.61406	87.61406		100	0	0	1.25	10	150	88%	52	134	0%	
Isophorone	A	ug/L	78.3656	78.3656		100	0	0	1.67	10	150	78%	42	124	0%	
m+p-Cresols	A	ug/L	80.26046	80.26046		100	0	0	1.78	10	150	80%	29	110	0%	
n-Nitroso-di-n-propylamine	A	ug/L	95.43744	95.43744		100	0	0	1.54	10	150	95%	49	119	0%	
n-Nitrosodimethylamine	A	ug/L	50.02138	50.02138		100	0	0	1.53	10	150	50%	20	45	0%	S
n-Nitrosodiphenylamine	A	ug/L	87.03053	87.03053		100	0	0	1.16	10	150	87%	51	123	0%	
Naphthalene	A	ug/L	82.80869	82.80869		100	0	0	1.74	10	150	83%	40	121	0%	
Nitrobenzene	A	ug/L	88.70315	88.70315		100	0	0	2.31	10	150	89%	45	121	0%	
o-Cresol	A	ug/L	77.24403	77.24403		100	0	0	1.83	10	150	77%	30	117	0%	
p-Chloroaniline	A	ug/L	70.62357	70.62357		100	0	0	1.52	10	150	71%	33	117	0%	
Pentachlorophenol	A	ug/L	95.82686	95.82686		100	0	0	4.24	10	150	96%	35	138	0%	
Phenanthrene	A	ug/L	91.57416	91.57416		100	0	0	0.784	10	150	92%	59	120	0%	
Phenol	A	ug/L	48.92728	48.92728		100	0	0	1.46	10	150	49%	37	75	0%	
Pyrene	A	ug/L	85.43177	85.43177		100	0	0	0.921	10	150	85%	57	126	0%	
Pyridine	A	ug/L	35.87302	35.87302		100	0	0	3.22	10	150	36%	16	45	0%	
Triallate	A	ug/L	84.12943	84.12943		100	0	0	1.51	10	150	84%	59	105	0%	
1,4-Dichlorobenzene-d4	I	ug/L	40	40		0	0	0	0	10	150	0%			0%	
Acenaphthene-d10	I	ug/L	40	40		0	0	0	0	10	150	0%			0%	
Chrysene-d12	I	ug/L	40	40		0	0	0	0	10	150	0%			0%	
Naphthalene-d8	I	ug/L	40	40		0	0	0	0	10	150	0%			0%	

Seq No	Lab ID	Test Code	Sample Typ	File ID	Analysis Date	DF	Batch ID	Prep Date	SPKref	RPDref	pmoist					
15044898	LCS-163621	SVOC-8270-W-	LCS-DOD	v5973N.I	sd0218:2/19/2022 2:28:3	1	163621	2/9/2022 8:1	0	0						
Analyte	T	Units	RAW	Final	Text	Spike	SPKref	RPDref	MDL	PQL	UQL	%REC	LOW	HIGH	%RPD	Q
Perylene-d12	I	ug/L	40	40		0	0	0	0	10	150	0%			0%	
Phenanthrene-d10	I	ug/L	40	40		0	0	0	0	10	150	0%			0%	
2,4,6-Tribromophenol	S	ug/L	173.96957	173.96957		200	0	0	2.88	10	0	87%	43	140	0%	
2-Fluorobiphenyl	S	ug/L	72.79224	72.79224		100	0	0	0.724	10	0	73%	44	119	0%	
2-Fluorophenol	S	ug/L	79.13983	79.13983		200	0	0	3.52	10	0	40%	19	119	0%	
Nitrobenzene-d5	S	ug/L	77.57472	77.57472		100	0	0	2.34	10	0	78%	44	120	0%	
Phenol-d5	S	ug/L	83.36222	83.36222		200	0	0	2.06	10	0	42%	10	65	0%	
Terphenyl-d14	S	ug/L	94.31162	94.31162		100	0	0	1.17	10	0	94%	50	134	0%	
4-Chloroaniline	X	ug/L	70.62357	70.62357		100	0	0	1.61	10	150	71%	33	117	0%	
o-Terphenyl	X	ug/L	86.77733	86.77733		100	0	0	1.27	10	150	87%	40	140	0%	

Seq No	Lab ID	Test Code	Sample Typ	File ID	Analysis Date	DF	Batch ID	Prep Date	SPKref	RPDref	pmoist					
15044899	LCSD-163621	SVOC-8270-W-	LCSD-DOD	v5973N.I	sd0218:2/19/2022 3:01:0	1	163621	2/9/2022 8:1	0	2E+07						
Analyte	T	Units	RAW	Final	Text	Spike	SPKref	RPDref	MDL	PQL	UQL	%REC	LOW	HIGH	%RPD	Q
1,2,4-Trichlorobenzene	A	ug/L	72.4878	72.4878		100	0	72.11133	1.9	10	150	72%	29	116	1%	
1,2-Dichlorobenzene	A	ug/L	65.16801	65.16801		100	0	67.54023	1.97	10	150	65%	32	111	4%	
1,3-Dichlorobenzene	A	ug/L	65.9956	65.9956		100	0	68.55354	2.13	10	150	66%	28	110	4%	
1,4-Dichlorobenzene	A	ug/L	66.11494	66.11494		100	0	67.01728	2.02	10	150	66%	29	112	1%	
1-Methylnaphthalene	A	ug/L	75.96741	75.96741		100	0	75.38511	2.39	10	150	76%	41	119	1%	
2,2'-Oxybis(1-Chloropropane)	A	ug/L	68.59076	68.59076		100	0	67.40028	1.45	10	150	69%	37	130	2%	
2,4,5-Trichlorophenol	A	ug/L	78.28207	78.28207		100	0	85.0706	2.23	10	150	78%	53	123	8%	
2,4,6-Trichlorophenol	A	ug/L	84.921	84.921		100	0	90.75187	2.64	10	150	85%	50	125	7%	
2,4-Dichlorophenol	A	ug/L	74.57862	74.57862		100	0	76.78898	1.69	10	150	75%	47	121	3%	
2,4-Dimethylphenol	A	ug/L	80.97589	80.97589		100	0	79.54154	1.69	10	150	81%	31	124	2%	
2,4-Dinitrophenol	A	ug/L	80.42462	80.42462		100	0	93.12724	4.26	10	150	80%	23	142	15%	
2,4-Dinitrotoluene	A	ug/L	90.52136	90.52136		100	0	88.83567	3.04	10	150	91%	57	128	2%	
2,6-Dinitrotoluene	A	ug/L	83.55323	83.55323		100	0	80.02108	3.2	10	150	84%	50	118	4%	
2-Chloronaphthalene	A	ug/L	87.49238	87.49238		100	0	86.19666	2.14	10	150	87%	40	116	1%	
2-Chlorophenol	A	ug/L	69.11519	69.11519		100	0	69.09128	2.48	10	150	69%	38	117	0%	
2-Methylnaphthalene	A	ug/L	86.43056	86.43056		100	0	85.68606	1.92	10	150	86%	40	121	1%	
2-Nitroaniline	A	ug/L	92.53414	92.53414		100	0	89.55581	2.4	10	150	93%	55	127	3%	
2-Nitrophenol	A	ug/L	80.50183	80.50183		100	0	85.21214	2.36	10	150	81%	47	123	6%	
3,3'-Dichlorobenzidine	A	ug/L	76.40623	76.40623		100	0	71.75729	2.11	10	150	76%	27	129	6%	
3-Nitroaniline	A	ug/L	80.64832	80.64832		100	0	78.2222	2.77	10	150	81%	41	128	3%	

Seq No	Lab ID	Test Code	Sample Typ	File ID	Analysis Date	DF	Batch ID	Prep Date	SPKref	RPDref	pmoist					
15044899	LCSD-163621	SVOC-8270-W-	LCSD-DOD	V5973N.I	0218:2/19/2022 3:01:0	1	163621	2/9/2022 8:1	0	2E+07						
Analyte	T	Units	RAW	Final	Text	Spike	SPKref	RPDref	MDL	PQL	UQL	%REC	LOW	HIGH	%RPD	Q
4,6-Dinitro-2-methylphenol	A	ug/L	92.50957	92.50957		100	0	85.45466	2.33	10	150	93%	44	137	8%	
4-Bromophenyl phenyl ether	A	ug/L	95.70303	95.70303		100	0	88.68525	1.74	10	150	96%	55	124	8%	
4-Chloro-2-methylphenol	A	ug/L	79.89823	79.89823		100	0	82.74333	1.6	10	150	80%	49	89	3%	
4-Chloro-3-methylphenol	A	ug/L	84.99278	84.99278		100	0	81.55282	1.46	10	150	85%	52	119	4%	
4-Chlorophenol	A	ug/L	66.832	66.832		100	0	70.32817	2.64	10	150	67%	41	81	5%	
4-Chlorophenyl phenyl ether	A	ug/L	94.94276	94.94276		100	0	96.10313	2.03	10	150	95%	53	121	1%	
4-Nitroaniline	A	ug/L	93.01999	93.01999		100	0	86.9077	1.63	10	150	93%	57	101	7%	
4-Nitrophenol	A	ug/L	37.85088	37.85088		100	0	40.66157	2.5	10	150	38%	15	36	7%	S
Acenaphthene	A	ug/L	92.24748	92.24748		100	0	90.73543	1.89	10	150	92%	47	122	2%	
Acenaphthylene	A	ug/L	83.99993	83.99993		100	0	80.75515	1.57	10	150	84%	41	130	4%	
Aniline	A	ug/L	42.22052	42.22052		100	0	43.62622	3.74	10	150	42%	24	60	3%	
Anthracene	A	ug/L	101.1685	101.1685		100	0	87.03899	1.23	10	150	101%	57	123	15%	
Azobenzene	A	ug/L	87.43252	87.43252		100	0	79.94992	1.09	10	150	87%	61	116	9%	
Benzidine	A	ug/L	24.4583	24.4583		100	0	17.49835	6.72	10	150	24%	10	100	33%	R
Benzo(a)anthracene	A	ug/L	98.24219	98.24219		100	0	96.65019	0.856	10	150	98%	58	125	2%	
Benzo(a)pyrene	A	ug/L	91.65167	91.65167		100	0	86.51884	1.24	10	150	92%	54	128	6%	
Benzo(b)fluoranthene	A	ug/L	94.78405	94.78405		100	0	88.51091	0.903	10	150	95%	53	131	7%	
Benzo(g,h,i)perylene	A	ug/L	94.21764	94.21764		100	0	86.31229	1.01	10	150	94%	50	134	9%	
Benzo(k)fluoranthene	A	ug/L	93.40739	93.40739		100	0	87.55366	0.97	10	150	93%	57	129	6%	
Benzoic acid	A	ug/L	29.48633	29.48633		100	0	27.78443	1.51	10	150	29%	10	30	6%	
Benzyl alcohol	A	ug/L	68.22013	68.22013		100	0	71.20928	3.13	10	150	68%	31	112	4%	
bis(-2-chloroethoxy)Methane	A	ug/L	81.20619	81.20619		100	0	81.41757	1.36	10	150	81%	48	120	0%	
bis(-2-chloroethyl)Ether	A	ug/L	77.4757	77.4757		100	0	75.0357	2.57	10	150	77%	43	118	3%	
bis(2-chloroisopropyl)Ether	A	ug/L	68.59076	68.59076		100	0	67.40028	1.49	10	150	69%	37	130	2%	
bis(2-ethylhexyl)Phthalate	A	ug/L	97.89664	97.89664		100	0	96.42075	1.91	10	150	98%	55	135	2%	
Butylbenzylphthalate	A	ug/L	95.56213	95.56213		100	0	95.15212	1.57	10	150	96%	53	134	0%	
Carbazole	A	ug/L	99.94418	99.94418		100	0	86.94465	0.842	10	150	100%	60	122	14%	
Chrysene	A	ug/L	95.26113	95.26113		100	0	93.04684	1.17	10	150	95%	59	123	2%	
Di-n-butyl phthalate	A	ug/L	102.87026	102.87026		100	0	94.52303	0.932	10	150	103%	59	127	8%	
Di-n-octyl phthalate	A	ug/L	97.77158	97.77158		100	0	91.31419	1.34	10	150	98%	51	140	7%	
Dibenzo(a,h)anthracene	A	ug/L	98.32352	98.32352		100	0	93.27545	1.17	10	150	98%	51	134	5%	
Dibenzofuran	A	ug/L	91.66162	91.66162		100	0	91.73749	1.74	10	150	92%	53	118	0%	
Diethyl phthalate	A	ug/L	90.25647	90.25647		100	0	90.73126	2.18	10	150	90%	56	125	1%	
Dimethyl phthalate	A	ug/L	96.68337	96.68337		100	0	95.90273	1.72	10	150	97%	45	127	1%	
Fluoranthene	A	ug/L	96.57704	96.57704		100	0	87.7646	0.883	10	150	97%	57	128	10%	

Seq No	Lab ID	Test Code	Sample Typ	File ID	Analysis Date	DF	Batch ID	Prep Date	SPKref	RPDref	pmoist					
15044899	LCSD-163621	SVOC-8270-W-	LCSD-DOD	V5973N.I	0218:2/19/2022 3:01:0	1	163621	2/9/2022 8:1	0	2E+07						
Analyte	T	Units	RAW	Final	Text	Spike	SPKref	RPDref	MDL	PQL	UQL	%REC	LOW	HIGH	%RPD	Q
Fluorene	A	ug/L	86.06884	86.06884		100	0	88.51413	1.82	10	150	86%	52	124	3%	
Hexachlorobenzene	A	ug/L	96.42207	96.42207		100	0	84.99422	1.33	10	150	96%	53	125	13%	
Hexachlorobutadiene	A	ug/L	73.48087	73.48087		100	0	74.91083	2.32	10	150	73%	22	124	2%	
Hexachlorocyclopentadiene	A	ug/L	78.5859	78.5859		100	0	78.73438	2.97	10	150	79%	39	91	0%	
Hexachloroethane	A	ug/L	63.81814	63.81814		100	0	65.52898	1.79	10	150	64%	21	115	3%	
Indeno(1,2,3-cd)pyrene	A	ug/L	90.79329	90.79329		100	0	87.61406	1.25	10	150	91%	52	134	4%	
Isophorone	A	ug/L	79.38809	79.38809		100	0	78.3656	1.67	10	150	79%	42	124	1%	
m+p-Cresols	A	ug/L	79.22409	79.22409		100	0	80.26046	1.78	10	150	79%	29	110	1%	
n-Nitroso-di-n-propylamine	A	ug/L	99.91869	99.91869		100	0	95.43744	1.54	10	150	100%	49	119	5%	
n-Nitrosodimethylamine	A	ug/L	52.31318	52.31318		100	0	50.02138	1.53	10	150	52%	20	45	4%	S
n-Nitrosodiphenylamine	A	ug/L	99.28947	99.28947		100	0	87.03053	1.16	10	150	99%	51	123	13%	
Naphthalene	A	ug/L	86.03556	86.03556		100	0	82.80869	1.74	10	150	86%	40	121	4%	
Nitrobenzene	A	ug/L	90.39738	90.39738		100	0	88.70315	2.31	10	150	90%	45	121	2%	
o-Cresol	A	ug/L	76.48726	76.48726		100	0	77.24403	1.83	10	150	76%	30	117	1%	
p-Chloroaniline	A	ug/L	70.8699	70.8699		100	0	70.62357	1.52	10	150	71%	33	117	0%	
Pentachlorophenol	A	ug/L	102.68868	102.68868		100	0	95.82686	4.24	10	150	103%	35	138	7%	
Phenanthrene	A	ug/L	99.34168	99.34168		100	0	91.57416	0.784	10	150	99%	59	120	8%	
Phenol	A	ug/L	50.66824	50.66824		100	0	48.92728	1.46	10	150	51%	37	75	3%	
Pyrene	A	ug/L	95.17114	95.17114		100	0	85.43177	0.921	10	150	95%	57	126	11%	
Pyridine	A	ug/L	37.18355	37.18355		100	0	35.87302	3.22	10	150	37%	16	45	4%	
Triallate	A	ug/L	91.04703	91.04703		100	0	84.12943	1.51	10	150	91%	59	105	8%	
1,4-Dichlorobenzene-d4	I	ug/L	40	40		0	0	0	0	10	150	0%			0%	
Acenaphthene-d10	I	ug/L	40	40		0	0	0	0	10	150	0%			0%	
Chrysene-d12	I	ug/L	40	40		0	0	0	0	10	150	0%			0%	
Naphthalene-d8	I	ug/L	40	40		0	0	0	0	10	150	0%			0%	
Perylene-d12	I	ug/L	40	40		0	0	0	0	10	150	0%			0%	
Phenanthrene-d10	I	ug/L	40	40		0	0	0	0	10	150	0%			0%	
2,4,6-Tribromophenol	S	ug/L	182.92177	182.92177		200	0	0	2.88	10	0	91%	43	140	0%	
2-Fluorobiphenyl	S	ug/L	68.85469	68.85469		100	0	0	0.724	10	0	69%	44	119	0%	
2-Fluorophenol	S	ug/L	78.74863	78.74863		200	0	0	3.52	10	0	39%	19	119	0%	
Nitrobenzene-d5	S	ug/L	77.02825	77.02825		100	0	0	2.34	10	0	77%	44	120	0%	
Phenol-d5	S	ug/L	85.94825	85.94825		200	0	0	2.06	10	0	43%	10	65	0%	
Terphenyl-d14	S	ug/L	100.97909	100.97909		100	0	0	1.17	10	0	101%	50	134	0%	
4-Chloroaniline	X	ug/L	70.8699	70.8699		100	0	70.62357	1.61	10	150	71%	33	117	0%	
o-Terphenyl	X	ug/L	96.46658	96.46658		100	0	86.77733	1.27	10	150	96%	40	140	11%	

Seq No	Lab ID	Test Code	Sample Typ	File ID	Analysis Date	DF	Batch ID	Prep Date	SPKref	RPDref	pmoist					
15044900	MB-163724	SVOC-8270-W-	MBLK	V5973N.I	sd0218:2/19/2022 3:33:2	1	163724	2/14/2022 8:	0	0						
Analyte	T	Units	RAW	Final	Text	Spike	SPKref	RPDref	MDL	PQL	UQL	%REC	LOW	HIGH	%RPD	Q
1,2,4-Trichlorobenzene	A	ug/L	0	0		0	0	0	1.9	10	150	0%	0	0	0%	
1,2-Dichlorobenzene	A	ug/L	0	0		0	0	0	1.97	10	150	0%	0	0	0%	
1,3-Dichlorobenzene	A	ug/L	0	0		0	0	0	2.13	10	150	0%	0	0	0%	
1,4-Dichlorobenzene	A	ug/L	0	0		0	0	0	2.02	10	150	0%	0	0	0%	
1-Methylnaphthalene	A	ug/L	0	0		0	0	0	2.39	10	150	0%	0	0	0%	
2,2'-Oxybis(1-Chloropropane)	A	ug/L	0	0		0	0	0	1.45	10	150	0%	0	0	0%	
2,4,5-Trichlorophenol	A	ug/L	0	0		0	0	0	2.23	10	150	0%	0	0	0%	
2,4,6-Trichlorophenol	A	ug/L	0	0		0	0	0	2.64	10	150	0%	0	0	0%	
2,4-Dichlorophenol	A	ug/L	0	0		0	0	0	1.69	10	150	0%	0	0	0%	
2,4-Dimethylphenol	A	ug/L	0	0		0	0	0	1.69	10	150	0%	0	0	0%	
2,4-Dinitrophenol	A	ug/L	0	0		0	0	0	4.26	10	150	0%	0	0	0%	
2,4-Dinitrotoluene	A	ug/L	0	0		0	0	0	3.04	10	150	0%	0	0	0%	
2,6-Dinitrotoluene	A	ug/L	0	0		0	0	0	3.2	10	150	0%	0	0	0%	
2-Chloronaphthalene	A	ug/L	0	0		0	0	0	2.14	10	150	0%	0	0	0%	
2-Chlorophenol	A	ug/L	0	0		0	0	0	2.48	10	150	0%	0	0	0%	
2-Methylnaphthalene	A	ug/L	0	0		0	0	0	1.92	10	150	0%	0	0	0%	
2-Nitroaniline	A	ug/L	0	0		0	0	0	2.4	10	150	0%	0	0	0%	
2-Nitrophenol	A	ug/L	0	0		0	0	0	2.36	10	150	0%	0	0	0%	
3,3'-Dichlorobenzidine	A	ug/L	0	0		0	0	0	2.11	10	150	0%	0	0	0%	
3-Nitroaniline	A	ug/L	0	0		0	0	0	2.77	10	150	0%	0	0	0%	
4,6-Dinitro-2-methylphenol	A	ug/L	0	0		0	0	0	2.33	10	150	0%	0	0	0%	
4-Bromophenyl phenyl ether	A	ug/L	0	0		0	0	0	1.74	10	150	0%	0	0	0%	
4-Chloro-2-methylphenol	A	ug/L	0	0		0	0	0	1.6	10	150	0%	0	0	0%	
4-Chloro-3-methylphenol	A	ug/L	0	0		0	0	0	1.46	10	150	0%	0	0	0%	
4-Chlorophenol	A	ug/L	0	0		0	0	0	2.64	10	150	0%	0	0	0%	
4-Chlorophenyl phenyl ether	A	ug/L	0	0		0	0	0	2.03	10	150	0%	0	0	0%	
4-Nitroaniline	A	ug/L	0	0		0	0	0	1.63	10	150	0%	0	0	0%	
4-Nitrophenol	A	ug/L	0	0		0	0	0	2.5	10	150	0%	0	0	0%	
Acenaphthene	A	ug/L	0	0		0	0	0	1.89	10	150	0%	0	0	0%	
Acenaphthylene	A	ug/L	0	0		0	0	0	1.57	10	150	0%	0	0	0%	
Aniline	A	ug/L	0	0		0	0	0	3.74	10	150	0%	0	0	0%	
Anthracene	A	ug/L	0	0		0	0	0	1.23	10	150	0%	0	0	0%	
Azobenzene	A	ug/L	0	0		0	0	0	1.09	10	150	0%	0	0	0%	
Benzidine	A	ug/L	0	0		0	0	0	6.72	10	150	0%	0	0	0%	
Benzo(a)anthracene	A	ug/L	0	0		0	0	0	0.856	10	150	0%	0	0	0%	

Seq No	Lab ID	Test Code	Sample Typ	File ID	Analysis Date	DF	Batch ID	Prep Date	SPKref	RPDref	pmoist					
15044900	MB-163724	SVOC-8270-W-	MBLK	v5973N.I	sd0218:2/19/2022 3:33:2	1	163724	2/14/2022 8:	0	0						
Analyte	T	Units	RAW	Final	Text	Spike	SPKref	RPDref	MDL	PQL	UQL	%REC	LOW	HIGH	%RPD	Q
Benzo(a)pyrene	A	ug/L	0	0		0	0	0	1.24	10	150	0%	0	0	0%	
Benzo(b)fluoranthene	A	ug/L	0	0		0	0	0	0.903	10	150	0%	0	0	0%	
Benzo(g,h,i)perylene	A	ug/L	0	0		0	0	0	1.01	10	150	0%	0	0	0%	
Benzo(k)fluoranthene	A	ug/L	0	0		0	0	0	0.97	10	150	0%	0	0	0%	
Benzoic acid	A	ug/L	0	0		0	0	0	1.51	10	150	0%	0	0	0%	
Benzyl alcohol	A	ug/L	0	0		0	0	0	3.13	10	150	0%	0	0	0%	
bis(-2-chloroethoxy)Methane	A	ug/L	0	0		0	0	0	1.36	10	150	0%	0	0	0%	
bis(-2-chloroethyl)Ether	A	ug/L	0	0		0	0	0	2.57	10	150	0%	0	0	0%	
bis(2-chloroisopropyl)Ether	A	ug/L	0	0		0	0	0	1.49	10	150	0%	0	0	0%	
bis(2-ethylhexyl)Phthalate	A	ug/L	0	0		0	0	0	1.91	10	150	0%	0	0	0%	
Butylbenzylphthalate	A	ug/L	0	0		0	0	0	1.57	10	150	0%	0	0	0%	
Carbazole	A	ug/L	0	0		0	0	0	0.842	10	150	0%	0	0	0%	
Chrysene	A	ug/L	0	0		0	0	0	1.17	10	150	0%	0	0	0%	
Di-n-butyl phthalate	A	ug/L	0	0		0	0	0	0.932	10	150	0%	0	0	0%	
Di-n-octyl phthalate	A	ug/L	0	0		0	0	0	1.34	10	150	0%	0	0	0%	
Dibenzo(a,h)anthracene	A	ug/L	0	0		0	0	0	1.17	10	150	0%	0	0	0%	
Dibenzofuran	A	ug/L	0	0		0	0	0	1.74	10	150	0%	0	0	0%	
Diethyl phthalate	A	ug/L	0	0		0	0	0	2.18	10	150	0%	0	0	0%	
Dimethyl phthalate	A	ug/L	0	0		0	0	0	1.72	10	150	0%	0	0	0%	
Fluoranthene	A	ug/L	0	0		0	0	0	0.883	10	150	0%	0	0	0%	
Fluorene	A	ug/L	0	0		0	0	0	1.82	10	150	0%	0	0	0%	
Hexachlorobenzene	A	ug/L	0	0		0	0	0	1.33	10	150	0%	0	0	0%	
Hexachlorobutadiene	A	ug/L	0	0		0	0	0	2.32	10	150	0%	0	0	0%	
Hexachlorocyclopentadiene	A	ug/L	0	0		0	0	0	2.97	10	150	0%	0	0	0%	
Hexachloroethane	A	ug/L	0	0		0	0	0	1.79	10	150	0%	0	0	0%	
Indeno(1,2,3-cd)pyrene	A	ug/L	0	0		0	0	0	1.25	10	150	0%	0	0	0%	
Isophorone	A	ug/L	0	0		0	0	0	1.67	10	150	0%	0	0	0%	
m+p-Cresols	A	ug/L	0	0		0	0	0	1.78	10	150	0%	0	0	0%	
n-Nitroso-di-n-propylamine	A	ug/L	0	0		0	0	0	1.54	10	150	0%	0	0	0%	
n-Nitrosodimethylamine	A	ug/L	0	0		0	0	0	1.53	10	150	0%	0	0	0%	
n-Nitrosodiphenylamine	A	ug/L	0	0		0	0	0	1.16	10	150	0%	0	0	0%	
Naphthalene	A	ug/L	0	0		0	0	0	1.74	10	150	0%	0	0	0%	
Nitrobenzene	A	ug/L	0	0		0	0	0	2.31	10	150	0%	0	0	0%	
o-Cresol	A	ug/L	0	0		0	0	0	1.83	10	150	0%	0	0	0%	
p-Chloroaniline	A	ug/L	0	0		0	0	0	1.52	10	150	0%	0	0	0%	

Seq No	Lab ID	Test Code	Sample Typ	File ID	Analysis Date	DF	Batch ID	Prep Date	SPKref	RPDref	pmoist					
15044900	MB-163724	SVOC-8270-W-	MBLK	V5973N.I	sd0218:2/19/2022 3:33:2	1	163724	2/14/2022 8:	0	0						
Analyte	T	Units	RAW	Final	Text	Spike	SPKref	RPDref	MDL	PQL	UQL	%REC	LOW	HIGH	%RPD	Q
Pentachlorophenol	A	ug/L	0	0		0	0	0	4.24	10	150	0%	0	0	0%	
Phenanthrene	A	ug/L	0	0		0	0	0	0.784	10	150	0%	0	0	0%	
Phenol	A	ug/L	0	0		0	0	0	1.46	10	150	0%	0	0	0%	
Pyrene	A	ug/L	0	0		0	0	0	0.921	10	150	0%	0	0	0%	
Pyridine	A	ug/L	0	0		0	0	0	3.22	10	150	0%	0	0	0%	
Triallate	A	ug/L	0	0		0	0	0	1.51	10	150	0%	0	0	0%	
1,4-Dichlorobenzene-d4	I	ug/L	40	40		0	0	0	0	10	150	0%	0	0	0%	
Acenaphthene-d10	I	ug/L	40	40		0	0	0	0	10	150	0%	0	0	0%	
Chrysene-d12	I	ug/L	40	40		0	0	0	0	10	150	0%	0	0	0%	
Naphthalene-d8	I	ug/L	40	40		0	0	0	0	10	150	0%	0	0	0%	
Perylene-d12	I	ug/L	40	40		0	0	0	0	10	150	0%	0	0	0%	
Phenanthrene-d10	I	ug/L	40	40		0	0	0	0	10	150	0%	0	0	0%	
2,4,6-Tribromophenol	S	ug/L	160.50171	160.50171		200	0	0	2.88	10	0	80%	43	140	0%	
2-Fluorobiphenyl	S	ug/L	66.75625	66.75625		100	0	0	0.724	10	0	67%	44	119	0%	
2-Fluorophenol	S	ug/L	64.67732	64.67732		200	0	0	3.52	10	0	32%	19	119	0%	
Nitrobenzene-d5	S	ug/L	61.82567	61.82567		100	0	0	2.34	10	0	62%	44	120	0%	
Phenol-d5	S	ug/L	63.69295	63.69295		200	0	0	2.06	10	0	32%	10	65	0%	
Terphenyl-d14	S	ug/L	109.69283	109.69283		100	0	0	1.17	10	0	110%	50	134	0%	
4-Chloroaniline	X	ug/L	0	0		0	0	0	1.61	10	150	0%	0	0	0%	
o-Terphenyl	X	ug/L	0	0		0	0	0	1.27	10	150	0%	0	0	0%	

Seq No	Lab ID	Test Code	Sample Typ	File ID	Analysis Date	DF	Batch ID	Prep Date	SPKref	RPDref	pmoist					
15044901	LCS-163724	SVOC-8270-W-	LCS-DOD	V5973N.I	sd0218:2/19/2022 4:05:4	1	163724	2/14/2022 8:	0	0						
Analyte	T	Units	RAW	Final	Text	Spike	SPKref	RPDref	MDL	PQL	UQL	%REC	LOW	HIGH	%RPD	Q
1,2,4-Trichlorobenzene	A	ug/L	73.08032	73.08032		100	0	0	1.9	10	150	73%	29	116	0%	
1,2-Dichlorobenzene	A	ug/L	67.18185	67.18185		100	0	0	1.97	10	150	67%	32	111	0%	
1,3-Dichlorobenzene	A	ug/L	70.18688	70.18688		100	0	0	2.13	10	150	70%	28	110	0%	
1,4-Dichlorobenzene	A	ug/L	67.41221	67.41221		100	0	0	2.02	10	150	67%	29	112	0%	
1-Methylnaphthalene	A	ug/L	76.90023	76.90023		100	0	0	2.39	10	150	77%	41	119	0%	
2,2'-Oxybis(1-Chloropropane)	A	ug/L	64.72892	64.72892		100	0	0	1.45	10	150	65%	37	130	0%	
2,4,5-Trichlorophenol	A	ug/L	82.80882	82.80882		100	0	0	2.23	10	150	83%	53	123	0%	
2,4,6-Trichlorophenol	A	ug/L	90.66008	90.66008		100	0	0	2.64	10	150	91%	50	125	0%	
2,4-Dichlorophenol	A	ug/L	74.96341	74.96341		100	0	0	1.69	10	150	75%	47	121	0%	
2,4-Dimethylphenol	A	ug/L	80.07549	80.07549		100	0	0	1.69	10	150	80%	31	124	0%	

Seq No	Lab ID	Test Code	Sample Typ	File ID	Analysis Date	DF	Batch ID	Prep Date	SPKref	RPDref	pmoist					
15044901	LCS-163724	SVOC-8270-W-	LCS-DOD	V5973N.I	sd0218:2/19/2022 4:05:4	1	163724	2/14/2022 8:	0	0						
Analyte	T	Units	RAW	Final	Text	Spike	SPKref	RPDref	MDL	PQL	UQL	%REC	LOW	HIGH	%RPD	Q
2,4-Dinitrophenol	A	ug/L	87.3775	87.3775		100	0	0	4.26	10	150	87%	23	142	0%	
2,4-Dinitrotoluene	A	ug/L	91.66768	91.66768		100	0	0	3.04	10	150	92%	57	128	0%	
2,6-Dinitrotoluene	A	ug/L	84.72668	84.72668		100	0	0	3.2	10	150	85%	50	118	0%	
2-Chloronaphthalene	A	ug/L	82.80058	82.80058		100	0	0	2.14	10	150	83%	40	116	0%	
2-Chlorophenol	A	ug/L	67.19482	67.19482		100	0	0	2.48	10	150	67%	38	117	0%	
2-Methylnaphthalene	A	ug/L	87.33699	87.33699		100	0	0	1.92	10	150	87%	40	121	0%	
2-Nitroaniline	A	ug/L	92.43039	92.43039		100	0	0	2.4	10	150	92%	55	127	0%	
2-Nitrophenol	A	ug/L	82.21332	82.21332		100	0	0	2.36	10	150	82%	47	123	0%	
3,3'-Dichlorobenzidine	A	ug/L	74.39196	74.39196		100	0	0	2.11	10	150	74%	27	129	0%	
3-Nitroaniline	A	ug/L	74.90425	74.90425		100	0	0	2.77	10	150	75%	41	128	0%	
4,6-Dinitro-2-methylphenol	A	ug/L	90.22284	90.22284		100	0	0	2.33	10	150	90%	44	137	0%	
4-Bromophenyl phenyl ether	A	ug/L	97.39424	97.39424		100	0	0	1.74	10	150	97%	55	124	0%	
4-Chloro-2-methylphenol	A	ug/L	83.00575	83.00575		100	0	0	1.6	10	150	83%	49	89	0%	
4-Chloro-3-methylphenol	A	ug/L	85.80971	85.80971		100	0	0	1.46	10	150	86%	52	119	0%	
4-Chlorophenol	A	ug/L	66.46936	66.46936		100	0	0	2.64	10	150	66%	41	81	0%	
4-Chlorophenyl phenyl ether	A	ug/L	98.92562	98.92562		100	0	0	2.03	10	150	99%	53	121	0%	
4-Nitroaniline	A	ug/L	87.30974	87.30974		100	0	0	1.63	10	150	87%	57	101	0%	
4-Nitrophenol	A	ug/L	35.8244	35.8244		100	0	0	2.5	10	150	36%	15	36	0%	
Acenaphthene	A	ug/L	90.62853	90.62853		100	0	0	1.89	10	150	91%	47	122	0%	
Acenaphthylene	A	ug/L	85.85531	85.85531		100	0	0	1.57	10	150	86%	41	130	0%	
Aniline	A	ug/L	42.39496	42.39496		100	0	0	3.74	10	150	42%	24	60	0%	
Anthracene	A	ug/L	96.46542	96.46542		100	0	0	1.23	10	150	96%	57	123	0%	
Azobenzene	A	ug/L	84.39746	84.39746		100	0	0	1.09	10	150	84%	61	116	0%	
Benzidine	A	ug/L	20.23749	20.23749		100	0	0	6.72	10	150	20%	10	100	0%	
Benzo(a)anthracene	A	ug/L	100.28591	100.28591		100	0	0	0.856	10	150	100%	58	125	0%	
Benzo(a)pyrene	A	ug/L	88.48448	88.48448		100	0	0	1.24	10	150	88%	54	128	0%	
Benzo(b)fluoranthene	A	ug/L	92.03722	92.03722		100	0	0	0.903	10	150	92%	53	131	0%	
Benzo(g,h,i)perylene	A	ug/L	91.79324	91.79324		100	0	0	1.01	10	150	92%	50	134	0%	
Benzo(k)fluoranthene	A	ug/L	90.65406	90.65406		100	0	0	0.97	10	150	91%	57	129	0%	
Benzoic acid	A	ug/L	28.6632	28.6632		100	0	0	1.51	10	150	29%	10	30	0%	
Benzyl alcohol	A	ug/L	64.85687	64.85687		100	0	0	3.13	10	150	65%	31	112	0%	
bis(-2-chloroethoxy)Methane	A	ug/L	85.06916	85.06916		100	0	0	1.36	10	150	85%	48	120	0%	
bis(-2-chloroethyl)Ether	A	ug/L	75.57094	75.57094		100	0	0	2.57	10	150	76%	43	118	0%	
bis(2-chloroisopropyl)Ether	A	ug/L	64.72892	64.72892		100	0	0	1.49	10	150	65%	37	130	0%	
bis(2-ethylhexyl)Phthalate	A	ug/L	97.43577	97.43577		100	0	0	1.91	10	150	97%	55	135	0%	

Seq No	Lab ID	Test Code	Sample Typ	File ID	Analysis Date	DF	Batch ID	Prep Date	SPKref	RPDref	pmoist					
15044901	LCS-163724	SVOC-8270-W-	LCS-DOD	V5973N.I	sd0218:2/19/2022 4:05:4	1	163724	2/14/2022 8:	0	0						
Analyte	T	Units	RAW	Final	Text	Spike	SPKref	RPDref	MDL	PQL	UQL	%REC	LOW	HIGH	%RPD	Q
Butylbenzylphthalate	A	ug/L	95.5304	95.5304		100	0	0	1.57	10	150	96%	53	134	0%	
Carbazole	A	ug/L	96.34964	96.34964		100	0	0	0.842	10	150	96%	60	122	0%	
Chrysene	A	ug/L	95.38008	95.38008		100	0	0	1.17	10	150	95%	59	123	0%	
Di-n-butyl phthalate	A	ug/L	99.97305	99.97305		100	0	0	0.932	10	150	100%	59	127	0%	
Di-n-octyl phthalate	A	ug/L	97.2895	97.2895		100	0	0	1.34	10	150	97%	51	140	0%	
Dibenzo(a,h)anthracene	A	ug/L	92.9687	92.9687		100	0	0	1.17	10	150	93%	51	134	0%	
Dibenzofuran	A	ug/L	90.4568	90.4568		100	0	0	1.74	10	150	90%	53	118	0%	
Diethyl phthalate	A	ug/L	91.81151	91.81151		100	0	0	2.18	10	150	92%	56	125	0%	
Dimethyl phthalate	A	ug/L	95.84717	95.84717		100	0	0	1.72	10	150	96%	45	127	0%	
Fluoranthene	A	ug/L	94.43958	94.43958		100	0	0	0.883	10	150	94%	57	128	0%	
Fluorene	A	ug/L	86.41982	86.41982		100	0	0	1.82	10	150	86%	52	124	0%	
Hexachlorobenzene	A	ug/L	93.16778	93.16778		100	0	0	1.33	10	150	93%	53	125	0%	
Hexachlorobutadiene	A	ug/L	70.63598	70.63598		100	0	0	2.32	10	150	71%	22	124	0%	
Hexachlorocyclopentadiene	A	ug/L	77.87744	77.87744		100	0	0	2.97	10	150	78%	39	91	0%	
Hexachloroethane	A	ug/L	64.6644	64.6644		100	0	0	1.79	10	150	65%	21	115	0%	
Indeno(1,2,3-cd)pyrene	A	ug/L	91.11588	91.11588		100	0	0	1.25	10	150	91%	52	134	0%	
Isophorone	A	ug/L	81.32764	81.32764		100	0	0	1.67	10	150	81%	42	124	0%	
m+p-Cresols	A	ug/L	75.69367	75.69367		100	0	0	1.78	10	150	76%	29	110	0%	
n-Nitroso-di-n-propylamine	A	ug/L	100.54493	100.54493		100	0	0	1.54	10	150	101%	49	119	0%	
n-Nitrosodimethylamine	A	ug/L	49.56747	49.56747		100	0	0	1.53	10	150	50%	20	45	0%	S
n-Nitrosodiphenylamine	A	ug/L	96.96534	96.96534		100	0	0	1.16	10	150	97%	51	123	0%	
Naphthalene	A	ug/L	83.75664	83.75664		100	0	0	1.74	10	150	84%	40	121	0%	
Nitrobenzene	A	ug/L	88.7235	88.7235		100	0	0	2.31	10	150	89%	45	121	0%	
o-Cresol	A	ug/L	75.31348	75.31348		100	0	0	1.83	10	150	75%	30	117	0%	
p-Chloroaniline	A	ug/L	63.86384	63.86384		100	0	0	1.52	10	150	64%	33	117	0%	
Pentachlorophenol	A	ug/L	101.76752	101.76752		100	0	0	4.24	10	150	102%	35	138	0%	
Phenanthrene	A	ug/L	96.66839	96.66839		100	0	0	0.784	10	150	97%	59	120	0%	
Phenol	A	ug/L	48.00612	48.00612		100	0	0	1.46	10	150	48%	37	75	0%	
Pyrene	A	ug/L	92.2453	92.2453		100	0	0	0.921	10	150	92%	57	126	0%	
Pyridine	A	ug/L	34.78255	34.78255		100	0	0	3.22	10	150	35%	16	45	0%	
Triallate	A	ug/L	93.99248	93.99248		100	0	0	1.51	10	150	94%	59	105	0%	
1,4-Dichlorobenzene-d4	I	ug/L	40	40		0	0	0	0	10	150	0%			0%	
Acenaphthene-d10	I	ug/L	40	40		0	0	0	0	10	150	0%			0%	
Chrysene-d12	I	ug/L	40	40		0	0	0	0	10	150	0%			0%	
Naphthalene-d8	I	ug/L	40	40		0	0	0	0	10	150	0%			0%	

Seq No	Lab ID	Test Code	Sample Typ	File ID	Analysis Date	DF	Batch ID	Prep Date	SPKref	RPDref	pmoist					
15044901	LCS-163724	SVOC-8270-W-	LCS-DOD	V5973N.I	sd0218:2/19/2022 4:05:4	1	163724	2/14/2022 8:	0	0						
Analyte	T	Units	RAW	Final	Text	Spike	SPKref	RPDref	MDL	PQL	UQL	%REC	LOW	HIGH	%RPD	Q
Perylene-d12	I	ug/L	40	40		0	0	0	0	10	150	0%			0%	
Phenanthrene-d10	I	ug/L	40	40		0	0	0	0	10	150	0%			0%	
2,4,6-Tribromophenol	S	ug/L	182.72581	182.72581		200	0	0	2.88	10	0	91%	43	140	0%	
2-Fluorobiphenyl	S	ug/L	86.61134	86.61134		100	0	0	0.724	10	0	87%	44	119	0%	
2-Fluorophenol	S	ug/L	78.28966	78.28966		200	0	0	3.52	10	0	39%	19	119	0%	
Nitrobenzene-d5	S	ug/L	75.30437	75.30437		100	0	0	2.34	10	0	75%	44	120	0%	
Phenol-d5	S	ug/L	81.07662	81.07662		200	0	0	2.06	10	0	41%	10	65	0%	
Terphenyl-d14	S	ug/L	99.78889	99.78889		100	0	0	1.17	10	0	100%	50	134	0%	
4-Chloroaniline	X	ug/L	63.86384	63.86384		100	0	0	1.61	10	150	64%	33	117	0%	
o-Terphenyl	X	ug/L	92.941	92.941		100	0	0	1.27	10	150	93%	40	140	0%	

Seq No	Lab ID	Test Code	Sample Typ	File ID	Analysis Date	DF	Batch ID	Prep Date	SPKref	RPDref	pmoist					
15044902	LCSD-163724	SVOC-8270-W-	LCSD-DOD	V5973N.I	sd0218:2/19/2022 4:38:1	1	163724	2/14/2022 1	0	2E+07						
Analyte	T	Units	RAW	Final	Text	Spike	SPKref	RPDref	MDL	PQL	UQL	%REC	LOW	HIGH	%RPD	Q
1,2,4-Trichlorobenzene	A	ug/L	73.75245	73.75245		100	0	73.08032	1.9	10	150	74%	29	116	1%	
1,2-Dichlorobenzene	A	ug/L	67.50894	67.50894		100	0	67.18185	1.97	10	150	68%	32	111	0%	
1,3-Dichlorobenzene	A	ug/L	66.87025	66.87025		100	0	70.18688	2.13	10	150	67%	28	110	5%	
1,4-Dichlorobenzene	A	ug/L	66.9263	66.9263		100	0	67.41221	2.02	10	150	67%	29	112	1%	
1-Methylnaphthalene	A	ug/L	82.29669	82.29669		100	0	76.90023	2.39	10	150	82%	41	119	7%	
2,2'-Oxybis(1-Chloropropane)	A	ug/L	68.19406	68.19406		100	0	64.72892	1.45	10	150	68%	37	130	5%	
2,4,5-Trichlorophenol	A	ug/L	83.47363	83.47363		100	0	82.80882	2.23	10	150	83%	53	123	1%	
2,4,6-Trichlorophenol	A	ug/L	94.13847	94.13847		100	0	90.66008	2.64	10	150	94%	50	125	4%	
2,4-Dichlorophenol	A	ug/L	78.61053	78.61053		100	0	74.96341	1.69	10	150	79%	47	121	5%	
2,4-Dimethylphenol	A	ug/L	87.50294	87.50294		100	0	80.07549	1.69	10	150	88%	31	124	9%	
2,4-Dinitrophenol	A	ug/L	92.76901	92.76901		100	0	87.3775	4.26	10	150	93%	23	142	6%	
2,4-Dinitrotoluene	A	ug/L	94.57277	94.57277		100	0	91.66768	3.04	10	150	95%	57	128	3%	
2,6-Dinitrotoluene	A	ug/L	94.67513	94.67513		100	0	84.72668	3.2	10	150	95%	50	118	11%	
2-Chloronaphthalene	A	ug/L	87.36468	87.36468		100	0	82.80058	2.14	10	150	87%	40	116	5%	
2-Chlorophenol	A	ug/L	70.77889	70.77889		100	0	67.19482	2.48	10	150	71%	38	117	5%	
2-Methylnaphthalene	A	ug/L	92.13579	92.13579		100	0	87.33699	1.92	10	150	92%	40	121	5%	
2-Nitroaniline	A	ug/L	98.28212	98.28212		100	0	92.43039	2.4	10	150	98%	55	127	6%	
2-Nitrophenol	A	ug/L	88.84468	88.84468		100	0	82.21332	2.36	10	150	89%	47	123	8%	
3,3'-Dichlorobenzidine	A	ug/L	80.02201	80.02201		100	0	74.39196	2.11	10	150	80%	27	129	7%	
3-Nitroaniline	A	ug/L	85.93354	85.93354		100	0	74.90425	2.77	10	150	86%	41	128	14%	

Seq No	Lab ID	Test Code	Sample Typ	File ID	Analysis Date	DF	Batch ID	Prep Date	SPKref	RPDref	pmoist					
15044902	LCSD-163724	SVOC-8270-W-	LCSD-DOD	V5973N.I	0218:2/19/2022 4:38:1	1	163724	2/14/2022 1	0	2E+07						
Analyte	T	Units	RAW	Final	Text	Spike	SPKref	RPDref	MDL	PQL	UQL	%REC	LOW	HIGH	%RPD	Q
4,6-Dinitro-2-methylphenol	A	ug/L	88.02544	88.02544		100	0	90.22284	2.33	10	150	88%	44	137	2%	
4-Bromophenyl phenyl ether	A	ug/L	100.49691	100.49691		100	0	97.39424	1.74	10	150	100%	55	124	3%	
4-Chloro-2-methylphenol	A	ug/L	89.62957	89.62957		100	0	83.00575	1.6	10	150	90%	49	89	8%	S
4-Chloro-3-methylphenol	A	ug/L	91.1575	91.1575		100	0	85.80971	1.46	10	150	91%	52	119	6%	
4-Chlorophenol	A	ug/L	75.0525	75.0525		100	0	66.46936	2.64	10	150	75%	41	81	12%	
4-Chlorophenyl phenyl ether	A	ug/L	104.63319	104.63319		100	0	98.92562	2.03	10	150	105%	53	121	6%	
4-Nitroaniline	A	ug/L	96.59708	96.59708		100	0	87.30974	1.63	10	150	97%	57	101	10%	
4-Nitrophenol	A	ug/L	39.12772	39.12772		100	0	35.8244	2.5	10	150	39%	15	36	9%	S
Acenaphthene	A	ug/L	98.21591	98.21591		100	0	90.62853	1.89	10	150	98%	47	122	8%	
Acenaphthylene	A	ug/L	88.80834	88.80834		100	0	85.85531	1.57	10	150	89%	41	130	3%	
Aniline	A	ug/L	49.81892	49.81892		100	0	42.39496	3.74	10	150	50%	24	60	16%	
Anthracene	A	ug/L	94.94145	94.94145		100	0	96.46542	1.23	10	150	95%	57	123	2%	
Azobenzene	A	ug/L	86.3002	86.3002		100	0	84.39746	1.09	10	150	86%	61	116	2%	
Benzidine	A	ug/L	39.53134	39.53134		100	0	20.23749	6.72	10	150	40%	10	100	65%	R
Benzo(a)anthracene	A	ug/L	105.04101	105.04101		100	0	100.28591	0.856	10	150	105%	58	125	5%	
Benzo(a)pyrene	A	ug/L	96.62828	96.62828		100	0	88.48448	1.24	10	150	97%	54	128	9%	
Benzo(b)fluoranthene	A	ug/L	101.42419	101.42419		100	0	92.03722	0.903	10	150	101%	53	131	10%	
Benzo(g,h,i)perylene	A	ug/L	100.79589	100.79589		100	0	91.79324	1.01	10	150	101%	50	134	9%	
Benzo(k)fluoranthene	A	ug/L	90.65197	90.65197		100	0	90.65406	0.97	10	150	91%	57	129	0%	
Benzoic acid	A	ug/L	31.8182	31.8182		100	0	28.6632	1.51	10	150	32%	10	30	10%	S
Benzyl alcohol	A	ug/L	71.47748	71.47748		100	0	64.85687	3.13	10	150	71%	31	112	10%	
bis(-2-chloroethoxy)Methane	A	ug/L	90.75919	90.75919		100	0	85.06916	1.36	10	150	91%	48	120	6%	
bis(-2-chloroethyl)Ether	A	ug/L	78.20027	78.20027		100	0	75.57094	2.57	10	150	78%	43	118	3%	
bis(2-chloroisopropyl)Ether	A	ug/L	68.19406	68.19406		100	0	64.72892	1.49	10	150	68%	37	130	5%	
bis(2-ethylhexyl)Phthalate	A	ug/L	106.25394	106.25394		100	0	97.43577	1.91	10	150	106%	55	135	9%	
Butylbenzylphthalate	A	ug/L	102.12297	102.12297		100	0	95.5304	1.57	10	150	102%	53	134	7%	
Carbazole	A	ug/L	98.85417	98.85417		100	0	96.34964	0.842	10	150	99%	60	122	3%	
Chrysene	A	ug/L	100.94288	100.94288		100	0	95.38008	1.17	10	150	101%	59	123	6%	
Di-n-butyl phthalate	A	ug/L	101.72366	101.72366		100	0	99.97305	0.932	10	150	102%	59	127	2%	
Di-n-octyl phthalate	A	ug/L	102.47815	102.47815		100	0	97.2895	1.34	10	150	102%	51	140	5%	
Dibenzo(a,h)anthracene	A	ug/L	102.98833	102.98833		100	0	92.9687	1.17	10	150	103%	51	134	10%	
Dibenzofuran	A	ug/L	90.99854	90.99854		100	0	90.4568	1.74	10	150	91%	53	118	1%	
Diethyl phthalate	A	ug/L	95.20398	95.20398		100	0	91.81151	2.18	10	150	95%	56	125	4%	
Dimethyl phthalate	A	ug/L	99.55829	99.55829		100	0	95.84717	1.72	10	150	100%	45	127	4%	
Fluoranthene	A	ug/L	96.0829	96.0829		100	0	94.43958	0.883	10	150	96%	57	128	2%	

Seq No	Lab ID	Test Code	Sample Typ	File ID	Analysis Date	DF	Batch ID	Prep Date	SPKref	RPDref	pmoist					
15044902	LCSD-163724	SVOC-8270-W-	LCSD-DOD	V5973N.I	0218:2/19/2022 4:38:1	1	163724	2/14/2022 1	0	2E+07						
Analyte	T	Units	RAW	Final	Text	Spike	SPKref	RPDref	MDL	PQL	UQL	%REC	LOW	HIGH	%RPD	Q
Fluorene	A	ug/L	88.3509	88.3509		100	0	86.41982	1.82	10	150	88%	52	124	2%	
Hexachlorobenzene	A	ug/L	93.2563	93.2563		100	0	93.16778	1.33	10	150	93%	53	125	0%	
Hexachlorobutadiene	A	ug/L	72.53633	72.53633		100	0	70.63598	2.32	10	150	73%	22	124	3%	
Hexachlorocyclopentadiene	A	ug/L	79.91417	79.91417		100	0	77.87744	2.97	10	150	80%	39	91	3%	
Hexachloroethane	A	ug/L	55.97906	55.97906		100	0	64.6644	1.79	10	150	56%	21	115	14%	
Indeno(1,2,3-cd)pyrene	A	ug/L	93.44277	93.44277		100	0	91.11588	1.25	10	150	93%	52	134	3%	
Isophorone	A	ug/L	85.88167	85.88167		100	0	81.32764	1.67	10	150	86%	42	124	5%	
m+p-Cresols	A	ug/L	84.86188	84.86188		100	0	75.69367	1.78	10	150	85%	29	110	11%	
n-Nitroso-di-n-propylamine	A	ug/L	101.58481	101.58481		100	0	100.54493	1.54	10	150	102%	49	119	1%	
n-Nitrosodimethylamine	A	ug/L	53.85364	53.85364		100	0	49.56747	1.53	10	150	54%	20	45	8%	S
n-Nitrosodiphenylamine	A	ug/L	99.43658	99.43658		100	0	96.96534	1.16	10	150	99%	51	123	3%	
Naphthalene	A	ug/L	85.91853	85.91853		100	0	83.75664	1.74	10	150	86%	40	121	3%	
Nitrobenzene	A	ug/L	96.17749	96.17749		100	0	88.7235	2.31	10	150	96%	45	121	8%	
o-Cresol	A	ug/L	80.84336	80.84336		100	0	75.31348	1.83	10	150	81%	30	117	7%	
p-Chloroaniline	A	ug/L	73.55083	73.55083		100	0	63.86384	1.52	10	150	74%	33	117	14%	
Pentachlorophenol	A	ug/L	103.92015	103.92015		100	0	101.76752	4.24	10	150	104%	35	138	2%	
Phenanthrene	A	ug/L	93.79337	93.79337		100	0	96.66839	0.784	10	150	94%	59	120	3%	
Phenol	A	ug/L	49.97157	49.97157		100	0	48.00612	1.46	10	150	50%	37	75	4%	
Pyrene	A	ug/L	93.87499	93.87499		100	0	92.2453	0.921	10	150	94%	57	126	2%	
Pyridine	A	ug/L	38.57272	38.57272		100	0	34.78255	3.22	10	150	39%	16	45	10%	
Triallate	A	ug/L	92.2071	92.2071		100	0	93.99248	1.51	10	150	92%	59	105	2%	
1,4-Dichlorobenzene-d4	I	ug/L	40	40		0	0	0	0	10	150	0%			0%	
Acenaphthene-d10	I	ug/L	40	40		0	0	0	0	10	150	0%			0%	
Chrysene-d12	I	ug/L	40	40		0	0	0	0	10	150	0%			0%	
Naphthalene-d8	I	ug/L	40	40		0	0	0	0	10	150	0%			0%	
Perylene-d12	I	ug/L	40	40		0	0	0	0	10	150	0%			0%	
Phenanthrene-d10	I	ug/L	40	40		0	0	0	0	10	150	0%			0%	
2,4,6-Tribromophenol	S	ug/L	182.52041	182.52041		200	0	0	2.88	10	0	91%	43	140	0%	
2-Fluorobiphenyl	S	ug/L	85.77349	85.77349		100	0	0	0.724	10	0	86%	44	119	0%	
2-Fluorophenol	S	ug/L	78.30658	78.30658		200	0	0	3.52	10	0	39%	19	119	0%	
Nitrobenzene-d5	S	ug/L	81.81747	81.81747		100	0	0	2.34	10	0	82%	44	120	0%	
Phenol-d5	S	ug/L	85.1217	85.1217		200	0	0	2.06	10	0	43%	10	65	0%	
Terphenyl-d14	S	ug/L	102.09706	102.09706		100	0	0	1.17	10	0	102%	50	134	0%	
4-Chloroaniline	X	ug/L	73.55083	73.55083		100	0	63.86384	1.61	10	150	74%	33	117	14%	
o-Terphenyl	X	ug/L	95.13864	95.13864		100	0	92.941	1.27	10	150	95%	40	140	2%	

Seq No	Lab ID	Test Code	Sample Typ	File ID	Analysis Date	DF	Batch ID	Prep Date	SPKref	RPDref	pmoist					
15044903	B22020415-001	SVOC-8270-W-	SAMP	V5973N.I	sd0218:2/19/2022 5:10:3	1	163621	2/9/2022 8:1	0	0						
Analyte	T	Units	RAW	Final	Text	Spike	SPKref	RPDref	MDL	PQL	UQL	%REC	LOW	HIGH	%RPD	Q
1,2,4-Trichlorobenzene	A	ug/L	0	0		0	0	0	1.8278	10	150	0%	0	0	0%	U
1,2-Dichlorobenzene	A	ug/L	0	0		0	0	0	1.89514	10	150	0%	0	0	0%	U
1,3-Dichlorobenzene	A	ug/L	0	0		0	0	0	2.04906	10	150	0%	0	0	0%	U
1,4-Dichlorobenzene	A	ug/L	0	0		0	0	0	1.94324	10	150	0%	0	0	0%	U
1-Methylnaphthalene	A	ug/L	0	0		0	0	0	2.29918	4.81	150	0%	0	0	0%	U
2,2'-Oxybis(1-Chloropropane)	A	ug/L	0	0		0	0	0	1.3949	10	150	0%	0	0	0%	U
2,4,5-Trichlorophenol	A	ug/L	0	0		0	0	0	2.14526	10	150	0%	0	0	0%	U
2,4,6-Trichlorophenol	A	ug/L	0	0		0	0	0	2.53968	10	150	0%	0	0	0%	U
2,4-Dichlorophenol	A	ug/L	0	0		0	0	0	1.62578	10	150	0%	0	0	0%	U
2,4-Dimethylphenol	A	ug/L	0	0		0	0	0	1.62578	10	150	0%	0	0	0%	U
2,4-Dinitrophenol	A	ug/L	0	0		0	0	0	4.09812	10	150	0%	0	0	0%	U
2,4-Dinitrotoluene	A	ug/L	0	0		0	0	0	2.92448	10	150	0%	0	0	0%	U
2,6-Dinitrotoluene	A	ug/L	0	0		0	0	0	3.0784	10	150	0%	0	0	0%	U
2-Chloronaphthalene	A	ug/L	0	0		0	0	0	2.05868	10	150	0%	0	0	0%	U
2-Chlorophenol	A	ug/L	0	0		0	0	0	2.38576	10	150	0%	0	0	0%	U
2-Methylnaphthalene	A	ug/L	0	0		0	0	0	1.84704	4.81	150	0%	0	0	0%	U
2-Nitroaniline	A	ug/L	0	0		0	0	0	2.3088	10	150	0%	0	0	0%	U
2-Nitrophenol	A	ug/L	0	0		0	0	0	2.27032	10	150	0%	0	0	0%	U
3,3'-Dichlorobenzidine	A	ug/L	0	0		0	0	0	2.02982	10	150	0%	0	0	0%	U
3-Nitroaniline	A	ug/L	0	0		0	0	0	2.66474	10	150	0%	0	0	0%	U
4,6-Dinitro-2-methylphenol	A	ug/L	0	0		0	0	0	2.24146	10	150	0%	0	0	0%	U
4-Bromophenyl phenyl ether	A	ug/L	0	0		0	0	0	1.67388	10	150	0%	0	0	0%	U
4-Chloro-2-methylphenol	A	ug/L	0	0		0	0	0	1.5392	10	150	0%	0	0	0%	U
4-Chloro-3-methylphenol	A	ug/L	0	0		0	0	0	1.40452	10	150	0%	0	0	0%	U
4-Chlorophenol	A	ug/L	0	0		0	0	0	2.53968	10	150	0%	0	0	0%	U
4-Chlorophenyl phenyl ether	A	ug/L	0	0		0	0	0	1.95286	10	150	0%	0	0	0%	U
4-Nitroaniline	A	ug/L	0	0		0	0	0	1.56806	10	150	0%	0	0	0%	U
4-Nitrophenol	A	ug/L	0	0		0	0	0	2.405	10	150	0%	0	0	0%	U
Acenaphthene	A	ug/L	0	0		0	0	0	1.81818	4.81	150	0%	0	0	0%	U
Acenaphthylene	A	ug/L	0	0		0	0	0	1.51034	4.81	150	0%	0	0	0%	U
Aniline	A	ug/L	0	0		0	0	0	3.59788	10	150	0%	0	0	0%	U
Anthracene	A	ug/L	0	0		0	0	0	1.18326	4.81	150	0%	0	0	0%	U
Azobenzene	A	ug/L	0	0		0	0	0	1.04858	10	150	0%	0	0	0%	U
Benzidine	A	ug/L	0	0		0	0	0	6.46464	10	150	0%	0	0	0%	U
Benzo(a)anthracene	A	ug/L	0	0		0	0	0	0.823472	4.81	150	0%	0	0	0%	U

Seq No	Lab ID	Test Code	Sample Typ	File ID	Analysis Date	DF	Batch ID	Prep Date	SPKref	RPDref	pmoist					
15044903	B22020415-001	SVOC-8270-W-	SAMP	V5973N.I	sd0218:2/19/2022 5:10:3	1	163621	2/9/2022 8:1	0	0						
Analyte	T	Units	RAW	Final	Text	Spike	SPKref	RPDref	MDL	PQL	UQL	%REC	LOW	HIGH	%RPD	Q
Benzo(a)pyrene	A	ug/L	0	0		0	0	0	1.19288	4.81	150	0%	0	0	0%	U
Benzo(b)fluoranthene	A	ug/L	0	0		0	0	0	0.868686	4.81	150	0%	0	0	0%	U
Benzo(g,h,i)perylene	A	ug/L	0	0		0	0	0	0.97162	4.81	150	0%	0	0	0%	U
Benzo(k)fluoranthene	A	ug/L	0	0		0	0	0	0.93314	4.81	150	0%	0	0	0%	U
Benzoic acid	A	ug/L	0	0		0	0	0	1.45262	10	150	0%	0	0	0%	U
Benzyl alcohol	A	ug/L	0	0		0	0	0	3.01106	10	150	0%	0	0	0%	U
bis(-2-chloroethoxy)Methane	A	ug/L	0	0		0	0	0	1.30832	10	150	0%	0	0	0%	U
bis(-2-chloroethyl)Ether	A	ug/L	0	0		0	0	0	2.47234	10	150	0%	0	0	0%	U
bis(2-chloroisopropyl)Ether	A	ug/L	0	0		0	0	0	1.43338	10	150	0%	0	0	0%	U
bis(2-ethylhexyl)Phthalate	A	ug/L	0	0		0	0	0	1.83742	10	150	0%	0	0	0%	U
Butylbenzylphthalate	A	ug/L	0	0		0	0	0	1.51034	10	150	0%	0	0	0%	U
Carbazole	A	ug/L	0	0		0	0	0	0.810004	10	150	0%	0	0	0%	U
Chrysene	A	ug/L	0	0		0	0	0	1.12554	4.81	150	0%	0	0	0%	U
Di-n-butyl phthalate	A	ug/L	0	0		0	0	0	0.896584	10	150	0%	0	0	0%	U
Di-n-octyl phthalate	A	ug/L	0	0		0	0	0	1.28908	10	150	0%	0	0	0%	U
Dibenzo(a,h)anthracene	A	ug/L	0	0		0	0	0	1.12554	4.81	150	0%	0	0	0%	U
Dibenzofuran	A	ug/L	0	0		0	0	0	1.67388	10	150	0%	0	0	0%	U
Diethyl phthalate	A	ug/L	0	0		0	0	0	2.09716	10	150	0%	0	0	0%	U
Dimethyl phthalate	A	ug/L	0	0		0	0	0	1.65464	10	150	0%	0	0	0%	U
Fluoranthene	A	ug/L	0	0		0	0	0	0.849446	4.81	150	0%	0	0	0%	U
Fluorene	A	ug/L	0	0		0	0	0	1.75084	4.81	150	0%	0	0	0%	U
Hexachlorobenzene	A	ug/L	0	0		0	0	0	1.27946	10	150	0%	0	0	0%	U
Hexachlorobutadiene	A	ug/L	0	0		0	0	0	2.23184	10	150	0%	0	0	0%	U
Hexachlorocyclopentadiene	A	ug/L	0	0		0	0	0	2.85714	10	150	0%	0	0	0%	U
Hexachloroethane	A	ug/L	0	0		0	0	0	1.72198	10	150	0%	0	0	0%	U
Indeno(1,2,3-cd)pyrene	A	ug/L	0	0		0	0	0	1.2025	4.81	150	0%	0	0	0%	U
Isophorone	A	ug/L	0	0		0	0	0	1.60654	10	150	0%	0	0	0%	U
m+p-Cresols	A	ug/L	0	0		0	0	0	1.71236	10	150	0%	0	0	0%	U
n-Nitroso-di-n-propylamine	A	ug/L	0	0		0	0	0	1.48148	10	150	0%	0	0	0%	U
n-Nitrosodimethylamine	A	ug/L	0	0		0	0	0	1.47186	10	150	0%	0	0	0%	U
n-Nitrosodiphenylamine	A	ug/L	0	0		0	0	0	1.11592	10	150	0%	0	0	0%	U
Naphthalene	A	ug/L	0	0		0	0	0	1.67388	4.81	150	0%	0	0	0%	U
Nitrobenzene	A	ug/L	0	0		0	0	0	2.22222	10	150	0%	0	0	0%	U
o-Cresol	A	ug/L	0	0		0	0	0	1.76046	10	150	0%	0	0	0%	U
p-Chloroaniline	A	ug/L	0	0		0	0	0	1.46224	10	150	0%	0	0	0%	U

Seq No	Lab ID	Test Code	Sample Typ	File ID	Analysis Date	DF	Batch ID	Prep Date	SPKref	RPDref	pmoist					
15044903	B22020415-001	SVOC-8270-W-	SAMP	V5973N.I	sd0218:2/19/2022 5:10:3	1	163621	2/9/2022 8:1	0	0						
Analyte	T	Units	RAW	Final	Text	Spike	SPKref	RPDref	MDL	PQL	UQL	%REC	LOW	HIGH	%RPD	Q
Pentachlorophenol	A	ug/L	0	0		0	0	0	4.07888	10	150	0%	0	0	0%	U
Phenanthrene	A	ug/L	0	0		0	0	0	0.754208	4.81	150	0%	0	0	0%	U
Phenol	A	ug/L	0	0		0	0	0	1.40452	10	150	0%	0	0	0%	U
Pyrene	A	ug/L	0	0		0	0	0	0.886002	4.81	150	0%	0	0	0%	U
Pyridine	A	ug/L	0	0		0	0	0	3.09764	10	150	0%	0	0	0%	U
Triallate	A	ug/L	0	0		0	0	0	1.45262	10	150	0%	0	0	0%	U
1,4-Dichlorobenzene-d4	I	ug/L	40	38.48		0	0	0	0	10	150	0%	0	0	0%	
Acenaphthene-d10	I	ug/L	40	38.48		0	0	0	0	10	150	0%	0	0	0%	
Chrysene-d12	I	ug/L	40	38.48		0	0	0	0	10	150	0%	0	0	0%	
Naphthalene-d8	I	ug/L	40	38.48		0	0	0	0	10	150	0%	0	0	0%	
Perylene-d12	I	ug/L	40	38.48		0	0	0	0	10	150	0%	0	0	0%	
Phenanthrene-d10	I	ug/L	40	38.48		0	0	0	0	10	150	0%	0	0	0%	
2,4,6-Tribromophenol	S	ug/L	167.45757	161.094182		192.4	0	0	2.77056	10	0	84%	43	140	0%	
2-Fluorobiphenyl	S	ug/L	62.83137	60.4437779		96.2	0	0	0.696488	10	0	63%	44	119	0%	
2-Fluorophenol	S	ug/L	65.24039	62.7612552		192.4	0	0	3.38624	10	0	33%	19	119	0%	
Nitrobenzene-d5	S	ug/L	65.6428	63.1483736		96.2	0	0	2.25108	10	0	66%	44	120	0%	
Phenol-d5	S	ug/L	57.28929	55.112297		192.4	0	0	1.98172	10	0	29%	10	65	0%	
Terphenyl-d14	S	ug/L	103.29247	99.3673561		96.2	0	0	1.12554	10	0	103%	50	134	0%	
4-Chloroaniline	X	ug/L	0	0		0	0	0	1.54882	10	150	0%	0	0	0%	U
o-Terphenyl	X	ug/L	0	0		0	0	0	1.22174	10	150	0%	0	0	0%	U

Seq No	Lab ID	Test Code	Sample Typ	File ID	Analysis Date	DF	Batch ID	Prep Date	SPKref	RPDref	pmoist					
15044904	B22020415-006	SVOC-8270-W-	SAMP	V5973N.I	sd0218:2/19/2022 5:42:5	1	163621	2/9/2022 8:1	0	0						
Analyte	T	Units	RAW	Final	Text	Spike	SPKref	RPDref	MDL	PQL	UQL	%REC	LOW	HIGH	%RPD	Q
1,2,4-Trichlorobenzene	A	ug/L	0	0		0	0	0	1.881	10	150	0%	0	0	0%	U
1,2-Dichlorobenzene	A	ug/L	0	0		0	0	0	1.9503	10	150	0%	0	0	0%	U
1,3-Dichlorobenzene	A	ug/L	0	0		0	0	0	2.1087	10	150	0%	0	0	0%	U
1,4-Dichlorobenzene	A	ug/L	0	0		0	0	0	1.9998	10	150	0%	0	0	0%	U
1-Methylnaphthalene	A	ug/L	0	0		0	0	0	2.3661	4.95	150	0%	0	0	0%	U
2,2'-Oxybis(1-Chloropropane)	A	ug/L	0	0		0	0	0	1.4355	10	150	0%	0	0	0%	U
2,4,5-Trichlorophenol	A	ug/L	0	0		0	0	0	2.2077	10	150	0%	0	0	0%	U
2,4,6-Trichlorophenol	A	ug/L	0	0		0	0	0	2.6136	10	150	0%	0	0	0%	U
2,4-Dichlorophenol	A	ug/L	0	0		0	0	0	1.6731	10	150	0%	0	0	0%	U
2,4-Dimethylphenol	A	ug/L	0	0		0	0	0	1.6731	10	150	0%	0	0	0%	U

Seq No	Lab ID	Test Code	Sample Typ	File ID	Analysis Date	DF	Batch ID	Prep Date	SPKref	RPDref	pmoist					
15044904	B22020415-006	SVOC-8270-W-	SAMP	V5973N.I	sd0218:2/19/2022 5:42:5	1	163621	2/9/2022 8:1	0	0						
Analyte	T	Units	RAW	Final	Text	Spike	SPKref	RPDref	MDL	PQL	UQL	%REC	LOW	HIGH	%RPD	Q
2,4-Dinitrophenol	A	ug/L	0	0		0	0	0	4.2174	10	150	0%	0	0	0%	U
2,4-Dinitrotoluene	A	ug/L	0	0		0	0	0	3.0096	10	150	0%	0	0	0%	U
2,6-Dinitrotoluene	A	ug/L	0	0		0	0	0	3.168	10	150	0%	0	0	0%	U
2-Chloronaphthalene	A	ug/L	0	0		0	0	0	2.1186	10	150	0%	0	0	0%	U
2-Chlorophenol	A	ug/L	0	0		0	0	0	2.4552	10	150	0%	0	0	0%	U
2-Methylnaphthalene	A	ug/L	0	0		0	0	0	1.9008	4.95	150	0%	0	0	0%	U
2-Nitroaniline	A	ug/L	0	0		0	0	0	2.376	10	150	0%	0	0	0%	U
2-Nitrophenol	A	ug/L	0	0		0	0	0	2.3364	10	150	0%	0	0	0%	U
3,3'-Dichlorobenzidine	A	ug/L	0	0		0	0	0	2.0889	10	150	0%	0	0	0%	U
3-Nitroaniline	A	ug/L	0	0		0	0	0	2.7423	10	150	0%	0	0	0%	U
4,6-Dinitro-2-methylphenol	A	ug/L	0	0		0	0	0	2.3067	10	150	0%	0	0	0%	U
4-Bromophenyl phenyl ether	A	ug/L	0	0		0	0	0	1.7226	10	150	0%	0	0	0%	U
4-Chloro-2-methylphenol	A	ug/L	0	0		0	0	0	1.584	10	150	0%	0	0	0%	U
4-Chloro-3-methylphenol	A	ug/L	0	0		0	0	0	1.4454	10	150	0%	0	0	0%	U
4-Chlorophenol	A	ug/L	0	0		0	0	0	2.6136	10	150	0%	0	0	0%	U
4-Chlorophenyl phenyl ether	A	ug/L	0	0		0	0	0	2.0097	10	150	0%	0	0	0%	U
4-Nitroaniline	A	ug/L	0	0		0	0	0	1.6137	10	150	0%	0	0	0%	U
4-Nitrophenol	A	ug/L	0	0		0	0	0	2.475	10	150	0%	0	0	0%	U
Acenaphthene	A	ug/L	0	0		0	0	0	1.8711	4.95	150	0%	0	0	0%	U
Acenaphthylene	A	ug/L	0	0		0	0	0	1.5543	4.95	150	0%	0	0	0%	U
Aniline	A	ug/L	0	0		0	0	0	3.7026	10	150	0%	0	0	0%	U
Anthracene	A	ug/L	0	0		0	0	0	1.2177	4.95	150	0%	0	0	0%	U
Azobenzene	A	ug/L	0	0		0	0	0	1.0791	10	150	0%	0	0	0%	U
Benzidine	A	ug/L	0	0		0	0	0	6.6528	10	150	0%	0	0	0%	U
Benzo(a)anthracene	A	ug/L	0	0		0	0	0	0.84744	4.95	150	0%	0	0	0%	U
Benzo(a)pyrene	A	ug/L	0	0		0	0	0	1.2276	4.95	150	0%	0	0	0%	U
Benzo(b)fluoranthene	A	ug/L	0	0		0	0	0	0.89397	4.95	150	0%	0	0	0%	U
Benzo(g,h,i)perylene	A	ug/L	0	0		0	0	0	0.9999	4.95	150	0%	0	0	0%	U
Benzo(k)fluoranthene	A	ug/L	0	0		0	0	0	0.9603	4.95	150	0%	0	0	0%	U
Benzoic acid	A	ug/L	0	0		0	0	0	1.4949	10	150	0%	0	0	0%	U
Benzyl alcohol	A	ug/L	0	0		0	0	0	3.0987	10	150	0%	0	0	0%	U
bis(-2-chloroethoxy)Methane	A	ug/L	0	0		0	0	0	1.3464	10	150	0%	0	0	0%	U
bis(-2-chloroethyl)Ether	A	ug/L	0	0		0	0	0	2.5443	10	150	0%	0	0	0%	U
bis(2-chloroisopropyl)Ether	A	ug/L	0	0		0	0	0	1.4751	10	150	0%	0	0	0%	U
bis(2-ethylhexyl)Phthalate	A	ug/L	3.24245	3.2100255		0	0	0	1.8909	10	150	0%	0	0	0%	J

Seq No	Lab ID	Test Code	Sample Typ	File ID	Analysis Date	DF	Batch ID	Prep Date	SPKref	RPDref	pmoist					
15044904	B22020415-006	SVOC-8270-W-	SAMP	V5973N.I	sd0218:2/19/2022 5:42:5	1	163621	2/9/2022 8:1	0	0						
Analyte	T	Units	RAW	Final	Text	Spike	SPKref	RPDref	MDL	PQL	UQL	%REC	LOW	HIGH	%RPD	Q
Butylbenzylphthalate	A	ug/L	0	0		0	0	0	1.5543	10	150	0%	0	0	0%	U
Carbazole	A	ug/L	0	0		0	0	0	0.83358	10	150	0%	0	0	0%	U
Chrysene	A	ug/L	0	0		0	0	0	1.1583	4.95	150	0%	0	0	0%	U
Di-n-butyl phthalate	A	ug/L	0	0		0	0	0	0.92268	10	150	0%	0	0	0%	U
Di-n-octyl phthalate	A	ug/L	0	0		0	0	0	1.3266	10	150	0%	0	0	0%	U
Dibenzo(a,h)anthracene	A	ug/L	0	0		0	0	0	1.1583	4.95	150	0%	0	0	0%	U
Dibenzofuran	A	ug/L	0	0		0	0	0	1.7226	10	150	0%	0	0	0%	U
Diethyl phthalate	A	ug/L	0	0		0	0	0	2.1582	10	150	0%	0	0	0%	U
Dimethyl phthalate	A	ug/L	0	0		0	0	0	1.7028	10	150	0%	0	0	0%	U
Fluoranthene	A	ug/L	0	0		0	0	0	0.87417	4.95	150	0%	0	0	0%	U
Fluorene	A	ug/L	0	0		0	0	0	1.8018	4.95	150	0%	0	0	0%	U
Hexachlorobenzene	A	ug/L	0	0		0	0	0	1.3167	10	150	0%	0	0	0%	U
Hexachlorobutadiene	A	ug/L	0	0		0	0	0	2.2968	10	150	0%	0	0	0%	U
Hexachlorocyclopentadiene	A	ug/L	0	0		0	0	0	2.9403	10	150	0%	0	0	0%	U
Hexachloroethane	A	ug/L	0	0		0	0	0	1.7721	10	150	0%	0	0	0%	U
Indeno(1,2,3-cd)pyrene	A	ug/L	0	0		0	0	0	1.2375	4.95	150	0%	0	0	0%	U
Isophorone	A	ug/L	0	0		0	0	0	1.6533	10	150	0%	0	0	0%	U
m+p-Cresols	A	ug/L	0	0		0	0	0	1.7622	10	150	0%	0	0	0%	U
n-Nitroso-di-n-propylamine	A	ug/L	0	0		0	0	0	1.5246	10	150	0%	0	0	0%	U
n-Nitrosodimethylamine	A	ug/L	0	0		0	0	0	1.5147	10	150	0%	0	0	0%	U
n-Nitrosodiphenylamine	A	ug/L	0	0		0	0	0	1.1484	10	150	0%	0	0	0%	U
Naphthalene	A	ug/L	0	0		0	0	0	1.7226	4.95	150	0%	0	0	0%	U
Nitrobenzene	A	ug/L	0	0		0	0	0	2.2869	10	150	0%	0	0	0%	U
o-Cresol	A	ug/L	0	0		0	0	0	1.8117	10	150	0%	0	0	0%	U
p-Chloroaniline	A	ug/L	0	0		0	0	0	1.5048	10	150	0%	0	0	0%	U
Pentachlorophenol	A	ug/L	0	0		0	0	0	4.1976	10	150	0%	0	0	0%	U
Phenanthrene	A	ug/L	0	0		0	0	0	0.77616	4.95	150	0%	0	0	0%	U
Phenol	A	ug/L	0	0		0	0	0	1.4454	10	150	0%	0	0	0%	U
Pyrene	A	ug/L	0	0		0	0	0	0.91179	4.95	150	0%	0	0	0%	U
Pyridine	A	ug/L	0	0		0	0	0	3.1878	10	150	0%	0	0	0%	U
Triallate	A	ug/L	0	0		0	0	0	1.4949	10	150	0%	0	0	0%	U
1,4-Dichlorobenzene-d4	I	ug/L	40	39.6		0	0	0	0	10	150	0%	0	0	0%	
Acenaphthene-d10	I	ug/L	40	39.6		0	0	0	0	10	150	0%	0	0	0%	
Chrysene-d12	I	ug/L	40	39.6		0	0	0	0	10	150	0%	0	0	0%	
Naphthalene-d8	I	ug/L	40	39.6		0	0	0	0	10	150	0%	0	0	0%	

Seq No	Lab ID	Test Code	Sample Typ	File ID	Analysis Date	DF	Batch ID	Prep Date	SPKref	RPDref	pmoist					
15044904	B22020415-006	SVOC-8270-W-	SAMP	V5973N.I	sd0218:2/19/2022 5:42:5	1	163621	2/9/2022 8:1	0	0						
Analyte	T	Units	RAW	Final	Text	Spike	SPKref	RPDref	MDL	PQL	UQL	%REC	LOW	HIGH	%RPD	Q
Perylene-d12	I	ug/L	40	39.6		0	0	0	0	10	150	0%	0	0	0%	
Phenanthrene-d10	I	ug/L	40	39.6		0	0	0	0	10	150	0%	0	0	0%	
2,4,6-Tribromophenol	S	ug/L	141.91387	140.494731		198	0	0	2.8512	10	0	71%	43	140	0%	
2-Fluorobiphenyl	S	ug/L	68.56011	67.8745089		99	0	0	0.71676	10	0	69%	44	119	0%	
2-Fluorophenol	S	ug/L	48.31277	47.8296423		198	0	0	3.4848	10	0	24%	19	119	0%	
Nitrobenzene-d5	S	ug/L	62.19132	61.5694068		99	0	0	2.3166	10	0	62%	44	120	0%	
Phenol-d5	S	ug/L	55.03102	54.4807098		198	0	0	2.0394	10	0	28%	10	65	0%	
Terphenyl-d14	S	ug/L	101.50985	100.494752		99	0	0	1.1583	10	0	102%	50	134	0%	
4-Chloroaniline	X	ug/L	0	0		0	0	0	1.5939	10	150	0%	0	0	0%	U
o-Terphenyl	X	ug/L	0	0		0	0	0	1.2573	10	150	0%	0	0	0%	U

Seq No	Lab ID	Test Code	Sample Typ	File ID	Analysis Date	DF	Batch ID	Prep Date	SPKref	RPDref	pmoist					
15044905	B22020415-011	SVOC-8270-W-	SAMP	V5973N.I	sd0218:2/19/2022 6:15:2	1	163621	2/9/2022 8:1	0	0						
Analyte	T	Units	RAW	Final	Text	Spike	SPKref	RPDref	MDL	PQL	UQL	%REC	LOW	HIGH	%RPD	Q
1,2,4-Trichlorobenzene	A	ug/L	0	0		0	0	0	1.8088	10	150	0%	0	0	0%	U
1,2-Dichlorobenzene	A	ug/L	0	0		0	0	0	1.87544	10	150	0%	0	0	0%	U
1,3-Dichlorobenzene	A	ug/L	0	0		0	0	0	2.02776	10	150	0%	0	0	0%	U
1,4-Dichlorobenzene	A	ug/L	0	0		0	0	0	1.92304	10	150	0%	0	0	0%	U
1-Methylnaphthalene	A	ug/L	0	0		0	0	0	2.27528	4.76	150	0%	0	0	0%	U
2,2'-Oxybis(1-Chloropropane)	A	ug/L	0	0		0	0	0	1.3804	10	150	0%	0	0	0%	U
2,4,5-Trichlorophenol	A	ug/L	0	0		0	0	0	2.12296	10	150	0%	0	0	0%	U
2,4,6-Trichlorophenol	A	ug/L	0	0		0	0	0	2.51328	10	150	0%	0	0	0%	U
2,4-Dichlorophenol	A	ug/L	0	0		0	0	0	1.60888	10	150	0%	0	0	0%	U
2,4-Dimethylphenol	A	ug/L	0	0		0	0	0	1.60888	10	150	0%	0	0	0%	U
2,4-Dinitrophenol	A	ug/L	0	0		0	0	0	4.05552	10	150	0%	0	0	0%	U
2,4-Dinitrotoluene	A	ug/L	0	0		0	0	0	2.89408	10	150	0%	0	0	0%	U
2,6-Dinitrotoluene	A	ug/L	0	0		0	0	0	3.0464	10	150	0%	0	0	0%	U
2-Chloronaphthalene	A	ug/L	0	0		0	0	0	2.03728	10	150	0%	0	0	0%	U
2-Chlorophenol	A	ug/L	0	0		0	0	0	2.36096	10	150	0%	0	0	0%	U
2-Methylnaphthalene	A	ug/L	0	0		0	0	0	1.82784	4.76	150	0%	0	0	0%	U
2-Nitroaniline	A	ug/L	0	0		0	0	0	2.2848	10	150	0%	0	0	0%	U
2-Nitrophenol	A	ug/L	0	0		0	0	0	2.24672	10	150	0%	0	0	0%	U
3,3'-Dichlorobenzidine	A	ug/L	0	0		0	0	0	2.00872	10	150	0%	0	0	0%	U
3-Nitroaniline	A	ug/L	0	0		0	0	0	2.63704	10	150	0%	0	0	0%	U

Seq No	Lab ID	Test Code	Sample Typ	File ID	Analysis Date	DF	Batch ID	Prep Date	SPKref	RPDref	pmoist					
15044905	B22020415-011	SVOC-8270-W-	SAMP	v5973N.I	sd0218:2/19/2022 6:15:2	1	163621	2/9/2022 8:1	0	0						
Analyte	T	Units	RAW	Final	Text	Spike	SPKref	RPDref	MDL	PQL	UQL	%REC	LOW	HIGH	%RPD	Q
4,6-Dinitro-2-methylphenol	A	ug/L	0	0		0	0	0	2.21816	10	150	0%	0	0	0%	U
4-Bromophenyl phenyl ether	A	ug/L	0	0		0	0	0	1.65648	10	150	0%	0	0	0%	U
4-Chloro-2-methylphenol	A	ug/L	0	0		0	0	0	1.5232	10	150	0%	0	0	0%	U
4-Chloro-3-methylphenol	A	ug/L	0	0		0	0	0	1.38992	10	150	0%	0	0	0%	U
4-Chlorophenol	A	ug/L	0	0		0	0	0	2.51328	10	150	0%	0	0	0%	U
4-Chlorophenyl phenyl ether	A	ug/L	0	0		0	0	0	1.93256	10	150	0%	0	0	0%	U
4-Nitroaniline	A	ug/L	0	0		0	0	0	1.55176	10	150	0%	0	0	0%	U
4-Nitrophenol	A	ug/L	0	0		0	0	0	2.38	10	150	0%	0	0	0%	U
Acenaphthene	A	ug/L	0	0		0	0	0	1.79928	4.76	150	0%	0	0	0%	U
Acenaphthylene	A	ug/L	0	0		0	0	0	1.49464	4.76	150	0%	0	0	0%	U
Aniline	A	ug/L	0	0		0	0	0	3.56048	10	150	0%	0	0	0%	U
Anthracene	A	ug/L	0	0		0	0	0	1.17096	4.76	150	0%	0	0	0%	U
Azobenzene	A	ug/L	0	0		0	0	0	1.03768	10	150	0%	0	0	0%	U
Benzidine	A	ug/L	0	0		0	0	0	6.39744	10	150	0%	0	0	0%	U
Benzo(a)anthracene	A	ug/L	0	0		0	0	0	0.814912	4.76	150	0%	0	0	0%	U
Benzo(a)pyrene	A	ug/L	0	0		0	0	0	1.18048	4.76	150	0%	0	0	0%	U
Benzo(b)fluoranthene	A	ug/L	0	0		0	0	0	0.859656	4.76	150	0%	0	0	0%	U
Benzo(g,h,i)perylene	A	ug/L	0	0		0	0	0	0.96152	4.76	150	0%	0	0	0%	U
Benzo(k)fluoranthene	A	ug/L	0	0		0	0	0	0.92344	4.76	150	0%	0	0	0%	U
Benzoic acid	A	ug/L	0	0		0	0	0	1.43752	10	150	0%	0	0	0%	U
Benzyl alcohol	A	ug/L	0	0		0	0	0	2.97976	10	150	0%	0	0	0%	U
bis(-2-chloroethoxy)Methane	A	ug/L	0	0		0	0	0	1.29472	10	150	0%	0	0	0%	U
bis(-2-chloroethyl)Ether	A	ug/L	0	0		0	0	0	2.44664	10	150	0%	0	0	0%	U
bis(2-chloroisopropyl)Ether	A	ug/L	0	0		0	0	0	1.41848	10	150	0%	0	0	0%	U
bis(2-ethylhexyl)Phthalate	A	ug/L	0	0		0	0	0	1.81832	10	150	0%	0	0	0%	U
Butylbenzylphthalate	A	ug/L	0	0		0	0	0	1.49464	10	150	0%	0	0	0%	U
Carbazole	A	ug/L	0	0		0	0	0	0.801584	10	150	0%	0	0	0%	U
Chrysene	A	ug/L	0	0		0	0	0	1.11384	4.76	150	0%	0	0	0%	U
Di-n-butyl phthalate	A	ug/L	0	0		0	0	0	0.887264	10	150	0%	0	0	0%	U
Di-n-octyl phthalate	A	ug/L	0	0		0	0	0	1.27568	10	150	0%	0	0	0%	U
Dibenzo(a,h)anthracene	A	ug/L	0	0		0	0	0	1.11384	4.76	150	0%	0	0	0%	U
Dibenzofuran	A	ug/L	0	0		0	0	0	1.65648	10	150	0%	0	0	0%	U
Diethyl phthalate	A	ug/L	0	0		0	0	0	2.07536	10	150	0%	0	0	0%	U
Dimethyl phthalate	A	ug/L	0	0		0	0	0	1.63744	10	150	0%	0	0	0%	U
Fluoranthene	A	ug/L	0	0		0	0	0	0.840616	4.76	150	0%	0	0	0%	U

Seq No	Lab ID	Test Code	Sample Typ	File ID	Analysis Date	DF	Batch ID	Prep Date	SPKref	RPDref	pmoist					
15044905	B22020415-011	SVOC-8270-W-	SAMP	V5973N.I	sd0218:2/19/2022 6:15:2	1	163621	2/9/2022 8:1	0	0						
Analyte	T	Units	RAW	Final	Text	Spike	SPKref	RPDref	MDL	PQL	UQL	%REC	LOW	HIGH	%RPD	Q
Fluorene	A	ug/L	0	0		0	0	0	1.73264	4.76	150	0%	0	0	0%	U
Hexachlorobenzene	A	ug/L	0	0		0	0	0	1.26616	10	150	0%	0	0	0%	U
Hexachlorobutadiene	A	ug/L	0	0		0	0	0	2.20864	10	150	0%	0	0	0%	U
Hexachlorocyclopentadiene	A	ug/L	0	0		0	0	0	2.82744	10	150	0%	0	0	0%	U
Hexachloroethane	A	ug/L	0	0		0	0	0	1.70408	10	150	0%	0	0	0%	U
Indeno(1,2,3-cd)pyrene	A	ug/L	0	0		0	0	0	1.19	4.76	150	0%	0	0	0%	U
Isophorone	A	ug/L	0	0		0	0	0	1.58984	10	150	0%	0	0	0%	U
m+p-Cresols	A	ug/L	0	0		0	0	0	1.69456	10	150	0%	0	0	0%	U
n-Nitroso-di-n-propylamine	A	ug/L	0	0		0	0	0	1.46608	10	150	0%	0	0	0%	U
n-Nitrosodimethylamine	A	ug/L	0	0		0	0	0	1.45656	10	150	0%	0	0	0%	U
n-Nitrosodiphenylamine	A	ug/L	0	0		0	0	0	1.10432	10	150	0%	0	0	0%	U
Naphthalene	A	ug/L	0	0		0	0	0	1.65648	4.76	150	0%	0	0	0%	U
Nitrobenzene	A	ug/L	0	0		0	0	0	2.19912	10	150	0%	0	0	0%	U
o-Cresol	A	ug/L	0	0		0	0	0	1.74216	10	150	0%	0	0	0%	U
p-Chloroaniline	A	ug/L	0	0		0	0	0	1.44704	10	150	0%	0	0	0%	U
Pentachlorophenol	A	ug/L	0	0		0	0	0	4.03648	10	150	0%	0	0	0%	U
Phenanthrene	A	ug/L	0	0		0	0	0	0.746368	4.76	150	0%	0	0	0%	U
Phenol	A	ug/L	0	0		0	0	0	1.38992	10	150	0%	0	0	0%	U
Pyrene	A	ug/L	0	0		0	0	0	0.876792	4.76	150	0%	0	0	0%	U
Pyridine	A	ug/L	0	0		0	0	0	3.06544	10	150	0%	0	0	0%	U
Triallate	A	ug/L	0	0		0	0	0	1.43752	10	150	0%	0	0	0%	U
1,4-Dichlorobenzene-d4	I	ug/L	40	38.08		0	0	0	0	10	150	0%	0	0	0%	
Acenaphthene-d10	I	ug/L	40	38.08		0	0	0	0	10	150	0%	0	0	0%	
Chrysene-d12	I	ug/L	40	38.08		0	0	0	0	10	150	0%	0	0	0%	
Naphthalene-d8	I	ug/L	40	38.08		0	0	0	0	10	150	0%	0	0	0%	
Perylene-d12	I	ug/L	40	38.08		0	0	0	0	10	150	0%	0	0	0%	
Phenanthrene-d10	I	ug/L	40	38.08		0	0	0	0	10	150	0%	0	0	0%	
2,4,6-Tribromophenol	S	ug/L	147.86795	140.770288		190.4	0	0	2.74176	10	0	74%	43	140	0%	
2-Fluorobiphenyl	S	ug/L	58.80613	55.9834358		95.2	0	0	0.689248	10	0	59%	44	119	0%	
2-Fluorophenol	S	ug/L	61.78691	58.8211383		190.4	0	0	3.35104	10	0	31%	19	119	0%	
Nitrobenzene-d5	S	ug/L	59.67239	56.8081153		95.2	0	0	2.22768	10	0	60%	44	120	0%	
Phenol-d5	S	ug/L	58.50247	55.6943514		190.4	0	0	1.96112	10	0	29%	10	65	0%	
Terphenyl-d14	S	ug/L	100.14632	95.3392966		95.2	0	0	1.11384	10	0	100%	50	134	0%	
4-Chloroaniline	X	ug/L	0	0		0	0	0	1.53272	10	150	0%	0	0	0%	U
o-Terphenyl	X	ug/L	0	0		0	0	0	1.20904	10	150	0%	0	0	0%	U

Seq No	Lab ID	Test Code	Sample Typ	File ID	Analysis Date	DF	Batch ID	Prep Date	SPKref	RPDref	pmoist					
15044906	B22020415-016	SVOC-8270-W-	SAMP	V5973N.I	sd0218:2/19/2022 6:47:4	1	163621	2/9/2022 8:1	0	0						
Analyte	T	Units	RAW	Final	Text	Spike	SPKref	RPDref	MDL	PQL	UQL	%REC	LOW	HIGH	%RPD	Q
1,2,4-Trichlorobenzene	A	ug/L	0	0		0	0	0	1.8088	10	150	0%	0	0	0%	U
1,2-Dichlorobenzene	A	ug/L	0	0		0	0	0	1.87544	10	150	0%	0	0	0%	U
1,3-Dichlorobenzene	A	ug/L	0	0		0	0	0	2.02776	10	150	0%	0	0	0%	U
1,4-Dichlorobenzene	A	ug/L	0	0		0	0	0	1.92304	10	150	0%	0	0	0%	U
1-Methylnaphthalene	A	ug/L	0	0		0	0	0	2.27528	4.76	150	0%	0	0	0%	U
2,2'-Oxybis(1-Chloropropane)	A	ug/L	0	0		0	0	0	1.3804	10	150	0%	0	0	0%	U
2,4,5-Trichlorophenol	A	ug/L	0	0		0	0	0	2.12296	10	150	0%	0	0	0%	U
2,4,6-Trichlorophenol	A	ug/L	0	0		0	0	0	2.51328	10	150	0%	0	0	0%	U
2,4-Dichlorophenol	A	ug/L	0	0		0	0	0	1.60888	10	150	0%	0	0	0%	U
2,4-Dimethylphenol	A	ug/L	0	0		0	0	0	1.60888	10	150	0%	0	0	0%	U
2,4-Dinitrophenol	A	ug/L	0	0		0	0	0	4.05552	10	150	0%	0	0	0%	U
2,4-Dinitrotoluene	A	ug/L	0	0		0	0	0	2.89408	10	150	0%	0	0	0%	U
2,6-Dinitrotoluene	A	ug/L	0	0		0	0	0	3.0464	10	150	0%	0	0	0%	U
2-Chloronaphthalene	A	ug/L	0	0		0	0	0	2.03728	10	150	0%	0	0	0%	U
2-Chlorophenol	A	ug/L	0	0		0	0	0	2.36096	10	150	0%	0	0	0%	U
2-Methylnaphthalene	A	ug/L	0	0		0	0	0	1.82784	4.76	150	0%	0	0	0%	U
2-Nitroaniline	A	ug/L	0	0		0	0	0	2.2848	10	150	0%	0	0	0%	U
2-Nitrophenol	A	ug/L	0	0		0	0	0	2.24672	10	150	0%	0	0	0%	U
3,3'-Dichlorobenzidine	A	ug/L	0	0		0	0	0	2.00872	10	150	0%	0	0	0%	U
3-Nitroaniline	A	ug/L	0	0		0	0	0	2.63704	10	150	0%	0	0	0%	U
4,6-Dinitro-2-methylphenol	A	ug/L	0	0		0	0	0	2.21816	10	150	0%	0	0	0%	U
4-Bromophenyl phenyl ether	A	ug/L	0	0		0	0	0	1.65648	10	150	0%	0	0	0%	U
4-Chloro-2-methylphenol	A	ug/L	0	0		0	0	0	1.5232	10	150	0%	0	0	0%	U
4-Chloro-3-methylphenol	A	ug/L	0	0		0	0	0	1.38992	10	150	0%	0	0	0%	U
4-Chlorophenol	A	ug/L	0	0		0	0	0	2.51328	10	150	0%	0	0	0%	U
4-Chlorophenyl phenyl ether	A	ug/L	0	0		0	0	0	1.93256	10	150	0%	0	0	0%	U
4-Nitroaniline	A	ug/L	0	0		0	0	0	1.55176	10	150	0%	0	0	0%	U
4-Nitrophenol	A	ug/L	0	0		0	0	0	2.38	10	150	0%	0	0	0%	U
Acenaphthene	A	ug/L	0	0		0	0	0	1.79928	4.76	150	0%	0	0	0%	U
Acenaphthylene	A	ug/L	0	0		0	0	0	1.49464	4.76	150	0%	0	0	0%	U
Aniline	A	ug/L	0	0		0	0	0	3.56048	10	150	0%	0	0	0%	U
Anthracene	A	ug/L	0	0		0	0	0	1.17096	4.76	150	0%	0	0	0%	U
Azobenzene	A	ug/L	0	0		0	0	0	1.03768	10	150	0%	0	0	0%	U
Benzidine	A	ug/L	0	0		0	0	0	6.39744	10	150	0%	0	0	0%	U
Benzo(a)anthracene	A	ug/L	0	0		0	0	0	0.814912	4.76	150	0%	0	0	0%	U

Seq No	Lab ID	Test Code	Sample Typ	File ID	Analysis Date	DF	Batch ID	Prep Date	SPKref	RPDref	pmoist					
15044906	B22020415-016	SVOC-8270-W-	SAMP	V5973N.I	sd0218:2/19/2022 6:47:4	1	163621	2/9/2022 8:1	0	0						
Analyte	T	Units	RAW	Final	Text	Spike	SPKref	RPDref	MDL	PQL	UQL	%REC	LOW	HIGH	%RPD	Q
Benzo(a)pyrene	A	ug/L	0	0		0	0	0	1.18048	4.76	150	0%	0	0	0%	U
Benzo(b)fluoranthene	A	ug/L	0	0		0	0	0	0.859656	4.76	150	0%	0	0	0%	U
Benzo(g,h,i)perylene	A	ug/L	0	0		0	0	0	0.96152	4.76	150	0%	0	0	0%	U
Benzo(k)fluoranthene	A	ug/L	0	0		0	0	0	0.92344	4.76	150	0%	0	0	0%	U
Benzoic acid	A	ug/L	0	0		0	0	0	1.43752	10	150	0%	0	0	0%	U
Benzyl alcohol	A	ug/L	0	0		0	0	0	2.97976	10	150	0%	0	0	0%	U
bis(-2-chloroethoxy)Methane	A	ug/L	0	0		0	0	0	1.29472	10	150	0%	0	0	0%	U
bis(-2-chloroethyl)Ether	A	ug/L	0	0		0	0	0	2.44664	10	150	0%	0	0	0%	U
bis(2-chloroisopropyl)Ether	A	ug/L	0	0		0	0	0	1.41848	10	150	0%	0	0	0%	U
bis(2-ethylhexyl)Phthalate	A	ug/L	0	0		0	0	0	1.81832	10	150	0%	0	0	0%	U
Butylbenzylphthalate	A	ug/L	0	0		0	0	0	1.49464	10	150	0%	0	0	0%	U
Carbazole	A	ug/L	0	0		0	0	0	0.801584	10	150	0%	0	0	0%	U
Chrysene	A	ug/L	0	0		0	0	0	1.11384	4.76	150	0%	0	0	0%	U
Di-n-butyl phthalate	A	ug/L	0	0		0	0	0	0.887264	10	150	0%	0	0	0%	U
Di-n-octyl phthalate	A	ug/L	0	0		0	0	0	1.27568	10	150	0%	0	0	0%	U
Dibenzo(a,h)anthracene	A	ug/L	0	0		0	0	0	1.11384	4.76	150	0%	0	0	0%	U
Dibenzofuran	A	ug/L	0	0		0	0	0	1.65648	10	150	0%	0	0	0%	U
Diethyl phthalate	A	ug/L	0	0		0	0	0	2.07536	10	150	0%	0	0	0%	U
Dimethyl phthalate	A	ug/L	0	0		0	0	0	1.63744	10	150	0%	0	0	0%	U
Fluoranthene	A	ug/L	0	0		0	0	0	0.840616	4.76	150	0%	0	0	0%	U
Fluorene	A	ug/L	0	0		0	0	0	1.73264	4.76	150	0%	0	0	0%	U
Hexachlorobenzene	A	ug/L	0	0		0	0	0	1.26616	10	150	0%	0	0	0%	U
Hexachlorobutadiene	A	ug/L	0	0		0	0	0	2.20864	10	150	0%	0	0	0%	U
Hexachlorocyclopentadiene	A	ug/L	0	0		0	0	0	2.82744	10	150	0%	0	0	0%	U
Hexachloroethane	A	ug/L	0	0		0	0	0	1.70408	10	150	0%	0	0	0%	U
Indeno(1,2,3-cd)pyrene	A	ug/L	0	0		0	0	0	1.19	4.76	150	0%	0	0	0%	U
Isophorone	A	ug/L	0	0		0	0	0	1.58984	10	150	0%	0	0	0%	U
m+p-Cresols	A	ug/L	0	0		0	0	0	1.69456	10	150	0%	0	0	0%	U
n-Nitroso-di-n-propylamine	A	ug/L	0	0		0	0	0	1.46608	10	150	0%	0	0	0%	U
n-Nitrosodimethylamine	A	ug/L	0	0		0	0	0	1.45656	10	150	0%	0	0	0%	U
n-Nitrosodiphenylamine	A	ug/L	0	0		0	0	0	1.10432	10	150	0%	0	0	0%	U
Naphthalene	A	ug/L	0	0		0	0	0	1.65648	4.76	150	0%	0	0	0%	U
Nitrobenzene	A	ug/L	0	0		0	0	0	2.19912	10	150	0%	0	0	0%	U
o-Cresol	A	ug/L	0	0		0	0	0	1.74216	10	150	0%	0	0	0%	U
p-Chloroaniline	A	ug/L	0	0		0	0	0	1.44704	10	150	0%	0	0	0%	U

Seq No	Lab ID	Test Code	Sample Typ	File ID	Analysis Date	DF	Batch ID	Prep Date	SPKref	RPDref	pmoist					
15044906	B22020415-016	SVOC-8270-W-	SAMP	V5973N.I	sd0218:2/19/2022 6:47:4	1	163621	2/9/2022 8:1	0	0						
Analyte	T	Units	RAW	Final	Text	Spike	SPKref	RPDref	MDL	PQL	UQL	%REC	LOW	HIGH	%RPD	Q
Pentachlorophenol	A	ug/L	0	0		0	0	0	4.03648	10	150	0%	0	0	0%	U
Phenanthrene	A	ug/L	0	0		0	0	0	0.746368	4.76	150	0%	0	0	0%	U
Phenol	A	ug/L	0	0		0	0	0	1.38992	10	150	0%	0	0	0%	U
Pyrene	A	ug/L	0	0		0	0	0	0.876792	4.76	150	0%	0	0	0%	U
Pyridine	A	ug/L	0	0		0	0	0	3.06544	10	150	0%	0	0	0%	U
Triallate	A	ug/L	0	0		0	0	0	1.43752	10	150	0%	0	0	0%	U
1,4-Dichlorobenzene-d4	I	ug/L	40	38.08		0	0	0	0	10	150	0%	0	0	0%	
Acenaphthene-d10	I	ug/L	40	38.08		0	0	0	0	10	150	0%	0	0	0%	
Chrysene-d12	I	ug/L	40	38.08		0	0	0	0	10	150	0%	0	0	0%	
Naphthalene-d8	I	ug/L	40	38.08		0	0	0	0	10	150	0%	0	0	0%	
Perylene-d12	I	ug/L	40	38.08		0	0	0	0	10	150	0%	0	0	0%	
Phenanthrene-d10	I	ug/L	40	38.08		0	0	0	0	10	150	0%	0	0	0%	
2,4,6-Tribromophenol	S	ug/L	162.64939	154.842219		190.4	0	0	2.74176	10	0	81%	43	140	0%	
2-Fluorobiphenyl	S	ug/L	62.00744	59.0310829		95.2	0	0	0.689248	10	0	62%	44	119	0%	
2-Fluorophenol	S	ug/L	51.4928	49.0211456		190.4	0	0	3.35104	10	0	26%	19	119	0%	
Nitrobenzene-d5	S	ug/L	55.61844	52.9487549		95.2	0	0	2.22768	10	0	56%	44	120	0%	
Phenol-d5	S	ug/L	51.94239	49.4491553		190.4	0	0	1.96112	10	0	26%	10	65	0%	
Terphenyl-d14	S	ug/L	103.53355	98.5639396		95.2	0	0	1.11384	10	0	104%	50	134	0%	
4-Chloroaniline	X	ug/L	0	0		0	0	0	1.53272	10	150	0%	0	0	0%	U
o-Terphenyl	X	ug/L	0	0		0	0	0	1.20904	10	150	0%	0	0	0%	U

Seq No	Lab ID	Test Code	Sample Typ	File ID	Analysis Date	DF	Batch ID	Prep Date	SPKref	RPDref	pmoist					
15044907	B22020415-017	SVOC-8270-W-	SAMP	V5973N.I	sd0218:2/19/2022 7:20:0	1	163621	2/9/2022 8:1	0	0						
Analyte	T	Units	RAW	Final	Text	Spike	SPKref	RPDref	MDL	PQL	UQL	%REC	LOW	HIGH	%RPD	Q
1,2,4-Trichlorobenzene	A	ug/L	0	0		0	0	0	1.8088	10	150	0%	0	0	0%	U
1,2-Dichlorobenzene	A	ug/L	0	0		0	0	0	1.87544	10	150	0%	0	0	0%	U
1,3-Dichlorobenzene	A	ug/L	0	0		0	0	0	2.02776	10	150	0%	0	0	0%	U
1,4-Dichlorobenzene	A	ug/L	0	0		0	0	0	1.92304	10	150	0%	0	0	0%	U
1-Methylnaphthalene	A	ug/L	0	0		0	0	0	2.27528	4.76	150	0%	0	0	0%	U
2,2'-Oxybis(1-Chloropropane)	A	ug/L	0	0		0	0	0	1.3804	10	150	0%	0	0	0%	U
2,4,5-Trichlorophenol	A	ug/L	0	0		0	0	0	2.12296	10	150	0%	0	0	0%	U
2,4,6-Trichlorophenol	A	ug/L	0	0		0	0	0	2.51328	10	150	0%	0	0	0%	U
2,4-Dichlorophenol	A	ug/L	0	0		0	0	0	1.60888	10	150	0%	0	0	0%	U
2,4-Dimethylphenol	A	ug/L	0	0		0	0	0	1.60888	10	150	0%	0	0	0%	U

Seq No	Lab ID	Test Code	Sample Typ	File ID	Analysis Date	DF	Batch ID	Prep Date	SPKref	RPDref	pmoist					
15044907	B22020415-017	SVOC-8270-W-	SAMP	v5973N.I	sd0218:2/19/2022 7:20:0	1	163621	2/9/2022 8:1	0	0						
Analyte	T	Units	RAW	Final	Text	Spike	SPKref	RPDref	MDL	PQL	UQL	%REC	LOW	HIGH	%RPD	Q
2,4-Dinitrophenol	A	ug/L	0	0		0	0	0	4.05552	10	150	0%	0	0	0%	U
2,4-Dinitrotoluene	A	ug/L	0	0		0	0	0	2.89408	10	150	0%	0	0	0%	U
2,6-Dinitrotoluene	A	ug/L	0	0		0	0	0	3.0464	10	150	0%	0	0	0%	U
2-Chloronaphthalene	A	ug/L	0	0		0	0	0	2.03728	10	150	0%	0	0	0%	U
2-Chlorophenol	A	ug/L	0	0		0	0	0	2.36096	10	150	0%	0	0	0%	U
2-Methylnaphthalene	A	ug/L	0	0		0	0	0	1.82784	4.76	150	0%	0	0	0%	U
2-Nitroaniline	A	ug/L	0	0		0	0	0	2.2848	10	150	0%	0	0	0%	U
2-Nitrophenol	A	ug/L	0	0		0	0	0	2.24672	10	150	0%	0	0	0%	U
3,3'-Dichlorobenzidine	A	ug/L	0	0		0	0	0	2.00872	10	150	0%	0	0	0%	U
3-Nitroaniline	A	ug/L	0	0		0	0	0	2.63704	10	150	0%	0	0	0%	U
4,6-Dinitro-2-methylphenol	A	ug/L	0	0		0	0	0	2.21816	10	150	0%	0	0	0%	U
4-Bromophenyl phenyl ether	A	ug/L	0	0		0	0	0	1.65648	10	150	0%	0	0	0%	U
4-Chloro-2-methylphenol	A	ug/L	0	0		0	0	0	1.5232	10	150	0%	0	0	0%	U
4-Chloro-3-methylphenol	A	ug/L	0	0		0	0	0	1.38992	10	150	0%	0	0	0%	U
4-Chlorophenol	A	ug/L	0	0		0	0	0	2.51328	10	150	0%	0	0	0%	U
4-Chlorophenyl phenyl ether	A	ug/L	0	0		0	0	0	1.93256	10	150	0%	0	0	0%	U
4-Nitroaniline	A	ug/L	0	0		0	0	0	1.55176	10	150	0%	0	0	0%	U
4-Nitrophenol	A	ug/L	0	0		0	0	0	2.38	10	150	0%	0	0	0%	U
Acenaphthene	A	ug/L	0	0		0	0	0	1.79928	4.76	150	0%	0	0	0%	U
Acenaphthylene	A	ug/L	0	0		0	0	0	1.49464	4.76	150	0%	0	0	0%	U
Aniline	A	ug/L	0	0		0	0	0	3.56048	10	150	0%	0	0	0%	U
Anthracene	A	ug/L	0	0		0	0	0	1.17096	4.76	150	0%	0	0	0%	U
Azobenzene	A	ug/L	0	0		0	0	0	1.03768	10	150	0%	0	0	0%	U
Benzidine	A	ug/L	0	0		0	0	0	6.39744	10	150	0%	0	0	0%	U
Benzo(a)anthracene	A	ug/L	0	0		0	0	0	0.814912	4.76	150	0%	0	0	0%	U
Benzo(a)pyrene	A	ug/L	0	0		0	0	0	1.18048	4.76	150	0%	0	0	0%	U
Benzo(b)fluoranthene	A	ug/L	0	0		0	0	0	0.859656	4.76	150	0%	0	0	0%	U
Benzo(g,h,i)perylene	A	ug/L	0	0		0	0	0	0.96152	4.76	150	0%	0	0	0%	U
Benzo(k)fluoranthene	A	ug/L	0	0		0	0	0	0.92344	4.76	150	0%	0	0	0%	U
Benzoic acid	A	ug/L	0	0		0	0	0	1.43752	10	150	0%	0	0	0%	U
Benzyl alcohol	A	ug/L	0	0		0	0	0	2.97976	10	150	0%	0	0	0%	U
bis(-2-chloroethoxy)Methane	A	ug/L	0	0		0	0	0	1.29472	10	150	0%	0	0	0%	U
bis(-2-chloroethyl)Ether	A	ug/L	0	0		0	0	0	2.44664	10	150	0%	0	0	0%	U
bis(2-chloroisopropyl)Ether	A	ug/L	0	0		0	0	0	1.41848	10	150	0%	0	0	0%	U
bis(2-ethylhexyl)Phthalate	A	ug/L	0	0		0	0	0	1.81832	10	150	0%	0	0	0%	U

Seq No	Lab ID	Test Code	Sample Typ	File ID	Analysis Date	DF	Batch ID	Prep Date	SPKref	RPDref	pmoist					
15044907	B22020415-017	SVOC-8270-W-	SAMP	V5973N.I	sd0218:2/19/2022 7:20:0	1	163621	2/9/2022 8:1	0	0						
Analyte	T	Units	RAW	Final	Text	Spike	SPKref	RPDref	MDL	PQL	UQL	%REC	LOW	HIGH	%RPD	Q
Butylbenzylphthalate	A	ug/L	0	0		0	0	0	1.49464	10	150	0%	0	0	0%	U
Carbazole	A	ug/L	0	0		0	0	0	0.801584	10	150	0%	0	0	0%	U
Chrysene	A	ug/L	0	0		0	0	0	1.11384	4.76	150	0%	0	0	0%	U
Di-n-butyl phthalate	A	ug/L	0	0		0	0	0	0.887264	10	150	0%	0	0	0%	U
Di-n-octyl phthalate	A	ug/L	0	0		0	0	0	1.27568	10	150	0%	0	0	0%	U
Dibenzo(a,h)anthracene	A	ug/L	0	0		0	0	0	1.11384	4.76	150	0%	0	0	0%	U
Dibenzofuran	A	ug/L	0	0		0	0	0	1.65648	10	150	0%	0	0	0%	U
Diethyl phthalate	A	ug/L	0	0		0	0	0	2.07536	10	150	0%	0	0	0%	U
Dimethyl phthalate	A	ug/L	0	0		0	0	0	1.63744	10	150	0%	0	0	0%	U
Fluoranthene	A	ug/L	0	0		0	0	0	0.840616	4.76	150	0%	0	0	0%	U
Fluorene	A	ug/L	0	0		0	0	0	1.73264	4.76	150	0%	0	0	0%	U
Hexachlorobenzene	A	ug/L	0	0		0	0	0	1.26616	10	150	0%	0	0	0%	U
Hexachlorobutadiene	A	ug/L	0	0		0	0	0	2.20864	10	150	0%	0	0	0%	U
Hexachlorocyclopentadiene	A	ug/L	0	0		0	0	0	2.82744	10	150	0%	0	0	0%	U
Hexachloroethane	A	ug/L	0	0		0	0	0	1.70408	10	150	0%	0	0	0%	U
Indeno(1,2,3-cd)pyrene	A	ug/L	0	0		0	0	0	1.19	4.76	150	0%	0	0	0%	U
Isophorone	A	ug/L	0	0		0	0	0	1.58984	10	150	0%	0	0	0%	U
m+p-Cresols	A	ug/L	0	0		0	0	0	1.69456	10	150	0%	0	0	0%	U
n-Nitroso-di-n-propylamine	A	ug/L	0	0		0	0	0	1.46608	10	150	0%	0	0	0%	U
n-Nitrosodimethylamine	A	ug/L	0	0		0	0	0	1.45656	10	150	0%	0	0	0%	U
n-Nitrosodiphenylamine	A	ug/L	0	0		0	0	0	1.10432	10	150	0%	0	0	0%	U
Naphthalene	A	ug/L	0	0		0	0	0	1.65648	4.76	150	0%	0	0	0%	U
Nitrobenzene	A	ug/L	0	0		0	0	0	2.19912	10	150	0%	0	0	0%	U
o-Cresol	A	ug/L	0	0		0	0	0	1.74216	10	150	0%	0	0	0%	U
p-Chloroaniline	A	ug/L	0	0		0	0	0	1.44704	10	150	0%	0	0	0%	U
Pentachlorophenol	A	ug/L	0	0		0	0	0	4.03648	10	150	0%	0	0	0%	U
Phenanthrene	A	ug/L	0	0		0	0	0	0.746368	4.76	150	0%	0	0	0%	U
Phenol	A	ug/L	0	0		0	0	0	1.38992	10	150	0%	0	0	0%	U
Pyrene	A	ug/L	0	0		0	0	0	0.876792	4.76	150	0%	0	0	0%	U
Pyridine	A	ug/L	0	0		0	0	0	3.06544	10	150	0%	0	0	0%	U
Triallate	A	ug/L	0	0		0	0	0	1.43752	10	150	0%	0	0	0%	U
1,4-Dichlorobenzene-d4	I	ug/L	40	38.08		0	0	0	0	10	150	0%	0	0	0%	
Acenaphthene-d10	I	ug/L	40	38.08		0	0	0	0	10	150	0%	0	0	0%	
Chrysene-d12	I	ug/L	40	38.08		0	0	0	0	10	150	0%	0	0	0%	
Naphthalene-d8	I	ug/L	40	38.08		0	0	0	0	10	150	0%	0	0	0%	

Seq No	Lab ID	Test Code	Sample Typ	File ID	Analysis Date	DF	Batch ID	Prep Date	SPKref	RPDref	pmoist					
15044907	B22020415-017	SVOC-8270-W-	SAMP	V5973N.I	sd0218:2/19/2022 7:20:0	1	163621	2/9/2022 8:1	0	0						
Analyte	T	Units	RAW	Final	Text	Spike	SPKref	RPDref	MDL	PQL	UQL	%REC	LOW	HIGH	%RPD	Q
Perylene-d12	I	ug/L	40	38.08		0	0	0	0	10	150	0%	0	0	0%	
Phenanthrene-d10	I	ug/L	40	38.08		0	0	0	0	10	150	0%	0	0	0%	
2,4,6-Tribromophenol	S	ug/L	156.33866	148.834404		190.4	0	0	2.74176	10	0	78%	43	140	0%	
2-Fluorobiphenyl	S	ug/L	64.20007	61.1184666		95.2	0	0	0.689248	10	0	64%	44	119	0%	
2-Fluorophenol	S	ug/L	57.71431	54.9440231		190.4	0	0	3.35104	10	0	29%	19	119	0%	
Nitrobenzene-d5	S	ug/L	79.26756	75.4627171		95.2	0	0	2.22768	10	0	79%	44	120	0%	
Phenol-d5	S	ug/L	68.81465	65.5115468		190.4	0	0	1.96112	10	0	34%	10	65	0%	
Terphenyl-d14	S	ug/L	94.30493	89.7782934		95.2	0	0	1.11384	10	0	94%	50	134	0%	
4-Chloroaniline	X	ug/L	0	0		0	0	0	1.53272	10	150	0%	0	0	0%	U
o-Terphenyl	X	ug/L	0	0		0	0	0	1.20904	10	150	0%	0	0	0%	U

Seq No	Lab ID	Test Code	Sample Typ	File ID	Analysis Date	DF	Batch ID	Prep Date	SPKref	RPDref	pmoist					
15044908	B22020415-017	SVOC-8270-W-	MS-DOD	V5973N.I	sd0218:2/19/2022 7:52:2	1	163621	2/9/2022 8:2	2E+07	0						
Analyte	T	Units	RAW	Final	Text	Spike	SPKref	RPDref	MDL	PQL	UQL	%REC	LOW	HIGH	%RPD	Q
1,2,4-Trichlorobenzene	A	ug/L	66.73279	63.5296161		95.2	0	0	1.8088	10	150	67%	29	116	0%	
1,2-Dichlorobenzene	A	ug/L	57.54799	54.7856865		95.2	0	0	1.87544	10	150	58%	32	111	0%	
1,3-Dichlorobenzene	A	ug/L	54.39146	51.7806699		95.2	0	0	2.02776	10	150	54%	28	110	0%	
1,4-Dichlorobenzene	A	ug/L	55.7256	53.0507712		95.2	0	0	1.92304	10	150	56%	29	112	0%	
1-Methylnaphthalene	A	ug/L	72.22535	68.7585332		95.2	0	0	2.27528	10	150	72%	41	119	0%	
2,2'-Oxybis(1-Chloropropane)	A	ug/L	61.9803	59.0052456		95.2	0	0	1.3804	10	150	62%	37	130	0%	
2,4,5-Trichlorophenol	A	ug/L	82.4166	78.4606032		95.2	0	0	2.12296	10	150	82%	53	123	0%	
2,4,6-Trichlorophenol	A	ug/L	87.98809	83.7646617		95.2	0	0	2.51328	10	150	88%	50	125	0%	
2,4-Dichlorophenol	A	ug/L	73.34106	69.8206891		95.2	0	0	1.60888	10	150	73%	47	121	0%	
2,4-Dimethylphenol	A	ug/L	70.11504	66.7495181		95.2	0	0	1.60888	10	150	70%	31	124	0%	
2,4-Dinitrophenol	A	ug/L	94.28819	89.7623569		95.2	0	0	4.05552	10	150	94%	23	142	0%	
2,4-Dinitrotoluene	A	ug/L	97.45983	92.7817582		95.2	0	0	2.89408	10	150	97%	57	128	0%	
2,6-Dinitrotoluene	A	ug/L	84.00034	79.9683237		95.2	0	0	3.0464	10	150	84%	50	118	0%	
2-Chloronaphthalene	A	ug/L	83.38327	79.3808730		95.2	0	0	2.03728	10	150	83%	40	116	0%	
2-Chlorophenol	A	ug/L	60.02141	57.1403823		95.2	0	0	2.36096	10	150	60%	38	117	0%	
2-Methylnaphthalene	A	ug/L	79.39881	75.5876671		95.2	0	0	1.82784	10	150	79%	40	121	0%	
2-Nitroaniline	A	ug/L	88.52815	84.2787988		95.2	0	0	2.2848	10	150	89%	55	127	0%	
2-Nitrophenol	A	ug/L	81.2303	77.3312456		95.2	0	0	2.24672	10	150	81%	47	123	0%	
3,3'-Dichlorobenzidine	A	ug/L	76.42225	72.753982		95.2	0	0	2.00872	10	150	76%	27	129	0%	
3-Nitroaniline	A	ug/L	72.96376	69.4614995		95.2	0	0	2.63704	10	150	73%	41	128	0%	

Seq No	Lab ID	Test Code	Sample Typ	File ID	Analysis Date	DF	Batch ID	Prep Date	SPKref	RPDref	pmoist					
15044908	B22020415-017	SVOC-8270-W-	MS-DOD	V5973N.I	sd0218:2/19/2022 7:52:2	1	163621	2/9/2022 8:2	2E+07	0						
Analyte	T	Units	RAW	Final	Text	Spike	SPKref	RPDref	MDL	PQL	UQL	%REC	LOW	HIGH	%RPD	Q
4,6-Dinitro-2-methylphenol	A	ug/L	91.15968	86.7840154		95.2	0	0	2.21816	10	150	91%	44	137	0%	
4-Bromophenyl phenyl ether	A	ug/L	90.62945	86.2792364		95.2	0	0	1.65648	10	150	91%	55	124	0%	
4-Chloro-2-methylphenol	A	ug/L	70.89578	67.4927826		95.2	0	0	1.5232	10	150	71%	49	89	0%	
4-Chloro-3-methylphenol	A	ug/L	83.71401	79.6957375		95.2	0	0	1.38992	10	150	84%	52	119	0%	
4-Chlorophenol	A	ug/L	63.08991	60.0615943		95.2	0	0	2.51328	10	150	63%	41	81	0%	
4-Chlorophenyl phenyl ether	A	ug/L	97.98597	93.2826434		95.2	0	0	1.93256	10	150	98%	53	121	0%	
4-Nitroaniline	A	ug/L	89.37116	85.0813443		95.2	0	0	1.55176	10	150	89%	57	101	0%	
4-Nitrophenol	A	ug/L	41.67207	39.6718106		95.2	0	0	2.38	10	150	42%	15	36	0%	S
Acenaphthene	A	ug/L	84.47323	80.418515		95.2	0	0	1.79928	10	150	84%	47	122	0%	
Acenaphthylene	A	ug/L	78.31025	74.551358		95.2	0	0	1.49464	10	150	78%	41	130	0%	
Aniline	A	ug/L	31.75114	30.2270853		95.2	0	0	3.56048	10	150	32%	24	60	0%	
Anthracene	A	ug/L	92.40334	87.9679797		95.2	0	0	1.17096	10	150	92%	57	123	0%	
Azobenzene	A	ug/L	78.90615	75.1186548		95.2	0	0	1.03768	10	150	79%	61	116	0%	
Benzidine	A	ug/L	14.85436	14.1413507		95.2	0	0	6.39744	10	150	15%	10	100	0%	
Benzo(a)anthracene	A	ug/L	102.56728	97.6440506		95.2	0	0	0.814912	10	150	103%	58	125	0%	
Benzo(a)pyrene	A	ug/L	87.44353	83.2462406		95.2	0	0	1.18048	10	150	87%	54	128	0%	
Benzo(b)fluoranthene	A	ug/L	94.70825	90.162254		95.2	0	0	0.859656	10	150	95%	53	131	0%	
Benzo(g,h,i)perylene	A	ug/L	91.29702	86.9147630		95.2	0	0	0.96152	10	150	91%	50	134	0%	
Benzo(k)fluoranthene	A	ug/L	85.33134	81.2354357		95.2	0	0	0.92344	10	150	85%	57	129	0%	
Benzoic acid	A	ug/L	31.71233	30.1901382		95.2	0	0	1.43752	10	150	32%	10	30	0%	S
Benzyl alcohol	A	ug/L	59.98994	57.1104229		95.2	0	0	2.97976	10	150	60%	31	112	0%	
bis(-2-chloroethoxy)Methane	A	ug/L	73.99263	70.4409838		95.2	0	0	1.29472	10	150	74%	48	120	0%	
bis(-2-chloroethyl)Ether	A	ug/L	67.51524	64.2745085		95.2	0	0	2.44664	10	150	68%	43	118	0%	
bis(2-chloroisopropyl)Ether	A	ug/L	61.9803	59.0052456		95.2	0	0	1.41848	10	150	62%	37	130	0%	
bis(2-ethylhexyl)Phthalate	A	ug/L	108.03148	102.845969		95.2	0	0	1.81832	10	150	108%	55	135	0%	
Butylbenzylphthalate	A	ug/L	104.38014	99.3698933		95.2	0	0	1.49464	10	150	104%	53	134	0%	
Carbazole	A	ug/L	91.52704	87.1337421		95.2	0	0	0.801584	10	150	92%	60	122	0%	
Chrysene	A	ug/L	96.58108	91.9451882		95.2	0	0	1.11384	10	150	97%	59	123	0%	
Di-n-butyl phthalate	A	ug/L	101.64881	96.7696671		95.2	0	0	0.887264	10	150	102%	59	127	0%	
Di-n-octyl phthalate	A	ug/L	100.64036	95.8096227		95.2	0	0	1.27568	10	150	101%	51	140	0%	
Dibenzo(a,h)anthracene	A	ug/L	98.31889	93.5995833		95.2	0	0	1.11384	10	150	98%	51	134	0%	
Dibenzofuran	A	ug/L	85.18944	81.1003469		95.2	0	0	1.65648	10	150	85%	53	118	0%	
Diethyl phthalate	A	ug/L	97.99524	93.2914685		95.2	0	0	2.07536	10	150	98%	56	125	0%	
Dimethyl phthalate	A	ug/L	102.3679	97.4542408		95.2	0	0	1.63744	10	150	102%	45	127	0%	
Fluoranthene	A	ug/L	93.9736	89.4628672		95.2	0	0	0.840616	10	150	94%	57	128	0%	

Seq No	Lab ID	Test Code	Sample Typ	File ID	Analysis Date	DF	Batch ID	Prep Date	SPKref	RPDref	pmoist					
15044908	B22020415-017	SVOC-8270-W-	MS-DOD	V5973N.I	sd0218:2/19/2022 7:52:2	1	163621	2/9/2022 8:2	2E+07	0						
Analyte	T	Units	RAW	Final	Text	Spike	SPKref	RPDref	MDL	PQL	UQL	%REC	LOW	HIGH	%RPD	Q
Fluorene	A	ug/L	83.08928	79.1009946		95.2	0	0	1.73264	10	150	83%	52	124	0%	
Hexachlorobenzene	A	ug/L	86.63722	82.4786334		95.2	0	0	1.26616	10	150	87%	53	125	0%	
Hexachlorobutadiene	A	ug/L	62.68873	59.679671		95.2	0	0	2.20864	10	150	63%	22	124	0%	
Hexachlorocyclopentadiene	A	ug/L	62.33802	59.3457950		95.2	0	0	2.82744	10	150	62%	39	91	0%	
Hexachloroethane	A	ug/L	54.15099	51.5517425		95.2	0	0	1.70408	10	150	54%	21	115	0%	
Indeno(1,2,3-cd)pyrene	A	ug/L	88.5361	84.2863672		95.2	0	0	1.19	10	150	89%	52	134	0%	
Isophorone	A	ug/L	77.34314	73.6306693		95.2	0	0	1.58984	10	150	77%	42	124	0%	
m+p-Cresols	A	ug/L	63.72388	60.6651338		95.2	0	0	1.69456	10	150	64%	29	110	0%	
n-Nitroso-di-n-propylamine	A	ug/L	87.46322	83.2649854		95.2	0	0	1.46608	10	150	87%	49	119	0%	
n-Nitrosodimethylamine	A	ug/L	41.30002	39.3176190		95.2	0	0	1.45656	10	150	41%	20	45	0%	
n-Nitrosodiphenylamine	A	ug/L	93.7845	89.282844		95.2	0	0	1.10432	10	150	94%	51	123	0%	
Naphthalene	A	ug/L	76.04489	72.3947353		95.2	0	0	1.65648	10	150	76%	40	121	0%	
Nitrobenzene	A	ug/L	68.60002	65.3072190		95.2	0	0	2.19912	10	150	69%	45	121	0%	
o-Cresol	A	ug/L	67.1669	63.9428888		95.2	0	0	1.74216	10	150	67%	30	117	0%	
p-Chloroaniline	A	ug/L	56.18978	53.4926706		95.2	0	0	1.44704	10	150	56%	33	117	0%	
Pentachlorophenol	A	ug/L	102.17122	97.2670014		95.2	0	0	4.03648	10	150	102%	35	138	0%	
Phenanthrene	A	ug/L	89.77303	85.4639246		95.2	0	0	0.746368	10	150	90%	59	120	0%	
Phenol	A	ug/L	39.73291	37.8257303		95.2	0	0	1.38992	10	150	40%	37	75	0%	
Pyrene	A	ug/L	91.95854	87.5445301		95.2	0	0	0.876792	10	150	92%	57	126	0%	
Pyridine	A	ug/L	19.91321	18.9573759		95.2	0	0	3.06544	10	150	20%	16	45	0%	
Triallate	A	ug/L	92.97912	88.5161222		95.2	0	0	1.43752	10	150	93%	59	105	0%	
1,4-Dichlorobenzene-d4	I	ug/L	40	38.08		0	0	0	0	10	150	0%			0%	
Acenaphthene-d10	I	ug/L	40	38.08		0	0	0	0	10	150	0%			0%	
Chrysene-d12	I	ug/L	40	38.08		0	0	0	0	10	150	0%			0%	
Naphthalene-d8	I	ug/L	40	38.08		0	0	0	0	10	150	0%			0%	
Perylene-d12	I	ug/L	40	38.08		0	0	0	0	10	150	0%			0%	
Phenanthrene-d10	I	ug/L	40	38.08		0	0	0	0	10	150	0%			0%	
2,4,6-Tribromophenol	S	ug/L	180.44747	171.785991		190.4	0	0	2.74176	10	0	90%	43	140	0%	
2-Fluorobiphenyl	S	ug/L	74.61298	71.031557		95.2	0	0	0.689248	10	0	75%	44	119	0%	
2-Fluorophenol	S	ug/L	65.2707	62.1377064		190.4	0	0	3.35104	10	0	33%	19	119	0%	
Nitrobenzene-d5	S	ug/L	67.00982	63.7933486		95.2	0	0	2.22768	10	0	67%	44	120	0%	
Phenol-d5	S	ug/L	75.41346	71.7936139		190.4	0	0	1.96112	10	0	38%	10	65	0%	
Terphenyl-d14	S	ug/L	98.98546	94.2341579		95.2	0	0	1.11384	10	0	99%	50	134	0%	
4-Chloroaniline	X	ug/L	56.18978	53.4926706		95.2	0	0	1.53272	10	150	56%	33	117	0%	
o-Terphenyl	X	ug/L	91.19579	86.8183921		95.2	0	0	1.20904	10	150	91%	40	140	0%	

Seq No	Lab ID	Test Code	Sample Typ	File ID	Analysis Date	DF	Batch ID	Prep Date	SPKref	RPDref	pmoist					
15044909	B22020415-022	SVOC-8270-W-	SAMP	V5973N.I	sd0218:2/19/2022 8:24:4	1	163621	2/9/2022 8:1	0	0						
Analyte	T	Units	RAW	Final	Text	Spike	SPKref	RPDref	MDL	PQL	UQL	%REC	LOW	HIGH	%RPD	Q
1,2,4-Trichlorobenzene	A	ug/L	0	0		0	0	0	1.919	10	150	0%	0	0	0%	U
1,2-Dichlorobenzene	A	ug/L	0	0		0	0	0	1.9897	10	150	0%	0	0	0%	U
1,3-Dichlorobenzene	A	ug/L	0	0		0	0	0	2.1513	10	150	0%	0	0	0%	U
1,4-Dichlorobenzene	A	ug/L	0	0		0	0	0	2.0402	10	150	0%	0	0	0%	U
1-Methylnaphthalene	A	ug/L	0	0		0	0	0	2.4139	5.05	150	0%	0	0	0%	U
2,2'-Oxybis(1-Chloropropane)	A	ug/L	0	0		0	0	0	1.4645	10	150	0%	0	0	0%	U
2,4,5-Trichlorophenol	A	ug/L	0	0		0	0	0	2.2523	10	150	0%	0	0	0%	U
2,4,6-Trichlorophenol	A	ug/L	0	0		0	0	0	2.6664	10	150	0%	0	0	0%	U
2,4-Dichlorophenol	A	ug/L	0	0		0	0	0	1.7069	10	150	0%	0	0	0%	U
2,4-Dimethylphenol	A	ug/L	0	0		0	0	0	1.7069	10	150	0%	0	0	0%	U
2,4-Dinitrophenol	A	ug/L	0	0		0	0	0	4.3026	10.1	150	0%	0	0	0%	U
2,4-Dinitrotoluene	A	ug/L	0	0		0	0	0	3.0704	10	150	0%	0	0	0%	U
2,6-Dinitrotoluene	A	ug/L	0	0		0	0	0	3.232	10	150	0%	0	0	0%	U
2-Chloronaphthalene	A	ug/L	0	0		0	0	0	2.1614	10	150	0%	0	0	0%	U
2-Chlorophenol	A	ug/L	0	0		0	0	0	2.5048	10	150	0%	0	0	0%	U
2-Methylnaphthalene	A	ug/L	0	0		0	0	0	1.9392	5.05	150	0%	0	0	0%	U
2-Nitroaniline	A	ug/L	0	0		0	0	0	2.424	10	150	0%	0	0	0%	U
2-Nitrophenol	A	ug/L	0	0		0	0	0	2.3836	10	150	0%	0	0	0%	U
3,3'-Dichlorobenzidine	A	ug/L	0	0		0	0	0	2.1311	10.1	150	0%	0	0	0%	U
3-Nitroaniline	A	ug/L	0	0		0	0	0	2.7977	10	150	0%	0	0	0%	U
4,6-Dinitro-2-methylphenol	A	ug/L	0	0		0	0	0	2.3533	10.1	150	0%	0	0	0%	U
4-Bromophenyl phenyl ether	A	ug/L	0	0		0	0	0	1.7574	10	150	0%	0	0	0%	U
4-Chloro-2-methylphenol	A	ug/L	0	0		0	0	0	1.616	10	150	0%	0	0	0%	U
4-Chloro-3-methylphenol	A	ug/L	0	0		0	0	0	1.4746	10	150	0%	0	0	0%	U
4-Chlorophenol	A	ug/L	0	0		0	0	0	2.6664	10	150	0%	0	0	0%	U
4-Chlorophenyl phenyl ether	A	ug/L	0	0		0	0	0	2.0503	10	150	0%	0	0	0%	U
4-Nitroaniline	A	ug/L	0	0		0	0	0	1.6463	10	150	0%	0	0	0%	U
4-Nitrophenol	A	ug/L	0	0		0	0	0	2.525	10.1	150	0%	0	0	0%	U
Acenaphthene	A	ug/L	0	0		0	0	0	1.9089	5.05	150	0%	0	0	0%	U
Acenaphthylene	A	ug/L	0	0		0	0	0	1.5857	5.05	150	0%	0	0	0%	U
Aniline	A	ug/L	0	0		0	0	0	3.7774	10	150	0%	0	0	0%	U
Anthracene	A	ug/L	0	0		0	0	0	1.2423	5.05	150	0%	0	0	0%	U
Azobenzene	A	ug/L	0	0		0	0	0	1.1009	10	150	0%	0	0	0%	U
Benzidine	A	ug/L	0	0		0	0	0	6.7872	10.1	150	0%	0	0	0%	U
Benzo(a)anthracene	A	ug/L	0	0		0	0	0	0.86456	5.05	150	0%	0	0	0%	U

Seq No	Lab ID	Test Code	Sample Typ	File ID	Analysis Date	DF	Batch ID	Prep Date	SPKref	RPDref	pmoist					
15044909	B22020415-022	SVOC-8270-W-	SAMP	v5973N.I	sd0218:2/19/2022 8:24:4	1	163621	2/9/2022 8:1	0	0						
Analyte	T	Units	RAW	Final	Text	Spike	SPKref	RPDref	MDL	PQL	UQL	%REC	LOW	HIGH	%RPD	Q
Benzo(a)pyrene	A	ug/L	0	0		0	0	0	1.2524	5.05	150	0%	0	0	0%	U
Benzo(b)fluoranthene	A	ug/L	0	0		0	0	0	0.91203	5.05	150	0%	0	0	0%	U
Benzo(g,h,i)perylene	A	ug/L	0	0		0	0	0	1.0201	5.05	150	0%	0	0	0%	U
Benzo(k)fluoranthene	A	ug/L	0	0		0	0	0	0.9797	5.05	150	0%	0	0	0%	U
Benzoic acid	A	ug/L	0	0		0	0	0	1.5251	10	150	0%	0	0	0%	U
Benzyl alcohol	A	ug/L	0	0		0	0	0	3.1613	10	150	0%	0	0	0%	U
bis(-2-chloroethoxy)Methane	A	ug/L	0	0		0	0	0	1.3736	10	150	0%	0	0	0%	U
bis(-2-chloroethyl)Ether	A	ug/L	0	0		0	0	0	2.5957	10	150	0%	0	0	0%	U
bis(2-chloroisopropyl)Ether	A	ug/L	0	0		0	0	0	1.5049	10	150	0%	0	0	0%	U
bis(2-ethylhexyl)Phthalate	A	ug/L	3.53032	3.5656232		0	0	0	1.9291	10	150	0%	0	0	0%	J
Butylbenzylphthalate	A	ug/L	0	0		0	0	0	1.5857	10	150	0%	0	0	0%	U
Carbazole	A	ug/L	0	0		0	0	0	0.85042	10	150	0%	0	0	0%	U
Chrysene	A	ug/L	0	0		0	0	0	1.1817	5.05	150	0%	0	0	0%	U
Di-n-butyl phthalate	A	ug/L	0	0		0	0	0	0.94132	10	150	0%	0	0	0%	U
Di-n-octyl phthalate	A	ug/L	0	0		0	0	0	1.3534	10	150	0%	0	0	0%	U
Dibenzo(a,h)anthracene	A	ug/L	0	0		0	0	0	1.1817	5.05	150	0%	0	0	0%	U
Dibenzofuran	A	ug/L	0	0		0	0	0	1.7574	10	150	0%	0	0	0%	U
Diethyl phthalate	A	ug/L	0	0		0	0	0	2.2018	10	150	0%	0	0	0%	U
Dimethyl phthalate	A	ug/L	0	0		0	0	0	1.7372	10	150	0%	0	0	0%	U
Fluoranthene	A	ug/L	0	0		0	0	0	0.89183	5.05	150	0%	0	0	0%	U
Fluorene	A	ug/L	0	0		0	0	0	1.8382	5.05	150	0%	0	0	0%	U
Hexachlorobenzene	A	ug/L	0	0		0	0	0	1.3433	10	150	0%	0	0	0%	U
Hexachlorobutadiene	A	ug/L	0	0		0	0	0	2.3432	10	150	0%	0	0	0%	U
Hexachlorocyclopentadiene	A	ug/L	0	0		0	0	0	2.9997	10	150	0%	0	0	0%	U
Hexachloroethane	A	ug/L	0	0		0	0	0	1.8079	10	150	0%	0	0	0%	U
Indeno(1,2,3-cd)pyrene	A	ug/L	0	0		0	0	0	1.2625	5.05	150	0%	0	0	0%	U
Isophorone	A	ug/L	0	0		0	0	0	1.6867	10	150	0%	0	0	0%	U
m+p-Cresols	A	ug/L	0	0		0	0	0	1.7978	10	150	0%	0	0	0%	U
n-Nitroso-di-n-propylamine	A	ug/L	0	0		0	0	0	1.5554	10	150	0%	0	0	0%	U
n-Nitrosodimethylamine	A	ug/L	0	0		0	0	0	1.5453	10	150	0%	0	0	0%	U
n-Nitrosodiphenylamine	A	ug/L	0	0		0	0	0	1.1716	10.1	150	0%	0	0	0%	U
Naphthalene	A	ug/L	0	0		0	0	0	1.7574	5.05	150	0%	0	0	0%	U
Nitrobenzene	A	ug/L	0	0		0	0	0	2.3331	10	150	0%	0	0	0%	U
o-Cresol	A	ug/L	0	0		0	0	0	1.8483	10	150	0%	0	0	0%	U
p-Chloroaniline	A	ug/L	0	0		0	0	0	1.5352	10	150	0%	0	0	0%	U

Seq No	Lab ID	Test Code	Sample Typ	File ID	Analysis Date	DF	Batch ID	Prep Date	SPKref	RPDref	pmoist					
15044909	B22020415-022	SVOC-8270-W-	SAMP	V5973N.I	sd0218:2/19/2022 8:24:4	1	163621	2/9/2022 8:1	0	0						
Analyte	T	Units	RAW	Final	Text	Spike	SPKref	RPDref	MDL	PQL	UQL	%REC	LOW	HIGH	%RPD	Q
Pentachlorophenol	A	ug/L	0	0		0	0	0	4.2824	10.1	150	0%	0	0	0%	U
Phenanthrene	A	ug/L	0	0		0	0	0	0.79184	5.05	150	0%	0	0	0%	U
Phenol	A	ug/L	0	0		0	0	0	1.4746	10	150	0%	0	0	0%	U
Pyrene	A	ug/L	0	0		0	0	0	0.93021	5.05	150	0%	0	0	0%	U
Pyridine	A	ug/L	0	0		0	0	0	3.2522	10	150	0%	0	0	0%	U
Triallate	A	ug/L	0	0		0	0	0	1.5251	10	150	0%	0	0	0%	U
1,4-Dichlorobenzene-d4	I	ug/L	40	40.4		0	0	0	0	10	150	0%	0	0	0%	
Acenaphthene-d10	I	ug/L	40	40.4		0	0	0	0	10	150	0%	0	0	0%	
Chrysene-d12	I	ug/L	40	40.4		0	0	0	0	10	150	0%	0	0	0%	
Naphthalene-d8	I	ug/L	40	40.4		0	0	0	0	10	150	0%	0	0	0%	
Perylene-d12	I	ug/L	40	40.4		0	0	0	0	10	150	0%	0	0	0%	
Phenanthrene-d10	I	ug/L	40	40.4		0	0	0	0	10	150	0%	0	0	0%	
2,4,6-Tribromophenol	S	ug/L	172.63169	174.358007		202	0	0	2.9088	10	0	86%	43	140	0%	
2-Fluorobiphenyl	S	ug/L	77.05313	77.8236613		101	0	0	0.73124	10	0	77%	44	119	0%	
2-Fluorophenol	S	ug/L	65.97297	66.6326997		202	0	0	3.5552	10	0	33%	19	119	0%	
Nitrobenzene-d5	S	ug/L	70.11979	70.8209879		101	0	0	2.3634	10	0	70%	44	120	0%	
Phenol-d5	S	ug/L	60.87293	61.4816593		202	0	0	2.0806	10	0	30%	10	65	0%	
Terphenyl-d14	S	ug/L	110.87791	111.986689		101	0	0	1.1817	10	0	111%	50	134	0%	
4-Chloroaniline	X	ug/L	0	0		0	0	0	1.6261	10	150	0%	0	0	0%	U
o-Terphenyl	X	ug/L	0	0		0	0	0	1.2827	10	150	0%	0	0	0%	U

Seq No	Lab ID	Test Code	Sample Typ	File ID	Analysis Date	DF	Batch ID	Prep Date	SPKref	RPDref	pmoist					
15044910	18-Feb-22_CC	SVOC-8270-W-	CCV	V5973N.I	sd0218:2/19/2022 8:57:0	1	R374941		0	0						
Analyte	T	Units	RAW	Final	Text	Spike	SPKref	RPDref	MDL	PQL	UQL	%REC	LOW	HIGH	%RPD	Q
1,2,4-Trichlorobenzene	A	ug/L	77.7109	77.7109		75	0	0	1.9	10	150	104%	50	150	0%	
1,2-Dichlorobenzene	A	ug/L	78.7329	78.7329		75	0	0	1.97	10	150	105%	50	150	0%	
1,3-Dichlorobenzene	A	ug/L	82.84687	82.84687		75	0	0	2.13	10	150	110%	50	150	0%	
1,4-Dichlorobenzene	A	ug/L	85.43573	85.43573		75	0	0	2.02	10	150	114%	50	150	0%	
1-Methylnaphthalene	A	ug/L	78.50368	78.50368		75	0	0	2.39	10	150	105%	50	150	0%	
2,2'-Oxybis(1-Chloropropane)	A	ug/L	81.57761	81.57761		75	0	0	1.45	10	150	109%	50	150	0%	
2,4,5-Trichlorophenol	A	ug/L	81.73511	81.73511		75	0	0	2.23	10	150	109%	50	150	0%	
2,4,6-Trichlorophenol	A	ug/L	83.89833	83.89833		75	0	0	2.64	10	150	112%	50	150	0%	
2,4-Dichlorophenol	A	ug/L	79.90445	79.90445		75	0	0	1.69	10	150	107%	50	150	0%	
2,4-Dimethylphenol	A	ug/L	77.50484	77.50484		75	0	0	1.69	10	150	103%	50	150	0%	

Seq No	Lab ID	Test Code	Sample Typ	File ID	Analysis Date	DF	Batch ID	Prep Date	SPKref	RPDref	pmoist					
15044910	18-Feb-22_CC	SVOC-8270-W-	CCV	V5973N.I	sd0218:2/19/2022 8:57:0	1	R374941		0	0						
Analyte	T	Units	RAW	Final	Text	Spike	SPKref	RPDref	MDL	PQL	UQL	%REC	LOW	HIGH	%RPD	Q
2,4-Dinitrophenol	A	ug/L	84.50405	84.50405		75	0	0	4.26	10	150	113%	50	150	0%	
2,4-Dinitrotoluene	A	ug/L	79.63333	79.63333		75	0	0	3.04	10	150	106%	50	150	0%	
2,6-Dinitrotoluene	A	ug/L	75.03606	75.03606		75	0	0	3.2	10	150	100%	50	150	0%	
2-Chloronaphthalene	A	ug/L	78.73463	78.73463		75	0	0	2.14	10	150	105%	50	150	0%	
2-Chlorophenol	A	ug/L	82.72227	82.72227		75	0	0	2.48	10	150	110%	50	150	0%	
2-Methylnaphthalene	A	ug/L	81.49278	81.49278		75	0	0	1.92	10	150	109%	50	150	0%	
2-Nitroaniline	A	ug/L	87.3957	87.3957		75	0	0	2.4	10	150	117%	50	150	0%	
2-Nitrophenol	A	ug/L	85.94486	85.94486		75	0	0	2.36	10	150	115%	50	150	0%	
3,3'-Dichlorobenzidine	A	ug/L	79.09398	79.09398		75	0	0	2.11	10	150	105%	50	150	0%	
3-Nitroaniline	A	ug/L	83.54361	83.54361		75	0	0	2.77	10	150	111%	50	150	0%	
4,6-Dinitro-2-methylphenol	A	ug/L	84.96108	84.96108		75	0	0	2.33	10	150	113%	50	150	0%	
4-Bromophenyl phenyl ether	A	ug/L	83.9737	83.9737		75	0	0	1.74	10	150	112%	50	150	0%	
4-Chloro-2-methylphenol	A	ug/L	76.97643	76.97643		75	0	0	1.6	10	150	103%	50	150	0%	
4-Chloro-3-methylphenol	A	ug/L	82.6279	82.6279		75	0	0	1.46	10	150	110%	50	150	0%	
4-Chlorophenol	A	ug/L	84.76678	84.76678		75	0	0	2.64	10	150	113%	50	150	0%	
4-Chlorophenyl phenyl ether	A	ug/L	82.09441	82.09441		75	0	0	2.03	10	150	109%	50	150	0%	
4-Nitroaniline	A	ug/L	87.04462	87.04462		75	0	0	1.63	10	150	116%	50	150	0%	
4-Nitrophenol	A	ug/L	80.20488	80.20488		75	0	0	2.5	10	150	107%	50	150	0%	
Acenaphthene	A	ug/L	73.66419	73.66419		75	0	0	1.89	10	150	98%	50	150	0%	
Acenaphthylene	A	ug/L	78.13894	78.13894		75	0	0	1.57	10	150	104%	50	150	0%	
Aniline	A	ug/L	76.76242	76.76242		75	0	0	3.74	10	150	102%	50	150	0%	
Anthracene	A	ug/L	81.73332	81.73332		75	0	0	1.23	10	150	109%	50	150	0%	
Azobenzene	A	ug/L	77.64587	77.64587		75	0	0	1.09	10	150	104%	50	150	0%	
Benzidine	A	ug/L	74.64772	74.64772		75	0	0	6.72	10	150	100%	50	150	0%	
Benzo(a)anthracene	A	ug/L	80.31359	80.31359		75	0	0	0.856	10	150	107%	50	150	0%	
Benzo(a)pyrene	A	ug/L	74.19621	74.19621		75	0	0	1.24	10	150	99%	50	150	0%	
Benzo(b)fluoranthene	A	ug/L	71.02886	71.02886		75	0	0	0.903	10	150	95%	50	150	0%	
Benzo(g,h,i)perylene	A	ug/L	75.18995	75.18995		75	0	0	1.01	10	150	100%	50	150	0%	
Benzo(k)fluoranthene	A	ug/L	74.54922	74.54922		75	0	0	0.97	10	150	99%	50	150	0%	
Benzoic acid	A	ug/L	91.32237	91.32237		75	0	0	1.51	10	150	122%	50	150	0%	
Benzyl alcohol	A	ug/L	81.49944	81.49944		75	0	0	3.13	10	150	109%	50	150	0%	
bis(-2-chloroethoxy)Methane	A	ug/L	78.93474	78.93474		75	0	0	1.36	10	150	105%	50	150	0%	
bis(-2-chloroethyl)Ether	A	ug/L	80.55837	80.55837		75	0	0	2.57	10	150	107%	50	150	0%	
bis(2-chloroisopropyl)Ether	A	ug/L	81.57761	81.57761		75	0	0	1.49	10	150	109%	50	150	0%	
bis(2-ethylhexyl)Phthalate	A	ug/L	85.96491	85.96491		75	0	0	1.91	10	150	115%	50	150	0%	

Seq No	Lab ID	Test Code	Sample Typ	File ID	Analysis Date	DF	Batch ID	Prep Date	SPKref	RPDref	pmoist					
15044910	18-Feb-22_CCV	SVOC-8270-W-	CCV	V5973N.I	sd0218:2/19/2022 8:57:0	1	R374941		0	0						
Analyte	T	Units	RAW	Final	Text	Spike	SPKref	RPDref	MDL	PQL	UQL	%REC	LOW	HIGH	%RPD	Q
Butylbenzylphthalate	A	ug/L	84.61002	84.61002		75	0	0	1.57	10	150	113%	50	150	0%	
Carbazole	A	ug/L	75.7167	75.7167		75	0	0	0.842	10	150	101%	50	150	0%	
Chrysene	A	ug/L	76.13883	76.13883		75	0	0	1.17	10	150	102%	50	150	0%	
Di-n-butyl phthalate	A	ug/L	86.61454	86.61454		75	0	0	0.932	10	150	115%	50	150	0%	
Di-n-octyl phthalate	A	ug/L	82.42841	82.42841		75	0	0	1.34	10	150	110%	50	150	0%	
Dibenzo(a,h)anthracene	A	ug/L	71.88958	71.88958		75	0	0	1.17	10	150	96%	50	150	0%	
Dibenzofuran	A	ug/L	77.97262	77.97262		75	0	0	1.74	10	150	104%	50	150	0%	
Diethyl phthalate	A	ug/L	78.64896	78.64896		75	0	0	2.18	10	150	105%	50	150	0%	
Dimethyl phthalate	A	ug/L	82.08142	82.08142		75	0	0	1.72	10	150	109%	50	150	0%	
Fluoranthene	A	ug/L	79.87601	79.87601		75	0	0	0.883	10	150	107%	50	150	0%	
Fluorene	A	ug/L	74.61538	74.61538		75	0	0	1.82	10	150	99%	50	150	0%	
Hexachlorobenzene	A	ug/L	86.07503	86.07503		75	0	0	1.33	10	150	115%	50	150	0%	
Hexachlorobutadiene	A	ug/L	82.5099	82.5099		75	0	0	2.32	10	150	110%	50	150	0%	
Hexachlorocyclopentadiene	A	ug/L	78.36575	78.36575		75	0	0	2.97	10	150	104%	50	150	0%	
Hexachloroethane	A	ug/L	78.50362	78.50362		75	0	0	1.79	10	150	105%	50	150	0%	
Indeno(1,2,3-cd)pyrene	A	ug/L	74.49283	74.49283		75	0	0	1.25	10	150	99%	50	150	0%	
Isophorone	A	ug/L	83.12555	83.12555		75	0	0	1.67	10	150	111%	50	150	0%	
m+p-Cresols	A	ug/L	87.71055	87.71055		75	0	0	1.78	10	150	117%	50	150	0%	
n-Nitroso-di-n-propylamine	A	ug/L	89.28287	89.28287		75	0	0	1.54	10	150	119%	50	150	0%	
n-Nitrosodimethylamine	A	ug/L	77.201	77.201		75	0	0	1.53	10	150	103%	50	150	0%	
n-Nitrosodiphenylamine	A	ug/L	82.18803	82.18803		75	0	0	1.16	10	150	110%	50	150	0%	
Naphthalene	A	ug/L	82.95332	82.95332		75	0	0	1.74	10	150	111%	50	150	0%	
Nitrobenzene	A	ug/L	90.70169	90.70169		75	0	0	2.31	10	150	121%	50	150	0%	
o-Cresol	A	ug/L	79.45916	79.45916		75	0	0	1.83	10	150	106%	50	150	0%	
o-Terphenyl	A	ug/L	79.41475	79.41475		75	0	0	1.27	10	150	106%	50	150	0%	
p-Chloroaniline	A	ug/L	78.39883	78.39883		75	0	0	1.52	10	150	105%	50	150	0%	
Pentachlorophenol	A	ug/L	85.71982	85.71982		75	0	0	4.24	10	150	114%	50	150	0%	
Phenanthrene	A	ug/L	80.06065	80.06065		75	0	0	0.784	10	150	107%	50	150	0%	
Phenol	A	ug/L	77.69486	77.69486		75	0	0	1.46	10	150	104%	50	150	0%	
Pyrene	A	ug/L	79.30382	79.30382		75	0	0	0.921	10	150	106%	50	150	0%	
Pyridine	A	ug/L	73.68962	73.68962		75	0	0	3.22	10	150	98%	50	150	0%	
Triallate	A	ug/L	80.79345	80.79345		75	0	0	1.51	10	150	108%	50	150	0%	
1,4-Dichlorobenzene-d4	I	ug/L	40	40		0	0	0	0	10	150	0%	50	150	0%	
Acenaphthene-d10	I	ug/L	40	40		0	0	0	0	10	150	0%	50	150	0%	
Chrysene-d12	I	ug/L	40	40		0	0	0	0	10	150	0%	50	150	0%	

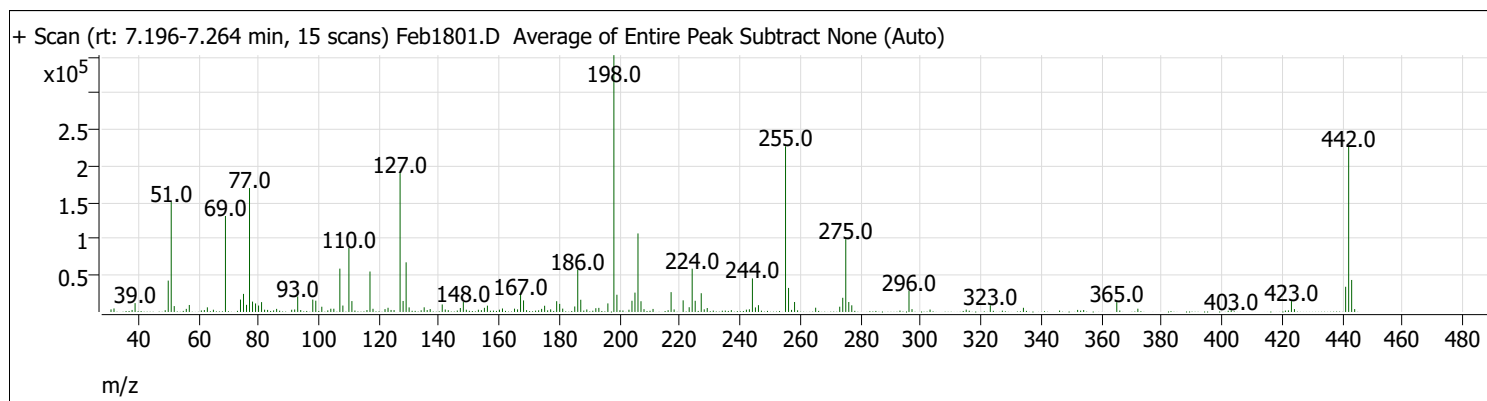
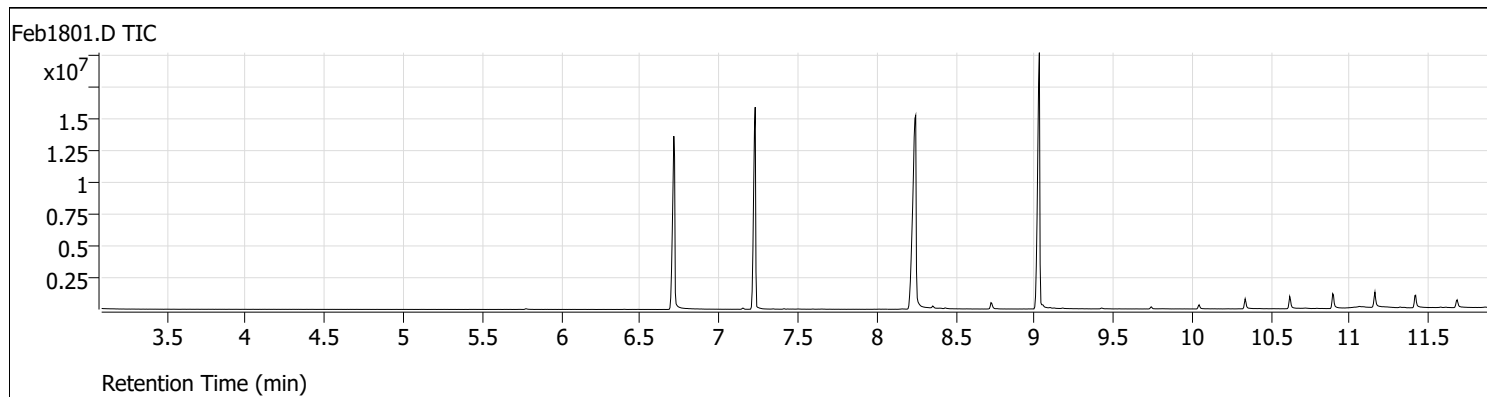
Seq No	Lab ID	Test Code	Sample Typ	File ID	Analysis Date	DF	Batch ID	Prep Date	SPKref	RPDref	pmoist					
15044910	18-Feb-22_CCV	SVOC-8270-W-	CCV	V5973N.I	sd0218:2/19/2022 8:57:0	1	R374941		0	0						
Analyte	T	Units	RAW	Final	Text	Spike	SPKref	RPDref	MDL	PQL	UQL	%REC	LOW	HIGH	%RPD	Q
Naphthalene-d8	I	ug/L	40	40		0	0	0	0	10	150	0%	50	150	0%	
Perylene-d12	I	ug/L	40	40		0	0	0	0	10	150	0%	50	150	0%	
Phenanthrene-d10	I	ug/L	40	40		0	0	0	0	10	150	0%	50	150	0%	
2,4,6-Tribromophenol	S	ug/L	83.78307	83.78307		75	0	0	2.88	10	0	112%	50	150	0%	
2-Fluorobiphenyl	S	ug/L	81.84522	81.84522		75	0	0	0.724	10	0	109%	50	150	0%	
2-Fluorophenol	S	ug/L	79.32948	79.32948		75	0	0	3.52	10	0	106%	50	150	0%	
Nitrobenzene-d5	S	ug/L	79.95153	79.95153		75	0	0	2.34	10	0	107%	50	150	0%	
Phenol-d5	S	ug/L	79.61741	79.61741		75	0	0	2.06	10	0	106%	50	150	0%	
Terphenyl-d14	S	ug/L	79.04202	79.04202		75	0	0	1.17	10	0	105%	50	150	0%	
4-Chloroaniline	X	ug/L	78.39883	78.39883		75	0	0	1.61	10	150	105%	50	150	0%	

Write Sequence Insert Entries(Have the first cell for entries selected)

File Name	Sample Name	Line No.	Test Code	Multiplier	Divisor	Method Name
Feb1801.d	18-Feb-22_TUNE_1	1		1	1	5973NTUN.M
Feb1802.d	18-Feb-22_CAL_7	2	SVOC-8270-W-LARGO	1	1	BNA+SIM.M
Feb1803.d	18-Feb-22_CAL_6	3	SVOC-8270-W-LARGO	1	1	BNA+SIM.M
Feb1804.d	18-Feb-22_CAL_5	4	SVOC-8270-W-LARGO	1	1	BNA+SIM.M
Feb1805.d	18-Feb-22_CAL_4	5	SVOC-8270-W-LARGO	1	1	BNA+SIM.M
Feb1806.d	18-Feb-22_CAL_3	6	SVOC-8270-W-LARGO	1	1	BNA+SIM.M
Feb1807.d	18-Feb-22_CAL_2	7	SVOC-8270-W-LARGO	1	1	BNA+SIM.M
Feb1808.d	18-Feb-22_CAL_1	8	SVOC-8270-W-LARGO	1	1	BNA+SIM.M
Feb1809.d	18-Feb-22_CCV_9	9	SVOC-8270-W-LARGO	1	1	BNA+SIM.M
Feb1810.d	18-Feb-22_CCV_10	10	SVOC-8270-W-LARGO	1	1	BNA+SIM.M
Feb1811.d	18-Feb-22_ISTBLK_11	11	SVOC-8270-W-LARGO	1	1	BNA+SIM.M
Feb1812.d	MB-163621	12	SVOC-8270-W-LARGO	1	1	BNA+SIM.M
Feb1813.d	LCS-163621	13	SVOC-8270-W-LARGO	1	1	BNA+SIM.M
Feb1814.d	LCSD-163621	14	SVOC-8270-W-LARGO	1	1	BNA+SIM.M
Feb1815.d	MB-163724	15	SVOC-8270-W-LARGO	1	1	BNA+SIM.M
Feb1816.d	LCS-163724	16	SVOC-8270-W-LARGO	1	1	BNA+SIM.M
Feb1817.d	LCSD-163724	17	SVOC-8270-W-LARGO	1	1	BNA+SIM.M
Feb1818.d	B22020415-001C	18	SVOC-8270-W-LARGO	1	1	BNA+SIM.M
Feb1819.d	B22020415-006C	19	SVOC-8270-W-LARGO	1	1	BNA+SIM.M
Feb1820.d	B22020415-011C	20	SVOC-8270-W-LARGO	1	1	BNA+SIM.M
Feb1821.d	B22020415-016A	21	SVOC-8270-W-LARGO	1	1	BNA+SIM.M
Feb1822.d	B22020415-017C	22	SVOC-8270-W-LARGO	1	1	BNA+SIM.M
Feb1823.d	B22020415-017CMS	23	SVOC-8270-W-LARGO	1	1	BNA+SIM.M
Feb1824.d	B22020415-022C	24	SVOC-8270-W-LARGO	1	1	BNA+SIM.M
Feb1825.d	18-Feb-22_CCV_25	25	SVOC-8270-W-LARGO	1	1	BNA+SIM.M
Feb1826.d	18-Feb-22_TUNE_26	26		1	1	5973NTUN.M
Feb1827.d	18-Feb-22_CCV_27	27	SVOC-8270-W-LARGO	1	1	BNA+SIM.M
Feb1828.d	18-Feb-22_ISTBLK_28	28	SVOC-8270-W-LARGO	1	1	BNA+SIM.M
Feb1829.d	B22020415-027C	29	SVOC-8270-W-LARGO	1	1	BNA+SIM.M
Feb1830.d	B22020415-032C	30	SVOC-8270-W-LARGO	1	1	BNA+SIM.M
Feb1831.d	B22020415-032CMS	31	SVOC-8270-W-LARGO	1	1	BNA+SIM.M
Feb1832.d	B22020962-001C	32	SVOC-8270-W-LARGO	1	1	BNA+SIM.M
Feb1833.d	B22020962-006C	33	SVOC-8270-W-LARGO	1	1	BNA+SIM.M
Feb1834.d	B22020962-006CMS	34	SVOC-8270-W-LARGO	1	1	BNA+SIM.M
Feb1835.d	B22020962-011C	35	SVOC-8270-W-LARGO	1	1	BNA+SIM.M
Feb1836.d	B22020962-016C	36	SVOC-8270-W-LARGO	1	1	BNA+SIM.M
Feb1837.d	B22020962-021C	37	SVOC-8270-W-LARGO	1	1	BNA+SIM.M
Feb1838.d	B22020962-026C	38	SVOC-8270-W-LARGO	1	1	BNA+SIM.M
Feb1839.d	B22020962-031C	39	SVOC-8270-W-LARGO	1	1	BNA+SIM.M
Feb1840.d	B22020962-032A	40	SVOC-8270-W-LARGO	1	1	BNA+SIM.M
Feb1841.d	B22020962-032AMS	41	SVOC-8270-W-LARGO	1	1	BNA+SIM.M
Feb1842.d	18-Feb-22_CCV_42	42	SVOC-8270-W-LARGO	1	1	BNA+SIM.M
Feb1843.d	B22020531-001M	43	SVOC-8270-W	1	1	BNA+SIM.M
Feb1844.d	B22020534-001M	44	SVOC-8270-W	1	1	BNA+SIM.M
Feb1845.d	B22020920-001C	45	SVOC-8270-W	1	1	BNA+SIM.M
Feb1846.d	B22020920-002C	46	SVOC-8270-W	1	1	BNA+SIM.M
Feb1847.d	B22020920-003C	47	SVOC-8270-W	1	1	BNA+SIM.M


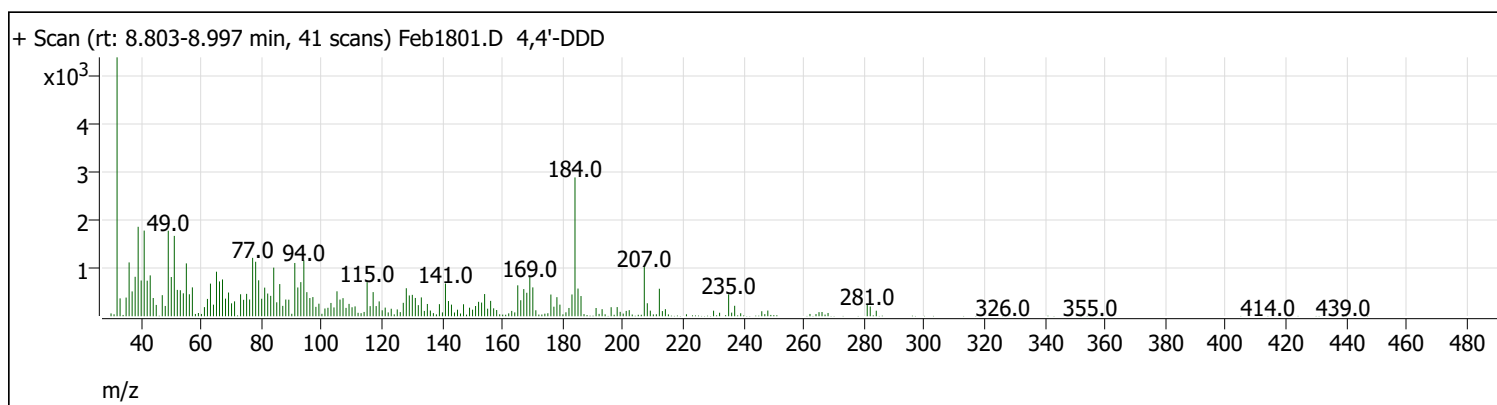
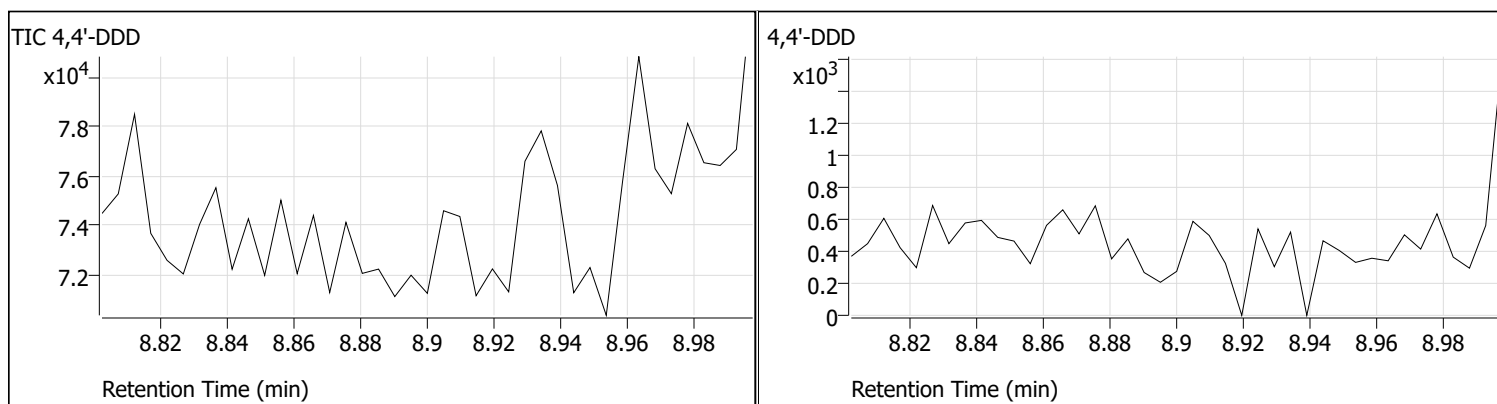
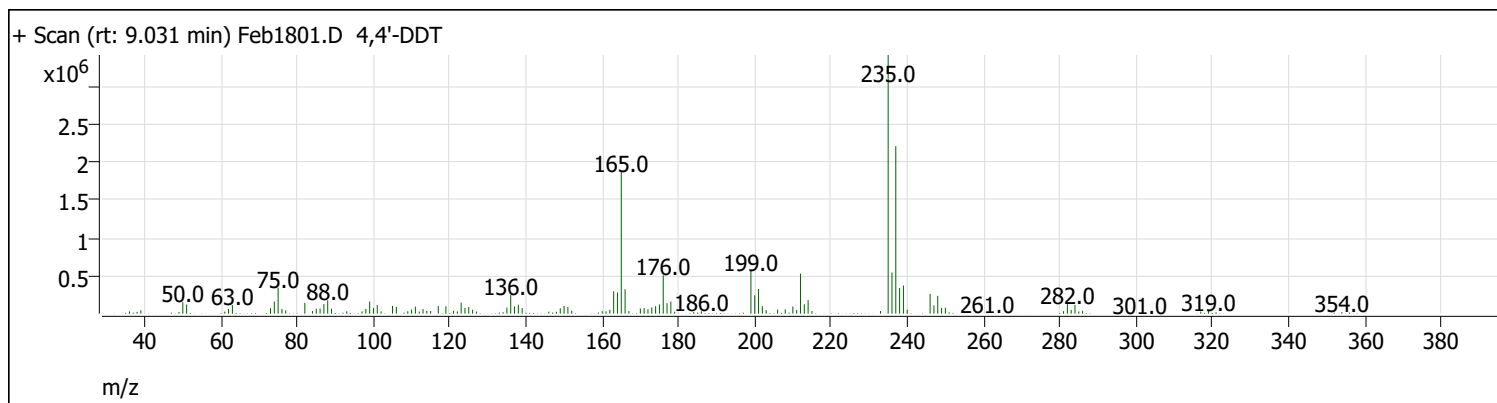
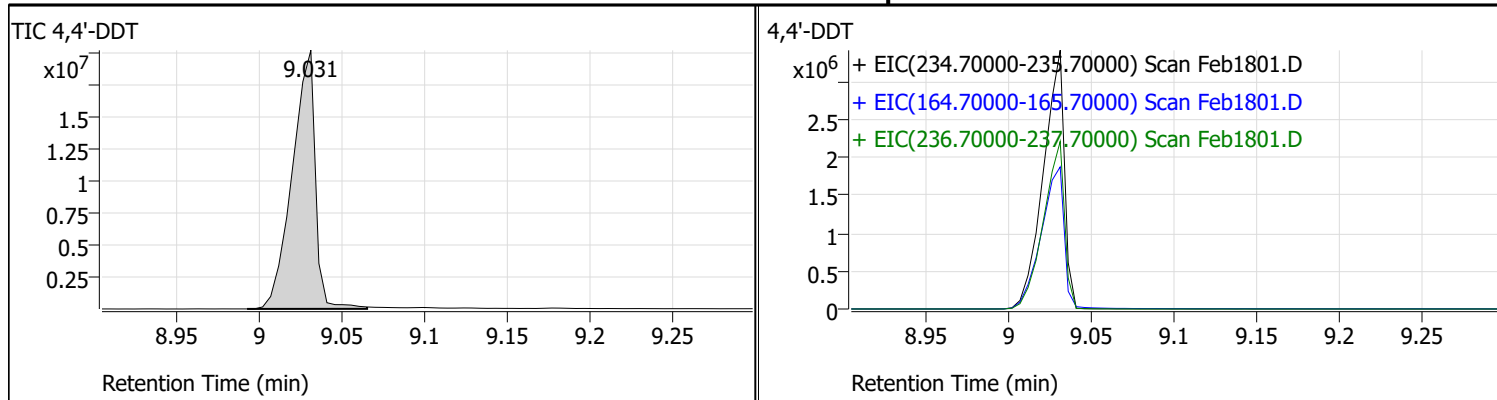
Tune Evaluation Report

Data Path: \\MASSHUNTER\Org\Data\SV5973N.I\sd021822\DoD BNA cal 1\Feb1801.D
 Acq on: 2/19/2022 7:59:44 AM
 Operator: LIMS import
 Sample: 18-Feb-22_TUNE_1
 Inst Name: Instrument #1
 ALS Vial: 1
 Method: \\MASSHUNTER\Org\Data\SV5973N.I\DFTPP5973N625.m



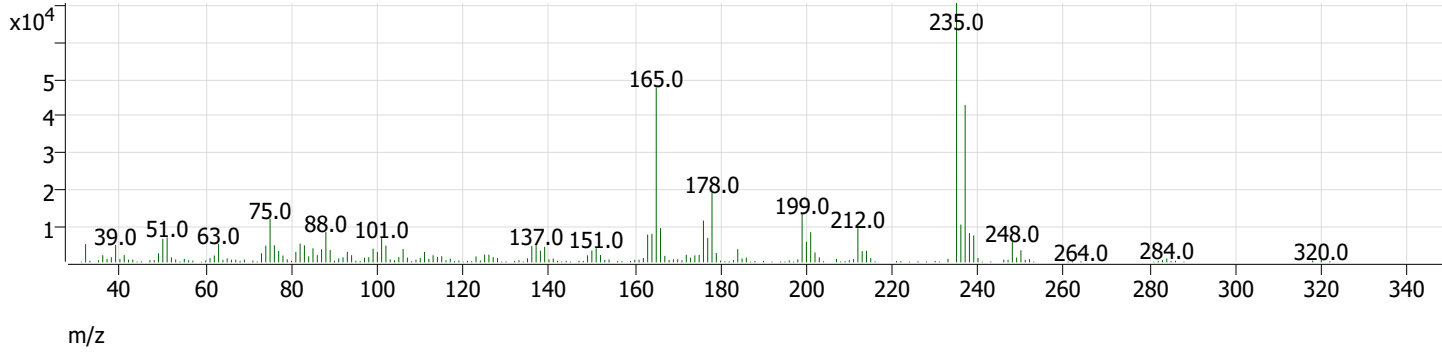
Target Mass	Rel. To Mass	Lower Limit%	Upper Limit%	Rel. Abn%	Raw Abn	Pass/Fail
51	198	30	60	42.8	150882	Pass
68	69	0	2	0.7	874	Pass
70	69	0	2	0.7	984	Pass
127	198	40	60	54.1	190721	Pass
197	198	0	1	0.1	289	Pass
198	198	100	100	100.0	352365	Pass
199	198	5	9	6.7	23676	Pass
275	198	10	30	28.3	99827	Pass
365	198	1	100	3.8	13473	Pass
441	443	1E-10	150	78.7	34578	Pass
442	198	40	100	64.4	226789	Pass
443	442	17	23	19.4	43938	Pass
69	69	100	100	100.0	131707	Pass

Tune Evaluation Report



Tune Evaluation Report

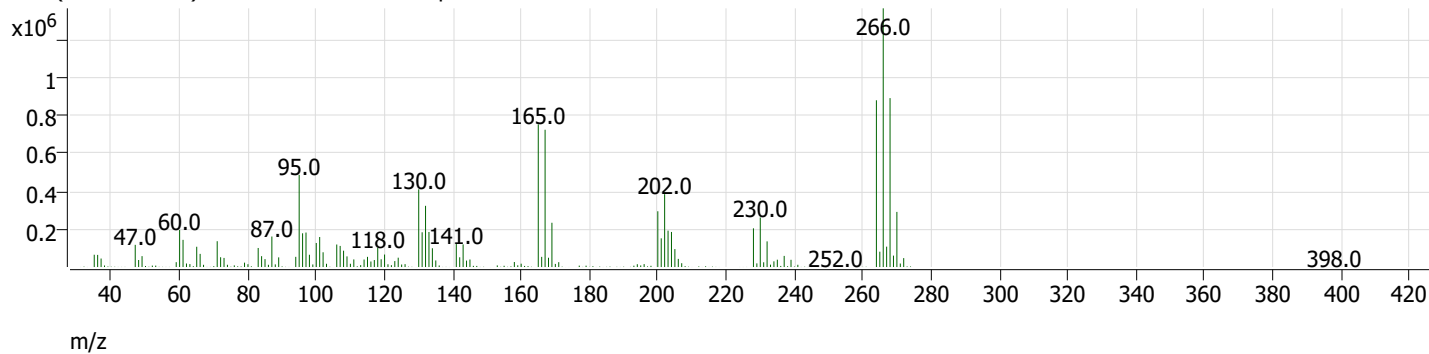
+ Scan (rt: 8.725 min) Feb1801.D 4,4'-DDE



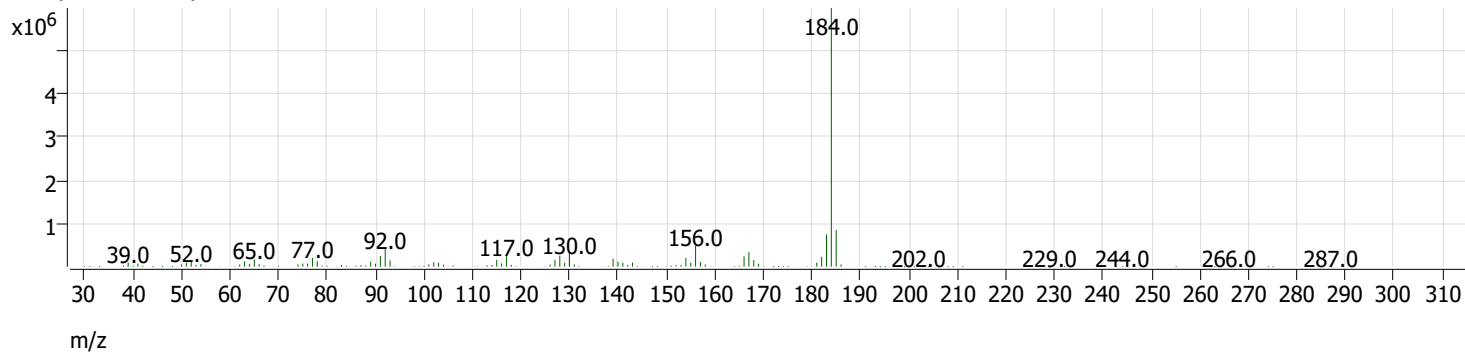
Compound Name	Expected RT	Observed RT	TIC Area	Breakdown %	Pass/Fail
4,4'-DDT	9.100	9.031	19685672	2.5	Pass
4,4'-DDD	8.900	0.000	0		
4,4'-DDE	8.700	8.725	505740		

Tune Evaluation Report

+ Scan (rt: 6.714 min) Feb1801.D Pentachlorophenol



+ Scan (rt: 8.248 min) Feb1801.D Benzidine



Compound Name	Expected RT	Observed RT	Tailing Factor	PGF	Pass/Fail
Pentachlorophenol	6.900	6.714	0.5	2.8	Pass
Benzidine	8.500	8.248	0.2	1.9	Pass

Quantitative Analysis Results Summary Report

Batch Path	\\MASSHUNTER\Org\Data\SV5973N.I\sd021822\DoD BNA cal 1\QuantResults\021822 DoD BNA cal.batch.bin	Analyst Name	BL2000\sean
Analysis Time	2/19/2022 1:08 PM	Reporter Name	BL2000\sean
Report Time	2/19/2022 1:09:22 PM	Batch State	Processed
Last Calib Update	2/19/2022 1:06 PM	Quant Report Version	10.0
Quant Batch Version	10.0		

Sequence Table

Data File	sample Name	Sample Type	Vial Position	Inj Vol	Level	Acq Method File
Feb1802.D	18-Feb-22_CAL_7	Cal	2	0	7	BNA+SIM.M
Feb1803.D	18-Feb-22_CAL_6	Cal	3	0	6	BNA+SIM.M
Feb1804.D	18-Feb-22_CAL_5	Cal	4	0	5	BNA+SIM.M
Feb1805.D	18-Feb-22_CAL_4	Cal	5	0	4	BNA+SIM.M
Feb1806.D	18-Feb-22_CAL_3	Cal	6	0	3	BNA+SIM.M
Feb1807.D	18-Feb-22_CAL_2	Cal	7	0	2	BNA+SIM.M
Feb1808.D	18-Feb-22_CAL_1	Cal	8	0	1	BNA+SIM.M
Feb1809.D	18-Feb-22_CCV_9	QC	9	0	ICV	BNA+SIM.M

Quantitation Results

Compound: N-Nitrosodimethylamine

Data File	Sample Type	ISTD	RT	Resp	ISTD Resp	Resp Ratio	Final Conc	Exp. Conc	Accuracy
Feb1802.D	Calibration	1,4-Dichlorobenzene-d4	2.499	435283	357901	1.2162	149.7331	150.0000	99.8
Feb1803.D	Calibration	1,4-Dichlorobenzene-d4	2.499	326647	364813	0.8954	116.5794	120.0000	97.1
Feb1804.D	Calibration	1,4-Dichlorobenzene-d4	2.499	296474	371179	0.7987	105.9360	100.0000	105.9
Feb1805.D	Calibration	1,4-Dichlorobenzene-d4	2.489	186004	349403	0.5323	74.6301	75.0000	99.5
Feb1806.D	Calibration	1,4-Dichlorobenzene-d4	2.499	117849	362851	0.3248	47.7313	50.0000	95.5
Feb1807.D	Calibration	1,4-Dichlorobenzene-d4	2.489	22053	321307	0.0686	10.2820	10.0000	102.8
Feb1808.D	Calibration	1,4-Dichlorobenzene-d4	2.499	9265	317099	0.0292	3.9696	4.0000	99.2
Feb1809.D	QC	1,4-Dichlorobenzene-d4	2.499	201549	326697	0.6169	84.9162	75.0000	113.2

Compound: Pyridine

Data File	Sample Type	ISTD	RT	Resp	ISTD Resp	Resp Ratio	Final Conc	Exp. Conc	Accuracy
Feb1802.D	Calibration	1,4-Dichlorobenzene-d4	2.530	993215	357901	2.7751	146.1394	150.0000	97.4
Feb1803.D	Calibration	1,4-Dichlorobenzene-d4	2.530	843707	364813	2.3127	123.7562	120.0000	103.1
Feb1804.D	Calibration	1,4-Dichlorobenzene-d4	2.540	702486	371179	1.8926	102.8459	100.0000	102.8
Feb1805.D	Calibration	1,4-Dichlorobenzene-d4	2.530	463669	349403	1.3270	73.7501	75.0000	98.3
Feb1806.D	Calibration	1,4-Dichlorobenzene-d4	2.540	315403	362851	0.8692	49.3173	50.0000	98.6
Feb1807.D	Calibration	1,4-Dichlorobenzene-d4	2.550	45229	321307	0.1408	8.5845	10.0000	85.8
Feb1808.D	Calibration	1,4-Dichlorobenzene-d4	2.571	22506	317099	0.0710	4.5499	4.0000	113.7
Feb1809.D	QC	1,4-Dichlorobenzene-d4	2.540	505592	326697	1.5476	85.2331	75.0000	113.6

Compound: 2-Fluorophenol

Data File	Sample Type	ISTD	RT	Resp	ISTD Resp	Resp Ratio	Final Conc	Exp. Conc	Accuracy
Feb1802.D	Calibration	1,4-Dichlorobenzene-d4	3.653	1295463	357901	3.6196	148.0816	150.0000	98.7
Feb1803.D	Calibration	1,4-Dichlorobenzene-d4	3.664	1058548	364813	2.9016	120.3426	120.0000	100.3
Feb1804.D	Calibration	1,4-Dichlorobenzene-d4	3.664	918079	371179	2.4734	103.4792	100.0000	103.5

Quantitative Analysis Results Summary Report

Compound: 2-Fluorophenol

Data File	Sample Type	ISTD	RT	Resp	ISTD Resp	Resp Ratio	Final Conc	Exp. Conc	Accuracy
Feb1805.D	Calibration	1,4-Dichlorobenzene-d4	3.653	609954	349403	1.7457	74.2355	75.0000	99.0
Feb1806.D	Calibration	1,4-Dichlorobenzene-d4	3.653	414958	362851	1.1436	49.4461	50.0000	98.9
Feb1807.D	Calibration	1,4-Dichlorobenzene-d4	3.653	61315	321307	0.1908	9.0226	10.0000	90.2
Feb1808.D	Calibration	1,4-Dichlorobenzene-d4	3.653	26516	317099	0.0836	4.3761	4.0000	109.4
Feb1809.D	QC	1,4-Dichlorobenzene-d4	3.653	629648	326697	1.9273	81.6051	75.0000	108.8

Compound: Aniline

Data File	Sample Type	ISTD	RT	Resp	ISTD Resp	Resp Ratio	Final Conc	Exp. Conc	Accuracy
Feb1802.D	Calibration	1,4-Dichlorobenzene-d4	4.573	2171964	357901	6.0686	145.4822	150.0000	97.0
Feb1803.D	Calibration	1,4-Dichlorobenzene-d4	4.572	1907332	364813	5.2282	123.9193	120.0000	103.3
Feb1804.D	Calibration	1,4-Dichlorobenzene-d4	4.573	1636257	371179	4.4083	103.4379	100.0000	103.4
Feb1805.D	Calibration	1,4-Dichlorobenzene-d4	4.562	1113327	349403	3.1864	73.8514	75.0000	98.5
Feb1806.D	Calibration	1,4-Dichlorobenzene-d4	4.562	767112	362851	2.1141	48.7288	50.0000	97.5
Feb1807.D	Calibration	1,4-Dichlorobenzene-d4	4.562	117703	321307	0.3663	9.2848	10.0000	92.8
Feb1808.D	Calibration	1,4-Dichlorobenzene-d4	4.562	44383	317099	0.1400	4.3025	4.0000	107.6
Feb1809.D	QC	1,4-Dichlorobenzene-d4	4.562	659983	326697	2.0202	46.5624	75.0000	62.1

Compound: Phenol-d5

Data File	Sample Type	ISTD	RT	Resp	ISTD Resp	Resp Ratio	Final Conc	Exp. Conc	Accuracy
Feb1802.D	Calibration	1,4-Dichlorobenzene-d4	4.624	1568589	357901	4.3827	147.1390	150.0000	98.1
Feb1803.D	Calibration	1,4-Dichlorobenzene-d4	4.613	1344284	364813	3.6849	122.8556	120.0000	102.4
Feb1804.D	Calibration	1,4-Dichlorobenzene-d4	4.613	1136511	371179	3.0619	101.5435	100.0000	101.5
Feb1805.D	Calibration	1,4-Dichlorobenzene-d4	4.613	789735	349403	2.2602	74.5966	75.0000	99.5
Feb1806.D	Calibration	1,4-Dichlorobenzene-d4	4.603	540696	362851	1.4901	49.1912	50.0000	98.4
Feb1807.D	Calibration	1,4-Dichlorobenzene-d4	4.603	82773	321307	0.2576	9.4500	10.0000	94.5
Feb1808.D	Calibration	1,4-Dichlorobenzene-d4	4.613	29512	317099	0.0931	4.2259	4.0000	105.6
Feb1809.D	QC	1,4-Dichlorobenzene-d4	4.613	772410	326697	2.3643	78.0649	75.0000	104.1

Compound: Phenol

Data File	Sample Type	ISTD	RT	Resp	ISTD Resp	Resp Ratio	Final Conc	Exp. Conc	Accuracy
Feb1802.D	Calibration	1,4-Dichlorobenzene-d4	4.634	1758157	357901	4.9124	145.5279	150.0000	97.0
Feb1803.D	Calibration	1,4-Dichlorobenzene-d4	4.634	1552024	364813	4.2543	125.9277	120.0000	104.9
Feb1804.D	Calibration	1,4-Dichlorobenzene-d4	4.634	1261120	371179	3.3976	100.5482	100.0000	100.5
Feb1805.D	Calibration	1,4-Dichlorobenzene-d4	4.623	880405	349403	2.5197	74.6970	75.0000	99.6
Feb1806.D	Calibration	1,4-Dichlorobenzene-d4	4.624	590509	362851	1.6274	48.5783	50.0000	97.2
Feb1807.D	Calibration	1,4-Dichlorobenzene-d4	4.624	90632	321307	0.2821	9.4951	10.0000	95.0
Feb1808.D	Calibration	1,4-Dichlorobenzene-d4	4.624	31700	317099	0.1000	4.2318	4.0000	105.8
Feb1809.D	QC	1,4-Dichlorobenzene-d4	4.623	922606	326697	2.8240	83.6403	75.0000	111.5

Compound: bis(-2-Chloroethyl)Ether

Data File	Sample Type	ISTD	RT	Resp	ISTD Resp	Resp Ratio	Final Conc	Exp. Conc	Accuracy
Feb1802.D	Calibration	1,4-Dichlorobenzene-d4	4.644	1179626	357901	3.2960	147.5977	150.0000	98.4

Quantitative Analysis Results Summary Report

Compound: bis(-2-Chloroethyl)Ether

Data File	Sample Type	ISTD	RT	Resp	ISTD Resp	Resp Ratio	Final Conc	Exp. Conc	Accuracy
Feb1803.D	Calibration	1,4-Dichlorobenzene-d4	4.644	1004162	364813	2.7525	122.2311	120.0000	101.9
Feb1804.D	Calibration	1,4-Dichlorobenzene-d4	4.644	847990	371179	2.2846	100.8038	100.0000	100.8
Feb1805.D	Calibration	1,4-Dichlorobenzene-d4	4.644	606109	349403	1.7347	76.0889	75.0000	101.5
Feb1806.D	Calibration	1,4-Dichlorobenzene-d4	4.634	402263	362851	1.1086	48.5252	50.0000	97.1
Feb1807.D	Calibration	1,4-Dichlorobenzene-d4	4.634	64413	321307	0.2005	9.5586	10.0000	95.6
Feb1808.D	Calibration	1,4-Dichlorobenzene-d4	4.634	23255	317099	0.0733	4.1942	4.0000	104.9
Feb1809.D	QC	1,4-Dichlorobenzene-d4	4.644	605585	326697	1.8537	81.3944	75.0000	108.5

Compound: 2-Chlorophenol

Data File	Sample Type	ISTD	RT	Resp	ISTD Resp	Resp Ratio	Final Conc	Exp. Conc	Accuracy
Feb1802.D	Calibration	1,4-Dichlorobenzene-d4	4.695	1348440	357901	3.7676	146.1109	150.0000	97.4
Feb1803.D	Calibration	1,4-Dichlorobenzene-d4	4.695	1172891	364813	3.2150	122.7016	120.0000	102.3
Feb1804.D	Calibration	1,4-Dichlorobenzene-d4	4.695	1016794	371179	2.7394	103.2600	100.0000	103.3
Feb1805.D	Calibration	1,4-Dichlorobenzene-d4	4.695	708157	349403	2.0268	75.2284	75.0000	100.3
Feb1806.D	Calibration	1,4-Dichlorobenzene-d4	4.685	472214	362851	1.3014	47.8916	50.0000	95.8
Feb1807.D	Calibration	1,4-Dichlorobenzene-d4	4.685	75438	321307	0.2348	9.5978	10.0000	96.0
Feb1808.D	Calibration	1,4-Dichlorobenzene-d4	4.695	25287	317099	0.0797	4.2017	4.0000	105.0
Feb1809.D	QC	1,4-Dichlorobenzene-d4	4.695	714073	326697	2.1857	81.3755	75.0000	108.5

Compound: 1,3-Dichlorobenzene

Data File	Sample Type	ISTD	RT	Resp	ISTD Resp	Resp Ratio	Final Conc	Exp. Conc	Accuracy
Feb1802.D	Calibration	1,4-Dichlorobenzene-d4	4.828	1667861	357901	4.6601	145.7869	150.0000	97.2
Feb1803.D	Calibration	1,4-Dichlorobenzene-d4	4.828	1478960	364813	4.0540	123.7704	120.0000	103.1
Feb1804.D	Calibration	1,4-Dichlorobenzene-d4	4.828	1267074	371179	3.4136	101.7787	100.0000	101.8
Feb1805.D	Calibration	1,4-Dichlorobenzene-d4	4.828	915843	349403	2.6212	76.0831	75.0000	101.4
Feb1806.D	Calibration	1,4-Dichlorobenzene-d4	4.818	613144	362851	1.6898	47.6832	50.0000	95.4
Feb1807.D	Calibration	1,4-Dichlorobenzene-d4	4.818	113425	321307	0.3530	9.6983	10.0000	97.0
Feb1808.D	Calibration	1,4-Dichlorobenzene-d4	4.818	47435	317099	0.1496	4.1651	4.0000	104.1
Feb1809.D	QC	1,4-Dichlorobenzene-d4	4.828	912914	326697	2.7944	81.5694	75.0000	108.8

Compound: 1,4-Dichlorobenzene

Data File	Sample Type	ISTD	RT	Resp	ISTD Resp	Resp Ratio	Final Conc	Exp. Conc	Accuracy
Feb1802.D	Calibration	1,4-Dichlorobenzene-d4	4.910	1624565	357901	4.5391	145.8903	150.0000	97.3
Feb1803.D	Calibration	1,4-Dichlorobenzene-d4	4.910	1440014	364813	3.9473	122.1307	120.0000	101.8
Feb1804.D	Calibration	1,4-Dichlorobenzene-d4	4.910	1270219	371179	3.4221	102.7626	100.0000	102.8
Feb1805.D	Calibration	1,4-Dichlorobenzene-d4	4.909	929421	349403	2.6600	76.8632	75.0000	102.5
Feb1806.D	Calibration	1,4-Dichlorobenzene-d4	4.909	621874	362851	1.7139	47.5208	50.0000	95.0
Feb1807.D	Calibration	1,4-Dichlorobenzene-d4	4.910	113963	321307	0.3547	9.4369	10.0000	94.4
Feb1808.D	Calibration	1,4-Dichlorobenzene-d4	4.910	50173	317099	0.1582	4.2531	4.0000	106.3
Feb1809.D	QC	1,4-Dichlorobenzene-d4	4.909	910418	326697	2.7867	81.0126	75.0000	108.0

Quantitative Analysis Results Summary Report

Compound: 1,2-Dichlorobenzene

Data File	Sample Type	ISTD	RT	Resp	ISTD Resp	Resp Ratio	Final Conc	Exp. Conc	Accuracy
Feb1802.D	Calibration	1,4-Dichlorobenzene-d4	5.063	1646889	357901	4.6015	148.3968	150.0000	98.9
Feb1803.D	Calibration	1,4-Dichlorobenzene-d4	5.063	1412888	364813	3.8729	121.0749	120.0000	100.9
Feb1804.D	Calibration	1,4-Dichlorobenzene-d4	5.063	1225154	371179	3.3007	100.9285	100.0000	100.9
Feb1805.D	Calibration	1,4-Dichlorobenzene-d4	5.063	888825	349403	2.5438	75.7478	75.0000	101.0
Feb1806.D	Calibration	1,4-Dichlorobenzene-d4	5.063	611643	362851	1.6857	48.8945	50.0000	97.8
Feb1807.D	Calibration	1,4-Dichlorobenzene-d4	5.063	110443	321307	0.3437	9.8457	10.0000	98.5
Feb1808.D	Calibration	1,4-Dichlorobenzene-d4	5.063	43175	317099	0.1362	4.0801	4.0000	102.0
Feb1809.D	QC	1,4-Dichlorobenzene-d4	5.063	890719	326697	2.7264	81.6838	75.0000	108.9

Compound: Benzyl Alcohol

Data File	Sample Type	ISTD	RT	Resp	ISTD Resp	Resp Ratio	Final Conc	Exp. Conc	Accuracy
Feb1802.D	Calibration	1,4-Dichlorobenzene-d4	5.093	807931	357901	2.2574	145.1617	150.0000	96.8
Feb1803.D	Calibration	1,4-Dichlorobenzene-d4	5.093	684389	364813	1.8760	125.2375	120.0000	104.4
Feb1804.D	Calibration	1,4-Dichlorobenzene-d4	5.093	549182	371179	1.4796	103.1727	100.0000	103.2
Feb1805.D	Calibration	1,4-Dichlorobenzene-d4	5.083	353272	349403	1.0111	74.8757	75.0000	99.8
Feb1806.D	Calibration	1,4-Dichlorobenzene-d4	5.083	213122	362851	0.5874	46.5715	50.0000	93.1
Feb1807.D	Calibration	1,4-Dichlorobenzene-d4	5.083	31154	321307	0.0970	9.2253	10.0000	92.3
Feb1808.D	Calibration	1,4-Dichlorobenzene-d4	5.093	12526	317099	0.0395	4.4169	4.0000	110.4
Feb1809.D	QC	1,4-Dichlorobenzene-d4	5.083	349450	326697	1.0696	78.5671	75.0000	104.8

Compound: bis(2-chloroisopropyl)Ether

Data File	Sample Type	ISTD	RT	Resp	ISTD Resp	Resp Ratio	Final Conc	Exp. Conc	Accuracy
Feb1802.D	Calibration	1,4-Dichlorobenzene-d4	5.226	445398	357901	1.2445	144.2435	150.0000	96.2
Feb1803.D	Calibration	1,4-Dichlorobenzene-d4	5.226	404464	364813	1.1087	126.7778	120.0000	105.6
Feb1804.D	Calibration	1,4-Dichlorobenzene-d4	5.226	335267	371179	0.9032	101.3600	100.0000	101.4
Feb1805.D	Calibration	1,4-Dichlorobenzene-d4	5.226	237128	349403	0.6787	74.8004	75.0000	99.7
Feb1806.D	Calibration	1,4-Dichlorobenzene-d4	5.216	160657	362851	0.4428	48.1097	50.0000	96.2
Feb1807.D	Calibration	1,4-Dichlorobenzene-d4	5.216	26761	321307	0.0833	9.4881	10.0000	94.9
Feb1808.D	Calibration	1,4-Dichlorobenzene-d4	5.226	10403	317099	0.0328	4.2421	4.0000	106.1
Feb1809.D	QC	1,4-Dichlorobenzene-d4	5.226	198614	326697	0.6079	66.6763	75.0000	88.9

Compound: 2-Methylphenol

Data File	Sample Type	ISTD	RT	Resp	ISTD Resp	Resp Ratio	Final Conc	Exp. Conc	Accuracy
Feb1802.D	Calibration	1,4-Dichlorobenzene-d4	5.247	1190643	357901	3.3267	144.8184	150.0000	96.5
Feb1803.D	Calibration	1,4-Dichlorobenzene-d4	5.247	1056421	364813	2.8958	125.2574	120.0000	104.4
Feb1804.D	Calibration	1,4-Dichlorobenzene-d4	5.247	896431	371179	2.4151	103.7891	100.0000	103.8
Feb1805.D	Calibration	1,4-Dichlorobenzene-d4	5.246	594885	349403	1.7026	72.6095	75.0000	96.8
Feb1806.D	Calibration	1,4-Dichlorobenzene-d4	5.236	416195	362851	1.1470	48.8002	50.0000	97.6
Feb1807.D	Calibration	1,4-Dichlorobenzene-d4	5.236	67039	321307	0.2086	9.5156	10.0000	95.2
Feb1808.D	Calibration	1,4-Dichlorobenzene-d4	5.247	25470	317099	0.0803	4.2297	4.0000	105.7
Feb1809.D	QC	1,4-Dichlorobenzene-d4	5.246	612115	326697	1.8736	80.0280	75.0000	106.7

Quantitative Analysis Results Summary Report

Compound: N-nitroso-Di-n-propylamine

Data File	Sample Type	ISTD	RT	Resp	ISTD Resp	Resp Ratio	Final Conc	Exp. Conc	Accuracy
Feb1802.D	Calibration	1,4-Dichlorobenzene-d4	5.390	939344	357901	2.6246	151.9419	150.0000	101.3
Feb1803.D	Calibration	1,4-Dichlorobenzene-d4	5.379	719807	364813	1.9731	117.7016	120.0000	98.1
Feb1804.D	Calibration	1,4-Dichlorobenzene-d4	5.379	603850	371179	1.6268	98.7706	100.0000	98.8
Feb1805.D	Calibration	1,4-Dichlorobenzene-d4	5.369	421834	349403	1.2073	75.0645	75.0000	100.1
Feb1806.D	Calibration	1,4-Dichlorobenzene-d4	5.369	295456	362851	0.8143	52.0108	50.0000	104.0
Feb1807.D	Calibration	1,4-Dichlorobenzene-d4	5.359	40378	321307	0.1257	9.3374	10.0000	93.4
Feb1808.D	Calibration	1,4-Dichlorobenzene-d4	5.369	14516	317099	0.0458	4.1739	4.0000	104.3
Feb1809.D	QC	1,4-Dichlorobenzene-d4	5.369	442003	326697	1.3529	83.3946	75.0000	111.2

Compound: 4Methylphenol/3Methylphenol

Data File	Sample Type	ISTD	RT	Resp	ISTD Resp	Resp Ratio	Final Conc	Exp. Conc	Accuracy
Feb1802.D	Calibration	1,4-Dichlorobenzene-d4	5.430	1613966	357901	4.5095	147.6891	150.0000	98.5
Feb1803.D	Calibration	1,4-Dichlorobenzene-d4	5.430	1358832	364813	3.7247	119.7461	120.0000	99.8
Feb1804.D	Calibration	1,4-Dichlorobenzene-d4	5.430	1202844	371179	3.2406	103.0919	100.0000	103.1
Feb1805.D	Calibration	1,4-Dichlorobenzene-d4	5.430	858705	349403	2.4576	77.0033	75.0000	102.7
Feb1806.D	Calibration	1,4-Dichlorobenzene-d4	5.420	564049	362851	1.5545	48.0796	50.0000	96.2
Feb1807.D	Calibration	1,4-Dichlorobenzene-d4	5.420	88244	321307	0.2746	8.9706	10.0000	89.7
Feb1808.D	Calibration	1,4-Dichlorobenzene-d4	5.420	38326	317099	0.1209	4.4059	4.0000	110.1
Feb1809.D	QC	1,4-Dichlorobenzene-d4	5.430	816321	326697	2.4987	78.3474	75.0000	104.5

Compound: Hexachloroethane

Data File	Sample Type	ISTD	RT	Resp	ISTD Resp	Resp Ratio	Final Conc	Exp. Conc	Accuracy
Feb1802.D	Calibration	1,4-Dichlorobenzene-d4	5.430	548286	357901	1.5319	145.5974	150.0000	97.1
Feb1803.D	Calibration	1,4-Dichlorobenzene-d4	5.430	475489	364813	1.3034	124.5829	120.0000	103.8
Feb1804.D	Calibration	1,4-Dichlorobenzene-d4	5.430	396362	371179	1.0678	102.7056	100.0000	102.7
Feb1805.D	Calibration	1,4-Dichlorobenzene-d4	5.430	268097	349403	0.7673	74.4485	75.0000	99.3
Feb1806.D	Calibration	1,4-Dichlorobenzene-d4	5.420	176921	362851	0.4876	47.7941	50.0000	95.6
Feb1807.D	Calibration	1,4-Dichlorobenzene-d4	5.420	30122	321307	0.0937	9.6553	10.0000	96.6
Feb1808.D	Calibration	1,4-Dichlorobenzene-d4	5.420	12058	317099	0.0380	4.1997	4.0000	105.0
Feb1809.D	QC	1,4-Dichlorobenzene-d4	5.430	259885	326697	0.7955	77.1157	75.0000	102.8

Compound: Nitrobenzene-d5

Data File	Sample Type	ISTD	RT	Resp	ISTD Resp	Resp Ratio	Final Conc	Exp. Conc	Accuracy
Feb1802.D	Calibration	1,4-Dichlorobenzene-d4	5.512	904317	357901	2.5267	146.3219	150.0000	97.5
Feb1803.D	Calibration	1,4-Dichlorobenzene-d4	5.512	771682	364813	2.1153	123.2948	120.0000	102.7
Feb1804.D	Calibration	1,4-Dichlorobenzene-d4	5.512	649013	371179	1.7485	102.5700	100.0000	102.6
Feb1805.D	Calibration	1,4-Dichlorobenzene-d4	5.502	443231	349403	1.2685	75.1559	75.0000	100.2
Feb1806.D	Calibration	1,4-Dichlorobenzene-d4	5.502	289612	362851	0.7982	47.9581	50.0000	95.9
Feb1807.D	Calibration	1,4-Dichlorobenzene-d4	5.502	45452	321307	0.1415	9.4140	10.0000	94.1
Feb1808.D	Calibration	1,4-Dichlorobenzene-d4	5.502	17369	317099	0.0548	4.2746	4.0000	106.9
Feb1809.D	QC	1,4-Dichlorobenzene-d4	5.502	394242	326697	1.2067	71.6023	75.0000	95.5

Quantitative Analysis Results Summary Report

Compound: Nitrobenzene

Data File	Sample Type	ISTD	RT	Resp	ISTD Resp	Resp Ratio	Final Conc	Exp. Conc	Accuracy
Feb1802.D	Calibration	1,4-Dichlorobenzene-d4	5.533	407665	357901	1.1390	141.1819	150.0000	94.1
Feb1803.D	Calibration	1,4-Dichlorobenzene-d4	5.533	374243	364813	1.0258	125.1561	120.0000	104.3
Feb1804.D	Calibration	1,4-Dichlorobenzene-d4	5.533	341039	371179	0.9188	110.5848	100.0000	110.6
Feb1805.D	Calibration	1,4-Dichlorobenzene-d4	5.522	210462	349403	0.6023	70.2948	75.0000	93.7
Feb1806.D	Calibration	1,4-Dichlorobenzene-d4	5.522	153327	362851	0.4226	48.9550	50.0000	97.9
Feb1807.D	Calibration	1,4-Dichlorobenzene-d4	5.522	18080	321307	0.0563	8.2519	10.0000	82.5
Feb1808.D	Calibration	1,4-Dichlorobenzene-d4	5.522	7200	317099	0.0227	4.6846	4.0000	117.1
Feb1809.D	QC	1,4-Dichlorobenzene-d4	5.522	203074	326697	0.6216	72.6407	75.0000	96.9

Compound: Isophorone

Data File	Sample Type	ISTD	RT	Resp	ISTD Resp	Resp Ratio	Final Conc	Exp. Conc	Accuracy
Feb1802.D	Calibration	Naphthalene-d8	5.839	2053422	1001933	2.0495	146.3082	150.0000	97.5
Feb1803.D	Calibration	Naphthalene-d8	5.829	1823587	1057723	1.7241	123.4859	120.0000	102.9
Feb1804.D	Calibration	Naphthalene-d8	5.818	1526319	1086743	1.4045	101.0151	100.0000	101.0
Feb1805.D	Calibration	Naphthalene-d8	5.818	1066372	1000375	1.0660	77.1518	75.0000	102.9
Feb1806.D	Calibration	Naphthalene-d8	5.808	689466	1062572	0.6489	47.6614	50.0000	95.3
Feb1807.D	Calibration	Naphthalene-d8	5.808	97277	942506	0.1032	8.9357	10.0000	89.4
Feb1808.D	Calibration	Naphthalene-d8	5.819	37781	944248	0.0400	4.4396	4.0000	111.0
Feb1809.D	QC	Naphthalene-d8	5.818	952075	945085	1.0074	73.0163	75.0000	97.4

Compound: 2-Nitrophenol

Data File	Sample Type	ISTD	RT	Resp	ISTD Resp	Resp Ratio	Final Conc	Exp. Conc	Accuracy
Feb1802.D	Calibration	Naphthalene-d8	5.890	508410	1001933	0.5074	144.4380	150.0000	96.3
Feb1803.D	Calibration	Naphthalene-d8	5.890	455325	1057723	0.4305	126.5272	120.0000	105.4
Feb1804.D	Calibration	Naphthalene-d8	5.890	366947	1086743	0.3377	103.6254	100.0000	103.6
Feb1805.D	Calibration	Naphthalene-d8	5.880	223037	1000375	0.2230	72.8971	75.0000	97.2
Feb1806.D	Calibration	Naphthalene-d8	5.880	145865	1062572	0.1373	47.6904	50.0000	95.4
Feb1807.D	Calibration	Naphthalene-d8	5.880	19297	942506	0.0205	8.9839	10.0000	89.8
Feb1808.D	Calibration	Naphthalene-d8	5.880	7612	944248	0.0081	4.4863	4.0000	112.2
Feb1809.D	QC	Naphthalene-d8	5.890	230240	945085	0.2436	78.6630	75.0000	104.9

Compound: 2,4-Dimethylphenol

Data File	Sample Type	ISTD	RT	Resp	ISTD Resp	Resp Ratio	Final Conc	Exp. Conc	Accuracy
Feb1802.D	Calibration	Naphthalene-d8	6.013	870994	1001933	0.8693	141.2476	150.0000	94.2
Feb1803.D	Calibration	Naphthalene-d8	6.013	819537	1057723	0.7748	124.2859	120.0000	103.6
Feb1804.D	Calibration	Naphthalene-d8	6.013	752268	1086743	0.6922	109.8715	100.0000	109.9
Feb1805.D	Calibration	Naphthalene-d8	6.003	486601	1000375	0.4864	75.4339	75.0000	100.6
Feb1806.D	Calibration	Naphthalene-d8	6.003	310997	1062572	0.2927	44.7058	50.0000	89.4
Feb1807.D	Calibration	Naphthalene-d8	6.003	52824	942506	0.0560	9.0655	10.0000	90.7
Feb1808.D	Calibration	Naphthalene-d8	6.003	23276	944248	0.0247	4.4772	4.0000	111.9
Feb1809.D	QC	Naphthalene-d8	6.003	471706	945085	0.4991	77.5019	75.0000	103.3

Quantitative Analysis Results Summary Report

Compound: bis(-2-Chloroethoxy)Methane

Data File	Sample Type	ISTD	RT	Resp	ISTD Resp	Resp Ratio	Final Conc	Exp. Conc	Accuracy
Feb1802.D	Calibration	Naphthalene-d8	6.095	1216035	1001933	1.2137	145.3489	150.0000	96.9
Feb1803.D	Calibration	Naphthalene-d8	6.095	1115448	1057723	1.0546	127.3797	120.0000	106.1
Feb1804.D	Calibration	Naphthalene-d8	6.095	893144	1086743	0.8219	100.6447	100.0000	100.6
Feb1805.D	Calibration	Naphthalene-d8	6.085	572879	1000375	0.5727	71.3861	75.0000	95.2
Feb1806.D	Calibration	Naphthalene-d8	6.085	423833	1062572	0.3989	50.5699	50.0000	101.1
Feb1807.D	Calibration	Naphthalene-d8	6.085	59939	942506	0.0636	9.3842	10.0000	93.8
Feb1808.D	Calibration	Naphthalene-d8	6.085	21296	944248	0.0226	4.2445	4.0000	106.1
Feb1809.D	QC	Naphthalene-d8	6.085	542758	945085	0.5743	71.5798	75.0000	95.4

Compound: 2,4-Dichlorophenol

Data File	Sample Type	ISTD	RT	Resp	ISTD Resp	Resp Ratio	Final Conc	Exp. Conc	Accuracy
Feb1802.D	Calibration	Naphthalene-d8	6.198	896259	1001933	0.8945	143.8113	150.0000	95.9
Feb1803.D	Calibration	Naphthalene-d8	6.198	833232	1057723	0.7878	126.8965	120.0000	105.7
Feb1804.D	Calibration	Naphthalene-d8	6.198	688712	1086743	0.6337	102.4517	100.0000	102.5
Feb1805.D	Calibration	Naphthalene-d8	6.187	462781	1000375	0.4626	75.2295	75.0000	100.3
Feb1806.D	Calibration	Naphthalene-d8	6.188	302701	1062572	0.2849	46.8883	50.0000	93.8
Feb1807.D	Calibration	Naphthalene-d8	6.188	47605	942506	0.0505	9.4074	10.0000	94.1
Feb1808.D	Calibration	Naphthalene-d8	6.198	17657	944248	0.0187	4.3107	4.0000	107.8
Feb1809.D	QC	Naphthalene-d8	6.198	451820	945085	0.4781	77.6923	75.0000	103.6

Compound: Benzoic Acid

Data File	Sample Type	ISTD	RT	Resp	ISTD Resp	Resp Ratio	Final Conc	Exp. Conc	Accuracy
Feb1802.D	Calibration	Naphthalene-d8	6.290	580859	1001933	0.5797	145.3846	150.0000	96.9
Feb1803.D	Calibration	Naphthalene-d8	6.270	519957	1057723	0.4916	128.5980	120.0000	107.2
Feb1804.D	Calibration	Naphthalene-d8	6.260	365591	1086743	0.3364	96.0972	100.0000	96.1
Feb1805.D	Calibration	Naphthalene-d8	6.239	258415	1000375	0.2583	77.8651	75.0000	103.8
Feb1806.D	Calibration	Naphthalene-d8	6.208	150889	1062572	0.1420	47.3454	50.0000	94.7
Feb1807.D	Calibration	Naphthalene-d8	6.147	18665	942506	0.0198	8.4117	10.0000	84.1
Feb1808.D	Calibration	Naphthalene-d8	6.136	9103	944248	0.0096	4.6830	4.0000	117.1
Feb1809.D	QC	Naphthalene-d8	6.229	237375	945085	0.2512	76.1167	75.0000	101.5

Compound: 1,2,4-Trichlorobenzene

Data File	Sample Type	ISTD	RT	Resp	ISTD Resp	Resp Ratio	Final Conc	Exp. Conc	Accuracy
Feb1802.D	Calibration	Naphthalene-d8	6.249	1020843	1001933	1.0189	148.2588	150.0000	98.8
Feb1803.D	Calibration	Naphthalene-d8	6.249	897123	1057723	0.8482	119.8787	120.0000	99.9
Feb1804.D	Calibration	Naphthalene-d8	6.249	795894	1086743	0.7324	101.6643	100.0000	101.7
Feb1805.D	Calibration	Naphthalene-d8	6.249	573589	1000375	0.5734	77.8158	75.0000	103.8
Feb1806.D	Calibration	Naphthalene-d8	6.249	381654	1062572	0.3592	47.4978	50.0000	95.0
Feb1807.D	Calibration	Naphthalene-d8	6.249	69022	942506	0.0732	9.7020	10.0000	97.0
Feb1808.D	Calibration	Naphthalene-d8	6.249	27847	944248	0.0295	4.1540	4.0000	103.8
Feb1809.D	QC	Naphthalene-d8	6.249	556684	945085	0.5890	80.1098	75.0000	106.8

Quantitative Analysis Results Summary Report

Compound: Naphthalene

Data File	Sample Type	ISTD	RT	Resp	ISTD Resp	Resp Ratio	Final Conc	Exp. Conc	Accuracy
Feb1802.D	Calibration	Naphthalene-d8	6.331	2903611	1001933	2.8980	144.2577	150.0000	96.2
Feb1803.D	Calibration	Naphthalene-d8	6.331	2702791	1057723	2.5553	123.6183	120.0000	103.0
Feb1804.D	Calibration	Naphthalene-d8	6.331	2385769	1086743	2.1953	103.3531	100.0000	103.4
Feb1805.D	Calibration	Naphthalene-d8	6.331	1714981	1000375	1.7143	78.1039	75.0000	104.1
Feb1806.D	Calibration	Naphthalene-d8	6.321	1110201	1062572	1.0448	45.7297	50.0000	91.5
Feb1807.D	Calibration	Naphthalene-d8	6.321	215374	942506	0.2285	9.6379	10.0000	96.4
Feb1808.D	Calibration	Naphthalene-d8	6.321	94125	944248	0.0997	4.2231	4.0000	105.6
Feb1809.D	QC	Naphthalene-d8	6.331	1701484	945085	1.8004	82.4832	75.0000	110.0

Compound: 4-Chlorophenol

Data File	Sample Type	ISTD	RT	Resp	ISTD Resp	Resp Ratio	Final Conc	Exp. Conc	Accuracy
Feb1802.D	Calibration	Naphthalene-d8	6.414	345521	1001933	0.3449	147.5888	150.0000	98.4
Feb1803.D	Calibration	Naphthalene-d8	6.414	301586	1057723	0.2851	122.6373	120.0000	102.2
Feb1804.D	Calibration	Naphthalene-d8	6.414	254245	1086743	0.2340	101.0255	100.0000	101.0
Feb1805.D	Calibration	Naphthalene-d8	6.413	174790	1000375	0.1747	75.7373	75.0000	101.0
Feb1806.D	Calibration	Naphthalene-d8	6.414	116895	1062572	0.1100	47.7556	50.0000	95.5
Feb1807.D	Calibration	Naphthalene-d8	6.414	23297	942506	0.0247	10.2898	10.0000	102.9
Feb1808.D	Calibration	Naphthalene-d8	6.424	9877	944248	0.0105	3.9595	4.0000	99.0
Feb1809.D	QC	Naphthalene-d8	6.413	174820	945085	0.1850	80.1371	75.0000	106.8

Compound: p-Chloroaniline

Data File	Sample Type	ISTD	RT	Resp	ISTD Resp	Resp Ratio	Final Conc	Exp. Conc	Accuracy
Feb1802.D	Calibration	Naphthalene-d8	6.434	1228719	1001933	1.2263	150.5232	150.0000	100.3
Feb1803.D	Calibration	Naphthalene-d8	6.434	1050839	1057723	0.9935	119.2044	120.0000	99.3
Feb1804.D	Calibration	Naphthalene-d8	6.434	893838	1086743	0.8225	97.2096	100.0000	97.2
Feb1805.D	Calibration	Naphthalene-d8	6.434	681721	1000375	0.6815	79.6395	75.0000	106.2
Feb1806.D	Calibration	Naphthalene-d8	6.434	453225	1062572	0.4265	49.0478	50.0000	98.1
Feb1807.D	Calibration	Naphthalene-d8	6.434	71033	942506	0.0754	9.0638	10.0000	90.6
Feb1808.D	Calibration	Naphthalene-d8	6.434	30624	944248	0.0324	4.3289	4.0000	108.2
Feb1809.D	QC	Naphthalene-d8	6.434	596772	945085	0.6314	73.5230	75.0000	98.0

Compound: Hexachlorobutadiene

Data File	Sample Type	ISTD	RT	Resp	ISTD Resp	Resp Ratio	Final Conc	Exp. Conc	Accuracy
Feb1802.D	Calibration	Naphthalene-d8	6.496	573148	1001933	0.5720	147.3648	150.0000	98.2
Feb1803.D	Calibration	Naphthalene-d8	6.496	492013	1057723	0.4652	120.4421	120.0000	100.4
Feb1804.D	Calibration	Naphthalene-d8	6.496	432772	1086743	0.3982	103.4520	100.0000	103.5
Feb1805.D	Calibration	Naphthalene-d8	6.496	296318	1000375	0.2962	77.3594	75.0000	103.1
Feb1806.D	Calibration	Naphthalene-d8	6.485	188037	1062572	0.1770	46.5537	50.0000	93.1
Feb1807.D	Calibration	Naphthalene-d8	6.485	33554	942506	0.0356	9.5879	10.0000	95.9
Feb1808.D	Calibration	Naphthalene-d8	6.496	14423	944248	0.0153	4.2318	4.0000	105.8
Feb1809.D	QC	Naphthalene-d8	6.496	286141	945085	0.3028	79.0445	75.0000	105.4

Quantitative Analysis Results Summary Report

Compound: 4-Chloro-2-Methylphenol

Data File	Sample Type	ISTD	RT	Resp	ISTD Resp	Resp Ratio	Final Conc	Exp. Conc	Accuracy
Feb1802.D	Calibration	Naphthalene-d8	6.937	789739	1001933	0.7882	143.0066	150.0000	95.3
Feb1803.D	Calibration	Naphthalene-d8	6.937	740508	1057723	0.7001	125.8060	120.0000	104.8
Feb1804.D	Calibration	Naphthalene-d8	6.937	635015	1086743	0.5843	103.7577	100.0000	103.8
Feb1805.D	Calibration	Naphthalene-d8	6.937	445081	1000375	0.4449	77.9697	75.0000	104.0
Feb1806.D	Calibration	Naphthalene-d8	6.937	274008	1062572	0.2579	44.5613	50.0000	89.1
Feb1807.D	Calibration	Naphthalene-d8	6.937	51791	942506	0.0550	9.6988	10.0000	97.0
Feb1808.D	Calibration	Naphthalene-d8	6.937	21228	944248	0.0225	4.2432	4.0000	106.1
Feb1809.D	QC	Naphthalene-d8	6.937	402121	945085	0.4255	74.4384	75.0000	99.3

Compound: 4-Chloro-3-Methylphenol

Data File	Sample Type	ISTD	RT	Resp	ISTD Resp	Resp Ratio	Final Conc	Exp. Conc	Accuracy
Feb1802.D	Calibration	Naphthalene-d8	7.081	869158	1001933	0.8675	145.6908	150.0000	97.1
Feb1803.D	Calibration	Naphthalene-d8	7.081	782006	1057723	0.7393	124.1681	120.0000	103.5
Feb1804.D	Calibration	Naphthalene-d8	7.081	646645	1086743	0.5950	99.9334	100.0000	99.9
Feb1805.D	Calibration	Naphthalene-d8	7.071	450778	1000375	0.4506	75.6784	75.0000	100.9
Feb1806.D	Calibration	Naphthalene-d8	7.071	311889	1062572	0.2935	49.2963	50.0000	98.6
Feb1807.D	Calibration	Naphthalene-d8	7.071	51113	942506	0.0542	9.1080	10.0000	91.1
Feb1808.D	Calibration	Naphthalene-d8	7.071	24488	944248	0.0259	4.3556	4.0000	108.9
Feb1809.D	QC	Naphthalene-d8	7.071	449625	945085	0.4758	79.9010	75.0000	106.5

Compound: 2-Methylnaphthalene

Data File	Sample Type	ISTD	RT	Resp	ISTD Resp	Resp Ratio	Final Conc	Exp. Conc	Accuracy
Feb1802.D	Calibration	Naphthalene-d8	7.153	1933828	1001933	1.9301	150.9988	150.0000	100.7
Feb1803.D	Calibration	Naphthalene-d8	7.153	1591431	1057723	1.5046	119.2703	120.0000	99.4
Feb1804.D	Calibration	Naphthalene-d8	7.153	1357670	1086743	1.2493	99.7838	100.0000	99.8
Feb1805.D	Calibration	Naphthalene-d8	7.143	914283	1000375	0.9139	73.6320	75.0000	98.2
Feb1806.D	Calibration	Naphthalene-d8	7.143	670695	1062572	0.6312	51.0637	50.0000	102.1
Feb1807.D	Calibration	Naphthalene-d8	7.143	129837	942506	0.1378	10.4339	10.0000	104.3
Feb1808.D	Calibration	Naphthalene-d8	7.143	56026	944248	0.0593	3.8205	4.0000	95.5
Feb1809.D	QC	Naphthalene-d8	7.143	934925	945085	0.9892	79.5615	75.0000	106.1

Compound: 1-Methylnaphthalene

Data File	Sample Type	ISTD	RT	Resp	ISTD Resp	Resp Ratio	Final Conc	Exp. Conc	Accuracy
Feb1802.D	Calibration	Naphthalene-d8	7.266	1836402	1001933	1.8329	150.2226	150.0000	100.1
Feb1803.D	Calibration	Naphthalene-d8	7.266	1575011	1057723	1.4891	122.4836	120.0000	102.1
Feb1804.D	Calibration	Naphthalene-d8	7.256	1279557	1086743	1.1774	97.0856	100.0000	97.1
Feb1805.D	Calibration	Naphthalene-d8	7.255	885279	1000375	0.8849	73.0226	75.0000	97.4
Feb1806.D	Calibration	Naphthalene-d8	7.256	672135	1062572	0.6326	52.0765	50.0000	104.2
Feb1807.D	Calibration	Naphthalene-d8	7.256	126738	942506	0.1345	10.2310	10.0000	102.3
Feb1808.D	Calibration	Naphthalene-d8	7.256	56205	944248	0.0595	3.8746	4.0000	96.9
Feb1809.D	QC	Naphthalene-d8	7.256	864319	945085	0.9145	75.4676	75.0000	100.6

Quantitative Analysis Results Summary Report

Compound: Hexachlorocyclopentadiene

Data File	Sample Type	ISTD	RT	Resp	ISTD Resp	Resp Ratio	Final Conc	Exp. Conc	Accuracy
Feb1802.D	Calibration	Acenaphthene-d10	7.338	361285	557793	0.6477	147.7348	150.0000	98.5
Feb1803.D	Calibration	Acenaphthene-d10	7.338	295198	575329	0.5131	118.7229	120.0000	98.9
Feb1804.D	Calibration	Acenaphthene-d10	7.338	260879	576774	0.4523	105.4390	100.0000	105.4
Feb1805.D	Calibration	Acenaphthene-d10	7.338	175425	547996	0.3201	76.1385	75.0000	101.5
Feb1806.D	Calibration	Acenaphthene-d10	7.338	113002	582178	0.1941	47.6532	50.0000	95.3
Feb1807.D	Calibration	Acenaphthene-d10	7.338	13837	529011	0.0262	8.7963	10.0000	88.0
Feb1808.D	Calibration	Acenaphthene-d10	7.338	4224	538819	0.0078	4.4930	4.0000	112.3
Feb1809.D	QC	Acenaphthene-d10	7.338	167582	544785	0.3076	73.3354	75.0000	97.8

Compound: 2,4,6-Trichlorophenol

Data File	Sample Type	ISTD	RT	Resp	ISTD Resp	Resp Ratio	Final Conc	Exp. Conc	Accuracy
Feb1802.D	Calibration	Acenaphthene-d10	7.523	593283	557793	1.0636	141.2571	150.0000	94.2
Feb1803.D	Calibration	Acenaphthene-d10	7.523	545615	575329	0.9484	126.4941	120.0000	105.4
Feb1804.D	Calibration	Acenaphthene-d10	7.523	467130	576774	0.8099	108.6677	100.0000	108.7
Feb1805.D	Calibration	Acenaphthene-d10	7.523	298561	547996	0.5448	74.2424	75.0000	99.0
Feb1806.D	Calibration	Acenaphthene-d10	7.512	186323	582178	0.3200	44.7383	50.0000	89.5
Feb1807.D	Calibration	Acenaphthene-d10	7.512	27041	529011	0.0511	9.0500	10.0000	90.5
Feb1808.D	Calibration	Acenaphthene-d10	7.512	9233	538819	0.0171	4.5098	4.0000	112.7
Feb1809.D	QC	Acenaphthene-d10	7.523	289067	544785	0.5306	72.3850	75.0000	96.5

Compound: 2,4,5-Trichlorophenol

Data File	Sample Type	ISTD	RT	Resp	ISTD Resp	Resp Ratio	Final Conc	Exp. Conc	Accuracy
Feb1802.D	Calibration	Acenaphthene-d10	7.584	685262	557793	1.2285	146.8158	150.0000	97.9
Feb1803.D	Calibration	Acenaphthene-d10	7.574	587533	575329	1.0212	122.6454	120.0000	102.2
Feb1804.D	Calibration	Acenaphthene-d10	7.574	481776	576774	0.8353	100.8451	100.0000	100.8
Feb1805.D	Calibration	Acenaphthene-d10	7.574	351204	547996	0.6409	77.9211	75.0000	103.9
Feb1806.D	Calibration	Acenaphthene-d10	7.574	223316	582178	0.3836	47.3755	50.0000	94.8
Feb1807.D	Calibration	Acenaphthene-d10	7.574	33223	529011	0.0628	8.9583	10.0000	89.6
Feb1808.D	Calibration	Acenaphthene-d10	7.574	13593	538819	0.0252	4.4335	4.0000	110.8
Feb1809.D	QC	Acenaphthene-d10	7.574	325852	544785	0.5981	72.8614	75.0000	97.1

Compound: 2-Fluorobiphenyl

Data File	Sample Type	ISTD	RT	Resp	ISTD Resp	Resp Ratio	Final Conc	Exp. Conc	Accuracy
Feb1802.D	Calibration	Acenaphthene-d10	7.615	2463367	557793	4.4163	147.2250	150.0000	98.2
Feb1803.D	Calibration	Acenaphthene-d10	7.615	2072877	575329	3.6029	120.3883	120.0000	100.3
Feb1804.D	Calibration	Acenaphthene-d10	7.615	1829747	576774	3.1724	106.1193	100.0000	106.1
Feb1805.D	Calibration	Acenaphthene-d10	7.605	1191628	547996	2.1745	72.8806	75.0000	97.2
Feb1806.D	Calibration	Acenaphthene-d10	7.605	840492	582178	1.4437	48.3854	50.0000	96.8
Feb1807.D	Calibration	Acenaphthene-d10	7.605	160369	529011	0.3031	9.8948	10.0000	98.9
Feb1808.D	Calibration	Acenaphthene-d10	7.605	71272	538819	0.1323	4.1003	4.0000	102.5
Feb1809.D	QC	Acenaphthene-d10	7.605	1100230	544785	2.0196	67.6979	75.0000	90.3

Quantitative Analysis Results Summary Report

Compound: 2-Chloronaphthalene

Data File	Sample Type	ISTD	RT	Resp	ISTD Resp	Resp Ratio	Final Conc	Exp. Conc	Accuracy
Feb1802.D	Calibration	Acenaphthene-d10	7.718	2050771	557793	3.6766	146.7090	150.0000	97.8
Feb1803.D	Calibration	Acenaphthene-d10	7.718	1673143	575329	2.9081	116.0457	120.0000	96.7
Feb1804.D	Calibration	Acenaphthene-d10	7.718	1444367	576774	2.5042	99.9274	100.0000	99.9
Feb1805.D	Calibration	Acenaphthene-d10	7.718	1085597	547996	1.9810	79.0504	75.0000	105.4
Feb1806.D	Calibration	Acenaphthene-d10	7.718	726480	582178	1.2479	49.7944	50.0000	99.6
Feb1807.D	Calibration	Acenaphthene-d10	7.708	133308	529011	0.2520	10.0555	10.0000	100.6
Feb1808.D	Calibration	Acenaphthene-d10	7.718	54021	538819	0.1003	4.0007	4.0000	100.0
Feb1809.D	QC	Acenaphthene-d10	7.718	1122871	544785	2.0611	82.2466	75.0000	109.7

Compound: 2-Nitroaniline

Data File	Sample Type	ISTD	RT	Resp	ISTD Resp	Resp Ratio	Final Conc	Exp. Conc	Accuracy
Feb1802.D	Calibration	Acenaphthene-d10	7.892	356343	557793	0.6388	139.5885	150.0000	93.1
Feb1803.D	Calibration	Acenaphthene-d10	7.892	340794	575329	0.5923	129.8078	120.0000	108.2
Feb1804.D	Calibration	Acenaphthene-d10	7.892	286563	576774	0.4968	109.6150	100.0000	109.6
Feb1805.D	Calibration	Acenaphthene-d10	7.882	168135	547996	0.3068	69.0174	75.0000	92.0
Feb1806.D	Calibration	Acenaphthene-d10	7.882	121485	582178	0.2087	47.8219	50.0000	95.6
Feb1807.D	Calibration	Acenaphthene-d10	7.882	14804	529011	0.0280	8.3822	10.0000	83.8
Feb1808.D	Calibration	Acenaphthene-d10	7.882	6068	538819	0.0113	4.7042	4.0000	117.6
Feb1809.D	QC	Acenaphthene-d10	7.882	161803	544785	0.2970	66.9049	75.0000	89.2

Compound: Dimethyl Phthalate

Data File	Sample Type	ISTD	RT	Resp	ISTD Resp	Resp Ratio	Final Conc	Exp. Conc	Accuracy
Feb1802.D	Calibration	Acenaphthene-d10	8.149	2219984	557793	3.9799	148.7697	150.0000	99.2
Feb1803.D	Calibration	Acenaphthene-d10	8.139	1795167	575329	3.1202	119.4214	120.0000	99.5
Feb1804.D	Calibration	Acenaphthene-d10	8.139	1483564	576774	2.5722	100.1141	100.0000	100.1
Feb1805.D	Calibration	Acenaphthene-d10	8.139	1115466	547996	2.0355	80.7167	75.0000	107.6
Feb1806.D	Calibration	Acenaphthene-d10	8.128	658473	582178	1.1311	46.8059	50.0000	93.6
Feb1807.D	Calibration	Acenaphthene-d10	8.129	85510	529011	0.1616	8.5312	10.0000	85.3
Feb1808.D	Calibration	Acenaphthene-d10	8.129	34888	538819	0.0647	4.5831	4.0000	114.6
Feb1809.D	QC	Acenaphthene-d10	8.139	1155106	544785	2.1203	83.8145	75.0000	111.8

Compound: 2,6-Dinitrotoluene

Data File	Sample Type	ISTD	RT	Resp	ISTD Resp	Resp Ratio	Final Conc	Exp. Conc	Accuracy
Feb1802.D	Calibration	Acenaphthene-d10	8.200	273317	557793	0.4900	140.2801	150.0000	93.5
Feb1803.D	Calibration	Acenaphthene-d10	8.200	270214	575329	0.4697	134.5088	120.0000	112.1
Feb1804.D	Calibration	Acenaphthene-d10	8.190	197597	576774	0.3426	98.5084	100.0000	98.5
Feb1805.D	Calibration	Acenaphthene-d10	8.190	142994	547996	0.2609	75.4480	75.0000	100.6
Feb1806.D	Calibration	Acenaphthene-d10	8.180	92679	582178	0.1592	46.7873	50.0000	93.6
Feb1807.D	Calibration	Acenaphthene-d10	8.180	13053	529011	0.0247	9.0242	10.0000	90.2
Feb1808.D	Calibration	Acenaphthene-d10	8.180	4514	538819	0.0084	4.4592	4.0000	111.5
Feb1809.D	QC	Acenaphthene-d10	8.190	139972	544785	0.2569	74.3170	75.0000	99.1

Quantitative Analysis Results Summary Report

Compound: Acenaphthylene

Data File	Sample Type	ISTD	RT	Resp	ISTD Resp	Resp Ratio	Final Conc	Exp. Conc	Accuracy
Feb1802.D	Calibration	Acenaphthene-d10	8.210	3319452	557793	5.9510	149.6798	150.0000	99.8
Feb1803.D	Calibration	Acenaphthene-d10	8.200	2788358	575329	4.8465	121.4632	120.0000	101.2
Feb1804.D	Calibration	Acenaphthene-d10	8.200	2278175	576774	3.9499	98.7406	100.0000	98.7
Feb1805.D	Calibration	Acenaphthene-d10	8.200	1630309	547996	2.9750	74.2214	75.0000	99.0
Feb1806.D	Calibration	Acenaphthene-d10	8.200	1195576	582178	2.0536	51.2174	50.0000	102.4
Feb1807.D	Calibration	Acenaphthene-d10	8.200	194369	529011	0.3674	9.5403	10.0000	95.4
Feb1808.D	Calibration	Acenaphthene-d10	8.200	79350	538819	0.1473	4.1382	4.0000	103.5
Feb1809.D	QC	Acenaphthene-d10	8.200	1526451	544785	2.8019	69.8871	75.0000	93.2

Compound: 3-Nitroaniline

Data File	Sample Type	ISTD	RT	Resp	ISTD Resp	Resp Ratio	Final Conc	Exp. Conc	Accuracy
Feb1802.D	Calibration	Acenaphthene-d10	8.405	328938	557793	0.5897	141.8409	150.0000	94.6
Feb1803.D	Calibration	Acenaphthene-d10	8.405	309107	575329	0.5373	130.3972	120.0000	108.7
Feb1804.D	Calibration	Acenaphthene-d10	8.395	233884	576774	0.4055	100.9236	100.0000	100.9
Feb1805.D	Calibration	Acenaphthene-d10	8.394	165178	547996	0.3014	76.8514	75.0000	102.5
Feb1806.D	Calibration	Acenaphthene-d10	8.384	99318	582178	0.1706	45.4914	50.0000	91.0
Feb1807.D	Calibration	Acenaphthene-d10	8.384	12737	529011	0.0241	8.7217	10.0000	87.2
Feb1808.D	Calibration	Acenaphthene-d10	8.384	4377	538819	0.0081	4.6024	4.0000	115.1
Feb1809.D	QC	Acenaphthene-d10	8.394	169184	544785	0.3106	78.9929	75.0000	105.3

Compound: Acenaphthene

Data File	Sample Type	ISTD	RT	Resp	ISTD Resp	Resp Ratio	Final Conc	Exp. Conc	Accuracy
Feb1802.D	Calibration	Acenaphthene-d10	8.425	1843621	557793	3.3052	152.6309	150.0000	101.8
Feb1803.D	Calibration	Acenaphthene-d10	8.415	1503475	575329	2.6132	117.1551	120.0000	97.6
Feb1804.D	Calibration	Acenaphthene-d10	8.415	1278423	576774	2.2165	97.8035	100.0000	97.8
Feb1805.D	Calibration	Acenaphthene-d10	8.415	972895	547996	1.7754	77.0251	75.0000	102.7
Feb1806.D	Calibration	Acenaphthene-d10	8.415	694646	582178	1.1932	50.6665	50.0000	101.3
Feb1807.D	Calibration	Acenaphthene-d10	8.405	125792	529011	0.2378	9.6812	10.0000	96.8
Feb1808.D	Calibration	Acenaphthene-d10	8.405	55213	538819	0.1025	4.0797	4.0000	102.0
Feb1809.D	QC	Acenaphthene-d10	8.415	1009554	544785	1.8531	80.6345	75.0000	107.5

Compound: 2,4-Dinitrophenol

Data File	Sample Type	ISTD	RT	Resp	ISTD Resp	Resp Ratio	Final Conc	Exp. Conc	Accuracy
Feb1802.D	Calibration	Acenaphthene-d10	8.528	173045	557793	0.3102	147.4076	150.0000	98.3
Feb1803.D	Calibration	Acenaphthene-d10	8.527	138026	575329	0.2399	121.6307	120.0000	101.4
Feb1804.D	Calibration	Acenaphthene-d10	8.517	112195	576774	0.1945	103.5995	100.0000	103.6
Feb1805.D	Calibration	Acenaphthene-d10	8.517	69917	547996	0.1276	74.3624	75.0000	99.1
Feb1806.D	Calibration	Acenaphthene-d10	8.507	43823	582178	0.0753	48.5159	50.0000	97.0
Feb1807.D	Calibration	Acenaphthene-d10	8.517	3755	529011	0.0071	8.5763	10.0000	85.8
Feb1808.D	Calibration	Acenaphthene-d10	8.528	616	538819	0.0011	4.5942	4.0000	114.9
Feb1809.D	QC	Acenaphthene-d10	8.517	68442	544785	0.1256	73.4507	75.0000	97.9

Quantitative Analysis Results Summary Report

Compound: Dibenzofuran

Data File	Sample Type	ISTD	RT	Resp	ISTD Resp	Resp Ratio	Final Conc	Exp. Conc	Accuracy
Feb1802.D	Calibration	Acenaphthene-d10	8.630	2842991	557793	5.0969	148.1350	150.0000	98.8
Feb1803.D	Calibration	Acenaphthene-d10	8.630	2443689	575329	4.2475	118.4946	120.0000	98.7
Feb1804.D	Calibration	Acenaphthene-d10	8.630	2138324	576774	3.7074	101.0591	100.0000	101.1
Feb1805.D	Calibration	Acenaphthene-d10	8.630	1694536	547996	3.0922	82.2814	75.0000	109.7
Feb1806.D	Calibration	Acenaphthene-d10	8.620	1034897	582178	1.7776	45.2583	50.0000	90.5
Feb1807.D	Calibration	Acenaphthene-d10	8.620	200815	529011	0.3796	9.4970	10.0000	95.0
Feb1808.D	Calibration	Acenaphthene-d10	8.620	88427	538819	0.1641	4.2555	4.0000	106.4
Feb1809.D	QC	Acenaphthene-d10	8.630	1641005	544785	3.0122	79.9136	75.0000	106.6

Compound: 2,4-Dinitrotoluene

Data File	Sample Type	ISTD	RT	Resp	ISTD Resp	Resp Ratio	Final Conc	Exp. Conc	Accuracy
Feb1802.D	Calibration	Acenaphthene-d10	8.681	397564	557793	0.7127	147.3776	150.0000	98.3
Feb1803.D	Calibration	Acenaphthene-d10	8.681	328858	575329	0.5716	122.8060	120.0000	102.3
Feb1804.D	Calibration	Acenaphthene-d10	8.671	261377	576774	0.4532	100.9400	100.0000	100.9
Feb1805.D	Calibration	Acenaphthene-d10	8.671	177941	547996	0.3247	75.6678	75.0000	100.9
Feb1806.D	Calibration	Acenaphthene-d10	8.660	115884	582178	0.1991	49.0233	50.0000	98.0
Feb1807.D	Calibration	Acenaphthene-d10	8.661	14287	529011	0.0270	8.4581	10.0000	84.6
Feb1808.D	Calibration	Acenaphthene-d10	8.661	6380	538819	0.0118	4.5965	4.0000	114.9
Feb1809.D	QC	Acenaphthene-d10	8.671	186566	544785	0.3425	79.2675	75.0000	105.7

Compound: 4-Nitrophenol

Data File	Sample Type	ISTD	RT	Resp	ISTD Resp	Resp Ratio	Final Conc	Exp. Conc	Accuracy
Feb1802.D	Calibration	Acenaphthene-d10	8.722	368713	557793	0.6610	144.3881	150.0000	96.3
Feb1803.D	Calibration	Acenaphthene-d10	8.712	326746	575329	0.5679	126.2944	120.0000	105.2
Feb1804.D	Calibration	Acenaphthene-d10	8.712	258897	576774	0.4489	102.3911	100.0000	102.4
Feb1805.D	Calibration	Acenaphthene-d10	8.701	176351	547996	0.3218	75.8272	75.0000	101.1
Feb1806.D	Calibration	Acenaphthene-d10	8.701	108704	582178	0.1867	46.2243	50.0000	92.4
Feb1807.D	Calibration	Acenaphthene-d10	8.701	14966	529011	0.0283	9.4102	10.0000	94.1
Feb1808.D	Calibration	Acenaphthene-d10	8.732	3924	538819	0.0073	4.3354	4.0000	108.4
Feb1809.D	QC	Acenaphthene-d10	8.701	178388	544785	0.3274	77.0307	75.0000	102.7

Compound: Diethylphthalate

Data File	Sample Type	ISTD	RT	Resp	ISTD Resp	Resp Ratio	Final Conc	Exp. Conc	Accuracy
Feb1802.D	Calibration	Acenaphthene-d10	9.008	2256164	557793	4.0448	145.3678	150.0000	96.9
Feb1803.D	Calibration	Acenaphthene-d10	9.008	1980149	575329	3.4418	125.7671	120.0000	104.8
Feb1804.D	Calibration	Acenaphthene-d10	8.998	1525106	576774	2.6442	99.0409	100.0000	99.0
Feb1805.D	Calibration	Acenaphthene-d10	8.998	1135235	547996	2.0716	79.2375	75.0000	105.7
Feb1806.D	Calibration	Acenaphthene-d10	8.988	670192	582178	1.1512	46.1993	50.0000	92.4
Feb1807.D	Calibration	Acenaphthene-d10	8.988	84750	529011	0.1602	8.7379	10.0000	87.4
Feb1808.D	Calibration	Acenaphthene-d10	8.988	28496	538819	0.0529	4.5494	4.0000	113.7
Feb1809.D	QC	Acenaphthene-d10	8.998	1166621	544785	2.1414	81.6817	75.0000	108.9

Quantitative Analysis Results Summary Report

Compound: Fluorene

Data File	Sample Type	ISTD	RT	Resp	ISTD Resp	Resp Ratio	Final Conc	Exp. Conc	Accuracy
Feb1802.D	Calibration	Acenaphthene-d10	9.049	2493155	557793	4.4697	153.8147	150.0000	102.5
Feb1803.D	Calibration	Acenaphthene-d10	9.039	1952030	575329	3.3929	114.4523	120.0000	95.4
Feb1804.D	Calibration	Acenaphthene-d10	9.039	1700560	576774	2.9484	98.6614	100.0000	98.7
Feb1805.D	Calibration	Acenaphthene-d10	9.039	1295239	547996	2.3636	78.2626	75.0000	104.4
Feb1806.D	Calibration	Acenaphthene-d10	9.039	891630	582178	1.5315	49.9319	50.0000	99.9
Feb1807.D	Calibration	Acenaphthene-d10	9.029	167603	529011	0.3168	9.9106	10.0000	99.1
Feb1808.D	Calibration	Acenaphthene-d10	9.029	72029	538819	0.1337	4.0050	4.0000	100.1
Feb1809.D	QC	Acenaphthene-d10	9.039	1266305	544785	2.3244	76.9108	75.0000	102.5

Compound: 4-Chlorophenyl-phenylether

Data File	Sample Type	ISTD	RT	Resp	ISTD Resp	Resp Ratio	Final Conc	Exp. Conc	Accuracy
Feb1802.D	Calibration	Acenaphthene-d10	9.080	1110314	557793	1.9905	142.5752	150.0000	95.1
Feb1803.D	Calibration	Acenaphthene-d10	9.080	1017662	575329	1.7688	127.4811	120.0000	106.2
Feb1804.D	Calibration	Acenaphthene-d10	9.080	840611	576774	1.4574	105.9893	100.0000	106.0
Feb1805.D	Calibration	Acenaphthene-d10	9.070	538645	547996	0.9829	72.5483	75.0000	96.7
Feb1806.D	Calibration	Acenaphthene-d10	9.070	359843	582178	0.6181	46.2307	50.0000	92.5
Feb1807.D	Calibration	Acenaphthene-d10	9.070	67338	529011	0.1273	9.9310	10.0000	99.3
Feb1808.D	Calibration	Acenaphthene-d10	9.070	27305	538819	0.0507	4.1666	4.0000	104.2
Feb1809.D	QC	Acenaphthene-d10	9.070	542729	544785	0.9962	73.4968	75.0000	98.0

Compound: 4-Nitroaniline

Data File	Sample Type	ISTD	RT	Resp	ISTD Resp	Resp Ratio	Final Conc	Exp. Conc	Accuracy
Feb1802.D	Calibration	Phenanthrene-d10	9.162	363865	976452	0.3726	147.4676	150.0000	98.3
Feb1803.D	Calibration	Phenanthrene-d10	9.152	291518	1039609	0.2804	114.2027	120.0000	95.2
Feb1804.D	Calibration	Phenanthrene-d10	9.152	289316	1045119	0.2768	112.8801	100.0000	112.9
Feb1805.D	Calibration	Phenanthrene-d10	9.141	183095	1024056	0.1788	75.7960	75.0000	101.1
Feb1806.D	Calibration	Phenanthrene-d10	9.131	103404	1023524	0.1010	44.9787	50.0000	90.0
Feb1807.D	Calibration	Phenanthrene-d10	9.121	13023	904268	0.0144	8.9648	10.0000	89.6
Feb1808.D	Calibration	Phenanthrene-d10	9.121	3692	920853	0.0040	4.5119	4.0000	112.8
Feb1809.D	QC	Phenanthrene-d10	9.141	174323	958315	0.1819	77.0022	75.0000	102.7

Compound: 4,6-Dinitro-2-methylphenol

Data File	Sample Type	ISTD	RT	Resp	ISTD Resp	Resp Ratio	Final Conc	Exp. Conc	Accuracy
Feb1802.D	Calibration	Phenanthrene-d10	9.172	243650	976452	0.2495	147.9207	150.0000	98.6
Feb1803.D	Calibration	Phenanthrene-d10	9.162	200519	1039609	0.1929	121.1232	120.0000	100.9
Feb1804.D	Calibration	Phenanthrene-d10	9.162	167223	1045119	0.1600	104.4162	100.0000	104.4
Feb1805.D	Calibration	Phenanthrene-d10	9.151	103285	1024056	0.1009	71.5834	75.0000	95.4
Feb1806.D	Calibration	Phenanthrene-d10	9.152	68013	1023524	0.0664	50.3401	50.0000	100.7
Feb1807.D	Calibration	Phenanthrene-d10	9.141	7435	904268	0.0082	9.0351	10.0000	90.4
Feb1808.D	Calibration	Phenanthrene-d10	9.141	2191	920853	0.0024	4.3810	4.0000	109.5
Feb1809.D	QC	Phenanthrene-d10	9.151	94058	958315	0.0981	69.9760	75.0000	93.3

Quantitative Analysis Results Summary Report

Compound: N-nitrosodiphenylamine

Data File	Sample Type	ISTD	RT	Resp	ISTD Resp	Resp Ratio	Final Conc	Exp. Conc	Accuracy
Feb1802.D	Calibration	Phenanthrene-d10	9.244	1648173	976452	1.6879	148.6623	150.0000	99.1
Feb1803.D	Calibration	Phenanthrene-d10	9.244	1414366	1039609	1.3605	120.7344	120.0000	100.6
Feb1804.D	Calibration	Phenanthrene-d10	9.233	1196082	1045119	1.1444	102.0740	100.0000	102.1
Feb1805.D	Calibration	Phenanthrene-d10	9.233	843058	1024056	0.8233	73.9708	75.0000	98.6
Feb1806.D	Calibration	Phenanthrene-d10	9.233	563505	1023524	0.5506	49.7597	50.0000	99.5
Feb1807.D	Calibration	Phenanthrene-d10	9.223	96753	904268	0.1070	9.6542	10.0000	96.5
Feb1808.D	Calibration	Phenanthrene-d10	9.223	43107	920853	0.0468	4.1405	4.0000	103.5
Feb1809.D	QC	Phenanthrene-d10	9.233	880335	958315	0.9186	82.3616	75.0000	109.8

Compound: Azobenzene

Data File	Sample Type	ISTD	RT	Resp	ISTD Resp	Resp Ratio	Final Conc	Exp. Conc	Accuracy
Feb1802.D	Calibration	Phenanthrene-d10	9.264	2354024	976452	2.4108	151.0311	150.0000	100.7
Feb1803.D	Calibration	Phenanthrene-d10	9.264	1932785	1039609	1.8591	120.2669	120.0000	100.2
Feb1804.D	Calibration	Phenanthrene-d10	9.264	1518549	1045119	1.4530	96.5318	100.0000	96.5
Feb1805.D	Calibration	Phenanthrene-d10	9.264	1137228	1024056	1.1105	75.7023	75.0000	100.9
Feb1806.D	Calibration	Phenanthrene-d10	9.264	757604	1023524	0.7402	52.2283	50.0000	104.5
Feb1807.D	Calibration	Phenanthrene-d10	9.254	90696	904268	0.1003	8.9089	10.0000	89.1
Feb1808.D	Calibration	Phenanthrene-d10	9.254	33003	920853	0.0358	4.3215	4.0000	108.0
Feb1809.D	QC	Phenanthrene-d10	9.264	1088752	958315	1.1361	77.2870	75.0000	103.0

Compound: 2,4,6-Tribromophenol

Data File	Sample Type	ISTD	RT	Resp	ISTD Resp	Resp Ratio	Final Conc	Exp. Conc	Accuracy
Feb1802.D	Calibration	Phenanthrene-d10	9.346	230054	976452	0.2356	148.5652	150.0000	99.0
Feb1803.D	Calibration	Phenanthrene-d10	9.346	187319	1039609	0.1802	120.6291	120.0000	100.5
Feb1804.D	Calibration	Phenanthrene-d10	9.336	152661	1045119	0.1461	102.0254	100.0000	102.0
Feb1805.D	Calibration	Phenanthrene-d10	9.336	103422	1024056	0.1010	75.3083	75.0000	100.4
Feb1806.D	Calibration	Phenanthrene-d10	9.336	62354	1023524	0.0609	48.8692	50.0000	97.7
Feb1807.D	Calibration	Phenanthrene-d10	9.336	8236	904268	0.0091	9.0676	10.0000	90.7
Feb1808.D	Calibration	Phenanthrene-d10	9.336	3393	920853	0.0037	4.3844	4.0000	109.6
Feb1809.D	QC	Phenanthrene-d10	9.336	94811	958315	0.0989	74.0198	75.0000	98.7

Compound: 4-Bromophenyl-phenylether

Data File	Sample Type	ISTD	RT	Resp	ISTD Resp	Resp Ratio	Final Conc	Exp. Conc	Accuracy
Feb1802.D	Calibration	Phenanthrene-d10	9.663	662596	976452	0.6786	146.8992	150.0000	97.9
Feb1803.D	Calibration	Phenanthrene-d10	9.663	589591	1039609	0.5671	126.1586	120.0000	105.1
Feb1804.D	Calibration	Phenanthrene-d10	9.663	457731	1045119	0.4380	100.8595	100.0000	100.9
Feb1805.D	Calibration	Phenanthrene-d10	9.653	291274	1024056	0.2844	68.6730	75.0000	91.6
Feb1806.D	Calibration	Phenanthrene-d10	9.653	215173	1023524	0.2102	52.1333	50.0000	104.3
Feb1807.D	Calibration	Phenanthrene-d10	9.653	33057	904268	0.0366	10.2442	10.0000	102.4
Feb1808.D	Calibration	Phenanthrene-d10	9.653	11110	920853	0.0121	3.9074	4.0000	97.7
Feb1809.D	QC	Phenanthrene-d10	9.653	303382	958315	0.3166	75.6263	75.0000	100.8

Quantitative Analysis Results Summary Report

Compound: Hexachlorobenzene

Data File	Sample Type	ISTD	RT	Resp	ISTD Resp	Resp Ratio	Final Conc	Exp. Conc	Accuracy
Feb1802.D	Calibration	Phenanthrene-d10	9.694	597870	976452	0.6123	143.5319	150.0000	95.7
Feb1803.D	Calibration	Phenanthrene-d10	9.694	550809	1039609	0.5298	123.9440	120.0000	103.3
Feb1804.D	Calibration	Phenanthrene-d10	9.694	488673	1045119	0.4676	109.2193	100.0000	109.2
Feb1805.D	Calibration	Phenanthrene-d10	9.694	312914	1024056	0.3056	71.1350	75.0000	94.8
Feb1806.D	Calibration	Phenanthrene-d10	9.683	208046	1023524	0.2033	47.2633	50.0000	94.5
Feb1807.D	Calibration	Phenanthrene-d10	9.684	37231	904268	0.0412	9.7111	10.0000	97.1
Feb1808.D	Calibration	Phenanthrene-d10	9.684	15953	920853	0.0173	4.2137	4.0000	105.3
Feb1809.D	QC	Phenanthrene-d10	9.683	307143	958315	0.3205	74.6326	75.0000	99.5

Compound: Pentachlorophenol

Data File	Sample Type	ISTD	RT	Resp	ISTD Resp	Resp Ratio	Final Conc	Exp. Conc	Accuracy
Feb1802.D	Calibration	Phenanthrene-d10	9.968	342613	976452	0.3509	148.7927	150.0000	99.2
Feb1803.D	Calibration	Phenanthrene-d10	9.968	272170	1039609	0.2618	118.9229	120.0000	99.1
Feb1804.D	Calibration	Phenanthrene-d10	9.968	233937	1045119	0.2238	105.1758	100.0000	105.2
Feb1805.D	Calibration	Phenanthrene-d10	9.968	145556	1024056	0.1421	72.8650	75.0000	97.2
Feb1806.D	Calibration	Phenanthrene-d10	9.968	91759	1023524	0.0897	49.5070	50.0000	99.0
Feb1807.D	Calibration	Phenanthrene-d10	9.958	10893	904268	0.0120	9.1936	10.0000	91.9
Feb1808.D	Calibration	Phenanthrene-d10	9.968	3504	920853	0.0038	4.3365	4.0000	108.4
Feb1809.D	QC	Phenanthrene-d10	9.968	154444	958315	0.1612	80.7752	75.0000	107.7

Compound: Phenanthrene

Data File	Sample Type	ISTD	RT	Resp	ISTD Resp	Resp Ratio	Final Conc	Exp. Conc	Accuracy
Feb1802.D	Calibration	Phenanthrene-d10	10.191	3132371	976452	3.2079	146.0003	150.0000	97.3
Feb1803.D	Calibration	Phenanthrene-d10	10.191	2792268	1039609	2.6859	119.6259	120.0000	99.7
Feb1804.D	Calibration	Phenanthrene-d10	10.191	2584992	1045119	2.4734	109.2336	100.0000	109.2
Feb1805.D	Calibration	Phenanthrene-d10	10.181	1733051	1024056	1.6923	72.5377	75.0000	96.7
Feb1806.D	Calibration	Phenanthrene-d10	10.181	1161938	1023524	1.1352	47.6446	50.0000	95.3
Feb1807.D	Calibration	Phenanthrene-d10	10.181	224346	904268	0.2481	9.8851	10.0000	98.9
Feb1808.D	Calibration	Phenanthrene-d10	10.181	99605	920853	0.1082	4.1191	4.0000	103.0
Feb1809.D	QC	Phenanthrene-d10	10.181	1690096	958315	1.7636	75.7953	75.0000	101.1

Compound: Anthracene

Data File	Sample Type	ISTD	RT	Resp	ISTD Resp	Resp Ratio	Final Conc	Exp. Conc	Accuracy
Feb1802.D	Calibration	Phenanthrene-d10	10.252	3071678	976452	3.1458	143.8138	150.0000	95.9
Feb1803.D	Calibration	Phenanthrene-d10	10.252	2712966	1039609	2.6096	119.3027	120.0000	99.4
Feb1804.D	Calibration	Phenanthrene-d10	10.252	2471452	1045119	2.3648	108.1091	100.0000	108.1
Feb1805.D	Calibration	Phenanthrene-d10	10.252	1747621	1024056	1.7066	78.0189	75.0000	104.0
Feb1806.D	Calibration	Phenanthrene-d10	10.242	1092607	1023524	1.0675	48.8025	50.0000	97.6
Feb1807.D	Calibration	Phenanthrene-d10	10.242	191750	904268	0.2120	9.6942	10.0000	96.9
Feb1808.D	Calibration	Phenanthrene-d10	10.242	78978	920853	0.0858	3.9209	4.0000	98.0
Feb1809.D	QC	Phenanthrene-d10	10.242	1595291	958315	1.6647	76.1040	75.0000	101.5

Quantitative Analysis Results Summary Report

Compound: Triallate

Data File	Sample Type	ISTD	RT	Resp	ISTD Resp	Resp Ratio	Final Conc	Exp. Conc	Accuracy
Feb1802.D	Calibration	Phenanthrene-d10	10.313	845447	976452	0.8658	149.2795	150.0000	99.5
Feb1803.D	Calibration	Phenanthrene-d10	10.313	696512	1039609	0.6700	120.4325	120.0000	100.4
Feb1804.D	Calibration	Phenanthrene-d10	10.313	570358	1045119	0.5457	101.0679	100.0000	101.1
Feb1805.D	Calibration	Phenanthrene-d10	10.313	391641	1024056	0.3824	74.1071	75.0000	98.8
Feb1806.D	Calibration	Phenanthrene-d10	10.313	255426	1023524	0.2496	50.6533	50.0000	101.3
Feb1807.D	Calibration	Phenanthrene-d10	10.313	31763	904268	0.0351	9.1129	10.0000	91.1
Feb1808.D	Calibration	Phenanthrene-d10	10.313	11113	920853	0.0121	4.3118	4.0000	107.8
Feb1809.D	QC	Phenanthrene-d10	10.313	390681	958315	0.4077	78.3979	75.0000	104.5

Compound: Carbazole

Data File	Sample Type	ISTD	RT	Resp	ISTD Resp	Resp Ratio	Final Conc	Exp. Conc	Accuracy
Feb1802.D	Calibration	Phenanthrene-d10	10.505	3271481	976452	3.3504	149.5705	150.0000	99.7
Feb1803.D	Calibration	Phenanthrene-d10	10.495	2794889	1039609	2.6884	120.4732	120.0000	100.4
Feb1804.D	Calibration	Phenanthrene-d10	10.495	2334657	1045119	2.2339	100.3730	100.0000	100.4
Feb1805.D	Calibration	Phenanthrene-d10	10.495	1698426	1024056	1.6585	74.7873	75.0000	99.7
Feb1806.D	Calibration	Phenanthrene-d10	10.485	1123980	1023524	1.0981	49.7097	50.0000	99.4
Feb1807.D	Calibration	Phenanthrene-d10	10.485	199440	904268	0.2206	10.1180	10.0000	101.2
Feb1808.D	Calibration	Phenanthrene-d10	10.485	78288	920853	0.0850	3.9681	4.0000	99.2
Feb1809.D	QC	Phenanthrene-d10	10.495	1718160	958315	1.7929	80.7772	75.0000	107.7

Compound: o-Terphenyl

Data File	Sample Type	ISTD	RT	Resp	ISTD Resp	Resp Ratio	Final Conc	Exp. Conc	Accuracy
Feb1802.D	Calibration	Phenanthrene-d10	10.708	1697837	976452	1.7388	143.8799	150.0000	95.9
Feb1803.D	Calibration	Phenanthrene-d10	10.708	1579903	1039609	1.5197	125.0935	120.0000	104.2
Feb1804.D	Calibration	Phenanthrene-d10	10.708	1358973	1045119	1.3003	106.4761	100.0000	106.5
Feb1805.D	Calibration	Phenanthrene-d10	10.697	906169	1024056	0.8849	71.7460	75.0000	95.7
Feb1806.D	Calibration	Phenanthrene-d10	10.698	609529	1023524	0.5955	47.9400	50.0000	95.9
Feb1807.D	Calibration	Phenanthrene-d10	10.698	111061	904268	0.1228	9.6963	10.0000	97.0
Feb1808.D	Calibration	Phenanthrene-d10	10.698	49755	920853	0.0540	4.1955	4.0000	104.9
Feb1809.D	QC	Phenanthrene-d10	10.697	880627	958315	0.9189	74.5678	75.0000	99.4

Compound: Di-n-Butylphthalate

Data File	Sample Type	ISTD	RT	Resp	ISTD Resp	Resp Ratio	Final Conc	Exp. Conc	Accuracy
Feb1802.D	Calibration	Phenanthrene-d10	11.083	3446165	976452	3.5293	147.6497	150.0000	98.4
Feb1803.D	Calibration	Phenanthrene-d10	11.082	2864235	1039609	2.7551	121.0143	120.0000	100.8
Feb1804.D	Calibration	Phenanthrene-d10	11.082	2379296	1045119	2.2766	103.4746	100.0000	103.5
Feb1805.D	Calibration	Phenanthrene-d10	11.082	1582606	1024056	1.5454	74.7048	75.0000	99.6
Feb1806.D	Calibration	Phenanthrene-d10	11.072	970759	1023524	0.9484	48.9894	50.0000	98.0
Feb1807.D	Calibration	Phenanthrene-d10	11.072	102631	904268	0.1135	8.3322	10.0000	83.3
Feb1808.D	Calibration	Phenanthrene-d10	11.072	40976	920853	0.0445	4.6518	4.0000	116.3
Feb1809.D	QC	Phenanthrene-d10	11.082	1581866	958315	1.6507	79.0134	75.0000	105.4

Quantitative Analysis Results Summary Report

Compound: Fluoranthene

Data File	Sample Type	ISTD	RT	Resp	ISTD Resp	Resp Ratio	Final Conc	Exp. Conc	Accuracy
Feb1802.D	Calibration	Phenanthrene-d10	11.974	3397461	976452	3.4794	148.7725	150.0000	99.2
Feb1803.D	Calibration	Phenanthrene-d10	11.964	2925734	1039609	2.8143	120.7096	120.0000	100.6
Feb1804.D	Calibration	Phenanthrene-d10	11.964	2487478	1045119	2.3801	102.2753	100.0000	102.3
Feb1805.D	Calibration	Phenanthrene-d10	11.953	1750781	1024056	1.7097	73.6261	75.0000	98.2
Feb1806.D	Calibration	Phenanthrene-d10	11.954	1175583	1023524	1.1486	49.4749	50.0000	98.9
Feb1807.D	Calibration	Phenanthrene-d10	11.943	220272	904268	0.2436	10.1778	10.0000	101.8
Feb1808.D	Calibration	Phenanthrene-d10	11.943	93335	920853	0.1014	3.9622	4.0000	99.1
Feb1809.D	QC	Phenanthrene-d10	11.953	1727903	958315	1.8031	77.6312	75.0000	103.5

Compound: Benzidine

Data File	Sample Type	ISTD	RT	Resp	ISTD Resp	Resp Ratio	Final Conc	Exp. Conc	Accuracy
Feb1802.D	Calibration	Phenanthrene-d10	12.349	1083722	976452	1.1099	152.2725	150.0000	101.5
Feb1803.D	Calibration	Phenanthrene-d10	12.349	925246	1039609	0.8900	114.7160	120.0000	95.6
Feb1804.D	Calibration	Phenanthrene-d10	12.349	841681	1045119	0.8053	101.7540	100.0000	101.8
Feb1805.D	Calibration	Phenanthrene-d10	12.348	646709	1024056	0.6315	77.0454	75.0000	102.7
Feb1806.D	Calibration	Phenanthrene-d10	12.338	430095	1023524	0.4202	49.7161	50.0000	99.4
Feb1807.D	Calibration	Phenanthrene-d10	12.338	65045	904268	0.0719	9.3957	10.0000	94.0
Feb1808.D	Calibration	Phenanthrene-d10	12.328	22030	920853	0.0239	4.2042	4.0000	105.1
Feb1809.D	QC	Phenanthrene-d10	12.338	590851	958315	0.6166	75.0213	75.0000	100.0

Compound: Pyrene

Data File	Sample Type	ISTD	RT	Resp	ISTD Resp	Resp Ratio	Final Conc	Exp. Conc	Accuracy
Feb1802.D	Calibration	Phenanthrene-d10	12.399	3679726	976452	3.7685	149.9738	150.0000	100.0
Feb1803.D	Calibration	Phenanthrene-d10	12.389	3111401	1039609	2.9929	118.6872	120.0000	98.9
Feb1804.D	Calibration	Phenanthrene-d10	12.389	2716593	1045119	2.5993	102.8837	100.0000	102.9
Feb1805.D	Calibration	Phenanthrene-d10	12.379	1900991	1024056	1.8563	73.1770	75.0000	97.6
Feb1806.D	Calibration	Phenanthrene-d10	12.379	1308067	1023524	1.2780	50.1685	50.0000	100.3
Feb1807.D	Calibration	Phenanthrene-d10	12.369	240962	904268	0.2665	10.1636	10.0000	101.6
Feb1808.D	Calibration	Phenanthrene-d10	12.369	100018	920853	0.1086	3.9475	4.0000	98.7
Feb1809.D	QC	Phenanthrene-d10	12.379	1840668	958315	1.9207	75.7452	75.0000	101.0

Compound: Terphenyl-d14

Data File	Sample Type	ISTD	RT	Resp	ISTD Resp	Resp Ratio	Final Conc	Exp. Conc	Accuracy
Feb1802.D	Calibration	Phenanthrene-d10	12.885	2533921	976452	2.5950	152.1715	150.0000	101.4
Feb1803.D	Calibration	Phenanthrene-d10	12.885	2133936	1039609	2.0526	120.3656	120.0000	100.3
Feb1804.D	Calibration	Phenanthrene-d10	12.885	1793874	1045119	1.7164	100.6508	100.0000	100.7
Feb1805.D	Calibration	Phenanthrene-d10	12.875	1286275	1024056	1.2561	73.6549	75.0000	98.2
Feb1806.D	Calibration	Phenanthrene-d10	12.875	851147	1023524	0.8316	48.7638	50.0000	97.5
Feb1807.D	Calibration	Phenanthrene-d10	12.865	148383	904268	0.1641	9.6223	10.0000	96.2
Feb1808.D	Calibration	Phenanthrene-d10	12.865	66357	920853	0.0721	4.2256	4.0000	105.6
Feb1809.D	QC	Phenanthrene-d10	12.875	1184579	958315	1.2361	72.4848	75.0000	96.6

Quantitative Analysis Results Summary Report

Compound: Butylbenzylphthalate

Data File	Sample Type	ISTD	RT	Resp	ISTD Resp	Resp Ratio	Final Conc	Exp. Conc	Accuracy
Feb1802.D	Calibration	Chrysene-d12	14.337	1276176	738370	1.7284	146.7579	150.0000	97.8
Feb1803.D	Calibration	Chrysene-d12	14.326	1038779	762297	1.3627	123.2154	120.0000	102.7
Feb1804.D	Calibration	Chrysene-d12	14.326	817626	760735	1.0748	102.9690	100.0000	103.0
Feb1805.D	Calibration	Chrysene-d12	14.316	511792	719604	0.7112	74.4763	75.0000	99.3
Feb1806.D	Calibration	Chrysene-d12	14.316	305113	738511	0.4131	47.6282	50.0000	95.3
Feb1807.D	Calibration	Chrysene-d12	14.296	40092	657154	0.0610	9.1160	10.0000	91.2
Feb1808.D	Calibration	Chrysene-d12	14.296	16114	663666	0.0243	4.4368	4.0000	110.9
Feb1809.D	QC	Chrysene-d12	14.316	535896	682685	0.7850	80.5784	75.0000	107.4

Compound: Benzo(a)Anthracene

Data File	Sample Type	ISTD	RT	Resp	ISTD Resp	Resp Ratio	Final Conc	Exp. Conc	Accuracy
Feb1802.D	Calibration	Chrysene-d12	15.543	2842112	738370	3.8492	149.7505	150.0000	99.8
Feb1803.D	Calibration	Chrysene-d12	15.532	2429458	762297	3.1870	123.9899	120.0000	103.3
Feb1804.D	Calibration	Chrysene-d12	15.522	2034255	760735	2.6741	104.0334	100.0000	104.0
Feb1805.D	Calibration	Chrysene-d12	15.512	1426052	719604	1.9817	77.0979	75.0000	102.8
Feb1806.D	Calibration	Chrysene-d12	15.512	944328	738511	1.2787	49.7470	50.0000	99.5
Feb1807.D	Calibration	Chrysene-d12	15.492	157876	657154	0.2402	9.3465	10.0000	93.5
Feb1808.D	Calibration	Chrysene-d12	15.492	66223	663666	0.0998	3.8821	4.0000	97.1
Feb1809.D	QC	Chrysene-d12	15.512	1445216	682685	2.1170	82.3594	75.0000	109.8

Compound: Chrysene

Data File	Sample Type	ISTD	RT	Resp	ISTD Resp	Resp Ratio	Final Conc	Exp. Conc	Accuracy
Feb1802.D	Calibration	Chrysene-d12	15.655	3033845	738370	4.1088	147.3118	150.0000	98.2
Feb1803.D	Calibration	Chrysene-d12	15.645	2630114	762297	3.4502	122.2787	120.0000	101.9
Feb1804.D	Calibration	Chrysene-d12	15.645	2211531	760735	2.9071	102.0757	100.0000	102.1
Feb1805.D	Calibration	Chrysene-d12	15.624	1551059	719604	2.1554	74.7328	75.0000	99.6
Feb1806.D	Calibration	Chrysene-d12	15.624	1050170	738511	1.4220	48.6971	50.0000	97.4
Feb1807.D	Calibration	Chrysene-d12	15.594	193047	657154	0.2938	9.7877	10.0000	97.9
Feb1808.D	Calibration	Chrysene-d12	15.594	83685	663666	0.1261	4.1164	4.0000	102.9
Feb1809.D	QC	Chrysene-d12	15.624	1558124	682685	2.2823	79.3013	75.0000	105.7

Compound: 3,3-Dichlorobenzidine

Data File	Sample Type	ISTD	RT	Resp	ISTD Resp	Resp Ratio	Final Conc	Exp. Conc	Accuracy
Feb1802.D	Calibration	Chrysene-d12	15.706	1089020	738370	1.4749	145.8673	150.0000	97.2
Feb1803.D	Calibration	Chrysene-d12	15.696	921207	762297	1.2085	123.4767	120.0000	102.9
Feb1804.D	Calibration	Chrysene-d12	15.696	749360	760735	0.9850	103.7644	100.0000	103.8
Feb1805.D	Calibration	Chrysene-d12	15.686	486419	719604	0.6760	74.8233	75.0000	99.8
Feb1806.D	Calibration	Chrysene-d12	15.675	299783	738511	0.4059	47.6188	50.0000	95.2
Feb1807.D	Calibration	Chrysene-d12	15.655	35676	657154	0.0543	8.7092	10.0000	87.1
Feb1808.D	Calibration	Chrysene-d12	15.655	12724	663666	0.0192	4.5577	4.0000	113.9
Feb1809.D	QC	Chrysene-d12	15.675	412447	682685	0.6042	67.7817	75.0000	90.4

Quantitative Analysis Results Summary Report

Compound: bis(2-ethylhexyl)Phthalate

Data File	Sample Type	ISTD	RT	Resp	ISTD Resp	Resp Ratio	Final Conc	Exp. Conc	Accuracy
Feb1802.D	Calibration	Chrysene-d12	16.391	446103	738370	0.6042	146.9804	150.0000	98.0
Feb1803.D	Calibration	Chrysene-d12	16.381	364319	762297	0.4779	124.1299	120.0000	103.4
Feb1804.D	Calibration	Chrysene-d12	16.381	275164	760735	0.3617	100.9022	100.0000	100.9
Feb1805.D	Calibration	Chrysene-d12	16.370	177810	719604	0.2471	75.1376	75.0000	100.2
Feb1806.D	Calibration	Chrysene-d12	16.370	104536	738511	0.1415	47.6952	50.0000	95.4
Feb1807.D	Calibration	Chrysene-d12	16.360	15117	657154	0.0230	9.4865	10.0000	94.9
Feb1808.D	Calibration	Chrysene-d12	16.360	6272	663666	0.0095	4.2962	4.0000	107.4
Feb1809.D	QC	Chrysene-d12	16.370	177710	682685	0.2603	78.2900	75.0000	104.4

Compound: Di-n-octyl Phthalate

Data File	Sample Type	ISTD	RT	Resp	ISTD Resp	Resp Ratio	Final Conc	Exp. Conc	Accuracy
Feb1802.D	Calibration	Perylene-d12	18.153	3050804	481121	6.3410	147.3012	150.0000	98.2
Feb1803.D	Calibration	Perylene-d12	18.143	2494942	510577	4.8865	121.1100	120.0000	100.9
Feb1804.D	Calibration	Perylene-d12	18.143	1958854	488188	4.0125	104.0154	100.0000	104.0
Feb1805.D	Calibration	Perylene-d12	18.132	1227671	451626	2.7183	76.2190	75.0000	101.6
Feb1806.D	Calibration	Perylene-d12	18.133	706918	469307	1.5063	46.4377	50.0000	92.9
Feb1807.D	Calibration	Perylene-d12	18.123	98225	409570	0.2398	9.0329	10.0000	90.3
Feb1808.D	Calibration	Perylene-d12	18.123	42821	406987	0.1052	4.4834	4.0000	112.1
Feb1809.D	QC	Perylene-d12	18.133	1235233	436518	2.8297	78.7517	75.0000	105.0

Compound: Benzo(b)fluoranthene

Data File	Sample Type	ISTD	RT	Resp	ISTD Resp	Resp Ratio	Final Conc	Exp. Conc	Accuracy
Feb1802.D	Calibration	Perylene-d12	18.396	2701361	481121	5.6147	147.7569	150.0000	98.5
Feb1803.D	Calibration	Perylene-d12	18.386	2384843	510577	4.6709	120.7133	120.0000	100.6
Feb1804.D	Calibration	Perylene-d12	18.386	1951128	488188	3.9967	102.0750	100.0000	102.1
Feb1805.D	Calibration	Perylene-d12	18.375	1375648	451626	3.0460	76.6560	75.0000	102.2
Feb1806.D	Calibration	Perylene-d12	18.365	908237	469307	1.9353	48.1054	50.0000	96.2
Feb1807.D	Calibration	Perylene-d12	18.355	146871	409570	0.3586	9.4383	10.0000	94.4
Feb1808.D	Calibration	Perylene-d12	18.345	57119	406987	0.1403	4.2415	4.0000	106.0
Feb1809.D	QC	Perylene-d12	18.376	1337400	436518	3.0638	77.1232	75.0000	102.8

Compound: Benzo(k)fluoranthene

Data File	Sample Type	ISTD	RT	Resp	ISTD Resp	Resp Ratio	Final Conc	Exp. Conc	Accuracy
Feb1802.D	Calibration	Perylene-d12	18.467	2958362	481121	6.1489	149.1473	150.0000	99.4
Feb1803.D	Calibration	Perylene-d12	18.457	2491030	510577	4.8789	117.5947	120.0000	98.0
Feb1804.D	Calibration	Perylene-d12	18.457	2129075	488188	4.3612	104.8718	100.0000	104.9
Feb1805.D	Calibration	Perylene-d12	18.446	1413651	451626	3.1301	74.9266	75.0000	99.9
Feb1806.D	Calibration	Perylene-d12	18.436	956185	469307	2.0374	48.7004	50.0000	97.4
Feb1807.D	Calibration	Perylene-d12	18.406	156598	409570	0.3823	9.5815	10.0000	95.8
Feb1808.D	Calibration	Perylene-d12	18.406	61699	406987	0.1516	4.1837	4.0000	104.6
Feb1809.D	QC	Perylene-d12	18.436	1401698	436518	3.2111	76.8826	75.0000	102.5

Quantitative Analysis Results Summary Report

Compound: Benzo(a)pyrene

Data File	Sample Type	ISTD	RT	Resp	ISTD Resp	Resp Ratio	Final Conc	Exp. Conc	Accuracy
Feb1802.D	Calibration	Perylene-d12	19.004	2621643	481121	5.4490	147.4984	150.0000	98.3
Feb1803.D	Calibration	Perylene-d12	18.993	2323286	510577	4.5503	122.2376	120.0000	101.9
Feb1804.D	Calibration	Perylene-d12	18.993	1849719	488188	3.7889	101.2295	100.0000	101.2
Feb1805.D	Calibration	Perylene-d12	18.983	1275566	451626	2.8244	75.1028	75.0000	100.1
Feb1806.D	Calibration	Perylene-d12	18.973	873144	469307	1.8605	49.5090	50.0000	99.0
Feb1807.D	Calibration	Perylene-d12	18.953	122603	409570	0.2993	9.0742	10.0000	90.7
Feb1808.D	Calibration	Perylene-d12	18.953	46309	406987	0.1138	4.3474	4.0000	108.7
Feb1809.D	QC	Perylene-d12	18.983	1242141	436518	2.8456	75.6708	75.0000	100.9

Compound: Indeno(1,2,3-c,d)pyrene

Data File	Sample Type	ISTD	RT	Resp	ISTD Resp	Resp Ratio	Final Conc	Exp. Conc	Accuracy
Feb1802.D	Calibration	Perylene-d12	20.776	2181733	481121	4.5347	147.0742	150.0000	98.0
Feb1803.D	Calibration	Perylene-d12	20.765	1895312	510577	3.7121	119.1149	120.0000	99.3
Feb1804.D	Calibration	Perylene-d12	20.765	1633072	488188	3.3452	106.8898	100.0000	106.9
Feb1805.D	Calibration	Perylene-d12	20.755	1059042	451626	2.3450	74.2839	75.0000	99.0
Feb1806.D	Calibration	Perylene-d12	20.745	711904	469307	1.5169	48.0345	50.0000	96.1
Feb1807.D	Calibration	Perylene-d12	20.725	105841	409570	0.2584	9.3155	10.0000	93.2
Feb1808.D	Calibration	Perylene-d12	20.725	37542	406987	0.0922	4.3025	4.0000	107.6
Feb1809.D	QC	Perylene-d12	20.755	1059011	436518	2.4260	76.8896	75.0000	102.5

Compound: Dibenzo(a,h)anthracene

Data File	Sample Type	ISTD	RT	Resp	ISTD Resp	Resp Ratio	Final Conc	Exp. Conc	Accuracy
Feb1802.D	Calibration	Perylene-d12	20.836	2406140	481121	5.0011	147.0838	150.0000	98.1
Feb1803.D	Calibration	Perylene-d12	20.836	2141448	510577	4.1942	122.7774	120.0000	102.3
Feb1804.D	Calibration	Perylene-d12	20.826	1675258	488188	3.4316	100.1029	100.0000	100.1
Feb1805.D	Calibration	Perylene-d12	20.816	1205859	451626	2.6700	77.7360	75.0000	103.6
Feb1806.D	Calibration	Perylene-d12	20.816	767418	469307	1.6352	47.7678	50.0000	95.5
Feb1807.D	Calibration	Perylene-d12	20.796	114340	409570	0.2792	9.2034	10.0000	92.0
Feb1808.D	Calibration	Perylene-d12	20.796	43122	406987	0.1060	4.3328	4.0000	108.3
Feb1809.D	QC	Perylene-d12	20.816	1185669	436518	2.7162	79.0840	75.0000	105.4

Compound: Benzo(g,h,i)perylene

Data File	Sample Type	ISTD	RT	Resp	ISTD Resp	Resp Ratio	Final Conc	Exp. Conc	Accuracy
Feb1802.D	Calibration	Perylene-d12	21.110	2544345	481121	5.2884	147.4139	150.0000	98.3
Feb1803.D	Calibration	Perylene-d12	21.110	2227367	510577	4.3625	120.9102	120.0000	100.8
Feb1804.D	Calibration	Perylene-d12	21.100	1825037	488188	3.7384	103.2475	100.0000	103.2
Feb1805.D	Calibration	Perylene-d12	21.089	1242728	451626	2.7517	75.6388	75.0000	100.9
Feb1806.D	Calibration	Perylene-d12	21.079	822853	469307	1.7533	48.0870	50.0000	96.2
Feb1807.D	Calibration	Perylene-d12	21.059	135480	409570	0.3308	9.4619	10.0000	94.6
Feb1808.D	Calibration	Perylene-d12	21.059	55564	406987	0.1365	4.2432	4.0000	106.1
Feb1809.D	QC	Perylene-d12	21.089	1251600	436518	2.8672	78.8525	75.0000	105.1

Initial Calibration Report - Instrument #1

Method Path
 Method File
 Batch Name \\MASSHUNTER\Org\Data\SV5973N.I\sd021822\DoD BNA cal 1\QuantResults\021822 DoD BNA cal.batch.bin
 Last Calib Update 2/19/2022 1:06:17 PM

Level Name	Calibration Files	Acq. Date-Time	Level Last Update Time
7	\\MASSHUNTER\Org\Data\SV5973N.I\sd021822\DoD BNA cal 1\Feb1802.D	2/19/2022 8:21:26 AM	2/19/2022 1:06:16 PM
6	\\MASSHUNTER\Org\Data\SV5973N.I\sd021822\DoD BNA cal 1\Feb1803.D	2/19/2022 8:53:27 AM	2/19/2022 1:06:16 PM
5	\\MASSHUNTER\Org\Data\SV5973N.I\sd021822\DoD BNA cal 1\Feb1804.D	2/19/2022 9:25:44 AM	2/19/2022 1:06:16 PM
4	\\MASSHUNTER\Org\Data\SV5973N.I\sd021822\DoD BNA cal 1\Feb1805.D	2/19/2022 9:57:53 AM	2/19/2022 1:06:16 PM
3	\\MASSHUNTER\Org\Data\SV5973N.I\sd021822\DoD BNA cal 1\Feb1806.D	2/19/2022 10:43:35 AM	2/19/2022 1:06:16 PM
2	\\MASSHUNTER\Org\Data\SV5973N.I\sd021822\DoD BNA cal 1\Feb1807.D	2/19/2022 11:15:42 AM	2/19/2022 1:06:16 PM
1	\\MASSHUNTER\Org\Data\SV5973N.I\sd021822\DoD BNA cal 1\Feb1808.D	2/19/2022 11:48:03 AM	2/19/2022 1:06:16 PM

Compound	Curve Fit	7	6	5	4	3	2	1	Avg RF	%RSD
----- ISTD -----										
I 1,4-Dichlorobenzene-d4										
T N-Nitrosodimethylamine	Quadratic	0.3243	0.2985	0.3195	0.2839	0.2598	0.2745	0.2922	0.2933	7.920
T Pyridine	Quadratic	0.7400	0.7709	0.7570	0.7078	0.6954	0.5631	0.7097	0.7063	9.764
S 2-Fluorophenol	Quadratic	0.9652	0.9672	0.9894	0.9310	0.9149	0.7633	0.8362	0.9096	8.981
T Aniline	Quadratic	1.6183	1.7427	1.7633	1.6994	1.6913	1.4653	1.3997	1.6257	8.672
S Phenol-d5	Quadratic	1.1687	1.2283	1.2248	1.2055	1.1921	1.0304	0.9307	1.1401	10.041
T Phenol	Quadratic	1.3100	1.4181	1.3590	1.3439	1.3019	1.1283	0.9997	1.2658	11.671
T bis(-2-Chloroethyl)Ether	Quadratic	0.8789	0.9175	0.9138	0.9252	0.8869	0.8019	0.7334	0.8654	8.272
T 2-Chlorophenol	Quadratic	1.0047	1.0717	1.0957	1.0809	1.0411	0.9391	0.7975	1.0044	10.534
T 1,3-Dichlorobenzene	Quadratic	1.2427	1.3513	1.3655	1.3980	1.3518	1.4120	1.4959	1.3739	5.575
T 1,4-Dichlorobenzene	Quadratic	1.2104	1.3158	1.3688	1.4187	1.3711	1.4187	1.5822	1.3837	8.181
T 1,2-Dichlorobenzene	Quadratic	1.2271	1.2910	1.3203	1.3567	1.3485	1.3749	1.3615	1.3257	3.914
T Benzyl Alcohol	Quadratic	0.6020	0.6253	0.5918	0.5392	0.4699	0.3878	0.3950	0.5159	19.194 #
T bis(2-chloroisopropyl)Ether	Quadratic	0.3319	0.3696	0.3613	0.3620	0.3542	0.3332	0.3281	0.3486	4.900
T 2-Methylphenol	Quadratic	0.8871	0.9653	0.9660	0.9080	0.9176	0.8346	0.8032	0.8974	6.863
T N-nitroso-Di-n-propylamine	Quadratic	0.6999	0.6577	0.6507	0.6439	0.6514	0.5027	0.4578	0.6092	14.921
T 4Methylphenol/3Methylphenol	Quadratic	1.2025	1.2416	1.2962	1.3107	1.2436	1.0986	1.2087	1.2288	5.725
T Hexachloroethane	Quadratic	0.4085	0.4345	0.4271	0.4092	0.3901	0.3750	0.3803	0.4035	5.640
S Nitrobenzene-d5	Quadratic	0.6738	0.7051	0.6994	0.6766	0.6385	0.5658	0.5477	0.6438	9.855
T Nitrobenzene	Quadratic	0.3037	0.3419	0.3675	0.3213	0.3380	0.2251	0.2271	0.3035	18.579 #
----- ISTD -----										
I Naphthalene-d8										
T Isophorone	Quadratic	0.5465	0.5747	0.5618	0.5685	0.5191	0.4128	0.4001	0.5119	14.530
T 2-Nitrophenol	Quadratic	0.1353	0.1435	0.1351	0.1189	0.1098	0.0819	0.0806	0.1150	22.302 #
T 2,4-Dimethylphenol	Quadratic	0.2318	0.2583	0.2769	0.2594	0.2341	0.2242	0.2465	0.2473	7.547
T bis(-2-Chloroethoxy)Methane	Quadratic	0.3237	0.3515	0.3287	0.3054	0.3191	0.2544	0.2255	0.3012	14.879
T 2,4-Dichlorophenol	Quadratic	0.2385	0.2626	0.2535	0.2467	0.2279	0.2020	0.1870	0.2312	11.968
T Benzoic Acid	Quadratic	0.1546	0.1639	0.1346	0.1378	0.1136	0.0792	0.0964	0.1257	24.477 #
T 1,2,4-Trichlorobenzene	Quadratic	0.2717	0.2827	0.2929	0.3058	0.2873	0.2929	0.2949	0.2898	3.689
T Naphthalene	Quadratic	0.7728	0.8518	0.8781	0.9143	0.8359	0.9141	0.9968	0.8805	8.060
T 4-Chlorophenol	Quadratic	0.0920	0.0950	0.0936	0.0932	0.0880	0.0989	0.1046	0.0950	5.611

Initial Calibration Report - Instrument #1

Compound	Curve Fit	7	6	5	4	3	2	1	Avg RF	%RSD
T p-Chloroaniline	Quadratic	0.3270	0.3312	0.3290	0.3634	0.3412	0.3015	0.3243	0.3311	5.643
T Hexachlorobutadiene	Quadratic	0.1525	0.1551	0.1593	0.1580	0.1416	0.1424	0.1527	0.1517	4.655
T 4-Chloro-2-Methylphenol	Quadratic	0.2102	0.2334	0.2337	0.2373	0.2063	0.2198	0.2248	0.2236	5.416
T 4-Chloro-3-Methylphenol	Avg RF	0.2313	0.2464	0.2380	0.2403	0.2348	0.2169	0.2593	0.2382	5.503
T 2-Methylnaphthalene	Quadratic	0.5147	0.5015	0.4997	0.4874	0.5050	0.5510	0.5933	0.5218	7.165
T 1-Methylnaphthalene	Quadratic	0.4888	0.4964	0.4710	0.4720	0.5060	0.5379	0.5952	0.5096	8.652
I Acenaphthene-d10										
----- ISTD -----										
T Hexachlorocyclopentadiene	Quadratic	0.1727	0.1710	0.1809	0.1707	0.1553	0.1046	0.0784	0.1477	26.976 #
T 2,4,6-Trichlorophenol	Quadratic	0.2836	0.3161	0.3240	0.2906	0.2560	0.2045	0.1714	0.2637	21.667 #
T 2,4,5-Trichlorophenol	Quadratic	0.3276	0.3404	0.3341	0.3418	0.3069	0.2512	0.2523	0.3078	12.992
S 2-Fluorobiphenyl	Quadratic	1.1777	1.2010	1.2690	1.1597	1.1550	1.2126	1.3227	1.2140	5.074
T 2-Chloronaphthalene	Avg RF	0.9804	0.9694	1.0017	1.0565	0.9983	1.0080	1.0026	1.0024	2.748
T 2-Nitroaniline	Quadratic	0.1704	0.1974	0.1987	0.1636	0.1669	0.1119	0.1126	0.1602	22.249 #
T Dimethyl Phthalate	Quadratic	1.0613	1.0401	1.0289	1.0856	0.9048	0.6466	0.6475	0.9164	21.030 #
T 2,6-Dinitrotoluene	Quadratic	0.1307	0.1566	0.1370	0.1392	0.1274	0.0987	0.0838	0.1248	20.091 #
T Acenaphthylene	Quadratic	1.5869	1.6155	1.5799	1.5867	1.6429	1.4697	1.4727	1.5649	4.319
T 3-Nitroaniline	Quadratic	0.1573	0.1791	0.1622	0.1608	0.1365	0.0963	0.0812	0.1390	26.453 #
T Acenaphthene	Quadratic	0.8814	0.8711	0.8866	0.9469	0.9545	0.9511	1.0247	0.9309	5.886
T 2,4-Dinitrophenol	Quadratic	0.0827	0.0800	0.0778	0.0680	0.0602	0.0284	0.0114	0.0584	47.626 #
T Dibenzofuran	Quadratic	1.3592	1.4158	1.4830	1.6492	1.4221	1.5184	1.6411	1.4984	7.500
T 2,4-Dinitrotoluene	Quadratic	0.1901	0.1905	0.1813	0.1732	0.1592	0.1080	0.1184	0.1601	21.171 #
T 4-Nitrophenol	Quadratic	0.1763	0.1893	0.1795	0.1716	0.1494	0.1132	0.0728	0.1503	28.341 #
T Diethylphthalate	Quadratic	1.0786	1.1473	1.0577	1.1049	0.9209	0.6408	0.5289	0.9256	26.488 #
T Fluorene	Quadratic	1.1919	1.1310	1.1794	1.2606	1.2252	1.2673	1.3368	1.2274	5.519
T 4-Chlorophenyl-phenylether	Quadratic	0.5308	0.5896	0.5830	0.5242	0.4945	0.5092	0.5067	0.5340	7.056
I Phenanthrene-d10										
----- ISTD -----										
T 4-Nitroaniline	Quadratic	0.0994	0.0935	0.1107	0.0954	0.0808	0.0576	0.0401	0.0825	30.459 #
T 4,6-Dinitro-2-methylphenol	Quadratic	0.0665	0.0643	0.0640	0.0538	0.0532	0.0329	0.0238	0.0512	32.554 #
T N-nitrosodiphenylamine	Quadratic	0.4501	0.4535	0.4578	0.4391	0.4404	0.4280	0.4681	0.4481	2.983
T Azobenzene	Quadratic	0.6429	0.6197	0.5812	0.5923	0.5922	0.4012	0.3584	0.5411	20.844 #
S 2,4,6-Tribromophenol	Quadratic	0.0628	0.0601	0.0584	0.0539	0.0487	0.0364	0.0368	0.0510	21.212 #
T 4-Bromophenyl-phenylether	Quadratic	0.1810	0.1890	0.1752	0.1517	0.1682	0.1462	0.1206	0.1617	14.650
T Hexachlorobenzene	Quadratic	0.1633	0.1766	0.1870	0.1630	0.1626	0.1647	0.1732	0.1701	5.483
T Pentachlorophenol	Quadratic	0.0936	0.0873	0.0895	0.0758	0.0717	0.0482	0.0381	0.0720	29.670 #
T Phenanthrene	Quadratic	0.8554	0.8953	0.9894	0.9026	0.9082	0.9924	1.0817	0.9464	8.244
T Anthracene	Avg RF	0.8389	0.8699	0.9459	0.9102	0.8540	0.8482	0.8577	0.8750	4.440
T Triallate	Quadratic	0.2309	0.2233	0.2183	0.2040	0.1996	0.1405	0.1207	0.1910	22.533 #
T Carbazole	Quadratic	0.8934	0.8961	0.8935	0.8845	0.8785	0.8822	0.8502	0.8827	1.787
T o-Terphenyl	Quadratic	0.4637	0.5066	0.5201	0.4719	0.4764	0.4913	0.5403	0.4958	5.637
T Di-n-Butylphthalate	Quadratic	0.9411	0.9184	0.9106	0.8242	0.7588	0.4540	0.4450	0.7503	28.634 #
T Fluoranthene	Quadratic	0.9278	0.9381	0.9520	0.9118	0.9189	0.9744	1.0136	0.9481	3.772
T Benzidine	Quadratic	0.2960	0.2967	0.3221	0.3368	0.3362	0.2877	0.2392	0.3021	11.300
T Pyrene	Quadratic	1.0049	0.9976	1.0397	0.9900	1.0224	1.0659	1.0861	1.0295	3.517

Initial Calibration Report - Instrument #1

Compound	Curve Fit	7	6	5	4	3	2	1	Avg RF	%RSD
S Terphenyl-d14	Avg RF	0.6920	0.6842	0.6866	0.6699	0.6653	0.6564	0.7206	0.6821	3.110
I Chrysene-d12										
T Butylbenzylphthalate	Quadratic	0.4609	0.4542	0.4299	0.3793	0.3305	0.2440	0.2428	0.3631	25.715 #
T Benzo(a)Anthracene	Avg RF	1.0264	1.0623	1.0696	1.0569	1.0230	0.9610	0.9978	1.0282	3.804
T Chrysene	Quadratic	1.0957	1.1501	1.1628	1.1496	1.1376	1.1750	1.2610	1.1617	4.340
T 3,3-Dichlorobenzidine	Quadratic	0.3933	0.4028	0.3940	0.3605	0.3247	0.2172	0.1917	0.3263	26.870 #
T bis(2-ethylhexyl)Phthalate	Quadratic	0.1611	0.1593	0.1447	0.1318	0.1132	0.0920	0.0945	0.1281	22.546 #
I Perylene-d12										
T Di-n-octyl Phthalate	Quadratic	1.6909	1.6288	1.6050	1.4498	1.2050	0.9593	1.0522	1.3702	21.661 #
T Benzo(b)fluoranthene	Quadratic	1.4973	1.5570	1.5987	1.6245	1.5482	1.4344	1.4035	1.5234	5.402
T Benzo(k)fluoranthene	Quadratic	1.6397	1.6263	1.7445	1.6694	1.6300	1.5294	1.5160	1.6222	4.870
T Benzo(a)pyrene	Quadratic	1.4531	1.5168	1.5156	1.5063	1.4884	1.1974	1.1378	1.4022	11.598
T Indeno(1,2,3-c,d)pyrene	Quadratic	1.2093	1.2374	1.3381	1.2506	1.2135	1.0337	0.9224	1.1721	12.194
T Dibenzo(a,h)anthracene	Quadratic	1.3336	1.3981	1.3726	1.4240	1.3082	1.1167	1.0596	1.2875	11.066
T Benzo(g,h,i)perylene	Quadratic	1.4102	1.4542	1.4954	1.4676	1.4027	1.3231	1.3652	1.4169	4.256

(RedFont and #) = Outlier Flag; (I) = Internal Standard; (T) = Target; (S) = Surrogate; (M) = Matrix Spike

Compounds with Curve fitting not using Avg Response Factor:

Compound	Curve Fit	Curve Fit Formula	Curve Fit R2
T N-Nitrosodimethylamine	Quadratic	$y = 0.021792 * x^2 + 0.241995 * x + 0.004989$	0.998173
T Pyridine	Quadratic	$y = 0.020939 * x^2 + 0.685055 * x - 0.007221$	0.998401
S 2-Fluorophenol	Quadratic	$y = 0.017637 * x^2 + 0.917012 * x - 0.016913$	0.999247
T Aniline	Quadratic	$y = -0.040399 * x^2 + 1.831027 * x - 0.056516$	0.998821
S Phenol-d5	Quadratic	$y = -0.017215 * x^2 + 1.265785 * x - 0.040467$	0.999501
T Phenol	Quadratic	$y = -0.006340 * x^2 + 1.386108 * x - 0.046604$	0.998724
T bis(-2-Chloroethyl)Ether	Quadratic	$y = -0.014228 * x^2 + 0.952888 * x - 0.026423$	0.999569
T 2-Chlorophenol	Quadratic	$y = -0.032160 * x^2 + 1.160360 * x - 0.041785$	0.999122
T 1,3-Dichlorobenzene	Quadratic	$y = -0.057787 * x^2 + 1.490596 * x - 0.004997$	0.999132
T 1,4-Dichlorobenzene	Quadratic	$y = -0.081700 * x^2 + 1.543892 * x - 0.005009$	0.999030
T 1,2-Dichlorobenzene	Quadratic	$y = -0.058444 * x^2 + 1.460442 * x - 0.012206$	0.999839
T Benzyl Alcohol	Quadratic	$y = 0.044827 * x^2 + 0.462709 * x - 0.012139$	0.997337
T bis(2-chloroisopropyl)Ether	Quadratic	$y = -0.011494 * x^2 + 0.388854 * x - 0.008302$	0.998438
T 2-Methylphenol	Quadratic	$y = -0.014016 * x^2 + 0.975891 * x - 0.022715$	0.998349
T N-nitroso-Di-n-propylamine	Quadratic	$y = 0.022209 * x^2 + 0.611394 * x - 0.018264$	0.999422
T 4Methylphenol/3Methylphenol	Quadratic	$y = -0.035283 * x^2 + 1.359332 * x - 0.028435$	0.998951
T Hexachloroethane	Quadratic	$y = 0.004140 * x^2 + 0.407110 * x - 0.004762$	0.998655
S Nitrobenzene-d5	Quadratic	$y = 0.006260 * x^2 + 0.672525 * x - 0.017167$	0.998985
T Nitrobenzene	Quadratic	$y = -0.014810 * x^2 + 0.381147 * x - 0.021730$	0.994287
T Isophorone	Quadratic	$y = 0.001256 * x^2 + 0.561832 * x - 0.022361$	0.998623
T 2-Nitrophenol	Quadratic	$y = 0.009548 * x^2 + 0.107176 * x - 0.004080$	0.996605
T 2,4-Dimethylphenol	Quadratic	$y = -0.008071 * x^2 + 0.276433 * x - 0.006190$	0.994642
T bis(-2-Chloroethoxy)Methane	Quadratic	$y = 0.005370 * x^2 + 0.317578 * x - 0.011206$	0.997681
T 2,4-Dichlorophenol	Quadratic	$y = 4.418395E-004 * x^2 + 0.249497 * x - 0.008193$	0.997504
T Benzoic Acid	Quadratic	$y = 0.015492 * x^2 + 0.103952 * x - 0.002742$	0.994758
T 1,2,4-Trichlorobenzene	Quadratic	$y = -0.011761 * x^2 + 0.319441 * x - 0.003556$	0.999271
T Naphthalene	Quadratic	$y = -0.045271 * x^2 + 0.967369 * x - 0.001945$	0.997876
T 4-Chlorophenol	Quadratic	$y = 8.832489E-004 * x^2 + 0.089781 * x + 0.001564$	0.999409
T p-Chloroaniline	Quadratic	$y = -0.010190 * x^2 + 0.366115 * x - 0.007070$	0.998721
T Hexachlorobutadiene	Quadratic	$y = 0.001101 * x^2 + 0.151420 * x - 7.574592E-004$	0.998681
T 4-Chloro-2-Methylphenol	Quadratic	$y = -0.005202 * x^2 + 0.239882 * x - 0.002907$	0.996463
T 2-Methylnaphthalene	Quadratic	$y = 0.009705 * x^2 + 0.470873 * x + 0.014272$	0.999780
T 1-Methylnaphthalene	Quadratic	$y = 0.003735 * x^2 + 0.470302 * x + 0.013933$	0.999258
T Hexachlorocyclopentadiene	Quadratic	$y = 0.002421 * x^2 + 0.169469 * x - 0.011228$	0.998244
T 2,4,6-Trichlorophenol	Quadratic	$y = 0.002039 * x^2 + 0.298677 * x - 0.016564$	0.993903
T 2,4,5-Trichlorophenol	Quadratic	$y = 0.001705 * x^2 + 0.331601 * x - 0.011548$	0.998610
S 2-Fluorobiphenyl	Quadratic	$y = 0.005157 * x^2 + 1.177766 * x + 0.011490$	0.998583
T 2-Nitroaniline	Quadratic	$y = 0.001296 * x^2 + 0.181434 * x - 0.010093$	0.991068
T Dimethyl Phthalate	Quadratic	$y = 0.029806 * x^2 + 0.971876 * x - 0.046998$	0.997615
T 2,6-Dinitrotoluene	Quadratic	$y = -2.911298E-004 * x^2 + 0.142893 * x - 0.007548$	0.993031
T Acenaphthylene	Quadratic	$y = -0.010001 * x^2 + 1.633544 * x - 0.021625$	0.999749
T 3-Nitroaniline	Quadratic	$y = 0.004389 * x^2 + 0.153444 * x - 0.009589$	0.994163
T Acenaphthene	Quadratic	$y = -0.029072 * x^2 + 0.976289 * x + 0.003199$	0.999473

Initial Calibration Report - Instrument #1

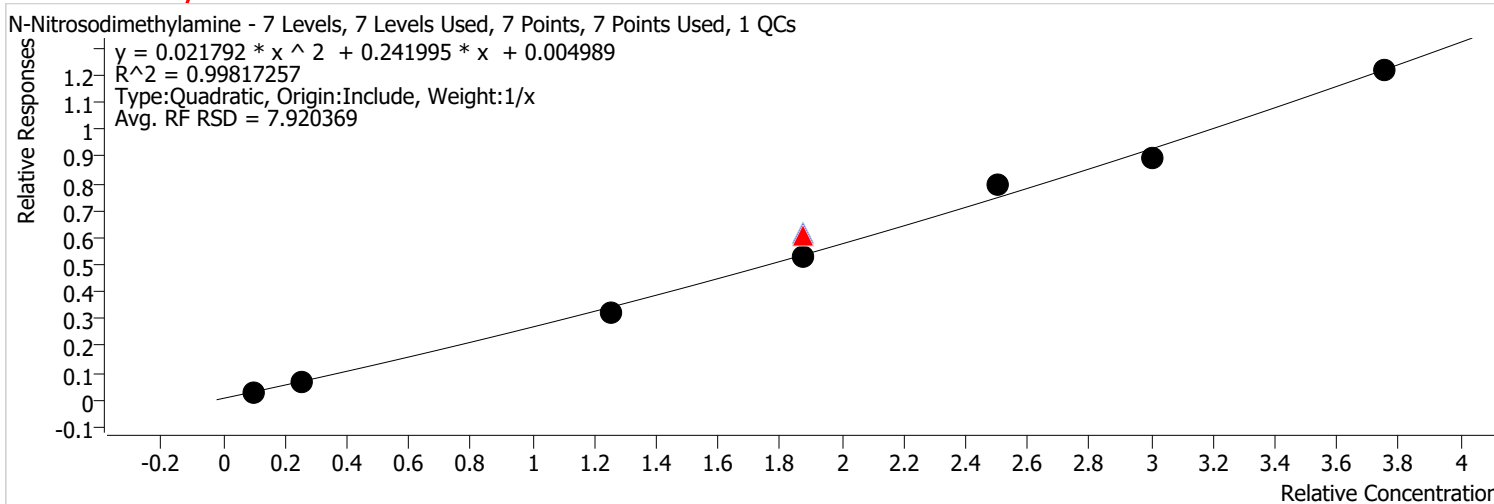
T 2,4-Dinitrophenol	Quadratic	$y = 0.007709 * x^2 + 0.057277 * x - 0.005537$	0.998660
T Dibenzofuran	Quadratic	$y = -0.078813 * x^2 + 1.671612 * x - 0.012833$	0.996920
T 2,4-Dinitrotoluene	Quadratic	$y = 0.011306 * x^2 + 0.153402 * x - 0.005936$	0.998888
T 4-Nitrophenol	Quadratic	$y = 0.006262 * x^2 + 0.163430 * x - 0.010503$	0.997220
T Diethylphthalate	Quadratic	$y = 0.031919 * x^2 + 1.014290 * x - 0.062887$	0.996790
T Fluorene	Quadratic	$y = -0.023000 * x^2 + 1.248480 * x + 0.008905$	0.998810
T 4-Chlorophenyl-phenylether	Quadratic	$y = 0.008736 * x^2 + 0.528573 * x - 0.004479$	0.995687
T 4-Nitroaniline	Quadratic	$y = 0.002828 * x^2 + 0.092399 * x - 0.006449$	0.992581
T 4,6-Dinitro-2-methylphenol	Quadratic	$y = 0.005374 * x^2 + 0.048411 * x - 0.002987$	0.998476
T N-nitrosodiphenylamine	Quadratic	$y = 0.005065 * x^2 + 0.434868 * x + 0.001743$	0.999757
T Azobenzene	Quadratic	$y = 0.024057 * x^2 + 0.554092 * x - 0.024304$	0.999050
S 2,4,6-Tribromophenol	Quadratic	$y = 0.005166 * x^2 + 0.044588 * x - 0.001265$	0.999519
T 4-Bromophenyl-phenylether	Quadratic	$y = 0.009322 * x^2 + 0.151303 * x - 0.002804$	0.996940
T Hexachlorobenzene	Quadratic	$y = -8.088242E-004 * x^2 + 0.173809 * x - 9.761810E-004$	0.995919
T Pentachlorophenol	Quadratic	$y = 0.008092 * x^2 + 0.065126 * x - 0.003350$	0.998609
T Phenanthrene	Quadratic	$y = -0.028459 * x^2 + 0.980706 * x + 0.007476$	0.997405
T Triallate	Quadratic	$y = 0.012405 * x^2 + 0.187943 * x - 0.008336$	0.999700
T Carbazole	Quadratic	$y = 0.004446 * x^2 + 0.879996 * x - 0.002325$	0.999978
T o-Terphenyl	Quadratic	$y = -0.005292 * x^2 + 0.502035 * x + 0.001433$	0.997250
T Di-n-Butylphthalate	Quadratic	$y = 0.064569 * x^2 + 0.728926 * x - 0.041145$	0.998689
T Fluoranthene	Quadratic	$y = 0.005127 * x^2 + 0.913516 * x + 0.010820$	0.999738
T Benzidine	Quadratic	$y = -0.021425 * x^2 + 0.377173 * x - 0.015482$	0.999219
T Pyrene	Quadratic	$y = -0.003799 * x^2 + 1.017139 * x + 0.008273$	0.999630
T Butylbenzylphthalate	Quadratic	$y = 0.047941 * x^2 + 0.297734 * x - 0.009335$	0.998450
T Chrysene	Quadratic	$y = -0.020372 * x^2 + 1.189658 * x + 0.003882$	0.999580
T 3,3-Dichlorobenzidine	Quadratic	$y = 0.021497 * x^2 + 0.331223 * x - 0.018848$	0.998013
T bis(2-ethylhexyl)Phthalate	Quadratic	$y = 0.018118 * x^2 + 0.098204 * x - 0.001306$	0.998634
T Di-n-octyl Phthalate	Quadratic	$y = 0.162869 * x^2 + 1.128485 * x - 0.023317$	0.998248
T Benzo(b)fluoranthene	Quadratic	$y = -0.044563 * x^2 + 1.695133 * x - 0.038901$	0.999411
T Benzo(k)fluoranthene	Quadratic	$y = -0.015793 * x^2 + 1.715381 * x - 0.027642$	0.999129
T Benzo(a)pyrene	Quadratic	$y = -0.022971 * x^2 + 1.578004 * x - 0.057449$	0.999439
T Indeno(1,2,3-c,d)pyrene	Quadratic	$y = -0.023616 * x^2 + 1.334003 * x - 0.050971$	0.998326
T Dibenzo(a,h)anthracene	Quadratic	$y = -0.014764 * x^2 + 1.427551 * x - 0.048504$	0.998956
T Benzo(g,h,i)perylene	Quadratic	$y = -0.014380 * x^2 + 1.493878 * x - 0.021784$	0.999297

(RedFont and #) = Outlier Flag; (I) = Internal Standard; (T) = Target; (S) = Surrogate; (M) = Matrix Spike

Calibration Report

Batch Path	\\MASSHUNTER\Org\Data\SV5973N.I\sd021822\DoD BNA cal 1\QuantResults\021822 DoD BNA cal.batch.bin		
Analysis Time	2/19/2022 1:08 PM	Analyst Name	BL2000\sean
Report Time	2/19/2022 1:09:05 PM	Reporter Name	BL2000\sean
Last Calib Update	2/19/2022 1:06 PM	Batch State	Processed
Quant Batch Version	10.0	Quant Report Version	10.0

N-Nitrosodimethylamine %RSE = 4.3

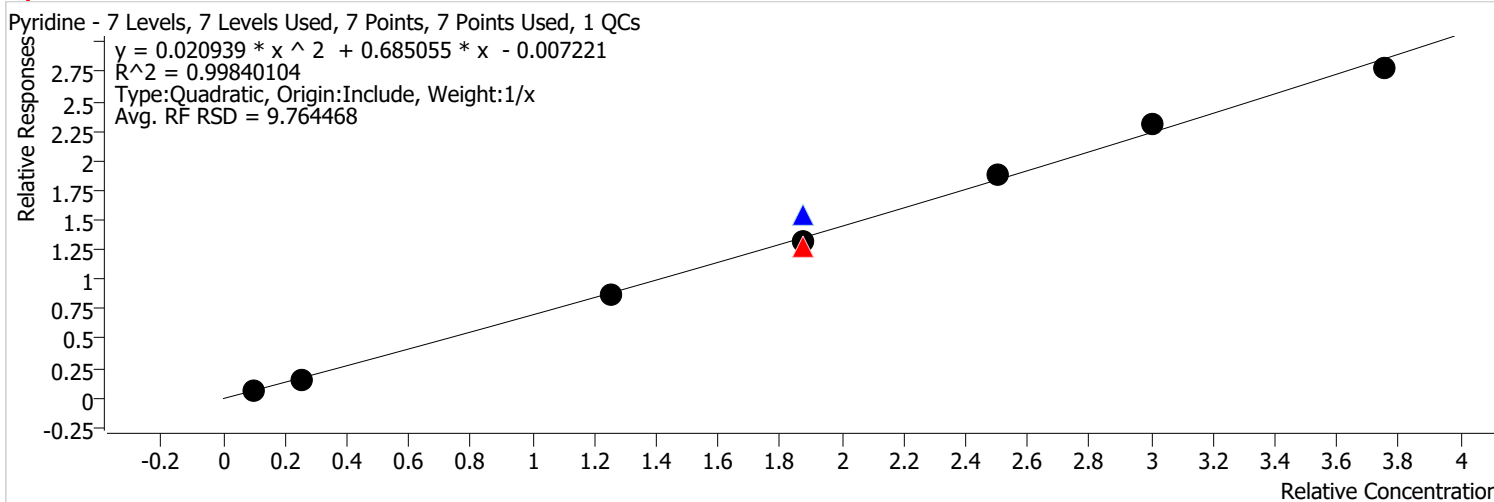


Calibration STD Path	Cal Type	Level	Enabled	Resp.	Exp. Conc	Resp. Factor	Level RSD
\\MASSHUNTER\Org\Data\SV5973N.I\sd021822\DoD BNA cal 1\Feb1808.D	Calibration	1	x	9265	4.0000	0.2922	
\\MASSHUNTER\Org\Data\SV5973N.I\sd021822\DoD BNA cal 1\Feb1807.D	Calibration	2	x	22053	10.0000	0.2745	
\\MASSHUNTER\Org\Data\SV5973N.I\sd021822\DoD BNA cal 1\Feb1806.D	Calibration	3	x	117849	50.0000	0.2598	
\\MASSHUNTER\Org\Data\SV5973N.I\sd030422\BNA 1\Feb0402.D	CC	CCV	x	226985	75.0000	0.3235	
\\MASSHUNTER\Org\Data\SV5973N.I\sd021822\DoD BNA cal 1\Feb1809.D	QC	ICV	x	201549	75.0000	0.3290	
\\MASSHUNTER\Org\Data\SV5973N.I\sd021822\DoD BNA cal 1\Feb1805.D	Calibration	4	x	186004	75.0000	0.2839	
\\MASSHUNTER\Org\Data\SV5973N.I\sd021822\DoD BNA cal 1\Feb1804.D	Calibration	5	x	296474	100.0000	0.3195	
\\MASSHUNTER\Org\Data\SV5973N.I\sd021822\DoD BNA cal 1\Feb1803.D	Calibration	6	x	326647	120.0000	0.2985	
\\MASSHUNTER\Org\Data\SV5973N.I\sd021822\DoD BNA cal 1\Feb1802.D	Calibration	7	x	435283	150.0000	0.3243	

Calibration Report

Batch Path	\\MASSHUNTER\Org\Data\SV5973N.I\sd021822\DoD BNA cal 1\QuantResults\021822 DoD BNA cal.batch.bin		
Analysis Time	2/19/2022 1:08 PM	Analyst Name	BL2000\sean
Report Time	2/19/2022 1:09:10 PM	Reporter Name	BL2000\sean
Last Calib Update	2/19/2022 1:06 PM	Batch State	Processed
Quant Batch Version	10.0	Quant Report Version	10.0

Pyridine %RSE = 10.2



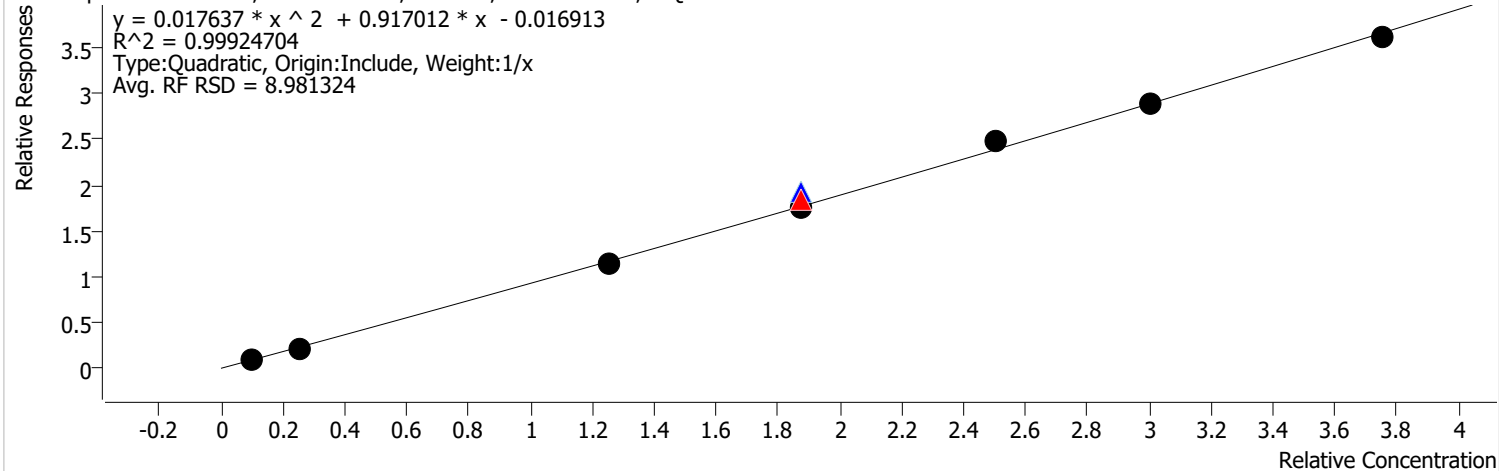
Calibration STD Path	Cal Type	Level	Enabled	Resp.	Exp. Conc	Resp. Factor	Level RSD
\\MASSHUNTER\Org\Data\SV5973N.I\sd021822\DoD BNA cal 1\Feb1808.D	Calibration	1	x	22506	4.0000	0.7097	
\\MASSHUNTER\Org\Data\SV5973N.I\sd021822\DoD BNA cal 1\Feb1807.D	Calibration	2	x	45229	10.0000	0.5631	
\\MASSHUNTER\Org\Data\SV5973N.I\sd021822\DoD BNA cal 1\Feb1806.D	Calibration	3	x	315403	50.0000	0.6954	
\\MASSHUNTER\Org\Data\SV5973N.I\sd030422\BNA 1\Feb0402.D	CC	CCV	x	480267	75.0000	0.6845	
\\MASSHUNTER\Org\Data\SV5973N.I\sd021822\DoD BNA cal 1\Feb1809.D	QC	ICV	x	505592	75.0000	0.8254	
\\MASSHUNTER\Org\Data\SV5973N.I\sd021822\DoD BNA cal 1\Feb1805.D	Calibration	4	x	463669	75.0000	0.7078	
\\MASSHUNTER\Org\Data\SV5973N.I\sd021822\DoD BNA cal 1\Feb1804.D	Calibration	5	x	702486	100.0000	0.7570	
\\MASSHUNTER\Org\Data\SV5973N.I\sd021822\DoD BNA cal 1\Feb1803.D	Calibration	6	x	843707	120.0000	0.7709	
\\MASSHUNTER\Org\Data\SV5973N.I\sd021822\DoD BNA cal 1\Feb1802.D	Calibration	7	x	993215	150.0000	0.7400	

Calibration Report

Batch Path	\\MASSHUNTER\Org\Data\SV5973N.I\sd021822\DoD BNA cal 1\QuantResults\021822 DoD BNA cal.batch.bin		
Analysis Time	2/19/2022 1:08 PM	Analyst Name	BL2000\sean
Report Time	2/19/2022 1:09:10 PM	Reporter Name	BL2000\sean
Last Calib Update	2/19/2022 1:06 PM	Batch State	Processed
Quant Batch Version	10.0	Quant Report Version	10.0

2-Fluorophenol %RSE =

2-Fluorophenol - 7 Levels, 7 Levels Used, 7 Points, 7 Points Used, 1 QCs

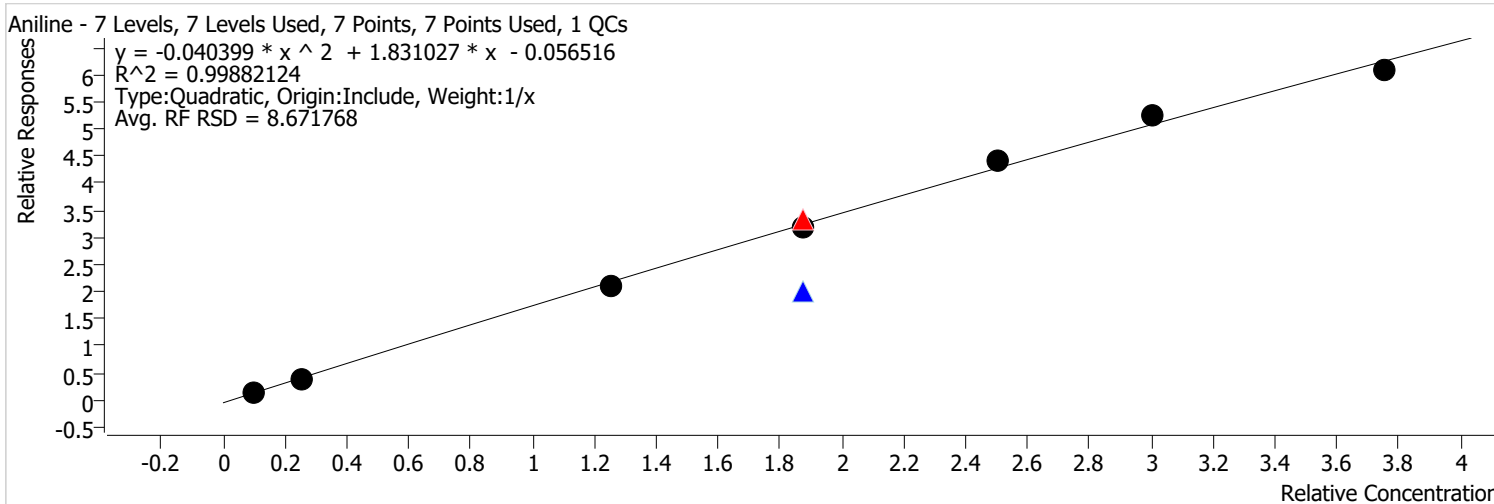


Calibration STD Path	Cal Type	Level	Enabled	Resp.	Exp. Conc	Resp. Factor	Level RSD
\\MASSHUNTER\Org\Data\SV5973N.I\sd021822\DoD BNA cal 1\Feb1808.D	Calibration	1	x	26516	4.0000	0.8362	
\\MASSHUNTER\Org\Data\SV5973N.I\sd021822\DoD BNA cal 1\Feb1807.D	Calibration	2	x	61315	10.0000	0.7633	
\\MASSHUNTER\Org\Data\SV5973N.I\sd021822\DoD BNA cal 1\Feb1806.D	Calibration	3	x	414958	50.0000	0.9149	
\\MASSHUNTER\Org\Data\SV5973N.I\sd030422\BNA 1\Feb0402.D	CC	CCV	x	686074	75.0000	0.9778	
\\MASSHUNTER\Org\Data\SV5973N.I\sd021822\DoD BNA cal 1\Feb1809.D	QC	ICV	x	629648	75.0000	1.0279	
\\MASSHUNTER\Org\Data\SV5973N.I\sd021822\DoD BNA cal 1\Feb1805.D	Calibration	4	x	609954	75.0000	0.9310	
\\MASSHUNTER\Org\Data\SV5973N.I\sd021822\DoD BNA cal 1\Feb1804.D	Calibration	5	x	918079	100.0000	0.9894	
\\MASSHUNTER\Org\Data\SV5973N.I\sd021822\DoD BNA cal 1\Feb1803.D	Calibration	6	x	1058548	120.0000	0.9672	
\\MASSHUNTER\Org\Data\SV5973N.I\sd021822\DoD BNA cal 1\Feb1802.D	Calibration	7	x	1295463	150.0000	0.9652	

Calibration Report

Batch Path	\\MASSHUNTER\Org\Data\SV5973N.I\sd021822\DoD BNA cal 1\QuantResults\021822 DoD BNA cal.batch.bin		
Analysis Time	2/19/2022 1:08 PM	Analyst Name	BL2000\sean
Report Time	2/19/2022 1:09:10 PM	Reporter Name	BL2000\sean
Last Calib Update	2/19/2022 1:06 PM	Batch State	Processed
Quant Batch Version	10.0	Quant Report Version	10.0

Aniline %RSE = 6.1

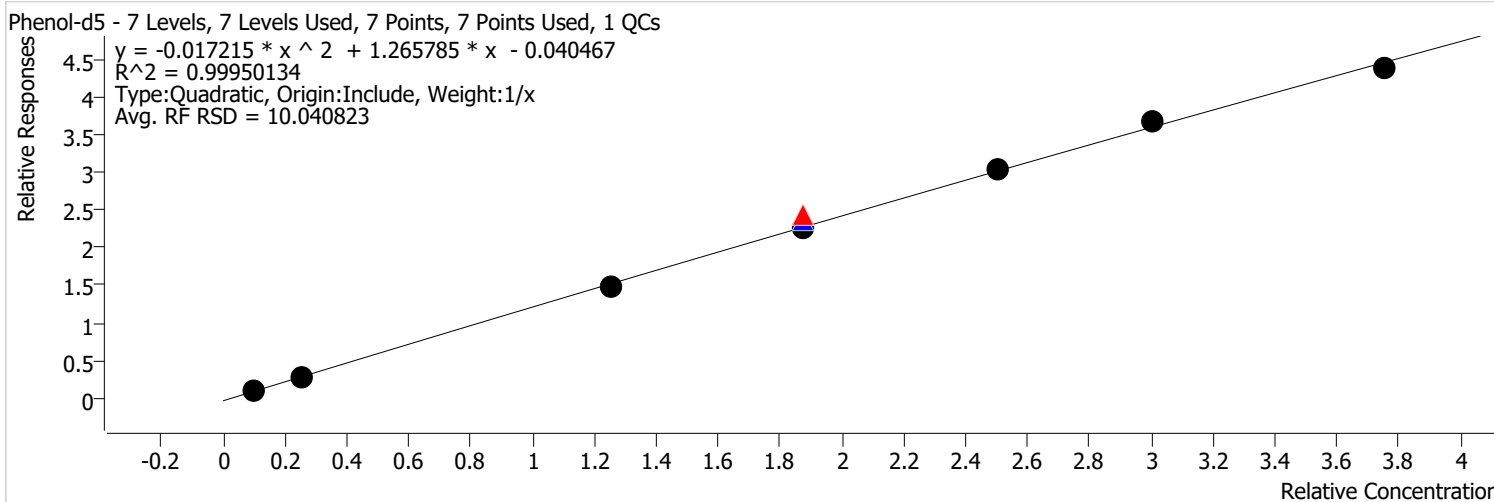


Calibration STD Path	Cal Type	Level	Enabled	Resp.	Exp. Conc	Resp. Factor	Level RSD
\\MASSHUNTER\Org\Data\SV5973N.I\sd021822\DoD BNA cal 1\Feb1808.D	Calibration	1	x	44383	4.0000	1.3997	
\\MASSHUNTER\Org\Data\SV5973N.I\sd021822\DoD BNA cal 1\Feb1807.D	Calibration	2	x	117703	10.0000	1.4653	
\\MASSHUNTER\Org\Data\SV5973N.I\sd021822\DoD BNA cal 1\Feb1806.D	Calibration	3	x	767112	50.0000	1.6913	
\\MASSHUNTER\Org\Data\SV5973N.I\sd030422\BNA 1\Feb0402.D	CC	CCV	x	1244906	75.0000	1.7742	
\\MASSHUNTER\Org\Data\SV5973N.I\sd021822\DoD BNA cal 1\Feb1809.D	QC	ICV	x	659983	75.0000	1.0774	
\\MASSHUNTER\Org\Data\SV5973N.I\sd021822\DoD BNA cal 1\Feb1805.D	Calibration	4	x	1113327	75.0000	1.6994	
\\MASSHUNTER\Org\Data\SV5973N.I\sd021822\DoD BNA cal 1\Feb1804.D	Calibration	5	x	1636257	100.0000	1.7633	
\\MASSHUNTER\Org\Data\SV5973N.I\sd021822\DoD BNA cal 1\Feb1803.D	Calibration	6	x	1907332	120.0000	1.7427	
\\MASSHUNTER\Org\Data\SV5973N.I\sd021822\DoD BNA cal 1\Feb1802.D	Calibration	7	x	2171964	150.0000	1.6183	

Calibration Report

Batch Path	\\MASSHUNTER\Org\Data\SV5973N.I\sd021822\DoD BNA cal 1\QuantResults\021822 DoD BNA cal.batch.bin		
Analysis Time	2/19/2022 1:08 PM	Analyst Name	BL2000\sean
Report Time	2/19/2022 1:09:10 PM	Reporter Name	BL2000\sean
Last Calib Update	2/19/2022 1:06 PM	Batch State	Processed
Quant Batch Version	10.0	Quant Report Version	10.0

Phenol-d5 %RSE =

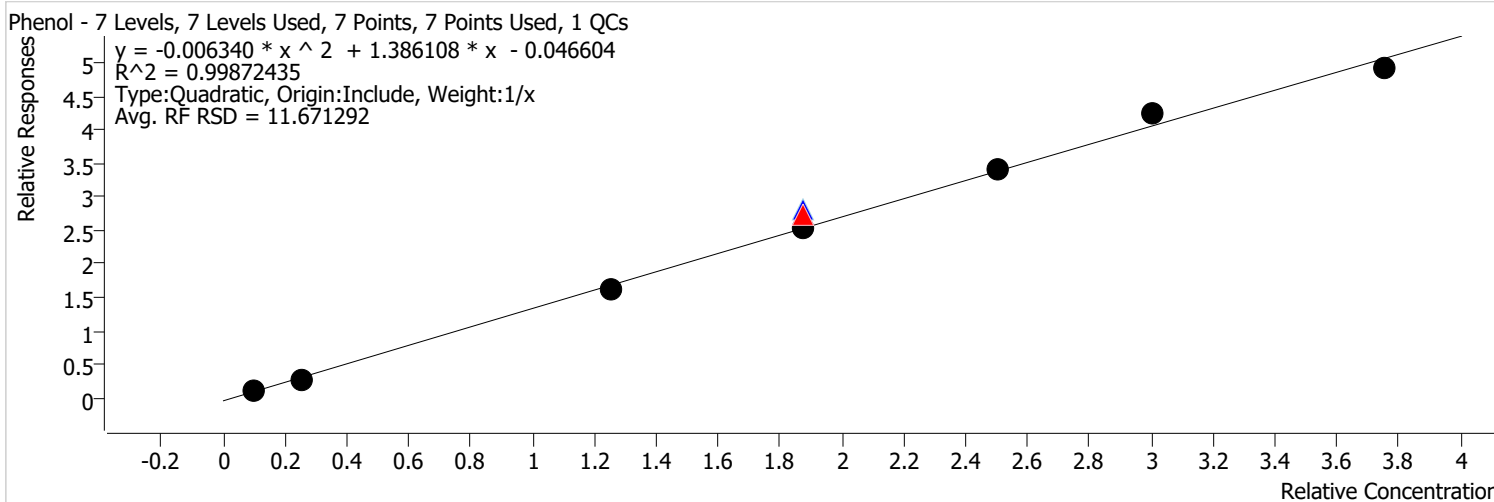


Calibration STD Path	Cal Type	Level	Enabled	Resp.	Exp. Conc	Resp. Factor	Level RSD
\\MASSHUNTER\Org\Data\SV5973N.I\sd021822\DoD BNA cal 1\Feb1808.D	Calibration	1	x	29512	4.0000	0.9307	
\\MASSHUNTER\Org\Data\SV5973N.I\sd021822\DoD BNA cal 1\Feb1807.D	Calibration	2	x	82773	10.0000	1.0304	
\\MASSHUNTER\Org\Data\SV5973N.I\sd021822\DoD BNA cal 1\Feb1806.D	Calibration	3	x	540696	50.0000	1.1921	
\\MASSHUNTER\Org\Data\SV5973N.I\sd030422\BNA 1\Feb0402.D	CC	CCV	x	910321	75.0000	1.2974	
\\MASSHUNTER\Org\Data\SV5973N.I\sd021822\DoD BNA cal 1\Feb1809.D	QC	ICV	x	772410	75.0000	1.2610	
\\MASSHUNTER\Org\Data\SV5973N.I\sd021822\DoD BNA cal 1\Feb1805.D	Calibration	4	x	789735	75.0000	1.2055	
\\MASSHUNTER\Org\Data\SV5973N.I\sd021822\DoD BNA cal 1\Feb1804.D	Calibration	5	x	1136511	100.0000	1.2248	
\\MASSHUNTER\Org\Data\SV5973N.I\sd021822\DoD BNA cal 1\Feb1803.D	Calibration	6	x	1344284	120.0000	1.2283	
\\MASSHUNTER\Org\Data\SV5973N.I\sd021822\DoD BNA cal 1\Feb1802.D	Calibration	7	x	1568589	150.0000	1.1687	

Calibration Report

Batch Path	\\MASSHUNTER\Org\Data\SV5973N.I\sd021822\DoD BNA cal 1\QuantResults\021822 DoD BNA cal.batch.bin		
Analysis Time	2/19/2022 1:08 PM	Analyst Name	BL2000\sean
Report Time	2/19/2022 1:09:10 PM	Reporter Name	BL2000\sean
Last Calib Update	2/19/2022 1:06 PM	Batch State	Processed
Quant Batch Version	10.0	Quant Report Version	10.0

Phenol %RSE = 5.0

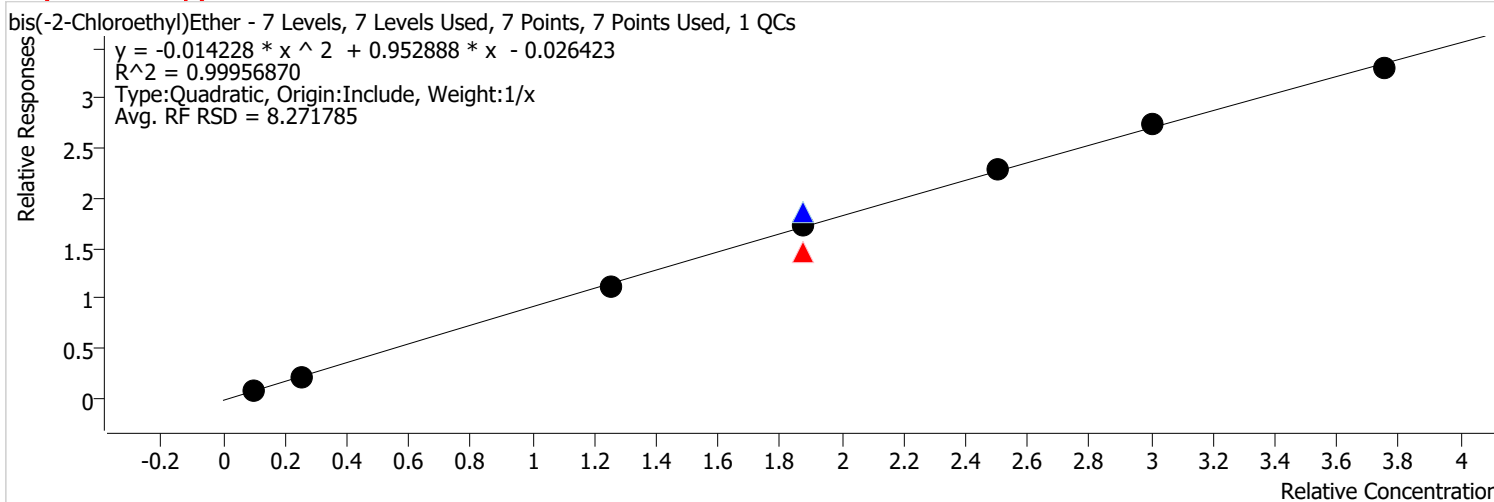


Calibration STD Path	Cal Type	Level	Enabled	Resp.	Exp. Conc	Resp. Factor	Level RSD
\\MASSHUNTER\Org\Data\SV5973N.I\sd021822\DoD BNA cal 1\Feb1808.D	Calibration	1	x	31700	4.0000	0.9997	
\\MASSHUNTER\Org\Data\SV5973N.I\sd021822\DoD BNA cal 1\Feb1807.D	Calibration	2	x	90632	10.0000	1.1283	
\\MASSHUNTER\Org\Data\SV5973N.I\sd021822\DoD BNA cal 1\Feb1806.D	Calibration	3	x	590509	50.0000	1.3019	
\\MASSHUNTER\Org\Data\SV5973N.I\sd030422\BNA 1\Feb0402.D	CC	CCV	x	1017539	75.0000	1.4502	
\\MASSHUNTER\Org\Data\SV5973N.I\sd021822\DoD BNA cal 1\Feb1809.D	QC	ICV	x	922606	75.0000	1.5062	
\\MASSHUNTER\Org\Data\SV5973N.I\sd021822\DoD BNA cal 1\Feb1805.D	Calibration	4	x	880405	75.0000	1.3439	
\\MASSHUNTER\Org\Data\SV5973N.I\sd021822\DoD BNA cal 1\Feb1804.D	Calibration	5	x	1261120	100.0000	1.3590	
\\MASSHUNTER\Org\Data\SV5973N.I\sd021822\DoD BNA cal 1\Feb1803.D	Calibration	6	x	1552024	120.0000	1.4181	
\\MASSHUNTER\Org\Data\SV5973N.I\sd021822\DoD BNA cal 1\Feb1802.D	Calibration	7	x	1758157	150.0000	1.3100	

Calibration Report

Batch Path	\\MASSHUNTER\Org\Data\SV5973N.I\sd021822\DoD BNA cal 1\QuantResults\021822 DoD BNA cal.batch.bin		
Analysis Time	2/19/2022 1:08 PM	Analyst Name	BL2000\sean
Report Time	2/19/2022 1:09:11 PM	Reporter Name	BL2000\sean
Last Calib Update	2/19/2022 1:06 PM	Batch State	Processed
Quant Batch Version	10.0	Quant Report Version	10.0

bis(-2-Chloroethyl)Ether %RSE = 3.9



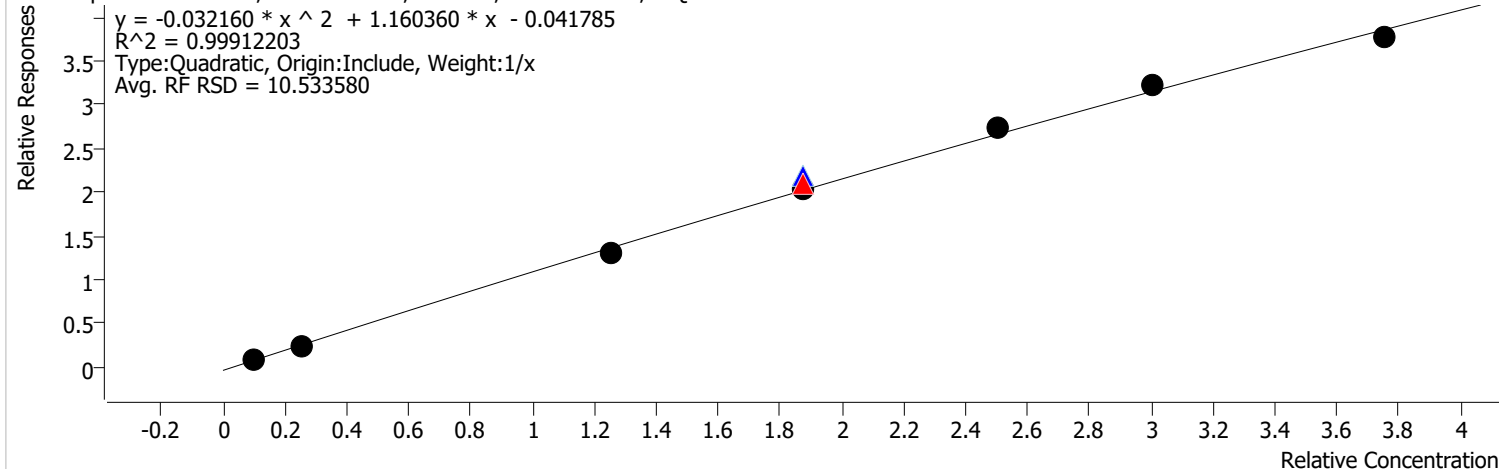
Calibration STD Path	Cal Type	Level	Enabled	Resp.	Exp. Conc	Resp. Factor	Level RSD
\\MASSHUNTER\Org\Data\SV5973N.I\sd021822\DoD BNA cal 1\Feb1808.D	Calibration	1	x	23255	4.0000	0.7334	
\\MASSHUNTER\Org\Data\SV5973N.I\sd021822\DoD BNA cal 1\Feb1807.D	Calibration	2	x	64413	10.0000	0.8019	
\\MASSHUNTER\Org\Data\SV5973N.I\sd021822\DoD BNA cal 1\Feb1806.D	Calibration	3	x	402263	50.0000	0.8869	
\\MASSHUNTER\Org\Data\SV5973N.I\sd030422\BNA 1\Feb0402.D	CC	CCV	x	549346	75.0000	0.7829	
\\MASSHUNTER\Org\Data\SV5973N.I\sd021822\DoD BNA cal 1\Feb1809.D	QC	ICV	x	605585	75.0000	0.9886	
\\MASSHUNTER\Org\Data\SV5973N.I\sd021822\DoD BNA cal 1\Feb1805.D	Calibration	4	x	606109	75.0000	0.9252	
\\MASSHUNTER\Org\Data\SV5973N.I\sd021822\DoD BNA cal 1\Feb1804.D	Calibration	5	x	847990	100.0000	0.9138	
\\MASSHUNTER\Org\Data\SV5973N.I\sd021822\DoD BNA cal 1\Feb1803.D	Calibration	6	x	1004162	120.0000	0.9175	
\\MASSHUNTER\Org\Data\SV5973N.I\sd021822\DoD BNA cal 1\Feb1802.D	Calibration	7	x	1179626	150.0000	0.8789	

Calibration Report

Batch Path	\\MASSHUNTER\Org\Data\SV5973N.I\sd021822\DoD BNA cal 1\QuantResults\021822 DoD BNA cal.batch.bin		
Analysis Time	2/19/2022 1:08 PM	Analyst Name	BL2000\sean
Report Time	2/19/2022 1:09:11 PM	Reporter Name	BL2000\sean
Last Calib Update	2/19/2022 1:06 PM	Batch State	Processed
Quant Batch Version	10.0	Quant Report Version	10.0

2-Chlorophenol %RSE = 4.5

2-Chlorophenol - 7 Levels, 7 Levels Used, 7 Points, 7 Points Used, 1 QCs

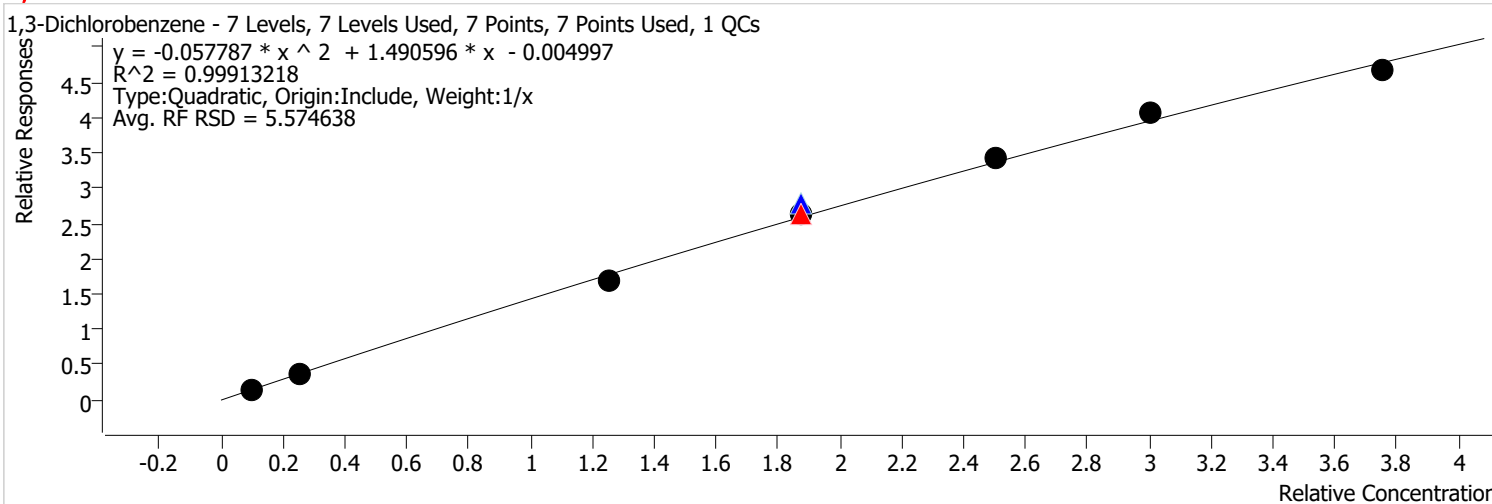


Calibration STD Path	Cal Type	Level	Enabled	Resp.	Exp. Conc	Resp. Factor	Level RSD
\\MASSHUNTER\Org\Data\SV5973N.I\sd021822\DoD BNA cal 1\Feb1808.D	Calibration	1	x	25287	4.0000	0.7975	
\\MASSHUNTER\Org\Data\SV5973N.I\sd021822\DoD BNA cal 1\Feb1807.D	Calibration	2	x	75438	10.0000	0.9391	
\\MASSHUNTER\Org\Data\SV5973N.I\sd021822\DoD BNA cal 1\Feb1806.D	Calibration	3	x	472214	50.0000	1.0411	
\\MASSHUNTER\Org\Data\SV5973N.I\sd030422\BNA 1\Feb0402.D	CC	CCV	x	787160	75.0000	1.1219	
\\MASSHUNTER\Org\Data\SV5973N.I\sd021822\DoD BNA cal 1\Feb1809.D	QC	ICV	x	714073	75.0000	1.1657	
\\MASSHUNTER\Org\Data\SV5973N.I\sd021822\DoD BNA cal 1\Feb1805.D	Calibration	4	x	708157	75.0000	1.0809	
\\MASSHUNTER\Org\Data\SV5973N.I\sd021822\DoD BNA cal 1\Feb1804.D	Calibration	5	x	1016794	100.0000	1.0957	
\\MASSHUNTER\Org\Data\SV5973N.I\sd021822\DoD BNA cal 1\Feb1803.D	Calibration	6	x	1172891	120.0000	1.0717	
\\MASSHUNTER\Org\Data\SV5973N.I\sd021822\DoD BNA cal 1\Feb1802.D	Calibration	7	x	1348440	150.0000	1.0047	

Calibration Report

Batch Path	\\MASSHUNTER\Org\Data\SV5973N.I\sd021822\DoD BNA cal 1\QuantResults\021822 DoD BNA cal.batch.bin		
Analysis Time	2/19/2022 1:08 PM	Analyst Name	BL2000\sean
Report Time	2/19/2022 1:09:11 PM	Reporter Name	BL2000\sean
Last Calib Update	2/19/2022 1:06 PM	Batch State	Processed
Quant Batch Version	10.0	Quant Report Version	10.0

1,3-Dichlorobenzene %RSE = 4.2

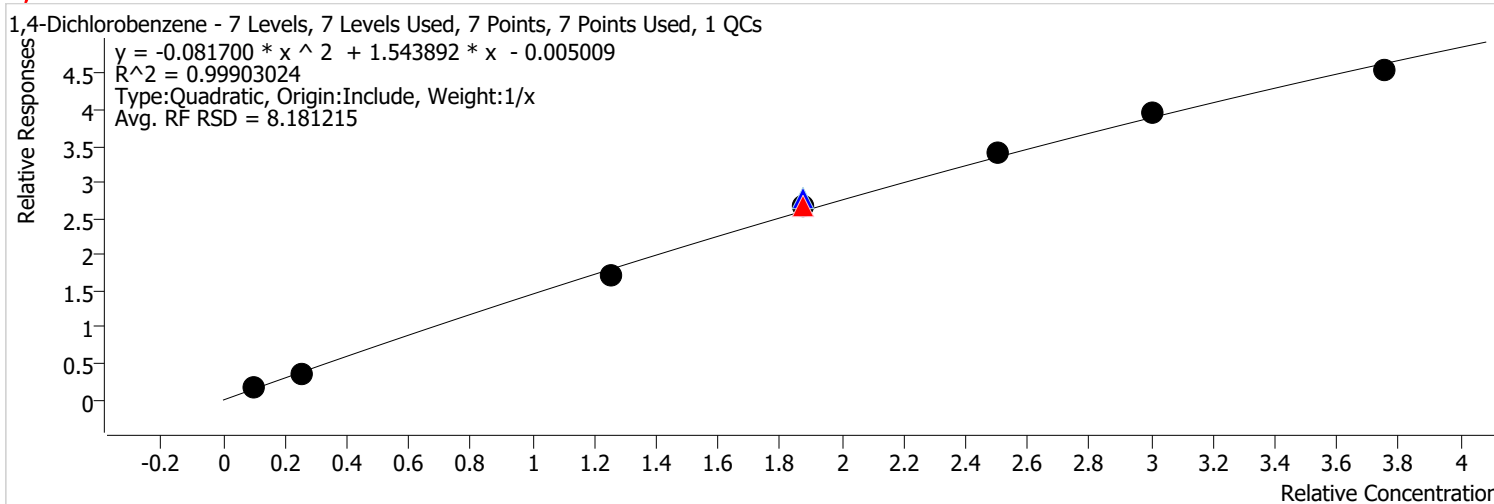


Calibration STD Path	Cal Type	Level	Enabled	Resp.	Exp. Conc	Resp. Factor	Level RSD
\\MASSHUNTER\Org\Data\SV5973N.I\sd021822\DoD BNA cal 1\Feb1808.D	Calibration	1	x	47435	4.0000	1.4959	
\\MASSHUNTER\Org\Data\SV5973N.I\sd021822\DoD BNA cal 1\Feb1807.D	Calibration	2	x	113425	10.0000	1.4120	
\\MASSHUNTER\Org\Data\SV5973N.I\sd021822\DoD BNA cal 1\Feb1806.D	Calibration	3	x	613144	50.0000	1.3518	
\\MASSHUNTER\Org\Data\SV5973N.I\sd030422\BNA 1\Feb0402.D	CC	CCV	x	990013	75.0000	1.4110	
\\MASSHUNTER\Org\Data\SV5973N.I\sd021822\DoD BNA cal 1\Feb1809.D	QC	ICV	x	912914	75.0000	1.4903	
\\MASSHUNTER\Org\Data\SV5973N.I\sd021822\DoD BNA cal 1\Feb1805.D	Calibration	4	x	915843	75.0000	1.3980	
\\MASSHUNTER\Org\Data\SV5973N.I\sd021822\DoD BNA cal 1\Feb1804.D	Calibration	5	x	1267074	100.0000	1.3655	
\\MASSHUNTER\Org\Data\SV5973N.I\sd021822\DoD BNA cal 1\Feb1803.D	Calibration	6	x	1478960	120.0000	1.3513	
\\MASSHUNTER\Org\Data\SV5973N.I\sd021822\DoD BNA cal 1\Feb1802.D	Calibration	7	x	1667861	150.0000	1.2427	

Calibration Report

Batch Path	\\MASSHUNTER\Org\Data\SV5973N.I\sd021822\DoD BNA cal 1\QuantResults\021822 DoD BNA cal.batch.bin		
Analysis Time	2/19/2022 1:08 PM	Analyst Name	BL2000\sean
Report Time	2/19/2022 1:09:11 PM	Reporter Name	BL2000\sean
Last Calib Update	2/19/2022 1:06 PM	Batch State	Processed
Quant Batch Version	10.0	Quant Report Version	10.0

1,4-Dichlorobenzene %RSE = 5.5

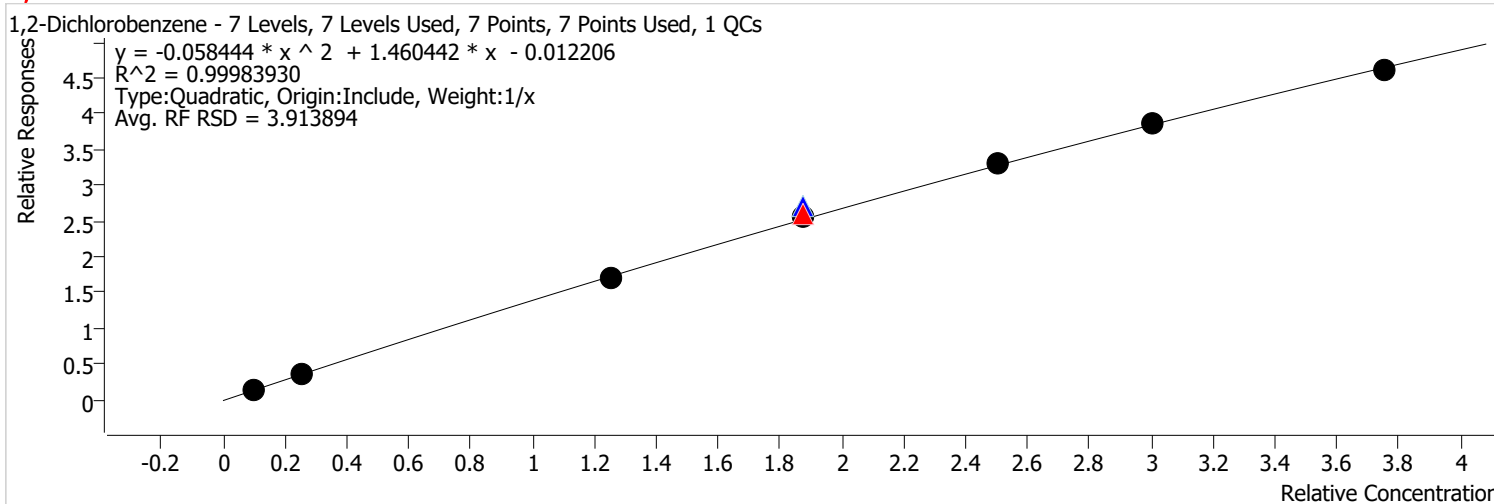


Calibration STD Path	Cal Type	Level	Enabled	Resp.	Exp. Conc	Resp. Factor	Level RSD
\\MASSHUNTER\Org\Data\SV5973N.I\sd021822\DoD BNA cal 1\Feb1808.D	Calibration	1	x	50173	4.0000	1.5822	
\\MASSHUNTER\Org\Data\SV5973N.I\sd021822\DoD BNA cal 1\Feb1807.D	Calibration	2	x	113963	10.0000	1.4187	
\\MASSHUNTER\Org\Data\SV5973N.I\sd021822\DoD BNA cal 1\Feb1806.D	Calibration	3	x	621874	50.0000	1.3711	
\\MASSHUNTER\Org\Data\SV5973N.I\sd030422\BNA 1\Feb0402.D	CC	CCV	x	1004060	75.0000	1.4310	
\\MASSHUNTER\Org\Data\SV5973N.I\sd021822\DoD BNA cal 1\Feb1809.D	QC	ICV	x	910418	75.0000	1.4863	
\\MASSHUNTER\Org\Data\SV5973N.I\sd021822\DoD BNA cal 1\Feb1805.D	Calibration	4	x	929421	75.0000	1.4187	
\\MASSHUNTER\Org\Data\SV5973N.I\sd021822\DoD BNA cal 1\Feb1804.D	Calibration	5	x	1270219	100.0000	1.3688	
\\MASSHUNTER\Org\Data\SV5973N.I\sd021822\DoD BNA cal 1\Feb1803.D	Calibration	6	x	1440014	120.0000	1.3158	
\\MASSHUNTER\Org\Data\SV5973N.I\sd021822\DoD BNA cal 1\Feb1802.D	Calibration	7	x	1624565	150.0000	1.2104	

Calibration Report

Batch Path	\\MASSHUNTER\Org\Data\SV5973N.I\sd021822\DoD BNA cal 1\QuantResults\021822 DoD BNA cal.batch.bin		
Analysis Time	2/19/2022 1:08 PM	Analyst Name	BL2000\sean
Report Time	2/19/2022 1:09:11 PM	Reporter Name	BL2000\sean
Last Calib Update	2/19/2022 1:06 PM	Batch State	Processed
Quant Batch Version	10.0	Quant Report Version	10.0

1,2-Dichlorobenzene %RSE = 1.9

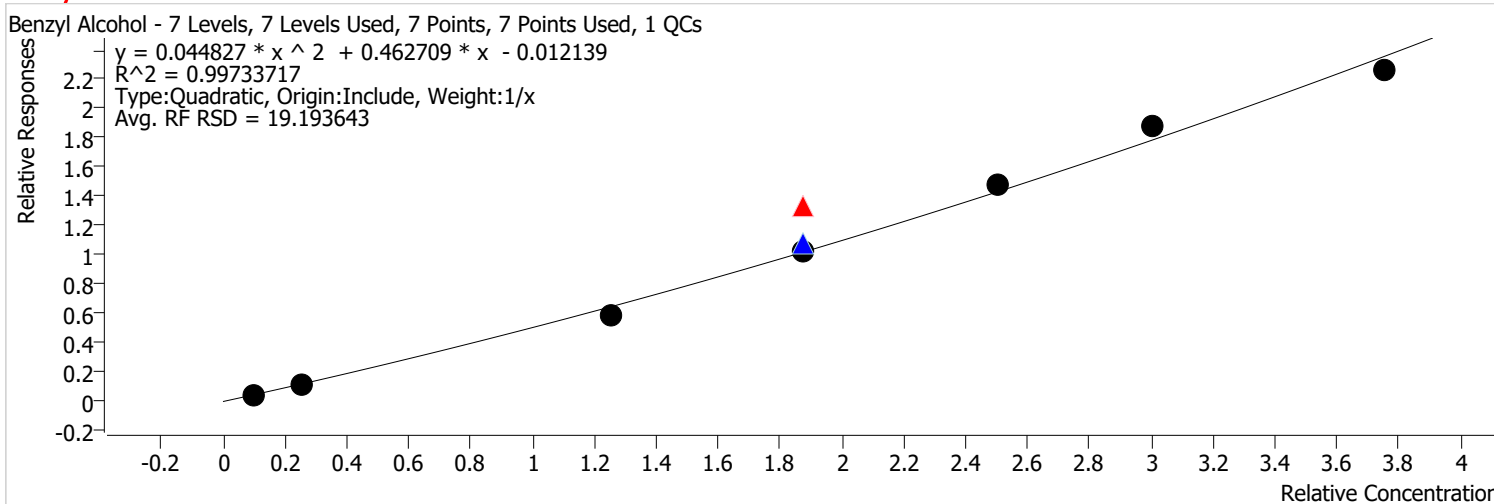


Calibration STD Path	Cal Type	Level	Enabled	Resp.	Exp. Conc	Resp. Factor	Level RSD
\\MASSHUNTER\Org\Data\SV5973N.I\sd021822\DoD BNA cal 1\Feb1808.D	Calibration	1	x	43175	4.0000	1.3615	
\\MASSHUNTER\Org\Data\SV5973N.I\sd021822\DoD BNA cal 1\Feb1807.D	Calibration	2	x	110443	10.0000	1.3749	
\\MASSHUNTER\Org\Data\SV5973N.I\sd021822\DoD BNA cal 1\Feb1806.D	Calibration	3	x	611643	50.0000	1.3485	
\\MASSHUNTER\Org\Data\SV5973N.I\sd030422\BNA 1\Feb0402.D	CC	CCV	x	977726	75.0000	1.3934	
\\MASSHUNTER\Org\Data\SV5973N.I\sd021822\DoD BNA cal 1\Feb1809.D	QC	ICV	x	890719	75.0000	1.4541	
\\MASSHUNTER\Org\Data\SV5973N.I\sd021822\DoD BNA cal 1\Feb1805.D	Calibration	4	x	888825	75.0000	1.3567	
\\MASSHUNTER\Org\Data\SV5973N.I\sd021822\DoD BNA cal 1\Feb1804.D	Calibration	5	x	1225154	100.0000	1.3203	
\\MASSHUNTER\Org\Data\SV5973N.I\sd021822\DoD BNA cal 1\Feb1803.D	Calibration	6	x	1412888	120.0000	1.2910	
\\MASSHUNTER\Org\Data\SV5973N.I\sd021822\DoD BNA cal 1\Feb1802.D	Calibration	7	x	1646889	150.0000	1.2271	

Calibration Report

Batch Path	\\MASSHUNTER\Org\Data\SV5973N.I\sd021822\DoD BNA cal 1\QuantResults\021822 DoD BNA cal.batch.bin		
Analysis Time	2/19/2022 1:08 PM	Analyst Name	BL2000\sean
Report Time	2/19/2022 1:09:11 PM	Reporter Name	BL2000\sean
Last Calib Update	2/19/2022 1:06 PM	Batch State	Processed
Quant Batch Version	10.0	Quant Report Version	10.0

Benzyl Alcohol %RSE = 8.0

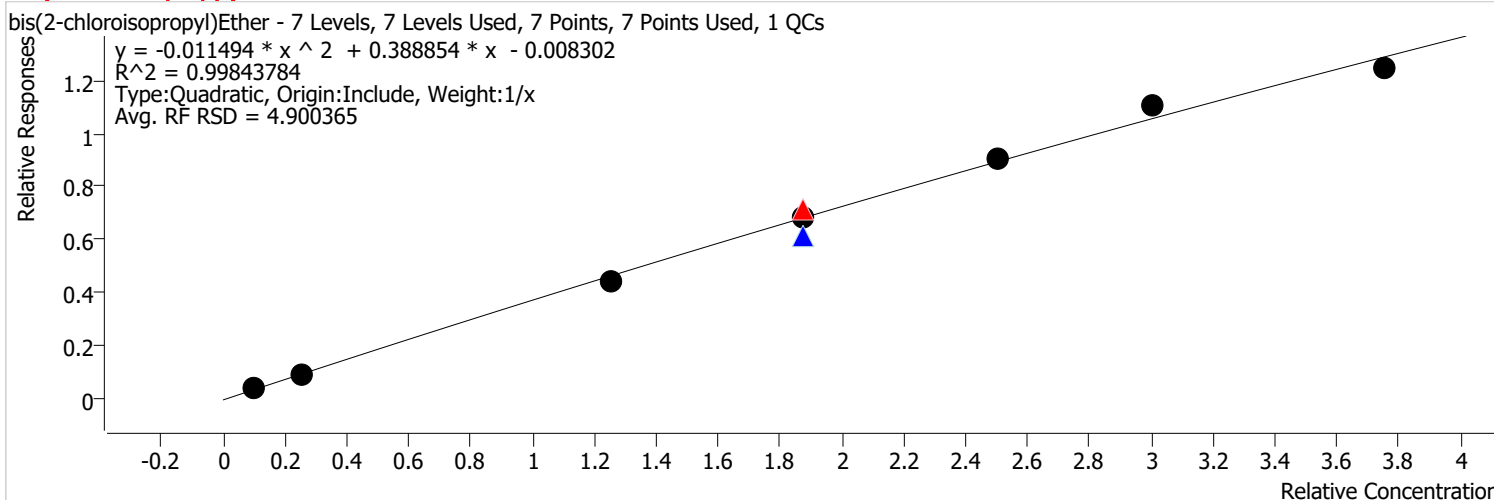


Calibration STD Path	Cal Type	Level	Enabled	Resp.	Exp. Conc	Resp. Factor	Level RSD
\\MASSHUNTER\Org\Data\SV5973N.I\sd021822\DoD BNA cal 1\Feb1808.D	Calibration	1	x	12526	4.0000	0.3950	
\\MASSHUNTER\Org\Data\SV5973N.I\sd021822\DoD BNA cal 1\Feb1807.D	Calibration	2	x	31154	10.0000	0.3878	
\\MASSHUNTER\Org\Data\SV5973N.I\sd021822\DoD BNA cal 1\Feb1806.D	Calibration	3	x	213122	50.0000	0.4699	
\\MASSHUNTER\Org\Data\SV5973N.I\sd030422\BNA 1\Feb0402.D	CC	CCV	x	495826	75.0000	0.7066	
\\MASSHUNTER\Org\Data\SV5973N.I\sd021822\DoD BNA cal 1\Feb1809.D	QC	ICV	x	349450	75.0000	0.5705	
\\MASSHUNTER\Org\Data\SV5973N.I\sd021822\DoD BNA cal 1\Feb1805.D	Calibration	4	x	353272	75.0000	0.5392	
\\MASSHUNTER\Org\Data\SV5973N.I\sd021822\DoD BNA cal 1\Feb1804.D	Calibration	5	x	549182	100.0000	0.5918	
\\MASSHUNTER\Org\Data\SV5973N.I\sd021822\DoD BNA cal 1\Feb1803.D	Calibration	6	x	684389	120.0000	0.6253	
\\MASSHUNTER\Org\Data\SV5973N.I\sd021822\DoD BNA cal 1\Feb1802.D	Calibration	7	x	807931	150.0000	0.6020	

Calibration Report

Batch Path	\\MASSHUNTER\Org\Data\SV5973N.I\sd021822\DoD BNA cal 1\QuantResults\021822 DoD BNA cal.batch.bin		
Analysis Time	2/19/2022 1:08 PM	Analyst Name	BL2000\sean
Report Time	2/19/2022 1:09:11 PM	Reporter Name	BL2000\sean
Last Calib Update	2/19/2022 1:06 PM	Batch State	Processed
Quant Batch Version	10.0	Quant Report Version	10.0

bis(2-chloroisopropyl)Ether %RSE = 5.6



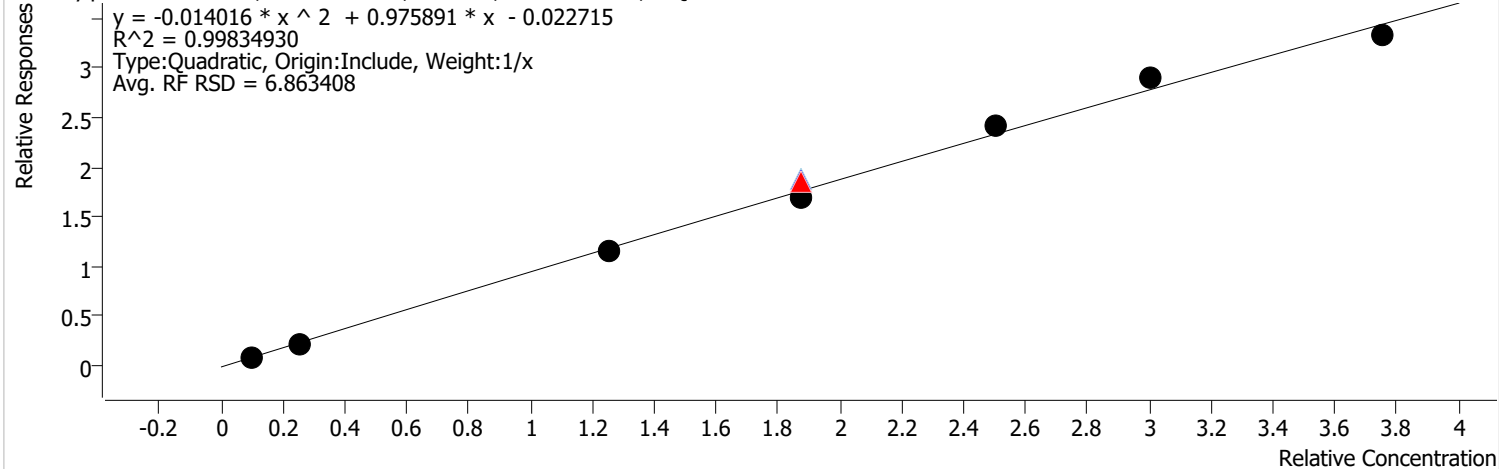
Calibration STD Path	Cal Type	Level	Enabled	Resp.	Exp. Conc	Resp. Factor	Level RSD
\\MASSHUNTER\Org\Data\SV5973N.I\sd021822\DoD BNA cal 1\Feb1808.D	Calibration	1	x	10403	4.0000	0.3281	
\\MASSHUNTER\Org\Data\SV5973N.I\sd021822\DoD BNA cal 1\Feb1807.D	Calibration	2	x	26761	10.0000	0.3332	
\\MASSHUNTER\Org\Data\SV5973N.I\sd021822\DoD BNA cal 1\Feb1806.D	Calibration	3	x	160657	50.0000	0.3542	
\\MASSHUNTER\Org\Data\SV5973N.I\sd030422\BNA 1\Feb0402.D	CC	CCV	x	268440	75.0000	0.3826	
\\MASSHUNTER\Org\Data\SV5973N.I\sd021822\DoD BNA cal 1\Feb1809.D	QC	ICV	x	198614	75.0000	0.3242	
\\MASSHUNTER\Org\Data\SV5973N.I\sd021822\DoD BNA cal 1\Feb1805.D	Calibration	4	x	237128	75.0000	0.3620	
\\MASSHUNTER\Org\Data\SV5973N.I\sd021822\DoD BNA cal 1\Feb1804.D	Calibration	5	x	335267	100.0000	0.3613	
\\MASSHUNTER\Org\Data\SV5973N.I\sd021822\DoD BNA cal 1\Feb1803.D	Calibration	6	x	404464	120.0000	0.3696	
\\MASSHUNTER\Org\Data\SV5973N.I\sd021822\DoD BNA cal 1\Feb1802.D	Calibration	7	x	445398	150.0000	0.3319	

Calibration Report

Batch Path	\\MASSHUNTER\Org\Data\SV5973N.I\sd021822\DoD BNA cal 1\QuantResults\021822 DoD BNA cal.batch.bin		
Analysis Time	2/19/2022 1:08 PM	Analyst Name	BL2000\sean
Report Time	2/19/2022 1:09:11 PM	Reporter Name	BL2000\sean
Last Calib Update	2/19/2022 1:06 PM	Batch State	Processed
Quant Batch Version	10.0	Quant Report Version	10.0

2-Methylphenol %RSE = 5.4

2-Methylphenol - 7 Levels, 7 Levels Used, 7 Points, 7 Points Used, 1 QCs

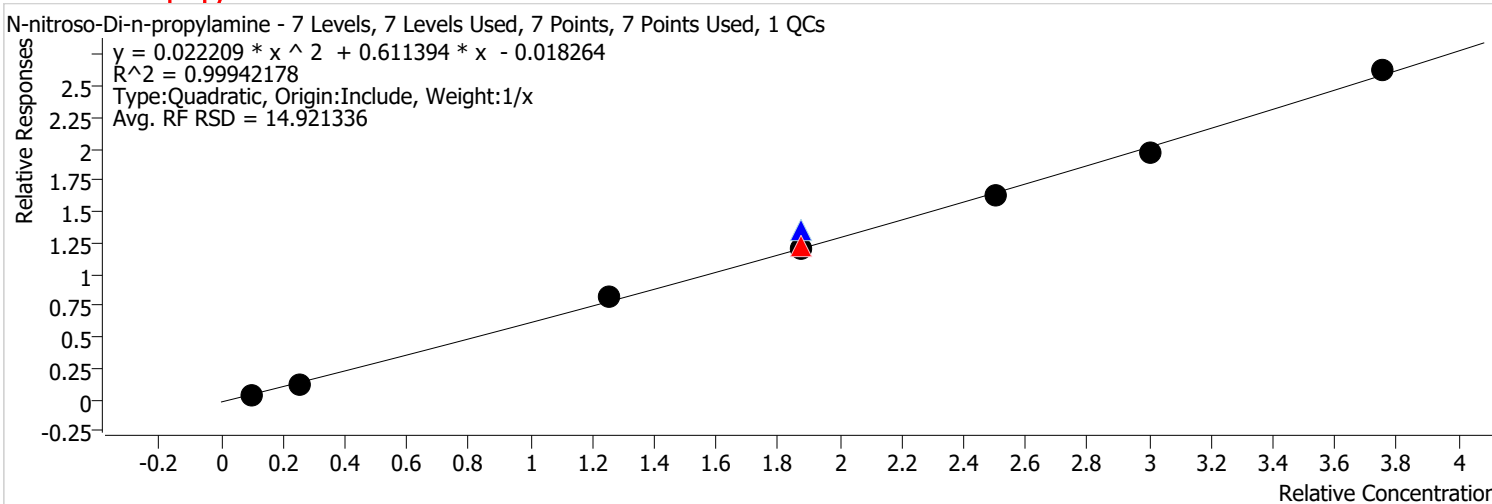


Calibration STD Path	Cal Type	Level	Enabled	Resp.	Exp. Conc	Resp. Factor	Level RSD
\\MASSHUNTER\Org\Data\SV5973N.I\sd021822\DoD BNA cal 1\Feb1808.D	Calibration	1	x	25470	4.0000	0.8032	
\\MASSHUNTER\Org\Data\SV5973N.I\sd021822\DoD BNA cal 1\Feb1807.D	Calibration	2	x	67039	10.0000	0.8346	
\\MASSHUNTER\Org\Data\SV5973N.I\sd021822\DoD BNA cal 1\Feb1806.D	Calibration	3	x	416195	50.0000	0.9176	
\\MASSHUNTER\Org\Data\SV5973N.I\sd030422\BNA 1\Feb0402.D	CC	CCV	x	697672	75.0000	0.9943	
\\MASSHUNTER\Org\Data\SV5973N.I\sd021822\DoD BNA cal 1\Feb1809.D	QC	ICV	x	612115	75.0000	0.9993	
\\MASSHUNTER\Org\Data\SV5973N.I\sd021822\DoD BNA cal 1\Feb1805.D	Calibration	4	x	594885	75.0000	0.9080	
\\MASSHUNTER\Org\Data\SV5973N.I\sd021822\DoD BNA cal 1\Feb1804.D	Calibration	5	x	896431	100.0000	0.9660	
\\MASSHUNTER\Org\Data\SV5973N.I\sd021822\DoD BNA cal 1\Feb1803.D	Calibration	6	x	1056421	120.0000	0.9653	
\\MASSHUNTER\Org\Data\SV5973N.I\sd021822\DoD BNA cal 1\Feb1802.D	Calibration	7	x	1190643	150.0000	0.8871	

Calibration Report

Batch Path	\\MASSHUNTER\Org\Data\SV5973N.I\sd021822\DoD BNA cal 1\QuantResults\021822 DoD BNA cal.batch.bin		
Analysis Time	2/19/2022 1:08 PM	Analyst Name	BL2000\sean
Report Time	2/19/2022 1:09:12 PM	Reporter Name	BL2000\sean
Last Calib Update	2/19/2022 1:06 PM	Batch State	Processed
Quant Batch Version	10.0	Quant Report Version	10.0

N-nitroso-Di-n-propylamine %RSE = 4.6

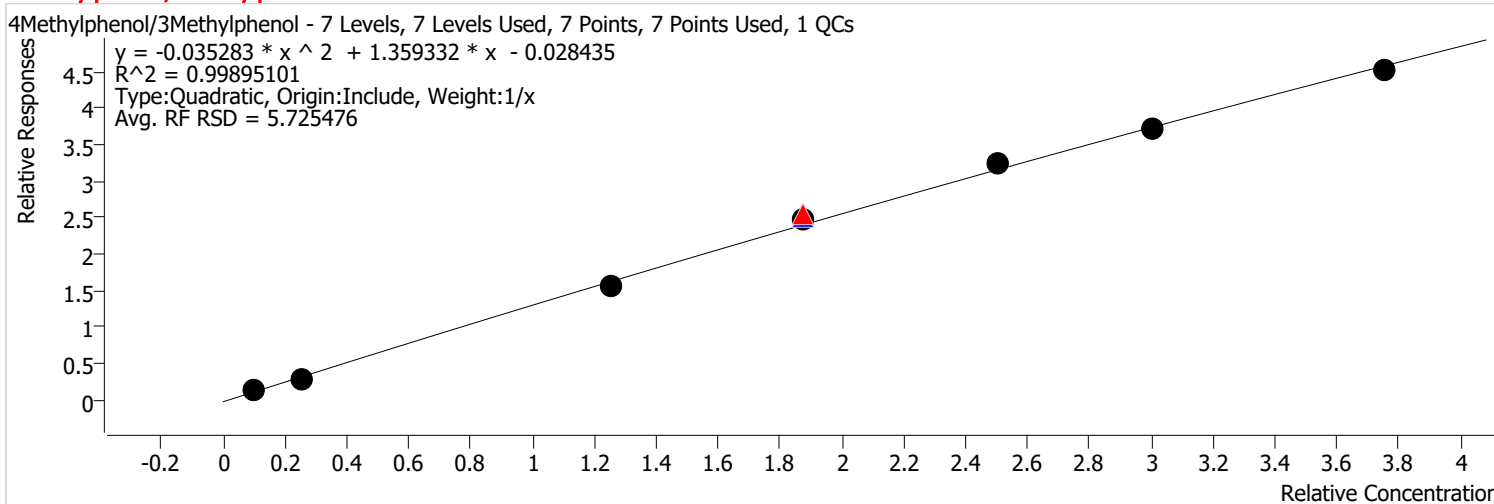


Calibration STD Path	Cal Type	Level	Enabled	Resp.	Exp. Conc	Resp. Factor	Level RSD
\\MASSHUNTER\Org\Data\SV5973N.I\sd021822\DoD BNA cal 1\Feb1808.D	Calibration	1	x	14516	4.0000	0.4578	
\\MASSHUNTER\Org\Data\SV5973N.I\sd021822\DoD BNA cal 1\Feb1807.D	Calibration	2	x	40378	10.0000	0.5027	
\\MASSHUNTER\Org\Data\SV5973N.I\sd021822\DoD BNA cal 1\Feb1806.D	Calibration	3	x	295456	50.0000	0.6514	
\\MASSHUNTER\Org\Data\SV5973N.I\sd030422\BNA 1\Feb0402.D	CC	CCV	x	462679	75.0000	0.6594	
\\MASSHUNTER\Org\Data\SV5973N.I\sd021822\DoD BNA cal 1\Feb1809.D	QC	ICV	x	442003	75.0000	0.7216	
\\MASSHUNTER\Org\Data\SV5973N.I\sd021822\DoD BNA cal 1\Feb1805.D	Calibration	4	x	421834	75.0000	0.6439	
\\MASSHUNTER\Org\Data\SV5973N.I\sd021822\DoD BNA cal 1\Feb1804.D	Calibration	5	x	603850	100.0000	0.6507	
\\MASSHUNTER\Org\Data\SV5973N.I\sd021822\DoD BNA cal 1\Feb1803.D	Calibration	6	x	719807	120.0000	0.6577	
\\MASSHUNTER\Org\Data\SV5973N.I\sd021822\DoD BNA cal 1\Feb1802.D	Calibration	7	x	939344	150.0000	0.6999	

Calibration Report

Batch Path	\\MASSHUNTER\Org\Data\SV5973N.I\sd021822\DoD BNA cal 1\QuantResults\021822 DoD BNA cal.batch.bin		
Analysis Time	2/19/2022 1:08 PM	Analyst Name	BL2000\sean
Report Time	2/19/2022 1:09:12 PM	Reporter Name	BL2000\sean
Last Calib Update	2/19/2022 1:06 PM	Batch State	Processed
Quant Batch Version	10.0	Quant Report Version	10.0

4Methylphenol/3Methylphenol %RSE = 7.8

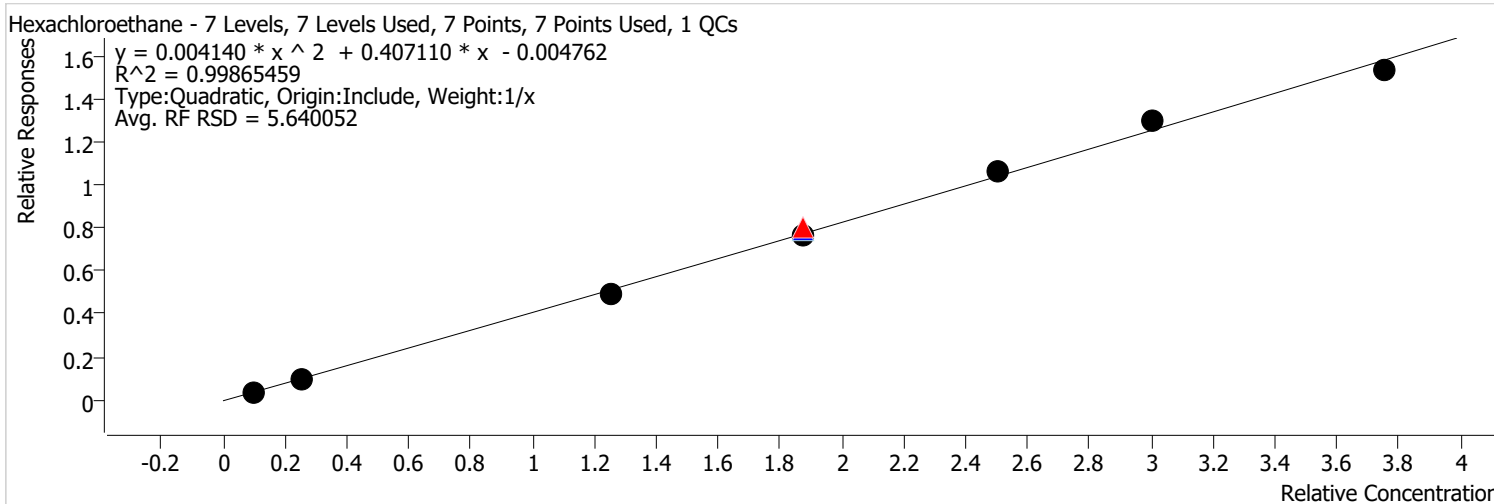


Calibration STD Path	Cal Type	Level	Enabled	Resp.	Exp. Conc	Resp. Factor	Level RSD
\\MASSHUNTER\Org\Data\SV5973N.I\sd021822\DoD BNA cal 1\Feb1808.D	Calibration	1	x	38326	4.0000	1.2087	
\\MASSHUNTER\Org\Data\SV5973N.I\sd021822\DoD BNA cal 1\Feb1807.D	Calibration	2	x	88244	10.0000	1.0986	
\\MASSHUNTER\Org\Data\SV5973N.I\sd021822\DoD BNA cal 1\Feb1806.D	Calibration	3	x	564049	50.0000	1.2436	
\\MASSHUNTER\Org\Data\SV5973N.I\sd030422\BNA 1\Feb0402.D	CC	CCV	x	958126	75.0000	1.3655	
\\MASSHUNTER\Org\Data\SV5973N.I\sd021822\DoD BNA cal 1\Feb1809.D	QC	ICV	x	816321	75.0000	1.3326	
\\MASSHUNTER\Org\Data\SV5973N.I\sd021822\DoD BNA cal 1\Feb1805.D	Calibration	4	x	858705	75.0000	1.3107	
\\MASSHUNTER\Org\Data\SV5973N.I\sd021822\DoD BNA cal 1\Feb1804.D	Calibration	5	x	1202844	100.0000	1.2962	
\\MASSHUNTER\Org\Data\SV5973N.I\sd021822\DoD BNA cal 1\Feb1803.D	Calibration	6	x	1358832	120.0000	1.2416	
\\MASSHUNTER\Org\Data\SV5973N.I\sd021822\DoD BNA cal 1\Feb1802.D	Calibration	7	x	1613966	150.0000	1.2025	

Calibration Report

Batch Path	\\MASSHUNTER\Org\Data\SV5973N.I\sd021822\DoD BNA cal 1\QuantResults\021822 DoD BNA cal.batch.bin		
Analysis Time	2/19/2022 1:08 PM	Analyst Name	BL2000\sean
Report Time	2/19/2022 1:09:12 PM	Reporter Name	BL2000\sean
Last Calib Update	2/19/2022 1:06 PM	Batch State	Processed
Quant Batch Version	10.0	Quant Report Version	10.0

Hexachloroethane %RSE = 4.7

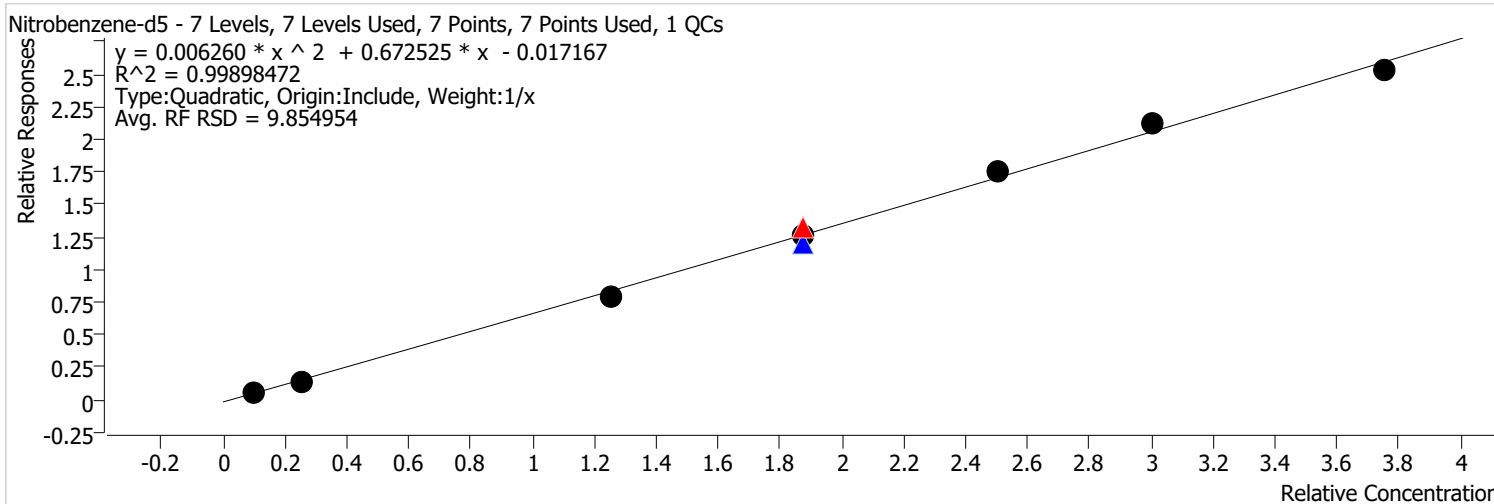


Calibration STD Path	Cal Type	Level	Enabled	Resp.	Exp. Conc	Resp. Factor	Level RSD
\\MASSHUNTER\Org\Data\SV5973N.I\sd021822\DoD BNA cal 1\Feb1808.D	Calibration	1	x	12058	4.0000	0.3803	
\\MASSHUNTER\Org\Data\SV5973N.I\sd021822\DoD BNA cal 1\Feb1807.D	Calibration	2	x	30122	10.0000	0.3750	
\\MASSHUNTER\Org\Data\SV5973N.I\sd021822\DoD BNA cal 1\Feb1806.D	Calibration	3	x	176921	50.0000	0.3901	
\\MASSHUNTER\Org\Data\SV5973N.I\sd030422\BNA 1\Feb0402.D	CC	CCV	x	301313	75.0000	0.4294	
\\MASSHUNTER\Org\Data\SV5973N.I\sd021822\DoD BNA cal 1\Feb1809.D	QC	ICV	x	259885	75.0000	0.4243	
\\MASSHUNTER\Org\Data\SV5973N.I\sd021822\DoD BNA cal 1\Feb1805.D	Calibration	4	x	268097	75.0000	0.4092	
\\MASSHUNTER\Org\Data\SV5973N.I\sd021822\DoD BNA cal 1\Feb1804.D	Calibration	5	x	396362	100.0000	0.4271	
\\MASSHUNTER\Org\Data\SV5973N.I\sd021822\DoD BNA cal 1\Feb1803.D	Calibration	6	x	475489	120.0000	0.4345	
\\MASSHUNTER\Org\Data\SV5973N.I\sd021822\DoD BNA cal 1\Feb1802.D	Calibration	7	x	548286	150.0000	0.4085	

Calibration Report

Batch Path	\\MASSHUNTER\Org\Data\SV5973N.I\sd021822\DoD BNA cal 1\QuantResults\021822 DoD BNA cal.batch.bin		
Analysis Time	2/19/2022 1:08 PM	Analyst Name	BL2000\sean
Report Time	2/19/2022 1:09:12 PM	Reporter Name	BL2000\sean
Last Calib Update	2/19/2022 1:06 PM	Batch State	Processed
Quant Batch Version	10.0	Quant Report Version	10.0

Nitrobenzene-d5 %RSE =

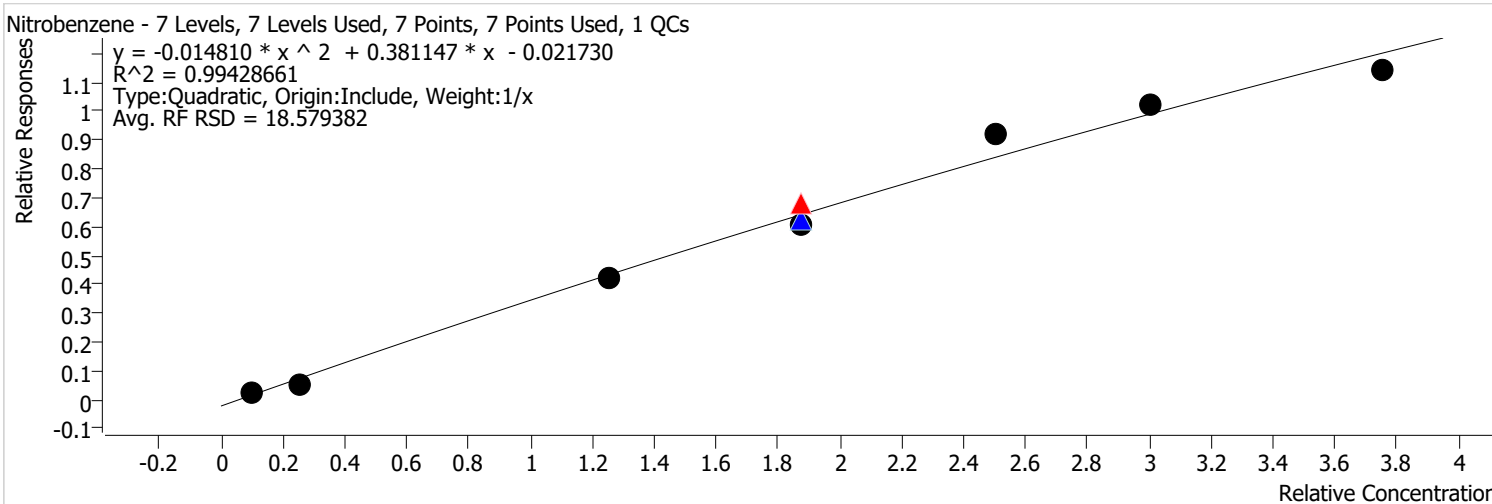


Calibration STD Path	Cal Type	Level	Enabled	Resp.	Exp. Conc	Resp. Factor	Level RSD
\\MASSHUNTER\Org\Data\SV5973N.I\sd021822\DoD BNA cal 1\Feb1808.D	Calibration	1	x	17369	4.0000	0.5477	
\\MASSHUNTER\Org\Data\SV5973N.I\sd021822\DoD BNA cal 1\Feb1807.D	Calibration	2	x	45452	10.0000	0.5658	
\\MASSHUNTER\Org\Data\SV5973N.I\sd021822\DoD BNA cal 1\Feb1806.D	Calibration	3	x	289612	50.0000	0.6385	
\\MASSHUNTER\Org\Data\SV5973N.I\sd030422\BNA 1\Feb0402.D	CC	CCV	x	492505	75.0000	0.7019	
\\MASSHUNTER\Org\Data\SV5973N.I\sd021822\DoD BNA cal 1\Feb1809.D	QC	ICV	x	394242	75.0000	0.6436	
\\MASSHUNTER\Org\Data\SV5973N.I\sd021822\DoD BNA cal 1\Feb1805.D	Calibration	4	x	443231	75.0000	0.6766	
\\MASSHUNTER\Org\Data\SV5973N.I\sd021822\DoD BNA cal 1\Feb1804.D	Calibration	5	x	649013	100.0000	0.6994	
\\MASSHUNTER\Org\Data\SV5973N.I\sd021822\DoD BNA cal 1\Feb1803.D	Calibration	6	x	771682	120.0000	0.7051	
\\MASSHUNTER\Org\Data\SV5973N.I\sd021822\DoD BNA cal 1\Feb1802.D	Calibration	7	x	904317	150.0000	0.6738	

Calibration Report

Batch Path	\\MASSHUNTER\Org\Data\SV5973N.I\sd021822\DoD BNA cal 1\QuantResults\021822 DoD BNA cal.batch.bin		
Analysis Time	2/19/2022 1:08 PM	Analyst Name	BL2000\sean
Report Time	2/19/2022 1:09:12 PM	Reporter Name	BL2000\sean
Last Calib Update	2/19/2022 1:06 PM	Batch State	Processed
Quant Batch Version	10.0	Quant Report Version	10.0

Nitrobenzene %RSE = 14.2

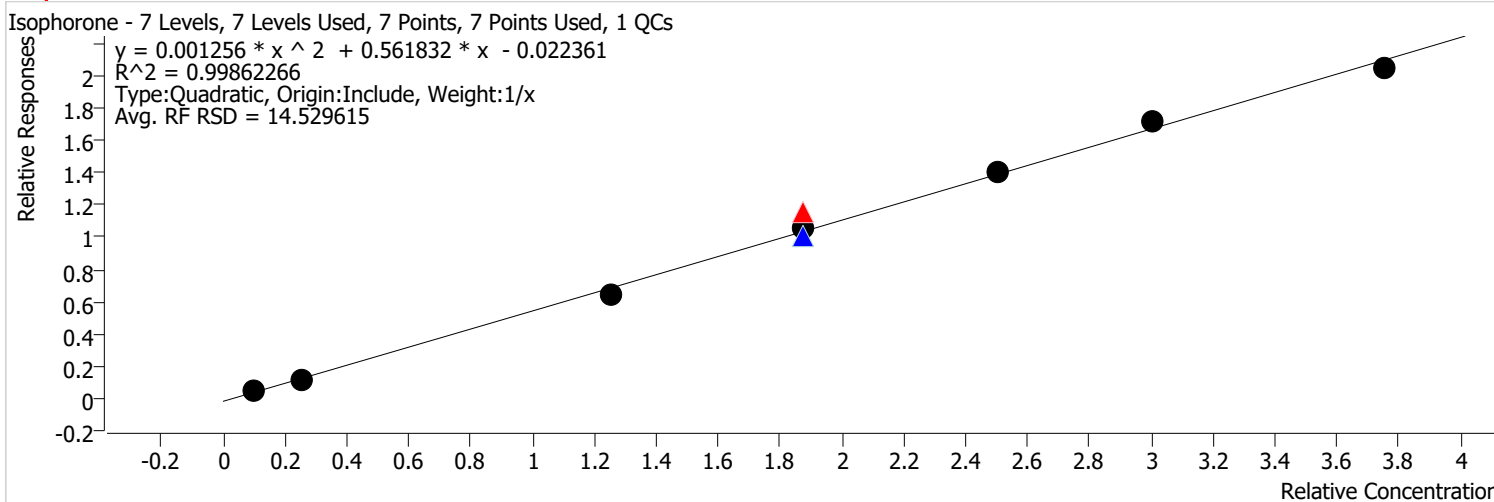


Calibration STD Path	Cal Type	Level	Enabled	Resp.	Exp. Conc	Resp. Factor	Level RSD
\\MASSHUNTER\Org\Data\SV5973N.I\sd021822\DoD BNA cal 1\Feb1808.D	Calibration	1	x	7200	4.0000	0.2271	
\\MASSHUNTER\Org\Data\SV5973N.I\sd021822\DoD BNA cal 1\Feb1807.D	Calibration	2	x	18080	10.0000	0.2251	
\\MASSHUNTER\Org\Data\SV5973N.I\sd021822\DoD BNA cal 1\Feb1806.D	Calibration	3	x	153327	50.0000	0.3380	
\\MASSHUNTER\Org\Data\SV5973N.I\sd030422\BNA 1\Feb0402.D	CC	CCV	x	255208	75.0000	0.3637	
\\MASSHUNTER\Org\Data\SV5973N.I\sd021822\DoD BNA cal 1\Feb1809.D	QC	ICV	x	203074	75.0000	0.3315	
\\MASSHUNTER\Org\Data\SV5973N.I\sd021822\DoD BNA cal 1\Feb1805.D	Calibration	4	x	210462	75.0000	0.3213	
\\MASSHUNTER\Org\Data\SV5973N.I\sd021822\DoD BNA cal 1\Feb1804.D	Calibration	5	x	341039	100.0000	0.3675	
\\MASSHUNTER\Org\Data\SV5973N.I\sd021822\DoD BNA cal 1\Feb1803.D	Calibration	6	x	374243	120.0000	0.3419	
\\MASSHUNTER\Org\Data\SV5973N.I\sd021822\DoD BNA cal 1\Feb1802.D	Calibration	7	x	407665	150.0000	0.3037	

Calibration Report

Batch Path	\\MASSHUNTER\Org\Data\SV5973N.I\sd021822\DoD BNA cal 1\QuantResults\021822 DoD BNA cal.batch.bin		
Analysis Time	2/19/2022 1:08 PM	Analyst Name	BL2000\sean
Report Time	2/19/2022 1:09:12 PM	Reporter Name	BL2000\sean
Last Calib Update	2/19/2022 1:06 PM	Batch State	Processed
Quant Batch Version	10.0	Quant Report Version	10.0

Isophorone %RSE = 8.4

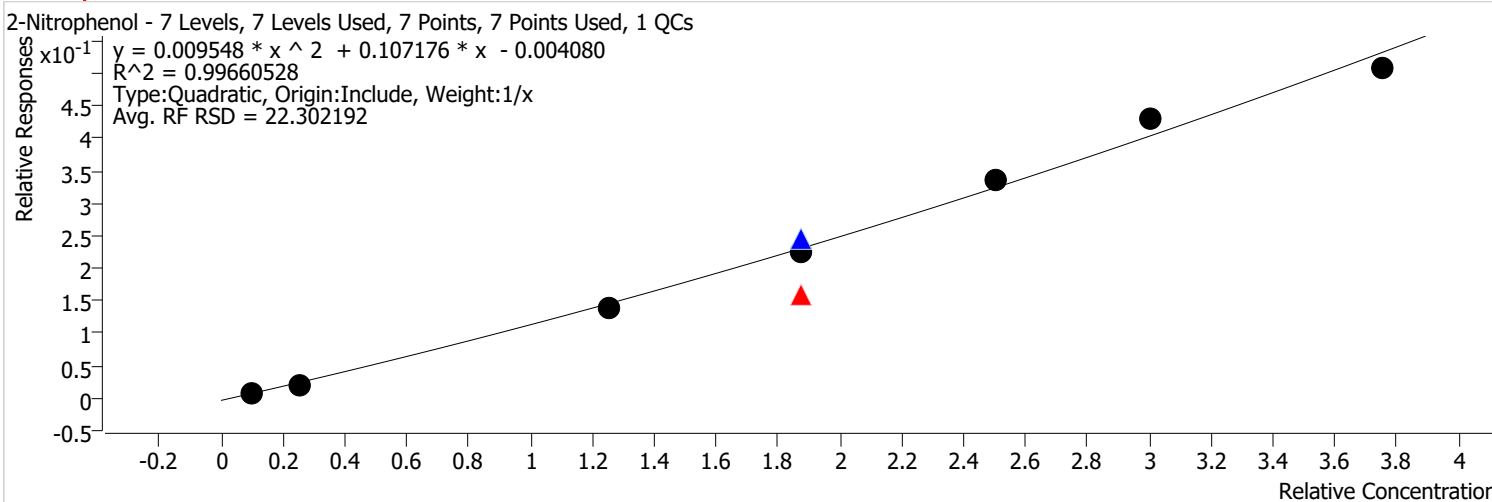


Calibration STD Path	Cal Type	Level	Enabled	Resp.	Exp. Conc	Resp. Factor	Level RSD
\\MASSHUNTER\Org\Data\SV5973N.I\sd021822\DoD BNA cal 1\Feb1808.D	Calibration	1	x	37781	4.0000	0.4001	
\\MASSHUNTER\Org\Data\SV5973N.I\sd021822\DoD BNA cal 1\Feb1807.D	Calibration	2	x	97277	10.0000	0.4128	
\\MASSHUNTER\Org\Data\SV5973N.I\sd021822\DoD BNA cal 1\Feb1806.D	Calibration	3	x	689466	50.0000	0.5191	
\\MASSHUNTER\Org\Data\SV5973N.I\sd030422\BNA 1\Feb0402.D	CC	CCV	x	1268154	75.0000	0.6141	
\\MASSHUNTER\Org\Data\SV5973N.I\sd021822\DoD BNA cal 1\Feb1809.D	QC	ICV	x	952075	75.0000	0.5373	
\\MASSHUNTER\Org\Data\SV5973N.I\sd021822\DoD BNA cal 1\Feb1805.D	Calibration	4	x	1066372	75.0000	0.5685	
\\MASSHUNTER\Org\Data\SV5973N.I\sd021822\DoD BNA cal 1\Feb1804.D	Calibration	5	x	1526319	100.0000	0.5618	
\\MASSHUNTER\Org\Data\SV5973N.I\sd021822\DoD BNA cal 1\Feb1803.D	Calibration	6	x	1823587	120.0000	0.5747	
\\MASSHUNTER\Org\Data\SV5973N.I\sd021822\DoD BNA cal 1\Feb1802.D	Calibration	7	x	2053422	150.0000	0.5465	

Calibration Report

Batch Path	\\MASSHUNTER\Org\Data\SV5973N.I\sd021822\DoD BNA cal 1\QuantResults\021822 DoD BNA cal.batch.bin		
Analysis Time	2/19/2022 1:08 PM	Analyst Name	BL2000\sean
Report Time	2/19/2022 1:09:12 PM	Reporter Name	BL2000\sean
Last Calib Update	2/19/2022 1:06 PM	Batch State	Processed
Quant Batch Version	10.0	Quant Report Version	10.0

2-Nitrophenol %RSE = 9.2

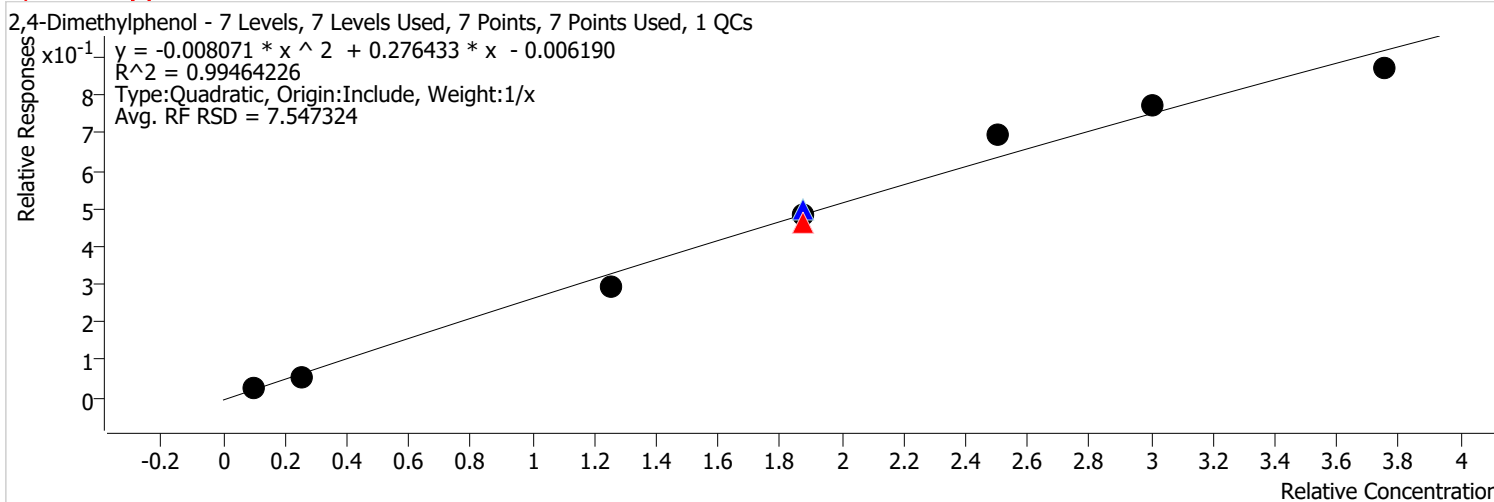


Calibration STD Path	Cal Type	Level	Enabled	Resp.	Exp. Conc	Resp. Factor	Level RSD
\\MASSHUNTER\Org\Data\SV5973N.I\sd021822\DoD BNA cal 1\Feb1808.D	Calibration	1	x	7612	4.0000	0.0806	
\\MASSHUNTER\Org\Data\SV5973N.I\sd021822\DoD BNA cal 1\Feb1807.D	Calibration	2	x	19297	10.0000	0.0819	
\\MASSHUNTER\Org\Data\SV5973N.I\sd021822\DoD BNA cal 1\Feb1806.D	Calibration	3	x	145865	50.0000	0.1098	
\\MASSHUNTER\Org\Data\SV5973N.I\sd030422\BNA 1\Feb0402.D	CC	CCV	x	176730	75.0000	0.0856	
\\MASSHUNTER\Org\Data\SV5973N.I\sd021822\DoD BNA cal 1\Feb1809.D	QC	ICV	x	230240	75.0000	0.1299	
\\MASSHUNTER\Org\Data\SV5973N.I\sd021822\DoD BNA cal 1\Feb1805.D	Calibration	4	x	223037	75.0000	0.1189	
\\MASSHUNTER\Org\Data\SV5973N.I\sd021822\DoD BNA cal 1\Feb1804.D	Calibration	5	x	366947	100.0000	0.1351	
\\MASSHUNTER\Org\Data\SV5973N.I\sd021822\DoD BNA cal 1\Feb1803.D	Calibration	6	x	455325	120.0000	0.1435	
\\MASSHUNTER\Org\Data\SV5973N.I\sd021822\DoD BNA cal 1\Feb1802.D	Calibration	7	x	508410	150.0000	0.1353	

Calibration Report

Batch Path	\\MASSHUNTER\Org\Data\SV5973N.I\sd021822\DoD BNA cal 1\QuantResults\021822 DoD BNA cal.batch.bin		
Analysis Time	2/19/2022 1:08 PM	Analyst Name	BL2000\sean
Report Time	2/19/2022 1:09:12 PM	Reporter Name	BL2000\sean
Last Calib Update	2/19/2022 1:06 PM	Batch State	Processed
Quant Batch Version	10.0	Quant Report Version	10.0

2,4-Dimethylphenol %RSE = 11.0

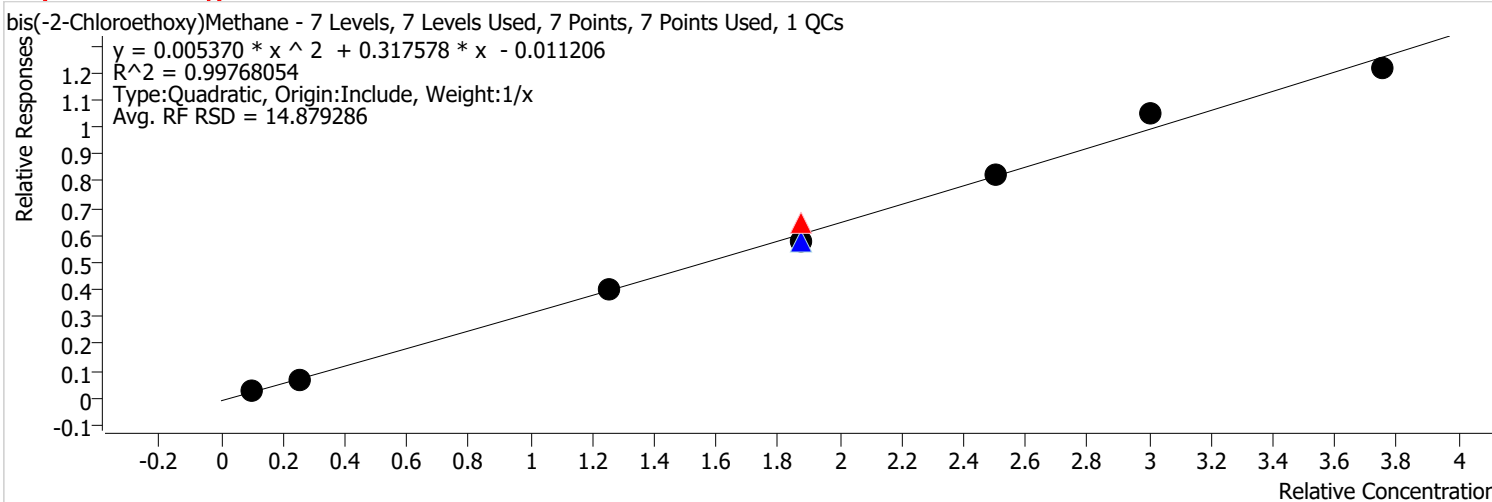


Calibration STD Path	Cal Type	Level	Enabled	Resp.	Exp. Conc	Resp. Factor	Level RSD
\\MASSHUNTER\Org\Data\SV5973N.I\sd021822\DoD BNA cal 1\Feb1808.D	Calibration	1	x	23276	4.0000	0.2465	
\\MASSHUNTER\Org\Data\SV5973N.I\sd021822\DoD BNA cal 1\Feb1807.D	Calibration	2	x	52824	10.0000	0.2242	
\\MASSHUNTER\Org\Data\SV5973N.I\sd021822\DoD BNA cal 1\Feb1806.D	Calibration	3	x	310997	50.0000	0.2341	
\\MASSHUNTER\Org\Data\SV5973N.I\sd030422\BNA 1\Feb0402.D	CC	CCV	x	506872	75.0000	0.2454	
\\MASSHUNTER\Org\Data\SV5973N.I\sd021822\DoD BNA cal 1\Feb1809.D	QC	ICV	x	471706	75.0000	0.2662	
\\MASSHUNTER\Org\Data\SV5973N.I\sd021822\DoD BNA cal 1\Feb1805.D	Calibration	4	x	486601	75.0000	0.2594	
\\MASSHUNTER\Org\Data\SV5973N.I\sd021822\DoD BNA cal 1\Feb1804.D	Calibration	5	x	752268	100.0000	0.2769	
\\MASSHUNTER\Org\Data\SV5973N.I\sd021822\DoD BNA cal 1\Feb1803.D	Calibration	6	x	819537	120.0000	0.2583	
\\MASSHUNTER\Org\Data\SV5973N.I\sd021822\DoD BNA cal 1\Feb1802.D	Calibration	7	x	870994	150.0000	0.2318	

Calibration Report

Batch Path	\\MASSHUNTER\Org\Data\SV5973N.I\sd021822\DoD BNA cal 1\QuantResults\021822 DoD BNA cal.batch.bin		
Analysis Time	2/19/2022 1:08 PM	Analyst Name	BL2000\sean
Report Time	2/19/2022 1:09:13 PM	Reporter Name	BL2000\sean
Last Calib Update	2/19/2022 1:06 PM	Batch State	Processed
Quant Batch Version	10.0	Quant Report Version	10.0

bis(-2-Chloroethoxy)Methane %RSE = 6.1



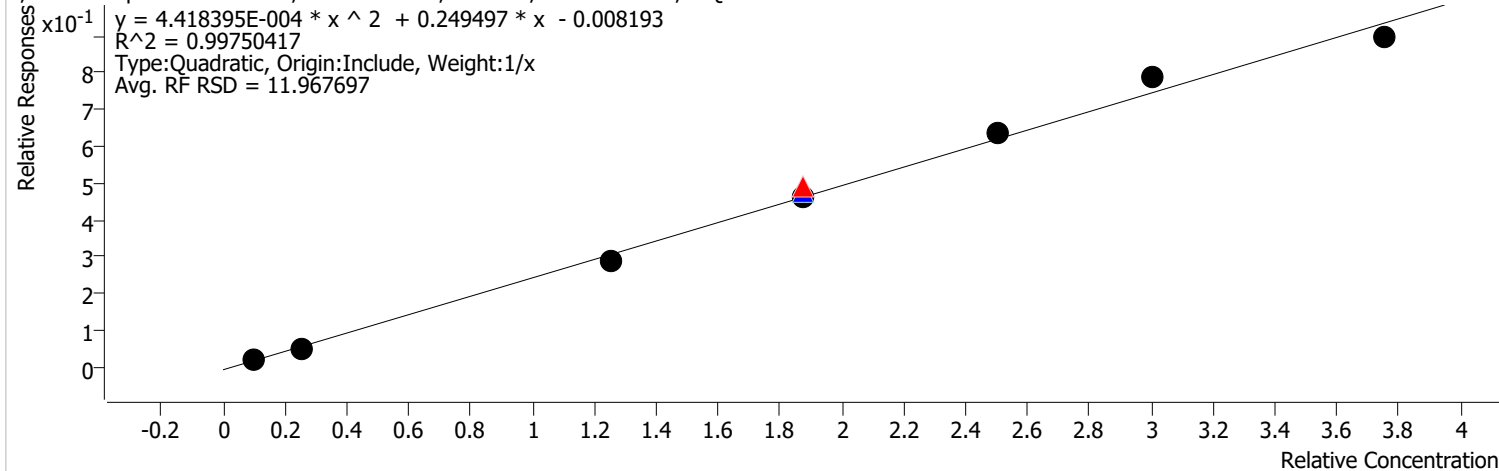
Calibration STD Path	Cal Type	Level	Enabled	Resp.	Exp. Conc	Resp. Factor	Level RSD
\\MASSHUNTER\Org\Data\SV5973N.I\sd021822\DoD BNA cal 1\Feb1808.D	Calibration	1	x	21296	4.0000	0.2255	
\\MASSHUNTER\Org\Data\SV5973N.I\sd021822\DoD BNA cal 1\Feb1807.D	Calibration	2	x	59939	10.0000	0.2544	
\\MASSHUNTER\Org\Data\SV5973N.I\sd021822\DoD BNA cal 1\Feb1806.D	Calibration	3	x	423833	50.0000	0.3191	
\\MASSHUNTER\Org\Data\SV5973N.I\sd030422\BNA 1\Feb0402.D	CC	CCV	x	716900	75.0000	0.3471	
\\MASSHUNTER\Org\Data\SV5973N.I\sd021822\DoD BNA cal 1\Feb1809.D	QC	ICV	x	542758	75.0000	0.3063	
\\MASSHUNTER\Org\Data\SV5973N.I\sd021822\DoD BNA cal 1\Feb1805.D	Calibration	4	x	572879	75.0000	0.3054	
\\MASSHUNTER\Org\Data\SV5973N.I\sd021822\DoD BNA cal 1\Feb1804.D	Calibration	5	x	893144	100.0000	0.3287	
\\MASSHUNTER\Org\Data\SV5973N.I\sd021822\DoD BNA cal 1\Feb1803.D	Calibration	6	x	1115448	120.0000	0.3515	
\\MASSHUNTER\Org\Data\SV5973N.I\sd021822\DoD BNA cal 1\Feb1802.D	Calibration	7	x	1216035	150.0000	0.3237	

Calibration Report

Batch Path	\\MASSHUNTER\Org\Data\SV5973N.I\sd021822\DoD BNA cal 1\QuantResults\021822 DoD BNA cal.batch.bin		
Analysis Time	2/19/2022 1:08 PM	Analyst Name	BL2000\sean
Report Time	2/19/2022 1:09:13 PM	Reporter Name	BL2000\sean
Last Calib Update	2/19/2022 1:06 PM	Batch State	Processed
Quant Batch Version	10.0	Quant Report Version	10.0

2,4-Dichlorophenol %RSE = 6.9

2,4-Dichlorophenol - 7 Levels, 7 Levels Used, 7 Points, 7 Points Used, 1 QCs



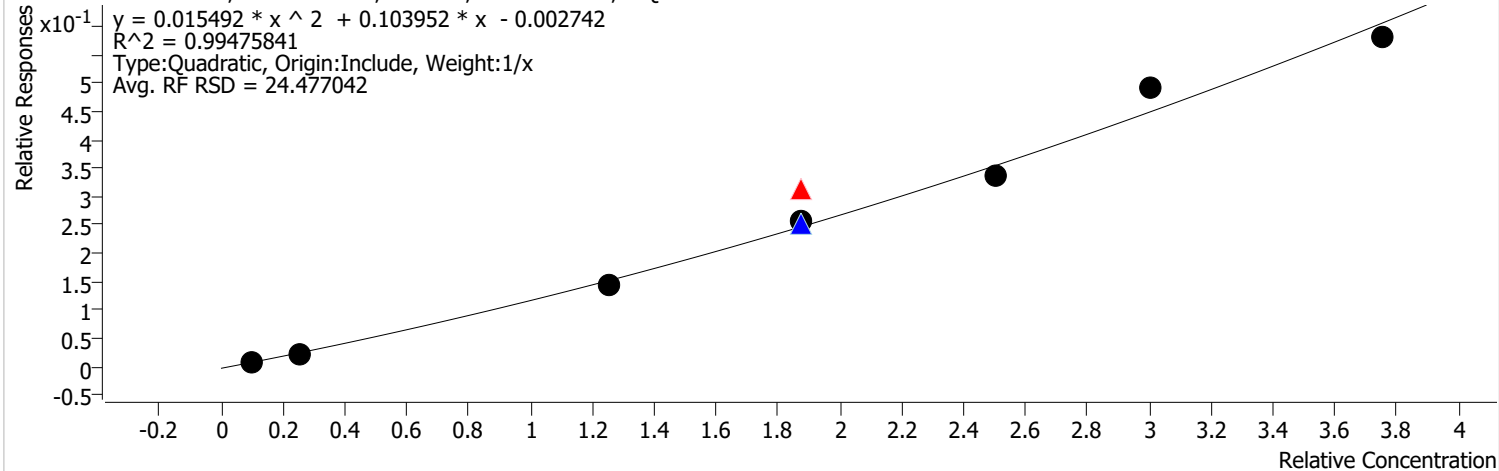
Calibration STD Path	Cal Type	Level	Enabled	Resp.	Exp. Conc	Resp. Factor	Level RSD
\\MASSHUNTER\Org\Data\SV5973N.I\sd021822\DoD BNA cal 1\Feb1808.D	Calibration	1	x	17657	4.0000	0.1870	
\\MASSHUNTER\Org\Data\SV5973N.I\sd021822\DoD BNA cal 1\Feb1807.D	Calibration	2	x	47605	10.0000	0.2020	
\\MASSHUNTER\Org\Data\SV5973N.I\sd021822\DoD BNA cal 1\Feb1806.D	Calibration	3	x	302701	50.0000	0.2279	
\\MASSHUNTER\Org\Data\SV5973N.I\sd030422\BNA 1\Feb0402.D	CC	CCV	x	539457	75.0000	0.2612	
\\MASSHUNTER\Org\Data\SV5973N.I\sd021822\DoD BNA cal 1\Feb1809.D	QC	ICV	x	451820	75.0000	0.2550	
\\MASSHUNTER\Org\Data\SV5973N.I\sd021822\DoD BNA cal 1\Feb1805.D	Calibration	4	x	462781	75.0000	0.2467	
\\MASSHUNTER\Org\Data\SV5973N.I\sd021822\DoD BNA cal 1\Feb1804.D	Calibration	5	x	688712	100.0000	0.2535	
\\MASSHUNTER\Org\Data\SV5973N.I\sd021822\DoD BNA cal 1\Feb1803.D	Calibration	6	x	833232	120.0000	0.2626	
\\MASSHUNTER\Org\Data\SV5973N.I\sd021822\DoD BNA cal 1\Feb1802.D	Calibration	7	x	896259	150.0000	0.2385	

Calibration Report

Batch Path	\\MASSHUNTER\Org\Data\SV5973N.I\sd021822\DoD BNA cal 1\QuantResults\021822 DoD BNA cal.batch.bin		
Analysis Time	2/19/2022 1:08 PM	Analyst Name	BL2000\sean
Report Time	2/19/2022 1:09:13 PM	Reporter Name	BL2000\sean
Last Calib Update	2/19/2022 1:06 PM	Batch State	Processed
Quant Batch Version	10.0	Quant Report Version	10.0

Benzoic Acid %RSE = 12.9

Benzoic Acid - 7 Levels, 7 Levels Used, 7 Points, 7 Points Used, 1 QCs

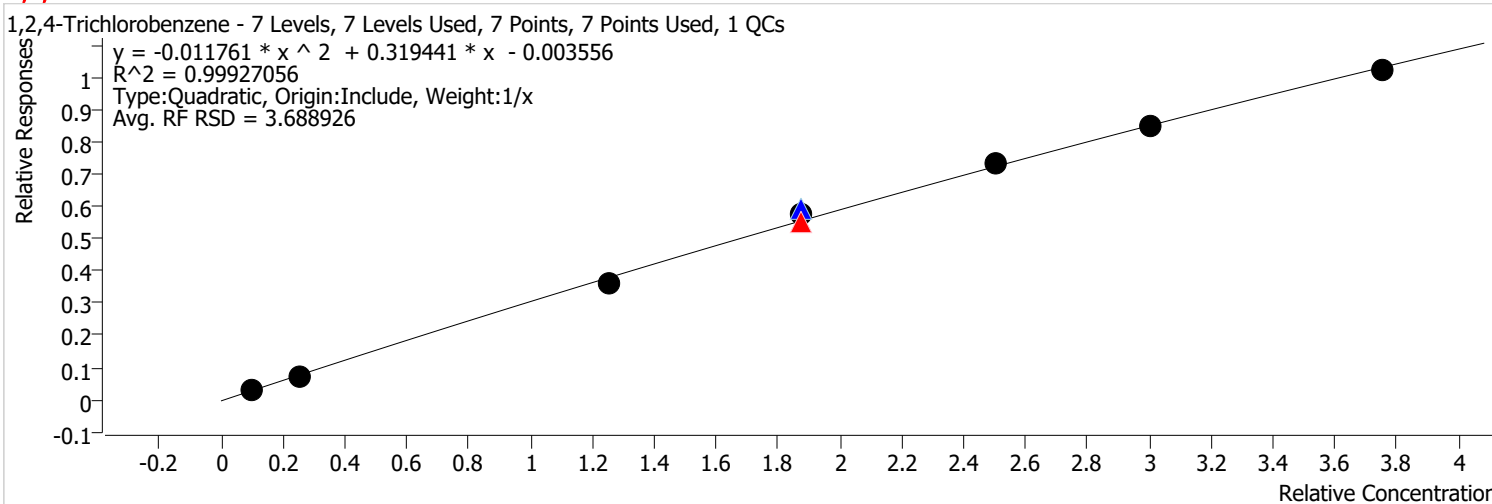


Calibration STD Path	Cal Type	Level	Enabled	Resp.	Exp. Conc	Resp. Factor	Level RSD
\\MASSHUNTER\Org\Data\SV5973N.I\sd021822\DoD BNA cal 1\Feb1808.D	Calibration	1	x	9103	4.0000	0.0964	
\\MASSHUNTER\Org\Data\SV5973N.I\sd021822\DoD BNA cal 1\Feb1807.D	Calibration	2	x	18665	10.0000	0.0792	
\\MASSHUNTER\Org\Data\SV5973N.I\sd021822\DoD BNA cal 1\Feb1806.D	Calibration	3	x	150889	50.0000	0.1136	
\\MASSHUNTER\Org\Data\SV5973N.I\sd030422\BNA 1\Feb0402.D	CC	CCV	x	343437	75.0000	0.1663	
\\MASSHUNTER\Org\Data\SV5973N.I\sd021822\DoD BNA cal 1\Feb1809.D	QC	ICV	x	237375	75.0000	0.1340	
\\MASSHUNTER\Org\Data\SV5973N.I\sd021822\DoD BNA cal 1\Feb1805.D	Calibration	4	x	258415	75.0000	0.1378	
\\MASSHUNTER\Org\Data\SV5973N.I\sd021822\DoD BNA cal 1\Feb1804.D	Calibration	5	x	365591	100.0000	0.1346	
\\MASSHUNTER\Org\Data\SV5973N.I\sd021822\DoD BNA cal 1\Feb1803.D	Calibration	6	x	519957	120.0000	0.1639	
\\MASSHUNTER\Org\Data\SV5973N.I\sd021822\DoD BNA cal 1\Feb1802.D	Calibration	7	x	580859	150.0000	0.1546	

Calibration Report

Batch Path	\\MASSHUNTER\Org\Data\SV5973N.I\sd021822\DoD BNA cal 1\QuantResults\021822 DoD BNA cal.batch.bin		
Analysis Time	2/19/2022 1:08 PM	Analyst Name	BL2000\sean
Report Time	2/19/2022 1:09:13 PM	Reporter Name	BL2000\sean
Last Calib Update	2/19/2022 1:06 PM	Batch State	Processed
Quant Batch Version	10.0	Quant Report Version	10.0

1,2,4-Trichlorobenzene %RSE = 4.1

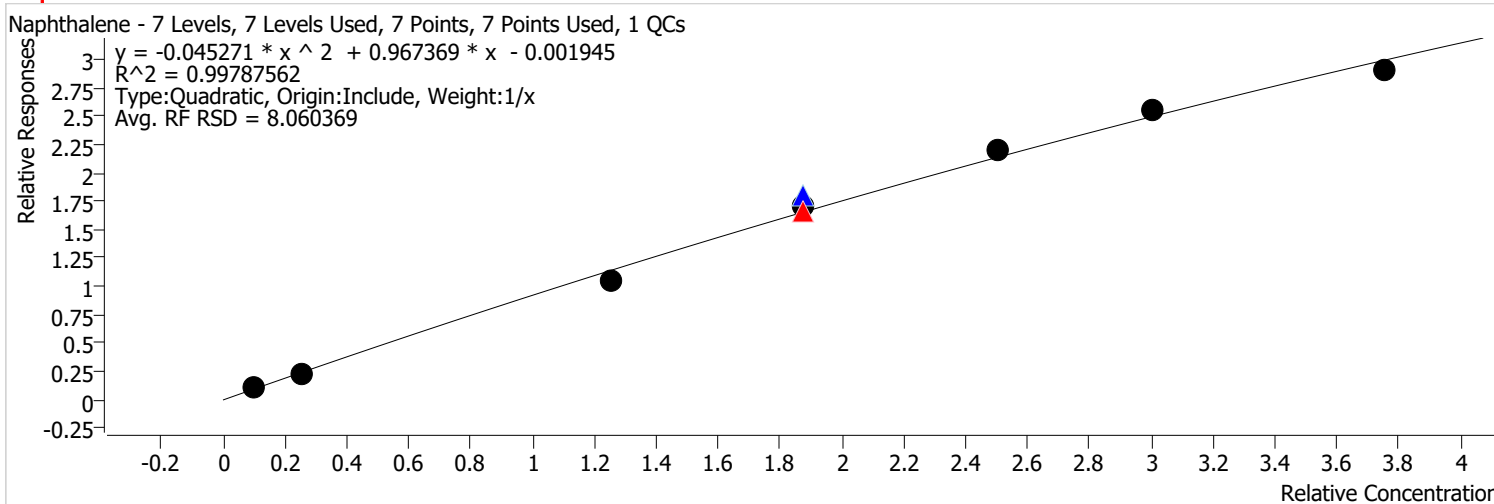


Calibration STD Path	Cal Type	Level	Enabled	Resp.	Exp. Conc	Resp. Factor	Level RSD
\\MASSHUNTER\Org\Data\SV5973N.I\sd021822\DoD BNA cal 1\Feb1808.D	Calibration	1	x	27847	4.0000	0.2949	
\\MASSHUNTER\Org\Data\SV5973N.I\sd021822\DoD BNA cal 1\Feb1807.D	Calibration	2	x	69022	10.0000	0.2929	
\\MASSHUNTER\Org\Data\SV5973N.I\sd021822\DoD BNA cal 1\Feb1806.D	Calibration	3	x	381654	50.0000	0.2873	
\\MASSHUNTER\Org\Data\SV5973N.I\sd030422\BNA 1\Feb0402.D	CC	CCV	x	604446	75.0000	0.2927	
\\MASSHUNTER\Org\Data\SV5973N.I\sd021822\DoD BNA cal 1\Feb1809.D	QC	ICV	x	556684	75.0000	0.3141	
\\MASSHUNTER\Org\Data\SV5973N.I\sd021822\DoD BNA cal 1\Feb1805.D	Calibration	4	x	573589	75.0000	0.3058	
\\MASSHUNTER\Org\Data\SV5973N.I\sd021822\DoD BNA cal 1\Feb1804.D	Calibration	5	x	795894	100.0000	0.2929	
\\MASSHUNTER\Org\Data\SV5973N.I\sd021822\DoD BNA cal 1\Feb1803.D	Calibration	6	x	897123	120.0000	0.2827	
\\MASSHUNTER\Org\Data\SV5973N.I\sd021822\DoD BNA cal 1\Feb1802.D	Calibration	7	x	1020843	150.0000	0.2717	

Calibration Report

Batch Path	\\MASSHUNTER\Org\Data\SV5973N.I\sd021822\DoD BNA cal 1\QuantResults\021822 DoD BNA cal.batch.bin		
Analysis Time	2/19/2022 1:08 PM	Analyst Name	BL2000\sean
Report Time	2/19/2022 1:09:13 PM	Reporter Name	BL2000\sean
Last Calib Update	2/19/2022 1:06 PM	Batch State	Processed
Quant Batch Version	10.0	Quant Report Version	10.0

Naphthalene %RSE = 6.5

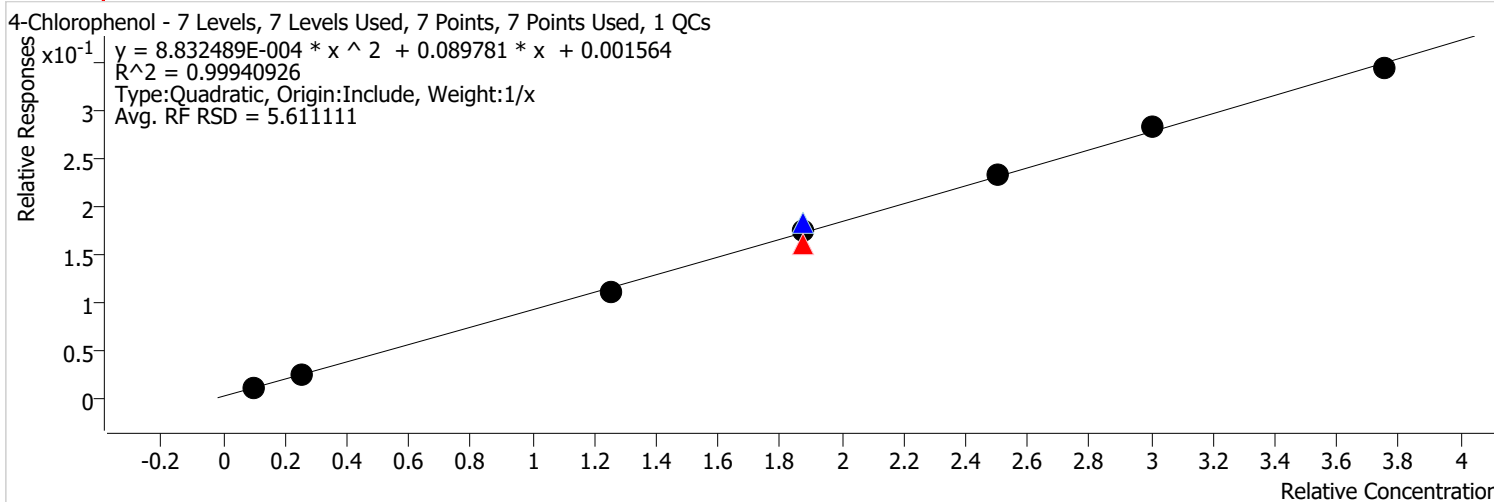


Calibration STD Path	Cal Type	Level	Enabled	Resp.	Exp. Conc	Resp. Factor	Level RSD
\\MASSHUNTER\Org\Data\SV5973N.I\sd021822\DoD BNA cal 1\Feb1808.D	Calibration	1	x	94125	4.0000	0.9968	
\\MASSHUNTER\Org\Data\SV5973N.I\sd021822\DoD BNA cal 1\Feb1807.D	Calibration	2	x	215374	10.0000	0.9141	
\\MASSHUNTER\Org\Data\SV5973N.I\sd021822\DoD BNA cal 1\Feb1806.D	Calibration	3	x	1110201	50.0000	0.8359	
\\MASSHUNTER\Org\Data\SV5973N.I\sd030422\BNA 1\Feb0402.D	CC	CCV	x	1832808	75.0000	0.8875	
\\MASSHUNTER\Org\Data\SV5973N.I\sd021822\DoD BNA cal 1\Feb1809.D	QC	ICV	x	1701484	75.0000	0.9602	
\\MASSHUNTER\Org\Data\SV5973N.I\sd021822\DoD BNA cal 1\Feb1805.D	Calibration	4	x	1714981	75.0000	0.9143	
\\MASSHUNTER\Org\Data\SV5973N.I\sd021822\DoD BNA cal 1\Feb1804.D	Calibration	5	x	2385769	100.0000	0.8781	
\\MASSHUNTER\Org\Data\SV5973N.I\sd021822\DoD BNA cal 1\Feb1803.D	Calibration	6	x	2702791	120.0000	0.8518	
\\MASSHUNTER\Org\Data\SV5973N.I\sd021822\DoD BNA cal 1\Feb1802.D	Calibration	7	x	2903611	150.0000	0.7728	

Calibration Report

Batch Path	\\MASSHUNTER\Org\Data\SV5973N.I\sd021822\DoD BNA cal 1\QuantResults\021822 DoD BNA cal.batch.bin		
Analysis Time	2/19/2022 1:08 PM	Analyst Name	BL2000\sean
Report Time	2/19/2022 1:09:13 PM	Reporter Name	BL2000\sean
Last Calib Update	2/19/2022 1:06 PM	Batch State	Processed
Quant Batch Version	10.0	Quant Report Version	10.0

4-Chlorophenol %RSE = 3.1



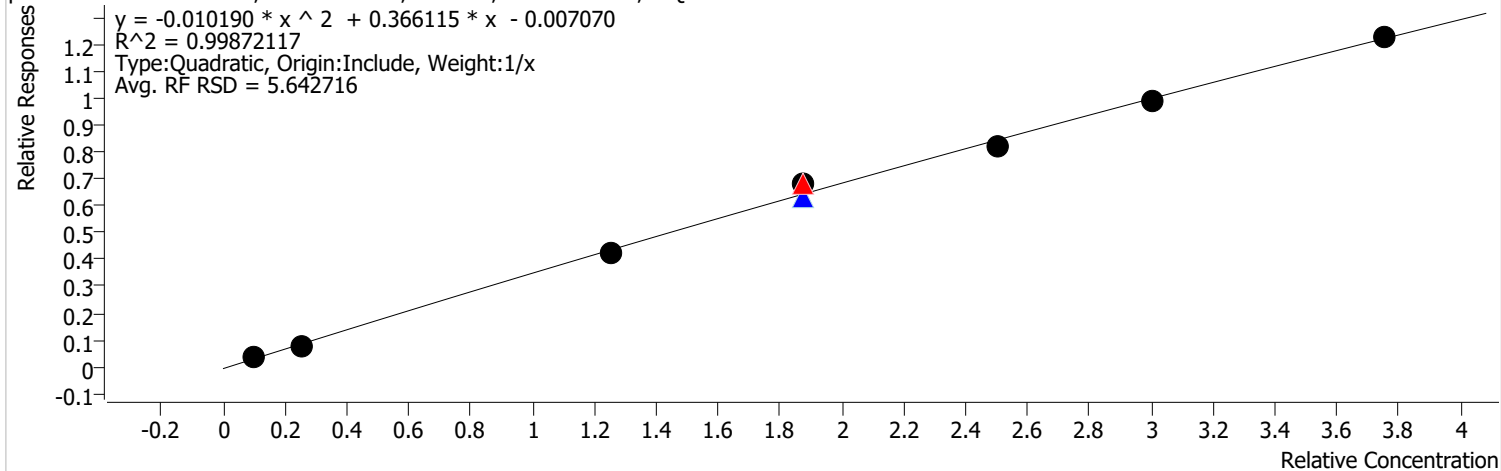
Calibration STD Path	Cal Type	Level	Enabled	Resp.	Exp. Conc	Resp. Factor	Level RSD
\\MASSHUNTER\Org\Data\SV5973N.I\sd021822\DoD BNA cal 1\Feb1808.D	Calibration	1	x	9877	4.0000	0.1046	
\\MASSHUNTER\Org\Data\SV5973N.I\sd021822\DoD BNA cal 1\Feb1807.D	Calibration	2	x	23297	10.0000	0.0989	
\\MASSHUNTER\Org\Data\SV5973N.I\sd021822\DoD BNA cal 1\Feb1806.D	Calibration	3	x	116895	50.0000	0.0880	
\\MASSHUNTER\Org\Data\SV5973N.I\sd030422\BNA 1\Feb0402.D	CC	CCV	x	177209	75.0000	0.0858	
\\MASSHUNTER\Org\Data\SV5973N.I\sd021822\DoD BNA cal 1\Feb1809.D	QC	ICV	x	174820	75.0000	0.0987	
\\MASSHUNTER\Org\Data\SV5973N.I\sd021822\DoD BNA cal 1\Feb1805.D	Calibration	4	x	174790	75.0000	0.0932	
\\MASSHUNTER\Org\Data\SV5973N.I\sd021822\DoD BNA cal 1\Feb1804.D	Calibration	5	x	254245	100.0000	0.0936	
\\MASSHUNTER\Org\Data\SV5973N.I\sd021822\DoD BNA cal 1\Feb1803.D	Calibration	6	x	301586	120.0000	0.0950	
\\MASSHUNTER\Org\Data\SV5973N.I\sd021822\DoD BNA cal 1\Feb1802.D	Calibration	7	x	345521	150.0000	0.0920	

Calibration Report

Batch Path	\\MASSHUNTER\Org\Data\SV5973N.I\sd021822\DoD BNA cal 1\QuantResults\021822 DoD BNA cal.batch.bin		
Analysis Time	2/19/2022 1:08 PM	Analyst Name	BL2000\sean
Report Time	2/19/2022 1:09:13 PM	Reporter Name	BL2000\sean
Last Calib Update	2/19/2022 1:06 PM	Batch State	Processed
Quant Batch Version	10.0	Quant Report Version	10.0

p-Chloroaniline %RSE = 7.2

p-Chloroaniline - 7 Levels, 7 Levels Used, 7 Points, 7 Points Used, 1 QCs

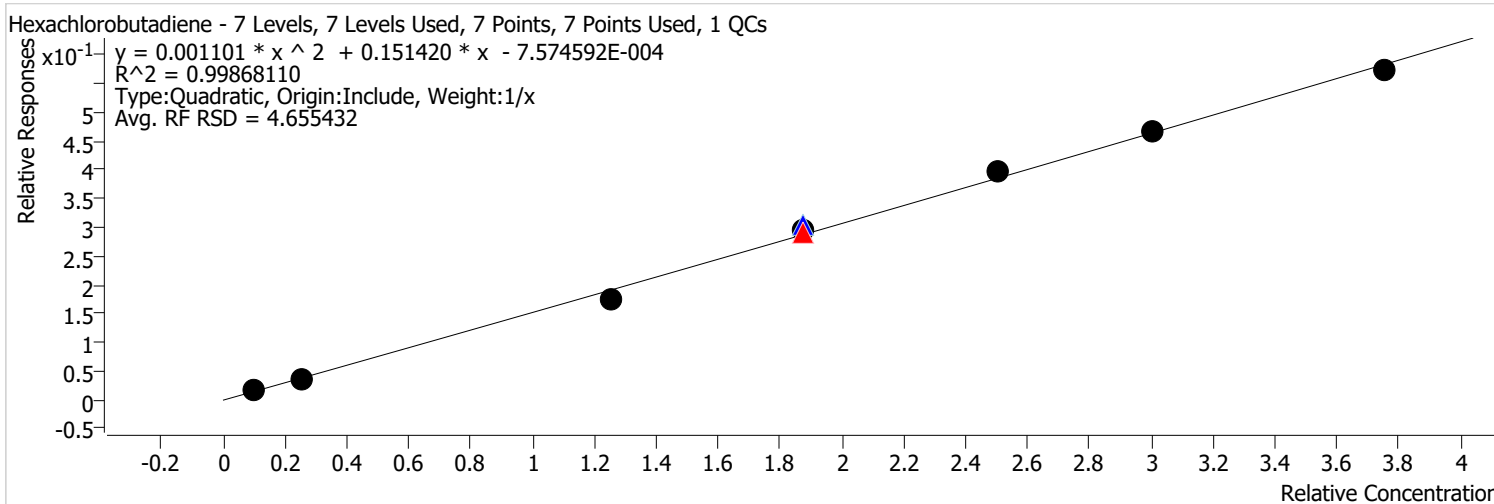


Calibration STD Path	Cal Type	Level	Enabled	Resp.	Exp. Conc	Resp. Factor	Level RSD
\\MASSHUNTER\Org\Data\SV5973N.I\sd021822\DoD BNA cal 1\Feb1808.D	Calibration	1	x	30624	4.0000	0.3243	
\\MASSHUNTER\Org\Data\SV5973N.I\sd021822\DoD BNA cal 1\Feb1807.D	Calibration	2	x	71033	10.0000	0.3015	
\\MASSHUNTER\Org\Data\SV5973N.I\sd021822\DoD BNA cal 1\Feb1806.D	Calibration	3	x	453225	50.0000	0.3412	
\\MASSHUNTER\Org\Data\SV5973N.I\sd030422\BNA 1\Feb0402.D	CC	CCV	x	752494	75.0000	0.3644	
\\MASSHUNTER\Org\Data\SV5973N.I\sd021822\DoD BNA cal 1\Feb1809.D	QC	ICV	x	596772	75.0000	0.3368	
\\MASSHUNTER\Org\Data\SV5973N.I\sd021822\DoD BNA cal 1\Feb1805.D	Calibration	4	x	681721	75.0000	0.3634	
\\MASSHUNTER\Org\Data\SV5973N.I\sd021822\DoD BNA cal 1\Feb1804.D	Calibration	5	x	893838	100.0000	0.3290	
\\MASSHUNTER\Org\Data\SV5973N.I\sd021822\DoD BNA cal 1\Feb1803.D	Calibration	6	x	1050839	120.0000	0.3312	
\\MASSHUNTER\Org\Data\SV5973N.I\sd021822\DoD BNA cal 1\Feb1802.D	Calibration	7	x	1228719	150.0000	0.3270	

Calibration Report

Batch Path	\\MASSHUNTER\Org\Data\SV5973N.I\sd021822\DoD BNA cal 1\QuantResults\021822 DoD BNA cal.batch.bin		
Analysis Time	2/19/2022 1:08 PM	Analyst Name	BL2000\sean
Report Time	2/19/2022 1:09:13 PM	Reporter Name	BL2000\sean
Last Calib Update	2/19/2022 1:06 PM	Batch State	Processed
Quant Batch Version	10.0	Quant Report Version	10.0

Hexachlorobutadiene %RSE = 5.5

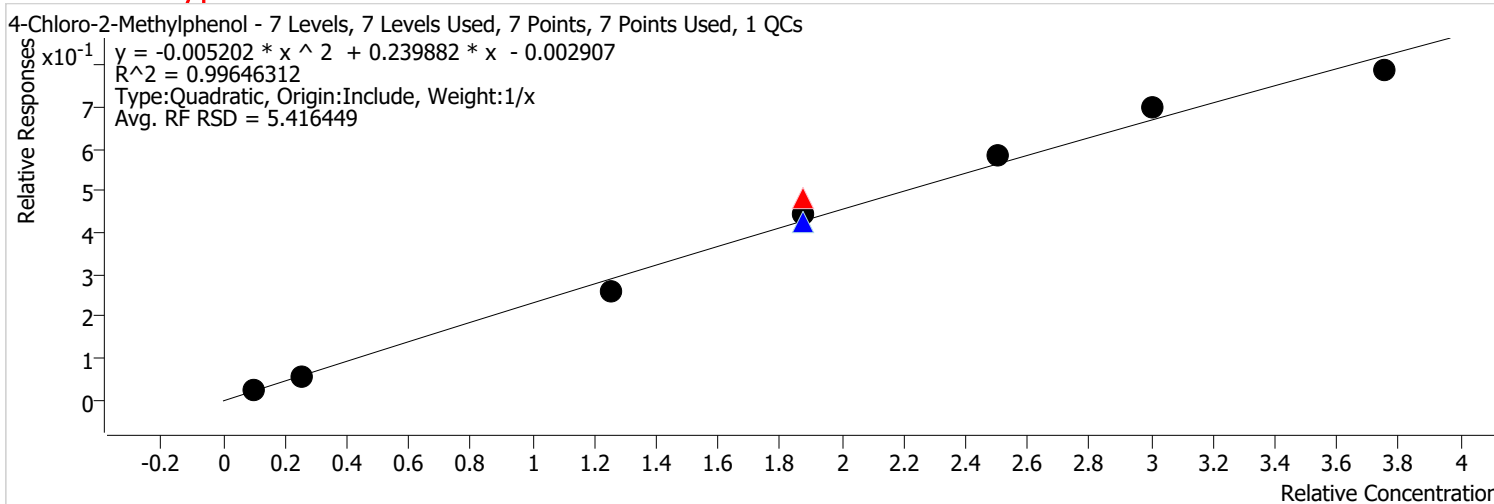


Calibration STD Path	Cal Type	Level	Enabled	Resp.	Exp. Conc	Resp. Factor	Level RSD
\\MASSHUNTER\Org\Data\SV5973N.I\sd021822\DoD BNA cal 1\Feb1808.D	Calibration	1	x	14423	4.0000	0.1527	
\\MASSHUNTER\Org\Data\SV5973N.I\sd021822\DoD BNA cal 1\Feb1807.D	Calibration	2	x	33554	10.0000	0.1424	
\\MASSHUNTER\Org\Data\SV5973N.I\sd021822\DoD BNA cal 1\Feb1806.D	Calibration	3	x	188037	50.0000	0.1416	
\\MASSHUNTER\Org\Data\SV5973N.I\sd030422\BNA 1\Feb0402.D	CC	CCV	x	320429	75.0000	0.1552	
\\MASSHUNTER\Org\Data\SV5973N.I\sd021822\DoD BNA cal 1\Feb1809.D	QC	ICV	x	286141	75.0000	0.1615	
\\MASSHUNTER\Org\Data\SV5973N.I\sd021822\DoD BNA cal 1\Feb1805.D	Calibration	4	x	296318	75.0000	0.1580	
\\MASSHUNTER\Org\Data\SV5973N.I\sd021822\DoD BNA cal 1\Feb1804.D	Calibration	5	x	432772	100.0000	0.1593	
\\MASSHUNTER\Org\Data\SV5973N.I\sd021822\DoD BNA cal 1\Feb1803.D	Calibration	6	x	492013	120.0000	0.1551	
\\MASSHUNTER\Org\Data\SV5973N.I\sd021822\DoD BNA cal 1\Feb1802.D	Calibration	7	x	573148	150.0000	0.1525	

Calibration Report

Batch Path	\\MASSHUNTER\Org\Data\SV5973N.I\sd021822\DoD BNA cal 1\QuantResults\021822 DoD BNA cal.batch.bin		
Analysis Time	2/19/2022 1:08 PM	Analyst Name	BL2000\sean
Report Time	2/19/2022 1:09:14 PM	Reporter Name	BL2000\sean
Last Calib Update	2/19/2022 1:06 PM	Batch State	Processed
Quant Batch Version	10.0	Quant Report Version	10.0

4-Chloro-2-Methylphenol %RSE = 7.7



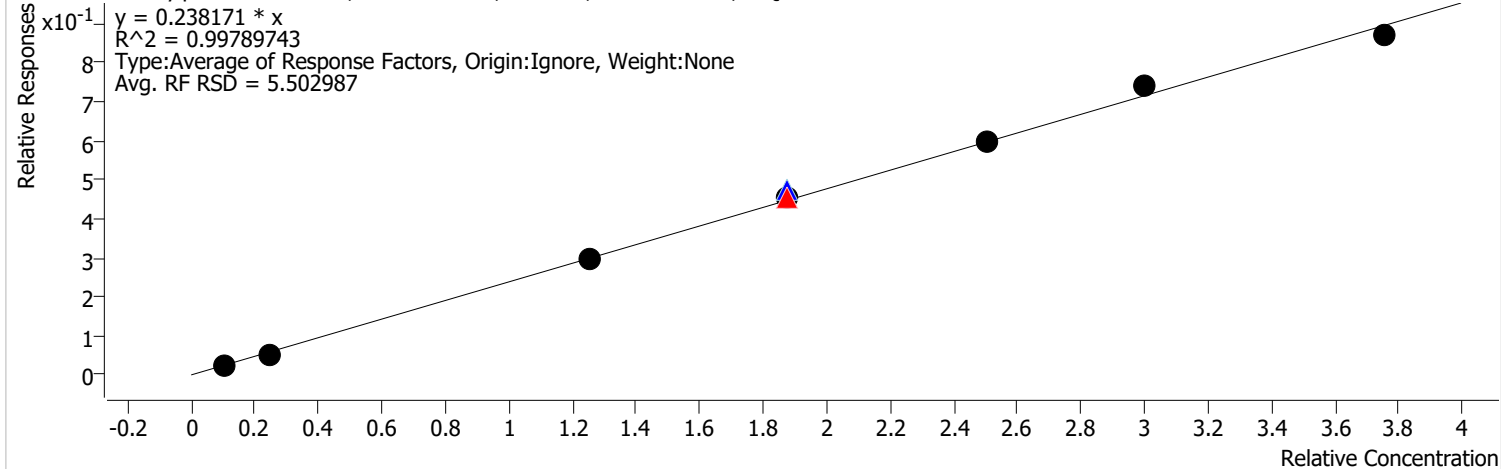
Calibration STD Path	Cal Type	Level	Enabled	Resp.	Exp. Conc	Resp. Factor	Level RSD
\\MASSHUNTER\Org\Data\SV5973N.I\sd021822\DoD BNA cal 1\Feb1808.D	Calibration	1	x	21228	4.0000	0.2248	
\\MASSHUNTER\Org\Data\SV5973N.I\sd021822\DoD BNA cal 1\Feb1807.D	Calibration	2	x	51791	10.0000	0.2198	
\\MASSHUNTER\Org\Data\SV5973N.I\sd021822\DoD BNA cal 1\Feb1806.D	Calibration	3	x	274008	50.0000	0.2063	
\\MASSHUNTER\Org\Data\SV5973N.I\sd030422\BNA 1\Feb0402.D	CC	CCV	x	533664	75.0000	0.2584	
\\MASSHUNTER\Org\Data\SV5973N.I\sd021822\DoD BNA cal 1\Feb1809.D	QC	ICV	x	402121	75.0000	0.2269	
\\MASSHUNTER\Org\Data\SV5973N.I\sd021822\DoD BNA cal 1\Feb1805.D	Calibration	4	x	445081	75.0000	0.2373	
\\MASSHUNTER\Org\Data\SV5973N.I\sd021822\DoD BNA cal 1\Feb1804.D	Calibration	5	x	635015	100.0000	0.2337	
\\MASSHUNTER\Org\Data\SV5973N.I\sd021822\DoD BNA cal 1\Feb1803.D	Calibration	6	x	740508	120.0000	0.2334	
\\MASSHUNTER\Org\Data\SV5973N.I\sd021822\DoD BNA cal 1\Feb1802.D	Calibration	7	x	789739	150.0000	0.2102	

Calibration Report

Batch Path	\\MASSHUNTER\Org\Data\SV5973N.I\sd021822\DoD BNA cal 1\QuantResults\021822 DoD BNA cal.batch.bin		
Analysis Time	2/19/2022 1:08 PM	Analyst Name	BL2000\sean
Report Time	2/19/2022 1:09:14 PM	Reporter Name	BL2000\sean
Last Calib Update	2/19/2022 1:06 PM	Batch State	Processed
Quant Batch Version	10.0	Quant Report Version	10.0

4-Chloro-3-Methylphenol %RSE = 5.5

4-Chloro-3-Methylphenol - 7 Levels, 7 Levels Used, 7 Points, 7 Points Used, 1 QCs



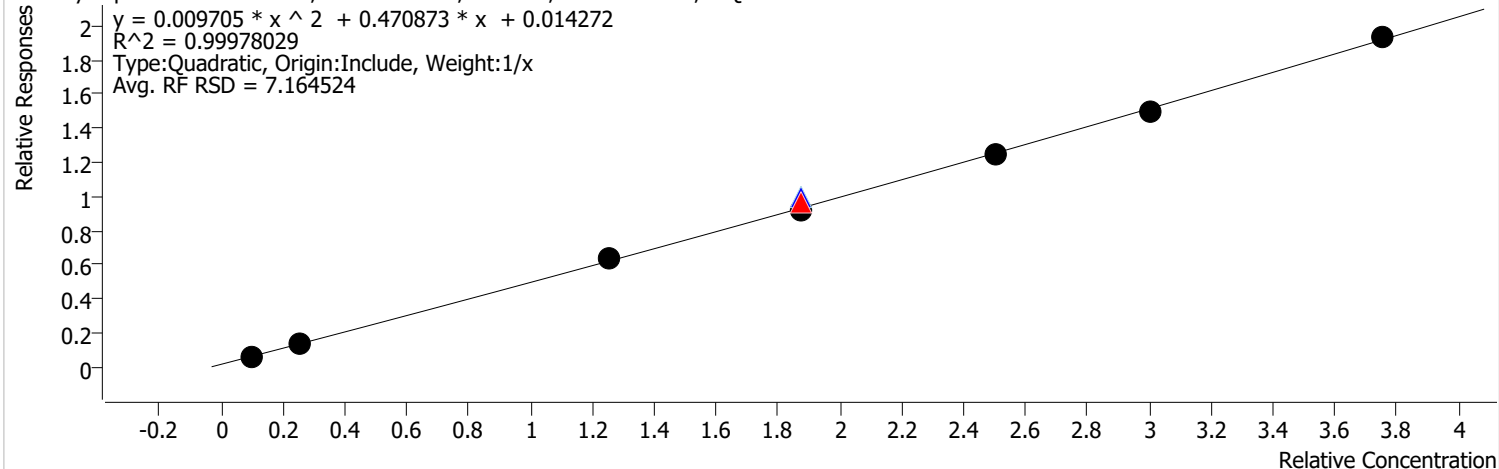
Calibration STD Path	Cal Type	Level	Enabled	Resp.	Exp. Conc	Resp. Factor	Level RSD
\\MASSHUNTER\Org\Data\SV5973N.I\sd021822\DoD BNA cal 1\Feb1808.D	Calibration	1	x	24488	4.0000	0.2593	
\\MASSHUNTER\Org\Data\SV5973N.I\sd021822\DoD BNA cal 1\Feb1807.D	Calibration	2	x	51113	10.0000	0.2169	
\\MASSHUNTER\Org\Data\SV5973N.I\sd021822\DoD BNA cal 1\Feb1806.D	Calibration	3	x	311889	50.0000	0.2348	
\\MASSHUNTER\Org\Data\SV5973N.I\sd030422\BNA 1\Feb0402.D	CC	CCV	x	502885	75.0000	0.2435	
\\MASSHUNTER\Org\Data\SV5973N.I\sd021822\DoD BNA cal 1\Feb1809.D	QC	ICV	x	449625	75.0000	0.2537	
\\MASSHUNTER\Org\Data\SV5973N.I\sd021822\DoD BNA cal 1\Feb1805.D	Calibration	4	x	450778	75.0000	0.2403	
\\MASSHUNTER\Org\Data\SV5973N.I\sd021822\DoD BNA cal 1\Feb1804.D	Calibration	5	x	646645	100.0000	0.2380	
\\MASSHUNTER\Org\Data\SV5973N.I\sd021822\DoD BNA cal 1\Feb1803.D	Calibration	6	x	782006	120.0000	0.2464	
\\MASSHUNTER\Org\Data\SV5973N.I\sd021822\DoD BNA cal 1\Feb1802.D	Calibration	7	x	869158	150.0000	0.2313	

Calibration Report

Batch Path	\\MASSHUNTER\Org\Data\SV5973N.I\sd021822\DoD BNA cal 1\QuantResults\021822 DoD BNA cal.batch.bin		
Analysis Time	2/19/2022 1:08 PM	Analyst Name	BL2000\sean
Report Time	2/19/2022 1:09:14 PM	Reporter Name	BL2000\sean
Last Calib Update	2/19/2022 1:06 PM	Batch State	Processed
Quant Batch Version	10.0	Quant Report Version	10.0

2-Methylnaphthalene %RSE = 3.5

2-Methylnaphthalene - 7 Levels, 7 Levels Used, 7 Points, 7 Points Used, 1 QCs

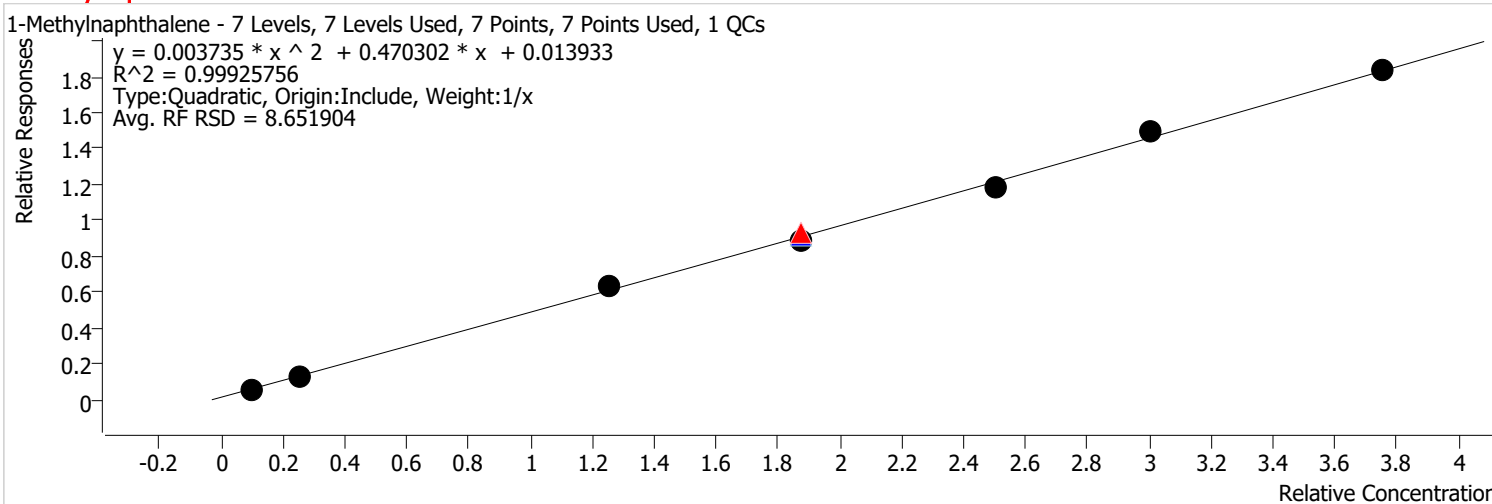


Calibration STD Path	Cal Type	Level	Enabled	Resp.	Exp. Conc	Resp. Factor	Level RSD
\\MASSHUNTER\Org\Data\SV5973N.I\sd021822\DoD BNA cal 1\Feb1808.D	Calibration	1	x	56026	4.0000	0.5933	
\\MASSHUNTER\Org\Data\SV5973N.I\sd021822\DoD BNA cal 1\Feb1807.D	Calibration	2	x	129837	10.0000	0.5510	
\\MASSHUNTER\Org\Data\SV5973N.I\sd021822\DoD BNA cal 1\Feb1806.D	Calibration	3	x	670695	50.0000	0.5050	
\\MASSHUNTER\Org\Data\SV5973N.I\sd030422\BNA 1\Feb0402.D	CC	CCV	x	1064687	75.0000	0.5156	
\\MASSHUNTER\Org\Data\SV5973N.I\sd021822\DoD BNA cal 1\Feb1809.D	QC	ICV	x	934925	75.0000	0.5276	
\\MASSHUNTER\Org\Data\SV5973N.I\sd021822\DoD BNA cal 1\Feb1805.D	Calibration	4	x	914283	75.0000	0.4874	
\\MASSHUNTER\Org\Data\SV5973N.I\sd021822\DoD BNA cal 1\Feb1804.D	Calibration	5	x	1357670	100.0000	0.4997	
\\MASSHUNTER\Org\Data\SV5973N.I\sd021822\DoD BNA cal 1\Feb1803.D	Calibration	6	x	1591431	120.0000	0.5015	
\\MASSHUNTER\Org\Data\SV5973N.I\sd021822\DoD BNA cal 1\Feb1802.D	Calibration	7	x	1933828	150.0000	0.5147	

Calibration Report

Batch Path	\\MASSHUNTER\Org\Data\SV5973N.I\sd021822\DoD BNA cal 1\QuantResults\021822 DoD BNA cal.batch.bin		
Analysis Time	2/19/2022 1:08 PM	Analyst Name	BL2000\sean
Report Time	2/19/2022 1:09:14 PM	Reporter Name	BL2000\sean
Last Calib Update	2/19/2022 1:06 PM	Batch State	Processed
Quant Batch Version	10.0	Quant Report Version	10.0

1-Methylnaphthalene %RSE = 3.6

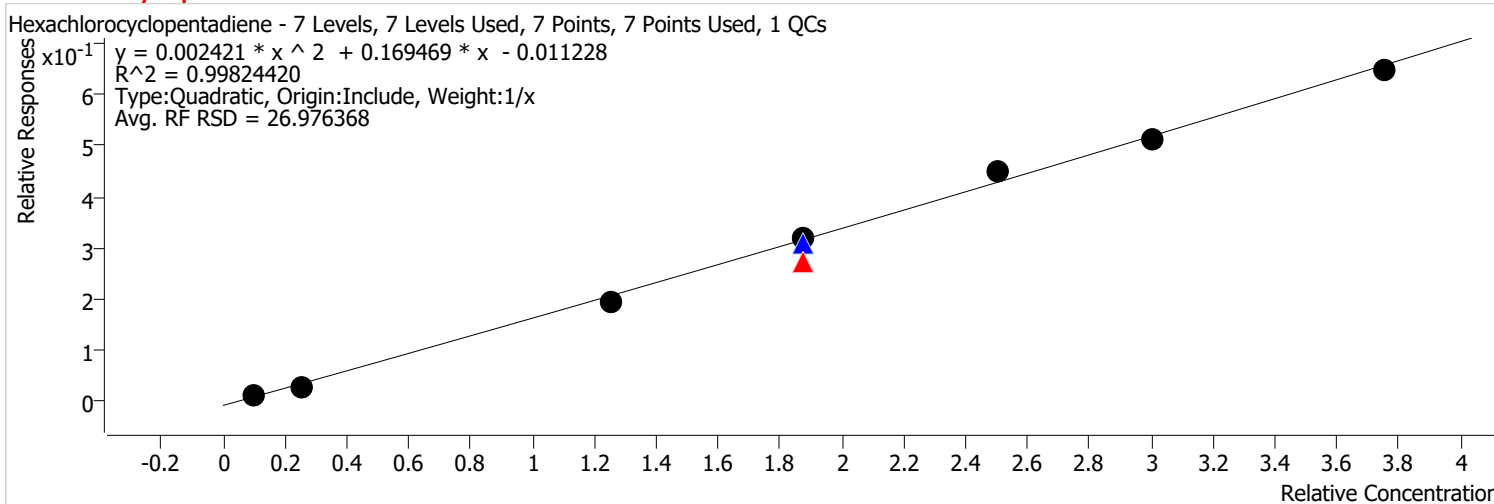


Calibration STD Path	Cal Type	Level	Enabled	Resp.	Exp. Conc	Resp. Factor	Level RSD
\\MASSHUNTER\Org\Data\SV5973N.I\sd021822\DoD BNA cal 1\Feb1808.D	Calibration	1	x	56205	4.0000	0.5952	
\\MASSHUNTER\Org\Data\SV5973N.I\sd021822\DoD BNA cal 1\Feb1807.D	Calibration	2	x	126738	10.0000	0.5379	
\\MASSHUNTER\Org\Data\SV5973N.I\sd021822\DoD BNA cal 1\Feb1806.D	Calibration	3	x	672135	50.0000	0.5060	
\\MASSHUNTER\Org\Data\SV5973N.I\sd030422\BNA 1\Feb0402.D	CC	CCV	x	1025400	75.0000	0.4965	
\\MASSHUNTER\Org\Data\SV5973N.I\sd021822\DoD BNA cal 1\Feb1809.D	QC	ICV	x	864319	75.0000	0.4878	
\\MASSHUNTER\Org\Data\SV5973N.I\sd021822\DoD BNA cal 1\Feb1805.D	Calibration	4	x	885279	75.0000	0.4720	
\\MASSHUNTER\Org\Data\SV5973N.I\sd021822\DoD BNA cal 1\Feb1804.D	Calibration	5	x	1279557	100.0000	0.4710	
\\MASSHUNTER\Org\Data\SV5973N.I\sd021822\DoD BNA cal 1\Feb1803.D	Calibration	6	x	1575011	120.0000	0.4964	
\\MASSHUNTER\Org\Data\SV5973N.I\sd021822\DoD BNA cal 1\Feb1802.D	Calibration	7	x	1836402	150.0000	0.4888	

Calibration Report

Batch Path	\\MASSHUNTER\Org\Data\SV5973N.I\sd021822\DoD BNA cal 1\QuantResults\021822 DoD BNA cal.batch.bin		
Analysis Time	2/19/2022 1:08 PM	Analyst Name	BL2000\sean
Report Time	2/19/2022 1:09:14 PM	Reporter Name	BL2000\sean
Last Calib Update	2/19/2022 1:06 PM	Batch State	Processed
Quant Batch Version	10.0	Quant Report Version	10.0

Hexachlorocyclopentadiene %RSE = 9.4

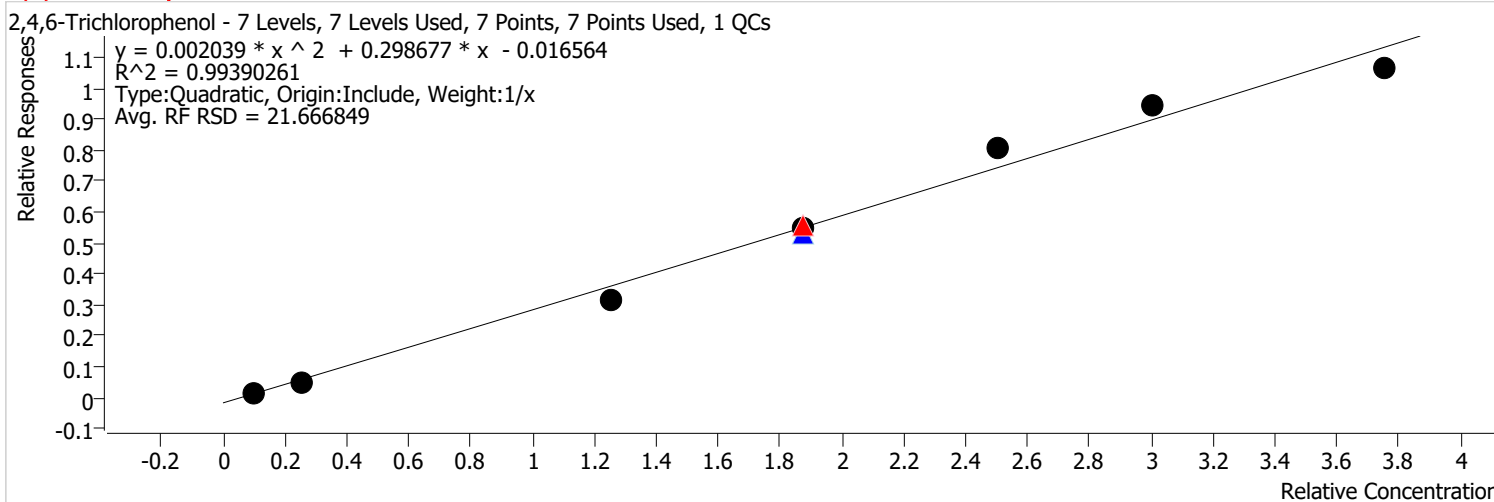


Calibration STD Path	Cal Type	Level	Enabled	Resp.	Exp. Conc	Resp. Factor	Level RSD
\\MASSHUNTER\Org\Data\SV5973N.I\sd021822\DoD BNA cal 1\Feb1808.D	Calibration	1	x	4224	4.0000	0.0784	
\\MASSHUNTER\Org\Data\SV5973N.I\sd021822\DoD BNA cal 1\Feb1807.D	Calibration	2	x	13837	10.0000	0.1046	
\\MASSHUNTER\Org\Data\SV5973N.I\sd021822\DoD BNA cal 1\Feb1806.D	Calibration	3	x	113002	50.0000	0.1553	
\\MASSHUNTER\Org\Data\SV5973N.I\sd030422\BNA 1\Feb0402.D	CC	CCV	x	172479	75.0000	0.1435	
\\MASSHUNTER\Org\Data\SV5973N.I\sd021822\DoD BNA cal 1\Feb1809.D	QC	ICV	x	167582	75.0000	0.1641	
\\MASSHUNTER\Org\Data\SV5973N.I\sd021822\DoD BNA cal 1\Feb1805.D	Calibration	4	x	175425	75.0000	0.1707	
\\MASSHUNTER\Org\Data\SV5973N.I\sd021822\DoD BNA cal 1\Feb1804.D	Calibration	5	x	260879	100.0000	0.1809	
\\MASSHUNTER\Org\Data\SV5973N.I\sd021822\DoD BNA cal 1\Feb1803.D	Calibration	6	x	295198	120.0000	0.1710	
\\MASSHUNTER\Org\Data\SV5973N.I\sd021822\DoD BNA cal 1\Feb1802.D	Calibration	7	x	361285	150.0000	0.1727	

Calibration Report

Batch Path	\\MASSHUNTER\Org\Data\SV5973N.I\sd021822\DoD BNA cal 1\QuantResults\021822 DoD BNA cal.batch.bin		
Analysis Time	2/19/2022 1:08 PM	Analyst Name	BL2000\sean
Report Time	2/19/2022 1:09:14 PM	Reporter Name	BL2000\sean
Last Calib Update	2/19/2022 1:06 PM	Batch State	Processed
Quant Batch Version	10.0	Quant Report Version	10.0

2,4,6-Trichlorophenol %RSE = 11.2



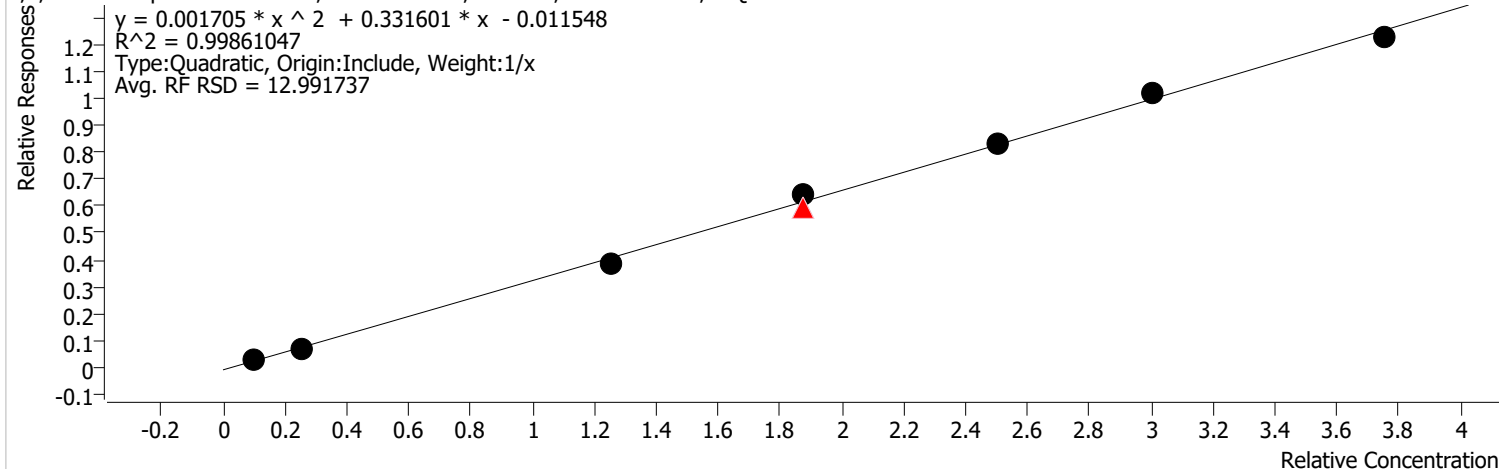
Calibration STD Path	Cal Type	Level	Enabled	Resp.	Exp. Conc	Resp. Factor	Level RSD
\\MASSHUNTER\Org\Data\SV5973N.I\sd021822\DoD BNA cal 1\Feb1808.D	Calibration	1	x	9233	4.0000	0.1714	
\\MASSHUNTER\Org\Data\SV5973N.I\sd021822\DoD BNA cal 1\Feb1807.D	Calibration	2	x	27041	10.0000	0.2045	
\\MASSHUNTER\Org\Data\SV5973N.I\sd021822\DoD BNA cal 1\Feb1806.D	Calibration	3	x	186323	50.0000	0.2560	
\\MASSHUNTER\Org\Data\SV5973N.I\sd030422\BNA 1\Feb0402.D	CC	CCV	x	358658	75.0000	0.2983	
\\MASSHUNTER\Org\Data\SV5973N.I\sd021822\DoD BNA cal 1\Feb1809.D	QC	ICV	x	289067	75.0000	0.2830	
\\MASSHUNTER\Org\Data\SV5973N.I\sd021822\DoD BNA cal 1\Feb1805.D	Calibration	4	x	298561	75.0000	0.2906	
\\MASSHUNTER\Org\Data\SV5973N.I\sd021822\DoD BNA cal 1\Feb1804.D	Calibration	5	x	467130	100.0000	0.3240	
\\MASSHUNTER\Org\Data\SV5973N.I\sd021822\DoD BNA cal 1\Feb1803.D	Calibration	6	x	545615	120.0000	0.3161	
\\MASSHUNTER\Org\Data\SV5973N.I\sd021822\DoD BNA cal 1\Feb1802.D	Calibration	7	x	593283	150.0000	0.2836	

Calibration Report

Batch Path	\\MASSHUNTER\Org\Data\SV5973N.I\sd021822\DoD BNA cal 1\QuantResults\021822 DoD BNA cal.batch.bin		
Analysis Time	2/19/2022 1:08 PM	Analyst Name	BL2000\sean
Report Time	2/19/2022 1:09:14 PM	Reporter Name	BL2000\sean
Last Calib Update	2/19/2022 1:06 PM	Batch State	Processed
Quant Batch Version	10.0	Quant Report Version	10.0

2,4,5-Trichlorophenol %RSE = 8.3

2,4,5-Trichlorophenol - 7 Levels, 7 Levels Used, 7 Points, 7 Points Used, 1 QCs



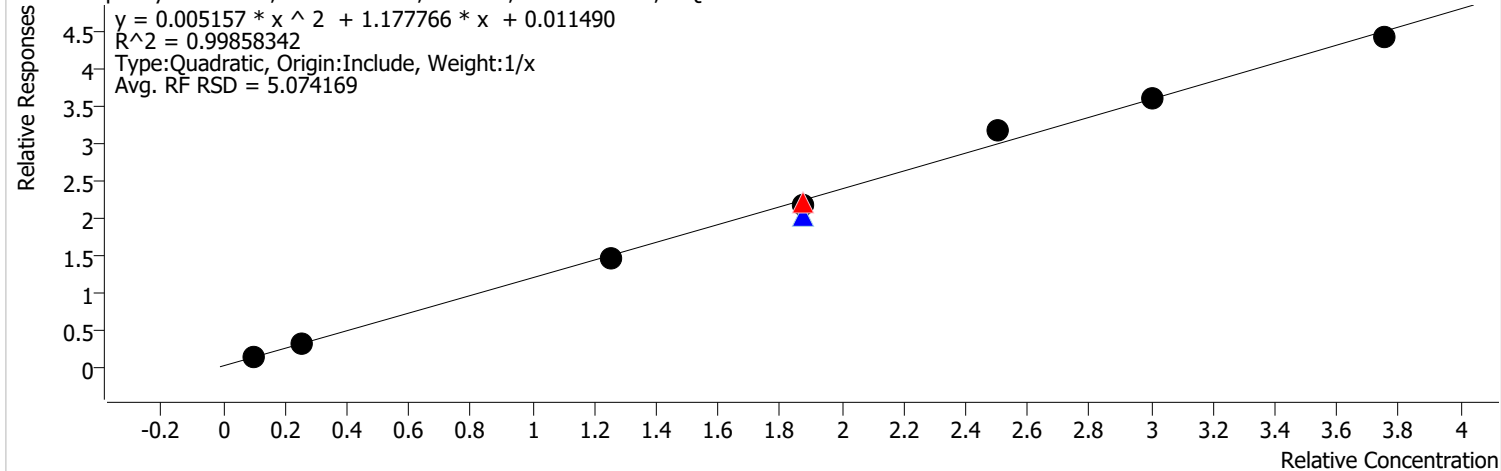
Calibration STD Path	Cal Type	Level	Enabled	Resp.	Exp. Conc	Resp. Factor	Level RSD
\\MASSHUNTER\Org\Data\SV5973N.I\sd021822\DoD BNA cal 1\Feb1808.D	Calibration	1	x	13593	4.0000	0.2523	
\\MASSHUNTER\Org\Data\SV5973N.I\sd021822\DoD BNA cal 1\Feb1807.D	Calibration	2	x	33223	10.0000	0.2512	
\\MASSHUNTER\Org\Data\SV5973N.I\sd021822\DoD BNA cal 1\Feb1806.D	Calibration	3	x	223316	50.0000	0.3069	
\\MASSHUNTER\Org\Data\SV5973N.I\sd030422\BNA 1\Feb0402.D	CC	CCV	x	383595	75.0000	0.3191	
\\MASSHUNTER\Org\Data\SV5973N.I\sd021822\DoD BNA cal 1\Feb1809.D	QC	ICV	x	325852	75.0000	0.3190	
\\MASSHUNTER\Org\Data\SV5973N.I\sd021822\DoD BNA cal 1\Feb1805.D	Calibration	4	x	351204	75.0000	0.3418	
\\MASSHUNTER\Org\Data\SV5973N.I\sd021822\DoD BNA cal 1\Feb1804.D	Calibration	5	x	481776	100.0000	0.3341	
\\MASSHUNTER\Org\Data\SV5973N.I\sd021822\DoD BNA cal 1\Feb1803.D	Calibration	6	x	587533	120.0000	0.3404	
\\MASSHUNTER\Org\Data\SV5973N.I\sd021822\DoD BNA cal 1\Feb1802.D	Calibration	7	x	685262	150.0000	0.3276	

Calibration Report

Batch Path	\\MASSHUNTER\Org\Data\SV5973N.I\sd021822\DoD BNA cal 1\QuantResults\021822 DoD BNA cal.batch.bin		
Analysis Time	2/19/2022 1:08 PM	Analyst Name	BL2000\sean
Report Time	2/19/2022 1:09:14 PM	Reporter Name	BL2000\sean
Last Calib Update	2/19/2022 1:06 PM	Batch State	Processed
Quant Batch Version	10.0	Quant Report Version	10.0

2-Fluorobiphenyl %RSE =

2-Fluorobiphenyl - 7 Levels, 7 Levels Used, 7 Points, 7 Points Used, 1 QCs



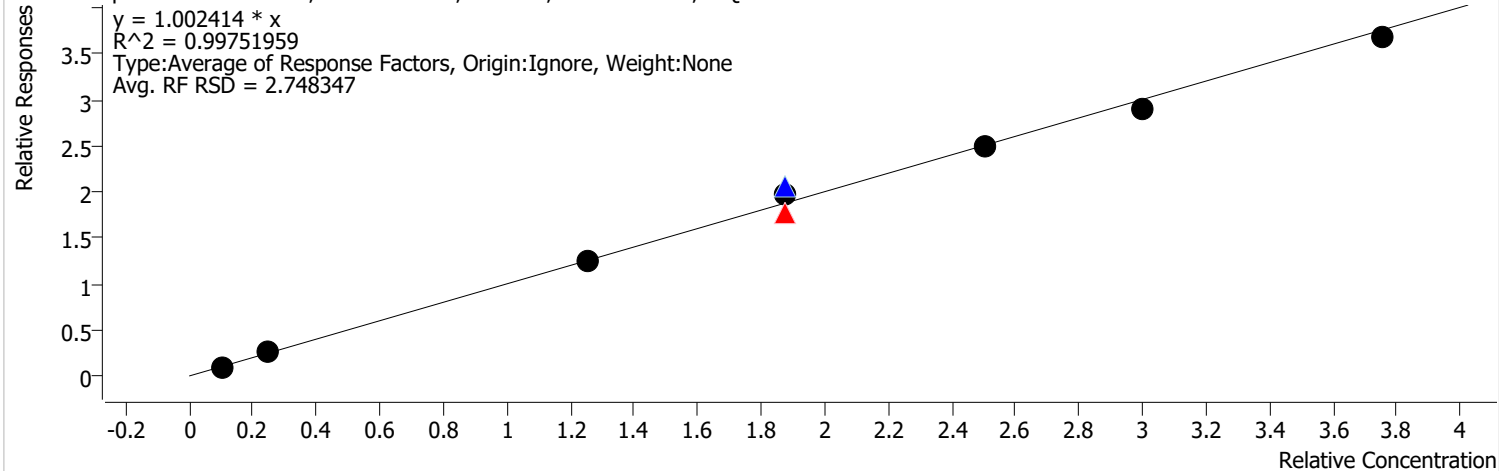
Calibration STD Path	Cal Type	Level	Enabled	Resp.	Exp. Conc	Resp. Factor	Level RSD
\\MASSHUNTER\Org\Data\SV5973N.I\sd021822\DoD BNA cal 1\Feb1808.D	Calibration	1	x	71272	4.0000	1.3227	
\\MASSHUNTER\Org\Data\SV5973N.I\sd021822\DoD BNA cal 1\Feb1807.D	Calibration	2	x	160369	10.0000	1.2126	
\\MASSHUNTER\Org\Data\SV5973N.I\sd021822\DoD BNA cal 1\Feb1806.D	Calibration	3	x	840492	50.0000	1.1550	
\\MASSHUNTER\Org\Data\SV5973N.I\sd030422\BNA 1\Feb0402.D	CC	CCV	x	1422702	75.0000	1.1834	
\\MASSHUNTER\Org\Data\SV5973N.I\sd021822\DoD BNA cal 1\Feb1809.D	QC	ICV	x	1100230	75.0000	1.0771	
\\MASSHUNTER\Org\Data\SV5973N.I\sd021822\DoD BNA cal 1\Feb1805.D	Calibration	4	x	1191628	75.0000	1.1597	
\\MASSHUNTER\Org\Data\SV5973N.I\sd021822\DoD BNA cal 1\Feb1804.D	Calibration	5	x	1829747	100.0000	1.2690	
\\MASSHUNTER\Org\Data\SV5973N.I\sd021822\DoD BNA cal 1\Feb1803.D	Calibration	6	x	2072877	120.0000	1.2010	
\\MASSHUNTER\Org\Data\SV5973N.I\sd021822\DoD BNA cal 1\Feb1802.D	Calibration	7	x	2463367	150.0000	1.1777	

Calibration Report

Batch Path	\\MASSHUNTER\Org\Data\SV5973N.I\sd021822\DoD BNA cal 1\QuantResults\021822 DoD BNA cal.batch.bin		
Analysis Time	2/19/2022 1:08 PM	Analyst Name	BL2000\sean
Report Time	2/19/2022 1:09:15 PM	Reporter Name	BL2000\sean
Last Calib Update	2/19/2022 1:06 PM	Batch State	Processed
Quant Batch Version	10.0	Quant Report Version	10.0

2-Chloronaphthalene %RSE = 2.7

2-Chloronaphthalene - 7 Levels, 7 Levels Used, 7 Points, 7 Points Used, 1 QCs

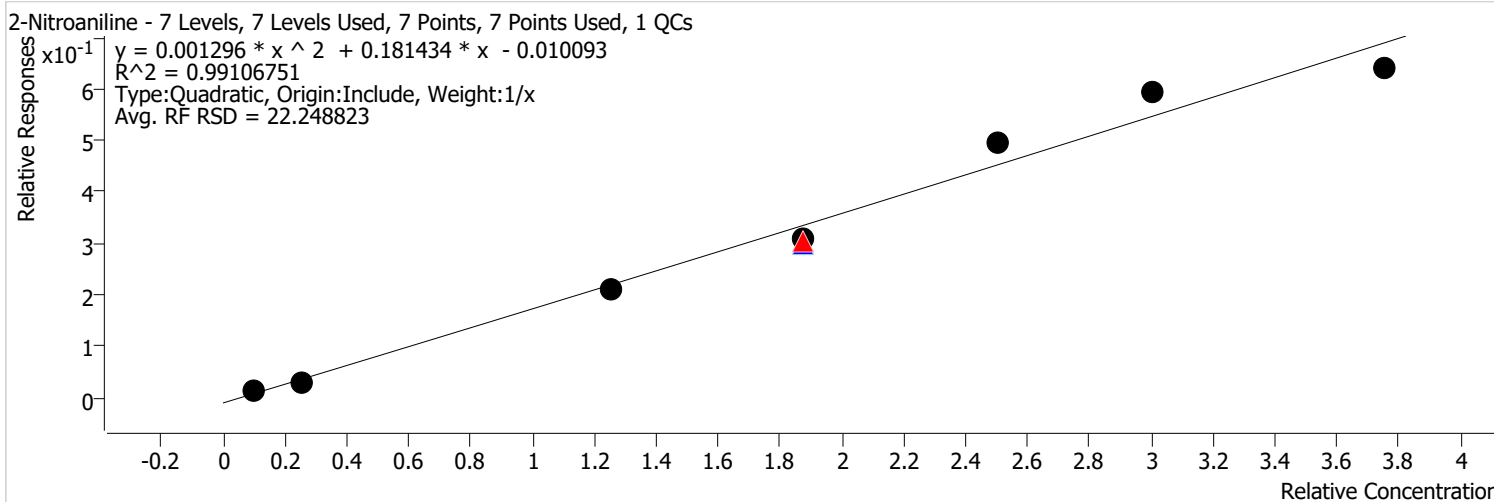


Calibration STD Path	Cal Type	Level	Enabled	Resp.	Exp. Conc	Resp. Factor	Level RSD
\\MASSHUNTER\Org\Data\SV5973N.I\sd021822\DoD BNA cal 1\Feb1808.D	Calibration	1	x	54021	4.0000	1.0026	
\\MASSHUNTER\Org\Data\SV5973N.I\sd021822\DoD BNA cal 1\Feb1807.D	Calibration	2	x	133308	10.0000	1.0080	
\\MASSHUNTER\Org\Data\SV5973N.I\sd021822\DoD BNA cal 1\Feb1806.D	Calibration	3	x	726480	50.0000	0.9983	
\\MASSHUNTER\Org\Data\SV5973N.I\sd030422\BNA 1\Feb0402.D	CC	CCV	x	1141965	75.0000	0.9499	
\\MASSHUNTER\Org\Data\SV5973N.I\sd021822\DoD BNA cal 1\Feb1809.D	QC	ICV	x	1122871	75.0000	1.0993	
\\MASSHUNTER\Org\Data\SV5973N.I\sd021822\DoD BNA cal 1\Feb1805.D	Calibration	4	x	1085597	75.0000	1.0565	
\\MASSHUNTER\Org\Data\SV5973N.I\sd021822\DoD BNA cal 1\Feb1804.D	Calibration	5	x	1444367	100.0000	1.0017	
\\MASSHUNTER\Org\Data\SV5973N.I\sd021822\DoD BNA cal 1\Feb1803.D	Calibration	6	x	1673143	120.0000	0.9694	
\\MASSHUNTER\Org\Data\SV5973N.I\sd021822\DoD BNA cal 1\Feb1802.D	Calibration	7	x	2050771	150.0000	0.9804	

Calibration Report

Batch Path	\\MASSHUNTER\Org\Data\SV5973N.I\sd021822\DoD BNA cal 1\QuantResults\021822 DoD BNA cal.batch.bin		
Analysis Time	2/19/2022 1:08 PM	Analyst Name	BL2000\sean
Report Time	2/19/2022 1:09:15 PM	Reporter Name	BL2000\sean
Last Calib Update	2/19/2022 1:06 PM	Batch State	Processed
Quant Batch Version	10.0	Quant Report Version	10.0

2-Nitroaniline %RSE = 14.7

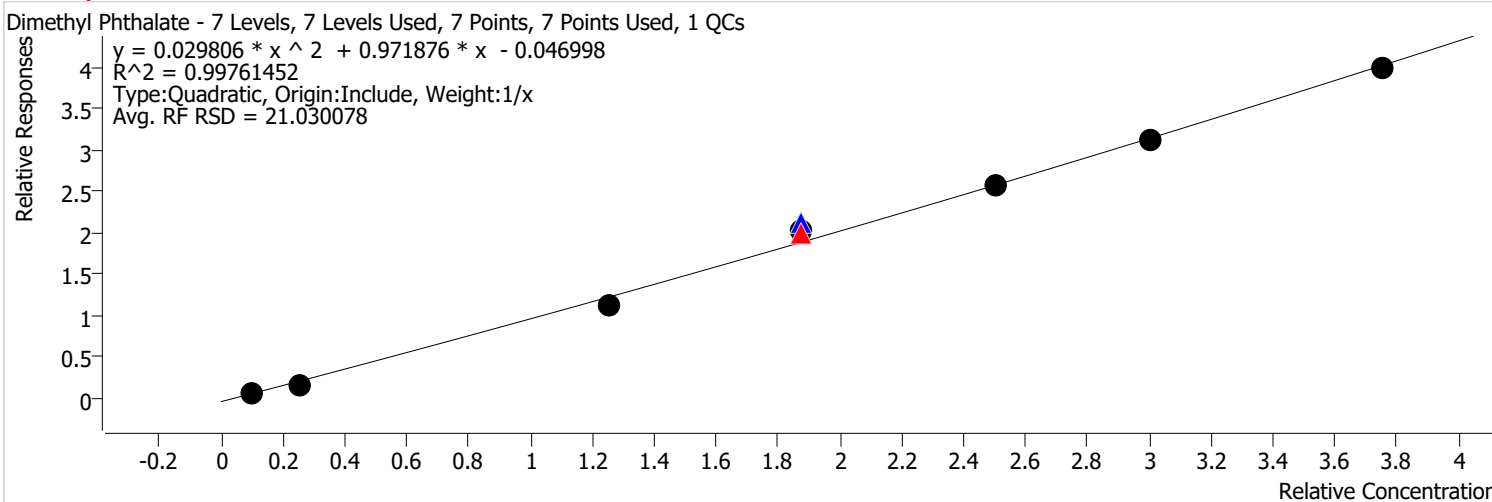


Calibration STD Path	Cal Type	Level	Enabled	Resp.	Exp. Conc	Resp. Factor	Level RSD
\\MASSHUNTER\Org\Data\SV5973N.I\sd021822\DoD BNA cal 1\Feb1808.D	Calibration	1	x	6068	4.0000	0.1126	
\\MASSHUNTER\Org\Data\SV5973N.I\sd021822\DoD BNA cal 1\Feb1807.D	Calibration	2	x	14804	10.0000	0.1119	
\\MASSHUNTER\Org\Data\SV5973N.I\sd021822\DoD BNA cal 1\Feb1806.D	Calibration	3	x	121485	50.0000	0.1669	
\\MASSHUNTER\Org\Data\SV5973N.I\sd030422\BNA 1\Feb0402.D	CC	CCV	x	195504	75.0000	0.1626	
\\MASSHUNTER\Org\Data\SV5973N.I\sd021822\DoD BNA cal 1\Feb1809.D	QC	ICV	x	161803	75.0000	0.1584	
\\MASSHUNTER\Org\Data\SV5973N.I\sd021822\DoD BNA cal 1\Feb1805.D	Calibration	4	x	168135	75.0000	0.1636	
\\MASSHUNTER\Org\Data\SV5973N.I\sd021822\DoD BNA cal 1\Feb1804.D	Calibration	5	x	286563	100.0000	0.1987	
\\MASSHUNTER\Org\Data\SV5973N.I\sd021822\DoD BNA cal 1\Feb1803.D	Calibration	6	x	340794	120.0000	0.1974	
\\MASSHUNTER\Org\Data\SV5973N.I\sd021822\DoD BNA cal 1\Feb1802.D	Calibration	7	x	356343	150.0000	0.1704	

Calibration Report

Batch Path	\\MASSHUNTER\Org\Data\SV5973N.I\sd021822\DoD BNA cal 1\QuantResults\021822 DoD BNA cal.batch.bin		
Analysis Time	2/19/2022 1:08 PM	Analyst Name	BL2000\sean
Report Time	2/19/2022 1:09:15 PM	Reporter Name	BL2000\sean
Last Calib Update	2/19/2022 1:06 PM	Batch State	Processed
Quant Batch Version	10.0	Quant Report Version	10.0

Dimethyl Phthalate %RSE = 11.5

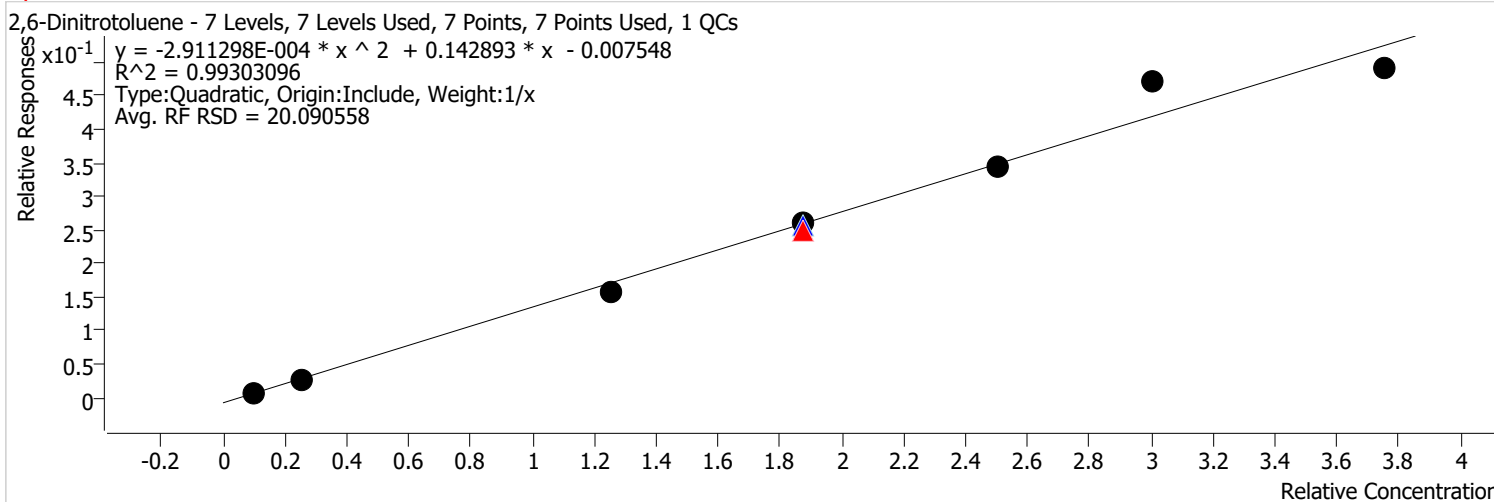


Calibration STD Path	Cal Type	Level	Enabled	Resp.	Exp. Conc	Resp. Factor	Level RSD
\\MASSHUNTER\Org\Data\SV5973N.I\sd021822\DoD BNA cal 1\Feb1808.D	Calibration	1	x	34888	4.0000	0.6475	
\\MASSHUNTER\Org\Data\SV5973N.I\sd021822\DoD BNA cal 1\Feb1807.D	Calibration	2	x	85510	10.0000	0.6466	
\\MASSHUNTER\Org\Data\SV5973N.I\sd021822\DoD BNA cal 1\Feb1806.D	Calibration	3	x	658473	50.0000	0.9048	
\\MASSHUNTER\Org\Data\SV5973N.I\sd030422\BNA 1\Feb0402.D	CC	CCV	x	1273432	75.0000	1.0592	
\\MASSHUNTER\Org\Data\SV5973N.I\sd021822\DoD BNA cal 1\Feb1809.D	QC	ICV	x	1155106	75.0000	1.1308	
\\MASSHUNTER\Org\Data\SV5973N.I\sd021822\DoD BNA cal 1\Feb1805.D	Calibration	4	x	1115466	75.0000	1.0856	
\\MASSHUNTER\Org\Data\SV5973N.I\sd021822\DoD BNA cal 1\Feb1804.D	Calibration	5	x	1483564	100.0000	1.0289	
\\MASSHUNTER\Org\Data\SV5973N.I\sd021822\DoD BNA cal 1\Feb1803.D	Calibration	6	x	1795167	120.0000	1.0401	
\\MASSHUNTER\Org\Data\SV5973N.I\sd021822\DoD BNA cal 1\Feb1802.D	Calibration	7	x	2219984	150.0000	1.0613	

Calibration Report

Batch Path	\\MASSHUNTER\Org\Data\SV5973N.I\sd021822\DoD BNA cal 1\QuantResults\021822 DoD BNA cal.batch.bin		
Analysis Time	2/19/2022 1:08 PM	Analyst Name	BL2000\sean
Report Time	2/19/2022 1:09:15 PM	Reporter Name	BL2000\sean
Last Calib Update	2/19/2022 1:06 PM	Batch State	Processed
Quant Batch Version	10.0	Quant Report Version	10.0

2,6-Dinitrotoluene %RSE = 10.7

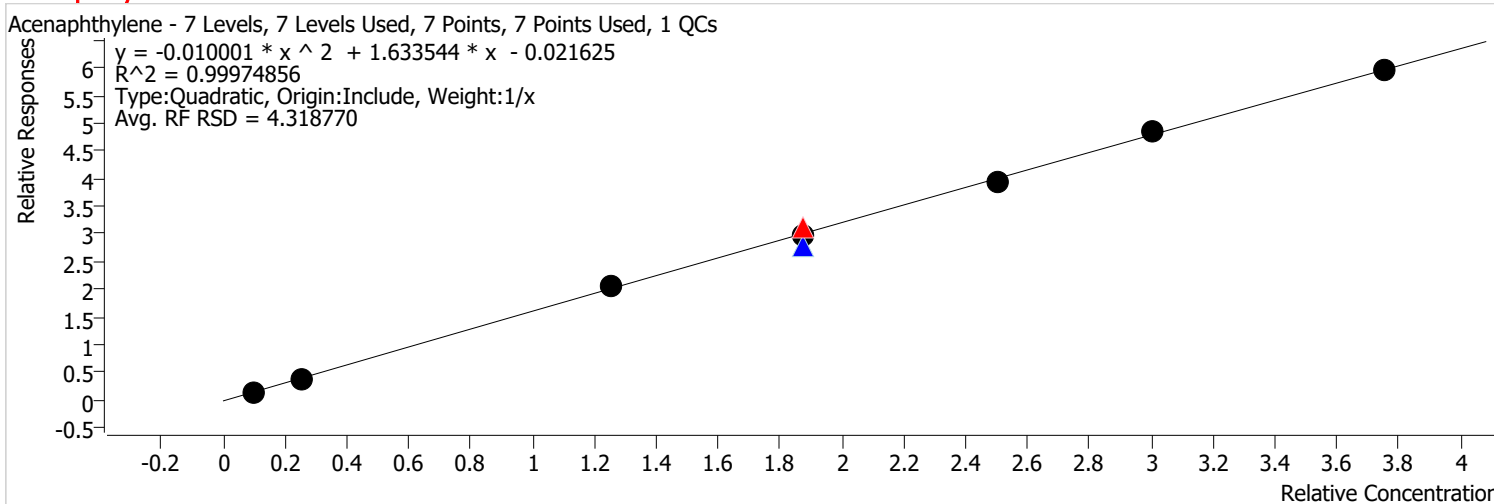


Calibration STD Path	Cal Type	Level	Enabled	Resp.	Exp. Conc	Resp. Factor	Level RSD
\\MASSHUNTER\Org\Data\SV5973N.I\sd021822\DoD BNA cal 1\Feb1808.D	Calibration	1	x	4514	4.0000	0.0838	
\\MASSHUNTER\Org\Data\SV5973N.I\sd021822\DoD BNA cal 1\Feb1807.D	Calibration	2	x	13053	10.0000	0.0987	
\\MASSHUNTER\Org\Data\SV5973N.I\sd021822\DoD BNA cal 1\Feb1806.D	Calibration	3	x	92679	50.0000	0.1274	
\\MASSHUNTER\Org\Data\SV5973N.I\sd030422\BNA 1\Feb0402.D	CC	CCV	x	159568	75.0000	0.1327	
\\MASSHUNTER\Org\Data\SV5973N.I\sd021822\DoD BNA cal 1\Feb1809.D	QC	ICV	x	139972	75.0000	0.1370	
\\MASSHUNTER\Org\Data\SV5973N.I\sd021822\DoD BNA cal 1\Feb1805.D	Calibration	4	x	142994	75.0000	0.1392	
\\MASSHUNTER\Org\Data\SV5973N.I\sd021822\DoD BNA cal 1\Feb1804.D	Calibration	5	x	197597	100.0000	0.1370	
\\MASSHUNTER\Org\Data\SV5973N.I\sd021822\DoD BNA cal 1\Feb1803.D	Calibration	6	x	270214	120.0000	0.1566	
\\MASSHUNTER\Org\Data\SV5973N.I\sd021822\DoD BNA cal 1\Feb1802.D	Calibration	7	x	273317	150.0000	0.1307	

Calibration Report

Batch Path	\\MASSHUNTER\Org\Data\SV5973N.I\sd021822\DoD BNA cal 1\QuantResults\021822 DoD BNA cal.batch.bin		
Analysis Time	2/19/2022 1:08 PM	Analyst Name	BL2000\sean
Report Time	2/19/2022 1:09:15 PM	Reporter Name	BL2000\sean
Last Calib Update	2/19/2022 1:06 PM	Batch State	Processed
Quant Batch Version	10.0	Quant Report Version	10.0

Acenaphthylene %RSE = 3.3

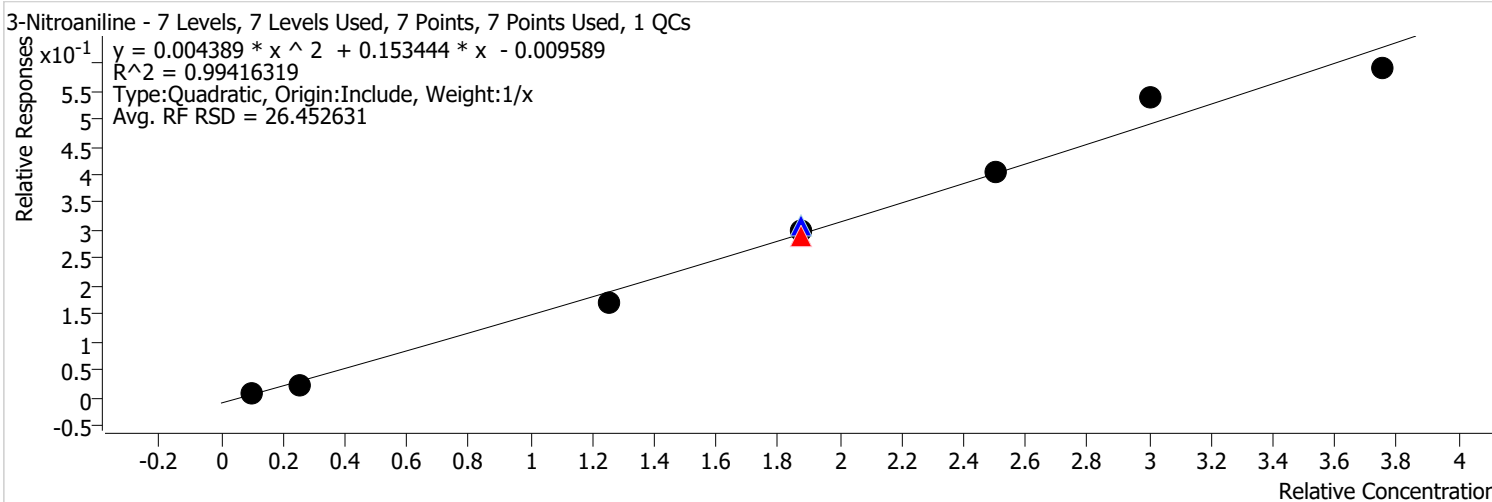


Calibration STD Path	Cal Type	Level	Enabled	Resp.	Exp. Conc	Resp. Factor	Level RSD
\\MASSHUNTER\Org\Data\SV5973N.I\sd021822\DoD BNA cal 1\Feb1808.D	Calibration	1	x	79350	4.0000	1.4727	
\\MASSHUNTER\Org\Data\SV5973N.I\sd021822\DoD BNA cal 1\Feb1807.D	Calibration	2	x	194369	10.0000	1.4697	
\\MASSHUNTER\Org\Data\SV5973N.I\sd021822\DoD BNA cal 1\Feb1806.D	Calibration	3	x	1195576	50.0000	1.6429	
\\MASSHUNTER\Org\Data\SV5973N.I\sd030422\BNA 1\Feb0402.D	CC	CCV	x	1994516	75.0000	1.6590	
\\MASSHUNTER\Org\Data\SV5973N.I\sd021822\DoD BNA cal 1\Feb1809.D	QC	ICV	x	1526451	75.0000	1.4944	
\\MASSHUNTER\Org\Data\SV5973N.I\sd021822\DoD BNA cal 1\Feb1805.D	Calibration	4	x	1630309	75.0000	1.5867	
\\MASSHUNTER\Org\Data\SV5973N.I\sd021822\DoD BNA cal 1\Feb1804.D	Calibration	5	x	2278175	100.0000	1.5799	
\\MASSHUNTER\Org\Data\SV5973N.I\sd021822\DoD BNA cal 1\Feb1803.D	Calibration	6	x	2788358	120.0000	1.6155	
\\MASSHUNTER\Org\Data\SV5973N.I\sd021822\DoD BNA cal 1\Feb1802.D	Calibration	7	x	3319452	150.0000	1.5869	

Calibration Report

Batch Path	\\MASSHUNTER\Org\Data\SV5973N.I\sd021822\DoD BNA cal 1\QuantResults\021822 DoD BNA cal.batch.bin		
Analysis Time	2/19/2022 1:08 PM	Analyst Name	BL2000\sean
Report Time	2/19/2022 1:09:15 PM	Reporter Name	BL2000\sean
Last Calib Update	2/19/2022 1:06 PM	Batch State	Processed
Quant Batch Version	10.0	Quant Report Version	10.0

3-Nitroaniline %RSE = 12.1

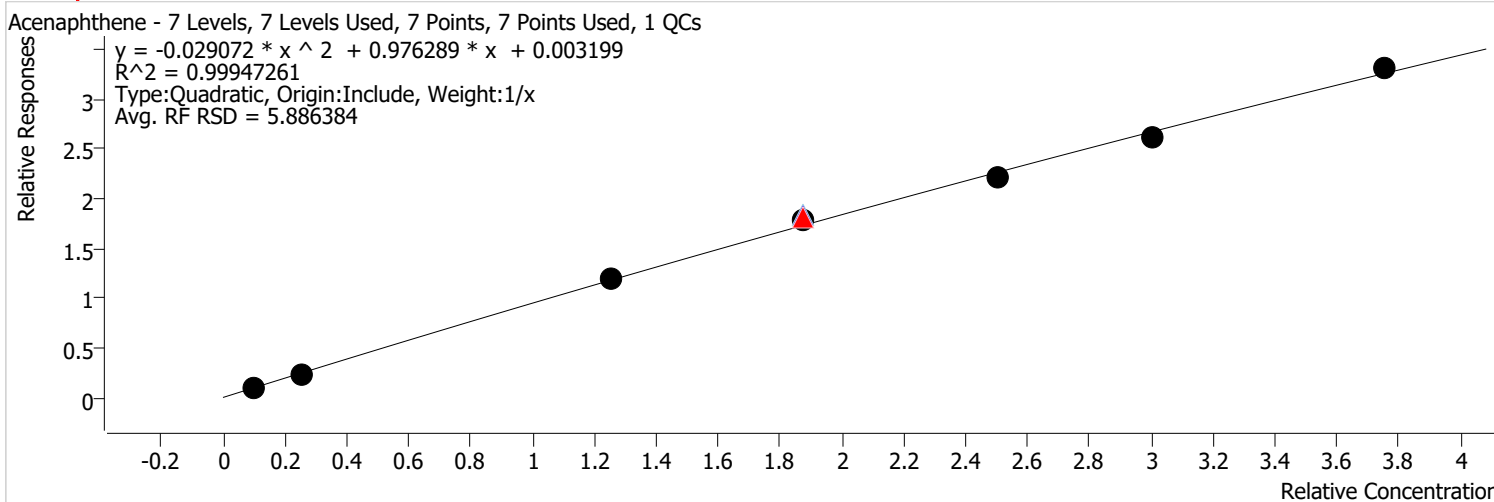


Calibration STD Path	Cal Type	Level	Enabled	Resp.	Exp. Conc	Resp. Factor	Level RSD
\\MASSHUNTER\Org\Data\SV5973N.I\sd021822\DoD BNA cal 1\Feb1808.D	Calibration	1	x	4377	4.0000	0.0812	
\\MASSHUNTER\Org\Data\SV5973N.I\sd021822\DoD BNA cal 1\Feb1807.D	Calibration	2	x	12737	10.0000	0.0963	
\\MASSHUNTER\Org\Data\SV5973N.I\sd021822\DoD BNA cal 1\Feb1806.D	Calibration	3	x	99318	50.0000	0.1365	
\\MASSHUNTER\Org\Data\SV5973N.I\sd030422\BNA 1\Feb0402.D	CC	CCV	x	187234	75.0000	0.1557	
\\MASSHUNTER\Org\Data\SV5973N.I\sd021822\DoD BNA cal 1\Feb1809.D	QC	ICV	x	169184	75.0000	0.1656	
\\MASSHUNTER\Org\Data\SV5973N.I\sd021822\DoD BNA cal 1\Feb1805.D	Calibration	4	x	165178	75.0000	0.1608	
\\MASSHUNTER\Org\Data\SV5973N.I\sd021822\DoD BNA cal 1\Feb1804.D	Calibration	5	x	233884	100.0000	0.1622	
\\MASSHUNTER\Org\Data\SV5973N.I\sd021822\DoD BNA cal 1\Feb1803.D	Calibration	6	x	309107	120.0000	0.1791	
\\MASSHUNTER\Org\Data\SV5973N.I\sd021822\DoD BNA cal 1\Feb1802.D	Calibration	7	x	328938	150.0000	0.1573	

Calibration Report

Batch Path	\\MASSHUNTER\Org\Data\SV5973N.I\sd021822\DoD BNA cal 1\QuantResults\021822 DoD BNA cal.batch.bin		
Analysis Time	2/19/2022 1:08 PM	Analyst Name	BL2000\sean
Report Time	2/19/2022 1:09:15 PM	Reporter Name	BL2000\sean
Last Calib Update	2/19/2022 1:06 PM	Batch State	Processed
Quant Batch Version	10.0	Quant Report Version	10.0

Acenaphthene %RSE = 3.0



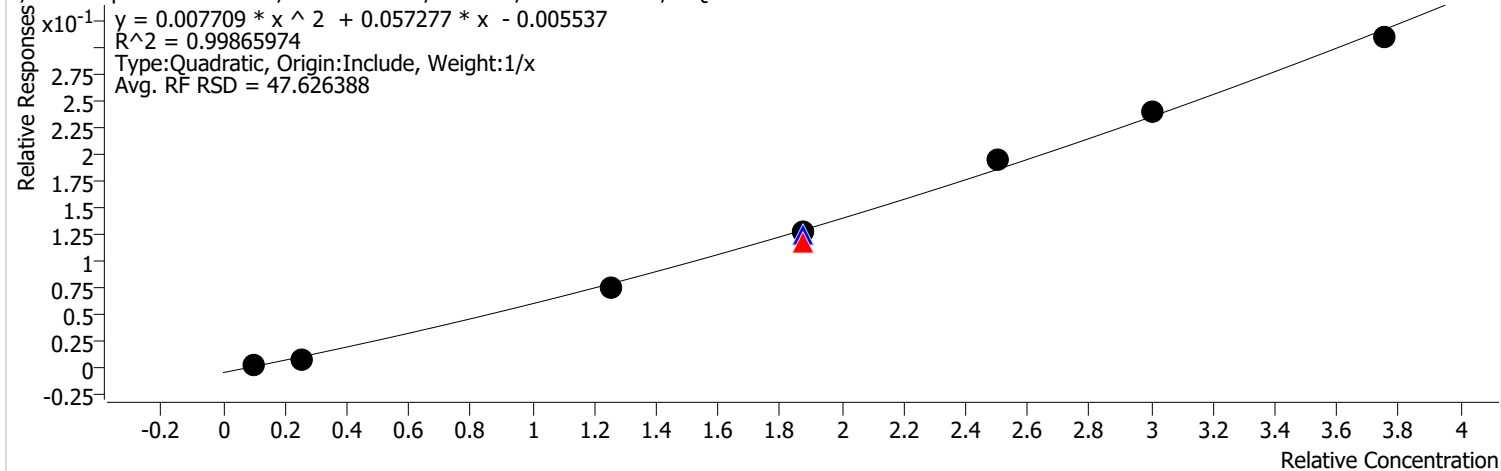
Calibration STD Path	Cal Type	Level	Enabled	Resp.	Exp. Conc	Resp. Factor	Level RSD
\\MASSHUNTER\Org\Data\SV5973N.I\sd021822\DoD BNA cal 1\Feb1808.D	Calibration	1	x	55213	4.0000	1.0247	
\\MASSHUNTER\Org\Data\SV5973N.I\sd021822\DoD BNA cal 1\Feb1807.D	Calibration	2	x	125792	10.0000	0.9511	
\\MASSHUNTER\Org\Data\SV5973N.I\sd021822\DoD BNA cal 1\Feb1806.D	Calibration	3	x	694646	50.0000	0.9545	
\\MASSHUNTER\Org\Data\SV5973N.I\sd030422\BNA 1\Feb0402.D	CC	CCV	x	1162762	75.0000	0.9672	
\\MASSHUNTER\Org\Data\SV5973N.I\sd021822\DoD BNA cal 1\Feb1809.D	QC	ICV	x	1009554	75.0000	0.9883	
\\MASSHUNTER\Org\Data\SV5973N.I\sd021822\DoD BNA cal 1\Feb1805.D	Calibration	4	x	972895	75.0000	0.9469	
\\MASSHUNTER\Org\Data\SV5973N.I\sd021822\DoD BNA cal 1\Feb1804.D	Calibration	5	x	1278423	100.0000	0.8866	
\\MASSHUNTER\Org\Data\SV5973N.I\sd021822\DoD BNA cal 1\Feb1803.D	Calibration	6	x	1503475	120.0000	0.8711	
\\MASSHUNTER\Org\Data\SV5973N.I\sd021822\DoD BNA cal 1\Feb1802.D	Calibration	7	x	1843621	150.0000	0.8814	

Calibration Report

Batch Path	\\MASSHUNTER\Org\Data\SV5973N.I\sd021822\DoD BNA cal 1\QuantResults\021822 DoD BNA cal.batch.bin		
Analysis Time	2/19/2022 1:08 PM	Analyst Name	BL2000\sean
Report Time	2/19/2022 1:09:15 PM	Reporter Name	BL2000\sean
Last Calib Update	2/19/2022 1:06 PM	Batch State	Processed
Quant Batch Version	10.0	Quant Report Version	10.0

2,4-Dinitrophenol %RSE = 10.6

2,4-Dinitrophenol - 7 Levels, 7 Levels Used, 7 Points, 7 Points Used, 1 QCs



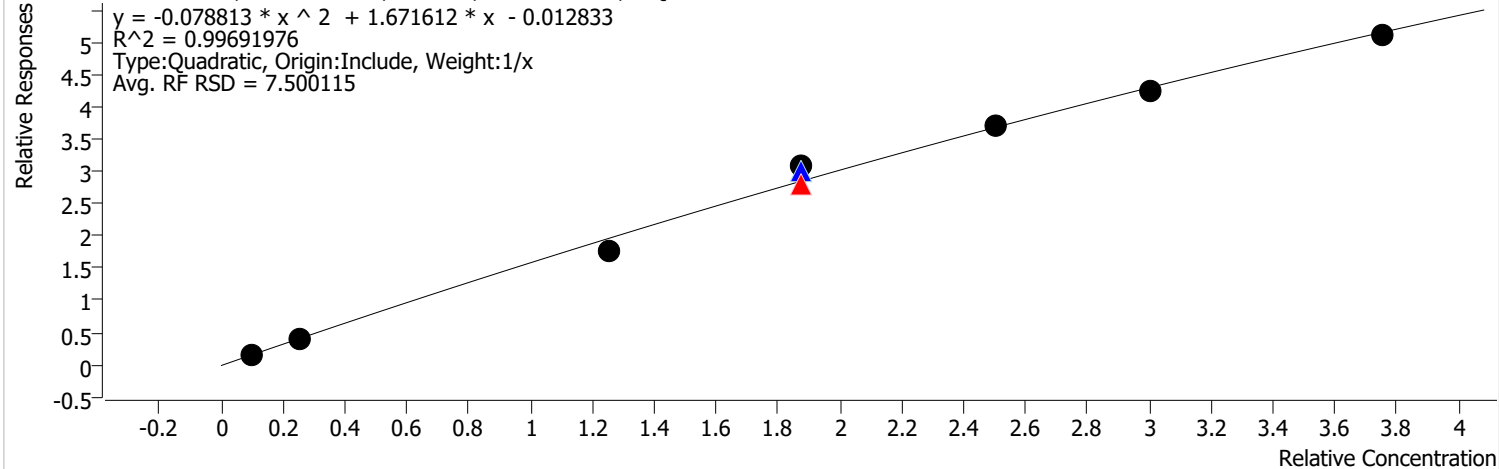
Calibration STD Path	Cal Type	Level	Enabled	Resp.	Exp. Conc	Resp. Factor	Level RSD
\\MASSHUNTER\Org\Data\SV5973N.I\sd021822\DoD BNA cal 1\Feb1808.D	Calibration	1	x	616	4.0000	0.0114	
\\MASSHUNTER\Org\Data\SV5973N.I\sd021822\DoD BNA cal 1\Feb1807.D	Calibration	2	x	3755	10.0000	0.0284	
\\MASSHUNTER\Org\Data\SV5973N.I\sd021822\DoD BNA cal 1\Feb1806.D	Calibration	3	x	43823	50.0000	0.0602	
\\MASSHUNTER\Org\Data\SV5973N.I\sd030422\BNA 1\Feb0402.D	CC	CCV	x	75763	75.0000	0.0630	
\\MASSHUNTER\Org\Data\SV5973N.I\sd021822\DoD BNA cal 1\Feb1809.D	QC	ICV	x	68442	75.0000	0.0670	
\\MASSHUNTER\Org\Data\SV5973N.I\sd021822\DoD BNA cal 1\Feb1805.D	Calibration	4	x	69917	75.0000	0.0680	
\\MASSHUNTER\Org\Data\SV5973N.I\sd021822\DoD BNA cal 1\Feb1804.D	Calibration	5	x	112195	100.0000	0.0778	
\\MASSHUNTER\Org\Data\SV5973N.I\sd021822\DoD BNA cal 1\Feb1803.D	Calibration	6	x	138026	120.0000	0.0800	
\\MASSHUNTER\Org\Data\SV5973N.I\sd021822\DoD BNA cal 1\Feb1802.D	Calibration	7	x	173045	150.0000	0.0827	

Calibration Report

Batch Path	\\MASSHUNTER\Org\Data\SV5973N.I\sd021822\DoD BNA cal 1\QuantResults\021822 DoD BNA cal.batch.bin		
Analysis Time	2/19/2022 1:08 PM	Analyst Name	BL2000\sean
Report Time	2/19/2022 1:09:16 PM	Reporter Name	BL2000\sean
Last Calib Update	2/19/2022 1:06 PM	Batch State	Processed
Quant Batch Version	10.0	Quant Report Version	10.0

Dibenzofuran %RSE = 8.0

Dibenzofuran - 7 Levels, 7 Levels Used, 7 Points, 7 Points Used, 1 QCs



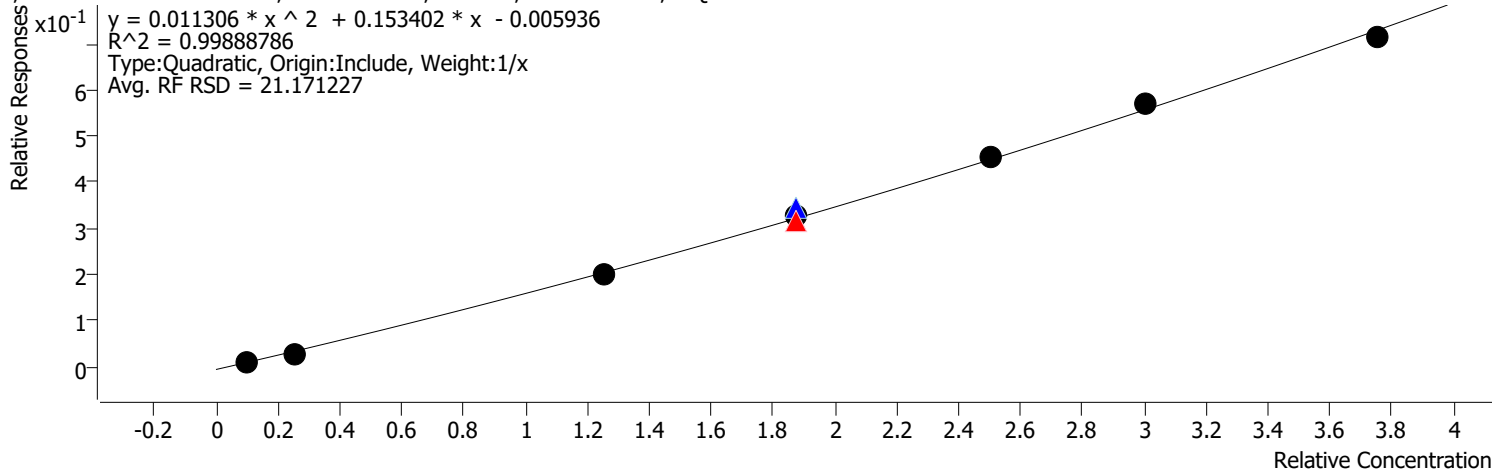
Calibration STD Path	Cal Type	Level	Enabled	Resp.	Exp. Conc	Resp. Factor	Level RSD
\\MASSHUNTER\Org\Data\SV5973N.I\sd021822\DoD BNA cal 1\Feb1808.D	Calibration	1	x	88427	4.0000	1.6411	
\\MASSHUNTER\Org\Data\SV5973N.I\sd021822\DoD BNA cal 1\Feb1807.D	Calibration	2	x	200815	10.0000	1.5184	
\\MASSHUNTER\Org\Data\SV5973N.I\sd021822\DoD BNA cal 1\Feb1806.D	Calibration	3	x	1034897	50.0000	1.4221	
\\MASSHUNTER\Org\Data\SV5973N.I\sd030422\BNA 1\Feb0402.D	CC	CCV	x	1786565	75.0000	1.4860	
\\MASSHUNTER\Org\Data\SV5973N.I\sd021822\DoD BNA cal 1\Feb1809.D	QC	ICV	x	1641005	75.0000	1.6065	
\\MASSHUNTER\Org\Data\SV5973N.I\sd021822\DoD BNA cal 1\Feb1805.D	Calibration	4	x	1694536	75.0000	1.6492	
\\MASSHUNTER\Org\Data\SV5973N.I\sd021822\DoD BNA cal 1\Feb1804.D	Calibration	5	x	2138324	100.0000	1.4830	
\\MASSHUNTER\Org\Data\SV5973N.I\sd021822\DoD BNA cal 1\Feb1803.D	Calibration	6	x	2443689	120.0000	1.4158	
\\MASSHUNTER\Org\Data\SV5973N.I\sd021822\DoD BNA cal 1\Feb1802.D	Calibration	7	x	2842991	150.0000	1.3592	

Calibration Report

Batch Path	\\MASSHUNTER\Org\Data\SV5973N.I\sd021822\DoD BNA cal 1\QuantResults\021822 DoD BNA cal.batch.bin		
Analysis Time	2/19/2022 1:08 PM	Analyst Name	BL2000\sean
Report Time	2/19/2022 1:09:16 PM	Reporter Name	BL2000\sean
Last Calib Update	2/19/2022 1:06 PM	Batch State	Processed
Quant Batch Version	10.0	Quant Report Version	10.0

2,4-Dinitrotoluene %RSE = 10.9

2,4-Dinitrotoluene - 7 Levels, 7 Levels Used, 7 Points, 7 Points Used, 1 QCs

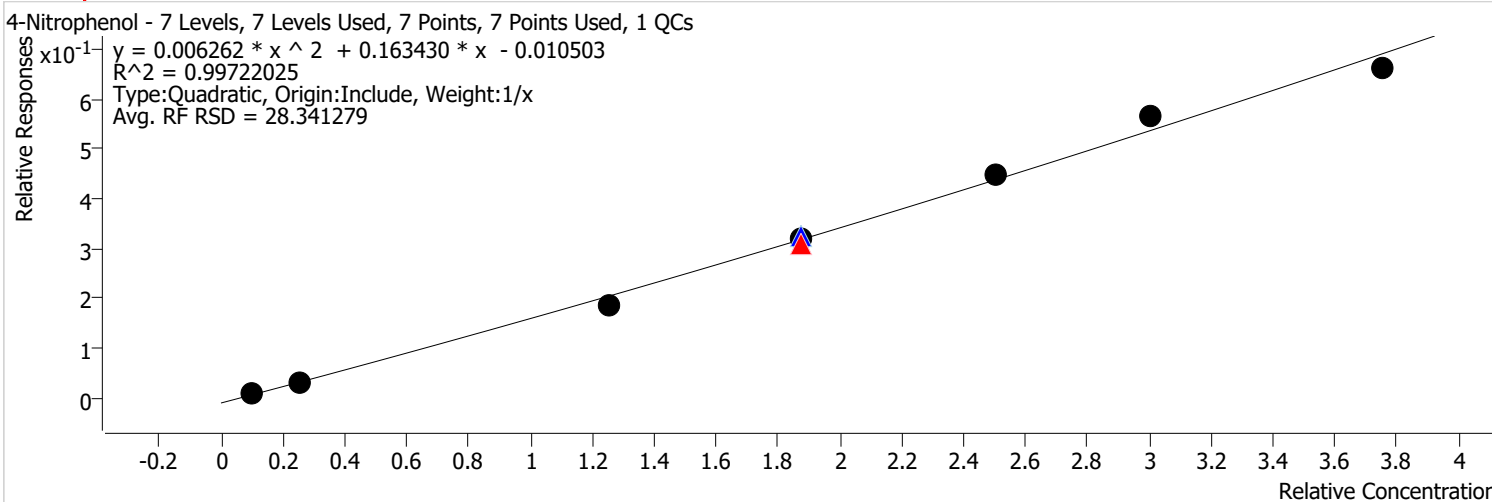


Calibration STD Path	Cal Type	Level	Enabled	Resp.	Exp. Conc	Resp. Factor	Level RSD
\\MASSHUNTER\Org\Data\SV5973N.I\sd021822\DoD BNA cal 1\Feb1808.D	Calibration	1	x	6380	4.0000	0.1184	
\\MASSHUNTER\Org\Data\SV5973N.I\sd021822\DoD BNA cal 1\Feb1807.D	Calibration	2	x	14287	10.0000	0.1080	
\\MASSHUNTER\Org\Data\SV5973N.I\sd021822\DoD BNA cal 1\Feb1806.D	Calibration	3	x	115884	50.0000	0.1592	
\\MASSHUNTER\Org\Data\SV5973N.I\sd030422\BNA 1\Feb0402.D	CC	CCV	x	203568	75.0000	0.1693	
\\MASSHUNTER\Org\Data\SV5973N.I\sd021822\DoD BNA cal 1\Feb1809.D	QC	ICV	x	186566	75.0000	0.1826	
\\MASSHUNTER\Org\Data\SV5973N.I\sd021822\DoD BNA cal 1\Feb1805.D	Calibration	4	x	177941	75.0000	0.1732	
\\MASSHUNTER\Org\Data\SV5973N.I\sd021822\DoD BNA cal 1\Feb1804.D	Calibration	5	x	261377	100.0000	0.1813	
\\MASSHUNTER\Org\Data\SV5973N.I\sd021822\DoD BNA cal 1\Feb1803.D	Calibration	6	x	328858	120.0000	0.1905	
\\MASSHUNTER\Org\Data\SV5973N.I\sd021822\DoD BNA cal 1\Feb1802.D	Calibration	7	x	397564	150.0000	0.1901	

Calibration Report

Batch Path	\\MASSHUNTER\Org\Data\SV5973N.I\sd021822\DoD BNA cal 1\QuantResults\021822 DoD BNA cal.batch.bin		
Analysis Time	2/19/2022 1:08 PM	Analyst Name	BL2000\sean
Report Time	2/19/2022 1:09:16 PM	Reporter Name	BL2000\sean
Last Calib Update	2/19/2022 1:06 PM	Batch State	Processed
Quant Batch Version	10.0	Quant Report Version	10.0

4-Nitrophenol %RSE = 7.3



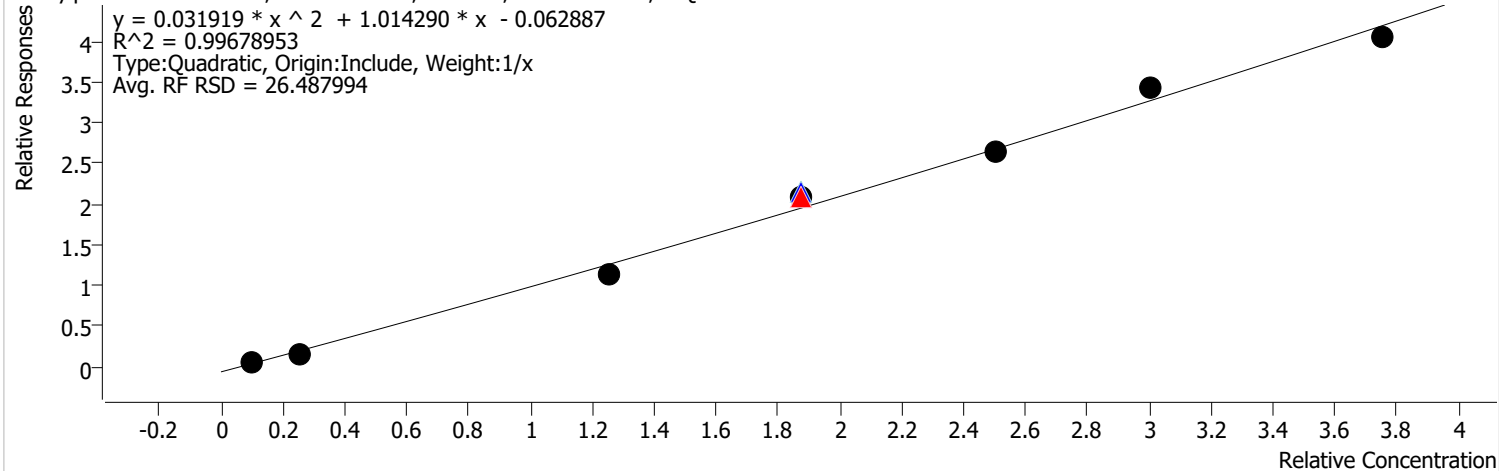
Calibration STD Path	Cal Type	Level	Enabled	Resp.	Exp. Conc	Resp. Factor	Level RSD
\\MASSHUNTER\Org\Data\SV5973N.I\sd021822\DoD BNA cal 1\Feb1808.D	Calibration	1	x	3924	4.0000	0.0728	
\\MASSHUNTER\Org\Data\SV5973N.I\sd021822\DoD BNA cal 1\Feb1807.D	Calibration	2	x	14966	10.0000	0.1132	
\\MASSHUNTER\Org\Data\SV5973N.I\sd021822\DoD BNA cal 1\Feb1806.D	Calibration	3	x	108704	50.0000	0.1494	
\\MASSHUNTER\Org\Data\SV5973N.I\sd030422\BNA 1\Feb0402.D	CC	CCV	x	199026	75.0000	0.1655	
\\MASSHUNTER\Org\Data\SV5973N.I\sd021822\DoD BNA cal 1\Feb1809.D	QC	ICV	x	178388	75.0000	0.1746	
\\MASSHUNTER\Org\Data\SV5973N.I\sd021822\DoD BNA cal 1\Feb1805.D	Calibration	4	x	176351	75.0000	0.1716	
\\MASSHUNTER\Org\Data\SV5973N.I\sd021822\DoD BNA cal 1\Feb1804.D	Calibration	5	x	258897	100.0000	0.1795	
\\MASSHUNTER\Org\Data\SV5973N.I\sd021822\DoD BNA cal 1\Feb1803.D	Calibration	6	x	326746	120.0000	0.1893	
\\MASSHUNTER\Org\Data\SV5973N.I\sd021822\DoD BNA cal 1\Feb1802.D	Calibration	7	x	368713	150.0000	0.1763	

Calibration Report

Batch Path	\\MASSHUNTER\Org\Data\SV5973N.I\sd021822\DoD BNA cal 1\QuantResults\021822 DoD BNA cal.batch.bin		
Analysis Time	2/19/2022 1:08 PM	Analyst Name	BL2000\sean
Report Time	2/19/2022 1:09:16 PM	Reporter Name	BL2000\sean
Last Calib Update	2/19/2022 1:06 PM	Batch State	Processed
Quant Batch Version	10.0	Quant Report Version	10.0

Diethylphthalate %RSE = 10.9

Diethylphthalate - 7 Levels, 7 Levels Used, 7 Points, 7 Points Used, 1 QCs

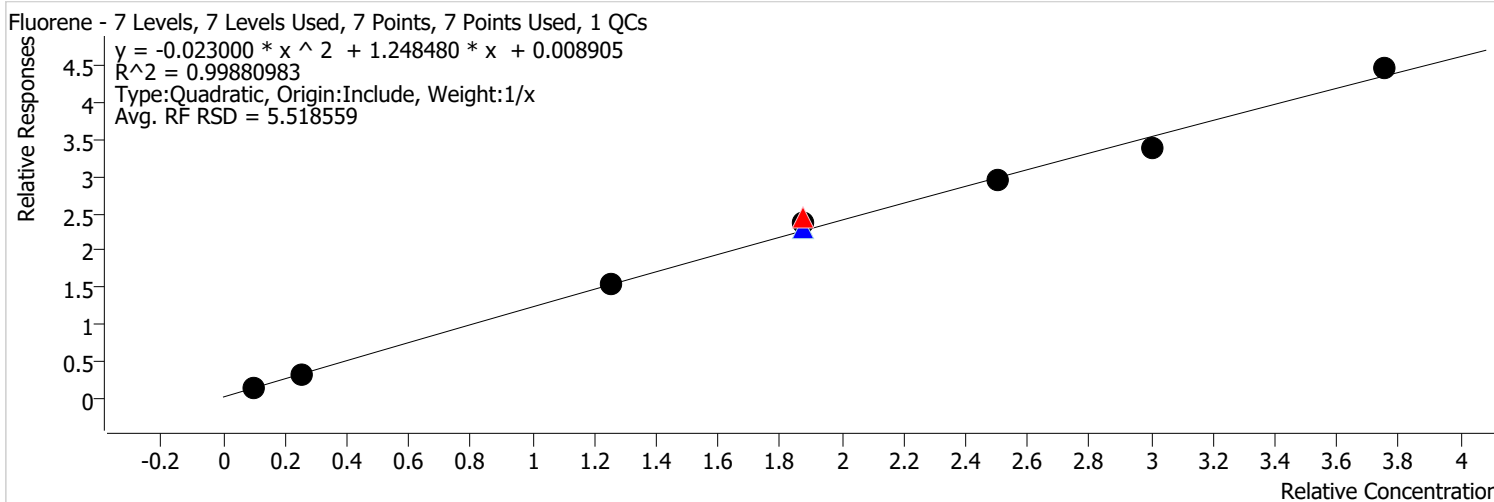


Calibration STD Path	Cal Type	Level	Enabled	Resp.	Exp. Conc	Resp. Factor	Level RSD
\\MASSHUNTER\Org\Data\SV5973N.I\sd021822\DoD BNA cal 1\Feb1808.D	Calibration	1	x	28496	4.0000	0.5289	
\\MASSHUNTER\Org\Data\SV5973N.I\sd021822\DoD BNA cal 1\Feb1807.D	Calibration	2	x	84750	10.0000	0.6408	
\\MASSHUNTER\Org\Data\SV5973N.I\sd021822\DoD BNA cal 1\Feb1806.D	Calibration	3	x	670192	50.0000	0.9209	
\\MASSHUNTER\Org\Data\SV5973N.I\sd030422\BNA 1\Feb0402.D	CC	CCV	x	1344850	75.0000	1.1186	
\\MASSHUNTER\Org\Data\SV5973N.I\sd021822\DoD BNA cal 1\Feb1809.D	QC	ICV	x	1166621	75.0000	1.1421	
\\MASSHUNTER\Org\Data\SV5973N.I\sd021822\DoD BNA cal 1\Feb1805.D	Calibration	4	x	1135235	75.0000	1.1049	
\\MASSHUNTER\Org\Data\SV5973N.I\sd021822\DoD BNA cal 1\Feb1804.D	Calibration	5	x	1525106	100.0000	1.0577	
\\MASSHUNTER\Org\Data\SV5973N.I\sd021822\DoD BNA cal 1\Feb1803.D	Calibration	6	x	1980149	120.0000	1.1473	
\\MASSHUNTER\Org\Data\SV5973N.I\sd021822\DoD BNA cal 1\Feb1802.D	Calibration	7	x	2256164	150.0000	1.0786	

Calibration Report

Batch Path	\\MASSHUNTER\Org\Data\SV5973N.I\sd021822\DoD BNA cal 1\QuantResults\021822 DoD BNA cal.batch.bin		
Analysis Time	2/19/2022 1:08 PM	Analyst Name	BL2000\sean
Report Time	2/19/2022 1:09:16 PM	Reporter Name	BL2000\sean
Last Calib Update	2/19/2022 1:06 PM	Batch State	Processed
Quant Batch Version	10.0	Quant Report Version	10.0

Fluorene %RSE = 3.5

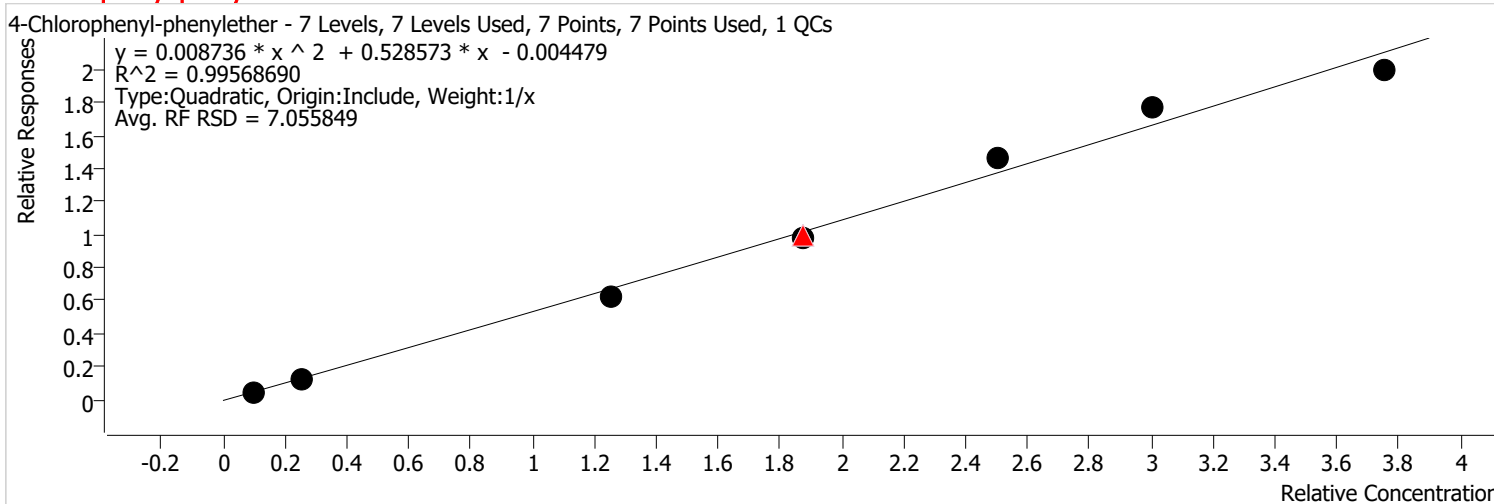


Calibration STD Path	Cal Type	Level	Enabled	Resp.	Exp. Conc	Resp. Factor	Level RSD
\\MASSHUNTER\Org\Data\SV5973N.I\sd021822\DoD BNA cal 1\Feb1808.D	Calibration	1	x	72029	4.0000	1.3368	
\\MASSHUNTER\Org\Data\SV5973N.I\sd021822\DoD BNA cal 1\Feb1807.D	Calibration	2	x	167603	10.0000	1.2673	
\\MASSHUNTER\Org\Data\SV5973N.I\sd021822\DoD BNA cal 1\Feb1806.D	Calibration	3	x	891630	50.0000	1.2252	
\\MASSHUNTER\Org\Data\SV5973N.I\sd030422\BNA 1\Feb0402.D	CC	CCV	x	1577199	75.0000	1.3119	
\\MASSHUNTER\Org\Data\SV5973N.I\sd021822\DoD BNA cal 1\Feb1809.D	QC	ICV	x	1266305	75.0000	1.2397	
\\MASSHUNTER\Org\Data\SV5973N.I\sd021822\DoD BNA cal 1\Feb1805.D	Calibration	4	x	1295239	75.0000	1.2606	
\\MASSHUNTER\Org\Data\SV5973N.I\sd021822\DoD BNA cal 1\Feb1804.D	Calibration	5	x	1700560	100.0000	1.1794	
\\MASSHUNTER\Org\Data\SV5973N.I\sd021822\DoD BNA cal 1\Feb1803.D	Calibration	6	x	1952030	120.0000	1.1310	
\\MASSHUNTER\Org\Data\SV5973N.I\sd021822\DoD BNA cal 1\Feb1802.D	Calibration	7	x	2493155	150.0000	1.1919	

Calibration Report

Batch Path	\\MASSHUNTER\Org\Data\SV5973N.I\sd021822\DoD BNA cal 1\QuantResults\021822 DoD BNA cal.batch.bin		
Analysis Time	2/19/2022 1:08 PM	Analyst Name	BL2000\sean
Report Time	2/19/2022 1:09:16 PM	Reporter Name	BL2000\sean
Last Calib Update	2/19/2022 1:06 PM	Batch State	Processed
Quant Batch Version	10.0	Quant Report Version	10.0

4-Chlorophenyl-phenylether %RSE = 6.8

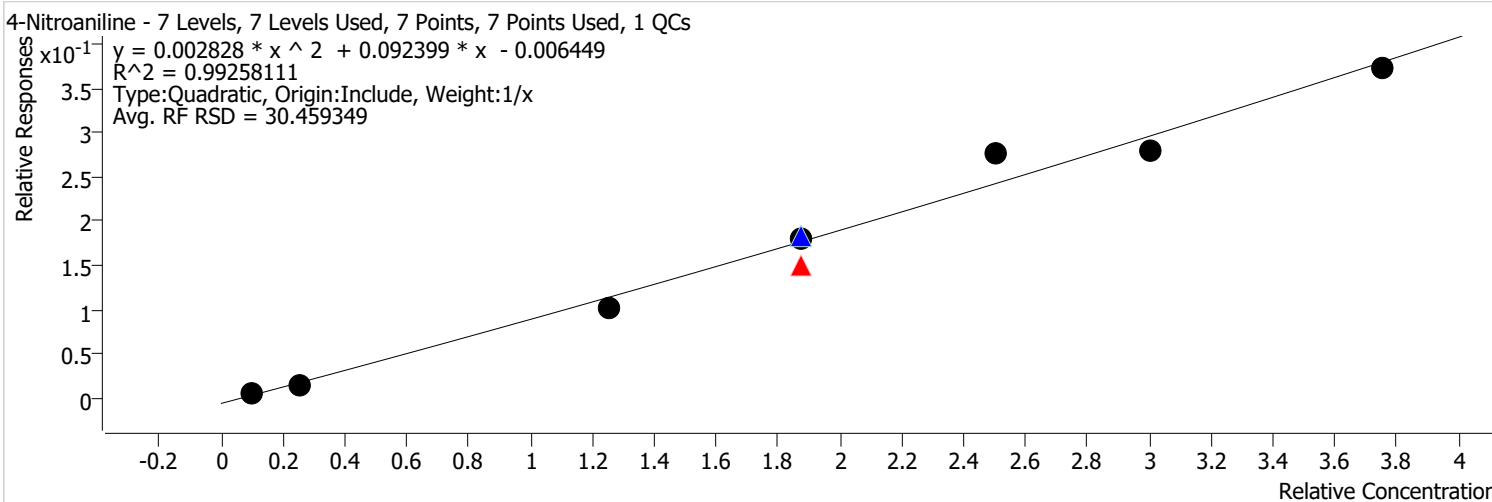


Calibration STD Path	Cal Type	Level	Enabled	Resp.	Exp. Conc	Resp. Factor	Level RSD
\\MASSHUNTER\Org\Data\SV5973N.I\sd021822\DoD BNA cal 1\Feb1808.D	Calibration	1	x	27305	4.0000	0.5067	
\\MASSHUNTER\Org\Data\SV5973N.I\sd021822\DoD BNA cal 1\Feb1807.D	Calibration	2	x	67338	10.0000	0.5092	
\\MASSHUNTER\Org\Data\SV5973N.I\sd021822\DoD BNA cal 1\Feb1806.D	Calibration	3	x	359843	50.0000	0.4945	
\\MASSHUNTER\Org\Data\SV5973N.I\sd030422\BNA 1\Feb0402.D	CC	CCV	x	637361	75.0000	0.5301	
\\MASSHUNTER\Org\Data\SV5973N.I\sd021822\DoD BNA cal 1\Feb1809.D	QC	ICV	x	542729	75.0000	0.5313	
\\MASSHUNTER\Org\Data\SV5973N.I\sd021822\DoD BNA cal 1\Feb1805.D	Calibration	4	x	538645	75.0000	0.5242	
\\MASSHUNTER\Org\Data\SV5973N.I\sd021822\DoD BNA cal 1\Feb1804.D	Calibration	5	x	840611	100.0000	0.5830	
\\MASSHUNTER\Org\Data\SV5973N.I\sd021822\DoD BNA cal 1\Feb1803.D	Calibration	6	x	1017662	120.0000	0.5896	
\\MASSHUNTER\Org\Data\SV5973N.I\sd021822\DoD BNA cal 1\Feb1802.D	Calibration	7	x	1110314	150.0000	0.5308	

Calibration Report

Batch Path	\\MASSHUNTER\Org\Data\SV5973N.I\sd021822\DoD BNA cal 1\QuantResults\021822 DoD BNA cal.batch.bin		
Analysis Time	2/19/2022 1:08 PM	Analyst Name	BL2000\sean
Report Time	2/19/2022 1:09:16 PM	Reporter Name	BL2000\sean
Last Calib Update	2/19/2022 1:06 PM	Batch State	Processed
Quant Batch Version	10.0	Quant Report Version	10.0

4-Nitroaniline %RSE = 11.9

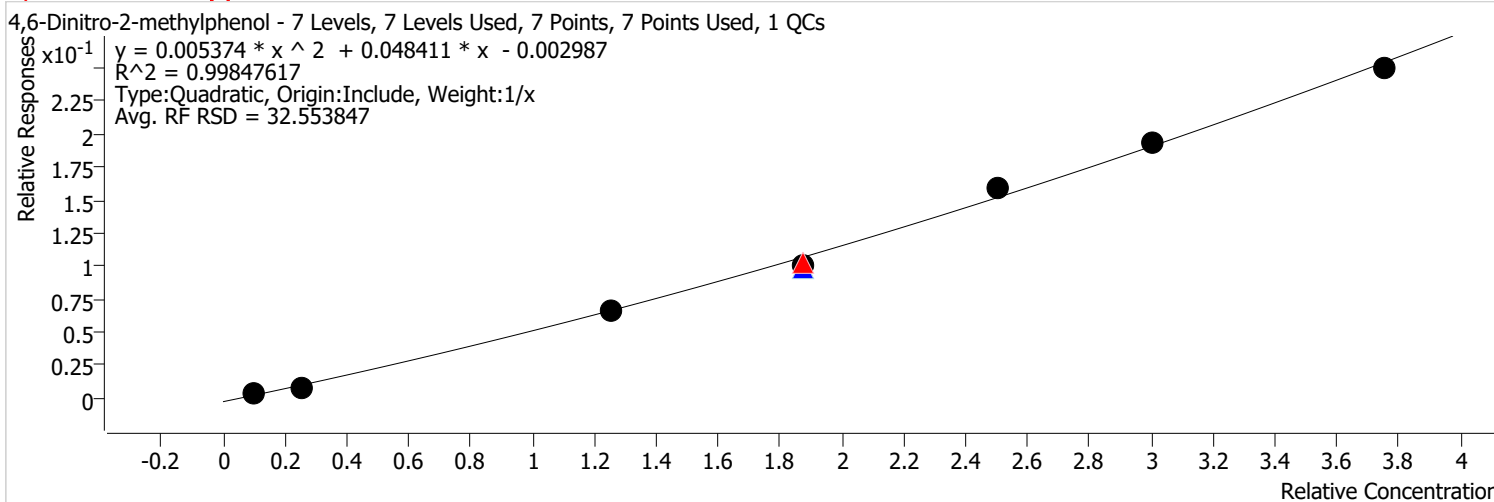


Calibration STD Path	Cal Type	Level	Enabled	Resp.	Exp. Conc	Resp. Factor	Level RSD
\\MASSHUNTER\Org\Data\SV5973N.I\sd021822\DoD BNA cal 1\Feb1808.D	Calibration	1	x	3692	4.0000	0.0401	
\\MASSHUNTER\Org\Data\SV5973N.I\sd021822\DoD BNA cal 1\Feb1807.D	Calibration	2	x	13023	10.0000	0.0576	
\\MASSHUNTER\Org\Data\SV5973N.I\sd021822\DoD BNA cal 1\Feb1806.D	Calibration	3	x	103404	50.0000	0.0808	
\\MASSHUNTER\Org\Data\SV5973N.I\sd030422\BNA 1\Feb0402.D	CC	CCV	x	164119	75.0000	0.0801	
\\MASSHUNTER\Org\Data\SV5973N.I\sd021822\DoD BNA cal 1\Feb1809.D	QC	ICV	x	174323	75.0000	0.0970	
\\MASSHUNTER\Org\Data\SV5973N.I\sd021822\DoD BNA cal 1\Feb1805.D	Calibration	4	x	183095	75.0000	0.0954	
\\MASSHUNTER\Org\Data\SV5973N.I\sd021822\DoD BNA cal 1\Feb1804.D	Calibration	5	x	289316	100.0000	0.1107	
\\MASSHUNTER\Org\Data\SV5973N.I\sd021822\DoD BNA cal 1\Feb1803.D	Calibration	6	x	291518	120.0000	0.0935	
\\MASSHUNTER\Org\Data\SV5973N.I\sd021822\DoD BNA cal 1\Feb1802.D	Calibration	7	x	363865	150.0000	0.0994	

Calibration Report

Batch Path	\\MASSHUNTER\Org\Data\SV5973N.I\sd021822\DoD BNA cal 1\QuantResults\021822 DoD BNA cal.batch.bin		
Analysis Time	2/19/2022 1:08 PM	Analyst Name	BL2000\sean
Report Time	2/19/2022 1:09:16 PM	Reporter Name	BL2000\sean
Last Calib Update	2/19/2022 1:06 PM	Batch State	Processed
Quant Batch Version	10.0	Quant Report Version	10.0

4,6-Dinitro-2-methylphenol %RSE = 7.5

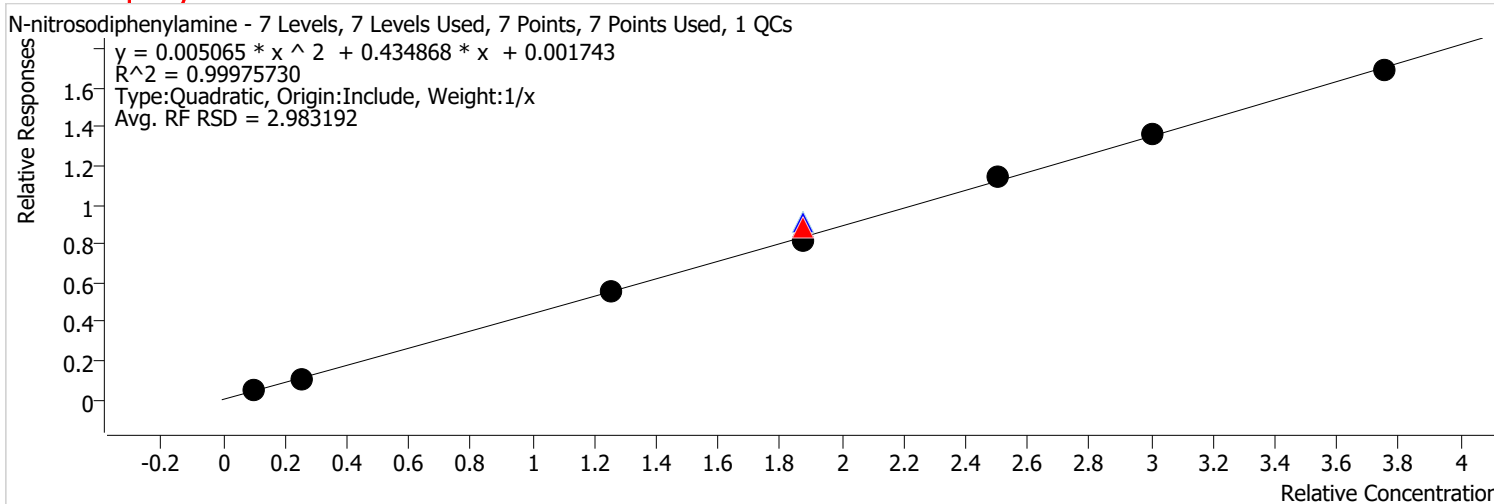


Calibration STD Path	Cal Type	Level	Enabled	Resp.	Exp. Conc	Resp. Factor	Level RSD
\\MASSHUNTER\Org\Data\SV5973N.I\sd021822\DoD BNA cal 1\Feb1808.D	Calibration	1	x	2191	4.0000	0.0238	
\\MASSHUNTER\Org\Data\SV5973N.I\sd021822\DoD BNA cal 1\Feb1807.D	Calibration	2	x	7435	10.0000	0.0329	
\\MASSHUNTER\Org\Data\SV5973N.I\sd021822\DoD BNA cal 1\Feb1806.D	Calibration	3	x	68013	50.0000	0.0532	
\\MASSHUNTER\Org\Data\SV5973N.I\sd030422\BNA 1\Feb0402.D	CC	CCV	x	111273	75.0000	0.0543	
\\MASSHUNTER\Org\Data\SV5973N.I\sd021822\DoD BNA cal 1\Feb1809.D	QC	ICV	x	94058	75.0000	0.0523	
\\MASSHUNTER\Org\Data\SV5973N.I\sd021822\DoD BNA cal 1\Feb1805.D	Calibration	4	x	103285	75.0000	0.0538	
\\MASSHUNTER\Org\Data\SV5973N.I\sd021822\DoD BNA cal 1\Feb1804.D	Calibration	5	x	167223	100.0000	0.0640	
\\MASSHUNTER\Org\Data\SV5973N.I\sd021822\DoD BNA cal 1\Feb1803.D	Calibration	6	x	200519	120.0000	0.0643	
\\MASSHUNTER\Org\Data\SV5973N.I\sd021822\DoD BNA cal 1\Feb1802.D	Calibration	7	x	243650	150.0000	0.0665	

Calibration Report

Batch Path	\\MASSHUNTER\Org\Data\SV5973N.I\sd021822\DoD BNA cal 1\QuantResults\021822 DoD BNA cal.batch.bin		
Analysis Time	2/19/2022 1:08 PM	Analyst Name	BL2000\sean
Report Time	2/19/2022 1:09:17 PM	Reporter Name	BL2000\sean
Last Calib Update	2/19/2022 1:06 PM	Batch State	Processed
Quant Batch Version	10.0	Quant Report Version	10.0

N-nitrosodiphenylamine %RSE = 2.8



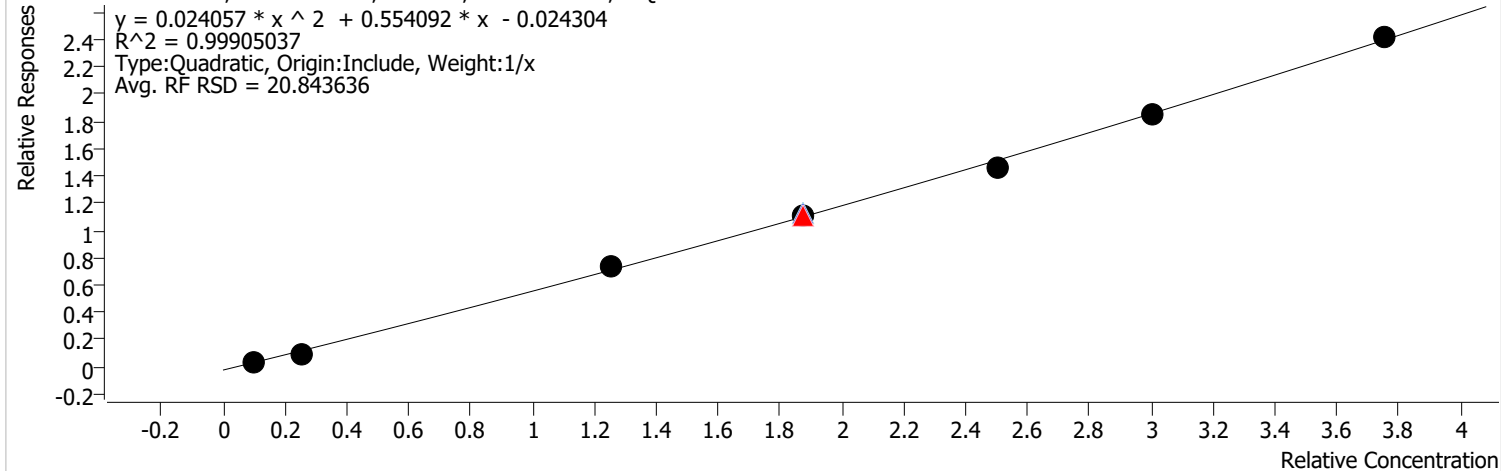
Calibration STD Path	Cal Type	Level	Enabled	Resp.	Exp. Conc	Resp. Factor	Level RSD
\\MASSHUNTER\Org\Data\SV5973N.I\sd021822\DoD BNA cal 1\Feb1808.D	Calibration	1	x	43107	4.0000	0.4681	
\\MASSHUNTER\Org\Data\SV5973N.I\sd021822\DoD BNA cal 1\Feb1807.D	Calibration	2	x	96753	10.0000	0.4280	
\\MASSHUNTER\Org\Data\SV5973N.I\sd021822\DoD BNA cal 1\Feb1806.D	Calibration	3	x	563505	50.0000	0.4404	
\\MASSHUNTER\Org\Data\SV5973N.I\sd030422\BNA 1\Feb0402.D	CC	CCV	x	967358	75.0000	0.4721	
\\MASSHUNTER\Org\Data\SV5973N.I\sd021822\DoD BNA cal 1\Feb1809.D	QC	ICV	x	880335	75.0000	0.4899	
\\MASSHUNTER\Org\Data\SV5973N.I\sd021822\DoD BNA cal 1\Feb1805.D	Calibration	4	x	843058	75.0000	0.4391	
\\MASSHUNTER\Org\Data\SV5973N.I\sd021822\DoD BNA cal 1\Feb1804.D	Calibration	5	x	1196082	100.0000	0.4578	
\\MASSHUNTER\Org\Data\SV5973N.I\sd021822\DoD BNA cal 1\Feb1803.D	Calibration	6	x	1414366	120.0000	0.4535	
\\MASSHUNTER\Org\Data\SV5973N.I\sd021822\DoD BNA cal 1\Feb1802.D	Calibration	7	x	1648173	150.0000	0.4501	

Calibration Report

Batch Path	\\MASSHUNTER\Org\Data\SV5973N.I\sd021822\DoD BNA cal 1\QuantResults\021822 DoD BNA cal.batch.bin		
Analysis Time	2/19/2022 1:08 PM	Analyst Name	BL2000\sean
Report Time	2/19/2022 1:09:17 PM	Reporter Name	BL2000\sean
Last Calib Update	2/19/2022 1:06 PM	Batch State	Processed
Quant Batch Version	10.0	Quant Report Version	10.0

Azobenzene %RSE = 7.4

Azobenzene - 7 Levels, 7 Levels Used, 7 Points, 7 Points Used, 1 QCs



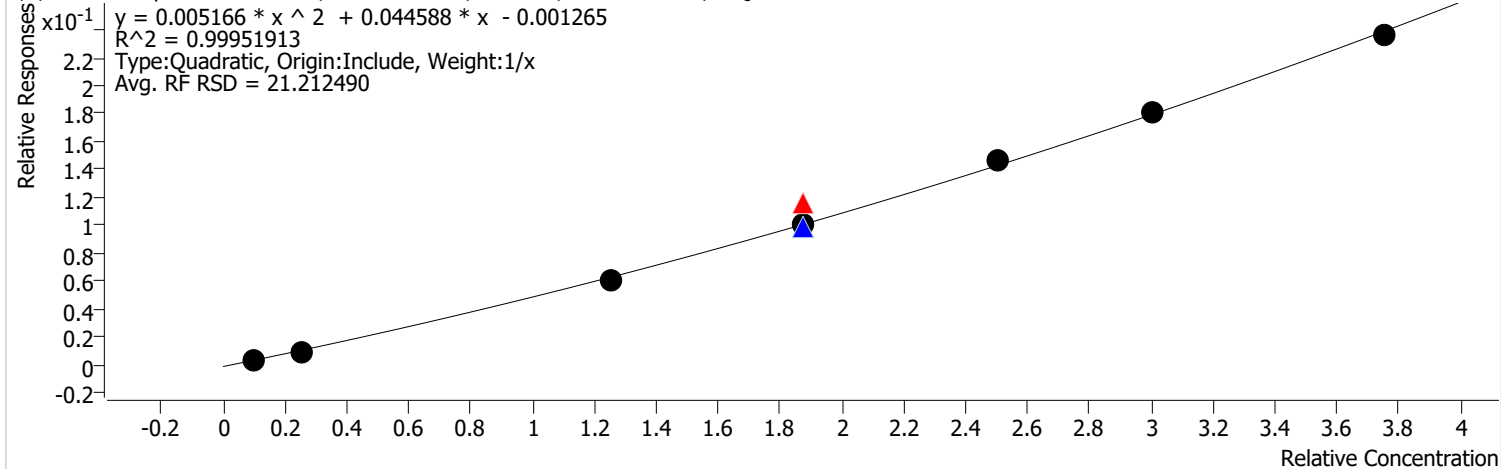
Calibration STD Path	Cal Type	Level	Enabled	Resp.	Exp. Conc	Resp. Factor	Level RSD
\\MASSHUNTER\Org\Data\SV5973N.I\sd021822\DoD BNA cal 1\Feb1808.D	Calibration	1	x	33003	4.0000	0.3584	
\\MASSHUNTER\Org\Data\SV5973N.I\sd021822\DoD BNA cal 1\Feb1807.D	Calibration	2	x	90696	10.0000	0.4012	
\\MASSHUNTER\Org\Data\SV5973N.I\sd021822\DoD BNA cal 1\Feb1806.D	Calibration	3	x	757604	50.0000	0.5922	
\\MASSHUNTER\Org\Data\SV5973N.I\sd030422\BNA 1\Feb0402.D	CC	CCV	x	1201140	75.0000	0.5862	
\\MASSHUNTER\Org\Data\SV5973N.I\sd021822\DoD BNA cal 1\Feb1809.D	QC	ICV	x	1088752	75.0000	0.6059	
\\MASSHUNTER\Org\Data\SV5973N.I\sd021822\DoD BNA cal 1\Feb1805.D	Calibration	4	x	1137228	75.0000	0.5923	
\\MASSHUNTER\Org\Data\SV5973N.I\sd021822\DoD BNA cal 1\Feb1804.D	Calibration	5	x	1518549	100.0000	0.5812	
\\MASSHUNTER\Org\Data\SV5973N.I\sd021822\DoD BNA cal 1\Feb1803.D	Calibration	6	x	1932785	120.0000	0.6197	
\\MASSHUNTER\Org\Data\SV5973N.I\sd021822\DoD BNA cal 1\Feb1802.D	Calibration	7	x	2354024	150.0000	0.6429	

Calibration Report

Batch Path	\\MASSHUNTER\Org\Data\SV5973N.I\sd021822\DoD BNA cal 1\QuantResults\021822 DoD BNA cal.batch.bin		
Analysis Time	2/19/2022 1:08 PM	Analyst Name	BL2000\sean
Report Time	2/19/2022 1:09:17 PM	Reporter Name	BL2000\sean
Last Calib Update	2/19/2022 1:06 PM	Batch State	Processed
Quant Batch Version	10.0	Quant Report Version	10.0

2,4,6-Tribromophenol %RSE =

2,4,6-Tribromophenol - 7 Levels, 7 Levels Used, 7 Points, 7 Points Used, 1 QCs

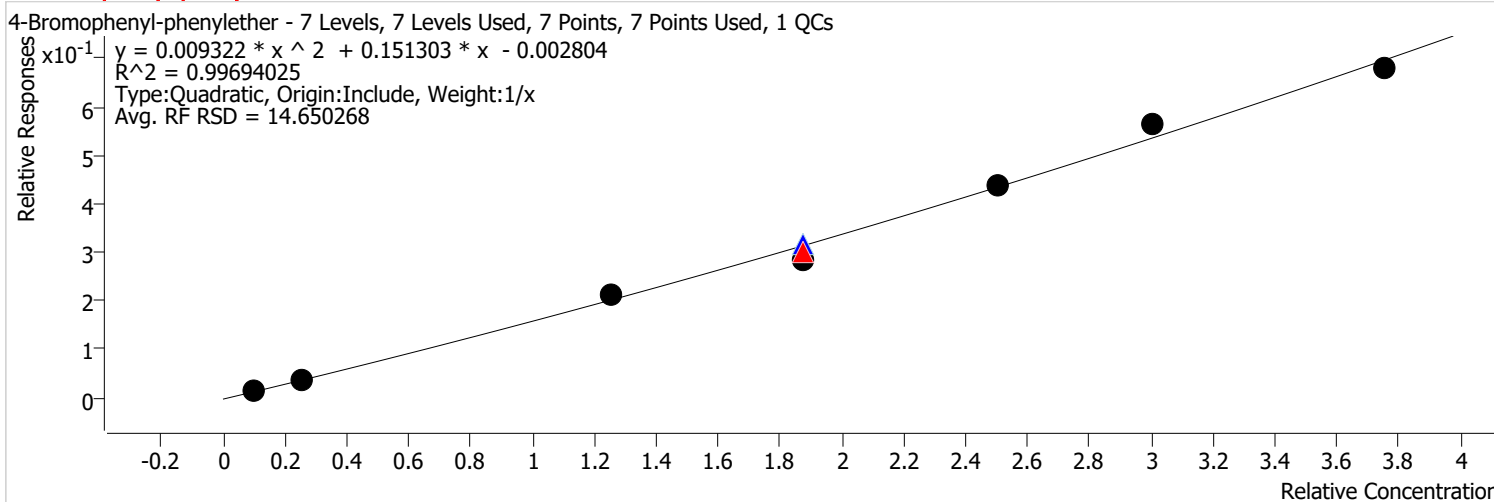


Calibration STD Path	Cal Type	Level	Enabled	Resp.	Exp. Conc	Resp. Factor	Level RSD
\\MASSHUNTER\Org\Data\SV5973N.I\sd021822\DoD BNA cal 1\Feb1808.D	Calibration	1	x	3393	4.0000	0.0368	
\\MASSHUNTER\Org\Data\SV5973N.I\sd021822\DoD BNA cal 1\Feb1807.D	Calibration	2	x	8236	10.0000	0.0364	
\\MASSHUNTER\Org\Data\SV5973N.I\sd021822\DoD BNA cal 1\Feb1806.D	Calibration	3	x	62354	50.0000	0.0487	
\\MASSHUNTER\Org\Data\SV5973N.I\sd030422\BNA 1\Feb0402.D	CC	CCV	x	126534	75.0000	0.0618	
\\MASSHUNTER\Org\Data\SV5973N.I\sd021822\DoD BNA cal 1\Feb1809.D	QC	ICV	x	94811	75.0000	0.0528	
\\MASSHUNTER\Org\Data\SV5973N.I\sd021822\DoD BNA cal 1\Feb1805.D	Calibration	4	x	103422	75.0000	0.0539	
\\MASSHUNTER\Org\Data\SV5973N.I\sd021822\DoD BNA cal 1\Feb1804.D	Calibration	5	x	152661	100.0000	0.0584	
\\MASSHUNTER\Org\Data\SV5973N.I\sd021822\DoD BNA cal 1\Feb1803.D	Calibration	6	x	187319	120.0000	0.0601	
\\MASSHUNTER\Org\Data\SV5973N.I\sd021822\DoD BNA cal 1\Feb1802.D	Calibration	7	x	230054	150.0000	0.0628	

Calibration Report

Batch Path	\\MASSHUNTER\Org\Data\SV5973N.I\sd021822\DoD BNA cal 1\QuantResults\021822 DoD BNA cal.batch.bin		
Analysis Time	2/19/2022 1:08 PM	Analyst Name	BL2000\sean
Report Time	2/19/2022 1:09:17 PM	Reporter Name	BL2000\sean
Last Calib Update	2/19/2022 1:06 PM	Batch State	Processed
Quant Batch Version	10.0	Quant Report Version	10.0

4-Bromophenyl-phenylether %RSE = 5.7

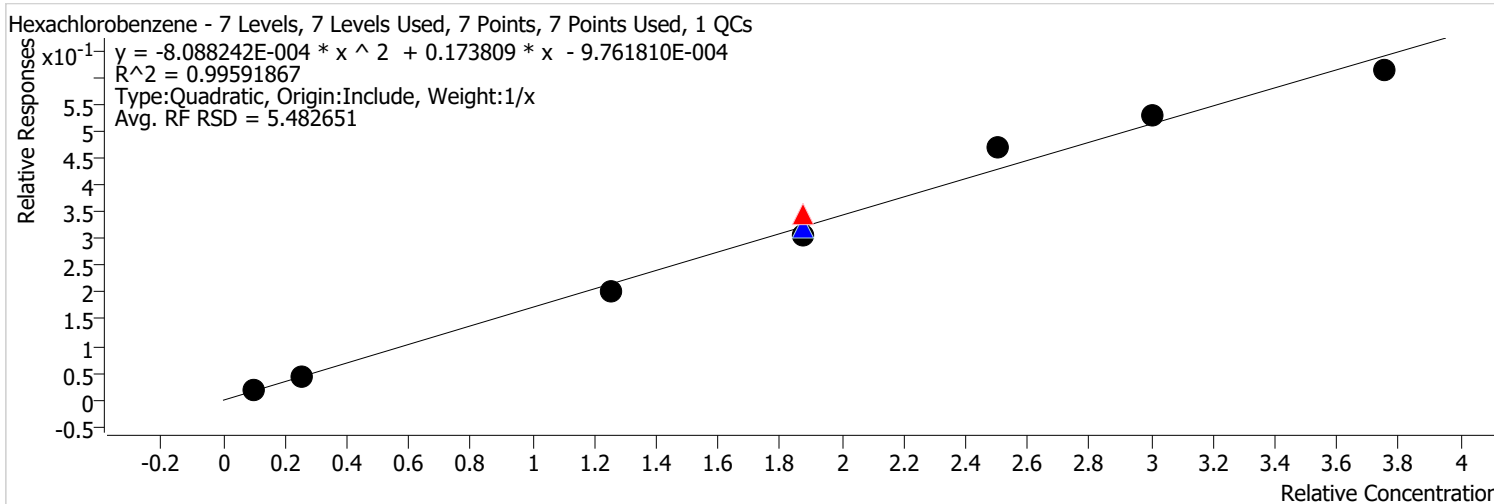


Calibration STD Path	Cal Type	Level	Enabled	Resp.	Exp. Conc	Resp. Factor	Level RSD
\\MASSHUNTER\Org\Data\SV5973N.I\sd021822\DoD BNA cal 1\Feb1808.D	Calibration	1	x	11110	4.0000	0.1206	
\\MASSHUNTER\Org\Data\SV5973N.I\sd021822\DoD BNA cal 1\Feb1807.D	Calibration	2	x	33057	10.0000	0.1462	
\\MASSHUNTER\Org\Data\SV5973N.I\sd021822\DoD BNA cal 1\Feb1806.D	Calibration	3	x	215173	50.0000	0.1682	
\\MASSHUNTER\Org\Data\SV5973N.I\sd030422\BNA 1\Feb0402.D	CC	CCV	x	331289	75.0000	0.1617	
\\MASSHUNTER\Org\Data\SV5973N.I\sd021822\DoD BNA cal 1\Feb1809.D	QC	ICV	x	303382	75.0000	0.1688	
\\MASSHUNTER\Org\Data\SV5973N.I\sd021822\DoD BNA cal 1\Feb1805.D	Calibration	4	x	291274	75.0000	0.1517	
\\MASSHUNTER\Org\Data\SV5973N.I\sd021822\DoD BNA cal 1\Feb1804.D	Calibration	5	x	457731	100.0000	0.1752	
\\MASSHUNTER\Org\Data\SV5973N.I\sd021822\DoD BNA cal 1\Feb1803.D	Calibration	6	x	589591	120.0000	0.1890	
\\MASSHUNTER\Org\Data\SV5973N.I\sd021822\DoD BNA cal 1\Feb1802.D	Calibration	7	x	662596	150.0000	0.1810	

Calibration Report

Batch Path	\\MASSHUNTER\Org\Data\SV5973N.I\sd021822\DoD BNA cal 1\QuantResults\021822 DoD BNA cal.batch.bin		
Analysis Time	2/19/2022 1:08 PM	Analyst Name	BL2000\sean
Report Time	2/19/2022 1:09:17 PM	Reporter Name	BL2000\sean
Last Calib Update	2/19/2022 1:06 PM	Batch State	Processed
Quant Batch Version	10.0	Quant Report Version	10.0

Hexachlorobenzene %RSE = 7.2



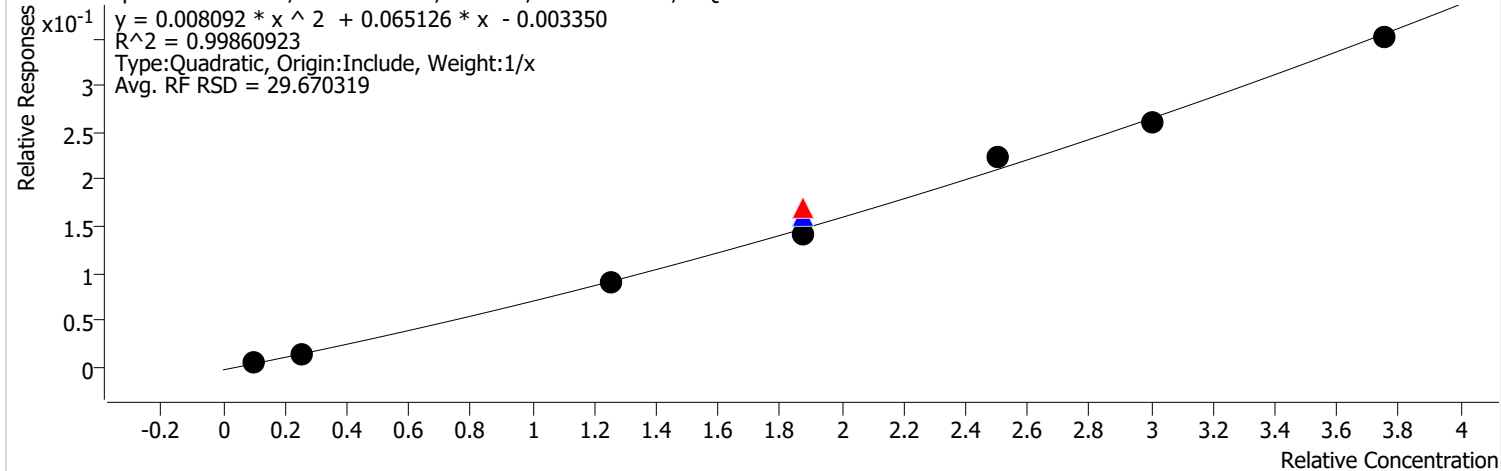
Calibration STD Path	Cal Type	Level	Enabled	Resp.	Exp. Conc	Resp. Factor	Level RSD
\\MASSHUNTER\Org\Data\SV5973N.I\sd021822\DoD BNA cal 1\Feb1808.D	Calibration	1	x	15953	4.0000	0.1732	
\\MASSHUNTER\Org\Data\SV5973N.I\sd021822\DoD BNA cal 1\Feb1807.D	Calibration	2	x	37231	10.0000	0.1647	
\\MASSHUNTER\Org\Data\SV5973N.I\sd021822\DoD BNA cal 1\Feb1806.D	Calibration	3	x	208046	50.0000	0.1626	
\\MASSHUNTER\Org\Data\SV5973N.I\sd030422\BNA 1\Feb0402.D	CC	CCV	x	380611	75.0000	0.1858	
\\MASSHUNTER\Org\Data\SV5973N.I\sd021822\DoD BNA cal 1\Feb1809.D	QC	ICV	x	307143	75.0000	0.1709	
\\MASSHUNTER\Org\Data\SV5973N.I\sd021822\DoD BNA cal 1\Feb1805.D	Calibration	4	x	312914	75.0000	0.1630	
\\MASSHUNTER\Org\Data\SV5973N.I\sd021822\DoD BNA cal 1\Feb1804.D	Calibration	5	x	488673	100.0000	0.1870	
\\MASSHUNTER\Org\Data\SV5973N.I\sd021822\DoD BNA cal 1\Feb1803.D	Calibration	6	x	550809	120.0000	0.1766	
\\MASSHUNTER\Org\Data\SV5973N.I\sd021822\DoD BNA cal 1\Feb1802.D	Calibration	7	x	597870	150.0000	0.1633	

Calibration Report

Batch Path	\\MASSHUNTER\Org\Data\SV5973N.I\sd021822\DoD BNA cal 1\QuantResults\021822 DoD BNA cal.batch.bin		
Analysis Time	2/19/2022 1:08 PM	Analyst Name	BL2000\sean
Report Time	2/19/2022 1:09:17 PM	Reporter Name	BL2000\sean
Last Calib Update	2/19/2022 1:06 PM	Batch State	Processed
Quant Batch Version	10.0	Quant Report Version	10.0

Pentachlorophenol %RSE = 6.6

Pentachlorophenol - 7 Levels, 7 Levels Used, 7 Points, 7 Points Used, 1 QCs



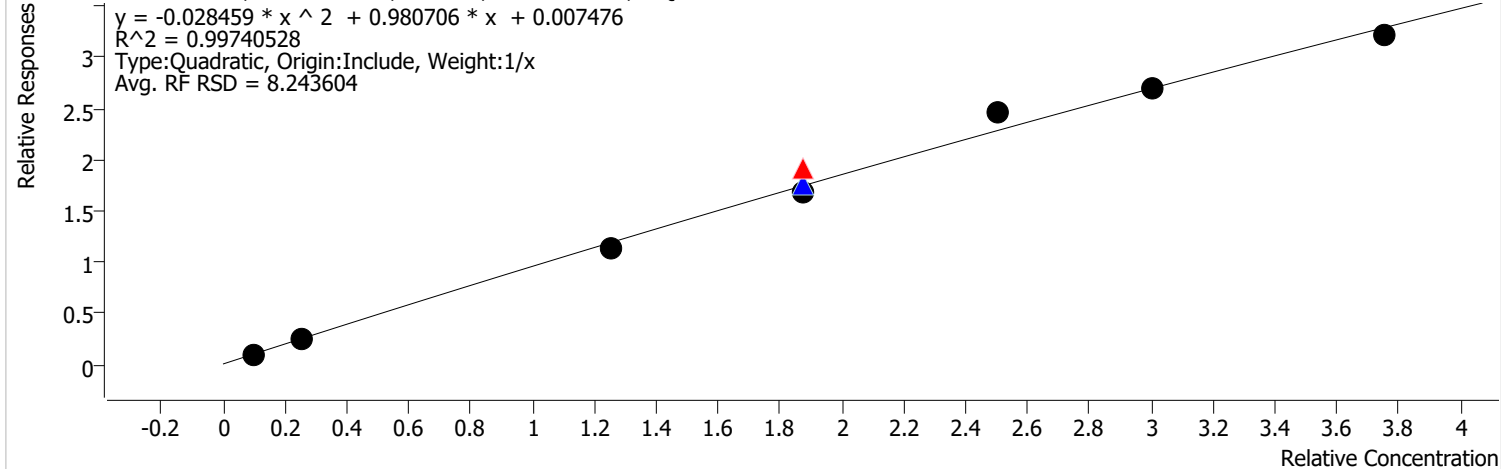
Calibration STD Path	Cal Type	Level	Enabled	Resp.	Exp. Conc	Resp. Factor	Level RSD
\\MASSHUNTER\Org\Data\SV5973N.I\sd021822\DoD BNA cal 1\Feb1808.D	Calibration	1	x	3504	4.0000	0.0381	
\\MASSHUNTER\Org\Data\SV5973N.I\sd021822\DoD BNA cal 1\Feb1807.D	Calibration	2	x	10893	10.0000	0.0482	
\\MASSHUNTER\Org\Data\SV5973N.I\sd021822\DoD BNA cal 1\Feb1806.D	Calibration	3	x	91759	50.0000	0.0717	
\\MASSHUNTER\Org\Data\SV5973N.I\sd030422\BNA 1\Feb0402.D	CC	CCV	x	186077	75.0000	0.0908	
\\MASSHUNTER\Org\Data\SV5973N.I\sd021822\DoD BNA cal 1\Feb1809.D	QC	ICV	x	154444	75.0000	0.0860	
\\MASSHUNTER\Org\Data\SV5973N.I\sd021822\DoD BNA cal 1\Feb1805.D	Calibration	4	x	145556	75.0000	0.0758	
\\MASSHUNTER\Org\Data\SV5973N.I\sd021822\DoD BNA cal 1\Feb1804.D	Calibration	5	x	233937	100.0000	0.0895	
\\MASSHUNTER\Org\Data\SV5973N.I\sd021822\DoD BNA cal 1\Feb1803.D	Calibration	6	x	272170	120.0000	0.0873	
\\MASSHUNTER\Org\Data\SV5973N.I\sd021822\DoD BNA cal 1\Feb1802.D	Calibration	7	x	342613	150.0000	0.0936	

Calibration Report

Batch Path	\\MASSHUNTER\Org\Data\SV5973N.I\sd021822\DoD BNA cal 1\QuantResults\021822 DoD BNA cal.batch.bin		
Analysis Time	2/19/2022 1:08 PM	Analyst Name	BL2000\sean
Report Time	2/19/2022 1:09:17 PM	Reporter Name	BL2000\sean
Last Calib Update	2/19/2022 1:06 PM	Batch State	Processed
Quant Batch Version	10.0	Quant Report Version	10.0

Phenanthrene %RSE = 5.8

Phenanthrene - 7 Levels, 7 Levels Used, 7 Points, 7 Points Used, 1 QCs

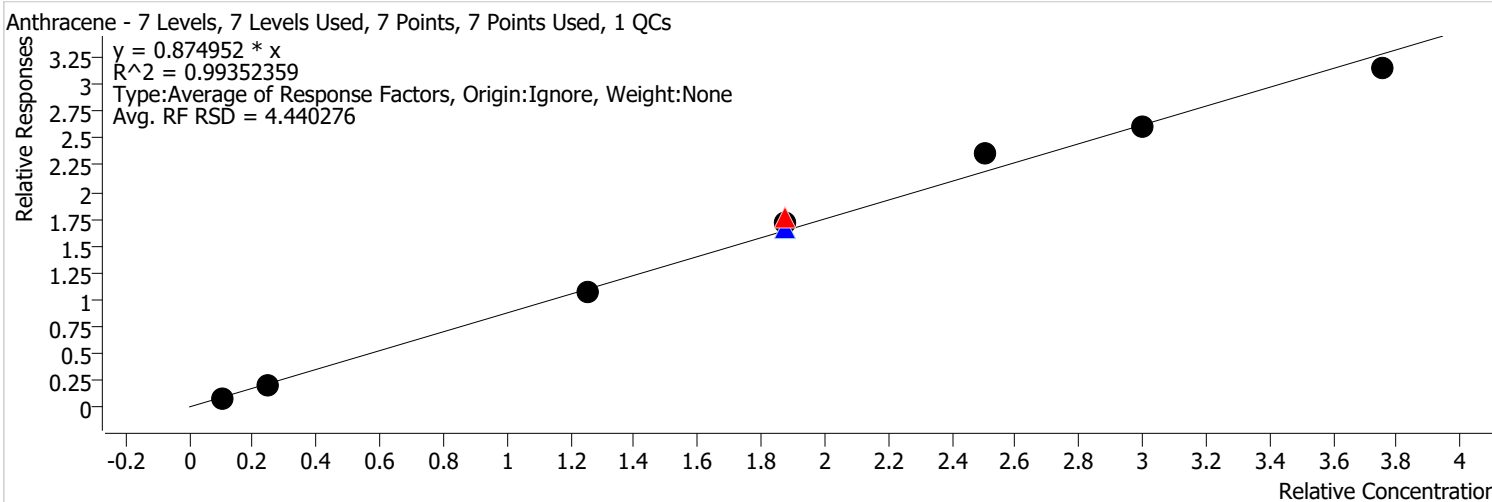


Calibration STD Path	Cal Type	Level	Enabled	Resp.	Exp. Conc	Resp. Factor	Level RSD
\\MASSHUNTER\Org\Data\SV5973N.I\sd021822\DoD BNA cal 1\Feb1808.D	Calibration	1	x	99605	4.0000	1.0817	
\\MASSHUNTER\Org\Data\SV5973N.I\sd021822\DoD BNA cal 1\Feb1807.D	Calibration	2	x	224346	10.0000	0.9924	
\\MASSHUNTER\Org\Data\SV5973N.I\sd021822\DoD BNA cal 1\Feb1806.D	Calibration	3	x	1161938	50.0000	0.9082	
\\MASSHUNTER\Org\Data\SV5973N.I\sd030422\BNA 1\Feb0402.D	CC	CCV	x	2090746	75.0000	1.0204	
\\MASSHUNTER\Org\Data\SV5973N.I\sd021822\DoD BNA cal 1\Feb1809.D	QC	ICV	x	1690096	75.0000	0.9406	
\\MASSHUNTER\Org\Data\SV5973N.I\sd021822\DoD BNA cal 1\Feb1805.D	Calibration	4	x	1733051	75.0000	0.9026	
\\MASSHUNTER\Org\Data\SV5973N.I\sd021822\DoD BNA cal 1\Feb1804.D	Calibration	5	x	2584992	100.0000	0.9894	
\\MASSHUNTER\Org\Data\SV5973N.I\sd021822\DoD BNA cal 1\Feb1803.D	Calibration	6	x	2792268	120.0000	0.8953	
\\MASSHUNTER\Org\Data\SV5973N.I\sd021822\DoD BNA cal 1\Feb1802.D	Calibration	7	x	3132371	150.0000	0.8554	

Calibration Report

Batch Path	\\MASSHUNTER\Org\Data\SV5973N.I\sd021822\DoD BNA cal 1\QuantResults\021822 DoD BNA cal.batch.bin		
Analysis Time	2/19/2022 1:08 PM	Analyst Name	BL2000\sean
Report Time	2/19/2022 1:09:17 PM	Reporter Name	BL2000\sean
Last Calib Update	2/19/2022 1:06 PM	Batch State	Processed
Quant Batch Version	10.0	Quant Report Version	10.0

Anthracene %RSE = 4.4

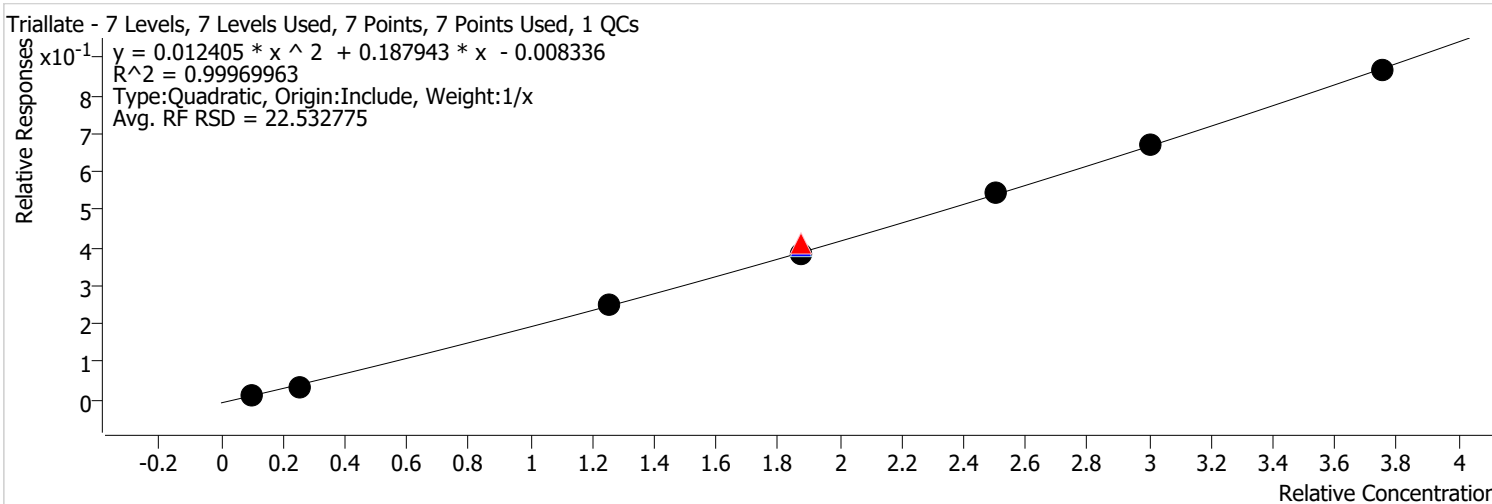


Calibration STD Path	Cal Type	Level	Enabled	Resp.	Exp. Conc	Resp. Factor	Level RSD
\\MASSHUNTER\Org\Data\SV5973N.I\sd021822\DoD BNA cal 1\Feb1808.D	Calibration	1	x	78978	4.0000	0.8577	
\\MASSHUNTER\Org\Data\SV5973N.I\sd021822\DoD BNA cal 1\Feb1807.D	Calibration	2	x	191750	10.0000	0.8482	
\\MASSHUNTER\Org\Data\SV5973N.I\sd021822\DoD BNA cal 1\Feb1806.D	Calibration	3	x	1092607	50.0000	0.8540	
\\MASSHUNTER\Org\Data\SV5973N.I\sd030422\BNA 1\Feb0402.D	CC	CCV	x	1932770	75.0000	0.9433	
\\MASSHUNTER\Org\Data\SV5973N.I\sd021822\DoD BNA cal 1\Feb1809.D	QC	ICV	x	1595291	75.0000	0.8878	
\\MASSHUNTER\Org\Data\SV5973N.I\sd021822\DoD BNA cal 1\Feb1805.D	Calibration	4	x	1747621	75.0000	0.9102	
\\MASSHUNTER\Org\Data\SV5973N.I\sd021822\DoD BNA cal 1\Feb1804.D	Calibration	5	x	2471452	100.0000	0.9459	
\\MASSHUNTER\Org\Data\SV5973N.I\sd021822\DoD BNA cal 1\Feb1803.D	Calibration	6	x	2712966	120.0000	0.8699	
\\MASSHUNTER\Org\Data\SV5973N.I\sd021822\DoD BNA cal 1\Feb1802.D	Calibration	7	x	3071678	150.0000	0.8389	

Calibration Report

Batch Path	\\MASSHUNTER\Org\Data\SV5973N.I\sd021822\DoD BNA cal 1\QuantResults\021822 DoD BNA cal.batch.bin		
Analysis Time	2/19/2022 1:08 PM	Analyst Name	BL2000\sean
Report Time	2/19/2022 1:09:17 PM	Reporter Name	BL2000\sean
Last Calib Update	2/19/2022 1:06 PM	Batch State	Processed
Quant Batch Version	10.0	Quant Report Version	10.0

Triallate %RSE = 6.0

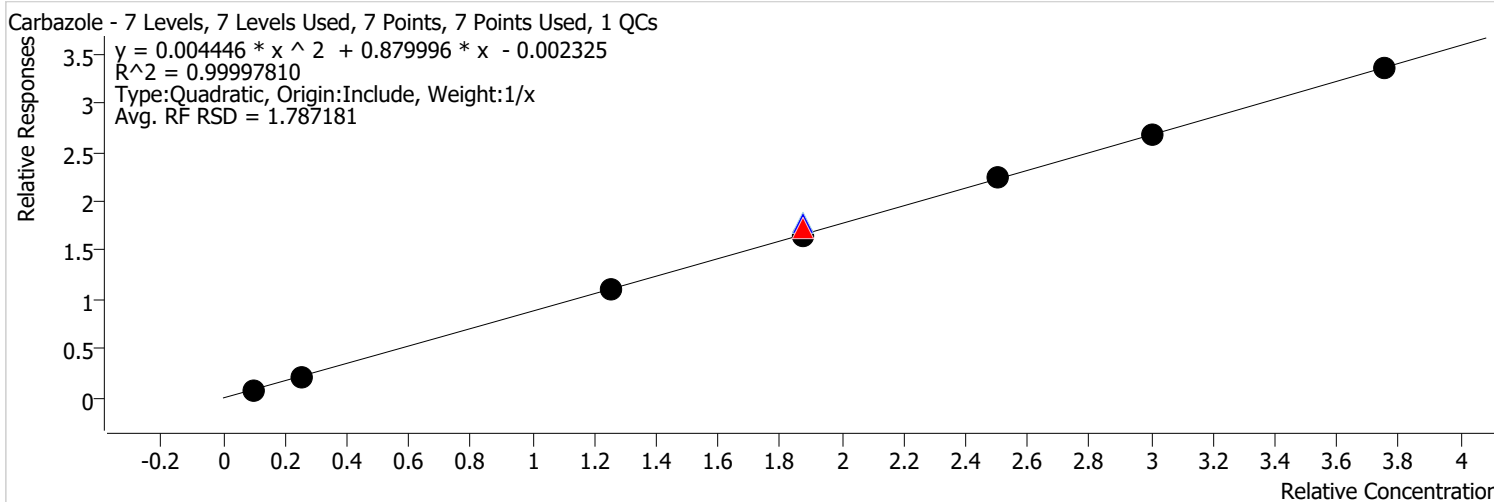


Calibration STD Path	Cal Type	Level	Enabled	Resp.	Exp. Conc	Resp. Factor	Level RSD
\\MASSHUNTER\Org\Data\SV5973N.I\sd021822\DoD BNA cal 1\Feb1808.D	Calibration	1	x	11113	4.0000	0.1207	
\\MASSHUNTER\Org\Data\SV5973N.I\sd021822\DoD BNA cal 1\Feb1807.D	Calibration	2	x	31763	10.0000	0.1405	
\\MASSHUNTER\Org\Data\SV5973N.I\sd021822\DoD BNA cal 1\Feb1806.D	Calibration	3	x	255426	50.0000	0.1996	
\\MASSHUNTER\Org\Data\SV5973N.I\sd030422\BNA 1\Feb0402.D	CC	CCV	x	450289	75.0000	0.2198	
\\MASSHUNTER\Org\Data\SV5973N.I\sd021822\DoD BNA cal 1\Feb1809.D	QC	ICV	x	390681	75.0000	0.2174	
\\MASSHUNTER\Org\Data\SV5973N.I\sd021822\DoD BNA cal 1\Feb1805.D	Calibration	4	x	391641	75.0000	0.2040	
\\MASSHUNTER\Org\Data\SV5973N.I\sd021822\DoD BNA cal 1\Feb1804.D	Calibration	5	x	570358	100.0000	0.2183	
\\MASSHUNTER\Org\Data\SV5973N.I\sd021822\DoD BNA cal 1\Feb1803.D	Calibration	6	x	696512	120.0000	0.2233	
\\MASSHUNTER\Org\Data\SV5973N.I\sd021822\DoD BNA cal 1\Feb1802.D	Calibration	7	x	845447	150.0000	0.2309	

Calibration Report

Batch Path	\\MASSHUNTER\Org\Data\SV5973N.I\sd021822\DoD BNA cal 1\QuantResults\021822 DoD BNA cal.batch.bin		
Analysis Time	2/19/2022 1:08 PM	Analyst Name	BL2000\sean
Report Time	2/19/2022 1:09:18 PM	Reporter Name	BL2000\sean
Last Calib Update	2/19/2022 1:06 PM	Batch State	Processed
Quant Batch Version	10.0	Quant Report Version	10.0

Carbazole %RSE = 0.8

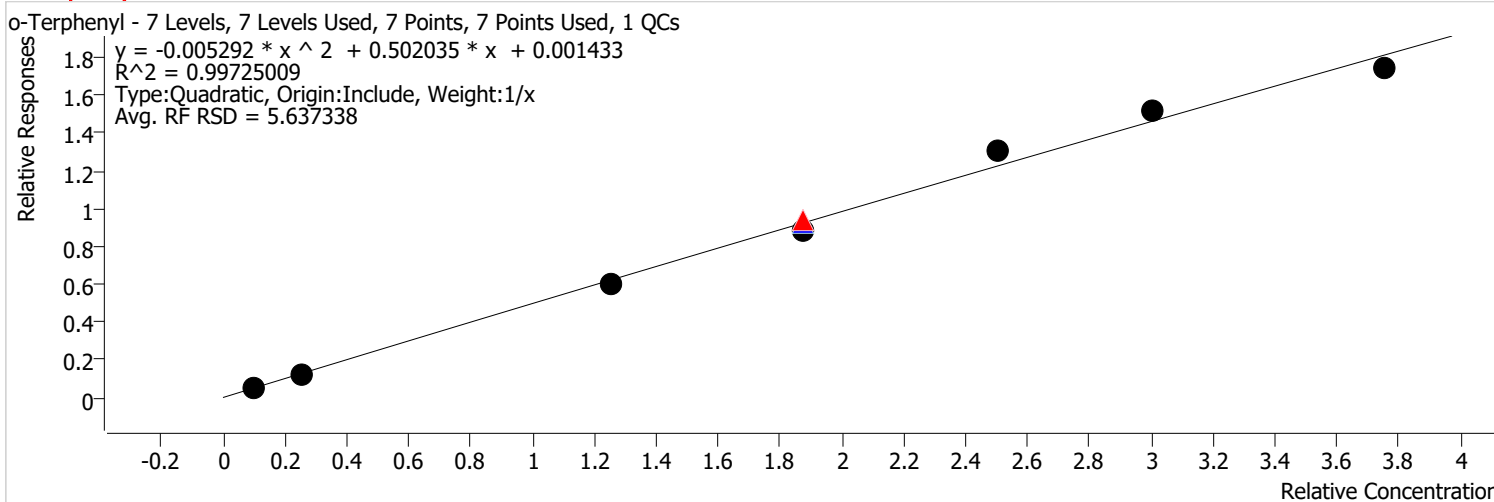


Calibration STD Path	Cal Type	Level	Enabled	Resp.	Exp. Conc	Resp. Factor	Level RSD
\\MASSHUNTER\Org\Data\SV5973N.I\sd021822\DoD BNA cal 1\Feb1808.D	Calibration	1	x	78288	4.0000	0.8502	
\\MASSHUNTER\Org\Data\SV5973N.I\sd021822\DoD BNA cal 1\Feb1807.D	Calibration	2	x	199440	10.0000	0.8822	
\\MASSHUNTER\Org\Data\SV5973N.I\sd021822\DoD BNA cal 1\Feb1806.D	Calibration	3	x	1123980	50.0000	0.8785	
\\MASSHUNTER\Org\Data\SV5973N.I\sd030422\BNA 1\Feb0402.D	CC	CCV	x	1878552	75.0000	0.9169	
\\MASSHUNTER\Org\Data\SV5973N.I\sd021822\DoD BNA cal 1\Feb1809.D	QC	ICV	x	1718160	75.0000	0.9562	
\\MASSHUNTER\Org\Data\SV5973N.I\sd021822\DoD BNA cal 1\Feb1805.D	Calibration	4	x	1698426	75.0000	0.8845	
\\MASSHUNTER\Org\Data\SV5973N.I\sd021822\DoD BNA cal 1\Feb1804.D	Calibration	5	x	2334657	100.0000	0.8935	
\\MASSHUNTER\Org\Data\SV5973N.I\sd021822\DoD BNA cal 1\Feb1803.D	Calibration	6	x	2794889	120.0000	0.8961	
\\MASSHUNTER\Org\Data\SV5973N.I\sd021822\DoD BNA cal 1\Feb1802.D	Calibration	7	x	3271481	150.0000	0.8934	

Calibration Report

Batch Path	\\MASSHUNTER\Org\Data\SV5973N.I\sd021822\DoD BNA cal 1\QuantResults\021822 DoD BNA cal.batch.bin		
Analysis Time	2/19/2022 1:08 PM	Analyst Name	BL2000\sean
Report Time	2/19/2022 1:09:18 PM	Reporter Name	BL2000\sean
Last Calib Update	2/19/2022 1:06 PM	Batch State	Processed
Quant Batch Version	10.0	Quant Report Version	10.0

o-Terphenyl %RSE = 6.0

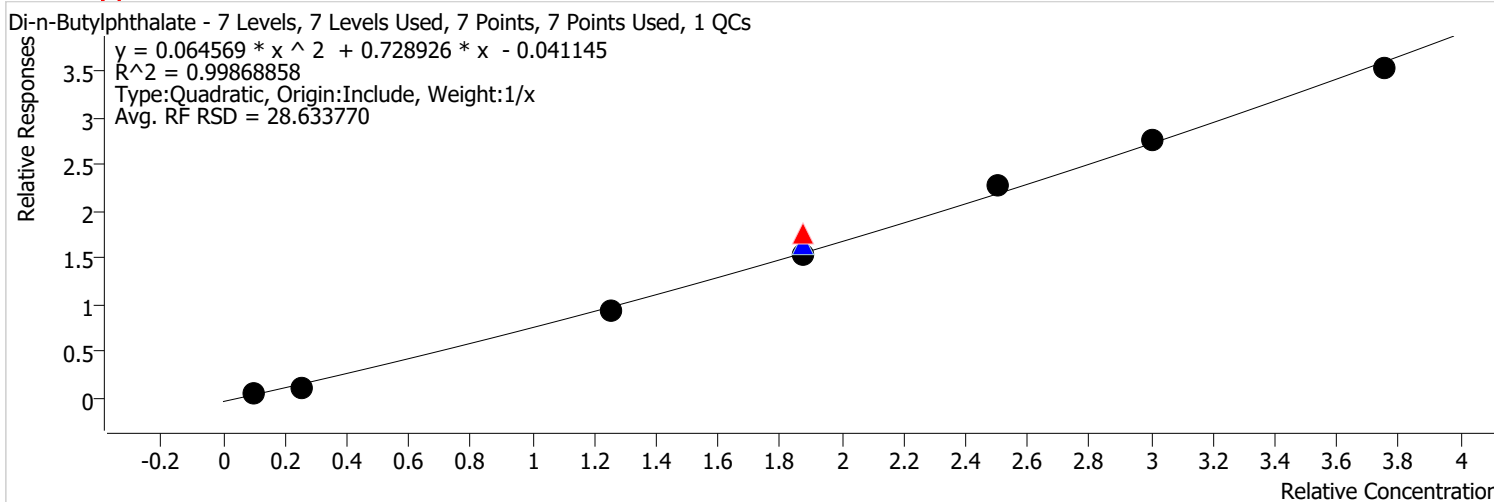


Calibration STD Path	Cal Type	Level	Enabled	Resp.	Exp. Conc	Resp. Factor	Level RSD
\\MASSHUNTER\Org\Data\SV5973N.I\sd021822\DoD BNA cal 1\Feb1808.D	Calibration	1	x	49755	4.0000	0.5403	
\\MASSHUNTER\Org\Data\SV5973N.I\sd021822\DoD BNA cal 1\Feb1807.D	Calibration	2	x	111061	10.0000	0.4913	
\\MASSHUNTER\Org\Data\SV5973N.I\sd021822\DoD BNA cal 1\Feb1806.D	Calibration	3	x	609529	50.0000	0.4764	
\\MASSHUNTER\Org\Data\SV5973N.I\sd030422\BNA 1\Feb0402.D	CC	CCV	x	1020356	75.0000	0.4980	
\\MASSHUNTER\Org\Data\SV5973N.I\sd021822\DoD BNA cal 1\Feb1809.D	QC	ICV	x	880627	75.0000	0.4901	
\\MASSHUNTER\Org\Data\SV5973N.I\sd021822\DoD BNA cal 1\Feb1805.D	Calibration	4	x	906169	75.0000	0.4719	
\\MASSHUNTER\Org\Data\SV5973N.I\sd021822\DoD BNA cal 1\Feb1804.D	Calibration	5	x	1358973	100.0000	0.5201	
\\MASSHUNTER\Org\Data\SV5973N.I\sd021822\DoD BNA cal 1\Feb1803.D	Calibration	6	x	1579903	120.0000	0.5066	
\\MASSHUNTER\Org\Data\SV5973N.I\sd021822\DoD BNA cal 1\Feb1802.D	Calibration	7	x	1697837	150.0000	0.4637	

Calibration Report

Batch Path	\\MASSHUNTER\Org\Data\SV5973N.I\sd021822\DoD BNA cal 1\QuantResults\021822 DoD BNA cal.batch.bin		
Analysis Time	2/19/2022 1:08 PM	Analyst Name	BL2000\sean
Report Time	2/19/2022 1:09:18 PM	Reporter Name	BL2000\sean
Last Calib Update	2/19/2022 1:06 PM	Batch State	Processed
Quant Batch Version	10.0	Quant Report Version	10.0

Di-n-Butylphthalate %RSE = 11.9

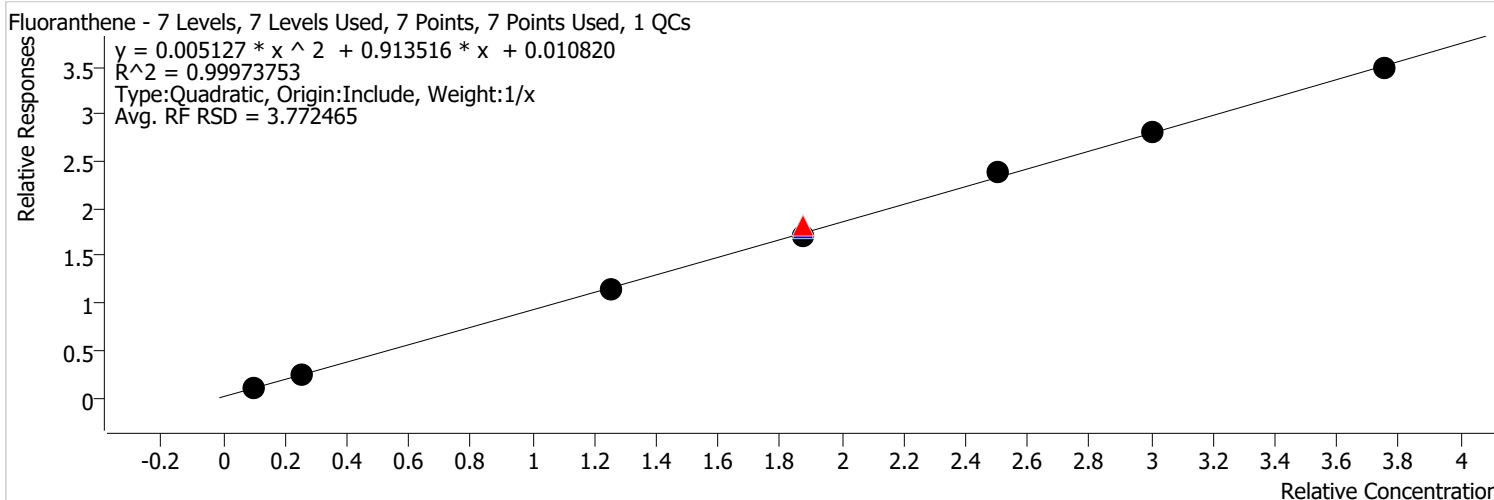


Calibration STD Path	Cal Type	Level	Enabled	Resp.	Exp. Conc	Resp. Factor	Level RSD
\\MASSHUNTER\Org\Data\SV5973N.I\sd021822\DoD BNA cal 1\Feb1808.D	Calibration	1	x	40976	4.0000	0.4450	
\\MASSHUNTER\Org\Data\SV5973N.I\sd021822\DoD BNA cal 1\Feb1807.D	Calibration	2	x	102631	10.0000	0.4540	
\\MASSHUNTER\Org\Data\SV5973N.I\sd021822\DoD BNA cal 1\Feb1806.D	Calibration	3	x	970759	50.0000	0.7588	
\\MASSHUNTER\Org\Data\SV5973N.I\sd030422\BNA 1\Feb0402.D	CC	CCV	x	1932466	75.0000	0.9432	
\\MASSHUNTER\Org\Data\SV5973N.I\sd021822\DoD BNA cal 1\Feb1809.D	QC	ICV	x	1581866	75.0000	0.8804	
\\MASSHUNTER\Org\Data\SV5973N.I\sd021822\DoD BNA cal 1\Feb1805.D	Calibration	4	x	1582606	75.0000	0.8242	
\\MASSHUNTER\Org\Data\SV5973N.I\sd021822\DoD BNA cal 1\Feb1804.D	Calibration	5	x	2379296	100.0000	0.9106	
\\MASSHUNTER\Org\Data\SV5973N.I\sd021822\DoD BNA cal 1\Feb1803.D	Calibration	6	x	2864235	120.0000	0.9184	
\\MASSHUNTER\Org\Data\SV5973N.I\sd021822\DoD BNA cal 1\Feb1802.D	Calibration	7	x	3446165	150.0000	0.9411	

Calibration Report

Batch Path	\\MASSHUNTER\Org\Data\SV5973N.I\sd021822\DoD BNA cal 1\QuantResults\021822 DoD BNA cal.batch.bin		
Analysis Time	2/19/2022 1:08 PM	Analyst Name	BL2000\sean
Report Time	2/19/2022 1:09:18 PM	Reporter Name	BL2000\sean
Last Calib Update	2/19/2022 1:06 PM	Batch State	Processed
Quant Batch Version	10.0	Quant Report Version	10.0

Fluoranthene %RSE = 1.9

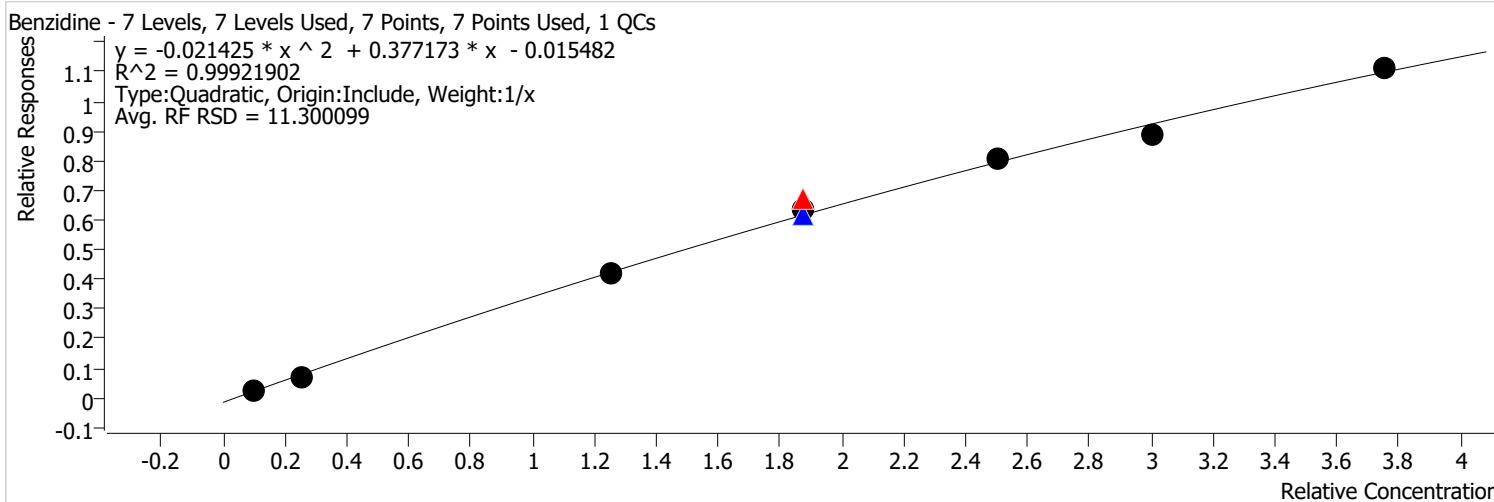


Calibration STD Path	Cal Type	Level	Enabled	Resp.	Exp. Conc	Resp. Factor	Level RSD
\\MASSHUNTER\Org\Data\SV5973N.I\sd021822\DoD BNA cal 1\Feb1808.D	Calibration	1	x	93335	4.0000	1.0136	
\\MASSHUNTER\Org\Data\SV5973N.I\sd021822\DoD BNA cal 1\Feb1807.D	Calibration	2	x	220272	10.0000	0.9744	
\\MASSHUNTER\Org\Data\SV5973N.I\sd021822\DoD BNA cal 1\Feb1806.D	Calibration	3	x	1175583	50.0000	0.9189	
\\MASSHUNTER\Org\Data\SV5973N.I\sd030422\BNA 1\Feb0402.D	CC	CCV	x	2004696	75.0000	0.9784	
\\MASSHUNTER\Org\Data\SV5973N.I\sd021822\DoD BNA cal 1\Feb1809.D	QC	ICV	x	1727903	75.0000	0.9616	
\\MASSHUNTER\Org\Data\SV5973N.I\sd021822\DoD BNA cal 1\Feb1805.D	Calibration	4	x	1750781	75.0000	0.9118	
\\MASSHUNTER\Org\Data\SV5973N.I\sd021822\DoD BNA cal 1\Feb1804.D	Calibration	5	x	2487478	100.0000	0.9520	
\\MASSHUNTER\Org\Data\SV5973N.I\sd021822\DoD BNA cal 1\Feb1803.D	Calibration	6	x	2925734	120.0000	0.9381	
\\MASSHUNTER\Org\Data\SV5973N.I\sd021822\DoD BNA cal 1\Feb1802.D	Calibration	7	x	3397461	150.0000	0.9278	

Calibration Report

Batch Path	\\MASSHUNTER\Org\Data\SV5973N.I\sd021822\DoD BNA cal 1\QuantResults\021822 DoD BNA cal.batch.bin		
Analysis Time	2/19/2022 1:08 PM	Analyst Name	BL2000\sean
Report Time	2/19/2022 1:09:18 PM	Reporter Name	BL2000\sean
Last Calib Update	2/19/2022 1:06 PM	Batch State	Processed
Quant Batch Version	10.0	Quant Report Version	10.0

Benzidine %RSE = 4.9



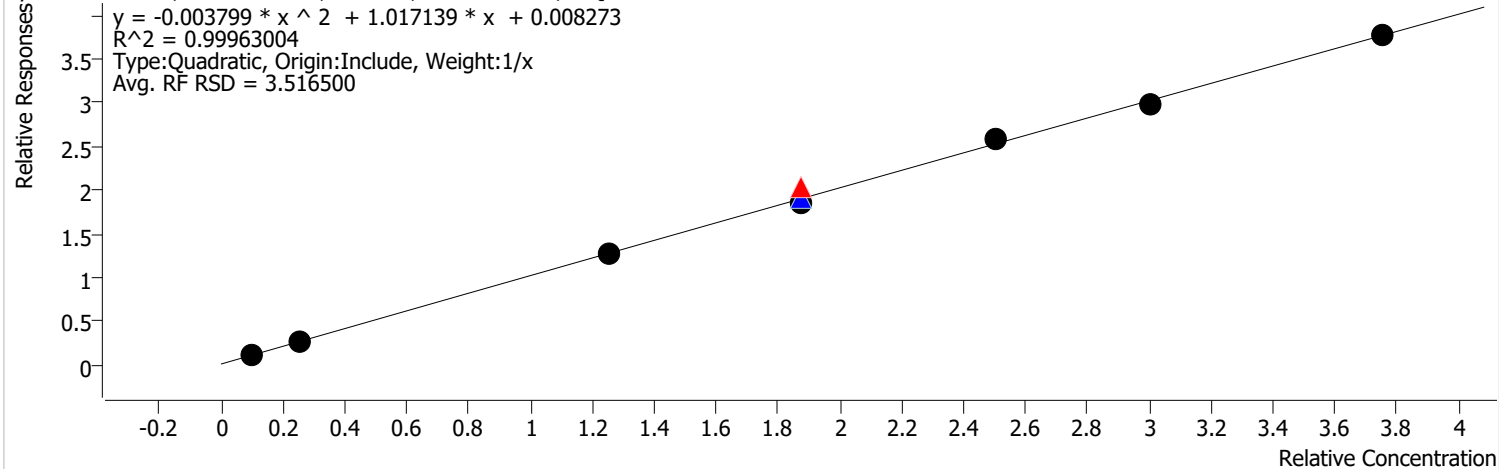
Calibration STD Path	Cal Type	Level	Enabled	Resp.	Exp. Conc	Resp. Factor	Level RSD
\\MASSHUNTER\Org\Data\SV5973N.I\sd021822\DoD BNA cal 1\Feb1808.D	Calibration	1	x	22030	4.0000	0.2392	
\\MASSHUNTER\Org\Data\SV5973N.I\sd021822\DoD BNA cal 1\Feb1807.D	Calibration	2	x	65045	10.0000	0.2877	
\\MASSHUNTER\Org\Data\SV5973N.I\sd021822\DoD BNA cal 1\Feb1806.D	Calibration	3	x	430095	50.0000	0.3362	
\\MASSHUNTER\Org\Data\SV5973N.I\sd030422\BNA 1\Feb0402.D	CC	CCV	x	735496	75.0000	0.3590	
\\MASSHUNTER\Org\Data\SV5973N.I\sd021822\DoD BNA cal 1\Feb1809.D	QC	ICV	x	590851	75.0000	0.3288	
\\MASSHUNTER\Org\Data\SV5973N.I\sd021822\DoD BNA cal 1\Feb1805.D	Calibration	4	x	646709	75.0000	0.3368	
\\MASSHUNTER\Org\Data\SV5973N.I\sd021822\DoD BNA cal 1\Feb1804.D	Calibration	5	x	841681	100.0000	0.3221	
\\MASSHUNTER\Org\Data\SV5973N.I\sd021822\DoD BNA cal 1\Feb1803.D	Calibration	6	x	925246	120.0000	0.2967	
\\MASSHUNTER\Org\Data\SV5973N.I\sd021822\DoD BNA cal 1\Feb1802.D	Calibration	7	x	1083722	150.0000	0.2960	

Calibration Report

Batch Path	\\MASSHUNTER\Org\Data\SV5973N.I\sd021822\DoD BNA cal 1\QuantResults\021822 DoD BNA cal.batch.bin		
Analysis Time	2/19/2022 1:08 PM	Analyst Name	BL2000\sean
Report Time	2/19/2022 1:09:18 PM	Reporter Name	BL2000\sean
Last Calib Update	2/19/2022 1:06 PM	Batch State	Processed
Quant Batch Version	10.0	Quant Report Version	10.0

Pyrene %RSE = 2.2

Pyrene - 7 Levels, 7 Levels Used, 7 Points, 7 Points Used, 1 QCs

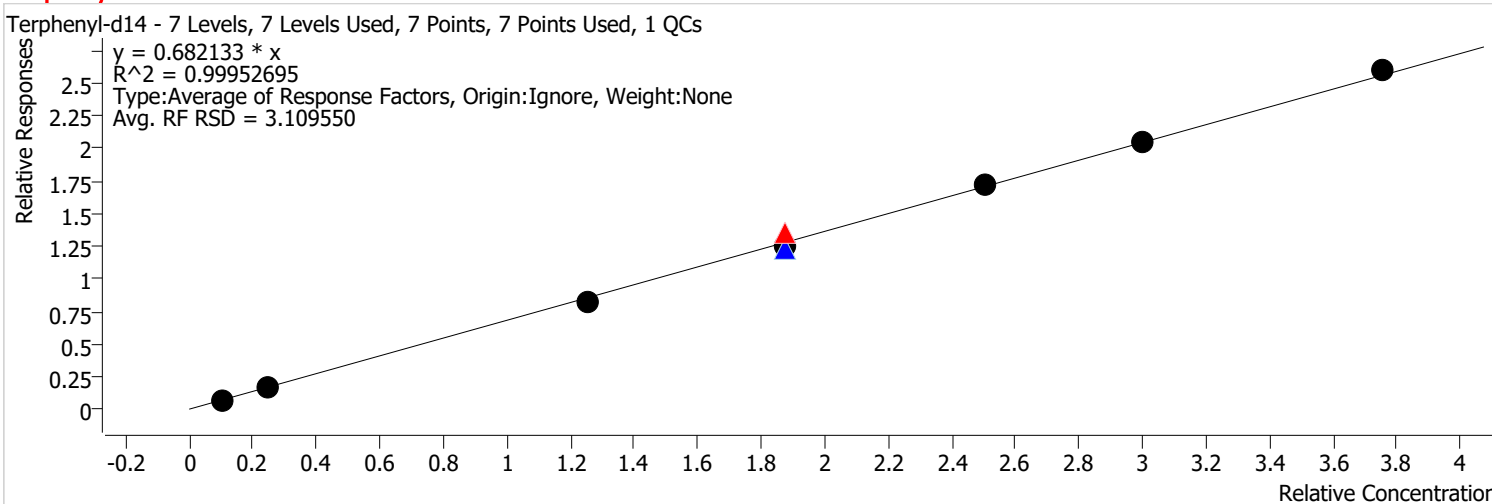


Calibration STD Path	Cal Type	Level	Enabled	Resp.	Exp. Conc	Resp. Factor	Level RSD
\\MASSHUNTER\Org\Data\SV5973N.I\sd021822\DoD BNA cal 1\Feb1808.D	Calibration	1	x	100018	4.0000	1.0861	
\\MASSHUNTER\Org\Data\SV5973N.I\sd021822\DoD BNA cal 1\Feb1807.D	Calibration	2	x	240962	10.0000	1.0659	
\\MASSHUNTER\Org\Data\SV5973N.I\sd021822\DoD BNA cal 1\Feb1806.D	Calibration	3	x	1308067	50.0000	1.0224	
\\MASSHUNTER\Org\Data\SV5973N.I\sd030422\BNA 1\Feb0402.D	CC	CCV	x	2230965	75.0000	1.0889	
\\MASSHUNTER\Org\Data\SV5973N.I\sd021822\DoD BNA cal 1\Feb1809.D	QC	ICV	x	1840668	75.0000	1.0244	
\\MASSHUNTER\Org\Data\SV5973N.I\sd021822\DoD BNA cal 1\Feb1805.D	Calibration	4	x	1900991	75.0000	0.9900	
\\MASSHUNTER\Org\Data\SV5973N.I\sd021822\DoD BNA cal 1\Feb1804.D	Calibration	5	x	2716593	100.0000	1.0397	
\\MASSHUNTER\Org\Data\SV5973N.I\sd021822\DoD BNA cal 1\Feb1803.D	Calibration	6	x	3111401	120.0000	0.9976	
\\MASSHUNTER\Org\Data\SV5973N.I\sd021822\DoD BNA cal 1\Feb1802.D	Calibration	7	x	3679726	150.0000	1.0049	

Calibration Report

Batch Path	\\MASSHUNTER\Org\Data\SV5973N.I\sd021822\DoD BNA cal 1\QuantResults\021822 DoD BNA cal.batch.bin		
Analysis Time	2/19/2022 1:08 PM	Analyst Name	BL2000\sean
Report Time	2/19/2022 1:09:18 PM	Reporter Name	BL2000\sean
Last Calib Update	2/19/2022 1:06 PM	Batch State	Processed
Quant Batch Version	10.0	Quant Report Version	10.0

Terphenyl-d14 %RSE =



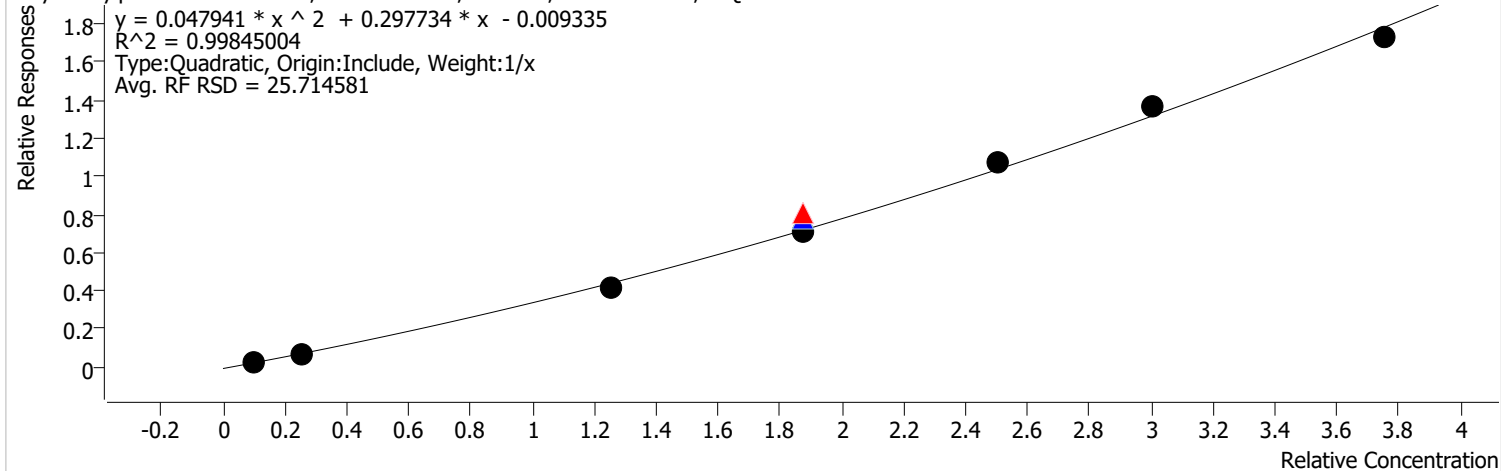
Calibration STD Path	Cal Type	Level	Enabled	Resp.	Exp. Conc	Resp. Factor	Level RSD
\\MASSHUNTER\Org\Data\SV5973N.I\sd021822\DoD BNA cal 1\Feb1808.D	Calibration	1	x	66357	4.0000	0.7206	
\\MASSHUNTER\Org\Data\SV5973N.I\sd021822\DoD BNA cal 1\Feb1807.D	Calibration	2	x	148383	10.0000	0.6564	
\\MASSHUNTER\Org\Data\SV5973N.I\sd021822\DoD BNA cal 1\Feb1806.D	Calibration	3	x	851147	50.0000	0.6653	
\\MASSHUNTER\Org\Data\SV5973N.I\sd030422\BNA 1\Feb0402.D	CC	CCV	x	1485259	75.0000	0.7249	
\\MASSHUNTER\Org\Data\SV5973N.I\sd021822\DoD BNA cal 1\Feb1809.D	QC	ICV	x	1184579	75.0000	0.6593	
\\MASSHUNTER\Org\Data\SV5973N.I\sd021822\DoD BNA cal 1\Feb1805.D	Calibration	4	x	1286275	75.0000	0.6699	
\\MASSHUNTER\Org\Data\SV5973N.I\sd021822\DoD BNA cal 1\Feb1804.D	Calibration	5	x	1793874	100.0000	0.6866	
\\MASSHUNTER\Org\Data\SV5973N.I\sd021822\DoD BNA cal 1\Feb1803.D	Calibration	6	x	2133936	120.0000	0.6842	
\\MASSHUNTER\Org\Data\SV5973N.I\sd021822\DoD BNA cal 1\Feb1802.D	Calibration	7	x	2533921	150.0000	0.6920	

Calibration Report

Batch Path	\\MASSHUNTER\Org\Data\SV5973N.I\sd021822\DoD BNA cal 1\QuantResults\021822 DoD BNA cal.batch.bin		
Analysis Time	2/19/2022 1:08 PM	Analyst Name	BL2000\sean
Report Time	2/19/2022 1:09:18 PM	Reporter Name	BL2000\sean
Last Calib Update	2/19/2022 1:06 PM	Batch State	Processed
Quant Batch Version	10.0	Quant Report Version	10.0

Butylbenzylphthalate %RSE = 7.8

Butylbenzylphthalate - 7 Levels, 7 Levels Used, 7 Points, 7 Points Used, 1 QCs



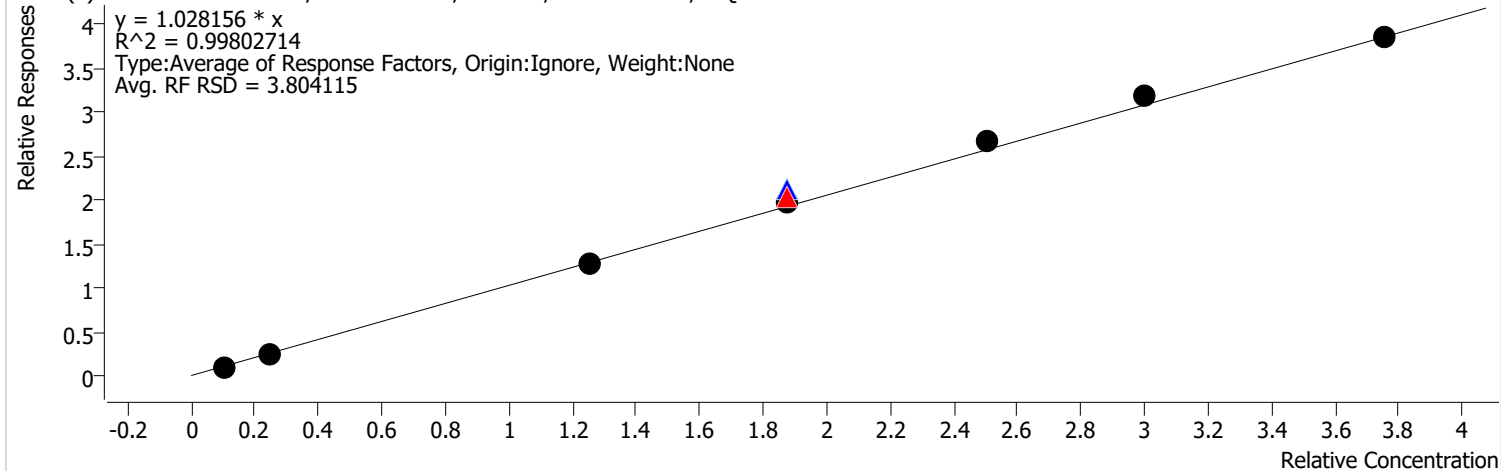
Calibration STD Path	Cal Type	Level	Enabled	Resp.	Exp. Conc	Resp. Factor	Level RSD
\\MASSHUNTER\Org\Data\SV5973N.I\sd021822\DoD BNA cal 1\Feb1808.D	Calibration	1	x	16114	4.0000	0.2428	
\\MASSHUNTER\Org\Data\SV5973N.I\sd021822\DoD BNA cal 1\Feb1807.D	Calibration	2	x	40092	10.0000	0.2440	
\\MASSHUNTER\Org\Data\SV5973N.I\sd021822\DoD BNA cal 1\Feb1806.D	Calibration	3	x	305113	50.0000	0.3305	
\\MASSHUNTER\Org\Data\SV5973N.I\sd030422\BNA 1\Feb0402.D	CC	CCV	x	643377	75.0000	0.4342	
\\MASSHUNTER\Org\Data\SV5973N.I\sd021822\DoD BNA cal 1\Feb1809.D	QC	ICV	x	535896	75.0000	0.4187	
\\MASSHUNTER\Org\Data\SV5973N.I\sd021822\DoD BNA cal 1\Feb1805.D	Calibration	4	x	511792	75.0000	0.3793	
\\MASSHUNTER\Org\Data\SV5973N.I\sd021822\DoD BNA cal 1\Feb1804.D	Calibration	5	x	817626	100.0000	0.4299	
\\MASSHUNTER\Org\Data\SV5973N.I\sd021822\DoD BNA cal 1\Feb1803.D	Calibration	6	x	1038779	120.0000	0.4542	
\\MASSHUNTER\Org\Data\SV5973N.I\sd021822\DoD BNA cal 1\Feb1802.D	Calibration	7	x	1276176	150.0000	0.4609	

Calibration Report

Batch Path	\\MASSHUNTER\Org\Data\SV5973N.I\sd021822\DoD BNA cal 1\QuantResults\021822 DoD BNA cal.batch.bin		
Analysis Time	2/19/2022 1:08 PM	Analyst Name	BL2000\sean
Report Time	2/19/2022 1:09:19 PM	Reporter Name	BL2000\sean
Last Calib Update	2/19/2022 1:06 PM	Batch State	Processed
Quant Batch Version	10.0	Quant Report Version	10.0

Benzo(a)Anthracene %RSE = 3.8

Benzo(a)Anthracene - 7 Levels Used, 7 Points, 7 Points Used, 1 QCs

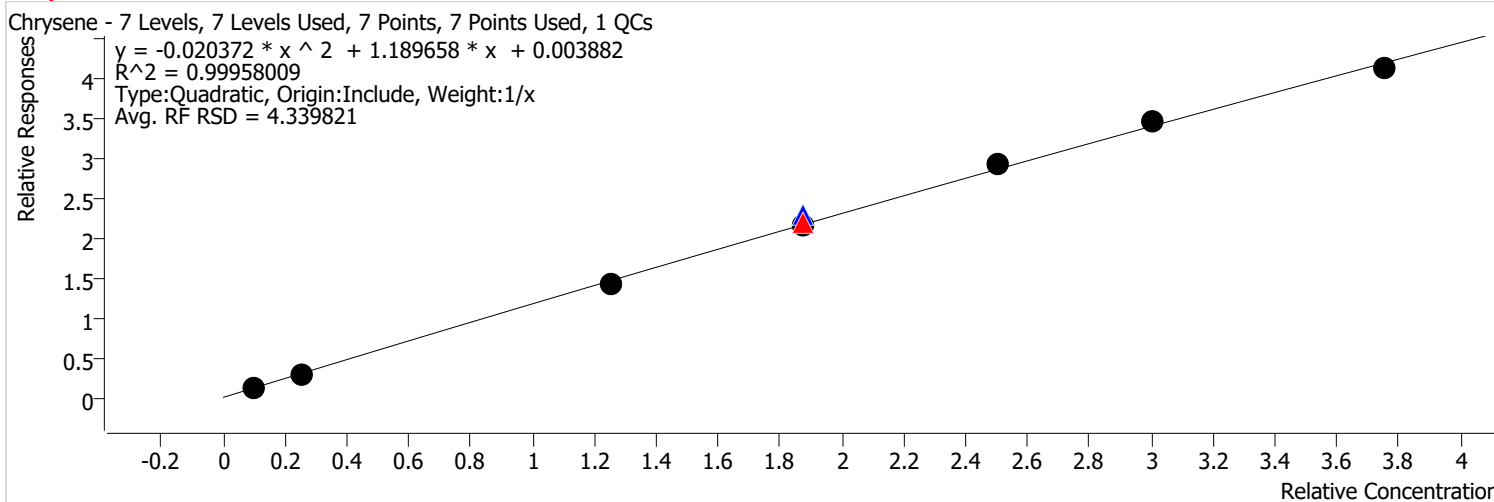


Calibration STD Path	Cal Type	Level	Enabled	Resp.	Exp. Conc	Resp. Factor	Level RSD
\\MASSHUNTER\Org\Data\SV5973N.I\sd021822\DoD BNA cal 1\Feb1808.D	Calibration	1	x	66223	4.0000	0.9978	
\\MASSHUNTER\Org\Data\SV5973N.I\sd021822\DoD BNA cal 1\Feb1807.D	Calibration	2	x	157876	10.0000	0.9610	
\\MASSHUNTER\Org\Data\SV5973N.I\sd021822\DoD BNA cal 1\Feb1806.D	Calibration	3	x	944328	50.0000	1.0230	
\\MASSHUNTER\Org\Data\SV5973N.I\sd030422\BNA 1\Feb0402.D	CC	CCV	x	1603923	75.0000	1.0823	
\\MASSHUNTER\Org\Data\SV5973N.I\sd021822\DoD BNA cal 1\Feb1809.D	QC	ICV	x	1445216	75.0000	1.1290	
\\MASSHUNTER\Org\Data\SV5973N.I\sd021822\DoD BNA cal 1\Feb1805.D	Calibration	4	x	1426052	75.0000	1.0569	
\\MASSHUNTER\Org\Data\SV5973N.I\sd021822\DoD BNA cal 1\Feb1804.D	Calibration	5	x	2034255	100.0000	1.0696	
\\MASSHUNTER\Org\Data\SV5973N.I\sd021822\DoD BNA cal 1\Feb1803.D	Calibration	6	x	2429458	120.0000	1.0623	
\\MASSHUNTER\Org\Data\SV5973N.I\sd021822\DoD BNA cal 1\Feb1802.D	Calibration	7	x	2842112	150.0000	1.0264	

Calibration Report

Batch Path	\\MASSHUNTER\Org\Data\SV5973N.I\sd021822\DoD BNA cal 1\QuantResults\021822 DoD BNA cal.batch.bin		
Analysis Time	2/19/2022 1:08 PM	Analyst Name	BL2000\sean
Report Time	2/19/2022 1:09:19 PM	Reporter Name	BL2000\sean
Last Calib Update	2/19/2022 1:06 PM	Batch State	Processed
Quant Batch Version	10.0	Quant Report Version	10.0

Chrysene %RSE = 2.8

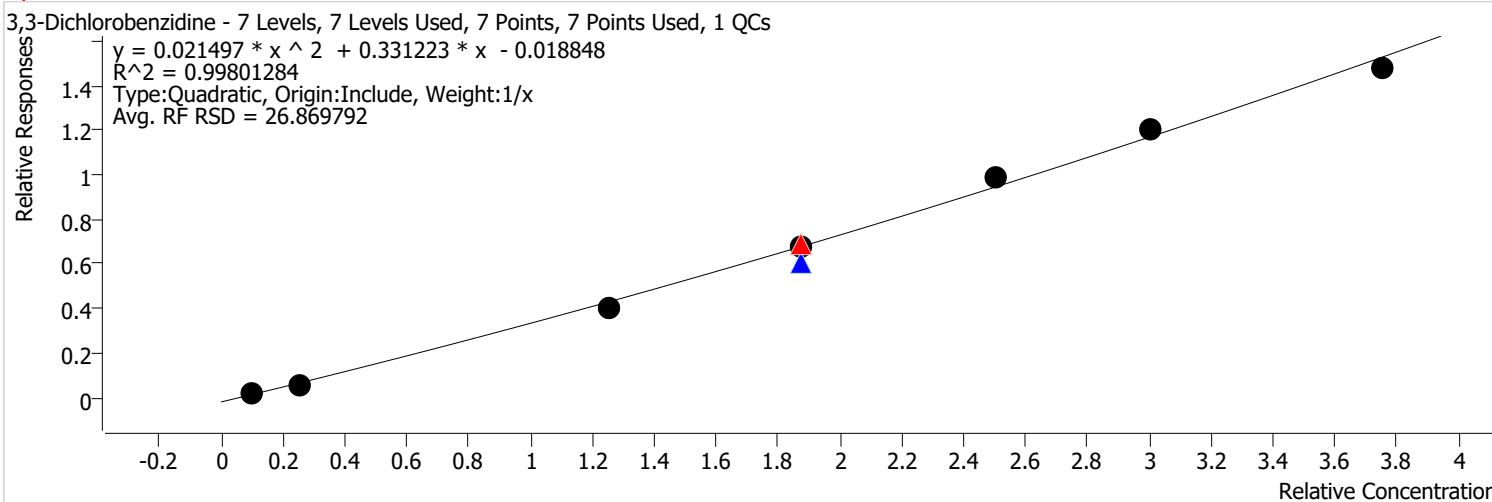


Calibration STD Path	Cal Type	Level	Enabled	Resp.	Exp. Conc	Resp. Factor	Level RSD
\\MASSHUNTER\Org\Data\SV5973N.I\sd021822\DoD BNA cal 1\Feb1808.D	Calibration	1	x	83685	4.0000	1.2610	
\\MASSHUNTER\Org\Data\SV5973N.I\sd021822\DoD BNA cal 1\Feb1807.D	Calibration	2	x	193047	10.0000	1.1750	
\\MASSHUNTER\Org\Data\SV5973N.I\sd021822\DoD BNA cal 1\Feb1806.D	Calibration	3	x	1050170	50.0000	1.1376	
\\MASSHUNTER\Org\Data\SV5973N.I\sd030422\BNA 1\Feb0402.D	CC	CCV	x	1727532	75.0000	1.1657	
\\MASSHUNTER\Org\Data\SV5973N.I\sd021822\DoD BNA cal 1\Feb1809.D	QC	ICV	x	1558124	75.0000	1.2173	
\\MASSHUNTER\Org\Data\SV5973N.I\sd021822\DoD BNA cal 1\Feb1805.D	Calibration	4	x	1551059	75.0000	1.1496	
\\MASSHUNTER\Org\Data\SV5973N.I\sd021822\DoD BNA cal 1\Feb1804.D	Calibration	5	x	2211531	100.0000	1.1628	
\\MASSHUNTER\Org\Data\SV5973N.I\sd021822\DoD BNA cal 1\Feb1803.D	Calibration	6	x	2630114	120.0000	1.1501	
\\MASSHUNTER\Org\Data\SV5973N.I\sd021822\DoD BNA cal 1\Feb1802.D	Calibration	7	x	3033845	150.0000	1.0957	

Calibration Report

Batch Path	\\MASSHUNTER\Org\Data\SV5973N.I\sd021822\DoD BNA cal 1\QuantResults\021822 DoD BNA cal.batch.bin		
Analysis Time	2/19/2022 1:08 PM	Analyst Name	BL2000\sean
Report Time	2/19/2022 1:09:19 PM	Reporter Name	BL2000\sean
Last Calib Update	2/19/2022 1:06 PM	Batch State	Processed
Quant Batch Version	10.0	Quant Report Version	10.0

3,3-Dichlorobenzidine %RSE = 10.2

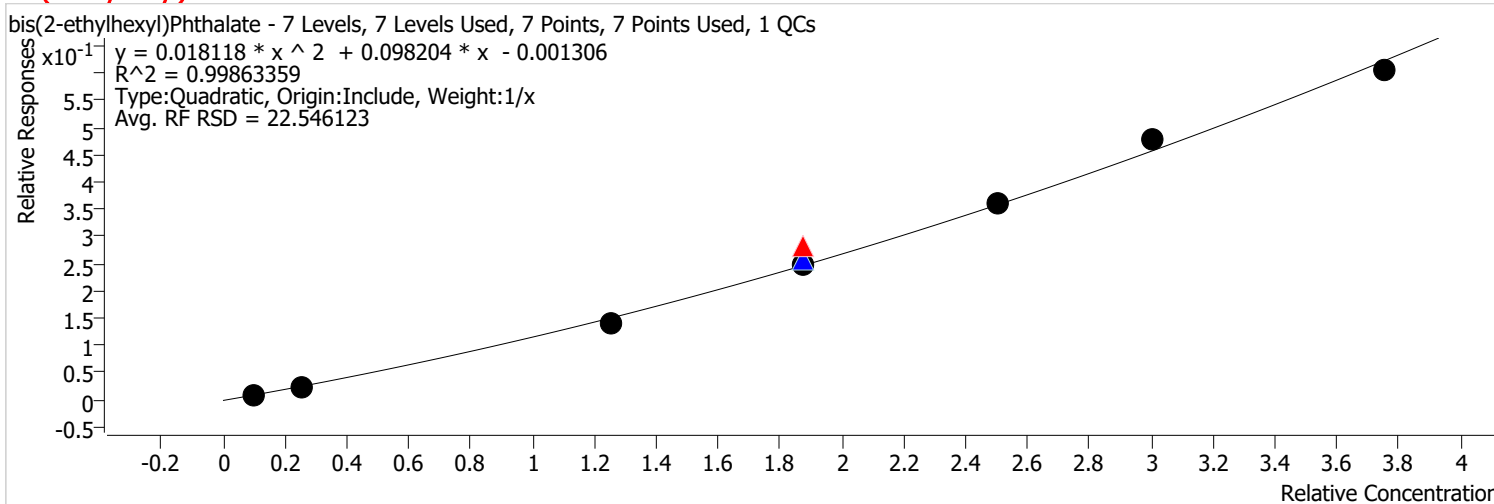


Calibration STD Path	Cal Type	Level	Enabled	Resp.	Exp. Conc	Resp. Factor	Level RSD
\\MASSHUNTER\Org\Data\SV5973N.I\sd021822\DoD BNA cal 1\Feb1808.D	Calibration	1	x	12724	4.0000	0.1917	
\\MASSHUNTER\Org\Data\SV5973N.I\sd021822\DoD BNA cal 1\Feb1807.D	Calibration	2	x	35676	10.0000	0.2172	
\\MASSHUNTER\Org\Data\SV5973N.I\sd021822\DoD BNA cal 1\Feb1806.D	Calibration	3	x	299783	50.0000	0.3247	
\\MASSHUNTER\Org\Data\SV5973N.I\sd030422\BNA 1\Feb0402.D	CC	CCV	x	544800	75.0000	0.3676	
\\MASSHUNTER\Org\Data\SV5973N.I\sd021822\DoD BNA cal 1\Feb1809.D	QC	ICV	x	412447	75.0000	0.3222	
\\MASSHUNTER\Org\Data\SV5973N.I\sd021822\DoD BNA cal 1\Feb1805.D	Calibration	4	x	486419	75.0000	0.3605	
\\MASSHUNTER\Org\Data\SV5973N.I\sd021822\DoD BNA cal 1\Feb1804.D	Calibration	5	x	749360	100.0000	0.3940	
\\MASSHUNTER\Org\Data\SV5973N.I\sd021822\DoD BNA cal 1\Feb1803.D	Calibration	6	x	921207	120.0000	0.4028	
\\MASSHUNTER\Org\Data\SV5973N.I\sd021822\DoD BNA cal 1\Feb1802.D	Calibration	7	x	1089020	150.0000	0.3933	

Calibration Report

Batch Path	\\MASSHUNTER\Org\Data\SV5973N.I\sd021822\DoD BNA cal 1\QuantResults\021822 DoD BNA cal.batch.bin		
Analysis Time	2/19/2022 1:08 PM	Analyst Name	BL2000\sean
Report Time	2/19/2022 1:09:19 PM	Reporter Name	BL2000\sean
Last Calib Update	2/19/2022 1:06 PM	Batch State	Processed
Quant Batch Version	10.0	Quant Report Version	10.0

bis(2-ethylhexyl)Phthalate %RSE = 5.5

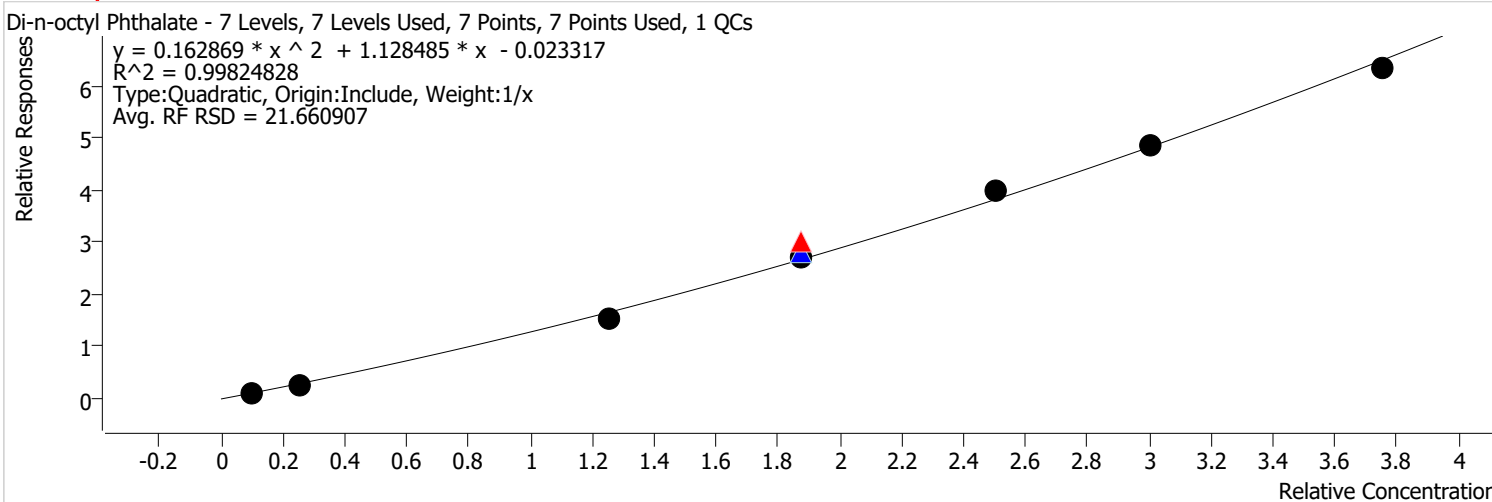


Calibration STD Path	Cal Type	Level	Enabled	Resp.	Exp. Conc	Resp. Factor	Level RSD
\\MASSHUNTER\Org\Data\SV5973N.I\sd021822\DoD BNA cal 1\Feb1808.D	Calibration	1	x	6272	4.0000	0.0945	
\\MASSHUNTER\Org\Data\SV5973N.I\sd021822\DoD BNA cal 1\Feb1807.D	Calibration	2	x	15117	10.0000	0.0920	
\\MASSHUNTER\Org\Data\SV5973N.I\sd021822\DoD BNA cal 1\Feb1806.D	Calibration	3	x	104536	50.0000	0.1132	
\\MASSHUNTER\Org\Data\SV5973N.I\sd030422\BNA 1\Feb0402.D	CC	CCV	x	224752	75.0000	0.1517	
\\MASSHUNTER\Org\Data\SV5973N.I\sd021822\DoD BNA cal 1\Feb1809.D	QC	ICV	x	177710	75.0000	0.1388	
\\MASSHUNTER\Org\Data\SV5973N.I\sd021822\DoD BNA cal 1\Feb1805.D	Calibration	4	x	177810	75.0000	0.1318	
\\MASSHUNTER\Org\Data\SV5973N.I\sd021822\DoD BNA cal 1\Feb1804.D	Calibration	5	x	275164	100.0000	0.1447	
\\MASSHUNTER\Org\Data\SV5973N.I\sd021822\DoD BNA cal 1\Feb1803.D	Calibration	6	x	364319	120.0000	0.1593	
\\MASSHUNTER\Org\Data\SV5973N.I\sd021822\DoD BNA cal 1\Feb1802.D	Calibration	7	x	446103	150.0000	0.1611	

Calibration Report

Batch Path	\\MASSHUNTER\Org\Data\SV5973N.I\sd021822\DoD BNA cal 1\QuantResults\021822 DoD BNA cal.batch.bin		
Analysis Time	2/19/2022 1:08 PM	Analyst Name	BL2000\sean
Report Time	2/19/2022 1:09:19 PM	Reporter Name	BL2000\sean
Last Calib Update	2/19/2022 1:06 PM	Batch State	Processed
Quant Batch Version	10.0	Quant Report Version	10.0

Di-n-octyl Phthalate %RSE = 8.8

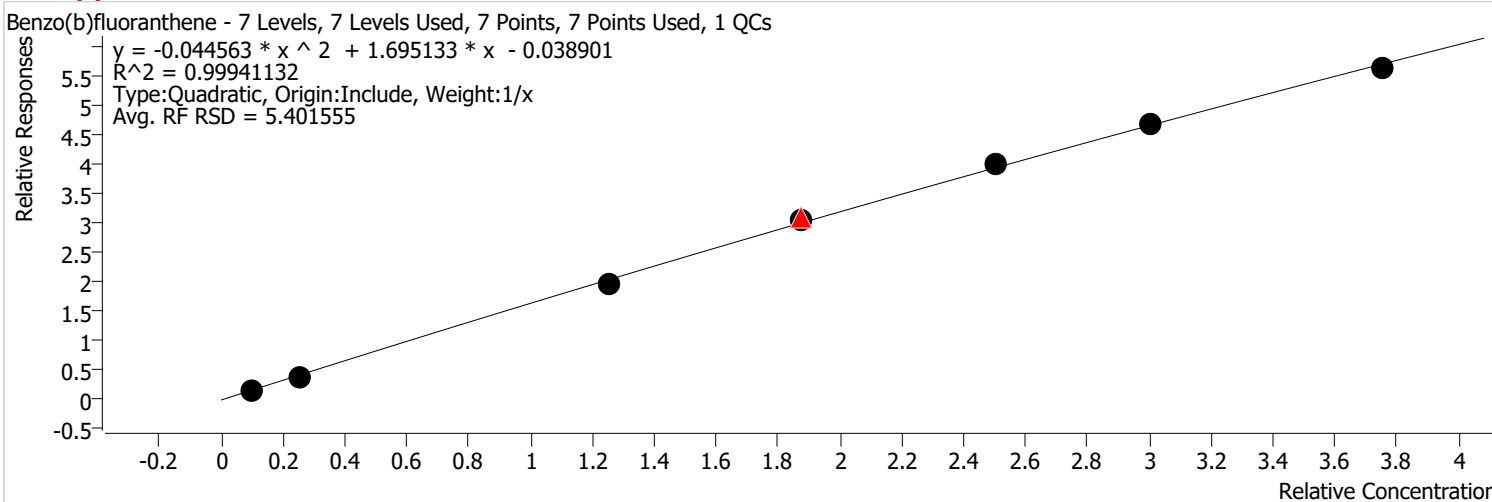


Calibration STD Path	Cal Type	Level	Enabled	Resp.	Exp. Conc	Resp. Factor	Level RSD
\\MASSHUNTER\Org\Data\SV5973N.I\sd021822\DoD BNA cal 1\Feb1808.D	Calibration	1	x	42821	4.0000	1.0522	
\\MASSHUNTER\Org\Data\SV5973N.I\sd021822\DoD BNA cal 1\Feb1807.D	Calibration	2	x	98225	10.0000	0.9593	
\\MASSHUNTER\Org\Data\SV5973N.I\sd021822\DoD BNA cal 1\Feb1806.D	Calibration	3	x	706918	50.0000	1.2050	
\\MASSHUNTER\Org\Data\SV5973N.I\sd030422\BNA 1\Feb0402.D	CC	CCV	x	1530105	75.0000	1.6103	
\\MASSHUNTER\Org\Data\SV5973N.I\sd021822\DoD BNA cal 1\Feb1809.D	QC	ICV	x	1235233	75.0000	1.5092	
\\MASSHUNTER\Org\Data\SV5973N.I\sd021822\DoD BNA cal 1\Feb1805.D	Calibration	4	x	1227671	75.0000	1.4498	
\\MASSHUNTER\Org\Data\SV5973N.I\sd021822\DoD BNA cal 1\Feb1804.D	Calibration	5	x	1958854	100.0000	1.6050	
\\MASSHUNTER\Org\Data\SV5973N.I\sd021822\DoD BNA cal 1\Feb1803.D	Calibration	6	x	2494942	120.0000	1.6288	
\\MASSHUNTER\Org\Data\SV5973N.I\sd021822\DoD BNA cal 1\Feb1802.D	Calibration	7	x	3050804	150.0000	1.6909	

Calibration Report

Batch Path	\\MASSHUNTER\Org\Data\SV5973N.I\sd021822\DoD BNA cal 1\QuantResults\021822 DoD BNA cal.batch.bin		
Analysis Time	2/19/2022 1:08 PM	Analyst Name	BL2000\sean
Report Time	2/19/2022 1:09:19 PM	Reporter Name	BL2000\sean
Last Calib Update	2/19/2022 1:06 PM	Batch State	Processed
Quant Batch Version	10.0	Quant Report Version	10.0

Benzo(b)fluoranthene %RSE = 4.9

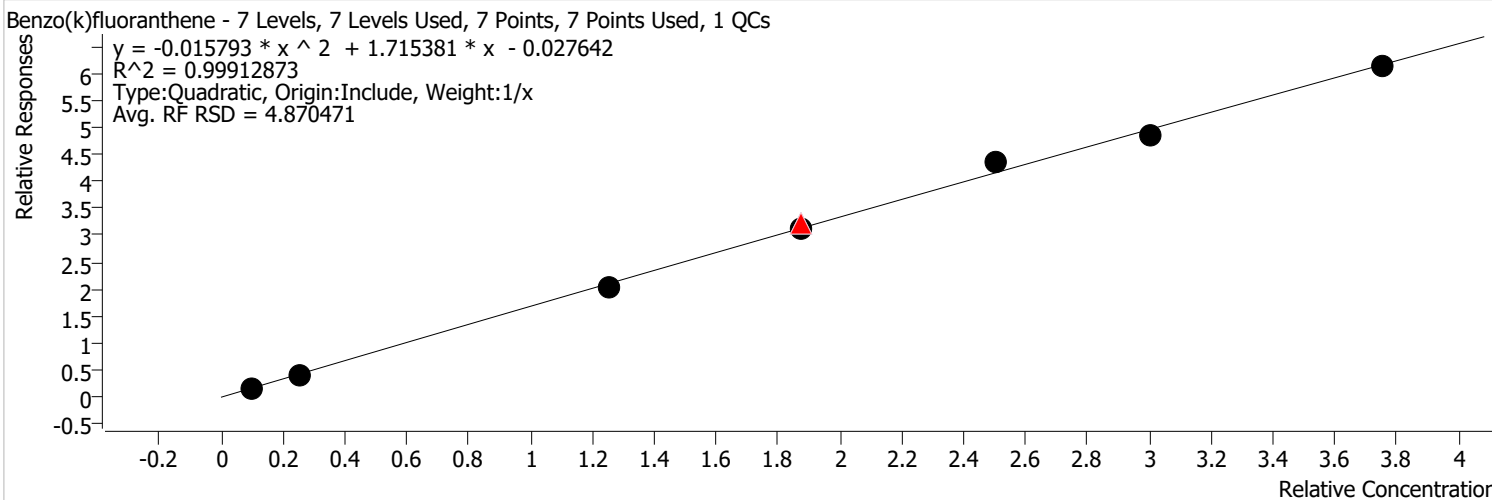


Calibration STD Path	Cal Type	Level	Enabled	Resp.	Exp. Conc	Resp. Factor	Level RSD
\\MASSHUNTER\Org\Data\SV5973N.I\sd021822\DoD BNA cal 1\Feb1808.D	Calibration	1	x	57119	4.0000	1.4035	
\\MASSHUNTER\Org\Data\SV5973N.I\sd021822\DoD BNA cal 1\Feb1807.D	Calibration	2	x	146871	10.0000	1.4344	
\\MASSHUNTER\Org\Data\SV5973N.I\sd021822\DoD BNA cal 1\Feb1806.D	Calibration	3	x	908237	50.0000	1.5482	
\\MASSHUNTER\Org\Data\SV5973N.I\sd030422\BNA 1\Feb0402.D	CC	CCV	x	1568935	75.0000	1.6511	
\\MASSHUNTER\Org\Data\SV5973N.I\sd021822\DoD BNA cal 1\Feb1809.D	QC	ICV	x	1337400	75.0000	1.6340	
\\MASSHUNTER\Org\Data\SV5973N.I\sd021822\DoD BNA cal 1\Feb1805.D	Calibration	4	x	1375648	75.0000	1.6245	
\\MASSHUNTER\Org\Data\SV5973N.I\sd021822\DoD BNA cal 1\Feb1804.D	Calibration	5	x	1951128	100.0000	1.5987	
\\MASSHUNTER\Org\Data\SV5973N.I\sd021822\DoD BNA cal 1\Feb1803.D	Calibration	6	x	2384843	120.0000	1.5570	
\\MASSHUNTER\Org\Data\SV5973N.I\sd021822\DoD BNA cal 1\Feb1802.D	Calibration	7	x	2701361	150.0000	1.4973	

Calibration Report

Batch Path	\\MASSHUNTER\Org\Data\SV5973N.I\sd021822\DoD BNA cal 1\QuantResults\021822 DoD BNA cal.batch.bin		
Analysis Time	2/19/2022 1:08 PM	Analyst Name	BL2000\sean
Report Time	2/19/2022 1:09:19 PM	Reporter Name	BL2000\sean
Last Calib Update	2/19/2022 1:06 PM	Batch State	Processed
Quant Batch Version	10.0	Quant Report Version	10.0

Benzo(k)fluoranthene %RSE = 4.3



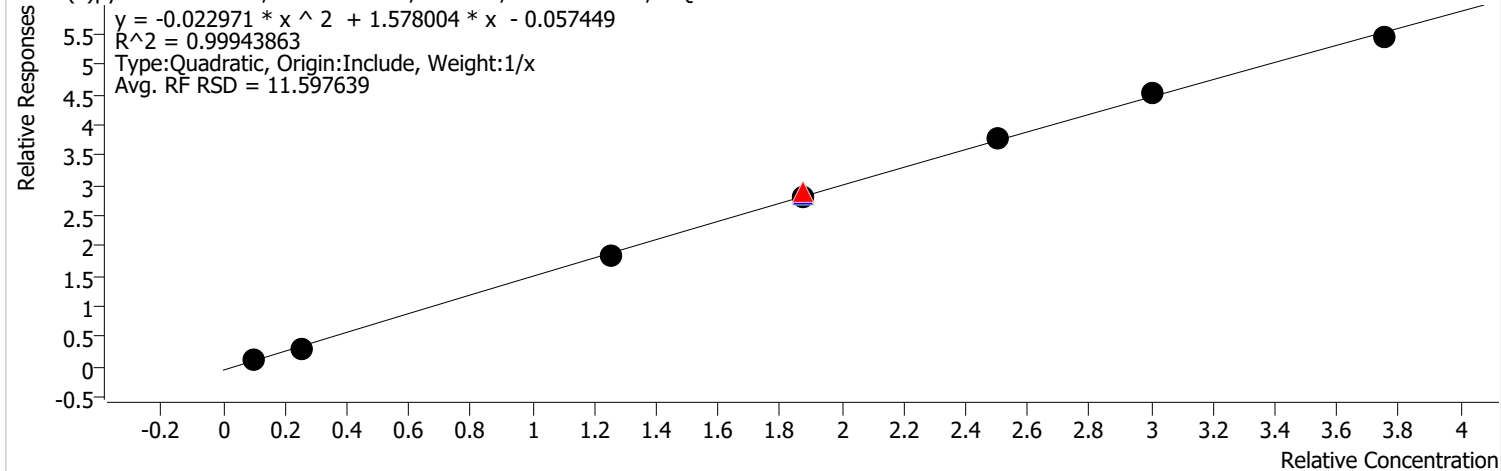
Calibration STD Path	Cal Type	Level	Enabled	Resp.	Exp. Conc	Resp. Factor	Level RSD
\\MASSHUNTER\Org\Data\SV5973N.I\sd021822\DoD BNA cal 1\Feb1808.D	Calibration	1	x	61699	4.0000	1.5160	
\\MASSHUNTER\Org\Data\SV5973N.I\sd021822\DoD BNA cal 1\Feb1807.D	Calibration	2	x	156598	10.0000	1.5294	
\\MASSHUNTER\Org\Data\SV5973N.I\sd021822\DoD BNA cal 1\Feb1806.D	Calibration	3	x	956185	50.0000	1.6300	
\\MASSHUNTER\Org\Data\SV5973N.I\sd030422\BNA 1\Feb0402.D	CC	CCV	x	1628575	75.0000	1.7139	
\\MASSHUNTER\Org\Data\SV5973N.I\sd021822\DoD BNA cal 1\Feb1809.D	QC	ICV	x	1401698	75.0000	1.7126	
\\MASSHUNTER\Org\Data\SV5973N.I\sd021822\DoD BNA cal 1\Feb1805.D	Calibration	4	x	1413651	75.0000	1.6694	
\\MASSHUNTER\Org\Data\SV5973N.I\sd021822\DoD BNA cal 1\Feb1804.D	Calibration	5	x	2129075	100.0000	1.7445	
\\MASSHUNTER\Org\Data\SV5973N.I\sd021822\DoD BNA cal 1\Feb1803.D	Calibration	6	x	2491030	120.0000	1.6263	
\\MASSHUNTER\Org\Data\SV5973N.I\sd021822\DoD BNA cal 1\Feb1802.D	Calibration	7	x	2958362	150.0000	1.6397	

Calibration Report

Batch Path	\\MASSHUNTER\Org\Data\SV5973N.I\sd021822\DoD BNA cal 1\QuantResults\021822 DoD BNA cal.batch.bin		
Analysis Time	2/19/2022 1:08 PM	Analyst Name	BL2000\sean
Report Time	2/19/2022 1:09:19 PM	Reporter Name	BL2000\sean
Last Calib Update	2/19/2022 1:06 PM	Batch State	Processed
Quant Batch Version	10.0	Quant Report Version	10.0

Benzo(a)pyrene %RSE = 6.5

Benzo(a)pyrene - 7 Levels, 7 Levels Used, 7 Points, 7 Points Used, 1 QCs

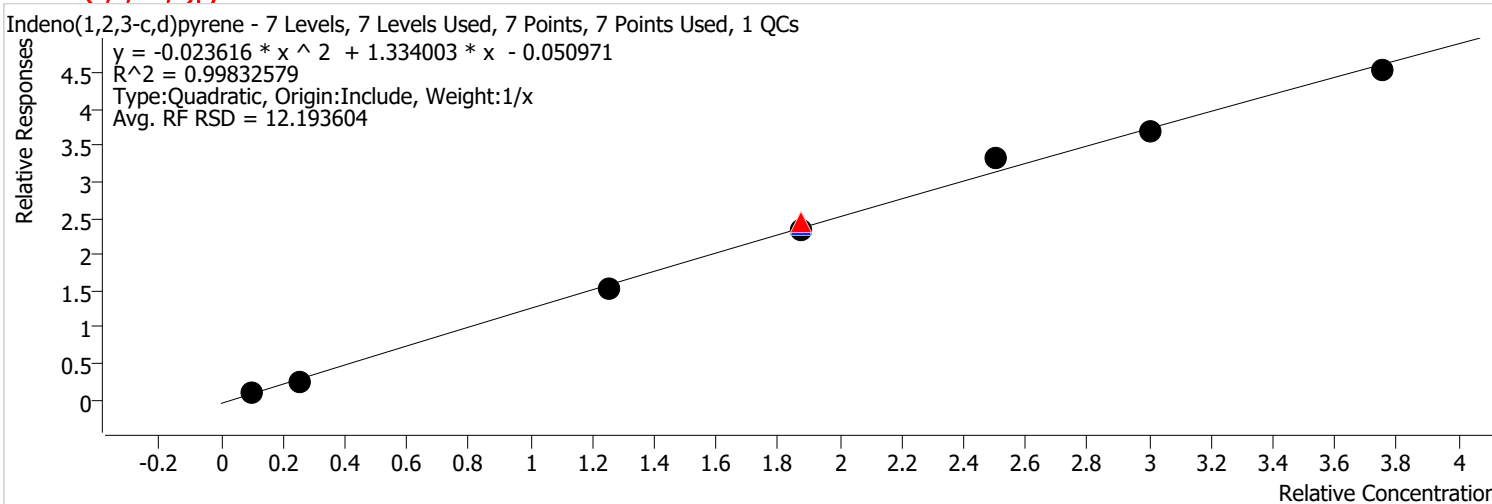


Calibration STD Path	Cal Type	Level	Enabled	Resp.	Exp. Conc	Resp. Factor	Level RSD
\\MASSHUNTER\Org\Data\SV5973N.I\sd021822\DoD BNA cal 1\Feb1808.D	Calibration	1	x	46309	4.0000	1.1378	
\\MASSHUNTER\Org\Data\SV5973N.I\sd021822\DoD BNA cal 1\Feb1807.D	Calibration	2	x	122603	10.0000	1.1974	
\\MASSHUNTER\Org\Data\SV5973N.I\sd021822\DoD BNA cal 1\Feb1806.D	Calibration	3	x	873144	50.0000	1.4884	
\\MASSHUNTER\Org\Data\SV5973N.I\sd030422\BNA 1\Feb0402.D	CC	CCV	x	1481350	75.0000	1.5590	
\\MASSHUNTER\Org\Data\SV5973N.I\sd021822\DoD BNA cal 1\Feb1809.D	QC	ICV	x	1242141	75.0000	1.5176	
\\MASSHUNTER\Org\Data\SV5973N.I\sd021822\DoD BNA cal 1\Feb1805.D	Calibration	4	x	1275566	75.0000	1.5063	
\\MASSHUNTER\Org\Data\SV5973N.I\sd021822\DoD BNA cal 1\Feb1804.D	Calibration	5	x	1849719	100.0000	1.5156	
\\MASSHUNTER\Org\Data\SV5973N.I\sd021822\DoD BNA cal 1\Feb1803.D	Calibration	6	x	2323286	120.0000	1.5168	
\\MASSHUNTER\Org\Data\SV5973N.I\sd021822\DoD BNA cal 1\Feb1802.D	Calibration	7	x	2621643	150.0000	1.4531	

Calibration Report

Batch Path	\\MASSHUNTER\Org\Data\SV5973N.I\sd021822\DoD BNA cal 1\QuantResults\021822 DoD BNA cal.batch.bin		
Analysis Time	2/19/2022 1:08 PM	Analyst Name	BL2000\sean
Report Time	2/19/2022 1:09:20 PM	Reporter Name	BL2000\sean
Last Calib Update	2/19/2022 1:06 PM	Batch State	Processed
Quant Batch Version	10.0	Quant Report Version	10.0

Indeno(1,2,3-c,d)pyrene %RSE = 6.6

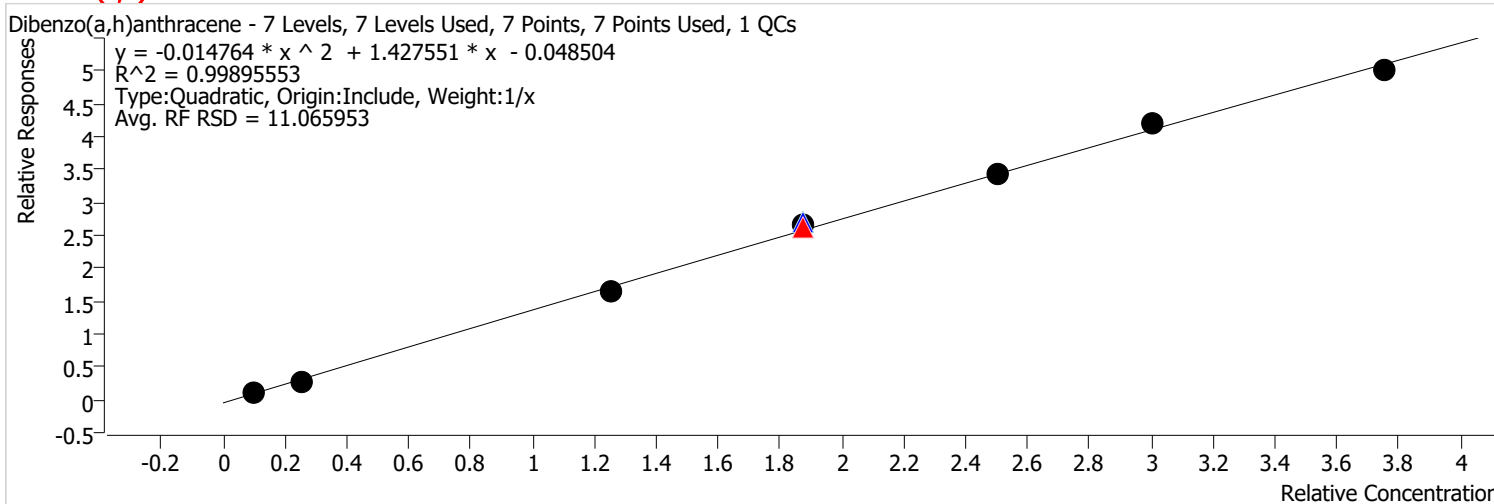


Calibration STD Path	Cal Type	Level	Enabled	Resp.	Exp. Conc	Resp. Factor	Level RSD
\\MASSHUNTER\Org\Data\SV5973N.I\sd021822\DoD BNA cal 1\Feb1808.D	Calibration	1	x	37542	4.0000	0.9224	
\\MASSHUNTER\Org\Data\SV5973N.I\sd021822\DoD BNA cal 1\Feb1807.D	Calibration	2	x	105841	10.0000	1.0337	
\\MASSHUNTER\Org\Data\SV5973N.I\sd021822\DoD BNA cal 1\Feb1806.D	Calibration	3	x	711904	50.0000	1.2135	
\\MASSHUNTER\Org\Data\SV5973N.I\sd030422\BNA 1\Feb0402.D	CC	CCV	x	1234878	75.0000	1.2996	
\\MASSHUNTER\Org\Data\SV5973N.I\sd021822\DoD BNA cal 1\Feb1809.D	QC	ICV	x	1059011	75.0000	1.2939	
\\MASSHUNTER\Org\Data\SV5973N.I\sd021822\DoD BNA cal 1\Feb1805.D	Calibration	4	x	1059042	75.0000	1.2506	
\\MASSHUNTER\Org\Data\SV5973N.I\sd021822\DoD BNA cal 1\Feb1804.D	Calibration	5	x	1633072	100.0000	1.3381	
\\MASSHUNTER\Org\Data\SV5973N.I\sd021822\DoD BNA cal 1\Feb1803.D	Calibration	6	x	1895312	120.0000	1.2374	
\\MASSHUNTER\Org\Data\SV5973N.I\sd021822\DoD BNA cal 1\Feb1802.D	Calibration	7	x	2181733	150.0000	1.2093	

Calibration Report

Batch Path	\\MASSHUNTER\Org\Data\SV5973N.I\sd021822\DoD BNA cal 1\QuantResults\021822 DoD BNA cal.batch.bin		
Analysis Time	2/19/2022 1:08 PM	Analyst Name	BL2000\sean
Report Time	2/19/2022 1:09:20 PM	Reporter Name	BL2000\sean
Last Calib Update	2/19/2022 1:06 PM	Batch State	Processed
Quant Batch Version	10.0	Quant Report Version	10.0

Dibenzo(a,h)anthracene %RSE = 6.6

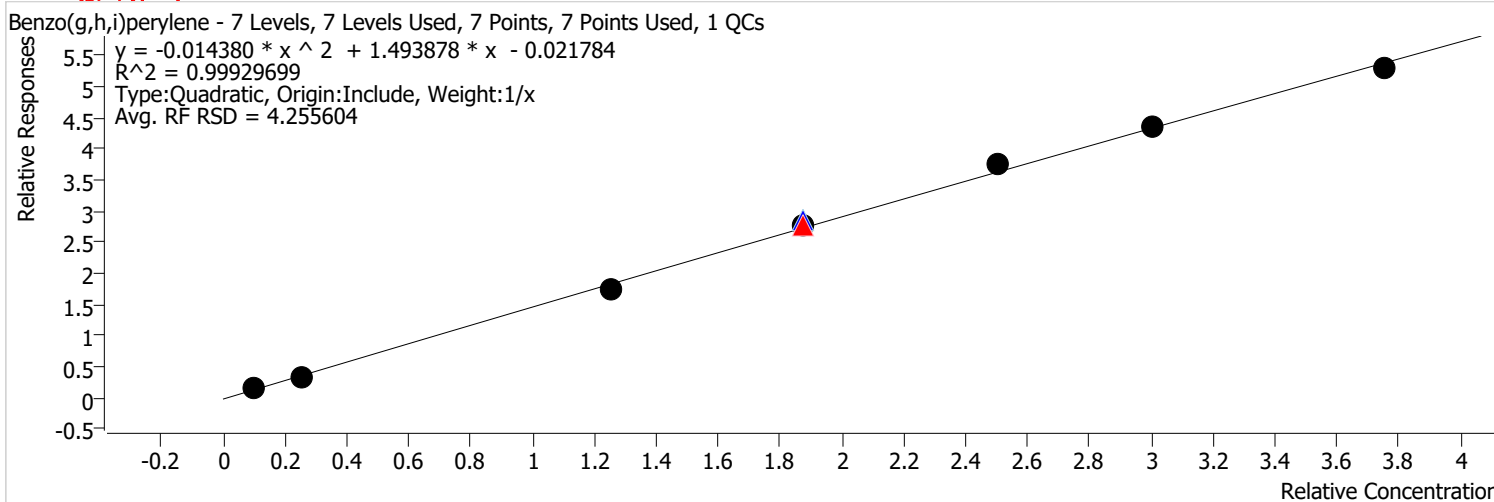


Calibration STD Path	Cal Type	Level	Enabled	Resp.	Exp. Conc	Resp. Factor	Level RSD
\\MASSHUNTER\Org\Data\SV5973N.I\sd021822\DoD BNA cal 1\Feb1808.D	Calibration	1	x	43122	4.0000	1.0596	
\\MASSHUNTER\Org\Data\SV5973N.I\sd021822\DoD BNA cal 1\Feb1807.D	Calibration	2	x	114340	10.0000	1.1167	
\\MASSHUNTER\Org\Data\SV5973N.I\sd021822\DoD BNA cal 1\Feb1806.D	Calibration	3	x	767418	50.0000	1.3082	
\\MASSHUNTER\Org\Data\SV5973N.I\sd030422\BNA 1\Feb0402.D	CC	CCV	x	1331868	75.0000	1.4017	
\\MASSHUNTER\Org\Data\SV5973N.I\sd021822\DoD BNA cal 1\Feb1809.D	QC	ICV	x	1185669	75.0000	1.4486	
\\MASSHUNTER\Org\Data\SV5973N.I\sd021822\DoD BNA cal 1\Feb1805.D	Calibration	4	x	1205859	75.0000	1.4240	
\\MASSHUNTER\Org\Data\SV5973N.I\sd021822\DoD BNA cal 1\Feb1804.D	Calibration	5	x	1675258	100.0000	1.3726	
\\MASSHUNTER\Org\Data\SV5973N.I\sd021822\DoD BNA cal 1\Feb1803.D	Calibration	6	x	2141448	120.0000	1.3981	
\\MASSHUNTER\Org\Data\SV5973N.I\sd021822\DoD BNA cal 1\Feb1802.D	Calibration	7	x	2406140	150.0000	1.3336	

Calibration Report

Batch Path	\\MASSHUNTER\Org\Data\SV5973N.I\sd021822\DoD BNA cal 1\QuantResults\021822 DoD BNA cal.batch.bin		
Analysis Time	2/19/2022 1:08 PM	Analyst Name	BL2000\sean
Report Time	2/19/2022 1:09:20 PM	Reporter Name	BL2000\sean
Last Calib Update	2/19/2022 1:06 PM	Batch State	Processed
Quant Batch Version	10.0	Quant Report Version	10.0

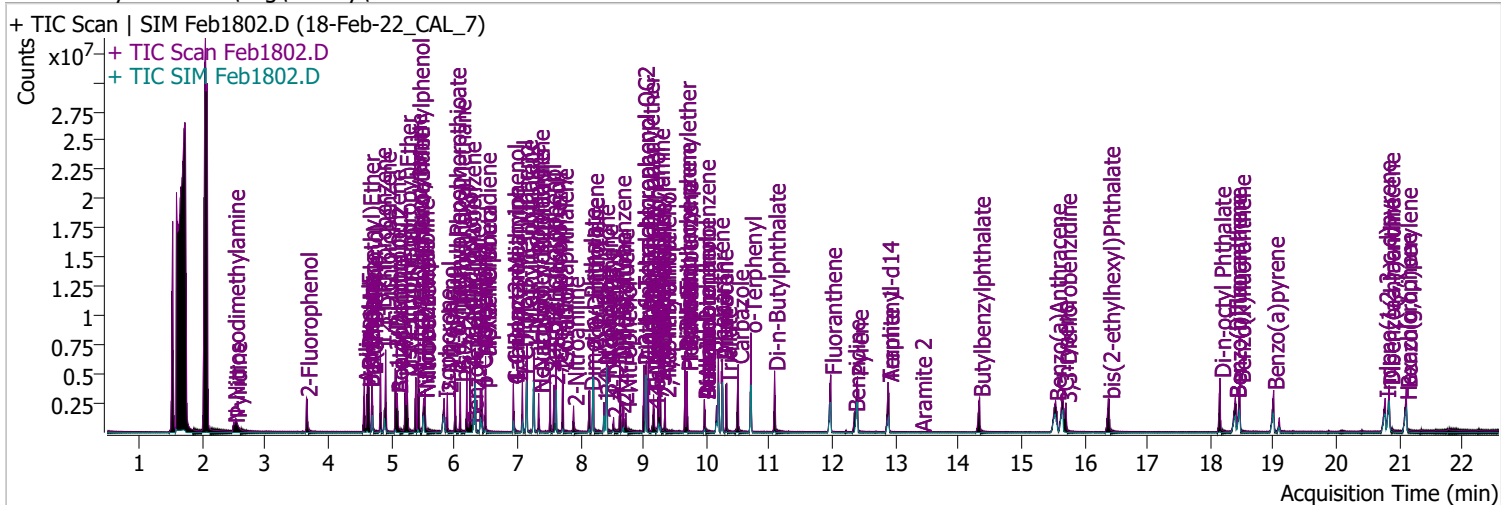
Benzo(g,h,i)perylene %RSE = 4.9



Calibration STD Path	Cal Type	Level	Enabled	Resp.	Exp. Conc	Resp. Factor	Level RSD
\\MASSHUNTER\Org\Data\SV5973N.I\sd021822\DoD BNA cal 1\Feb1808.D	Calibration	1	x	55564	4.0000	1.3652	
\\MASSHUNTER\Org\Data\SV5973N.I\sd021822\DoD BNA cal 1\Feb1807.D	Calibration	2	x	135480	10.0000	1.3231	
\\MASSHUNTER\Org\Data\SV5973N.I\sd021822\DoD BNA cal 1\Feb1806.D	Calibration	3	x	822853	50.0000	1.4027	
\\MASSHUNTER\Org\Data\SV5973N.I\sd030422\BNA 1\Feb0402.D	CC	CCV	x	1400809	75.0000	1.4742	
\\MASSHUNTER\Org\Data\SV5973N.I\sd021822\DoD BNA cal 1\Feb1809.D	QC	ICV	x	1251600	75.0000	1.5292	
\\MASSHUNTER\Org\Data\SV5973N.I\sd021822\DoD BNA cal 1\Feb1805.D	Calibration	4	x	1242728	75.0000	1.4676	
\\MASSHUNTER\Org\Data\SV5973N.I\sd021822\DoD BNA cal 1\Feb1804.D	Calibration	5	x	1825037	100.0000	1.4954	
\\MASSHUNTER\Org\Data\SV5973N.I\sd021822\DoD BNA cal 1\Feb1803.D	Calibration	6	x	2227367	120.0000	1.4542	
\\MASSHUNTER\Org\Data\SV5973N.I\sd021822\DoD BNA cal 1\Feb1802.D	Calibration	7	x	2544345	150.0000	1.4102	

Quantitation Results Report (QT Reviewed)

Data File	Feb1802.D	Operator	LIMS import
Acq. Method	BNA+SIM.M	Acq. Date-Time	2/19/2022 8:21:26 AM
Sample Name	18-Feb-22_CAL_7	Instrument	Instrument #1
Vial	2	Multiplier	1.00
DA Method File		Comment	SVOC-8270-W-LARGO
Tune File	dftppdsm.u	Tune Date	2/18/2022 9:25:00 PM
Batch Name	021822 DoD BNA cal.batch.bin	Last Calib Update	2/19/2022 1:06:17 PM
Ref Library	D:\Org\Library\NIST129K.l		



Compound	RT	QIon	Resp.	Conc.	Units	Dev(Min)
----------	----	------	-------	-------	-------	----------

Internal Standards

System Monitoring Compounds

S 2-Fluorophenol	3.653	112.0	1295463	148.0816	µg/L	0.000
Spiked Amount: 200.000	Range: 10.0 - 75.0%			Recovery = 74.04%		
S Phenol-d5	4.624	99.0	1568589	147.1390	µg/L	0.010
Spiked Amount: 200.000	Range: 10.0 - 65.0%			Recovery = 73.57%		*
S Nitrobenzene-d5	5.512	82.0	904317	146.3219	µg/L	0.010
Spiked Amount: 100.000	Range: 32.0 - 94.0%			Recovery = 146.32%		*
S 2-Fluorobiphenyl	7.615	172.0	2463367	147.2250	µg/L	0.010
Spiked Amount: 100.000	Range: 28.0 - 107.0%			Recovery = 147.23%		*
S 2,4,6-Tribromophenol	9.346	329.8	230054	148.5652	µg/L	0.010
Spiked Amount: 200.000	Range: 25.0 - 140.0%			Recovery = 74.28%		
S Terphenyl-d14	12.885	244.3	2533921	152.1715	µg/L	0.010
Spiked Amount: 100.000	Range: 32.0 - 122.0%			Recovery = 152.17%		*

Target Compounds

Compound	RT	QIon	Resp.	Conc.	Units	m	QValue
T N-Nitrosodimethylamine	2.499	74.0	435283	149.7331	µg/L	m	87
T Pyridine	2.530	79.0	993215	146.1394	µg/L		98
T Aniline	4.573	93.0	2171964	145.4822	µg/L		99
T Phenol	4.634	94.0	1758157	145.5279	µg/L		99
T bis(-2-Chloroethyl)Ether	4.644	63.0	1179626	147.5977	µg/L		99
T 2-Chlorophenol	4.695	128.0	1348440	146.1109	µg/L		100
T 1,3-Dichlorobenzene	4.828	146.0	1667861	145.7869	µg/L		98
T 1,4-Dichlorobenzene	4.910	146.0	1624565	145.8903	µg/L		99
T 1,2-Dichlorobenzene	5.063	146.0	1646889	148.3968	µg/L		99
T Benzyl Alcohol	5.093	108.0	807931	145.1617	µg/L	m	97
T bis(2-chloroisopropyl)Ether	5.226	121.0	445398	144.2435	µg/L		99
T 2-Methylphenol	5.247	107.0	1190643	144.8184	µg/L		99
T N-nitroso-Di-n-propylamine	5.390	70.0	939344	151.9419	µg/L		97
T 4Methylphenol/3Methylphenol	5.430	107.0	1613966	147.6891	µg/L		100
T Hexachloroethane	5.430	117.0	548286	145.5974	µg/L		98

Quantitation Results Report (QT Reviewed)

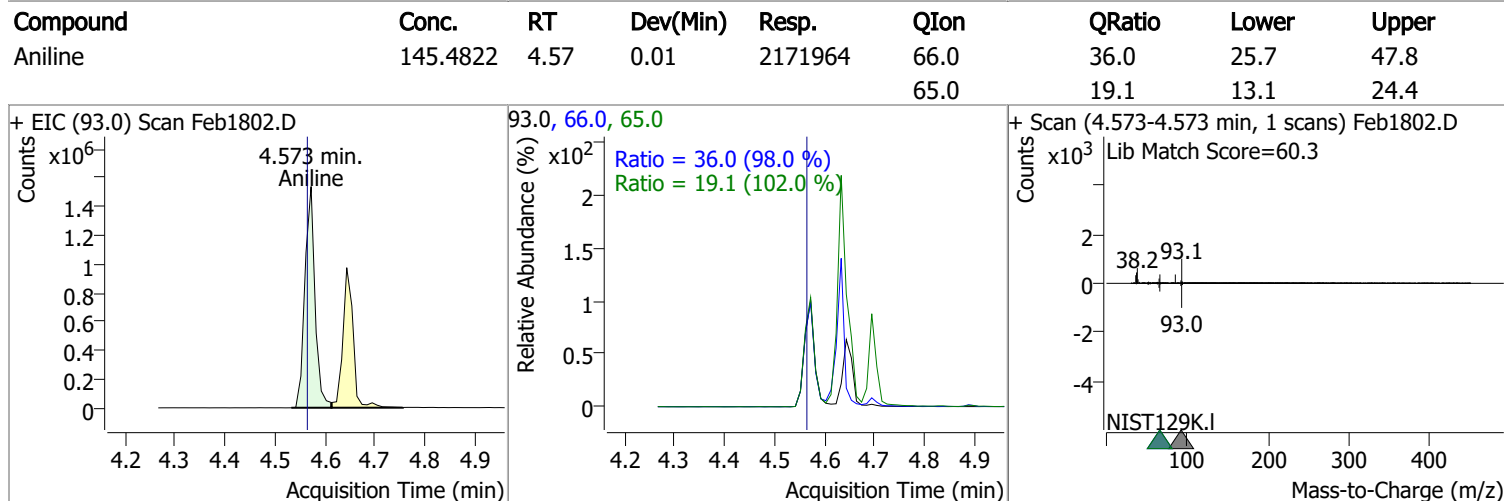
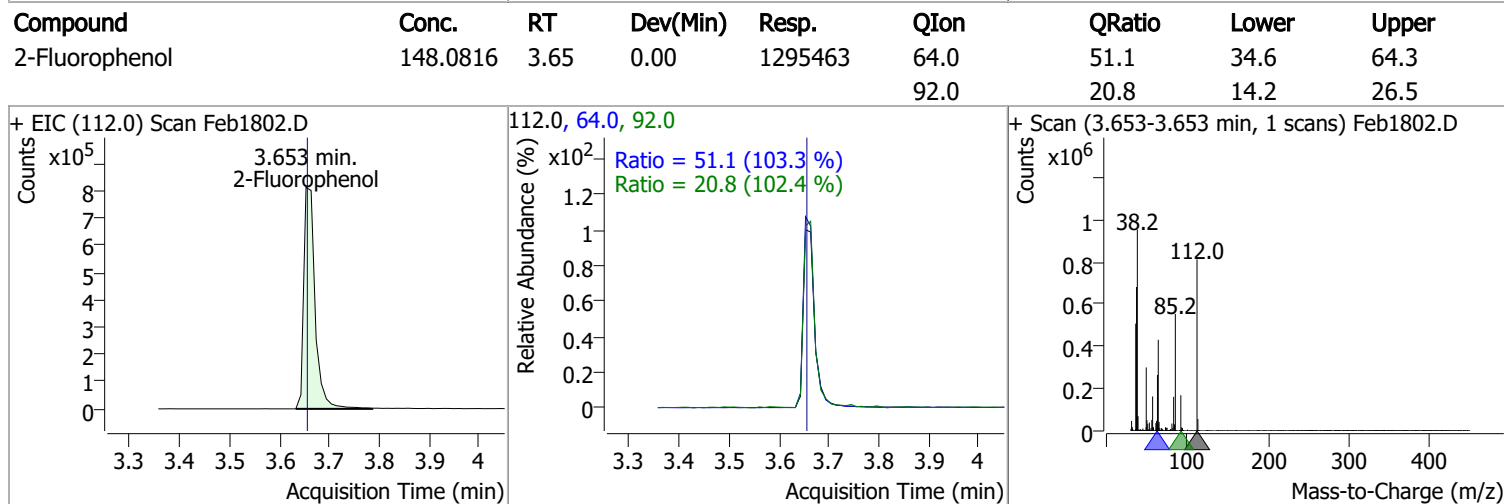
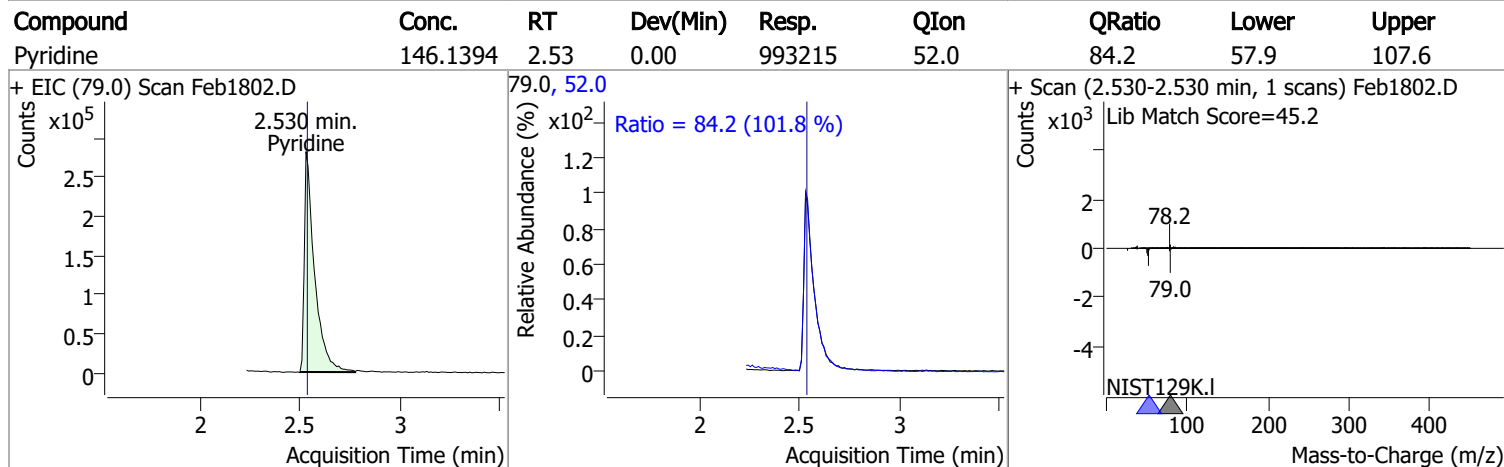
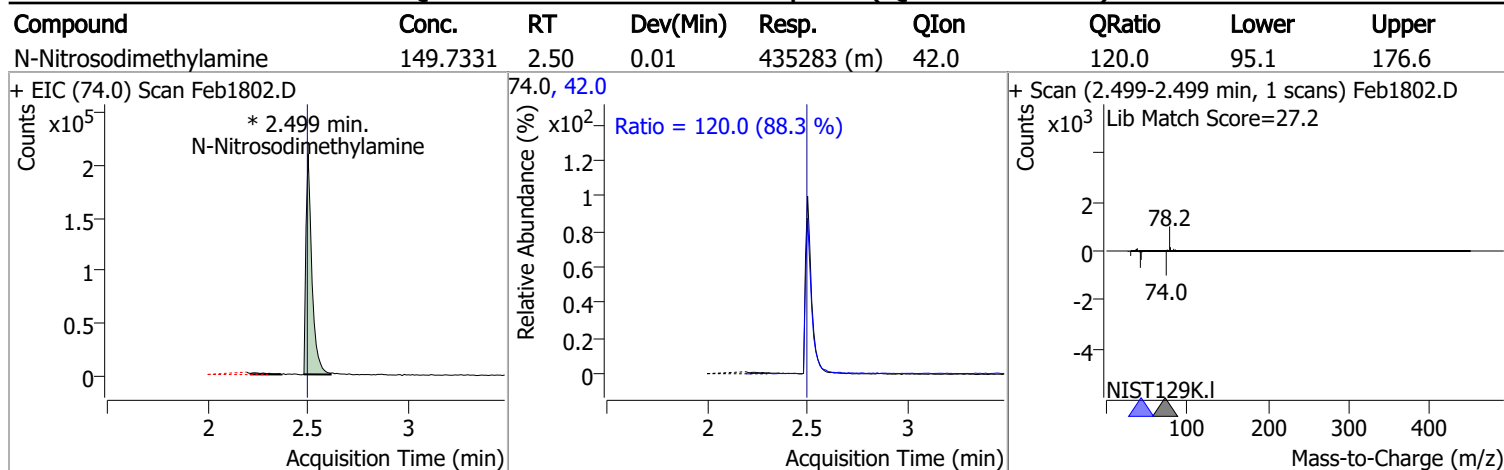
Compound	RT	QIon	Resp.	Conc.	Units	Dev(Min)	
T Nitrobenzene	5.533	123.1	407665	141.1819	µg/L	99	
T Isophorone	5.839	82.0	2053422	146.3082	µg/L	100	
T 2-Nitrophenol	5.890	139.0	508410	144.4380	µg/L	97	
T 2,4-Dimethylphenol	6.013	122.0	870994	141.2476	µg/L	95	
T bis(-2-Chloroethoxy)Methane	6.095	93.0	1216035	145.3489	µg/L	96	
T 2,4-Dichlorophenol	6.198	162.0	896259	143.8113	µg/L	94	
T Benzoic Acid	6.290	105.0	580859	145.3846	µg/L	91	
T 1,2,4-Trichlorobenzene	6.249	180.0	1020843	148.2588	µg/L	100	
T Naphthalene	6.331	128.0	2903611	144.2577	µg/L	99	
T 4-Chlorophenol	6.414	130.0	345521	147.5888	µg/L	93	
T p-Chloroaniline	6.434	127.0	1228719	150.5232	µg/L	94	
T Hexachlorobutadiene	6.496	224.9	573148	147.3648	µg/L	98	
T 4-Chloro-2-Methylphenol	6.937	107.0	789739	143.0066	µg/L	97	
T 4-Chloro-3-Methylphenol	7.081	107.0	869158	145.6908	µg/L	m	97
T 2-Methylnaphthalene	7.153	141.0	1933828	150.9988	µg/L	97	
T 1-Methylnaphthalene	7.266	141.0	1836402	150.2226	µg/L	98	
T Hexachlorocyclopentadiene	7.338	236.9	361285	147.7348	µg/L	97	
T 2,4,6-Trichlorophenol	7.523	196.0	593283	141.2571	µg/L	m	99
T 2,4,5-Trichlorophenol	7.584	196.0	685262	146.8158	µg/L	m	94
T 2-Chloronaphthalene	7.718	162.0	2050771	146.7090	µg/L	98	
T 2-Nitroaniline	7.892	65.0	356343	139.5885	µg/L	95	
T Dimethyl Phthalate	8.149	163.0	2219984	148.7697	µg/L	98	
T 2,6-Dinitrotoluene	8.200	165.0	273317	140.2801	µg/L	98	
T Acenaphthylene	8.210	152.1	3319452	149.6798	µg/L	100	
T 3-Nitroaniline	8.405	138.0	328938	141.8409	µg/L	99	
T Acenaphthene	8.425	154.0	1843621	152.6309	µg/L	98	
T 2,4-Dinitrophenol	8.528	184.0	173045	147.4076	µg/L	96	
T Dibenzofuran	8.630	168.0	2842991	148.1350	µg/L	97	
T 2,4-Dinitrotoluene	8.681	165.0	397564	147.3776	µg/L	98	
T 4-Nitrophenol	8.722	109.0	368713	144.3881	µg/L	93	
T Diethylphthalate	9.008	149.0	2256164	145.3678	µg/L	100	
T Fluorene	9.049	166.0	2493155	153.8147	µg/L	99	
T 4-Chlorophenyl-phenylether	9.080	204.0	1110314	142.5752	µg/L	95	
T 4-Nitroaniline	9.162	138.0	363865	147.4676	µg/L	99	
T 4,6-Dinitro-2-methylphenol	9.172	198.0	243650	147.9207	µg/L	99	
T N-nitrosodiphenylamine	9.244	169.0	1648173	148.6623	µg/L	99	
T Azobenzene	9.264	77.0	2354024	151.0311	µg/L	100	
T 4-Bromophenyl-phenylether	9.663	248.0	662596	146.8992	µg/L	98	
T Hexachlorobenzene	9.694	283.9	597870	143.5319	µg/L	96	
T Pentachlorophenol	9.968	265.9	342613	148.7927	µg/L	95	
T Phenanthrene	10.191	178.0	3132371	146.0003	µg/L	100	
T Anthracene	10.252	178.0	3071678	143.8138	µg/L	99	
T Triallate	10.313	86.0	845447	149.2795	µg/L	97	
T Carbazole	10.505	167.0	3271481	149.5705	µg/L	99	
T o-Terphenyl	10.708	230.0	1697837	143.8799	µg/L	98	
T Di-n-Butylphthalate	11.083	149.0	3446165	147.6497	µg/L	99	
T Fluoranthene	11.974	202.0	3397461	148.7725	µg/L	99	
T Benzidine	12.349	184.0	1083722	152.2725	µg/L	99	
T Pyrene	12.399	202.0	3679726	149.9738	µg/L	99	
T Butylbenzylphthalate	14.337	149.0	1276176	146.7579	µg/L	94	
T Benzo(a)Anthracene	15.543	228.0	2842112	149.7505	µg/L	99	
T Chrysene	15.655	228.0	3033845	147.3118	µg/L	98	
T 3,3-Dichlorobenzidine	15.706	252.0	1089020	145.8673	µg/L	99	
T bis(2-ethylhexyl)Phthalate	16.391	167.0	446103	146.9804	µg/L	100	
T Di-n-octyl Phthalate	18.153	149.0	3050804	147.3012	µg/L	99	

Quantitation Results Report (QT Reviewed)

Compound	RT	QIon	Resp.	Conc.	Units	Dev(Min)
T Benzo(b)fluoranthene	18.396	252.0	2701361	147.7569	µg/L	100
T Benzo(k)fluoranthene	18.467	252.0	2958362	149.1473	µg/L	99
T Benzo(a)pyrene	19.004	252.0	2621643	147.4984	µg/L	98
T Indeno(1,2,3-c,d)pyrene	20.776	276.0	2181733	147.0742	µg/L	97
T Dibenzo(a,h)anthracene	20.836	278.0	2406140	147.0838	µg/L	98
T Benzo(g,h,i)perylene	21.110	276.0	2544345	147.4139	µg/L	98

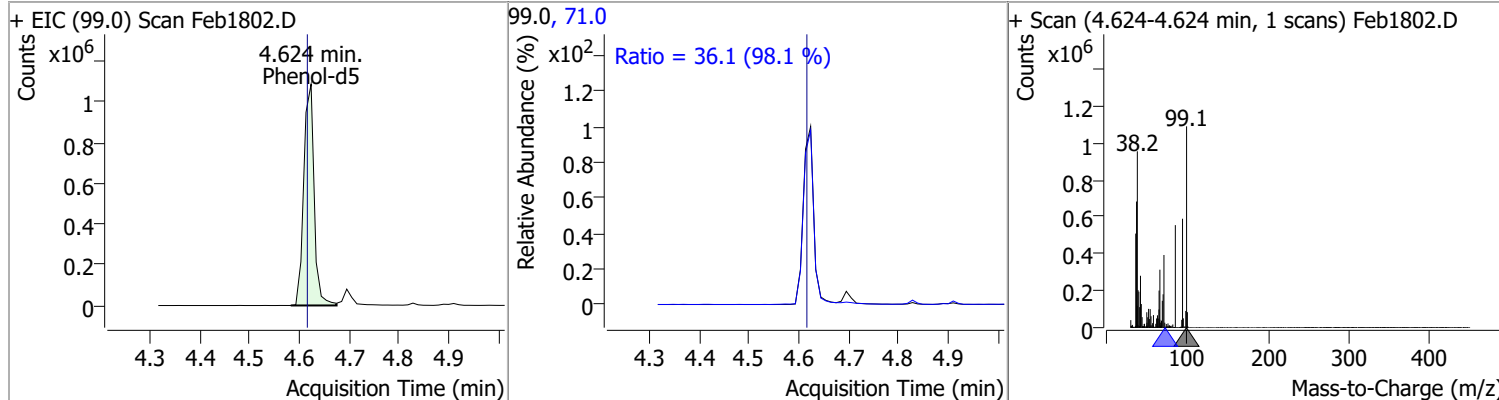
(#) = Qualifier Out of Range; (m) = Manual Integration; (+) = Area Summed; (*) = Surrogate Percent Recovery Out of Range; (d): Zeroed Peak

Quantitation Results Report (QT Reviewed)

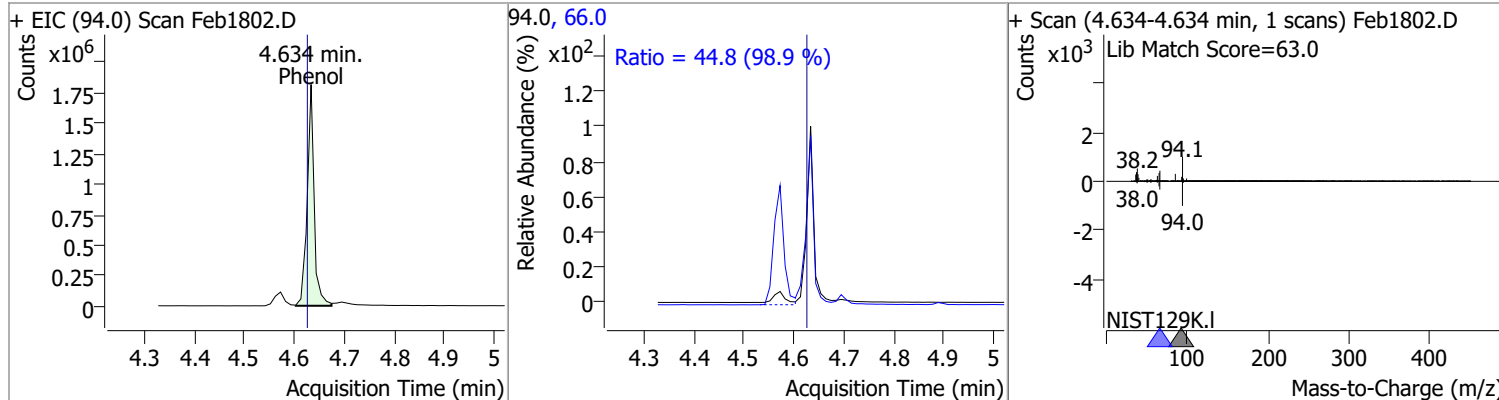


Quantitation Results Report (QT Reviewed)

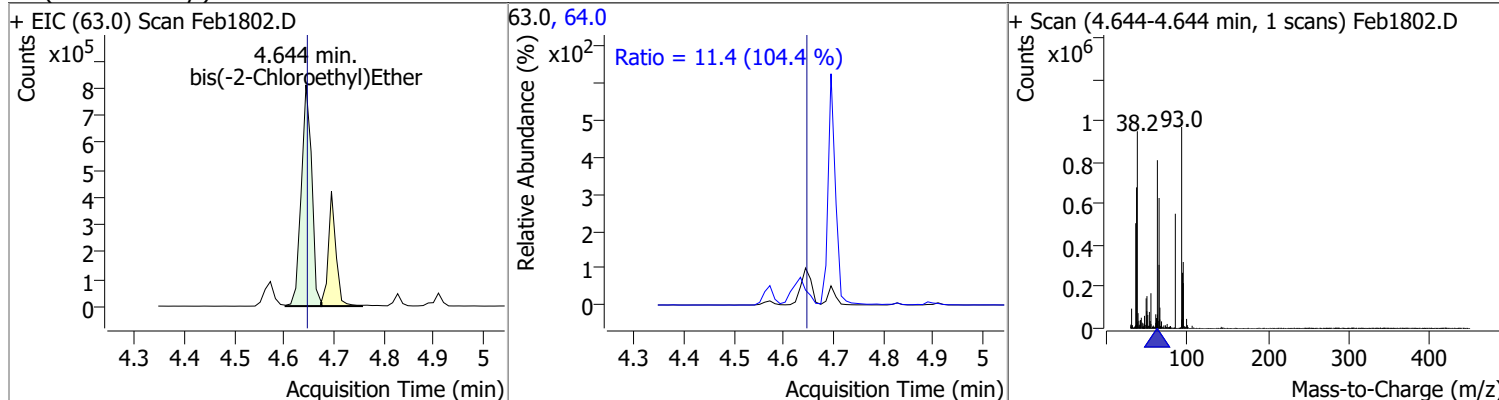
Compound	Conc.	RT	Dev(Min)	Resp.	QIon	QRatio	Lower	Upper
Phenol-d5	147.1390	4.62	0.01	1568589	71.0	36.1	25.8	47.9



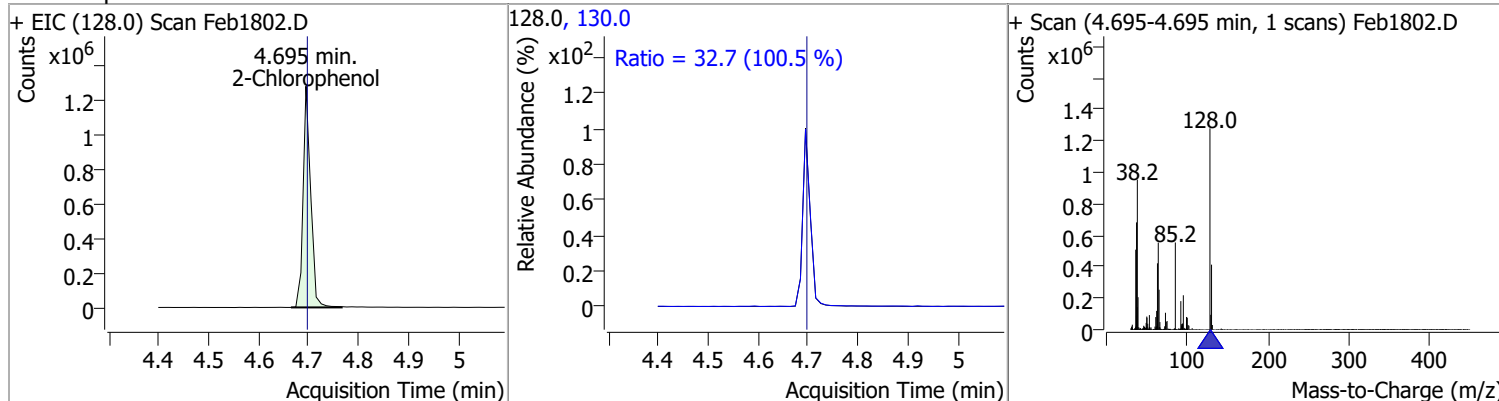
Compound	Conc.	RT	Dev(Min)	Resp.	QIon	QRatio	Lower	Upper
Phenol	145.5279	4.63	0.01	1758157	66.0	44.8	31.7	58.9



Compound	Conc.	RT	Dev(Min)	Resp.	QIon	QRatio	Lower	Upper
bis(-2-Chloroethyl)Ether	147.5977	4.64	0.00	1179626	64.0	11.4	7.6	14.1

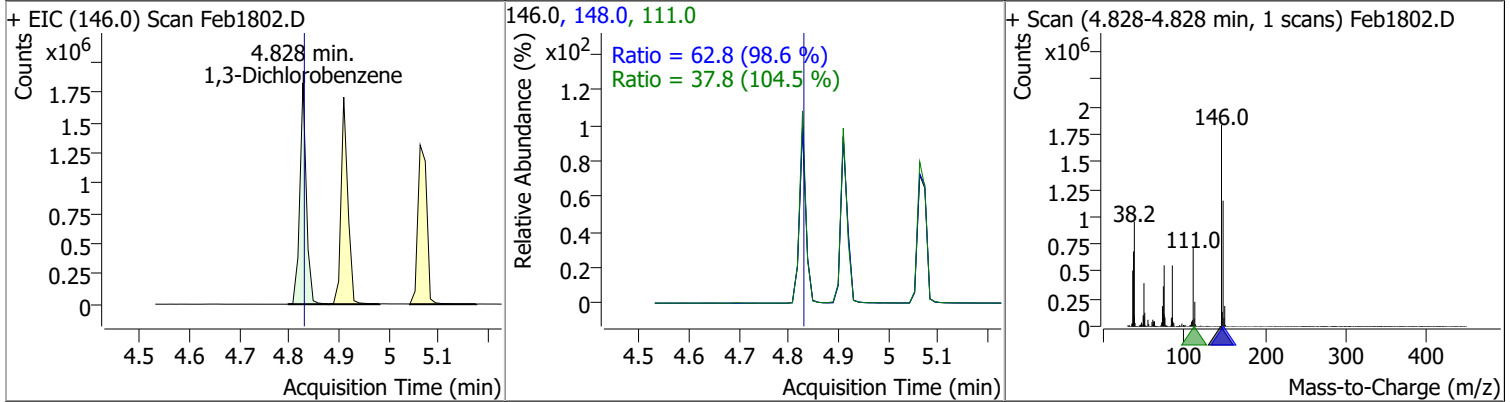


Compound	Conc.	RT	Dev(Min)	Resp.	QIon	QRatio	Lower	Upper
2-Chlorophenol	146.1109	4.70	0.00	1348440	130.0	32.7	22.7	42.2

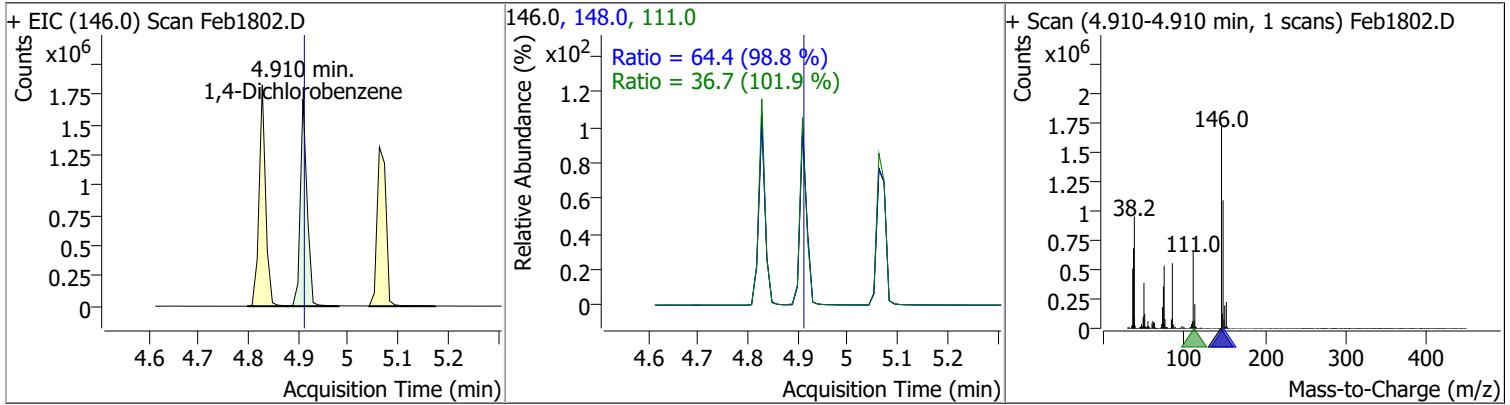


Quantitation Results Report (QT Reviewed)

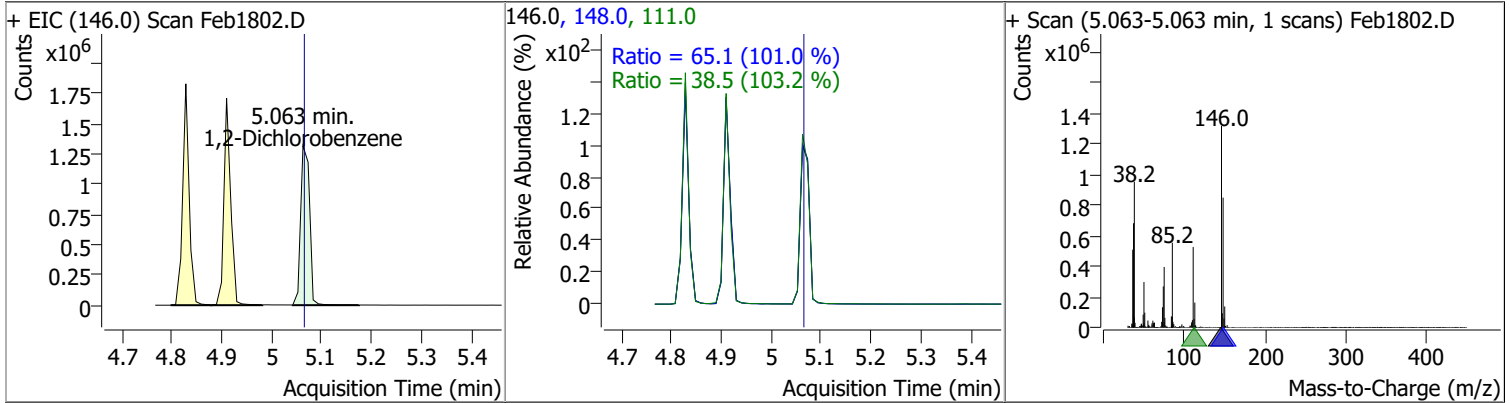
Compound	Conc.	RT	Dev(Min)	Resp.	QIon	QRatio	Lower	Upper
1,3-Dichlorobenzene	145.7869	4.83	0.00	1667861	148.0	62.8	44.6	82.8
					111.0	37.8	25.3	47.0



Compound	Conc.	RT	Dev(Min)	Resp.	QIon	QRatio	Lower	Upper
1,4-Dichlorobenzene	145.8903	4.91	0.00	1624565	148.0	64.4	45.6	84.8
					111.0	36.7	25.2	46.8

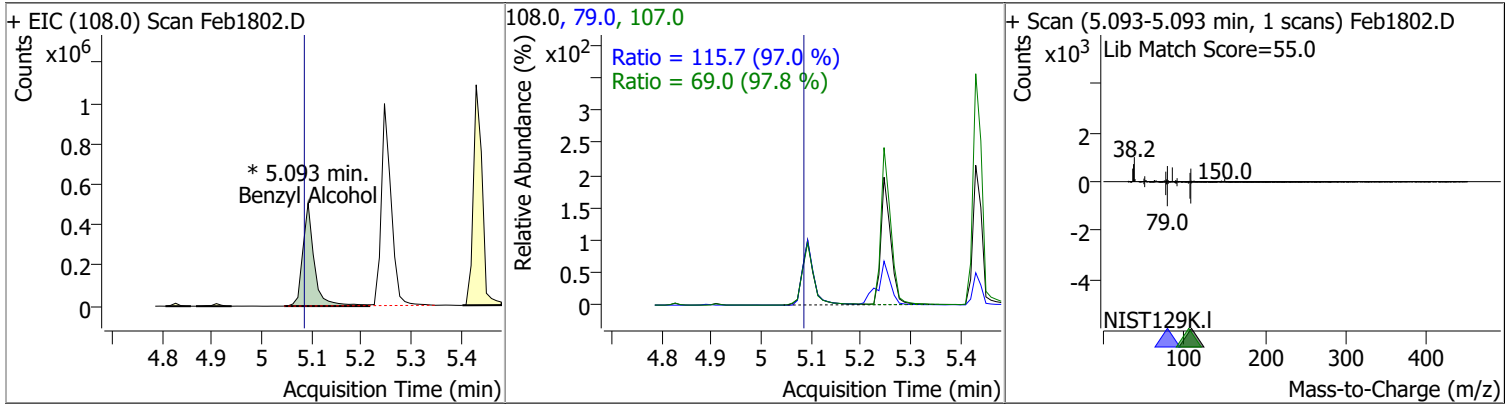


Compound	Conc.	RT	Dev(Min)	Resp.	QIon	QRatio	Lower	Upper
1,2-Dichlorobenzene	148.3968	5.06	0.00	1646889	148.0	65.1	45.1	83.8
					111.0	38.5	26.1	48.5

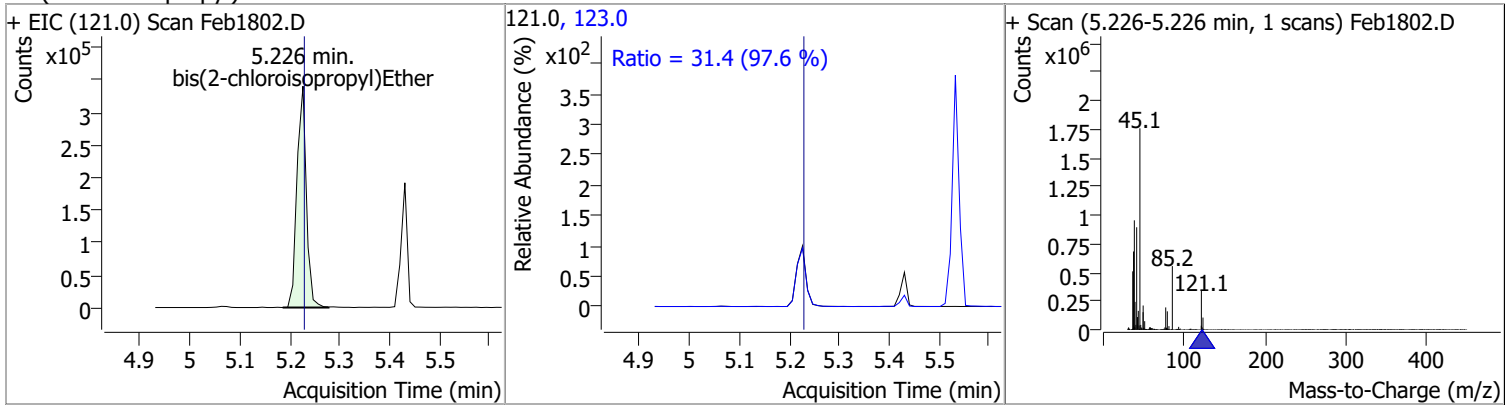


Quantitation Results Report (QT Reviewed)

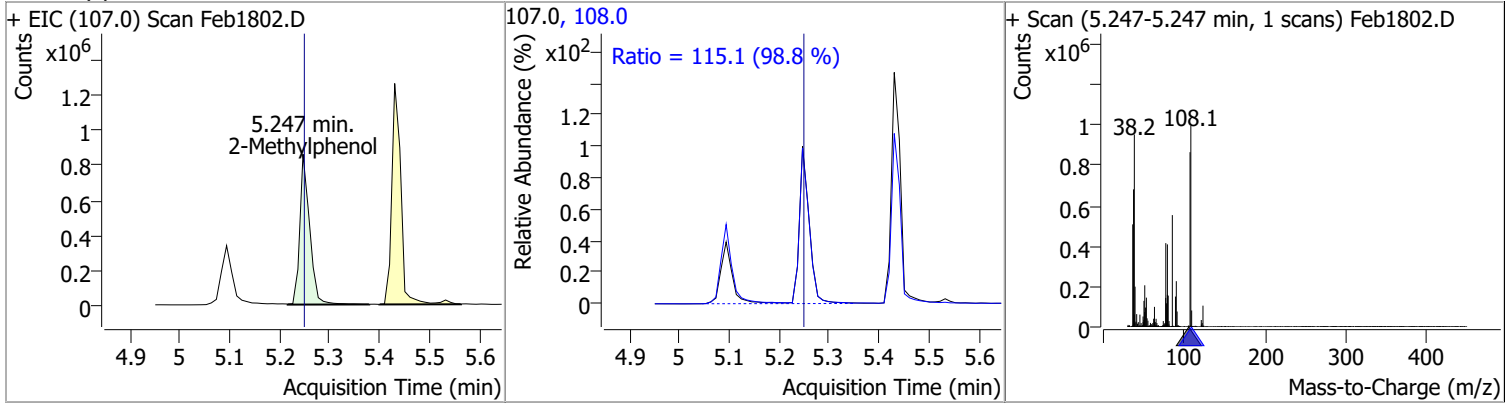
Compound	Conc.	RT	Dev(Min)	Resp.	QIon	QRatio	Lower	Upper
Benzyl Alcohol	145.1617	5.09	0.01	807931 (m)	79.0	115.7	83.5	155.1
					107.0	69.0	49.3	91.6



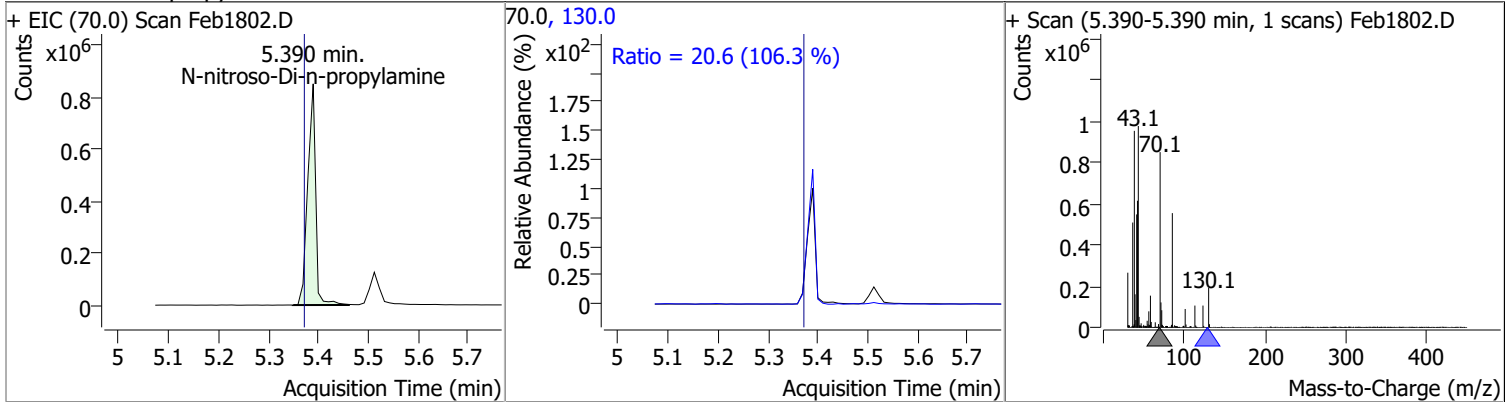
Compound	Conc.	RT	Dev(Min)	Resp.	QIon	QRatio	Lower	Upper
bis(2-chloroisopropyl)Ether	144.2435	5.23	0.00	445398	123.0	31.4	22.5	41.8



Compound	Conc.	RT	Dev(Min)	Resp.	QIon	QRatio	Lower	Upper
2-Methylphenol	144.8184	5.25	0.00	1190643	108.0	115.1	81.5	151.4

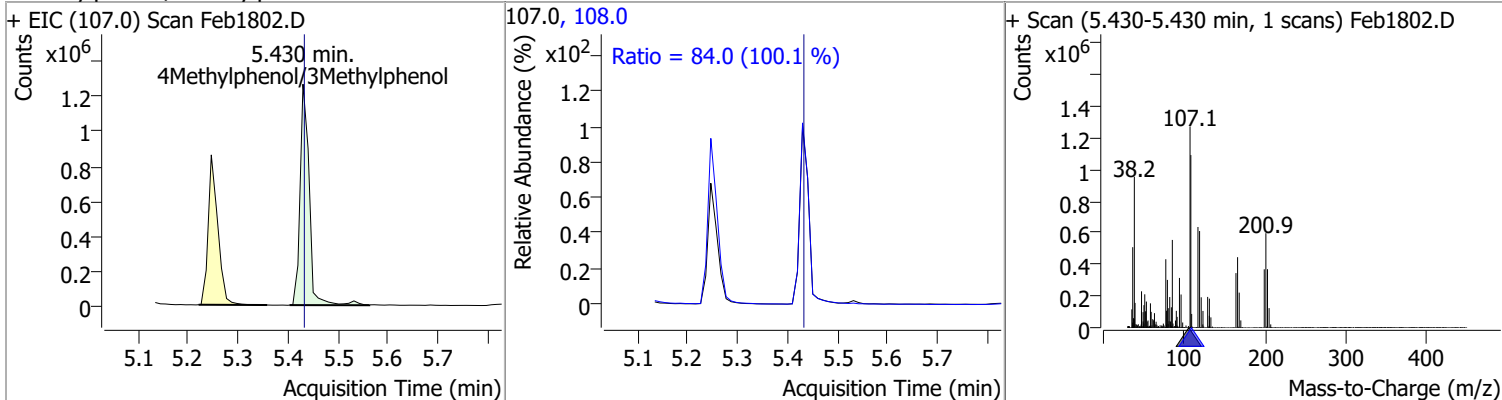


Compound	Conc.	RT	Dev(Min)	Resp.	QIon	QRatio	Lower	Upper
N-nitroso-Di-n-propylamine	151.9419	5.39	0.02	939344	130.0	20.6	0.0	38.8

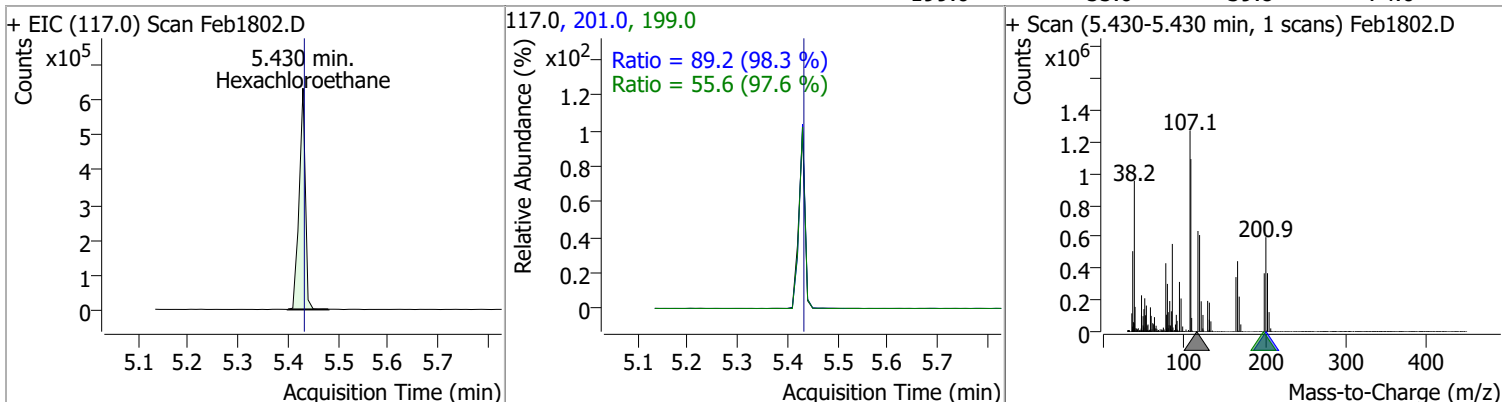


Quantitation Results Report (QT Reviewed)

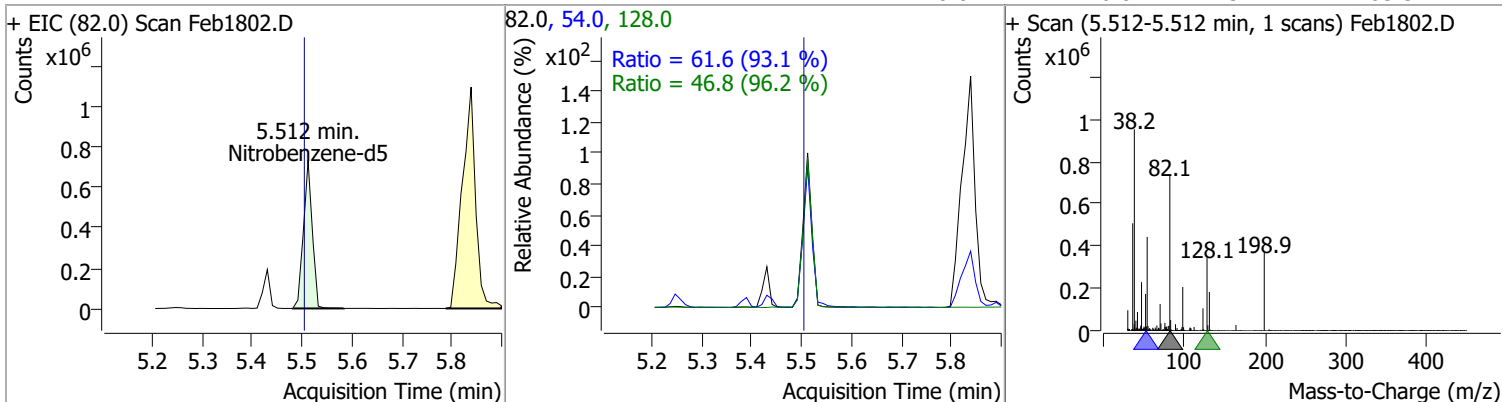
Compound	Conc.	RT	Dev(Min)	Resp.	QIon	QRatio	Lower	Upper
4Methylphenol/3Methylphenol	147.6891	5.43	0.00	1613966	108.0	84.0	58.8	109.1



Compound	Conc.	RT	Dev(Min)	Resp.	QIon	QRatio	Lower	Upper
Hexachloroethane	145.5974	5.43	0.00	548286	201.0	89.2	63.5	118.0
					199.0	55.6	39.8	74.0

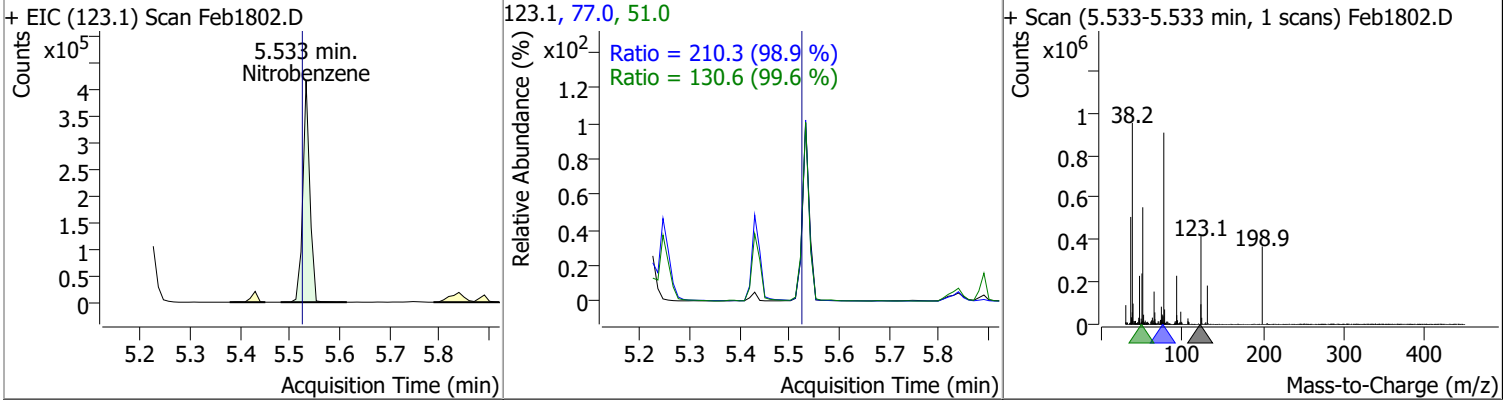


Compound	Conc.	RT	Dev(Min)	Resp.	QIon	QRatio	Lower	Upper
Nitrobenzene-d5	146.3219	5.51	0.01	904317	54.0	61.6	46.3	86.0
					128.0	46.8	34.1	63.3

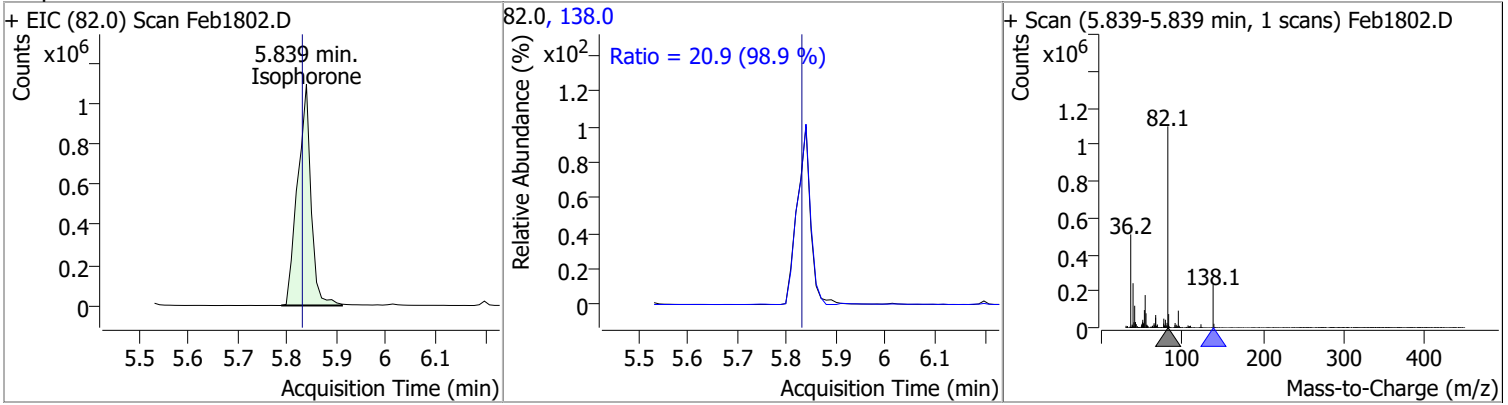


Quantitation Results Report (QT Reviewed)

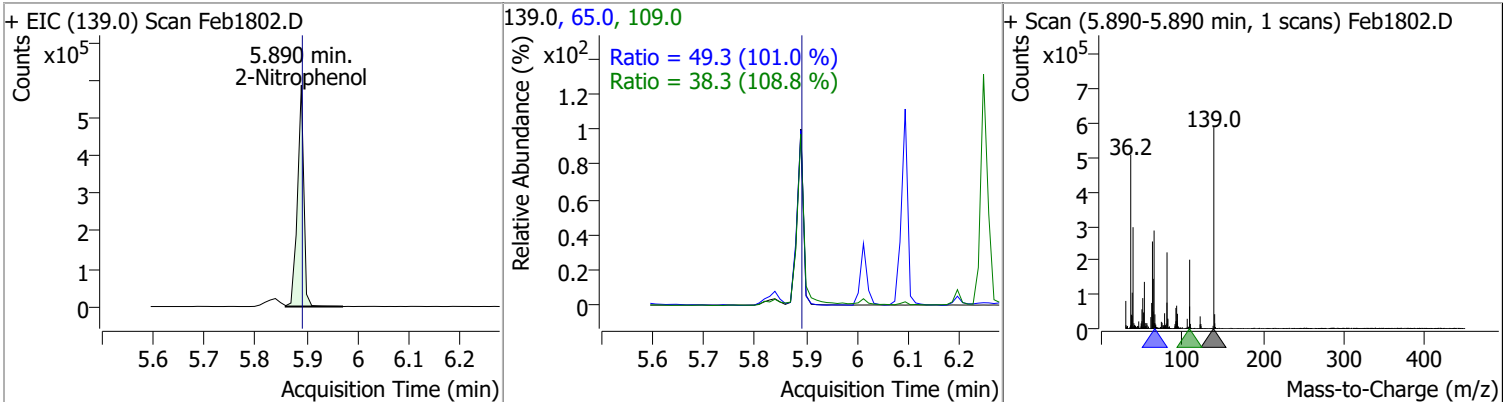
Compound	Conc.	RT	Dev(Min)	Resp.	QIon	QRatio	Lower	Upper
Nitrobenzene	141.1819	5.53	0.01	407665	77.0	210.3	148.9	276.5
					51.0	130.6	91.7	170.3



Compound	Conc.	RT	Dev(Min)	Resp.	QIon	QRatio	Lower	Upper
Isophorone	146.3082	5.84	0.02	2053422	138.0	20.9	14.8	27.5

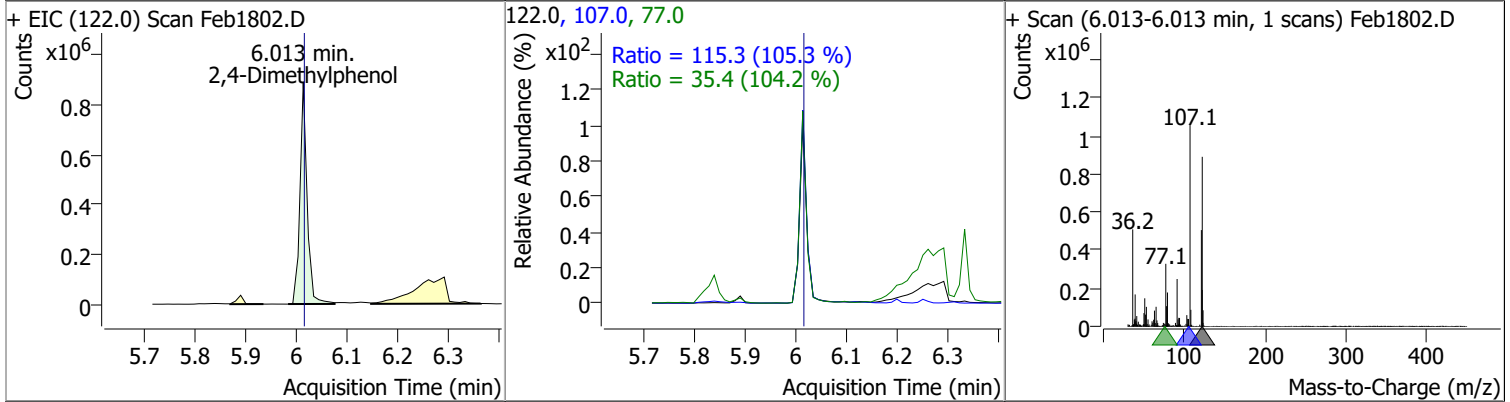


Compound	Conc.	RT	Dev(Min)	Resp.	QIon	QRatio	Lower	Upper
2-Nitrophenol	144.4380	5.89	0.01	508410	65.0	49.3	34.2	63.4
					109.0	38.3	24.6	45.8

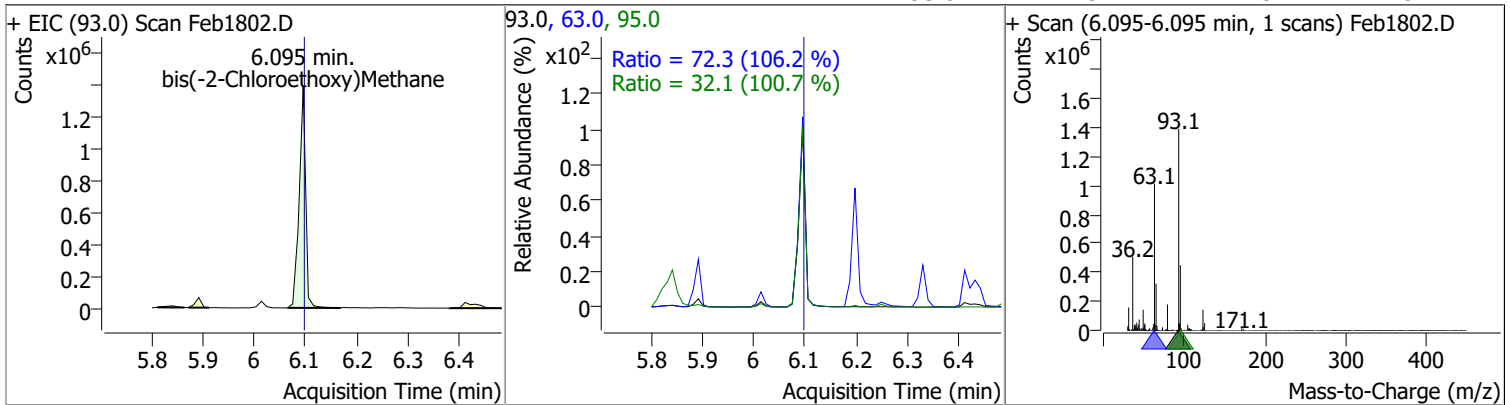


Quantitation Results Report (QT Reviewed)

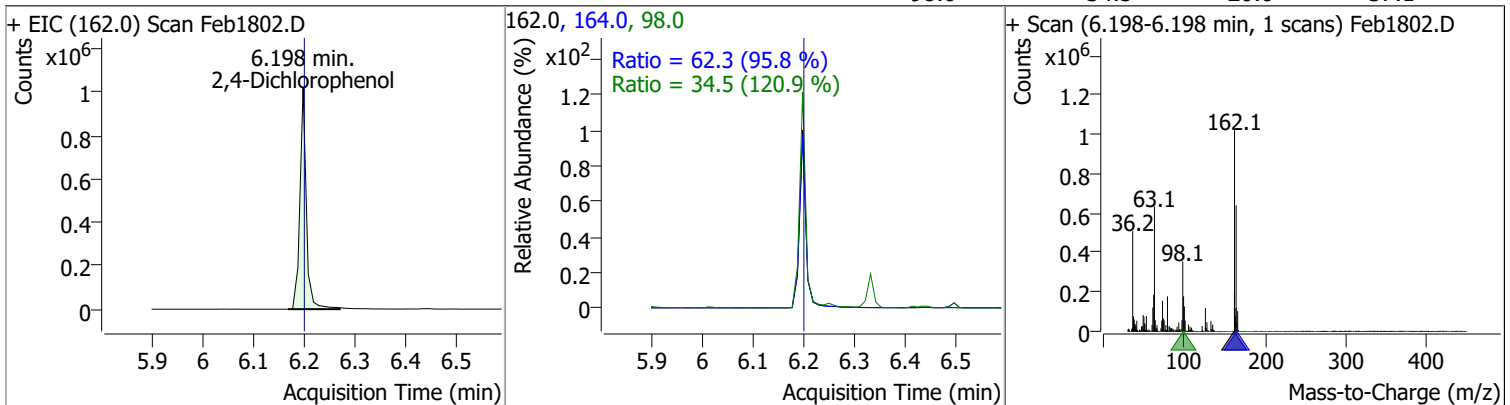
Compound	Conc.	RT	Dev(Min)	Resp.	QIon	QRatio	Lower	Upper
2,4-Dimethylphenol	141.2476	6.01	0.01	870994	107.0	115.3	76.6	142.3
					77.0	35.4	23.8	44.2



Compound	Conc.	RT	Dev(Min)	Resp.	QIon	QRatio	Lower	Upper
bis(-2-Chloroethoxy)Methane	145.3489	6.10	0.01	1216035	63.0	72.3	47.7	88.6
					95.0	32.1	22.3	41.5

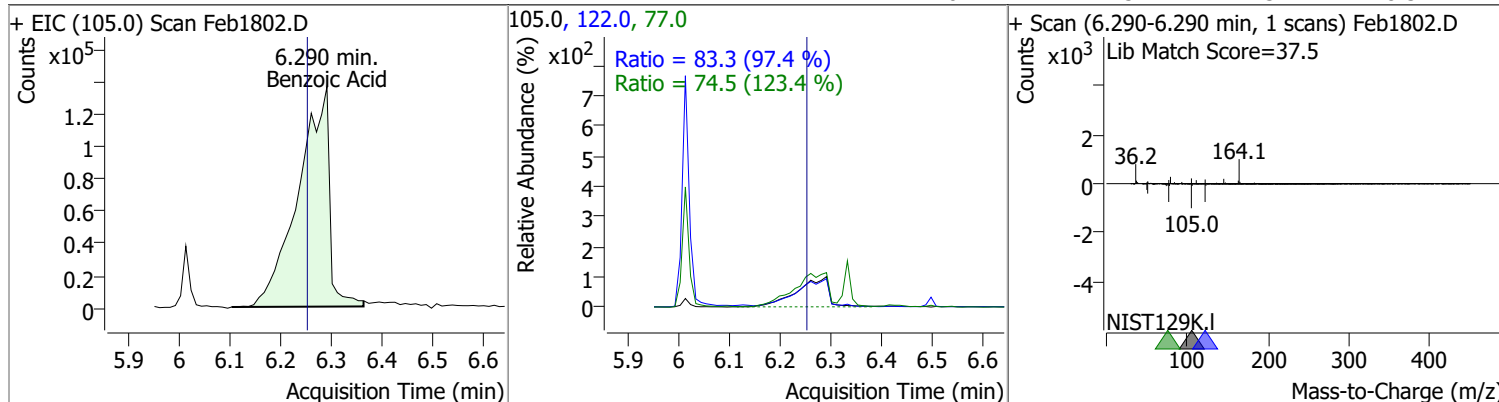


Compound	Conc.	RT	Dev(Min)	Resp.	QIon	QRatio	Lower	Upper
2,4-Dichlorophenol	143.8113	6.20	0.01	896259	164.0	62.3	45.5	84.5
					98.0	34.5	20.0	37.1

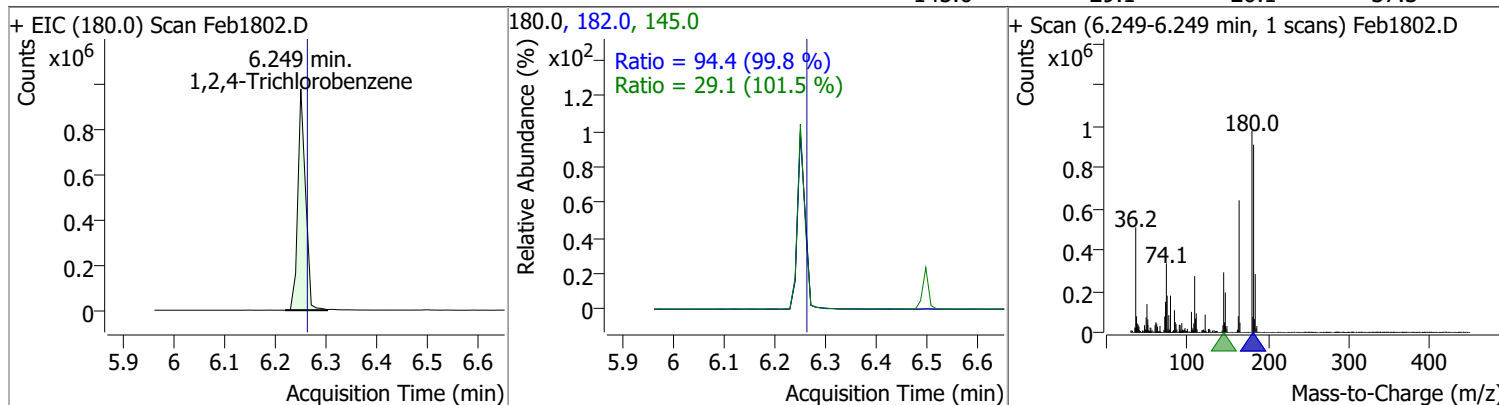


Quantitation Results Report (QT Reviewed)

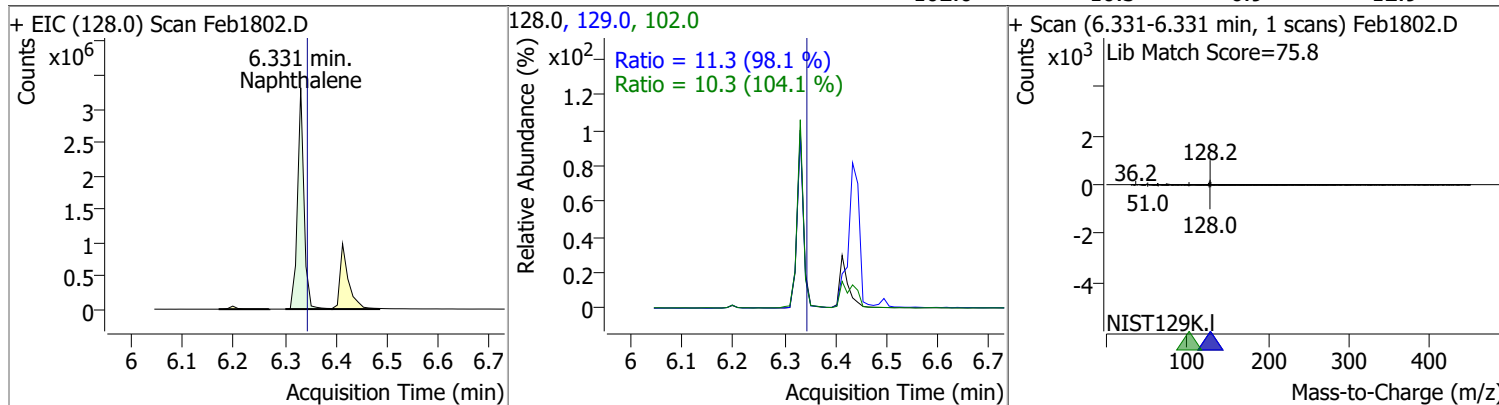
Compound	Conc.	RT	Dev(Min)	Resp.	QIon	QRatio	Lower	Upper
Benzoic Acid	145.3846	6.29	0.05	580859	122.0	83.3	59.9	111.2
					77.0	74.5	42.3	78.5



Compound	Conc.	RT	Dev(Min)	Resp.	QIon	QRatio	Lower	Upper
1,2,4-Trichlorobenzene	148.2588	6.25	0.00	1020843	182.0	94.4	66.2	122.9
					145.0	29.1	20.1	37.3

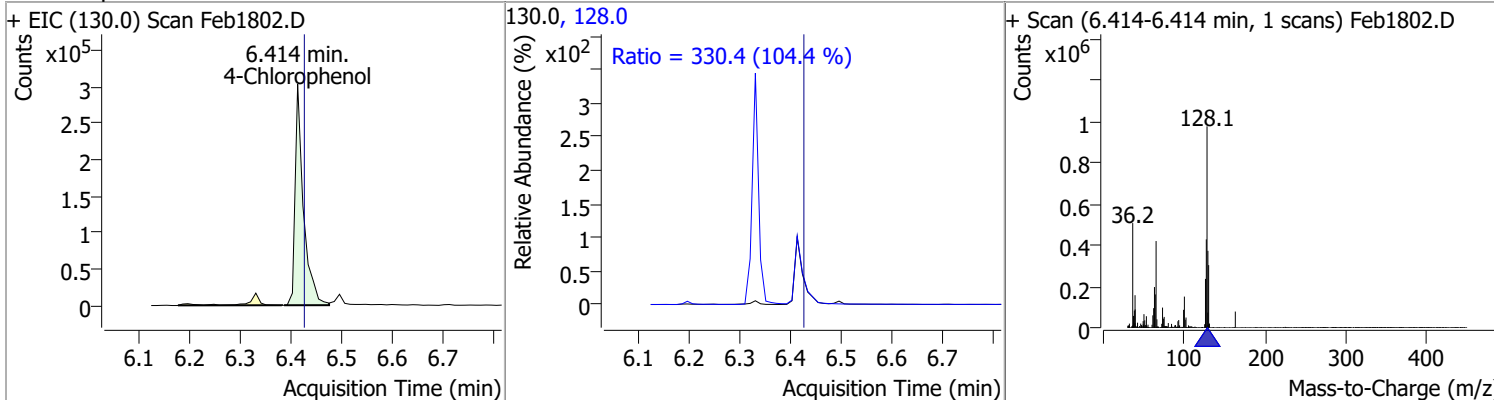


Compound	Conc.	RT	Dev(Min)	Resp.	QIon	QRatio	Lower	Upper
Naphthalene	144.2577	6.33	0.00	2903611	129.0	11.3	8.0	14.9
					102.0	10.3	6.9	12.9

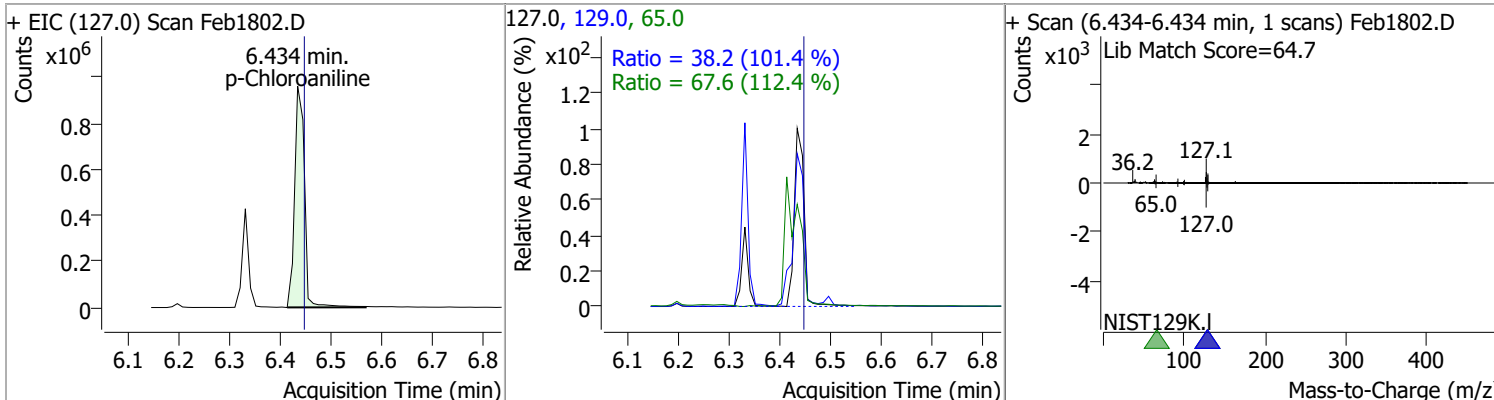


Quantitation Results Report (QT Reviewed)

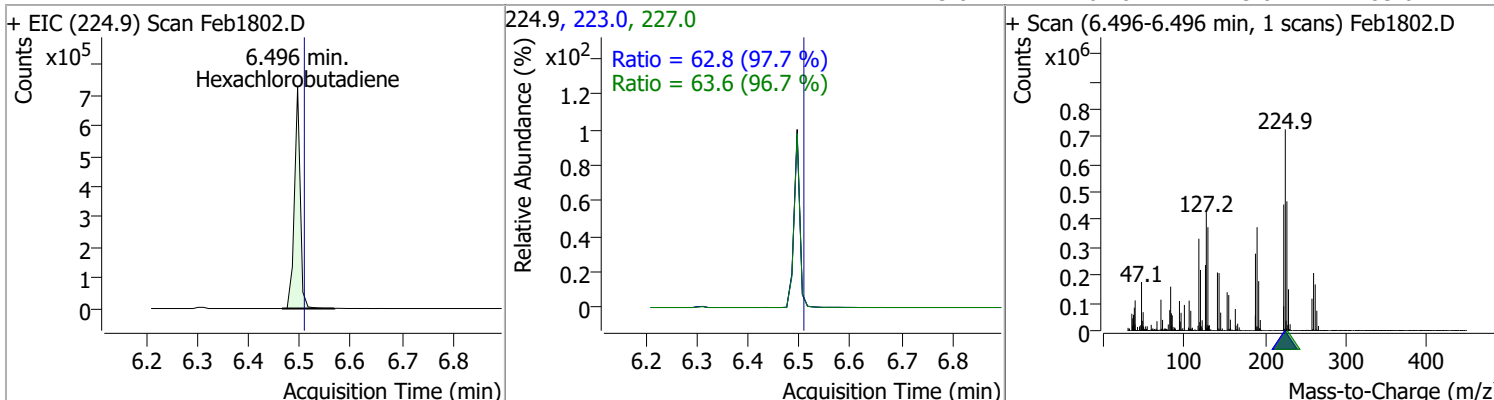
Compound	Conc.	RT	Dev(Min)	Resp.	QIon	QRatio	Lower	Upper
4-Chlorophenol	147.5888	6.41	0.00	345521	128.0	330.4	221.4	411.2



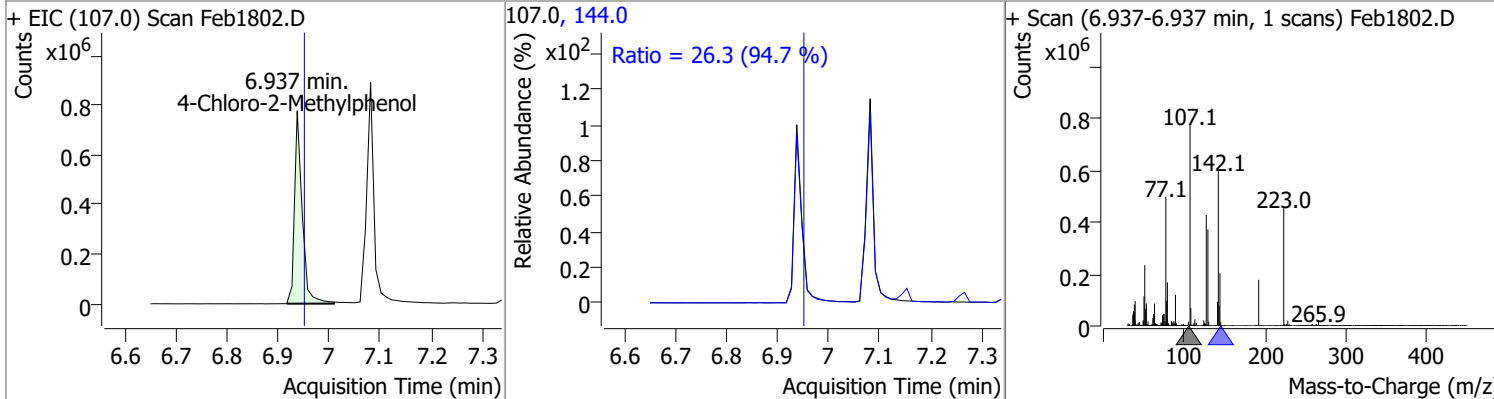
Compound	Conc.	RT	Dev(Min)	Resp.	QIon	QRatio	Lower	Upper
p-Chloroaniline	150.5232	6.43	0.00	1228719	65.0	67.6	42.1	78.2
					129.0	38.2	26.3	48.9



Compound	Conc.	RT	Dev(Min)	Resp.	QIon	QRatio	Lower	Upper
Hexachlorobutadiene	147.3648	6.50	0.00	573148	227.0	63.6	46.0	85.4
					223.0	62.8	45.0	83.6

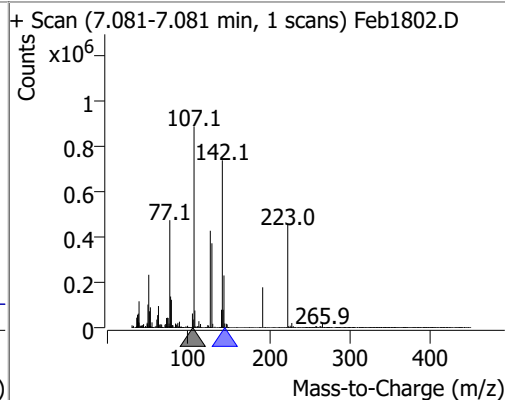
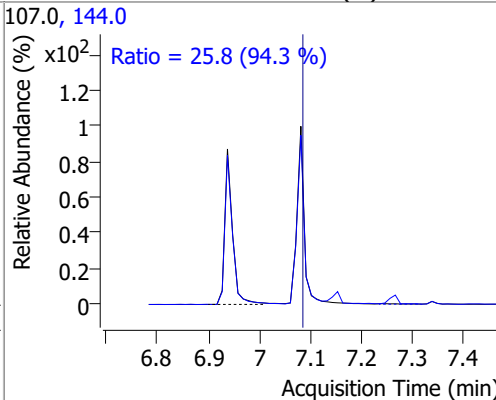
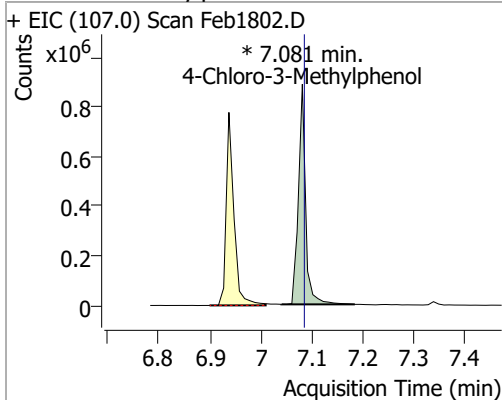


Compound	Conc.	RT	Dev(Min)	Resp.	QIon	QRatio	Lower	Upper
4-Chloro-2-Methylphenol	143.0066	6.94	0.00	789739	144.0	26.3	19.4	36.1

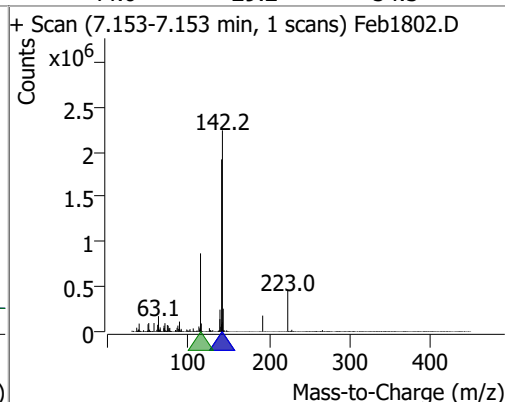
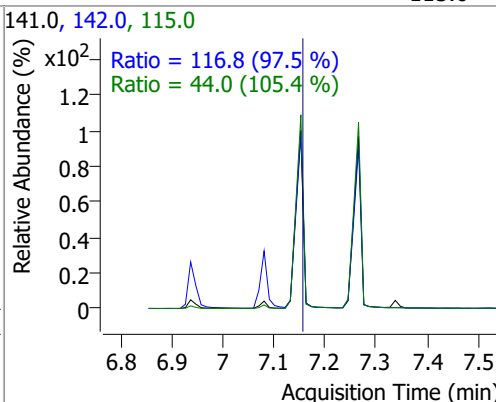
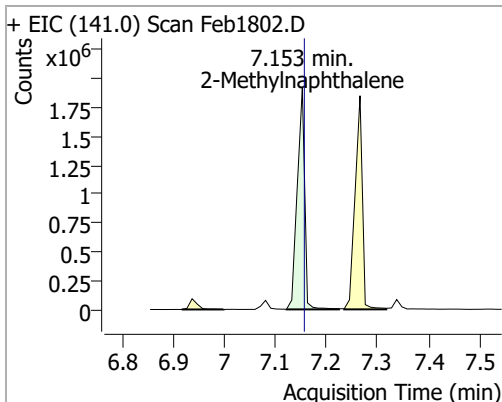


Quantitation Results Report (QT Reviewed)

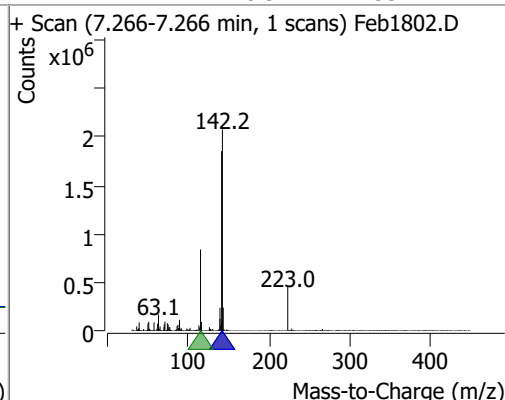
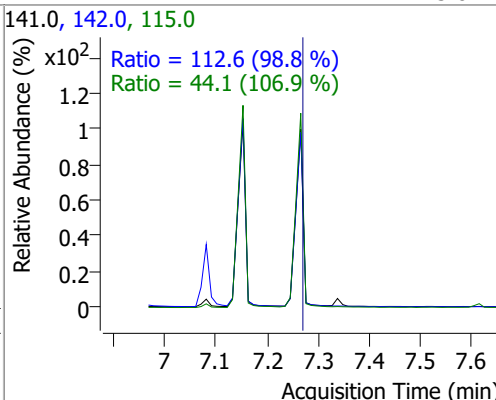
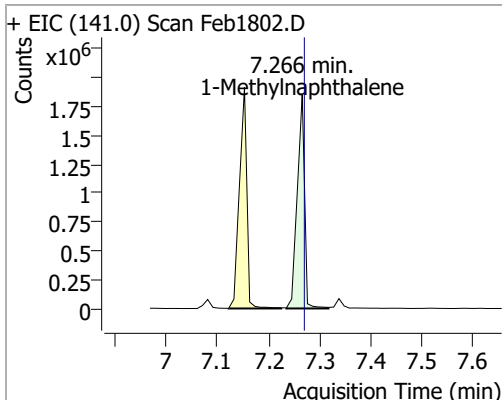
Compound	Conc.	RT	Dev(Min)	Resp.	QIon	QRatio	Lower	Upper
4-Chloro-3-Methylphenol	145.6908	7.08	0.01	869158 (m)	144.0	25.8	19.1	35.5



Compound	Conc.	RT	Dev(Min)	Resp.	QIon	QRatio	Lower	Upper
2-Methylnaphthalene	150.9988	7.15	0.01	1933828	142.0	116.8	83.8	155.7
					115.0	44.0	29.2	54.3

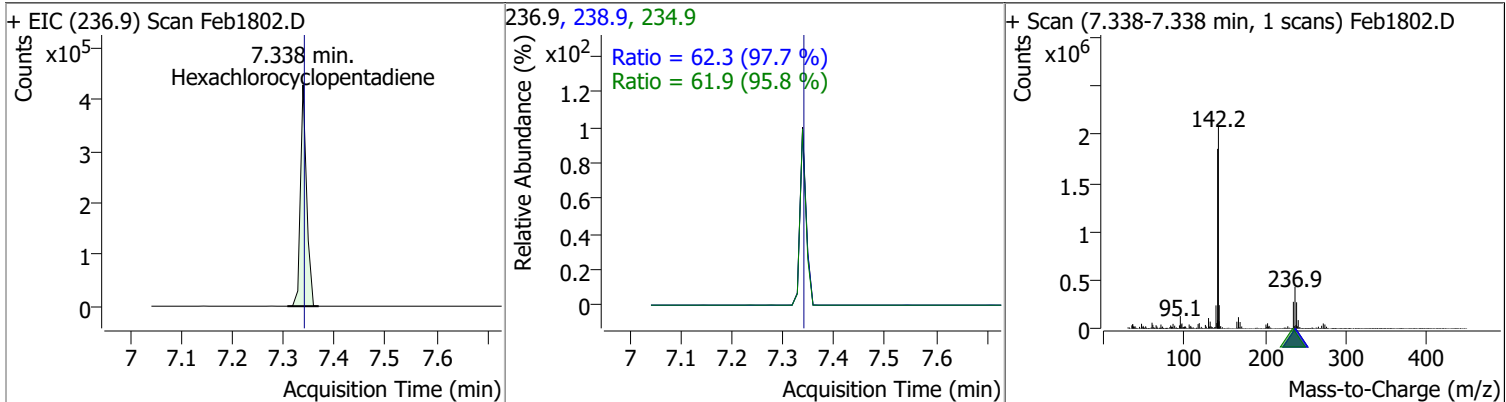


Compound	Conc.	RT	Dev(Min)	Resp.	QIon	QRatio	Lower	Upper
1-Methylnaphthalene	150.2226	7.27	0.01	1836402	142.0	112.6	79.8	148.2
					115.0	44.1	28.9	53.7

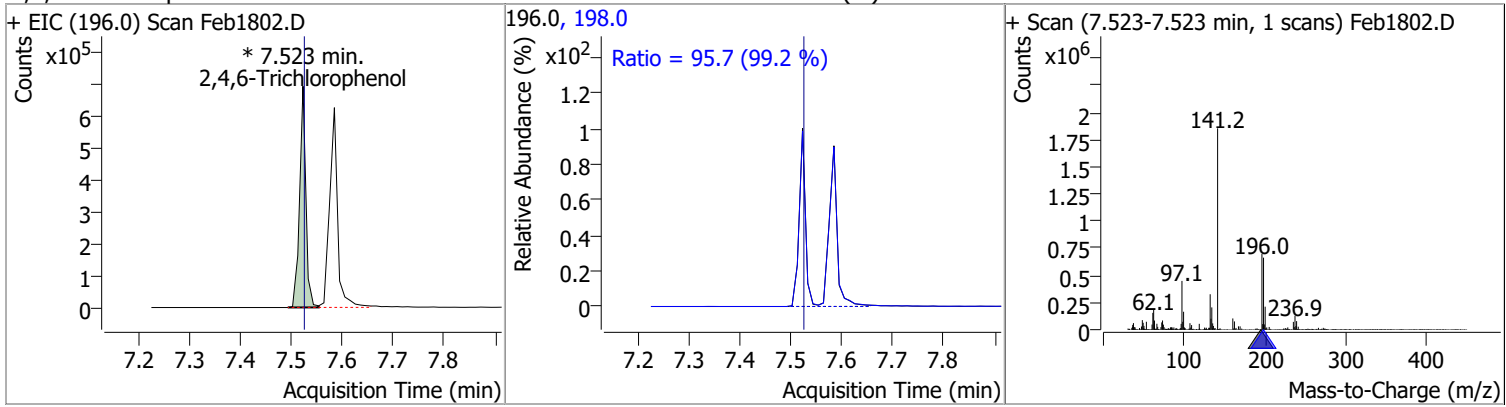


Quantitation Results Report (QT Reviewed)

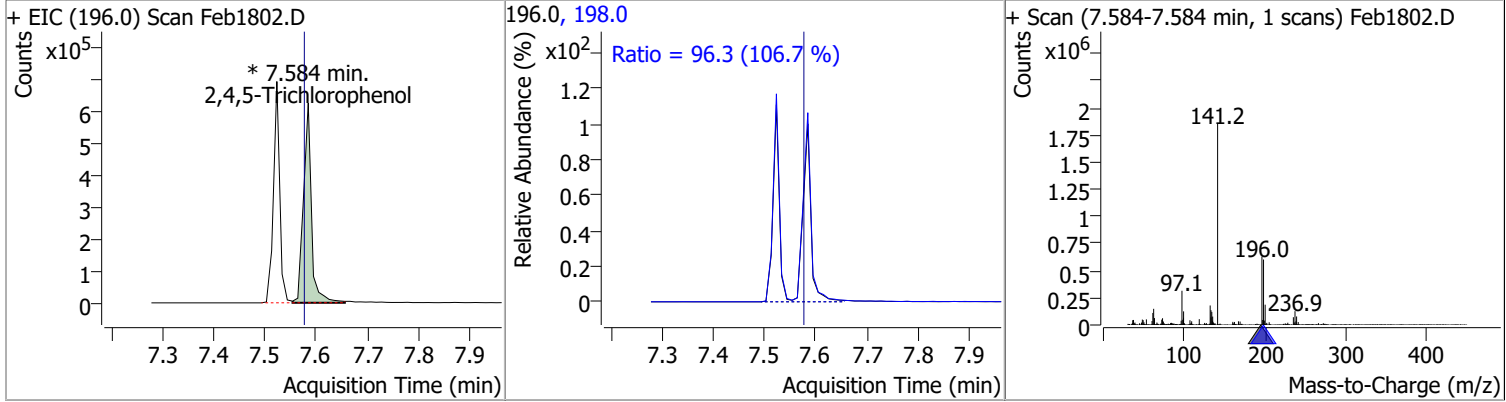
Compound	Conc.	RT	Dev(Min)	Resp.	QIon	QRatio	Lower	Upper
Hexachlorocyclopentadiene	147.7348	7.34	0.00	361285	234.9	61.9	45.2	84.0
					238.9	62.3	44.6	82.9



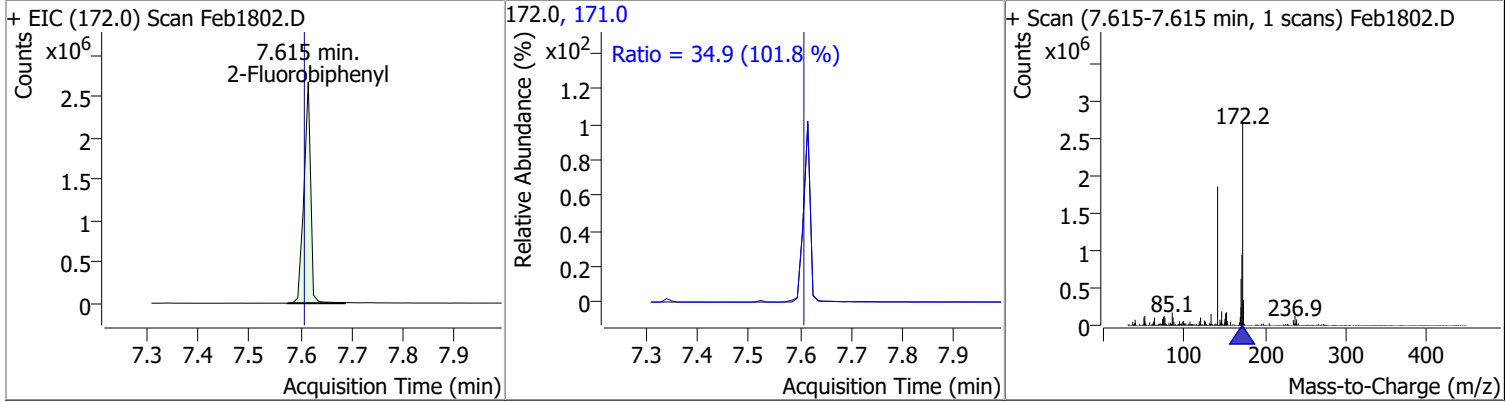
Compound	Conc.	RT	Dev(Min)	Resp.	QIon	QRatio	Lower	Upper
2,4,6-Trichlorophenol	141.2571	7.52	0.00	593283 (m)	198.0	95.7	67.6	125.5



Compound	Conc.	RT	Dev(Min)	Resp.	QIon	QRatio	Lower	Upper
2,4,5-Trichlorophenol	146.8158	7.58	0.01	685262 (m)	198.0	96.3	63.2	117.3

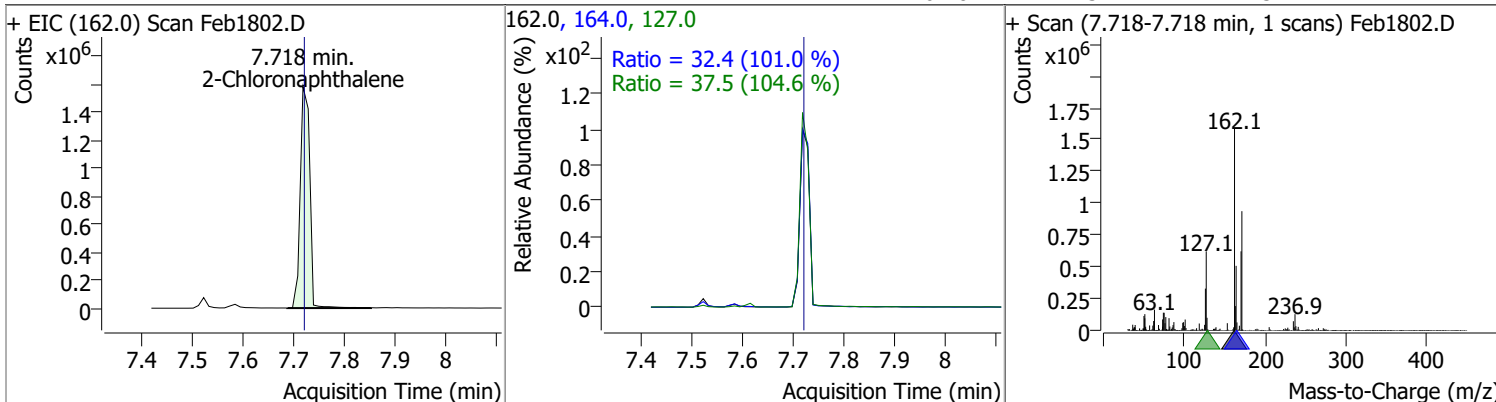


Compound	Conc.	RT	Dev(Min)	Resp.	QIon	QRatio	Lower	Upper
2-Fluorobiphenyl	147.2250	7.62	0.01	2463367	171.0	34.9	24.0	44.5

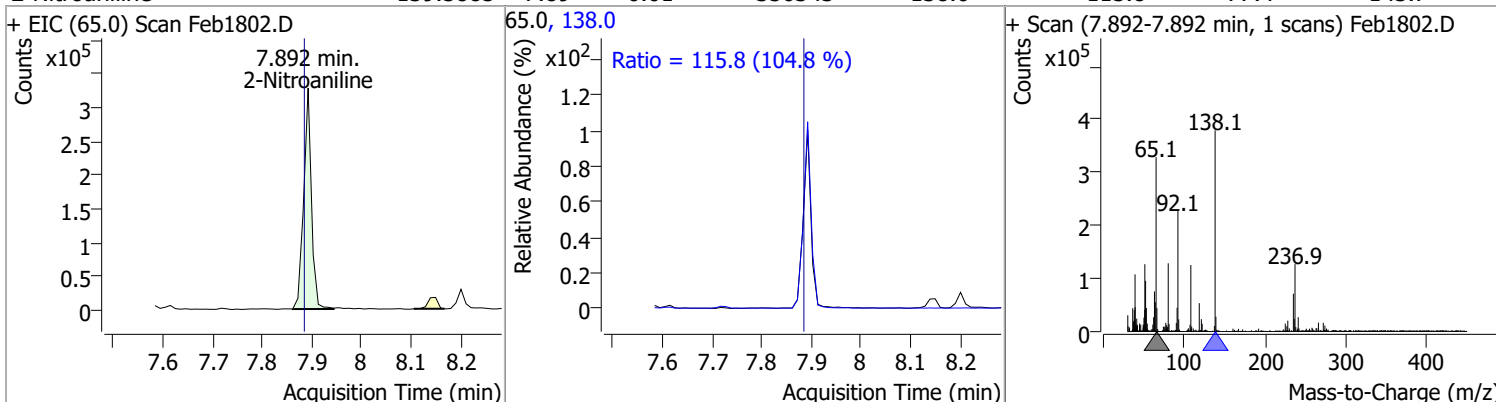


Quantitation Results Report (QT Reviewed)

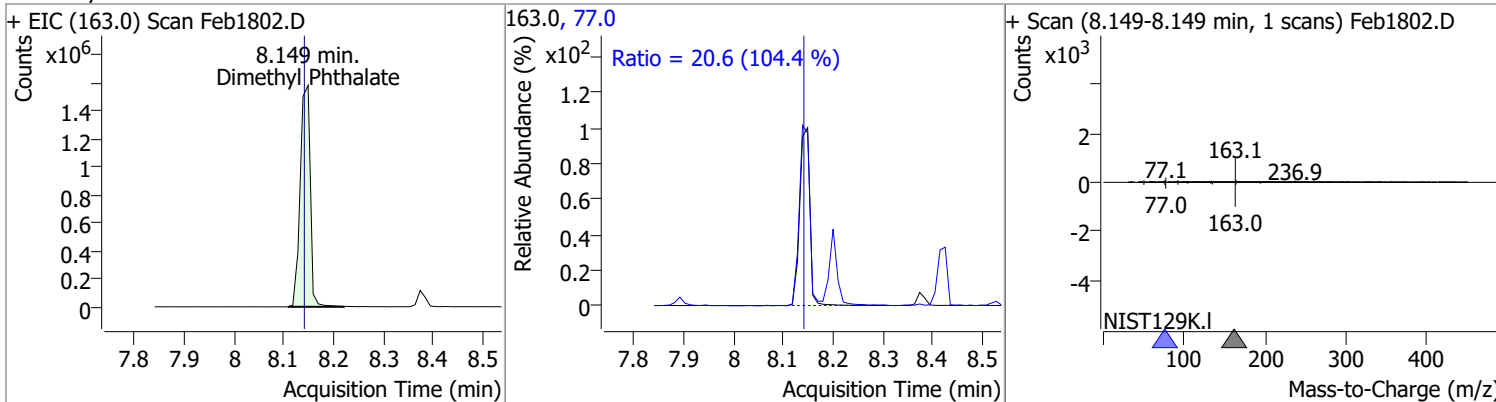
Compound	Conc.	RT	Dev(Min)	Resp.	QIon	QRatio	Lower	Upper
2-Chloronaphthalene	146.7090	7.72	0.00	2050771	127.0	37.5	25.1	46.7
					164.0	32.4	22.5	41.7



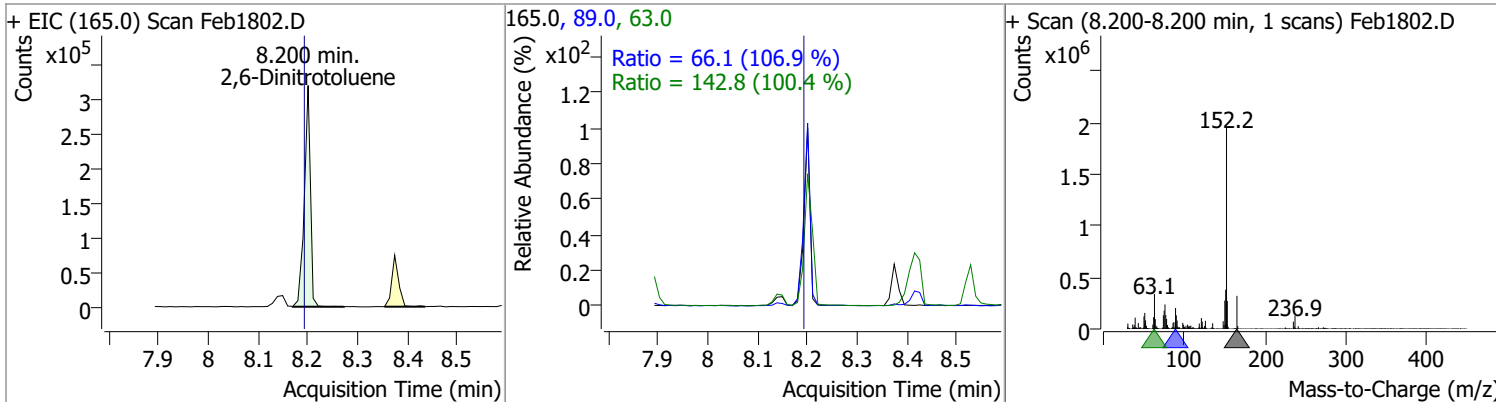
Compound	Conc.	RT	Dev(Min)	Resp.	QIon	QRatio	Lower	Upper
2-Nitroaniline	139.5885	7.89	0.01	356343	138.0	115.8	77.4	143.7



Compound	Conc.	RT	Dev(Min)	Resp.	QIon	QRatio	Lower	Upper
Dimethyl Phthalate	148.7697	8.15	0.01	2219984	77.0	20.6	13.8	25.7

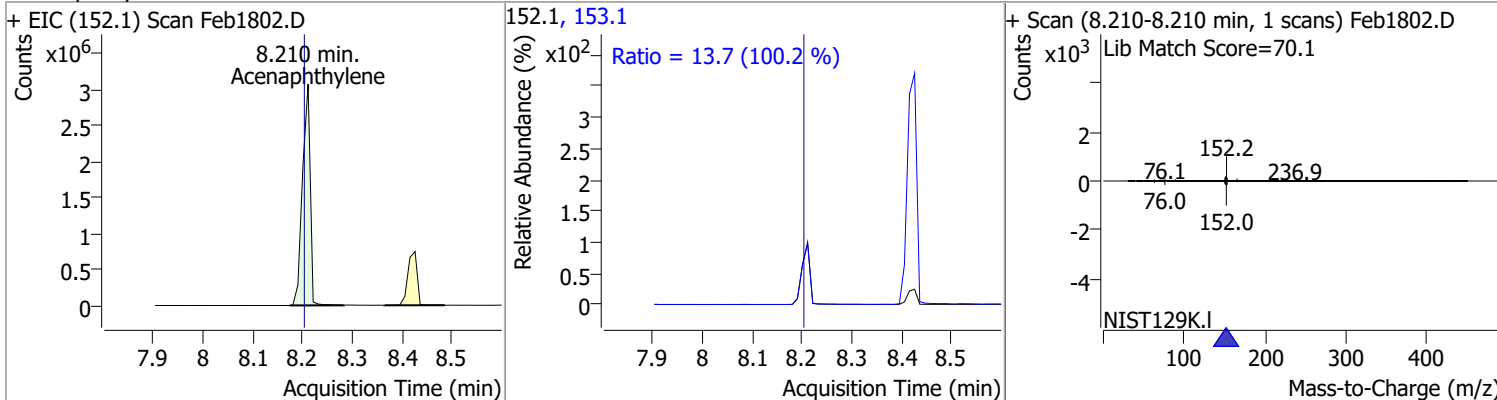


Compound	Conc.	RT	Dev(Min)	Resp.	QIon	QRatio	Lower	Upper
2,6-Dinitrotoluene	140.2801	8.20	0.01	273317	63.0	142.8	99.5	184.8
					89.0	66.1	43.3	80.3

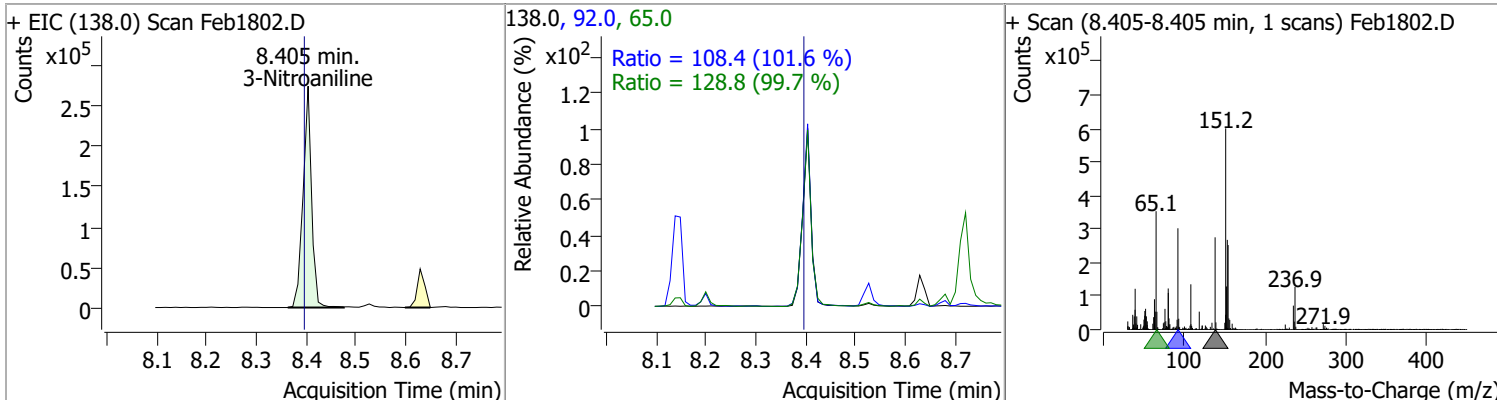


Quantitation Results Report (QT Reviewed)

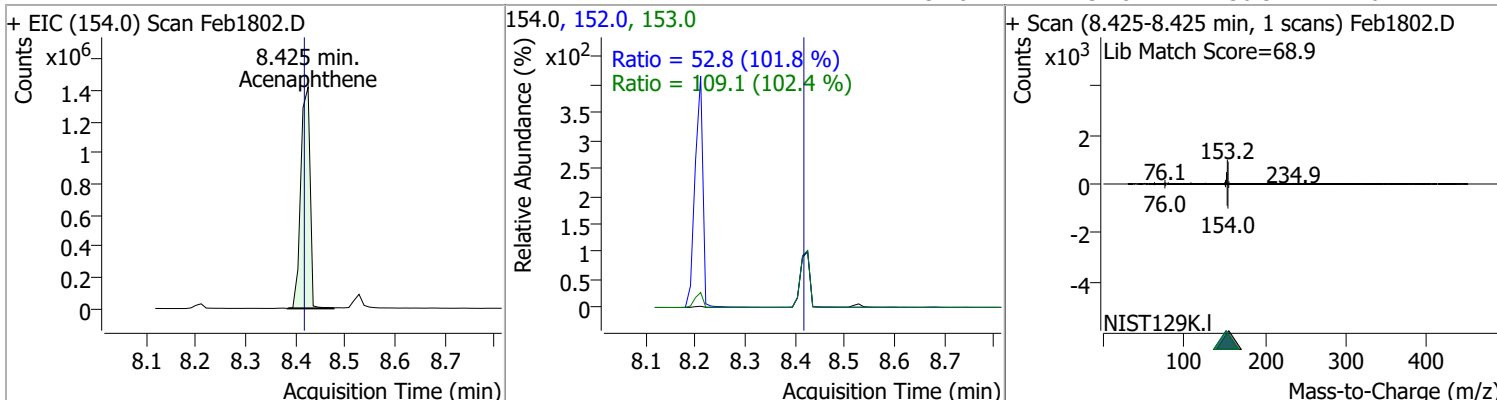
Compound	Conc.	RT	Dev(Min)	Resp.	QIon	QRatio	Lower	Upper
Acenaphthylene	149.6798	8.21	0.01	3319452	153.1	13.7	9.6	17.7



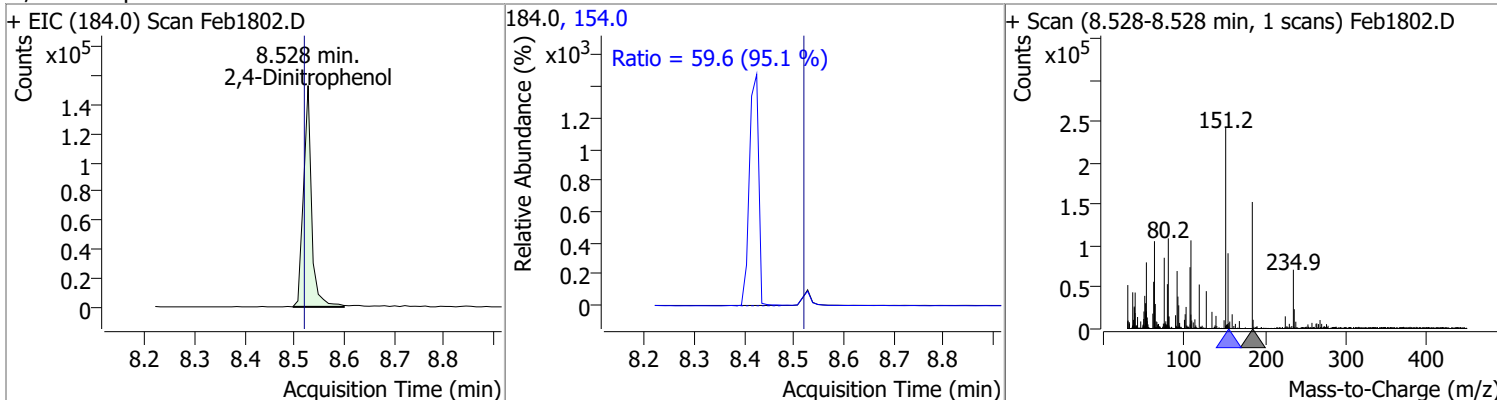
Compound	Conc.	RT	Dev(Min)	Resp.	QIon	QRatio	Lower	Upper
3-Nitroaniline	141.8409	8.40	0.01	328938	65.0	128.8	90.4	167.8
					92.0	108.4	74.7	138.7



Compound	Conc.	RT	Dev(Min)	Resp.	QIon	QRatio	Lower	Upper
Acenaphthene	152.6309	8.43	0.01	1843621	153.0	109.1	74.5	138.4
					152.0	52.8	36.3	67.4

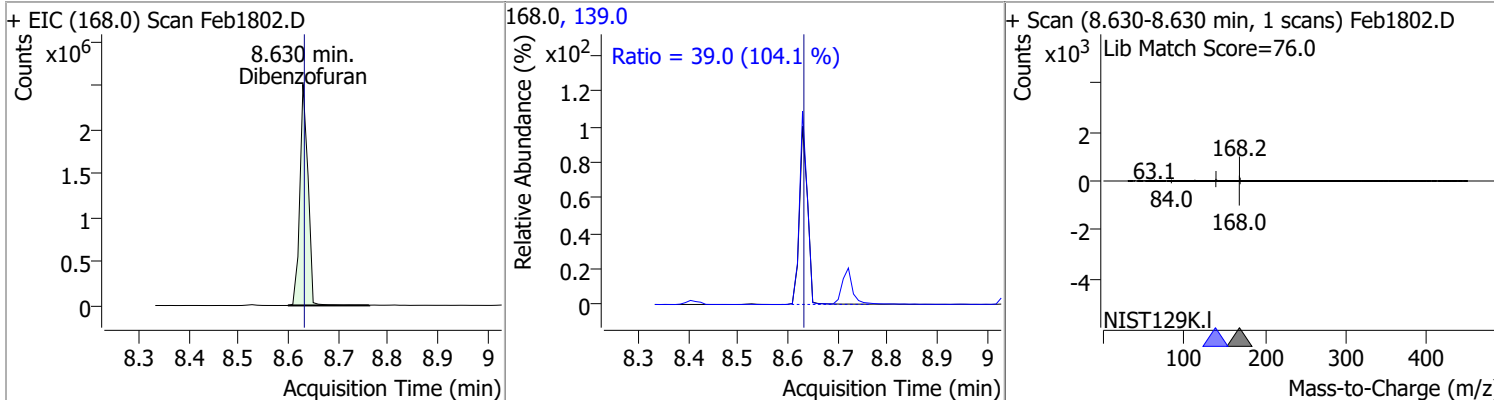


Compound	Conc.	RT	Dev(Min)	Resp.	QIon	QRatio	Lower	Upper
2,4-Dinitrophenol	147.4076	8.53	0.01	173045	154.0	59.6	43.9	81.5

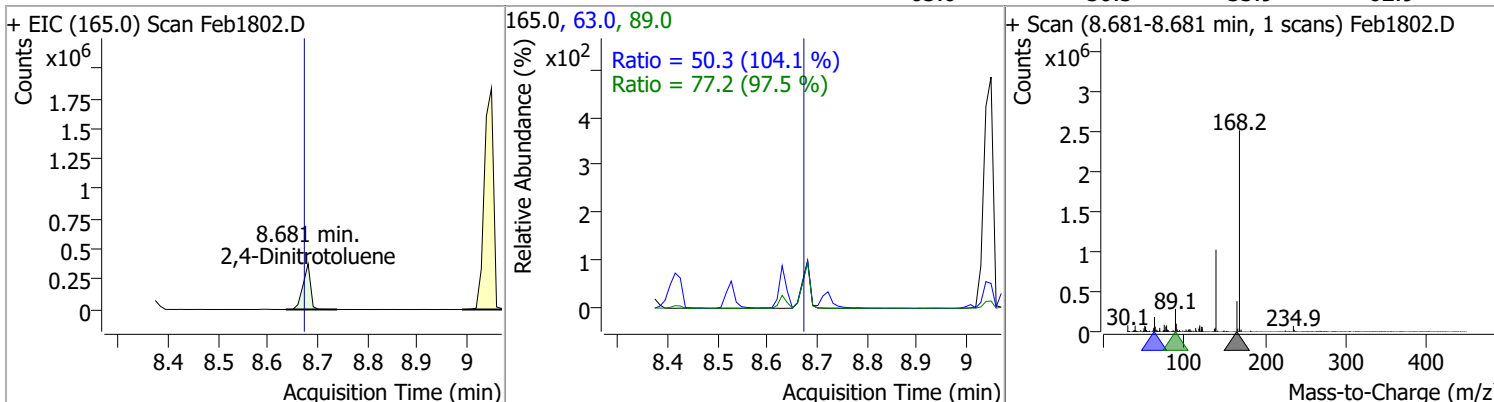


Quantitation Results Report (QT Reviewed)

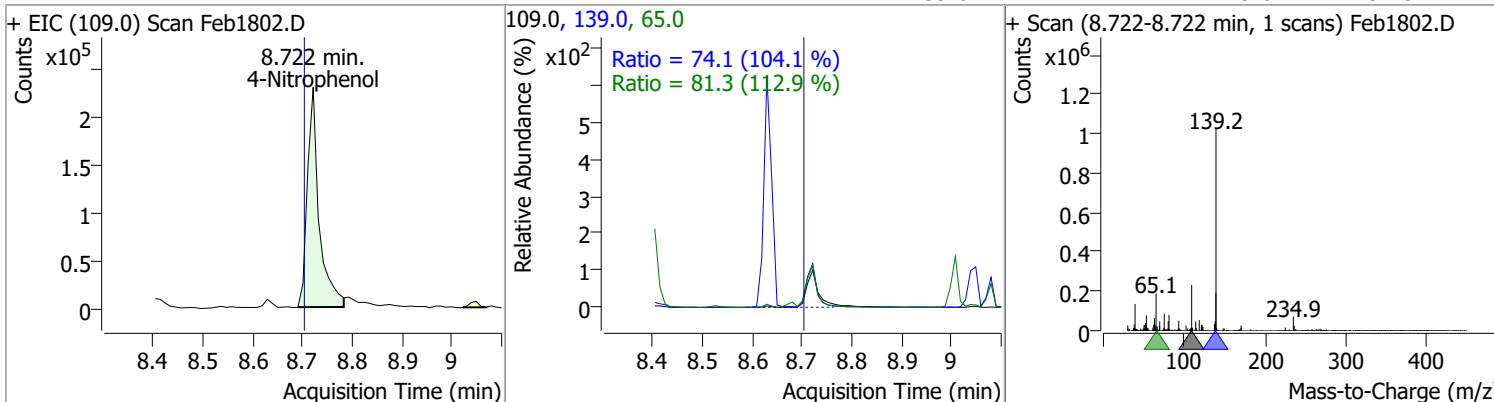
Compound	Conc.	RT	Dev(Min)	Resp.	QIon	QRatio	Lower	Upper
Dibenzofuran	148.1350	8.63	0.00	2842991	139.0	39.0	26.3	48.8



Compound	Conc.	RT	Dev(Min)	Resp.	QIon	QRatio	Lower	Upper
2,4-Dinitrotoluene	147.3776	8.68	0.01	397564	89.0	77.2	55.4	102.9
					63.0	50.3	33.9	62.9

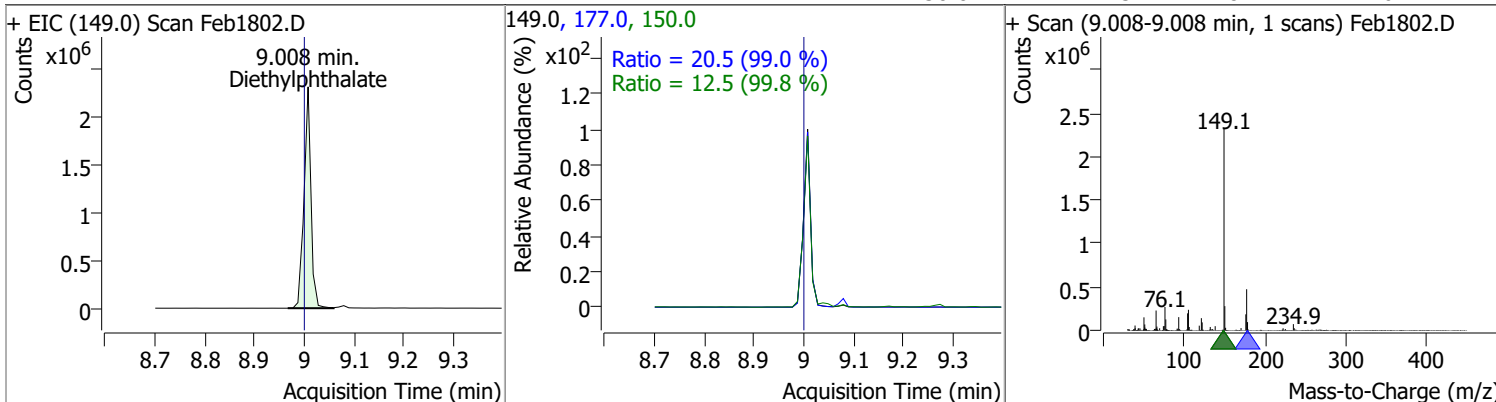


Compound	Conc.	RT	Dev(Min)	Resp.	QIon	QRatio	Lower	Upper
4-Nitrophenol	144.3881	8.72	0.02	368713	65.0	81.3	50.4	93.6
					139.0	74.1	49.8	92.5

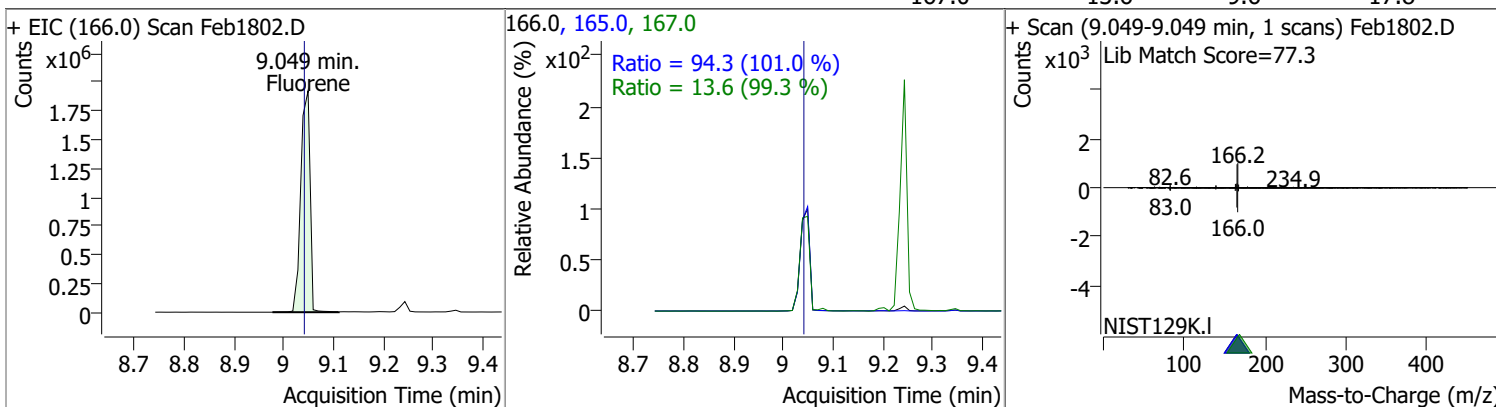


Quantitation Results Report (QT Reviewed)

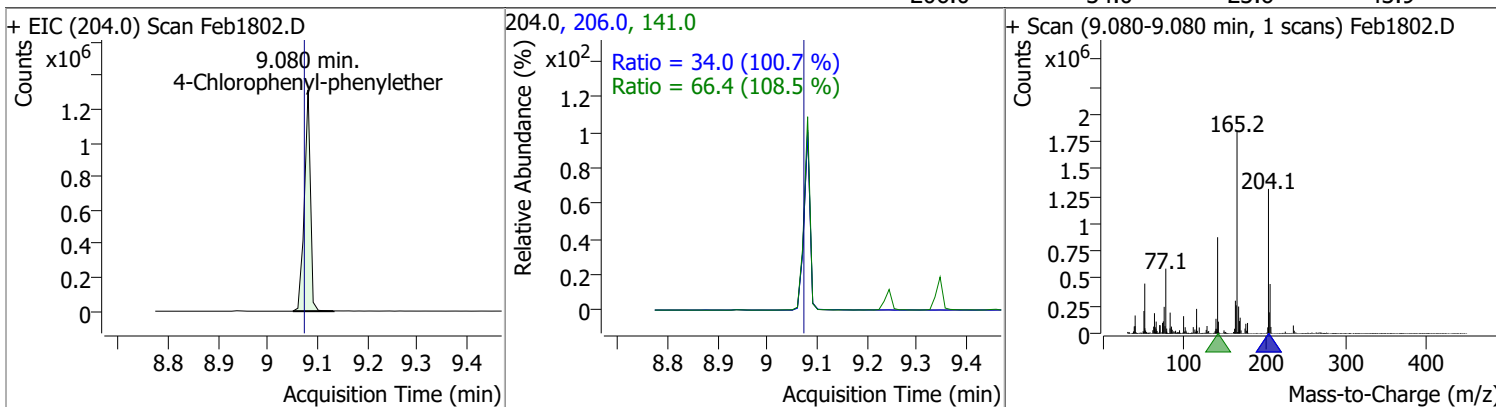
Compound	Conc.	RT	Dev(Min)	Resp.	QIon	QRatio	Lower	Upper
Diethylphthalate	145.3678	9.01	0.01	2256164	177.0	20.5	14.5	27.0
					150.0	12.5	8.7	16.2



Compound	Conc.	RT	Dev(Min)	Resp.	QIon	QRatio	Lower	Upper
Fluorene	153.8147	9.05	0.01	2493155	165.0	94.3	65.4	121.4
					167.0	13.6	9.6	17.8

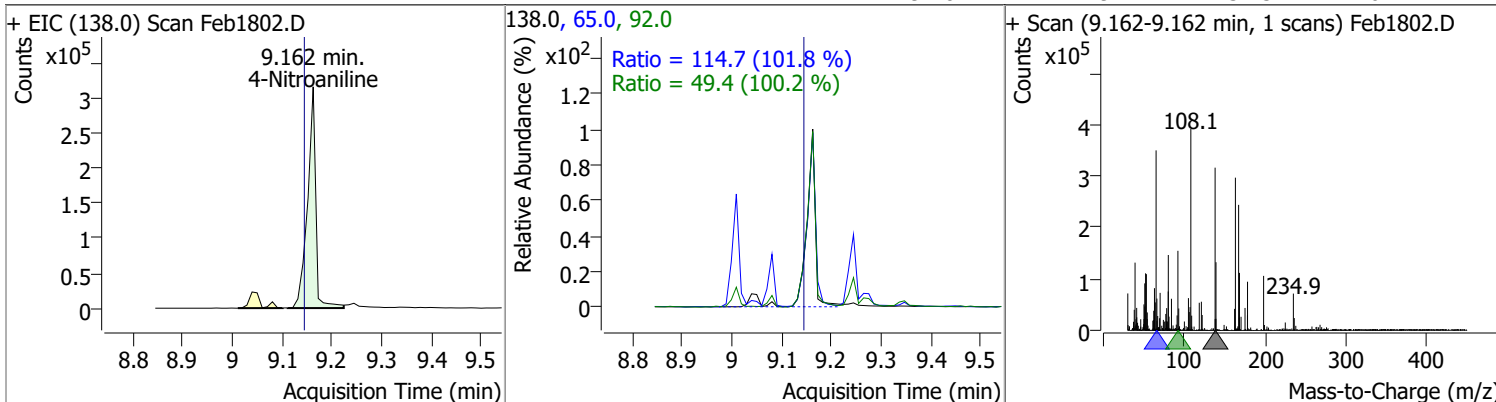


Compound	Conc.	RT	Dev(Min)	Resp.	QIon	QRatio	Lower	Upper
4-Chlorophenyl-phenylether	142.5752	9.08	0.01	1110314	141.0	66.4	42.8	79.6
					206.0	34.0	23.6	43.9

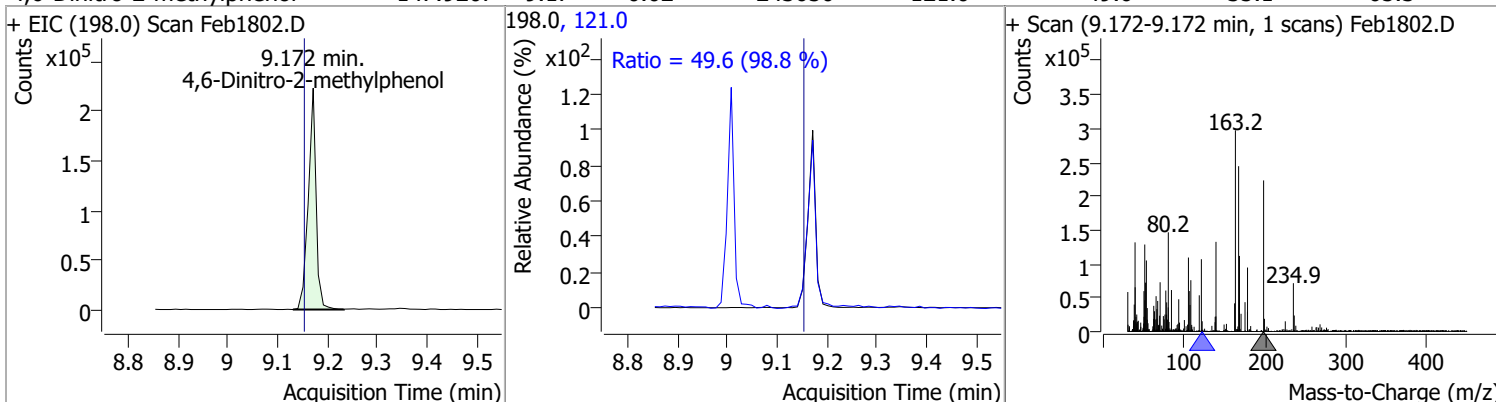


Quantitation Results Report (QT Reviewed)

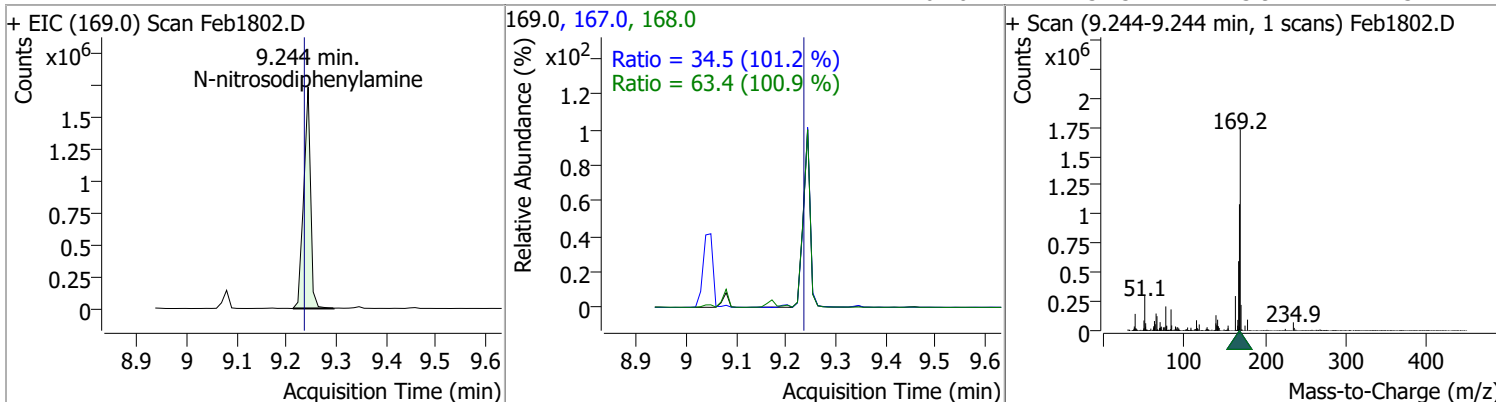
Compound	Conc.	RT	Dev(Min)	Resp.	QIon	QRatio	Lower	Upper
4-Nitroaniline	147.4676	9.16	0.02	363865	65.0	114.7	78.9	146.6
					92.0	49.4	34.5	64.1



Compound	Conc.	RT	Dev(Min)	Resp.	QIon	QRatio	Lower	Upper
4,6-Dinitro-2-methylphenol	147.9207	9.17	0.02	243650	121.0	49.6	35.1	65.3

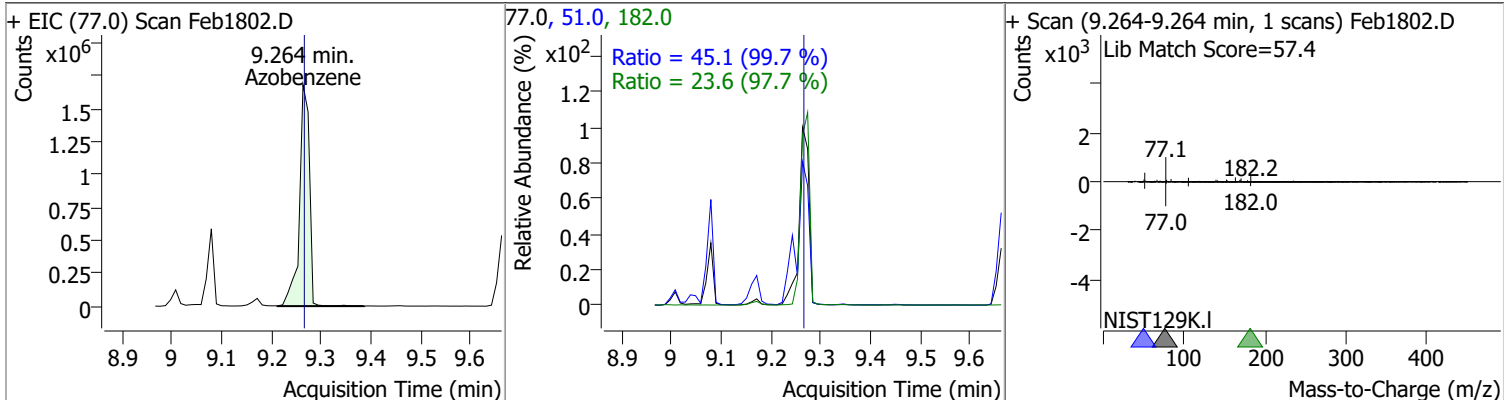


Compound	Conc.	RT	Dev(Min)	Resp.	QIon	QRatio	Lower	Upper
N-nitrosodiphenylamine	148.6623	9.24	0.01	1648173	168.0	63.4	44.0	81.7
					167.0	34.5	23.9	44.3

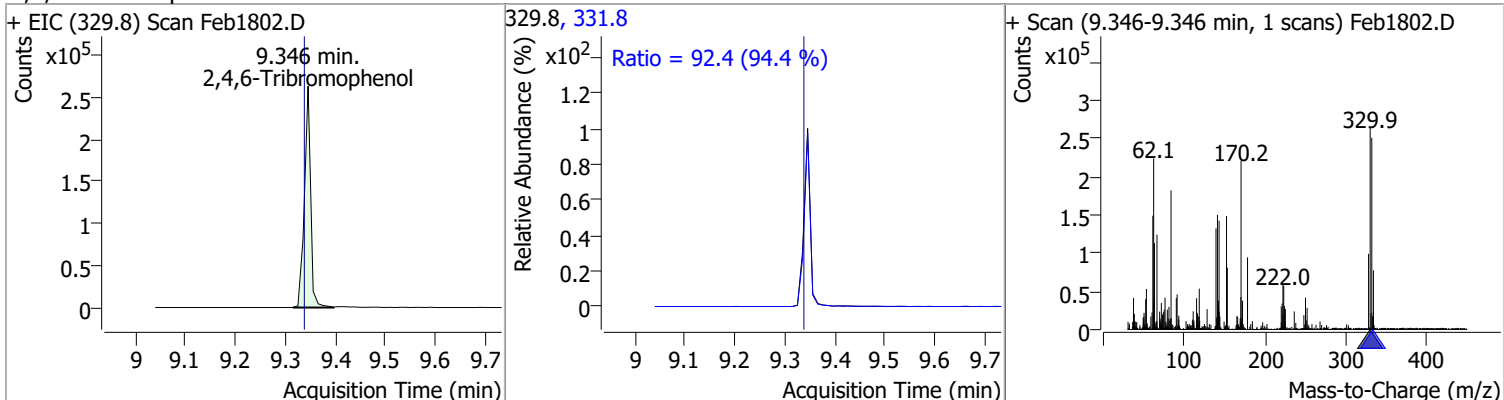


Quantitation Results Report (QT Reviewed)

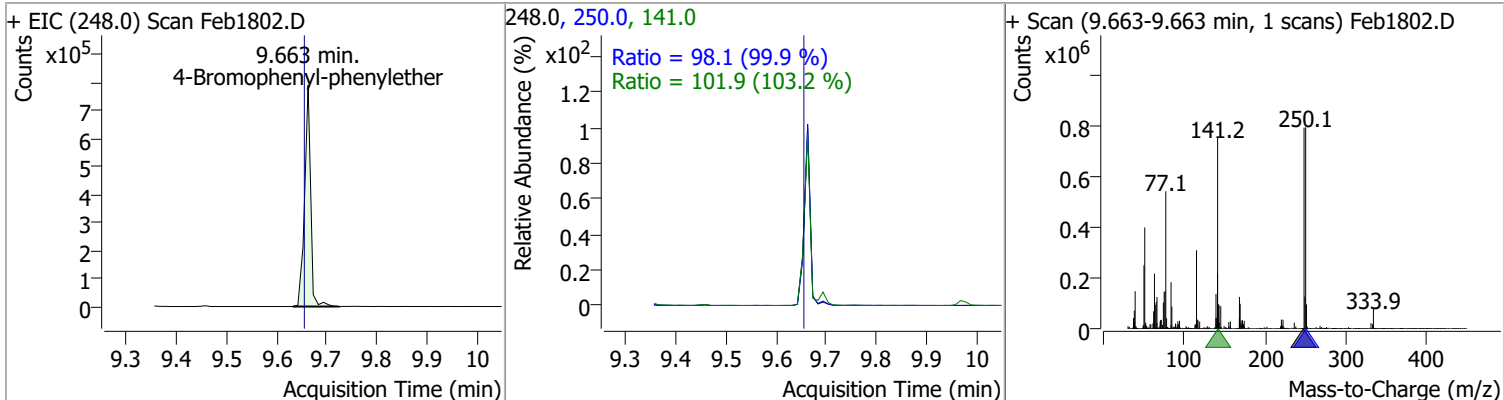
Compound	Conc.	RT	Dev(Min)	Resp.	QIon	QRatio	Lower	Upper
Azobenzene	151.0311	9.26	0.00	2354024	51.0	45.1	31.6	58.7
					182.0	23.6	16.9	31.4



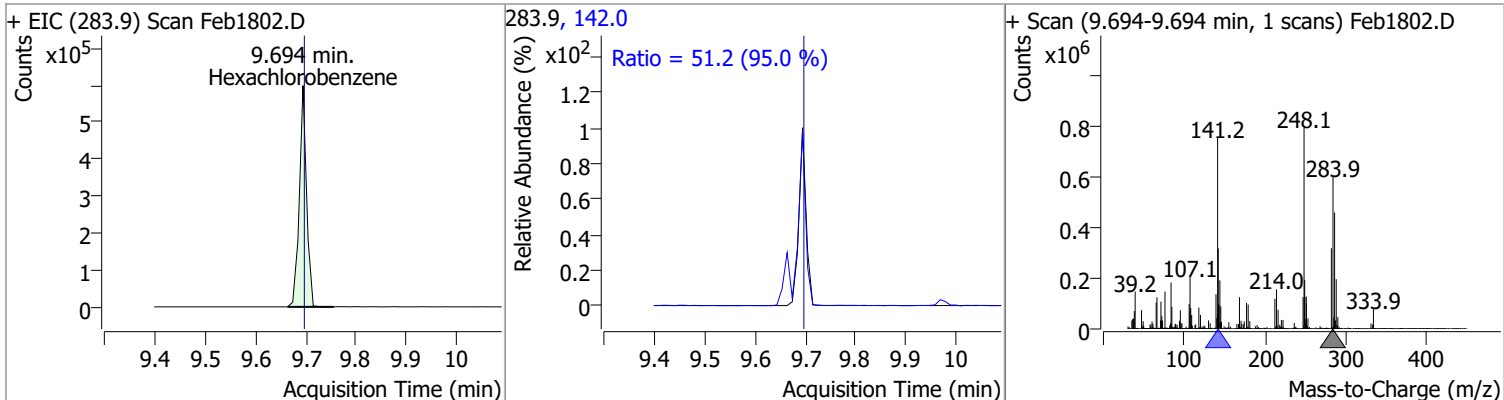
Compound	Conc.	RT	Dev(Min)	Resp.	QIon	QRatio	Lower	Upper
2,4,6-Tribromophenol	148.5652	9.35	0.01	230054	331.8	92.4	68.5	127.2



Compound	Conc.	RT	Dev(Min)	Resp.	QIon	QRatio	Lower	Upper
4-Bromophenyl-phenylether	146.8992	9.66	0.01	662596	141.0	101.9	69.1	128.4
					250.0	98.1	68.8	127.7

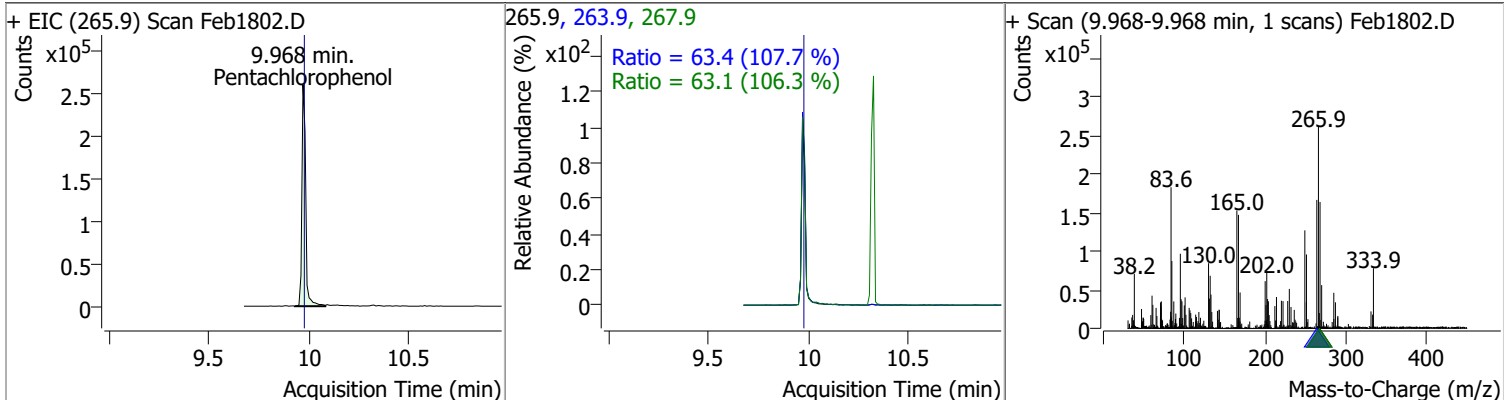


Compound	Conc.	RT	Dev(Min)	Resp.	QIon	QRatio	Lower	Upper
Hexachlorobenzene	143.5319	9.69	0.00	597870	142.0	51.2	37.7	70.0

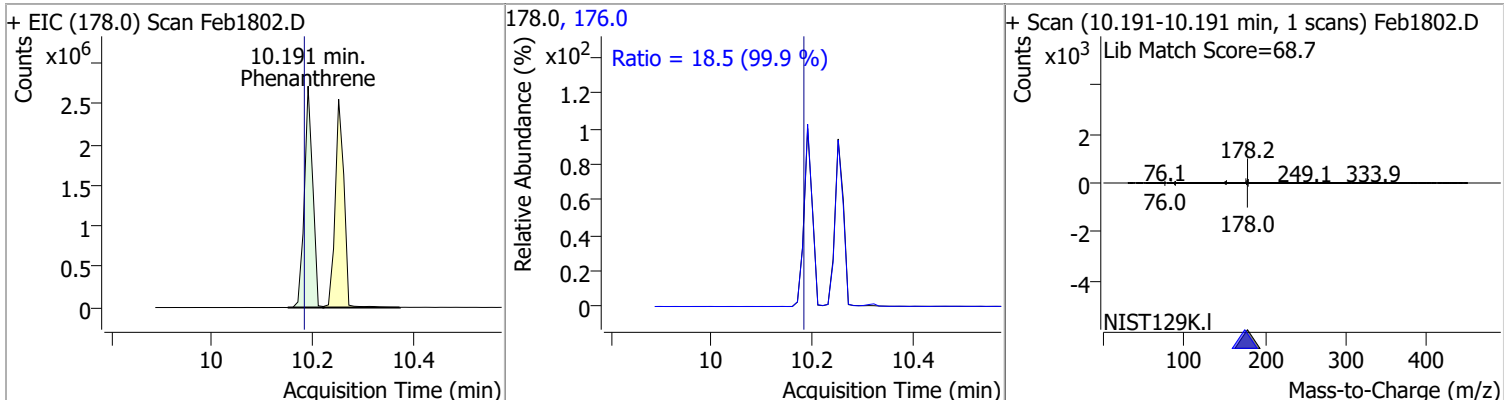


Quantitation Results Report (QT Reviewed)

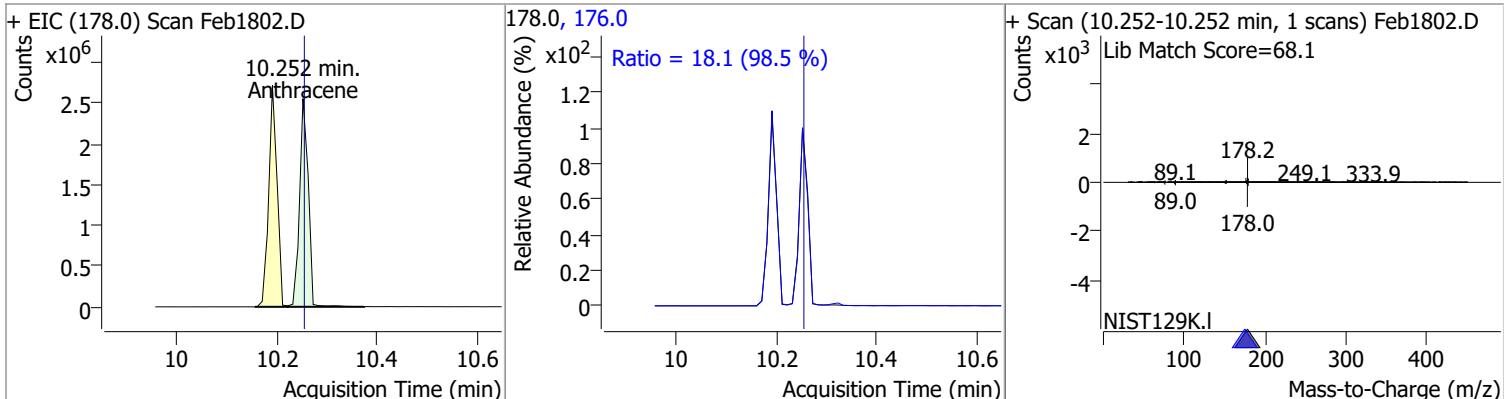
Compound	Conc.	RT	Dev(Min)	Resp.	QIon	QRatio	Lower	Upper
Pentachlorophenol	148.7927	9.97	0.00	342613	267.9	63.1	41.5	77.2
					263.9	63.4	41.2	76.6



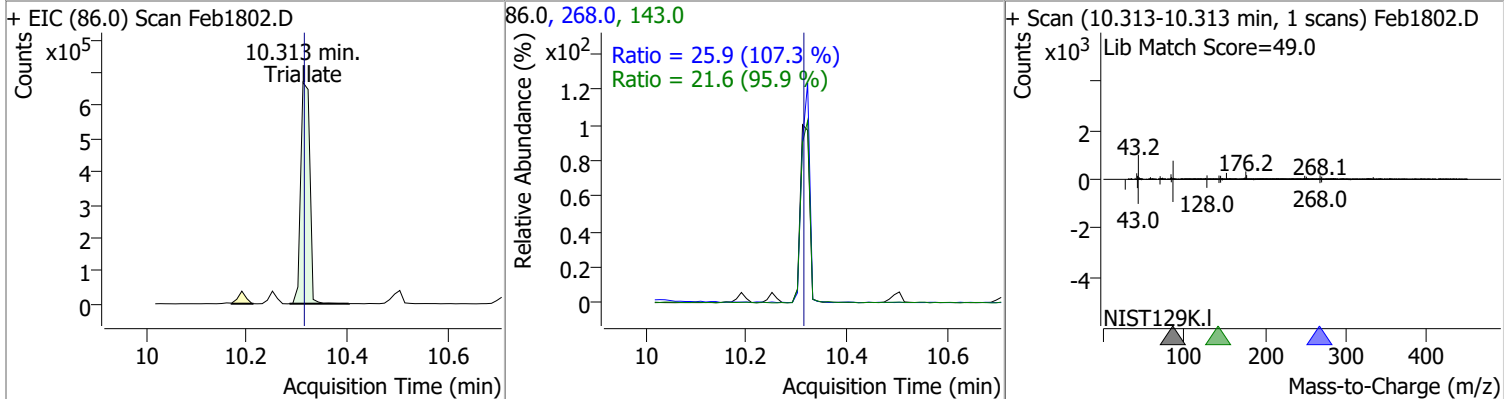
Compound	Conc.	RT	Dev(Min)	Resp.	QIon	QRatio	Lower	Upper
Phenanthrene	146.0003	10.19	0.01	3132371	176.0	18.5	13.0	24.1



Compound	Conc.	RT	Dev(Min)	Resp.	QIon	QRatio	Lower	Upper
Anthracene	143.8138	10.25	0.00	3071678	176.0	18.1	12.9	23.9

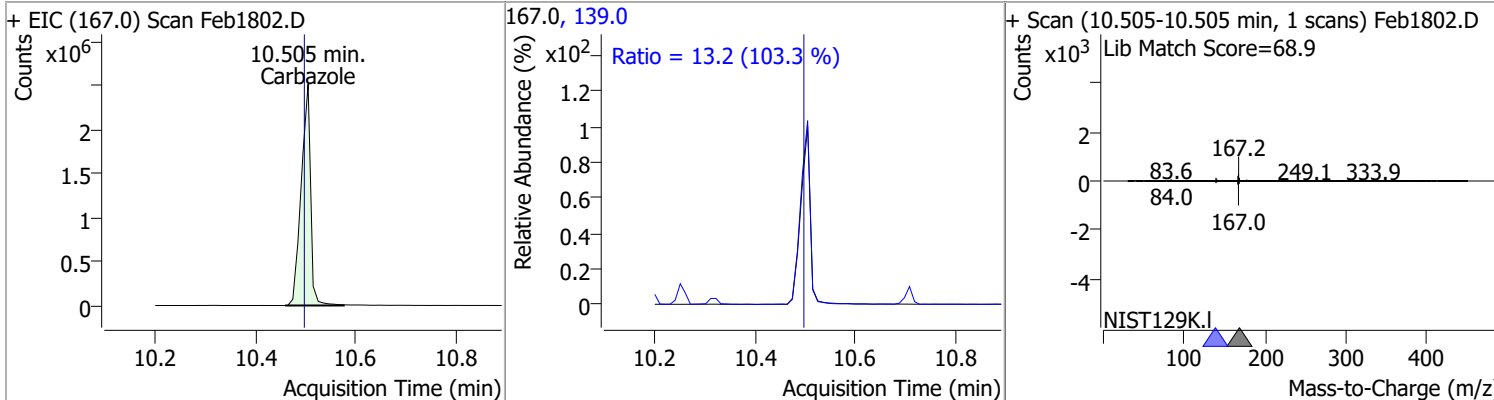


Compound	Conc.	RT	Dev(Min)	Resp.	QIon	QRatio	Lower	Upper
Triallate	149.2795	10.31	0.00	845447	268.0	25.9	16.9	31.4
					143.0	21.6	15.8	29.3

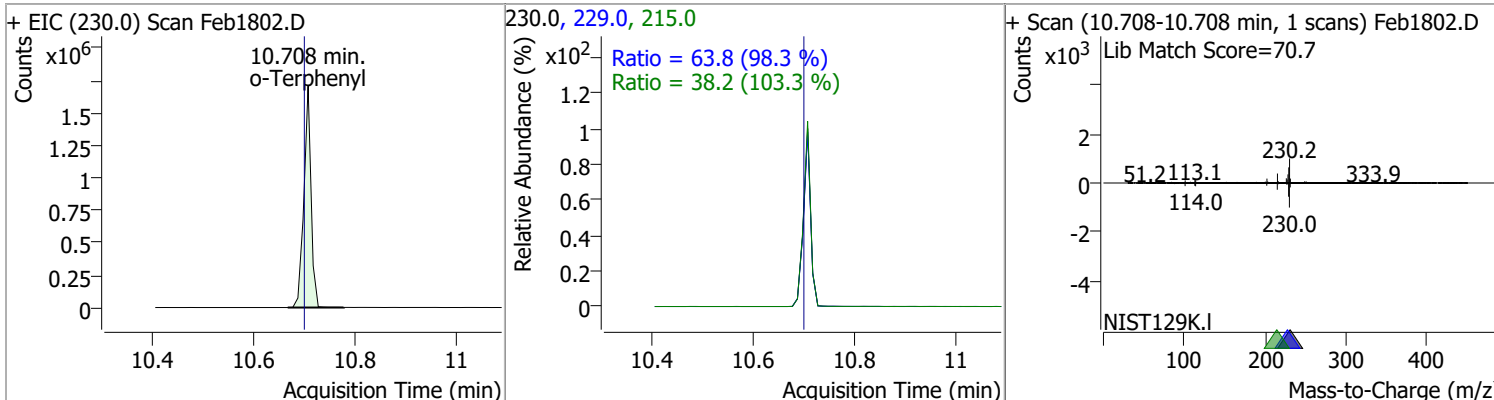


Quantitation Results Report (QT Reviewed)

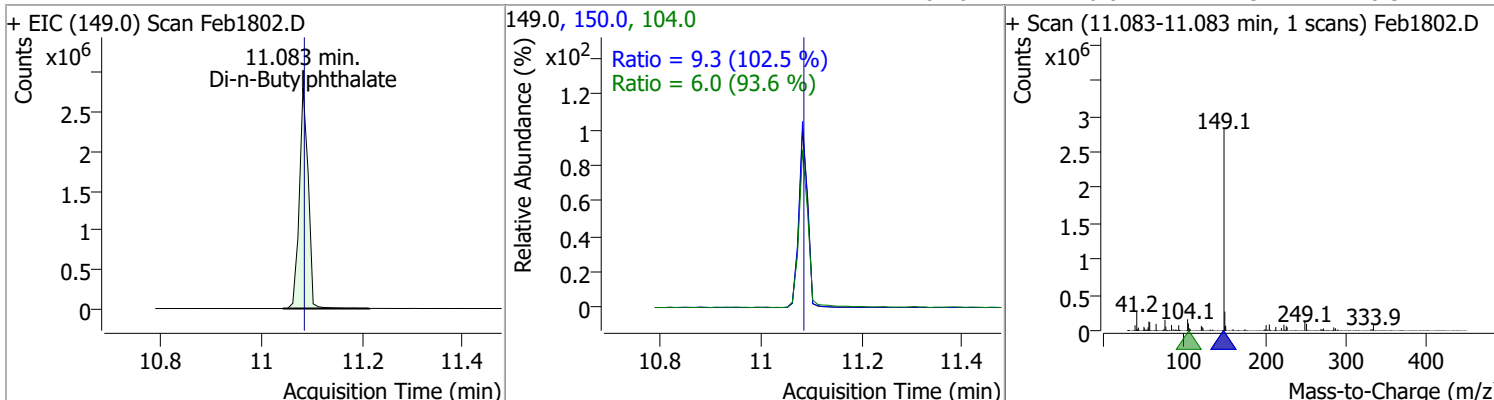
Compound	Conc.	RT	Dev(Min)	Resp.	QIon	QRatio	Lower	Upper
Carbazole	149.5705	10.51	0.01	3271481	139.0	13.2	9.0	16.7



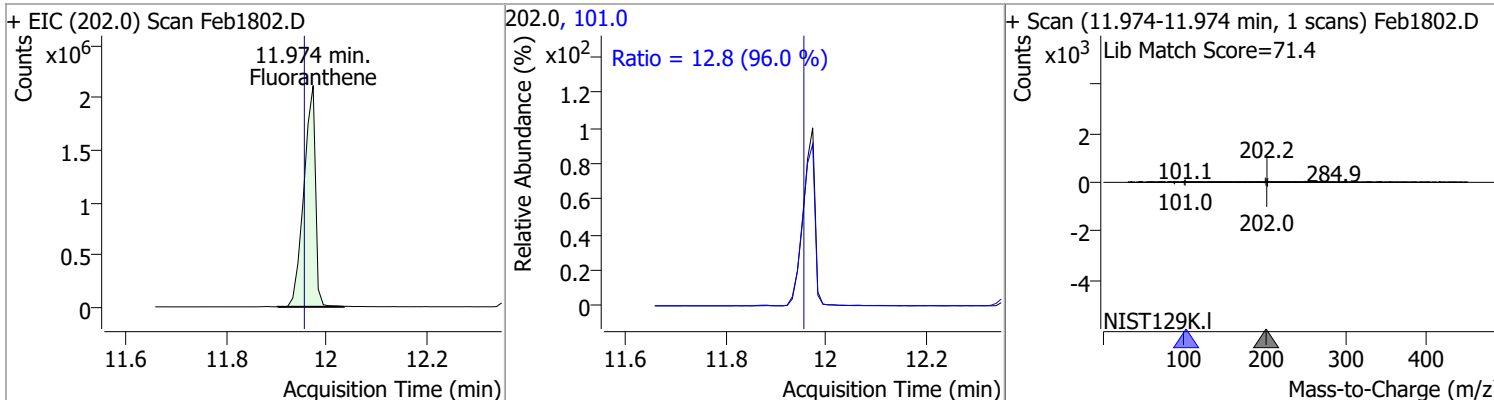
o-Terphenyl	143.8799	10.71	0.01	1697837	229.0 215.0	63.8 38.2	45.4 25.9	84.3 48.1
-------------	----------	-------	------	---------	----------------	--------------	--------------	--------------



Di-n-Butylphthalate	147.6497	11.08	0.00	3446165	150.0 104.0	9.3 6.0	6.3 4.5	11.8 8.3
---------------------	----------	-------	------	---------	----------------	------------	------------	-------------

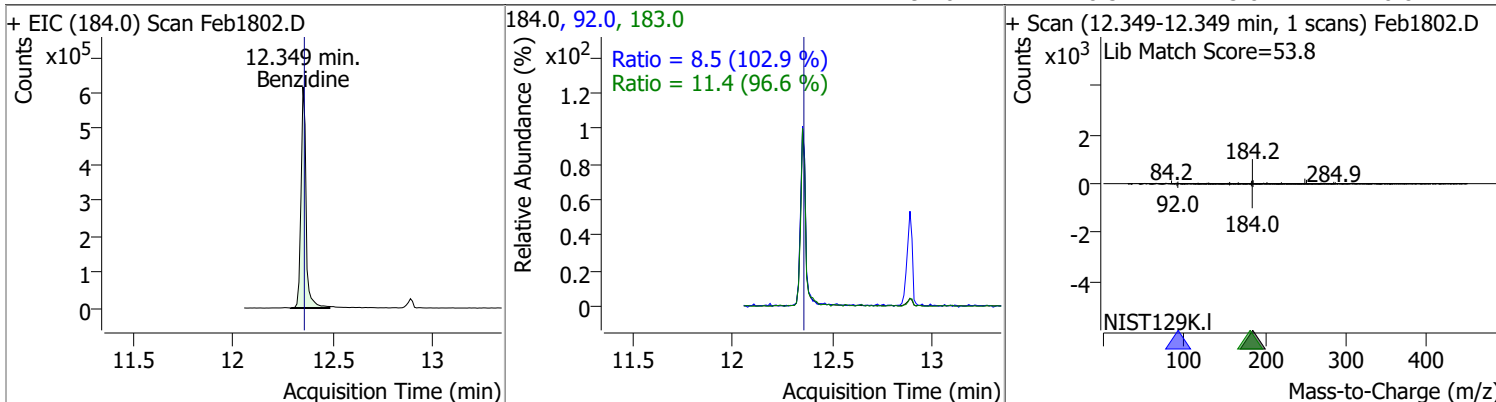


Fluoranthene	148.7725	11.97	0.02	3397461	101.0	12.8	9.4	17.4
--------------	----------	-------	------	---------	-------	------	-----	------

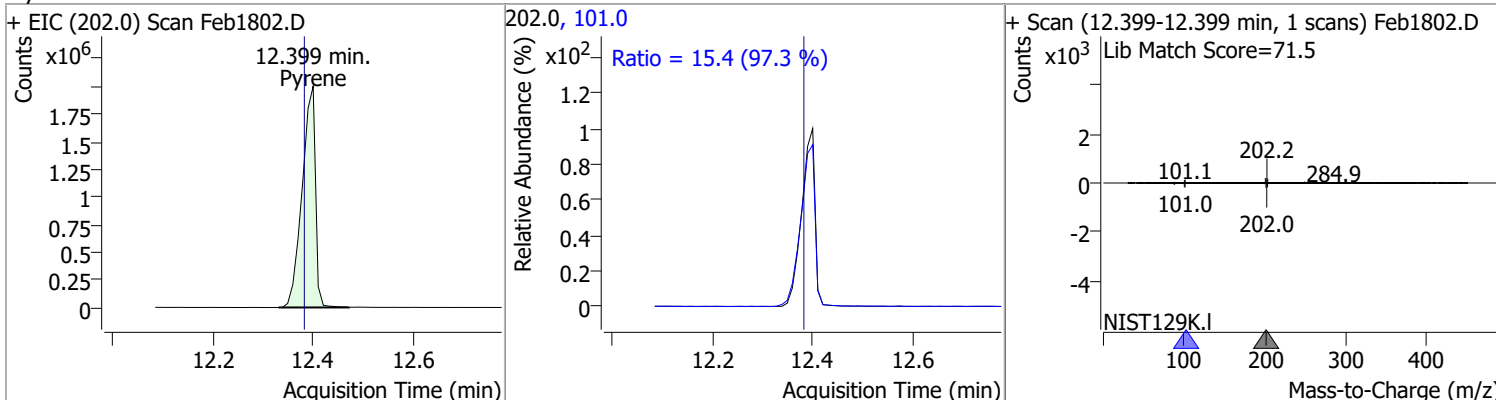


Quantitation Results Report (QT Reviewed)

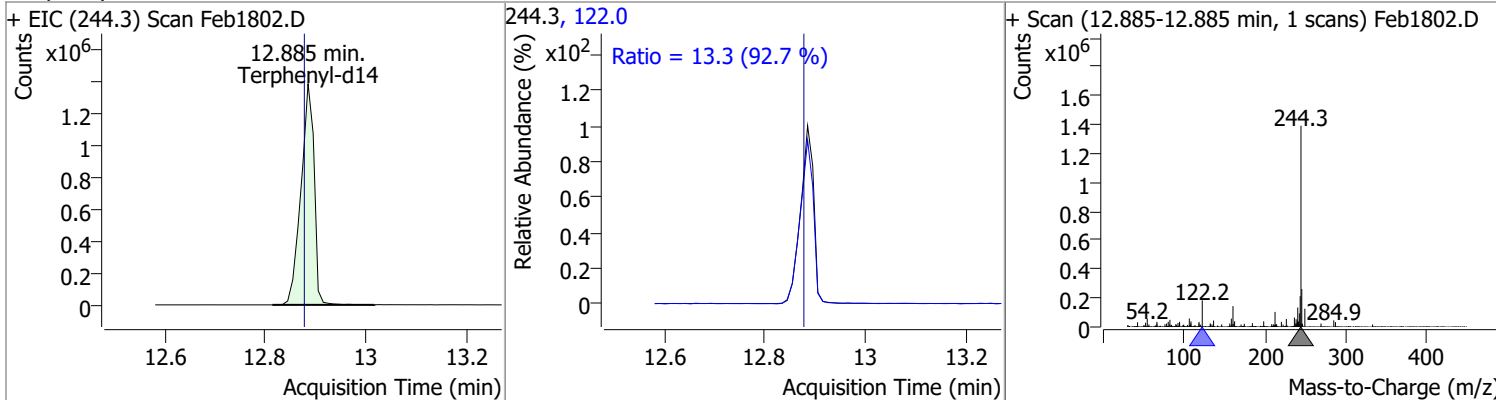
Compound	Conc.	RT	Dev(Min)	Resp.	QIon	QRatio	Lower	Upper
Benzidine	152.2725	12.35	0.00	1083722	183.0	11.4	8.3	15.4
					92.0	8.5	5.8	10.8



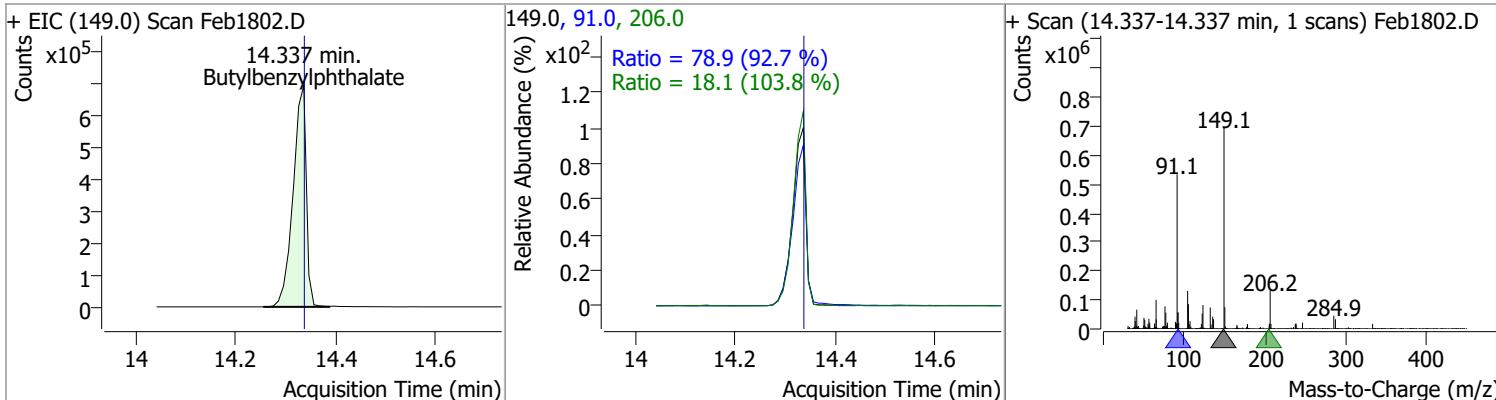
Compound	Conc.	RT	Dev(Min)	Resp.	QIon	QRatio	Lower	Upper
Pyrene	149.9738	12.40	0.02	3679726	101.0	15.4	11.1	20.6



Compound	Conc.	RT	Dev(Min)	Resp.	QIon	QRatio	Lower	Upper
Terphenyl-d14	152.1715	12.89	0.01	2533921	122.0	13.3	10.1	18.7

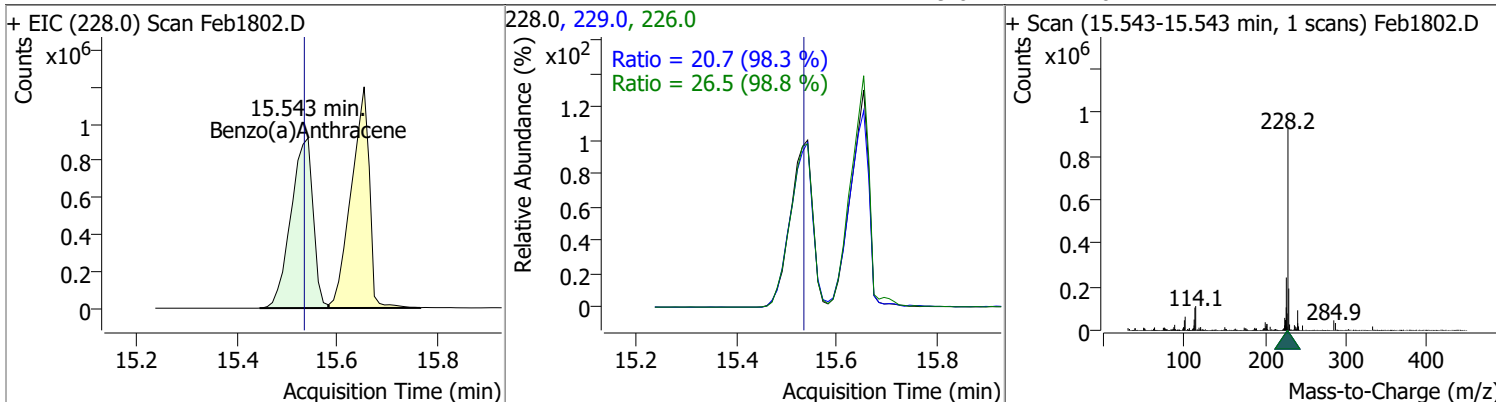


Compound	Conc.	RT	Dev(Min)	Resp.	QIon	QRatio	Lower	Upper
Butylbenzylphthalate	146.7579	14.34	0.02	1276176	91.0	78.9	59.6	110.6
					206.0	18.1	12.2	22.7

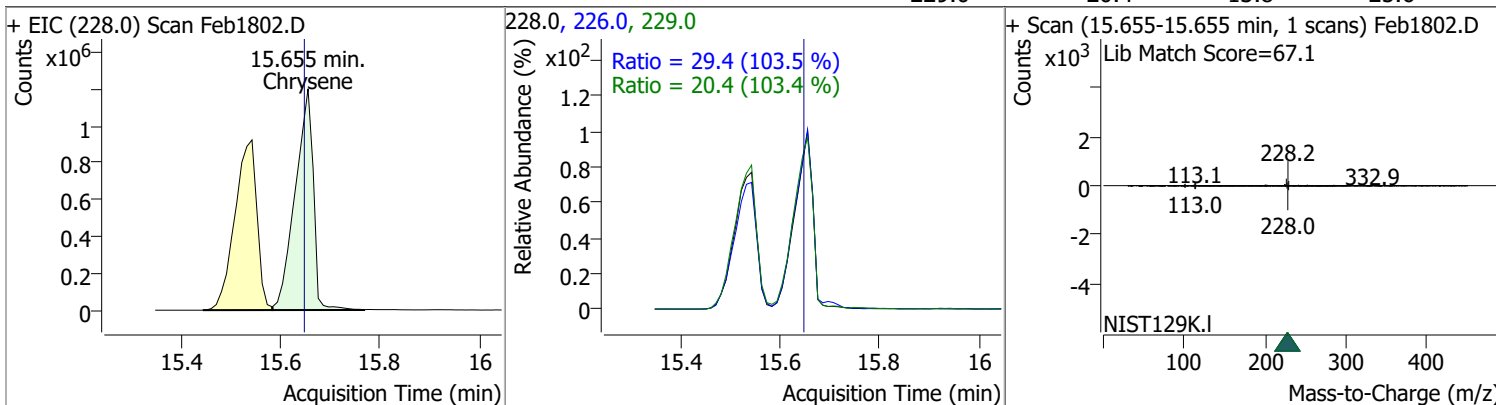


Quantitation Results Report (QT Reviewed)

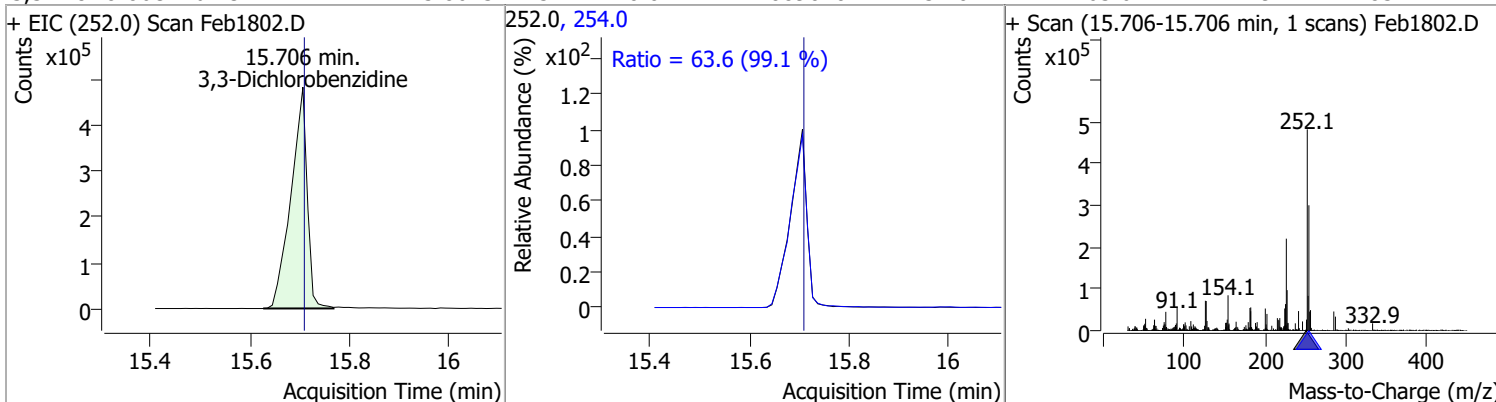
Compound	Conc.	RT	Dev(Min)	Resp.	QIon	QRatio	Lower	Upper
Benzo(a)Anthracene	149.7505	15.54	0.03	2842112	226.0	26.5	18.8	34.9
					229.0	20.7	14.7	27.4



Compound	Conc.	RT	Dev(Min)	Resp.	QIon	QRatio	Lower	Upper
Chrysene	147.3118	15.66	0.03	3033845	226.0	29.4	19.9	36.9
					229.0	20.4	13.8	25.6

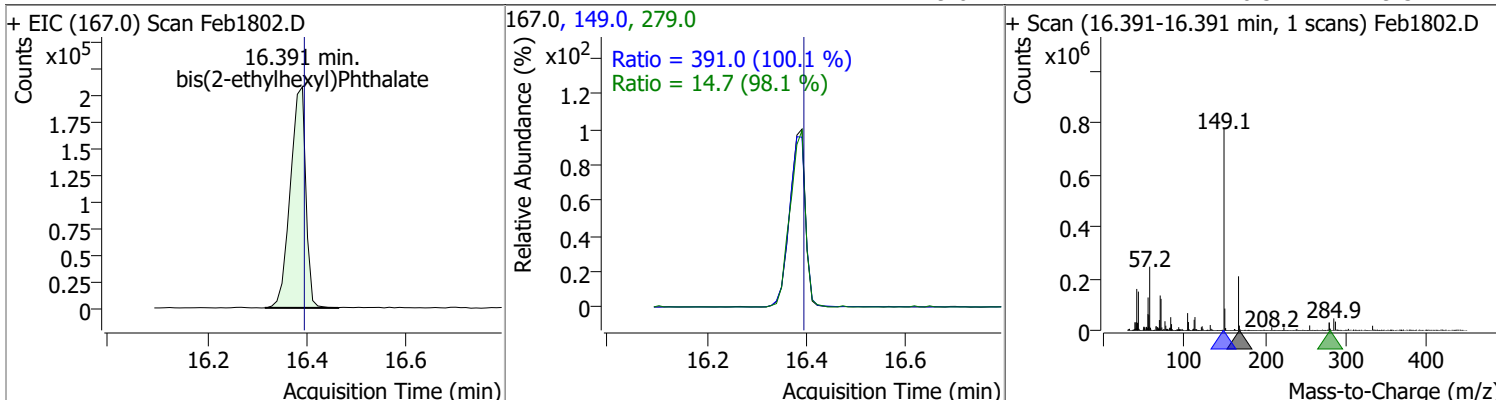


Compound	Conc.	RT	Dev(Min)	Resp.	QIon	QRatio	Lower	Upper
3,3-Dichlorobenzidine	145.8673	15.71	0.02	1089020	254.0	63.6	44.9	83.4

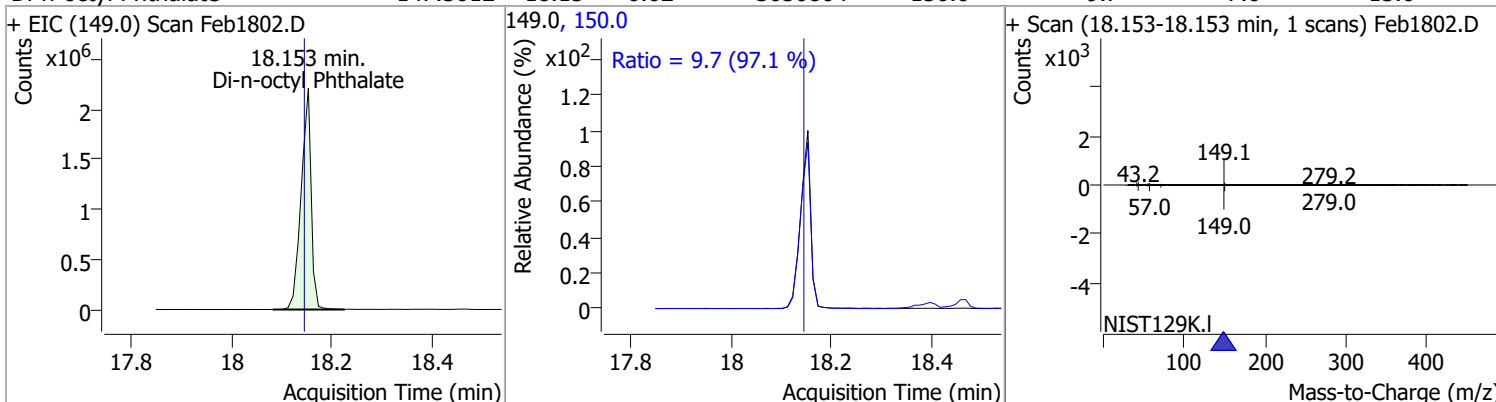


Quantitation Results Report (QT Reviewed)

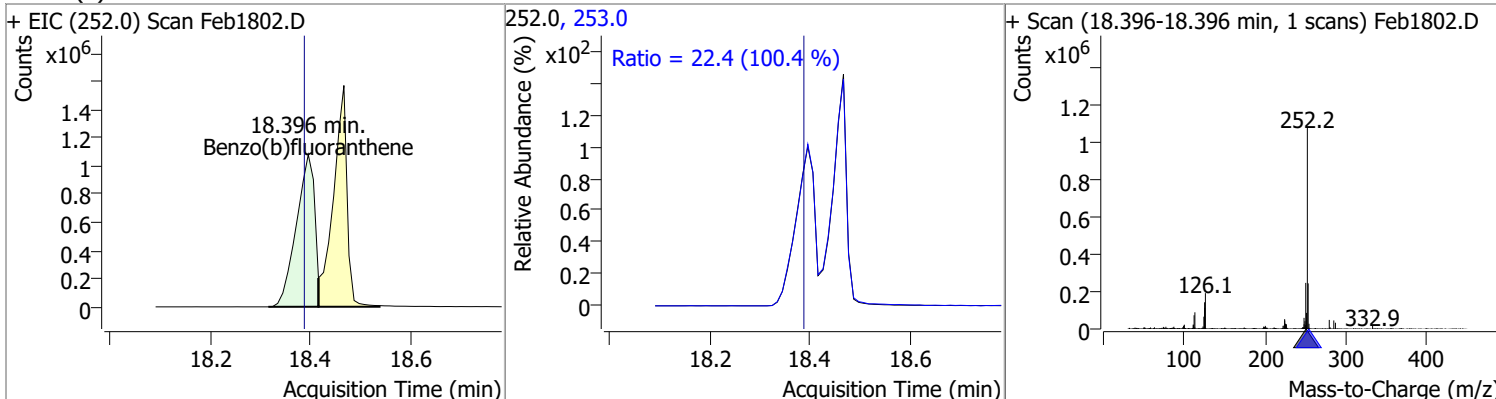
Compound	Conc.	RT	Dev(Min)	Resp.	QIon	QRatio	Lower	Upper
bis(2-ethylhexyl)Phthalate	146.9804	16.39	0.02	446103	149.0	391.0	273.6	508.0
					279.0	14.7	10.5	19.5



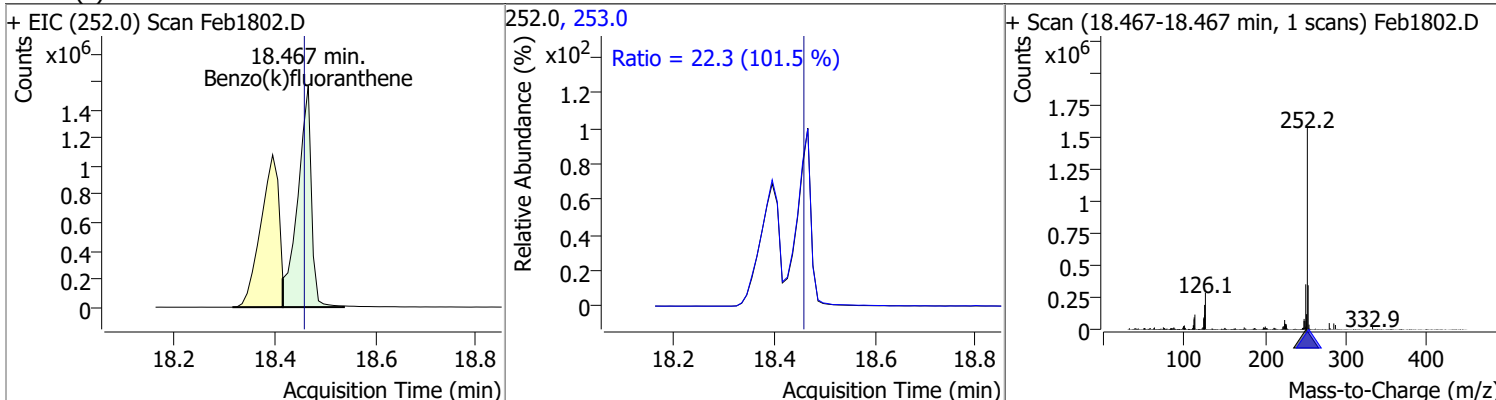
Compound	Conc.	RT	Dev(Min)	Resp.	QIon	QRatio	Lower	Upper
Di-n-octyl Phthalate	147.3012	18.15	0.02	3050804	150.0	9.7	7.0	13.0



Compound	Conc.	RT	Dev(Min)	Resp.	QIon	QRatio	Lower	Upper
Benzo(b)fluoranthene	147.7569	18.40	0.02	2701361	253.0	22.4	15.6	29.0

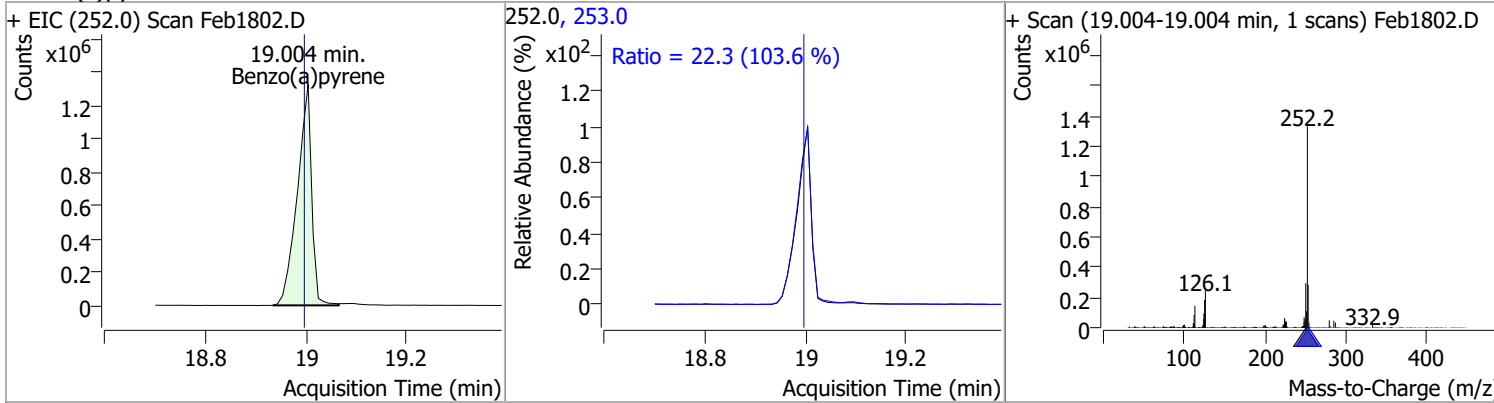


Compound	Conc.	RT	Dev(Min)	Resp.	QIon	QRatio	Lower	Upper
Benzo(k)fluoranthene	149.1473	18.47	0.02	2958362	253.0	22.3	15.4	28.6

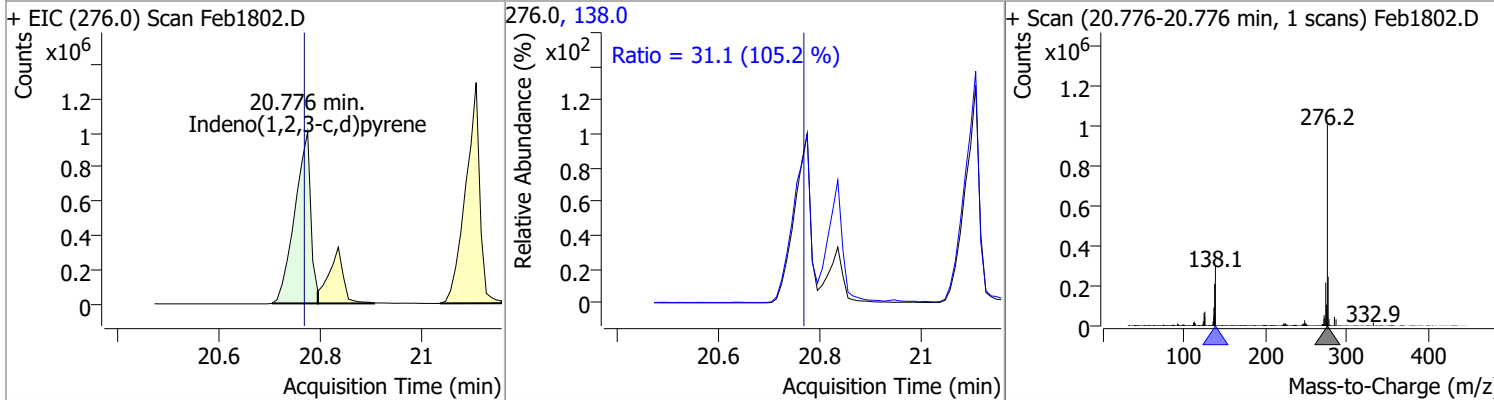


Quantitation Results Report (QT Reviewed)

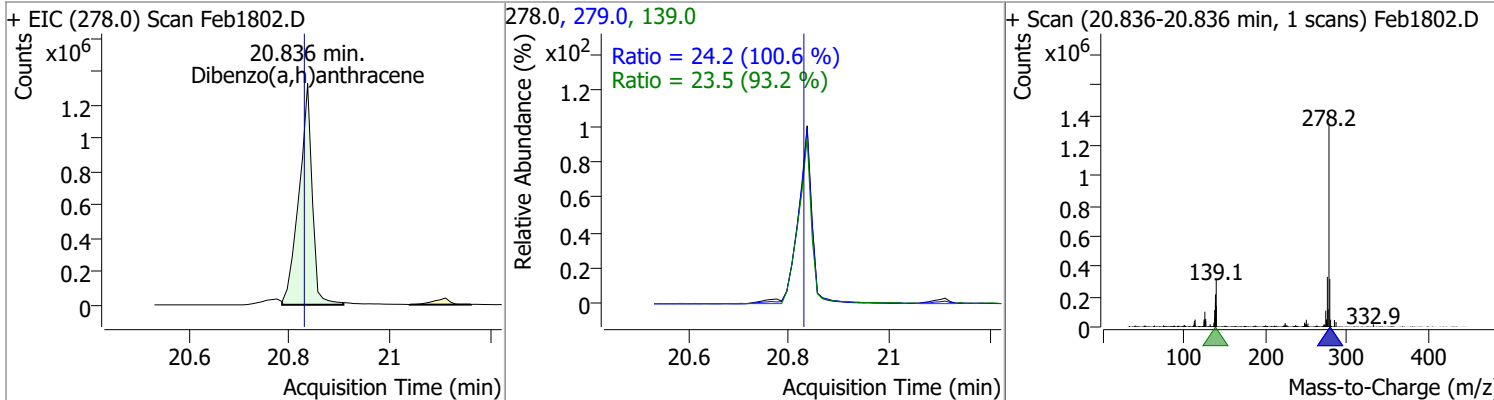
Compound	Conc.	RT	Dev(Min)	Resp.	QIon	QRatio	Lower	Upper
Benzo(a)pyrene	147.4984	19.00	0.02	2621643	253.0	22.3	15.1	28.0



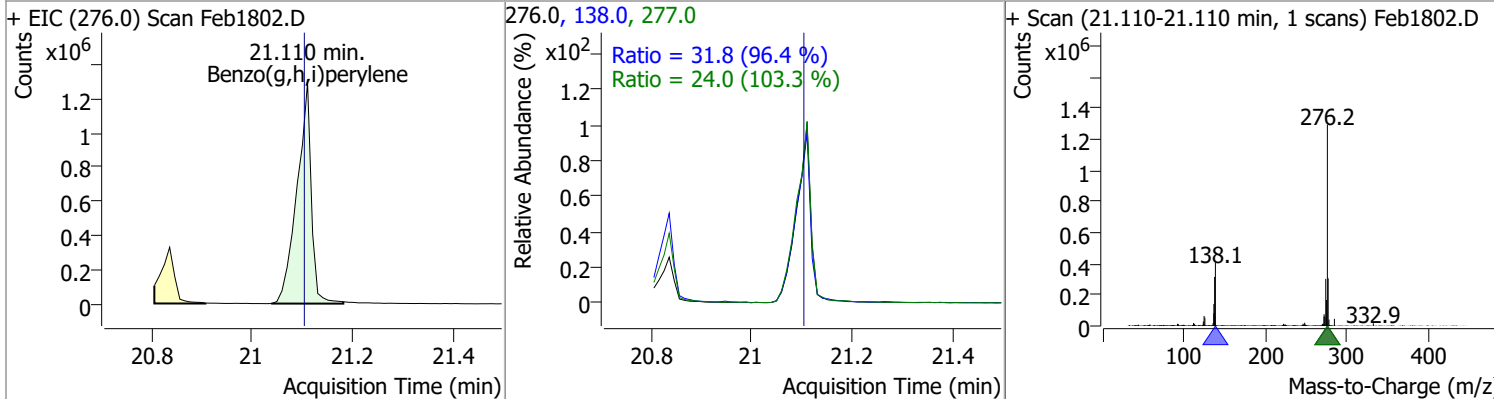
Compound	Conc.	RT	Dev(Min)	Resp.	QIon	QRatio	Lower	Upper
Indeno(1,2,3-c,d)pyrene	147.0742	20.78	0.02	2181733	138.0	31.1	20.7	38.5



Compound	Conc.	RT	Dev(Min)	Resp.	QIon	QRatio	Lower	Upper
Dibenzo(a,h)anthracene	147.0838	20.84	0.02	2406140	139.0	23.5	17.6	32.7
					279.0	24.2	16.9	31.3

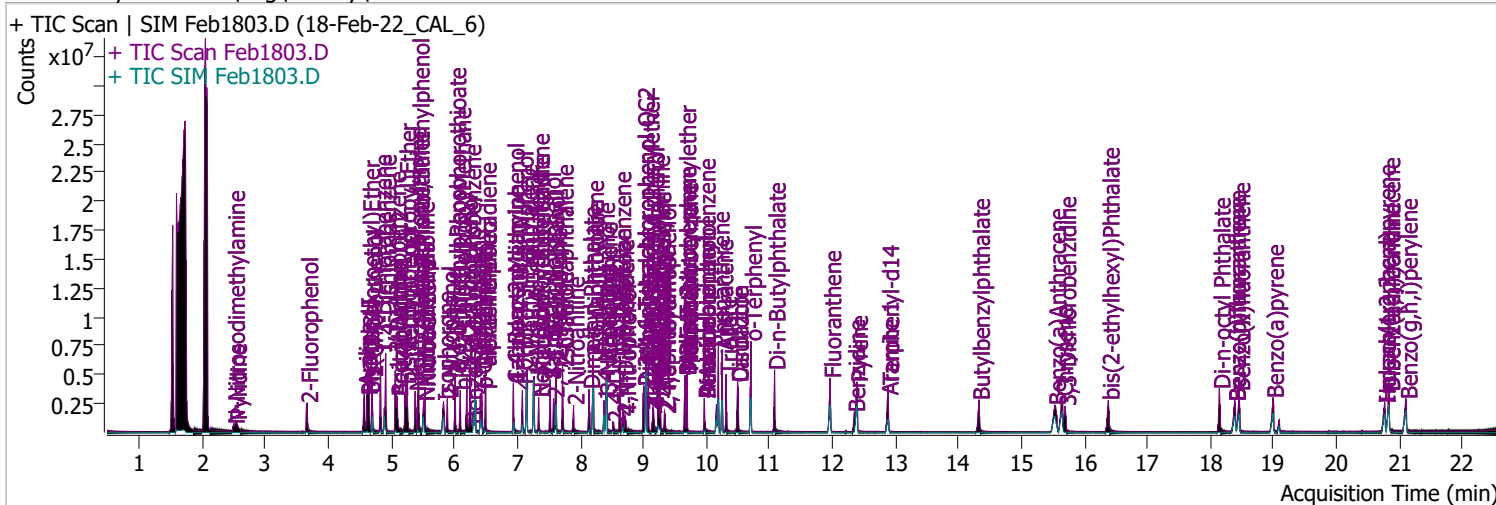


Compound	Conc.	RT	Dev(Min)	Resp.	QIon	QRatio	Lower	Upper
Benzo(g,h,i)perylene	147.4139	21.11	0.02	2544345	138.0	31.8	23.1	42.9
					277.0	24.0	16.3	30.2



Quantitation Results Report (QT Reviewed)

Data File	Feb1803.D	Operator	LIMS import
Acq. Method	BNA+SIM.M	Acq. Date-Time	2/19/2022 8:53:27 AM
Sample Name	18-Feb-22_CAL_6	Instrument	Instrument #1
Vial	3	Multiplier	1.00
DA Method File		Comment	SVOC-8270-W-LARGO
Tune File	dftppdsm.u	Tune Date	2/18/2022 9:25:00 PM
Batch Name	021822 DoD BNA cal.batch.bin	Last Calib Update	2/19/2022 1:06:17 PM
Ref Library	D:\Org\Library\NIST129K.I		



Compound	RT	QIon	Resp.	Conc.	Units	Dev(Min)
----------	----	------	-------	-------	-------	----------

Internal Standards

System Monitoring Compounds

S 2-Fluorophenol	3.664	112.0	1058548	120.3426	µg/L	0.010
Spiked Amount: 200.000	Range: 10.0 - 75.0%			Recovery = 60.17%		
S Phenol-d5	4.613	99.0	1344284	122.8556	µg/L	m 0.000
Spiked Amount: 200.000	Range: 10.0 - 65.0%			Recovery = 61.43%		
S Nitrobenzene-d5	5.512	82.0	771682	123.2948	µg/L	0.010
Spiked Amount: 100.000	Range: 32.0 - 94.0%			Recovery = 123.29%		*
S 2-Fluorobiphenyl	7.615	172.0	2072877	120.3883	µg/L	0.010
Spiked Amount: 100.000	Range: 28.0 - 107.0%			Recovery = 120.39%		*
S 2,4,6-Tribromophenol	9.346	329.8	187319	120.6291	µg/L	0.010
Spiked Amount: 200.000	Range: 25.0 - 140.0%			Recovery = 60.31%		
S Terphenyl-d14	12.885	244.3	2133936	120.3656	µg/L	0.010
Spiked Amount: 100.000	Range: 32.0 - 122.0%			Recovery = 120.37%		

Target Compounds

Compound	RT	QIon	Resp.	Conc.	Units	QValue
T N-Nitrosodimethylamine	2.499	74.0	326647	116.5794	µg/L	99
T Pyridine	2.530	79.0	843707	123.7562	µg/L	97
T Aniline	4.572	93.0	1907332	123.9193	µg/L	99
T Phenol	4.634	94.0	1552024	125.9277	µg/L	100
T bis(-2-Chloroethyl)Ether	4.644	63.0	1004162	122.2311	µg/L	100
T 2-Chlorophenol	4.695	128.0	1172891	122.7016	µg/L	100
T 1,3-Dichlorobenzene	4.828	146.0	1478960	123.7704	µg/L	98
T 1,4-Dichlorobenzene	4.910	146.0	1440014	122.1307	µg/L	99
T 1,2-Dichlorobenzene	5.063	146.0	1412888	121.0749	µg/L	99
T Benzyl Alcohol	5.093	108.0	684389	125.2375	µg/L	m 97
T bis(2-chloroisopropyl)Ether	5.226	121.0	404464	126.7778	µg/L	100
T 2-Methylphenol	5.247	107.0	1056421	125.2574	µg/L	100
T N-nitroso-Di-n-propylamine	5.379	70.0	719807	117.7016	µg/L	97
T 4Methylphenol/3Methylphenol	5.430	107.0	1358832	119.7461	µg/L	100
T Hexachloroethane	5.430	117.0	475489	124.5829	µg/L	99

Quantitation Results Report (QT Reviewed)

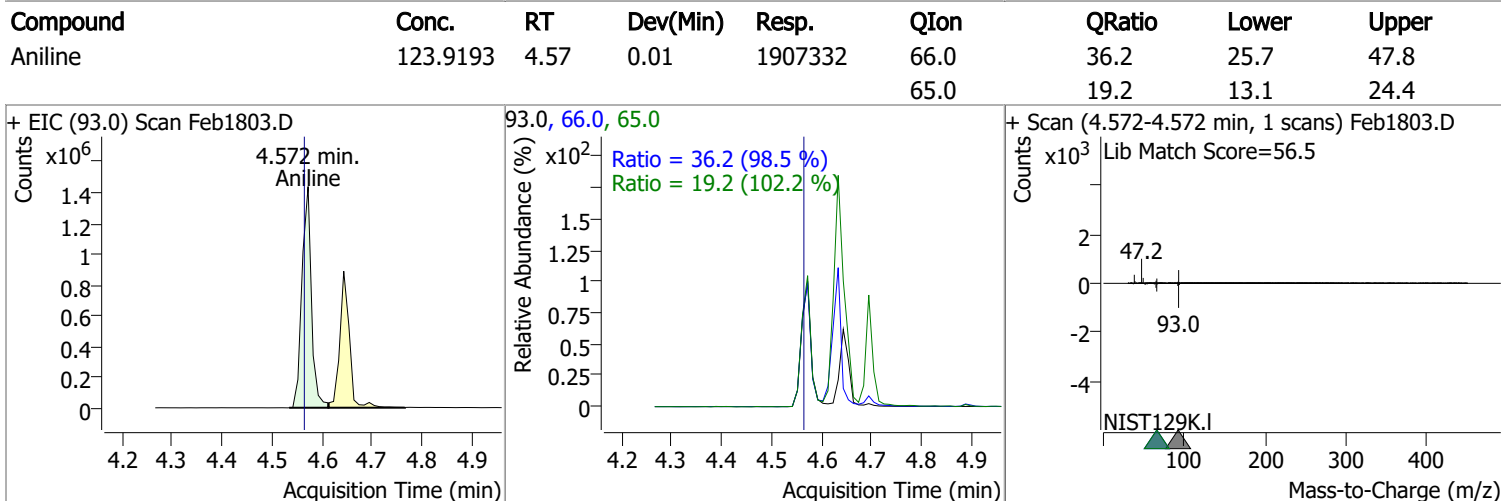
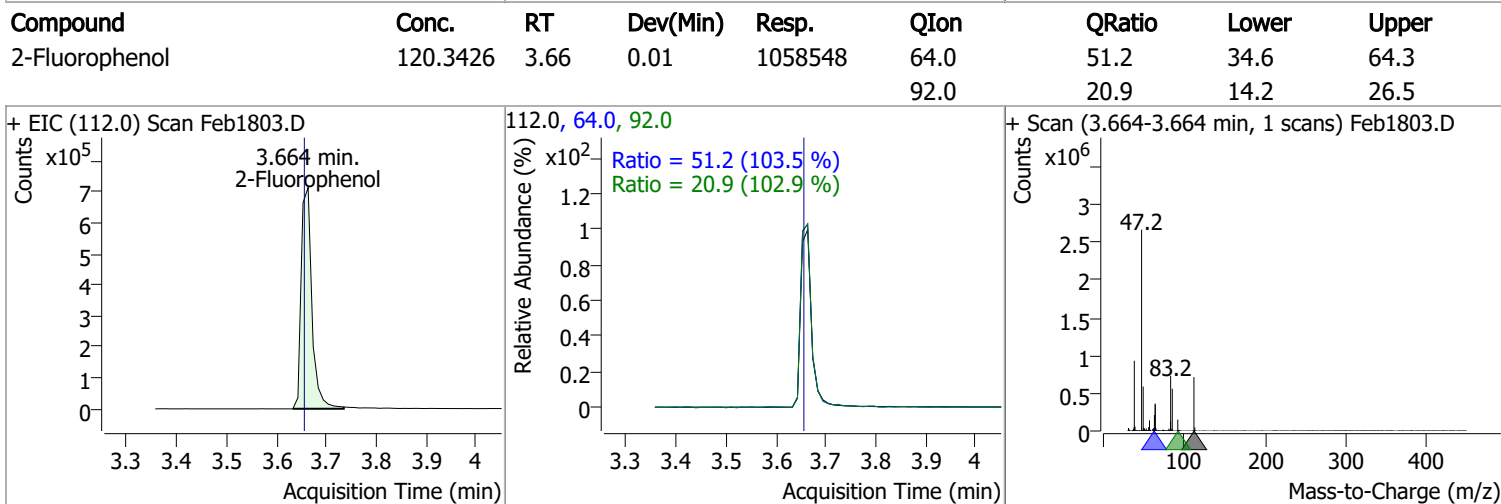
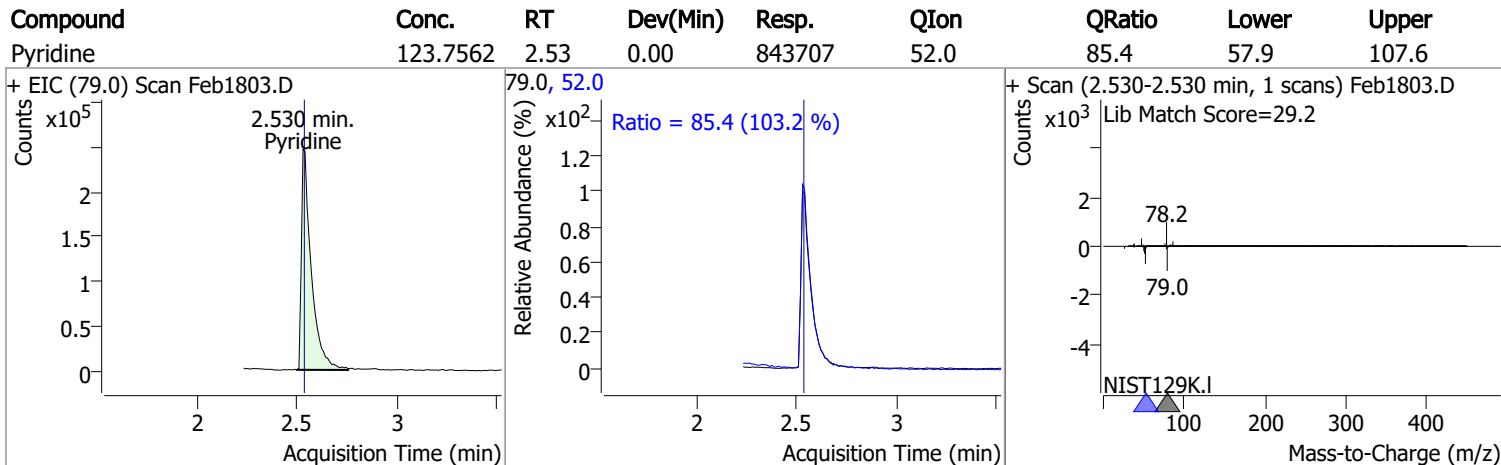
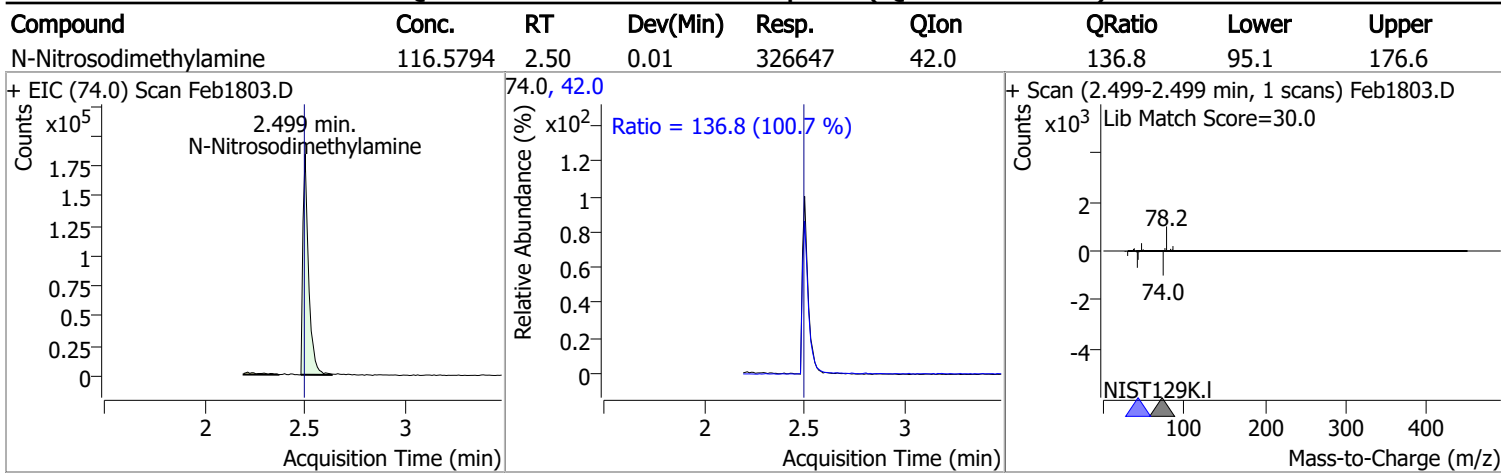
Compound	RT	QIon	Resp.	Conc.	Units	Dev(Min)	
T Nitrobenzene	5.533	123.1	374243	125.1561	µg/L	98	
T Isophorone	5.829	82.0	1823587	123.4859	µg/L	98	
T 2-Nitrophenol	5.890	139.0	455325	126.5272	µg/L	98	
T 2,4-Dimethylphenol	6.013	122.0	819537	124.2859	µg/L	97	
T bis(-2-Chloroethoxy)Methane	6.095	93.0	1115448	127.3797	µg/L	95	
T 2,4-Dichlorophenol	6.198	162.0	833232	126.8965	µg/L	96	
T Benzoic Acid	6.270	105.0	519957	128.5980	µg/L	92	
T 1,2,4-Trichlorobenzene	6.249	180.0	897123	119.8787	µg/L	100	
T Naphthalene	6.331	128.0	2702791	123.6183	µg/L	99	
T 4-Chlorophenol	6.414	130.0	301586	122.6373	µg/L	92	
T p-Chloroaniline	6.434	127.0	1050839	119.2044	µg/L	94	
T Hexachlorobutadiene	6.496	224.9	492013	120.4421	µg/L	98	
T 4-Chloro-2-Methylphenol	6.937	107.0	740508	125.8060	µg/L	97	
T 4-Chloro-3-Methylphenol	7.081	107.0	782006	124.1681	µg/L	m	97
T 2-Methylnaphthalene	7.153	141.0	1591431	119.2703	µg/L	99	
T 1-Methylnaphthalene	7.266	141.0	1575011	122.4836	µg/L	99	
T Hexachlorocyclopentadiene	7.338	236.9	295198	118.7229	µg/L	98	
T 2,4,6-Trichlorophenol	7.523	196.0	545615	126.4941	µg/L	m	98
T 2,4,5-Trichlorophenol	7.574	196.0	587533	122.6454	µg/L	m	95
T 2-Chloronaphthalene	7.718	162.0	1673143	116.0457	µg/L	98	
T 2-Nitroaniline	7.892	65.0	340794	129.8078	µg/L	100	
T Dimethyl Phthalate	8.139	163.0	1795167	119.4214	µg/L	98	
T 2,6-Dinitrotoluene	8.200	165.0	270214	134.5088	µg/L	90	
T Acenaphthylene	8.200	152.1	2788358	121.4632	µg/L	100	
T 3-Nitroaniline	8.405	138.0	309107	130.3972	µg/L	96	
T Acenaphthene	8.415	154.0	1503475	117.1551	µg/L	99	
T 2,4-Dinitrophenol	8.527	184.0	138026	121.6307	µg/L	99	
T Dibenzofuran	8.630	168.0	2443689	118.4946	µg/L	97	
T 2,4-Dinitrotoluene	8.681	165.0	328858	122.8060	µg/L	100	
T 4-Nitrophenol	8.712	109.0	326746	126.2944	µg/L	99	
T Diethylphthalate	9.008	149.0	1980149	125.7671	µg/L	99	
T Fluorene	9.039	166.0	1952030	114.4523	µg/L	100	
T 4-Chlorophenyl-phenylether	9.080	204.0	1017662	127.4811	µg/L	96	
T 4-Nitroaniline	9.152	138.0	291518	114.2027	µg/L	99	
T 4,6-Dinitro-2-methylphenol	9.162	198.0	200519	121.1232	µg/L	100	
T N-nitrosodiphenylamine	9.244	169.0	1414366	120.7344	µg/L	99	
T Azobenzene	9.264	77.0	1932785	120.2669	µg/L	99	
T 4-Bromophenyl-phenylether	9.663	248.0	589591	126.1586	µg/L	99	
T Hexachlorobenzene	9.694	283.9	550809	123.9440	µg/L	97	
T Pentachlorophenol	9.968	265.9	272170	118.9229	µg/L	93	
T Phenanthrene	10.191	178.0	2792268	119.6259	µg/L	99	
T Anthracene	10.252	178.0	2712966	119.3027	µg/L	m	99
T Triallate	10.313	86.0	696512	120.4325	µg/L	99	
T Carbazole	10.495	167.0	2794889	120.4732	µg/L	98	
T o-Terphenyl	10.708	230.0	1579903	125.0935	µg/L	99	
T Di-n-Butylphthalate	11.082	149.0	2864235	121.0143	µg/L	100	
T Fluoranthene	11.964	202.0	2925734	120.7096	µg/L	99	
T Benzidine	12.349	184.0	925246	114.7160	µg/L	99	
T Pyrene	12.389	202.0	3111401	118.6872	µg/L	99	
T Butylbenzylphthalate	14.326	149.0	1038779	123.2154	µg/L	94	
T Benzo(a)Anthracene	15.532	228.0	2429458	123.9899	µg/L	99	
T Chrysene	15.645	228.0	2630114	122.2787	µg/L	98	
T 3,3-Dichlorobenzidine	15.696	252.0	921207	123.4767	µg/L	100	
T bis(2-ethylhexyl)Phthalate	16.381	167.0	364319	124.1299	µg/L	98	
T Di-n-octyl Phthalate	18.143	149.0	2494942	121.1100	µg/L	99	

Quantitation Results Report (QT Reviewed)

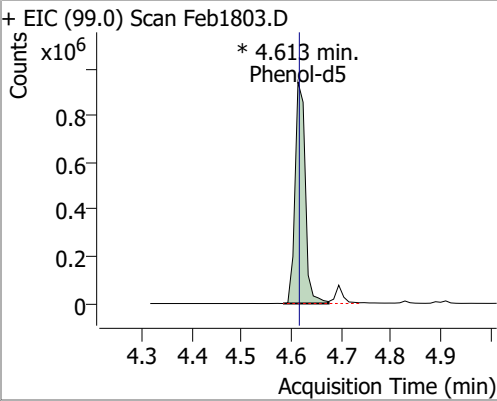
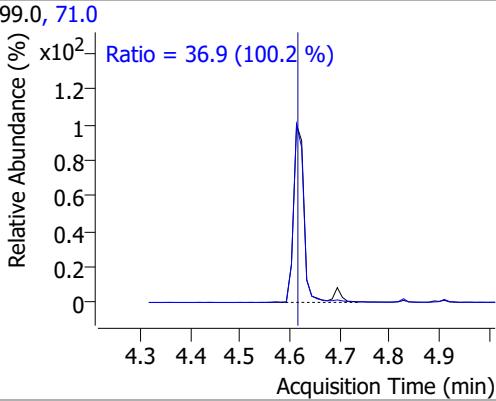
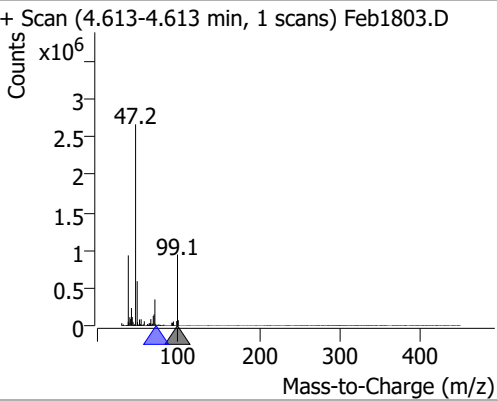
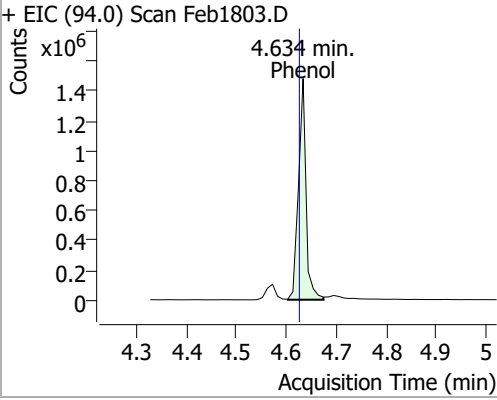
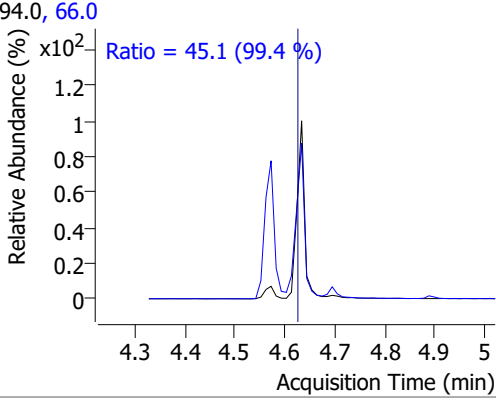
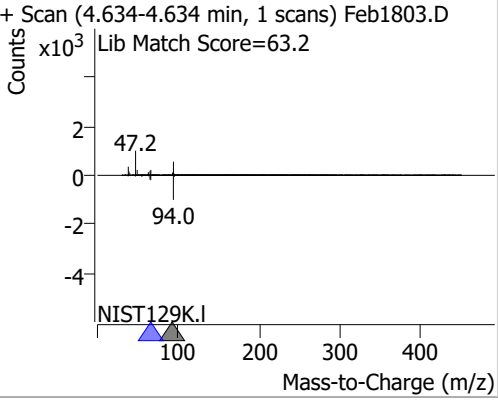
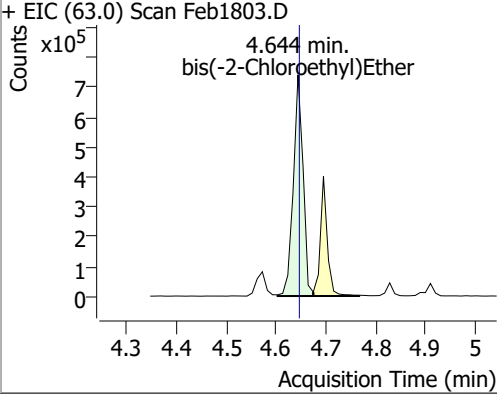
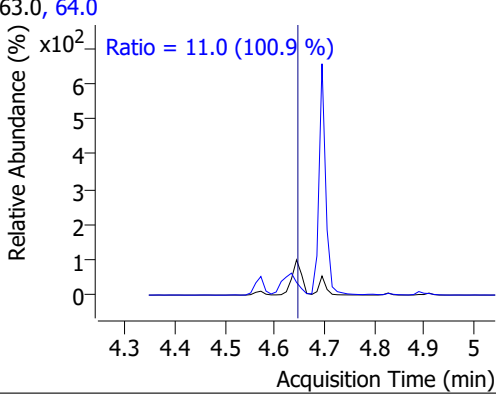
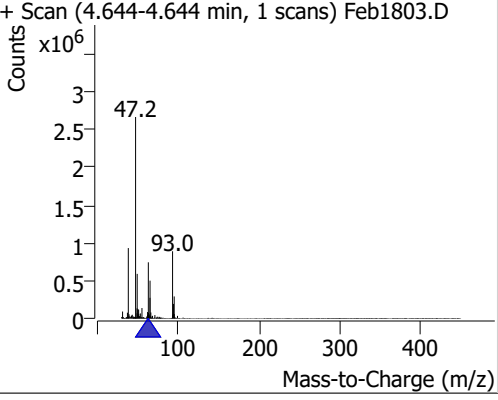
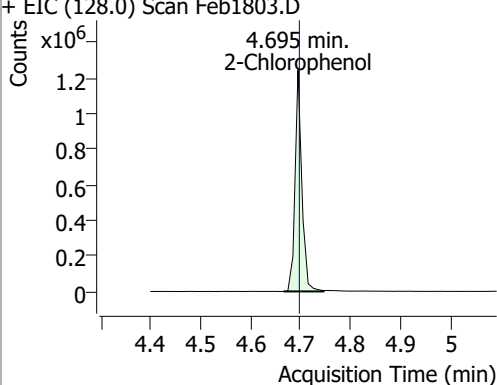
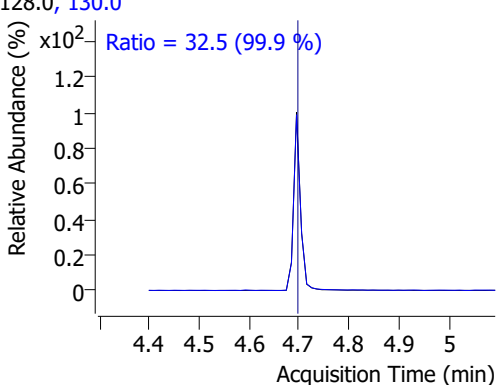
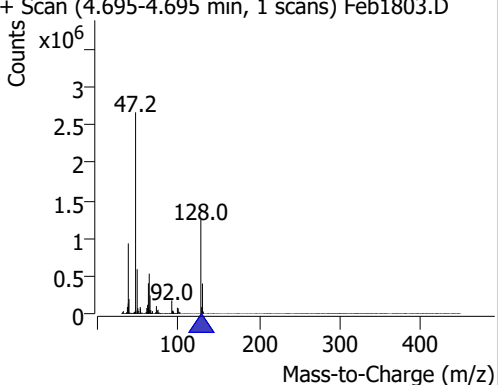
Compound	RT	QIon	Resp.	Conc.	Units	Dev(Min)
T Benzo(b)fluoranthene	18.386	252.0	2384843	120.7133	µg/L	100
T Benzo(k)fluoranthene	18.457	252.0	2491030	117.5947	µg/L	100
T Benzo(a)pyrene	18.993	252.0	2323286	122.2376	µg/L	98
T Indeno(1,2,3-c,d)pyrene	20.765	276.0	1895312	119.1149	µg/L	100
T Dibenzo(a,h)anthracene	20.836	278.0	2141448	122.7774	µg/L	98
T Benzo(g,h,i)perylene	21.110	276.0	2227367	120.9102	µg/L	99

(#) = Qualifier Out of Range; (m) = Manual Integration; (+) = Area Summed; (*) = Surrogate Percent Recovery Out of Range; (d): Zeroed Peak

Quantitation Results Report (QT Reviewed)

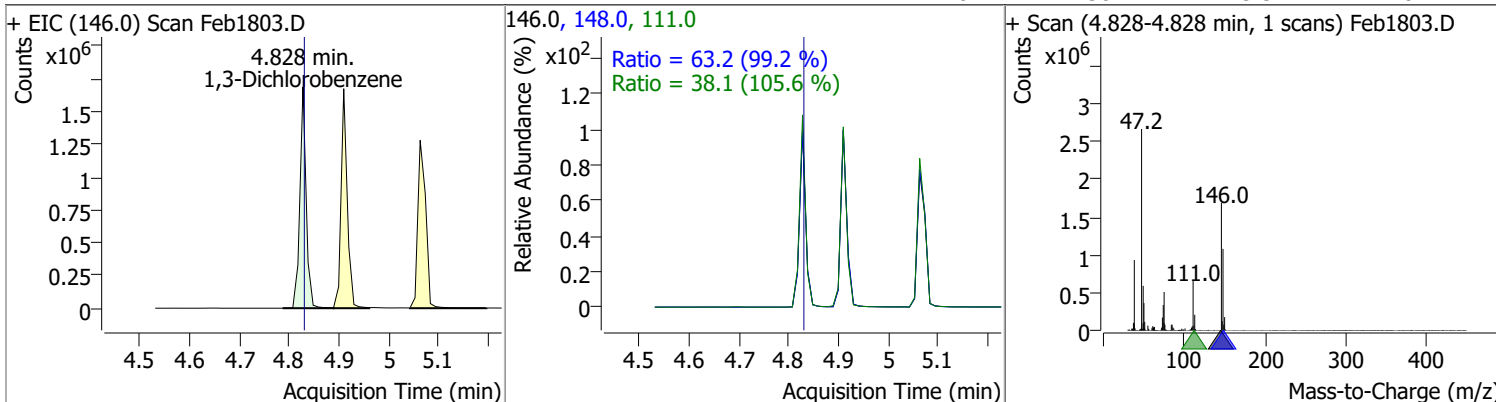


Quantitation Results Report (QT Reviewed)

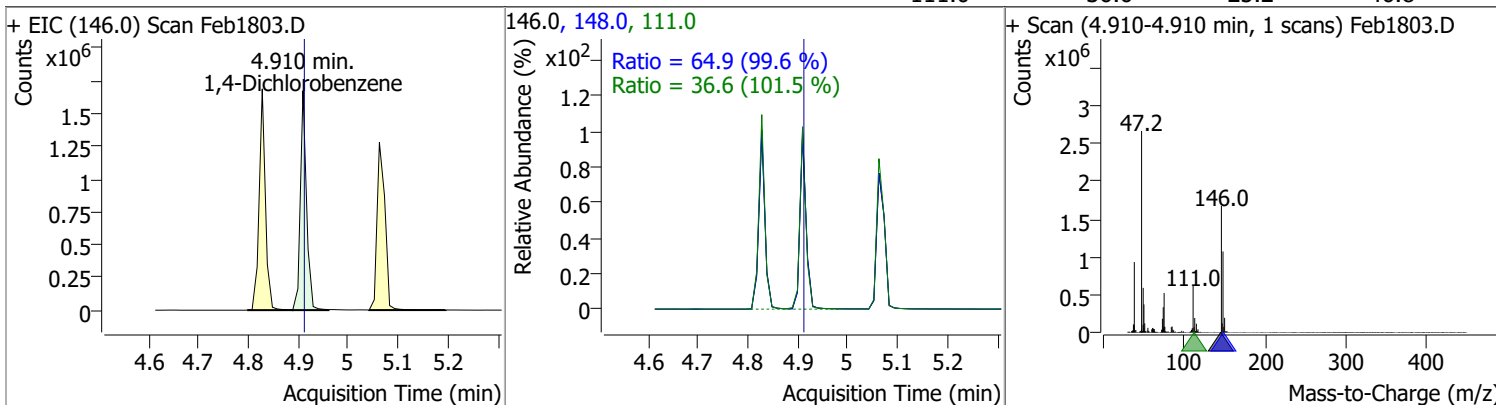
Compound	Conc.	RT	Dev(Min)	Resp.	QIon	QRatio	Lower	Upper
Phenol-d5	122.8556	4.61	0.00	1344284 (m)	71.0	36.9	25.8	47.9
+ EIC (99.0) Scan Feb1803.D			99.0, 71.0			+ Scan (4.613-4.613 min, 1 scans) Feb1803.D		
		Ratio = 36.9 (100.2 %)						
Phenol	125.9277	4.63	0.01	1552024	66.0	45.1	31.7	58.9
+ EIC (94.0) Scan Feb1803.D			94.0, 66.0			+ Scan (4.634-4.634 min, 1 scans) Feb1803.D		
		Ratio = 45.1 (99.4 %)						
bis(-2-Chloroethyl)Ether	122.2311	4.64	0.00	1004162	64.0	11.0	7.6	14.1
+ EIC (63.0) Scan Feb1803.D			63.0, 64.0			+ Scan (4.644-4.644 min, 1 scans) Feb1803.D		
		Ratio = 11.0 (100.9 %)						
2-Chlorophenol	122.7016	4.70	0.00	1172891	130.0	32.5	22.7	42.2
+ EIC (128.0) Scan Feb1803.D			128.0, 130.0			+ Scan (4.695-4.695 min, 1 scans) Feb1803.D		
		Ratio = 32.5 (99.9 %)						

Quantitation Results Report (QT Reviewed)

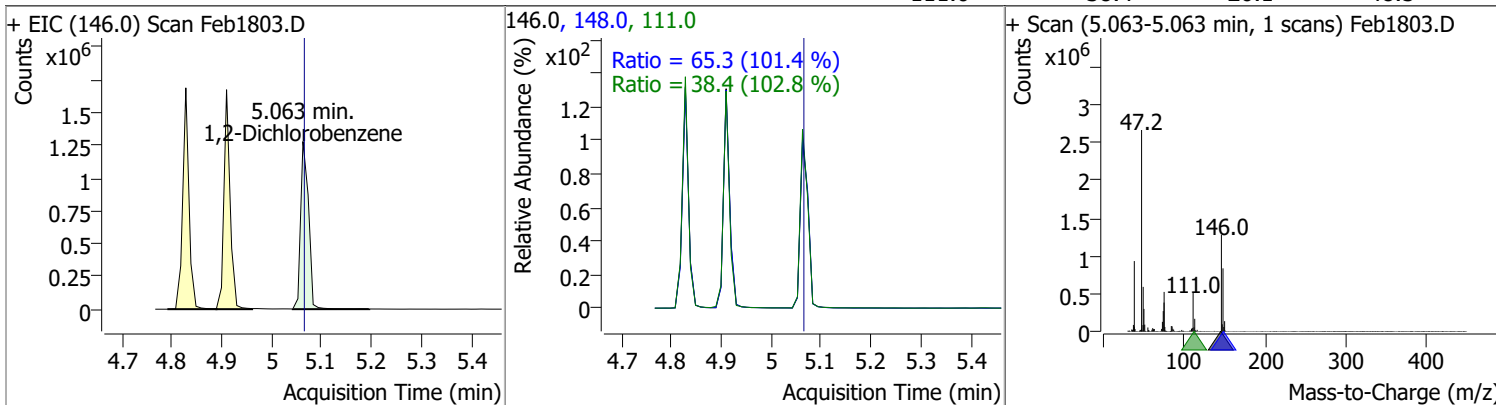
Compound	Conc.	RT	Dev(Min)	Resp.	QIon	QRatio	Lower	Upper
1,3-Dichlorobenzene	123.7704	4.83	0.00	1478960	148.0	63.2	44.6	82.8
					111.0	38.1	25.3	47.0



Compound	Conc.	RT	Dev(Min)	Resp.	QIon	QRatio	Lower	Upper
1,4-Dichlorobenzene	122.1307	4.91	0.00	1440014	148.0	64.9	45.6	84.8
					111.0	36.6	25.2	46.8

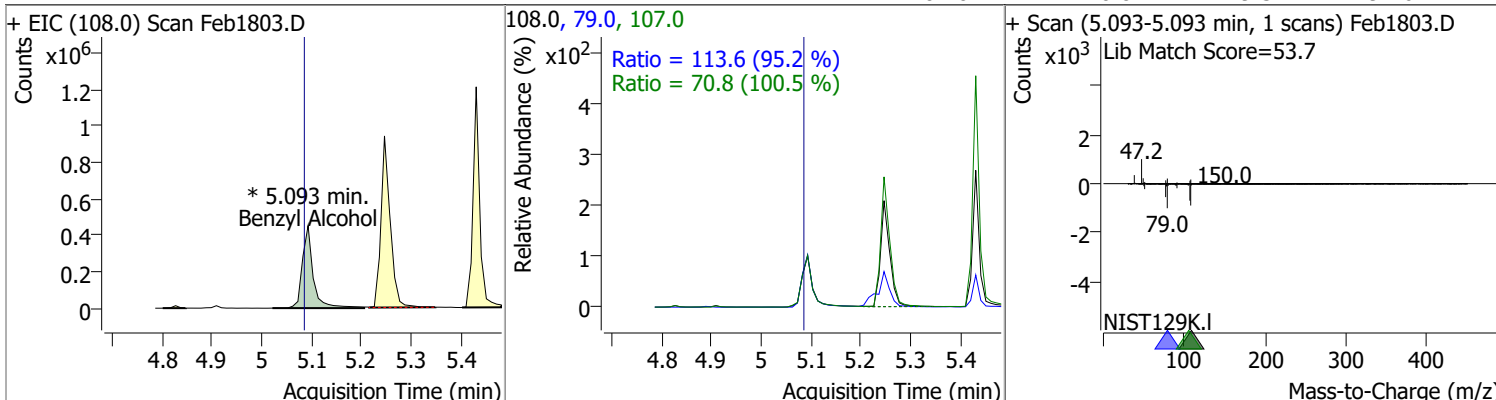


Compound	Conc.	RT	Dev(Min)	Resp.	QIon	QRatio	Lower	Upper
1,2-Dichlorobenzene	121.0749	5.06	0.00	1412888	148.0	65.3	45.1	83.8
					111.0	38.4	26.1	48.5

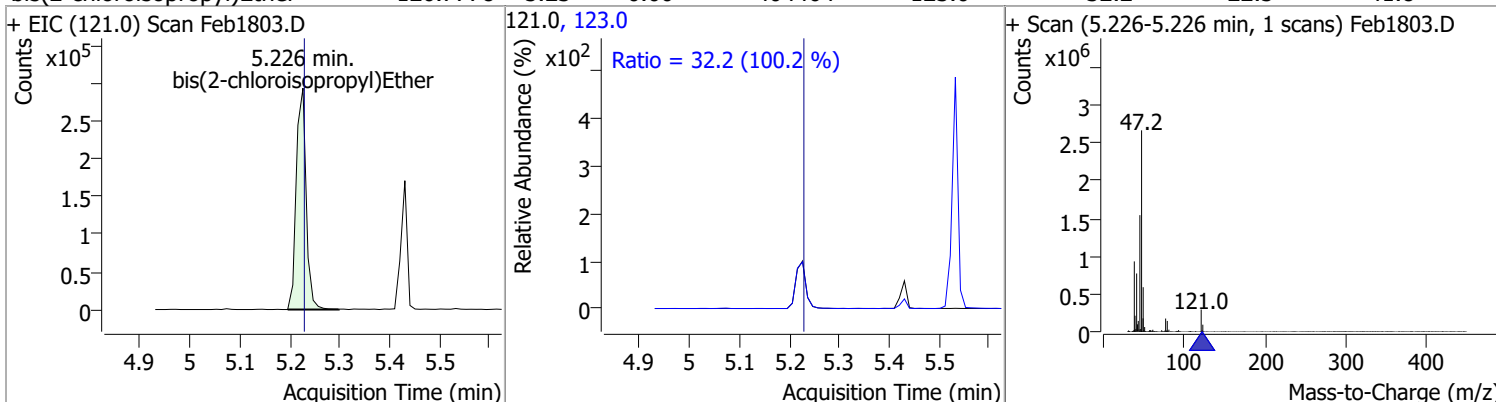


Quantitation Results Report (QT Reviewed)

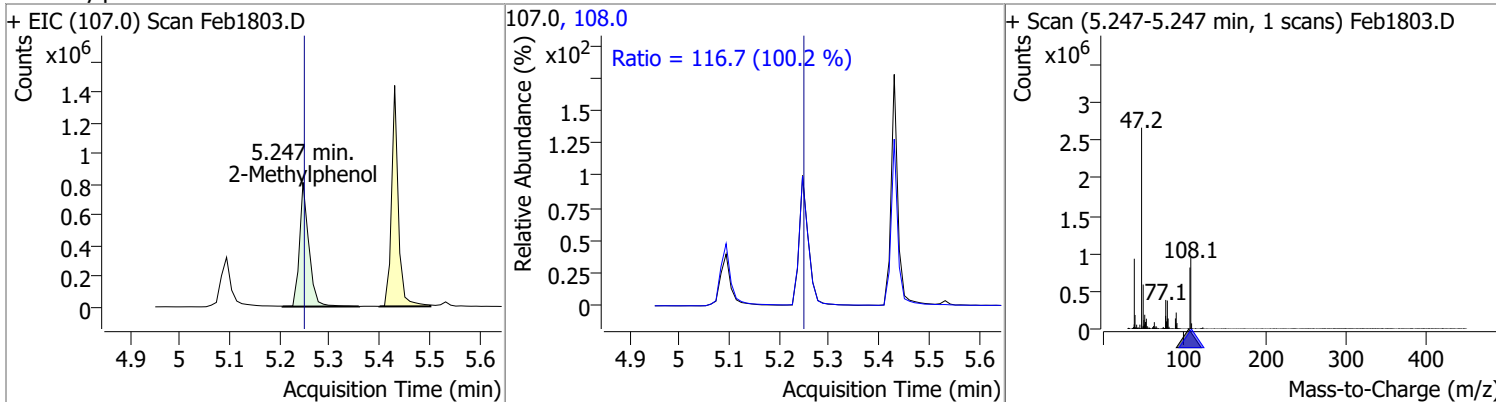
Compound	Conc.	RT	Dev(Min)	Resp.	QIon	QRatio	Lower	Upper
Benzyl Alcohol	125.2375	5.09	0.01	684389 (m)	79.0	113.6	83.5	155.1
					107.0	70.8	49.3	91.6



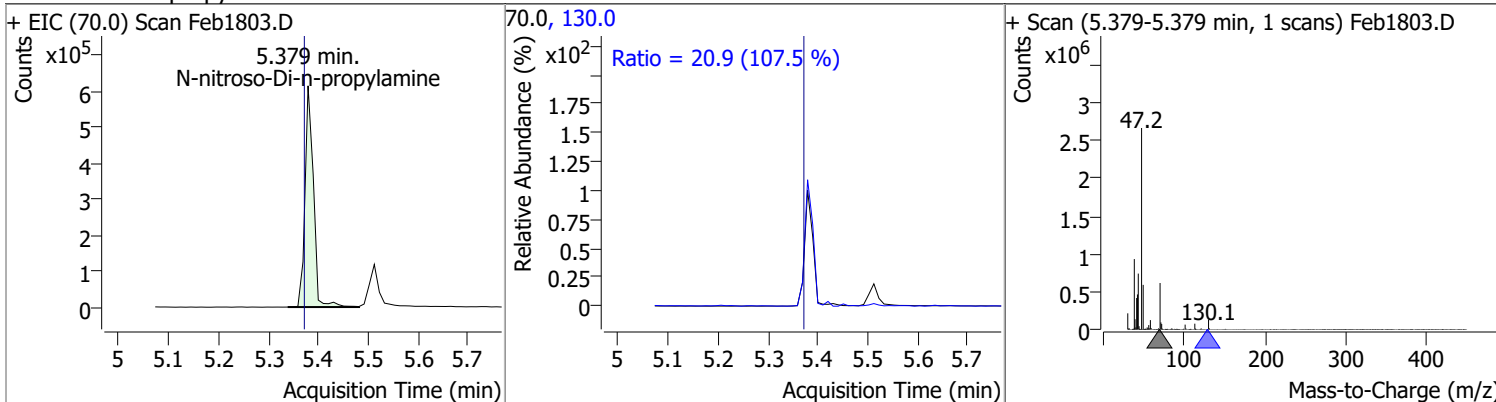
Compound	Conc.	RT	Dev(Min)	Resp.	QIon	QRatio	Lower	Upper
bis(2-chloroisopropyl)Ether	126.7778	5.23	0.00	404464	123.0	32.2	22.5	41.8



Compound	Conc.	RT	Dev(Min)	Resp.	QIon	QRatio	Lower	Upper
2-Methylphenol	125.2574	5.25	0.00	1056421	108.0	116.7	81.5	151.4

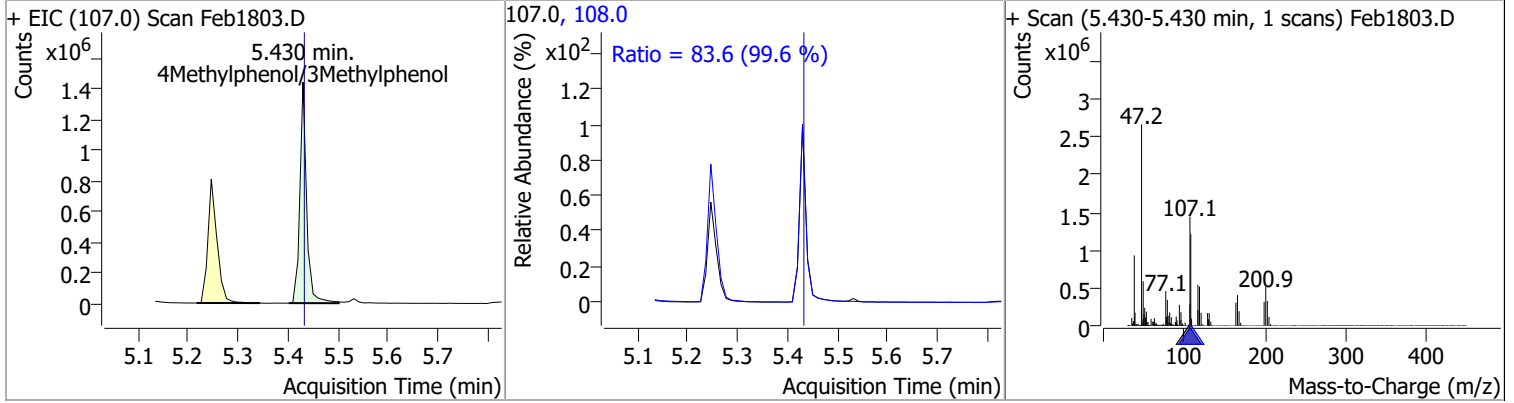


Compound	Conc.	RT	Dev(Min)	Resp.	QIon	QRatio	Lower	Upper
N-nitroso-Di-n-propylamine	117.7016	5.38	0.01	719807	130.0	20.9	0.0	38.8

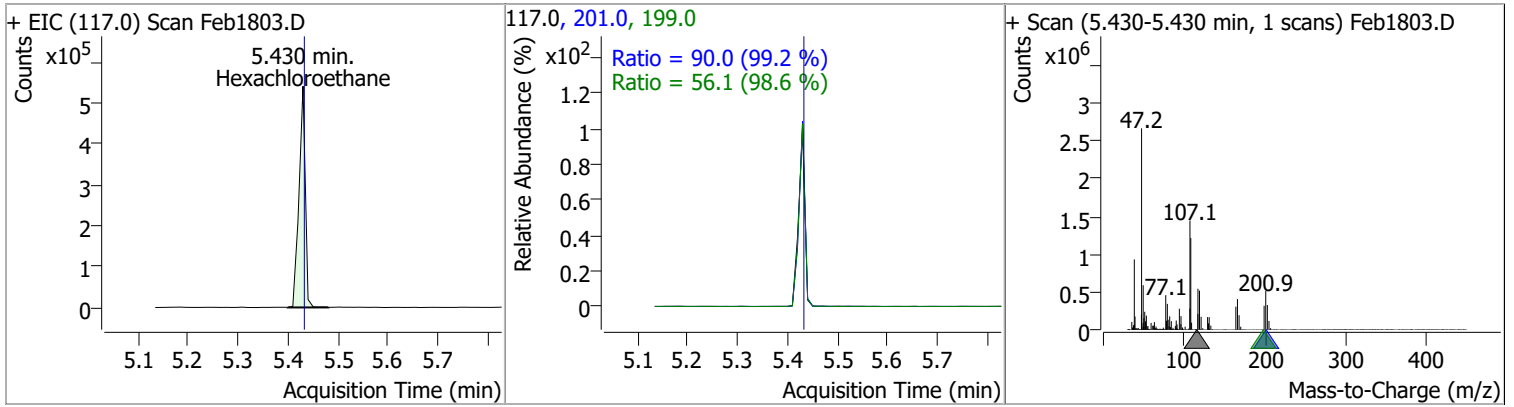


Quantitation Results Report (QT Reviewed)

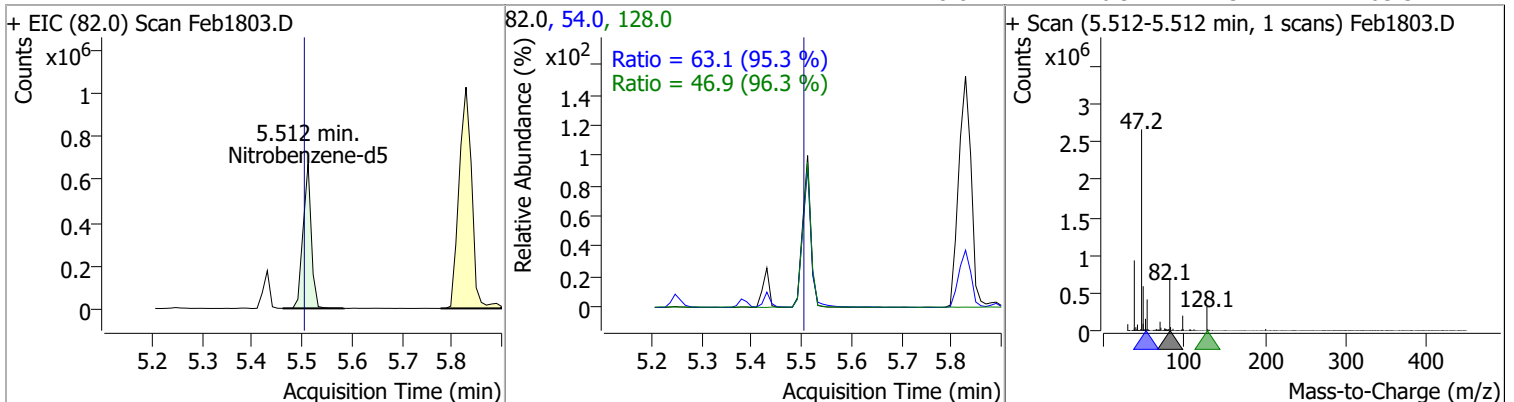
Compound	Conc.	RT	Dev(Min)	Resp.	QIon	QRatio	Lower	Upper
4Methylphenol/3Methylphenol	119.7461	5.43	0.00	1358832	108.0	83.6	58.8	109.1



Compound	Conc.	RT	Dev(Min)	Resp.	QIon	QRatio	Lower	Upper
Hexachloroethane	124.5829	5.43	0.00	475489	201.0 199.0	90.0 56.1	63.5 39.8	118.0 74.0

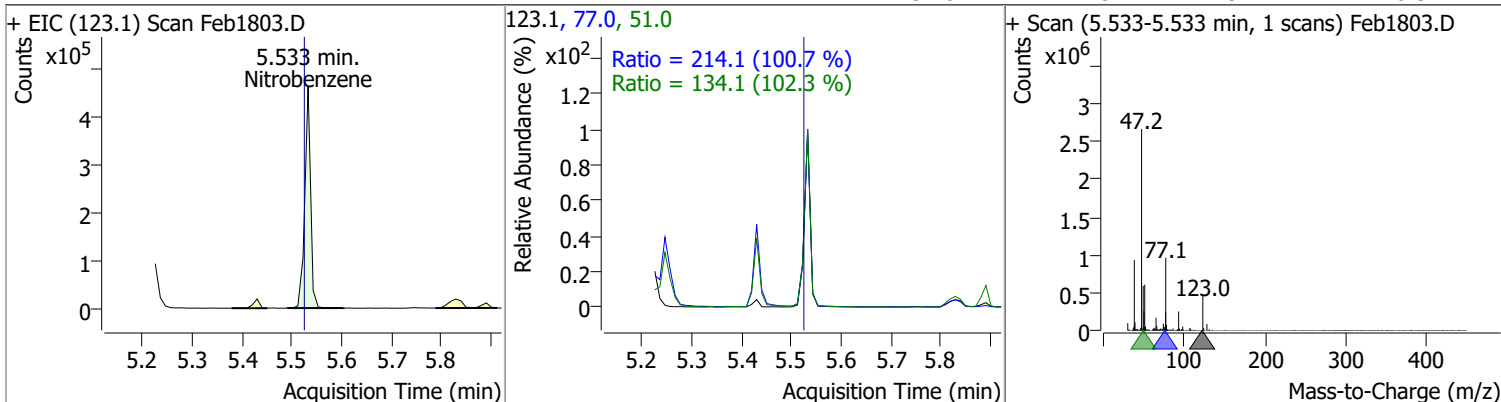


Compound	Conc.	RT	Dev(Min)	Resp.	QIon	QRatio	Lower	Upper
Nitrobenzene-d5	123.2948	5.51	0.01	771682	54.0 128.0	63.1 46.9	46.3 34.1	86.0 63.3

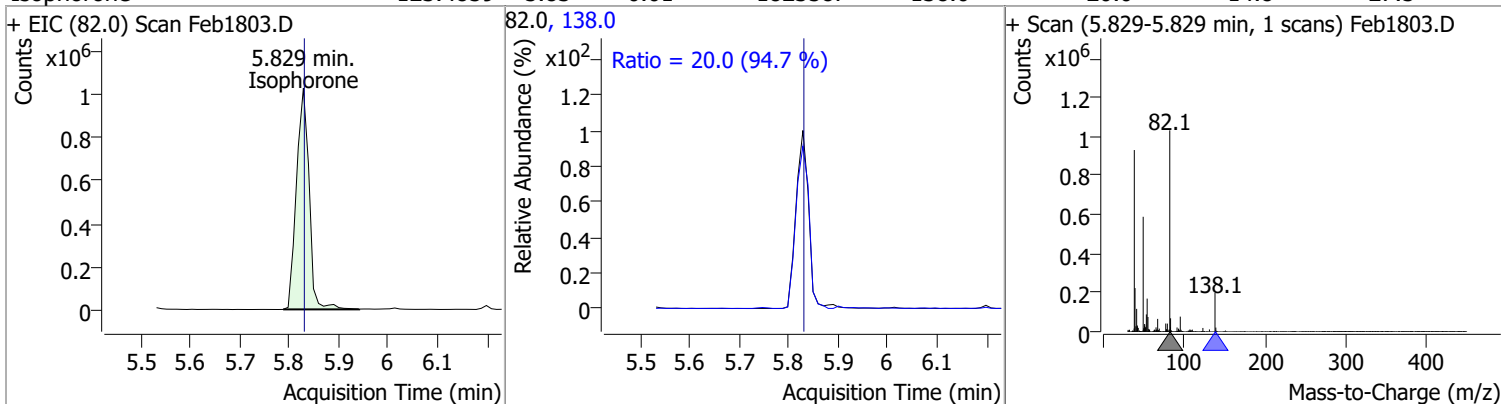


Quantitation Results Report (QT Reviewed)

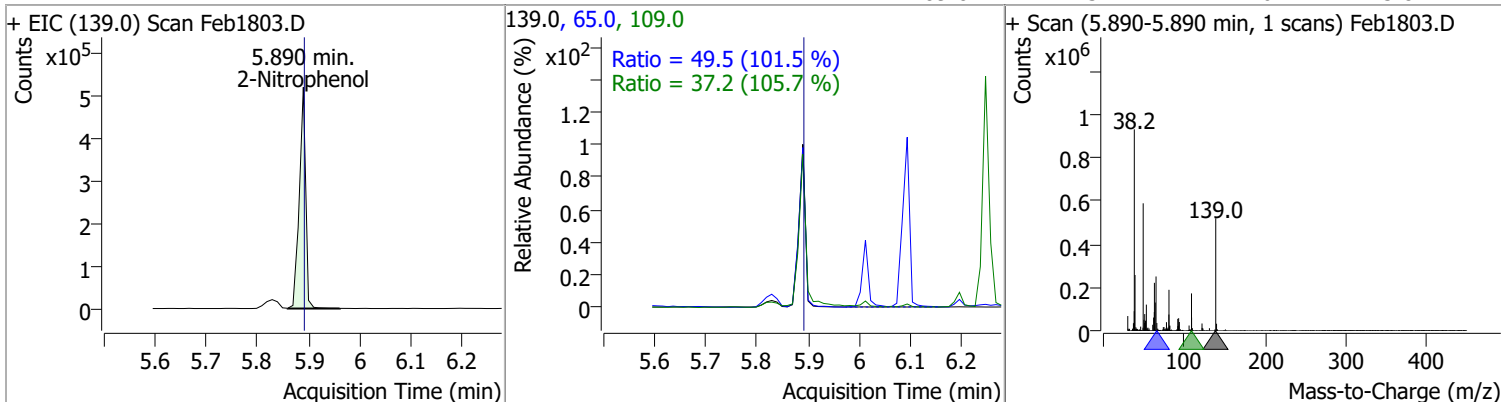
Compound	Conc.	RT	Dev(Min)	Resp.	QIon	QRatio	Lower	Upper
Nitrobenzene	125.1561	5.53	0.01	374243	77.0	214.1	148.9	276.5
					51.0	134.1	91.7	170.3



Compound	Conc.	RT	Dev(Min)	Resp.	QIon	QRatio	Lower	Upper
Isophorone	123.4859	5.83	0.01	1823587	138.0	20.0	14.8	27.5

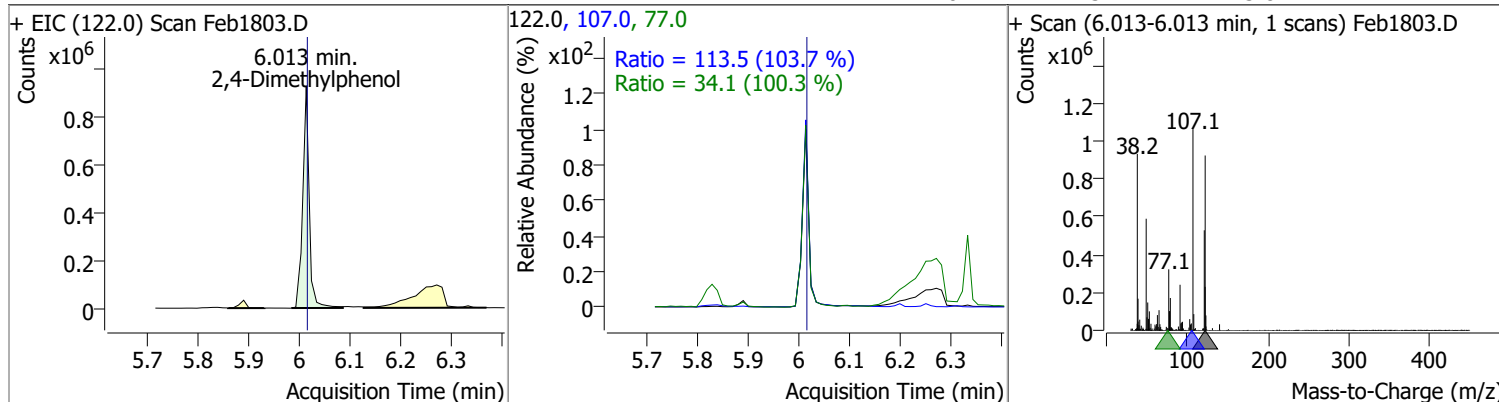


Compound	Conc.	RT	Dev(Min)	Resp.	QIon	QRatio	Lower	Upper
2-Nitrophenol	126.5272	5.89	0.01	455325	65.0	49.5	34.2	63.4
					109.0	37.2	24.6	45.8

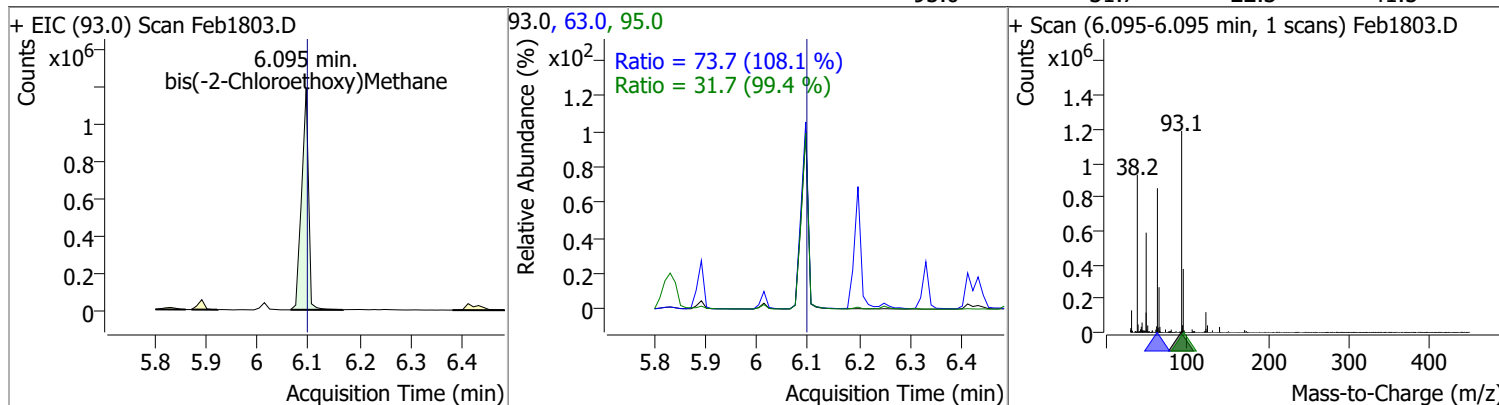


Quantitation Results Report (QT Reviewed)

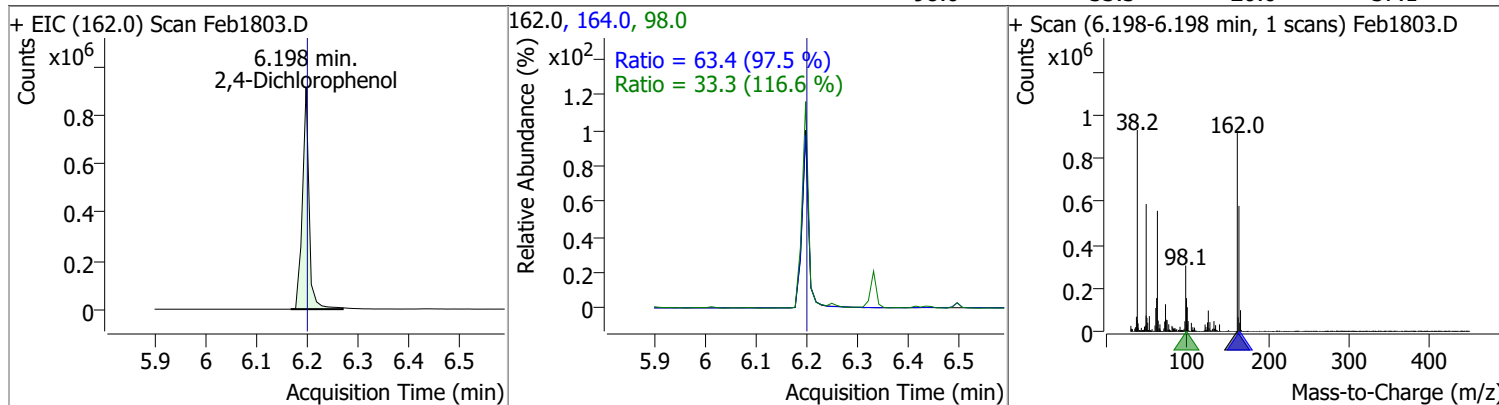
Compound	Conc.	RT	Dev(Min)	Resp.	QIon	QRatio	Lower	Upper
2,4-Dimethylphenol	124.2859	6.01	0.01	819537	107.0	113.5	76.6	142.3
					77.0	34.1	23.8	44.2



Compound	Conc.	RT	Dev(Min)	Resp.	QIon	QRatio	Lower	Upper
bis(-2-Chloroethoxy)Methane	127.3797	6.10	0.01	1115448	63.0	73.7	47.7	88.6
					95.0	31.7	22.3	41.5

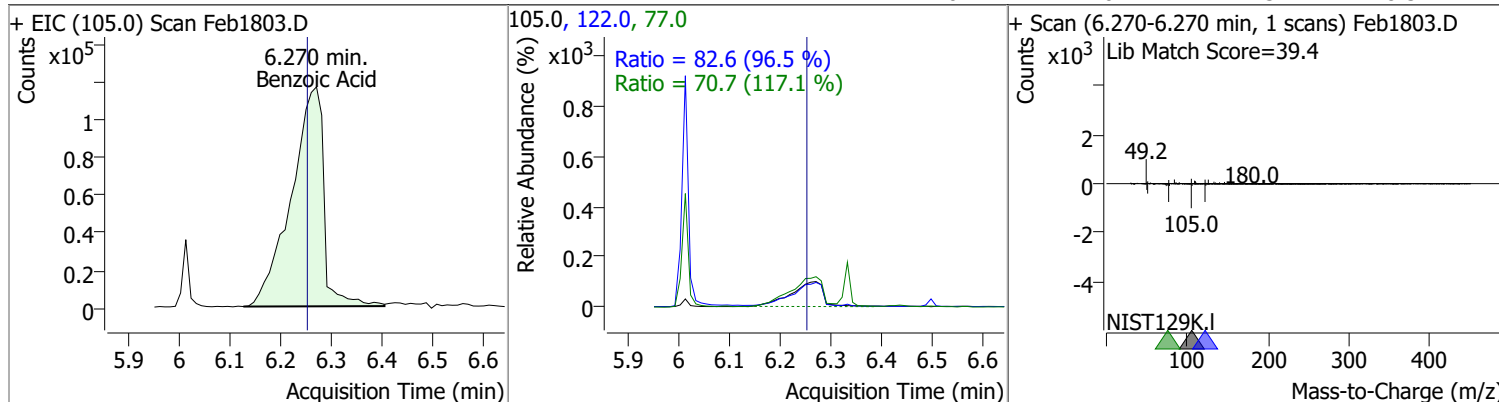


Compound	Conc.	RT	Dev(Min)	Resp.	QIon	QRatio	Lower	Upper
2,4-Dichlorophenol	126.8965	6.20	0.01	833232	164.0	63.4	45.5	84.5
					98.0	33.3	20.0	37.1

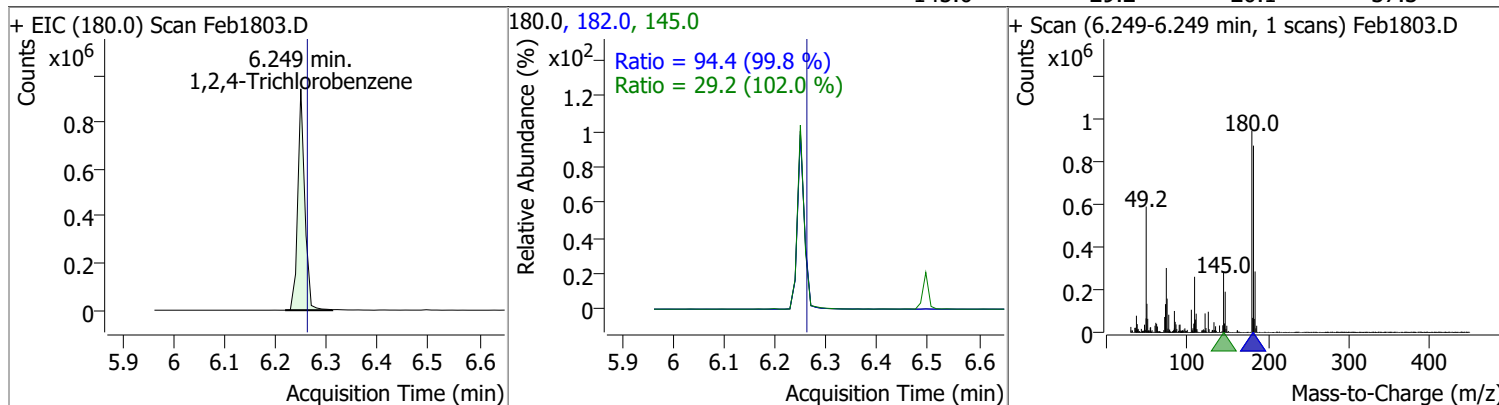


Quantitation Results Report (QT Reviewed)

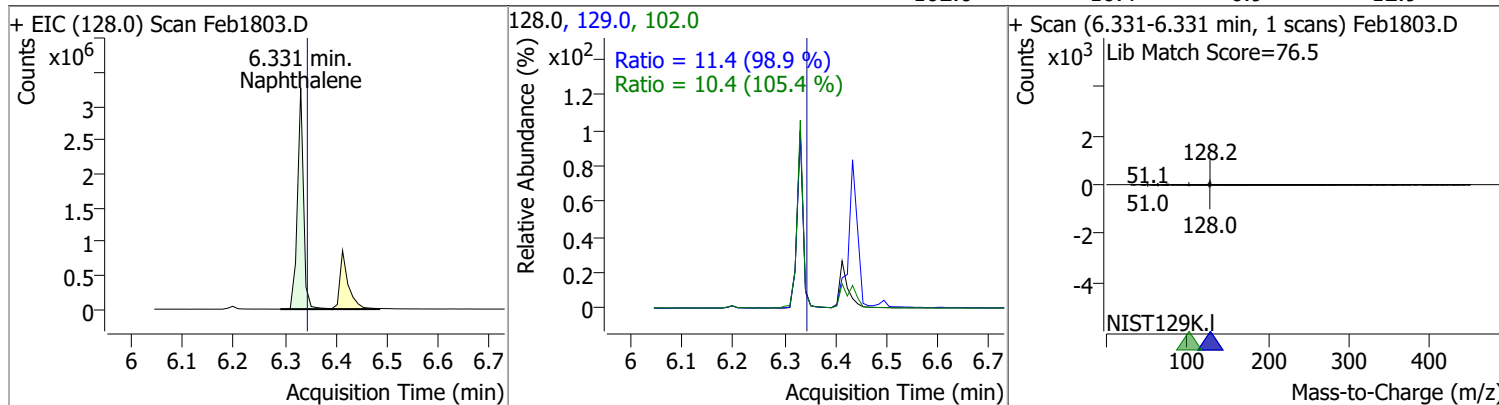
Compound	Conc.	RT	Dev(Min)	Resp.	QIon	QRatio	Lower	Upper
Benzoic Acid	128.5980	6.27	0.03	519957	122.0	82.6	59.9	111.2
					77.0	70.7	42.3	78.5



Compound	Conc.	RT	Dev(Min)	Resp.	QIon	QRatio	Lower	Upper
1,2,4-Trichlorobenzene	119.8787	6.25	0.00	897123	182.0	94.4	66.2	122.9
					145.0	29.2	20.1	37.3

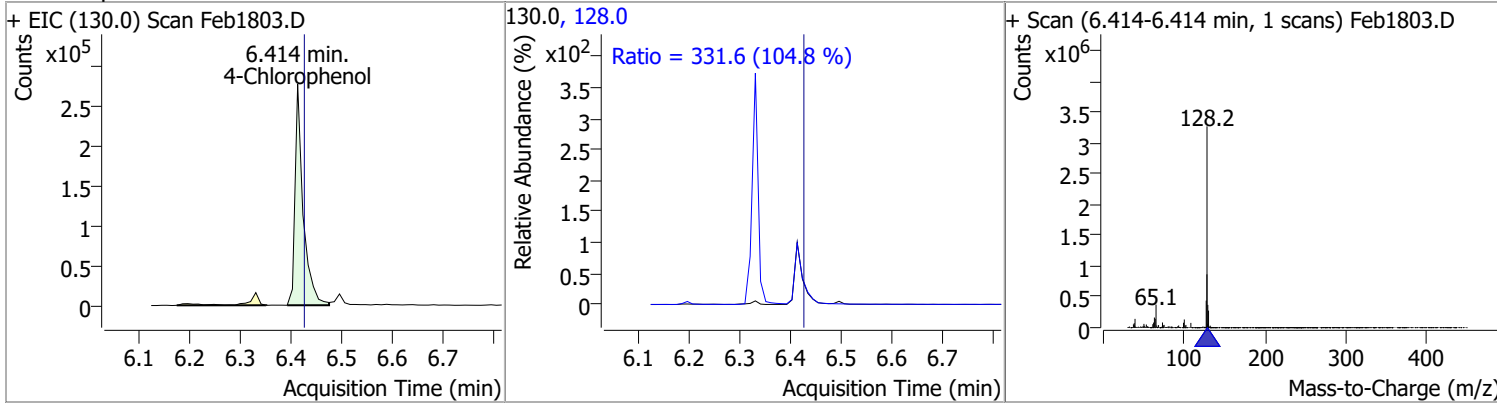


Compound	Conc.	RT	Dev(Min)	Resp.	QIon	QRatio	Lower	Upper
Naphthalene	123.6183	6.33	0.00	2702791	129.0	11.4	8.0	14.9
					102.0	10.4	6.9	12.9

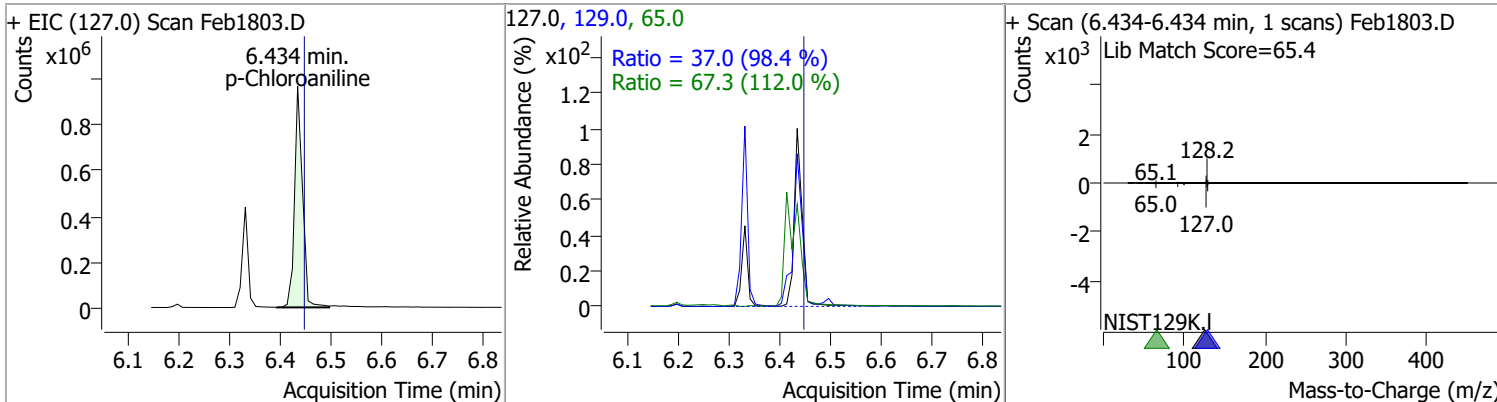


Quantitation Results Report (QT Reviewed)

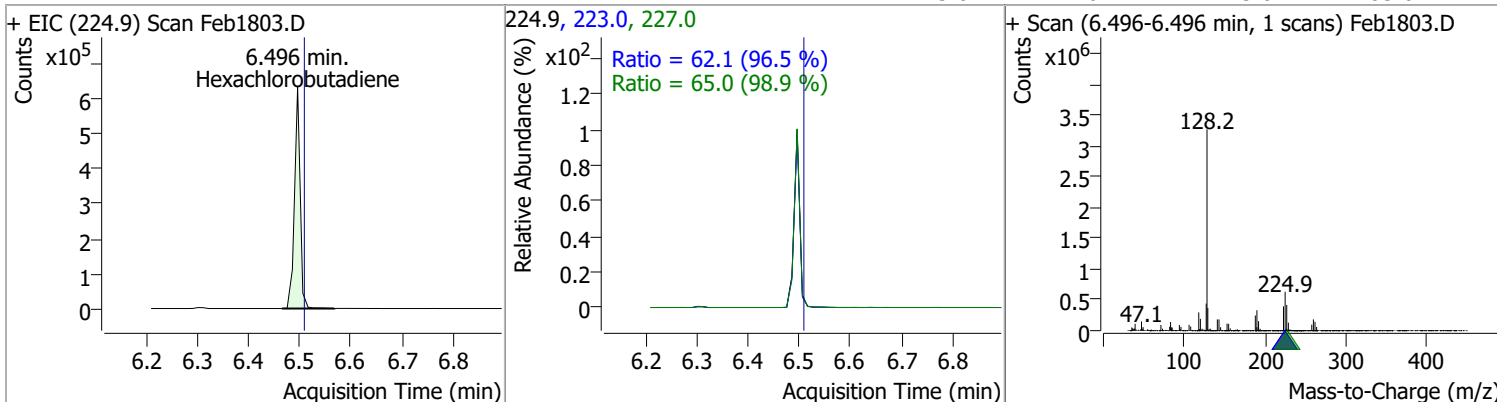
Compound	Conc.	RT	Dev(Min)	Resp.	QIon	QRatio	Lower	Upper
4-Chlorophenol	122.6373	6.41	0.00	301586	128.0	331.6	221.4	411.2



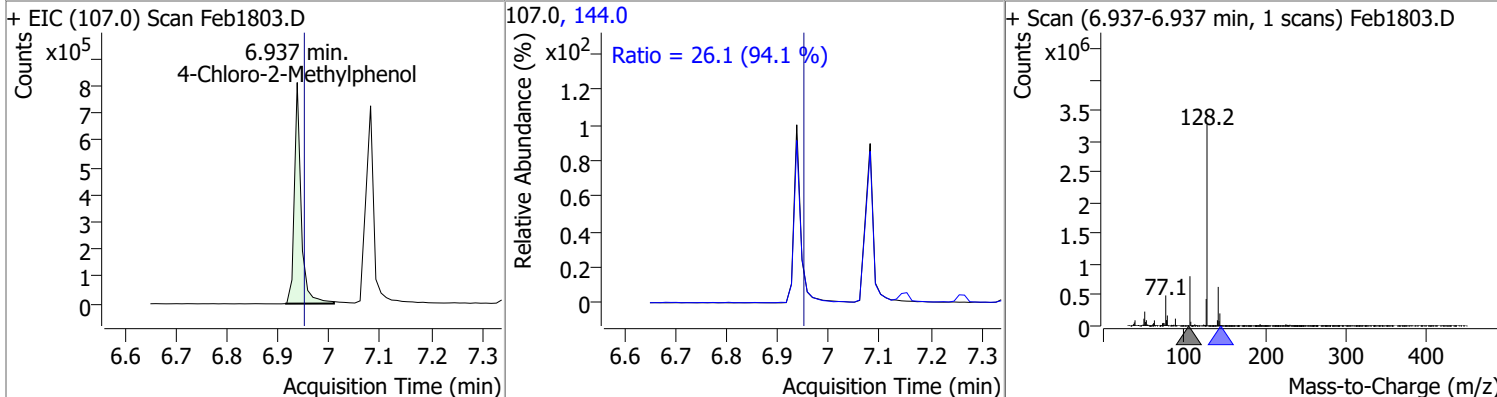
Compound	Conc.	RT	Dev(Min)	Resp.	QIon	QRatio	Lower	Upper
p-Chloroaniline	119.2044	6.43	0.00	1050839	65.0	67.3	42.1	78.2
					129.0	37.0	26.3	48.9



Compound	Conc.	RT	Dev(Min)	Resp.	QIon	QRatio	Lower	Upper
Hexachlorobutadiene	120.4421	6.50	0.00	492013	227.0	65.0	46.0	85.4
					223.0	62.1	45.0	83.6

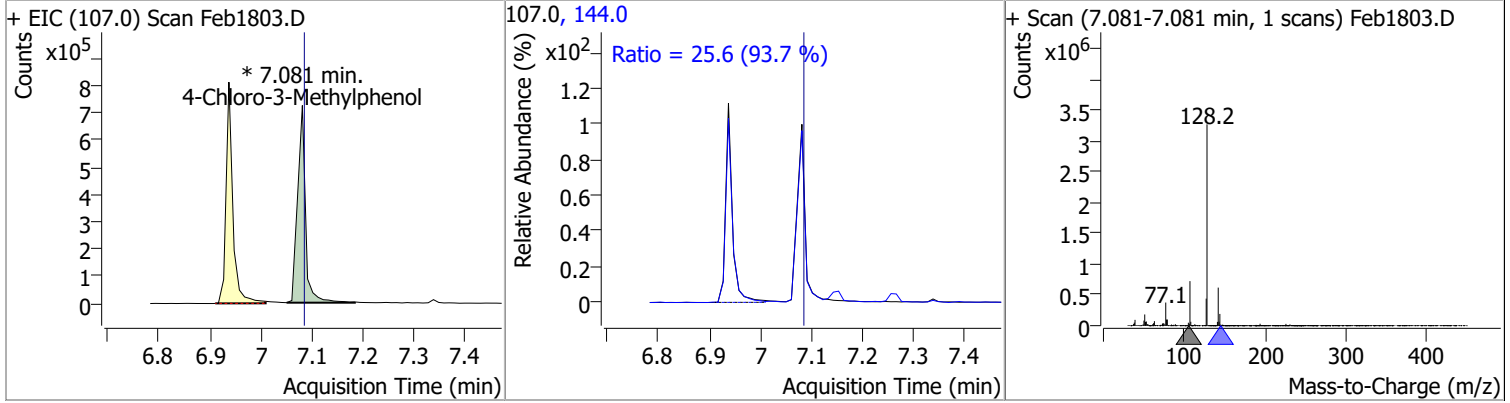


Compound	Conc.	RT	Dev(Min)	Resp.	QIon	QRatio	Lower	Upper
4-Chloro-2-Methylphenol	125.8060	6.94	0.00	740508	144.0	26.1	19.4	36.1

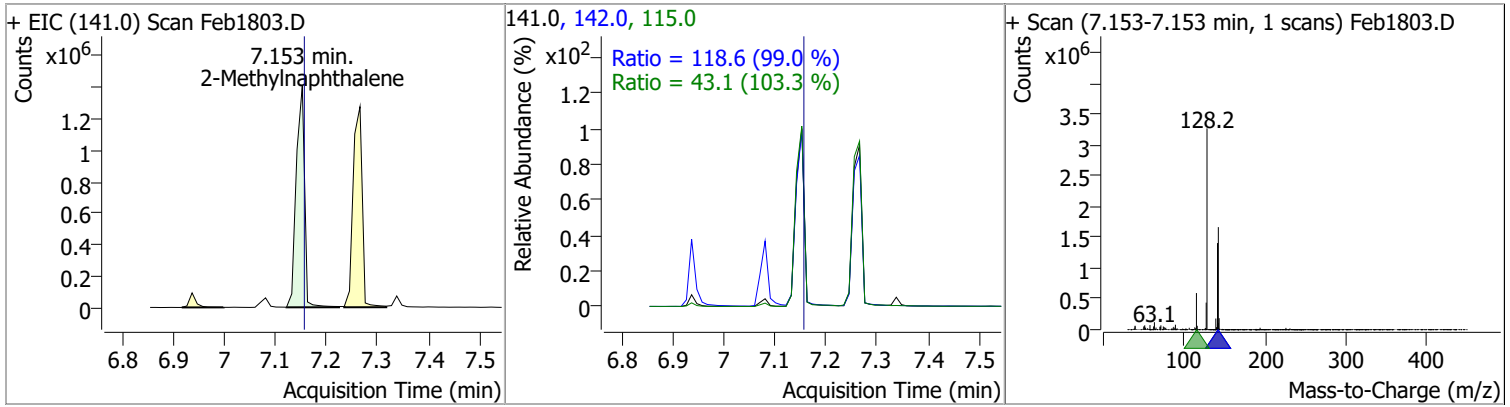


Quantitation Results Report (QT Reviewed)

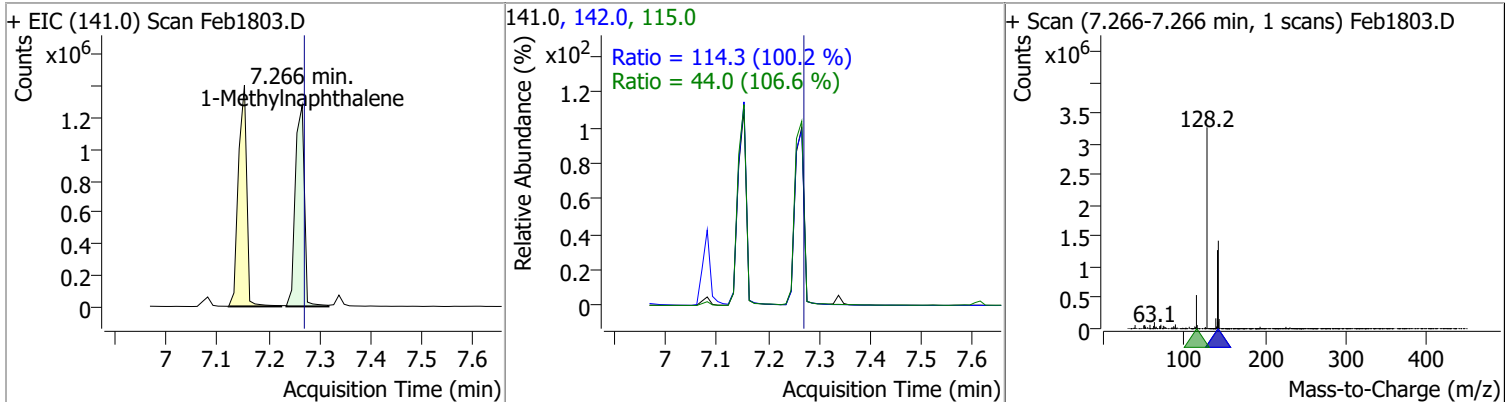
Compound	Conc.	RT	Dev(Min)	Resp.	QIon	QRatio	Lower	Upper
4-Chloro-3-Methylphenol	124.1681	7.08	0.01	782006 (m)	144.0	25.6	19.1	35.5



Compound	Conc.	RT	Dev(Min)	Resp.	QIon	QRatio	Lower	Upper
2-Methylnaphthalene	119.2703	7.15	0.01	1591431	142.0	118.6	83.8	155.7
					115.0	43.1	29.2	54.3

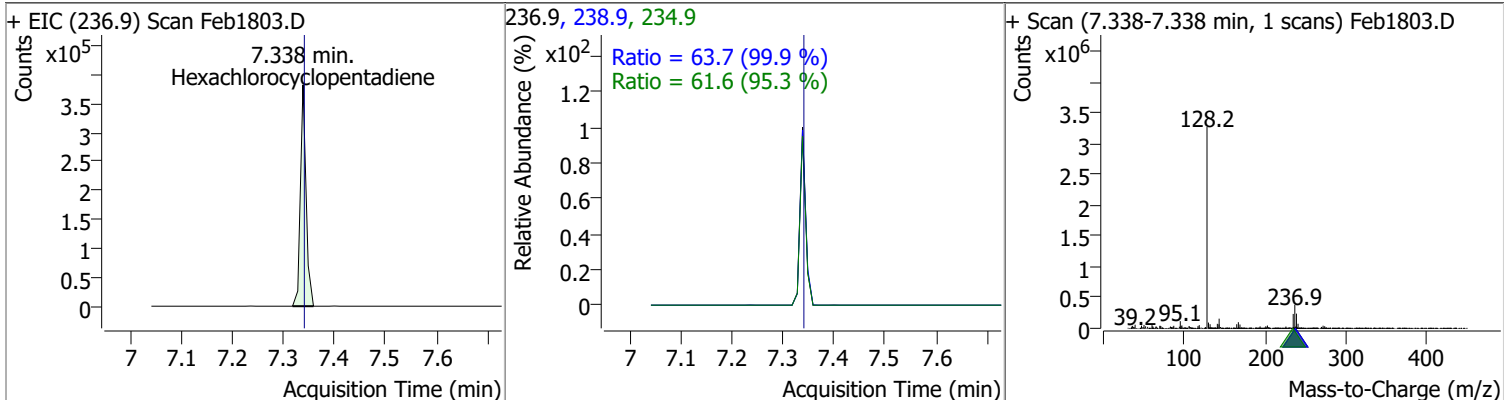


Compound	Conc.	RT	Dev(Min)	Resp.	QIon	QRatio	Lower	Upper
1-Methylnaphthalene	122.4836	7.27	0.01	1575011	142.0	114.3	79.8	148.2
					115.0	44.0	28.9	53.7

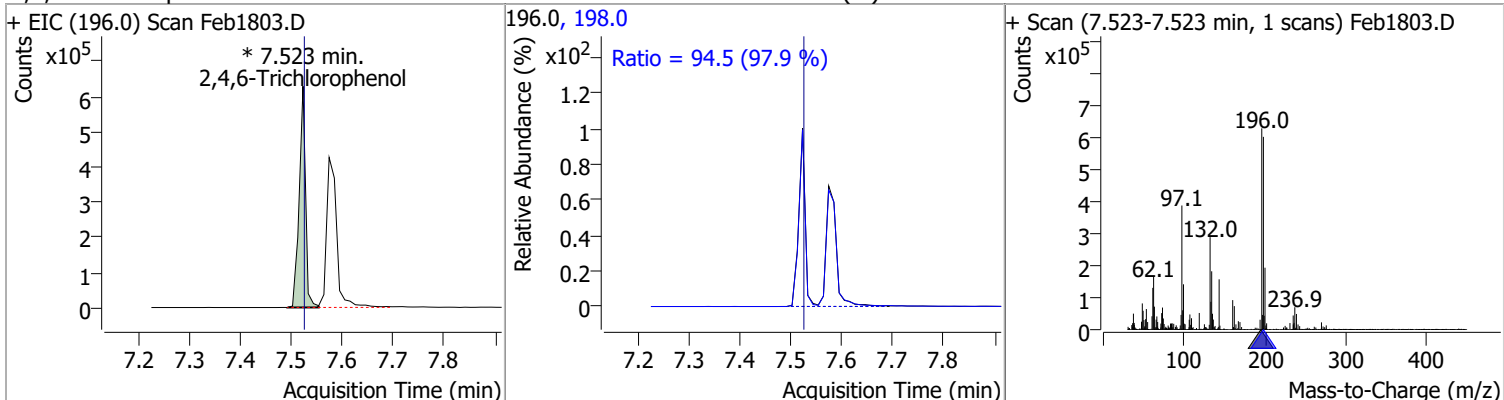


Quantitation Results Report (QT Reviewed)

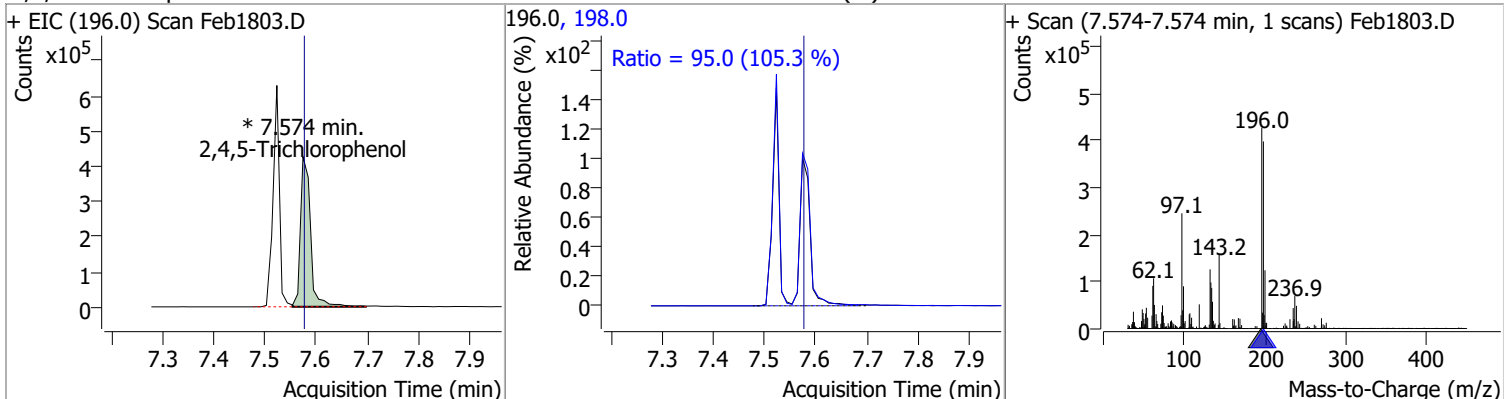
Compound	Conc.	RT	Dev(Min)	Resp.	QIon	QRatio	Lower	Upper
Hexachlorocyclopentadiene	118.7229	7.34	0.00	295198	234.9	61.6	45.2	84.0
					238.9	63.7	44.6	82.9



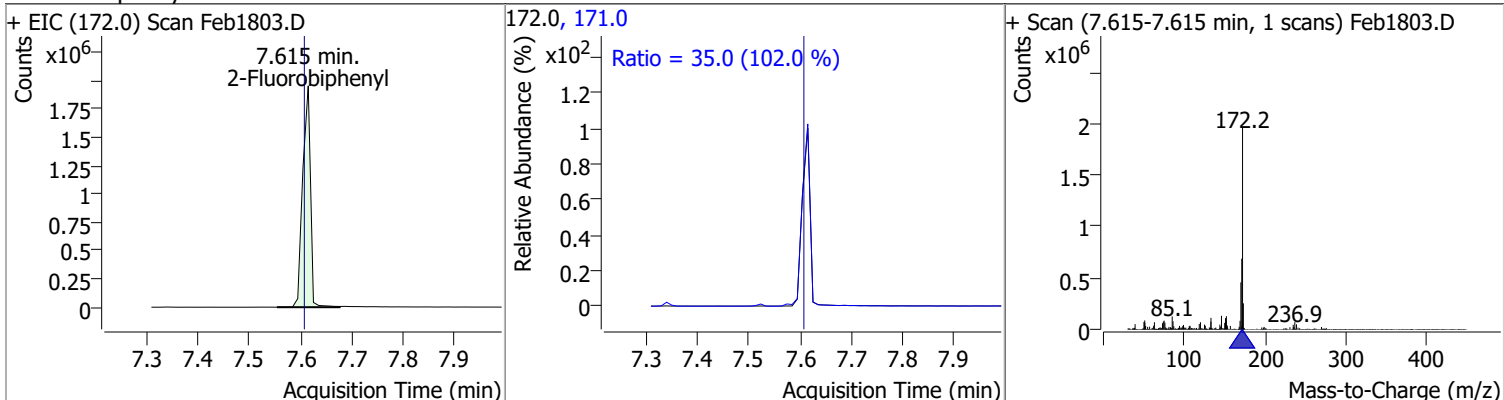
Compound	Conc.	RT	Dev(Min)	Resp.	QIon	QRatio	Lower	Upper
2,4,6-Trichlorophenol	126.4941	7.52	0.00	545615 (m)	198.0	94.5	67.6	125.5



Compound	Conc.	RT	Dev(Min)	Resp.	QIon	QRatio	Lower	Upper
2,4,5-Trichlorophenol	122.6454	7.57	0.00	587533 (m)	198.0	95.0	63.2	117.3

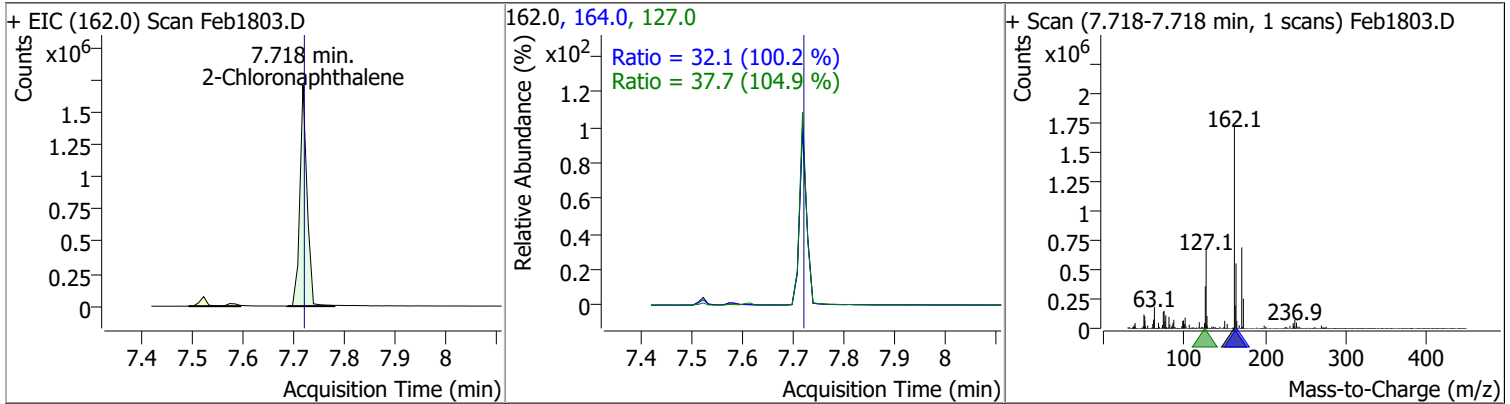


Compound	Conc.	RT	Dev(Min)	Resp.	QIon	QRatio	Lower	Upper
2-Fluorobiphenyl	120.3883	7.62	0.01	2072877	171.0	35.0	24.0	44.5

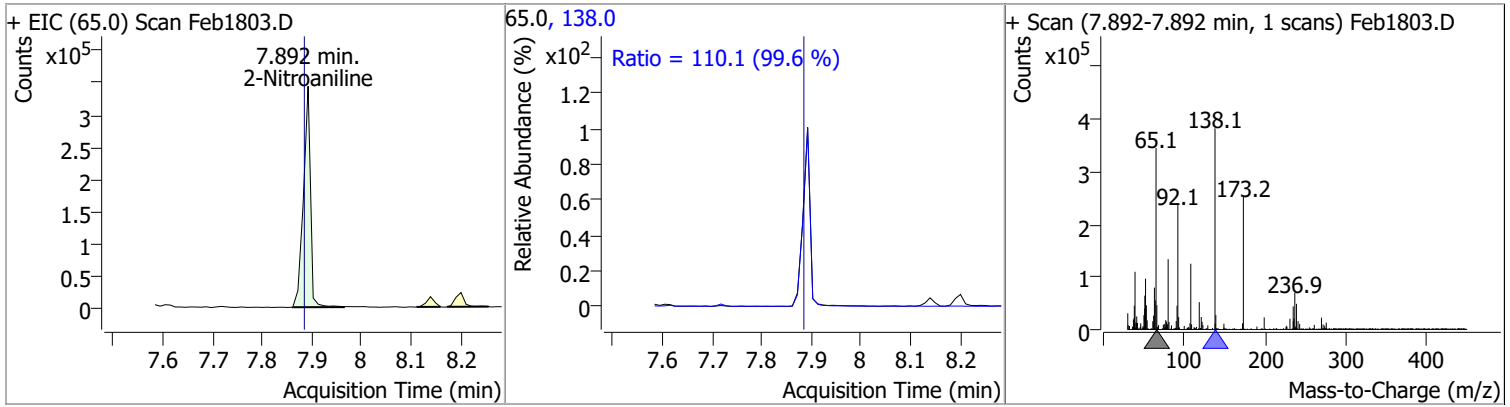


Quantitation Results Report (QT Reviewed)

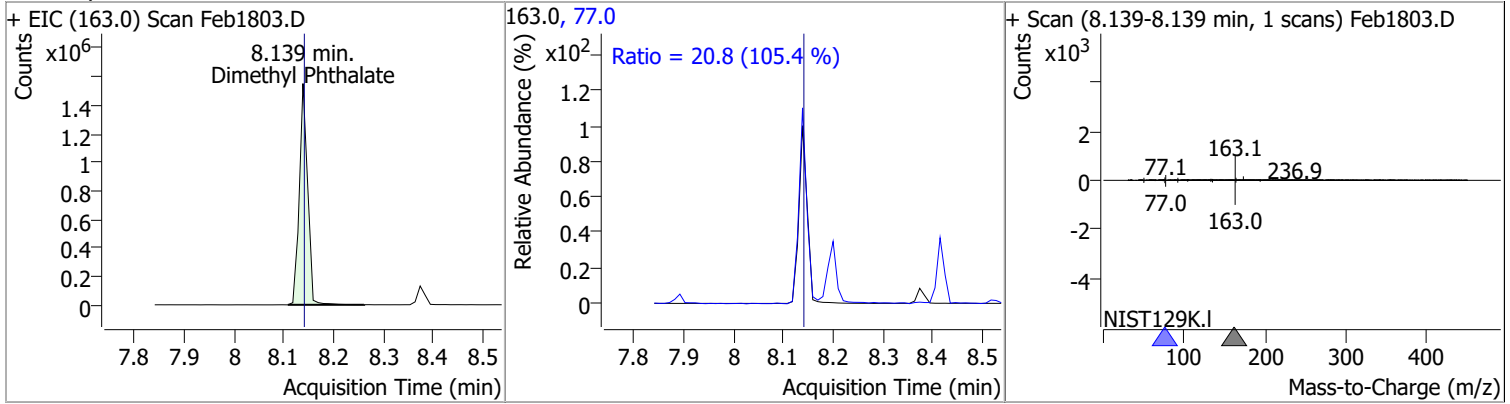
Compound	Conc.	RT	Dev(Min)	Resp.	QIon	QRatio	Lower	Upper
2-Chloronaphthalene	116.0457	7.72	0.00	1673143	127.0	37.7	25.1	46.7
					164.0	32.1	22.5	41.7
					162.0			



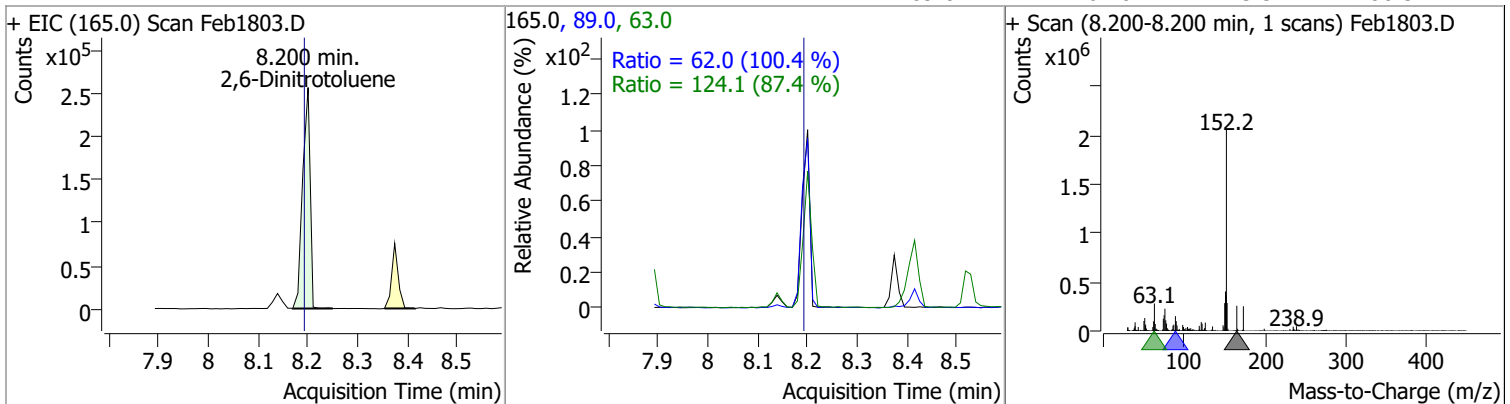
Compound	Conc.	RT	Dev(Min)	Resp.	QIon	QRatio	Lower	Upper
2-Nitroaniline	129.8078	7.89	0.01	340794	138.0	110.1	77.4	143.7
					65.0	110.1	99.6	
					138.0			



Compound	Conc.	RT	Dev(Min)	Resp.	QIon	QRatio	Lower	Upper
Dimethyl Phthalate	119.4214	8.14	0.00	1795167	77.0	20.8	13.8	25.7
					163.0	20.8	105.4	
					77.0			

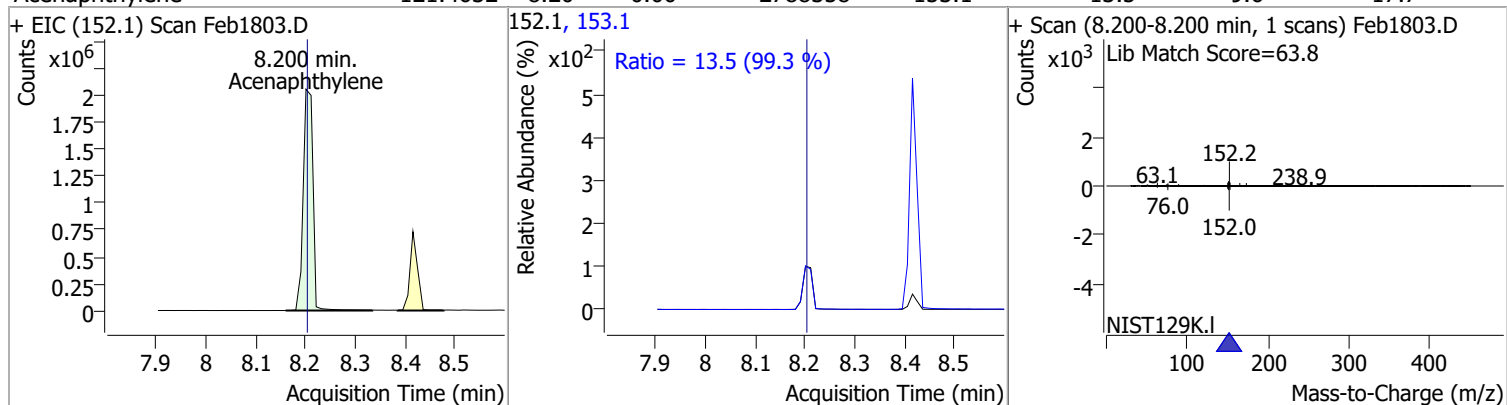


Compound	Conc.	RT	Dev(Min)	Resp.	QIon	QRatio	Lower	Upper
2,6-Dinitrotoluene	134.5088	8.20	0.01	270214	63.0	124.1	99.5	184.8
					89.0	62.0	43.3	80.3
					165.0			

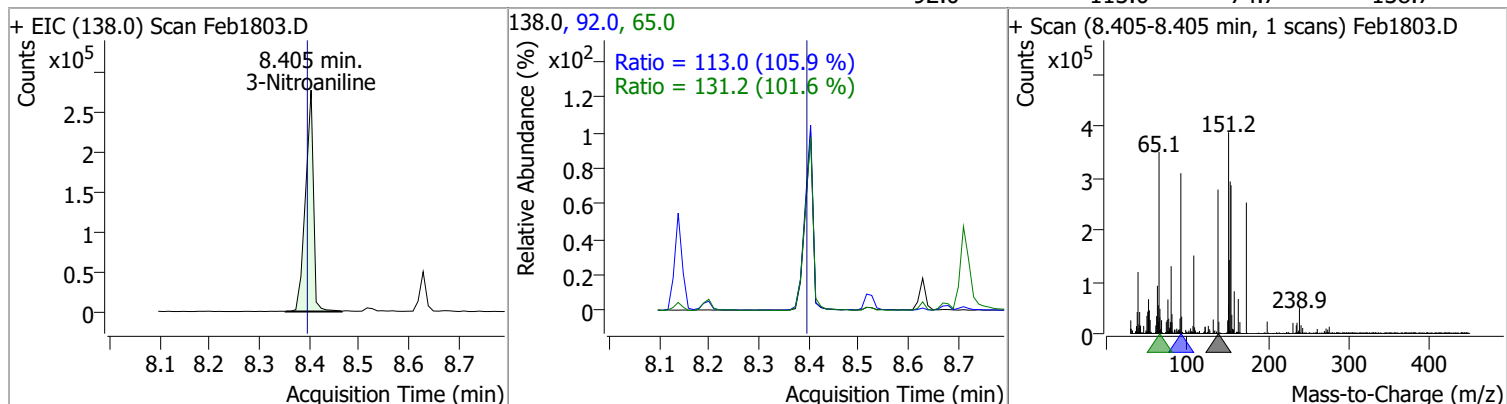


Quantitation Results Report (QT Reviewed)

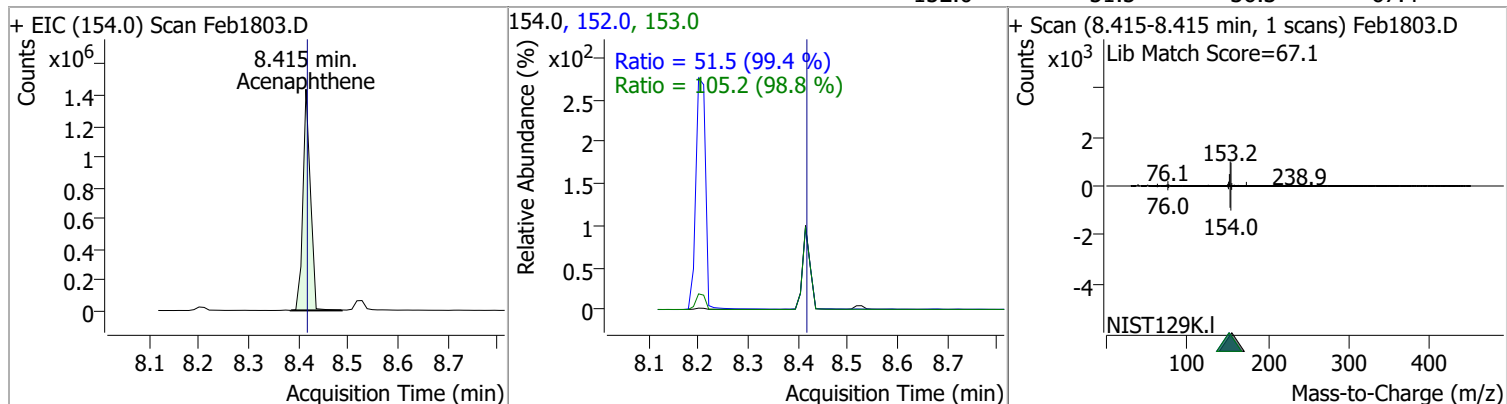
Compound	Conc.	RT	Dev(Min)	Resp.	QIon	QRatio	Lower	Upper
Acenaphthylene	121.4632	8.20	0.00	2788358	153.1	13.5	9.6	17.7



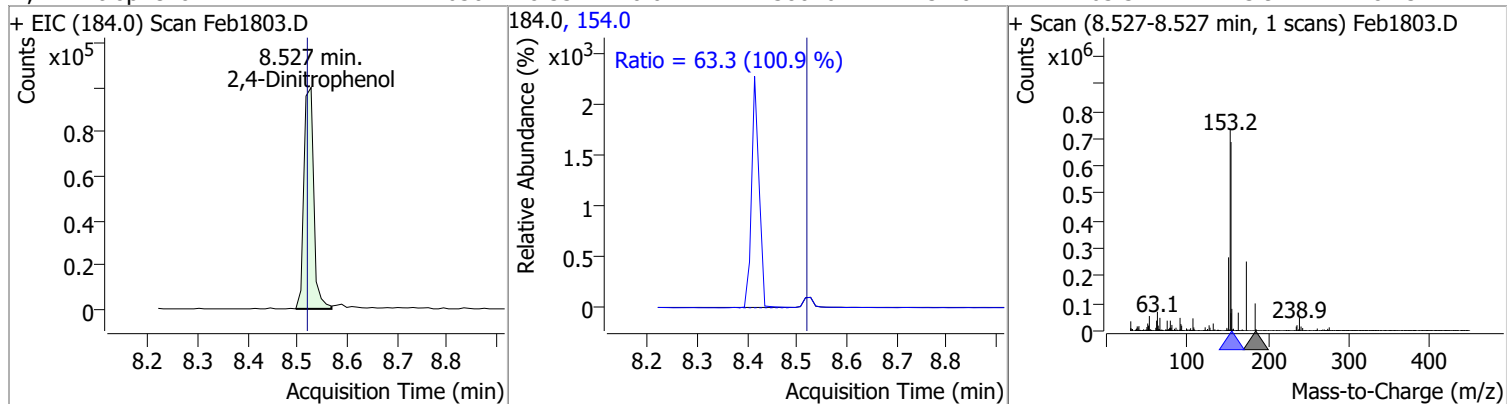
Compound	Conc.	RT	Dev(Min)	Resp.	QIon	QRatio	Lower	Upper
3-Nitroaniline	130.3972	8.40	0.01	309107	65.0	113.0	90.4	167.8
					92.0	131.2	74.7	138.7



Compound	Conc.	RT	Dev(Min)	Resp.	QIon	QRatio	Lower	Upper
Acenaphthene	117.1551	8.41	0.00	1503475	153.0	105.2	74.5	138.4
					152.0	51.5	36.3	67.4

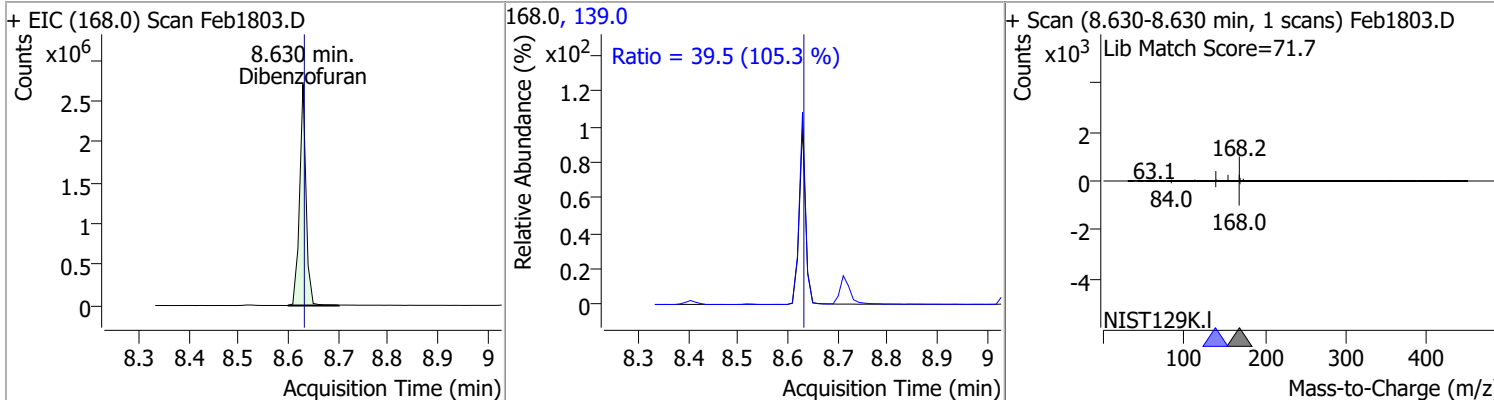


Compound	Conc.	RT	Dev(Min)	Resp.	QIon	QRatio	Lower	Upper
2,4-Dinitrophenol	121.6307	8.53	0.01	138026	154.0	63.3	43.9	81.5

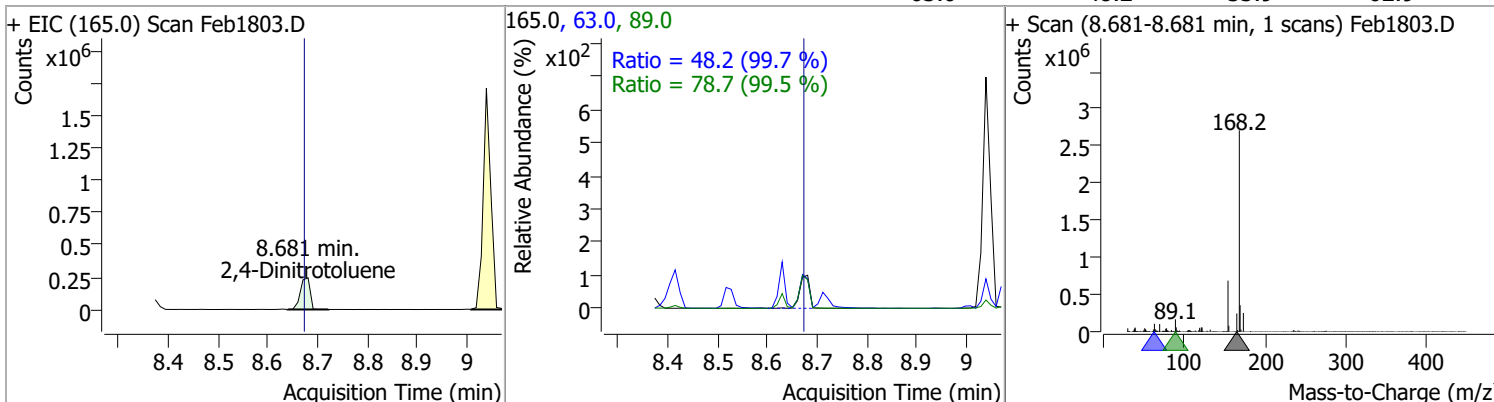


Quantitation Results Report (QT Reviewed)

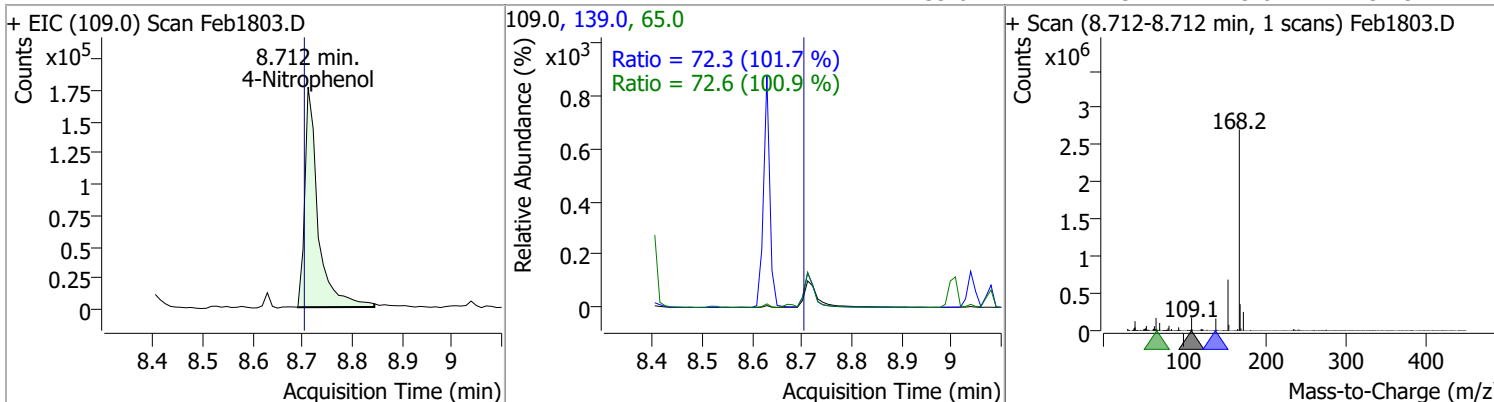
Compound	Conc.	RT	Dev(Min)	Resp.	QIon	QRatio	Lower	Upper
Dibenzofuran	118.4946	8.63	0.00	2443689	139.0	39.5	26.3	48.8



Compound	Conc.	RT	Dev(Min)	Resp.	QIon	QRatio	Lower	Upper
2,4-Dinitrotoluene	122.8060	8.68	0.01	328858	89.0	78.7	55.4	102.9
					63.0	48.2	33.9	62.9

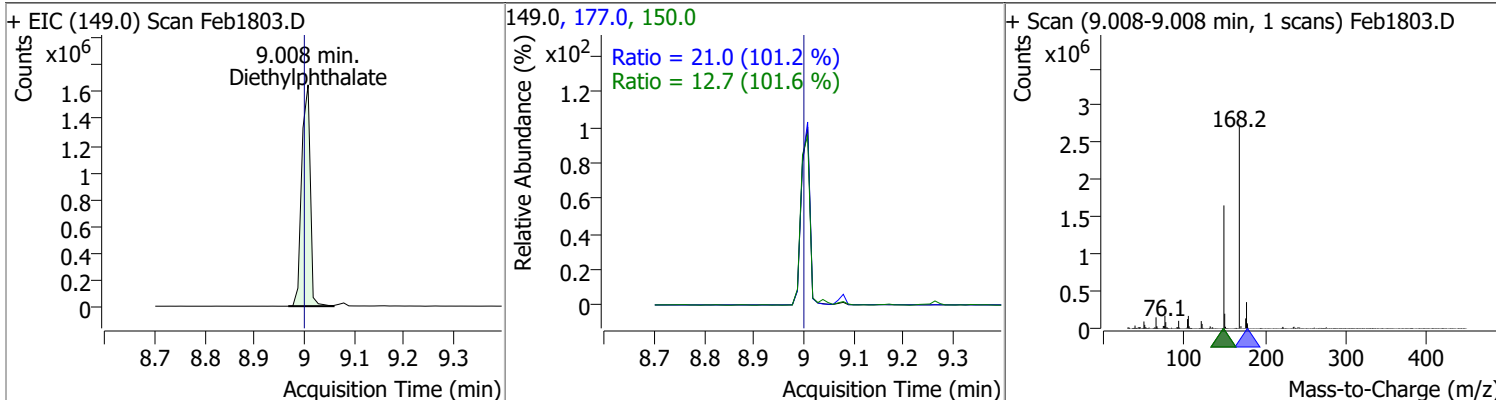


Compound	Conc.	RT	Dev(Min)	Resp.	QIon	QRatio	Lower	Upper
4-Nitrophenol	126.2944	8.71	0.01	326746	65.0	72.6	50.4	93.6
					139.0	72.3	49.8	92.5

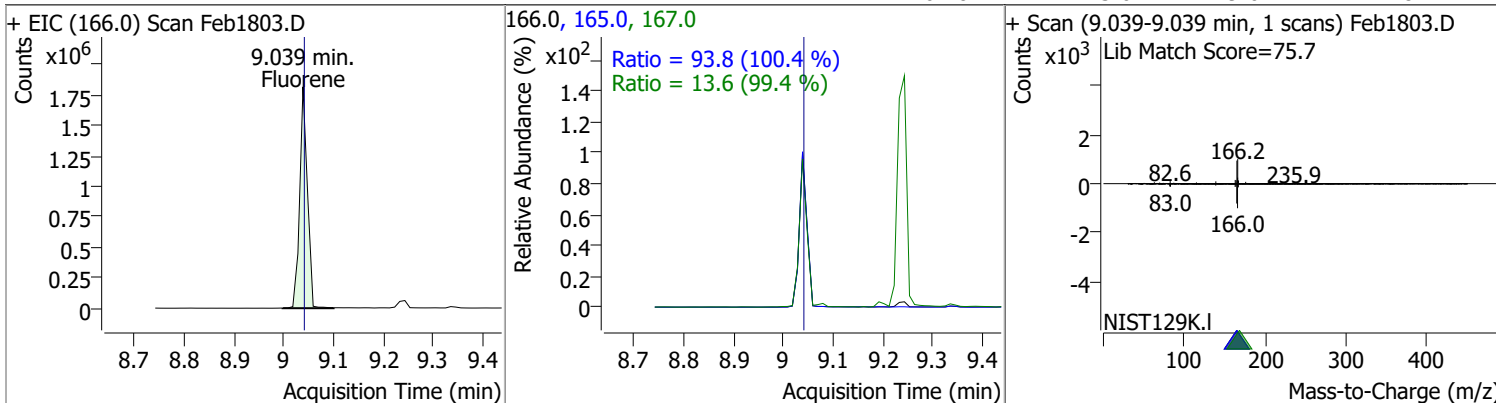


Quantitation Results Report (QT Reviewed)

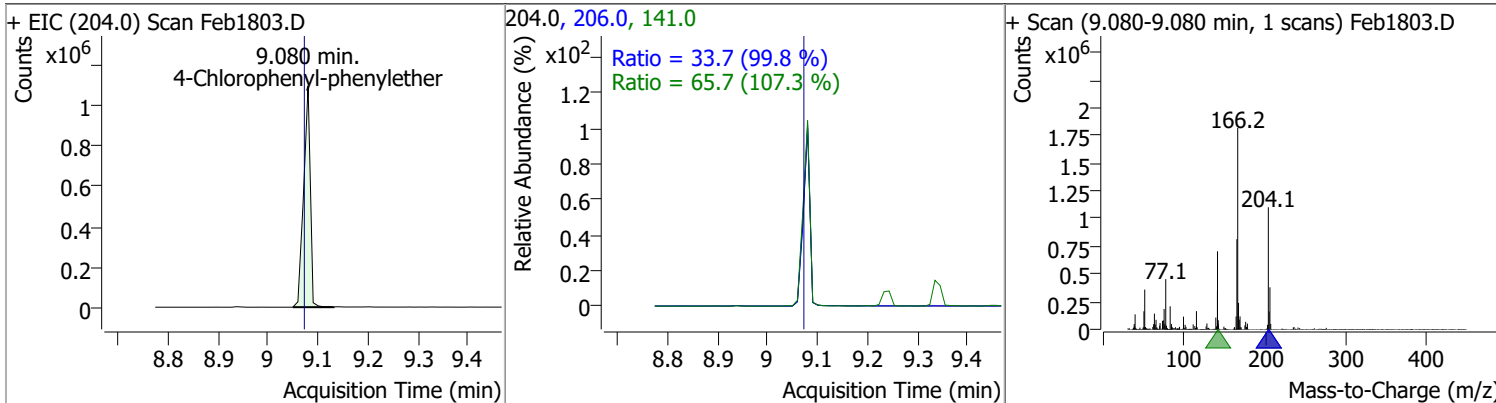
Compound	Conc.	RT	Dev(Min)	Resp.	QIon	QRatio	Lower	Upper
Diethylphthalate	125.7671	9.01	0.01	1980149	177.0	21.0	14.5	27.0
					150.0	12.7	8.7	16.2



Compound	Conc.	RT	Dev(Min)	Resp.	QIon	QRatio	Lower	Upper
Fluorene	114.4523	9.04	0.00	1952030	165.0	93.8	65.4	121.4
					167.0	13.6	9.6	17.8

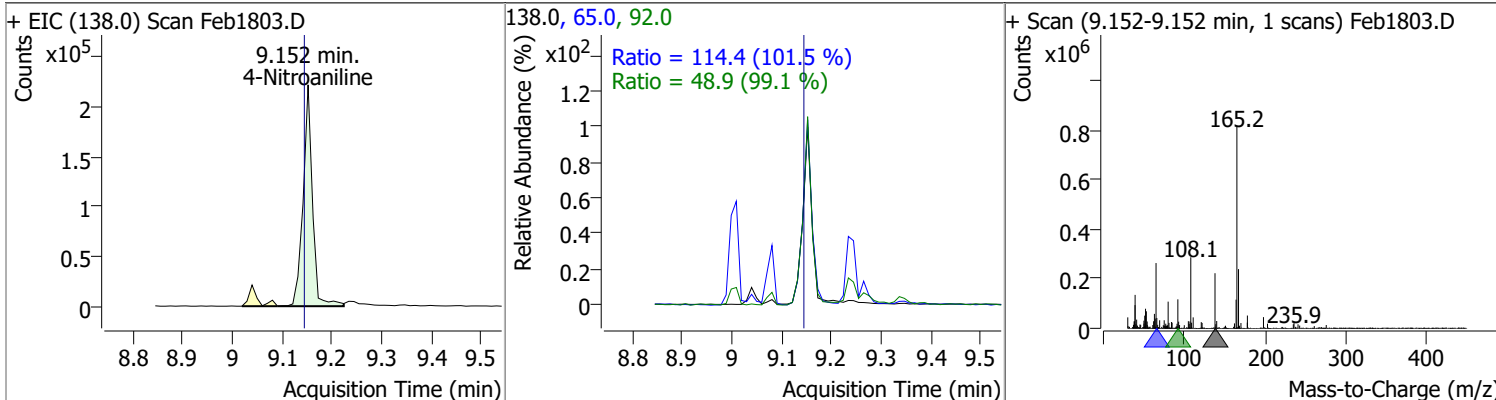


Compound	Conc.	RT	Dev(Min)	Resp.	QIon	QRatio	Lower	Upper
4-Chlorophenyl-phenylether	127.4811	9.08	0.01	1017662	141.0	65.7	42.8	79.6
					206.0	33.7	23.6	43.9

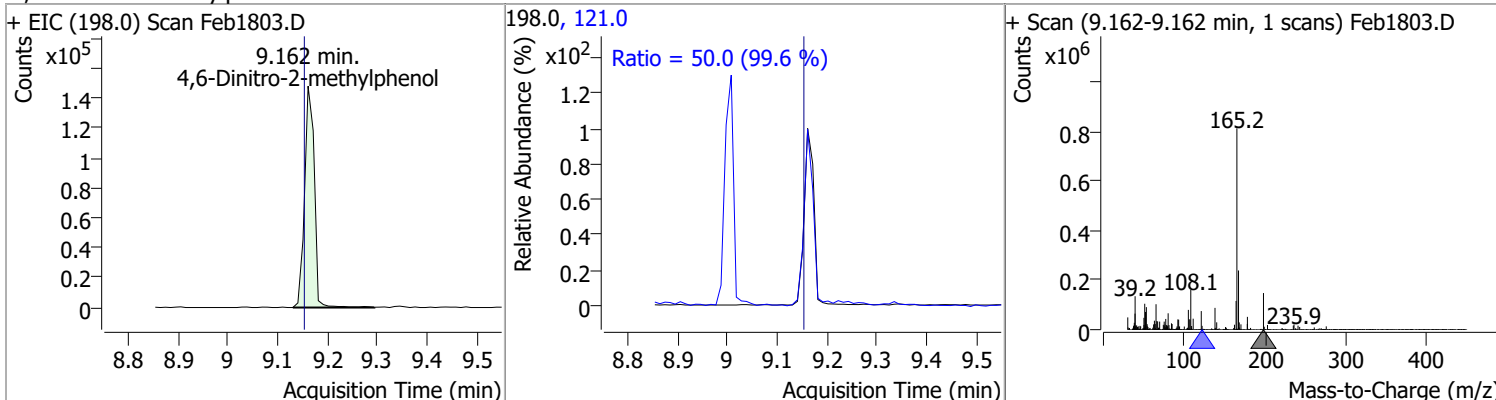


Quantitation Results Report (QT Reviewed)

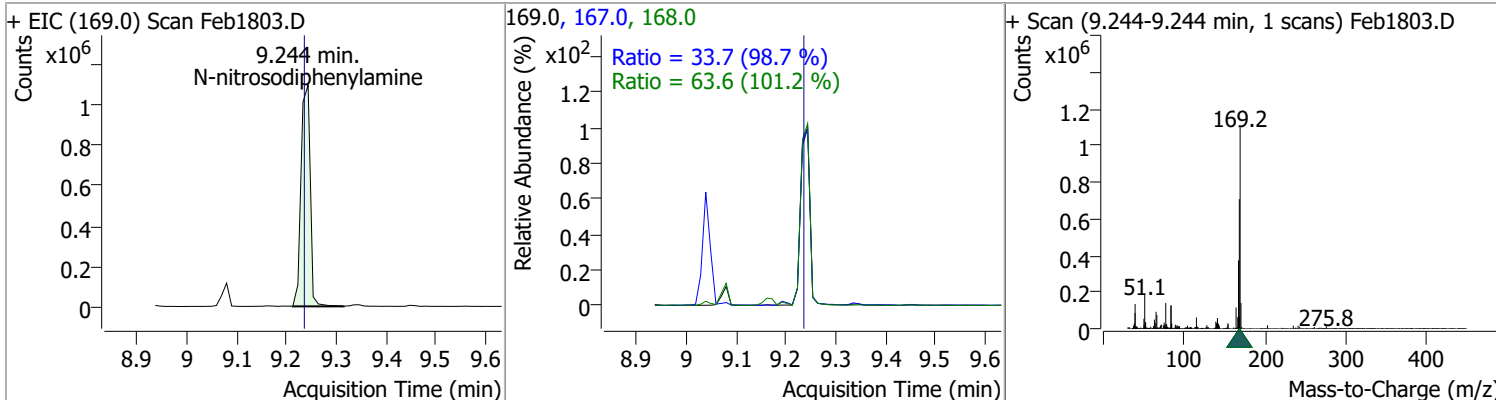
Compound	Conc.	RT	Dev(Min)	Resp.	QIon	QRatio	Lower	Upper
4-Nitroaniline	114.2027	9.15	0.01	291518	65.0	114.4	78.9	146.6
					92.0	48.9	34.5	64.1



Compound	Conc.	RT	Dev(Min)	Resp.	QIon	QRatio	Lower	Upper
4,6-Dinitro-2-methylphenol	121.1232	9.16	0.01	200519	121.0	50.0	35.1	65.3

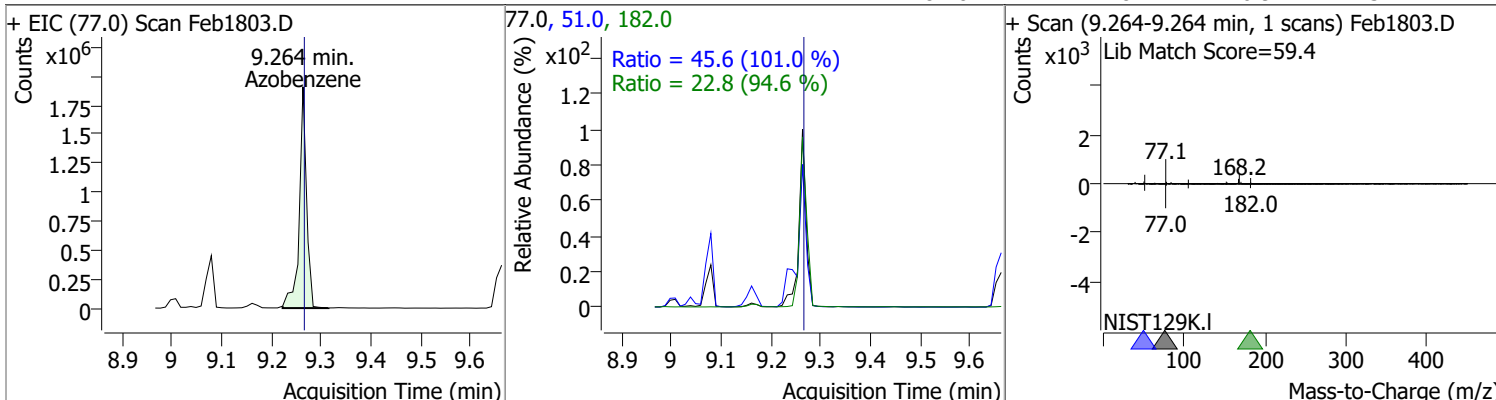


Compound	Conc.	RT	Dev(Min)	Resp.	QIon	QRatio	Lower	Upper
N-nitrosodiphenylamine	120.7344	9.24	0.01	1414366	168.0	63.6	44.0	81.7
					167.0	33.7	23.9	44.3

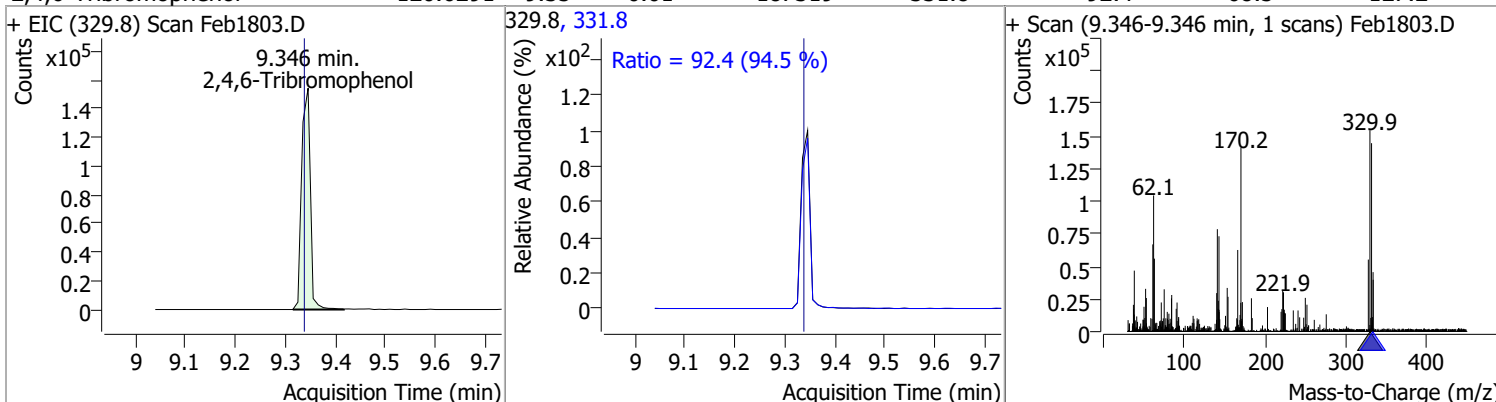


Quantitation Results Report (QT Reviewed)

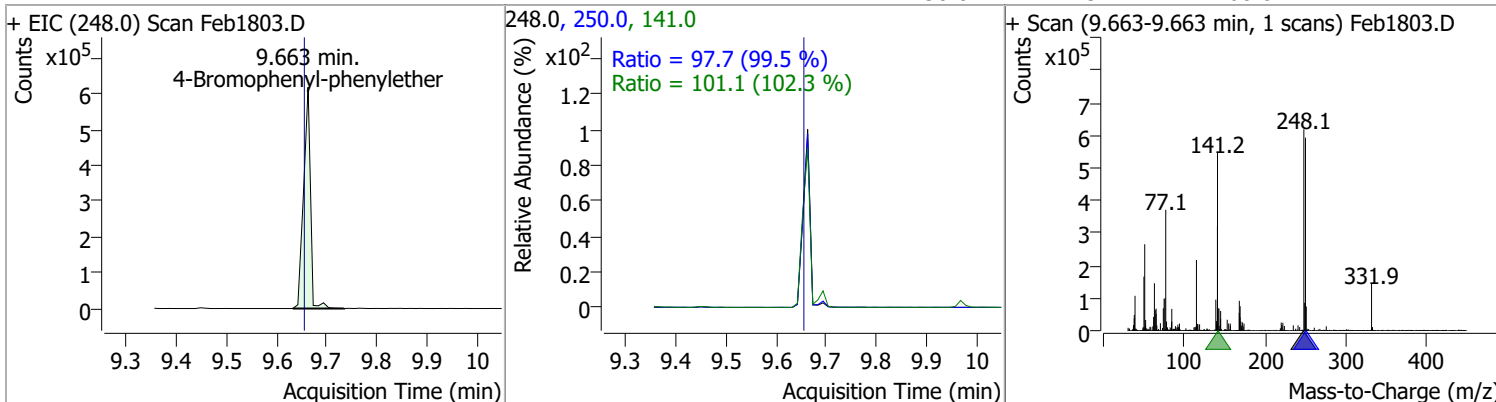
Compound	Conc.	RT	Dev(Min)	Resp.	QIon	QRatio	Lower	Upper
Azobenzene	120.2669	9.26	0.00	1932785	51.0	45.6	31.6	58.7
					182.0	22.8	16.9	31.4



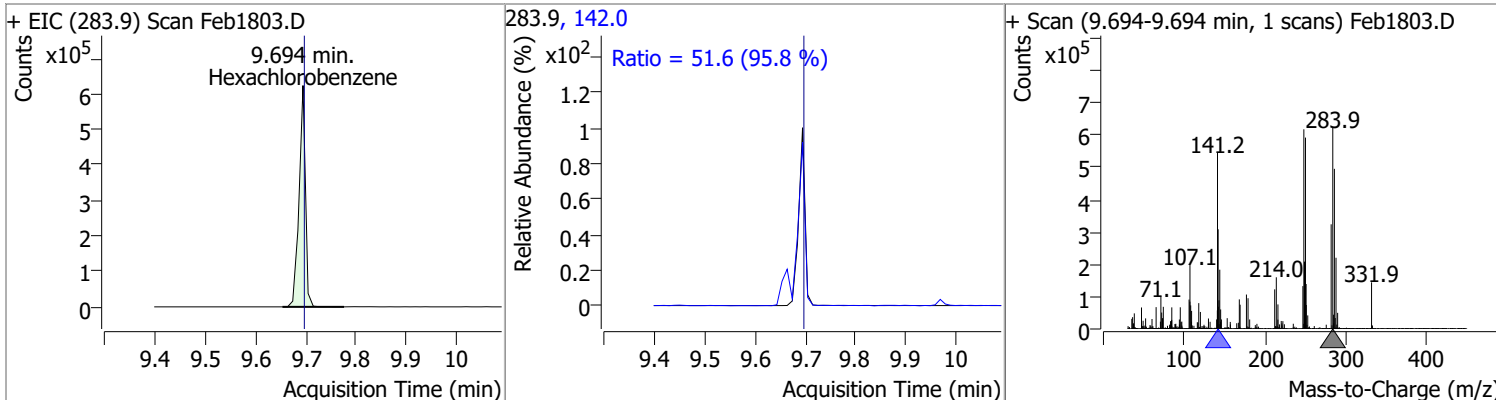
Compound	Conc.	RT	Dev(Min)	Resp.	QIon	QRatio	Lower	Upper			
2,4,6-Tribromophenol	120.6291	9.35	0.01	187319	331.8	92.4	68.5	127.2			



Compound	Conc.	RT	Dev(Min)	Resp.	QIon	QRatio	Lower	Upper
4-Bromophenyl-phenylether	126.1586	9.66	0.01	589591	141.0	101.1	69.1	128.4
					250.0	97.7	68.8	127.7

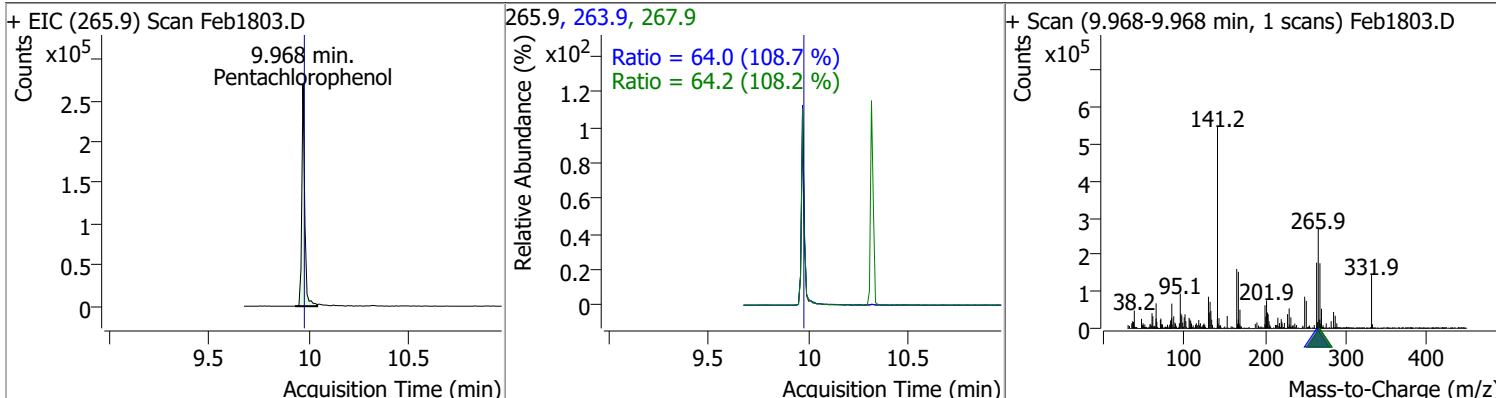


Compound	Conc.	RT	Dev(Min)	Resp.	QIon	QRatio	Lower	Upper			
Hexachlorobenzene	123.9440	9.69	0.00	550809	142.0	51.6	37.7	70.0			

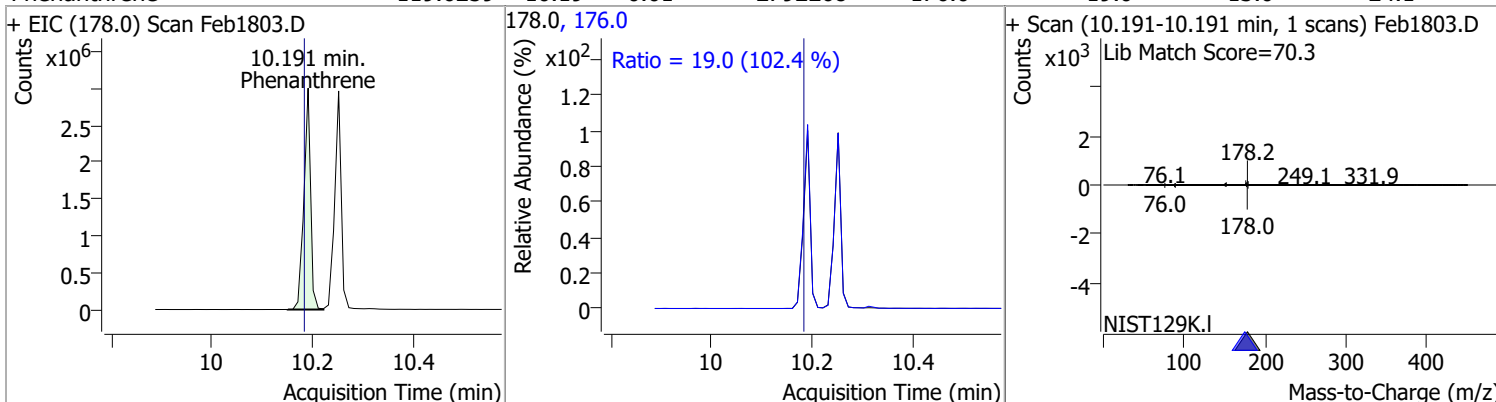


Quantitation Results Report (QT Reviewed)

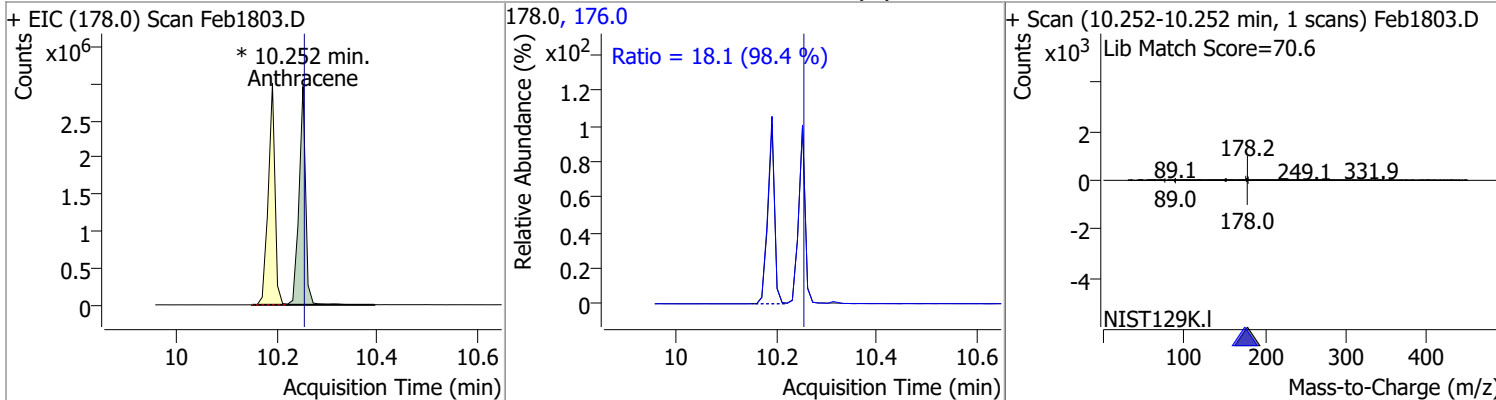
Compound	Conc.	RT	Dev(Min)	Resp.	QIon	QRatio	Lower	Upper
Pentachlorophenol	118.9229	9.97	0.00	272170	267.9	64.2	41.5	77.2
					263.9	64.0	41.2	76.6



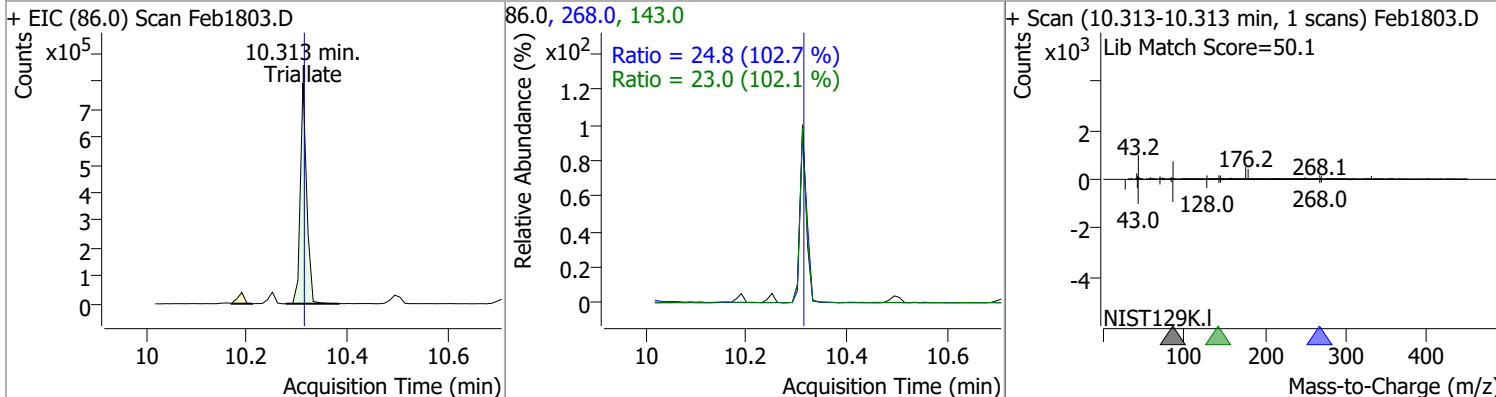
Compound	Conc.	RT	Dev(Min)	Resp.	QIon	QRatio	Lower	Upper
Phenanthrene	119.6259	10.19	0.01	2792268	176.0	19.0	13.0	24.1



Compound	Conc.	RT	Dev(Min)	Resp.	QIon	QRatio	Lower	Upper
Anthracene	119.3027	10.25	0.00	2712966 (m)	176.0	18.1	12.9	23.9

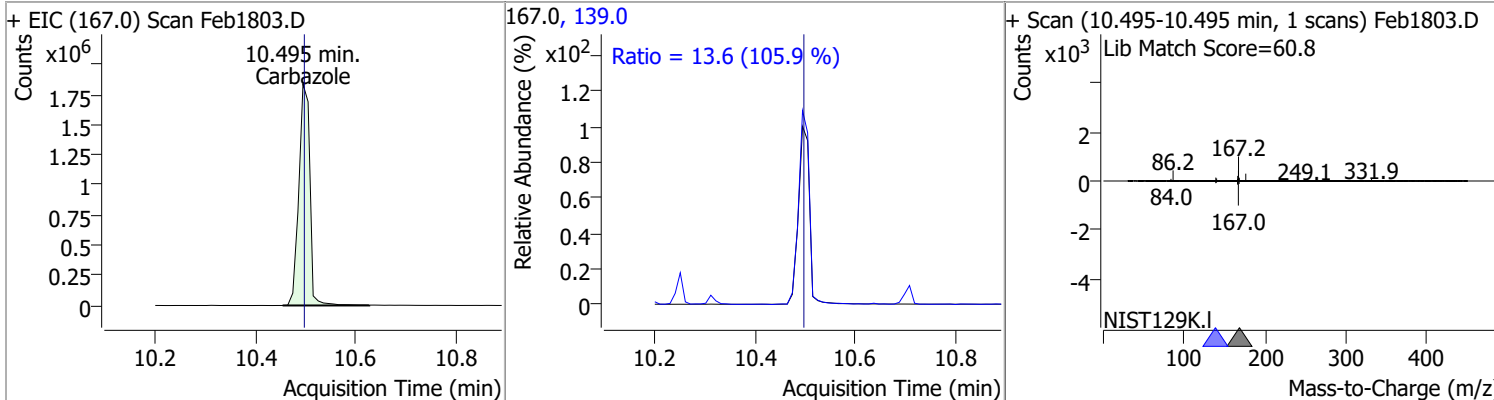


Compound	Conc.	RT	Dev(Min)	Resp.	QIon	QRatio	Lower	Upper
Triallate	120.4325	10.31	0.00	696512	268.0	24.8	16.9	31.4
					143.0	23.0	15.8	29.3

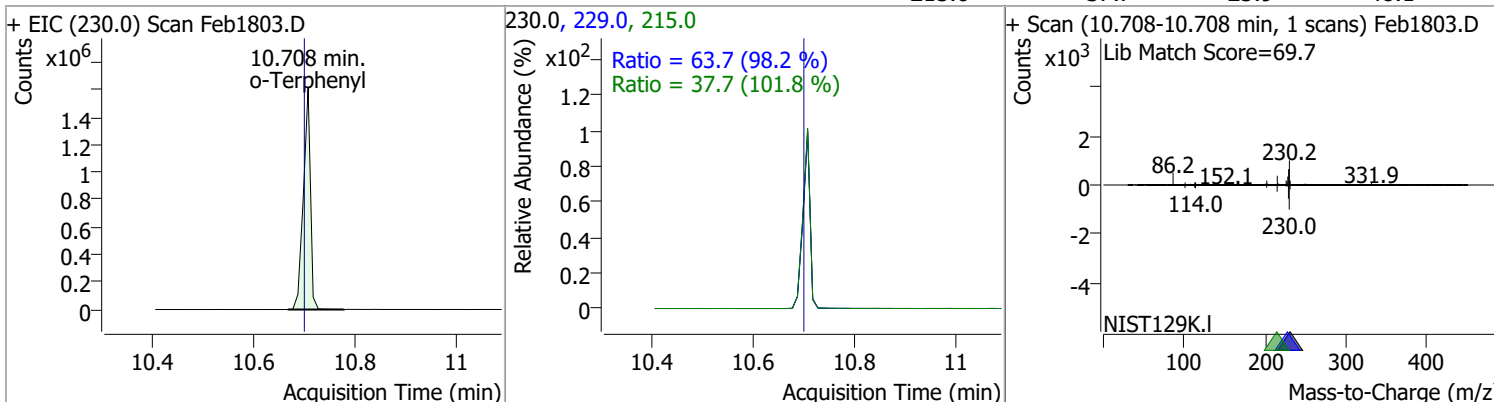


Quantitation Results Report (QT Reviewed)

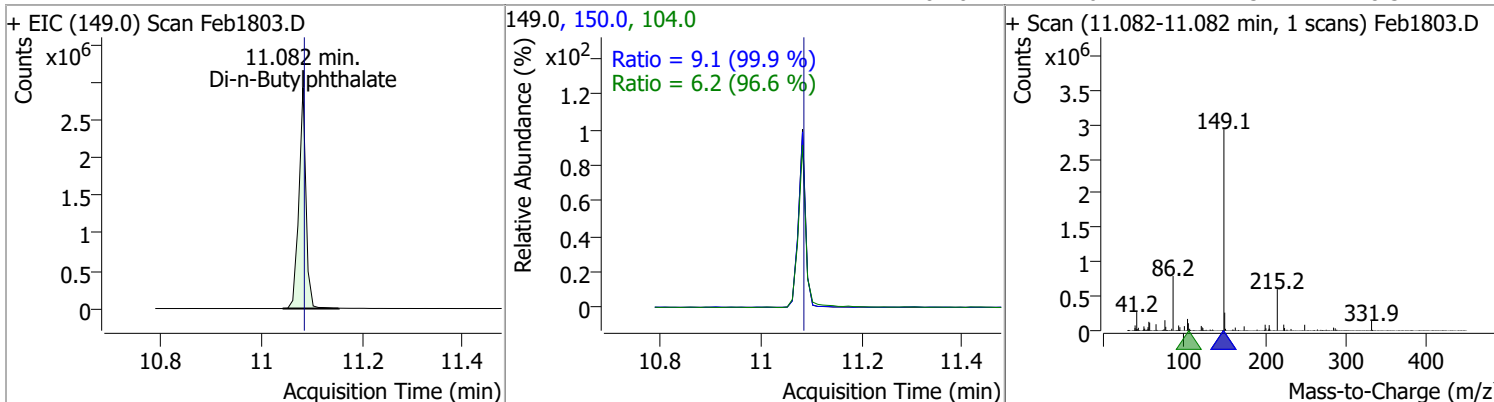
Compound	Conc.	RT	Dev(Min)	Resp.	QIon	QRatio	Lower	Upper
Carbazole	120.4732	10.50	0.00	2794889	139.0	13.6	9.0	16.7



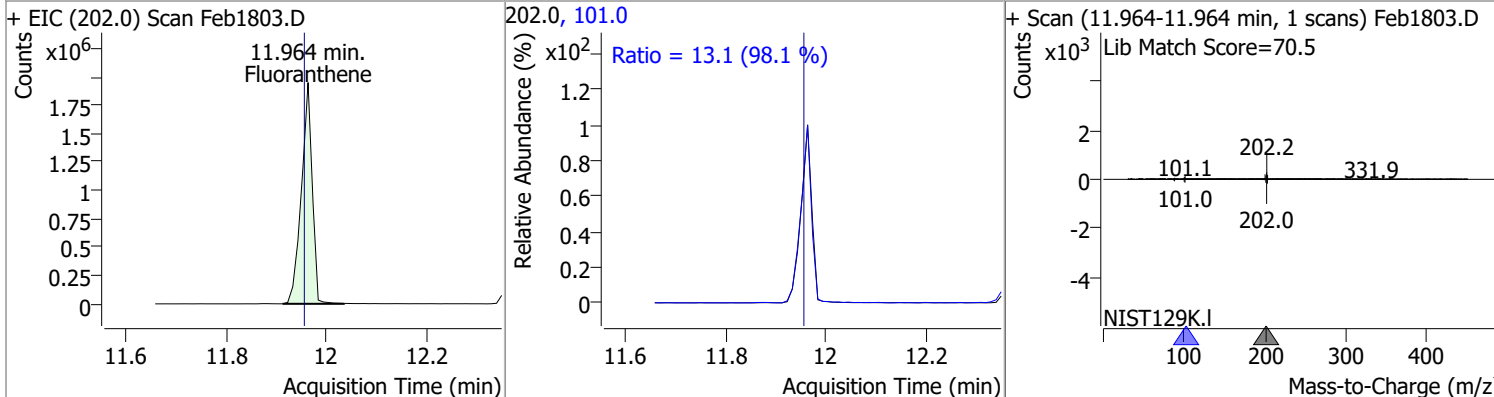
Compound	Conc.	RT	Dev(Min)	Resp.	QIon	QRatio	Lower	Upper
o-Terphenyl	125.0935	10.71	0.01	1579903	229.0 215.0	63.7 37.7	45.4 25.9	84.3 48.1



Compound	Conc.	RT	Dev(Min)	Resp.	QIon	QRatio	Lower	Upper
Di-n-Butylphthalate	121.0143	11.08	0.00	2864235	150.0 104.0	9.1 6.2	6.3 4.5	11.8 8.3

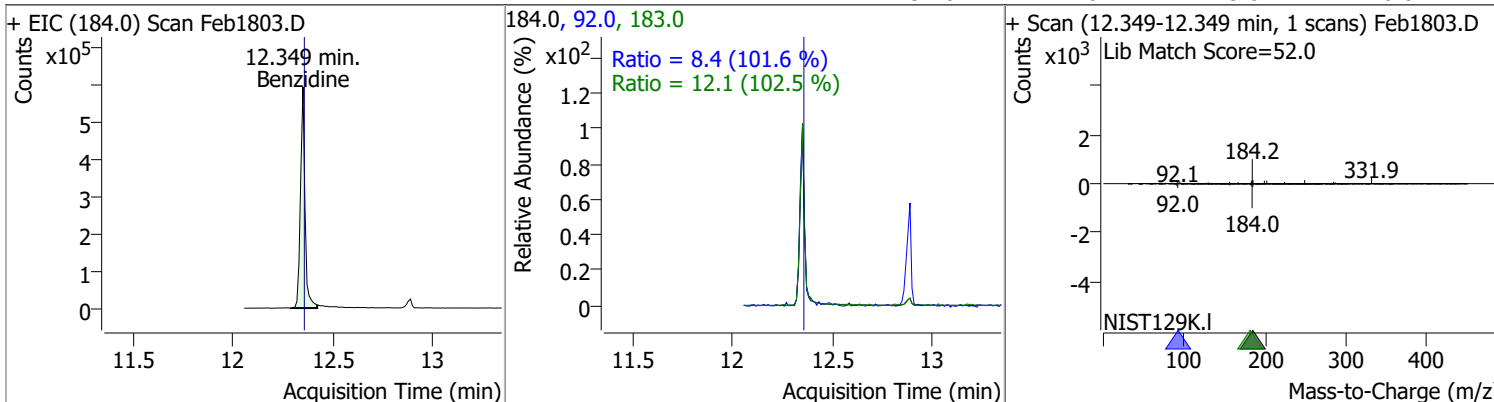


Compound	Conc.	RT	Dev(Min)	Resp.	QIon	QRatio	Lower	Upper
Fluoranthene	120.7096	11.96	0.01	2925734	101.0	13.1	9.4	17.4

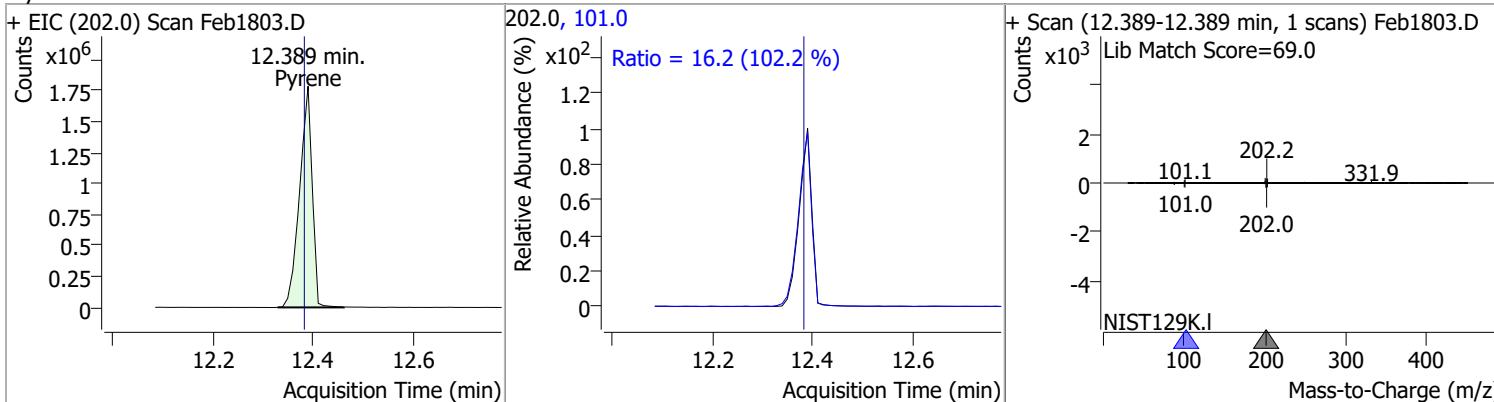


Quantitation Results Report (QT Reviewed)

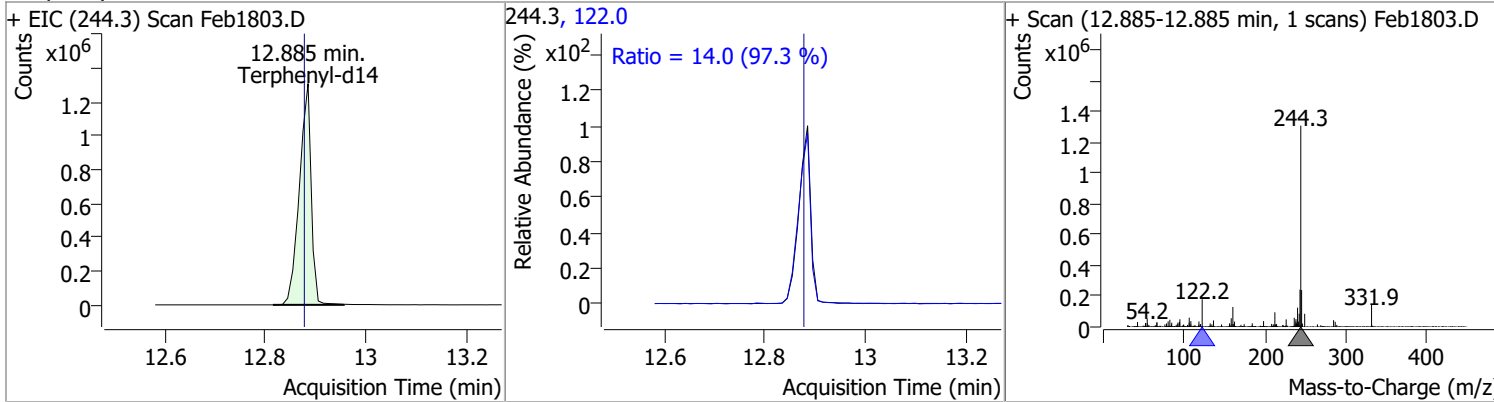
Compound	Conc.	RT	Dev(Min)	Resp.	QIon	QRatio	Lower	Upper
Benzidine	114.7160	12.35	0.00	925246	183.0	12.1	8.3	15.4
					92.0	8.4	5.8	10.8



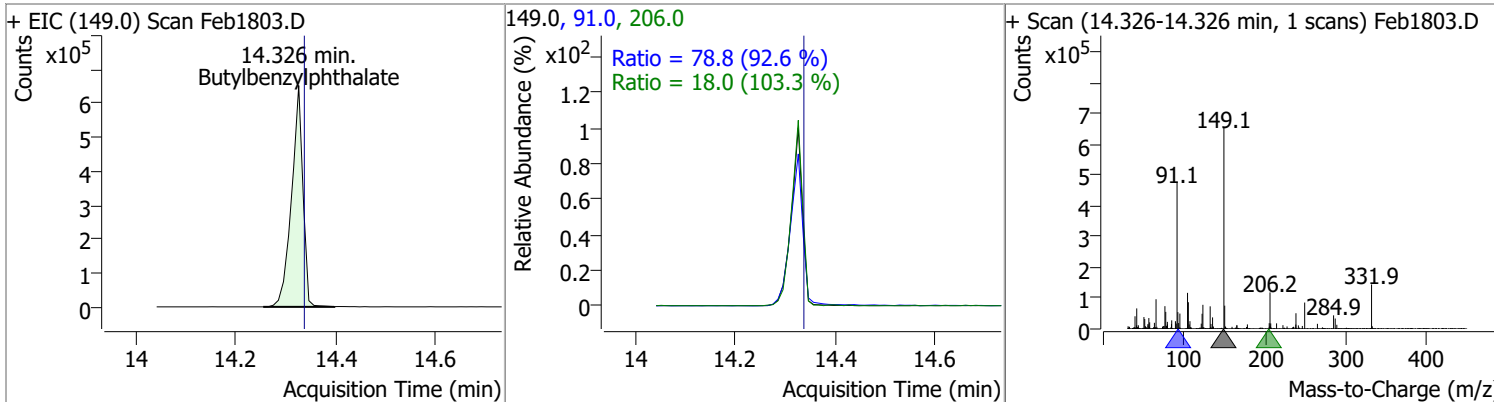
Compound	Conc.	RT	Dev(Min)	Resp.	QIon	QRatio	Lower	Upper
Pyrene	118.6872	12.39	0.01	3111401	101.0	16.2	11.1	20.6



Compound	Conc.	RT	Dev(Min)	Resp.	QIon	QRatio	Lower	Upper
Terphenyl-d14	120.3656	12.89	0.01	2133936	122.0	14.0	10.1	18.7

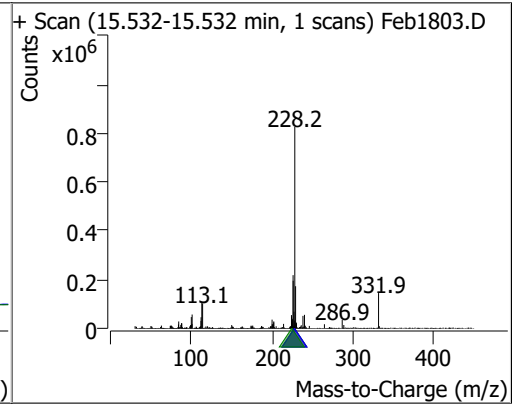
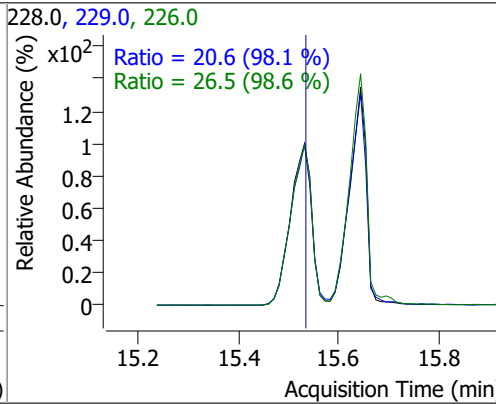
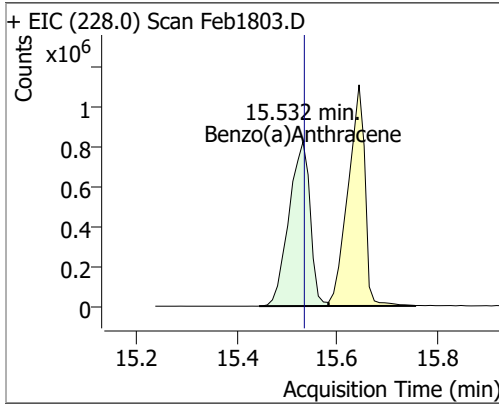


Compound	Conc.	RT	Dev(Min)	Resp.	QIon	QRatio	Lower	Upper
Butylbenzylphthalate	123.2154	14.33	0.01	1038779	91.0	78.8	59.6	110.6
					206.0	18.0	12.2	22.7

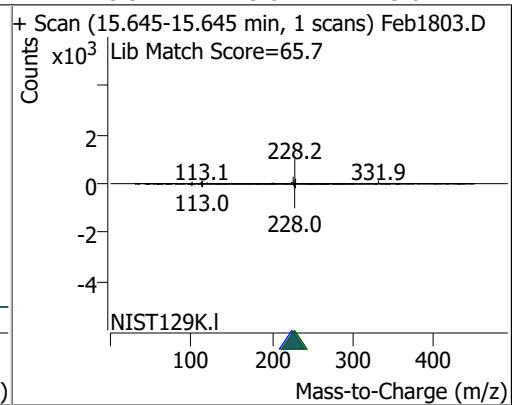
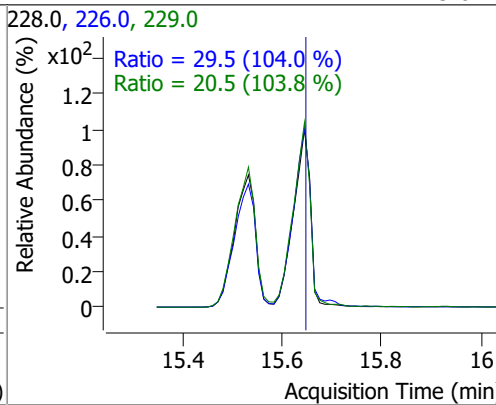
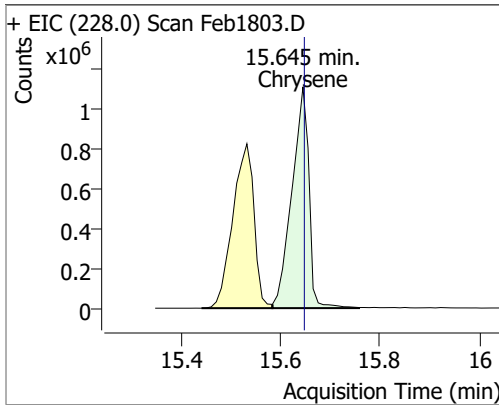


Quantitation Results Report (QT Reviewed)

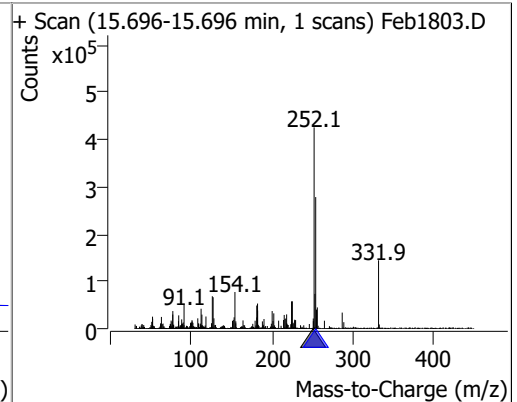
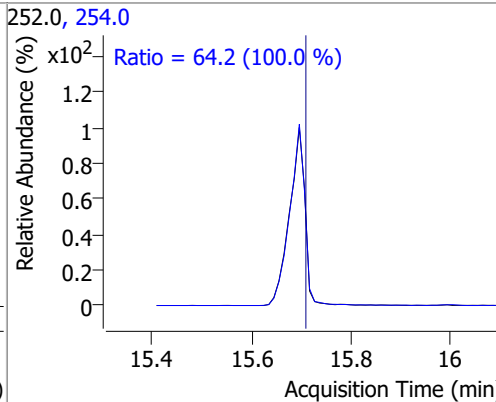
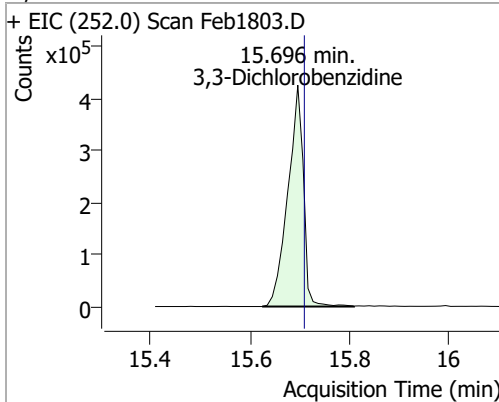
Compound	Conc.	RT	Dev(Min)	Resp.	QIon	QRatio	Lower	Upper
Benzo(a)Anthracene	123.9899	15.53	0.02	2429458	226.0	26.5	18.8	34.9
					229.0	20.6	14.7	27.4



Compound	Conc.	RT	Dev(Min)	Resp.	QIon	QRatio	Lower	Upper
Chrysene	122.2787	15.64	0.02	2630114	226.0	29.5	19.9	36.9
					229.0	20.5	13.8	25.6

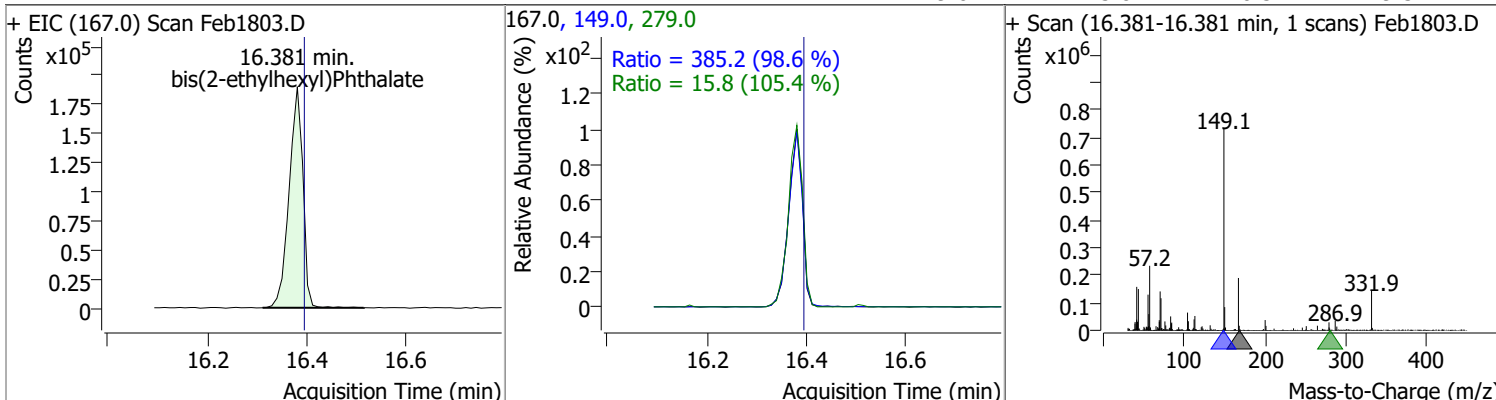


Compound	Conc.	RT	Dev(Min)	Resp.	QIon	QRatio	Lower	Upper
3,3-Dichlorobenzidine	123.4767	15.70	0.01	921207	254.0	64.2	44.9	83.4

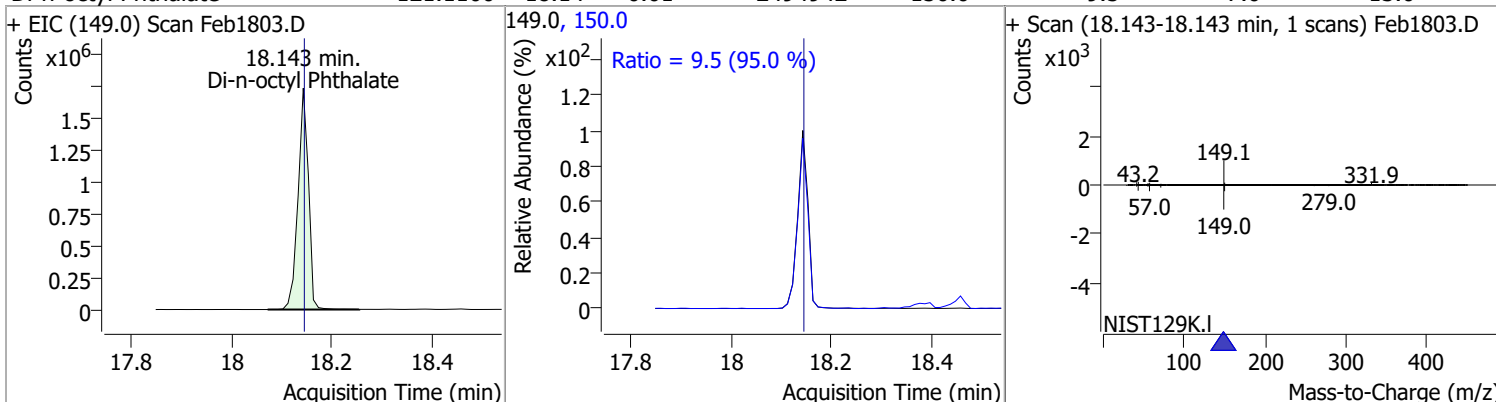


Quantitation Results Report (QT Reviewed)

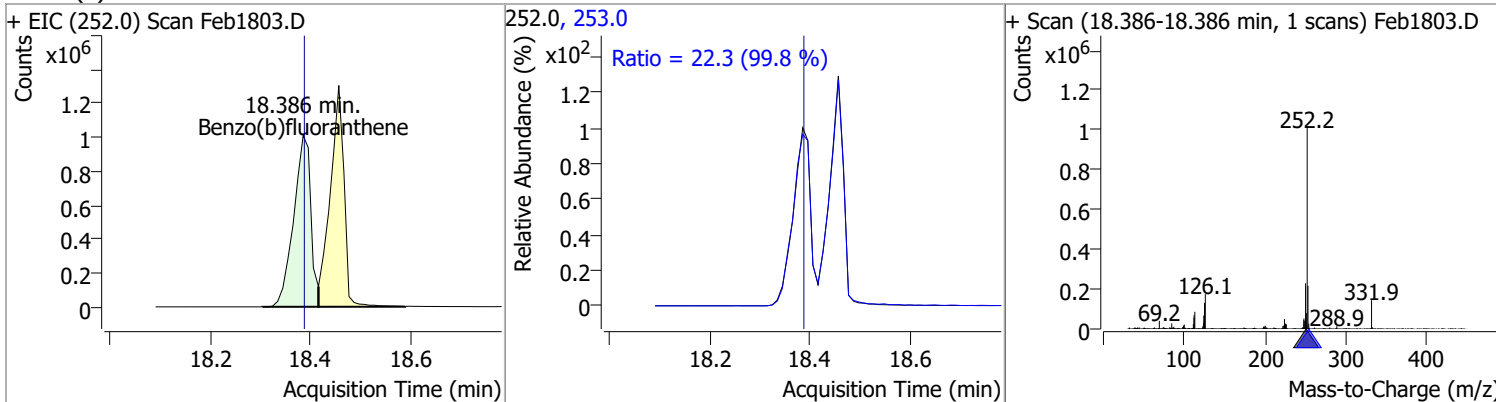
Compound	Conc.	RT	Dev(Min)	Resp.	QIon	QRatio	Lower	Upper
bis(2-ethylhexyl)Phthalate	124.1299	16.38	0.01	364319	149.0	385.2	273.6	508.0
					279.0	15.8	10.5	19.5



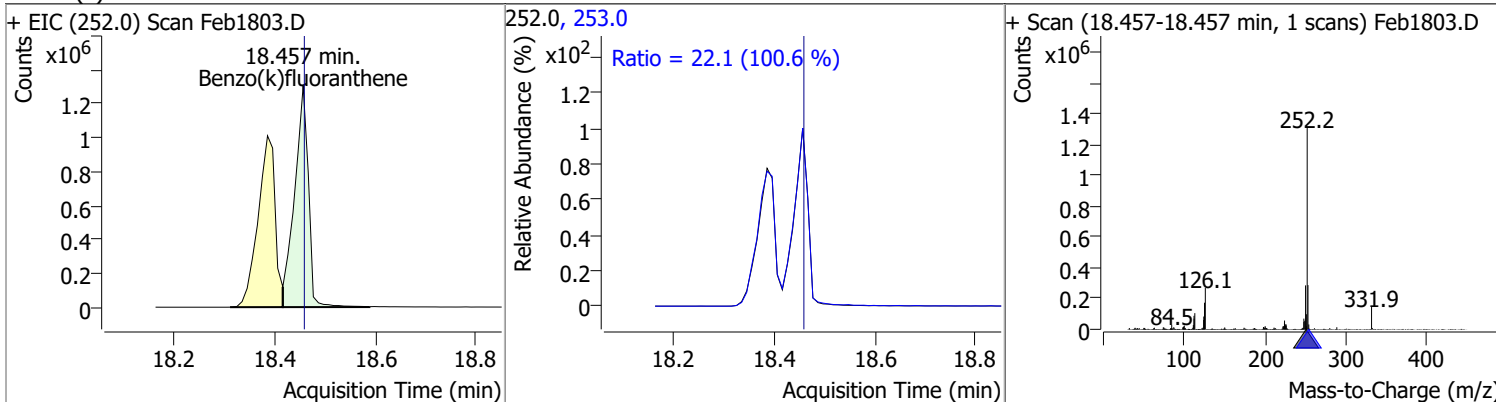
Compound	Conc.	RT	Dev(Min)	Resp.	QIon	QRatio	Lower	Upper
Di-n-octyl Phthalate	121.1100	18.14	0.01	2494942	150.0	9.5	7.0	13.0



Compound	Conc.	RT	Dev(Min)	Resp.	QIon	QRatio	Lower	Upper
Benzo(b)fluoranthene	120.7133	18.39	0.01	2384843	253.0	22.3	15.6	29.0

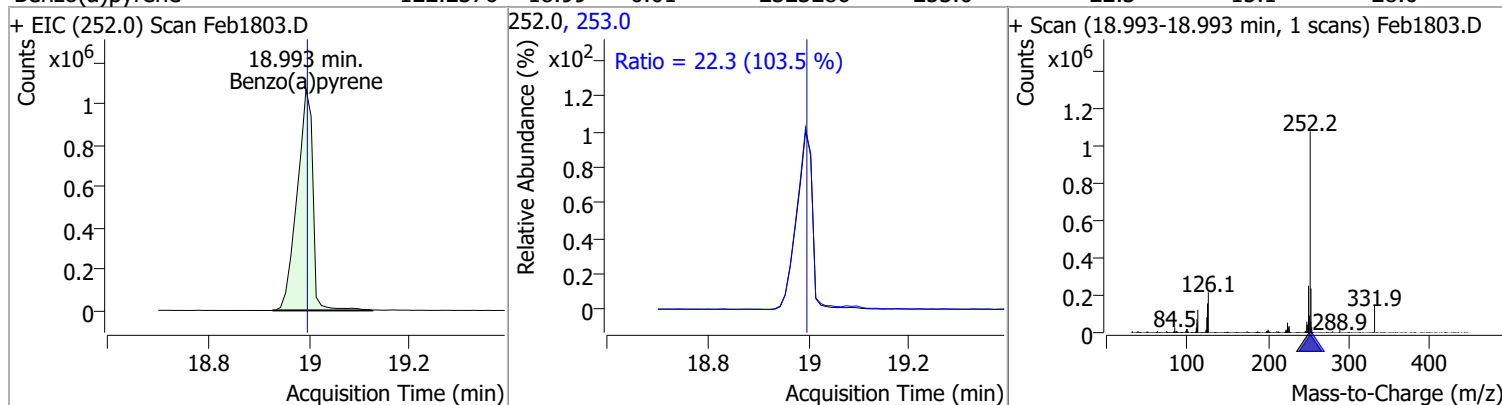


Compound	Conc.	RT	Dev(Min)	Resp.	QIon	QRatio	Lower	Upper
Benzo(k)fluoranthene	117.5947	18.46	0.01	2491030	253.0	22.1	15.4	28.6

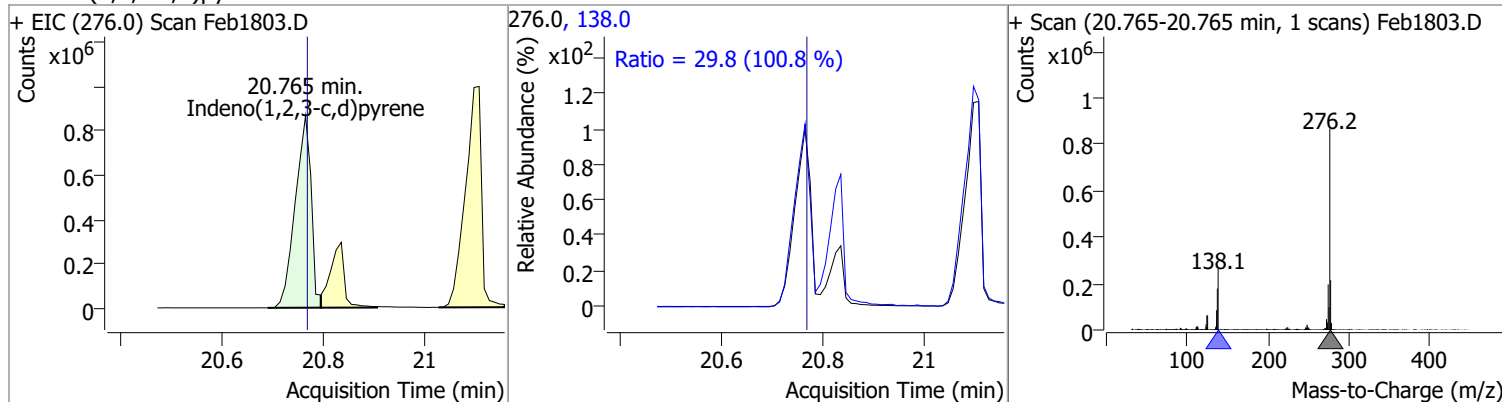


Quantitation Results Report (QT Reviewed)

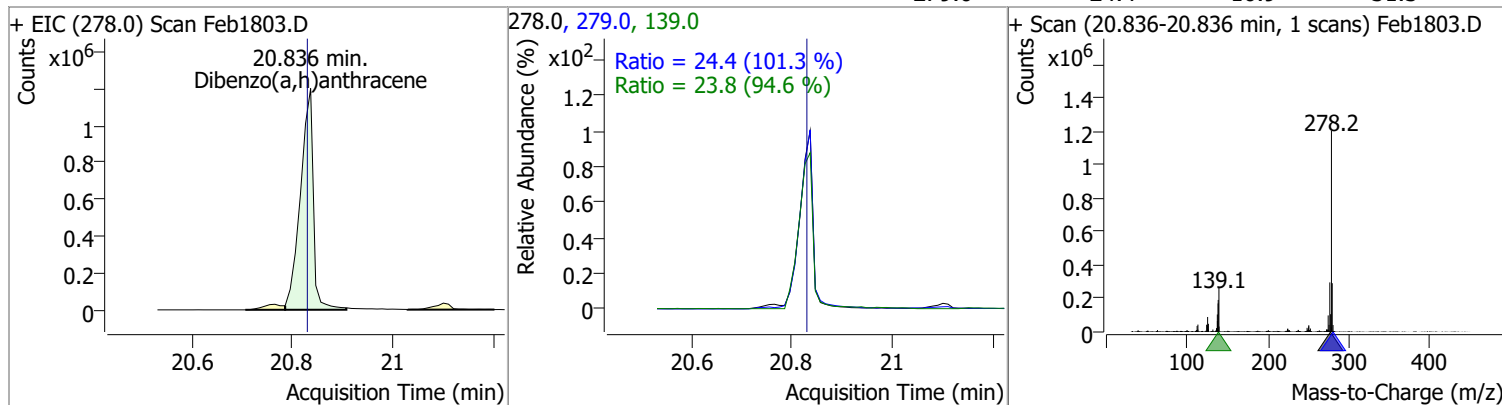
Compound	Conc.	RT	Dev(Min)	Resp.	QIon	QRatio	Lower	Upper
Benzo(a)pyrene	122.2376	18.99	0.01	2323286	253.0	22.3	15.1	28.0



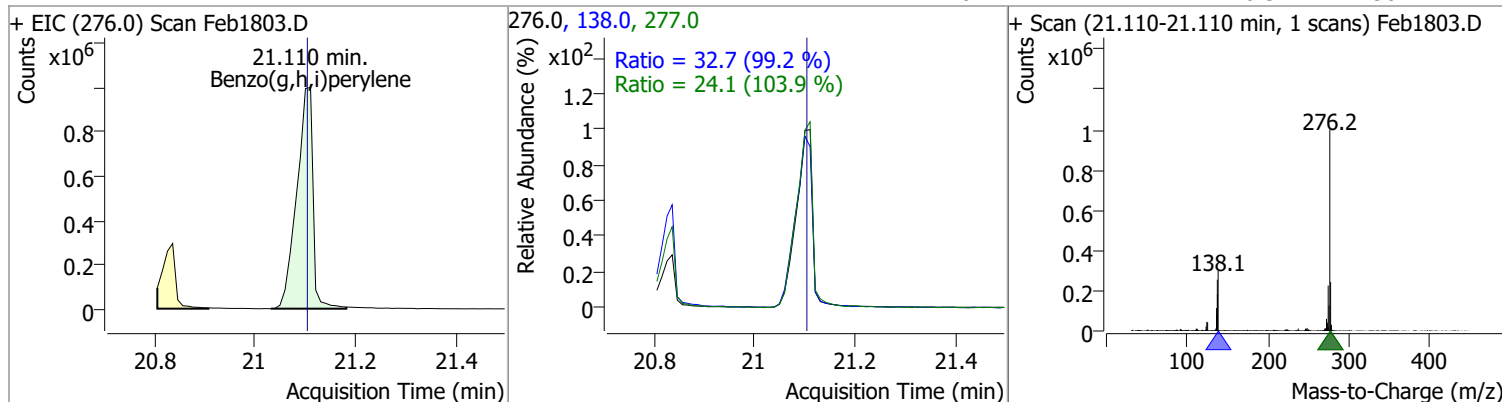
Compound	Conc.	RT	Dev(Min)	Resp.	QIon	QRatio	Lower	Upper
Indeno(1,2,3-c,d)pyrene	119.1149	20.77	0.01	1895312	138.0	29.8	20.7	38.5



Compound	Conc.	RT	Dev(Min)	Resp.	QIon	QRatio	Lower	Upper
Dibenzo(a,h)anthracene	122.7774	20.84	0.02	2141448	139.0	23.8	17.6	32.7
					279.0	24.4	16.9	31.3

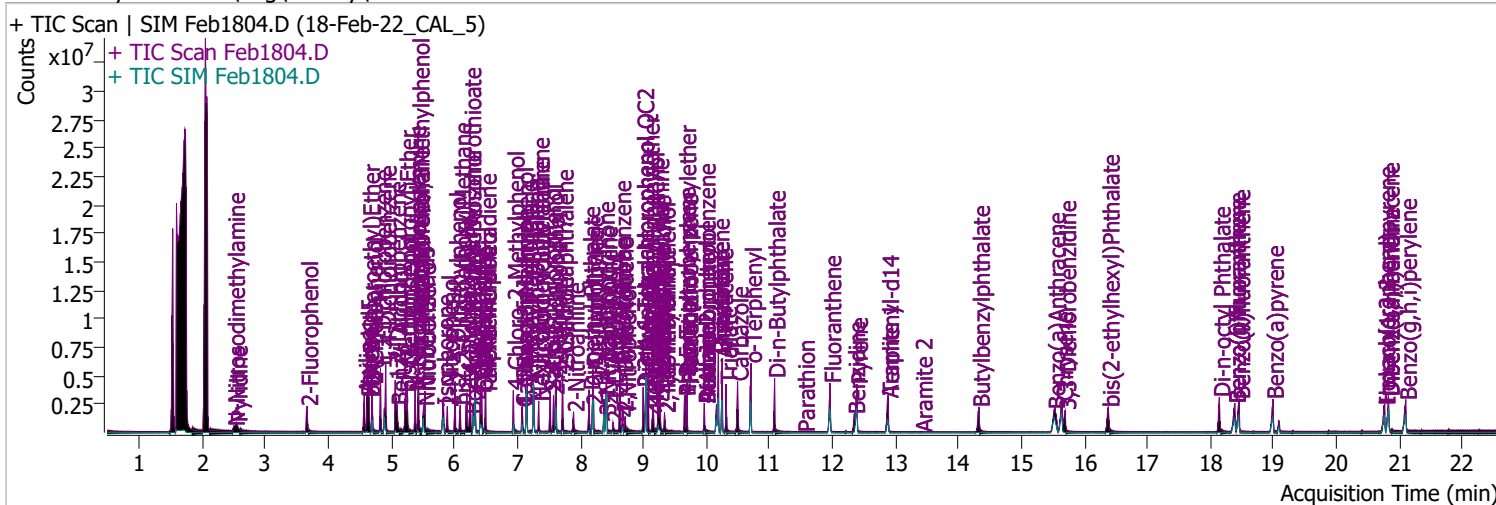


Compound	Conc.	RT	Dev(Min)	Resp.	QIon	QRatio	Lower	Upper
Benzo(g,h,i)perylene	120.9102	21.11	0.02	2227367	138.0	32.7	23.1	42.9
					277.0	24.1	16.3	30.2



Quantitation Results Report (QT Reviewed)

Data File	Feb1804.D	Operator	LIMS import
Acq. Method	BNA+SIM.M	Acq. Date-Time	2/19/2022 9:25:44 AM
Sample Name	18-Feb-22_CAL_5	Instrument	Instrument #1
Vial	4	Multiplier	1.00
DA Method File		Comment	SVOC-8270-W-LARGO
Tune File	dftppdsm.u	Tune Date	2/18/2022 9:25:00 PM
Batch Name	021822 DoD BNA cal.batch.bin	Last Calib Update	2/19/2022 1:06:17 PM
Ref Library	D:\Org\Library\NIST129K.I		



Compound	RT	QIon	Resp.	Conc.	Units	Dev(Min)
----------	----	------	-------	-------	-------	----------

Internal Standards

System Monitoring Compounds

S 2-Fluorophenol	3.664	112.0	918079	103.4792	µg/L	0.010
Spiked Amount: 200.000	Range: 10.0 - 75.0%			Recovery = 51.74%		
S Phenol-d5	4.613	99.0	1136511	101.5435	µg/L m	0.000
Spiked Amount: 200.000	Range: 10.0 - 65.0%			Recovery = 50.77%		
S Nitrobenzene-d5	5.512	82.0	649013	102.5700	µg/L	0.010
Spiked Amount: 100.000	Range: 32.0 - 94.0%			Recovery = 102.57%		*
S 2-Fluorobiphenyl	7.615	172.0	1829747	106.1193	µg/L	0.010
Spiked Amount: 100.000	Range: 28.0 - 107.0%			Recovery = 106.12%		
S 2,4,6-Tribromophenol	9.336	329.8	152661	102.0254	µg/L	0.000
Spiked Amount: 200.000	Range: 25.0 - 140.0%			Recovery = 51.01%		
S Terphenyl-d14	12.885	244.3	1793874	100.6508	µg/L	0.010
Spiked Amount: 100.000	Range: 32.0 - 122.0%			Recovery = 100.65%		

Target Compounds

Compound	RT	QIon	Resp.	Conc.	Units	QValue
T N-Nitrosodimethylamine	2.499	74.0	296474	105.9360	µg/L	90
T Pyridine	2.540	79.0	702486	102.8459	µg/L	100
T Aniline	4.573	93.0	1636257	103.4379	µg/L	98
T Phenol	4.634	94.0	1261120	100.5482	µg/L	98
T bis(-2-Chloroethyl)Ether	4.644	63.0	847990	100.8038	µg/L	99
T 2-Chlorophenol	4.695	128.0	1016794	103.2600	µg/L	100
T 1,3-Dichlorobenzene	4.828	146.0	1267074	101.7787	µg/L m	99
T 1,4-Dichlorobenzene	4.910	146.0	1270219	102.7626	µg/L m	98
T 1,2-Dichlorobenzene	5.063	146.0	1225154	100.9285	µg/L	99
T Benzyl Alcohol	5.093	108.0	549182	103.1727	µg/L m	97
T bis(2-chloroisopropyl)Ether	5.226	121.0	335267	101.3600	µg/L	98
T 2-Methylphenol	5.247	107.0	896431	103.7891	µg/L	100
T N-nitroso-Di-n-propylamine	5.379	70.0	603850	98.7706	µg/L	99
T 4Methylphenol/3Methylphenol	5.430	107.0	1202844	103.0919	µg/L	100
T Hexachloroethane	5.430	117.0	396362	102.7056	µg/L	98

Quantitation Results Report (QT Reviewed)

Compound	RT	QIon	Resp.	Conc.	Units	Dev(Min)
T Nitrobenzene	5.533	123.1	341039	110.5848	µg/L	97
T Isophorone	5.818	82.0	1526319	101.0151	µg/L	99
T 2-Nitrophenol	5.890	139.0	366947	103.6254	µg/L	98
T 2,4-Dimethylphenol	6.013	122.0	752268	109.8715	µg/L	97
T bis(-2-Chloroethoxy)Methane	6.095	93.0	893144	100.6447	µg/L	97
T 2,4-Dichlorophenol	6.198	162.0	688712	102.4517	µg/L	96
T Benzoic Acid	6.260	105.0	365591	96.0972	µg/L	# 89
T 1,2,4-Trichlorobenzene	6.249	180.0	795894	101.6643	µg/L	99
T Naphthalene	6.331	128.0	2385769	103.3531	µg/L	99
T 4-Chlorophenol	6.414	130.0	254245	101.0255	µg/L	91
T p-Chloroaniline	6.434	127.0	893838	97.2096	µg/L	95
T Hexachlorobutadiene	6.496	224.9	432772	103.4520	µg/L	97
T 4-Chloro-2-Methylphenol	6.937	107.0	635015	103.7577	µg/L	m 96
T 4-Chloro-3-Methylphenol	7.081	107.0	646645	99.9334	µg/L	m 98
T 2-Methylnaphthalene	7.153	141.0	1357670	99.7838	µg/L	98
T 1-Methylnaphthalene	7.256	141.0	1279557	97.0856	µg/L	m 98
T Hexachlorocyclopentadiene	7.338	236.9	260879	105.4390	µg/L	100
T 2,4,6-Trichlorophenol	7.523	196.0	467130	108.6677	µg/L	m 96
T 2,4,5-Trichlorophenol	7.574	196.0	481776	100.8451	µg/L	m 95
T 2-Chloronaphthalene	7.718	162.0	1444367	99.9274	µg/L	98
T 2-Nitroaniline	7.892	65.0	286563	109.6150	µg/L	97
T Dimethyl Phthalate	8.139	163.0	1483564	100.1141	µg/L	96
T 2,6-Dinitrotoluene	8.190	165.0	197597	98.5084	µg/L	94
T Acenaphthylene	8.200	152.1	2278175	98.7406	µg/L	98
T 3-Nitroaniline	8.395	138.0	233884	100.9236	µg/L	99
T Acenaphthene	8.415	154.0	1278423	97.8035	µg/L	99
T 2,4-Dinitrophenol	8.517	184.0	112195	103.5995	µg/L	96
T Dibenzofuran	8.630	168.0	2138324	101.0591	µg/L	96
T 2,4-Dinitrotoluene	8.671	165.0	261377	100.9400	µg/L	99
T 4-Nitrophenol	8.712	109.0	258897	102.3911	µg/L	99
T Diethylphthalate	8.998	149.0	1525106	99.0409	µg/L	99
T Fluorene	9.039	166.0	1700560	98.6614	µg/L	99
T 4-Chlorophenyl-phenylether	9.080	204.0	840611	105.9893	µg/L	99
T 4-Nitroaniline	9.152	138.0	289316	112.8801	µg/L	99
T 4,6-Dinitro-2-methylphenol	9.162	198.0	167223	104.4162	µg/L	98
T N-nitrosodiphenylamine	9.233	169.0	1196082	102.0740	µg/L	100
T Azobenzene	9.264	77.0	1518549	96.5318	µg/L	94
T 4-Bromophenyl-phenylether	9.663	248.0	457731	100.8595	µg/L	95
T Hexachlorobenzene	9.694	283.9	488673	109.2193	µg/L	97
T Pentachlorophenol	9.968	265.9	233937	105.1758	µg/L	96
T Phenanthrene	10.191	178.0	2584992	109.2336	µg/L	99
T Anthracene	10.252	178.0	2471452	108.1091	µg/L	m 100
T Triallate	10.313	86.0	570358	101.0679	µg/L	99
T Carbazole	10.495	167.0	2334657	100.3730	µg/L	98
T o-Terphenyl	10.708	230.0	1358973	106.4761	µg/L	98
T Di-n-Butylphthalate	11.082	149.0	2379296	103.4746	µg/L	99
T Fluoranthene	11.964	202.0	2487478	102.2753	µg/L	100
T Benzidine	12.349	184.0	841681	101.7540	µg/L	99
T Pyrene	12.389	202.0	2716593	102.8837	µg/L	98
T Butylbenzylphthalate	14.326	149.0	817626	102.9690	µg/L	98
T Benzo(a)Anthracene	15.522	228.0	2034255	104.0334	µg/L	99
T Chrysene	15.645	228.0	2211531	102.0757	µg/L	98
T 3,3-Dichlorobenzidine	15.696	252.0	749360	103.7644	µg/L	99
T bis(2-ethylhexyl)Phthalate	16.381	167.0	275164	100.9022	µg/L	98
T Di-n-octyl Phthalate	18.143	149.0	1958854	104.0154	µg/L	100

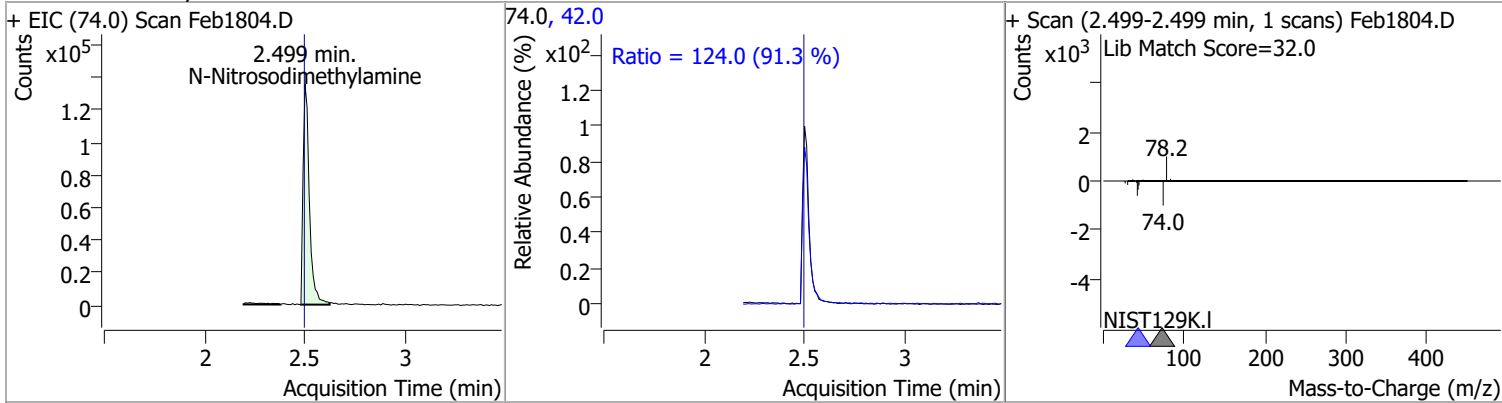
Quantitation Results Report (QT Reviewed)

Compound	RT	QIon	Resp.	Conc.	Units	Dev(Min)
T Benzo(b)fluoranthene	18.386	252.0	1951128	102.0750	µg/L	100
T Benzo(k)fluoranthene	18.457	252.0	2129075	104.8718	µg/L	99
T Benzo(a)pyrene	18.993	252.0	1849719	101.2295	µg/L	98
T Indeno(1,2,3-c,d)pyrene	20.765	276.0	1633072	106.8898	µg/L	98
T Dibenzo(a,h)anthracene	20.826	278.0	1675258	100.1029	µg/L	100
T Benzo(g,h,i)perylene	21.100	276.0	1825037	103.2475	µg/L	99

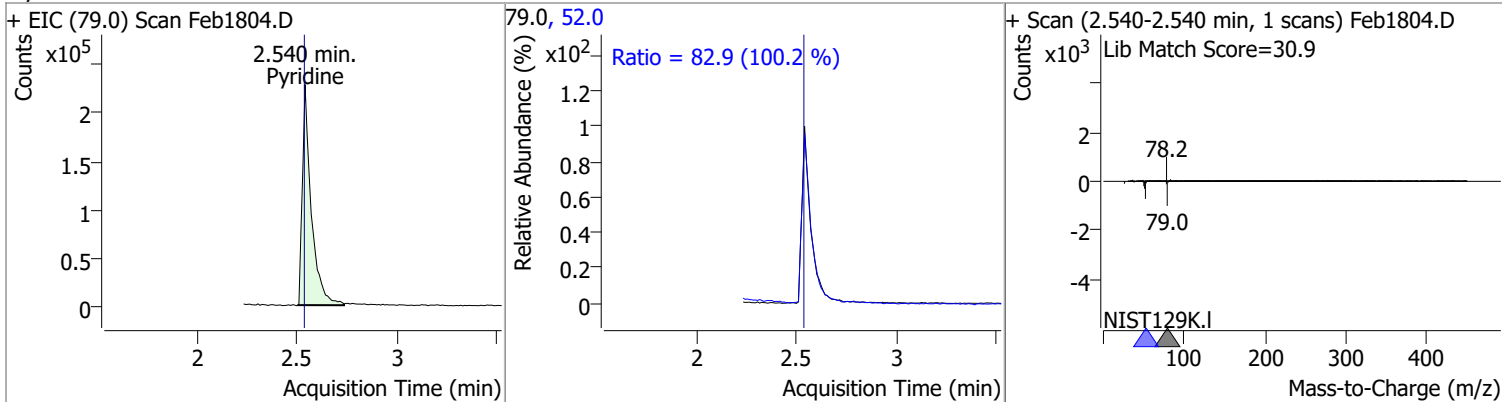
(#) = Qualifier Out of Range; (m) = Manual Integration; (+) = Area Summed; (*) = Surrogate Percent Recovery Out of Range; (d): Zeroed Peak

Quantitation Results Report (QT Reviewed)

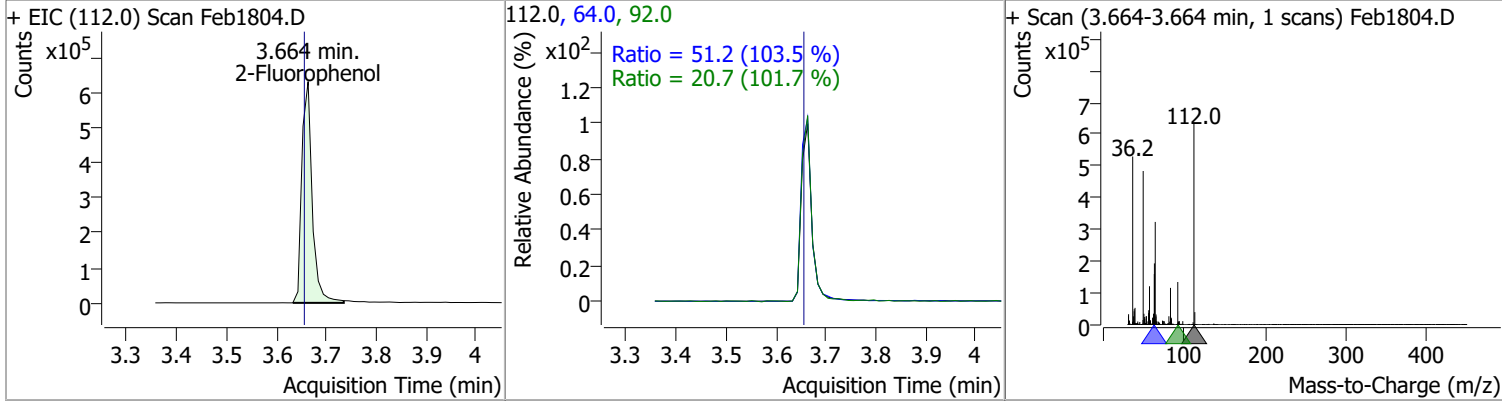
Compound	Conc.	RT	Dev(Min)	Resp.	QIon	QRatio	Lower	Upper
N-Nitrosodimethylamine	105.9360	2.50	0.01	296474	42.0	124.0	95.1	176.6



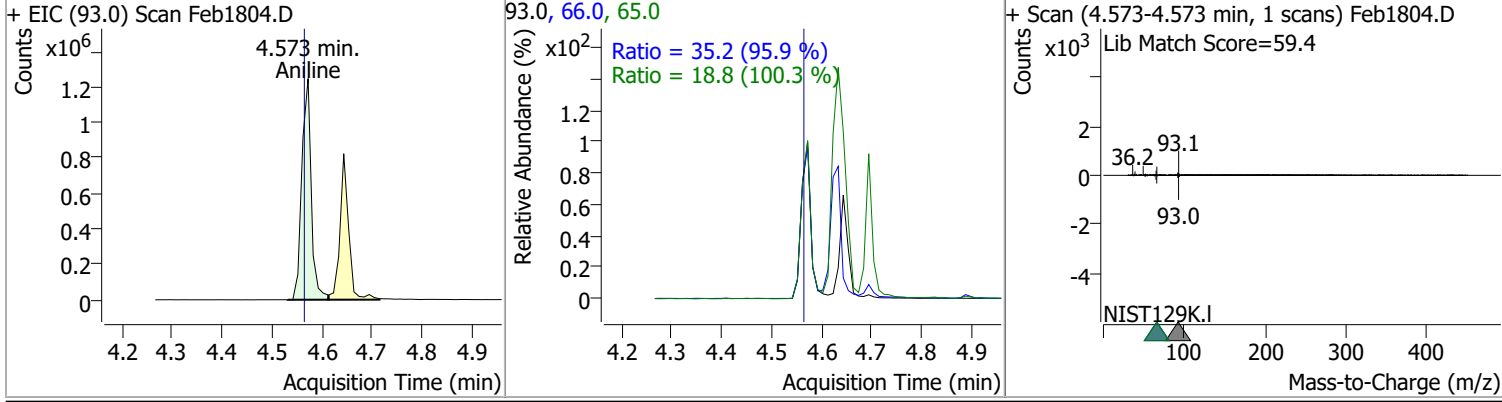
Compound	Conc.	RT	Dev(Min)	Resp.	QIon	QRatio	Lower	Upper
Pyridine	102.8459	2.54	0.01	702486	52.0	82.9	57.9	107.6



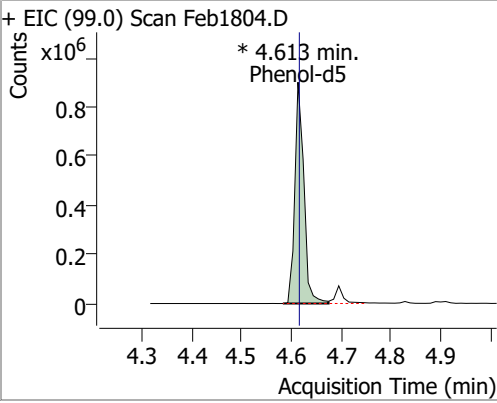
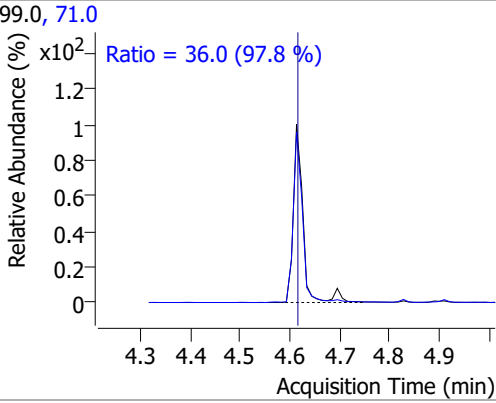
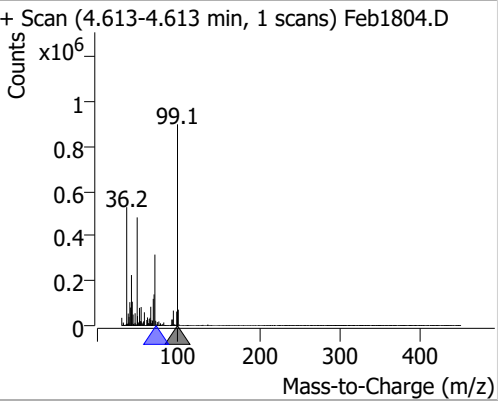
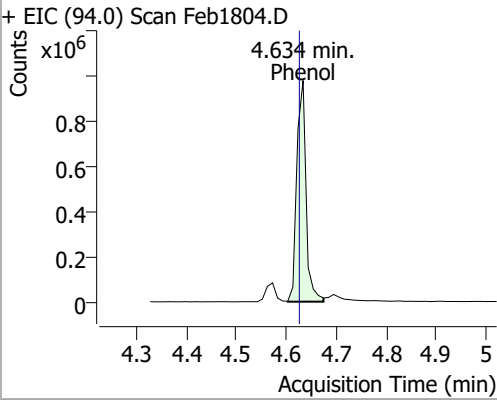
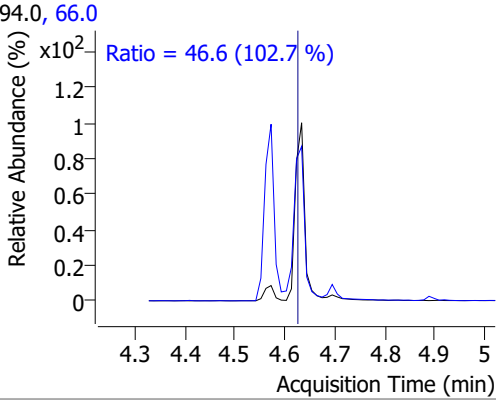
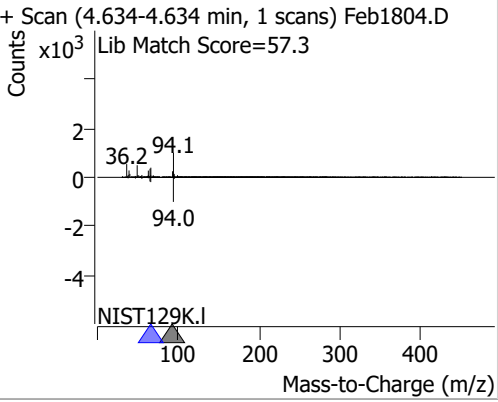
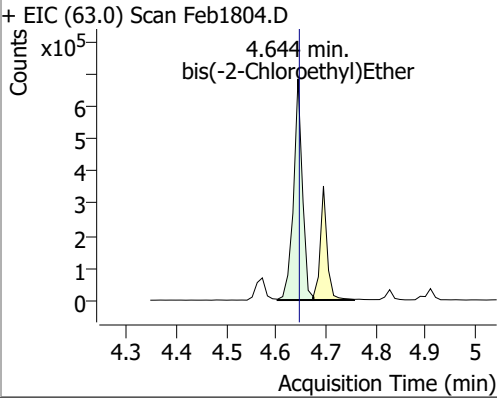
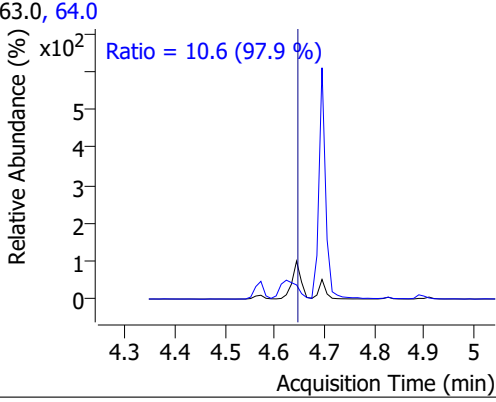
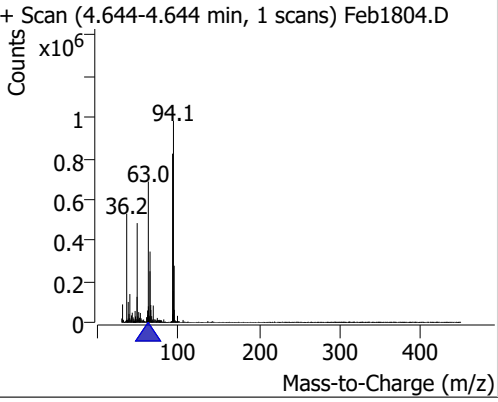
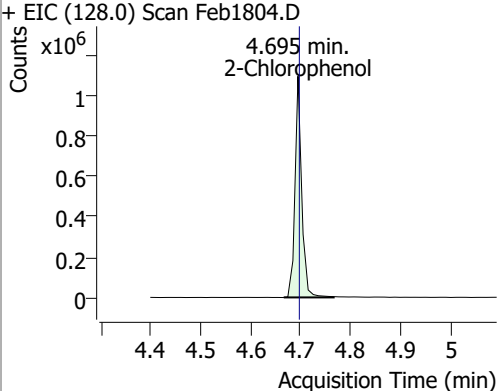
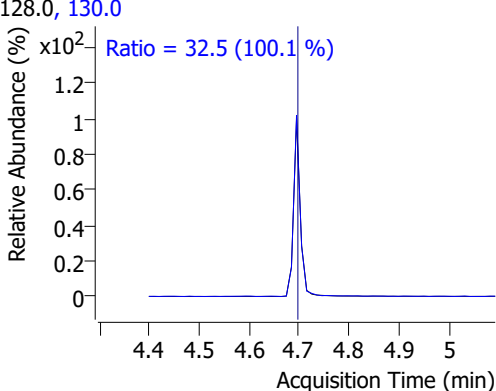
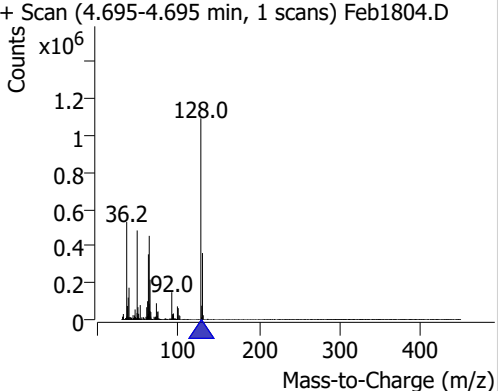
Compound	Conc.	RT	Dev(Min)	Resp.	QIon	QRatio	Lower	Upper
2-Fluorophenol	103.4792	3.66	0.01	918079	64.0	51.2	34.6	64.3
					92.0	20.7	14.2	26.5



Compound	Conc.	RT	Dev(Min)	Resp.	QIon	QRatio	Lower	Upper
Aniline	103.4379	4.57	0.01	1636257	66.0	35.2	25.7	47.8
					65.0	18.8	13.1	24.4

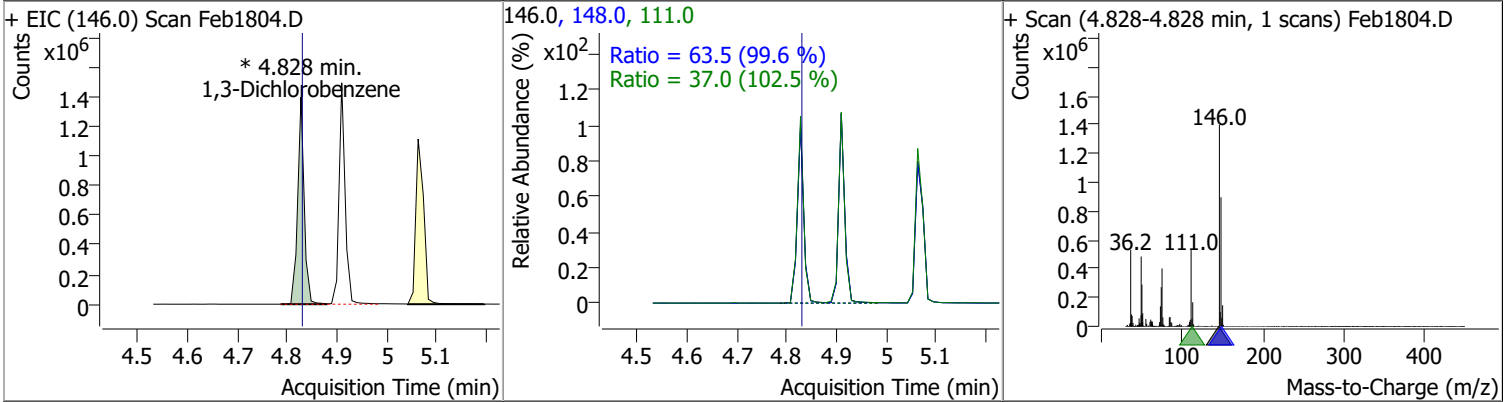


Quantitation Results Report (QT Reviewed)

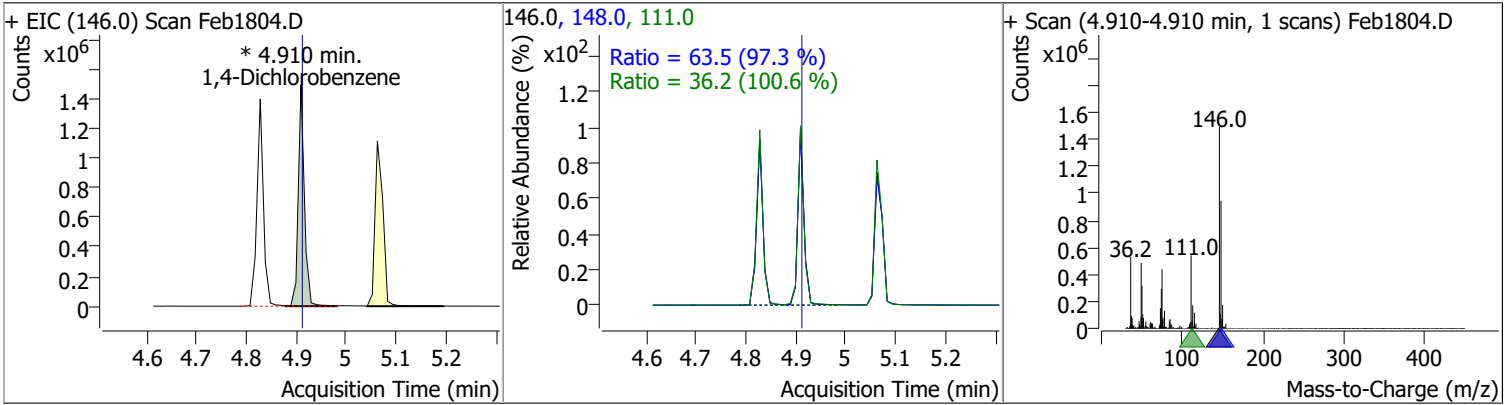
Compound	Conc.	RT	Dev(Min)	Resp.	QIon	QRatio	Lower	Upper
Phenol-d5	101.5435	4.61	0.00	1136511 (m)	71.0	36.0	25.8	47.9
+ EIC (99.0) Scan Feb1804.D			99.0, 71.0			+ Scan (4.613-4.613 min, 1 scans) Feb1804.D		
		Ratio = 36.0 (97.8 %)						
Phenol	100.5482	4.63	0.01	1261120	66.0	46.6	31.7	58.9
+ EIC (94.0) Scan Feb1804.D			94.0, 66.0			+ Scan (4.634-4.634 min, 1 scans) Feb1804.D		
		Ratio = 46.6 (102.7 %)						
bis(-2-Chloroethyl)Ether	100.8038	4.64	0.00	847990	64.0	10.6	7.6	14.1
+ EIC (63.0) Scan Feb1804.D			63.0, 64.0			+ Scan (4.644-4.644 min, 1 scans) Feb1804.D		
		Ratio = 10.6 (97.9 %)						
2-Chlorophenol	103.2600	4.70	0.00	1016794	130.0	32.5	22.7	42.2
+ EIC (128.0) Scan Feb1804.D			128.0, 130.0			+ Scan (4.695-4.695 min, 1 scans) Feb1804.D		
		Ratio = 32.5 (100.1 %)						

Quantitation Results Report (QT Reviewed)

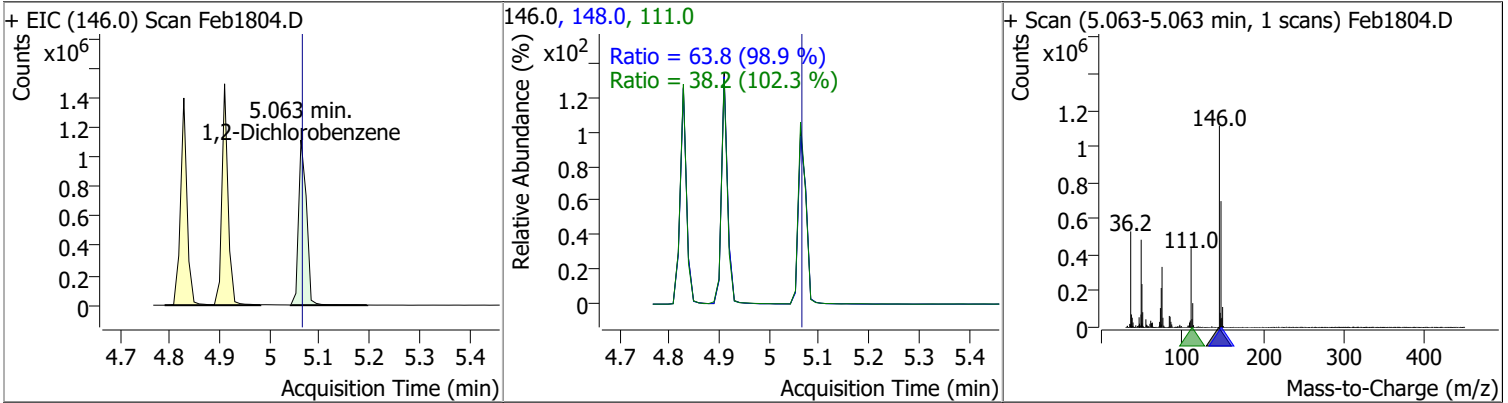
Compound	Conc.	RT	Dev(Min)	Resp.	QIon	QRatio	Lower	Upper
1,3-Dichlorobenzene	101.7787	4.83	0.00	1267074 (m)	148.0	63.5	44.6	82.8
					111.0	37.0	25.3	47.0



Compound	Conc.	RT	Dev(Min)	Resp.	QIon	QRatio	Lower	Upper
1,4-Dichlorobenzene	102.7626	4.91	0.00	1270219 (m)	148.0	63.5	45.6	84.8
					111.0	36.2	25.2	46.8

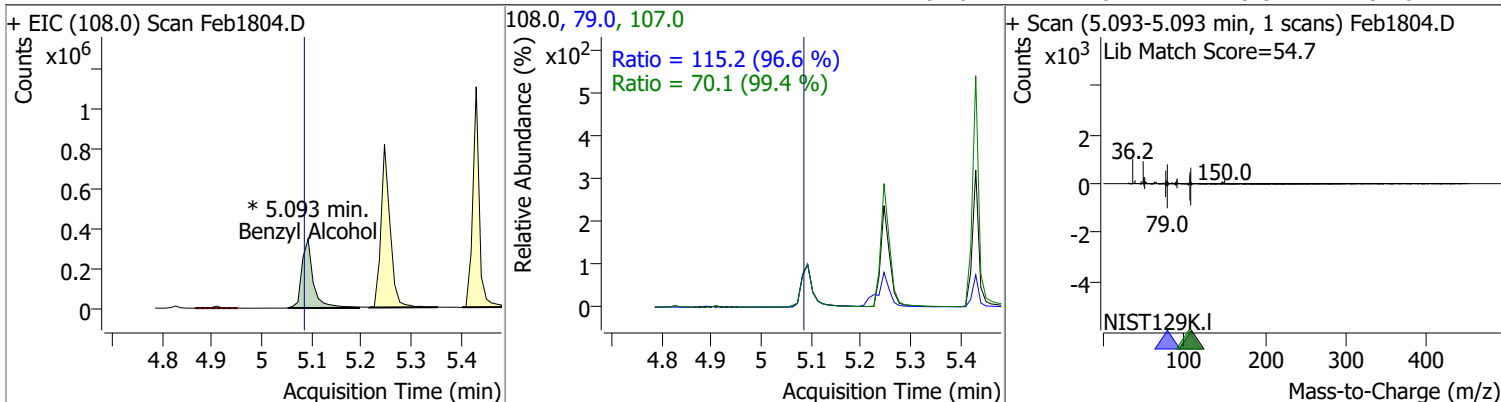


Compound	Conc.	RT	Dev(Min)	Resp.	QIon	QRatio	Lower	Upper
1,2-Dichlorobenzene	100.9285	5.06	0.00	1225154	148.0	63.8	45.1	83.8
					111.0	38.2	26.1	48.5

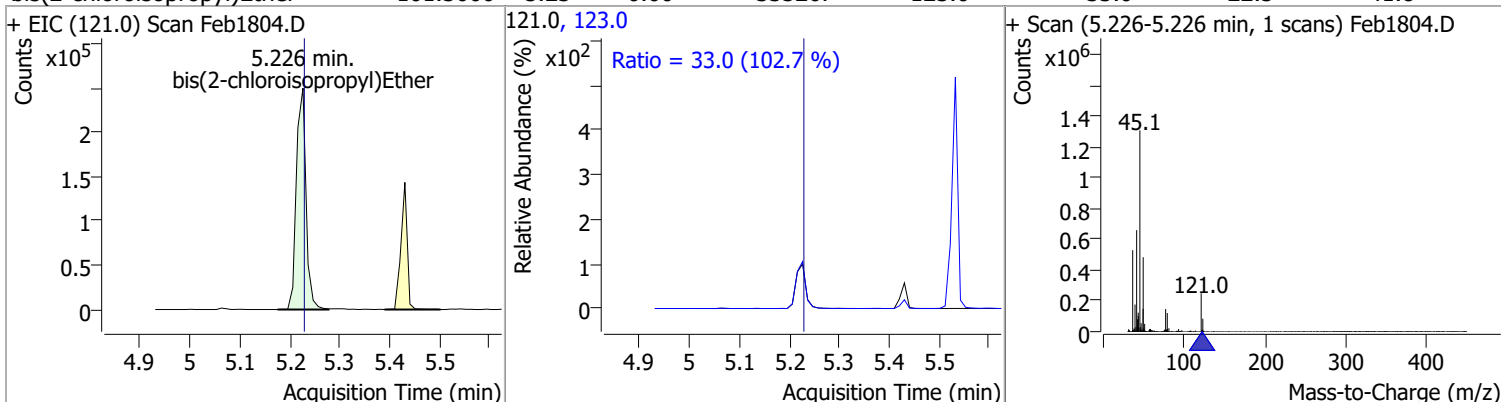


Quantitation Results Report (QT Reviewed)

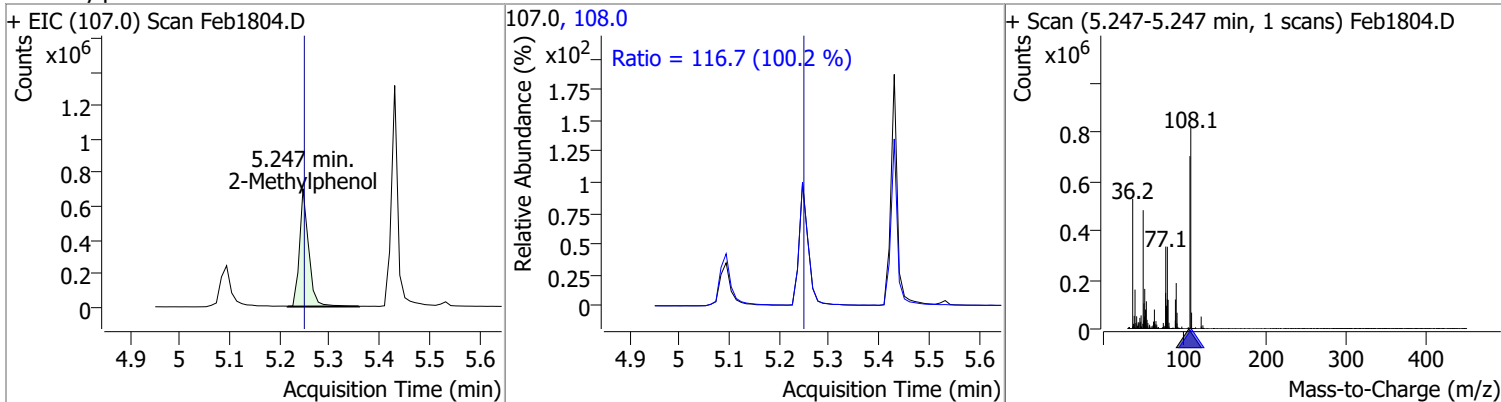
Compound	Conc.	RT	Dev(Min)	Resp.	QIon	QRatio	Lower	Upper
Benzyl Alcohol	103.1727	5.09	0.01	549182 (m)	79.0	115.2	83.5	155.1
					107.0	70.1	49.3	91.6



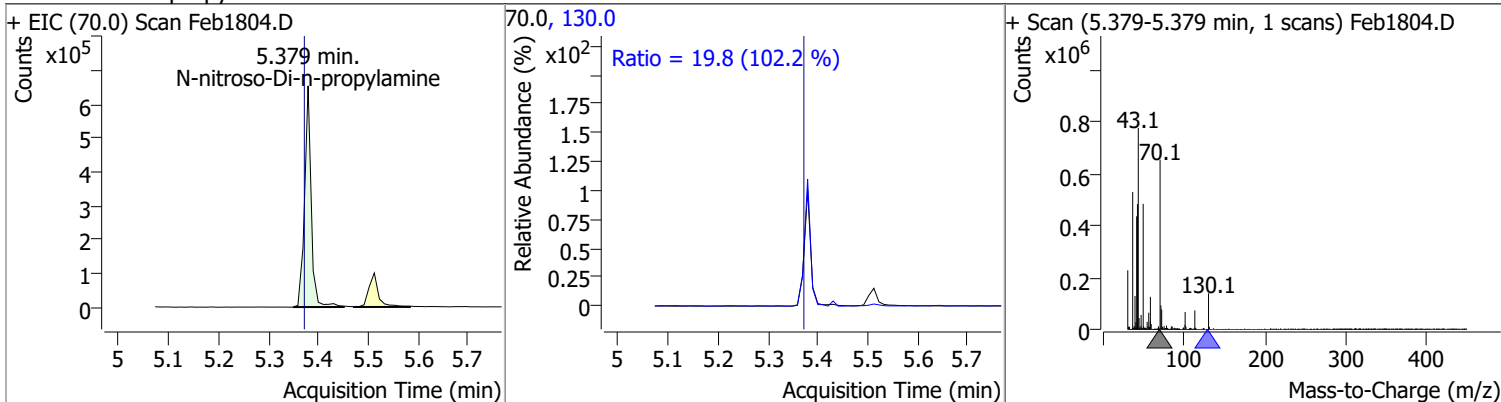
Compound	Conc.	RT	Dev(Min)	Resp.	QIon	QRatio	Lower	Upper
bis(2-chloroisopropyl)Ether	101.3600	5.23	0.00	335267	123.0	33.0	22.5	41.8



Compound	Conc.	RT	Dev(Min)	Resp.	QIon	QRatio	Lower	Upper
2-Methylphenol	103.7891	5.25	0.00	896431	108.0	116.7	81.5	151.4



Compound	Conc.	RT	Dev(Min)	Resp.	QIon	QRatio	Lower	Upper
N-nitroso-Di-n-propylamine	98.7706	5.38	0.01	603850	130.0	19.8	0.0	38.8

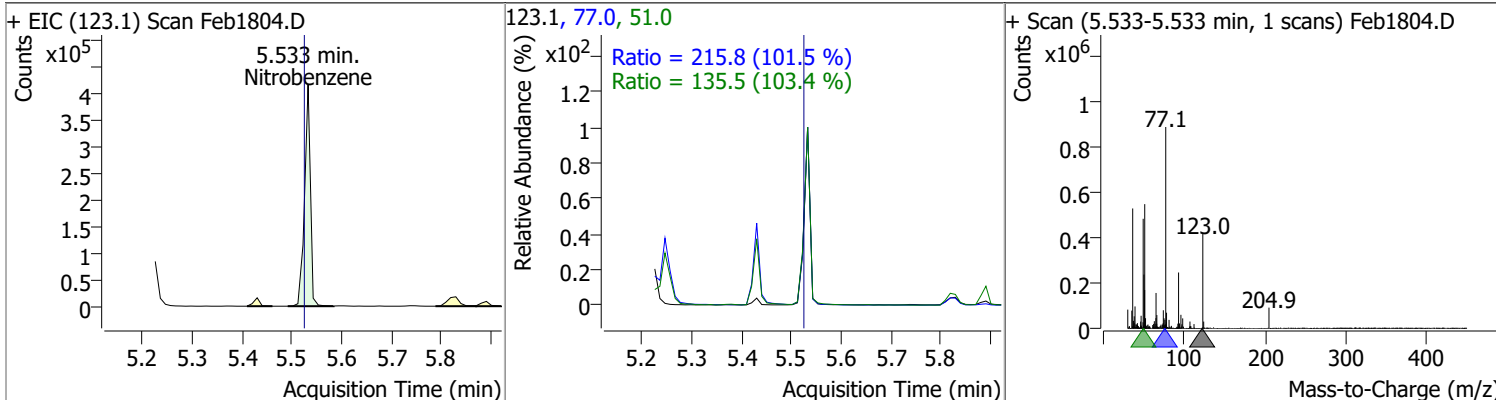


Quantitation Results Report (QT Reviewed)

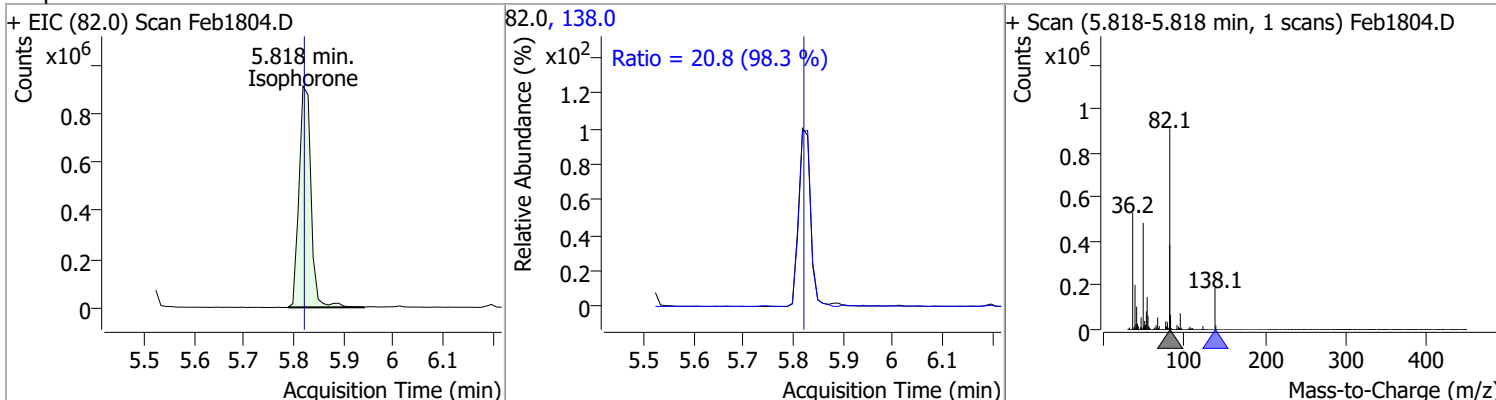
Compound	Conc.	RT	Dev(Min)	Resp.	QIon	QRatio	Lower	Upper
4Methylphenol/3Methylphenol	103.0919	5.43	0.00	1202844	108.0	83.5	58.8	109.1
<div style="display: flex; justify-content: space-between;"> <div style="width: 30%;"> <p>+ EIC (107.0) Scan Feb1804.D</p> </div> <div style="width: 30%;"> <p>107.0, 108.0</p> </div> <div style="width: 30%;"> <p>+ Scan (5.430-5.430 min, 1 scans) Feb1804.D</p> </div> </div>								
Hexachloroethane	102.7056	5.43	0.00	396362	201.0 199.0	88.4 55.4	63.5 39.8	118.0 74.0
<div style="display: flex; justify-content: space-between;"> <div style="width: 30%;"> <p>+ EIC (117.0) Scan Feb1804.D</p> </div> <div style="width: 30%;"> <p>117.0, 201.0, 199.0</p> </div> <div style="width: 30%;"> <p>+ Scan (5.430-5.430 min, 1 scans) Feb1804.D</p> </div> </div>								
Nitrobenzene-d5	102.5700	5.51	0.01	649013	54.0 128.0	62.4 46.3	46.3 34.1	86.0 63.3
<div style="display: flex; justify-content: space-between;"> <div style="width: 30%;"> <p>+ EIC (82.0) Scan Feb1804.D</p> </div> <div style="width: 30%;"> <p>82.0, 54.0, 128.0</p> </div> <div style="width: 30%;"> <p>+ Scan (5.512-5.512 min, 1 scans) Feb1804.D</p> </div> </div>								

Quantitation Results Report (QT Reviewed)

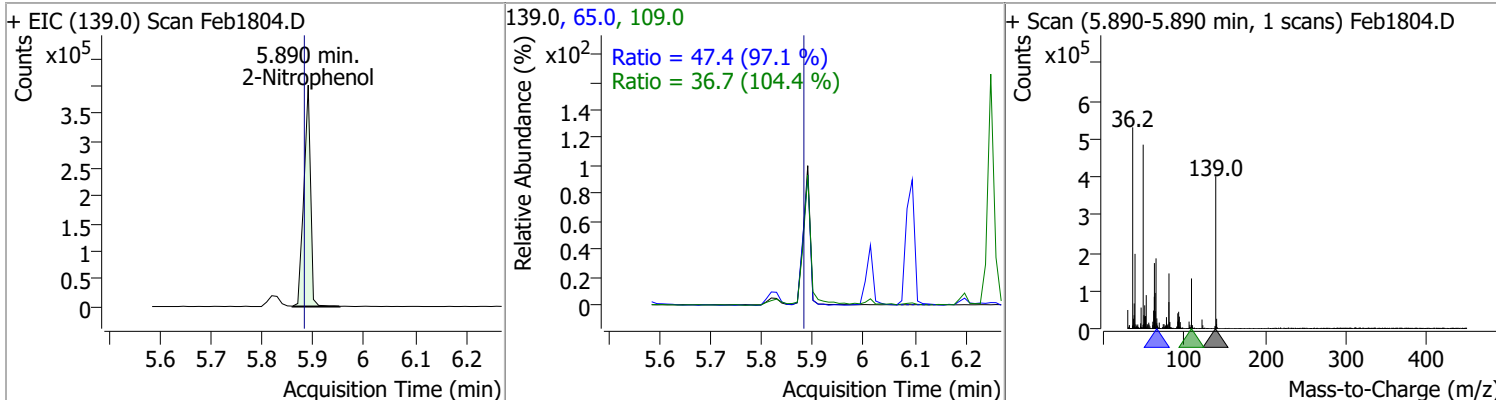
Compound	Conc.	RT	Dev(Min)	Resp.	QIon	QRatio	Lower	Upper
Nitrobenzene	110.5848	5.53	0.01	341039	77.0	215.8	148.9	276.5
					51.0	135.5	91.7	170.3



Compound	Conc.	RT	Dev(Min)	Resp.	QIon	QRatio	Lower	Upper
Isophorone	101.0151	5.82	0.00	1526319	138.0	20.8	14.8	27.5

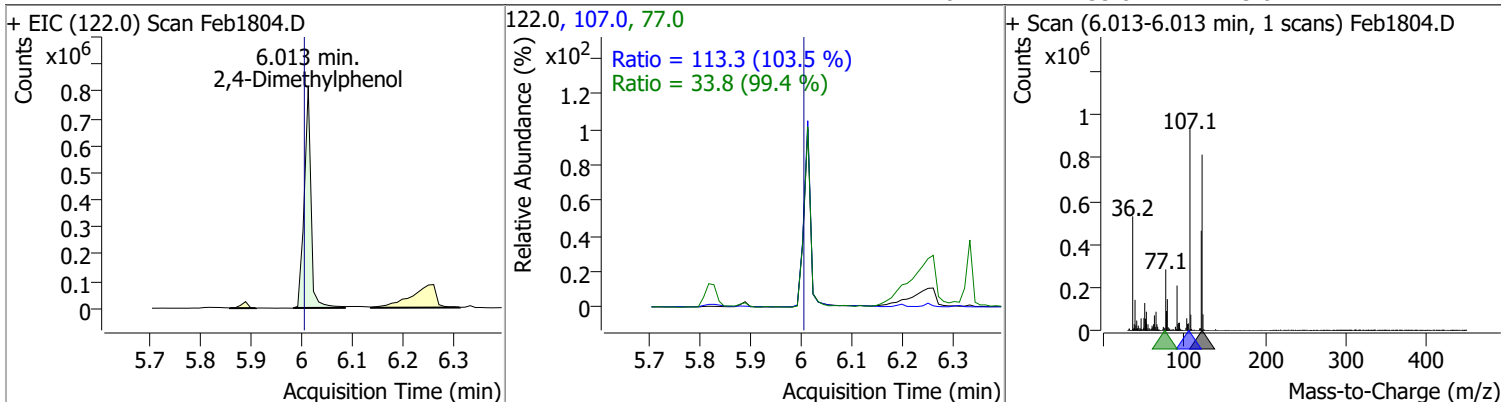


Compound	Conc.	RT	Dev(Min)	Resp.	QIon	QRatio	Lower	Upper
2-Nitrophenol	103.6254	5.89	0.01	366947	65.0	47.4	34.2	63.4
					109.0	36.7	24.6	45.8

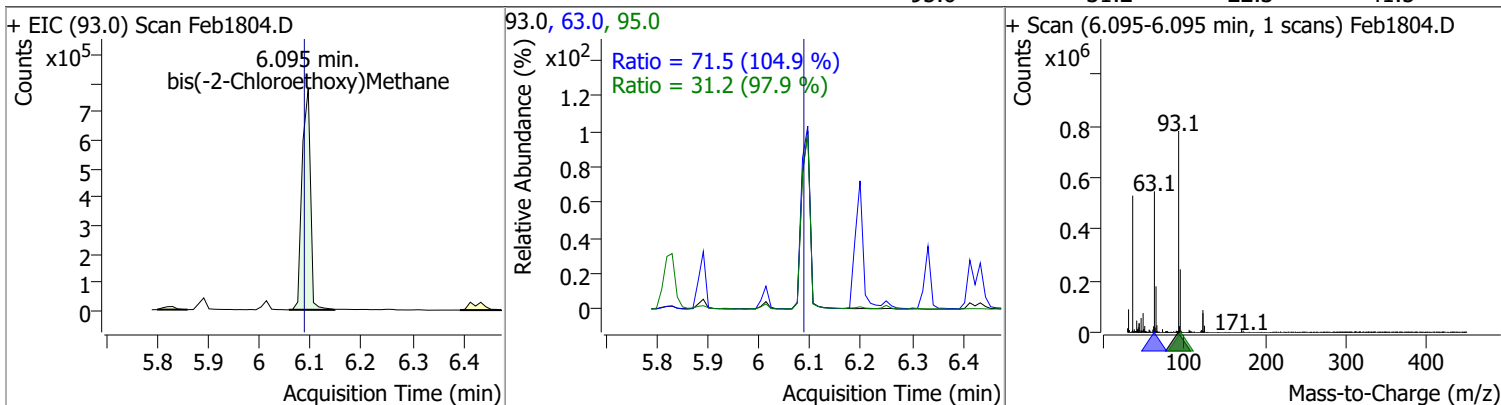


Quantitation Results Report (QT Reviewed)

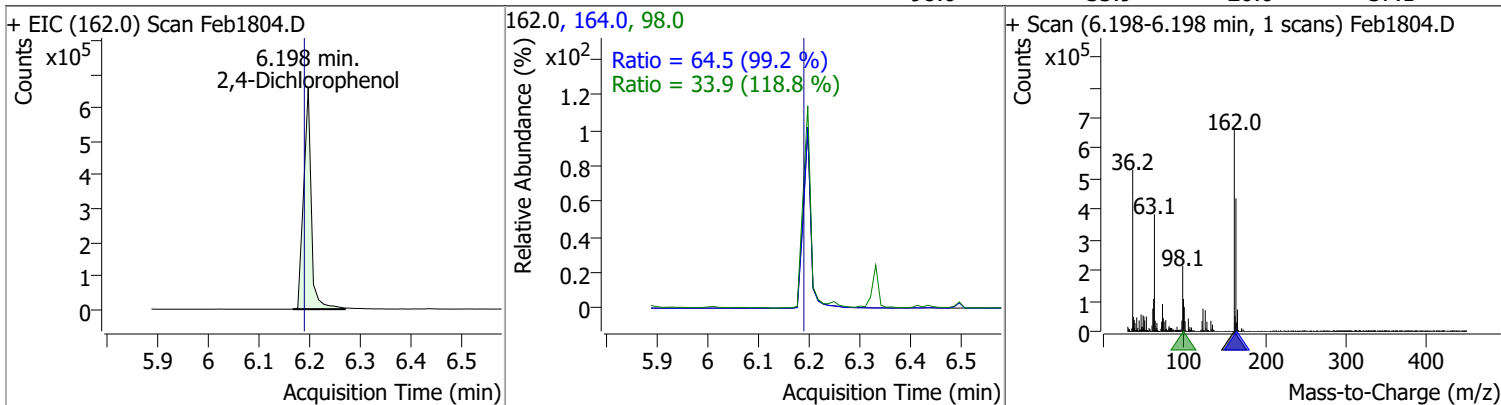
Compound	Conc.	RT	Dev(Min)	Resp.	QIon	QRatio	Lower	Upper
2,4-Dimethylphenol	109.8715	6.01	0.01	752268	107.0	113.3	76.6	142.3
					77.0	33.8	23.8	44.2



Compound	Conc.	RT	Dev(Min)	Resp.	QIon	QRatio	Lower	Upper
bis(-2-Chloroethoxy)Methane	100.6447	6.10	0.01	893144	63.0	71.5	47.7	88.6
					95.0	31.2	22.3	41.5

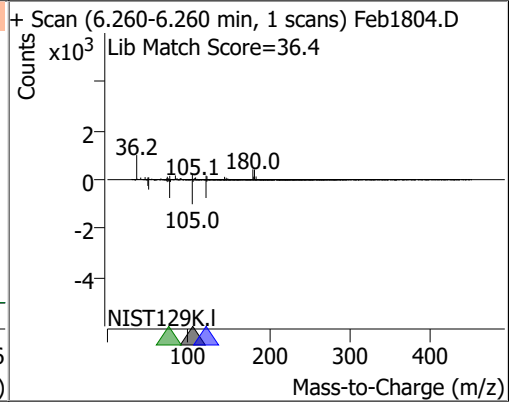
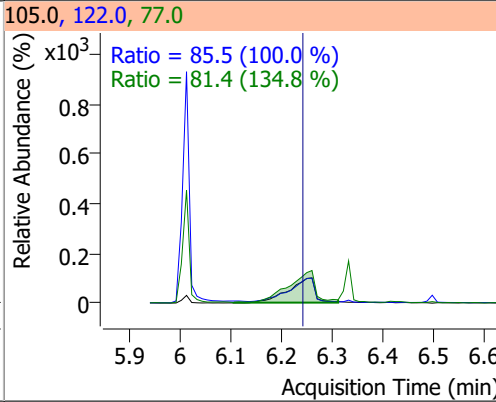
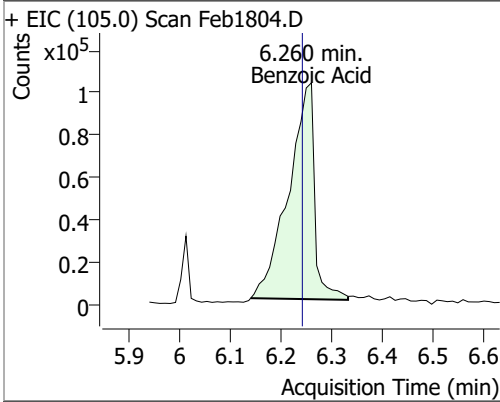


Compound	Conc.	RT	Dev(Min)	Resp.	QIon	QRatio	Lower	Upper
2,4-Dichlorophenol	102.4517	6.20	0.01	688712	164.0	64.5	45.5	84.5
					98.0	33.9	20.0	37.1

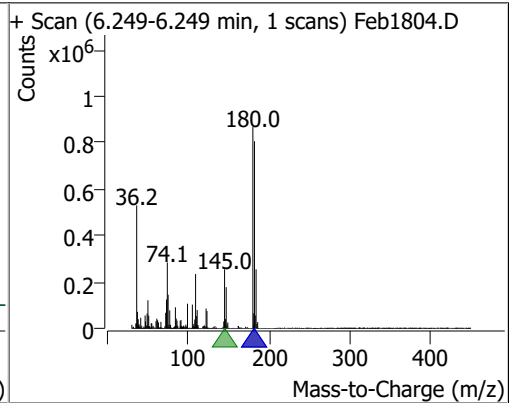
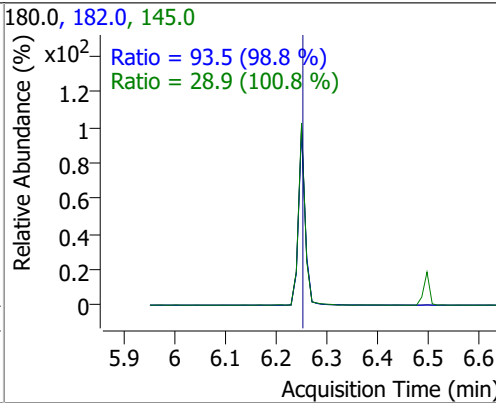
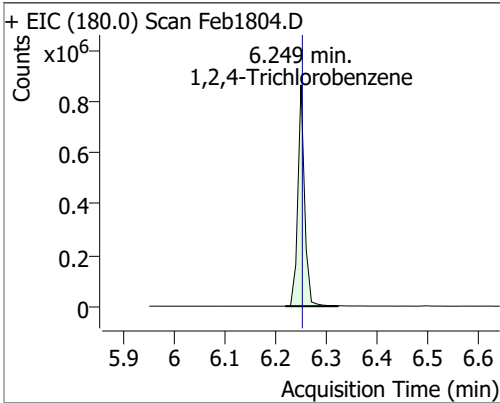


Quantitation Results Report (QT Reviewed)

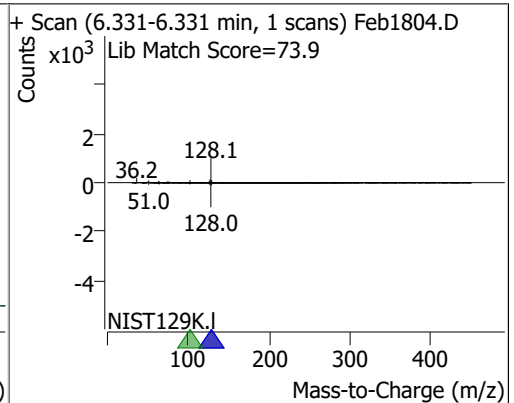
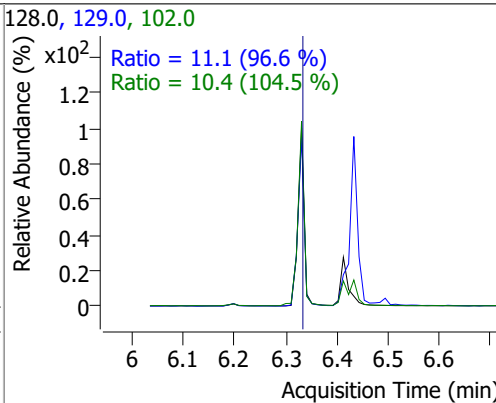
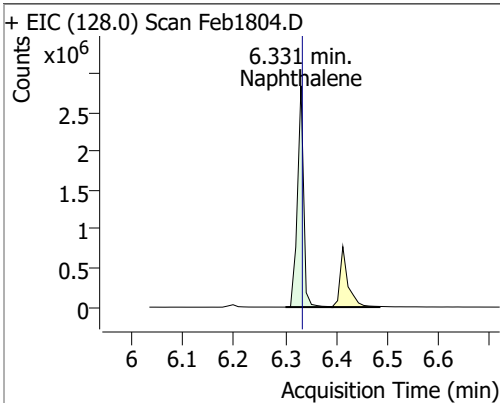
Compound	Conc.	RT	Dev(Min)	Resp.	QIon	QRatio	Lower	Upper
Benzoic Acid	96.0972	6.26	0.02	365591	122.0	85.5	59.9	111.2
					77.0	81.4	42.3	78.5



Compound	Conc.	RT	Dev(Min)	Resp.	QIon	QRatio	Lower	Upper
1,2,4-Trichlorobenzene	101.6643	6.25	0.00	795894	182.0	93.5	66.2	122.9
					145.0	28.9	20.1	37.3

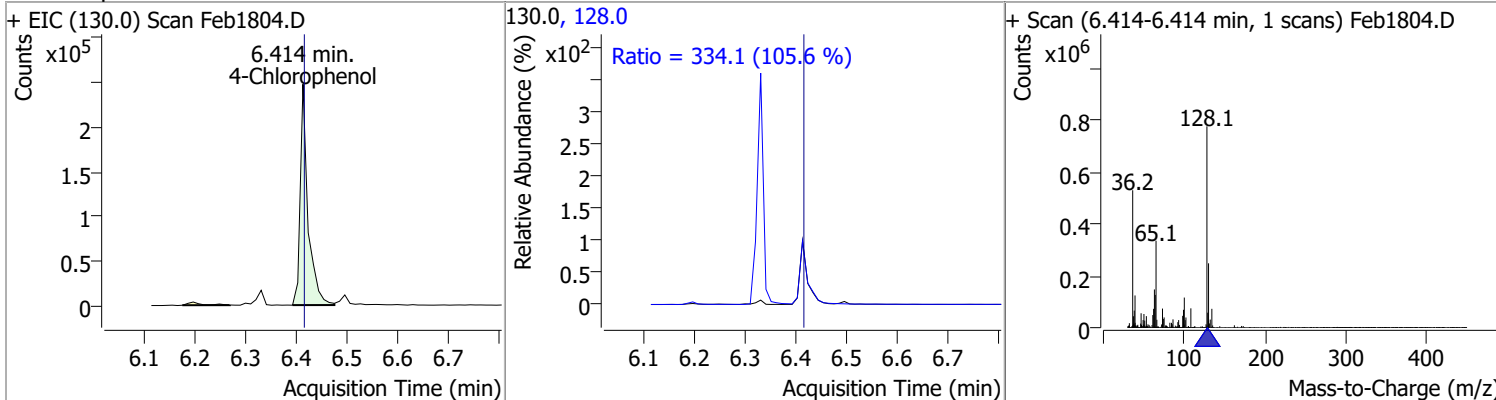


Compound	Conc.	RT	Dev(Min)	Resp.	QIon	QRatio	Lower	Upper
Naphthalene	103.3531	6.33	0.00	2385769	129.0	11.1	8.0	14.9
					102.0	10.4	6.9	12.9

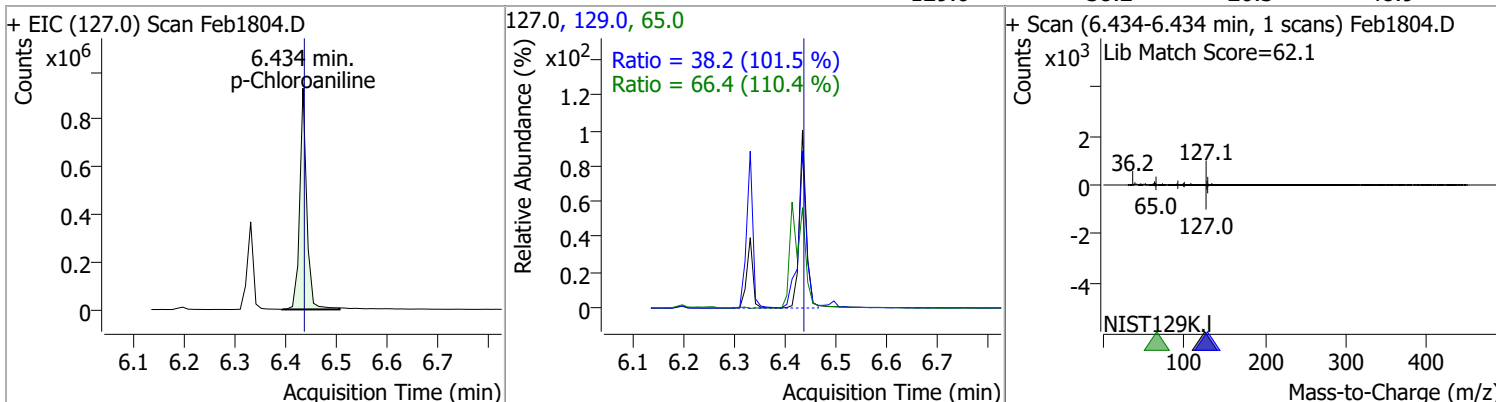


Quantitation Results Report (QT Reviewed)

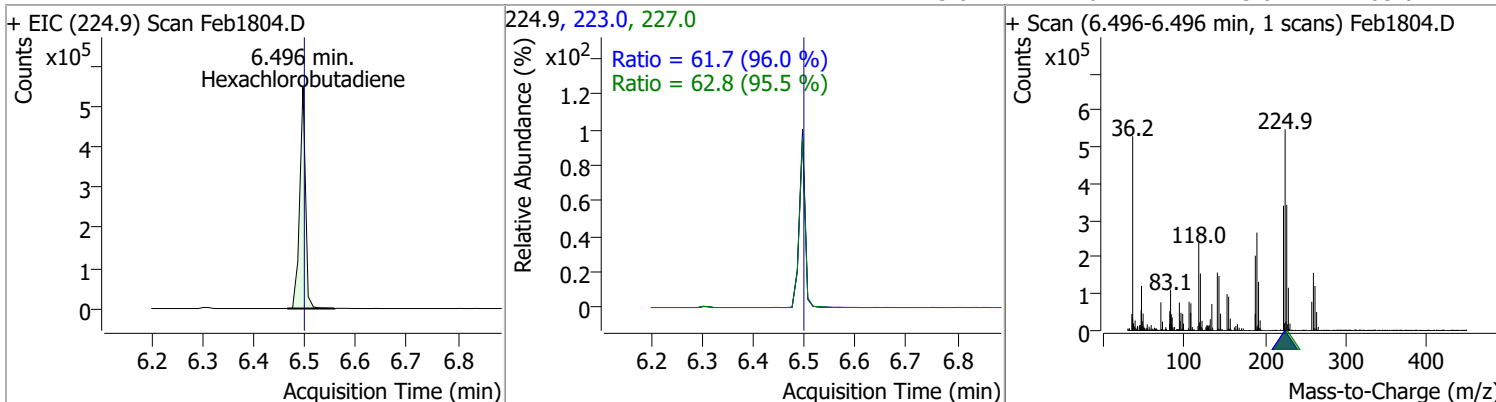
Compound	Conc.	RT	Dev(Min)	Resp.	QIon	QRatio	Lower	Upper
4-Chlorophenol	101.0255	6.41	0.00	254245	128.0	334.1	221.4	411.2



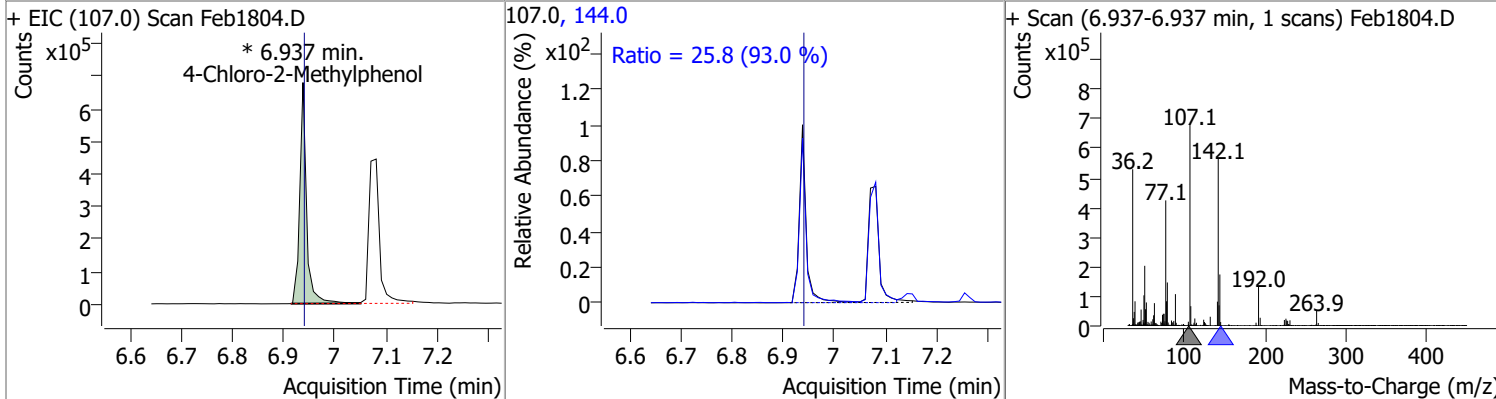
Compound	Conc.	RT	Dev(Min)	Resp.	QIon	QRatio	Lower	Upper
p-Chloroaniline	97.2096	6.43	0.00	893838	65.0	66.4	42.1	78.2
					129.0	38.2	26.3	48.9



Compound	Conc.	RT	Dev(Min)	Resp.	QIon	QRatio	Lower	Upper
Hexachlorobutadiene	103.4520	6.50	0.00	432772	227.0	62.8	46.0	85.4
					223.0	61.7	45.0	83.6

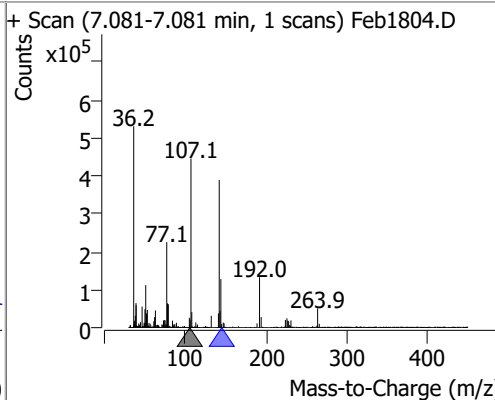
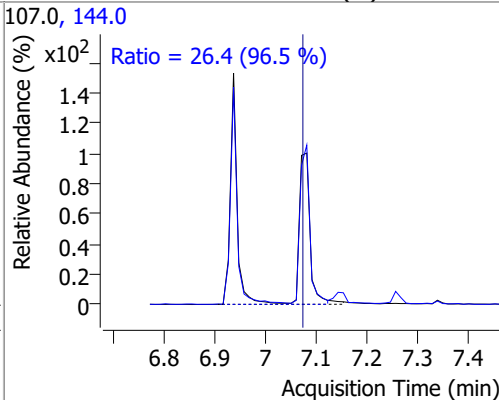
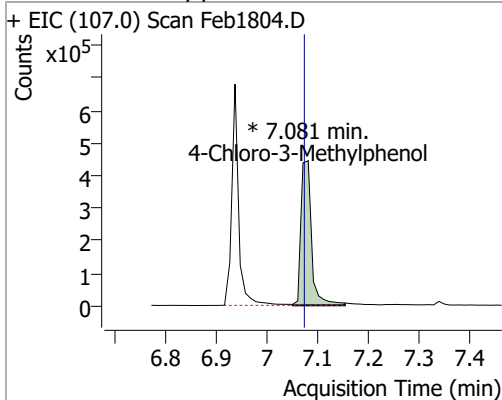


Compound	Conc.	RT	Dev(Min)	Resp.	QIon	QRatio	Lower	Upper
4-Chloro-2-Methylphenol	103.7577	6.94	0.00	635015 (m)	144.0	25.8	19.4	36.1

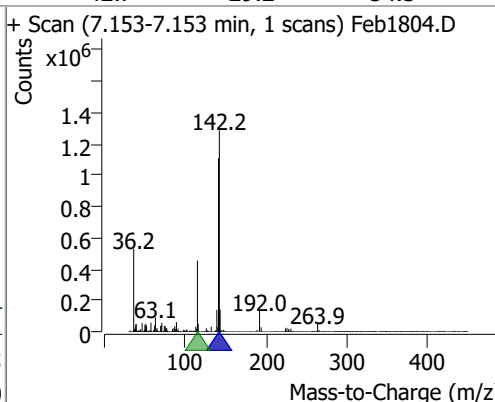
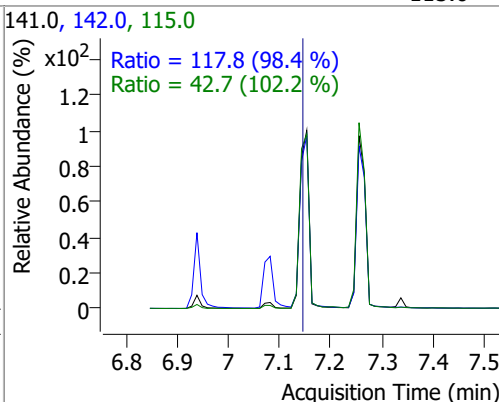
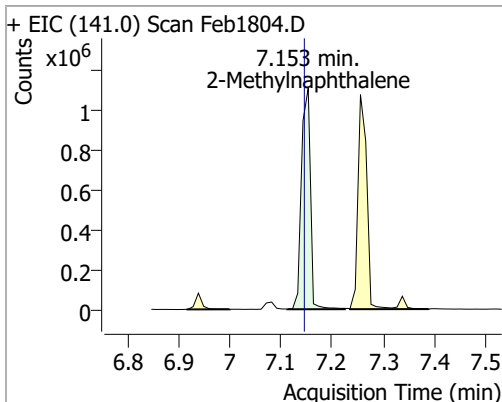


Quantitation Results Report (QT Reviewed)

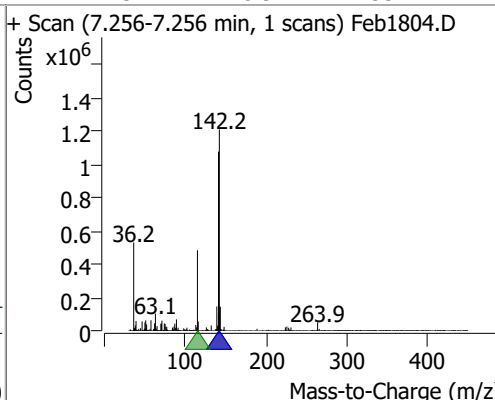
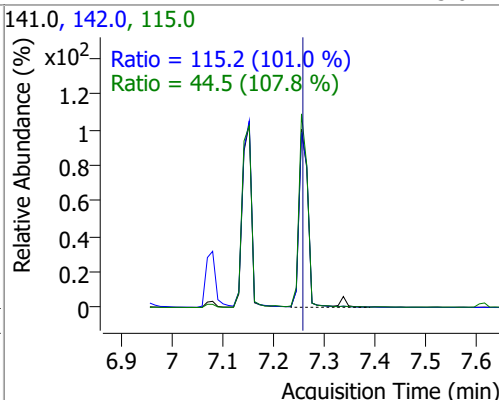
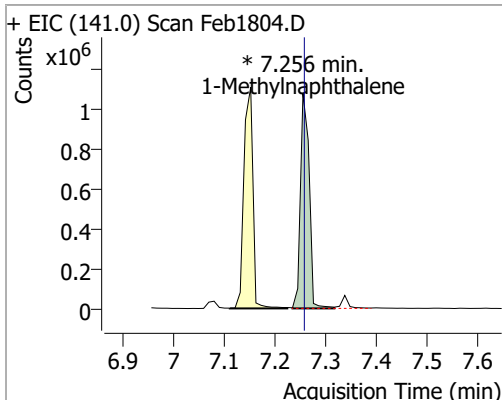
Compound	Conc.	RT	Dev(Min)	Resp.	QIon	QRatio	Lower	Upper
4-Chloro-3-Methylphenol	99.9334	7.08	0.01	646645 (m)	144.0	26.4	19.1	35.5



Compound	Conc.	RT	Dev(Min)	Resp.	QIon	QRatio	Lower	Upper
2-Methylnaphthalene	99.7838	7.15	0.01	1357670	142.0	117.8	83.8	155.7
					115.0	42.7	29.2	54.3

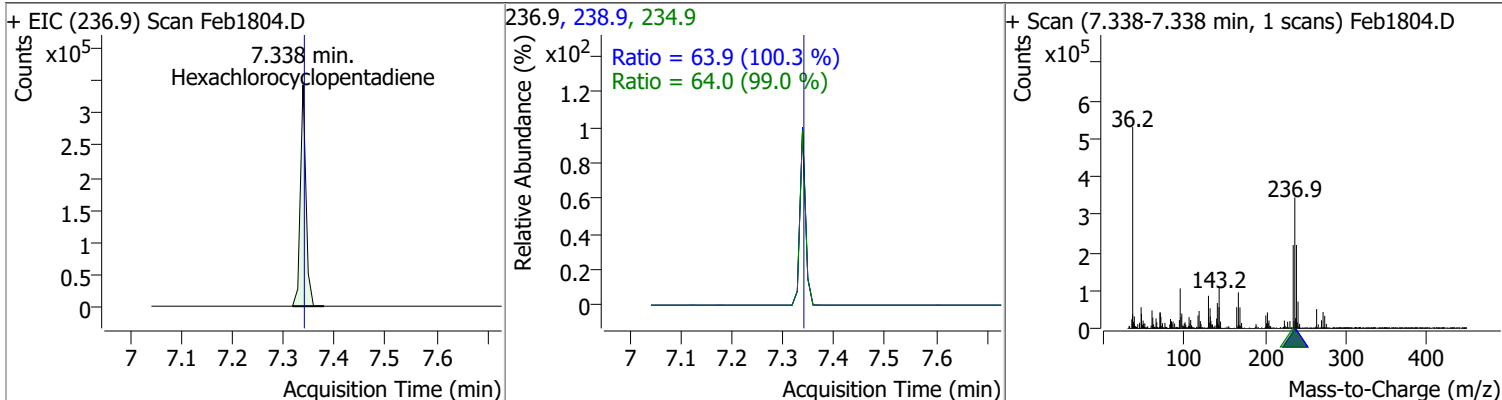


Compound	Conc.	RT	Dev(Min)	Resp.	QIon	QRatio	Lower	Upper
1-Methylnaphthalene	97.0856	7.26	0.00	1279557 (m)	142.0	115.2	79.8	148.2
					115.0	44.5	28.9	53.7

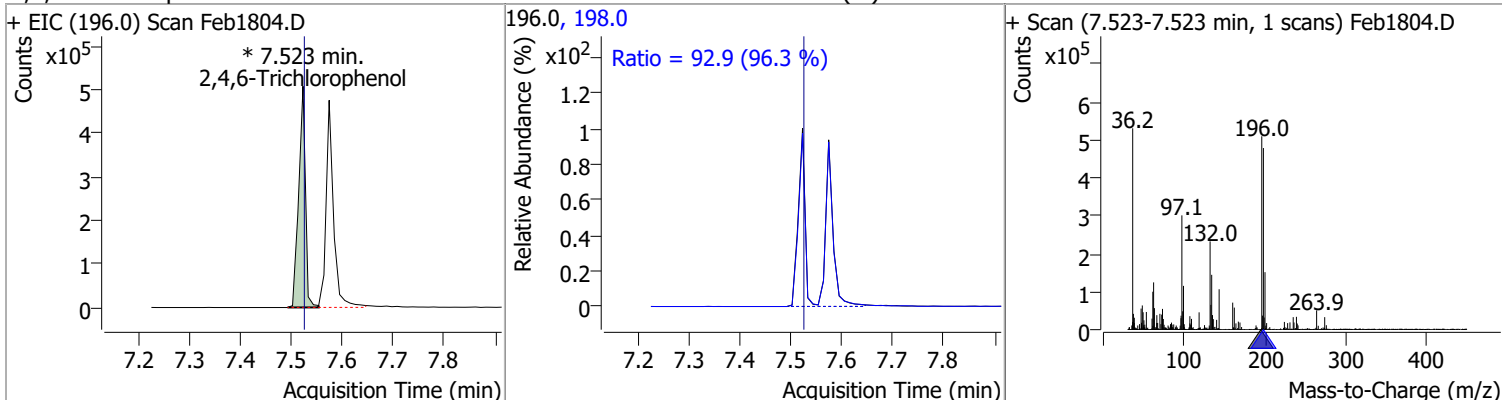


Quantitation Results Report (QT Reviewed)

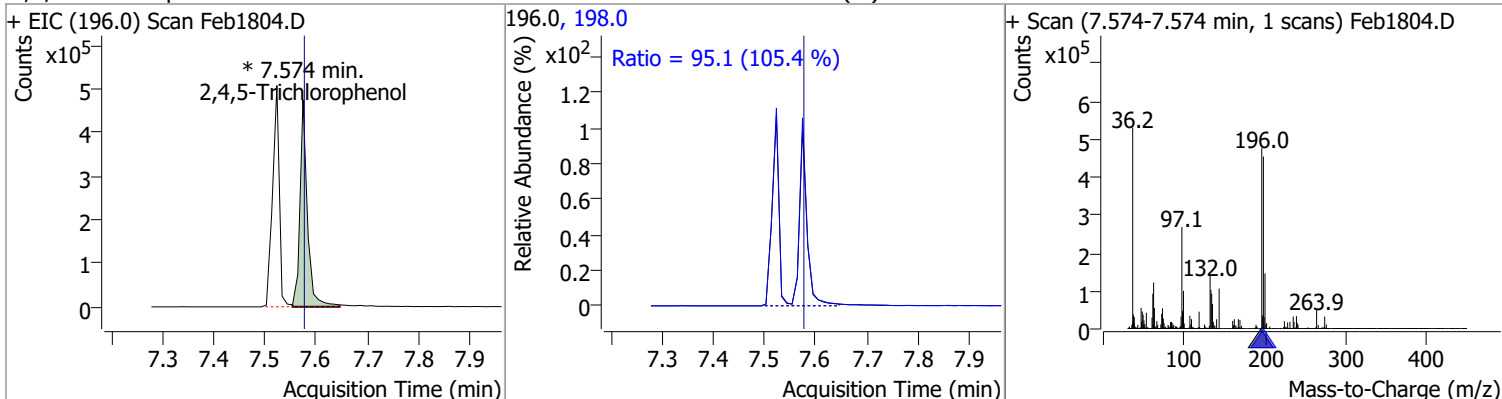
Compound	Conc.	RT	Dev(Min)	Resp.	QIon	QRatio	Lower	Upper
Hexachlorocyclopentadiene	105.4390	7.34	0.00	260879	234.9	64.0	45.2	84.0
					238.9	63.9	44.6	82.9



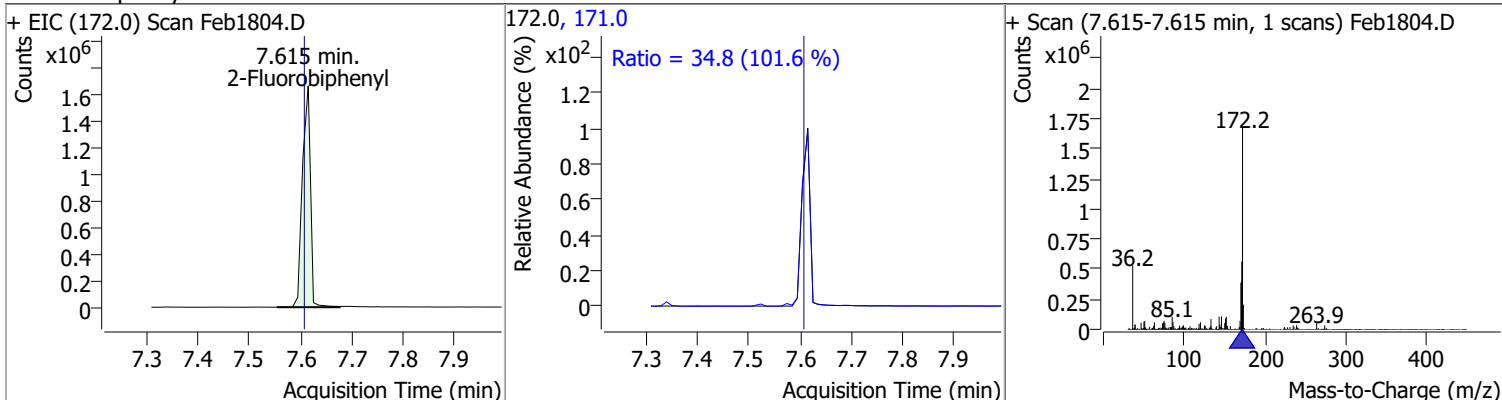
Compound	Conc.	RT	Dev(Min)	Resp.	QIon	QRatio	Lower	Upper
2,4,6-Trichlorophenol	108.6677	7.52	0.00	467130 (m)	198.0	92.9	67.6	125.5



Compound	Conc.	RT	Dev(Min)	Resp.	QIon	QRatio	Lower	Upper
2,4,5-Trichlorophenol	100.8451	7.57	0.00	481776 (m)	198.0	95.1	63.2	117.3

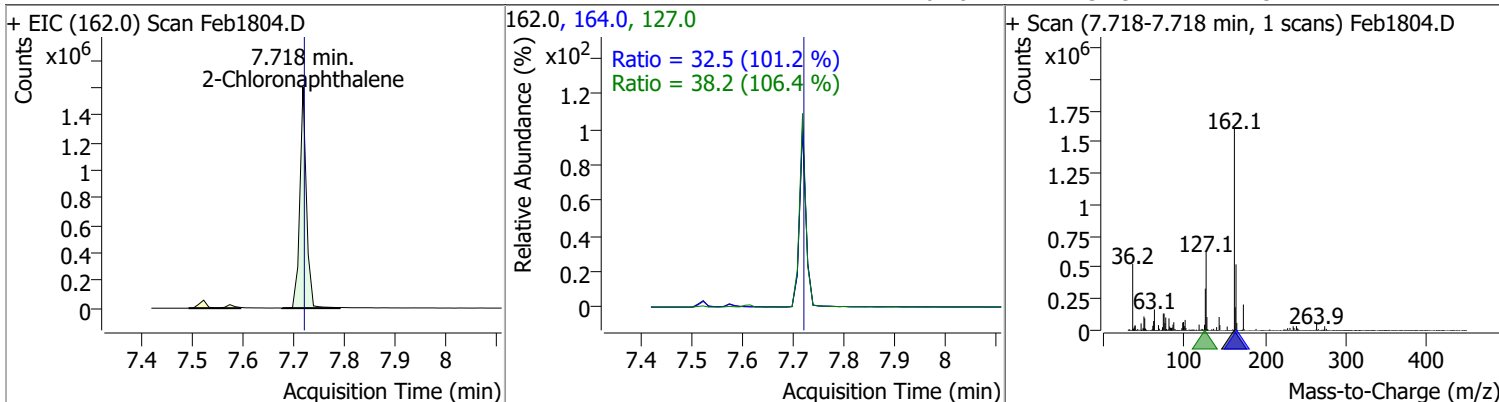


Compound	Conc.	RT	Dev(Min)	Resp.	QIon	QRatio	Lower	Upper
2-Fluorobiphenyl	106.1193	7.62	0.01	1829747	171.0	34.8	24.0	44.5

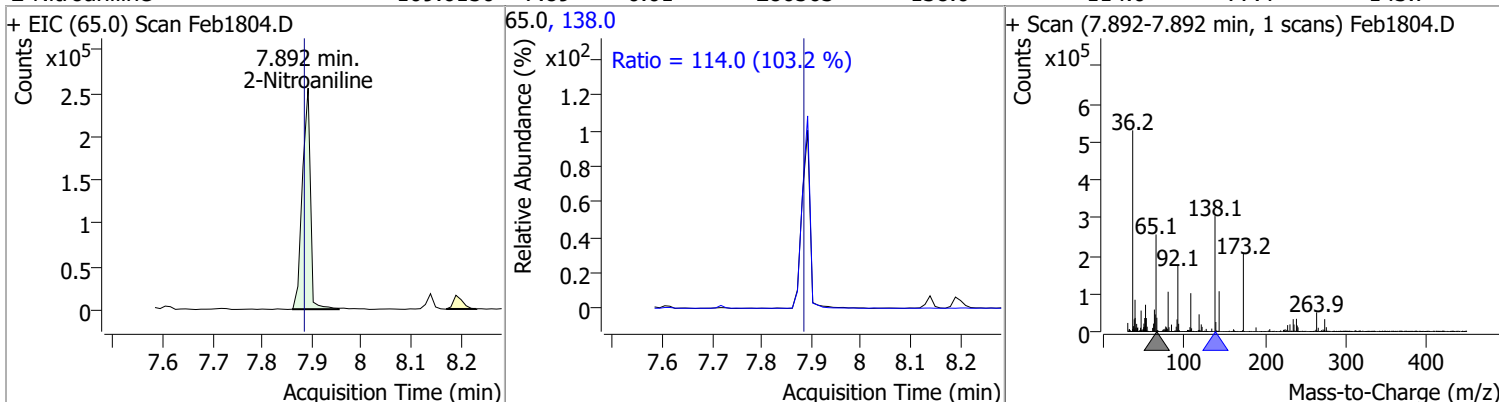


Quantitation Results Report (QT Reviewed)

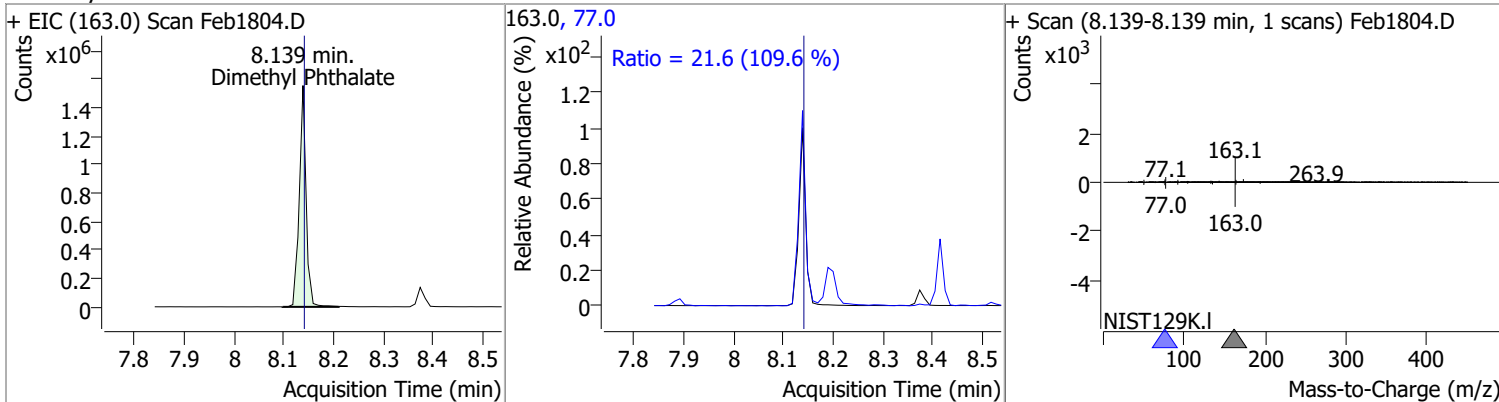
Compound	Conc.	RT	Dev(Min)	Resp.	QIon	QRatio	Lower	Upper
2-Chloronaphthalene	99.9274	7.72	0.00	1444367	127.0	38.2	25.1	46.7
					164.0	32.5	22.5	41.7



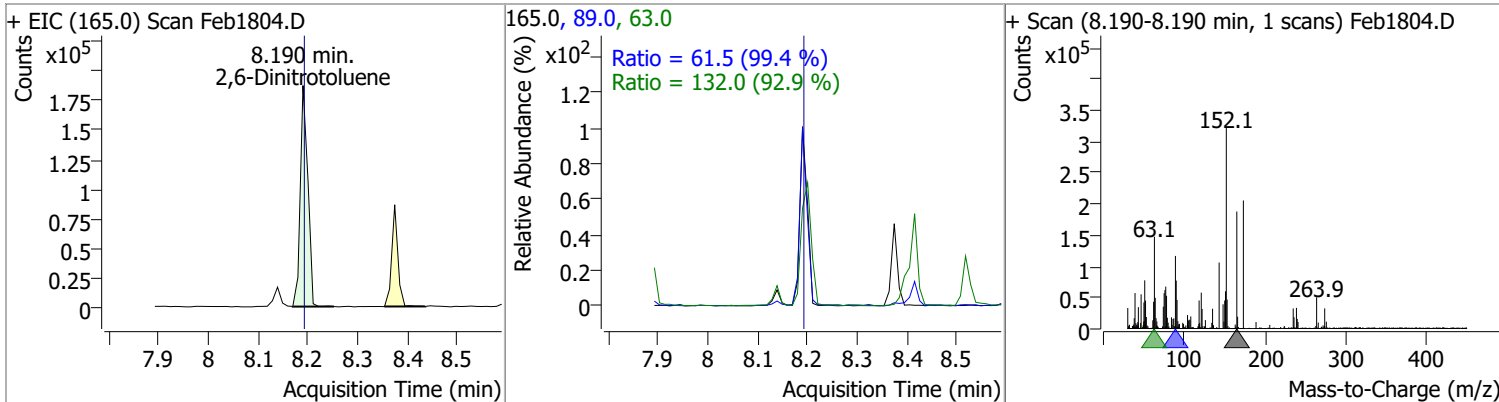
Compound	Conc.	RT	Dev(Min)	Resp.	QIon	QRatio	Lower	Upper
2-Nitroaniline	109.6150	7.89	0.01	286563	138.0	114.0	77.4	143.7



Compound	Conc.	RT	Dev(Min)	Resp.	QIon	QRatio	Lower	Upper
Dimethyl Phthalate	100.1141	8.14	0.00	1483564	77.0	21.6	13.8	25.7

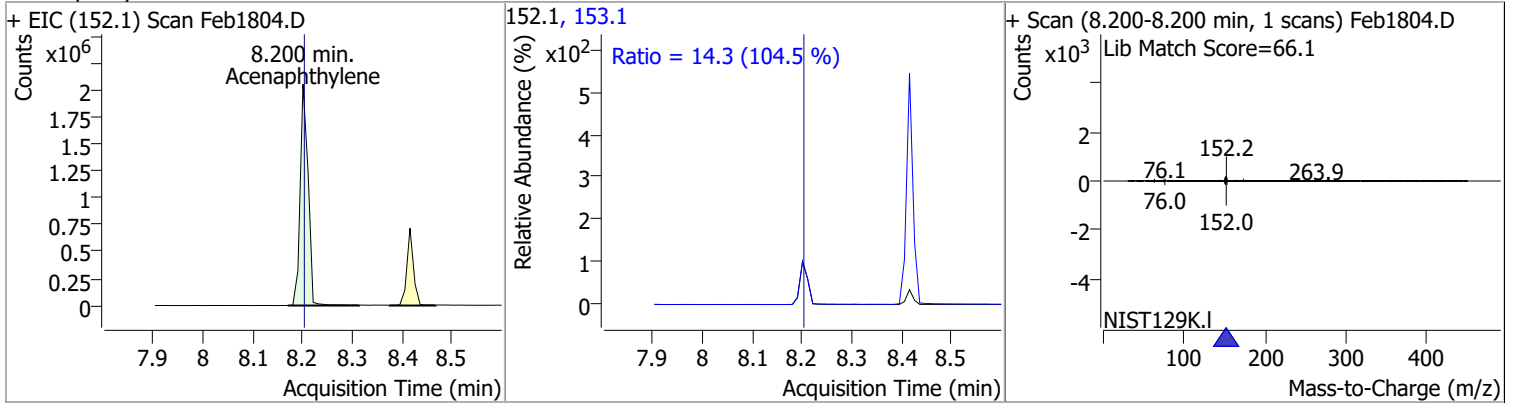


Compound	Conc.	RT	Dev(Min)	Resp.	QIon	QRatio	Lower	Upper
2,6-Dinitrotoluene	98.5084	8.19	0.00	197597	63.0	132.0	99.5	184.8
					89.0	61.5	43.3	80.3

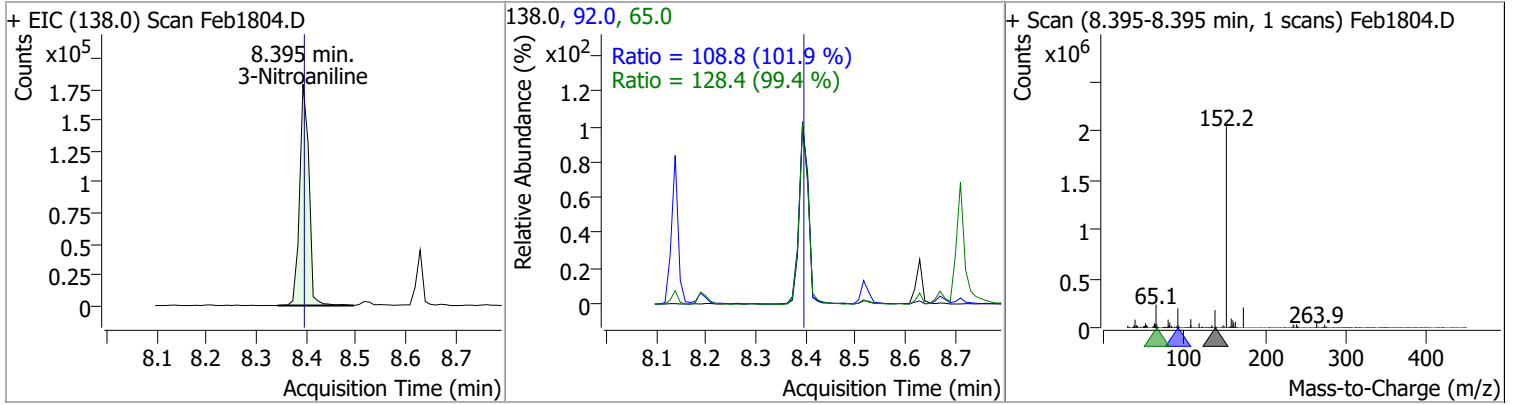


Quantitation Results Report (QT Reviewed)

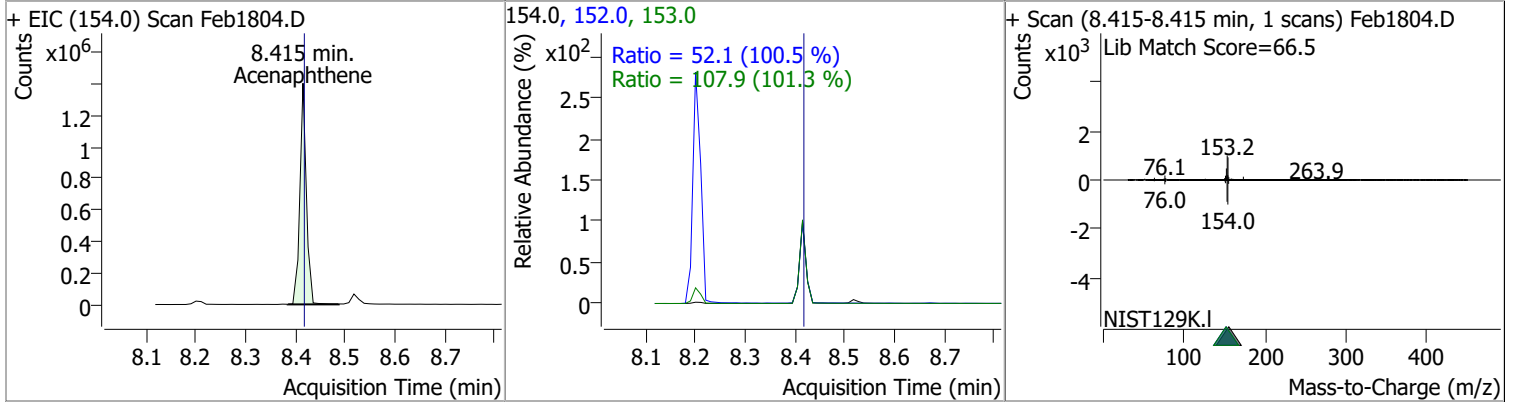
Compound	Conc.	RT	Dev(Min)	Resp.	QIon	QRatio	Lower	Upper
Acenaphthylene	98.7406	8.20	0.00	2278175	153.1	14.3	9.6	17.7



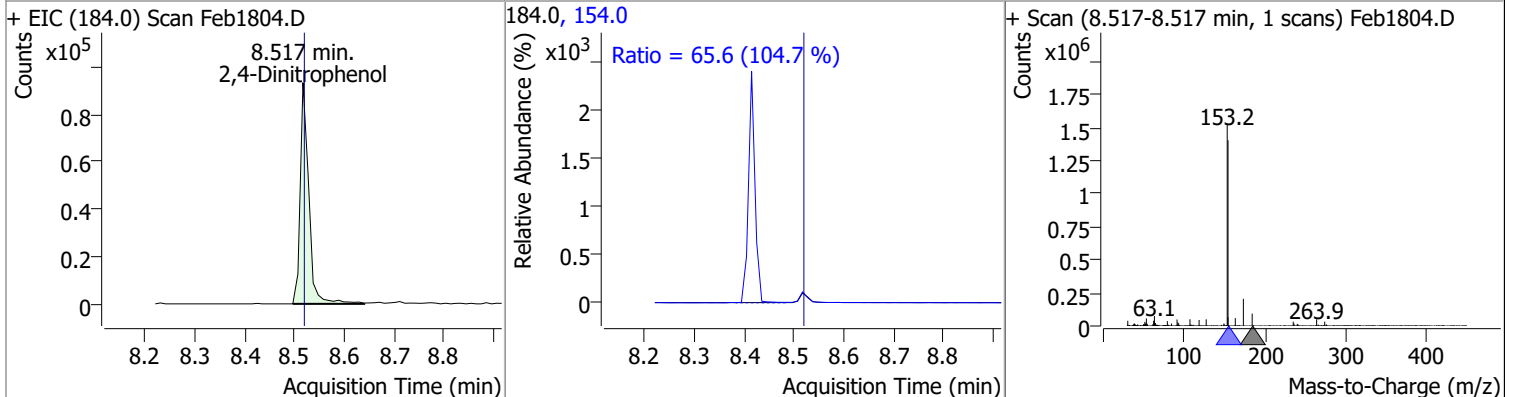
Compound	Conc.	RT	Dev(Min)	Resp.	QIon	QRatio	Lower	Upper
3-Nitroaniline	100.9236	8.39	0.00	233884	65.0	128.4	90.4	167.8
					92.0	108.8	74.7	138.7



Compound	Conc.	RT	Dev(Min)	Resp.	QIon	QRatio	Lower	Upper
Acenaphthene	97.8035	8.41	0.00	1278423	153.0	107.9	74.5	138.4
					152.0	52.1	36.3	67.4

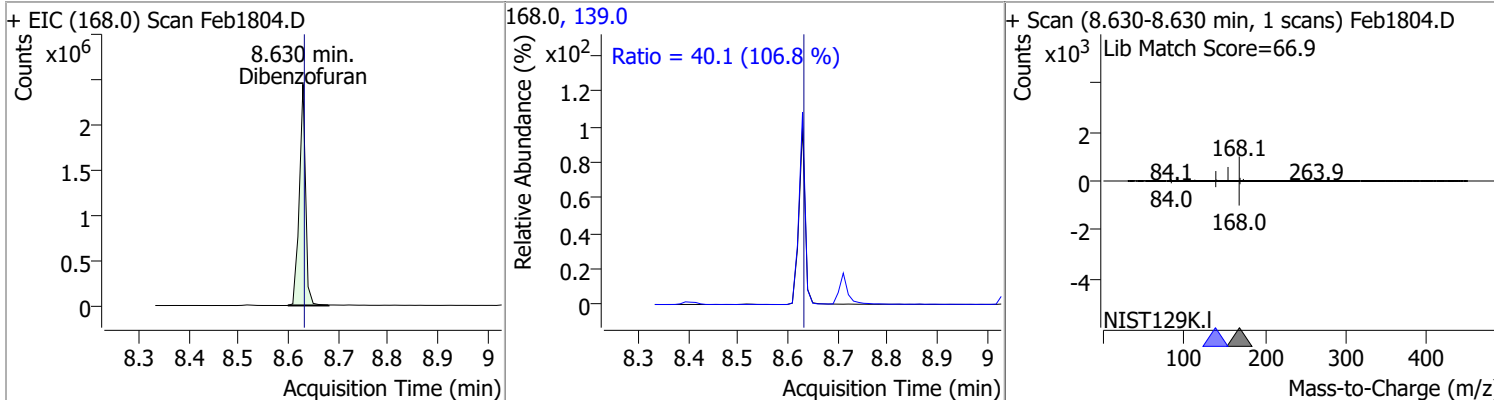


Compound	Conc.	RT	Dev(Min)	Resp.	QIon	QRatio	Lower	Upper
2,4-Dinitrophenol	103.5995	8.52	0.00	112195	154.0	65.6	43.9	81.5

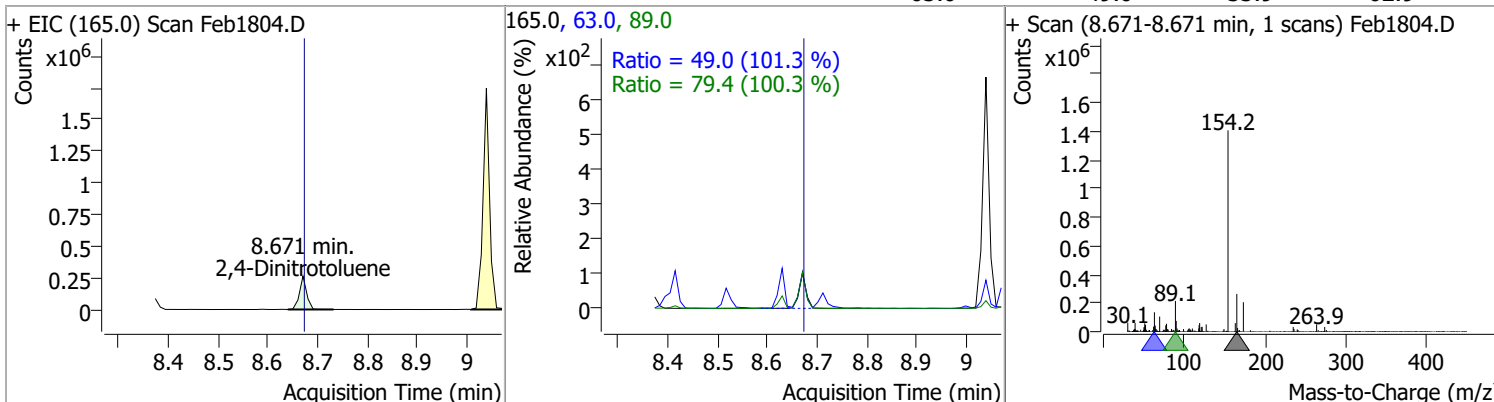


Quantitation Results Report (QT Reviewed)

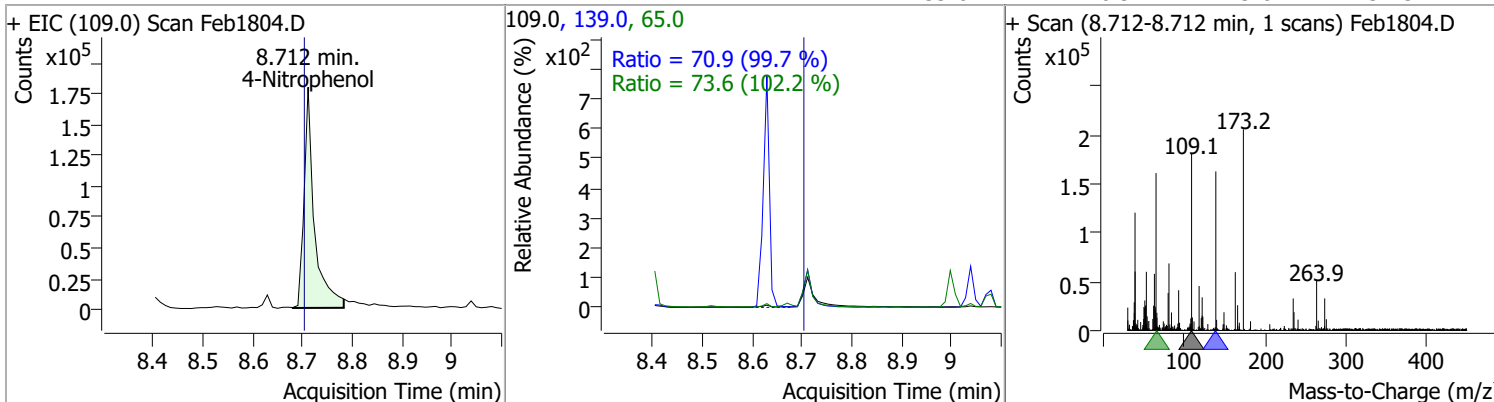
Compound	Conc.	RT	Dev(Min)	Resp.	QIon	QRatio	Lower	Upper
Dibenzofuran	101.0591	8.63	0.00	2138324	139.0	40.1	26.3	48.8



Compound	Conc.	RT	Dev(Min)	Resp.	QIon	QRatio	Lower	Upper
2,4-Dinitrotoluene	100.9400	8.67	0.00	261377	89.0	79.4	55.4	102.9
					63.0	49.0	33.9	62.9

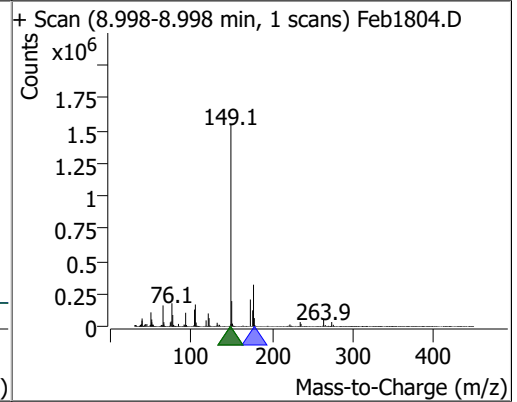
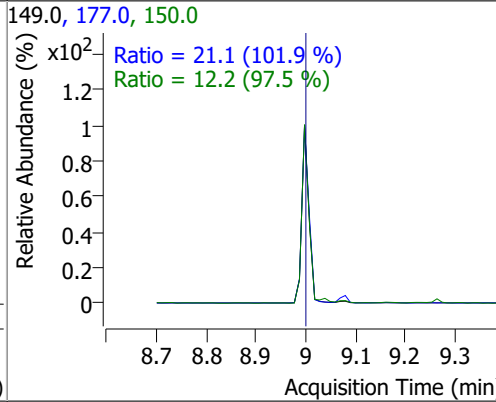
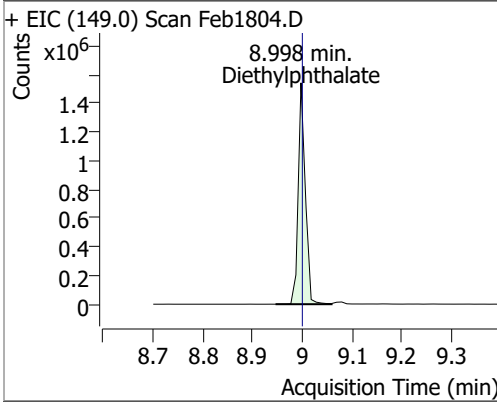


Compound	Conc.	RT	Dev(Min)	Resp.	QIon	QRatio	Lower	Upper
4-Nitrophenol	102.3911	8.71	0.01	258897	65.0	73.6	50.4	93.6
					139.0	70.9	49.8	92.5

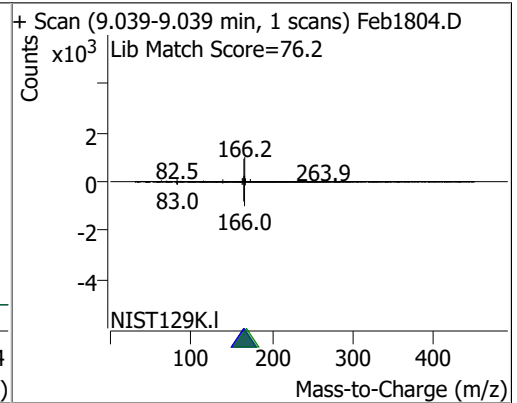
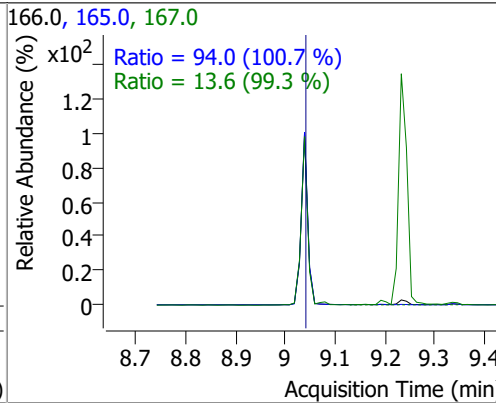
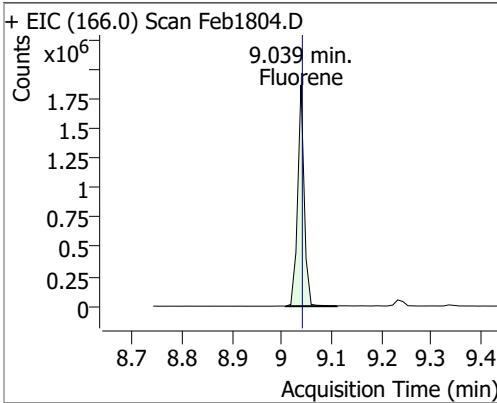


Quantitation Results Report (QT Reviewed)

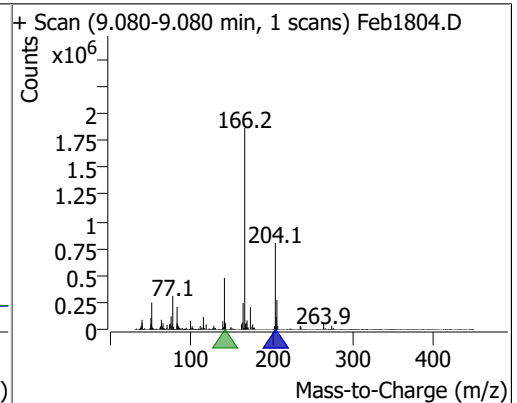
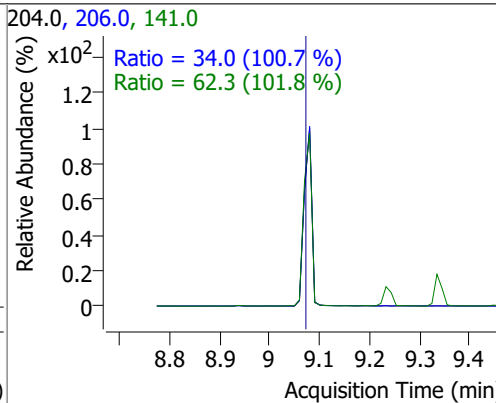
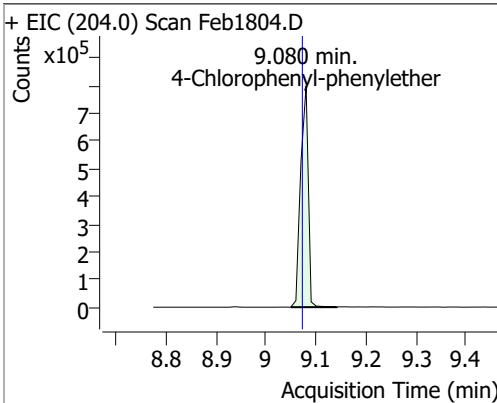
Compound	Conc.	RT	Dev(Min)	Resp.	QIon	QRatio	Lower	Upper
Diethylphthalate	99.0409	9.00	0.00	1525106	177.0	21.1	14.5	27.0
					150.0	12.2	8.7	16.2



Compound	Conc.	RT	Dev(Min)	Resp.	QIon	QRatio	Lower	Upper
Fluorene	98.6614	9.04	0.00	1700560	165.0	94.0	65.4	121.4
					167.0	13.6	9.6	17.8

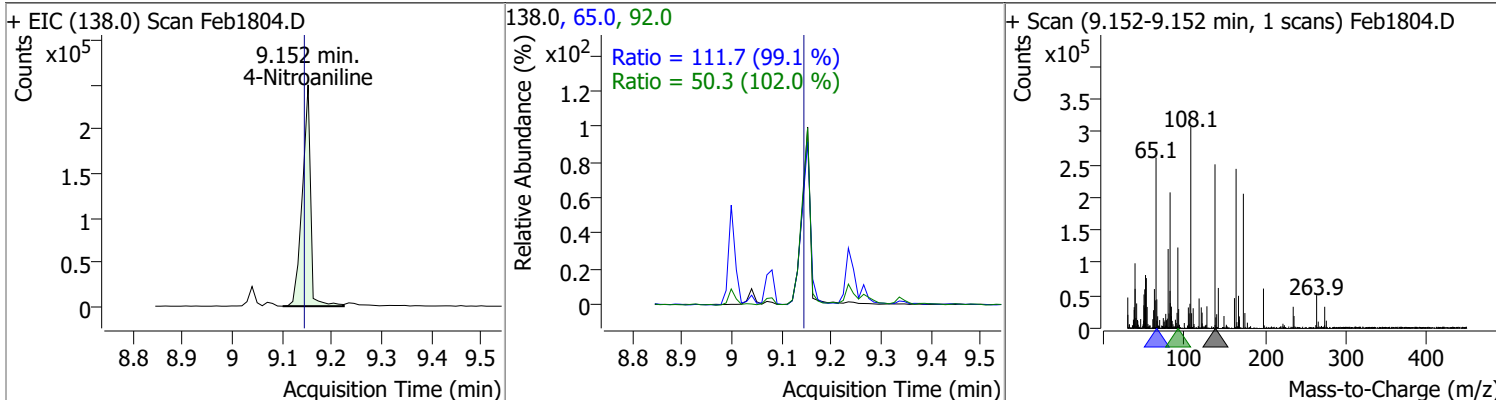


Compound	Conc.	RT	Dev(Min)	Resp.	QIon	QRatio	Lower	Upper
4-Chlorophenyl-phenylether	105.9893	9.08	0.01	840611	141.0	62.3	42.8	79.6
					206.0	34.0	23.6	43.9

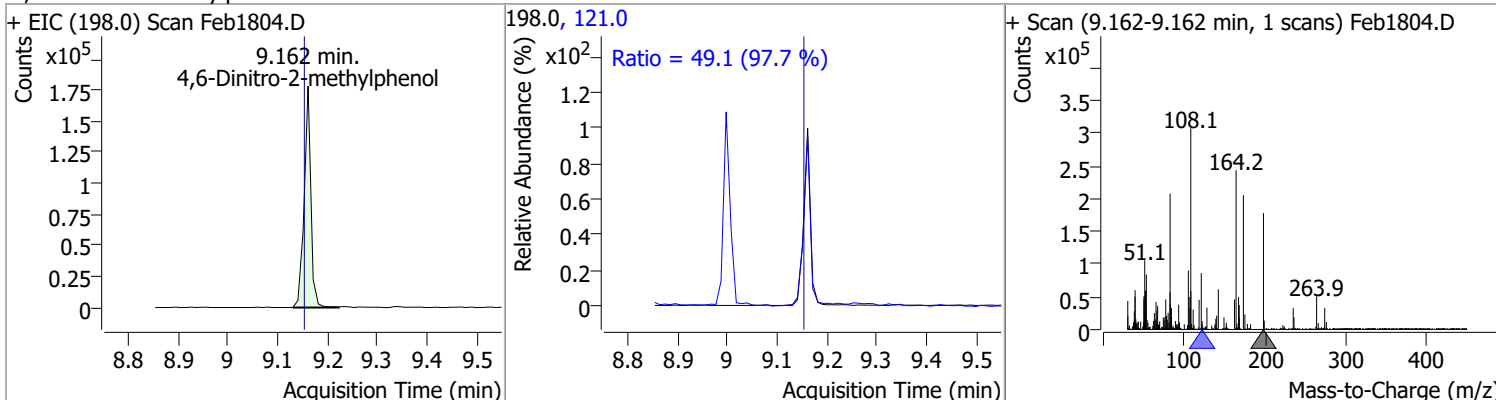


Quantitation Results Report (QT Reviewed)

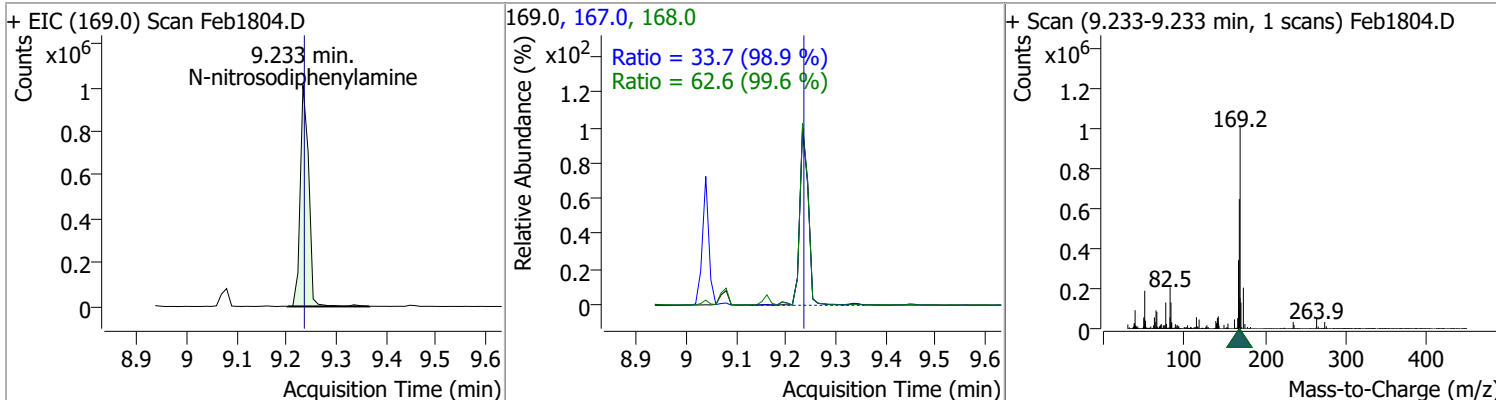
Compound	Conc.	RT	Dev(Min)	Resp.	QIon	QRatio	Lower	Upper
4-Nitroaniline	112.8801	9.15	0.01	289316	65.0	111.7	78.9	146.6
					92.0	50.3	34.5	64.1



Compound	Conc.	RT	Dev(Min)	Resp.	QIon	QRatio	Lower	Upper
4,6-Dinitro-2-methylphenol	104.4162	9.16	0.01	167223	121.0	49.1	35.1	65.3

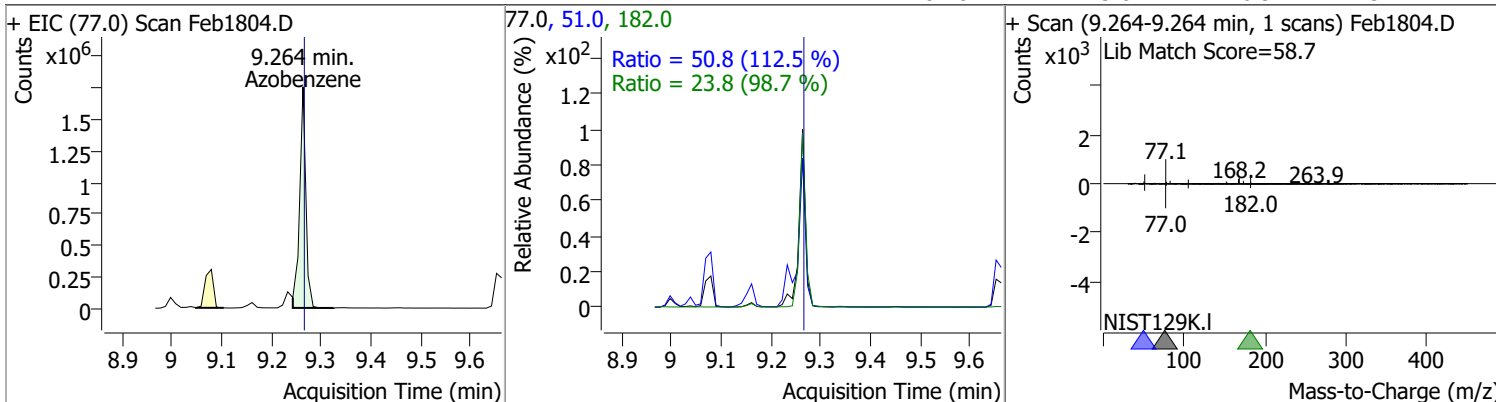


Compound	Conc.	RT	Dev(Min)	Resp.	QIon	QRatio	Lower	Upper
N-nitrosodiphenylamine	102.0740	9.23	0.00	1196082	168.0	62.6	44.0	81.7
					167.0	33.7	23.9	44.3

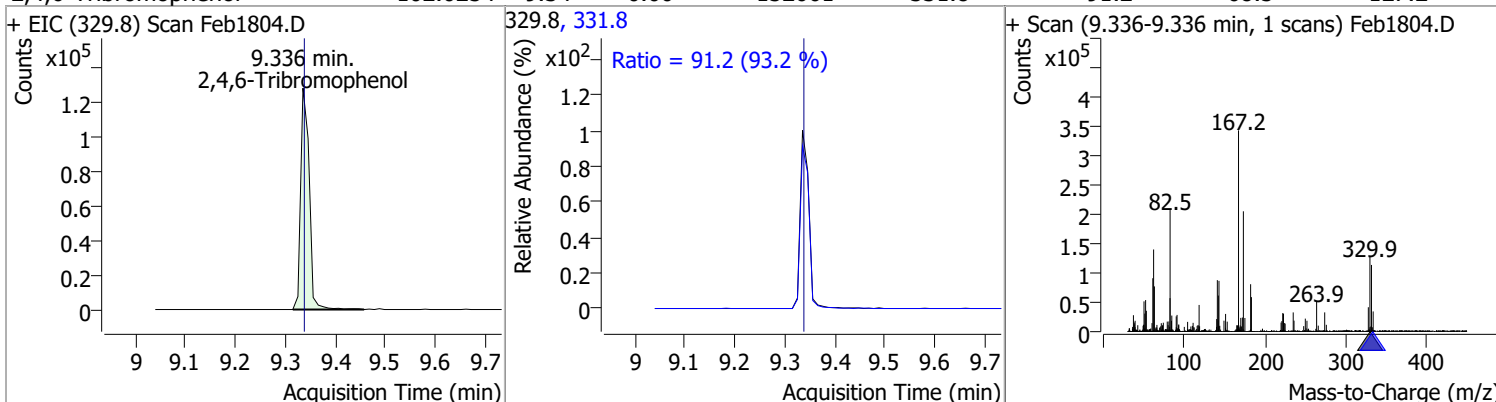


Quantitation Results Report (QT Reviewed)

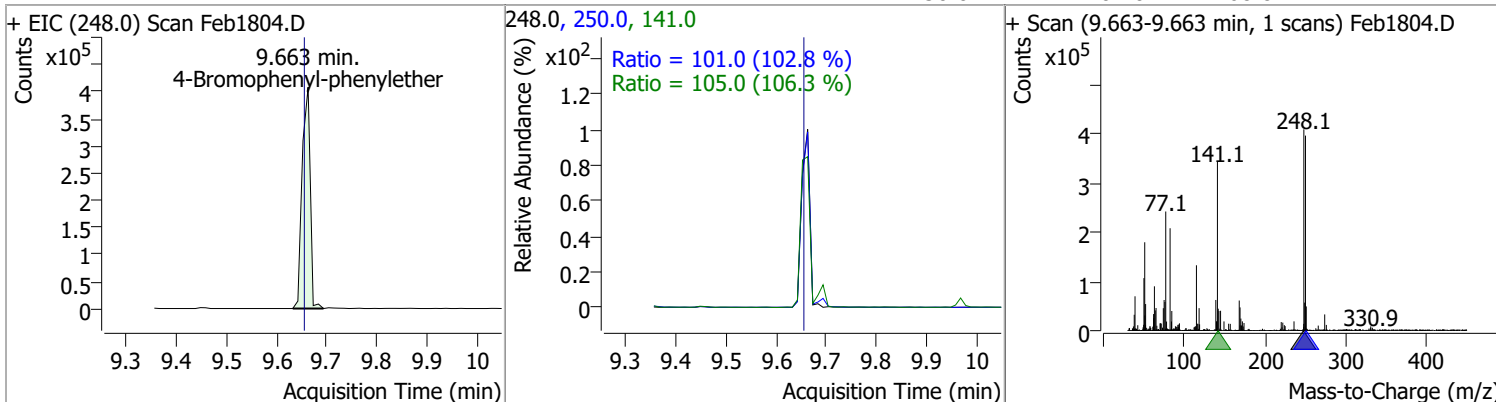
Compound	Conc.	RT	Dev(Min)	Resp.	QIon	QRatio	Lower	Upper
Azobenzene	96.5318	9.26	0.00	1518549	51.0	50.8	31.6	58.7
					182.0	23.8	16.9	31.4



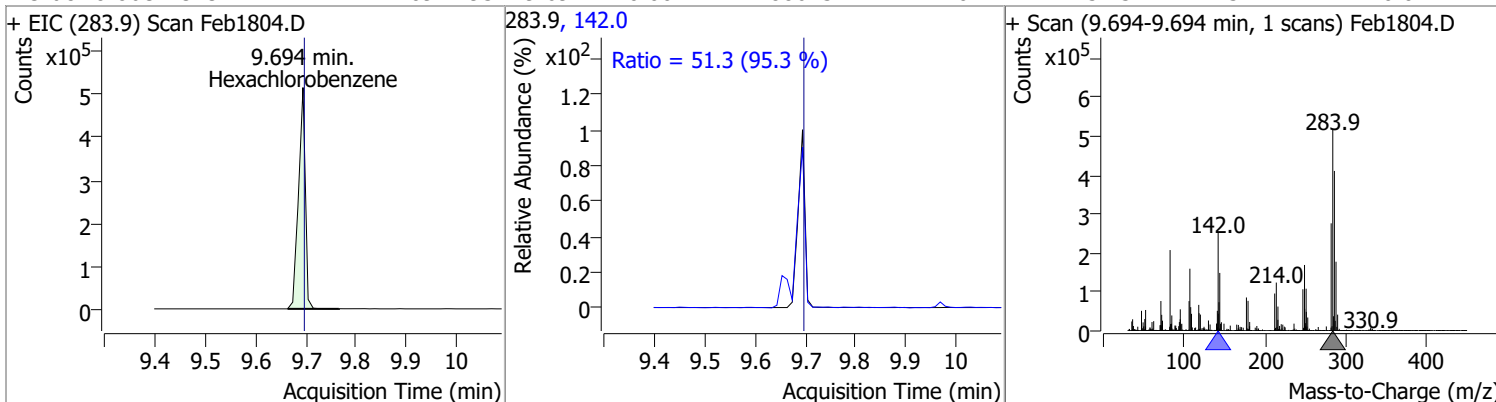
Compound	Conc.	RT	Dev(Min)	Resp.	QIon	QRatio	Lower	Upper
2,4,6-Tribromophenol	102.0254	9.34	0.00	152661	331.8	91.2	68.5	127.2



Compound	Conc.	RT	Dev(Min)	Resp.	QIon	QRatio	Lower	Upper
4-Bromophenyl-phenylether	100.8595	9.66	0.01	457731	141.0	105.0	69.1	128.4
					250.0	101.0	68.8	127.7

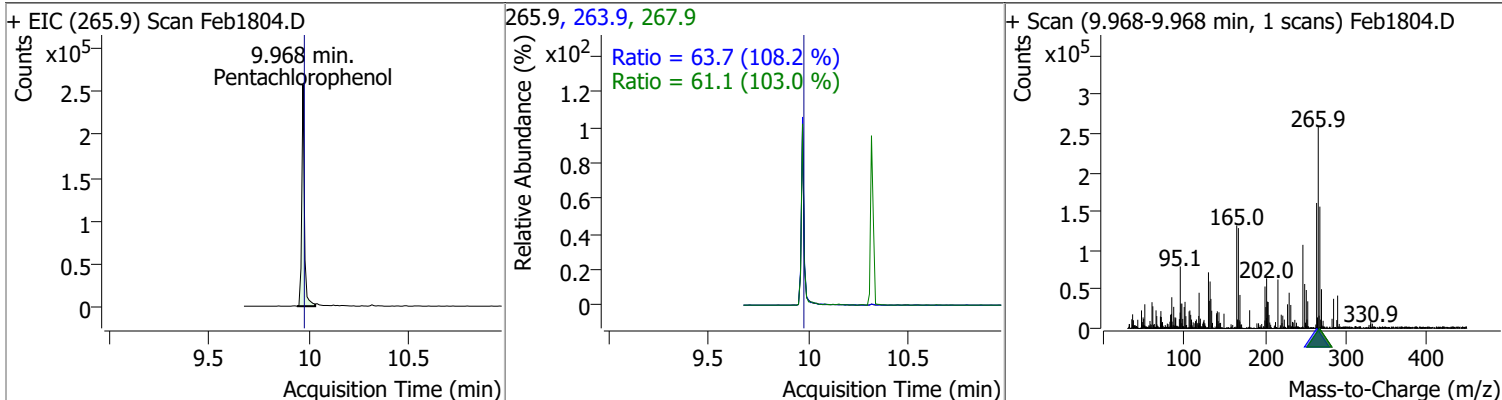


Compound	Conc.	RT	Dev(Min)	Resp.	QIon	QRatio	Lower	Upper
Hexachlorobenzene	109.2193	9.69	0.00	488673	142.0	51.3	37.7	70.0

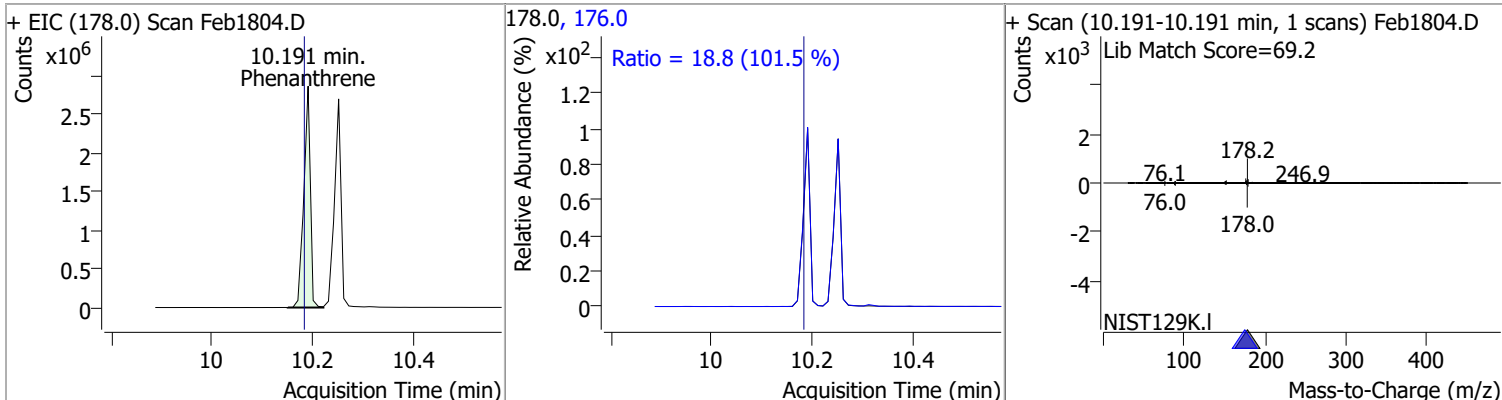


Quantitation Results Report (QT Reviewed)

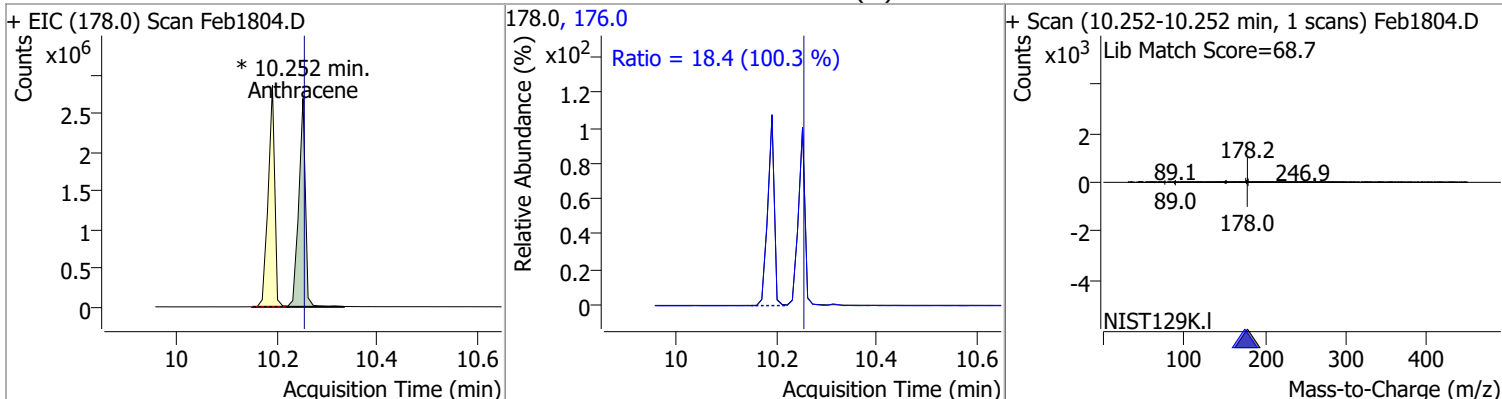
Compound	Conc.	RT	Dev(Min)	Resp.	QIon	QRatio	Lower	Upper
Pentachlorophenol	105.1758	9.97	0.00	233937	267.9	61.1	41.5	77.2
					263.9	63.7	41.2	76.6



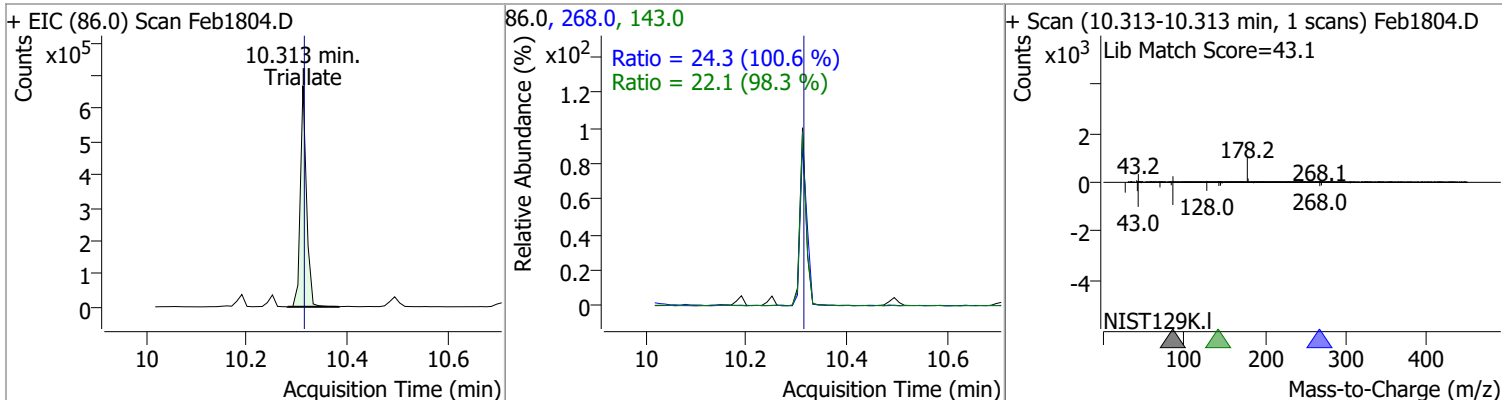
Compound	Conc.	RT	Dev(Min)	Resp.	QIon	QRatio	Lower	Upper
Phenanthrene	109.2336	10.19	0.01	2584992	176.0	18.8	13.0	24.1



Compound	Conc.	RT	Dev(Min)	Resp.	QIon	QRatio	Lower	Upper
Anthracene	108.1091	10.25	0.00	2471452 (m)	176.0	18.4	12.9	23.9

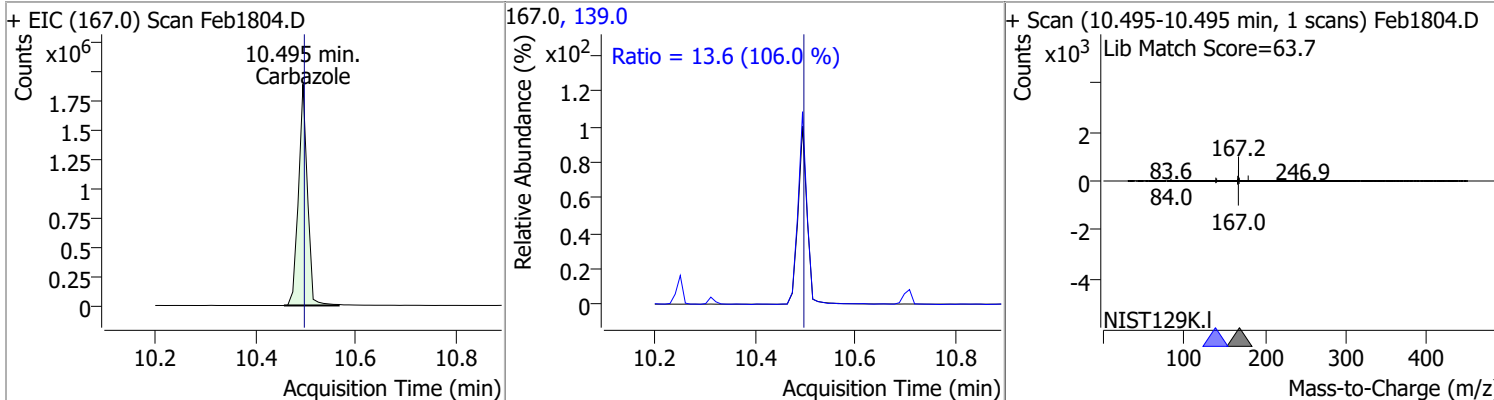


Compound	Conc.	RT	Dev(Min)	Resp.	QIon	QRatio	Lower	Upper
Triallate	101.0679	10.31	0.00	570358	268.0	24.3	16.9	31.4
					143.0	22.1	15.8	29.3

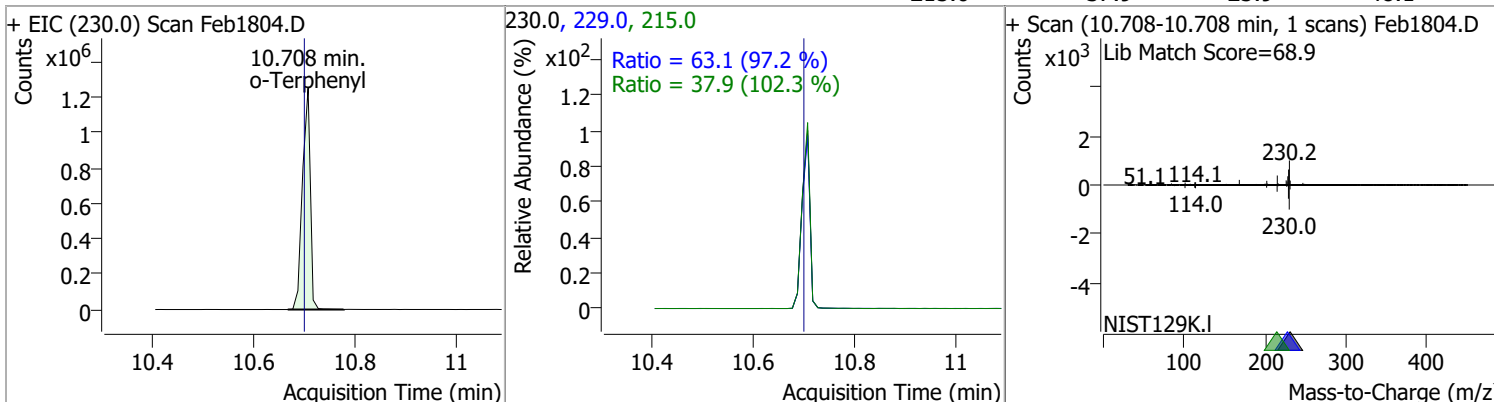


Quantitation Results Report (QT Reviewed)

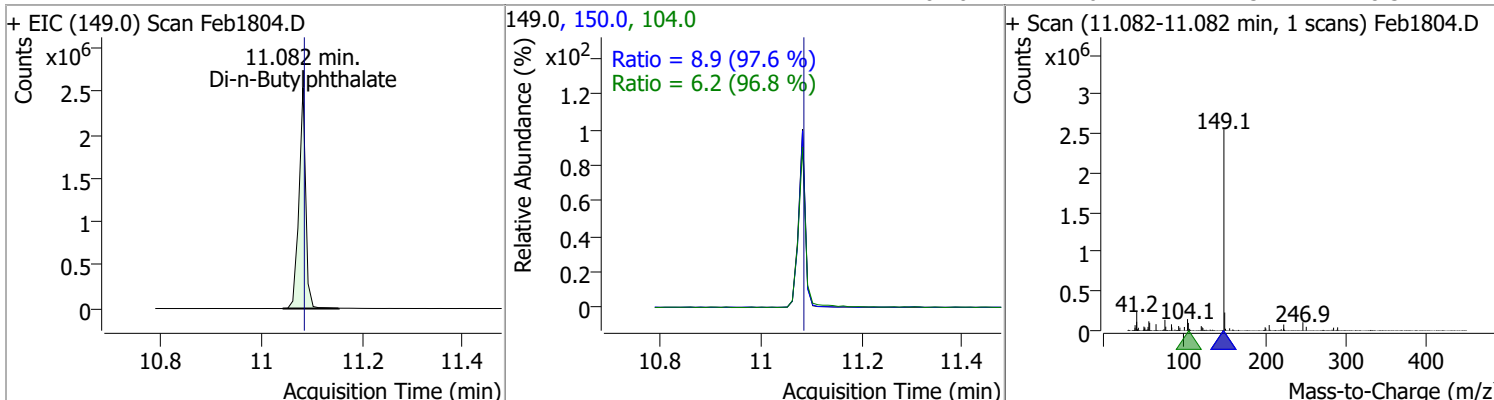
Compound	Conc.	RT	Dev(Min)	Resp.	QIon	QRatio	Lower	Upper
Carbazole	100.3730	10.50	0.00	2334657	139.0	13.6	9.0	16.7



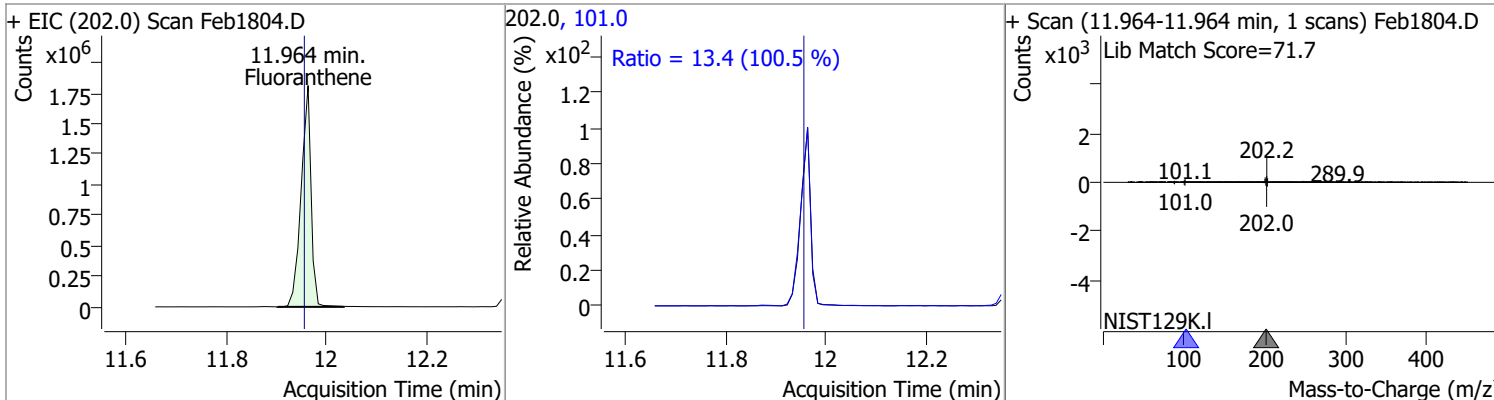
o-Terphenyl	106.4761	10.71	0.01	1358973	229.0 215.0	63.1 37.9	45.4 25.9	84.3 48.1
-------------	----------	-------	------	---------	----------------	--------------	--------------	--------------



Di-n-Butylphthalate	103.4746	11.08	0.00	2379296	150.0 104.0	8.9 6.2	6.3 4.5	11.8 8.3
---------------------	----------	-------	------	---------	----------------	------------	------------	-------------

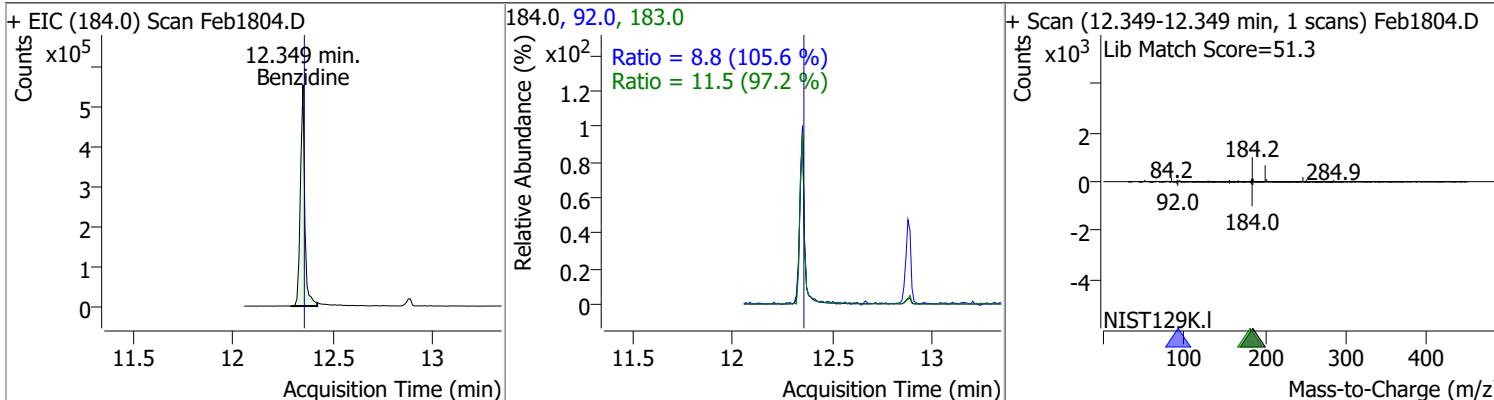


Fluoranthene	102.2753	11.96	0.01	2487478	101.0	13.4	9.4	17.4
--------------	----------	-------	------	---------	-------	------	-----	------

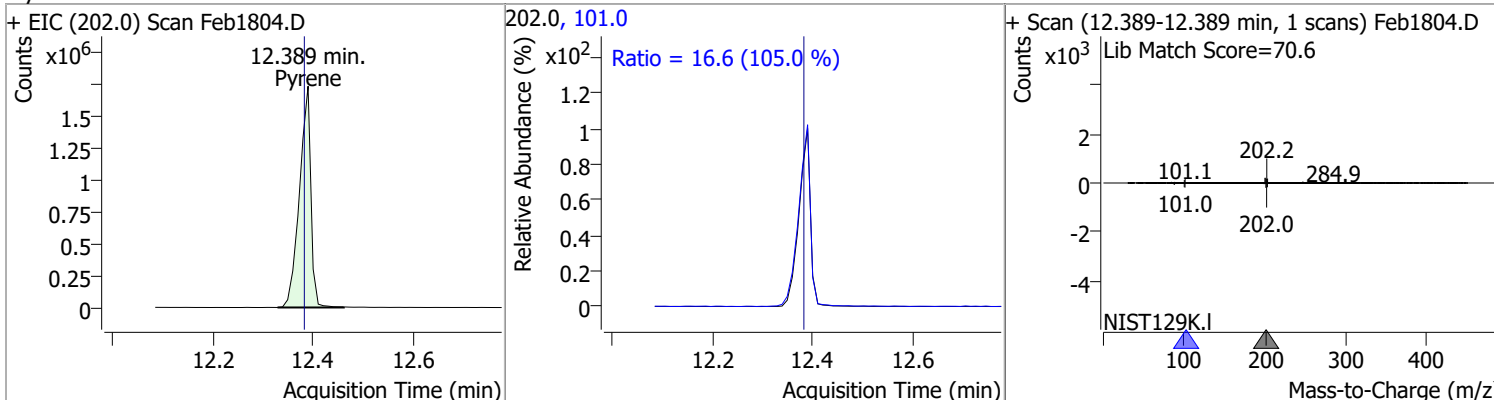


Quantitation Results Report (QT Reviewed)

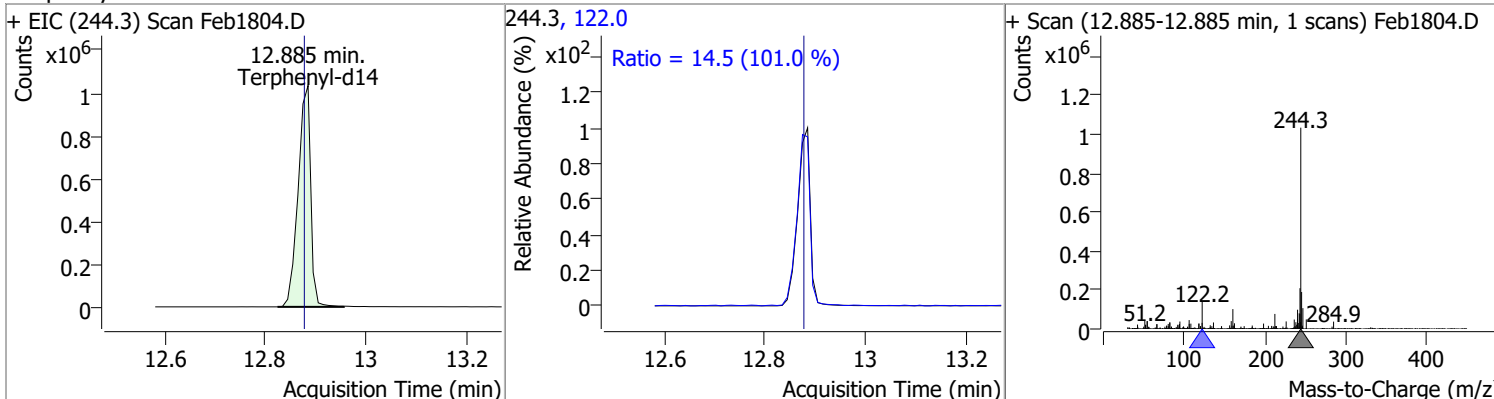
Compound	Conc.	RT	Dev(Min)	Resp.	QIon	QRatio	Lower	Upper
Benzidine	101.7540	12.35	0.00	841681	183.0	11.5	8.3	15.4
					92.0	8.8	5.8	10.8



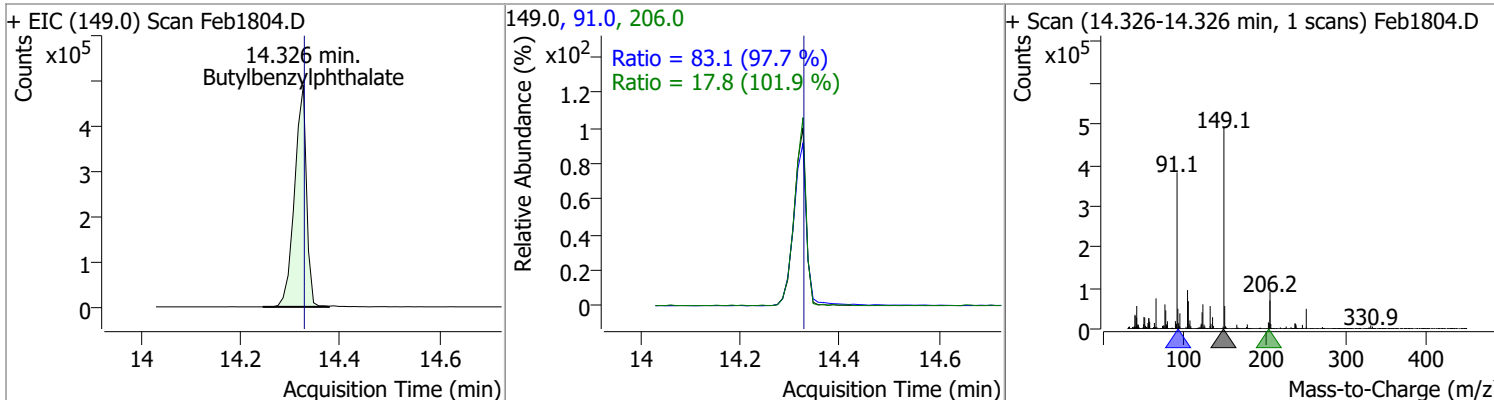
Compound	Conc.	RT	Dev(Min)	Resp.	QIon	QRatio	Lower	Upper
Pyrene	102.8837	12.39	0.01	2716593	101.0	16.6	11.1	20.6



Compound	Conc.	RT	Dev(Min)	Resp.	QIon	QRatio	Lower	Upper
Terphenyl-d14	100.6508	12.89	0.01	1793874	122.0	14.5	10.1	18.7

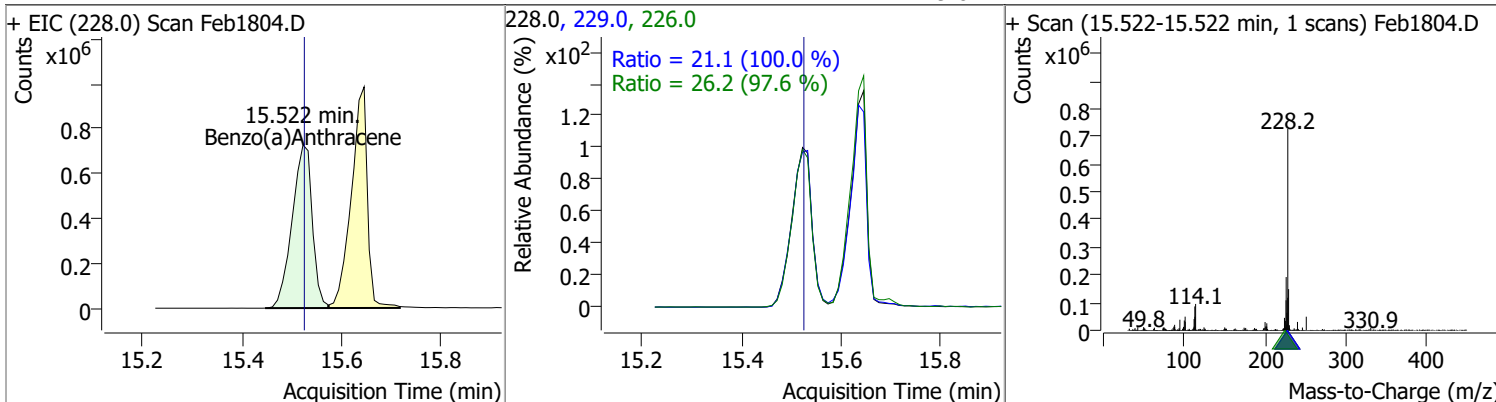


Compound	Conc.	RT	Dev(Min)	Resp.	QIon	QRatio	Lower	Upper
Butylbenzylphthalate	102.9690	14.33	0.01	817626	91.0	83.1	59.6	110.6
					206.0	17.8	12.2	22.7

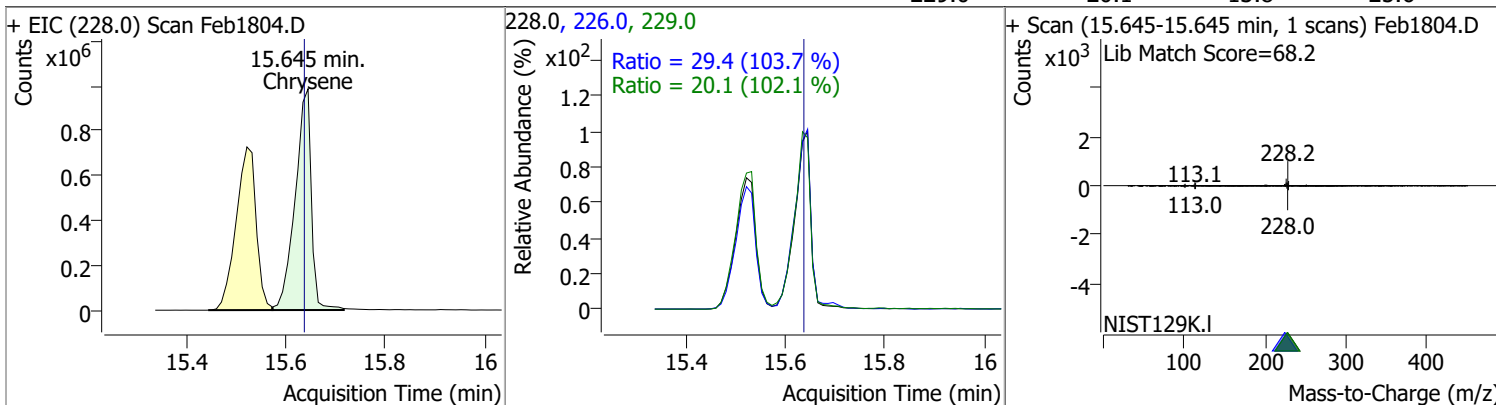


Quantitation Results Report (QT Reviewed)

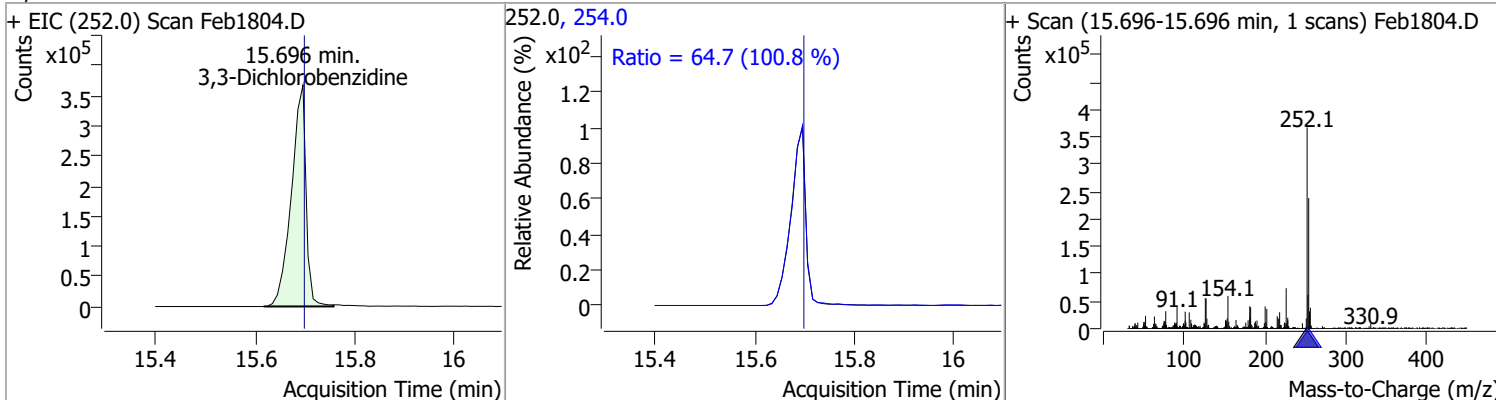
Compound	Conc.	RT	Dev(Min)	Resp.	QIon	QRatio	Lower	Upper
Benzo(a)Anthracene	104.0334	15.52	0.01	2034255	226.0	26.2	18.8	34.9
					229.0	21.1	14.7	27.4



Compound	Conc.	RT	Dev(Min)	Resp.	QIon	QRatio	Lower	Upper
Chrysene	102.0757	15.64	0.02	2211531	226.0	29.4	19.9	36.9
					229.0	20.1	13.8	25.6

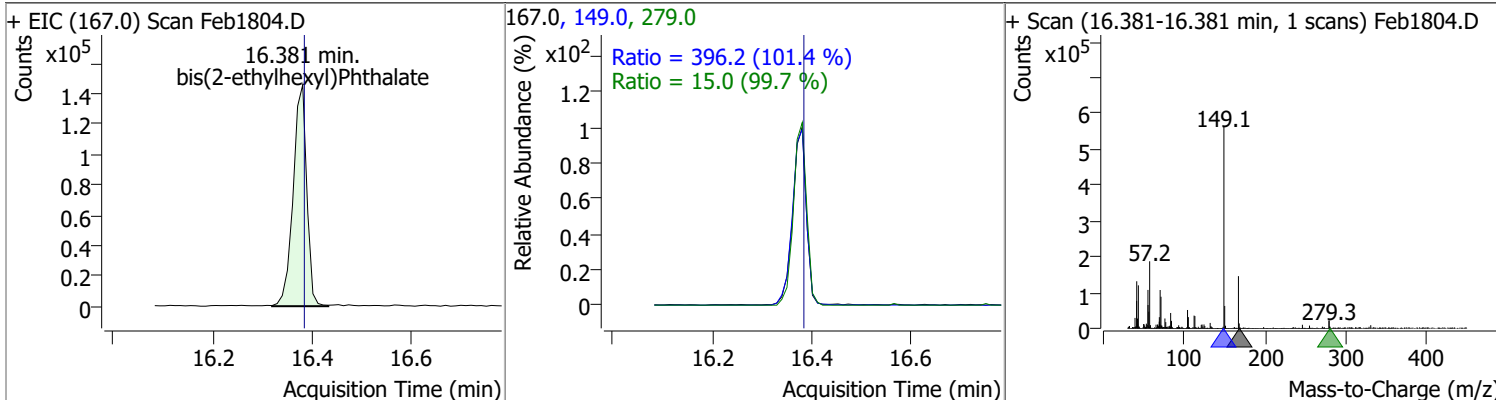


Compound	Conc.	RT	Dev(Min)	Resp.	QIon	QRatio	Lower	Upper
3,3-Dichlorobenzidine	103.7644	15.70	0.01	749360	254.0	64.7	44.9	83.4

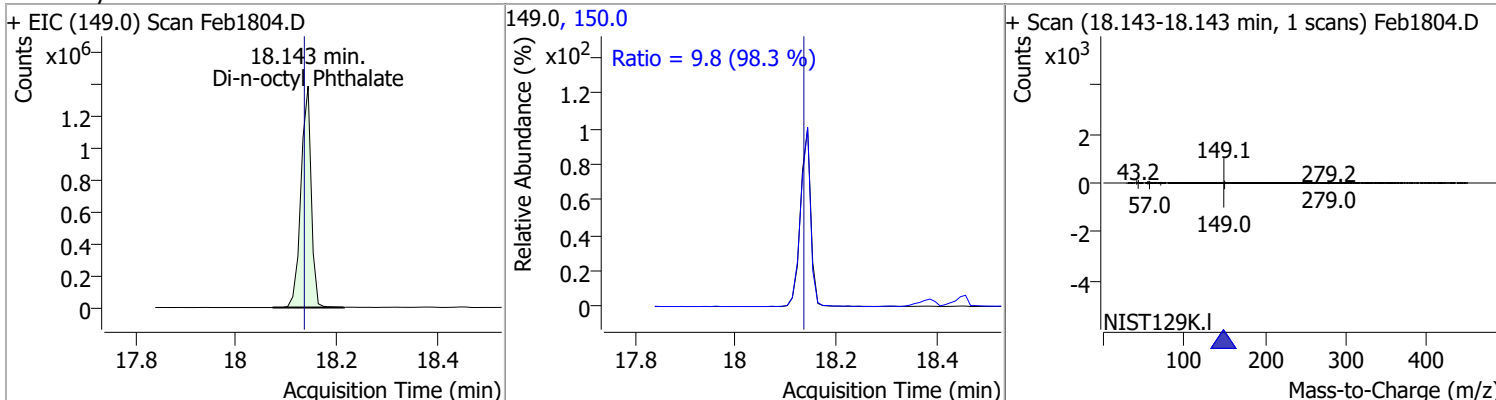


Quantitation Results Report (QT Reviewed)

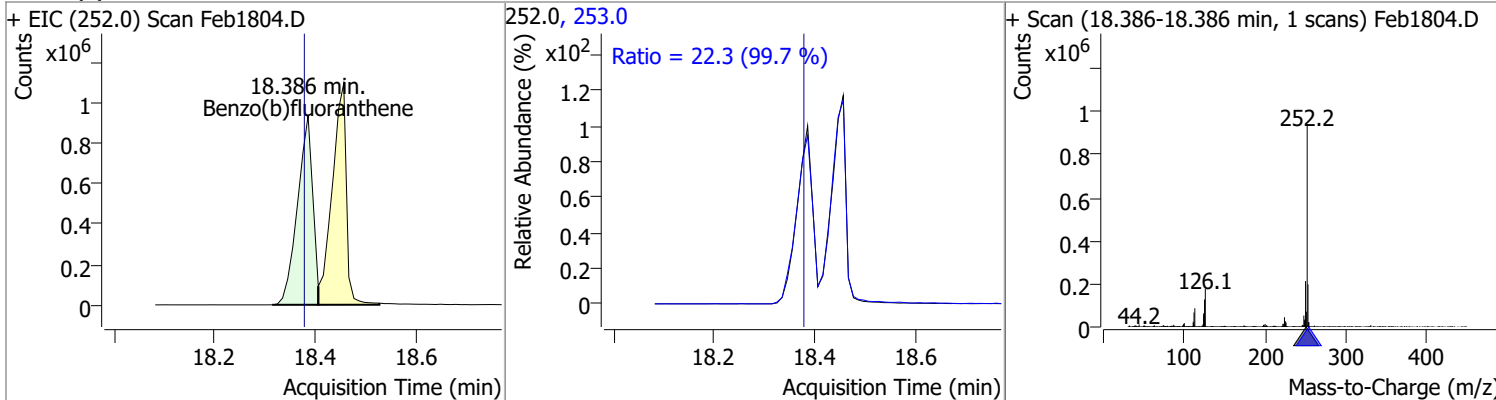
Compound	Conc.	RT	Dev(Min)	Resp.	QIon	QRatio	Lower	Upper
bis(2-ethylhexyl)Phthalate	100.9022	16.38	0.01	275164	149.0	396.2	273.6	508.0
					279.0	15.0	10.5	19.5



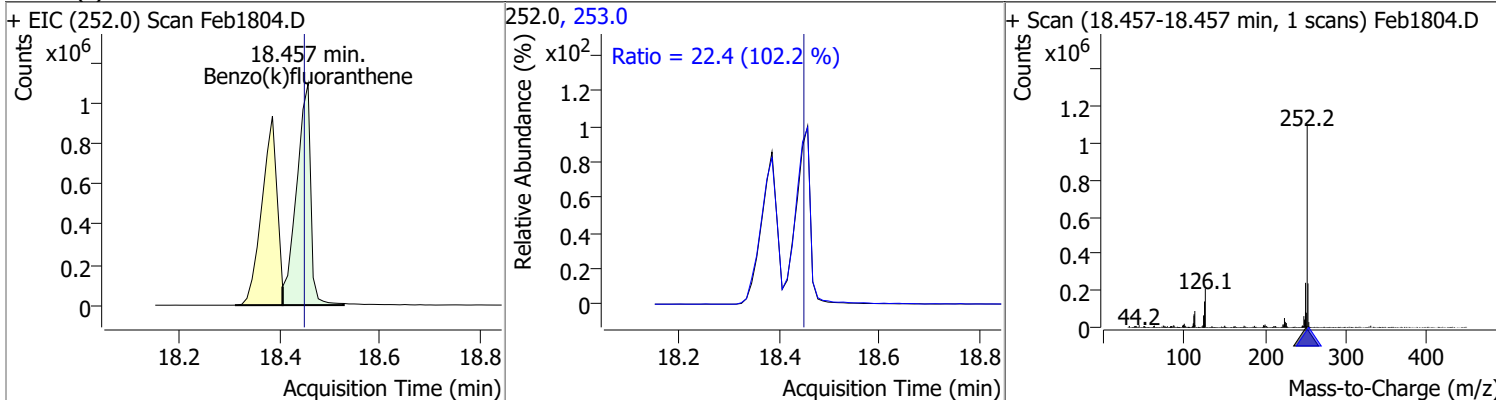
Compound	Conc.	RT	Dev(Min)	Resp.	QIon	QRatio	Lower	Upper
Di-n-octyl Phthalate	104.0154	18.14	0.01	1958854	150.0	9.8	7.0	13.0



Compound	Conc.	RT	Dev(Min)	Resp.	QIon	QRatio	Lower	Upper
Benzo(b)fluoranthene	102.0750	18.39	0.01	1951128	253.0	22.3	15.6	29.0

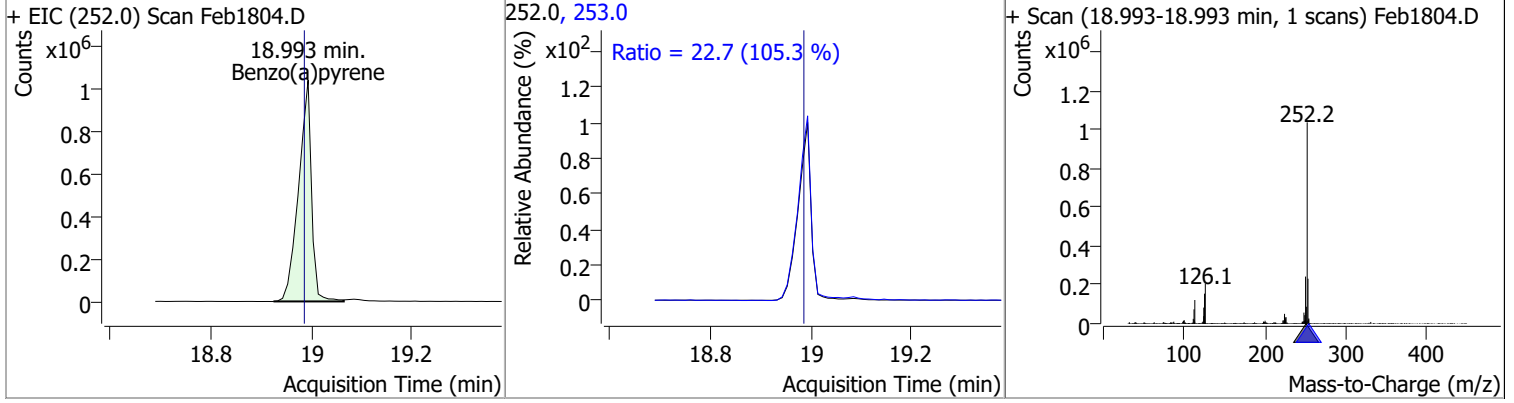


Compound	Conc.	RT	Dev(Min)	Resp.	QIon	QRatio	Lower	Upper
Benzo(k)fluoranthene	104.8718	18.46	0.01	2129075	253.0	22.4	15.4	28.6

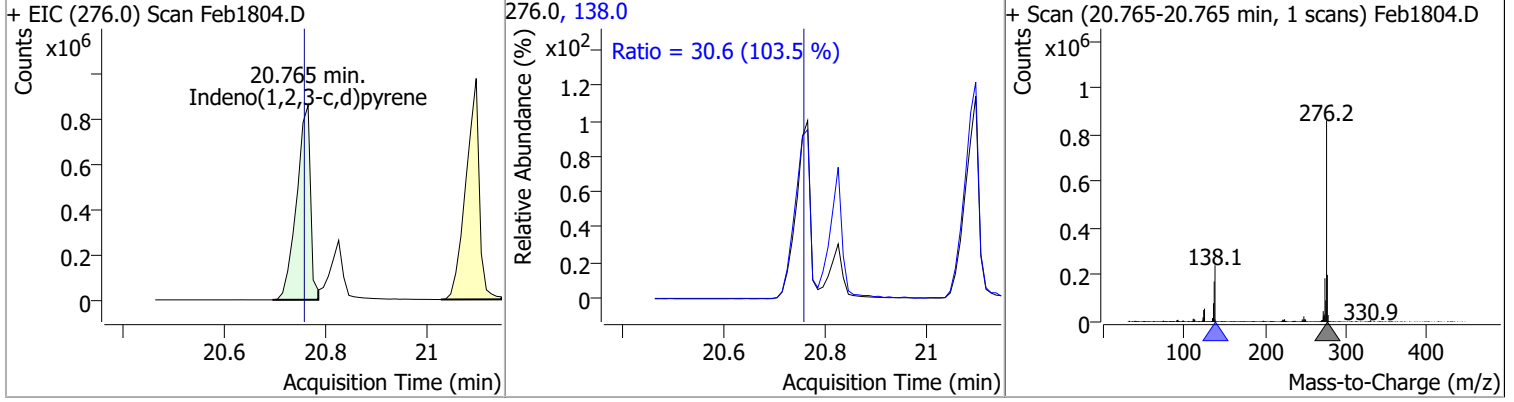


Quantitation Results Report (QT Reviewed)

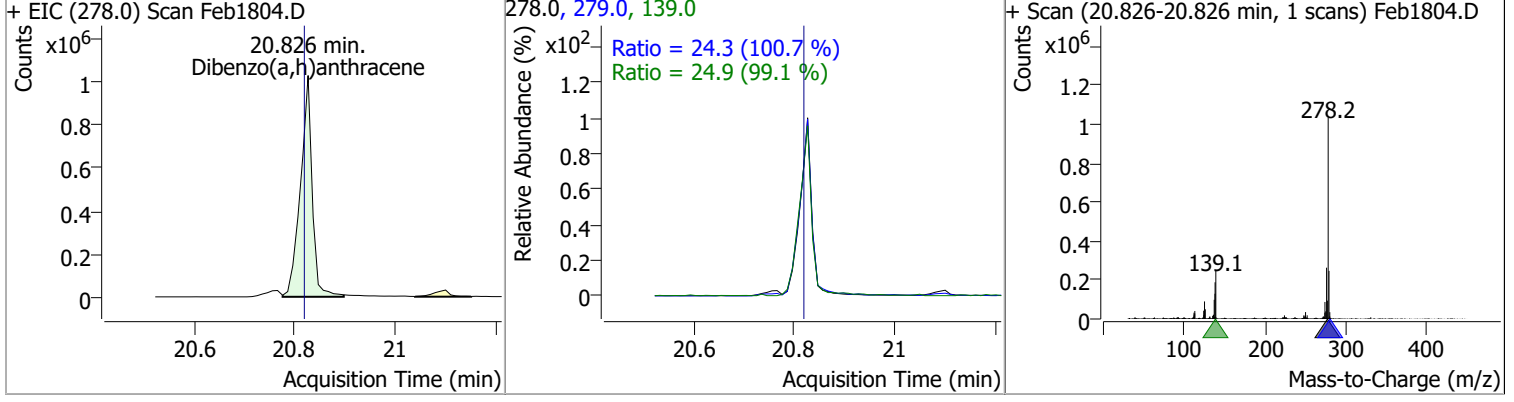
Compound	Conc.	RT	Dev(Min)	Resp.	QIon	QRatio	Lower	Upper
Benzo(a)pyrene	101.2295	18.99	0.01	1849719	253.0	22.7	15.1	28.0



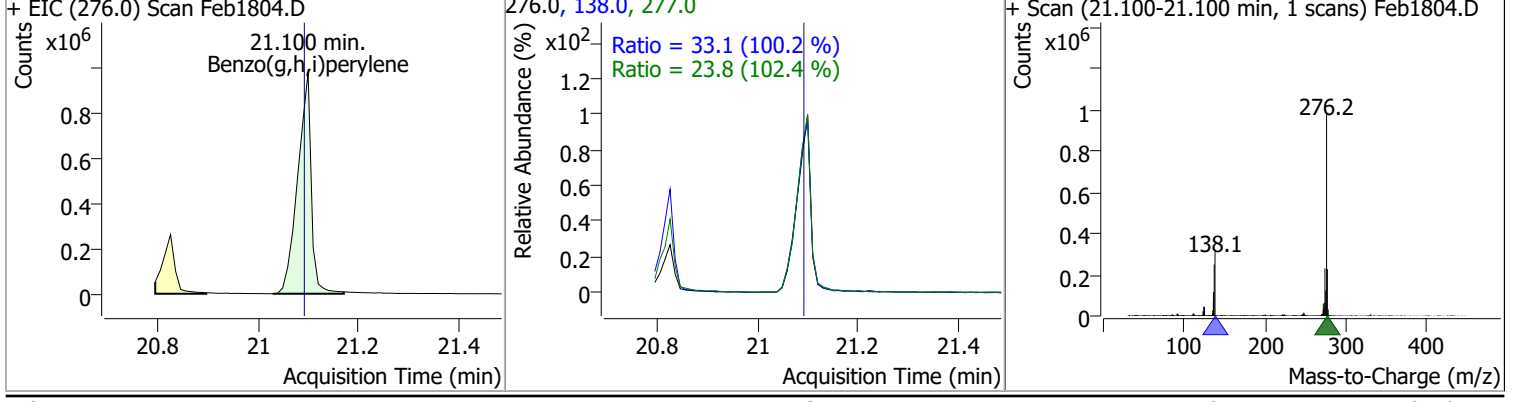
Compound	Conc.	RT	Dev(Min)	Resp.	QIon	QRatio	Lower	Upper
Indeno(1,2,3-c,d)pyrene	106.8898	20.77	0.01	1633072	138.0	30.6	20.7	38.5



Compound	Conc.	RT	Dev(Min)	Resp.	QIon	QRatio	Lower	Upper
Dibenzo(a,h)anthracene	100.1029	20.83	0.01	1675258	139.0	24.9	17.6	32.7
					279.0	24.3	16.9	31.3

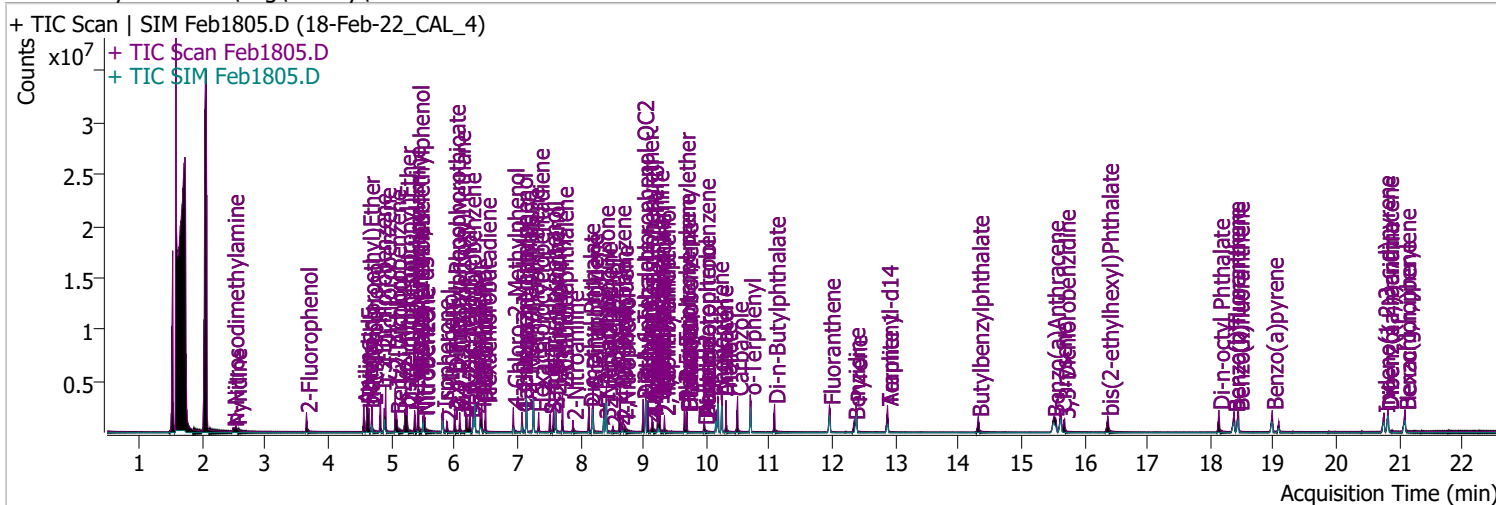


Compound	Conc.	RT	Dev(Min)	Resp.	QIon	QRatio	Lower	Upper
Benzo(g,h,i)perylene	103.2475	21.10	0.01	1825037	138.0	33.1	23.1	42.9
					277.0	23.8	16.3	30.2



Quantitation Results Report (QT Reviewed)

Data File	Feb1805.D	Operator	LIMS import
Acq. Method	BNA+SIM.M	Acq. Date-Time	2/19/2022 9:57:53 AM
Sample Name	18-Feb-22_CAL_4	Instrument	Instrument #1
Vial	5	Multiplier	1.00
DA Method File		Comment	SVOC-8270-W-LARGO
Tune File	dftppdsm.u	Tune Date	2/18/2022 9:25:00 PM
Batch Name	021822 DoD BNA cal.batch.bin	Last Calib Update	2/19/2022 1:06:17 PM
Ref Library	D:\Org\Library\NIST129K.l		



Compound	RT	QIon	Resp.	Conc.	Units	Dev(Min)
----------	----	------	-------	-------	-------	----------

Internal Standards

System Monitoring Compounds

S 2-Fluorophenol	3.653	112.0	609954	74.2355	µg/L	0.000
Spiked Amount: 200.000	Range: 10.0 - 75.0%			Recovery = 37.12%		
S Phenol-d5	4.613	99.0	789735	74.5966	µg/L	0.000
Spiked Amount: 200.000	Range: 10.0 - 65.0%			Recovery = 37.30%		
S Nitrobenzene-d5	5.502	82.0	443231	75.1559	µg/L	0.000
Spiked Amount: 100.000	Range: 32.0 - 94.0%			Recovery = 75.16%		
S 2-Fluorobiphenyl	7.605	172.0	1191628	72.8806	µg/L	0.000
Spiked Amount: 100.000	Range: 28.0 - 107.0%			Recovery = 72.88%		
S 2,4,6-Tribromophenol	9.336	329.8	103422	75.3083	µg/L	0.000
Spiked Amount: 200.000	Range: 25.0 - 140.0%			Recovery = 37.65%		
S Terphenyl-d14	12.875	244.3	1286275	73.6549	µg/L	0.000
Spiked Amount: 100.000	Range: 32.0 - 122.0%			Recovery = 73.65%		

Target Compounds

Compound	RT	QIon	Resp.	Conc.	Units	QValue
T N-Nitrosodimethylamine	2.489	74.0	186004	74.6301	µg/L	94
T Pyridine	2.530	79.0	463669	73.7501	µg/L	99
T Aniline	4.562	93.0	1113327	73.8514	µg/L	m 97
T Phenol	4.623	94.0	880405	74.6970	µg/L	100
T bis(-2-Chloroethyl)Ether	4.644	63.0	606109	76.0889	µg/L	m 99
T 2-Chlorophenol	4.695	128.0	708157	75.2284	µg/L	99
T 1,3-Dichlorobenzene	4.828	146.0	915843	76.0831	µg/L	m 99
T 1,4-Dichlorobenzene	4.909	146.0	929421	76.8632	µg/L	m 97
T 1,2-Dichlorobenzene	5.063	146.0	888825	75.7478	µg/L	m 99
T Benzyl Alcohol	5.083	108.0	353272	74.8757	µg/L	99
T bis(2-chloroisopropyl)Ether	5.226	121.0	237128	74.8004	µg/L	98
T 2-Methylphenol	5.246	107.0	594885	72.6095	µg/L	97
T N-nitroso-Di-n-propylamine	5.369	70.0	421834	75.0645	µg/L	95
T 4Methylphenol/3Methylphenol	5.430	107.0	858705	77.0033	µg/L	100
T Hexachloroethane	5.430	117.0	268097	74.4485	µg/L	98

Quantitation Results Report (QT Reviewed)

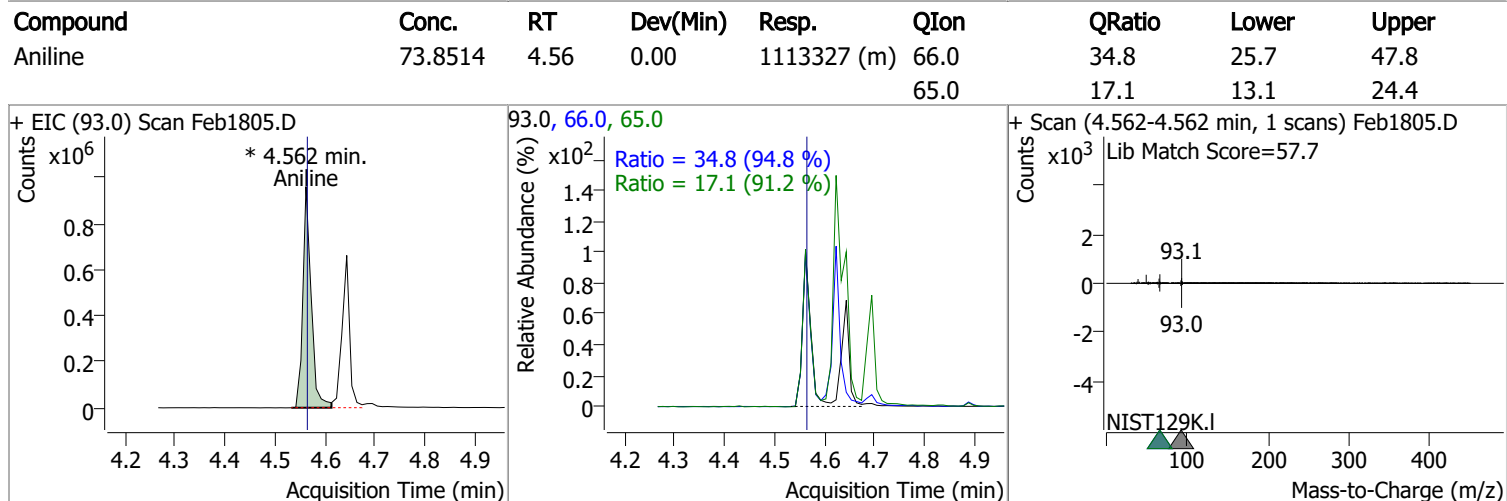
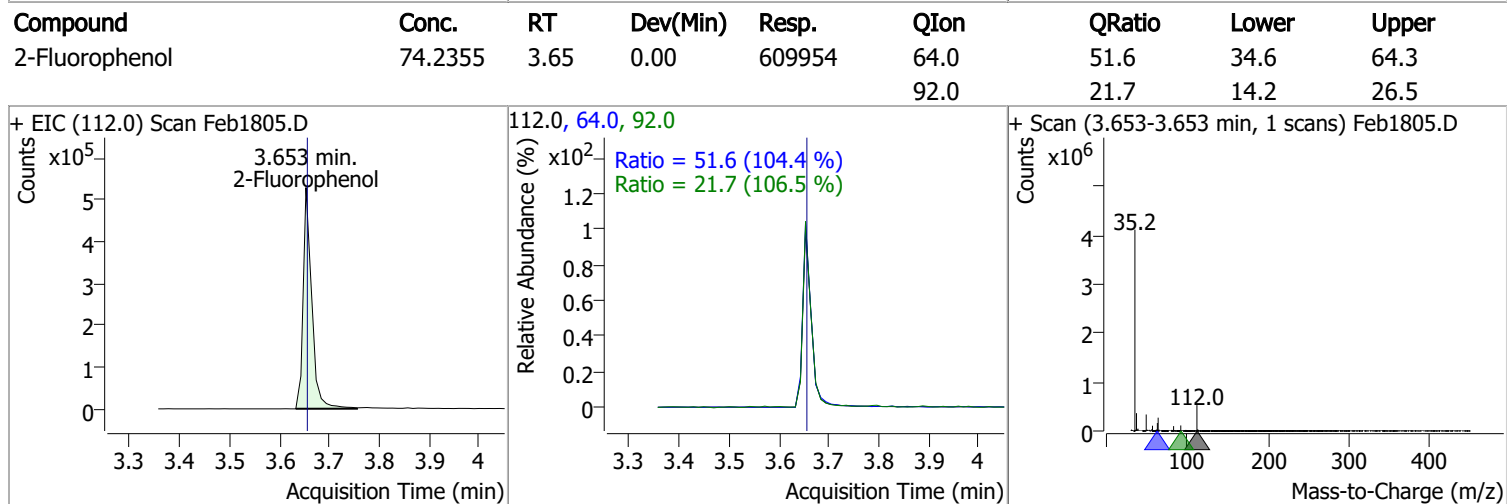
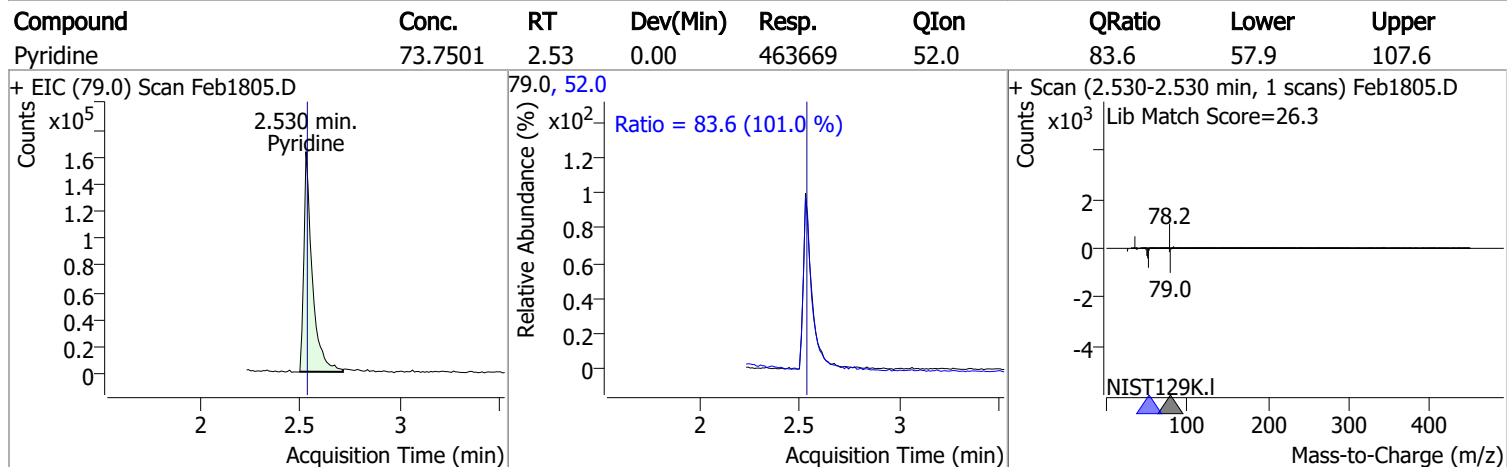
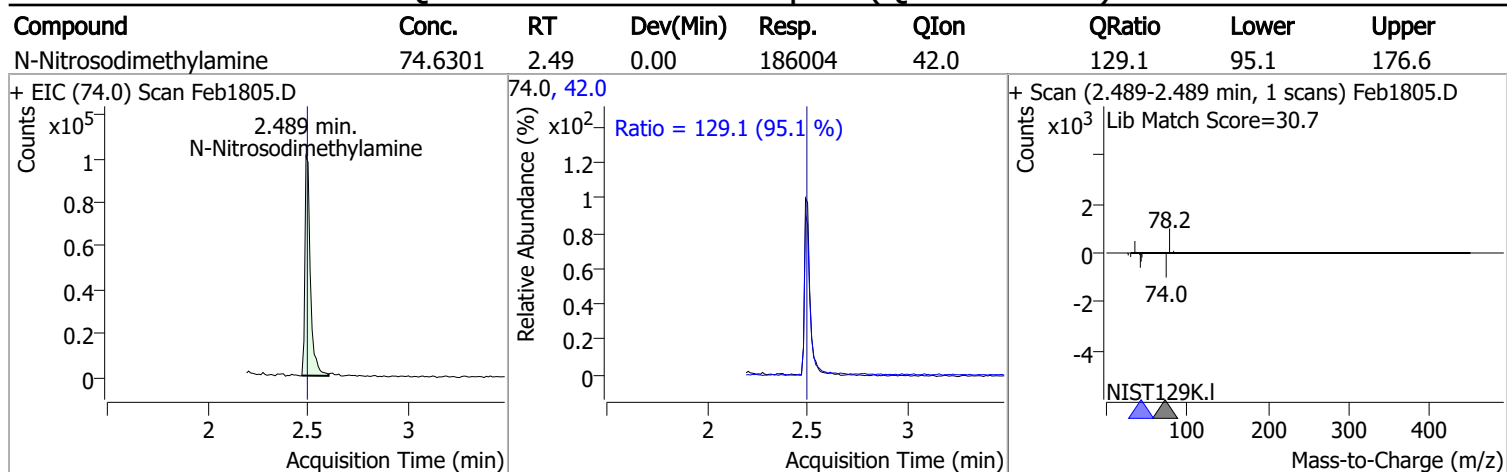
Compound	RT	QIon	Resp.	Conc.	Units	Dev(Min)	
T Nitrobenzene	5.522	123.1	210462	70.2948	µg/L	99	
T Isophorone	5.818	82.0	1066372	77.1518	µg/L	100	
T 2-Nitrophenol	5.880	139.0	223037	72.8971	µg/L	97	
T 2,4-Dimethylphenol	6.003	122.0	486601	75.4339	µg/L	97	
T bis(-2-Chloroethoxy)Methane	6.085	93.0	572879	71.3861	µg/L	95	
T 2,4-Dichlorophenol	6.187	162.0	462781	75.2295	µg/L	96	
T Benzoic Acid	6.239	105.0	258415	77.8651	µg/L	89	
T 1,2,4-Trichlorobenzene	6.249	180.0	573589	77.8158	µg/L	99	
T Naphthalene	6.331	128.0	1714981	78.1039	µg/L	99	
T 4-Chlorophenol	6.413	130.0	174790	75.7373	µg/L	86	
T p-Chloroaniline	6.434	127.0	681721	79.6395	µg/L	96	
T Hexachlorobutadiene	6.496	224.9	296318	77.3594	µg/L	97	
T 4-Chloro-2-Methylphenol	6.937	107.0	445081	77.9697	µg/L	m	98
T 4-Chloro-3-Methylphenol	7.071	107.0	450778	75.6784	µg/L	m	98
T 2-Methylnaphthalene	7.143	141.0	914283	73.6320	µg/L	98	
T 1-Methylnaphthalene	7.255	141.0	885279	73.0226	µg/L	98	
T Hexachlorocyclopentadiene	7.338	236.9	175425	76.1385	µg/L	98	
T 2,4,6-Trichlorophenol	7.523	196.0	298561	74.2424	µg/L	m	99
T 2,4,5-Trichlorophenol	7.574	196.0	351204	77.9211	µg/L	m	97
T 2-Chloronaphthalene	7.718	162.0	1085597	79.0504	µg/L	98	
T 2-Nitroaniline	7.882	65.0	168135	69.0174	µg/L	99	
T Dimethyl Phthalate	8.139	163.0	1115466	80.7167	µg/L	98	
T 2,6-Dinitrotoluene	8.190	165.0	142994	75.4480	µg/L	97	
T Acenaphthylene	8.200	152.1	1630309	74.2214	µg/L	100	
T 3-Nitroaniline	8.394	138.0	165178	76.8514	µg/L	95	
T Acenaphthene	8.415	154.0	972895	77.0251	µg/L	99	
T 2,4-Dinitrophenol	8.517	184.0	69917	74.3624	µg/L	98	
T Dibenzofuran	8.630	168.0	1694536	82.2814	µg/L	99	
T 2,4-Dinitrotoluene	8.671	165.0	177941	75.6678	µg/L	94	
T 4-Nitrophenol	8.701	109.0	176351	75.8272	µg/L	96	
T Diethylphthalate	8.998	149.0	1135235	79.2375	µg/L	99	
T Fluorene	9.039	166.0	1295239	78.2626	µg/L	98	
T 4-Chlorophenyl-phenylether	9.070	204.0	538645	72.5483	µg/L	99	
T 4-Nitroaniline	9.141	138.0	183095	75.7960	µg/L	98	
T 4,6-Dinitro-2-methylphenol	9.151	198.0	103285	71.5834	µg/L	91	
T N-nitrosodiphenylamine	9.233	169.0	843058	73.9708	µg/L	99	
T Azobenzene	9.264	77.0	1137228	75.7023	µg/L	92	
T 4-Bromophenyl-phenylether	9.653	248.0	291274	68.6730	µg/L	96	
T Hexachlorobenzene	9.694	283.9	312914	71.1350	µg/L	84	
T Pentachlorophenol	9.968	265.9	145556	72.8650	µg/L	95	
T Phenanthrene	10.181	178.0	1733051	72.5377	µg/L	99	
T Anthracene	10.252	178.0	1747621	78.0189	µg/L	99	
T Triallate	10.313	86.0	391641	74.1071	µg/L	98	
T Carbazole	10.495	167.0	1698426	74.7873	µg/L	99	
T o-Terphenyl	10.697	230.0	906169	71.7460	µg/L	99	
T Di-n-Butylphthalate	11.082	149.0	1582606	74.7048	µg/L	99	
T Fluoranthene	11.953	202.0	1750781	73.6261	µg/L	98	
T Benzidine	12.348	184.0	646709	77.0454	µg/L	100	
T Pyrene	12.379	202.0	1900991	73.1770	µg/L	98	
T Butylbenzylphthalate	14.316	149.0	511792	74.4763	µg/L	98	
T Benzo(a)Anthracene	15.512	228.0	1426052	77.0979	µg/L	99	
T Chrysene	15.624	228.0	1551059	74.7328	µg/L	98	
T 3,3-Dichlorobenzidine	15.686	252.0	486419	74.8233	µg/L	99	
T bis(2-ethylhexyl)Phthalate	16.370	167.0	177810	75.1376	µg/L	99	
T Di-n-octyl Phthalate	18.132	149.0	1227671	76.2190	µg/L	98	

Quantitation Results Report (QT Reviewed)

Compound	RT	QIon	Resp.	Conc.	Units	Dev(Min)
T Benzo(b)fluoranthene	18.375	252.0	1375648	76.6560	µg/L	98
T Benzo(k)fluoranthene	18.446	252.0	1413651	74.9266	µg/L	97
T Benzo(a)pyrene	18.983	252.0	1275566	75.1028	µg/L	97
T Indeno(1,2,3-c,d)pyrene	20.755	276.0	1059042	74.2839	µg/L	97
T Dibenzo(a,h)anthracene	20.816	278.0	1205859	77.7360	µg/L	99
T Benzo(g,h,i)perylene	21.089	276.0	1242728	75.6388	µg/L	99

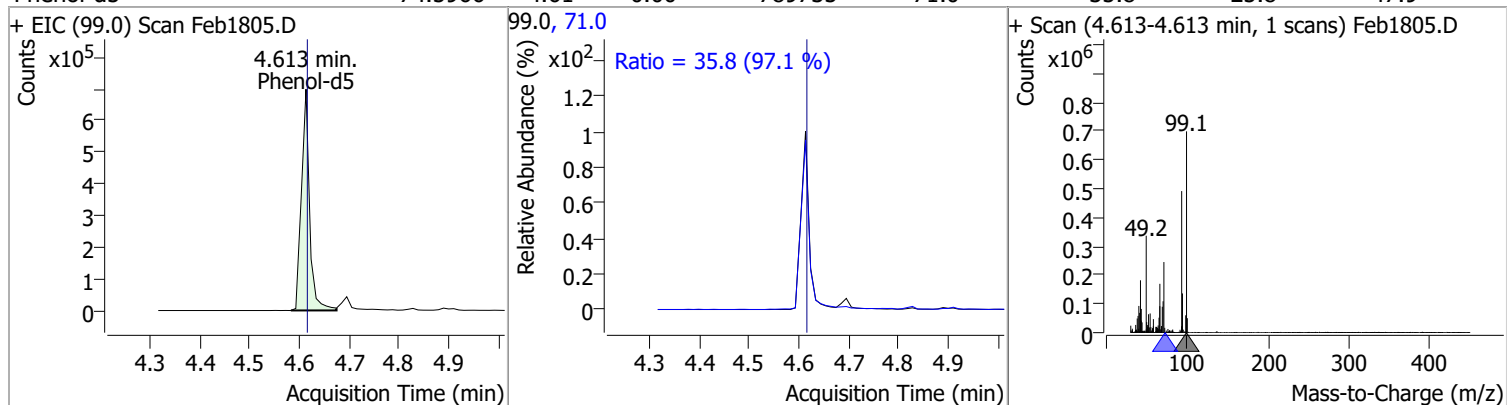
(#) = Qualifier Out of Range; (m) = Manual Integration; (+) = Area Summed; (*) = Surrogate Percent Recovery Out of Range; (d): Zeroed Peak

Quantitation Results Report (QT Reviewed)

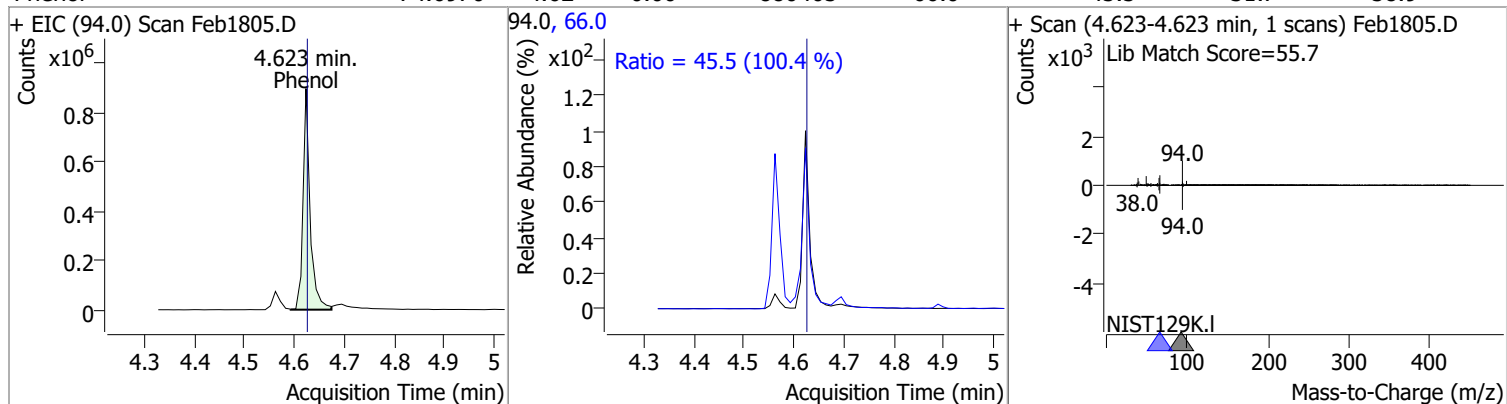


Quantitation Results Report (QT Reviewed)

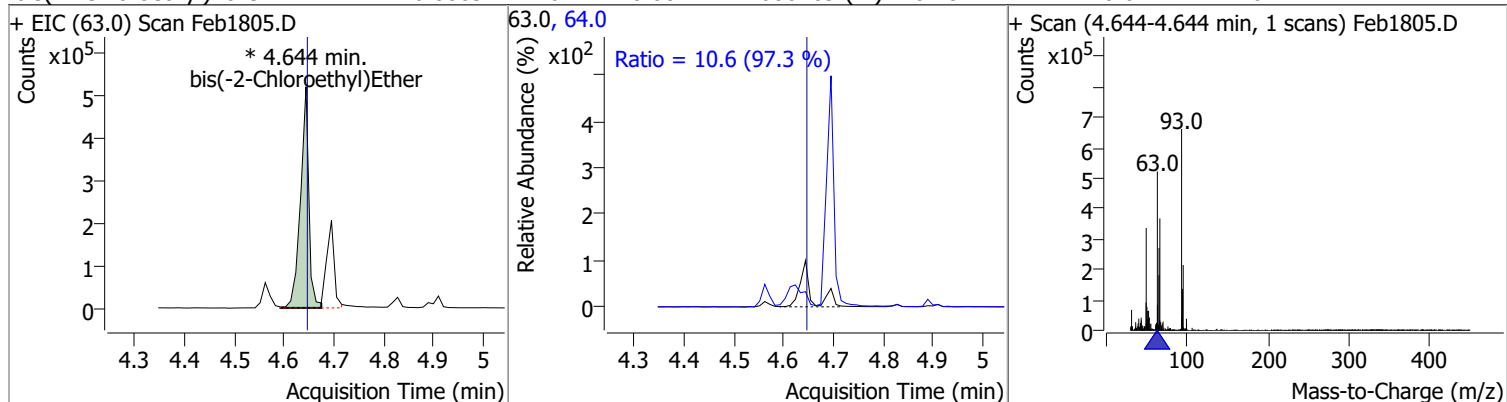
Compound	Conc.	RT	Dev(Min)	Resp.	QIon	QRatio	Lower	Upper
Phenol-d5	74.5966	4.61	0.00	789735	71.0	35.8	25.8	47.9



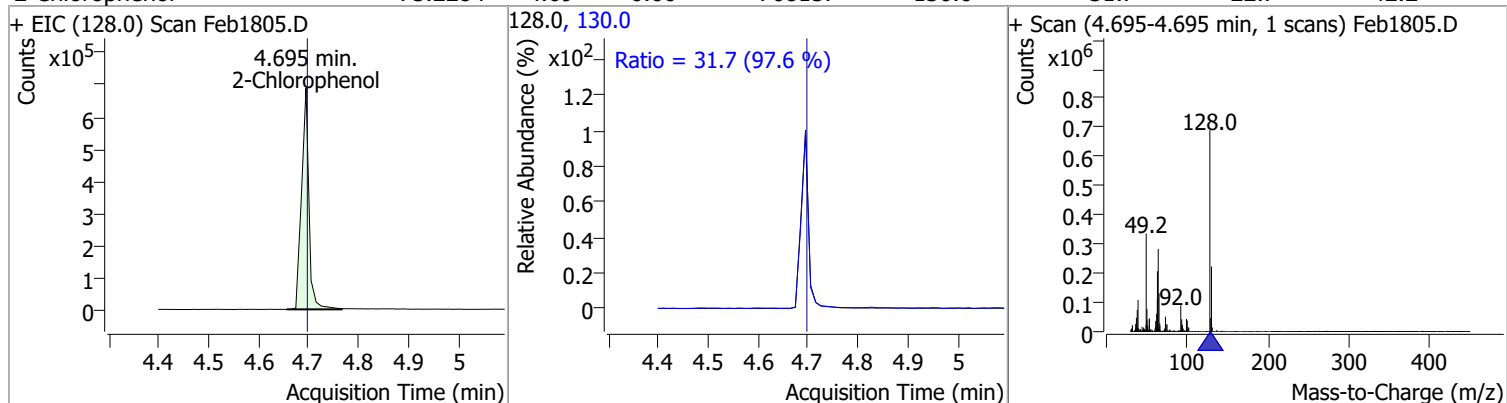
Compound	Conc.	RT	Dev(Min)	Resp.	QIon	QRatio	Lower	Upper
Phenol	74.6970	4.62	0.00	880405	66.0	45.5	31.7	58.9



Compound	Conc.	RT	Dev(Min)	Resp.	QIon	QRatio	Lower	Upper
bis(-2-Chloroethyl)Ether	76.0889	4.64	0.00	606109 (m)	64.0	10.6	7.6	14.1

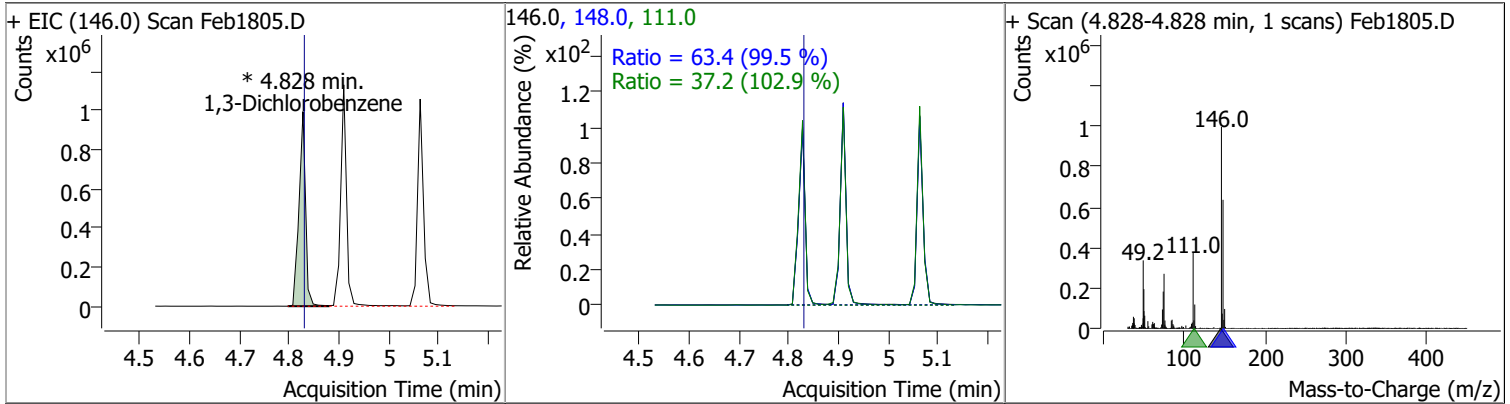


Compound	Conc.	RT	Dev(Min)	Resp.	QIon	QRatio	Lower	Upper
2-Chlorophenol	75.2284	4.69	0.00	708157	130.0	31.7	22.7	42.2

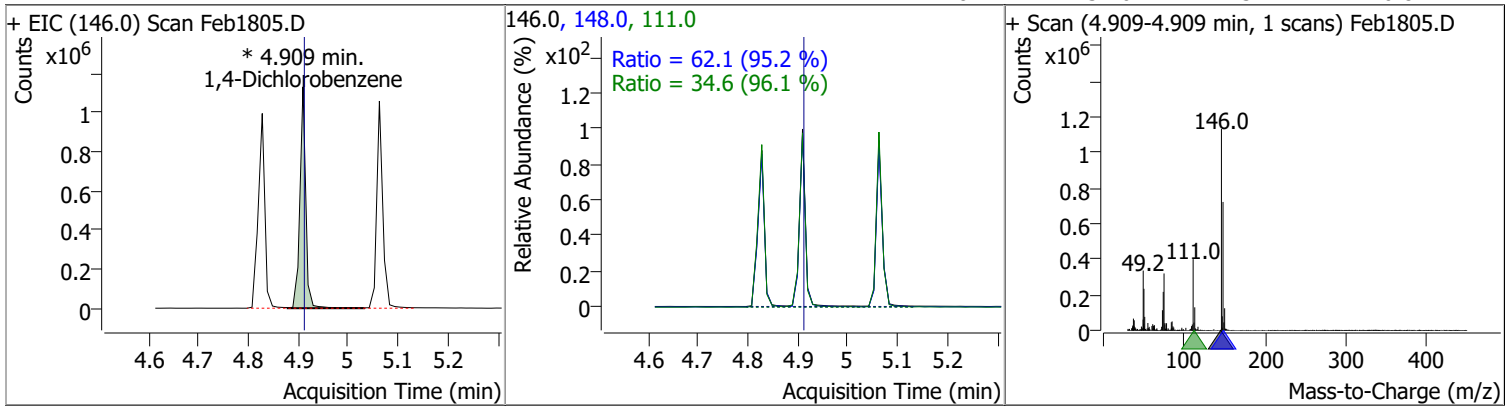


Quantitation Results Report (QT Reviewed)

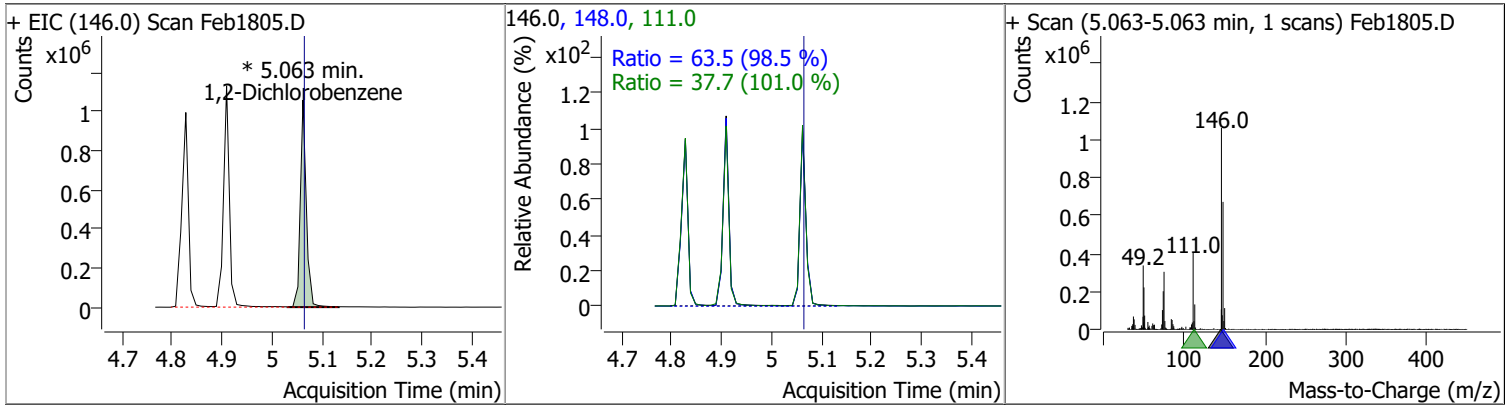
Compound	Conc.	RT	Dev(Min)	Resp.	QIon	QRatio	Lower	Upper
1,3-Dichlorobenzene	76.0831	4.83	0.00	915843 (m)	148.0	63.4	44.6	82.8
					111.0	37.2	25.3	47.0



Compound	Conc.	RT	Dev(Min)	Resp.	QIon	QRatio	Lower	Upper
1,4-Dichlorobenzene	76.8632	4.91	0.00	929421 (m)	148.0	62.1	45.6	84.8
					111.0	34.6	25.2	46.8

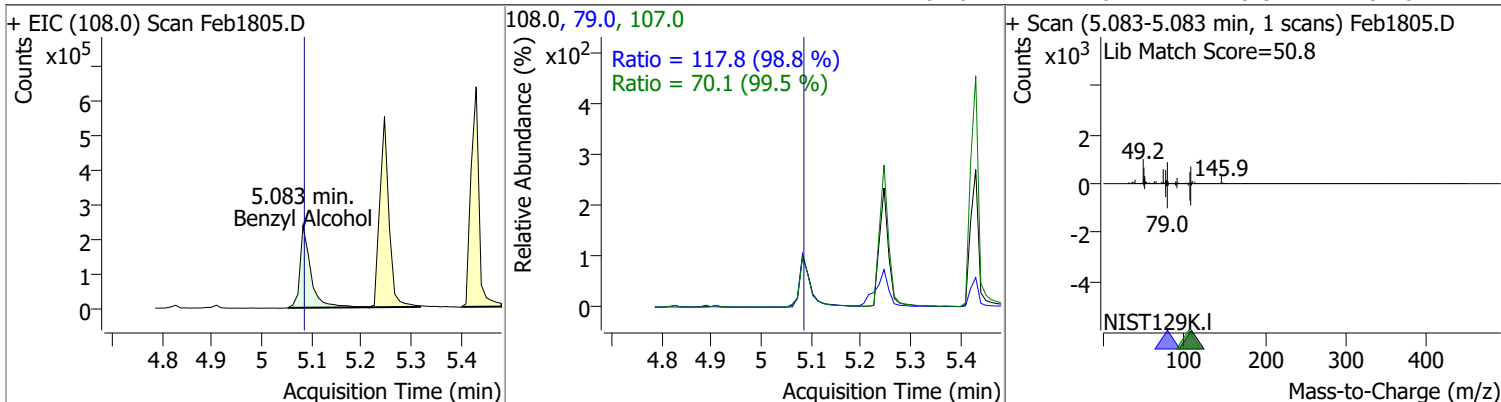


Compound	Conc.	RT	Dev(Min)	Resp.	QIon	QRatio	Lower	Upper
1,2-Dichlorobenzene	75.7478	5.06	0.00	888825 (m)	148.0	63.5	45.1	83.8
					111.0	37.7	26.1	48.5

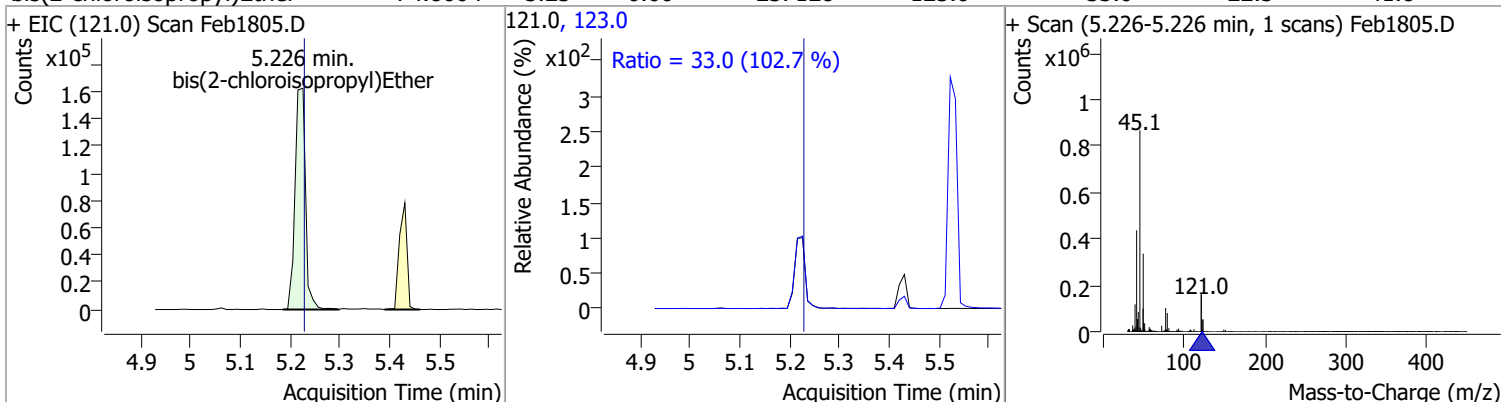


Quantitation Results Report (QT Reviewed)

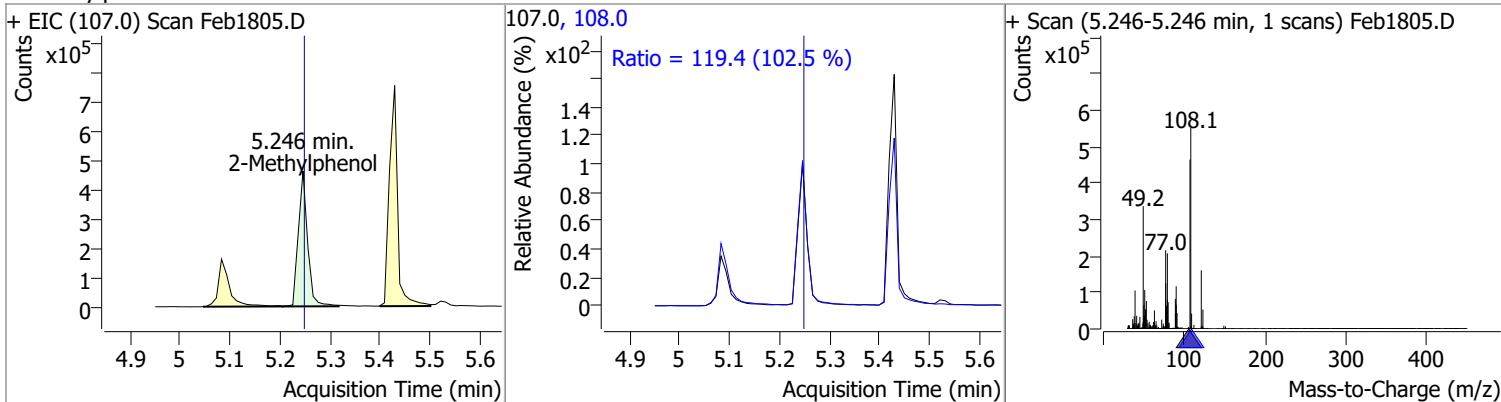
Compound	Conc.	RT	Dev(Min)	Resp.	QIon	QRatio	Lower	Upper
Benzyl Alcohol	74.8757	5.08	0.00	353272	79.0	117.8	83.5	155.1
					107.0	70.1	49.3	91.6



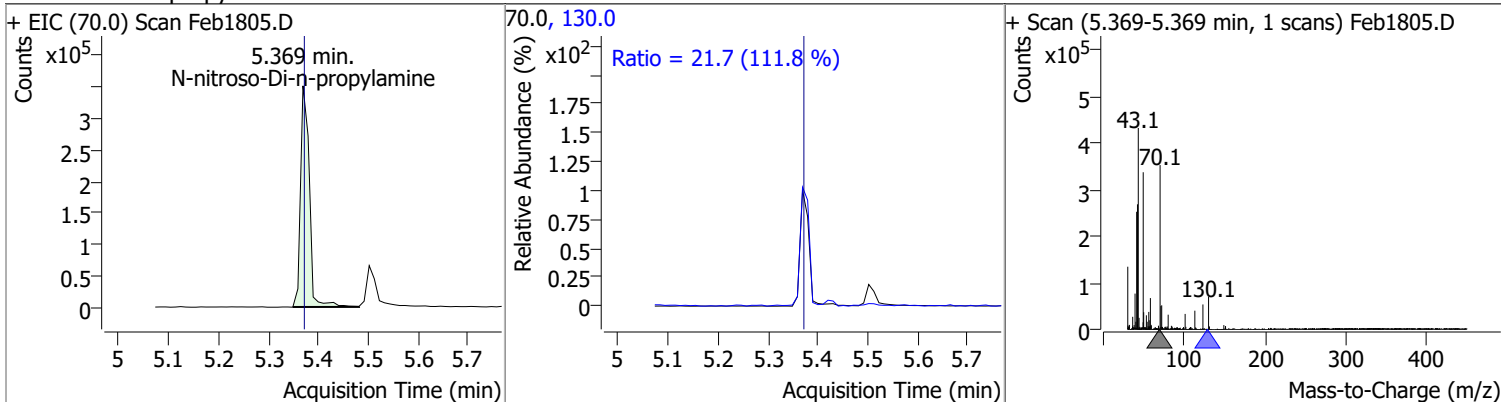
Compound	Conc.	RT	Dev(Min)	Resp.	QIon	QRatio	Lower	Upper
bis(2-chloroisopropyl)Ether	74.8004	5.23	0.00	237128	123.0	33.0	22.5	41.8



Compound	Conc.	RT	Dev(Min)	Resp.	QIon	QRatio	Lower	Upper
2-Methylphenol	72.6095	5.25	0.00	594885	108.0	119.4	81.5	151.4

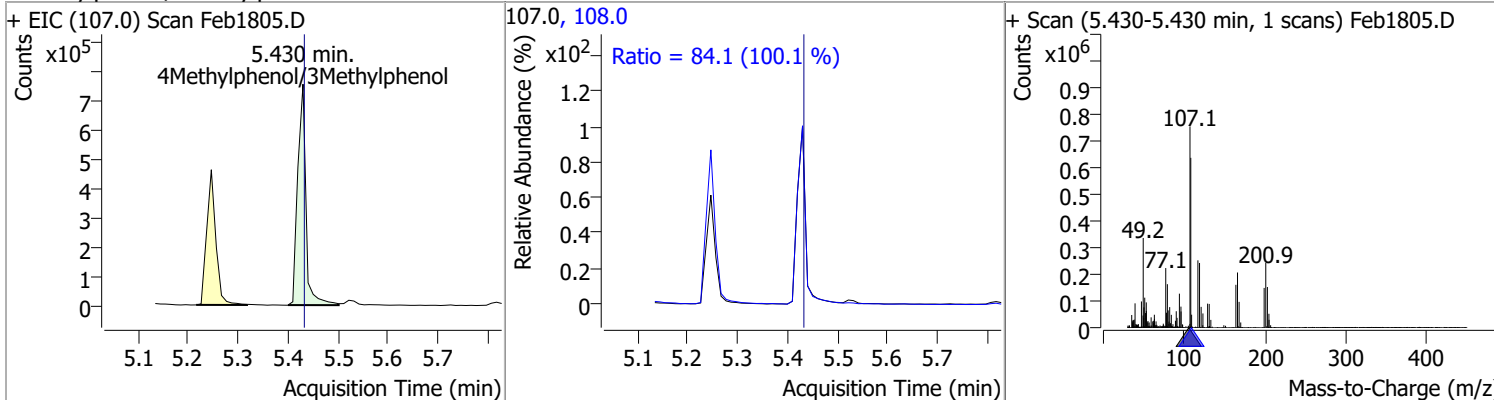


Compound	Conc.	RT	Dev(Min)	Resp.	QIon	QRatio	Lower	Upper
N-nitroso-Di-n-propylamine	75.0645	5.37	0.00	421834	130.0	21.7	0.0	38.8

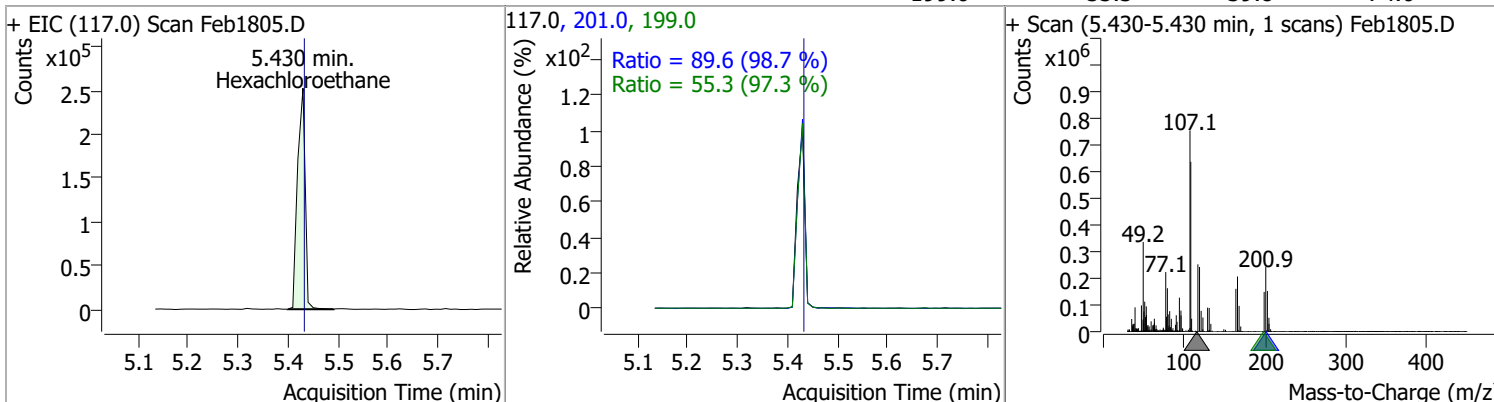


Quantitation Results Report (QT Reviewed)

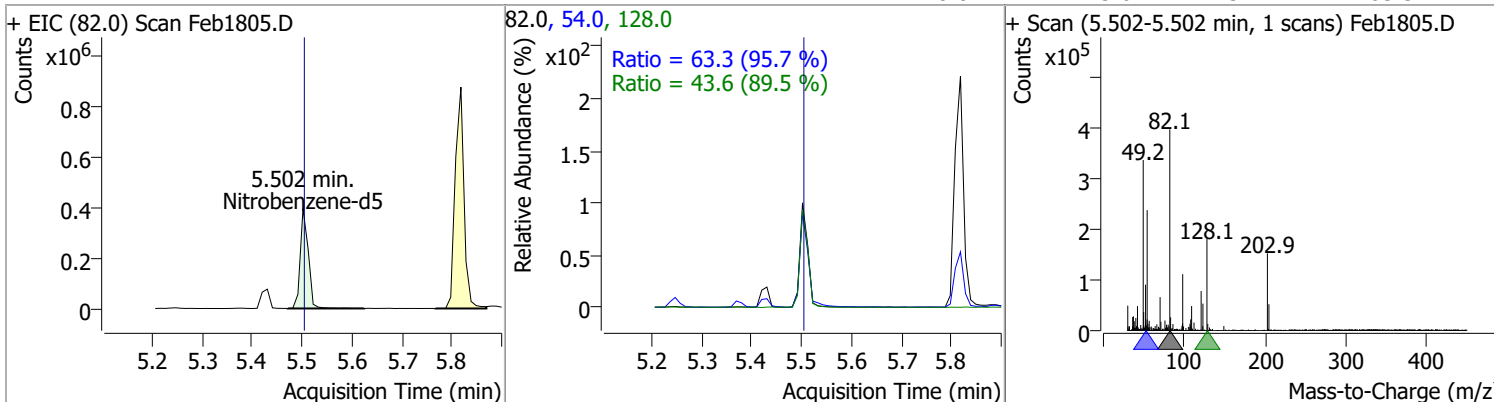
Compound	Conc.	RT	Dev(Min)	Resp.	QIon	QRatio	Lower	Upper
4Methylphenol/3Methylphenol	77.0033	5.43	0.00	858705	108.0	84.1	58.8	109.1



Compound	Conc.	RT	Dev(Min)	Resp.	QIon	QRatio	Lower	Upper
Hexachloroethane	74.4485	5.43	0.00	268097	201.0	89.6	63.5	118.0
					199.0	55.3	39.8	74.0

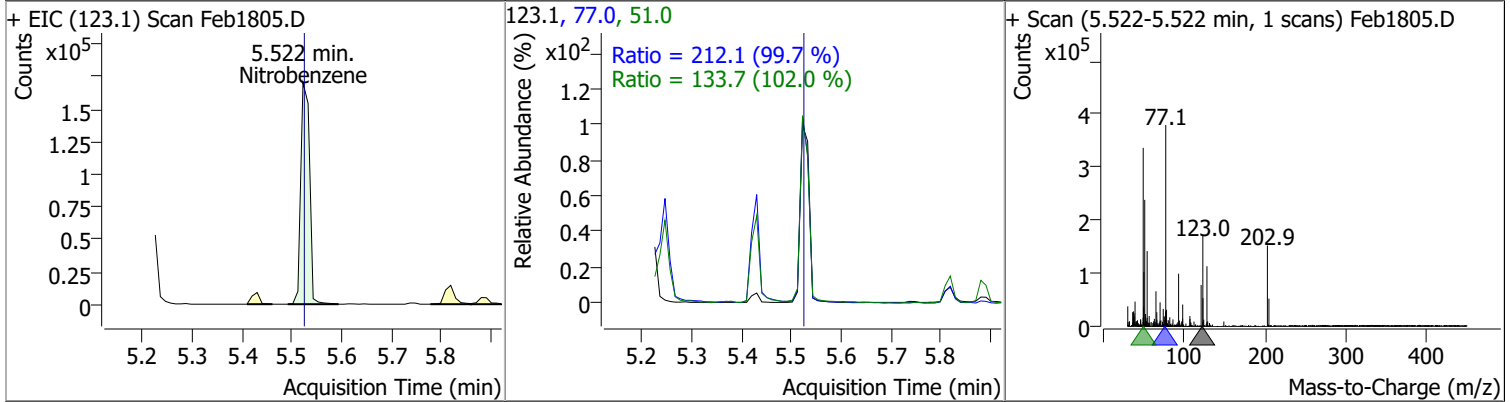


Compound	Conc.	RT	Dev(Min)	Resp.	QIon	QRatio	Lower	Upper
Nitrobenzene-d5	75.1559	5.50	0.00	443231	54.0	63.3	46.3	86.0
					128.0	43.6	34.1	63.3

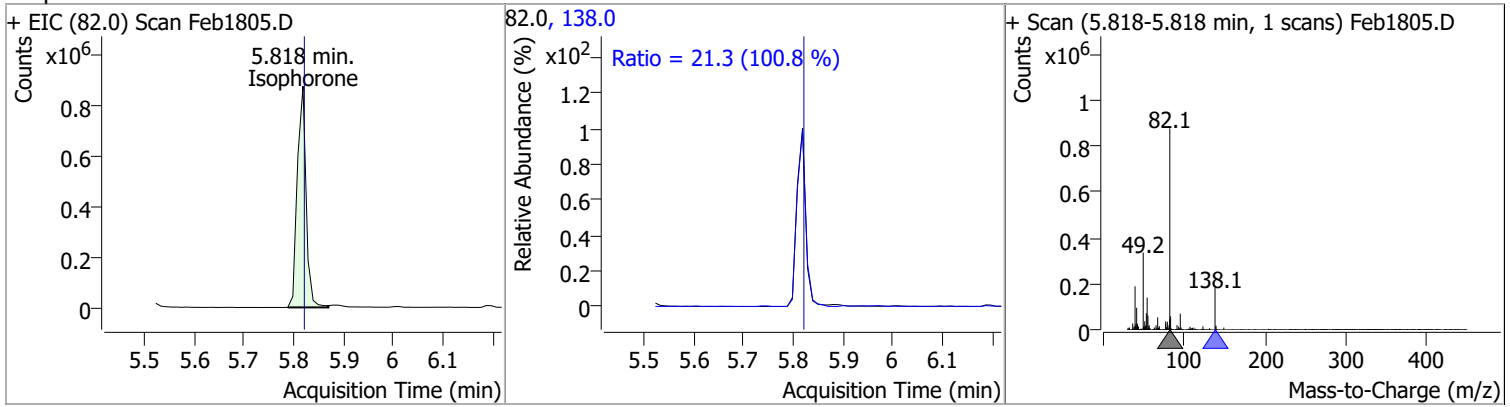


Quantitation Results Report (QT Reviewed)

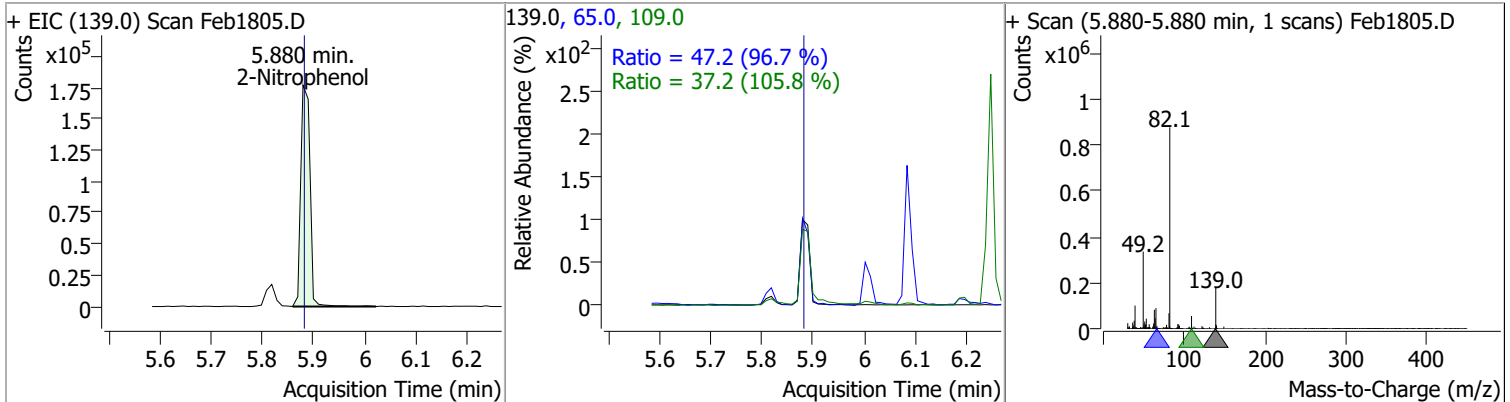
Compound	Conc.	RT	Dev(Min)	Resp.	QIon	QRatio	Lower	Upper
Nitrobenzene	70.2948	5.52	0.00	210462	77.0	212.1	148.9	276.5
					51.0	133.7	91.7	170.3



Compound	Conc.	RT	Dev(Min)	Resp.	QIon	QRatio	Lower	Upper
Isophrone	77.1518	5.82	0.00	1066372	138.0	21.3	14.8	27.5

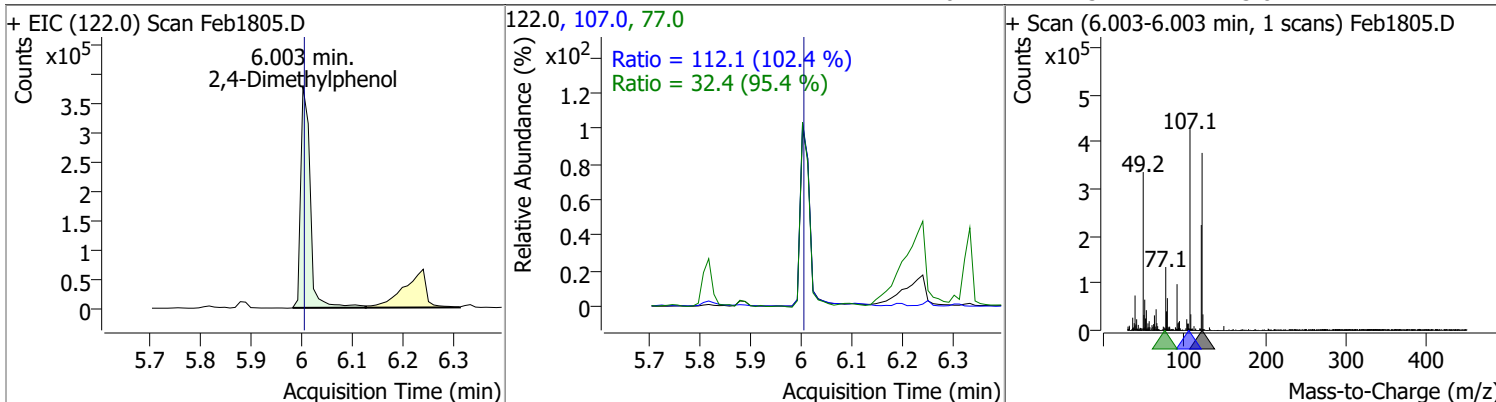


Compound	Conc.	RT	Dev(Min)	Resp.	QIon	QRatio	Lower	Upper
2-Nitrophenol	72.8971	5.88	0.00	223037	65.0	47.2	34.2	63.4
					109.0	37.2	24.6	45.8

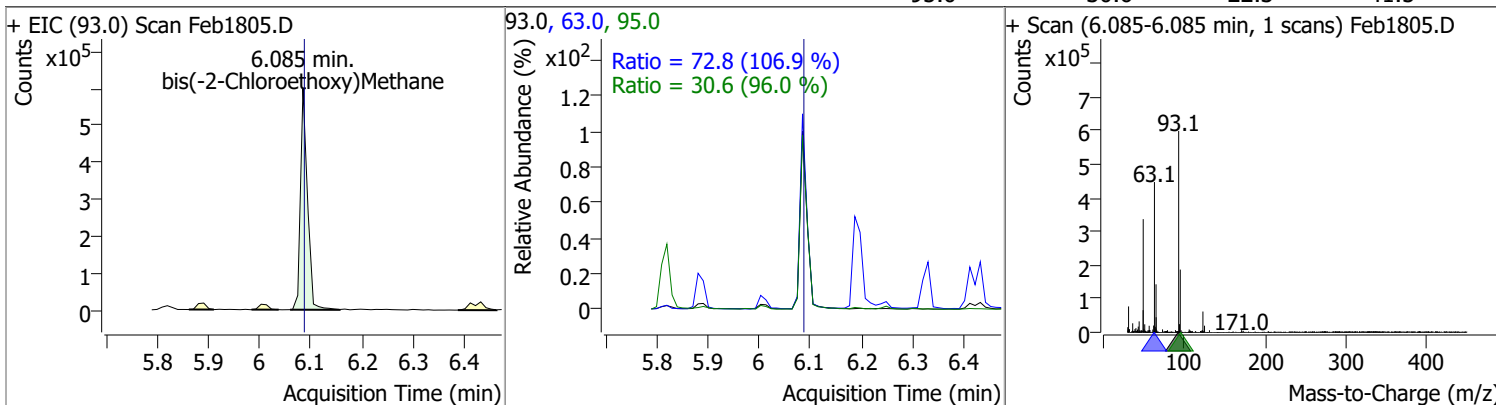


Quantitation Results Report (QT Reviewed)

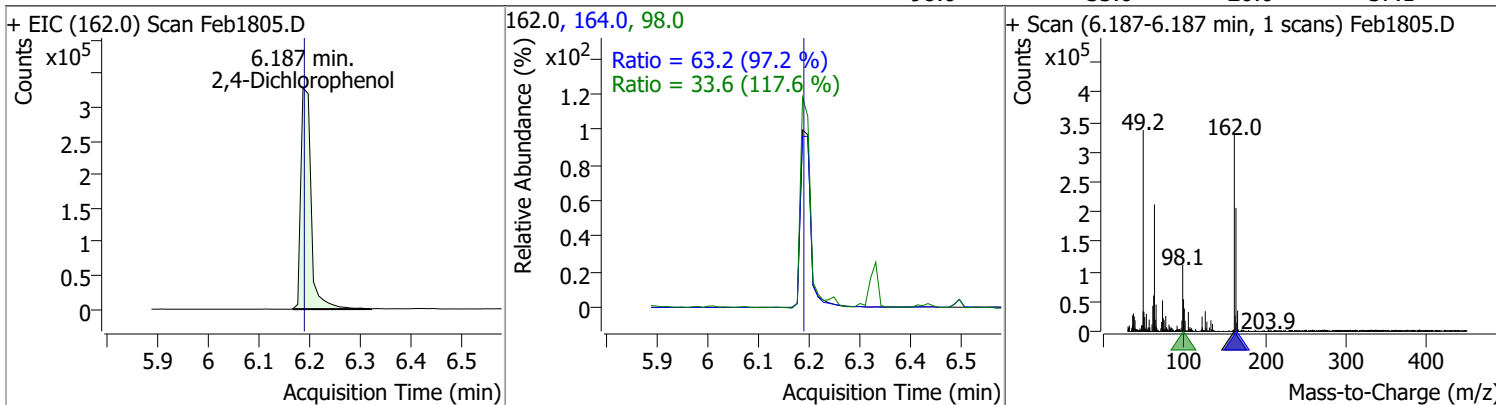
Compound	Conc.	RT	Dev(Min)	Resp.	QIon	QRatio	Lower	Upper
2,4-Dimethylphenol	75.4339	6.00	0.00	486601	107.0	112.1	76.6	142.3
					77.0	32.4	23.8	44.2



Compound	Conc.	RT	Dev(Min)	Resp.	QIon	QRatio	Lower	Upper
bis(-2-Chloroethoxy)Methane	71.3861	6.08	0.00	572879	63.0	72.8	47.7	88.6
					95.0	30.6	22.3	41.5

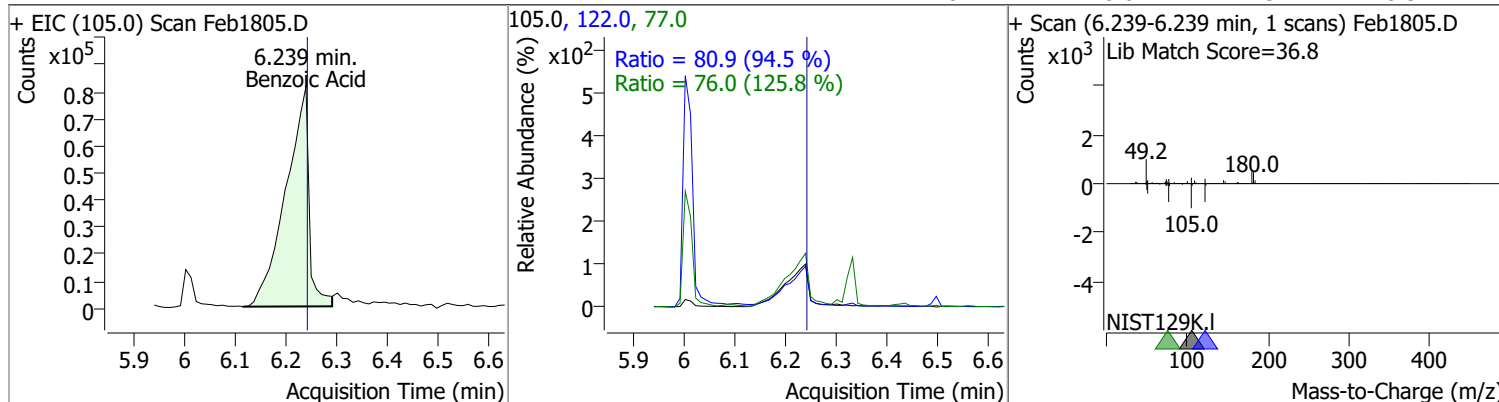


Compound	Conc.	RT	Dev(Min)	Resp.	QIon	QRatio	Lower	Upper
2,4-Dichlorophenol	75.2295	6.19	0.00	462781	164.0	63.2	45.5	84.5
					98.0	33.6	20.0	37.1

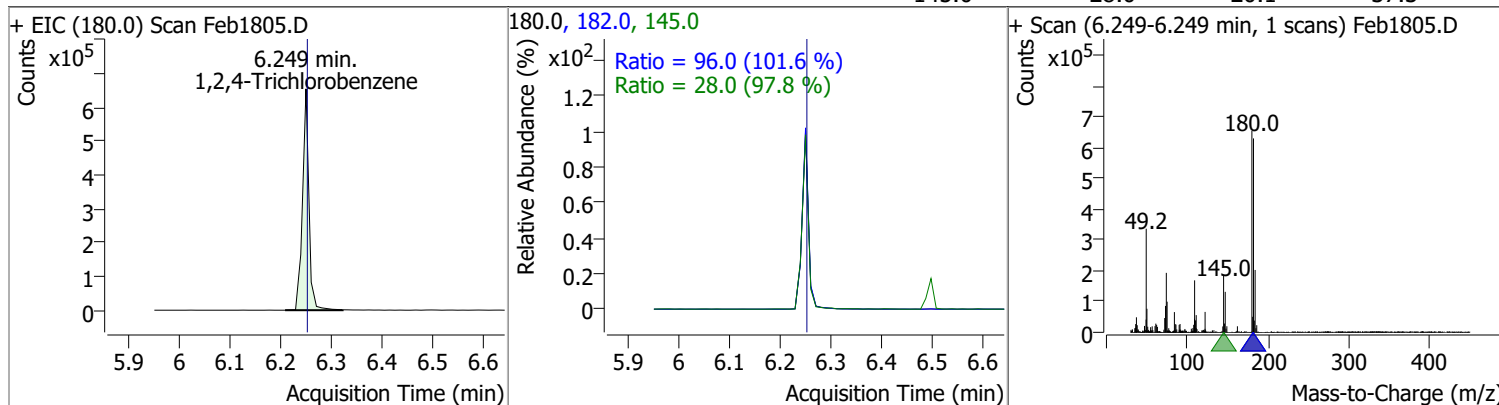


Quantitation Results Report (QT Reviewed)

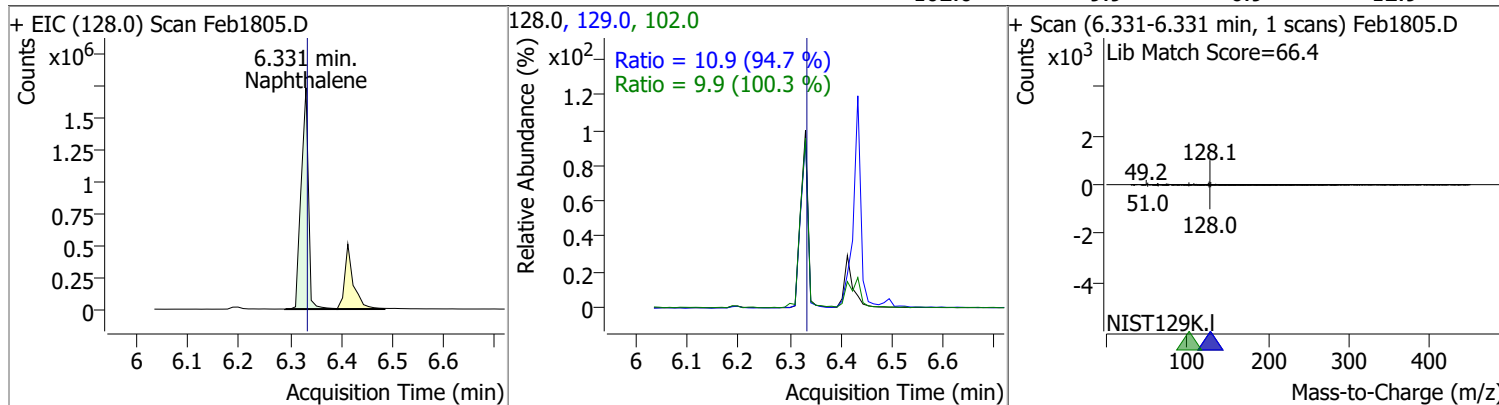
Compound	Conc.	RT	Dev(Min)	Resp.	QIon	QRatio	Lower	Upper
Benzoic Acid	77.8651	6.24	0.00	258415	122.0	80.9	59.9	111.2
					77.0	76.0	42.3	78.5



Compound	Conc.	RT	Dev(Min)	Resp.	QIon	QRatio	Lower	Upper
1,2,4-Trichlorobenzene	77.8158	6.25	0.00	573589	182.0	96.0	66.2	122.9
					145.0	28.0	20.1	37.3

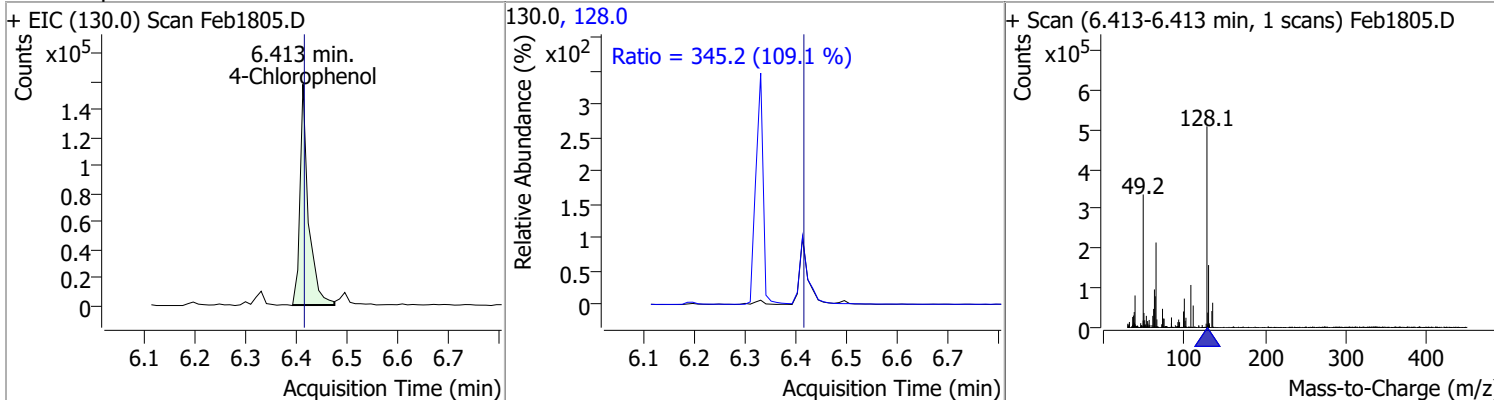


Compound	Conc.	RT	Dev(Min)	Resp.	QIon	QRatio	Lower	Upper
Naphthalene	78.1039	6.33	0.00	1714981	129.0	10.9	8.0	14.9
					102.0	9.9	6.9	12.9

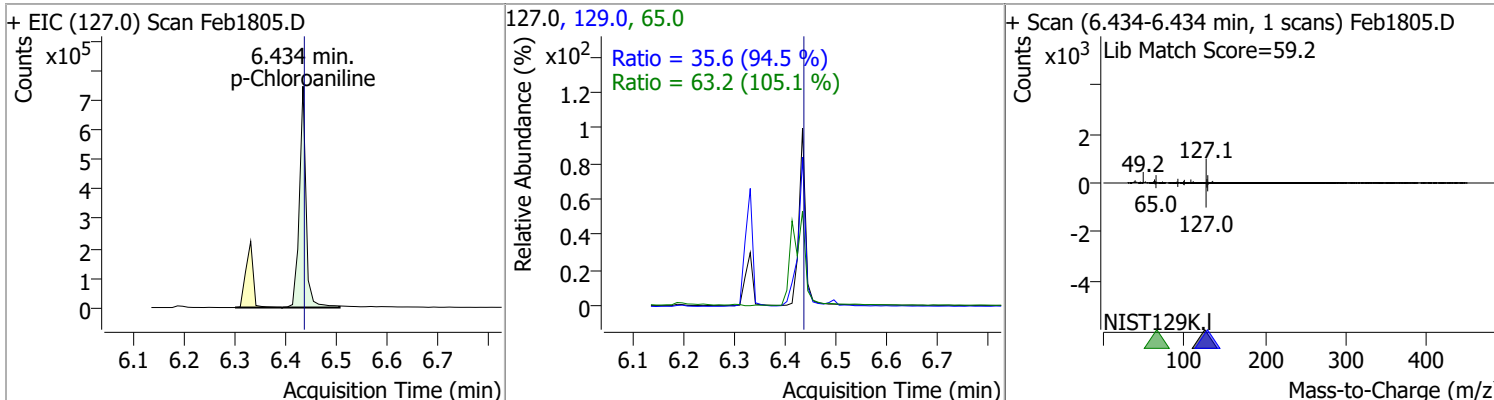


Quantitation Results Report (QT Reviewed)

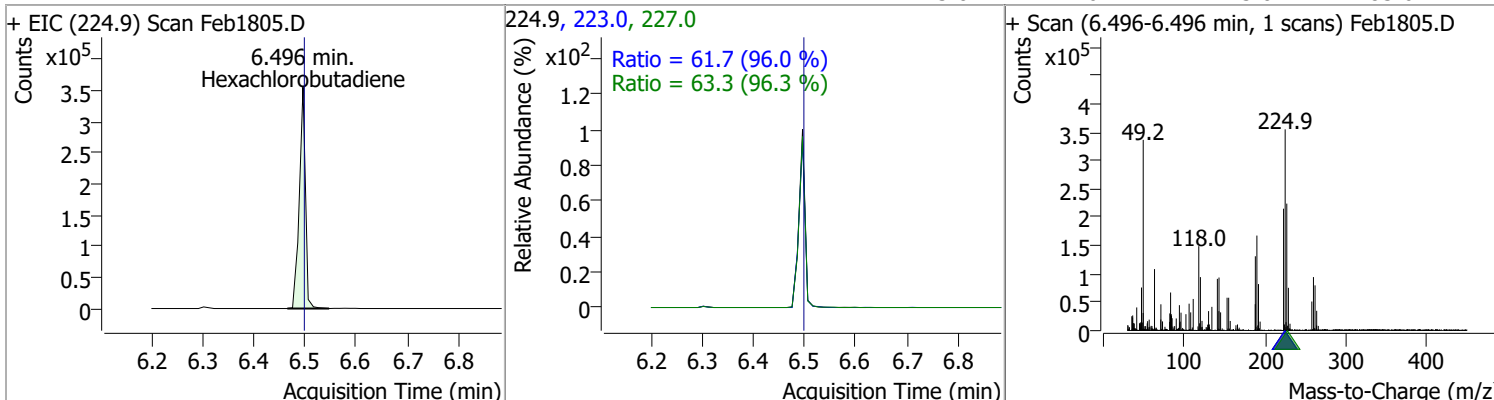
Compound	Conc.	RT	Dev(Min)	Resp.	QIon	QRatio	Lower	Upper
4-Chlorophenol	75.7373	6.41	0.00	174790	128.0	345.2	221.4	411.2



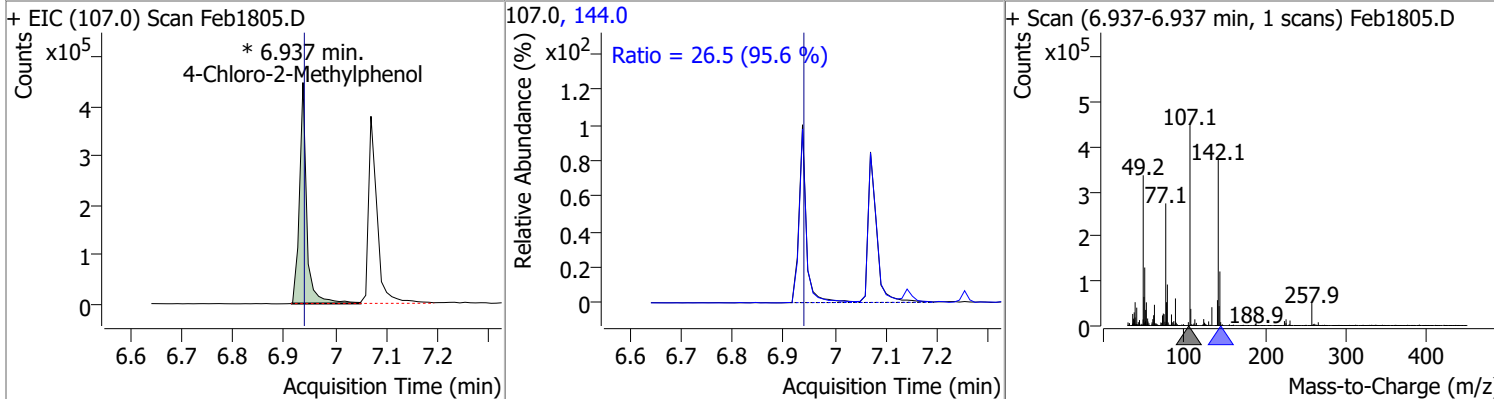
Compound	Conc.	RT	Dev(Min)	Resp.	QIon	QRatio	Lower	Upper
p-Chloroaniline	79.6395	6.43	0.00	681721	65.0	63.2	42.1	78.2
					129.0	35.6	26.3	48.9



Compound	Conc.	RT	Dev(Min)	Resp.	QIon	QRatio	Lower	Upper
Hexachlorobutadiene	77.3594	6.50	0.00	296318	227.0	63.3	46.0	85.4
					223.0	61.7	45.0	83.6

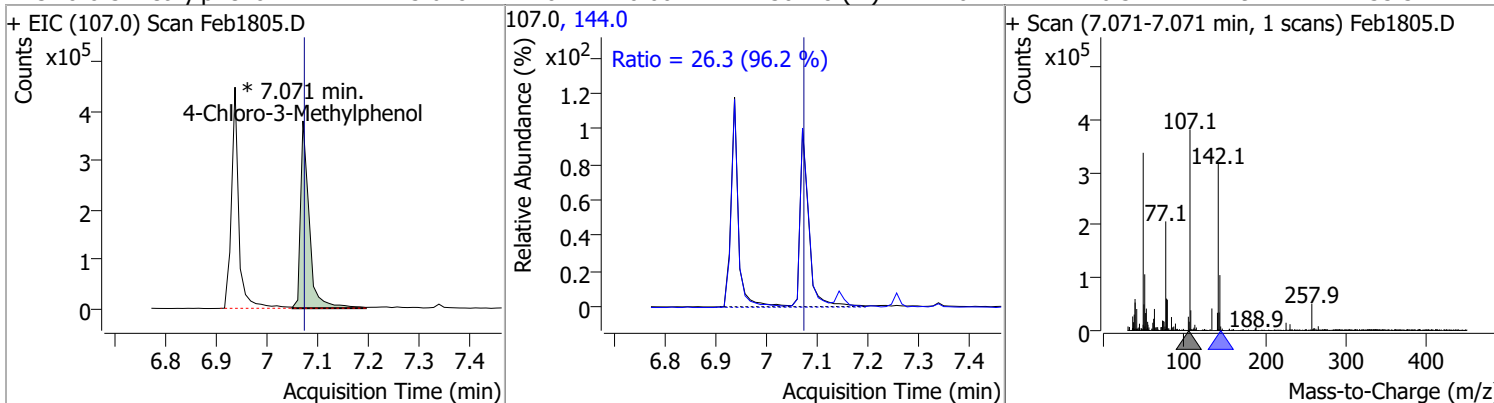


Compound	Conc.	RT	Dev(Min)	Resp.	QIon	QRatio	Lower	Upper
4-Chloro-2-Methylphenol	77.9697	6.94	0.00	445081 (m)	144.0	26.5	19.4	36.1

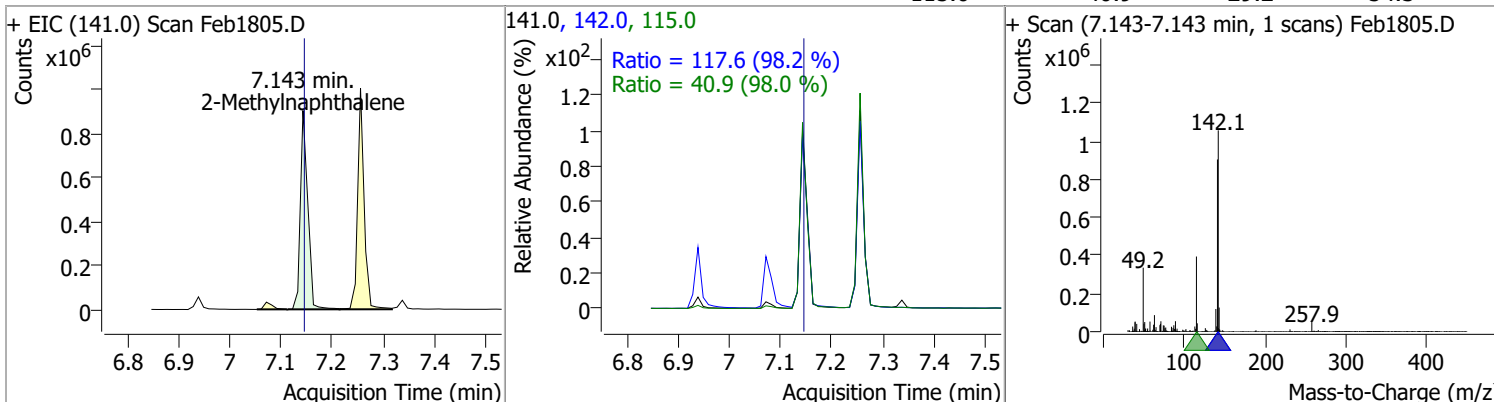


Quantitation Results Report (QT Reviewed)

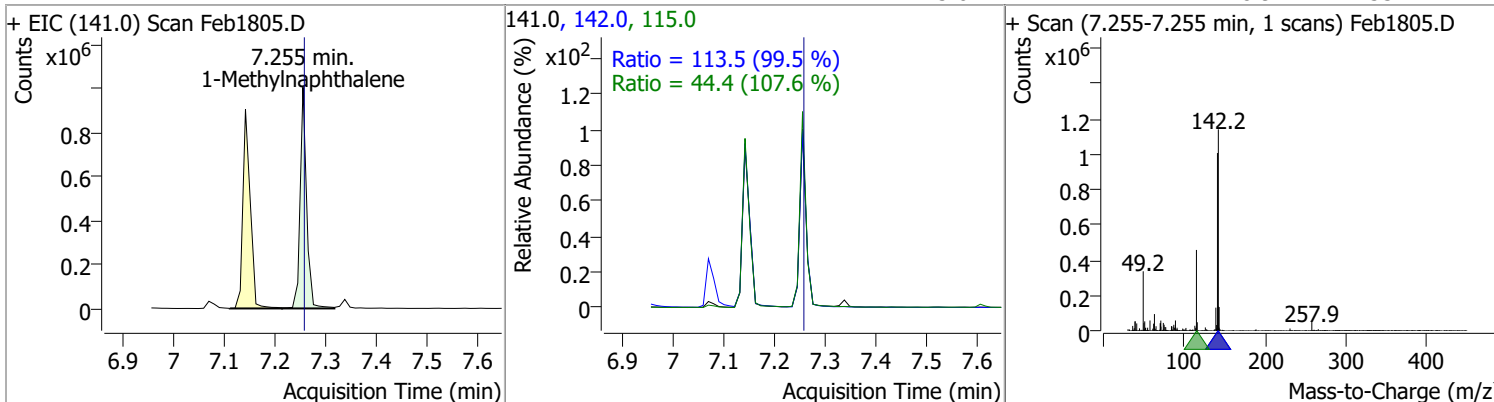
Compound	Conc.	RT	Dev(Min)	Resp.	QIon	QRatio	Lower	Upper
4-Chloro-3-Methylphenol	75.6784	7.07	0.00	450778 (m)	144.0	26.3	19.1	35.5



Compound	Conc.	RT	Dev(Min)	Resp.	QIon	QRatio	Lower	Upper
2-Methylnaphthalene	73.6320	7.14	0.00	914283	142.0	117.6	83.8	155.7
					115.0	40.9	29.2	54.3

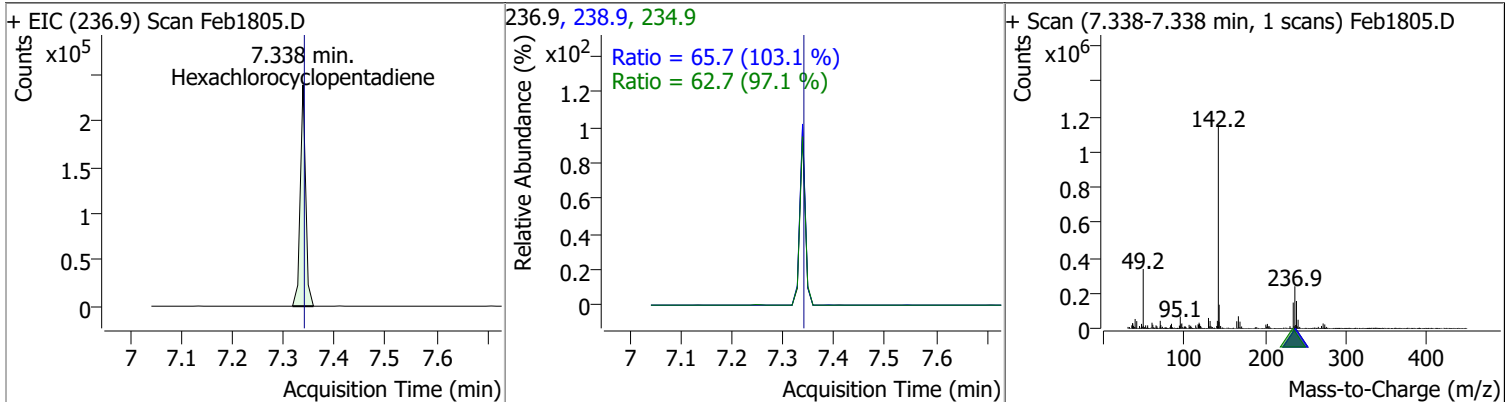


Compound	Conc.	RT	Dev(Min)	Resp.	QIon	QRatio	Lower	Upper
1-Methylnaphthalene	73.0226	7.26	0.00	885279	142.0	113.5	79.8	148.2
					115.0	44.4	28.9	53.7

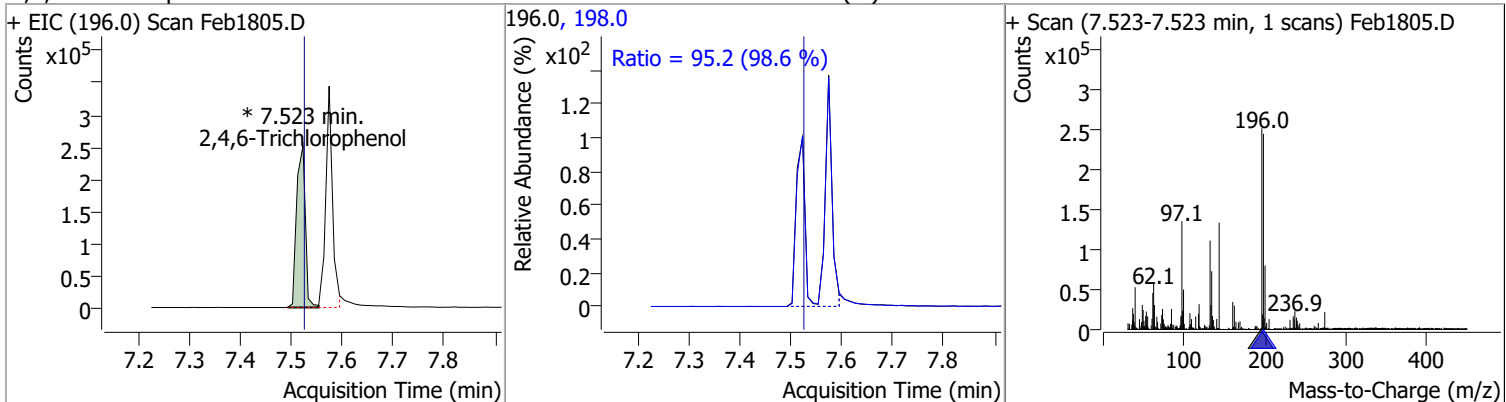


Quantitation Results Report (QT Reviewed)

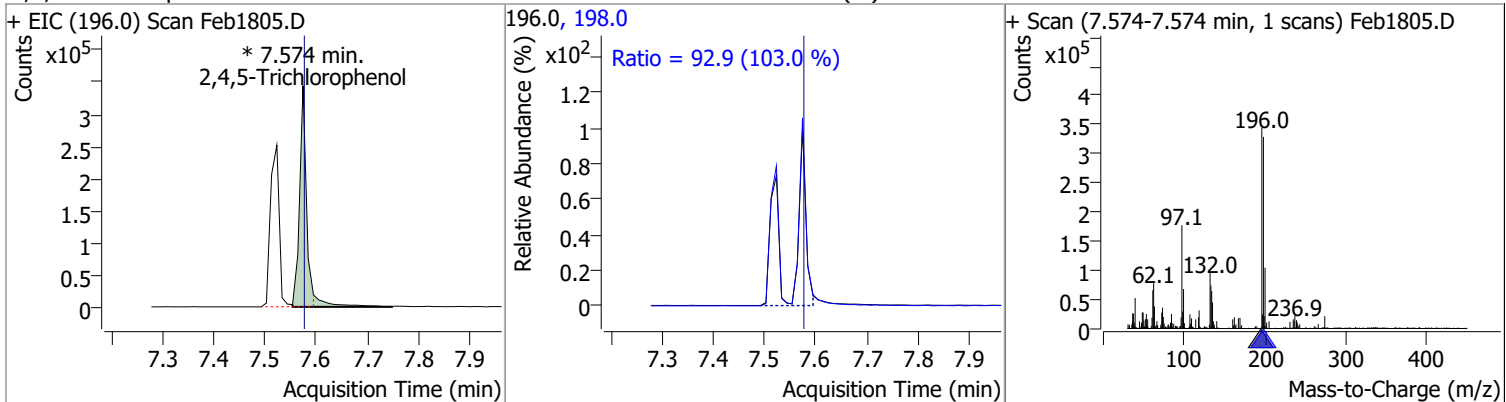
Compound	Conc.	RT	Dev(Min)	Resp.	QIon	QRatio	Lower	Upper
Hexachlorocyclopentadiene	76.1385	7.34	0.00	175425	234.9	62.7	45.2	84.0
					238.9	65.7	44.6	82.9



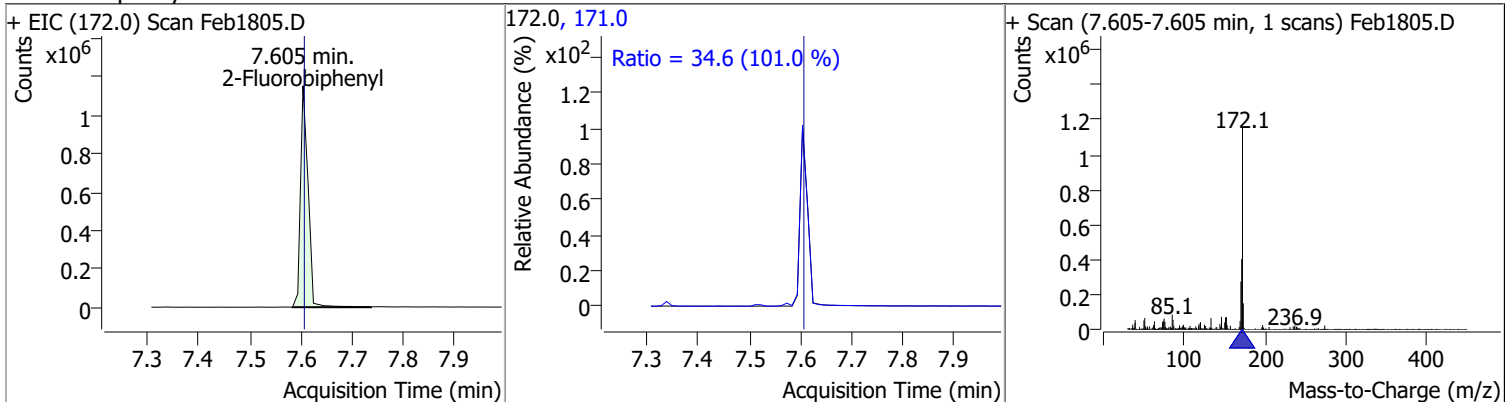
Compound	Conc.	RT	Dev(Min)	Resp.	QIon	QRatio	Lower	Upper
2,4,6-Trichlorophenol	74.2424	7.52	0.00	298561 (m)	198.0	95.2	67.6	125.5



Compound	Conc.	RT	Dev(Min)	Resp.	QIon	QRatio	Lower	Upper
2,4,5-Trichlorophenol	77.9211	7.57	0.00	351204 (m)	198.0	92.9	63.2	117.3

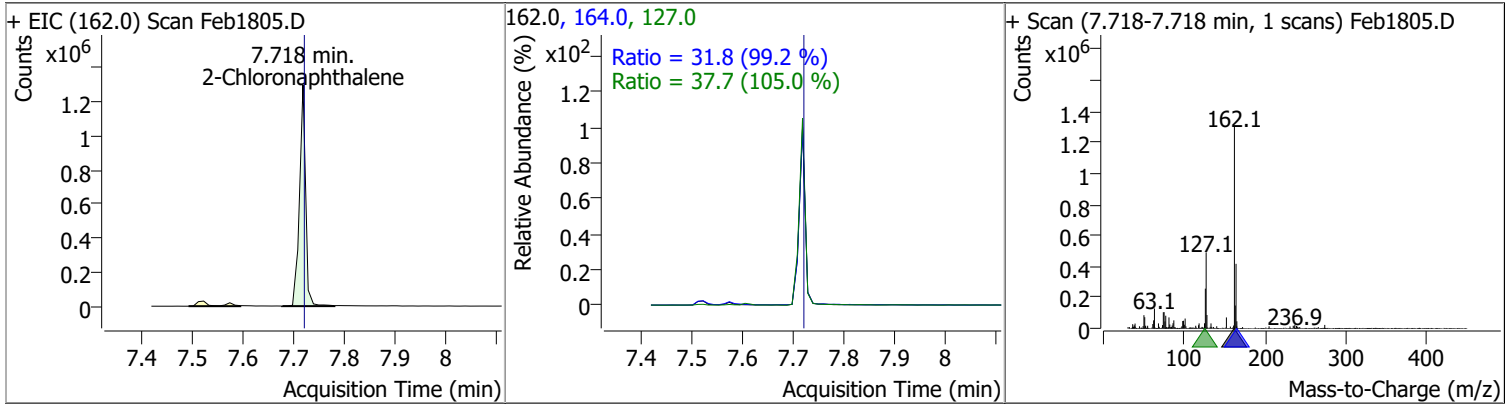


Compound	Conc.	RT	Dev(Min)	Resp.	QIon	QRatio	Lower	Upper
2-Fluorobiphenyl	72.8806	7.60	0.00	1191628	171.0	34.6	24.0	44.5

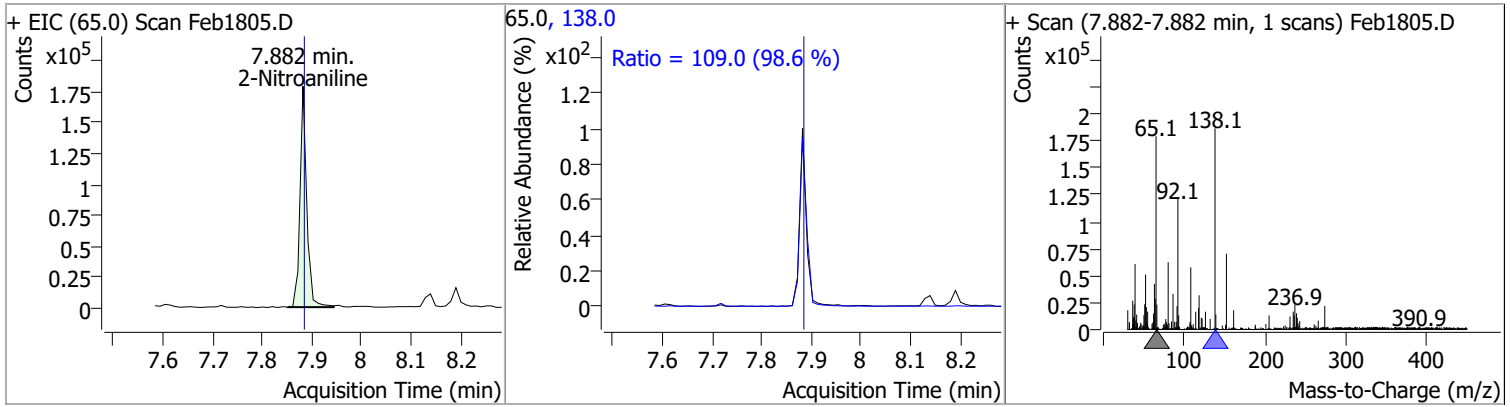


Quantitation Results Report (QT Reviewed)

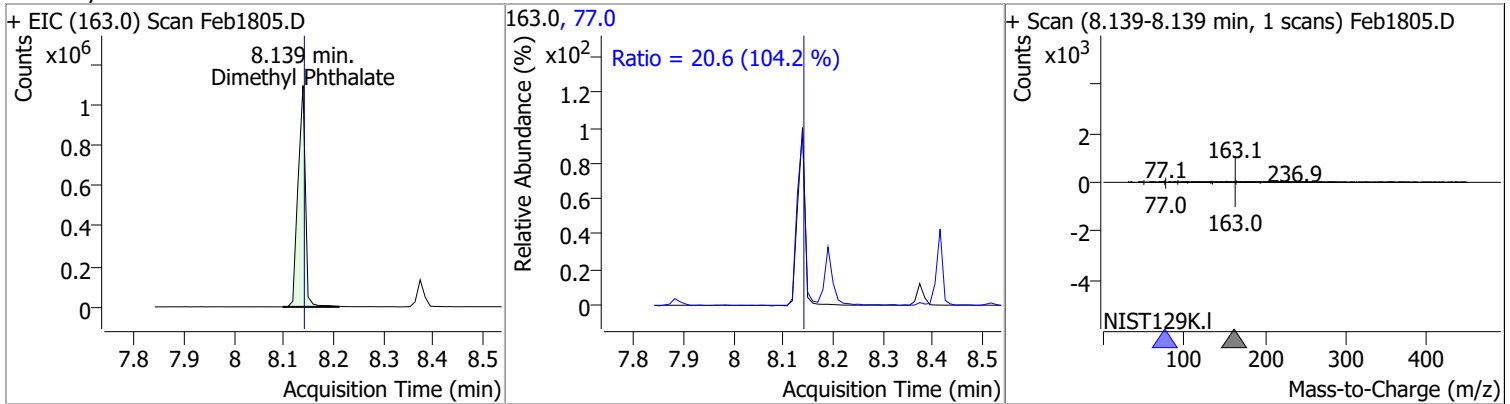
Compound	Conc.	RT	Dev(Min)	Resp.	QIon	QRatio	Lower	Upper
2-Chloronaphthalene	79.0504	7.72	0.00	1085597	127.0	37.7	25.1	46.7
					164.0	31.8	22.5	41.7



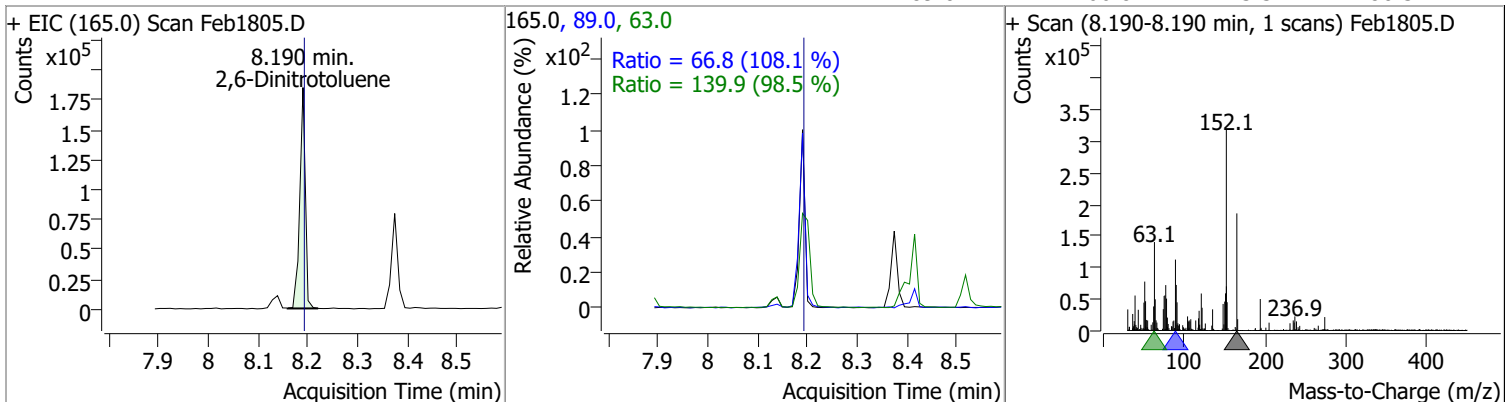
Compound	Conc.	RT	Dev(Min)	Resp.	QIon	QRatio	Lower	Upper
2-Nitroaniline	69.0174	7.88	0.00	168135	138.0	109.0	77.4	143.7



Compound	Conc.	RT	Dev(Min)	Resp.	QIon	QRatio	Lower	Upper
Dimethyl Phthalate	80.7167	8.14	0.00	1115466	77.0	20.6	13.8	25.7

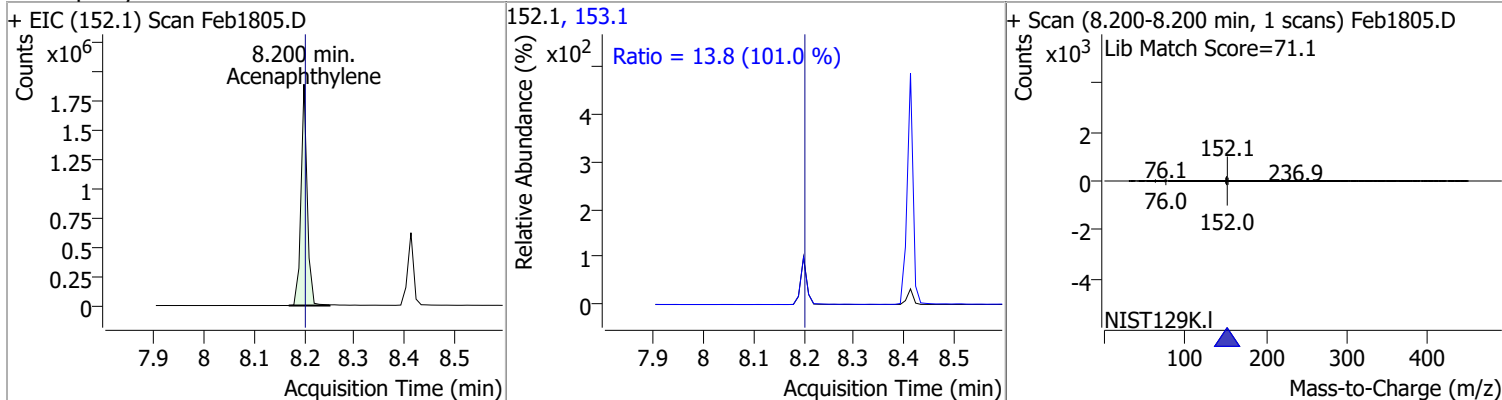


Compound	Conc.	RT	Dev(Min)	Resp.	QIon	QRatio	Lower	Upper
2,6-Dinitrotoluene	75.4480	8.19	0.00	142994	63.0	139.9	99.5	184.8
					89.0	66.8	43.3	80.3

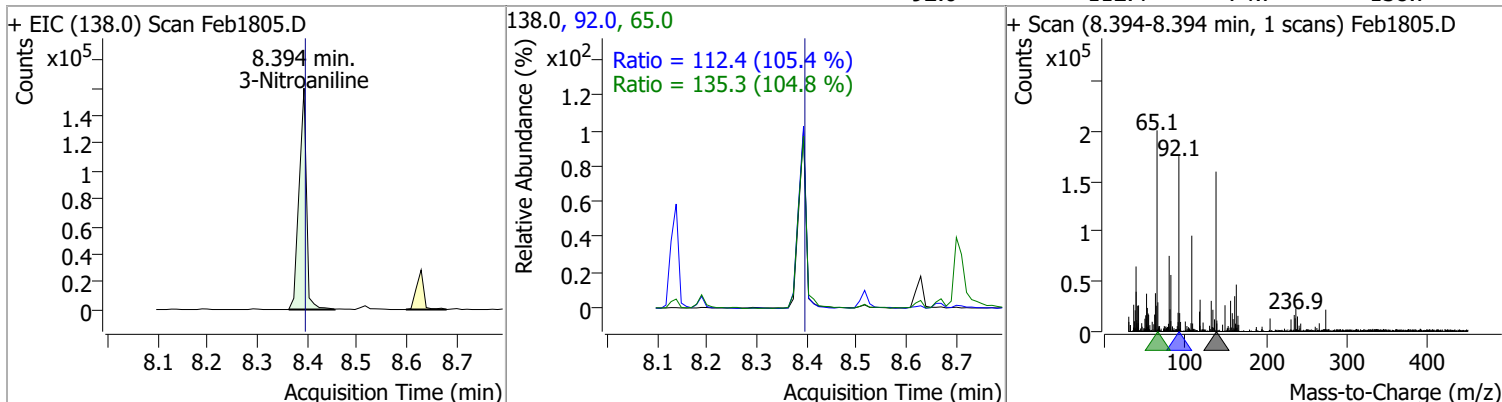


Quantitation Results Report (QT Reviewed)

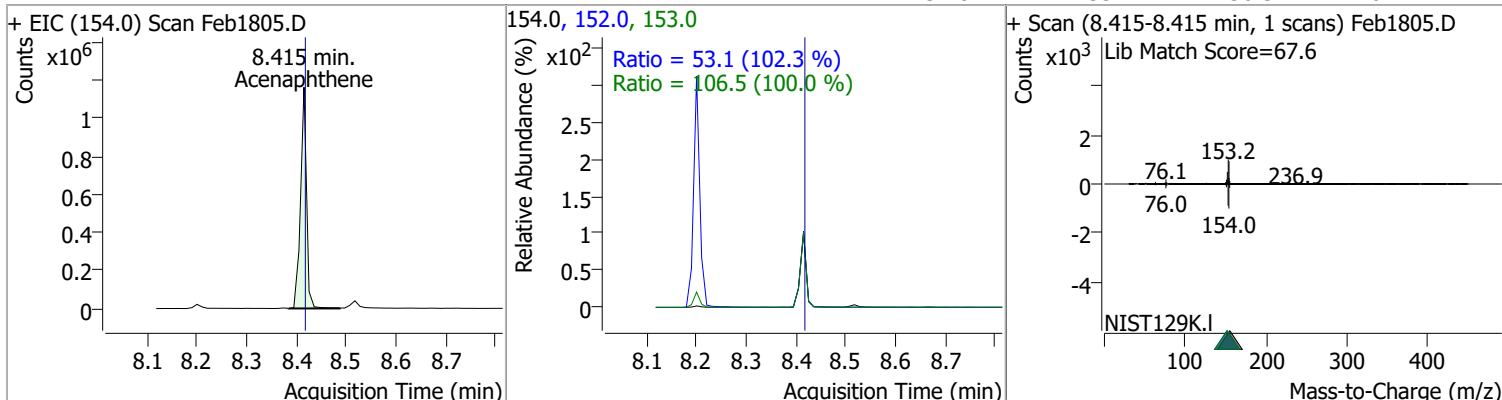
Compound	Conc.	RT	Dev(Min)	Resp.	QIon	QRatio	Lower	Upper
Acenaphthylene	74.2214	8.20	0.00	1630309	153.1	13.8	9.6	17.7



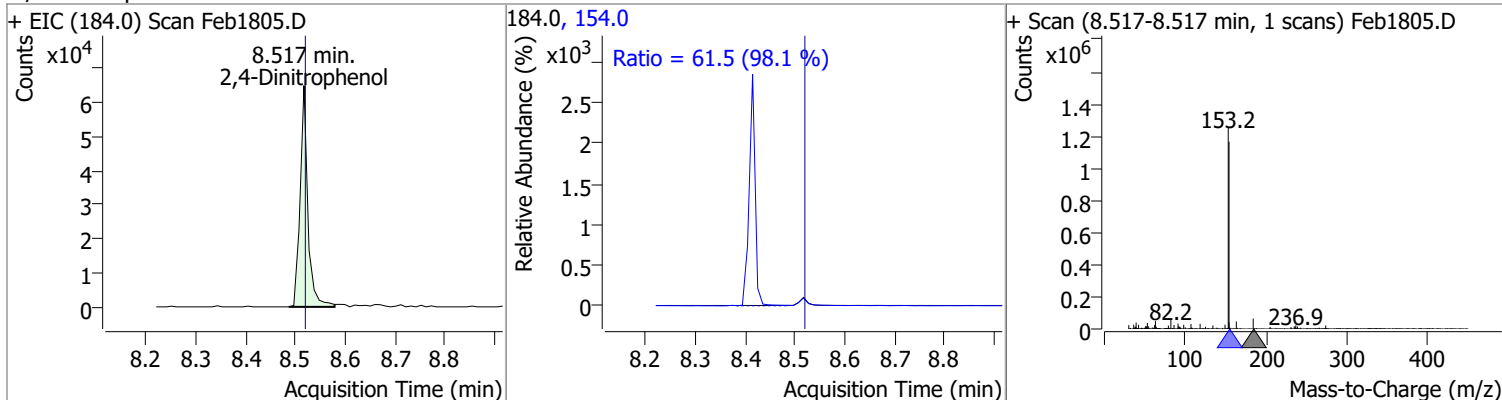
3-Nitroaniline	76.8514	8.39	0.00	165178	65.0	135.3	90.4	167.8
					92.0	112.4	74.7	138.7



Acenaphthene	77.0251	8.41	0.00	972895	153.0	106.5	74.5	138.4
					152.0	53.1	36.3	67.4

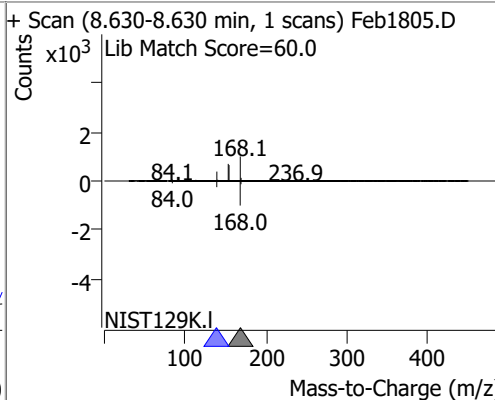
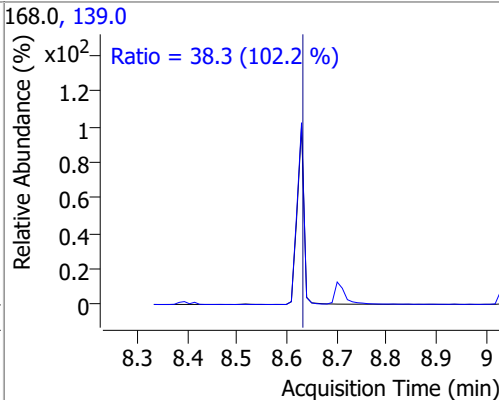
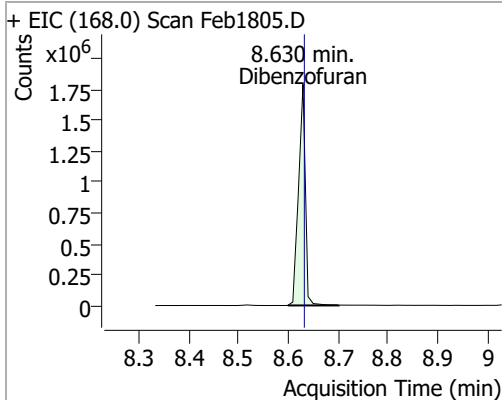


2,4-Dinitrophenol	74.3624	8.52	0.00	69917	154.0	61.5	43.9	81.5
-------------------	---------	------	------	-------	-------	------	------	------

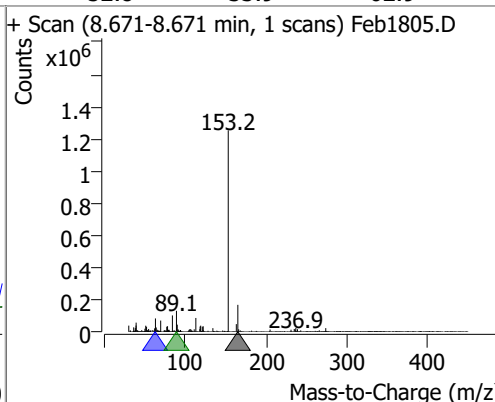
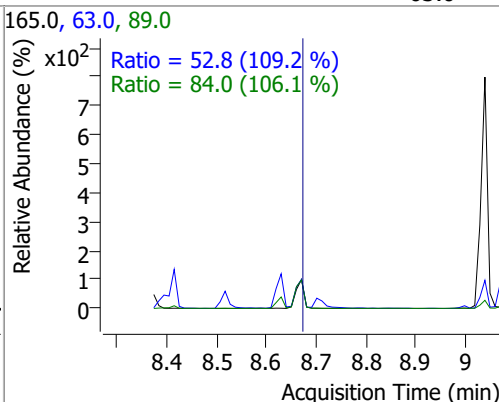
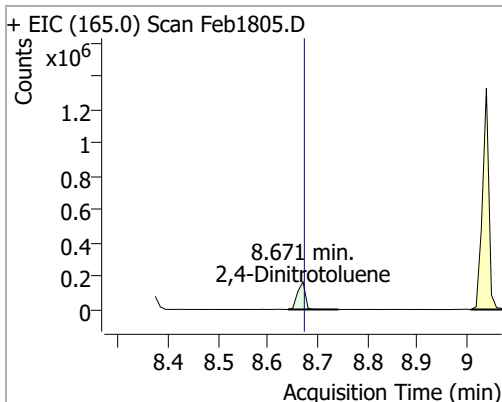


Quantitation Results Report (QT Reviewed)

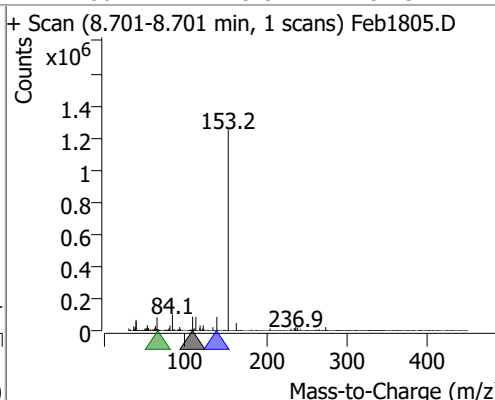
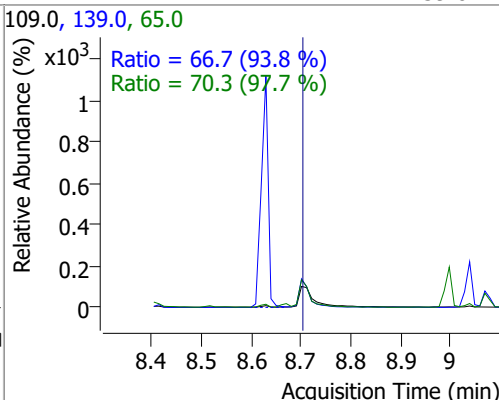
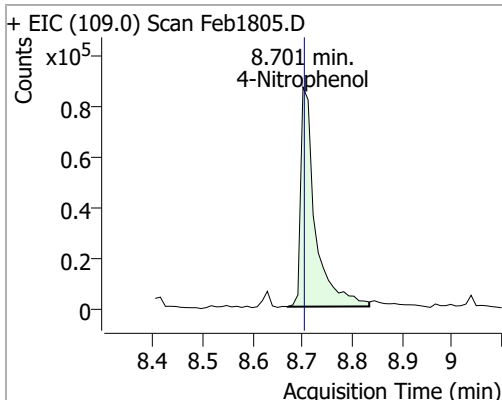
Compound	Conc.	RT	Dev(Min)	Resp.	QIon	QRatio	Lower	Upper
Dibenzofuran	82.2814	8.63	0.00	1694536	139.0	38.3	26.3	48.8



Compound	Conc.	RT	Dev(Min)	Resp.	QIon	QRatio	Lower	Upper
2,4-Dinitrotoluene	75.6678	8.67	0.00	177941	89.0	84.0	55.4	102.9
					63.0	52.8	33.9	62.9

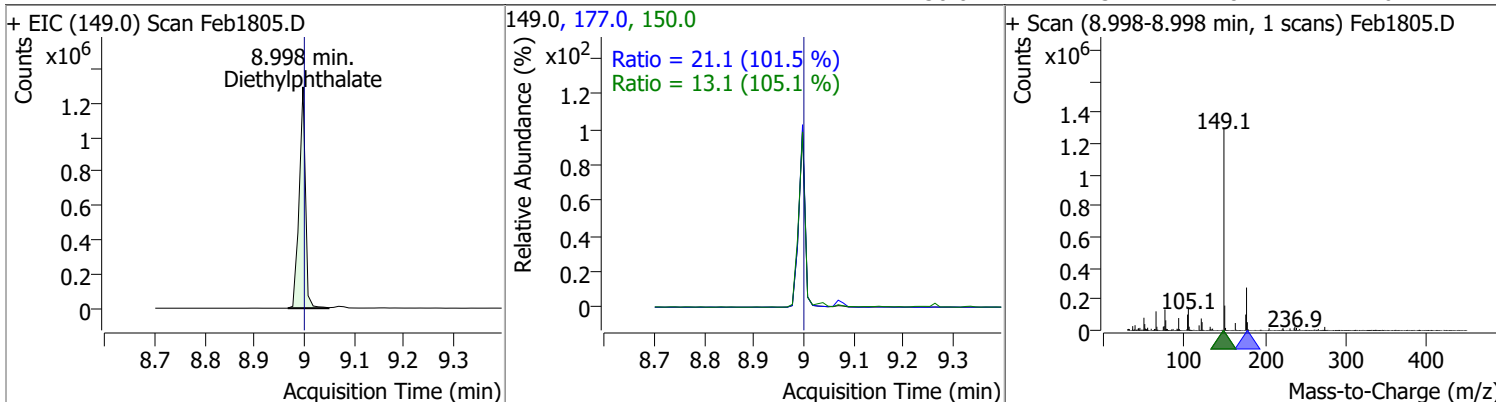


Compound	Conc.	RT	Dev(Min)	Resp.	QIon	QRatio	Lower	Upper
4-Nitrophenol	75.8272	8.70	0.00	176351	65.0	70.3	50.4	93.6
					139.0	66.7	49.8	92.5

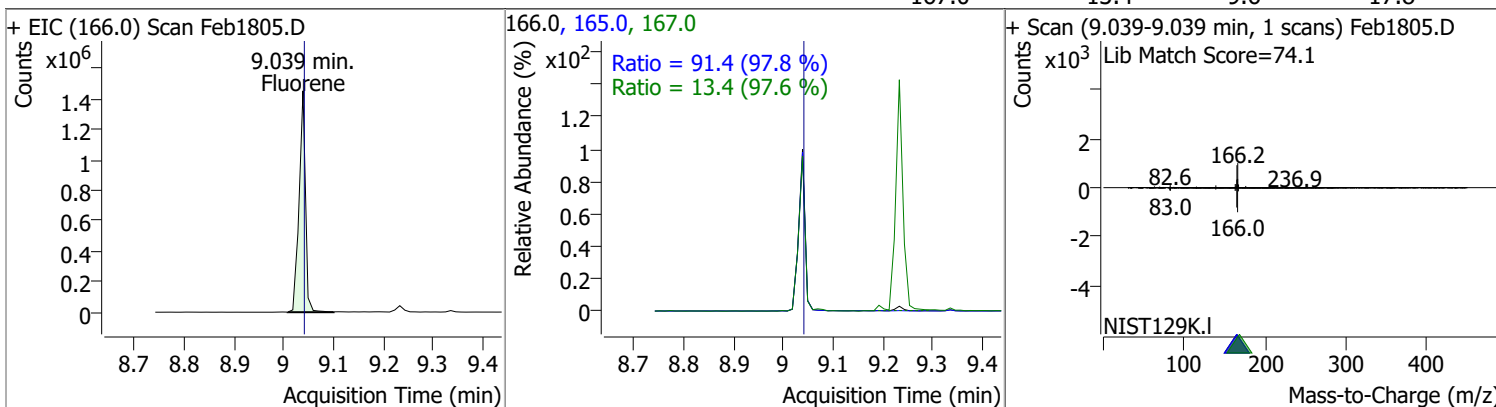


Quantitation Results Report (QT Reviewed)

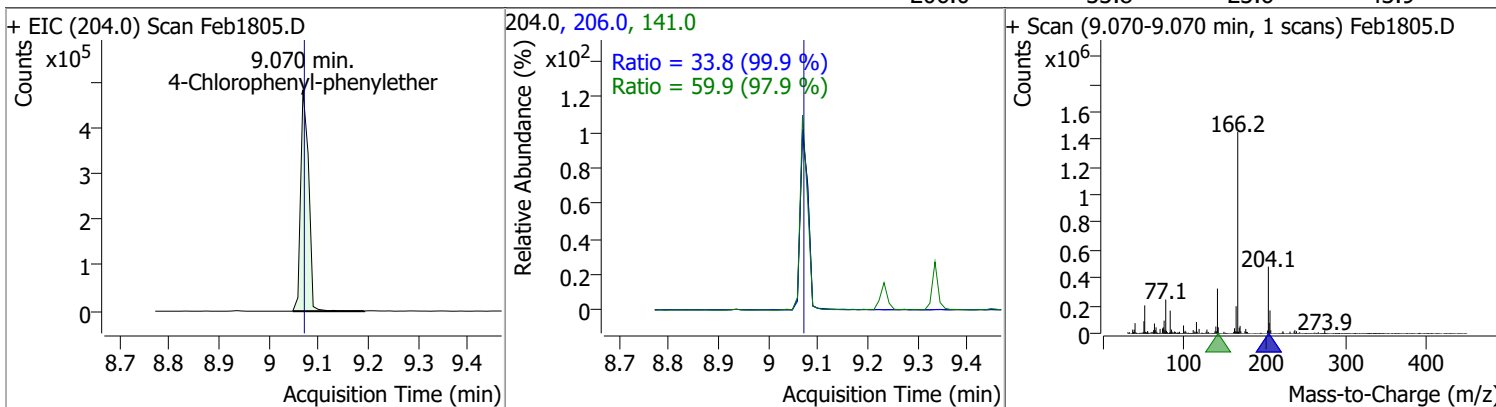
Compound	Conc.	RT	Dev(Min)	Resp.	QIon	QRatio	Lower	Upper
Diethylphthalate	79.2375	9.00	0.00	1135235	177.0	21.1	14.5	27.0
					150.0	13.1	8.7	16.2



Compound	Conc.	RT	Dev(Min)	Resp.	QIon	QRatio	Lower	Upper
Fluorene	78.2626	9.04	0.00	1295239	165.0	91.4	65.4	121.4
					167.0	13.4	9.6	17.8

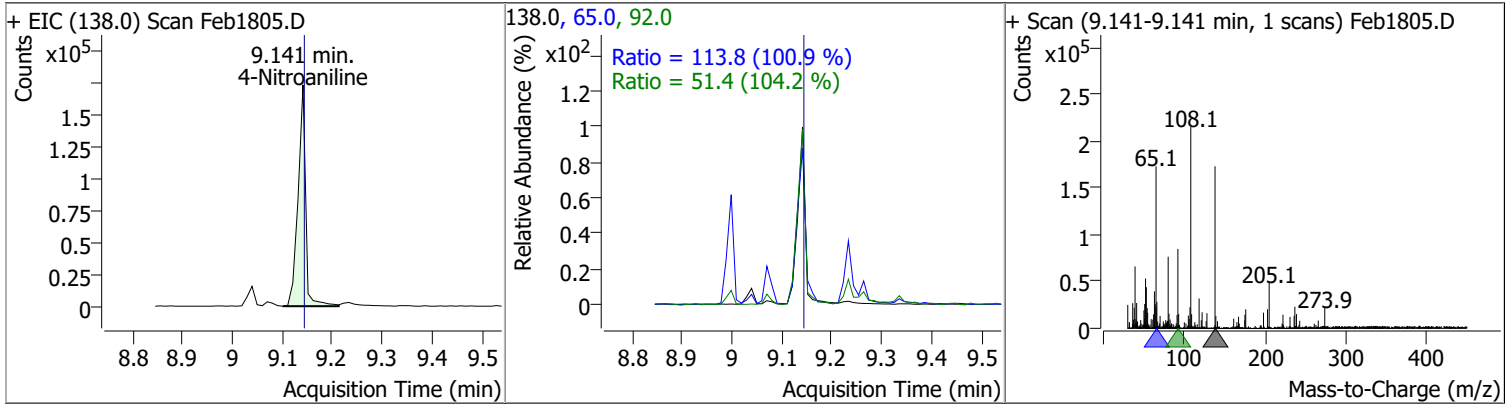


Compound	Conc.	RT	Dev(Min)	Resp.	QIon	QRatio	Lower	Upper
4-Chlorophenyl-phenylether	72.5483	9.07	0.00	538645	141.0	59.9	42.8	79.6
					206.0	33.8	23.6	43.9

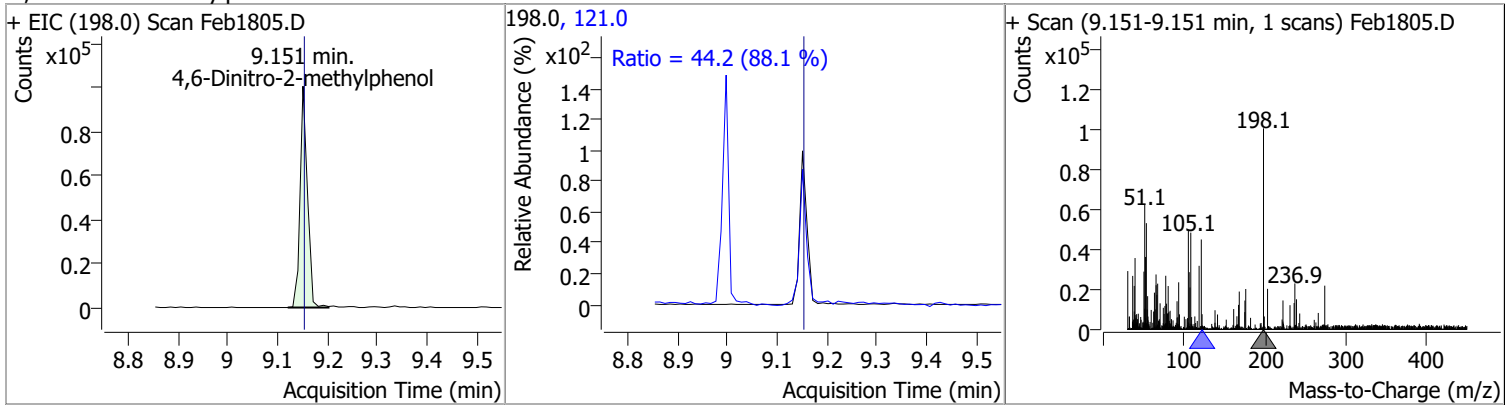


Quantitation Results Report (QT Reviewed)

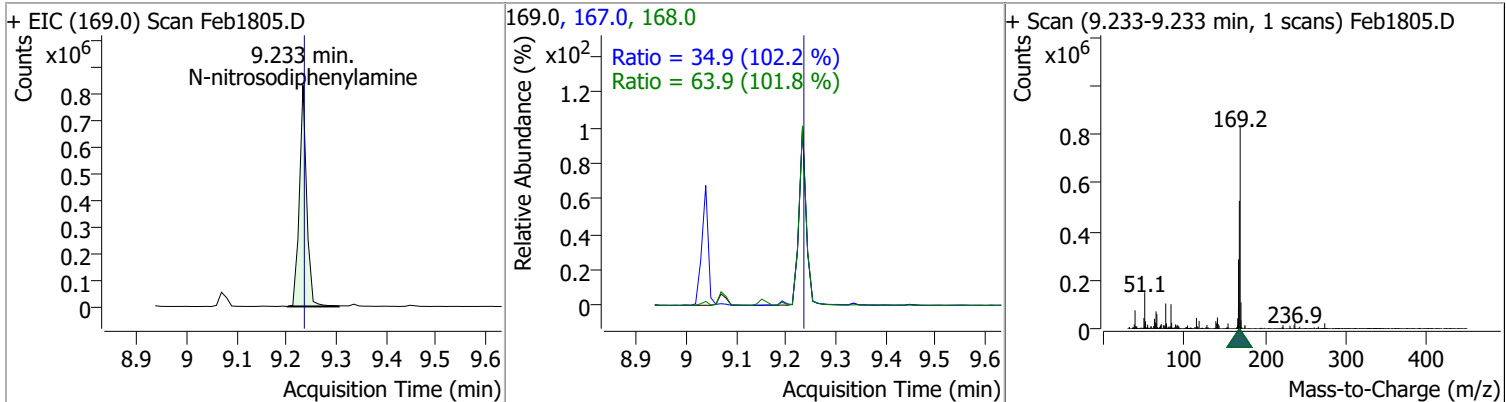
Compound	Conc.	RT	Dev(Min)	Resp.	QIon	QRatio	Lower	Upper
4-Nitroaniline	75.7960	9.14	0.00	183095	65.0	113.8	78.9	146.6
					92.0	51.4	34.5	64.1



Compound	Conc.	RT	Dev(Min)	Resp.	QIon	QRatio	Lower	Upper
4,6-Dinitro-2-methylphenol	71.5834	9.15	0.00	103285	121.0	44.2	35.1	65.3

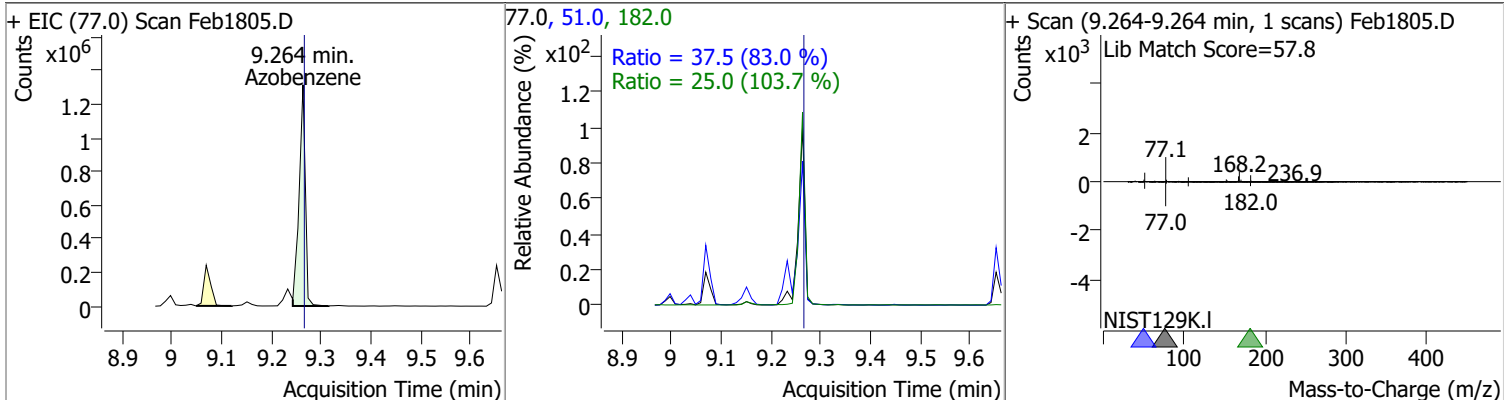


Compound	Conc.	RT	Dev(Min)	Resp.	QIon	QRatio	Lower	Upper
N-nitrosodiphenylamine	73.9708	9.23	0.00	843058	168.0	63.9	44.0	81.7
					167.0	34.9	23.9	44.3

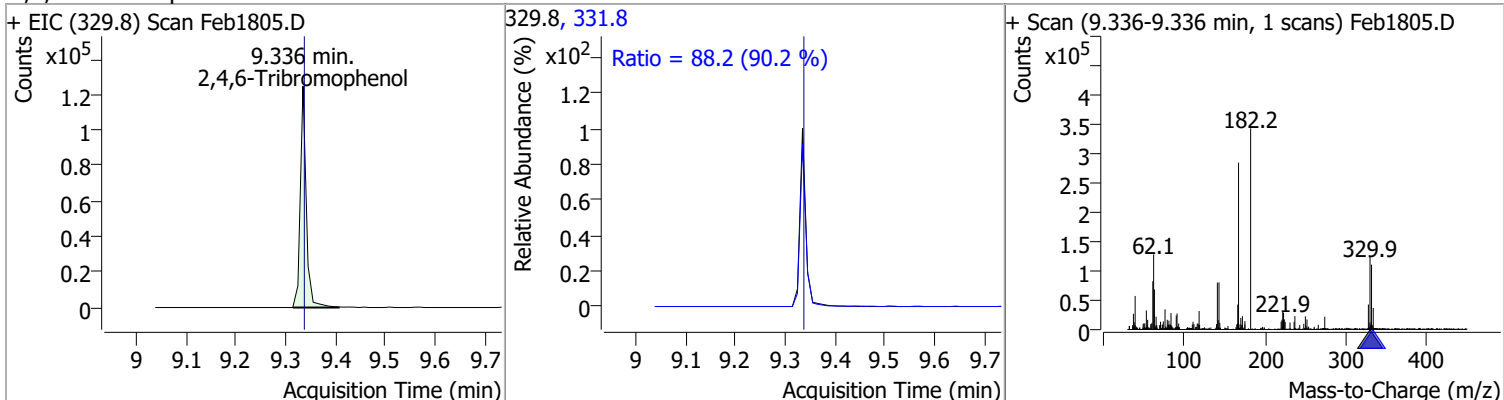


Quantitation Results Report (QT Reviewed)

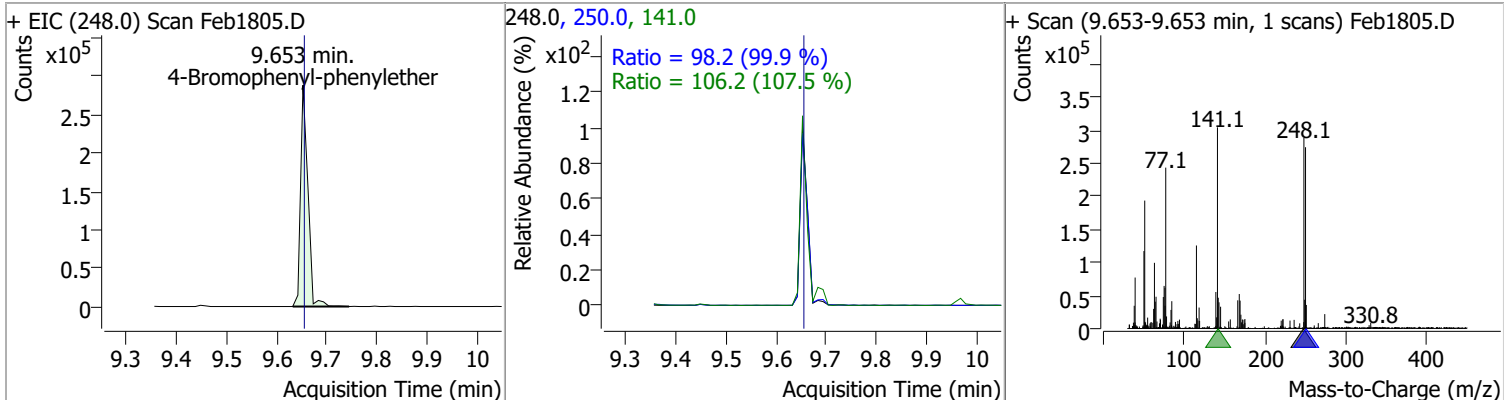
Compound	Conc.	RT	Dev(Min)	Resp.	QIon	QRatio	Lower	Upper
Azobenzene	75.7023	9.26	0.00	1137228	51.0	37.5	31.6	58.7
					182.0	25.0	16.9	31.4



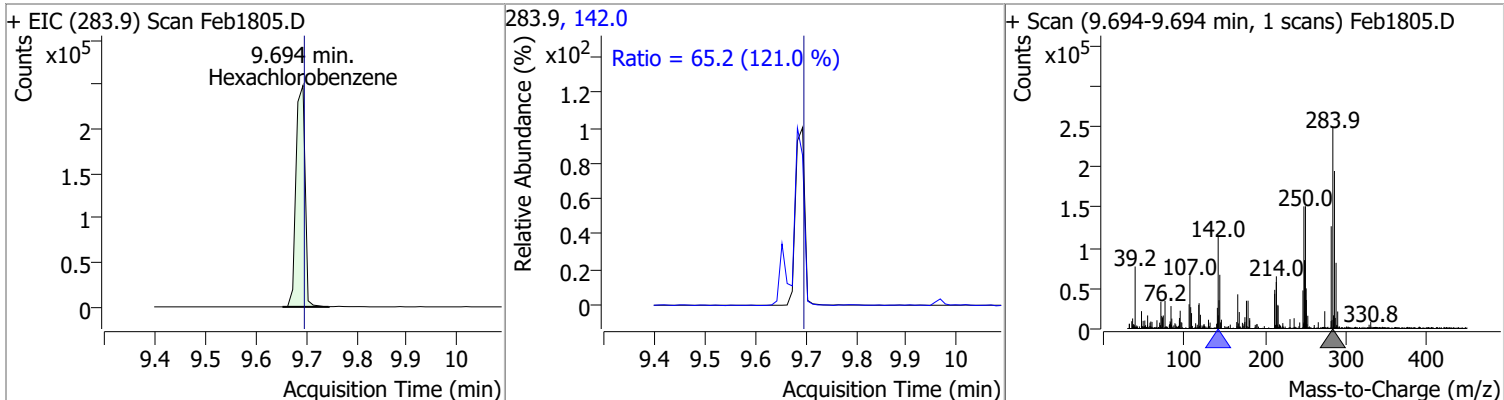
Compound	Conc.	RT	Dev(Min)	Resp.	QIon	QRatio	Lower	Upper
2,4,6-Tribromophenol	75.3083	9.34	0.00	103422	331.8	88.2	68.5	127.2



Compound	Conc.	RT	Dev(Min)	Resp.	QIon	QRatio	Lower	Upper
4-Bromophenyl-phenylether	68.6730	9.65	0.00	291274	141.0	106.2	69.1	128.4
					250.0	98.2	68.8	127.7

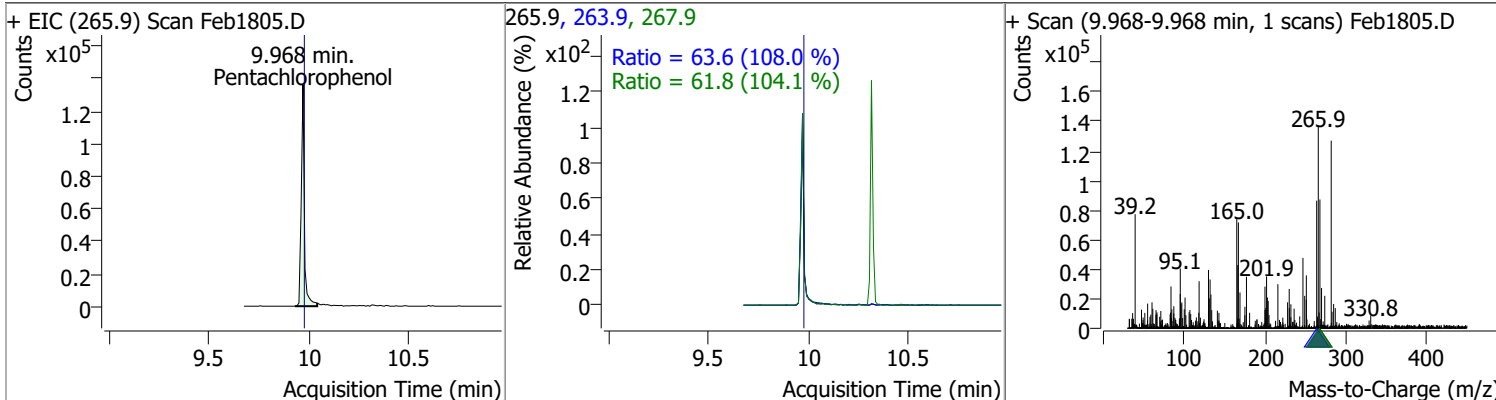


Compound	Conc.	RT	Dev(Min)	Resp.	QIon	QRatio	Lower	Upper
Hexachlorobenzene	71.1350	9.69	0.00	312914	142.0	65.2	37.7	70.0

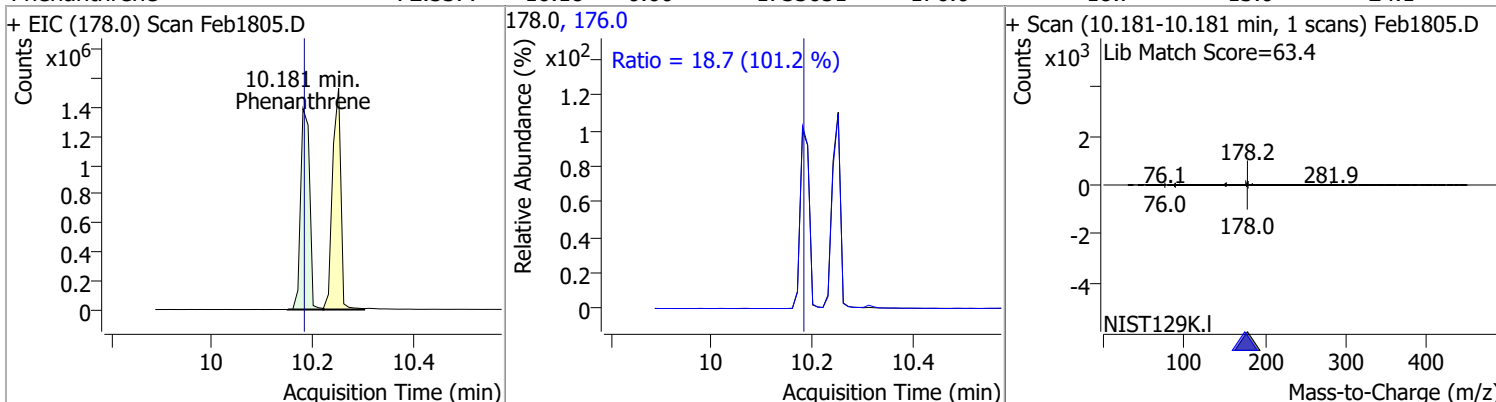


Quantitation Results Report (QT Reviewed)

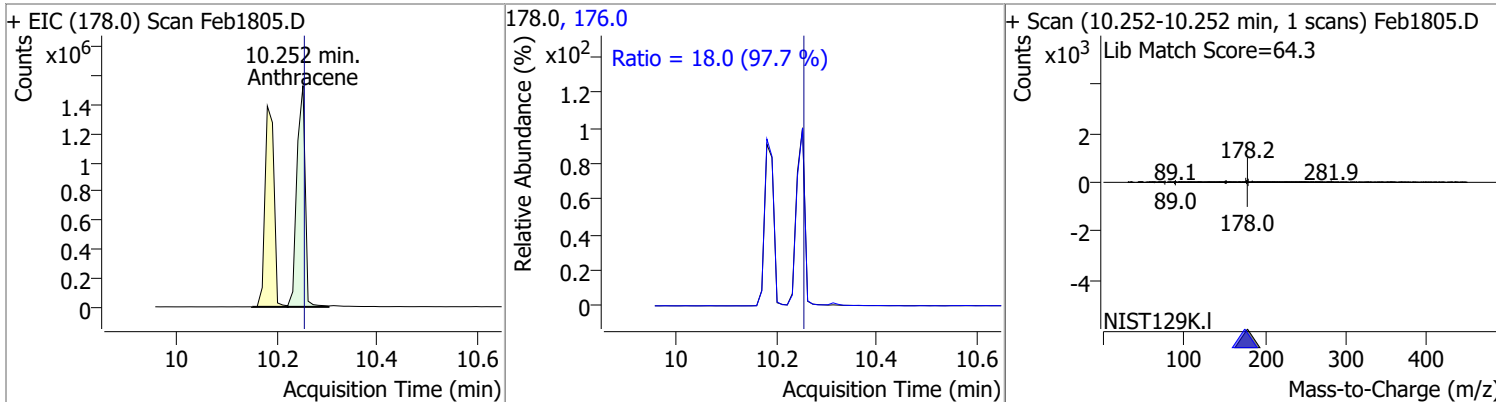
Compound	Conc.	RT	Dev(Min)	Resp.	QIon	QRatio	Lower	Upper
Pentachlorophenol	72.8650	9.97	0.00	145556	267.9	61.8	41.5	77.2
					263.9	63.6	41.2	76.6



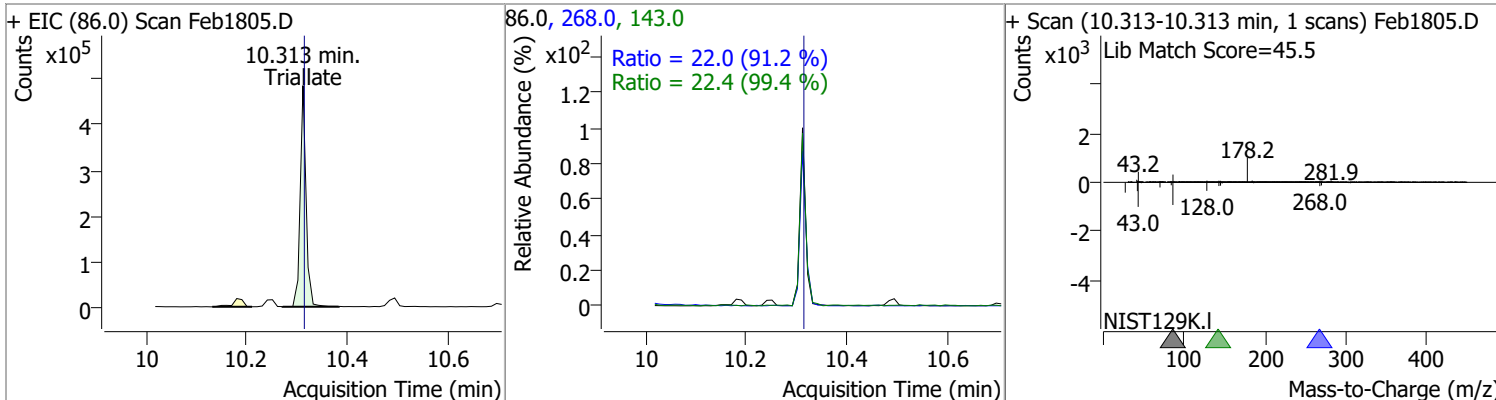
Compound	Conc.	RT	Dev(Min)	Resp.	QIon	QRatio	Lower	Upper
Phenanthrene	72.5377	10.18	0.00	1733051	176.0	18.7	13.0	24.1



Compound	Conc.	RT	Dev(Min)	Resp.	QIon	QRatio	Lower	Upper
Anthracene	78.0189	10.25	0.00	1747621	176.0	18.0	12.9	23.9

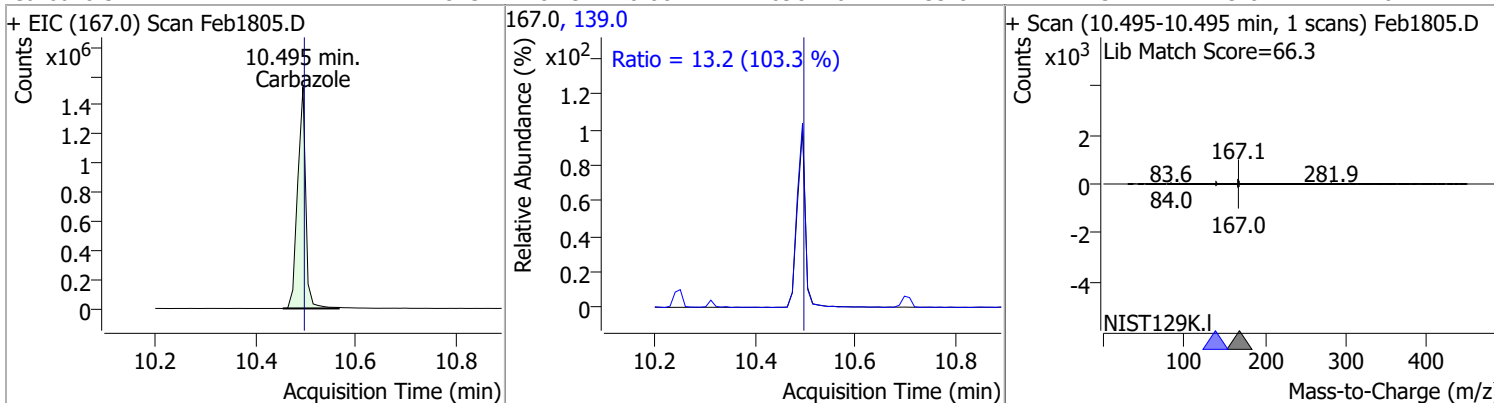


Compound	Conc.	RT	Dev(Min)	Resp.	QIon	QRatio	Lower	Upper
Triallate	74.1071	10.31	0.00	391641	268.0	22.0	16.9	31.4
					143.0	22.4	15.8	29.3

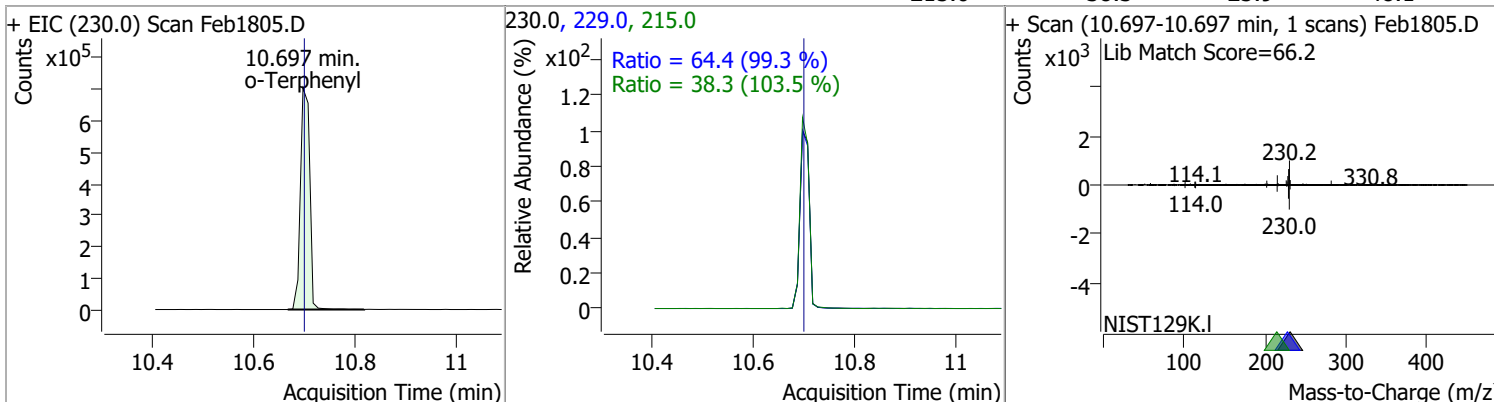


Quantitation Results Report (QT Reviewed)

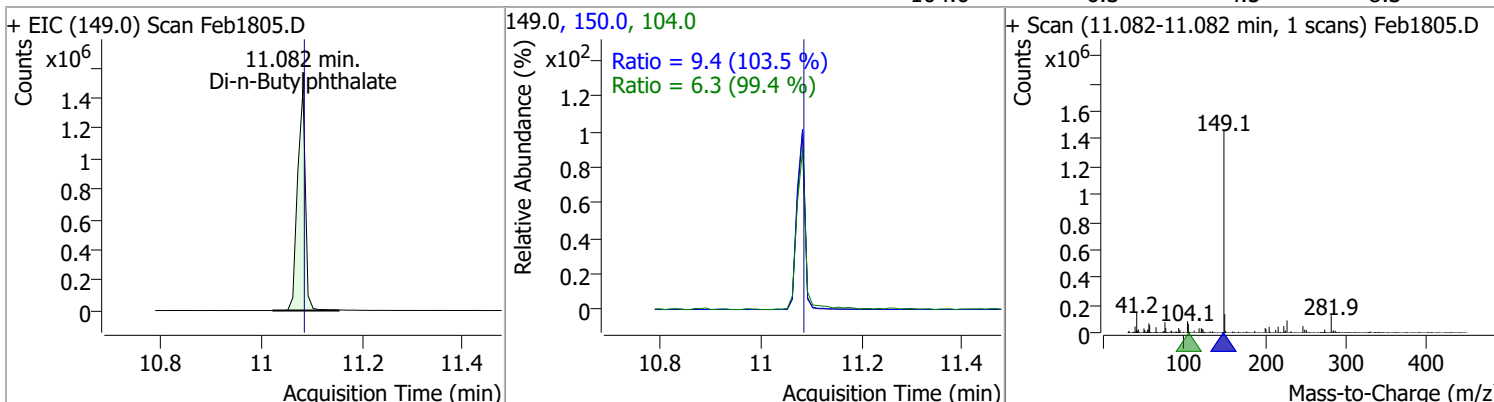
Compound	Conc.	RT	Dev(Min)	Resp.	QIon	QRatio	Lower	Upper
Carbazole	74.7873	10.49	0.00	1698426	139.0	13.2	9.0	16.7



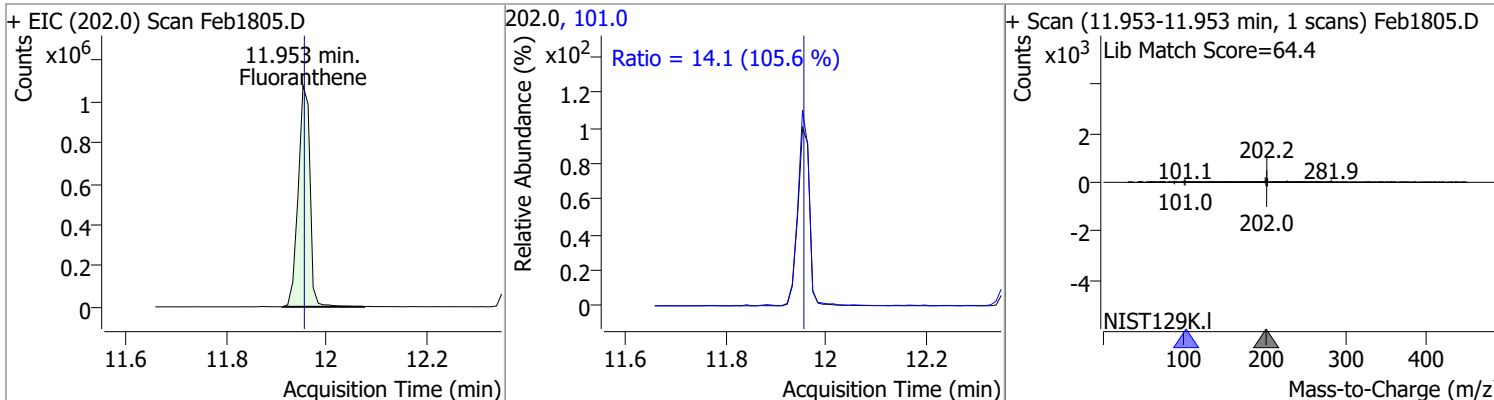
Compound	Conc.	RT	Dev(Min)	Resp.	QIon	QRatio	Lower	Upper
o-Terphenyl	71.7460	10.70	0.00	906169	229.0	64.4	45.4	84.3
					215.0	38.3	25.9	48.1



Compound	Conc.	RT	Dev(Min)	Resp.	QIon	QRatio	Lower	Upper
Di-n-Butylphthalate	74.7048	11.08	0.00	1582606	150.0	9.4	6.3	11.8
					104.0	6.3	4.5	8.3

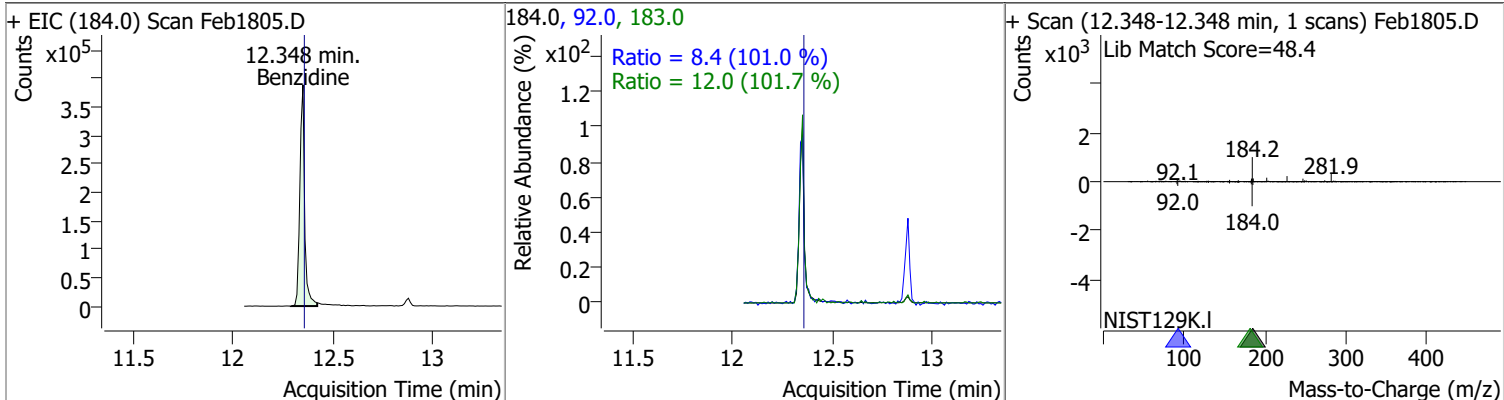


Compound	Conc.	RT	Dev(Min)	Resp.	QIon	QRatio	Lower	Upper
Fluoranthene	73.6261	11.95	0.00	1750781	101.0	14.1	9.4	17.4

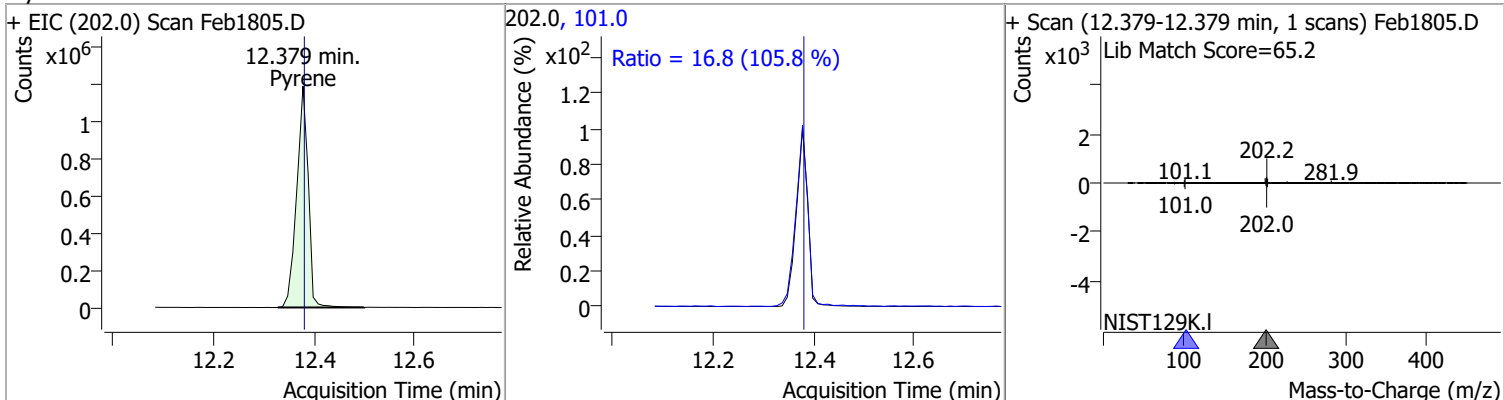


Quantitation Results Report (QT Reviewed)

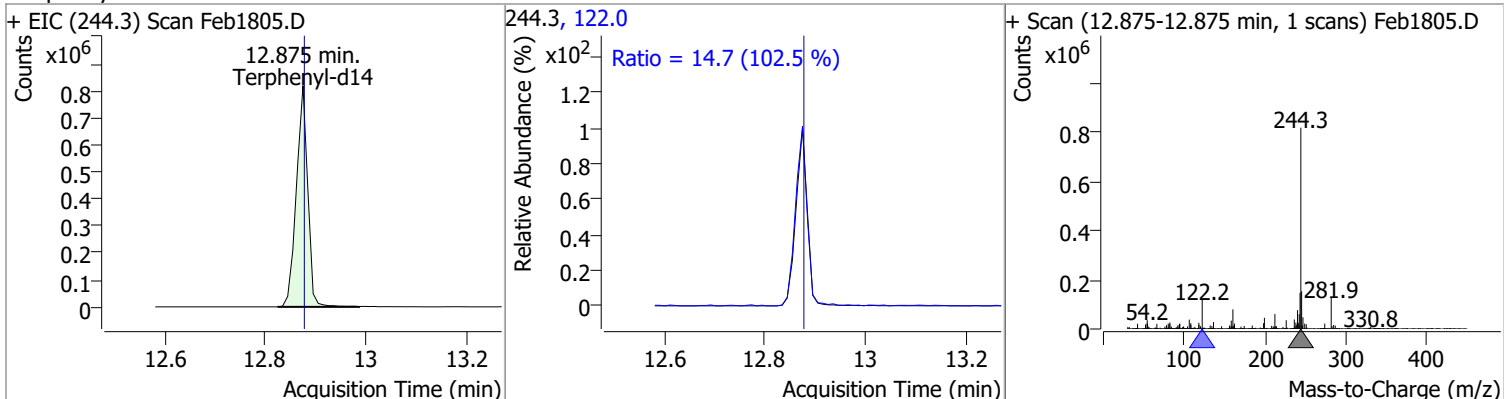
Compound	Conc.	RT	Dev(Min)	Resp.	QIon	QRatio	Lower	Upper
Benzidine	77.0454	12.35	0.00	646709	183.0	12.0	8.3	15.4
					92.0	8.4	5.8	10.8



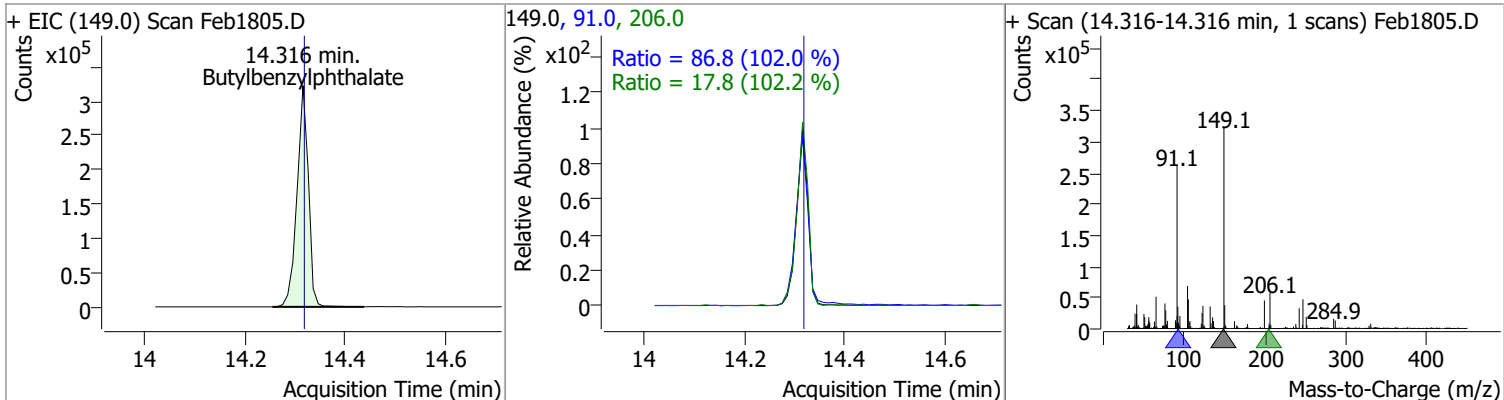
Compound	Conc.	RT	Dev(Min)	Resp.	QIon	QRatio	Lower	Upper
Pyrene	73.1770	12.38	0.00	1900991	101.0	16.8	11.1	20.6



Compound	Conc.	RT	Dev(Min)	Resp.	QIon	QRatio	Lower	Upper
Terphenyl-d14	73.6549	12.88	0.00	1286275	122.0	14.7	10.1	18.7

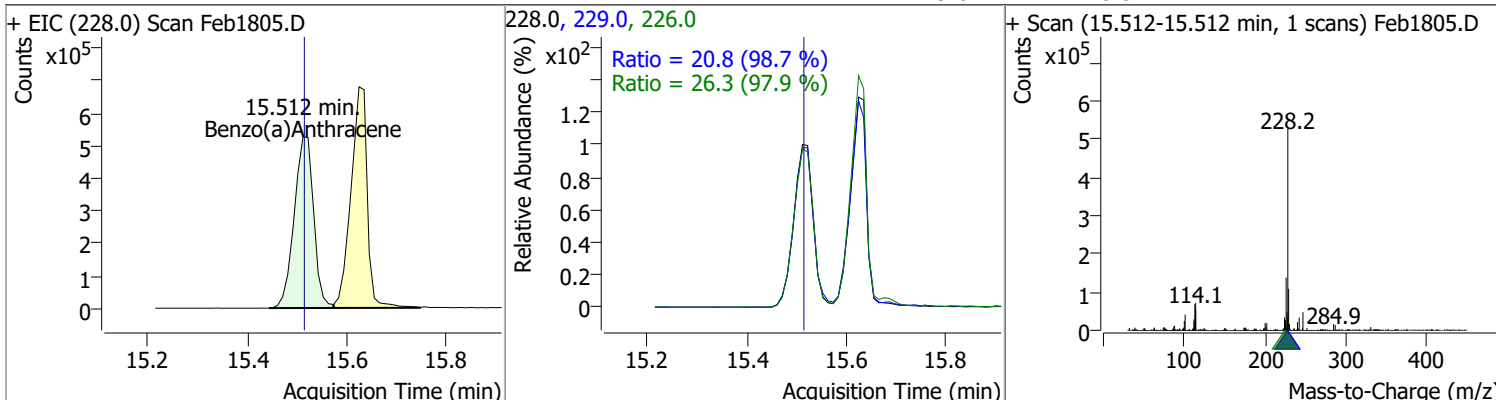


Compound	Conc.	RT	Dev(Min)	Resp.	QIon	QRatio	Lower	Upper
Butylbenzylphthalate	74.4763	14.32	0.00	511792	91.0	86.8	59.6	110.6
					206.0	17.8	12.2	22.7

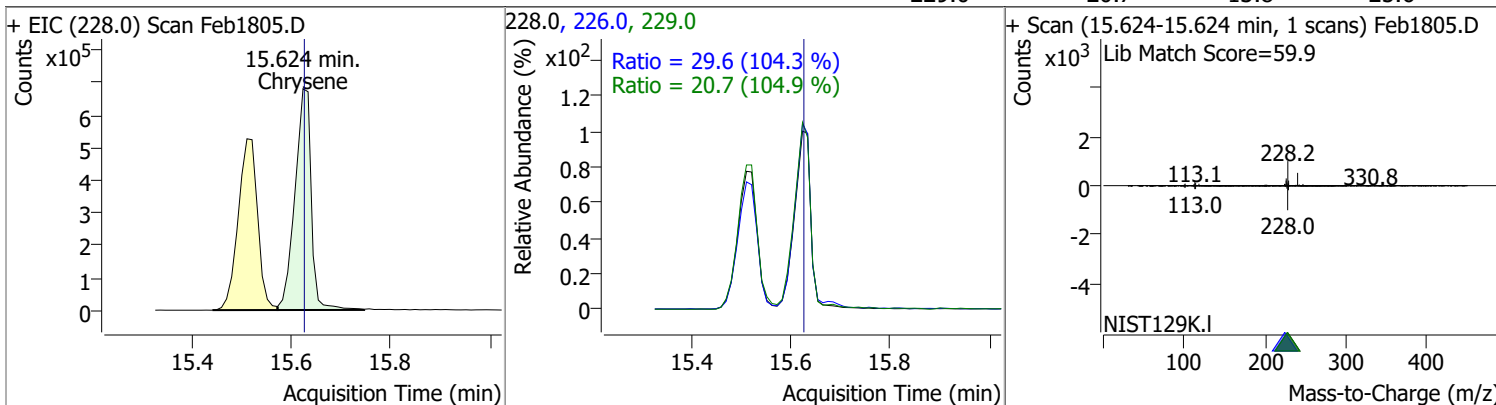


Quantitation Results Report (QT Reviewed)

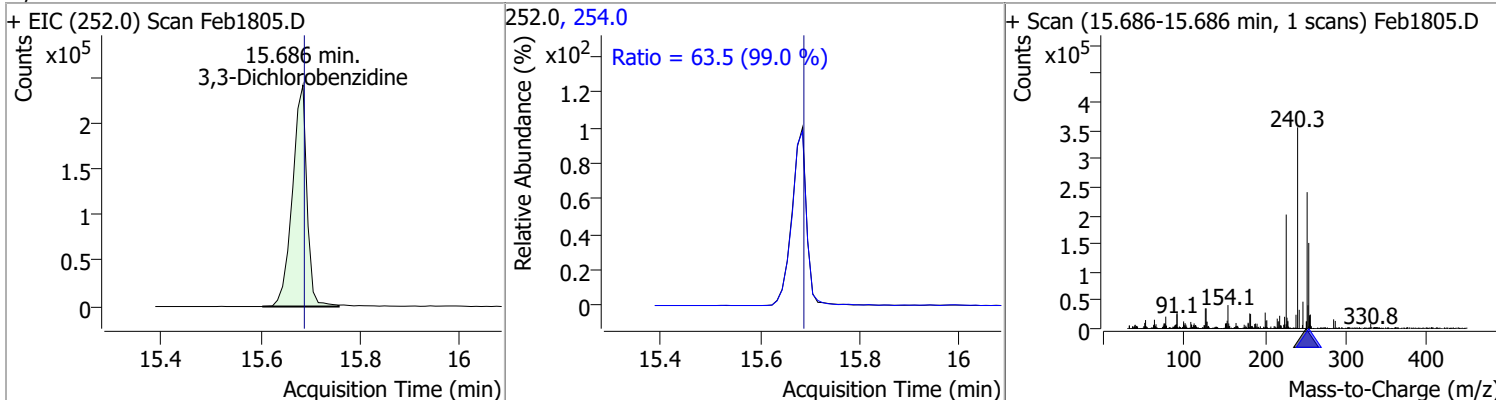
Compound	Conc.	RT	Dev(Min)	Resp.	QIon	QRatio	Lower	Upper
Benzo(a)Anthracene	77.0979	15.51	0.00	1426052	226.0	26.3	18.8	34.9
					229.0	20.8	14.7	27.4



Compound	Conc.	RT	Dev(Min)	Resp.	QIon	QRatio	Lower	Upper
Chrysene	74.7328	15.62	0.00	1551059	226.0	29.6	19.9	36.9
					229.0	20.7	13.8	25.6

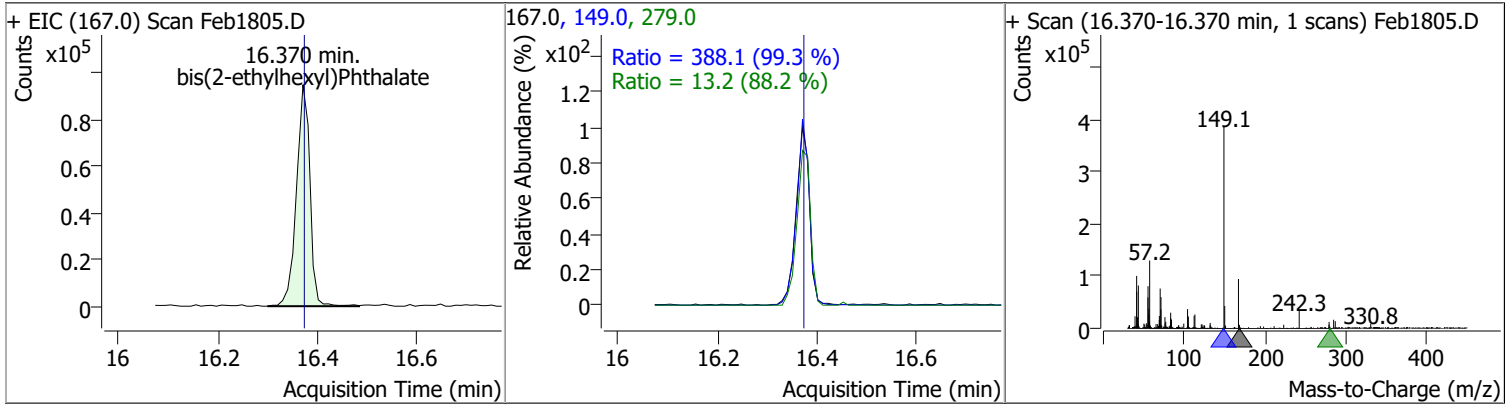


Compound	Conc.	RT	Dev(Min)	Resp.	QIon	QRatio	Lower	Upper
3,3-Dichlorobenzidine	74.8233	15.69	0.00	486419	254.0	63.5	44.9	83.4

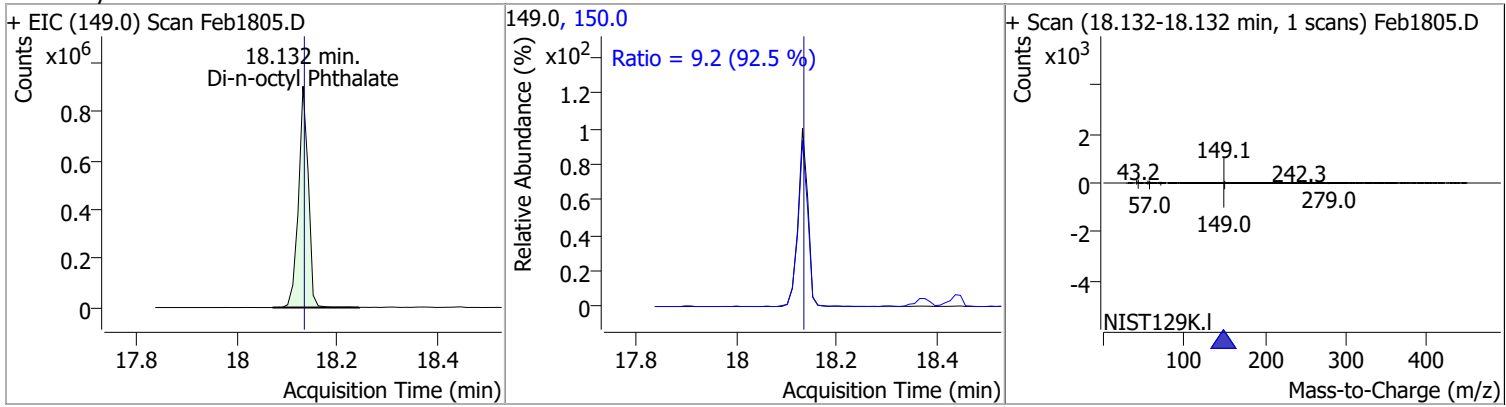


Quantitation Results Report (QT Reviewed)

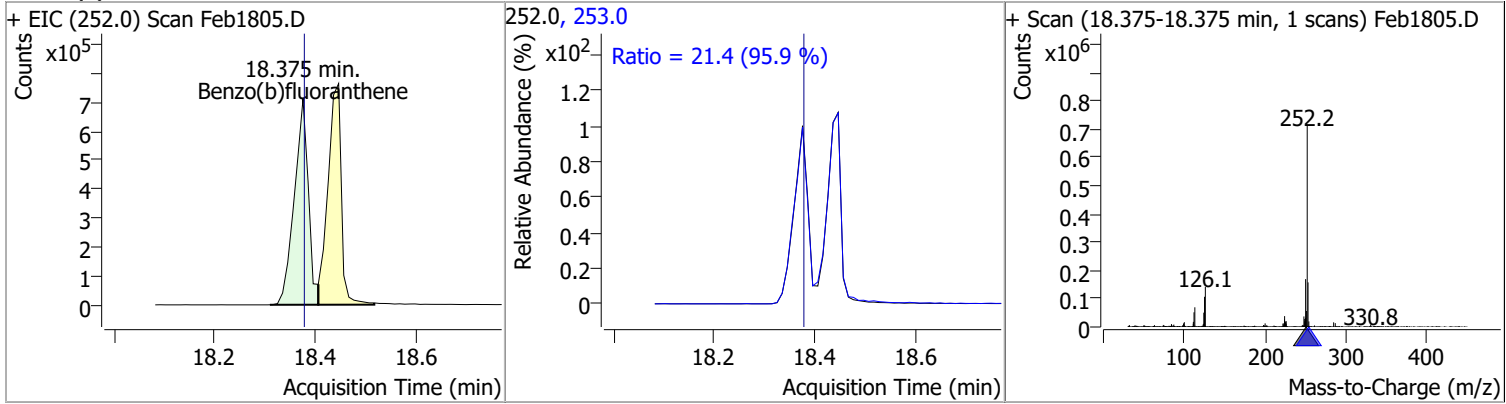
Compound	Conc.	RT	Dev(Min)	Resp.	QIon	QRatio	Lower	Upper
bis(2-ethylhexyl)Phthalate	75.1376	16.37	0.00	177810	149.0	388.1	273.6	508.0
					279.0	13.2	10.5	19.5



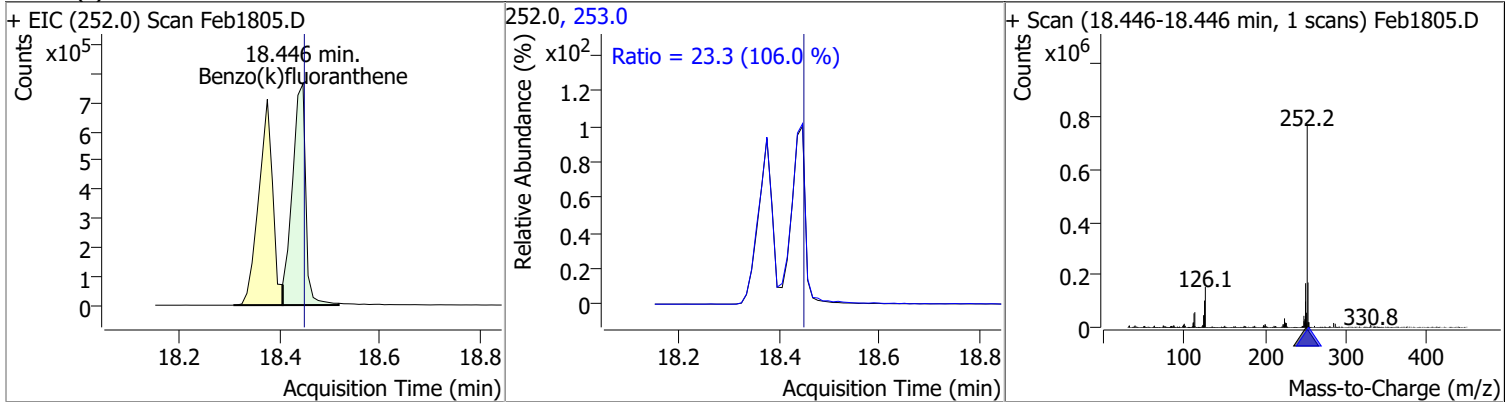
Compound	Conc.	RT	Dev(Min)	Resp.	QIon	QRatio	Lower	Upper
Di-n-octyl Phthalate	76.2190	18.13	0.00	1227671	150.0	9.2	7.0	13.0



Compound	Conc.	RT	Dev(Min)	Resp.	QIon	QRatio	Lower	Upper
Benzo(b)fluoranthene	76.6560	18.38	0.00	1375648	253.0	21.4	15.6	29.0

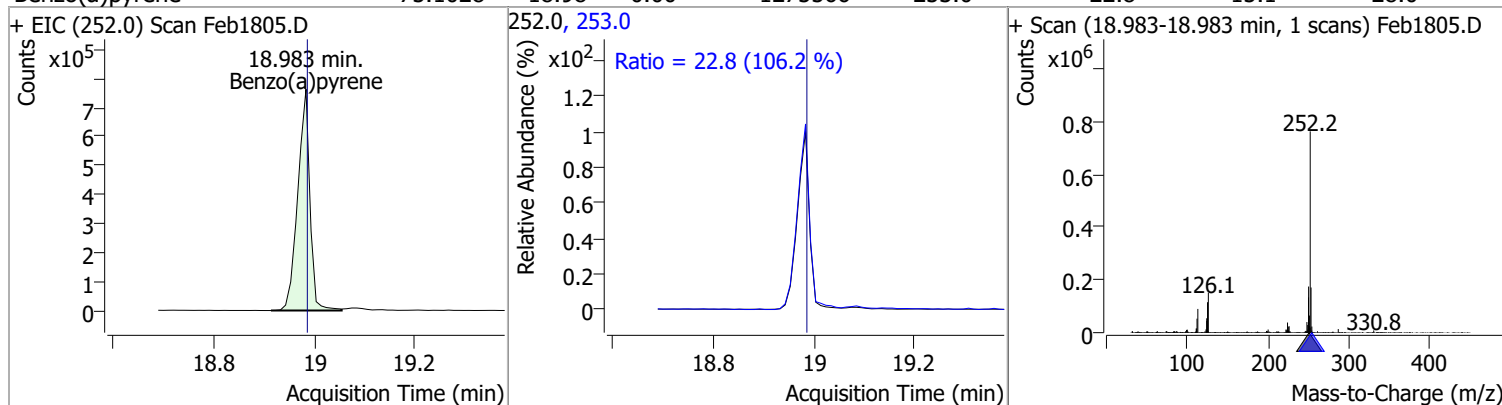


Compound	Conc.	RT	Dev(Min)	Resp.	QIon	QRatio	Lower	Upper
Benzo(k)fluoranthene	74.9266	18.45	0.00	1413651	253.0	23.3	15.4	28.6

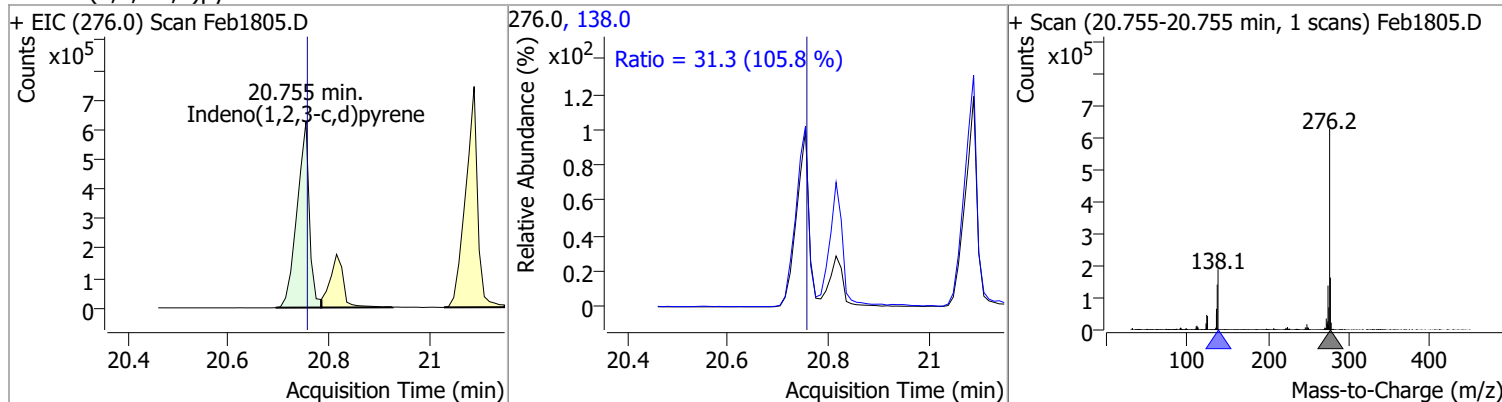


Quantitation Results Report (QT Reviewed)

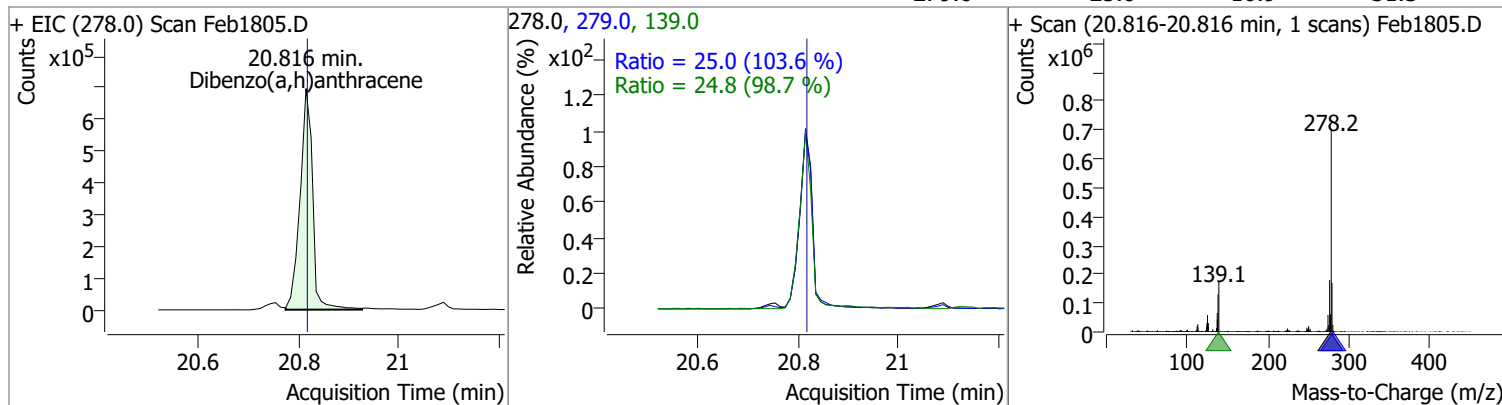
Compound	Conc.	RT	Dev(Min)	Resp.	QIon	QRatio	Lower	Upper
Benzo(a)pyrene	75.1028	18.98	0.00	1275566	253.0	22.8	15.1	28.0



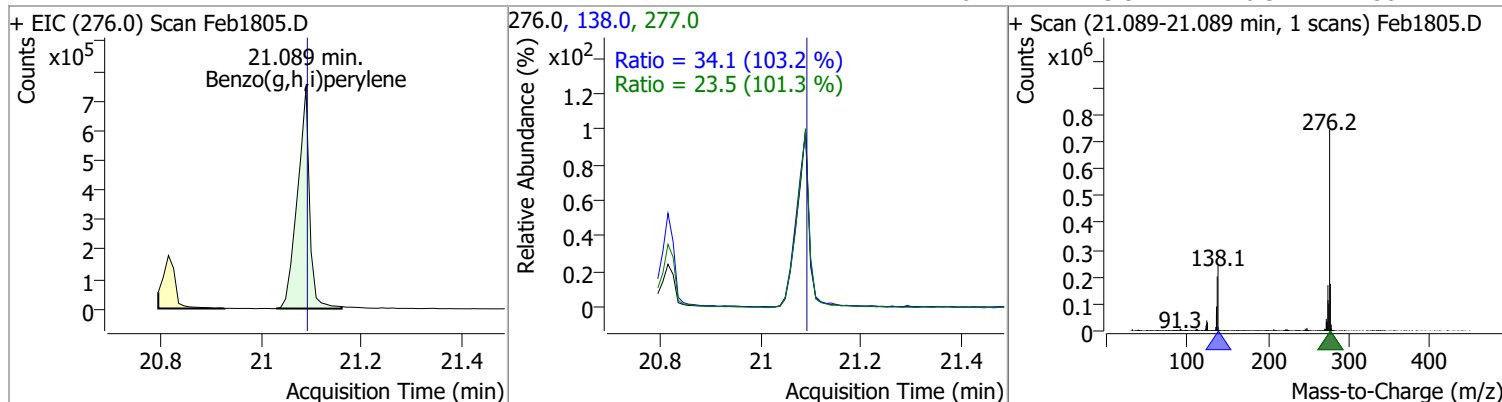
Compound	Conc.	RT	Dev(Min)	Resp.	QIon	QRatio	Lower	Upper
Indeno(1,2,3-c,d)pyrene	74.2839	20.76	0.00	1059042	138.0	31.3	20.7	38.5



Compound	Conc.	RT	Dev(Min)	Resp.	QIon	QRatio	Lower	Upper
Dibenzo(a,h)anthracene	77.7360	20.82	0.00	1205859	139.0	24.8	17.6	32.7
					279.0	25.0	16.9	31.3

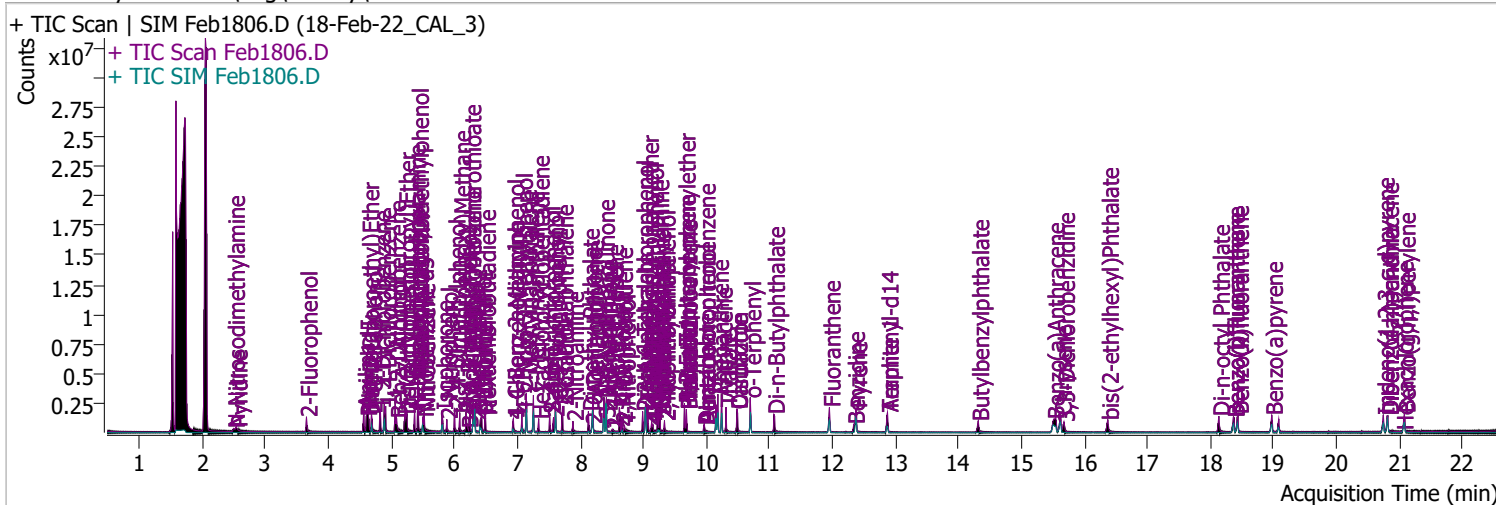


Compound	Conc.	RT	Dev(Min)	Resp.	QIon	QRatio	Lower	Upper
Benzo(g,h,i)perylene	75.6388	21.09	0.00	1242728	138.0	34.1	23.1	42.9
					277.0	23.5	16.3	30.2



Quantitation Results Report (QT Reviewed)

Data File	Feb1806.D	Operator	LIMS import
Acq. Method	BNA+SIM.M	Acq. Date-Time	2/19/2022 10:43:35 AM
Sample Name	18-Feb-22_CAL_3	Instrument	Instrument #1
Vial	6	Multiplier	1.00
DA Method File		Comment	SVOC-8270-W-LARGO
Tune File	dftppdsm.u	Tune Date	2/18/2022 9:25:00 PM
Batch Name	021822 DoD BNA cal.batch.bin	Last Calib Update	2/19/2022 1:06:17 PM
Ref Library	D:\Org\Library\NIST129K.l		



Compound	RT	QIon	Resp.	Conc.	Units	Dev(Min)
Internal Standards						
System Monitoring Compounds						
S 2-Fluorophenol	3.653	112.0	414958	49.4461	µg/L	0.000
Spiked Amount: 200.000	Range: 10.0 - 75.0%			Recovery = 24.72%		
S Phenol-d5	4.603	99.0	540696	49.1912	µg/L	m -0.010
Spiked Amount: 200.000	Range: 10.0 - 65.0%			Recovery = 24.60%		
S Nitrobenzene-d5	5.502	82.0	289612	47.9581	µg/L	0.000
Spiked Amount: 100.000	Range: 32.0 - 94.0%			Recovery = 47.96%		
S 2-Fluorobiphenyl	7.605	172.0	840492	48.3854	µg/L	0.000
Spiked Amount: 100.000	Range: 28.0 - 107.0%			Recovery = 48.39%		
S 2,4,6-Tribromophenol	9.336	329.8	62354	48.8692	µg/L	0.000
Spiked Amount: 200.000	Range: 25.0 - 140.0%			Recovery = 24.43%		*
S Terphenyl-d14	12.875	244.3	851147	48.7638	µg/L	0.000
Spiked Amount: 100.000	Range: 32.0 - 122.0%			Recovery = 48.76%		
Target Compounds						
T N-Nitrosodimethylamine	2.499	74.0	117849	47.7313	µg/L	91
T Pyridine	2.540	79.0	315403	49.3173	µg/L	99
T Aniline	4.562	93.0	767112	48.7288	µg/L	99
T Phenol	4.624	94.0	590509	48.5783	µg/L	100
T bis(-2-Chloroethyl)Ether	4.634	63.0	402263	48.5252	µg/L	99
T 2-Chlorophenol	4.685	128.0	472214	47.8916	µg/L	98
T 1,3-Dichlorobenzene	4.818	146.0	613144	47.6832	µg/L	99
T 1,4-Dichlorobenzene	4.909	146.0	621874	47.5208	µg/L	98
T 1,2-Dichlorobenzene	5.063	146.0	611643	48.8945	µg/L	m 99
T Benzyl Alcohol	5.083	108.0	213122	46.5715	µg/L	97
T bis(2-chloroisopropyl)Ether	5.216	121.0	160657	48.1097	µg/L	100
T 2-Methylphenol	5.236	107.0	416195	48.8002	µg/L	100
T N-nitroso-Di-n-propylamine	5.369	70.0	295456	52.0108	µg/L	99
T 4Methylphenol/3Methylphenol	5.420	107.0	564049	48.0796	µg/L	99
T Hexachloroethane	5.420	117.0	176921	47.7941	µg/L	99

Quantitation Results Report (QT Reviewed)

Compound	RT	QIon	Resp.	Conc.	Units	Dev(Min)	
T Nitrobenzene	5.522	123.1	153327	48.9550	µg/L	98	
T Isophorone	5.808	82.0	689466	47.6614	µg/L	100	
T 2-Nitrophenol	5.880	139.0	145865	47.6904	µg/L	97	
T 2,4-Dimethylphenol	6.003	122.0	310997	44.7058	µg/L	93	
T bis(-2-Chloroethoxy)Methane	6.085	93.0	423833	50.5699	µg/L	95	
T 2,4-Dichlorophenol	6.188	162.0	302701	46.8883	µg/L	97	
T Benzoic Acid	6.208	105.0	150889	47.3454	µg/L	88	
T 1,2,4-Trichlorobenzene	6.249	180.0	381654	47.4978	µg/L	100	
T Naphthalene	6.321	128.0	1110201	45.7297	µg/L	99	
T 4-Chlorophenol	6.414	130.0	116895	47.7556	µg/L	95	
T p-Chloroaniline	6.434	127.0	453225	49.0478	µg/L	99	
T Hexachlorobutadiene	6.485	224.9	188037	46.5537	µg/L	98	
T 4-Chloro-2-Methylphenol	6.937	107.0	274008	44.5613	µg/L	98	
T 4-Chloro-3-Methylphenol	7.071	107.0	311889	49.2963	µg/L	98	
T 2-Methylnaphthalene	7.143	141.0	670695	51.0637	µg/L	m	98
T 1-Methylnaphthalene	7.256	141.0	672135	52.0765	µg/L	m	98
T Hexachlorocyclopentadiene	7.338	236.9	113002	47.6532	µg/L	97	
T 2,4,6-Trichlorophenol	7.512	196.0	186323	44.7383	µg/L	100	
T 2,4,5-Trichlorophenol	7.574	196.0	223316	47.3755	µg/L	98	
T 2-Chloronaphthalene	7.718	162.0	726480	49.7944	µg/L	98	
T 2-Nitroaniline	7.882	65.0	121485	47.8219	µg/L	99	
T Dimethyl Phthalate	8.128	163.0	658473	46.8059	µg/L	96	
T 2,6-Dinitrotoluene	8.180	165.0	92679	46.7873	µg/L	99	
T Acenaphthylene	8.200	152.1	1195576	51.2174	µg/L	98	
T 3-Nitroaniline	8.384	138.0	99318	45.4914	µg/L	93	
T Acenaphthene	8.415	154.0	694646	50.6665	µg/L	99	
T 2,4-Dinitrophenol	8.507	184.0	43823	48.5159	µg/L	98	
T Dibenzofuran	8.620	168.0	1034897	45.2583	µg/L	99	
T 2,4-Dinitrotoluene	8.660	165.0	115884	49.0233	µg/L	96	
T 4-Nitrophenol	8.701	109.0	108704	46.2243	µg/L	96	
T Diethylphthalate	8.988	149.0	670192	46.1993	µg/L	99	
T Fluorene	9.039	166.0	891630	49.9319	µg/L	99	
T 4-Chlorophenyl-phenylether	9.070	204.0	359843	46.2307	µg/L	98	
T 4-Nitroaniline	9.131	138.0	103404	44.9787	µg/L	95	
T 4,6-Dinitro-2-methylphenol	9.152	198.0	68013	50.3401	µg/L	98	
T N-nitrosodiphenylamine	9.233	169.0	563505	49.7597	µg/L	99	
T Azobenzene	9.264	77.0	757604	52.2283	µg/L	89	
T 4-Bromophenyl-phenylether	9.653	248.0	215173	52.1333	µg/L	96	
T Hexachlorobenzene	9.683	283.9	208046	47.2633	µg/L	98	
T Pentachlorophenol	9.968	265.9	91759	49.5070	µg/L	97	
T Phenanthrene	10.181	178.0	1161938	47.6446	µg/L	99	
T Anthracene	10.242	178.0	1092607	48.8025	µg/L	99	
T Triallate	10.313	86.0	255426	50.6533	µg/L	98	
T Carbazole	10.485	167.0	1123980	49.7097	µg/L	98	
T o-Terphenyl	10.698	230.0	609529	47.9400	µg/L	99	
T Di-n-Butylphthalate	11.072	149.0	970759	48.9894	µg/L	100	
T Fluoranthene	11.954	202.0	1175583	49.4749	µg/L	97	
T Benzidine	12.338	184.0	430095	49.7161	µg/L	98	
T Pyrene	12.379	202.0	1308067	50.1685	µg/L	98	
T Butylbenzylphthalate	14.316	149.0	305113	47.6282	µg/L	95	
T Benzo(a)Anthracene	15.512	228.0	944328	49.7470	µg/L	99	
T Chrysene	15.624	228.0	1050170	48.6971	µg/L	98	
T 3,3-Dichlorobenzidine	15.675	252.0	299783	47.6188	µg/L	98	
T bis(2-ethylhexyl)Phthalate	16.370	167.0	104536	47.6952	µg/L	99	
T Di-n-octyl Phthalate	18.133	149.0	706918	46.4377	µg/L	100	

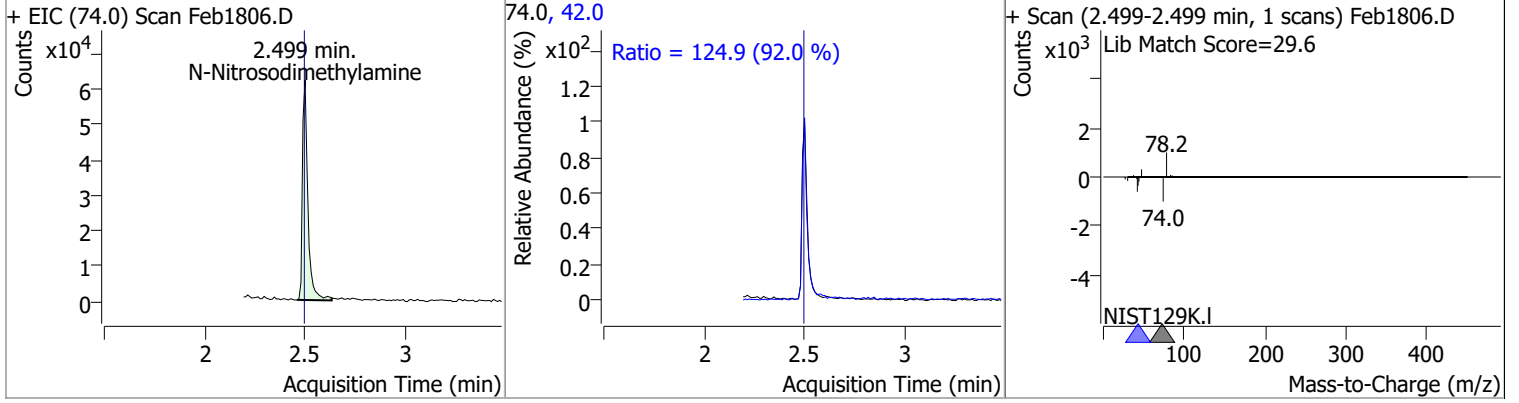
Quantitation Results Report (QT Reviewed)

Compound	RT	QIon	Resp.	Conc.	Units	Dev(Min)
T Benzo(b)fluoranthene	18.365	252.0	908237	48.1054	µg/L	99
T Benzo(k)fluoranthene	18.436	252.0	956185	48.7004	µg/L	99
T Benzo(a)pyrene	18.973	252.0	873144	49.5090	µg/L	96
T Indeno(1,2,3-c,d)pyrene	20.745	276.0	711904	48.0345	µg/L	97
T Dibenzo(a,h)anthracene	20.816	278.0	767418	47.7678	µg/L	98
T Benzo(g,h,i)perylene	21.079	276.0	822853	48.0870	µg/L	96

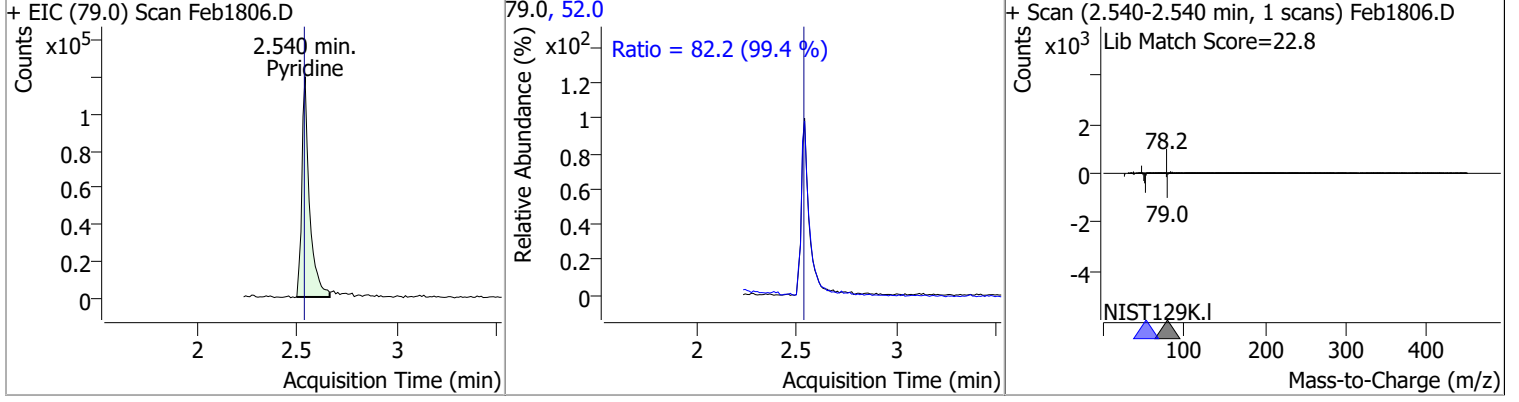
(#) = Qualifier Out of Range; (m) = Manual Integration; (+) = Area Summed; (*) = Surrogate Percent Recovery Out of Range; (d): Zeroed Peak

Quantitation Results Report (QT Reviewed)

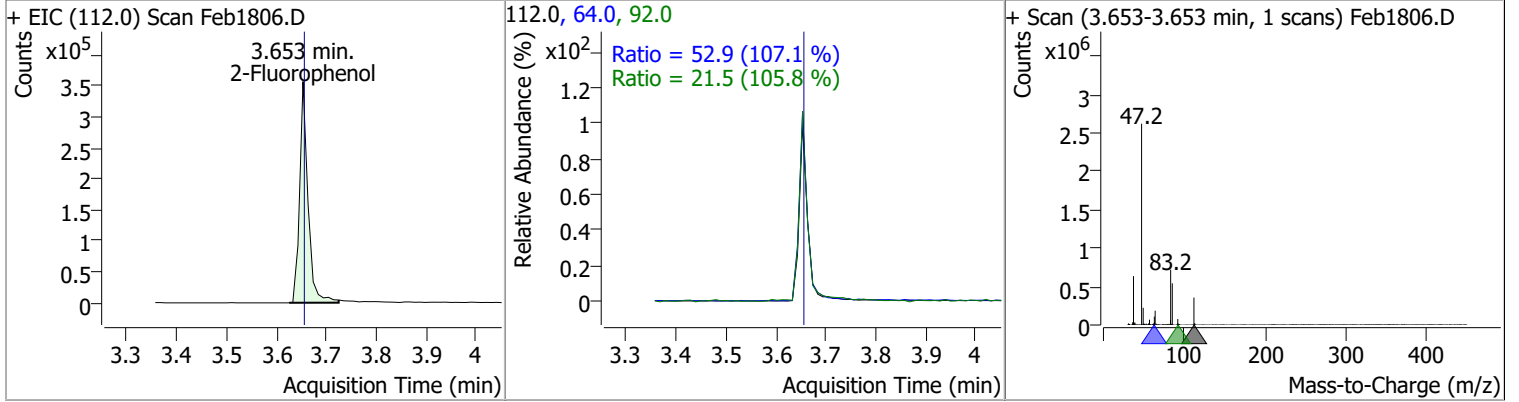
Compound	Conc.	RT	Dev(Min)	Resp.	QIon	QRatio	Lower	Upper
N-Nitrosodimethylamine	47.7313	2.50	0.01	117849	42.0	124.9	95.1	176.6



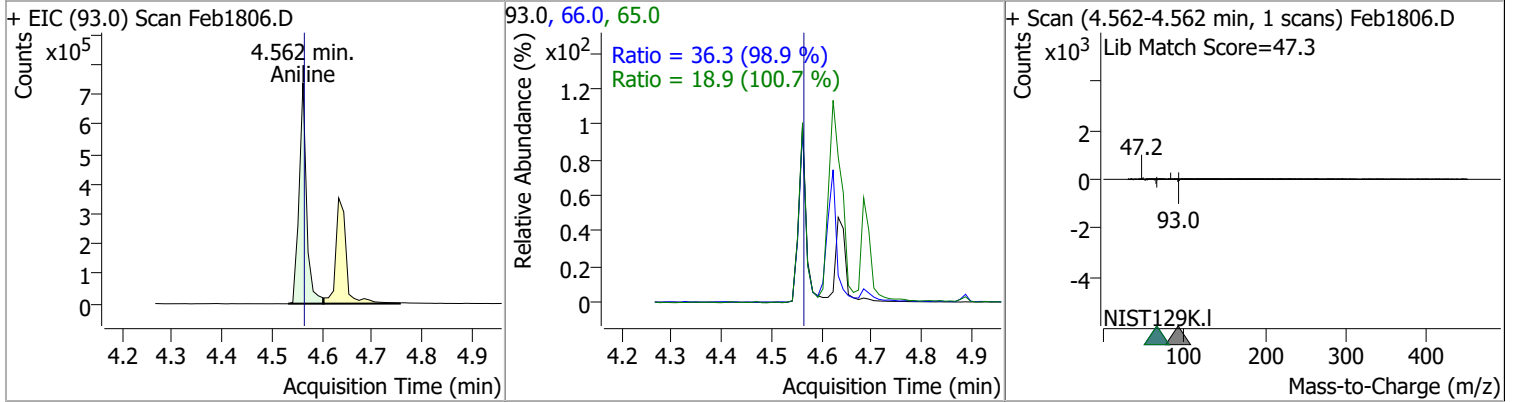
Compound	Conc.	RT	Dev(Min)	Resp.	QIon	QRatio	Lower	Upper
Pyridine	49.3173	2.54	0.01	315403	52.0	82.2	57.9	107.6



Compound	Conc.	RT	Dev(Min)	Resp.	QIon	QRatio	Lower	Upper
2-Fluorophenol	49.4461	3.65	0.00	414958	64.0	52.9	34.6	64.3
					92.0	21.5	14.2	26.5

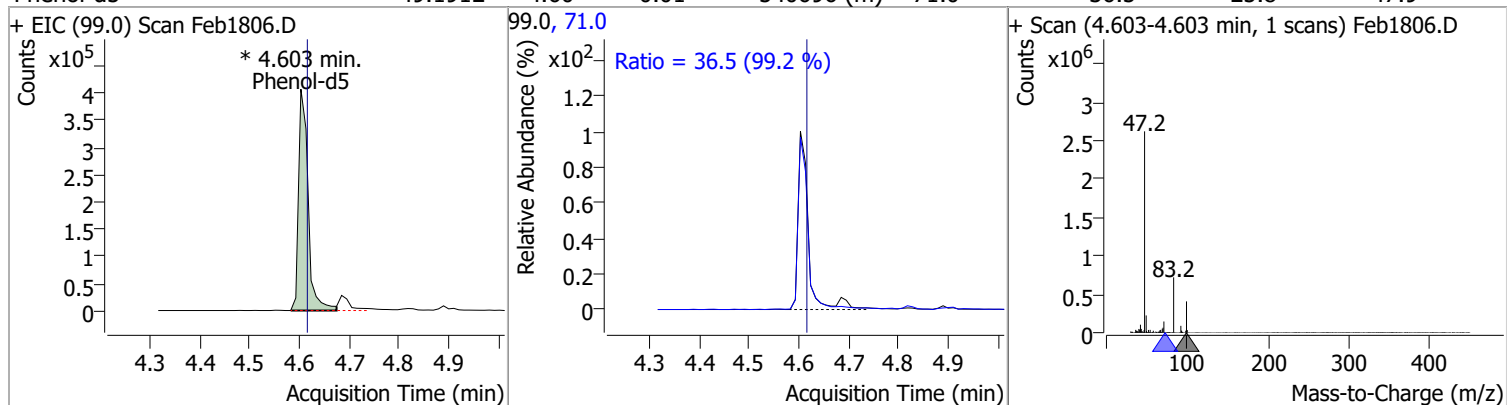


Compound	Conc.	RT	Dev(Min)	Resp.	QIon	QRatio	Lower	Upper
Aniline	48.7288	4.56	0.00	767112	66.0	36.3	25.7	47.8
					65.0	18.9	13.1	24.4

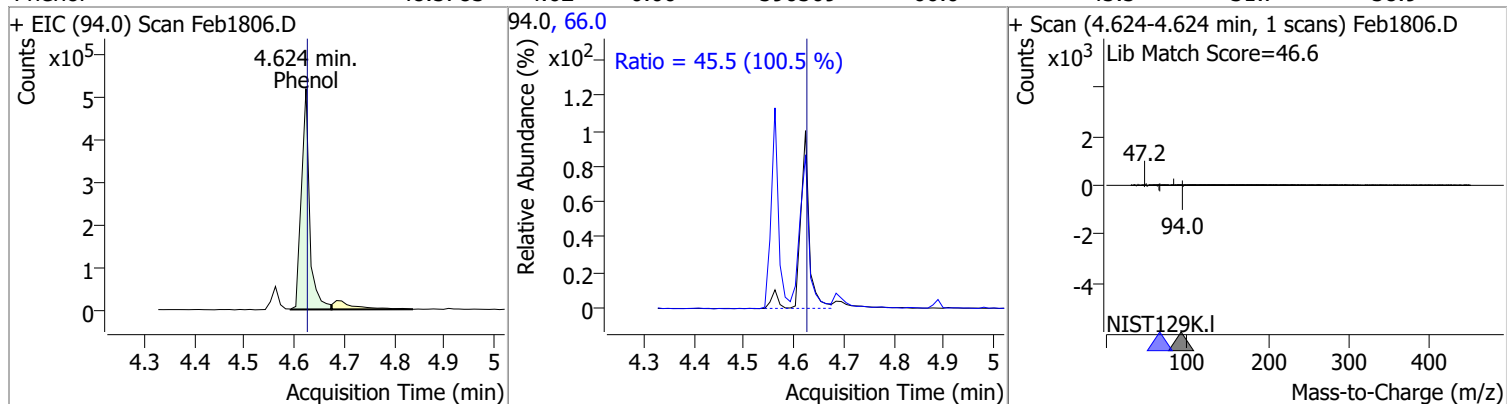


Quantitation Results Report (QT Reviewed)

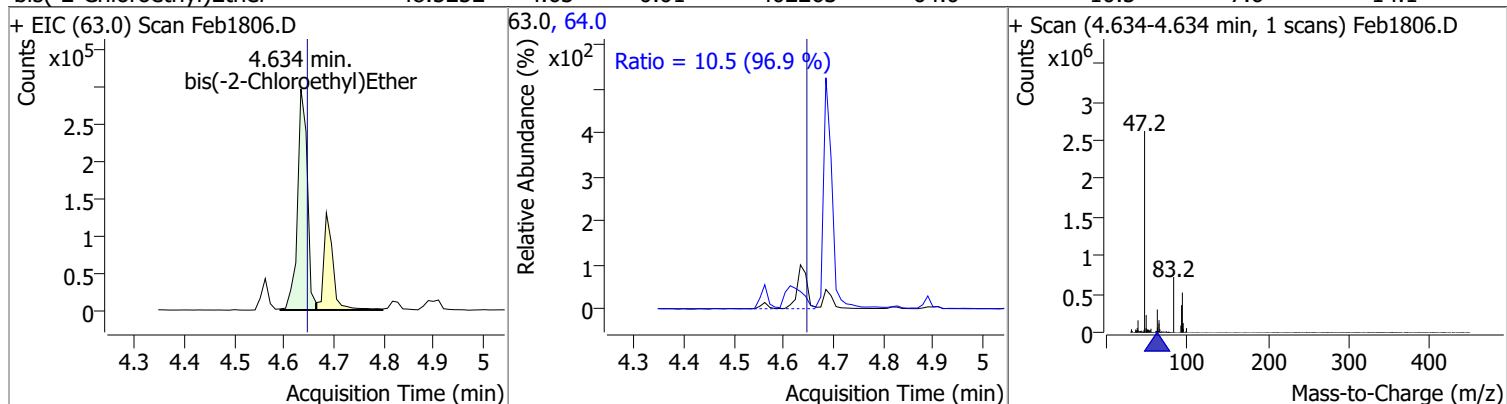
Compound	Conc.	RT	Dev(Min)	Resp.	QIon	QRatio	Lower	Upper
Phenol-d5	49.1912	4.60	-0.01	540696 (m)	71.0	36.5	25.8	47.9



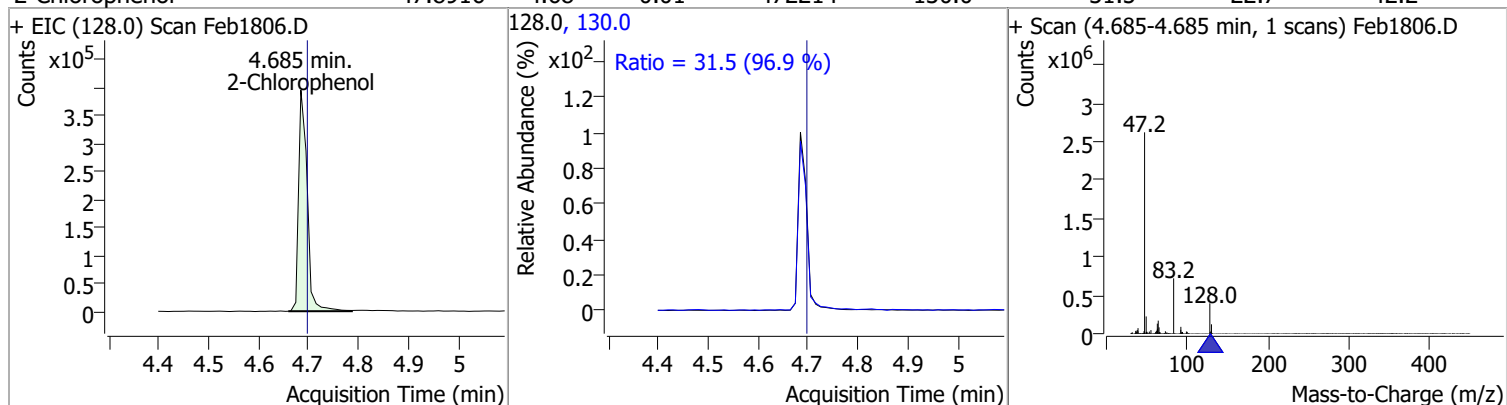
Compound	Conc.	RT	Dev(Min)	Resp.	QIon	QRatio	Lower	Upper
Phenol	48.5783	4.62	0.00	590509	66.0	45.5	31.7	58.9



Compound	Conc.	RT	Dev(Min)	Resp.	QIon	QRatio	Lower	Upper
bis(-2-Chloroethyl)Ether	48.5252	4.63	-0.01	402263	64.0	10.5	7.6	14.1

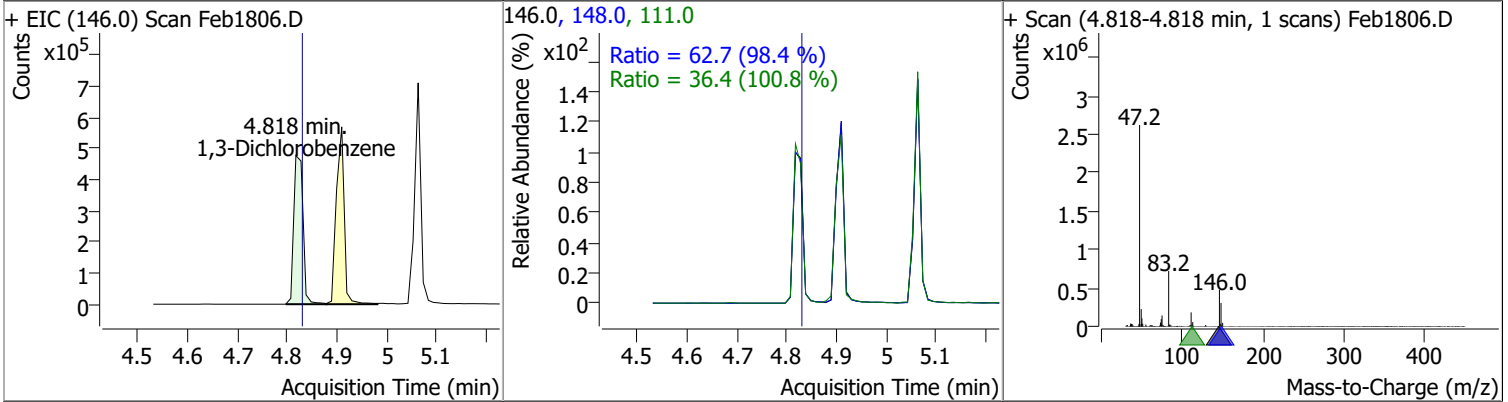


Compound	Conc.	RT	Dev(Min)	Resp.	QIon	QRatio	Lower	Upper
2-Chlorophenol	47.8916	4.68	-0.01	472214	130.0	31.5	22.7	42.2

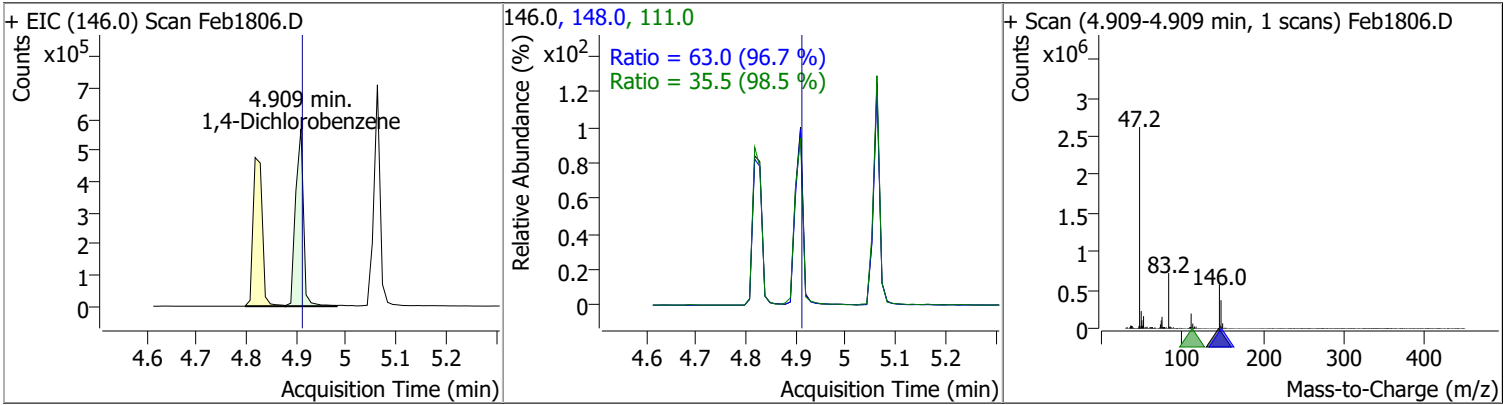


Quantitation Results Report (QT Reviewed)

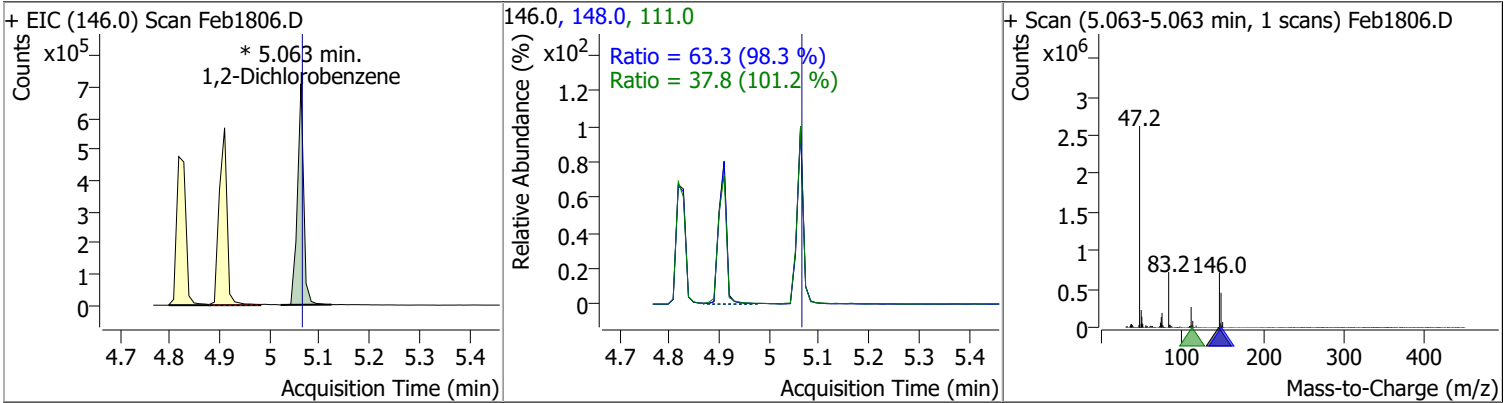
Compound	Conc.	RT	Dev(Min)	Resp.	QIon	QRatio	Lower	Upper
1,3-Dichlorobenzene	47.6832	4.82	-0.01	613144	148.0	62.7	44.6	82.8
					111.0	36.4	25.3	47.0



Compound	Conc.	RT	Dev(Min)	Resp.	QIon	QRatio	Lower	Upper
1,4-Dichlorobenzene	47.5208	4.91	0.00	621874	148.0	63.0	45.6	84.8
					111.0	35.5	25.2	46.8

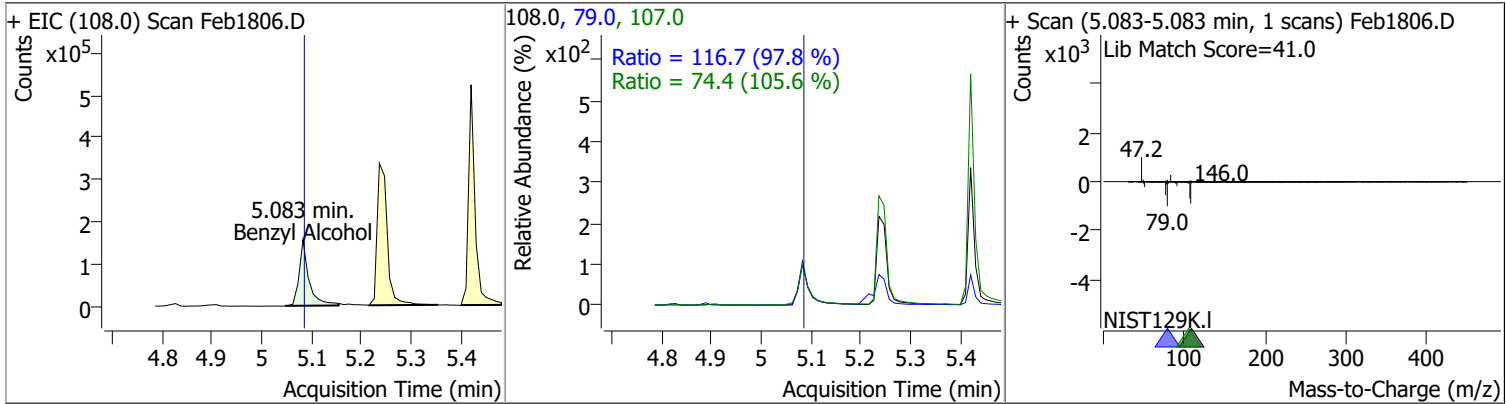


Compound	Conc.	RT	Dev(Min)	Resp.	QIon	QRatio	Lower	Upper
1,2-Dichlorobenzene	48.8945	5.06	0.00	611643 (m)	148.0	63.3	45.1	83.8
					111.0	37.8	26.1	48.5

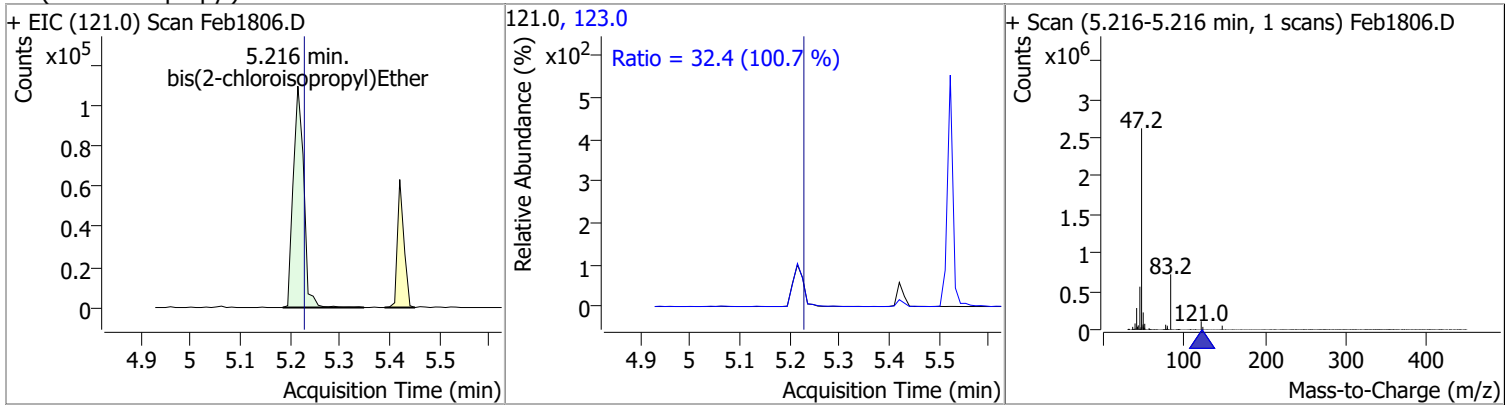


Quantitation Results Report (QT Reviewed)

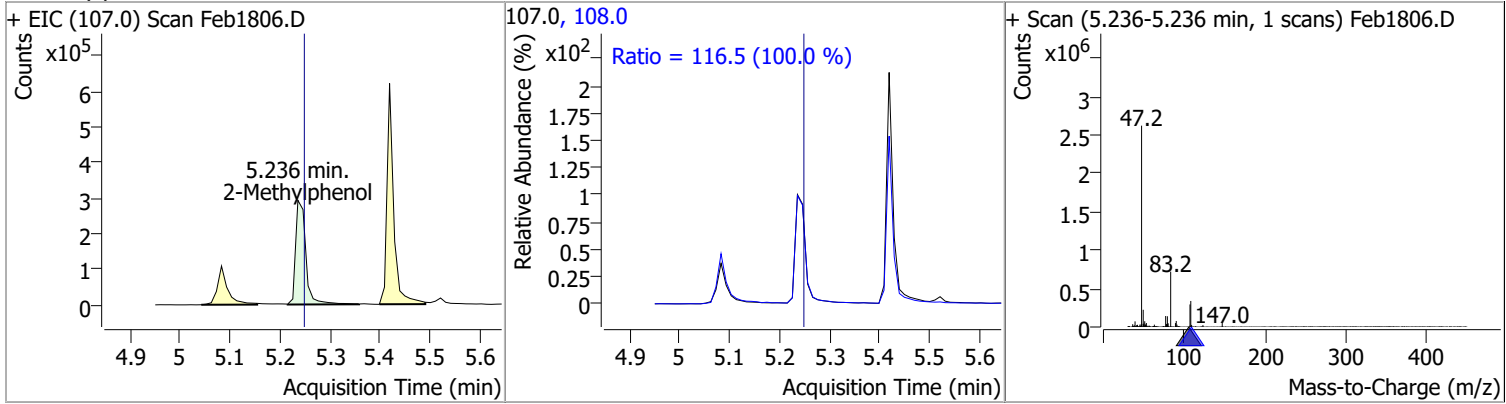
Compound	Conc.	RT	Dev(Min)	Resp.	QIon	QRatio	Lower	Upper
Benzyl Alcohol	46.5715	5.08	0.00	213122	79.0	116.7	83.5	155.1
					107.0	74.4	49.3	91.6



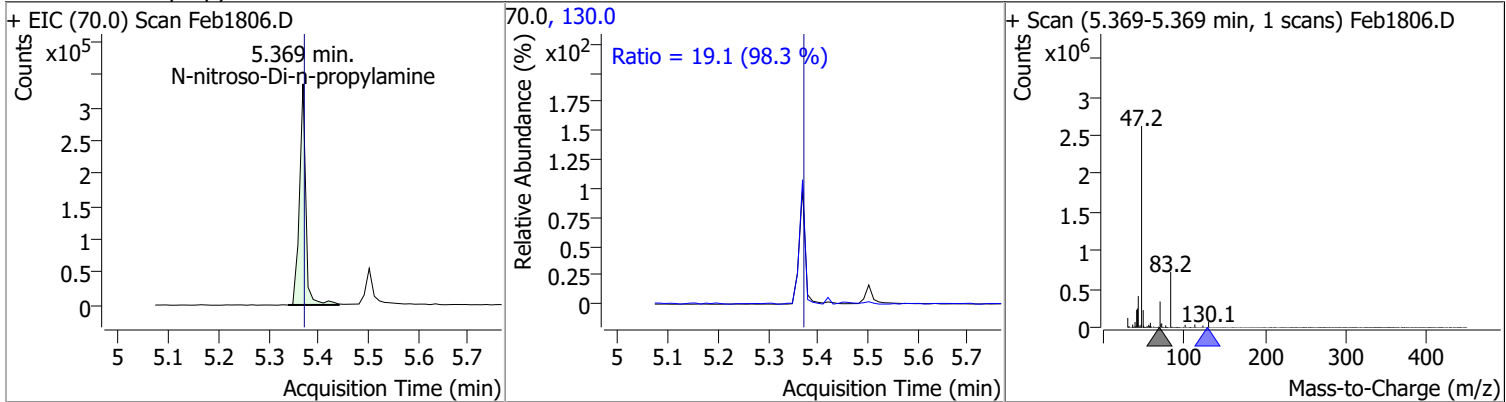
Compound	Conc.	RT	Dev(Min)	Resp.	QIon	QRatio	Lower	Upper
bis(2-chloroisopropyl)Ether	48.1097	5.22	-0.01	160657	123.0	32.4	22.5	41.8



Compound	Conc.	RT	Dev(Min)	Resp.	QIon	QRatio	Lower	Upper
2-Methylphenol	48.8002	5.24	-0.01	416195	108.0	116.5	81.5	151.4

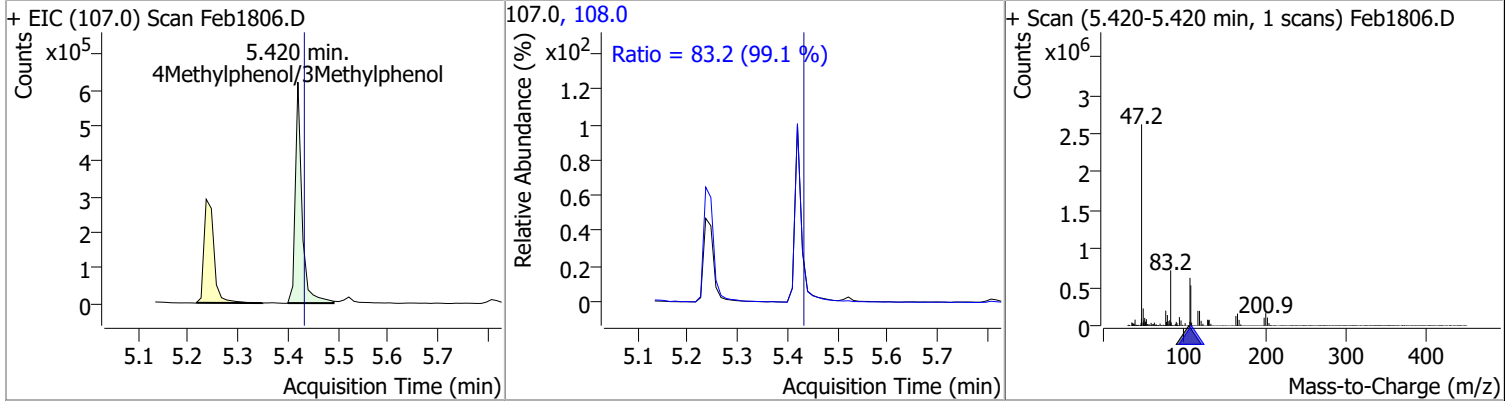


Compound	Conc.	RT	Dev(Min)	Resp.	QIon	QRatio	Lower	Upper
N-nitroso-Di-n-propylamine	52.0108	5.37	0.00	295456	130.0	19.1	0.0	38.8

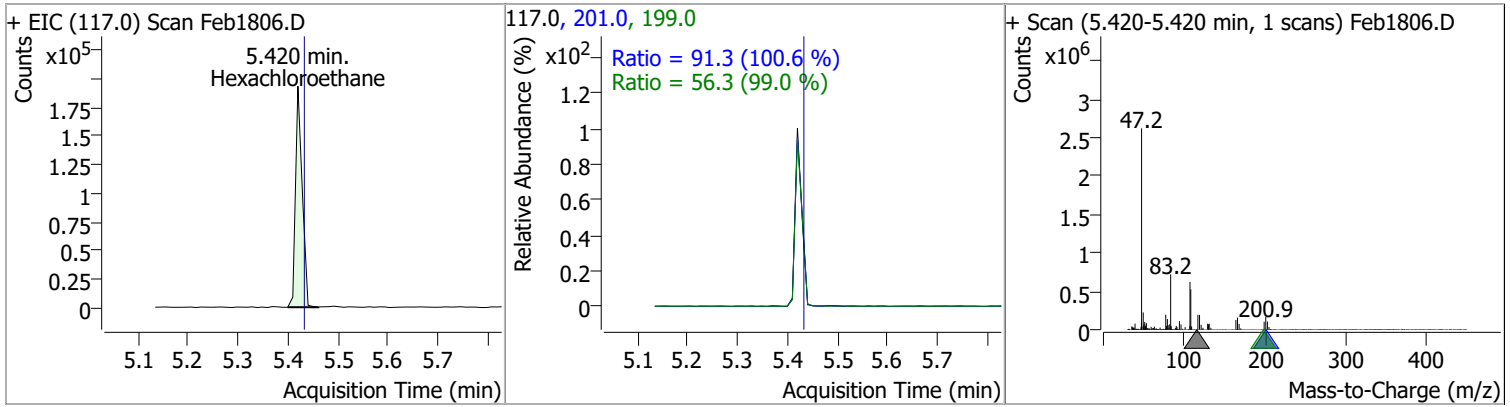


Quantitation Results Report (QT Reviewed)

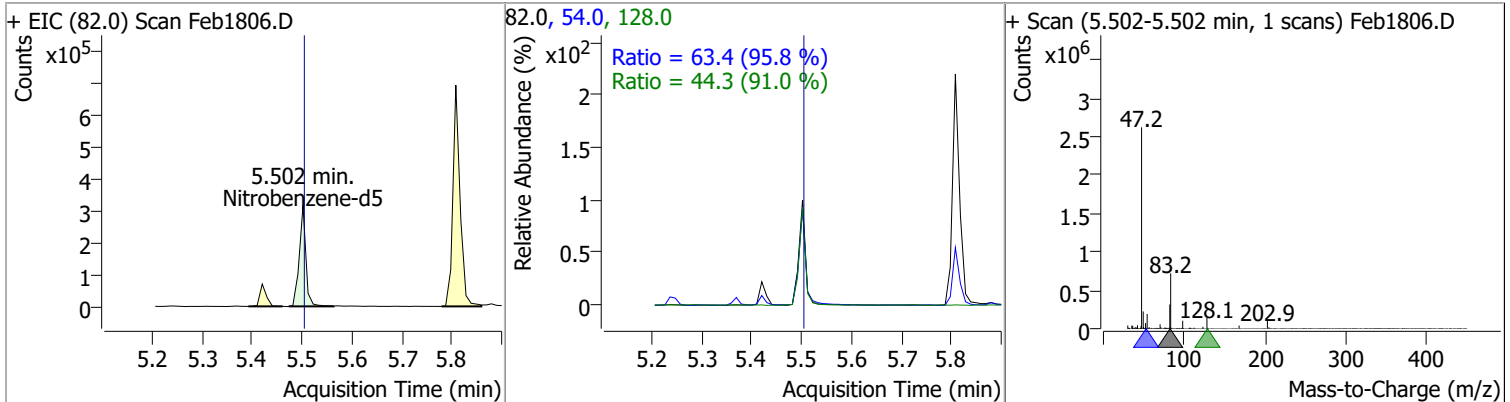
Compound	Conc.	RT	Dev(Min)	Resp.	QIon	QRatio	Lower	Upper
4Methylphenol/3Methylphenol	48.0796	5.42	-0.01	564049	108.0	83.2	58.8	109.1



Compound	Conc.	RT	Dev(Min)	Resp.	QIon	QRatio	Lower	Upper
Hexachloroethane	47.7941	5.42	-0.01	176921	201.0	91.3	63.5	118.0
					199.0	56.3	39.8	74.0

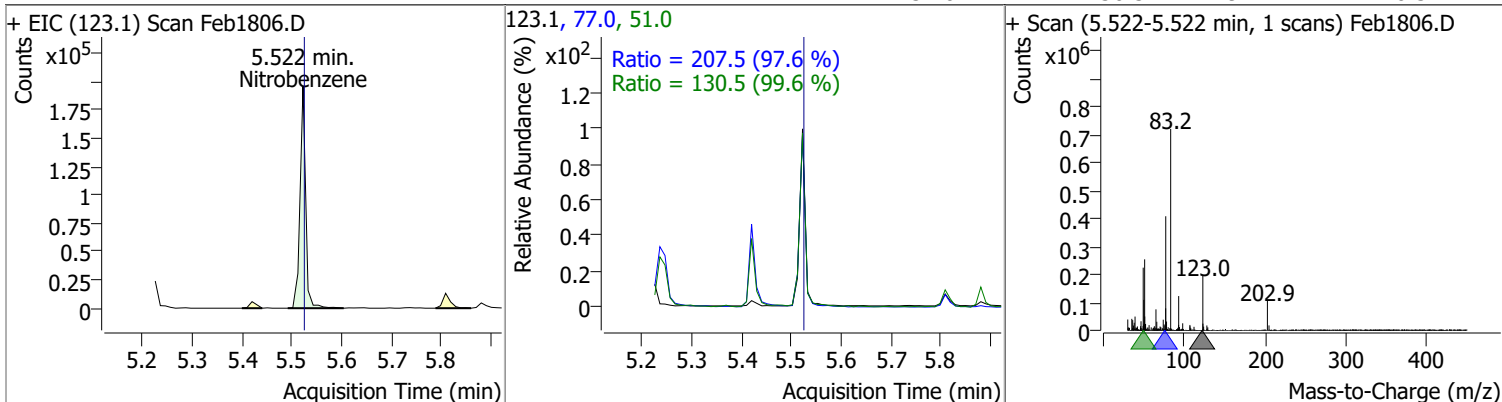


Compound	Conc.	RT	Dev(Min)	Resp.	QIon	QRatio	Lower	Upper
Nitrobenzene-d5	47.9581	5.50	0.00	289612	54.0	63.4	46.3	86.0
					128.0	44.3	34.1	63.3

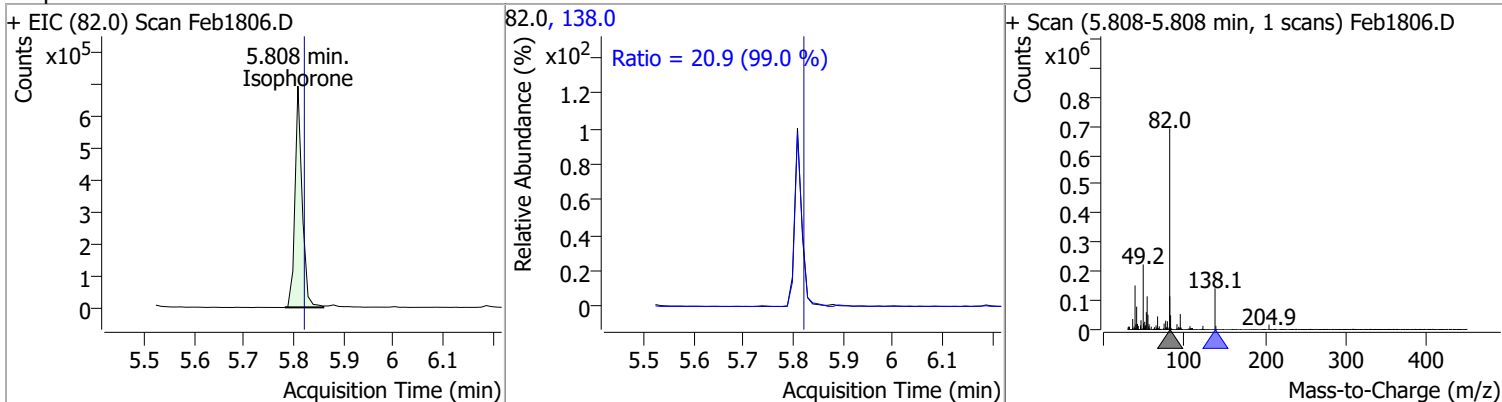


Quantitation Results Report (QT Reviewed)

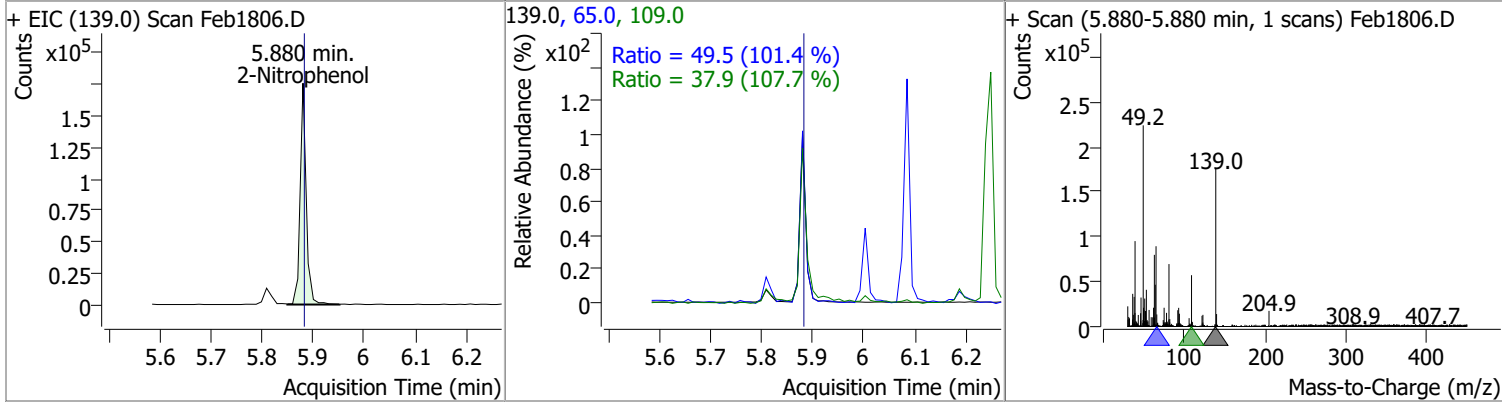
Compound	Conc.	RT	Dev(Min)	Resp.	QIon	QRatio	Lower	Upper
Nitrobenzene	48.9550	5.52	0.00	153327	77.0	207.5	148.9	276.5
					51.0	130.5	91.7	170.3



Compound	Conc.	RT	Dev(Min)	Resp.	QIon	QRatio	Lower	Upper
Isophorone	47.6614	5.81	-0.01	689466	138.0	20.9	14.8	27.5

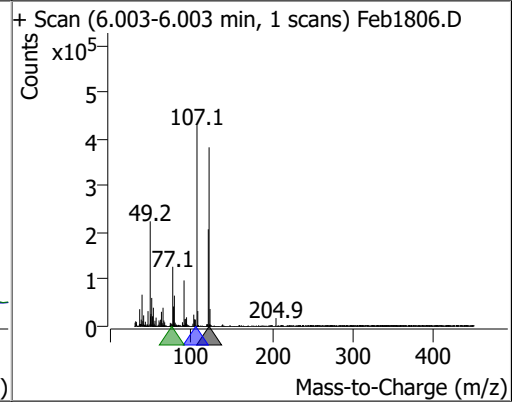
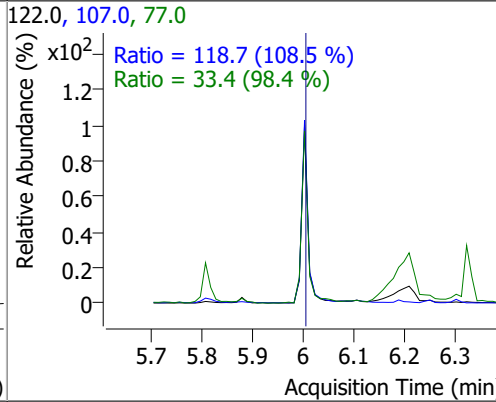
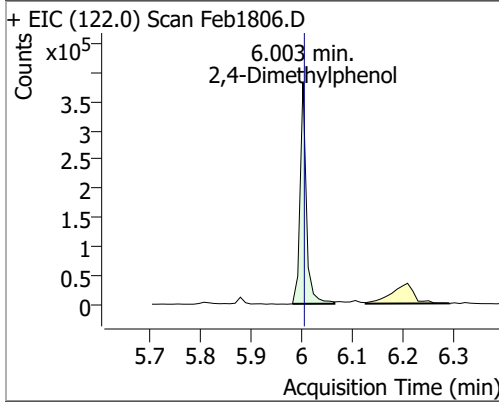


Compound	Conc.	RT	Dev(Min)	Resp.	QIon	QRatio	Lower	Upper
2-Nitrophenol	47.6904	5.88	0.00	145865	65.0	49.5	34.2	63.4
					109.0	37.9	24.6	45.8

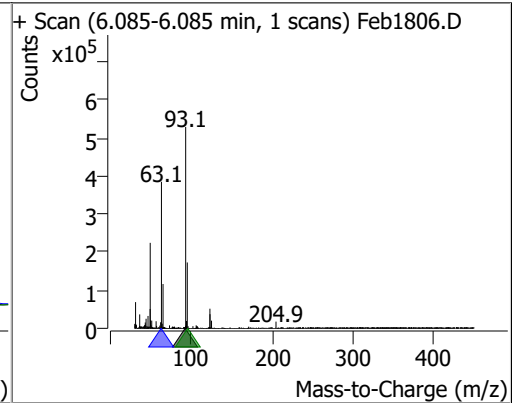
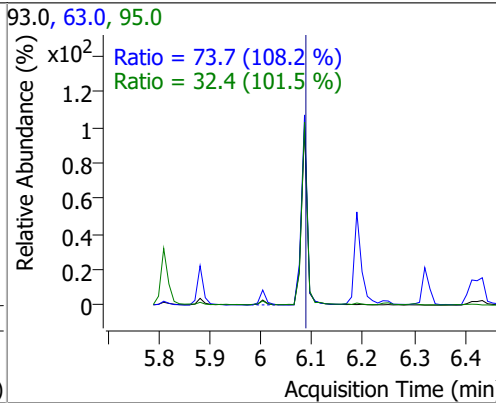
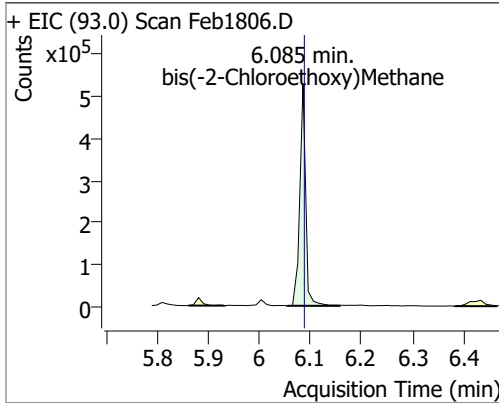


Quantitation Results Report (QT Reviewed)

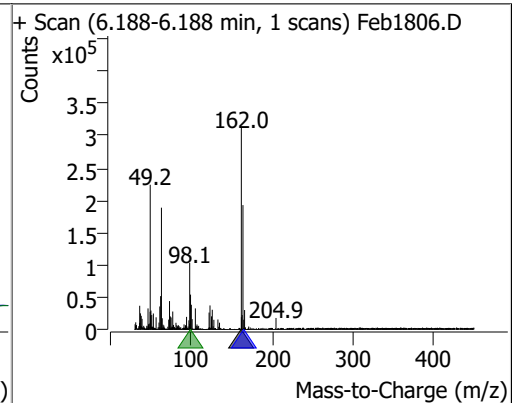
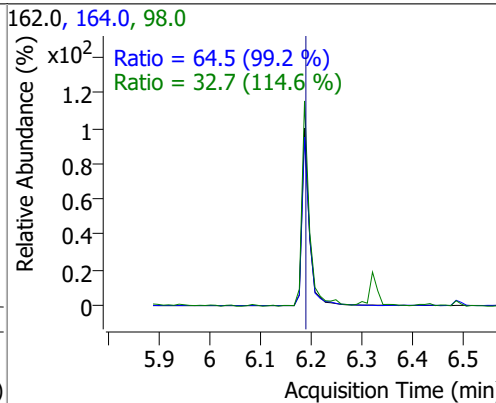
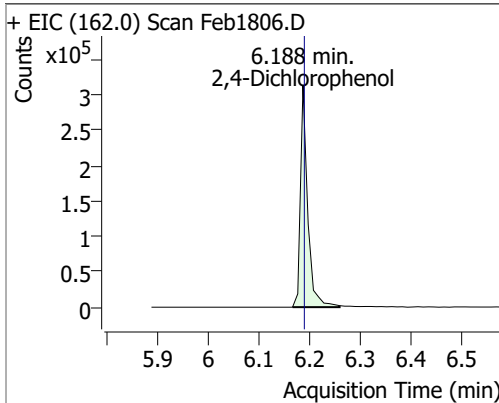
Compound	Conc.	RT	Dev(Min)	Resp.	QIon	QRatio	Lower	Upper
2,4-Dimethylphenol	44.7058	6.00	0.00	310997	107.0	118.7	76.6	142.3
					77.0	33.4	23.8	44.2



Compound	Conc.	RT	Dev(Min)	Resp.	QIon	QRatio	Lower	Upper
bis(-2-Chloroethoxy)Methane	50.5699	6.08	0.00	423833	63.0	73.7	47.7	88.6
					95.0	32.4	22.3	41.5

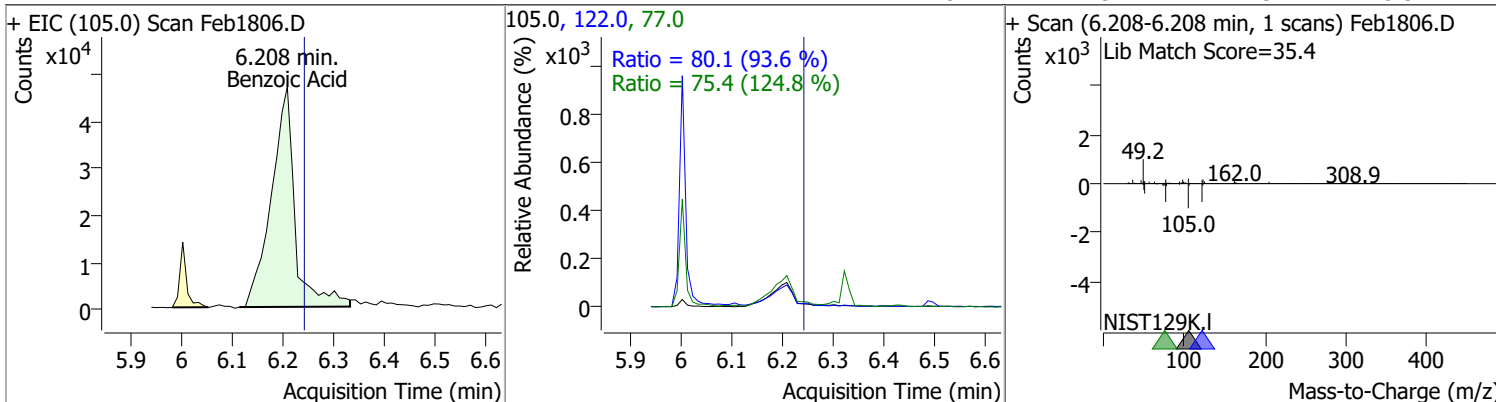


Compound	Conc.	RT	Dev(Min)	Resp.	QIon	QRatio	Lower	Upper
2,4-Dichlorophenol	46.8883	6.19	0.00	302701	164.0	64.5	45.5	84.5
					98.0	32.7	20.0	37.1

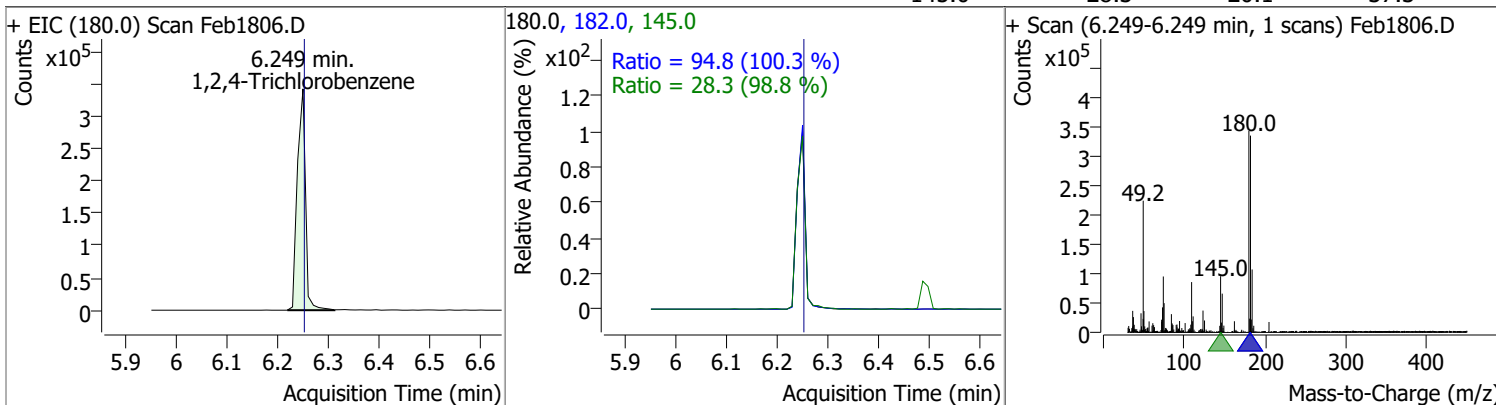


Quantitation Results Report (QT Reviewed)

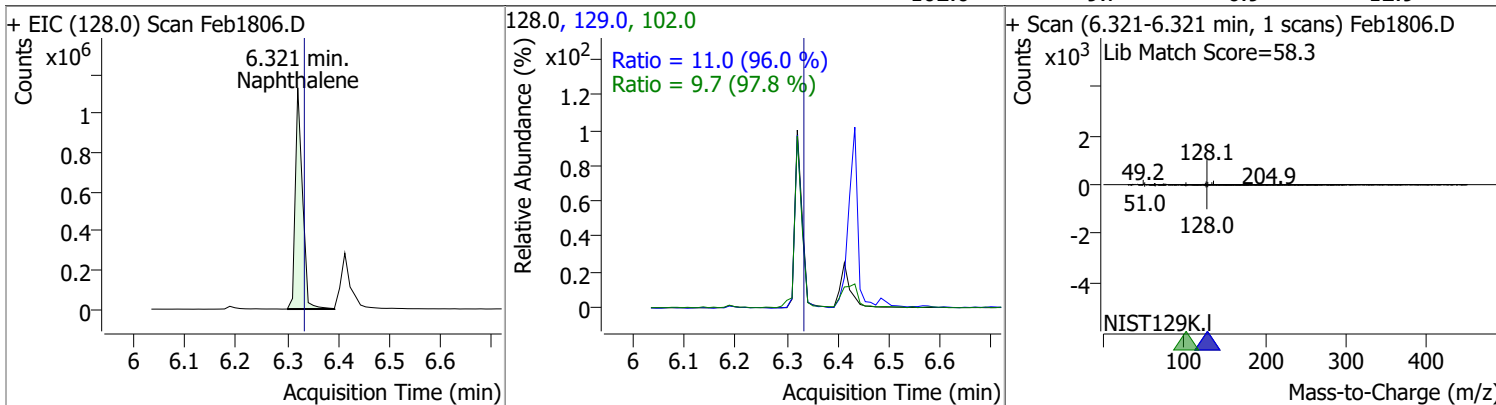
Compound	Conc.	RT	Dev(Min)	Resp.	QIon	QRatio	Lower	Upper
Benzoic Acid	47.3454	6.21	-0.03	150889	122.0	80.1	59.9	111.2
					77.0	75.4	42.3	78.5



Compound	Conc.	RT	Dev(Min)	Resp.	QIon	QRatio	Lower	Upper
1,2,4-Trichlorobenzene	47.4978	6.25	0.00	381654	182.0	94.8	66.2	122.9
					145.0	28.3	20.1	37.3

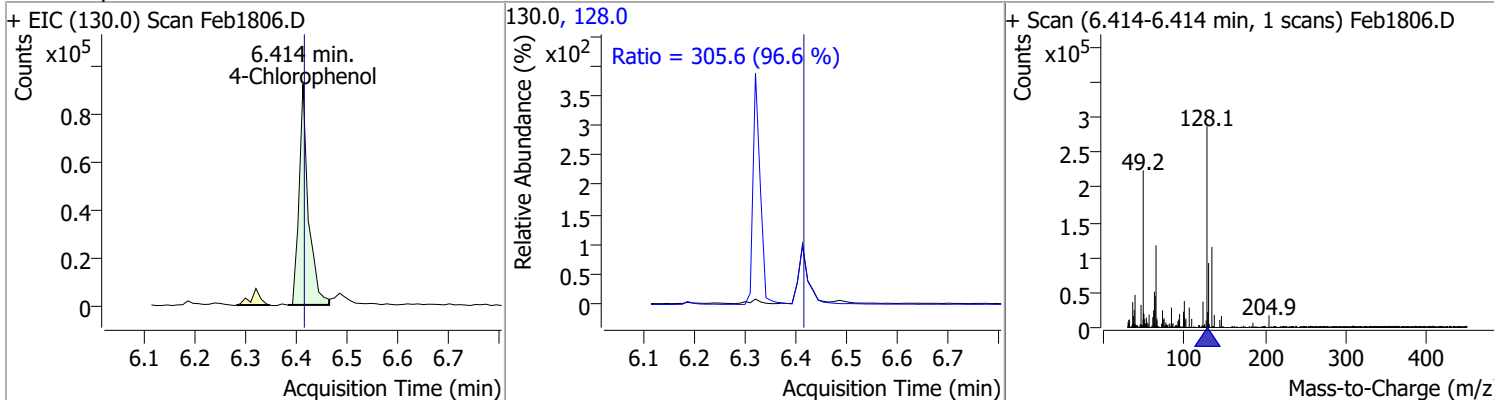


Compound	Conc.	RT	Dev(Min)	Resp.	QIon	QRatio	Lower	Upper
Naphthalene	45.7297	6.32	-0.01	1110201	129.0	11.0	8.0	14.9
					102.0	9.7	6.9	12.9

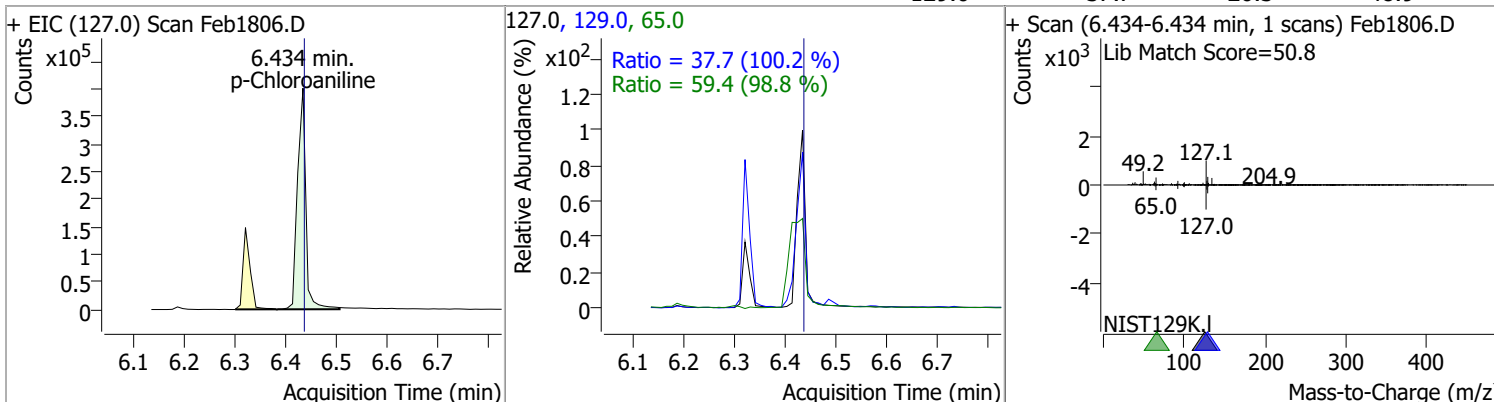


Quantitation Results Report (QT Reviewed)

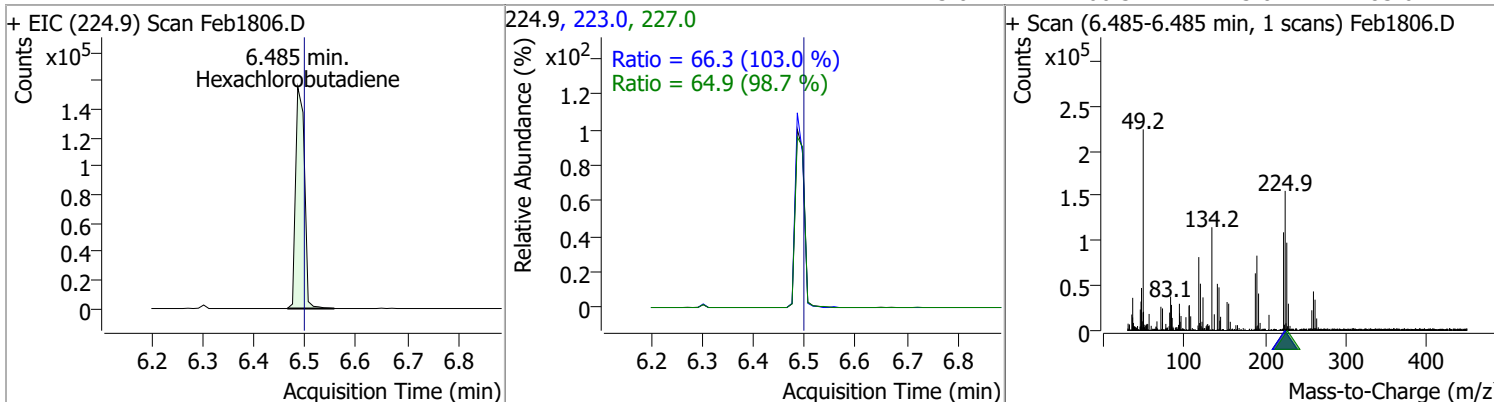
Compound	Conc.	RT	Dev(Min)	Resp.	QIon	QRatio	Lower	Upper
4-Chlorophenol	47.7556	6.41	0.00	116895	128.0	305.6	221.4	411.2



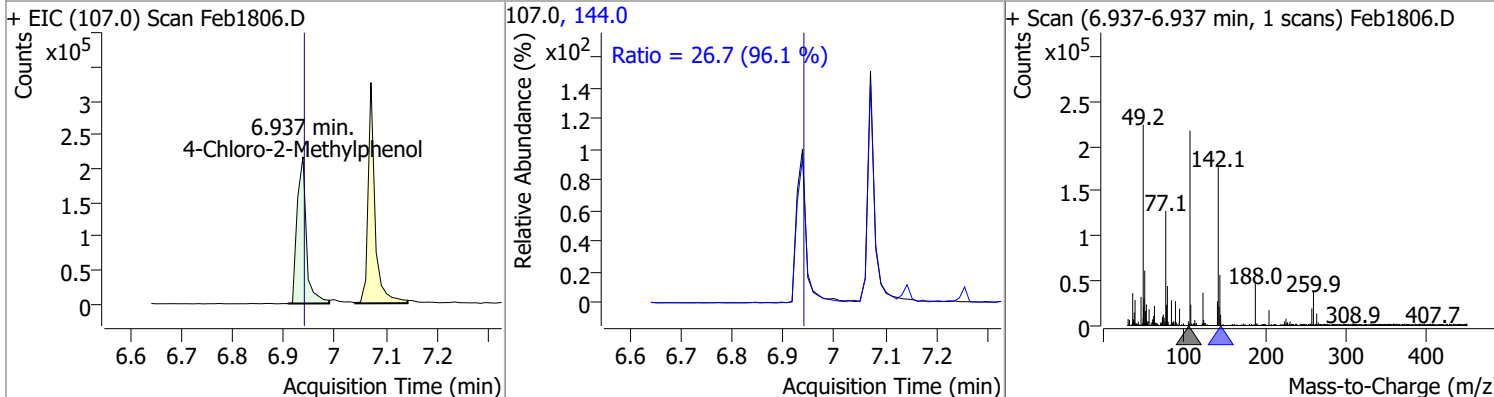
Compound	Conc.	RT	Dev(Min)	Resp.	QIon	QRatio	Lower	Upper
p-Chloroaniline	49.0478	6.43	0.00	453225	65.0	59.4	42.1	78.2
					129.0	37.7	26.3	48.9



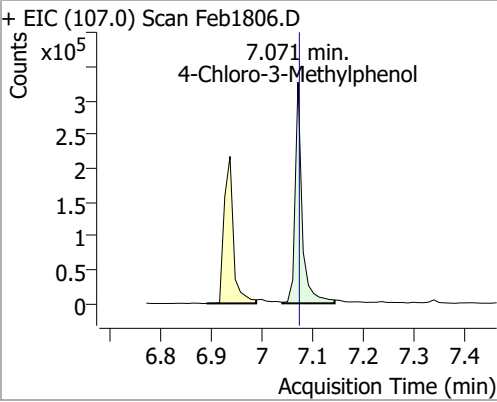
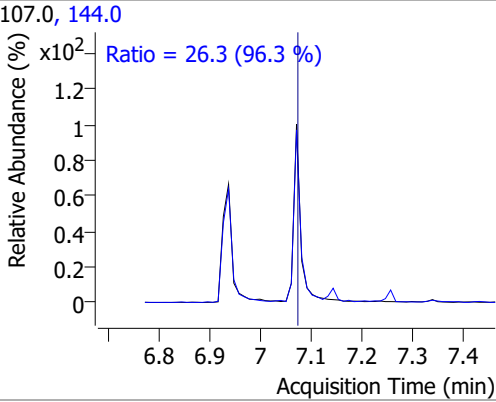
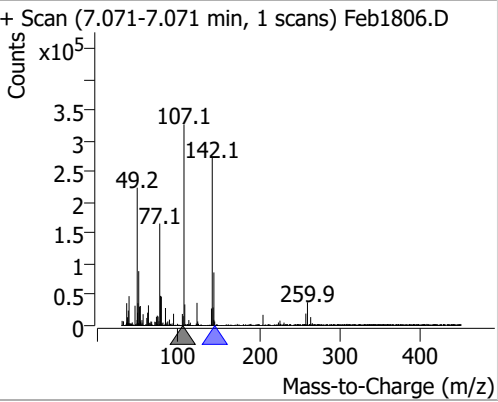
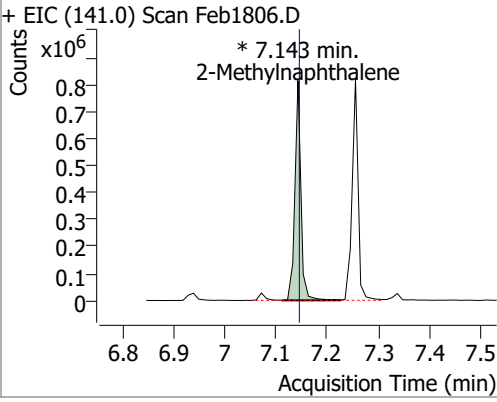
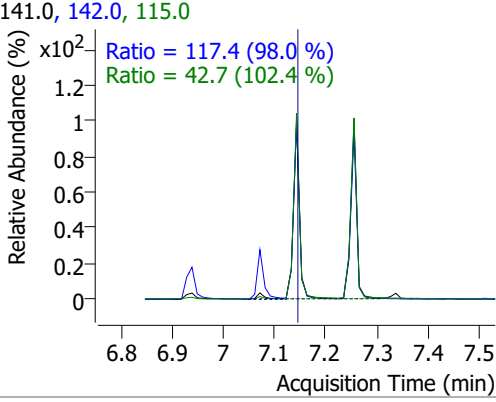
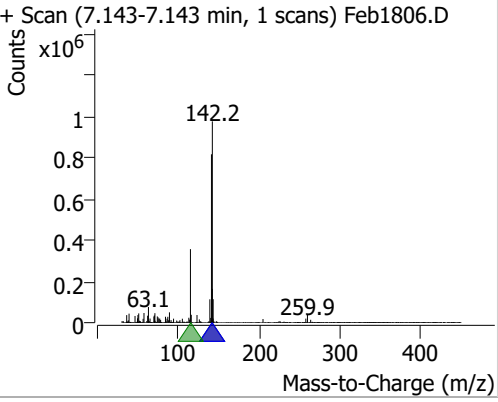
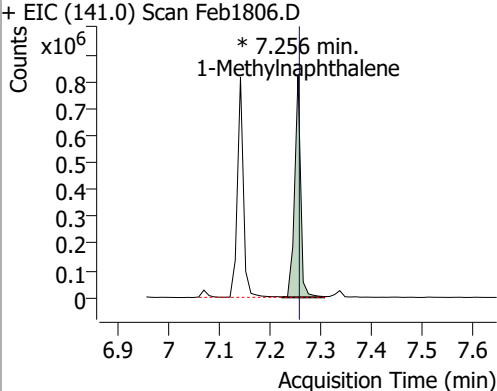
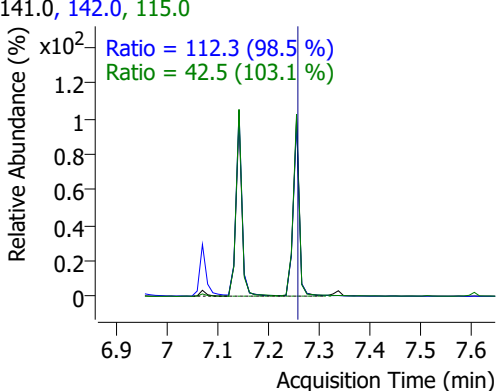
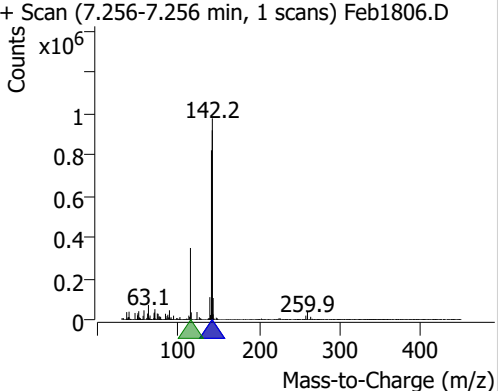
Compound	Conc.	RT	Dev(Min)	Resp.	QIon	QRatio	Lower	Upper
Hexachlorobutadiene	46.5537	6.49	-0.01	188037	227.0	64.9	46.0	85.4
					223.0	66.3	45.0	83.6



Compound	Conc.	RT	Dev(Min)	Resp.	QIon	QRatio	Lower	Upper
4-Chloro-2-Methylphenol	44.5613	6.94	0.00	274008	144.0	26.7	19.4	36.1

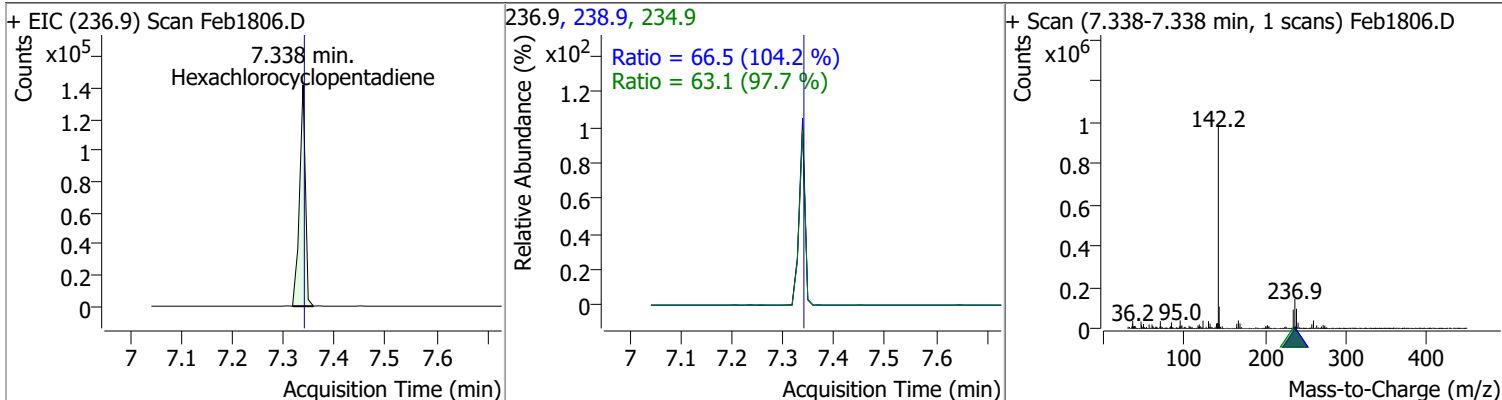


Quantitation Results Report (QT Reviewed)

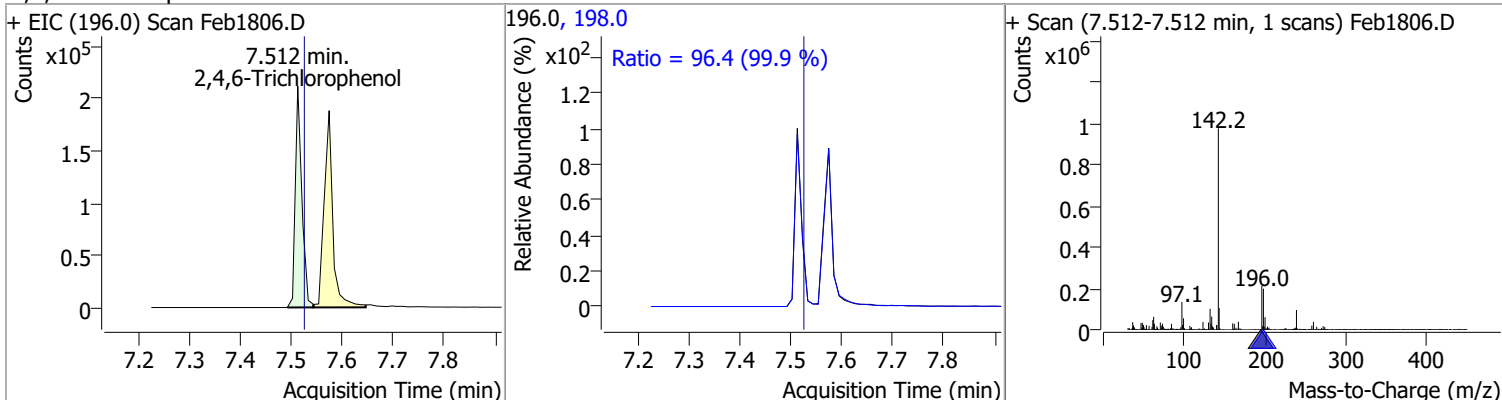
Compound	Conc.	RT	Dev(Min)	Resp.	QIon	QRatio	Lower	Upper
4-Chloro-3-Methylphenol	49.2963	7.07	0.00	311889	144.0	26.3	19.1	35.5
+ EIC (107.0) Scan Feb1806.D 			107.0, 144.0 			+ Scan (7.071-7.071 min, 1 scans) Feb1806.D 		
2-Methylnaphthalene	51.0637	7.14	0.00	670695 (m)	142.0	117.4	83.8	155.7
+ EIC (141.0) Scan Feb1806.D 			141.0, 142.0, 115.0 			+ Scan (7.143-7.143 min, 1 scans) Feb1806.D 		
1-Methylnaphthalene	52.0765	7.26	0.00	672135 (m)	142.0	112.3	79.8	148.2
+ EIC (141.0) Scan Feb1806.D 			141.0, 142.0, 115.0 			+ Scan (7.256-7.256 min, 1 scans) Feb1806.D 		

Quantitation Results Report (QT Reviewed)

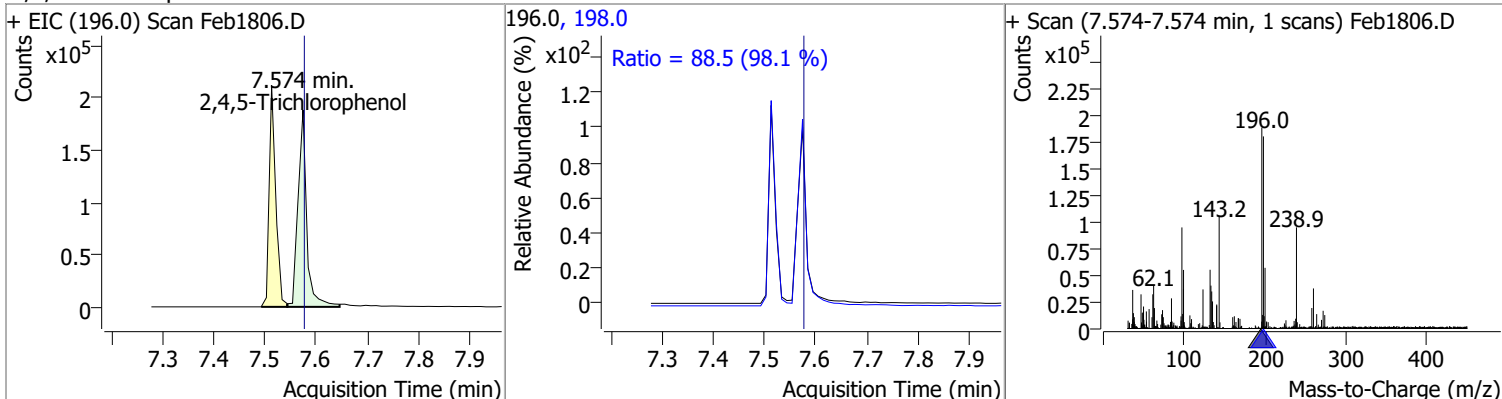
Compound	Conc.	RT	Dev(Min)	Resp.	QIon	QRatio	Lower	Upper
Hexachlorocyclopentadiene	47.6532	7.34	0.00	113002	234.9	63.1	45.2	84.0
					238.9	66.5	44.6	82.9



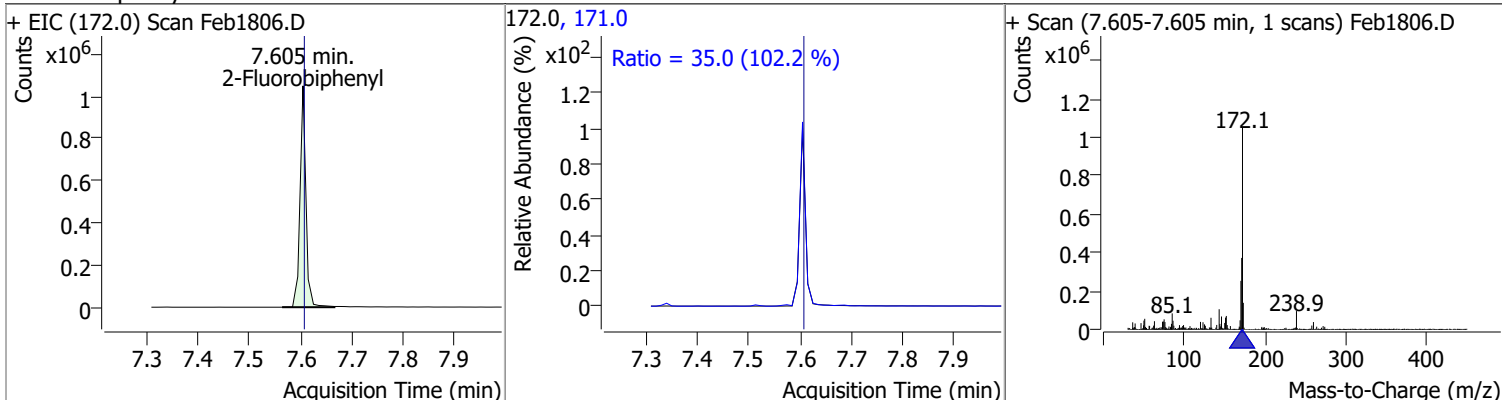
Compound	Conc.	RT	Dev(Min)	Resp.	QIon	QRatio	Lower	Upper
2,4,6-Trichlorophenol	44.7383	7.51	-0.01	186323	198.0	96.4	67.6	125.5
					196.0	99.9	66.5	125.5



Compound	Conc.	RT	Dev(Min)	Resp.	QIon	QRatio	Lower	Upper
2,4,5-Trichlorophenol	47.3755	7.57	0.00	223316	198.0	88.5	63.2	117.3
					196.0	98.1	66.5	117.3

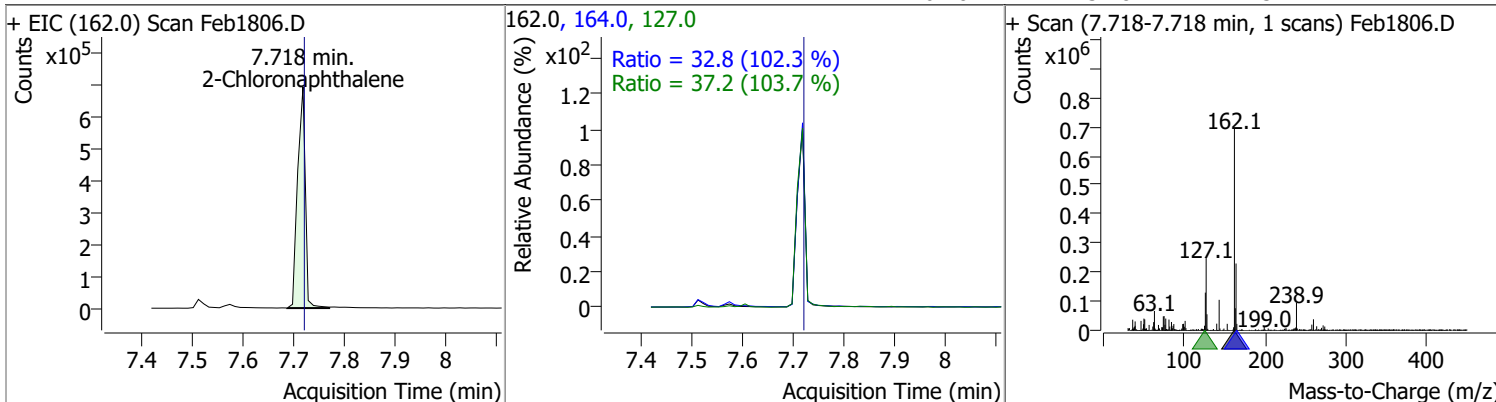


Compound	Conc.	RT	Dev(Min)	Resp.	QIon	QRatio	Lower	Upper
2-Fluorobiphenyl	48.3854	7.60	0.00	840492	171.0	35.0	24.0	44.5
					172.0	102.2	24.0	44.5

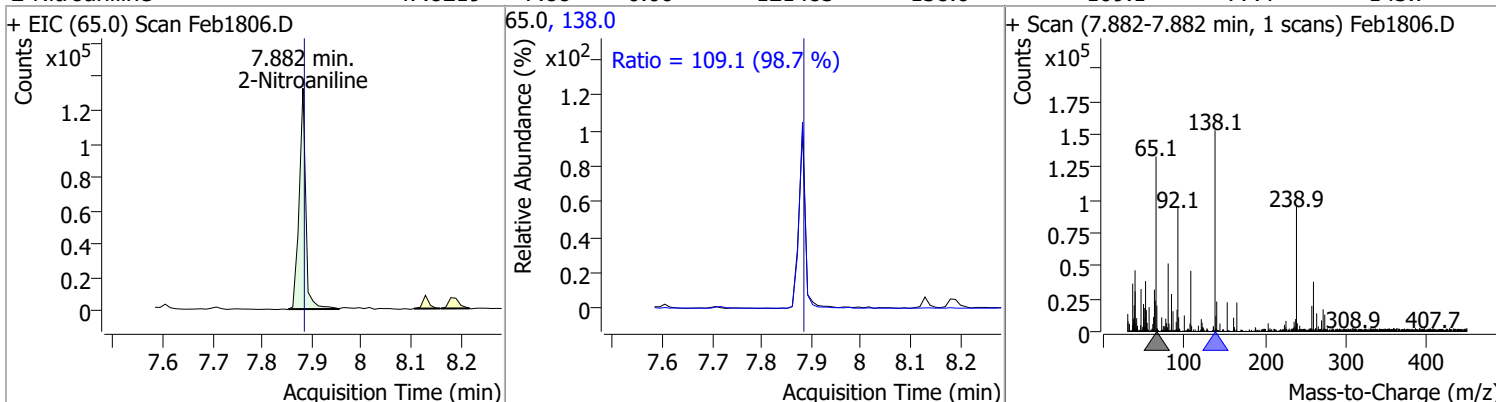


Quantitation Results Report (QT Reviewed)

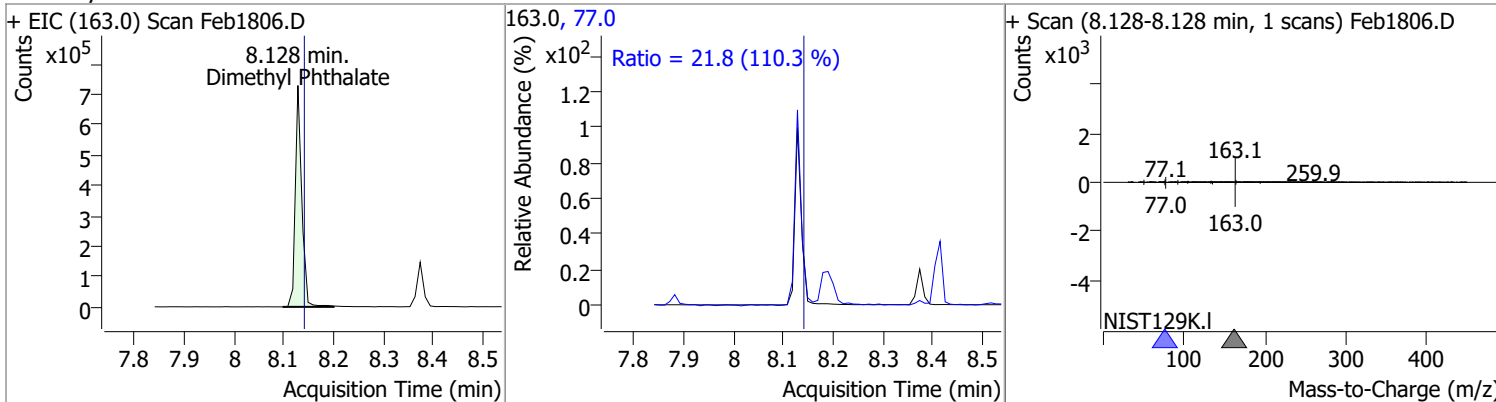
Compound	Conc.	RT	Dev(Min)	Resp.	QIon	QRatio	Lower	Upper
2-Chloronaphthalene	49.7944	7.72	0.00	726480	127.0	37.2	25.1	46.7
					164.0	32.8	22.5	41.7



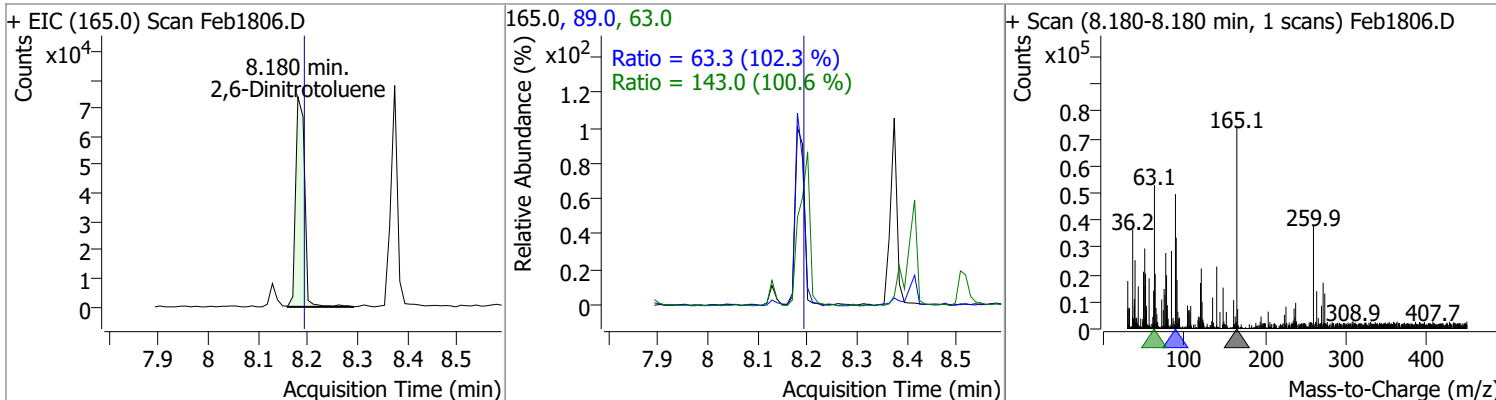
Compound	Conc.	RT	Dev(Min)	Resp.	QIon	QRatio	Lower	Upper
2-Nitroaniline	47.8219	7.88	0.00	121485	138.0	109.1	77.4	143.7



Compound	Conc.	RT	Dev(Min)	Resp.	QIon	QRatio	Lower	Upper
Dimethyl Phthalate	46.8059	8.13	-0.01	658473	77.0	21.8	13.8	25.7

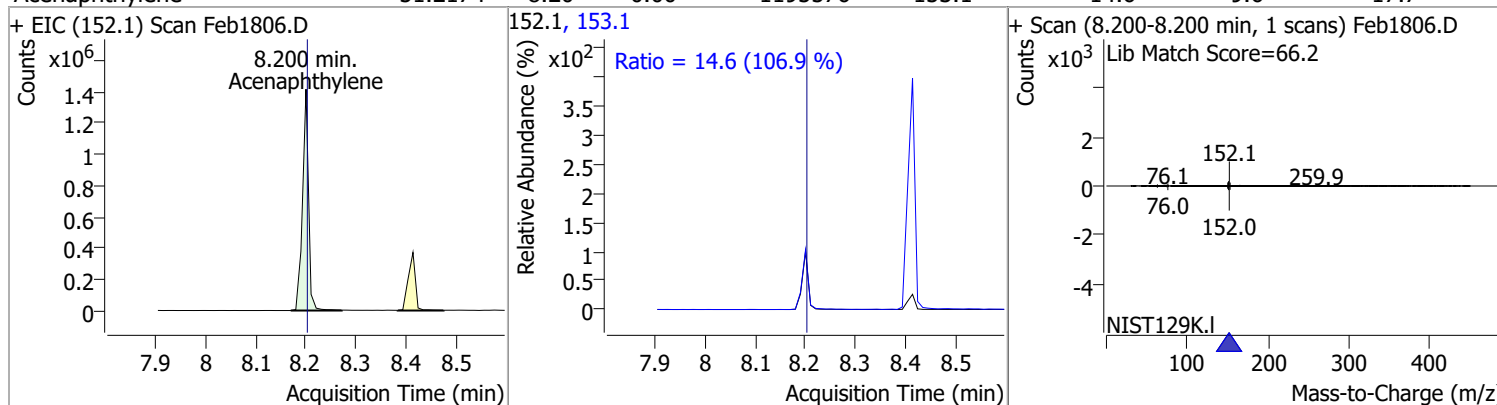


Compound	Conc.	RT	Dev(Min)	Resp.	QIon	QRatio	Lower	Upper
2,6-Dinitrotoluene	46.7873	8.18	-0.01	92679	63.0	143.0	99.5	184.8
					89.0	63.3	43.3	80.3

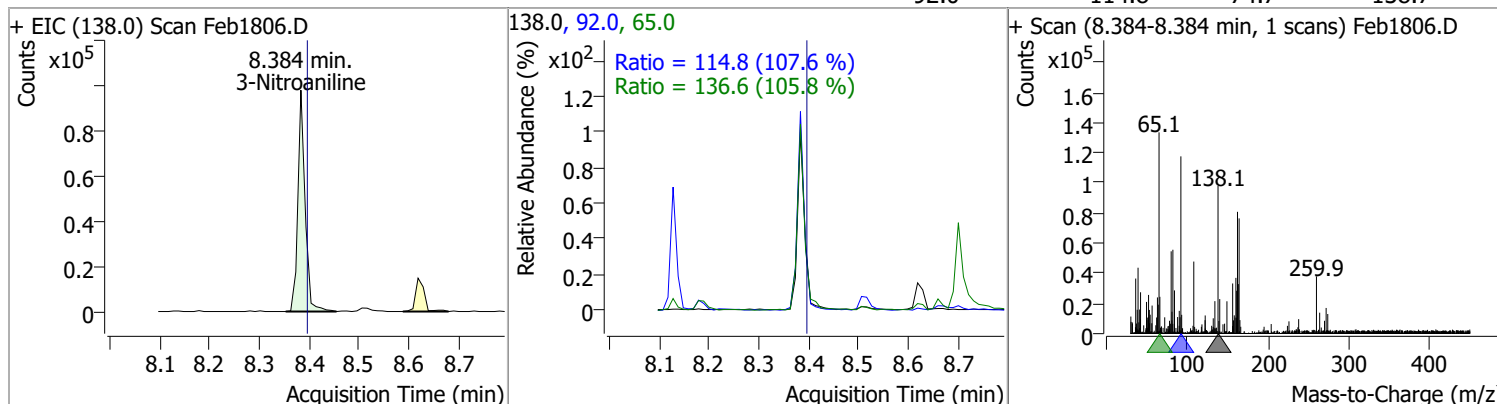


Quantitation Results Report (QT Reviewed)

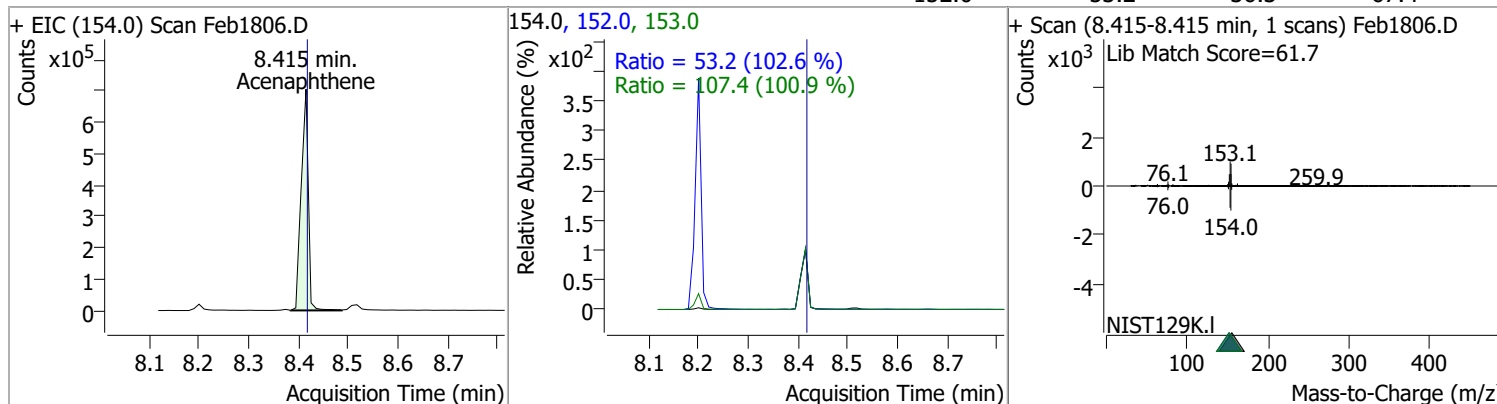
Compound	Conc.	RT	Dev(Min)	Resp.	QIon	QRatio	Lower	Upper
Acenaphthylene	51.2174	8.20	0.00	1195576	153.1	14.6	9.6	17.7



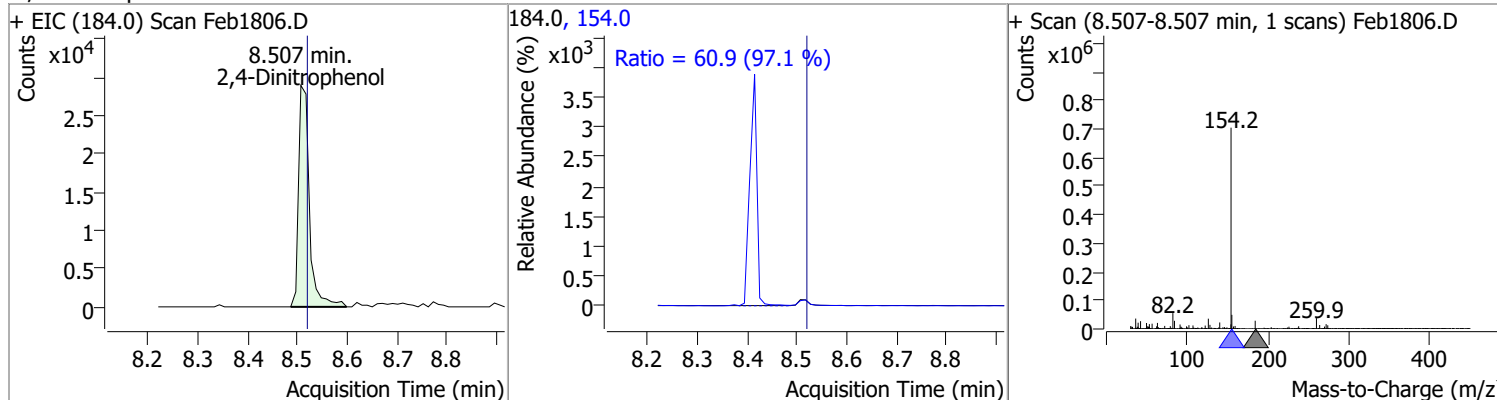
Compound	Conc.	RT	Dev(Min)	Resp.	QIon	QRatio	Lower	Upper
3-Nitroaniline	45.4914	8.38	-0.01	99318	65.0	136.6	90.4	167.8
					92.0	114.8	74.7	138.7



Compound	Conc.	RT	Dev(Min)	Resp.	QIon	QRatio	Lower	Upper
Acenaphthene	50.6665	8.41	0.00	694646	153.0	107.4	74.5	138.4
					152.0	53.2	36.3	67.4

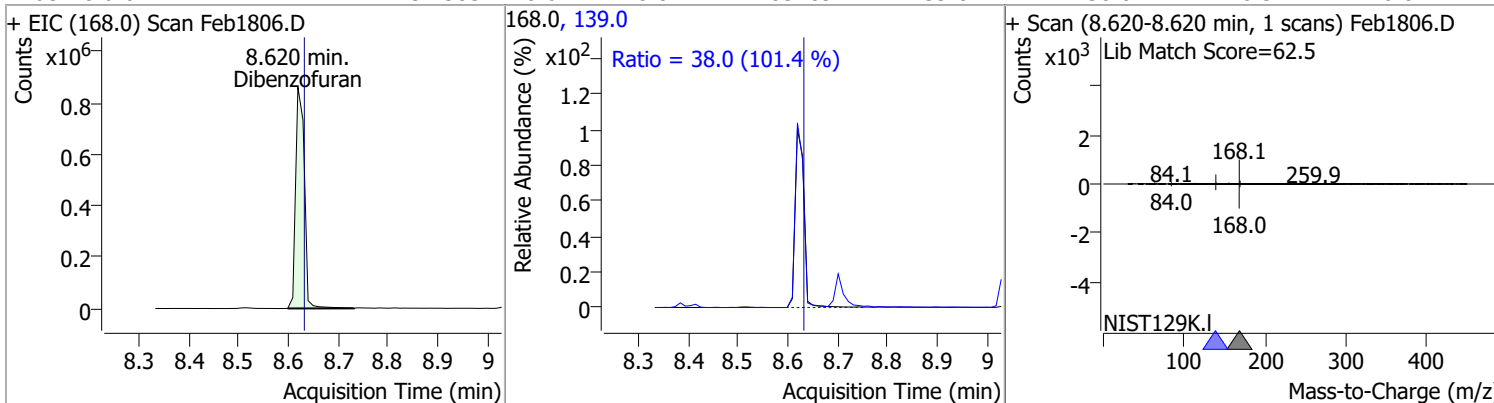


Compound	Conc.	RT	Dev(Min)	Resp.	QIon	QRatio	Lower	Upper
2,4-Dinitrophenol	48.5159	8.51	-0.01	43823	154.0	60.9	43.9	81.5

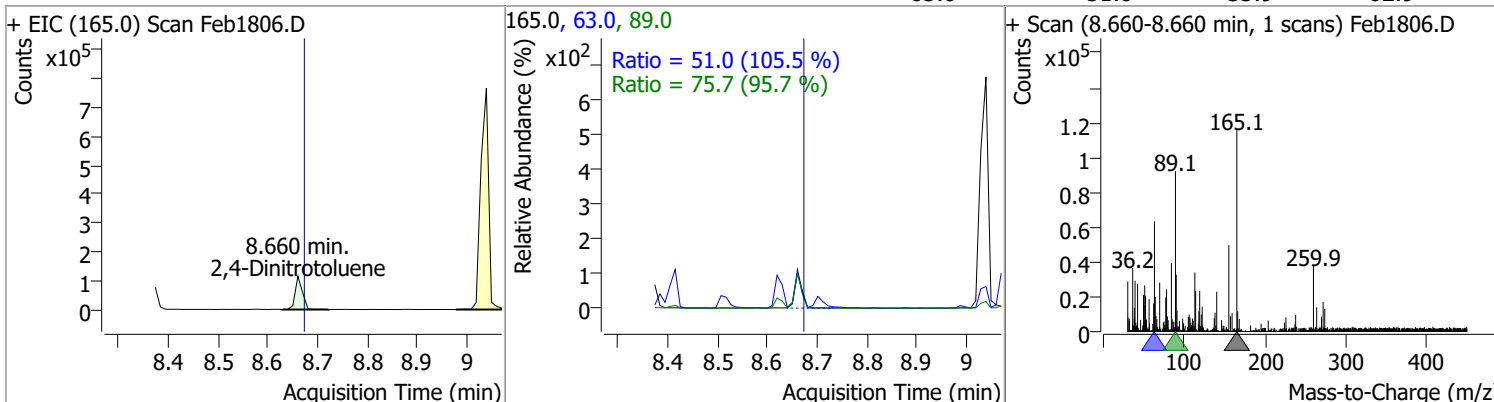


Quantitation Results Report (QT Reviewed)

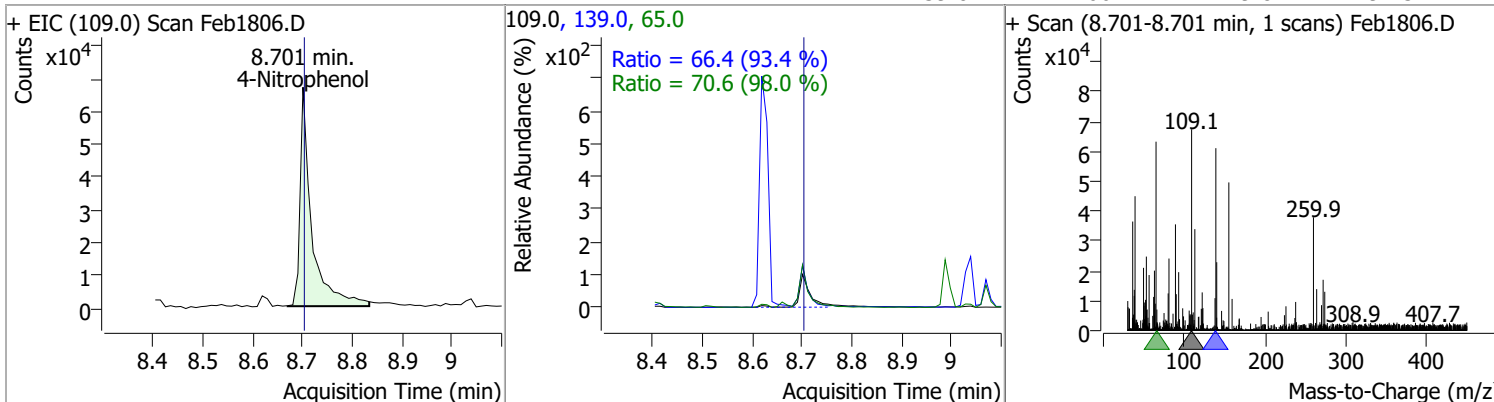
Compound	Conc.	RT	Dev(Min)	Resp.	QIon	QRatio	Lower	Upper
Dibenzofuran	45.2583	8.62	-0.01	1034897	139.0	38.0	26.3	48.8



2,4-Dinitrotoluene	49.0233	8.66	-0.01	115884	89.0	75.7	55.4	102.9
					63.0	51.0	33.9	62.9

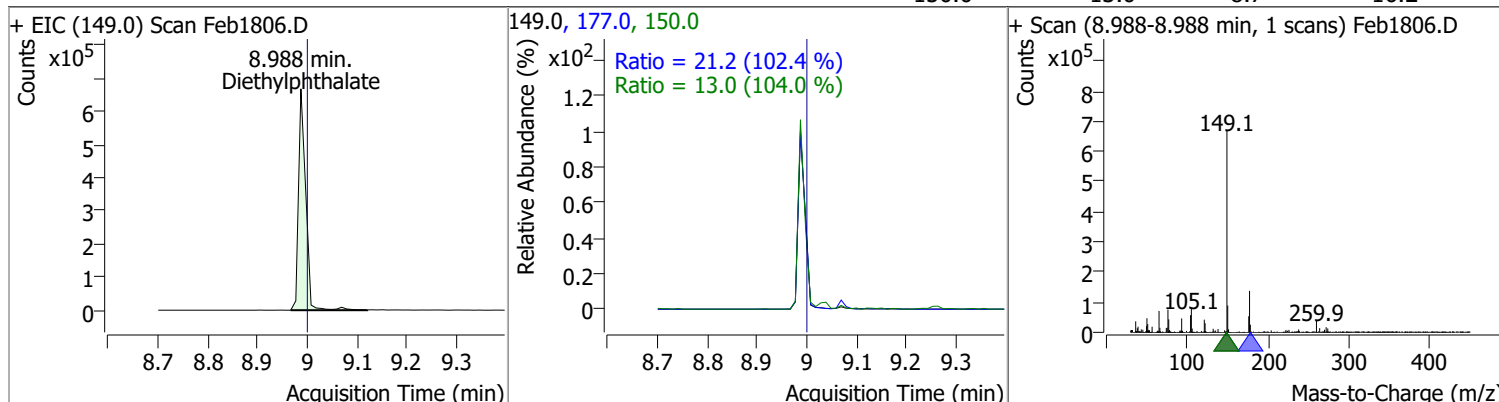


4-Nitrophenol	46.2243	8.70	0.00	108704	65.0	70.6	50.4	93.6
					139.0	66.4	49.8	92.5

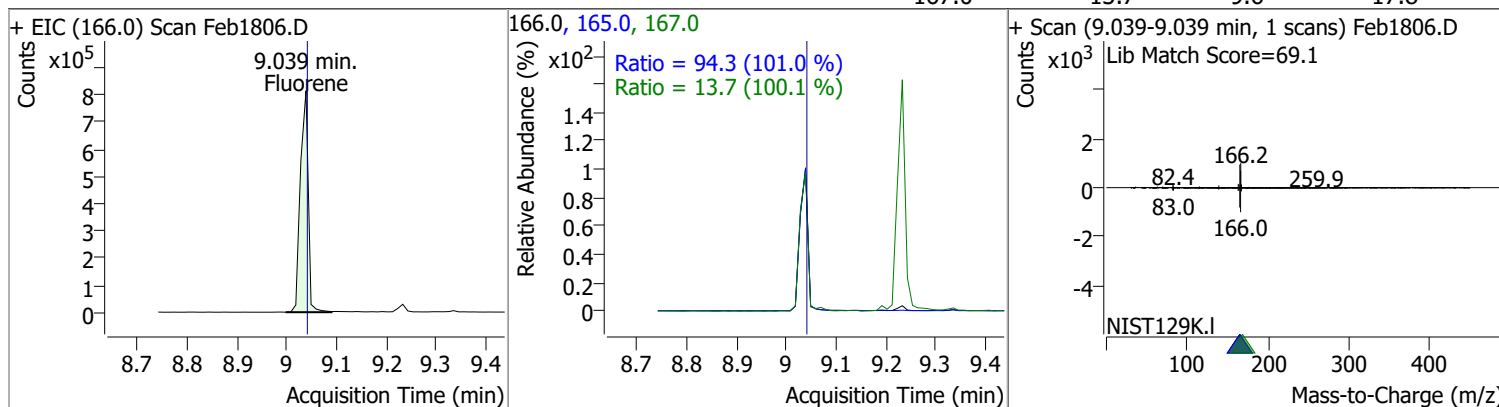


Quantitation Results Report (QT Reviewed)

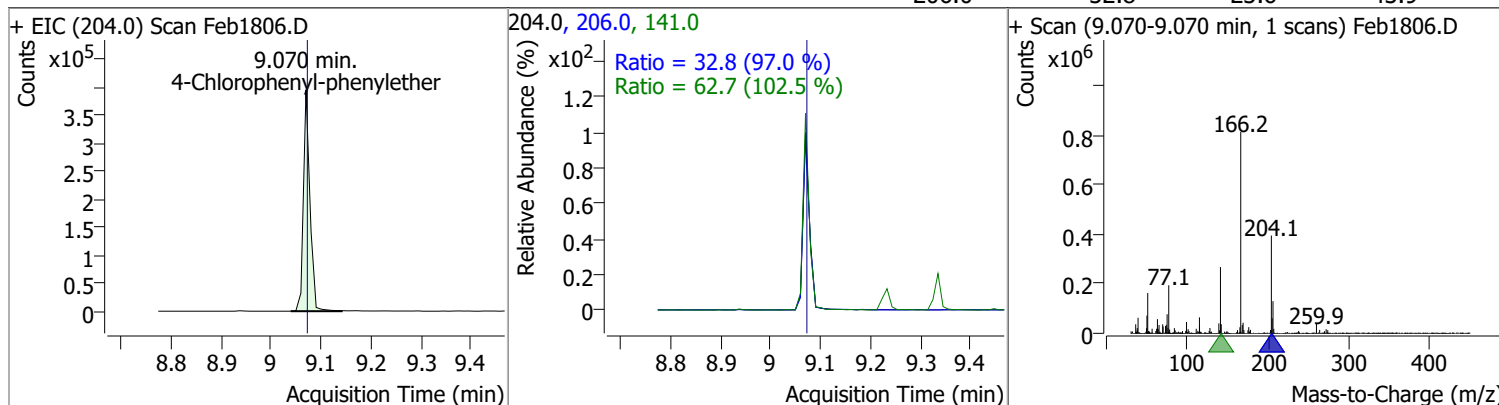
Compound	Conc.	RT	Dev(Min)	Resp.	QIon	QRatio	Lower	Upper
Diethylphthalate	46.1993	8.99	-0.01	670192	177.0	21.2	14.5	27.0
					150.0	13.0	8.7	16.2



Compound	Conc.	RT	Dev(Min)	Resp.	QIon	QRatio	Lower	Upper
Fluorene	49.9319	9.04	0.00	891630	165.0	94.3	65.4	121.4
					167.0	13.7	9.6	17.8

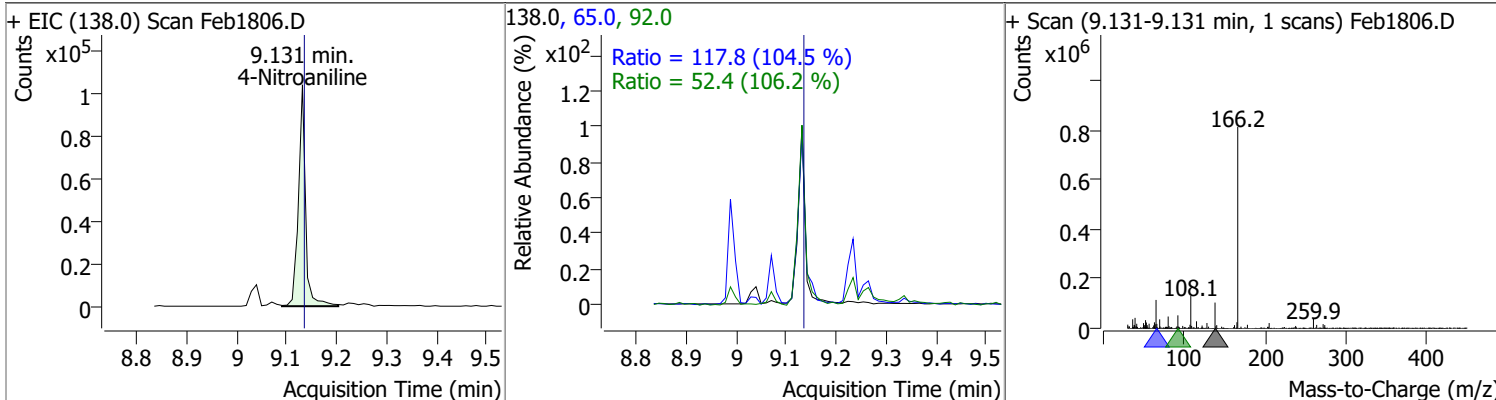


Compound	Conc.	RT	Dev(Min)	Resp.	QIon	QRatio	Lower	Upper
4-Chlorophenyl-phenylether	46.2307	9.07	0.00	359843	141.0	62.7	42.8	79.6
					206.0	32.8	23.6	43.9

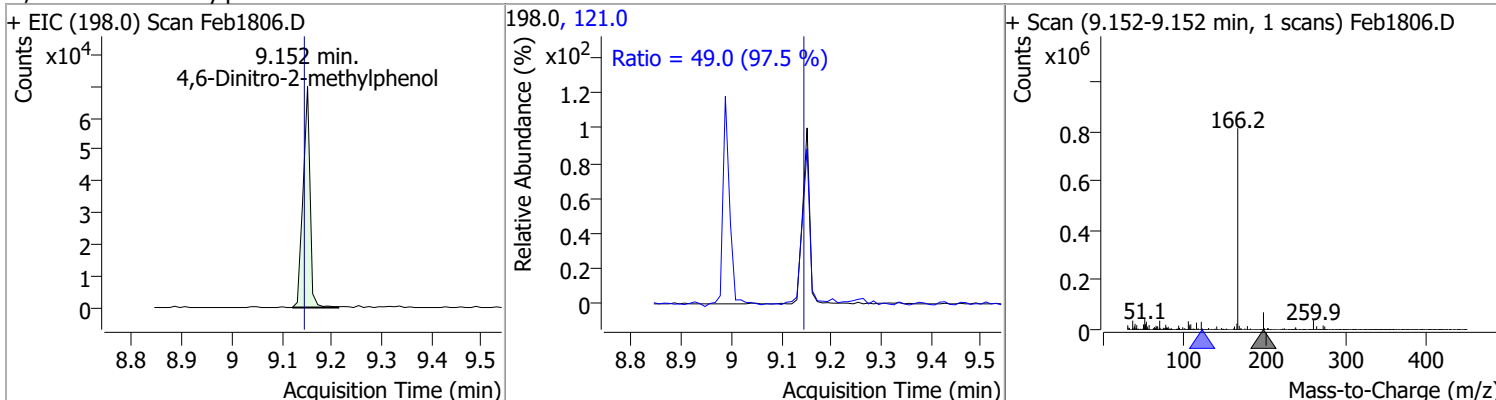


Quantitation Results Report (QT Reviewed)

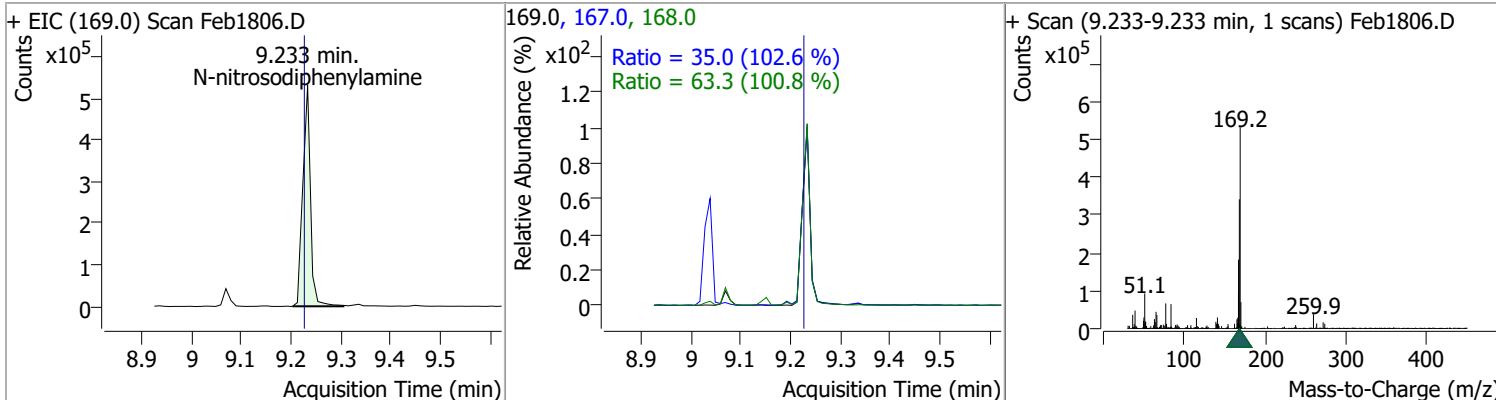
Compound	Conc.	RT	Dev(Min)	Resp.	QIon	QRatio	Lower	Upper
4-Nitroaniline	44.9787	9.13	-0.01	103404	65.0	117.8	78.9	146.6
					92.0	52.4	34.5	64.1



Compound	Conc.	RT	Dev(Min)	Resp.	QIon	QRatio	Lower	Upper
4,6-Dinitro-2-methylphenol	50.3401	9.15	0.00	68013	121.0	49.0	35.1	65.3

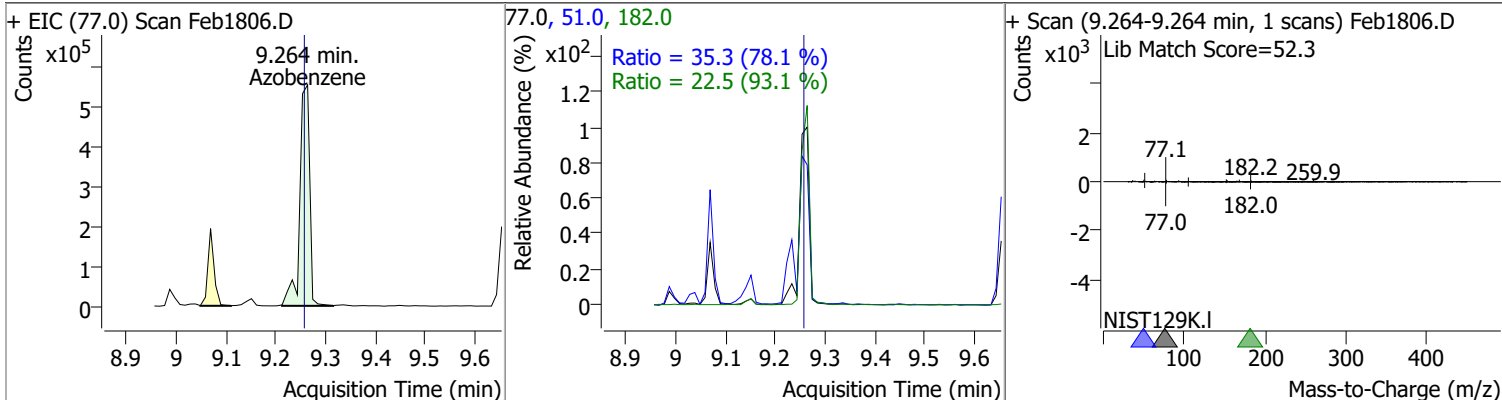


Compound	Conc.	RT	Dev(Min)	Resp.	QIon	QRatio	Lower	Upper
N-nitrosodiphenylamine	49.7597	9.23	0.00	563505	168.0	63.3	44.0	81.7
					167.0	35.0	23.9	44.3

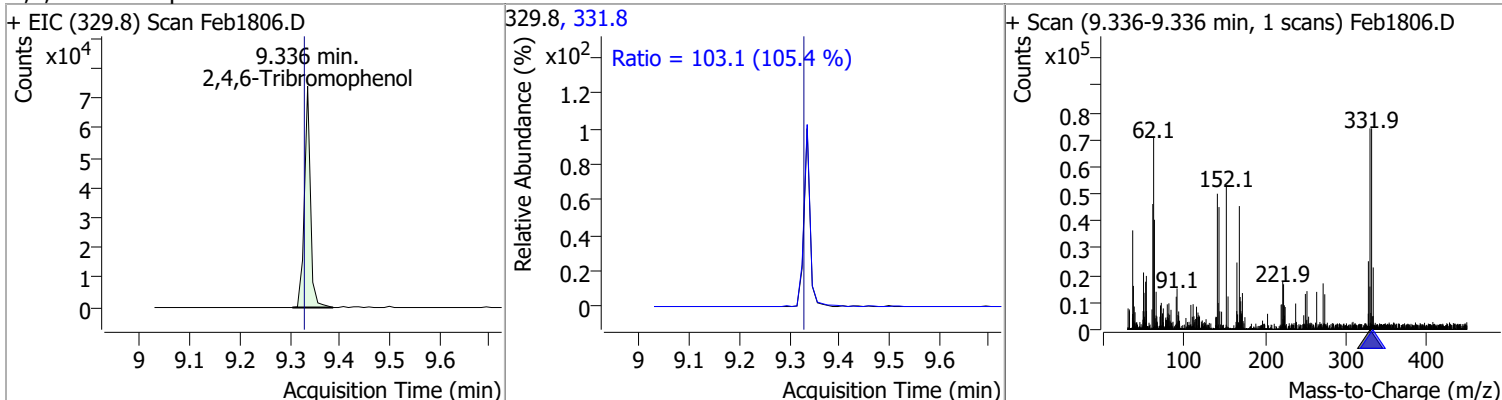


Quantitation Results Report (QT Reviewed)

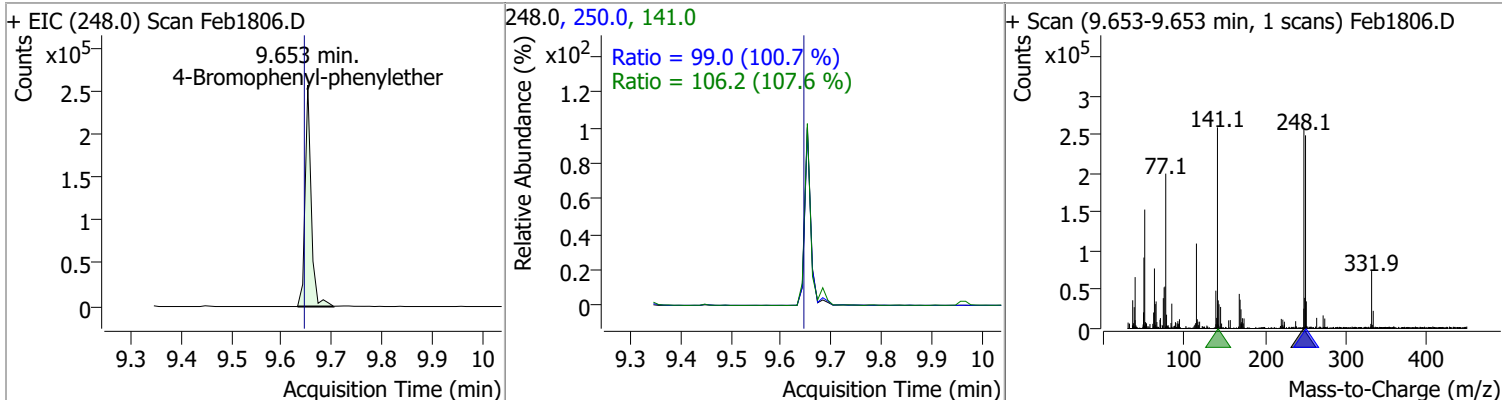
Compound	Conc.	RT	Dev(Min)	Resp.	QIon	QRatio	Lower	Upper
Azobenzene	52.2283	9.26	0.00	757604	51.0	35.3	31.6	58.7
					182.0	22.5	16.9	31.4



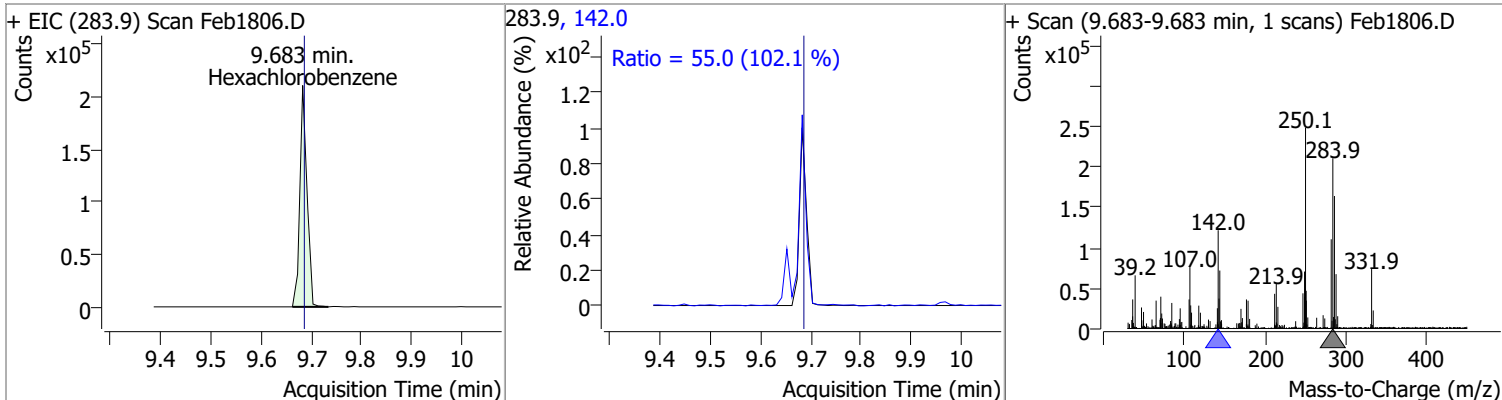
Compound	Conc.	RT	Dev(Min)	Resp.	QIon	QRatio	Lower	Upper
2,4,6-Tribromophenol	48.8692	9.34	0.00	62354	331.8	103.1	68.5	127.2



Compound	Conc.	RT	Dev(Min)	Resp.	QIon	QRatio	Lower	Upper
4-Bromophenyl-phenylether	52.1333	9.65	0.00	215173	141.0	106.2	69.1	128.4
					250.0	99.0	68.8	127.7

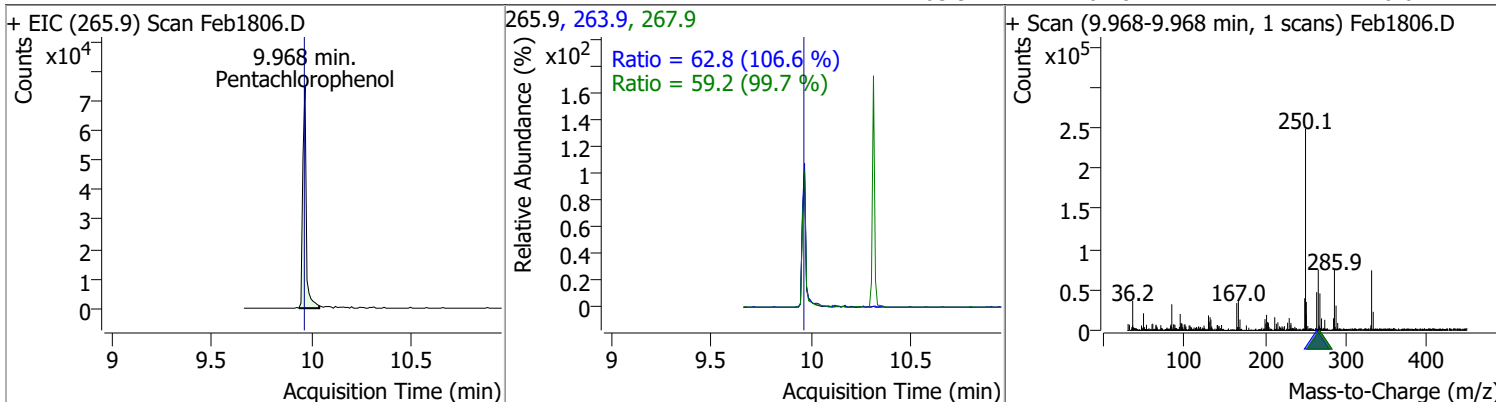


Compound	Conc.	RT	Dev(Min)	Resp.	QIon	QRatio	Lower	Upper
Hexachlorobenzene	47.2633	9.68	-0.01	208046	142.0	55.0	37.7	70.0

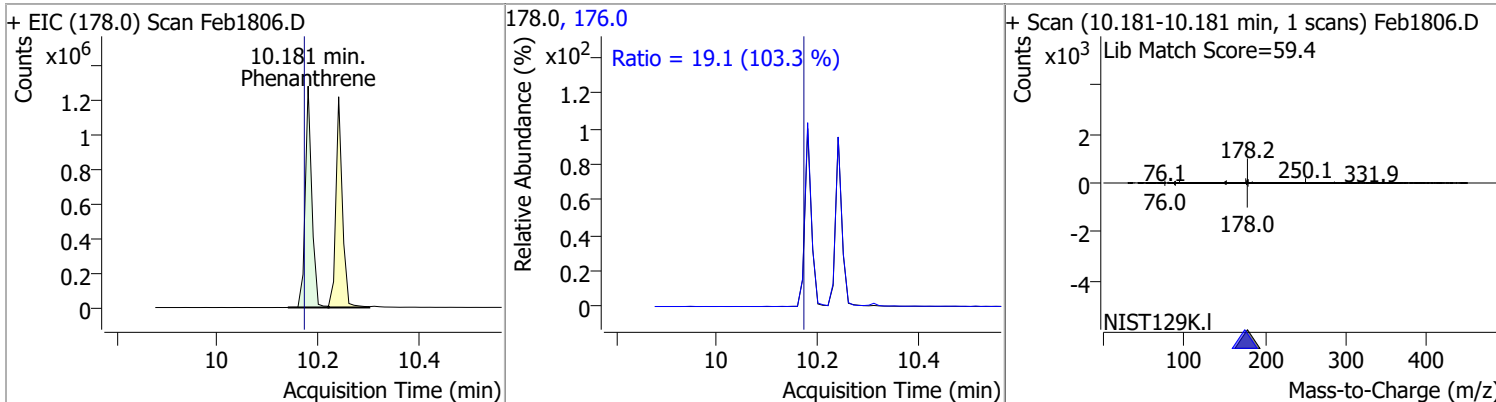


Quantitation Results Report (QT Reviewed)

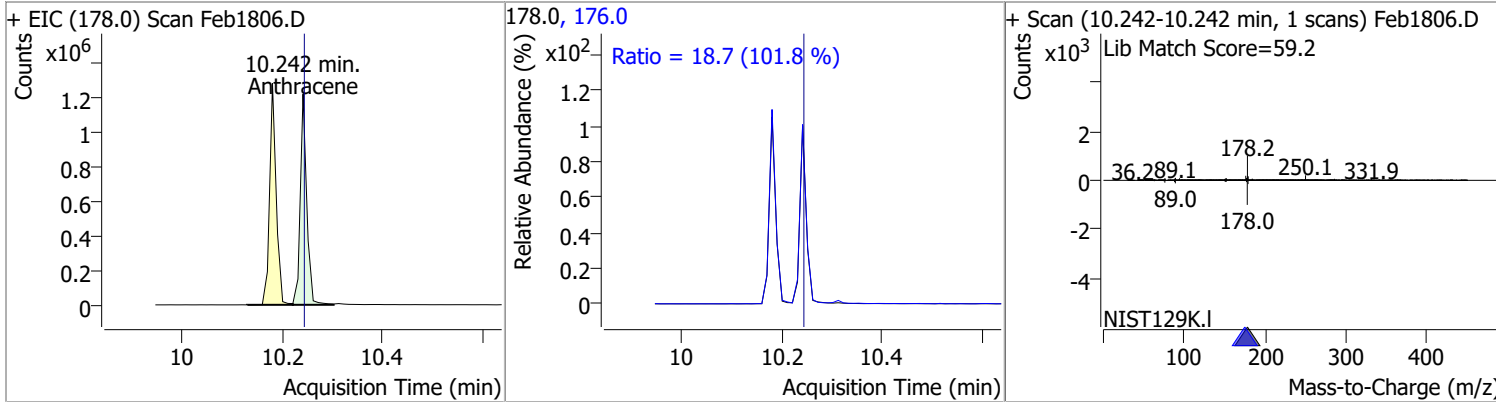
Compound	Conc.	RT	Dev(Min)	Resp.	QIon	QRatio	Lower	Upper
Pentachlorophenol	49.5070	9.97	0.00	91759	267.9	59.2	41.5	77.2
					263.9	62.8	41.2	76.6



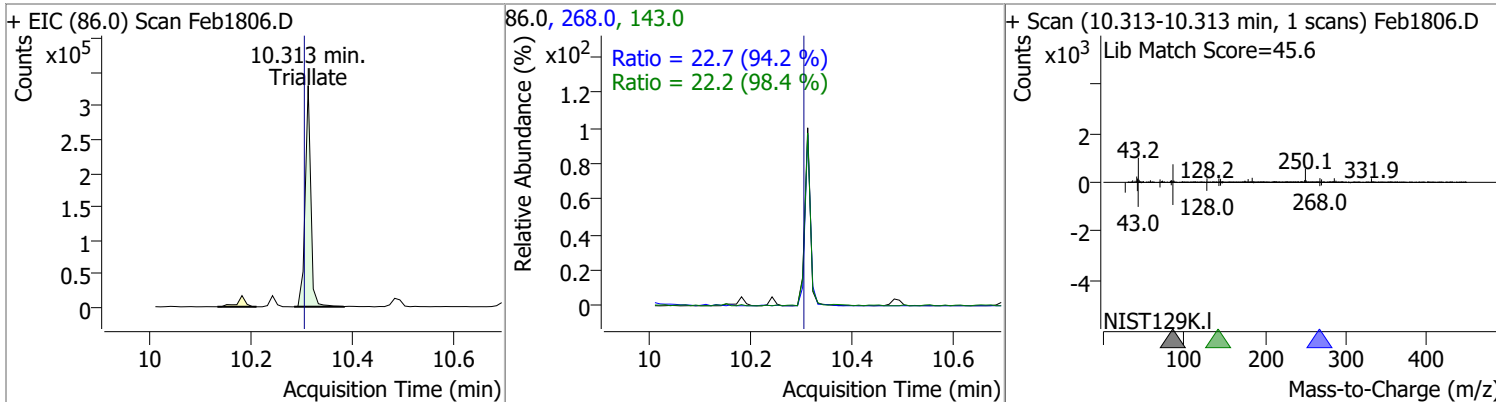
Compound	Conc.	RT	Dev(Min)	Resp.	QIon	QRatio	Lower	Upper
Phenanthrene	47.6446	10.18	0.00	1161938	176.0	19.1	13.0	24.1



Compound	Conc.	RT	Dev(Min)	Resp.	QIon	QRatio	Lower	Upper
Anthracene	48.8025	10.24	-0.01	1092607	176.0	18.7	12.9	23.9

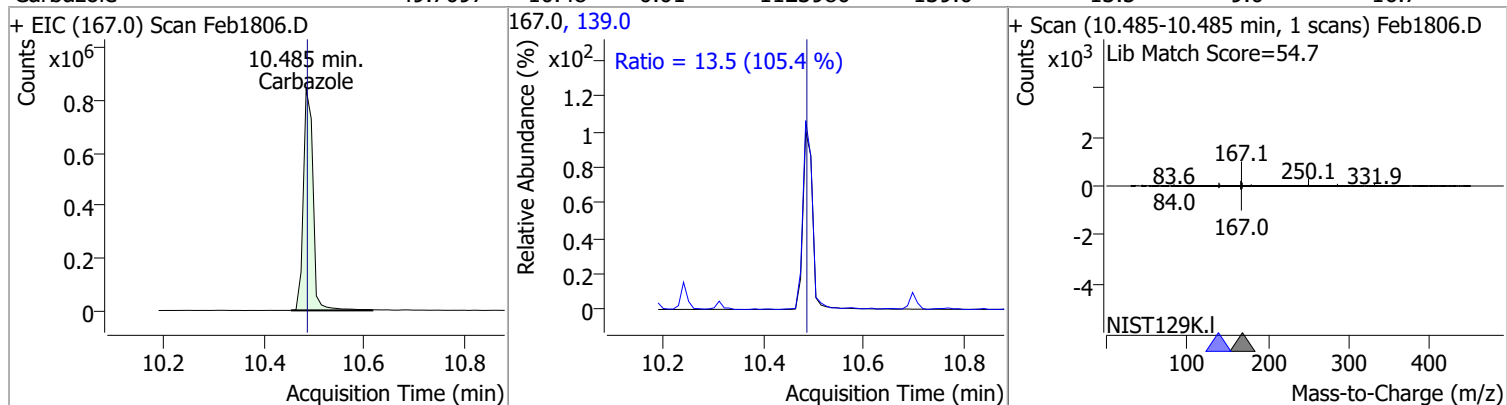


Compound	Conc.	RT	Dev(Min)	Resp.	QIon	QRatio	Lower	Upper
Triallate	50.6533	10.31	0.00	255426	268.0	22.7	16.9	31.4
					143.0	22.2	15.8	29.3

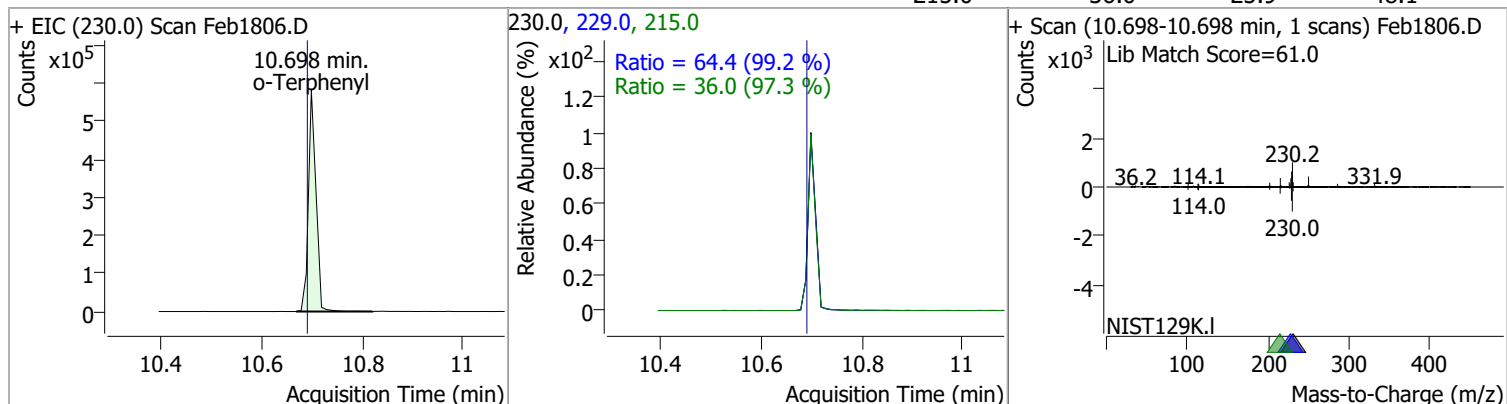


Quantitation Results Report (QT Reviewed)

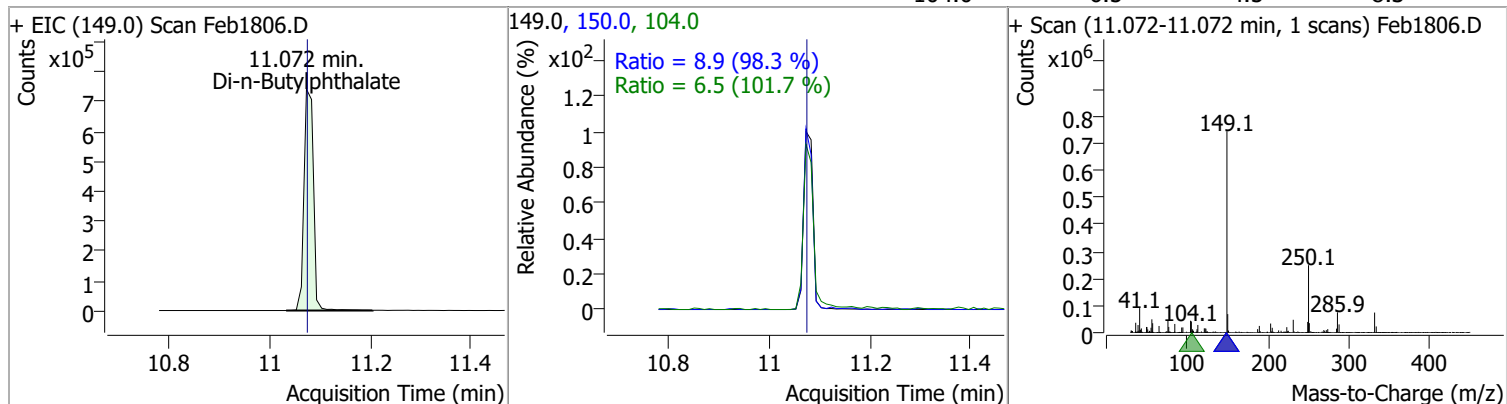
Compound	Conc.	RT	Dev(Min)	Resp.	QIon	QRatio	Lower	Upper
Carbazole	49.7097	10.48	-0.01	1123980	139.0	13.5	9.0	16.7



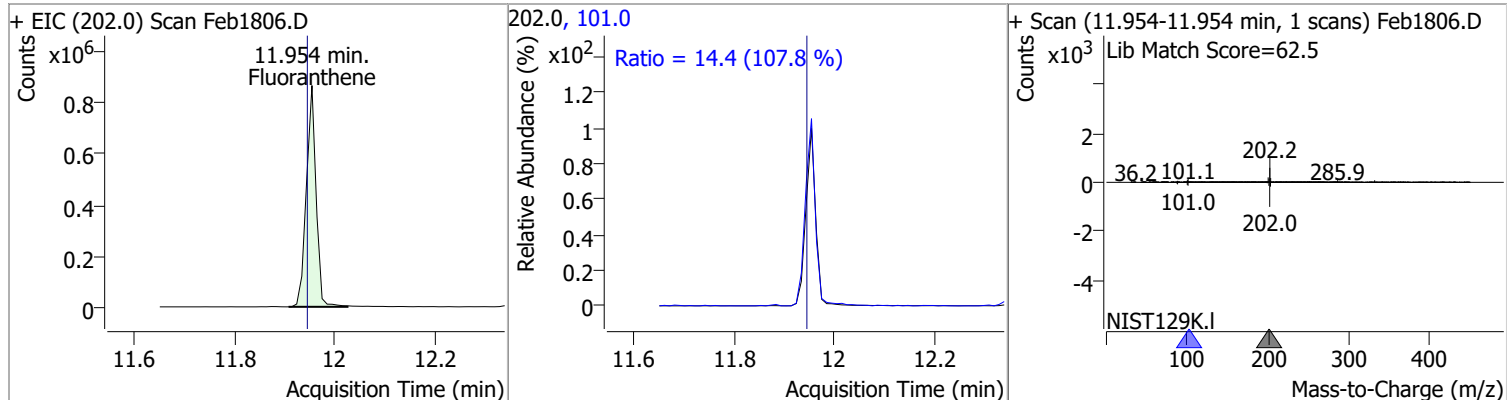
o-Terphenyl	47.9400	10.70	0.00	609529	229.0	64.4	45.4	84.3
					215.0	36.0	25.9	48.1



Di-n-Butylphthalate	48.9894	11.07	-0.01	970759	150.0	8.9	6.3	11.8
					104.0	6.5	4.5	8.3

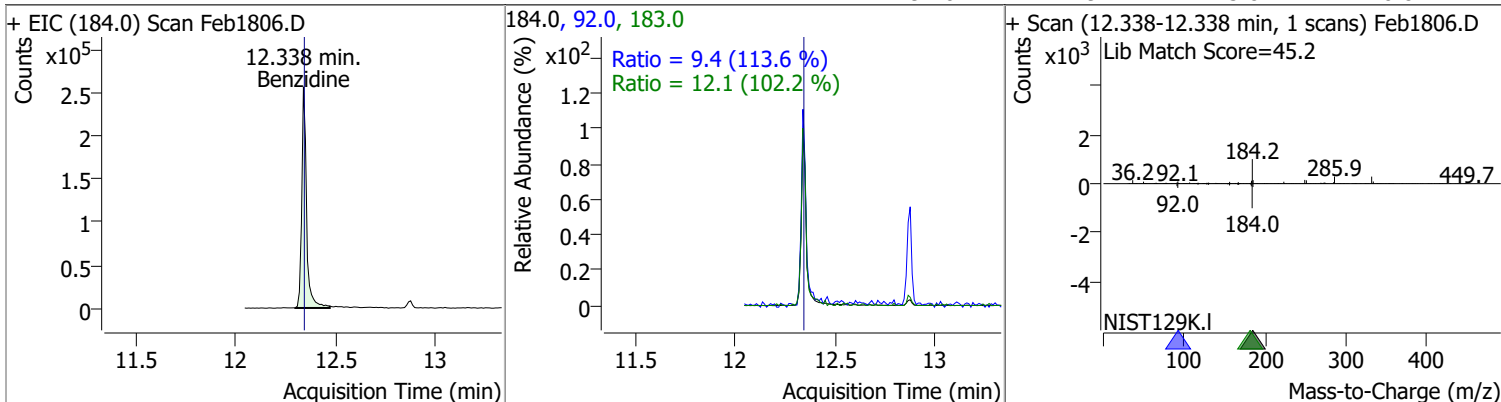


Fluoranthene	49.4749	11.95	0.00	1175583	101.0	14.4	9.4	17.4
--------------	---------	-------	------	---------	-------	------	-----	------

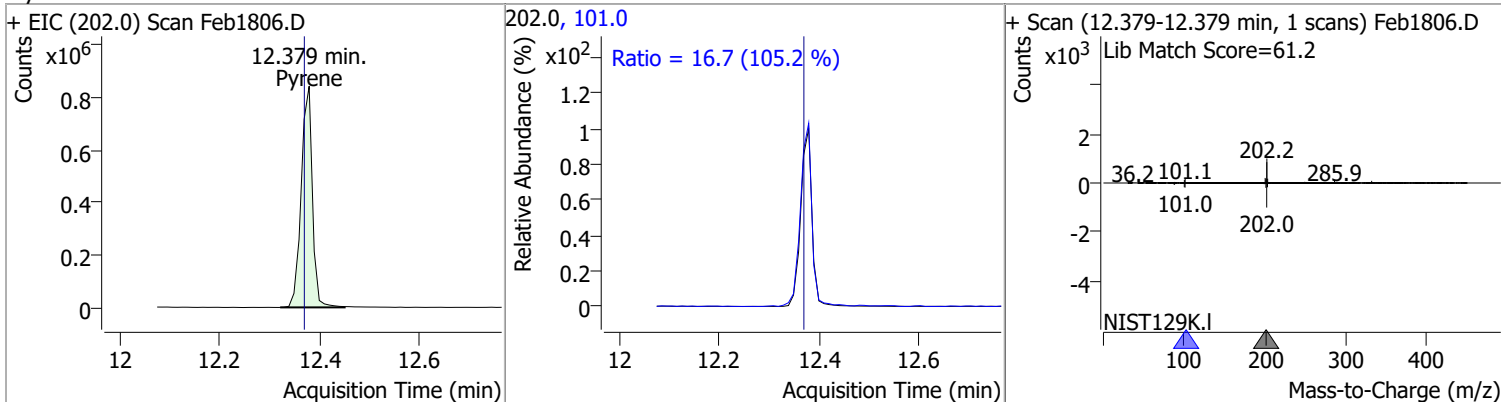


Quantitation Results Report (QT Reviewed)

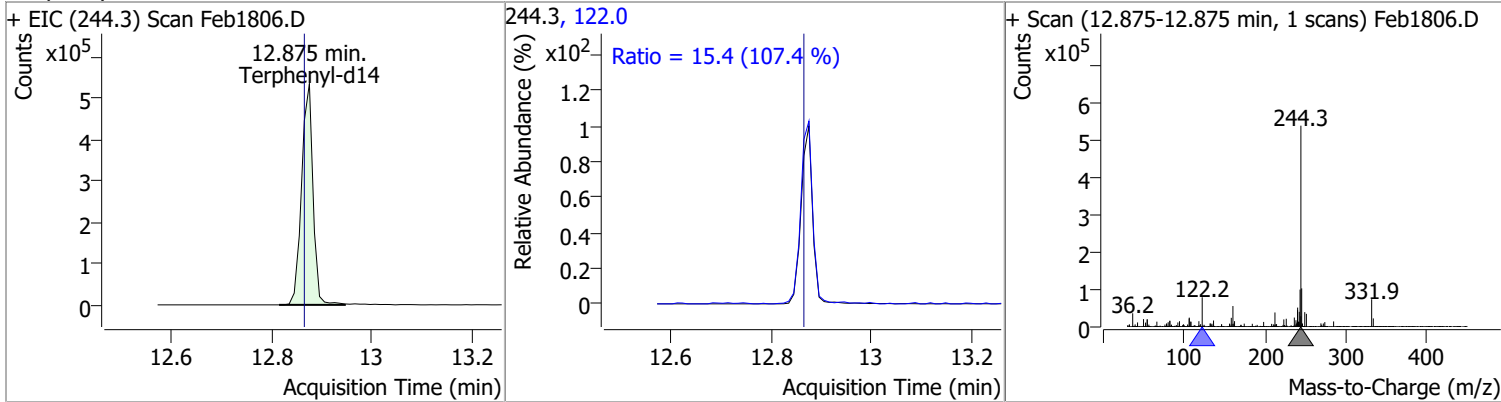
Compound	Conc.	RT	Dev(Min)	Resp.	QIon	QRatio	Lower	Upper
Benzidine	49.7161	12.34	-0.01	430095	183.0	12.1	8.3	15.4
					92.0	9.4	5.8	10.8



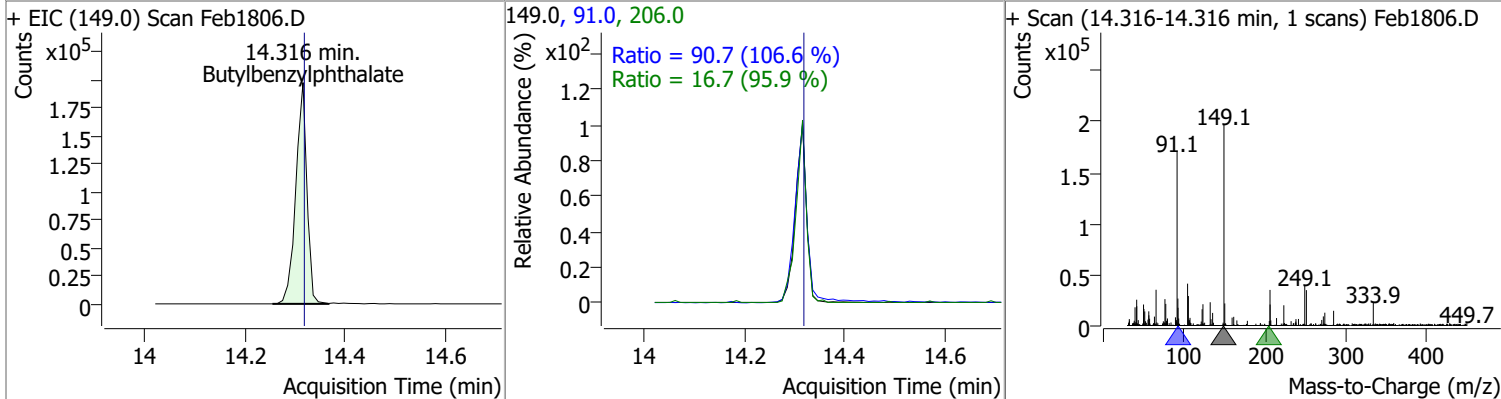
Compound	Conc.	RT	Dev(Min)	Resp.	QIon	QRatio	Lower	Upper
Pyrene	50.1685	12.38	0.00	1308067	101.0	16.7	11.1	20.6



Compound	Conc.	RT	Dev(Min)	Resp.	QIon	QRatio	Lower	Upper
Terphenyl-d14	48.7638	12.88	0.00	851147	122.0	15.4	10.1	18.7

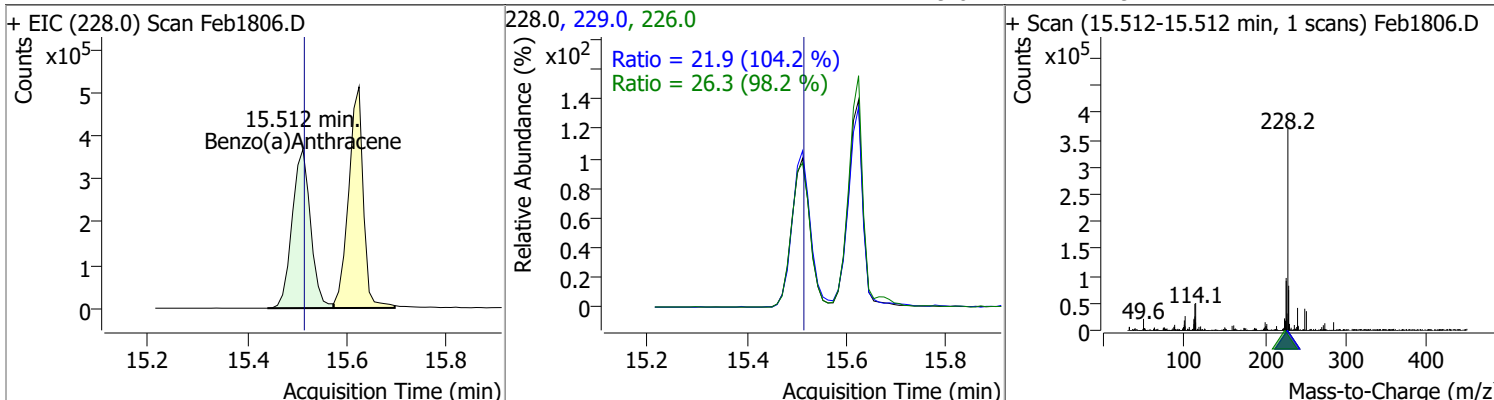


Compound	Conc.	RT	Dev(Min)	Resp.	QIon	QRatio	Lower	Upper
Butylbenzylphthalate	47.6282	14.32	0.00	305113	91.0	90.7	59.6	110.6
					206.0	16.7	12.2	22.7

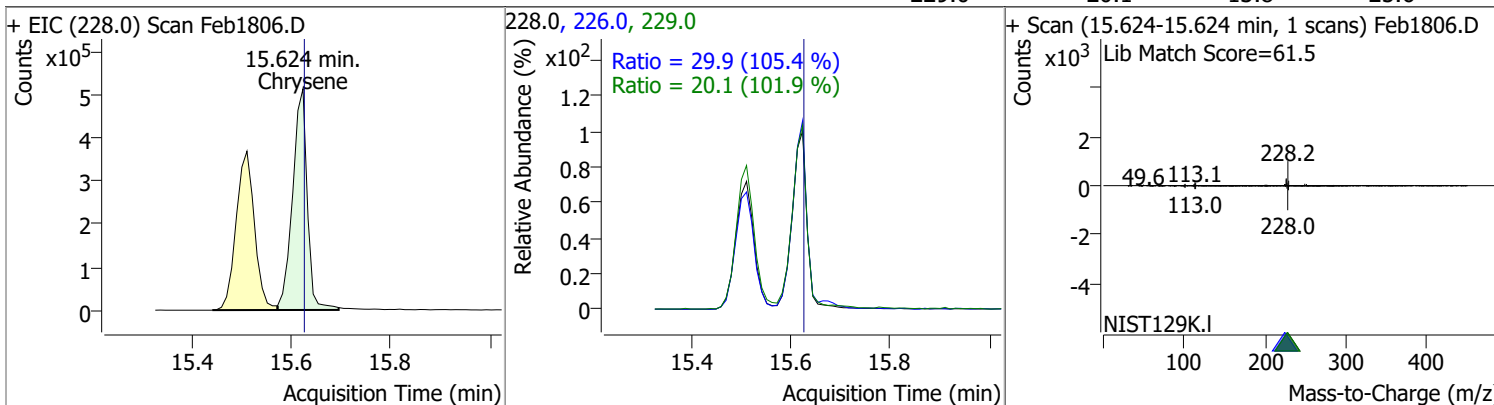


Quantitation Results Report (QT Reviewed)

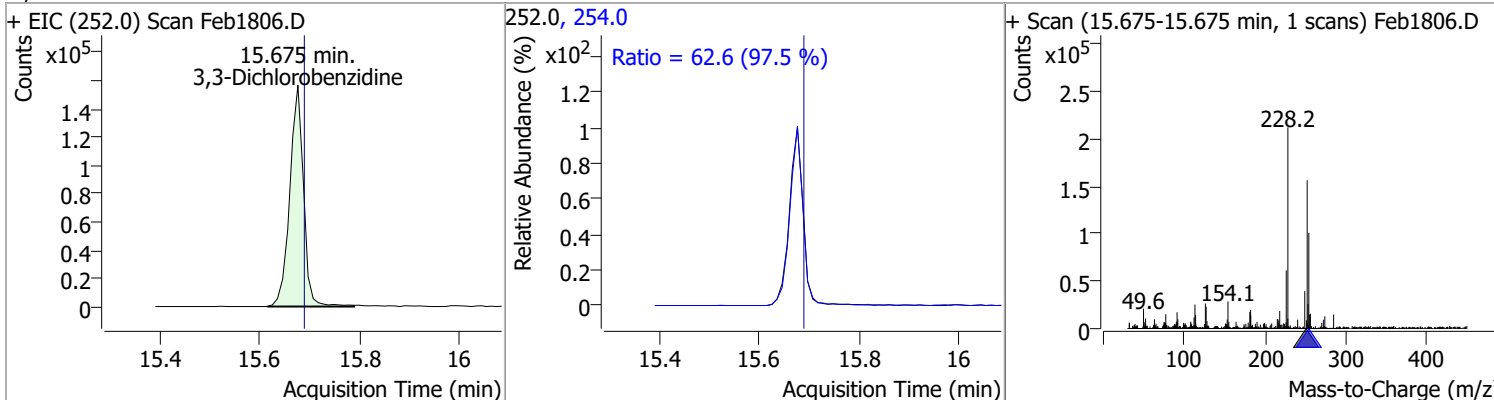
Compound	Conc.	RT	Dev(Min)	Resp.	QIon	QRatio	Lower	Upper
Benzo(a)Anthracene	49.7470	15.51	0.00	944328	226.0	26.3	18.8	34.9
					229.0	21.9	14.7	27.4



Compound	Conc.	RT	Dev(Min)	Resp.	QIon	QRatio	Lower	Upper
Chrysene	48.6971	15.62	0.00	1050170	226.0	29.9	19.9	36.9
					229.0	20.1	13.8	25.6

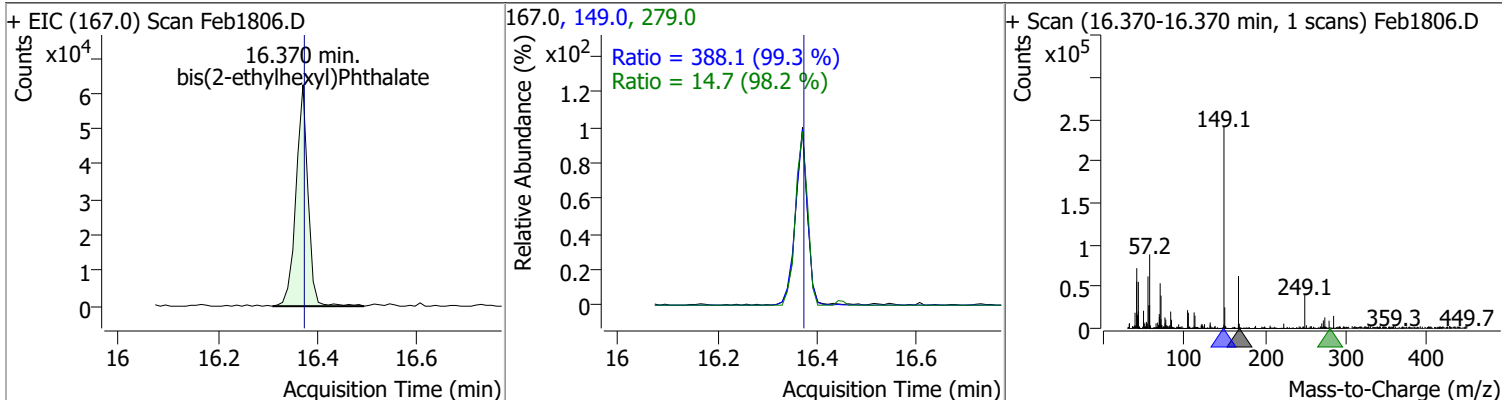


Compound	Conc.	RT	Dev(Min)	Resp.	QIon	QRatio	Lower	Upper
3,3-Dichlorobenzidine	47.6188	15.68	-0.01	299783	254.0	62.6	44.9	83.4

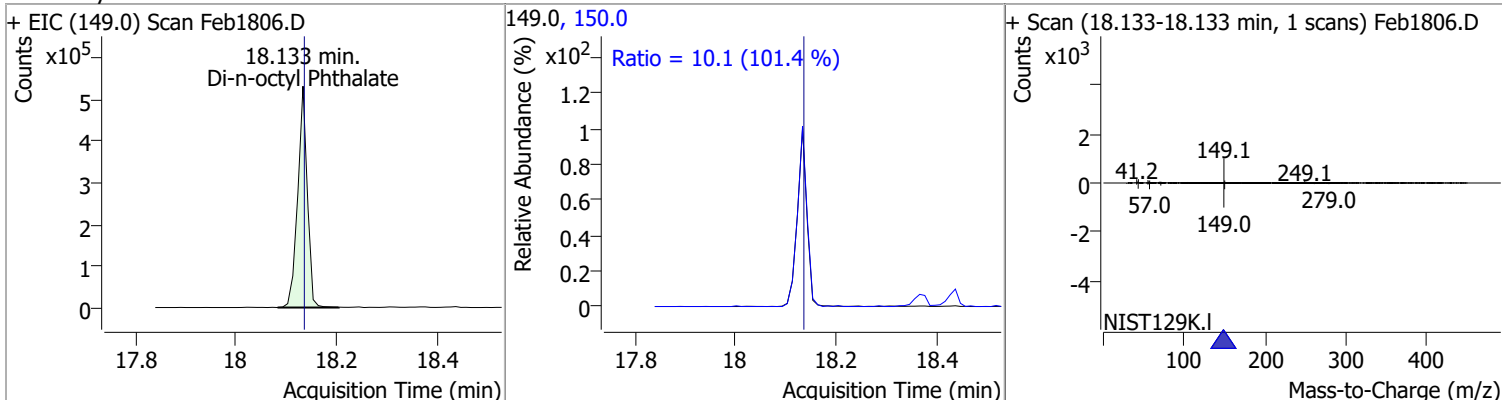


Quantitation Results Report (QT Reviewed)

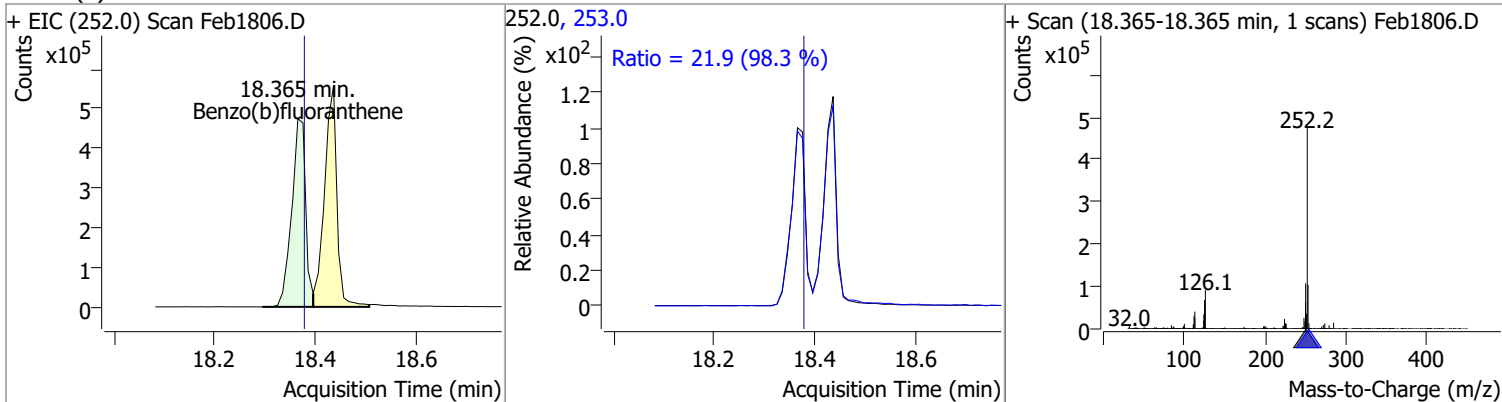
Compound	Conc.	RT	Dev(Min)	Resp.	QIon	QRatio	Lower	Upper
bis(2-ethylhexyl)Phthalate	47.6952	16.37	0.00	104536	149.0	388.1	273.6	508.0
					279.0	14.7	10.5	19.5



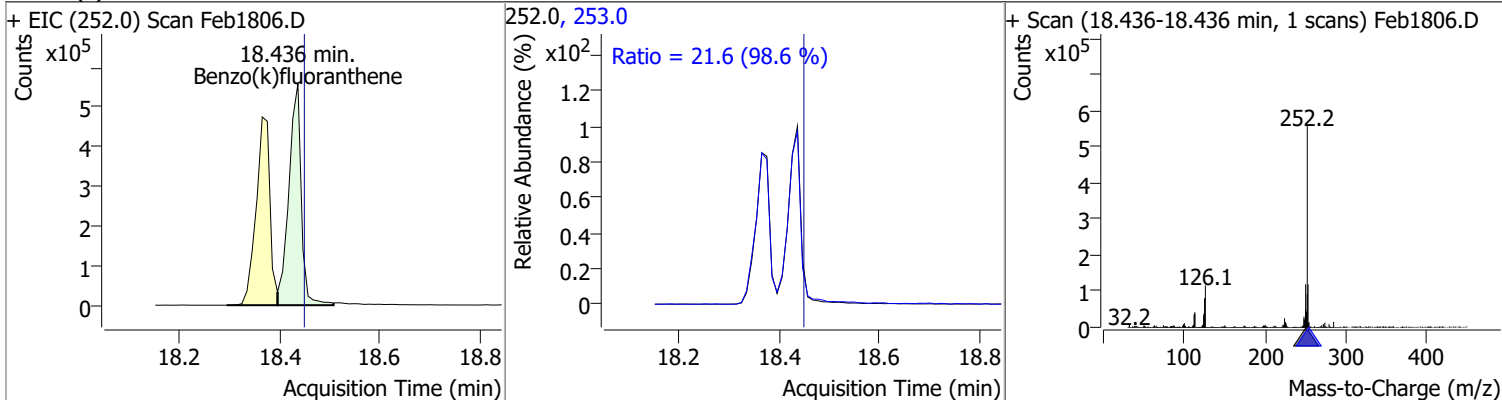
Compound	Conc.	RT	Dev(Min)	Resp.	QIon	QRatio	Lower	Upper
Di-n-octyl Phthalate	46.4377	18.13	0.00	706918	150.0	10.1	7.0	13.0



Compound	Conc.	RT	Dev(Min)	Resp.	QIon	QRatio	Lower	Upper
Benzo(b)fluoranthene	48.1054	18.37	-0.01	908237	253.0	21.9	15.6	29.0

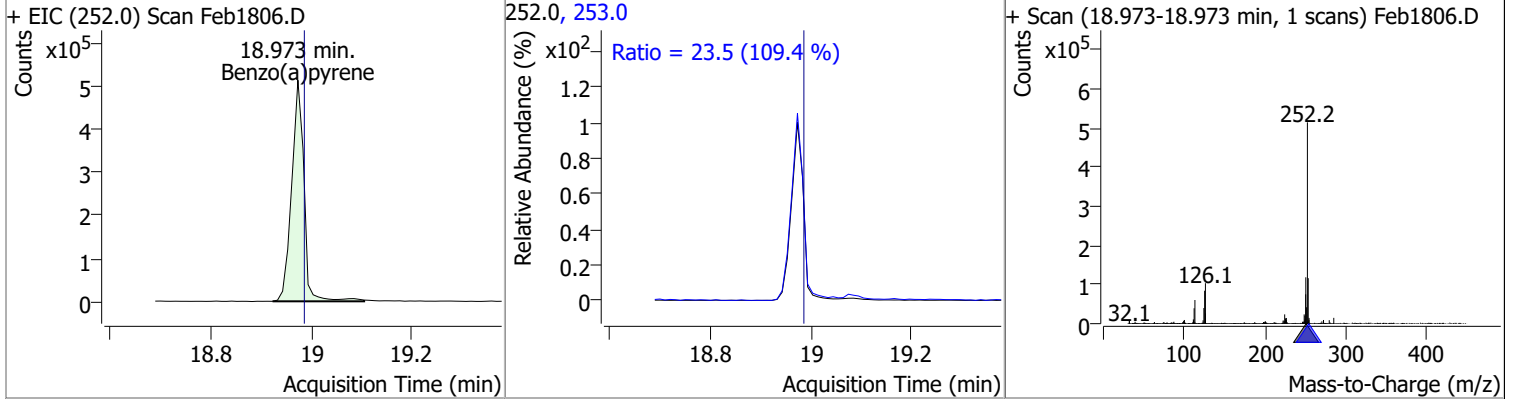


Compound	Conc.	RT	Dev(Min)	Resp.	QIon	QRatio	Lower	Upper
Benzo(k)fluoranthene	48.7004	18.44	-0.01	956185	253.0	21.6	15.4	28.6

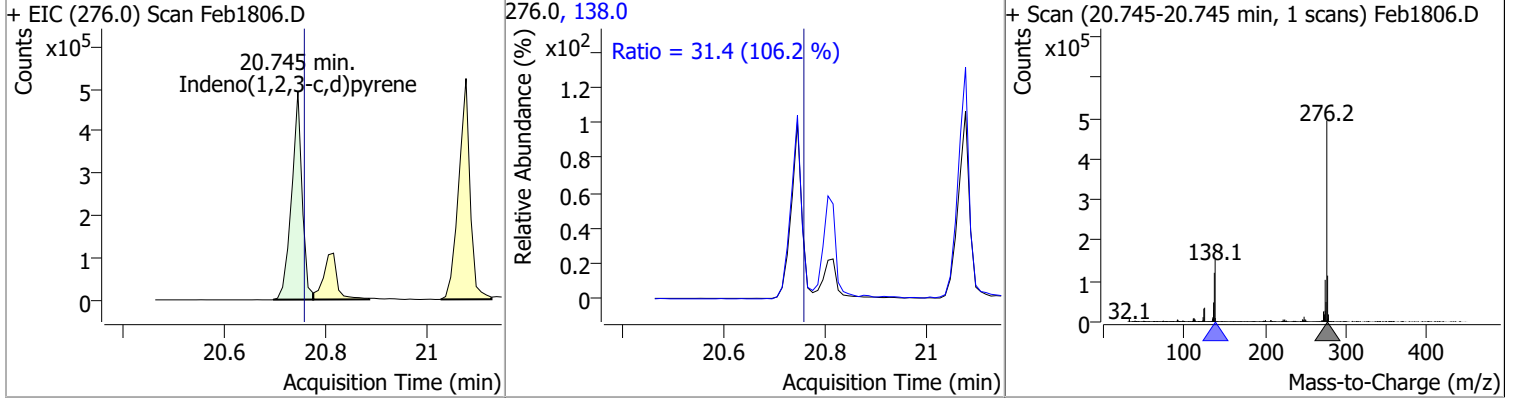


Quantitation Results Report (QT Reviewed)

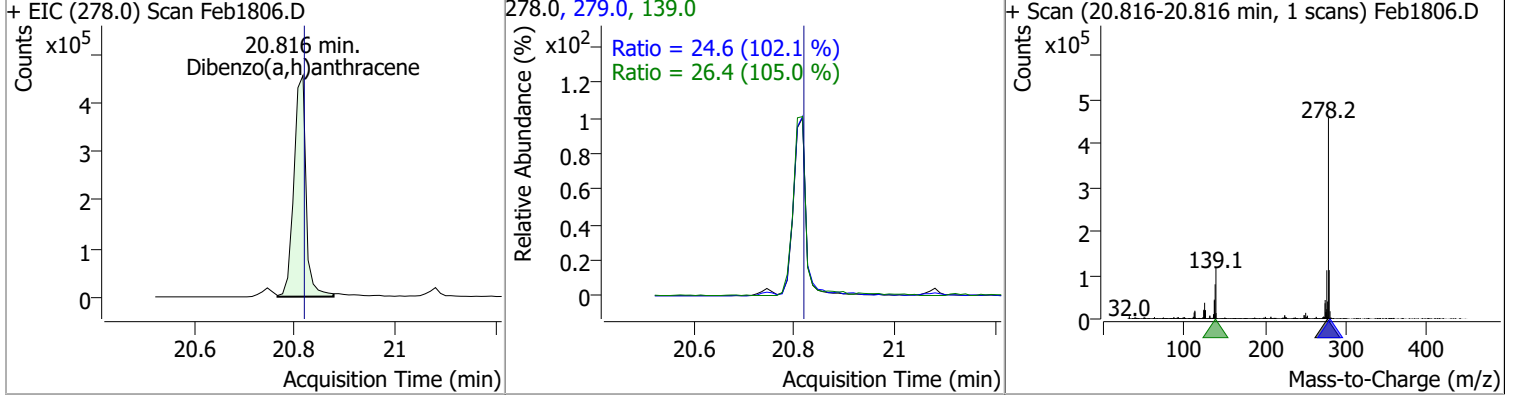
Compound	Conc.	RT	Dev(Min)	Resp.	QIon	QRatio	Lower	Upper
Benzo(a)pyrene	49.5090	18.97	-0.01	873144	253.0	23.5	15.1	28.0



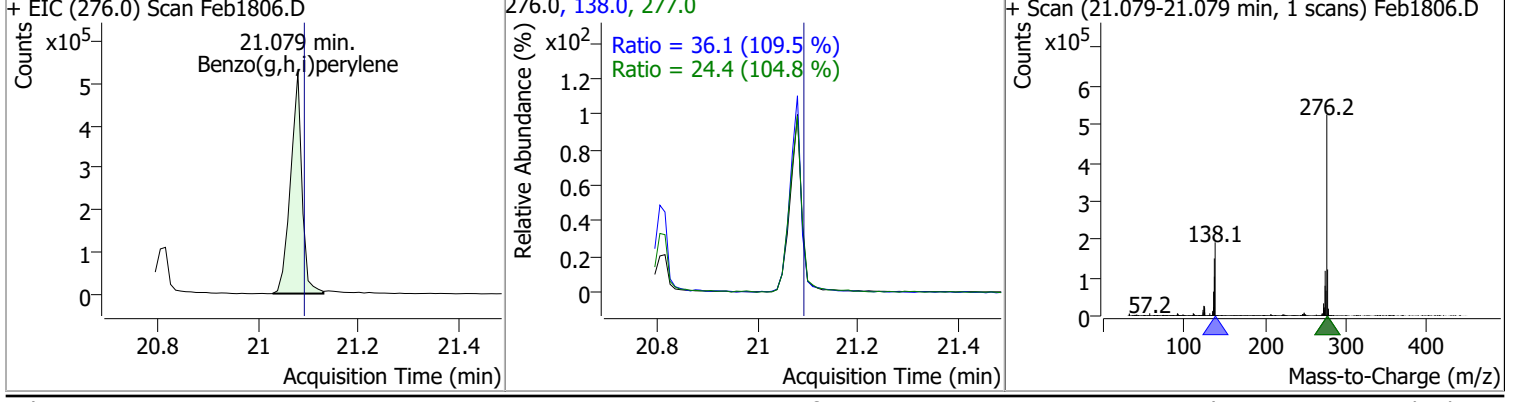
Compound	Conc.	RT	Dev(Min)	Resp.	QIon	QRatio	Lower	Upper
Indeno(1,2,3-c,d)pyrene	48.0345	20.75	-0.01	711904	138.0	31.4	20.7	38.5



Compound	Conc.	RT	Dev(Min)	Resp.	QIon	QRatio	Lower	Upper
Dibenzo(a,h)anthracene	47.7678	20.82	0.00	767418	139.0	26.4	17.6	32.7
					279.0	24.6	16.9	31.3

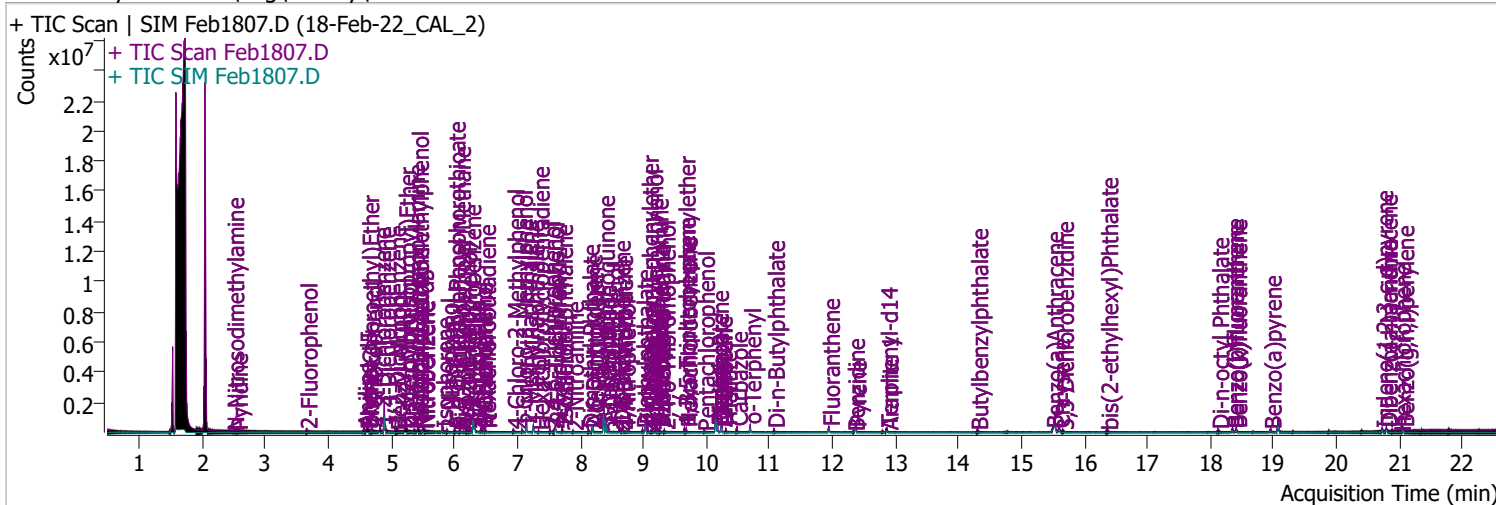


Compound	Conc.	RT	Dev(Min)	Resp.	QIon	QRatio	Lower	Upper
Benzo(g,h,i)perylene	48.0870	21.08	-0.01	822853	138.0	36.1	23.1	42.9
					277.0	24.4	16.3	30.2



Quantitation Results Report (QT Reviewed)

Data File	Feb1807.D	Operator	LIMS import
Acq. Method	BNA+SIM.M	Acq. Date-Time	2/19/2022 11:15:42 AM
Sample Name	18-Feb-22_CAL_2	Instrument	Instrument #1
Vial	7	Multiplier	1.00
DA Method File		Comment	SVOC-8270-W-LARGO
Tune File	dftppdsm.u	Tune Date	2/18/2022 9:25:00 PM
Batch Name	021822 DoD BNA cal.batch.bin	Last Calib Update	2/19/2022 1:06:17 PM
Ref Library	D:\Org\Library\NIST129K.l		



Compound	RT	QIon	Resp.	Conc.	Units	Dev(Min)
Internal Standards						
System Monitoring Compounds						
S 2-Fluorophenol	3.653	112.0	61315	9.0226	µg/L	0.000
Spiked Amount: 200.000	Range: 10.0 - 75.0%			Recovery = 4.51%	*	
S Phenol-d5	4.603	99.0	82773	9.4500	µg/L	m -0.010
Spiked Amount: 200.000	Range: 10.0 - 65.0%			Recovery = 4.72%	*	
S Nitrobenzene-d5	5.502	82.0	45452	9.4140	µg/L	0.000
Spiked Amount: 100.000	Range: 32.0 - 94.0%			Recovery = 9.41%	*	
S 2-Fluorobiphenyl	7.605	172.0	160369	9.8948	µg/L	0.000
Spiked Amount: 100.000	Range: 28.0 - 107.0%			Recovery = 9.89%	*	
S 2,4,6-Tribromophenol	9.336	329.8	8236	9.0676	µg/L	0.000
Spiked Amount: 200.000	Range: 25.0 - 140.0%			Recovery = 4.53%	*	
S Terphenyl-d14	12.865	244.3	148383	9.6223	µg/L	m -0.010
Spiked Amount: 100.000	Range: 32.0 - 122.0%			Recovery = 9.62%	*	
Target Compounds						
T N-Nitrosodimethylamine	2.489	74.0	22053	10.2820	µg/L	m 92
T Pyridine	2.550	79.0	45229	8.5845	µg/L	99
T Aniline	4.562	93.0	117703	9.2848	µg/L	93
T Phenol	4.624	94.0	90632	9.4951	µg/L	84
T bis(-2-Chloroethyl)Ether	4.634	63.0	64413	9.5586	µg/L	99
T 2-Chlorophenol	4.685	128.0	75438	9.5978	µg/L	93
T 1,3-Dichlorobenzene	4.818	146.0	113425	9.6983	µg/L	95
T 1,4-Dichlorobenzene	4.910	146.0	113963	9.4369	µg/L	98
T 1,2-Dichlorobenzene	5.063	146.0	110443	9.8457	µg/L	m 97
T Benzyl Alcohol	5.083	108.0	31154	9.2253	µg/L	m 84
T bis(2-chloroisopropyl)Ether	5.216	121.0	26761	9.4881	µg/L	93
T 2-Methylphenol	5.236	107.0	67039	9.5156	µg/L	95
T N-nitroso-Di-n-propylamine	5.359	70.0	40378	9.3374	µg/L	97
T 4Methylphenol/3Methylphenol	5.420	107.0	88244	8.9706	µg/L	97
T Hexachloroethane	5.420	117.0	30122	9.6553	µg/L	94

Quantitation Results Report (QT Reviewed)

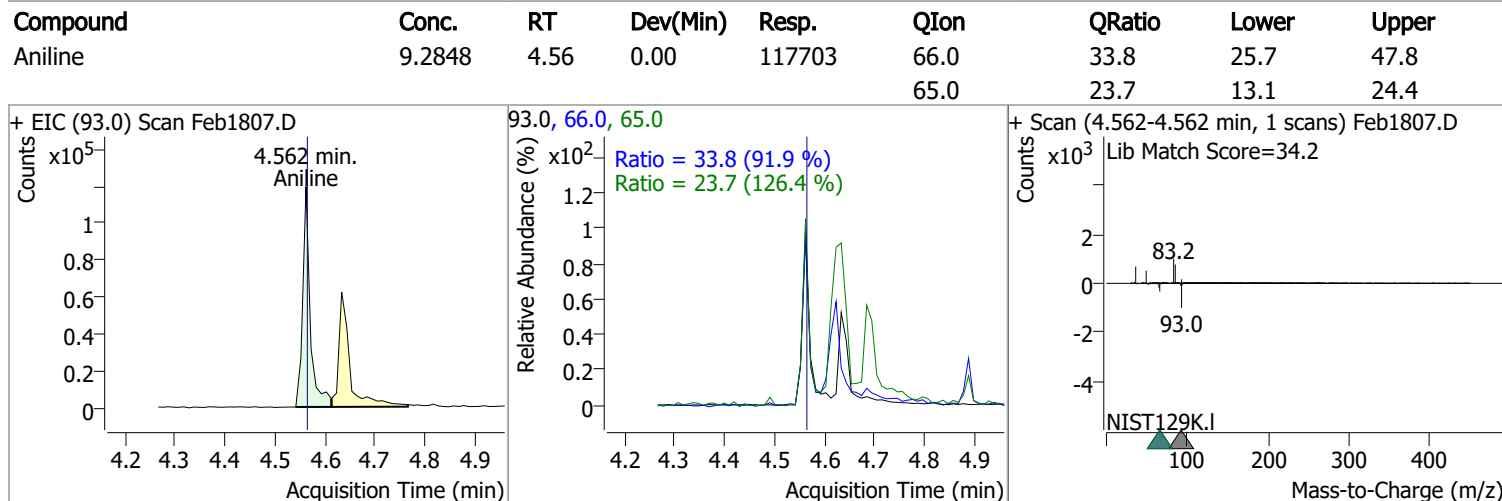
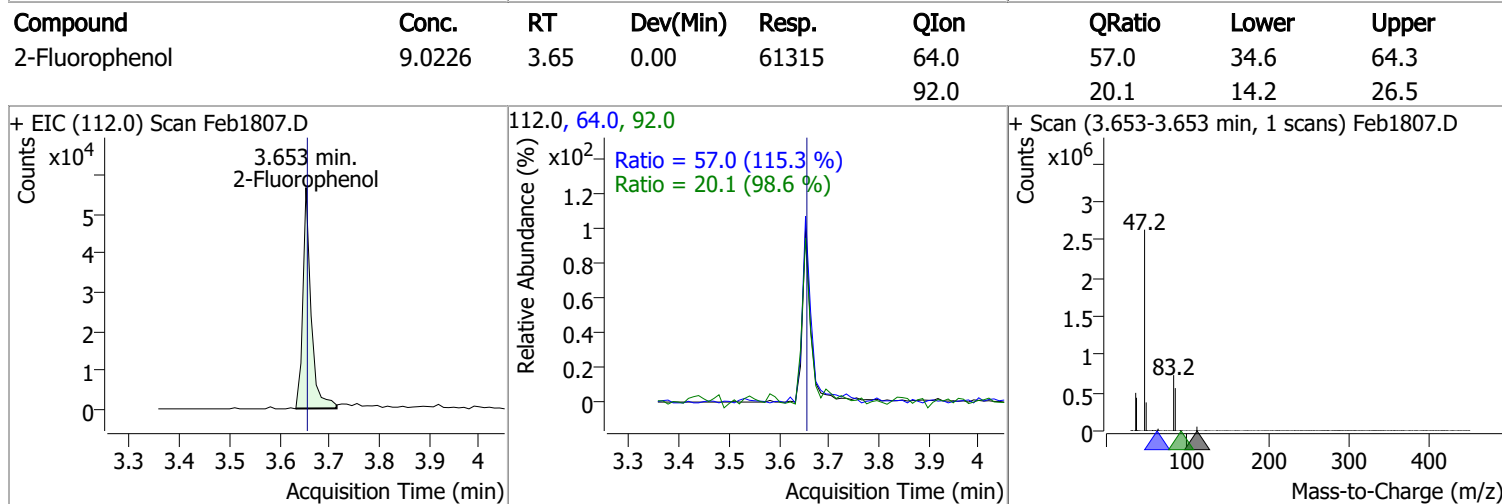
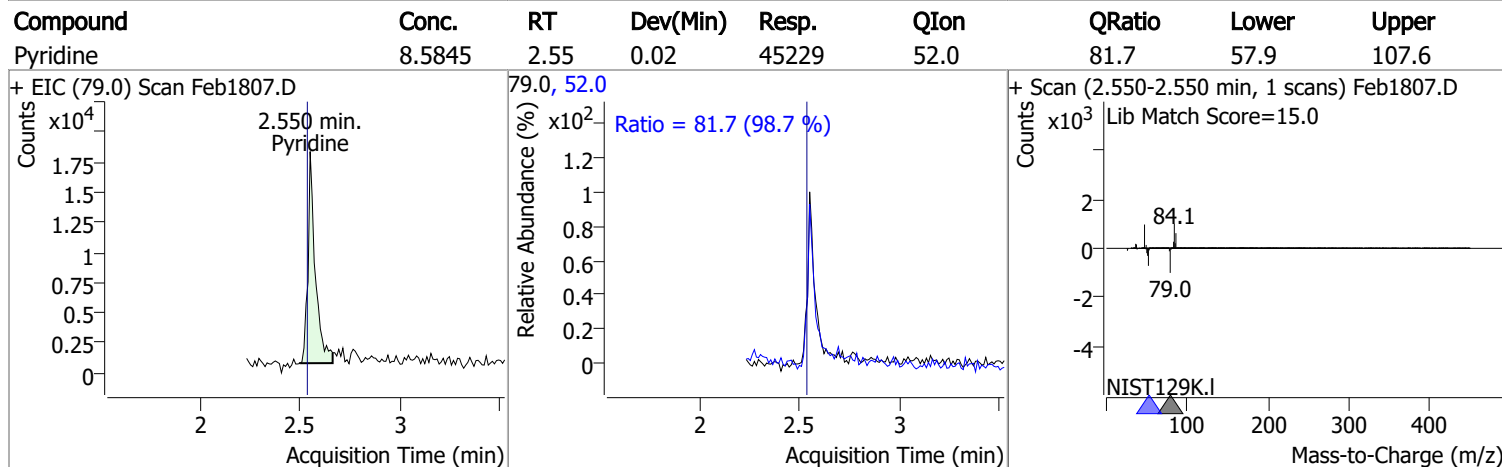
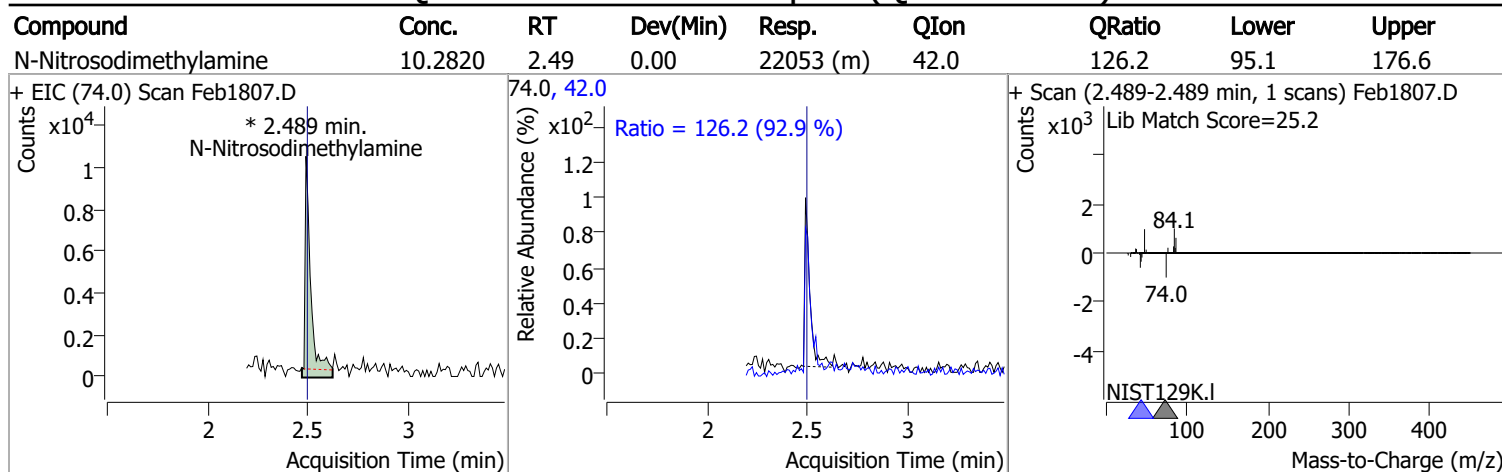
Compound	RT	QIon	Resp.	Conc.	Units	Dev(Min)
T Nitrobenzene	5.522	123.1	18080	8.2519	µg/L	76
T Isophorone	5.808	82.0	97277	8.9357	µg/L	94
T 2-Nitrophenol	5.880	139.0	19297	8.9839	µg/L	92
T 2,4-Dimethylphenol	6.003	122.0	52824	9.0655	µg/L	98
T bis(-2-Chloroethoxy)Methane	6.085	93.0	59939	9.3842	µg/L	94
T 2,4-Dichlorophenol	6.188	162.0	47605	9.4074	µg/L	97
T Benzoic Acid	6.147	105.0	18665	8.4117	µg/L	m 82
T 1,2,4-Trichlorobenzene	6.249	180.0	69022	9.7020	µg/L	98
T Naphthalene	6.321	128.0	215374	9.6379	µg/L	97
T 4-Chlorophenol	6.414	130.0	23297	10.2898	µg/L	88
T p-Chloroaniline	6.434	127.0	71033	9.0638	µg/L	95
T Hexachlorobutadiene	6.485	224.9	33554	9.5879	µg/L	98
T 4-Chloro-2-Methylphenol	6.937	107.0	51791	9.6988	µg/L	m 86
T 4-Chloro-3-Methylphenol	7.071	107.0	51113	9.1080	µg/L	m 96
T 2-Methylnaphthalene	7.143	141.0	129837	10.4339	µg/L	m 97
T 1-Methylnaphthalene	7.256	141.0	126738	10.2310	µg/L	m 98
T Hexachlorocyclopentadiene	7.338	236.9	13837	8.7963	µg/L	91
T 2,4,6-Trichlorophenol	7.512	196.0	27041	9.0500	µg/L	99
T 2,4,5-Trichlorophenol	7.574	196.0	33223	8.9583	µg/L	87
T 2-Chloronaphthalene	7.708	162.0	133308	10.0555	µg/L	97
T 2-Nitroaniline	7.882	65.0	14804	8.3822	µg/L	85
T Dimethyl Phthalate	8.129	163.0	85510	8.5312	µg/L	90
T 2,6-Dinitrotoluene	8.180	165.0	13053	9.0242	µg/L	80
T Acenaphthylene	8.200	152.1	194369	9.5403	µg/L	92
T 3-Nitroaniline	8.384	138.0	12737	8.7217	µg/L	75
T Acenaphthene	8.405	154.0	125792	9.6812	µg/L	98
T 2,4-Dinitrophenol	8.517	184.0	3755	8.5763	µg/L	98
T Dibenzofuran	8.620	168.0	200815	9.4970	µg/L	99
T 2,4-Dinitrotoluene	8.661	165.0	14287	8.4581	µg/L	94
T 4-Nitrophenol	8.701	109.0	14966	9.4102	µg/L	86
T Diethylphthalate	8.988	149.0	84750	8.7379	µg/L	97
T Fluorene	9.029	166.0	167603	9.9106	µg/L	100
T 4-Chlorophenyl-phenylether	9.070	204.0	67338	9.9310	µg/L	97
T 4-Nitroaniline	9.121	138.0	13023	8.9648	µg/L	94
T 4,6-Dinitro-2-methylphenol	9.141	198.0	7435	9.0351	µg/L	83
T N-nitrosodiphenylamine	9.223	169.0	96753	9.6542	µg/L	92
T Azobenzene	9.254	77.0	90696	8.9089	µg/L	87
T 4-Bromophenyl-phenylether	9.653	248.0	33057	10.2442	µg/L	87
T Hexachlorobenzene	9.684	283.9	37231	9.7111	µg/L	97
T Pentachlorophenol	9.958	265.9	10893	9.1936	µg/L	90
T Phenanthrene	10.181	178.0	224346	9.8851	µg/L	100
T Anthracene	10.242	178.0	191750	9.6942	µg/L	100
T Triallate	10.313	86.0	31763	9.1129	µg/L	98
T Carbazole	10.485	167.0	199440	10.1180	µg/L	99
T o-Terphenyl	10.698	230.0	111061	9.6963	µg/L	99
T Di-n-Butylphthalate	11.072	149.0	102631	8.3322	µg/L	98
T Fluoranthene	11.943	202.0	220272	10.1778	µg/L	97
T Benzidine	12.338	184.0	65045	9.3957	µg/L	m 97
T Pyrene	12.369	202.0	240962	10.1636	µg/L	95
T Butylbenzylphthalate	14.296	149.0	40092	9.1160	µg/L	# 66
T Benzo(a)Anthracene	15.492	228.0	157876	9.3465	µg/L	96
T Chrysene	15.594	228.0	193047	9.7877	µg/L	97
T 3,3-Dichlorobenzidine	15.655	252.0	35676	8.7092	µg/L	95
T bis(2-ethylhexyl)Phthalate	16.360	167.0	15117	9.4865	µg/L	# 93
T Di-n-octyl Phthalate	18.123	149.0	98225	9.0329	µg/L	100

Quantitation Results Report (QT Reviewed)

Compound	RT	QIon	Resp.	Conc.	Units	Dev(Min)
T Benzo(b)fluoranthene	18.355	252.0	146871	9.4383	µg/L	98
T Benzo(k)fluoranthene	18.406	252.0	156598	9.5815	µg/L	99
T Benzo(a)pyrene	18.953	252.0	122603	9.0742	µg/L	92
T Indeno(1,2,3-c,d)pyrene	20.725	276.0	105841	9.3155	µg/L	91
T Dibenzo(a,h)anthracene	20.796	278.0	114340	9.2034	µg/L	94
T Benzo(g,h,i)perylene	21.059	276.0	135480	9.4619	µg/L	98

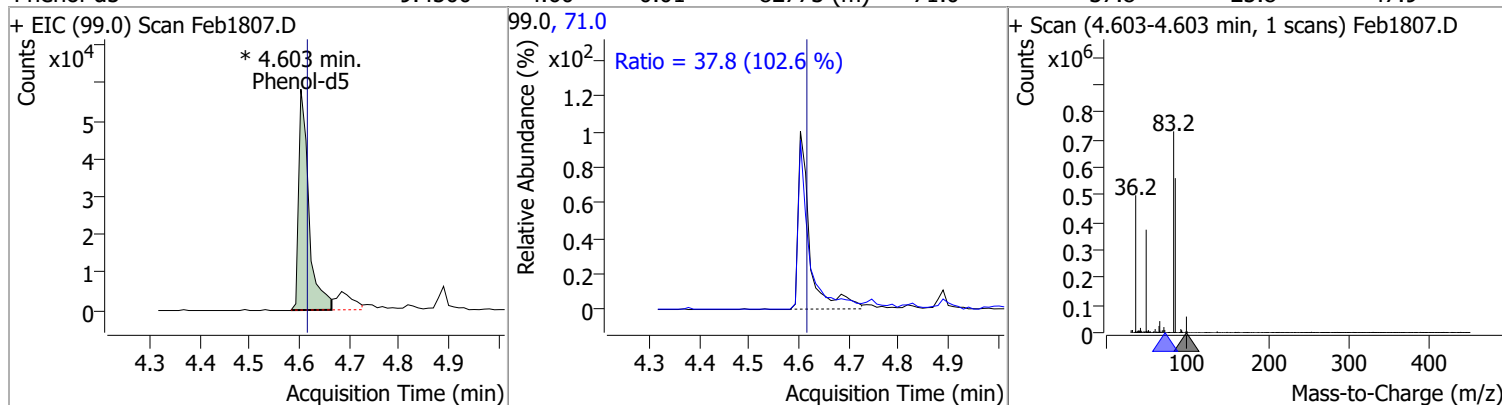
(#) = Qualifier Out of Range; (m) = Manual Integration; (+) = Area Summed; (*) = Surrogate Percent Recovery Out of Range; (d): Zeroed Peak

Quantitation Results Report (QT Reviewed)

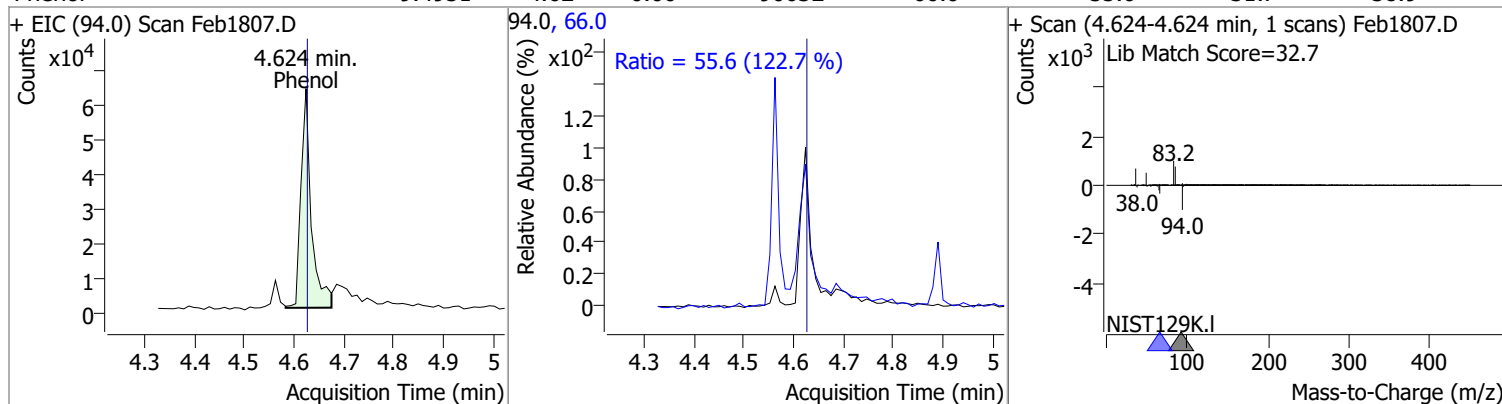


Quantitation Results Report (QT Reviewed)

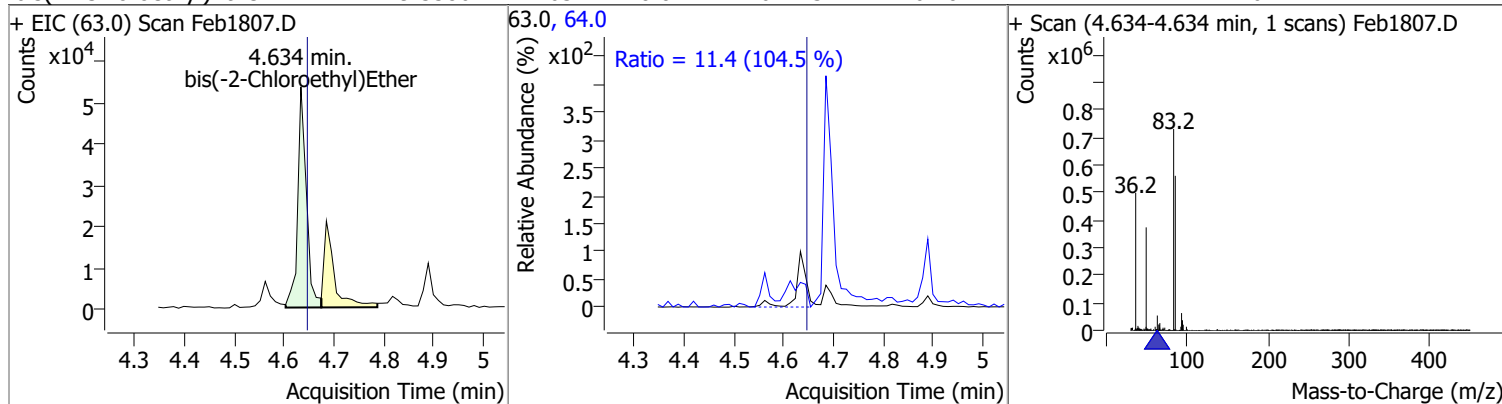
Compound	Conc.	RT	Dev(Min)	Resp.	QIon	QRatio	Lower	Upper
Phenol-d5	9.4500	4.60	-0.01	82773 (m)	71.0	37.8	25.8	47.9



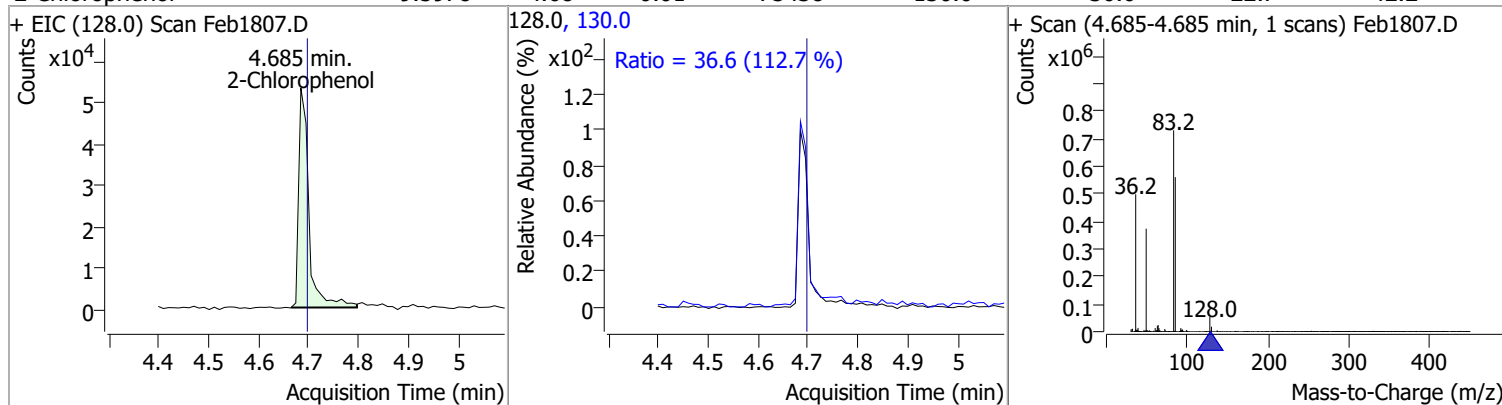
Compound	Conc.	RT	Dev(Min)	Resp.	QIon	QRatio	Lower	Upper
Phenol	9.4951	4.62	0.00	90632	66.0	55.6	31.7	58.9



Compound	Conc.	RT	Dev(Min)	Resp.	QIon	QRatio	Lower	Upper
bis(-2-Chloroethyl)Ether	9.5586	4.63	-0.01	64413	64.0	11.4	7.6	14.1

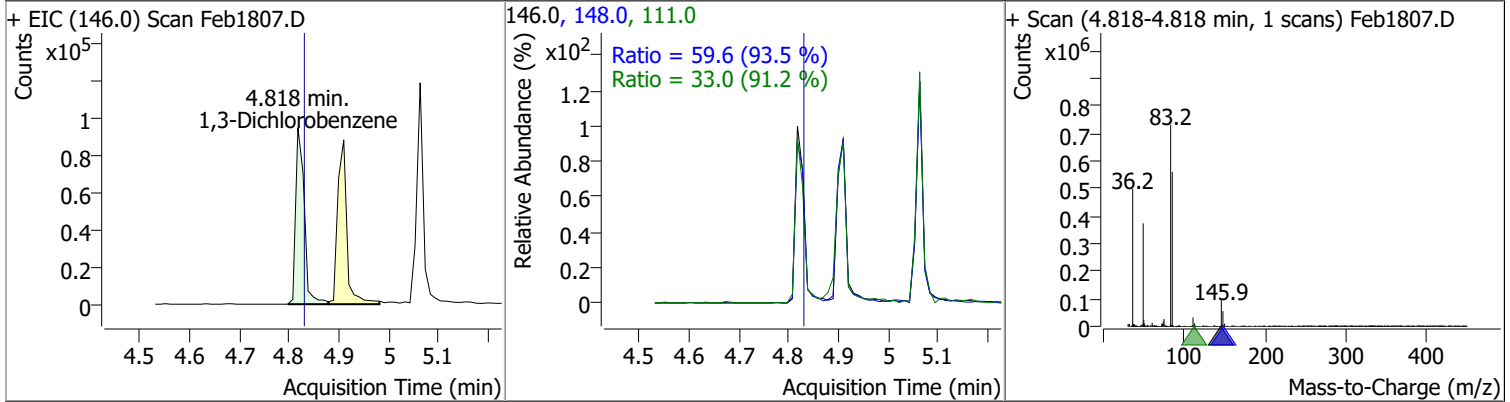


Compound	Conc.	RT	Dev(Min)	Resp.	QIon	QRatio	Lower	Upper
2-Chlorophenol	9.5978	4.68	-0.01	75438	130.0	36.6	22.7	42.2

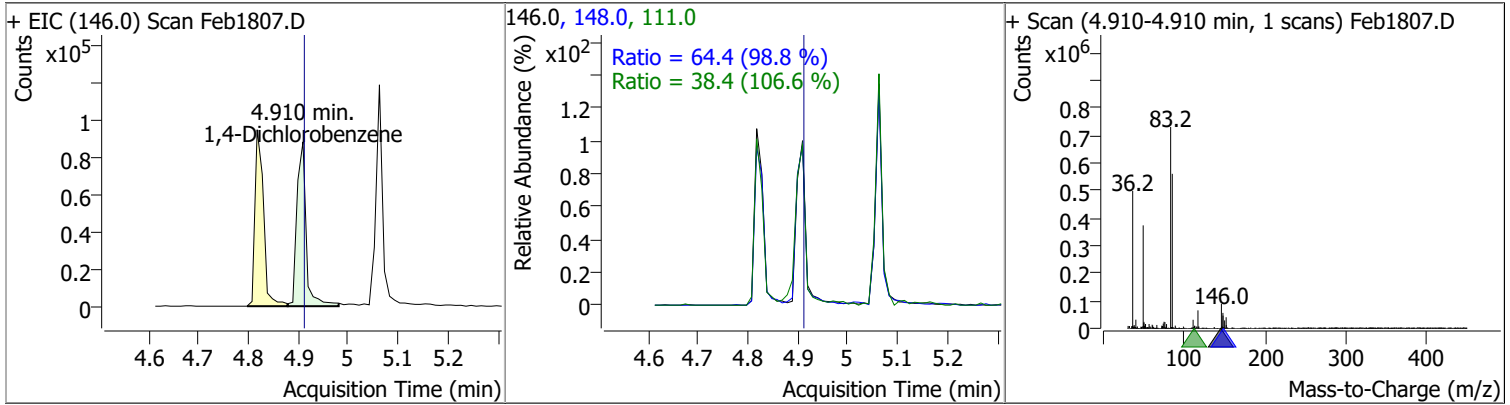


Quantitation Results Report (QT Reviewed)

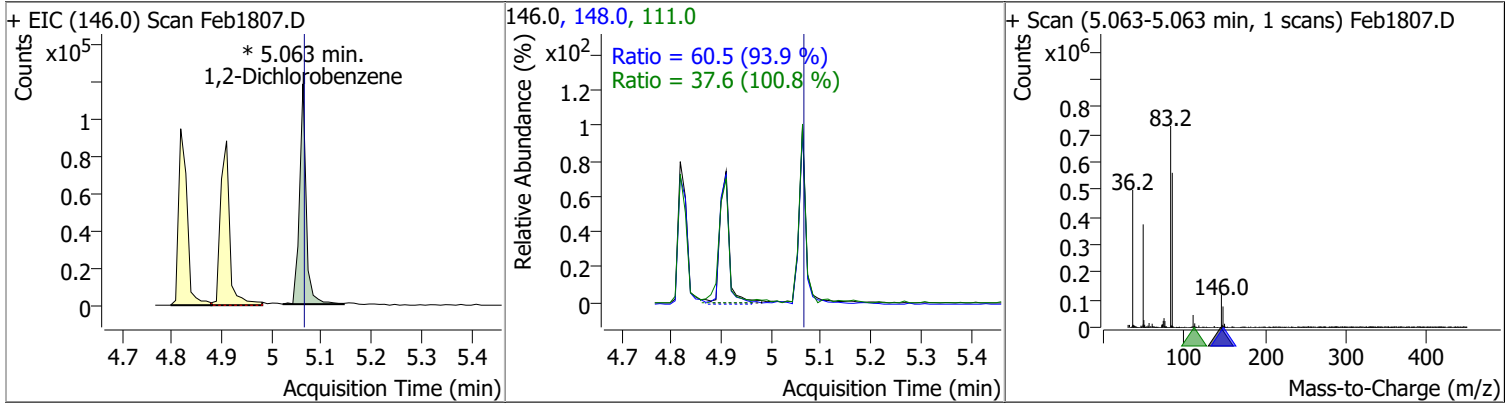
Compound	Conc.	RT	Dev(Min)	Resp.	QIon	QRatio	Lower	Upper
1,3-Dichlorobenzene	9.6983	4.82	-0.01	113425	148.0	59.6	44.6	82.8
					111.0	33.0	25.3	47.0



Compound	Conc.	RT	Dev(Min)	Resp.	QIon	QRatio	Lower	Upper
1,4-Dichlorobenzene	9.4369	4.91	0.00	113963	148.0	64.4	45.6	84.8
					111.0	38.4	25.2	46.8

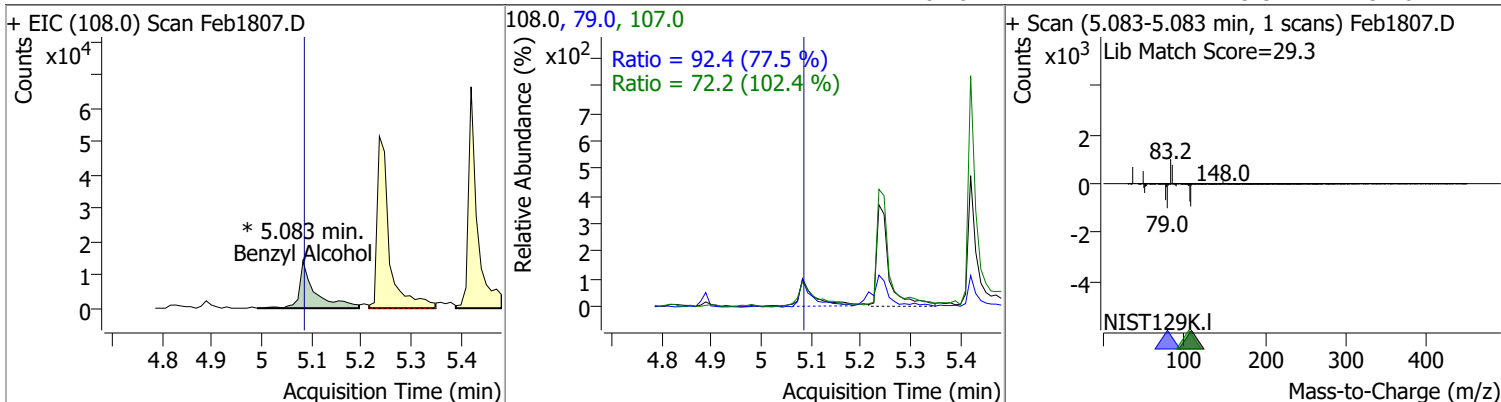


Compound	Conc.	RT	Dev(Min)	Resp.	QIon	QRatio	Lower	Upper
1,2-Dichlorobenzene	9.8457	5.06	0.00	110443 (m)	148.0	60.5	45.1	83.8
					111.0	37.6	26.1	48.5

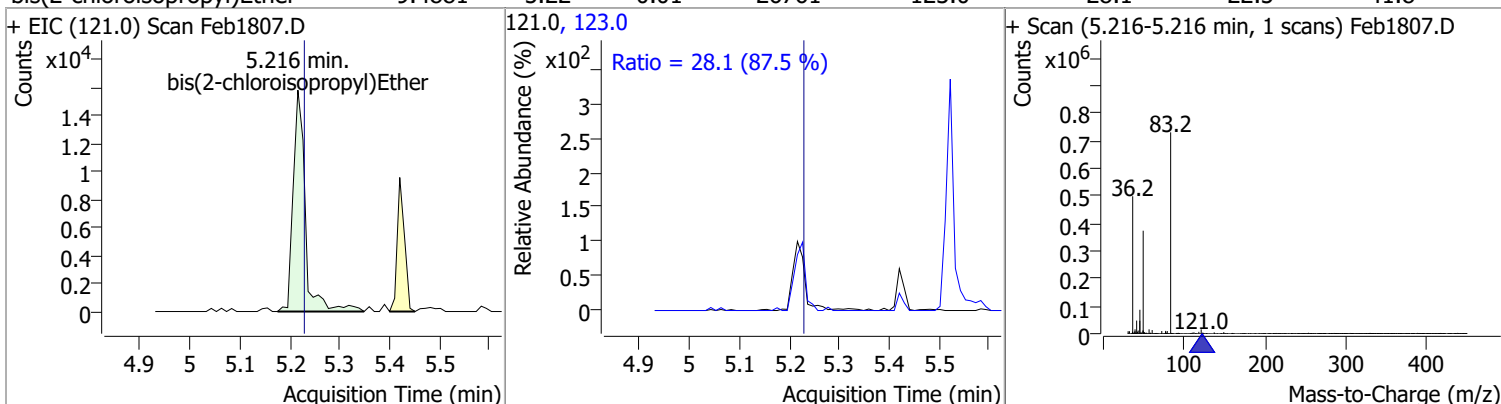


Quantitation Results Report (QT Reviewed)

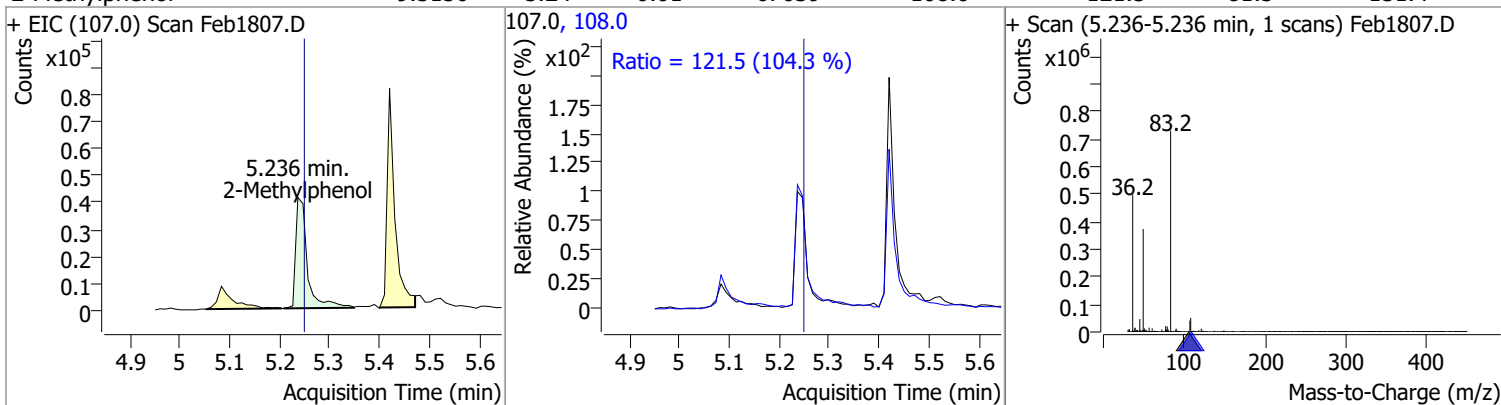
Compound	Conc.	RT	Dev(Min)	Resp.	QIon	QRatio	Lower	Upper
Benzyl Alcohol	9.2253	5.08	0.00	31154 (m)	79.0	92.4	83.5	155.1
					107.0	72.2	49.3	91.6



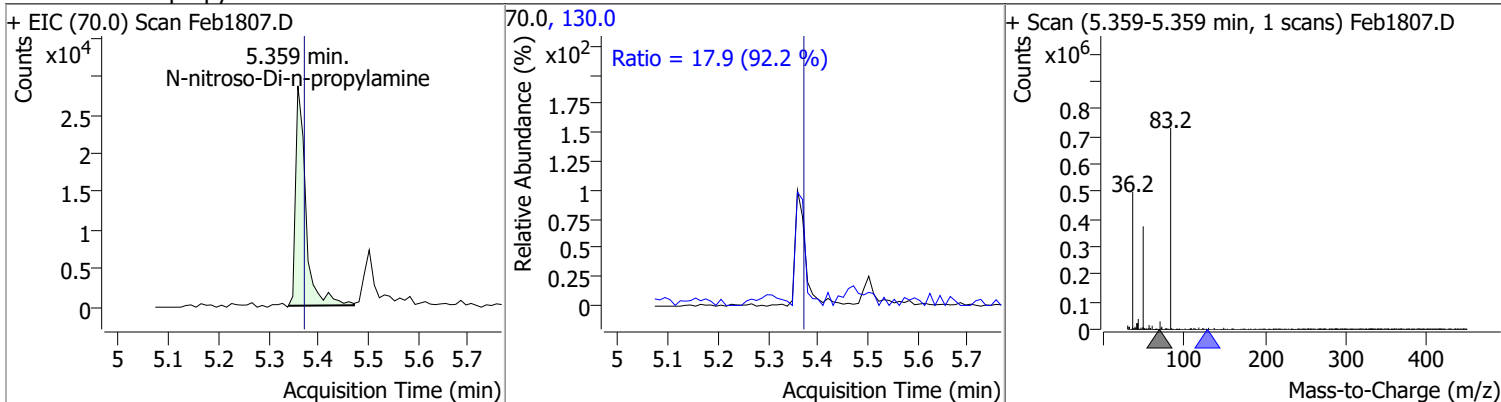
Compound	Conc.	RT	Dev(Min)	Resp.	QIon	QRatio	Lower	Upper
bis(2-chloroisopropyl)Ether	9.4881	5.22	-0.01	26761	123.0	28.1	22.5	41.8



Compound	Conc.	RT	Dev(Min)	Resp.	QIon	QRatio	Lower	Upper
2-Methylphenol	9.5156	5.24	-0.01	67039	108.0	121.5	81.5	151.4

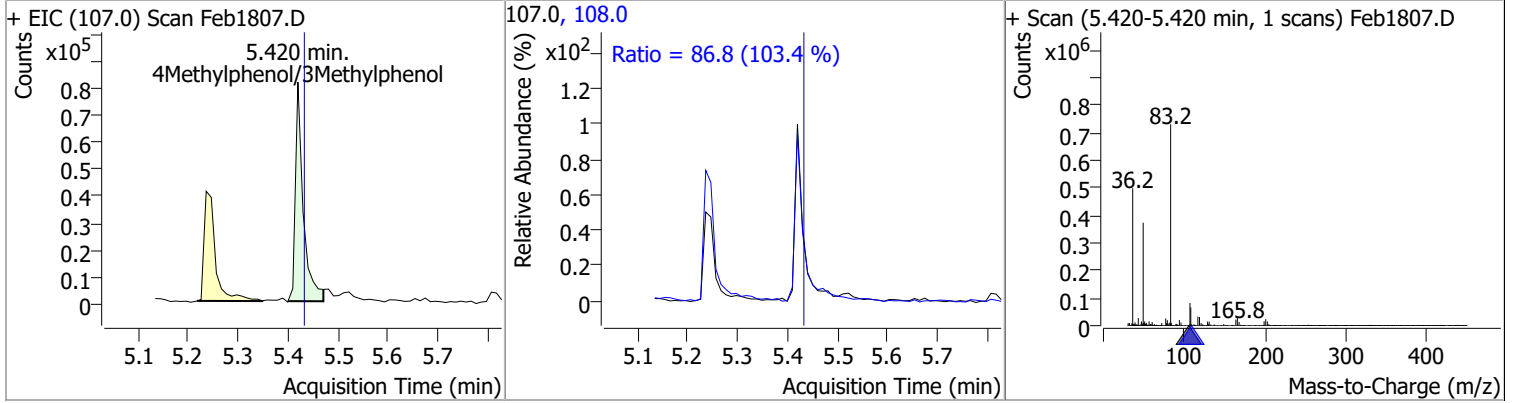


Compound	Conc.	RT	Dev(Min)	Resp.	QIon	QRatio	Lower	Upper
N-nitroso-Di-n-propylamine	9.3374	5.36	-0.01	40378	130.0	17.9	0.0	38.8

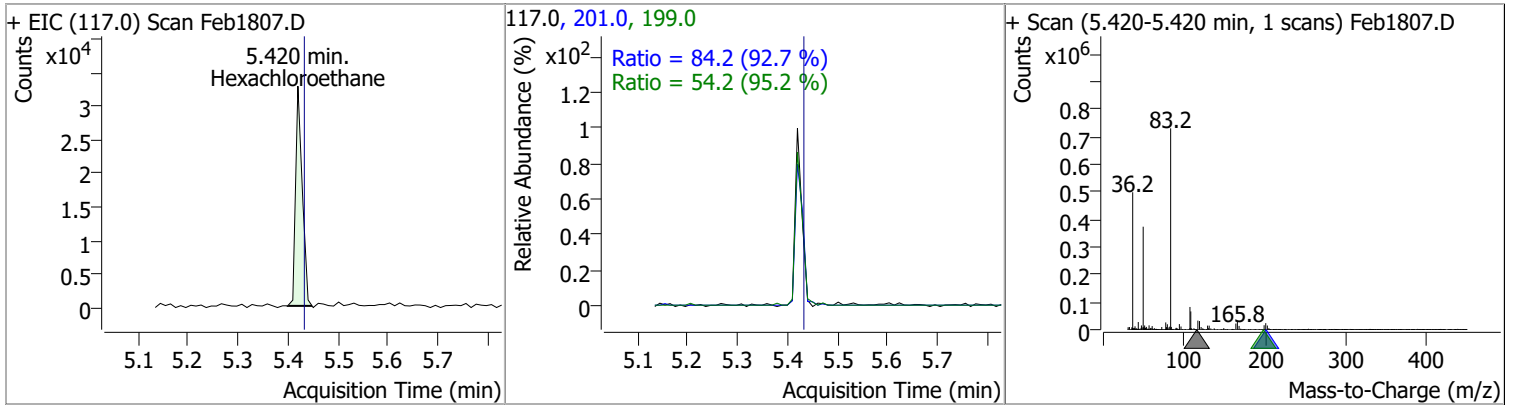


Quantitation Results Report (QT Reviewed)

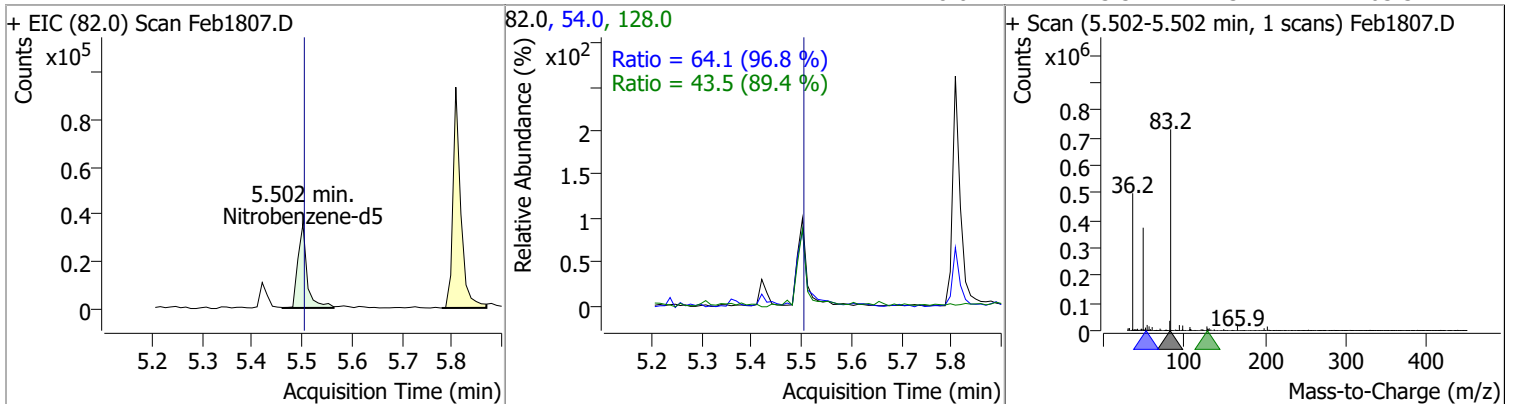
Compound	Conc.	RT	Dev(Min)	Resp.	QIon	QRatio	Lower	Upper
4Methylphenol/3Methylphenol	8.9706	5.42	-0.01	88244	108.0	86.8	58.8	109.1



Compound	Conc.	RT	Dev(Min)	Resp.	QIon	QRatio	Lower	Upper
Hexachloroethane	9.6553	5.42	-0.01	30122	201.0	84.2	63.5	118.0
					199.0	54.2	39.8	74.0

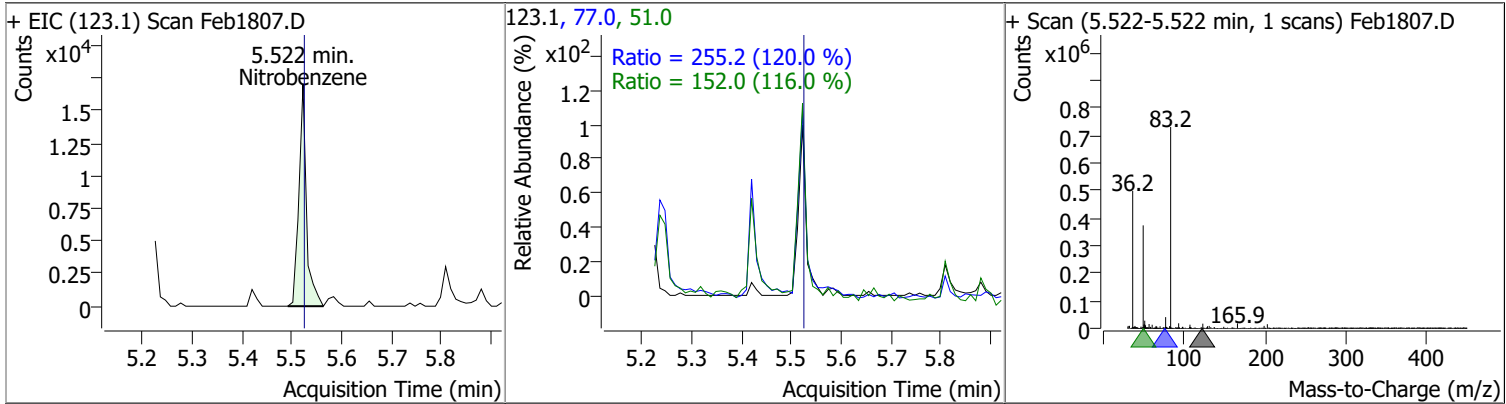


Compound	Conc.	RT	Dev(Min)	Resp.	QIon	QRatio	Lower	Upper
Nitrobenzene-d5	9.4140	5.50	0.00	45452	54.0	64.1	46.3	86.0
					128.0	43.5	34.1	63.3

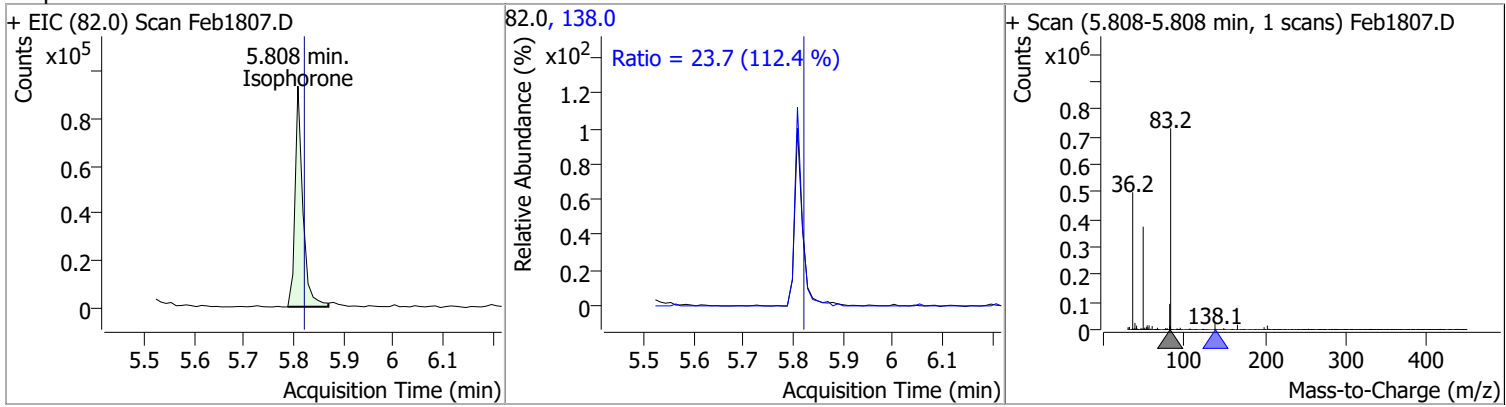


Quantitation Results Report (QT Reviewed)

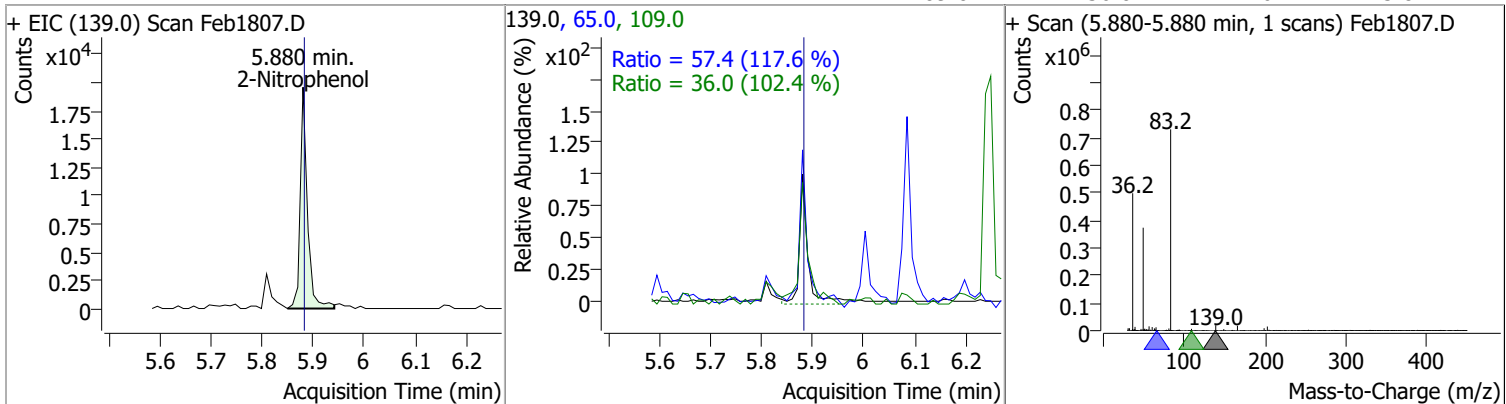
Compound	Conc.	RT	Dev(Min)	Resp.	QIon	QRatio	Lower	Upper
Nitrobenzene	8.2519	5.52	0.00	18080	77.0	255.2	148.9	276.5
					51.0	152.0	91.7	170.3



Compound	Conc.	RT	Dev(Min)	Resp.	QIon	QRatio	Lower	Upper
Isophorone	8.9357	5.81	-0.01	97277	138.0	23.7	14.8	27.5

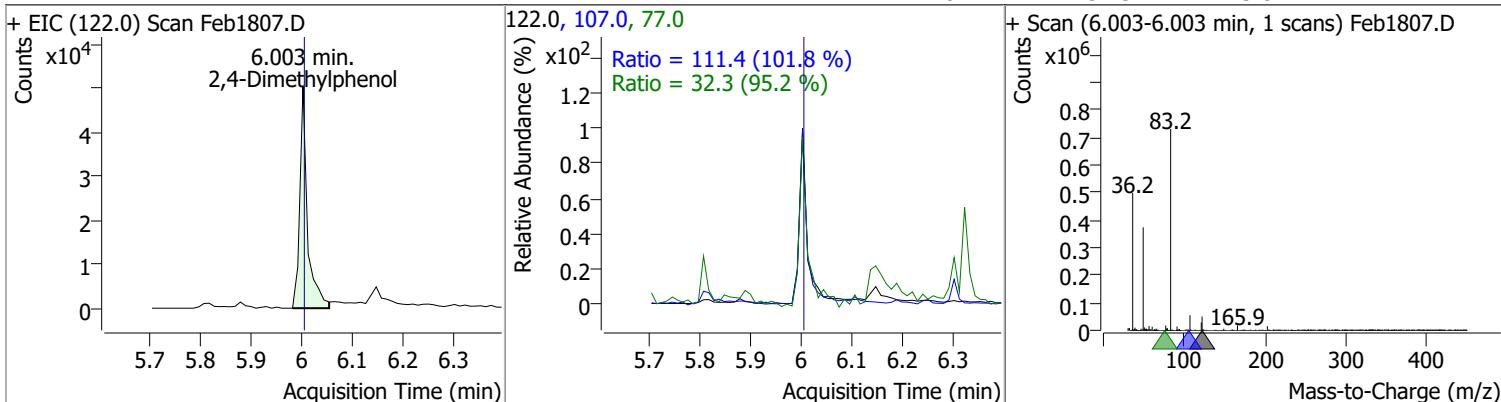


Compound	Conc.	RT	Dev(Min)	Resp.	QIon	QRatio	Lower	Upper
2-Nitrophenol	8.9839	5.88	0.00	19297	65.0	57.4	34.2	63.4
					109.0	36.0	24.6	45.8

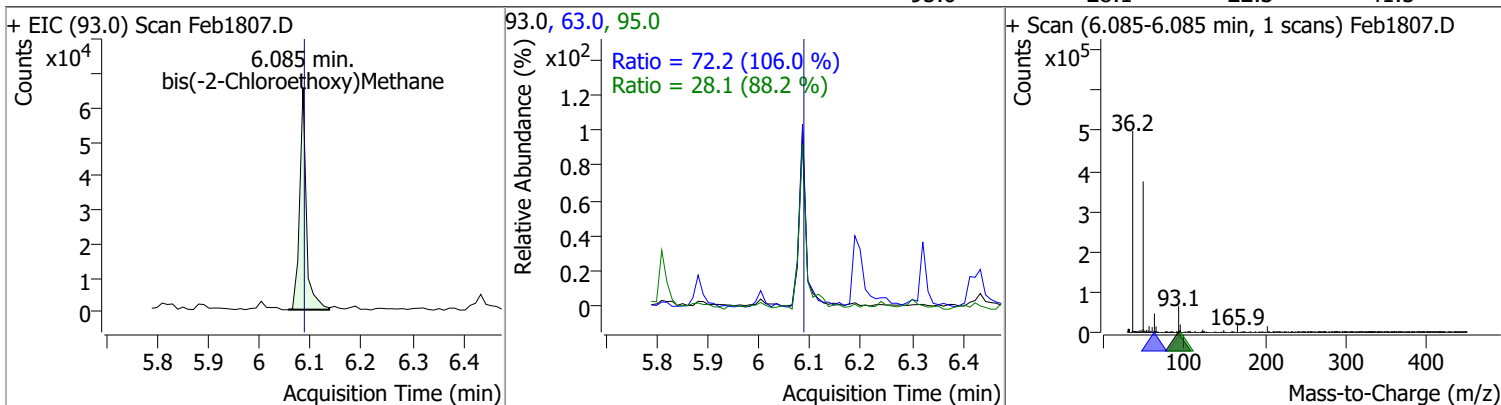


Quantitation Results Report (QT Reviewed)

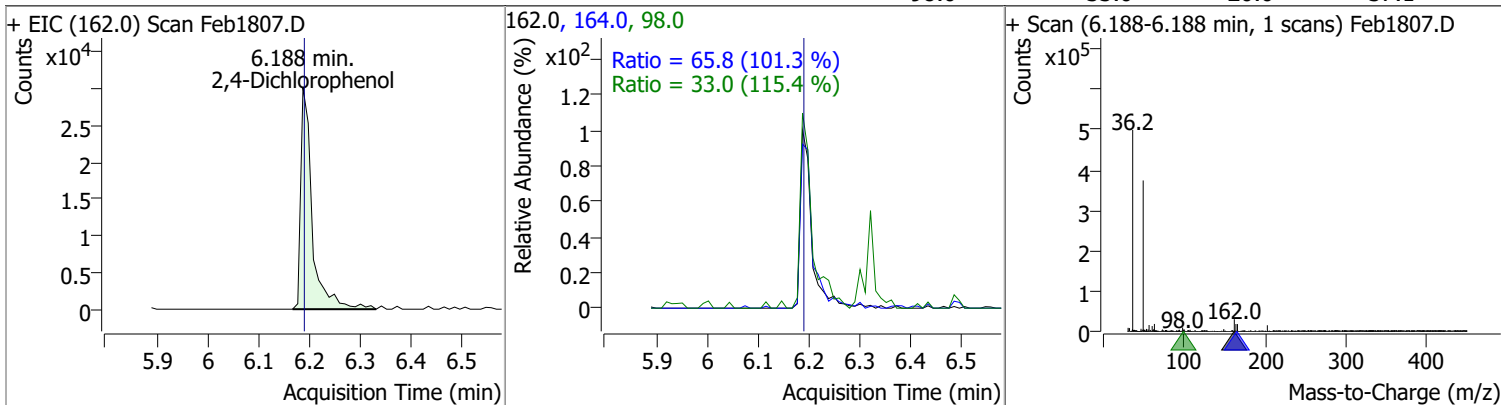
Compound	Conc.	RT	Dev(Min)	Resp.	QIon	QRatio	Lower	Upper
2,4-Dimethylphenol	9.0655	6.00	0.00	52824	107.0	111.4	76.6	142.3
					77.0	32.3	23.8	44.2



Compound	Conc.	RT	Dev(Min)	Resp.	QIon	QRatio	Lower	Upper
bis(-2-Chloroethoxy)Methane	9.3842	6.08	0.00	59939	63.0	72.2	47.7	88.6
					95.0	28.1	22.3	41.5

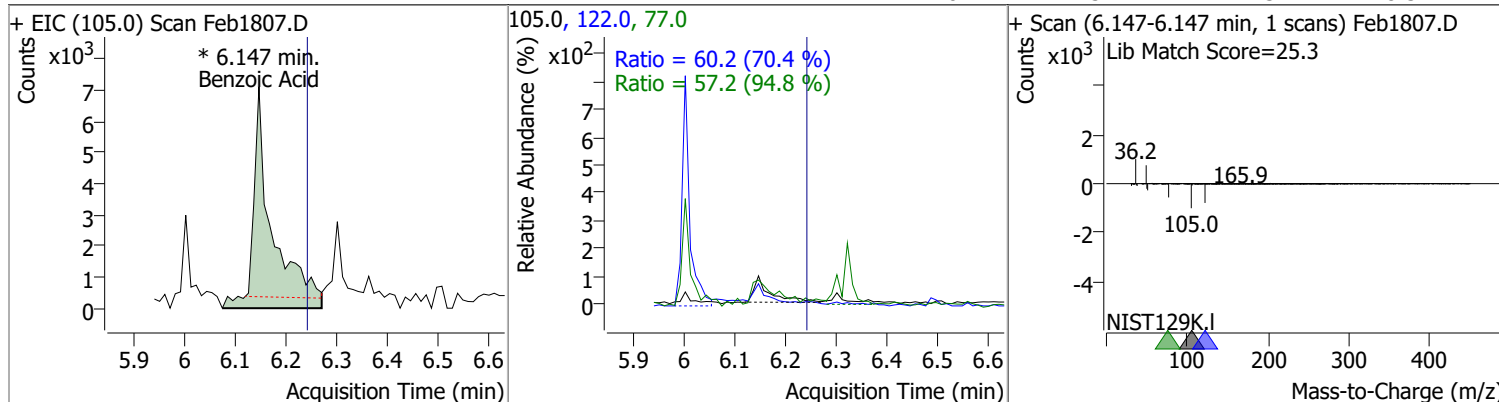


Compound	Conc.	RT	Dev(Min)	Resp.	QIon	QRatio	Lower	Upper
2,4-Dichlorophenol	9.4074	6.19	0.00	47605	164.0	65.8	45.5	84.5
					98.0	33.0	20.0	37.1

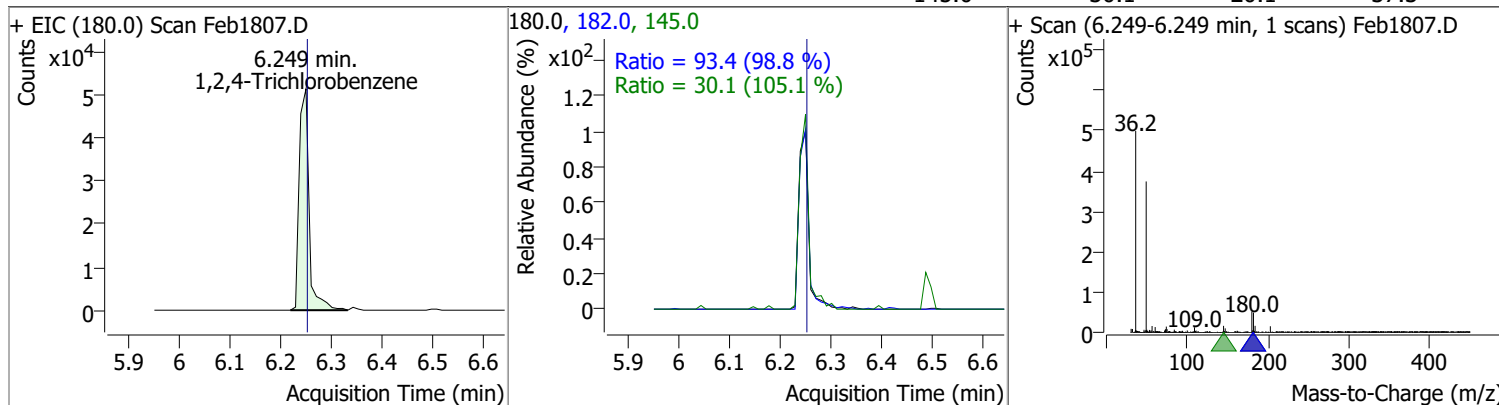


Quantitation Results Report (QT Reviewed)

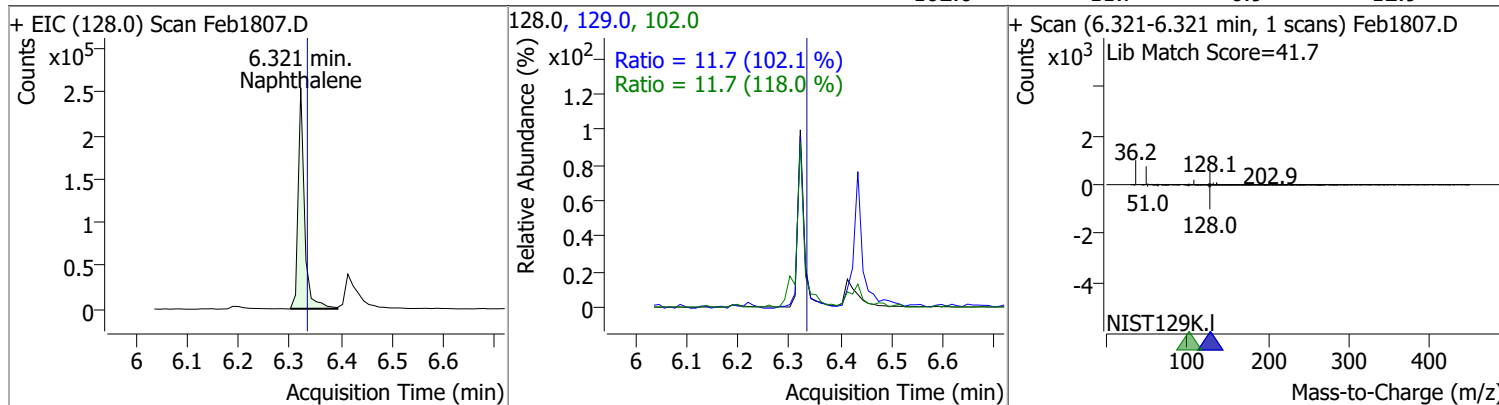
Compound	Conc.	RT	Dev(Min)	Resp.	QIon	QRatio	Lower	Upper
Benzoic Acid	8.4117	6.15	-0.09	18665 (m)	122.0	60.2	59.9	111.2
					77.0	57.2	42.3	78.5



Compound	Conc.	RT	Dev(Min)	Resp.	QIon	QRatio	Lower	Upper
1,2,4-Trichlorobenzene	9.7020	6.25	0.00	69022	182.0	93.4	66.2	122.9
					145.0	30.1	20.1	37.3

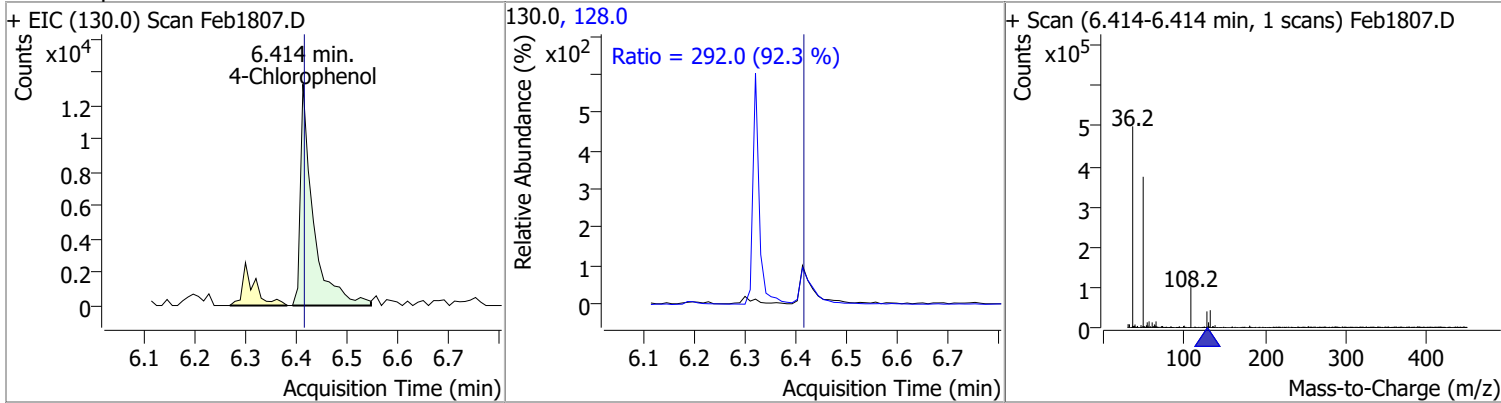


Compound	Conc.	RT	Dev(Min)	Resp.	QIon	QRatio	Lower	Upper
Naphthalene	9.6379	6.32	-0.01	215374	129.0	11.7	8.0	14.9
					102.0	11.7	6.9	12.9

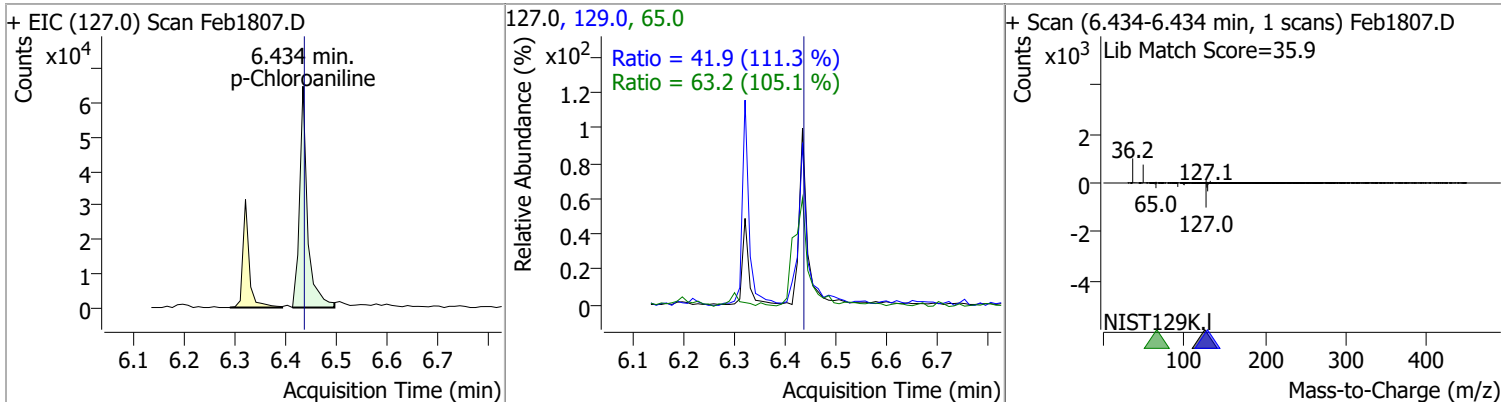


Quantitation Results Report (QT Reviewed)

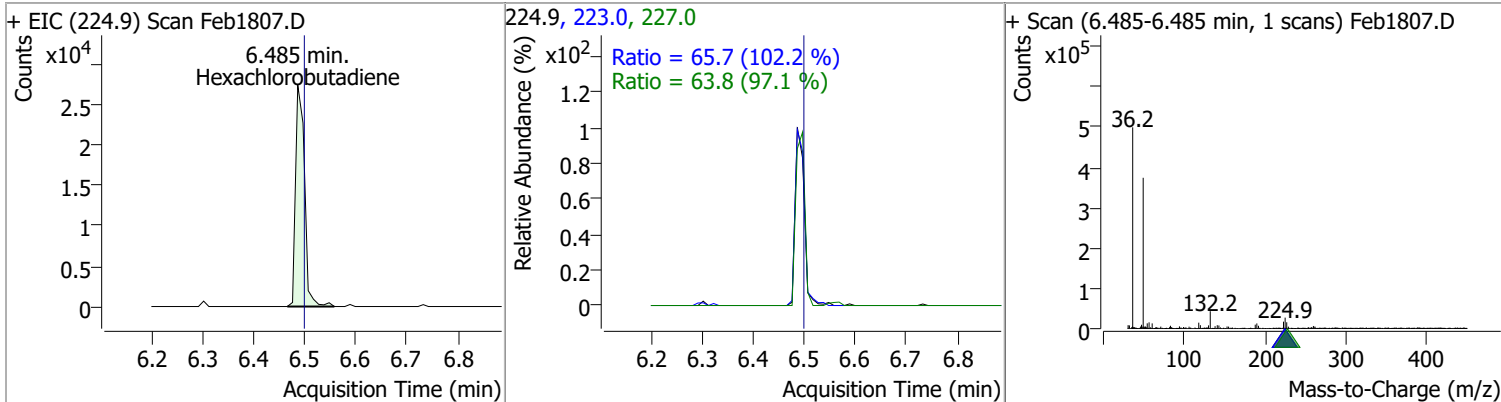
Compound	Conc.	RT	Dev(Min)	Resp.	QIon	QRatio	Lower	Upper
4-Chlorophenol	10.2898	6.41	0.00	23297	128.0	292.0	221.4	411.2



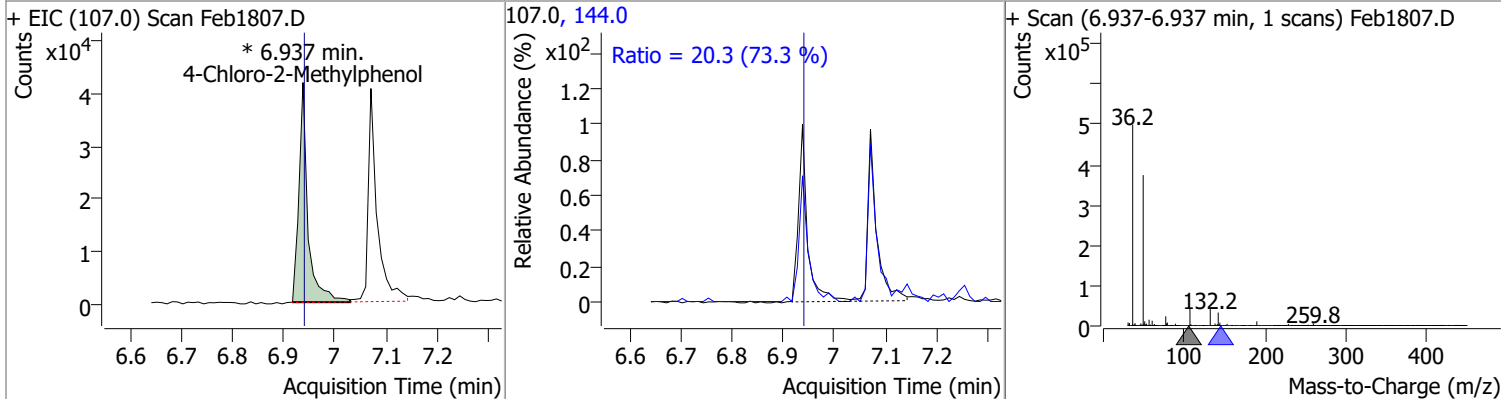
Compound	Conc.	RT	Dev(Min)	Resp.	QIon	QRatio	Lower	Upper
p-Chloroaniline	9.0638	6.43	0.00	71033	65.0	63.2	42.1	78.2
					129.0	41.9	26.3	48.9



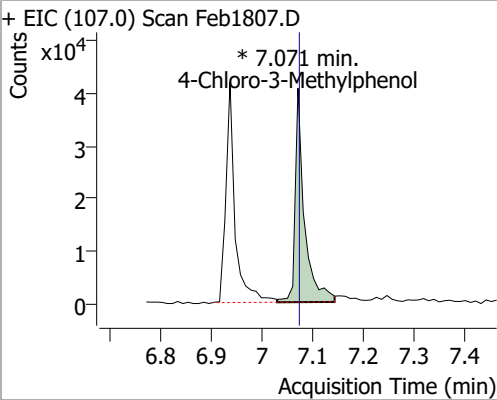
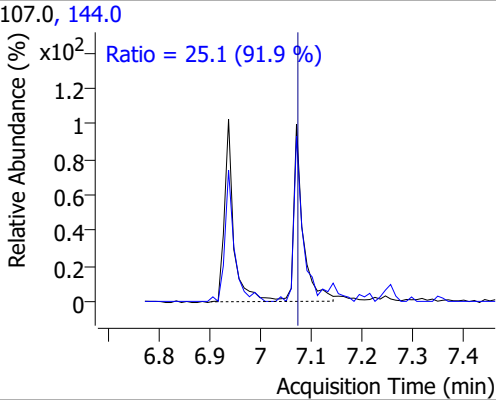
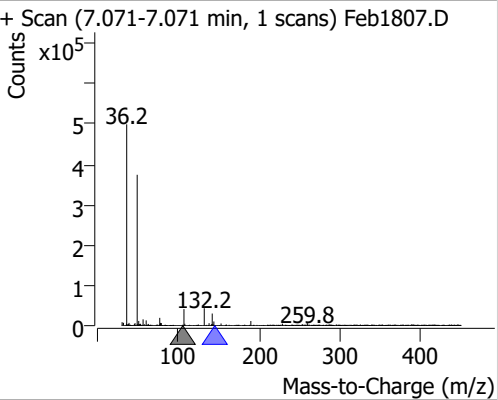
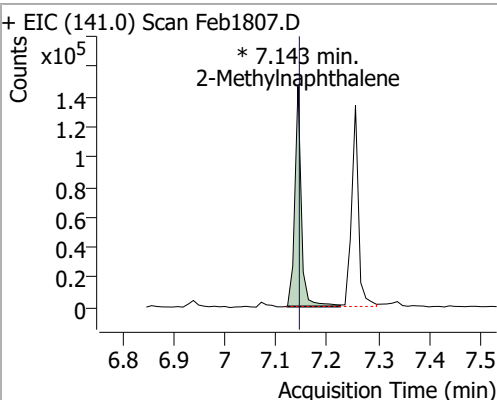
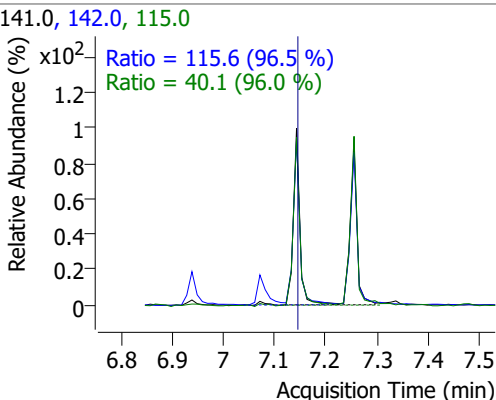
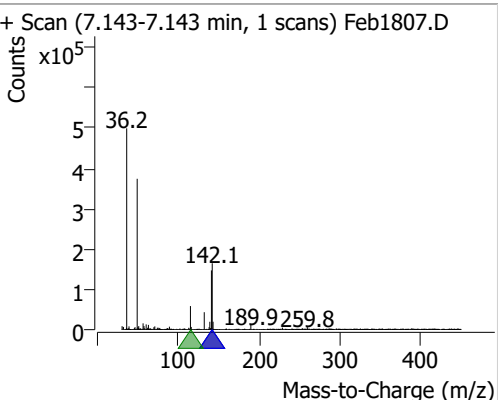
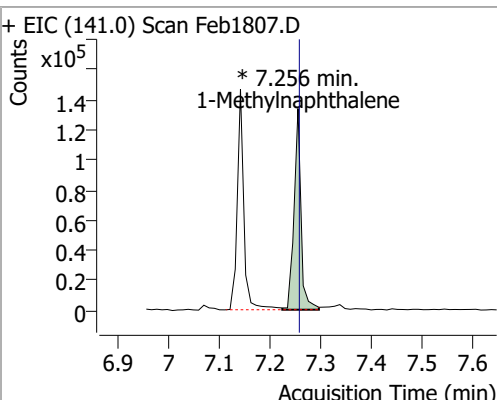
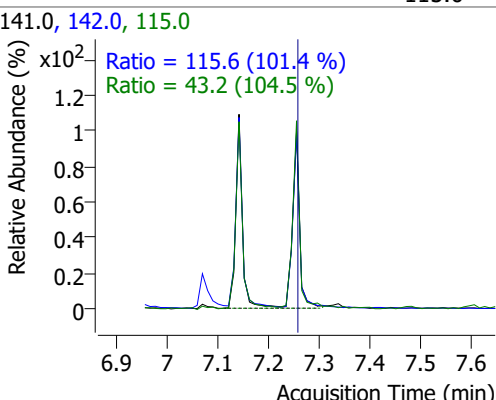
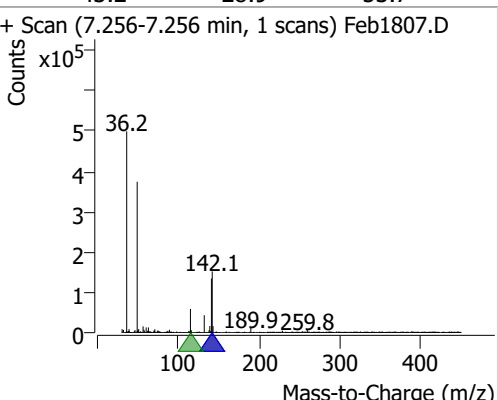
Compound	Conc.	RT	Dev(Min)	Resp.	QIon	QRatio	Lower	Upper
Hexachlorobutadiene	9.5879	6.49	-0.01	33554	227.0	63.8	46.0	85.4
					223.0	65.7	45.0	83.6



Compound	Conc.	RT	Dev(Min)	Resp.	QIon	QRatio	Lower	Upper
4-Chloro-2-Methylphenol	9.6988	6.94	0.00	51791 (m)	144.0	20.3	19.4	36.1

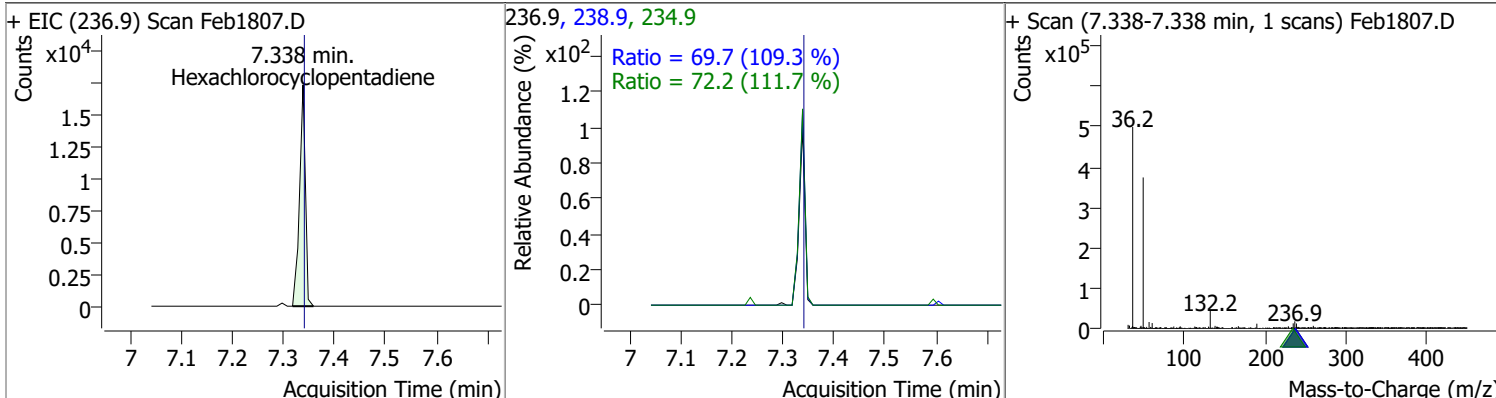


Quantitation Results Report (QT Reviewed)

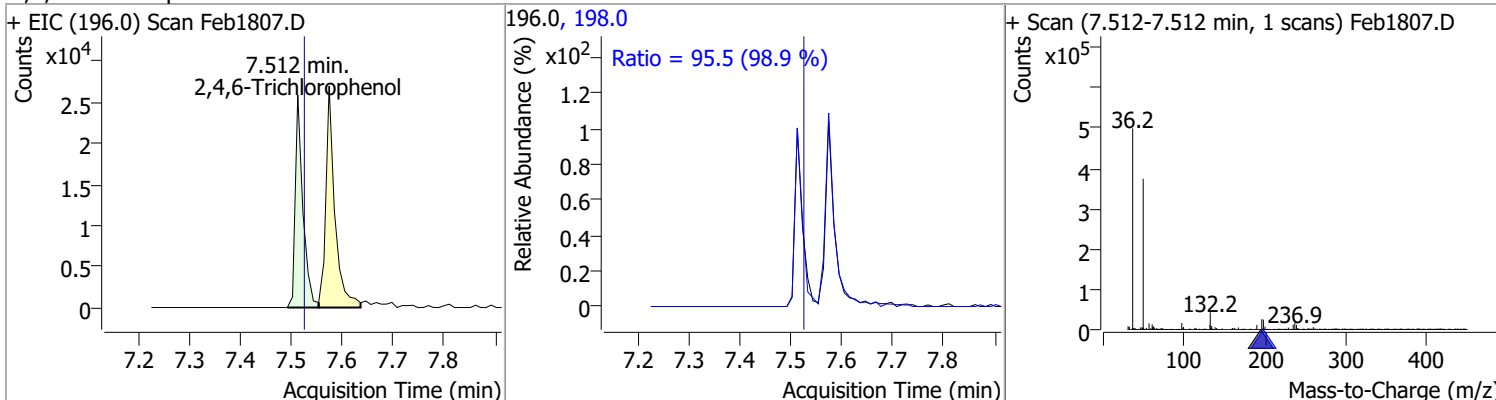
Compound	Conc.	RT	Dev(Min)	Resp.	QIon	QRatio	Lower	Upper
4-Chloro-3-Methylphenol	9.1080	7.07	0.00	51113 (m)	144.0	25.1	19.1	35.5
<div style="display: flex; justify-content: space-between;"> <div style="width: 30%;"> <p>+ EIC (107.0) Scan Feb1807.D</p>  </div> <div style="width: 30%;"> <p>107.0, 144.0</p>  </div> <div style="width: 30%;"> <p>+ Scan (7.071-7.071 min, 1 scans) Feb1807.D</p>  </div> </div>								
2-Methylnaphthalene	10.4339	7.14	0.00	129837 (m)	142.0	115.6	83.8	155.7
<div style="display: flex; justify-content: space-between;"> <div style="width: 30%;"> <p>+ EIC (141.0) Scan Feb1807.D</p>  </div> <div style="width: 30%;"> <p>141.0, 142.0, 115.0</p>  </div> <div style="width: 30%;"> <p>+ Scan (7.143-7.143 min, 1 scans) Feb1807.D</p>  </div> </div>								
1-Methylnaphthalene	10.2310	7.26	0.00	126738 (m)	142.0	115.6	79.8	148.2
<div style="display: flex; justify-content: space-between;"> <div style="width: 30%;"> <p>+ EIC (141.0) Scan Feb1807.D</p>  </div> <div style="width: 30%;"> <p>141.0, 142.0, 115.0</p>  </div> <div style="width: 30%;"> <p>+ Scan (7.256-7.256 min, 1 scans) Feb1807.D</p>  </div> </div>								

Quantitation Results Report (QT Reviewed)

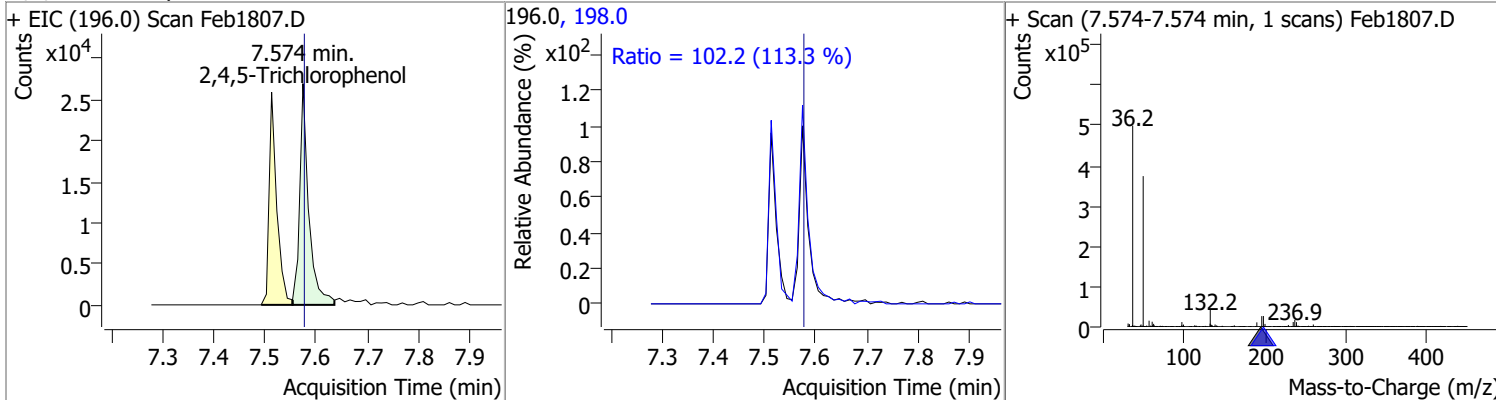
Compound	Conc.	RT	Dev(Min)	Resp.	QIon	QRatio	Lower	Upper
Hexachlorocyclopentadiene	8.7963	7.34	0.00	13837	234.9	72.2	45.2	84.0
					238.9	69.7	44.6	82.9



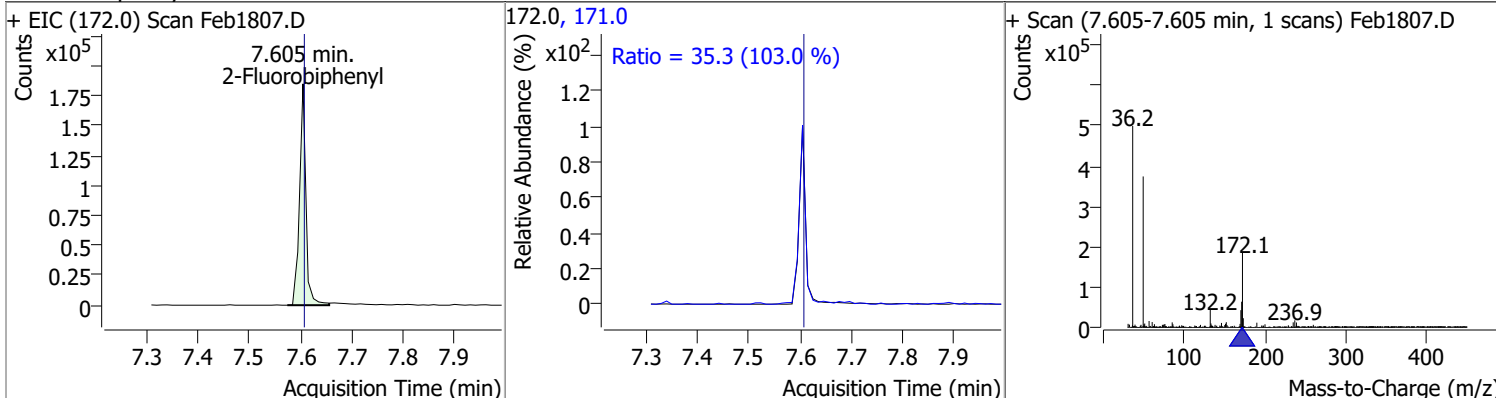
Compound	Conc.	RT	Dev(Min)	Resp.	QIon	QRatio	Lower	Upper
2,4,6-Trichlorophenol	9.0500	7.51	-0.01	27041	198.0	95.5	67.6	125.5



Compound	Conc.	RT	Dev(Min)	Resp.	QIon	QRatio	Lower	Upper
2,4,5-Trichlorophenol	8.9583	7.57	0.00	33223	198.0	102.2	63.2	117.3

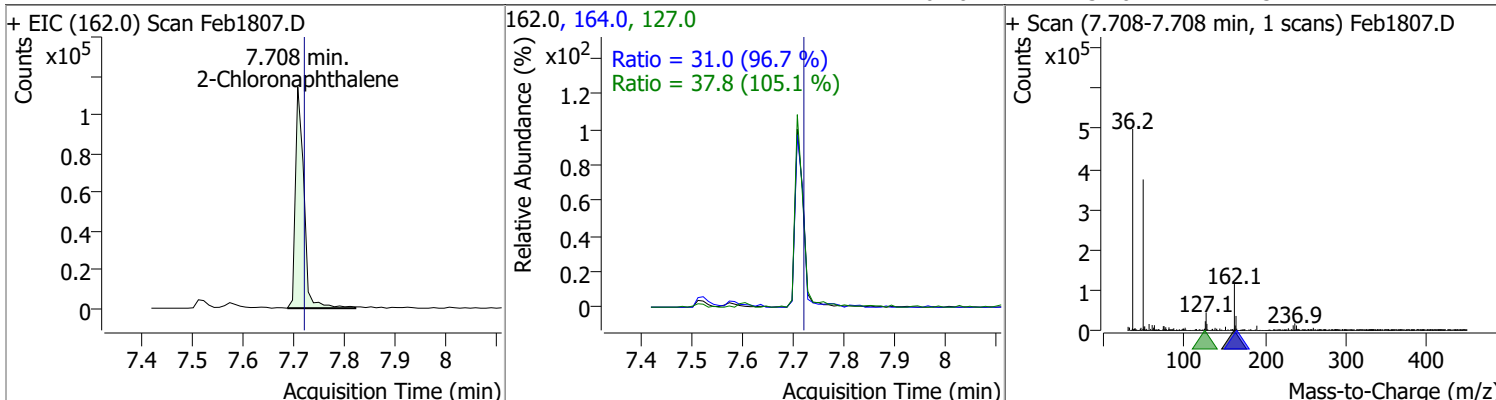


Compound	Conc.	RT	Dev(Min)	Resp.	QIon	QRatio	Lower	Upper
2-Fluorobiphenyl	9.8948	7.60	0.00	160369	171.0	35.3	24.0	44.5

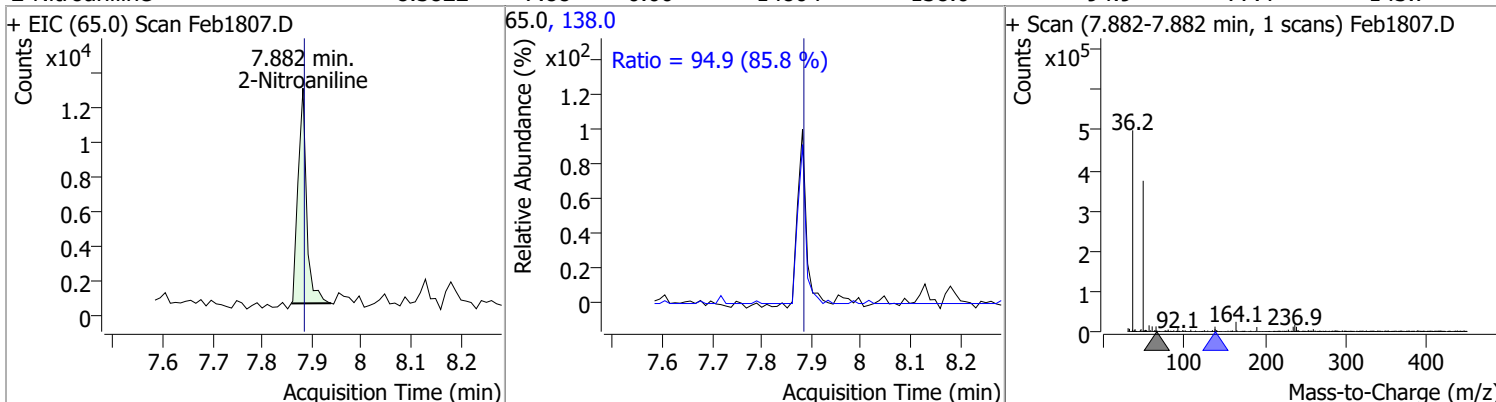


Quantitation Results Report (QT Reviewed)

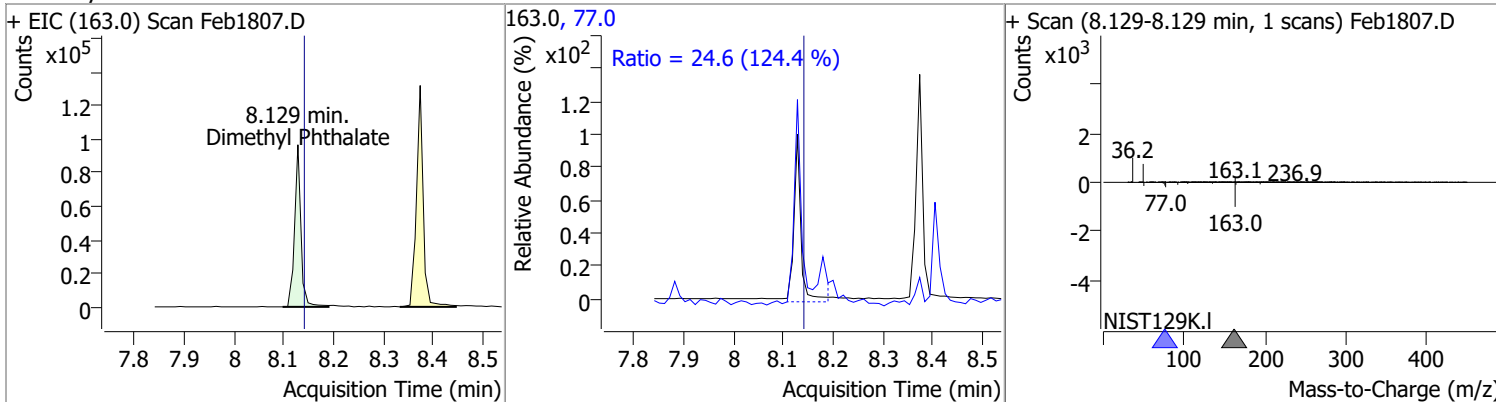
Compound	Conc.	RT	Dev(Min)	Resp.	QIon	QRatio	Lower	Upper
2-Chloronaphthalene	10.0555	7.71	-0.01	133308	127.0	37.8	25.1	46.7
					164.0	31.0	22.5	41.7



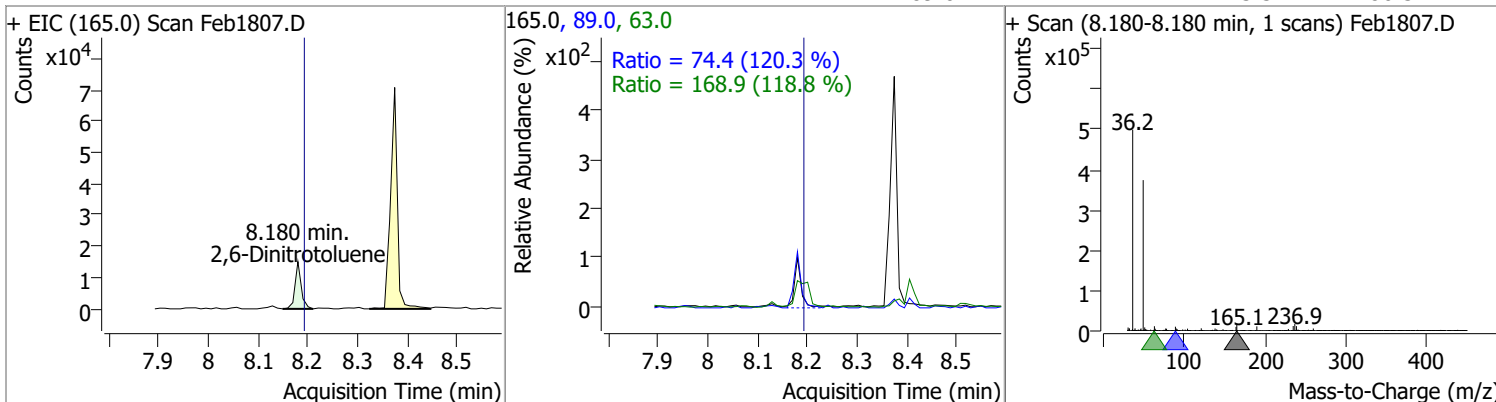
Compound	Conc.	RT	Dev(Min)	Resp.	QIon	QRatio	Lower	Upper
2-Nitroaniline	8.3822	7.88	0.00	14804	138.0	94.9	77.4	143.7



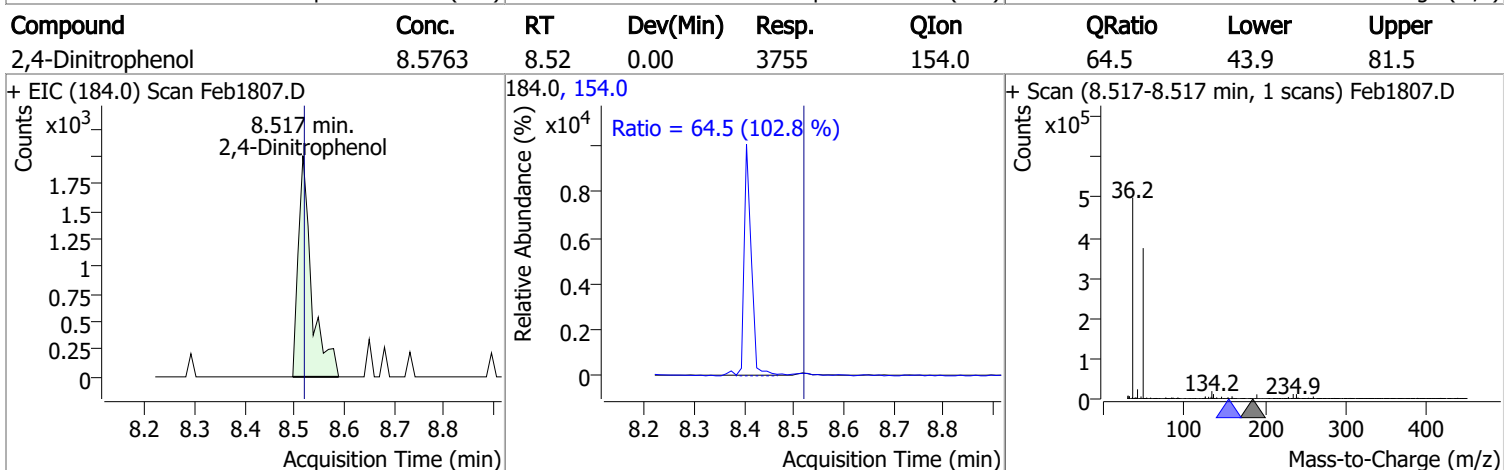
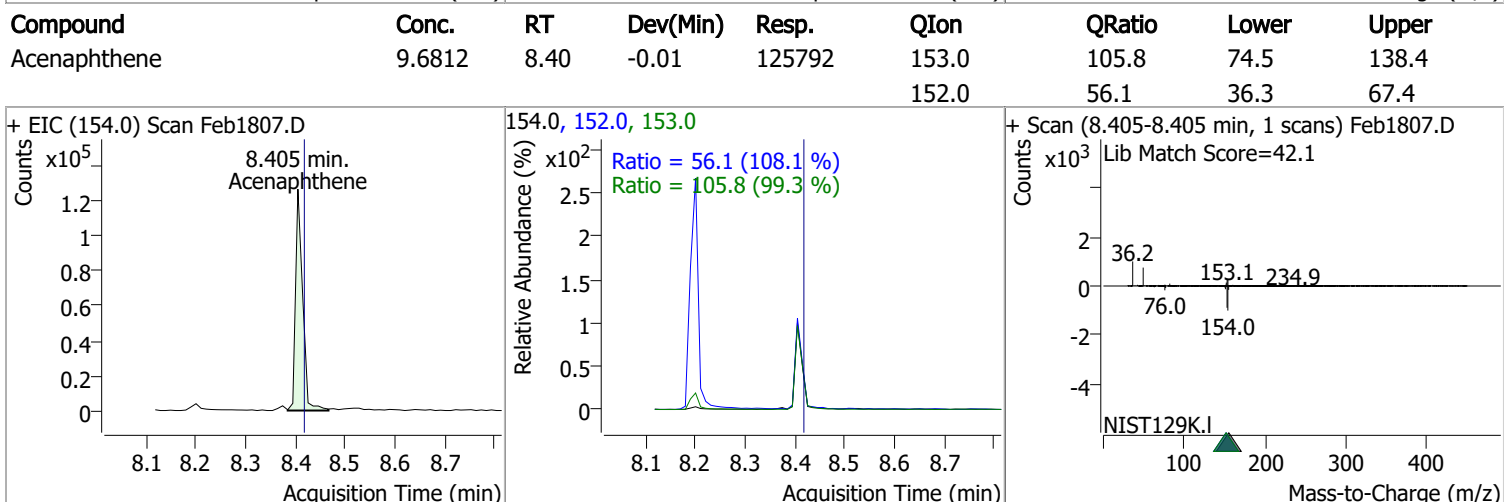
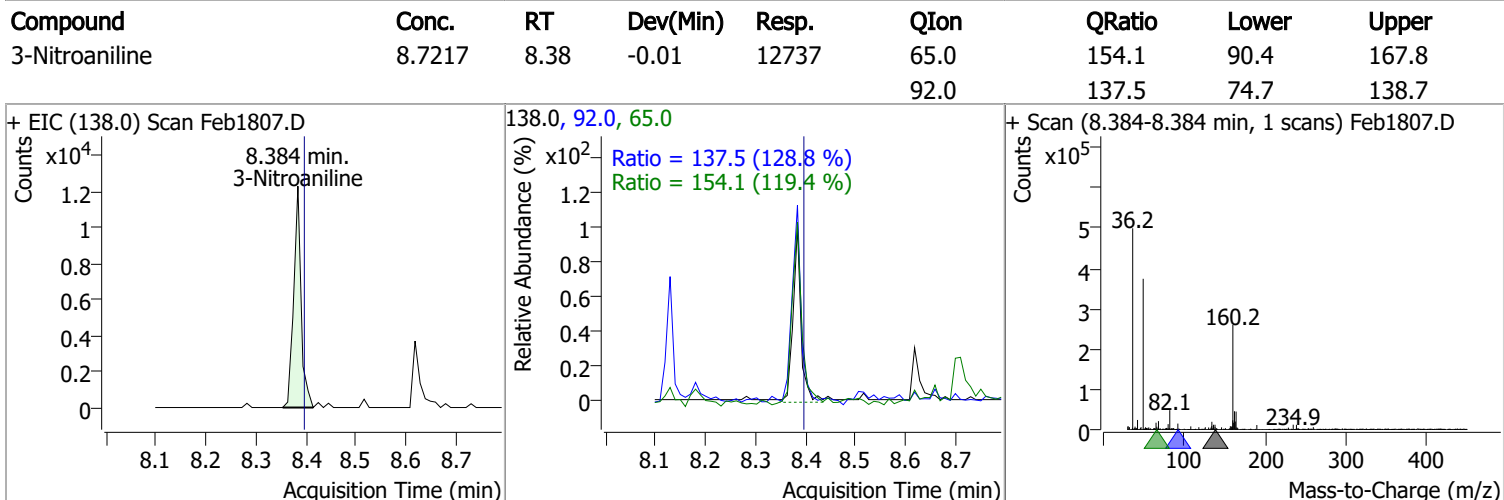
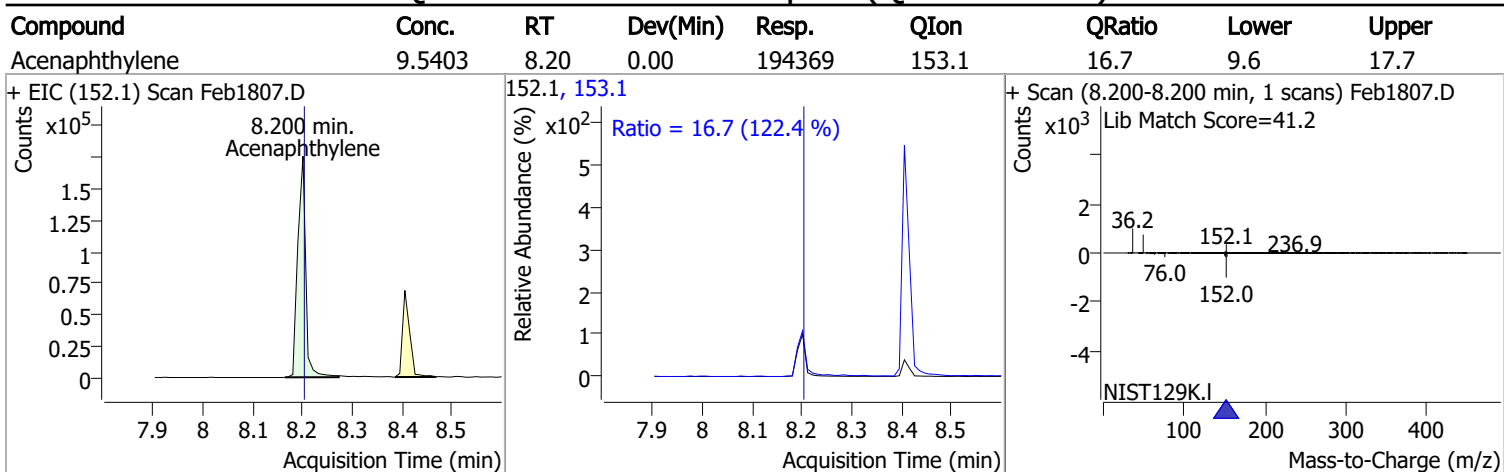
Compound	Conc.	RT	Dev(Min)	Resp.	QIon	QRatio	Lower	Upper
Dimethyl Phthalate	8.5312	8.13	-0.01	85510	77.0	24.6	13.8	25.7



Compound	Conc.	RT	Dev(Min)	Resp.	QIon	QRatio	Lower	Upper
2,6-Dinitrotoluene	9.0242	8.18	-0.01	13053	63.0	168.9	99.5	184.8
					89.0	74.4	43.3	80.3

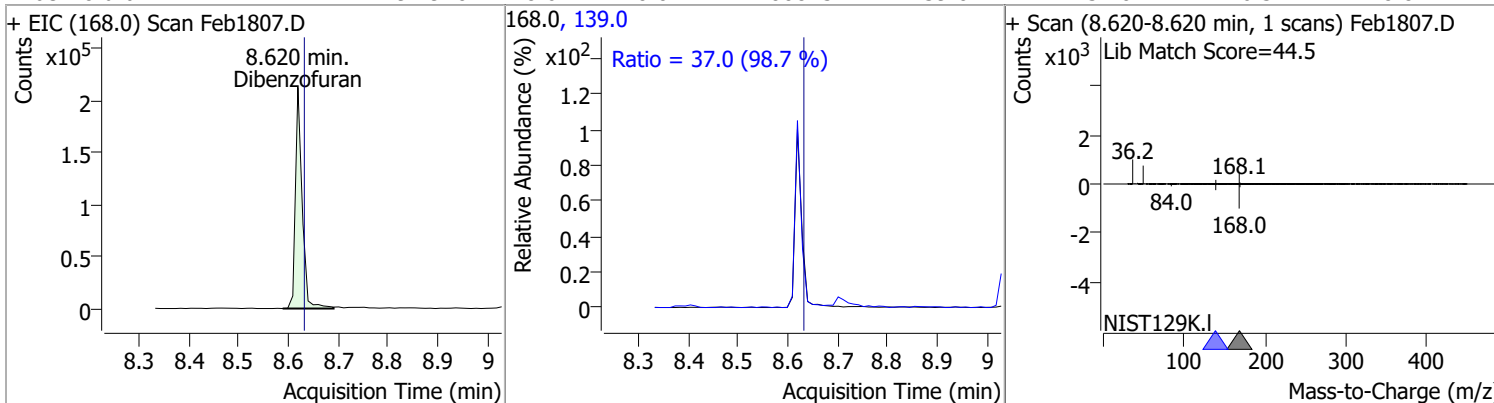


Quantitation Results Report (QT Reviewed)

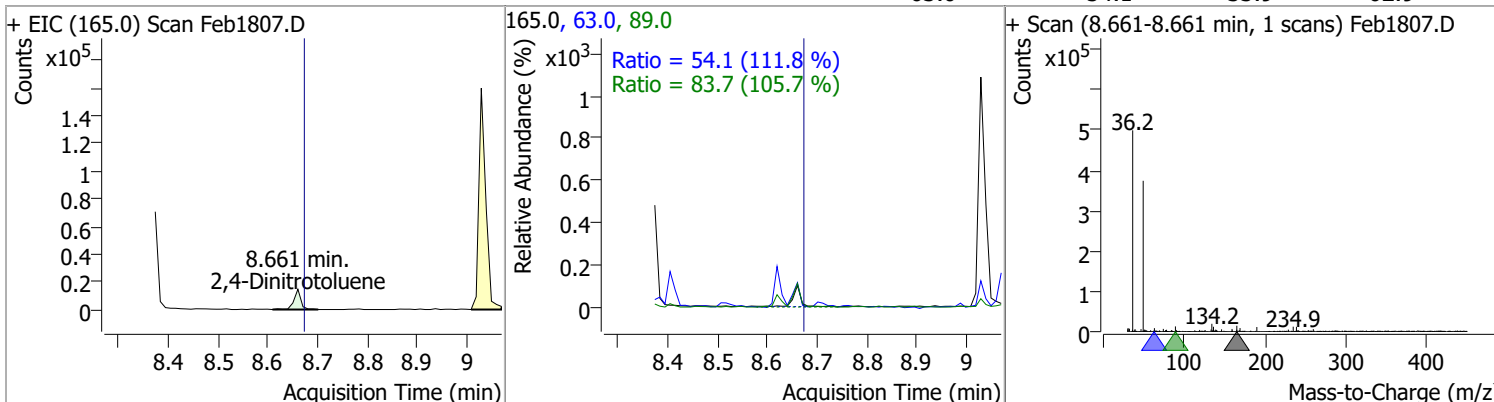


Quantitation Results Report (QT Reviewed)

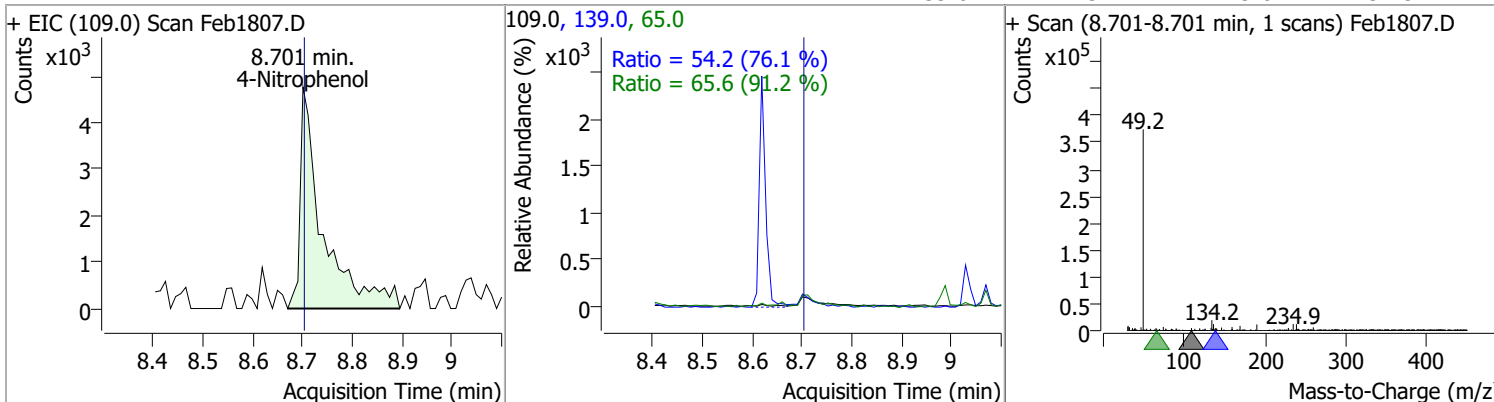
Compound	Conc.	RT	Dev(Min)	Resp.	QIon	QRatio	Lower	Upper
Dibenzofuran	9.4970	8.62	-0.01	200815	139.0	37.0	26.3	48.8



Compound	Conc.	RT	Dev(Min)	Resp.	QIon	QRatio	Lower	Upper
2,4-Dinitrotoluene	8.4581	8.66	-0.01	14287	89.0	83.7	55.4	102.9
					63.0	54.1	33.9	62.9

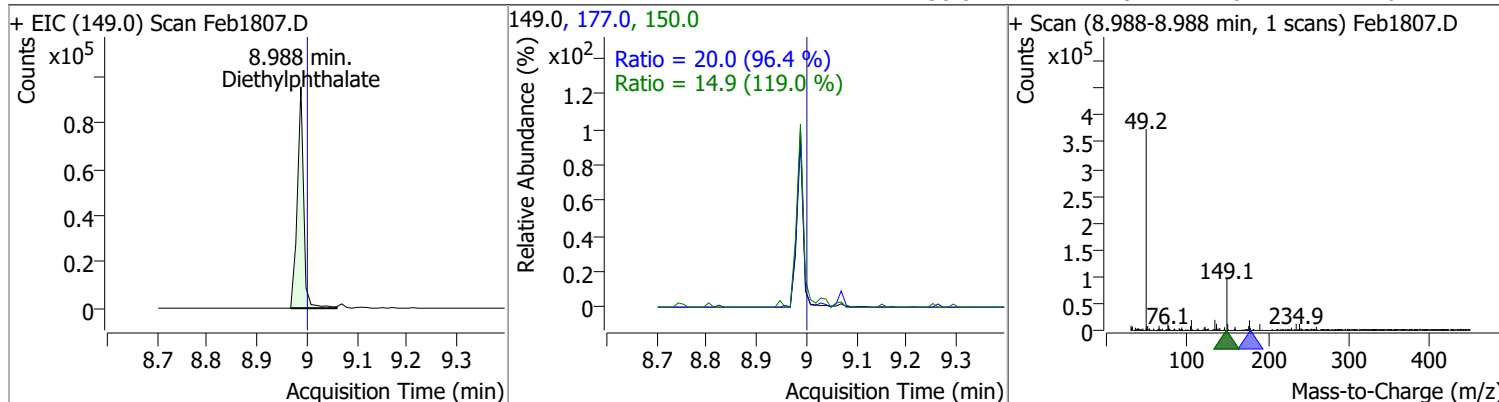


Compound	Conc.	RT	Dev(Min)	Resp.	QIon	QRatio	Lower	Upper
4-Nitrophenol	9.4102	8.70	0.00	14966	65.0	65.6	50.4	93.6
					139.0	54.2	49.8	92.5

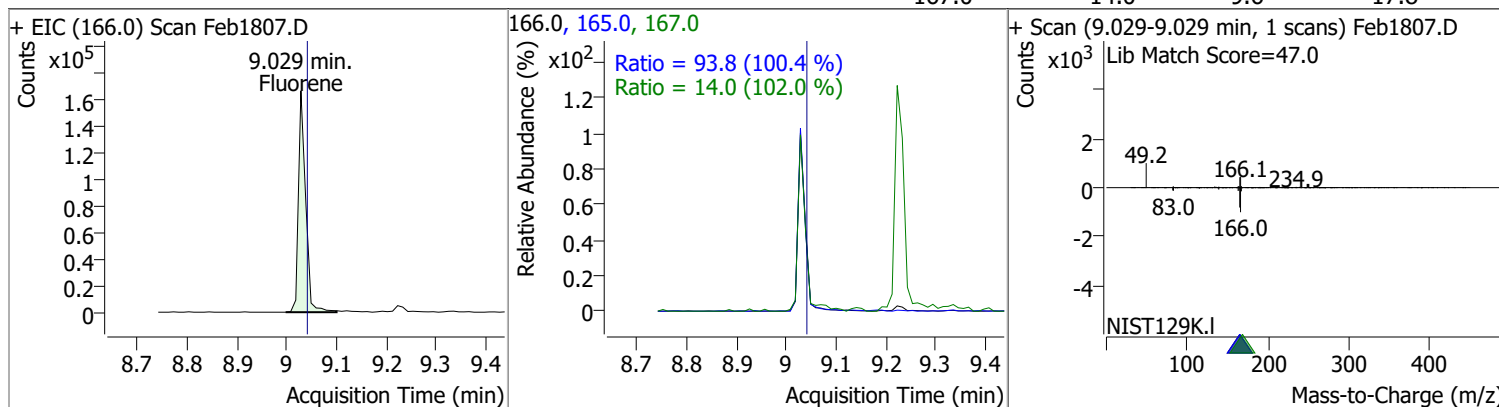


Quantitation Results Report (QT Reviewed)

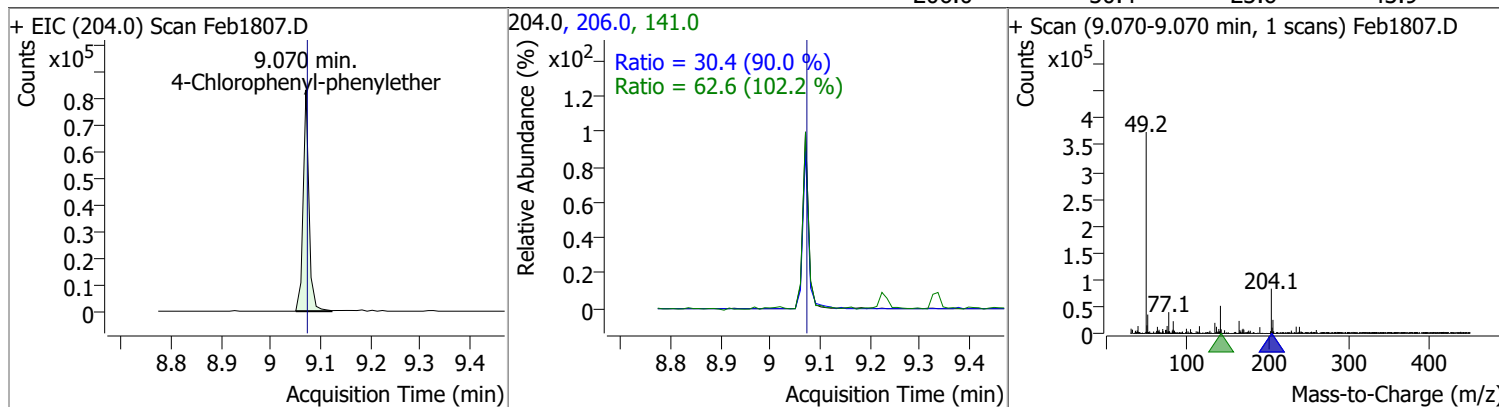
Compound	Conc.	RT	Dev(Min)	Resp.	QIon	QRatio	Lower	Upper
Diethylphthalate	8.7379	8.99	-0.01	84750	177.0	20.0	14.5	27.0
					150.0	14.9	8.7	16.2



Compound	Conc.	RT	Dev(Min)	Resp.	QIon	QRatio	Lower	Upper
Fluorene	9.9106	9.03	-0.01	167603	165.0	93.8	65.4	121.4
					167.0	14.0	9.6	17.8

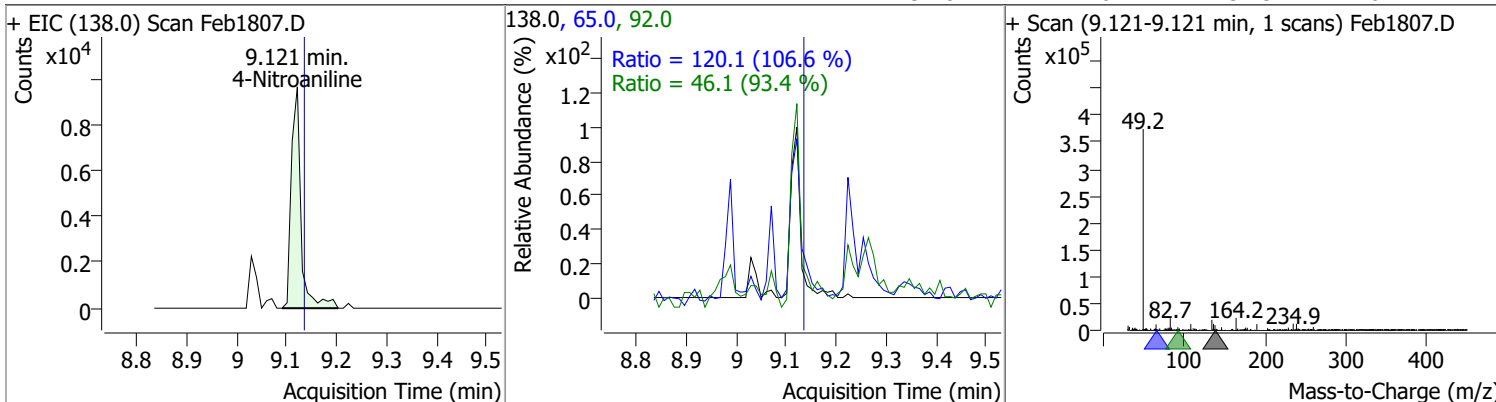


Compound	Conc.	RT	Dev(Min)	Resp.	QIon	QRatio	Lower	Upper
4-Chlorophenyl-phenylether	9.9310	9.07	0.00	67338	141.0	62.6	42.8	79.6
					206.0	30.4	23.6	43.9

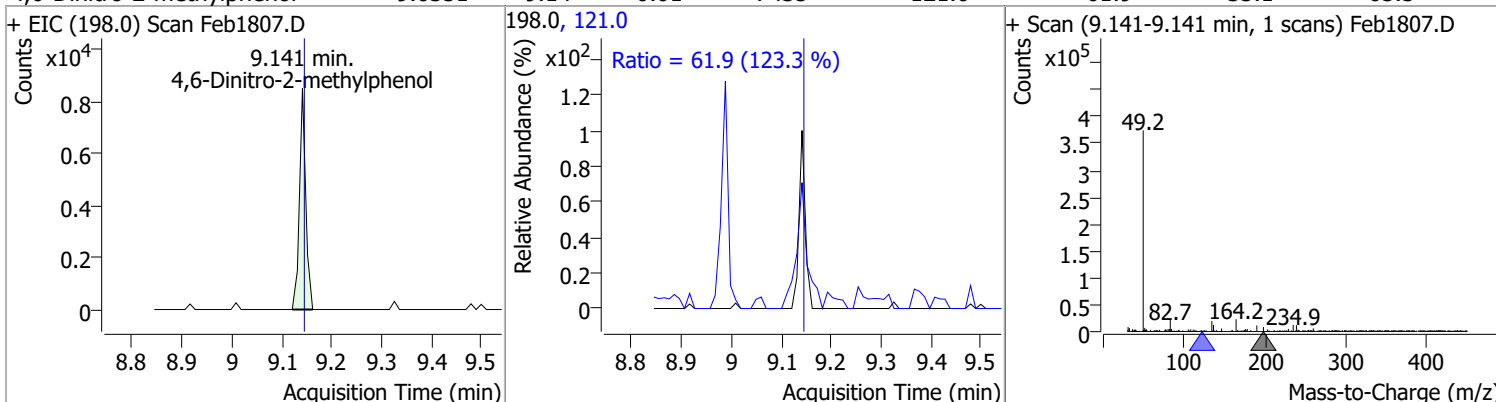


Quantitation Results Report (QT Reviewed)

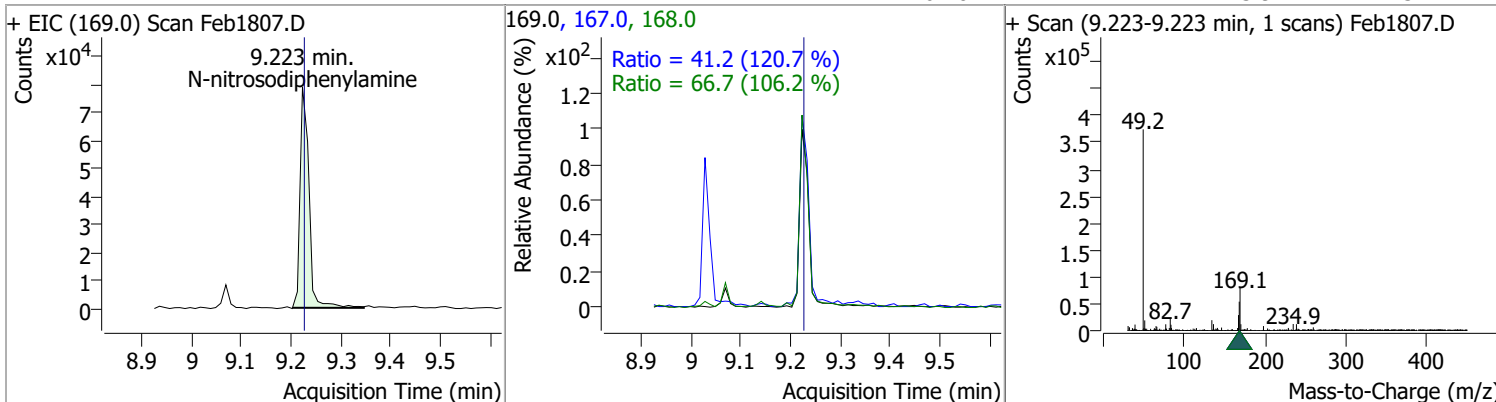
Compound	Conc.	RT	Dev(Min)	Resp.	QIon	QRatio	Lower	Upper
4-Nitroaniline	8.9648	9.12	-0.02	13023	65.0	120.1	78.9	146.6
					92.0	46.1	34.5	64.1



Compound	Conc.	RT	Dev(Min)	Resp.	QIon	QRatio	Lower	Upper
4,6-Dinitro-2-methylphenol	9.0351	9.14	-0.01	7435	121.0	61.9	35.1	65.3

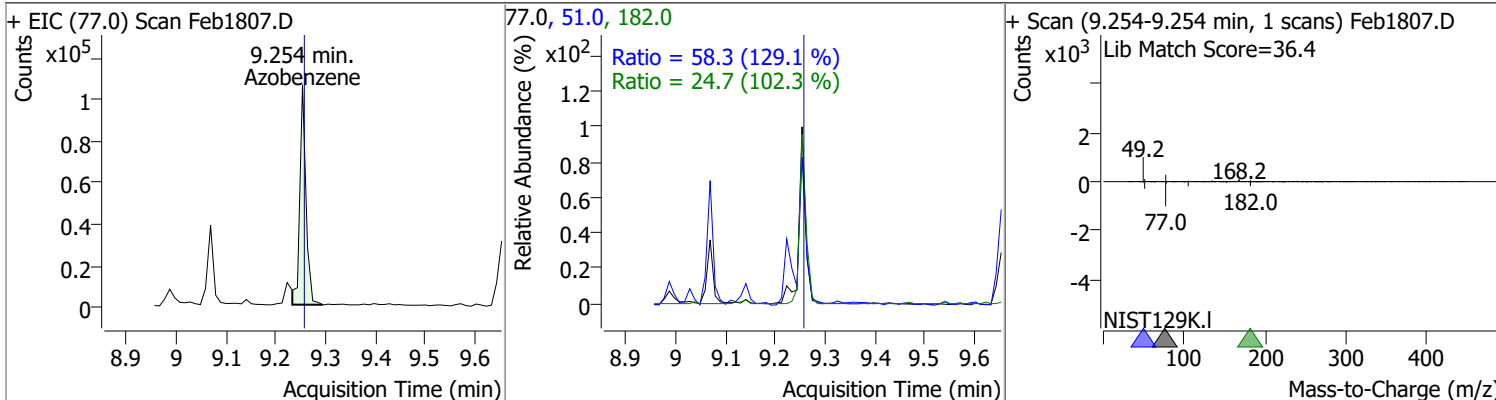


Compound	Conc.	RT	Dev(Min)	Resp.	QIon	QRatio	Lower	Upper
N-nitrosodiphenylamine	9.6542	9.22	-0.01	96753	168.0	66.7	44.0	81.7
					167.0	41.2	23.9	44.3

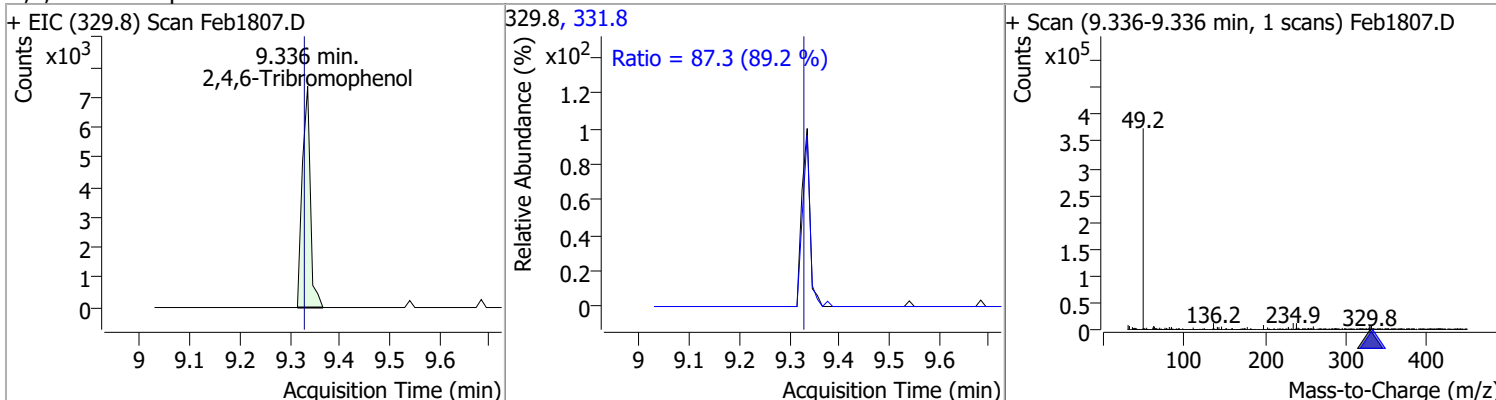


Quantitation Results Report (QT Reviewed)

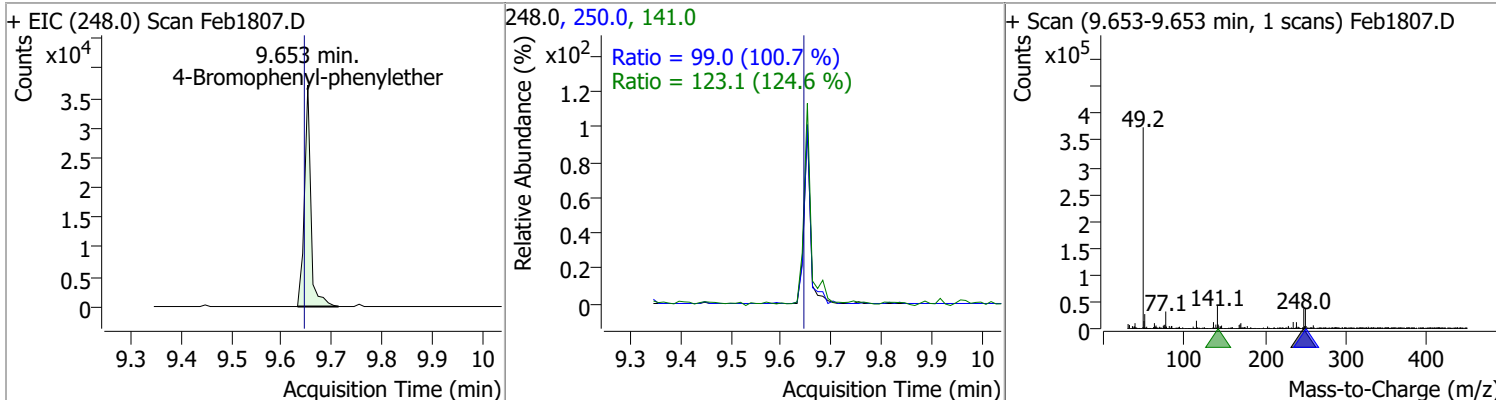
Compound	Conc.	RT	Dev(Min)	Resp.	QIon	QRatio	Lower	Upper
Azobenzene	8.9089	9.25	-0.01	90696	51.0	58.3	31.6	58.7
					182.0	24.7	16.9	31.4



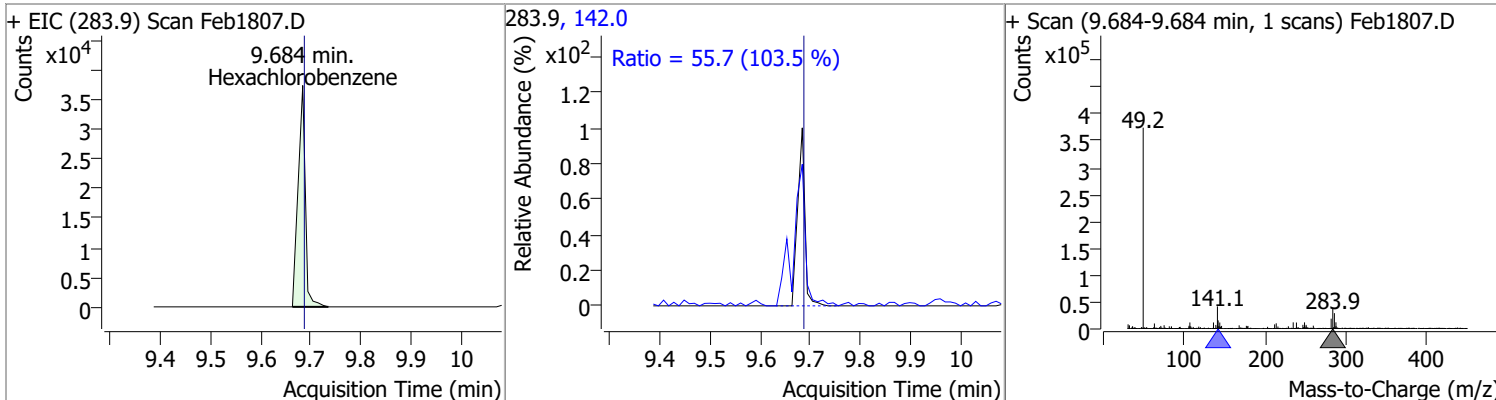
Compound	Conc.	RT	Dev(Min)	Resp.	QIon	QRatio	Lower	Upper
2,4,6-Tribromophenol	9.0676	9.34	0.00	8236	331.8	87.3	68.5	127.2



Compound	Conc.	RT	Dev(Min)	Resp.	QIon	QRatio	Lower	Upper
4-Bromophenyl-phenylether	10.2442	9.65	0.00	33057	141.0	123.1	69.1	128.4
					250.0	99.0	68.8	127.7

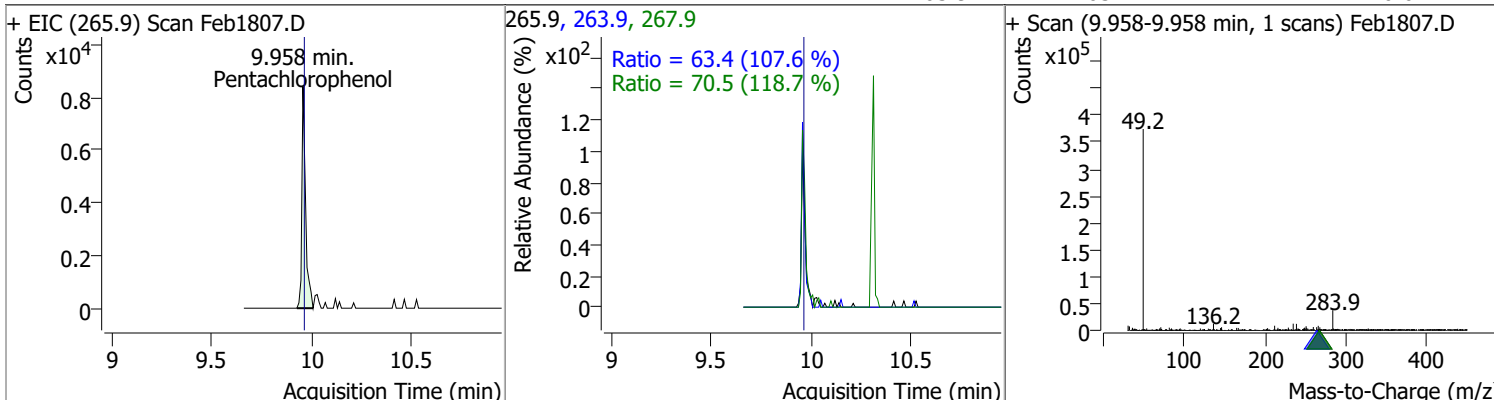


Compound	Conc.	RT	Dev(Min)	Resp.	QIon	QRatio	Lower	Upper
Hexachlorobenzene	9.7111	9.68	-0.01	37231	142.0	55.7	37.7	70.0

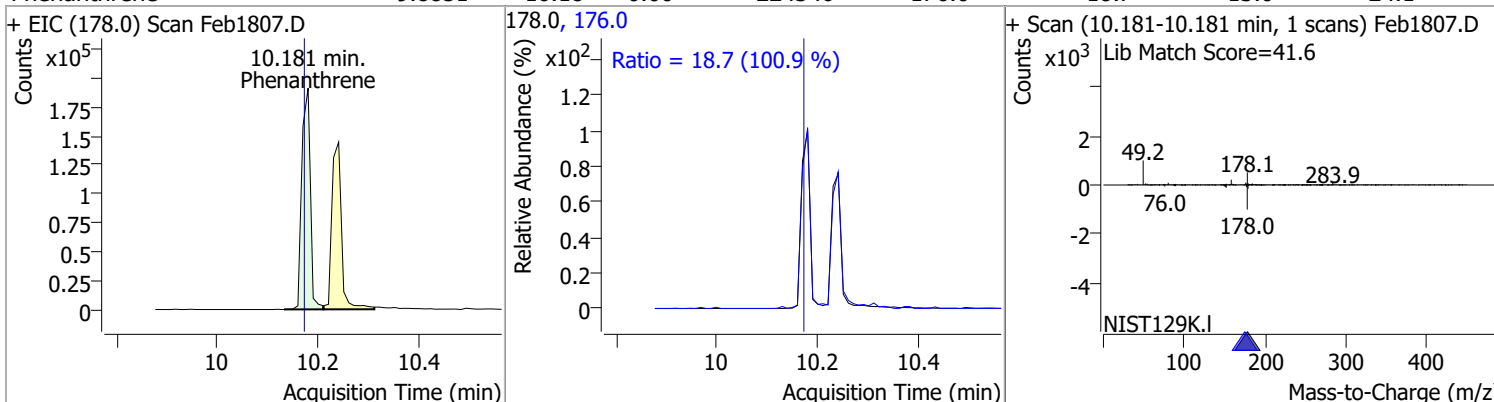


Quantitation Results Report (QT Reviewed)

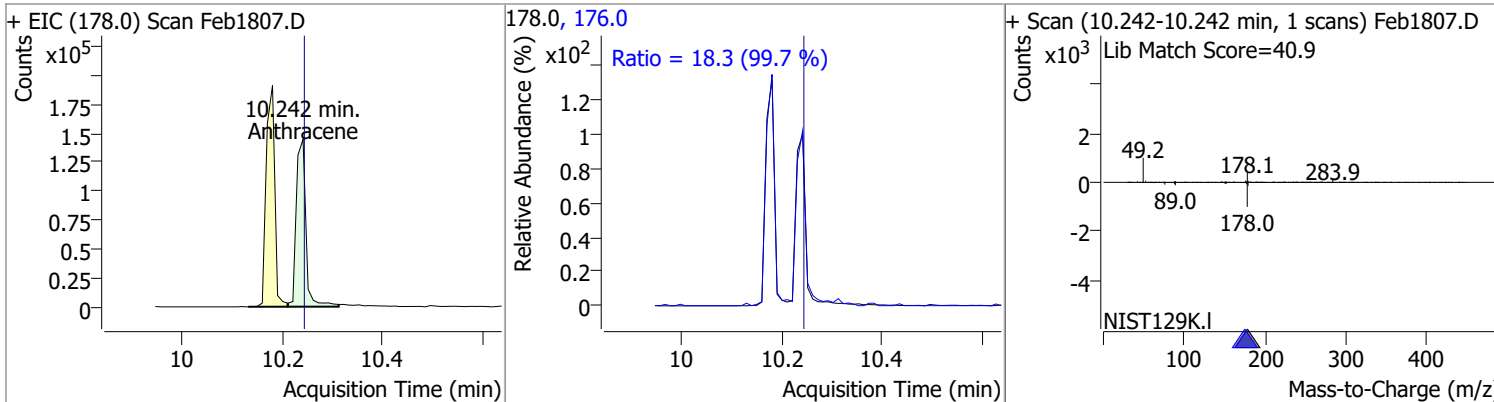
Compound	Conc.	RT	Dev(Min)	Resp.	QIon	QRatio	Lower	Upper
Pentachlorophenol	9.1936	9.96	-0.01	10893	267.9	70.5	41.5	77.2
					263.9	63.4	41.2	76.6



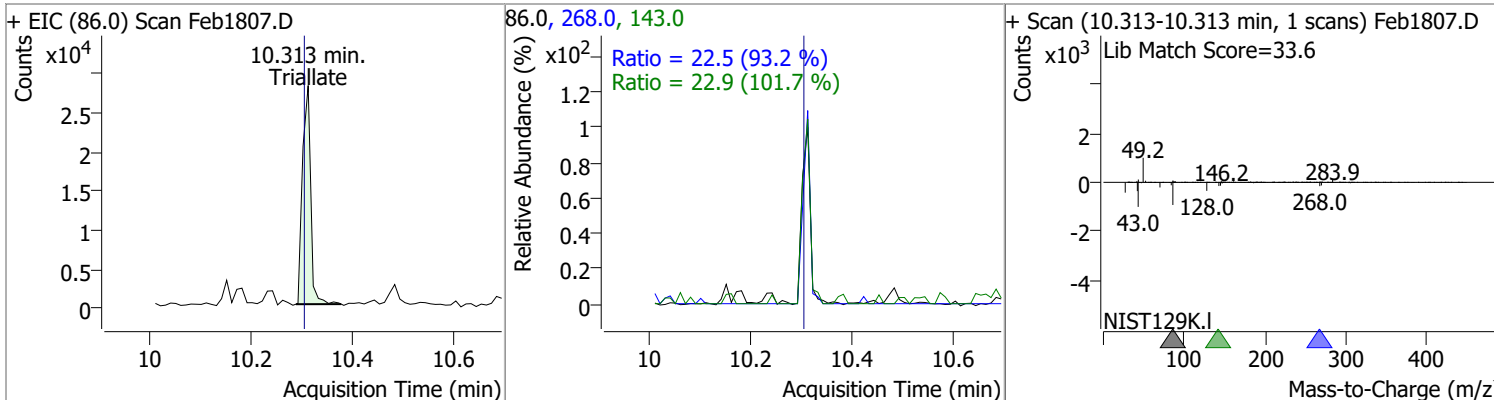
Compound	Conc.	RT	Dev(Min)	Resp.	QIon	QRatio	Lower	Upper
Phenanthrene	9.8851	10.18	0.00	224346	176.0	18.7	13.0	24.1
					178.0	18.7	13.0	24.1



Compound	Conc.	RT	Dev(Min)	Resp.	QIon	QRatio	Lower	Upper
Anthracene	9.6942	10.24	-0.01	191750	176.0	18.3	12.9	23.9
					178.0	18.3	12.9	23.9

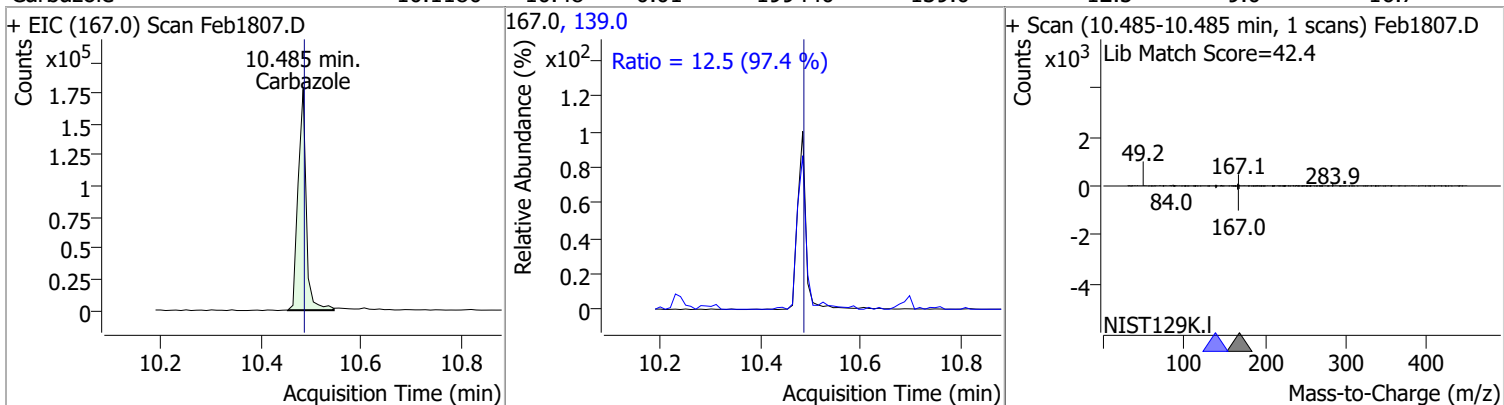


Compound	Conc.	RT	Dev(Min)	Resp.	QIon	QRatio	Lower	Upper
Triallate	9.1129	10.31	0.00	31763	268.0	22.5	16.9	31.4
					143.0	22.9	15.8	29.3

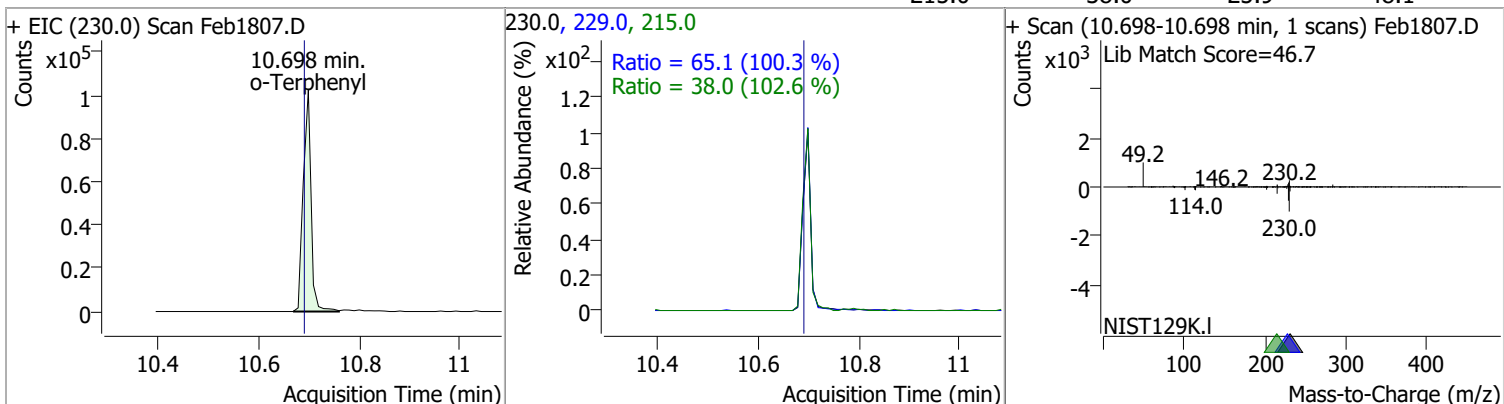


Quantitation Results Report (QT Reviewed)

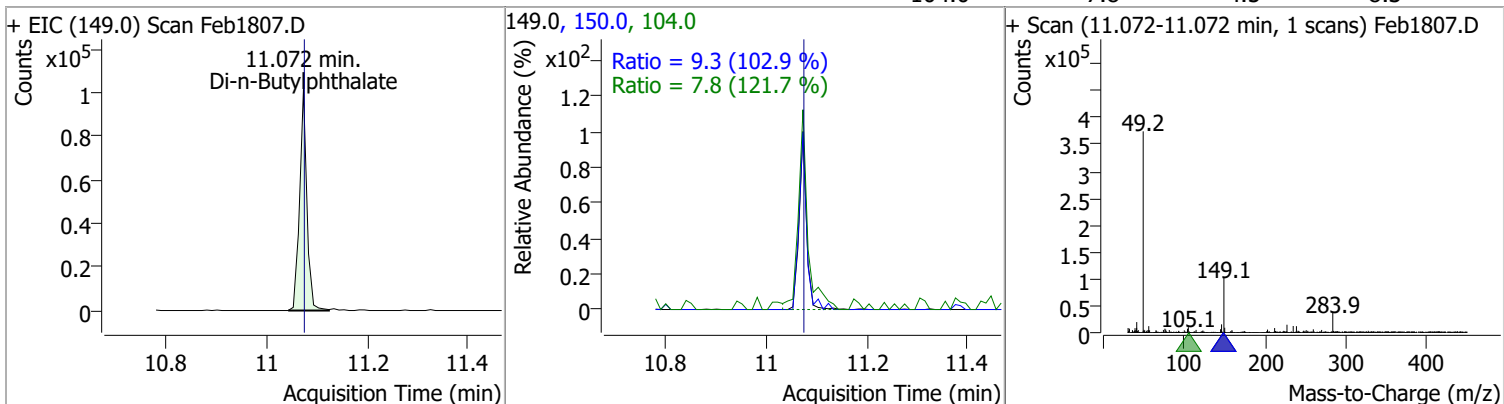
Compound	Conc.	RT	Dev(Min)	Resp.	QIon	QRatio	Lower	Upper
Carbazole	10.1180	10.48	-0.01	199440	139.0	12.5	9.0	16.7



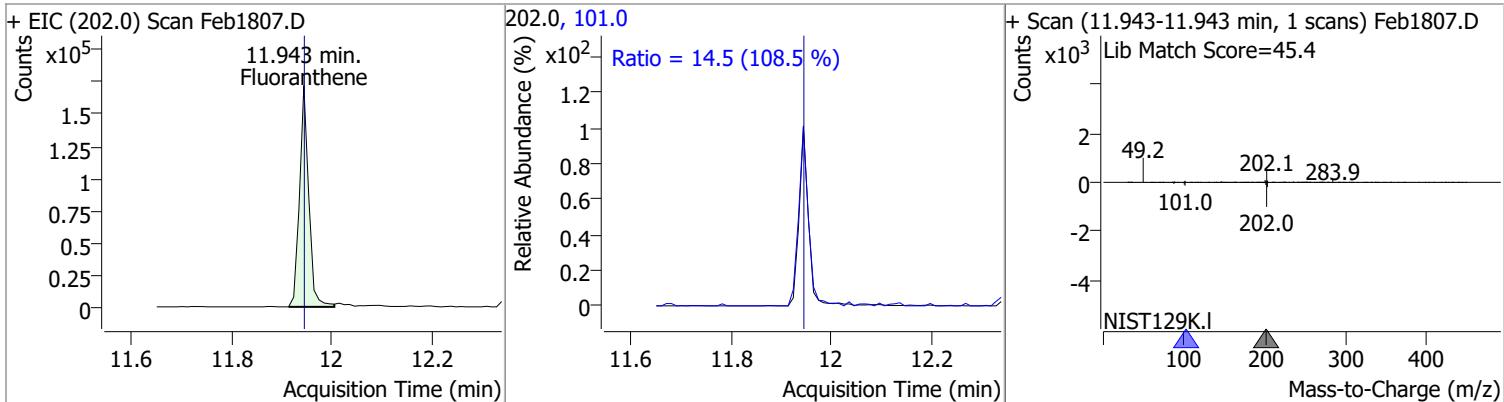
o-Terphenyl	9.6963	10.70	0.00	111061	229.0	65.1	45.4	84.3
					215.0	38.0	25.9	48.1



Di-n-Butylphthalate	8.3322	11.07	-0.01	102631	150.0	9.3	6.3	11.8
					104.0	7.8	4.5	8.3

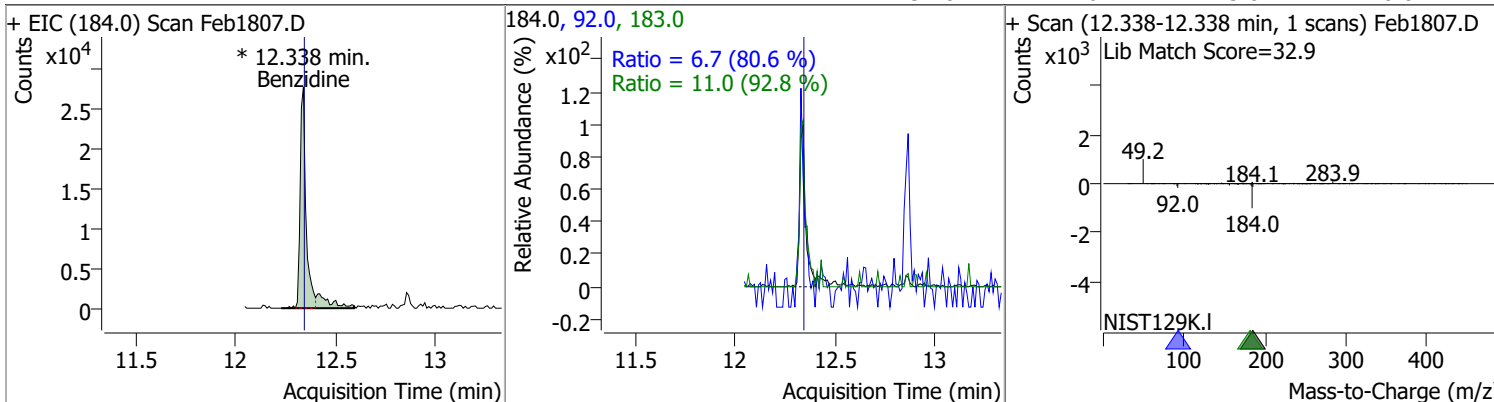


Fluoranthene	10.1778	11.94	-0.01	220272	101.0	14.5	9.4	17.4
--------------	---------	-------	-------	--------	-------	------	-----	------

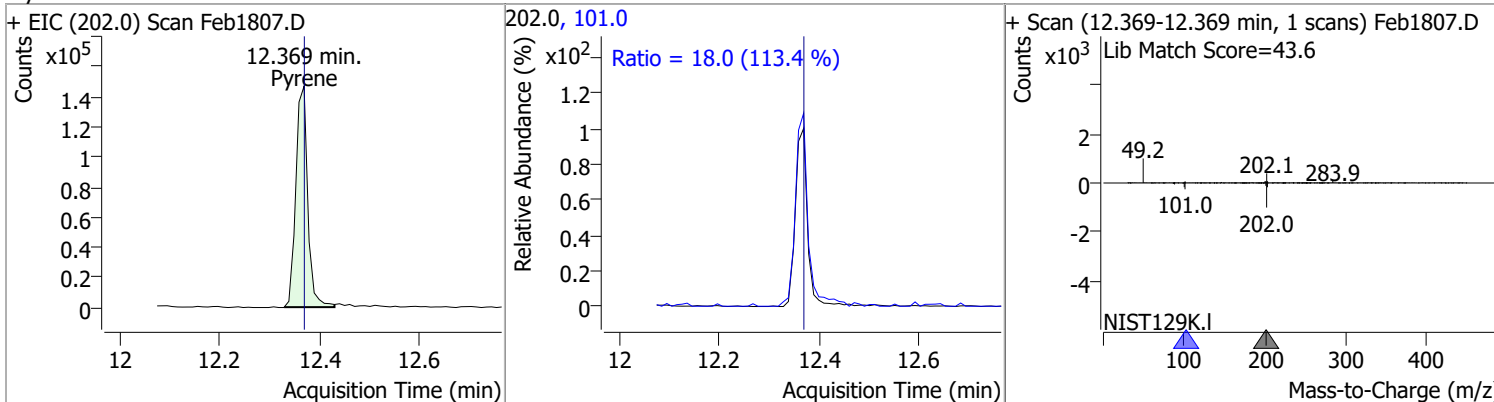


Quantitation Results Report (QT Reviewed)

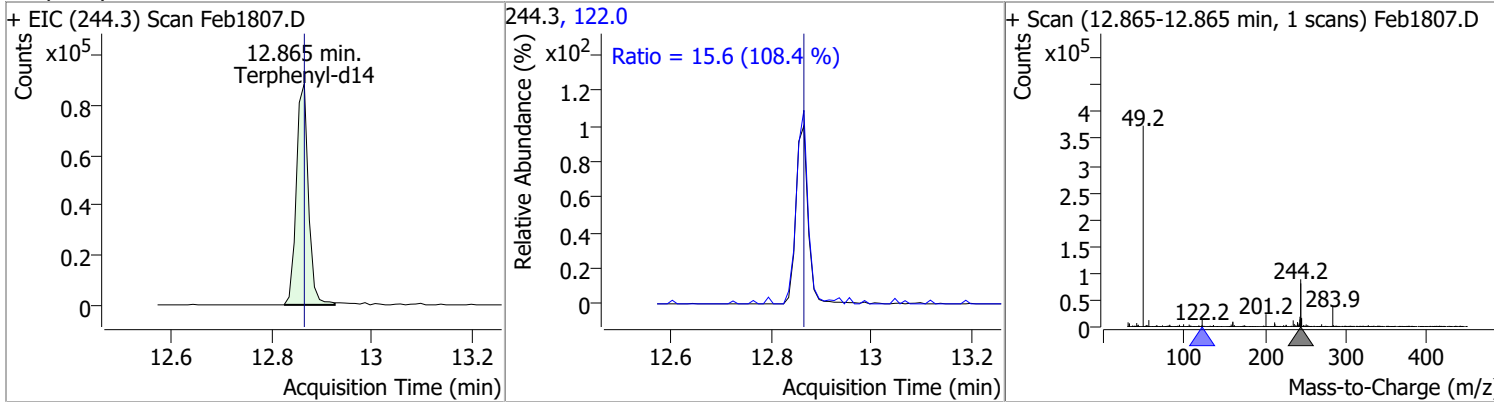
Compound	Conc.	RT	Dev(Min)	Resp.	QIon	QRatio	Lower	Upper
Benzidine	9.3957	12.34	-0.01	65045 (m)	183.0	11.0	8.3	15.4
					92.0	6.7	5.8	10.8



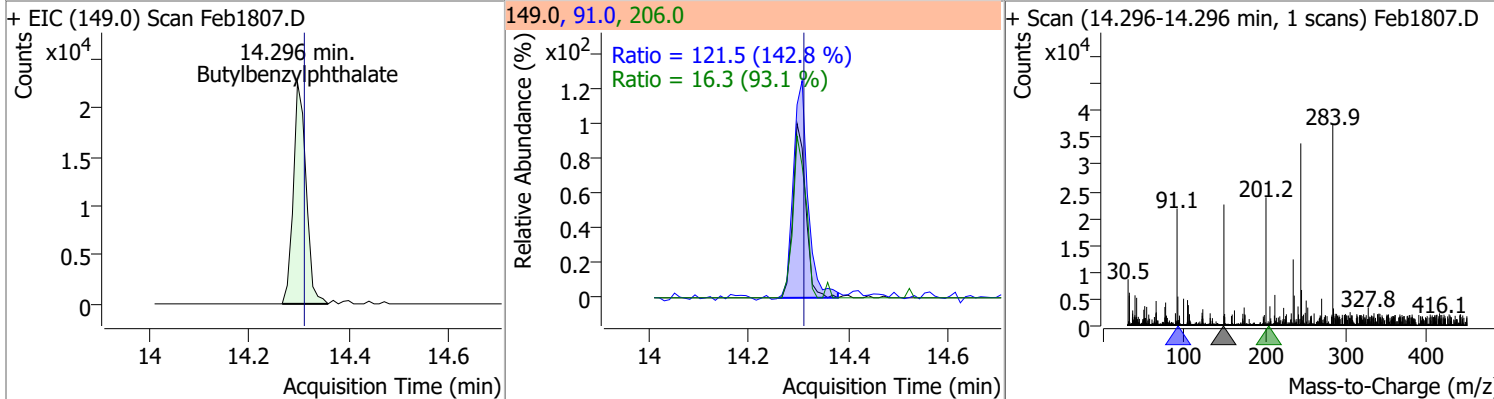
Compound	Conc.	RT	Dev(Min)	Resp.	QIon	QRatio	Lower	Upper
Pyrene	10.1636	12.37	-0.01	240962	101.0	18.0	11.1	20.6



Compound	Conc.	RT	Dev(Min)	Resp.	QIon	QRatio	Lower	Upper
Terphenyl-d14	9.6223	12.87	-0.01	148383	122.0	15.6	10.1	18.7

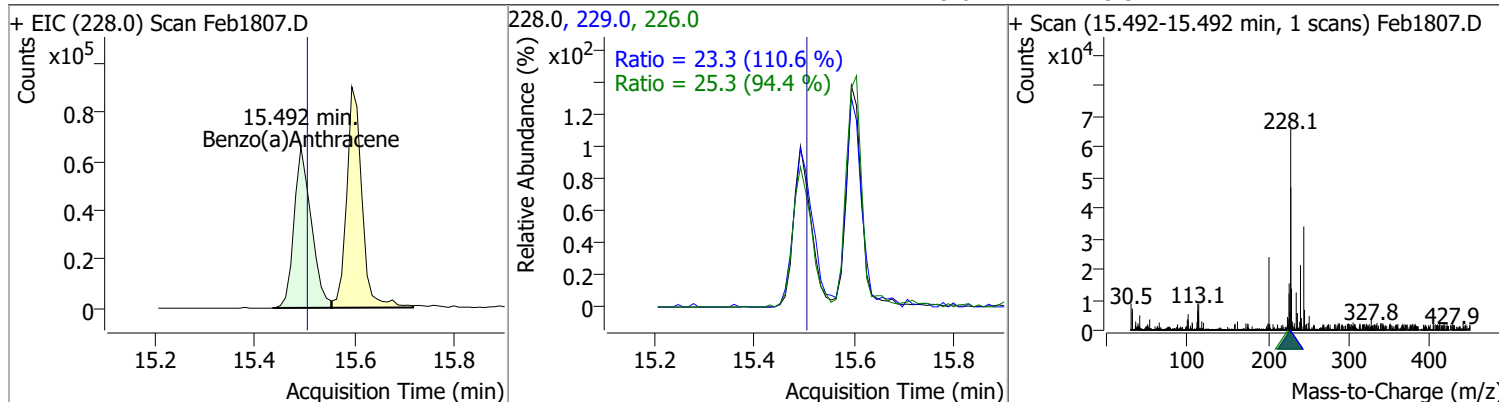


Compound	Conc.	RT	Dev(Min)	Resp.	QIon	QRatio	Lower	Upper
Butylbenzylphthalate	9.1160	14.30	-0.02	40092	91.0	121.5	59.6	110.6
					206.0	16.3	12.2	22.7

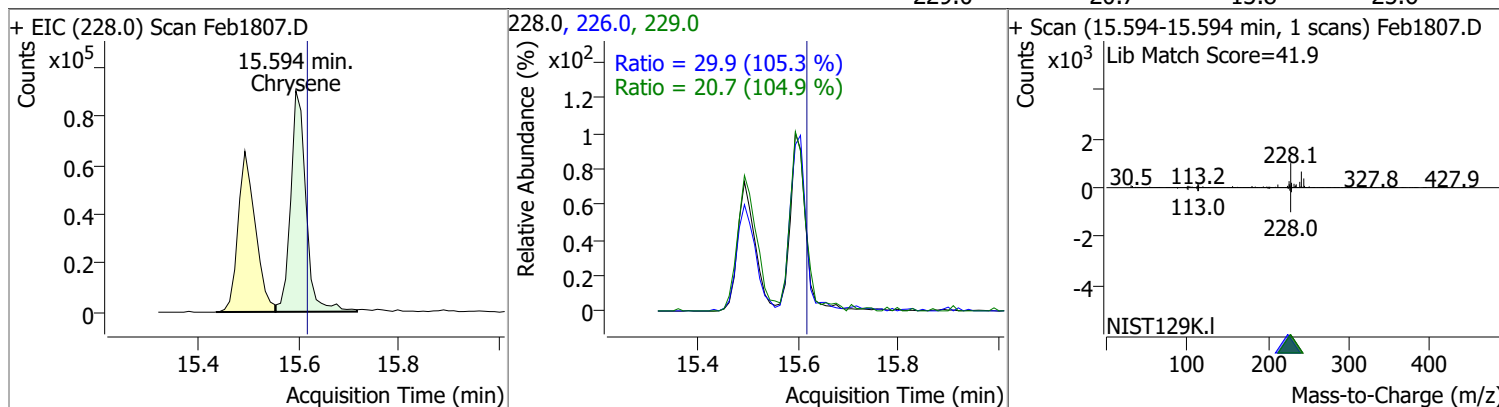


Quantitation Results Report (QT Reviewed)

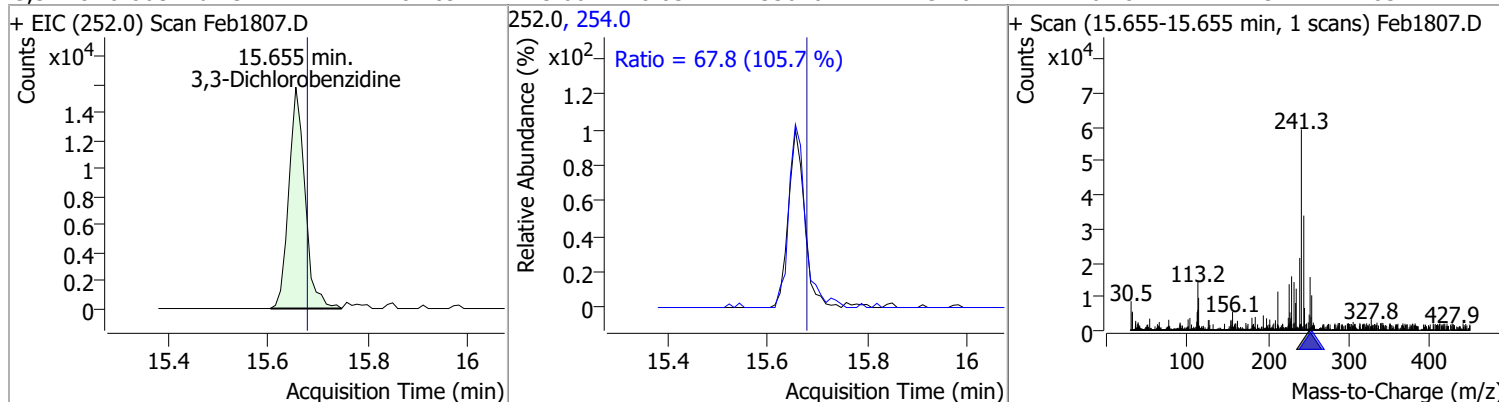
Compound	Conc.	RT	Dev(Min)	Resp.	QIon	QRatio	Lower	Upper
Benzo(a)Anthracene	9.3465	15.49	-0.02	157876	226.0	25.3	18.8	34.9
					229.0	23.3	14.7	27.4



Compound	Conc.	RT	Dev(Min)	Resp.	QIon	QRatio	Lower	Upper
Chrysene	9.7877	15.59	-0.03	193047	226.0	29.9	19.9	36.9
					229.0	20.7	13.8	25.6

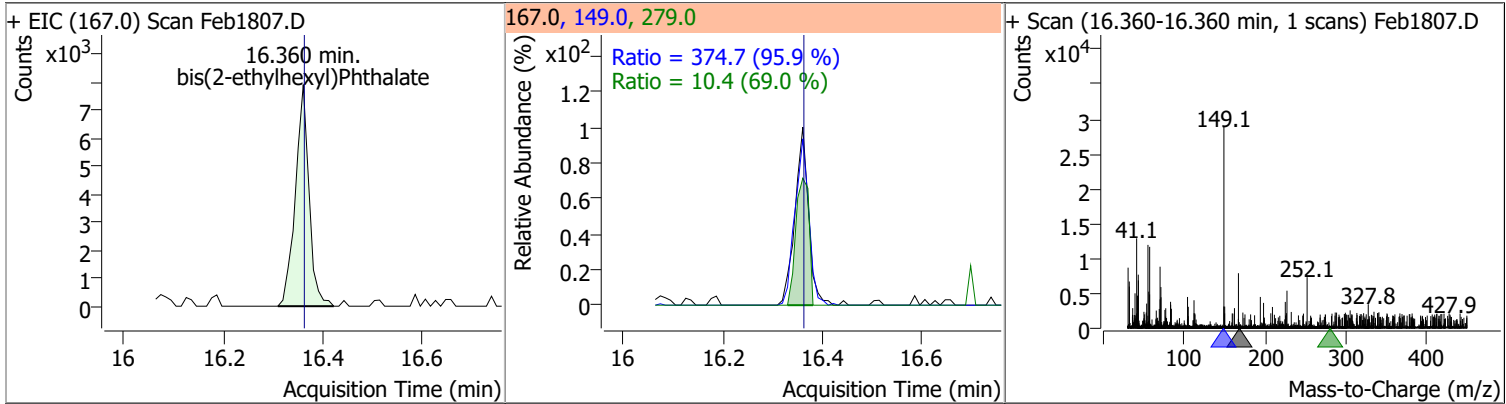


Compound	Conc.	RT	Dev(Min)	Resp.	QIon	QRatio	Lower	Upper
3,3-Dichlorobenzidine	8.7092	15.66	-0.03	35676	254.0	67.8	44.9	83.4

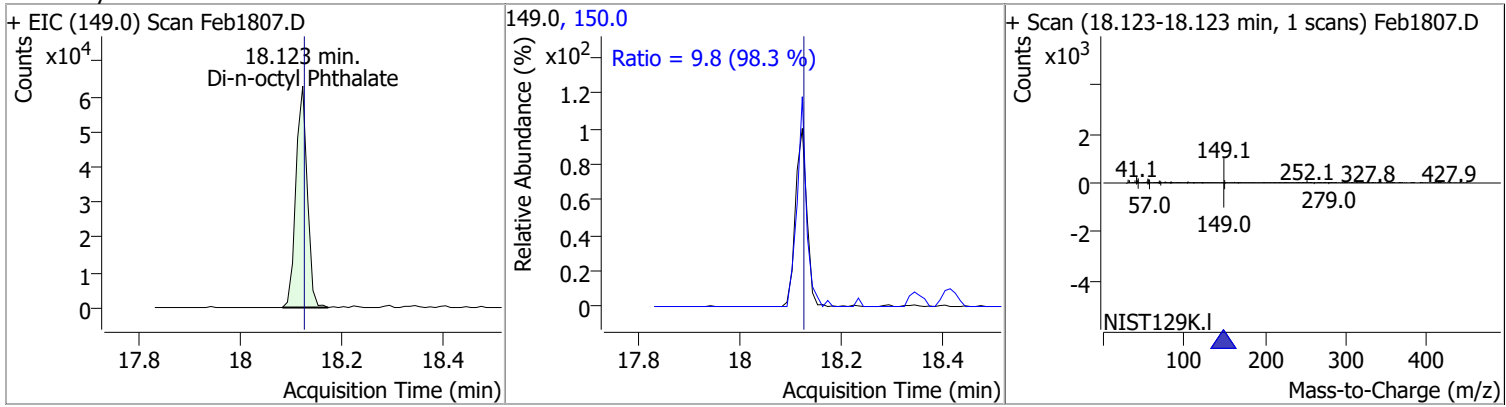


Quantitation Results Report (QT Reviewed)

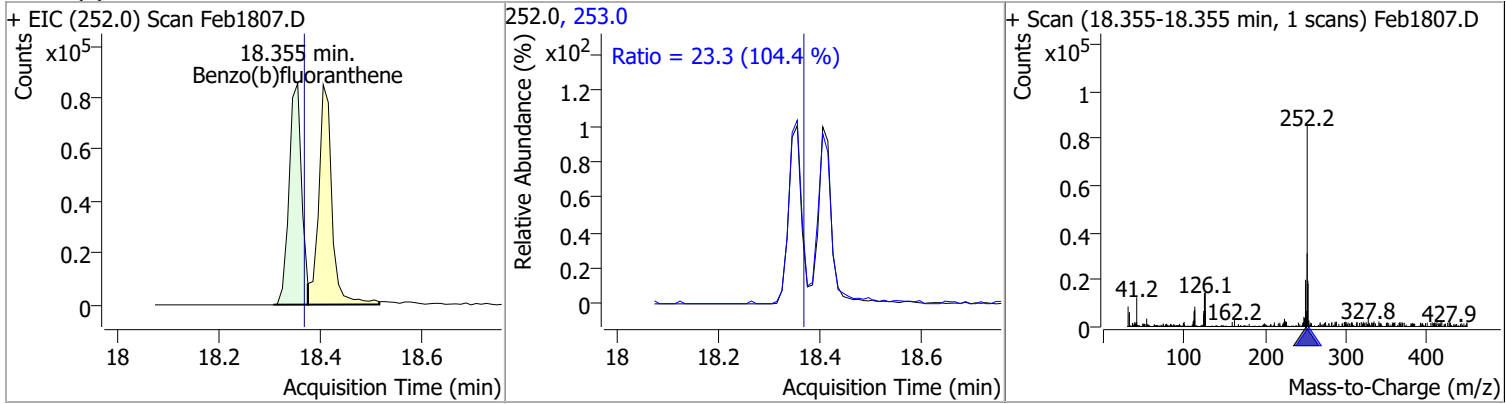
Compound	Conc.	RT	Dev(Min)	Resp.	QIon	QRatio	Lower	Upper
bis(2-ethylhexyl)Phthalate	9.4865	16.36	-0.01	15117	149.0	374.7	273.6	508.0
					279.0	10.4	10.5	19.5



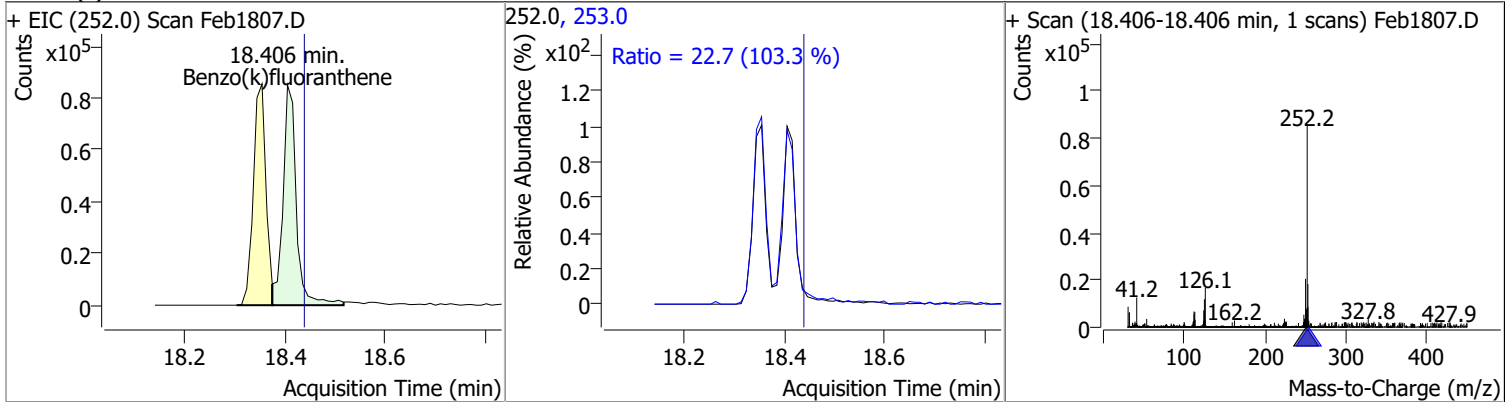
Compound	Conc.	RT	Dev(Min)	Resp.	QIon	QRatio	Lower	Upper
Di-n-octyl Phthalate	9.0329	18.12	-0.01	98225	150.0	9.8	7.0	13.0



Compound	Conc.	RT	Dev(Min)	Resp.	QIon	QRatio	Lower	Upper
Benzo(b)fluoranthene	9.4383	18.36	-0.02	146871	253.0	23.3	15.6	29.0

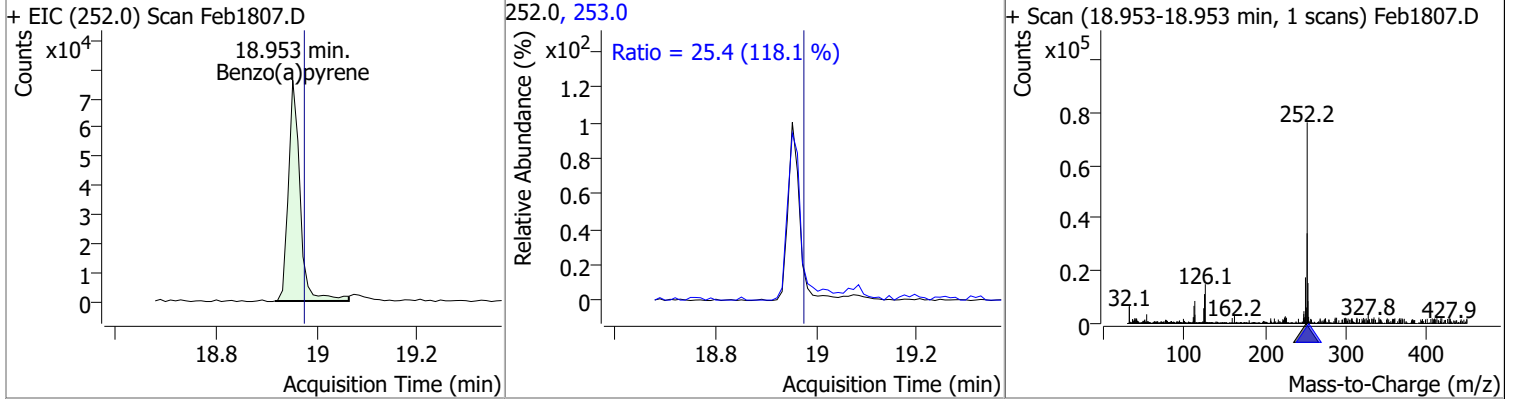


Compound	Conc.	RT	Dev(Min)	Resp.	QIon	QRatio	Lower	Upper
Benzo(k)fluoranthene	9.5815	18.41	-0.04	156598	253.0	22.7	15.4	28.6

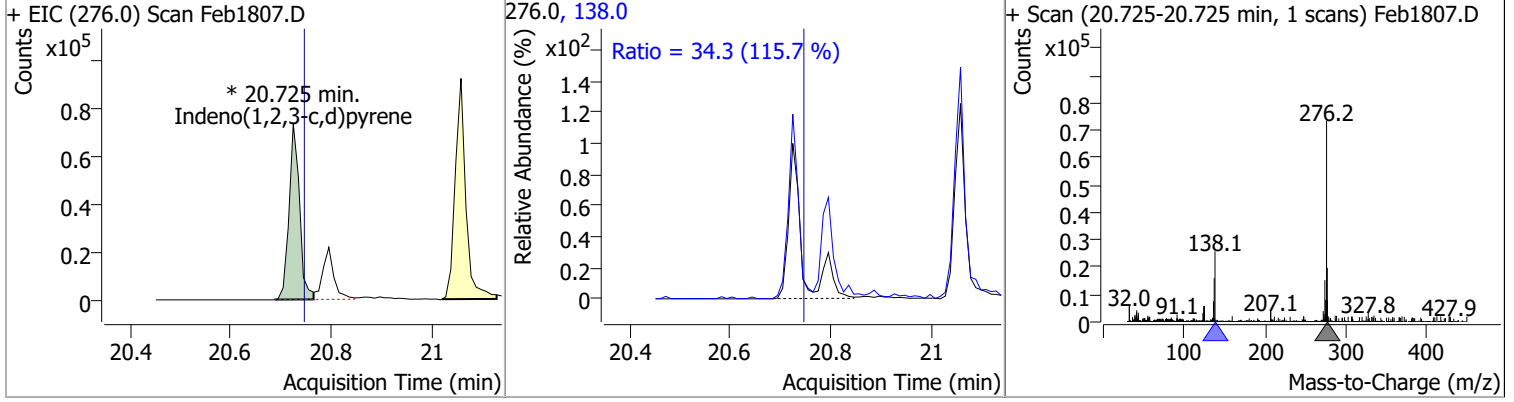


Quantitation Results Report (QT Reviewed)

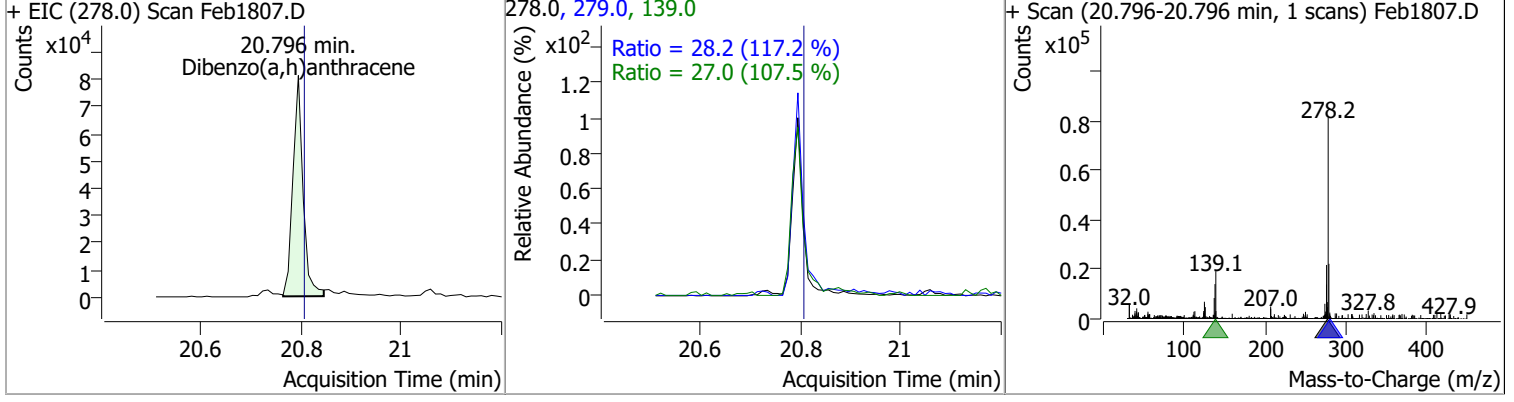
Compound	Conc.	RT	Dev(Min)	Resp.	QIon	QRatio	Lower	Upper
Benzo(a)pyrene	9.0742	18.95	-0.03	122603	253.0	25.4	15.1	28.0



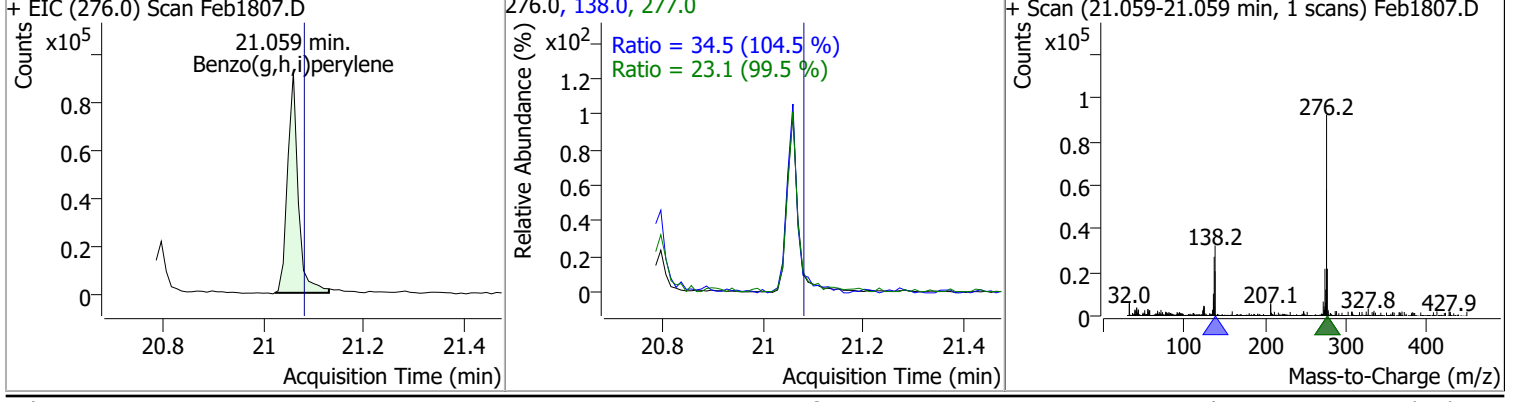
Compound	Conc.	RT	Dev(Min)	Resp.	QIon	QRatio	Lower	Upper
Indeno(1,2,3-c,d)pyrene	9.3155	20.72	-0.03	105841 (m)	138.0	34.3	20.7	38.5



Compound	Conc.	RT	Dev(Min)	Resp.	QIon	QRatio	Lower	Upper
Dibenzo(a,h)anthracene	9.2034	20.80	-0.02	114340	139.0	27.0	17.6	32.7
					279.0	28.2	16.9	31.3

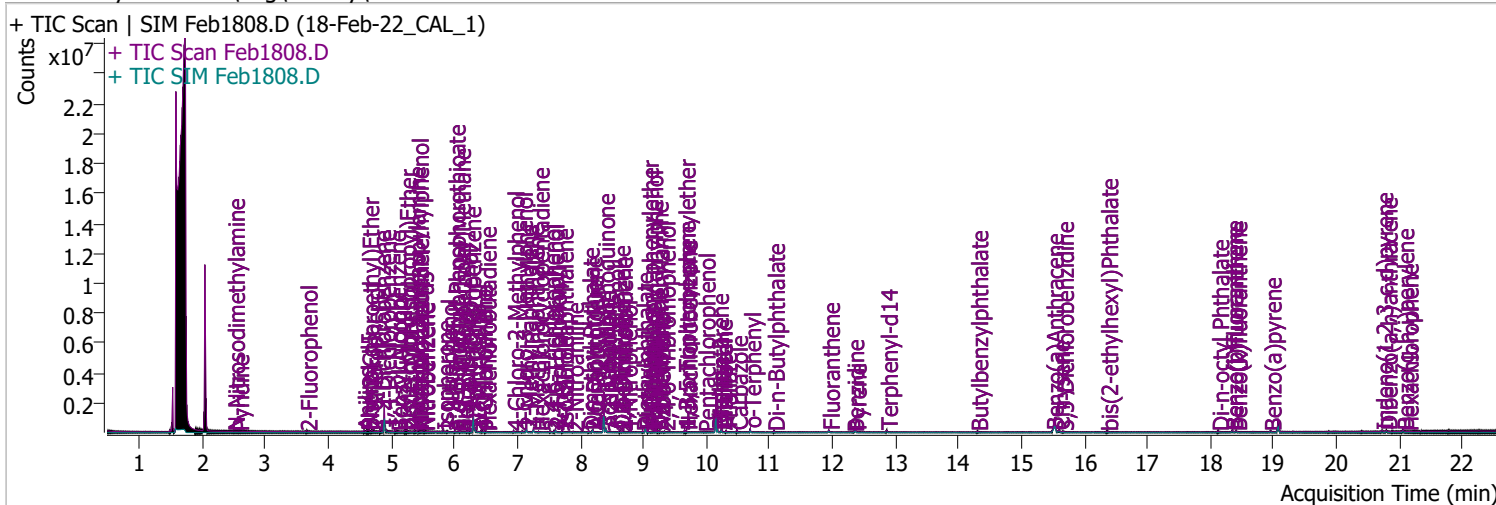


Compound	Conc.	RT	Dev(Min)	Resp.	QIon	QRatio	Lower	Upper
Benzo(g,h,i)perylene	9.4619	21.06	-0.03	135480	138.0	34.5	23.1	42.9
					277.0	23.1	16.3	30.2



Quantitation Results Report (QT Reviewed)

Data File	Feb1808.D	Operator	LIMS import
Acq. Method	BNA+SIM.M	Acq. Date-Time	2/19/2022 11:48:03 AM
Sample Name	18-Feb-22_CAL_1	Instrument	Instrument #1
Vial	8	Multiplier	1.00
DA Method File		Comment	SVOC-8270-W-LARGO
Tune File	dftppdsm.u	Tune Date	2/18/2022 9:25:00 PM
Batch Name	021822 DoD BNA cal.batch.bin	Last Calib Update	2/19/2022 1:06:17 PM
Ref Library	D:\Org\Library\NIST129K.l		



Compound	RT	QIon	Resp.	Conc.	Units	Dev(Min)
----------	----	------	-------	-------	-------	----------

Internal Standards

System Monitoring Compounds

S 2-Fluorophenol	3.653	112.0	26516	4.3761	µg/L	0.000
Spiked Amount: 200.000	Range: 10.0 - 75.0%			Recovery = 2.19%		*
S Phenol-d5	4.613	99.0	29512	4.2259	µg/L	0.000
Spiked Amount: 200.000	Range: 10.0 - 65.0%			Recovery = 2.11%		*
S Nitrobenzene-d5	5.502	82.0	17369	4.2746	µg/L	0.000
Spiked Amount: 100.000	Range: 32.0 - 94.0%			Recovery = 4.27%		*
S 2-Fluorobiphenyl	7.605	172.0	71272	4.1003	µg/L	0.000
Spiked Amount: 100.000	Range: 28.0 - 107.0%			Recovery = 4.10%		*
S 2,4,6-Tribromophenol	9.336	329.8	3393	4.3844	µg/L	0.000
Spiked Amount: 200.000	Range: 25.0 - 140.0%			Recovery = 2.19%		*
S Terphenyl-d14	12.865	244.3	66357	4.2256	µg/L	-0.010
Spiked Amount: 100.000	Range: 32.0 - 122.0%			Recovery = 4.23%		*

Target Compounds

Compound	RT	QIon	Resp.	Conc.	Units	#	QValue
T N-Nitrosodimethylamine	2.499	74.0	9265	3.9696	µg/L	#	62
T Pyridine	2.571	79.0	22506	4.5499	µg/L	m	90
T Aniline	4.562	93.0	44383	4.3025	µg/L		93
T Phenol	4.624	94.0	31700	4.2318	µg/L	m	85
T bis(-2-Chloroethyl)Ether	4.634	63.0	23255	4.1942	µg/L		97
T 2-Chlorophenol	4.695	128.0	25287	4.2017	µg/L		86
T 1,3-Dichlorobenzene	4.818	146.0	47435	4.1651	µg/L		97
T 1,4-Dichlorobenzene	4.910	146.0	50173	4.2531	µg/L		92
T 1,2-Dichlorobenzene	5.063	146.0	43175	4.0801	µg/L	m	97
T Benzyl Alcohol	5.093	108.0	12526	4.4169	µg/L	m	90
T bis(2-chloroisopropyl)Ether	5.226	121.0	10403	4.2421	µg/L		91
T 2-Methylphenol	5.247	107.0	25470	4.2297	µg/L		98
T N-nitroso-Di-n-propylamine	5.369	70.0	14516	4.1739	µg/L		100
T 4Methylphenol/3Methylphenol	5.420	107.0	38326	4.4059	µg/L		96
T Hexachloroethane	5.420	117.0	12058	4.1997	µg/L		92

Quantitation Results Report (QT Reviewed)

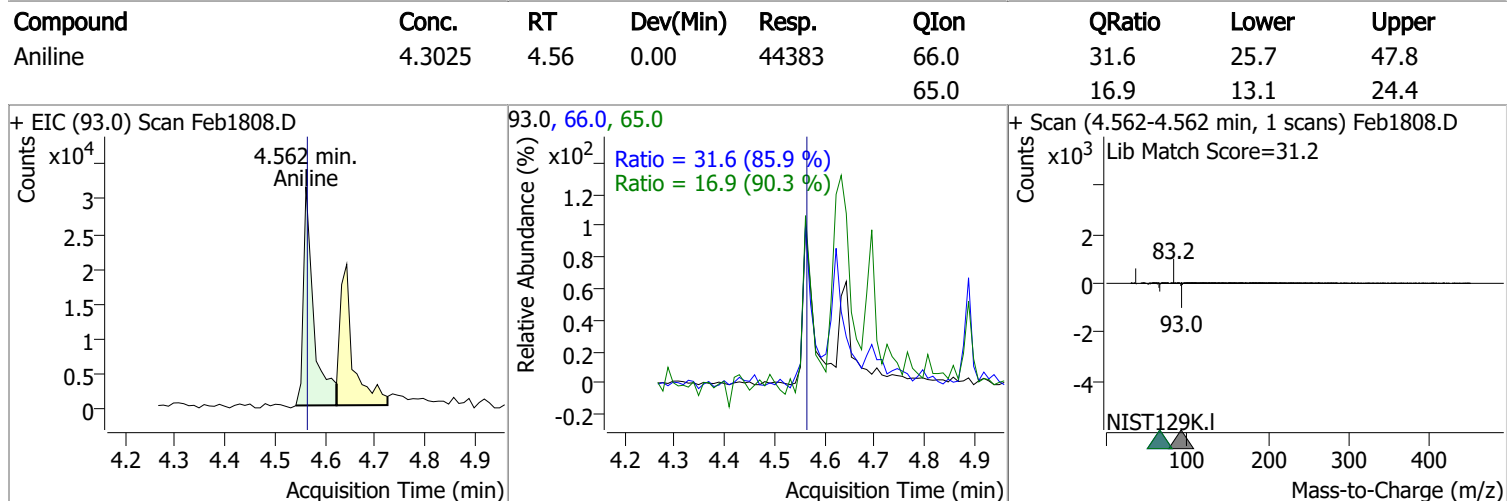
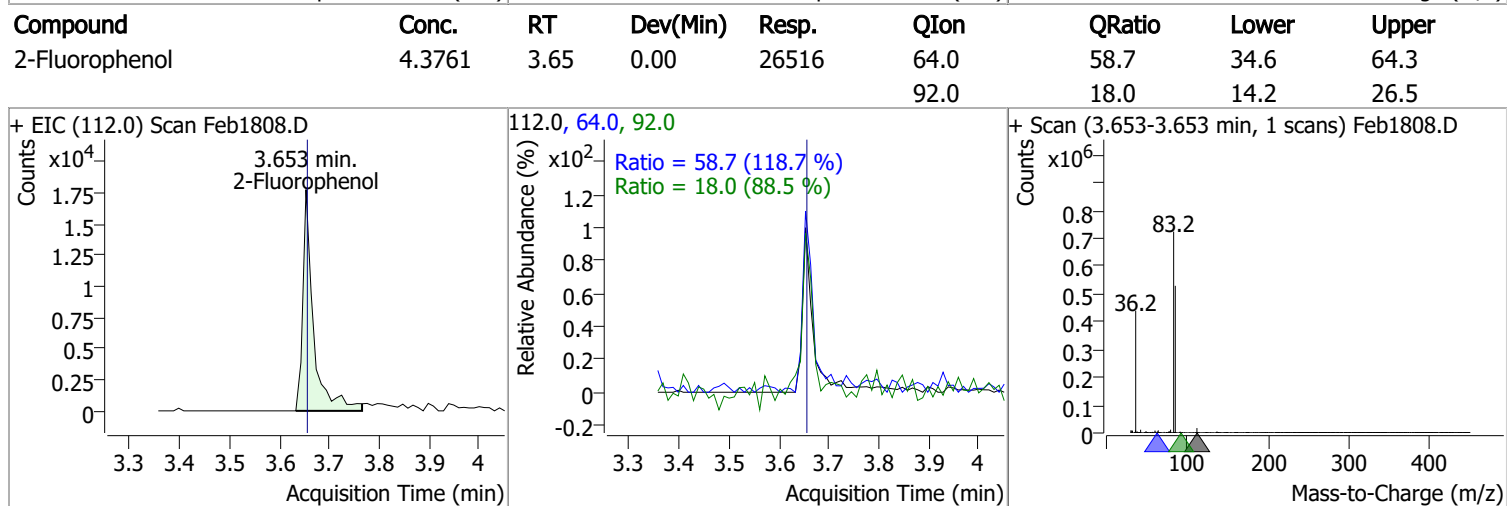
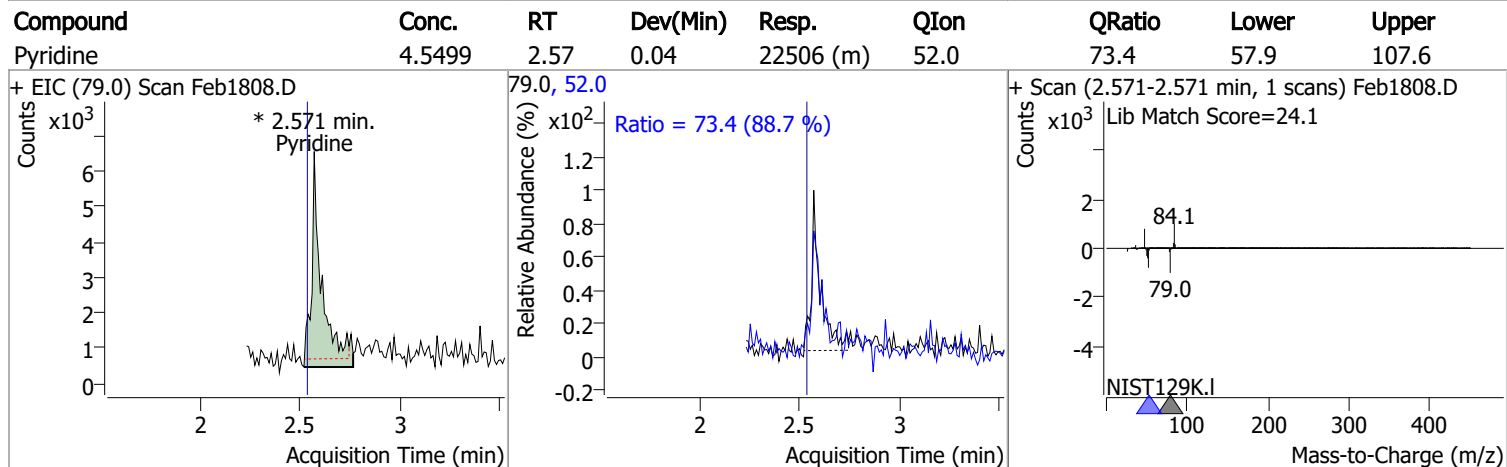
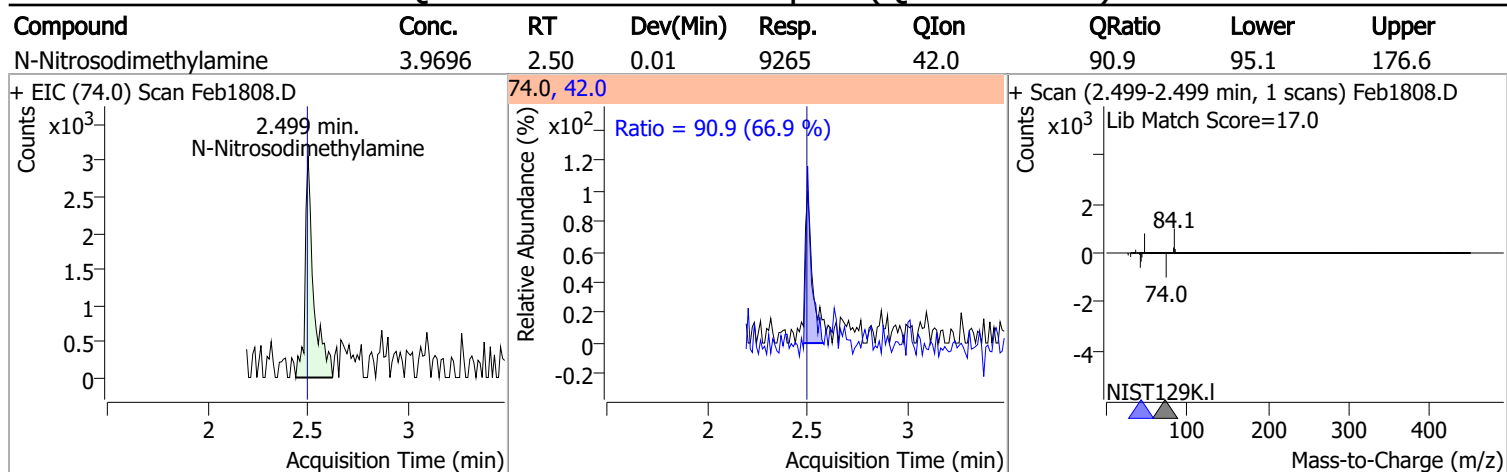
Compound	RT	QIon	Resp.	Conc.	Units	Dev(Min)
T Nitrobenzene	5.522	123.1	7200	4.6846	µg/L	82
T Isophorone	5.819	82.0	37781	4.4396	µg/L	98
T 2-Nitrophenol	5.880	139.0	7612	4.4863	µg/L #	91
T 2,4-Dimethylphenol	6.003	122.0	23276	4.4772	µg/L	95
T bis(-2-Chloroethoxy)Methane	6.085	93.0	21296	4.2445	µg/L #	87
T 2,4-Dichlorophenol	6.198	162.0	17657	4.3107	µg/L	96
T Benzoic Acid	6.136	105.0	9103	4.6830	µg/L m	98
T 1,2,4-Trichlorobenzene	6.249	180.0	27847	4.1540	µg/L	96
T Naphthalene	6.321	128.0	94125	4.2231	µg/L	96
T 4-Chlorophenol	6.424	130.0	9877	3.9595	µg/L m	70
T p-Chloroaniline	6.434	127.0	30624	4.3289	µg/L	94
T Hexachlorobutadiene	6.496	224.9	14423	4.2318	µg/L	89
T 4-Chloro-2-Methylphenol	6.937	107.0	21228	4.2432	µg/L	88
T 4-Chloro-3-Methylphenol	7.071	107.0	24488	4.3556	µg/L	97
T 2-Methylnaphthalene	7.143	141.0	56026	3.8205	µg/L	96
T 1-Methylnaphthalene	7.256	141.0	56205	3.8746	µg/L m	94
T Hexachlorocyclopentadiene	7.338	236.9	4224	4.4930	µg/L	90
T 2,4,6-Trichlorophenol	7.512	196.0	9233	4.5098	µg/L m	95
T 2,4,5-Trichlorophenol	7.574	196.0	13593	4.4335	µg/L	92
T 2-Chloronaphthalene	7.718	162.0	54021	4.0007	µg/L	97
T 2-Nitroaniline	7.882	65.0	6068	4.7042	µg/L	80
T Dimethyl Phthalate	8.129	163.0	34888	4.5831	µg/L #	86
T 2,6-Dinitrotoluene	8.180	165.0	4514	4.4592	µg/L #	69
T Acenaphthylene	8.200	152.1	79350	4.1382	µg/L	91
T 3-Nitroaniline	8.384	138.0	4377	4.6024	µg/L #	12
T Acenaphthene	8.405	154.0	55213	4.0797	µg/L	98
T 2,4-Dinitrophenol	8.528	184.0	616	4.5942	µg/L #m	1
T Dibenzofuran	8.620	168.0	88427	4.2555	µg/L	92
T 2,4-Dinitrotoluene	8.661	165.0	6380	4.5965	µg/L	92
T 4-Nitrophenol	8.732	109.0	3924	4.3354	µg/L #m	78
T Diethylphthalate	8.988	149.0	28496	4.5494	µg/L	95
T Fluorene	9.029	166.0	72029	4.0050	µg/L	97
T 4-Chlorophenyl-phenylether	9.070	204.0	27305	4.1666	µg/L	95
T 4-Nitroaniline	9.121	138.0	3692	4.5119	µg/L #	59
T 4,6-Dinitro-2-methylphenol	9.141	198.0	2191	4.3810	µg/L	93
T N-nitrosodiphenylamine	9.223	169.0	43107	4.1405	µg/L	92
T Azobenzene	9.254	77.0	33003	4.3215	µg/L	95
T 4-Bromophenyl-phenylether	9.653	248.0	11110	3.9074	µg/L #	57
T Hexachlorobenzene	9.684	283.9	15953	4.2137	µg/L #	50
T Pentachlorophenol	9.968	265.9	3504	4.3365	µg/L #	82
T Phenanthrene	10.181	178.0	99605	4.1191	µg/L	96
T Anthracene	10.242	178.0	78978	3.9209	µg/L	98
T Triallate	10.313	86.0	11113	4.3118	µg/L #	89
T Carbazole	10.485	167.0	78288	3.9681	µg/L	96
T o-Terphenyl	10.698	230.0	49755	4.1955	µg/L	98
T Di-n-Butylphthalate	11.072	149.0	40976	4.6518	µg/L #	96
T Fluoranthene	11.943	202.0	93335	3.9622	µg/L	98
T Benzidine	12.328	184.0	22030	4.2042	µg/L #	89
T Pyrene	12.369	202.0	100018	3.9475	µg/L	100
T Butylbenzylphthalate	14.296	149.0	16114	4.4368	µg/L #	65
T Benzo(a)Anthracene	15.492	228.0	66223	3.8821	µg/L	97
T Chrysene	15.594	228.0	83685	4.1164	µg/L	98
T 3,3-Dichlorobenzidine	15.655	252.0	12724	4.5577	µg/L	94
T bis(2-ethylhexyl)Phthalate	16.360	167.0	6272	4.2962	µg/L	97
T Di-n-octyl Phthalate	18.123	149.0	42821	4.4834	µg/L	99

Quantitation Results Report (QT Reviewed)

Compound	RT	QIon	Resp.	Conc.	Units	Dev(Min)
T Benzo(b)fluoranthene	18.345	252.0	57119	4.2415	µg/L	91
T Benzo(k)fluoranthene	18.406	252.0	61699	4.1837	µg/L	88
T Benzo(a)pyrene	18.953	252.0	46309	4.3474	µg/L #	85
T Indeno(1,2,3-c,d)pyrene	20.725	276.0	37542	4.3025	µg/L	85
T Dibenzo(a,h)anthracene	20.796	278.0	43122	4.3328	µg/L #	88
T Benzo(g,h,i)perylene	21.059	276.0	55564	4.2432	µg/L	93

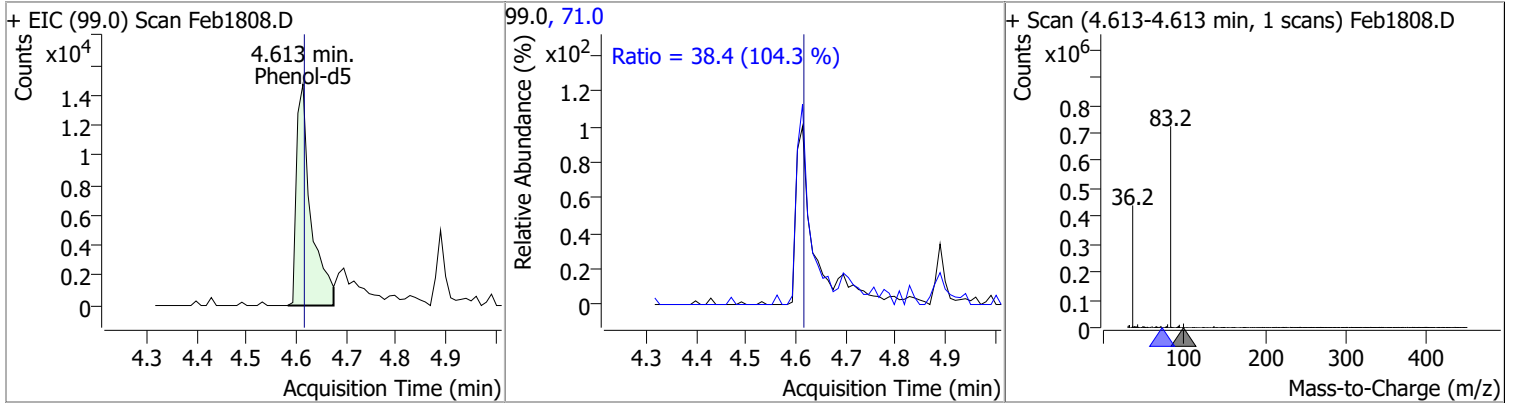
(#) = Qualifier Out of Range; (m) = Manual Integration; (+) = Area Summed; (*) = Surrogate Percent Recovery Out of Range; (d): Zeroed Peak

Quantitation Results Report (QT Reviewed)

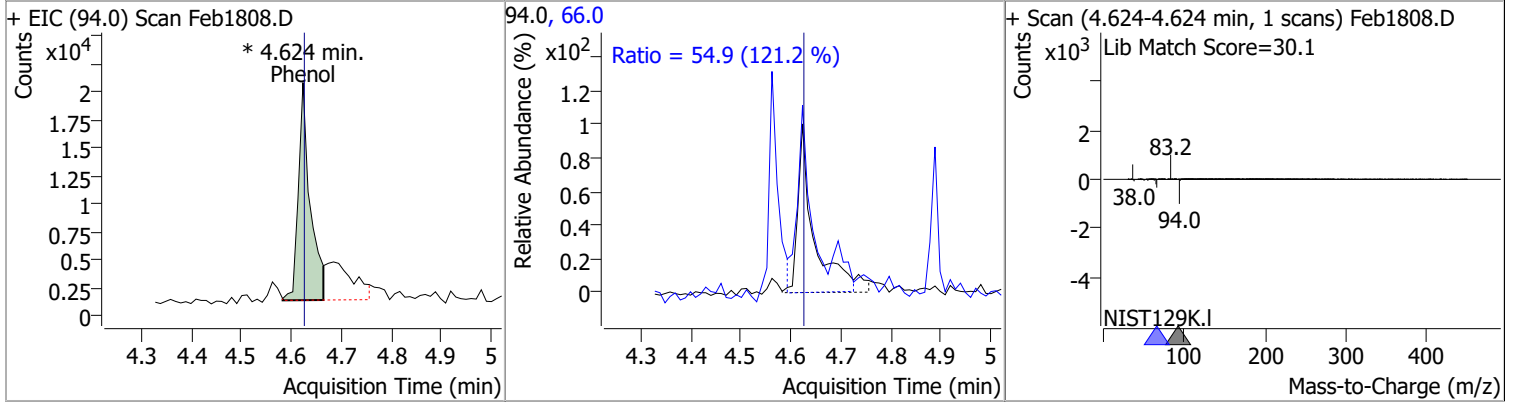


Quantitation Results Report (QT Reviewed)

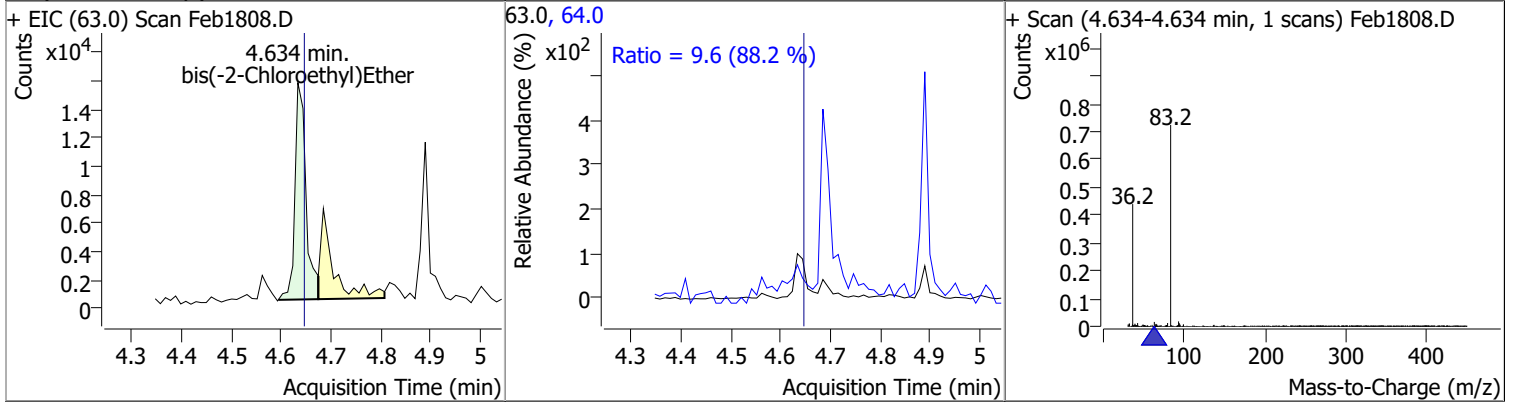
Compound	Conc.	RT	Dev(Min)	Resp.	QIon	QRatio	Lower	Upper
Phenol-d5	4.2259	4.61	0.00	29512	71.0	38.4	25.8	47.9



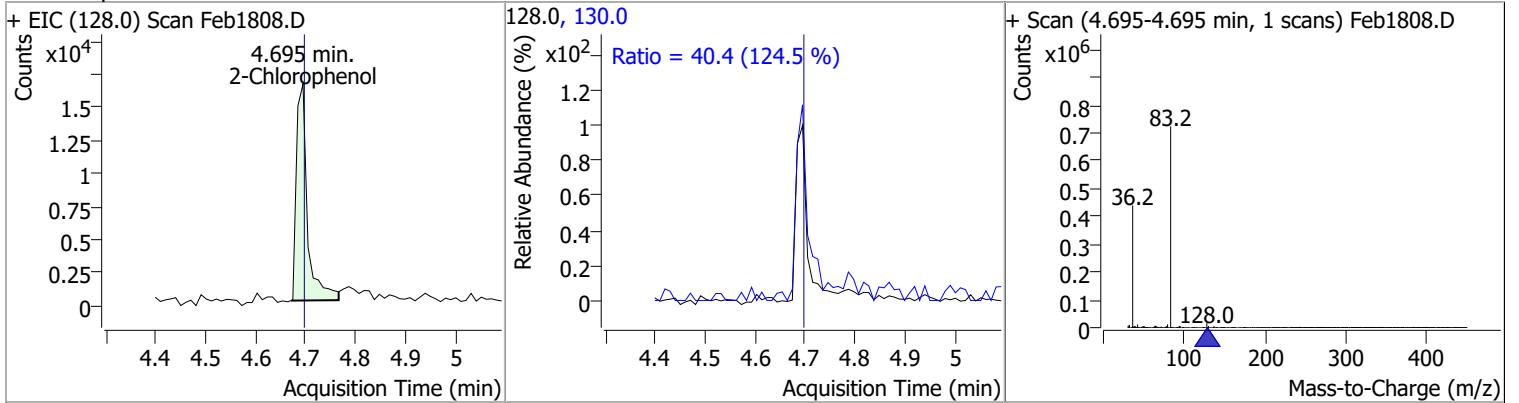
Compound	Conc.	RT	Dev(Min)	Resp.	QIon	QRatio	Lower	Upper
Phenol	4.2318	4.62	0.00	31700 (m)	66.0	54.9	31.7	58.9



Compound	Conc.	RT	Dev(Min)	Resp.	QIon	QRatio	Lower	Upper
bis(-2-Chloroethyl)Ether	4.1942	4.63	-0.01	23255	64.0	9.6	7.6	14.1

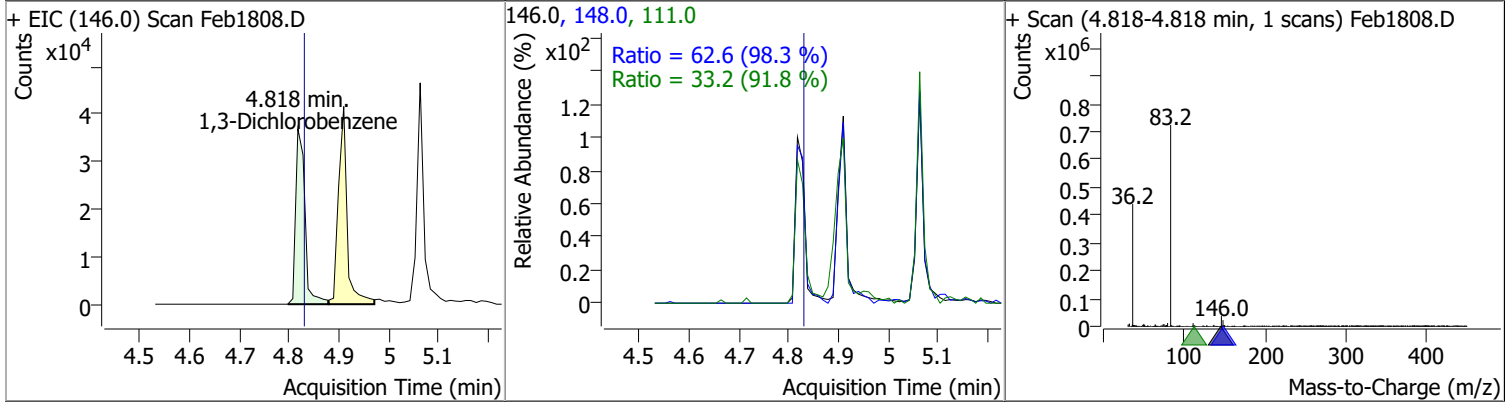


Compound	Conc.	RT	Dev(Min)	Resp.	QIon	QRatio	Lower	Upper
2-Chlorophenol	4.2017	4.70	0.00	25287	130.0	40.4	22.7	42.2

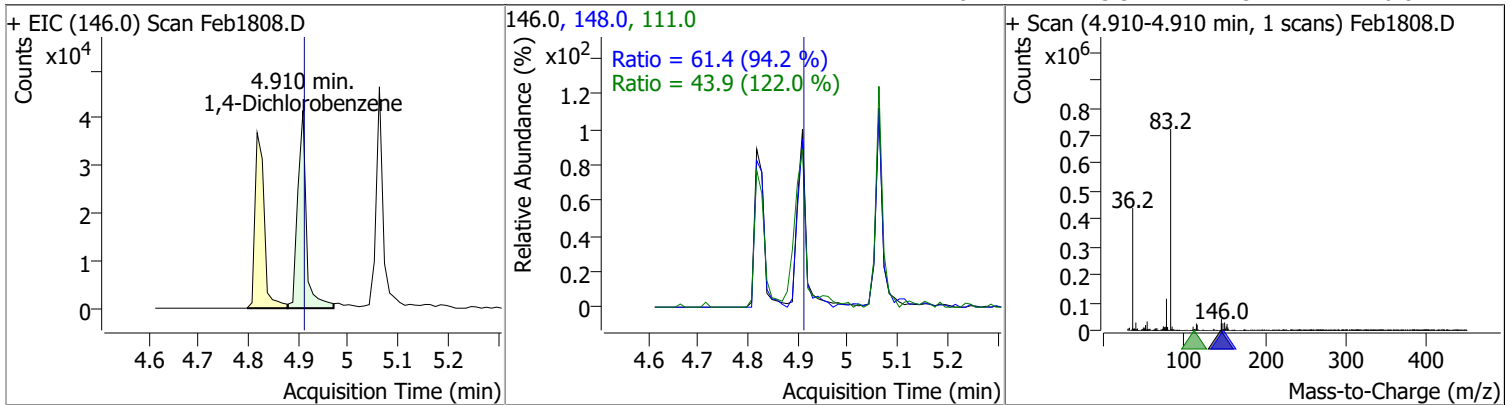


Quantitation Results Report (QT Reviewed)

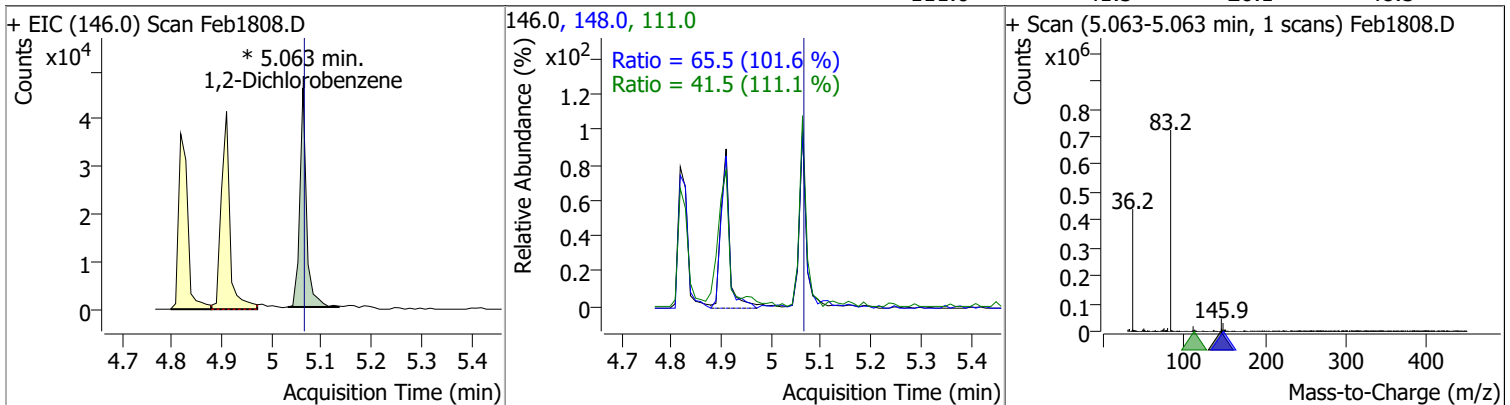
Compound	Conc.	RT	Dev(Min)	Resp.	QIon	QRatio	Lower	Upper
1,3-Dichlorobenzene	4.1651	4.82	-0.01	47435	148.0	62.6	44.6	82.8
					111.0	33.2	25.3	47.0



Compound	Conc.	RT	Dev(Min)	Resp.	QIon	QRatio	Lower	Upper
1,4-Dichlorobenzene	4.2531	4.91	0.00	50173	148.0	61.4	45.6	84.8
					111.0	43.9	25.2	46.8

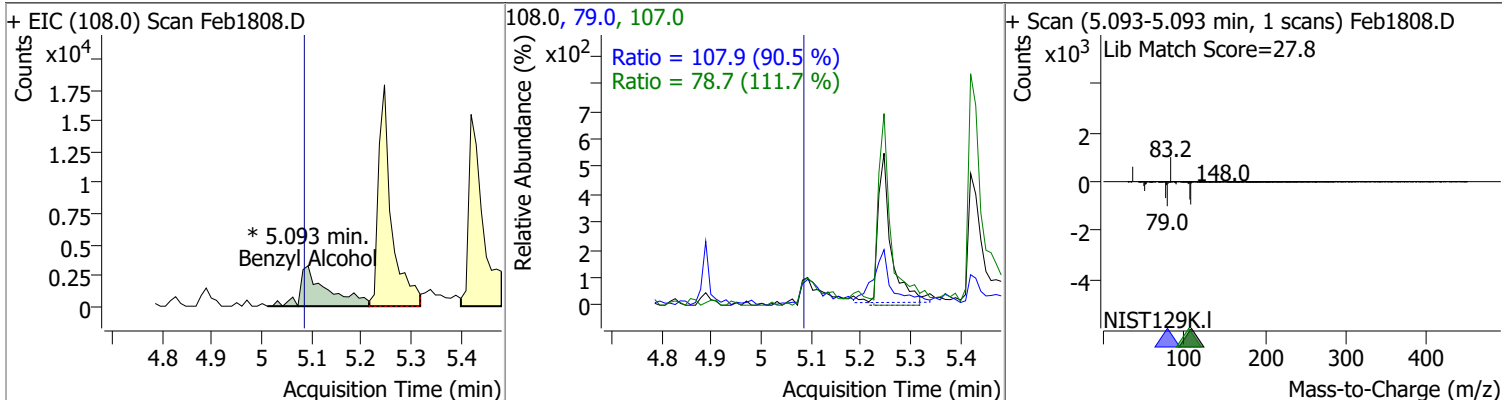


Compound	Conc.	RT	Dev(Min)	Resp.	QIon	QRatio	Lower	Upper
1,2-Dichlorobenzene	4.0801	5.06	0.00	43175 (m)	148.0	65.5	45.1	83.8
					111.0	41.5	26.1	48.5

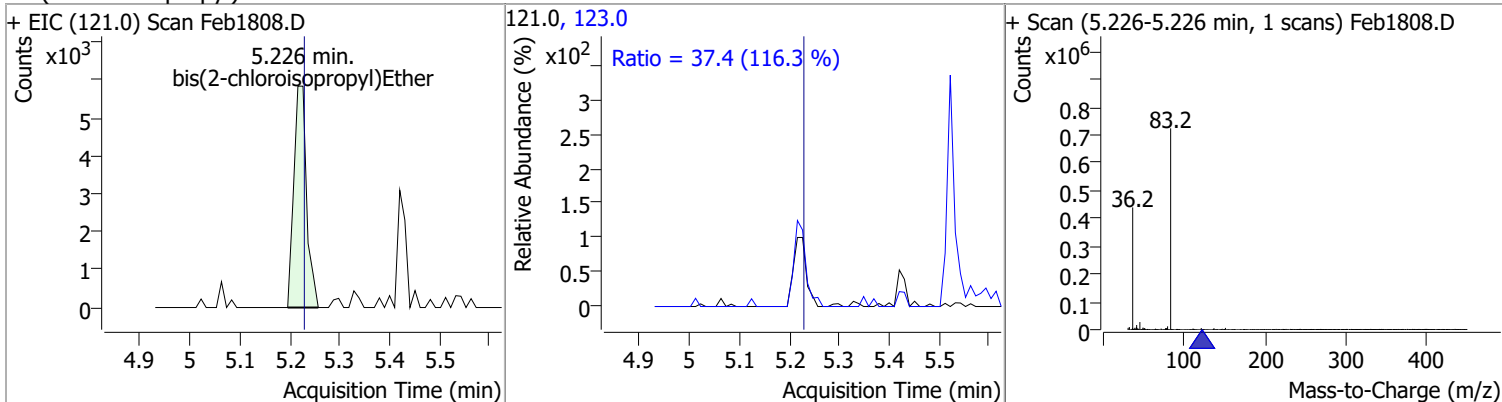


Quantitation Results Report (QT Reviewed)

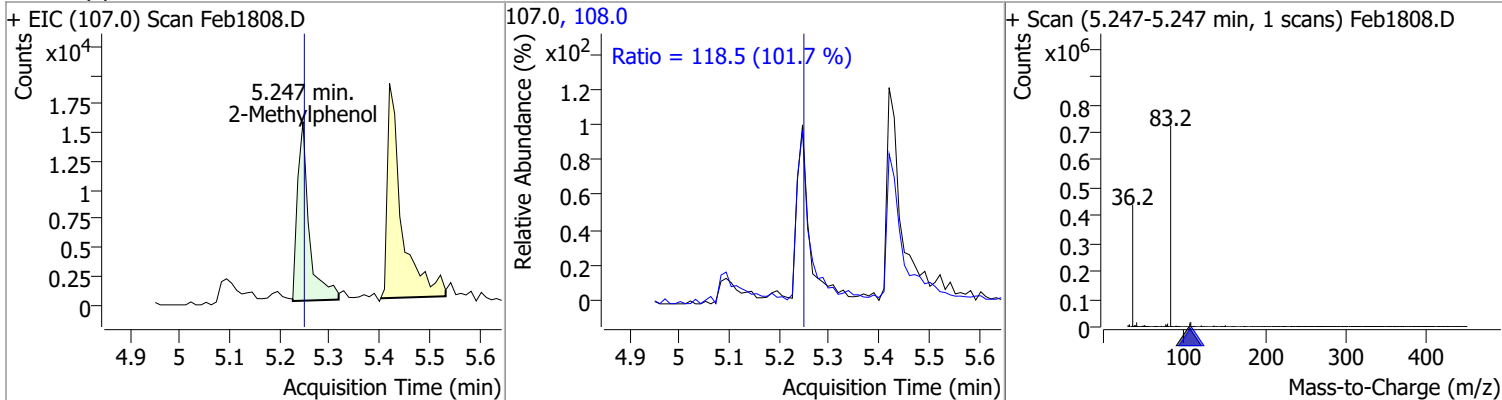
Compound	Conc.	RT	Dev(Min)	Resp.	QIon	QRatio	Lower	Upper
Benzyl Alcohol	4.4169	5.09	0.01	12526 (m)	79.0	107.9	83.5	155.1
					107.0	78.7	49.3	91.6



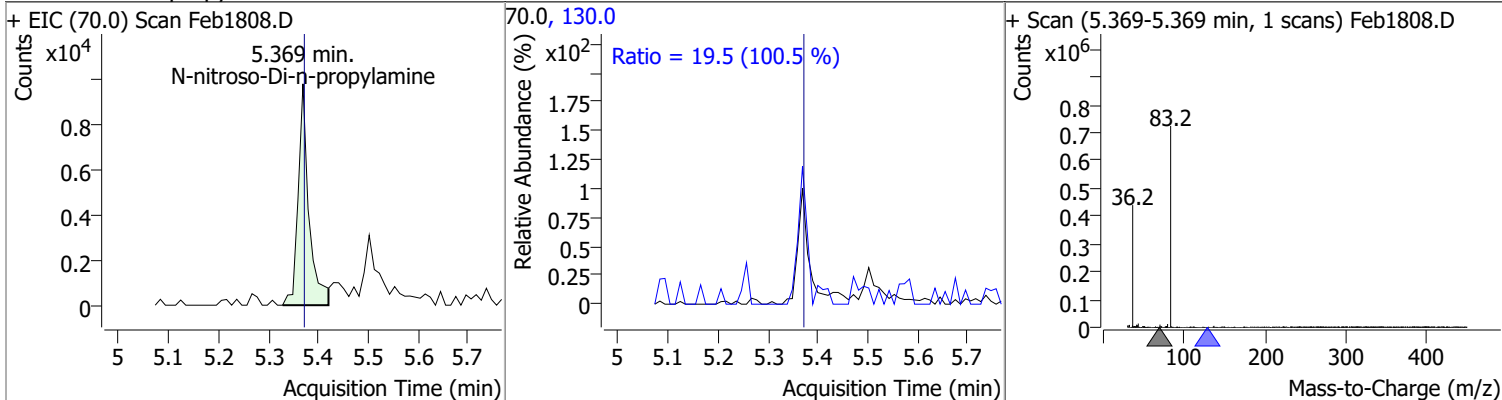
Compound	Conc.	RT	Dev(Min)	Resp.	QIon	QRatio	Lower	Upper
bis(2-chloroisopropyl)Ether	4.2421	5.23	0.00	10403	123.0	37.4	22.5	41.8



Compound	Conc.	RT	Dev(Min)	Resp.	QIon	QRatio	Lower	Upper
2-Methylphenol	4.2297	5.25	0.00	25470	108.0	118.5	81.5	151.4

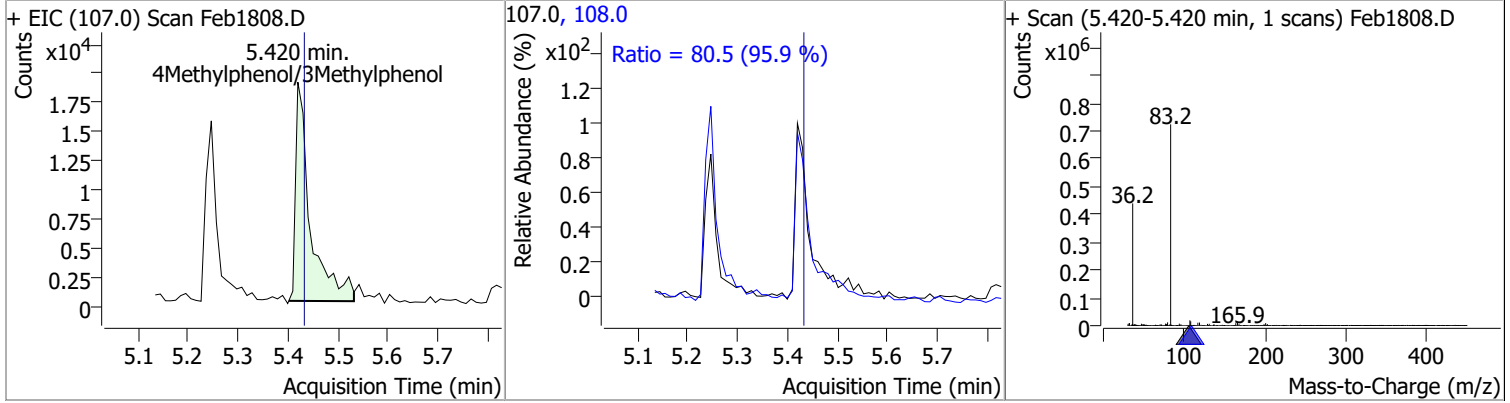


Compound	Conc.	RT	Dev(Min)	Resp.	QIon	QRatio	Lower	Upper
N-nitroso-Di-n-propylamine	4.1739	5.37	0.00	14516	130.0	19.5	0.0	38.8

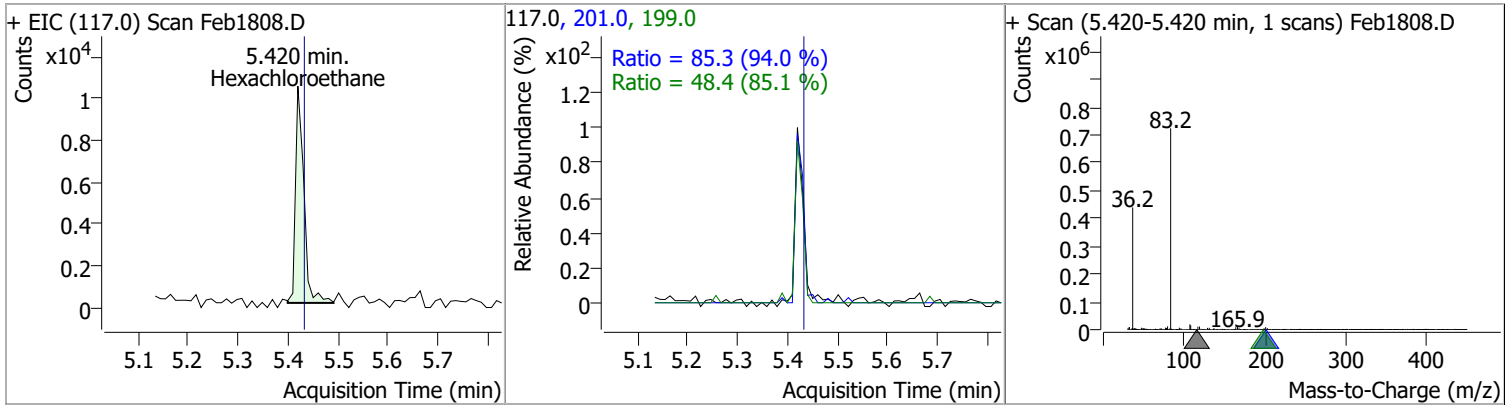


Quantitation Results Report (QT Reviewed)

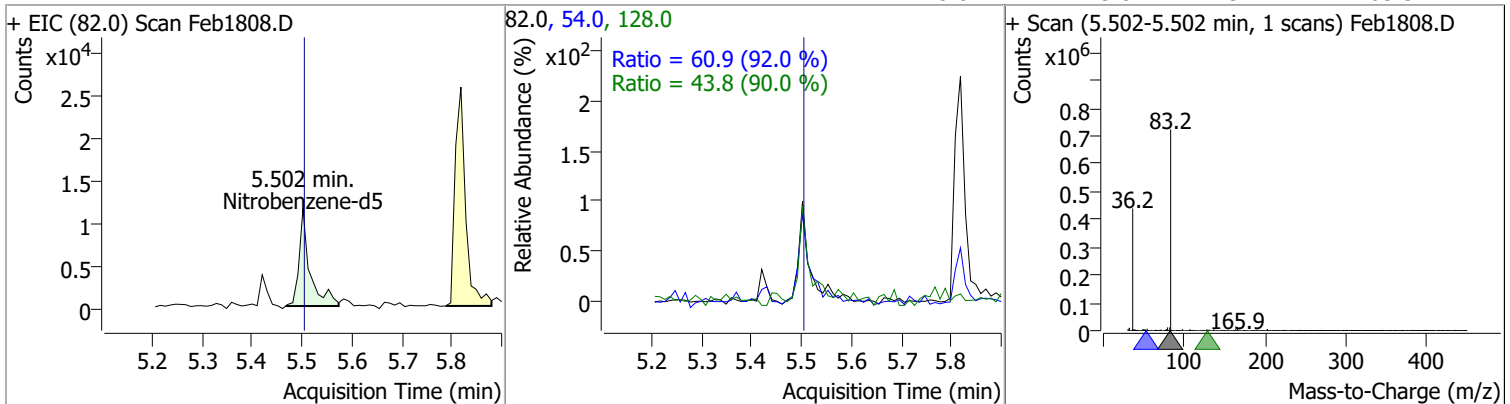
Compound	Conc.	RT	Dev(Min)	Resp.	QIon	QRatio	Lower	Upper
4Methylphenol/3Methylphenol	4.4059	5.42	-0.01	38326	108.0	80.5	58.8	109.1



Compound	Conc.	RT	Dev(Min)	Resp.	QIon	QRatio	Lower	Upper
Hexachloroethane	4.1997	5.42	-0.01	12058	201.0	85.3	63.5	118.0
					199.0	48.4	39.8	74.0

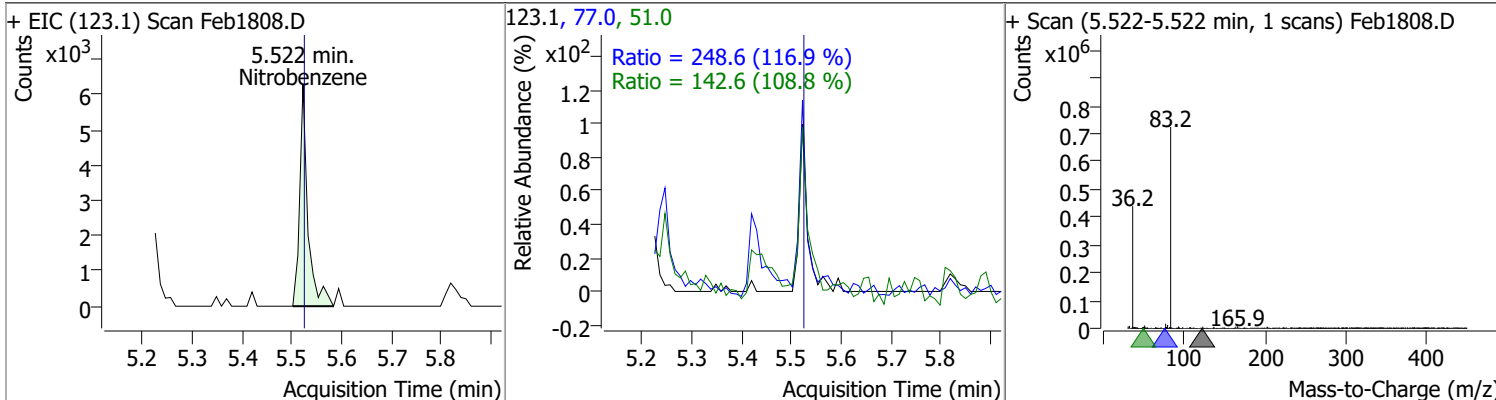


Compound	Conc.	RT	Dev(Min)	Resp.	QIon	QRatio	Lower	Upper
Nitrobenzene-d5	4.2746	5.50	0.00	17369	54.0	60.9	46.3	86.0
					128.0	43.8	34.1	63.3

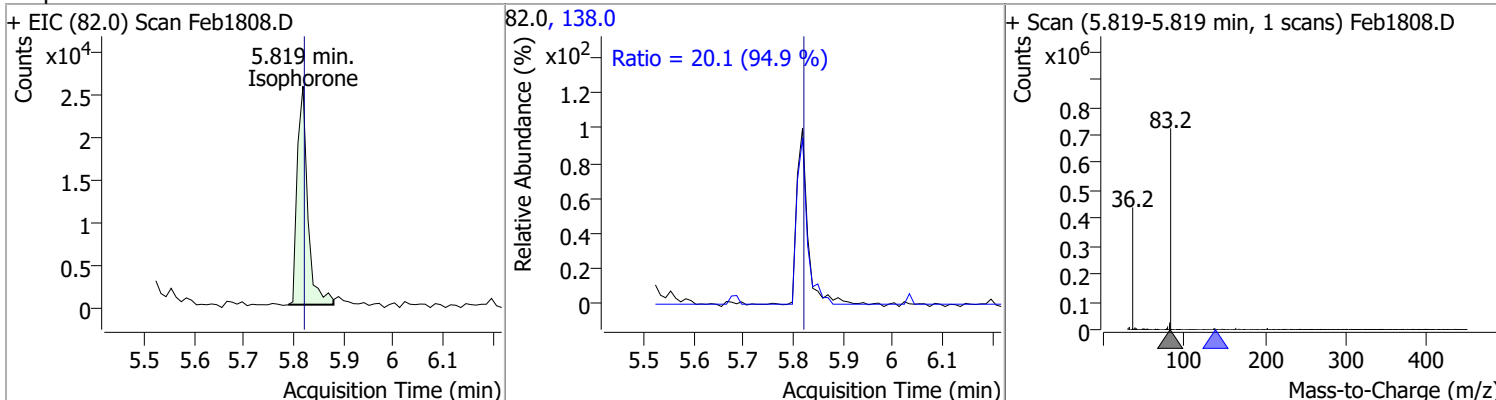


Quantitation Results Report (QT Reviewed)

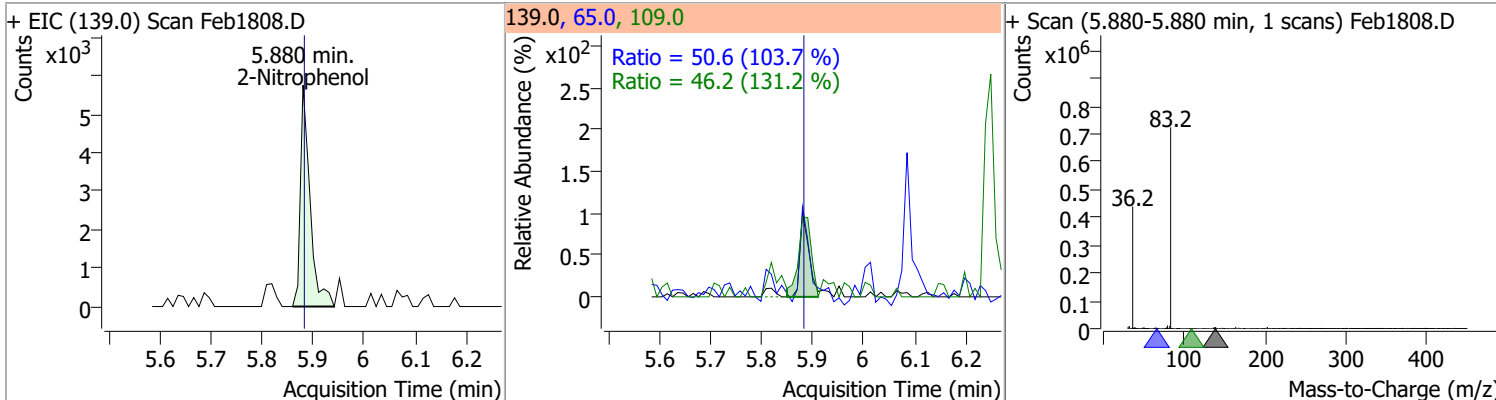
Compound	Conc.	RT	Dev(Min)	Resp.	QIon	QRatio	Lower	Upper
Nitrobenzene	4.6846	5.52	0.00	7200	77.0	248.6	148.9	276.5
					51.0	142.6	91.7	170.3



Compound	Conc.	RT	Dev(Min)	Resp.	QIon	QRatio	Lower	Upper
Isophrone	4.4396	5.82	0.00	37781	138.0	20.1	14.8	27.5

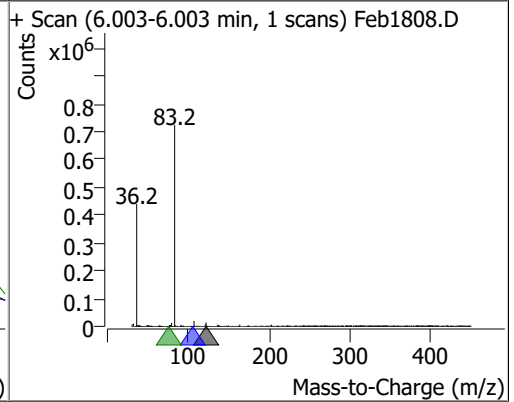
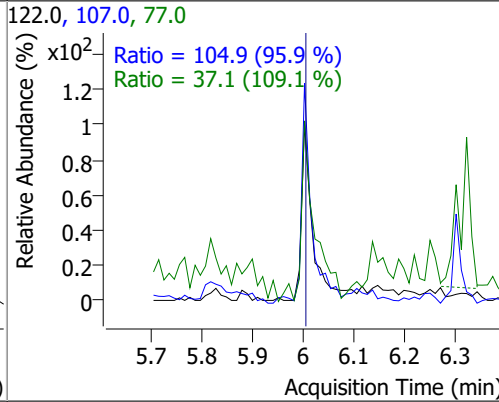
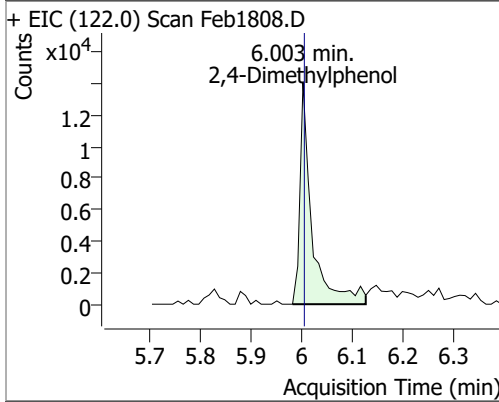


Compound	Conc.	RT	Dev(Min)	Resp.	QIon	QRatio	Lower	Upper
2-Nitrophenol	4.4863	5.88	0.00	7612	65.0	50.6	34.2	63.4
					109.0	46.2	24.6	45.8

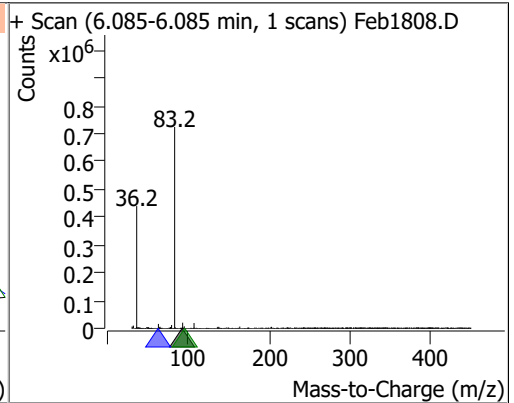
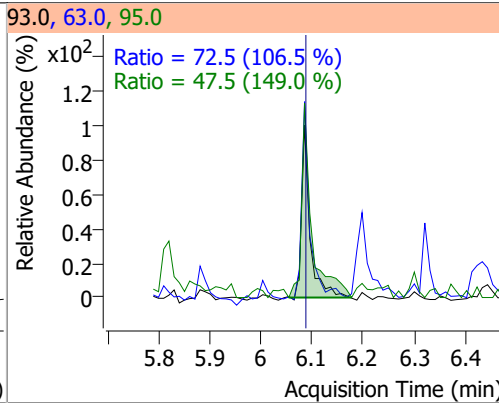
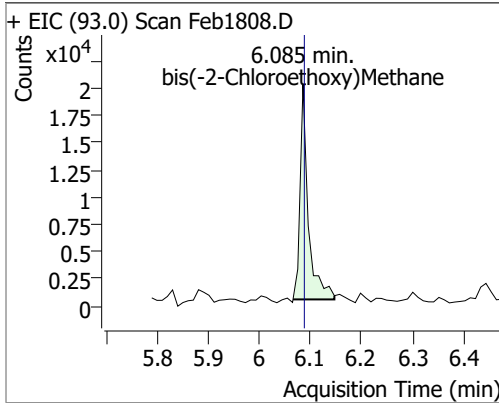


Quantitation Results Report (QT Reviewed)

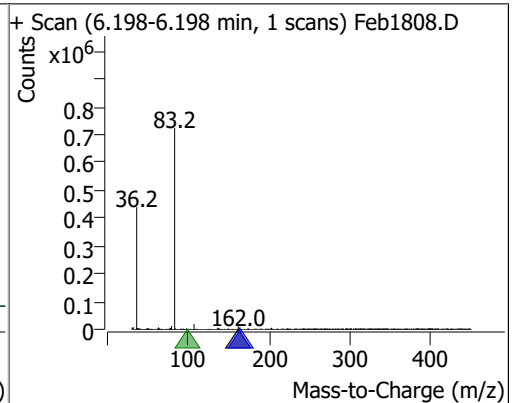
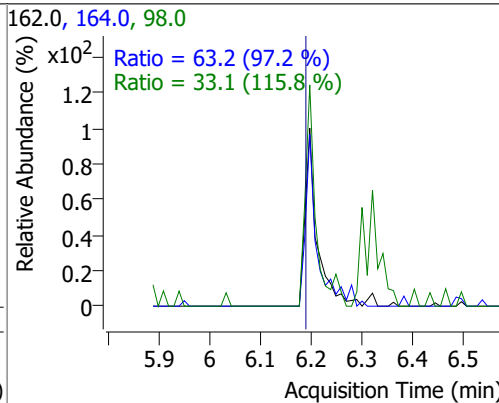
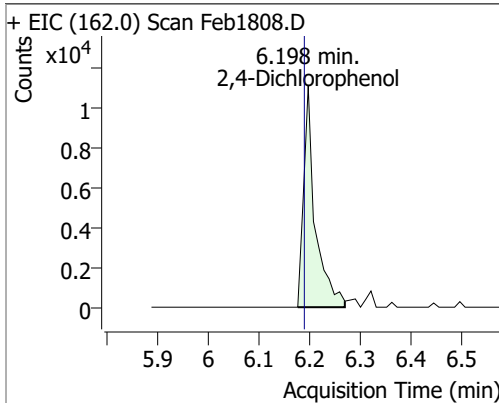
Compound	Conc.	RT	Dev(Min)	Resp.	QIon	QRatio	Lower	Upper
2,4-Dimethylphenol	4.4772	6.00	0.00	23276	107.0	104.9	76.6	142.3
					77.0	37.1	23.8	44.2



Compound	Conc.	RT	Dev(Min)	Resp.	QIon	QRatio	Lower	Upper
bis(-2-Chloroethoxy)Methane	4.2445	6.08	0.00	21296	63.0	72.5	47.7	88.6
					95.0	47.5	22.3	41.5

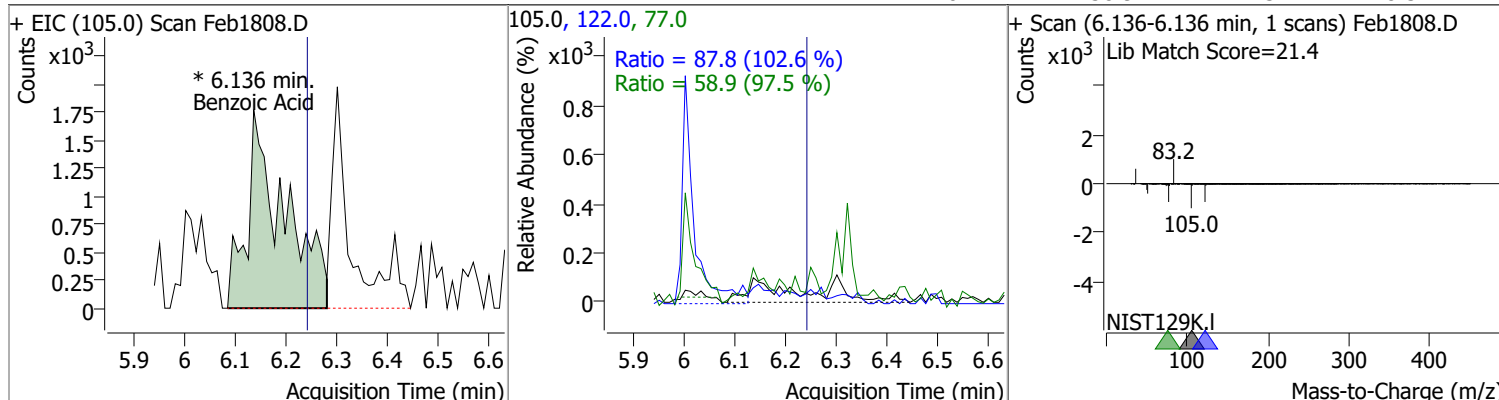


Compound	Conc.	RT	Dev(Min)	Resp.	QIon	QRatio	Lower	Upper
2,4-Dichlorophenol	4.3107	6.20	0.01	17657	164.0	63.2	45.5	84.5
					98.0	33.1	20.0	37.1

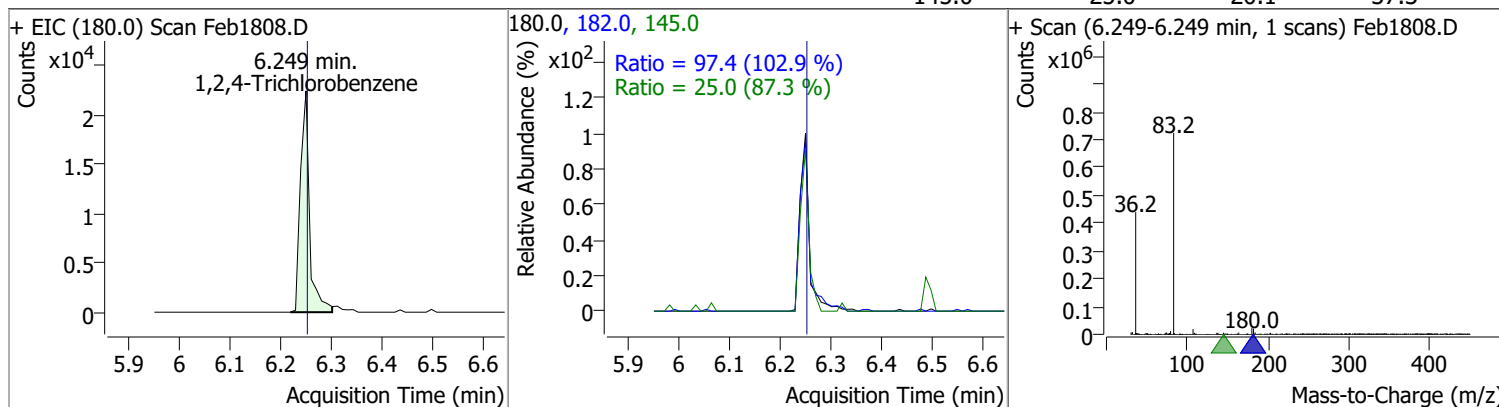


Quantitation Results Report (QT Reviewed)

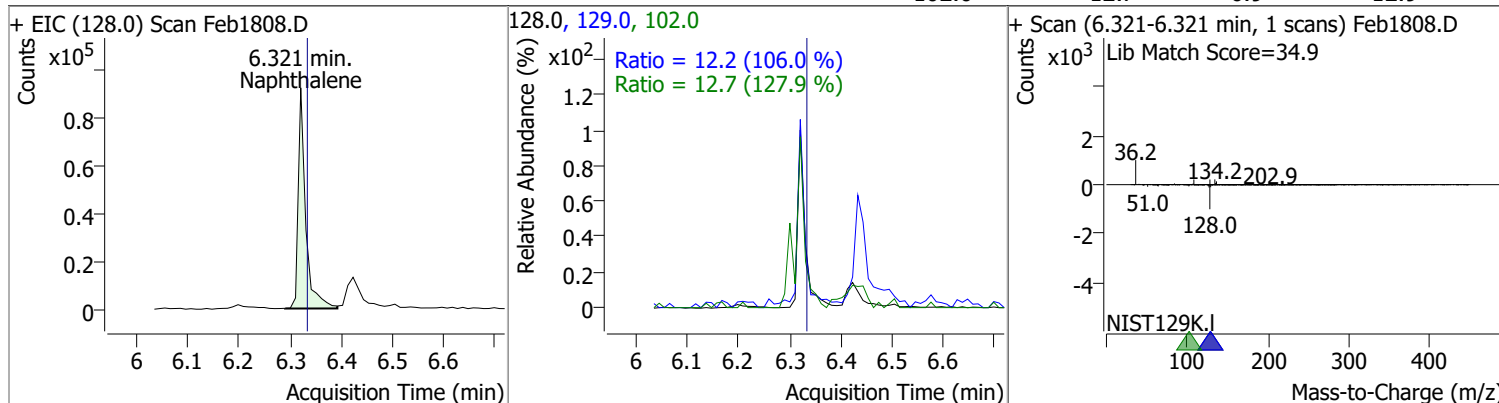
Compound	Conc.	RT	Dev(Min)	Resp.	QIon	QRatio	Lower	Upper
Benzoic Acid	4.6830	6.14	-0.10	9103 (m)	122.0	87.8	59.9	111.2
					77.0	58.9	42.3	78.5



Compound	Conc.	RT	Dev(Min)	Resp.	QIon	QRatio	Lower	Upper
1,2,4-Trichlorobenzene	4.1540	6.25	0.00	27847	182.0	97.4	66.2	122.9
					145.0	25.0	20.1	37.3

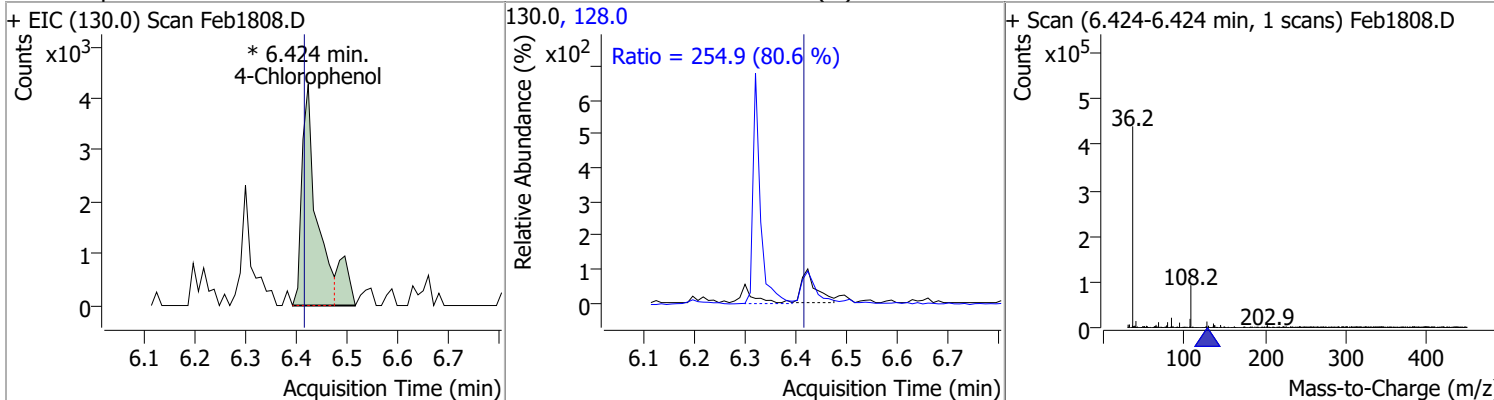


Compound	Conc.	RT	Dev(Min)	Resp.	QIon	QRatio	Lower	Upper
Naphthalene	4.2231	6.32	-0.01	94125	129.0	12.2	8.0	14.9
					102.0	12.7	6.9	12.9

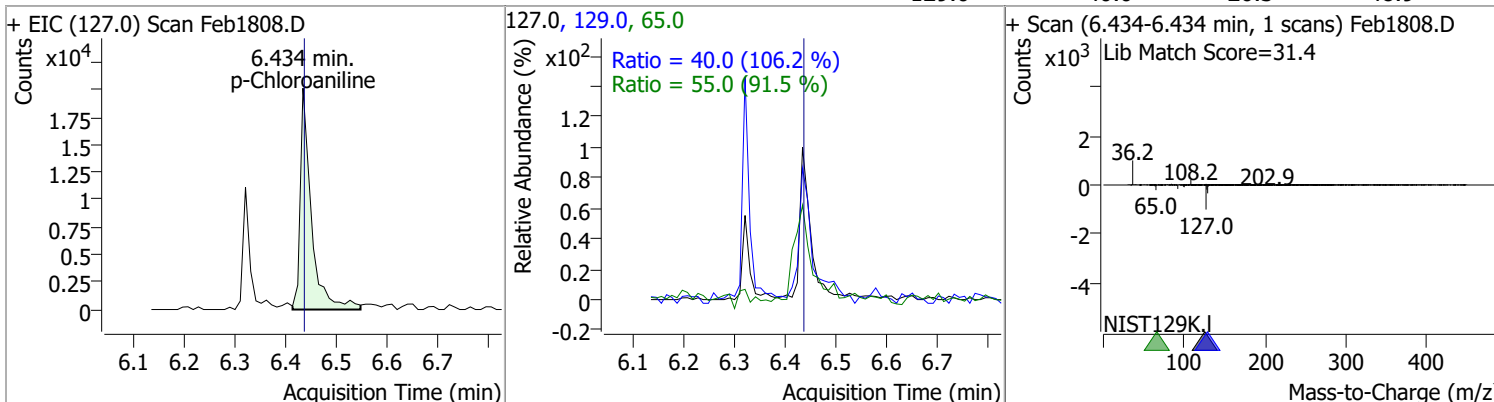


Quantitation Results Report (QT Reviewed)

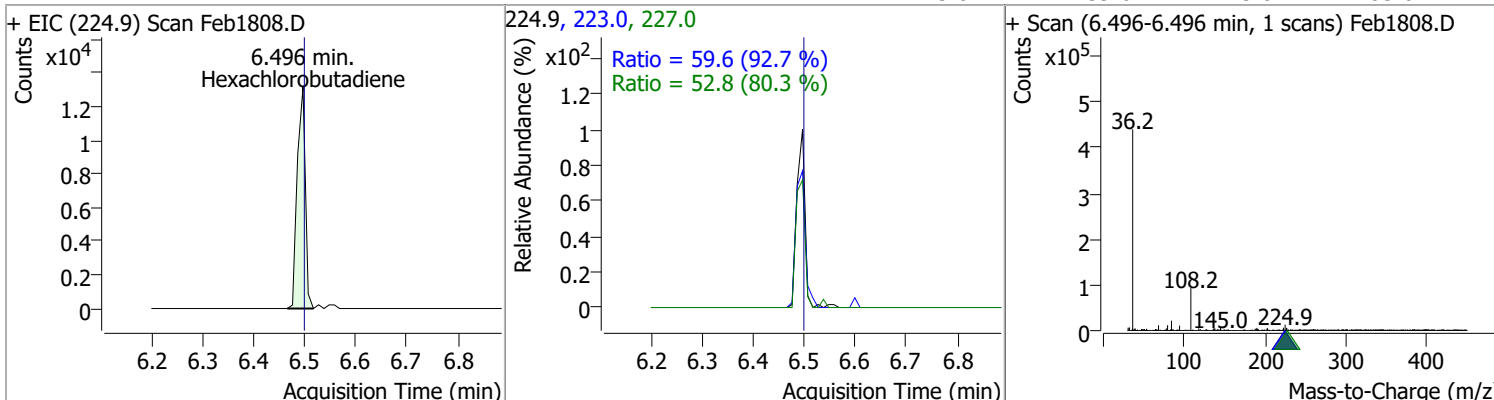
Compound	Conc.	RT	Dev(Min)	Resp.	QIon	QRatio	Lower	Upper
4-Chlorophenol	3.9595	6.42	0.01	9877 (m)	128.0	254.9	221.4	411.2



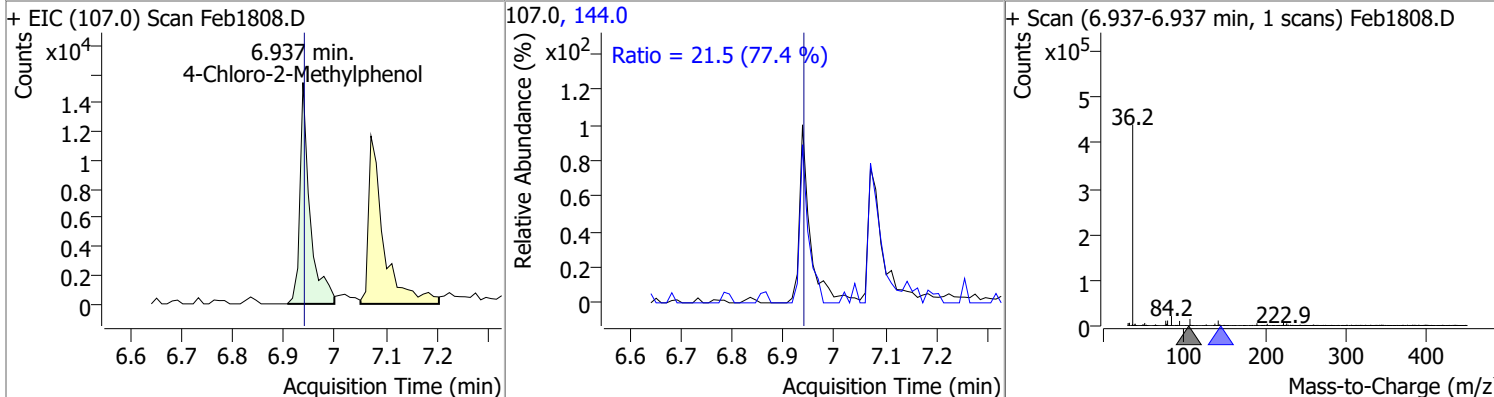
Compound	Conc.	RT	Dev(Min)	Resp.	QIon	QRatio	Lower	Upper
p-Chloroaniline	4.3289	6.43	0.00	30624	65.0	55.0	42.1	78.2
					129.0	40.0	26.3	48.9



Compound	Conc.	RT	Dev(Min)	Resp.	QIon	QRatio	Lower	Upper
Hexachlorobutadiene	4.2318	6.50	0.00	14423	227.0	52.8	46.0	85.4
					223.0	59.6	45.0	83.6

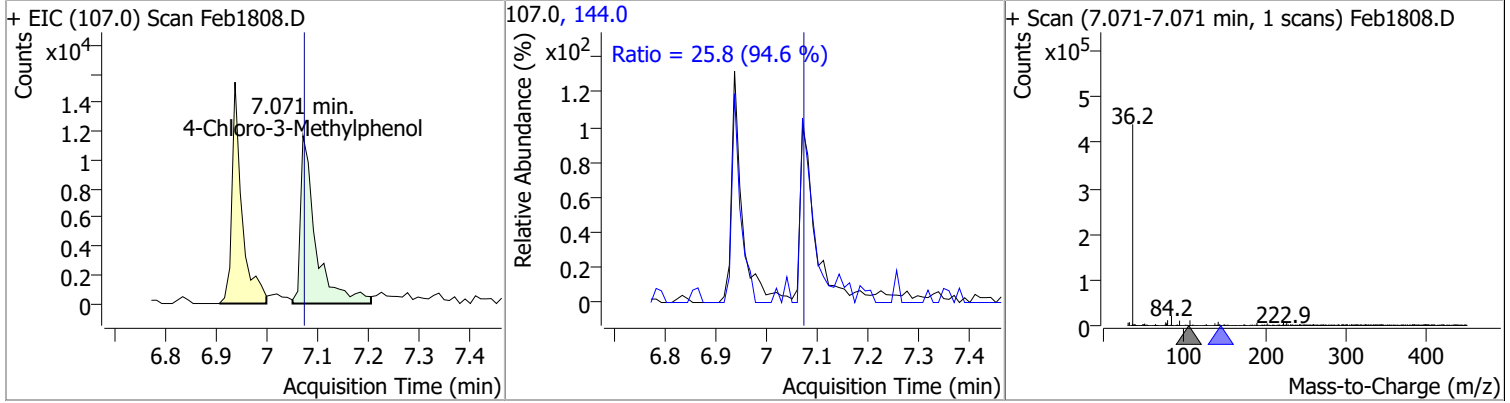


Compound	Conc.	RT	Dev(Min)	Resp.	QIon	QRatio	Lower	Upper
4-Chloro-2-Methylphenol	4.2432	6.94	0.00	21228	144.0	21.5	19.4	36.1

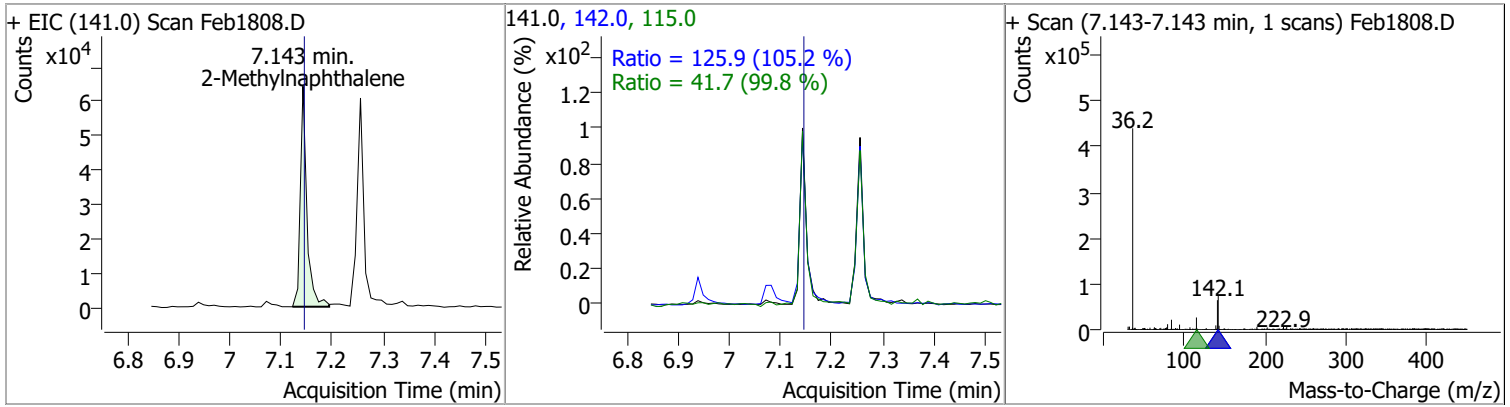


Quantitation Results Report (QT Reviewed)

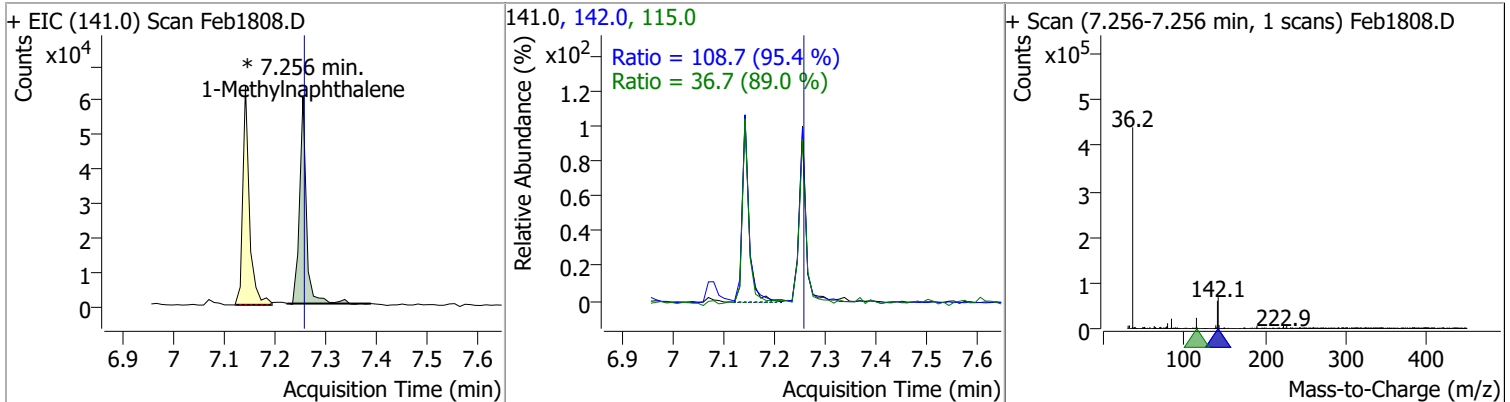
Compound	Conc.	RT	Dev(Min)	Resp.	QIon	QRatio	Lower	Upper
4-Chloro-3-Methylphenol	4.3556	7.07	0.00	24488	144.0	25.8	19.1	35.5



Compound	Conc.	RT	Dev(Min)	Resp.	QIon	QRatio	Lower	Upper
2-Methylnaphthalene	3.8205	7.14	0.00	56026	142.0	125.9	83.8	155.7
					115.0	41.7	29.2	54.3

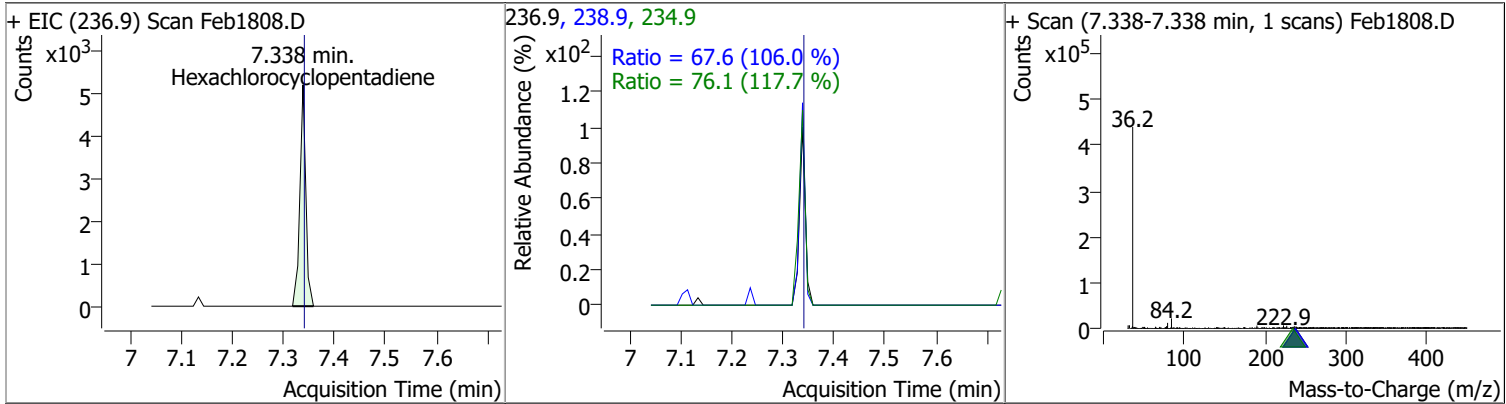


Compound	Conc.	RT	Dev(Min)	Resp.	QIon	QRatio	Lower	Upper
1-Methylnaphthalene	3.8746	7.26	0.00	56205 (m)	142.0	108.7	79.8	148.2
					115.0	36.7	28.9	53.7

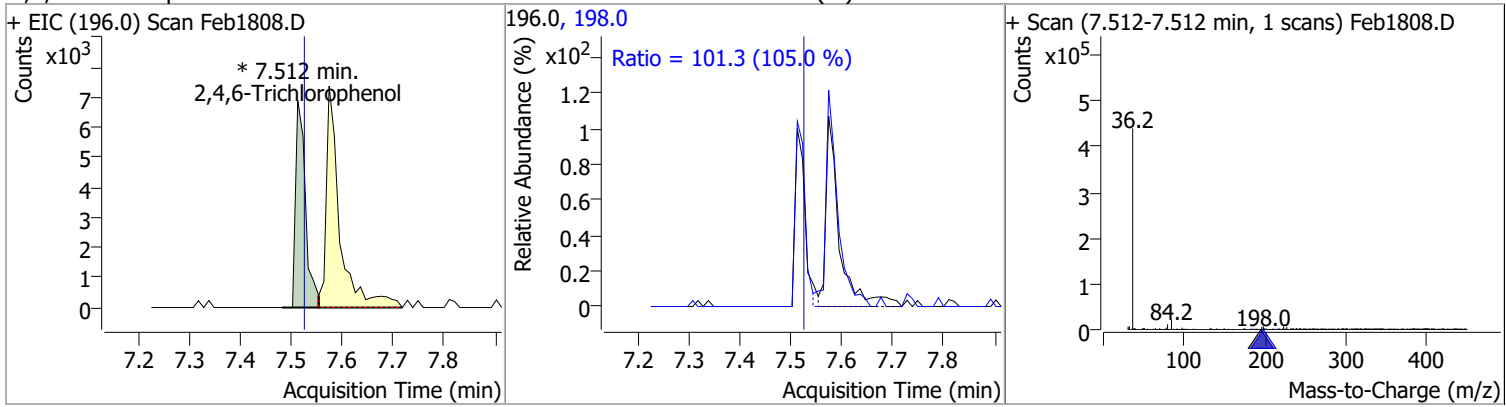


Quantitation Results Report (QT Reviewed)

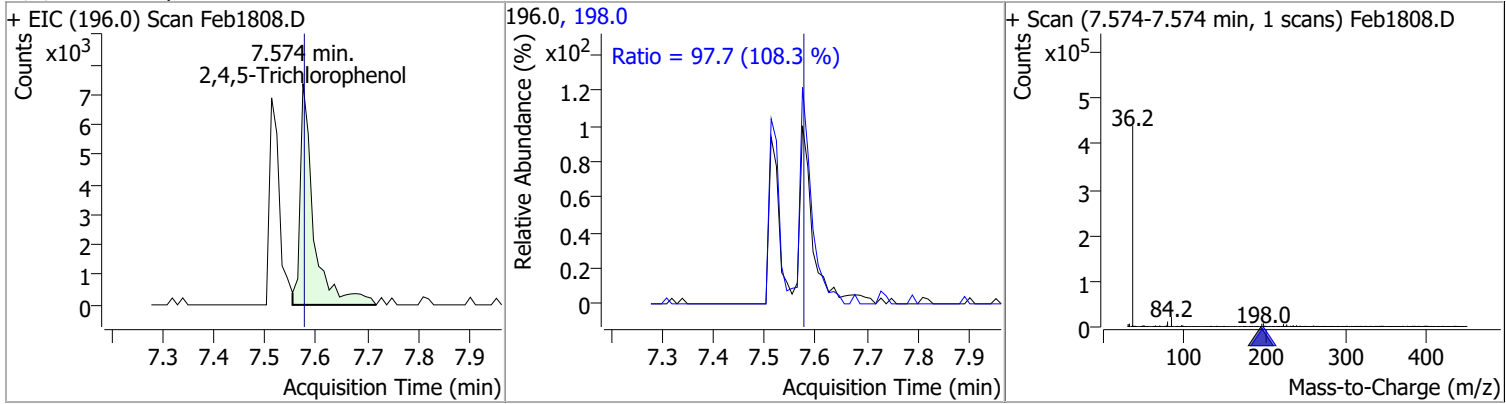
Compound	Conc.	RT	Dev(Min)	Resp.	QIon	QRatio	Lower	Upper
Hexachlorocyclopentadiene	4.4930	7.34	0.00	4224	234.9	76.1	45.2	84.0
					238.9	67.6	44.6	82.9



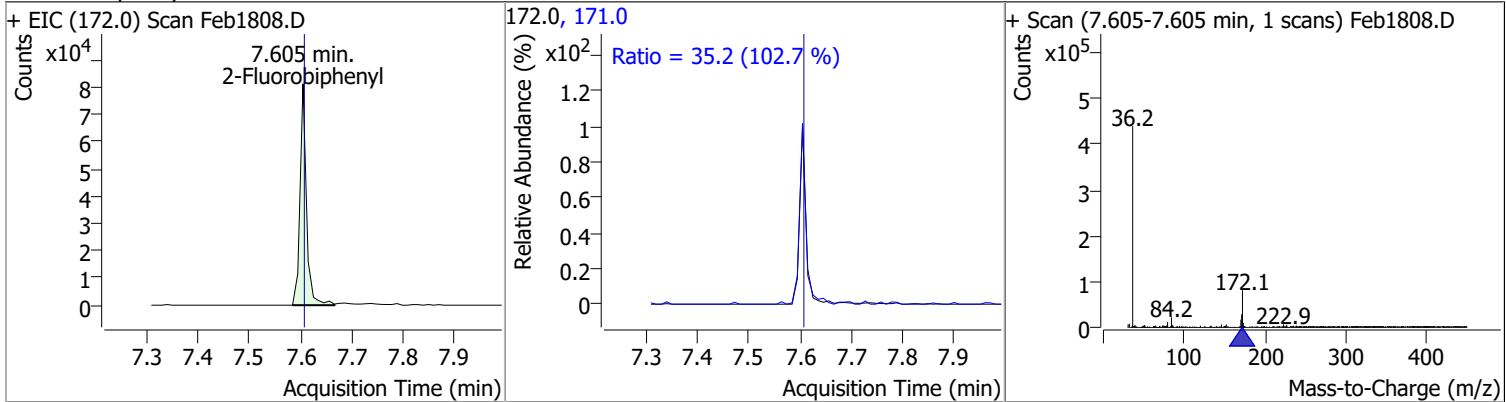
Compound	Conc.	RT	Dev(Min)	Resp.	QIon	QRatio	Lower	Upper
2,4,6-Trichlorophenol	4.5098	7.51	-0.01	9233 (m)	198.0	101.3	67.6	125.5



Compound	Conc.	RT	Dev(Min)	Resp.	QIon	QRatio	Lower	Upper
2,4,5-Trichlorophenol	4.4335	7.57	0.00	13593	198.0	97.7	63.2	117.3

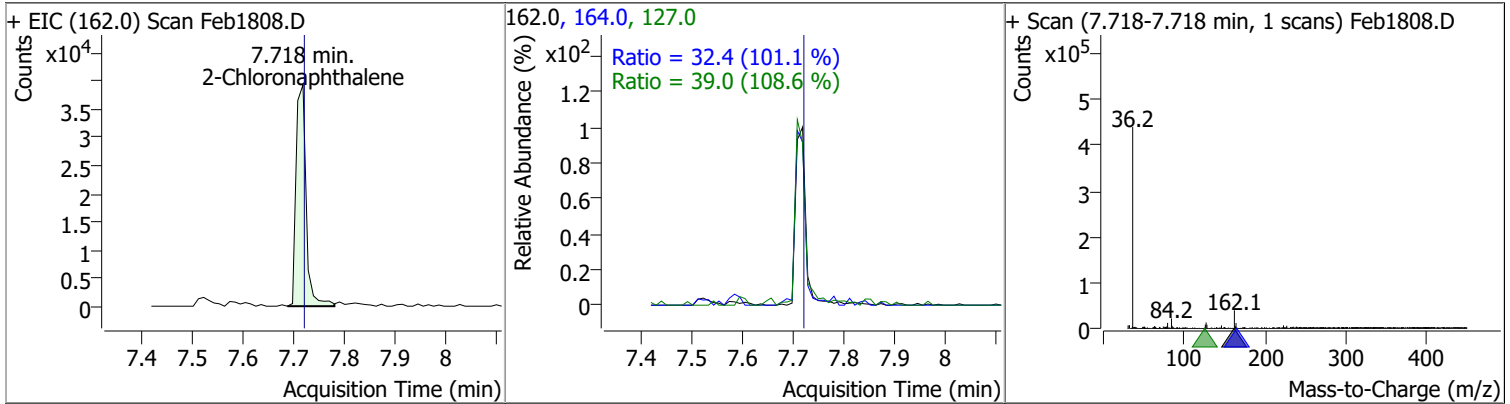


Compound	Conc.	RT	Dev(Min)	Resp.	QIon	QRatio	Lower	Upper
2-Fluorobiphenyl	4.1003	7.60	0.00	71272	171.0	35.2	24.0	44.5

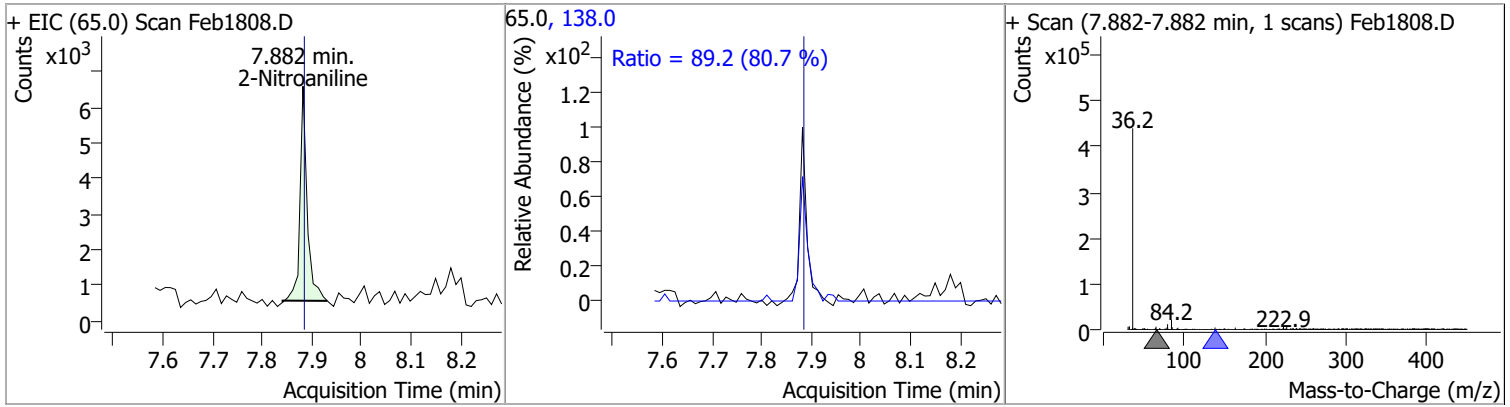


Quantitation Results Report (QT Reviewed)

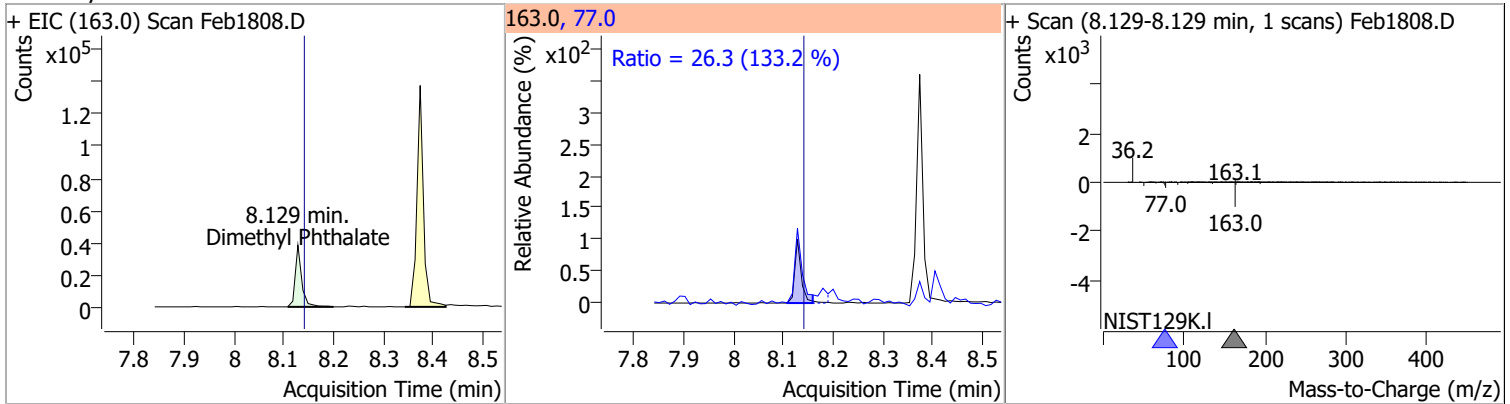
Compound	Conc.	RT	Dev(Min)	Resp.	QIon	QRatio	Lower	Upper
2-Chloronaphthalene	4.0007	7.72	0.00	54021	127.0	39.0	25.1	46.7
					164.0	32.4	22.5	41.7



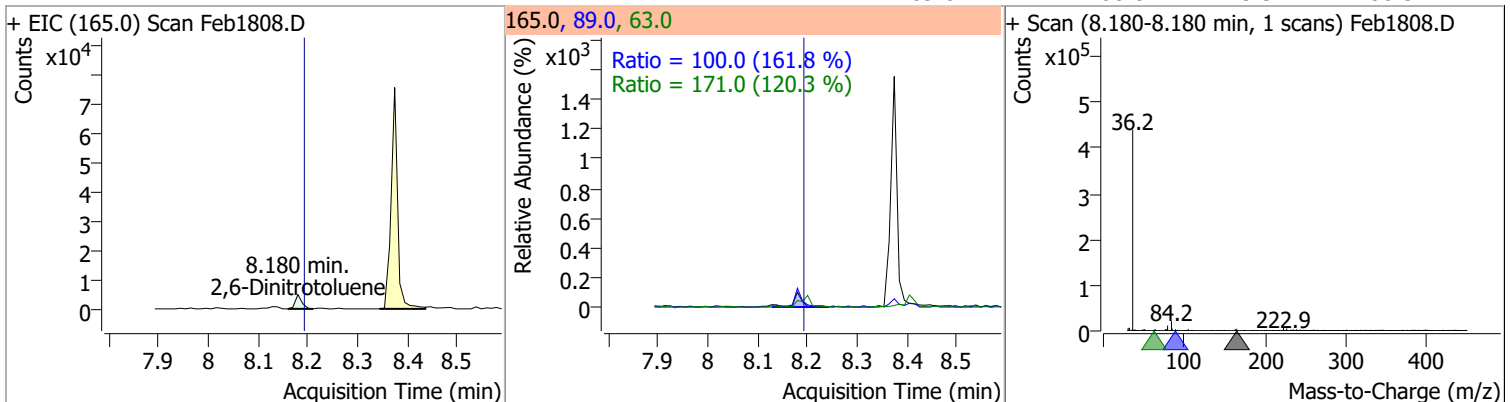
Compound	Conc.	RT	Dev(Min)	Resp.	QIon	QRatio	Lower	Upper
2-Nitroaniline	4.7042	7.88	0.00	6068	138.0	89.2	77.4	143.7



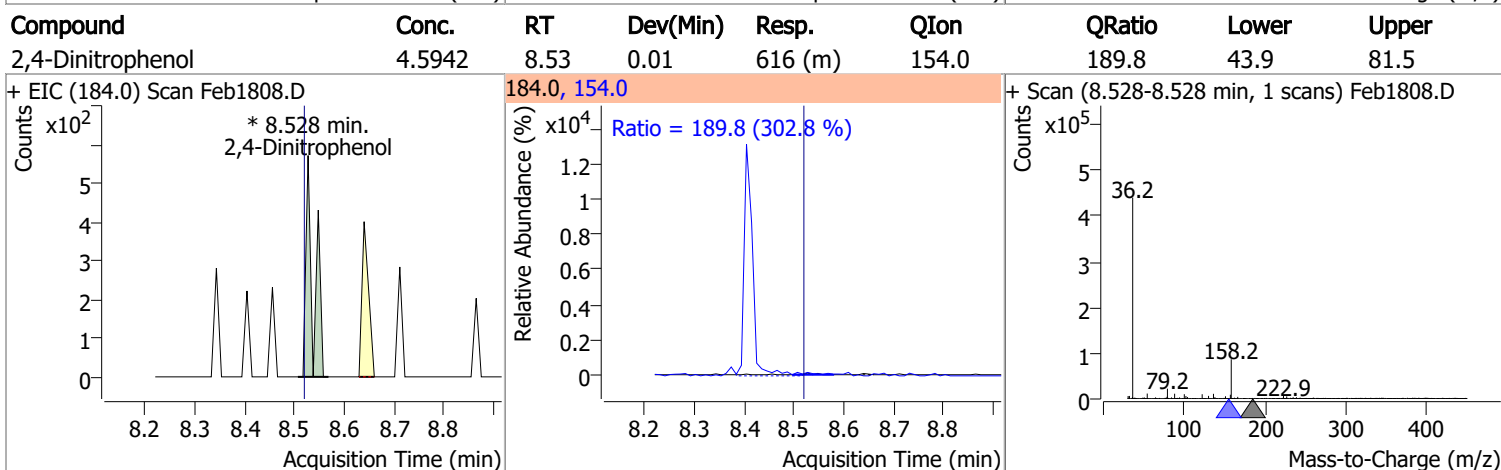
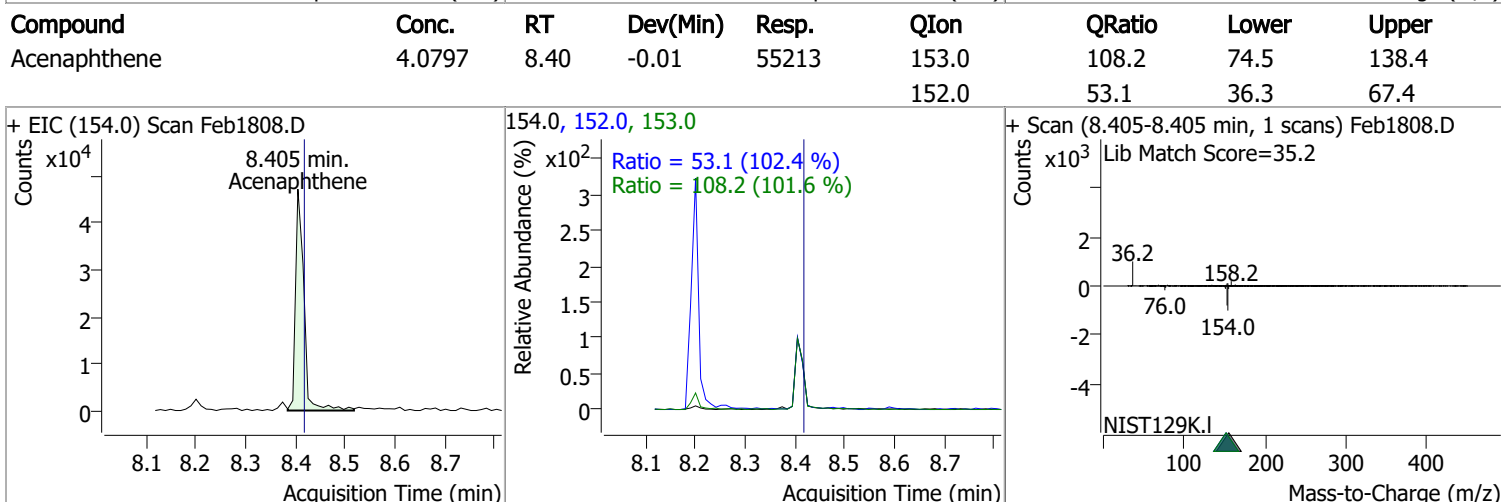
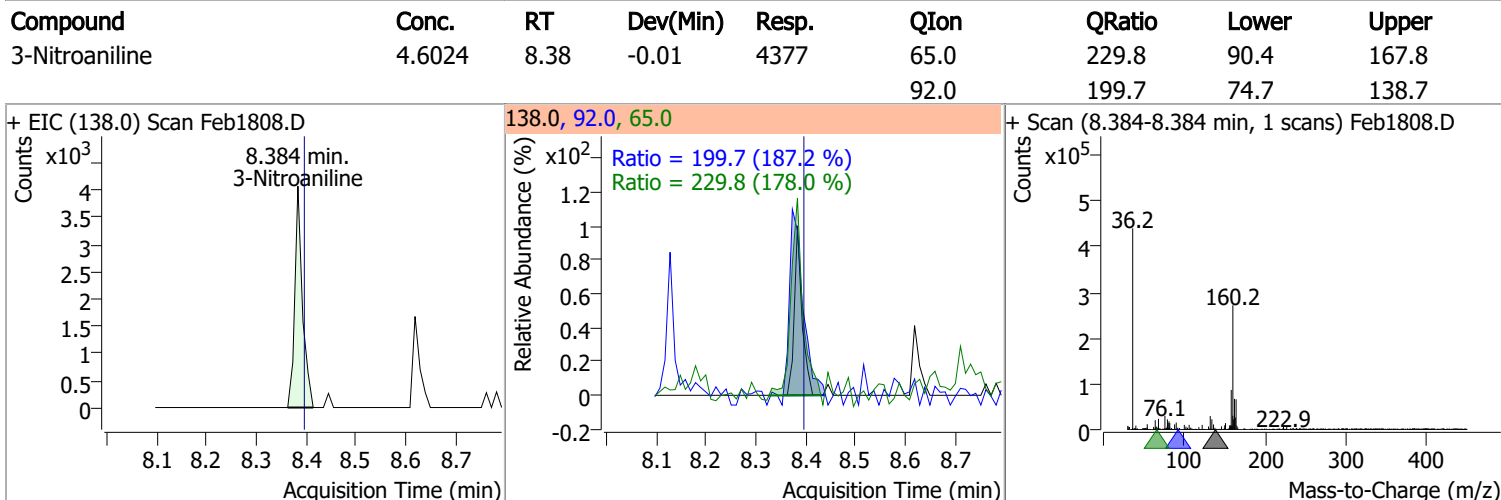
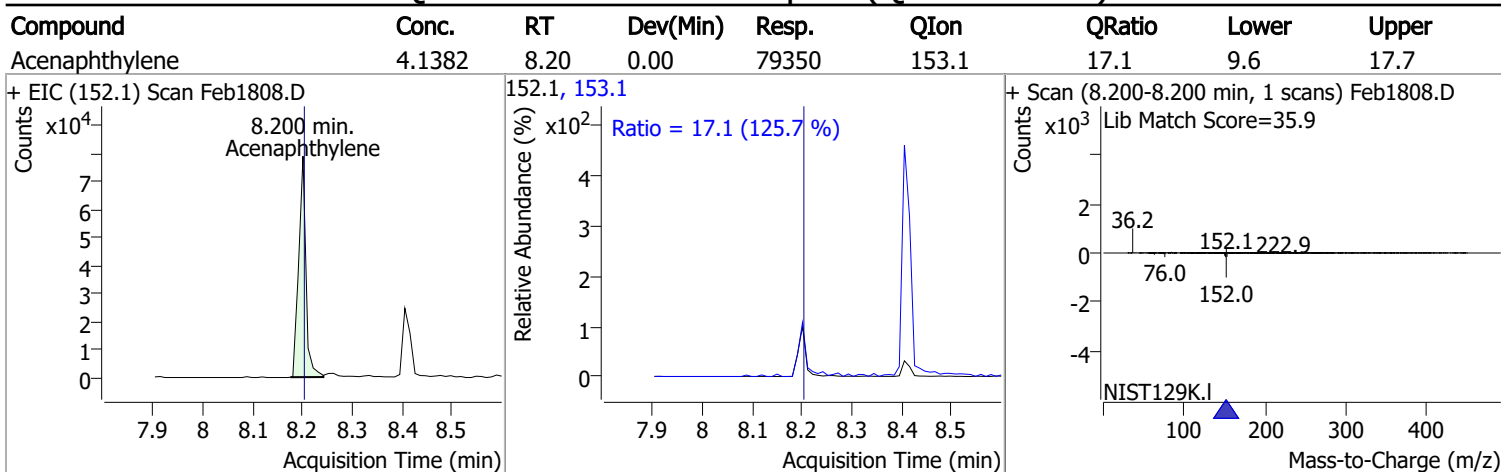
Compound	Conc.	RT	Dev(Min)	Resp.	QIon	QRatio	Lower	Upper
Dimethyl Phthalate	4.5831	8.13	-0.01	34888	77.0	26.3	13.8	25.7



Compound	Conc.	RT	Dev(Min)	Resp.	QIon	QRatio	Lower	Upper
2,6-Dinitrotoluene	4.4592	8.18	-0.01	4514	63.0	171.0	99.5	184.8
					89.0	100.0	43.3	80.3

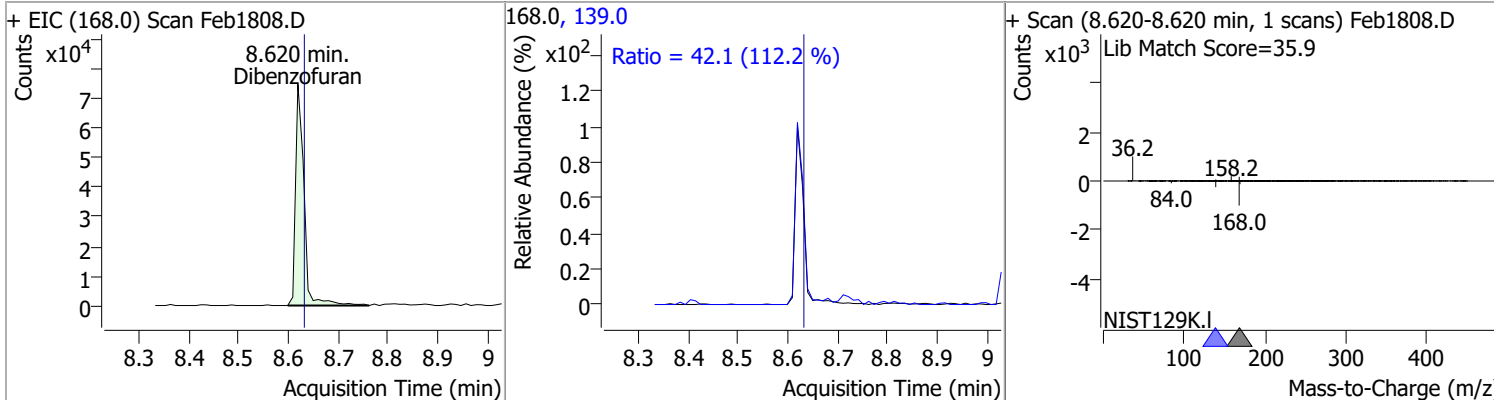


Quantitation Results Report (QT Reviewed)

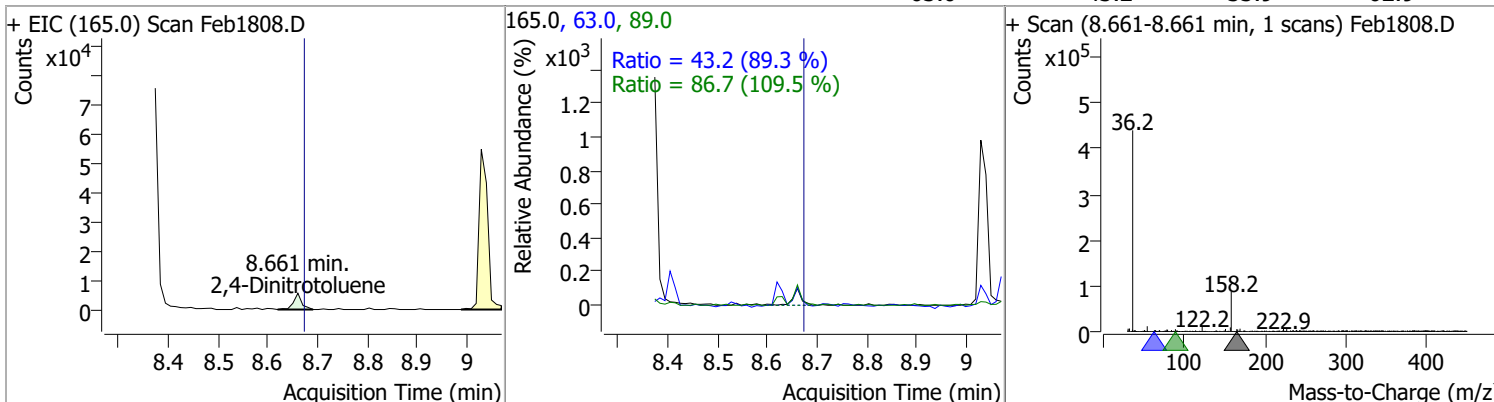


Quantitation Results Report (QT Reviewed)

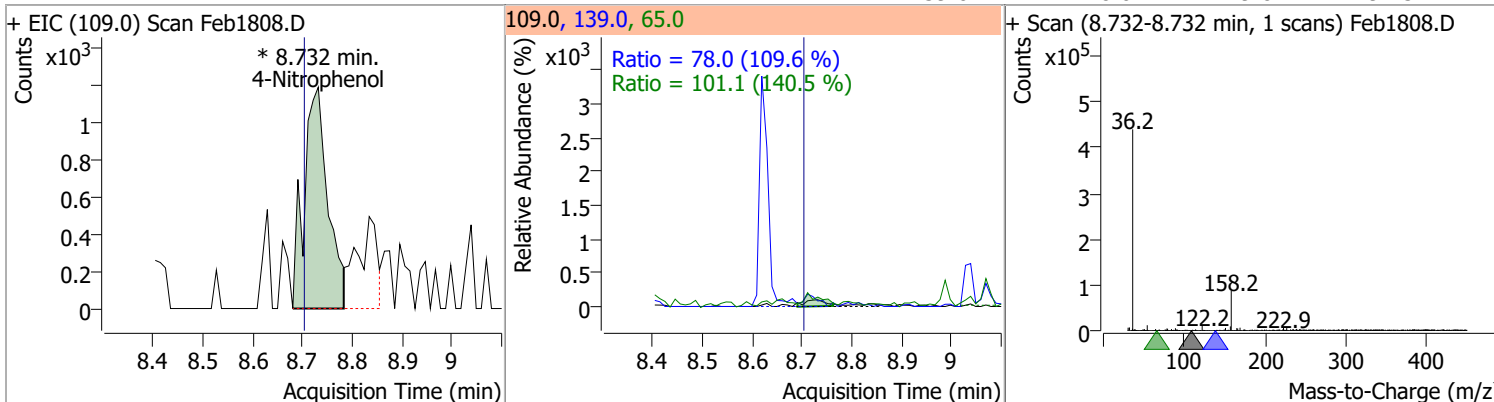
Compound	Conc.	RT	Dev(Min)	Resp.	QIon	QRatio	Lower	Upper
Dibenzofuran	4.2555	8.62	-0.01	88427	139.0	42.1	26.3	48.8



Compound	Conc.	RT	Dev(Min)	Resp.	QIon	QRatio	Lower	Upper
2,4-Dinitrotoluene	4.5965	8.66	-0.01	6380	89.0	86.7	55.4	102.9
					63.0	43.2	33.9	62.9

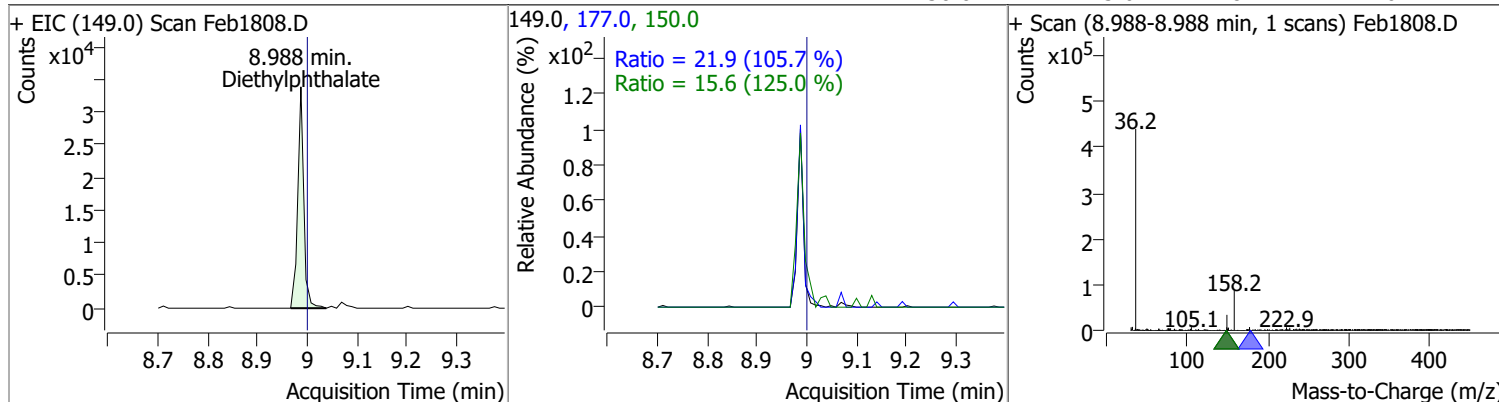


Compound	Conc.	RT	Dev(Min)	Resp.	QIon	QRatio	Lower	Upper
4-Nitrophenol	4.3354	8.73	0.03	3924 (m)	65.0	101.1	50.4	93.6
					139.0	78.0	49.8	92.5

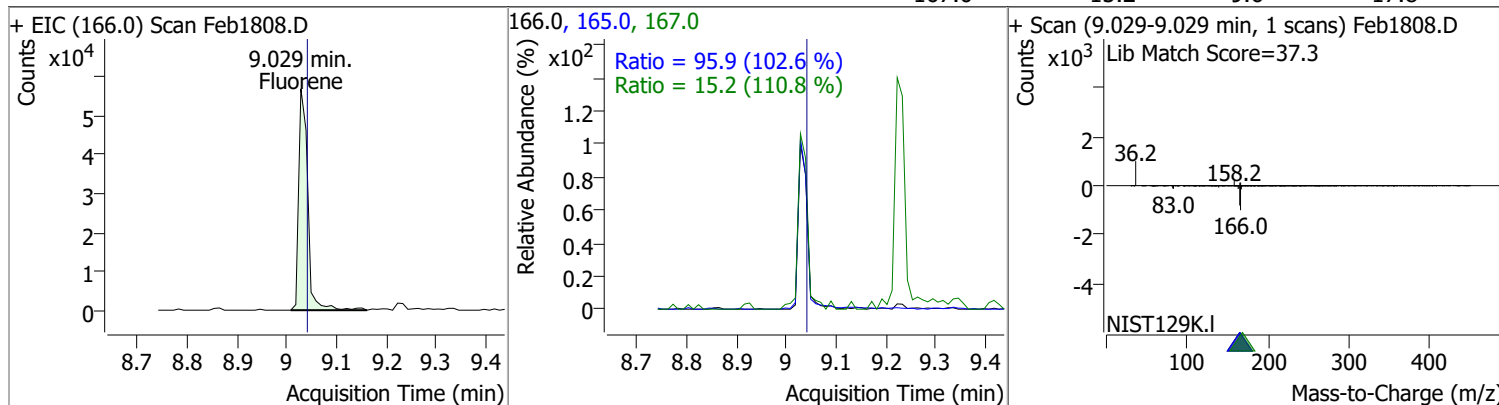


Quantitation Results Report (QT Reviewed)

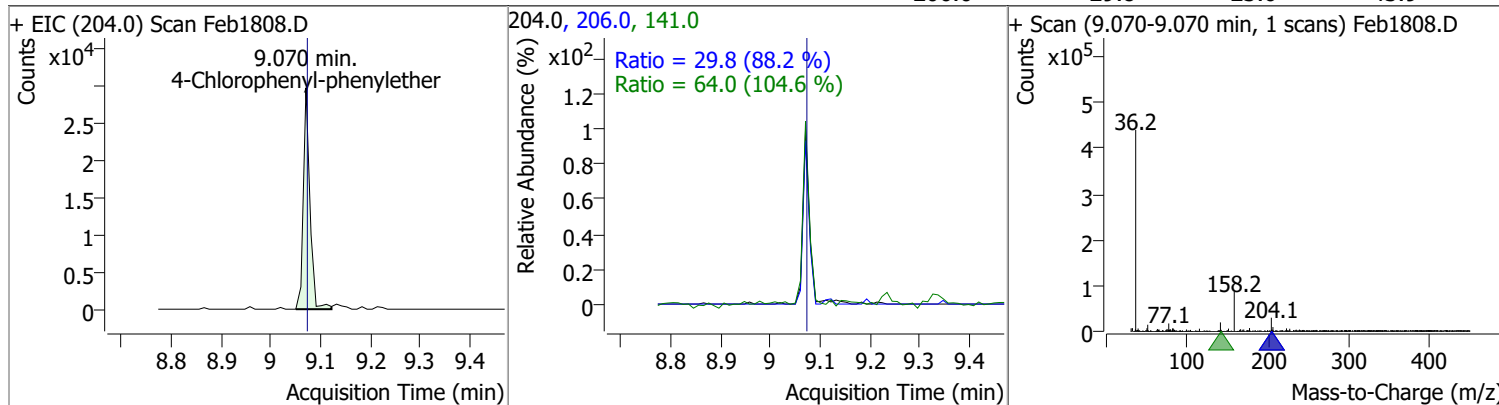
Compound	Conc.	RT	Dev(Min)	Resp.	QIon	QRatio	Lower	Upper
Diethylphthalate	4.5494	8.99	-0.01	28496	177.0	21.9	14.5	27.0
					150.0	15.6	8.7	16.2



Compound	Conc.	RT	Dev(Min)	Resp.	QIon	QRatio	Lower	Upper
Fluorene	4.0050	9.03	-0.01	72029	165.0	95.9	65.4	121.4
					167.0	15.2	9.6	17.8

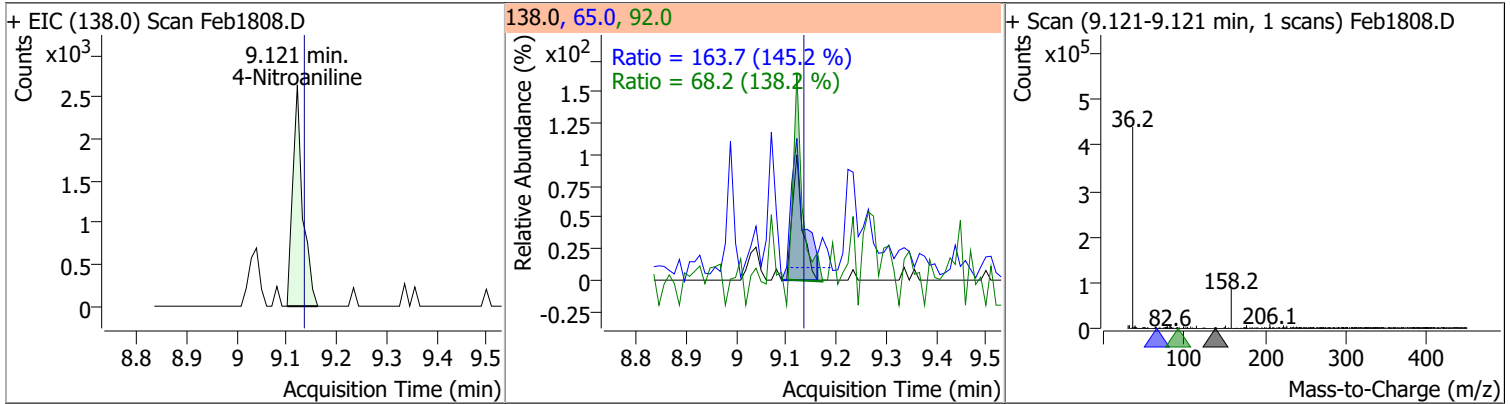


Compound	Conc.	RT	Dev(Min)	Resp.	QIon	QRatio	Lower	Upper
4-Chlorophenyl-phenylether	4.1666	9.07	0.00	27305	141.0	64.0	42.8	79.6
					206.0	29.8	23.6	43.9

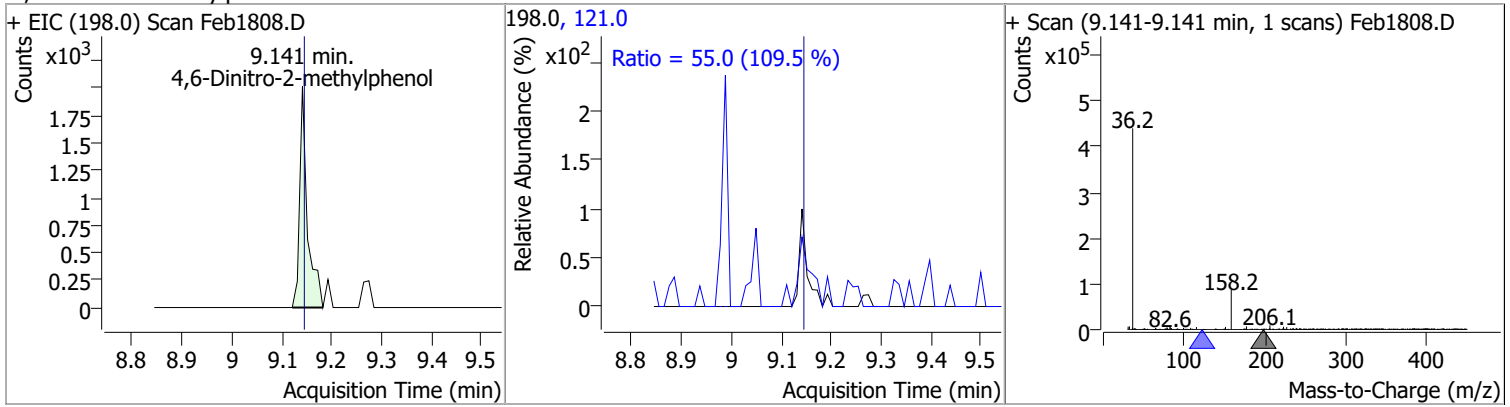


Quantitation Results Report (QT Reviewed)

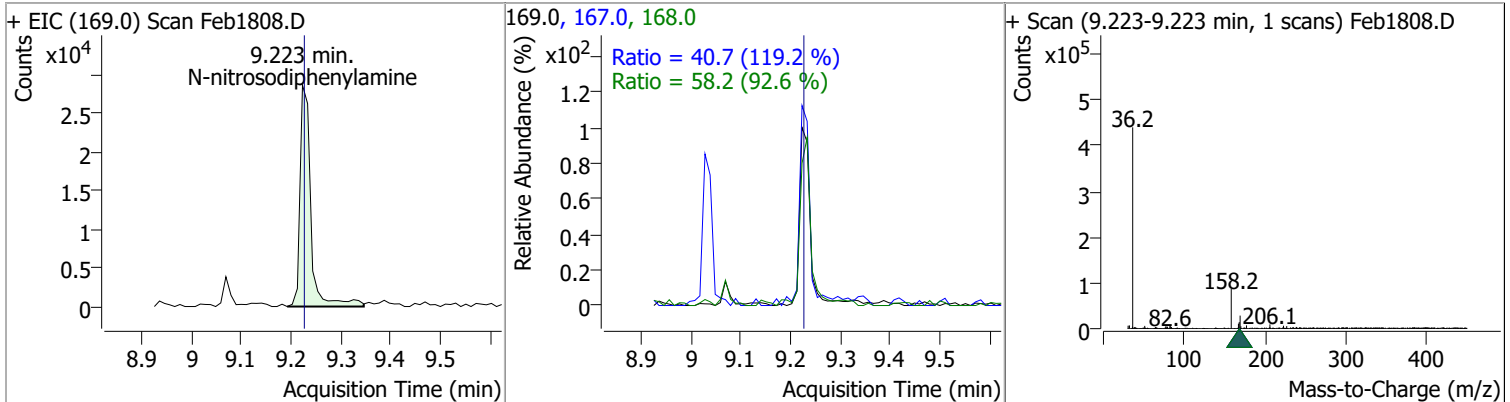
Compound	Conc.	RT	Dev(Min)	Resp.	QIon	QRatio	Lower	Upper
4-Nitroaniline	4.5119	9.12	-0.02	3692	65.0	163.7	78.9	146.6
					92.0	68.2	34.5	64.1



Compound	Conc.	RT	Dev(Min)	Resp.	QIon	QRatio	Lower	Upper
4,6-Dinitro-2-methylphenol	4.3810	9.14	-0.01	2191	121.0	55.0	35.1	65.3
					121.0	55.0	35.1	65.3

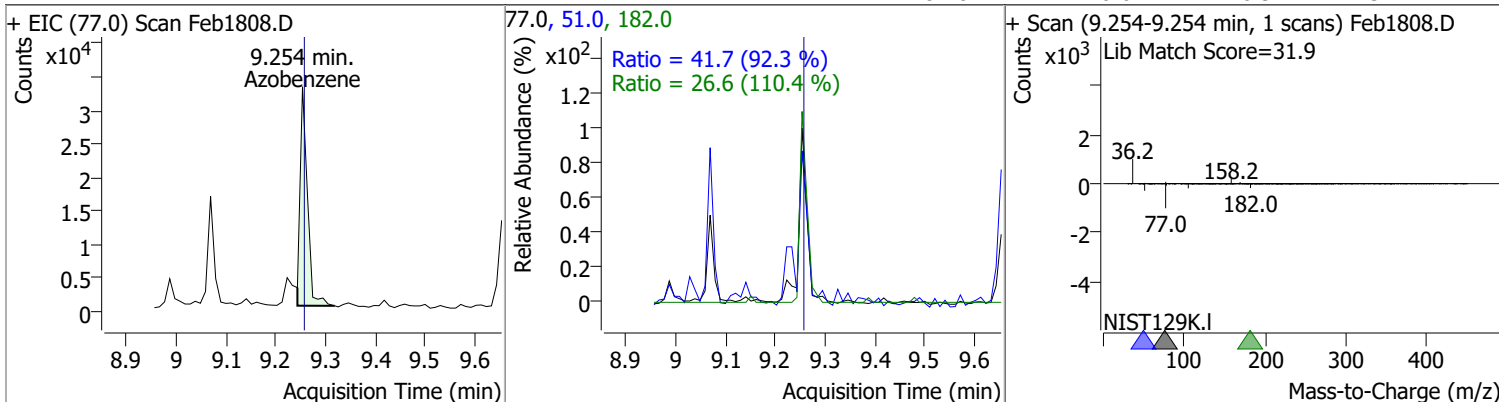


Compound	Conc.	RT	Dev(Min)	Resp.	QIon	QRatio	Lower	Upper
N-nitrosodiphenylamine	4.1405	9.22	-0.01	43107	168.0	58.2	44.0	81.7
					167.0	40.7	23.9	44.3

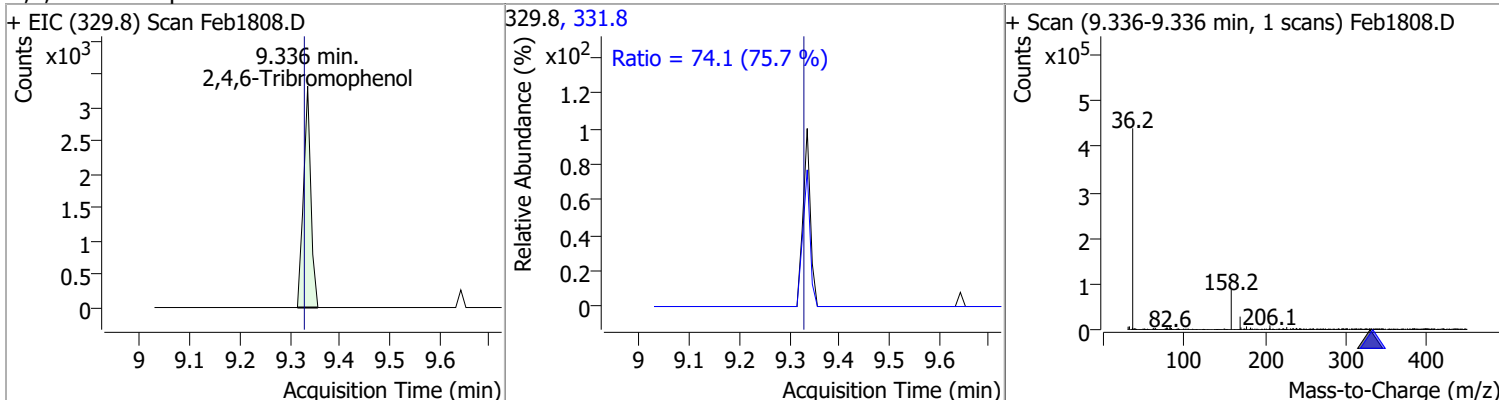


Quantitation Results Report (QT Reviewed)

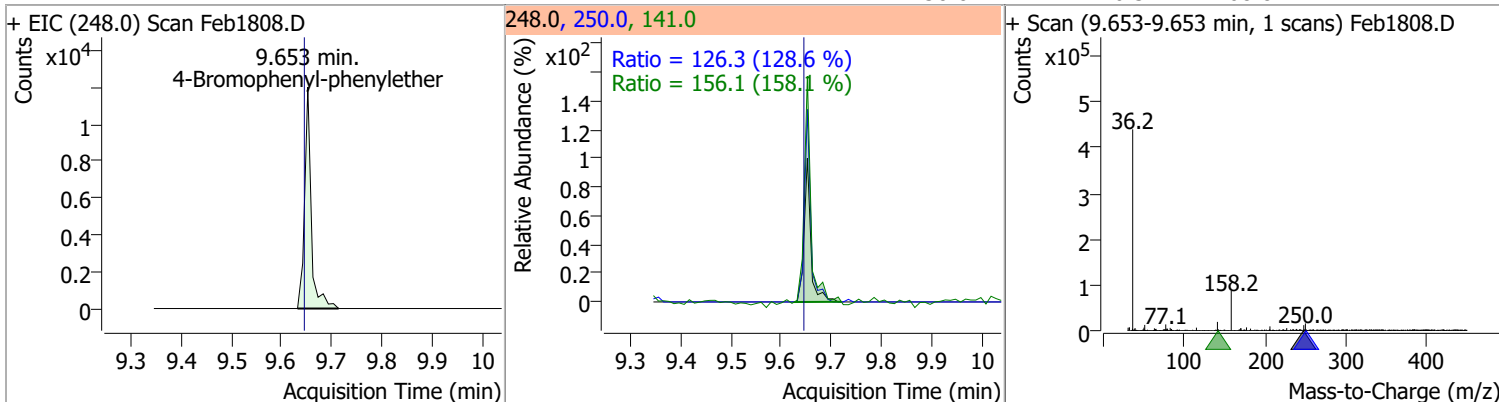
Compound	Conc.	RT	Dev(Min)	Resp.	QIon	QRatio	Lower	Upper
Azobenzene	4.3215	9.25	-0.01	33003	51.0	41.7	31.6	58.7
					182.0	26.6	16.9	31.4



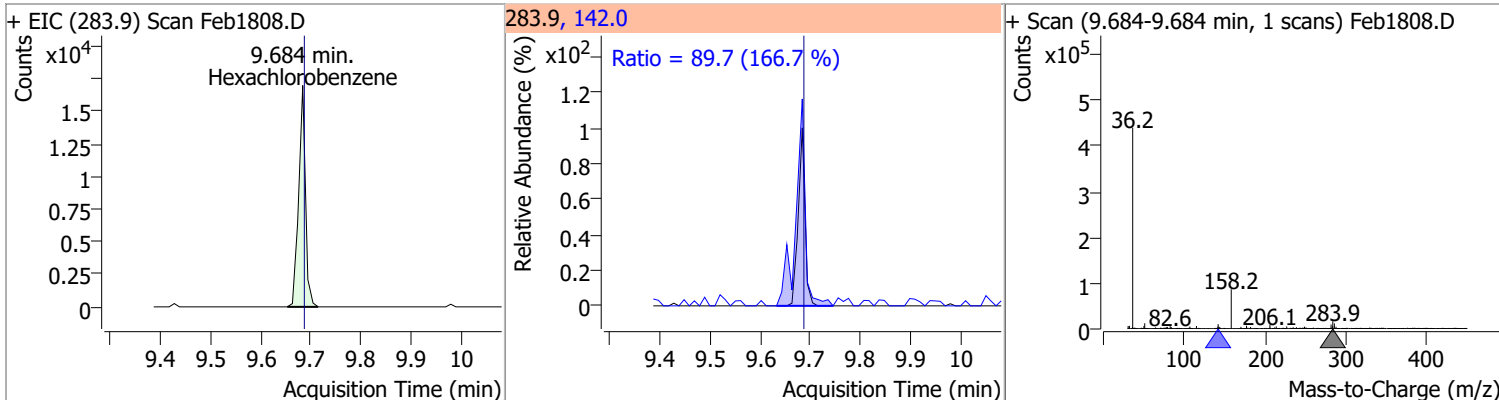
Compound	Conc.	RT	Dev(Min)	Resp.	QIon	QRatio	Lower	Upper
2,4,6-Tribromophenol	4.3844	9.34	0.00	3393	331.8	74.1	68.5	127.2



Compound	Conc.	RT	Dev(Min)	Resp.	QIon	QRatio	Lower	Upper
4-Bromophenyl-phenylether	3.9074	9.65	0.00	11110	141.0	156.1	69.1	128.4
					250.0	126.3	68.8	127.7

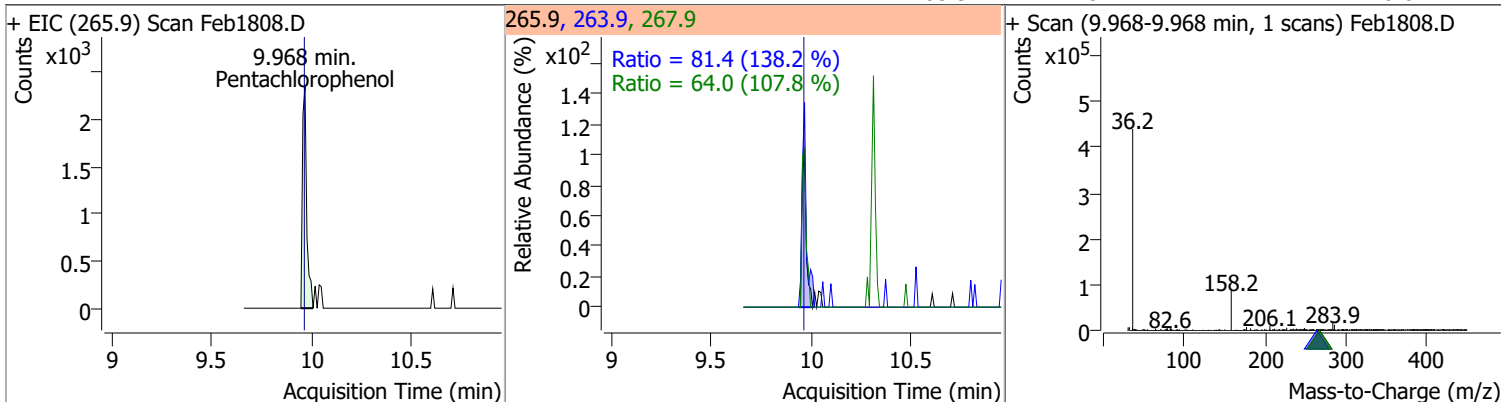


Compound	Conc.	RT	Dev(Min)	Resp.	QIon	QRatio	Lower	Upper
Hexachlorobenzene	4.2137	9.68	-0.01	15953	142.0	89.7	37.7	70.0

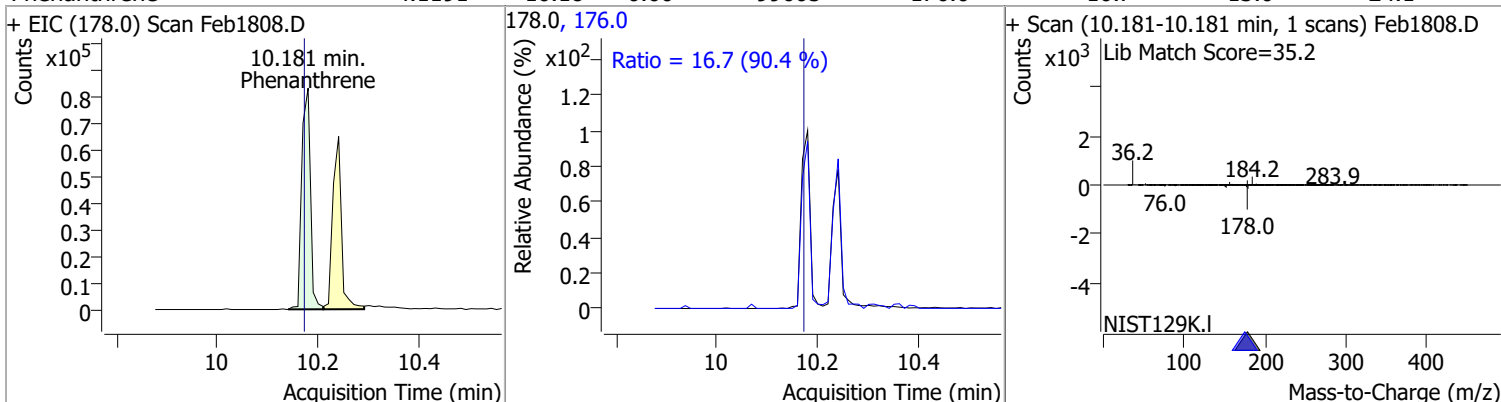


Quantitation Results Report (QT Reviewed)

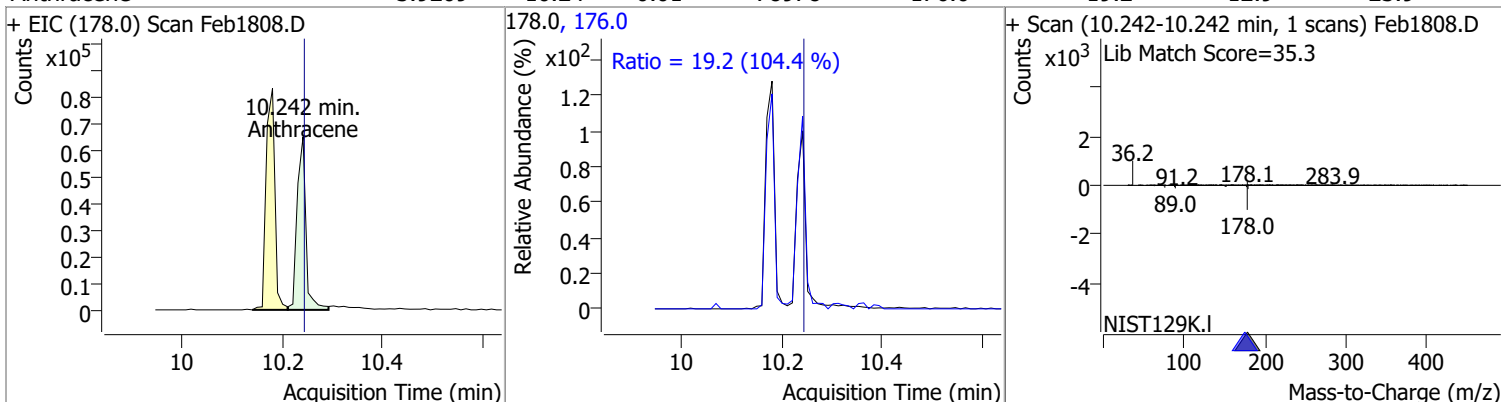
Compound	Conc.	RT	Dev(Min)	Resp.	QIon	QRatio	Lower	Upper
Pentachlorophenol	4.3365	9.97	0.00	3504	267.9	64.0	41.5	77.2
					263.9	81.4	41.2	76.6



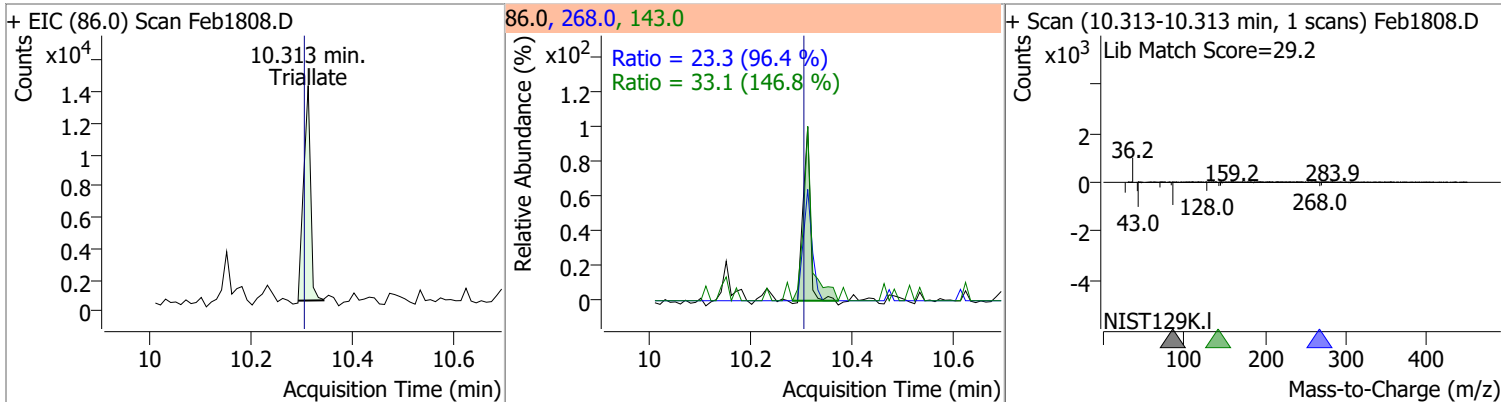
Compound	Conc.	RT	Dev(Min)	Resp.	QIon	QRatio	Lower	Upper
Phenanthrene	4.1191	10.18	0.00	99605	176.0	16.7	13.0	24.1



Compound	Conc.	RT	Dev(Min)	Resp.	QIon	QRatio	Lower	Upper
Anthracene	3.9209	10.24	-0.01	78978	176.0	19.2	12.9	23.9

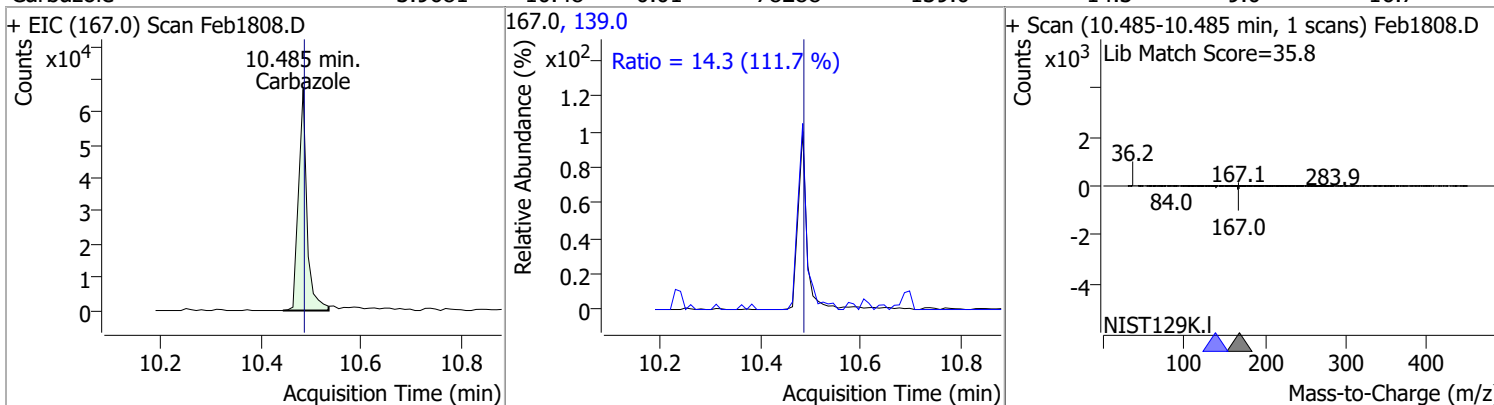


Compound	Conc.	RT	Dev(Min)	Resp.	QIon	QRatio	Lower	Upper
Triallate	4.3118	10.31	0.00	11113	268.0	23.3	16.9	31.4
					143.0	33.1	15.8	29.3

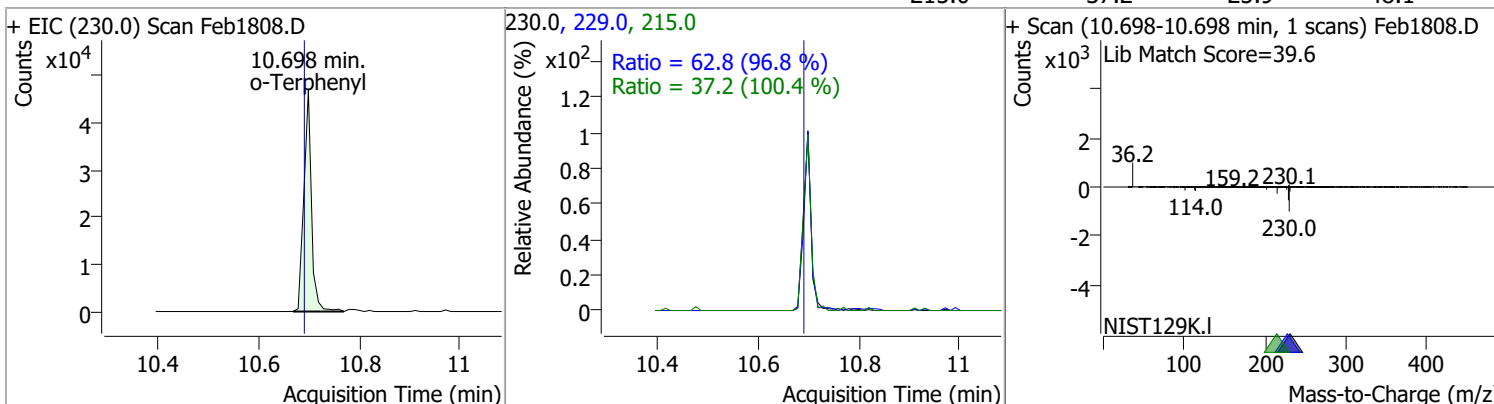


Quantitation Results Report (QT Reviewed)

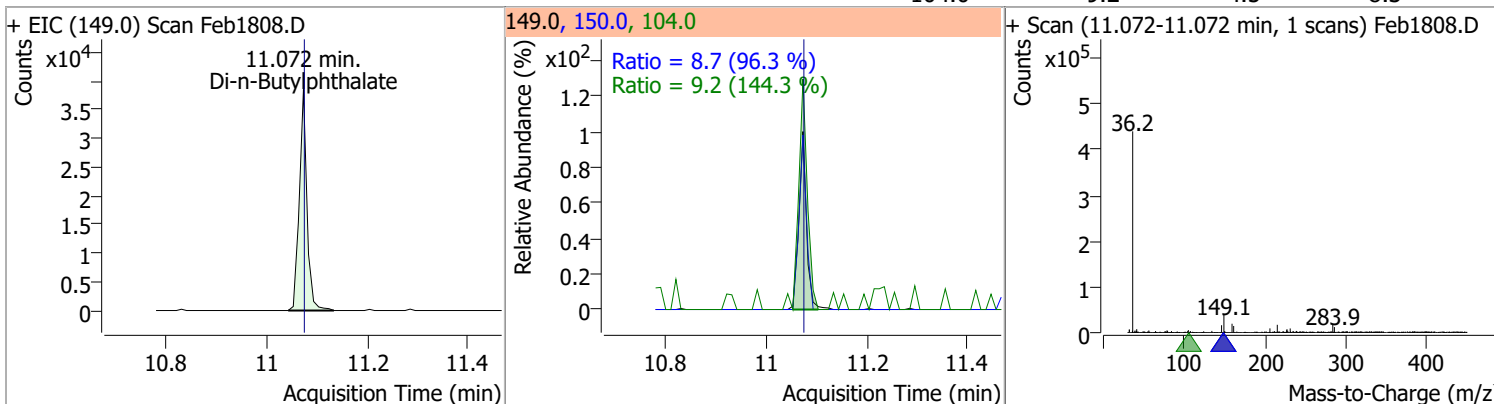
Compound	Conc.	RT	Dev(Min)	Resp.	QIon	QRatio	Lower	Upper
Carbazole	3.9681	10.48	-0.01	78288	139.0	14.3	9.0	16.7



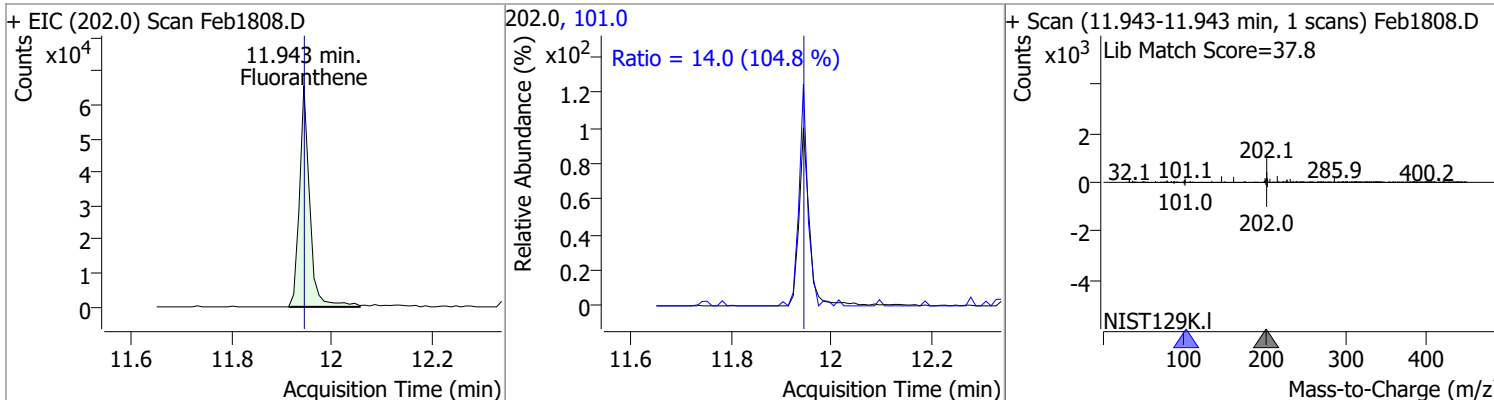
Compound	Conc.	RT	Dev(Min)	Resp.	QIon	QRatio	Lower	Upper
o-Terphenyl	4.1955	10.70	0.00	49755	229.0	62.8	45.4	84.3
					215.0	37.2	25.9	48.1



Compound	Conc.	RT	Dev(Min)	Resp.	QIon	QRatio	Lower	Upper
Di-n-Butylphthalate	4.6518	11.07	-0.01	40976	150.0	8.7	6.3	11.8
					104.0	9.2	4.5	8.3

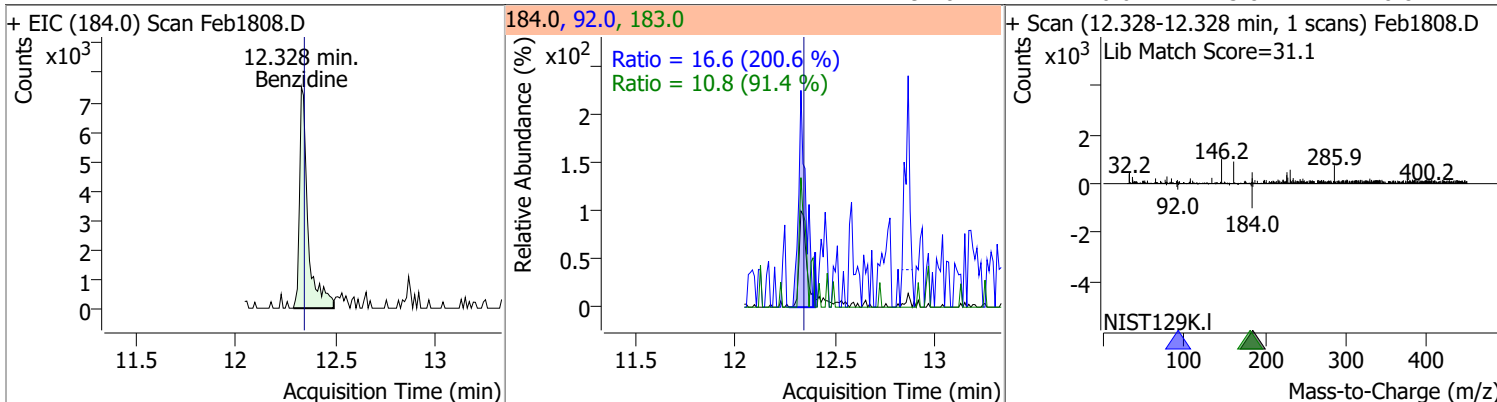


Compound	Conc.	RT	Dev(Min)	Resp.	QIon	QRatio	Lower	Upper
Fluoranthene	3.9622	11.94	-0.01	93335	101.0	14.0	9.4	17.4

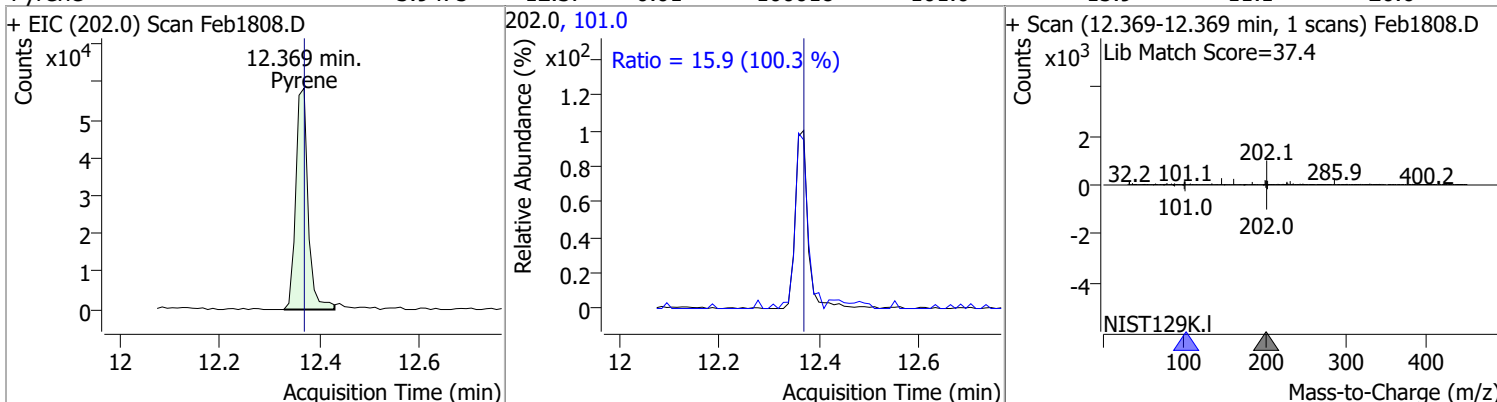


Quantitation Results Report (QT Reviewed)

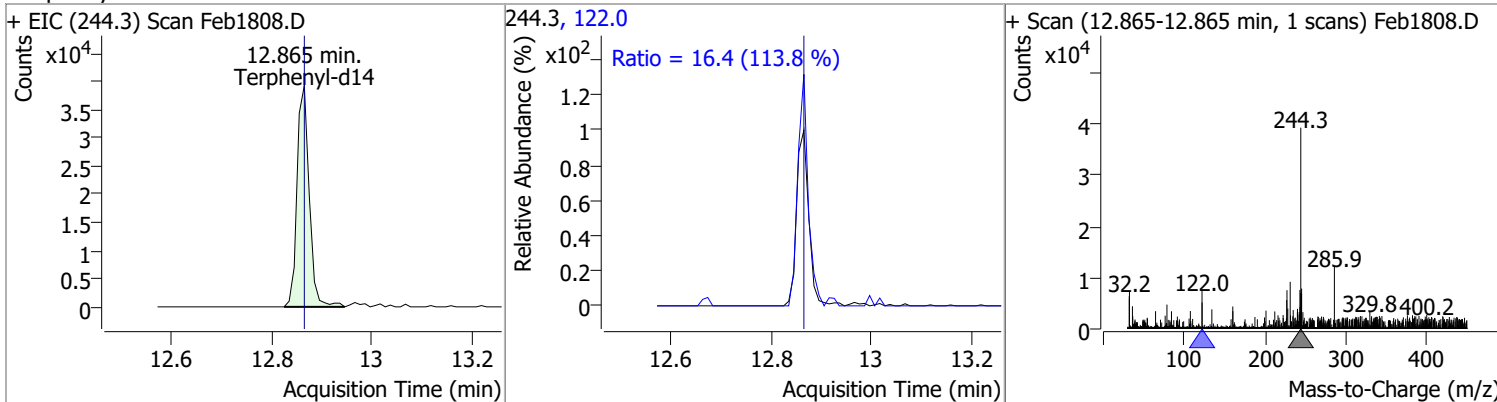
Compound	Conc.	RT	Dev(Min)	Resp.	QIon	QRatio	Lower	Upper
Benzidine	4.2042	12.33	-0.02	22030	183.0	10.8	8.3	15.4
					92.0	16.6	5.8	10.8



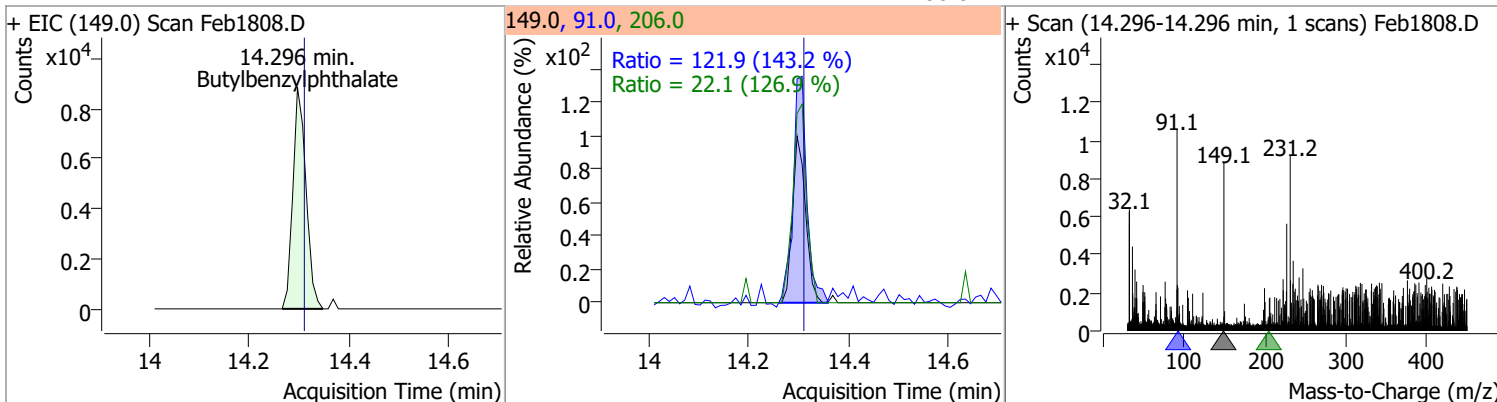
Compound	Conc.	RT	Dev(Min)	Resp.	QIon	QRatio	Lower	Upper
Pyrene	3.9475	12.37	-0.01	100018	101.0	15.9	11.1	20.6
					202.0	15.9	100.3	15.9



Compound	Conc.	RT	Dev(Min)	Resp.	QIon	QRatio	Lower	Upper
Terphenyl-d14	4.2256	12.87	-0.01	66357	122.0	16.4	10.1	18.7
					244.3	16.4	113.8	16.4

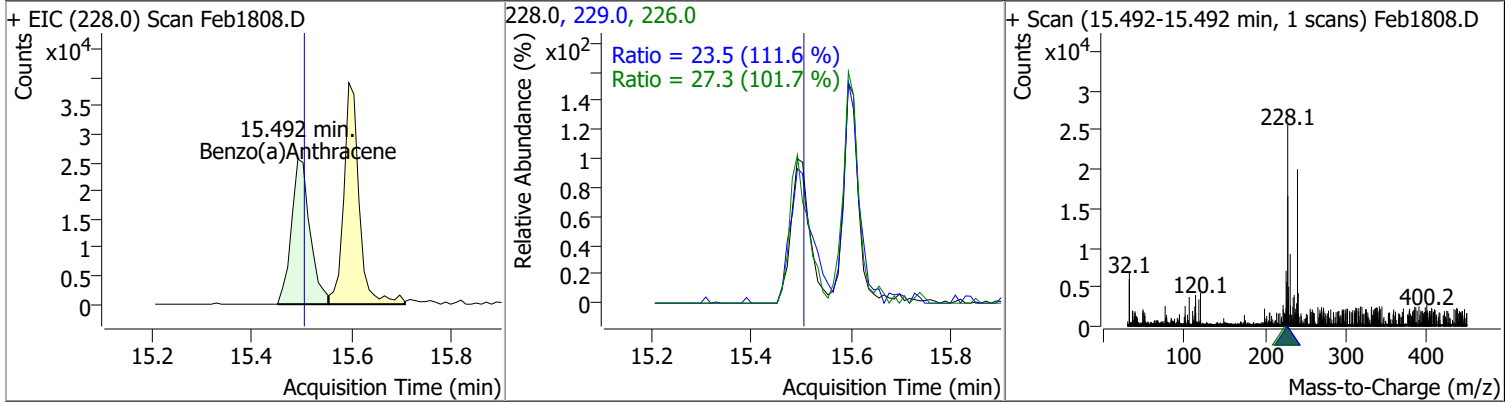


Compound	Conc.	RT	Dev(Min)	Resp.	QIon	QRatio	Lower	Upper
Butylbenzylphthalate	4.4368	14.30	-0.02	16114	91.0	121.9	59.6	110.6
					206.0	22.1	12.2	22.7

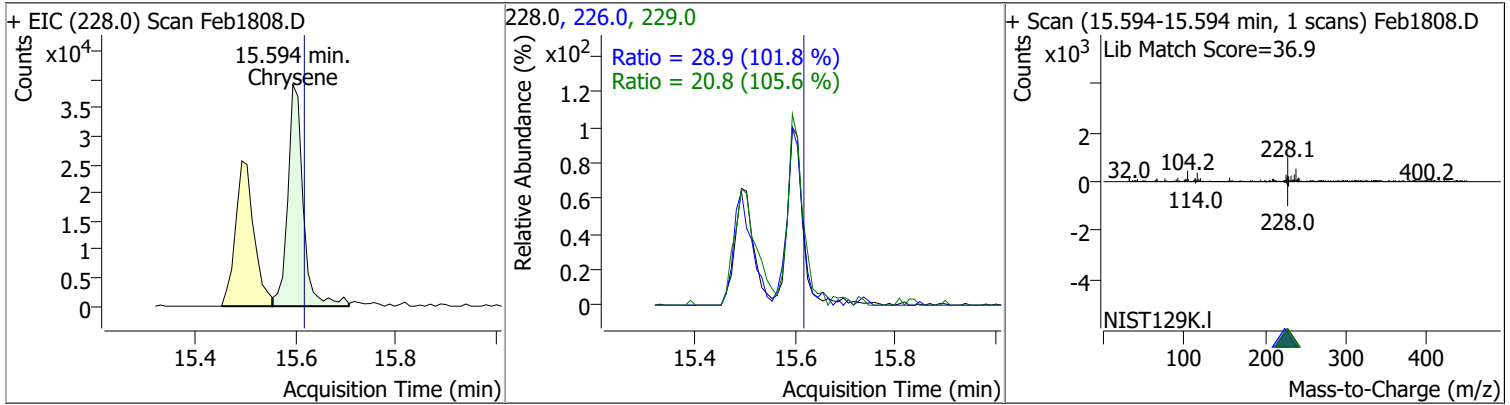


Quantitation Results Report (QT Reviewed)

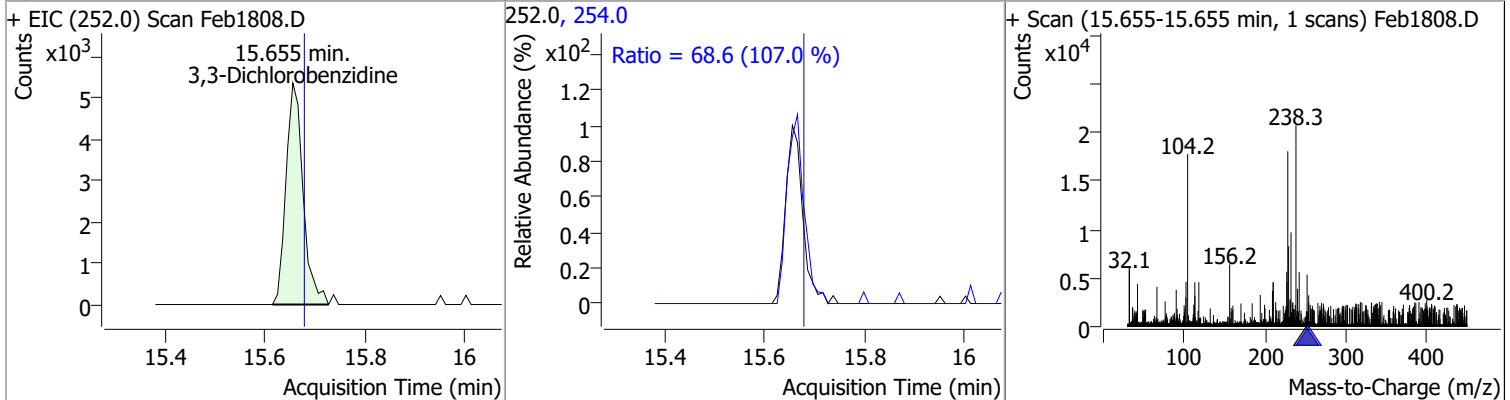
Compound	Conc.	RT	Dev(Min)	Resp.	QIon	QRatio	Lower	Upper
Benzo(a)Anthracene	3.8821	15.49	-0.02	66223	226.0	27.3	18.8	34.9
					229.0	23.5	14.7	27.4



Compound	Conc.	RT	Dev(Min)	Resp.	QIon	QRatio	Lower	Upper
Chrysene	4.1164	15.59	-0.03	83685	226.0	28.9	19.9	36.9
					229.0	20.8	13.8	25.6

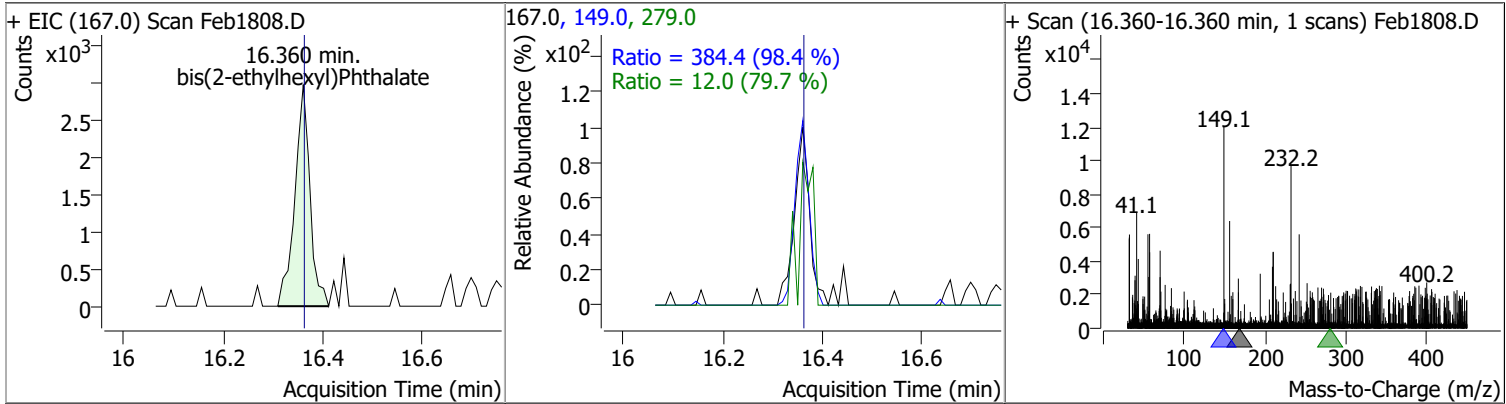


Compound	Conc.	RT	Dev(Min)	Resp.	QIon	QRatio	Lower	Upper
3,3-Dichlorobenzidine	4.5577	15.66	-0.03	12724	254.0	68.6	44.9	83.4

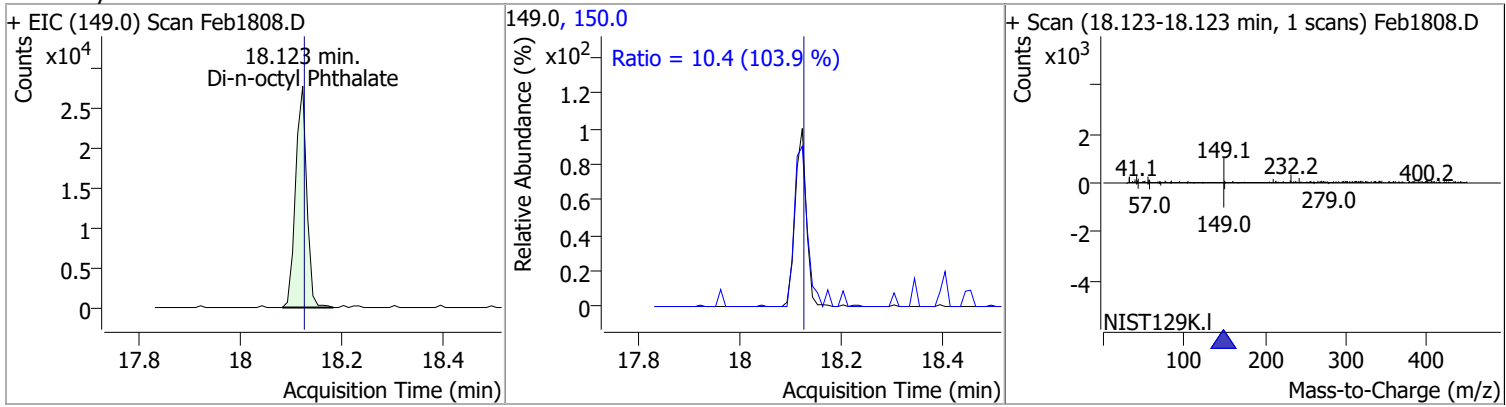


Quantitation Results Report (QT Reviewed)

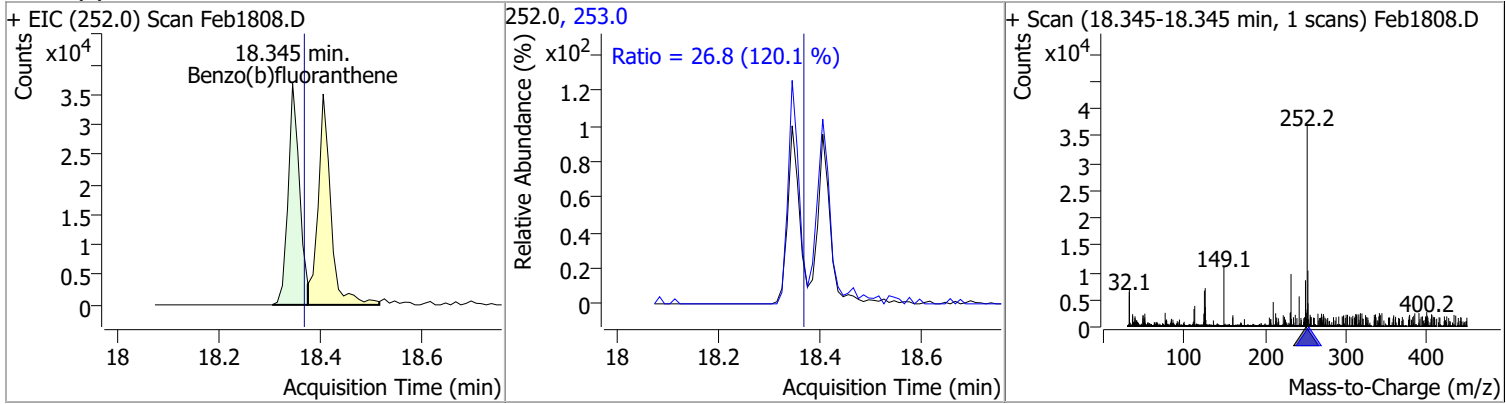
Compound	Conc.	RT	Dev(Min)	Resp.	QIon	QRatio	Lower	Upper
bis(2-ethylhexyl)Phthalate	4.2962	16.36	-0.01	6272	149.0	384.4	273.6	508.0
					279.0	12.0	10.5	19.5



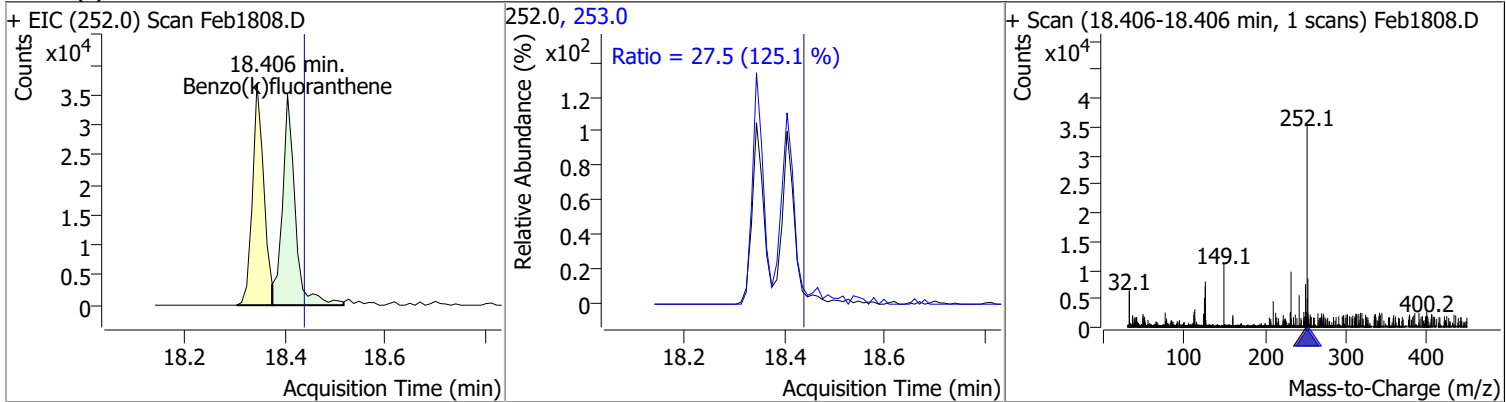
Compound	Conc.	RT	Dev(Min)	Resp.	QIon	QRatio	Lower	Upper
Di-n-octyl Phthalate	4.4834	18.12	-0.01	42821	150.0	10.4	7.0	13.0



Compound	Conc.	RT	Dev(Min)	Resp.	QIon	QRatio	Lower	Upper
Benzo(b)fluoranthene	4.2415	18.35	-0.03	57119	253.0	26.8	15.6	29.0

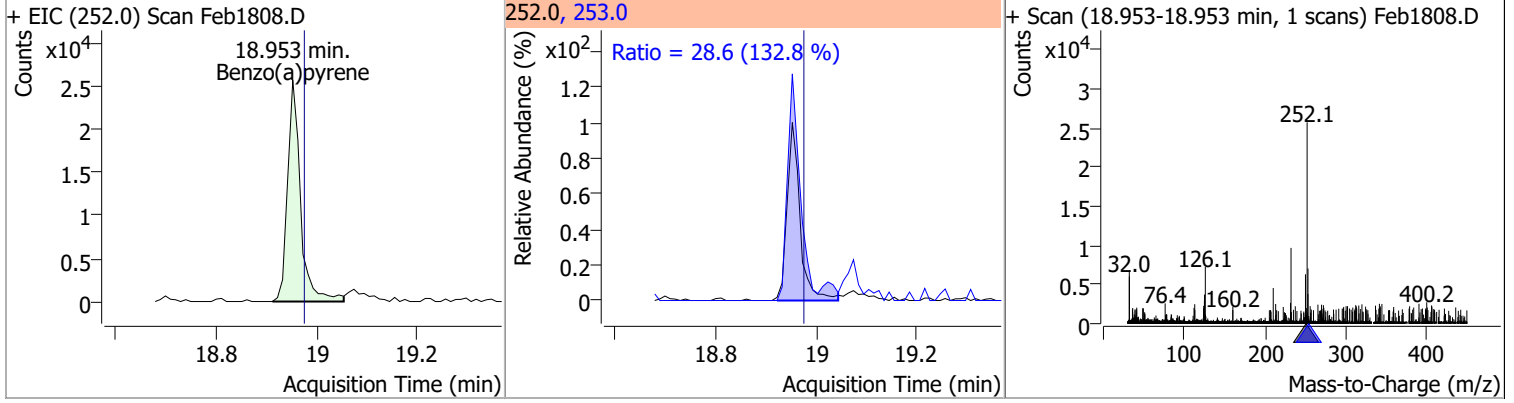


Compound	Conc.	RT	Dev(Min)	Resp.	QIon	QRatio	Lower	Upper
Benzo(k)fluoranthene	4.1837	18.41	-0.04	61699	253.0	27.5	15.4	28.6

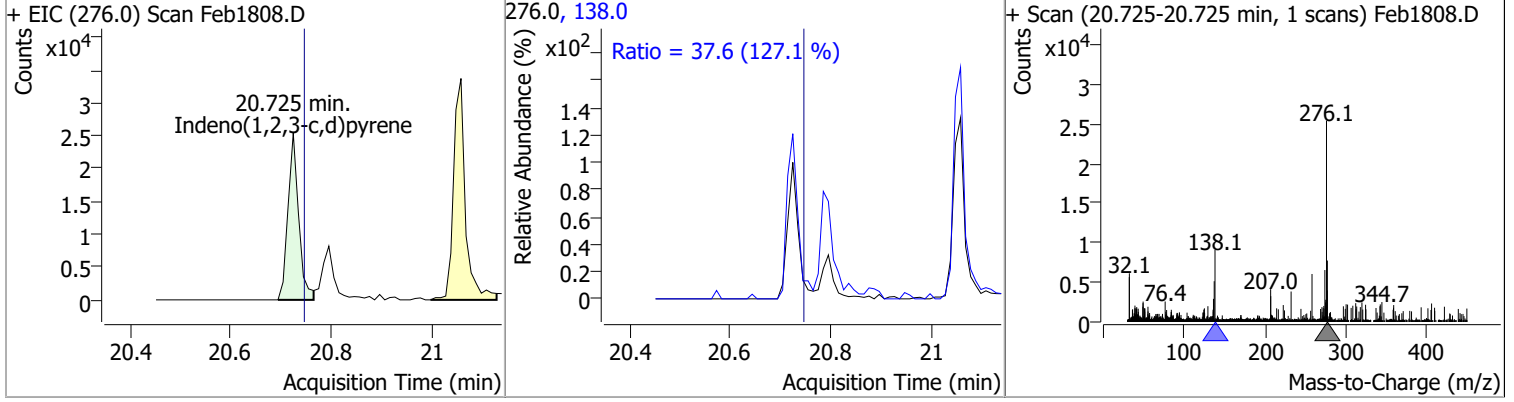


Quantitation Results Report (QT Reviewed)

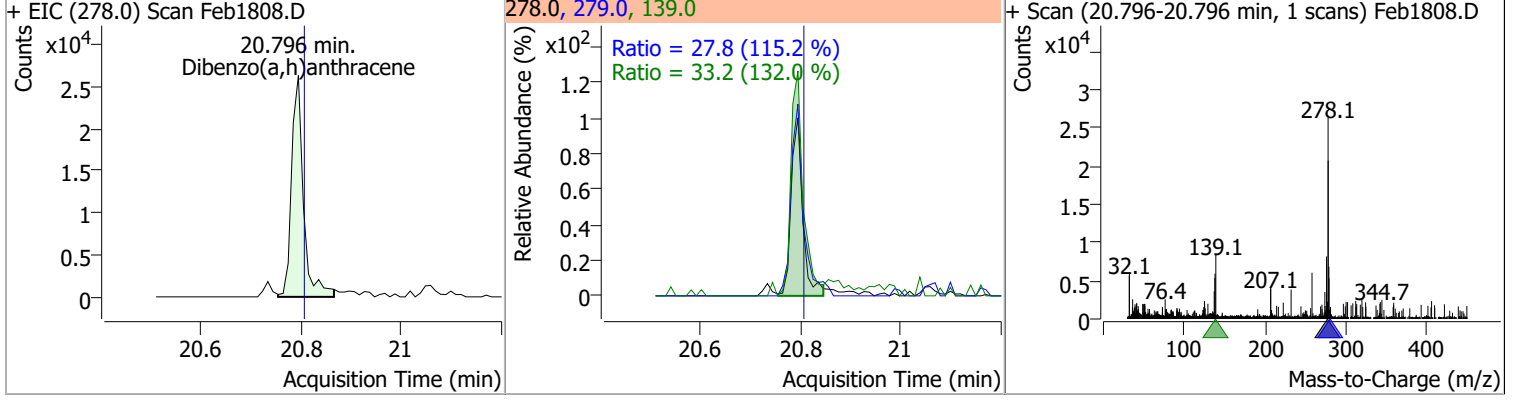
Compound	Conc.	RT	Dev(Min)	Resp.	QIon	QRatio	Lower	Upper
Benzo(a)pyrene	4.3474	18.95	-0.03	46309	253.0	28.6	15.1	28.0



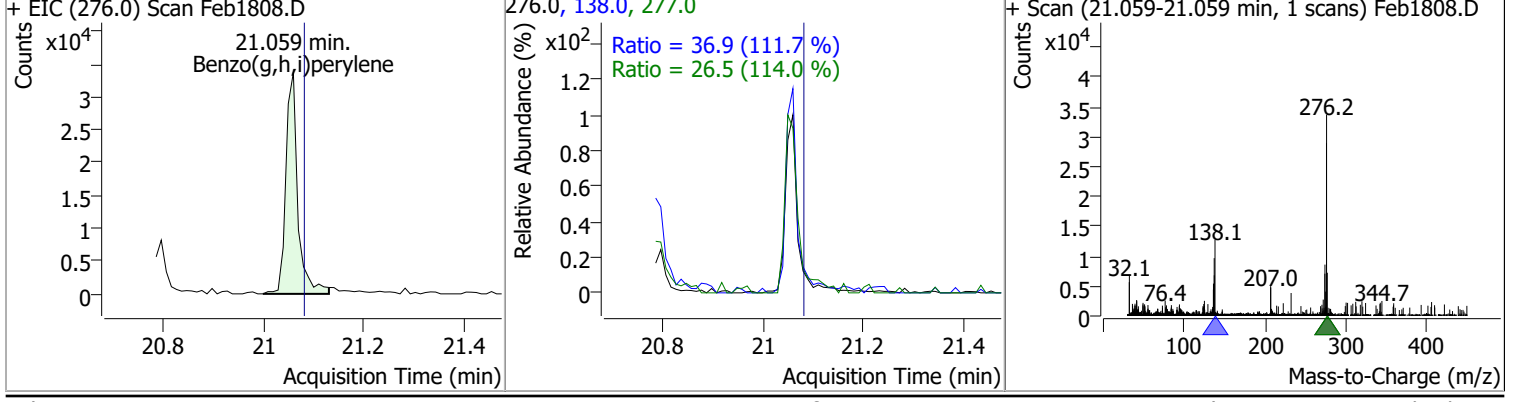
Compound	Conc.	RT	Dev(Min)	Resp.	QIon	QRatio	Lower	Upper
Indeno(1,2,3-c,d)pyrene	4.3025	20.72	-0.03	37542	138.0	37.6	20.7	38.5



Compound	Conc.	RT	Dev(Min)	Resp.	QIon	QRatio	Lower	Upper
Dibenzo(a,h)anthracene	4.3328	20.80	-0.02	43122	139.0	33.2	17.6	32.7
					279.0	27.8	16.9	31.3

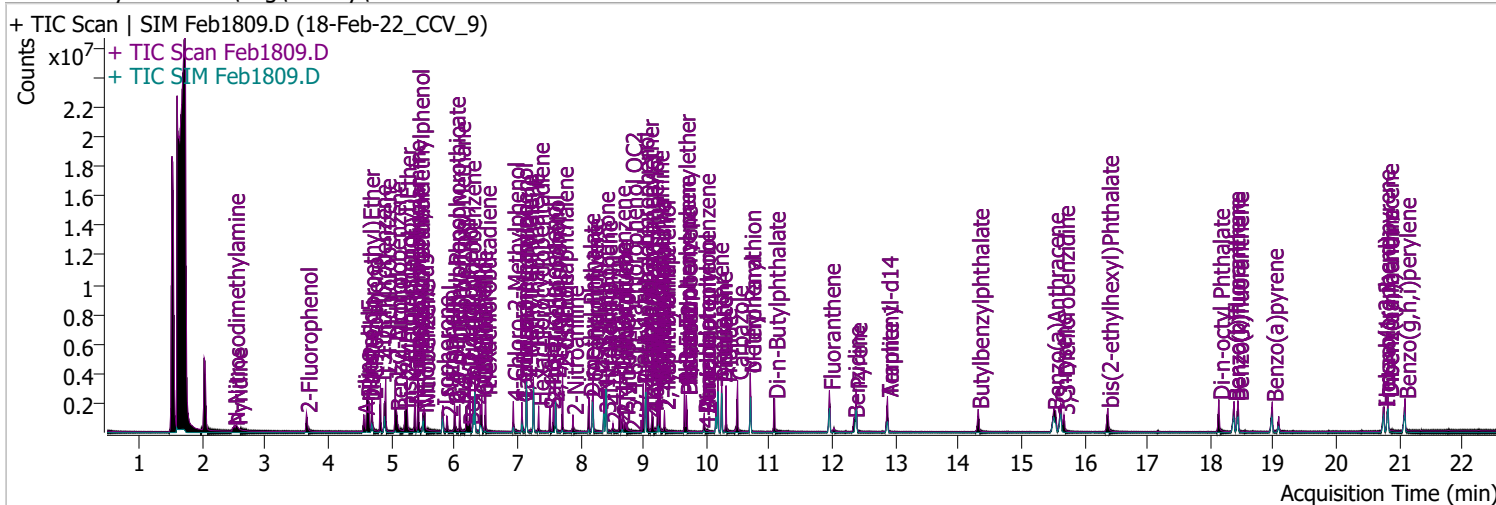


Compound	Conc.	RT	Dev(Min)	Resp.	QIon	QRatio	Lower	Upper
Benzo(g,h,i)perylene	4.2432	21.06	-0.03	55564	138.0	36.9	23.1	42.9
					277.0	26.5	16.3	30.2



Quantitation Results Report (QT Reviewed)

Data File	Feb1809.D	Operator	LIMS import
Acq. Method	BNA+SIM.M	Acq. Date-Time	2/19/2022 12:20:05 PM
Sample Name	18-Feb-22_CCV_9	Instrument	Instrument #1
Vial	9	Multiplier	1.00
DA Method File		Comment	SVOC-8270-W-LARGO
Tune File	dftppdsm.u	Tune Date	2/18/2022 9:25:00 PM
Batch Name	021822 DoD BNA cal.batch.bin	Last Calib Update	2/19/2022 1:06:17 PM
Ref Library	D:\Org\Library\NIST129K.I		



Compound	RT	QIon	Resp.	Conc.	Units	Dev(Min)
----------	----	------	-------	-------	-------	----------

Internal Standards

System Monitoring Compounds

S 2-Fluorophenol	3.653	112.0	629648	81.6051	µg/L	0.000
Spiked Amount: 200.000	Range: 10.0 - 75.0%			Recovery = 40.80%		
S Phenol-d5	4.613	99.0	772410	78.0649	µg/L	0.000
Spiked Amount: 200.000	Range: 10.0 - 65.0%			Recovery = 39.03%		
S Nitrobenzene-d5	5.502	82.0	394242	71.6023	µg/L	0.000
Spiked Amount: 100.000	Range: 32.0 - 94.0%			Recovery = 71.60%		
S 2-Fluorobiphenyl	7.605	172.0	1100230	67.6979	µg/L	0.000
Spiked Amount: 100.000	Range: 28.0 - 107.0%			Recovery = 67.70%		
S 2,4,6-Tribromophenol	9.336	329.8	94811	74.0198	µg/L	0.000
Spiked Amount: 200.000	Range: 25.0 - 140.0%			Recovery = 37.01%		
S Terphenyl-d14	12.875	244.3	1184579	72.4848	µg/L	0.000
Spiked Amount: 100.000	Range: 32.0 - 122.0%			Recovery = 72.48%		

Target Compounds

Compound	RT	QIon	Resp.	Conc.	Units	QValue
T N-Nitrosodimethylamine	2.499	74.0	201549	84.9162	µg/L	95
T Pyridine	2.540	79.0	505592	85.2331	µg/L	100
T Aniline	4.562	93.0	659983	46.5624	µg/L	96
T Phenol	4.623	94.0	922606	83.6403	µg/L	96
T bis(-2-Chloroethyl)Ether	4.644	63.0	605585	81.3944	µg/L	97
T 2-Chlorophenol	4.695	128.0	714073	81.3755	µg/L	100
T 1,3-Dichlorobenzene	4.828	146.0	912914	81.5694	µg/L	100
T 1,4-Dichlorobenzene	4.909	146.0	910418	81.0126	µg/L	m 98
T 1,2-Dichlorobenzene	5.063	146.0	890719	81.6838	µg/L	99
T Benzyl Alcohol	5.083	108.0	349450	78.5671	µg/L	93
T bis(2-chloroisopropyl)Ether	5.226	121.0	198614	66.6763	µg/L	100
T 2-Methylphenol	5.246	107.0	612115	80.0280	µg/L	m 95
T N-nitroso-Di-n-propylamine	5.369	70.0	442003	83.3946	µg/L	99
T 4Methylphenol/3Methylphenol	5.430	107.0	816321	78.3474	µg/L	99
T Hexachloroethane	5.430	117.0	259885	77.1157	µg/L	99

Quantitation Results Report (QT Reviewed)

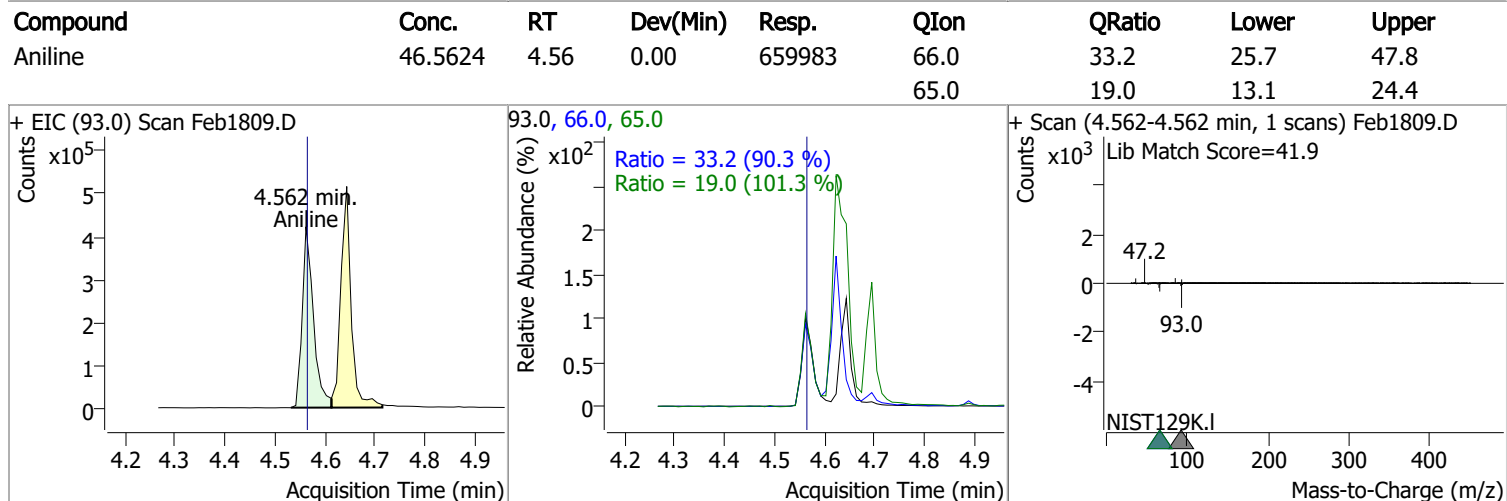
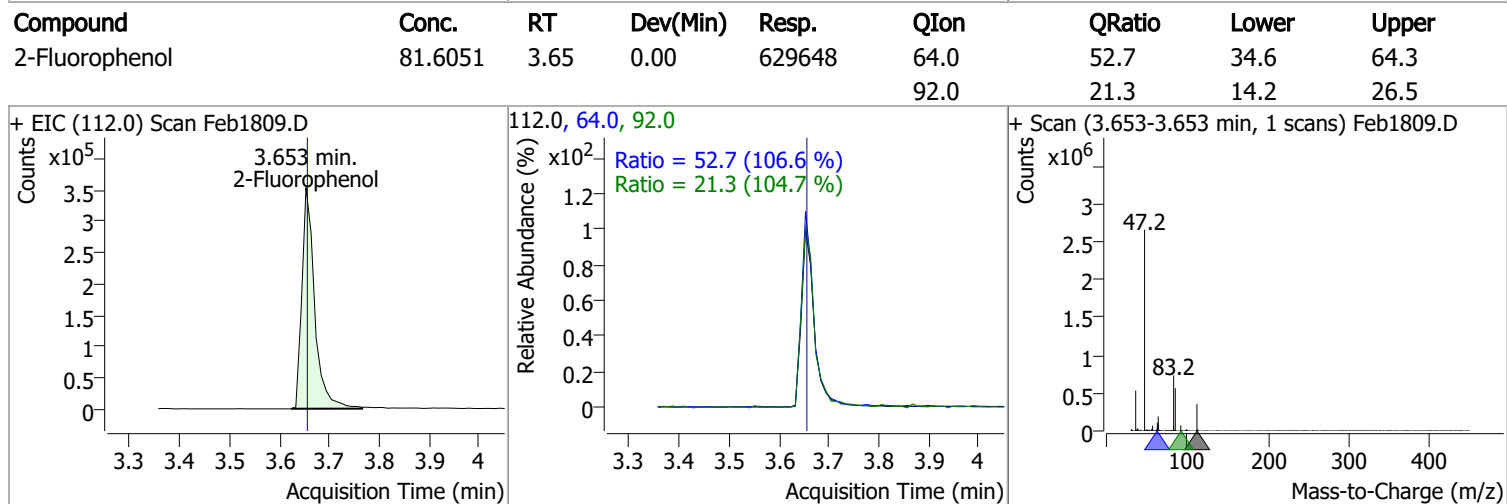
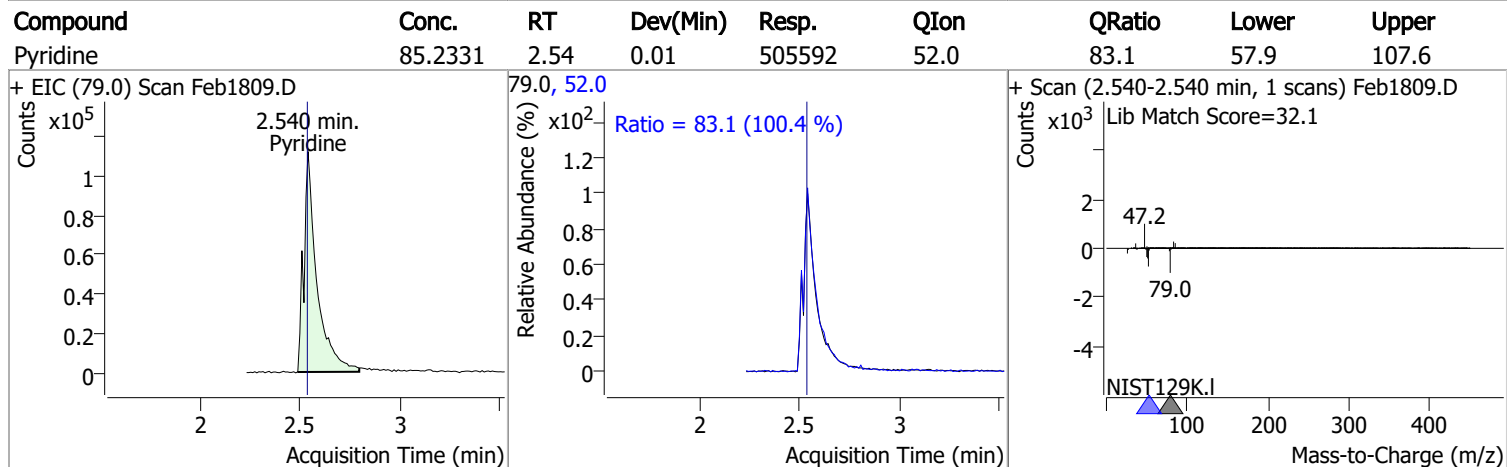
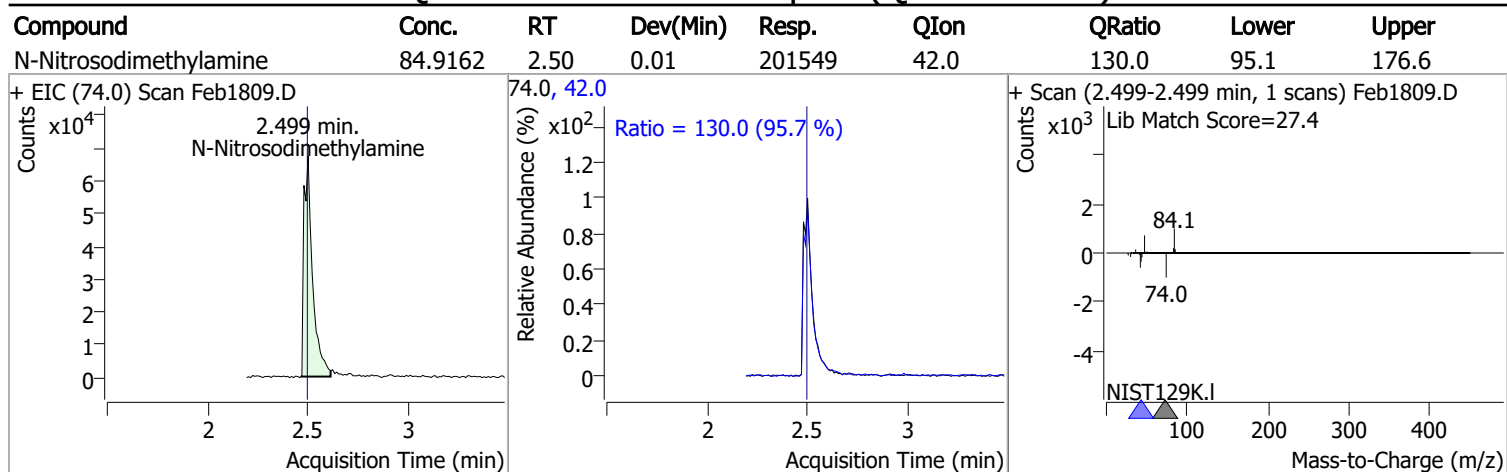
Compound	RT	QIon	Resp.	Conc.	Units	Dev(Min)	
T Nitrobenzene	5.522	123.1	203074	72.6407	µg/L	98	
T Isophorone	5.818	82.0	952075	73.0163	µg/L	100	
T 2-Nitrophenol	5.890	139.0	230240	78.6630	µg/L	98	
T 2,4-Dimethylphenol	6.003	122.0	471706	77.5019	µg/L	98	
T bis(-2-Chloroethoxy)Methane	6.085	93.0	542758	71.5798	µg/L	93	
T 2,4-Dichlorophenol	6.198	162.0	451820	77.6923	µg/L	97	
T Benzoic Acid	6.229	105.0	237375	76.1167	µg/L	90	
T 1,2,4-Trichlorobenzene	6.249	180.0	556684	80.1098	µg/L	98	
T Naphthalene	6.331	128.0	1701484	82.4832	µg/L	99	
T 4-Chlorophenol	6.413	130.0	174820	80.1371	µg/L	88	
T p-Chloroaniline	6.434	127.0	596772	73.5230	µg/L	94	
T Hexachlorobutadiene	6.496	224.9	286141	79.0445	µg/L	98	
T 4-Chloro-2-Methylphenol	6.937	107.0	402121	74.4384	µg/L	m	96
T 4-Chloro-3-Methylphenol	7.071	107.0	449625	79.9010	µg/L	m	99
T 2-Methylnaphthalene	7.143	141.0	934925	79.5615	µg/L		99
T 1-Methylnaphthalene	7.256	141.0	864319	75.4676	µg/L		98
T Hexachlorocyclopentadiene	7.338	236.9	167582	73.3354	µg/L		99
T 2,4,6-Trichlorophenol	7.523	196.0	289067	72.3850	µg/L	m	99
T 2,4,5-Trichlorophenol	7.574	196.0	325852	72.8614	µg/L	m	97
T 2-Chloronaphthalene	7.718	162.0	1122871	82.2466	µg/L		99
T 2-Nitroaniline	7.882	65.0	161803	66.9049	µg/L		100
T Dimethyl Phthalate	8.139	163.0	1155106	83.8145	µg/L		99
T 2,6-Dinitrotoluene	8.190	165.0	139972	74.3170	µg/L		96
T Acenaphthylene	8.200	152.1	1526451	69.8871	µg/L		99
T 3-Nitroaniline	8.394	138.0	169184	78.9929	µg/L		97
T Acenaphthene	8.415	154.0	1009554	80.6345	µg/L		99
T 2,4-Dinitrophenol	8.517	184.0	68442	73.4507	µg/L		98
T Dibenzofuran	8.630	168.0	1641005	79.9136	µg/L		98
T 2,4-Dinitrotoluene	8.671	165.0	186566	79.2675	µg/L		100
T 4-Nitrophenol	8.701	109.0	178388	77.0307	µg/L		98
T Diethylphthalate	8.998	149.0	1166621	81.6817	µg/L		100
T Fluorene	9.039	166.0	1266305	76.9108	µg/L		100
T 4-Chlorophenyl-phenylether	9.070	204.0	542729	73.4968	µg/L		98
T 4-Nitroaniline	9.141	138.0	174323	77.0022	µg/L		98
T 4,6-Dinitro-2-methylphenol	9.151	198.0	94058	69.9760	µg/L		99
T N-nitrosodiphenylamine	9.233	169.0	880335	82.3616	µg/L		99
T Azobenzene	9.264	77.0	1088752	77.2870	µg/L		91
T 4-Bromophenyl-phenylether	9.653	248.0	303382	75.6263	µg/L		96
T Hexachlorobenzene	9.683	283.9	307143	74.6326	µg/L		99
T Pentachlorophenol	9.968	265.9	154444	80.7752	µg/L		97
T Phenanthrene	10.181	178.0	1690096	75.7953	µg/L		99
T Anthracene	10.242	178.0	1595291	76.1040	µg/L		100
T Triallate	10.313	86.0	390681	78.3979	µg/L		96
T Carbazole	10.495	167.0	1718160	80.7772	µg/L		99
T o-Terphenyl	10.697	230.0	880627	74.5678	µg/L		99
T Di-n-Butylphthalate	11.082	149.0	1581866	79.0134	µg/L		100
T Fluoranthene	11.953	202.0	1727903	77.6312	µg/L		98
T Benzidine	12.338	184.0	590851	75.0213	µg/L		99
T Pyrene	12.379	202.0	1840668	75.7452	µg/L		98
T Butylbenzylphthalate	14.316	149.0	535896	80.5784	µg/L		96
T Benzo(a)Anthracene	15.512	228.0	1445216	82.3594	µg/L		99
T Chrysene	15.624	228.0	1558124	79.3013	µg/L		97
T 3,3-Dichlorobenzidine	15.675	252.0	412447	67.7817	µg/L		100
T bis(2-ethylhexyl)Phthalate	16.370	167.0	177710	78.2900	µg/L		99
T Di-n-octyl Phthalate	18.133	149.0	1235233	78.7517	µg/L		99

Quantitation Results Report (QT Reviewed)

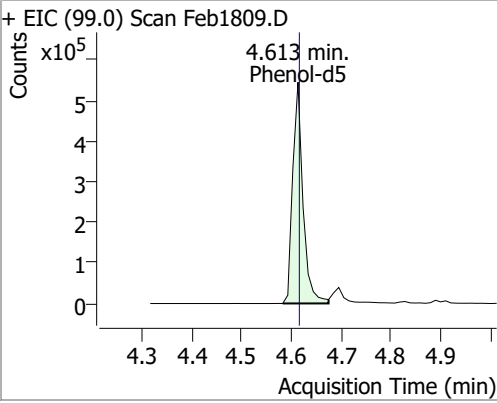
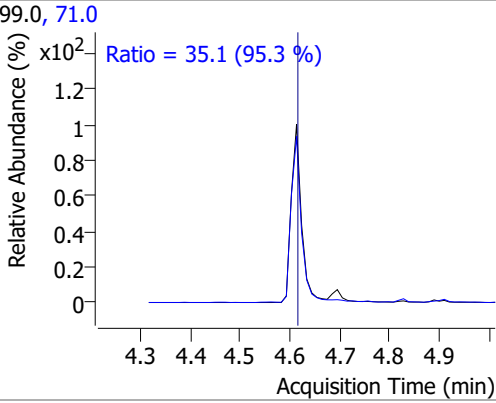
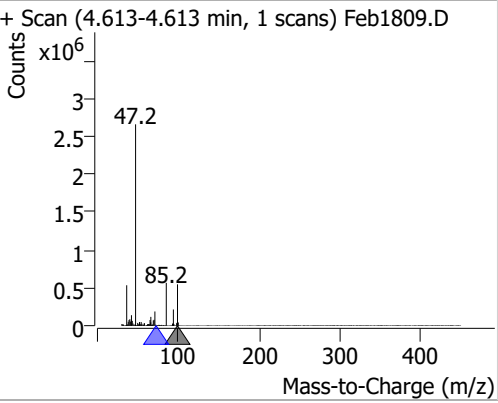
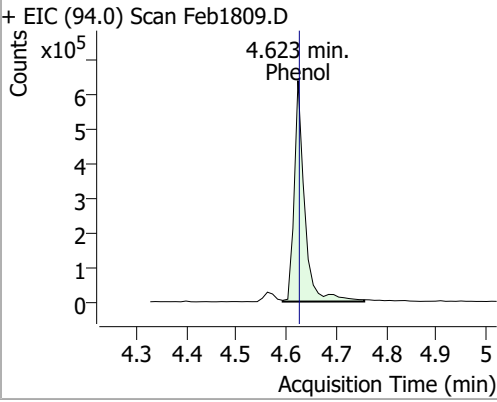
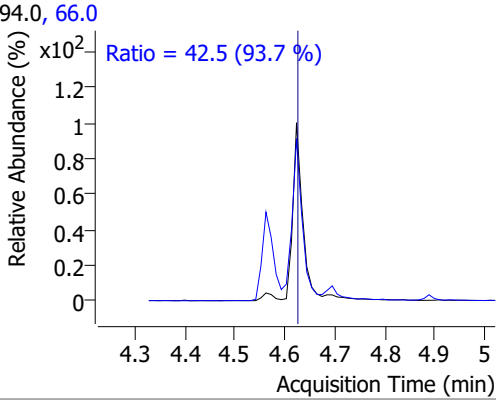
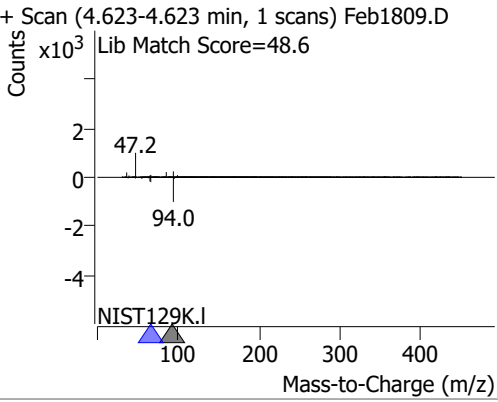
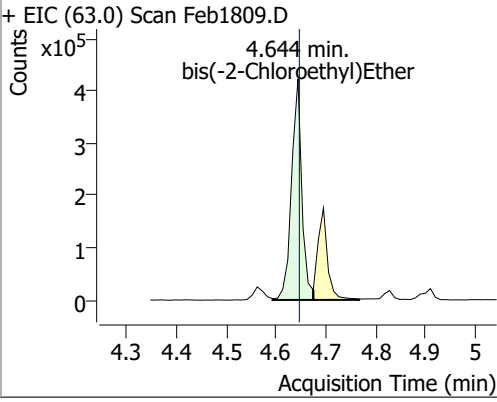
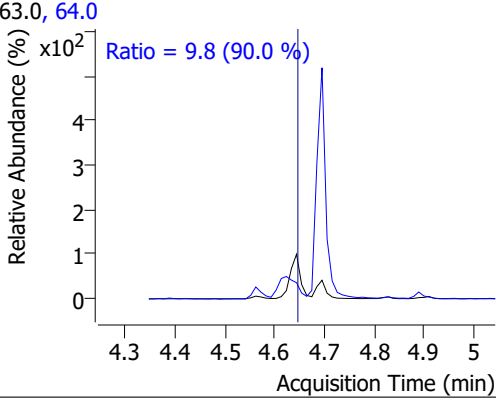
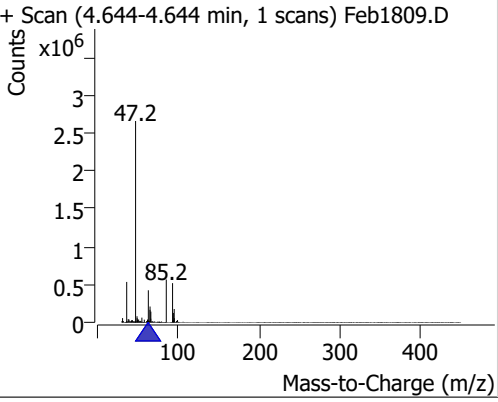
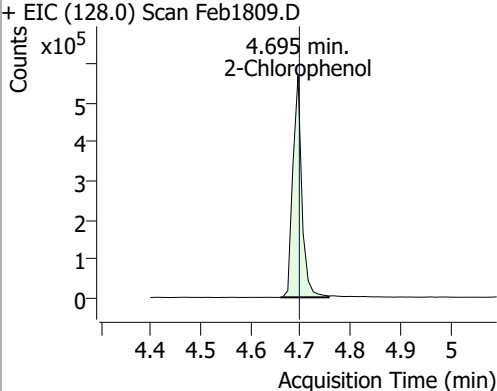
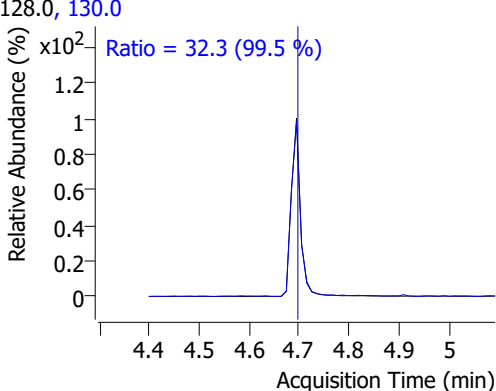
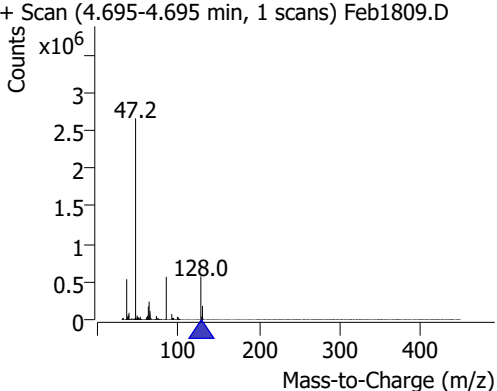
Compound	RT	QIon	Resp.	Conc.	Units	Dev(Min)
T Benzo(b)fluoranthene	18.376	252.0	1337400	77.1232	µg/L	99
T Benzo(k)fluoranthene	18.436	252.0	1401698	76.8826	µg/L	98
T Benzo(a)pyrene	18.983	252.0	1242141	75.6708	µg/L	99
T Indeno(1,2,3-c,d)pyrene	20.755	276.0	1059011	76.8896	µg/L	96
T Dibenzo(a,h)anthracene	20.816	278.0	1185669	79.0840	µg/L	99
T Benzo(g,h,i)perylene	21.089	276.0	1251600	78.8525	µg/L	98

(#) = Qualifier Out of Range; (m) = Manual Integration; (+) = Area Summed; (*) = Surrogate Percent Recovery Out of Range; (d): Zeroed Peak

Quantitation Results Report (QT Reviewed)

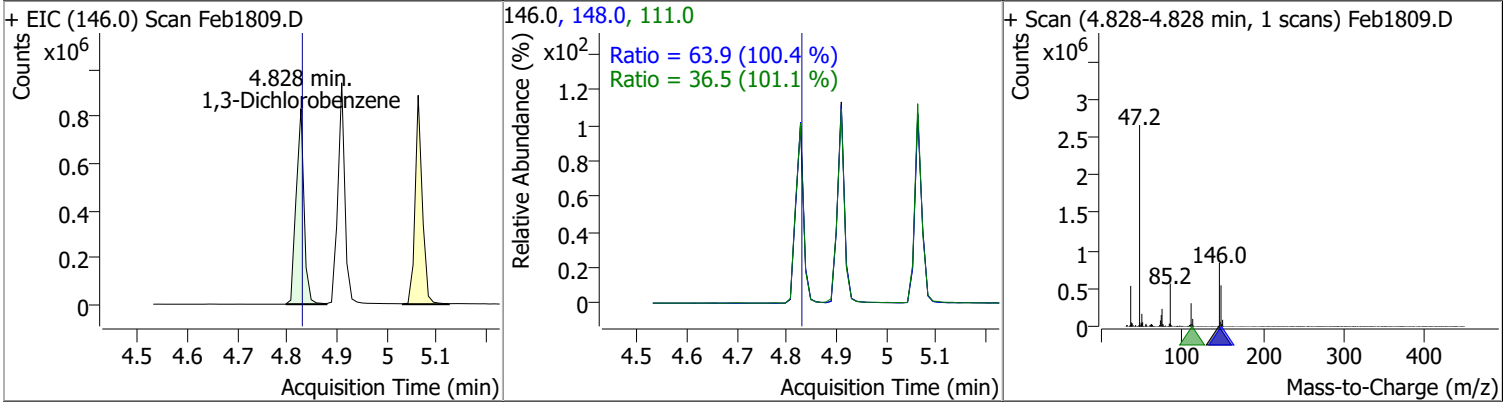


Quantitation Results Report (QT Reviewed)

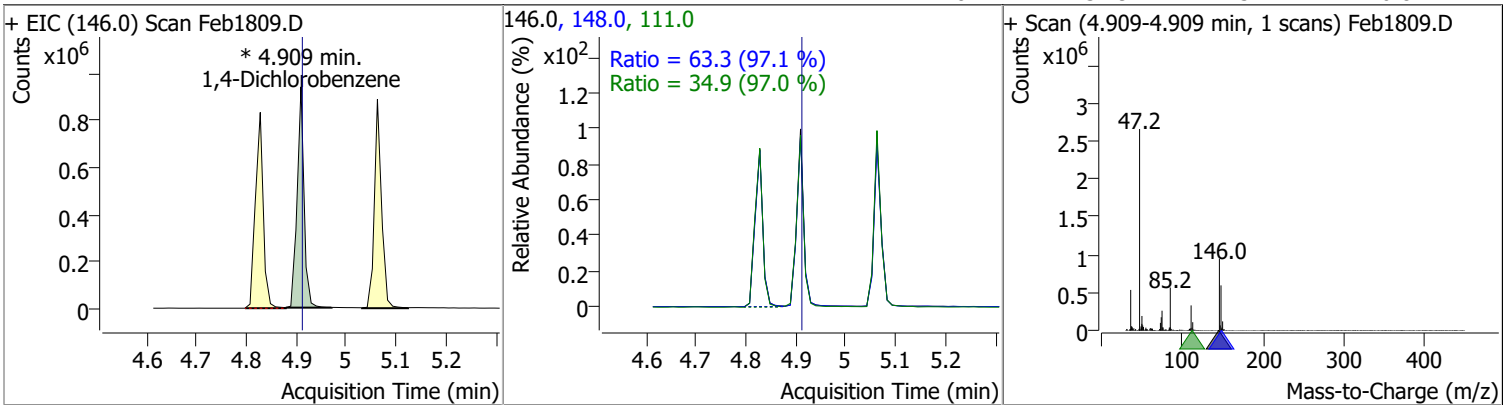
Compound	Conc.	RT	Dev(Min)	Resp.	QIon	QRatio	Lower	Upper
Phenol-d5	78.0649	4.61	0.00	772410	71.0	35.1	25.8	47.9
+ EIC (99.0) Scan Feb1809.D			99.0, 71.0			+ Scan (4.613-4.613 min, 1 scans) Feb1809.D		
								
			Ratio = 35.1 (95.3 %)					
Phenol	83.6403	4.62	0.00	922606	66.0	42.5	31.7	58.9
+ EIC (94.0) Scan Feb1809.D			94.0, 66.0			+ Scan (4.623-4.623 min, 1 scans) Feb1809.D		
								
			Ratio = 42.5 (93.7 %)					
						Lib Match Score=48.6		
						NIST129K.I		
bis(-2-Chloroethyl)Ether	81.3944	4.64	0.00	605585	64.0	9.8	7.6	14.1
+ EIC (63.0) Scan Feb1809.D			63.0, 64.0			+ Scan (4.644-4.644 min, 1 scans) Feb1809.D		
								
			Ratio = 9.8 (90.0 %)					
2-Chlorophenol	81.3755	4.69	0.00	714073	130.0	32.3	22.7	42.2
+ EIC (128.0) Scan Feb1809.D			128.0, 130.0			+ Scan (4.695-4.695 min, 1 scans) Feb1809.D		
								
			Ratio = 32.3 (99.5 %)					

Quantitation Results Report (QT Reviewed)

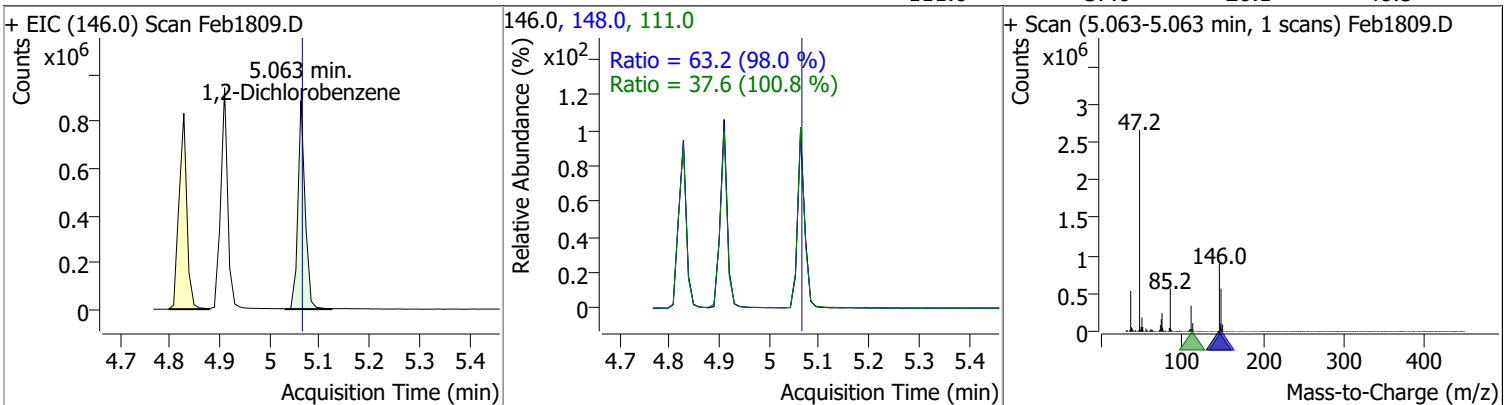
Compound	Conc.	RT	Dev(Min)	Resp.	QIon	QRatio	Lower	Upper
1,3-Dichlorobenzene	81.5694	4.83	0.00	912914	148.0	63.9	44.6	82.8
					111.0	36.5	25.3	47.0



Compound	Conc.	RT	Dev(Min)	Resp.	QIon	QRatio	Lower	Upper
1,4-Dichlorobenzene	81.0126	4.91	0.00	910418 (m)	148.0	63.3	45.6	84.8
					111.0	34.9	25.2	46.8

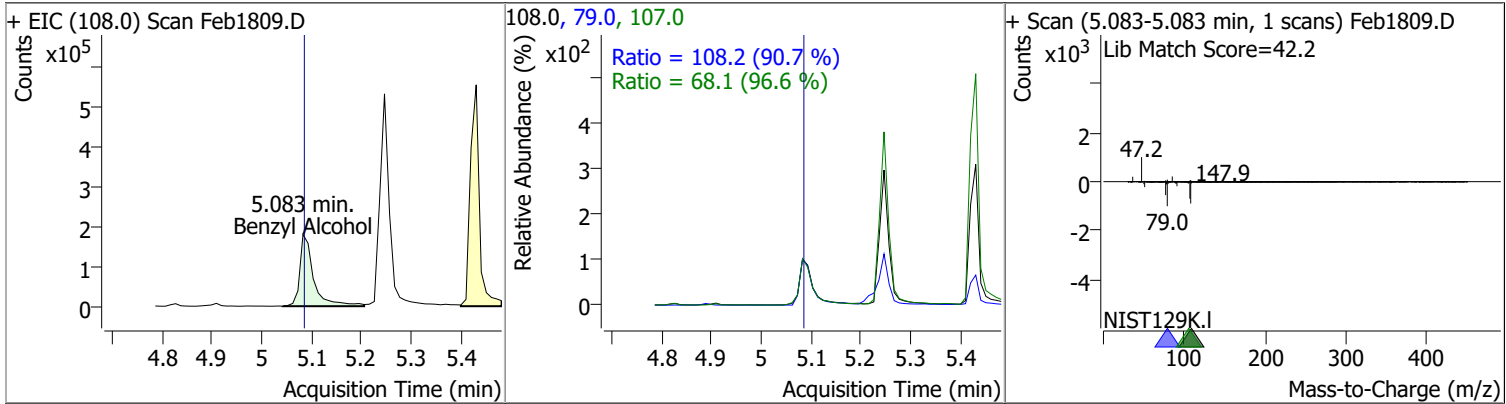


Compound	Conc.	RT	Dev(Min)	Resp.	QIon	QRatio	Lower	Upper
1,2-Dichlorobenzene	81.6838	5.06	0.00	890719	148.0	63.2	45.1	83.8
					111.0	37.6	26.1	48.5

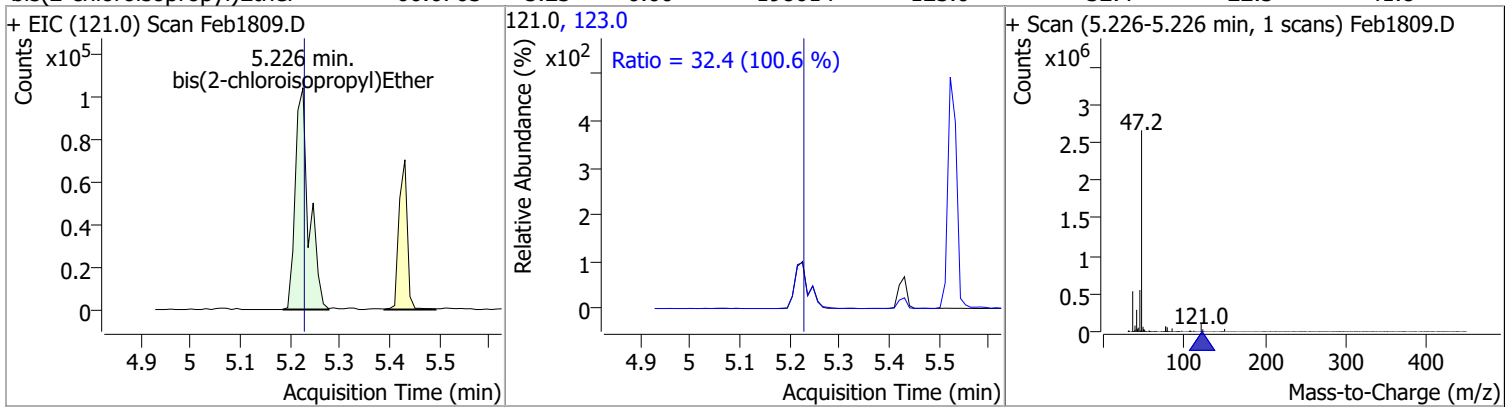


Quantitation Results Report (QT Reviewed)

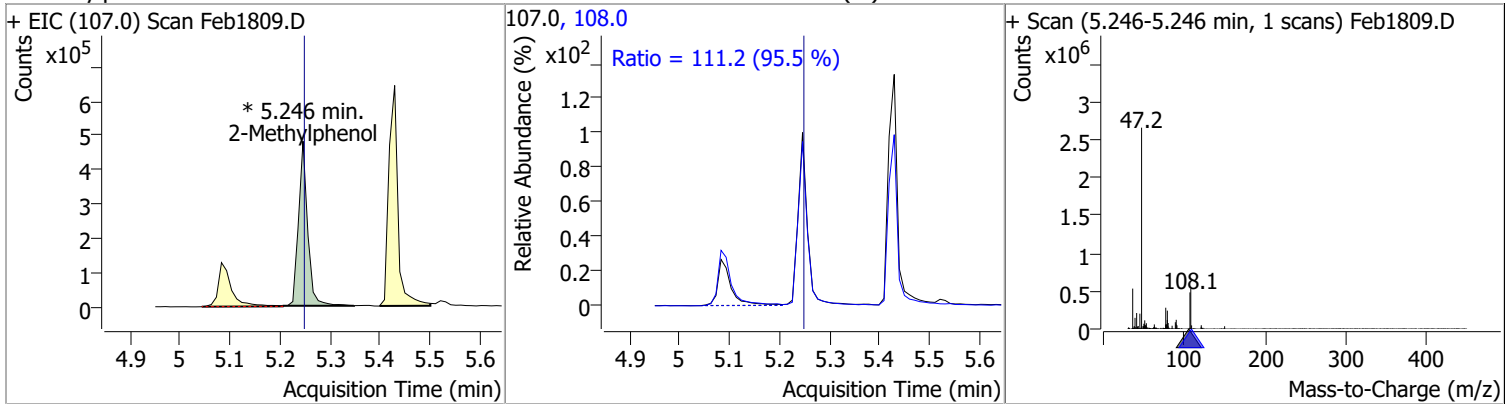
Compound	Conc.	RT	Dev(Min)	Resp.	QIon	QRatio	Lower	Upper
Benzyl Alcohol	78.5671	5.08	0.00	349450	79.0	108.2	83.5	155.1
					107.0	68.1	49.3	91.6



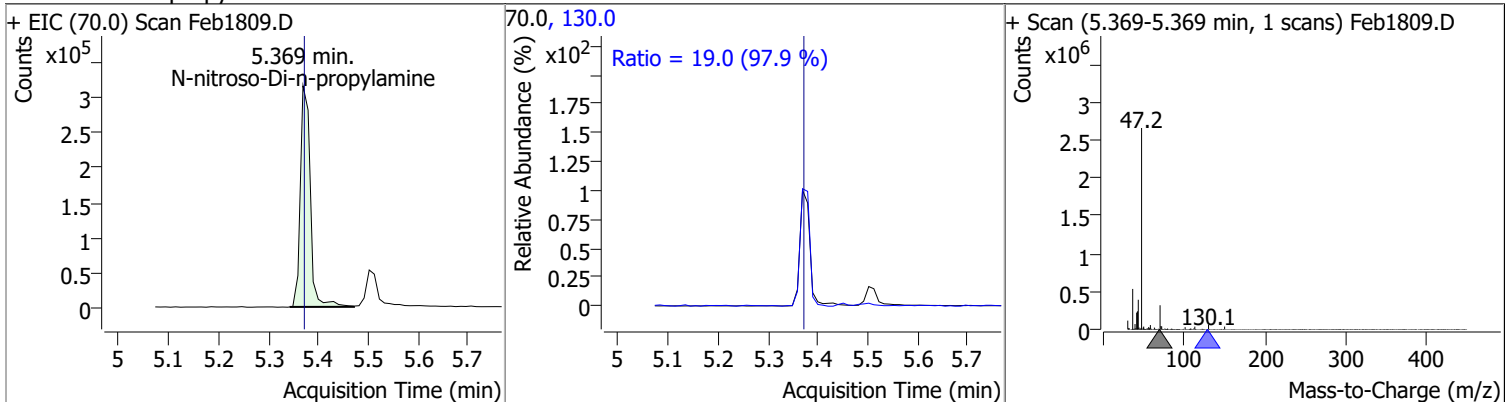
Compound	Conc.	RT	Dev(Min)	Resp.	QIon	QRatio	Lower	Upper
bis(2-chloroisopropyl)Ether	66.6763	5.23	0.00	198614	123.0	32.4	22.5	41.8



Compound	Conc.	RT	Dev(Min)	Resp.	QIon	QRatio	Lower	Upper
2-Methylphenol	80.0280	5.25	0.00	612115 (m)	108.0	111.2	81.5	151.4

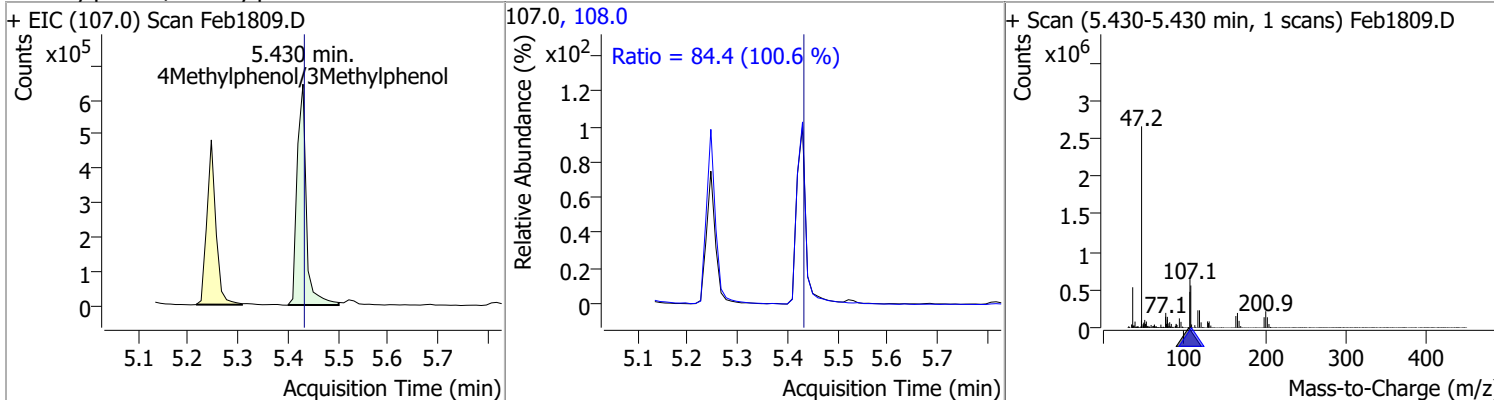


Compound	Conc.	RT	Dev(Min)	Resp.	QIon	QRatio	Lower	Upper
N-nitroso-Di-n-propylamine	83.3946	5.37	0.00	442003	130.0	19.0	0.0	38.8

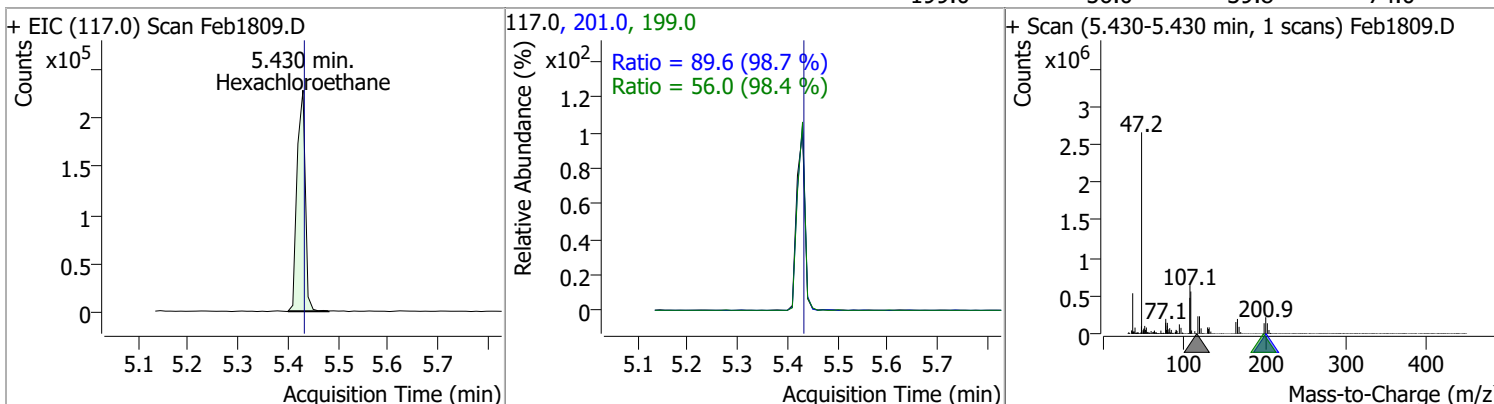


Quantitation Results Report (QT Reviewed)

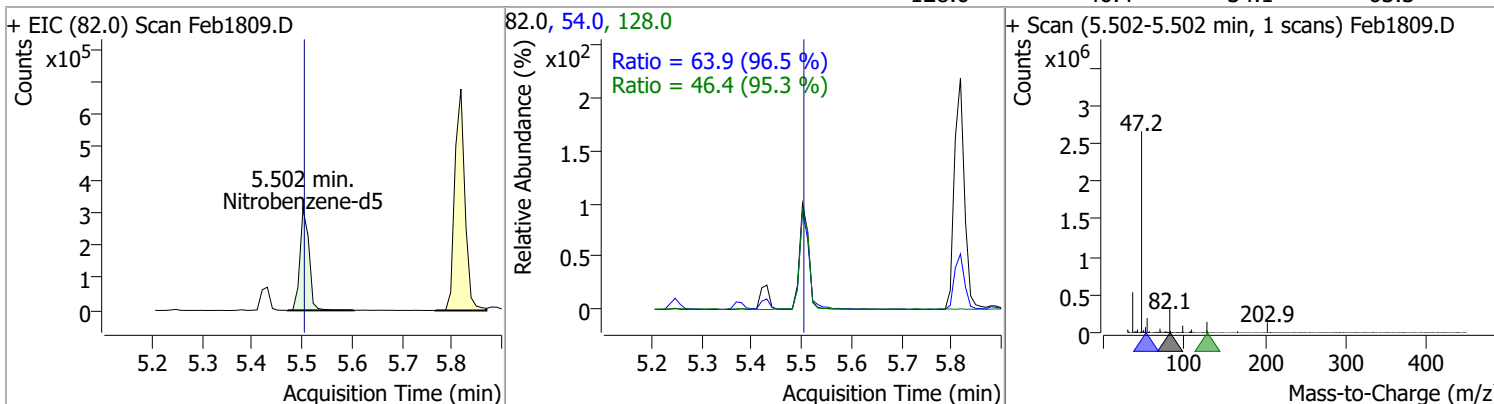
Compound	Conc.	RT	Dev(Min)	Resp.	QIon	QRatio	Lower	Upper
4Methylphenol/3Methylphenol	78.3474	5.43	0.00	816321	108.0	84.4	58.8	109.1



Compound	Conc.	RT	Dev(Min)	Resp.	QIon	QRatio	Lower	Upper
Hexachloroethane	77.1157	5.43	0.00	259885	201.0	89.6	63.5	118.0
					199.0	56.0	39.8	74.0

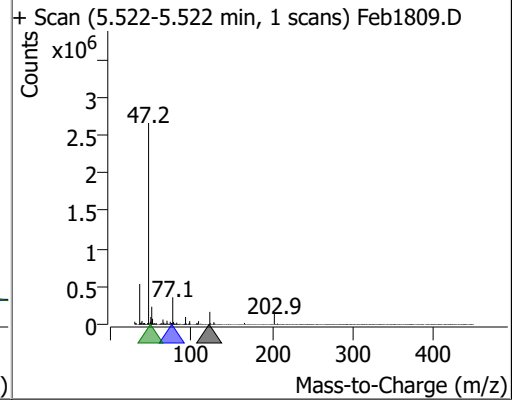
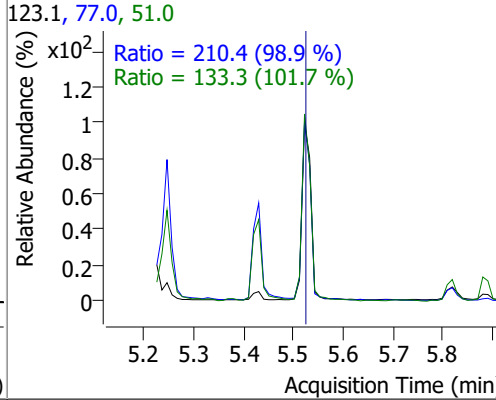
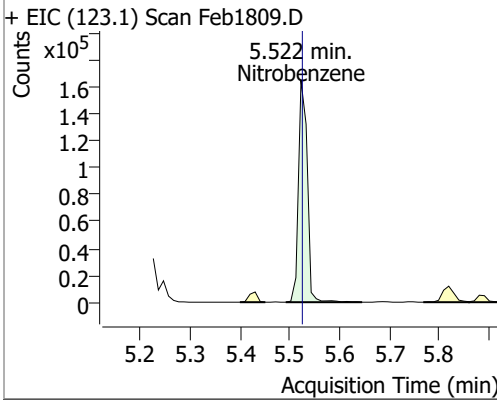


Compound	Conc.	RT	Dev(Min)	Resp.	QIon	QRatio	Lower	Upper
Nitrobenzene-d5	71.6023	5.50	0.00	394242	54.0	63.9	46.3	86.0
					128.0	46.4	34.1	63.3

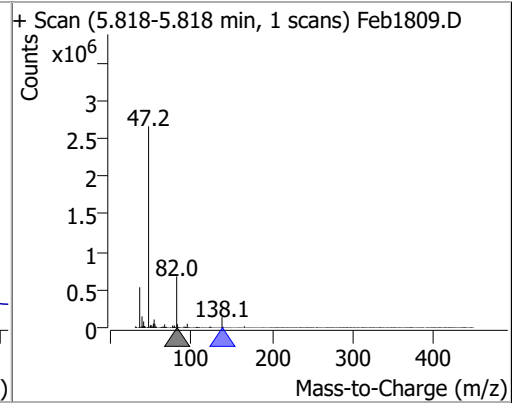
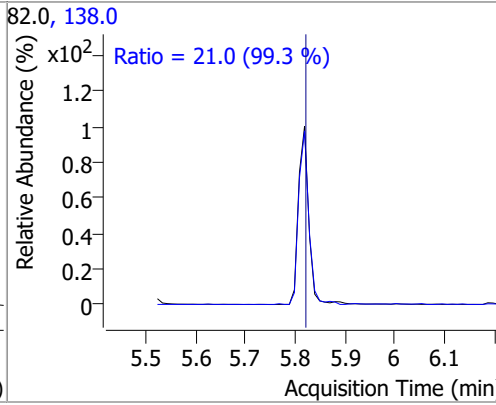
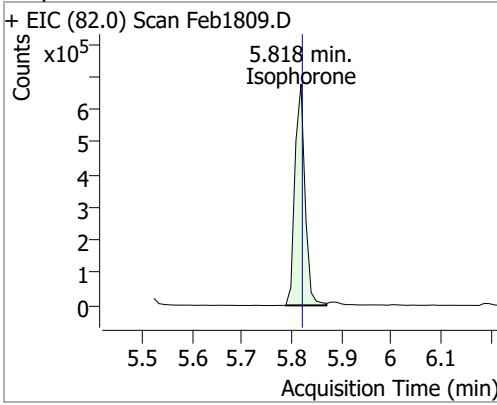


Quantitation Results Report (QT Reviewed)

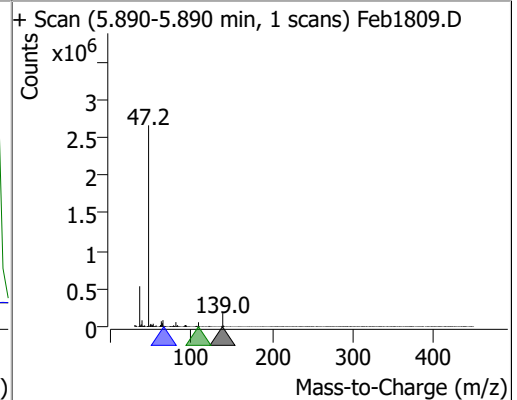
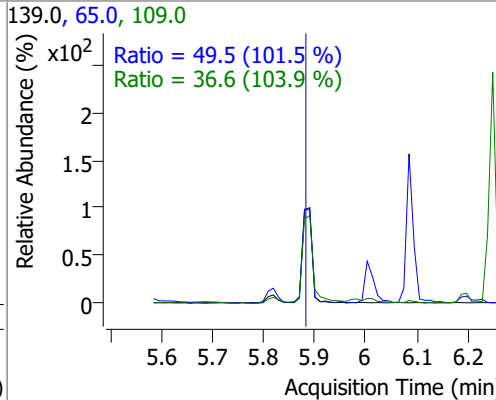
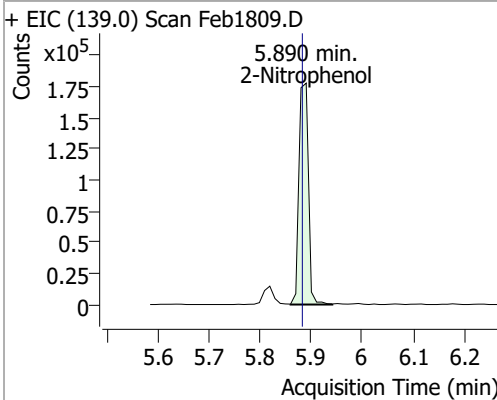
Compound	Conc.	RT	Dev(Min)	Resp.	QIon	QRatio	Lower	Upper
Nitrobenzene	72.6407	5.52	0.00	203074	77.0	210.4	148.9	276.5
					51.0	133.3	91.7	170.3



Compound	Conc.	RT	Dev(Min)	Resp.	QIon	QRatio	Lower	Upper
Isophrone	73.0163	5.82	0.00	952075	138.0	21.0	14.8	27.5

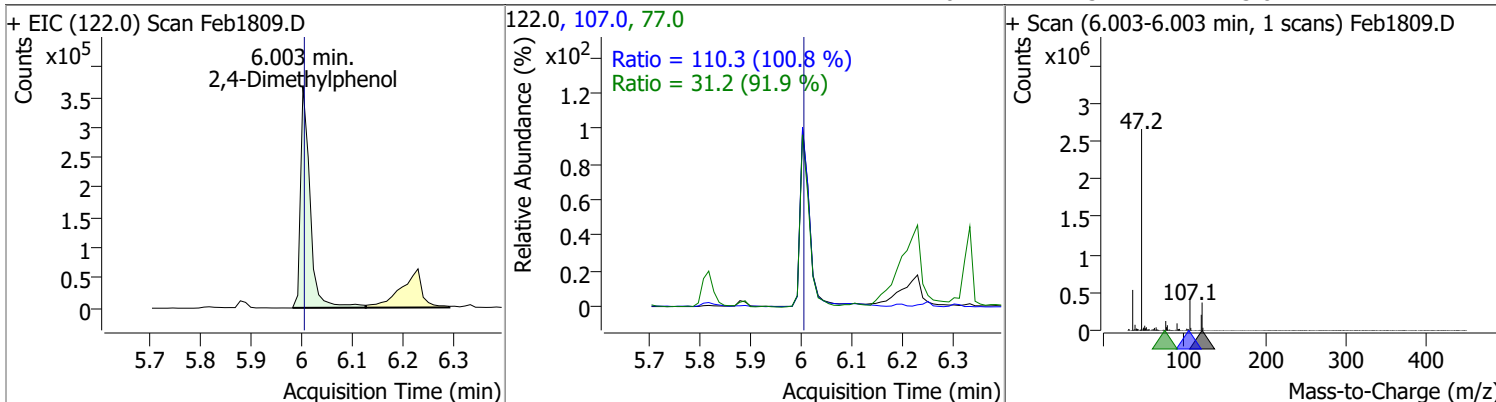


Compound	Conc.	RT	Dev(Min)	Resp.	QIon	QRatio	Lower	Upper
2-Nitrophenol	78.6630	5.89	0.01	230240	65.0	49.5	34.2	63.4
					109.0	36.6	24.6	45.8

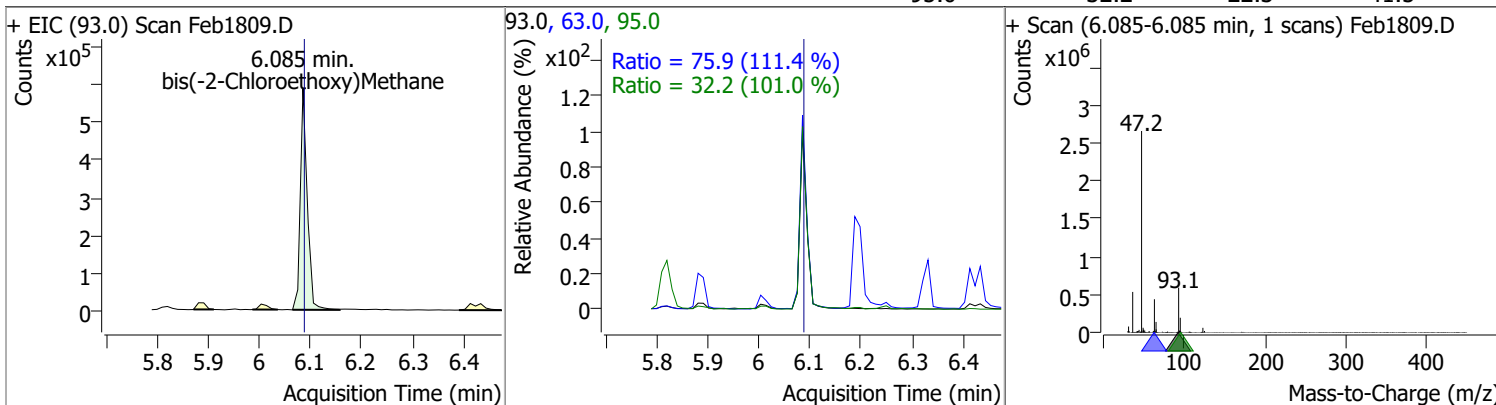


Quantitation Results Report (QT Reviewed)

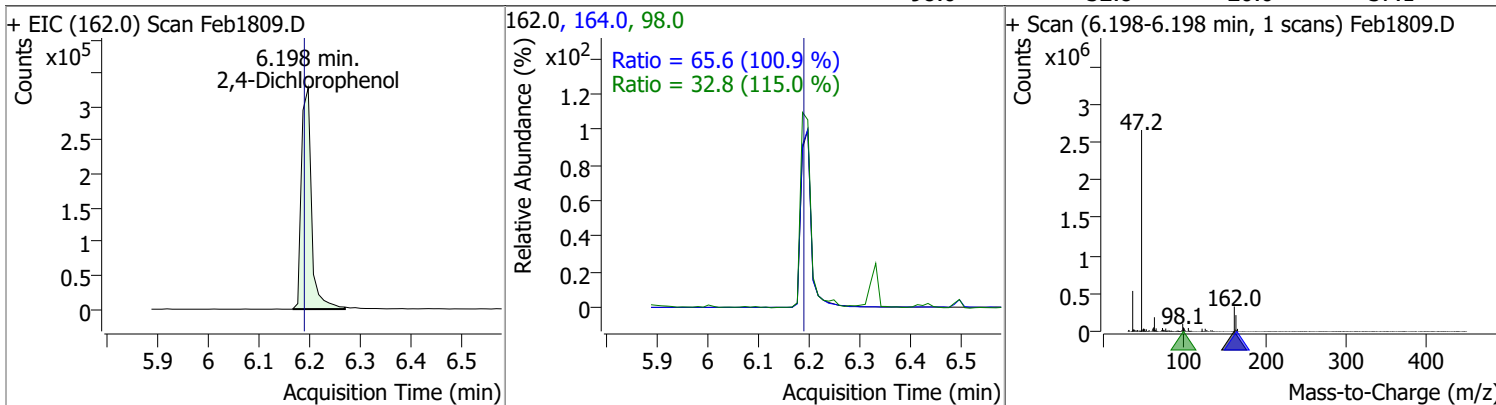
Compound	Conc.	RT	Dev(Min)	Resp.	QIon	QRatio	Lower	Upper
2,4-Dimethylphenol	77.5019	6.00	0.00	471706	107.0	110.3	76.6	142.3
					77.0	31.2	23.8	44.2



Compound	Conc.	RT	Dev(Min)	Resp.	QIon	QRatio	Lower	Upper
bis(-2-Chloroethoxy)Methane	71.5798	6.08	0.00	542758	63.0	75.9	47.7	88.6
					95.0	32.2	22.3	41.5

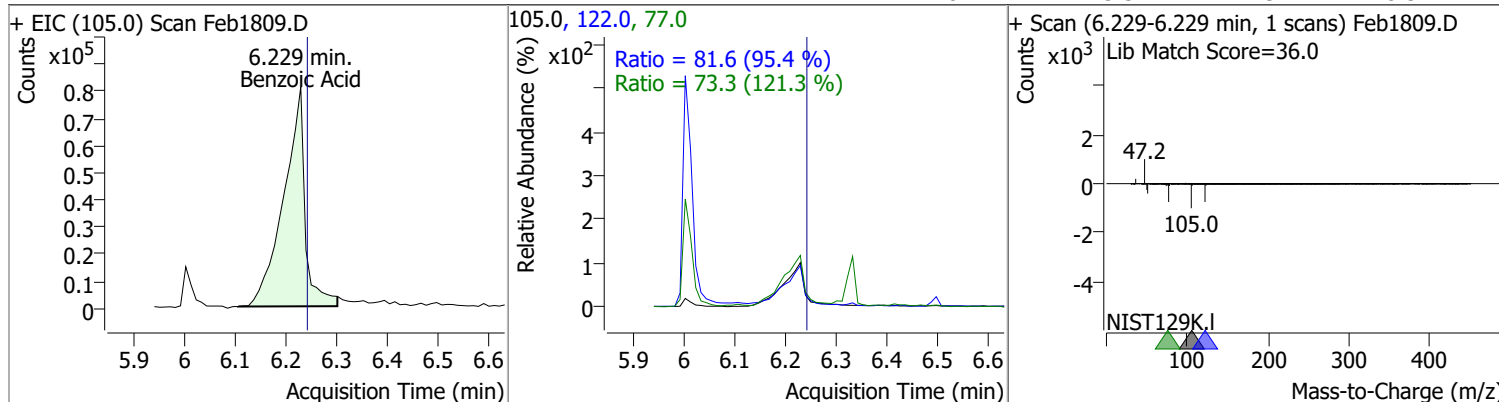


Compound	Conc.	RT	Dev(Min)	Resp.	QIon	QRatio	Lower	Upper
2,4-Dichlorophenol	77.6923	6.20	0.01	451820	164.0	65.6	45.5	84.5
					98.0	32.8	20.0	37.1

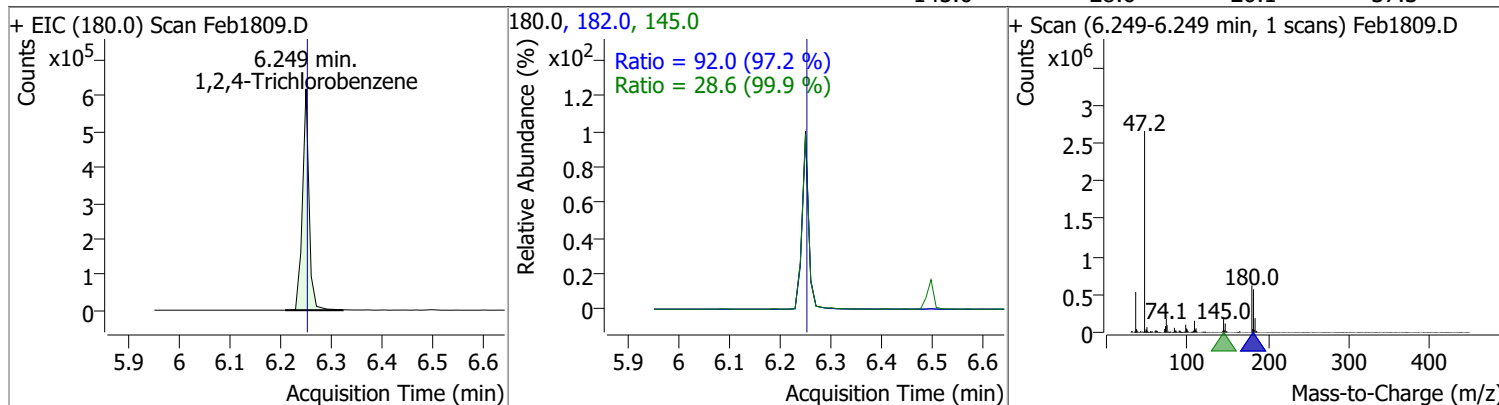


Quantitation Results Report (QT Reviewed)

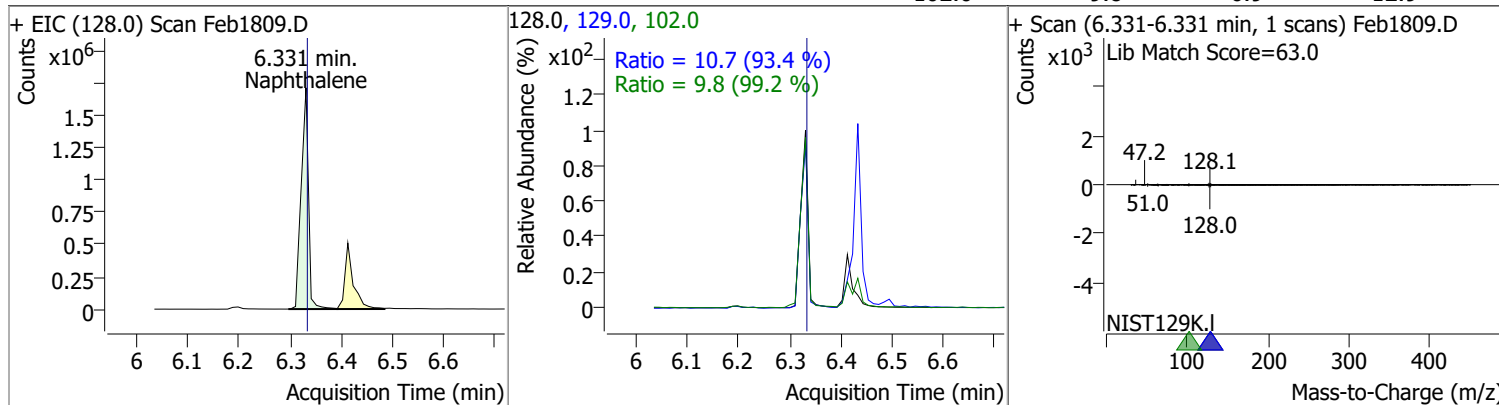
Compound	Conc.	RT	Dev(Min)	Resp.	QIon	QRatio	Lower	Upper
Benzoic Acid	76.1167	6.23	-0.01	237375	122.0	81.6	59.9	111.2
					77.0	73.3	42.3	78.5



Compound	Conc.	RT	Dev(Min)	Resp.	QIon	QRatio	Lower	Upper
1,2,4-Trichlorobenzene	80.1098	6.25	0.00	556684	182.0	92.0	66.2	122.9
					145.0	28.6	20.1	37.3

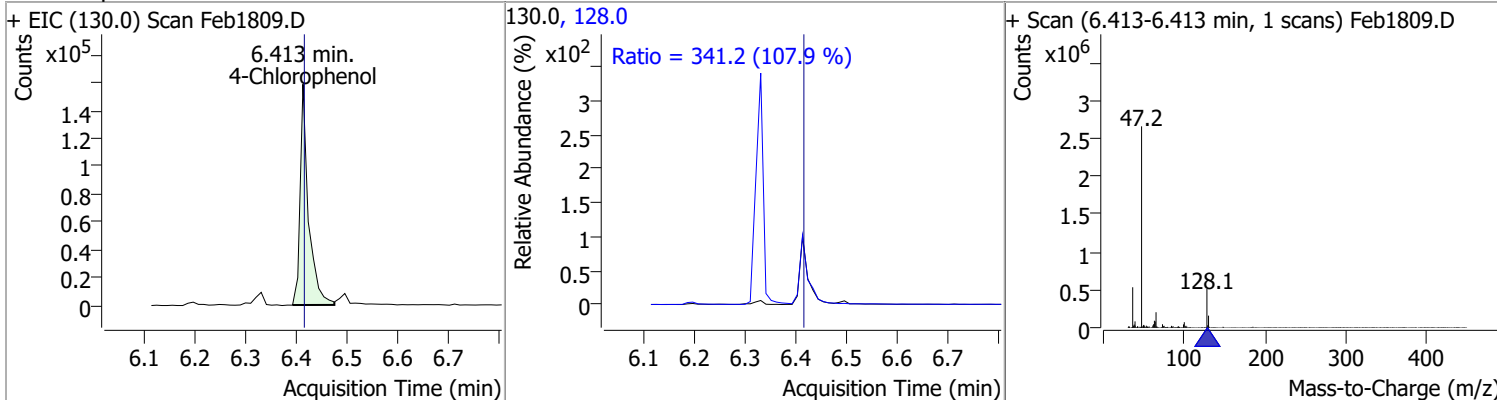


Compound	Conc.	RT	Dev(Min)	Resp.	QIon	QRatio	Lower	Upper
Naphthalene	82.4832	6.33	0.00	1701484	129.0	10.7	8.0	14.9
					102.0	9.8	6.9	12.9

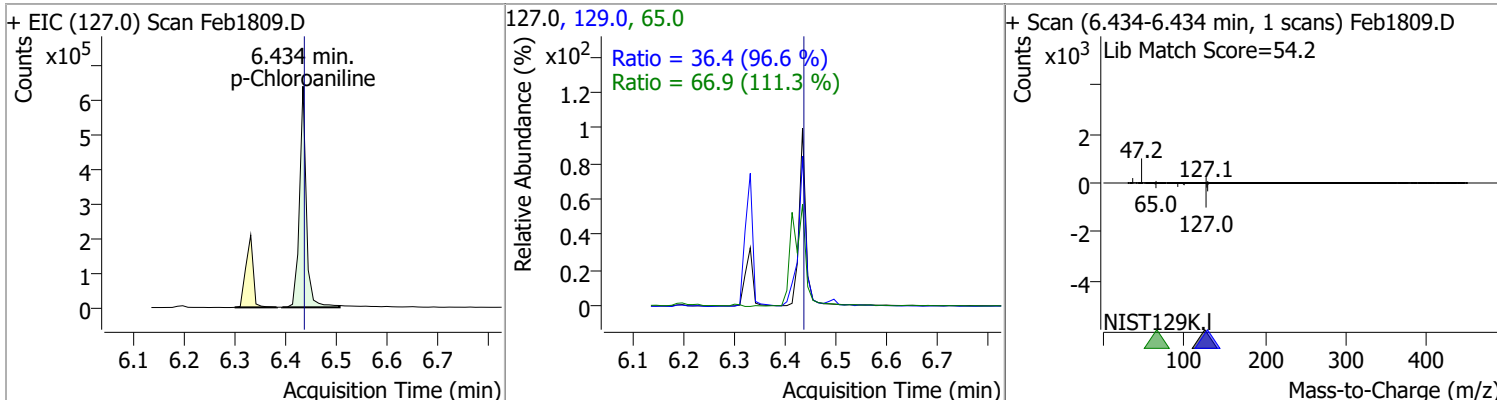


Quantitation Results Report (QT Reviewed)

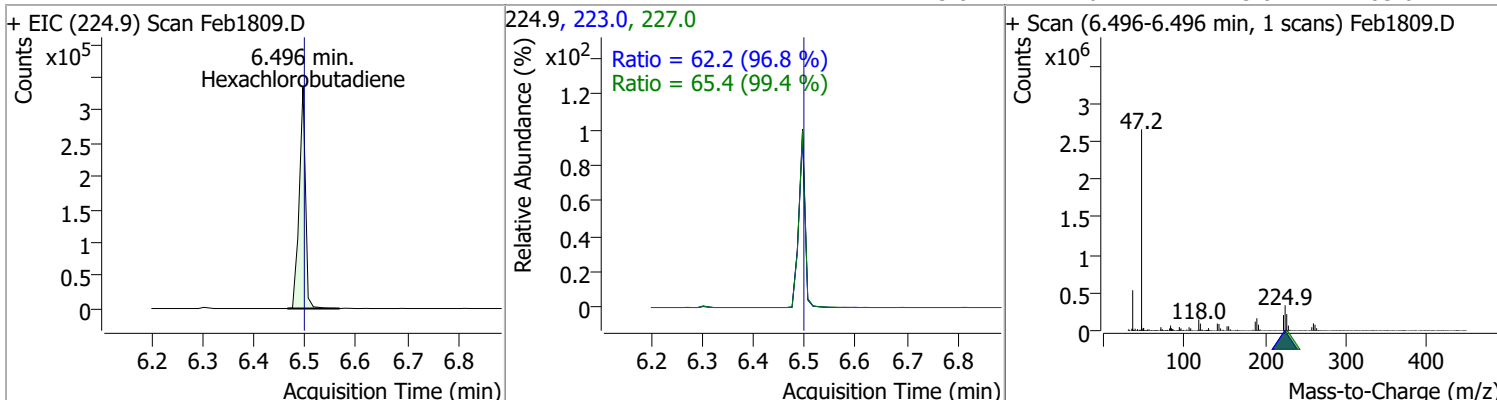
Compound	Conc.	RT	Dev(Min)	Resp.	QIon	QRatio	Lower	Upper
4-Chlorophenol	80.1371	6.41	0.00	174820	128.0	341.2	221.4	411.2



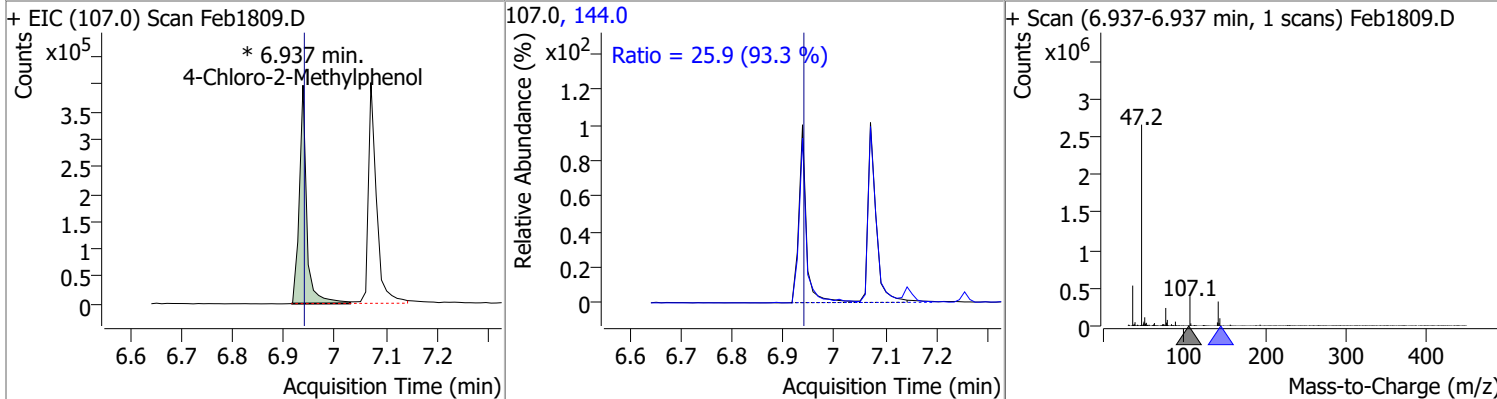
Compound	Conc.	RT	Dev(Min)	Resp.	QIon	QRatio	Lower	Upper
p-Chloroaniline	73.5230	6.43	0.00	596772	65.0	66.9	42.1	78.2
					129.0	36.4	26.3	48.9



Compound	Conc.	RT	Dev(Min)	Resp.	QIon	QRatio	Lower	Upper
Hexachlorobutadiene	79.0445	6.50	0.00	286141	227.0	65.4	46.0	85.4
					223.0	62.2	45.0	83.6

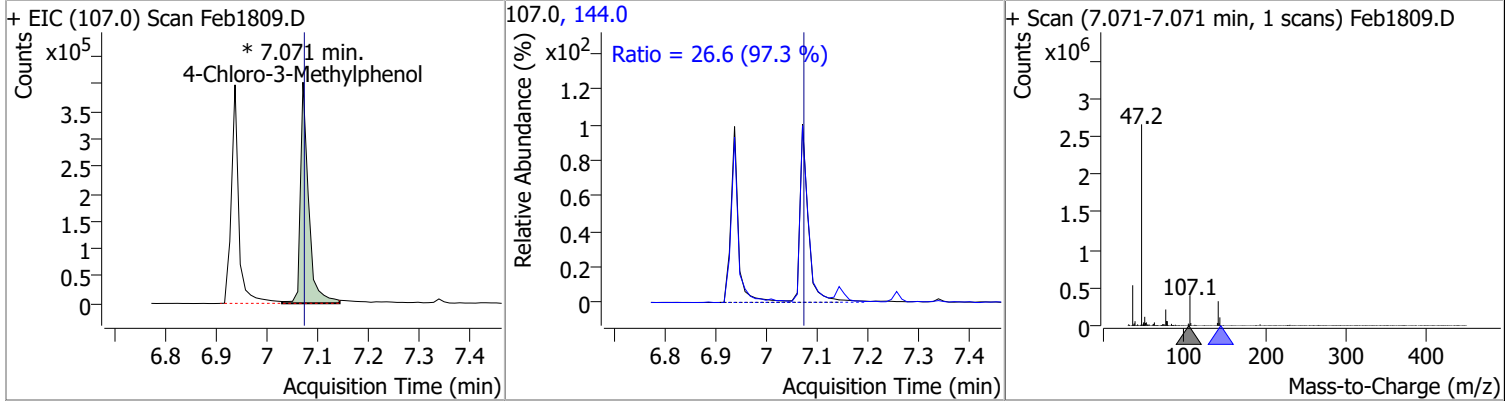


Compound	Conc.	RT	Dev(Min)	Resp.	QIon	QRatio	Lower	Upper
4-Chloro-2-Methylphenol	74.4384	6.94	0.00	402121 (m)	144.0	25.9	19.4	36.1

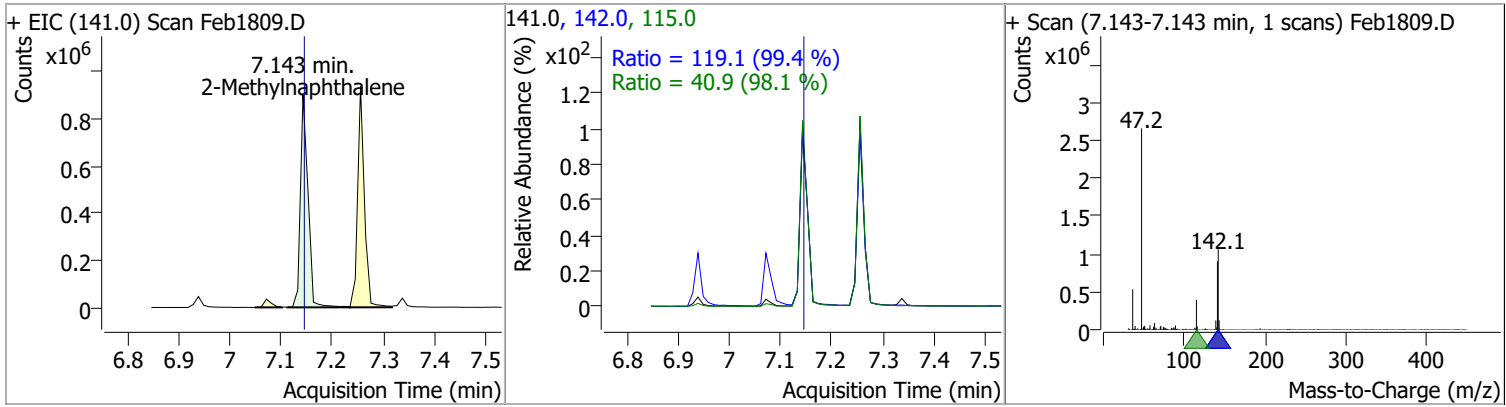


Quantitation Results Report (QT Reviewed)

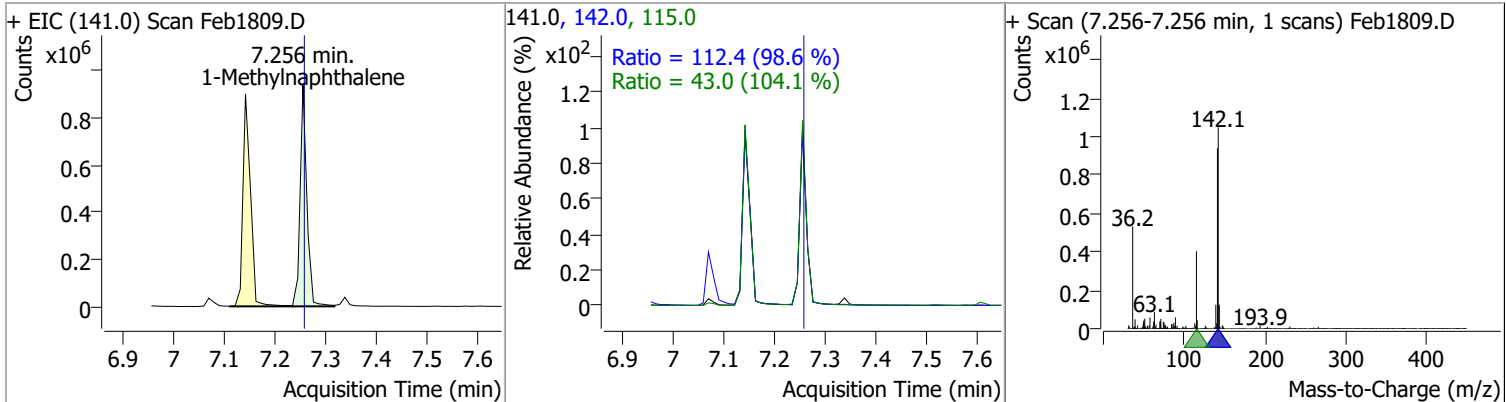
Compound	Conc.	RT	Dev(Min)	Resp.	QIon	QRatio	Lower	Upper
4-Chloro-3-Methylphenol	79.9010	7.07	0.00	449625 (m)	144.0	26.6	19.1	35.5



Compound	Conc.	RT	Dev(Min)	Resp.	QIon	QRatio	Lower	Upper
2-Methylnaphthalene	79.5615	7.14	0.00	934925	142.0	119.1	83.8	155.7
					115.0	40.9	29.2	54.3

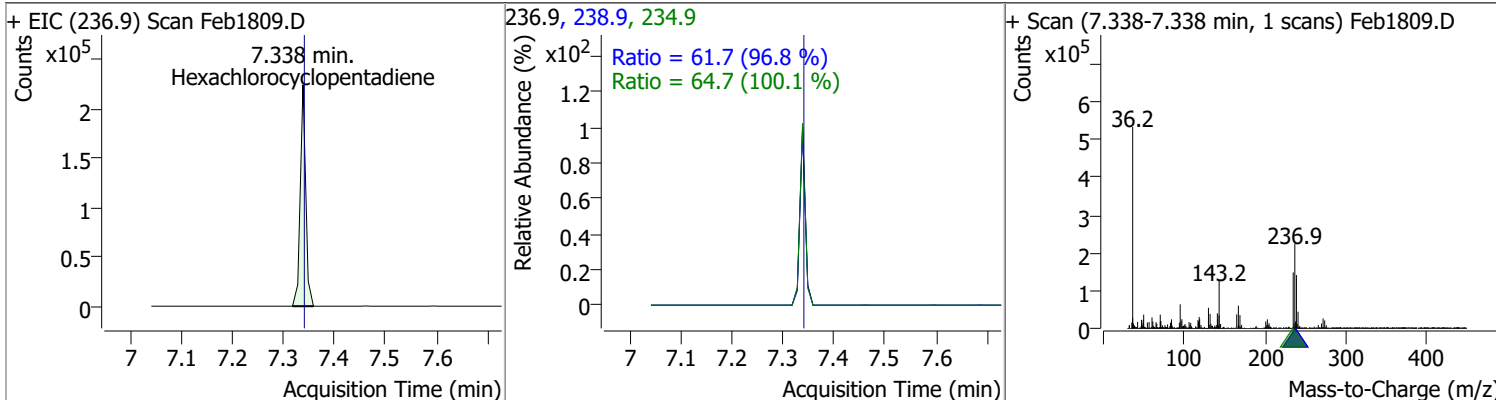


Compound	Conc.	RT	Dev(Min)	Resp.	QIon	QRatio	Lower	Upper
1-Methylnaphthalene	75.4676	7.26	0.00	864319	142.0	112.4	79.8	148.2
					115.0	43.0	28.9	53.7

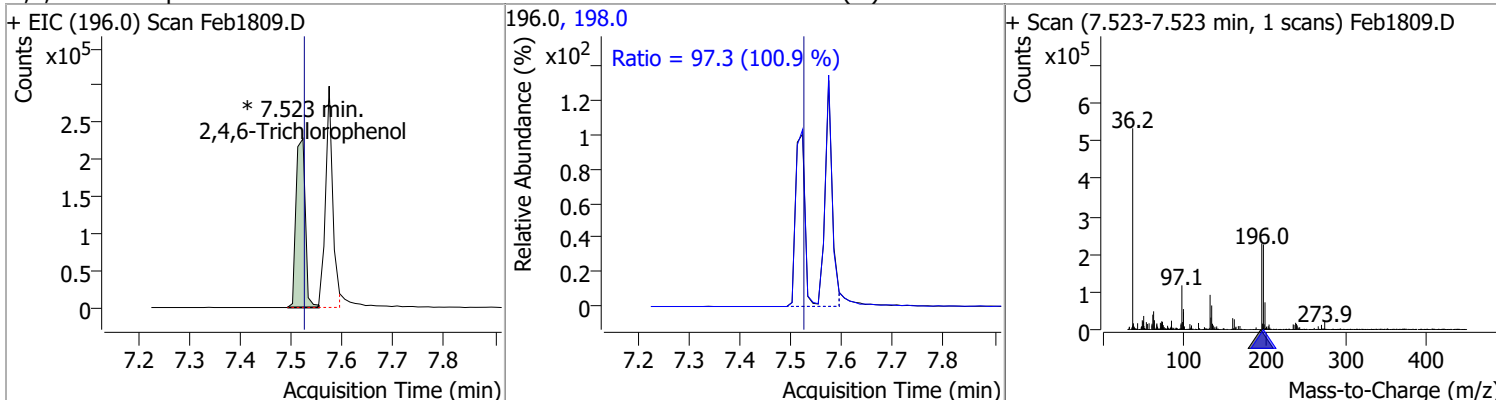


Quantitation Results Report (QT Reviewed)

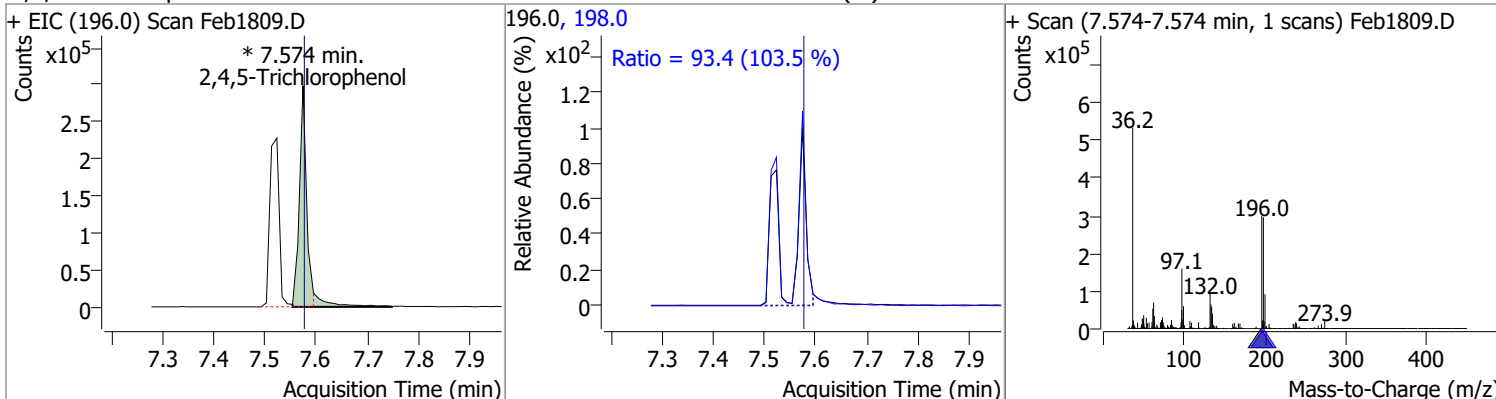
Compound	Conc.	RT	Dev(Min)	Resp.	QIon	QRatio	Lower	Upper
Hexachlorocyclopentadiene	73.3354	7.34	0.00	167582	234.9	64.7	45.2	84.0
					238.9	61.7	44.6	82.9



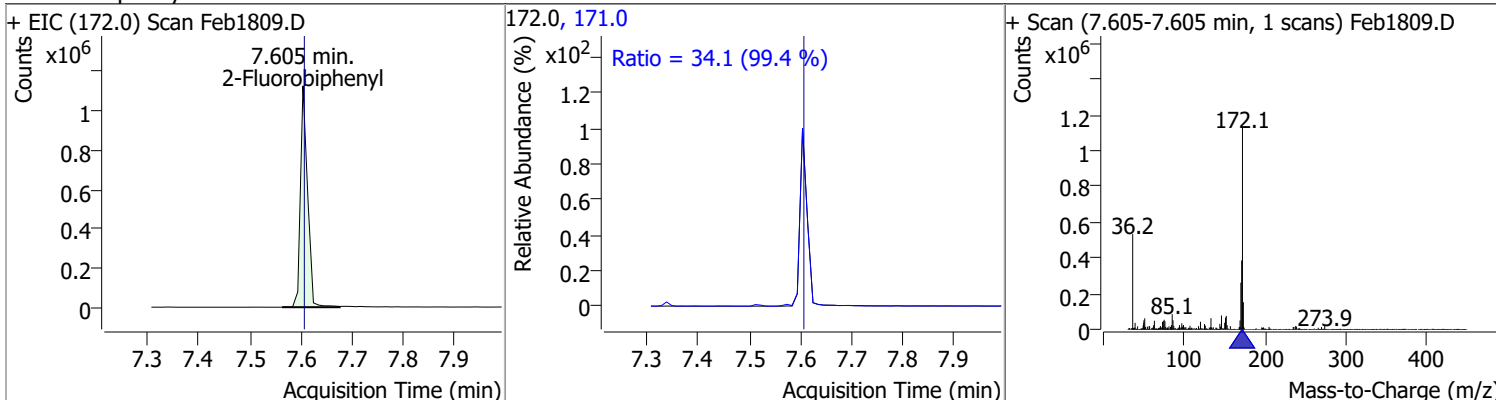
Compound	Conc.	RT	Dev(Min)	Resp.	QIon	QRatio	Lower	Upper
2,4,6-Trichlorophenol	72.3850	7.52	0.00	289067 (m)	198.0	97.3	67.6	125.5



Compound	Conc.	RT	Dev(Min)	Resp.	QIon	QRatio	Lower	Upper
2,4,5-Trichlorophenol	72.8614	7.57	0.00	325852 (m)	198.0	93.4	63.2	117.3

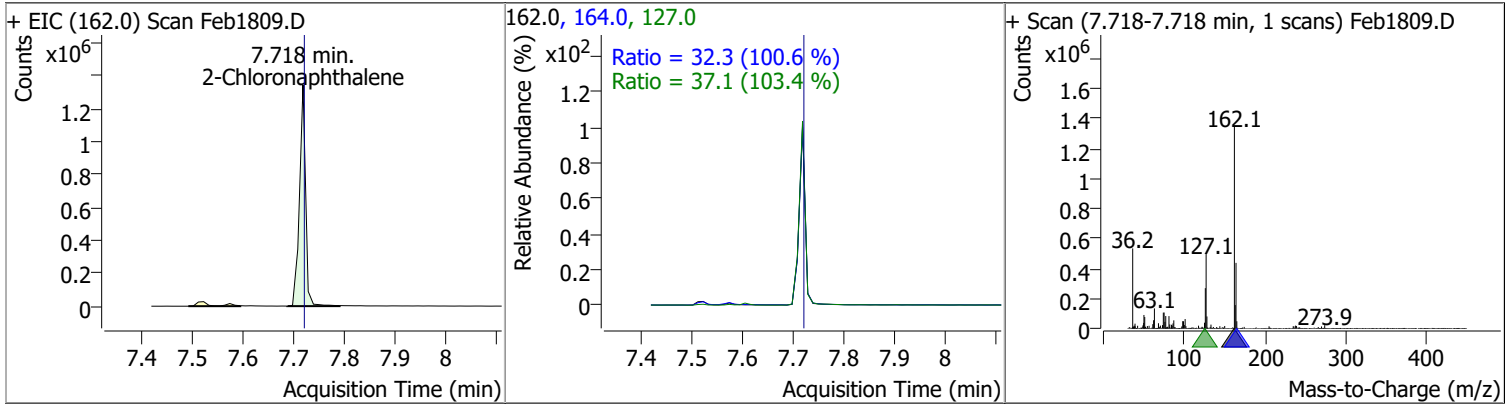


Compound	Conc.	RT	Dev(Min)	Resp.	QIon	QRatio	Lower	Upper
2-Fluorobiphenyl	67.6979	7.60	0.00	1100230	171.0	34.1	24.0	44.5

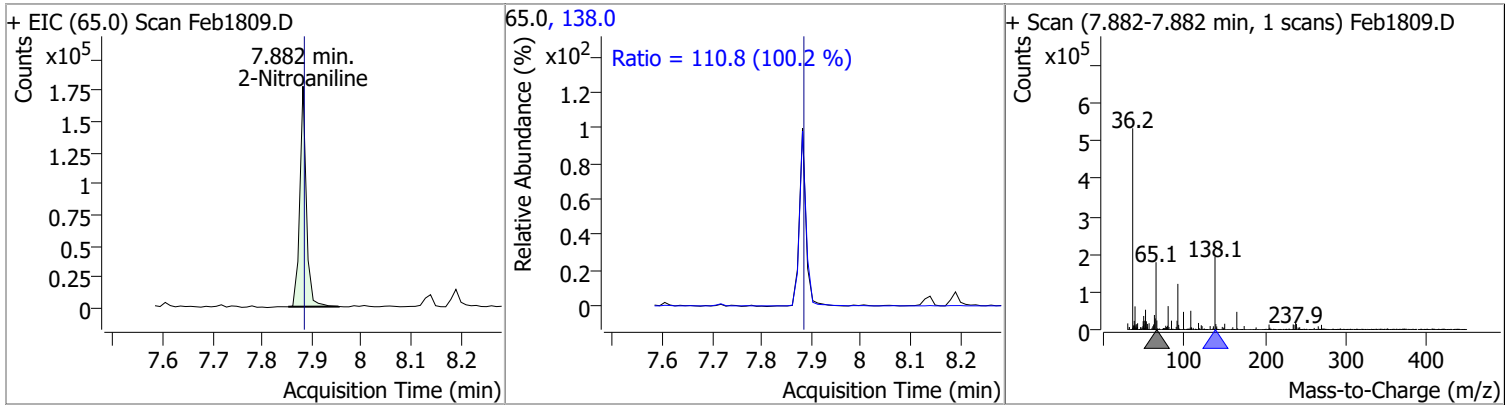


Quantitation Results Report (QT Reviewed)

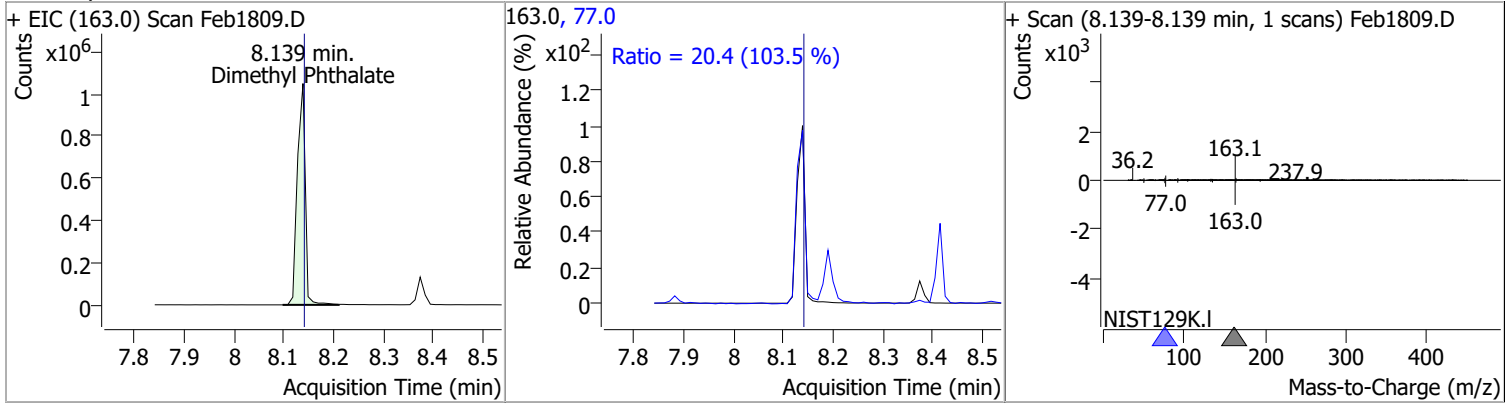
Compound	Conc.	RT	Dev(Min)	Resp.	QIon	QRatio	Lower	Upper
2-Chloronaphthalene	82.2466	7.72	0.00	1122871	127.0	37.1	25.1	46.7
					164.0	32.3	22.5	41.7



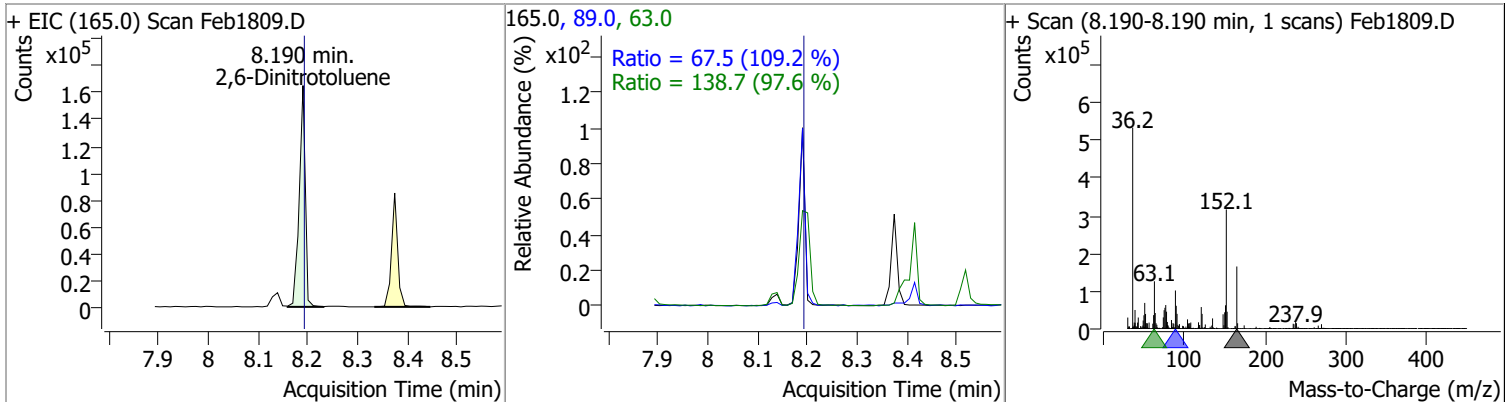
Compound	Conc.	RT	Dev(Min)	Resp.	QIon	QRatio	Lower	Upper
2-Nitroaniline	66.9049	7.88	0.00	161803	138.0	110.8	77.4	143.7



Compound	Conc.	RT	Dev(Min)	Resp.	QIon	QRatio	Lower	Upper
Dimethyl Phthalate	83.8145	8.14	0.00	1155106	77.0	20.4	13.8	25.7

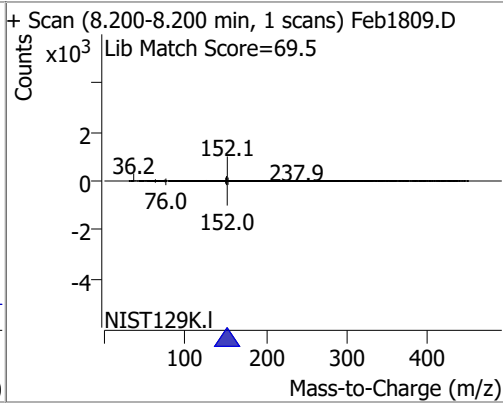
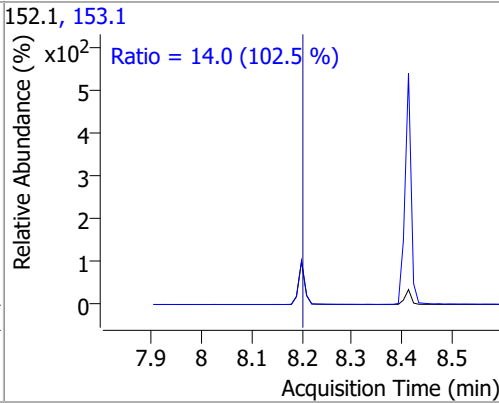
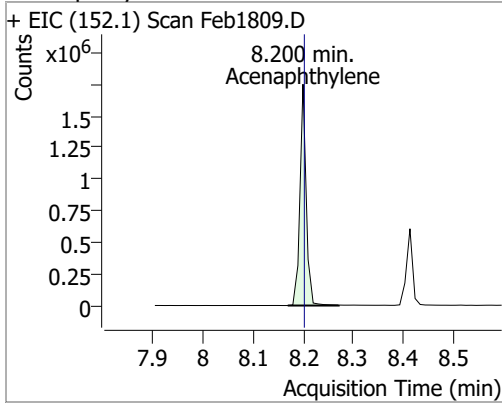


Compound	Conc.	RT	Dev(Min)	Resp.	QIon	QRatio	Lower	Upper
2,6-Dinitrotoluene	74.3170	8.19	0.00	139972	63.0	138.7	99.5	184.8
					89.0	67.5	43.3	80.3

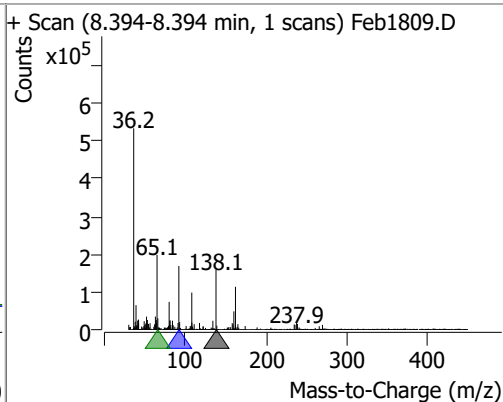
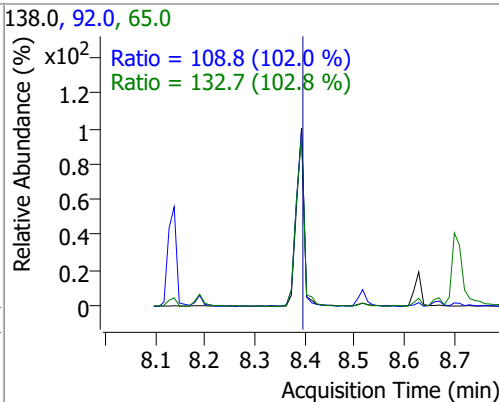
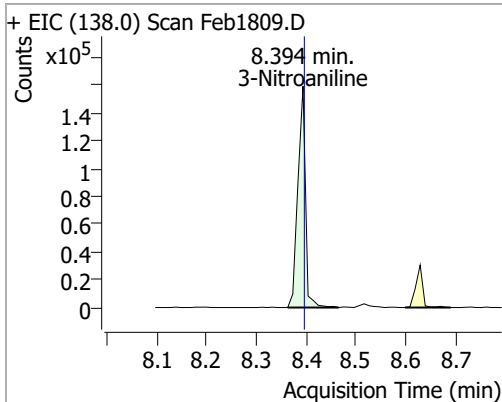


Quantitation Results Report (QT Reviewed)

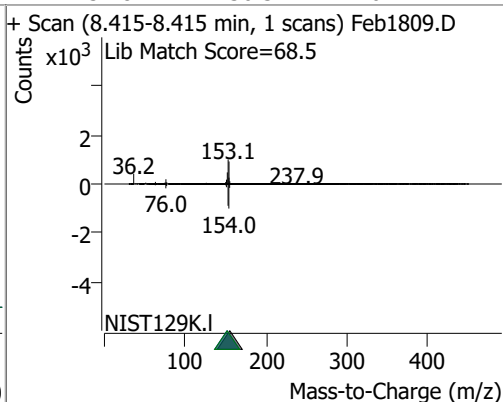
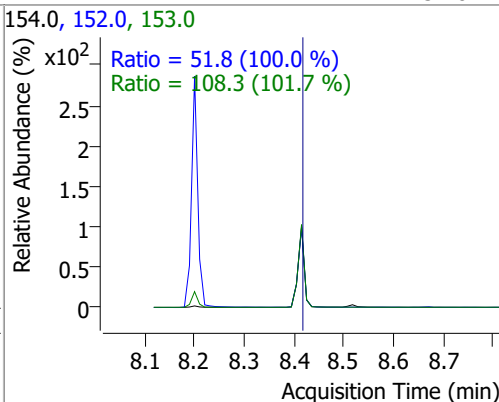
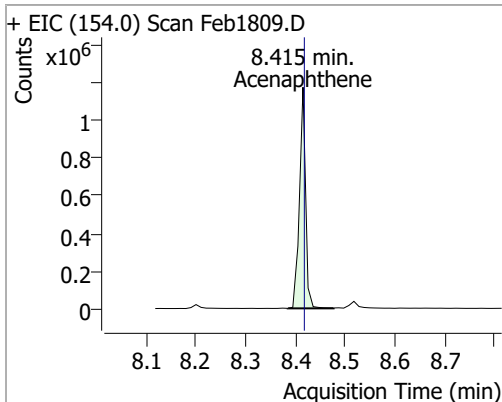
Compound	Conc.	RT	Dev(Min)	Resp.	QIon	QRatio	Lower	Upper
Acenaphthylene	69.8871	8.20	0.00	1526451	153.1	14.0	9.6	17.7



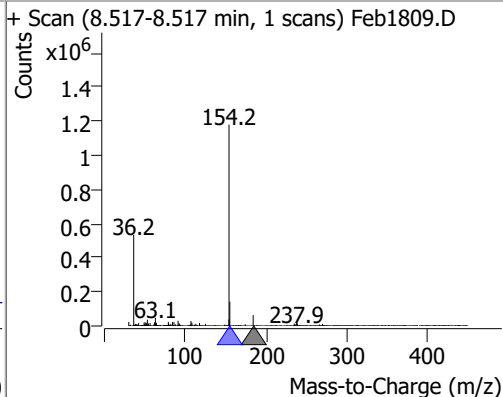
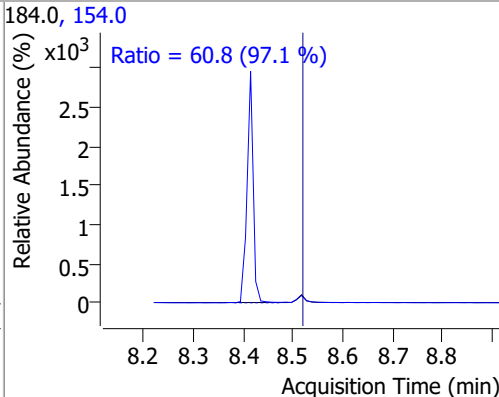
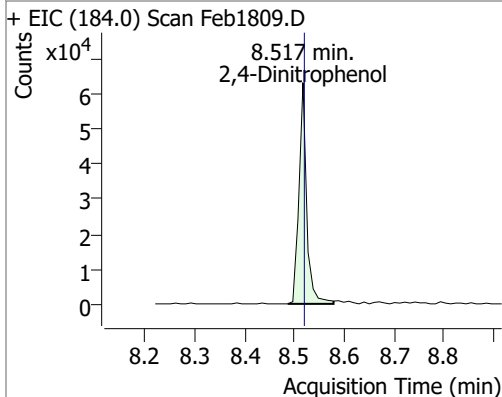
Compound	Conc.	RT	Dev(Min)	Resp.	QIon	QRatio	Lower	Upper
3-Nitroaniline	78.9929	8.39	0.00	169184	65.0	132.7	90.4	167.8
					92.0	108.8	74.7	138.7



Compound	Conc.	RT	Dev(Min)	Resp.	QIon	QRatio	Lower	Upper
Acenaphthene	80.6345	8.41	0.00	1009554	153.0	108.3	74.5	138.4
					152.0	51.8	36.3	67.4

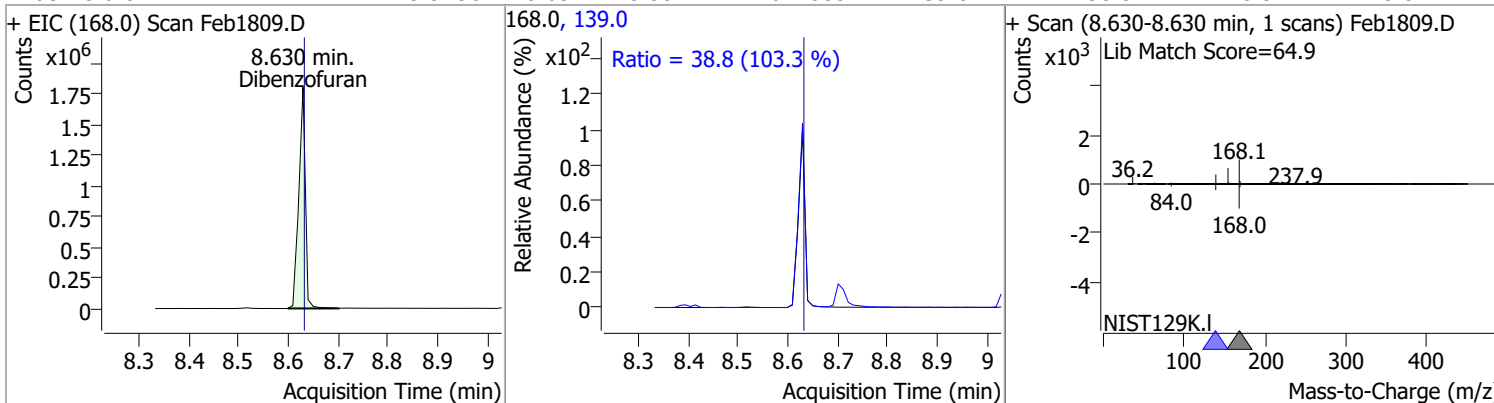


Compound	Conc.	RT	Dev(Min)	Resp.	QIon	QRatio	Lower	Upper
2,4-Dinitrophenol	73.4507	8.52	0.00	68442	154.0	60.8	43.9	81.5

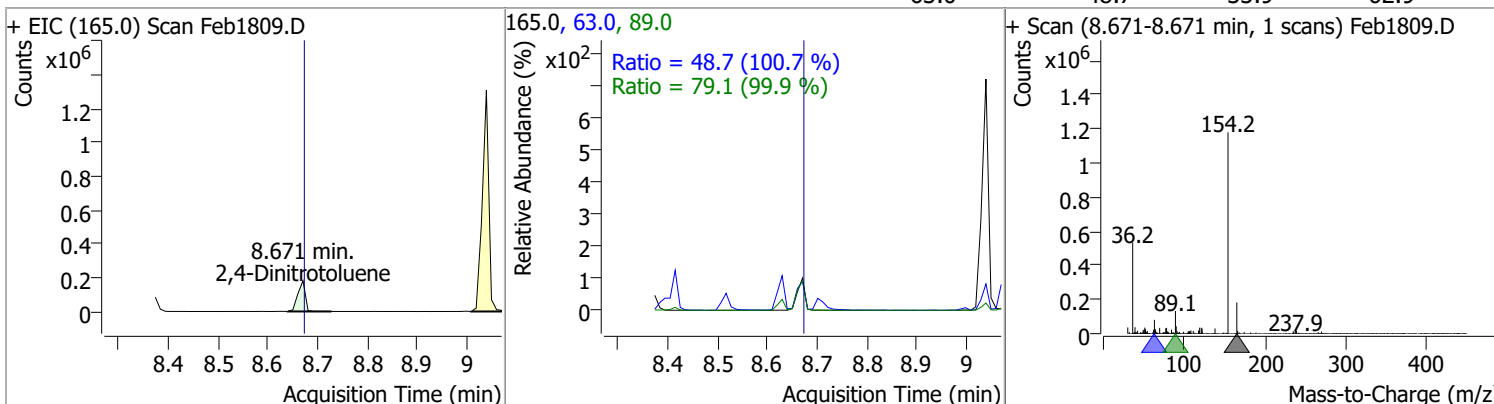


Quantitation Results Report (QT Reviewed)

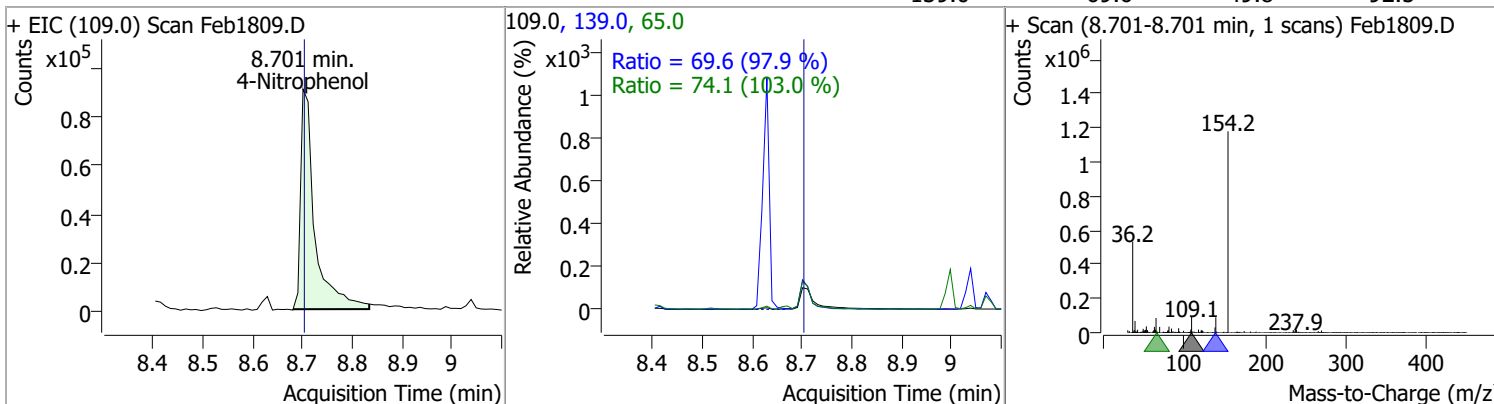
Compound	Conc.	RT	Dev(Min)	Resp.	QIon	QRatio	Lower	Upper
Dibenzofuran	79.9136	8.63	0.00	1641005	139.0	38.8	26.3	48.8



Compound	Conc.	RT	Dev(Min)	Resp.	QIon	QRatio	Lower	Upper
2,4-Dinitrotoluene	79.2675	8.67	0.00	186566	89.0	79.1	55.4	102.9
					63.0	48.7	33.9	62.9

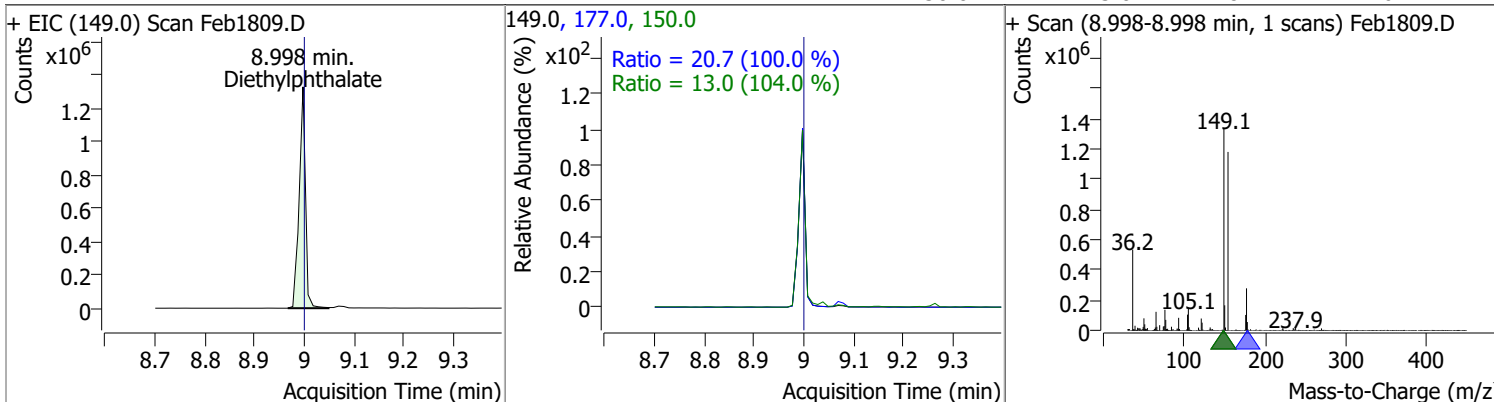


Compound	Conc.	RT	Dev(Min)	Resp.	QIon	QRatio	Lower	Upper
4-Nitrophenol	77.0307	8.70	0.00	178388	65.0	74.1	50.4	93.6
					139.0	69.6	49.8	92.5

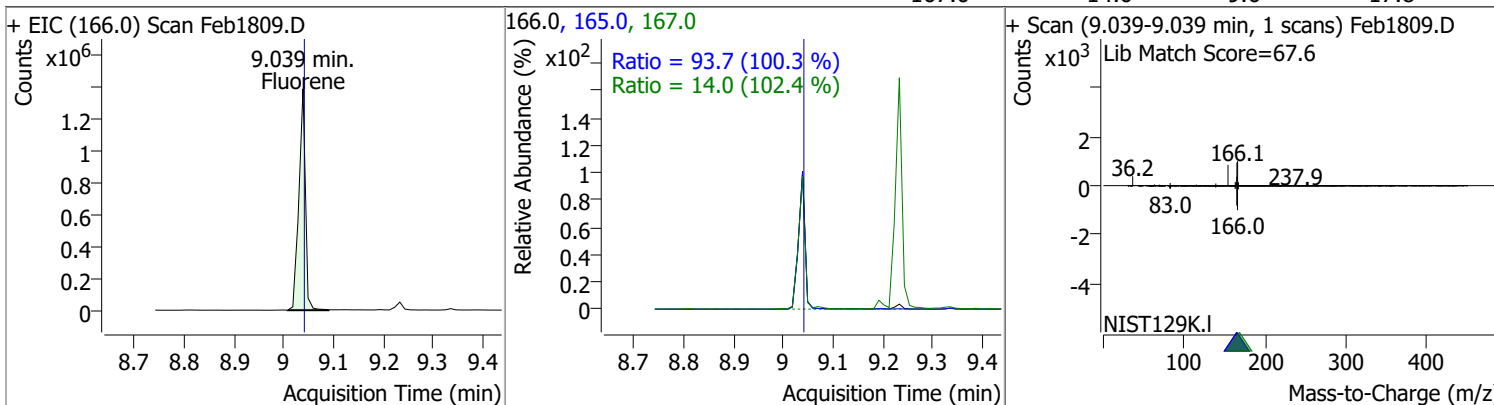


Quantitation Results Report (QT Reviewed)

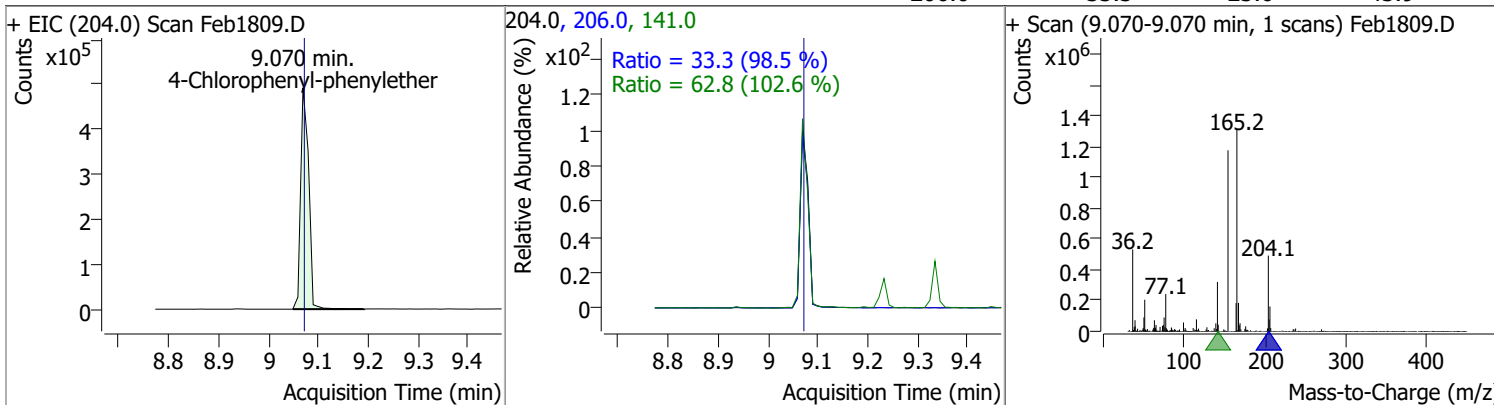
Compound	Conc.	RT	Dev(Min)	Resp.	QIon	QRatio	Lower	Upper
Diethylphthalate	81.6817	9.00	0.00	1166621	177.0	20.7	14.5	27.0
					150.0	13.0	8.7	16.2



Compound	Conc.	RT	Dev(Min)	Resp.	QIon	QRatio	Lower	Upper
Fluorene	76.9108	9.04	0.00	1266305	165.0	93.7	65.4	121.4
					167.0	14.0	9.6	17.8

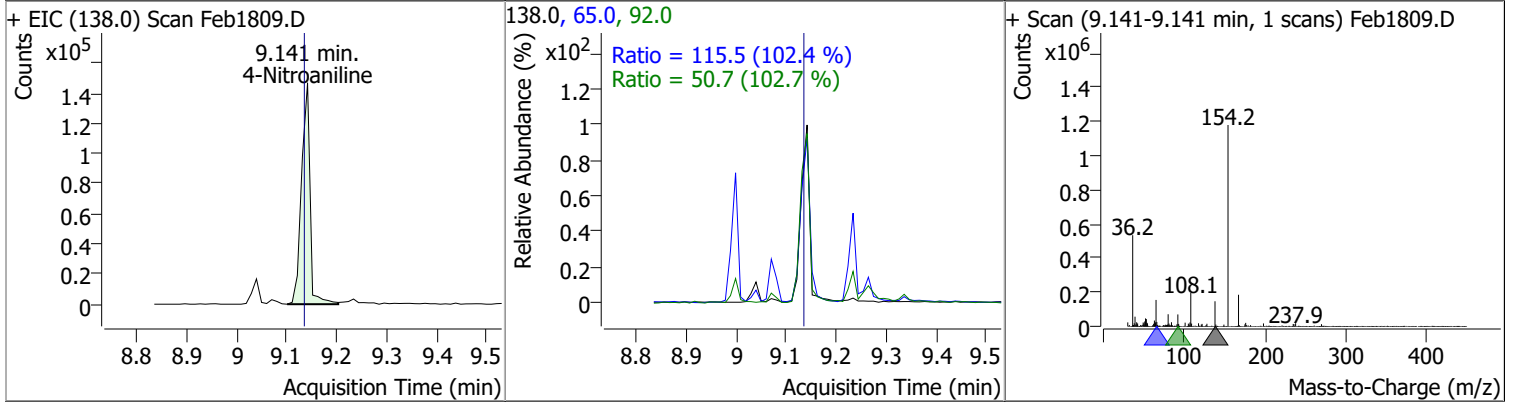


Compound	Conc.	RT	Dev(Min)	Resp.	QIon	QRatio	Lower	Upper
4-Chlorophenyl-phenylether	73.4968	9.07	0.00	542729	141.0	62.8	42.8	79.6
					206.0	33.3	23.6	43.9

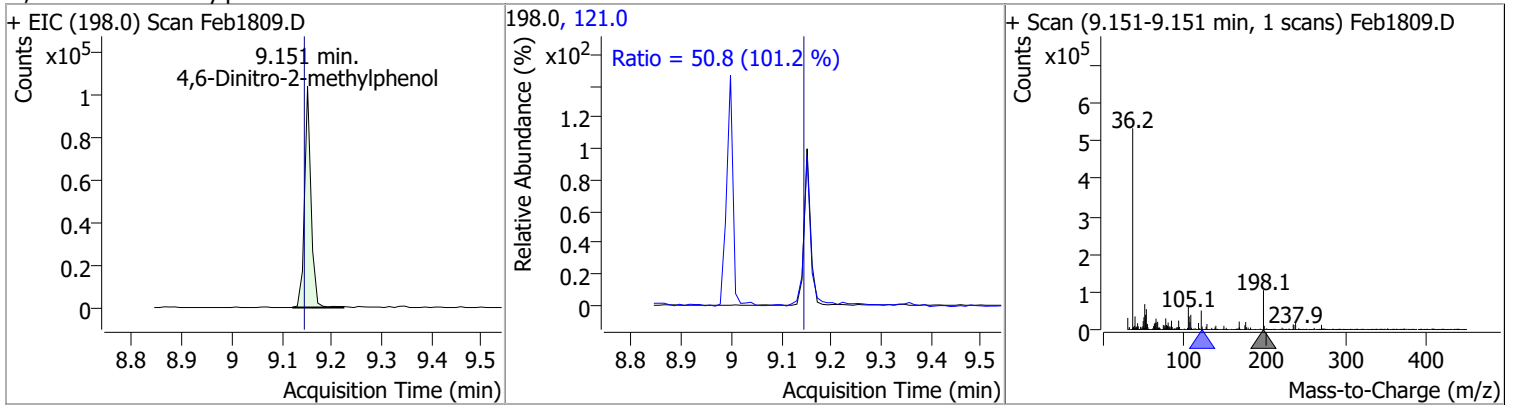


Quantitation Results Report (QT Reviewed)

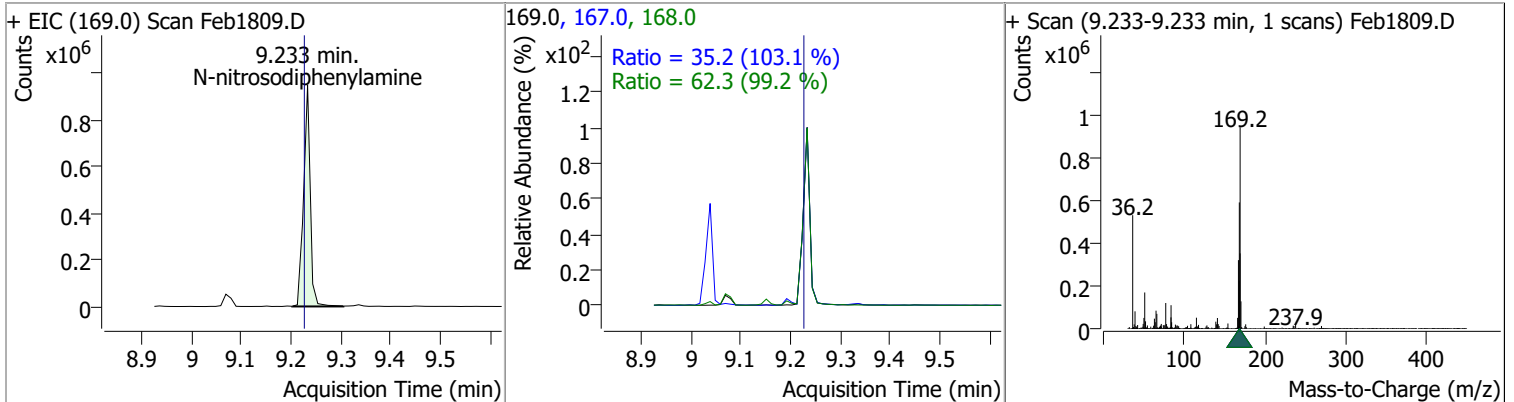
Compound	Conc.	RT	Dev(Min)	Resp.	QIon	QRatio	Lower	Upper
4-Nitroaniline	77.0022	9.14	0.00	174323	65.0	115.5	78.9	146.6
					92.0	50.7	34.5	64.1



Compound	Conc.	RT	Dev(Min)	Resp.	QIon	QRatio	Lower	Upper
4,6-Dinitro-2-methylphenol	69.9760	9.15	0.00	94058	121.0	50.8	35.1	65.3

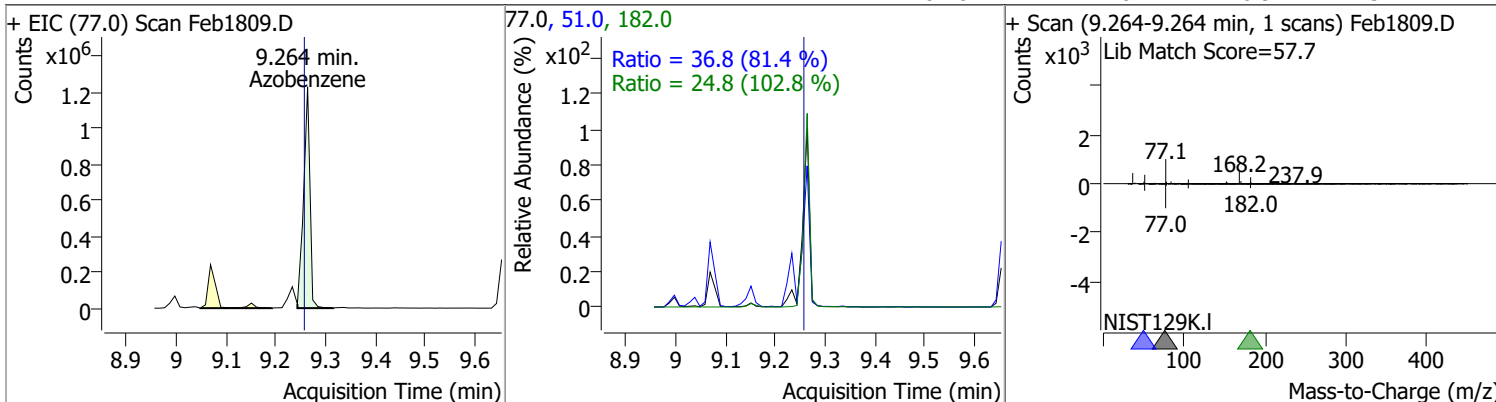


Compound	Conc.	RT	Dev(Min)	Resp.	QIon	QRatio	Lower	Upper
N-nitrosodiphenylamine	82.3616	9.23	0.00	880335	168.0	62.3	44.0	81.7
					167.0	35.2	23.9	44.3

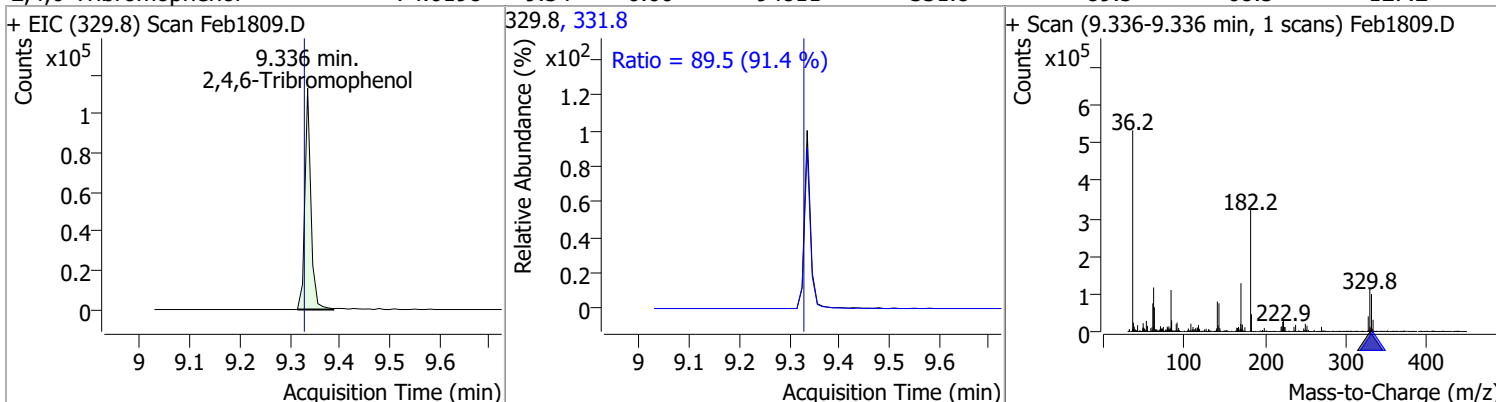


Quantitation Results Report (QT Reviewed)

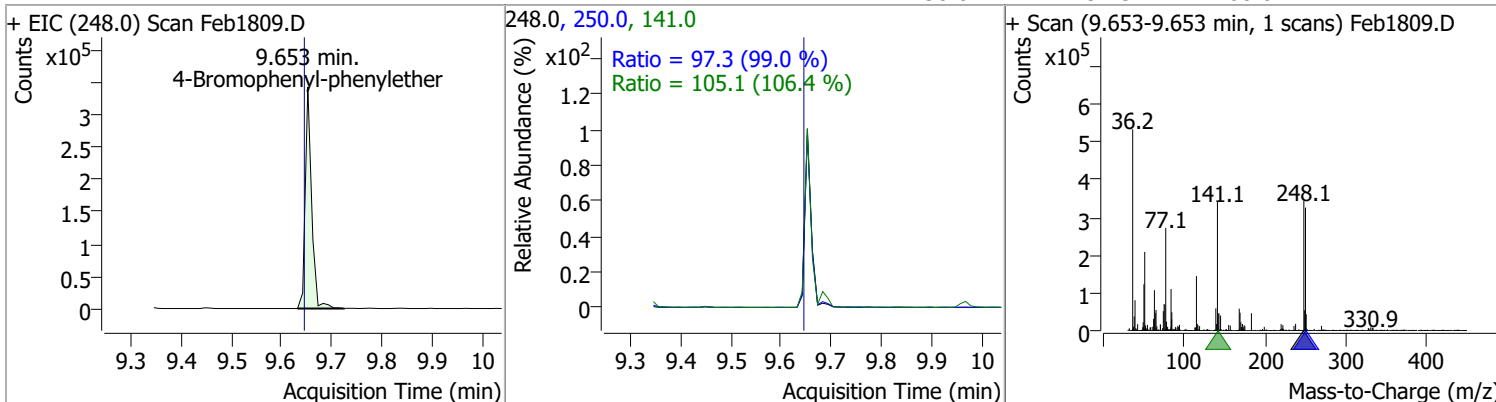
Compound	Conc.	RT	Dev(Min)	Resp.	QIon	QRatio	Lower	Upper
Azobenzene	77.2870	9.26	0.00	1088752	51.0	36.8	31.6	58.7
					182.0	24.8	16.9	31.4



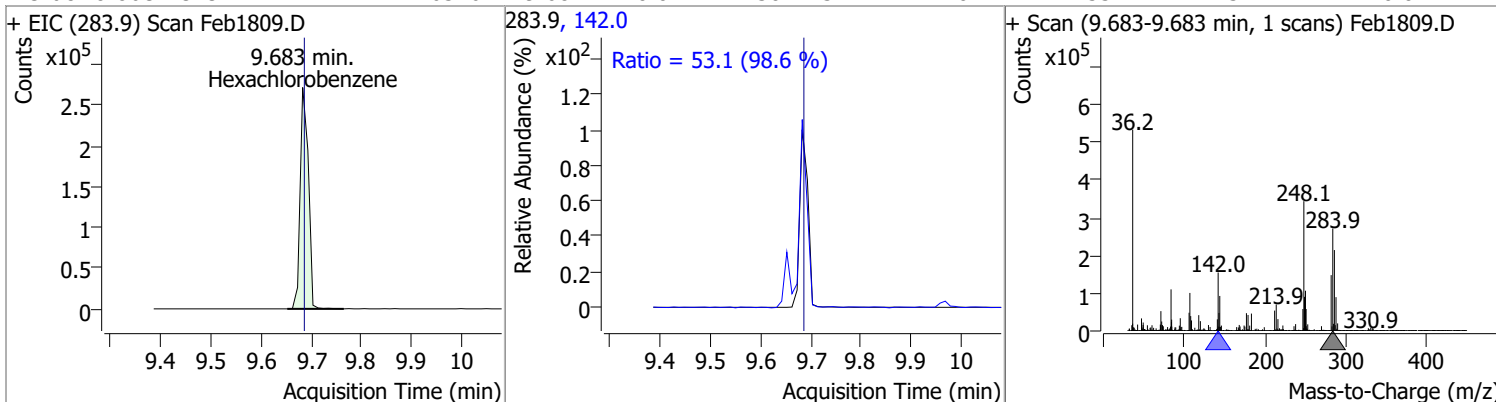
Compound	Conc.	RT	Dev(Min)	Resp.	QIon	QRatio	Lower	Upper
2,4,6-Tribromophenol	74.0198	9.34	0.00	94811	331.8	89.5	68.5	127.2



Compound	Conc.	RT	Dev(Min)	Resp.	QIon	QRatio	Lower	Upper
4-Bromophenyl-phenylether	75.6263	9.65	0.00	303382	141.0	105.1	69.1	128.4
					250.0	97.3	68.8	127.7

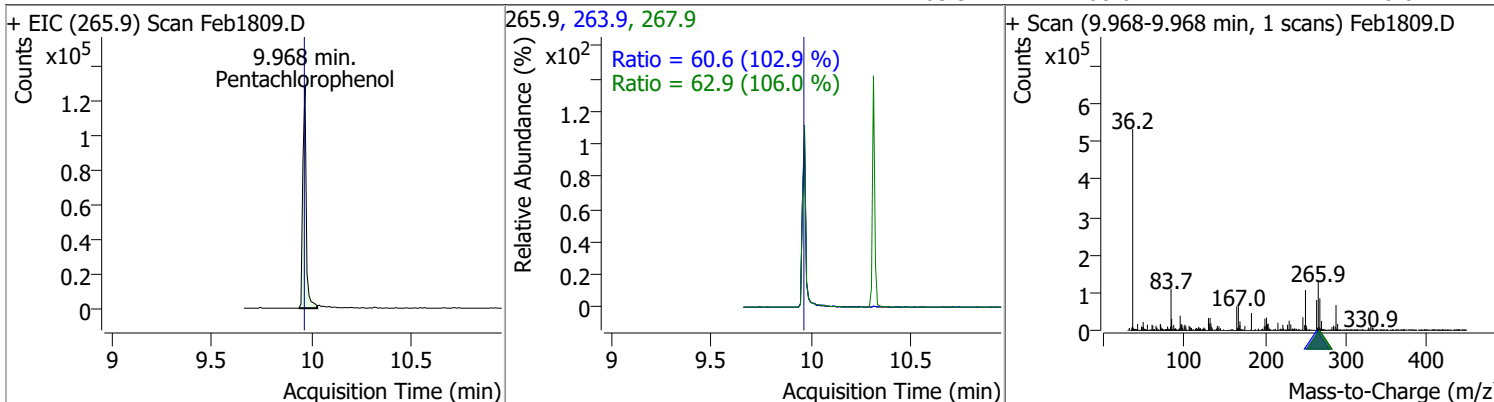


Compound	Conc.	RT	Dev(Min)	Resp.	QIon	QRatio	Lower	Upper
Hexachlorobenzene	74.6326	9.68	-0.01	307143	142.0	53.1	37.7	70.0

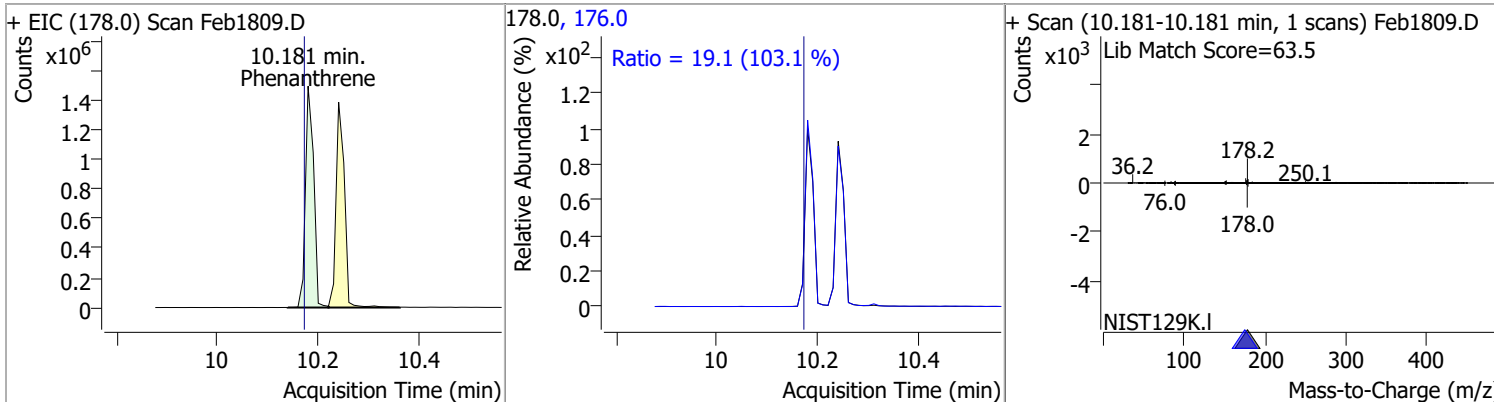


Quantitation Results Report (QT Reviewed)

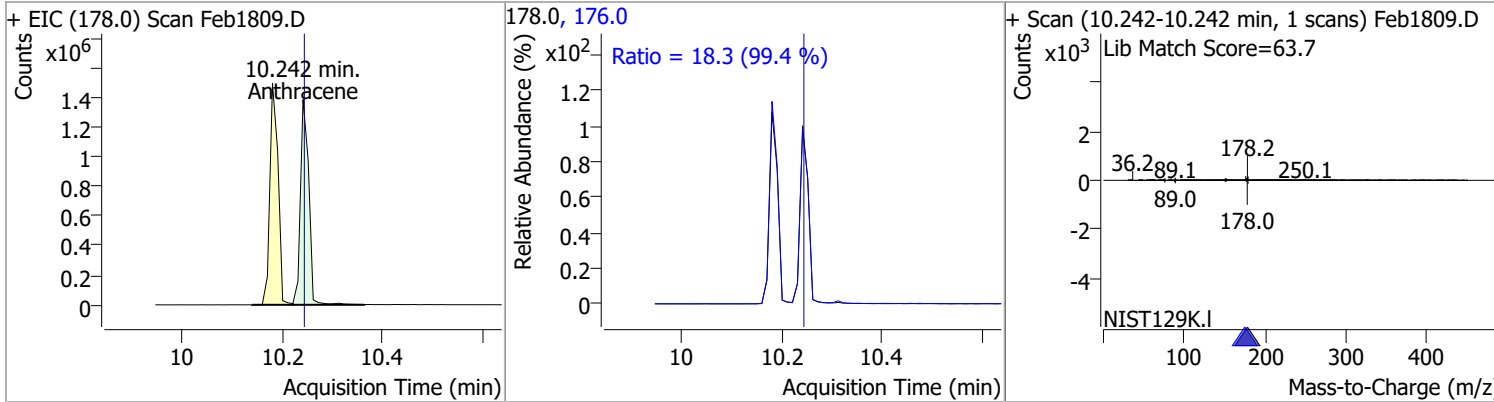
Compound	Conc.	RT	Dev(Min)	Resp.	QIon	QRatio	Lower	Upper
Pentachlorophenol	80.7752	9.97	0.00	154444	267.9	62.9	41.5	77.2
					263.9	60.6	41.2	76.6



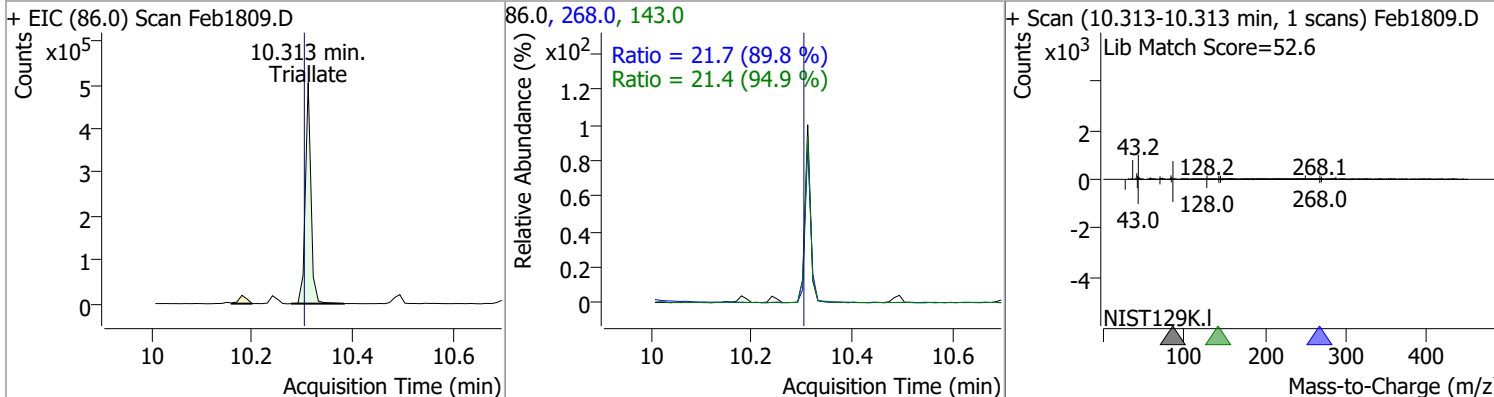
Compound	Conc.	RT	Dev(Min)	Resp.	QIon	QRatio	Lower	Upper
Phenanthrene	75.7953	10.18	0.00	1690096	176.0	19.1	13.0	24.1



Compound	Conc.	RT	Dev(Min)	Resp.	QIon	QRatio	Lower	Upper
Anthracene	76.1040	10.24	-0.01	1595291	176.0	18.3	12.9	23.9

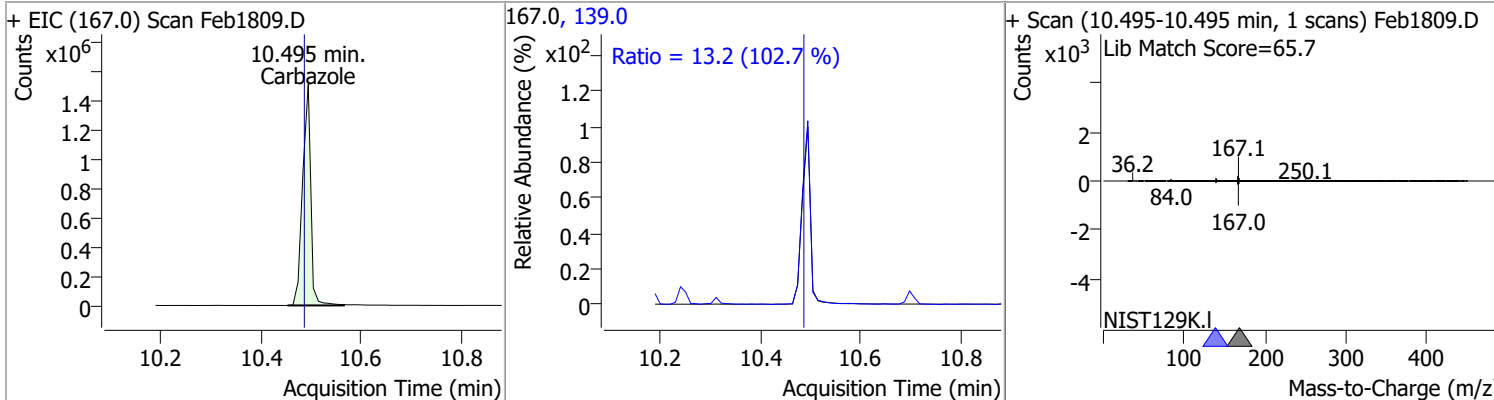


Compound	Conc.	RT	Dev(Min)	Resp.	QIon	QRatio	Lower	Upper
Triallate	78.3979	10.31	0.00	390681	268.0	21.7	16.9	31.4
					143.0	21.4	15.8	29.3

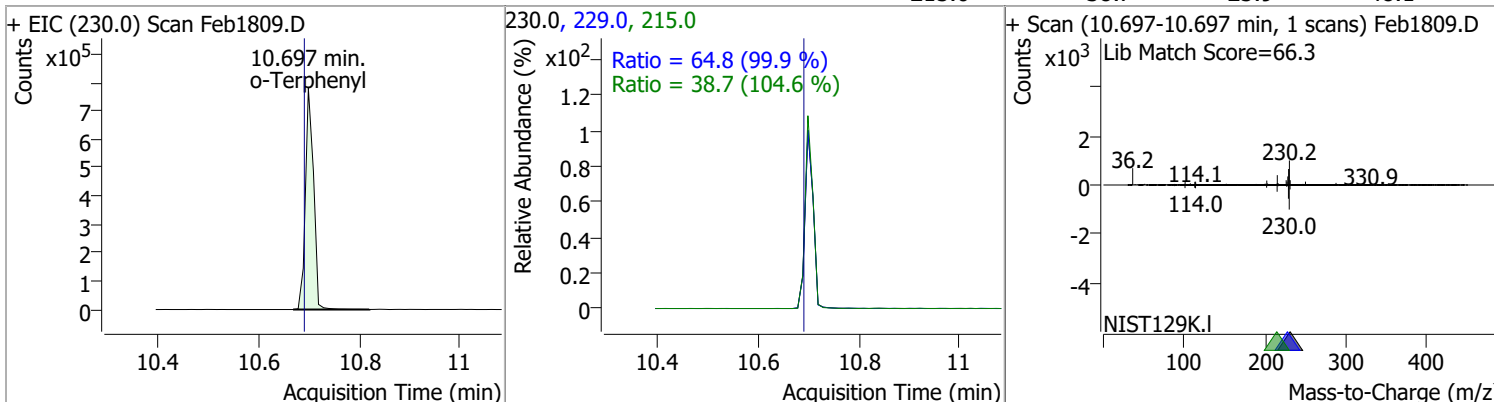


Quantitation Results Report (QT Reviewed)

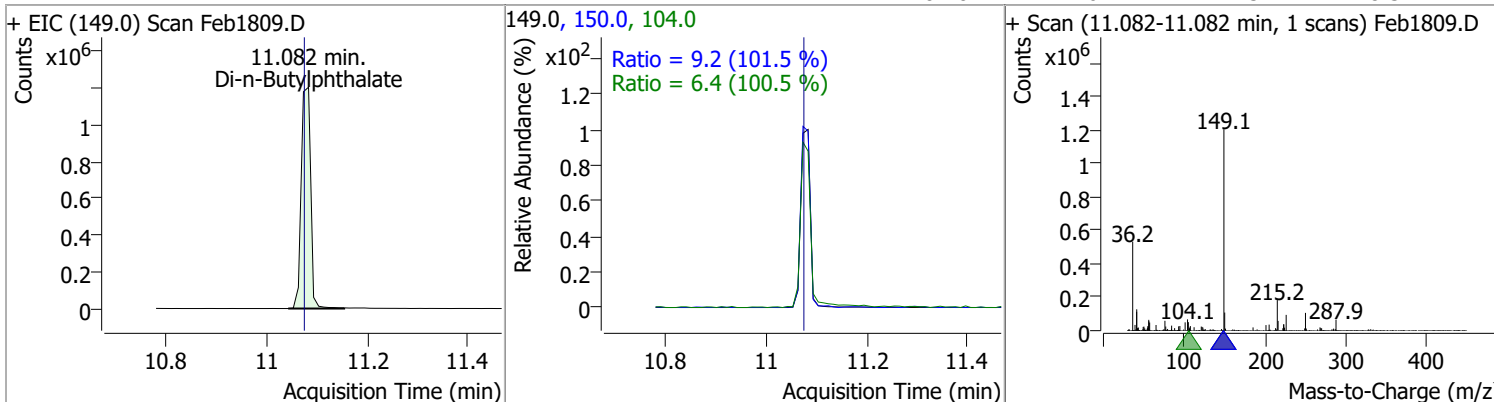
Compound	Conc.	RT	Dev(Min)	Resp.	QIon	QRatio	Lower	Upper
Carbazole	80.7772	10.49	0.00	1718160	139.0	13.2	9.0	16.7



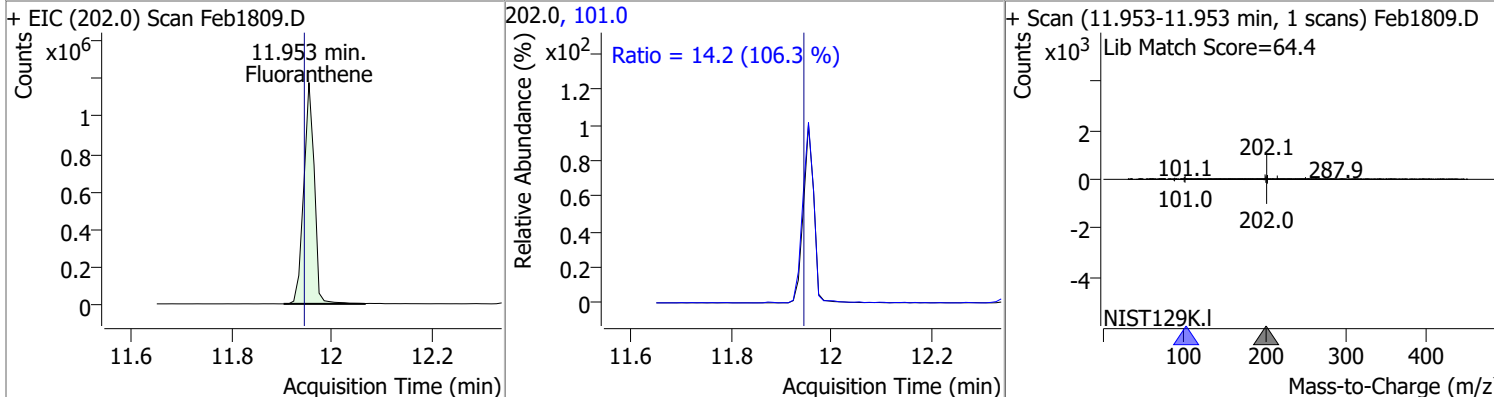
o-Terphenyl	74.5678	10.70	0.00	880627	229.0	64.8	45.4	84.3
					215.0	38.7	25.9	48.1



Di-n-Butylphthalate	79.0134	11.08	0.00	1581866	150.0	9.2	6.3	11.8
					104.0	6.4	4.5	8.3

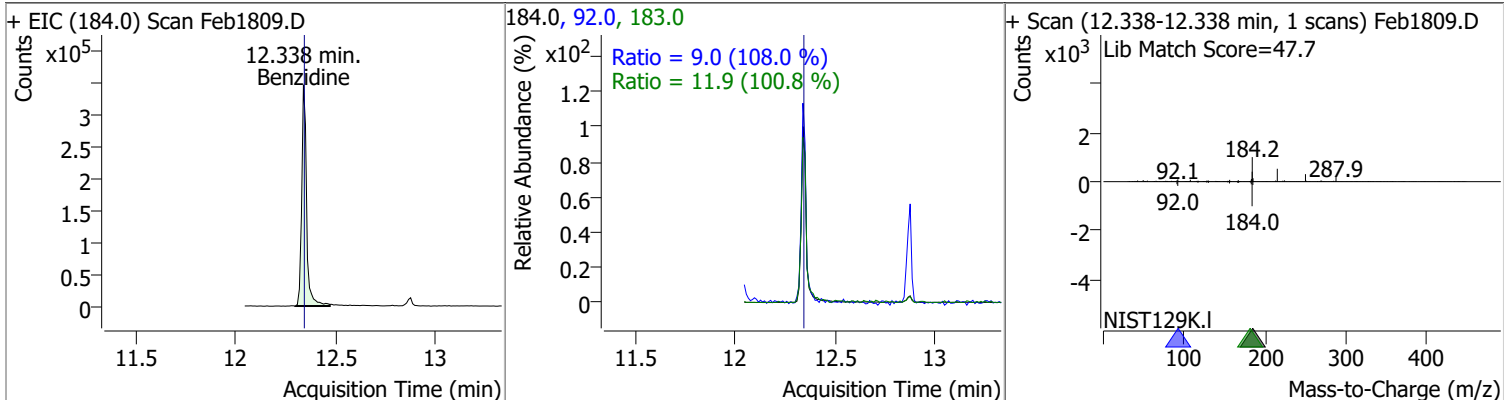


Fluoranthene	77.6312	11.95	0.00	1727903	101.0	14.2	9.4	17.4
--------------	---------	-------	------	---------	-------	------	-----	------

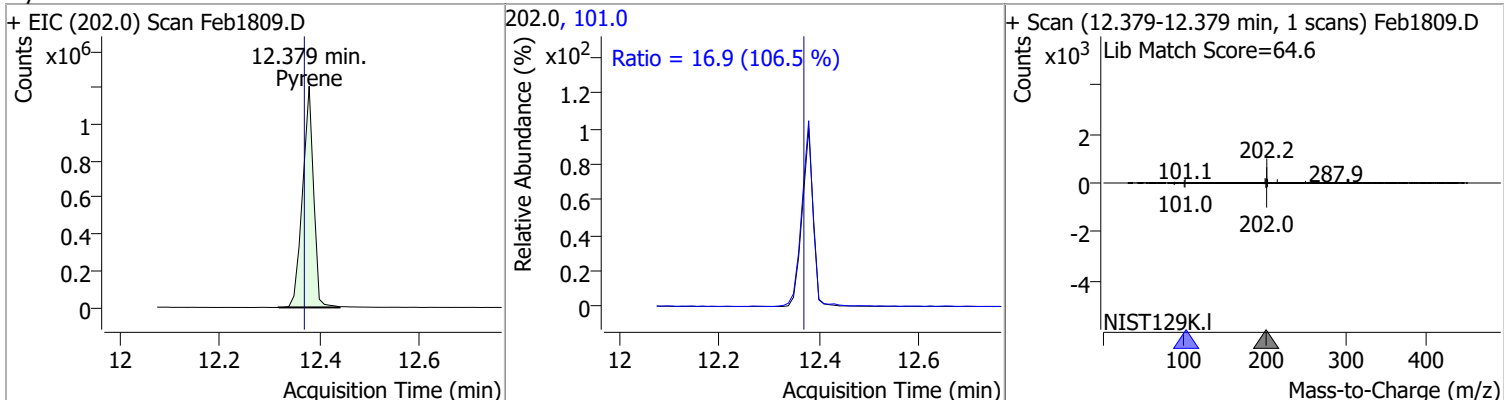


Quantitation Results Report (QT Reviewed)

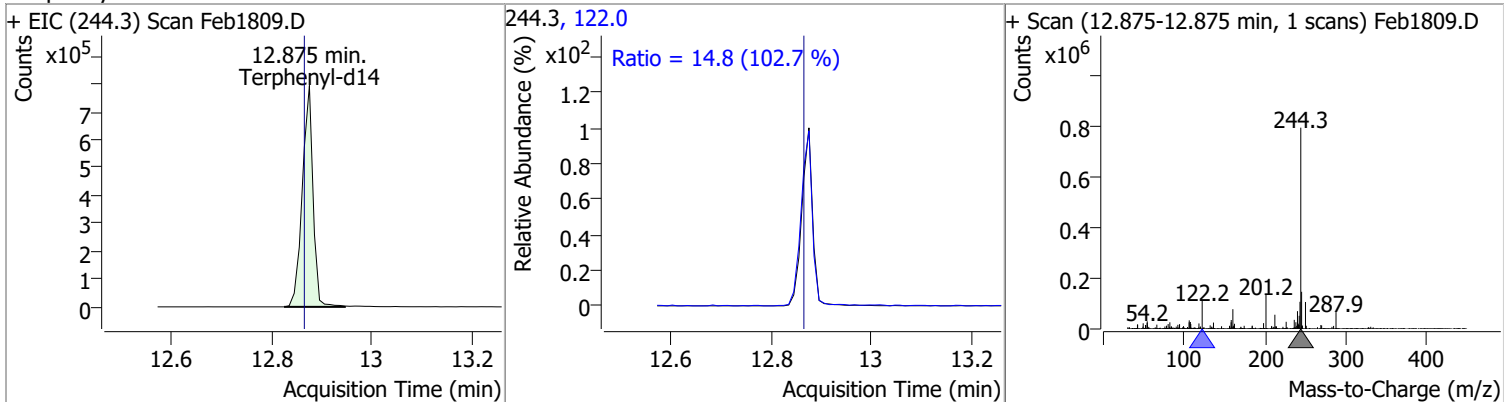
Compound	Conc.	RT	Dev(Min)	Resp.	QIon	QRatio	Lower	Upper
Benzidine	75.0213	12.34	-0.01	590851	183.0	11.9	8.3	15.4
					92.0	9.0	5.8	10.8



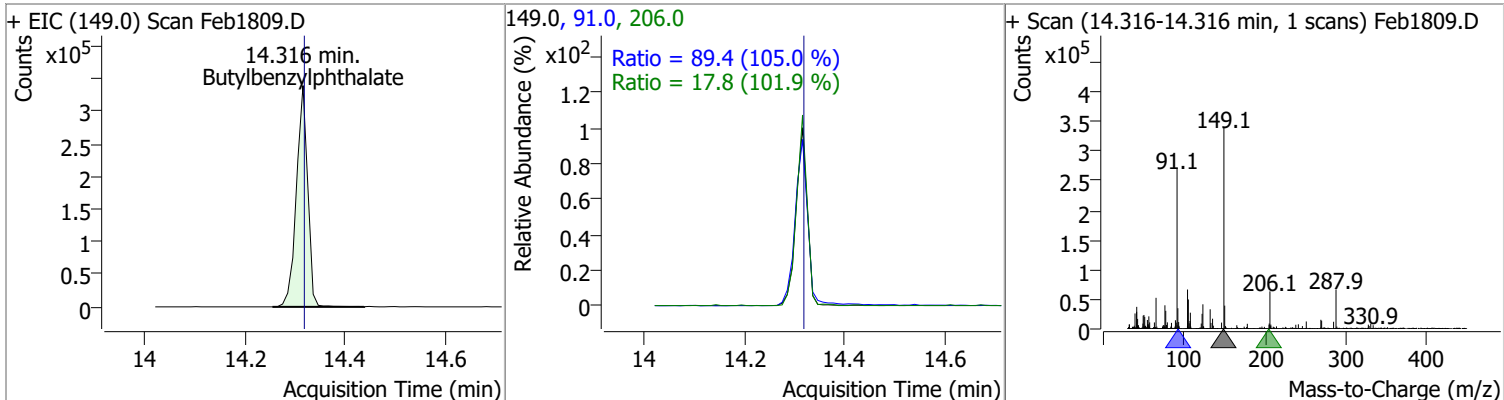
Compound	Conc.	RT	Dev(Min)	Resp.	QIon	QRatio	Lower	Upper
Pyrene	75.7452	12.38	0.00	1840668	101.0	16.9	11.1	20.6



Compound	Conc.	RT	Dev(Min)	Resp.	QIon	QRatio	Lower	Upper
Terphenyl-d14	72.4848	12.88	0.00	1184579	122.0	14.8	10.1	18.7

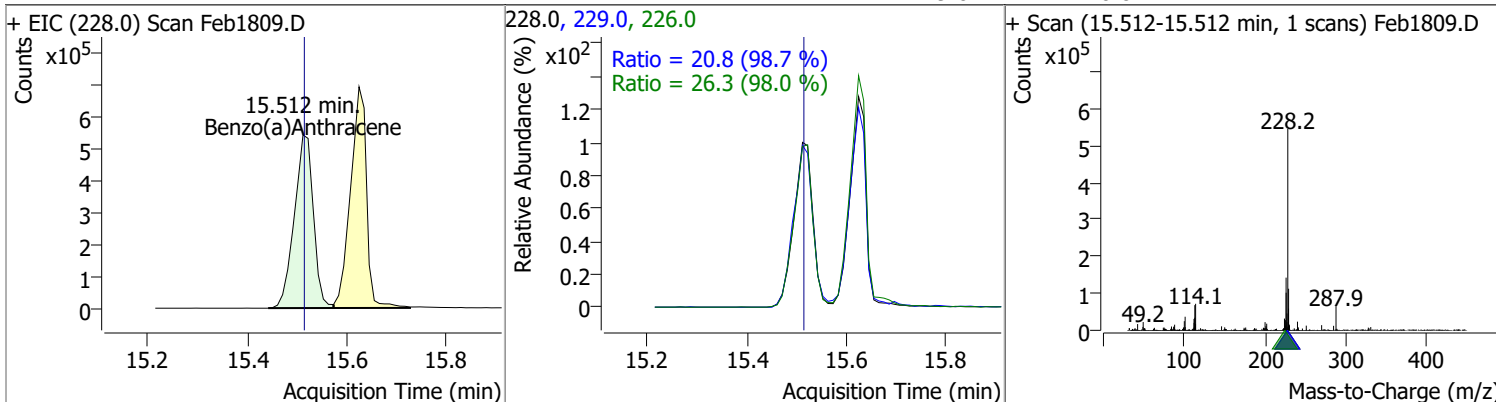


Compound	Conc.	RT	Dev(Min)	Resp.	QIon	QRatio	Lower	Upper
Butylbenzylphthalate	80.5784	14.32	0.00	535896	91.0	89.4	59.6	110.6
					206.0	17.8	12.2	22.7

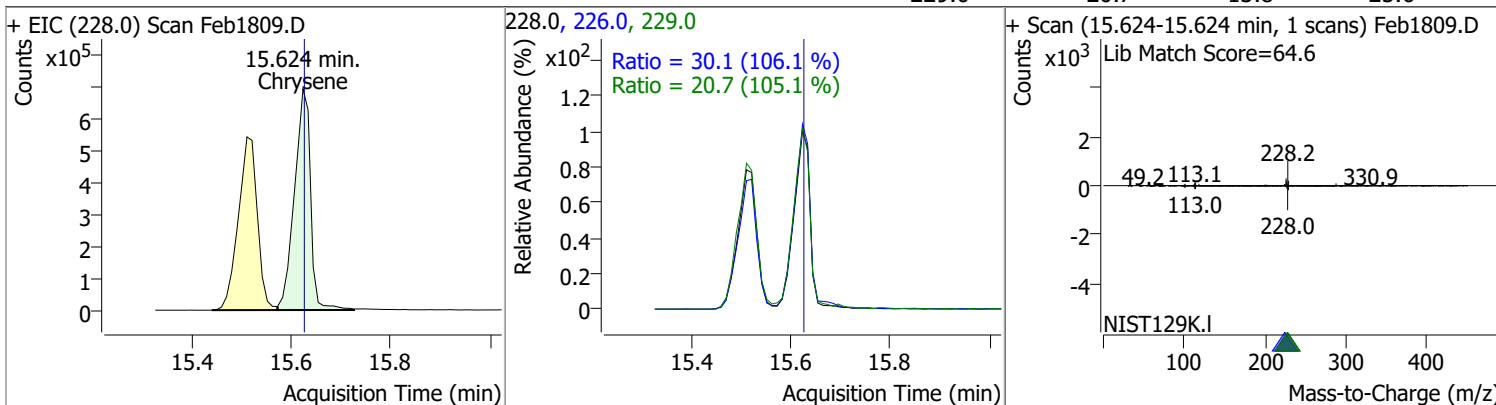


Quantitation Results Report (QT Reviewed)

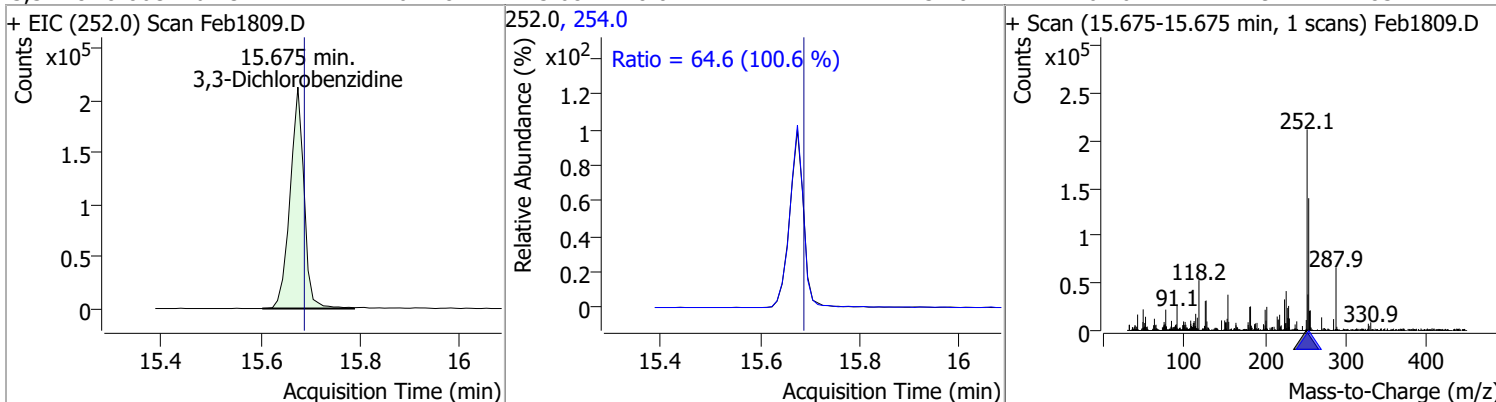
Compound	Conc.	RT	Dev(Min)	Resp.	QIon	QRatio	Lower	Upper
Benzo(a)Anthracene	82.3594	15.51	0.00	1445216	226.0	26.3	18.8	34.9
					229.0	20.8	14.7	27.4



Compound	Conc.	RT	Dev(Min)	Resp.	QIon	QRatio	Lower	Upper
Chrysene	79.3013	15.62	0.00	1558124	226.0	30.1	19.9	36.9
					229.0	20.7	13.8	25.6

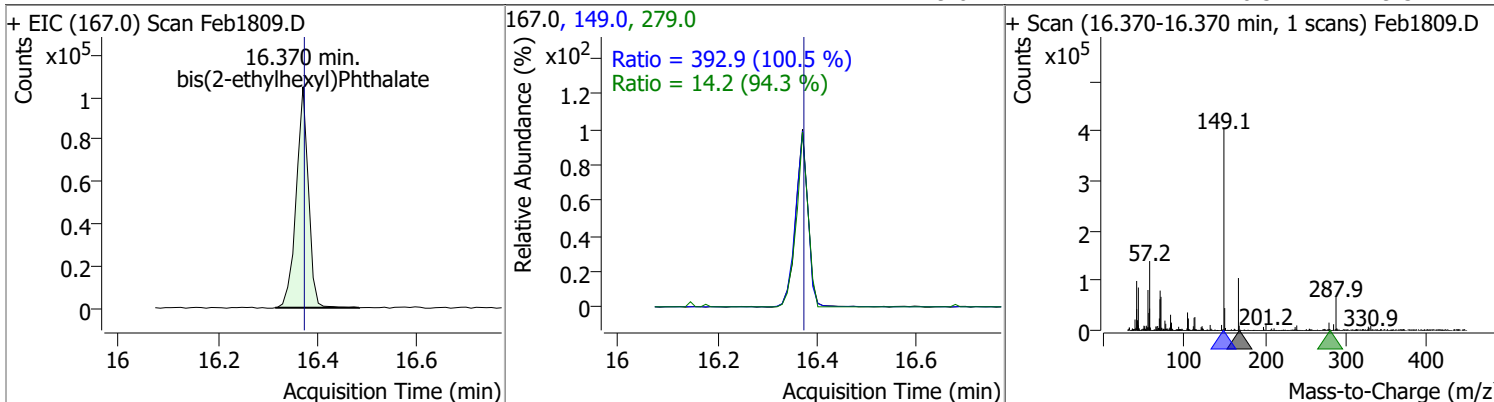


Compound	Conc.	RT	Dev(Min)	Resp.	QIon	QRatio	Lower	Upper
3,3-Dichlorobenzidine	67.7817	15.68	-0.01	412447	254.0	64.6	44.9	83.4

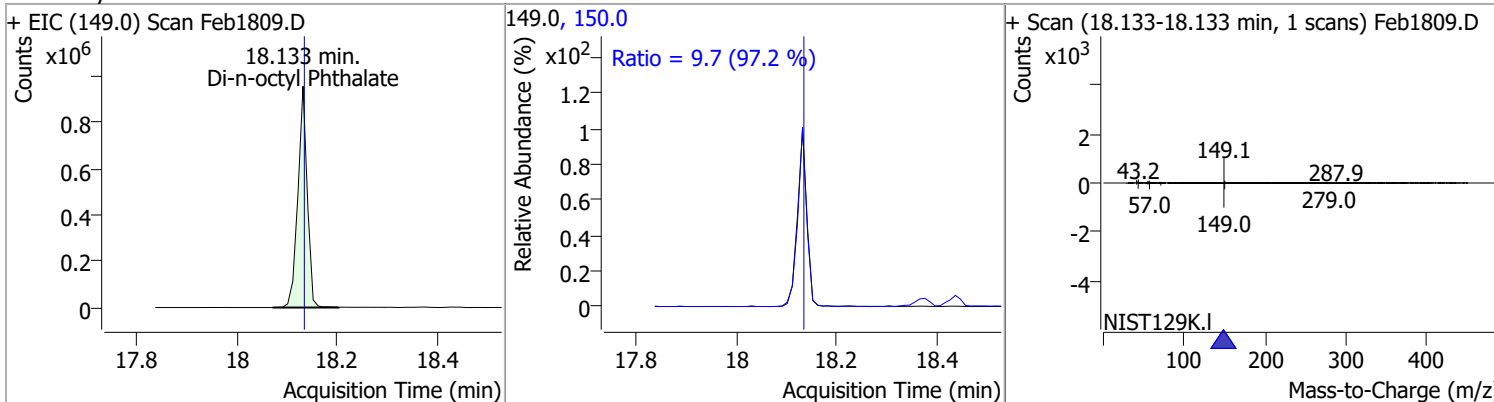


Quantitation Results Report (QT Reviewed)

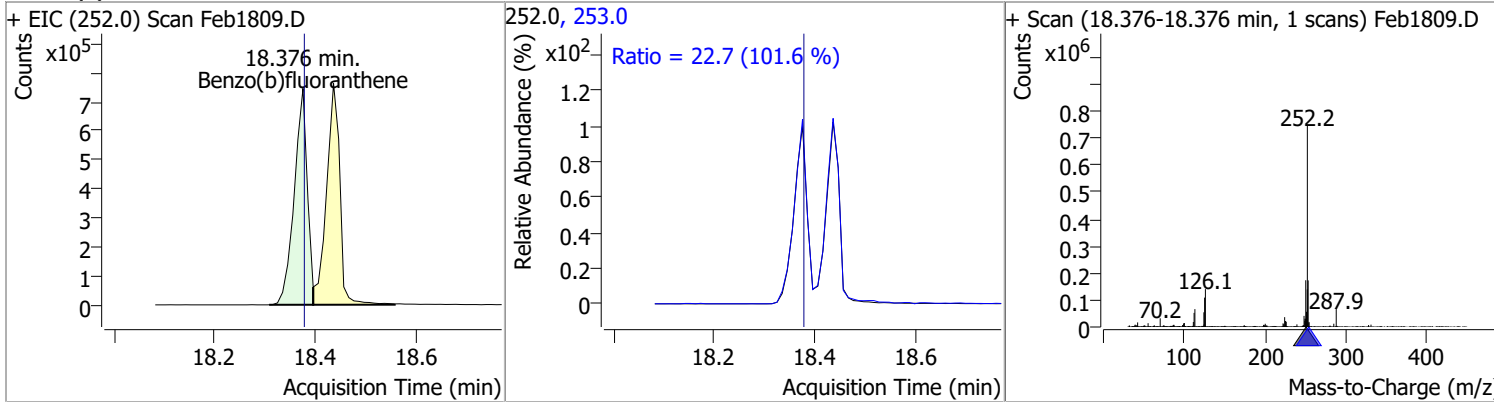
Compound	Conc.	RT	Dev(Min)	Resp.	QIon	QRatio	Lower	Upper
bis(2-ethylhexyl)Phthalate	78.2900	16.37	0.00	177710	149.0	392.9	273.6	508.0
					279.0	14.2	10.5	19.5



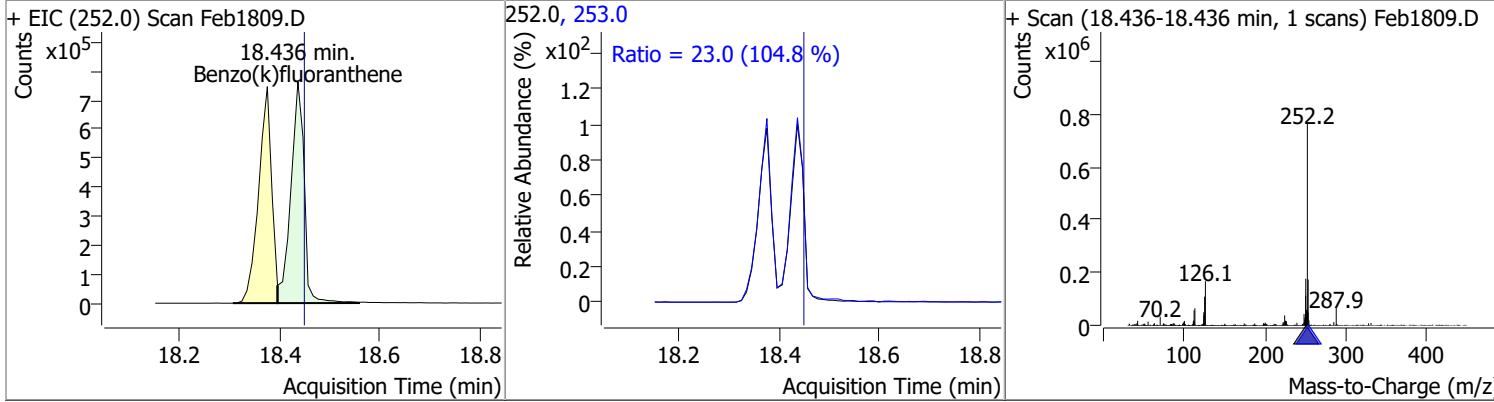
Compound	Conc.	RT	Dev(Min)	Resp.	QIon	QRatio	Lower	Upper
Di-n-octyl Phthalate	78.7517	18.13	0.00	1235233	150.0	9.7	7.0	13.0
					149.0	Ratio = 9.7 (97.2 %)		



Compound	Conc.	RT	Dev(Min)	Resp.	QIon	QRatio	Lower	Upper
Benzo(b)fluoranthene	77.1232	18.38	0.00	1337400	253.0	22.7	15.6	29.0
					252.0	Ratio = 22.7 (101.6 %)		

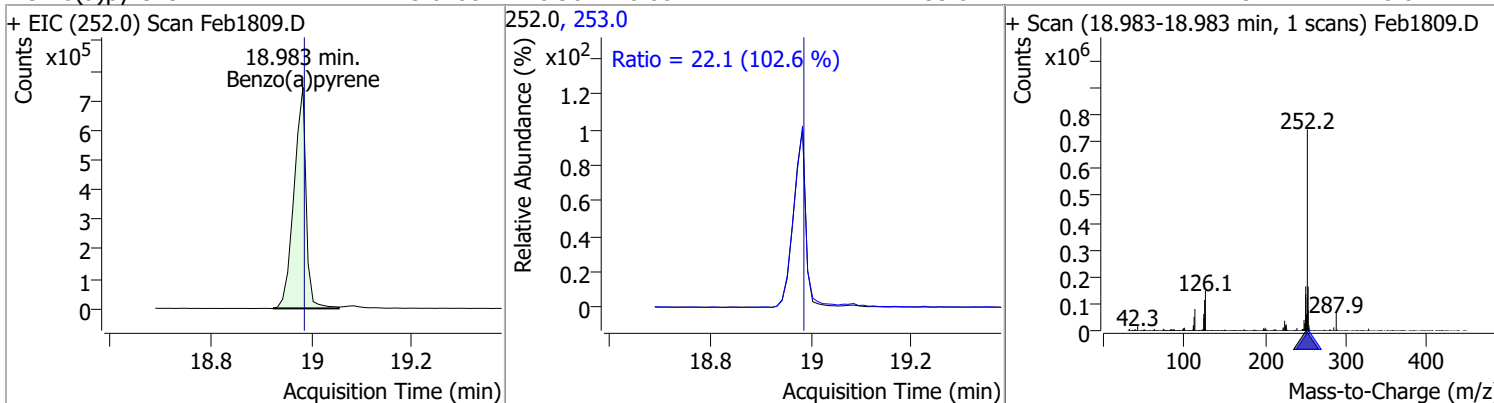


Compound	Conc.	RT	Dev(Min)	Resp.	QIon	QRatio	Lower	Upper
Benzo(k)fluoranthene	76.8826	18.44	-0.01	1401698	253.0	23.0	15.4	28.6
					252.0	Ratio = 23.0 (104.8 %)		

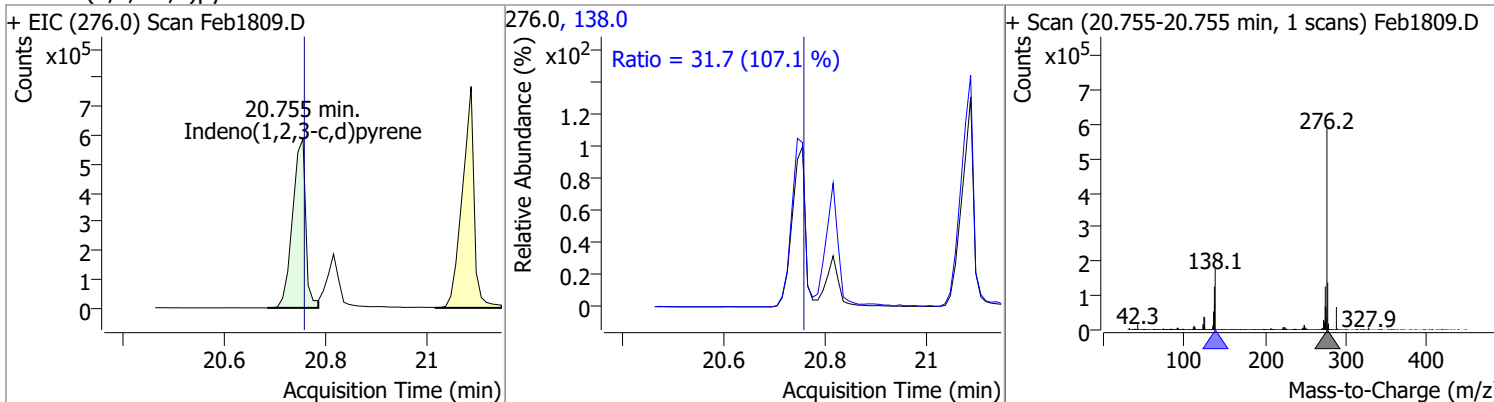


Quantitation Results Report (QT Reviewed)

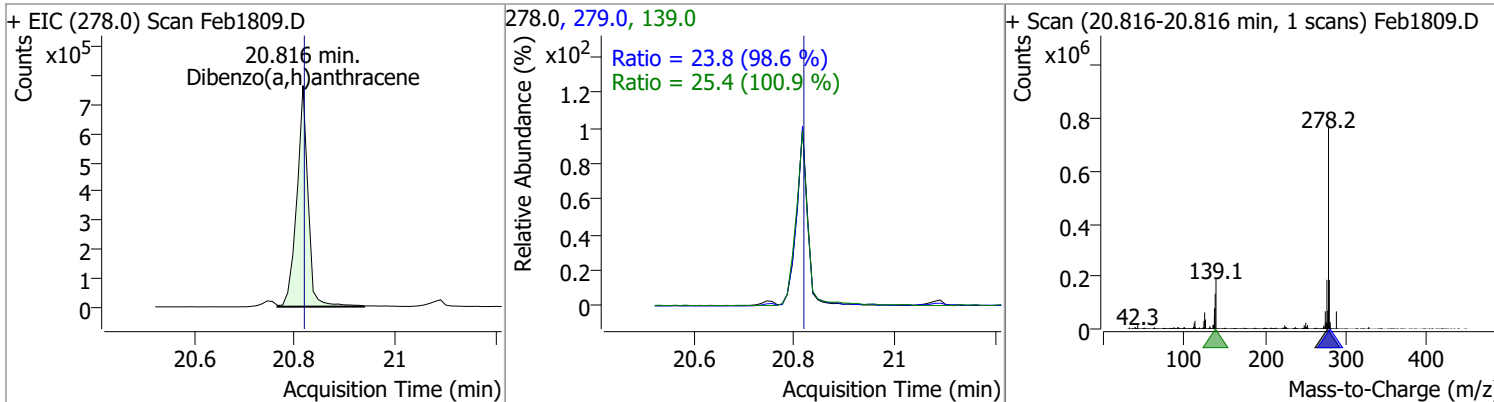
Compound	Conc.	RT	Dev(Min)	Resp.	QIon	QRatio	Lower	Upper
Benzo(a)pyrene	75.6708	18.98	0.00	1242141	253.0	22.1	15.1	28.0



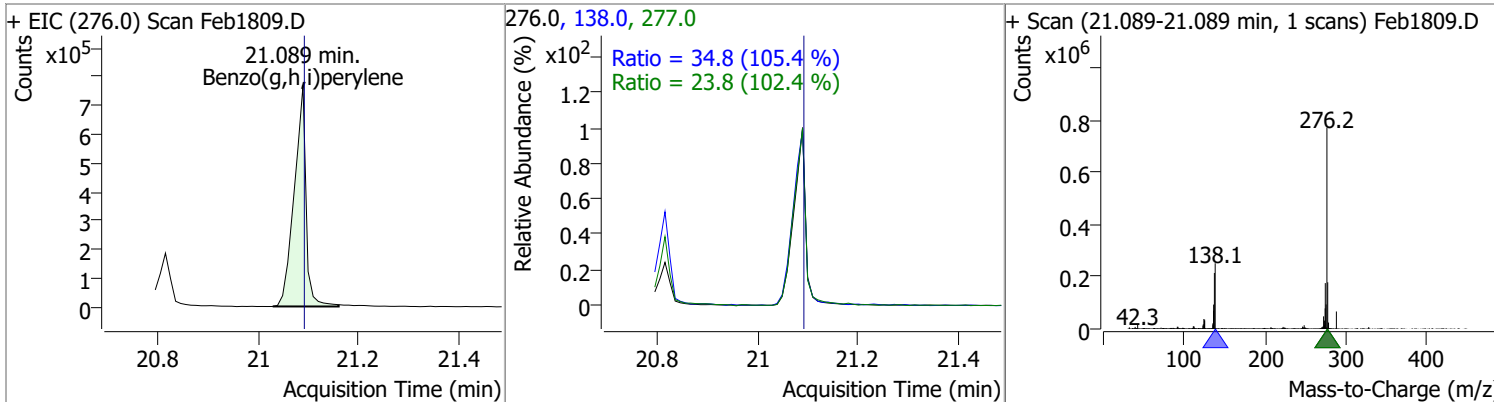
Compound	Conc.	RT	Dev(Min)	Resp.	QIon	QRatio	Lower	Upper
Indeno(1,2,3-c,d)pyrene	76.8896	20.76	0.00	1059011	138.0	31.7	20.7	38.5



Compound	Conc.	RT	Dev(Min)	Resp.	QIon	QRatio	Lower	Upper
Dibenzo(a,h)anthracene	79.0840	20.82	0.00	1185669	139.0	25.4	17.6	32.7
					279.0	23.8	16.9	31.3

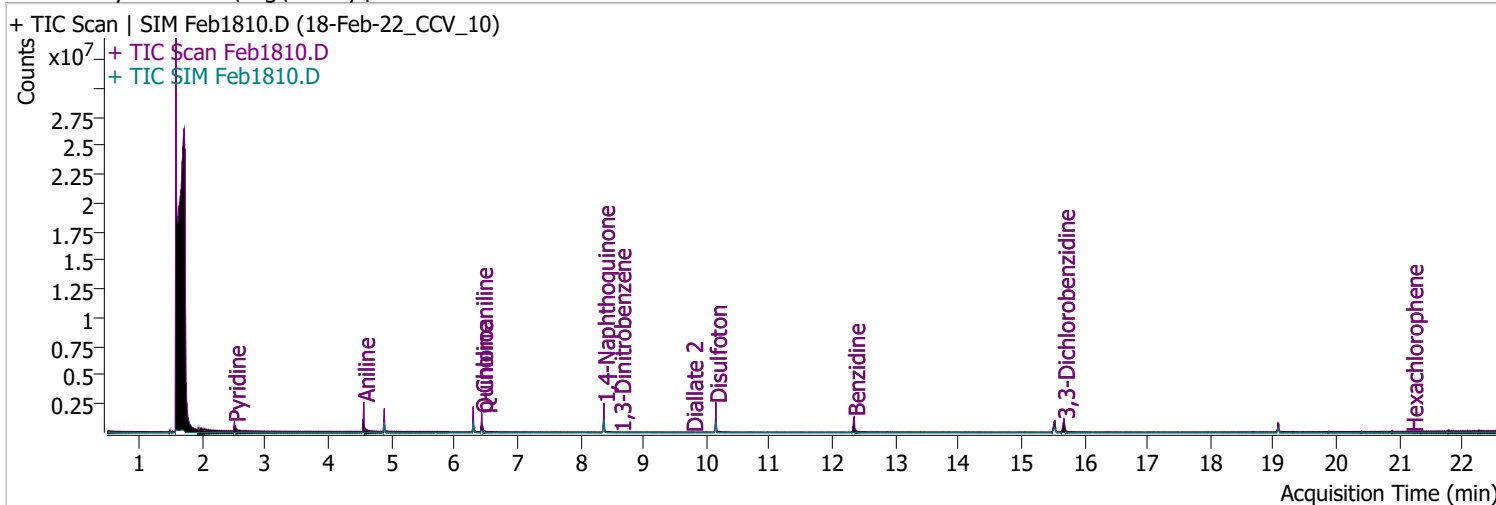


Compound	Conc.	RT	Dev(Min)	Resp.	QIon	QRatio	Lower	Upper
Benzo(g,h,i)perylene	78.8525	21.09	0.00	1251600	138.0	34.8	23.1	42.9
					277.0	23.8	16.3	30.2



Quantitation Results Report (QT Reviewed)

Data File	Feb1810.D	Operator	LIMS import
Acq. Method	BNA+SIM.M	Acq. Date-Time	2/19/2022 12:52:18 PM
Sample Name	18-Feb-22_CCV_10	Instrument	Instrument #1
Vial	10	Multiplier	1.00
DA Method File		Comment	SVOC-8270-W-LARGO
Tune File	dftppdsm.u	Tune Date	2/18/2022 9:25:00 PM
Batch Name	021822 DoD BNA cal.batch.bin	Last Calib Update	2/19/2022 1:06:17 PM
Ref Library	D:\Org\Library\NIST129K.I		



Compound	RT	QIon	Resp.	Conc.	Units	Dev(Min)
----------	----	------	-------	-------	-------	----------

Internal Standards

System Monitoring Compounds

S 2-Fluorophenol	0.000	0	N.D.
Spiked Amount: 200.000	Range: 10.0 - 75.0%		Recovery = NA%
S Phenol-d5	0.000	0	N.D.
Spiked Amount: 200.000	Range: 10.0 - 65.0%		Recovery = NA%
S Nitrobenzene-d5	0.000	0	N.D.
Spiked Amount: 100.000	Range: 32.0 - 94.0%		Recovery = NA%
S 2-Fluorobiphenyl	0.000	0	N.D.
Spiked Amount: 100.000	Range: 28.0 - 107.0%		Recovery = NA%
S 2,4,6-Tribromophenol	0.000	0	N.D.
Spiked Amount: 200.000	Range: 25.0 - 140.0%		Recovery = NA%
S Terphenyl-d14	0.000	0	N.D.
Spiked Amount: 100.000	Range: 32.0 - 122.0%		Recovery = NA%

Target Compounds

Compound	RT	QIon	Resp.	Conc.	Units	Dev(Min)	QValue
T N-Nitrosodimethylamine	0.000		0	N.D.			
T Pyridine	2.509	79.0	414809	68.5148	µg/L		99
T Aniline	4.562	93.0	1035695	70.9729	µg/L		98
T Phenol	4.562	94.0	0		µg/L	md	1
T bis(-2-Chloroethyl)Ether	4.562	63.0	0		µg/L	md	1
T 2-Chlorophenol	0.000		0	N.D.			
T 1,3-Dichlorobenzene	0.000		0	N.D.			
T 1,4-Dichlorobenzene	0.000		0	N.D.			
T 1,2-Dichlorobenzene	0.000		0	N.D.			
T Benzyl Alcohol	0.000		0	N.D.			
T bis(2-chloroisopropyl)Ether	0.000		0	N.D.			
T 2-Methylphenol	0.000		0	N.D.			
T N-nitroso-Di-n-propylamine	0.000		0	N.D.			
T 4Methylphenol/3Methylphenol	0.000		0	N.D.			
T Hexachloroethane	0.000		0	N.D.			

Quantitation Results Report (QT Reviewed)

Compound	RT	QIon	Resp.	Conc.	Units	Dev(Min)
T Nitrobenzene	0.000		0	N.D.		
T Isophorone	0.000		0	N.D.		
T 2-Nitrophenol	0.000		0	N.D.		
T 2,4-Dimethylphenol	0.000		0	N.D.		
T bis(-2-Chloroethoxy)Methane	6.434	93.0	0		µg/L md	1
T 2,4-Dichlorophenol	0.000		0	N.D.		
T Benzoic Acid	0.000		0	N.D.		
T 1,2,4-Trichlorobenzene	0.000		0	N.D.		
T Naphthalene	6.434	128.0	0		µg/L md	1
T 4-Chlorophenol	6.434	130.0	0		µg/L md	1
T p-Chloroaniline	6.434	127.0	594557	71.3064	µg/L #	70
T Hexachlorobutadiene	0.000		0	N.D.		
T 4-Chloro-2-Methylphenol	0.000		0	N.D.		
T 4-Chloro-3-Methylphenol	0.000		0	N.D.		
T 2-Methylnaphthalene	0.000		0	N.D.		
T 1-Methylnaphthalene	0.000		0	N.D.		
T Hexachlorocyclopentadiene	0.000		0	N.D.		
T 2,4,6-Trichlorophenol	0.000		0	N.D.		
T 2,4,5-Trichlorophenol	0.000		0	N.D.		
T 2-Chloronaphthalene	0.000		0	N.D.		
T 2-Nitroaniline	0.000		0	N.D.		
T Dimethyl Phthalate	8.374	163.0	0		µg/L md	1
T 2,6-Dinitrotoluene	8.374	165.0	0		µg/L md	1
T Acenaphthylene	0.000		0	N.D.		
T 3-Nitroaniline	0.000		0	N.D.		
T Acenaphthene	0.000		0	N.D.		
T 2,4-Dinitrophenol	0.000		0	N.D.		
T Dibenzofuran	0.000		0	N.D.		
T 2,4-Dinitrotoluene	0.000		0	N.D.		
T 4-Nitrophenol	0.000		0	N.D.		
T Diethylphthalate	0.000		0	N.D.		
T Fluorene	0.000		0	N.D.		
T 4-Chlorophenyl-phenylether	0.000		0	N.D.		
T 4-Nitroaniline	0.000		0	N.D.		
T 4,6-Dinitro-2-methylphenol	0.000		0	N.D.		
T N-nitrosodiphenylamine	0.000		0	N.D.		
T Azobenzene	0.000		0	N.D.		
T 4-Bromophenyl-phenylether	0.000		0	N.D.		
T Hexachlorobenzene	0.000		0	N.D.		
T Pentachlorophenol	0.000		0	N.D.		
T Phenanthrene	0.000		0	N.D.		
T Anthracene	0.000		0	N.D.		
T Triallate	0.000		0	N.D.		
T Carbazole	0.000		0	N.D.		
T o-Terphenyl	0.000		0	N.D.		
T Di-n-Butylphthalate	0.000		0	N.D.		
T Fluoranthene	0.000		0	N.D.		
T Benzidine	12.348	184.0	931105	131.4511	µg/L	99
T Pyrene	0.000		0	N.D.		
T Butylbenzylphthalate	0.000		0	N.D.		
T Benzo(a)Anthracene	0.000		0	N.D.		
T Chrysene	0.000		0	N.D.		
T 3,3-Dichlorobenzidine	15.675	252.0	431740	69.9955	µg/L	99
T bis(2-ethylhexyl)Phthalate	0.000		0	N.D.		
T Di-n-octyl Phthalate	0.000		0	N.D.		

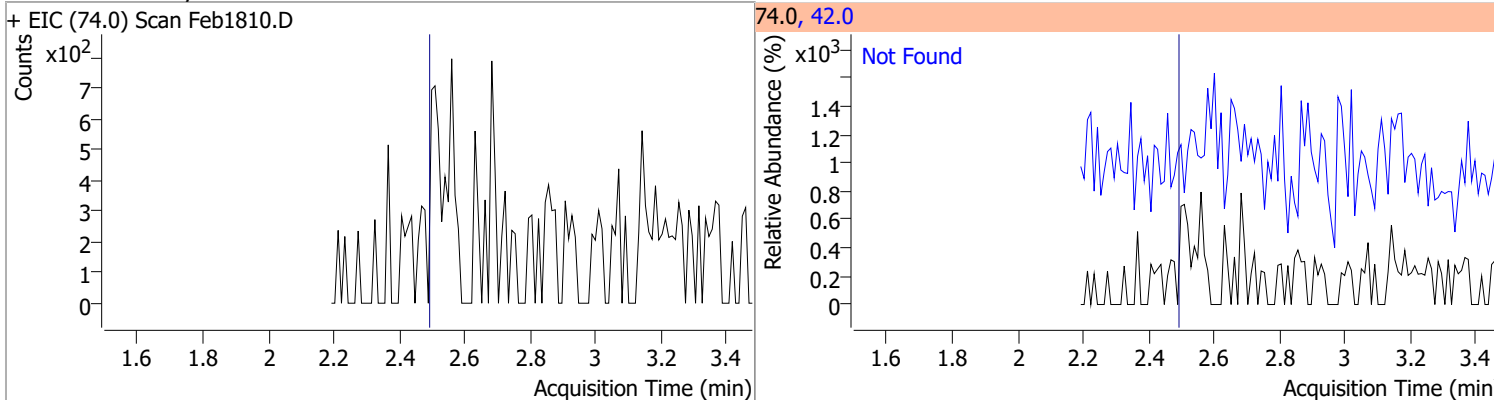
Quantitation Results Report (QT Reviewed)

Compound	RT	QIon	Resp.	Conc.	Units	Dev(Min)
T Benzo(b)fluoranthene	0.000		0	N.D.		
T Benzo(k)fluoranthene	0.000		0	N.D.		
T Benzo(a)pyrene	0.000		0	N.D.		
T Indeno(1,2,3-c,d)pyrene	0.000		0	N.D.		
T Dibenzo(a,h)anthracene	0.000		0	N.D.		
T Benzo(g,h,i)perylene	0.000		0	N.D.		

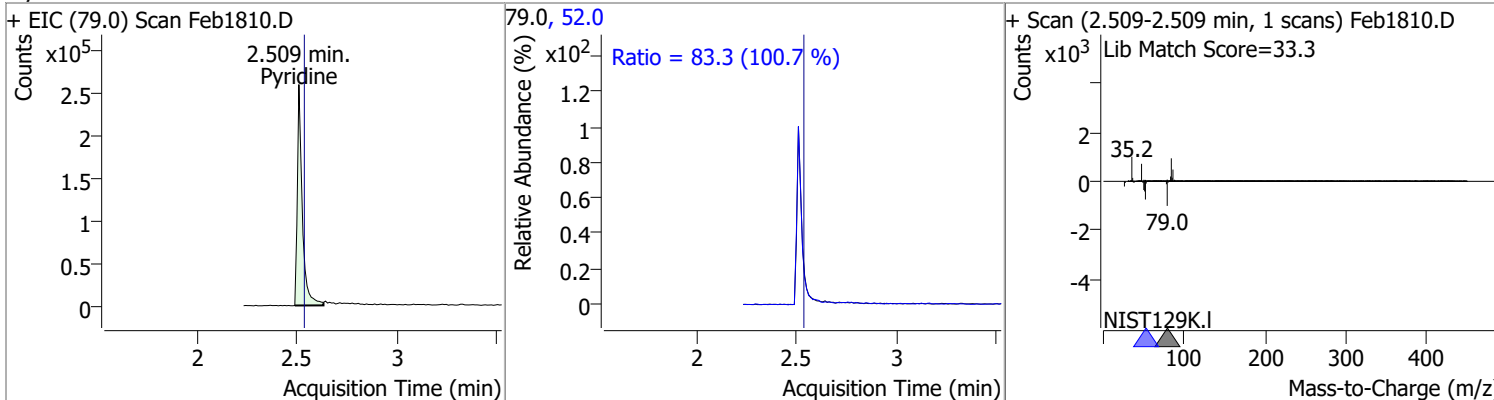
(#) = Qualifier Out of Range; (m) = Manual Integration; (+) = Area Summed; (*) = Surrogate Percent Recovery Out of Range; (d): Zeroed Peak

Quantitation Results Report (QT Reviewed)

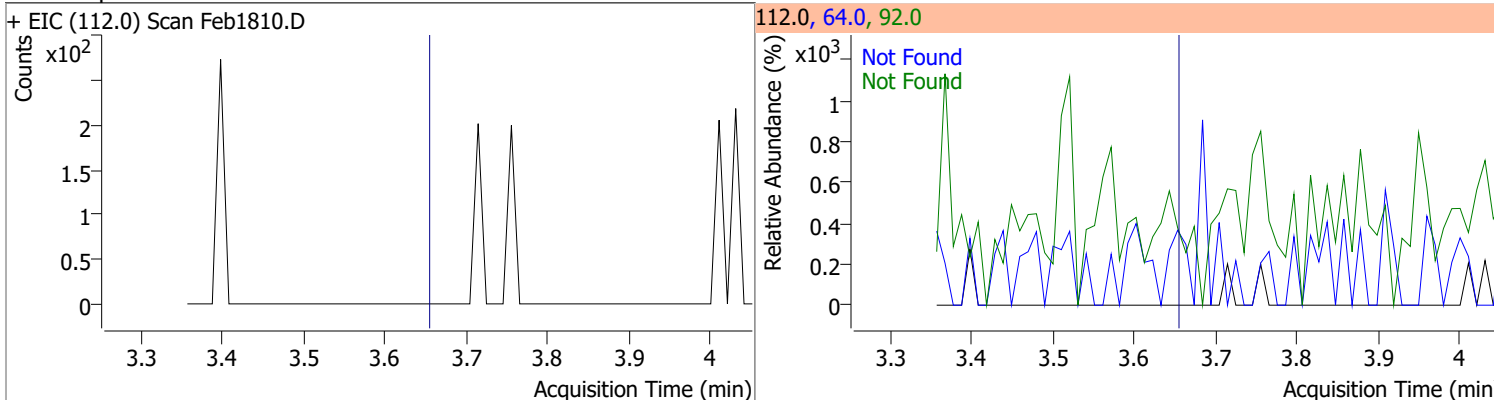
Compound	Conc.	Exp RT	QIon	Exp Ratio
N-Nitrosodimethylamine	N.D.	2.49	42.0	135.8



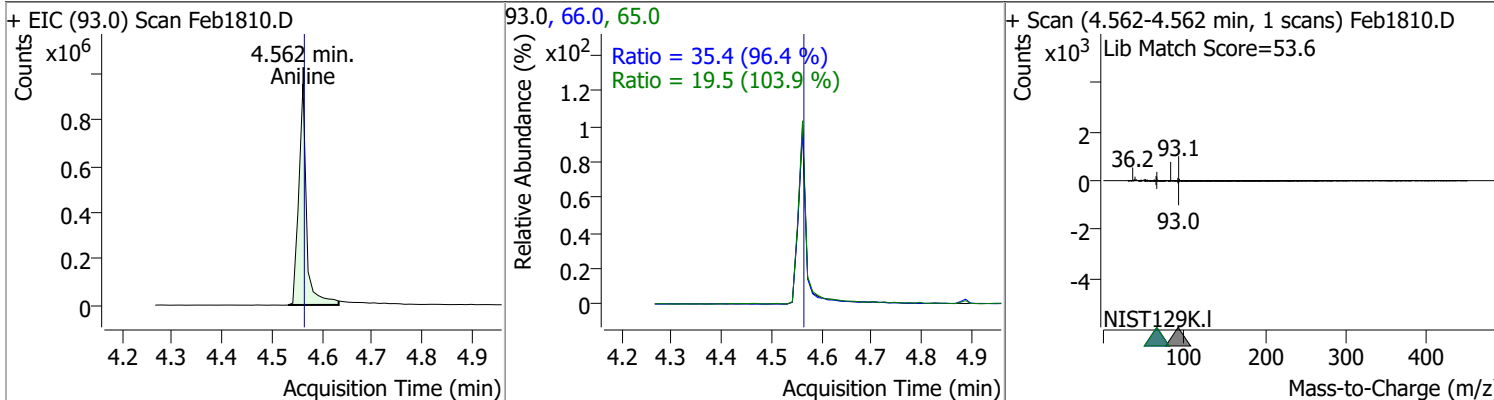
Compound	Conc.	RT	Dev(Min)	Resp.	QIon	QRatio	Lower	Upper
Pyridine	68.5148	2.51	-0.02	414809	52.0	83.3	57.9	107.6



Compound	Conc.	Exp RT	QIon	Exp Ratio	QIon	Exp Ratio
2-Fluorophenol	N.D.	3.65	64.0	49.4	92.0	20.3

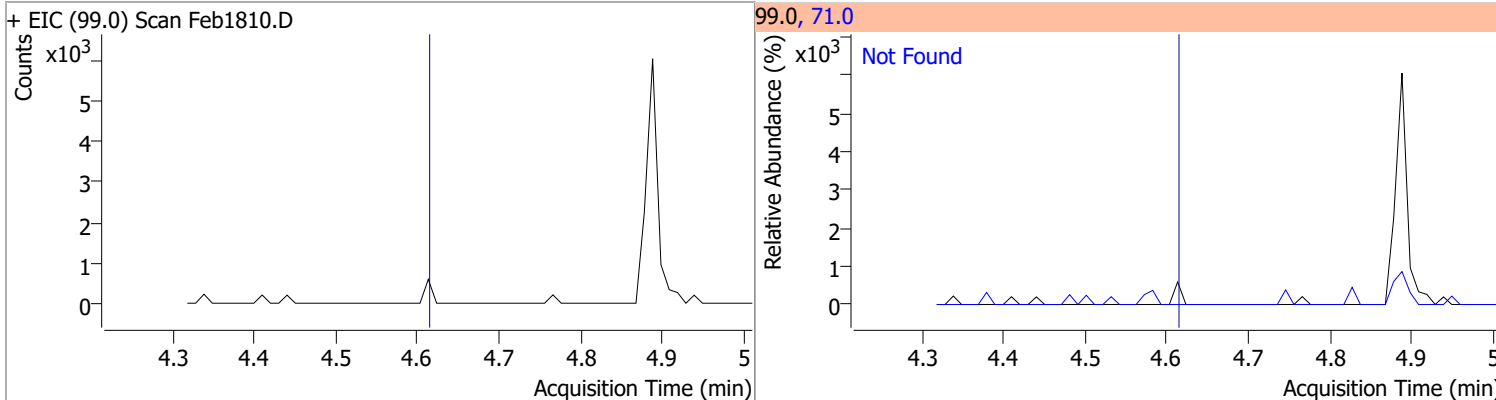


Compound	Conc.	RT	Dev(Min)	Resp.	QIon	QRatio	Lower	Upper
Aniline	70.9729	4.56	0.00	1035695	66.0	35.4	25.7	47.8
					65.0	19.5	13.1	24.4

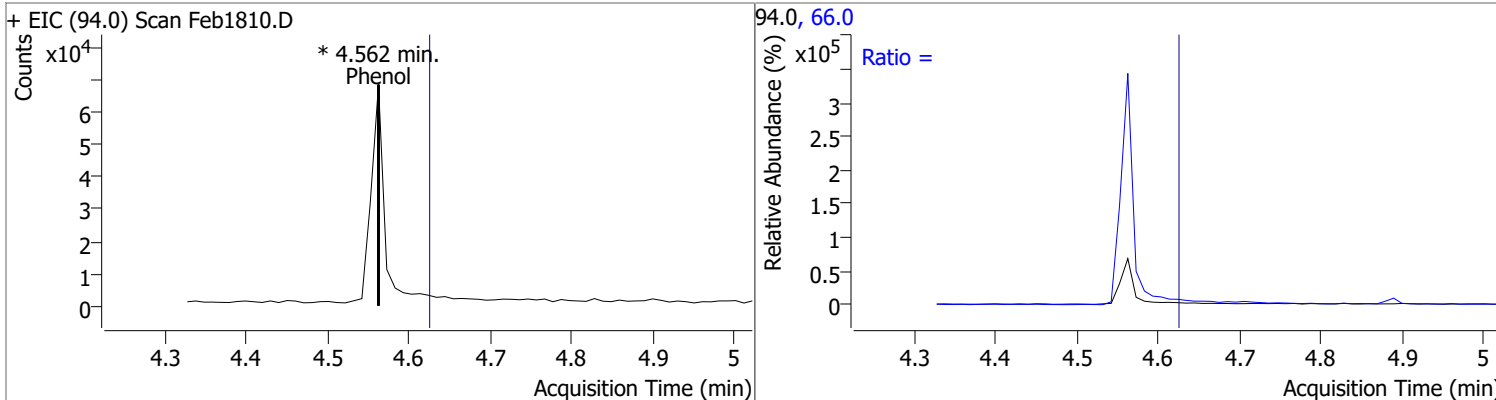


Quantitation Results Report (QT Reviewed)

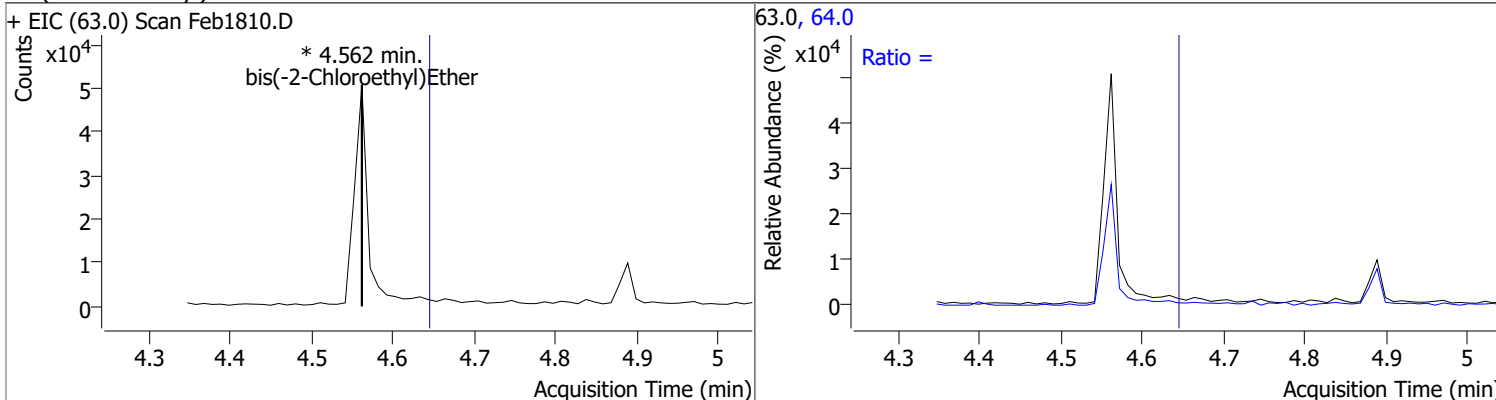
Compound	Conc.	Exp RT	QIon	Exp Ratio
Phenol-d5	N.D.	4.61	71.0	36.8



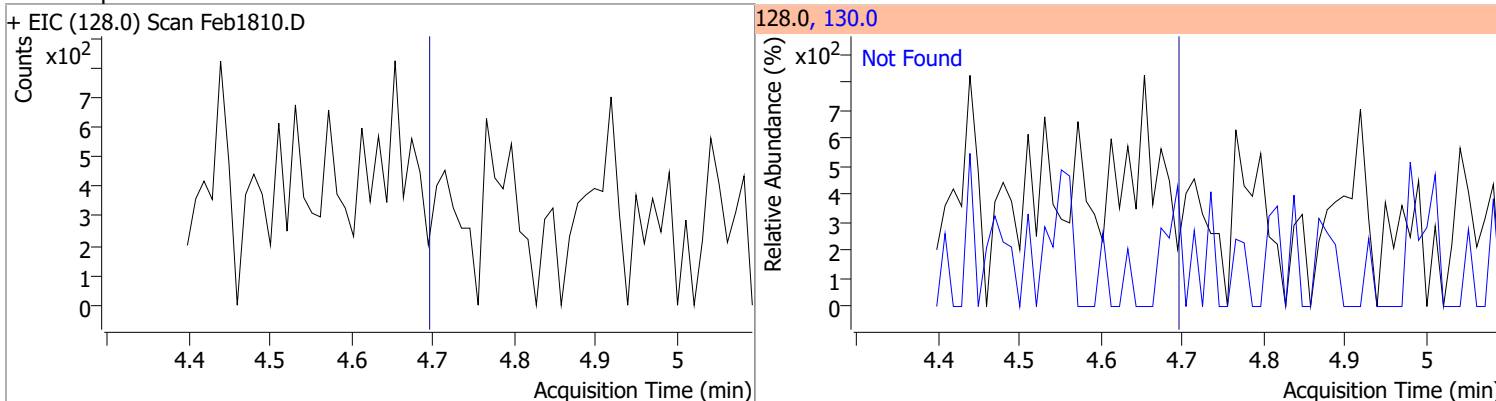
Compound	Conc.	RT	Dev(Min)	Resp.	QIon	QRatio	Lower	Upper
Phenol	0	0	0	0	66.0		31.7	58.9



Compound	Conc.	RT	Dev(Min)	Resp.	QIon	QRatio	Lower	Upper
bis(-2-Chloroethyl)Ether	0	0	0	0	64.0		7.6	14.1

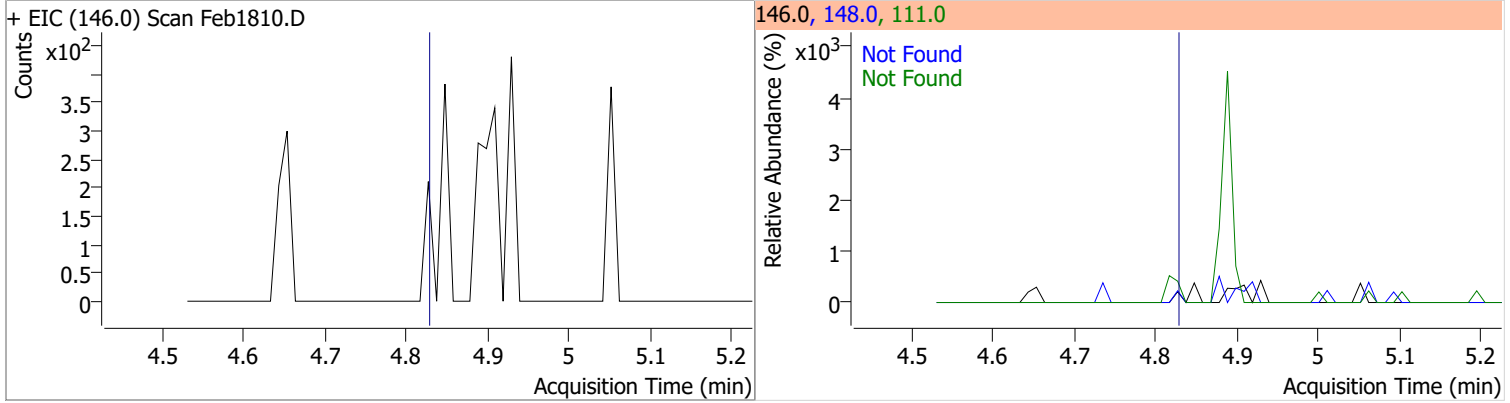


Compound	Conc.	Exp RT	QIon	Exp Ratio
2-Chlorophenol	N.D.	4.69	130.0	32.5

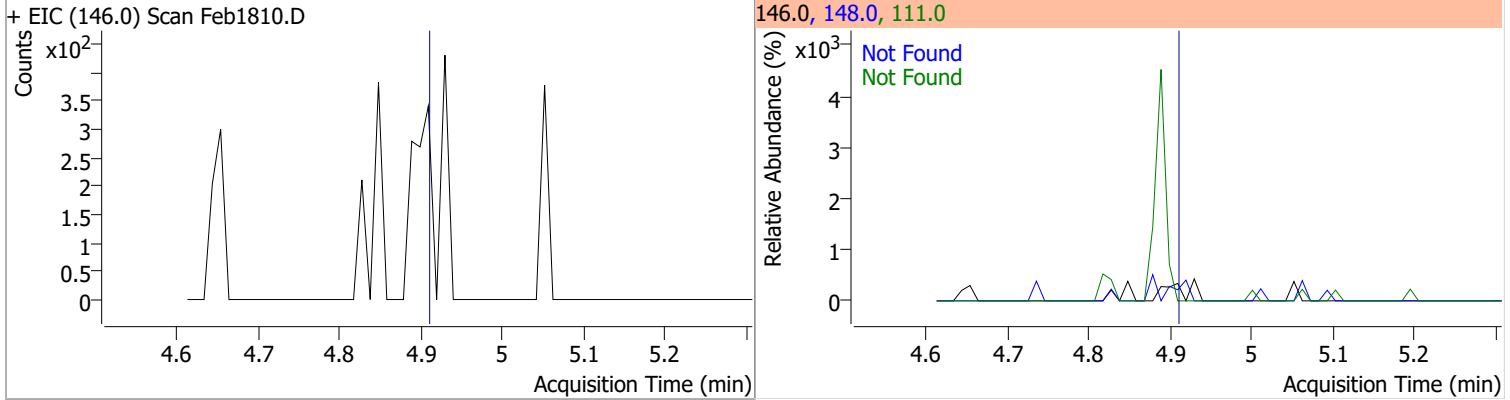


Quantitation Results Report (QT Reviewed)

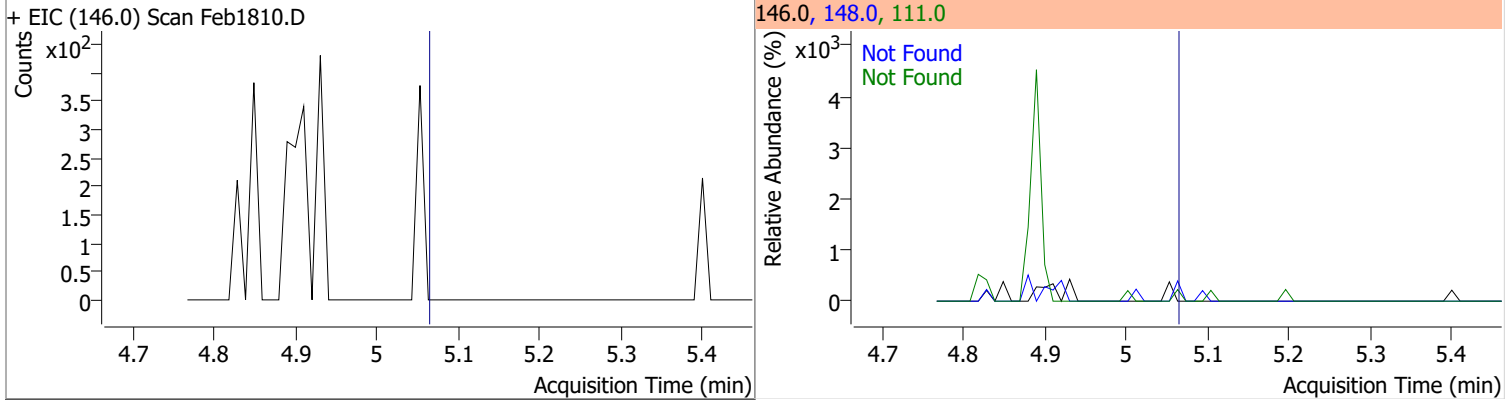
Compound	Conc.	Exp RT	QIon	Exp Ratio	QIon	Exp Ratio
1,3-Dichlorobenzene	N.D.	4.83	148.0	63.7	111.0	36.1



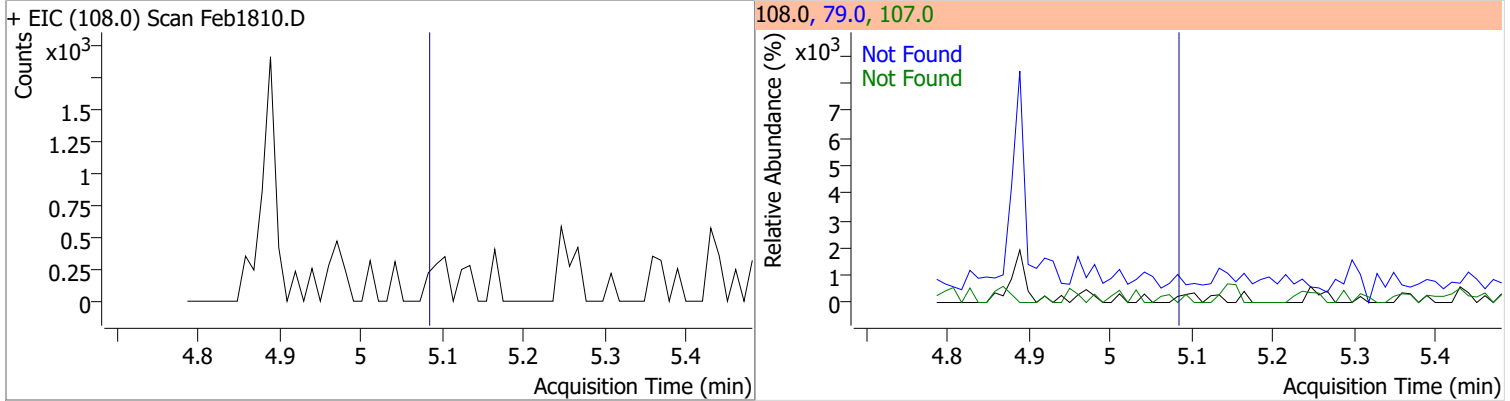
Compound	Conc.	Exp RT	QIon	Exp Ratio	QIon	Exp Ratio
1,4-Dichlorobenzene	N.D.	4.91	148.0	65.2	111.0	36.0



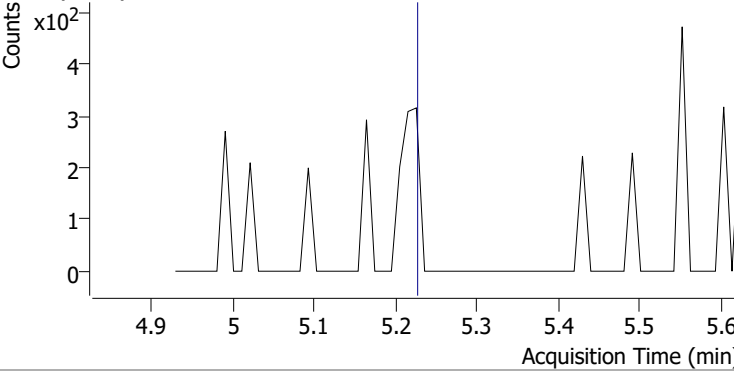
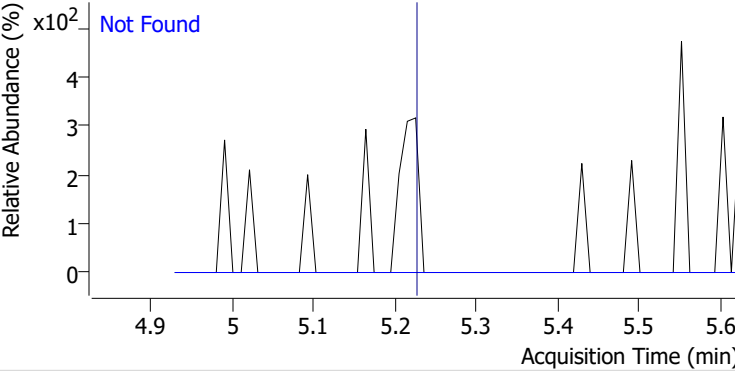
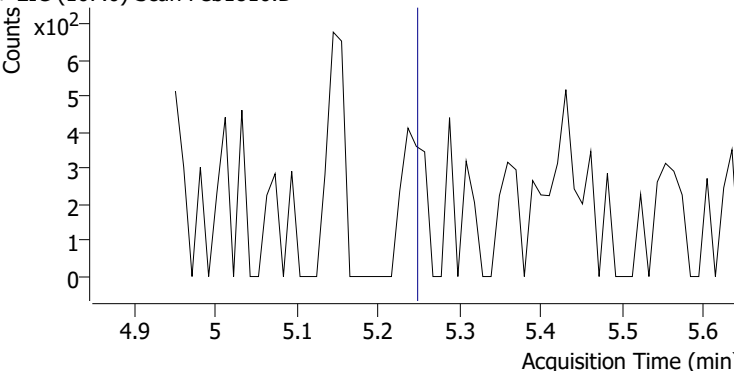
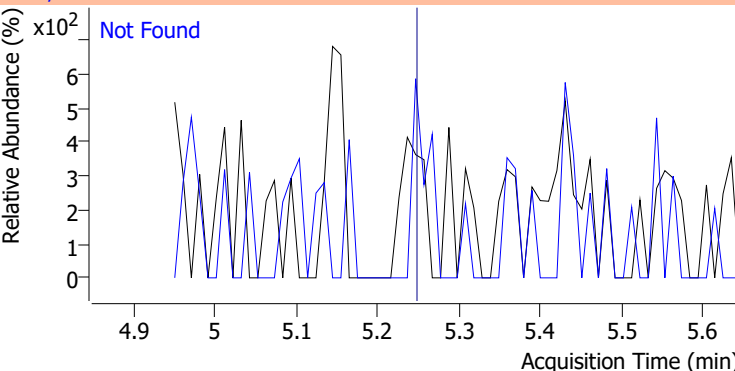
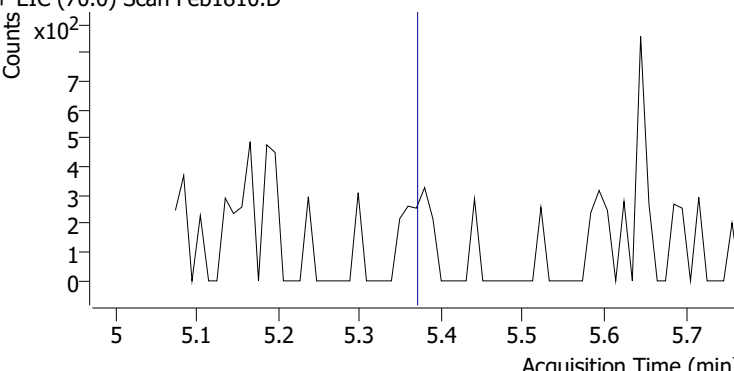
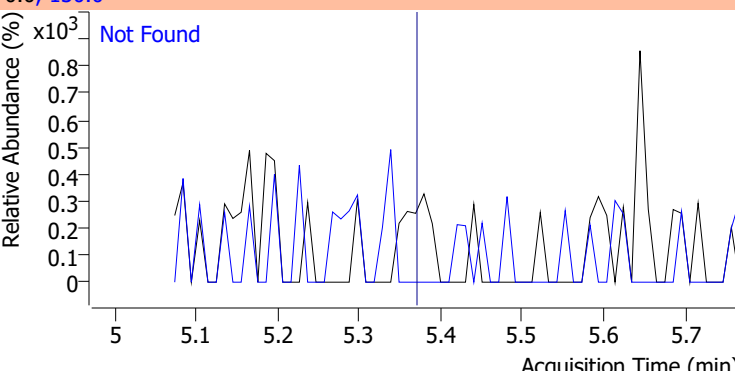
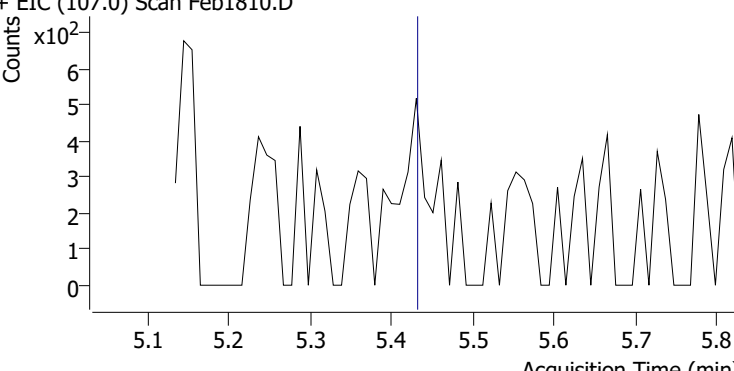
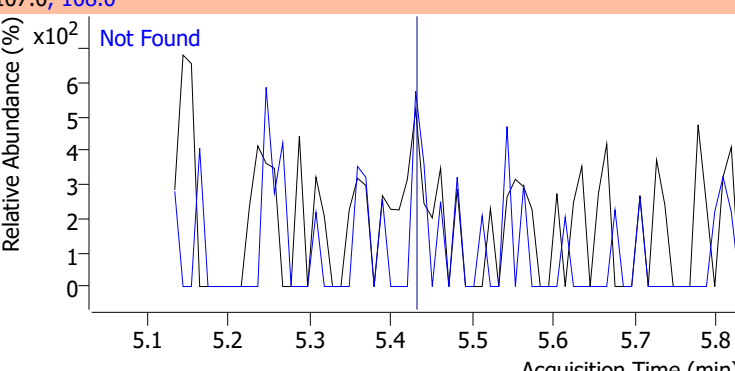
Compound	Conc.	Exp RT	QIon	Exp Ratio	QIon	Exp Ratio
1,2-Dichlorobenzene	N.D.	5.06	148.0	64.4	111.0	37.3



Compound	Conc.	Exp RT	QIon	Exp Ratio	QIon	Exp Ratio
Benzyl Alcohol	N.D.	5.08	79.0	119.3	107.0	70.5

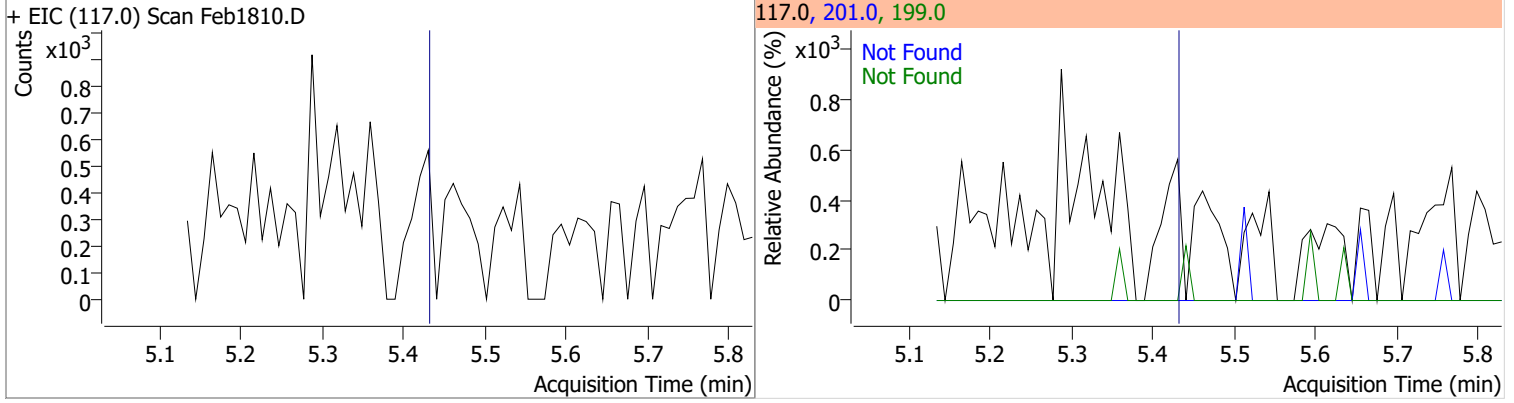


Quantitation Results Report (QT Reviewed)

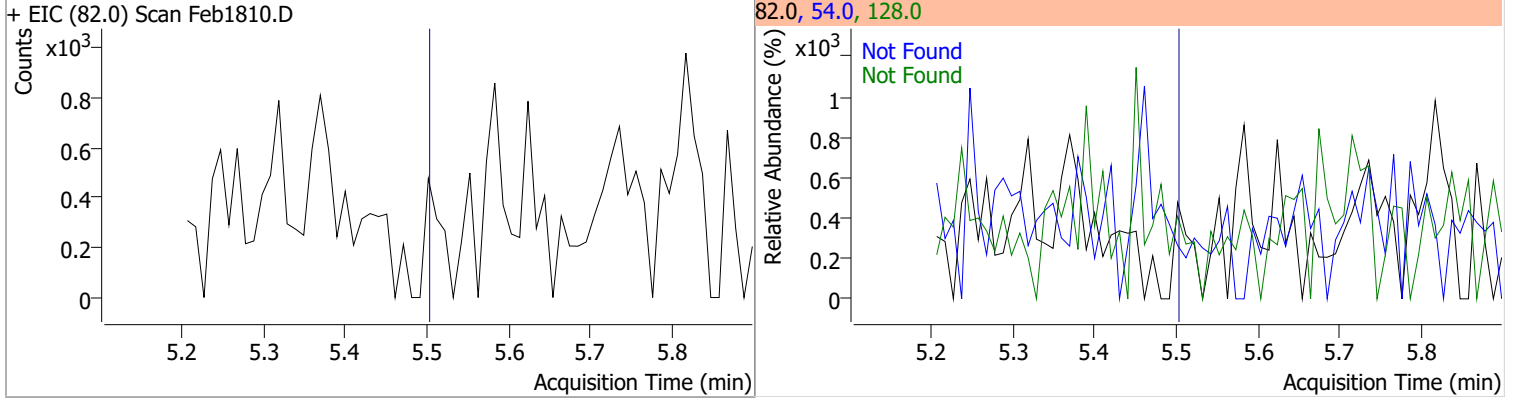
Compound	Conc.	Exp RT	QIon	Exp Ratio
bis(2-chloroisopropyl)Ether	N.D.	5.23	123.0	32.1
+ EIC (121.0) Scan Feb1810.D				
				
2-Methylphenol	N.D.	5.25	108.0	116.5
+ EIC (107.0) Scan Feb1810.D				
				
N-nitroso-Di-n-propylamine	N.D.	5.37	130.0	19.4
+ EIC (70.0) Scan Feb1810.D				
				
4Methylphenol/3Methylphenol	N.D.	5.43	108.0	83.9
+ EIC (107.0) Scan Feb1810.D				
				

Quantitation Results Report (QT Reviewed)

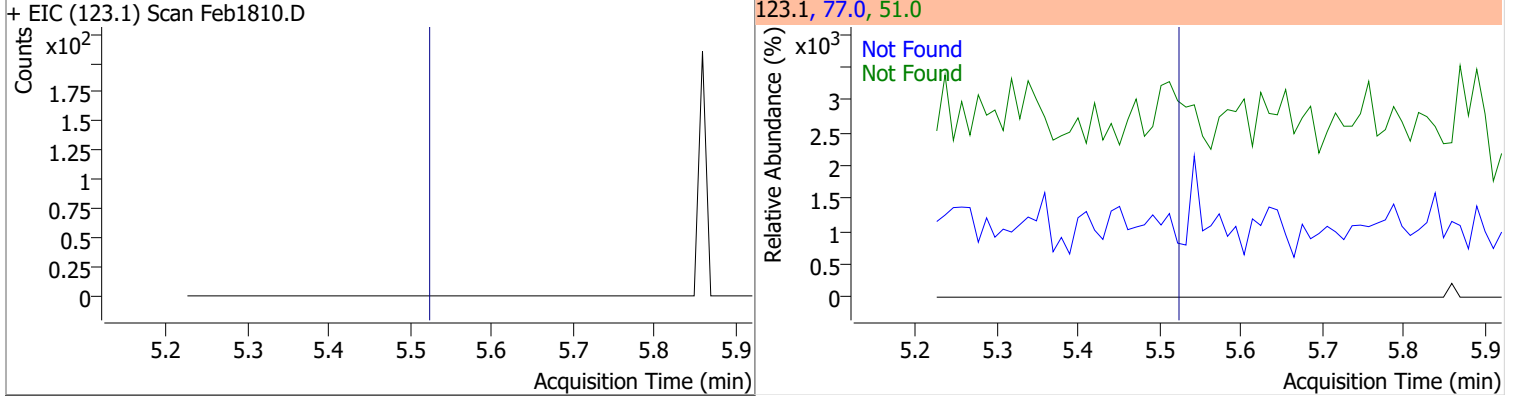
Compound	Conc.	Exp RT	QIon	Exp Ratio	QIon	Exp Ratio
Hexachloroethane	N.D.	5.43	201.0	90.8	199.0	56.9



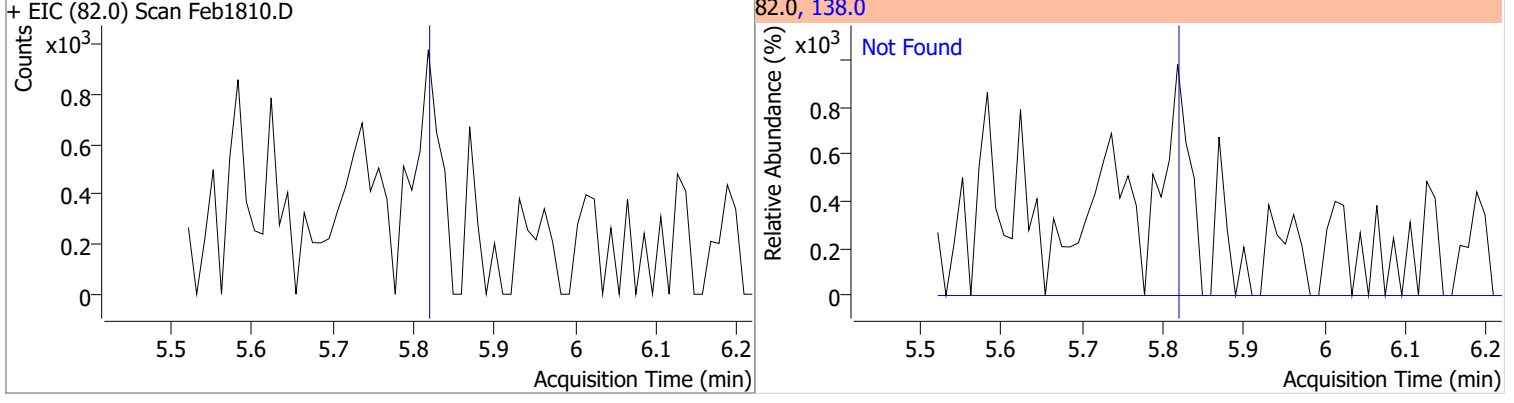
Compound	Conc.	Exp RT	QIon	Exp Ratio	QIon	Exp Ratio
Nitrobenzene-d5	N.D.	5.50	54.0	66.2	128.0	48.7



Compound	Conc.	Exp RT	QIon	Exp Ratio	QIon	Exp Ratio
Nitrobenzene	N.D.	5.52	77.0	212.7	51.0	131.0

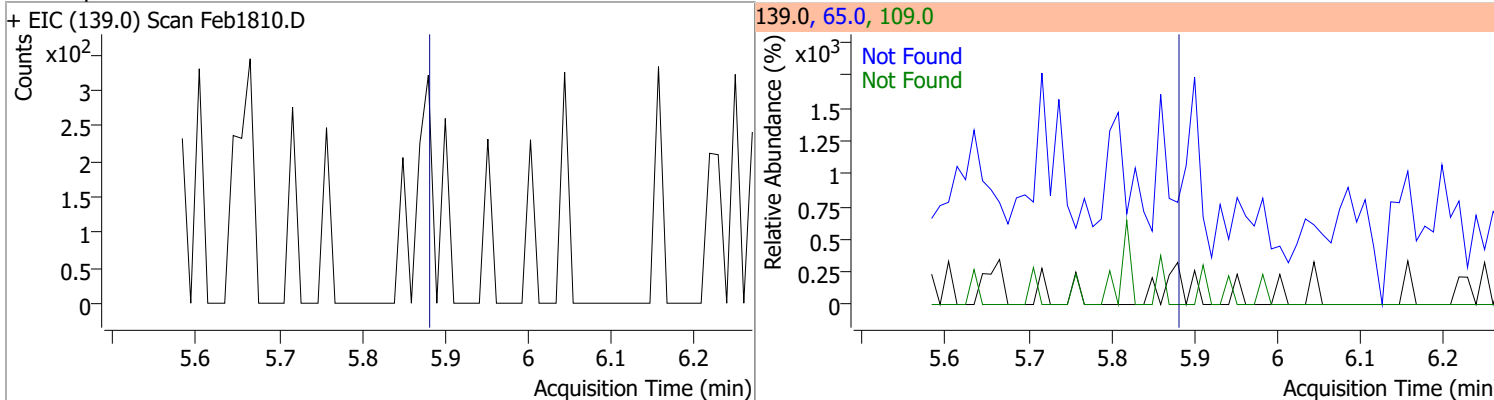


Compound	Conc.	Exp RT	QIon	Exp Ratio
Isophorone	N.D.	5.82	138.0	21.1

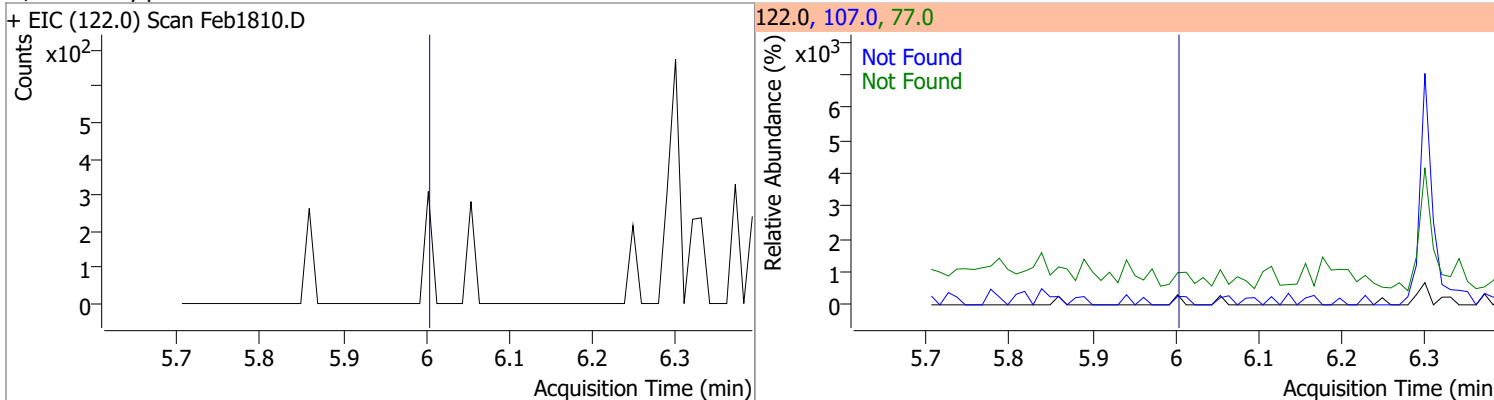


Quantitation Results Report (QT Reviewed)

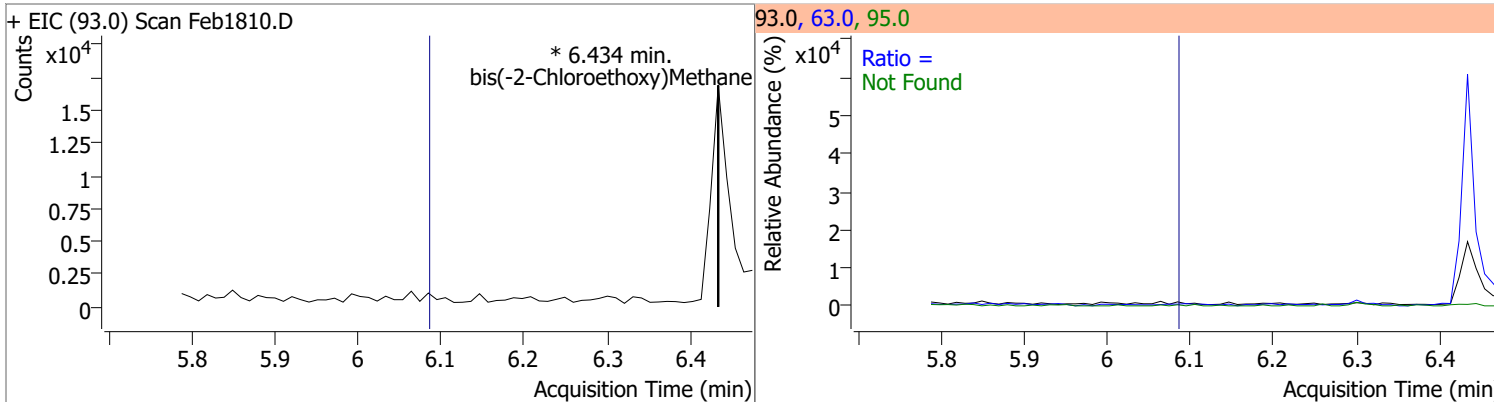
Compound	Conc.	Exp RT	QIon	Exp Ratio	QIon	Exp Ratio
2-Nitrophenol	N.D.	5.88	65.0	48.8	109.0	35.2



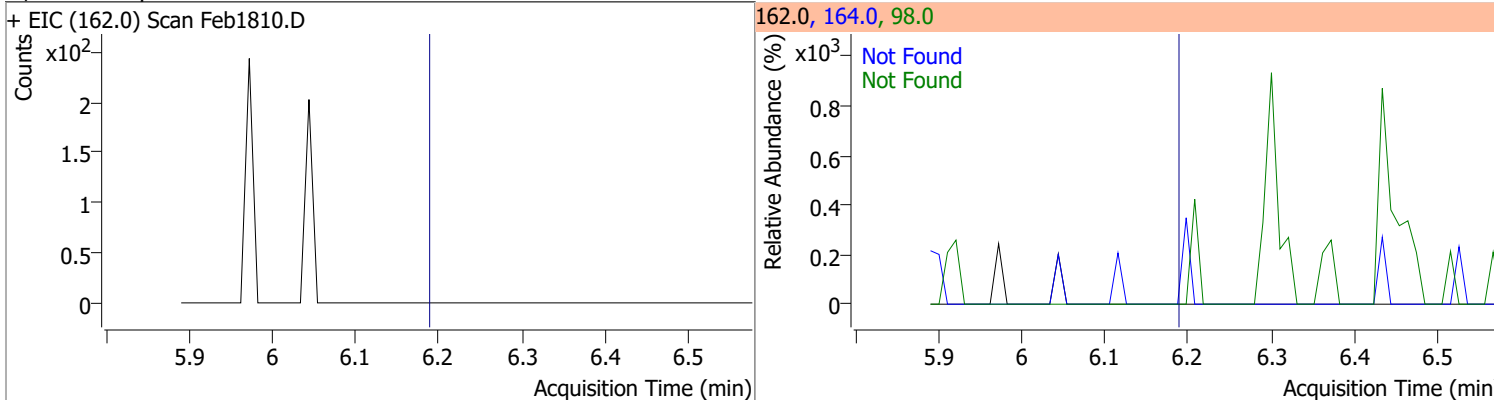
Compound	Conc.	Exp RT	QIon	Exp Ratio	QIon	Exp Ratio
2,4-Dimethylphenol	N.D.	6.00	107.0	109.4	77.0	34.0



Compound	Conc.	RT	Dev(Min)	Resp.	QIon	QRatio	Lower	Upper
bis(-2-Chloroethoxy)Methane		0		0	63.0		47.7	88.6
					95.0		22.3	41.5

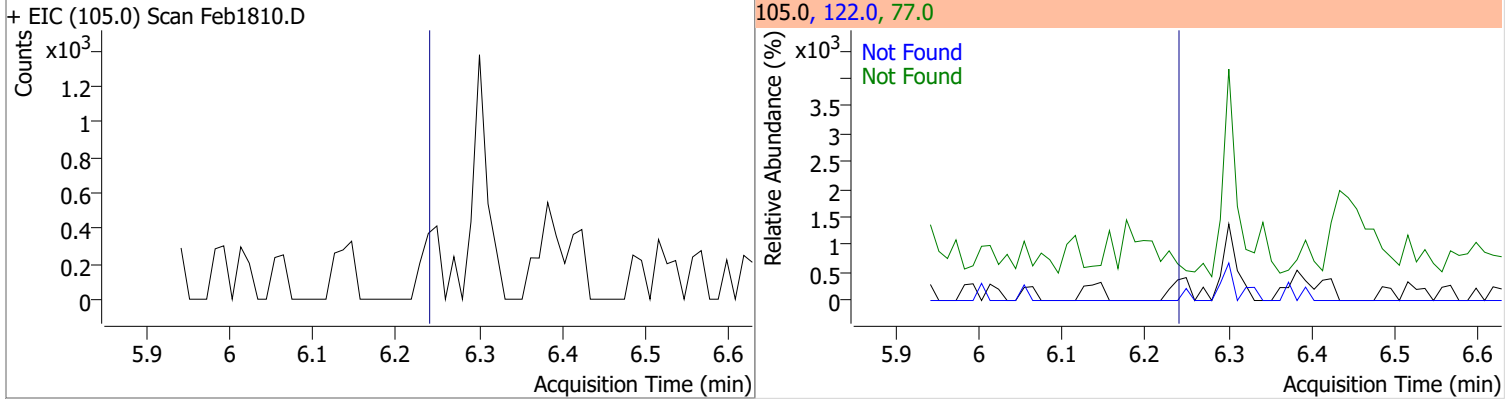


Compound	Conc.	Exp RT	QIon	Exp Ratio	QIon	Exp Ratio
2,4-Dichlorophenol	N.D.	6.19	164.0	65.0	98.0	28.6

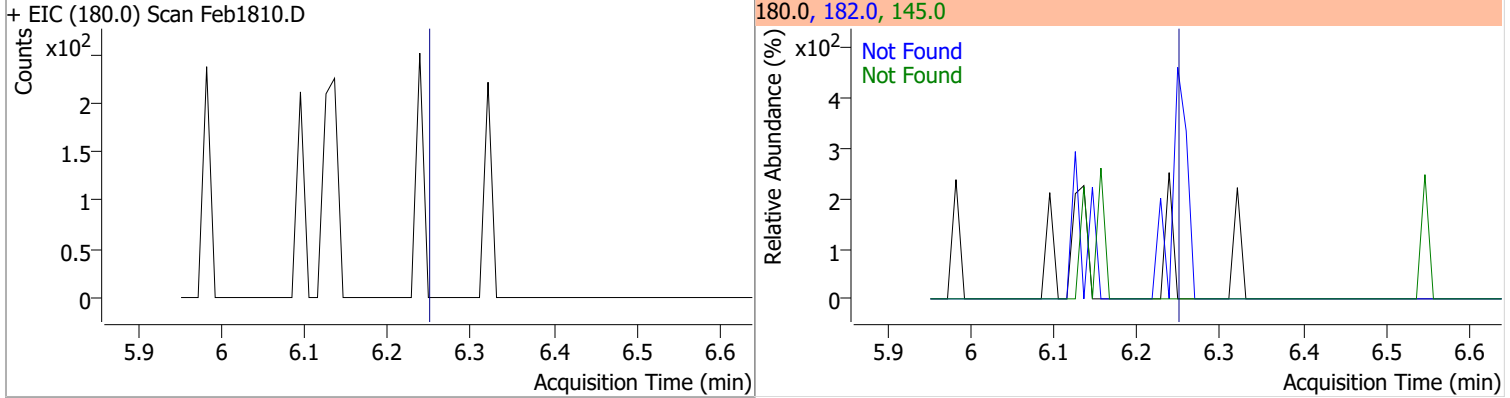


Quantitation Results Report (QT Reviewed)

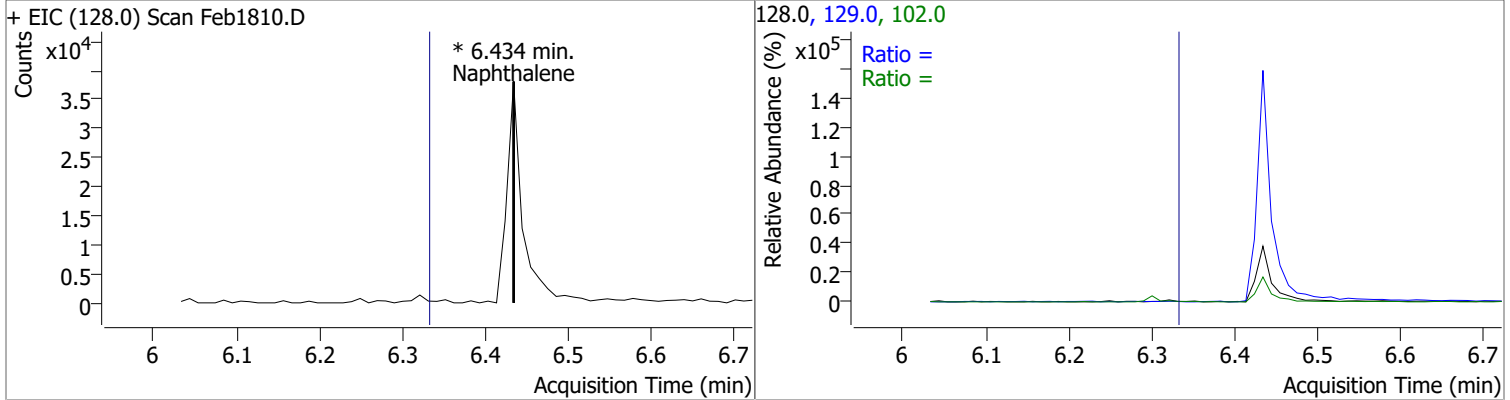
Compound	Conc.	Exp RT	QIon	Exp Ratio	QIon	Exp Ratio
Benzoic Acid	N.D.	6.24	122.0	85.5	77.0	60.4



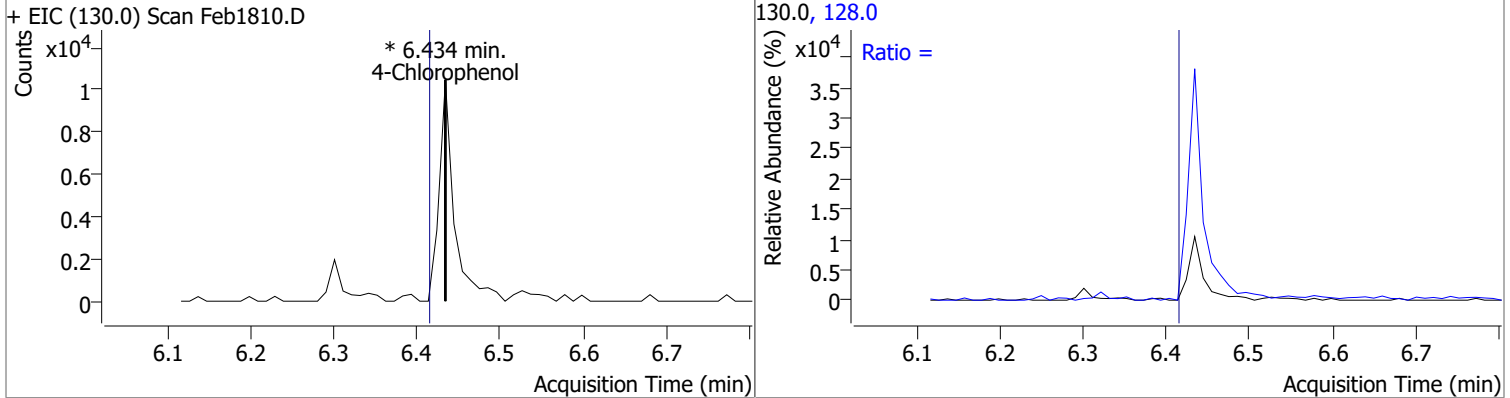
Compound	Conc.	Exp RT	QIon	Exp Ratio	QIon	Exp Ratio
1,2,4-Trichlorobenzene	N.D.	6.25	182.0	94.6	145.0	28.7



Compound	Conc.	RT	Dev(Min)	Resp.	QIon	QRatio	Lower	Upper
Naphthalene		0		0	129.0		8.0	14.9
					102.0		6.9	12.9

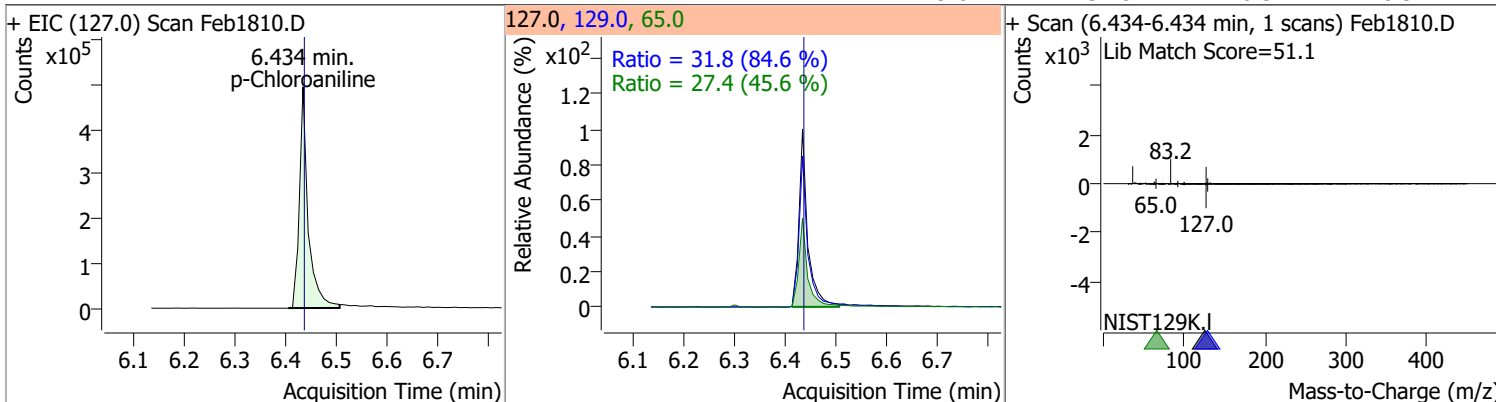


Compound	Conc.	RT	Dev(Min)	Resp.	QIon	QRatio	Lower	Upper
4-Chlorophenol		0		0	128.0		221.4	411.2

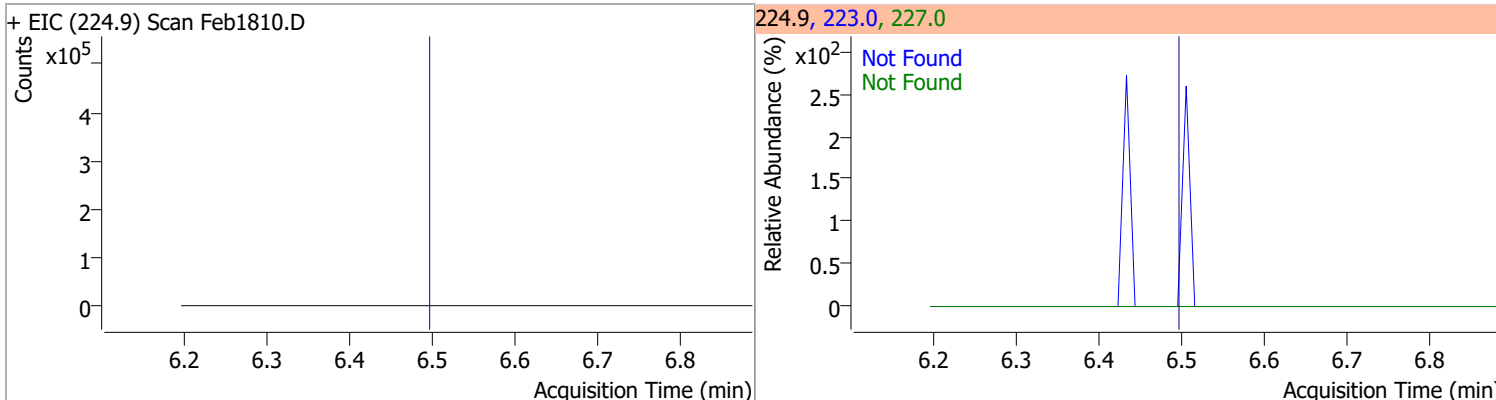


Quantitation Results Report (QT Reviewed)

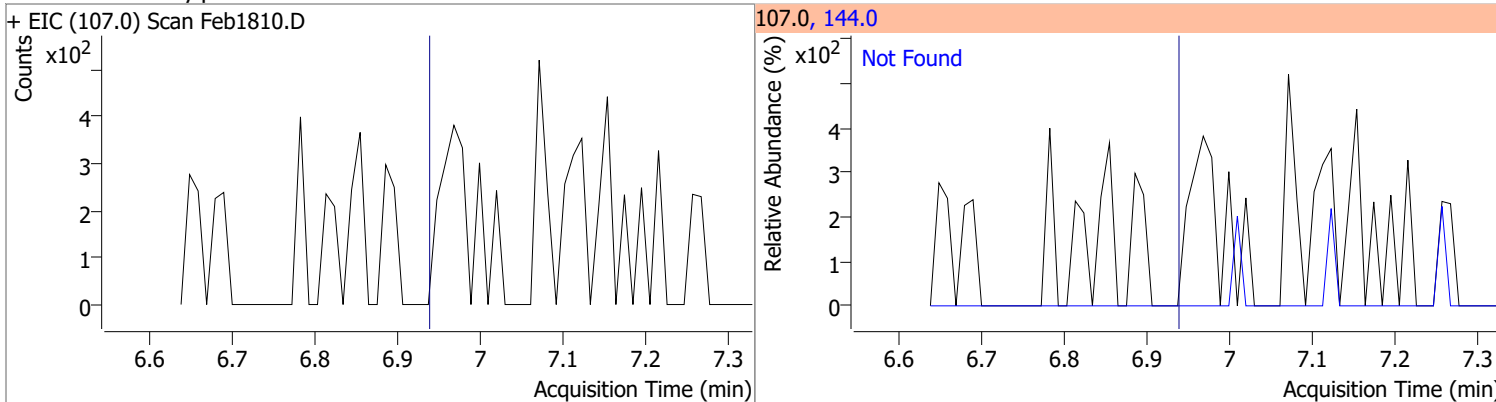
Compound	Conc.	RT	Dev(Min)	Resp.	QIon	QRatio	Lower	Upper
p-Chloroaniline	71.3064	6.43	0.00	594557	65.0	27.4	42.1	78.2
					129.0	31.8	26.3	48.9



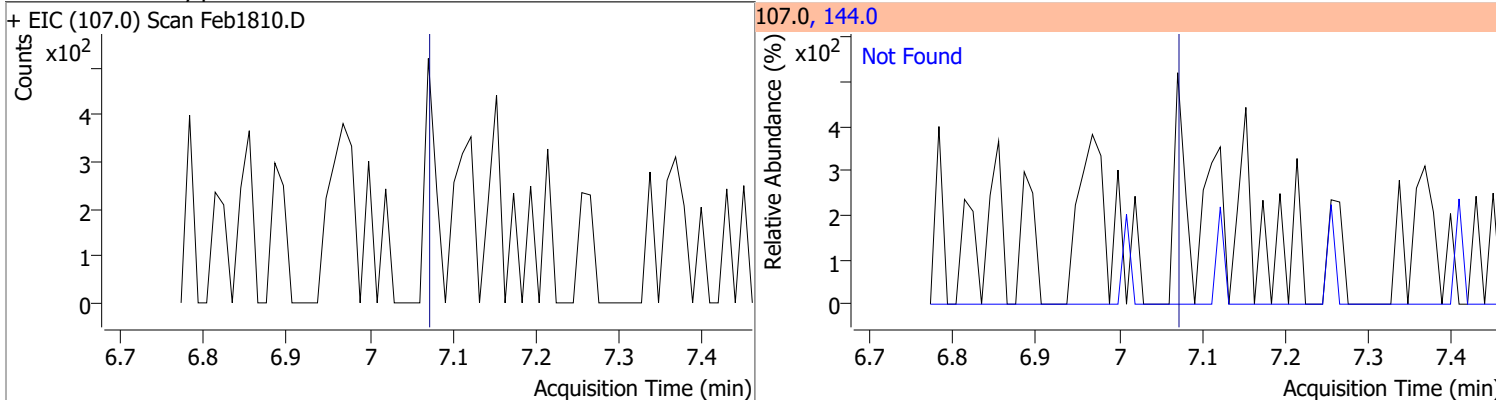
Compound	Conc.	Exp RT	QIon	Exp Ratio	QIon	Exp Ratio
Hexachlorobutadiene	N.D.	6.50	227.0	65.7	223.0	64.3



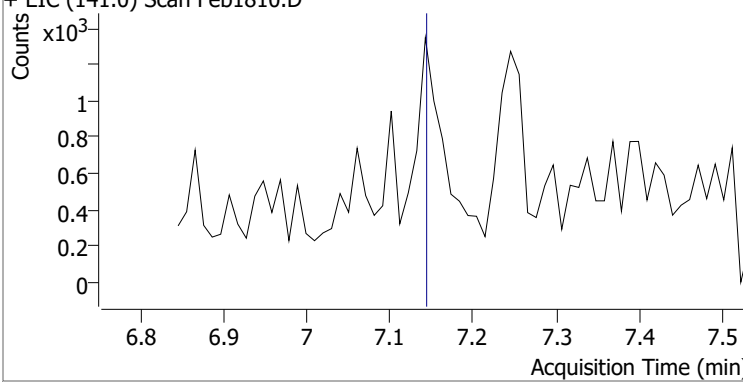
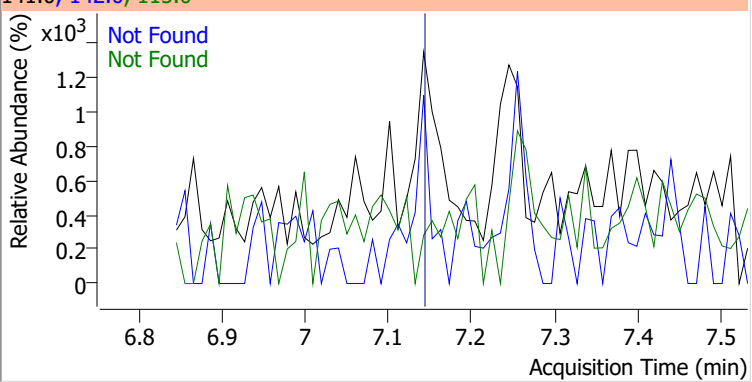
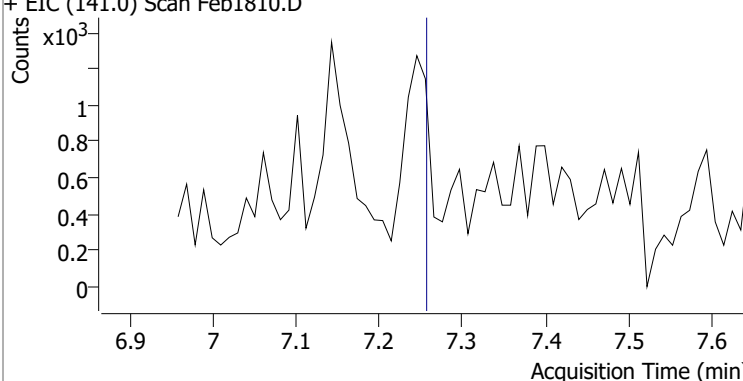
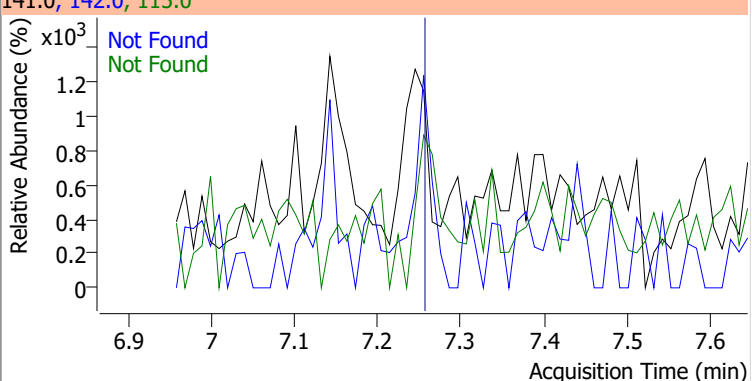
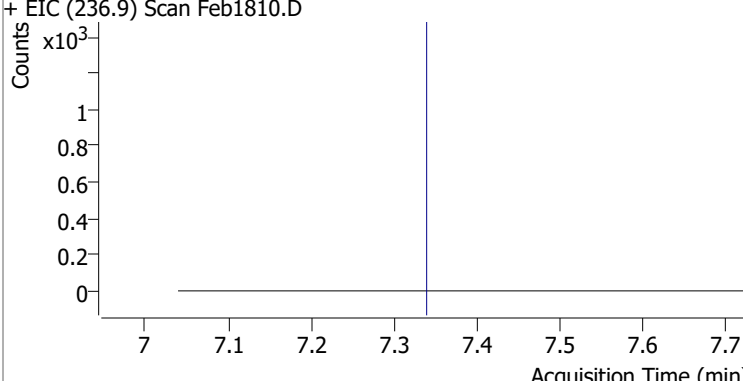
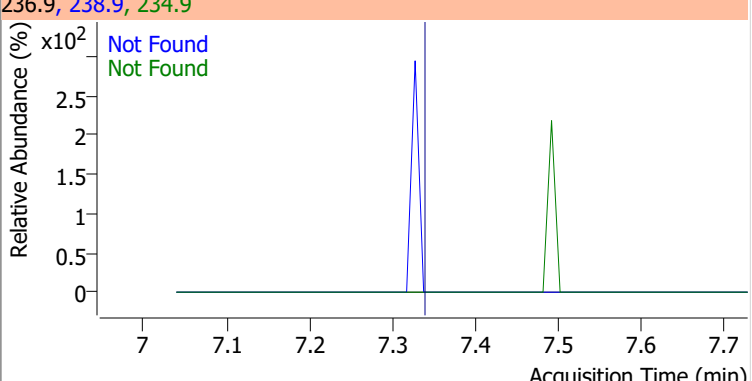
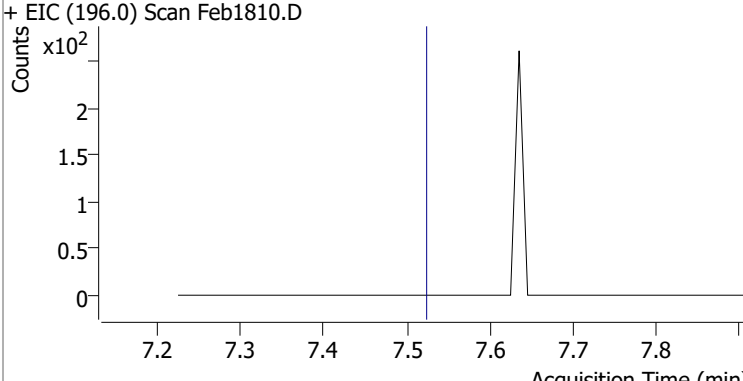
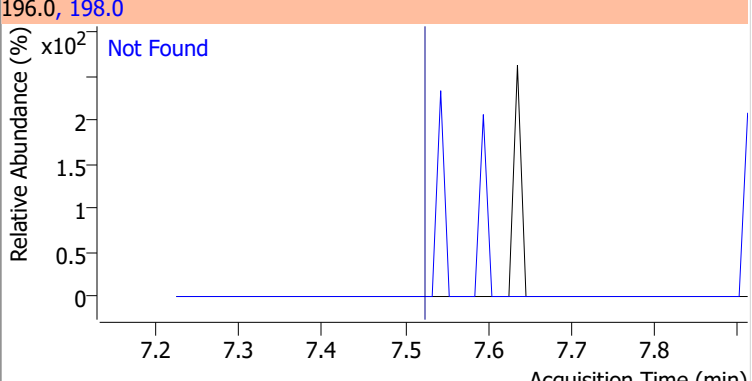
Compound	Conc.	Exp RT	QIon	Exp Ratio
4-Chloro-2-Methylphenol	N.D.	6.94	144.0	27.8



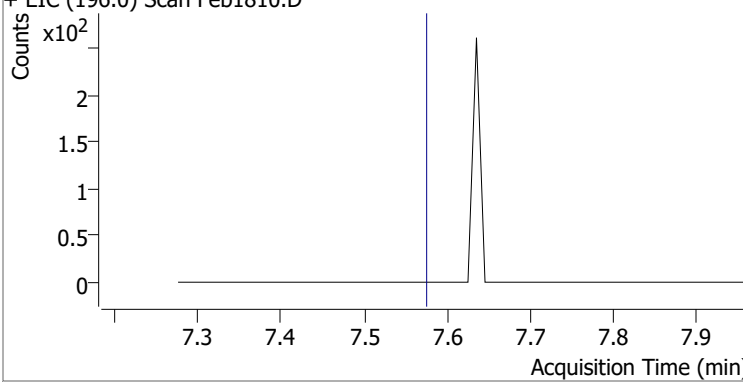
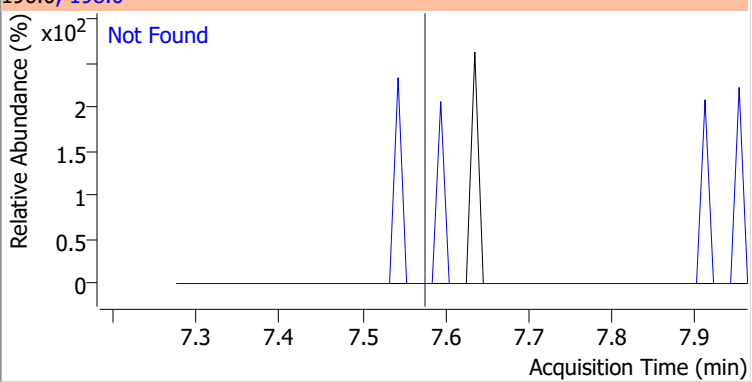
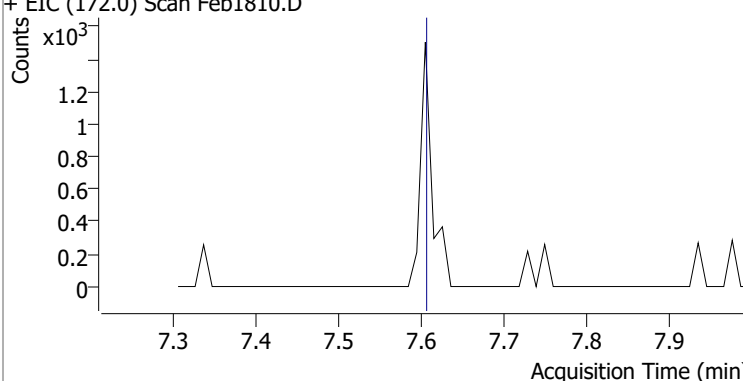
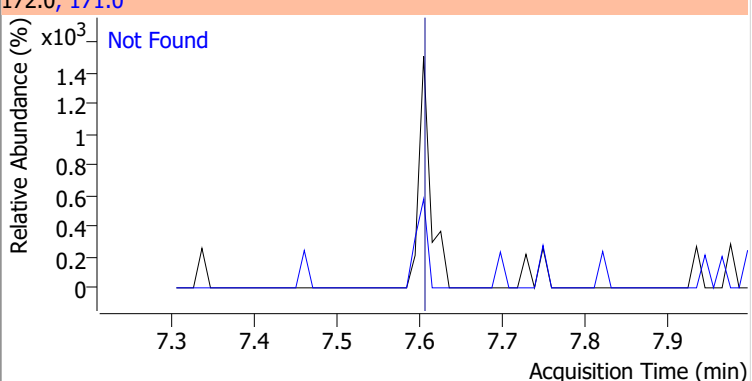
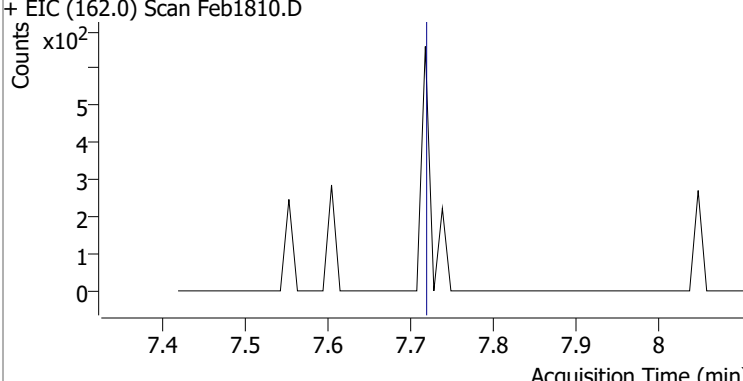
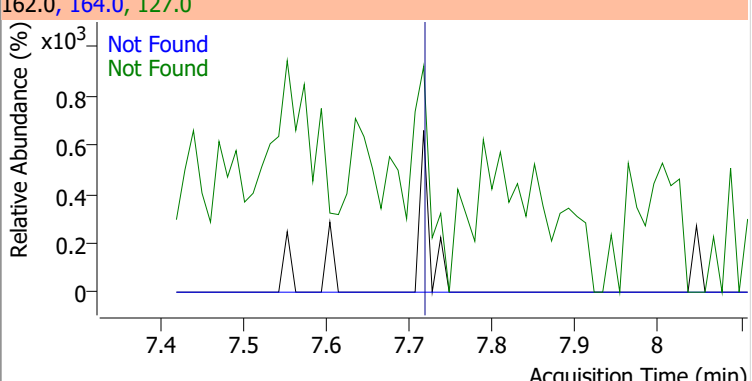
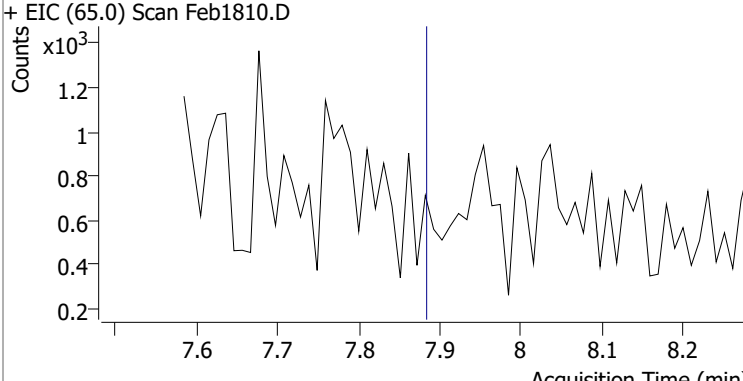
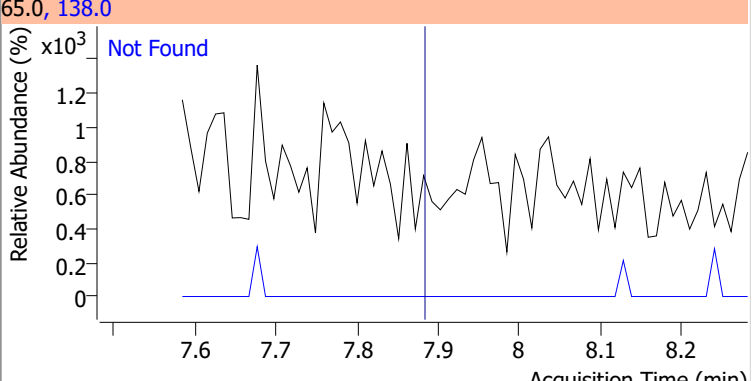
Compound	Conc.	Exp RT	QIon	Exp Ratio
4-Chloro-3-Methylphenol	N.D.	7.07	144.0	27.3



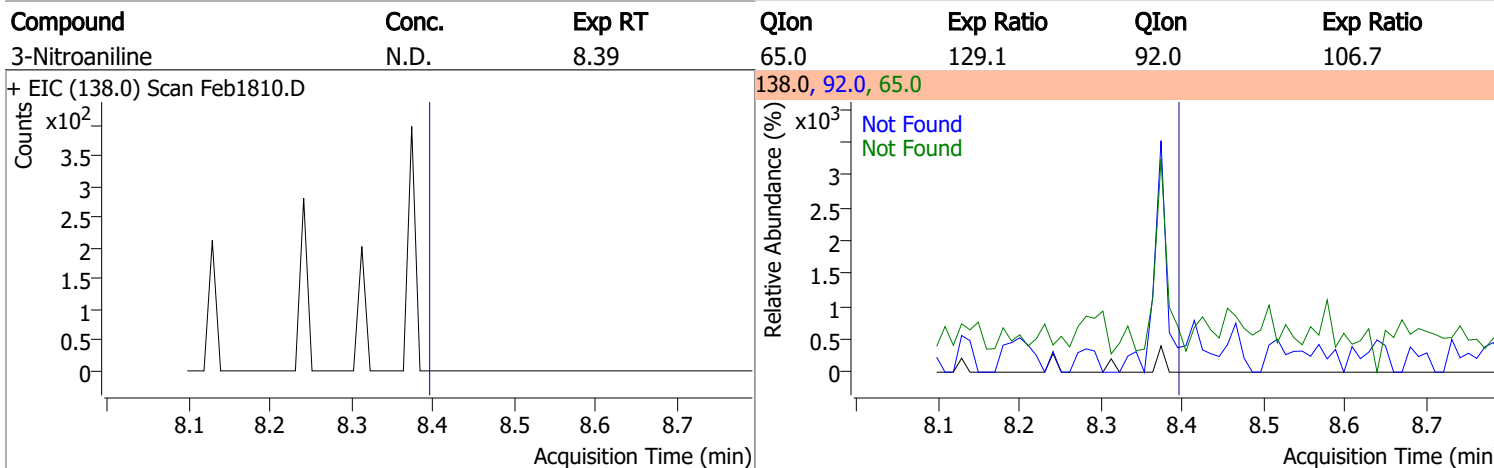
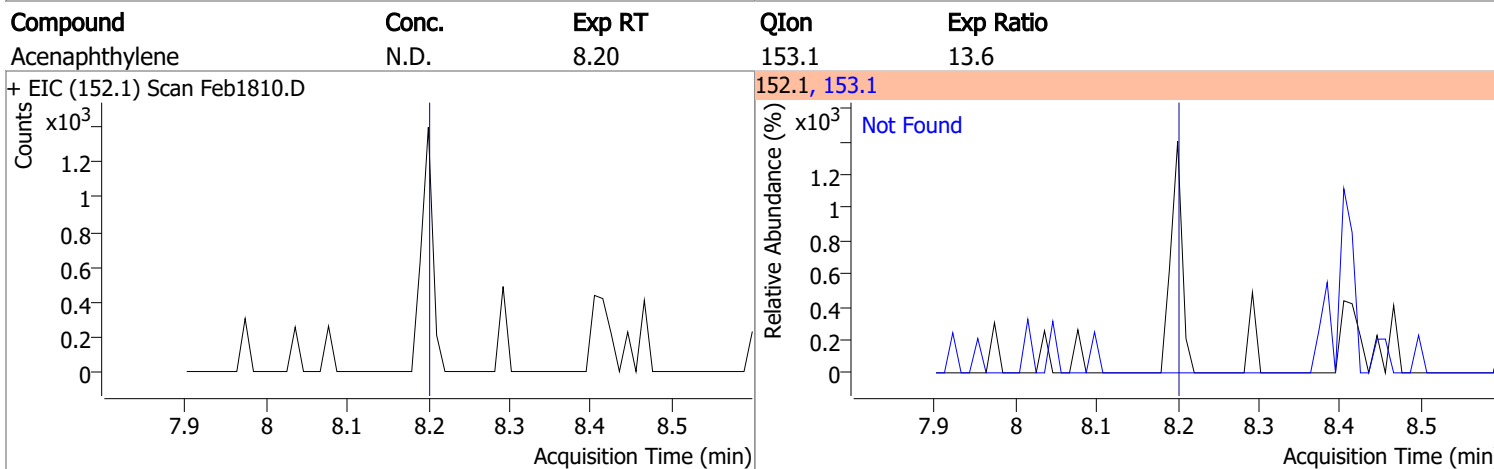
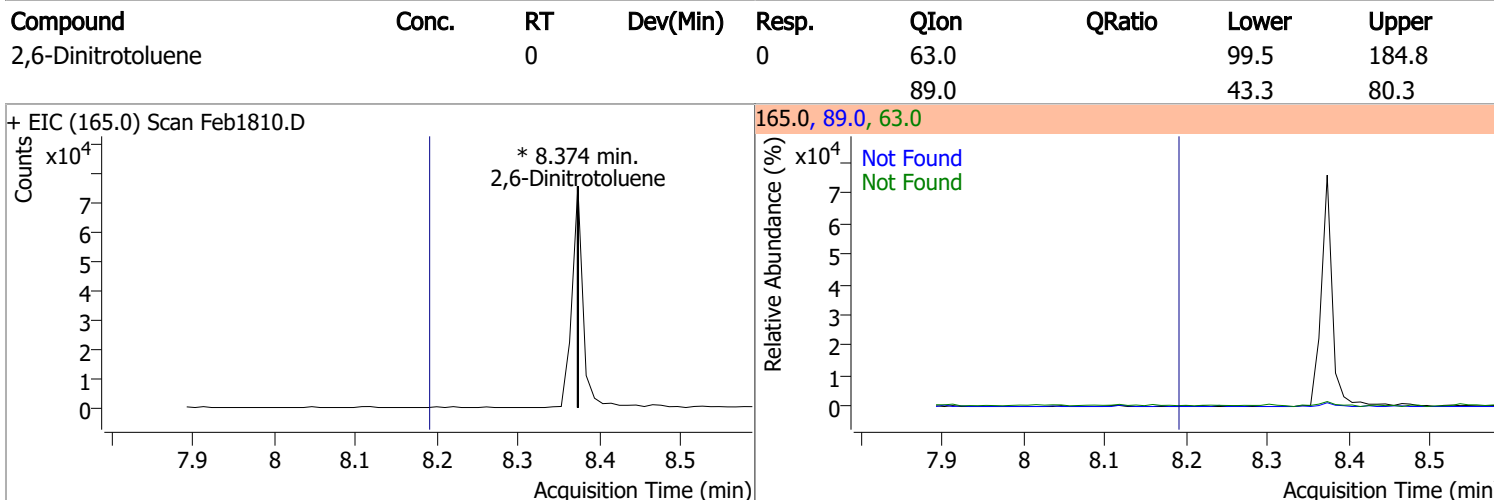
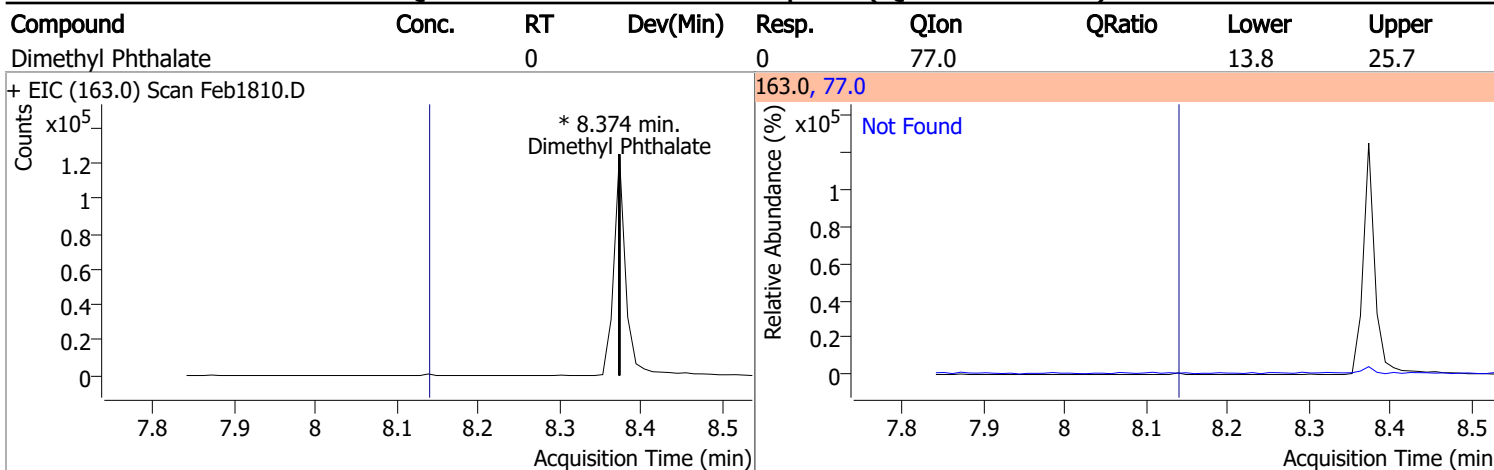
Quantitation Results Report (QT Reviewed)

Compound	Conc.	Exp RT	QIon	Exp Ratio	QIon	Exp Ratio
2-Methylnaphthalene	N.D.	7.14	142.0	119.8	115.0	41.7
+ EIC (141.0) Scan Feb1810.D			141.0, 142.0, 115.0			
						
1-Methylnaphthalene	N.D.	7.26	142.0	114.0	115.0	41.3
+ EIC (141.0) Scan Feb1810.D			141.0, 142.0, 115.0			
						
Hexachlorocyclopentadiene	N.D.	7.34	234.9	64.6	238.9	63.8
+ EIC (236.9) Scan Feb1810.D			236.9, 238.9, 234.9			
						
2,4,6-Trichlorophenol	N.D.	7.52	198.0	96.5		
+ EIC (196.0) Scan Feb1810.D			196.0, 198.0			
						

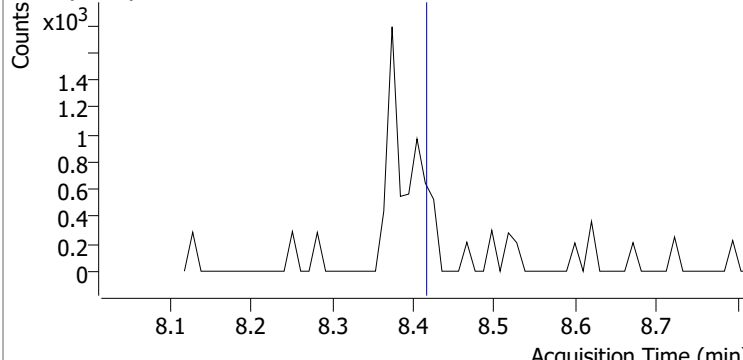
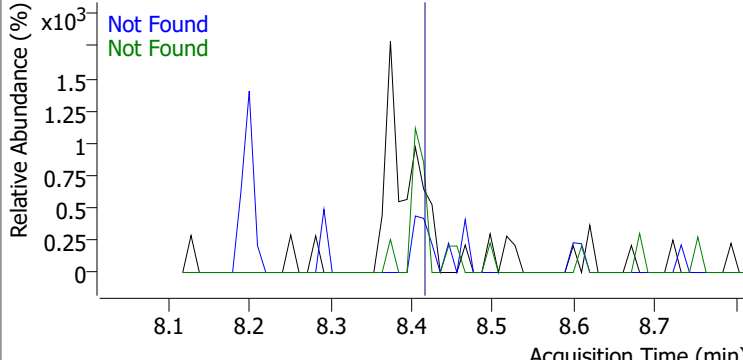
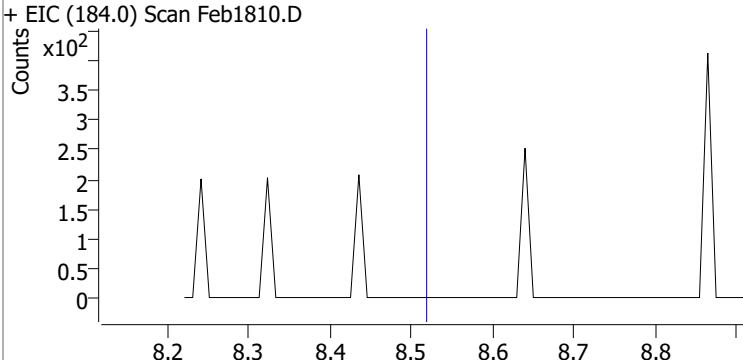
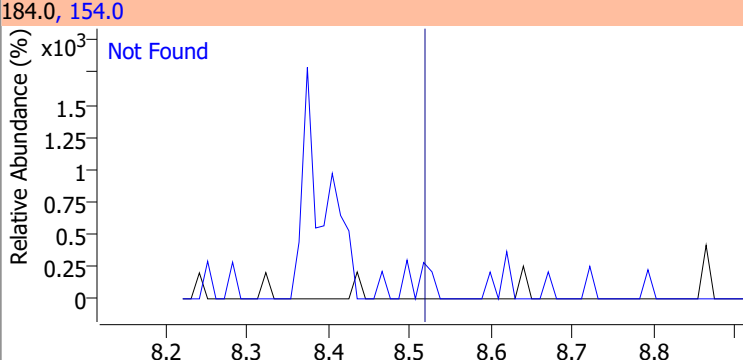
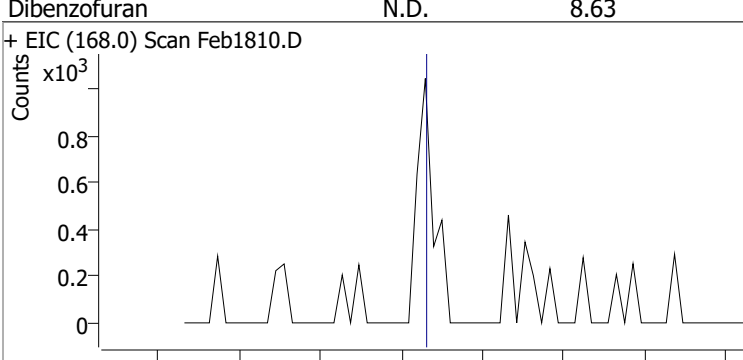
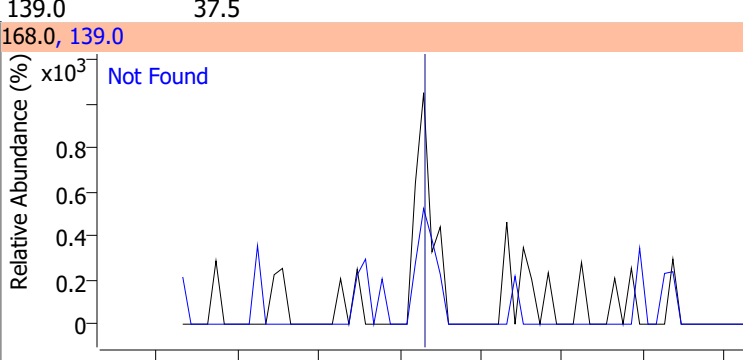
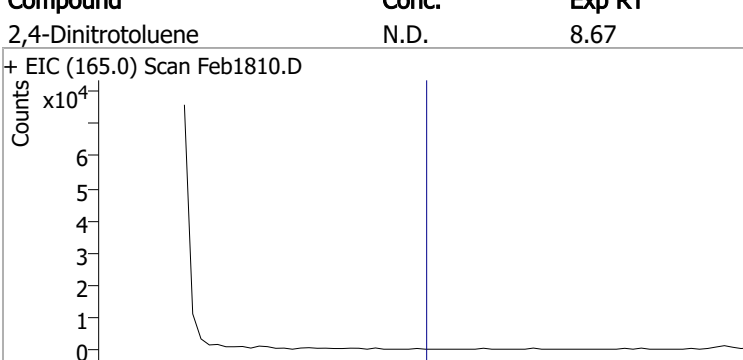
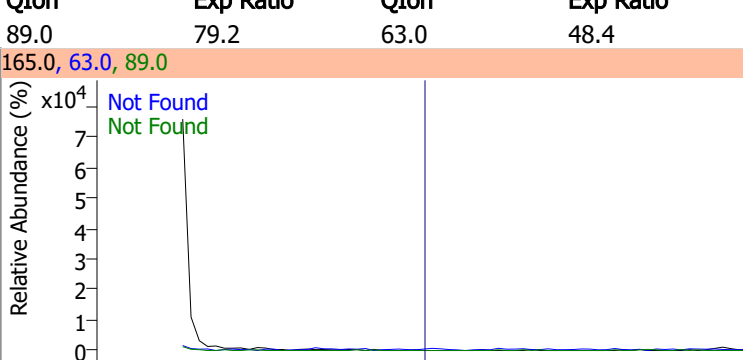
Quantitation Results Report (QT Reviewed)

Compound	Conc.	Exp RT	QIon	Exp Ratio		
2,4,5-Trichlorophenol	N.D.	7.57	198.0	90.2		
+ EIC (196.0) Scan Feb1810.D			196.0, 198.0			
						
2-Fluorobiphenyl	N.D.	7.60	171.0	34.3		
+ EIC (172.0) Scan Feb1810.D			172.0, 171.0			
						
2-Chloronaphthalene	N.D.	7.72	127.0	35.9	QIon 164.0	Exp Ratio 32.1
+ EIC (162.0) Scan Feb1810.D			162.0, 164.0, 127.0			
						
2-Nitroaniline	N.D.	7.88	138.0	110.5		
+ EIC (65.0) Scan Feb1810.D			65.0, 138.0			
						

Quantitation Results Report (QT Reviewed)



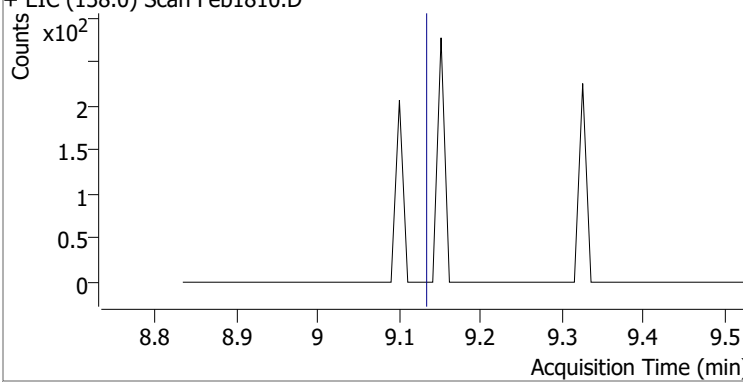
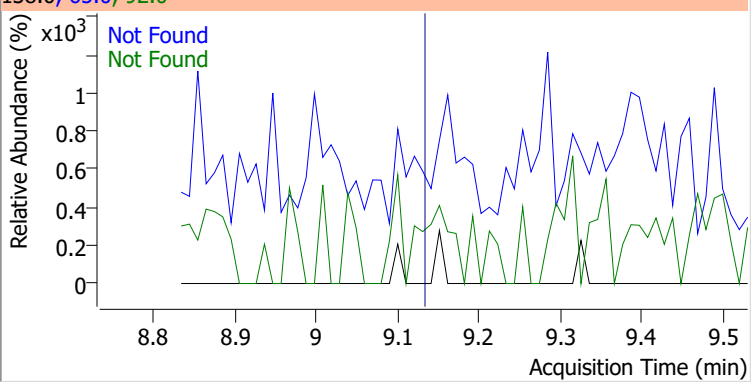
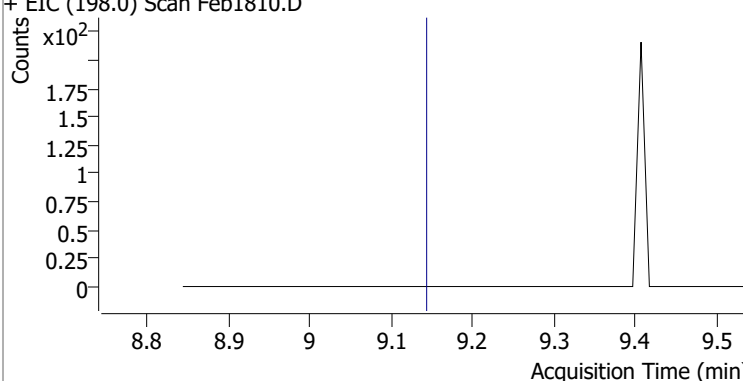
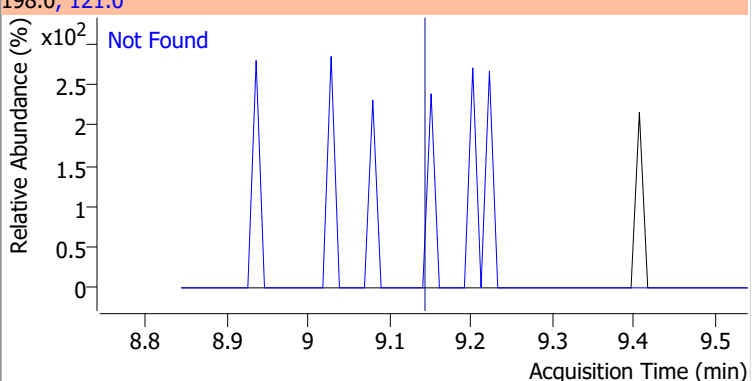
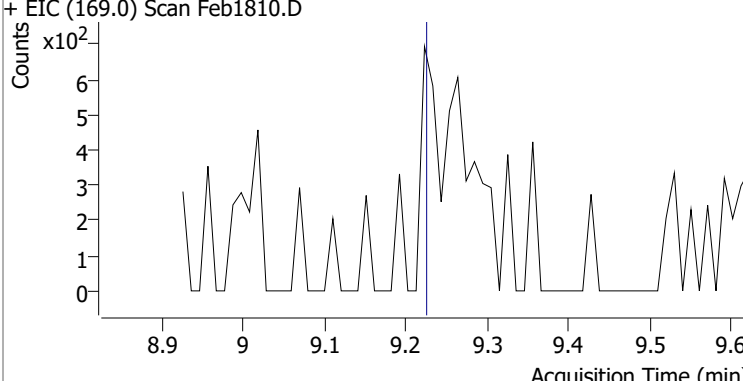
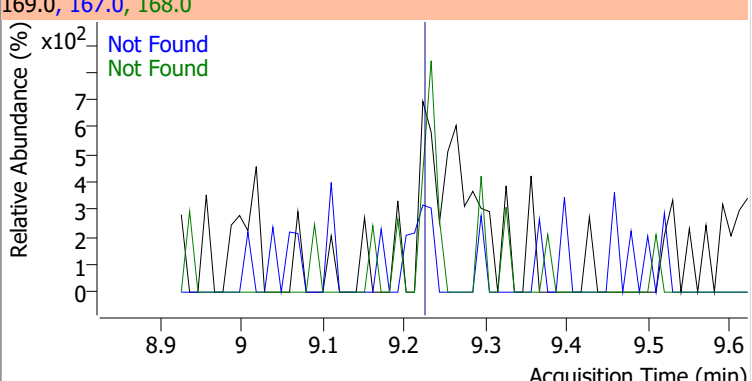
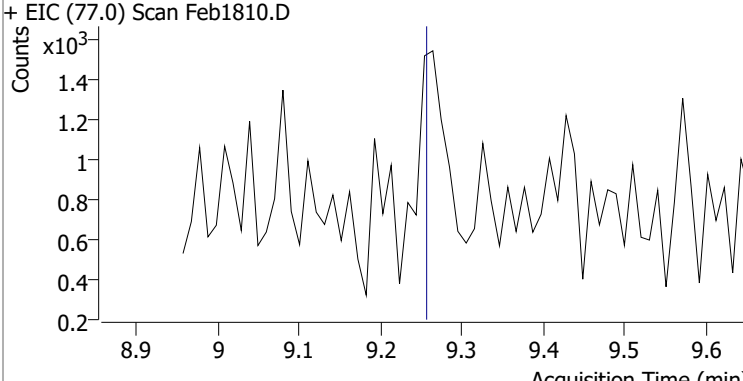
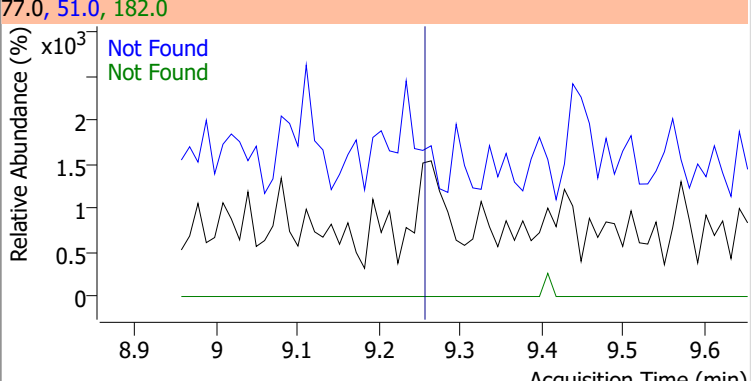
Quantitation Results Report (QT Reviewed)

Compound	Conc.	Exp RT	QIon	Exp Ratio	QIon	Exp Ratio
Acenaphthene	N.D.	8.41	153.0	106.5	152.0	51.8
+ EIC (154.0) Scan Feb1810.D			154.0, 152.0, 153.0			
						
2,4-Dinitrophenol	N.D.	8.52	154.0	62.7		
+ EIC (184.0) Scan Feb1810.D			184.0, 154.0			
						
Dibenzofuran	N.D.	8.63	139.0	37.5		
+ EIC (168.0) Scan Feb1810.D			168.0, 139.0			
						
2,4-Dinitrotoluene	N.D.	8.67	89.0	79.2	63.0	48.4
+ EIC (165.0) Scan Feb1810.D			165.0, 63.0, 89.0			
						

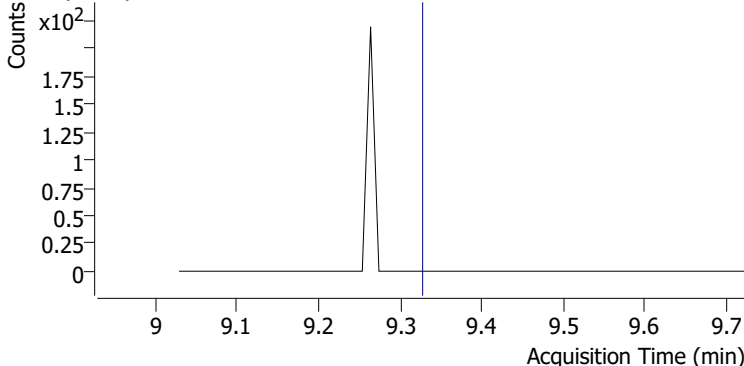
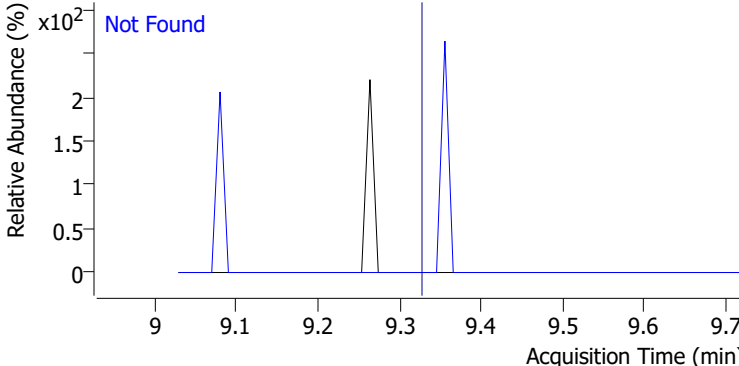
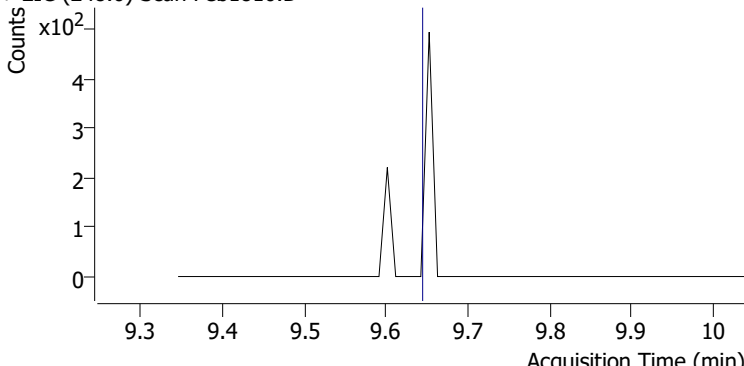
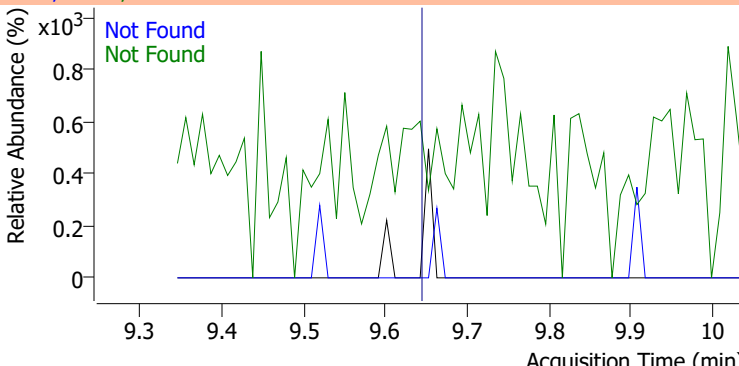
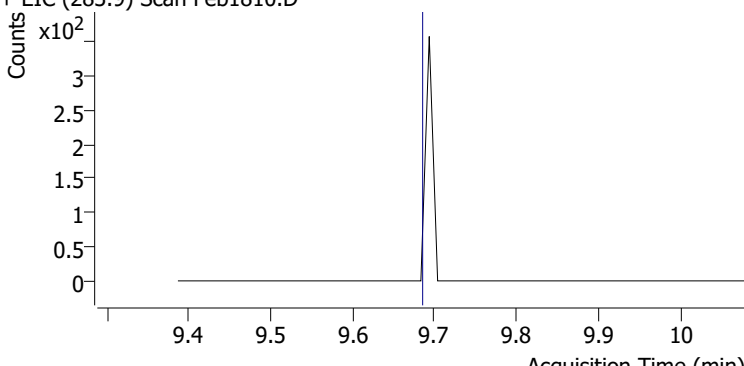
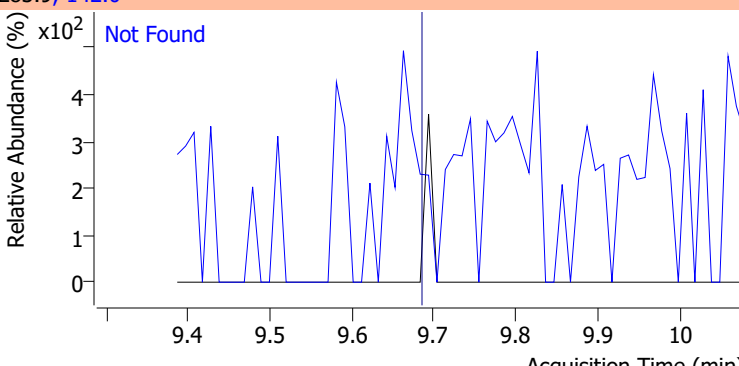
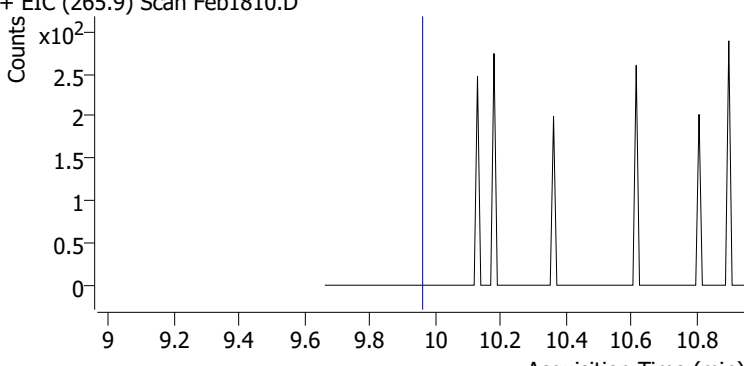
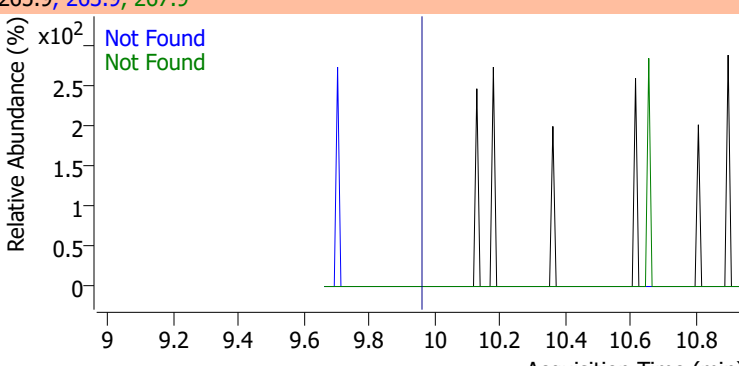
Quantitation Results Report (QT Reviewed)

Compound	Conc.	Exp RT	QIon	Exp Ratio	QIon	Exp Ratio
4-Nitrophenol	N.D.	8.70	65.0	72.0	139.0	71.1
+ EIC (109.0) Scan Feb1810.D			109.0, 139.0, 65.0			
Diethylphthalate	N.D.	9.00	177.0	20.7	150.0	12.5
+ EIC (149.0) Scan Feb1810.D			149.0, 177.0, 150.0			
Fluorene	N.D.	9.04	165.0	93.4	167.0	13.7
+ EIC (166.0) Scan Feb1810.D			166.0, 165.0, 167.0			
4-Chlorophenyl-phenylether	N.D.	9.07	141.0	61.2	206.0	33.8
+ EIC (204.0) Scan Feb1810.D			204.0, 206.0, 141.0			

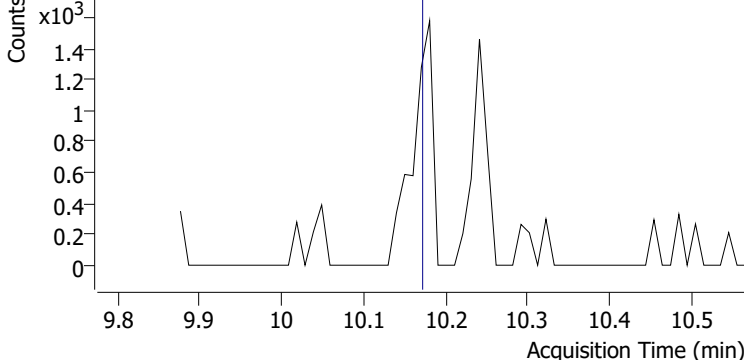
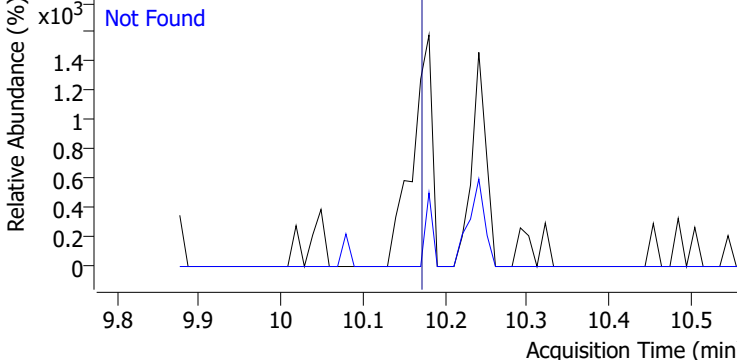
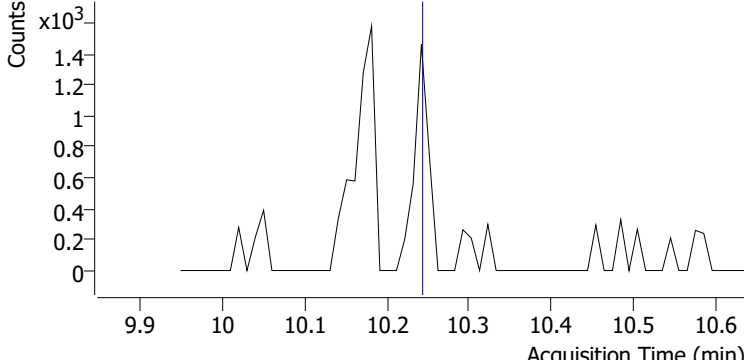
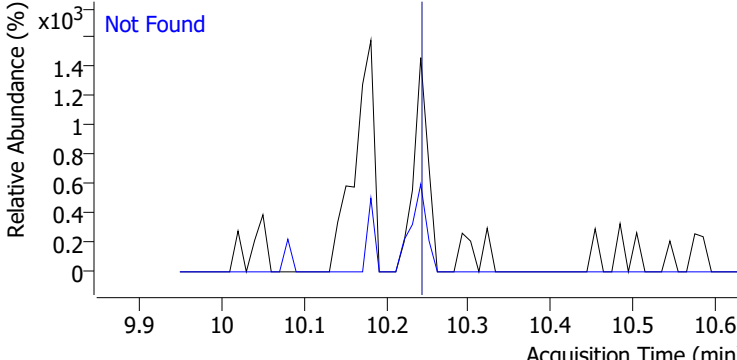
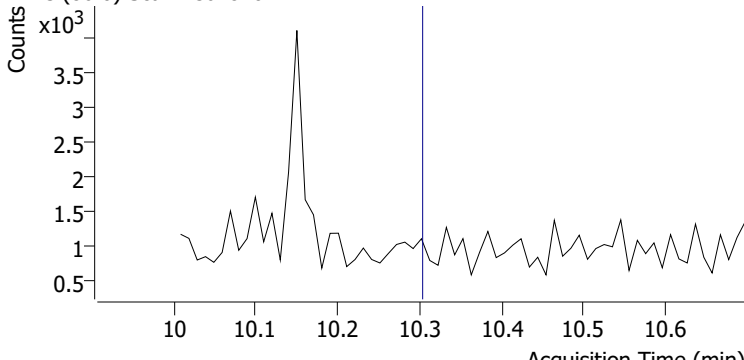
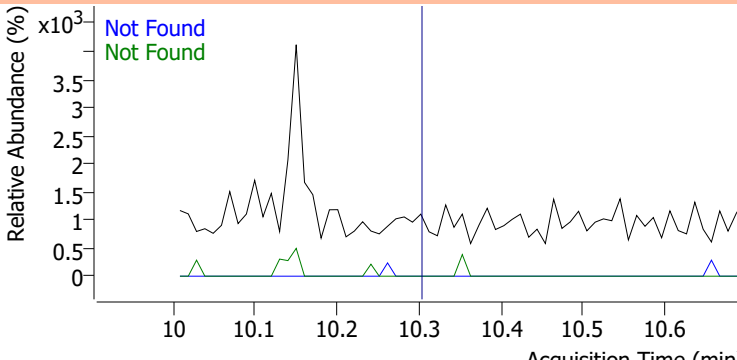
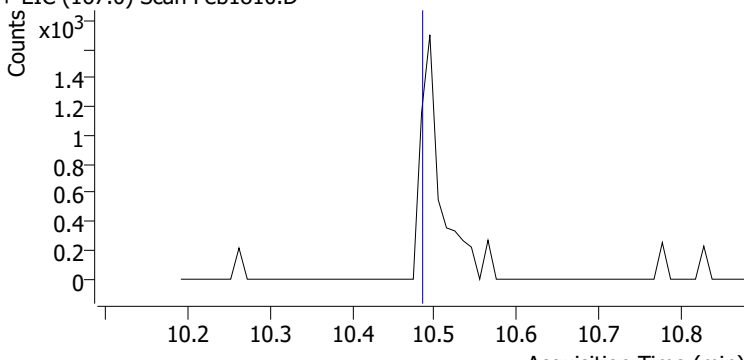
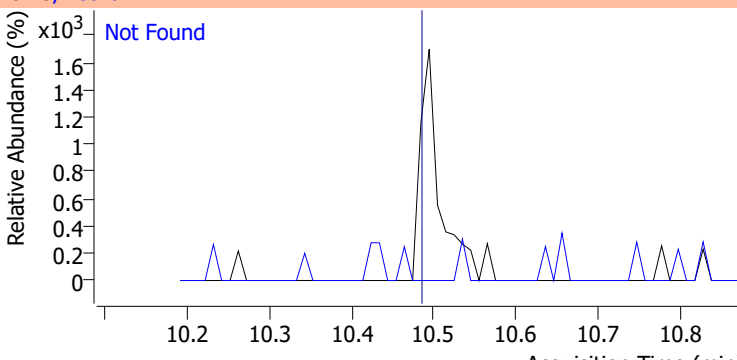
Quantitation Results Report (QT Reviewed)

Compound	Conc.	Exp RT	QIon	Exp Ratio	QIon	Exp Ratio
4-Nitroaniline	N.D.	9.14	65.0	112.7	92.0	49.3
+ EIC (138.0) Scan Feb1810.D			138.0, 65.0, 92.0			
						
4,6-Dinitro-2-methylphenol	N.D.	9.15	121.0	50.2		
+ EIC (198.0) Scan Feb1810.D			198.0, 121.0			
						
N-nitrosodiphenylamine	N.D.	9.23	168.0	62.8	167.0	34.1
+ EIC (169.0) Scan Feb1810.D			169.0, 167.0, 168.0			
						
Azobenzene	N.D.	9.26	51.0	45.2	182.0	24.1
+ EIC (77.0) Scan Feb1810.D			77.0, 51.0, 182.0			
						

Quantitation Results Report (QT Reviewed)

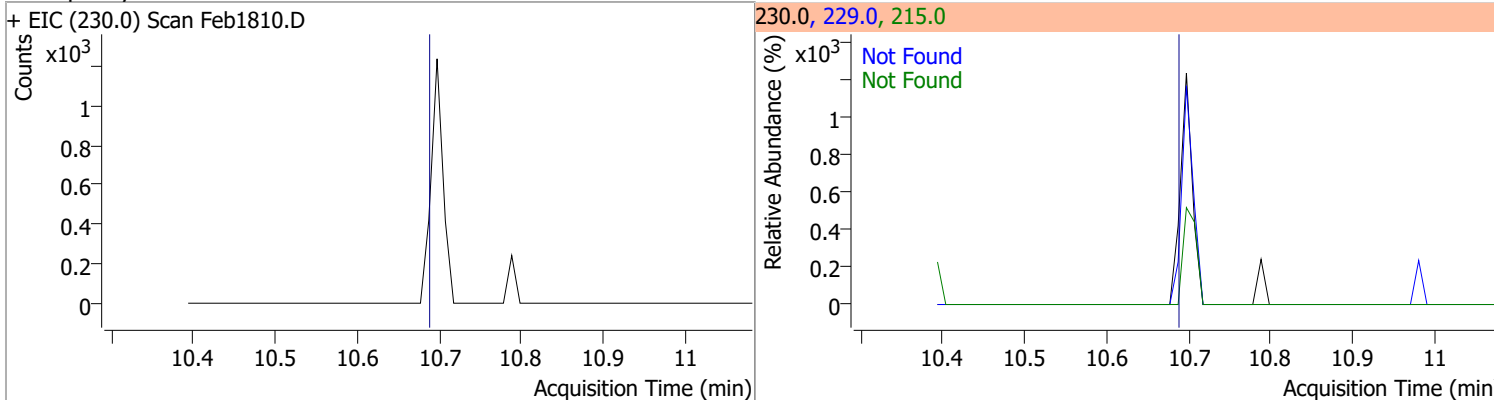
Compound	Conc.	Exp RT	QIon	Exp Ratio
2,4,6-Tribromophenol	N.D.	9.34	331.8	97.9
+ EIC (329.8) Scan Feb1810.D			329.8, 331.8	
				
4-Bromophenyl-phenylether	N.D.	9.65	141.0	98.8
+ EIC (248.0) Scan Feb1810.D			248.0, 250.0, 141.0	
				
Hexachlorobenzene	N.D.	9.69	142.0	53.8
+ EIC (283.9) Scan Feb1810.D			283.9, 142.0	
				
Pentachlorophenol	N.D.	9.97	267.9	59.4
+ EIC (265.9) Scan Feb1810.D			265.9, 263.9, 267.9	
				

Quantitation Results Report (QT Reviewed)

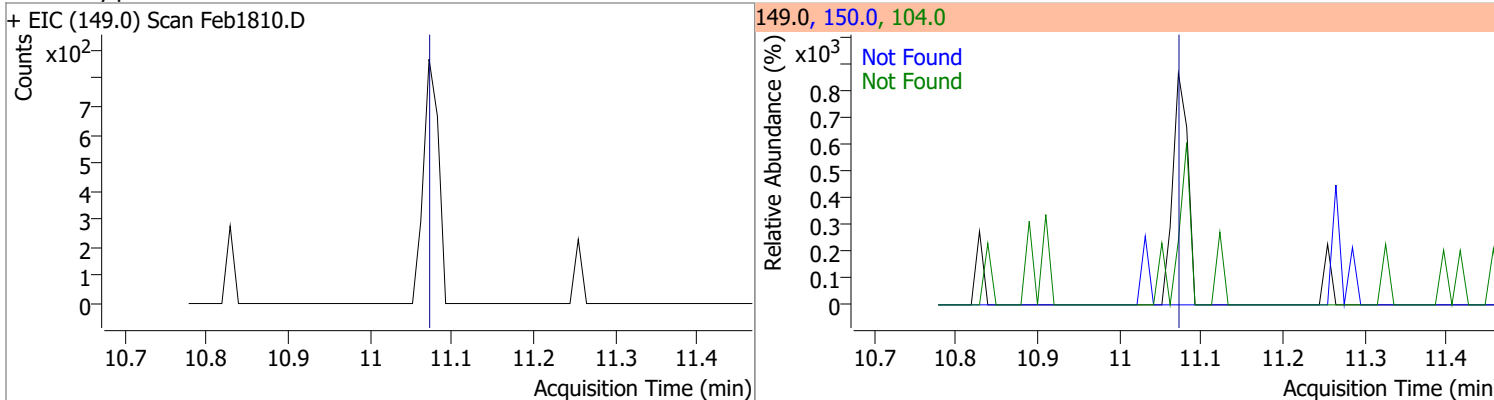
Compound	Conc.	Exp RT	QIon	Exp Ratio		
Phenanthrene	N.D.	10.18	176.0	18.5		
+ EIC (178.0) Scan Feb1810.D			178.0, 176.0			
						
Anthracene	N.D.	10.25	176.0	18.4		
+ EIC (178.0) Scan Feb1810.D			178.0, 176.0			
						
Triallate	N.D.	10.31	268.0	24.1	QIon	Exp Ratio
			143.0	22.5		
+ EIC (86.0) Scan Feb1810.D			86.0, 268.0, 143.0			
						
Carbazole	N.D.	10.49	139.0	12.8		
+ EIC (167.0) Scan Feb1810.D			167.0, 139.0			
						

Quantitation Results Report (QT Reviewed)

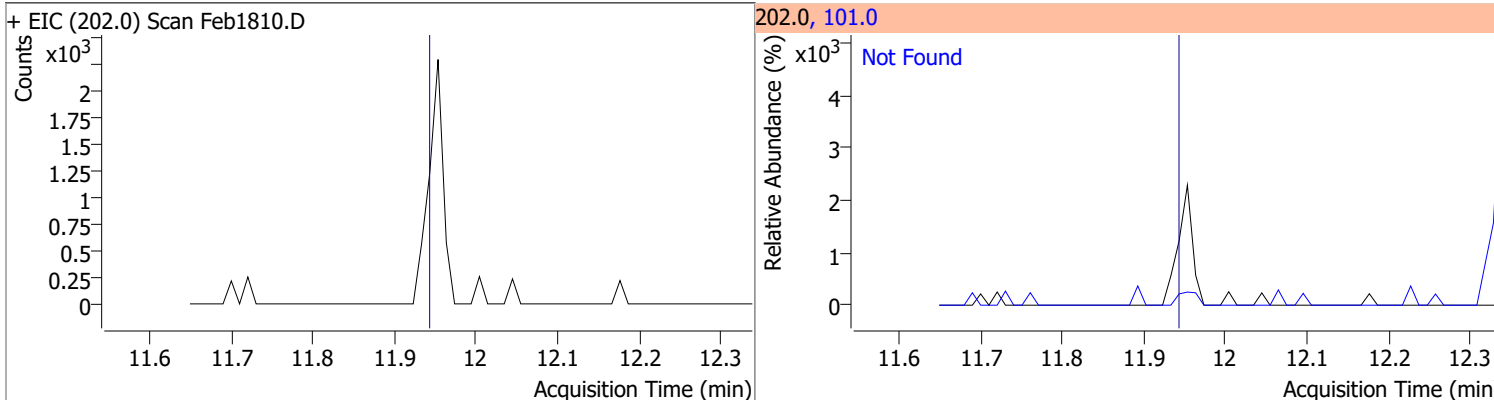
Compound	Conc.	Exp RT	QIon	Exp Ratio	QIon	Exp Ratio
o-Terphenyl	N.D.	10.70	229.0	64.9	215.0	37.0



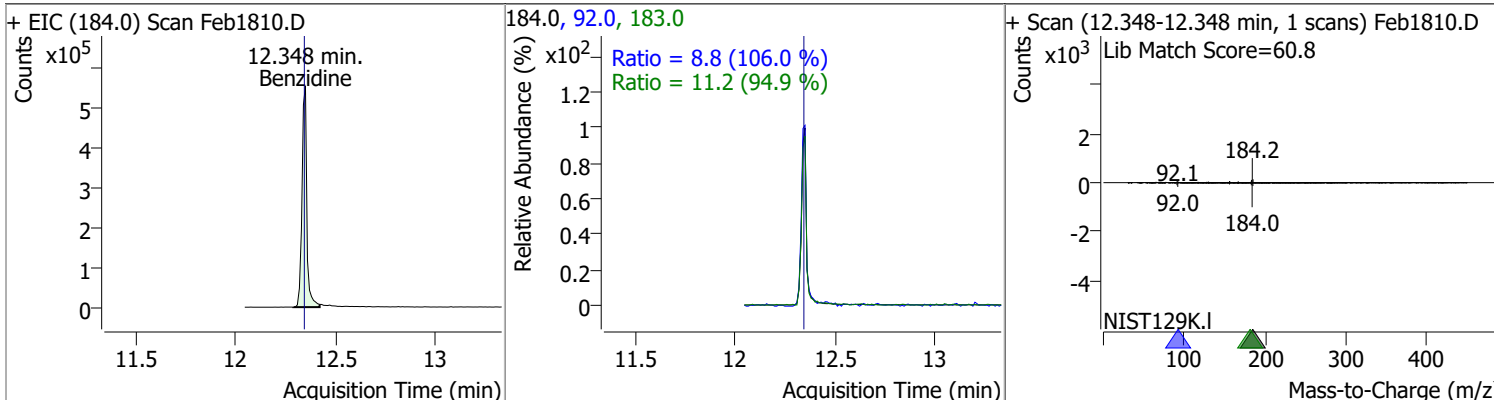
Compound	Conc.	Exp RT	QIon	Exp Ratio	QIon	Exp Ratio
Di-n-Butylphthalate	N.D.	11.08	150.0	9.1	104.0	6.4



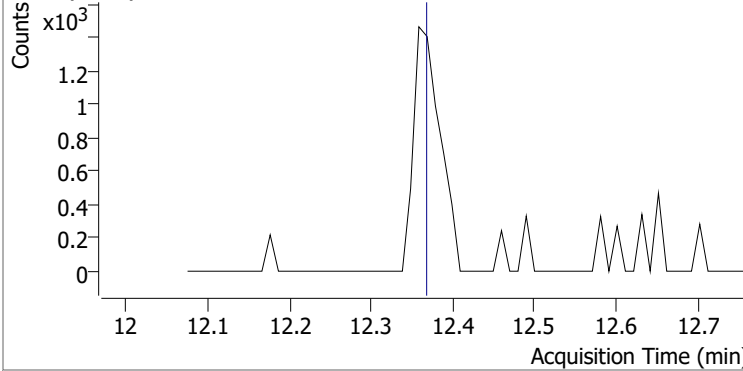
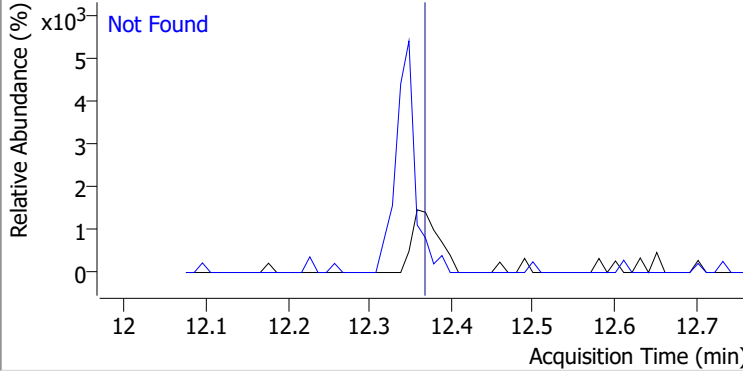
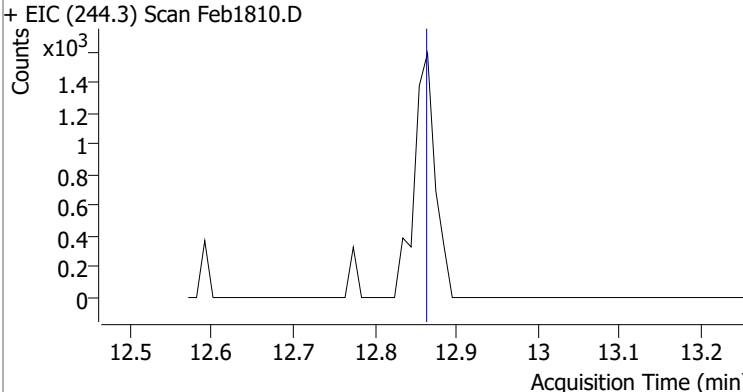
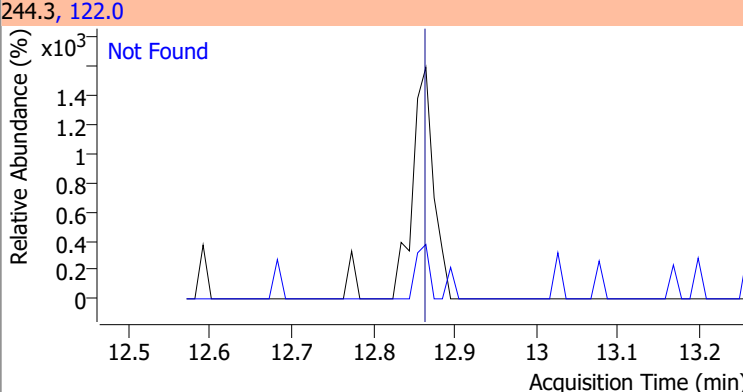
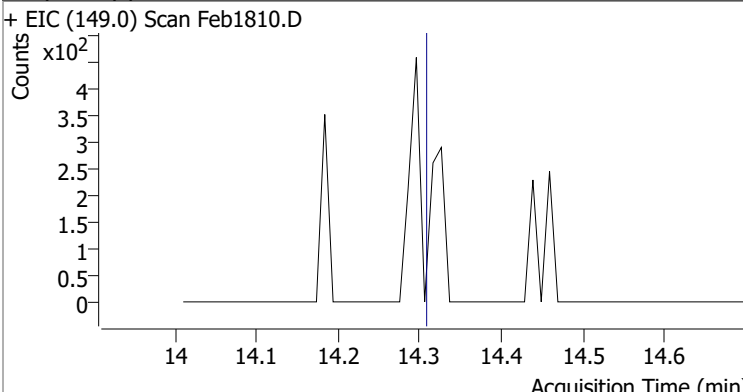
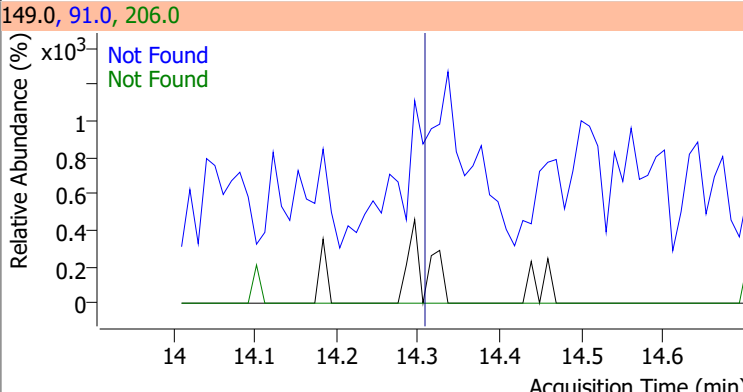
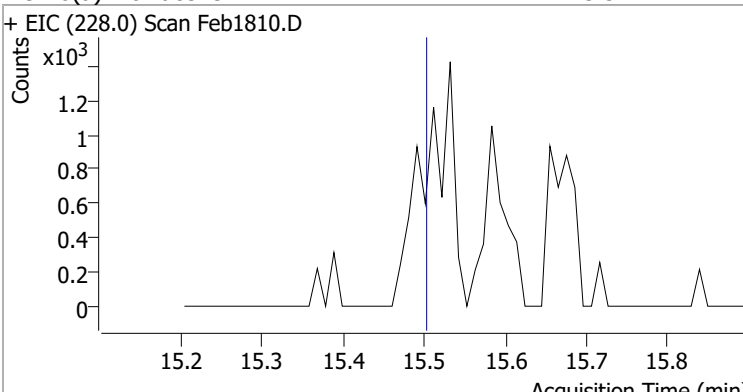
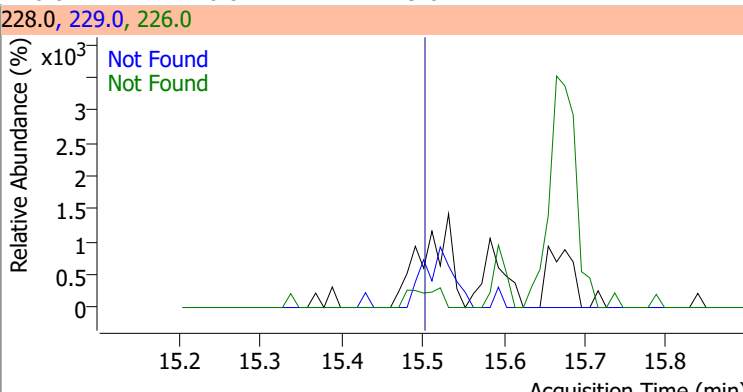
Compound	Conc.	Exp RT	QIon	Exp Ratio
Fluoranthene	N.D.	11.95	101.0	13.4



Compound	Conc.	RT	Dev(Min)	Resp.	QIon	QRatio	Lower	Upper
Benzidine	131.4511	12.35	0.00	931105	183.0	11.2	8.3	15.4
					92.0	8.8	5.8	10.8

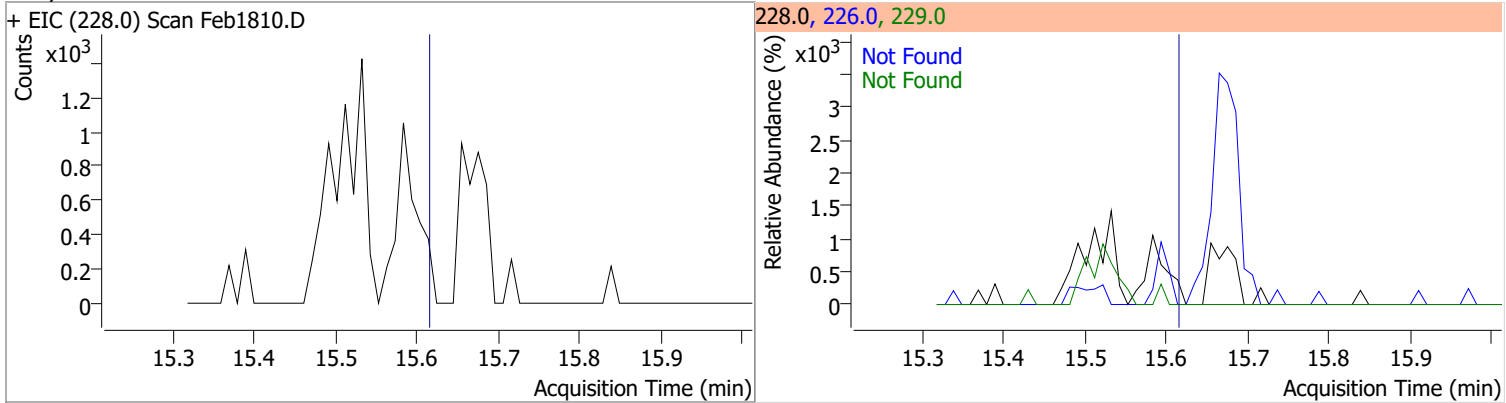


Quantitation Results Report (QT Reviewed)

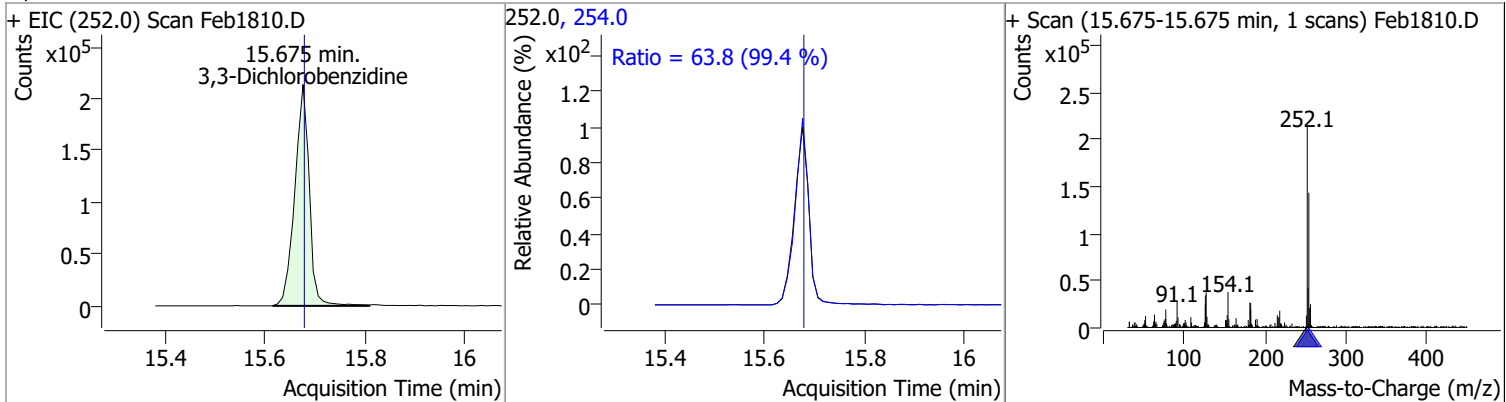
Compound	Conc.	Exp RT	QIon	Exp Ratio		
Pyrene	N.D.	12.38	101.0	15.9		
+ EIC (202.0) Scan Feb1810.D			202.0, 101.0			
						
<div style="display: flex; justify-content: space-between;"> Counts x10³ Relative Abundance (%) x10³ </div>						
Terphenyl-d14	N.D.	12.88	122.0	14.4		
+ EIC (244.3) Scan Feb1810.D			244.3, 122.0			
						
<div style="display: flex; justify-content: space-between;"> Counts x10³ Relative Abundance (%) x10³ </div>						
Butylbenzylphthalate	N.D.	14.32	91.0	85.1	QIon	Exp Ratio
			206.0	17.5		
+ EIC (149.0) Scan Feb1810.D			149.0, 91.0, 206.0			
						
<div style="display: flex; justify-content: space-between;"> Counts x10² Relative Abundance (%) x10³ </div>						
Benzo(a)Anthracene	N.D.	15.51	226.0	26.8	QIon	Exp Ratio
			229.0	21.1		
+ EIC (228.0) Scan Feb1810.D			228.0, 229.0, 226.0			
						
<div style="display: flex; justify-content: space-between;"> Counts x10³ Relative Abundance (%) x10³ </div>						

Quantitation Results Report (QT Reviewed)

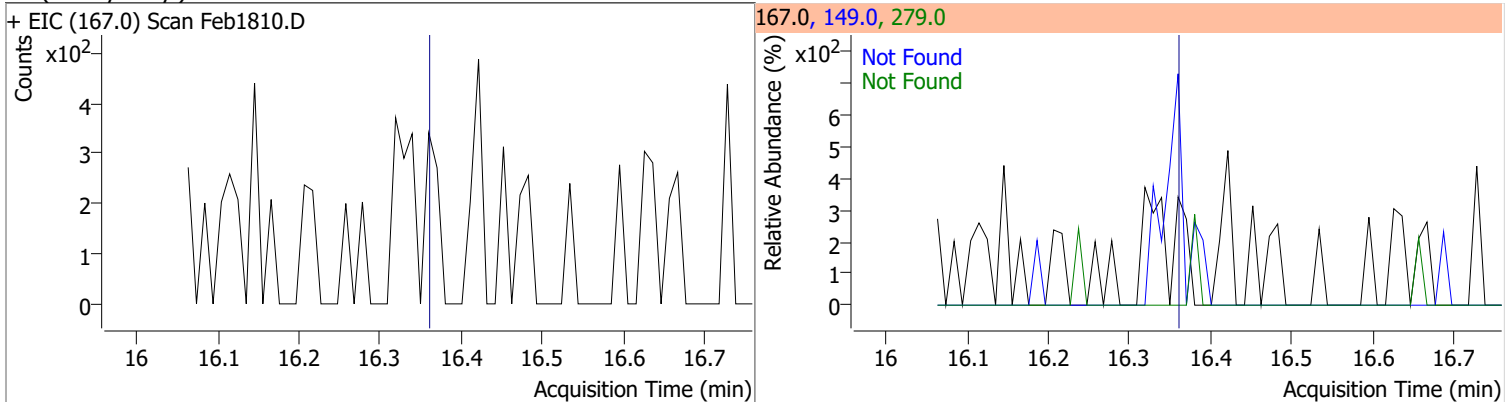
Compound	Conc.	Exp RT	QIon	Exp Ratio	QIon	Exp Ratio
Chrysene	N.D.	15.62	226.0	28.4	229.0	19.7



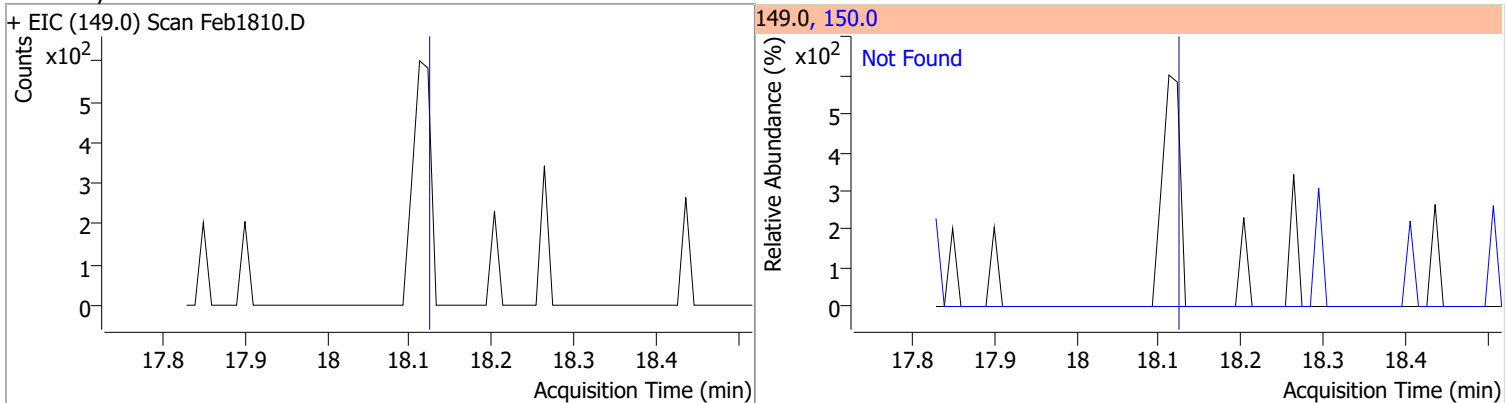
Compound	Conc.	RT	Dev(Min)	Resp.	QIon	QRatio	Lower	Upper
3,3-Dichlorobenzidine	69.9955	15.68	-0.01	431740	254.0	63.8	44.9	83.4



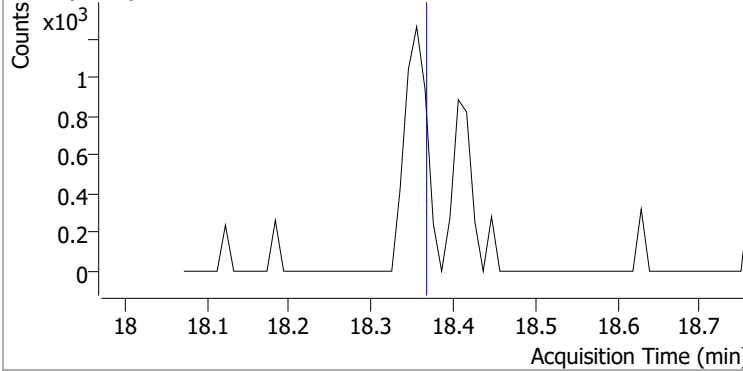
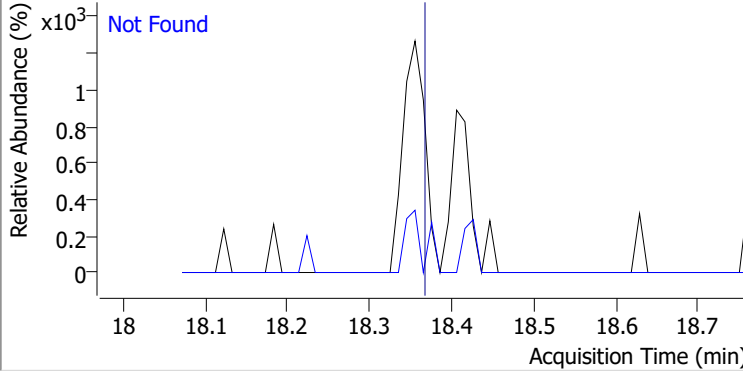
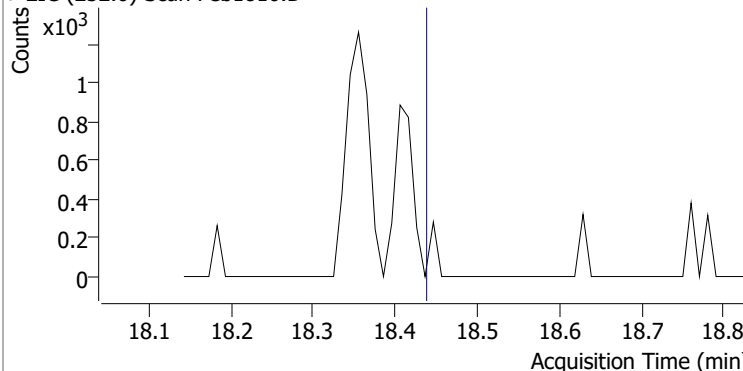
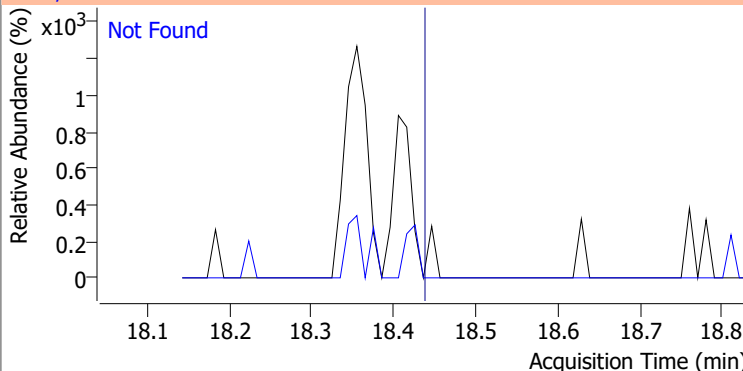
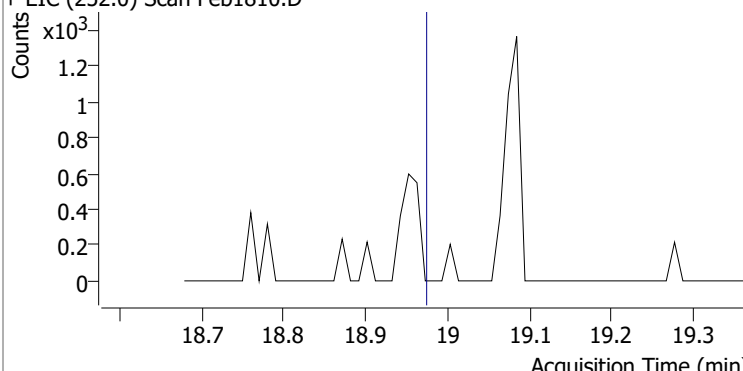
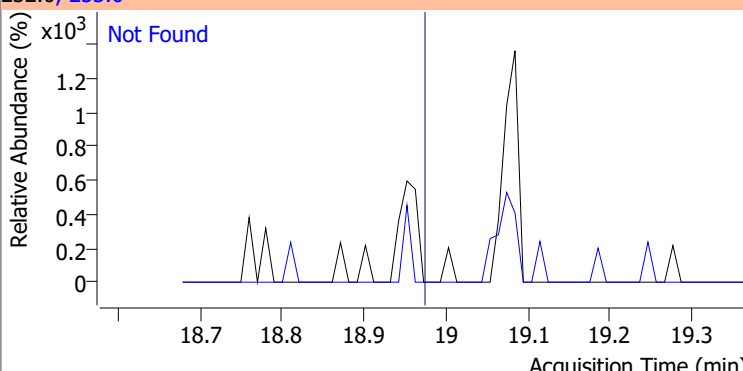
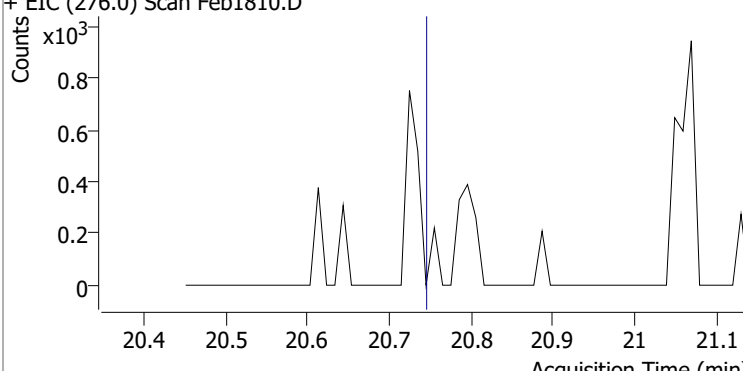
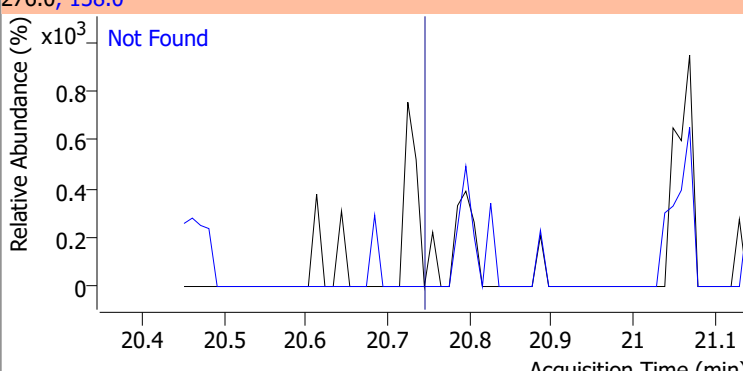
Compound	Conc.	Exp RT	QIon	Exp Ratio	QIon	Exp Ratio
bis(2-ethylhexyl)Phthalate	N.D.	16.37	149.0	390.8	279.0	15.0



Compound	Conc.	Exp RT	QIon	Exp Ratio
Di-n-octyl Phthalate	N.D.	18.13	150.0	10.0

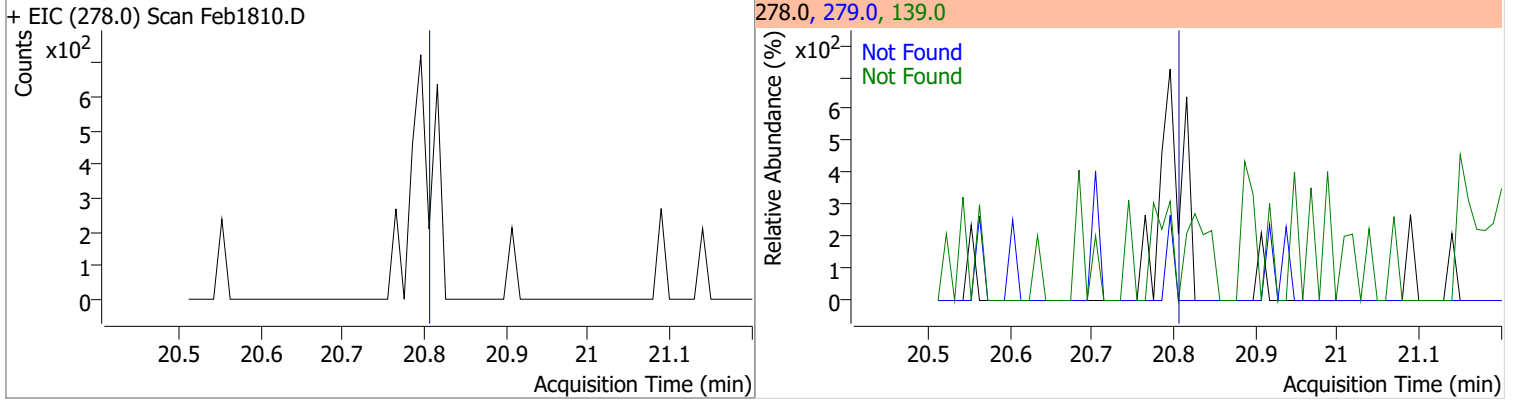


Quantitation Results Report (QT Reviewed)

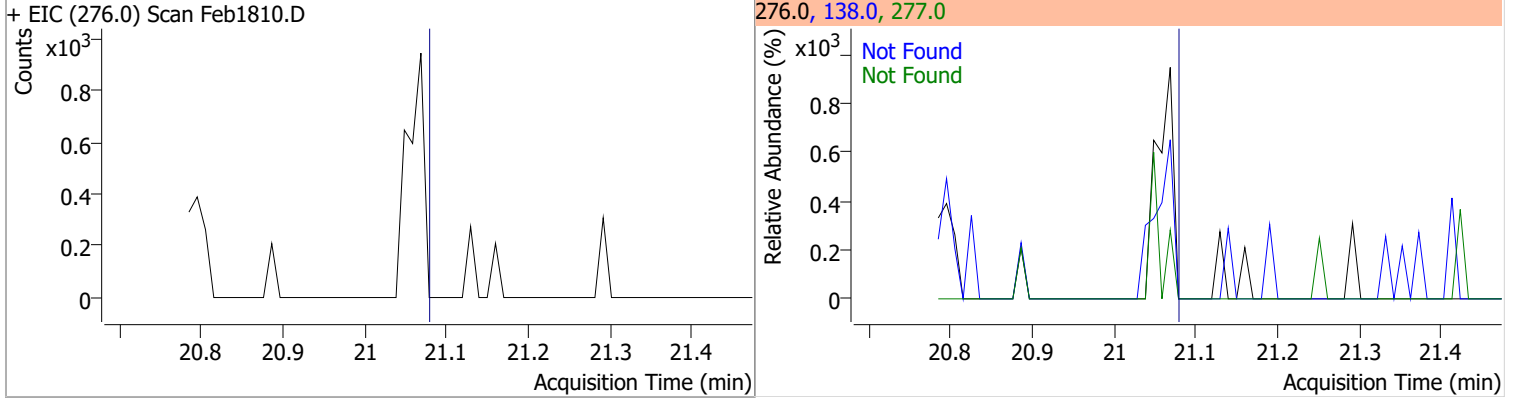
Compound	Conc.	Exp RT	QIon	Exp Ratio
Benzo(b)fluoranthene	N.D.	18.38	253.0	22.3
+ EIC (252.0) Scan Feb1810.D			252.0, 253.0	
				
Benzo(k)fluoranthene	N.D.	18.45	253.0	22.0
+ EIC (252.0) Scan Feb1810.D			252.0, 253.0	
				
Benzo(a)pyrene	N.D.	18.98	253.0	21.5
+ EIC (252.0) Scan Feb1810.D			252.0, 253.0	
				
Indeno(1,2,3-c,d)pyrene	N.D.	20.76	138.0	29.6
+ EIC (276.0) Scan Feb1810.D			276.0, 138.0	
				

Quantitation Results Report (QT Reviewed)

Compound	Conc.	Exp RT	QIon	Exp Ratio	QIon	Exp Ratio
Dibenzo(a,h)anthracene	N.D.	20.82	139.0	25.2	279.0	24.1

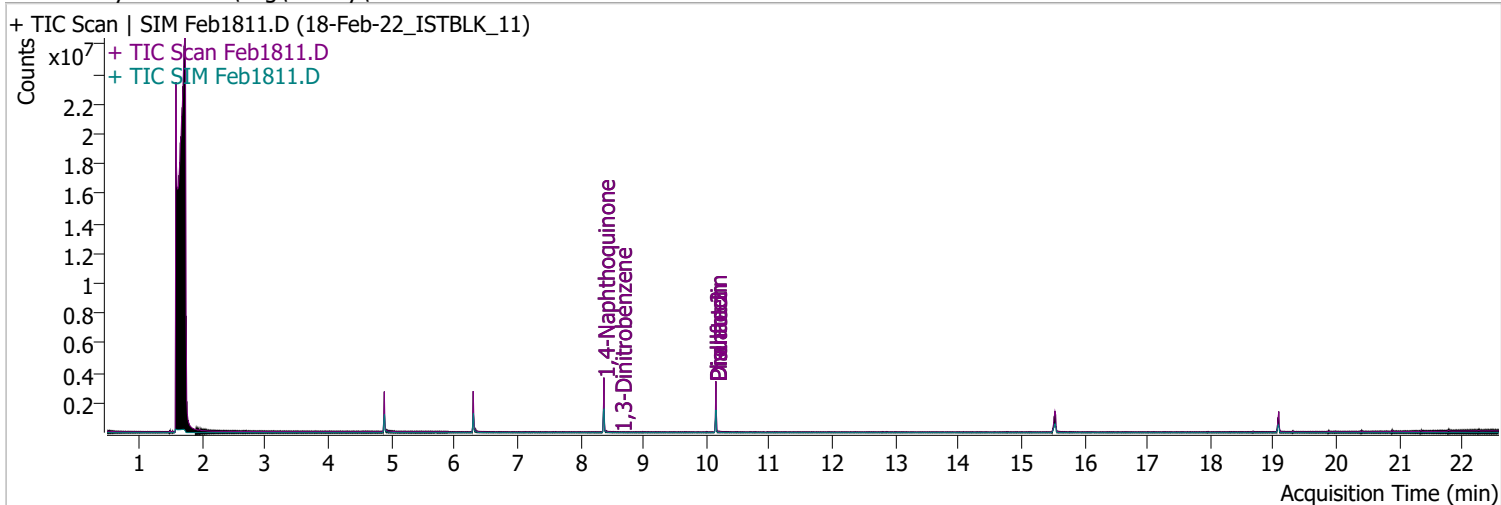


Compound	Conc.	Exp RT	QIon	Exp Ratio	QIon	Exp Ratio
Benzo(g,h,i)perylene	N.D.	21.09	138.0	33.0	277.0	23.2



Quantitation Results Report (QT Reviewed)

Data File	Feb1811.D	Operator	LIMS import
Acq. Method	BNA+SIM.M	Acq. Date-Time	2/19/2022 1:24:22 PM
Sample Name	18-Feb-22_ISTBLK_11	Instrument	Instrument #1
Vial	11	Multiplier	1.00
DA Method File		Comment	SVOC-8270-W-LARGO
Tune File	dftppdsm.u	Tune Date	2/18/2022 9:25:00 PM
Batch Name	021822 DoD BNA cal.batch.bin	Last Calib Update	2/19/2022 1:06:17 PM
Ref Library	D:\Org\Library\NIST129K.l		



Compound	RT	QIon	Resp.	Conc.	Units	Dev(Min)
----------	----	------	-------	-------	-------	----------

Internal Standards

System Monitoring Compounds

S 2-Fluorophenol	0.000		0	N.D.
Spiked Amount: 200.000	Range: 10.0 - 75.0%			Recovery = NA%
S Phenol-d5	0.000		0	N.D.
Spiked Amount: 200.000	Range: 10.0 - 65.0%			Recovery = NA%
S Nitrobenzene-d5	0.000		0	N.D.
Spiked Amount: 100.000	Range: 32.0 - 94.0%			Recovery = NA%
S 2-Fluorobiphenyl	0.000		0	N.D.
Spiked Amount: 100.000	Range: 28.0 - 107.0%			Recovery = NA%
S 2,4,6-Tribromophenol	0.000		0	N.D.
Spiked Amount: 200.000	Range: 25.0 - 140.0%			Recovery = NA%
S Terphenyl-d14	0.000		0	N.D.
Spiked Amount: 100.000	Range: 32.0 - 122.0%			Recovery = NA%

Target Compounds

Target Compounds	RT	QIon	Resp.	Conc.	Units	Dev(Min)	QValue
T N-Nitrosodimethylamine	0.000		0	N.D.			
T Pyridine	0.000		0	N.D.			
T Aniline	0.000		0	N.D.			
T Phenol	0.000		0	N.D.			
T bis(-2-Chloroethyl)Ether	0.000		0	N.D.			
T 2-Chlorophenol	0.000		0	N.D.			
T 1,3-Dichlorobenzene	0.000		0	N.D.			
T 1,4-Dichlorobenzene	0.000		0	N.D.			
T 1,2-Dichlorobenzene	0.000		0	N.D.			
T Benzyl Alcohol	0.000		0	N.D.			
T bis(2-chloroisopropyl)Ether	0.000		0	N.D.			
T 2-Methylphenol	0.000		0	N.D.			
T N-nitroso-Di-n-propylamine	0.000		0	N.D.			
T 4Methylphenol/3Methylphenol	0.000		0	N.D.			
T Hexachloroethane	0.000		0	N.D.			

Quantitation Results Report (QT Reviewed)

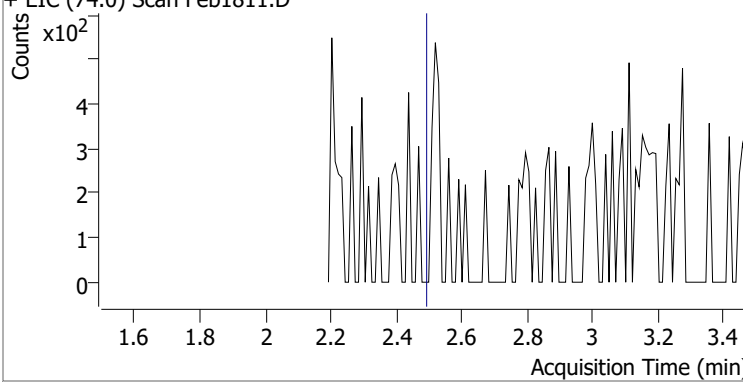
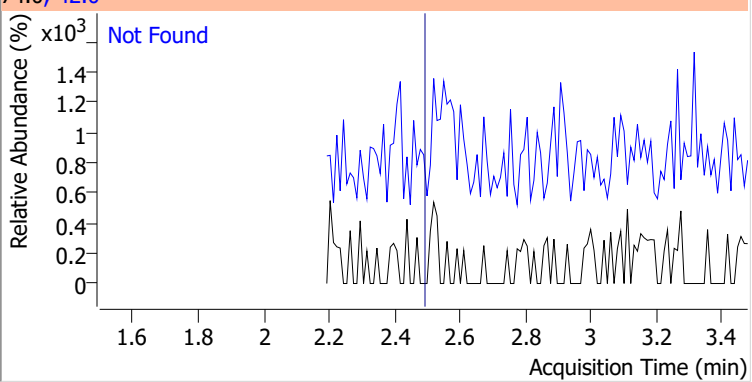
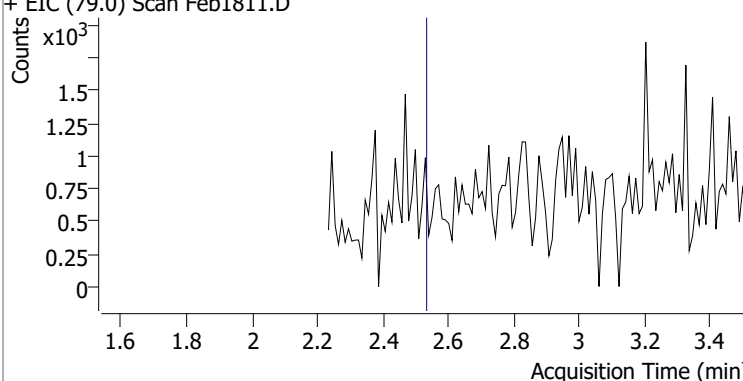
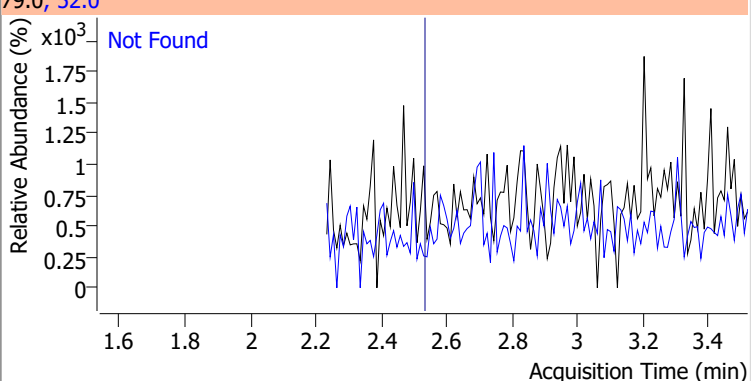
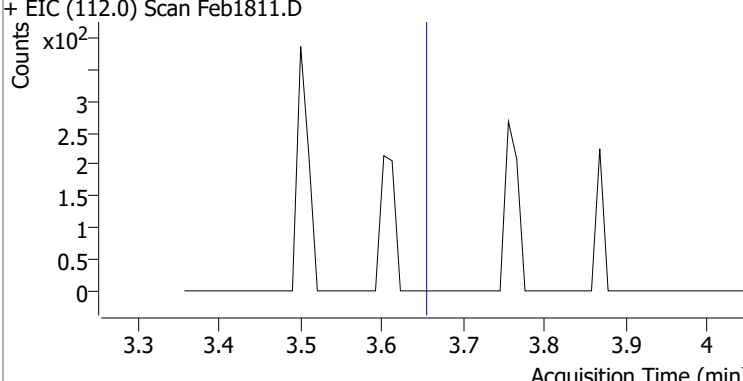
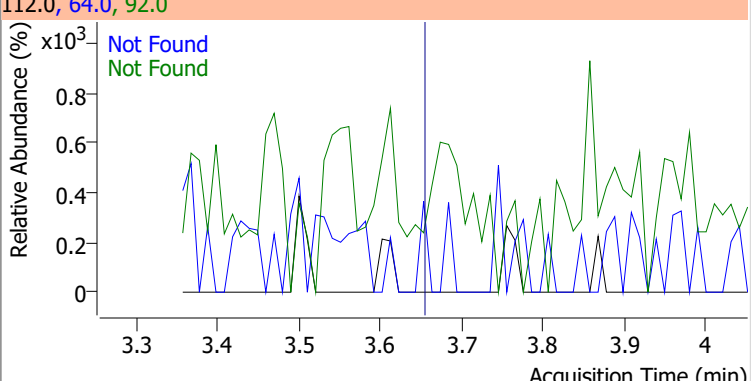
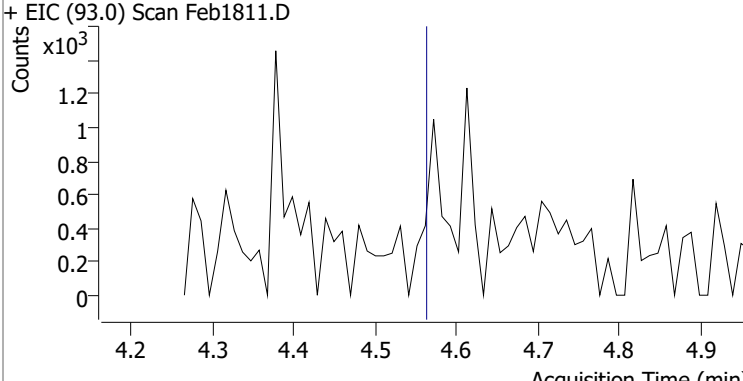
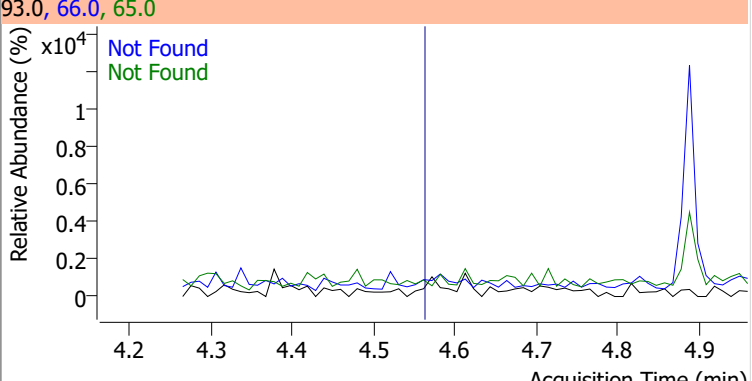
Compound	RT	QIon	Resp.	Conc.	Units	Dev(Min)
T Nitrobenzene	0.000		0	N.D.		
T Isophorone	0.000		0	N.D.		
T 2-Nitrophenol	0.000		0	N.D.		
T 2,4-Dimethylphenol	0.000		0	N.D.		
T bis(-2-Chloroethoxy)Methane	0.000		0	N.D.		
T 2,4-Dichlorophenol	0.000		0	N.D.		
T Benzoic Acid	0.000		0	N.D.		
T 1,2,4-Trichlorobenzene	0.000		0	N.D.		
T Naphthalene	0.000		0	N.D.		
T 4-Chlorophenol	6.300	130.0	0		µg/L	md
T p-Chloroaniline	0.000		0	N.D.		
T Hexachlorobutadiene	0.000		0	N.D.		
T 4-Chloro-2-Methylphenol	0.000		0	N.D.		
T 4-Chloro-3-Methylphenol	0.000		0	N.D.		
T 2-Methylnaphthalene	0.000		0	N.D.		
T 1-Methylnaphthalene	0.000		0	N.D.		
T Hexachlorocyclopentadiene	0.000		0	N.D.		
T 2,4,6-Trichlorophenol	0.000		0	N.D.		
T 2,4,5-Trichlorophenol	0.000		0	N.D.		
T 2-Chloronaphthalene	0.000		0	N.D.		
T 2-Nitroaniline	0.000		0	N.D.		
T Dimethyl Phthalate	8.374	163.0	0		µg/L	md
T 2,6-Dinitrotoluene	8.374	165.0	0		µg/L	md
T Acenaphthylene	0.000		0	N.D.		
T 3-Nitroaniline	0.000		0	N.D.		
T Acenaphthene	0.000		0	N.D.		
T 2,4-Dinitrophenol	0.000		0	N.D.		
T Dibenzofuran	0.000		0	N.D.		
T 2,4-Dinitrotoluene	0.000		0	N.D.		
T 4-Nitrophenol	0.000		0	N.D.		
T Diethylphthalate	0.000		0	N.D.		
T Fluorene	0.000		0	N.D.		
T 4-Chlorophenyl-phenylether	0.000		0	N.D.		
T 4-Nitroaniline	0.000		0	N.D.		
T 4,6-Dinitro-2-methylphenol	0.000		0	N.D.		
T N-nitrosodiphenylamine	0.000		0	N.D.		
T Azobenzene	0.000		0	N.D.		
T 4-Bromophenyl-phenylether	0.000		0	N.D.		
T Hexachlorobenzene	0.000		0	N.D.		
T Pentachlorophenol	0.000		0	N.D.		
T Phenanthrene	0.000		0	N.D.		
T Anthracene	0.000		0	N.D.		
T Triallate	0.000		0	N.D.		
T Carbazole	0.000		0	N.D.		
T o-Terphenyl	0.000		0	N.D.		
T Di-n-Butylphthalate	0.000		0	N.D.		
T Fluoranthene	0.000		0	N.D.		
T Benzidine	0.000		0	N.D.		
T Pyrene	0.000		0	N.D.		
T Butylbenzylphthalate	0.000		0	N.D.		
T Benzo(a)Anthracene	0.000		0	N.D.		
T Chrysene	0.000		0	N.D.		
T 3,3-Dichlorobenzidine	0.000		0	N.D.		
T bis(2-ethylhexyl)Phthalate	0.000		0	N.D.		
T Di-n-octyl Phthalate	0.000		0	N.D.		

Quantitation Results Report (QT Reviewed)

Compound	RT	QIon	Resp.	Conc.	Units	Dev(Min)
T Benzo(b)fluoranthene	0.000		0	N.D.		
T Benzo(k)fluoranthene	0.000		0	N.D.		
T Benzo(a)pyrene	0.000		0	N.D.		
T Indeno(1,2,3-c,d)pyrene	0.000		0	N.D.		
T Dibenzo(a,h)anthracene	0.000		0	N.D.		
T Benzo(g,h,i)perylene	0.000		0	N.D.		

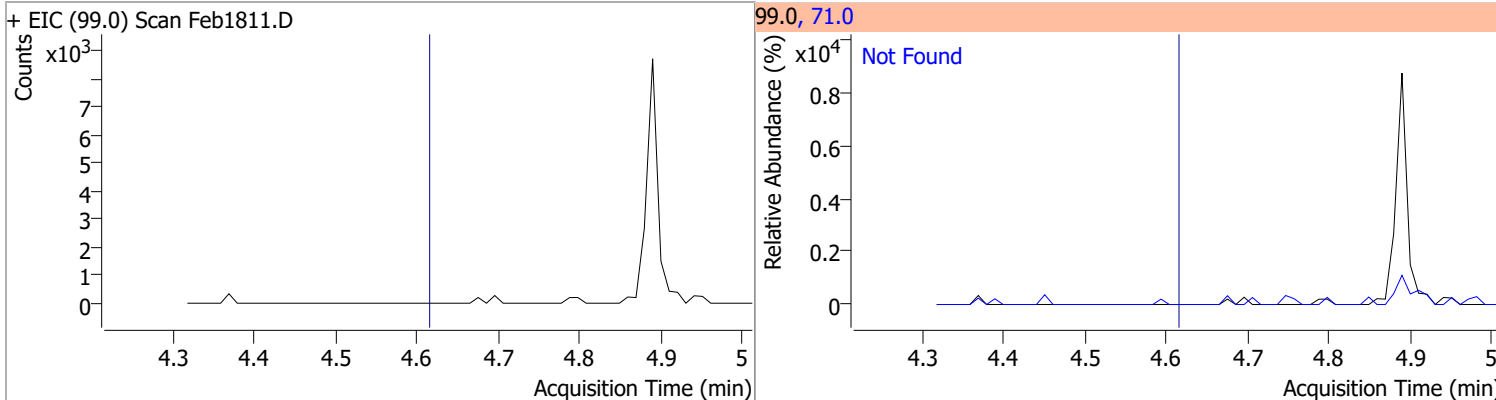
(#) = Qualifier Out of Range; (m) = Manual Integration; (+) = Area Summed; (*) = Surrogate Percent Recovery Out of Range; (d): Zeroed Peak

Quantitation Results Report (QT Reviewed)

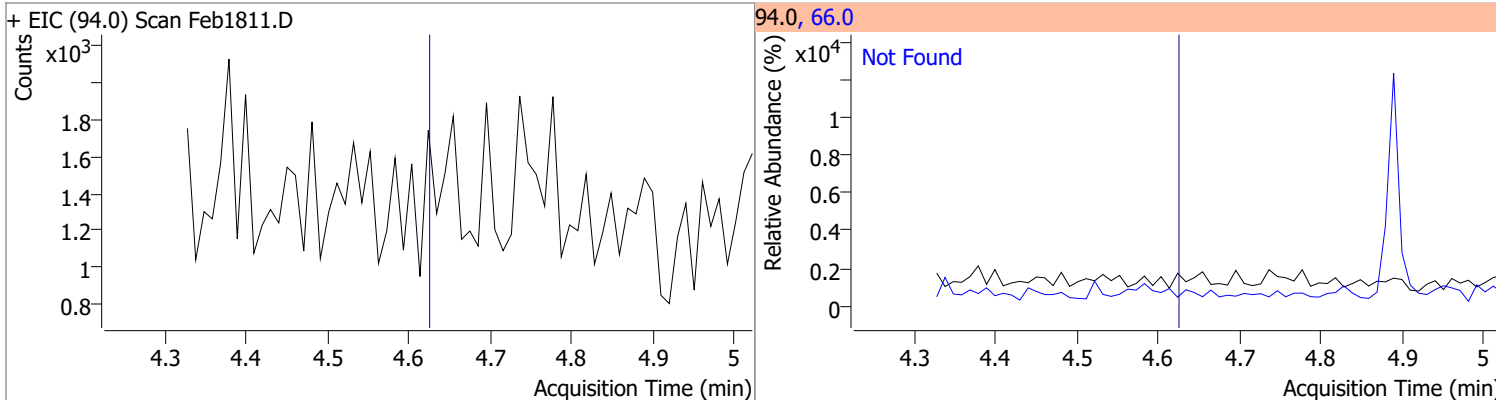
Compound	Conc.	Exp RT	QIon	Exp Ratio		
N-Nitrosodimethylamine	N.D.	2.49	42.0	135.8		
+ EIC (74.0) Scan Feb1811.D			74.0, 42.0			
						
Pyridine	N.D.	2.53	52.0	82.7		
+ EIC (79.0) Scan Feb1811.D			79.0, 52.0			
						
2-Fluorophenol	N.D.	3.65	64.0	49.4	QIon	Exp Ratio
+ EIC (112.0) Scan Feb1811.D			112.0, 64.0, 92.0			
						
Aniline	N.D.	4.56	66.0	36.7	QIon	Exp Ratio
+ EIC (93.0) Scan Feb1811.D			93.0, 66.0, 65.0			
						

Quantitation Results Report (QT Reviewed)

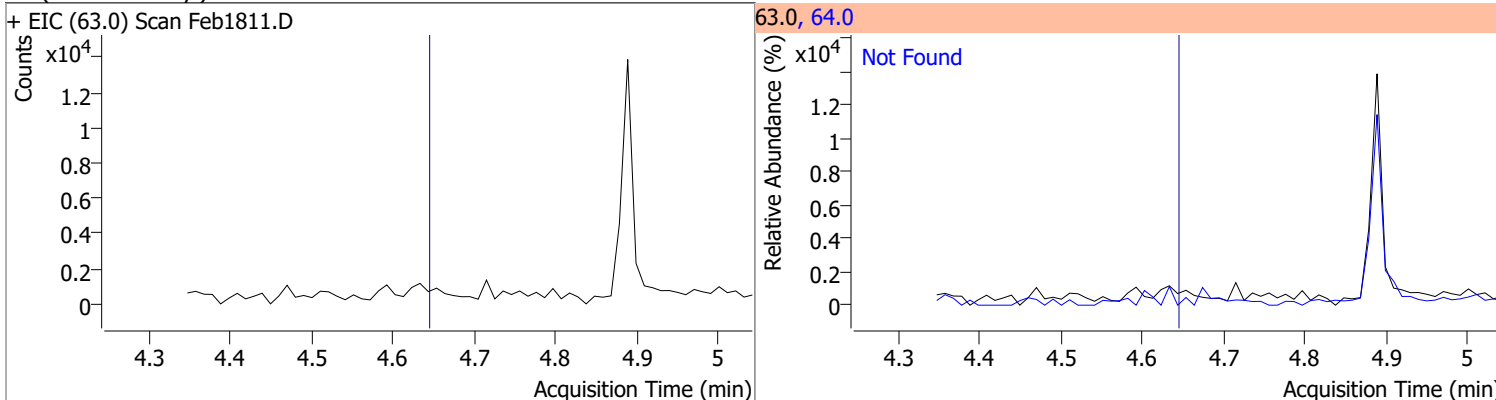
Compound	Conc.	Exp RT	QIon	Exp Ratio
Phenol-d5	N.D.	4.61	71.0	36.8



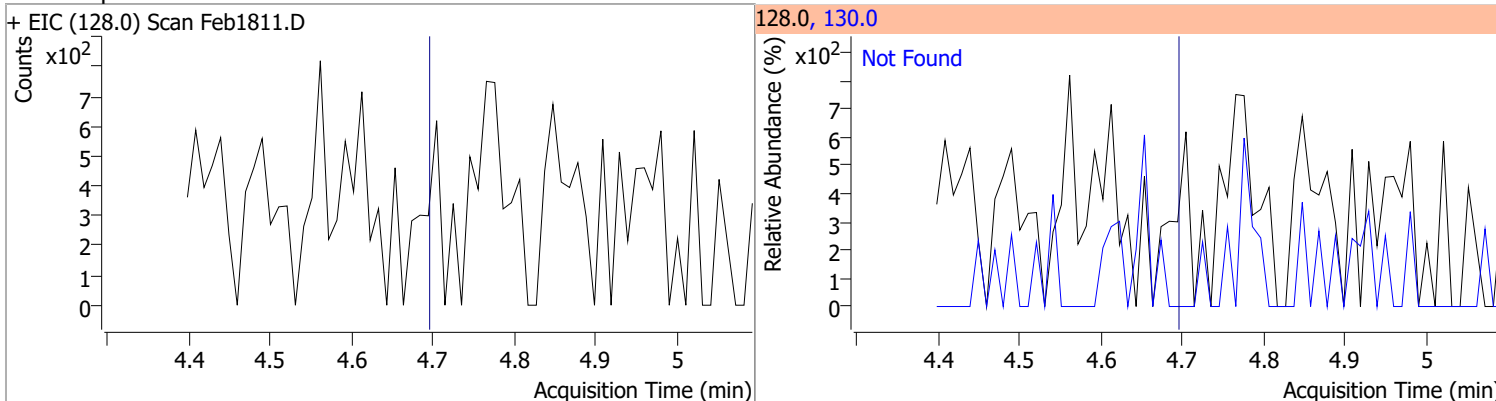
Compound	Conc.	Exp RT	QIon	Exp Ratio
Phenol	N.D.	4.62	66.0	45.3



Compound	Conc.	Exp RT	QIon	Exp Ratio
bis(-2-Chloroethyl)Ether	N.D.	4.64	64.0	10.9

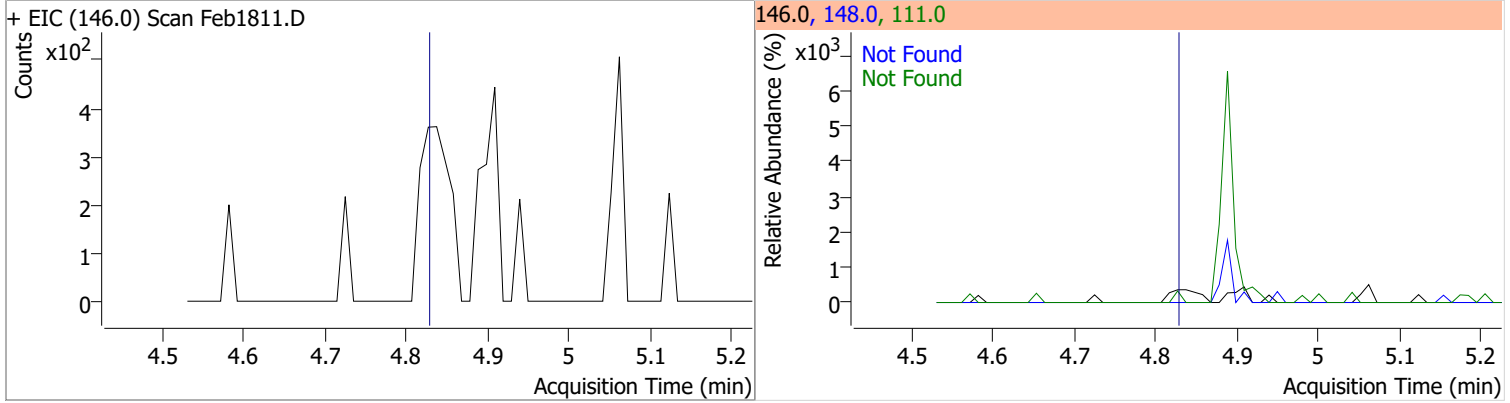


Compound	Conc.	Exp RT	QIon	Exp Ratio
2-Chlorophenol	N.D.	4.69	130.0	32.5

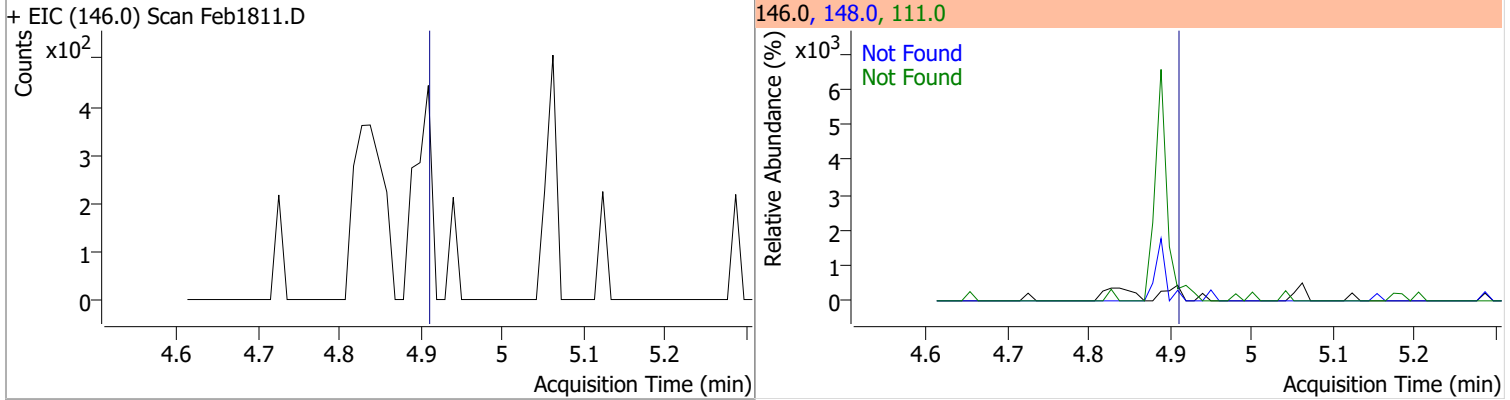


Quantitation Results Report (QT Reviewed)

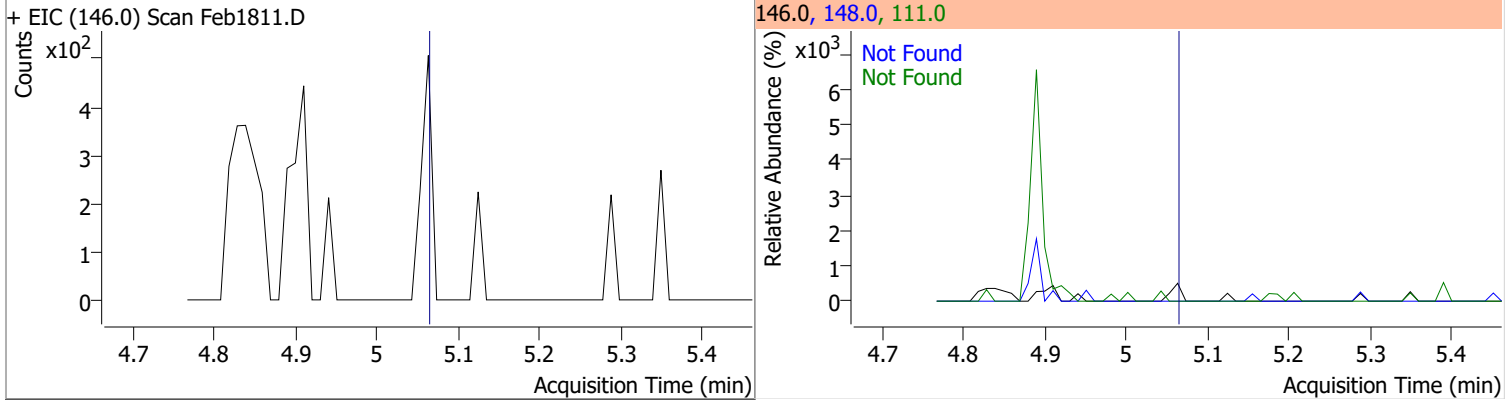
Compound	Conc.	Exp RT	QIon	Exp Ratio	QIon	Exp Ratio
1,3-Dichlorobenzene	N.D.	4.83	148.0	63.7	111.0	36.1



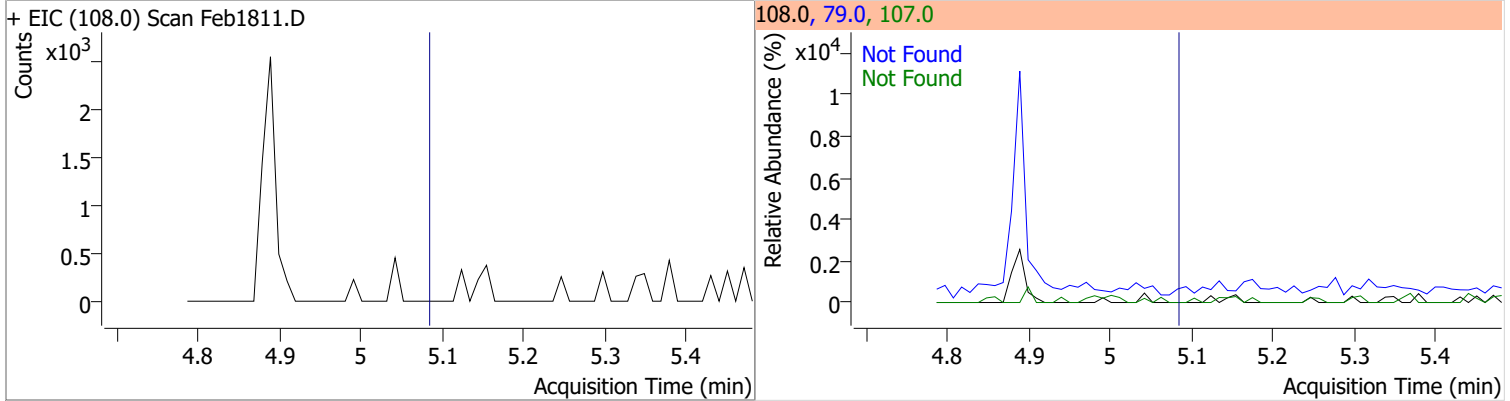
Compound	Conc.	Exp RT	QIon	Exp Ratio	QIon	Exp Ratio
1,4-Dichlorobenzene	N.D.	4.91	148.0	65.2	111.0	36.0



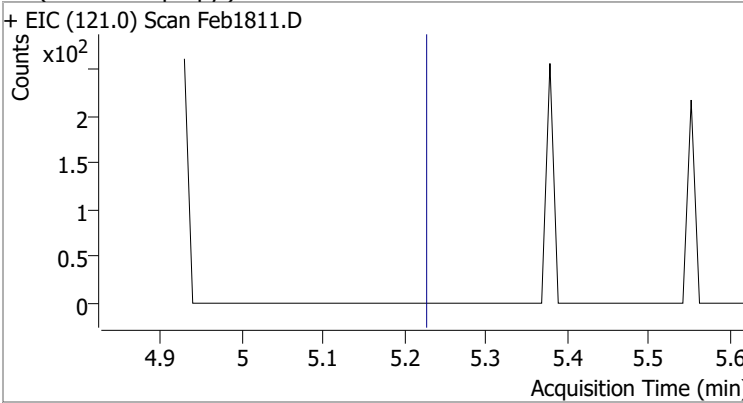
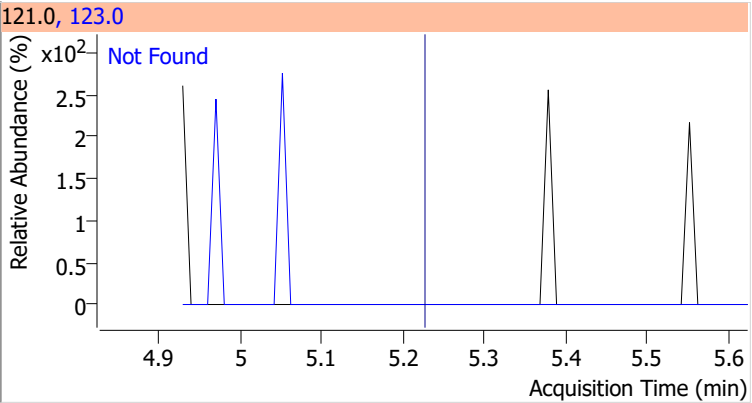
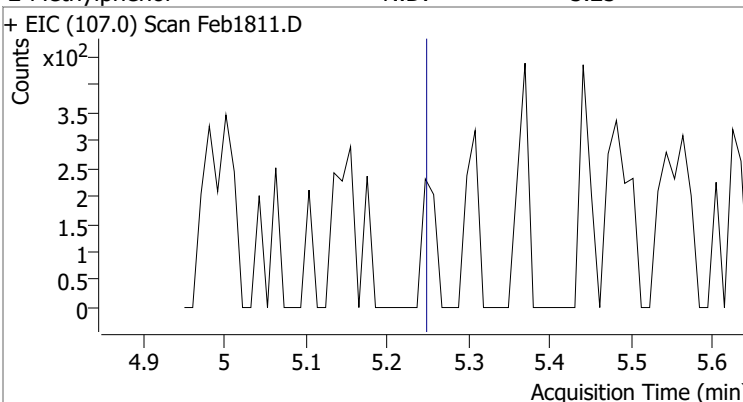
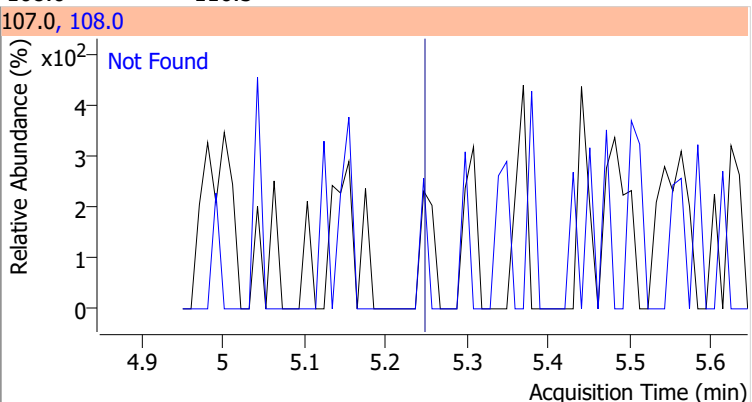
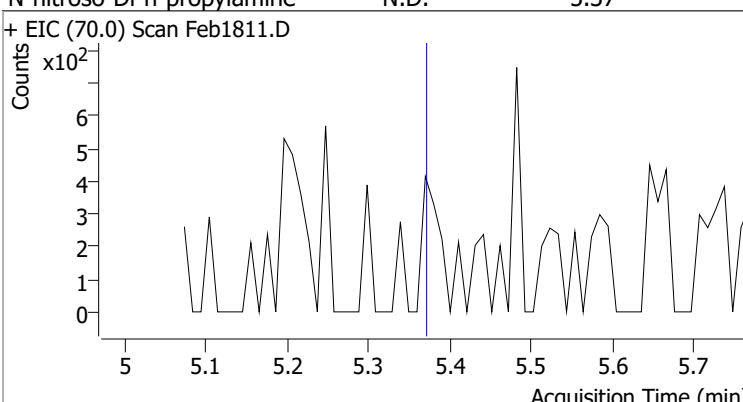
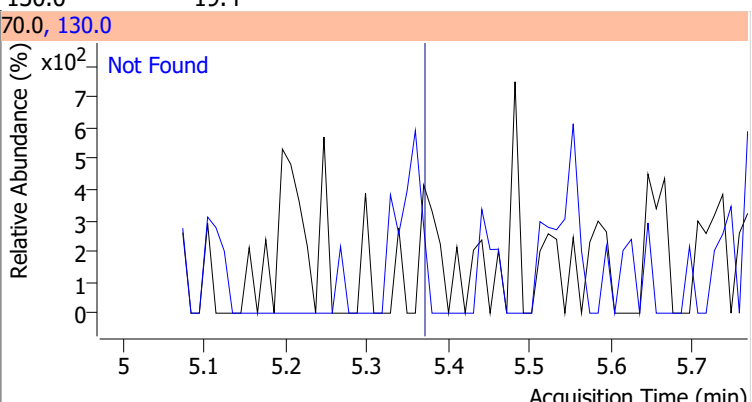
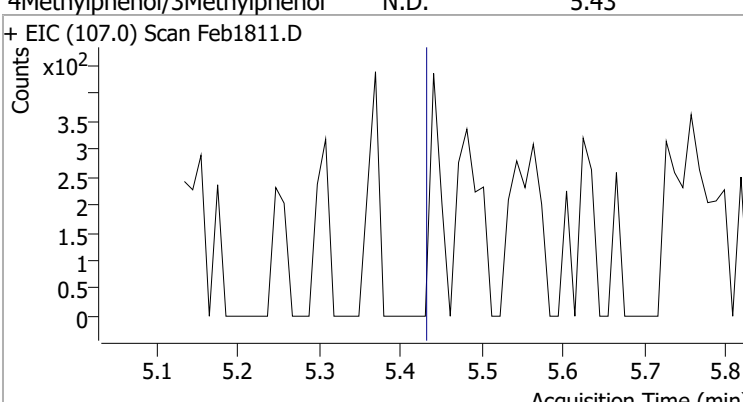
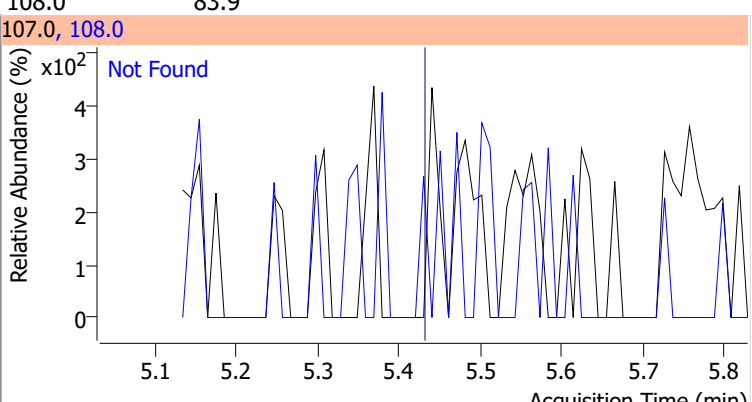
Compound	Conc.	Exp RT	QIon	Exp Ratio	QIon	Exp Ratio
1,2-Dichlorobenzene	N.D.	5.06	148.0	64.4	111.0	37.3



Compound	Conc.	Exp RT	QIon	Exp Ratio	QIon	Exp Ratio
Benzyl Alcohol	N.D.	5.08	79.0	119.3	107.0	70.5

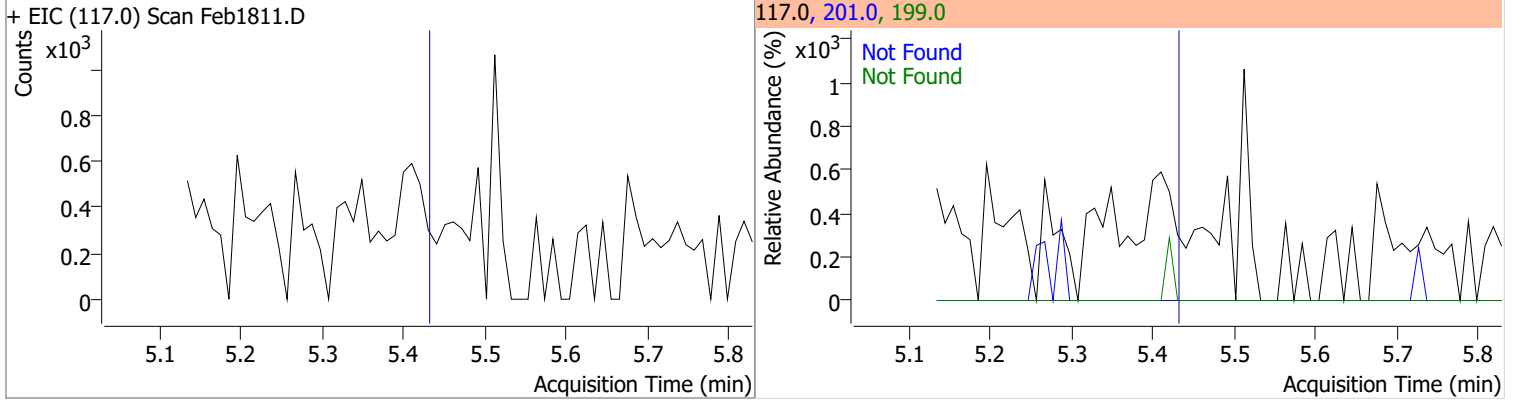


Quantitation Results Report (QT Reviewed)

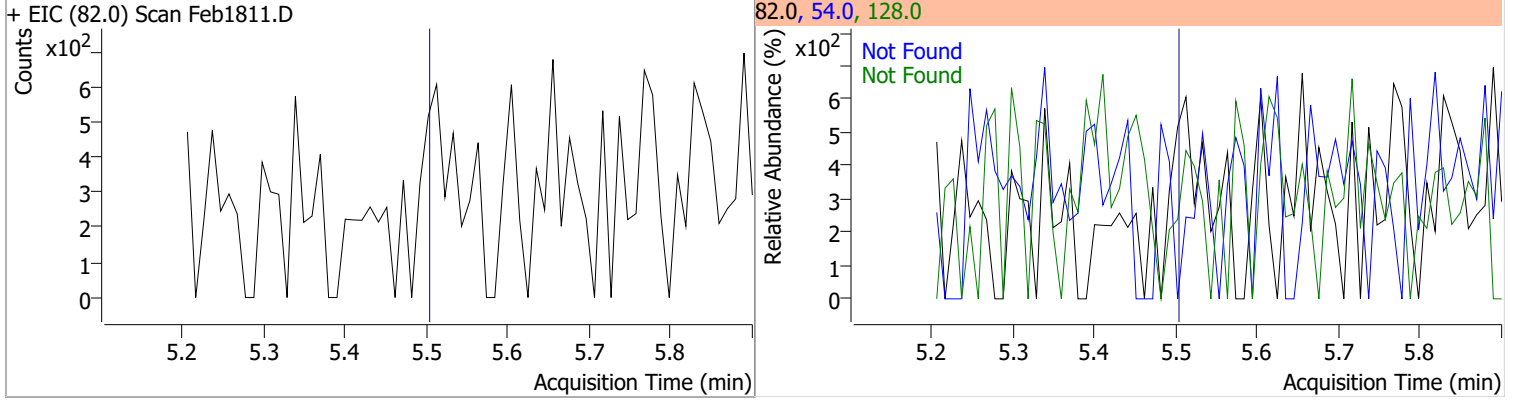
Compound	Conc.	Exp RT	QIon	Exp Ratio
bis(2-chloroisopropyl)Ether	N.D.	5.23	123.0	32.1
+ EIC (121.0) Scan Feb1811.D 			121.0, 123.0 	
2-Methylphenol	N.D.	5.25	108.0	116.5
+ EIC (107.0) Scan Feb1811.D 			107.0, 108.0 	
N-nitroso-Di-n-propylamine	N.D.	5.37	130.0	19.4
+ EIC (70.0) Scan Feb1811.D 			70.0, 130.0 	
4Methylphenol/3Methylphenol	N.D.	5.43	108.0	83.9
+ EIC (107.0) Scan Feb1811.D 			107.0, 108.0 	

Quantitation Results Report (QT Reviewed)

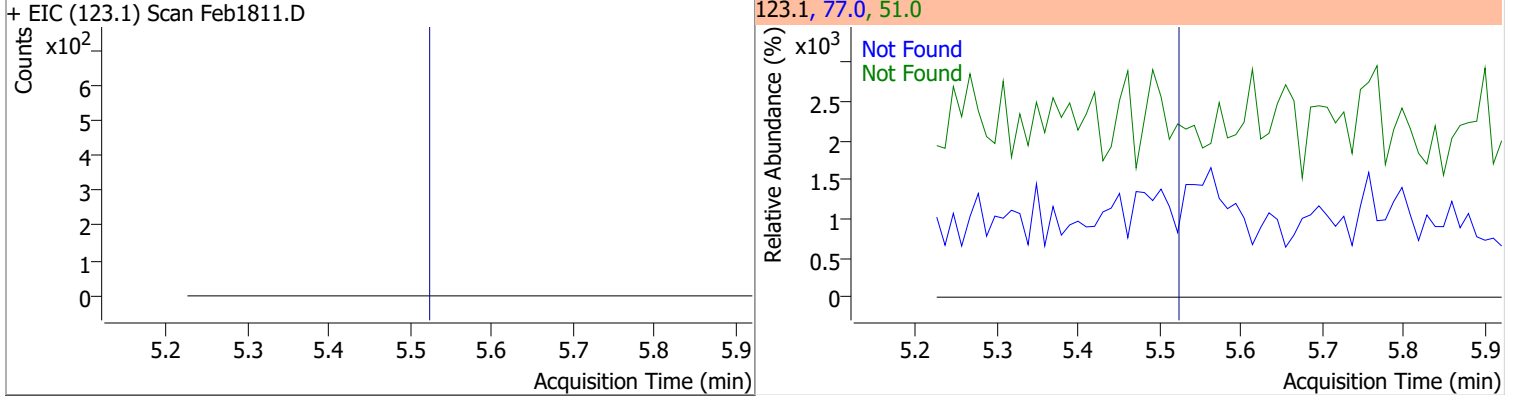
Compound	Conc.	Exp RT	QIon	Exp Ratio	QIon	Exp Ratio
Hexachloroethane	N.D.	5.43	201.0	90.8	199.0	56.9



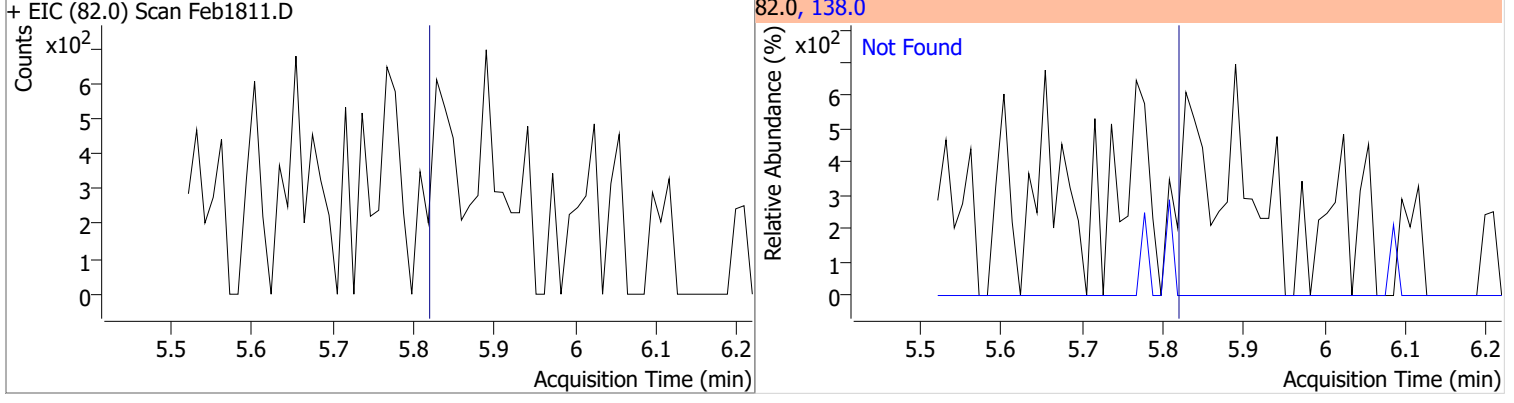
Compound	Conc.	Exp RT	QIon	Exp Ratio	QIon	Exp Ratio
Nitrobenzene-d5	N.D.	5.50	54.0	66.2	128.0	48.7



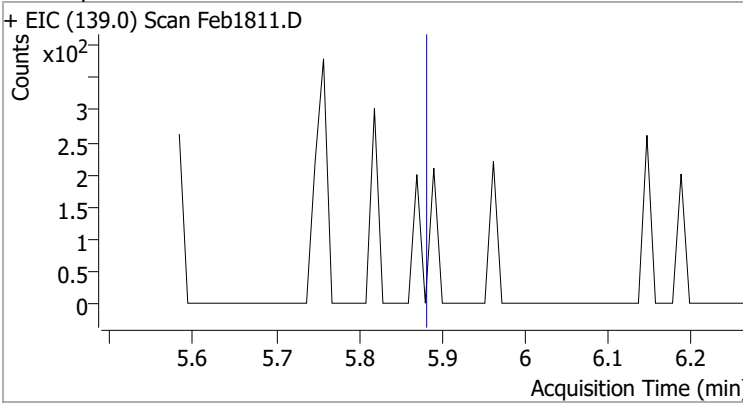
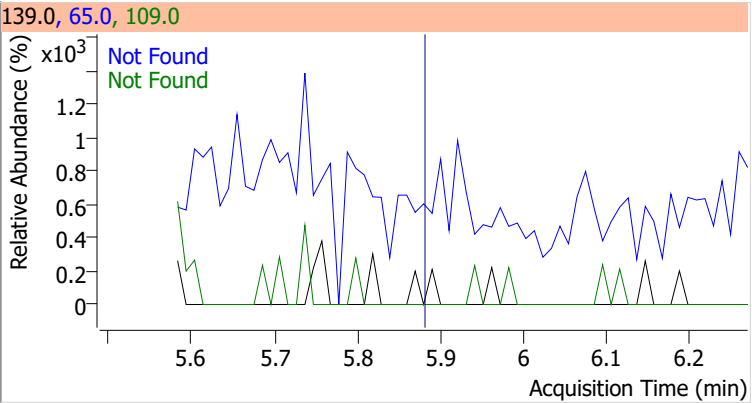
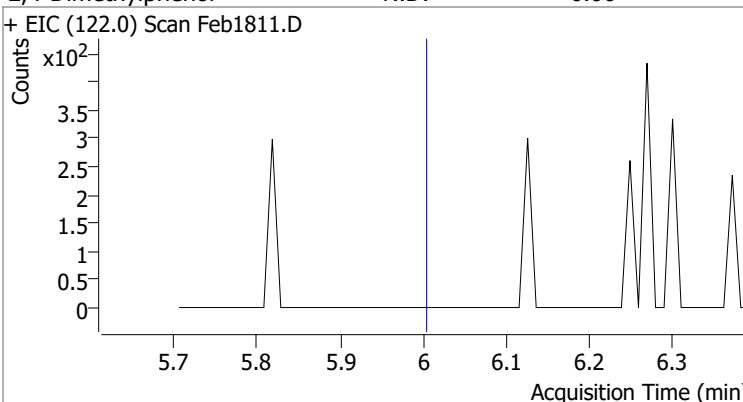
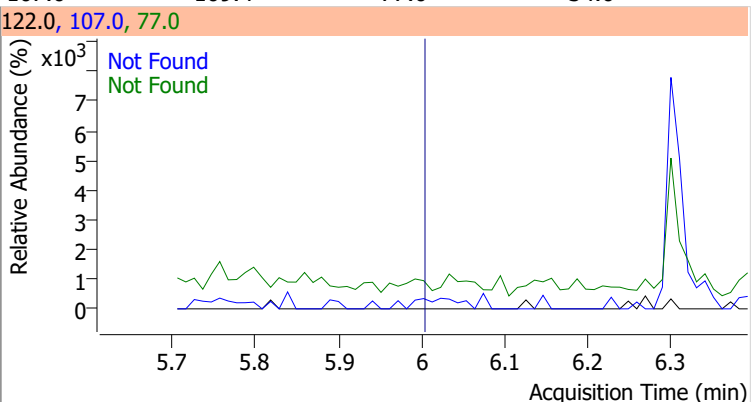
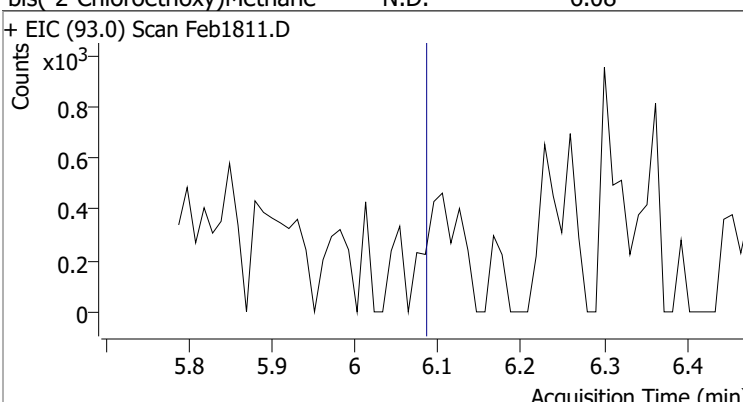
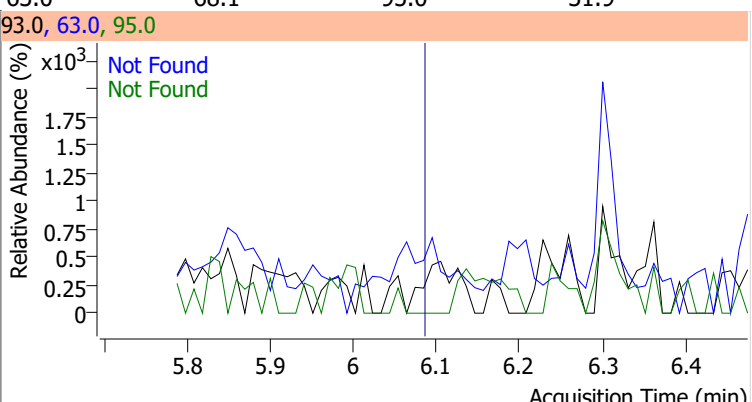
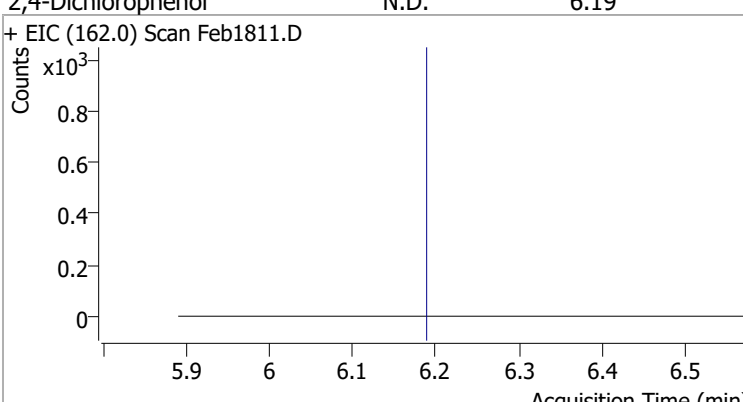
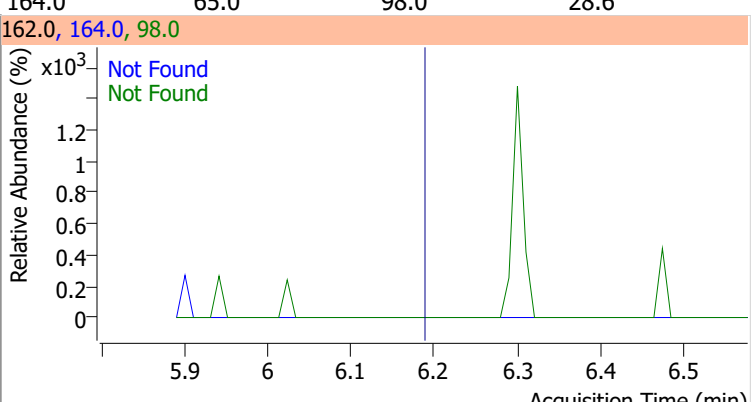
Compound	Conc.	Exp RT	QIon	Exp Ratio	QIon	Exp Ratio
Nitrobenzene	N.D.	5.52	77.0	212.7	51.0	131.0



Compound	Conc.	Exp RT	QIon	Exp Ratio
Isophorone	N.D.	5.82	138.0	21.1

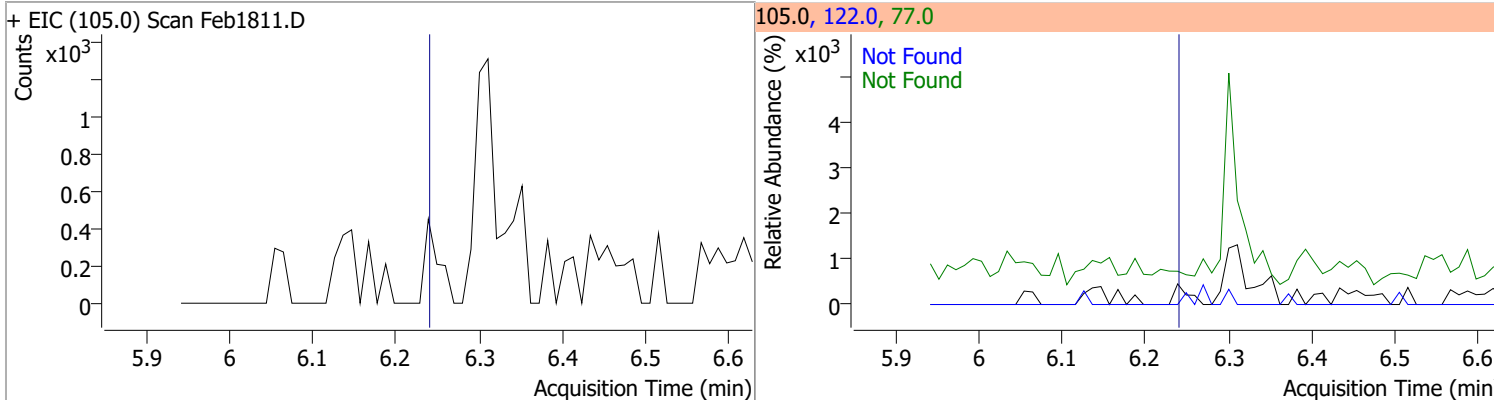


Quantitation Results Report (QT Reviewed)

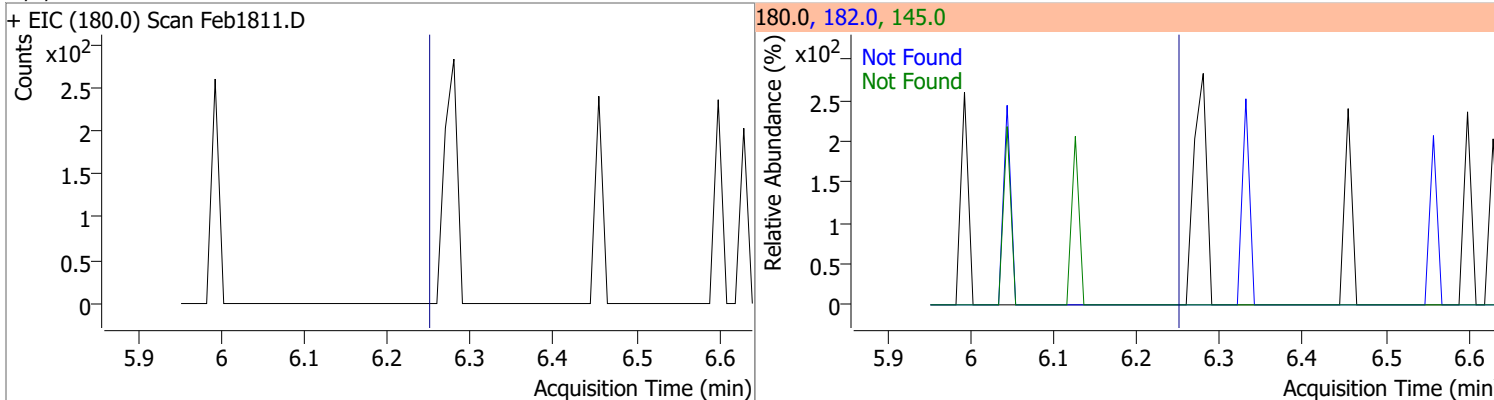
Compound	Conc.	Exp RT	QIon	Exp Ratio	QIon	Exp Ratio
2-Nitrophenol	N.D.	5.88	65.0	48.8	109.0	35.2
+ EIC (139.0) Scan Feb1811.D			139.0, 65.0, 109.0			
						
2,4-Dimethylphenol	N.D.	6.00	107.0	109.4	77.0	34.0
+ EIC (122.0) Scan Feb1811.D			122.0, 107.0, 77.0			
						
bis(-2-Chloroethoxy)Methane	N.D.	6.08	63.0	68.1	95.0	31.9
+ EIC (93.0) Scan Feb1811.D			93.0, 63.0, 95.0			
						
2,4-Dichlorophenol	N.D.	6.19	164.0	65.0	98.0	28.6
+ EIC (162.0) Scan Feb1811.D			162.0, 164.0, 98.0			
						

Quantitation Results Report (QT Reviewed)

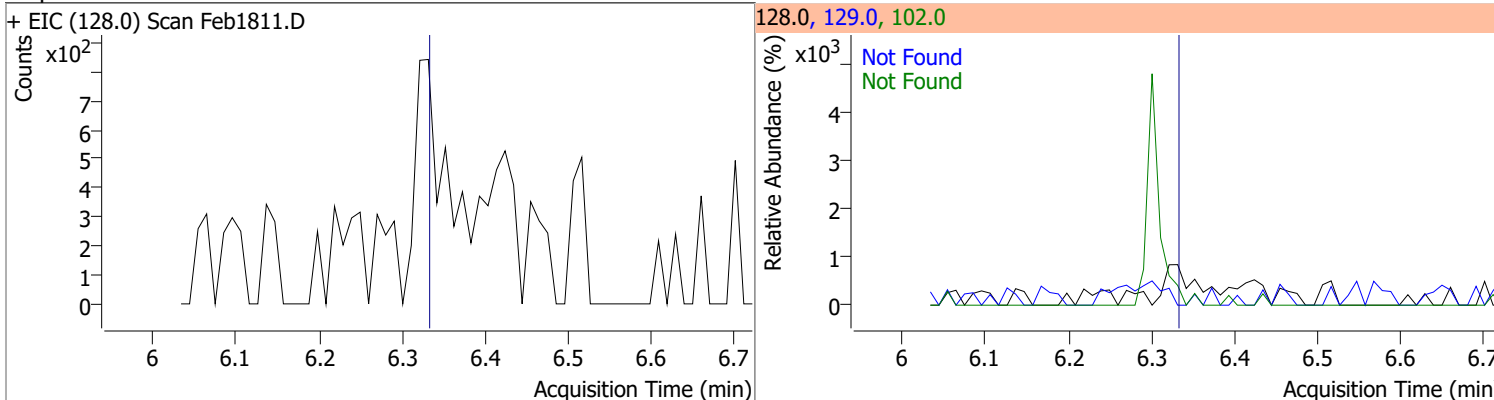
Compound	Conc.	Exp RT	QIon	Exp Ratio	QIon	Exp Ratio
Benzoic Acid	N.D.	6.24	122.0	85.5	77.0	60.4



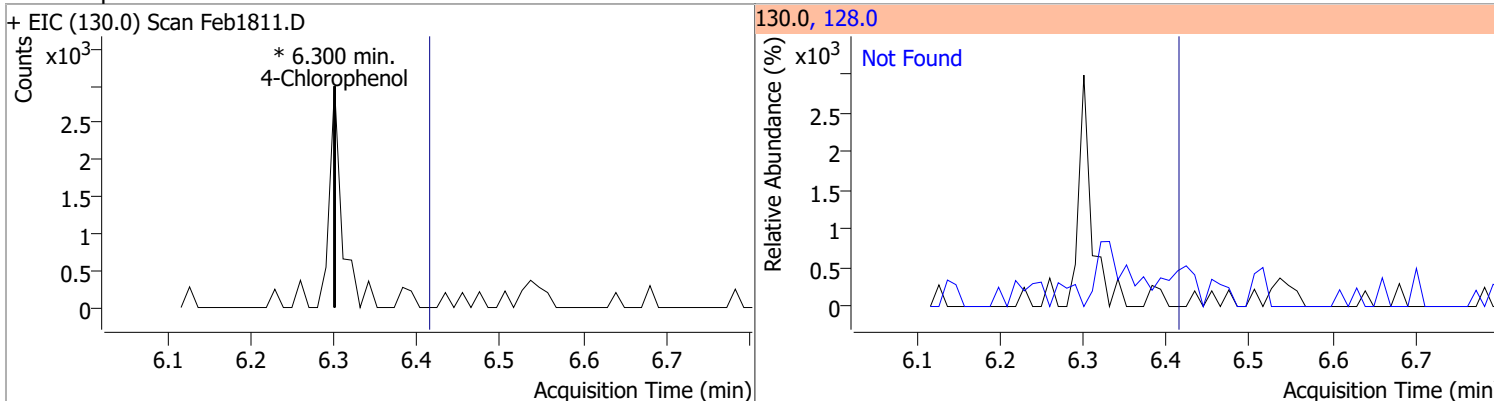
Compound	Conc.	Exp RT	QIon	Exp Ratio	QIon	Exp Ratio
1,2,4-Trichlorobenzene	N.D.	6.25	182.0	94.6	145.0	28.7



Compound	Conc.	Exp RT	QIon	Exp Ratio	QIon	Exp Ratio
Naphthalene	N.D.	6.33	129.0	11.5	102.0	9.9

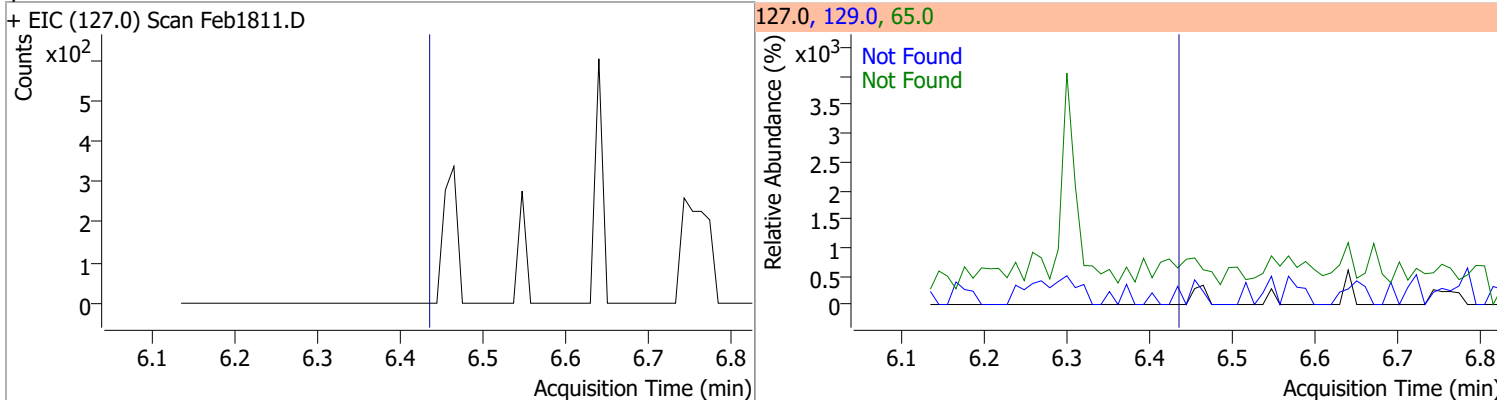


Compound	Conc.	RT	Dev(Min)	Resp.	QIon	QRatio	Lower	Upper
4-Chlorophenol		0		0	128.0		221.4	411.2

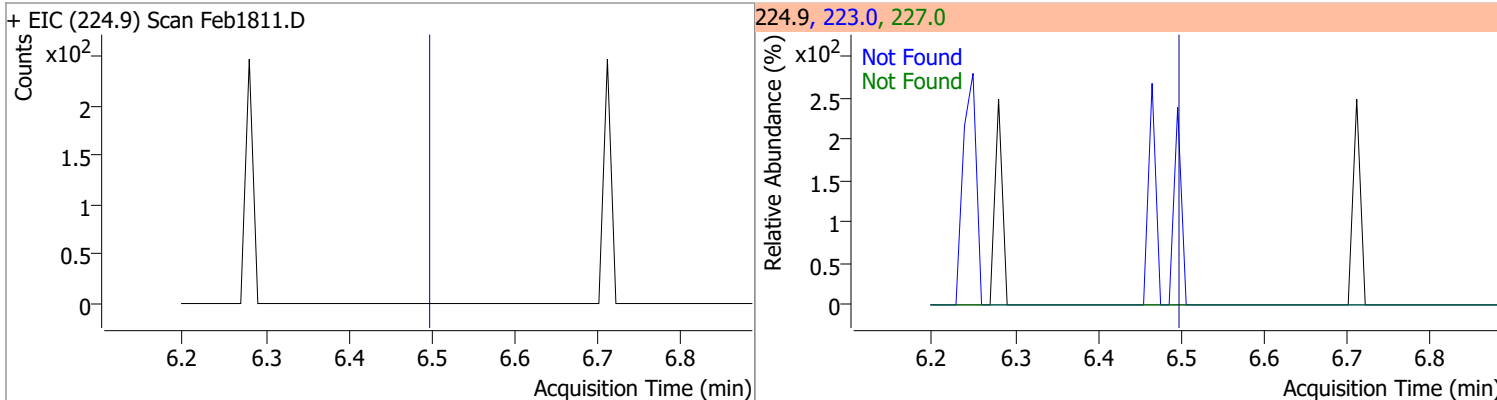


Quantitation Results Report (QT Reviewed)

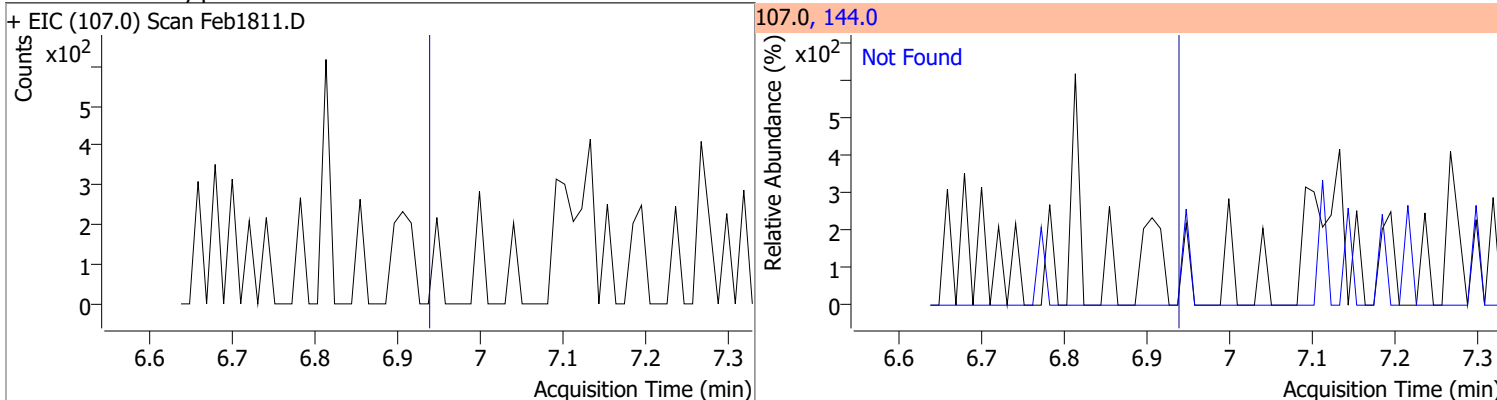
Compound	Conc.	Exp RT	QIon	Exp Ratio	QIon	Exp Ratio
p-Chloroaniline	N.D.	6.43	65.0	60.1	129.0	37.6



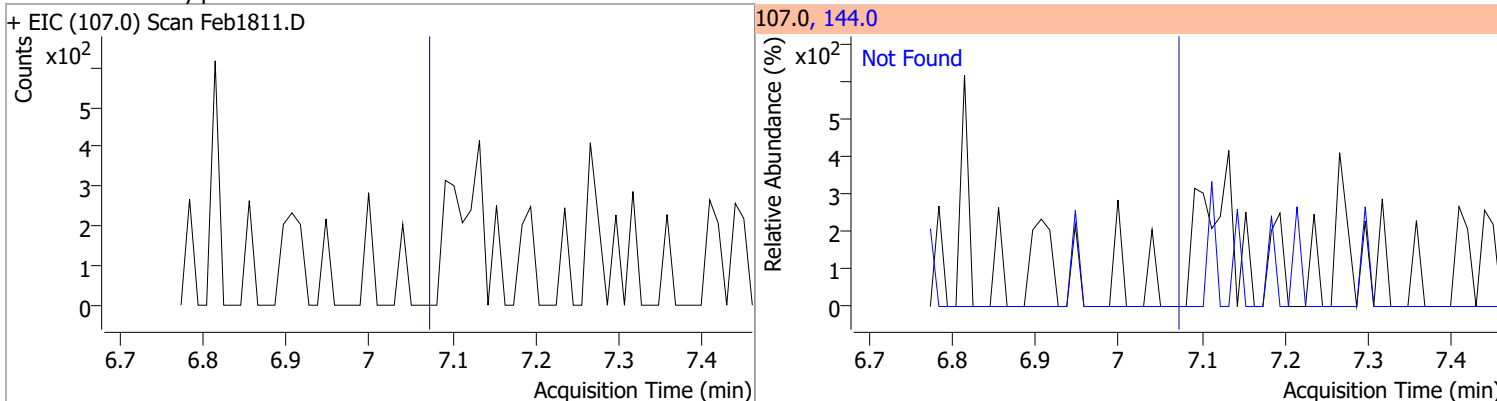
Compound	Conc.	Exp RT	QIon	Exp Ratio	QIon	Exp Ratio
Hexachlorobutadiene	N.D.	6.50	227.0	65.7	223.0	64.3



Compound	Conc.	Exp RT	QIon	Exp Ratio
4-Chloro-2-Methylphenol	N.D.	6.94	144.0	27.8



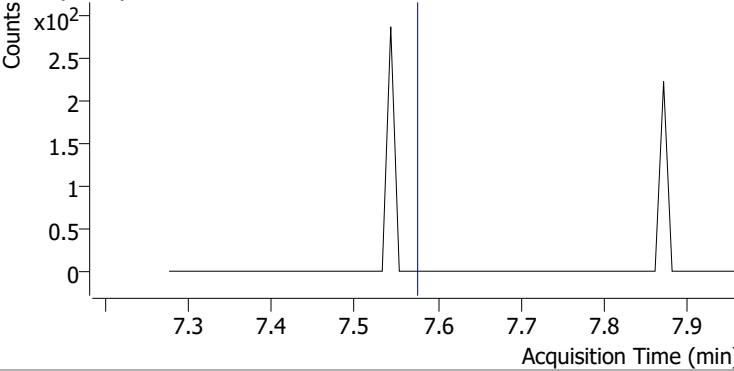
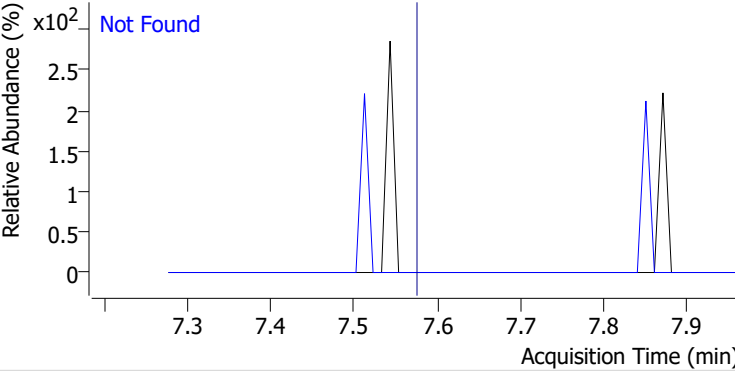
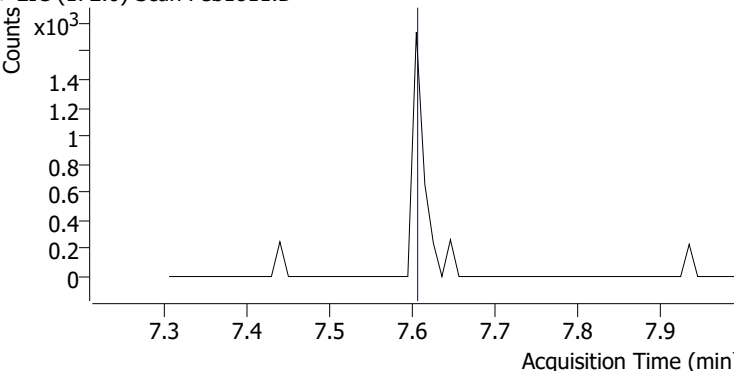
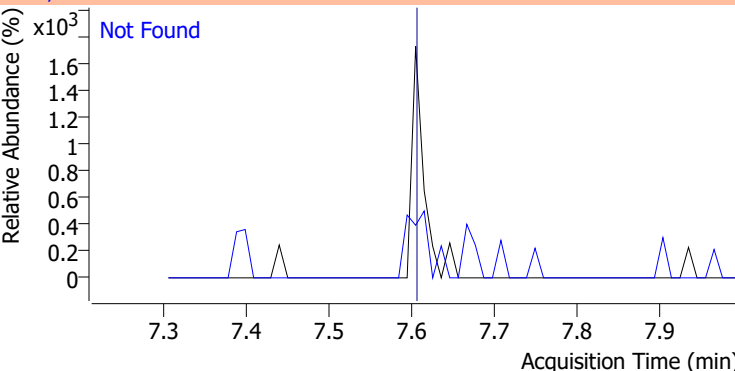
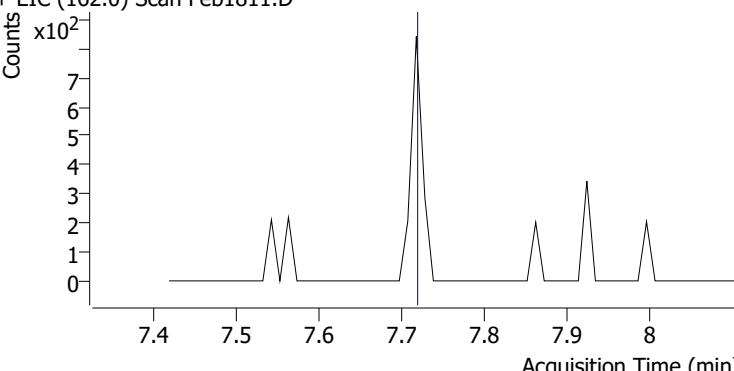
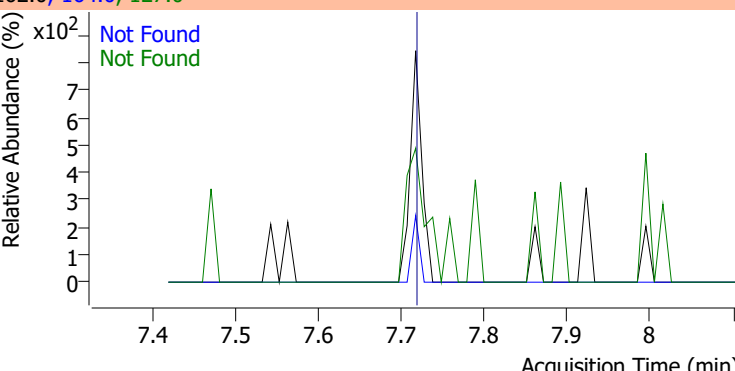
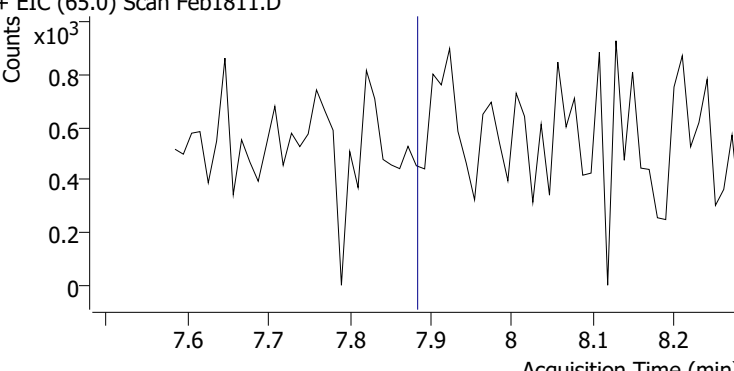
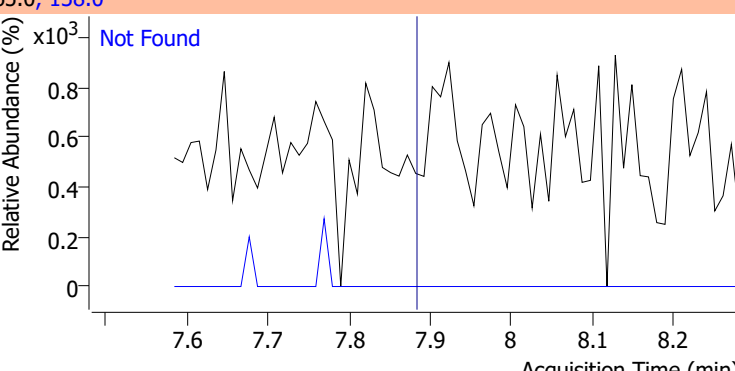
Compound	Conc.	Exp RT	QIon	Exp Ratio
4-Chloro-3-Methylphenol	N.D.	7.07	144.0	27.3



Quantitation Results Report (QT Reviewed)

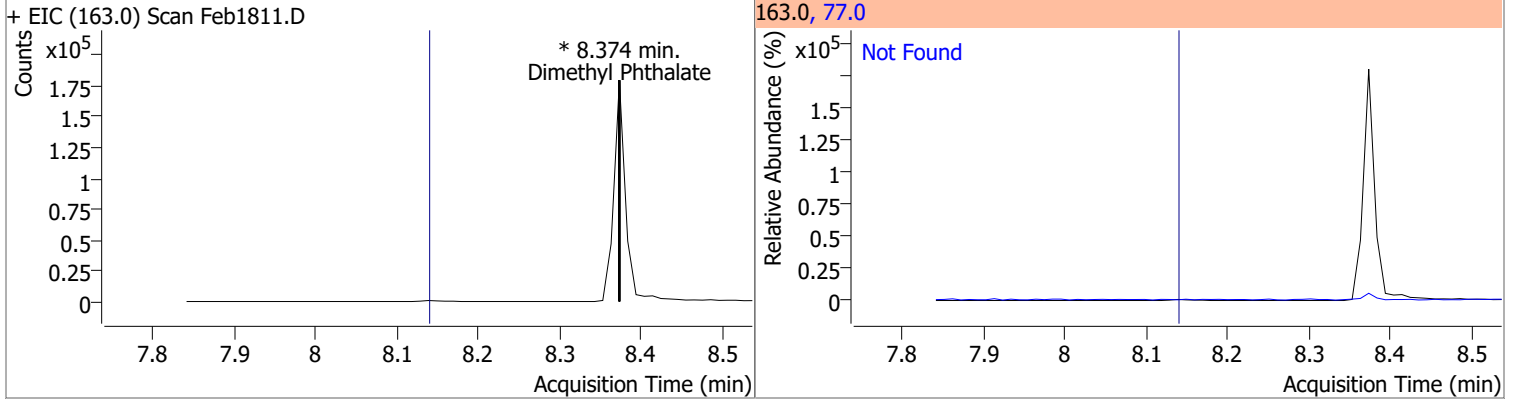
Compound	Conc.	Exp RT	QIon	Exp Ratio	QIon	Exp Ratio
2-Methylnaphthalene	N.D.	7.14	142.0	119.8	115.0	41.7
+ EIC (141.0) Scan Feb1811.D			141.0, 142.0, 115.0			
1-Methylnaphthalene	N.D.	7.26	142.0	114.0	115.0	41.3
+ EIC (141.0) Scan Feb1811.D			141.0, 142.0, 115.0			
Hexachlorocyclopentadiene	N.D.	7.34	234.9	64.6	238.9	63.8
+ EIC (236.9) Scan Feb1811.D			236.9, 238.9, 234.9			
2,4,6-Trichlorophenol	N.D.	7.52	198.0	96.5		
+ EIC (196.0) Scan Feb1811.D			196.0, 198.0			

Quantitation Results Report (QT Reviewed)

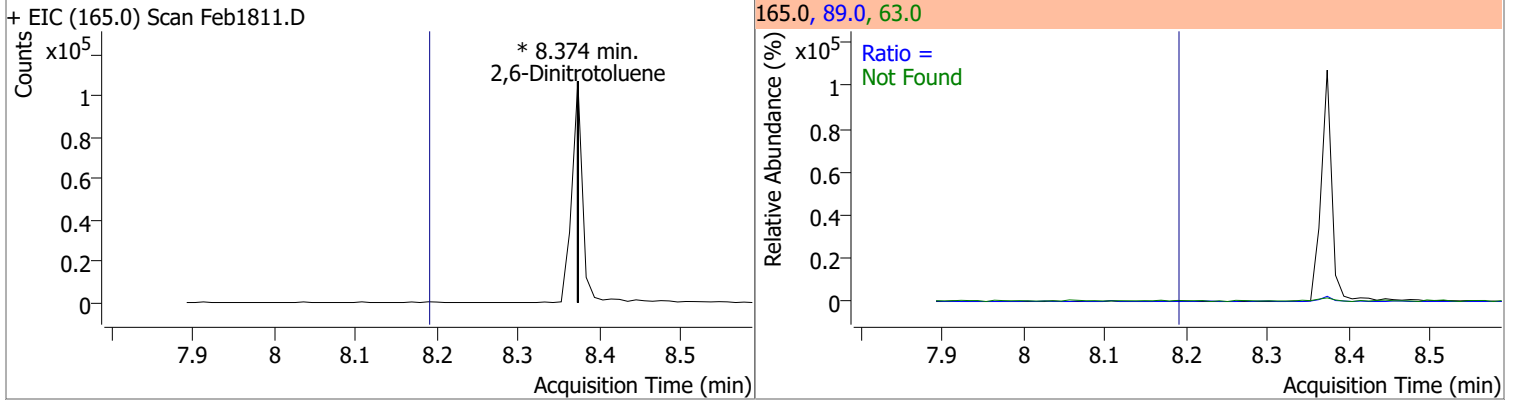
Compound	Conc.	Exp RT	QIon	Exp Ratio		
2,4,5-Trichlorophenol	N.D.	7.57	198.0	90.2		
+ EIC (196.0) Scan Feb1811.D			196.0, 198.0			
						
2-Fluorobiphenyl	N.D.	7.60	171.0	34.3		
+ EIC (172.0) Scan Feb1811.D			172.0, 171.0			
						
2-Chloronaphthalene	N.D.	7.72	127.0	35.9	QIon	Exp Ratio
+ EIC (162.0) Scan Feb1811.D			162.0, 164.0, 127.0			
						
2-Nitroaniline	N.D.	7.88	138.0	110.5		
+ EIC (65.0) Scan Feb1811.D			65.0, 138.0			
						

Quantitation Results Report (QT Reviewed)

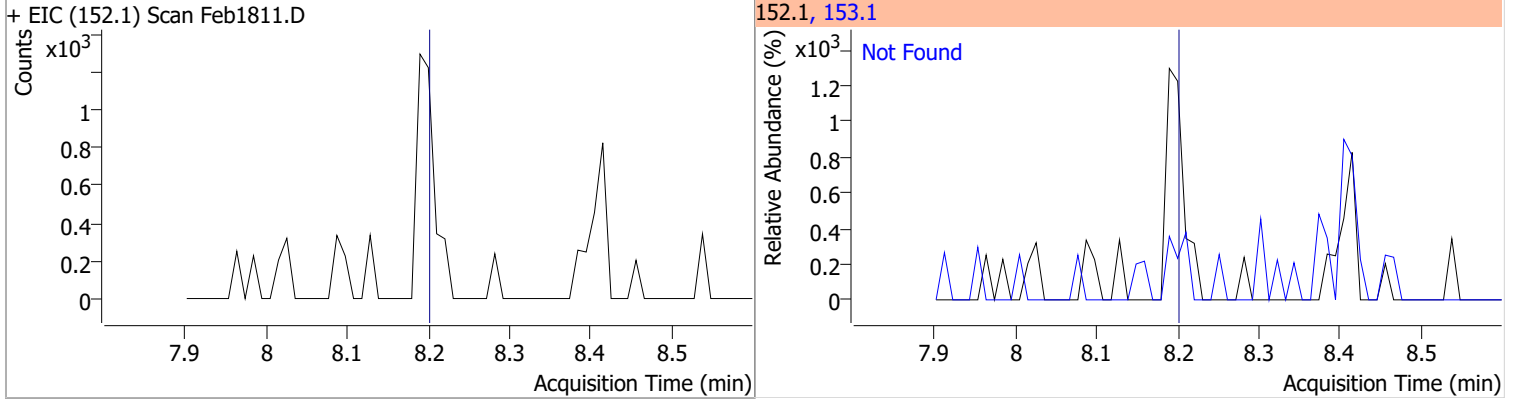
Compound	Conc.	RT	Dev(Min)	Resp.	QIon	QRatio	Lower	Upper
Dimethyl Phthalate	0	0		0	77.0		13.8	25.7



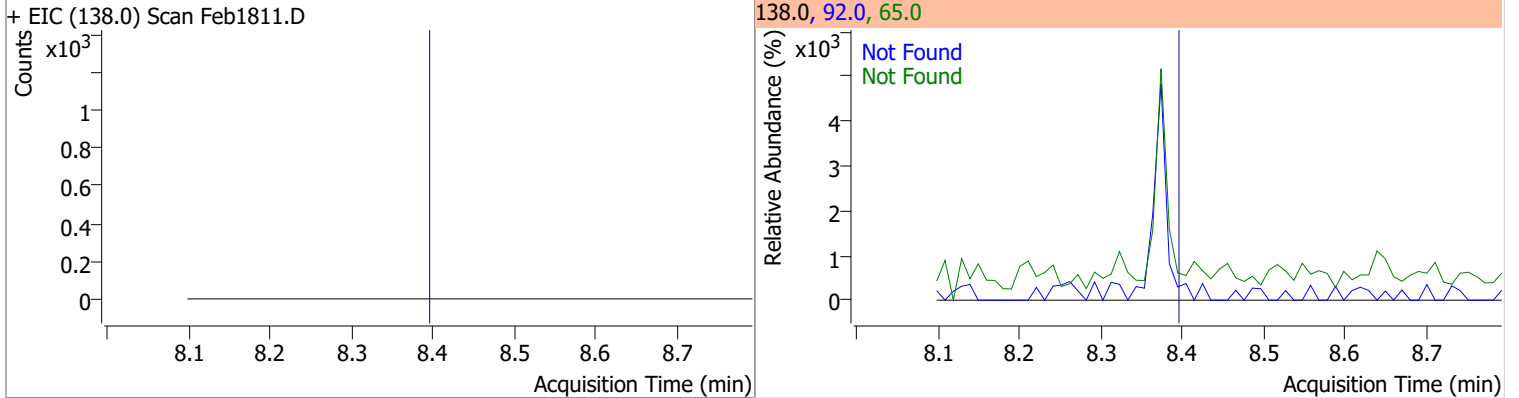
Compound	Conc.	RT	Dev(Min)	Resp.	QIon	QRatio	Lower	Upper
2,6-Dinitrotoluene	0	0		0	63.0 89.0		99.5 43.3	184.8 80.3



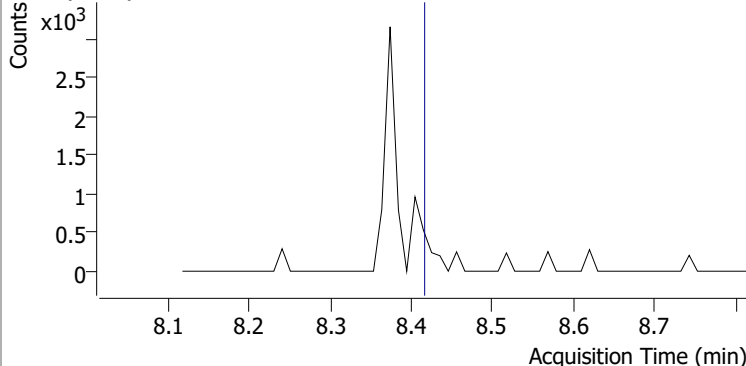
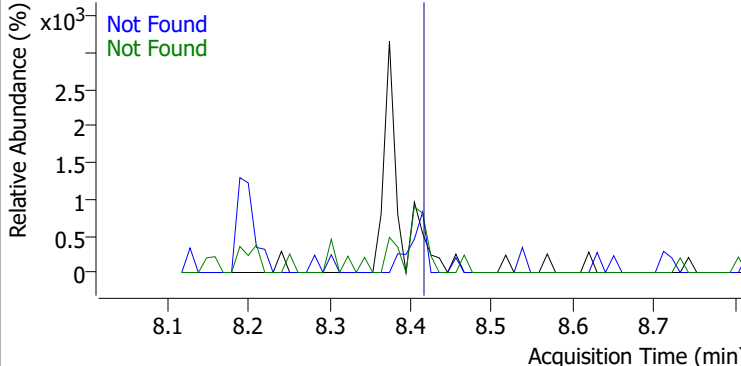
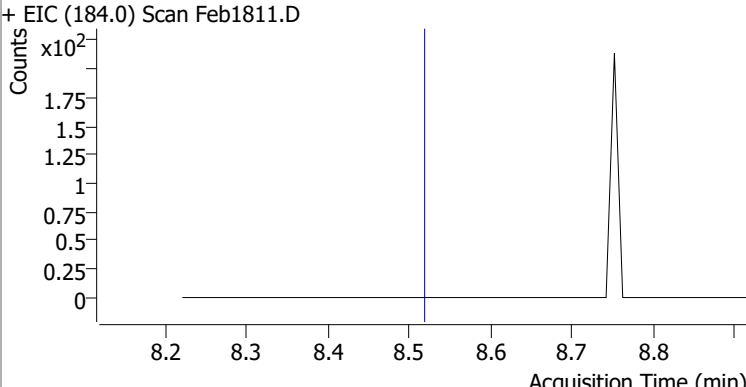
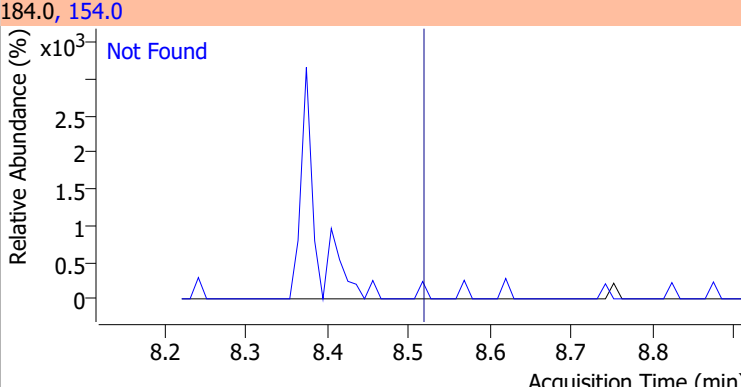
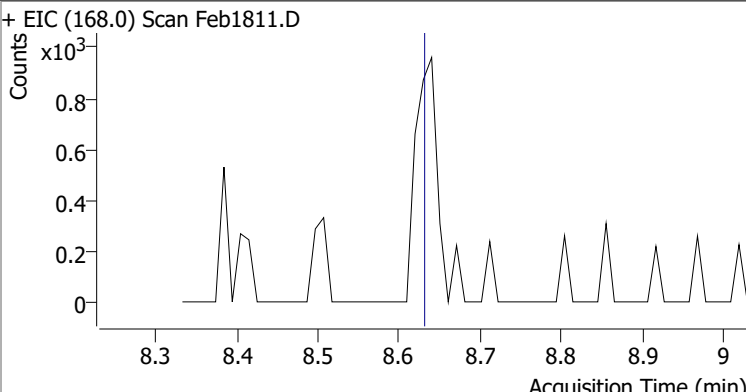
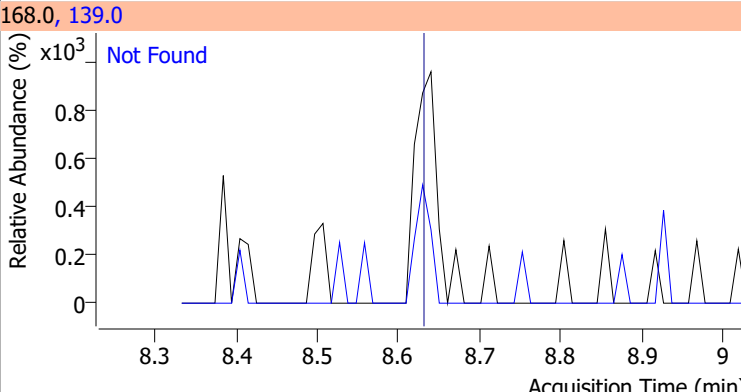
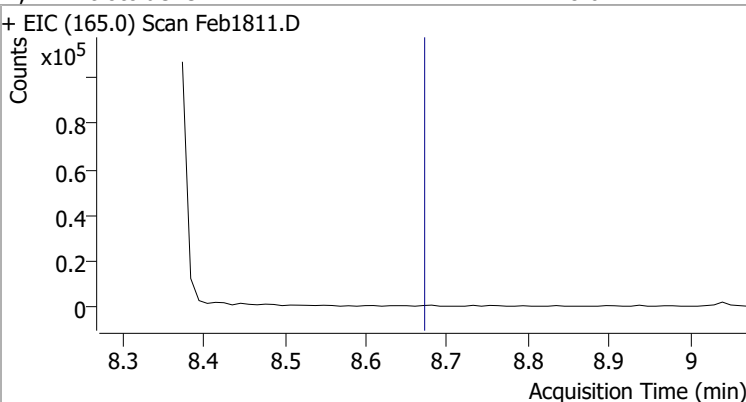
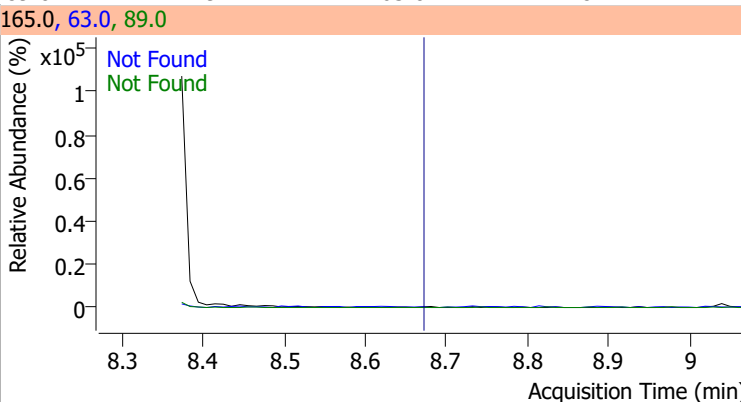
Compound	Conc.	Exp RT	QIon	Exp Ratio
Acenaphthylene	N.D.	8.20	153.1	13.6



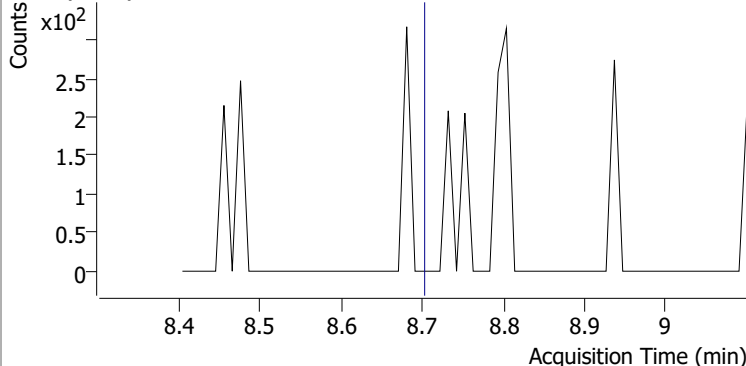
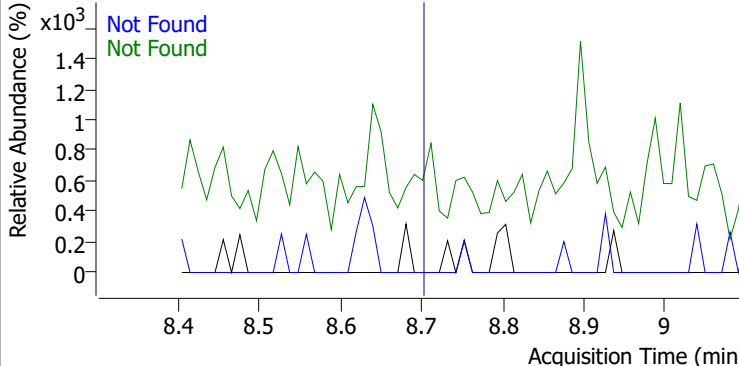
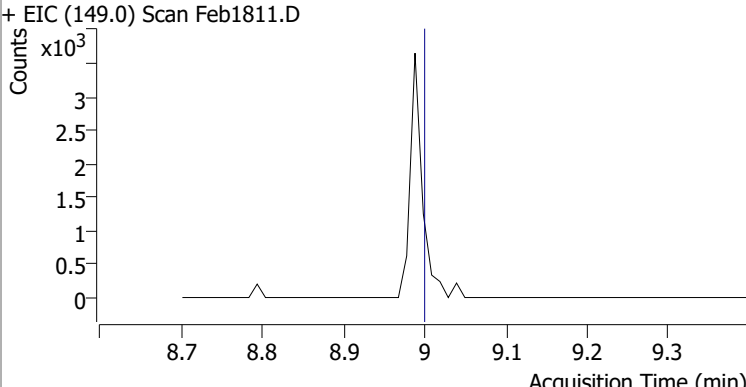
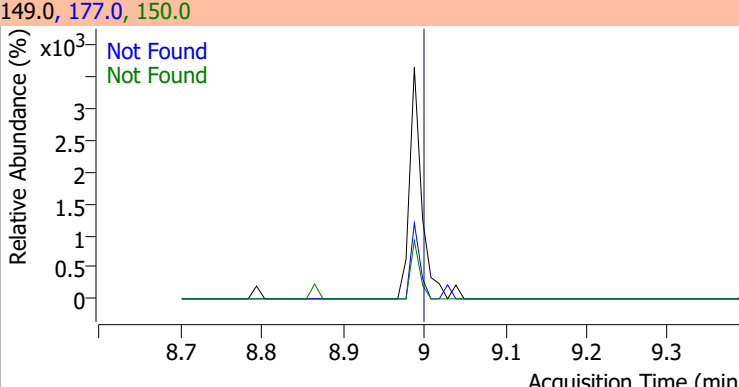
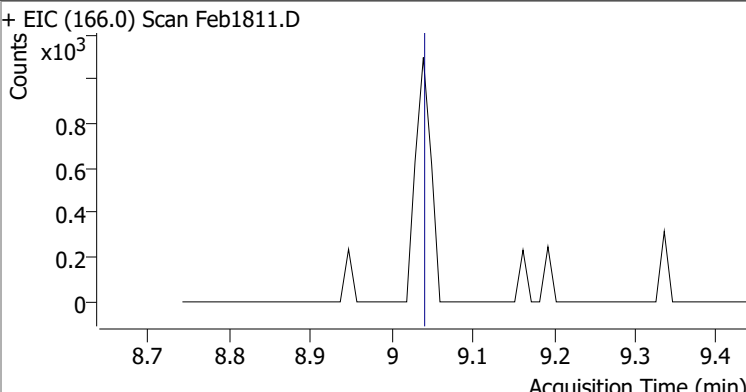
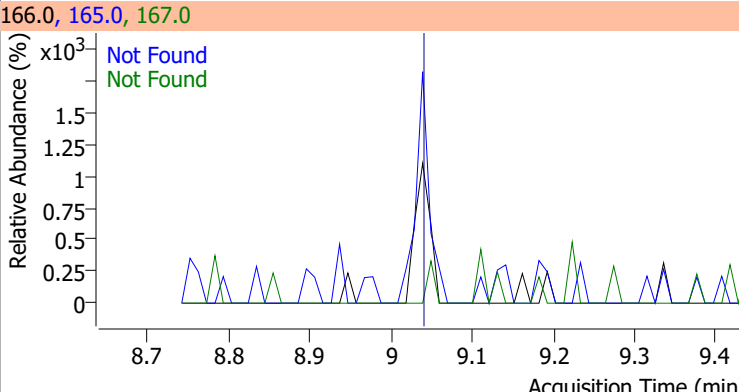
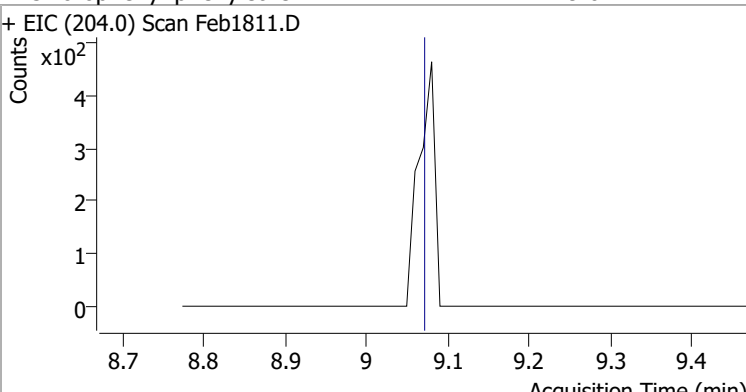
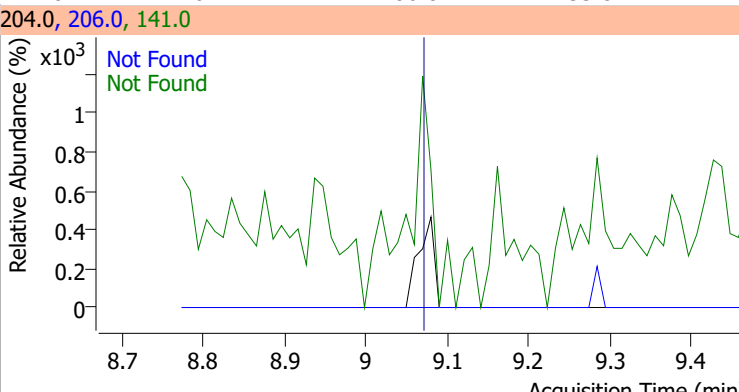
Compound	Conc.	Exp RT	QIon	Exp Ratio	QIon	Exp Ratio
3-Nitroaniline	N.D.	8.39	65.0	129.1	92.0	106.7



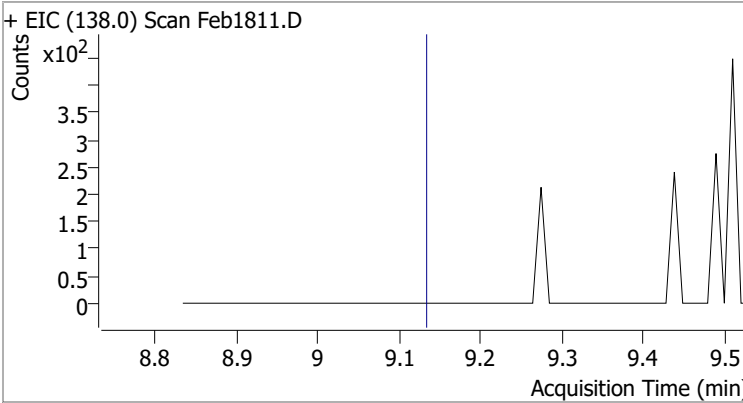
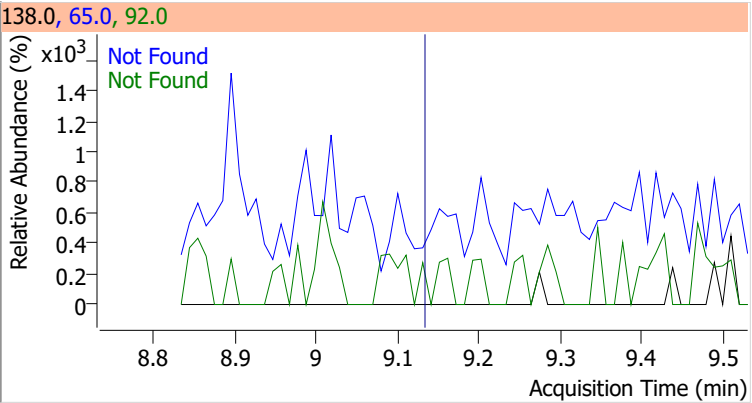
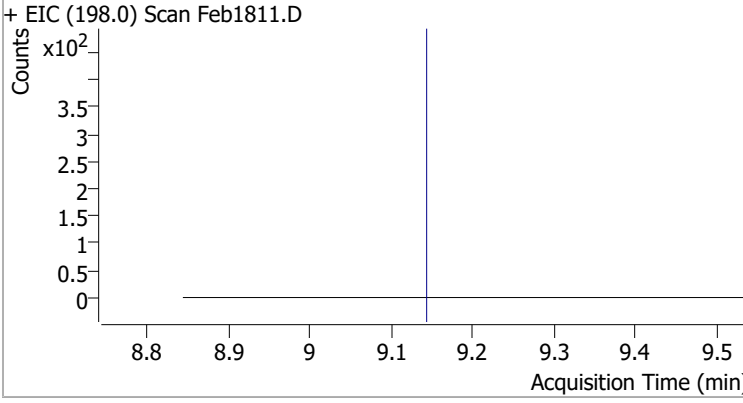
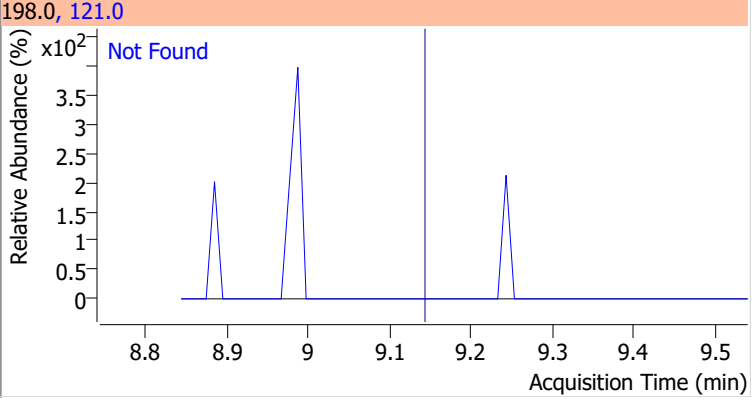
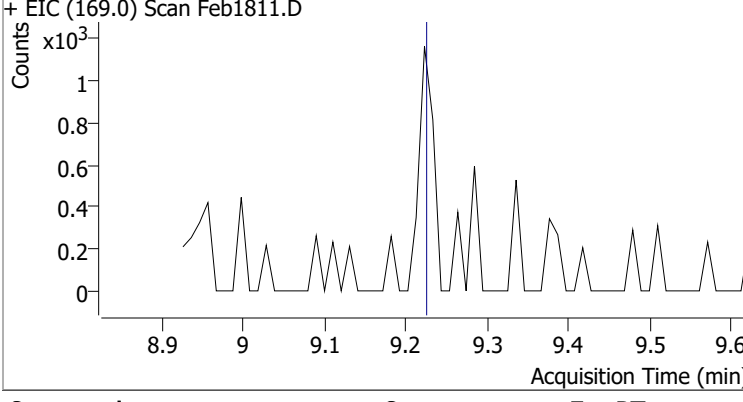
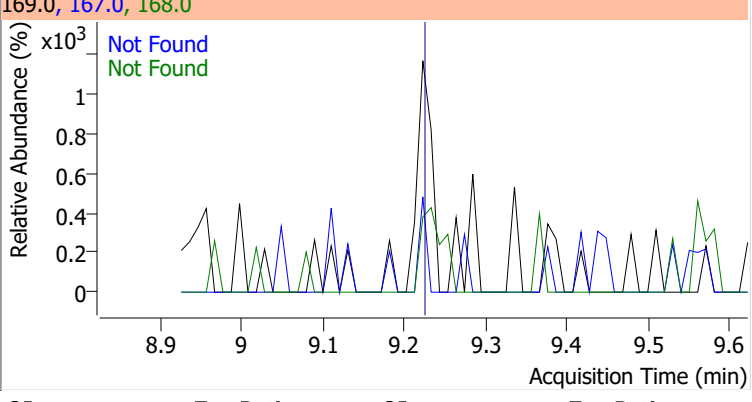
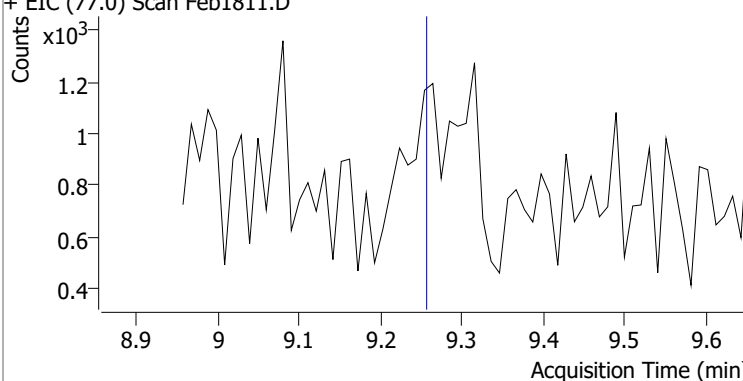
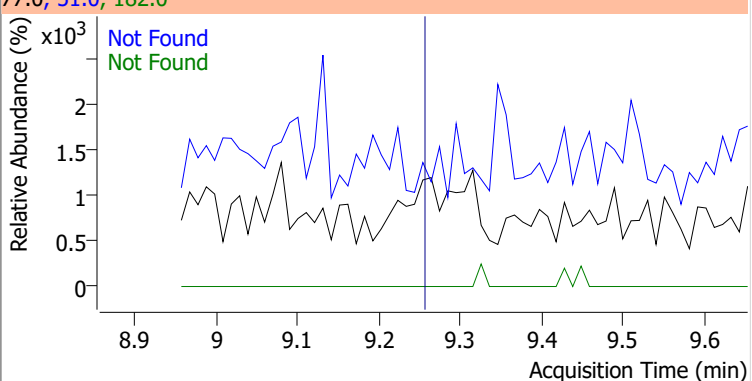
Quantitation Results Report (QT Reviewed)

Compound	Conc.	Exp RT	QIon	Exp Ratio	QIon	Exp Ratio
Acenaphthene	N.D.	8.41	153.0	106.5	152.0	51.8
+ EIC (154.0) Scan Feb1811.D			154.0, 152.0, 153.0			
						
2,4-Dinitrophenol	N.D.	8.52	154.0	62.7		
+ EIC (184.0) Scan Feb1811.D			184.0, 154.0			
						
Dibenzofuran	N.D.	8.63	139.0	37.5		
+ EIC (168.0) Scan Feb1811.D			168.0, 139.0			
						
2,4-Dinitrotoluene	N.D.	8.67	89.0	79.2	63.0	48.4
+ EIC (165.0) Scan Feb1811.D			165.0, 63.0, 89.0			
						

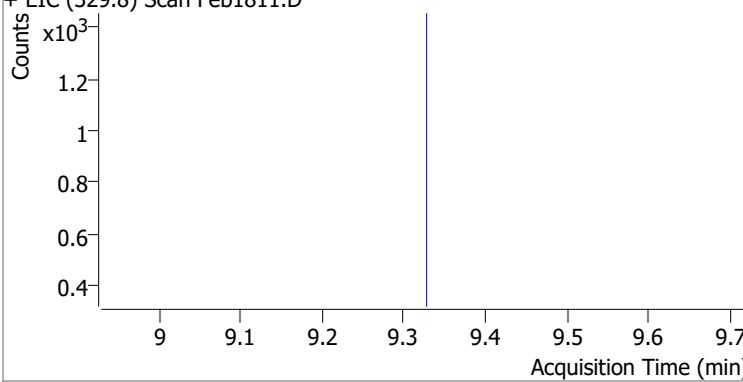
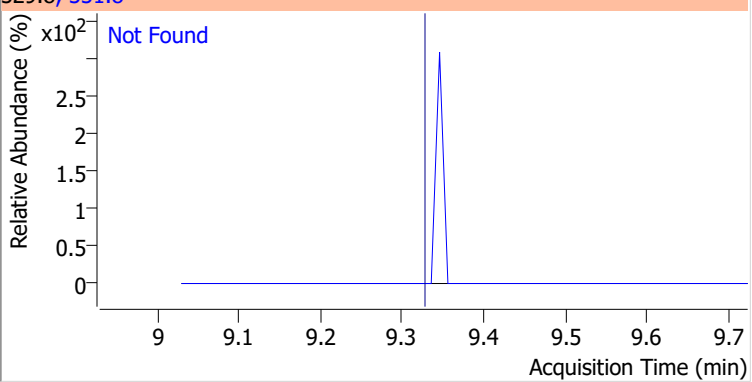
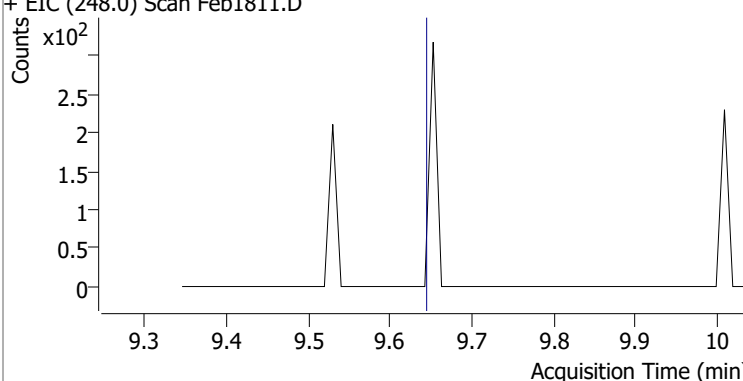
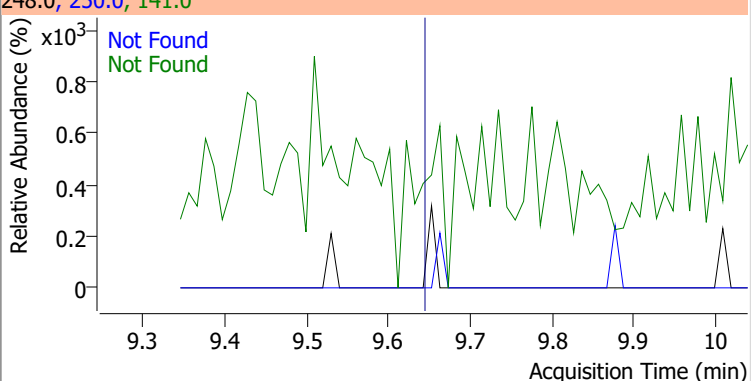
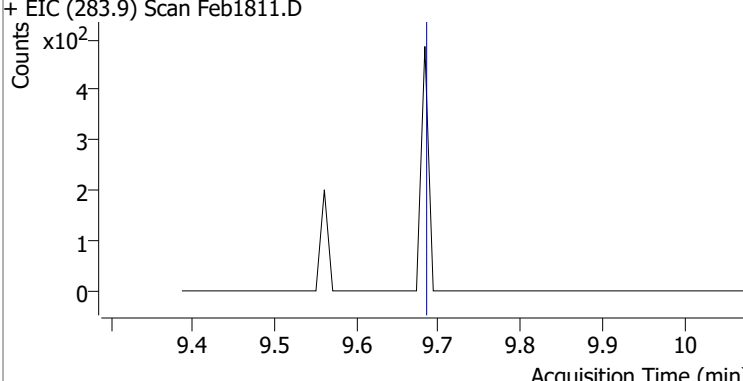
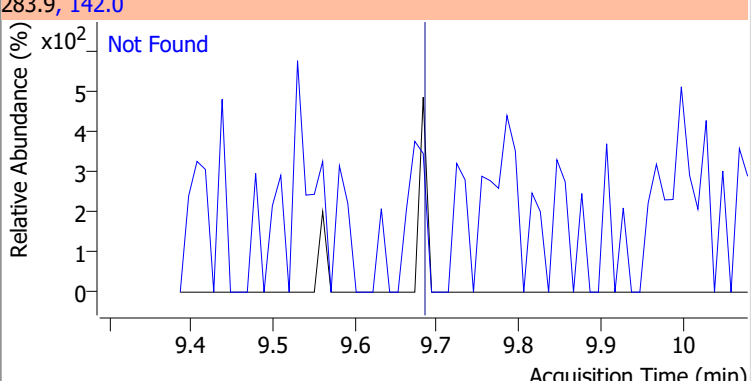
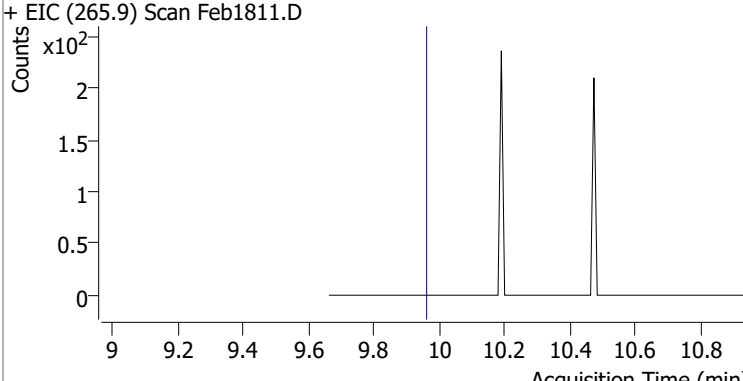
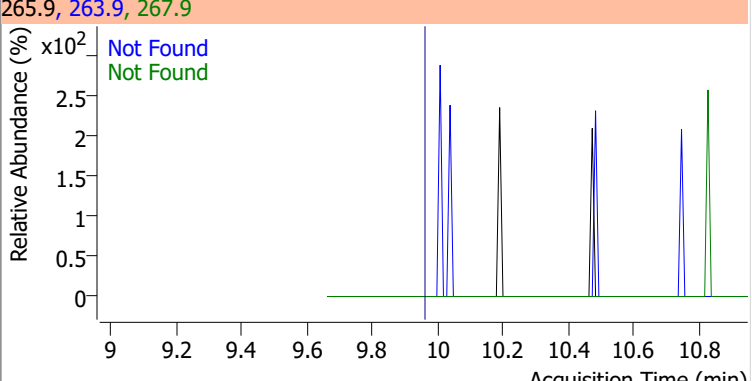
Quantitation Results Report (QT Reviewed)

Compound	Conc.	Exp RT	QIon	Exp Ratio	QIon	Exp Ratio
4-Nitrophenol	N.D.	8.70	65.0	72.0	139.0	71.1
+ EIC (109.0) Scan Feb1811.D			109.0, 139.0, 65.0			
						
Diethylphthalate	N.D.	9.00	177.0	20.7	150.0	12.5
+ EIC (149.0) Scan Feb1811.D			149.0, 177.0, 150.0			
						
Fluorene	N.D.	9.04	165.0	93.4	167.0	13.7
+ EIC (166.0) Scan Feb1811.D			166.0, 165.0, 167.0			
						
4-Chlorophenyl-phenylether	N.D.	9.07	141.0	61.2	206.0	33.8
+ EIC (204.0) Scan Feb1811.D			204.0, 206.0, 141.0			
						

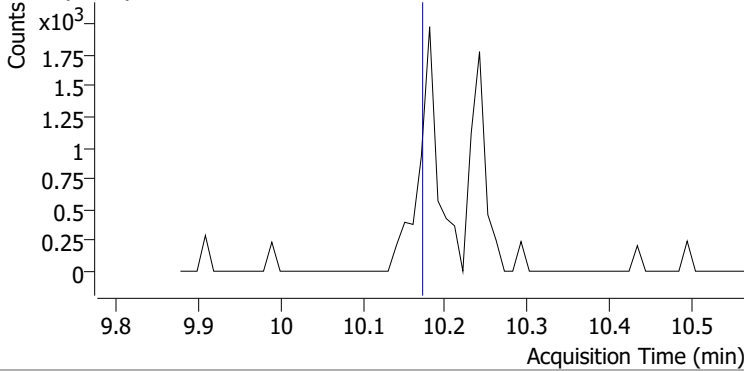
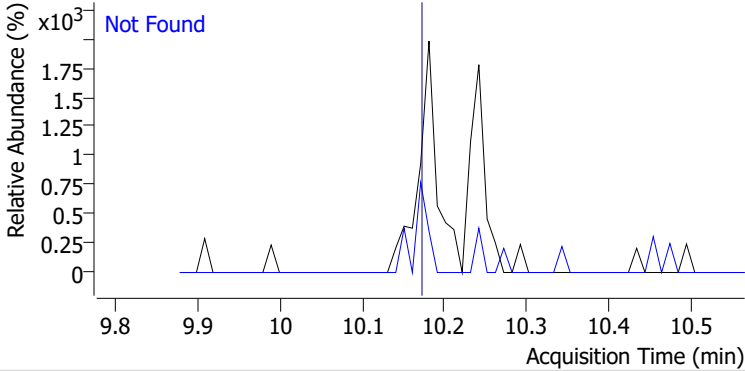
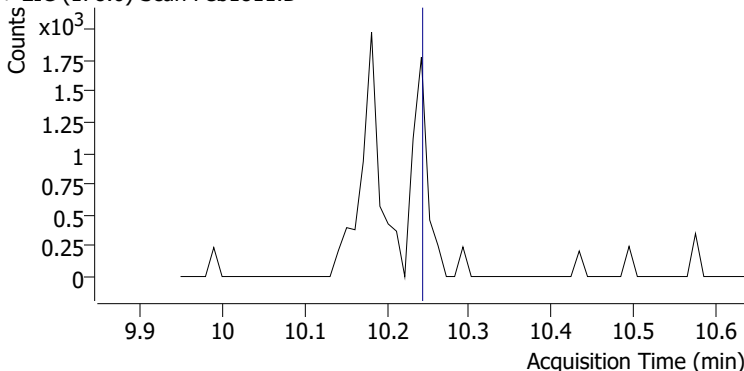
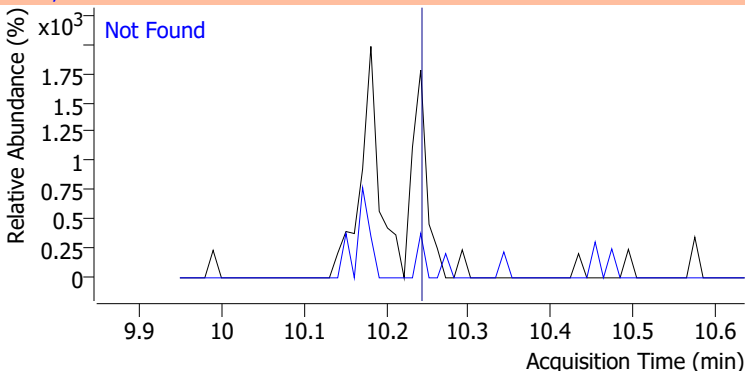
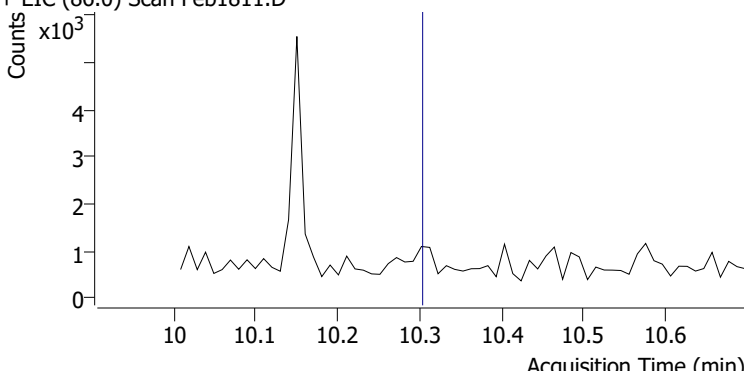
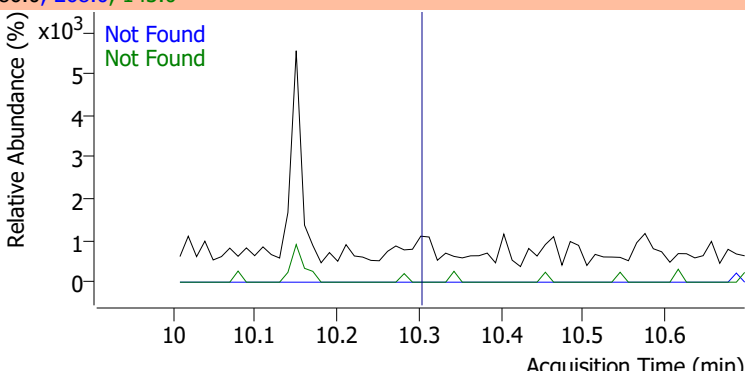
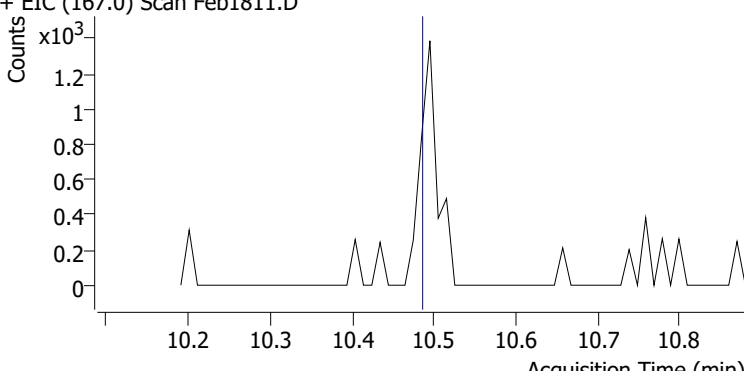
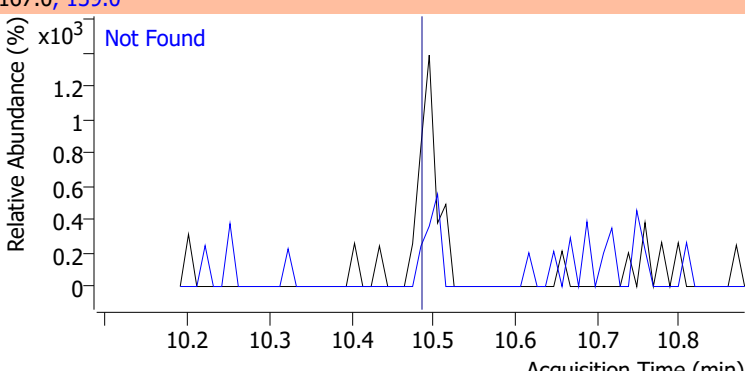
Quantitation Results Report (QT Reviewed)

Compound	Conc.	Exp RT	QIon	Exp Ratio	QIon	Exp Ratio
4-Nitroaniline	N.D.	9.14	65.0	112.7	92.0	49.3
+ EIC (138.0) Scan Feb1811.D			138.0, 65.0, 92.0			
						
4,6-Dinitro-2-methylphenol	N.D.	9.15	121.0	50.2		
+ EIC (198.0) Scan Feb1811.D			198.0, 121.0			
						
N-nitrosodiphenylamine	N.D.	9.23	168.0	62.8	167.0	34.1
+ EIC (169.0) Scan Feb1811.D			169.0, 167.0, 168.0			
						
Azobenzene	N.D.	9.26	51.0	45.2	182.0	24.1
+ EIC (77.0) Scan Feb1811.D			77.0, 51.0, 182.0			
						

Quantitation Results Report (QT Reviewed)

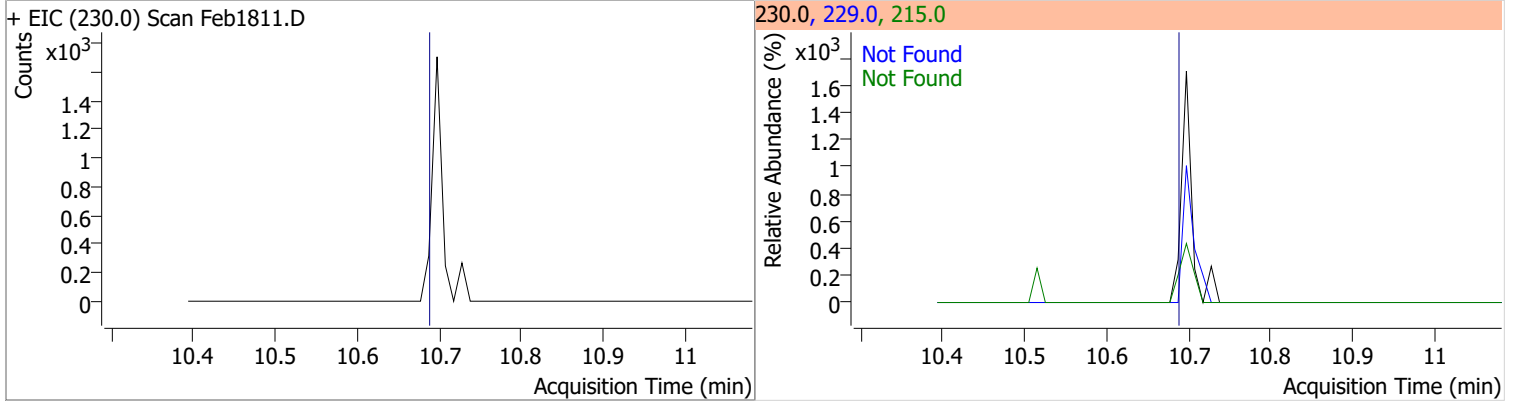
Compound	Conc.	Exp RT	QIon	Exp Ratio
2,4,6-Tribromophenol	N.D.	9.34	331.8	97.9
+ EIC (329.8) Scan Feb1811.D			329.8, 331.8	
				
4-Bromophenyl-phenylether	N.D.	9.65	141.0	98.8
+ EIC (248.0) Scan Feb1811.D			248.0, 250.0, 141.0	
				
Hexachlorobenzene	N.D.	9.69	142.0	53.8
+ EIC (283.9) Scan Feb1811.D			283.9, 142.0	
				
Pentachlorophenol	N.D.	9.97	267.9	59.4
+ EIC (265.9) Scan Feb1811.D			265.9, 263.9, 267.9	
				

Quantitation Results Report (QT Reviewed)

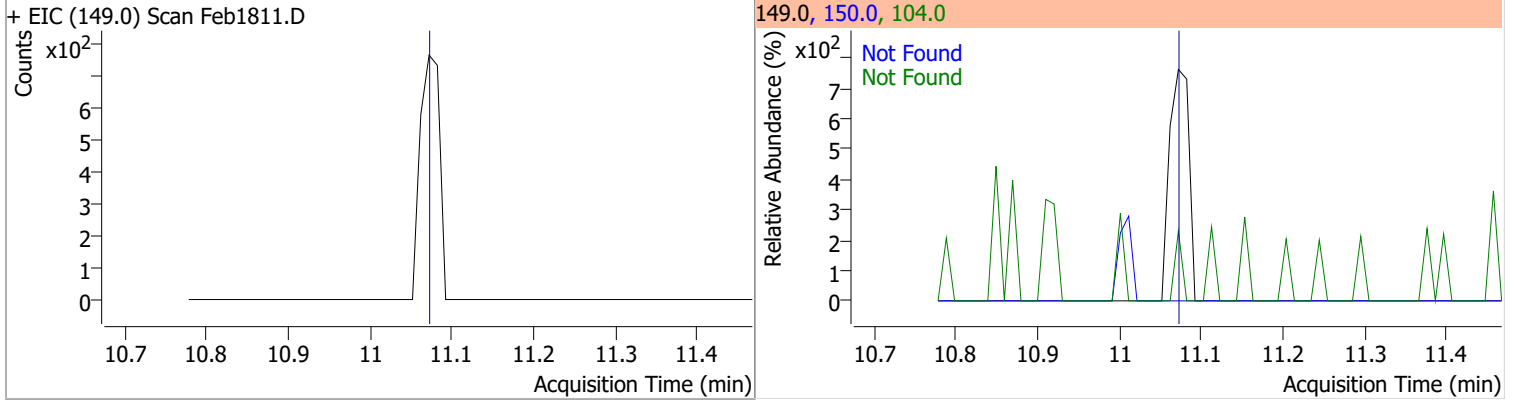
Compound	Conc.	Exp RT	QIon	Exp Ratio		
Phenanthrene	N.D.	10.18	176.0	18.5		
+ EIC (178.0) Scan Feb1811.D			178.0, 176.0			
						
Anthracene	N.D.	10.25	176.0	18.4		
+ EIC (178.0) Scan Feb1811.D			178.0, 176.0			
						
Triallate	N.D.	10.31	268.0	24.1	QIon	Exp Ratio
					143.0	22.5
+ EIC (86.0) Scan Feb1811.D			86.0, 268.0, 143.0			
						
Carbazole	N.D.	10.49	139.0	12.8		
+ EIC (167.0) Scan Feb1811.D			167.0, 139.0			
						

Quantitation Results Report (QT Reviewed)

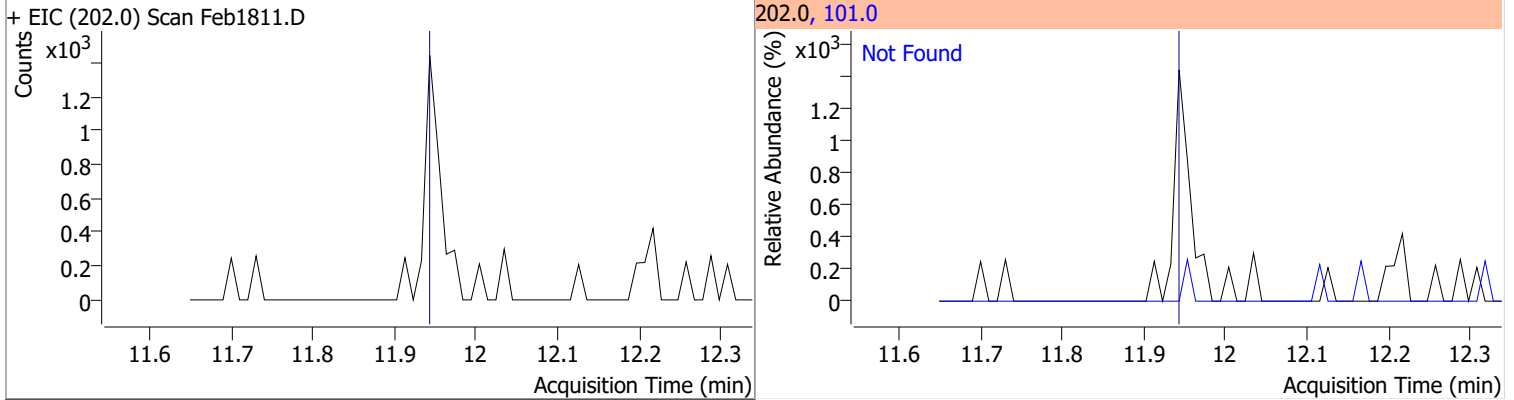
Compound	Conc.	Exp RT	QIon	Exp Ratio	QIon	Exp Ratio
o-Terphenyl	N.D.	10.70	229.0	64.9	215.0	37.0



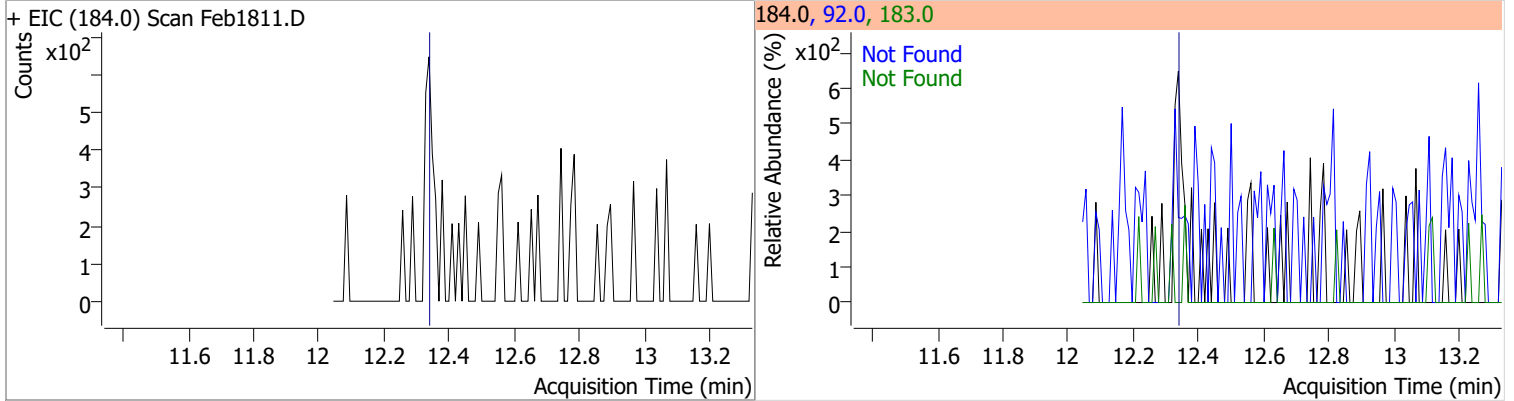
Compound	Conc.	Exp RT	QIon	Exp Ratio	QIon	Exp Ratio
Di-n-Butylphthalate	N.D.	11.08	150.0	9.1	104.0	6.4



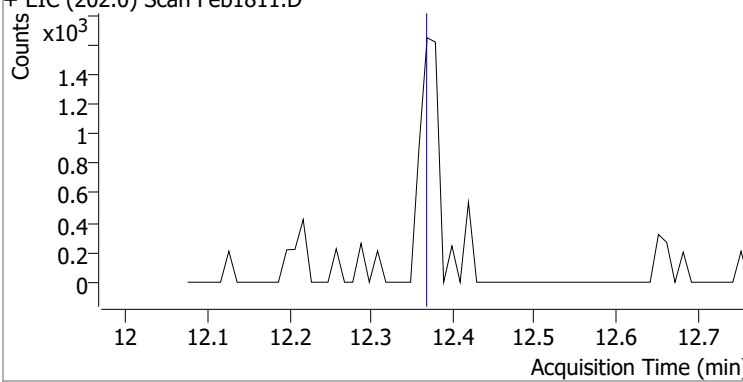
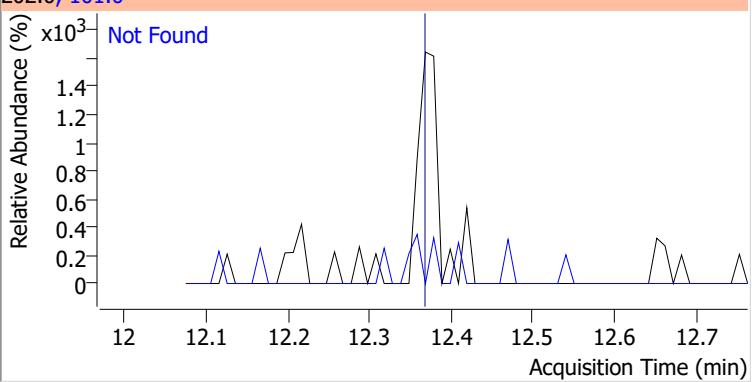
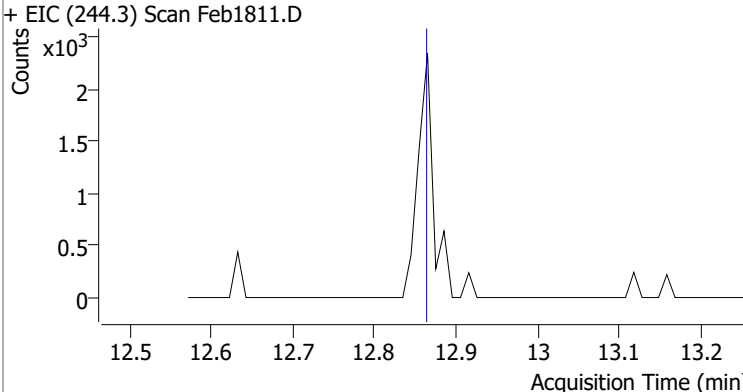
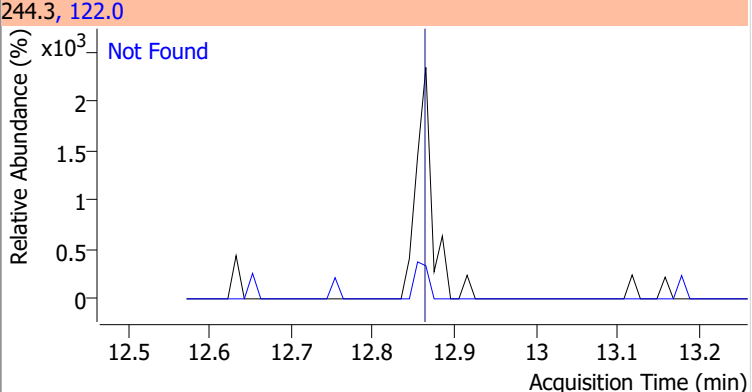
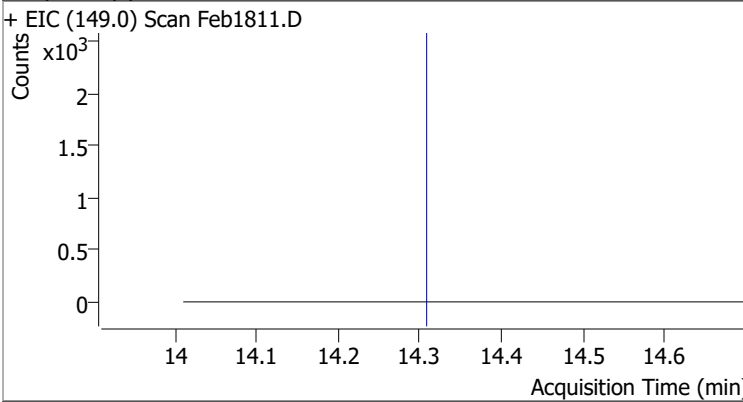
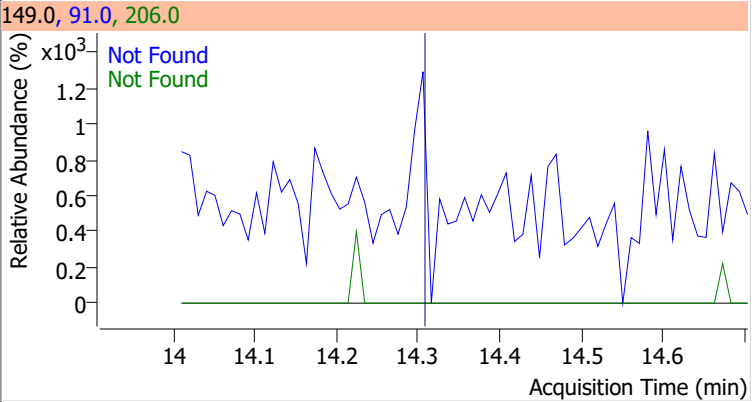
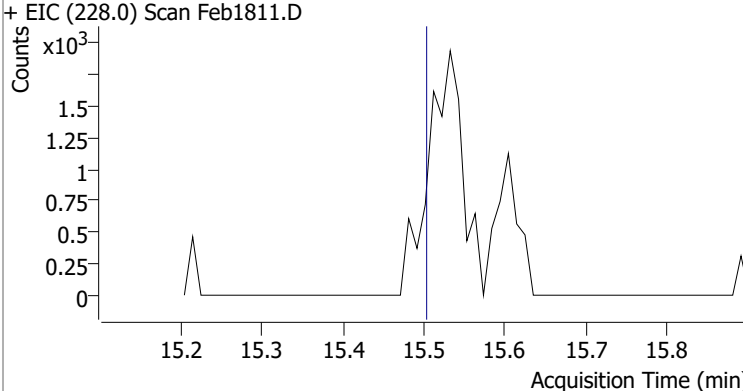
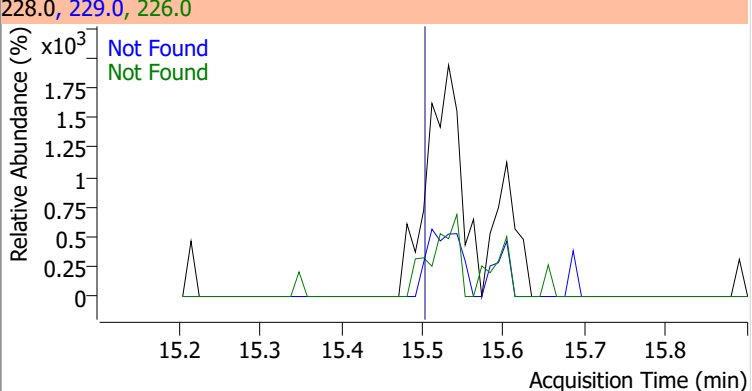
Compound	Conc.	Exp RT	QIon	Exp Ratio
Fluoranthene	N.D.	11.95	101.0	13.4



Compound	Conc.	Exp RT	QIon	Exp Ratio	QIon	Exp Ratio
Benzidine	N.D.	12.35	183.0	11.8	92.0	8.3

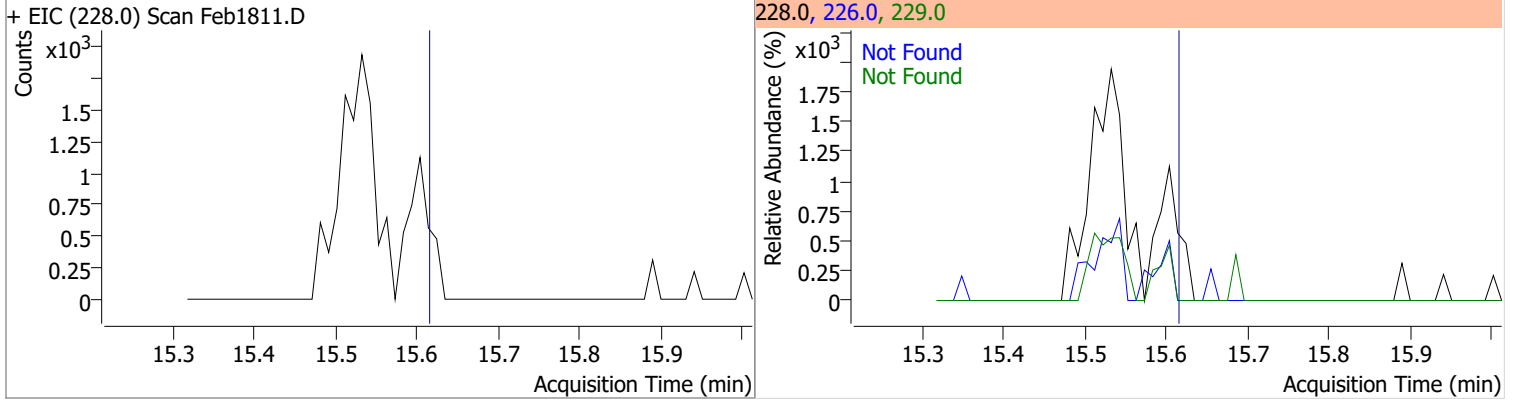


Quantitation Results Report (QT Reviewed)

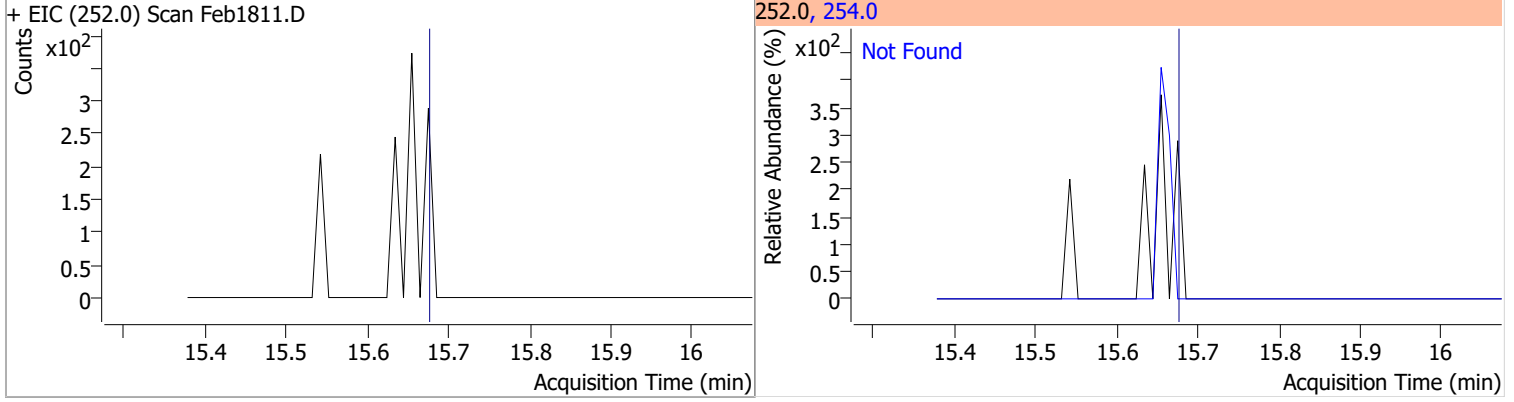
Compound	Conc.	Exp RT	QIon	Exp Ratio		
Pyrene	N.D.	12.38	101.0	15.9		
+ EIC (202.0) Scan Feb1811.D			202.0, 101.0			
						
Terphenyl-d14	N.D.	12.88	122.0	14.4		
+ EIC (244.3) Scan Feb1811.D			244.3, 122.0			
						
Butylbenzylphthalate	N.D.	14.32	91.0	85.1	QIon	Exp Ratio
					206.0	17.5
+ EIC (149.0) Scan Feb1811.D			149.0, 91.0, 206.0			
						
Benzo(a)Anthracene	N.D.	15.51	226.0	26.8	QIon	Exp Ratio
					229.0	21.1
+ EIC (228.0) Scan Feb1811.D			228.0, 229.0, 226.0			
						

Quantitation Results Report (QT Reviewed)

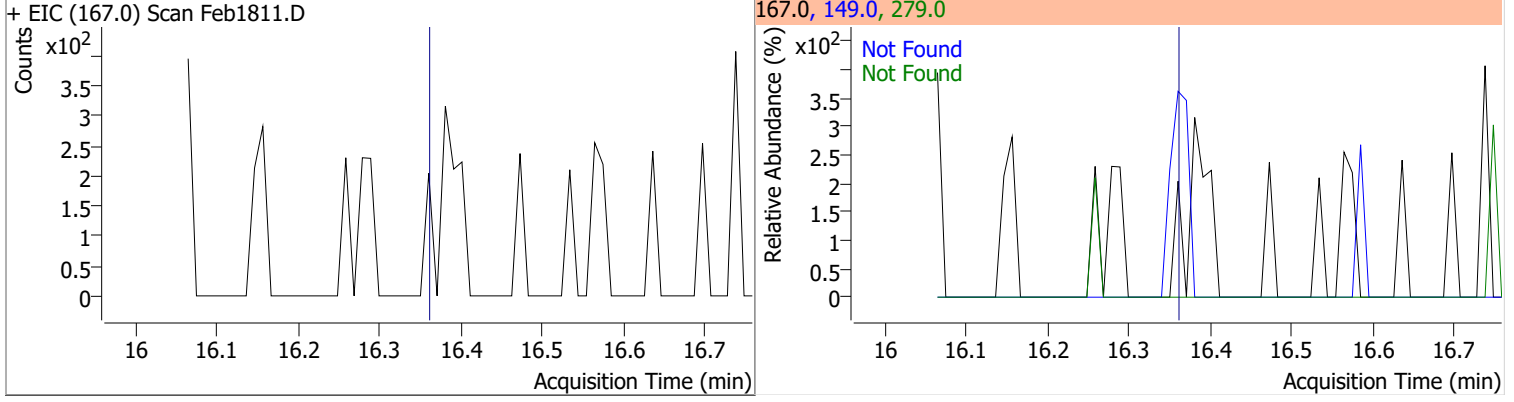
Compound	Conc.	Exp RT	QIon	Exp Ratio	QIon	Exp Ratio
Chrysene	N.D.	15.62	226.0	28.4	229.0	19.7



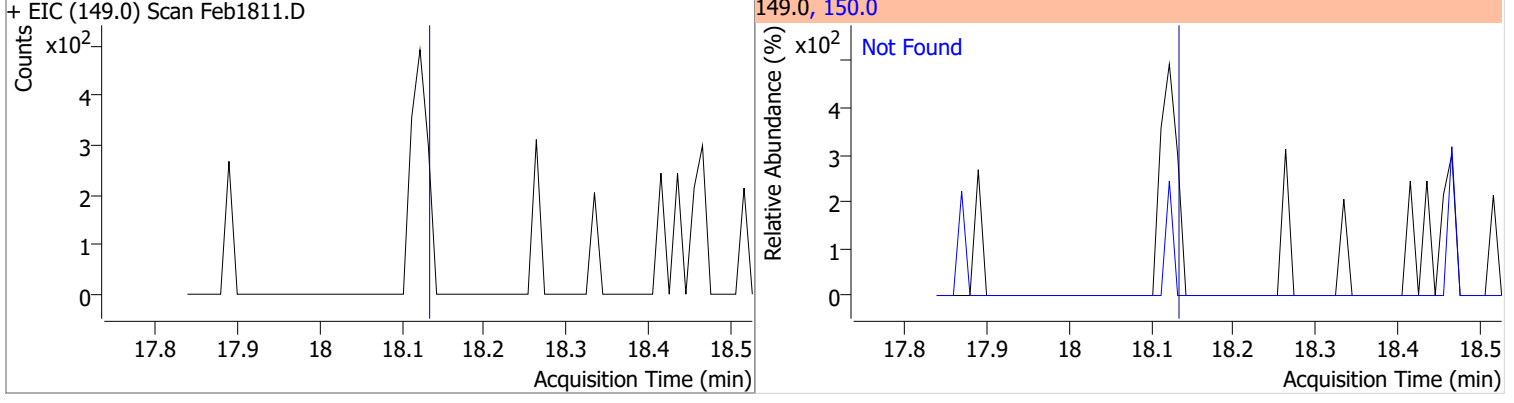
Compound	Conc.	Exp RT	QIon	Exp Ratio
3,3-Dichlorobenzidine	N.D.	15.69	254.0	64.2



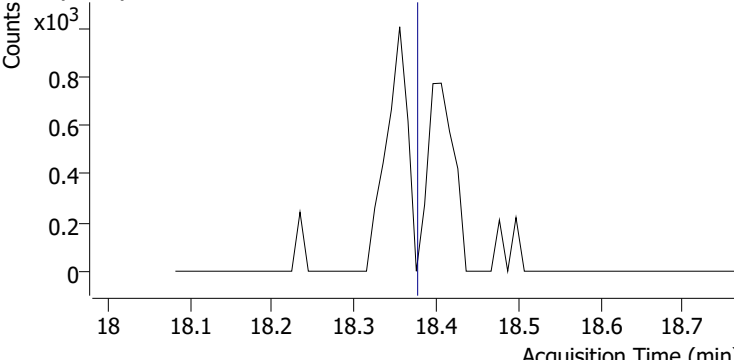
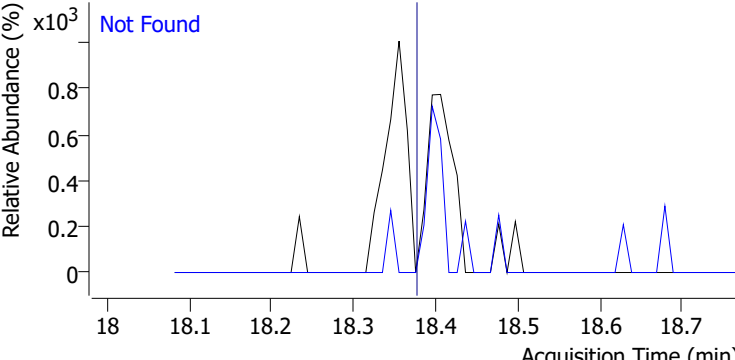
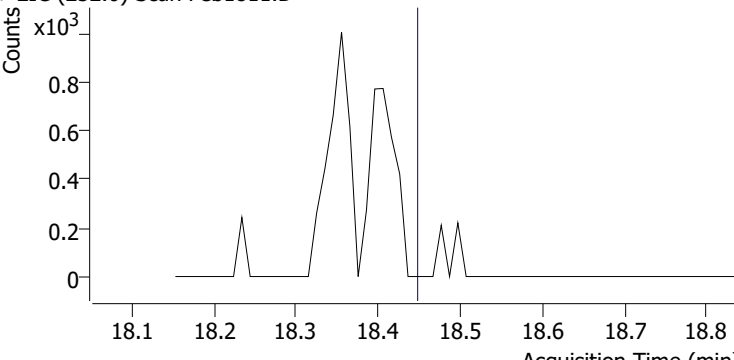
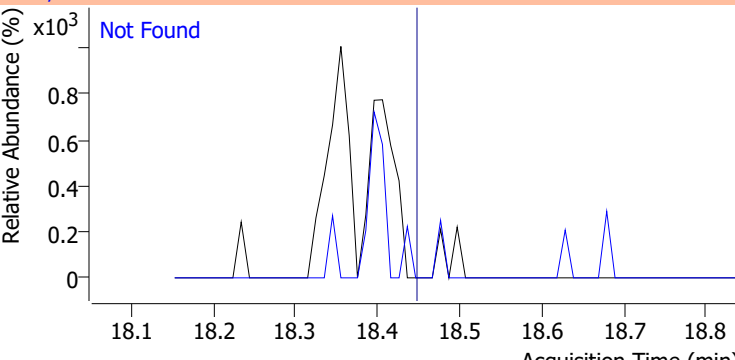
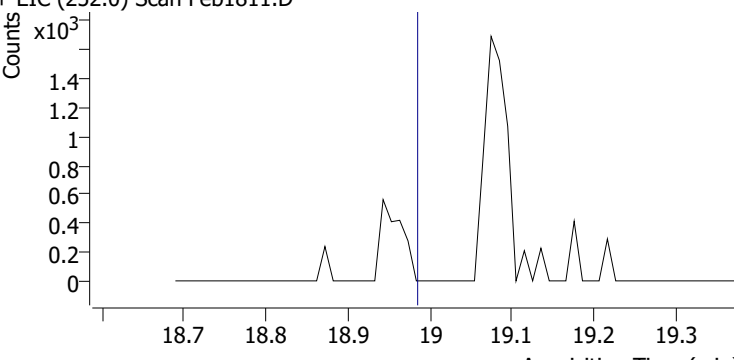
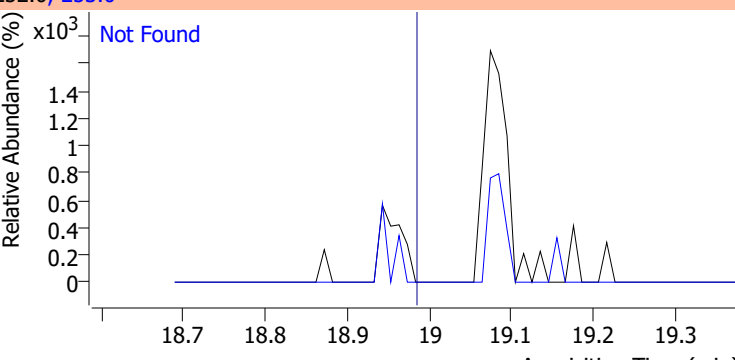
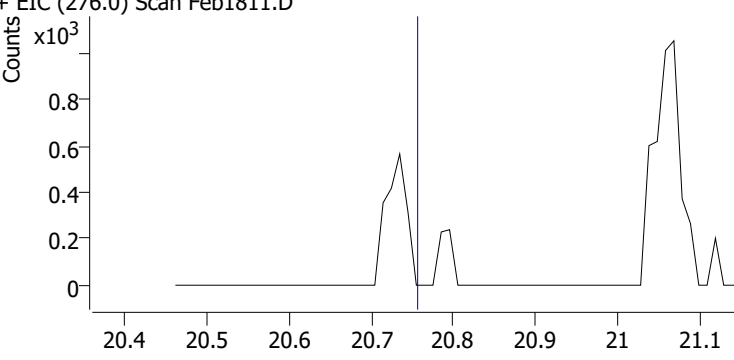
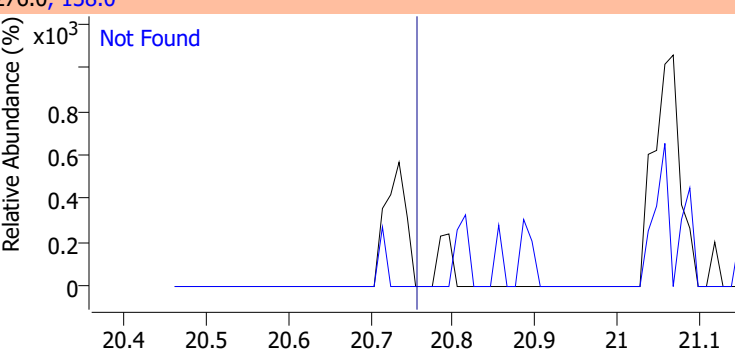
Compound	Conc.	Exp RT	QIon	Exp Ratio	QIon	Exp Ratio
bis(2-ethylhexyl)Phthalate	N.D.	16.37	149.0	390.8	279.0	15.0



Compound	Conc.	Exp RT	QIon	Exp Ratio
Di-n-octyl Phthalate	N.D.	18.13	150.0	10.0

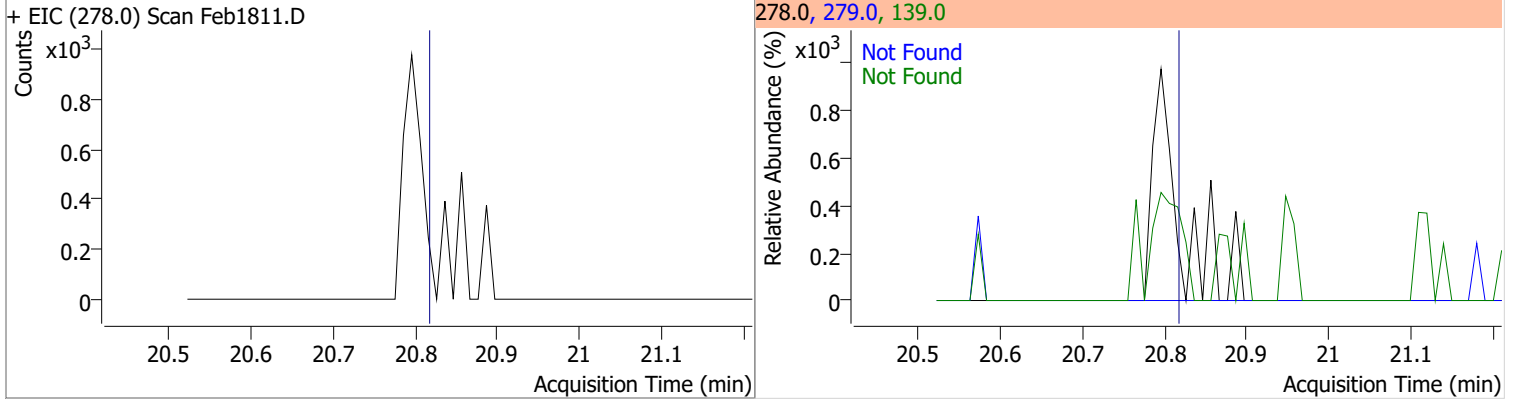


Quantitation Results Report (QT Reviewed)

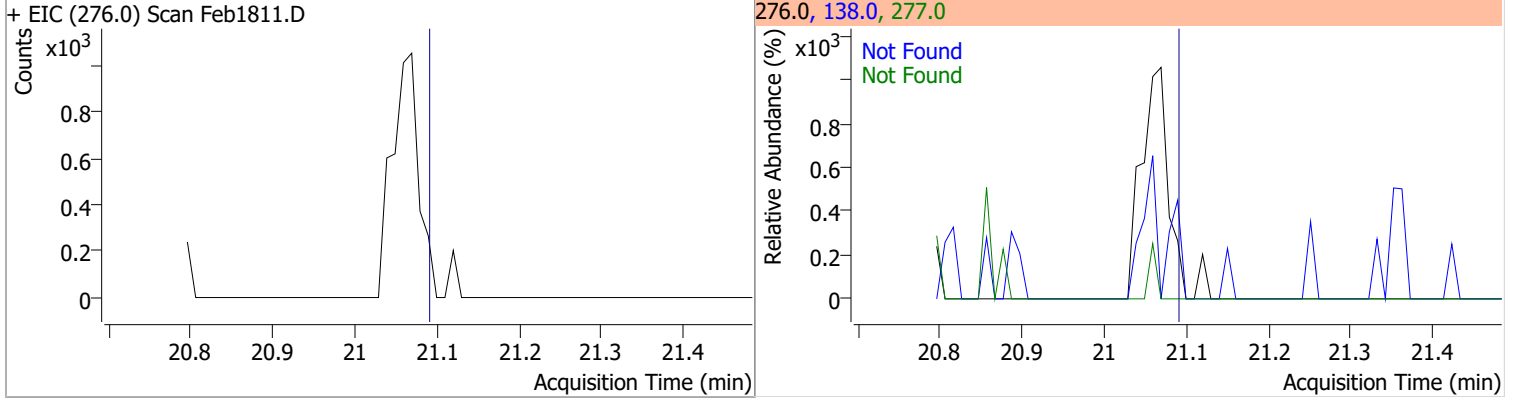
Compound	Conc.	Exp RT	QIon	Exp Ratio
Benzo(b)fluoranthene	N.D.	18.38	253.0	22.3
+ EIC (252.0) Scan Feb1811.D			252.0, 253.0	
				
Benzo(k)fluoranthene	N.D.	18.45	253.0	22.0
+ EIC (252.0) Scan Feb1811.D			252.0, 253.0	
				
Benzo(a)pyrene	N.D.	18.98	253.0	21.5
+ EIC (252.0) Scan Feb1811.D			252.0, 253.0	
				
Indeno(1,2,3-c,d)pyrene	N.D.	20.76	138.0	29.6
+ EIC (276.0) Scan Feb1811.D			276.0, 138.0	
				

Quantitation Results Report (QT Reviewed)

Compound	Conc.	Exp RT	QIon	Exp Ratio	QIon	Exp Ratio
Dibenzo(a,h)anthracene	N.D.	20.82	139.0	25.2	279.0	24.1

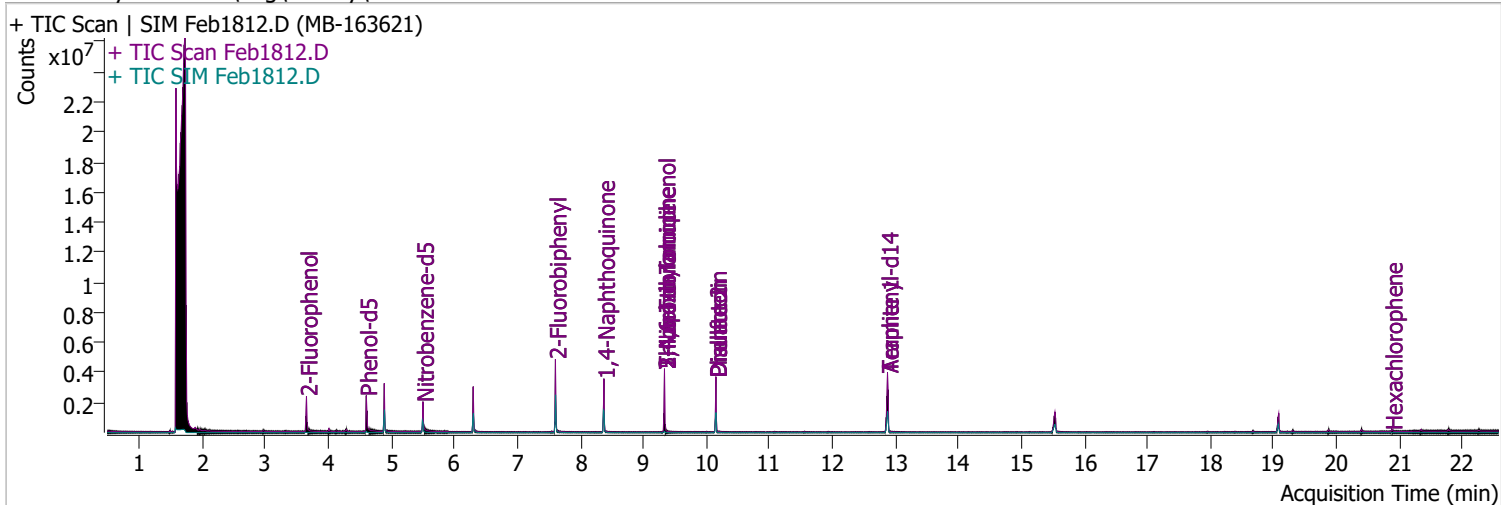


Compound	Conc.	Exp RT	QIon	Exp Ratio	QIon	Exp Ratio
Benzo(g,h,i)perylene	N.D.	21.09	138.0	33.0	277.0	23.2



Quantitation Results Report (QT Reviewed)

Data File	Feb1812.D	Operator	LIMS import
Acq. Method	BNA+SIM.M	Acq. Date-Time	2/19/2022 1:56:32 PM
Sample Name	MB-163621	Instrument	Instrument #1
Vial	12	Multiplier	1.00
DA Method File		Comment	SVOC-8270-W-LARGO
Tune File	dftppdsm.u	Tune Date	2/18/2022 9:25:00 PM
Batch Name	021822 DoD BNA cal.batch.bin	Last Calib Update	2/19/2022 1:06:17 PM
Ref Library	D:\Org\Library\NIST129K.l		



Compound	RT	QIon	Resp.	Conc.	Units	Dev(Min)
----------	----	------	-------	-------	-------	----------

Internal Standards

System Monitoring Compounds

S 2-Fluorophenol	3.653	112.0	746200	67.9329	µg/L	0.000
Spiked Amount: 200.000	Range: 10.0 - 75.0%			Recovery = 33.97%		
S Phenol-d5	4.603	99.0	951261	66.9083	µg/L	-0.010
Spiked Amount: 200.000	Range: 10.0 - 65.0%			Recovery = 33.45%		
S Nitrobenzene-d5	5.502	82.0	485840	61.7579	µg/L	0.000
Spiked Amount: 100.000	Range: 32.0 - 94.0%			Recovery = 61.76%		
S 2-Fluorobiphenyl	7.605	172.0	1382362	62.2096	µg/L	0.000
Spiked Amount: 100.000	Range: 28.0 - 107.0%			Recovery = 62.21%		
S 2,4,6-Tribromophenol	9.336	329.8	321583	157.2199	µg/L	0.000
Spiked Amount: 200.000	Range: 25.0 - 140.0%			Recovery = 78.61%		
S Terphenyl-d14	12.875	244.3	2209315	102.2438	µg/L	0.000
Spiked Amount: 100.000	Range: 32.0 - 122.0%			Recovery = 102.24%		

Target Compounds

Compound	RT	QIon	Resp.	Conc.	Units	Dev(Min)	QValue
T N-Nitrosodimethylamine	0.000		0	N.D.			
T Pyridine	0.000		0	N.D.			
T Aniline	0.000		0	N.D.			
T Phenol	0.000		0	N.D.			
T bis(-2-Chloroethyl)Ether	4.889	63.0	0		µg/L	md	1
T 2-Chlorophenol	0.000		0	N.D.			
T 1,3-Dichlorobenzene	0.000		0	N.D.			
T 1,4-Dichlorobenzene	0.000		0	N.D.			
T 1,2-Dichlorobenzene	0.000		0	N.D.			
T Benzyl Alcohol	0.000		0	N.D.			
T bis(2-chloroisopropyl)Ether	0.000		0	N.D.			
T 2-Methylphenol	0.000		0	N.D.			
T N-nitroso-Di-n-propylamine	5.502	70.0	0		µg/L	md	1
T 4Methylphenol/3Methylphenol	0.000		0	N.D.			
T Hexachloroethane	0.000		0	N.D.			

Quantitation Results Report (QT Reviewed)

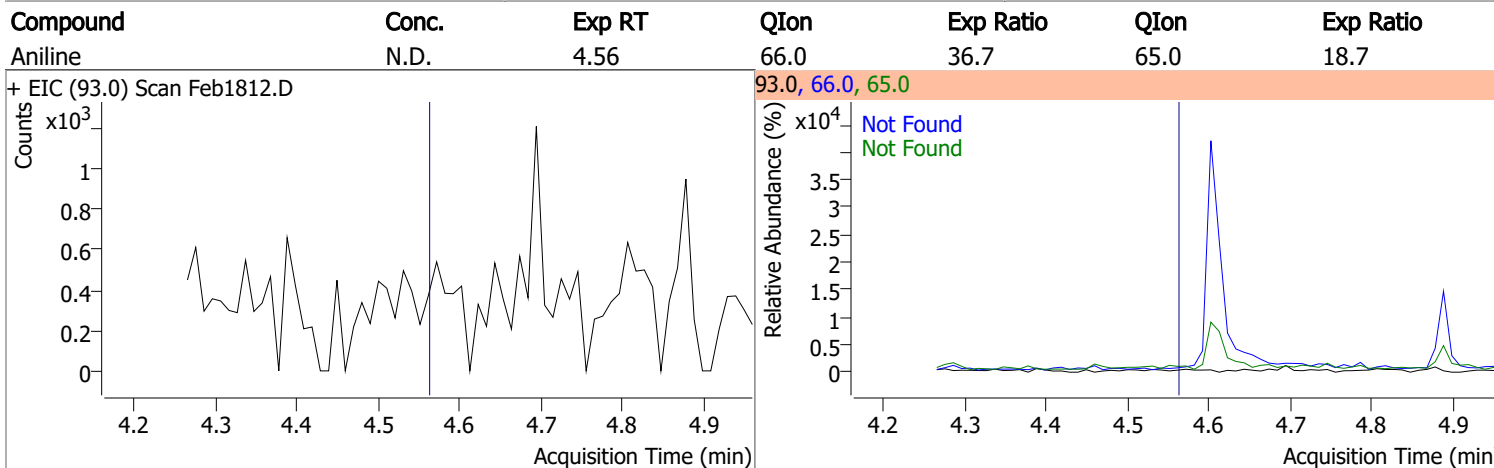
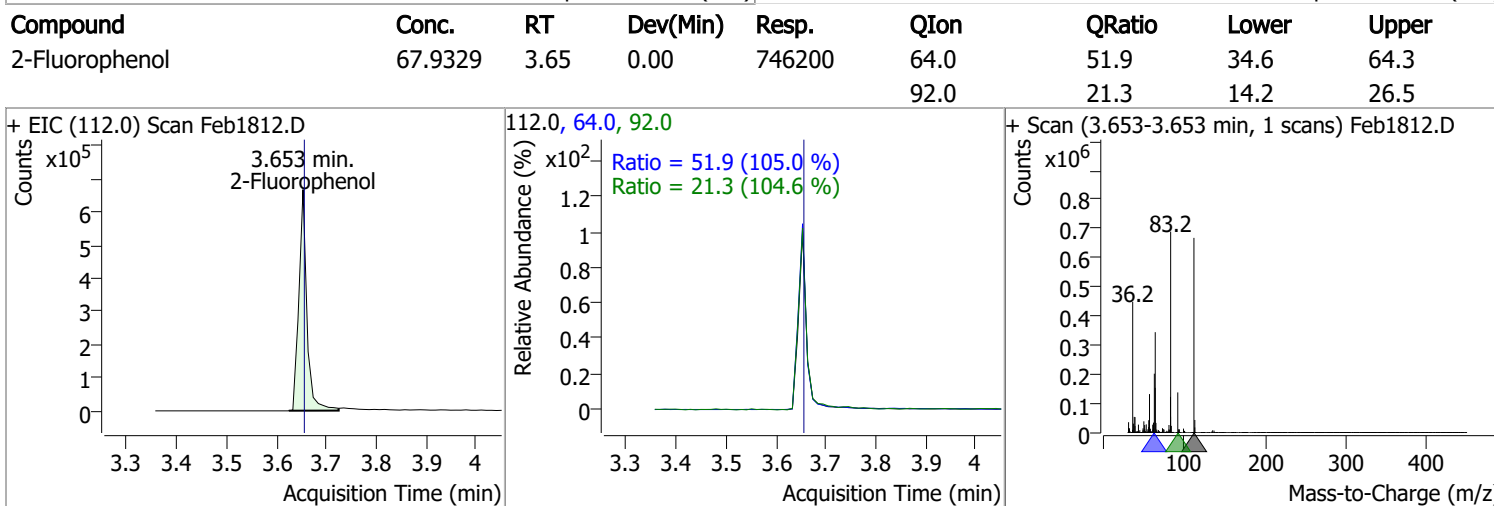
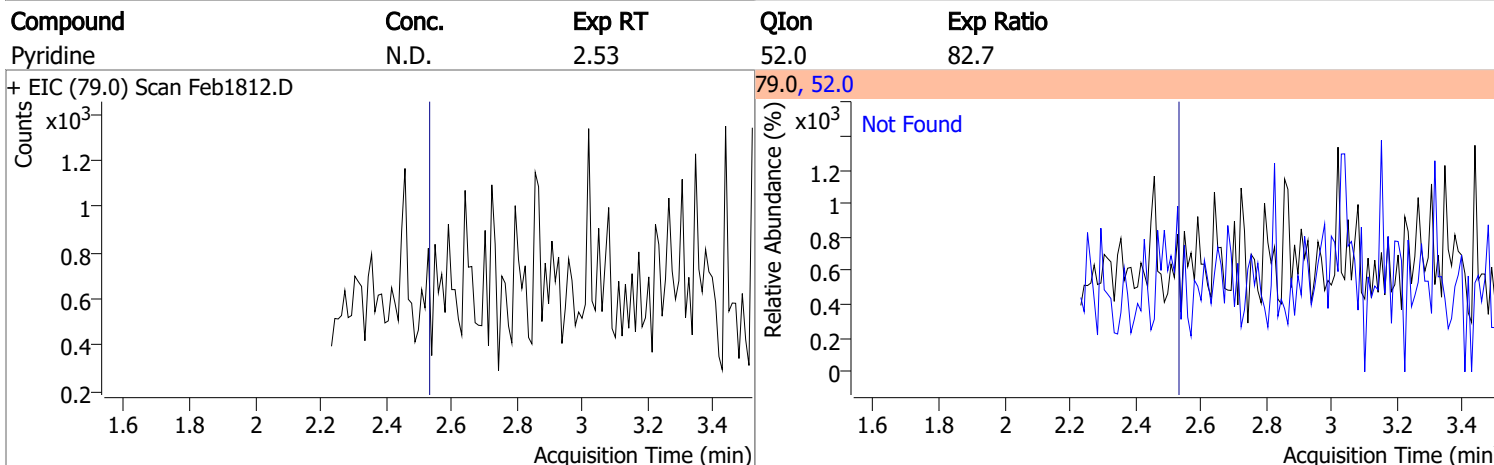
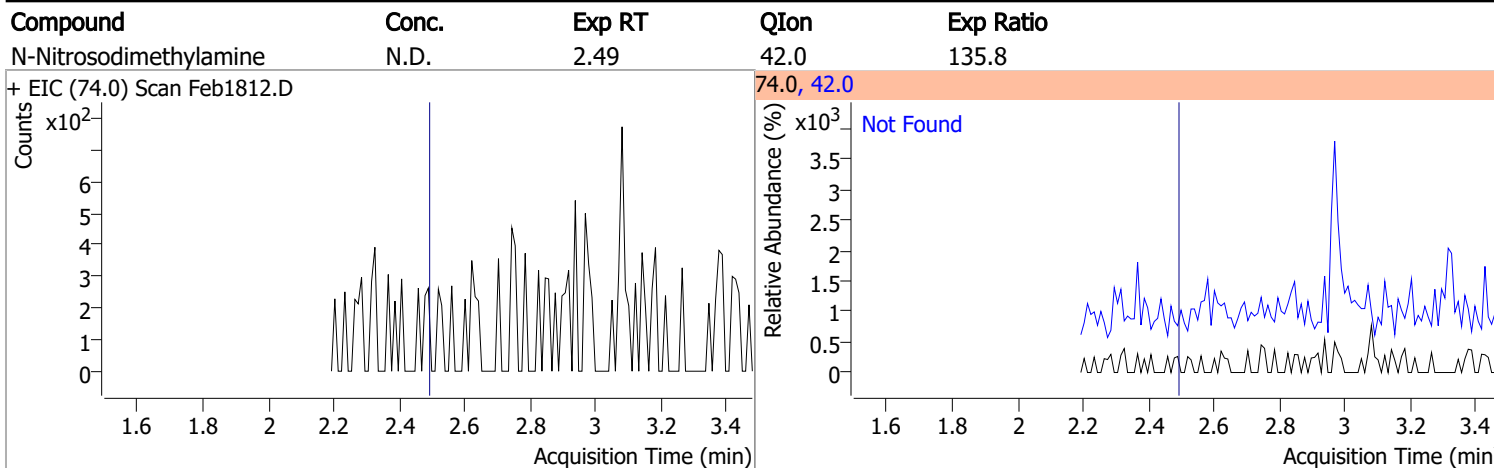
Compound	RT	QIon	Resp.	Conc.	Units	Dev(Min)
T Nitrobenzene	0.000		0	N.D.		
T Isophorone	0.000		0	N.D.		
T 2-Nitrophenol	0.000		0	N.D.		
T 2,4-Dimethylphenol	0.000		0	N.D.		
T bis(-2-Chloroethoxy)Methane	0.000		0	N.D.		
T 2,4-Dichlorophenol	0.000		0	N.D.		
T Benzoic Acid	0.000		0	N.D.		
T 1,2,4-Trichlorobenzene	0.000		0	N.D.		
T Naphthalene	0.000		0	N.D.		
T 4-Chlorophenol	6.301	130.0	0		µg/L md	1
T p-Chloroaniline	0.000		0	N.D.		
T Hexachlorobutadiene	0.000		0	N.D.		
T 4-Chloro-2-Methylphenol	0.000		0	N.D.		
T 4-Chloro-3-Methylphenol	0.000		0	N.D.		
T 2-Methylnaphthalene	0.000		0	N.D.		
T 1-Methylnaphthalene	0.000		0	N.D.		
T Hexachlorocyclopentadiene	0.000		0	N.D.		
T 2,4,6-Trichlorophenol	0.000		0	N.D.		
T 2,4,5-Trichlorophenol	0.000		0	N.D.		
T 2-Chloronaphthalene	0.000		0	N.D.		
T 2-Nitroaniline	0.000		0	N.D.		
T Dimethyl Phthalate	8.374	163.0	0		µg/L md	1
T 2,6-Dinitrotoluene	8.374	165.0	0		µg/L md	1
T Acenaphthylene	0.000		0	N.D.		
T 3-Nitroaniline	0.000		0	N.D.		
T Acenaphthene	0.000		0	N.D.		
T 2,4-Dinitrophenol	0.000		0	N.D.		
T Dibenzofuran	0.000		0	N.D.		
T 2,4-Dinitrotoluene	0.000		0	N.D.		
T 4-Nitrophenol	0.000		0	N.D.		
T Diethylphthalate	0.000		0	N.D.		
T Fluorene	0.000		0	N.D.		
T 4-Chlorophenyl-phenylether	0.000		0	N.D.		
T 4-Nitroaniline	0.000		0	N.D.		
T 4,6-Dinitro-2-methylphenol	9.336	198.0	0		µg/L md	1
T N-nitrosodiphenylamine	0.000		0	N.D.		
T Azobenzene	0.000		0	N.D.		
T 4-Bromophenyl-phenylether	0.000		0	N.D.		
T Hexachlorobenzene	0.000		0	N.D.		
T Pentachlorophenol	0.000		0	N.D.		
T Phenanthrene	0.000		0	N.D.		
T Anthracene	0.000		0	N.D.		
T Triallate	0.000		0	N.D.		
T Carbazole	0.000		0	N.D.		
T o-Terphenyl	0.000		0	N.D.		
T Di-n-Butylphthalate	0.000		0	N.D.		
T Fluoranthene	0.000		0	N.D.		
T Benzidine	12.875	184.0	0		µg/L md	1
T Pyrene	0.000		0	N.D.		
T Butylbenzylphthalate	0.000		0	N.D.		
T Benzo(a)Anthracene	0.000		0	N.D.		
T Chrysene	0.000		0	N.D.		
T 3,3-Dichlorobenzidine	0.000		0	N.D.		
T bis(2-ethylhexyl)Phthalate	0.000		0	N.D.		
T Di-n-octyl Phthalate	0.000		0	N.D.		

Quantitation Results Report (QT Reviewed)

Compound	RT	QIon	Resp.	Conc.	Units	Dev(Min)
T Benzo(b)fluoranthene	0.000		0	N.D.		
T Benzo(k)fluoranthene	0.000		0	N.D.		
T Benzo(a)pyrene	0.000		0	N.D.		
T Indeno(1,2,3-c,d)pyrene	0.000		0	N.D.		
T Dibenzo(a,h)anthracene	0.000		0	N.D.		
T Benzo(g,h,i)perylene	0.000		0	N.D.		

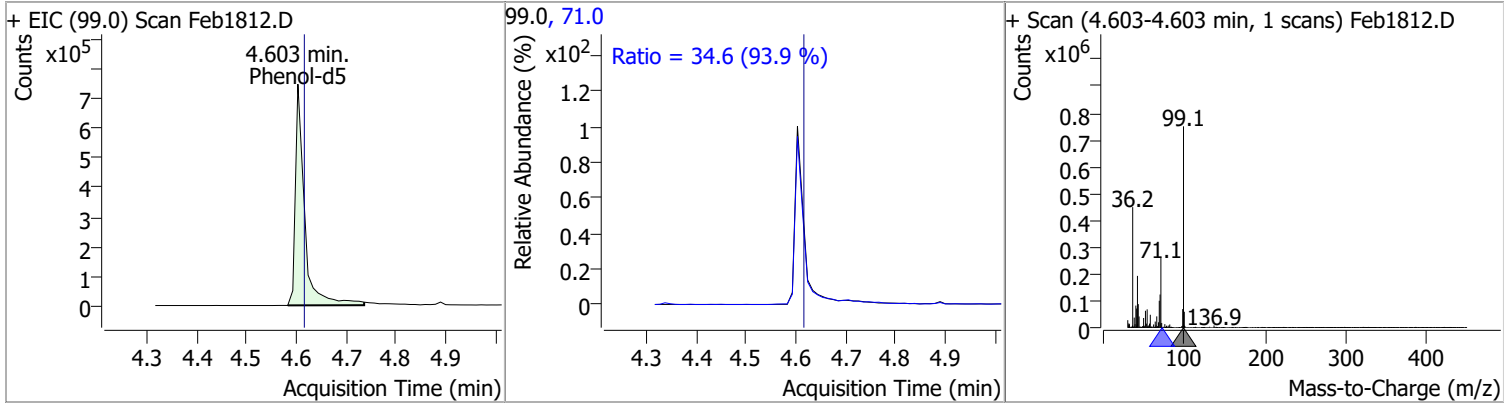
(#) = Qualifier Out of Range; (m) = Manual Integration; (+) = Area Summed; (*) = Surrogate Percent Recovery Out of Range; (d): Zeroed Peak

Quantitation Results Report (QT Reviewed)

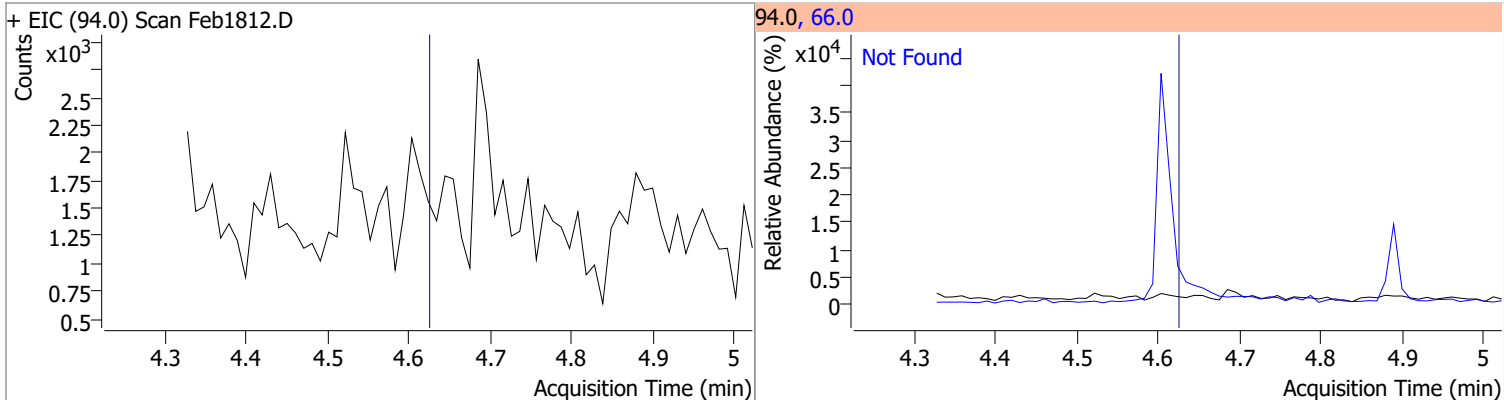


Quantitation Results Report (QT Reviewed)

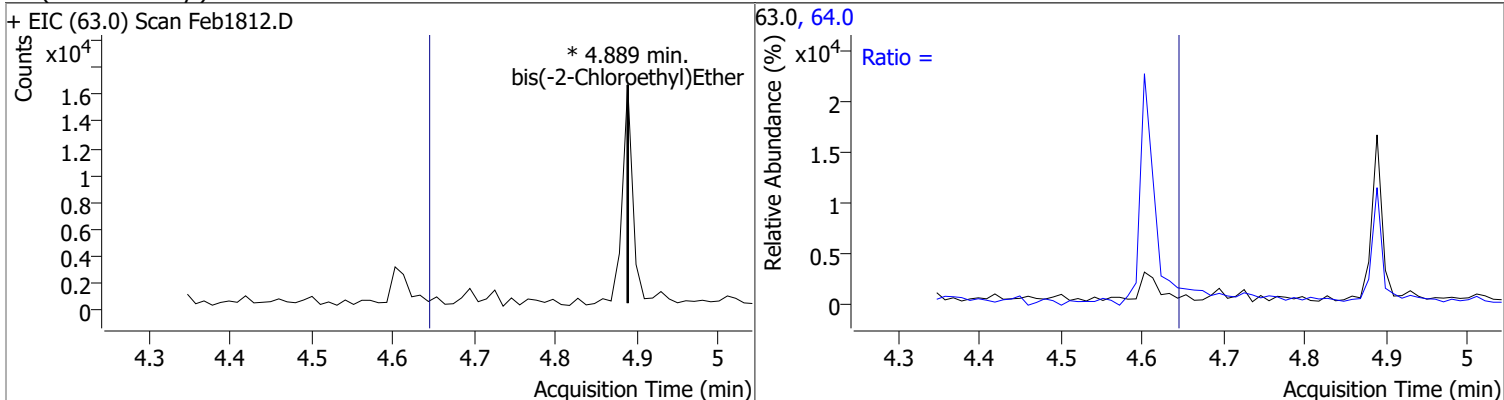
Compound	Conc.	RT	Dev(Min)	Resp.	QIon	QRatio	Lower	Upper
Phenol-d5	66.9083	4.60	-0.01	951261	71.0	34.6	25.8	47.9



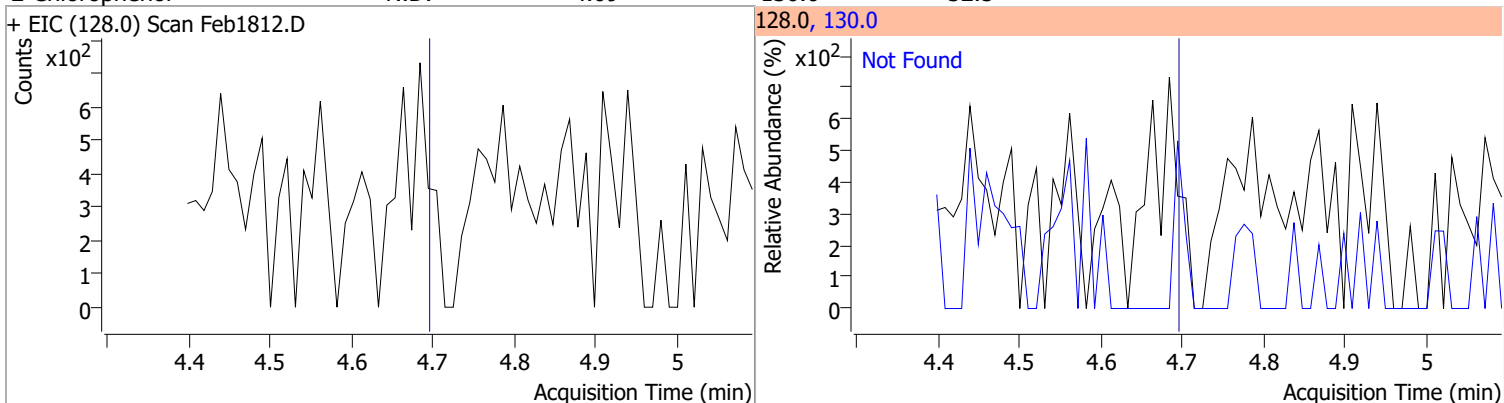
Compound	Conc.	Exp RT	QIon	Exp Ratio
Phenol	N.D.	4.62	66.0	45.3



Compound	Conc.	RT	Dev(Min)	Resp.	QIon	QRatio	Lower	Upper
bis(-2-Chloroethyl)Ether	0	0		0	64.0		7.6	14.1

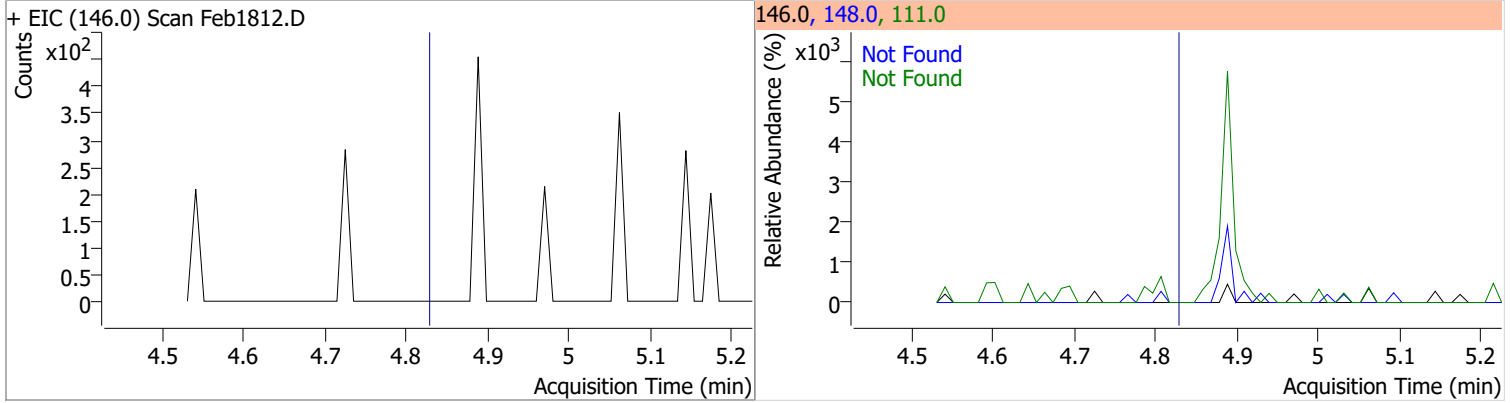


Compound	Conc.	Exp RT	QIon	Exp Ratio
2-Chlorophenol	N.D.	4.69	130.0	32.5

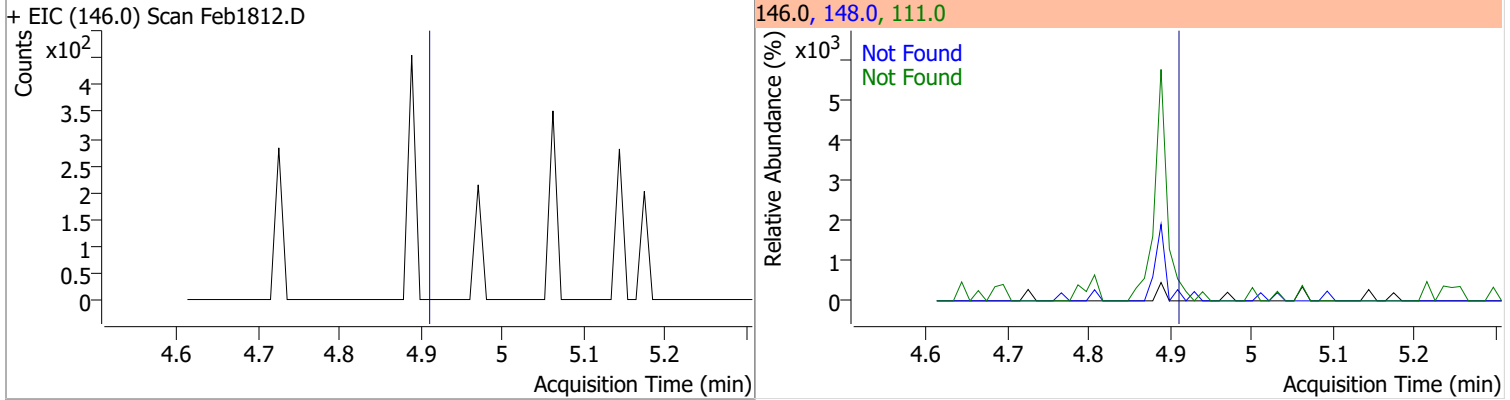


Quantitation Results Report (QT Reviewed)

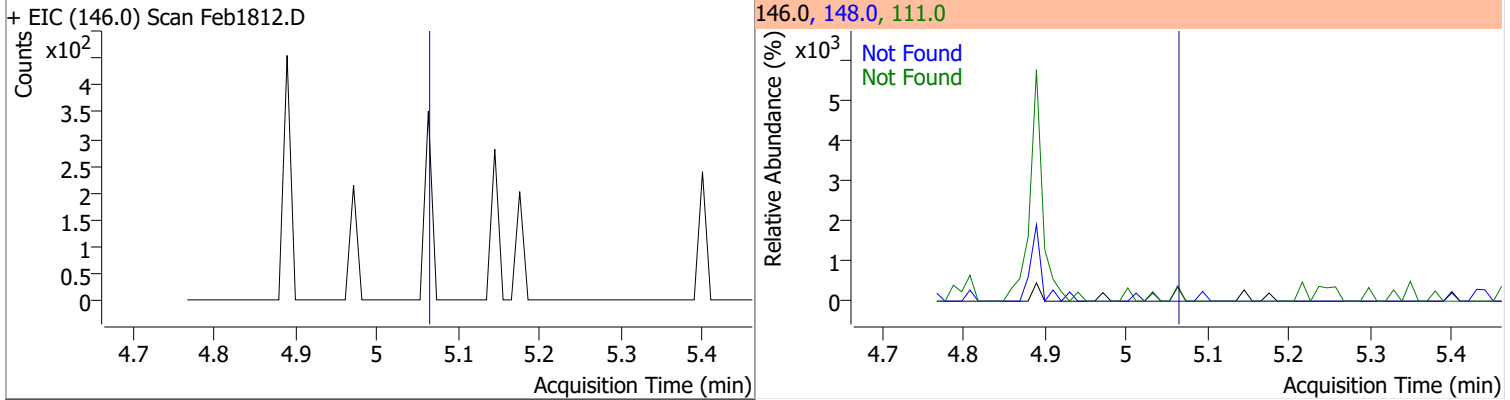
Compound	Conc.	Exp RT	QIon	Exp Ratio	QIon	Exp Ratio
1,3-Dichlorobenzene	N.D.	4.83	148.0	63.7	111.0	36.1



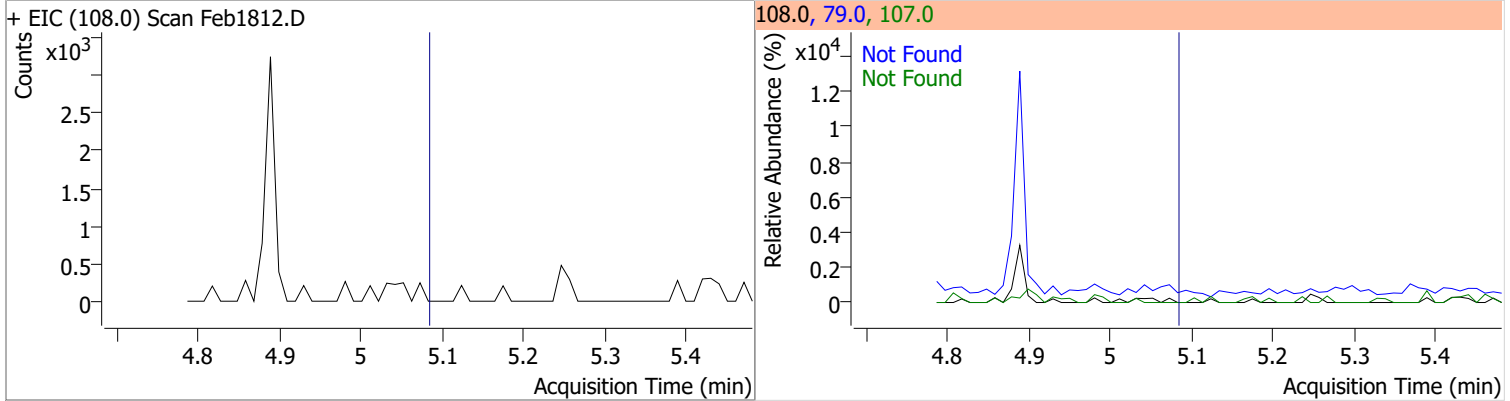
Compound	Conc.	Exp RT	QIon	Exp Ratio	QIon	Exp Ratio
1,4-Dichlorobenzene	N.D.	4.91	148.0	65.2	111.0	36.0



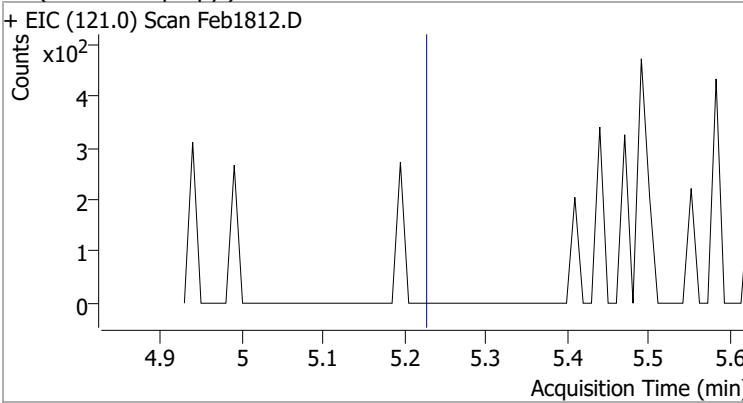
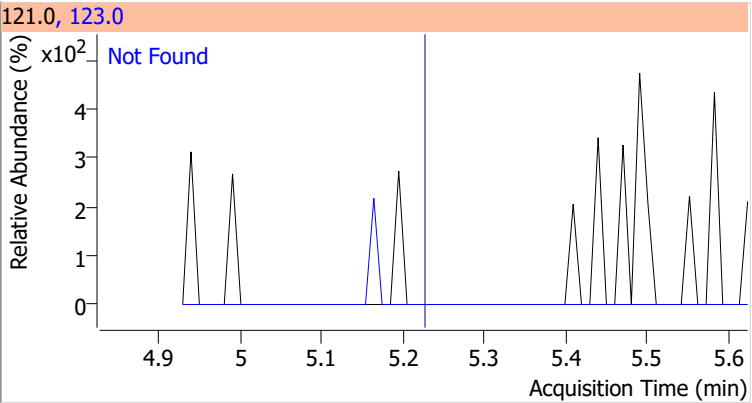
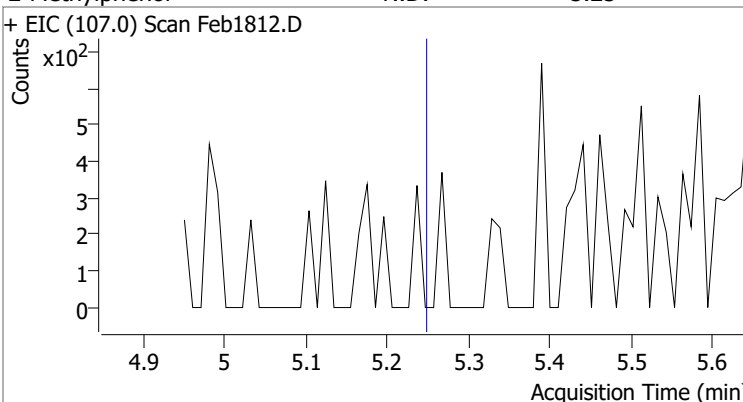
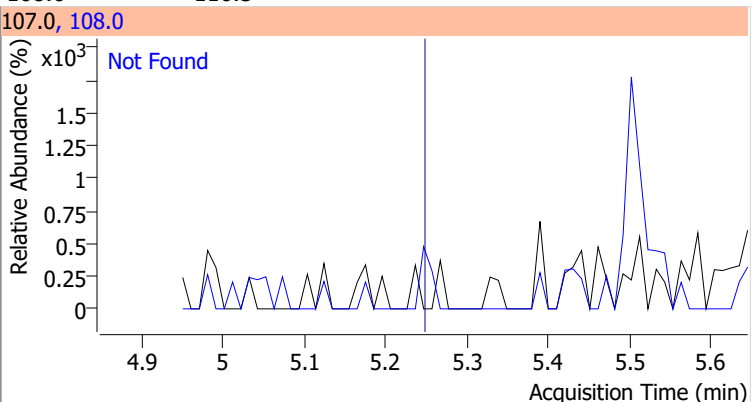
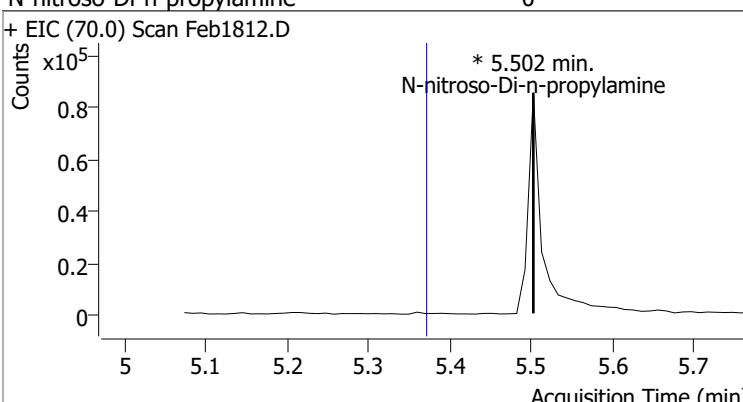
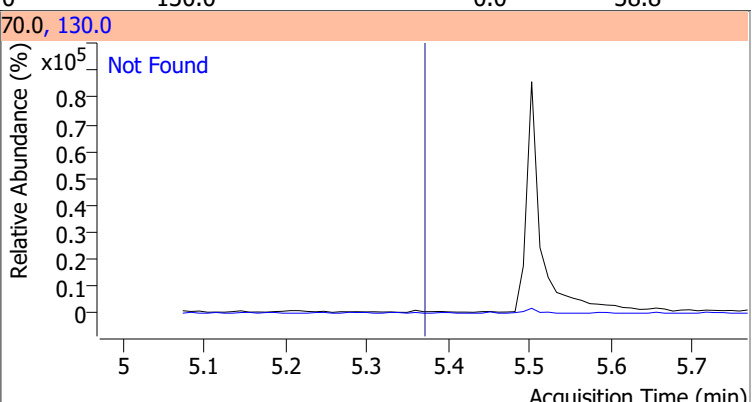
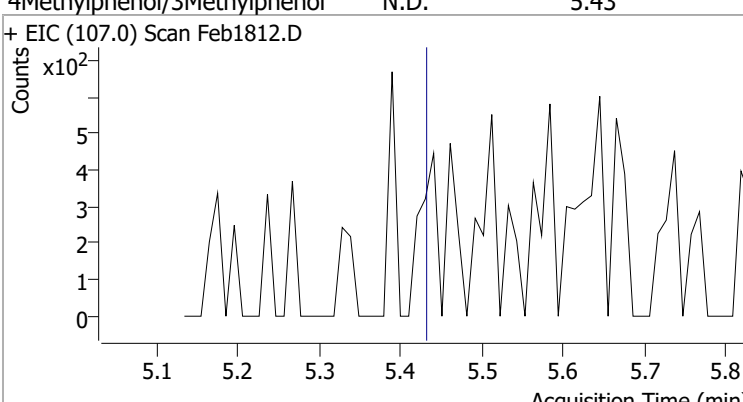
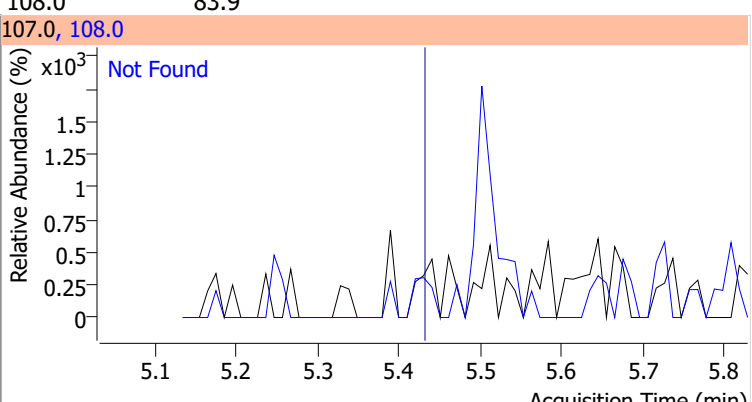
Compound	Conc.	Exp RT	QIon	Exp Ratio	QIon	Exp Ratio
1,2-Dichlorobenzene	N.D.	5.06	148.0	64.4	111.0	37.3



Compound	Conc.	Exp RT	QIon	Exp Ratio	QIon	Exp Ratio
Benzyl Alcohol	N.D.	5.08	79.0	119.3	107.0	70.5

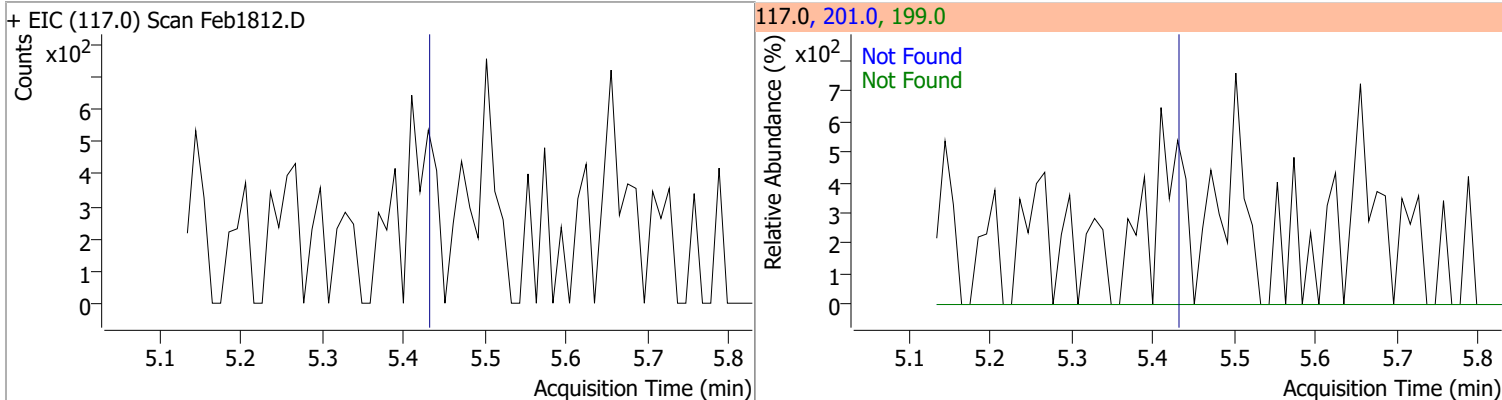


Quantitation Results Report (QT Reviewed)

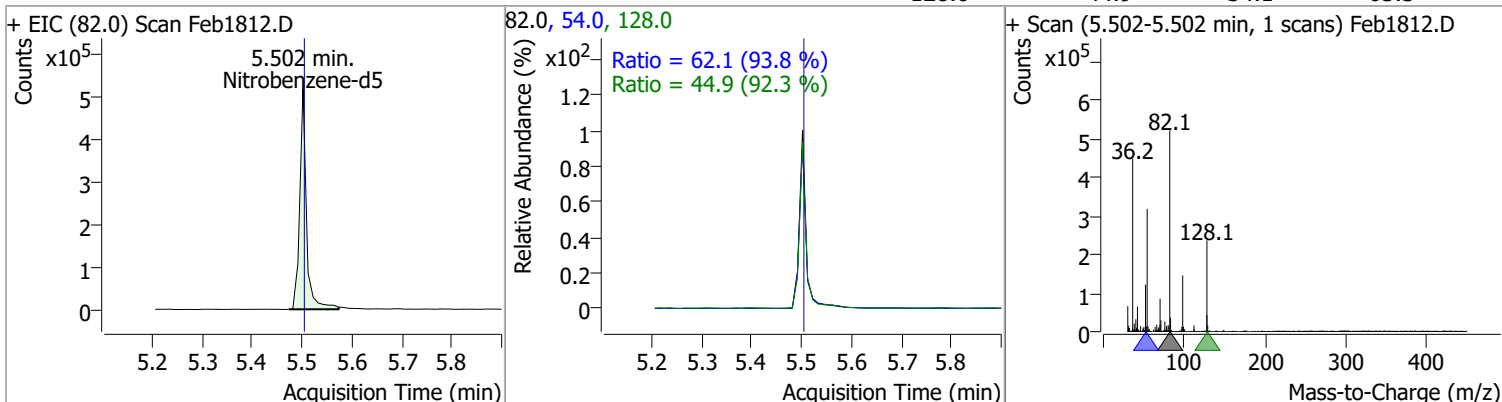
Compound	Conc.	Exp RT	QIon	Exp Ratio				
bis(2-chloroisopropyl)Ether	N.D.	5.23	123.0	32.1				
+ EIC (121.0) Scan Feb1812.D		121.0, 123.0						
								
2-Methylphenol	N.D.	5.25	108.0	116.5				
+ EIC (107.0) Scan Feb1812.D		107.0, 108.0						
								
Compound	Conc.	RT	Dev(Min)	Resp.	QIon	QRatio	Lower	Upper
N-nitroso-Di-n-propylamine		0		0	130.0		0.0	38.8
+ EIC (70.0) Scan Feb1812.D		70.0, 130.0						
								
4Methylphenol/3Methylphenol	N.D.	5.43	108.0	83.9				
+ EIC (107.0) Scan Feb1812.D		107.0, 108.0						
								

Quantitation Results Report (QT Reviewed)

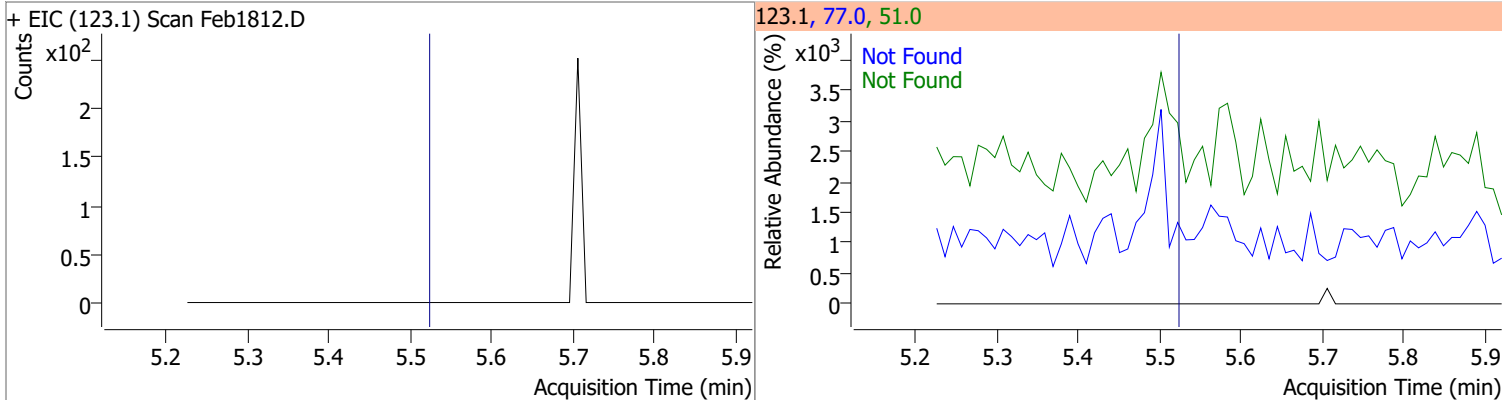
Compound	Conc.	Exp RT	QIon	Exp Ratio	QIon	Exp Ratio
Hexachloroethane	N.D.	5.43	201.0	90.8	199.0	56.9



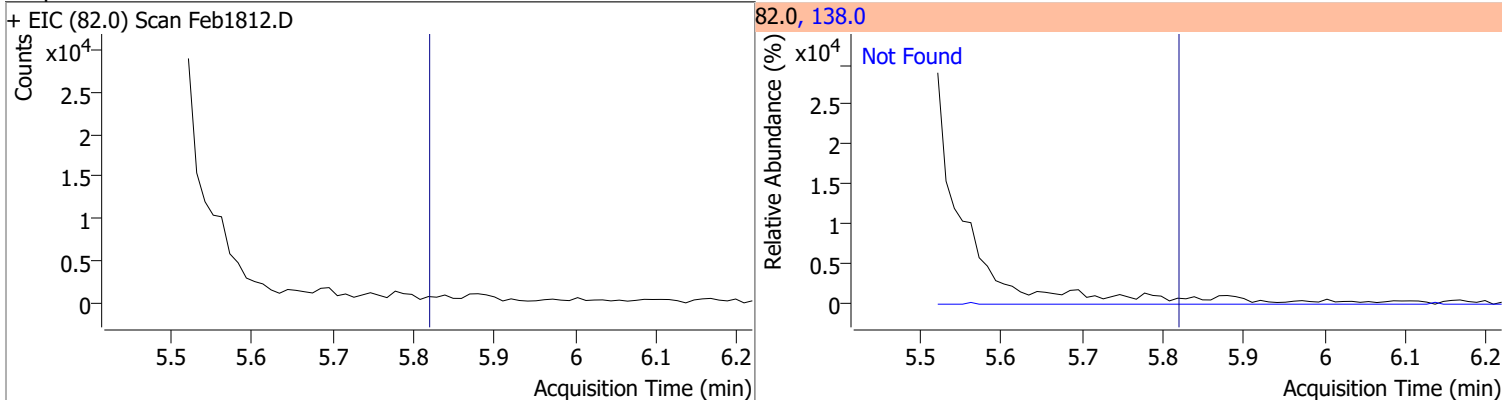
Compound	Conc.	RT	Dev(Min)	Resp.	QIon	QRatio	Lower	Upper
Nitrobenzene-d5	61.7579	5.50	0.00	485840	54.0	62.1	46.3	86.0
					128.0	44.9	34.1	63.3



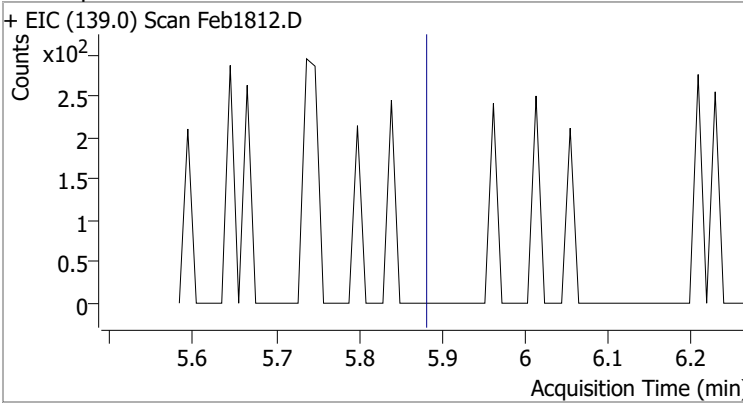
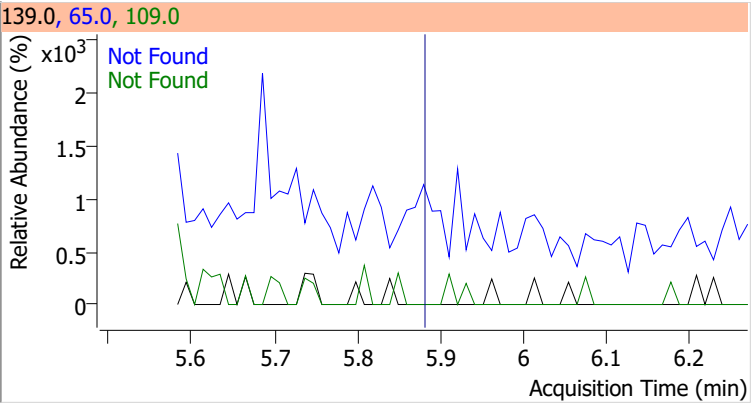
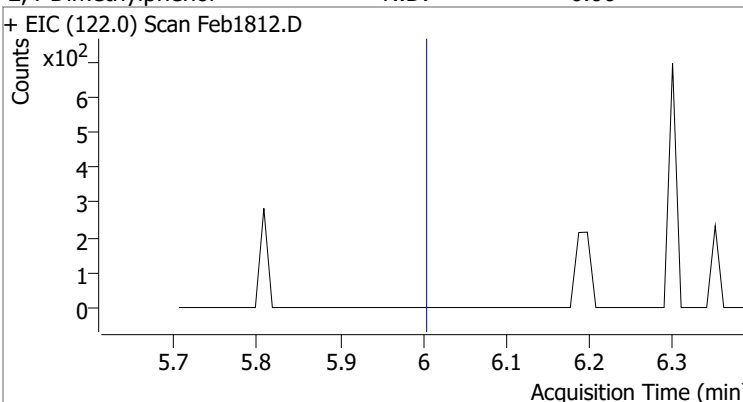
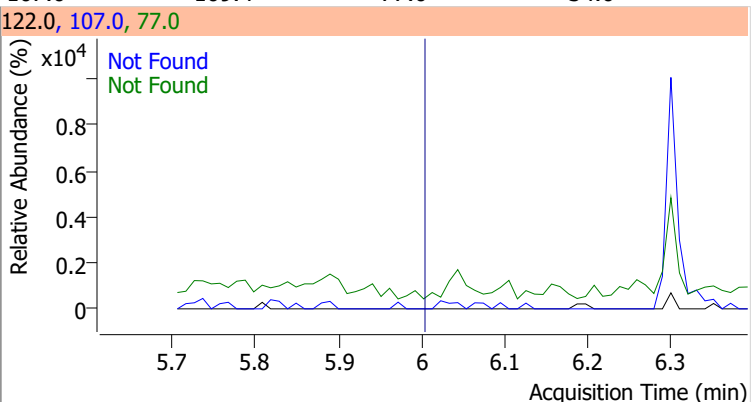
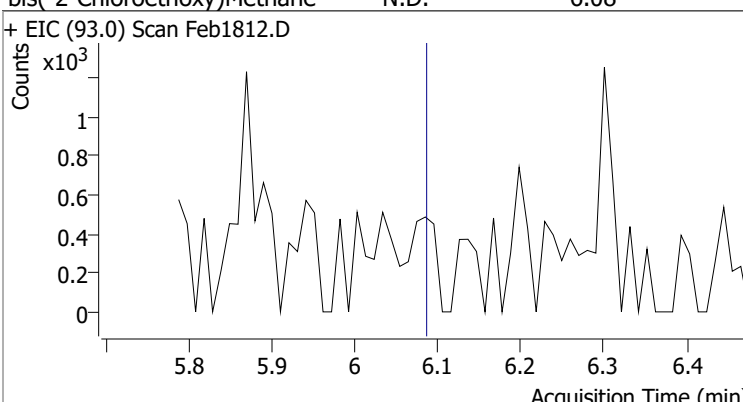
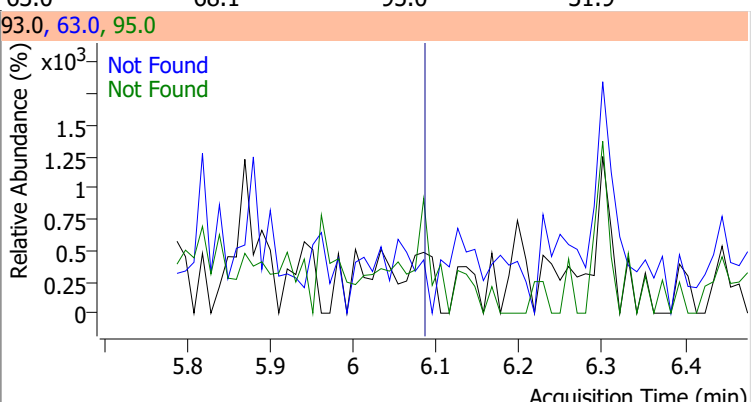
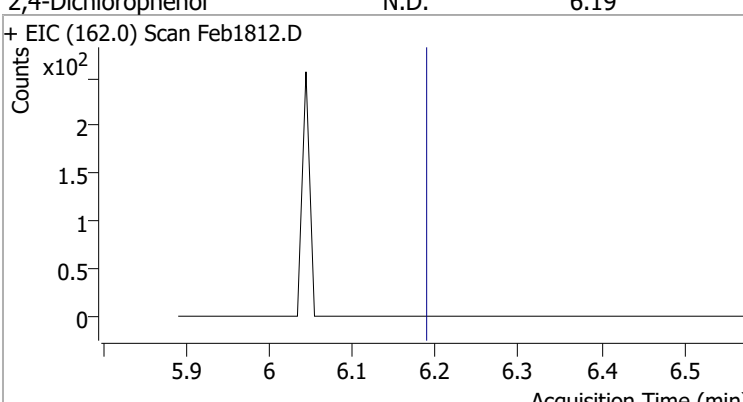
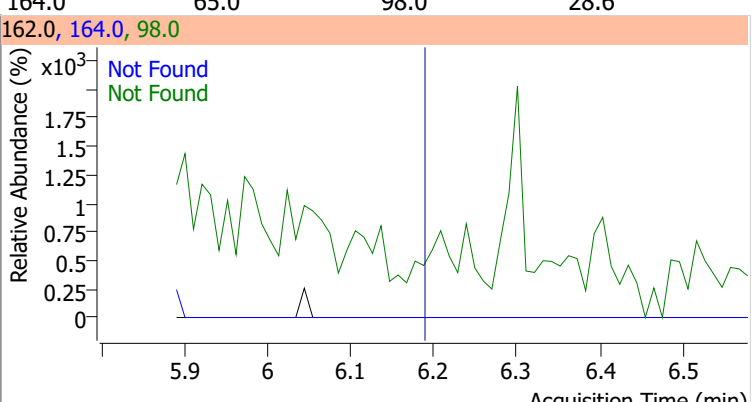
Compound	Conc.	Exp RT	QIon	Exp Ratio	QIon	Exp Ratio
Nitrobenzene	N.D.	5.52	77.0	212.7	51.0	131.0



Compound	Conc.	Exp RT	QIon	Exp Ratio
Isophorone	N.D.	5.82	138.0	21.1

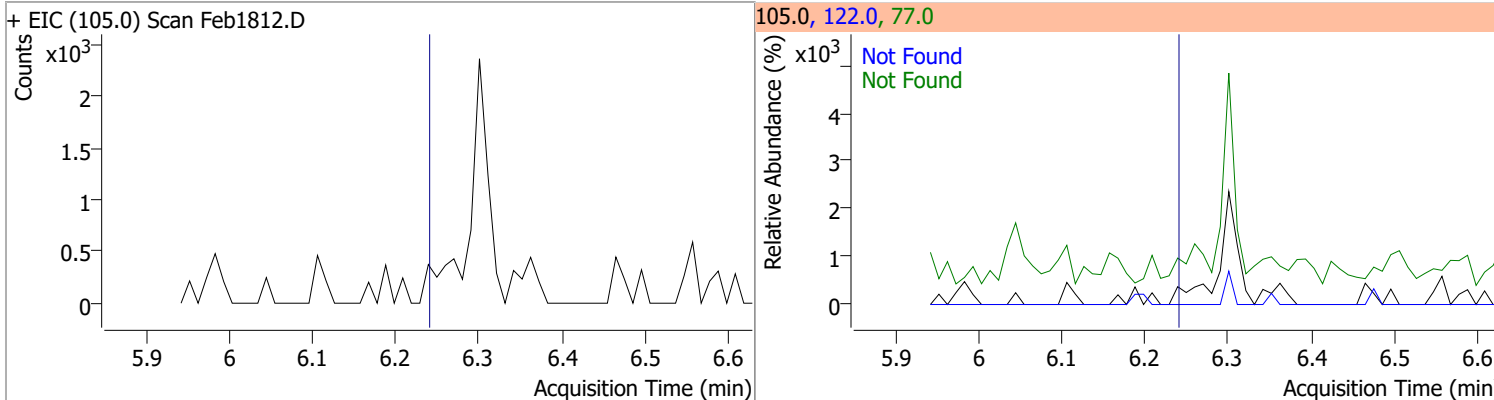


Quantitation Results Report (QT Reviewed)

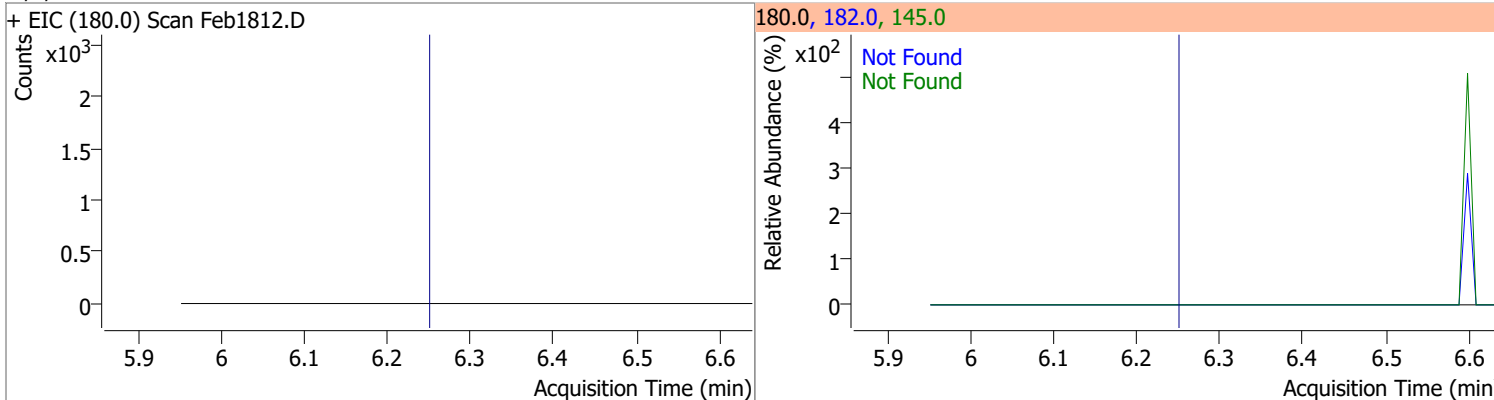
Compound	Conc.	Exp RT	QIon	Exp Ratio	QIon	Exp Ratio
2-Nitrophenol	N.D.	5.88	65.0	48.8	109.0	35.2
+ EIC (139.0) Scan Feb1812.D			139.0, 65.0, 109.0			
						
2,4-Dimethylphenol	N.D.	6.00	107.0	109.4	77.0	34.0
+ EIC (122.0) Scan Feb1812.D			122.0, 107.0, 77.0			
						
bis(-2-Chloroethoxy)Methane	N.D.	6.08	63.0	68.1	95.0	31.9
+ EIC (93.0) Scan Feb1812.D			93.0, 63.0, 95.0			
						
2,4-Dichlorophenol	N.D.	6.19	164.0	65.0	98.0	28.6
+ EIC (162.0) Scan Feb1812.D			162.0, 164.0, 98.0			
						

Quantitation Results Report (QT Reviewed)

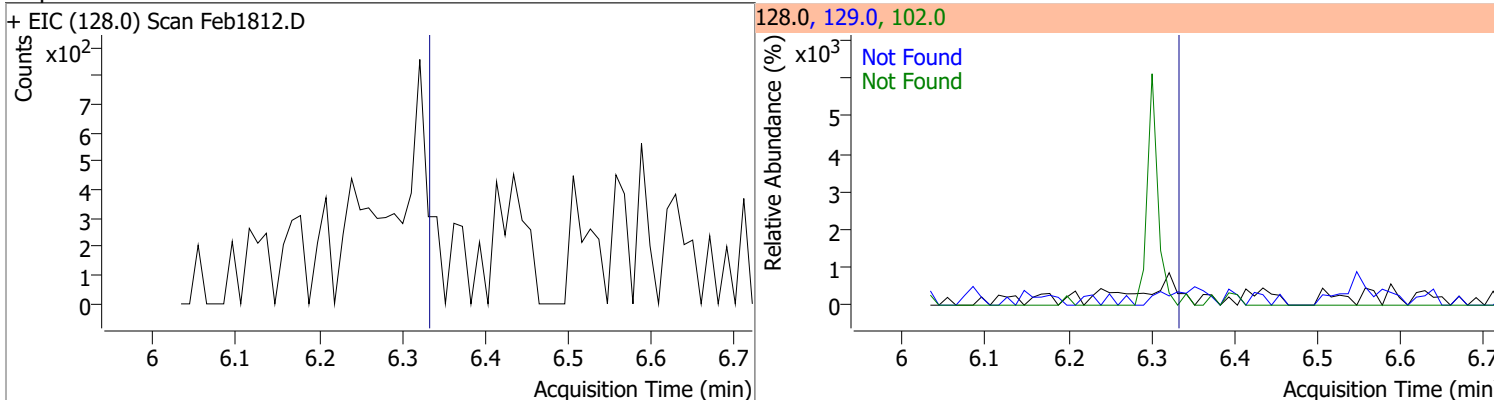
Compound	Conc.	Exp RT	QIon	Exp Ratio	QIon	Exp Ratio
Benzoic Acid	N.D.	6.24	122.0	85.5	77.0	60.4



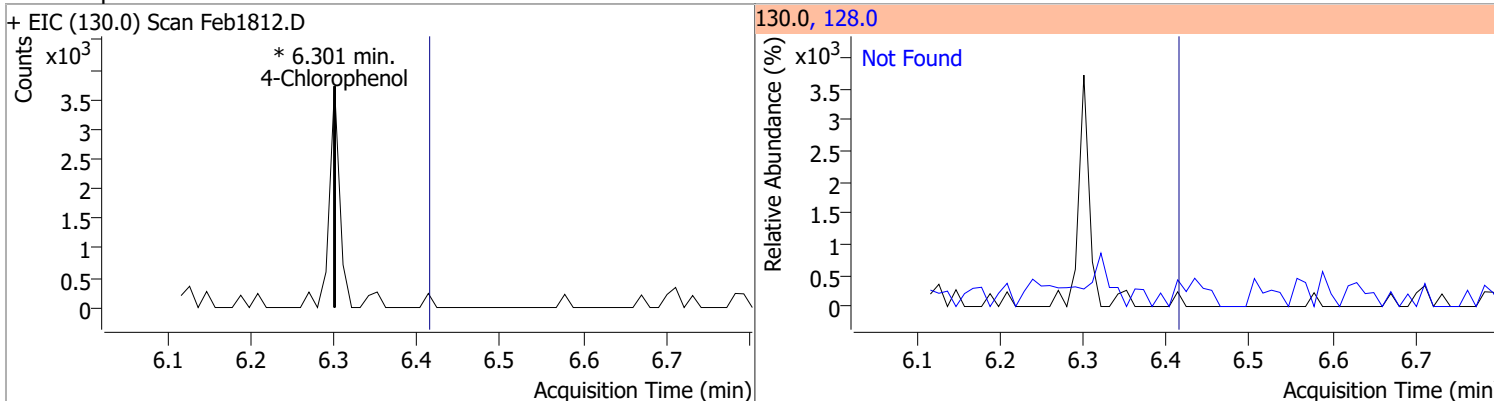
Compound	Conc.	Exp RT	QIon	Exp Ratio	QIon	Exp Ratio
1,2,4-Trichlorobenzene	N.D.	6.25	182.0	94.6	145.0	28.7



Compound	Conc.	Exp RT	QIon	Exp Ratio	QIon	Exp Ratio
Naphthalene	N.D.	6.33	129.0	11.5	102.0	9.9

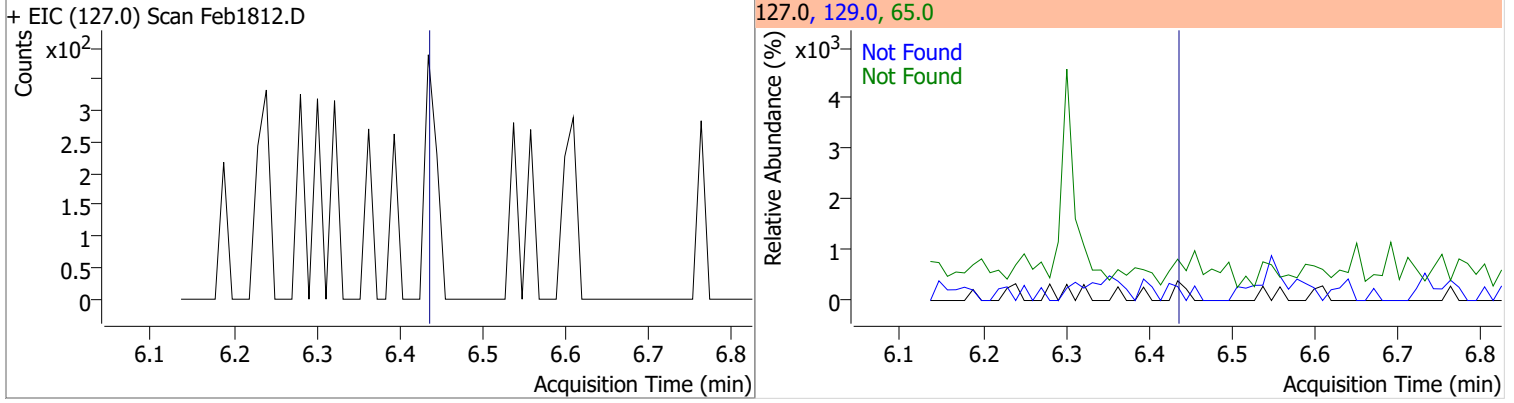


Compound	Conc.	RT	Dev(Min)	Resp.	QIon	QRatio	Lower	Upper
4-Chlorophenol		0		0	128.0		221.4	411.2

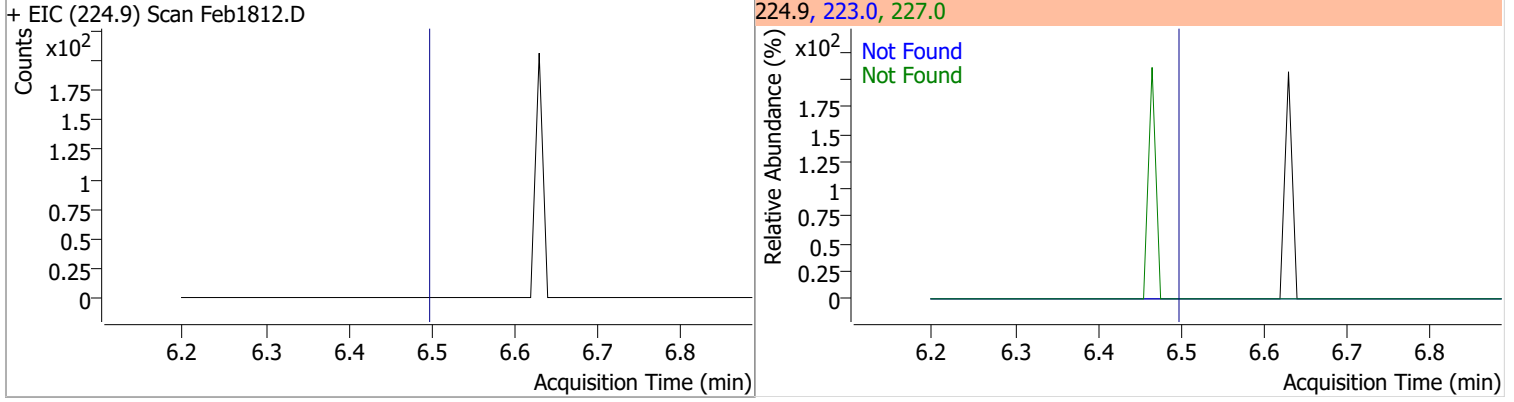


Quantitation Results Report (QT Reviewed)

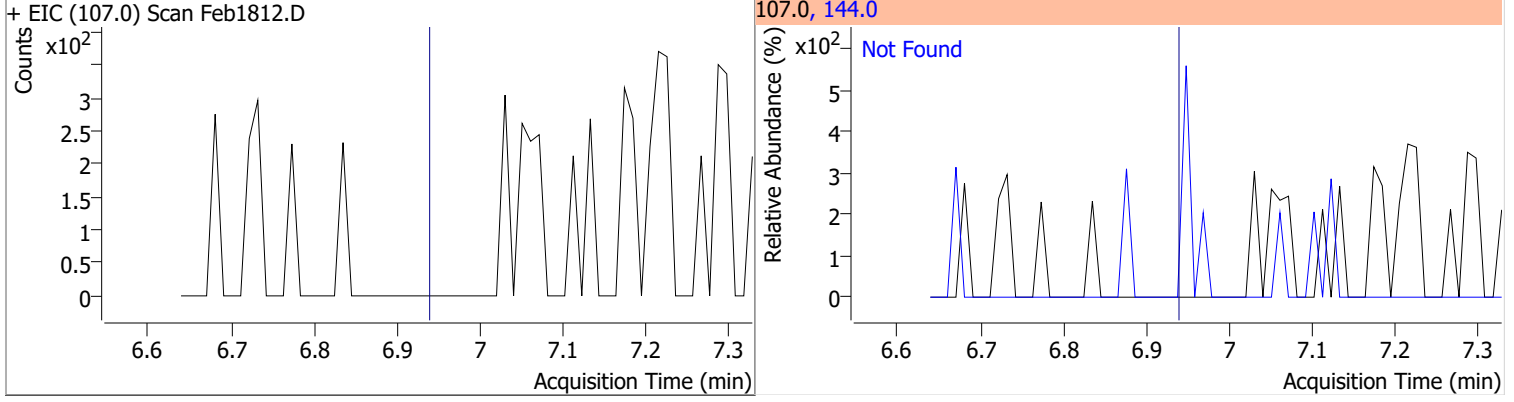
Compound	Conc.	Exp RT	QIon	Exp Ratio	QIon	Exp Ratio
p-Chloroaniline	N.D.	6.43	65.0	60.1	129.0	37.6



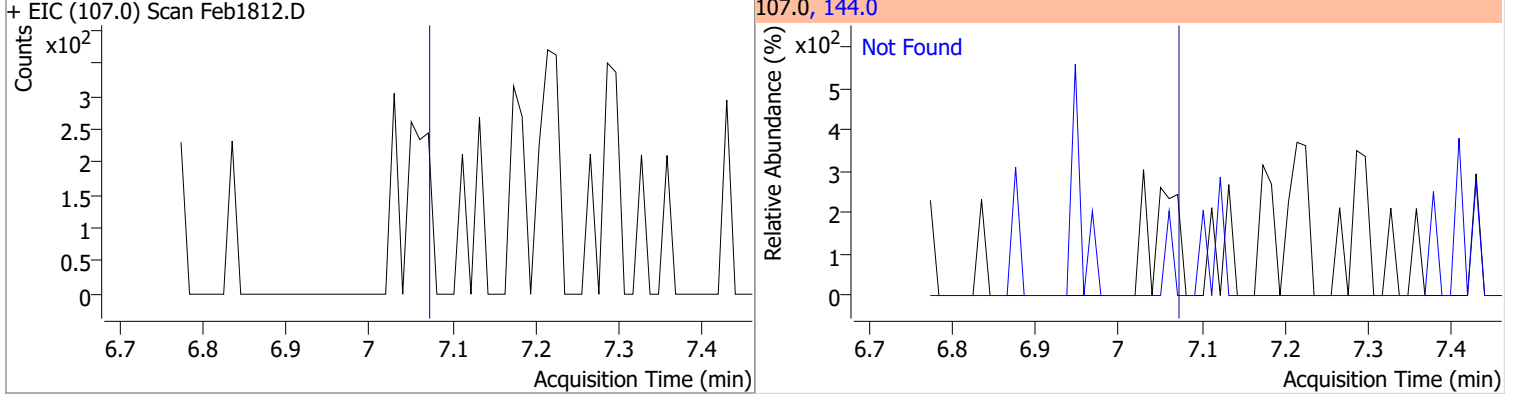
Compound	Conc.	Exp RT	QIon	Exp Ratio	QIon	Exp Ratio
Hexachlorobutadiene	N.D.	6.50	227.0	65.7	223.0	64.3



Compound	Conc.	Exp RT	QIon	Exp Ratio
4-Chloro-2-Methylphenol	N.D.	6.94	144.0	27.8

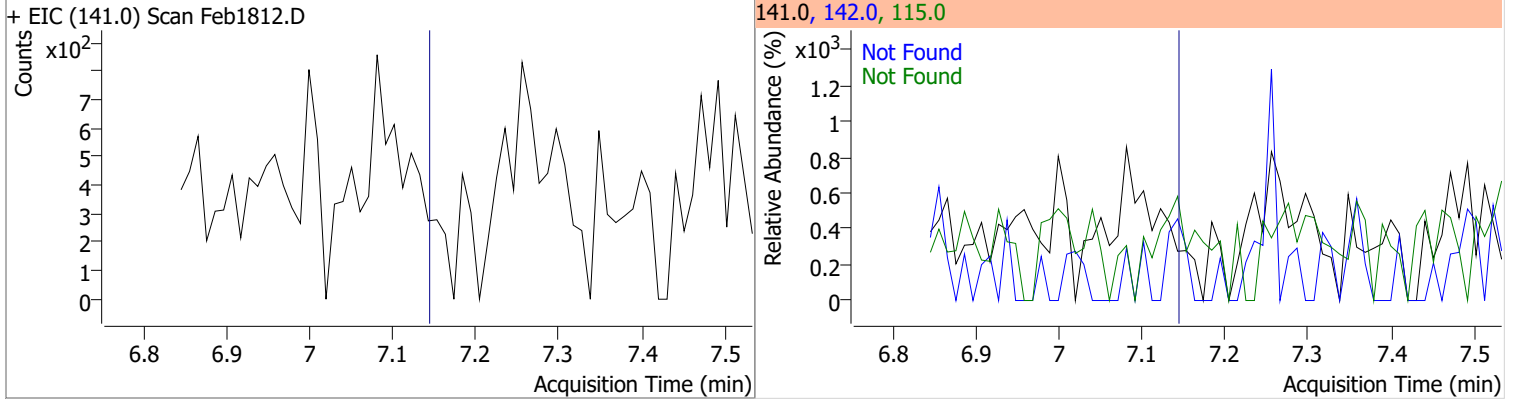


Compound	Conc.	Exp RT	QIon	Exp Ratio
4-Chloro-3-Methylphenol	N.D.	7.07	144.0	27.3

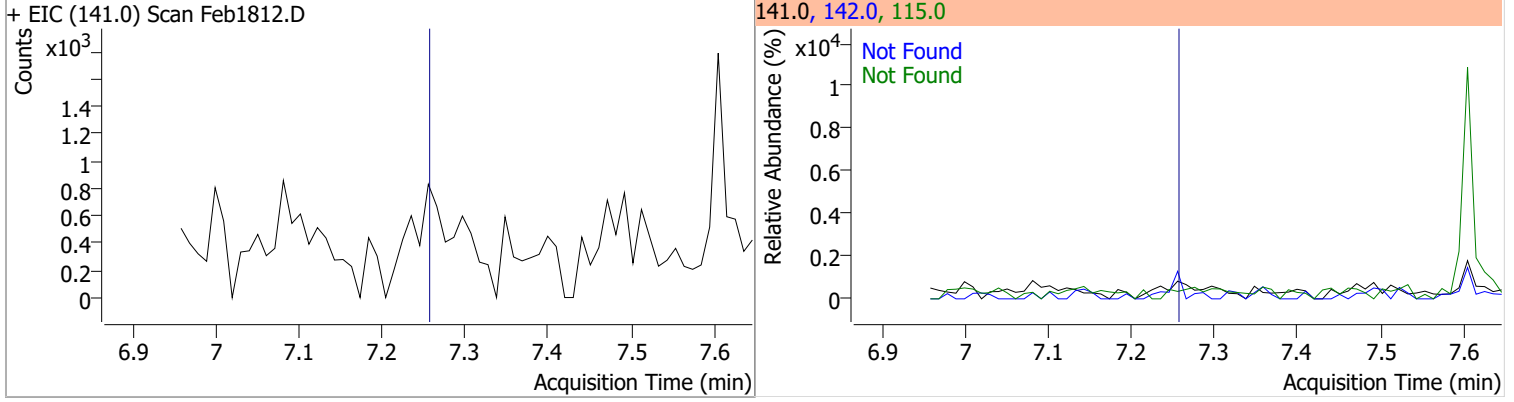


Quantitation Results Report (QT Reviewed)

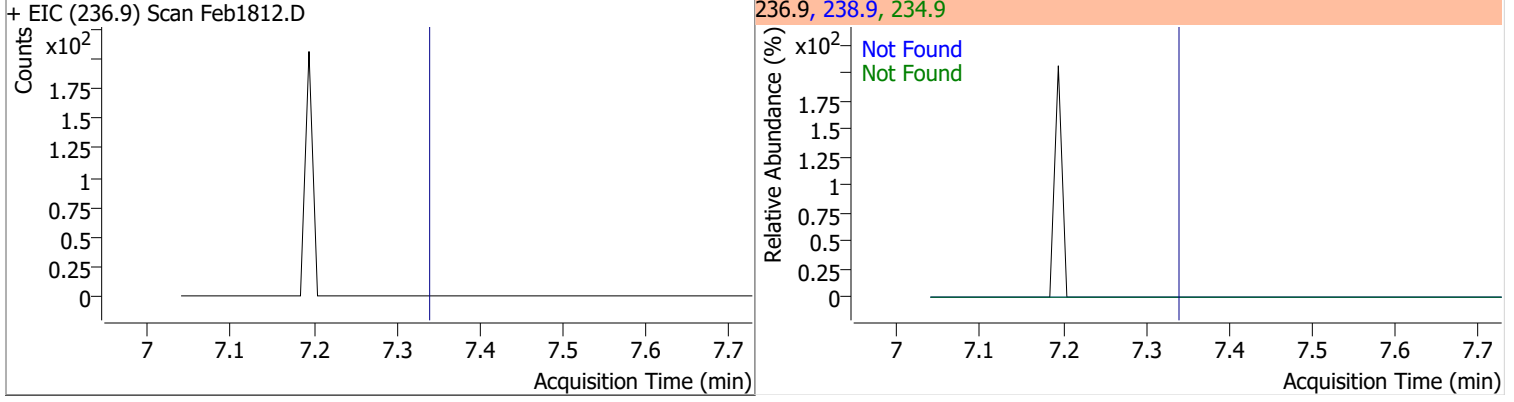
Compound	Conc.	Exp RT	QIon	Exp Ratio	QIon	Exp Ratio
2-Methylnaphthalene	N.D.	7.14	142.0	119.8	115.0	41.7



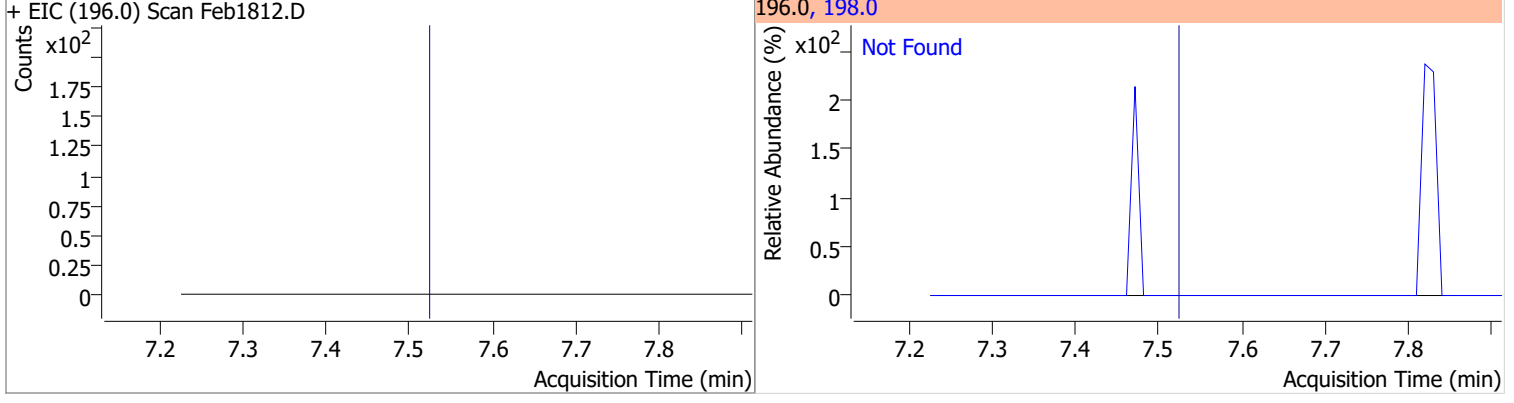
Compound	Conc.	Exp RT	QIon	Exp Ratio	QIon	Exp Ratio
1-Methylnaphthalene	N.D.	7.26	142.0	114.0	115.0	41.3



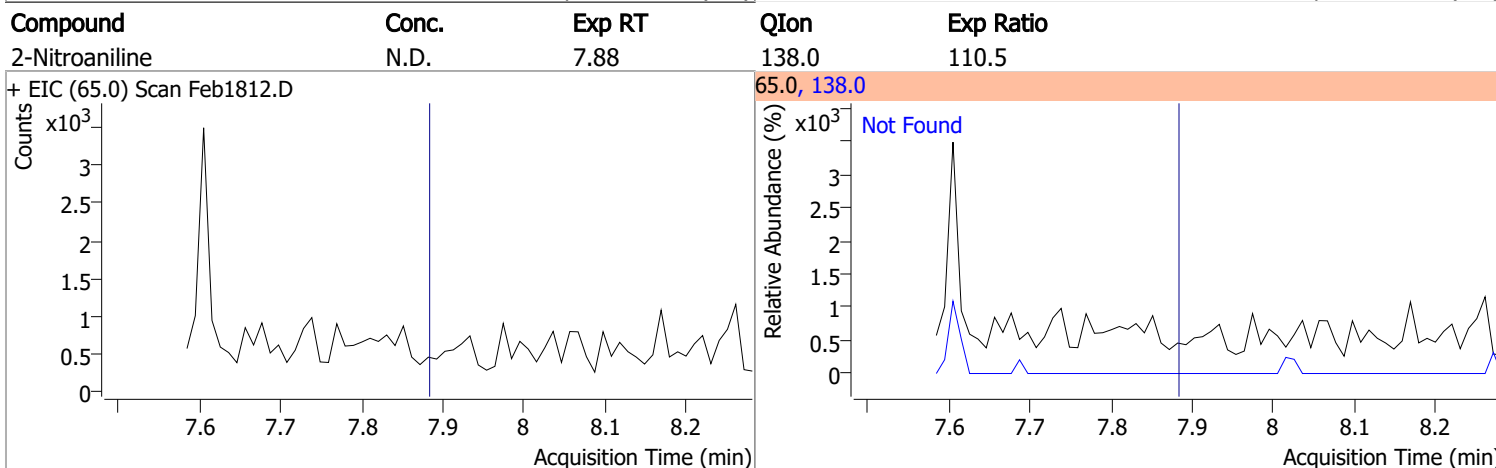
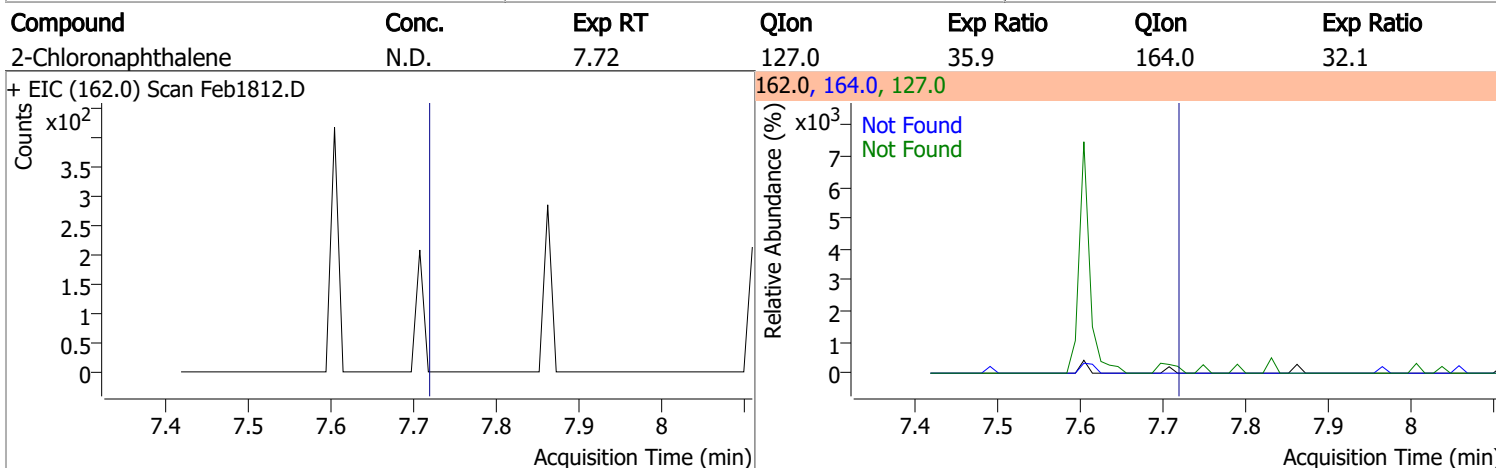
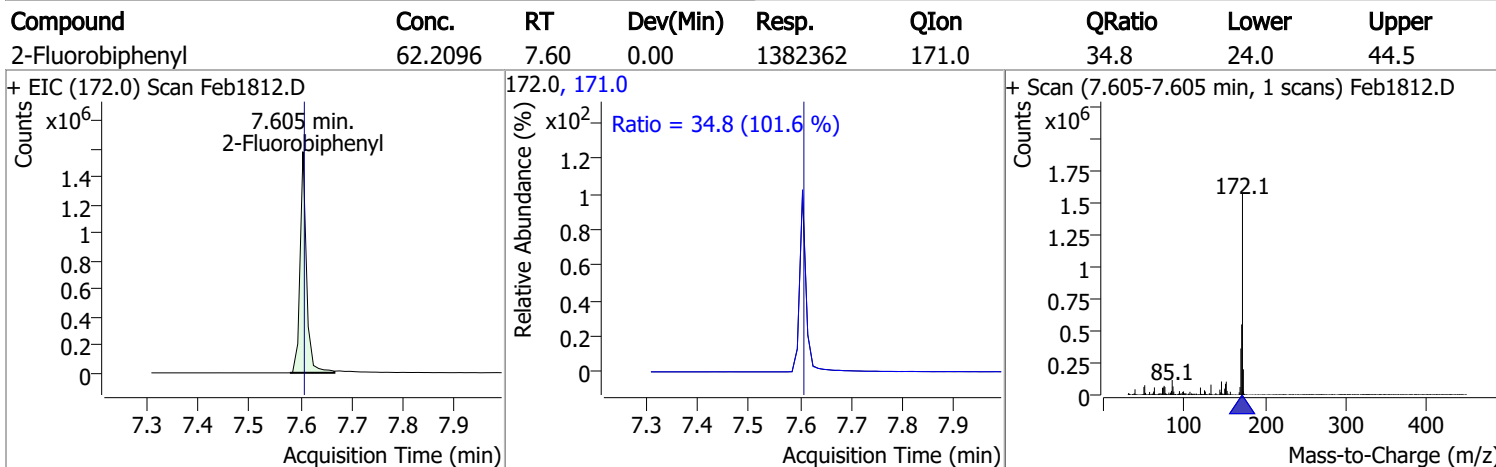
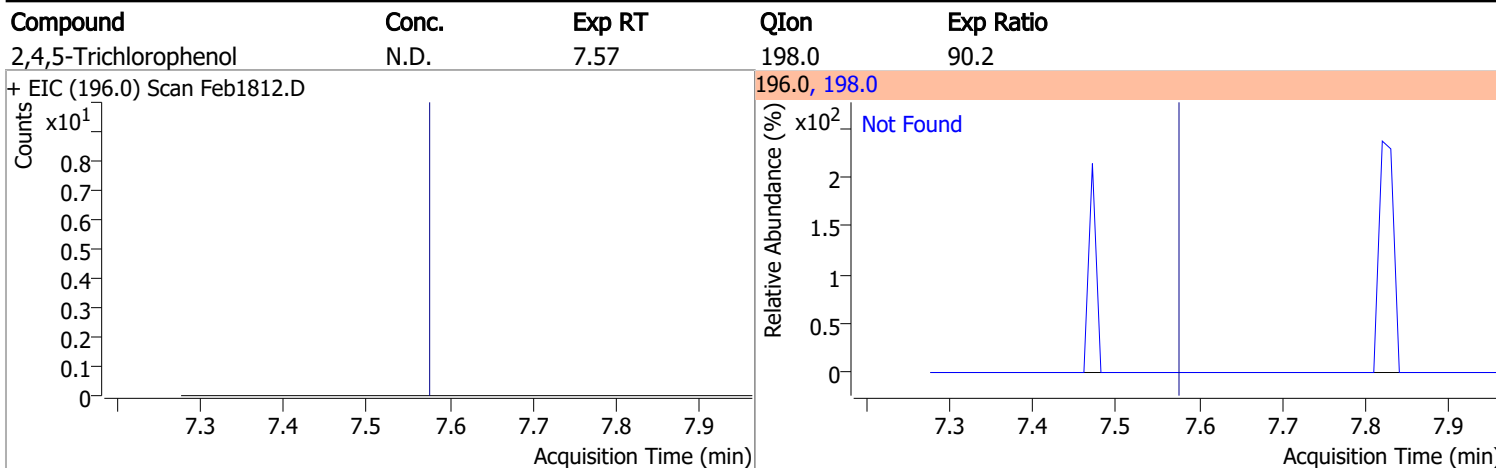
Compound	Conc.	Exp RT	QIon	Exp Ratio	QIon	Exp Ratio
Hexachlorocyclopentadiene	N.D.	7.34	234.9	64.6	238.9	63.8



Compound	Conc.	Exp RT	QIon	Exp Ratio
2,4,6-Trichlorophenol	N.D.	7.52	198.0	96.5

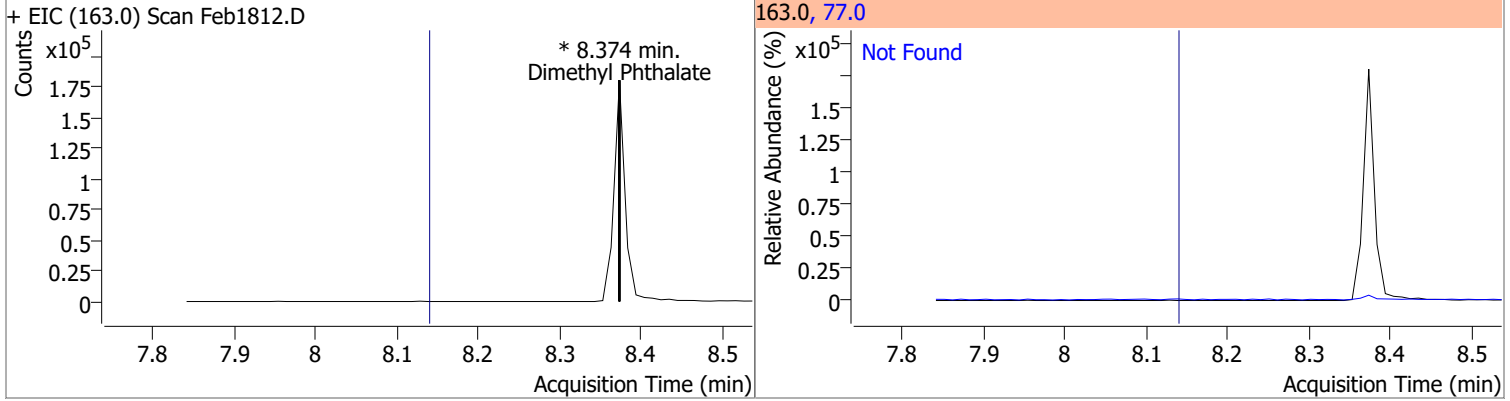


Quantitation Results Report (QT Reviewed)

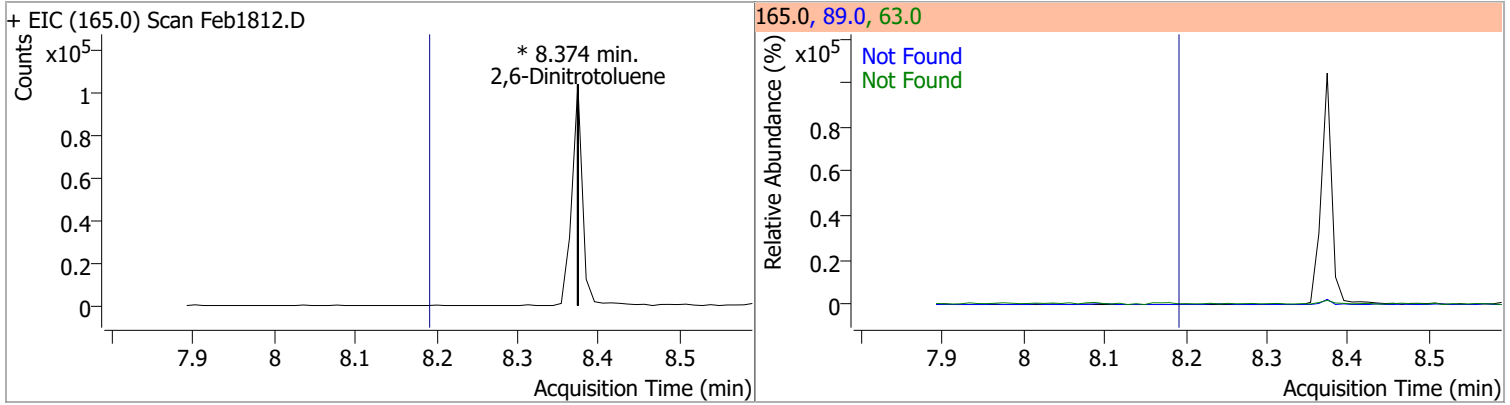


Quantitation Results Report (QT Reviewed)

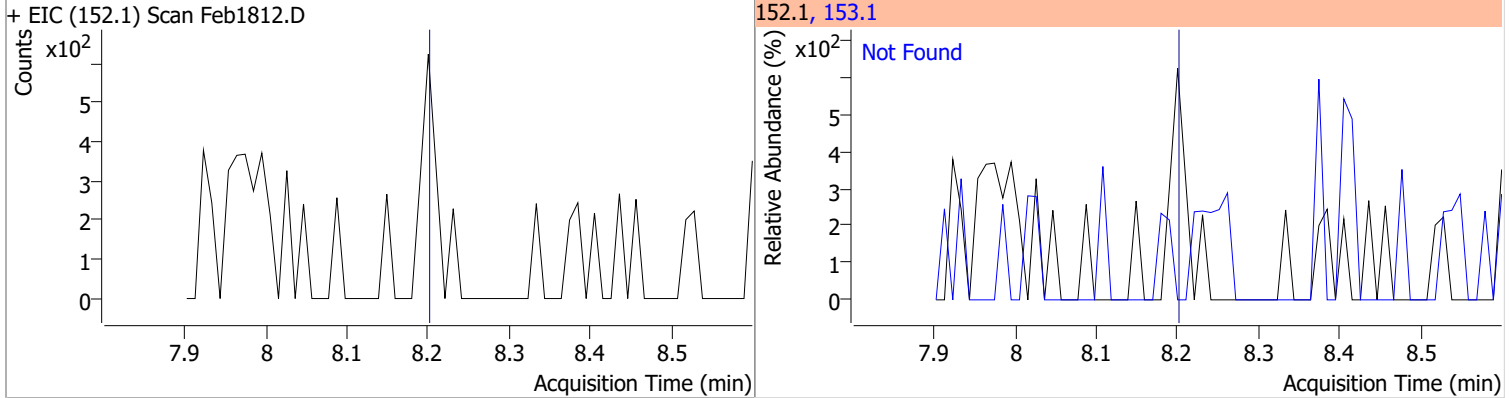
Compound	Conc.	RT	Dev(Min)	Resp.	QIon	QRatio	Lower	Upper
Dimethyl Phthalate	0	0		0	77.0		13.8	25.7



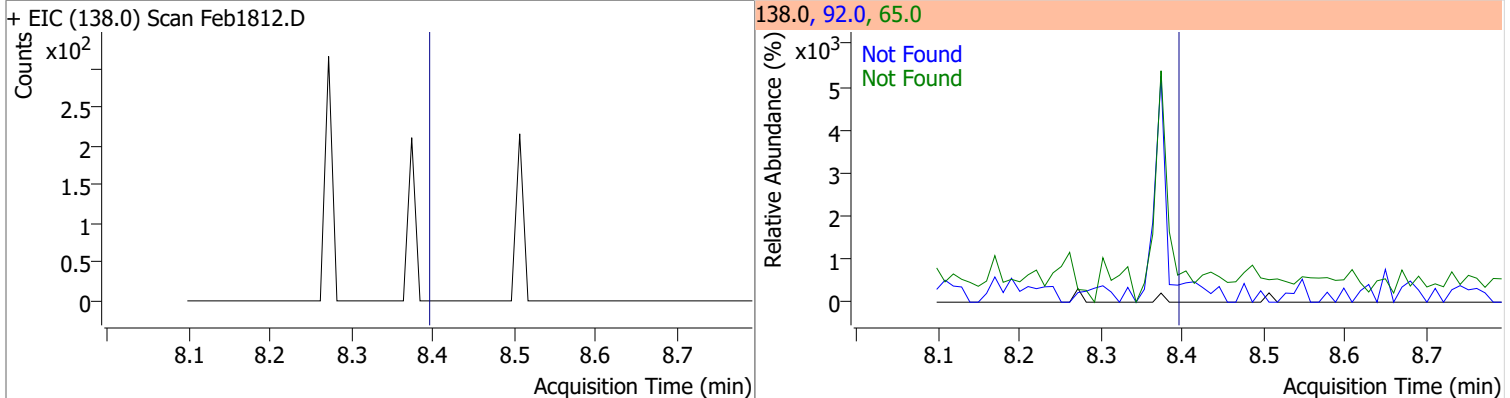
Compound	Conc.	RT	Dev(Min)	Resp.	QIon	QRatio	Lower	Upper
2,6-Dinitrotoluene	0	0		0	63.0		99.5	184.8
					89.0		43.3	80.3



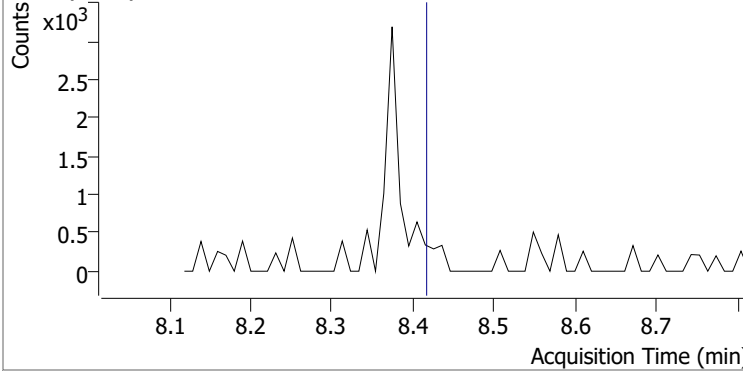
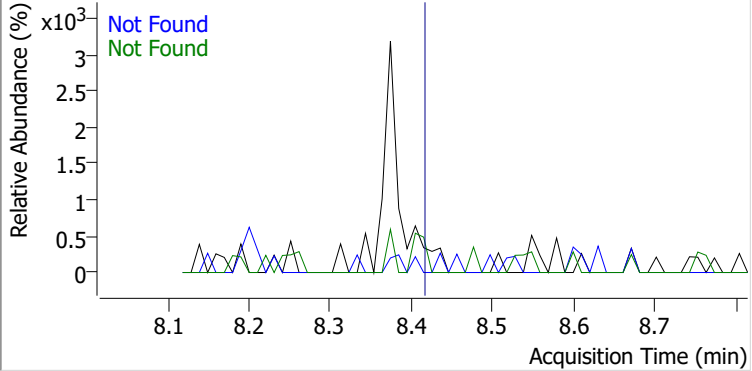
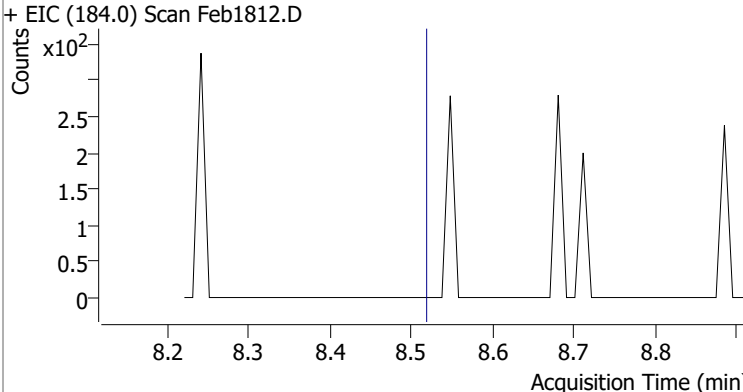
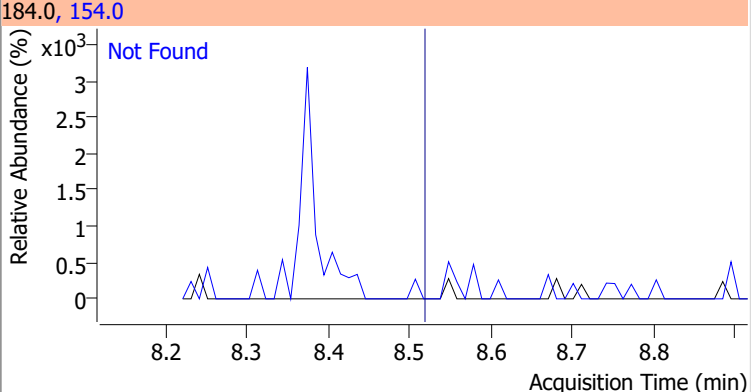
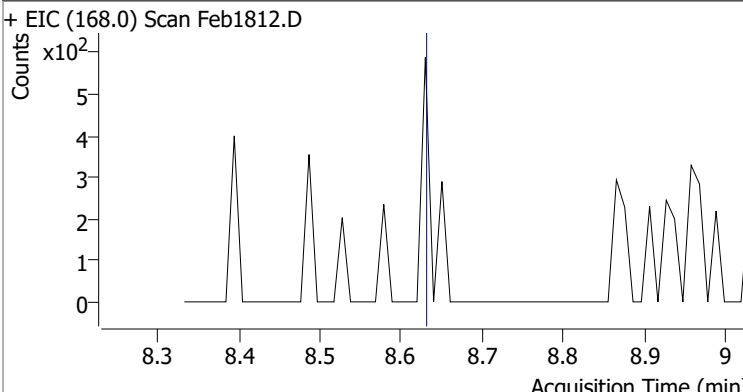
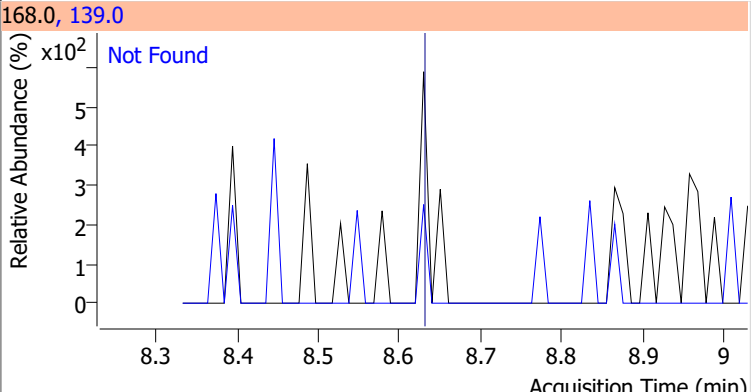
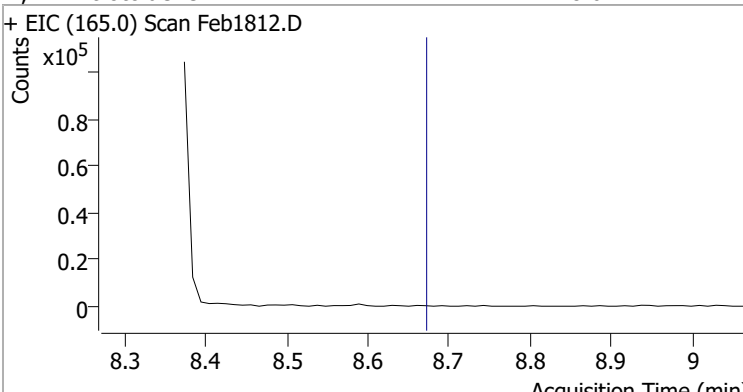
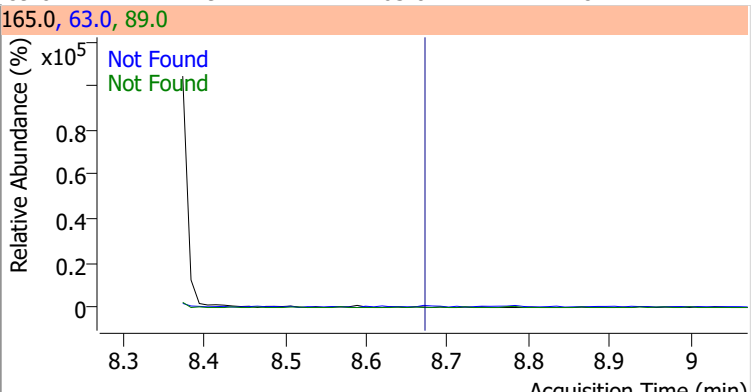
Compound	Conc.	Exp RT	QIon	Exp Ratio
Acenaphthylene	N.D.	8.20	153.1	13.6



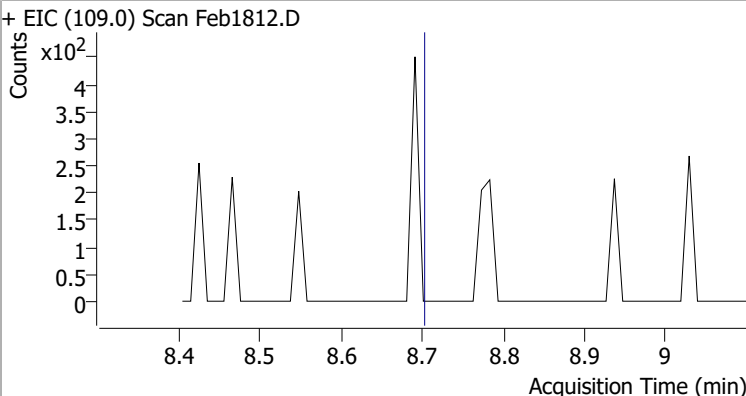
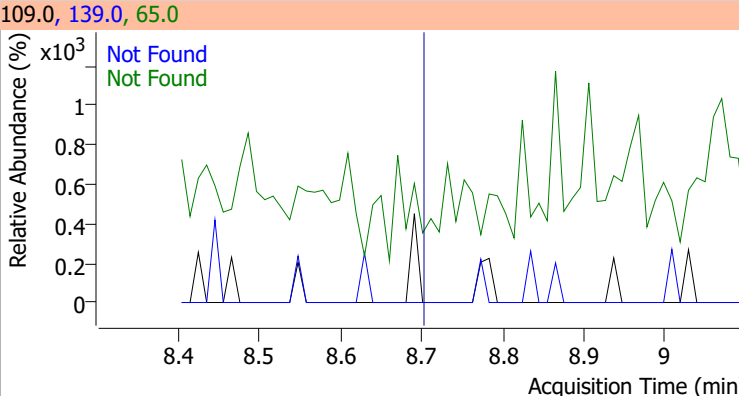
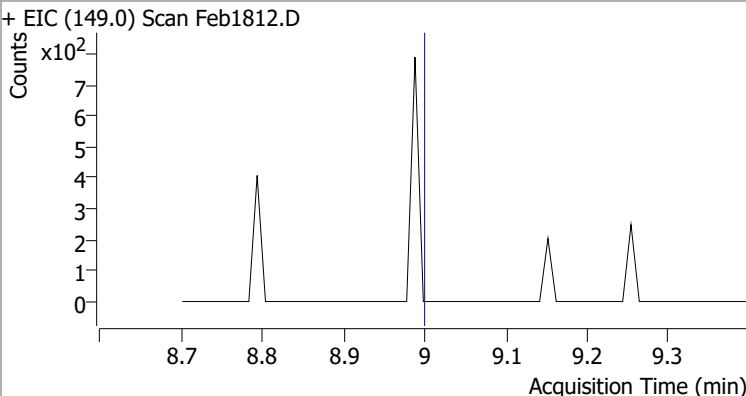
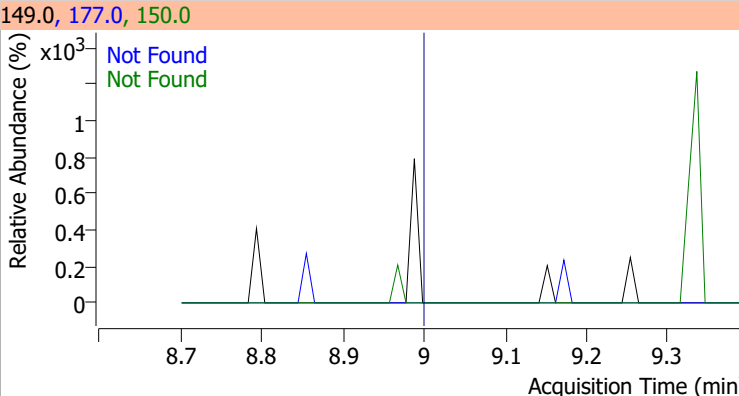
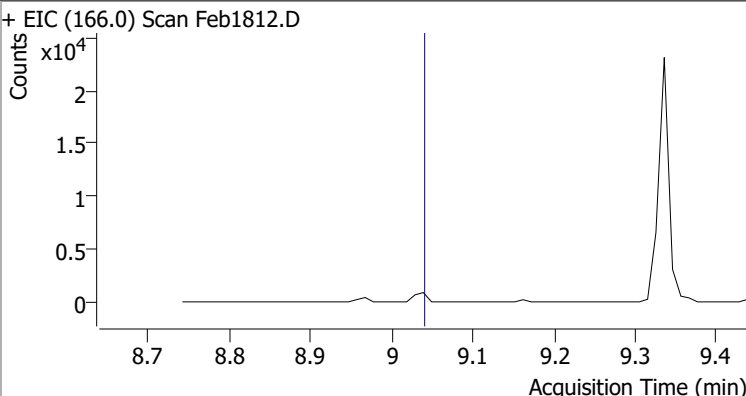
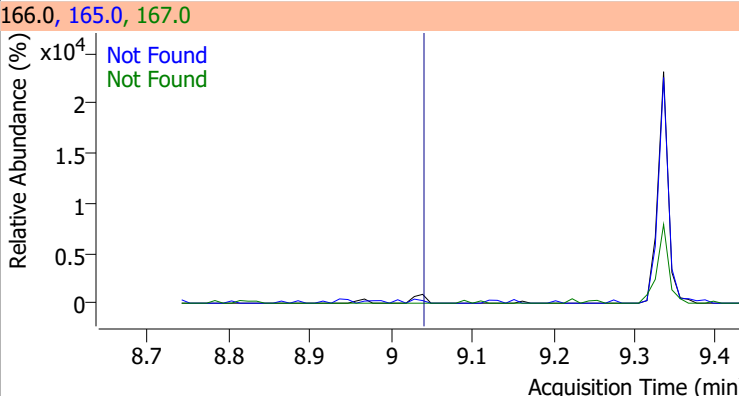
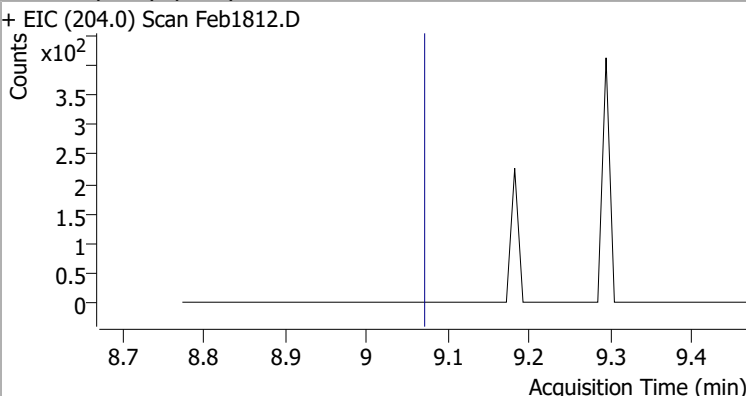
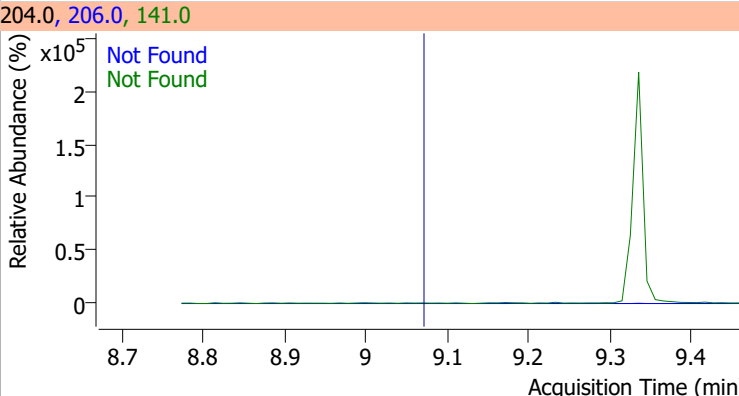
Compound	Conc.	Exp RT	QIon	Exp Ratio	QIon	Exp Ratio
3-Nitroaniline	N.D.	8.39	65.0	129.1	92.0	106.7



Quantitation Results Report (QT Reviewed)

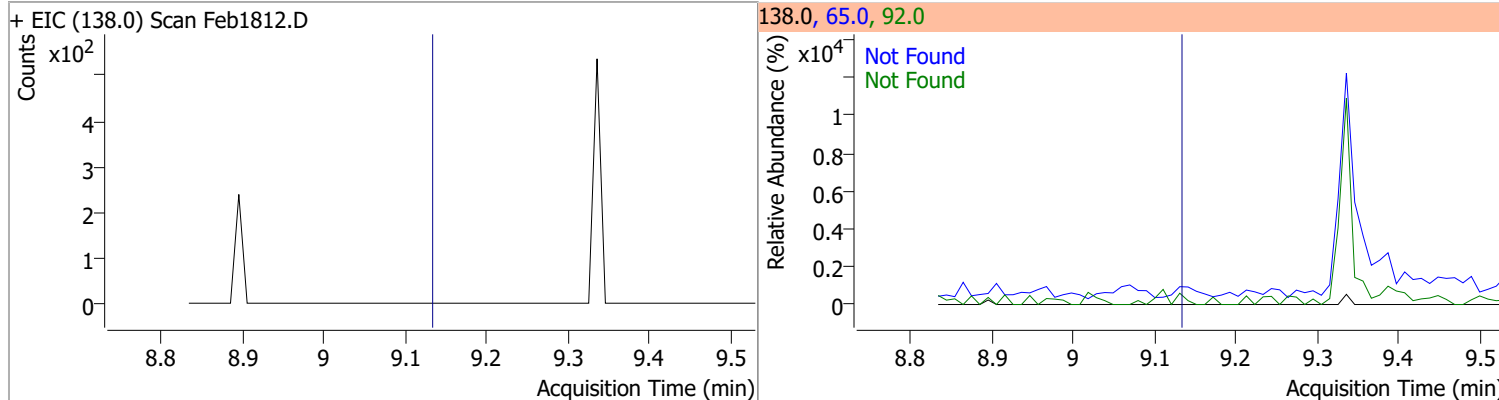
Compound	Conc.	Exp RT	QIon	Exp Ratio	QIon	Exp Ratio
Acenaphthene	N.D.	8.41	153.0	106.5	152.0	51.8
+ EIC (154.0) Scan Feb1812.D			154.0, 152.0, 153.0			
						
2,4-Dinitrophenol	N.D.	8.52	154.0	62.7		
+ EIC (184.0) Scan Feb1812.D			184.0, 154.0			
						
Dibenzofuran	N.D.	8.63	139.0	37.5		
+ EIC (168.0) Scan Feb1812.D			168.0, 139.0			
						
2,4-Dinitrotoluene	N.D.	8.67	89.0	79.2	63.0	48.4
+ EIC (165.0) Scan Feb1812.D			165.0, 63.0, 89.0			
						

Quantitation Results Report (QT Reviewed)

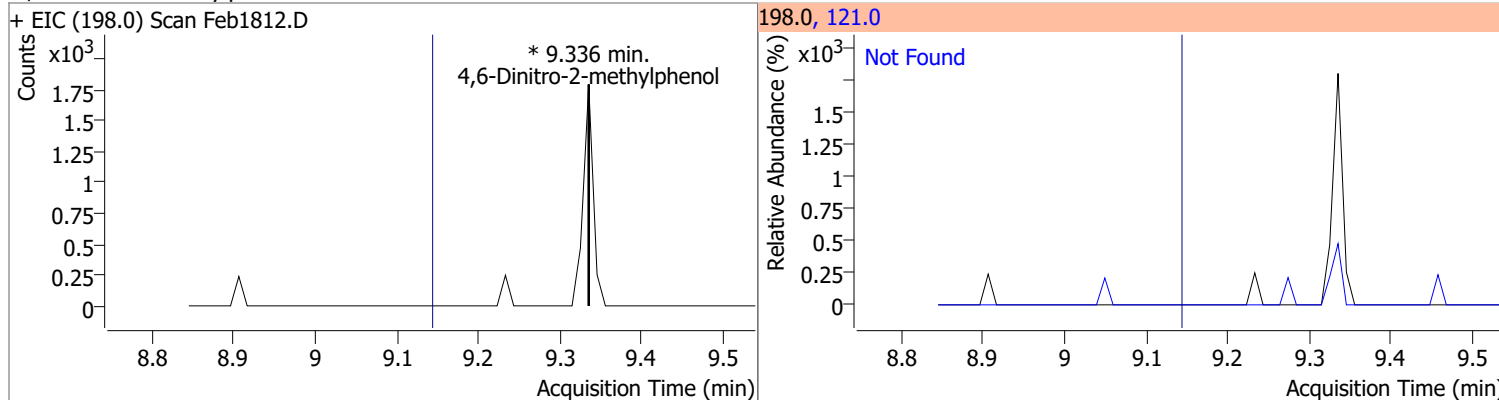
Compound	Conc.	Exp RT	QIon	Exp Ratio	QIon	Exp Ratio
4-Nitrophenol	N.D.	8.70	65.0	72.0	139.0	71.1
+ EIC (109.0) Scan Feb1812.D			109.0, 139.0, 65.0			
						
Diethylphthalate	N.D.	9.00	177.0	20.7	150.0	12.5
+ EIC (149.0) Scan Feb1812.D			149.0, 177.0, 150.0			
						
Fluorene	N.D.	9.04	165.0	93.4	167.0	13.7
+ EIC (166.0) Scan Feb1812.D			166.0, 165.0, 167.0			
						
4-Chlorophenyl-phenylether	N.D.	9.07	141.0	61.2	206.0	33.8
+ EIC (204.0) Scan Feb1812.D			204.0, 206.0, 141.0			
						

Quantitation Results Report (QT Reviewed)

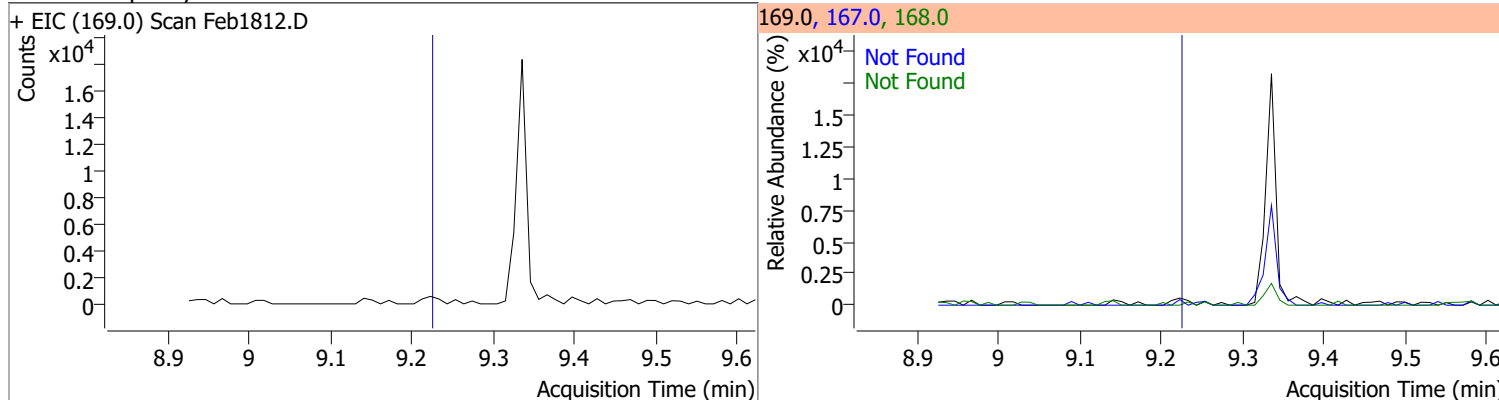
Compound	Conc.	Exp RT	QIon	Exp Ratio	QIon	Exp Ratio
4-Nitroaniline	N.D.	9.14	65.0	112.7	92.0	49.3



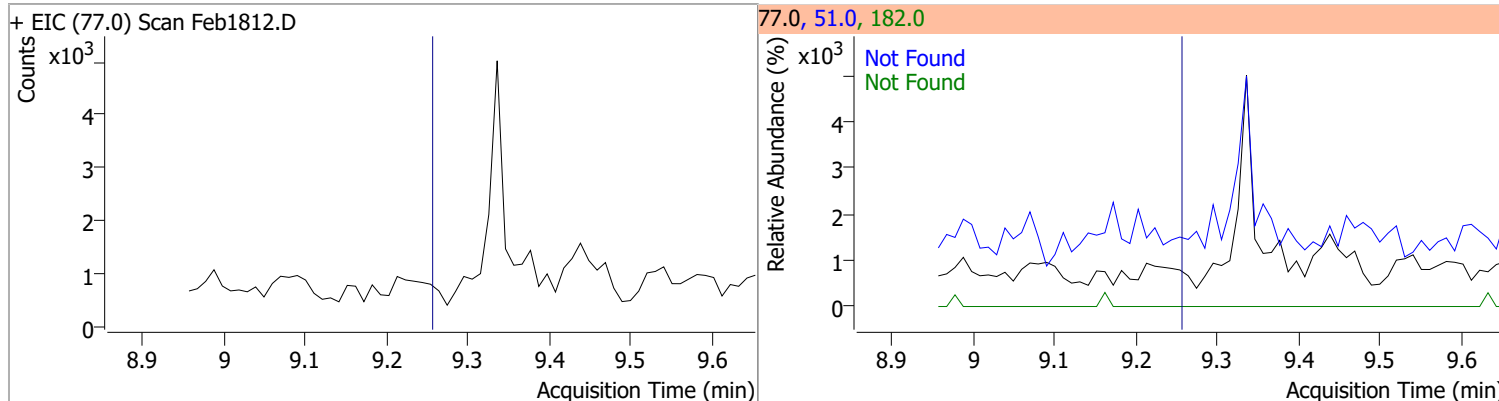
Compound	Conc.	RT	Dev(Min)	Resp.	QIon	QRatio	Lower	Upper
4,6-Dinitro-2-methylphenol	0	9.336		0	121.0		35.1	65.3



Compound	Conc.	Exp RT	QIon	Exp Ratio	QIon	Exp Ratio
N-nitrosodiphenylamine	N.D.	9.23	168.0	62.8	167.0	34.1

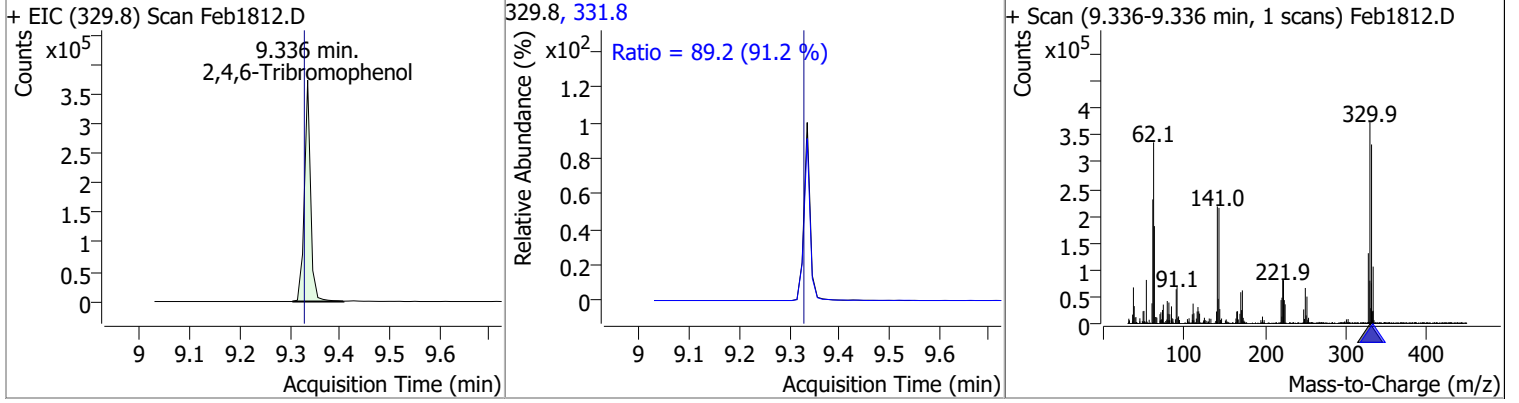


Compound	Conc.	Exp RT	QIon	Exp Ratio	QIon	Exp Ratio
Azobenzene	N.D.	9.26	51.0	45.2	182.0	24.1

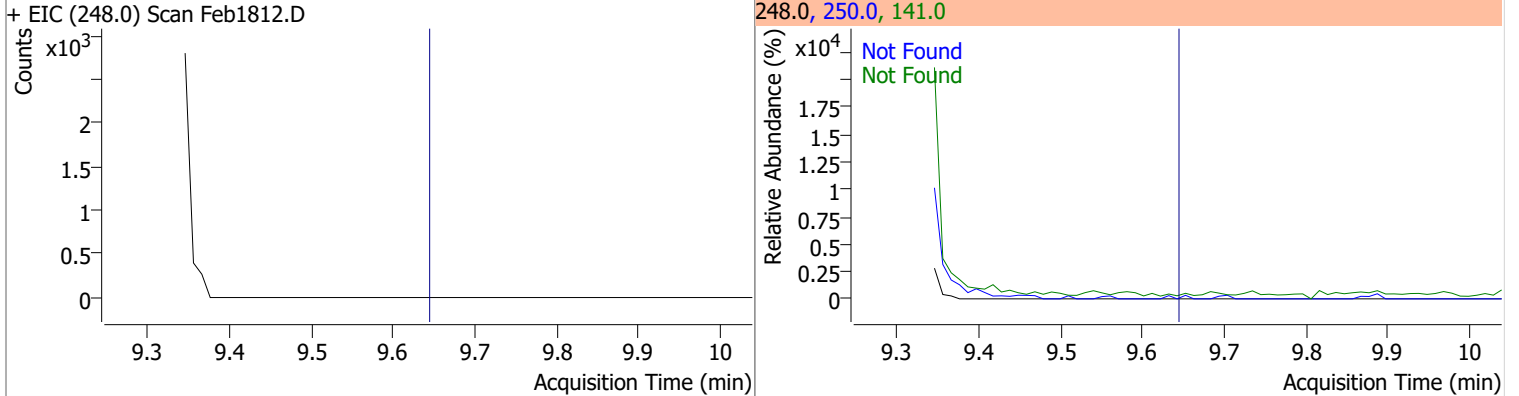


Quantitation Results Report (QT Reviewed)

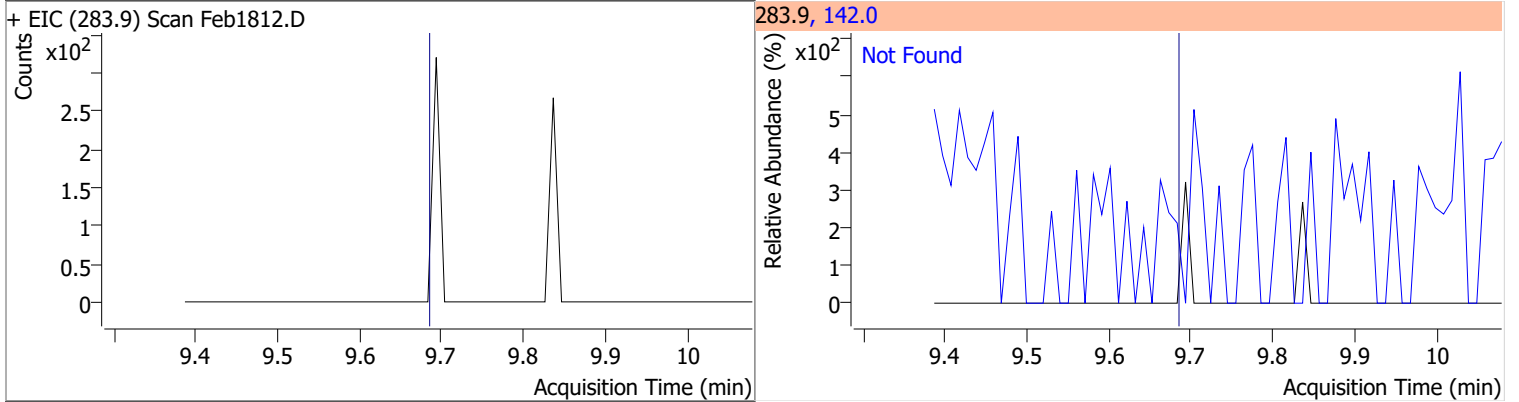
Compound	Conc.	RT	Dev(Min)	Resp.	QIon	QRatio	Lower	Upper
2,4,6-Tribromophenol	157.2199	9.34	0.00	321583	331.8	89.2	68.5	127.2



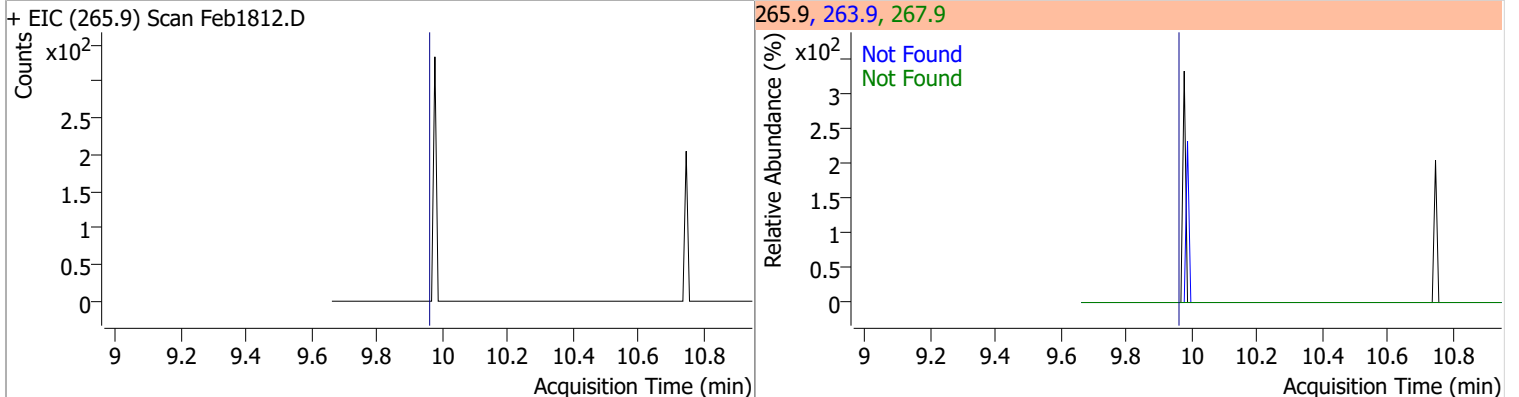
Compound	Conc.	Exp RT	QIon	Exp Ratio	QIon	Exp Ratio
4-Bromophenyl-phenylether	N.D.	9.65	141.0	98.8	250.0	98.2



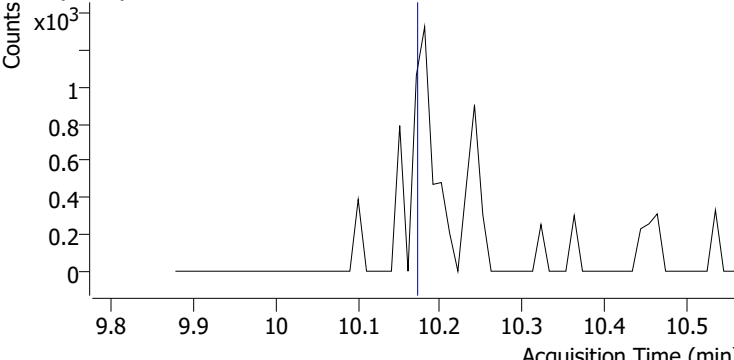
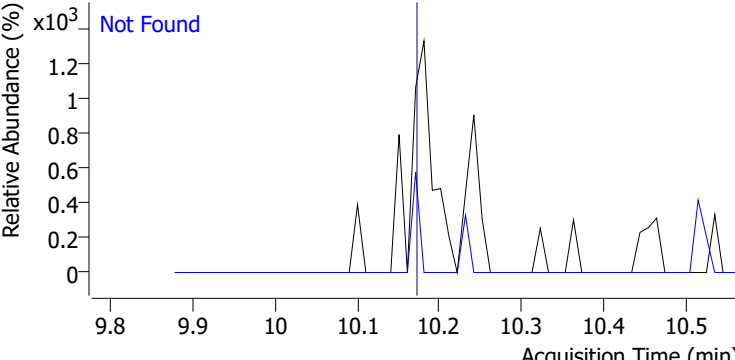
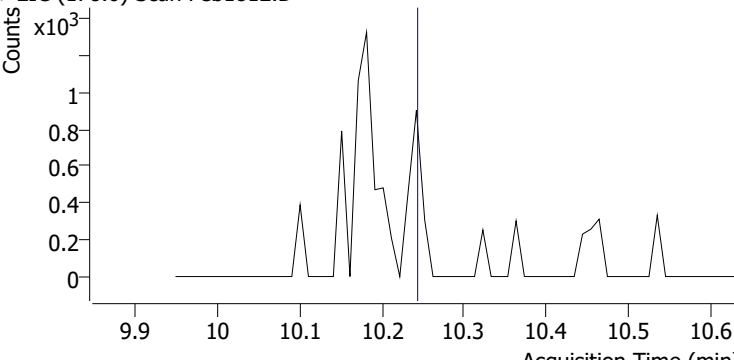
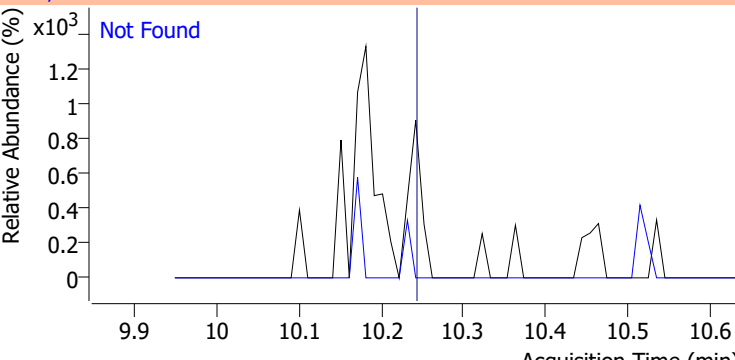
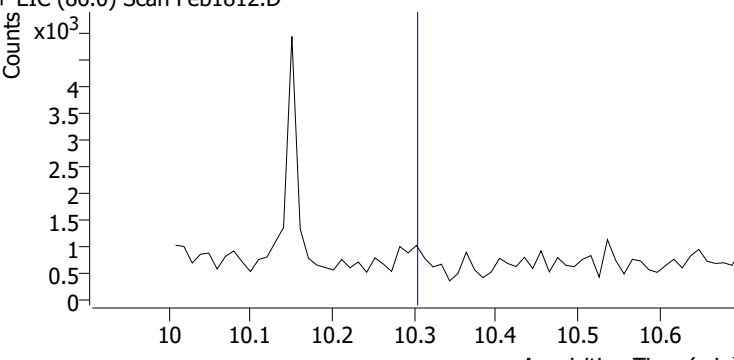
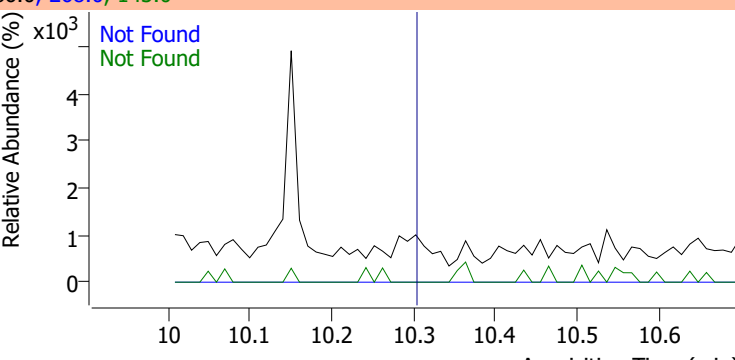
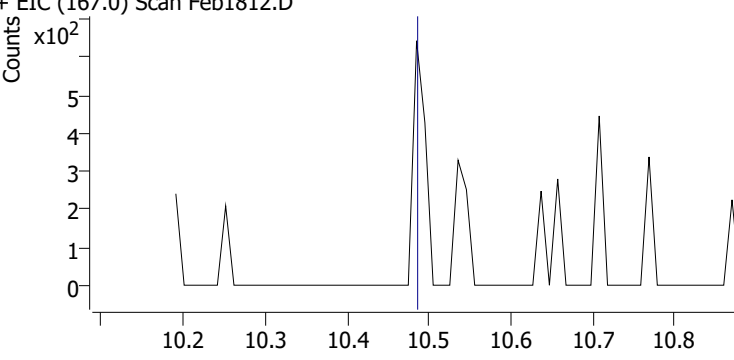
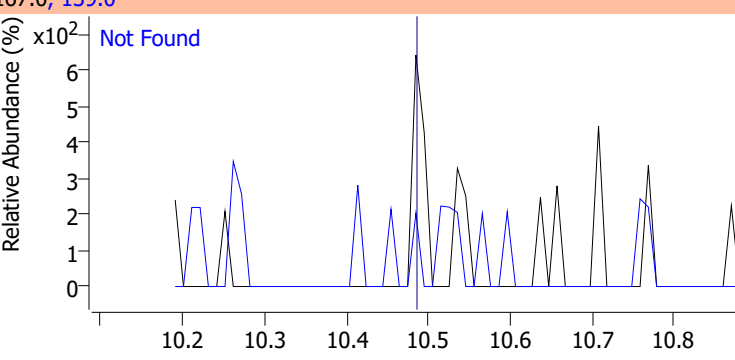
Compound	Conc.	Exp RT	QIon	Exp Ratio
Hexachlorobenzene	N.D.	9.69	142.0	53.8



Compound	Conc.	Exp RT	QIon	Exp Ratio	QIon	Exp Ratio
Pentachlorophenol	N.D.	9.97	267.9	59.4	263.9	58.9

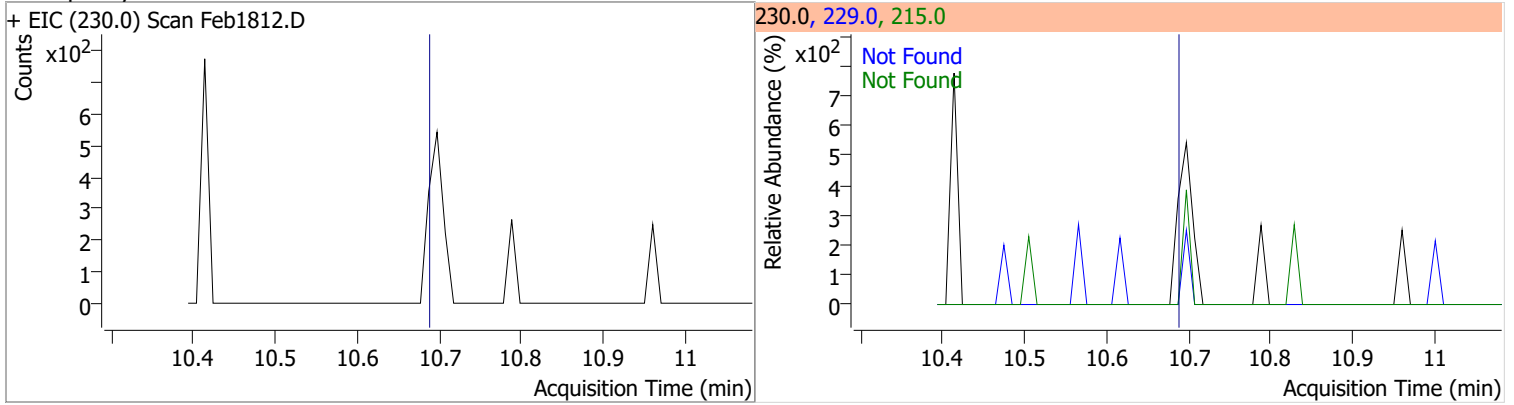


Quantitation Results Report (QT Reviewed)

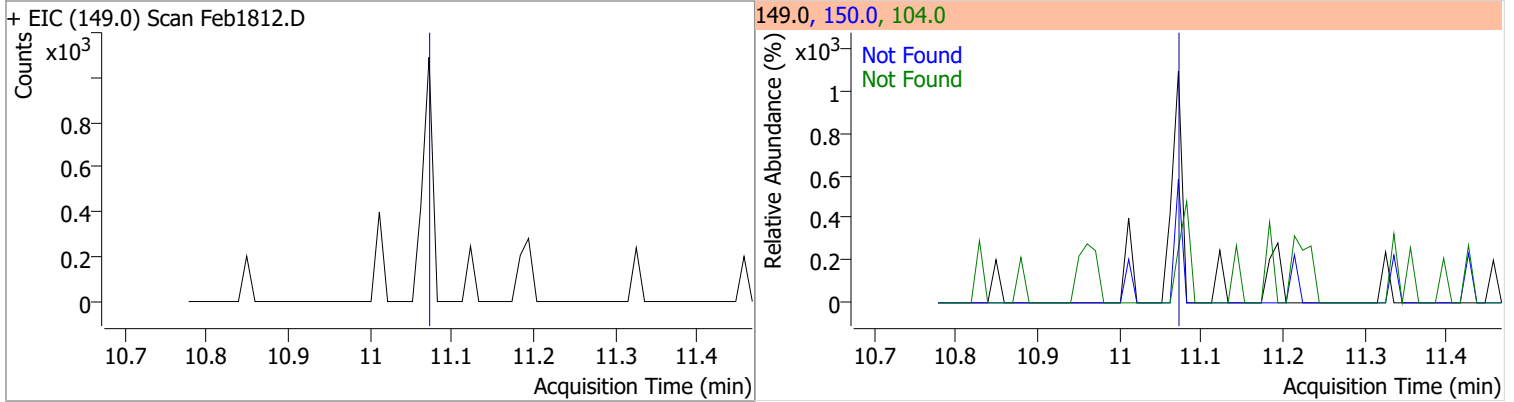
Compound	Conc.	Exp RT	QIon	Exp Ratio		
Phenanthrene	N.D.	10.18	176.0	18.5		
+ EIC (178.0) Scan Feb1812.D			178.0, 176.0			
						
Anthracene	N.D.	10.25	176.0	18.4		
+ EIC (178.0) Scan Feb1812.D			178.0, 176.0			
						
Triallate	N.D.	10.31	268.0	24.1	QIon	Exp Ratio
+ EIC (86.0) Scan Feb1812.D			86.0, 268.0, 143.0			
						
Carbazole	N.D.	10.49	139.0	12.8		
+ EIC (167.0) Scan Feb1812.D			167.0, 139.0			
						

Quantitation Results Report (QT Reviewed)

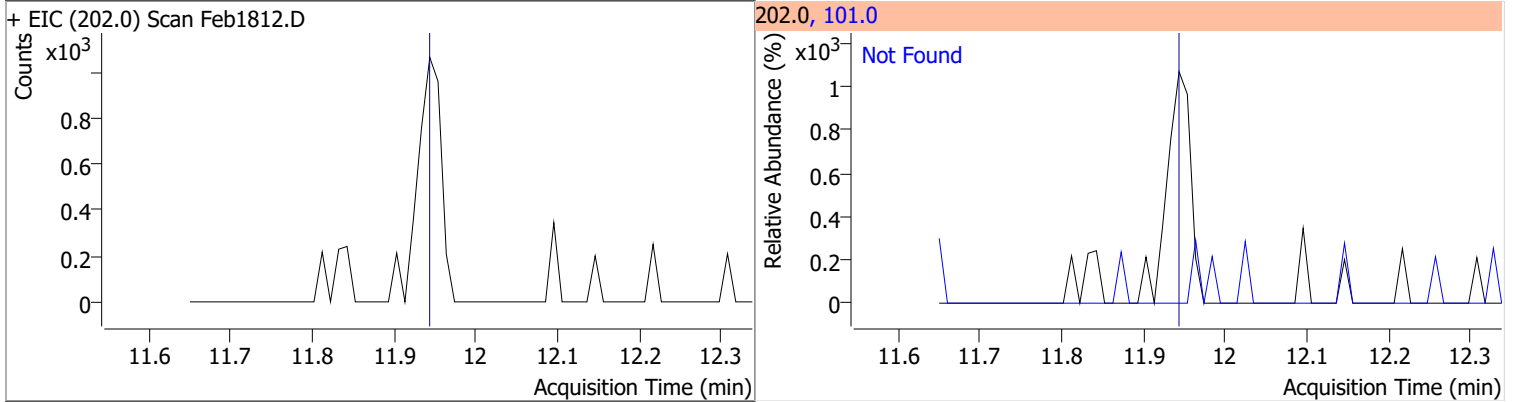
Compound	Conc.	Exp RT	QIon	Exp Ratio	QIon	Exp Ratio
o-Terphenyl	N.D.	10.70	229.0	64.9	215.0	37.0



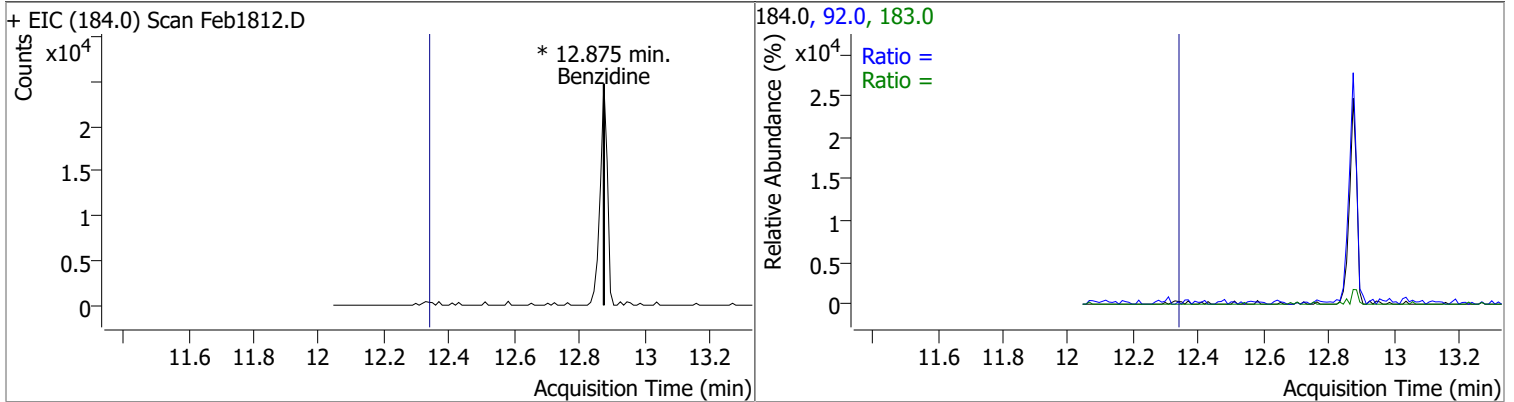
Compound	Conc.	Exp RT	QIon	Exp Ratio	QIon	Exp Ratio
Di-n-Butylphthalate	N.D.	11.08	150.0	9.1	104.0	6.4



Compound	Conc.	Exp RT	QIon	Exp Ratio
Fluoranthene	N.D.	11.95	101.0	13.4

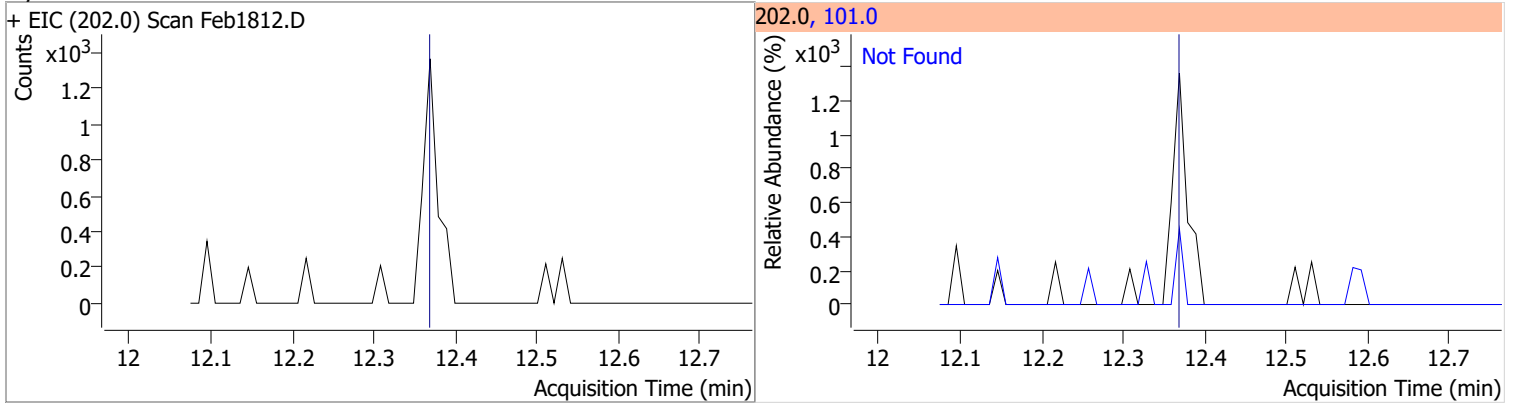


Compound	Conc.	RT	Dev(Min)	Resp.	QIon	QRatio	Lower	Upper
Benzidine		0		0	183.0		8.3	15.4
					92.0		5.8	10.8

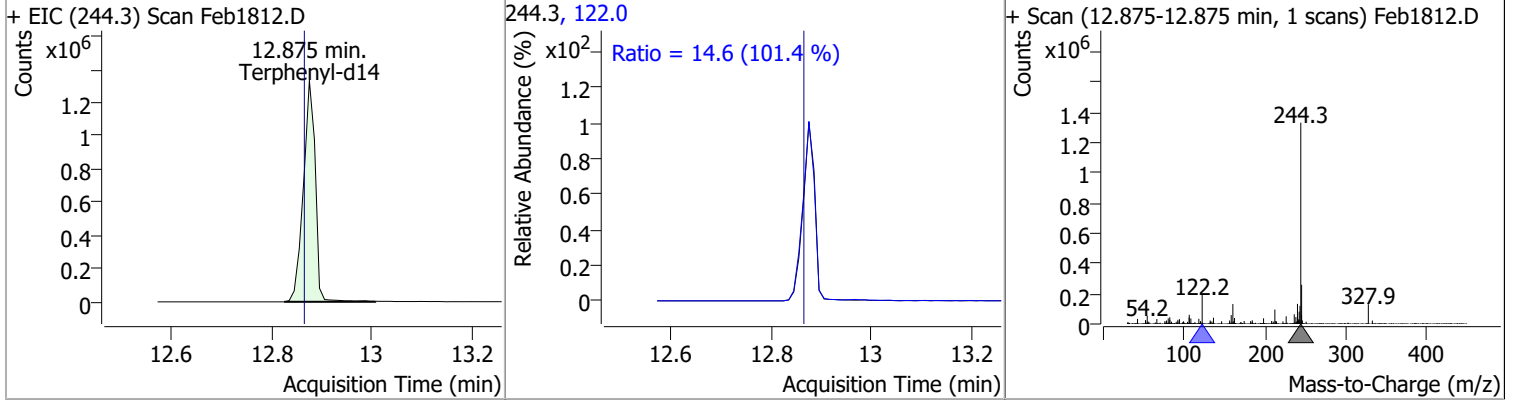


Quantitation Results Report (QT Reviewed)

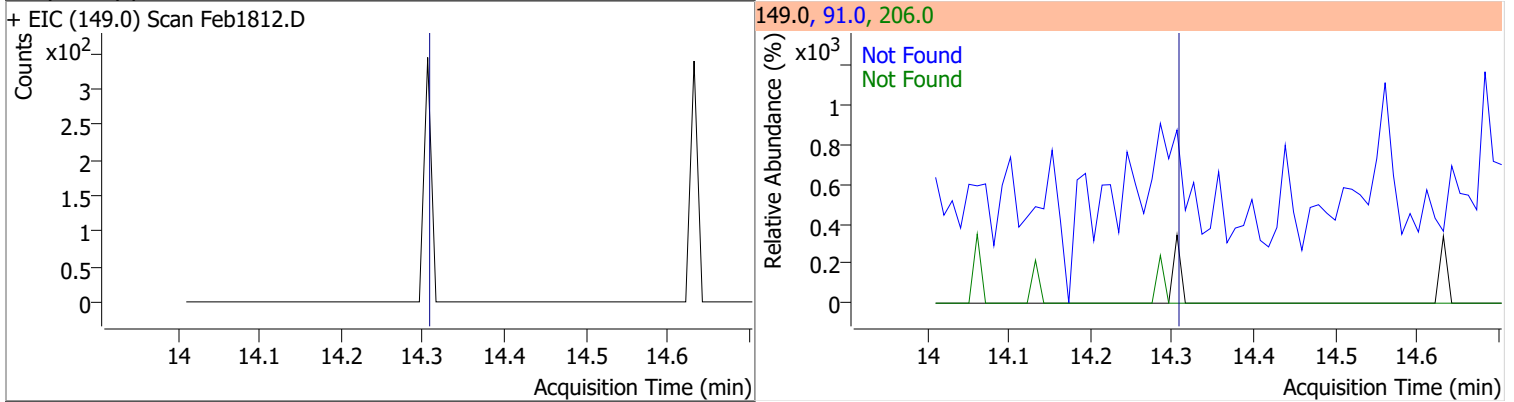
Compound	Conc.	Exp RT	QIon	Exp Ratio
Pyrene	N.D.	12.38	101.0	15.9



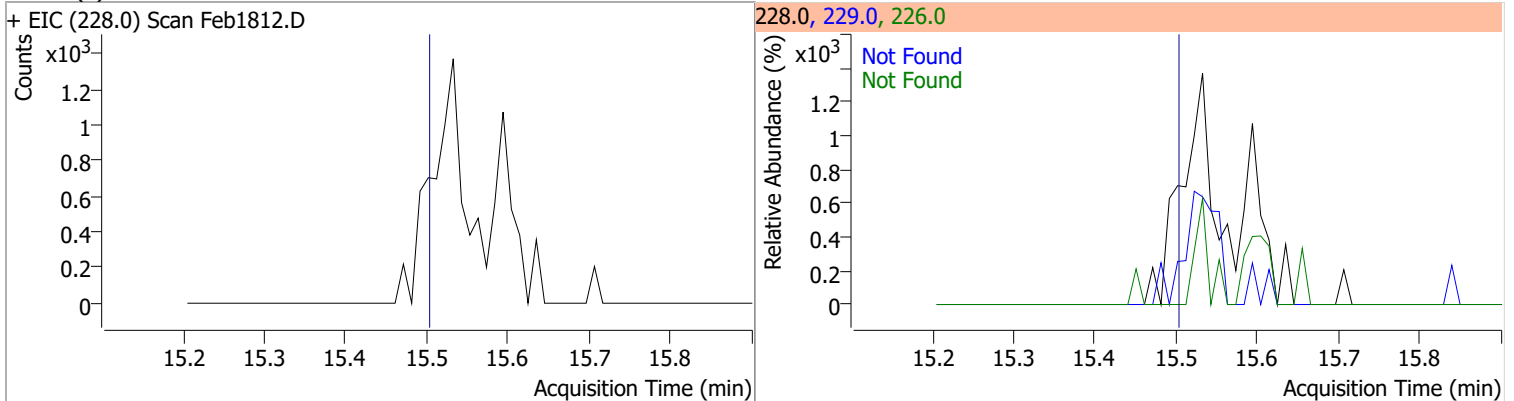
Compound	Conc.	RT	Dev(Min)	Resp.	QIon	QRatio	Lower	Upper
Terphenyl-d14	102.2438	12.88	0.00	2209315	122.0	14.6	10.1	18.7



Compound	Conc.	Exp RT	QIon	Exp Ratio	QIon	Exp Ratio
Butylbenzylphthalate	N.D.	14.32	91.0	85.1	206.0	17.5

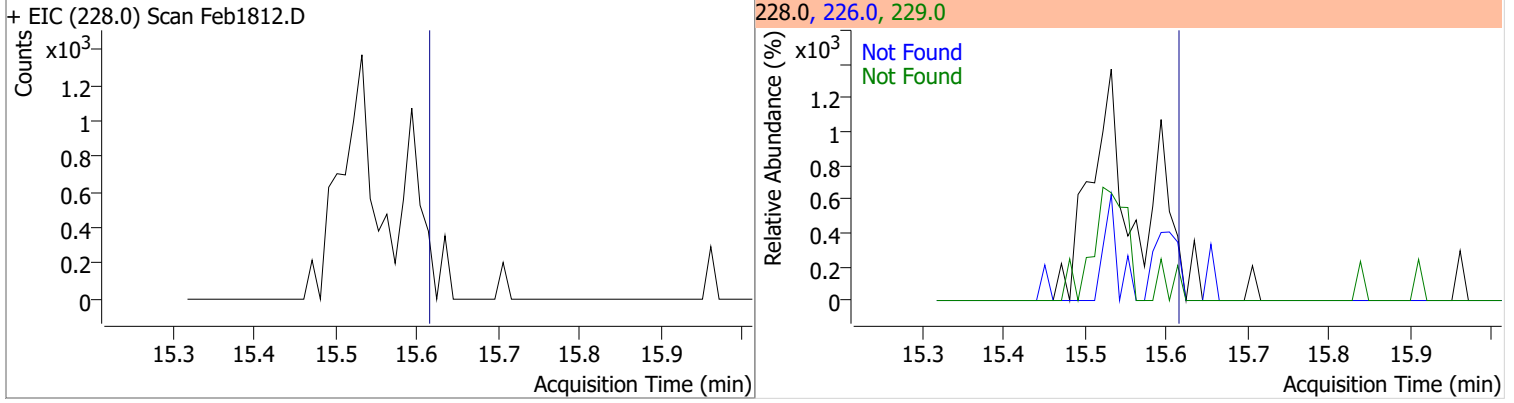


Compound	Conc.	Exp RT	QIon	Exp Ratio	QIon	Exp Ratio
Benzo(a)Anthracene	N.D.	15.51	226.0	26.8	229.0	21.1

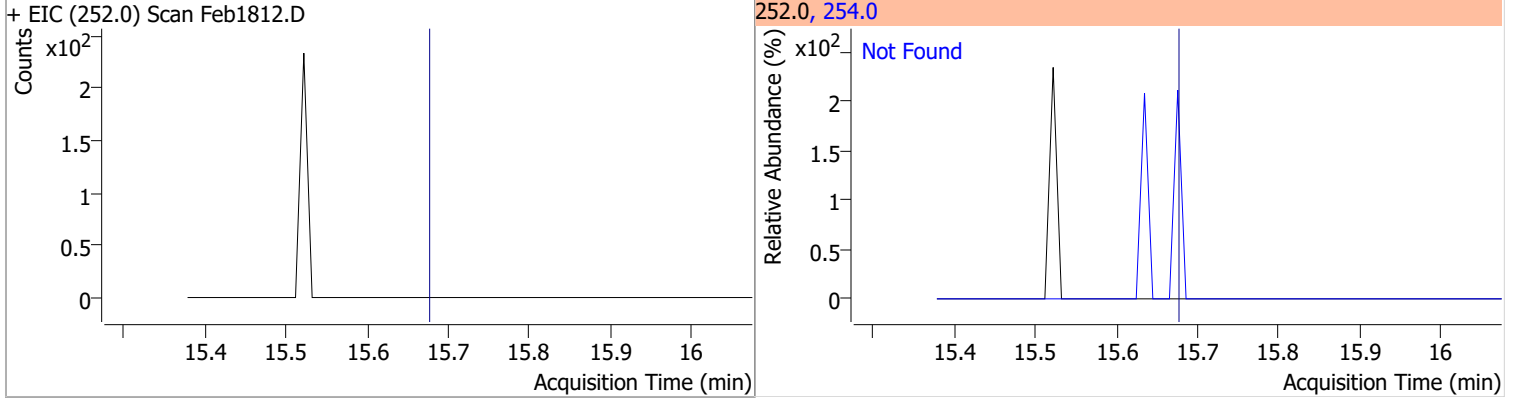


Quantitation Results Report (QT Reviewed)

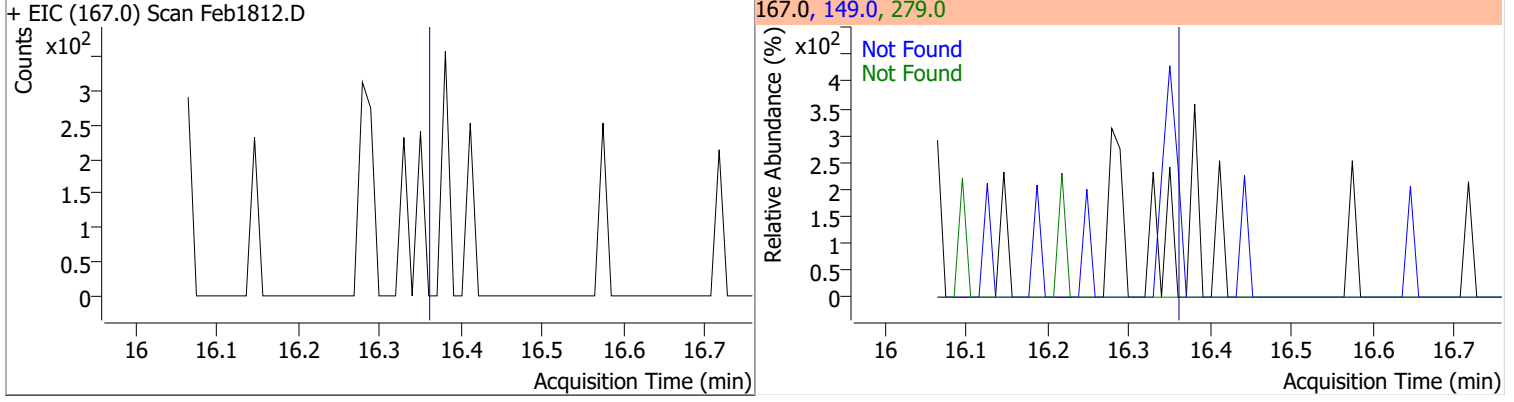
Compound	Conc.	Exp RT	QIon	Exp Ratio	QIon	Exp Ratio
Chrysene	N.D.	15.62	226.0	28.4	229.0	19.7



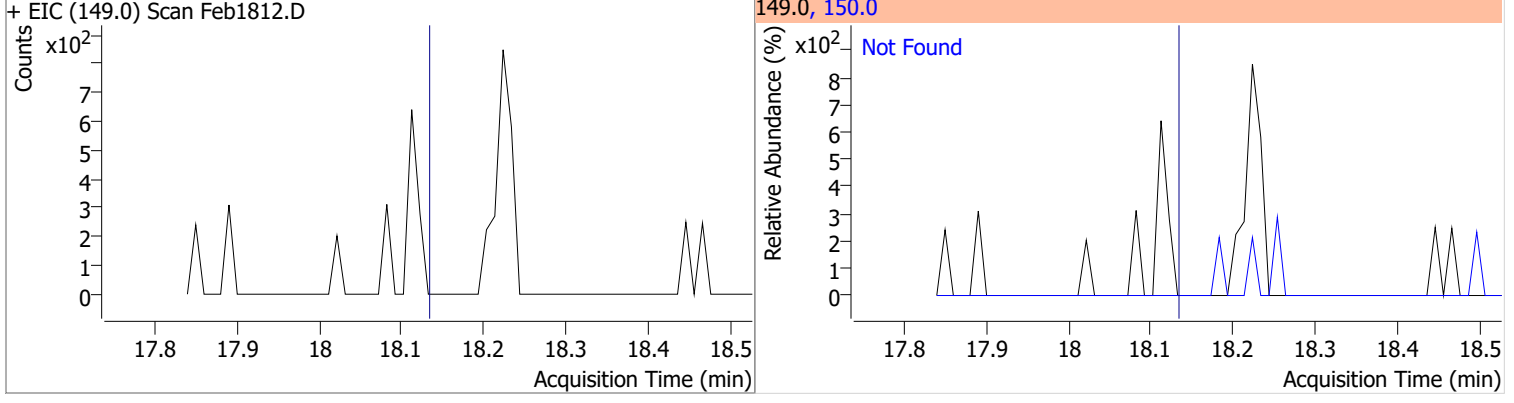
Compound	Conc.	Exp RT	QIon	Exp Ratio
3,3-Dichlorobenzidine	N.D.	15.69	254.0	64.2



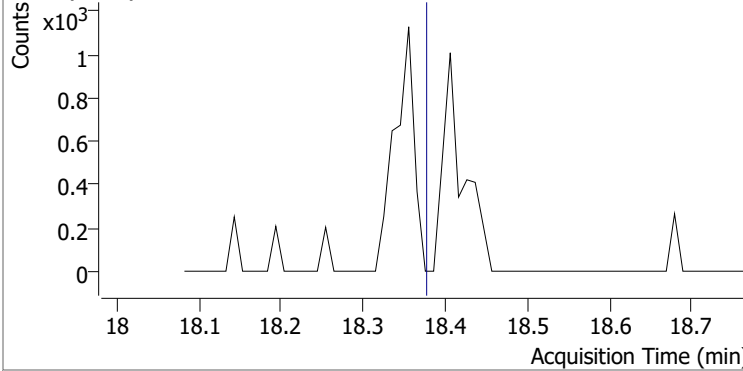
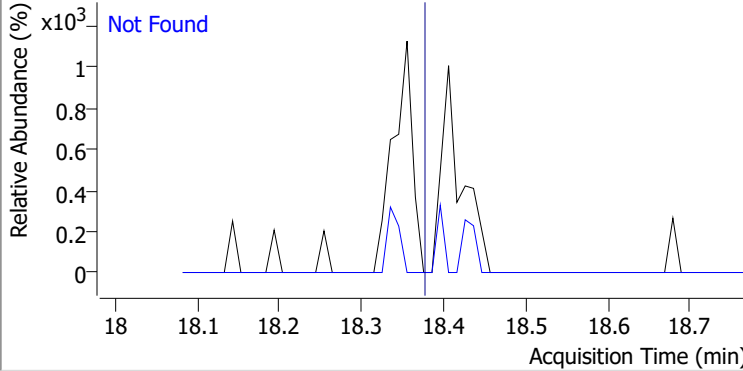
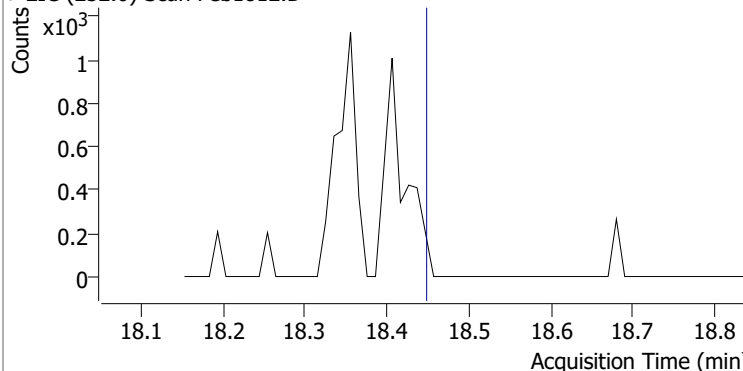
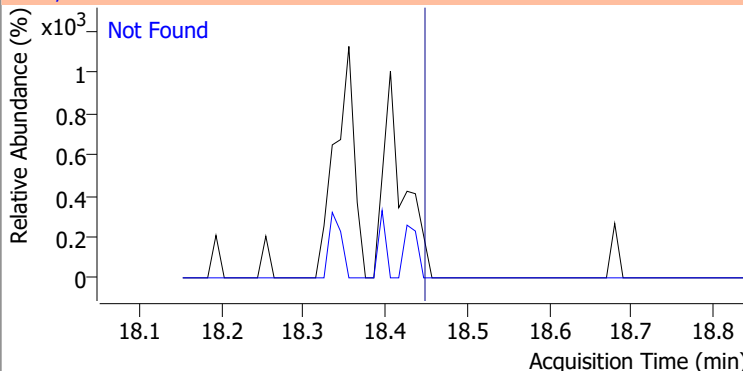
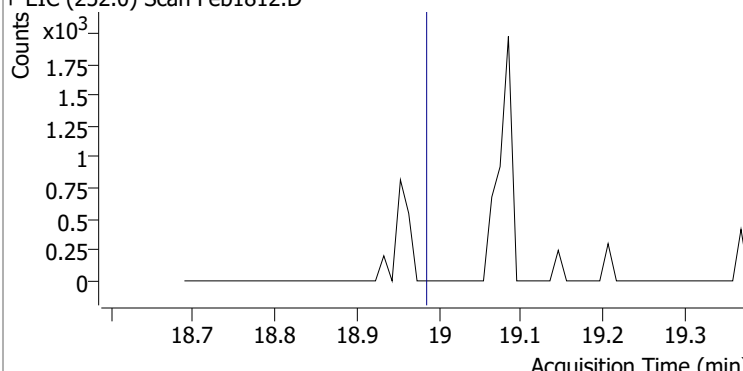
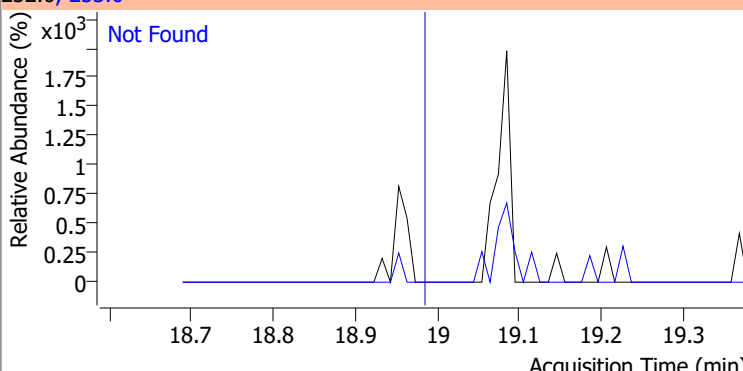
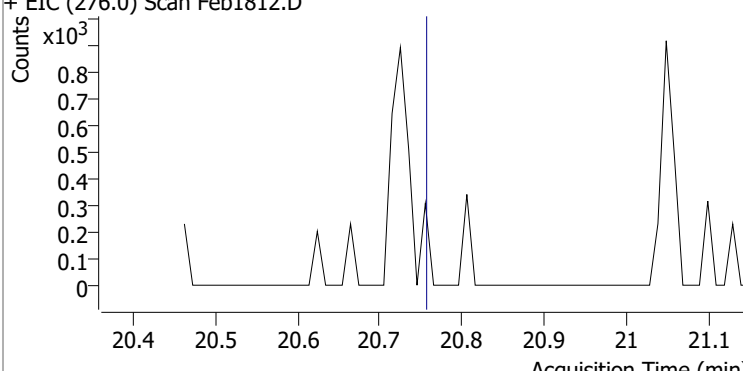
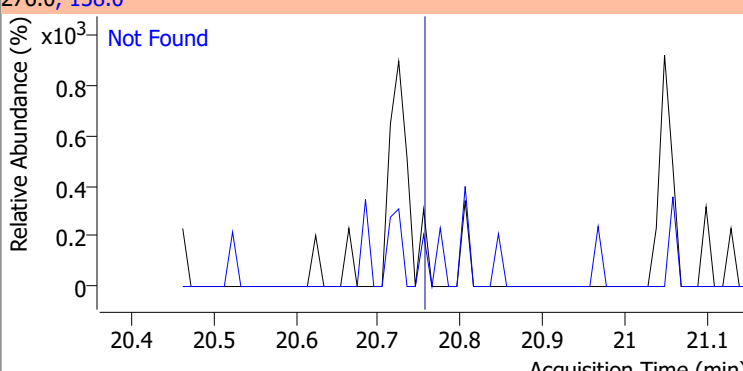
Compound	Conc.	Exp RT	QIon	Exp Ratio	QIon	Exp Ratio
bis(2-ethylhexyl)Phthalate	N.D.	16.37	149.0	390.8	279.0	15.0



Compound	Conc.	Exp RT	QIon	Exp Ratio
Di-n-octyl Phthalate	N.D.	18.13	150.0	10.0

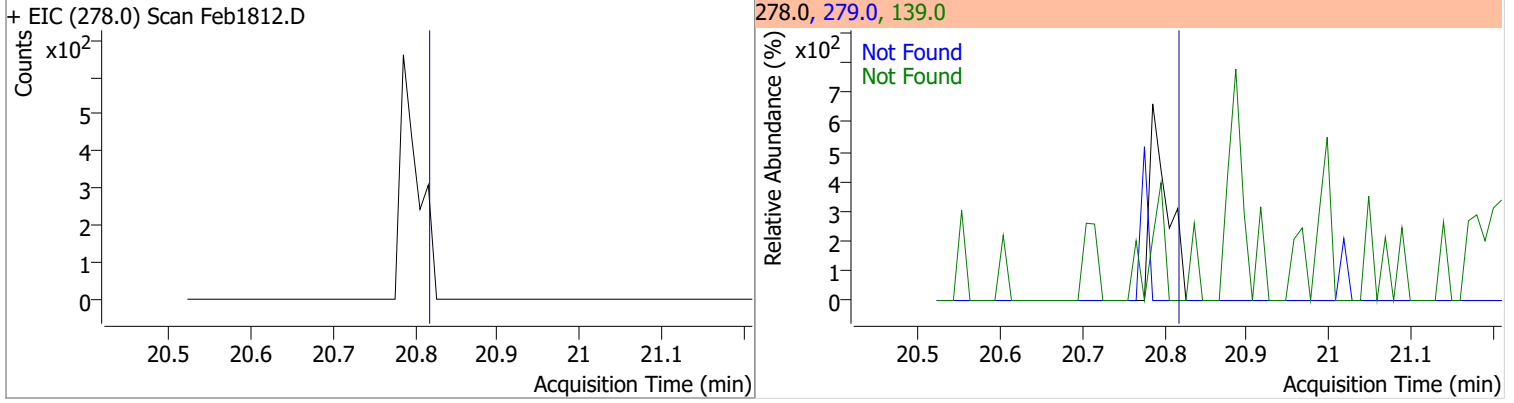


Quantitation Results Report (QT Reviewed)

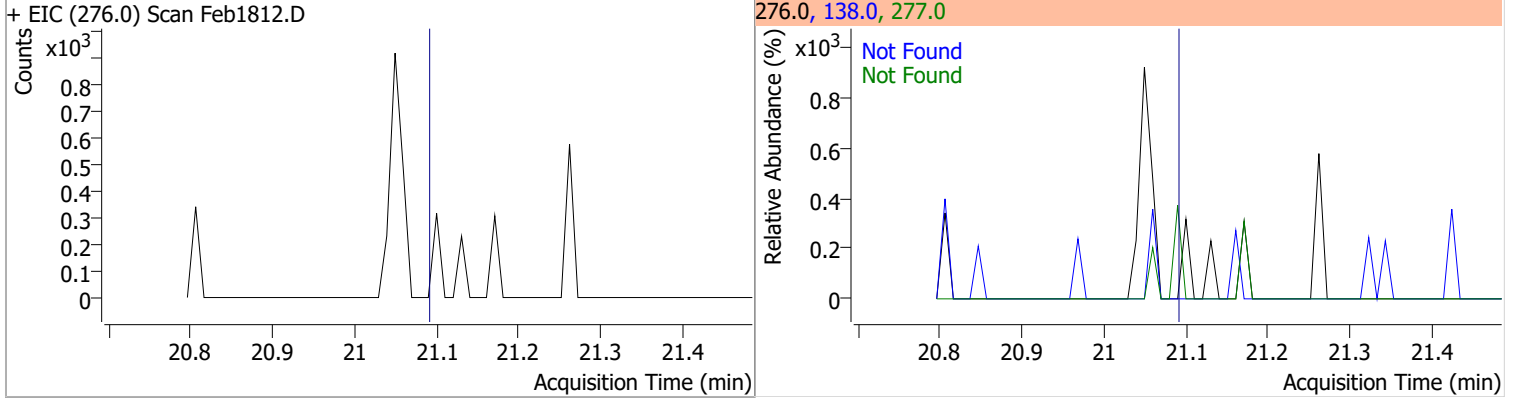
Compound	Conc.	Exp RT	QIon	Exp Ratio
Benzo(b)fluoranthene	N.D.	18.38	253.0	22.3
+ EIC (252.0) Scan Feb1812.D			252.0, 253.0	
				
Benzo(k)fluoranthene	N.D.	18.45	253.0	22.0
+ EIC (252.0) Scan Feb1812.D			252.0, 253.0	
				
Benzo(a)pyrene	N.D.	18.98	253.0	21.5
+ EIC (252.0) Scan Feb1812.D			252.0, 253.0	
				
Indeno(1,2,3-c,d)pyrene	N.D.	20.76	138.0	29.6
+ EIC (276.0) Scan Feb1812.D			276.0, 138.0	
				

Quantitation Results Report (QT Reviewed)

Compound	Conc.	Exp RT	QIon	Exp Ratio	QIon	Exp Ratio
Dibenzo(a,h)anthracene	N.D.	20.82	139.0	25.2	279.0	24.1

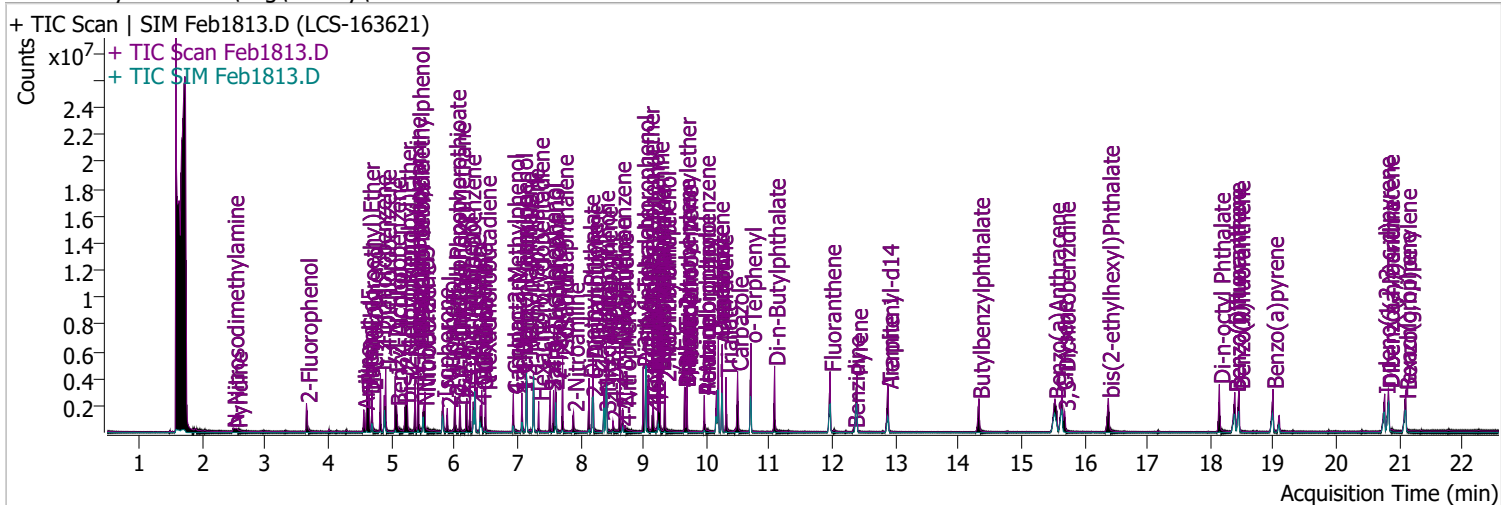


Compound	Conc.	Exp RT	QIon	Exp Ratio	QIon	Exp Ratio
Benzo(g,h,i)perylene	N.D.	21.09	138.0	33.0	277.0	23.2



Quantitation Results Report (QT Reviewed)

Data File	Feb1813.D	Operator	LIMS import
Acq. Method	BNA+SIM.M	Acq. Date-Time	2/19/2022 2:28:36 PM
Sample Name	LCS-163621	Instrument	Instrument #1
Vial	13	Multiplier	1.00
DA Method File		Comment	SVOC-8270-W-LARGO
Tune File	dftppdsm.u	Tune Date	2/18/2022 9:25:00 PM
Batch Name	021822 DoD BNA cal.batch.bin	Last Calib Update	2/19/2022 1:06:17 PM
Ref Library	D:\Org\Library\NIST129K.l		



Compound	RT	QIon	Resp.	Conc.	Units	Dev(Min)
----------	----	------	-------	-------	-------	----------

Internal Standards

System Monitoring Compounds

S 2-Fluorophenol	3.653	112.0	790090	79.1398	µg/L	0.000
Spiked Amount: 200.000	Range: 10.0 - 75.0%			Recovery = 39.57%		
S Phenol-d5	4.613	99.0	1067912	83.3622	µg/L	0.000
Spiked Amount: 200.000	Range: 10.0 - 65.0%			Recovery = 41.68%		
S Nitrobenzene-d5	5.512	82.0	554820	77.5747	µg/L	0.010
Spiked Amount: 100.000	Range: 32.0 - 94.0%			Recovery = 77.57%		
S 2-Fluorobiphenyl	7.605	172.0	1446095	72.7922	µg/L	0.000
Spiked Amount: 100.000	Range: 28.0 - 107.0%			Recovery = 72.79%		
S 2,4,6-Tribromophenol	9.346	329.8	371807	173.9696	µg/L	0.010
Spiked Amount: 200.000	Range: 25.0 - 140.0%			Recovery = 86.98%		
S Terphenyl-d14	12.885	244.3	2059362	94.3116	µg/L	0.010
Spiked Amount: 100.000	Range: 32.0 - 122.0%			Recovery = 94.31%		

Target Compounds

Compound	RT	QIon	Resp.	Conc.	Units	QValue	
T N-Nitrosodimethylamine	2.489	74.0	144643	50.0214	µg/L	91	
T Pyridine	2.540	79.0	264147	35.8730	µg/L	96	
T Aniline	4.562	93.0	801104	43.6262	µg/L	m	96
T Phenol	4.623	94.0	693974	48.9273	µg/L		90
T bis(-2-Chloroethyl)Ether	4.644	63.0	724305	75.0357	µg/L	m	95
T 2-Chlorophenol	4.695	128.0	790134	69.0913	µg/L		100
T 1,3-Dichlorobenzene	4.828	146.0	1007455	68.5535	µg/L	m	100
T 1,4-Dichlorobenzene	4.909	146.0	995784	67.0173	µg/L	m	98
T 1,2-Dichlorobenzene	5.063	146.0	968181	67.5402	µg/L	m	99
T Benzyl Alcohol	5.083	108.0	403698	71.2093	µg/L		93
T bis(2-chloroisopropyl)Ether	5.226	121.0	260037	67.4003	µg/L		99
T 2-Methylphenol	5.246	107.0	766017	77.2440	µg/L		95
T N-nitroso-Di-n-propylamine	5.379	70.0	663299	95.4374	µg/L		98
T 4Methylphenol/3Methylphenol	5.430	107.0	1082432	80.2605	µg/L		99
T Hexachloroethane	5.430	117.0	285014	65.5290	µg/L		99

Quantitation Results Report (QT Reviewed)

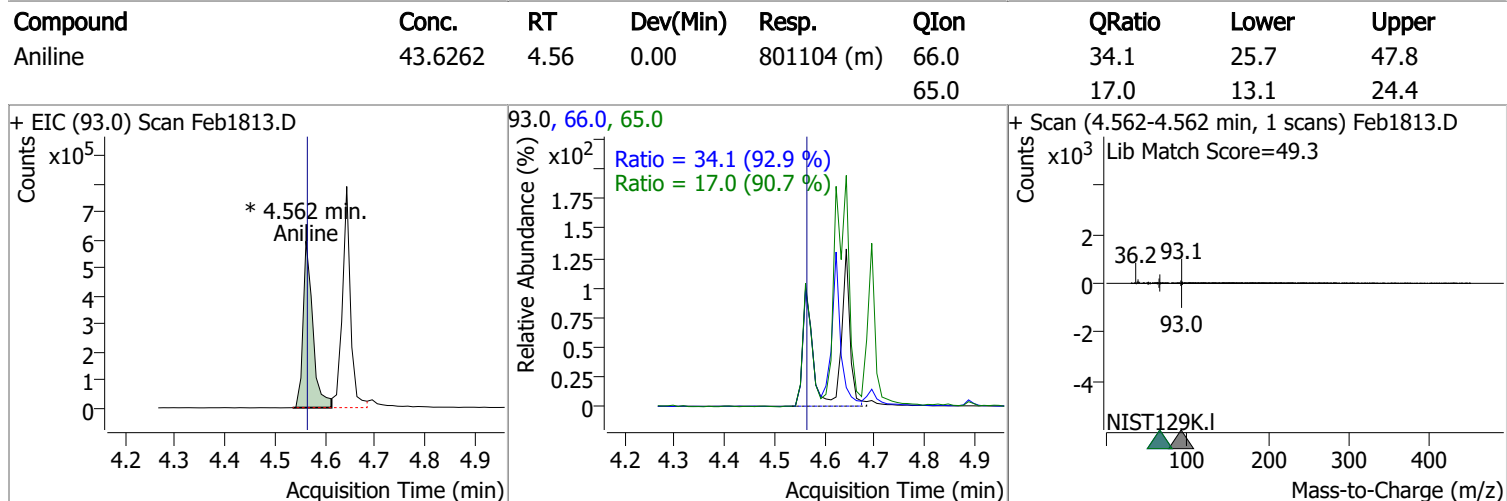
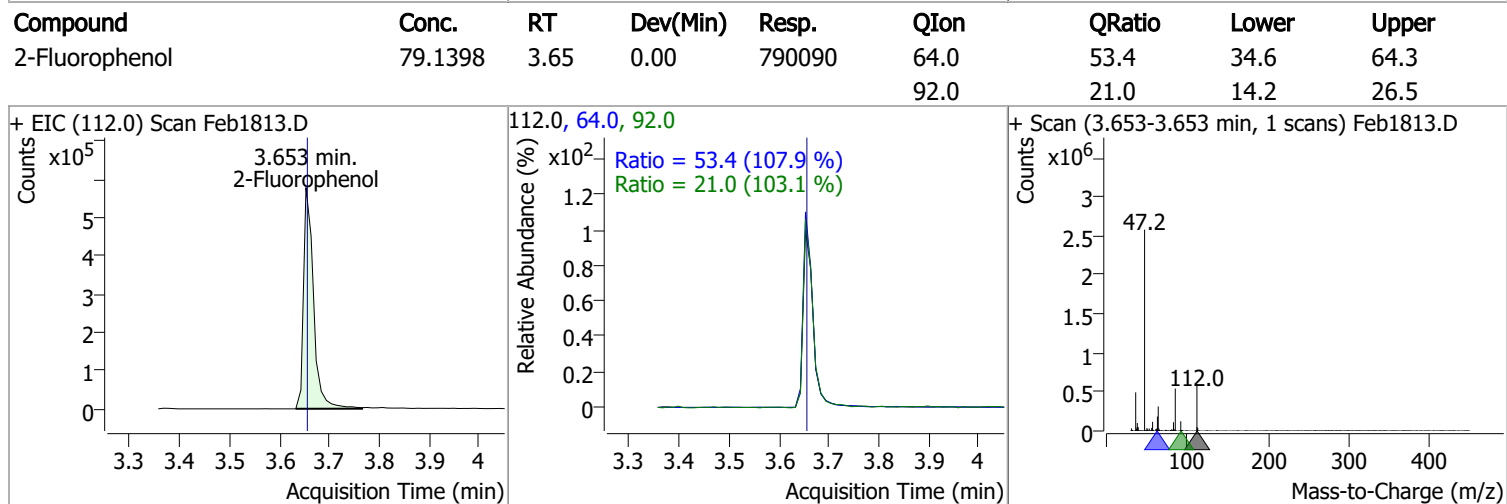
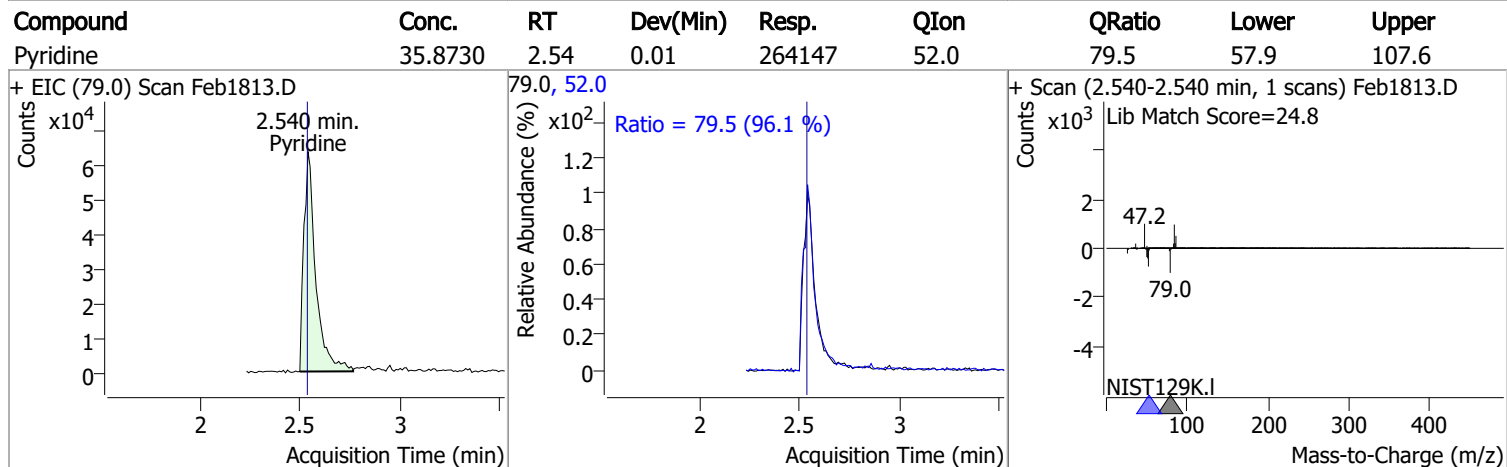
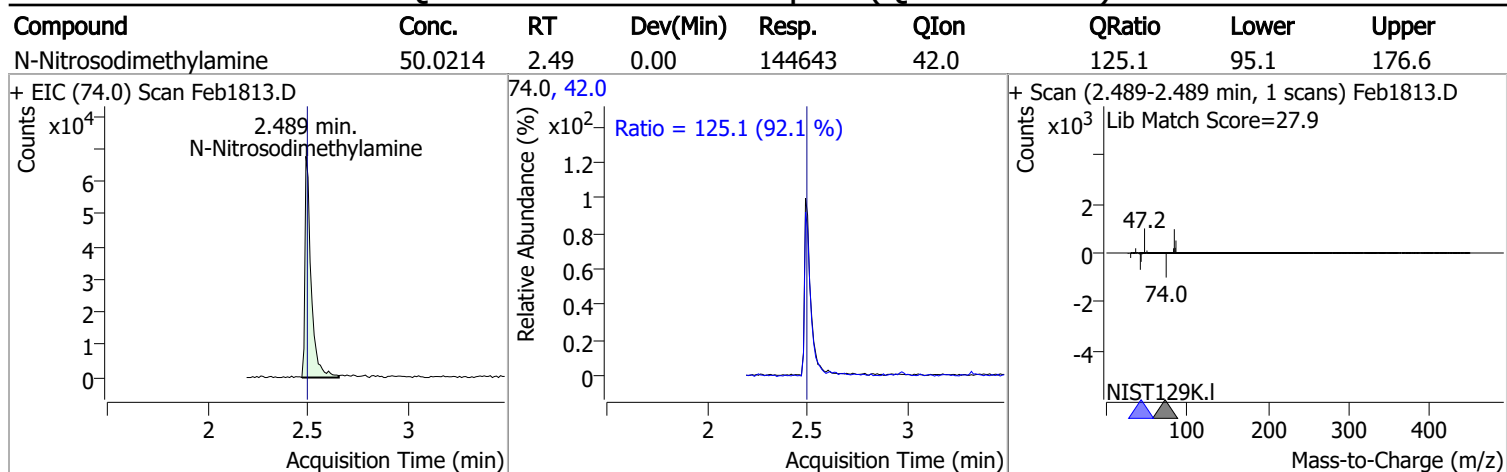
Compound	RT	QIon	Resp.	Conc.	Units	Dev(Min)
T Nitrobenzene	5.532	123.1	317767	88.7032	µg/L	97
T Isophorone	5.818	82.0	1346169	78.3656	µg/L	99
T 2-Nitrophenol	5.890	139.0	332539	85.2121	µg/L	99
T 2,4-Dimethylphenol	6.013	122.0	635814	79.5415	µg/L	99
T bis(-2-Chloroethoxy)Methane	6.085	93.0	817087	81.4176	µg/L	97
T 2,4-Dichlorophenol	6.198	162.0	587103	76.7890	µg/L	96
T Benzoic Acid	6.198	105.0	95620	27.7844	µg/L	# 75
T 1,2,4-Trichlorobenzene	6.249	180.0	663788	72.1113	µg/L	99
T Naphthalene	6.331	128.0	2245379	82.8087	µg/L	100
T 4-Chlorophenol	6.413	130.0	201518	70.3282	µg/L	96
T p-Chloroaniline	6.434	127.0	755095	70.6236	µg/L	97
T Hexachlorobutadiene	6.496	224.9	356289	74.9108	µg/L	97
T 4-Chloro-2-Methylphenol	6.937	107.0	585421	82.7433	µg/L	m 95
T 4-Chloro-3-Methylphenol	7.071	107.0	603491	81.5528	µg/L	m 99
T 2-Methylnaphthalene	7.142	141.0	1326679	85.6861	µg/L	98
T 1-Methylnaphthalene	7.255	141.0	1135357	75.3851	µg/L	m 98
T Hexachlorocyclopentadiene	7.338	236.9	220873	78.7344	µg/L	98
T 2,4,6-Trichlorophenol	7.522	196.0	447151	90.7519	µg/L	100
T 2,4,5-Trichlorophenol	7.574	196.0	467011	85.0706	µg/L	97
T 2-Chloronaphthalene	7.718	162.0	1438268	86.1967	µg/L	98
T 2-Nitroaniline	7.892	65.0	268073	89.5558	µg/L	94
T Dimethyl Phthalate	8.139	163.0	1634258	95.9027	µg/L	97
T 2,6-Dinitrotoluene	8.190	165.0	184533	80.0211	µg/L	98
T Acenaphthylene	8.200	152.1	2154312	80.7552	µg/L	99
T 3-Nitroaniline	8.394	138.0	204584	78.2222	µg/L	94
T Acenaphthene	8.415	154.0	1377071	90.7354	µg/L	99
T 2,4-Dinitrophenol	8.517	184.0	112924	93.1272	µg/L	95
T Dibenzofuran	8.630	168.0	2268050	91.7375	µg/L	96
T 2,4-Dinitrotoluene	8.671	165.0	260018	88.8357	µg/L	98
T 4-Nitrophenol	8.711	109.0	107931	40.6616	µg/L	94
T Diethylphthalate	8.998	149.0	1599342	90.7313	µg/L	99
T Fluorene	9.039	166.0	1770427	88.5141	µg/L	100
T 4-Chlorophenyl-phenylether	9.080	204.0	876155	96.1031	µg/L	99
T 4-Nitroaniline	9.151	138.0	265892	86.9077	µg/L	98
T 4,6-Dinitro-2-methylphenol	9.162	198.0	160008	85.4547	µg/L	99
T N-nitrosodiphenylamine	9.233	169.0	1244447	87.0305	µg/L	99
T Azobenzene	9.264	77.0	1510014	79.9499	µg/L	94
T 4-Bromophenyl-phenylether	9.663	248.0	484616	88.6852	µg/L	97
T Hexachlorobenzene	9.694	283.9	466964	84.9942	µg/L	99
T Pentachlorophenol	9.968	265.9	254951	95.8269	µg/L	94
T Phenanthrene	10.191	178.0	2693403	91.5742	µg/L	100
T Anthracene	10.252	178.0	2437792	87.0390	µg/L	m 99
T Triallate	10.313	86.0	565732	84.1294	µg/L	98
T Carbazole	10.495	167.0	2473107	86.9447	µg/L	99
T o-Terphenyl	10.708	230.0	1364509	86.7773	µg/L	99
T Di-n-Butylphthalate	11.082	149.0	2614560	94.5230	µg/L	99
T Fluoranthene	11.963	202.0	2611915	87.7646	µg/L	99
T Benzidine	12.338	184.0	186195	17.4983	µg/L	98
T Pyrene	12.389	202.0	2770024	85.4318	µg/L	99
T Butylbenzylphthalate	14.326	149.0	894803	95.1521	µg/L	98
T Benzo(a)Anthracene	15.532	228.0	2291235	96.6502	µg/L	99
T Chrysene	15.645	228.0	2454212	93.0468	µg/L	99
T 3,3-Dichlorobenzidine	15.685	252.0	594442	71.7573	µg/L	99
T bis(2-ethylhexyl)Phthalate	16.380	167.0	314217	96.4207	µg/L	96
T Di-n-octyl Phthalate	18.143	149.0	2071905	91.3142	µg/L	99

Quantitation Results Report (QT Reviewed)

Compound	RT	QIon	Resp.	Conc.	Units	Dev(Min)
T Benzo(b)fluoranthene	18.386	252.0	2128073	88.5109	µg/L	99
T Benzo(k)fluoranthene	18.456	252.0	2224032	87.5537	µg/L	99
T Benzo(a)pyrene	18.993	252.0	1978488	86.5188	µg/L	98
T Indeno(1,2,3-c,d)pyrene	20.765	276.0	1679669	87.6141	µg/L	96
T Dibenzo(a,h)anthracene	20.826	278.0	1949155	93.2754	µg/L	99
T Benzo(g,h,i)perylene	21.099	276.0	1909358	86.3123	µg/L	98

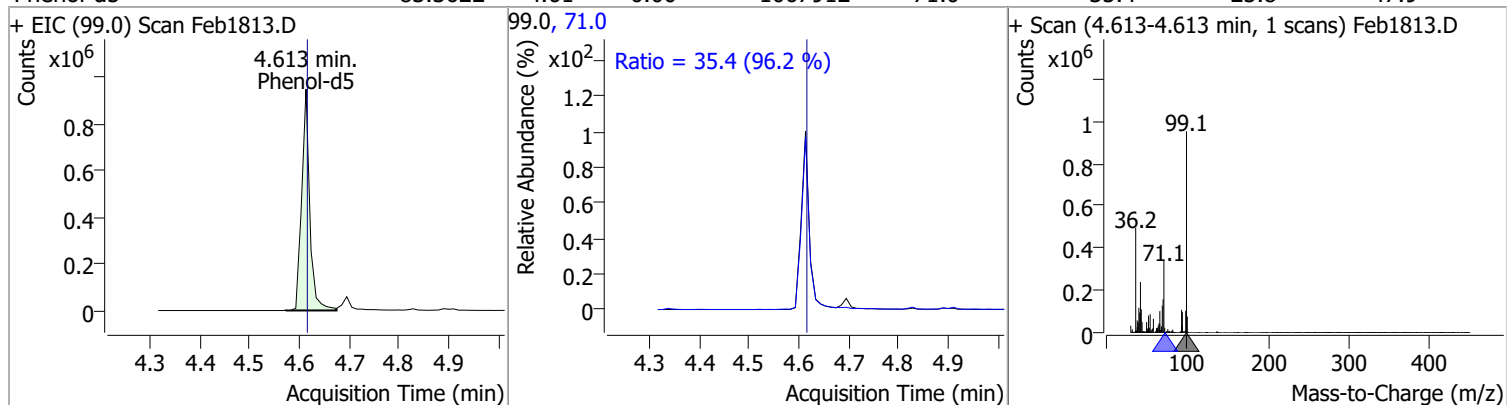
(#) = Qualifier Out of Range; (m) = Manual Integration; (+) = Area Summed; (*) = Surrogate Percent Recovery Out of Range; (d): Zeroed Peak

Quantitation Results Report (QT Reviewed)

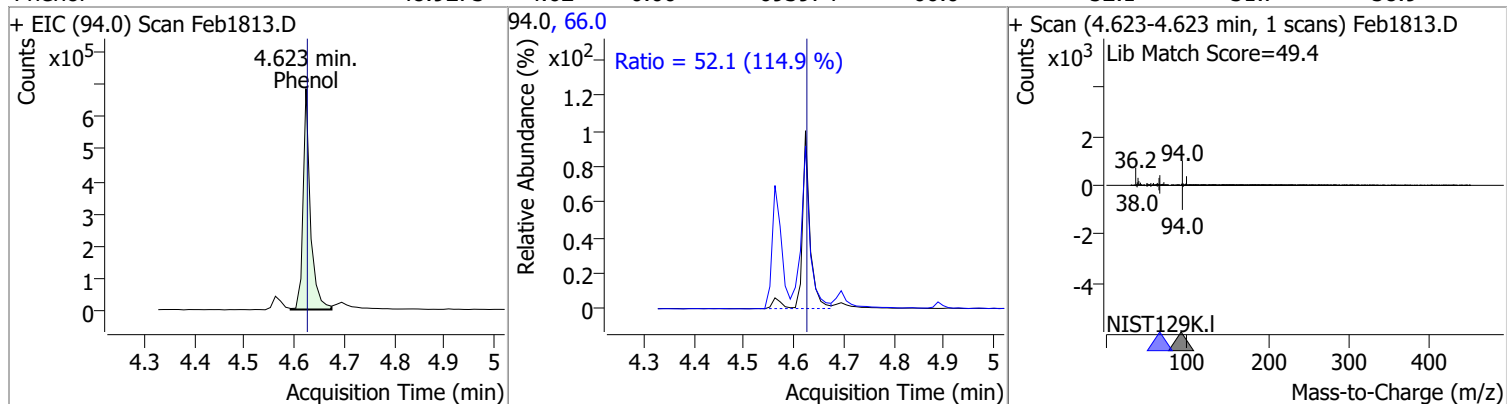


Quantitation Results Report (QT Reviewed)

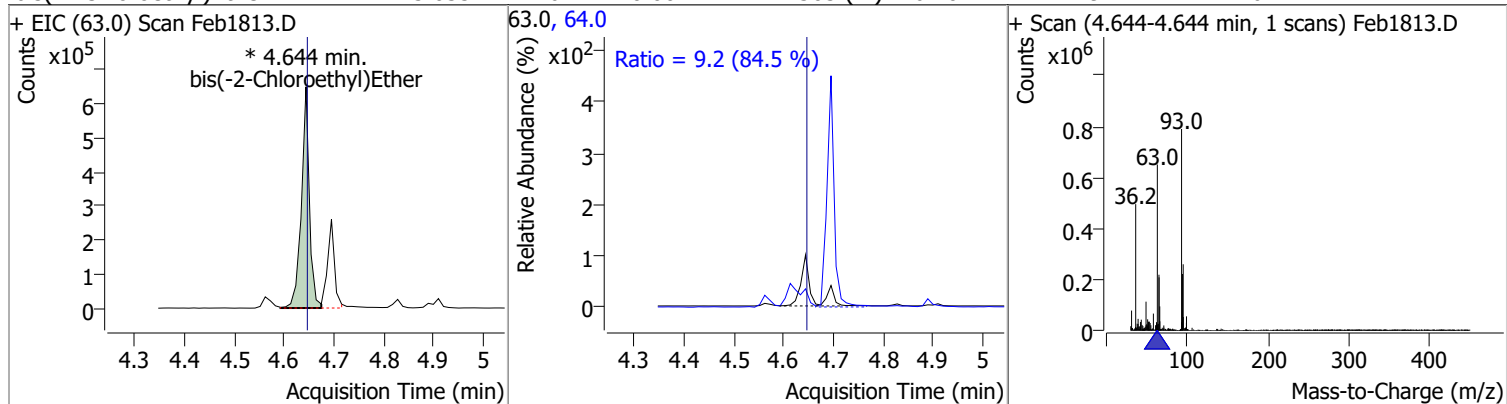
Compound	Conc.	RT	Dev(Min)	Resp.	QIon	QRatio	Lower	Upper
Phenol-d5	83.3622	4.61	0.00	1067912	71.0	35.4	25.8	47.9



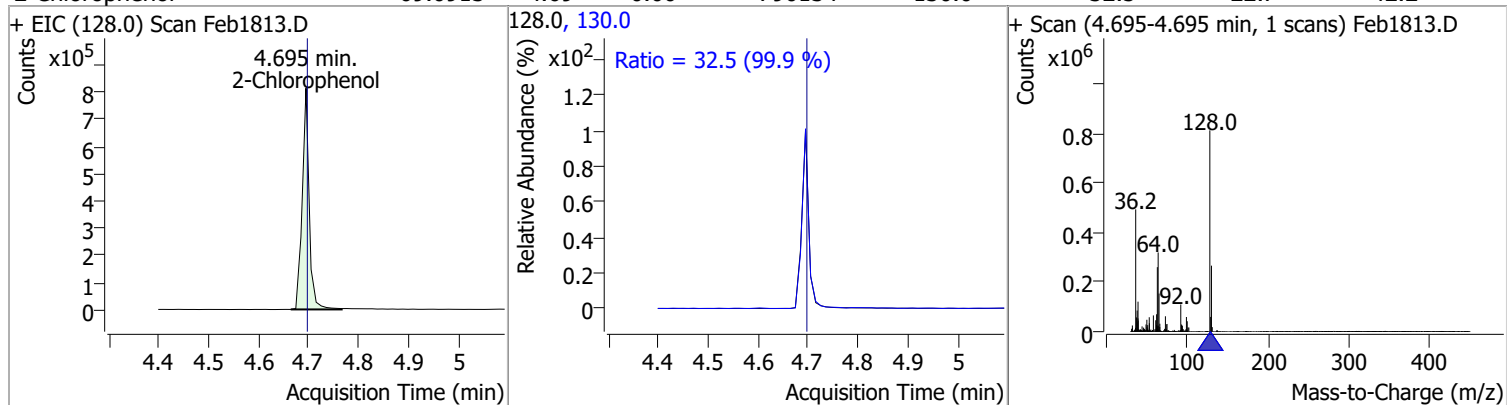
Compound	Conc.	RT	Dev(Min)	Resp.	QIon	QRatio	Lower	Upper
Phenol	48.9273	4.62	0.00	693974	66.0	52.1	31.7	58.9



Compound	Conc.	RT	Dev(Min)	Resp.	QIon	QRatio	Lower	Upper
bis(-2-Chloroethyl)Ether	75.0357	4.64	0.00	724305 (m)	64.0	9.2	7.6	14.1

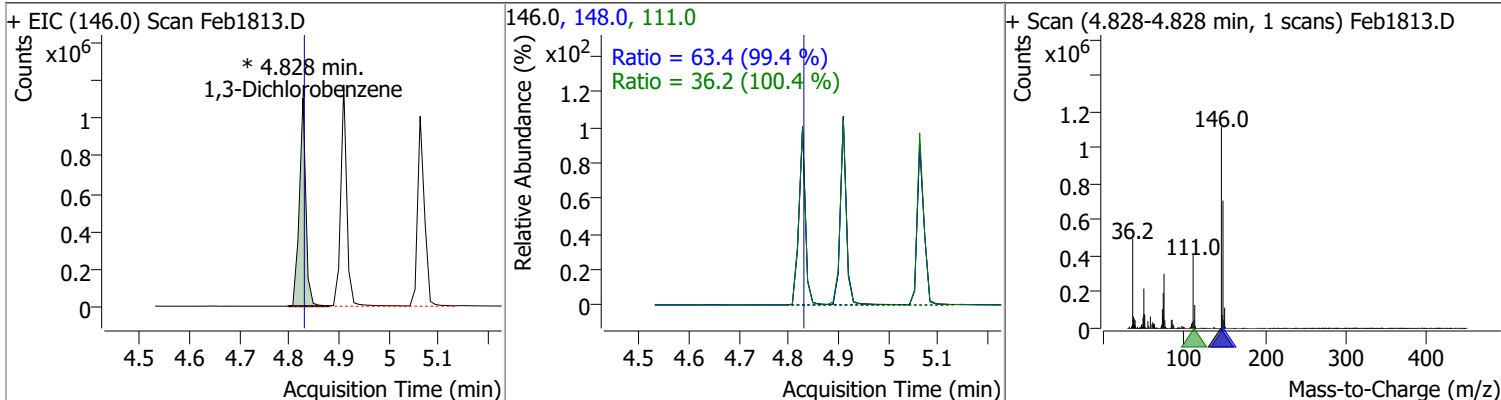


Compound	Conc.	RT	Dev(Min)	Resp.	QIon	QRatio	Lower	Upper
2-Chlorophenol	69.0913	4.69	0.00	790134	130.0	32.5	22.7	42.2

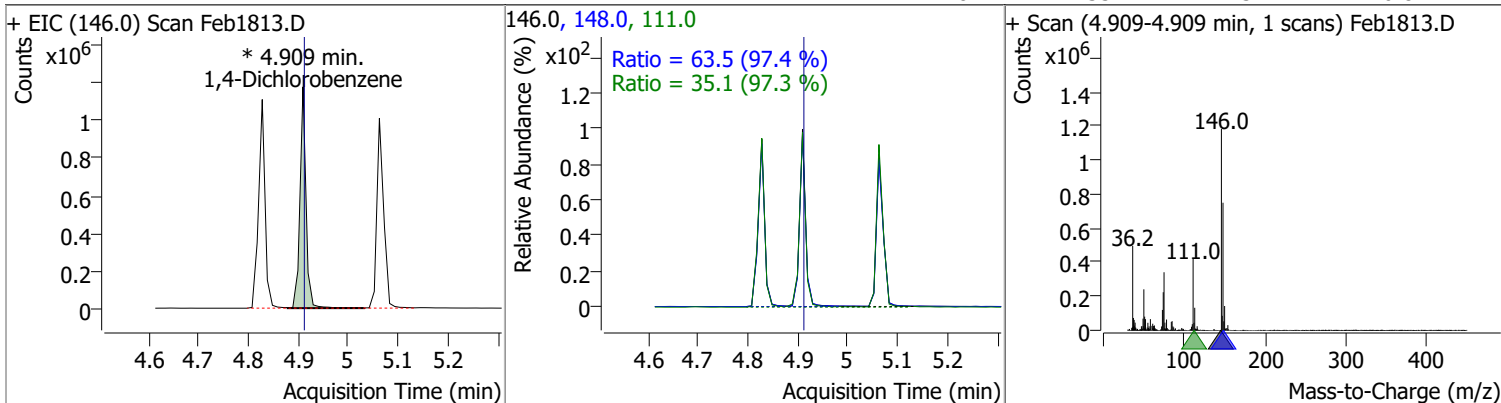


Quantitation Results Report (QT Reviewed)

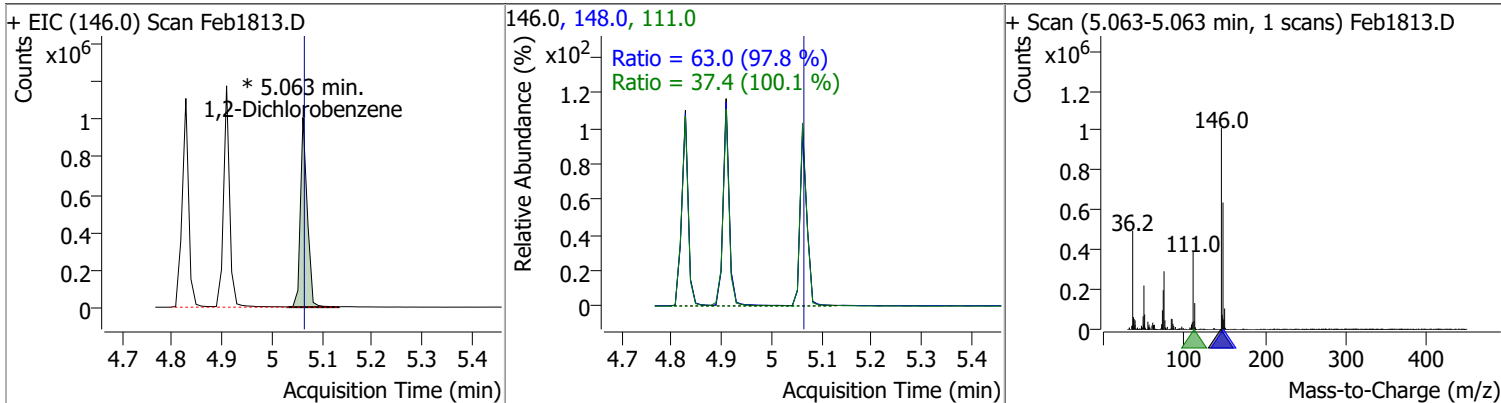
Compound	Conc.	RT	Dev(Min)	Resp.	QIon	QRatio	Lower	Upper
1,3-Dichlorobenzene	68.5535	4.83	0.00	1007455 (m)	148.0	63.4	44.6	82.8
					111.0	36.2	25.3	47.0



Compound	Conc.	RT	Dev(Min)	Resp.	QIon	QRatio	Lower	Upper
1,4-Dichlorobenzene	67.0173	4.91	0.00	995784 (m)	148.0	63.5	45.6	84.8
					111.0	35.1	25.2	46.8



Compound	Conc.	RT	Dev(Min)	Resp.	QIon	QRatio	Lower	Upper
1,2-Dichlorobenzene	67.5402	5.06	0.00	968181 (m)	148.0	63.0	45.1	83.8
					111.0	37.4	26.1	48.5

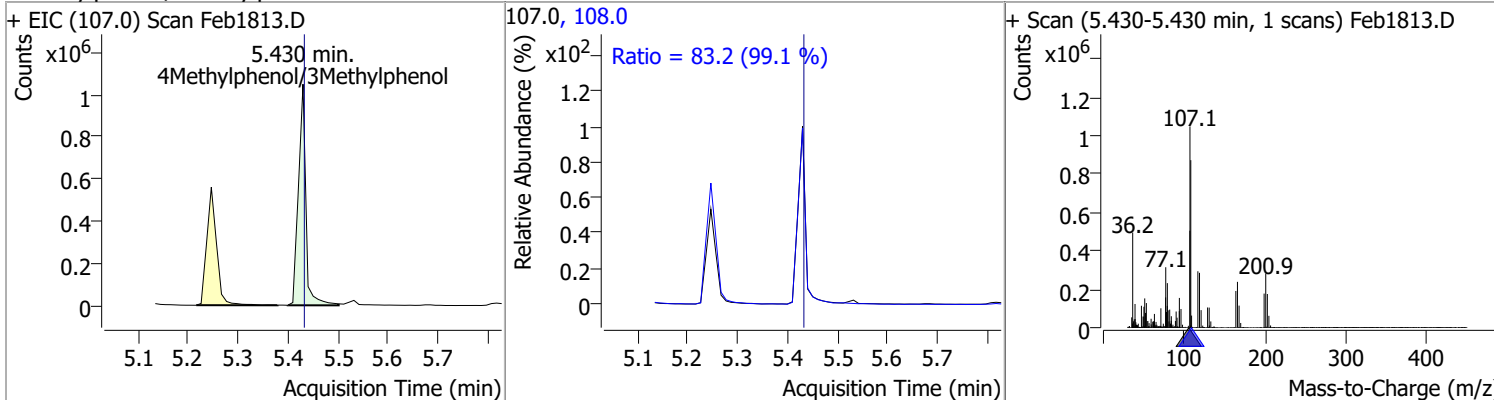


Quantitation Results Report (QT Reviewed)

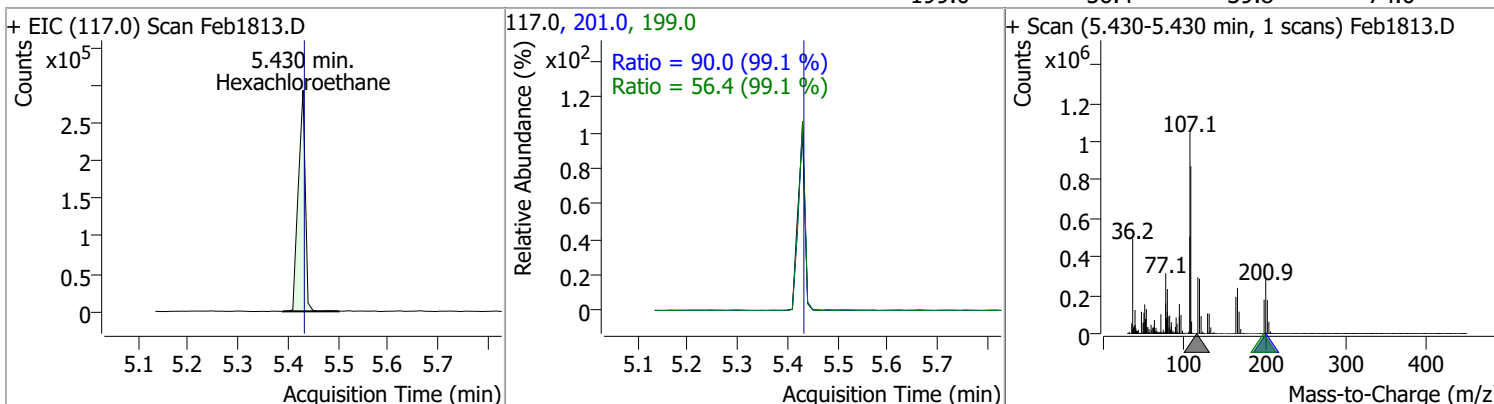
Compound	Conc.	RT	Dev(Min)	Resp.	QIon	QRatio	Lower	Upper
Benzyl Alcohol	71.2093	5.08	0.00	403698	79.0 107.0	108.7 68.0	83.5 49.3	155.1 91.6
bis(2-chloroisopropyl)Ether	67.4003	5.23	0.00	260037	123.0	31.7	22.5	41.8
2-Methylphenol	77.2440	5.25	0.00	766017	108.0	110.7	81.5	151.4
N-nitroso-Di-n-propylamine	95.4374	5.38	0.01	663299	130.0	20.1	0.0	38.8

Quantitation Results Report (QT Reviewed)

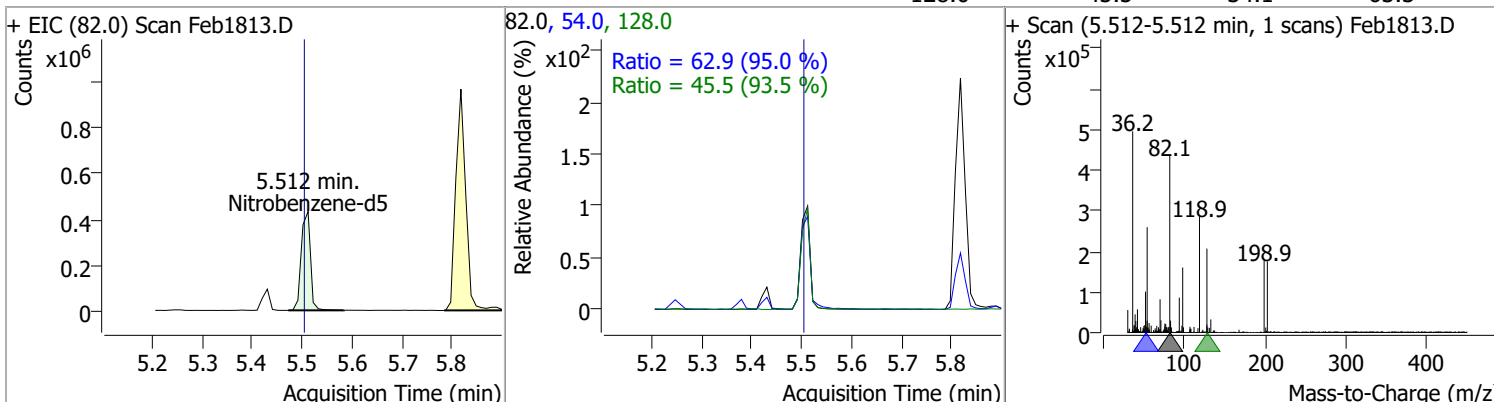
Compound	Conc.	RT	Dev(Min)	Resp.	QIon	QRatio	Lower	Upper
4Methylphenol/3Methylphenol	80.2605	5.43	0.00	1082432	108.0	83.2	58.8	109.1



Compound	Conc.	RT	Dev(Min)	Resp.	QIon	QRatio	Lower	Upper
Hexachloroethane	65.5290	5.43	0.00	285014	201.0	90.0	63.5	118.0
					199.0	56.4	39.8	74.0

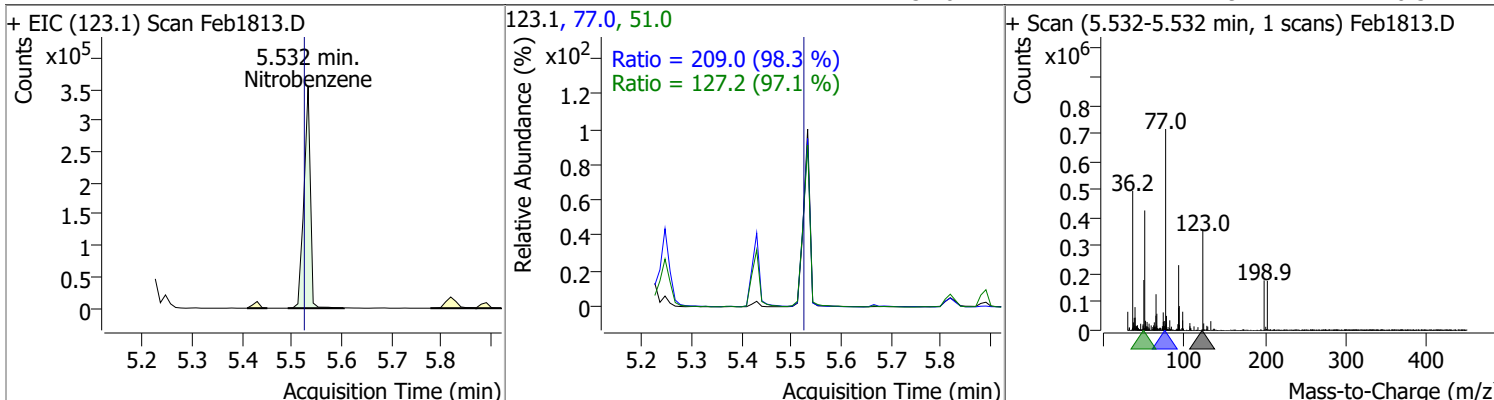


Compound	Conc.	RT	Dev(Min)	Resp.	QIon	QRatio	Lower	Upper
Nitrobenzene-d5	77.5747	5.51	0.01	554820	54.0	62.9	46.3	86.0
					128.0	45.5	34.1	63.3

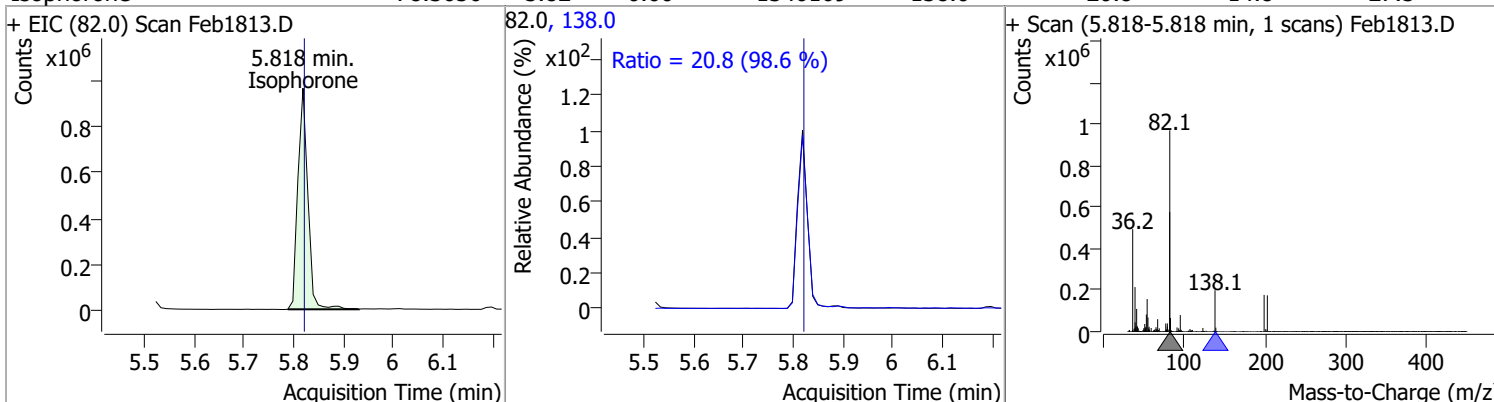


Quantitation Results Report (QT Reviewed)

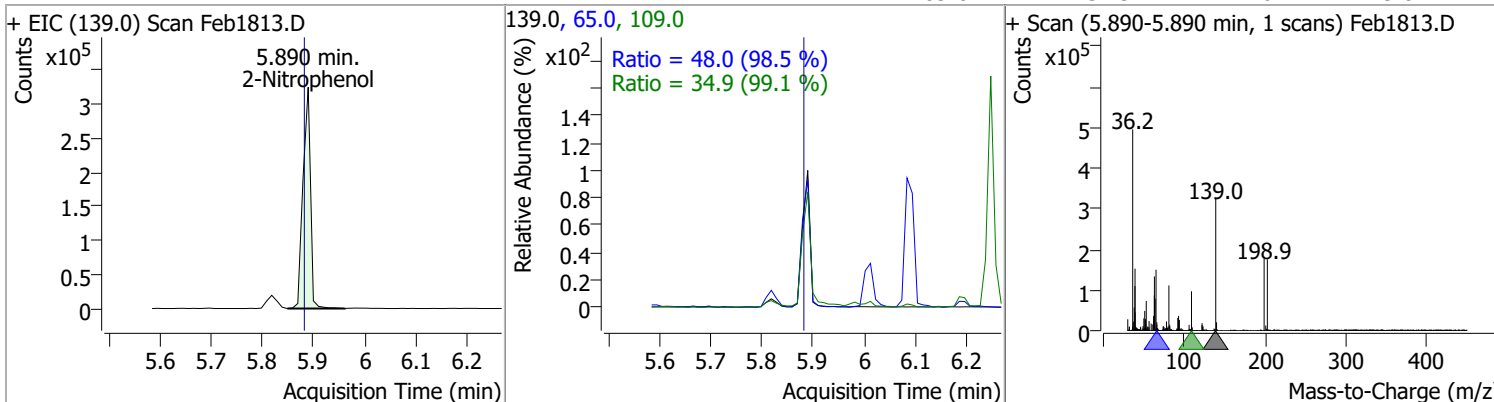
Compound	Conc.	RT	Dev(Min)	Resp.	QIon	QRatio	Lower	Upper
Nitrobenzene	88.7032	5.53	0.01	317767	77.0	209.0	148.9	276.5
					51.0	127.2	91.7	170.3



Compound	Conc.	RT	Dev(Min)	Resp.	QIon	QRatio	Lower	Upper
Isophorone	78.3656	5.82	0.00	1346169	138.0	20.8	14.8	27.5

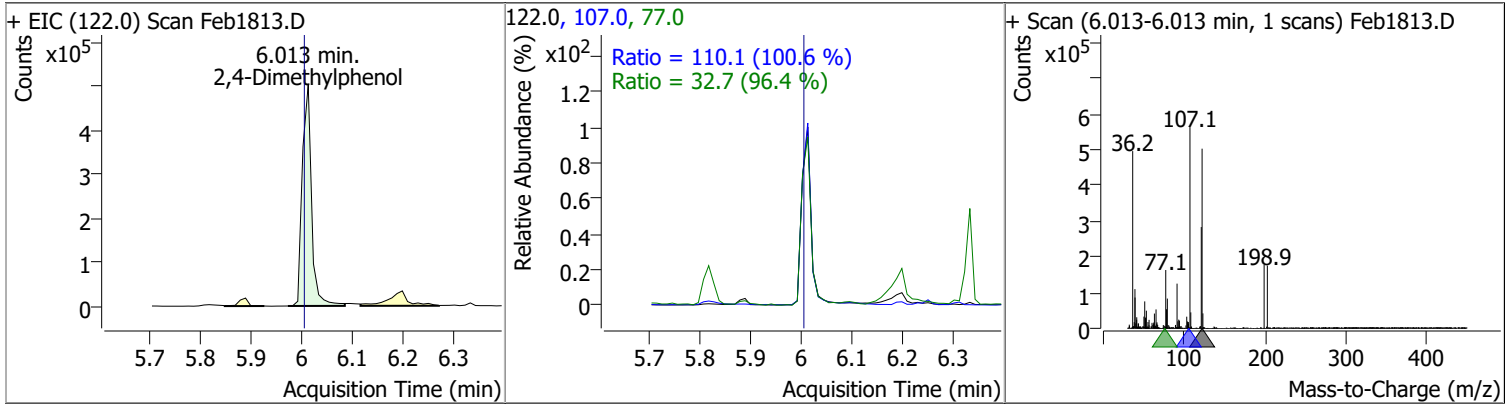


Compound	Conc.	RT	Dev(Min)	Resp.	QIon	QRatio	Lower	Upper
2-Nitrophenol	85.2121	5.89	0.01	332539	65.0	48.0	34.2	63.4
					109.0	34.9	24.6	45.8

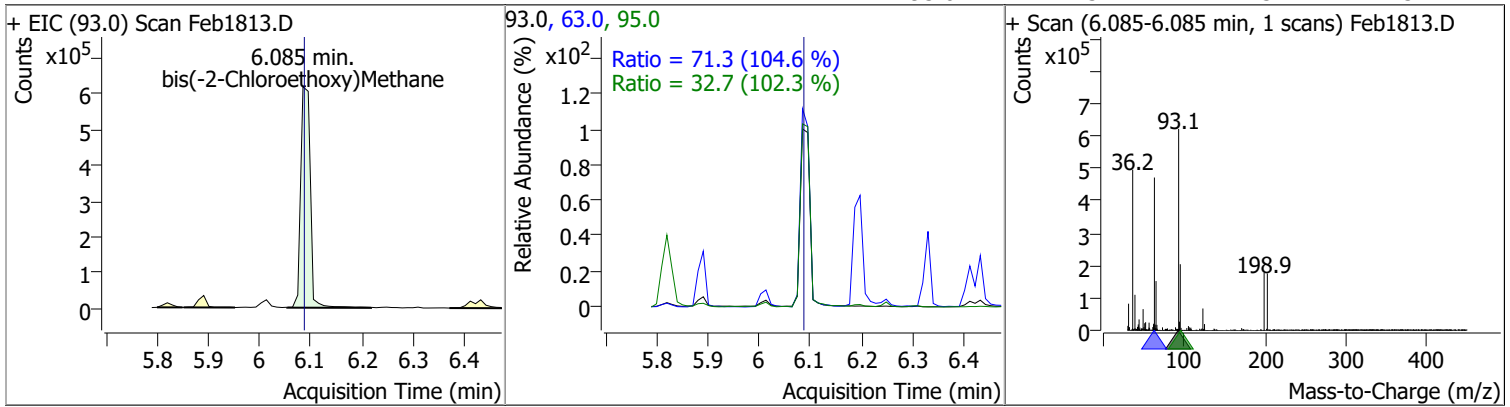


Quantitation Results Report (QT Reviewed)

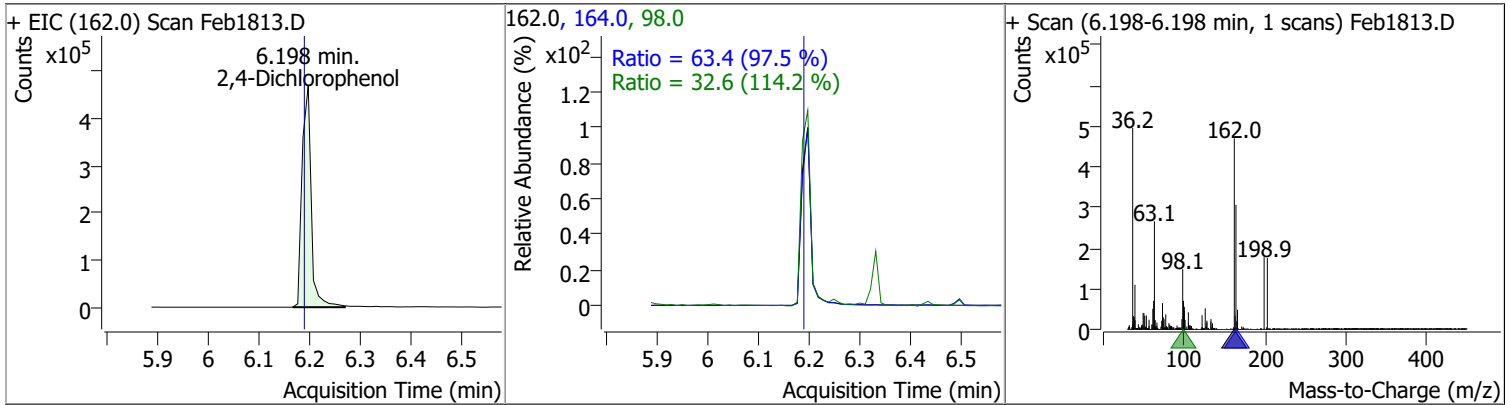
Compound	Conc.	RT	Dev(Min)	Resp.	QIon	QRatio	Lower	Upper
2,4-Dimethylphenol	79.5415	6.01	0.01	635814	107.0	110.1	76.6	142.3
					77.0	32.7	23.8	44.2



Compound	Conc.	RT	Dev(Min)	Resp.	QIon	QRatio	Lower	Upper
bis(-2-Chloroethoxy)Methane	81.4176	6.08	0.00	817087	63.0	71.3	47.7	88.6
					95.0	32.7	22.3	41.5

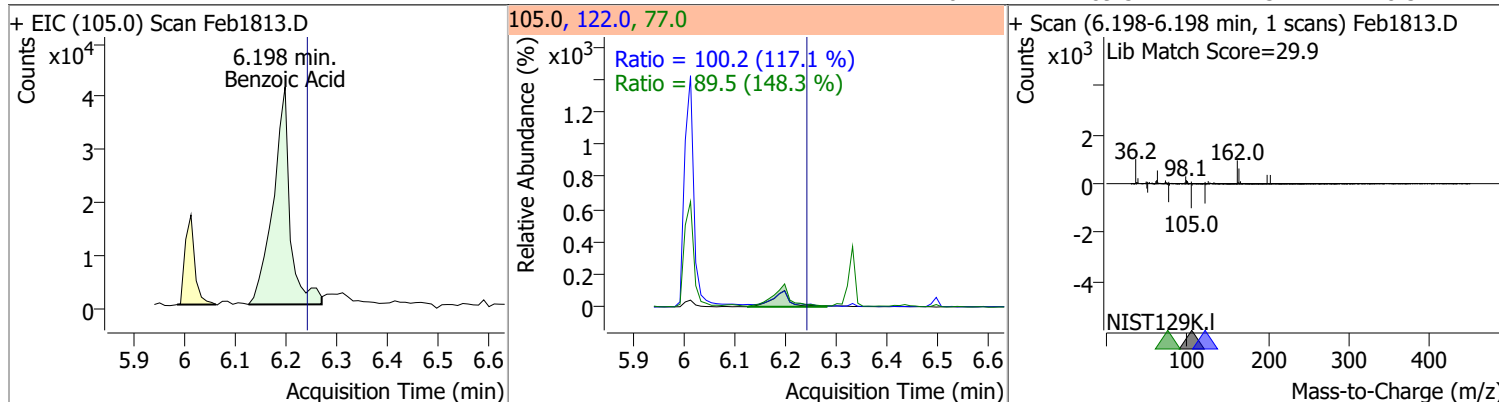


Compound	Conc.	RT	Dev(Min)	Resp.	QIon	QRatio	Lower	Upper
2,4-Dichlorophenol	76.7890	6.20	0.01	587103	164.0	63.4	45.5	84.5
					98.0	32.6	20.0	37.1

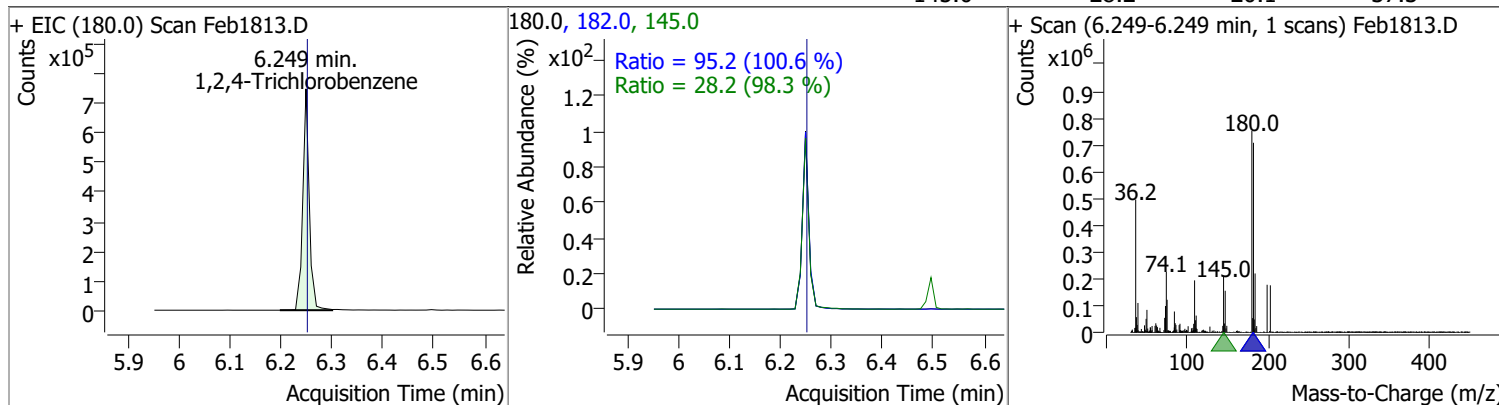


Quantitation Results Report (QT Reviewed)

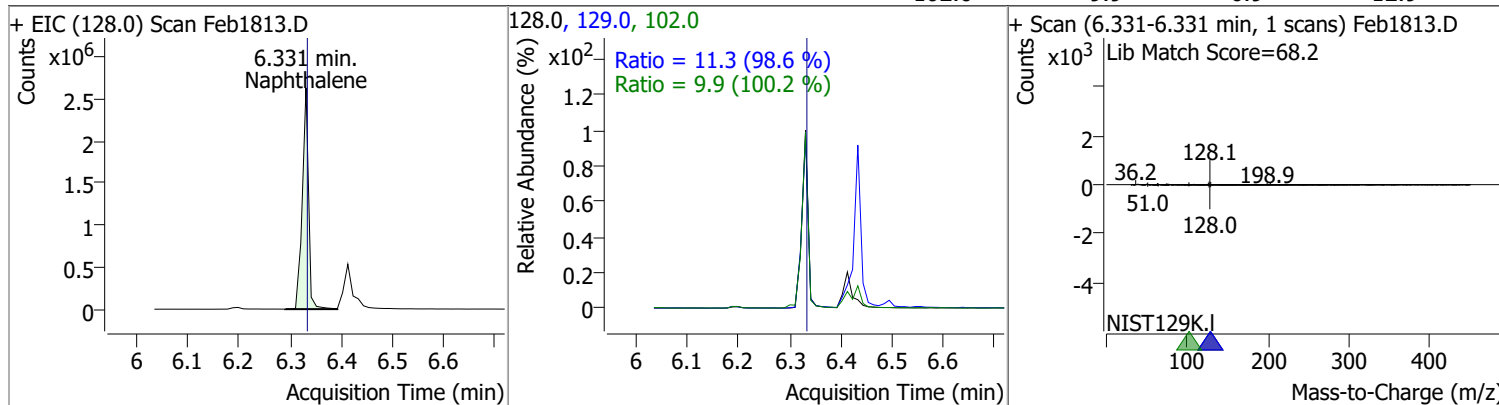
Compound	Conc.	RT	Dev(Min)	Resp.	QIon	QRatio	Lower	Upper
Benzoic Acid	27.7844	6.20	-0.04	95620	122.0	100.2	59.9	111.2
					77.0	89.5	42.3	78.5



Compound	Conc.	RT	Dev(Min)	Resp.	QIon	QRatio	Lower	Upper
1,2,4-Trichlorobenzene	72.1113	6.25	0.00	663788	182.0	95.2	66.2	122.9
					145.0	28.2	20.1	37.3

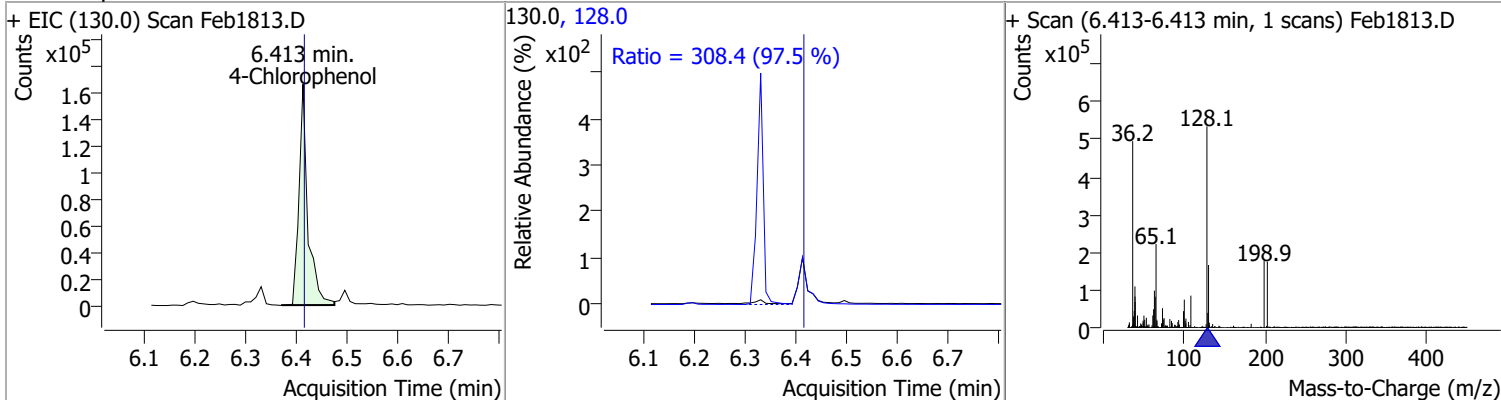


Compound	Conc.	RT	Dev(Min)	Resp.	QIon	QRatio	Lower	Upper
Naphthalene	82.8087	6.33	0.00	2245379	129.0	11.3	8.0	14.9
					102.0	9.9	6.9	12.9

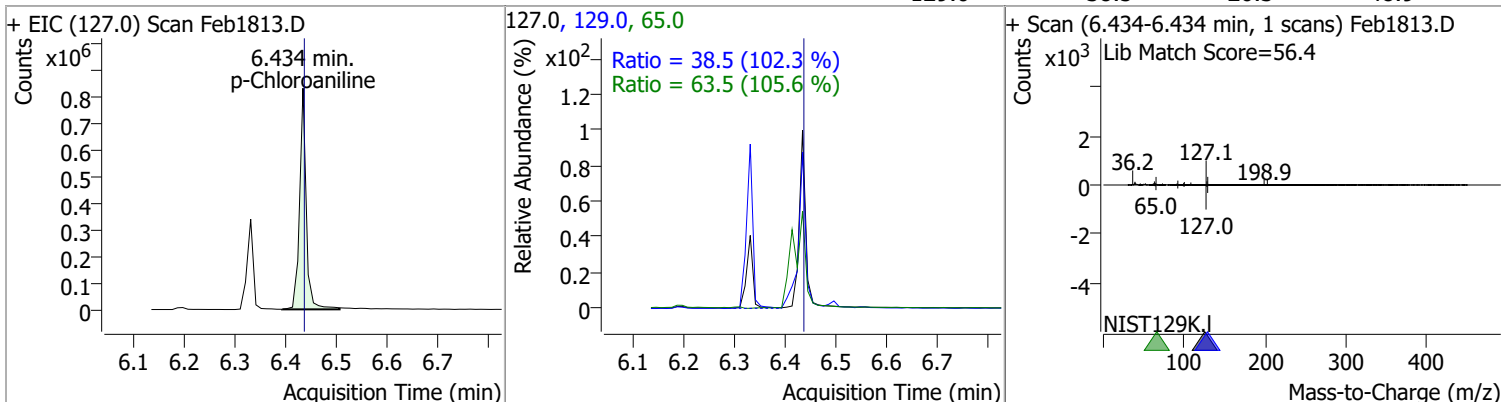


Quantitation Results Report (QT Reviewed)

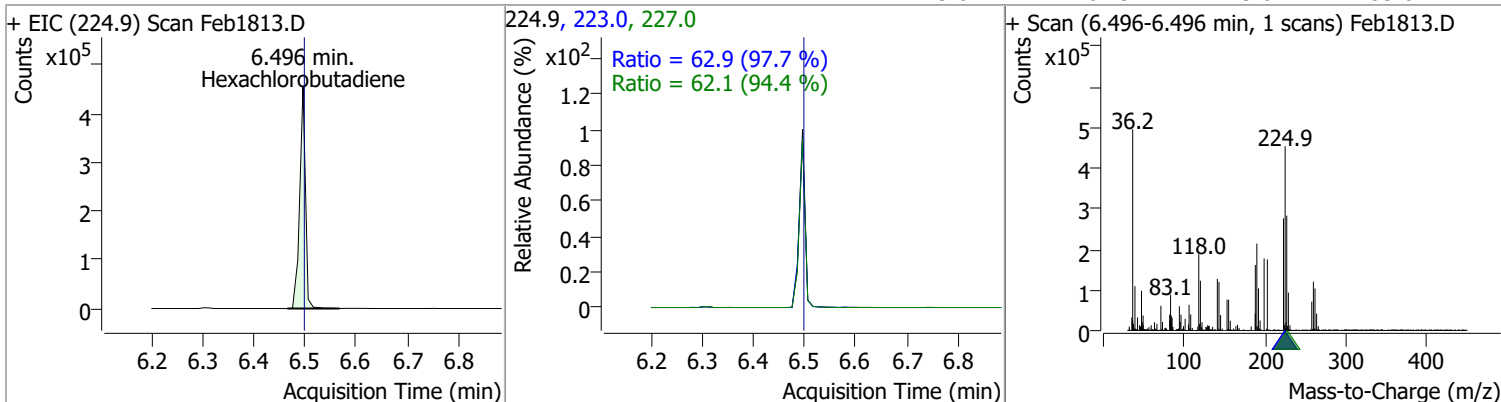
Compound	Conc.	RT	Dev(Min)	Resp.	QIon	QRatio	Lower	Upper
4-Chlorophenol	70.3282	6.41	0.00	201518	128.0	308.4	221.4	411.2



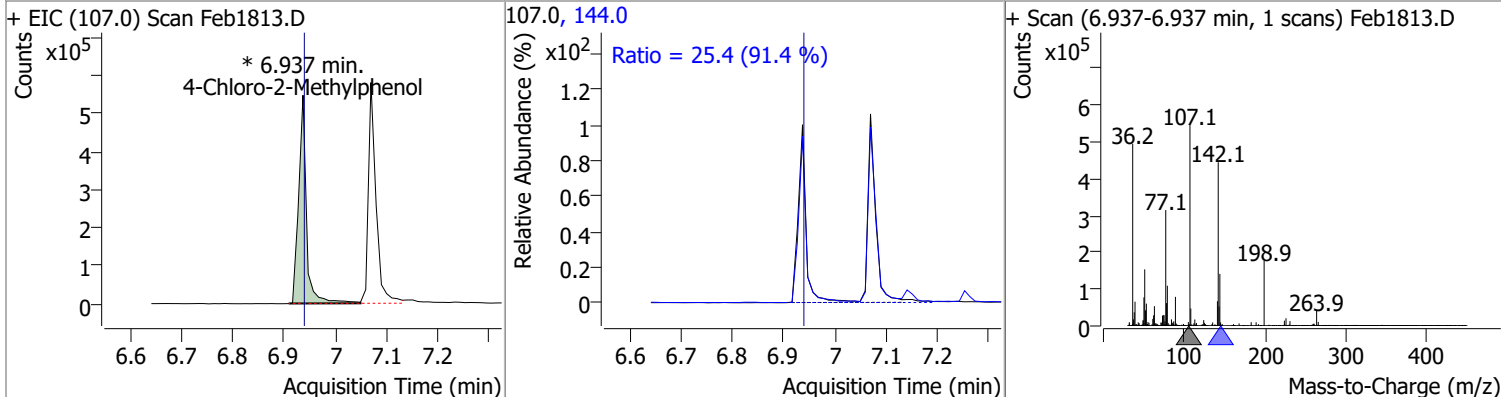
Compound	Conc.	RT	Dev(Min)	Resp.	QIon	QRatio	Lower	Upper
p-Chloroaniline	70.6236	6.43	0.00	755095	65.0	63.5	42.1	78.2
					129.0	38.5	26.3	48.9



Compound	Conc.	RT	Dev(Min)	Resp.	QIon	QRatio	Lower	Upper
Hexachlorobutadiene	74.9108	6.50	0.00	356289	227.0	62.1	46.0	85.4
					223.0	62.9	45.0	83.6

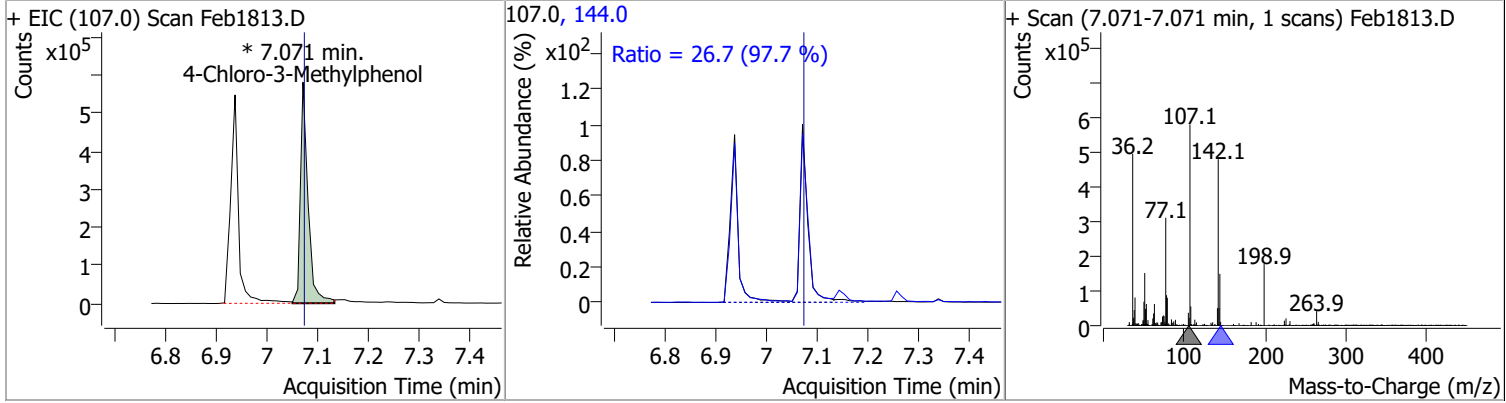


Compound	Conc.	RT	Dev(Min)	Resp.	QIon	QRatio	Lower	Upper
4-Chloro-2-Methylphenol	82.7433	6.94	0.00	585421 (m)	144.0	25.4	19.4	36.1

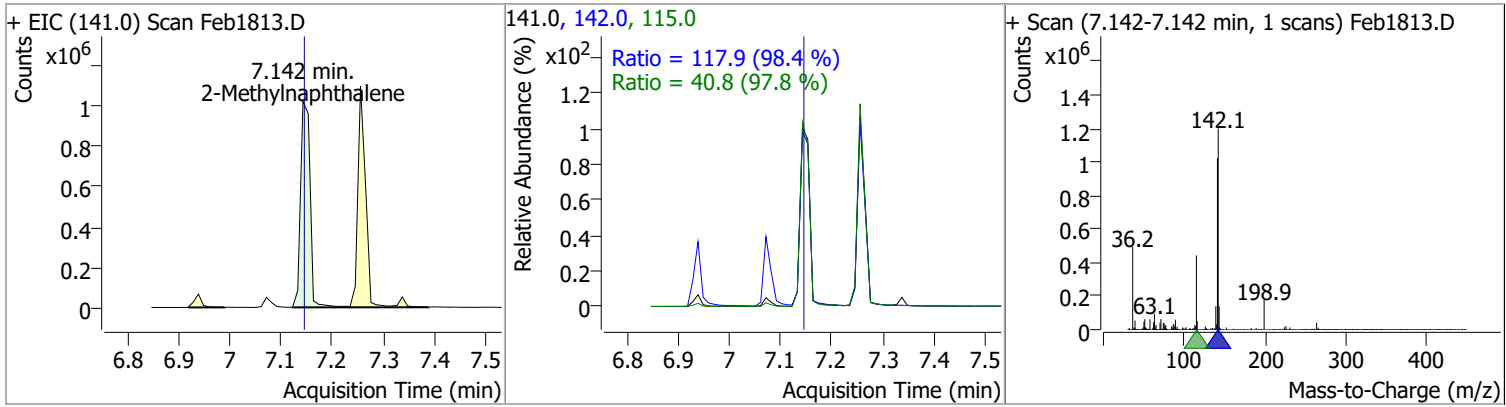


Quantitation Results Report (QT Reviewed)

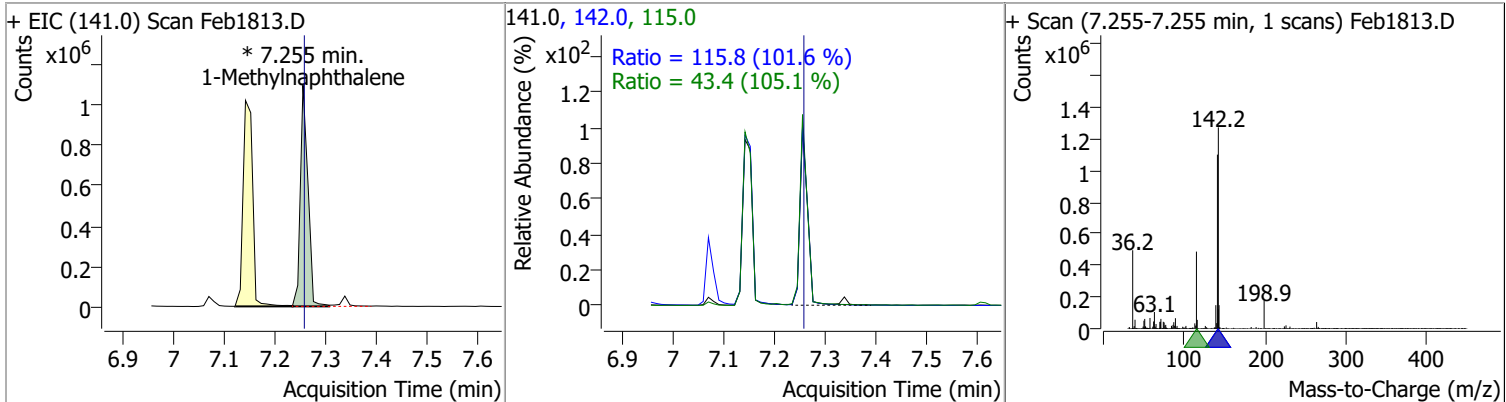
Compound	Conc.	RT	Dev(Min)	Resp.	QIon	QRatio	Lower	Upper
4-Chloro-3-Methylphenol	81.5528	7.07	0.00	603491 (m)	144.0	26.7	19.1	35.5



Compound	Conc.	RT	Dev(Min)	Resp.	QIon	QRatio	Lower	Upper
2-Methylnaphthalene	85.6861	7.14	0.00	1326679	142.0	117.9	83.8	155.7
					115.0	40.8	29.2	54.3

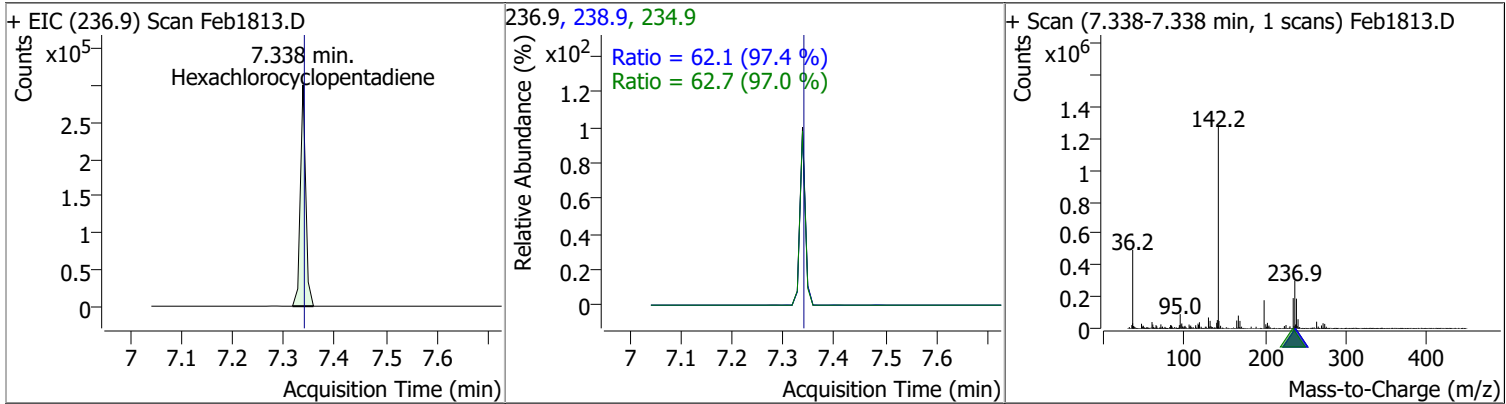


Compound	Conc.	RT	Dev(Min)	Resp.	QIon	QRatio	Lower	Upper
1-Methylnaphthalene	75.3851	7.26	0.00	1135357 (m)	142.0	115.8	79.8	148.2
					115.0	43.4	28.9	53.7

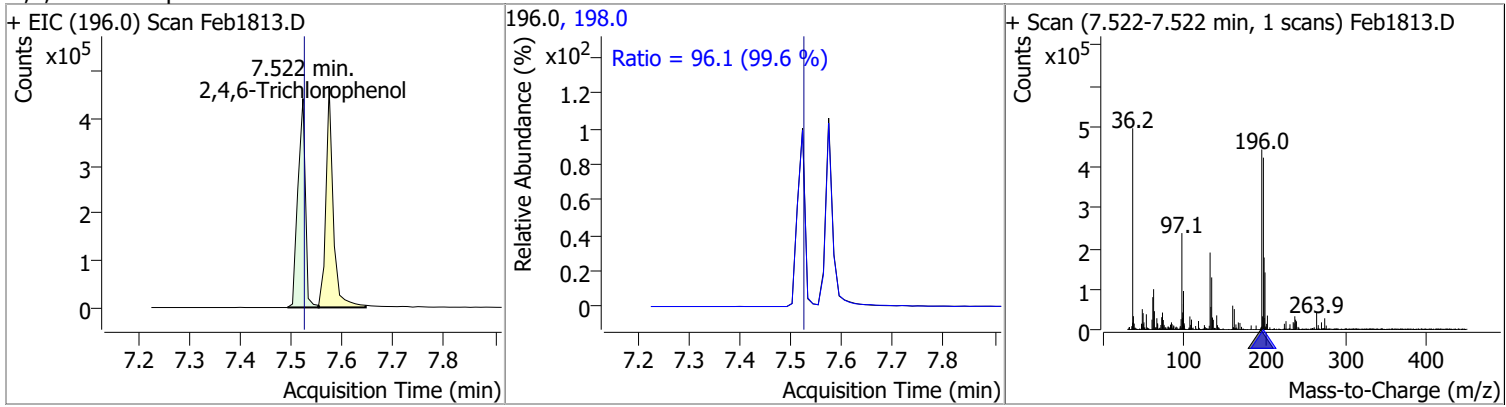


Quantitation Results Report (QT Reviewed)

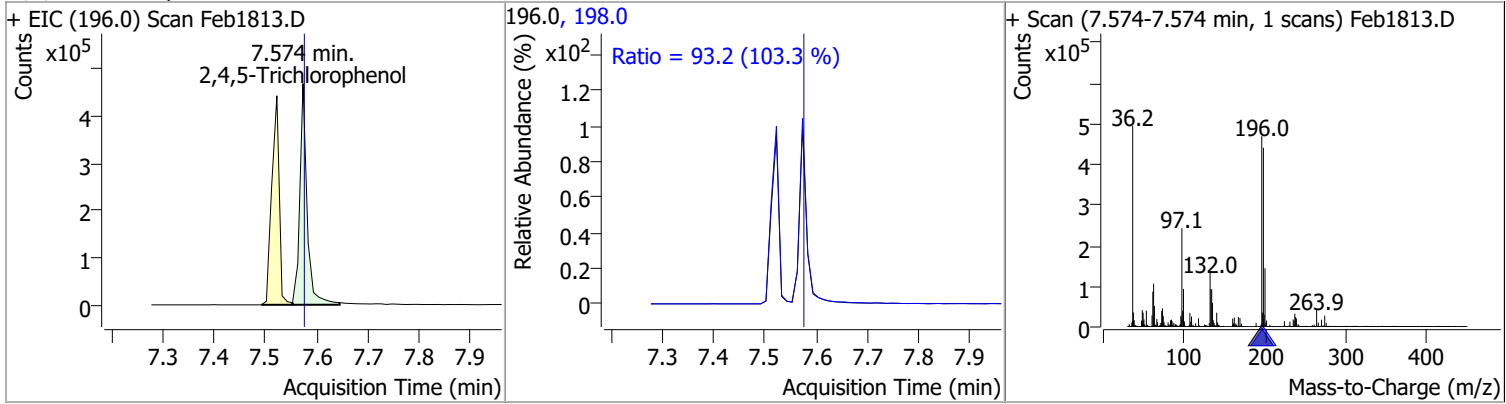
Compound	Conc.	RT	Dev(Min)	Resp.	QIon	QRatio	Lower	Upper
Hexachlorocyclopentadiene	78.7344	7.34	0.00	220873	234.9	62.7	45.2	84.0
					238.9	62.1	44.6	82.9



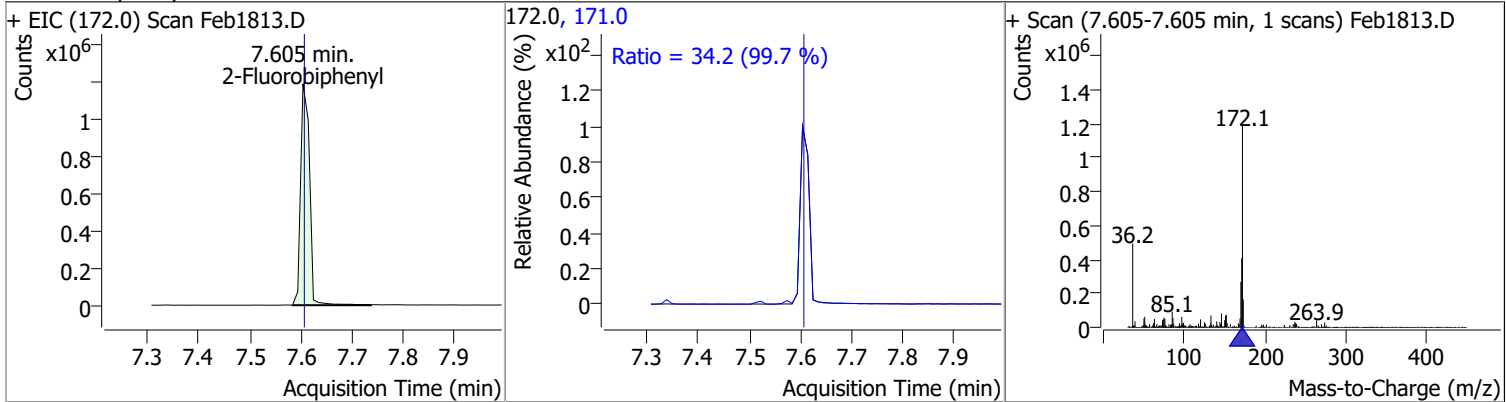
Compound	Conc.	RT	Dev(Min)	Resp.	QIon	QRatio	Lower	Upper
2,4,6-Trichlorophenol	90.7519	7.52	0.00	447151	196.0	96.1	67.6	125.5
					198.0	96.1	67.6	125.5



Compound	Conc.	RT	Dev(Min)	Resp.	QIon	QRatio	Lower	Upper
2,4,5-Trichlorophenol	85.0706	7.57	0.00	467011	196.0	93.2	63.2	117.3
					198.0	93.2	63.2	117.3

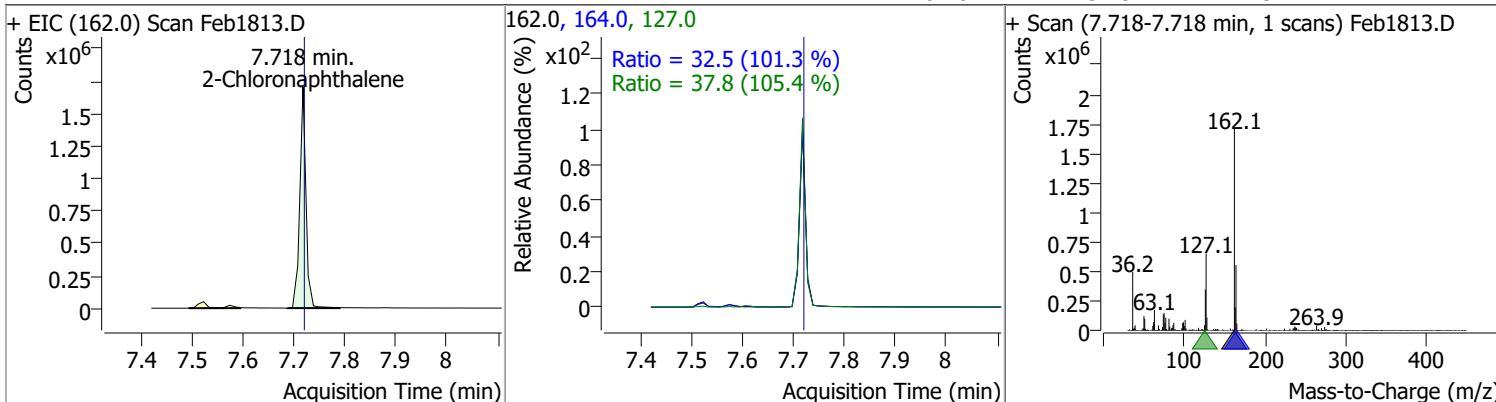


Compound	Conc.	RT	Dev(Min)	Resp.	QIon	QRatio	Lower	Upper
2-Fluorobiphenyl	72.7922	7.60	0.00	1446095	171.0	34.2	24.0	44.5
					172.0	34.2	24.0	44.5

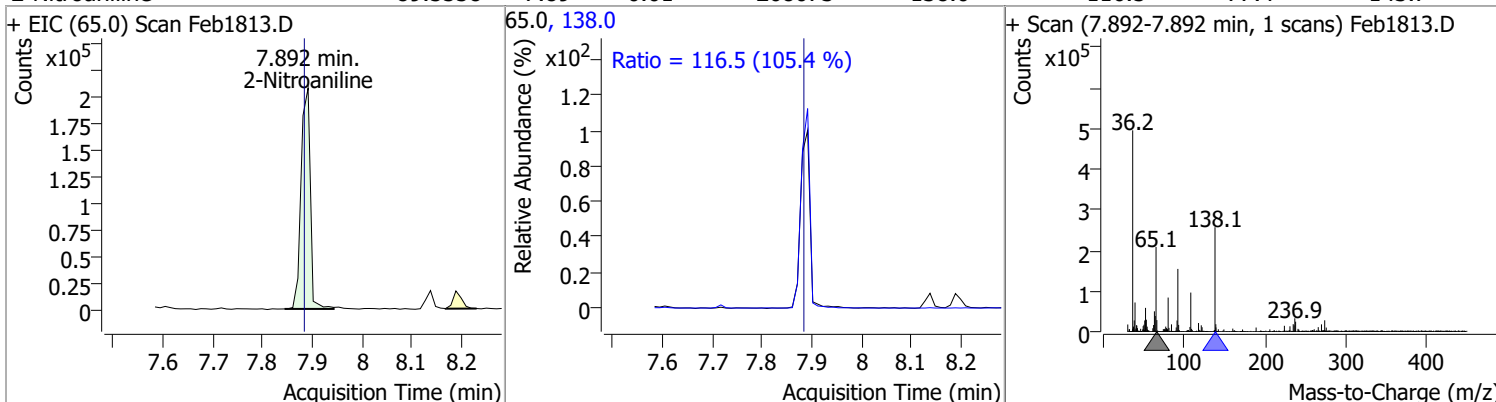


Quantitation Results Report (QT Reviewed)

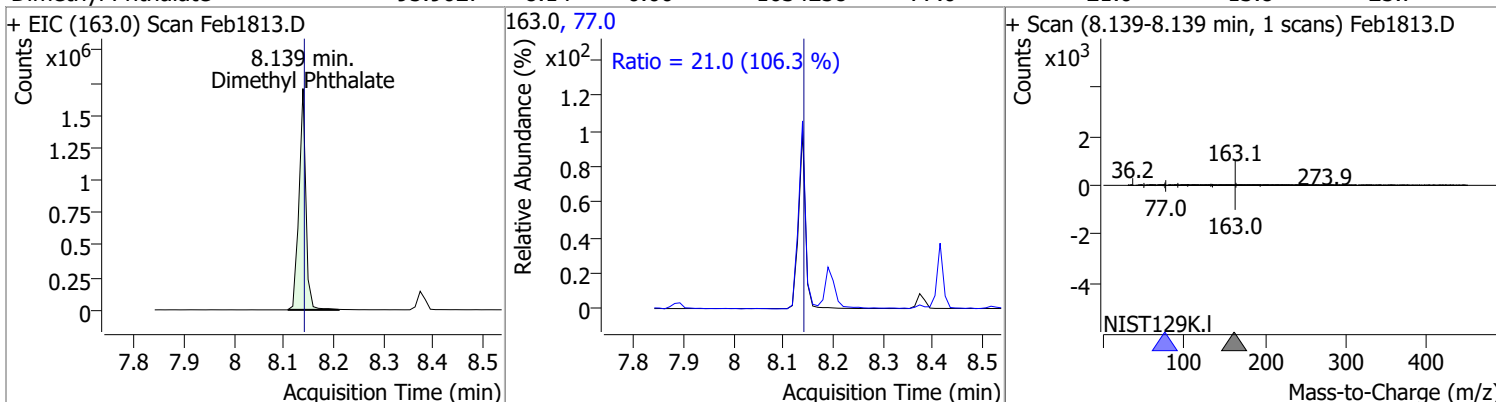
Compound	Conc.	RT	Dev(Min)	Resp.	QIon	QRatio	Lower	Upper
2-Chloronaphthalene	86.1967	7.72	0.00	1438268	127.0	37.8	25.1	46.7
					164.0	32.5	22.5	41.7



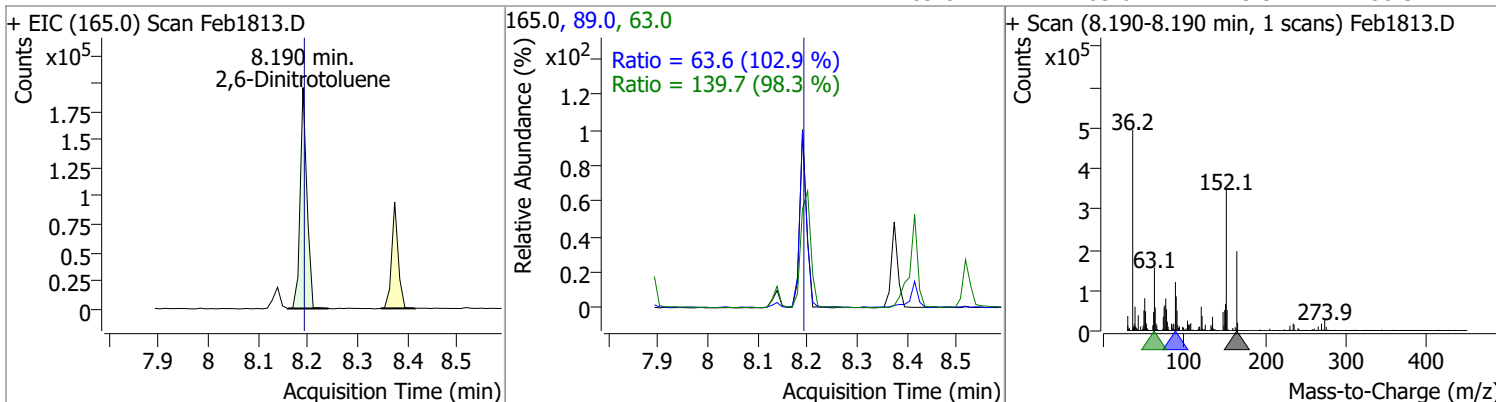
Compound	Conc.	RT	Dev(Min)	Resp.	QIon	QRatio	Lower	Upper
2-Nitroaniline	89.5558	7.89	0.01	268073	138.0	116.5	77.4	143.7



Compound	Conc.	RT	Dev(Min)	Resp.	QIon	QRatio	Lower	Upper
Dimethyl Phthalate	95.9027	8.14	0.00	1634258	77.0	21.0	13.8	25.7

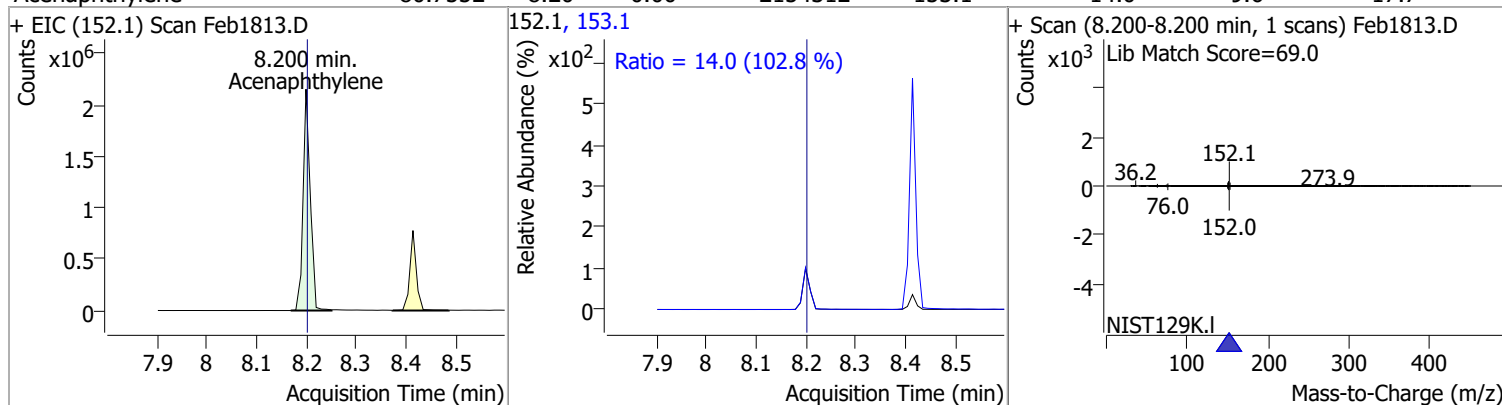


Compound	Conc.	RT	Dev(Min)	Resp.	QIon	QRatio	Lower	Upper
2,6-Dinitrotoluene	80.0211	8.19	0.00	184533	63.0	139.7	99.5	184.8
					89.0	63.6	43.3	80.3

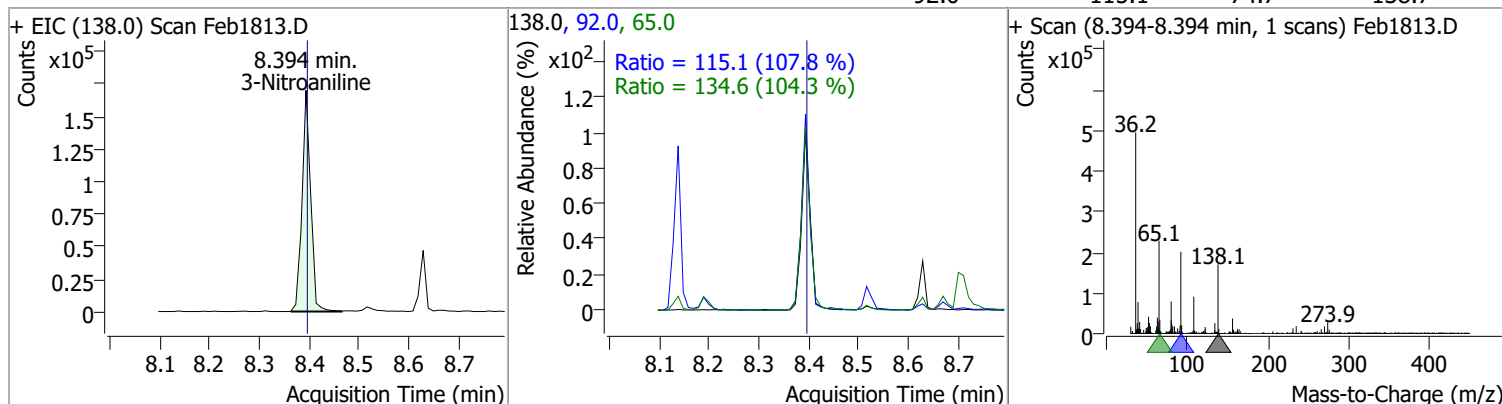


Quantitation Results Report (QT Reviewed)

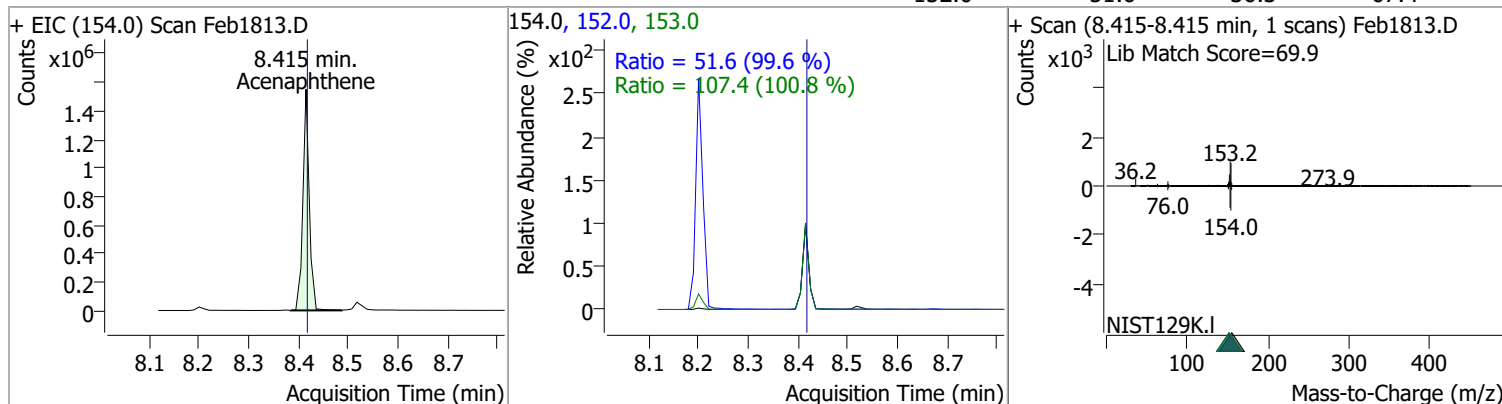
Compound	Conc.	RT	Dev(Min)	Resp.	QIon	QRatio	Lower	Upper
Acenaphthylene	80.7552	8.20	0.00	2154312	153.1	14.0	9.6	17.7



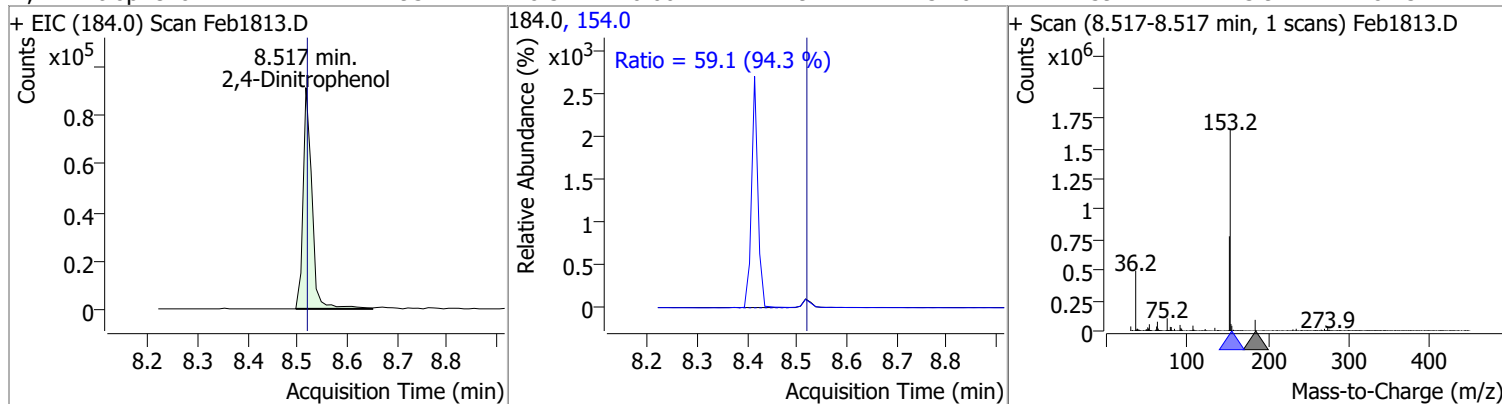
Compound	Conc.	RT	Dev(Min)	Resp.	QIon	QRatio	Lower	Upper
3-Nitroaniline	78.2222	8.39	0.00	204584	65.0	134.6	90.4	167.8
					92.0	115.1	74.7	138.7



Compound	Conc.	RT	Dev(Min)	Resp.	QIon	QRatio	Lower	Upper
Acenaphthene	90.7354	8.41	0.00	1377071	153.0	107.4	74.5	138.4
					152.0	51.6	36.3	67.4

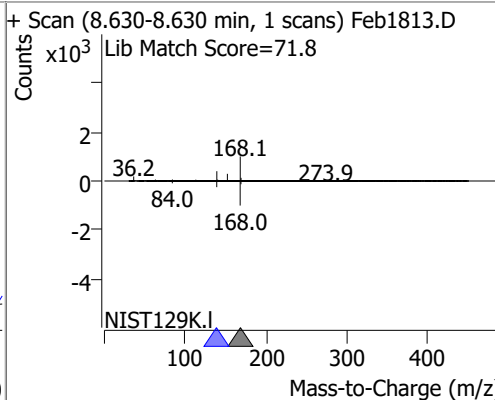
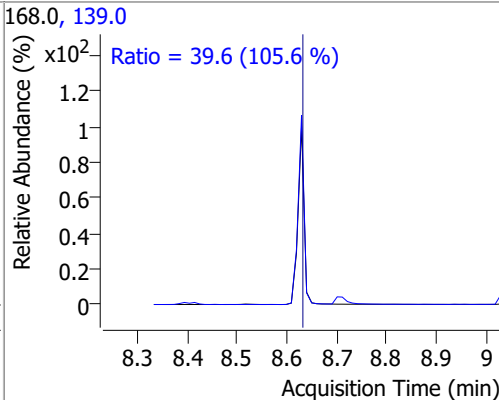
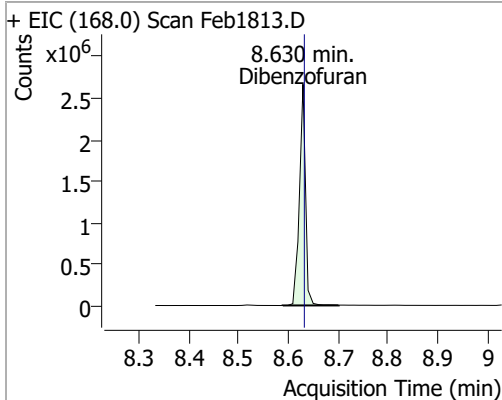


Compound	Conc.	RT	Dev(Min)	Resp.	QIon	QRatio	Lower	Upper
2,4-Dinitrophenol	93.1272	8.52	0.00	112924	154.0	59.1	43.9	81.5

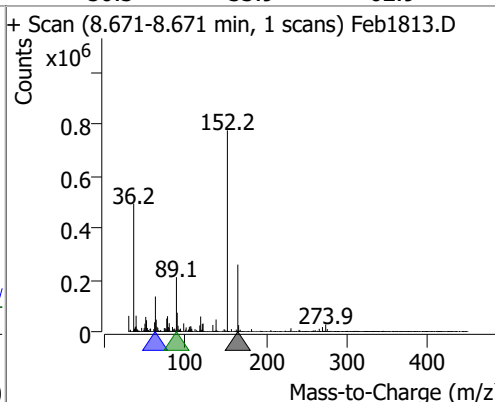
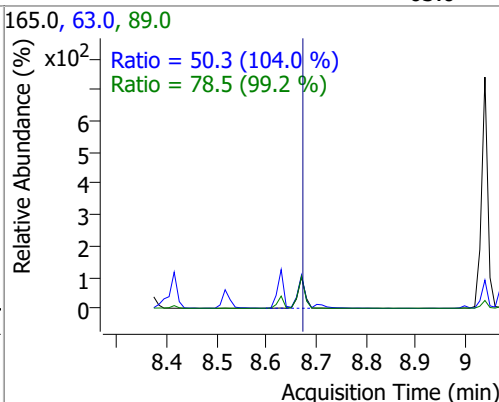
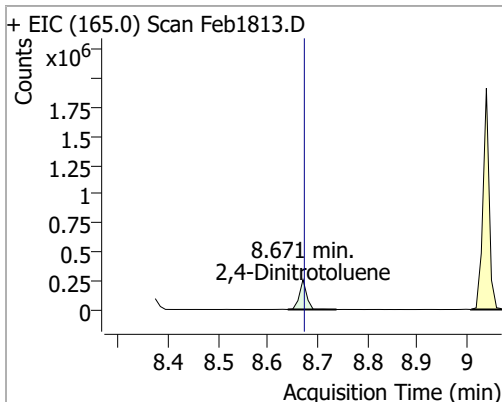


Quantitation Results Report (QT Reviewed)

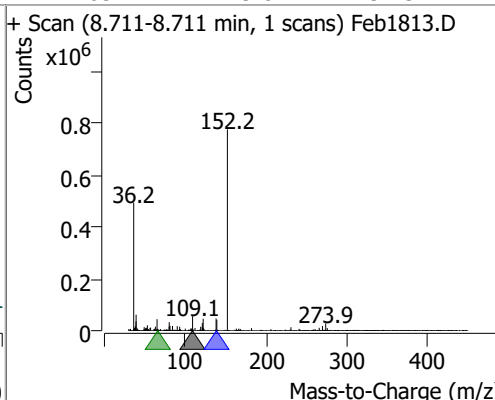
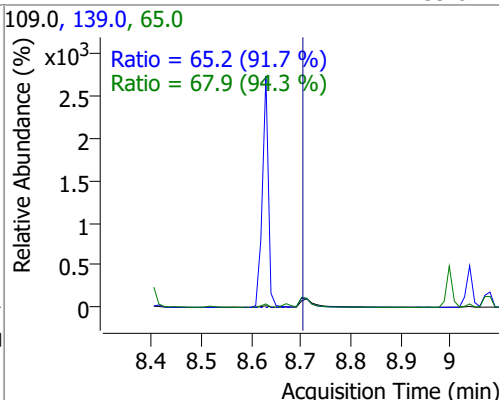
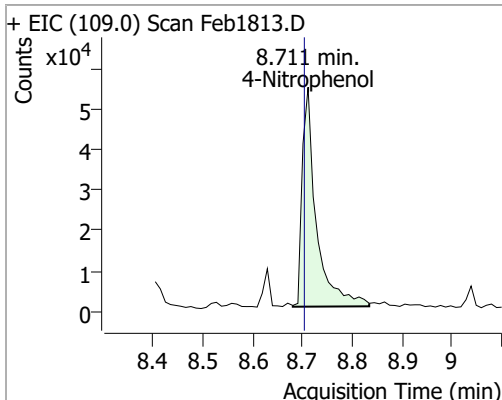
Compound	Conc.	RT	Dev(Min)	Resp.	QIon	QRatio	Lower	Upper
Dibenzofuran	91.7375	8.63	0.00	2268050	139.0	39.6	26.3	48.8



Compound	Conc.	RT	Dev(Min)	Resp.	QIon	QRatio	Lower	Upper
2,4-Dinitrotoluene	88.8357	8.67	0.00	260018	89.0	78.5	55.4	102.9
					63.0	50.3	33.9	62.9

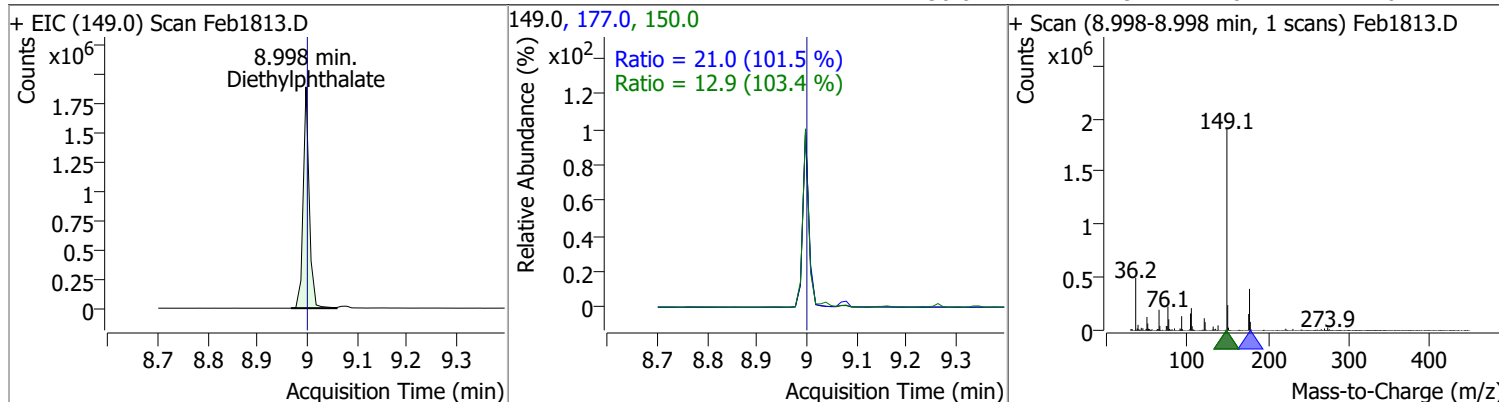


Compound	Conc.	RT	Dev(Min)	Resp.	QIon	QRatio	Lower	Upper
4-Nitrophenol	40.6616	8.71	0.01	107931	65.0	67.9	50.4	93.6
					139.0	65.2	49.8	92.5

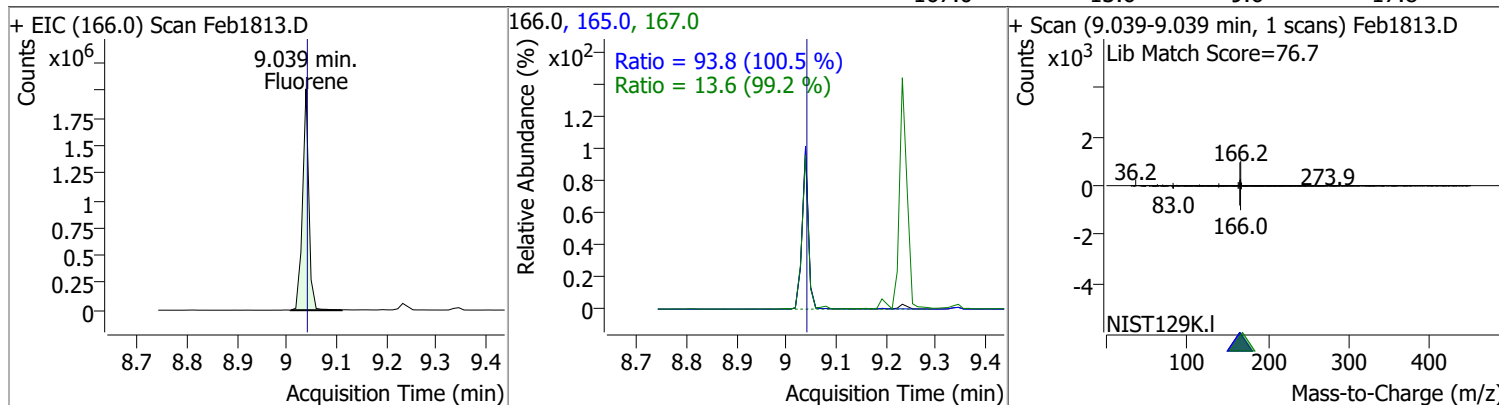


Quantitation Results Report (QT Reviewed)

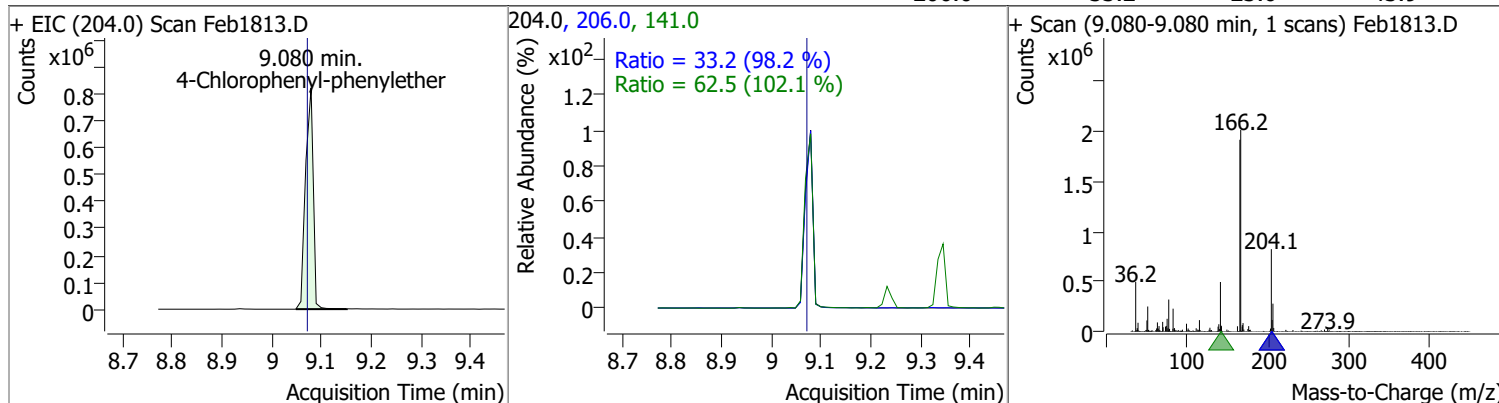
Compound	Conc.	RT	Dev(Min)	Resp.	QIon	QRatio	Lower	Upper
Diethylphthalate	90.7313	9.00	0.00	1599342	177.0	21.0	14.5	27.0
					150.0	12.9	8.7	16.2



Compound	Conc.	RT	Dev(Min)	Resp.	QIon	QRatio	Lower	Upper
Fluorene	88.5141	9.04	0.00	1770427	165.0	93.8	65.4	121.4
					167.0	13.6	9.6	17.8

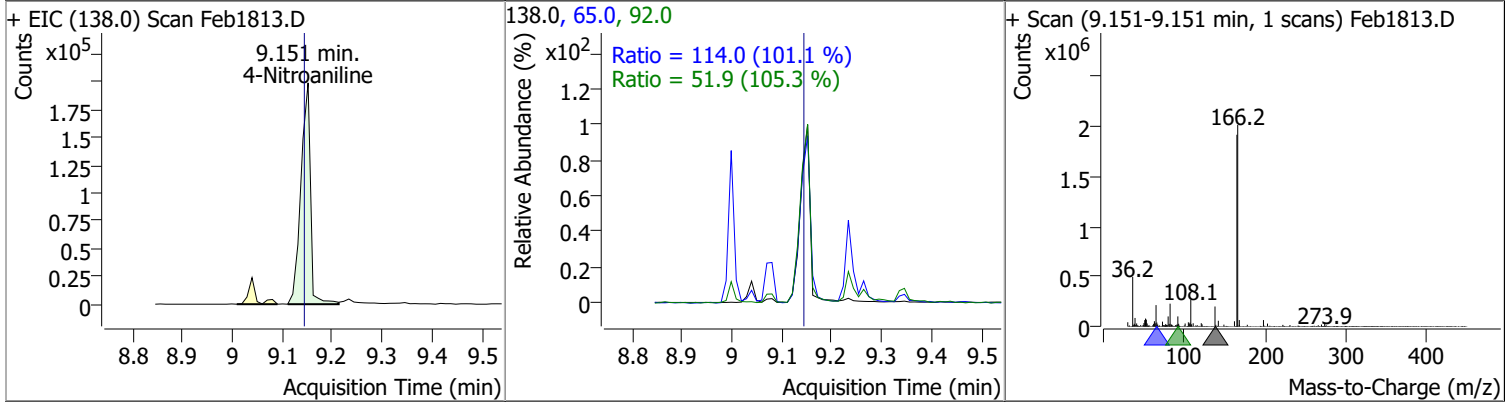


Compound	Conc.	RT	Dev(Min)	Resp.	QIon	QRatio	Lower	Upper
4-Chlorophenyl-phenylether	96.1031	9.08	0.01	876155	141.0	62.5	42.8	79.6
					206.0	33.2	23.6	43.9

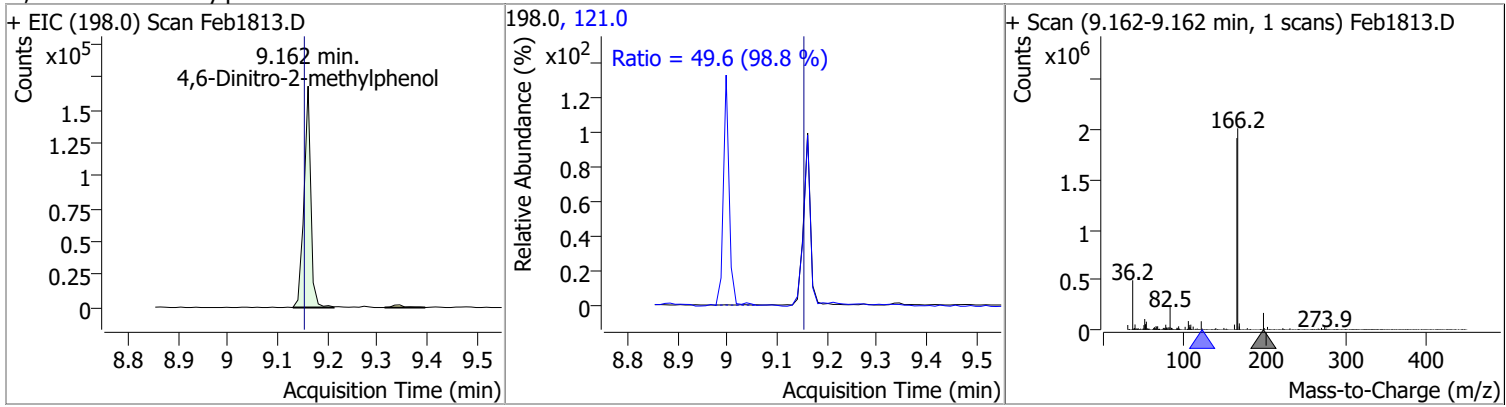


Quantitation Results Report (QT Reviewed)

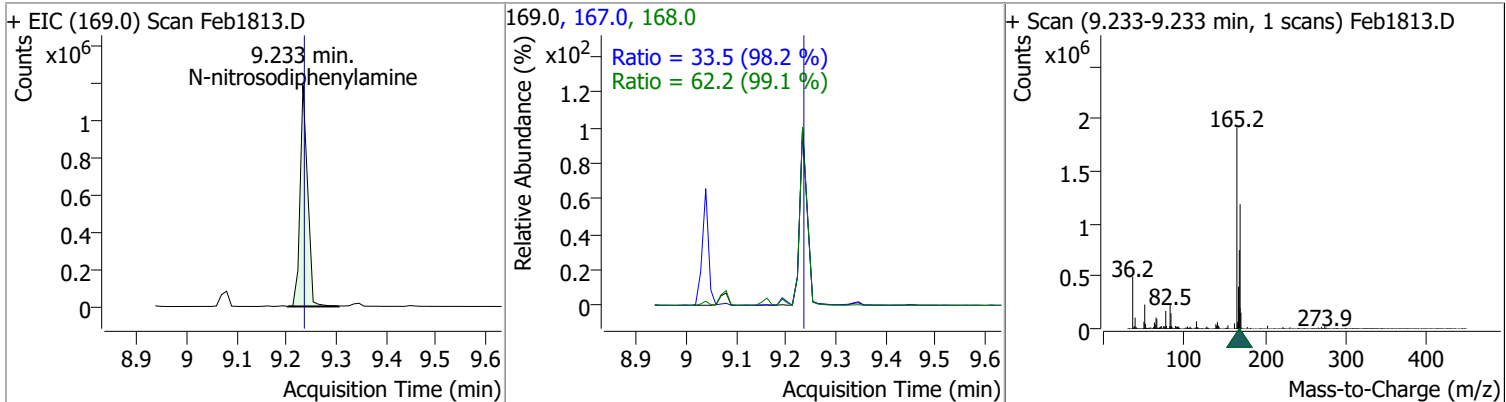
Compound	Conc.	RT	Dev(Min)	Resp.	QIon	QRatio	Lower	Upper
4-Nitroaniline	86.9077	9.15	0.01	265892	65.0	114.0	78.9	146.6
					92.0	51.9	34.5	64.1



Compound	Conc.	RT	Dev(Min)	Resp.	QIon	QRatio	Lower	Upper
4,6-Dinitro-2-methylphenol	85.4547	9.16	0.01	160008	121.0	49.6	35.1	65.3

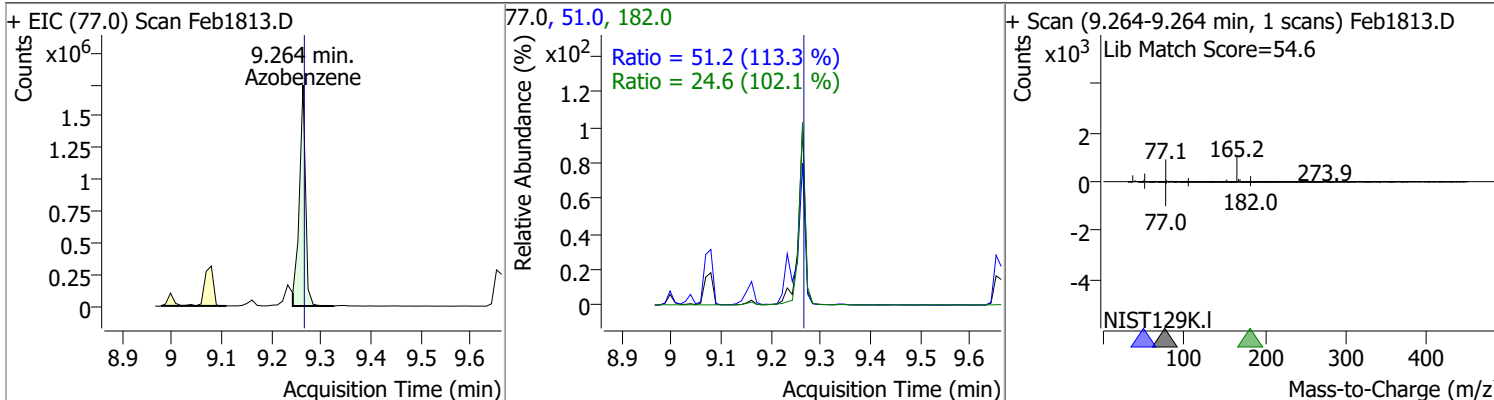


Compound	Conc.	RT	Dev(Min)	Resp.	QIon	QRatio	Lower	Upper
N-nitrosodiphenylamine	87.0305	9.23	0.00	1244447	168.0	62.2	44.0	81.7
					167.0	33.5	23.9	44.3

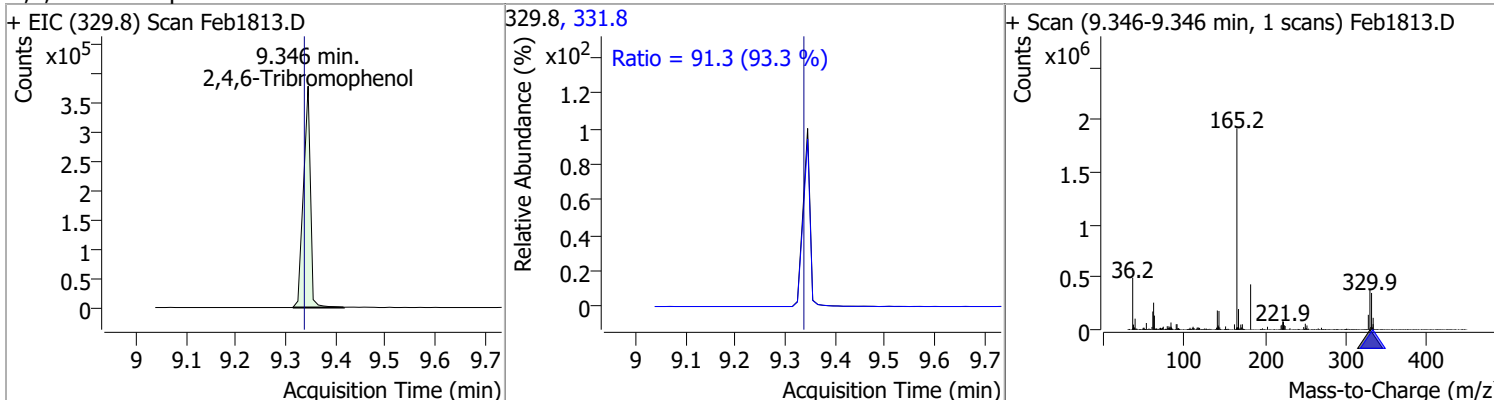


Quantitation Results Report (QT Reviewed)

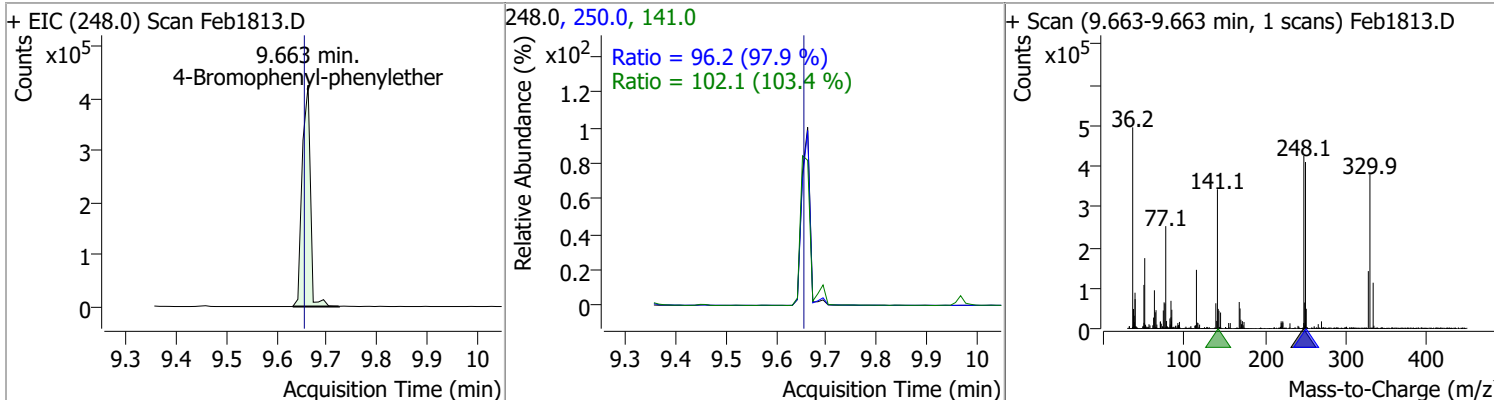
Compound	Conc.	RT	Dev(Min)	Resp.	QIon	QRatio	Lower	Upper
Azobenzene	79.9499	9.26	0.00	1510014	51.0	51.2	31.6	58.7
					182.0	24.6	16.9	31.4



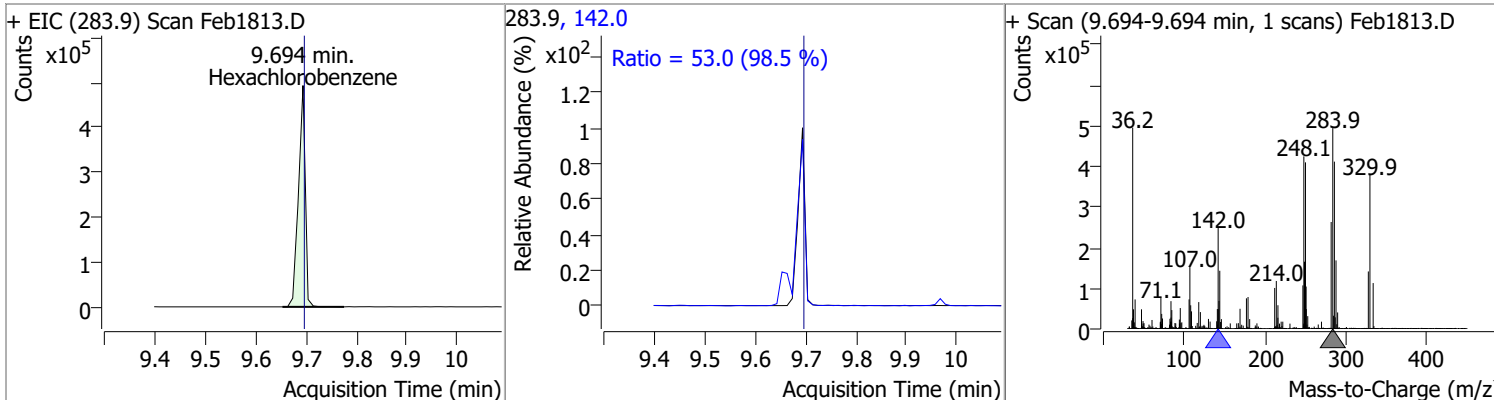
Compound	Conc.	RT	Dev(Min)	Resp.	QIon	QRatio	Lower	Upper
2,4,6-Tribromophenol	173.9696	9.35	0.01	371807	331.8	91.3	68.5	127.2



Compound	Conc.	RT	Dev(Min)	Resp.	QIon	QRatio	Lower	Upper
4-Bromophenyl-phenylether	88.6852	9.66	0.01	484616	141.0	102.1	69.1	128.4
					250.0	96.2	68.8	127.7

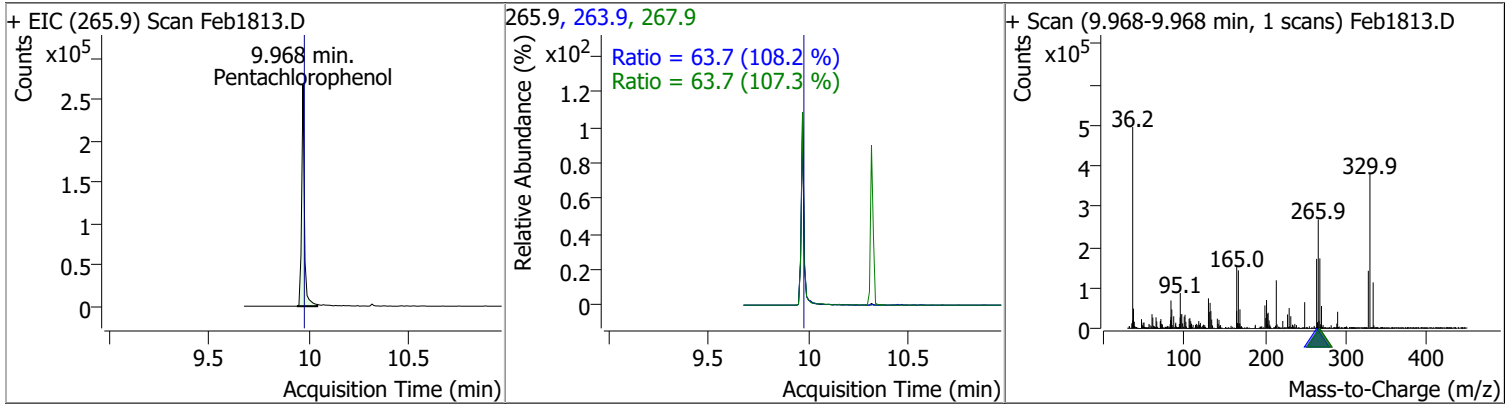


Compound	Conc.	RT	Dev(Min)	Resp.	QIon	QRatio	Lower	Upper
Hexachlorobenzene	84.9942	9.69	0.00	466964	142.0	53.0	37.7	70.0

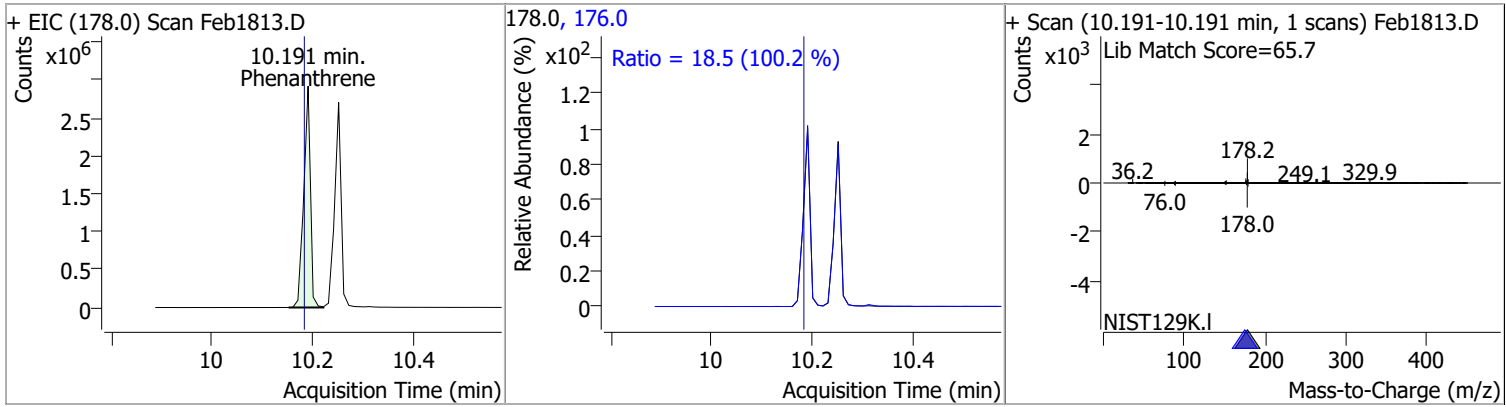


Quantitation Results Report (QT Reviewed)

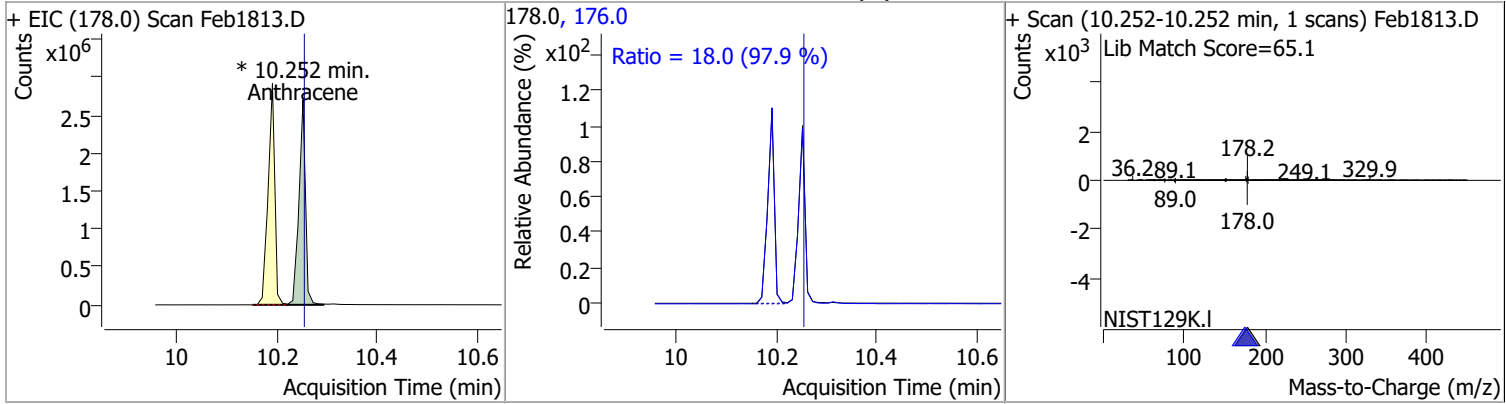
Compound	Conc.	RT	Dev(Min)	Resp.	QIon	QRatio	Lower	Upper
Pentachlorophenol	95.8269	9.97	0.00	254951	267.9	63.7	41.5	77.2
					263.9	63.7	41.2	76.6



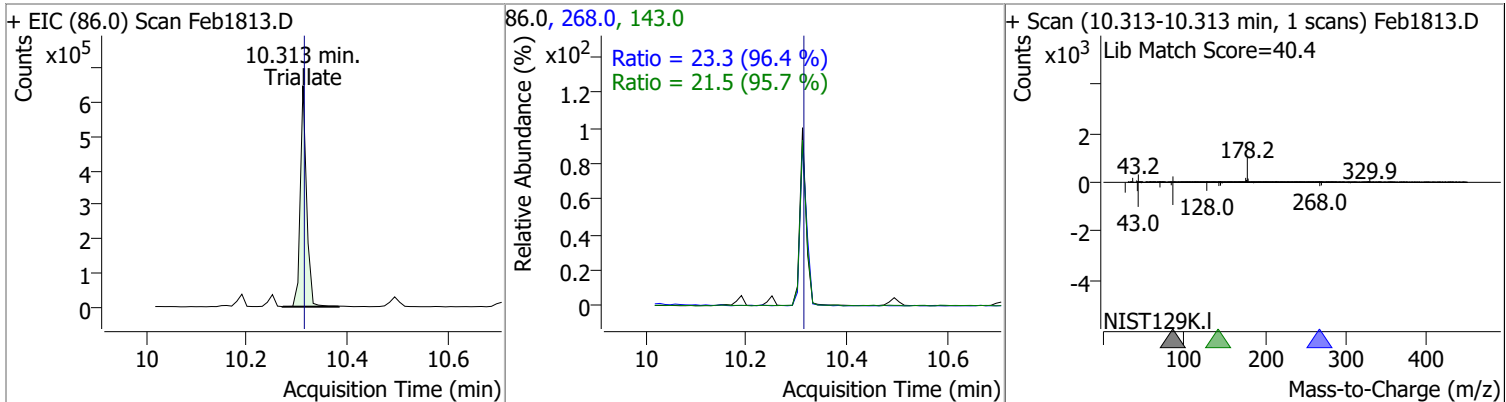
Compound	Conc.	RT	Dev(Min)	Resp.	QIon	QRatio	Lower	Upper
Phenanthrene	91.5742	10.19	0.01	2693403	176.0	18.5	13.0	24.1



Compound	Conc.	RT	Dev(Min)	Resp.	QIon	QRatio	Lower	Upper
Anthracene	87.0390	10.25	0.00	2437792 (m)	176.0	18.0	12.9	23.9

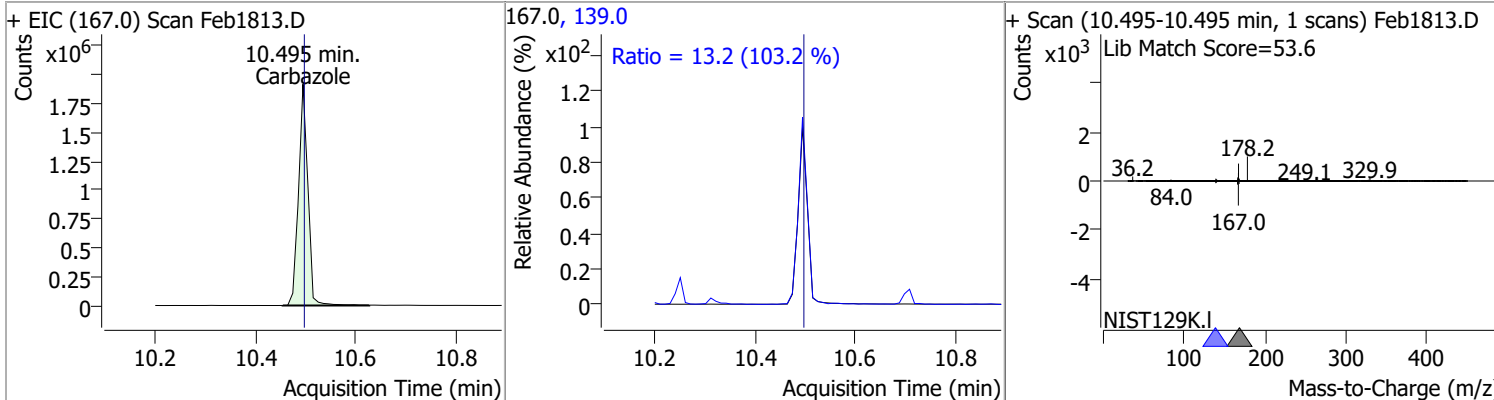


Compound	Conc.	RT	Dev(Min)	Resp.	QIon	QRatio	Lower	Upper
Triallate	84.1294	10.31	0.00	565732	268.0	23.3	16.9	31.4
					143.0	21.5	15.8	29.3

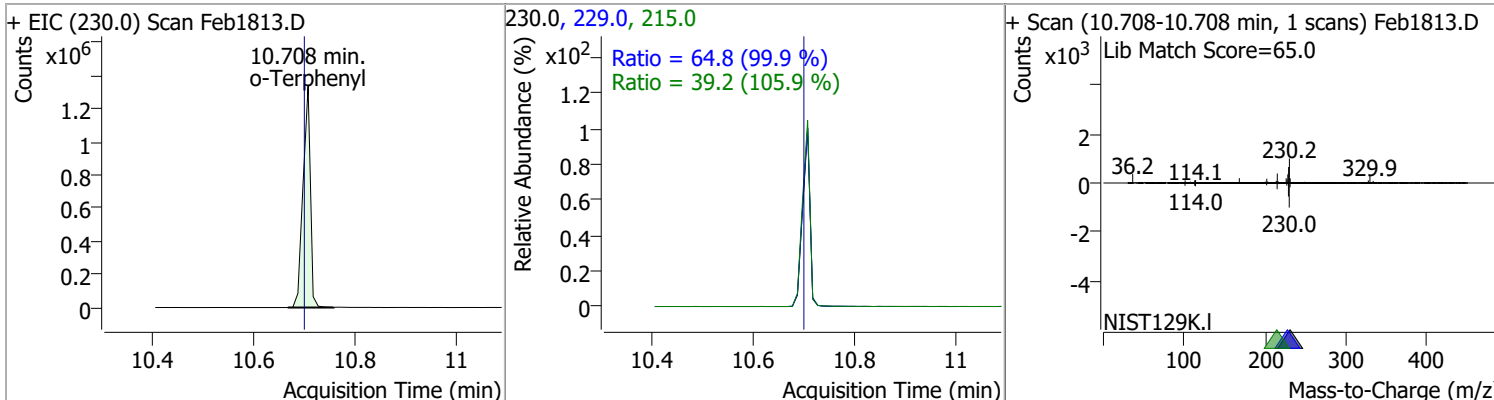


Quantitation Results Report (QT Reviewed)

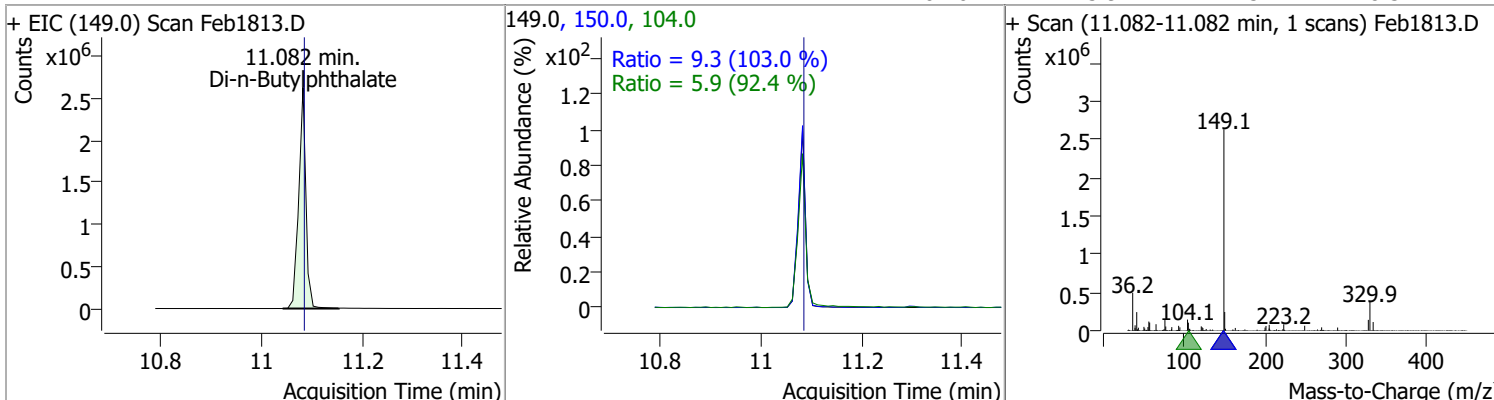
Compound	Conc.	RT	Dev(Min)	Resp.	QIon	QRatio	Lower	Upper
Carbazole	86.9447	10.49	0.00	2473107	139.0	13.2	9.0	16.7



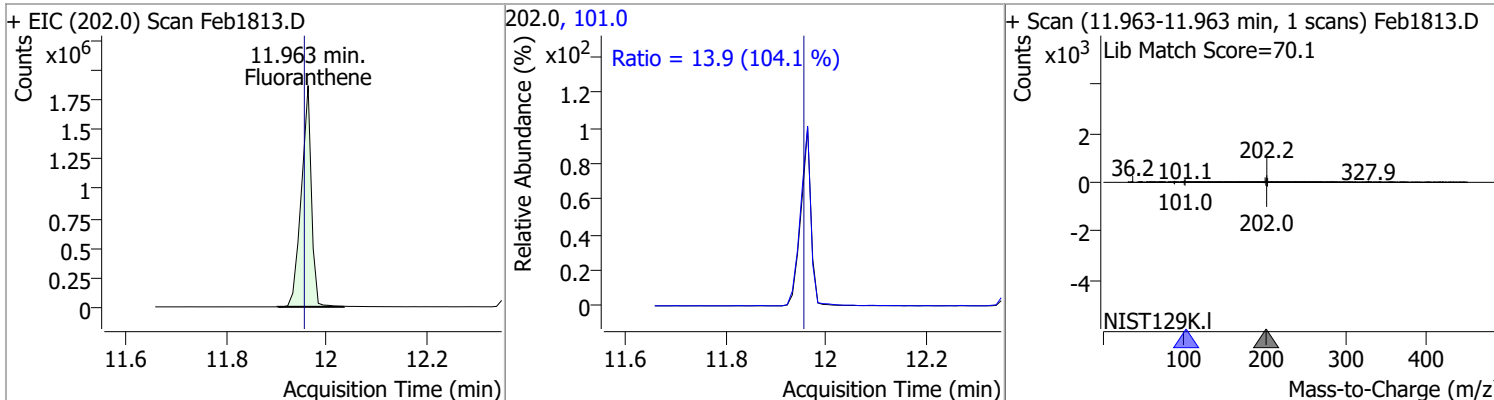
Compound	Conc.	RT	Dev(Min)	Resp.	QIon	QRatio	Lower	Upper
o-Terphenyl	86.7773	10.71	0.01	1364509	229.0	64.8	45.4	84.3
					215.0	39.2	25.9	48.1



Compound	Conc.	RT	Dev(Min)	Resp.	QIon	QRatio	Lower	Upper
Di-n-Butylphthalate	94.5230	11.08	0.00	2614560	150.0	9.3	6.3	11.8
					104.0	5.9	4.5	8.3

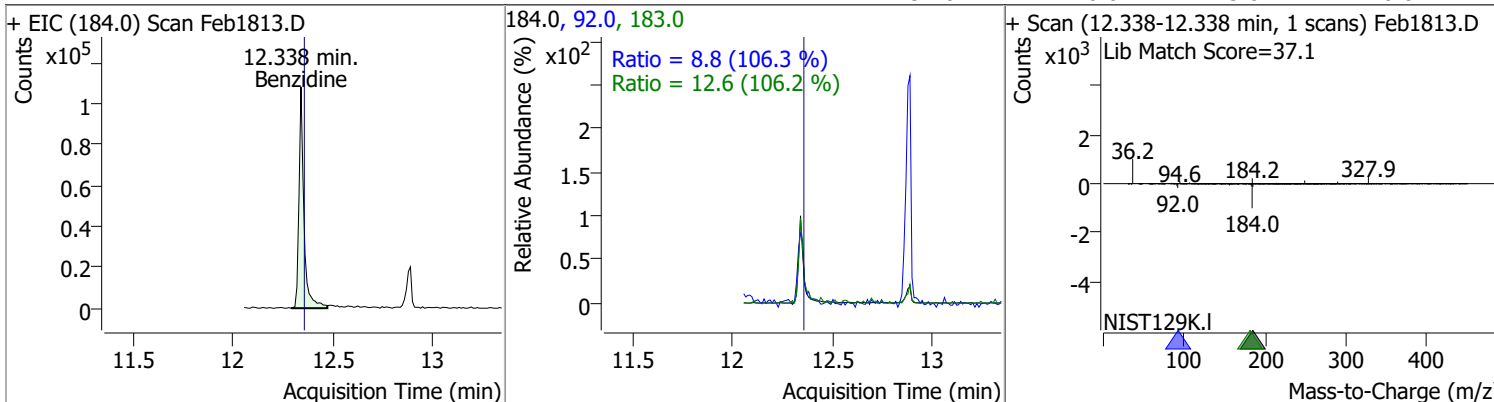


Compound	Conc.	RT	Dev(Min)	Resp.	QIon	QRatio	Lower	Upper
Fluoranthene	87.7646	11.96	0.01	2611915	101.0	13.9	9.4	17.4

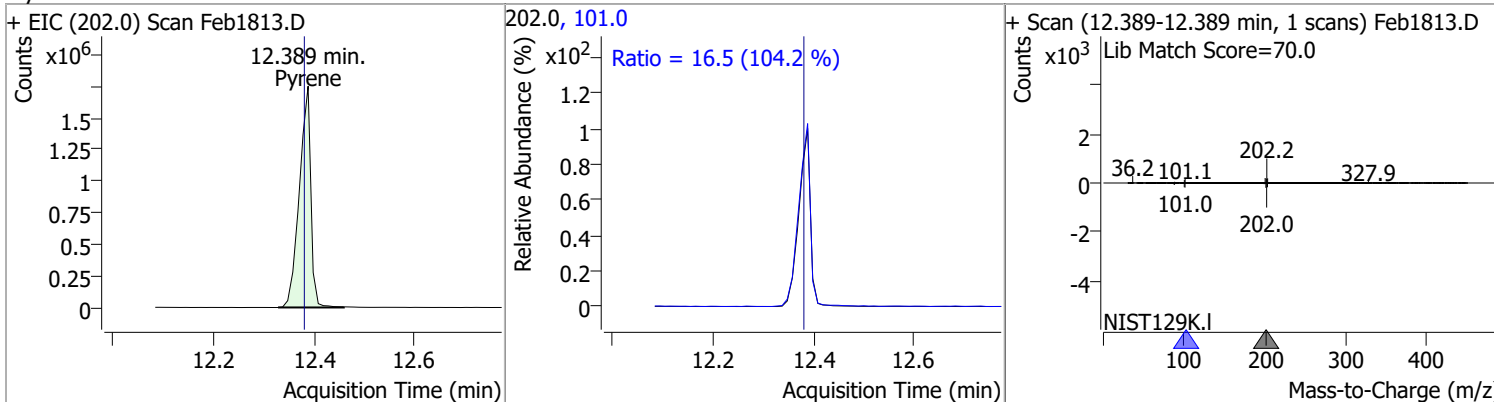


Quantitation Results Report (QT Reviewed)

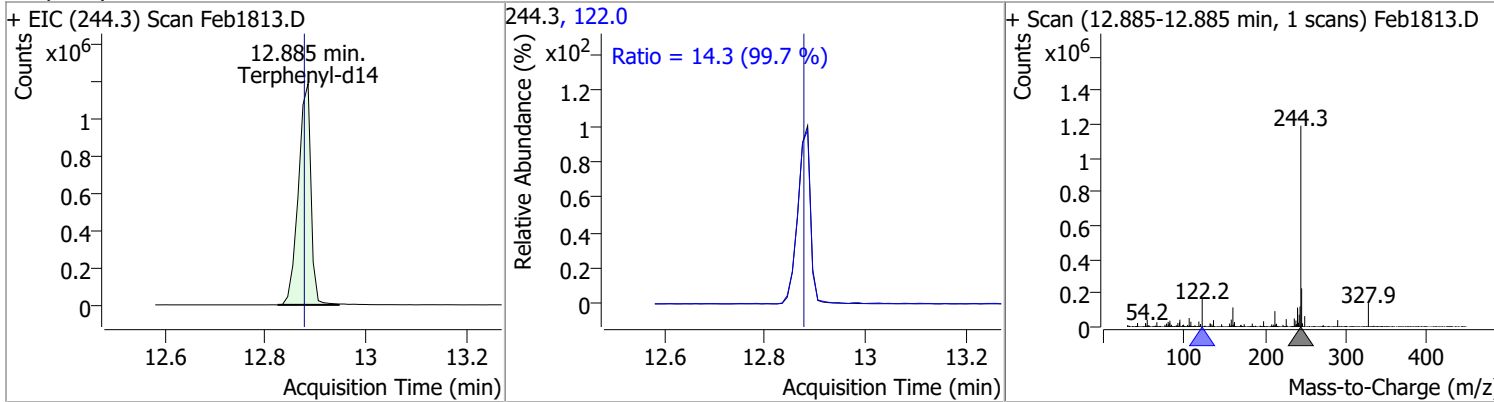
Compound	Conc.	RT	Dev(Min)	Resp.	QIon	QRatio	Lower	Upper
Benzidine	17.4983	12.34	-0.01	186195	183.0	12.6	8.3	15.4
					92.0	8.8	5.8	10.8



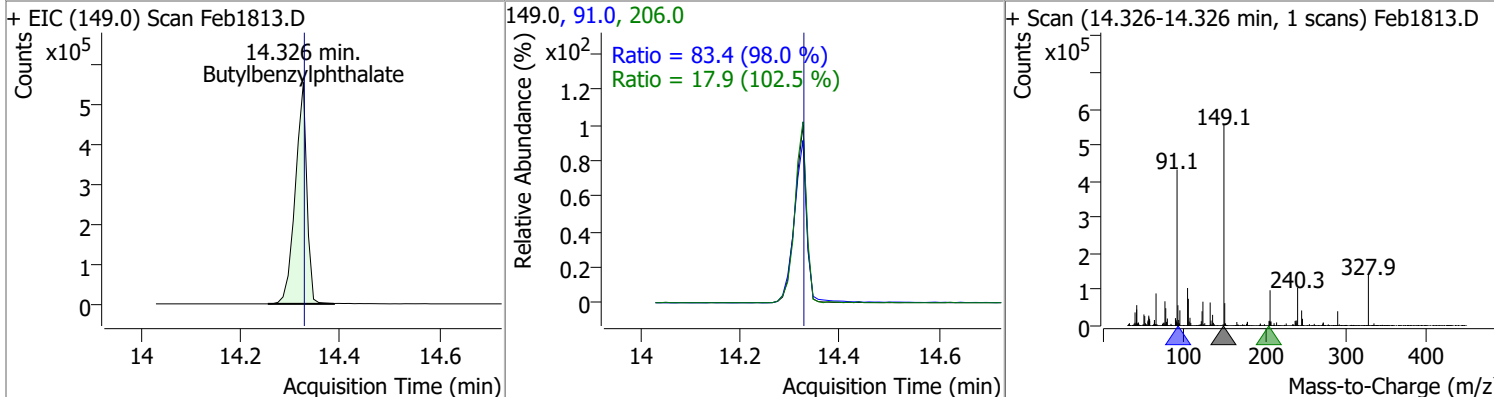
Compound	Conc.	RT	Dev(Min)	Resp.	QIon	QRatio	Lower	Upper
Pyrene	85.4318	12.39	0.01	2770024	101.0	16.5	11.1	20.6



Compound	Conc.	RT	Dev(Min)	Resp.	QIon	QRatio	Lower	Upper
Terphenyl-d14	94.3116	12.89	0.01	2059362	122.0	14.3	10.1	18.7

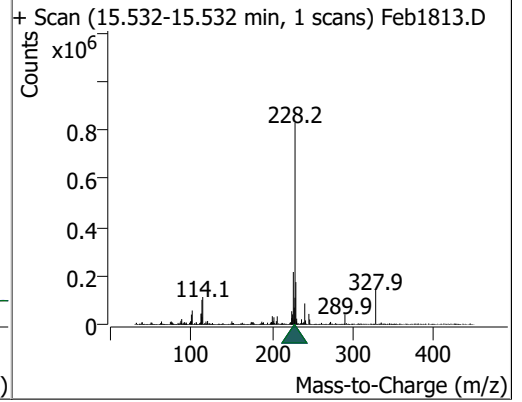
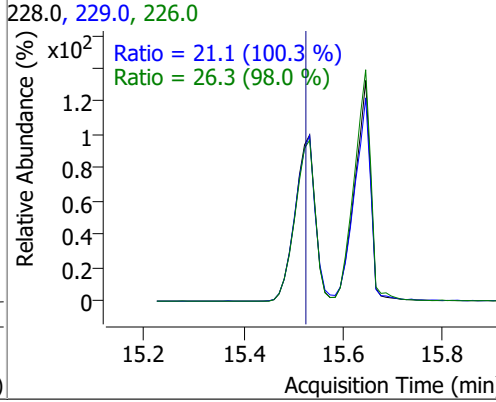
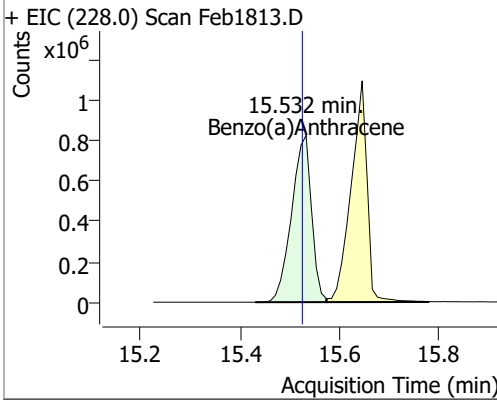


Compound	Conc.	RT	Dev(Min)	Resp.	QIon	QRatio	Lower	Upper
Butylbenzylphthalate	95.1521	14.33	0.01	894803	91.0	83.4	59.6	110.6
					206.0	17.9	12.2	22.7

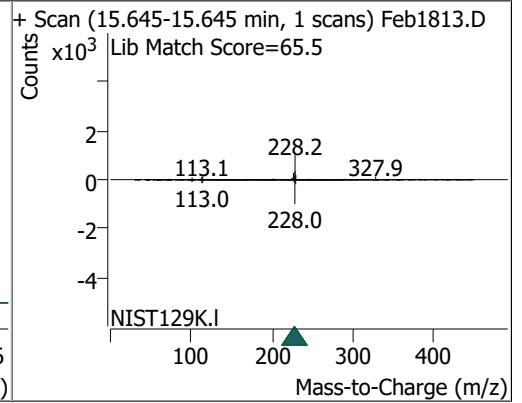
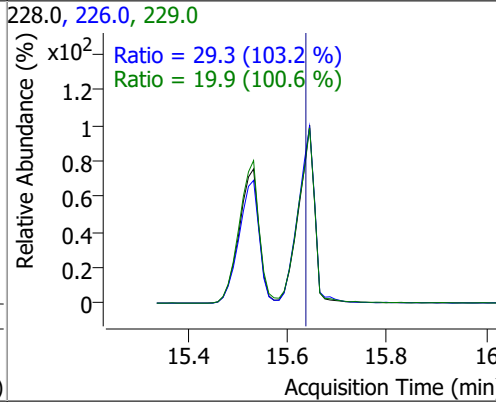
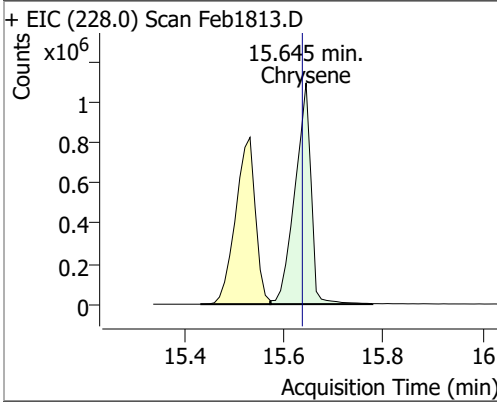


Quantitation Results Report (QT Reviewed)

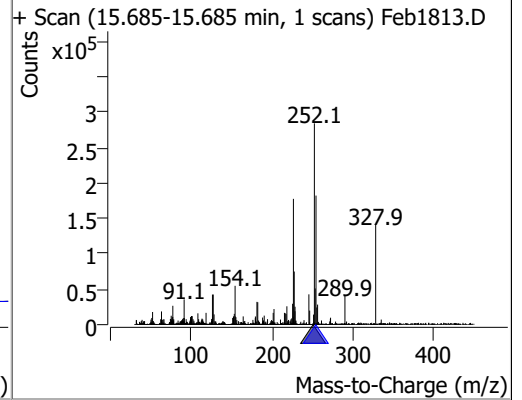
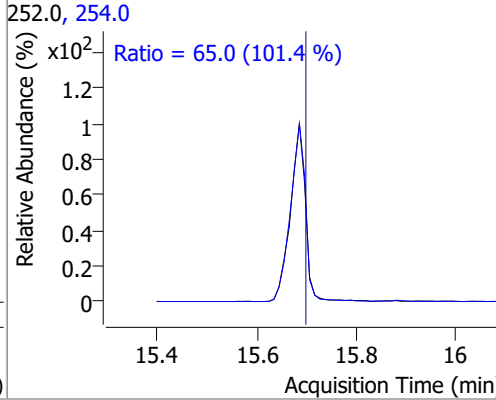
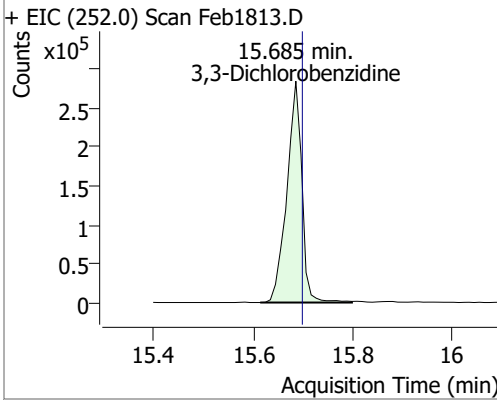
Compound	Conc.	RT	Dev(Min)	Resp.	QIon	QRatio	Lower	Upper
Benzo(a)Anthracene	96.6502	15.53	0.02	2291235	226.0	26.3	18.8	34.9
					229.0	21.1	14.7	27.4



Compound	Conc.	RT	Dev(Min)	Resp.	QIon	QRatio	Lower	Upper
Chrysene	93.0468	15.64	0.02	2454212	226.0	29.3	19.9	36.9
					229.0	19.9	13.8	25.6

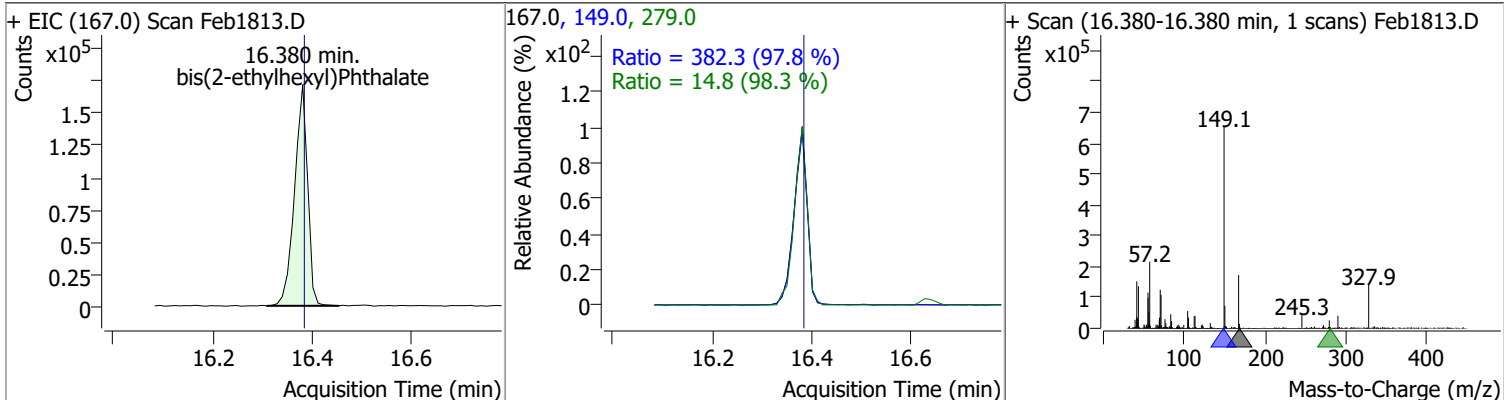


Compound	Conc.	RT	Dev(Min)	Resp.	QIon	QRatio	Lower	Upper
3,3-Dichlorobenzidine	71.7573	15.69	0.00	594442	254.0	65.0	44.9	83.4

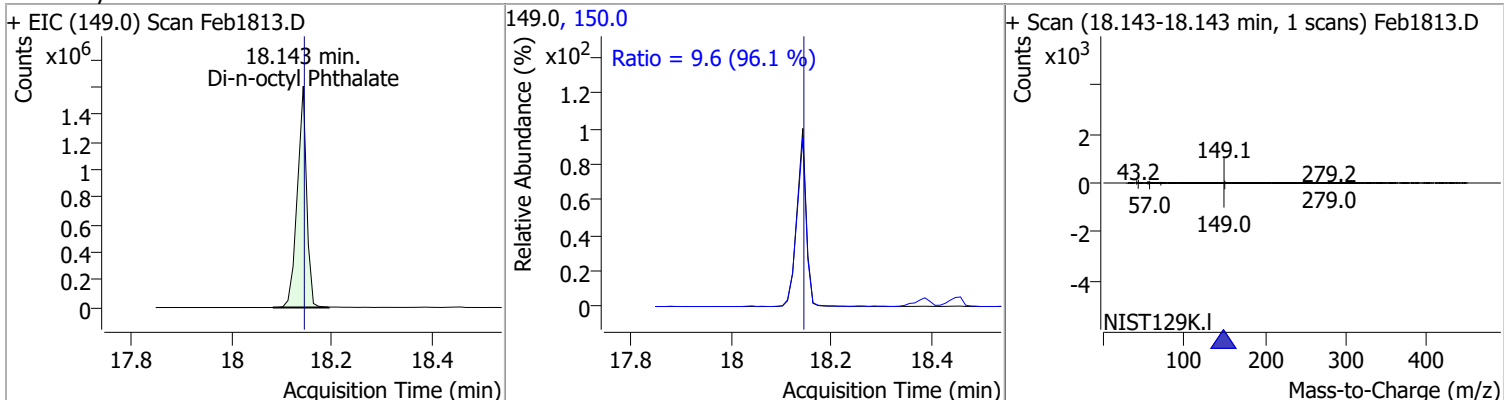


Quantitation Results Report (QT Reviewed)

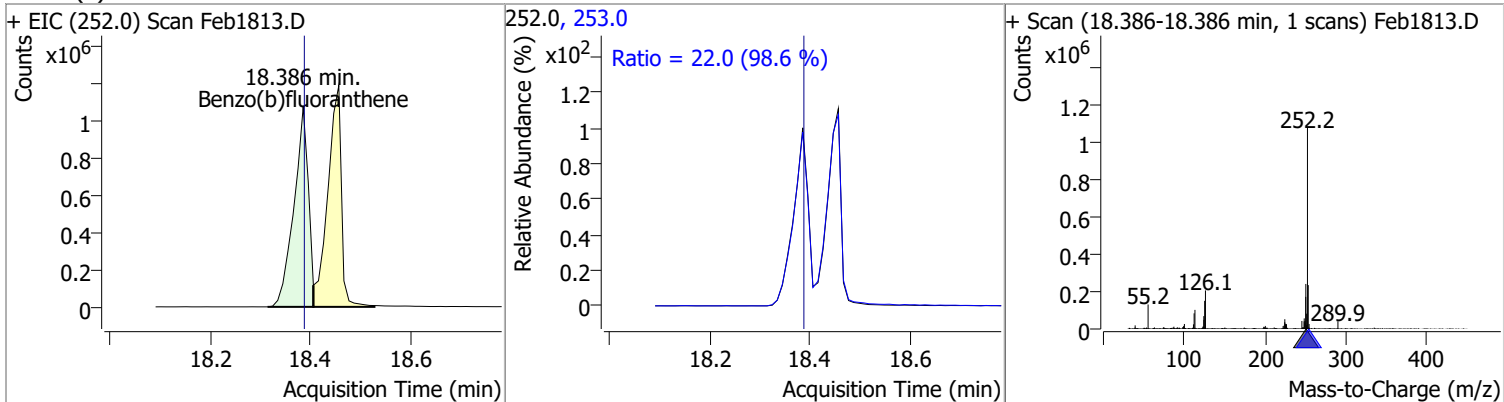
Compound	Conc.	RT	Dev(Min)	Resp.	QIon	QRatio	Lower	Upper
bis(2-ethylhexyl)Phthalate	96.4207	16.38	0.01	314217	149.0	382.3	273.6	508.0
					279.0	14.8	10.5	19.5



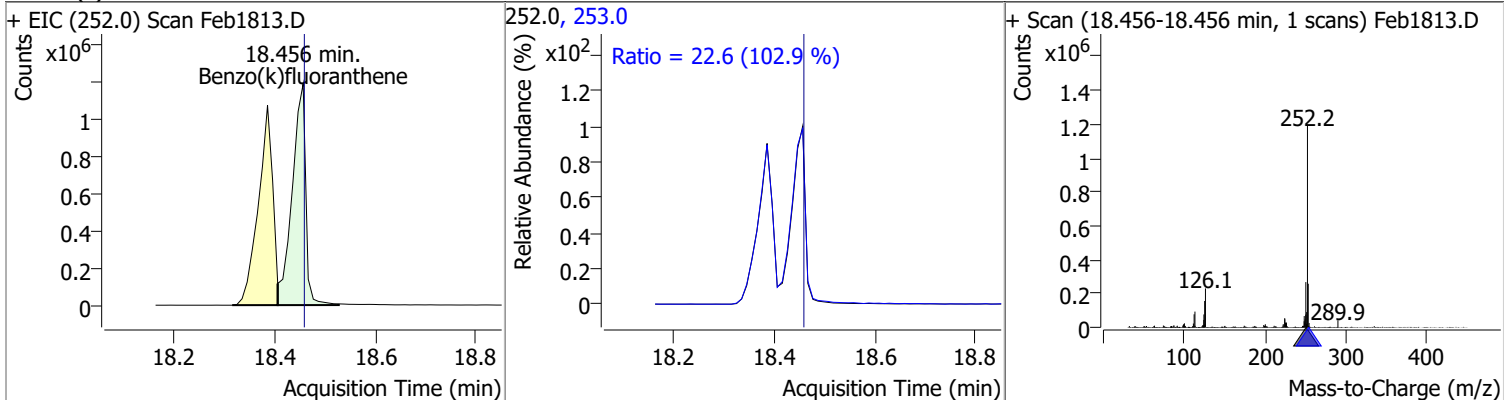
Compound	Conc.	RT	Dev(Min)	Resp.	QIon	QRatio	Lower	Upper
Di-n-octyl Phthalate	91.3142	18.14	0.01	2071905	150.0	9.6	7.0	13.0



Compound	Conc.	RT	Dev(Min)	Resp.	QIon	QRatio	Lower	Upper
Benzo(b)fluoranthene	88.5109	18.39	0.01	2128073	253.0	22.0	15.6	29.0

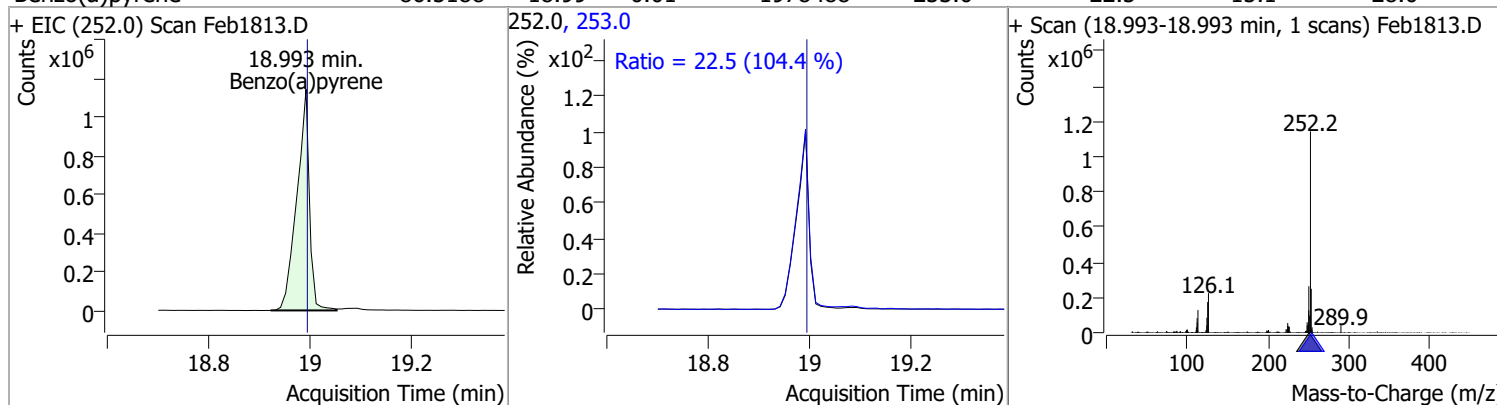


Compound	Conc.	RT	Dev(Min)	Resp.	QIon	QRatio	Lower	Upper
Benzo(k)fluoranthene	87.5537	18.46	0.01	2224032	253.0	22.6	15.4	28.6

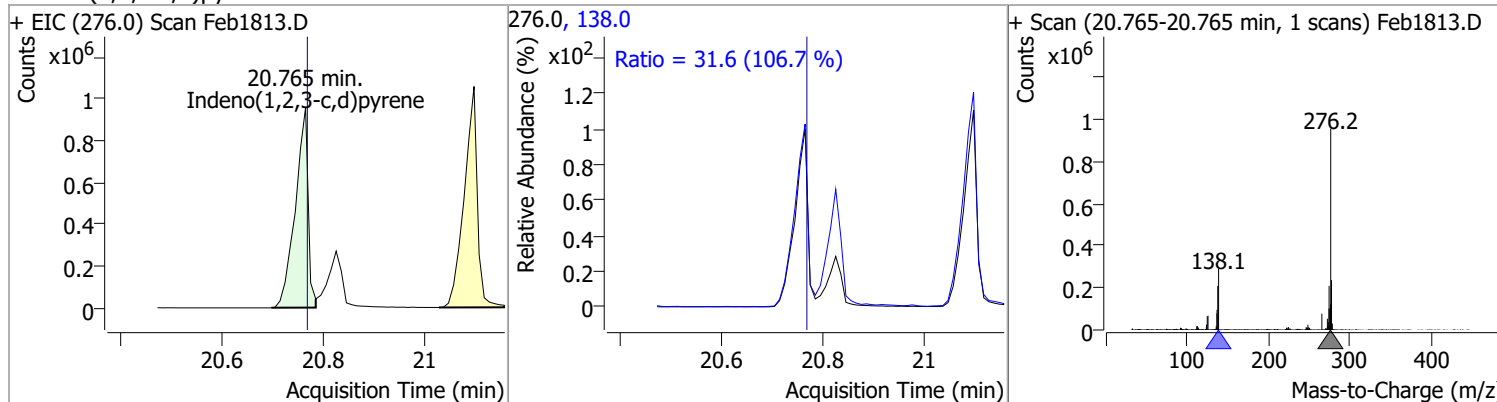


Quantitation Results Report (QT Reviewed)

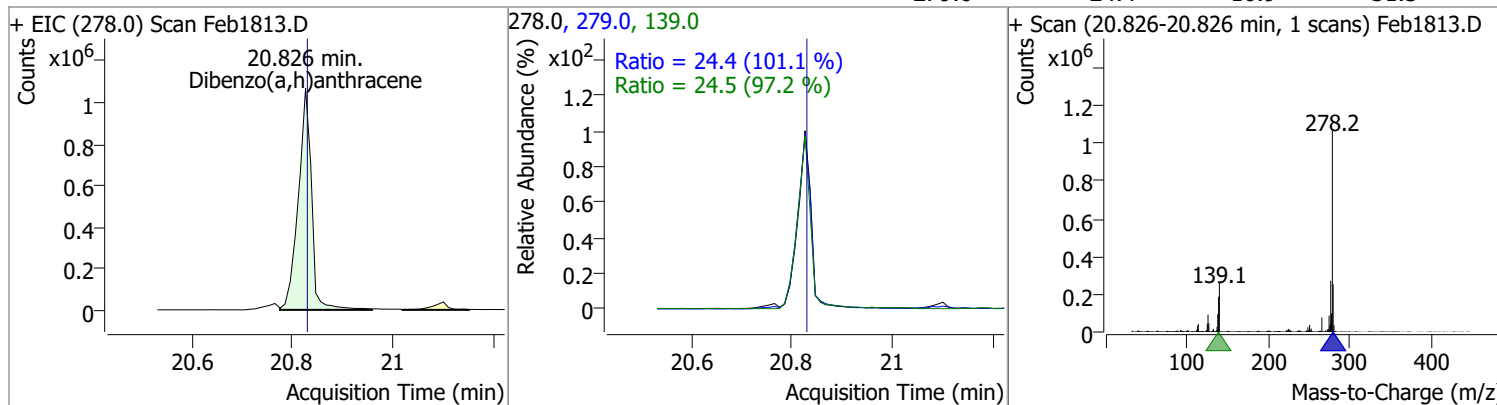
Compound	Conc.	RT	Dev(Min)	Resp.	QIon	QRatio	Lower	Upper
Benzo(a)pyrene	86.5188	18.99	0.01	1978488	253.0	22.5	15.1	28.0



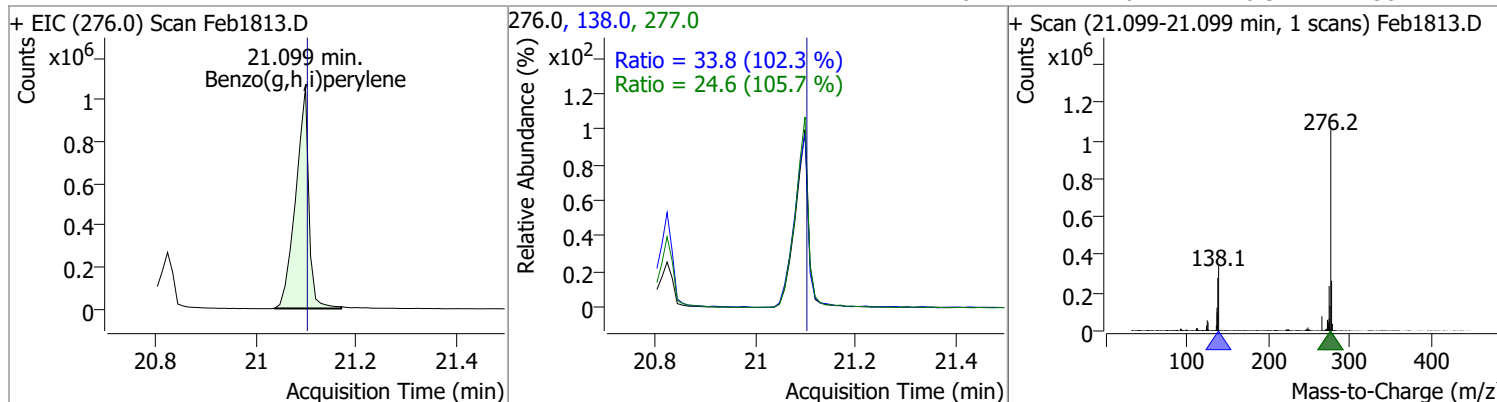
Compound	Conc.	RT	Dev(Min)	Resp.	QIon	QRatio	Lower	Upper
Indeno(1,2,3-c,d)pyrene	87.6141	20.77	0.01	1679669	138.0	31.6	20.7	38.5



Compound	Conc.	RT	Dev(Min)	Resp.	QIon	QRatio	Lower	Upper
Dibenzo(a,h)anthracene	93.2754	20.83	0.01	1949155	139.0	24.5	17.6	32.7
					279.0	24.4	16.9	31.3

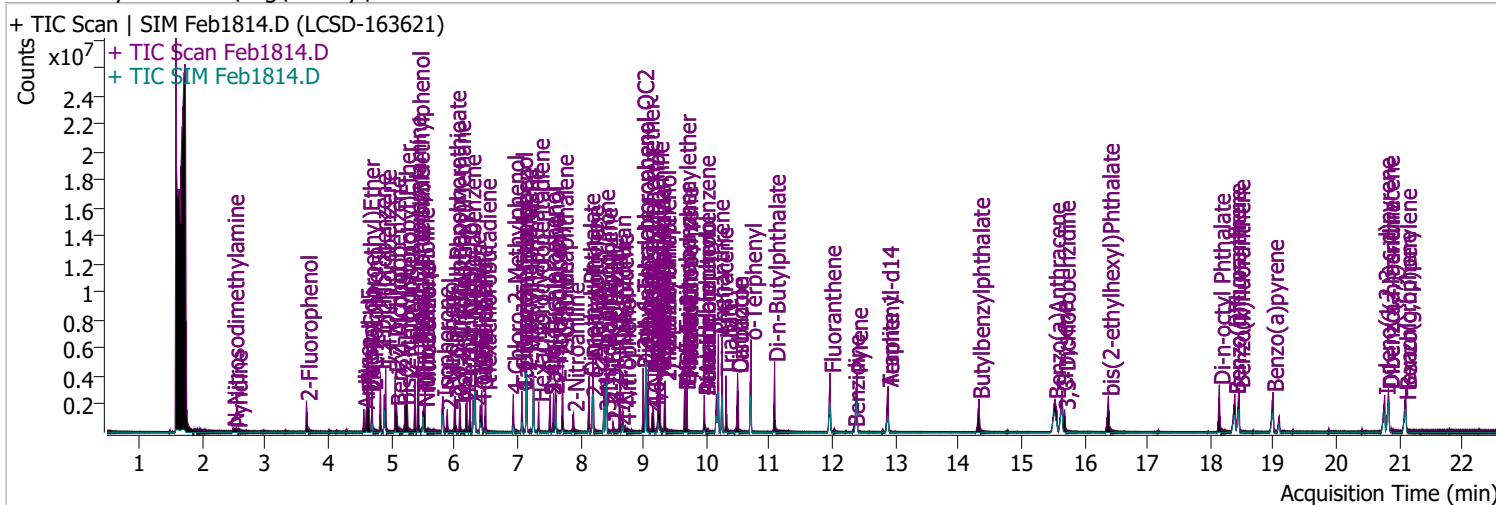


Compound	Conc.	RT	Dev(Min)	Resp.	QIon	QRatio	Lower	Upper
Benzo(g,h,i)perylene	86.3123	21.10	0.01	1909358	138.0	33.8	23.1	42.9
					277.0	24.6	16.3	30.2



Quantitation Results Report (QT Reviewed)

Data File	Feb1814.D	Operator	LIMS import
Acq. Method	BNA+SIM.M	Acq. Date-Time	2/19/2022 3:01:02 PM
Sample Name	LCSD-163621	Instrument	Instrument #1
Vial	14	Multiplier	1.00
DA Method File		Comment	SVOC-8270-W-LARGO
Tune File	dftppdsm.u	Tune Date	2/18/2022 9:25:00 PM
Batch Name	021822 DoD BNA cal.batch.bin	Last Calib Update	2/19/2022 1:06:17 PM
Ref Library	D:\Org\Library\NIST129K.I		



Compound	RT	QIon	Resp.	Conc.	Units	Dev(Min)
----------	----	------	-------	-------	-------	----------

Internal Standards

System Monitoring Compounds

S 2-Fluorophenol	3.653	112.0	753164	78.7486	µg/L	0.000
Spiked Amount: 200.000	Range: 10.0 - 75.0%			Recovery = 39.37%		
S Phenol-d5	4.613	99.0	1054575	85.9482	µg/L	0.000
Spiked Amount: 200.000	Range: 10.0 - 65.0%			Recovery = 42.97%		
S Nitrobenzene-d5	5.512	82.0	527777	77.0282	µg/L	0.010
Spiked Amount: 100.000	Range: 32.0 - 94.0%			Recovery = 77.03%		
S 2-Fluorobiphenyl	7.605	172.0	1329358	68.8547	µg/L	0.000
Spiked Amount: 100.000	Range: 28.0 - 107.0%			Recovery = 68.85%		
S 2,4,6-Tribromophenol	9.346	329.8	352272	182.9218	µg/L	0.010
Spiked Amount: 200.000	Range: 25.0 - 140.0%			Recovery = 91.46%		
S Terphenyl-d14	12.885	244.3	1952631	100.9791	µg/L	0.010
Spiked Amount: 100.000	Range: 32.0 - 122.0%			Recovery = 100.98%		

Target Compounds

Compound	RT	QIon	Resp.	Conc.	Units	QValue
T N-Nitrosodimethylamine	2.489	74.0	145519	52.3132	µg/L	91
T Pyridine	2.540	79.0	262723	37.1836	µg/L	100
T Aniline	4.562	93.0	742767	42.2205	µg/L	m 95
T Phenol	4.623	94.0	689170	50.6682	µg/L	91
T bis(-2-Chloroethyl)Ether	4.644	63.0	716277	77.4757	µg/L	m 96
T 2-Chlorophenol	4.695	128.0	757375	69.1152	µg/L	99
T 1,3-Dichlorobenzene	4.828	146.0	931738	65.9956	µg/L	m 99
T 1,4-Dichlorobenzene	4.909	146.0	942538	66.1149	µg/L	m 95
T 1,2-Dichlorobenzene	5.063	146.0	897260	65.1680	µg/L	m 99
T Benzyl Alcohol	5.083	108.0	368069	68.2201	µg/L	97
T bis(2-chloroisopropyl)Ether	5.216	121.0	253395	68.5908	µg/L	97
T 2-Methylphenol	5.246	107.0	726935	76.4873	µg/L	95
T N-nitroso-Di-n-propylamine	5.379	70.0	668297	99.9187	µg/L	97
T 4Methylphenol/3Methylphenol	5.430	107.0	1024398	79.2241	µg/L	99
T Hexachloroethane	5.430	117.0	265810	63.8181	µg/L	98

Quantitation Results Report (QT Reviewed)

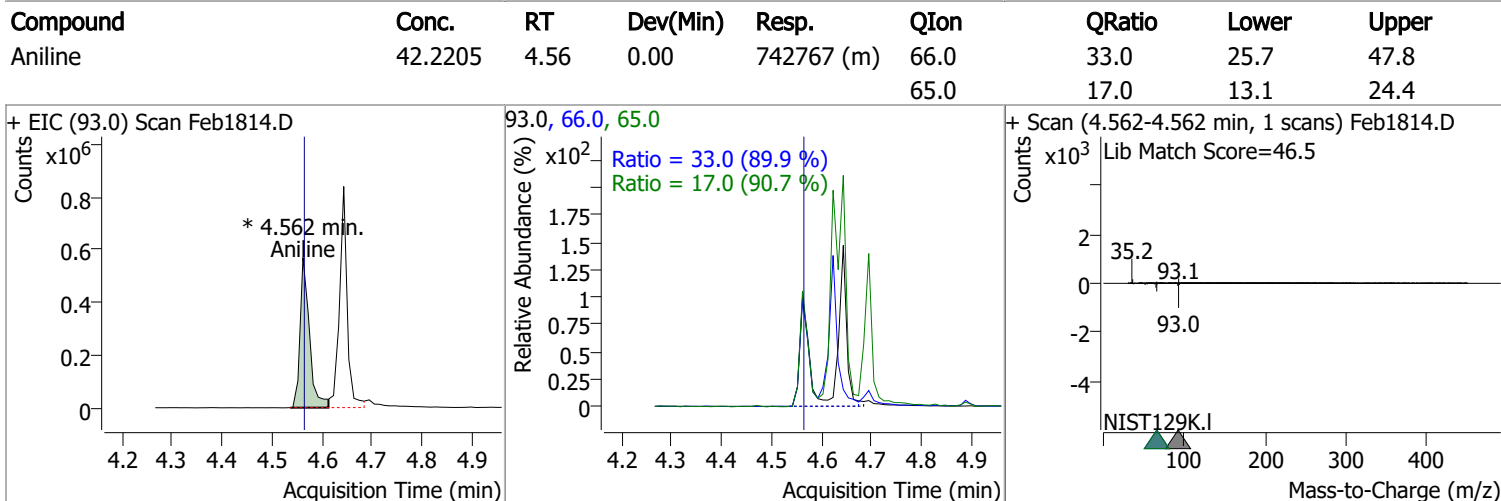
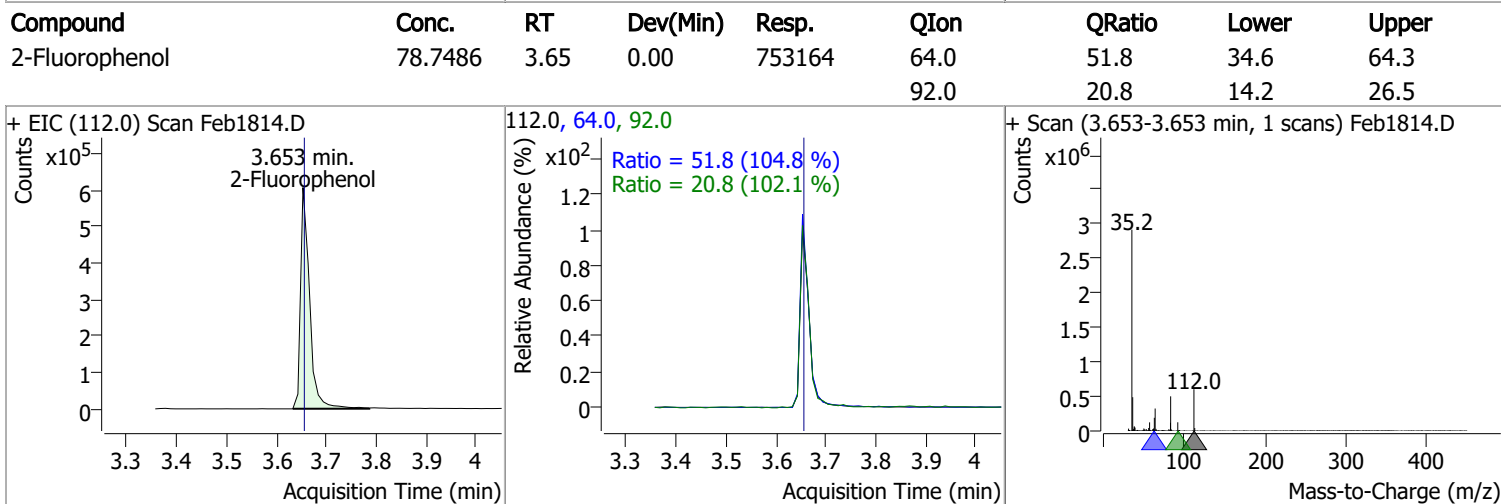
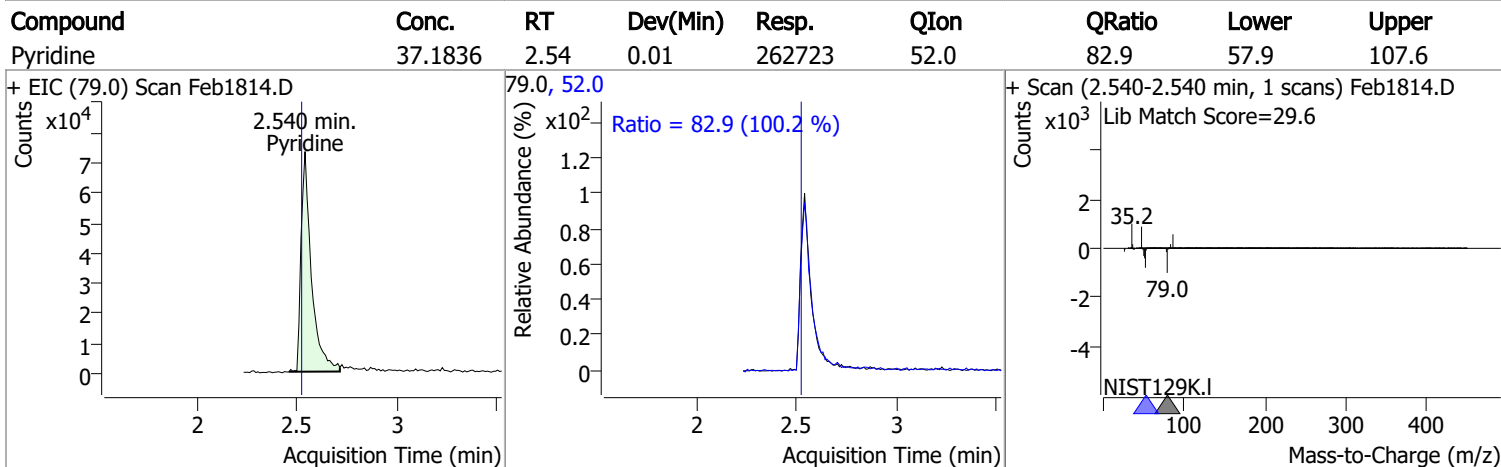
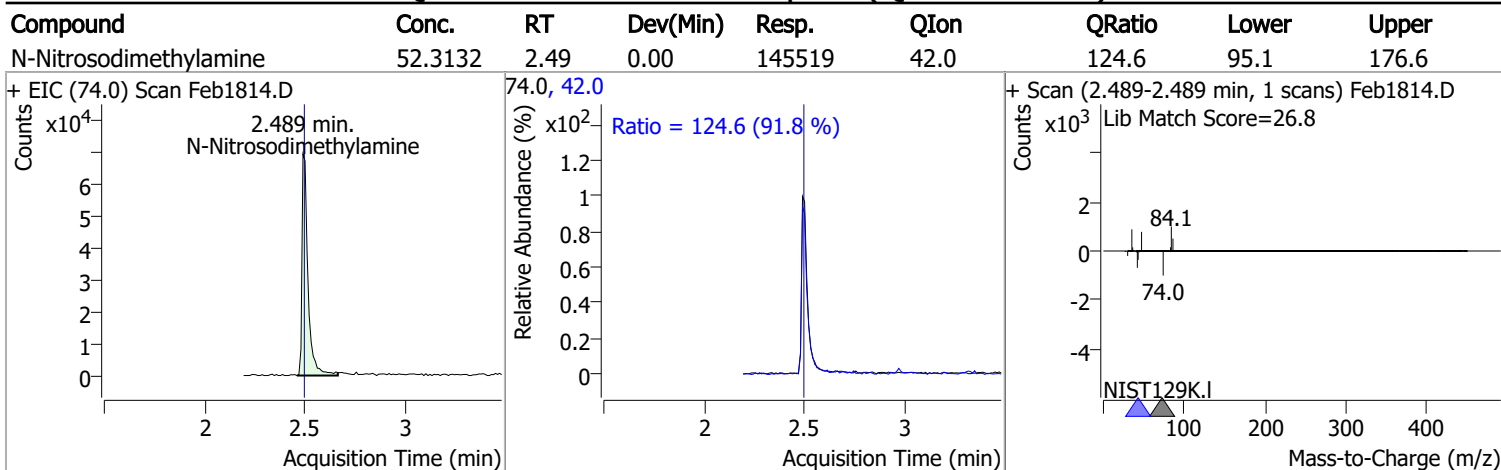
Compound	RT	QIon	Resp.	Conc.	Units	Dev(Min)	
T Nitrobenzene	5.532	123.1	309899	90.3974	µg/L	97	
T Isophorone	5.818	82.0	1313688	79.3881	µg/L	100	
T 2-Nitrophenol	5.890	139.0	299552	80.5018	µg/L	98	
T 2,4-Dimethylphenol	6.013	122.0	622756	80.9759	µg/L	99	
T bis(-2-Chloroethoxy)Methane	6.085	93.0	784700	81.2062	µg/L	96	
T 2,4-Dichlorophenol	6.198	162.0	548763	74.5786	µg/L	96	
T Benzoic Acid	6.198	105.0	98504	29.4863	µg/L	90	
T 1,2,4-Trichlorobenzene	6.249	180.0	642341	72.4878	µg/L	99	
T Naphthalene	6.331	128.0	2237227	86.0356	µg/L	99	
T 4-Chlorophenol	6.413	130.0	184351	66.8320	µg/L	88	
T p-Chloroaniline	6.434	127.0	729582	70.8699	µg/L	99	
T Hexachlorobutadiene	6.496	224.9	336450	73.4809	µg/L	97	
T 4-Chloro-2-Methylphenol	6.937	107.0	545135	79.8982	µg/L	m	97
T 4-Chloro-3-Methylphenol	7.071	107.0	605670	84.9928	µg/L	m	98
T 2-Methylnaphthalene	7.143	141.0	1288999	86.4306	µg/L	100	
T 1-Methylnaphthalene	7.256	141.0	1101778	75.9674	µg/L	98	
T Hexachlorocyclopentadiene	7.338	236.9	214251	78.5859	µg/L	97	
T 2,4,6-Trichlorophenol	7.523	196.0	405593	84.9210	µg/L	98	
T 2,4,5-Trichlorophenol	7.574	196.0	416733	78.2821	µg/L	96	
T 2-Chloronaphthalene	7.718	162.0	1418958	87.4924	µg/L	98	
T 2-Nitroaniline	7.892	65.0	269584	92.5341	µg/L	98	
T Dimethyl Phthalate	8.139	163.0	1602526	96.6834	µg/L	97	
T 2,6-Dinitrotoluene	8.190	165.0	187457	83.5532	µg/L	96	
T Acenaphthylene	8.200	152.1	2177506	83.9999	µg/L	99	
T 3-Nitroaniline	8.394	138.0	205556	80.6483	µg/L	97	
T Acenaphthene	8.415	154.0	1359092	92.2475	µg/L	99	
T 2,4-Dinitrophenol	8.517	184.0	91113	80.4246	µg/L	92	
T Dibenzofuran	8.630	168.0	2202853	91.6616	µg/L	96	
T 2,4-Dinitrotoluene	8.671	165.0	258295	90.5214	µg/L	99	
T 4-Nitrophenol	8.712	109.0	96914	37.8509	µg/L	92	
T Diethylphthalate	8.998	149.0	1545601	90.2565	µg/L	99	
T Fluorene	9.039	166.0	1675369	86.0688	µg/L	99	
T 4-Chlorophenyl-phenylether	9.080	204.0	840884	94.9428	µg/L	97	
T 4-Nitroaniline	9.151	138.0	253680	93.0200	µg/L	99	
T 4,6-Dinitro-2-methylphenol	9.162	198.0	156161	92.5096	µg/L	98	
T N-nitrosodiphenylamine	9.233	169.0	1261362	99.2895	µg/L	99	
T Azobenzene	9.264	77.0	1476102	87.4325	µg/L	93	
T 4-Bromophenyl-phenylether	9.663	248.0	467808	95.7030	µg/L	98	
T Hexachlorobenzene	9.694	283.9	468646	96.4221	µg/L	84	
T Pentachlorophenol	9.968	265.9	246256	102.6887	µg/L	94	
T Phenanthrene	10.191	178.0	2571221	99.3417	µg/L	100	
T Anthracene	10.252	178.0	2509281	101.1685	µg/L	m	100
T Triallate	10.313	86.0	548502	91.0470	µg/L	99	
T Carbazole	10.495	167.0	2522042	99.9442	µg/L	99	
T o-Terphenyl	10.708	230.0	1339598	96.4666	µg/L	99	
T Di-n-Butylphthalate	11.082	149.0	2563247	102.8703	µg/L	99	
T Fluoranthene	11.964	202.0	2547135	96.5770	µg/L	99	
T Benzidine	12.338	184.0	234871	24.4583	µg/L	100	
T Pyrene	12.389	202.0	2729126	95.1711	µg/L	99	
T Butylbenzylphthalate	14.326	149.0	847978	95.5621	µg/L	100	
T Benzo(a)Anthracene	15.532	228.0	2194895	98.2422	µg/L	99	
T Chrysene	15.645	228.0	2365548	95.2611	µg/L	99	
T 3,3-Dichlorobenzidine	15.686	252.0	601724	76.4062	µg/L	99	
T bis(2-ethylhexyl)Phthalate	16.381	167.0	302100	97.8966	µg/L	98	
T Di-n-octyl Phthalate	18.143	149.0	2055503	97.7716	µg/L	99	

Quantitation Results Report (QT Reviewed)

Compound	RT	QIon	Resp.	Conc.	Units	Dev(Min)
T Benzo(b)fluoranthene	18.386	252.0	2066351	94.7841	µg/L	99
T Benzo(k)fluoranthene	18.457	252.0	2157428	93.4074	µg/L	99
T Benzo(a)pyrene	18.993	252.0	1905570	91.6517	µg/L	97
T Indeno(1,2,3-c,d)pyrene	20.765	276.0	1582783	90.7933	µg/L	96
T Dibenzo(a,h)anthracene	20.826	278.0	1868827	98.3235	µg/L	100
T Benzo(g,h,i)perylene	21.100	276.0	1894237	94.2176	µg/L	98

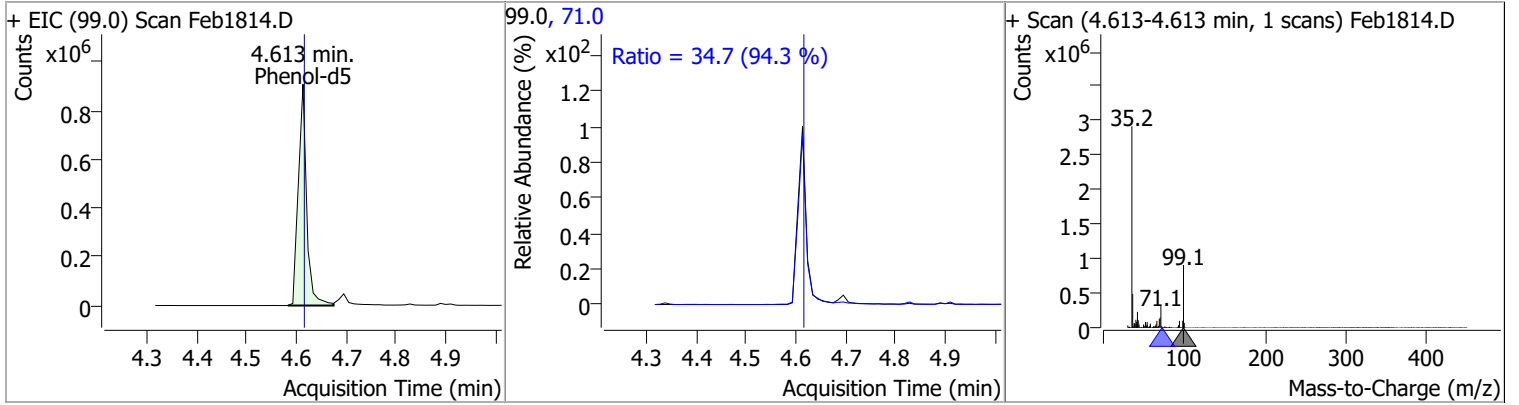
(#) = Qualifier Out of Range; (m) = Manual Integration; (+) = Area Summed; (*) = Surrogate Percent Recovery Out of Range; (d): Zeroed Peak

Quantitation Results Report (QT Reviewed)

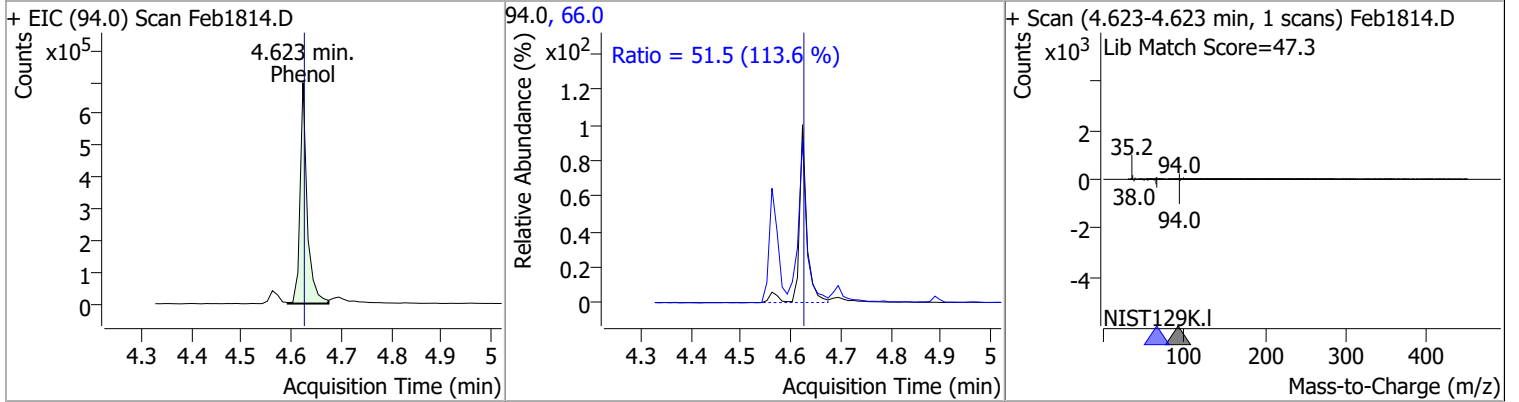


Quantitation Results Report (QT Reviewed)

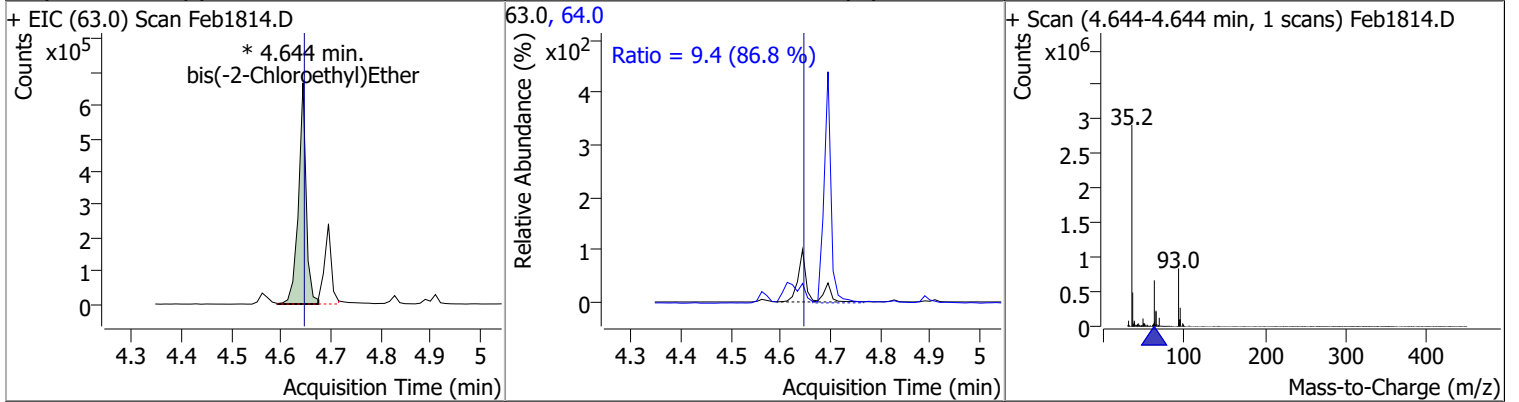
Compound	Conc.	RT	Dev(Min)	Resp.	QIon	QRatio	Lower	Upper
Phenol-d5	85.9482	4.61	0.00	1054575	71.0	34.7	25.8	47.9



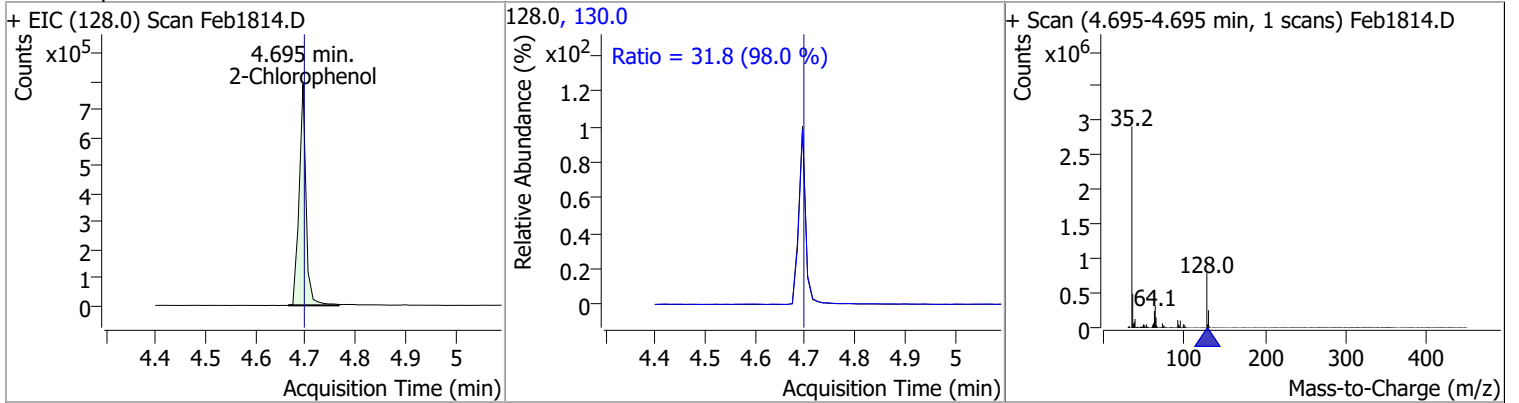
Compound	Conc.	RT	Dev(Min)	Resp.	QIon	QRatio	Lower	Upper
Phenol	50.6682	4.62	0.00	689170	66.0	51.5	31.7	58.9



Compound	Conc.	RT	Dev(Min)	Resp.	QIon	QRatio	Lower	Upper
bis(-2-Chloroethyl)Ether	77.4757	4.64	0.00	716277 (m)	64.0	9.4	7.6	14.1

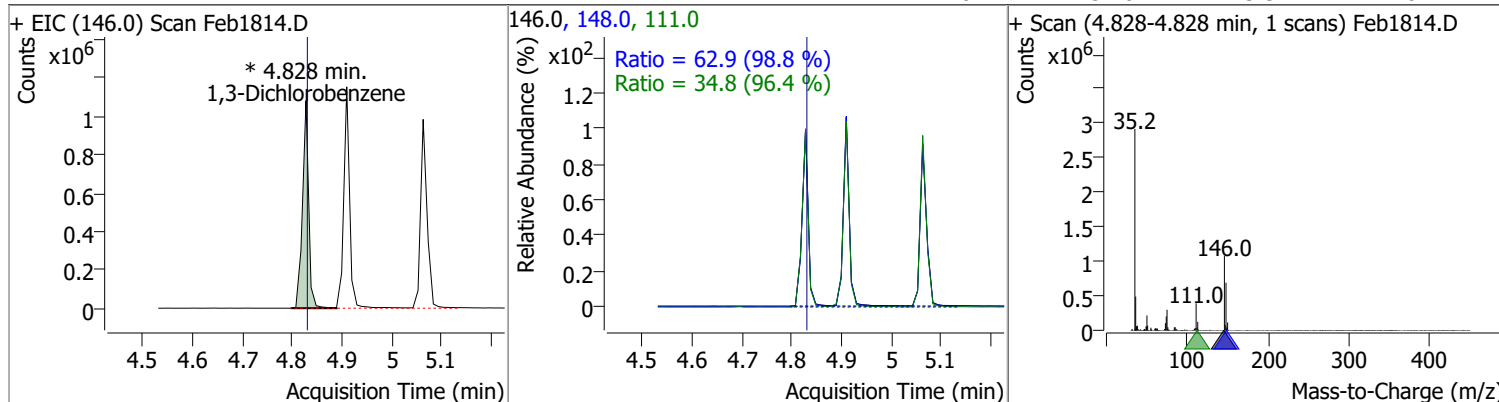


Compound	Conc.	RT	Dev(Min)	Resp.	QIon	QRatio	Lower	Upper
2-Chlorophenol	69.1152	4.69	0.00	757375	130.0	31.8	22.7	42.2

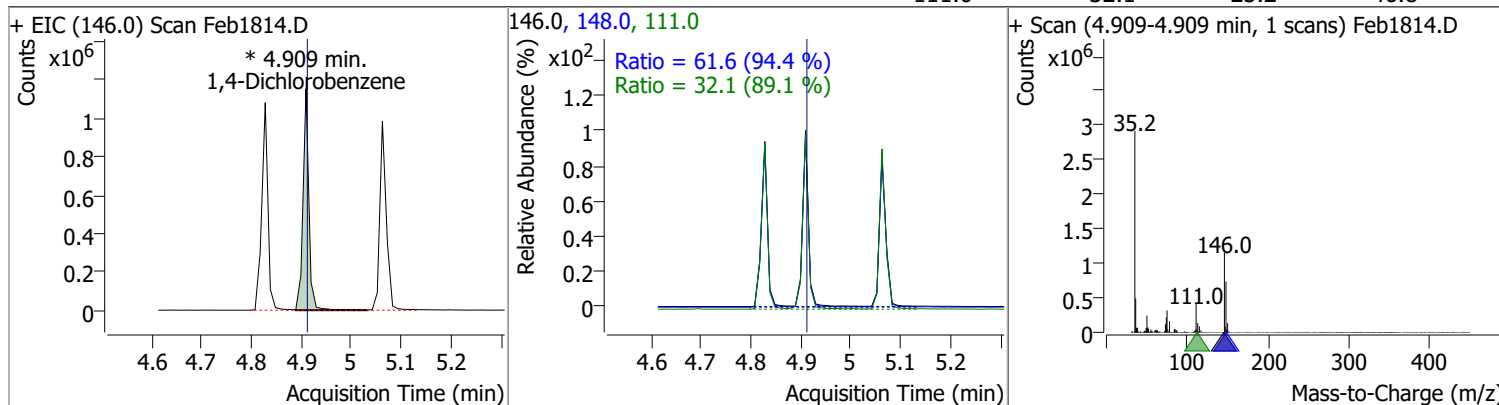


Quantitation Results Report (QT Reviewed)

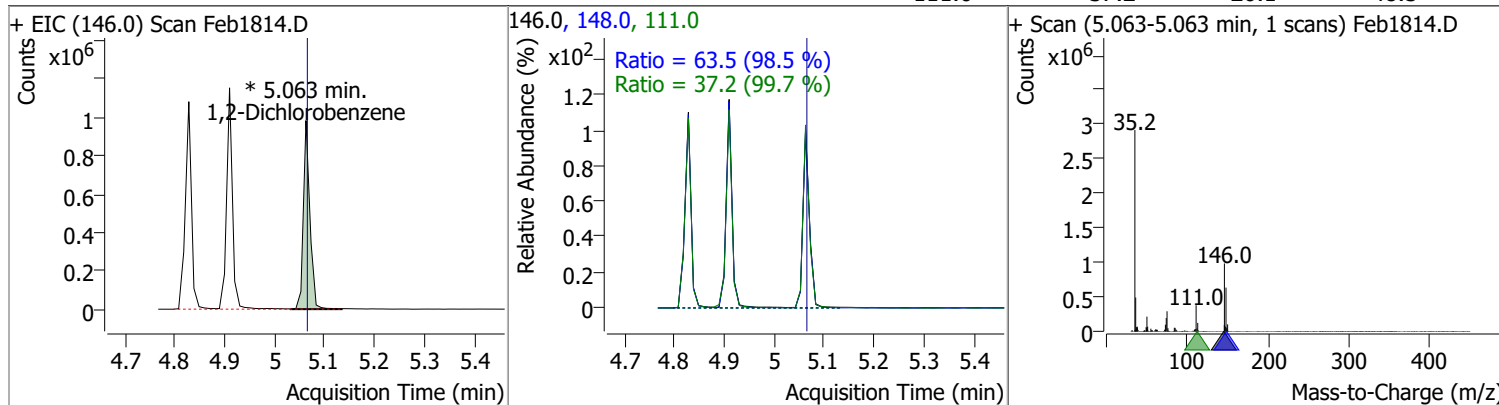
Compound	Conc.	RT	Dev(Min)	Resp.	QIon	QRatio	Lower	Upper
1,3-Dichlorobenzene	65.9956	4.83	0.00	931738 (m)	148.0	62.9	44.6	82.8
					111.0	34.8	25.3	47.0



Compound	Conc.	RT	Dev(Min)	Resp.	QIon	QRatio	Lower	Upper
1,4-Dichlorobenzene	66.1149	4.91	0.00	942538 (m)	148.0	61.6	45.6	84.8
					111.0	32.1	25.2	46.8

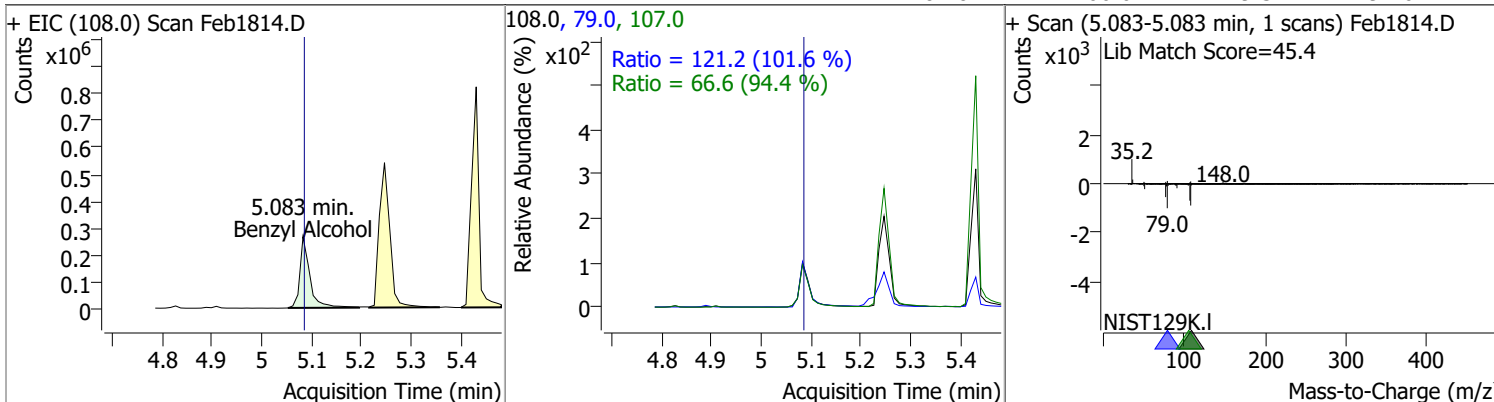


Compound	Conc.	RT	Dev(Min)	Resp.	QIon	QRatio	Lower	Upper
1,2-Dichlorobenzene	65.1680	5.06	0.00	897260 (m)	148.0	63.5	45.1	83.8
					111.0	37.2	26.1	48.5

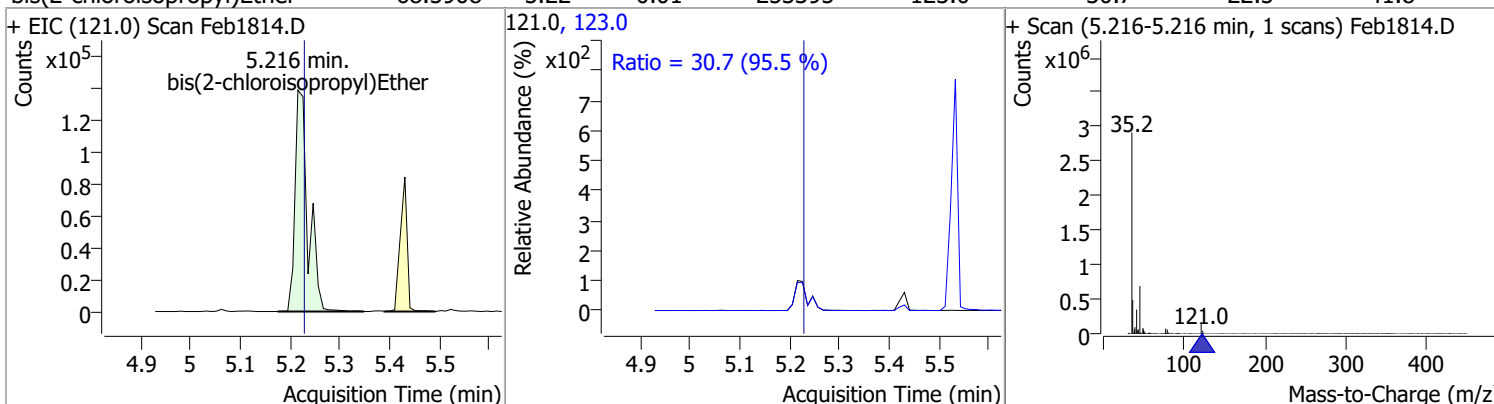


Quantitation Results Report (QT Reviewed)

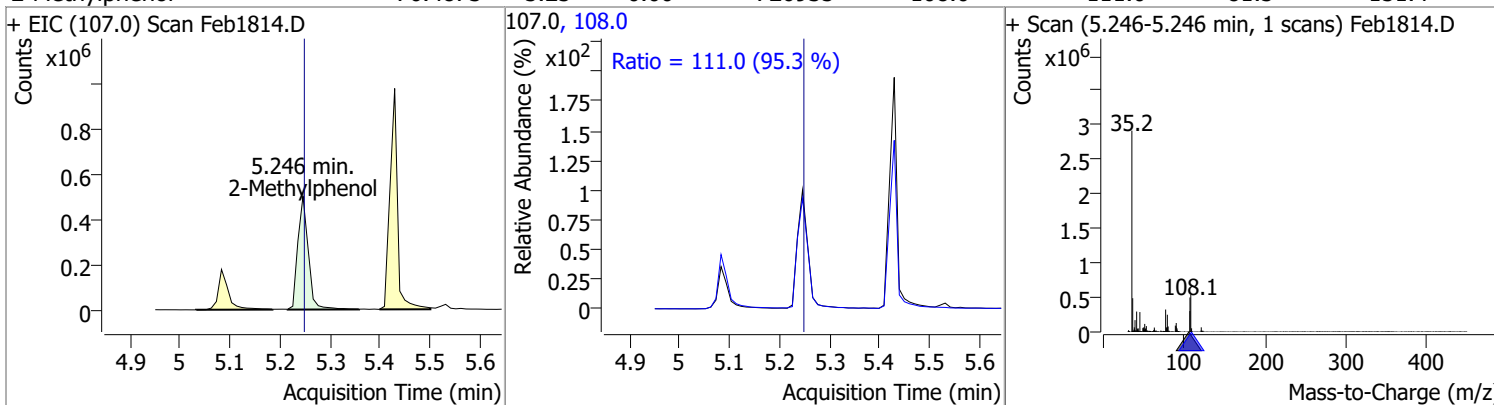
Compound	Conc.	RT	Dev(Min)	Resp.	QIon	QRatio	Lower	Upper
Benzyl Alcohol	68.2201	5.08	0.00	368069	79.0	121.2	83.5	155.1
					107.0	66.6	49.3	91.6



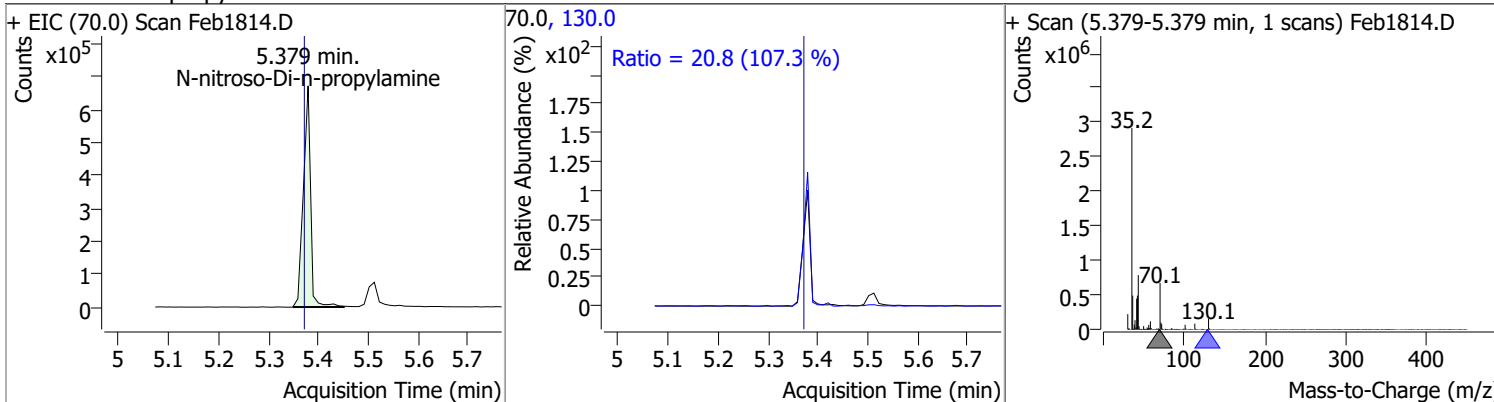
Compound	Conc.	RT	Dev(Min)	Resp.	QIon	QRatio	Lower	Upper
bis(2-chloroisopropyl)Ether	68.5908	5.22	-0.01	253395	123.0	30.7	22.5	41.8



Compound	Conc.	RT	Dev(Min)	Resp.	QIon	QRatio	Lower	Upper
2-Methylphenol	76.4873	5.25	0.00	726935	108.0	111.0	81.5	151.4

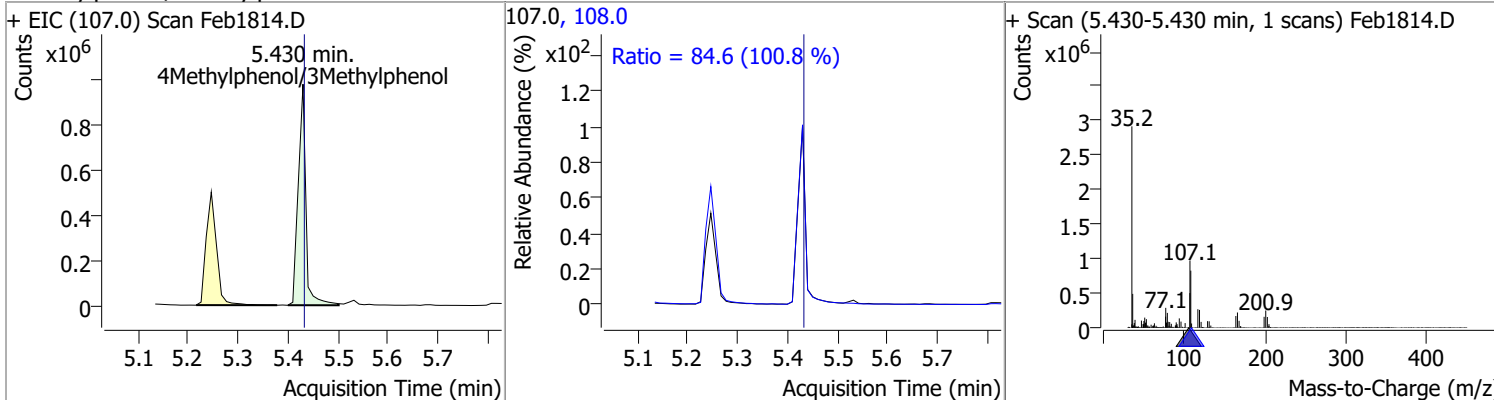


Compound	Conc.	RT	Dev(Min)	Resp.	QIon	QRatio	Lower	Upper
N-nitroso-Di-n-propylamine	99.9187	5.38	0.01	668297	130.0	20.8	0.0	38.8

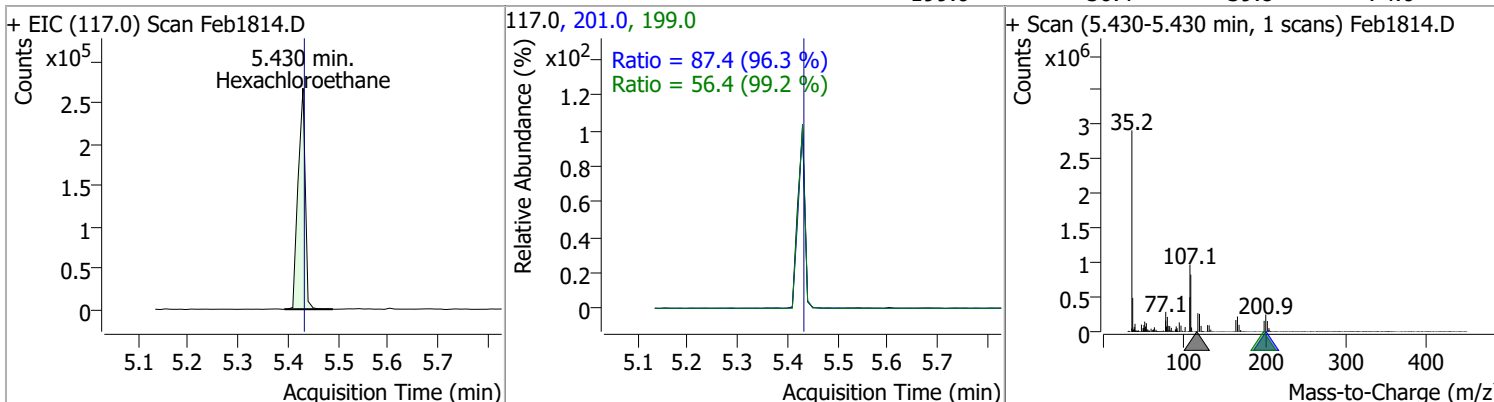


Quantitation Results Report (QT Reviewed)

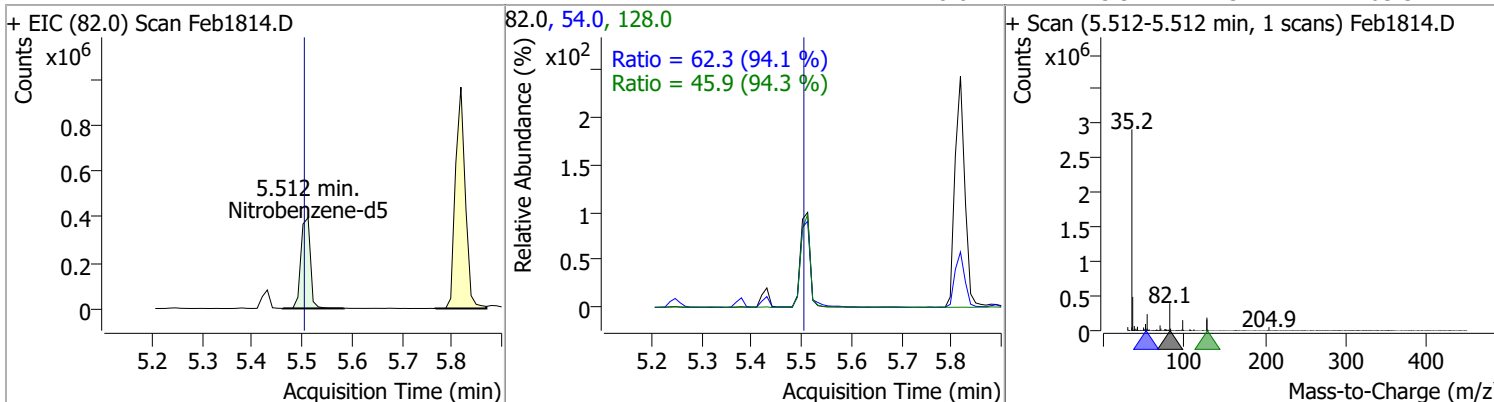
Compound	Conc.	RT	Dev(Min)	Resp.	QIon	QRatio	Lower	Upper
4Methylphenol/3Methylphenol	79.2241	5.43	0.00	1024398	108.0	84.6	58.8	109.1



Compound	Conc.	RT	Dev(Min)	Resp.	QIon	QRatio	Lower	Upper
Hexachloroethane	63.8181	5.43	0.00	265810	201.0	87.4	63.5	118.0
					199.0	56.4	39.8	74.0

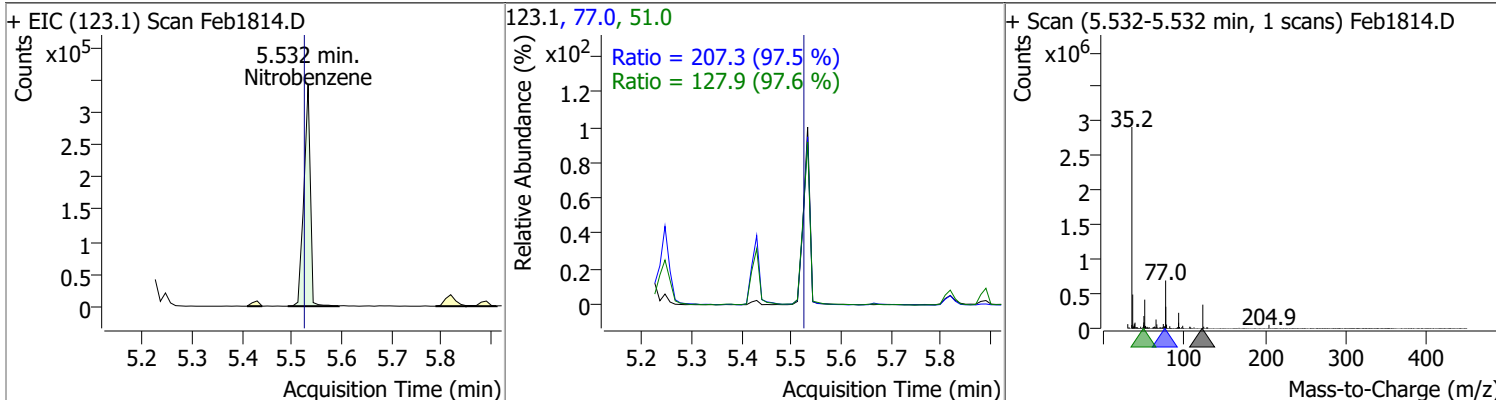


Compound	Conc.	RT	Dev(Min)	Resp.	QIon	QRatio	Lower	Upper
Nitrobenzene-d5	77.0282	5.51	0.01	527777	54.0	62.3	46.3	86.0
					128.0	45.9	34.1	63.3

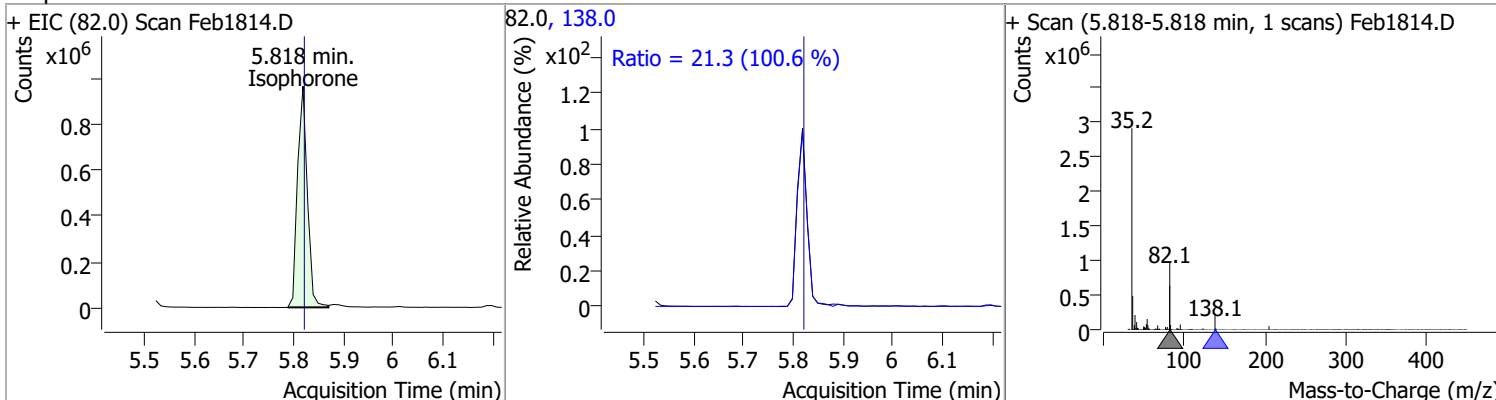


Quantitation Results Report (QT Reviewed)

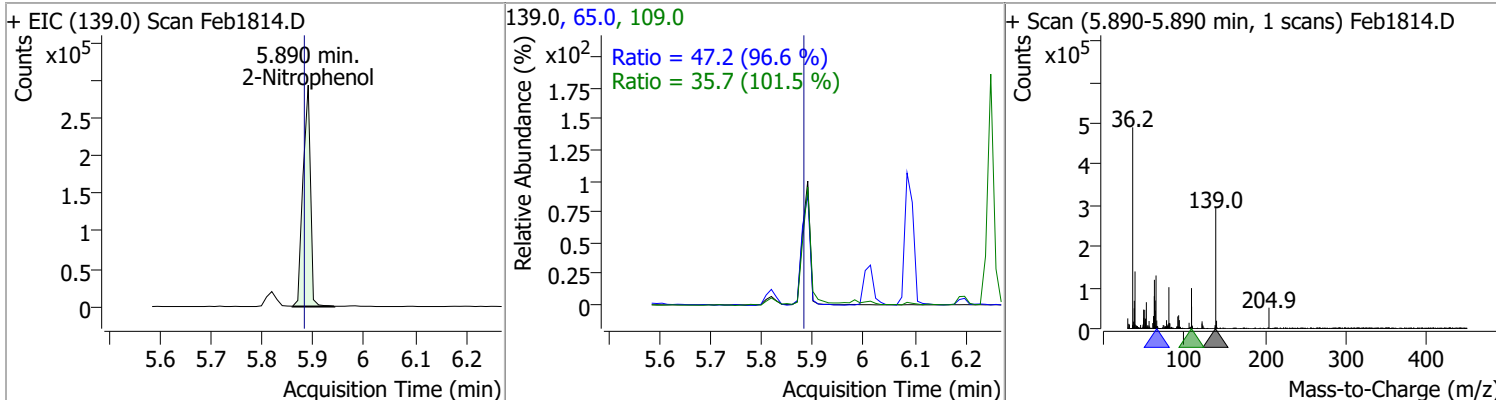
Compound	Conc.	RT	Dev(Min)	Resp.	QIon	QRatio	Lower	Upper
Nitrobenzene	90.3974	5.53	0.01	309899	77.0	207.3	148.9	276.5
					51.0	127.9	91.7	170.3



Compound	Conc.	RT	Dev(Min)	Resp.	QIon	QRatio	Lower	Upper
Isophrone	79.3881	5.82	0.00	1313688	138.0	21.3	14.8	27.5

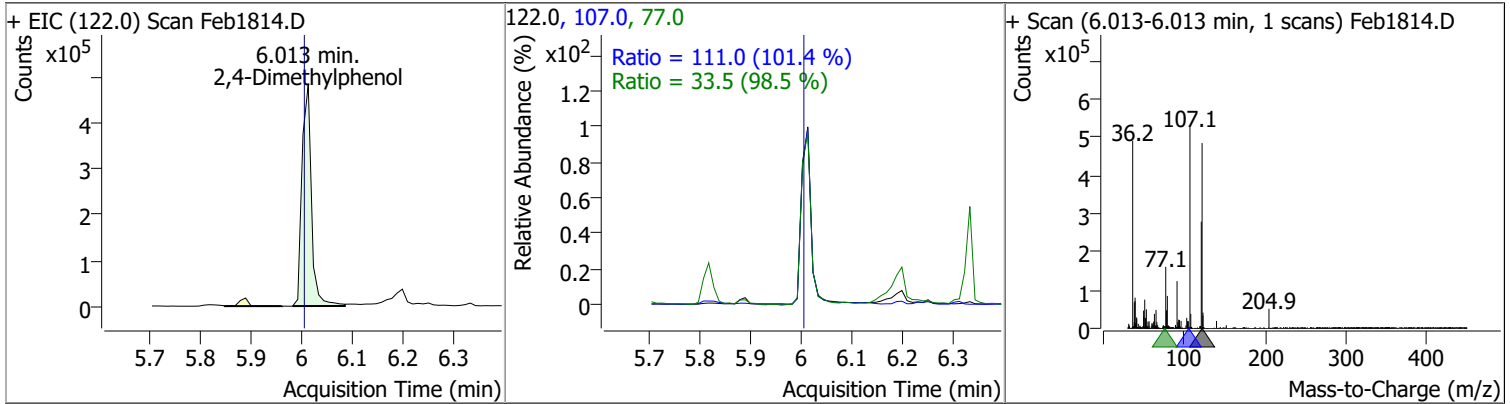


Compound	Conc.	RT	Dev(Min)	Resp.	QIon	QRatio	Lower	Upper
2-Nitrophenol	80.5018	5.89	0.01	299552	65.0	47.2	34.2	63.4
					109.0	35.7	24.6	45.8

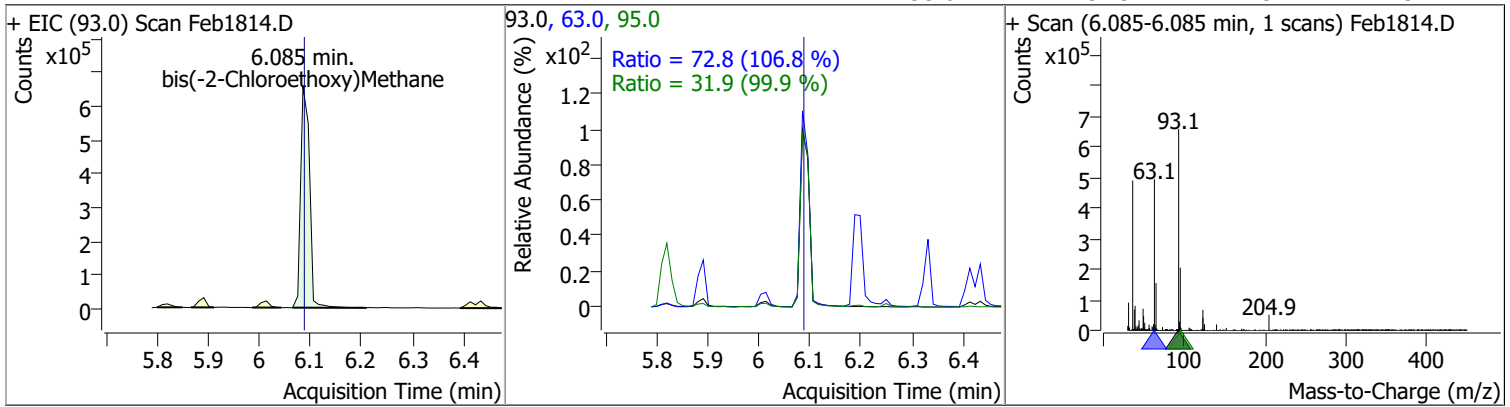


Quantitation Results Report (QT Reviewed)

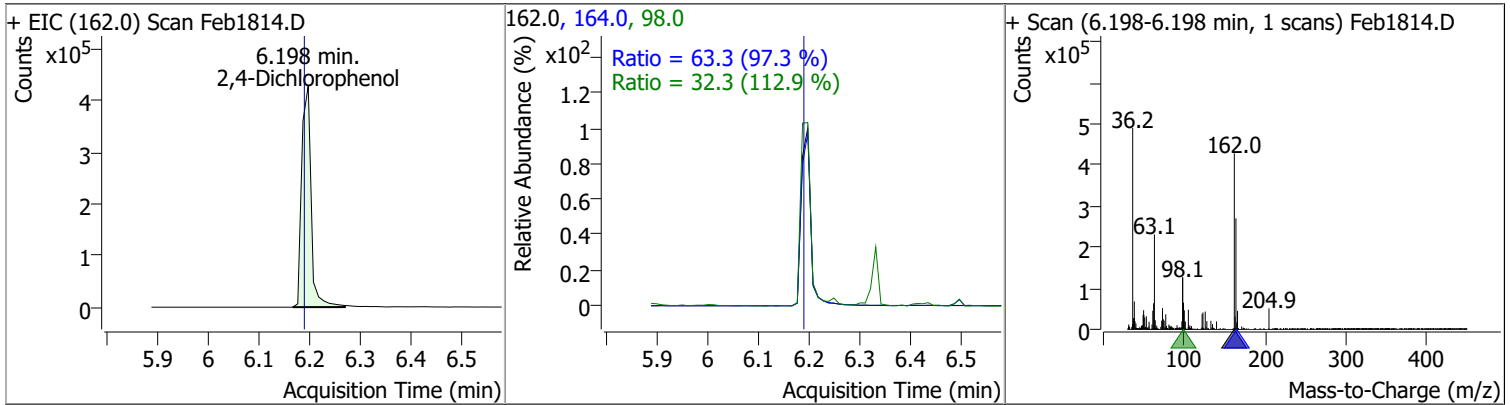
Compound	Conc.	RT	Dev(Min)	Resp.	QIon	QRatio	Lower	Upper
2,4-Dimethylphenol	80.9759	6.01	0.01	622756	107.0	111.0	76.6	142.3
					77.0	33.5	23.8	44.2



Compound	Conc.	RT	Dev(Min)	Resp.	QIon	QRatio	Lower	Upper
bis(-2-Chloroethoxy)Methane	81.2062	6.08	0.00	784700	63.0	72.8	47.7	88.6
					95.0	31.9	22.3	41.5

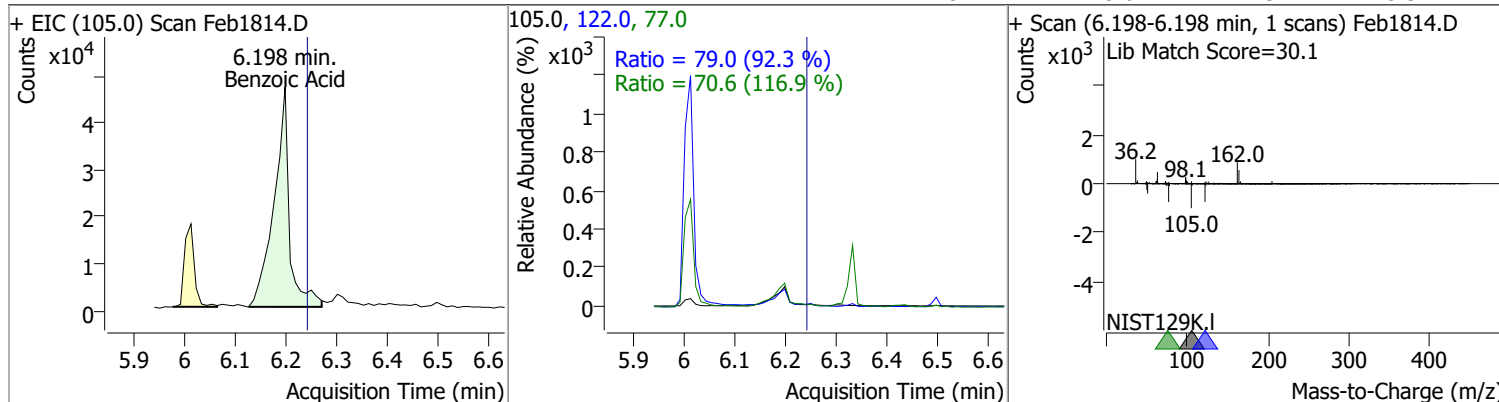


Compound	Conc.	RT	Dev(Min)	Resp.	QIon	QRatio	Lower	Upper
2,4-Dichlorophenol	74.5786	6.20	0.01	548763	164.0	63.3	45.5	84.5
					98.0	32.3	20.0	37.1

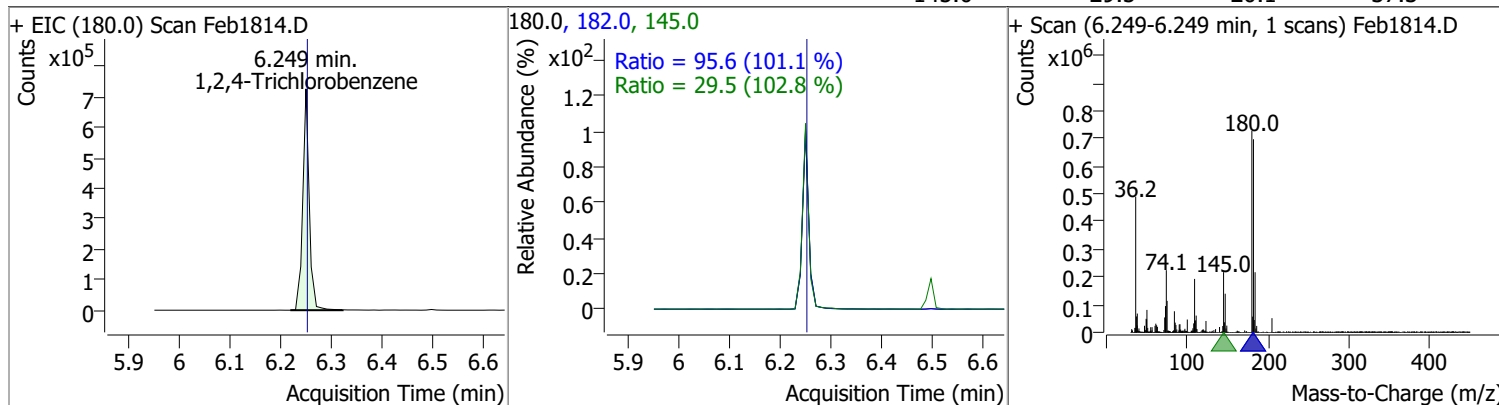


Quantitation Results Report (QT Reviewed)

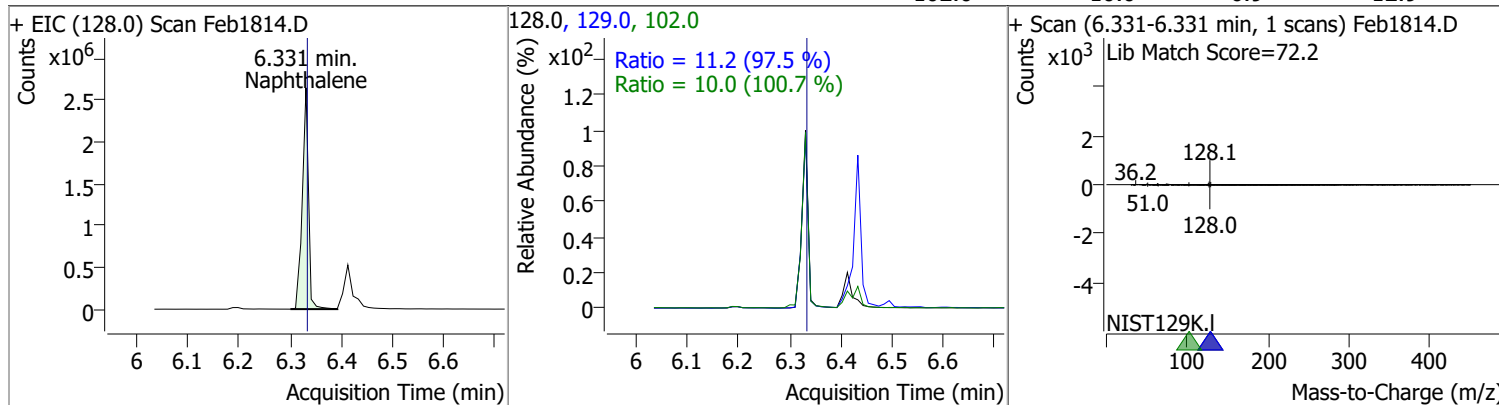
Compound	Conc.	RT	Dev(Min)	Resp.	QIon	QRatio	Lower	Upper
Benzoic Acid	29.4863	6.20	-0.04	98504	122.0	79.0	59.9	111.2
					77.0	70.6	42.3	78.5



Compound	Conc.	RT	Dev(Min)	Resp.	QIon	QRatio	Lower	Upper
1,2,4-Trichlorobenzene	72.4878	6.25	0.00	642341	182.0	95.6	66.2	122.9
					145.0	29.5	20.1	37.3

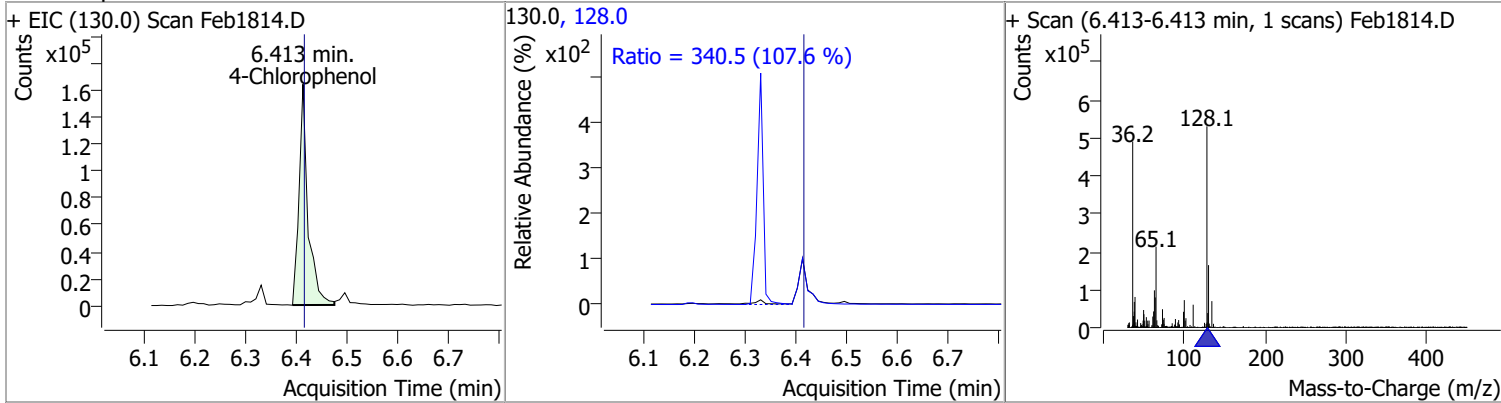


Compound	Conc.	RT	Dev(Min)	Resp.	QIon	QRatio	Lower	Upper
Naphthalene	86.0356	6.33	0.00	2237227	129.0	11.2	8.0	14.9
					102.0	10.0	6.9	12.9

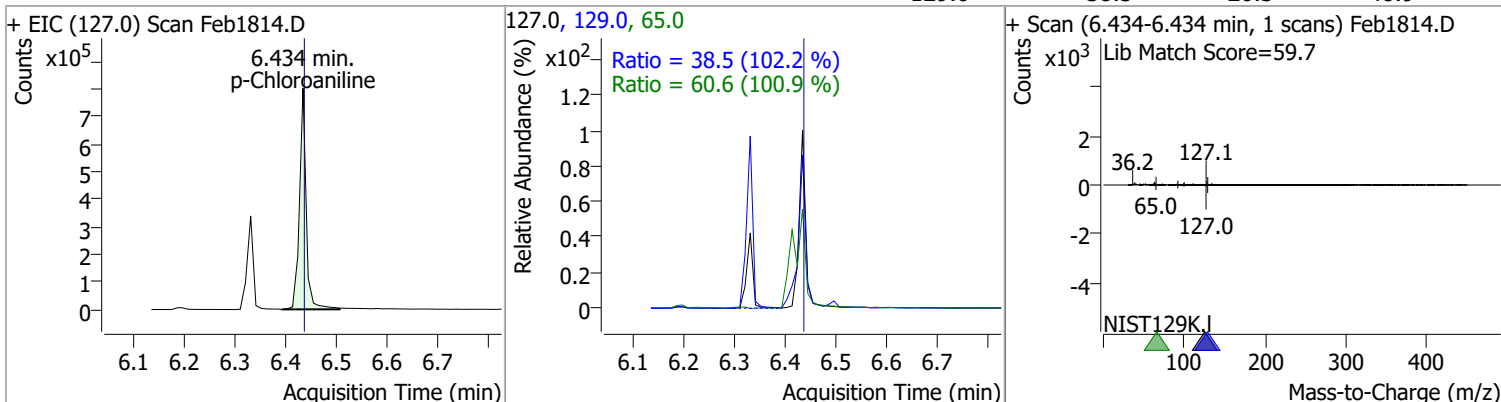


Quantitation Results Report (QT Reviewed)

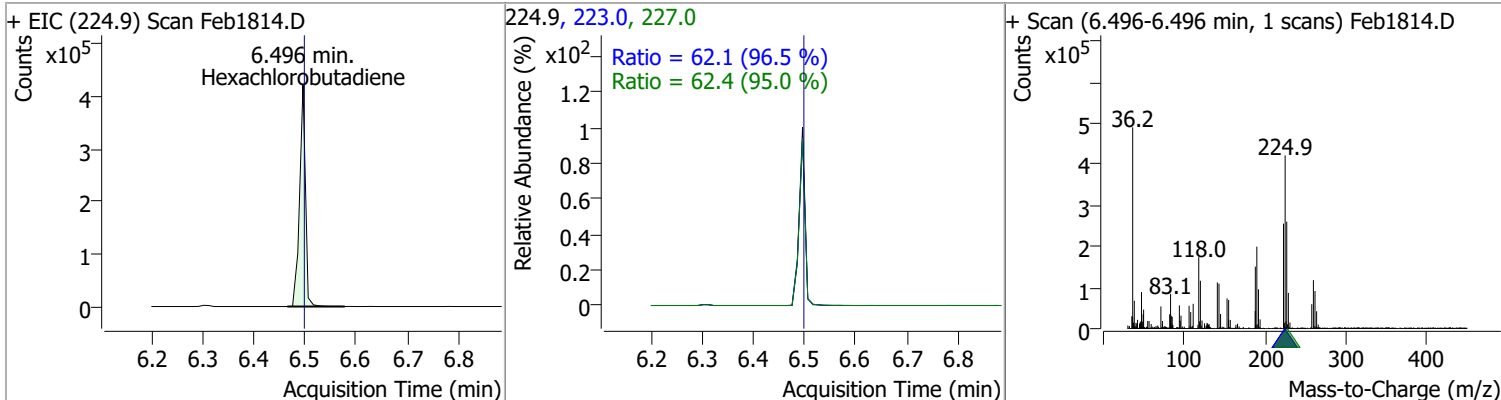
Compound	Conc.	RT	Dev(Min)	Resp.	QIon	QRatio	Lower	Upper
4-Chlorophenol	66.8320	6.41	0.00	184351	128.0	340.5	221.4	411.2



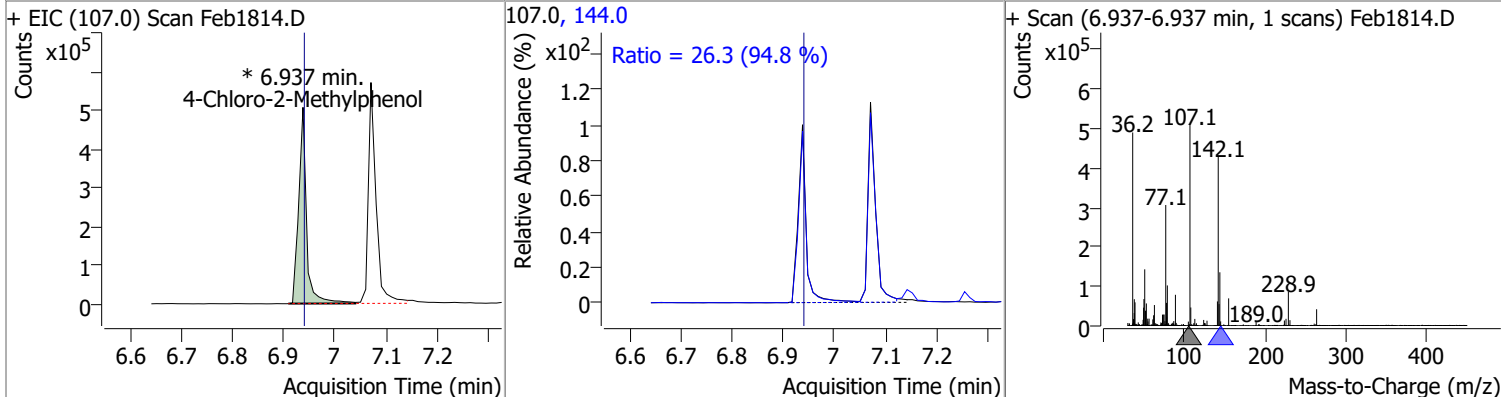
Compound	Conc.	RT	Dev(Min)	Resp.	QIon	QRatio	Lower	Upper
p-Chloroaniline	70.8699	6.43	0.00	729582	65.0	60.6	42.1	78.2
					129.0	38.5	26.3	48.9



Compound	Conc.	RT	Dev(Min)	Resp.	QIon	QRatio	Lower	Upper
Hexachlorobutadiene	73.4809	6.50	0.00	336450	227.0	62.4	46.0	85.4
					223.0	62.1	45.0	83.6

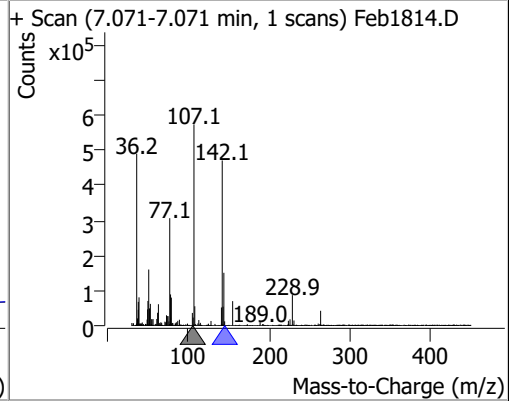
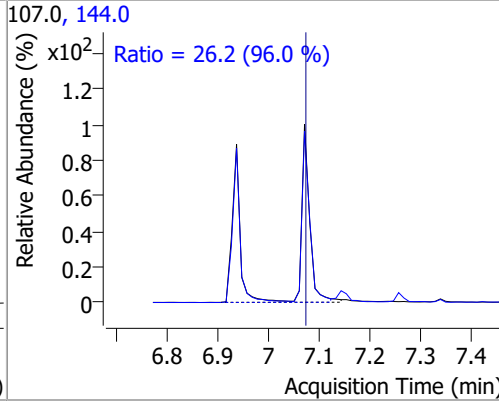
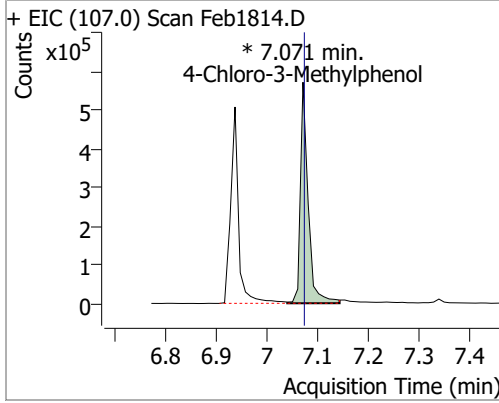


Compound	Conc.	RT	Dev(Min)	Resp.	QIon	QRatio	Lower	Upper
4-Chloro-2-Methylphenol	79.8982	6.94	0.00	545135 (m)	144.0	26.3	19.4	36.1

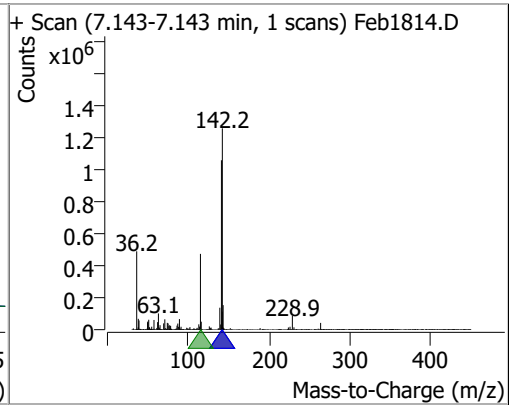
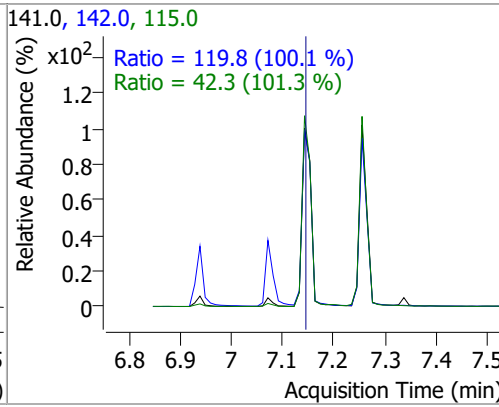
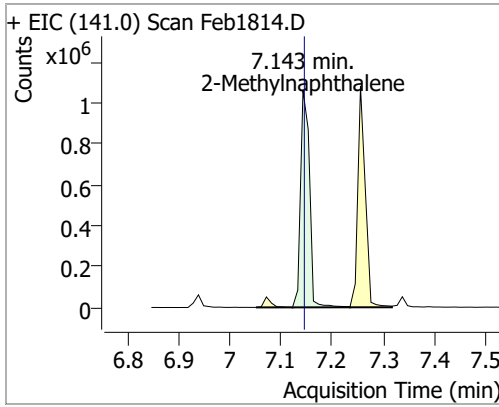


Quantitation Results Report (QT Reviewed)

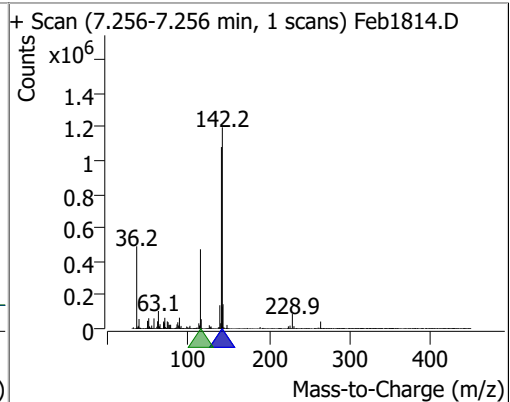
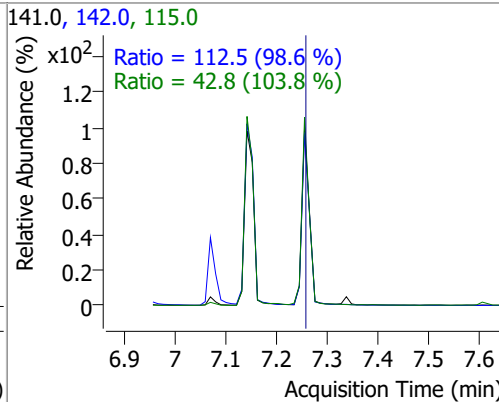
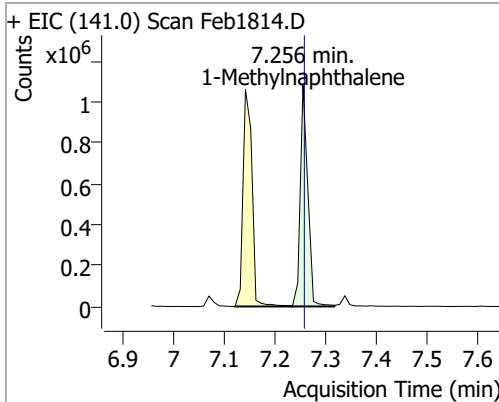
Compound	Conc.	RT	Dev(Min)	Resp.	QIon	QRatio	Lower	Upper
4-Chloro-3-Methylphenol	84.9928	7.07	0.00	605670 (m)	144.0	26.2	19.1	35.5



Compound	Conc.	RT	Dev(Min)	Resp.	QIon	QRatio	Lower	Upper
2-Methylnaphthalene	86.4306	7.14	0.00	1288999	142.0	119.8	83.8	155.7
					115.0	42.3	29.2	54.3

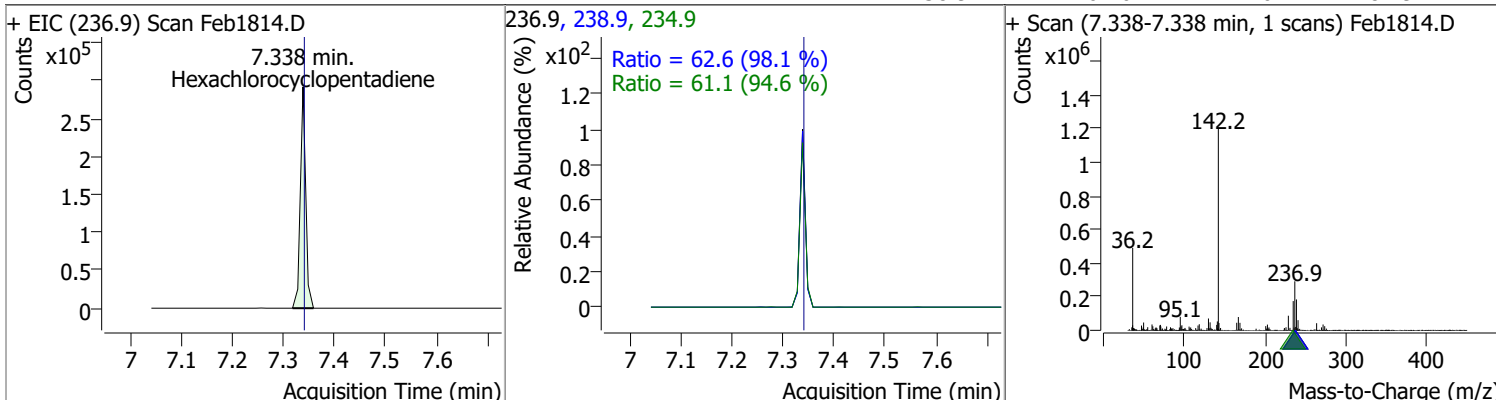


Compound	Conc.	RT	Dev(Min)	Resp.	QIon	QRatio	Lower	Upper
1-Methylnaphthalene	75.9674	7.26	0.00	1101778	142.0	112.5	79.8	148.2
					115.0	42.8	28.9	53.7

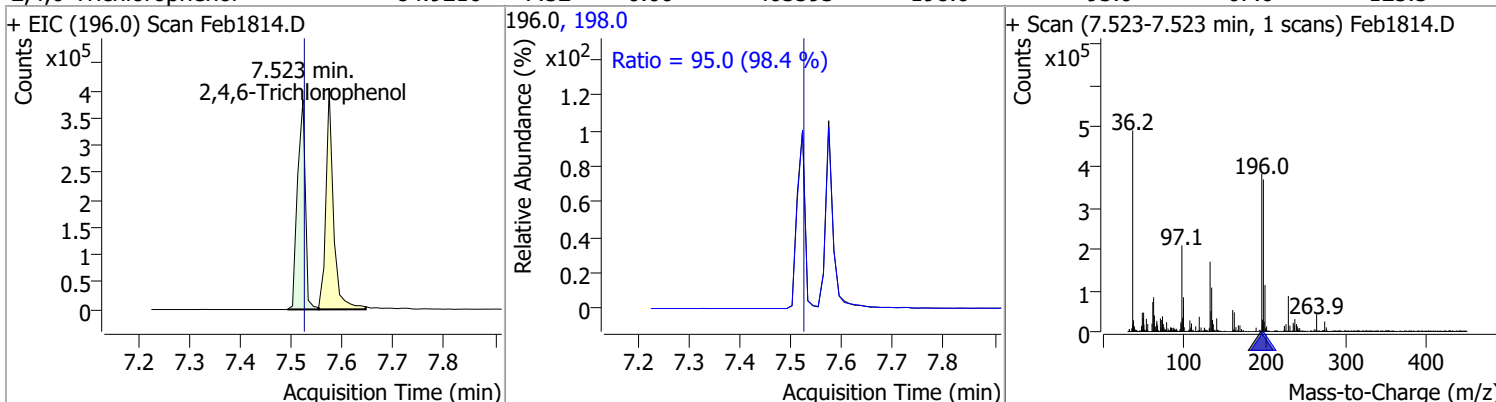


Quantitation Results Report (QT Reviewed)

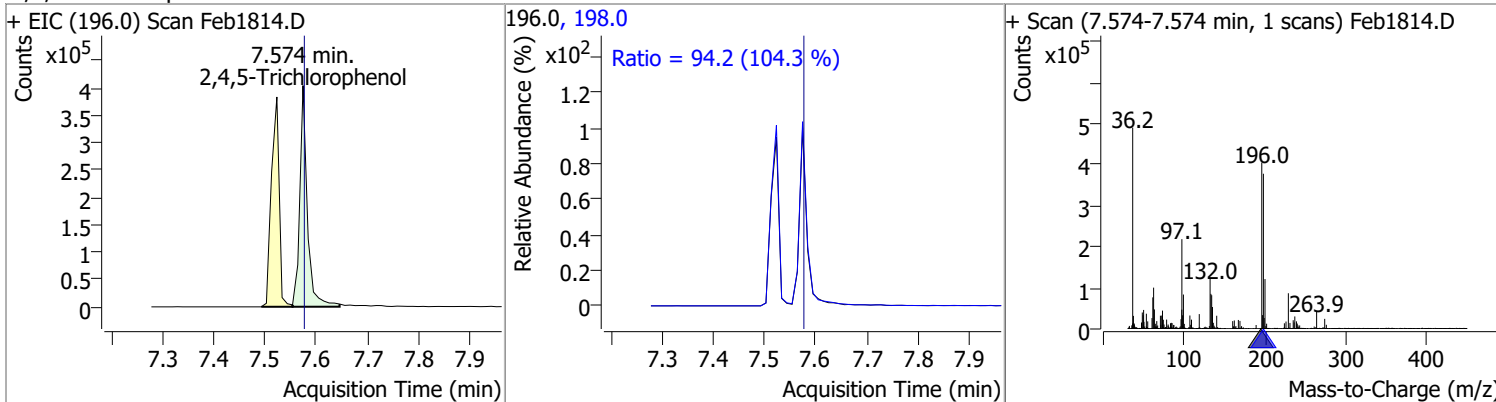
Compound	Conc.	RT	Dev(Min)	Resp.	QIon	QRatio	Lower	Upper
Hexachlorocyclopentadiene	78.5859	7.34	0.00	214251	234.9	61.1	45.2	84.0
					238.9	62.6	44.6	82.9



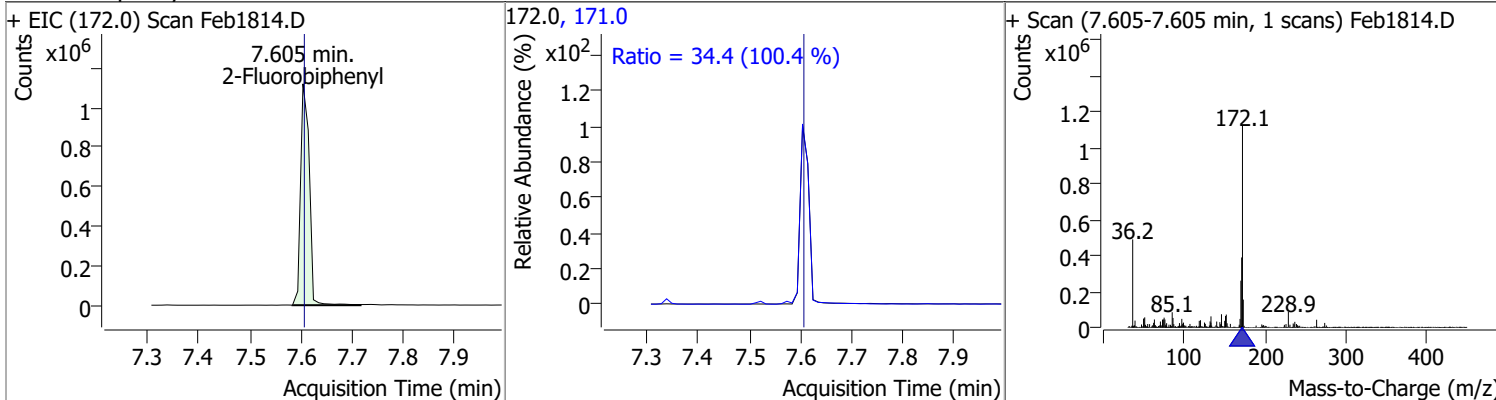
Compound	Conc.	RT	Dev(Min)	Resp.	QIon	QRatio	Lower	Upper
2,4,6-Trichlorophenol	84.9210	7.52	0.00	405593	198.0	95.0	67.6	125.5



Compound	Conc.	RT	Dev(Min)	Resp.	QIon	QRatio	Lower	Upper
2,4,5-Trichlorophenol	78.2821	7.57	0.00	416733	198.0	94.2	63.2	117.3

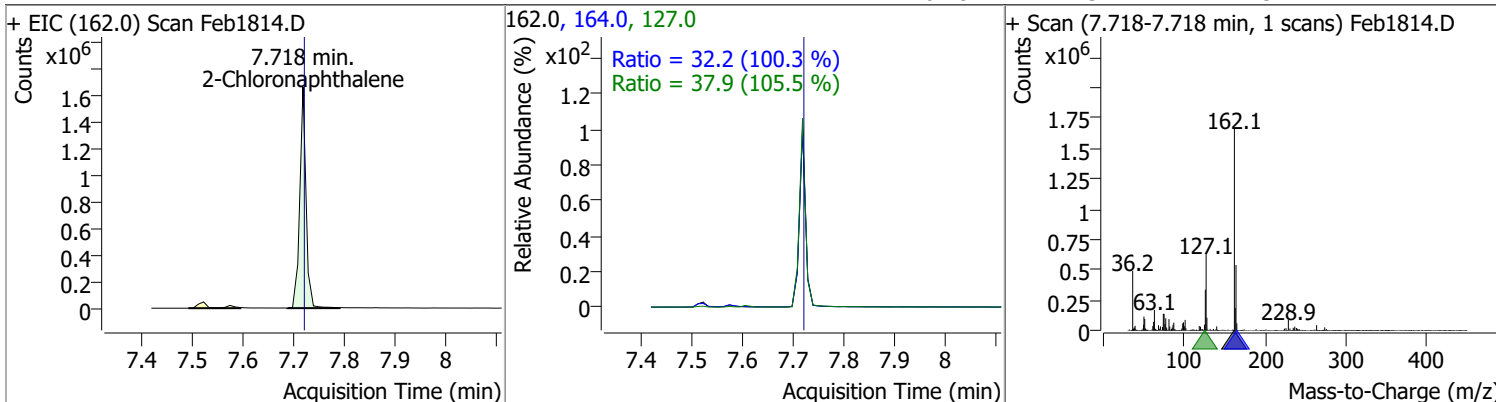


Compound	Conc.	RT	Dev(Min)	Resp.	QIon	QRatio	Lower	Upper
2-Fluorobiphenyl	68.8547	7.60	0.00	1329358	171.0	34.4	24.0	44.5

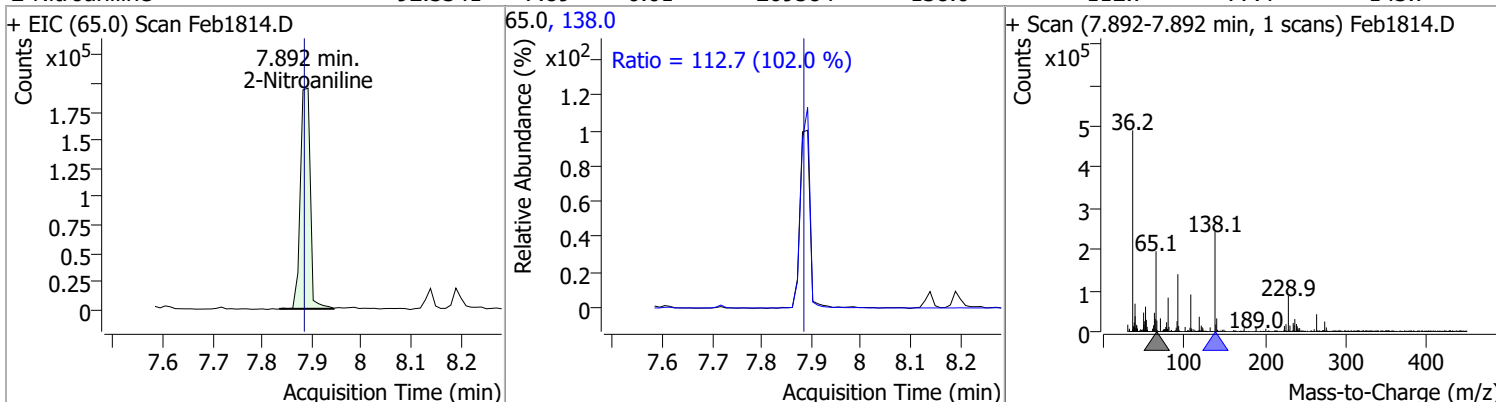


Quantitation Results Report (QT Reviewed)

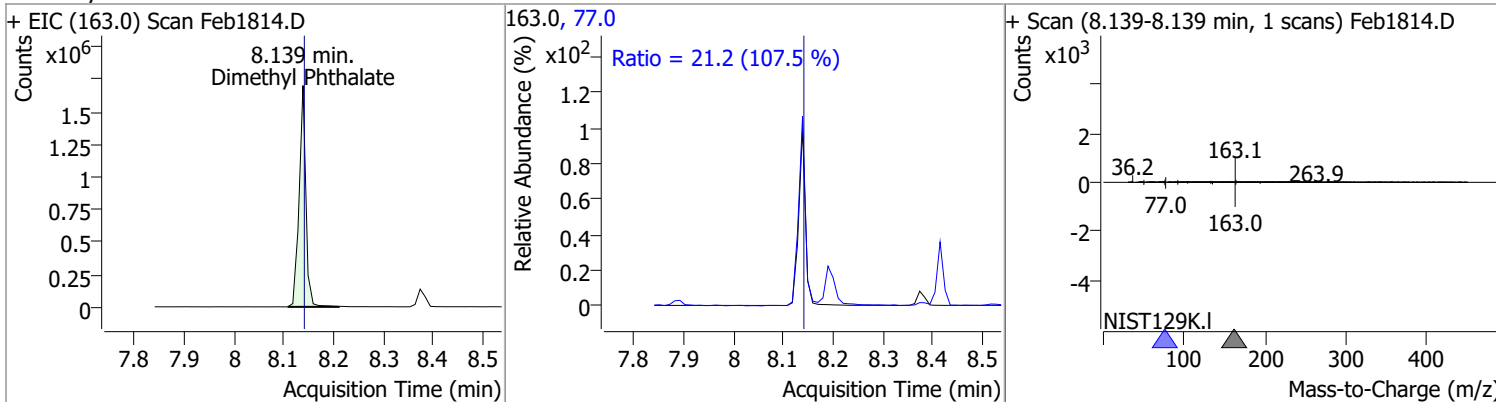
Compound	Conc.	RT	Dev(Min)	Resp.	QIon	QRatio	Lower	Upper
2-Chloronaphthalene	87.4924	7.72	0.00	1418958	127.0	37.9	25.1	46.7
					164.0	32.2	22.5	41.7



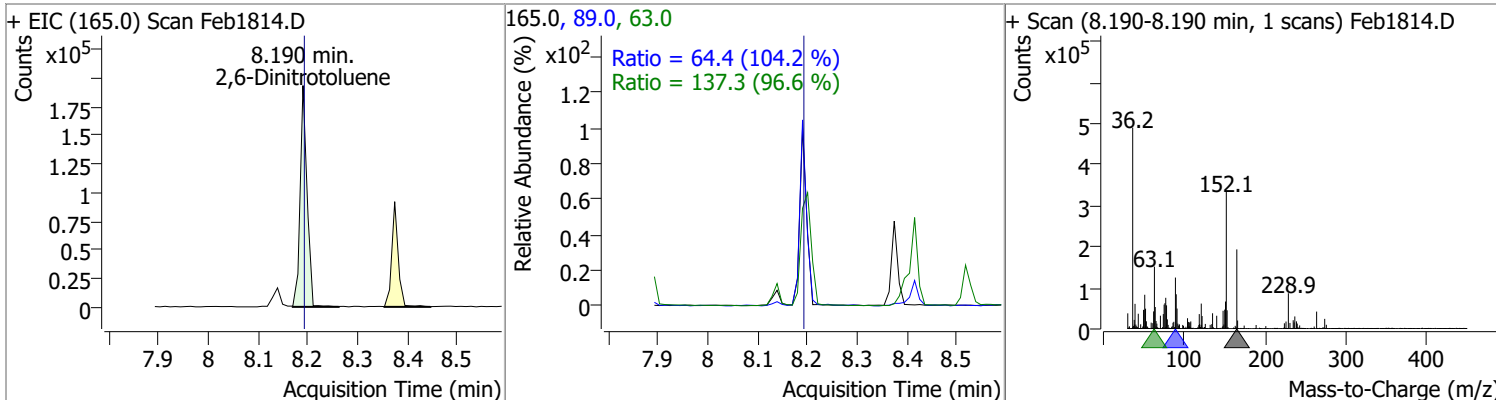
Compound	Conc.	RT	Dev(Min)	Resp.	QIon	QRatio	Lower	Upper
2-Nitroaniline	92.5341	7.89	0.01	269584	138.0	112.7	77.4	143.7



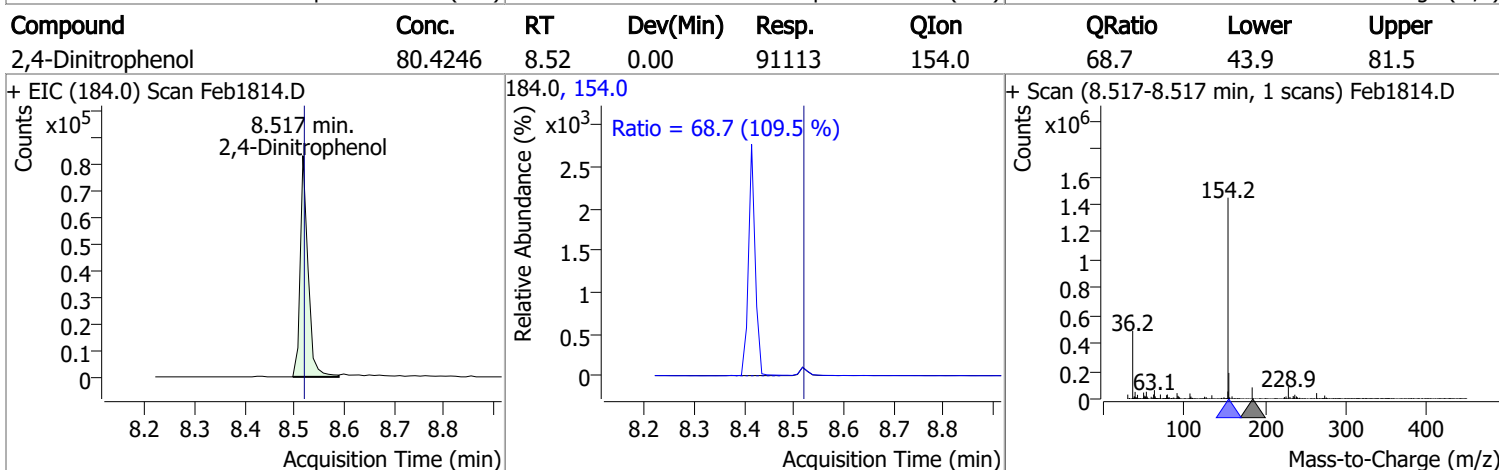
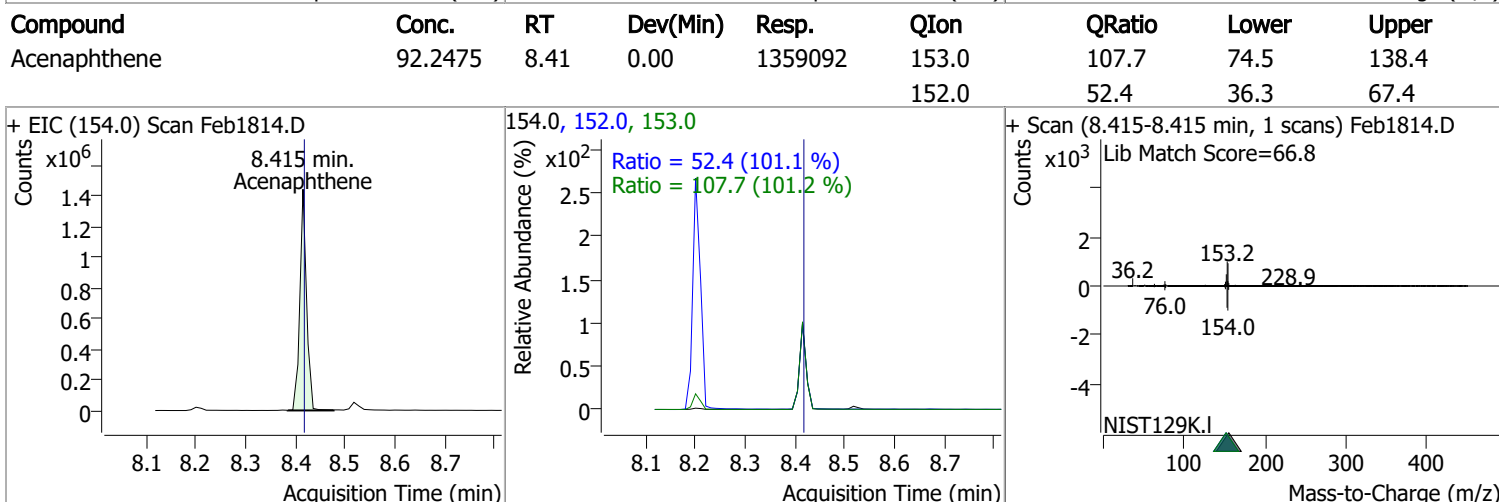
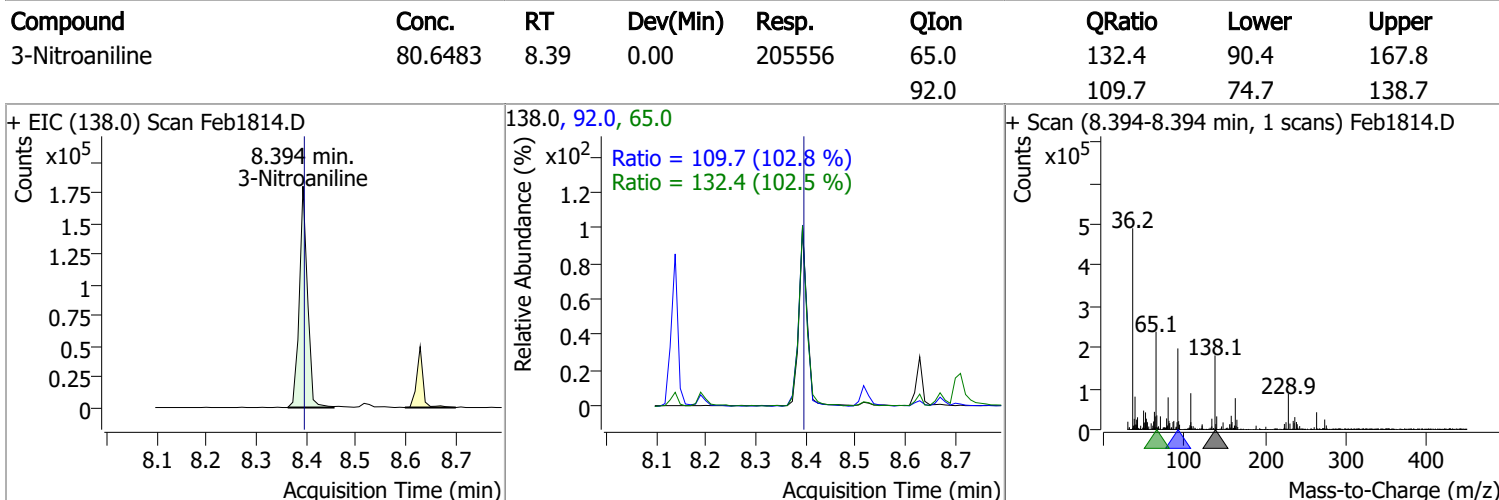
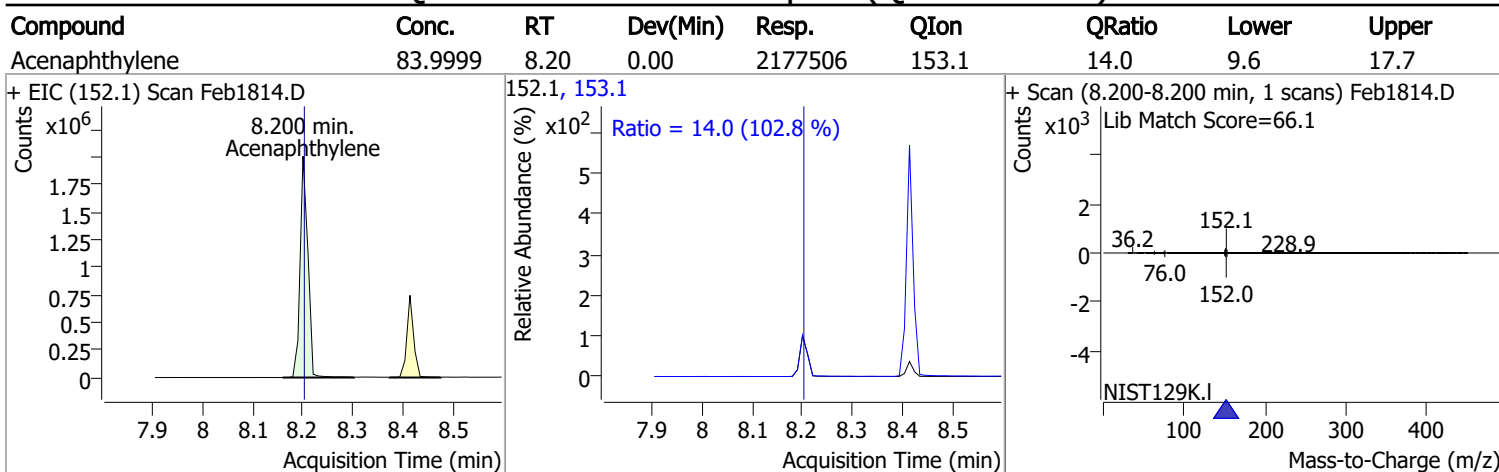
Compound	Conc.	RT	Dev(Min)	Resp.	QIon	QRatio	Lower	Upper
Dimethyl Phthalate	96.6834	8.14	0.00	1602526	77.0	21.2	13.8	25.7



Compound	Conc.	RT	Dev(Min)	Resp.	QIon	QRatio	Lower	Upper
2,6-Dinitrotoluene	83.5532	8.19	0.00	187457	63.0	137.3	99.5	184.8
					89.0	64.4	43.3	80.3

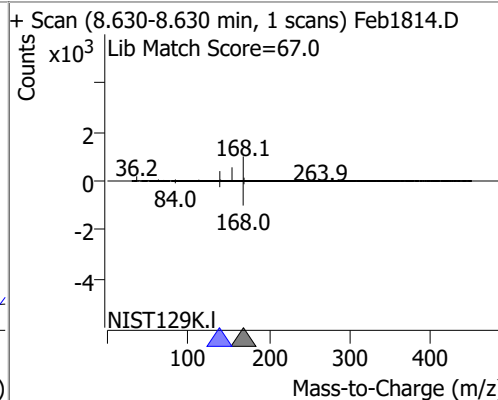
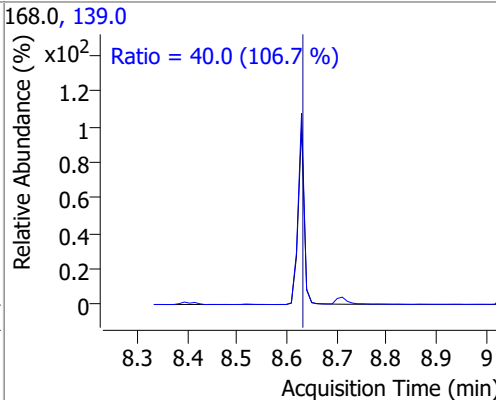
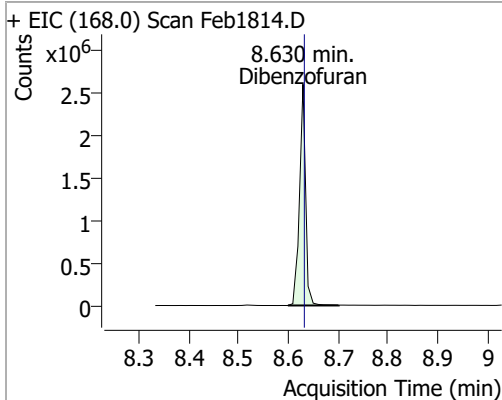


Quantitation Results Report (QT Reviewed)

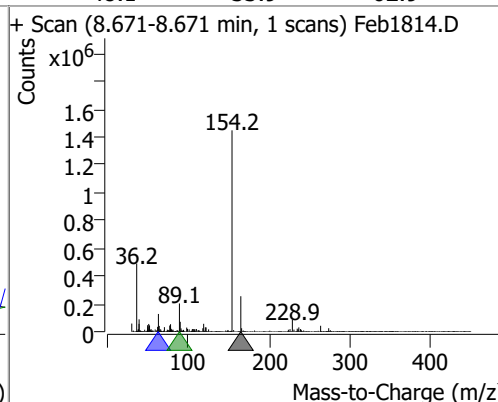
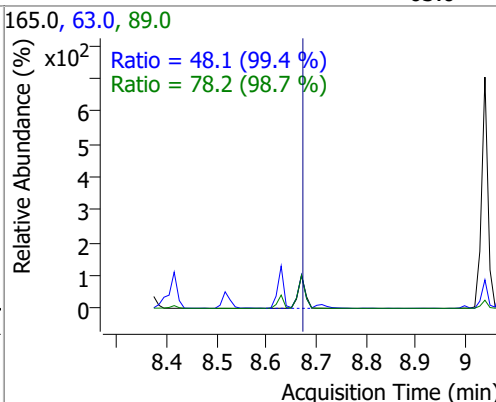
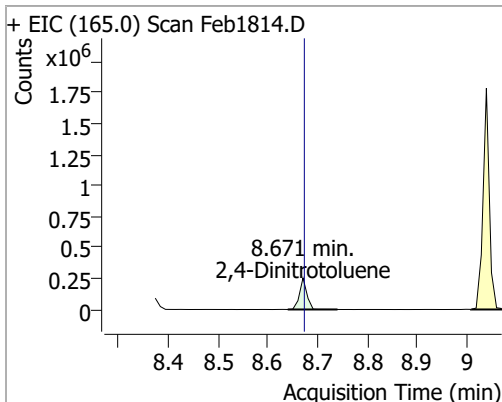


Quantitation Results Report (QT Reviewed)

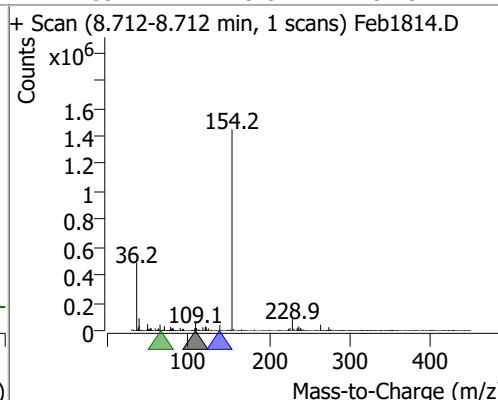
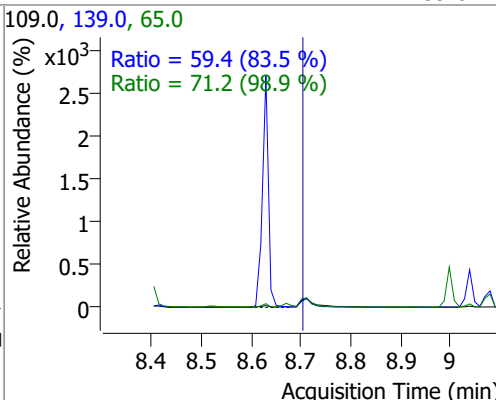
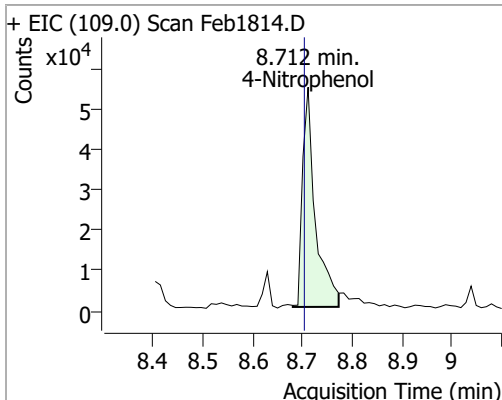
Compound	Conc.	RT	Dev(Min)	Resp.	QIon	QRatio	Lower	Upper
Dibenzofuran	91.6616	8.63	0.00	2202853	139.0	40.0	26.3	48.8



Compound	Conc.	RT	Dev(Min)	Resp.	QIon	QRatio	Lower	Upper
2,4-Dinitrotoluene	90.5214	8.67	0.00	258295	89.0	78.2	55.4	102.9
					63.0	48.1	33.9	62.9

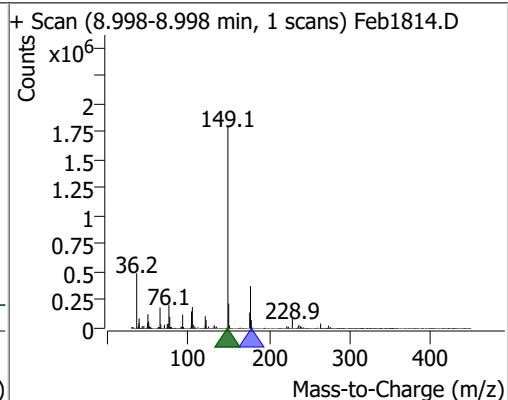
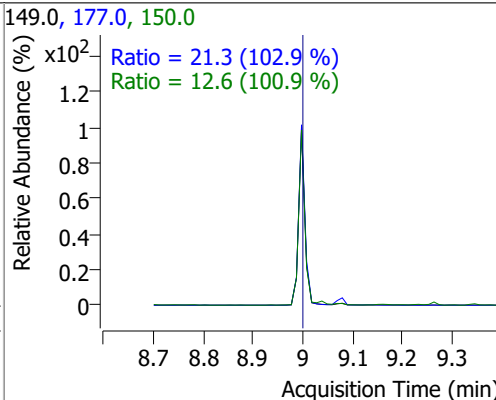
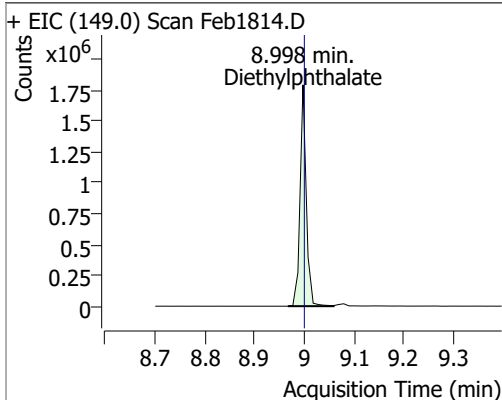


Compound	Conc.	RT	Dev(Min)	Resp.	QIon	QRatio	Lower	Upper
4-Nitrophenol	37.8509	8.71	0.01	96914	65.0	71.2	50.4	93.6
					139.0	59.4	49.8	92.5

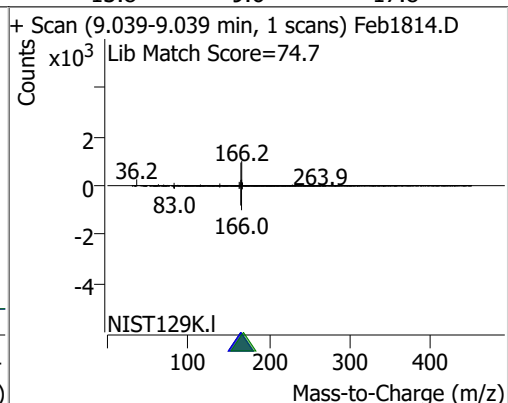
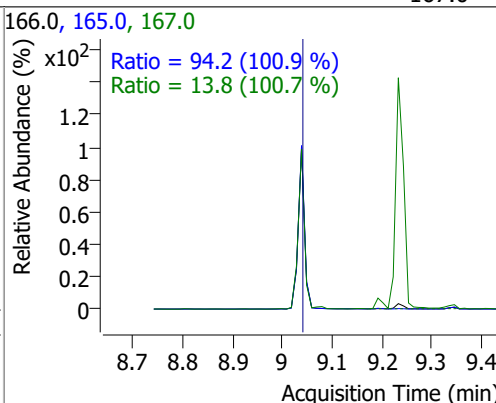
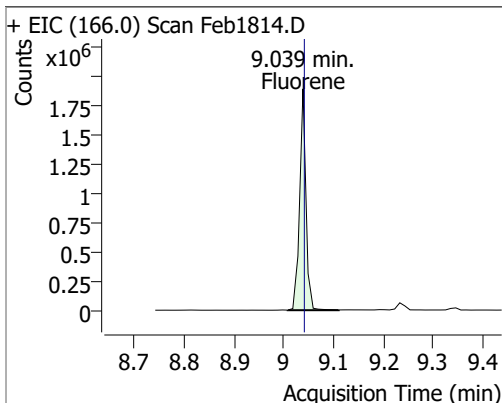


Quantitation Results Report (QT Reviewed)

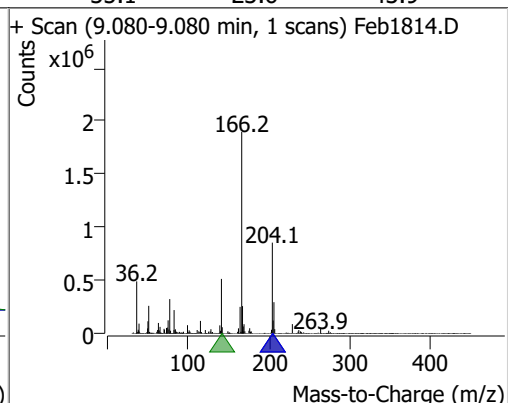
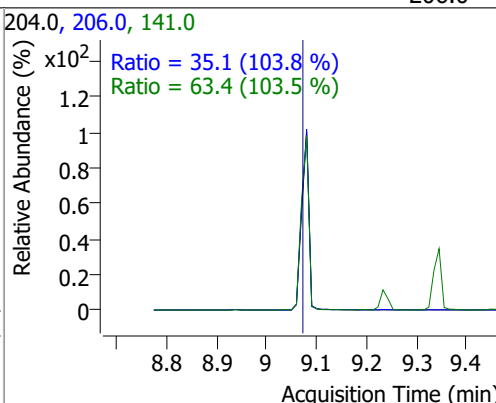
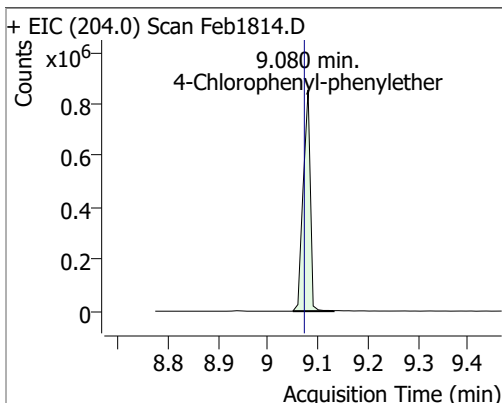
Compound	Conc.	RT	Dev(Min)	Resp.	QIon	QRatio	Lower	Upper
Diethylphthalate	90.2565	9.00	0.00	1545601	177.0	21.3	14.5	27.0
					150.0	12.6	8.7	16.2



Compound	Conc.	RT	Dev(Min)	Resp.	QIon	QRatio	Lower	Upper
Fluorene	86.0688	9.04	0.00	1675369	165.0	94.2	65.4	121.4
					167.0	13.8	9.6	17.8

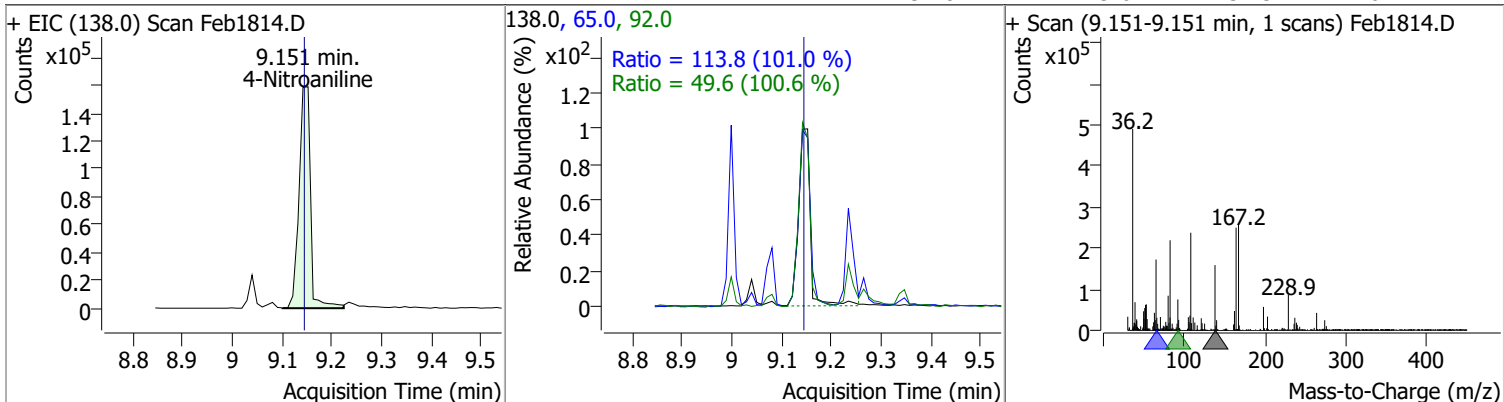


Compound	Conc.	RT	Dev(Min)	Resp.	QIon	QRatio	Lower	Upper
4-Chlorophenyl-phenylether	94.9428	9.08	0.01	840884	141.0	63.4	42.8	79.6
					206.0	35.1	23.6	43.9

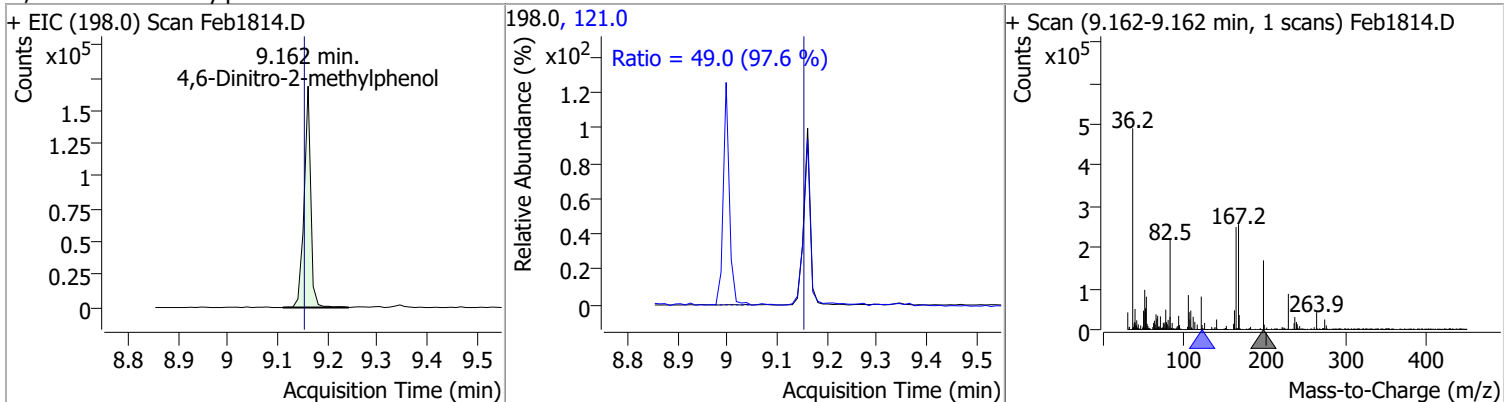


Quantitation Results Report (QT Reviewed)

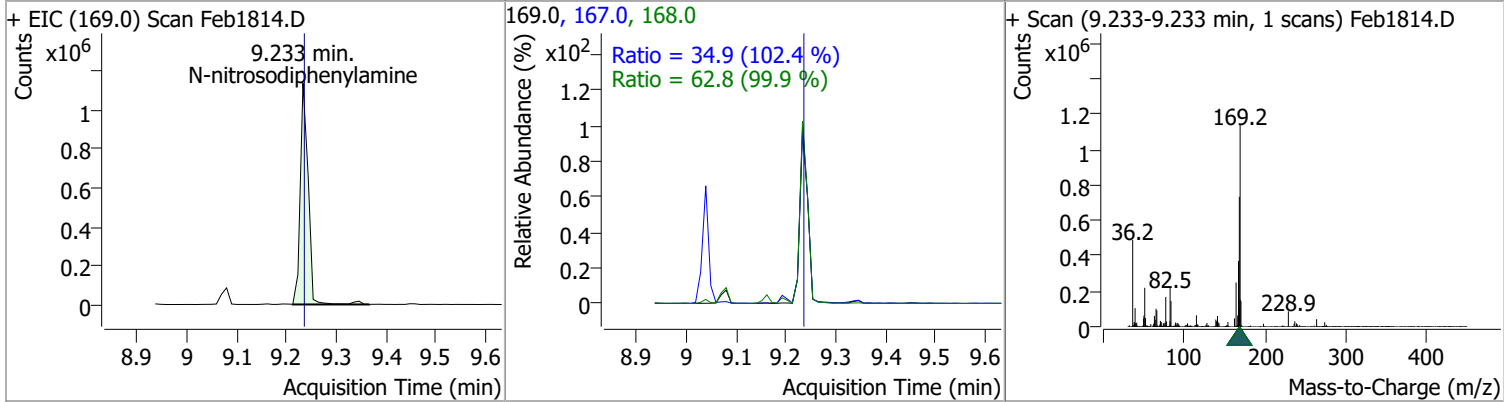
Compound	Conc.	RT	Dev(Min)	Resp.	QIon	QRatio	Lower	Upper
4-Nitroaniline	93.0200	9.15	0.01	253680	65.0	113.8	78.9	146.6
					92.0	49.6	34.5	64.1



Compound	Conc.	RT	Dev(Min)	Resp.	QIon	QRatio	Lower	Upper
4,6-Dinitro-2-methylphenol	92.5096	9.16	0.01	156161	121.0	49.0	35.1	65.3

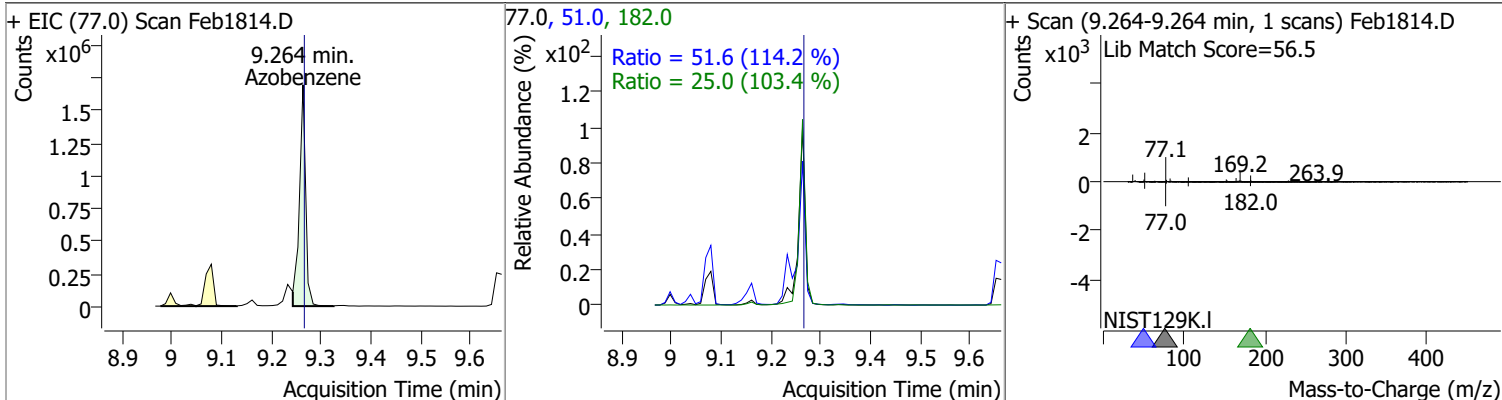


Compound	Conc.	RT	Dev(Min)	Resp.	QIon	QRatio	Lower	Upper
N-nitrosodiphenylamine	99.2895	9.23	0.00	1261362	168.0	62.8	44.0	81.7
					167.0	34.9	23.9	44.3

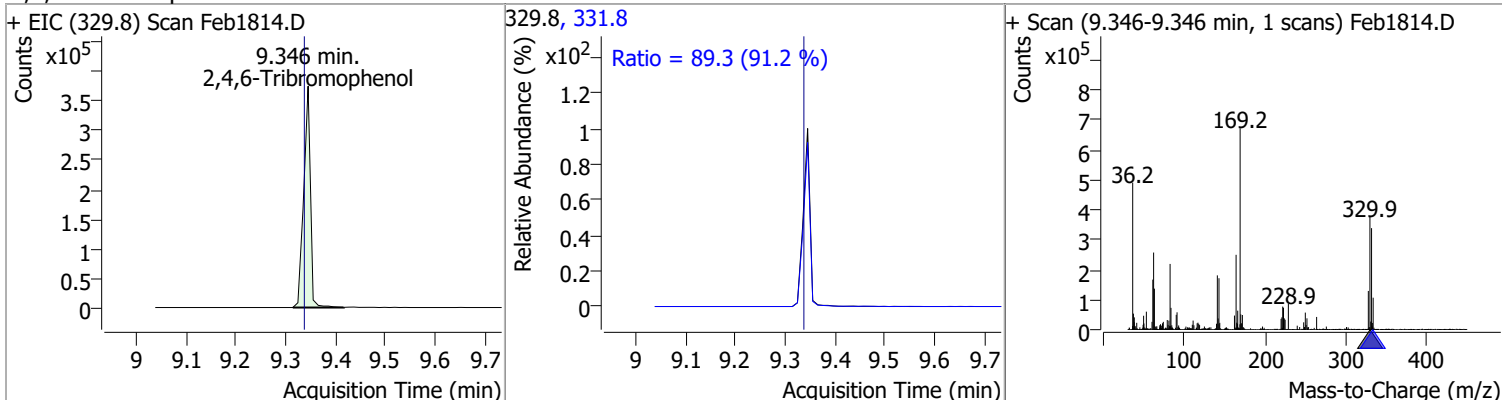


Quantitation Results Report (QT Reviewed)

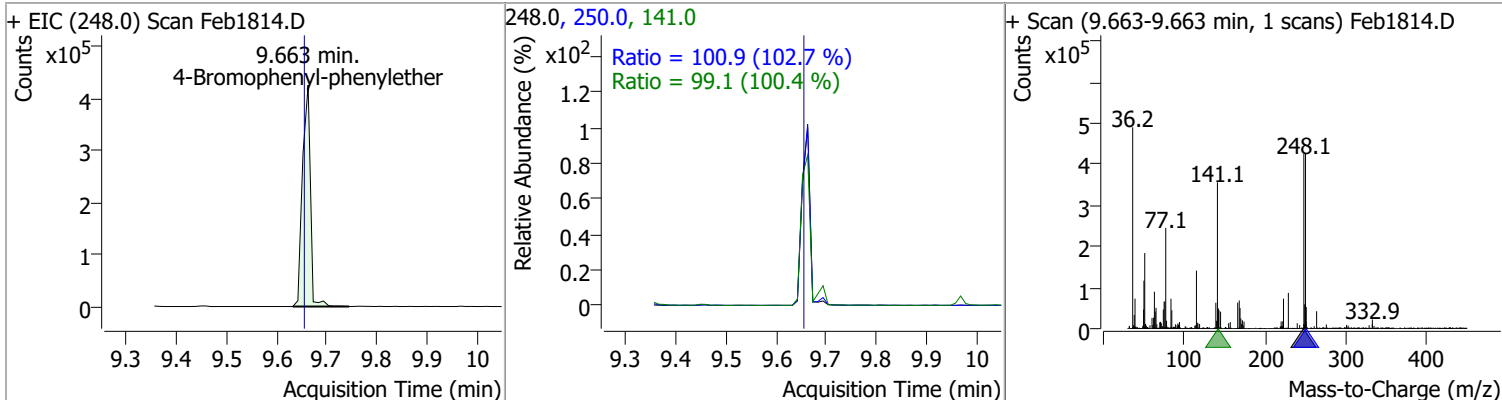
Compound	Conc.	RT	Dev(Min)	Resp.	QIon	QRatio	Lower	Upper
Azobenzene	87.4325	9.26	0.00	1476102	51.0	51.6	31.6	58.7
					182.0	25.0	16.9	31.4



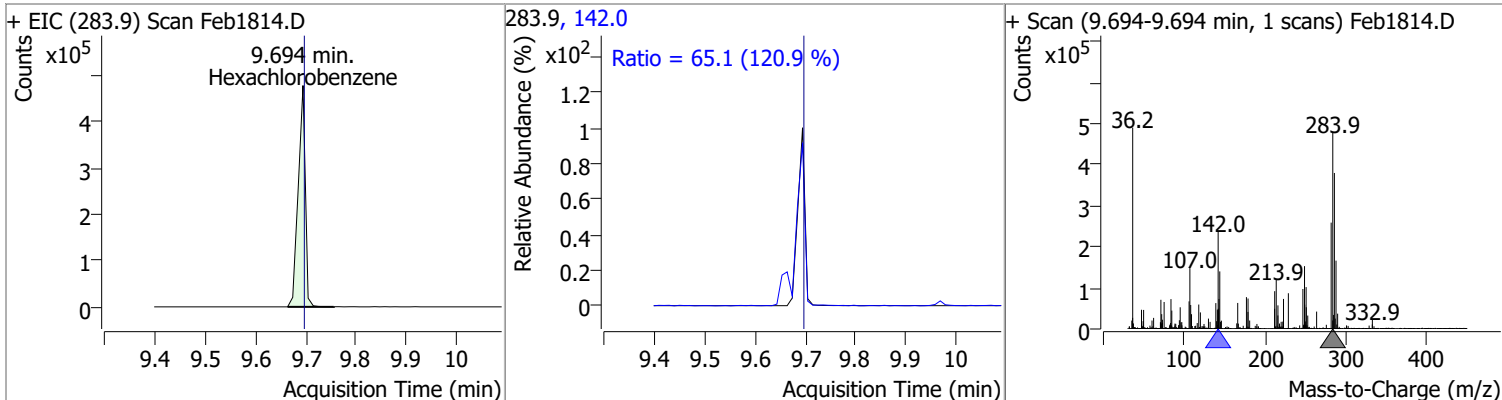
Compound	Conc.	RT	Dev(Min)	Resp.	QIon	QRatio	Lower	Upper
2,4,6-Tribromophenol	182.9218	9.35	0.01	352272	331.8	89.3	68.5	127.2



Compound	Conc.	RT	Dev(Min)	Resp.	QIon	QRatio	Lower	Upper
4-Bromophenyl-phenylether	95.7030	9.66	0.01	467808	141.0	99.1	69.1	128.4
					250.0	100.9	68.8	127.7

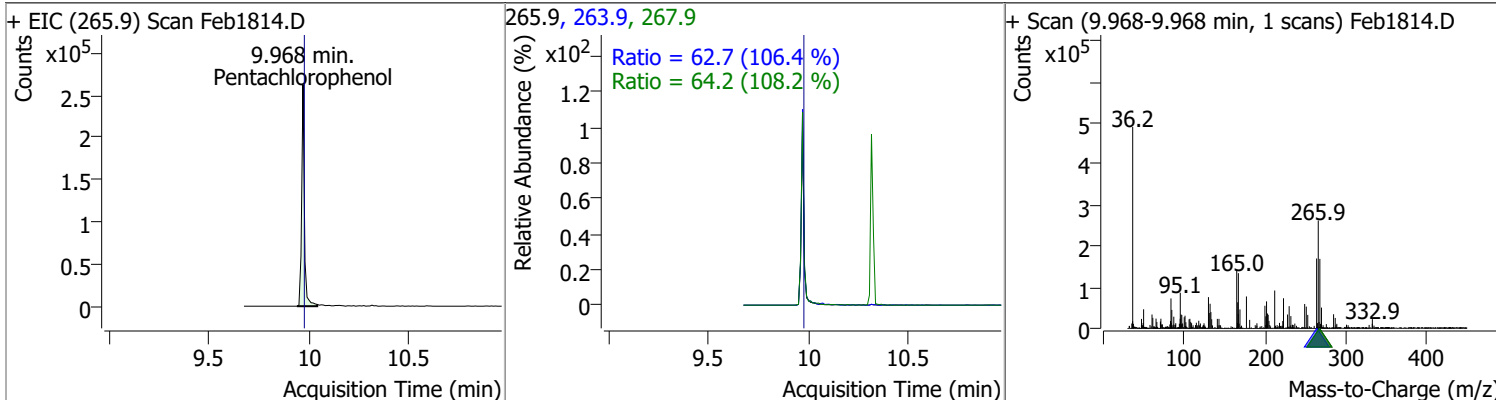


Compound	Conc.	RT	Dev(Min)	Resp.	QIon	QRatio	Lower	Upper
Hexachlorobenzene	96.4221	9.69	0.00	468646	142.0	65.1	37.7	70.0

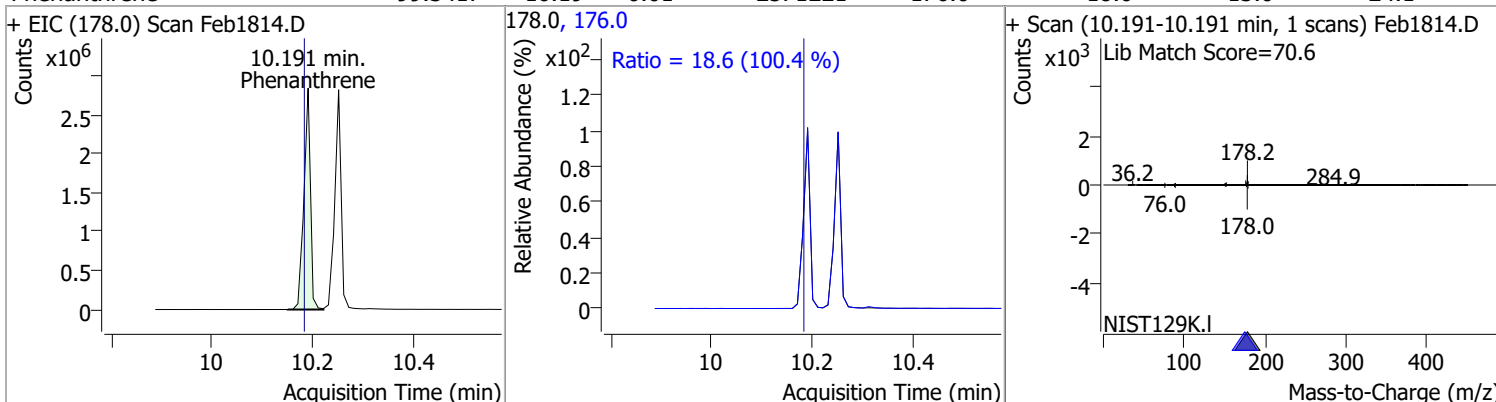


Quantitation Results Report (QT Reviewed)

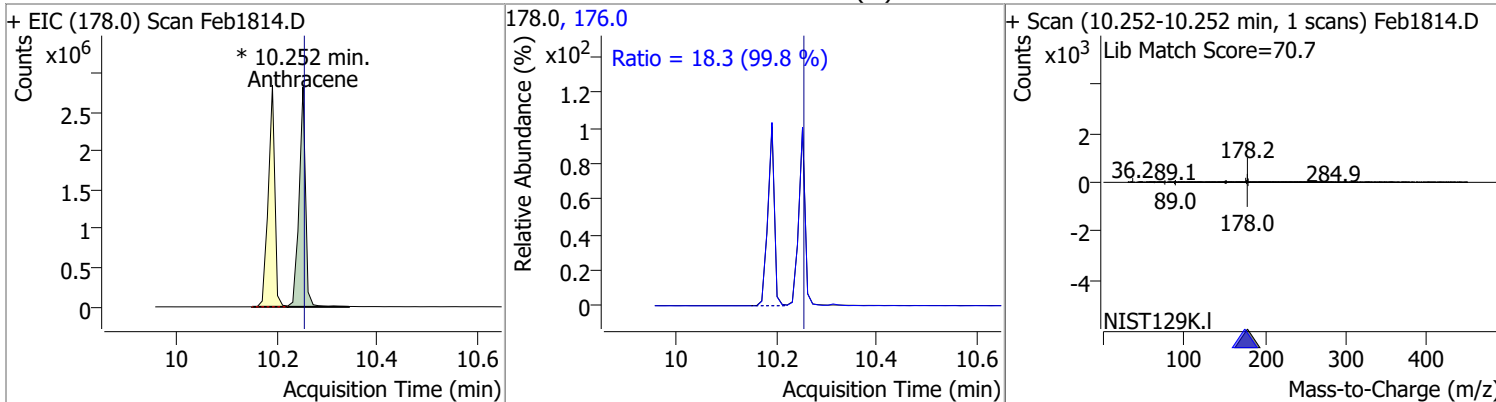
Compound	Conc.	RT	Dev(Min)	Resp.	QIon	QRatio	Lower	Upper
Pentachlorophenol	102.6887	9.97	0.00	246256	267.9	64.2	41.5	77.2
					263.9	62.7	41.2	76.6



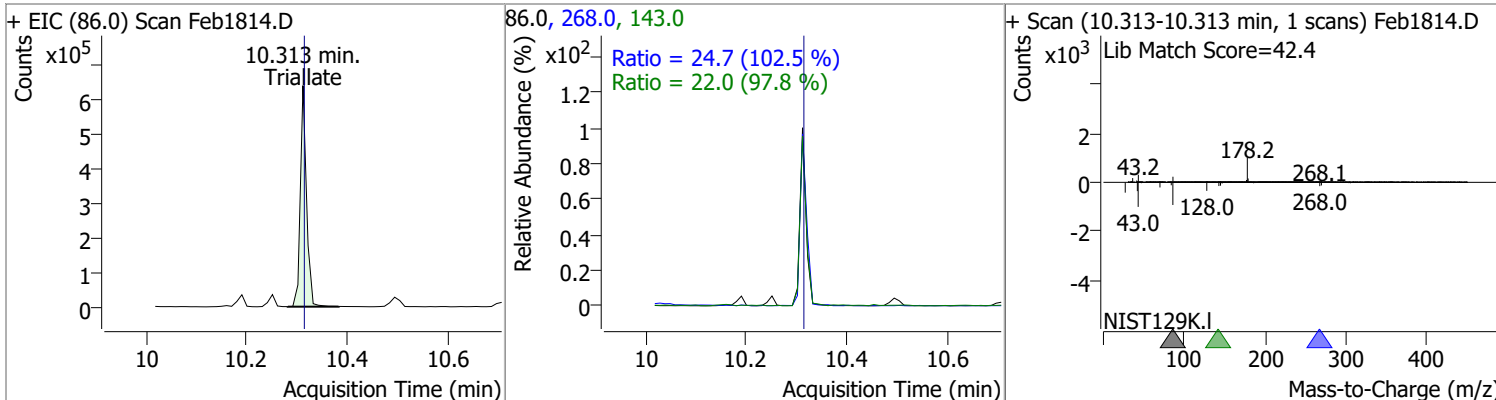
Compound	Conc.	RT	Dev(Min)	Resp.	QIon	QRatio	Lower	Upper
Phenanthrene	99.3417	10.19	0.01	2571221	176.0	18.6	13.0	24.1



Compound	Conc.	RT	Dev(Min)	Resp.	QIon	QRatio	Lower	Upper
Anthracene	101.1685	10.25	0.00	2509281 (m)	176.0	18.3	12.9	23.9

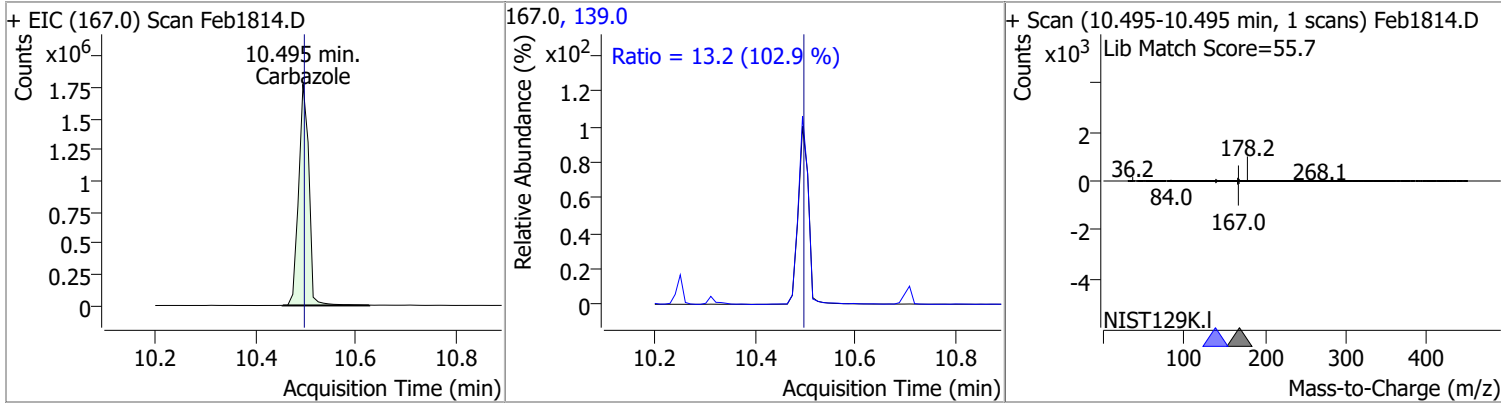


Compound	Conc.	RT	Dev(Min)	Resp.	QIon	QRatio	Lower	Upper
Triallate	91.0470	10.31	0.00	548502	268.0	24.7	16.9	31.4
					143.0	22.0	15.8	29.3

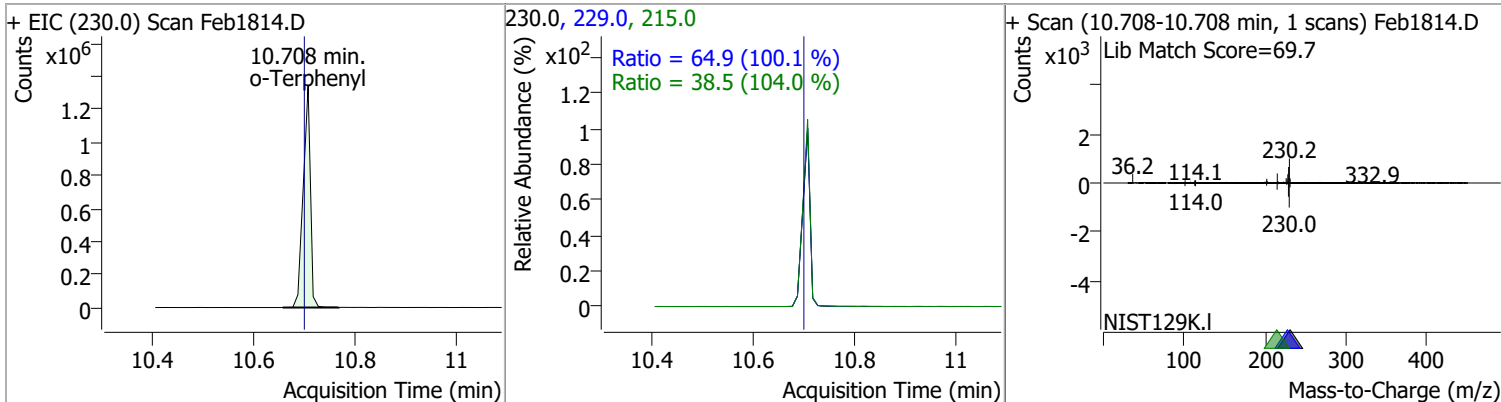


Quantitation Results Report (QT Reviewed)

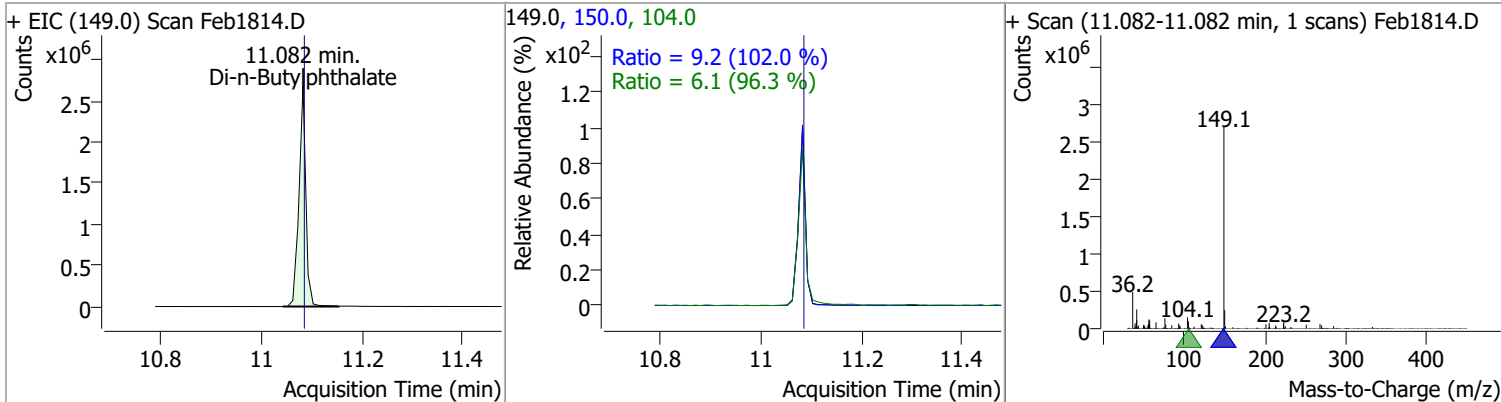
Compound	Conc.	RT	Dev(Min)	Resp.	QIon	QRatio	Lower	Upper
Carbazole	99.9442	10.49	0.00	2522042	139.0	13.2	9.0	16.7



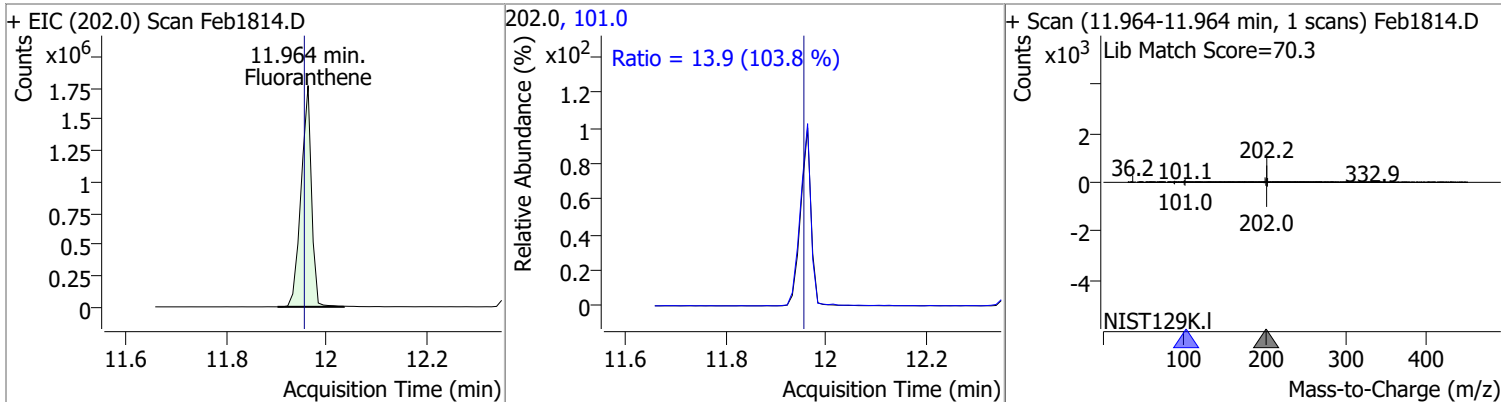
Compound	Conc.	RT	Dev(Min)	Resp.	QIon	QRatio	Lower	Upper
o-Terphenyl	96.4666	10.71	0.01	1339598	229.0	64.9	45.4	84.3
					215.0	38.5	25.9	48.1



Compound	Conc.	RT	Dev(Min)	Resp.	QIon	QRatio	Lower	Upper
Di-n-Butylphthalate	102.8703	11.08	0.00	2563247	150.0	9.2	6.3	11.8
					104.0	6.1	4.5	8.3

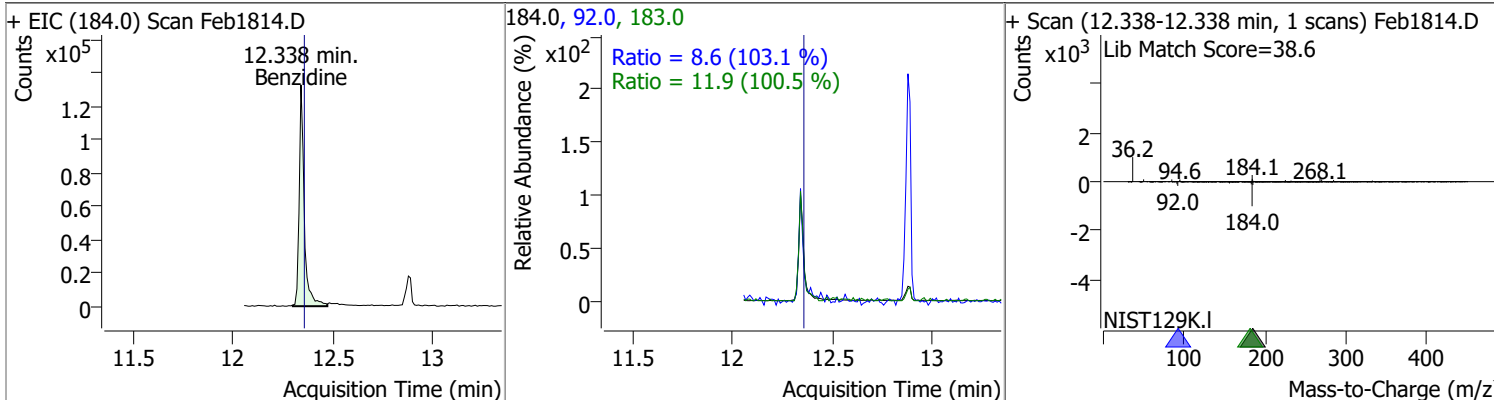


Compound	Conc.	RT	Dev(Min)	Resp.	QIon	QRatio	Lower	Upper
Fluoranthene	96.5770	11.96	0.01	2547135	101.0	13.9	9.4	17.4

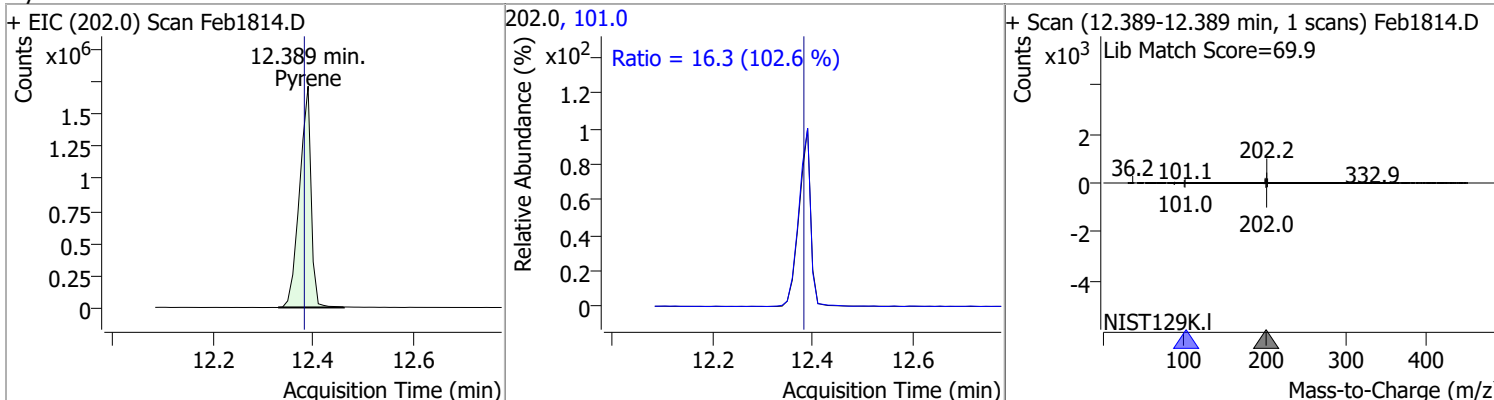


Quantitation Results Report (QT Reviewed)

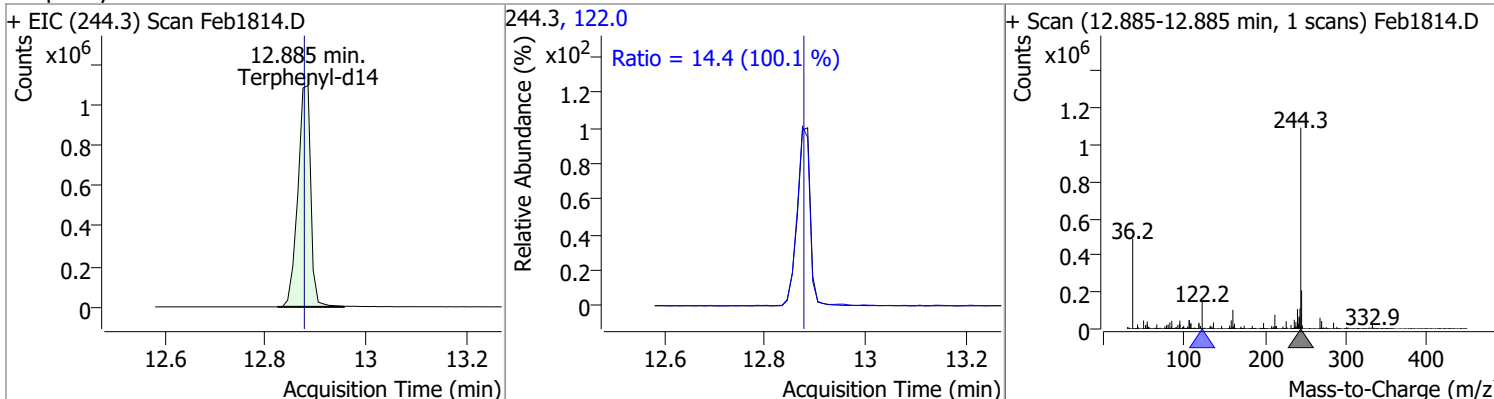
Compound	Conc.	RT	Dev(Min)	Resp.	QIon	QRatio	Lower	Upper
Benzidine	24.4583	12.34	-0.01	234871	183.0	11.9	8.3	15.4
					92.0	8.6	5.8	10.8



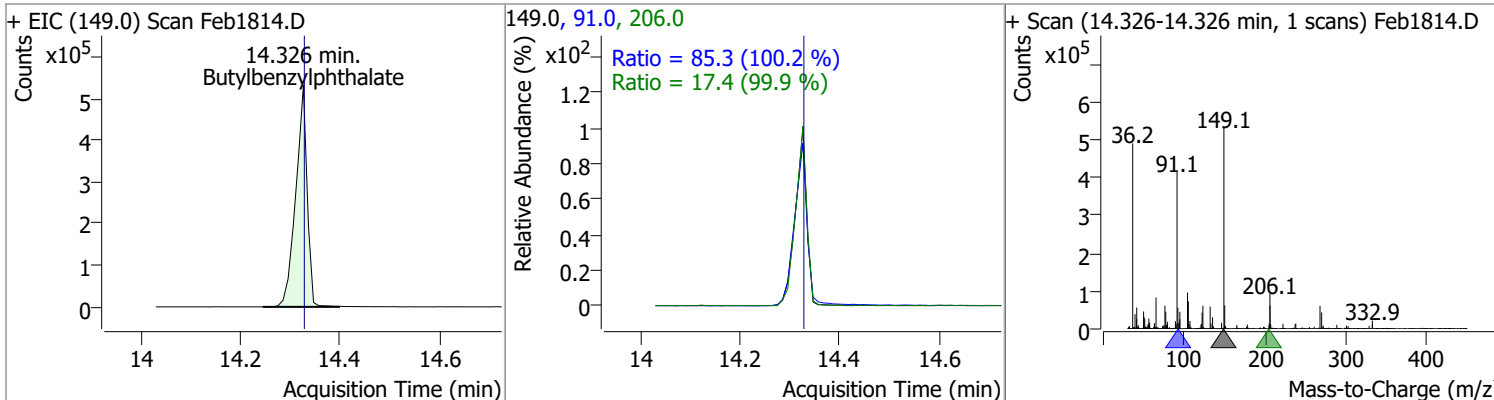
Compound	Conc.	RT	Dev(Min)	Resp.	QIon	QRatio	Lower	Upper
Pyrene	95.1711	12.39	0.01	2729126	101.0	16.3	11.1	20.6



Compound	Conc.	RT	Dev(Min)	Resp.	QIon	QRatio	Lower	Upper
Terphenyl-d14	100.9791	12.89	0.01	1952631	122.0	14.4	10.1	18.7

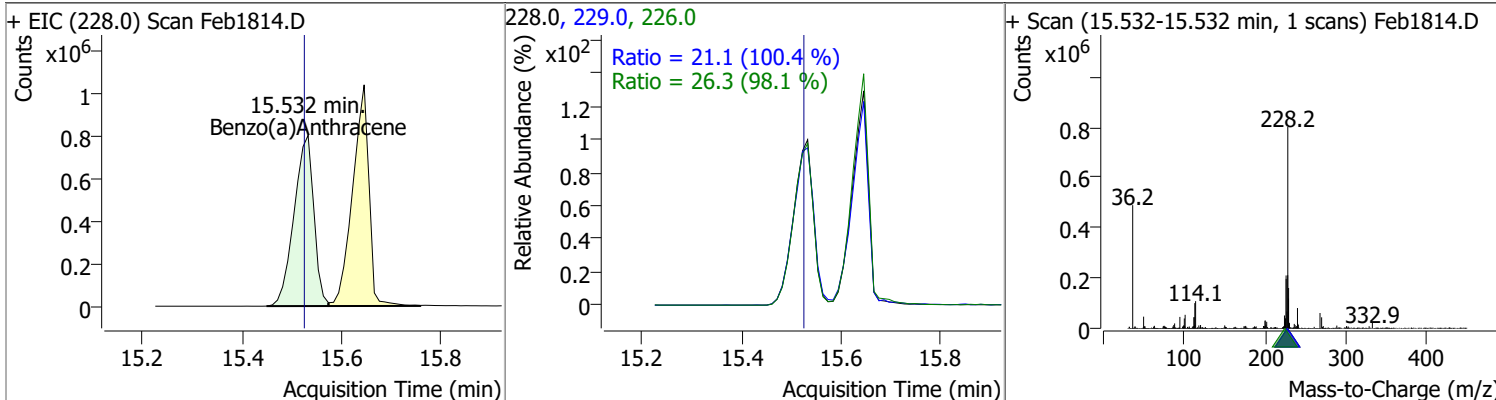


Compound	Conc.	RT	Dev(Min)	Resp.	QIon	QRatio	Lower	Upper
Butylbenzylphthalate	95.5621	14.33	0.01	847978	91.0	85.3	59.6	110.6
					206.0	17.4	12.2	22.7

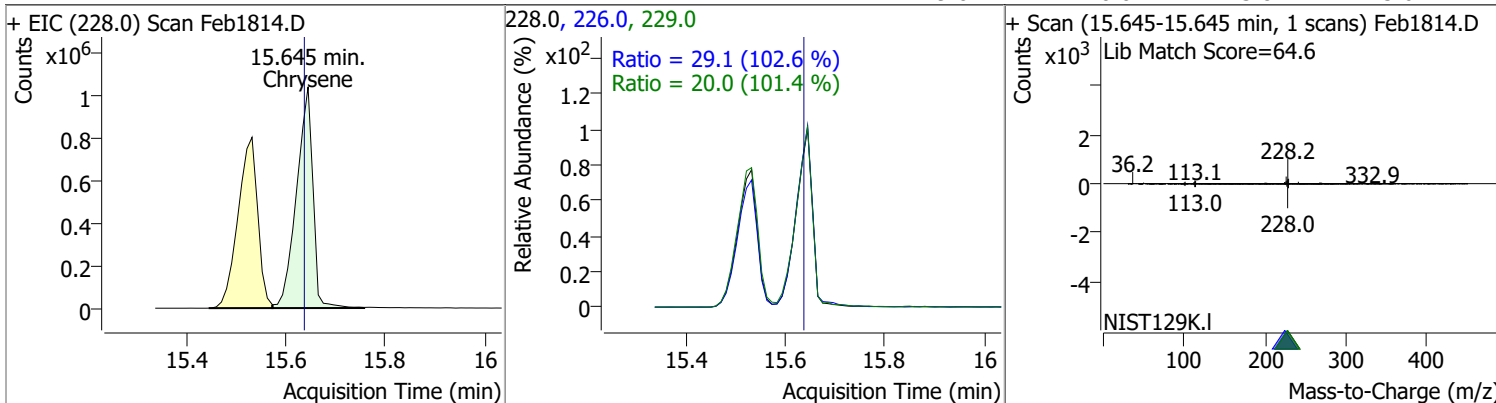


Quantitation Results Report (QT Reviewed)

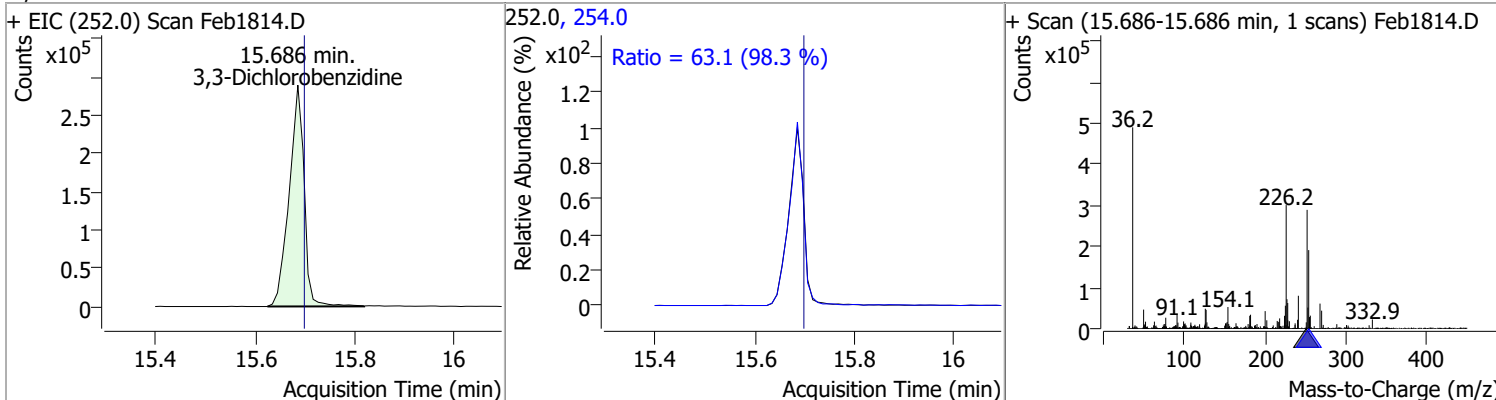
Compound	Conc.	RT	Dev(Min)	Resp.	QIon	QRatio	Lower	Upper
Benzo(a)Anthracene	98.2422	15.53	0.02	2194895	226.0	26.3	18.8	34.9
					229.0	21.1	14.7	27.4



Compound	Conc.	RT	Dev(Min)	Resp.	QIon	QRatio	Lower	Upper
Chrysene	95.2611	15.64	0.02	2365548	226.0	29.1	19.9	36.9
					229.0	20.0	13.8	25.6

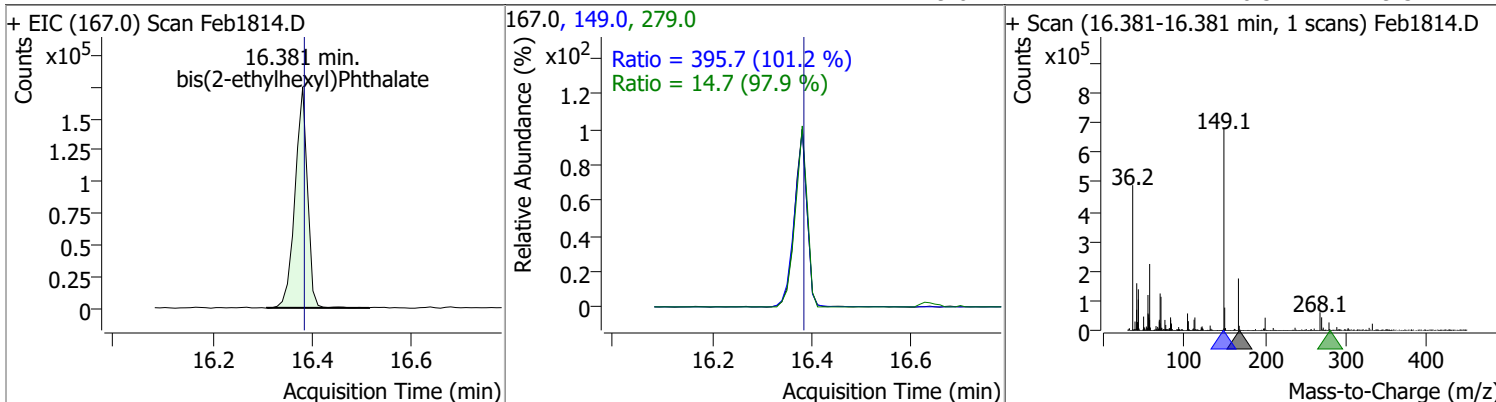


Compound	Conc.	RT	Dev(Min)	Resp.	QIon	QRatio	Lower	Upper
3,3-Dichlorobenzidine	76.4062	15.69	0.00	601724	254.0	63.1	44.9	83.4

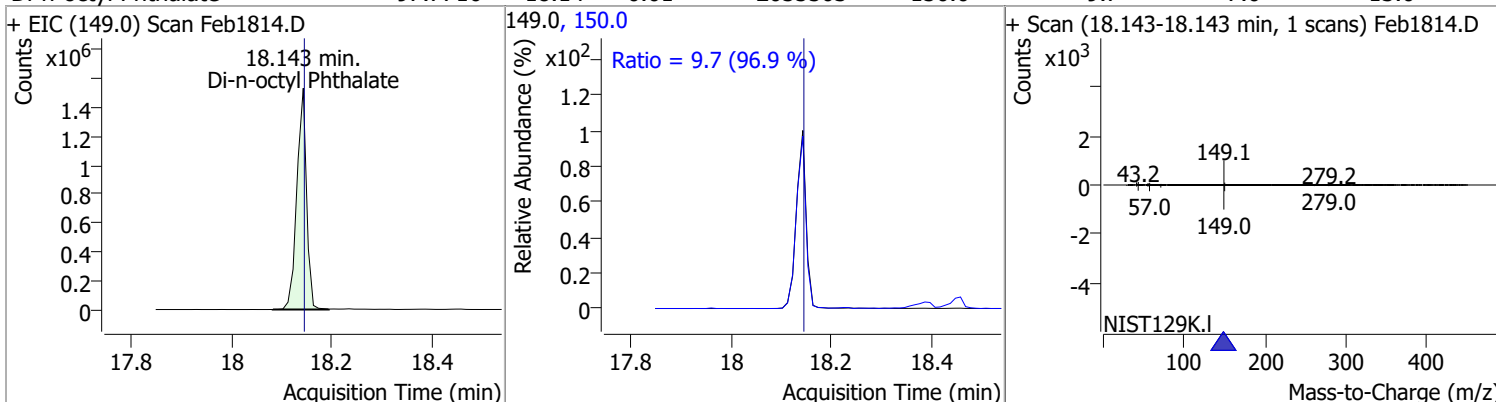


Quantitation Results Report (QT Reviewed)

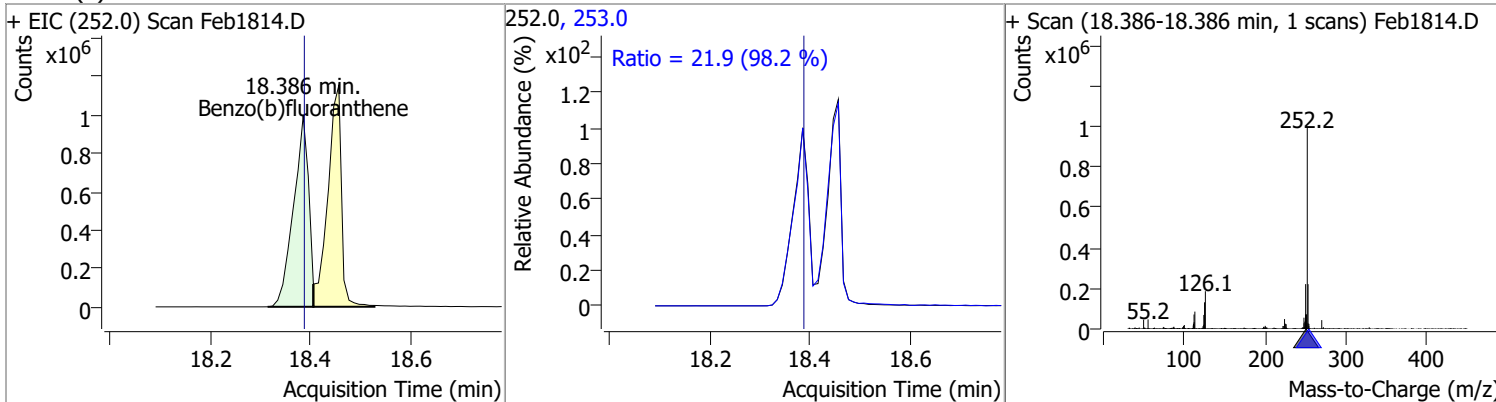
Compound	Conc.	RT	Dev(Min)	Resp.	QIon	QRatio	Lower	Upper
bis(2-ethylhexyl)Phthalate	97.8966	16.38	0.01	302100	149.0	395.7	273.6	508.0
					279.0	14.7	10.5	19.5



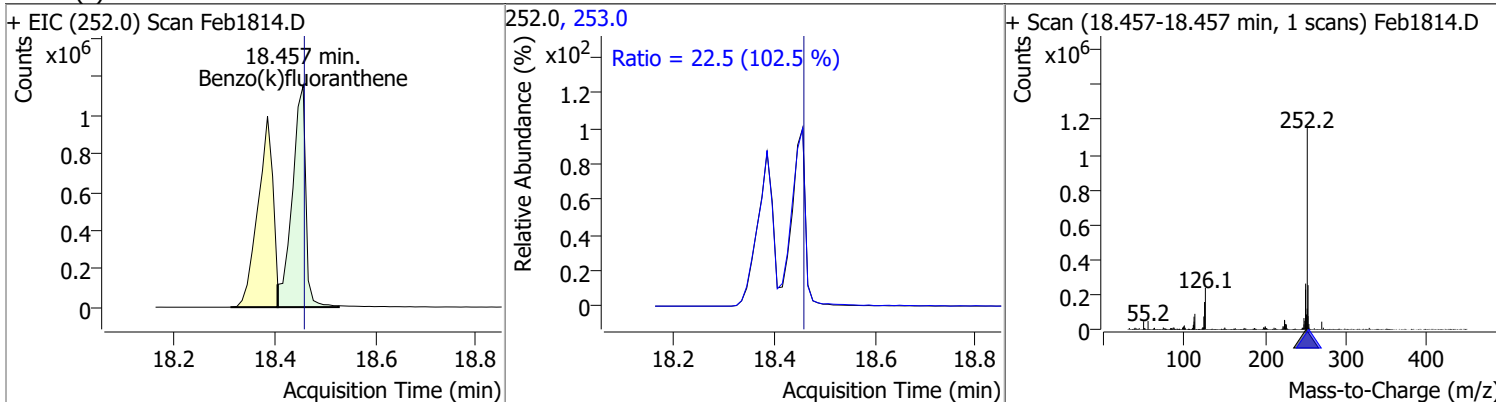
Compound	Conc.	RT	Dev(Min)	Resp.	QIon	QRatio	Lower	Upper
Di-n-octyl Phthalate	97.7716	18.14	0.01	2055503	150.0	9.7	7.0	13.0



Compound	Conc.	RT	Dev(Min)	Resp.	QIon	QRatio	Lower	Upper
Benzo(b)fluoranthene	94.7841	18.39	0.01	2066351	253.0	21.9	15.6	29.0

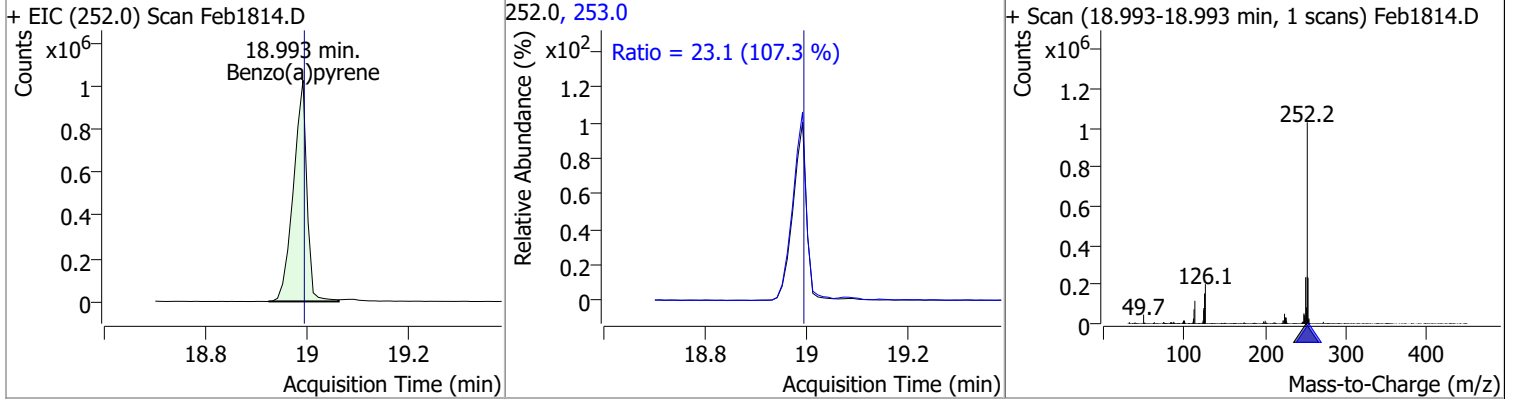


Compound	Conc.	RT	Dev(Min)	Resp.	QIon	QRatio	Lower	Upper
Benzo(k)fluoranthene	93.4074	18.46	0.01	2157428	253.0	22.5	15.4	28.6

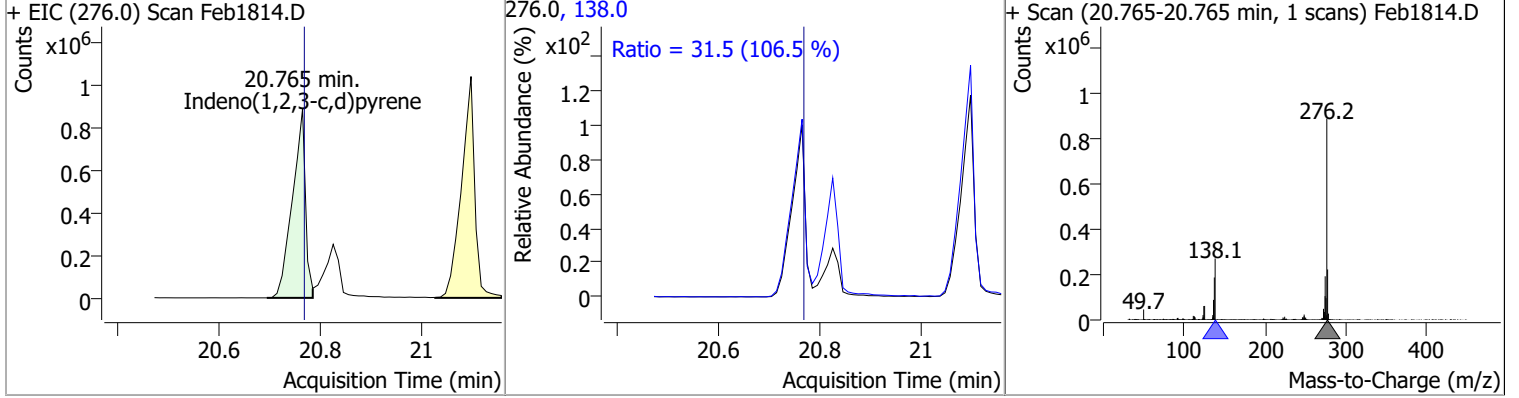


Quantitation Results Report (QT Reviewed)

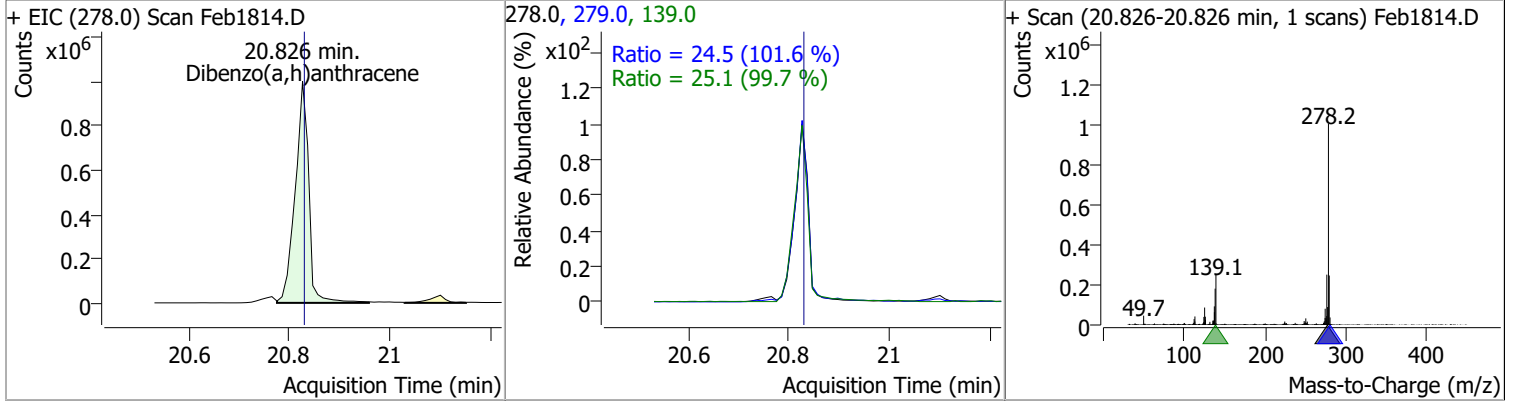
Compound	Conc.	RT	Dev(Min)	Resp.	QIon	QRatio	Lower	Upper
Benzo(a)pyrene	91.6517	18.99	0.01	1905570	253.0	23.1	15.1	28.0



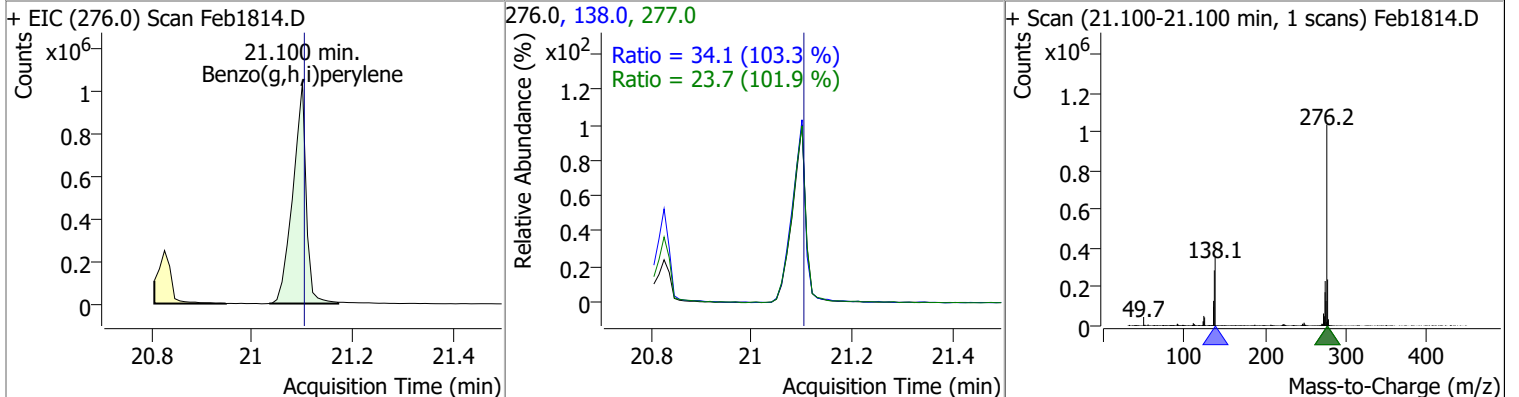
Compound	Conc.	RT	Dev(Min)	Resp.	QIon	QRatio	Lower	Upper
Indeno(1,2,3-c,d)pyrene	90.7933	20.77	0.01	1582783	138.0	31.5	20.7	38.5



Compound	Conc.	RT	Dev(Min)	Resp.	QIon	QRatio	Lower	Upper
Dibenzo(a,h)anthracene	98.3235	20.83	0.01	1868827	139.0	25.1	17.6	32.7
					279.0	24.5	16.9	31.3

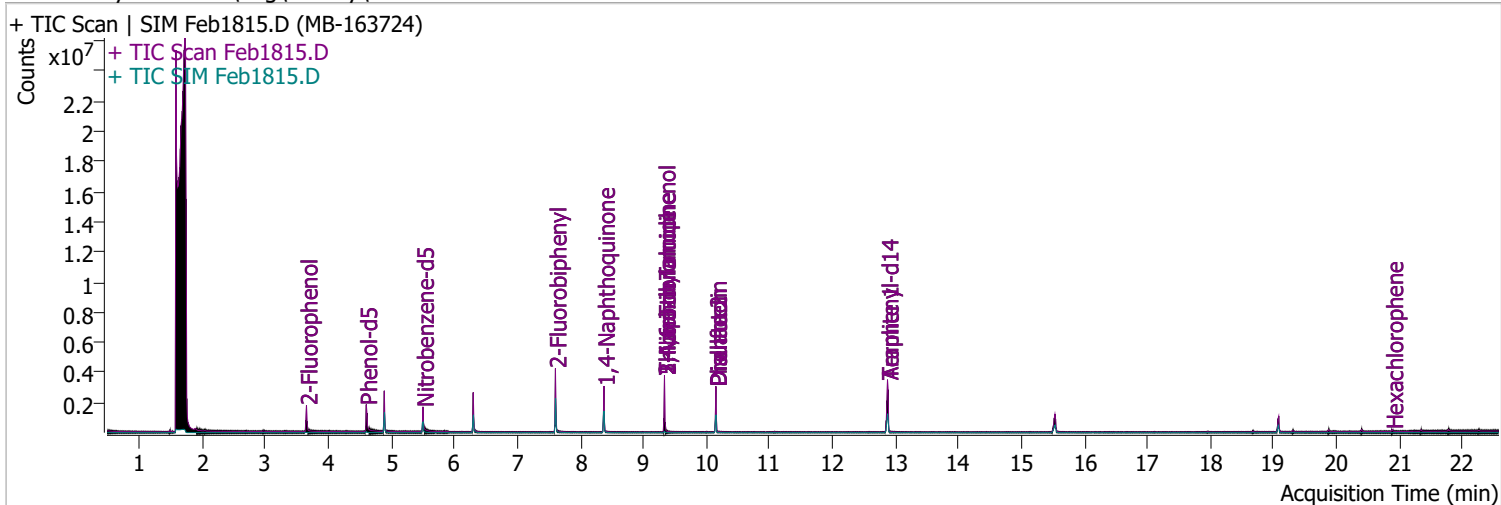


Compound	Conc.	RT	Dev(Min)	Resp.	QIon	QRatio	Lower	Upper
Benzo(g,h,i)perylene	94.2176	21.10	0.01	1894237	138.0	34.1	23.1	42.9
					277.0	23.7	16.3	30.2



Quantitation Results Report (QT Reviewed)

Data File	Feb1815.D	Operator	LIMS import
Acq. Method	BNA+SIM.M	Acq. Date-Time	2/19/2022 3:33:22 PM
Sample Name	MB-163724	Instrument	Instrument #1
Vial	15	Multiplier	1.00
DA Method File		Comment	SVOC-8270-W-LARGO
Tune File	dftppdsm.u	Tune Date	2/18/2022 9:25:00 PM
Batch Name	021822 DoD BNA cal.batch.bin	Last Calib Update	2/19/2022 1:06:17 PM
Ref Library	D:\Org\Library\NIST129K.I		



Compound	RT	QIon	Resp.	Conc.	Units	Dev(Min)
----------	----	------	-------	-------	-------	----------

Internal Standards

System Monitoring Compounds

S 2-Fluorophenol	3.653	112.0	609667	64.6773	µg/L	0.000
Spiked Amount: 200.000	Range: 10.0 - 75.0%			Recovery = 32.34%		
S Phenol-d5	4.603	99.0	778814	63.6930	µg/L	-0.010
Spiked Amount: 200.000	Range: 10.0 - 65.0%			Recovery = 31.85%		
S Nitrobenzene-d5	5.502	82.0	418262	61.8257	µg/L	0.000
Spiked Amount: 100.000	Range: 32.0 - 94.0%			Recovery = 61.83%		
S 2-Fluorobiphenyl	7.605	172.0	1277952	66.7563	µg/L	0.000
Spiked Amount: 100.000	Range: 28.0 - 107.0%			Recovery = 66.76%		
S 2,4,6-Tribromophenol	9.336	329.8	279834	160.5017	µg/L	0.000
Spiked Amount: 200.000	Range: 25.0 - 140.0%			Recovery = 80.25%		
S Terphenyl-d14	12.875	244.3	2007009	109.6928	µg/L	0.000
Spiked Amount: 100.000	Range: 32.0 - 122.0%			Recovery = 109.69%		

Target Compounds

Compound	RT	QIon	Resp.	Conc.	Units	Dev(Min)	QValue
T N-Nitrosodimethylamine	0.000		0	N.D.			
T Pyridine	0.000		0	N.D.			
T Aniline	0.000		0	N.D.			
T Phenol	0.000		0	N.D.			
T bis(-2-Chloroethyl)Ether	0.000		0	N.D.			
T 2-Chlorophenol	0.000		0	N.D.			
T 1,3-Dichlorobenzene	0.000		0	N.D.			
T 1,4-Dichlorobenzene	0.000		0	N.D.			
T 1,2-Dichlorobenzene	0.000		0	N.D.			
T Benzyl Alcohol	0.000		0	N.D.			
T bis(2-chloroisopropyl)Ether	0.000		0	N.D.			
T 2-Methylphenol	0.000		0	N.D.			
T N-nitroso-Di-n-propylamine	5.502	70.0	0		µg/L	md	1
T 4Methylphenol/3Methylphenol	0.000		0	N.D.			
T Hexachloroethane	0.000		0	N.D.			

Quantitation Results Report (QT Reviewed)

Compound	RT	QIon	Resp.	Conc.	Units	Dev(Min)
T Nitrobenzene	0.000		0	N.D.		
T Isophorone	0.000		0	N.D.		
T 2-Nitrophenol	0.000		0	N.D.		
T 2,4-Dimethylphenol	0.000		0	N.D.		
T bis(-2-Chloroethoxy)Methane	0.000		0	N.D.		
T 2,4-Dichlorophenol	0.000		0	N.D.		
T Benzoic Acid	0.000		0	N.D.		
T 1,2,4-Trichlorobenzene	0.000		0	N.D.		
T Naphthalene	0.000		0	N.D.		
T 4-Chlorophenol	6.301	130.0	0		µg/L md	1
T p-Chloroaniline	0.000		0	N.D.		
T Hexachlorobutadiene	0.000		0	N.D.		
T 4-Chloro-2-Methylphenol	0.000		0	N.D.		
T 4-Chloro-3-Methylphenol	0.000		0	N.D.		
T 2-Methylnaphthalene	0.000		0	N.D.		
T 1-Methylnaphthalene	0.000		0	N.D.		
T Hexachlorocyclopentadiene	0.000		0	N.D.		
T 2,4,6-Trichlorophenol	0.000		0	N.D.		
T 2,4,5-Trichlorophenol	0.000		0	N.D.		
T 2-Chloronaphthalene	0.000		0	N.D.		
T 2-Nitroaniline	0.000		0	N.D.		
T Dimethyl Phthalate	8.374	163.0	0		µg/L md	1
T 2,6-Dinitrotoluene	8.374	165.0	0		µg/L md	1
T Acenaphthylene	0.000		0	N.D.		
T 3-Nitroaniline	0.000		0	N.D.		
T Acenaphthene	0.000		0	N.D.		
T 2,4-Dinitrophenol	0.000		0	N.D.		
T Dibenzofuran	0.000		0	N.D.		
T 2,4-Dinitrotoluene	0.000		0	N.D.		
T 4-Nitrophenol	0.000		0	N.D.		
T Diethylphthalate	0.000		0	N.D.		
T Fluorene	0.000		0	N.D.		
T 4-Chlorophenyl-phenylether	0.000		0	N.D.		
T 4-Nitroaniline	0.000		0	N.D.		
T 4,6-Dinitro-2-methylphenol	9.336	198.0	0		µg/L md	1
T N-nitrosodiphenylamine	0.000		0	N.D.		
T Azobenzene	0.000		0	N.D.		
T 4-Bromophenyl-phenylether	0.000		0	N.D.		
T Hexachlorobenzene	0.000		0	N.D.		
T Pentachlorophenol	0.000		0	N.D.		
T Phenanthrene	0.000		0	N.D.		
T Anthracene	0.000		0	N.D.		
T Triallate	0.000		0	N.D.		
T Carbazole	0.000		0	N.D.		
T o-Terphenyl	0.000		0	N.D.		
T Di-n-Butylphthalate	0.000		0	N.D.		
T Fluoranthene	0.000		0	N.D.		
T Benzidine	12.875	184.0	0		µg/L md	1
T Pyrene	0.000		0	N.D.		
T Butylbenzylphthalate	0.000		0	N.D.		
T Benzo(a)Anthracene	0.000		0	N.D.		
T Chrysene	0.000		0	N.D.		
T 3,3-Dichlorobenzidine	0.000		0	N.D.		
T bis(2-ethylhexyl)Phthalate	0.000		0	N.D.		
T Di-n-octyl Phthalate	0.000		0	N.D.		

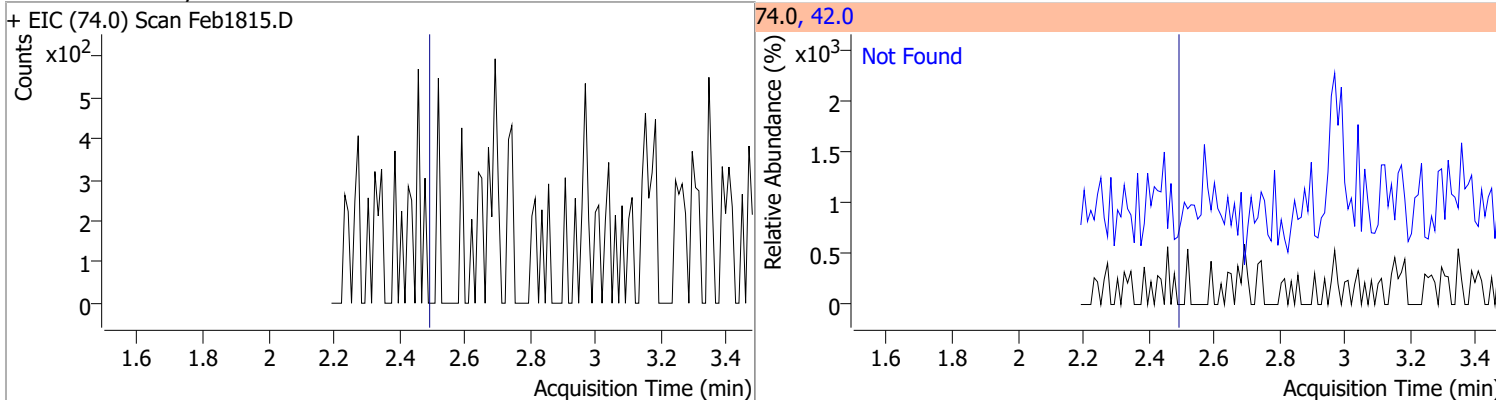
Quantitation Results Report (QT Reviewed)

Compound	RT	QIon	Resp.	Conc.	Units	Dev(Min)
T Benzo(b)fluoranthene	0.000		0	N.D.		
T Benzo(k)fluoranthene	0.000		0	N.D.		
T Benzo(a)pyrene	0.000		0	N.D.		
T Indeno(1,2,3-c,d)pyrene	0.000		0	N.D.		
T Dibenzo(a,h)anthracene	0.000		0	N.D.		
T Benzo(g,h,i)perylene	0.000		0	N.D.		

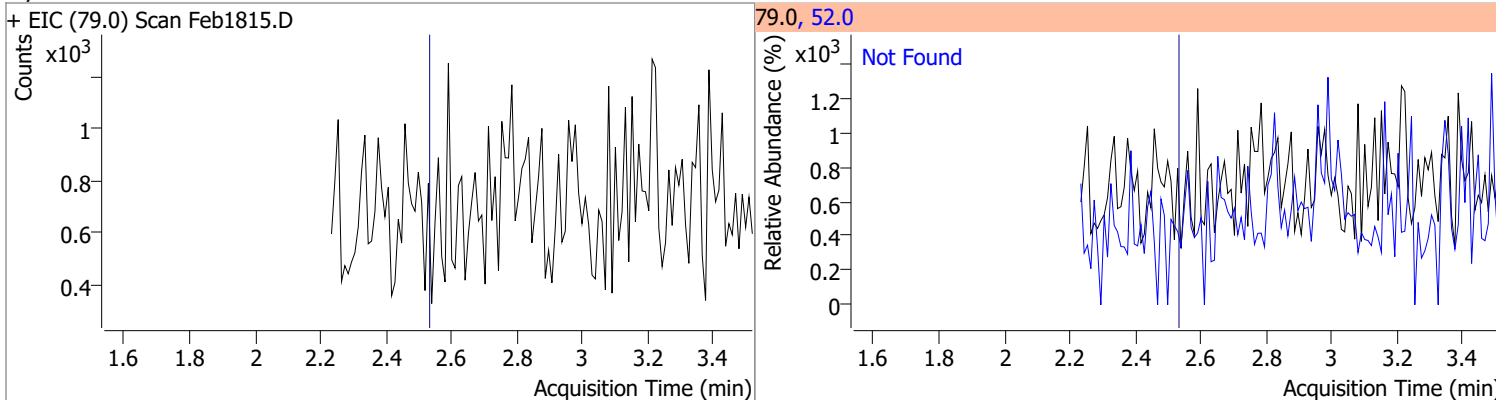
(#) = Qualifier Out of Range; (m) = Manual Integration; (+) = Area Summed; (*) = Surrogate Percent Recovery Out of Range; (d): Zeroed Peak

Quantitation Results Report (QT Reviewed)

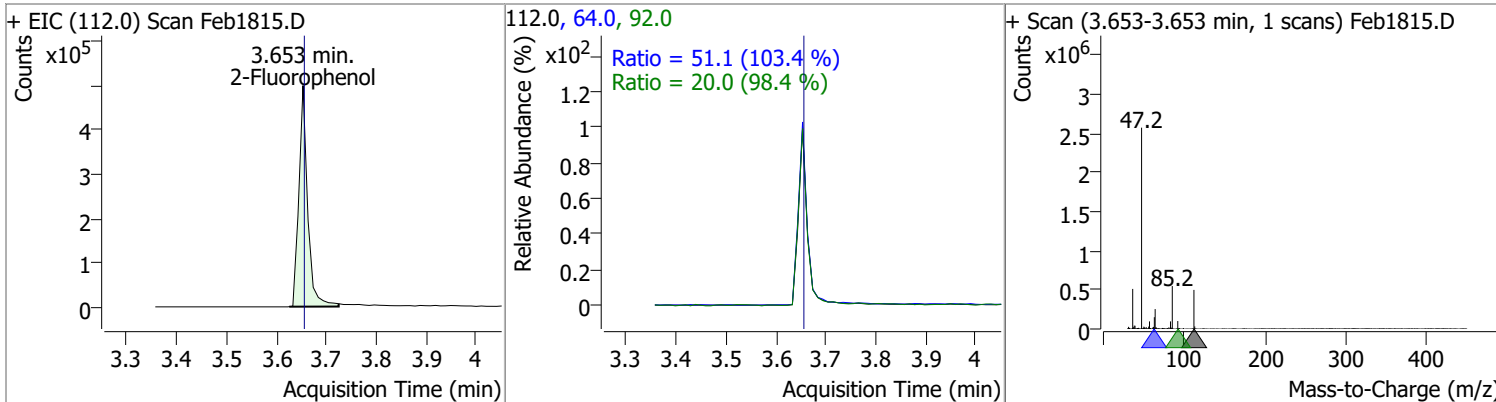
Compound	Conc.	Exp RT	QIon	Exp Ratio
N-Nitrosodimethylamine	N.D.	2.49	42.0	135.8



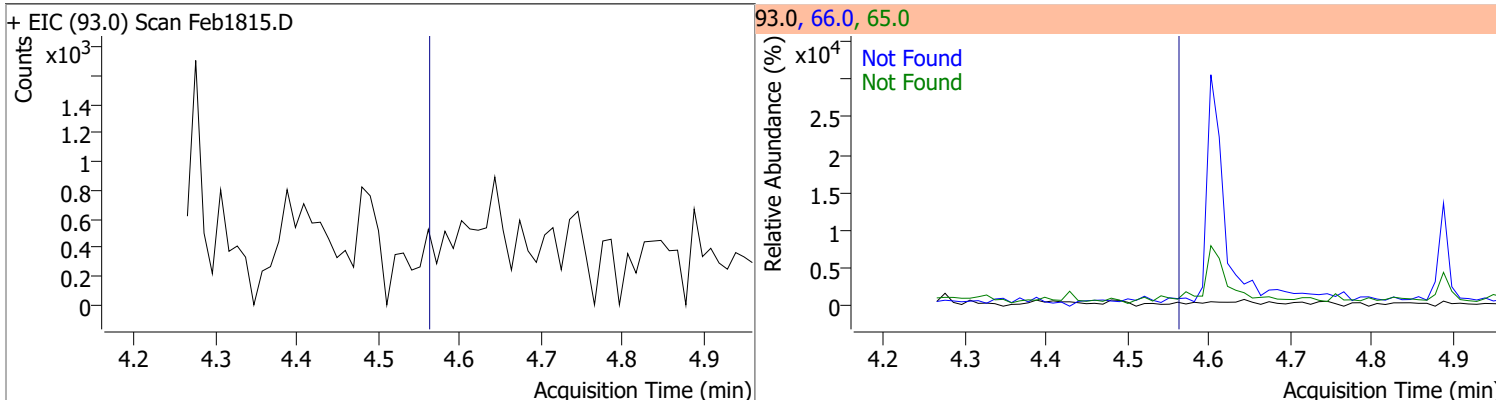
Compound	Conc.	Exp RT	QIon	Exp Ratio
Pyridine	N.D.	2.53	52.0	82.7



Compound	Conc.	RT	Dev(Min)	Resp.	QIon	QRatio	Lower	Upper
2-Fluorophenol	64.6773	3.65	0.00	609667	64.0	51.1	34.6	64.3
					92.0	20.0	14.2	26.5

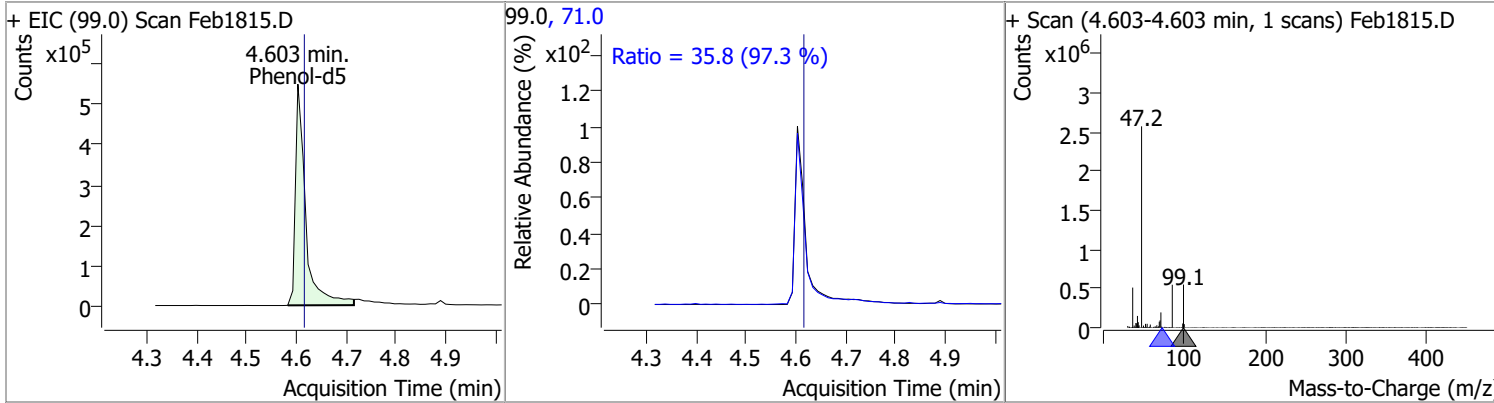


Compound	Conc.	Exp RT	QIon	Exp Ratio	QIon	Exp Ratio
Aniline	N.D.	4.56	66.0	36.7	65.0	18.7

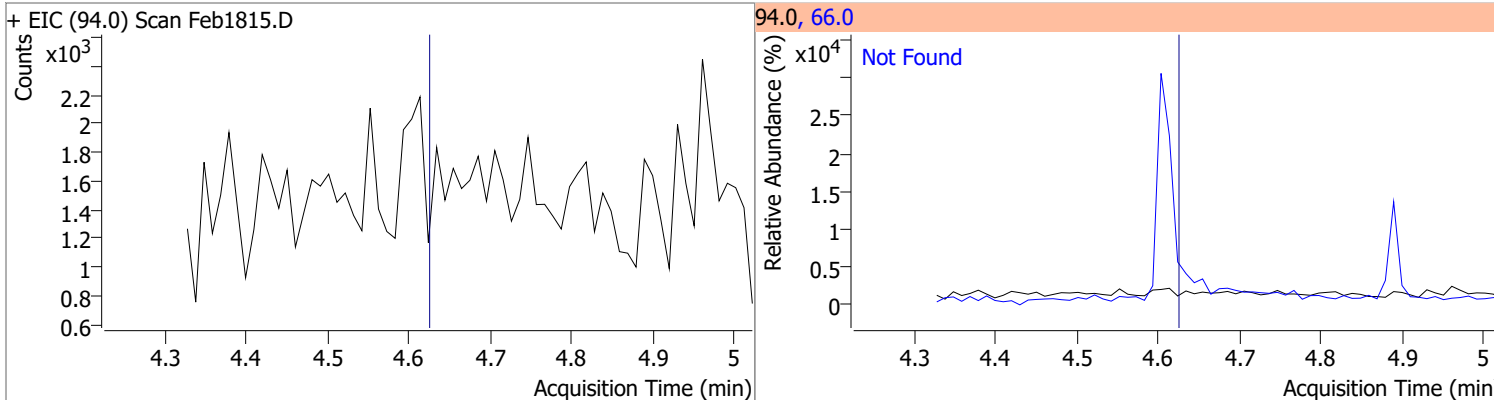


Quantitation Results Report (QT Reviewed)

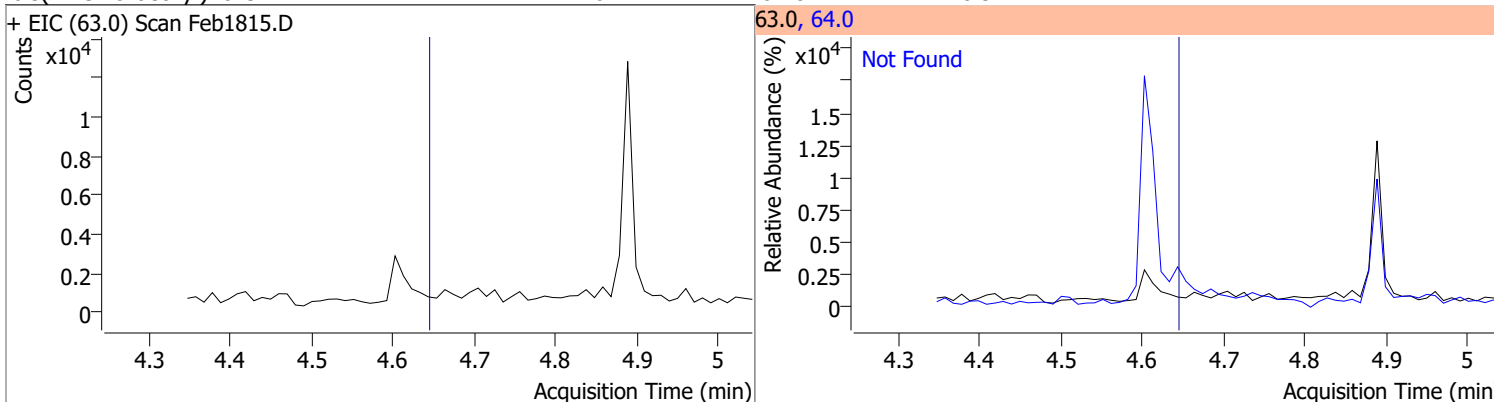
Compound	Conc.	RT	Dev(Min)	Resp.	QIon	QRatio	Lower	Upper
Phenol-d5	63.6930	4.60	-0.01	778814	71.0	35.8	25.8	47.9



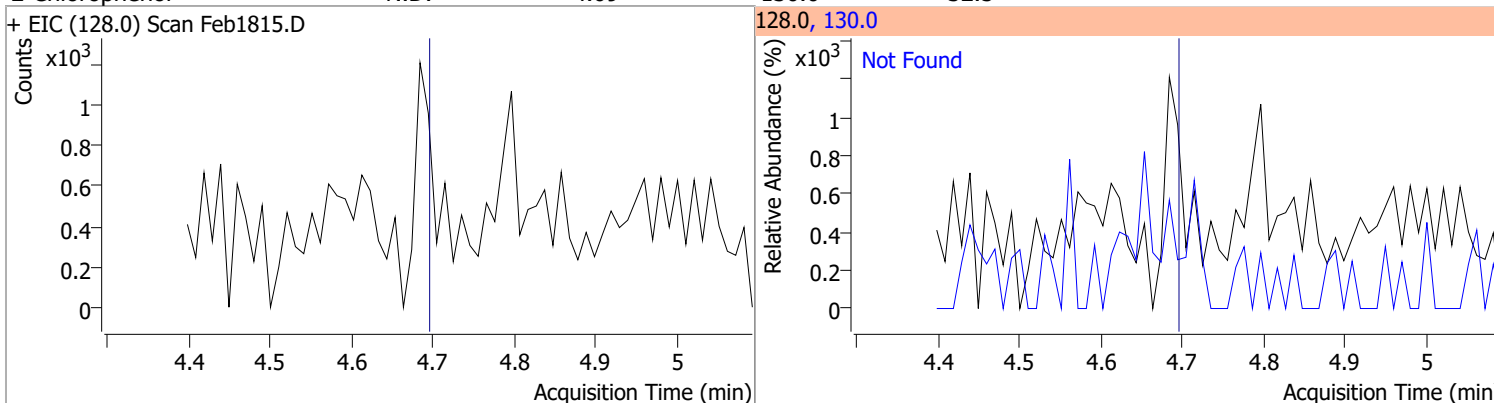
Compound	Conc.	Exp RT	QIon	Exp Ratio
Phenol	N.D.	4.62	66.0	45.3



Compound	Conc.	Exp RT	QIon	Exp Ratio
bis(-2-Chloroethyl)Ether	N.D.	4.64	64.0	10.9



Compound	Conc.	Exp RT	QIon	Exp Ratio
2-Chlorophenol	N.D.	4.69	130.0	32.5

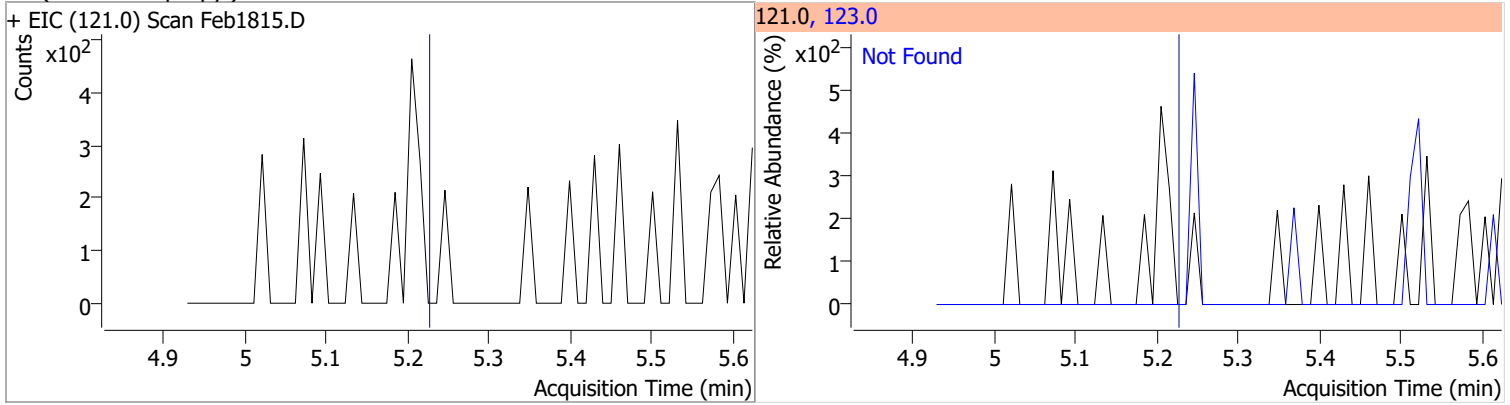


Quantitation Results Report (QT Reviewed)

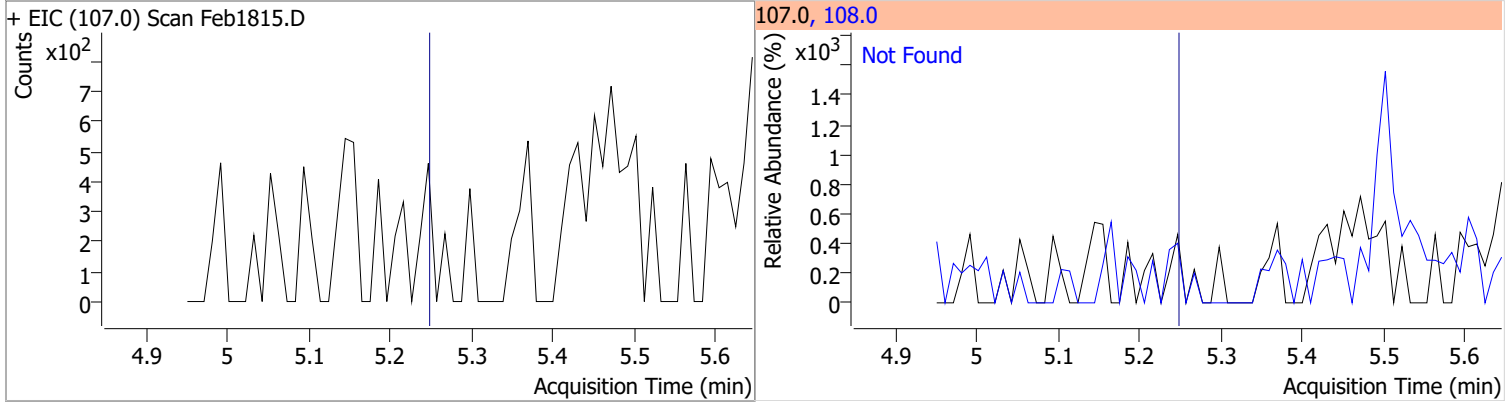
Compound	Conc.	Exp RT	QIon	Exp Ratio	QIon	Exp Ratio
1,3-Dichlorobenzene	N.D.	4.83	148.0	63.7	111.0	36.1
+ EIC (146.0) Scan Feb1815.D			146.0, 148.0, 111.0			
1,4-Dichlorobenzene	N.D.	4.91	148.0	65.2	111.0	36.0
+ EIC (146.0) Scan Feb1815.D			146.0, 148.0, 111.0			
1,2-Dichlorobenzene	N.D.	5.06	148.0	64.4	111.0	37.3
+ EIC (146.0) Scan Feb1815.D			146.0, 148.0, 111.0			
Benzyl Alcohol	N.D.	5.08	79.0	119.3	107.0	70.5
+ EIC (108.0) Scan Feb1815.D			108.0, 79.0, 107.0			

Quantitation Results Report (QT Reviewed)

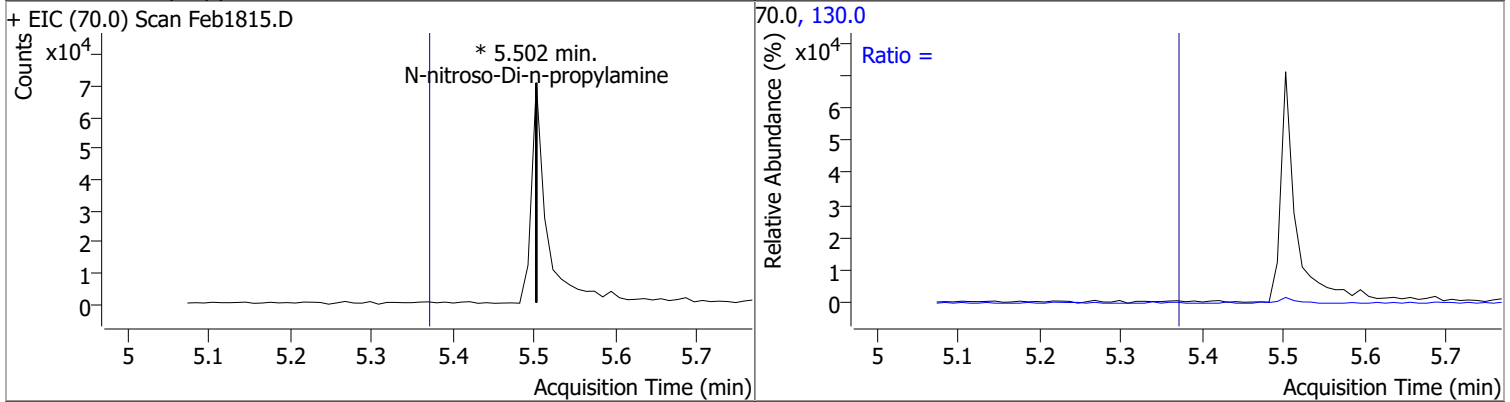
Compound	Conc.	Exp RT	QIon	Exp Ratio
bis(2-chloroisopropyl)Ether	N.D.	5.23	123.0	32.1



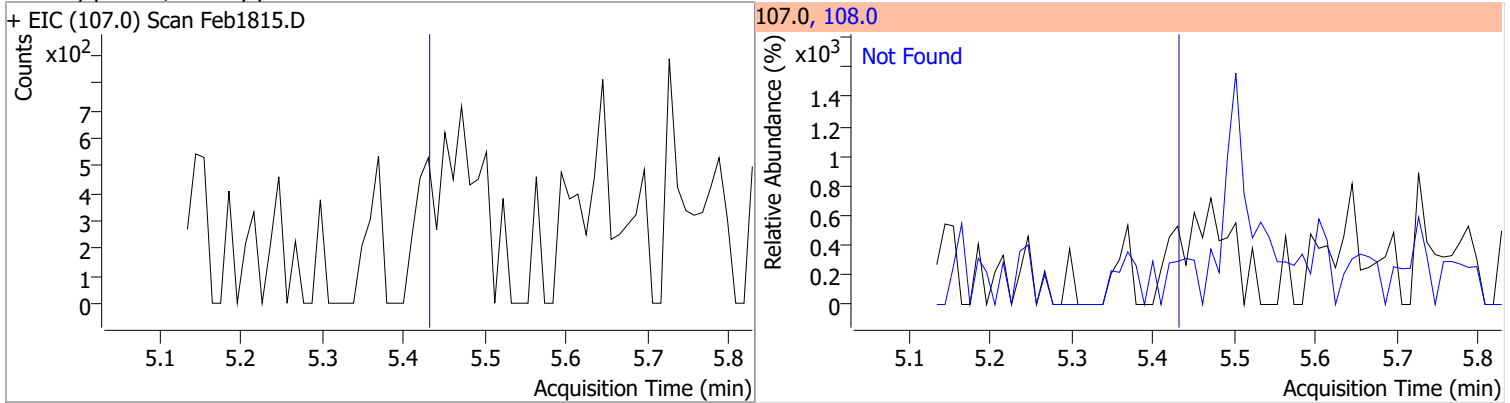
Compound	Conc.	Exp RT	QIon	Exp Ratio
2-Methylphenol	N.D.	5.25	108.0	116.5



Compound	Conc.	RT	Dev(Min)	Resp.	QIon	QRatio	Lower	Upper
N-nitroso-Di-n-propylamine		0		0	130.0		0.0	38.8

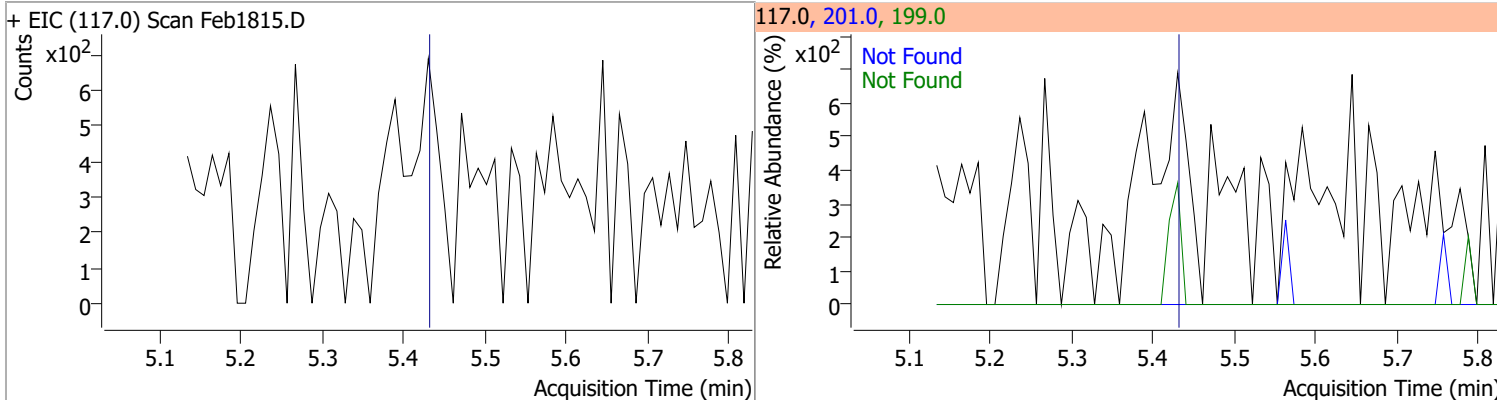


Compound	Conc.	Exp RT	QIon	Exp Ratio
4Methylphenol/3Methylphenol	N.D.	5.43	108.0	83.9

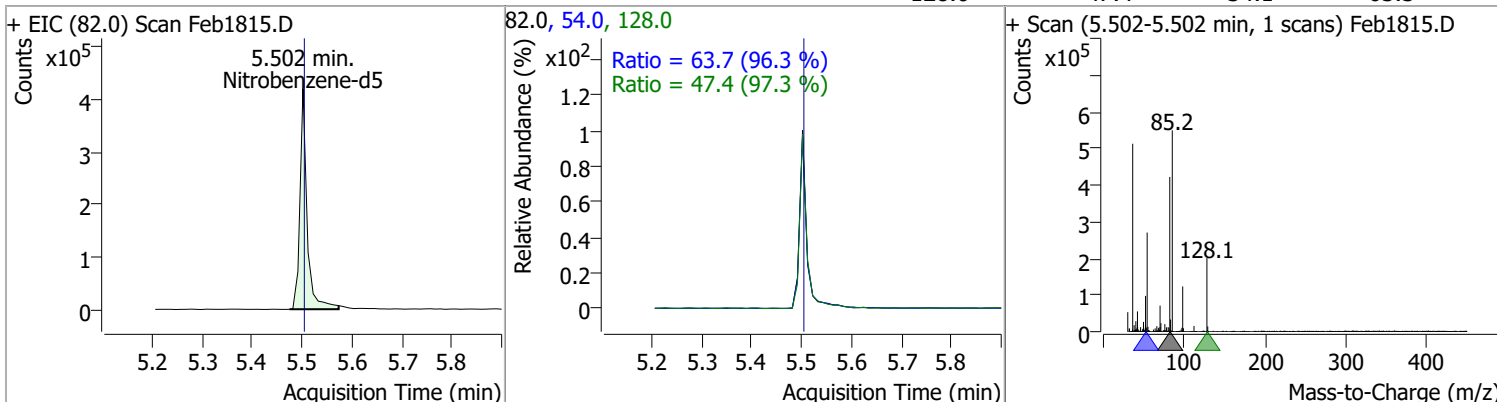


Quantitation Results Report (QT Reviewed)

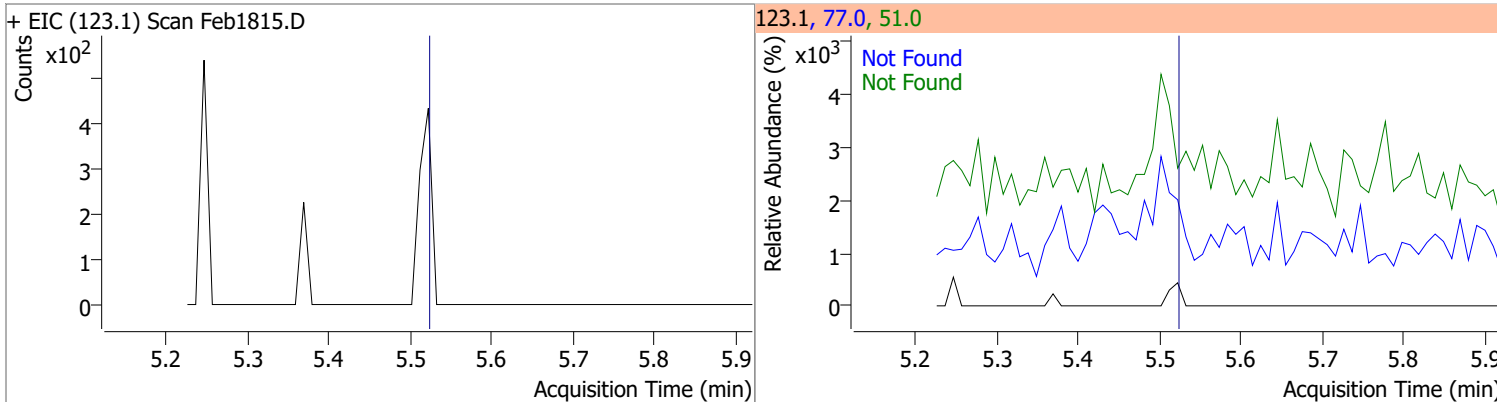
Compound	Conc.	Exp RT	QIon	Exp Ratio	QIon	Exp Ratio
Hexachloroethane	N.D.	5.43	201.0	90.8	199.0	56.9



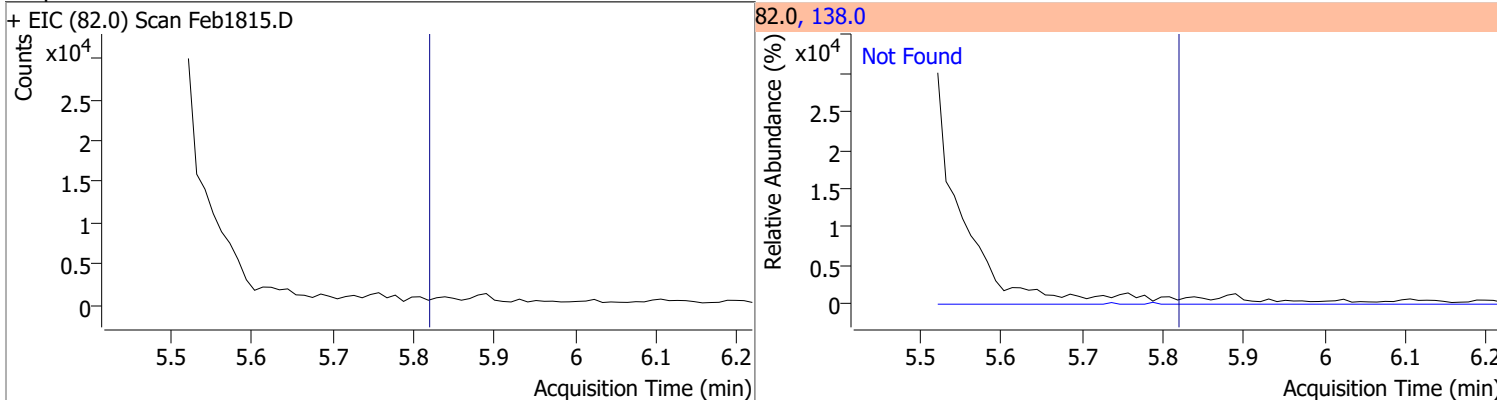
Compound	Conc.	RT	Dev(Min)	Resp.	QIon	QRatio	Lower	Upper
Nitrobenzene-d5	61.8257	5.50	0.00	418262	54.0	63.7	46.3	86.0
					128.0	47.4	34.1	63.3



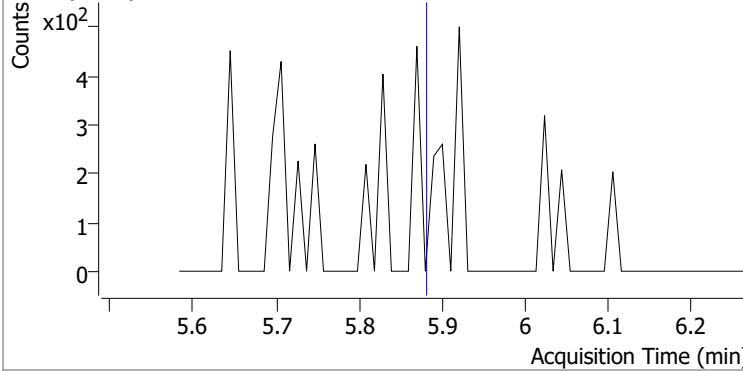
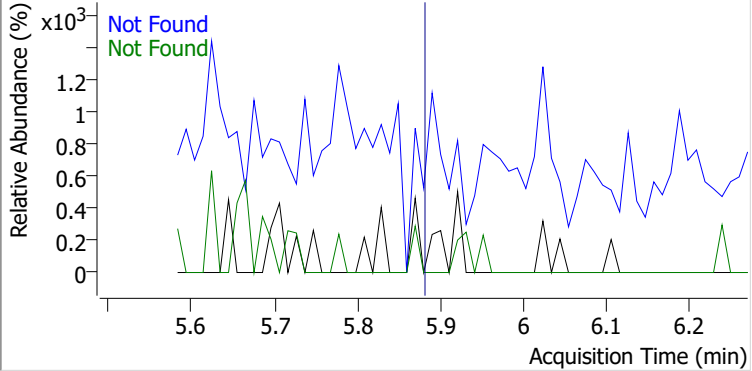
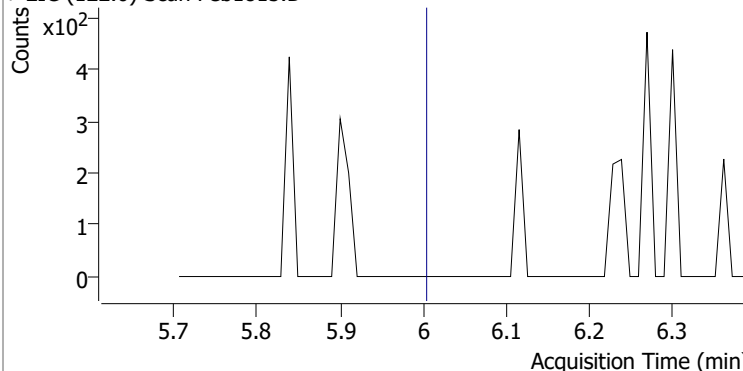
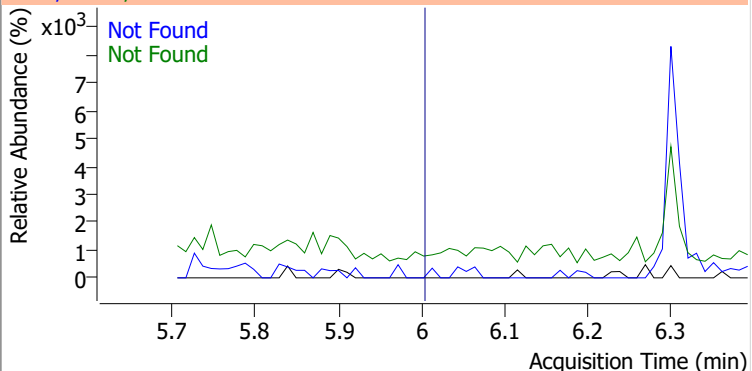
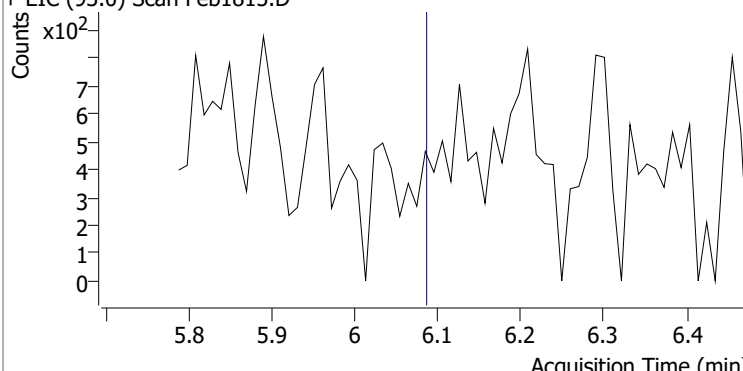
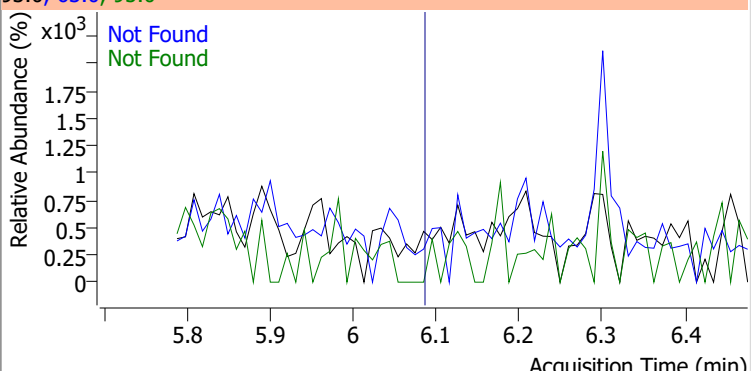
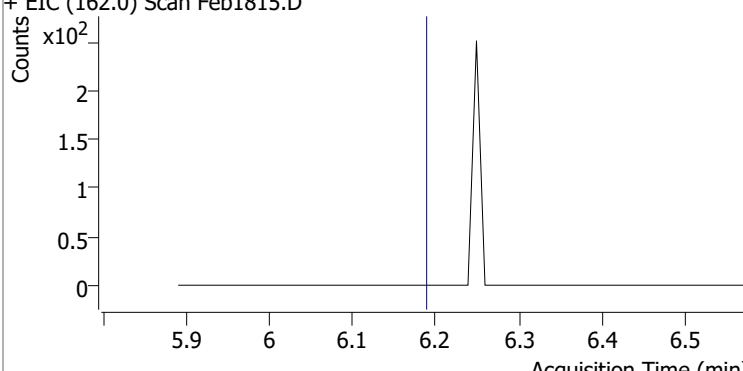
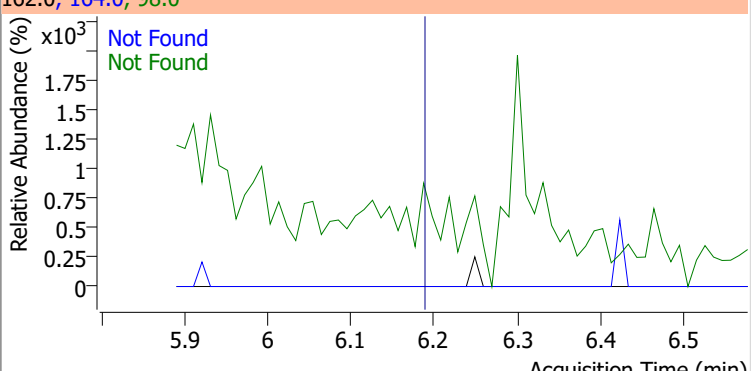
Compound	Conc.	Exp RT	QIon	Exp Ratio	QIon	Exp Ratio
Nitrobenzene	N.D.	5.52	77.0	212.7	51.0	131.0



Compound	Conc.	Exp RT	QIon	Exp Ratio
Isophorone	N.D.	5.82	138.0	21.1

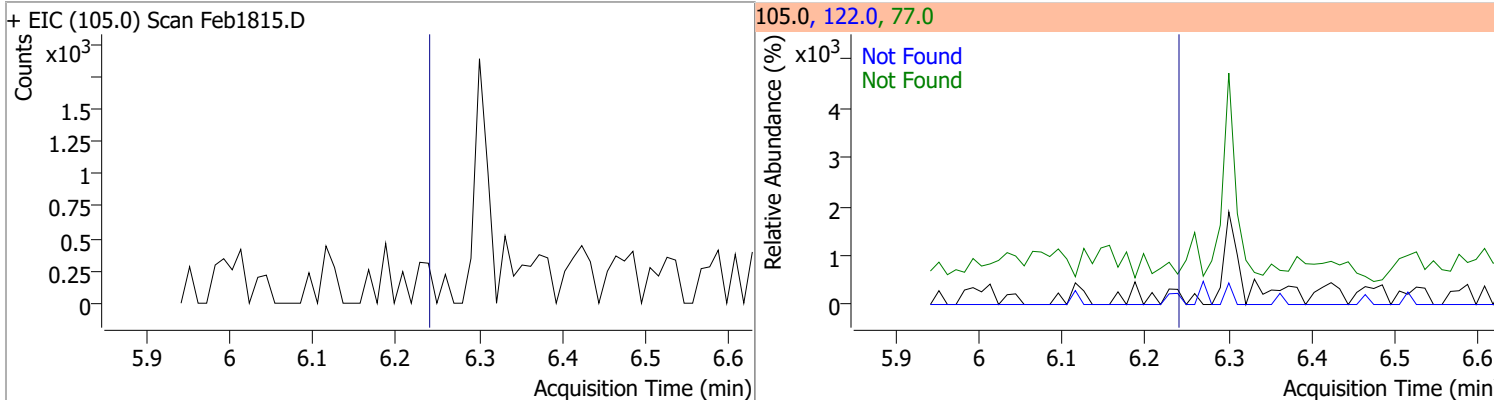


Quantitation Results Report (QT Reviewed)

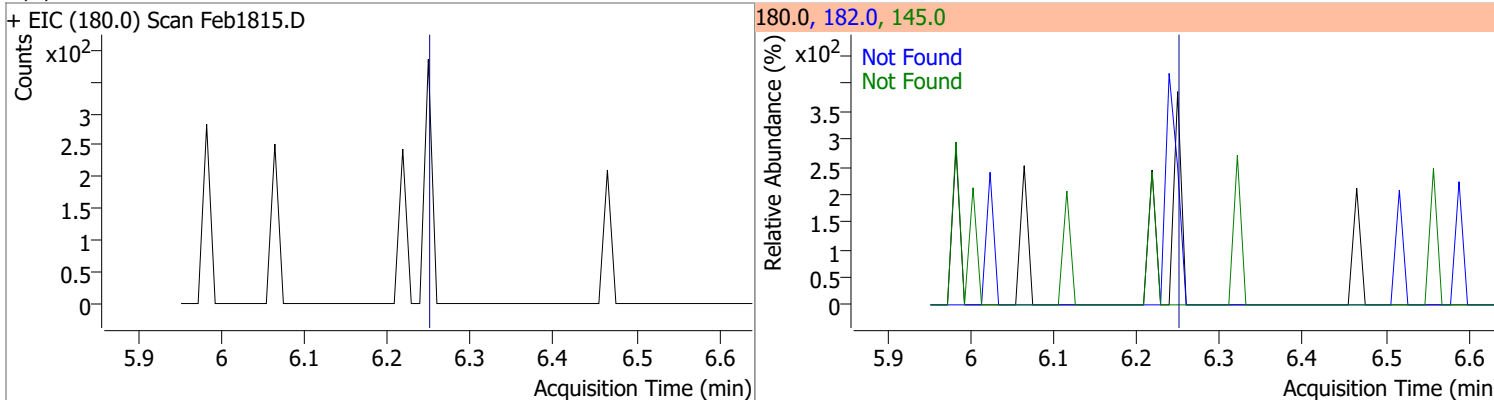
Compound	Conc.	Exp RT	QIon	Exp Ratio	QIon	Exp Ratio
2-Nitrophenol	N.D.	5.88	65.0	48.8	109.0	35.2
+ EIC (139.0) Scan Feb1815.D			139.0, 65.0, 109.0			
						
2,4-Dimethylphenol	N.D.	6.00	107.0	109.4	77.0	34.0
+ EIC (122.0) Scan Feb1815.D			122.0, 107.0, 77.0			
						
bis(-2-Chloroethoxy)Methane	N.D.	6.08	63.0	68.1	95.0	31.9
+ EIC (93.0) Scan Feb1815.D			93.0, 63.0, 95.0			
						
2,4-Dichlorophenol	N.D.	6.19	164.0	65.0	98.0	28.6
+ EIC (162.0) Scan Feb1815.D			162.0, 164.0, 98.0			
						

Quantitation Results Report (QT Reviewed)

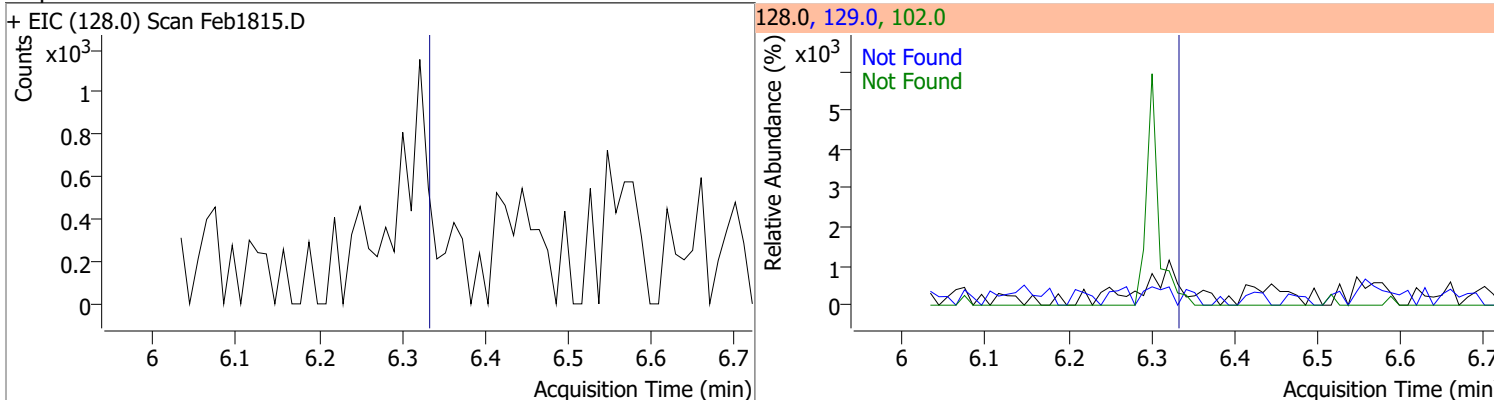
Compound	Conc.	Exp RT	QIon	Exp Ratio	QIon	Exp Ratio
Benzoic Acid	N.D.	6.24	122.0	85.5	77.0	60.4



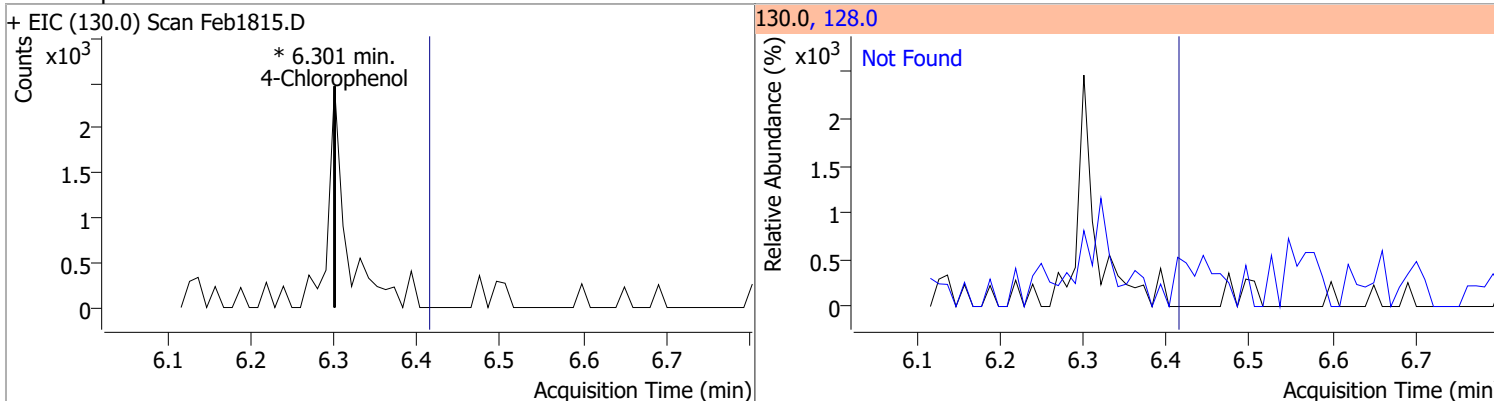
Compound	Conc.	Exp RT	QIon	Exp Ratio	QIon	Exp Ratio
1,2,4-Trichlorobenzene	N.D.	6.25	182.0	94.6	145.0	28.7



Compound	Conc.	Exp RT	QIon	Exp Ratio	QIon	Exp Ratio
Naphthalene	N.D.	6.33	129.0	11.5	102.0	9.9

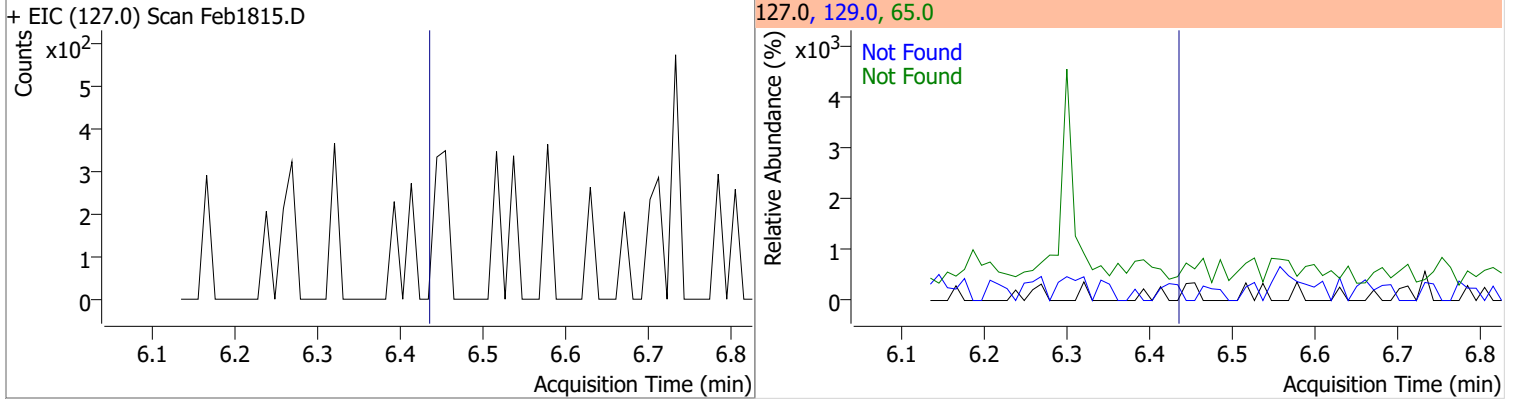


Compound	Conc.	RT	Dev(Min)	Resp.	QIon	QRatio	Lower	Upper
4-Chlorophenol		0		0	128.0		221.4	411.2

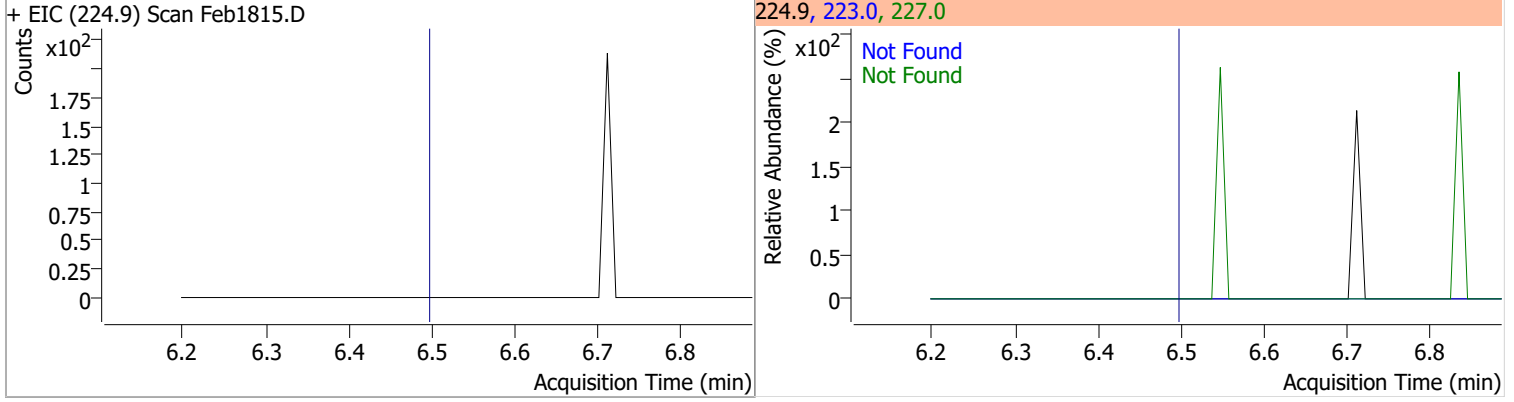


Quantitation Results Report (QT Reviewed)

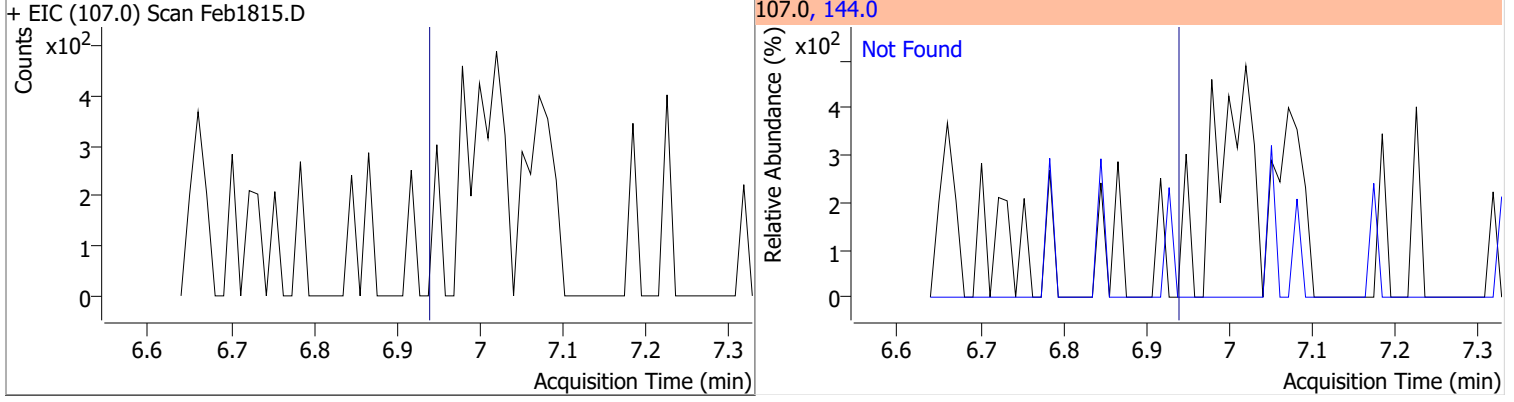
Compound	Conc.	Exp RT	QIon	Exp Ratio	QIon	Exp Ratio
p-Chloroaniline	N.D.	6.43	65.0	60.1	129.0	37.6



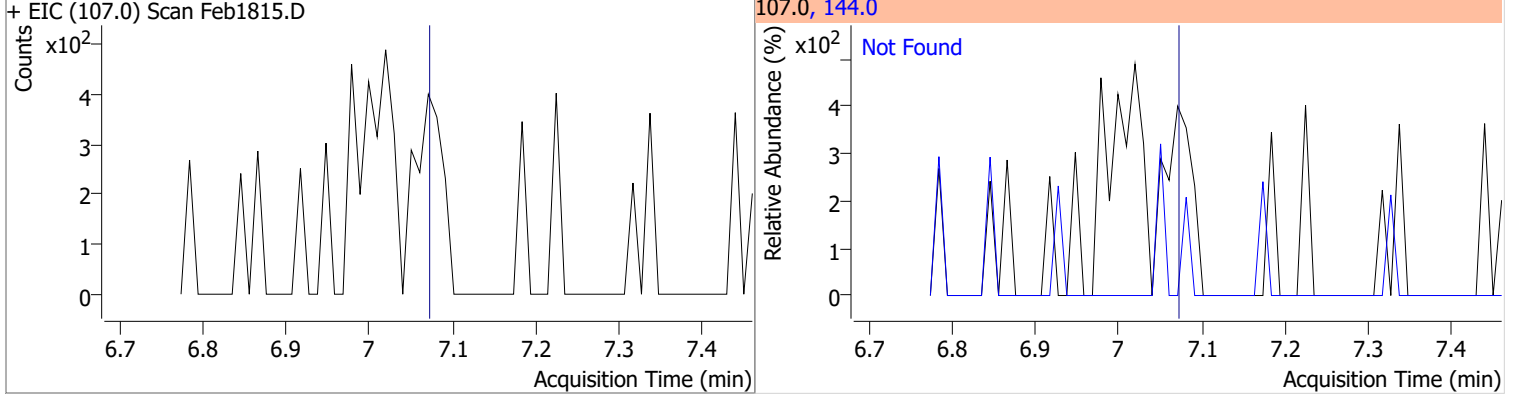
Compound	Conc.	Exp RT	QIon	Exp Ratio	QIon	Exp Ratio
Hexachlorobutadiene	N.D.	6.50	227.0	65.7	223.0	64.3



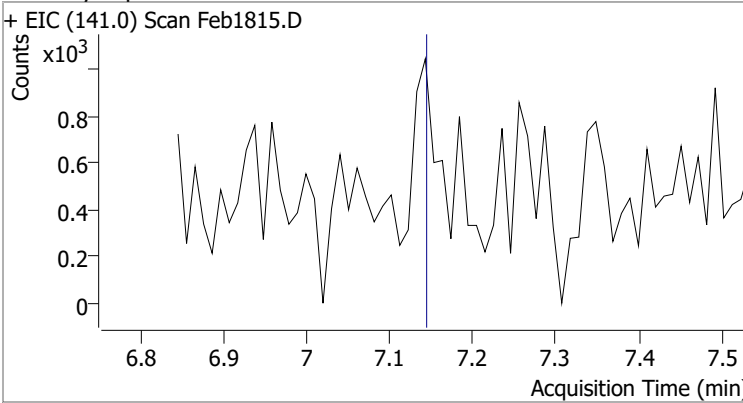
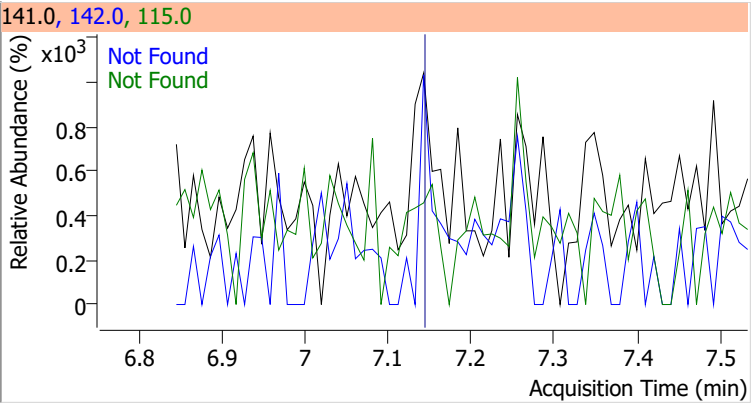
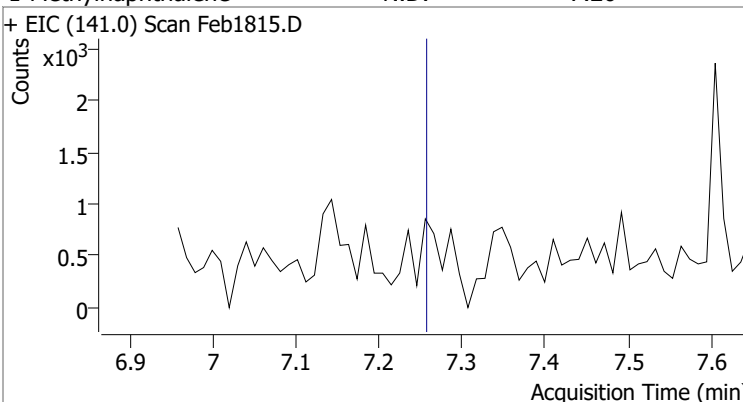
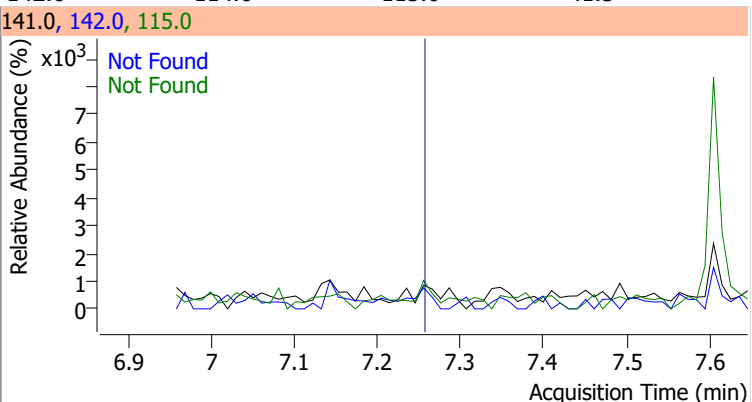
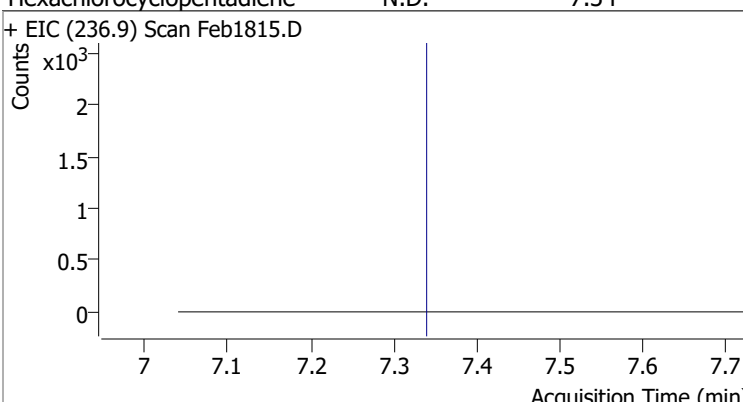
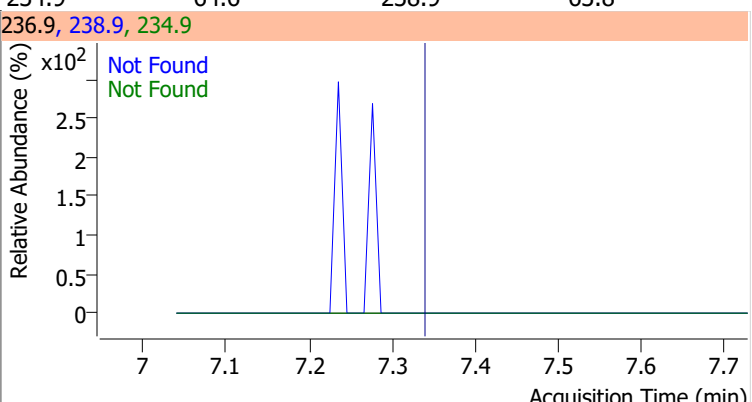
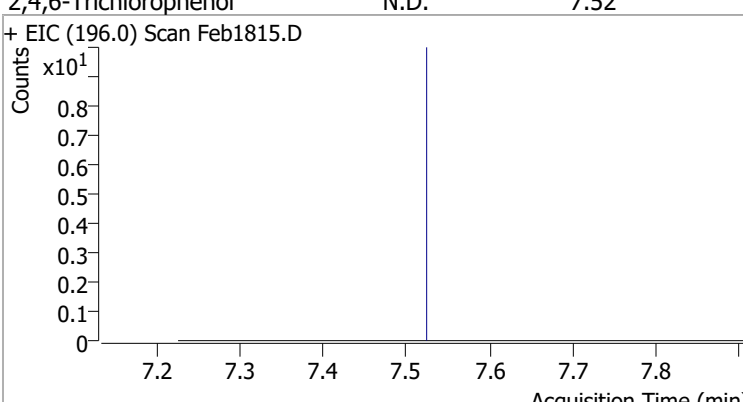
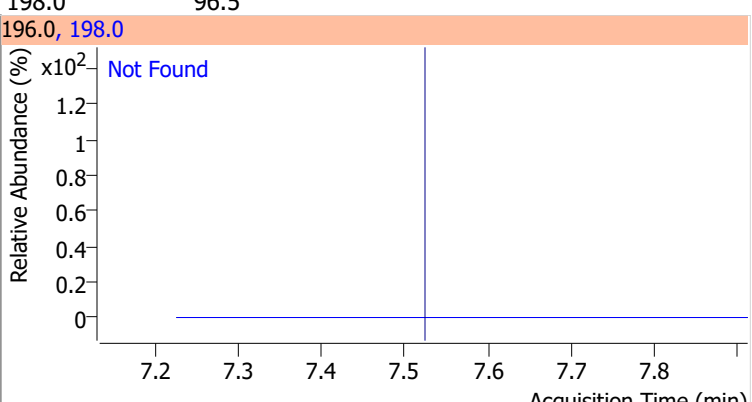
Compound	Conc.	Exp RT	QIon	Exp Ratio
4-Chloro-2-Methylphenol	N.D.	6.94	144.0	27.8



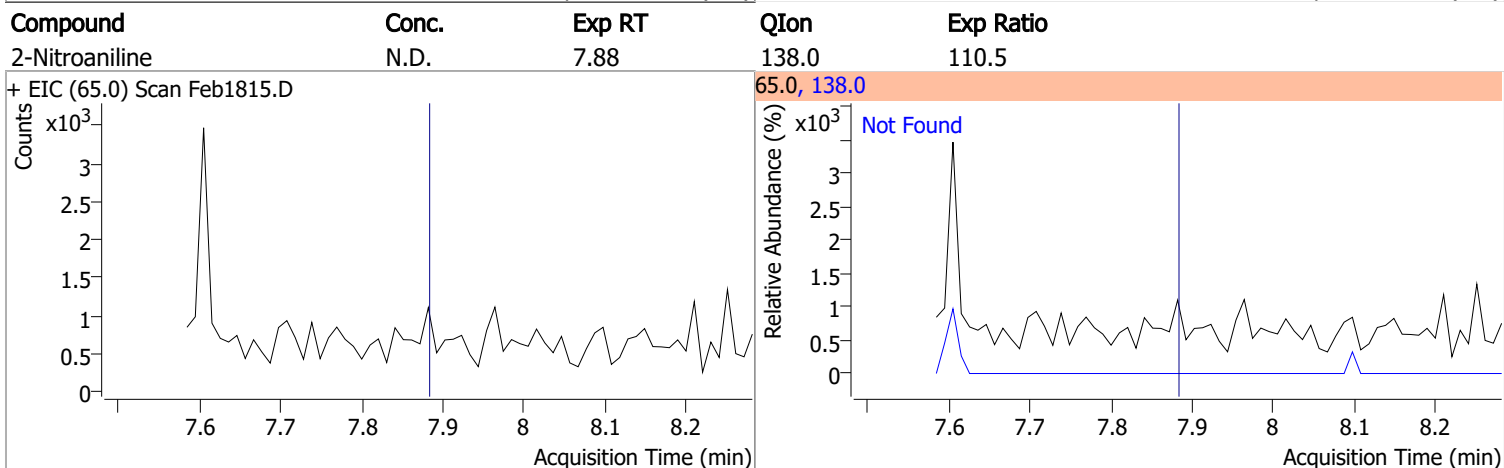
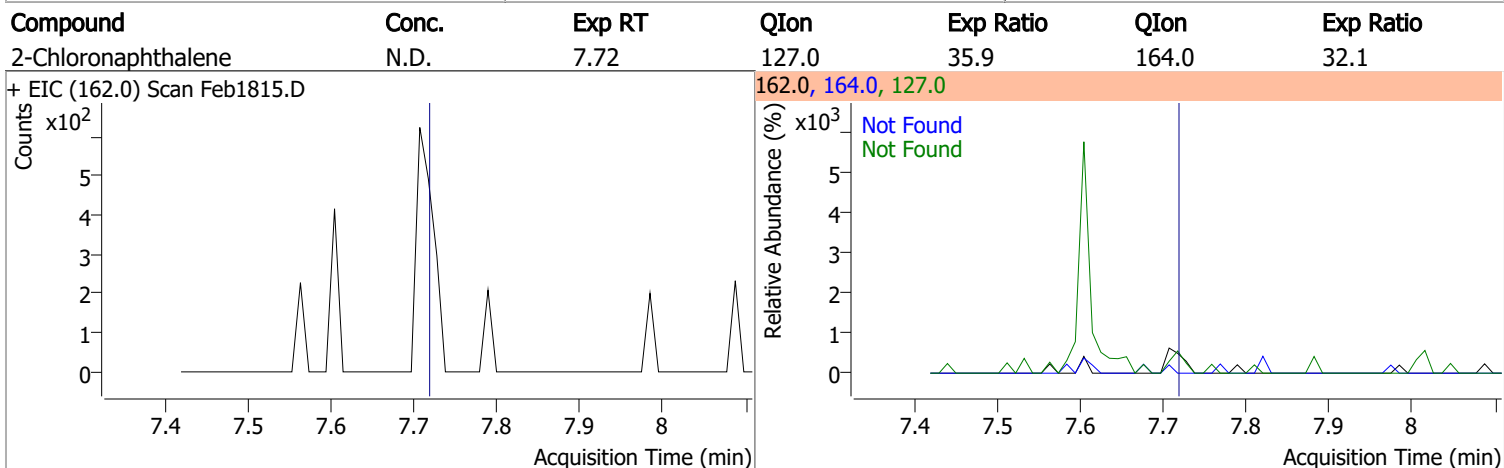
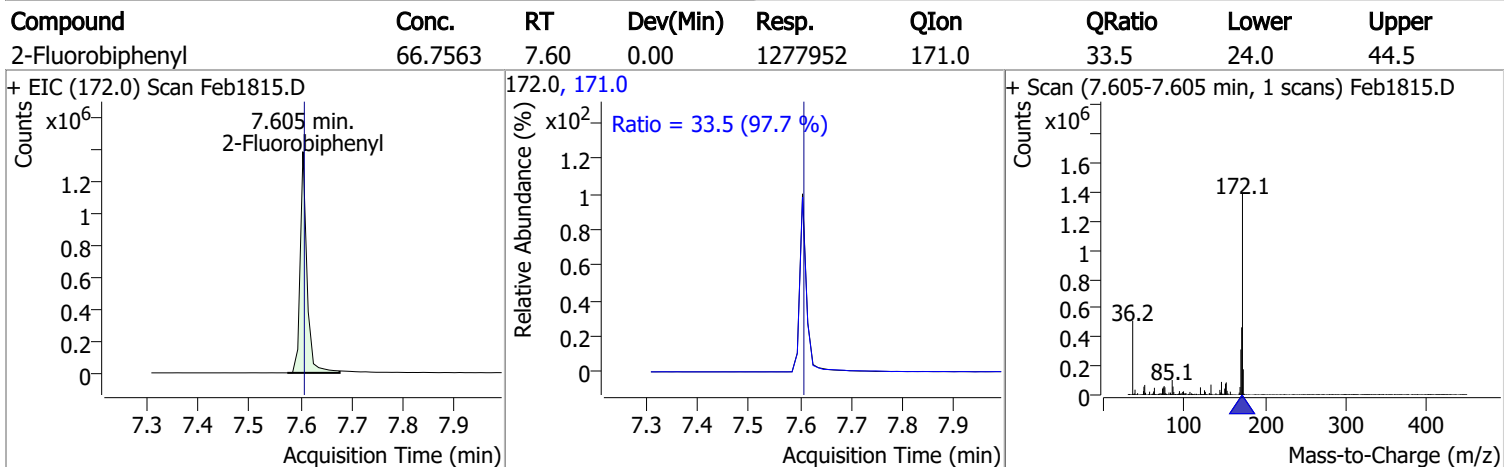
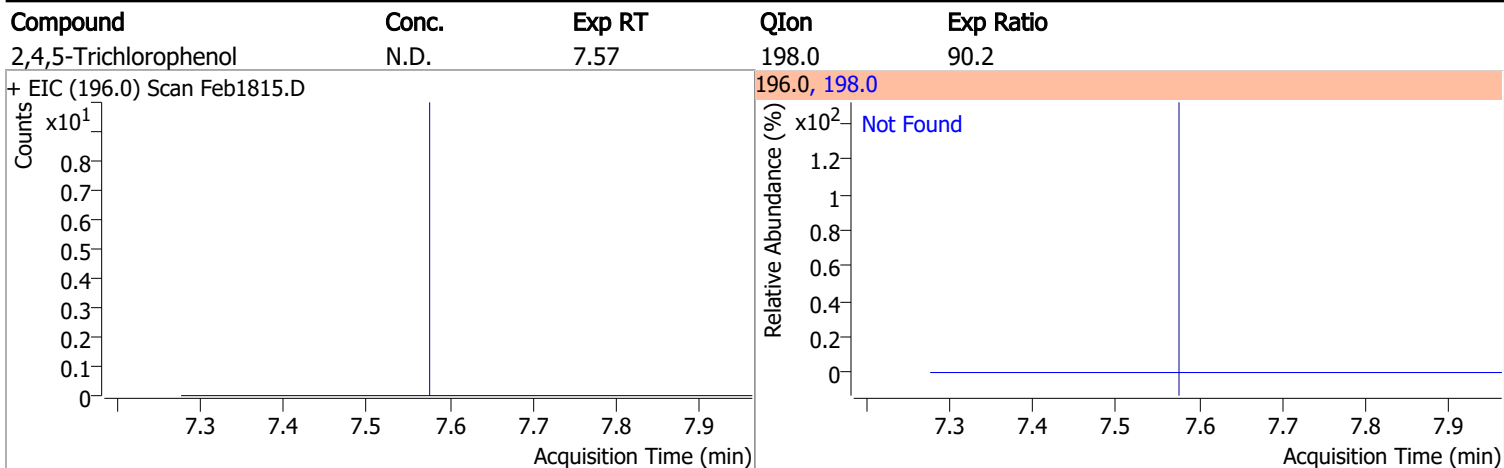
Compound	Conc.	Exp RT	QIon	Exp Ratio
4-Chloro-3-Methylphenol	N.D.	7.07	144.0	27.3



Quantitation Results Report (QT Reviewed)

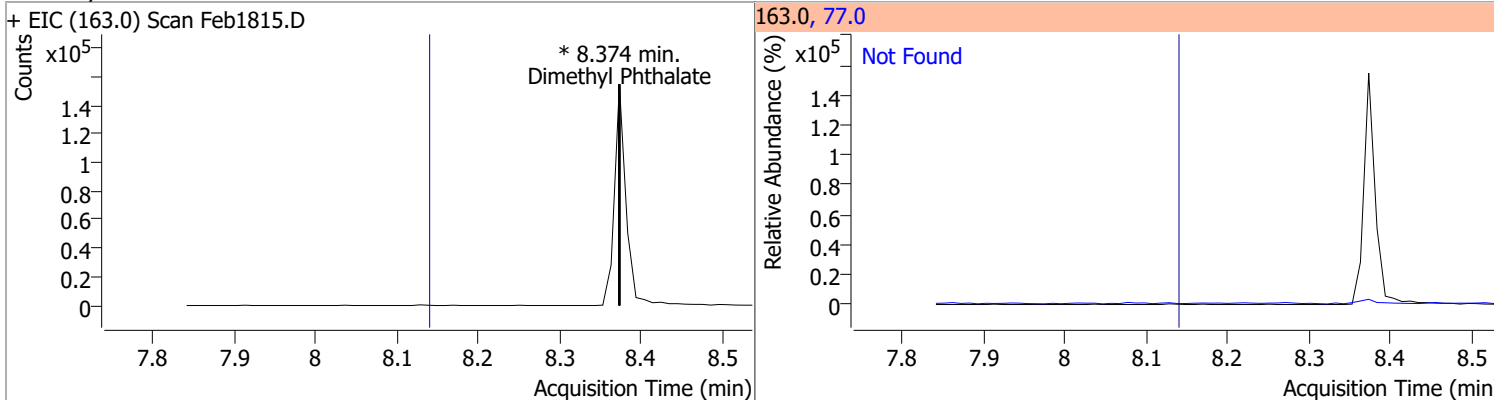
Compound	Conc.	Exp RT	QIon	Exp Ratio	QIon	Exp Ratio
2-Methylnaphthalene	N.D.	7.14	142.0	119.8	115.0	41.7
+ EIC (141.0) Scan Feb1815.D			141.0, 142.0, 115.0			
						
1-Methylnaphthalene	N.D.	7.26	142.0	114.0	115.0	41.3
+ EIC (141.0) Scan Feb1815.D			141.0, 142.0, 115.0			
						
Hexachlorocyclopentadiene	N.D.	7.34	234.9	64.6	238.9	63.8
+ EIC (236.9) Scan Feb1815.D			236.9, 238.9, 234.9			
						
2,4,6-Trichlorophenol	N.D.	7.52	198.0	96.5		
+ EIC (196.0) Scan Feb1815.D			196.0, 198.0			
						

Quantitation Results Report (QT Reviewed)

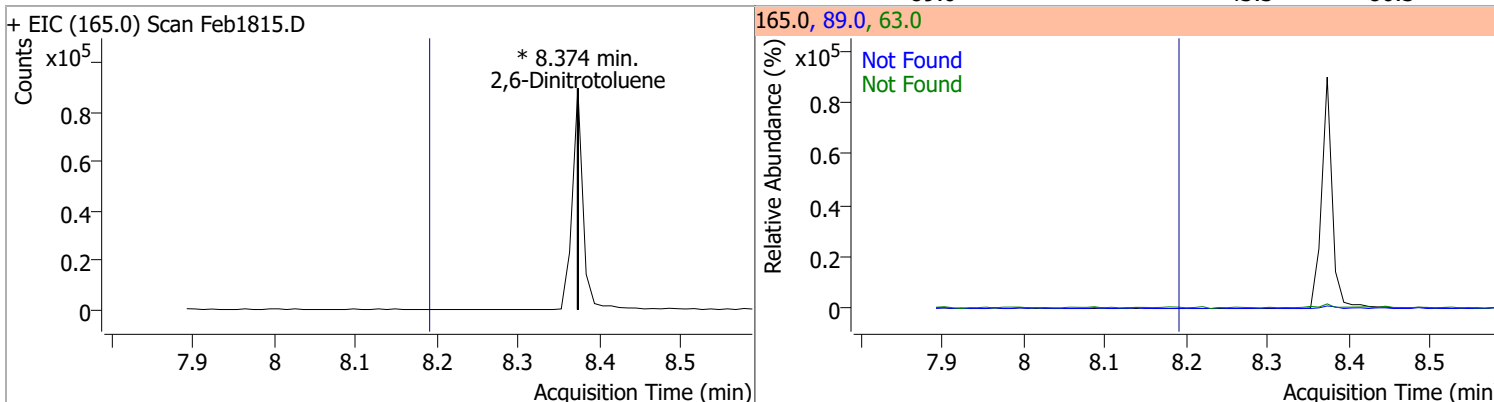


Quantitation Results Report (QT Reviewed)

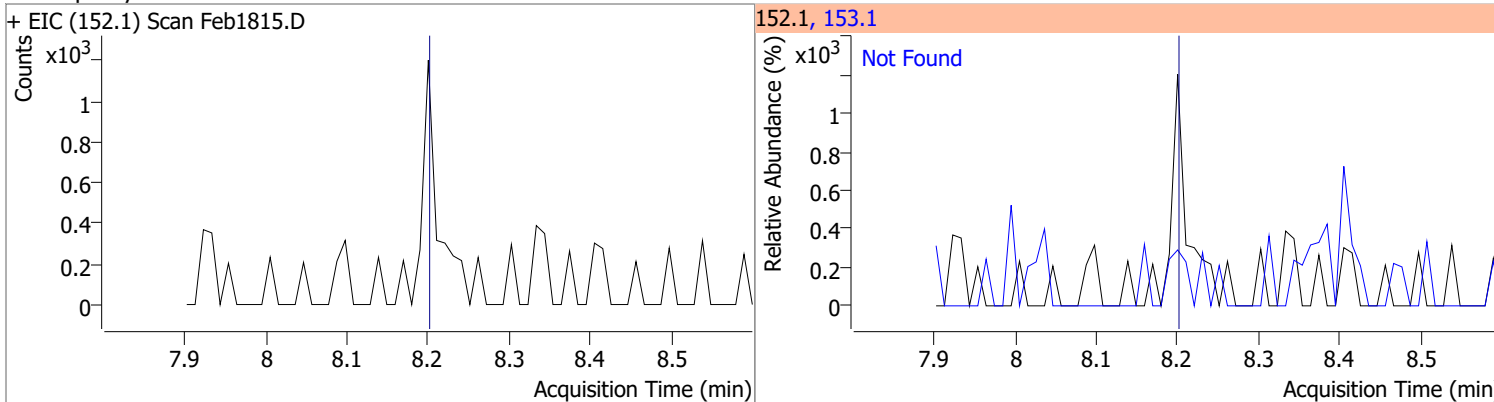
Compound	Conc.	RT	Dev(Min)	Resp.	QIon	QRatio	Lower	Upper
Dimethyl Phthalate	0	0		0	77.0		13.8	25.7



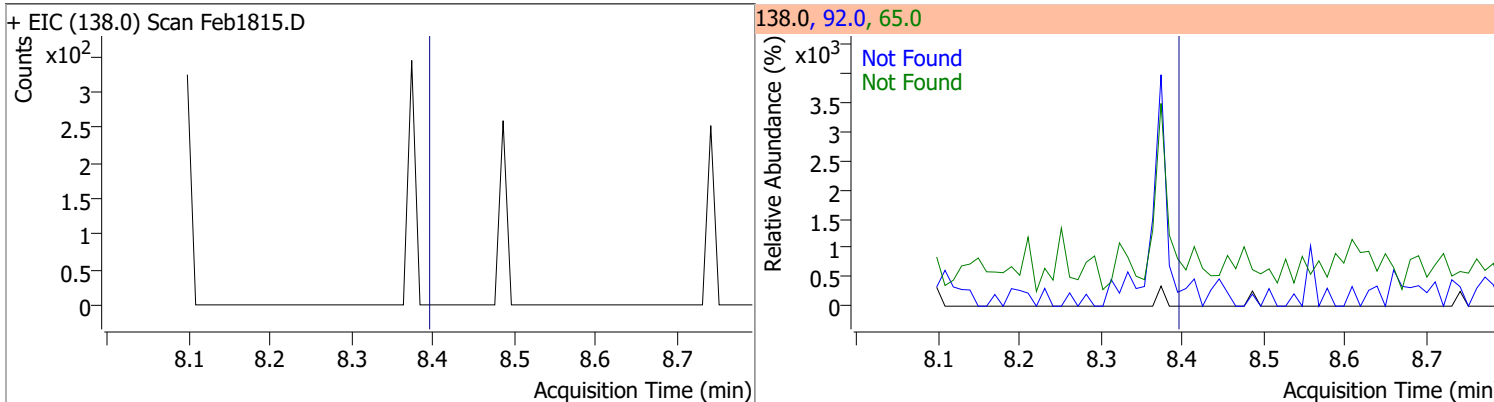
Compound	Conc.	RT	Dev(Min)	Resp.	QIon	QRatio	Lower	Upper
2,6-Dinitrotoluene	0	0		0	63.0 89.0		99.5 43.3	184.8 80.3



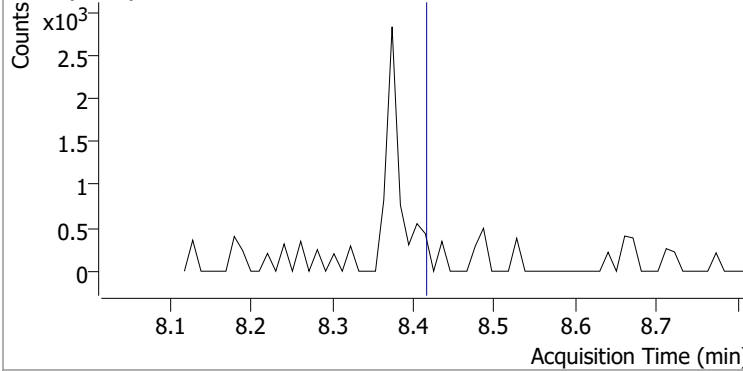
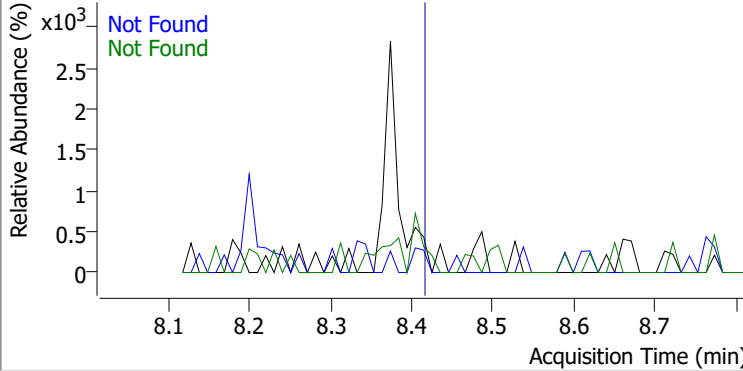
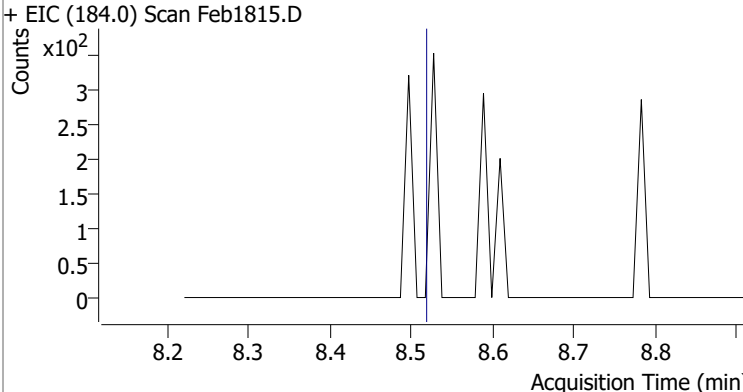
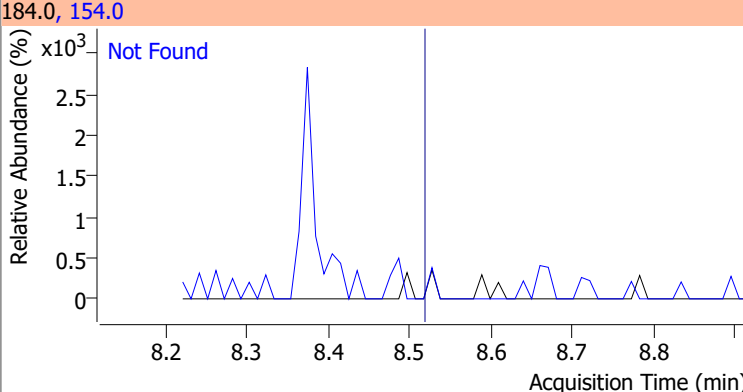
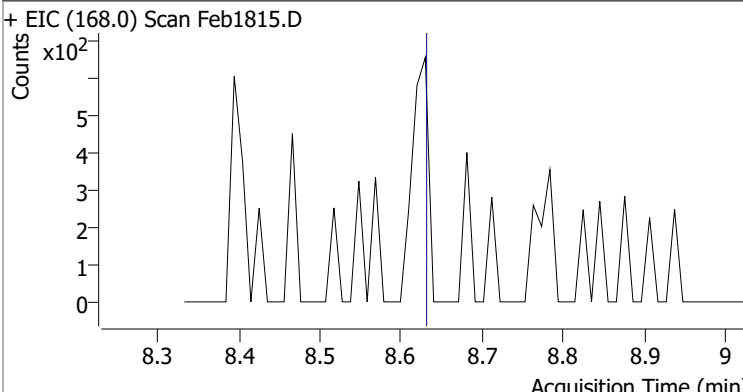
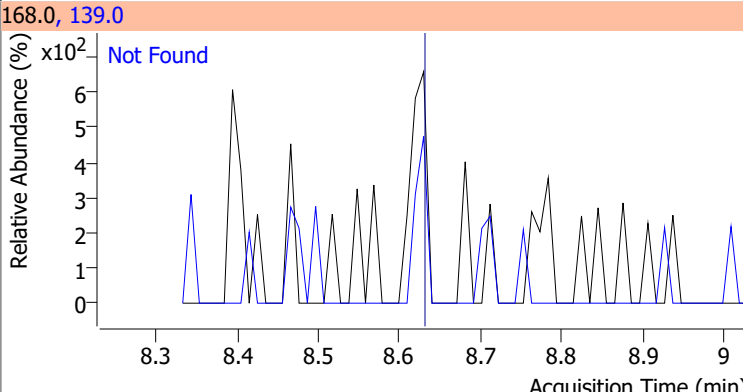
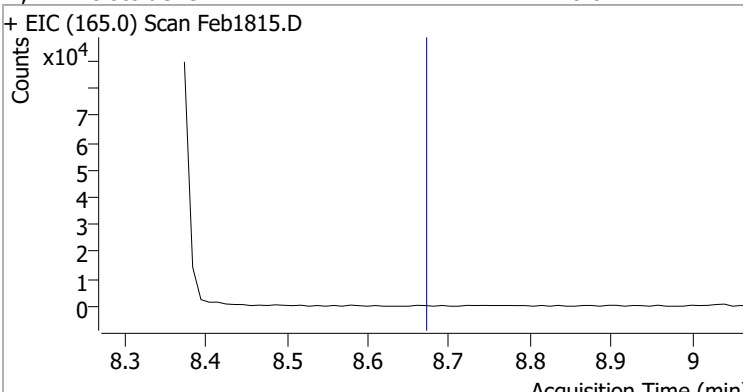
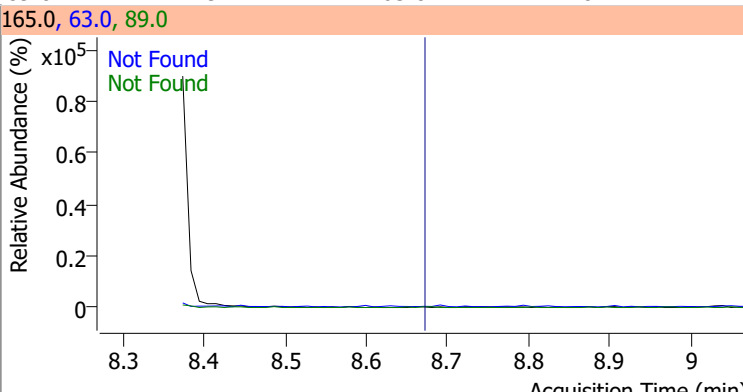
Compound	Conc.	Exp RT	QIon	Exp Ratio
Acenaphthylene	N.D.	8.20	153.1	13.6



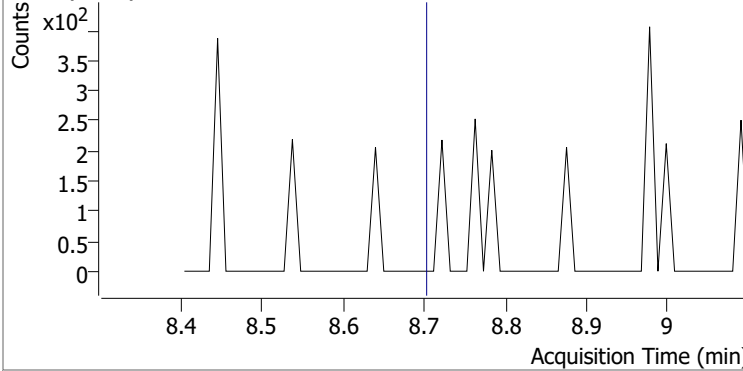
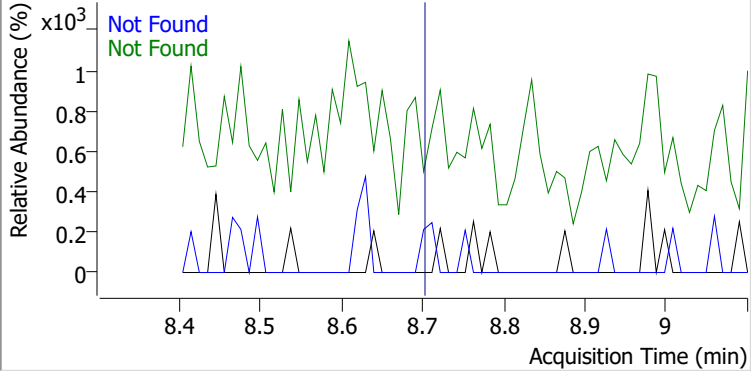
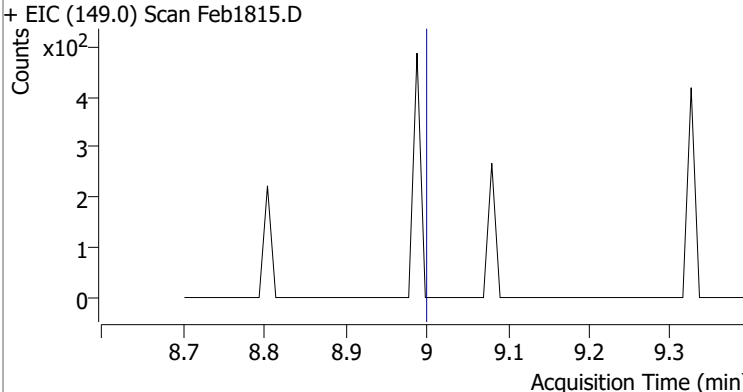
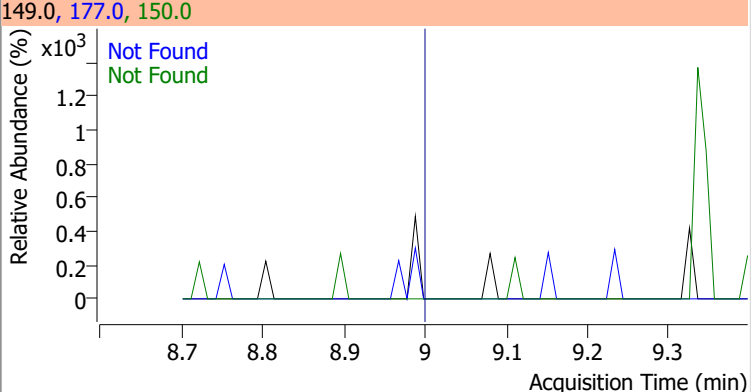
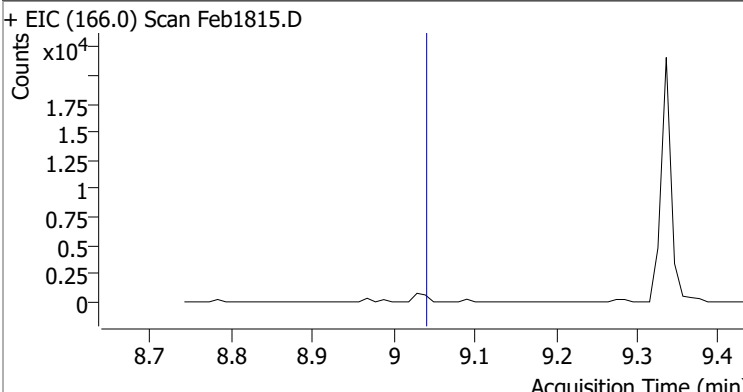
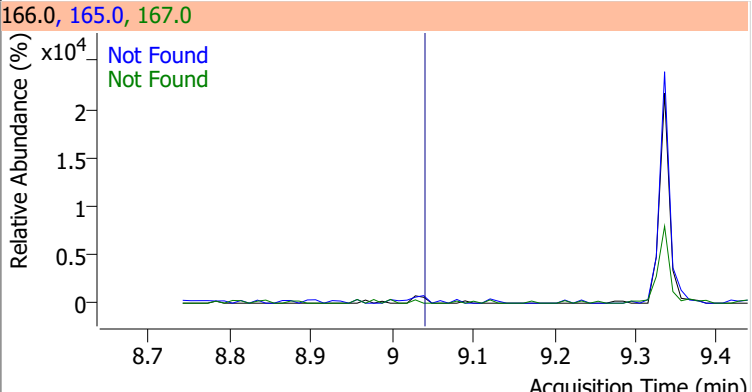
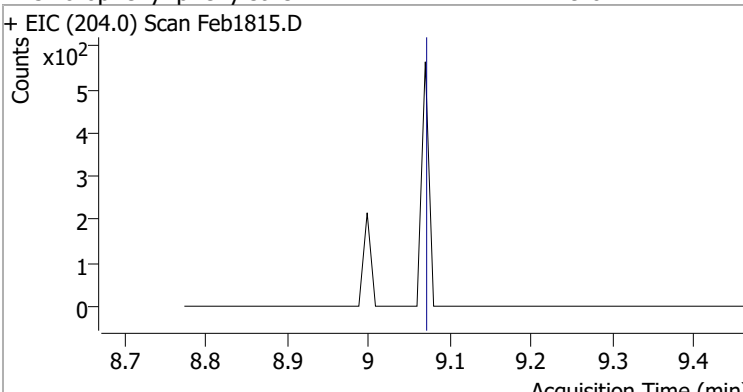
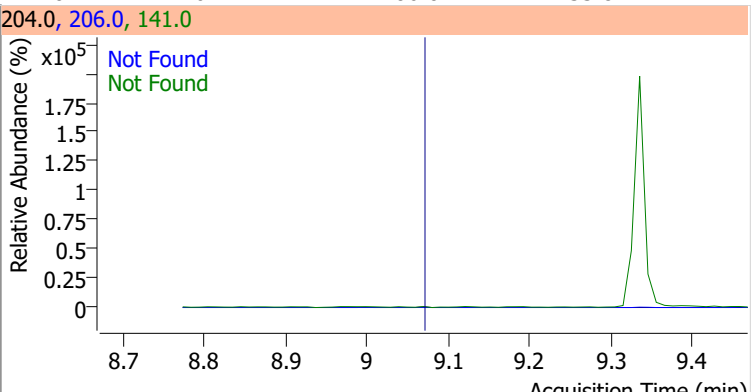
Compound	Conc.	Exp RT	QIon	Exp Ratio	QIon	Exp Ratio
3-Nitroaniline	N.D.	8.39	65.0	129.1	92.0	106.7



Quantitation Results Report (QT Reviewed)

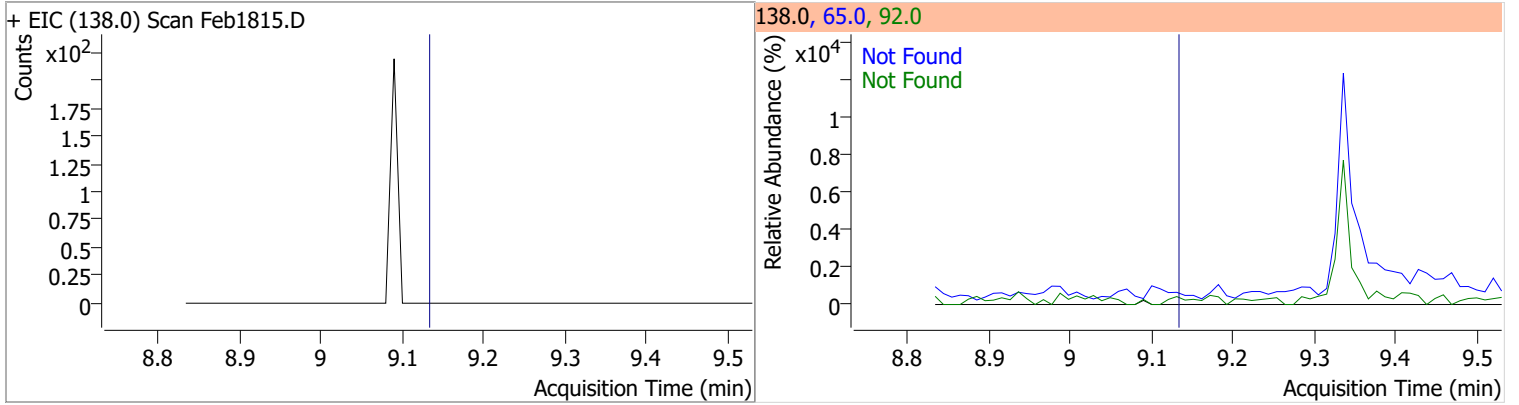
Compound	Conc.	Exp RT	QIon	Exp Ratio	QIon	Exp Ratio
Acenaphthene	N.D.	8.41	153.0	106.5	152.0	51.8
+ EIC (154.0) Scan Feb1815.D			154.0, 152.0, 153.0			
						
2,4-Dinitrophenol	N.D.	8.52	154.0	62.7		
+ EIC (184.0) Scan Feb1815.D			184.0, 154.0			
						
Dibenzofuran	N.D.	8.63	139.0	37.5		
+ EIC (168.0) Scan Feb1815.D			168.0, 139.0			
						
2,4-Dinitrotoluene	N.D.	8.67	89.0	79.2	63.0	48.4
+ EIC (165.0) Scan Feb1815.D			165.0, 63.0, 89.0			
						

Quantitation Results Report (QT Reviewed)

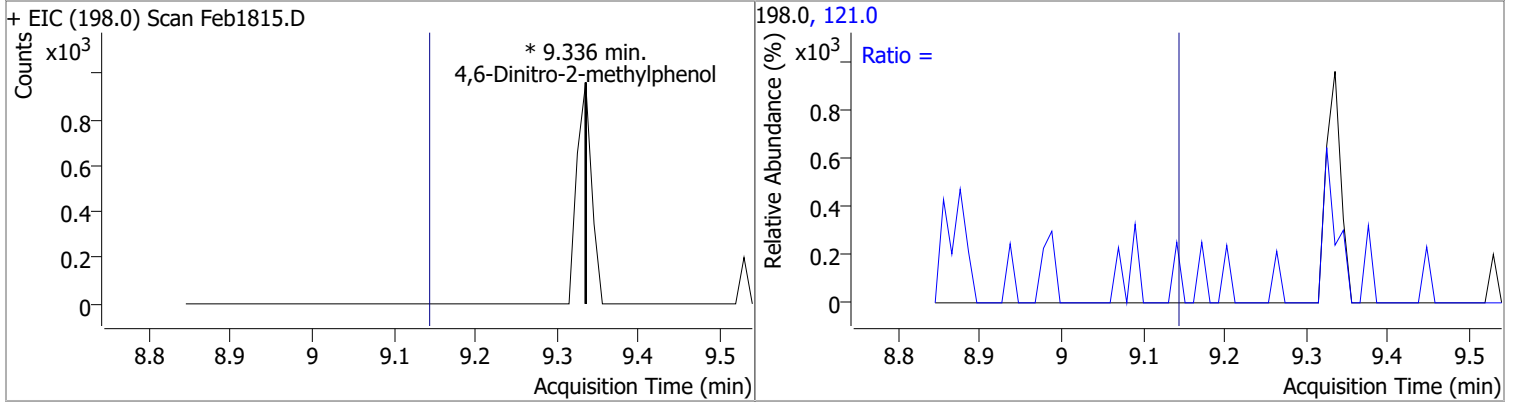
Compound	Conc.	Exp RT	QIon	Exp Ratio	QIon	Exp Ratio
4-Nitrophenol	N.D.	8.70	65.0	72.0	139.0	71.1
+ EIC (109.0) Scan Feb1815.D			109.0, 139.0, 65.0			
						
Diethylphthalate	N.D.	9.00	177.0	20.7	150.0	12.5
+ EIC (149.0) Scan Feb1815.D			149.0, 177.0, 150.0			
						
Fluorene	N.D.	9.04	165.0	93.4	167.0	13.7
+ EIC (166.0) Scan Feb1815.D			166.0, 165.0, 167.0			
						
4-Chlorophenyl-phenylether	N.D.	9.07	141.0	61.2	206.0	33.8
+ EIC (204.0) Scan Feb1815.D			204.0, 206.0, 141.0			
						

Quantitation Results Report (QT Reviewed)

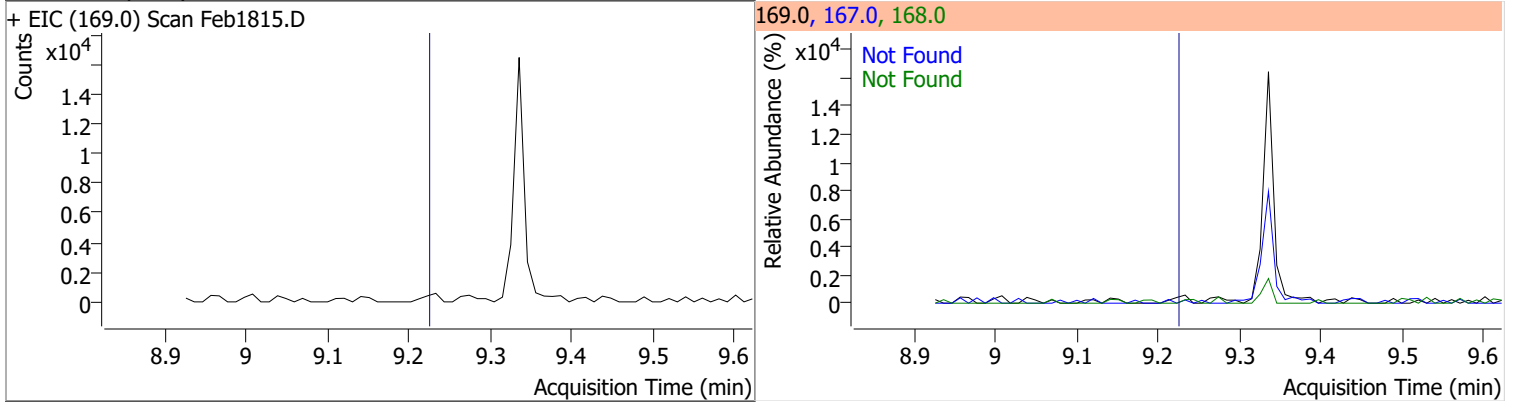
Compound	Conc.	Exp RT	QIon	Exp Ratio	QIon	Exp Ratio
4-Nitroaniline	N.D.	9.14	65.0	112.7	92.0	49.3



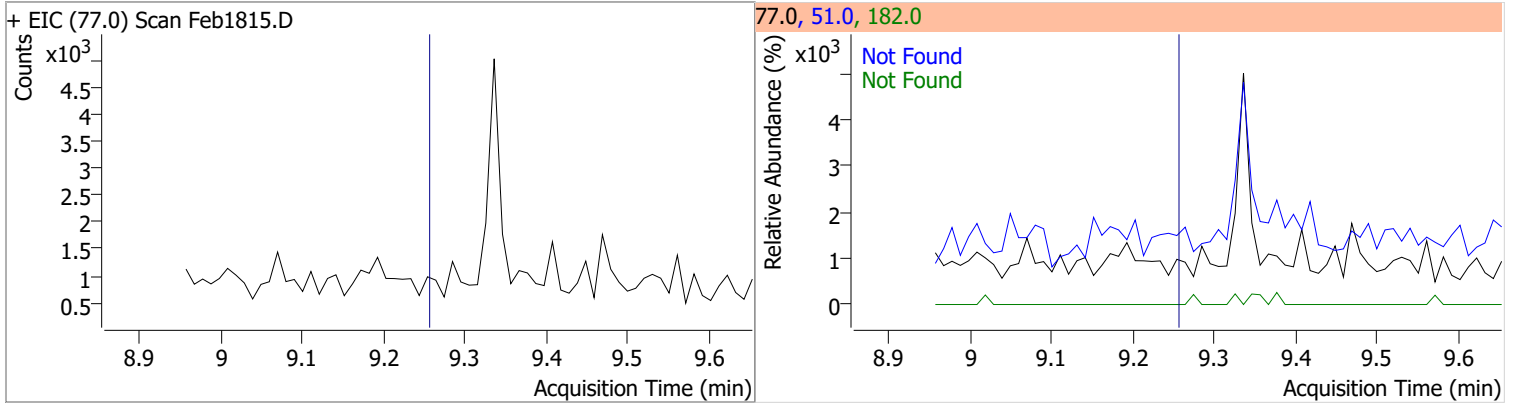
Compound	Conc.	RT	Dev(Min)	Resp.	QIon	QRatio	Lower	Upper
4,6-Dinitro-2-methylphenol	0	9.336		0	121.0		35.1	65.3



Compound	Conc.	Exp RT	QIon	Exp Ratio	QIon	Exp Ratio
N-nitrosodiphenylamine	N.D.	9.23	168.0	62.8	167.0	34.1

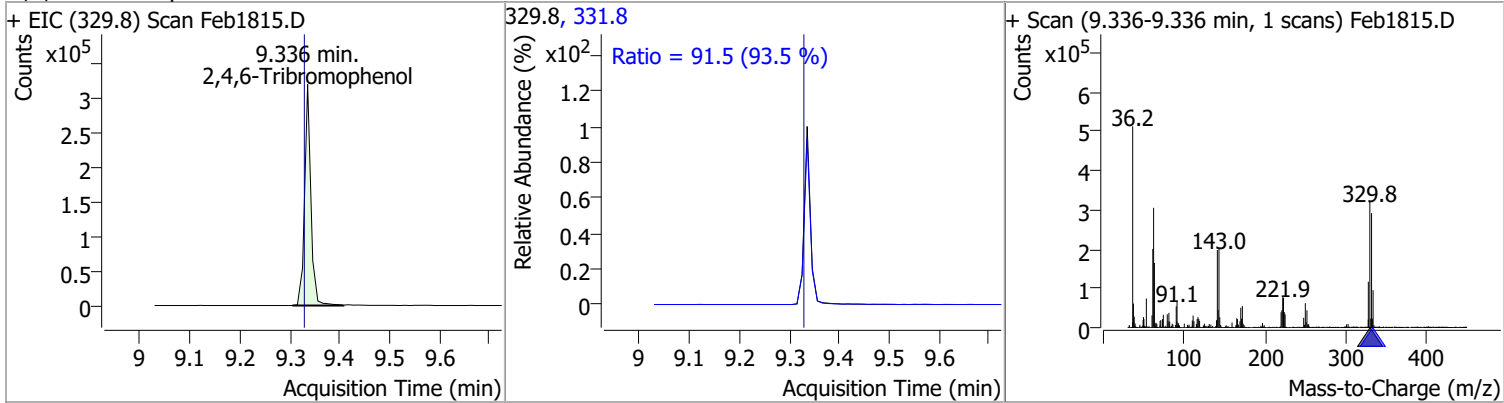


Compound	Conc.	Exp RT	QIon	Exp Ratio	QIon	Exp Ratio
Azobenzene	N.D.	9.26	51.0	45.2	182.0	24.1

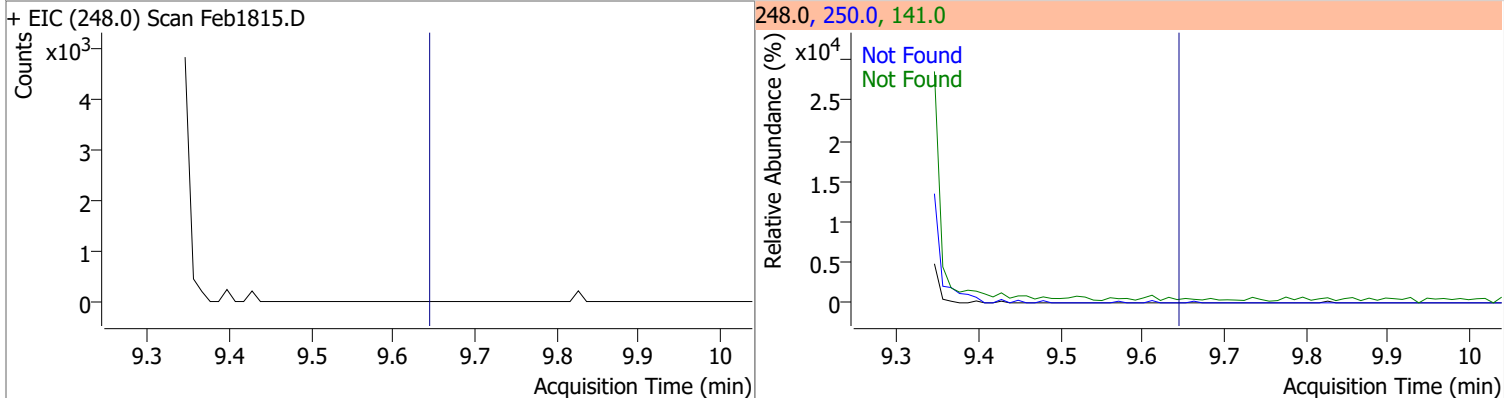


Quantitation Results Report (QT Reviewed)

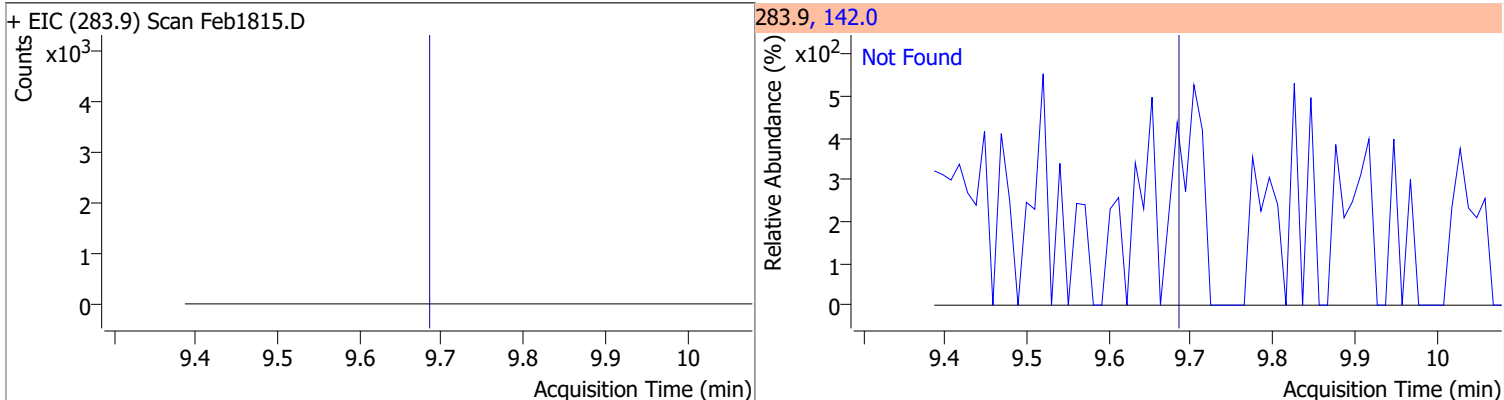
Compound	Conc.	RT	Dev(Min)	Resp.	QIon	QRatio	Lower	Upper
2,4,6-Tribromophenol	160.5017	9.34	0.00	279834	331.8	91.5	68.5	127.2



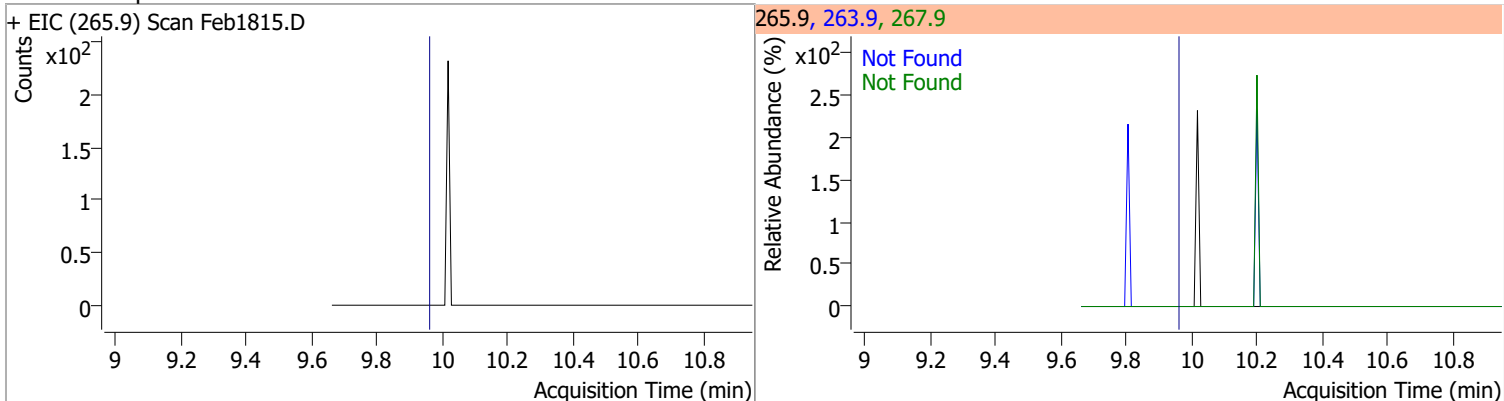
Compound	Conc.	Exp RT	QIon	Exp Ratio	QIon	Exp Ratio
4-Bromophenyl-phenylether	N.D.	9.65	141.0	98.8	250.0	98.2



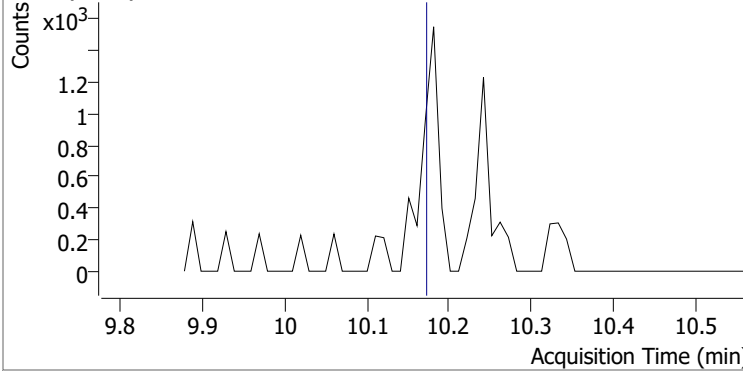
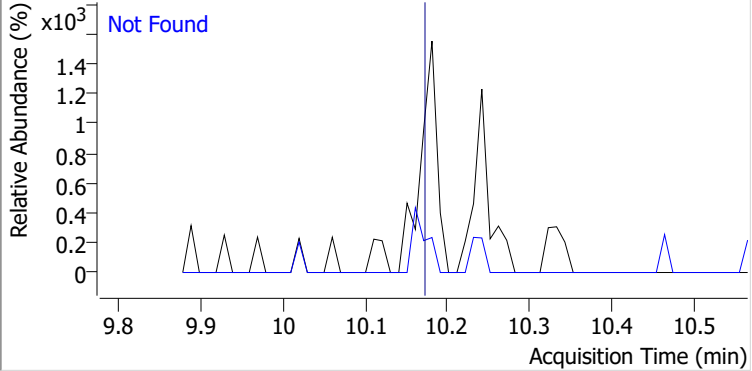
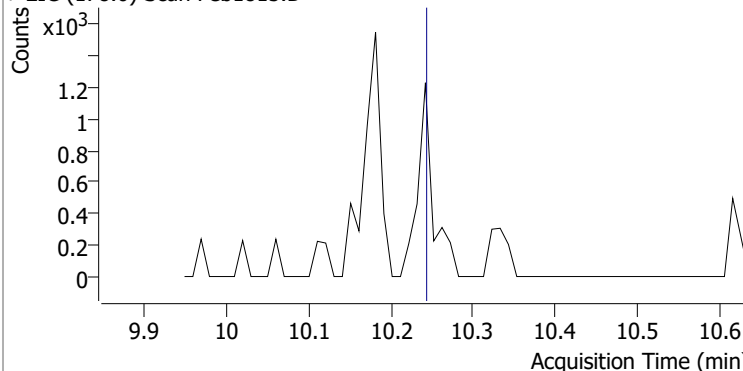
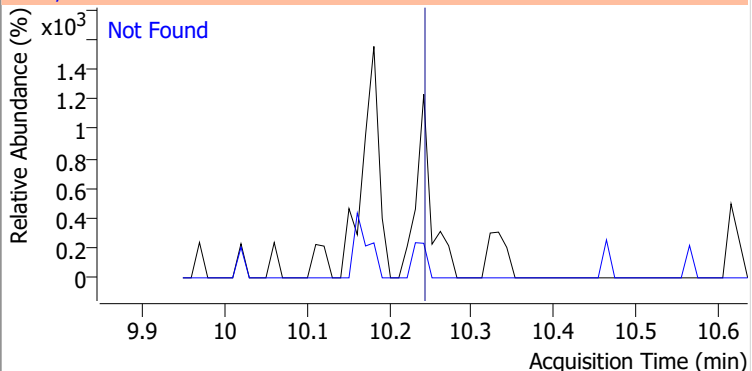
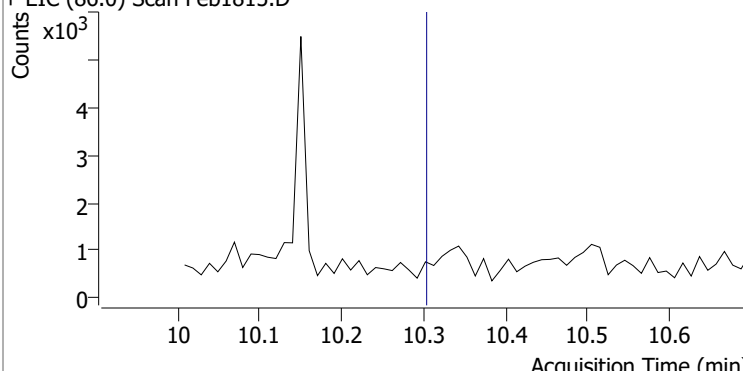
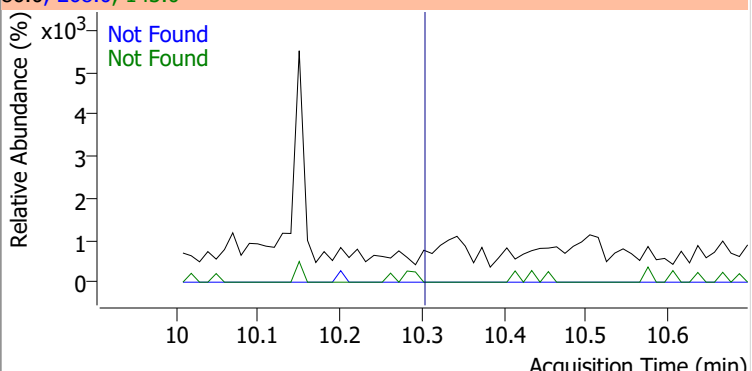
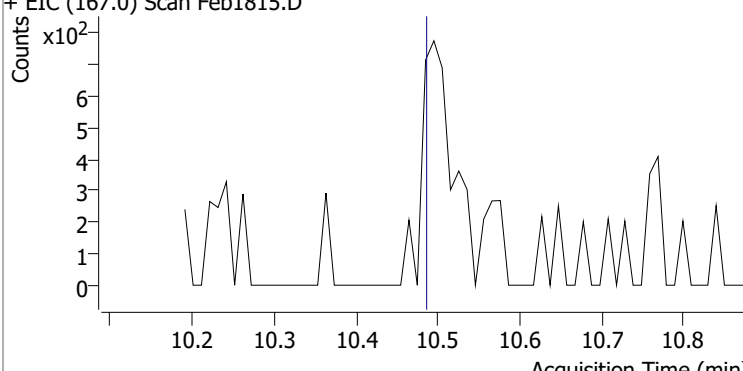
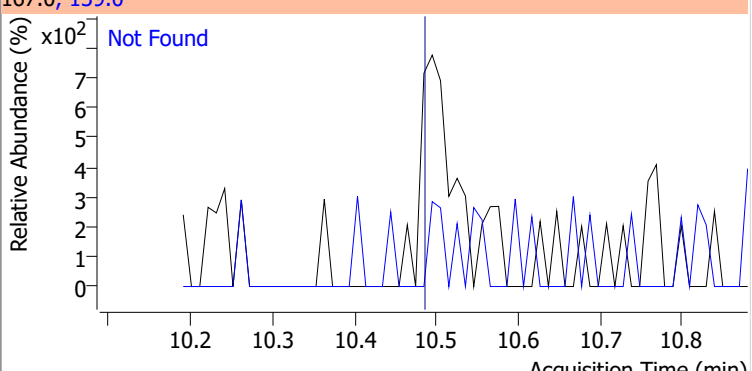
Compound	Conc.	Exp RT	QIon	Exp Ratio
Hexachlorobenzene	N.D.	9.69	142.0	53.8



Compound	Conc.	Exp RT	QIon	Exp Ratio	QIon	Exp Ratio
Pentachlorophenol	N.D.	9.97	267.9	59.4	263.9	58.9

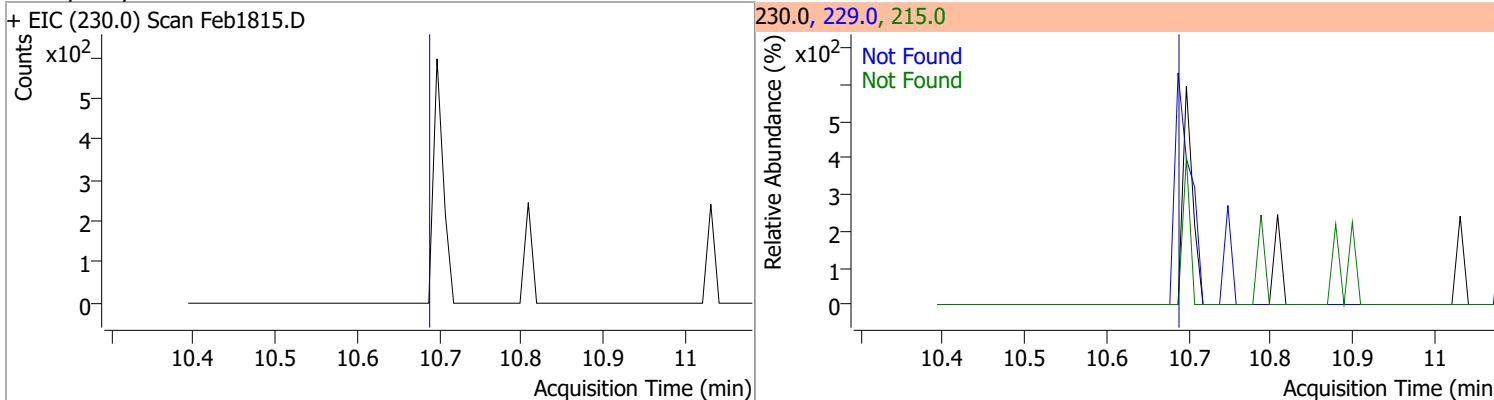


Quantitation Results Report (QT Reviewed)

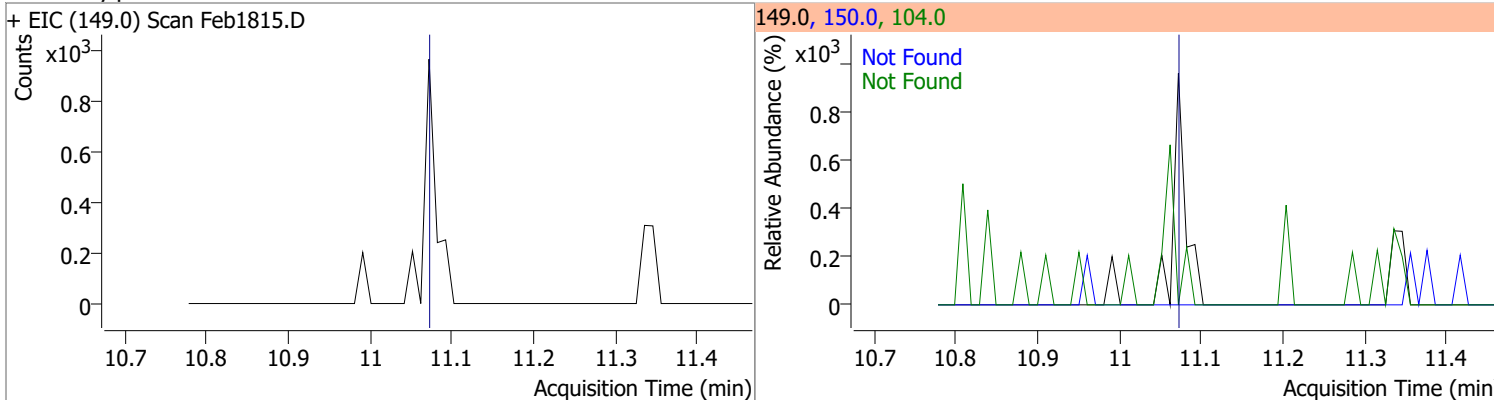
Compound	Conc.	Exp RT	QIon	Exp Ratio		
Phenanthrene	N.D.	10.18	176.0	18.5		
+ EIC (178.0) Scan Feb1815.D			178.0, 176.0			
						
Anthracene	N.D.	10.25	176.0	18.4		
+ EIC (178.0) Scan Feb1815.D			178.0, 176.0			
						
Triallate	N.D.	10.31	268.0	24.1	QIon	Exp Ratio
+ EIC (86.0) Scan Feb1815.D			86.0, 268.0, 143.0			
						
Carbazole	N.D.	10.49	139.0	12.8		
+ EIC (167.0) Scan Feb1815.D			167.0, 139.0			
						

Quantitation Results Report (QT Reviewed)

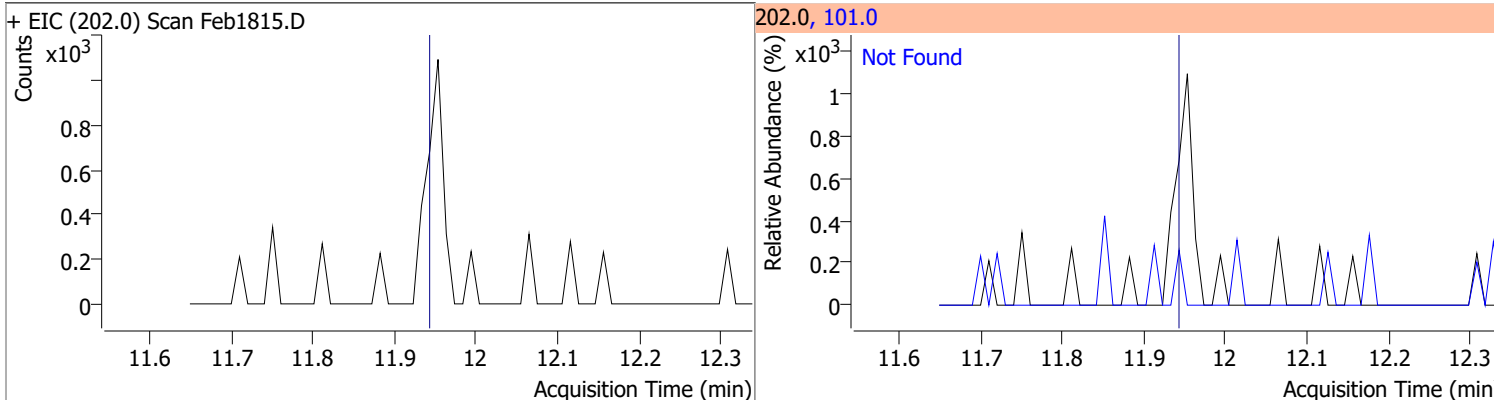
Compound	Conc.	Exp RT	QIon	Exp Ratio	QIon	Exp Ratio
o-Terphenyl	N.D.	10.70	229.0	64.9	215.0	37.0



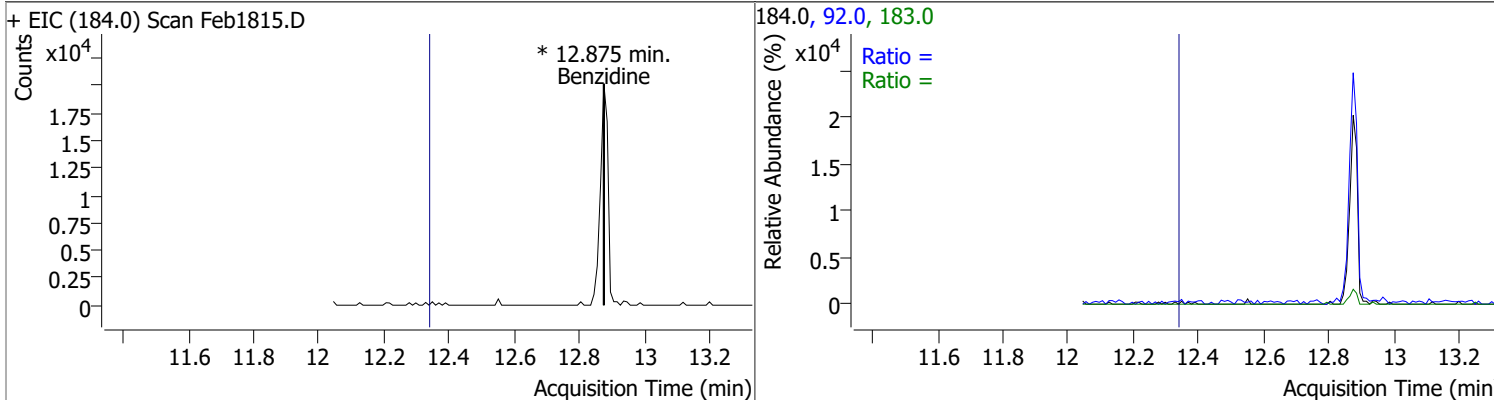
Compound	Conc.	Exp RT	QIon	Exp Ratio	QIon	Exp Ratio
Di-n-Butylphthalate	N.D.	11.08	150.0	9.1	104.0	6.4



Compound	Conc.	Exp RT	QIon	Exp Ratio
Fluoranthene	N.D.	11.95	101.0	13.4

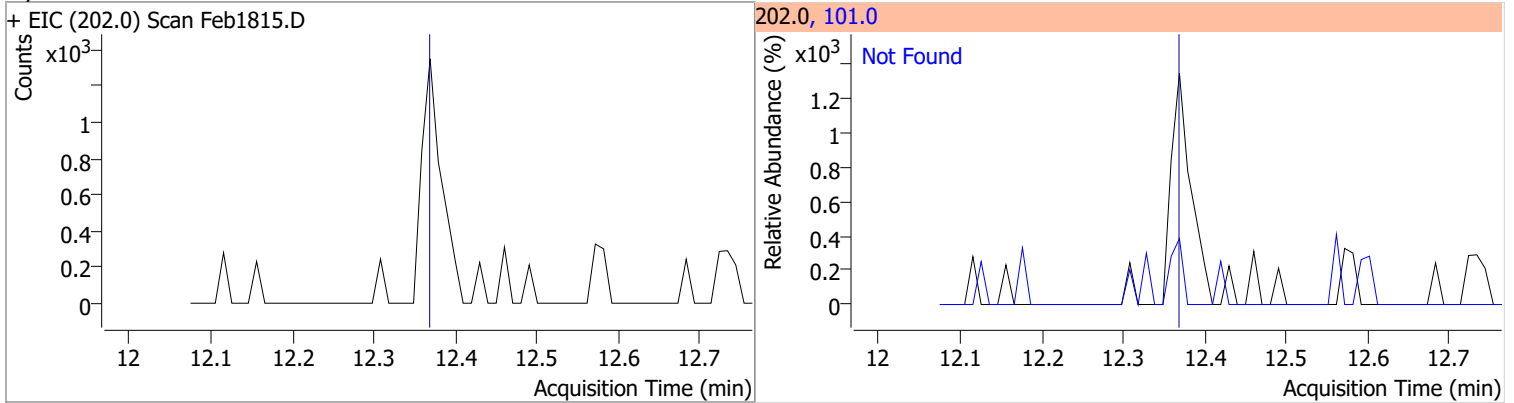


Compound	Conc.	RT	Dev(Min)	Resp.	QIon	QRatio	Lower	Upper
Benzidine		0		0	183.0		8.3	15.4
					92.0		5.8	10.8

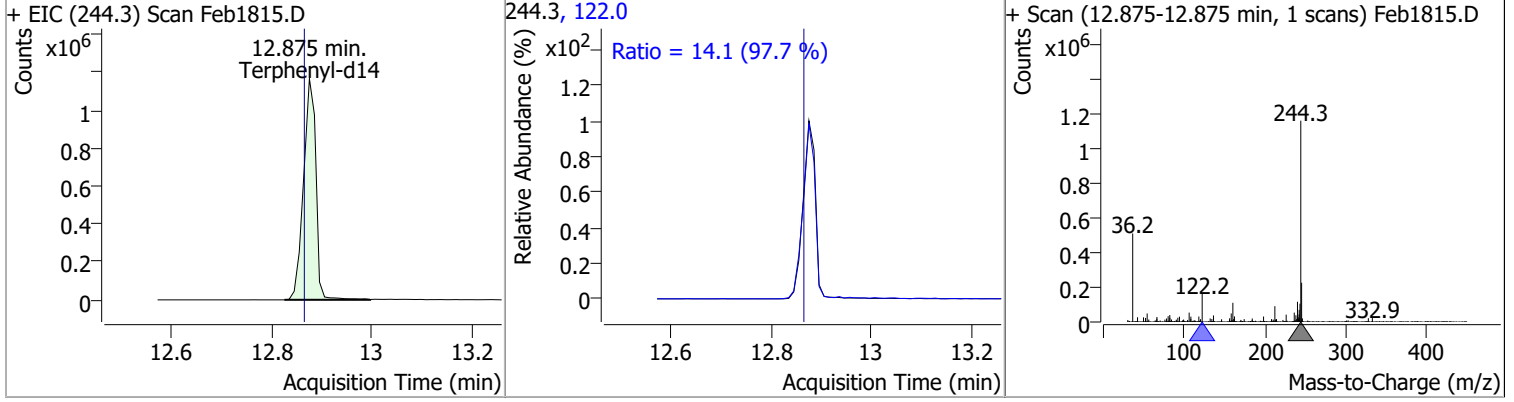


Quantitation Results Report (QT Reviewed)

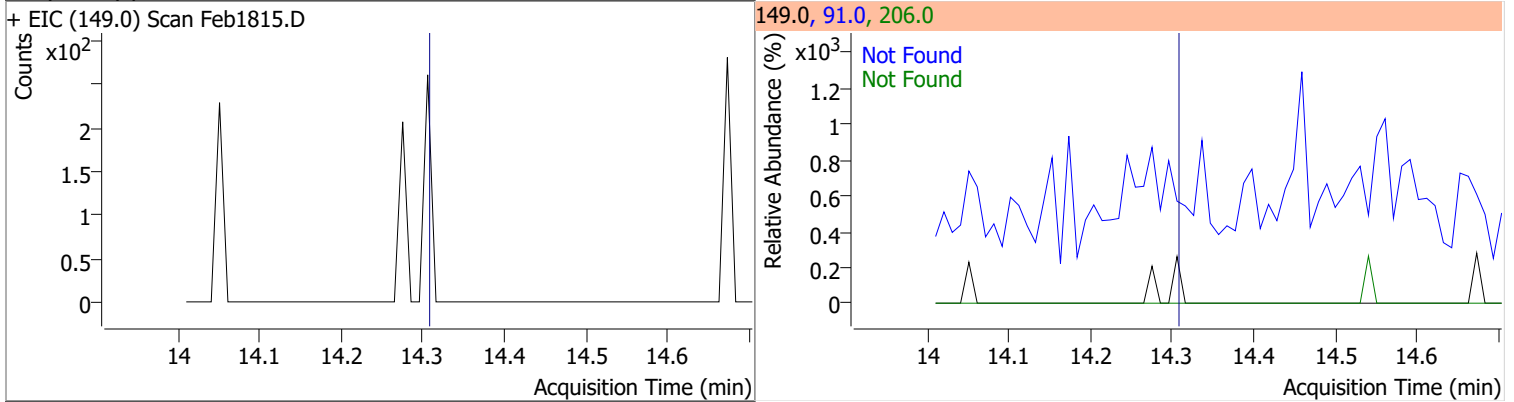
Compound	Conc.	Exp RT	QIon	Exp Ratio
Pyrene	N.D.	12.38	101.0	15.9



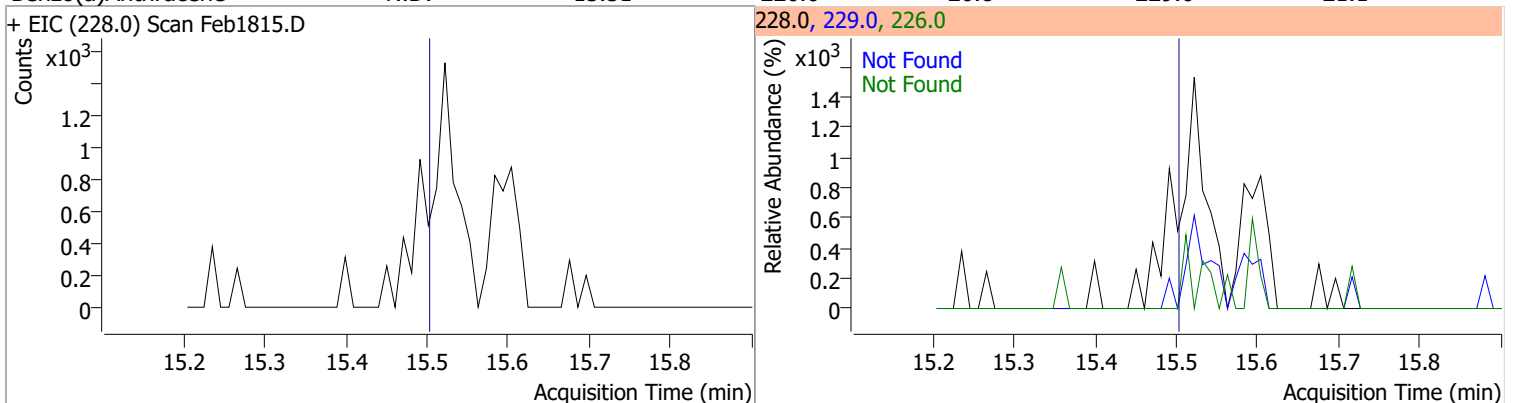
Compound	Conc.	RT	Dev(Min)	Resp.	QIon	QRatio	Lower	Upper
Terphenyl-d14	109.6928	12.88	0.00	2007009	122.0	14.1	10.1	18.7



Compound	Conc.	Exp RT	QIon	Exp Ratio	QIon	Exp Ratio
Butylbenzylphthalate	N.D.	14.32	91.0	85.1	206.0	17.5

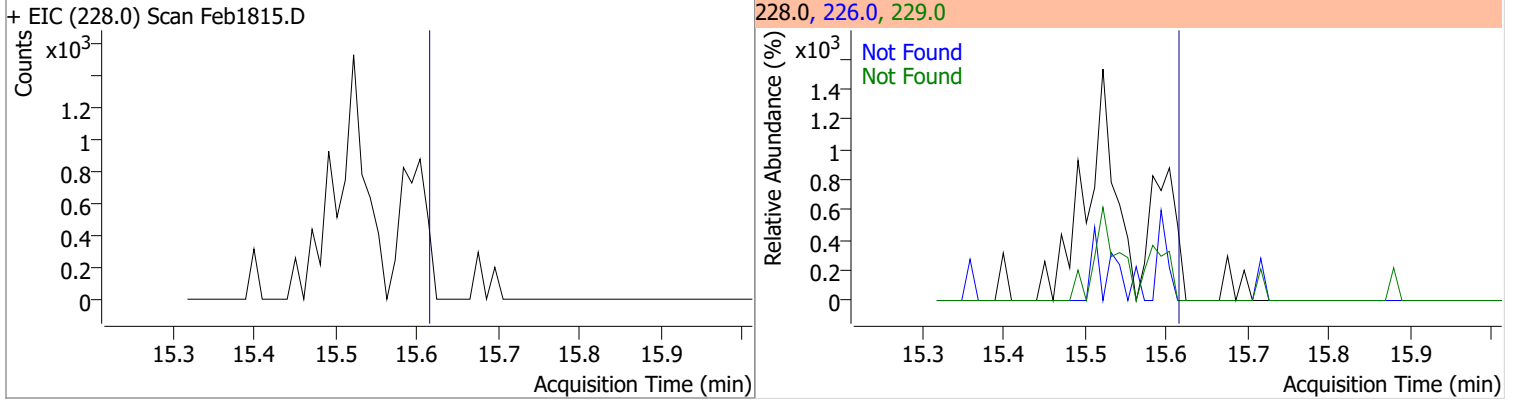


Compound	Conc.	Exp RT	QIon	Exp Ratio	QIon	Exp Ratio
Benzo(a)Anthracene	N.D.	15.51	226.0	26.8	229.0	21.1

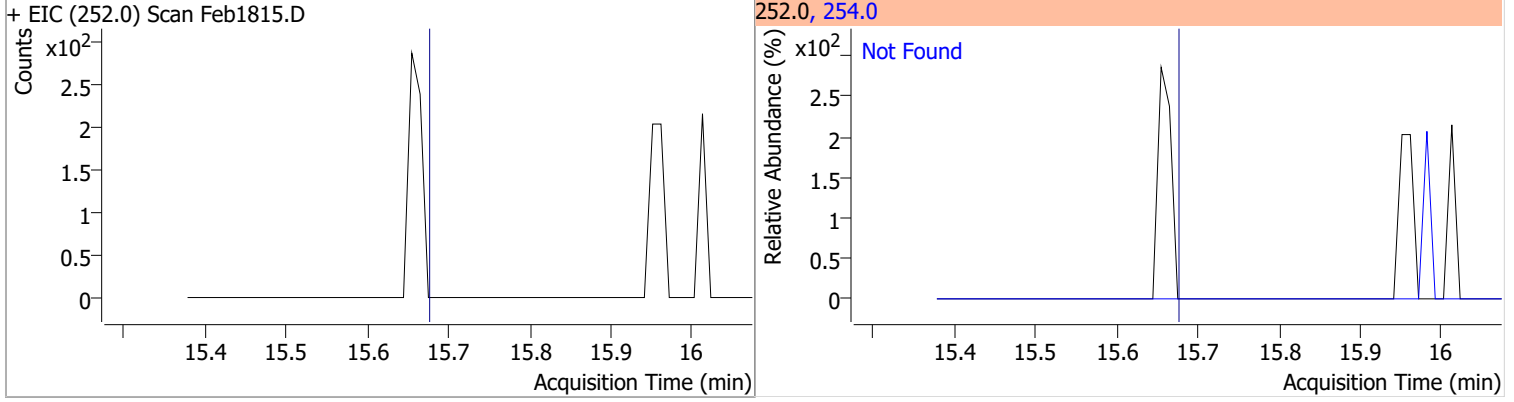


Quantitation Results Report (QT Reviewed)

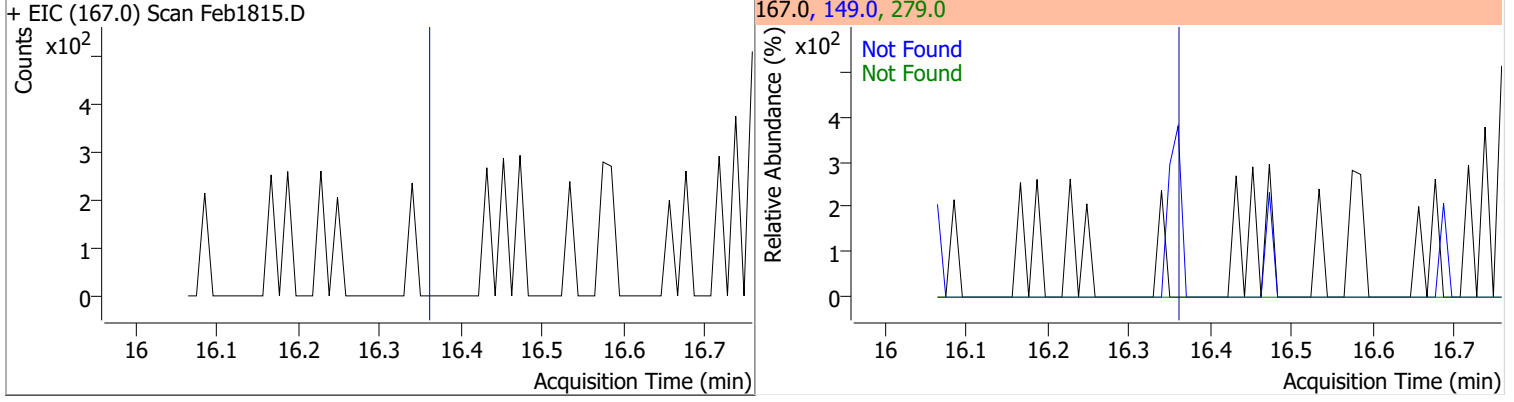
Compound	Conc.	Exp RT	QIon	Exp Ratio	QIon	Exp Ratio
Chrysene	N.D.	15.62	226.0	28.4	229.0	19.7



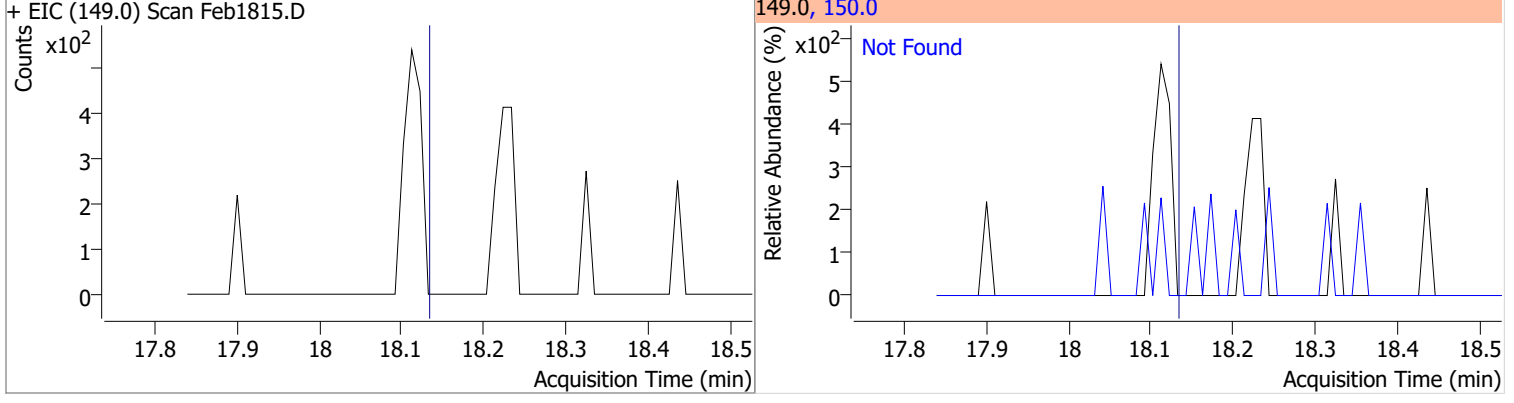
Compound	Conc.	Exp RT	QIon	Exp Ratio
3,3-Dichlorobenzidine	N.D.	15.69	254.0	64.2



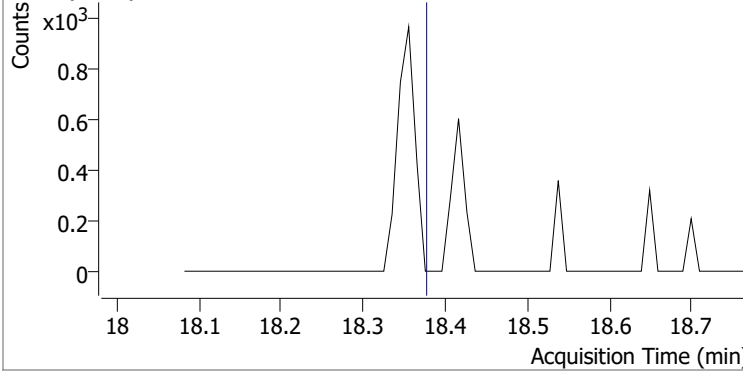
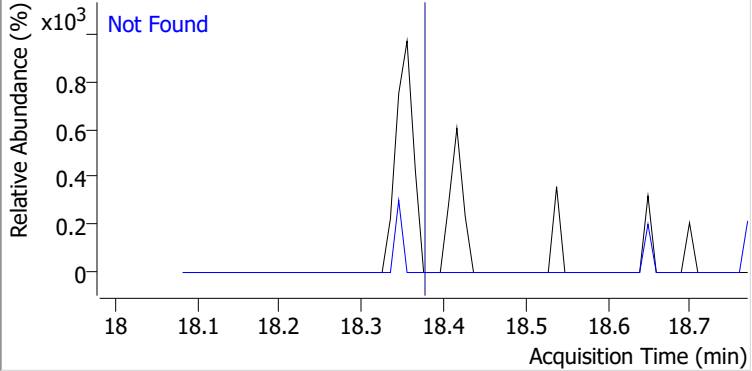
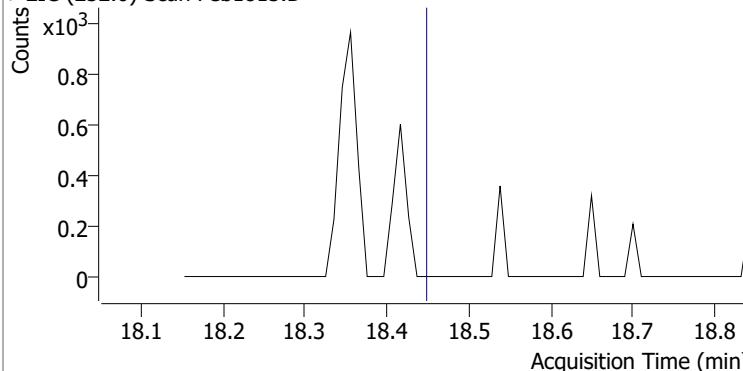
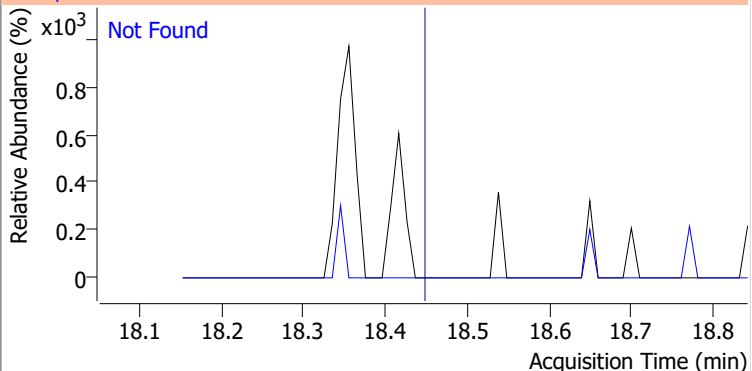
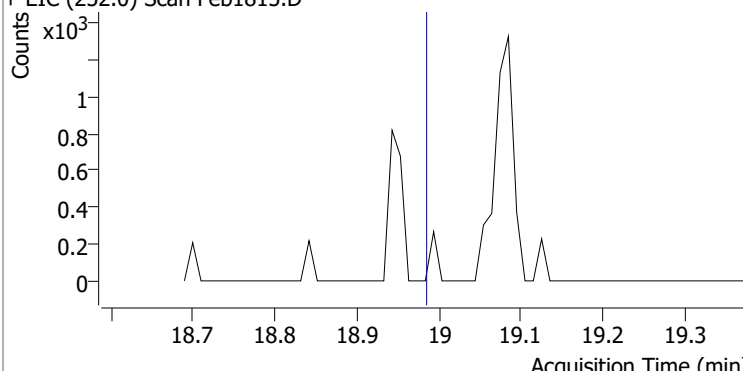
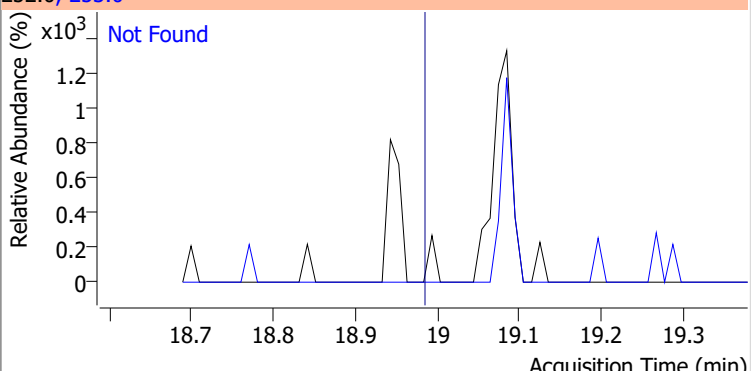
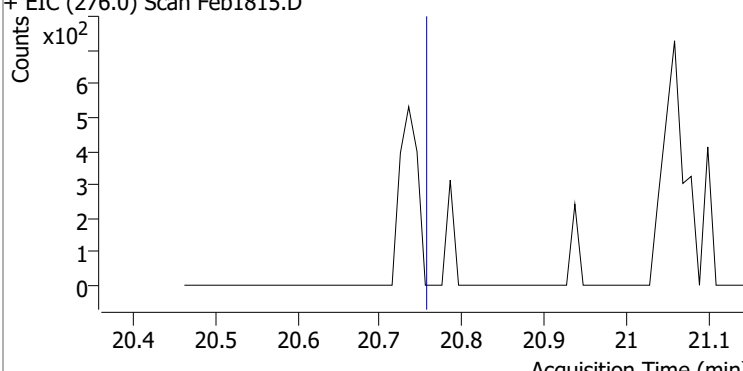
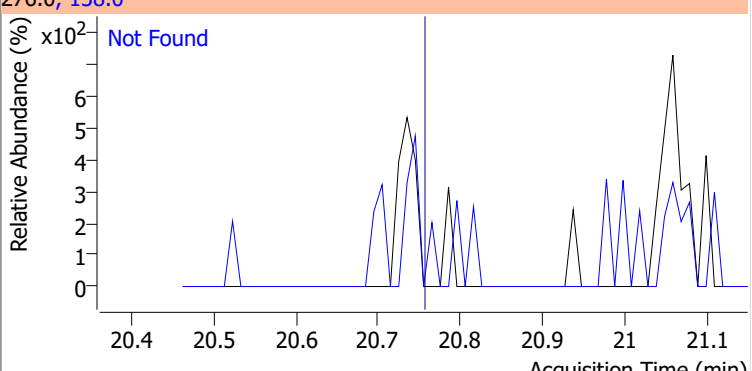
Compound	Conc.	Exp RT	QIon	Exp Ratio	QIon	Exp Ratio
bis(2-ethylhexyl)Phthalate	N.D.	16.37	149.0	390.8	279.0	15.0



Compound	Conc.	Exp RT	QIon	Exp Ratio
Di-n-octyl Phthalate	N.D.	18.13	150.0	10.0

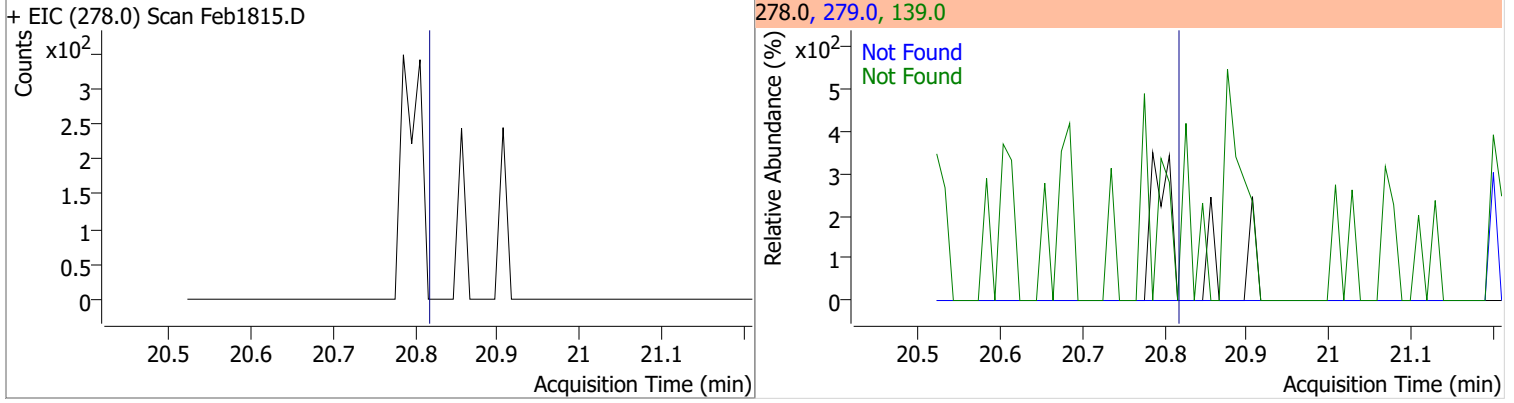


Quantitation Results Report (QT Reviewed)

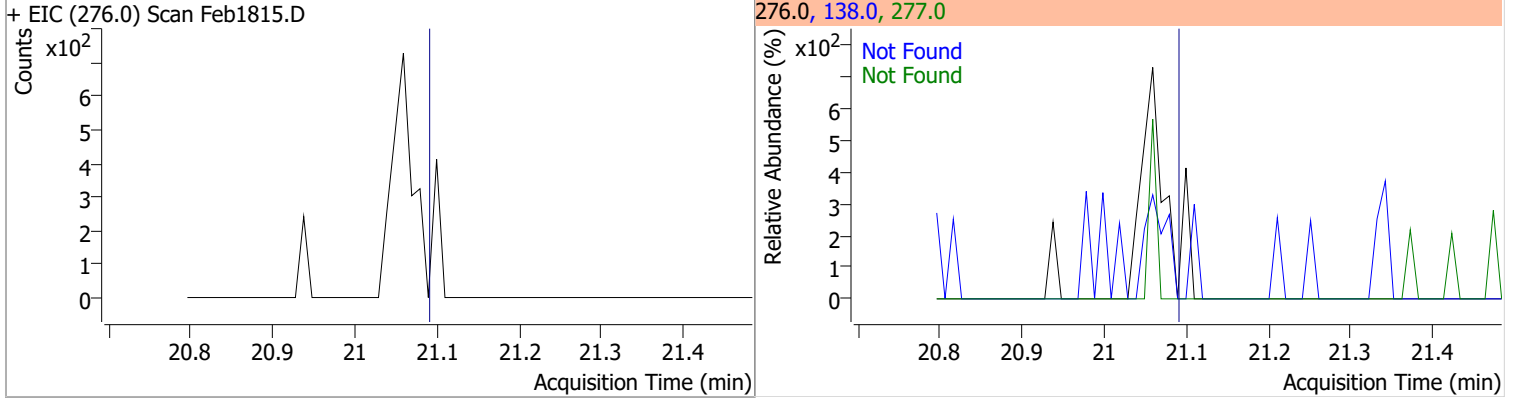
Compound	Conc.	Exp RT	QIon	Exp Ratio
Benzo(b)fluoranthene	N.D.	18.38	253.0	22.3
+ EIC (252.0) Scan Feb1815.D			252.0, 253.0	
				
Benzo(k)fluoranthene	N.D.	18.45	253.0	22.0
+ EIC (252.0) Scan Feb1815.D			252.0, 253.0	
				
Benzo(a)pyrene	N.D.	18.98	253.0	21.5
+ EIC (252.0) Scan Feb1815.D			252.0, 253.0	
				
Indeno(1,2,3-c,d)pyrene	N.D.	20.76	138.0	29.6
+ EIC (276.0) Scan Feb1815.D			276.0, 138.0	
				

Quantitation Results Report (QT Reviewed)

Compound	Conc.	Exp RT	QIon	Exp Ratio	QIon	Exp Ratio
Dibenzo(a,h)anthracene	N.D.	20.82	139.0	25.2	279.0	24.1

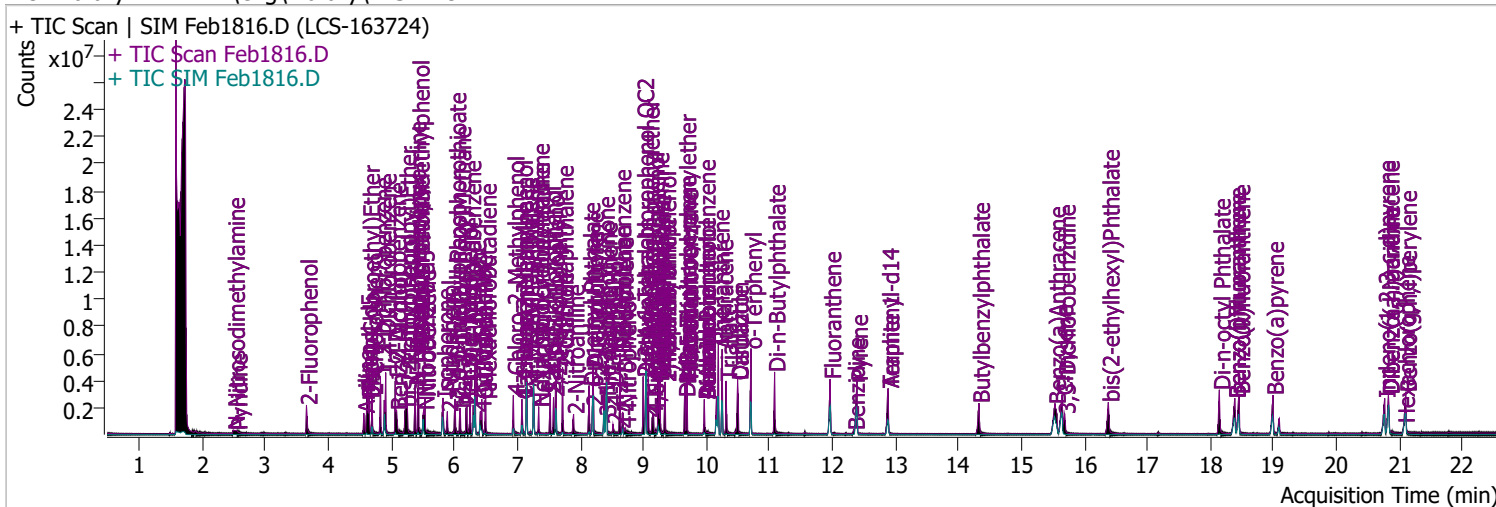


Compound	Conc.	Exp RT	QIon	Exp Ratio	QIon	Exp Ratio
Benzo(g,h,i)perylene	N.D.	21.09	138.0	33.0	277.0	23.2



Quantitation Results Report (QT Reviewed)

Data File	Feb1816.D	Operator	LIMS import
Acq. Method	BNA+SIM.M	Acq. Date-Time	2/19/2022 4:05:47 PM
Sample Name	LCS-163724	Instrument	Instrument #1
Vial	16	Multiplier	1.00
DA Method File		Comment	SVOC-8270-W-LARGO
Tune File	dftppdsm.u	Tune Date	2/18/2022 9:25:00 PM
Batch Name	021822 DoD BNA cal.batch.bin	Last Calib Update	2/19/2022 1:06:17 PM
Ref Library	D:\Org\Library\NIST129K.l		



Compound	RT	QIon	Resp.	Conc.	Units	Dev(Min)
----------	----	------	-------	-------	-------	----------

Internal Standards

System Monitoring Compounds

S 2-Fluorophenol	3.653	112.0	721287	78.2897	µg/L	0.000
Spiked Amount: 200.000	Range: 10.0 - 75.0%			Recovery = 39.14%		
S Phenol-d5	4.613	99.0	959303	81.0766	µg/L	0.000
Spiked Amount: 200.000	Range: 10.0 - 65.0%			Recovery = 40.54%		
S Nitrobenzene-d5	5.512	82.0	496809	75.3044	µg/L	0.010
Spiked Amount: 100.000	Range: 32.0 - 94.0%			Recovery = 75.30%		
S 2-Fluorobiphenyl	7.615	172.0	1606095	86.6113	µg/L	0.010
Spiked Amount: 100.000	Range: 28.0 - 107.0%			Recovery = 86.61%		
S 2,4,6-Tribromophenol	9.346	329.8	344581	182.7258	µg/L	0.010
Spiked Amount: 200.000	Range: 25.0 - 140.0%			Recovery = 91.36%		
S Terphenyl-d14	12.885	244.3	1890224	99.7889	µg/L	0.010
Spiked Amount: 100.000	Range: 32.0 - 122.0%			Recovery = 99.79%		

Target Compounds

Compound	RT	QIon	Resp.	Conc.	Units	QValue
T N-Nitrosodimethylamine	2.499	74.0	132233	49.5675	µg/L	97
T Pyridine	2.540	79.0	236191	34.7825	µg/L	98
T Aniline	4.562	93.0	718666	42.3950	µg/L	m 96
T Phenol	4.623	94.0	628400	48.0061	µg/L	91
T bis(-2-Chloroethyl)Ether	4.644	63.0	673446	75.5709	µg/L	m 96
T 2-Chlorophenol	4.695	128.0	710050	67.1948	µg/L	99
T 1,3-Dichlorobenzene	4.828	146.0	950762	70.1869	µg/L	m 98
T 1,4-Dichlorobenzene	4.909	146.0	924293	67.4122	µg/L	m 99
T 1,2-Dichlorobenzene	5.063	146.0	889485	67.1819	µg/L	97
T Benzyl Alcohol	5.083	108.0	334545	64.8569	µg/L	97
T bis(2-chloroisopropyl)Ether	5.226	121.0	230930	64.7289	µg/L	100
T 2-Methylphenol	5.246	107.0	689854	75.3135	µg/L	94
T N-nitroso-Di-n-propylamine	5.379	70.0	648358	100.5449	µg/L	98
T 4Methylphenol/3Methylphenol	5.430	107.0	944879	75.6937	µg/L	98
T Hexachloroethane	5.430	117.0	259597	64.6644	µg/L	98

Quantitation Results Report (QT Reviewed)

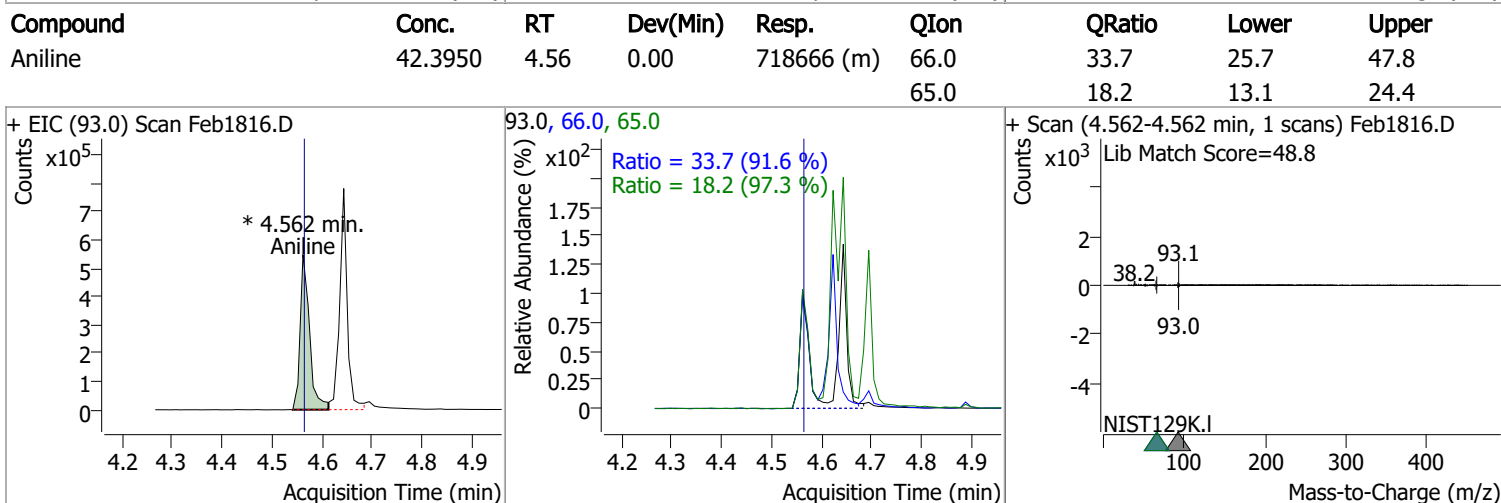
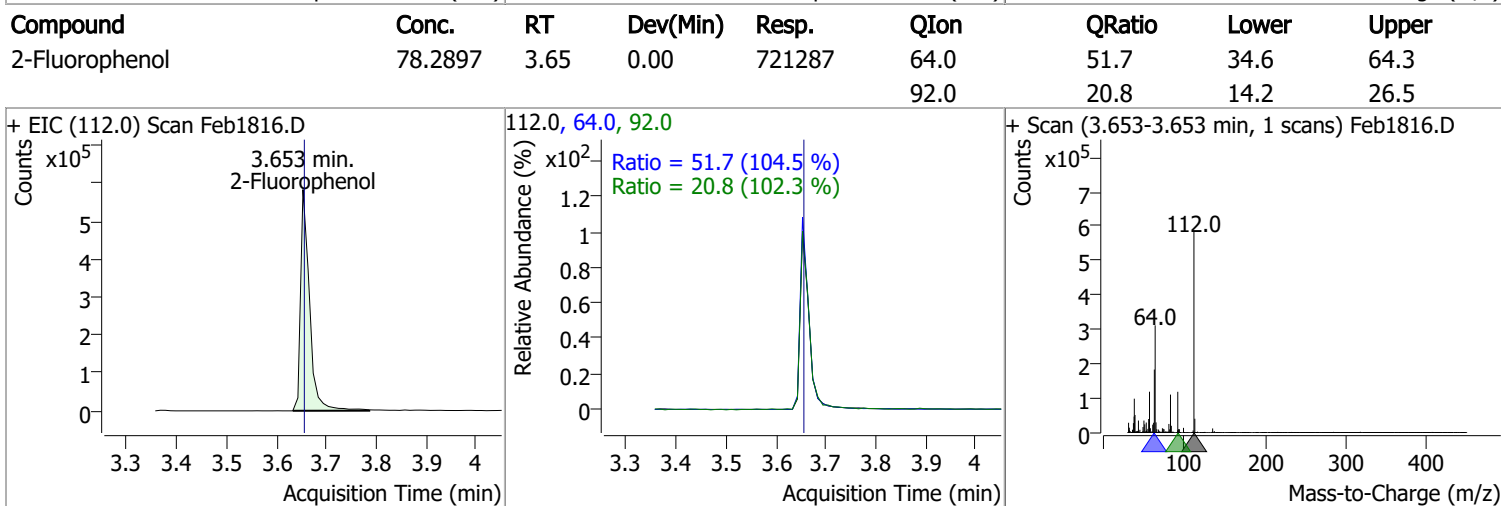
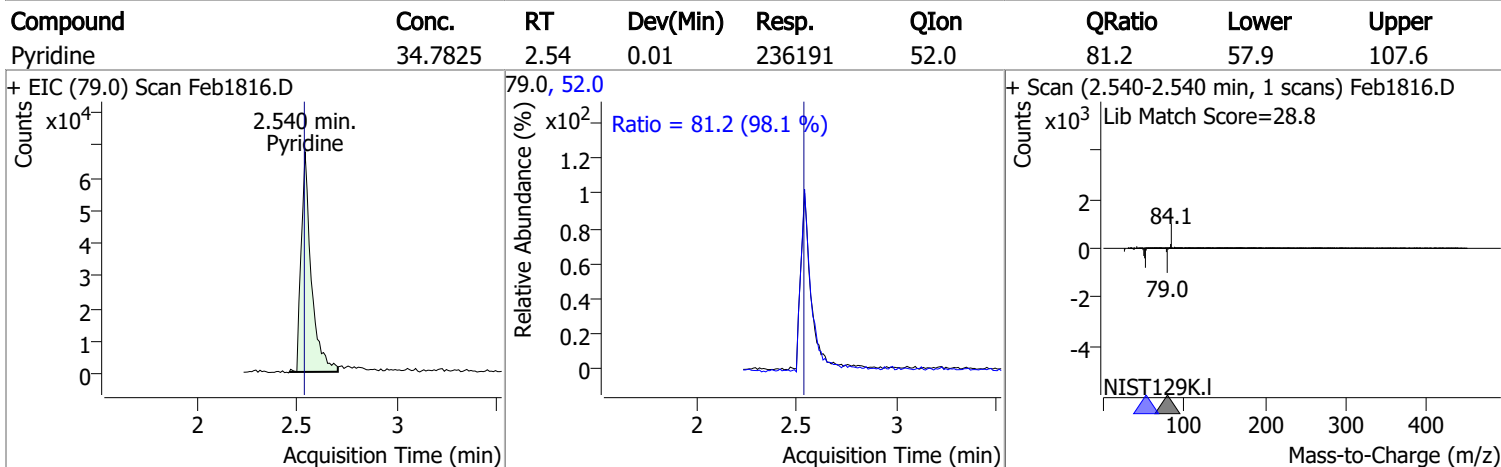
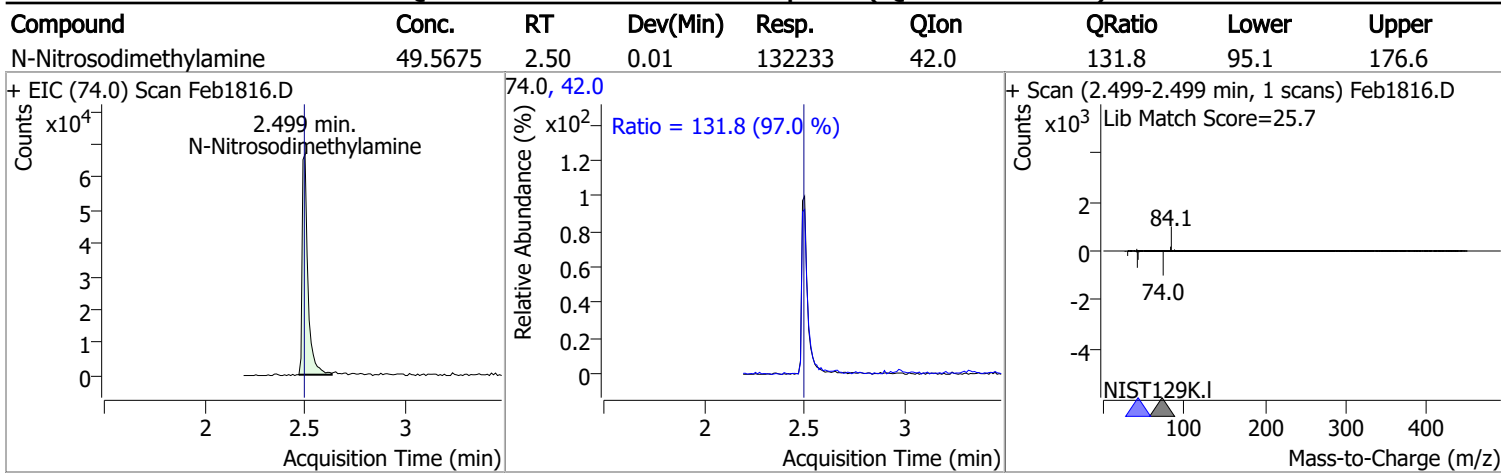
Compound	RT	QIon	Resp.	Conc.	Units	Dev(Min)	
T Nitrobenzene	5.532	123.1	293453	88.7235	µg/L	98	
T Isophorone	5.818	82.0	1289009	81.3276	µg/L	99	
T 2-Nitrophenol	5.890	139.0	293902	82.2133	µg/L	98	
T 2,4-Dimethylphenol	6.013	122.0	589838	80.0755	µg/L	98	
T bis(-2-Chloroethoxy)Methane	6.095	93.0	788755	85.0692	µg/L	97	
T 2,4-Dichlorophenol	6.198	162.0	528068	74.9634	µg/L	97	
T Benzoic Acid	6.198	105.0	91311	28.6632	µg/L	86	
T 1,2,4-Trichlorobenzene	6.249	180.0	619571	73.0803	µg/L	100	
T Naphthalene	6.331	128.0	2090973	83.7566	µg/L	99	
T 4-Chlorophenol	6.413	130.0	175506	66.4694	µg/L	99	
T p-Chloroaniline	6.434	127.0	631810	63.8638	µg/L	97	
T Hexachlorobutadiene	6.496	224.9	309403	70.6360	µg/L	99	
T 4-Chloro-2-Methylphenol	6.937	107.0	541291	83.0057	µg/L	m	96
T 4-Chloro-3-Methylphenol	7.071	107.0	585346	85.8097	µg/L	m	97
T 2-Methylnaphthalene	7.153	141.0	1247204	87.3370	µg/L		98
T 1-Methylnaphthalene	7.256	141.0	1067616	76.9002	µg/L	m	98
T Hexachlorocyclopentadiene	7.338	236.9	203656	77.8774	µg/L		96
T 2,4,6-Trichlorophenol	7.523	196.0	416677	90.6601	µg/L	m	96
T 2,4,5-Trichlorophenol	7.574	196.0	423746	82.8088	µg/L	m	95
T 2-Chloronaphthalene	7.718	162.0	1288800	82.8006	µg/L		97
T 2-Nitroaniline	7.892	65.0	258428	92.4304	µg/L		97
T Dimethyl Phthalate	8.139	163.0	1523524	95.8472	µg/L		96
T 2,6-Dinitrotoluene	8.190	165.0	182491	84.7267	µg/L		94
T Acenaphthylene	8.200	152.1	2135675	85.8553	µg/L		99
T 3-Nitroaniline	8.394	138.0	182072	74.9042	µg/L		98
T Acenaphthene	8.415	154.0	1283172	90.6285	µg/L		100
T 2,4-Dinitrophenol	8.517	184.0	97120	87.3775	µg/L		96
T Dibenzofuran	8.630	168.0	2089603	90.4568	µg/L		97
T 2,4-Dinitrotoluene	8.671	165.0	251542	91.6677	µg/L		97
T 4-Nitrophenol	8.712	109.0	87507	35.8244	µg/L		97
T Diethylphthalate	8.998	149.0	1511372	91.8115	µg/L		99
T Fluorene	9.039	166.0	1614179	86.4198	µg/L		99
T 4-Chlorophenyl-phenylether	9.080	204.0	842337	98.9256	µg/L		96
T 4-Nitroaniline	9.141	138.0	231827	87.3097	µg/L		95
T 4,6-Dinitro-2-methylphenol	9.162	198.0	148340	90.2228	µg/L		99
T N-nitrosodiphenylamine	9.233	169.0	1205943	96.9653	µg/L		99
T Azobenzene	9.264	77.0	1390559	84.3975	µg/L		93
T 4-Bromophenyl-phenylether	9.663	248.0	467477	97.3942	µg/L		99
T Hexachlorobenzene	9.694	283.9	443718	93.1678	µg/L		100
T Pentachlorophenol	9.968	265.9	238505	101.7675	µg/L		94
T Phenanthrene	10.191	178.0	2456282	96.6684	µg/L		100
T Anthracene	10.252	178.0	2343786	96.4654	µg/L	m	98
T Triallate	10.313	86.0	557371	93.9925	µg/L		100
T Carbazole	10.495	167.0	2380539	96.3496	µg/L		99
T o-Terphenyl	10.708	230.0	1265554	92.9410	µg/L		99
T Di-n-Butylphthalate	11.082	149.0	2425933	99.9731	µg/L		100
T Fluoranthene	11.964	202.0	2439462	94.4396	µg/L		100
T Benzidine	12.338	184.0	188674	20.2375	µg/L		98
T Pyrene	12.389	202.0	2592219	92.2453	µg/L		99
T Butylbenzylphthalate	14.326	149.0	822113	95.5304	µg/L		98
T Benzo(a)Anthracene	15.532	228.0	2173145	100.2859	µg/L		99
T Chrysene	15.645	228.0	2297117	95.3801	µg/L		98
T 3,3-Dichlorobenzidine	15.686	252.0	566118	74.3920	µg/L		98
T bis(2-ethylhexyl)Phthalate	16.381	167.0	291197	97.4358	µg/L		99
T Di-n-octyl Phthalate	18.143	149.0	2030132	97.2895	µg/L		99

Quantitation Results Report (QT Reviewed)

Compound	RT	QIon	Resp.	Conc.	Units	Dev(Min)
T Benzo(b)fluoranthene	18.386	252.0	1997422	92.0372	µg/L	100
T Benzo(k)fluoranthene	18.457	252.0	2081903	90.6541	µg/L	99
T Benzo(a)pyrene	18.993	252.0	1829561	88.4845	µg/L	98
T Indeno(1,2,3-c,d)pyrene	20.765	276.0	1578527	91.1159	µg/L	97
T Dibenzo(a,h)anthracene	20.826	278.0	1757287	92.9687	µg/L	99
T Benzo(g,h,i)perylene	21.100	276.0	1834971	91.7932	µg/L	97

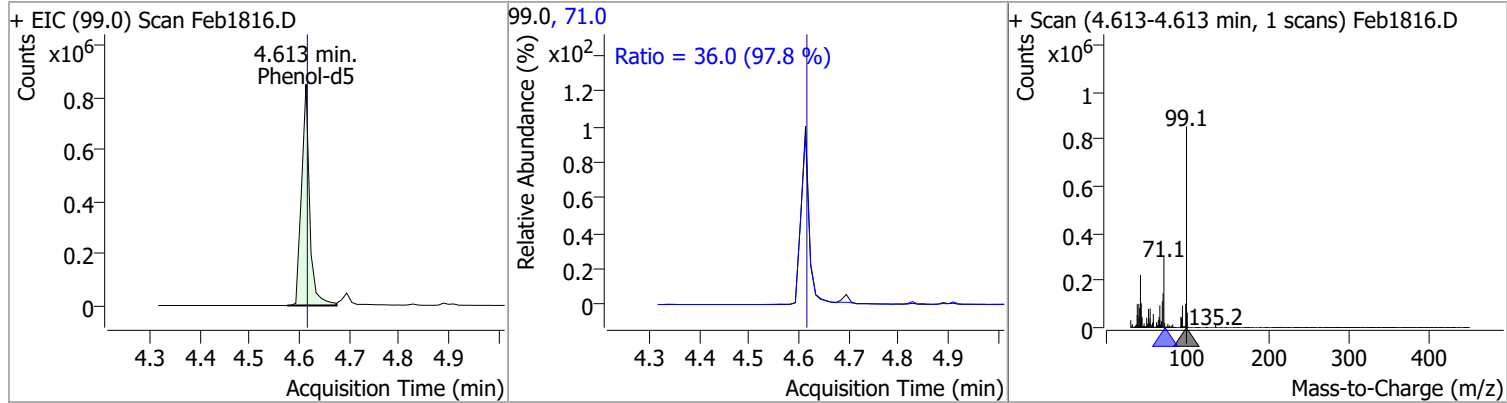
(#) = Qualifier Out of Range; (m) = Manual Integration; (+) = Area Summed; (*) = Surrogate Percent Recovery Out of Range; (d): Zeroed Peak

Quantitation Results Report (QT Reviewed)

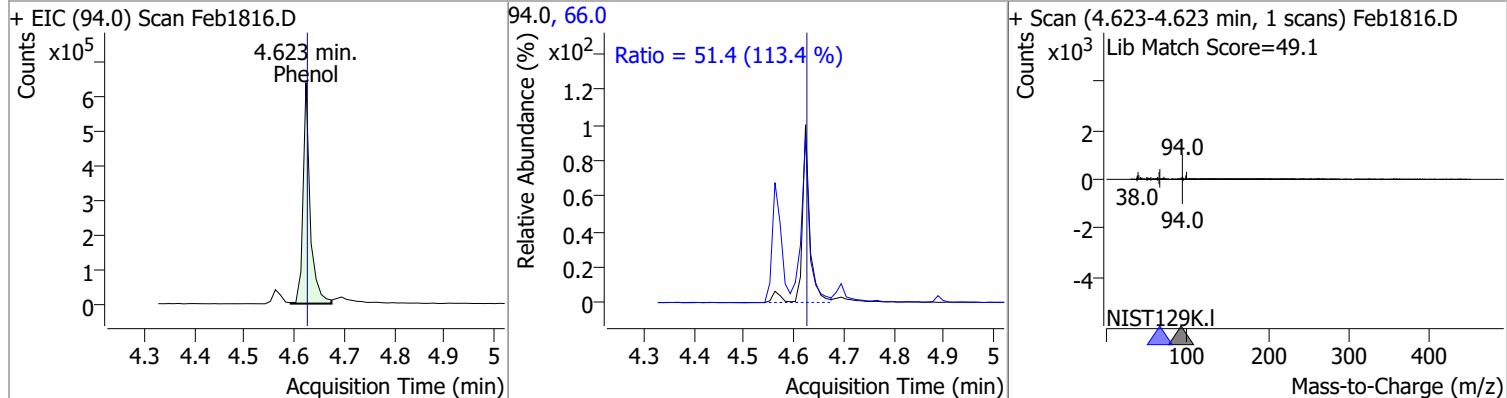


Quantitation Results Report (QT Reviewed)

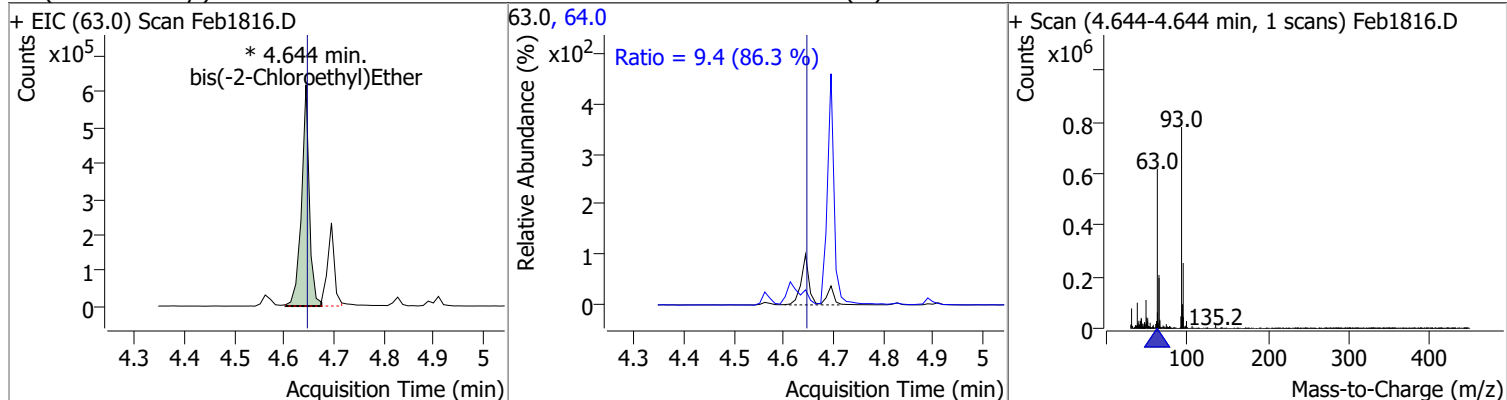
Compound	Conc.	RT	Dev(Min)	Resp.	QIon	QRatio	Lower	Upper
Phenol-d5	81.0766	4.61	0.00	959303	71.0	36.0	25.8	47.9



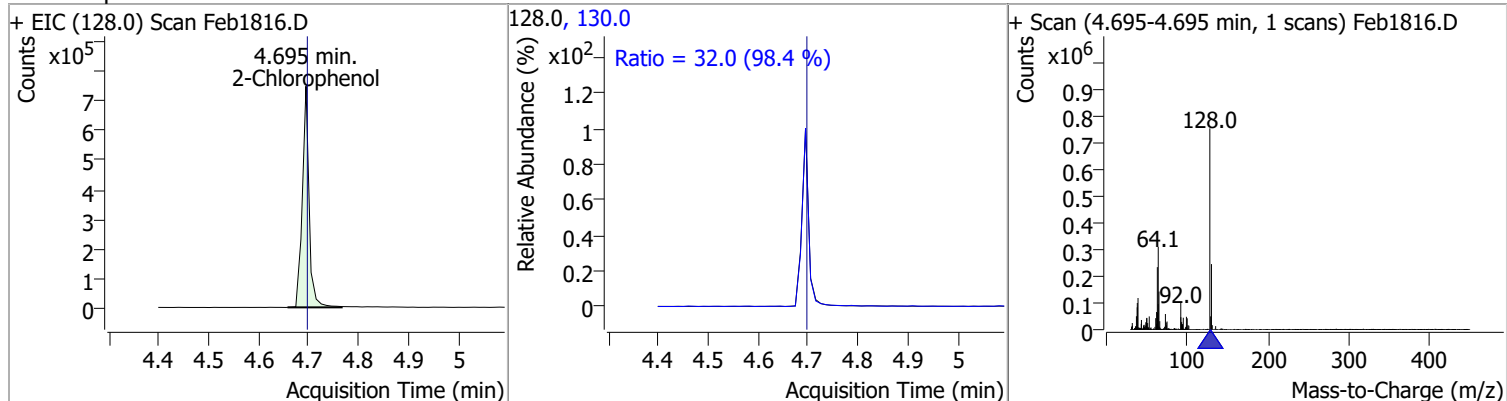
Compound	Conc.	RT	Dev(Min)	Resp.	QIon	QRatio	Lower	Upper
Phenol	48.0061	4.62	0.00	628400	66.0	51.4	31.7	58.9



Compound	Conc.	RT	Dev(Min)	Resp.	QIon	QRatio	Lower	Upper
bis(-2-Chloroethyl)Ether	75.5709	4.64	0.00	673446 (m)	64.0	9.4	7.6	14.1

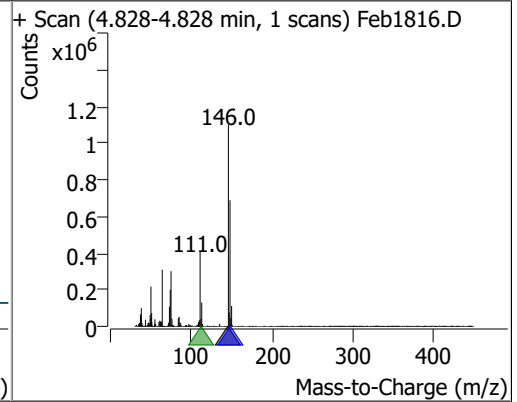
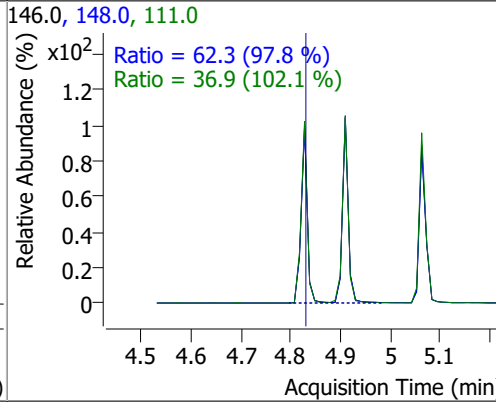
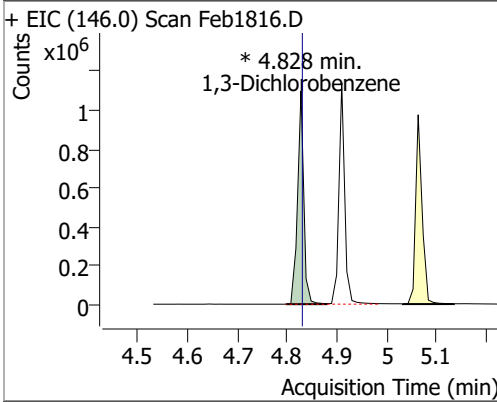


Compound	Conc.	RT	Dev(Min)	Resp.	QIon	QRatio	Lower	Upper
2-Chlorophenol	67.1948	4.69	0.00	710050	130.0	32.0	22.7	42.2

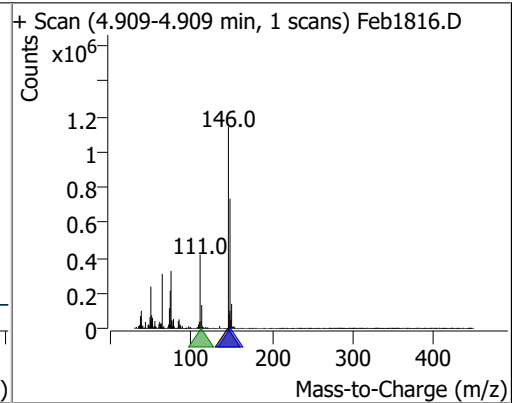
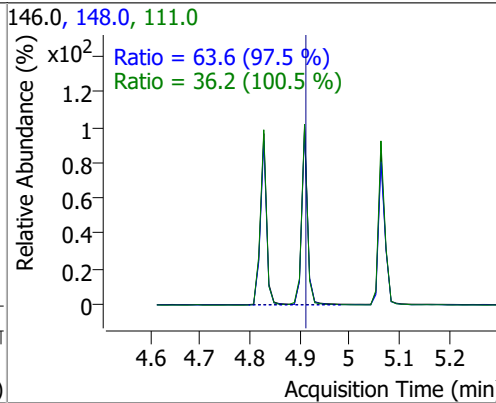
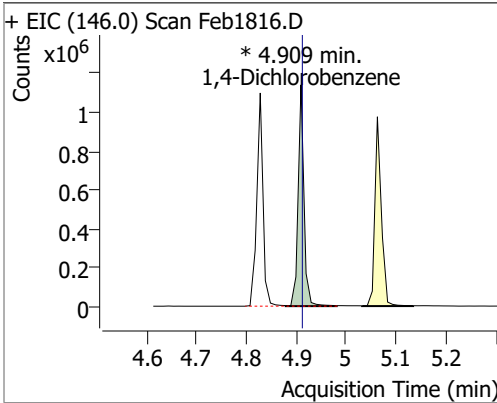


Quantitation Results Report (QT Reviewed)

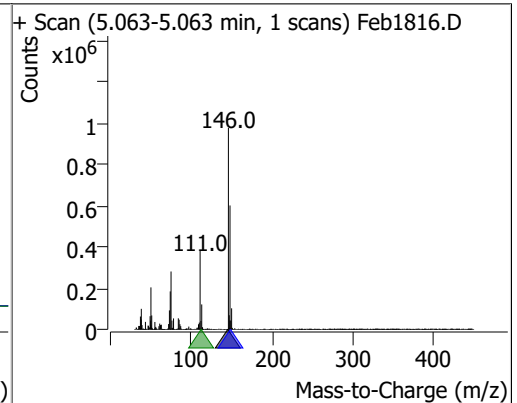
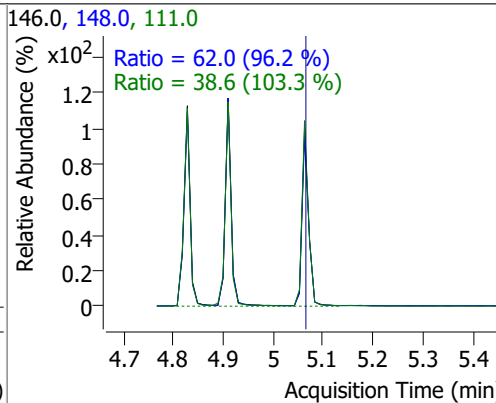
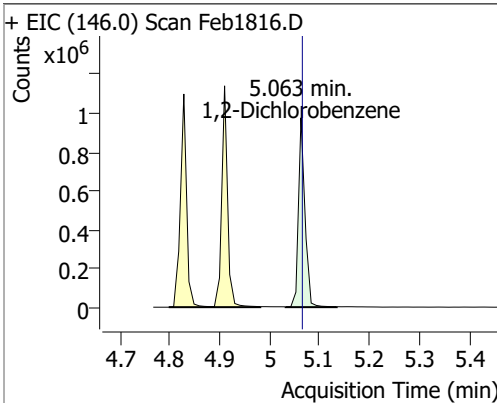
Compound	Conc.	RT	Dev(Min)	Resp.	QIon	QRatio	Lower	Upper
1,3-Dichlorobenzene	70.1869	4.83	0.00	950762 (m)	148.0	62.3	44.6	82.8
					111.0	36.9	25.3	47.0



Compound	Conc.	RT	Dev(Min)	Resp.	QIon	QRatio	Lower	Upper
1,4-Dichlorobenzene	67.4122	4.91	0.00	924293 (m)	148.0	63.6	45.6	84.8
					111.0	36.2	25.2	46.8

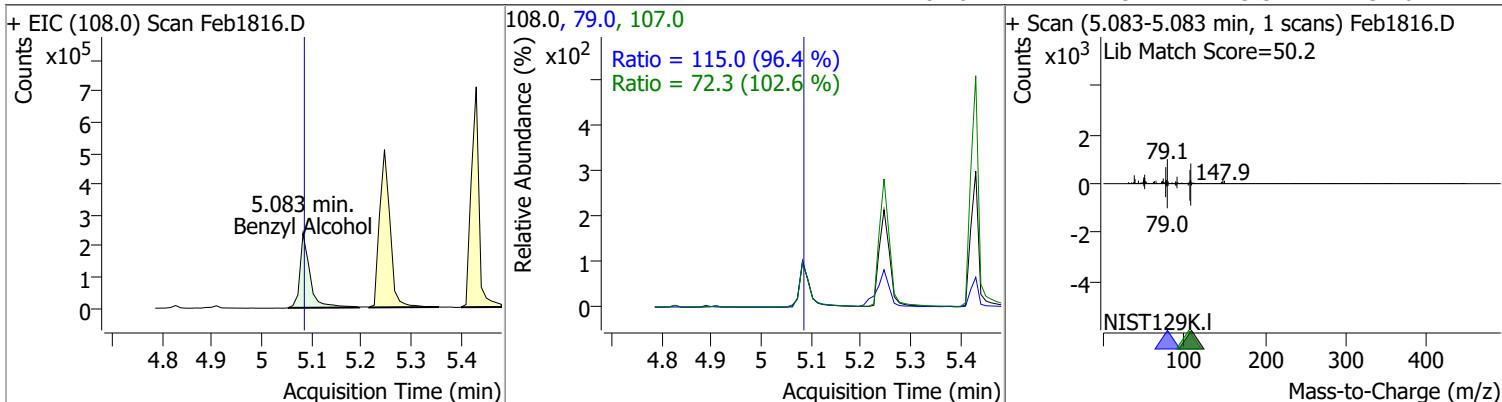


Compound	Conc.	RT	Dev(Min)	Resp.	QIon	QRatio	Lower	Upper
1,2-Dichlorobenzene	67.1819	5.06	0.00	889485	148.0	62.0	45.1	83.8
					111.0	38.6	26.1	48.5

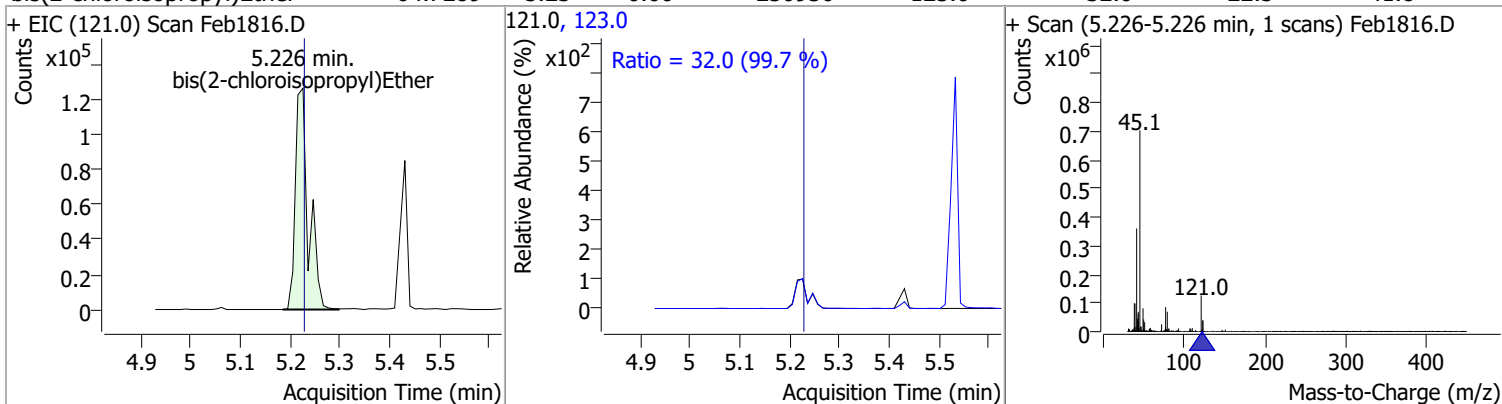


Quantitation Results Report (QT Reviewed)

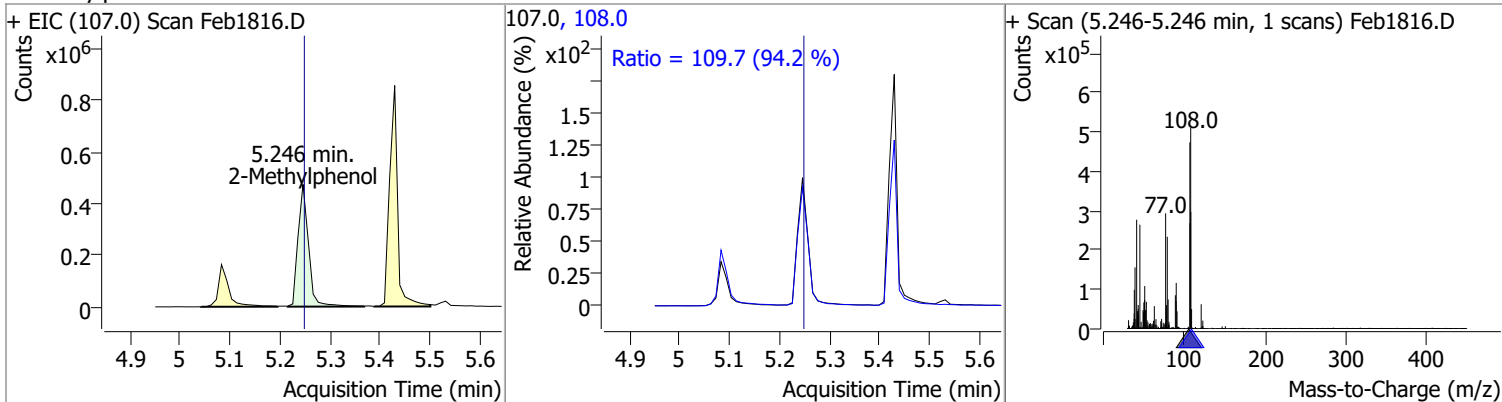
Compound	Conc.	RT	Dev(Min)	Resp.	QIon	QRatio	Lower	Upper
Benzyl Alcohol	64.8569	5.08	0.00	334545	79.0	115.0	83.5	155.1
					107.0	72.3	49.3	91.6



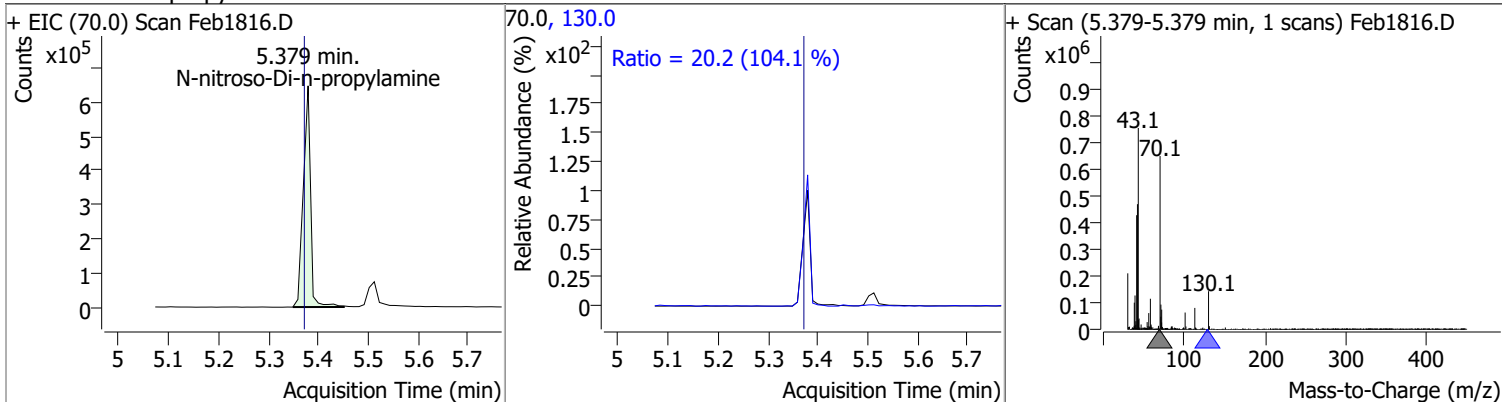
Compound	Conc.	RT	Dev(Min)	Resp.	QIon	QRatio	Lower	Upper
bis(2-chloroisopropyl)Ether	64.7289	5.23	0.00	230930	123.0	32.0	22.5	41.8



Compound	Conc.	RT	Dev(Min)	Resp.	QIon	QRatio	Lower	Upper
2-Methylphenol	75.3135	5.25	0.00	689854	108.0	109.7	81.5	151.4

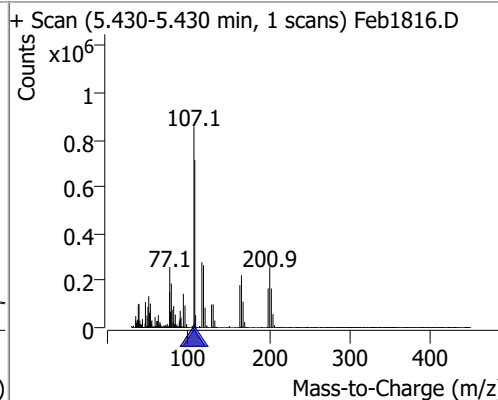
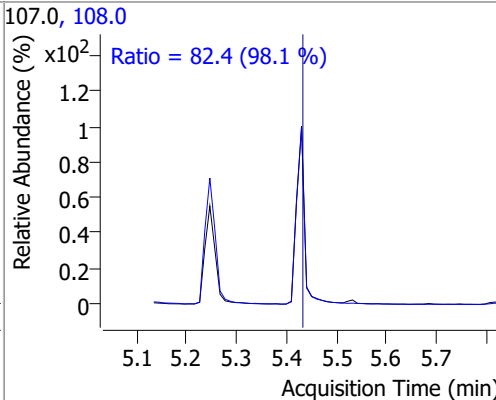
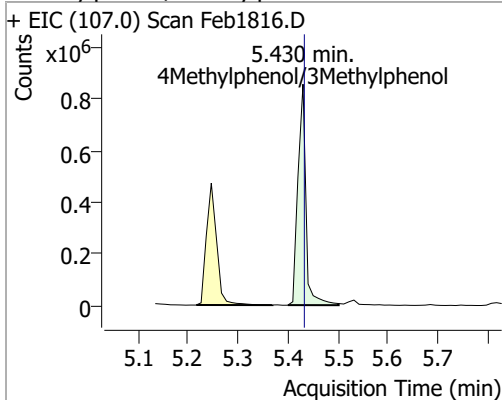


Compound	Conc.	RT	Dev(Min)	Resp.	QIon	QRatio	Lower	Upper
N-nitroso-Di-n-propylamine	100.5449	5.38	0.01	648358	130.0	20.2	0.0	38.8

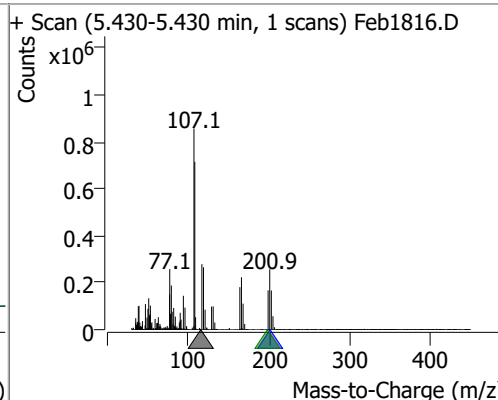
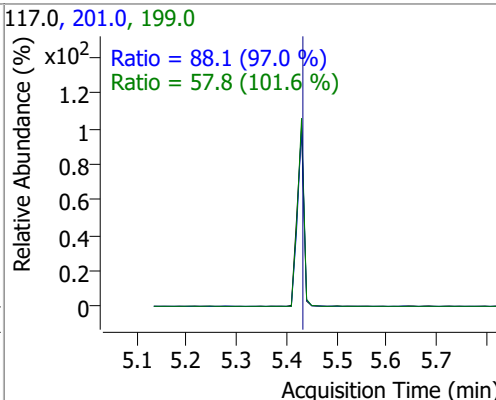
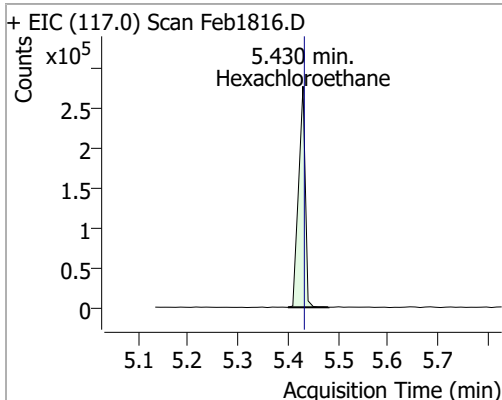


Quantitation Results Report (QT Reviewed)

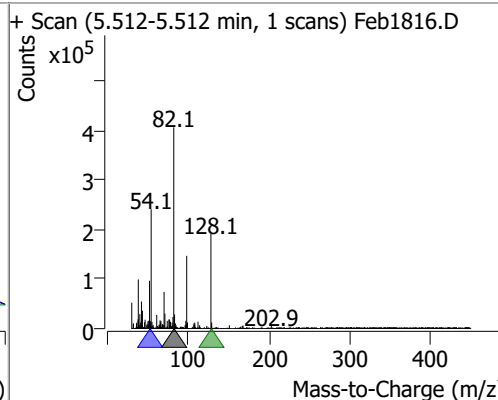
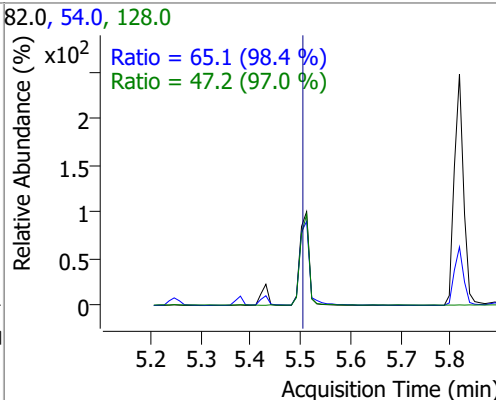
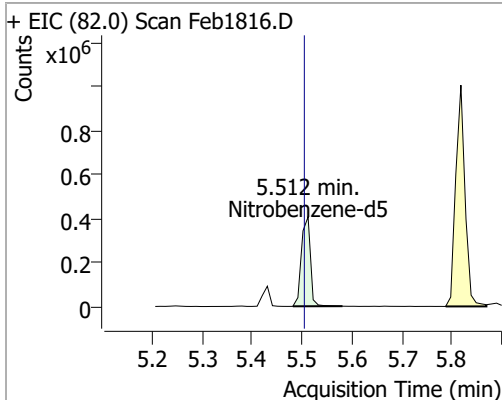
Compound	Conc.	RT	Dev(Min)	Resp.	QIon	QRatio	Lower	Upper
4Methylphenol/3Methylphenol	75.6937	5.43	0.00	944879	108.0	82.4	58.8	109.1



Compound	Conc.	RT	Dev(Min)	Resp.	QIon	QRatio	Lower	Upper
Hexachloroethane	64.6644	5.43	0.00	259597	201.0	88.1	63.5	118.0
					199.0	57.8	39.8	74.0

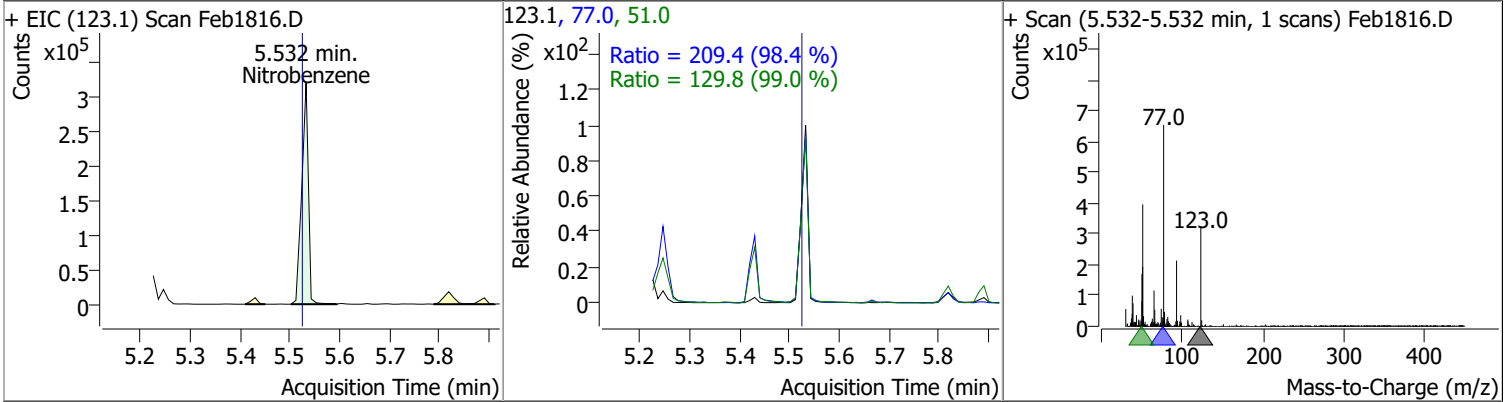


Compound	Conc.	RT	Dev(Min)	Resp.	QIon	QRatio	Lower	Upper
Nitrobenzene-d5	75.3044	5.51	0.01	496809	54.0	65.1	46.3	86.0
					128.0	47.2	34.1	63.3

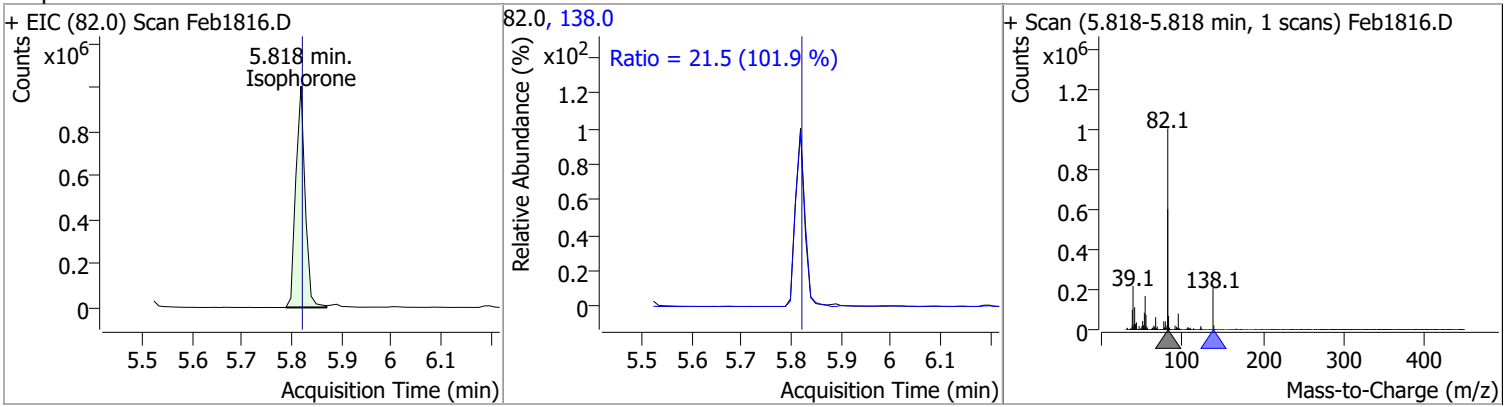


Quantitation Results Report (QT Reviewed)

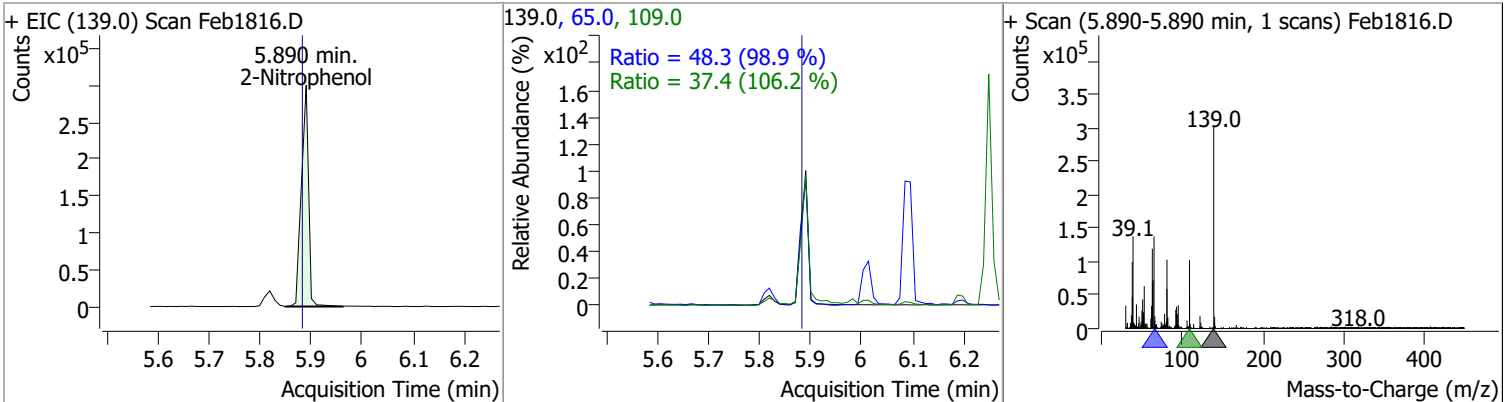
Compound	Conc.	RT	Dev(Min)	Resp.	QIon	QRatio	Lower	Upper
Nitrobenzene	88.7235	5.53	0.01	293453	77.0	209.4	148.9	276.5
					51.0	129.8	91.7	170.3



Compound	Conc.	RT	Dev(Min)	Resp.	QIon	QRatio	Lower	Upper
Isophorone	81.3276	5.82	0.00	1289009	138.0	21.5	14.8	27.5

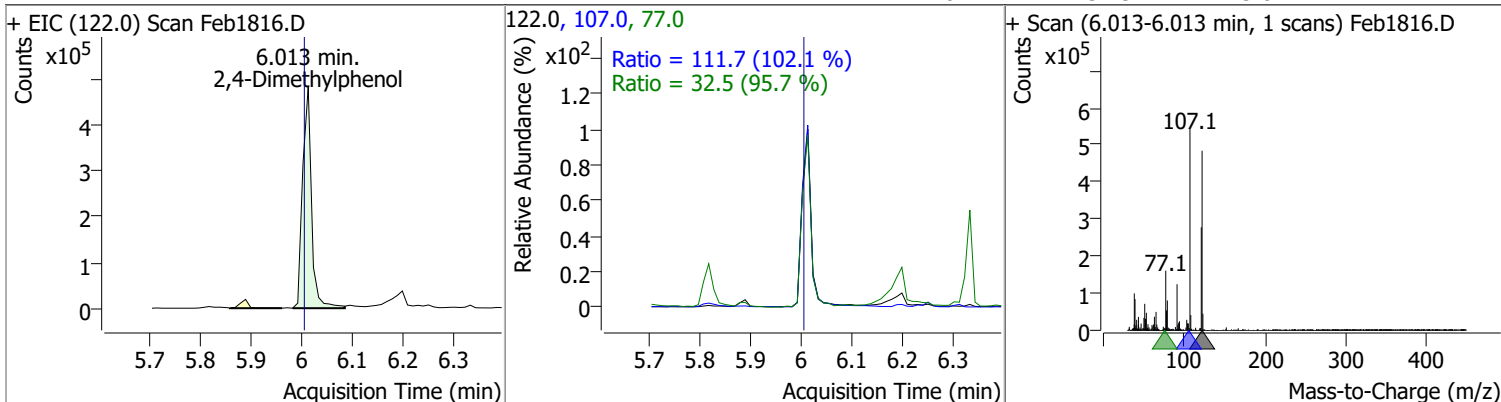


Compound	Conc.	RT	Dev(Min)	Resp.	QIon	QRatio	Lower	Upper
2-Nitrophenol	82.2133	5.89	0.01	293902	65.0	48.3	34.2	63.4
					109.0	37.4	24.6	45.8

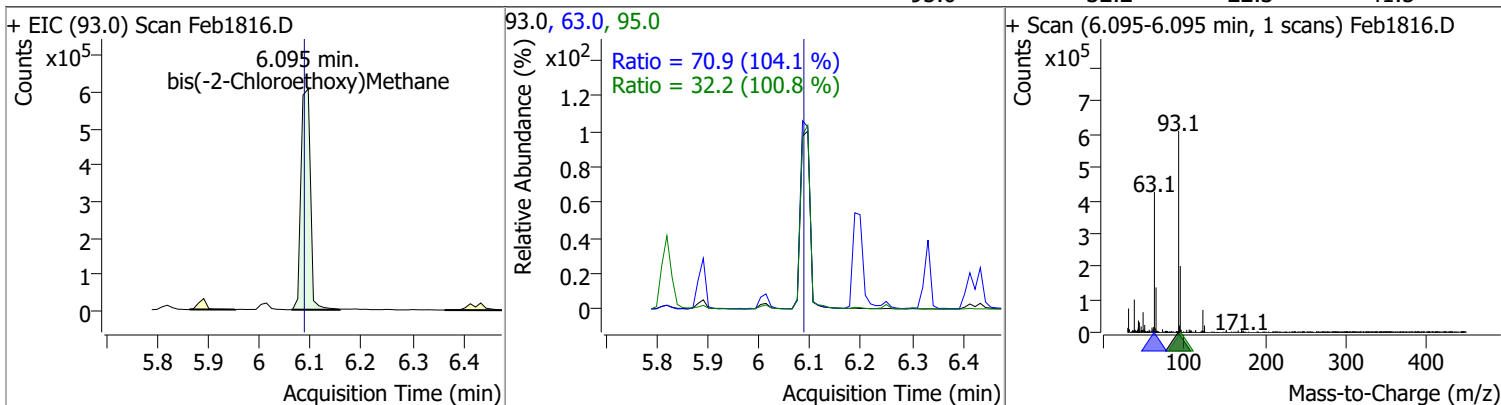


Quantitation Results Report (QT Reviewed)

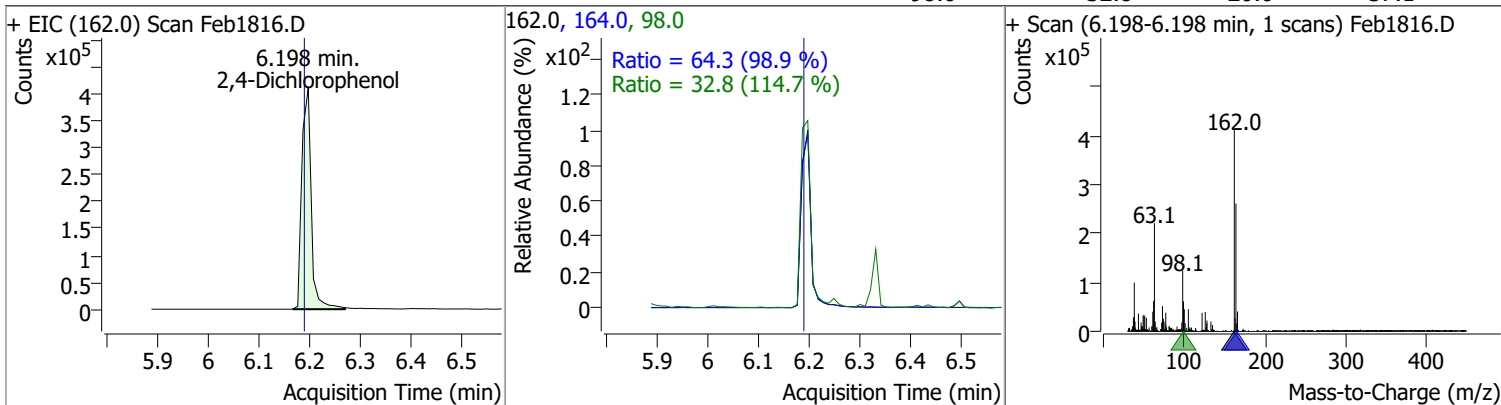
Compound	Conc.	RT	Dev(Min)	Resp.	QIon	QRatio	Lower	Upper
2,4-Dimethylphenol	80.0755	6.01	0.01	589838	107.0	111.7	76.6	142.3
					77.0	32.5	23.8	44.2



Compound	Conc.	RT	Dev(Min)	Resp.	QIon	QRatio	Lower	Upper
bis(-2-Chloroethoxy)Methane	85.0692	6.10	0.01	788755	63.0	70.9	47.7	88.6
					95.0	32.2	22.3	41.5

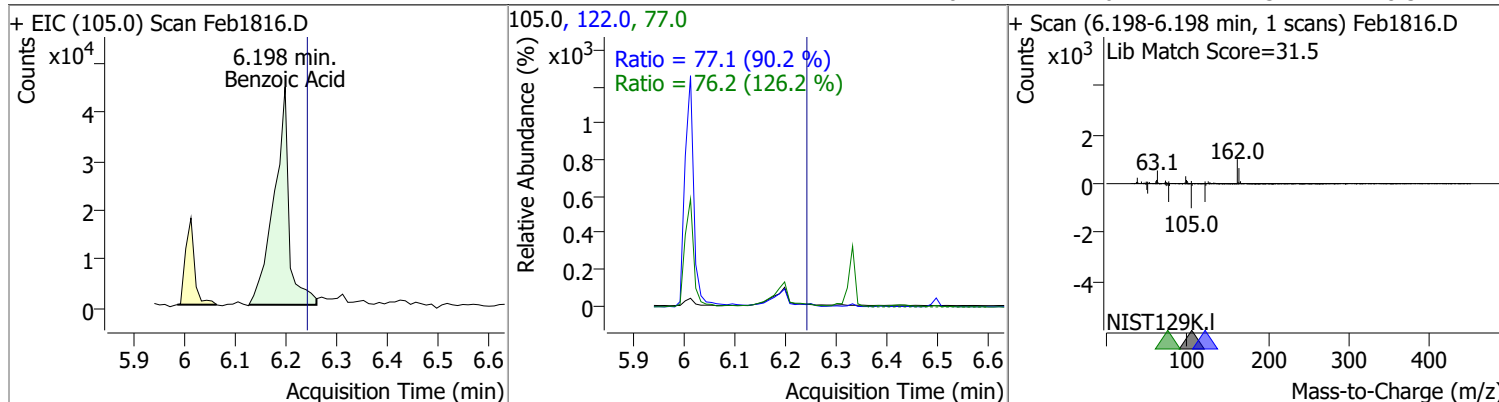


Compound	Conc.	RT	Dev(Min)	Resp.	QIon	QRatio	Lower	Upper
2,4-Dichlorophenol	74.9634	6.20	0.01	528068	164.0	64.3	45.5	84.5
					98.0	32.8	20.0	37.1

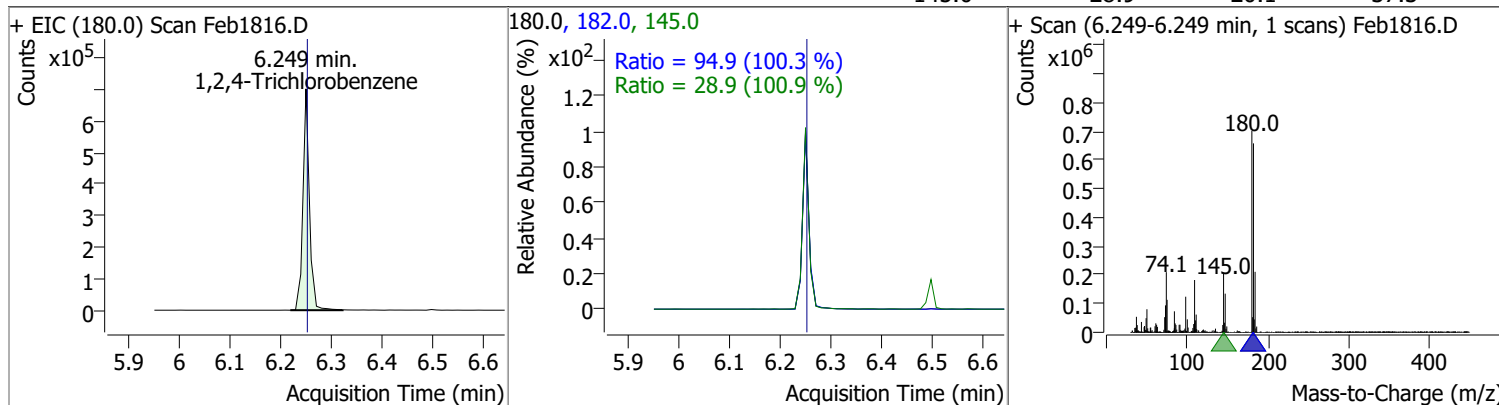


Quantitation Results Report (QT Reviewed)

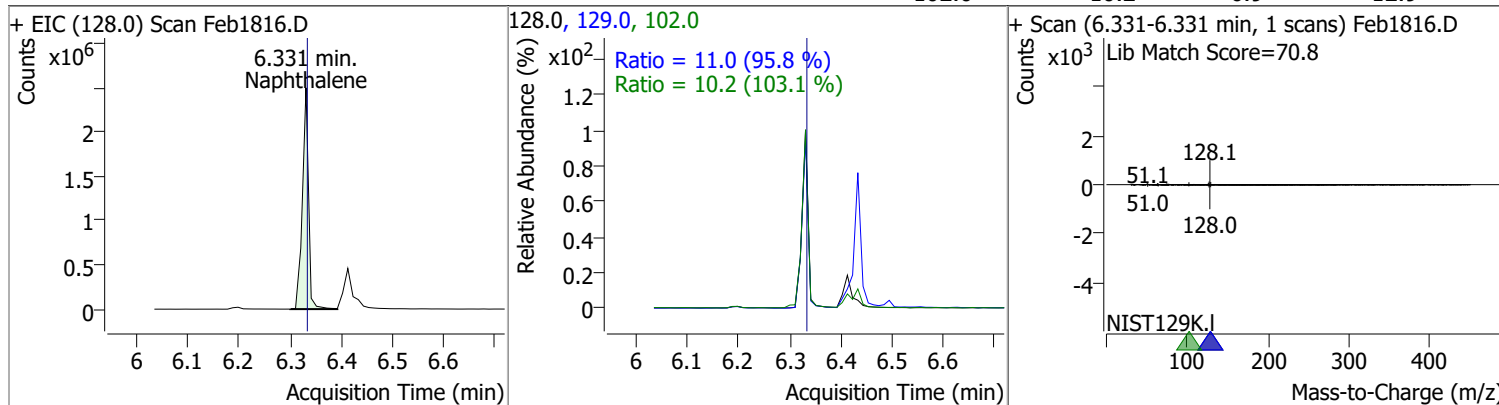
Compound	Conc.	RT	Dev(Min)	Resp.	QIon	QRatio	Lower	Upper
Benzoic Acid	28.6632	6.20	-0.04	91311	122.0	77.1	59.9	111.2
					77.0	76.2	42.3	78.5



Compound	Conc.	RT	Dev(Min)	Resp.	QIon	QRatio	Lower	Upper
1,2,4-Trichlorobenzene	73.0803	6.25	0.00	619571	182.0	94.9	66.2	122.9
					145.0	28.9	20.1	37.3

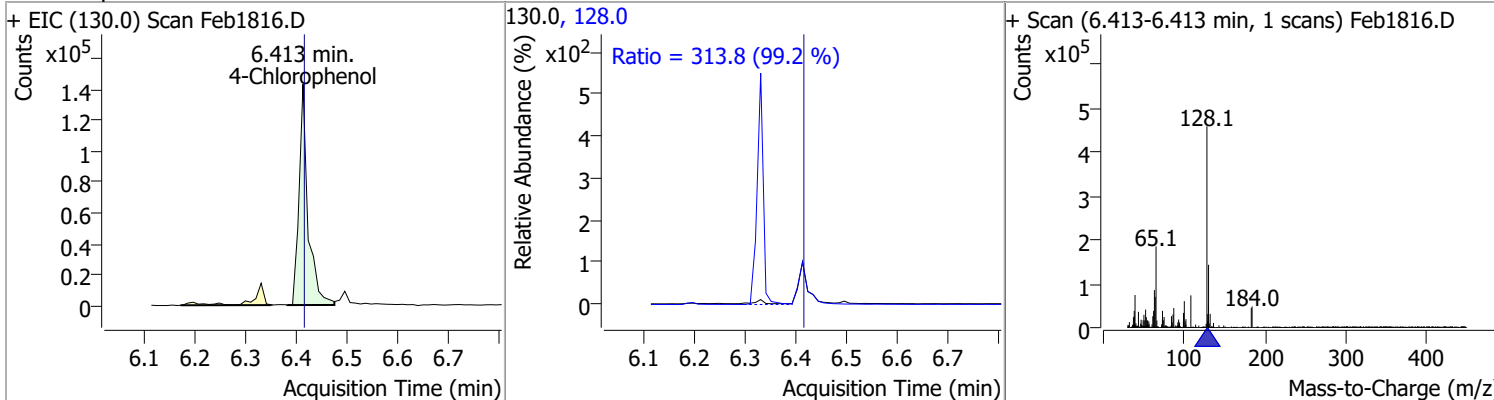


Compound	Conc.	RT	Dev(Min)	Resp.	QIon	QRatio	Lower	Upper
Naphthalene	83.7566	6.33	0.00	2090973	129.0	11.0	8.0	14.9
					102.0	10.2	6.9	12.9

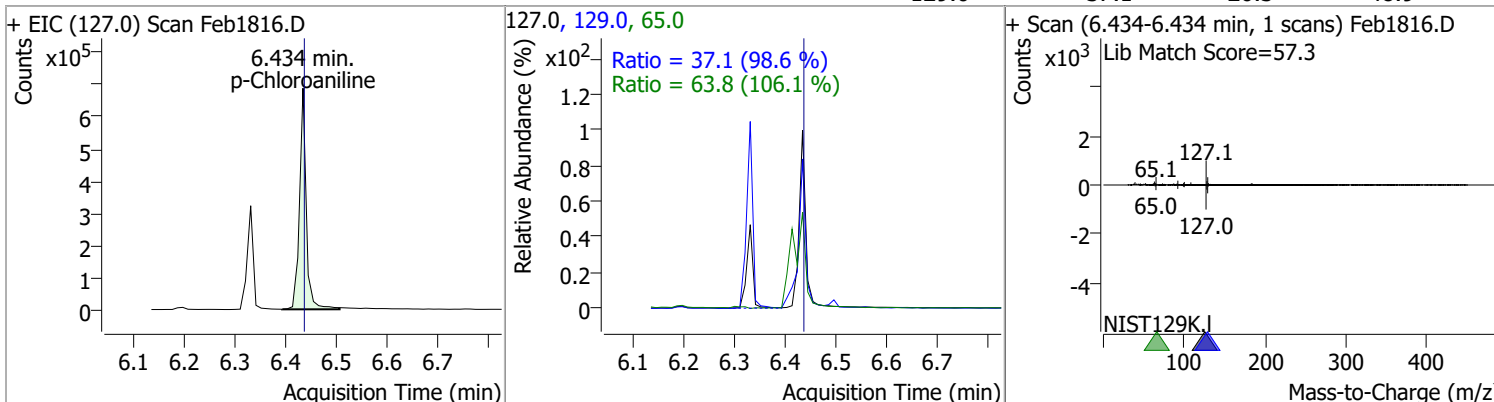


Quantitation Results Report (QT Reviewed)

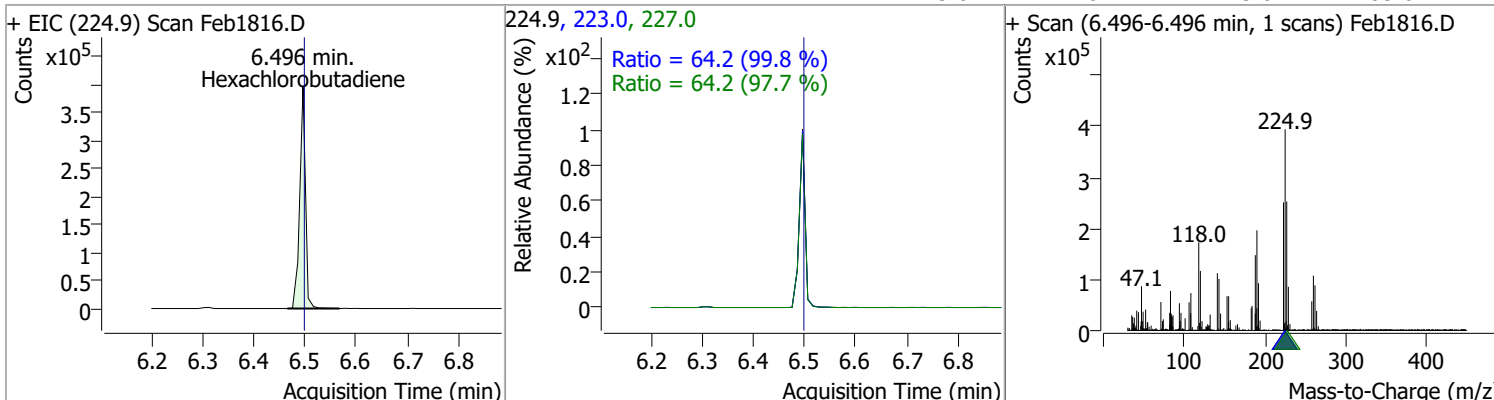
Compound	Conc.	RT	Dev(Min)	Resp.	QIon	QRatio	Lower	Upper
4-Chlorophenol	66.4694	6.41	0.00	175506	128.0	313.8	221.4	411.2



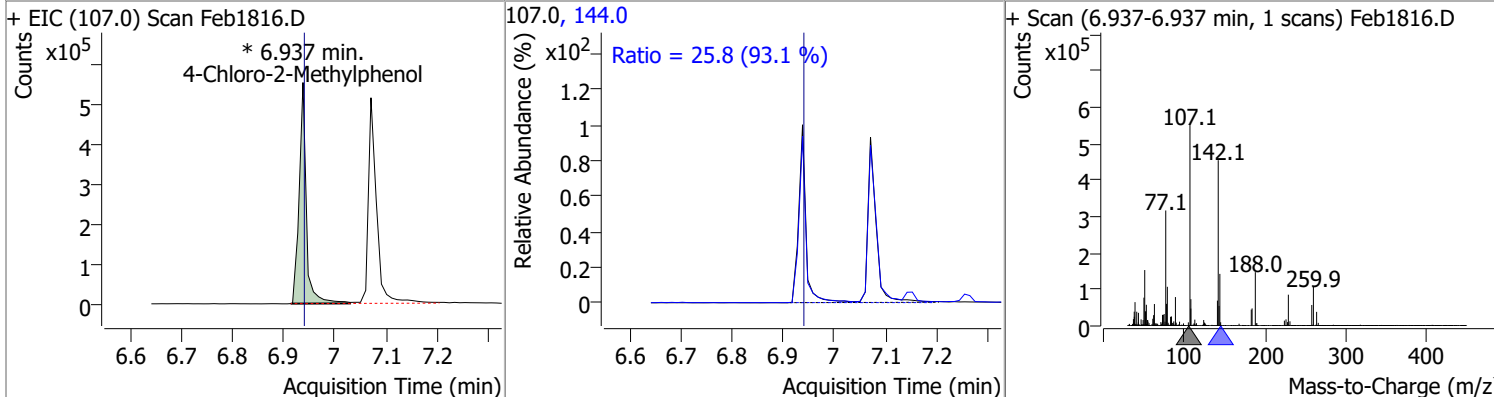
Compound	Conc.	RT	Dev(Min)	Resp.	QIon	QRatio	Lower	Upper
p-Chloroaniline	63.8638	6.43	0.00	631810	65.0	63.8	42.1	78.2
					129.0	37.1	26.3	48.9



Compound	Conc.	RT	Dev(Min)	Resp.	QIon	QRatio	Lower	Upper
Hexachlorobutadiene	70.6360	6.50	0.00	309403	227.0	64.2	46.0	85.4
					223.0	64.2	45.0	83.6

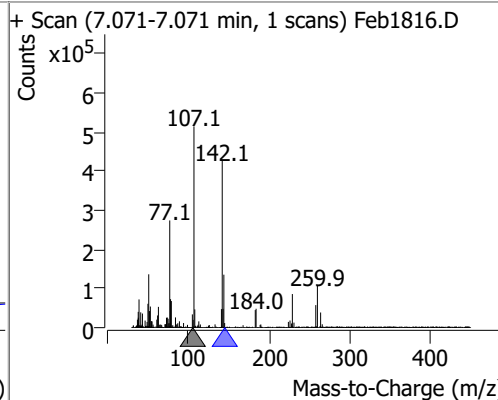
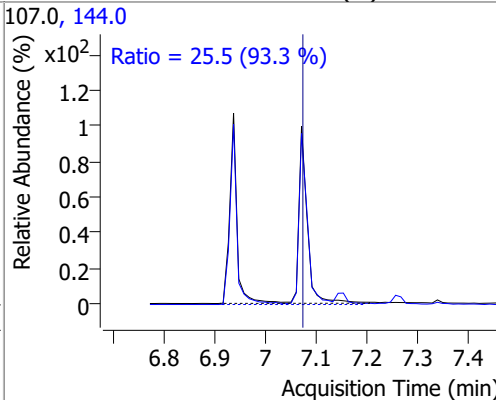
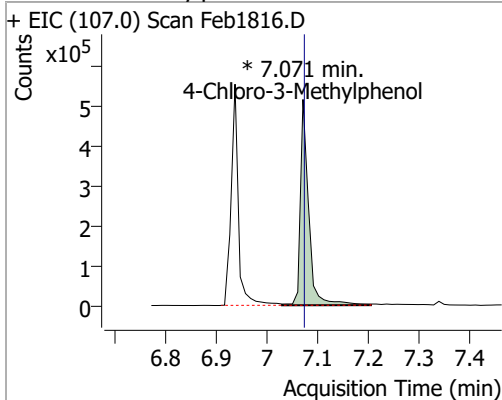


Compound	Conc.	RT	Dev(Min)	Resp.	QIon	QRatio	Lower	Upper
4-Chloro-2-Methylphenol	83.0057	6.94	0.00	541291 (m)	144.0	25.8	19.4	36.1

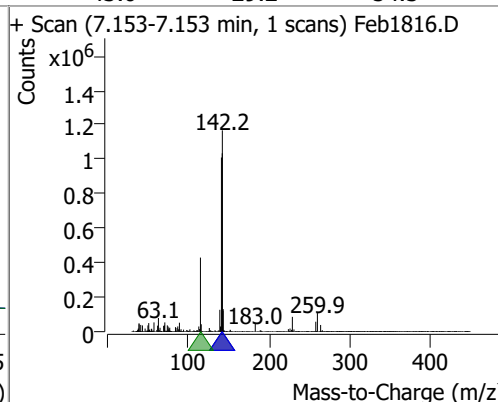
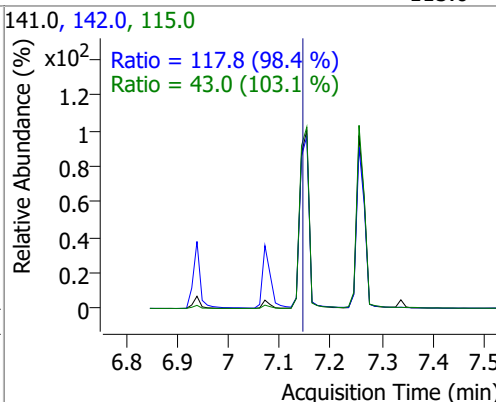
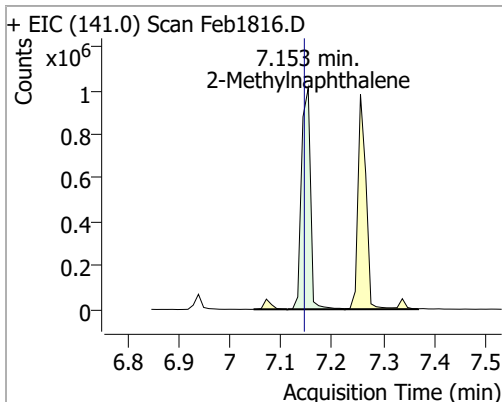


Quantitation Results Report (QT Reviewed)

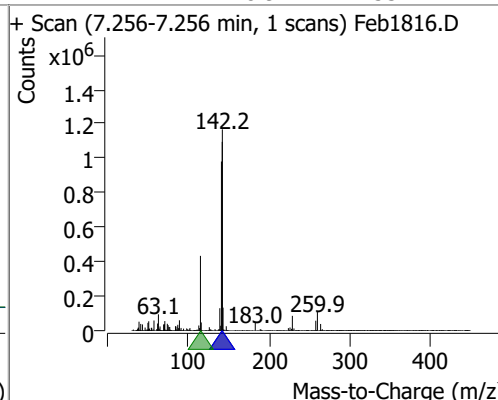
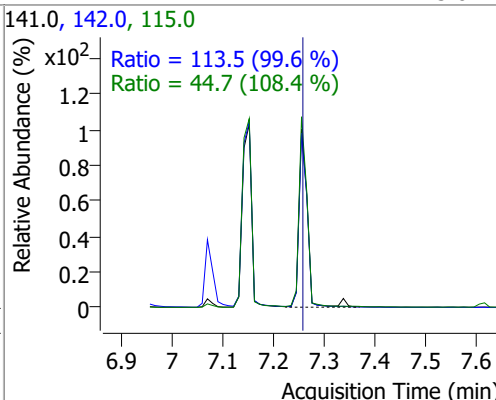
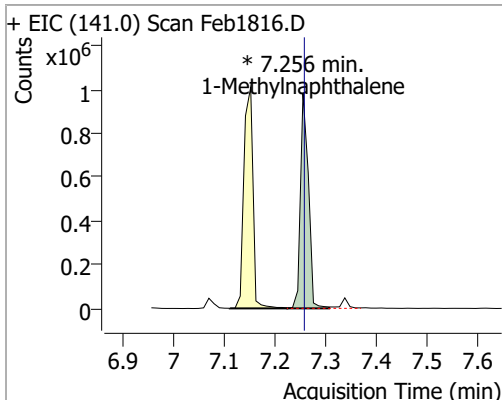
Compound	Conc.	RT	Dev(Min)	Resp.	QIon	QRatio	Lower	Upper
4-Chloro-3-Methylphenol	85.8097	7.07	0.00	585346 (m)	144.0	25.5	19.1	35.5



Compound	Conc.	RT	Dev(Min)	Resp.	QIon	QRatio	Lower	Upper
2-Methylnaphthalene	87.3370	7.15	0.01	1247204	142.0	117.8	83.8	155.7
					115.0	43.0	29.2	54.3

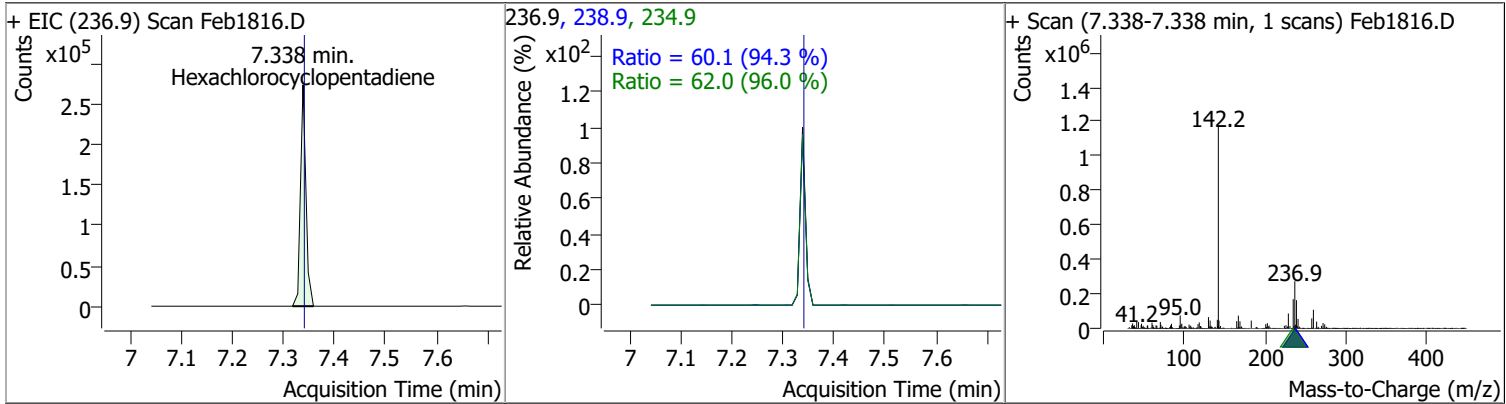


Compound	Conc.	RT	Dev(Min)	Resp.	QIon	QRatio	Lower	Upper
1-Methylnaphthalene	76.9002	7.26	0.00	1067616 (m)	142.0	113.5	79.8	148.2
					115.0	44.7	28.9	53.7

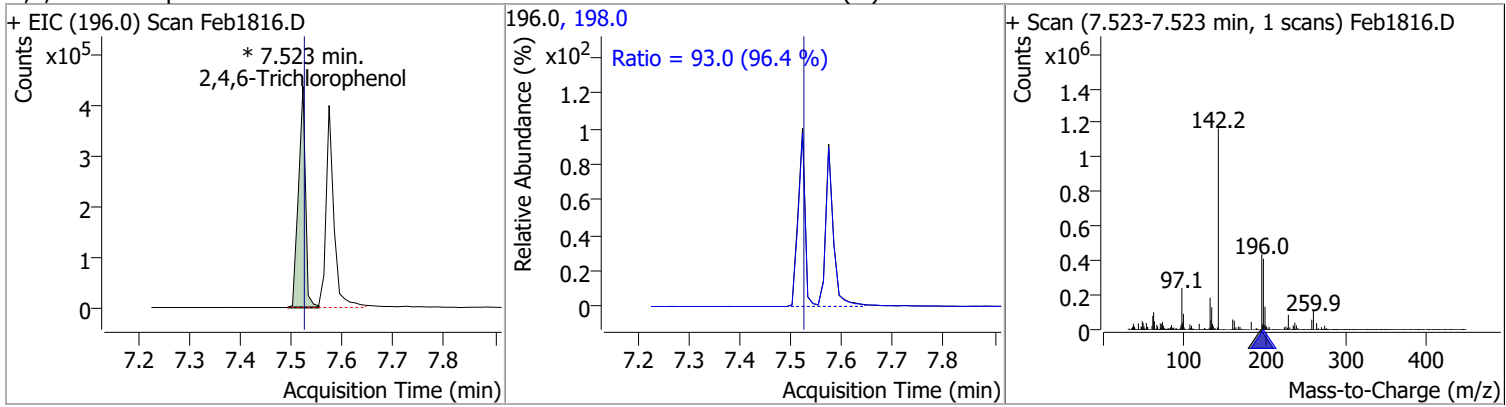


Quantitation Results Report (QT Reviewed)

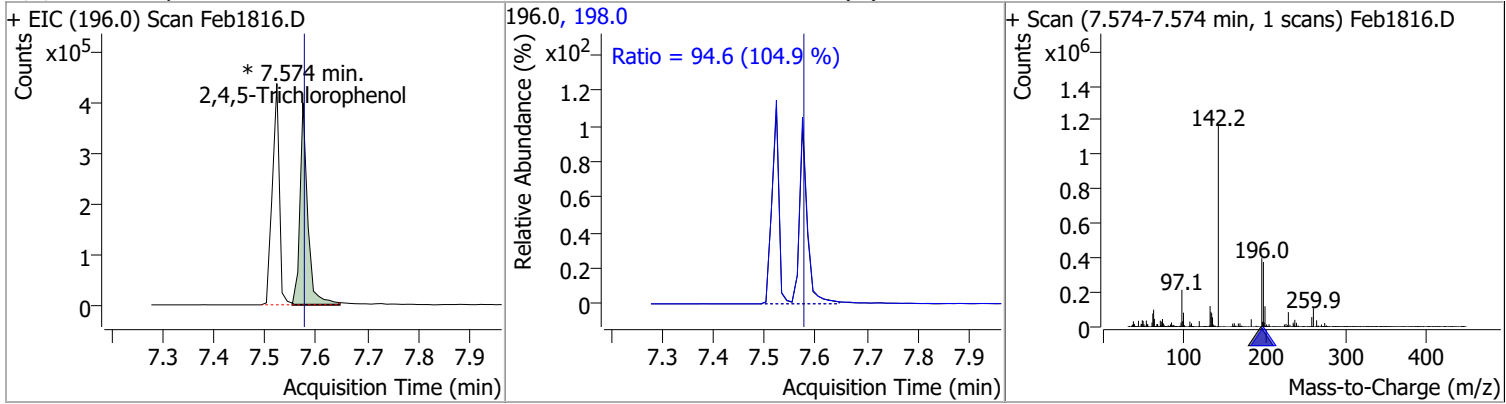
Compound	Conc.	RT	Dev(Min)	Resp.	QIon	QRatio	Lower	Upper
Hexachlorocyclopentadiene	77.8774	7.34	0.00	203656	234.9	62.0	45.2	84.0
					238.9	60.1	44.6	82.9



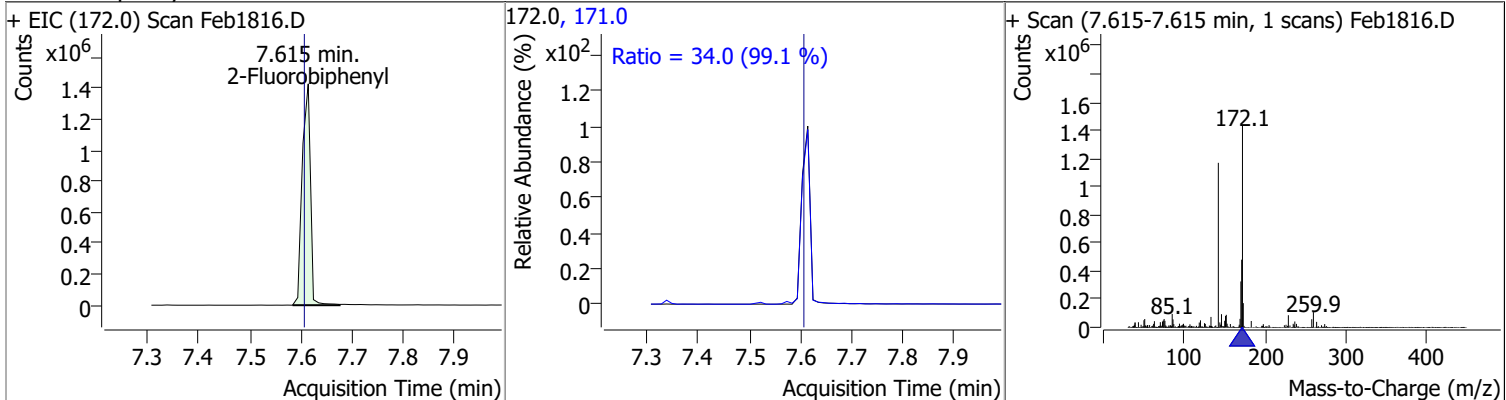
Compound	Conc.	RT	Dev(Min)	Resp.	QIon	QRatio	Lower	Upper
2,4,6-Trichlorophenol	90.6601	7.52	0.00	416677 (m)	198.0	93.0	67.6	125.5



Compound	Conc.	RT	Dev(Min)	Resp.	QIon	QRatio	Lower	Upper
2,4,5-Trichlorophenol	82.8088	7.57	0.00	423746 (m)	198.0	94.6	63.2	117.3

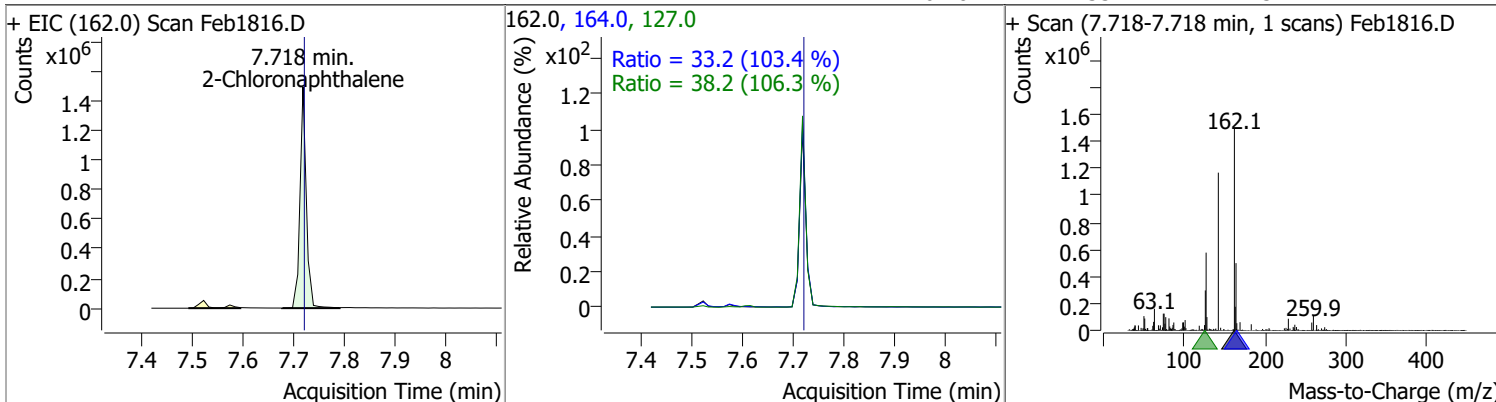


Compound	Conc.	RT	Dev(Min)	Resp.	QIon	QRatio	Lower	Upper
2-Fluorobiphenyl	86.6113	7.62	0.01	1606095	171.0	34.0	24.0	44.5

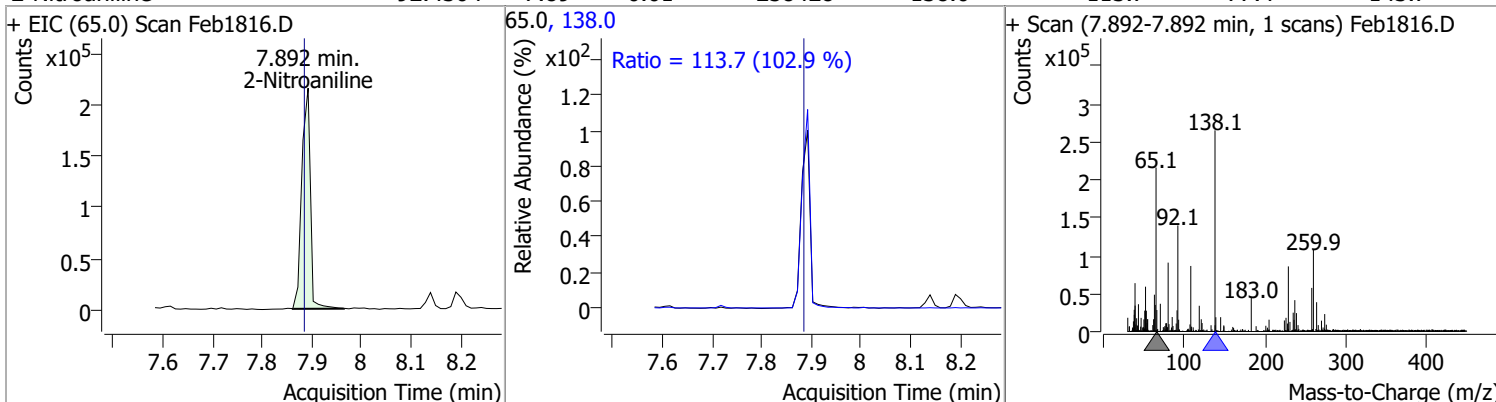


Quantitation Results Report (QT Reviewed)

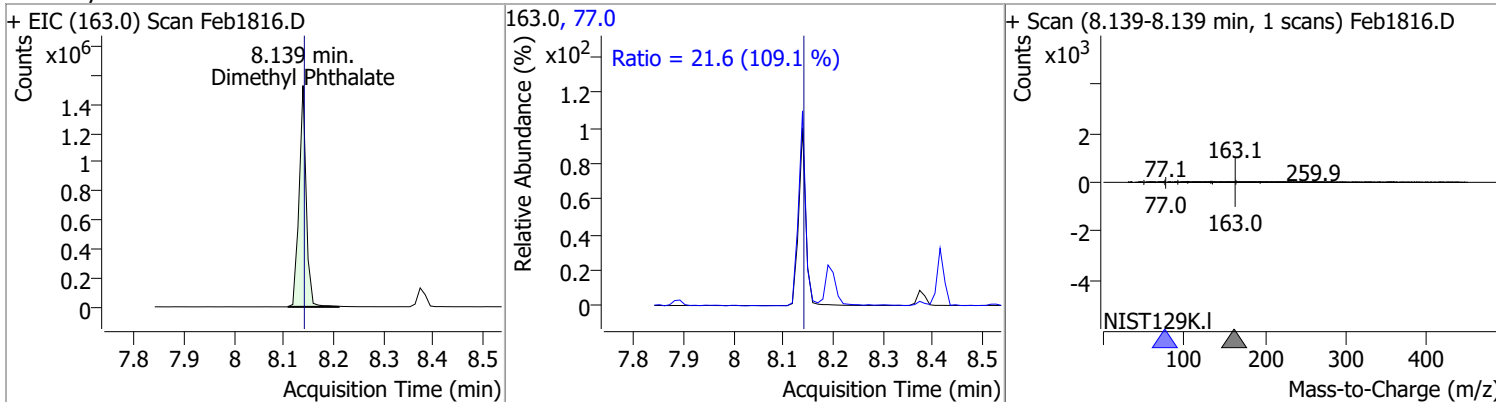
Compound	Conc.	RT	Dev(Min)	Resp.	QIon	QRatio	Lower	Upper
2-Chloronaphthalene	82.8006	7.72	0.00	1288800	127.0	38.2	25.1	46.7
					164.0	33.2	22.5	41.7



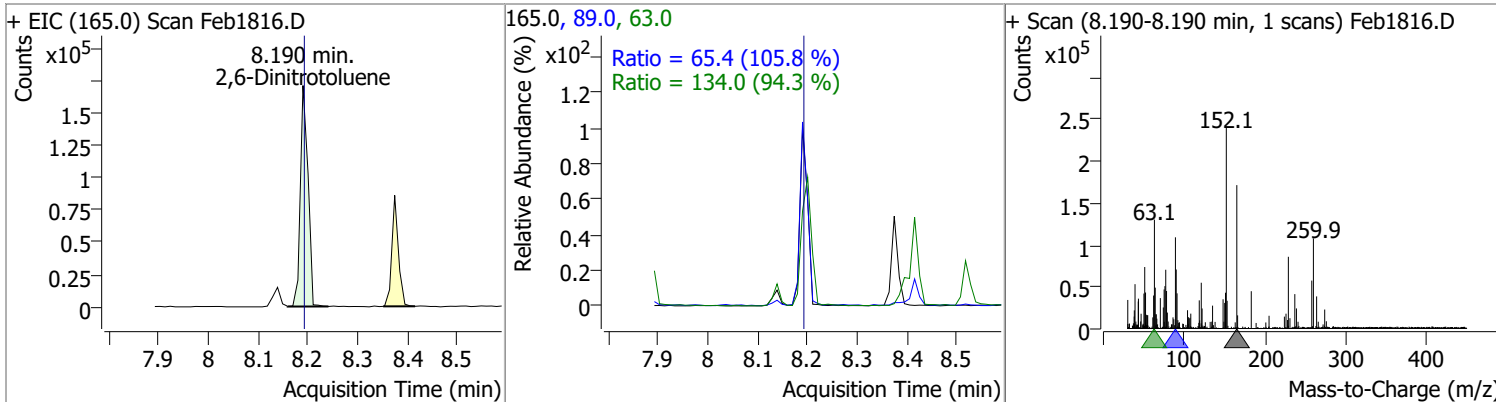
Compound	Conc.	RT	Dev(Min)	Resp.	QIon	QRatio	Lower	Upper
2-Nitroaniline	92.4304	7.89	0.01	258428	138.0	113.7	77.4	143.7



Compound	Conc.	RT	Dev(Min)	Resp.	QIon	QRatio	Lower	Upper
Dimethyl Phthalate	95.8472	8.14	0.00	1523524	77.0	21.6	13.8	25.7

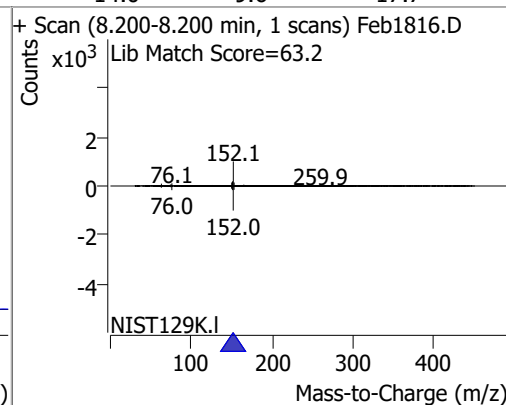
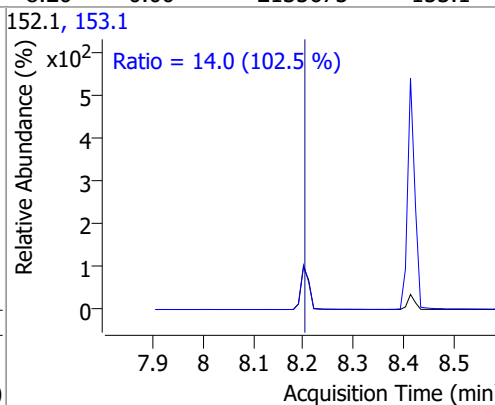
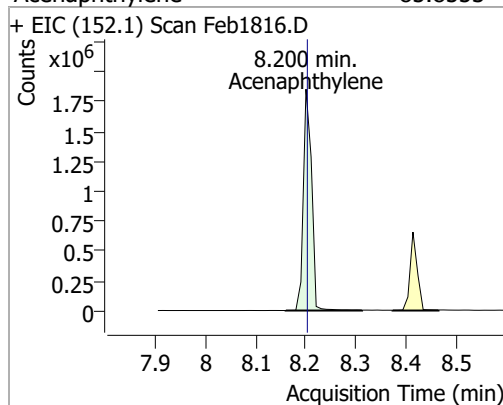


Compound	Conc.	RT	Dev(Min)	Resp.	QIon	QRatio	Lower	Upper
2,6-Dinitrotoluene	84.7267	8.19	0.00	182491	63.0	134.0	99.5	184.8
					89.0	65.4	43.3	80.3

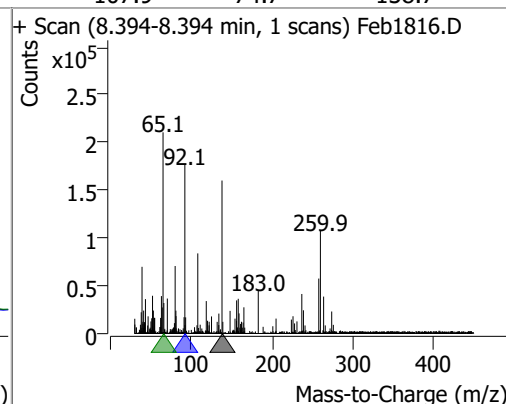
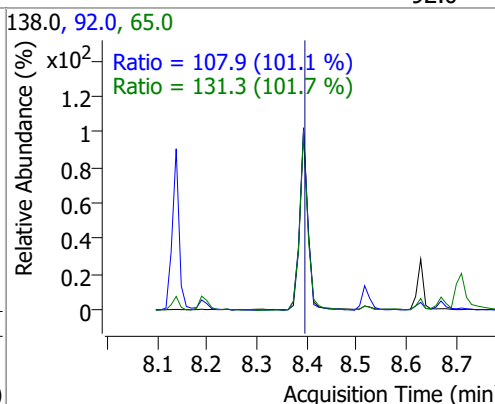
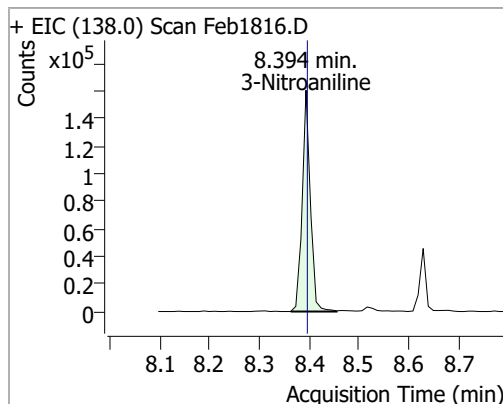


Quantitation Results Report (QT Reviewed)

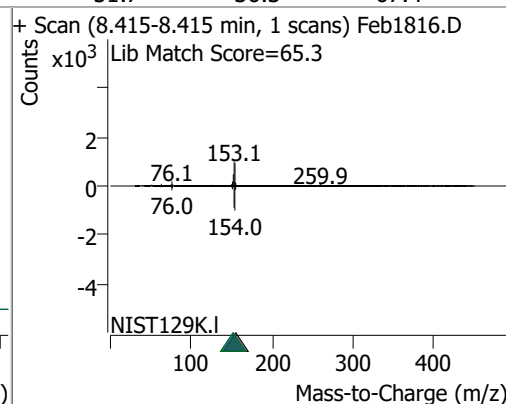
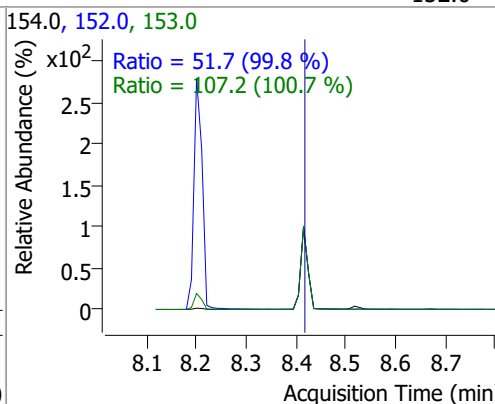
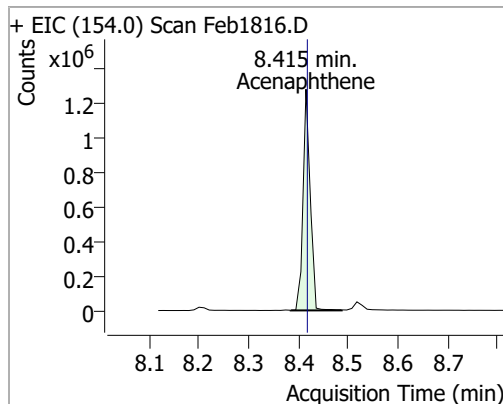
Compound	Conc.	RT	Dev(Min)	Resp.	QIon	QRatio	Lower	Upper
Acenaphthylene	85.8553	8.20	0.00	2135675	153.1	14.0	9.6	17.7



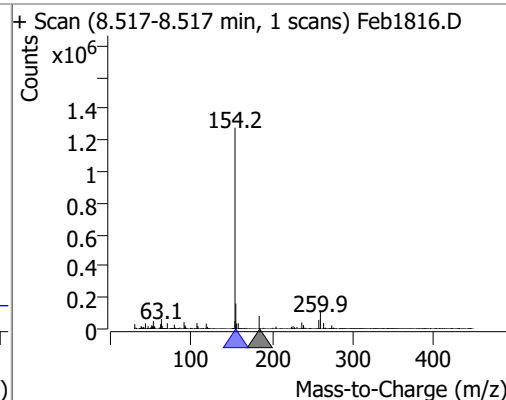
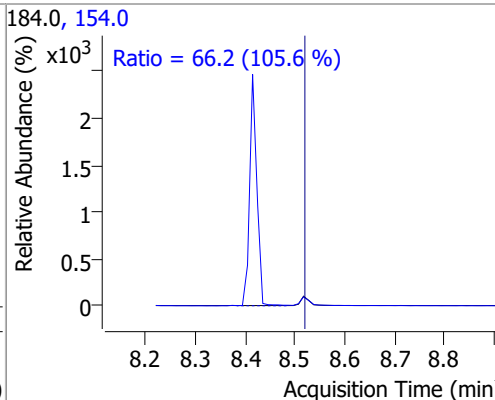
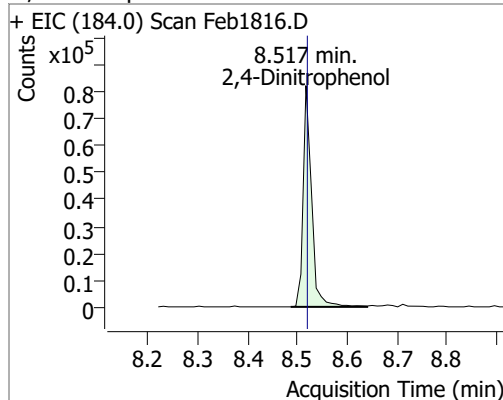
Compound	Conc.	RT	Dev(Min)	Resp.	QIon	QRatio	Lower	Upper
3-Nitroaniline	74.9042	8.39	0.00	182072	65.0	131.3	90.4	167.8
					92.0	107.9	74.7	138.7



Compound	Conc.	RT	Dev(Min)	Resp.	QIon	QRatio	Lower	Upper
Acenaphthene	90.6285	8.41	0.00	1283172	153.0	107.2	74.5	138.4
					152.0	51.7	36.3	67.4

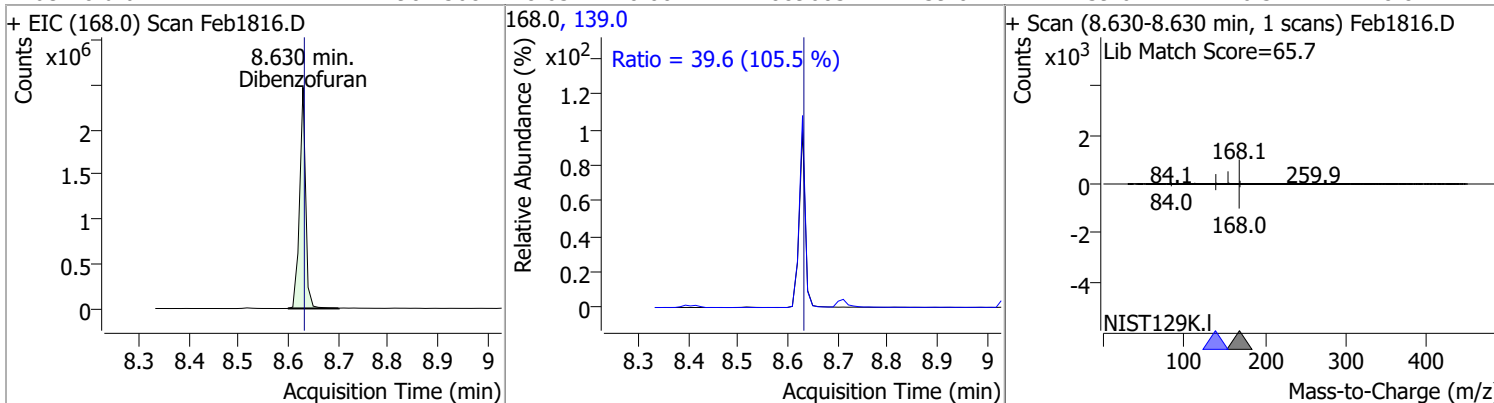


Compound	Conc.	RT	Dev(Min)	Resp.	QIon	QRatio	Lower	Upper
2,4-Dinitrophenol	87.3775	8.52	0.00	97120	154.0	66.2	43.9	81.5

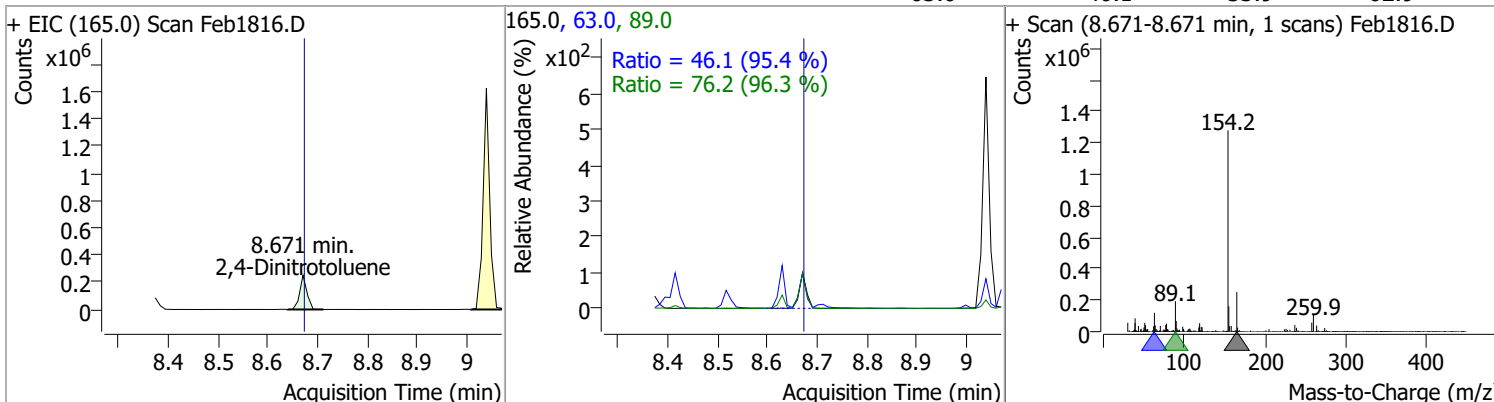


Quantitation Results Report (QT Reviewed)

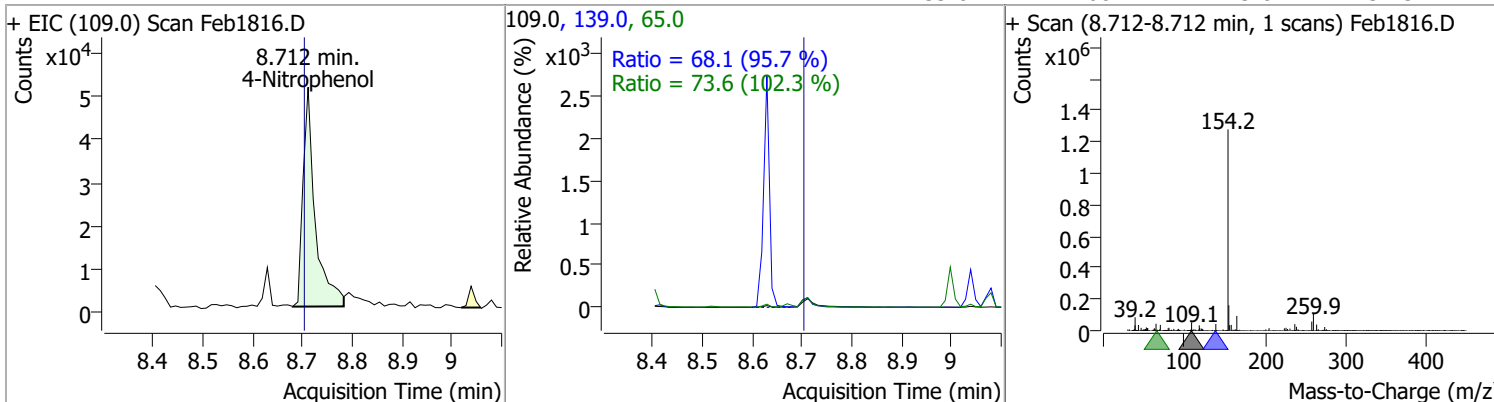
Compound	Conc.	RT	Dev(Min)	Resp.	QIon	QRatio	Lower	Upper
Dibenzofuran	90.4568	8.63	0.00	2089603	139.0	39.6	26.3	48.8



Compound	Conc.	RT	Dev(Min)	Resp.	QIon	QRatio	Lower	Upper
2,4-Dinitrotoluene	91.6677	8.67	0.00	251542	89.0	76.2	55.4	102.9
					63.0	46.1	33.9	62.9

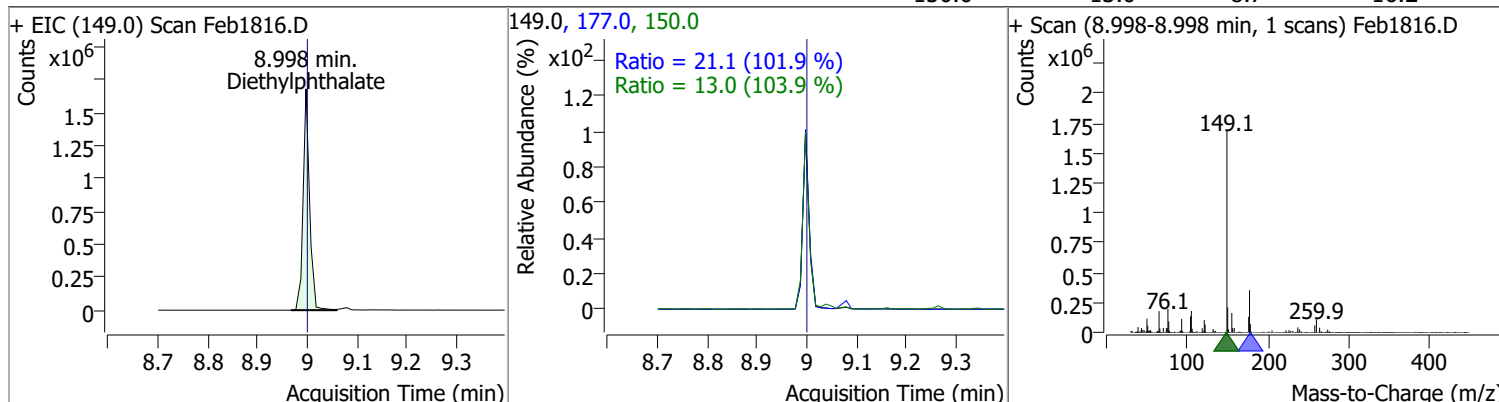


Compound	Conc.	RT	Dev(Min)	Resp.	QIon	QRatio	Lower	Upper
4-Nitrophenol	35.8244	8.71	0.01	87507	65.0	73.6	50.4	93.6
					139.0	68.1	49.8	92.5

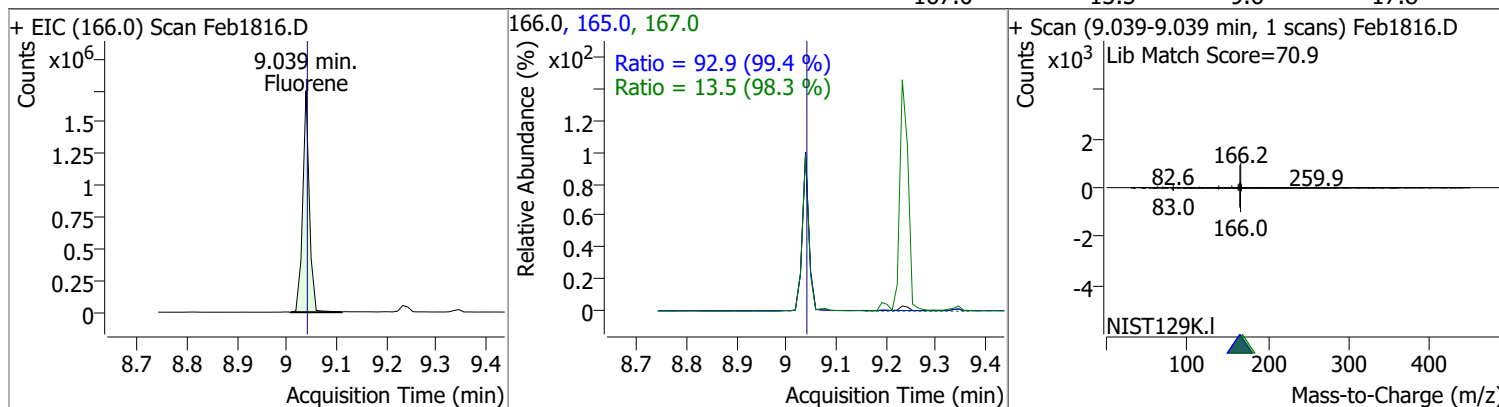


Quantitation Results Report (QT Reviewed)

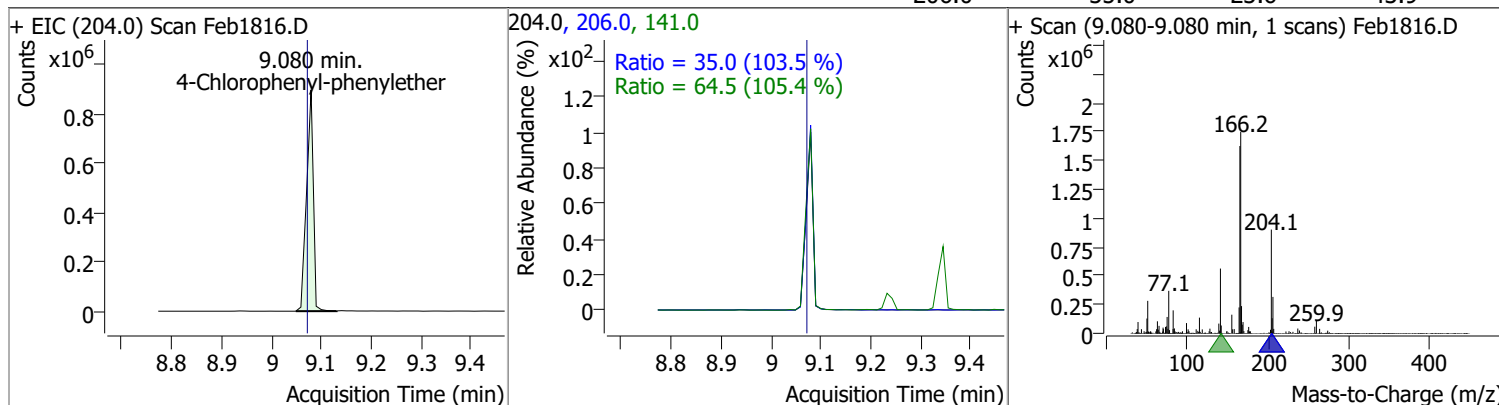
Compound	Conc.	RT	Dev(Min)	Resp.	QIon	QRatio	Lower	Upper
Diethylphthalate	91.8115	9.00	0.00	1511372	177.0	21.1	14.5	27.0
					150.0	13.0	8.7	16.2



Compound	Conc.	RT	Dev(Min)	Resp.	QIon	QRatio	Lower	Upper
Fluorene	86.4198	9.04	0.00	1614179	165.0	92.9	65.4	121.4
					167.0	13.5	9.6	17.8

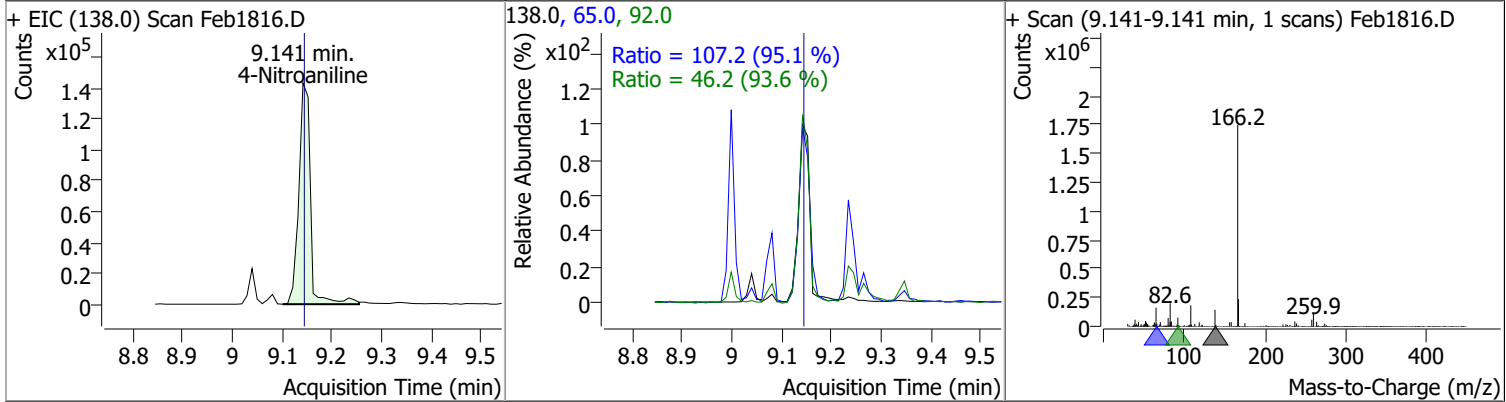


Compound	Conc.	RT	Dev(Min)	Resp.	QIon	QRatio	Lower	Upper
4-Chlorophenyl-phenylether	98.9256	9.08	0.01	842337	141.0	64.5	42.8	79.6
					206.0	35.0	23.6	43.9

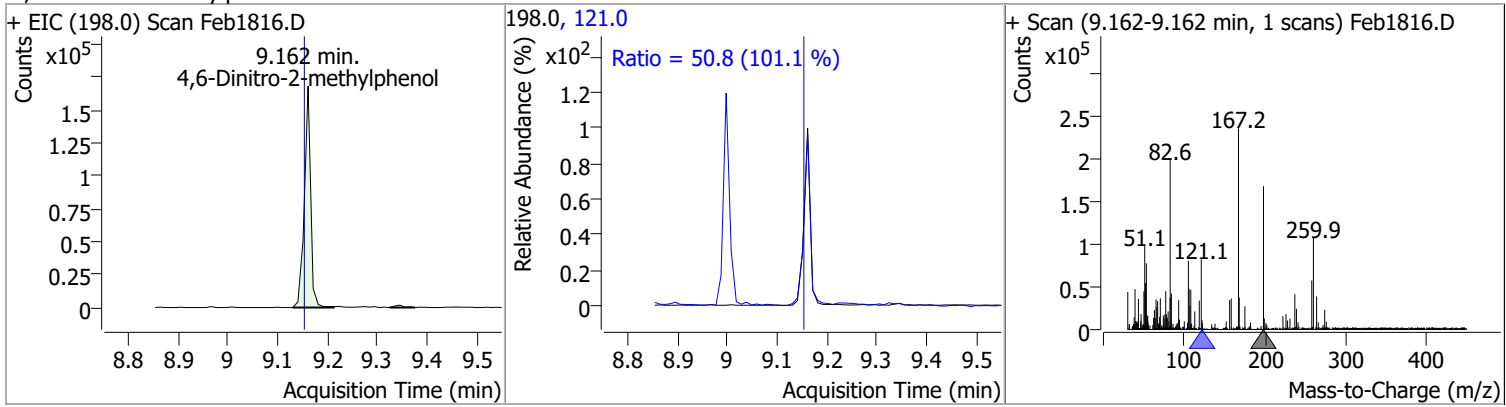


Quantitation Results Report (QT Reviewed)

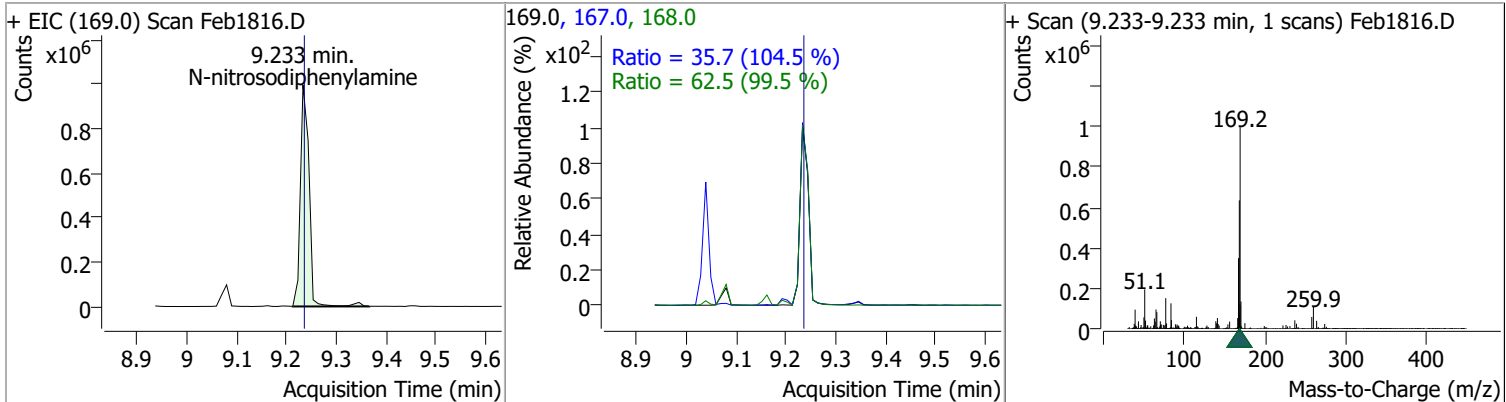
Compound	Conc.	RT	Dev(Min)	Resp.	QIon	QRatio	Lower	Upper
4-Nitroaniline	87.3097	9.14	0.00	231827	65.0	107.2	78.9	146.6
					92.0	46.2	34.5	64.1



Compound	Conc.	RT	Dev(Min)	Resp.	QIon	QRatio	Lower	Upper
4,6-Dinitro-2-methylphenol	90.2228	9.16	0.01	148340	121.0	50.8	35.1	65.3

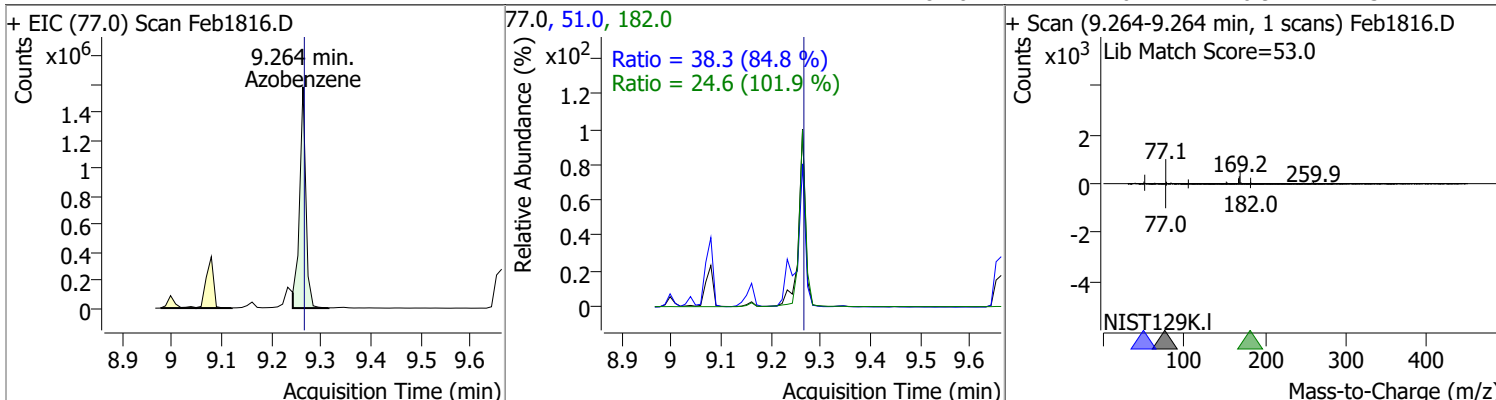


Compound	Conc.	RT	Dev(Min)	Resp.	QIon	QRatio	Lower	Upper
N-nitrosodiphenylamine	96.9653	9.23	0.00	1205943	168.0	62.5	44.0	81.7
					167.0	35.7	23.9	44.3

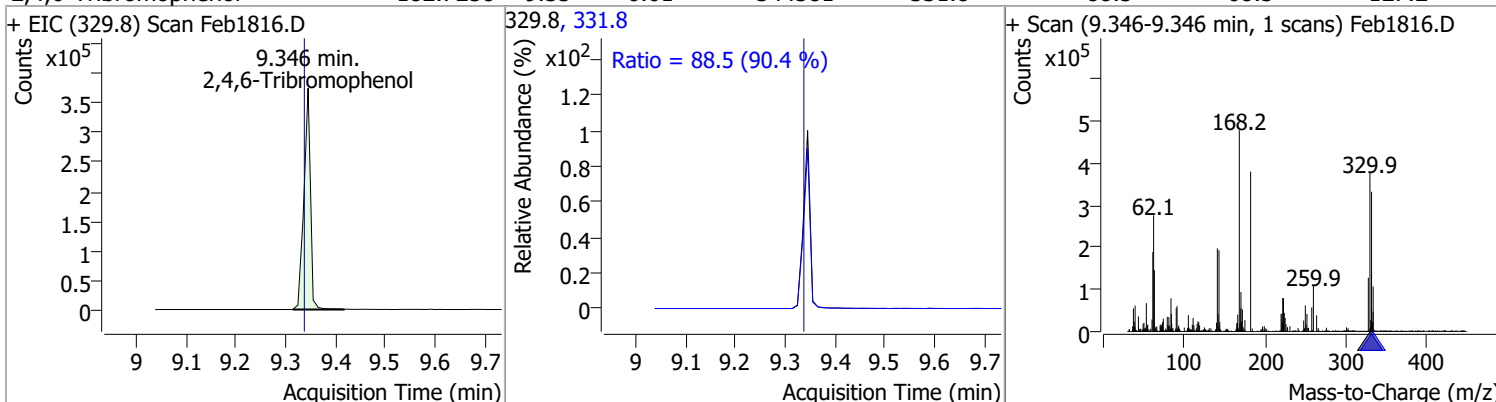


Quantitation Results Report (QT Reviewed)

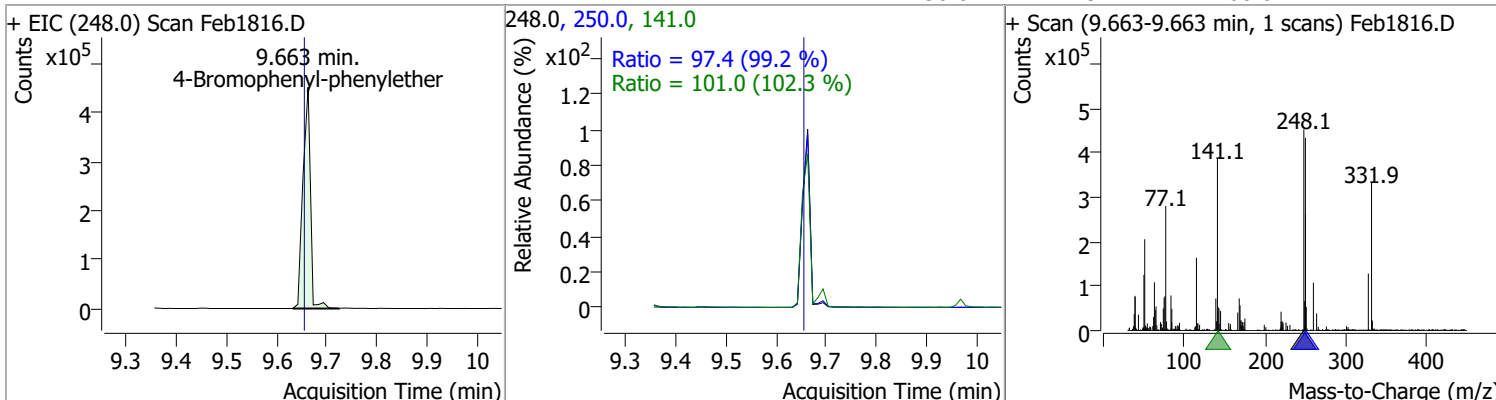
Compound	Conc.	RT	Dev(Min)	Resp.	QIon	QRatio	Lower	Upper
Azobenzene	84.3975	9.26	0.00	1390559	51.0	38.3	31.6	58.7
					182.0	24.6	16.9	31.4



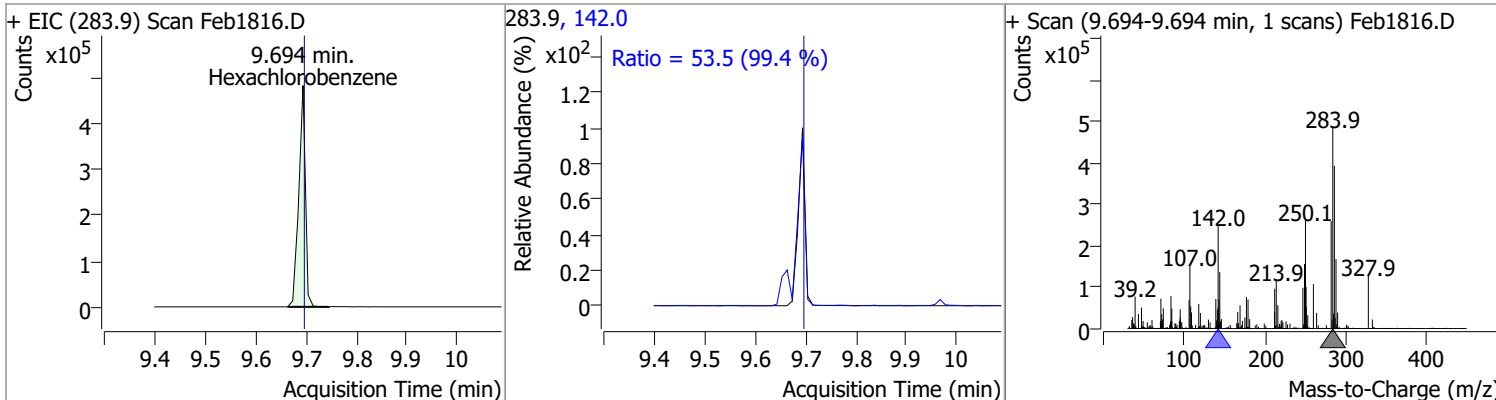
Compound	Conc.	RT	Dev(Min)	Resp.	QIon	QRatio	Lower	Upper
2,4,6-Tribromophenol	182.7258	9.35	0.01	344581	331.8	88.5	68.5	127.2



Compound	Conc.	RT	Dev(Min)	Resp.	QIon	QRatio	Lower	Upper
4-Bromophenyl-phenylether	97.3942	9.66	0.01	467477	141.0	101.0	69.1	128.4
					250.0	97.4	68.8	127.7

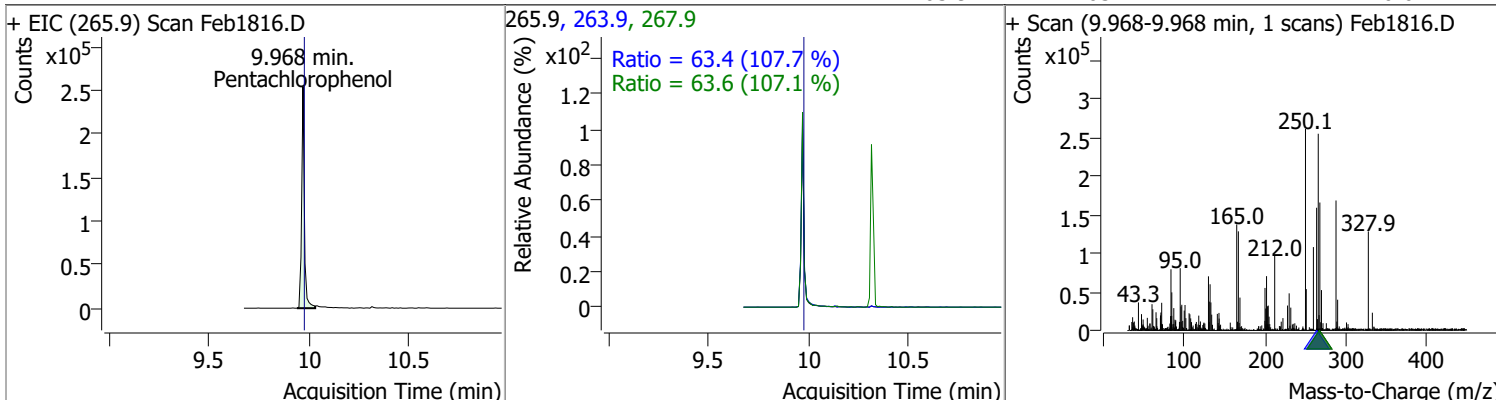


Compound	Conc.	RT	Dev(Min)	Resp.	QIon	QRatio	Lower	Upper
Hexachlorobenzene	93.1678	9.69	0.00	443718	142.0	53.5	37.7	70.0

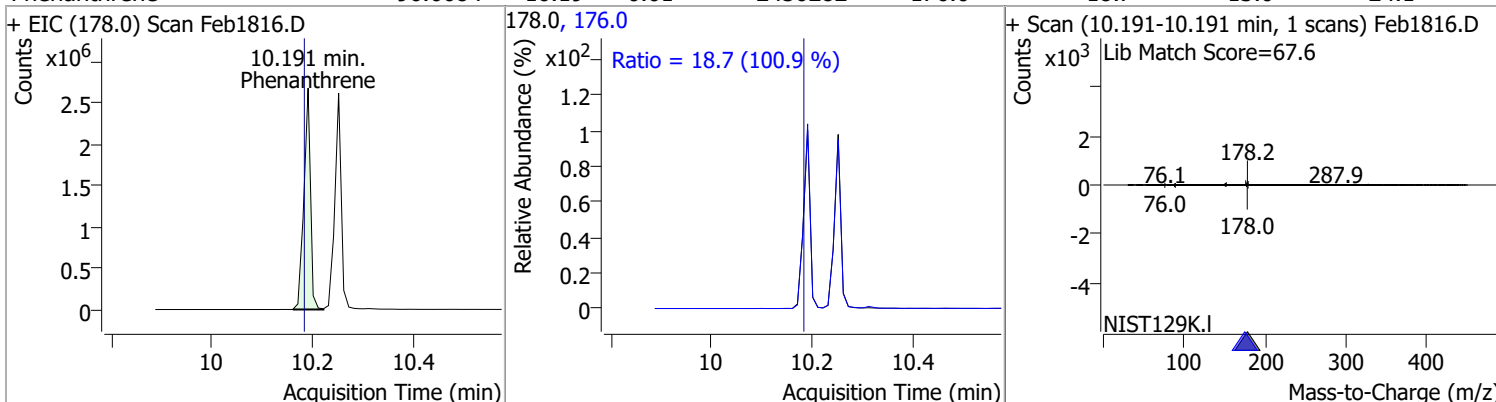


Quantitation Results Report (QT Reviewed)

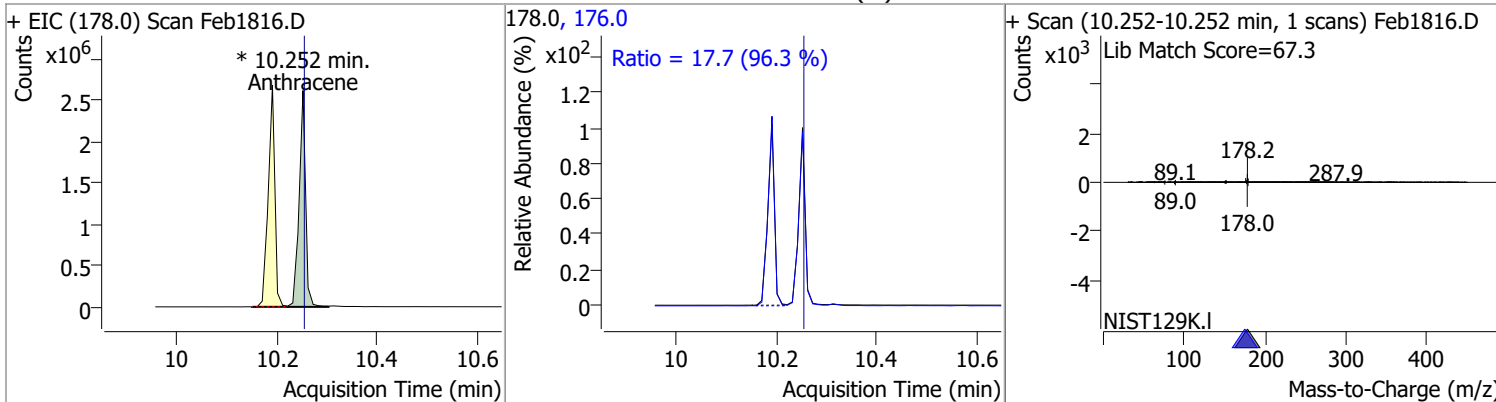
Compound	Conc.	RT	Dev(Min)	Resp.	QIon	QRatio	Lower	Upper
Pentachlorophenol	101.7675	9.97	0.00	238505	267.9	63.6	41.5	77.2
					263.9	63.4	41.2	76.6



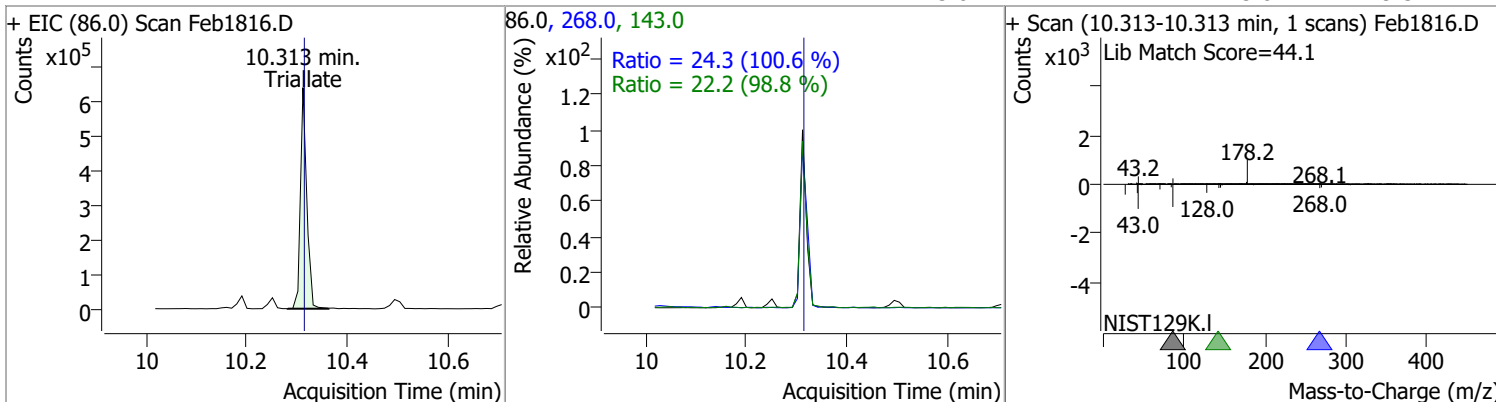
Compound	Conc.	RT	Dev(Min)	Resp.	QIon	QRatio	Lower	Upper
Phenanthrene	96.6684	10.19	0.01	2456282	176.0	18.7	13.0	24.1



Compound	Conc.	RT	Dev(Min)	Resp.	QIon	QRatio	Lower	Upper
Anthracene	96.4654	10.25	0.00	2343786 (m)	176.0	17.7	12.9	23.9

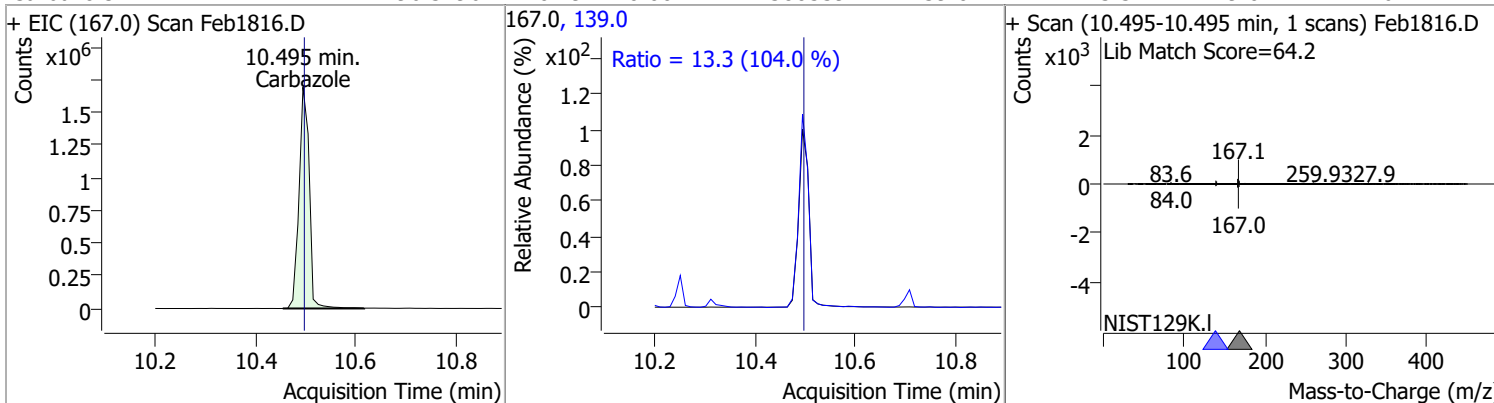


Compound	Conc.	RT	Dev(Min)	Resp.	QIon	QRatio	Lower	Upper
Triallate	93.9925	10.31	0.00	557371	268.0	24.3	16.9	31.4
					143.0	22.2	15.8	29.3

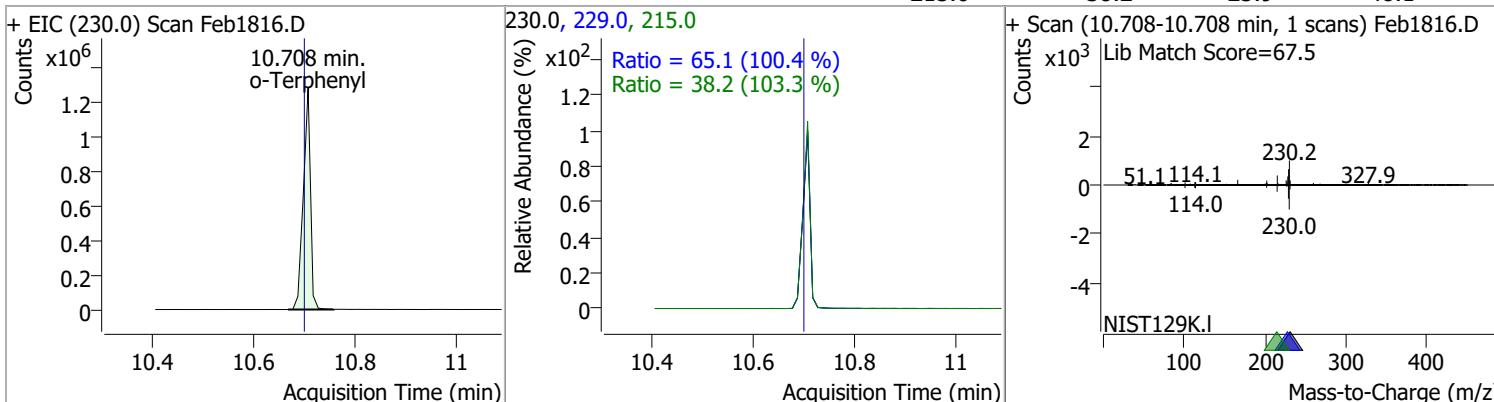


Quantitation Results Report (QT Reviewed)

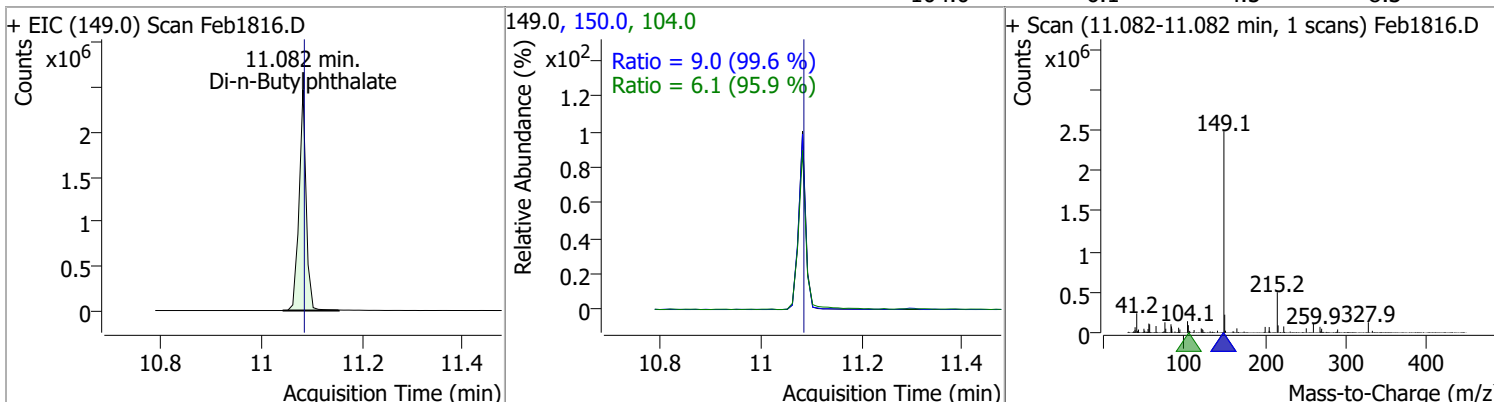
Compound	Conc.	RT	Dev(Min)	Resp.	QIon	QRatio	Lower	Upper
Carbazole	96.3496	10.49	0.00	2380539	139.0	13.3	9.0	16.7



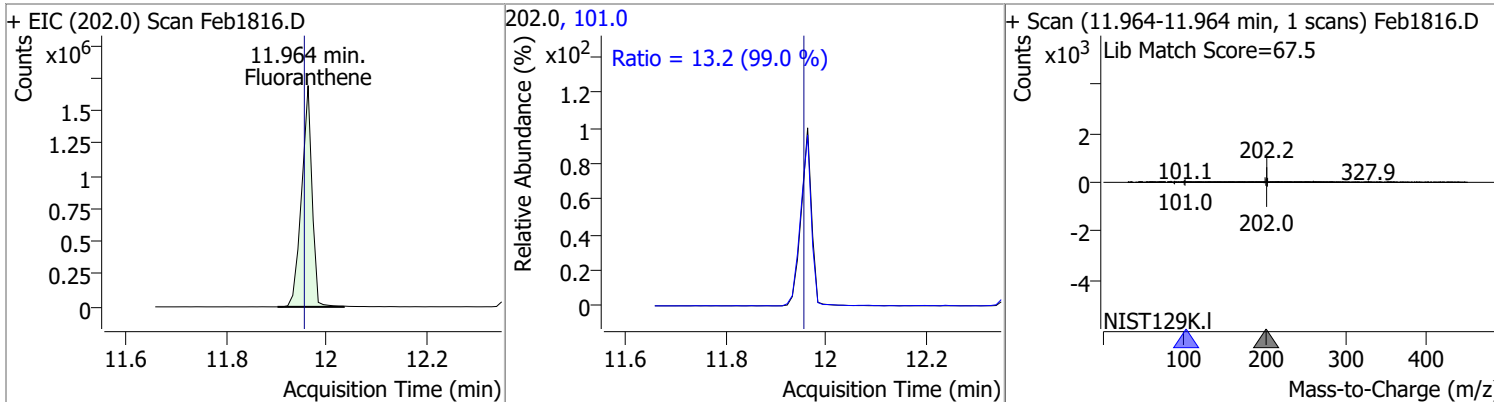
o-Terphenyl	92.9410	10.71	0.01	1265554	229.0 215.0	65.1 38.2	45.4 25.9	84.3 48.1
-------------	---------	-------	------	---------	----------------	--------------	--------------	--------------



Di-n-Butylphthalate	99.9731	11.08	0.00	2425933	150.0 104.0	9.0 6.1	6.3 4.5	11.8 8.3
---------------------	---------	-------	------	---------	----------------	------------	------------	-------------

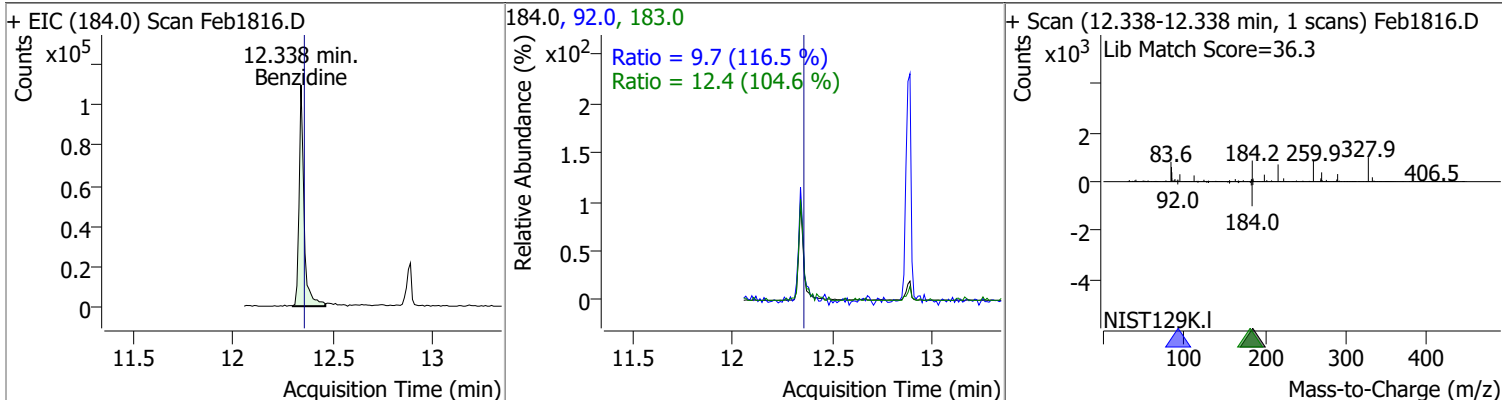


Fluoranthene	94.4396	11.96	0.01	2439462	101.0	13.2	9.4	17.4
--------------	---------	-------	------	---------	-------	------	-----	------

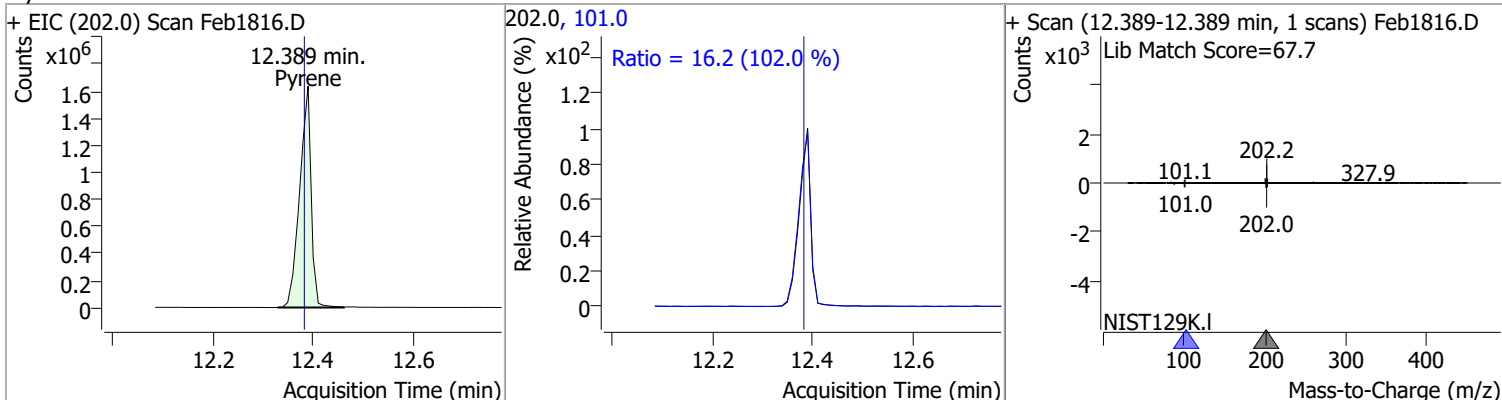


Quantitation Results Report (QT Reviewed)

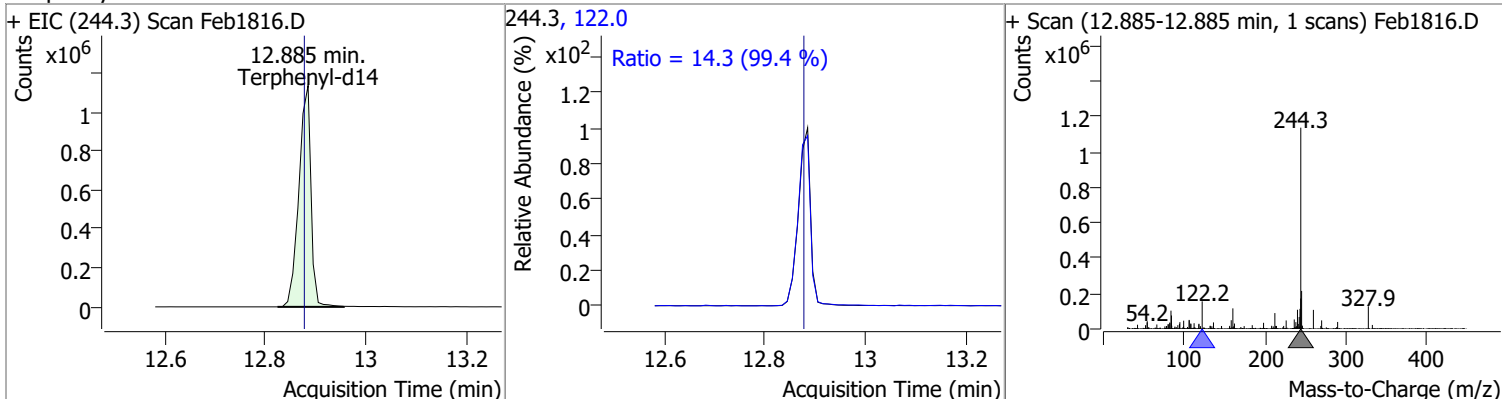
Compound	Conc.	RT	Dev(Min)	Resp.	QIon	QRatio	Lower	Upper
Benzidine	20.2375	12.34	-0.01	188674	183.0	12.4	8.3	15.4
					92.0	9.7	5.8	10.8



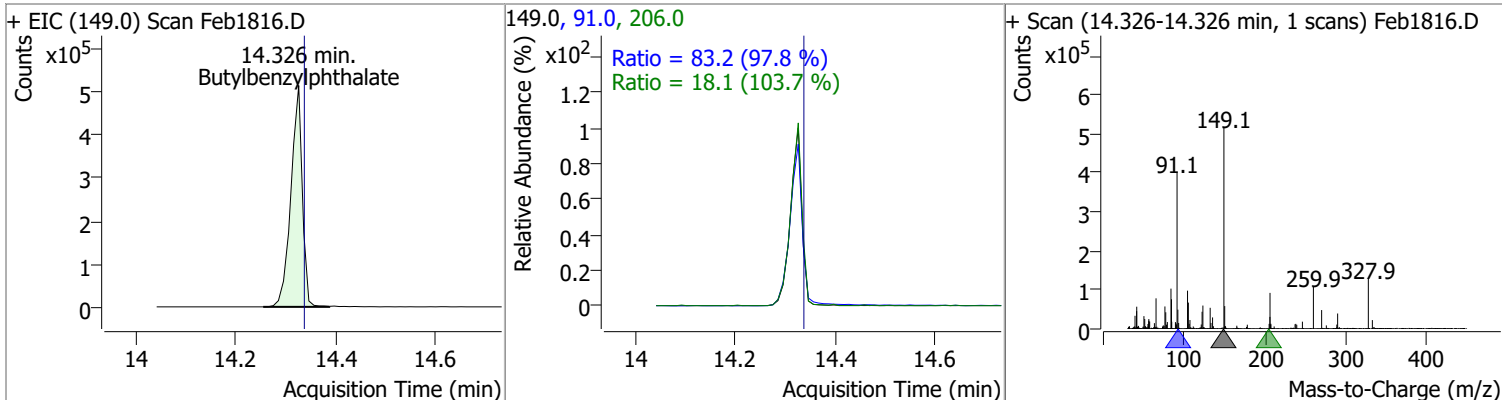
Compound	Conc.	RT	Dev(Min)	Resp.	QIon	QRatio	Lower	Upper
Pyrene	92.2453	12.39	0.01	2592219	101.0	16.2	11.1	20.6



Compound	Conc.	RT	Dev(Min)	Resp.	QIon	QRatio	Lower	Upper
Terphenyl-d14	99.7889	12.89	0.01	1890224	122.0	14.3	10.1	18.7

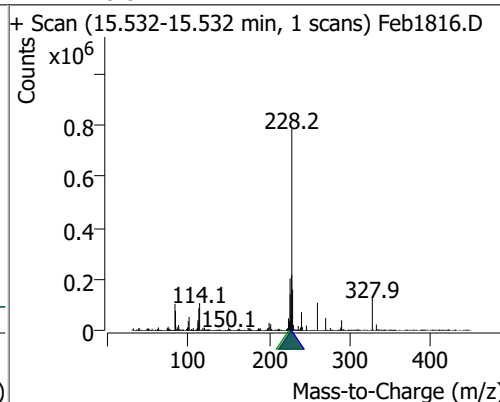
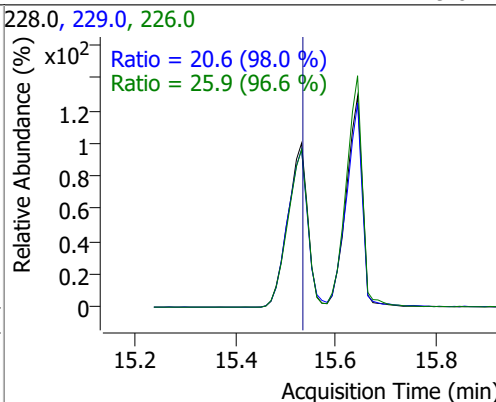
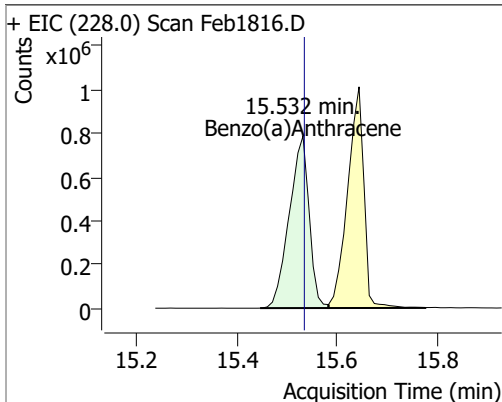


Compound	Conc.	RT	Dev(Min)	Resp.	QIon	QRatio	Lower	Upper
Butylbenzylphthalate	95.5304	14.33	0.01	822113	91.0	83.2	59.6	110.6
					206.0	18.1	12.2	22.7

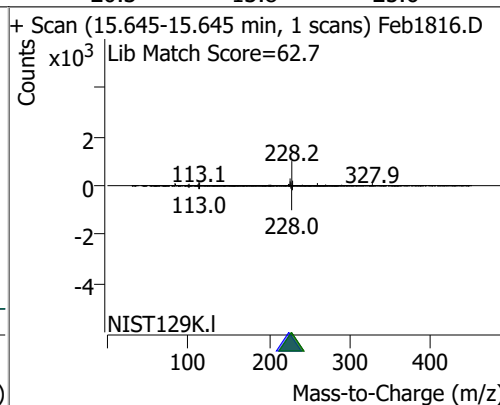
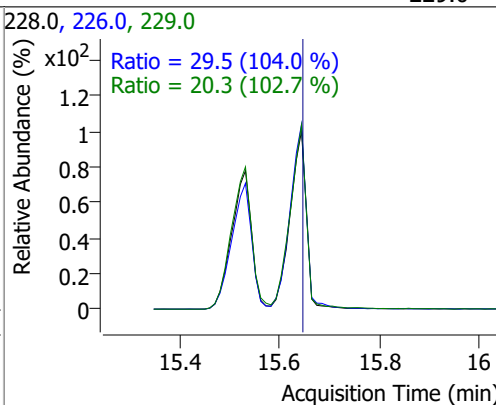
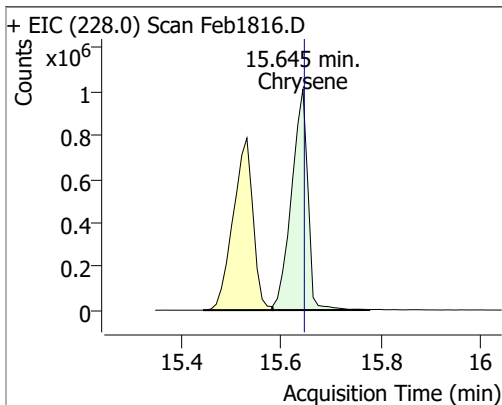


Quantitation Results Report (QT Reviewed)

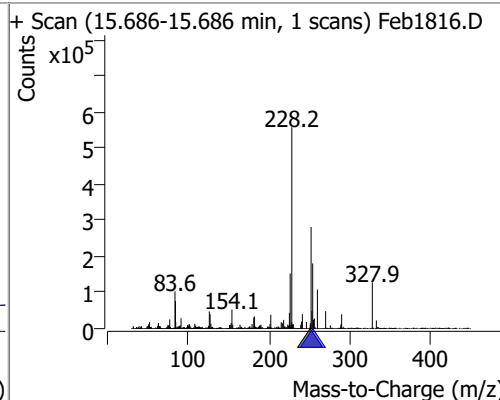
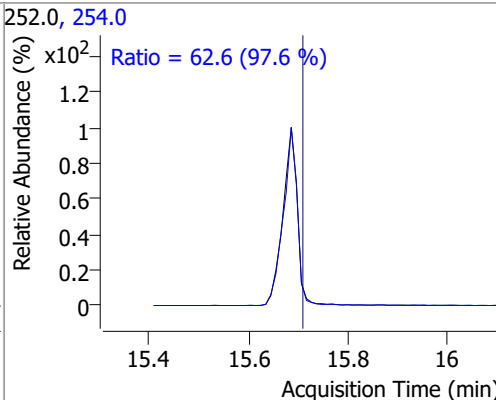
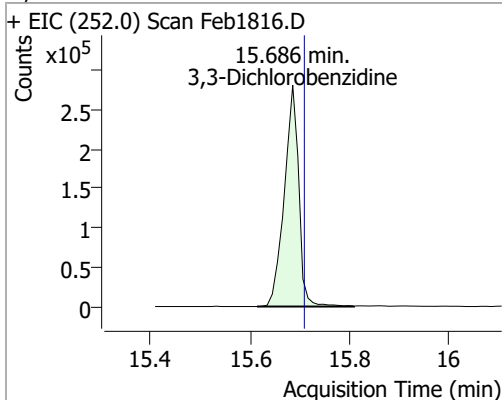
Compound	Conc.	RT	Dev(Min)	Resp.	QIon	QRatio	Lower	Upper
Benzo(a)Anthracene	100.2859	15.53	0.02	2173145	226.0	25.9	18.8	34.9
					229.0	20.6	14.7	27.4



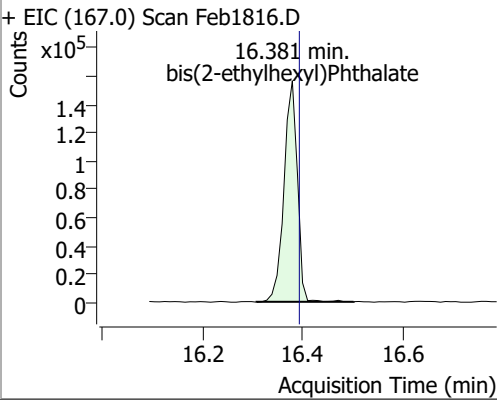
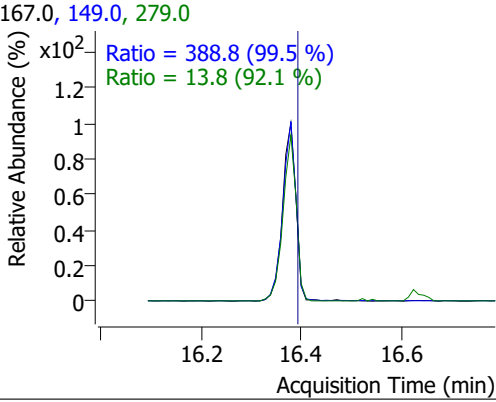
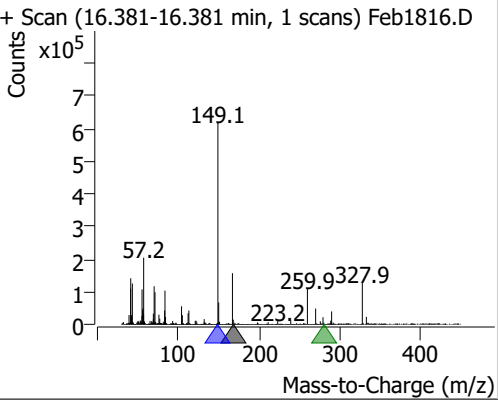
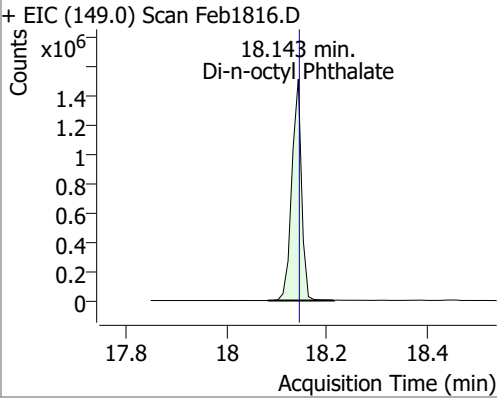
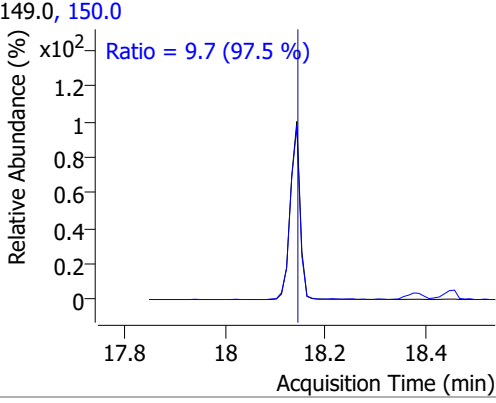
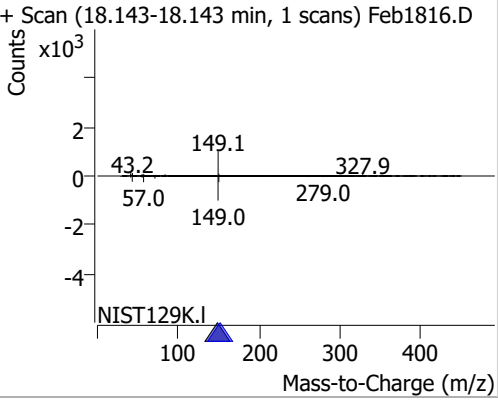
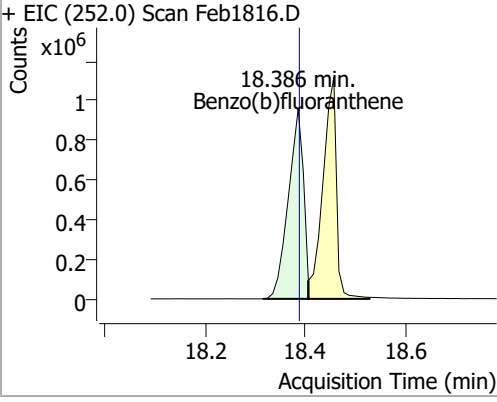
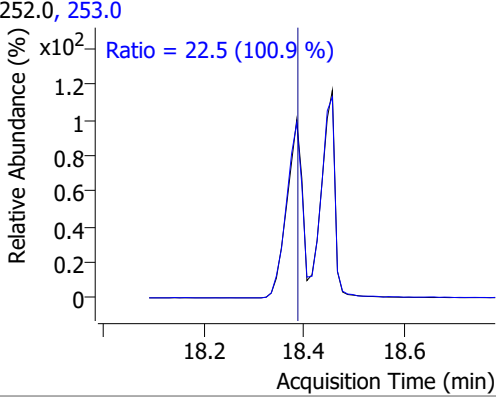
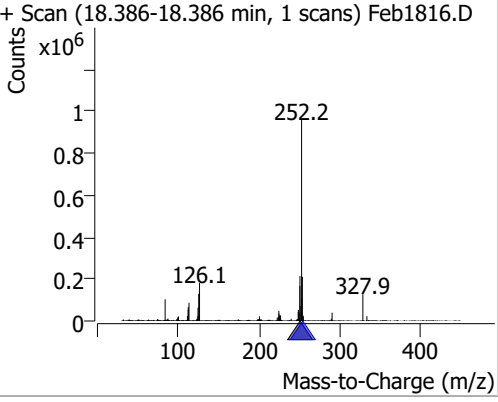
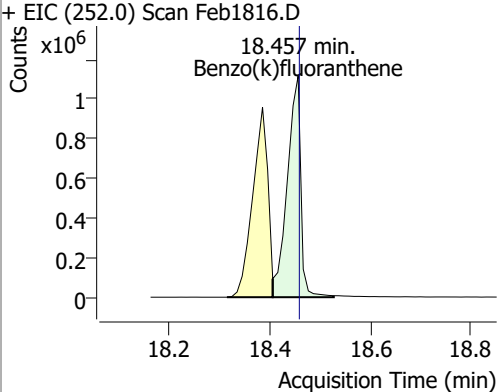
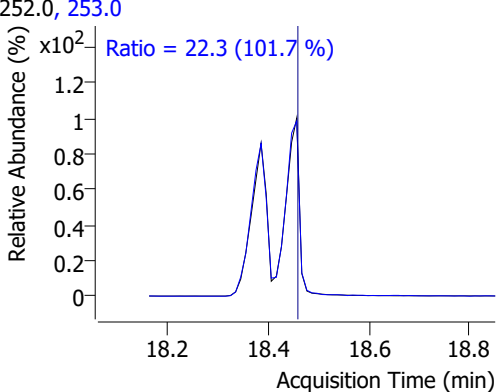
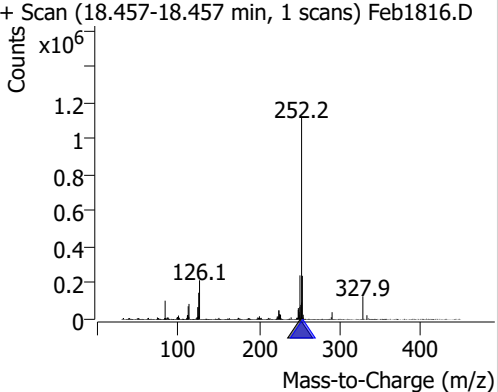
Compound	Conc.	RT	Dev(Min)	Resp.	QIon	QRatio	Lower	Upper
Chrysene	95.3801	15.64	0.02	2297117	226.0	29.5	19.9	36.9
					229.0	20.3	13.8	25.6



Compound	Conc.	RT	Dev(Min)	Resp.	QIon	QRatio	Lower	Upper
3,3-Dichlorobenzidine	74.3920	15.69	0.00	566118	254.0	62.6	44.9	83.4

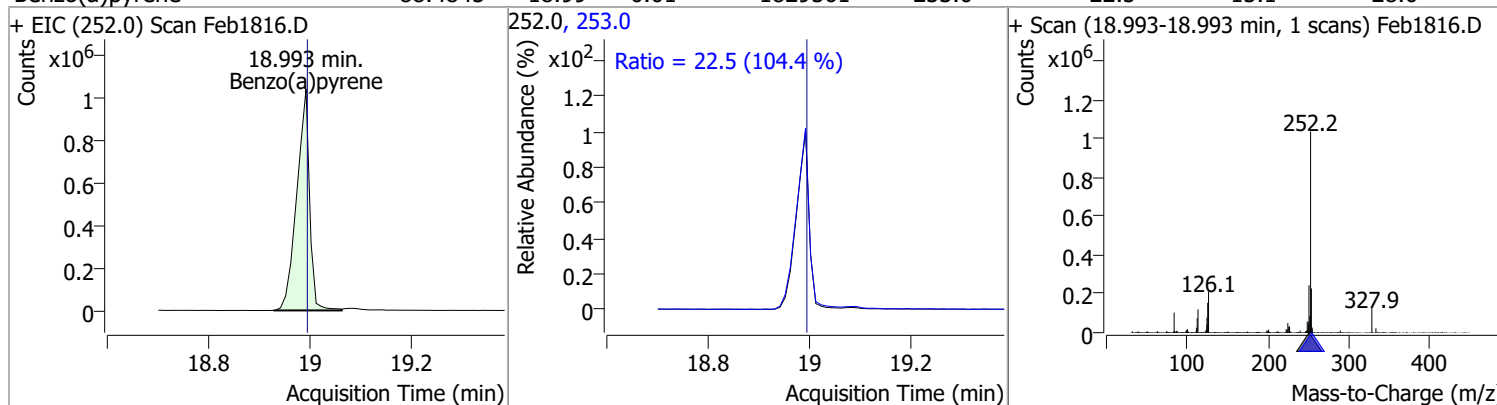


Quantitation Results Report (QT Reviewed)

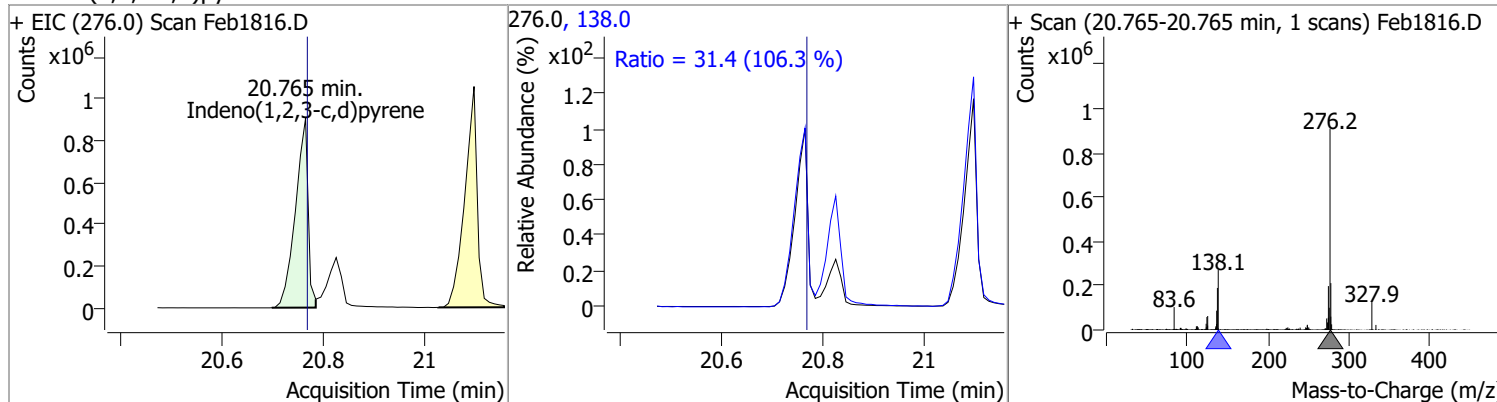
Compound	Conc.	RT	Dev(Min)	Resp.	QIon	QRatio	Lower	Upper
bis(2-ethylhexyl)Phthalate	97.4358	16.38	0.01	291197	149.0 279.0	388.8 13.8	273.6 10.5	508.0 19.5
+ EIC (167.0) Scan Feb1816.D 			167.0, 149.0, 279.0 			+ Scan (16.381-16.381 min, 1 scans) Feb1816.D 		
Di-n-octyl Phthalate	97.2895	18.14	0.01	2030132	150.0	9.7	7.0	13.0
+ EIC (149.0) Scan Feb1816.D 			149.0, 150.0 			+ Scan (18.143-18.143 min, 1 scans) Feb1816.D 		
Benzo(b)fluoranthene	92.0372	18.39	0.01	1997422	253.0	22.5	15.6	29.0
+ EIC (252.0) Scan Feb1816.D 			252.0, 253.0 			+ Scan (18.386-18.386 min, 1 scans) Feb1816.D 		
Benzo(k)fluoranthene	90.6541	18.46	0.01	2081903	253.0	22.3	15.4	28.6
+ EIC (252.0) Scan Feb1816.D 			252.0, 253.0 			+ Scan (18.457-18.457 min, 1 scans) Feb1816.D 		

Quantitation Results Report (QT Reviewed)

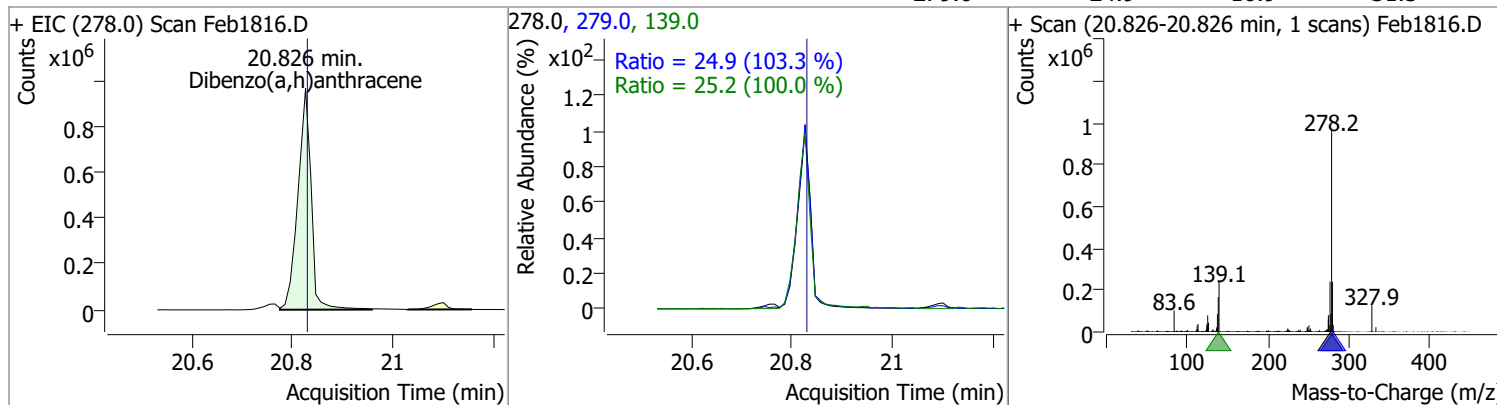
Compound	Conc.	RT	Dev(Min)	Resp.	QIon	QRatio	Lower	Upper
Benzo(a)pyrene	88.4845	18.99	0.01	1829561	253.0	22.5	15.1	28.0



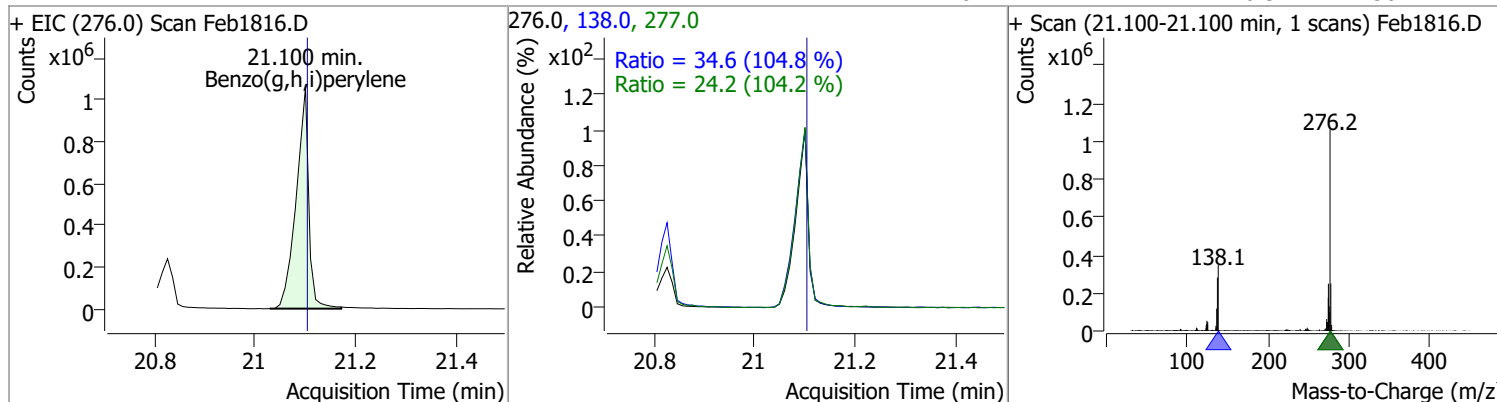
Compound	Conc.	RT	Dev(Min)	Resp.	QIon	QRatio	Lower	Upper
Indeno(1,2,3-c,d)pyrene	91.1159	20.77	0.01	1578527	138.0	31.4	20.7	38.5



Compound	Conc.	RT	Dev(Min)	Resp.	QIon	QRatio	Lower	Upper
Dibenzo(a,h)anthracene	92.9687	20.83	0.01	1757287	139.0	25.2	17.6	32.7
					279.0	24.9	16.9	31.3

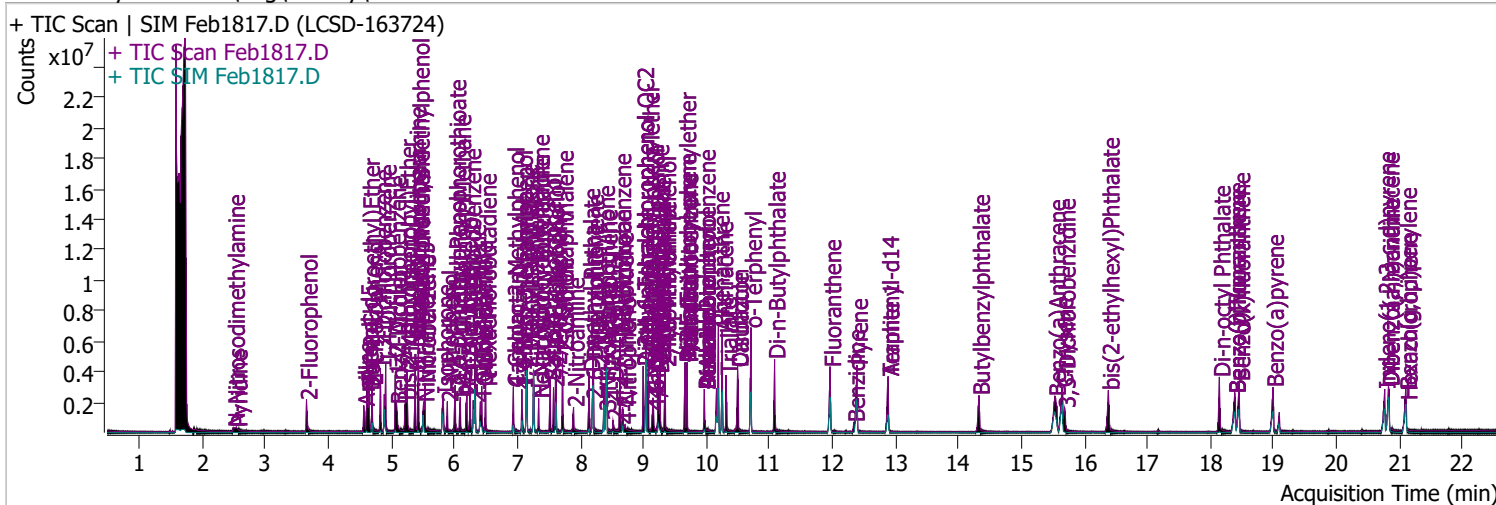


Compound	Conc.	RT	Dev(Min)	Resp.	QIon	QRatio	Lower	Upper
Benzo(g,h,i)perylene	91.7932	21.10	0.01	1834971	138.0	34.6	23.1	42.9
					277.0	24.2	16.3	30.2



Quantitation Results Report (QT Reviewed)

Data File	Feb1817.D	Operator	LIMS import
Acq. Method	BNA+SIM.M	Acq. Date-Time	2/19/2022 4:38:11 PM
Sample Name	LCSD-163724	Instrument	Instrument #1
Vial	17	Multiplier	1.00
DA Method File		Comment	SVOC-8270-W-LARGO
Tune File	dftppdsm.u	Tune Date	2/18/2022 9:25:00 PM
Batch Name	021822 DoD BNA cal.batch.bin	Last Calib Update	2/19/2022 1:06:17 PM
Ref Library	D:\Org\Library\NIST129K.l		



Compound	RT	QIon	Resp.	Conc.	Units	Dev(Min)
----------	----	------	-------	-------	-------	----------

Internal Standards

System Monitoring Compounds

S 2-Fluorophenol	3.653	112.0	731491	78.3066	µg/L	0.000
Spiked Amount: 200.000	Range: 10.0 - 75.0%			Recovery = 39.15%		
S Phenol-d5	4.613	99.0	1020514	85.1217	µg/L	0.000
Spiked Amount: 200.000	Range: 10.0 - 65.0%			Recovery = 42.56%		
S Nitrobenzene-d5	5.512	82.0	548705	81.8175	µg/L	0.010
Spiked Amount: 100.000	Range: 32.0 - 94.0%			Recovery = 81.82%		
S 2-Fluorobiphenyl	7.615	172.0	1661623	85.7735	µg/L	0.010
Spiked Amount: 100.000	Range: 28.0 - 107.0%			Recovery = 85.77%		
S 2,4,6-Tribromophenol	9.346	329.8	367875	182.5204	µg/L	0.010
Spiked Amount: 200.000	Range: 25.0 - 140.0%			Recovery = 91.26%		
S Terphenyl-d14	12.885	244.3	2067821	102.0971	µg/L	0.010
Spiked Amount: 100.000	Range: 32.0 - 122.0%			Recovery = 102.10%		

Target Compounds

Compound	RT	QIon	Resp.	Conc.	Units	QValue
T N-Nitrosodimethylamine	2.499	74.0	146742	53.8536	µg/L	91
T Pyridine	2.540	79.0	266643	38.5727	µg/L	98
T Aniline	4.562	93.0	856490	49.8189	µg/L	m 97
T Phenol	4.623	94.0	663834	49.9716	µg/L	89
T bis(-2-Chloroethyl)Ether	4.644	63.0	706215	78.2003	µg/L	m 97
T 2-Chlorophenol	4.695	128.0	757195	70.7789	µg/L	99
T 1,3-Dichlorobenzene	4.828	146.0	921522	66.8702	µg/L	m 99
T 1,4-Dichlorobenzene	4.909	146.0	931046	66.9263	µg/L	m 99
T 1,2-Dichlorobenzene	5.063	146.0	905959	67.5089	µg/L	99
T Benzyl Alcohol	5.083	108.0	379572	71.4775	µg/L	97
T bis(2-chloroisopropyl)Ether	5.226	121.0	246182	68.1941	µg/L	97
T 2-Methylphenol	5.246	107.0	749921	80.8434	µg/L	95
T N-nitroso-Di-n-propylamine	5.379	70.0	664837	101.5848	µg/L	97
T 4Methylphenol/3Methylphenol	5.430	107.0	1068634	84.8619	µg/L	99
T Hexachloroethane	5.430	117.0	227105	55.9791	µg/L	84

Quantitation Results Report (QT Reviewed)

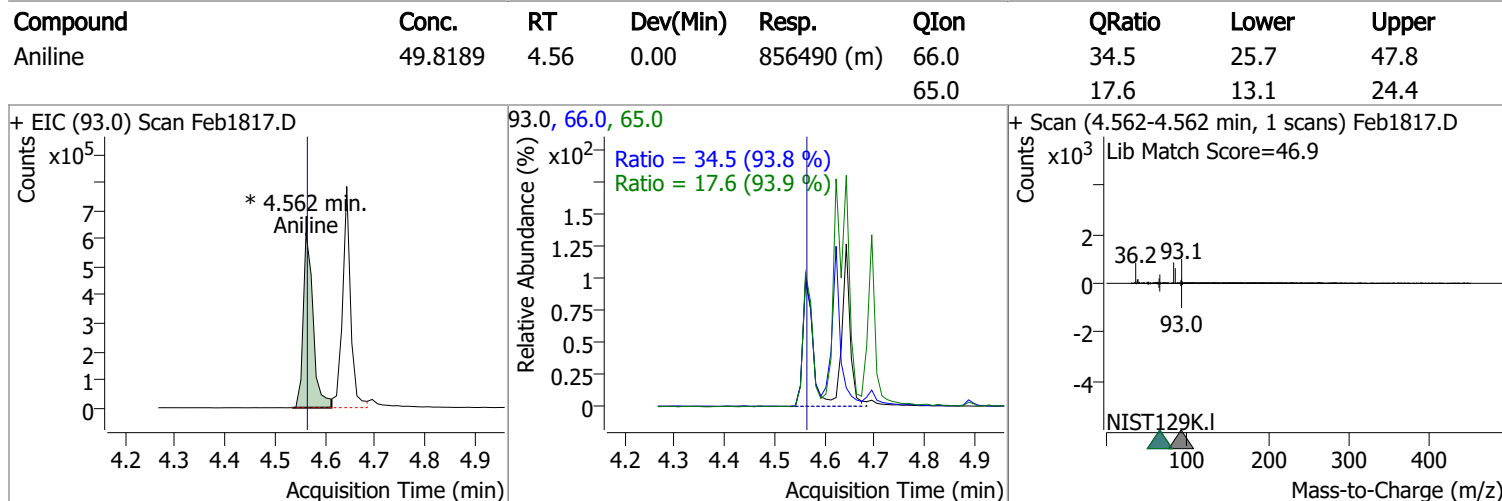
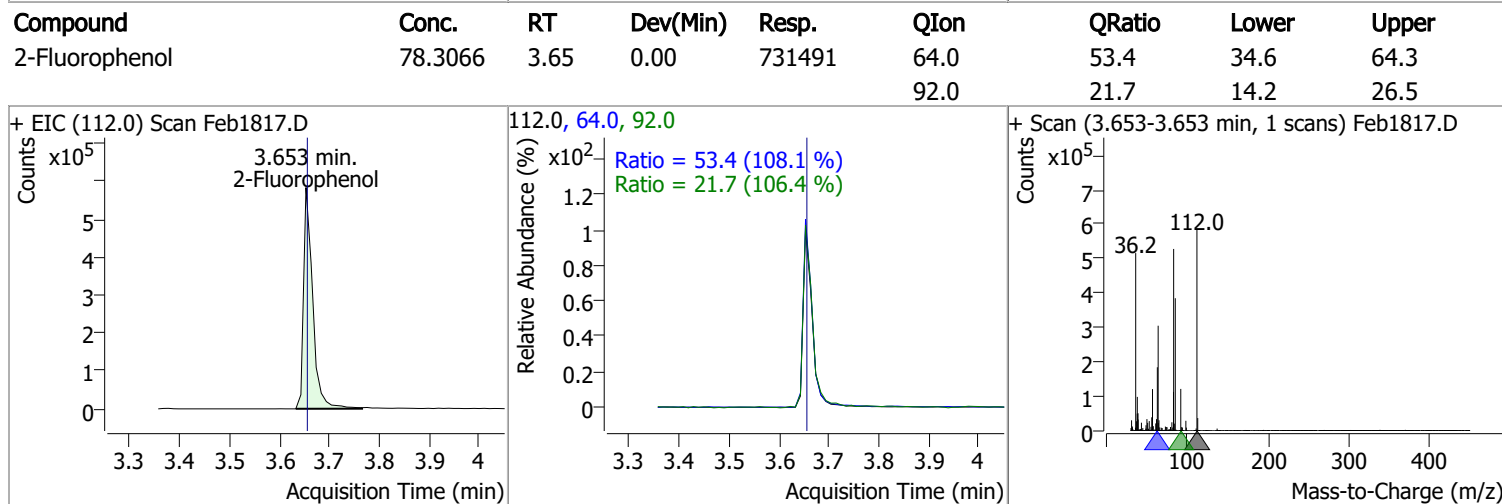
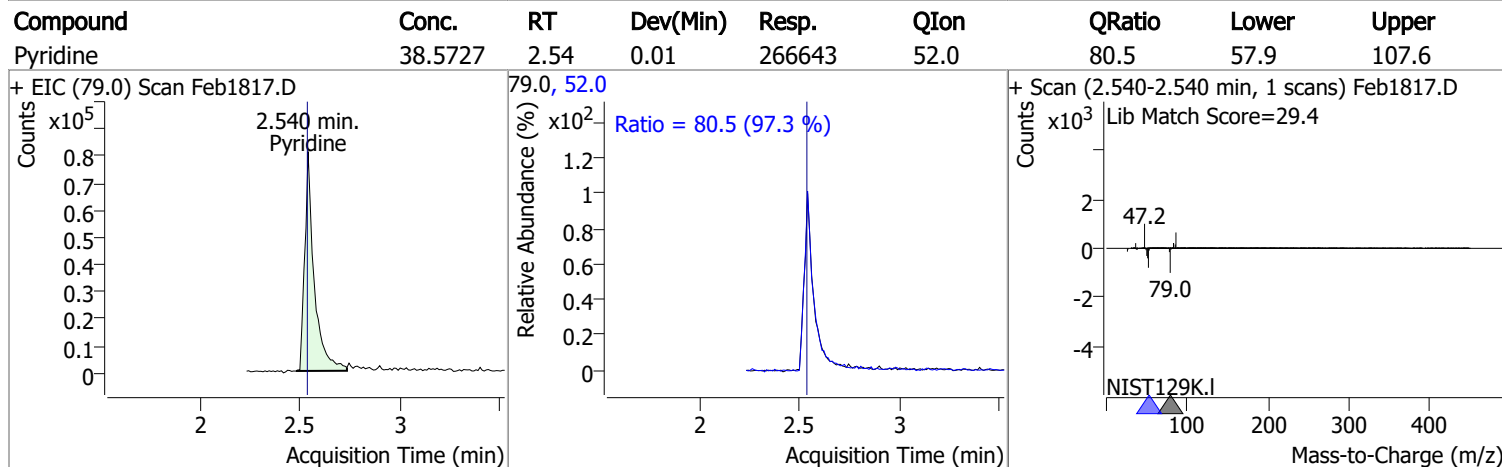
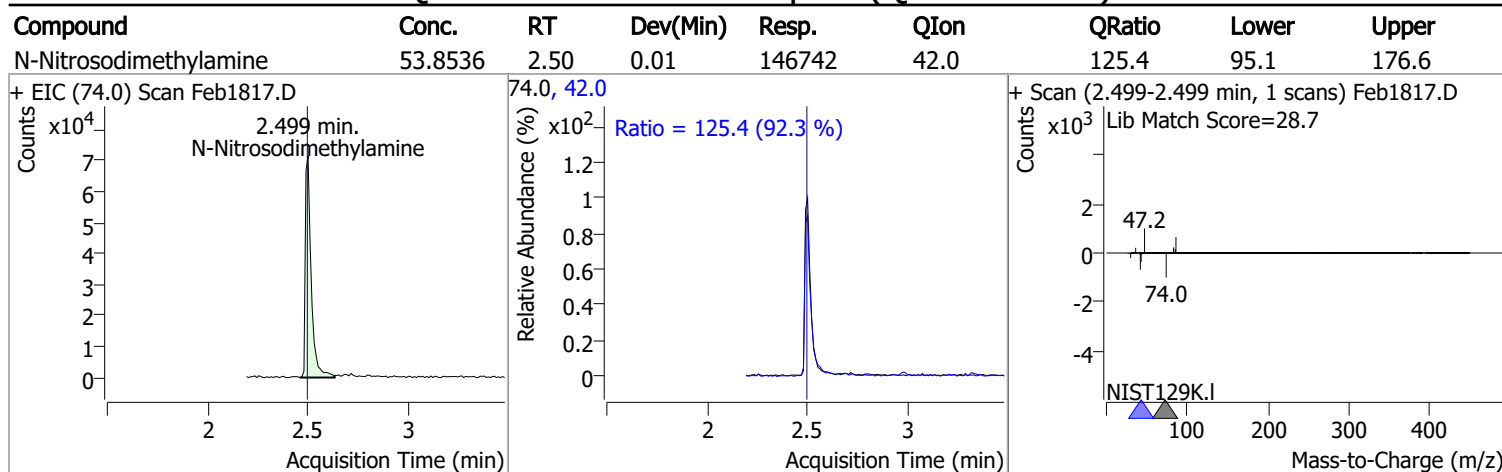
Compound	RT	QIon	Resp.	Conc.	Units	Dev(Min)
T Nitrobenzene	5.532	123.1	320629	96.1775	µg/L	100
T Isophorone	5.818	82.0	1394842	85.8817	µg/L	99
T 2-Nitrophenol	5.890	139.0	329542	88.8447	µg/L	98
T 2,4-Dimethylphenol	6.013	122.0	656449	87.5029	µg/L	100
T bis(-2-Chloroethoxy)Methane	6.095	93.0	864099	90.7592	µg/L	97
T 2,4-Dichlorophenol	6.198	162.0	567267	78.6105	µg/L	97
T Benzoic Acid	6.198	105.0	105225	31.8182	µg/L	# 83
T 1,2,4-Trichlorobenzene	6.249	180.0	639500	73.7524	µg/L	100
T Naphthalene	6.331	128.0	2188991	85.9185	µg/L	99
T 4-Chlorophenol	6.413	130.0	202982	75.0525	µg/L	97
T p-Chloroaniline	6.434	127.0	740594	73.5508	µg/L	99
T Hexachlorobutadiene	6.496	224.9	325291	72.5363	µg/L	99
T 4-Chloro-2-Methylphenol	6.937	107.0	596161	89.6296	µg/L	m 95
T 4-Chloro-3-Methylphenol	7.071	107.0	636364	91.1575	µg/L	m 97
T 2-Methylnaphthalene	7.153	141.0	1348720	92.1358	µg/L	98
T 1-Methylnaphthalene	7.255	141.0	1169318	82.2967	µg/L	m 97
T Hexachlorocyclopentadiene	7.338	236.9	218680	79.9142	µg/L	97
T 2,4,6-Trichlorophenol	7.522	196.0	452699	94.1385	µg/L	m 100
T 2,4,5-Trichlorophenol	7.574	196.0	446352	83.4736	µg/L	m 94
T 2-Chloronaphthalene	7.718	162.0	1420664	87.3647	µg/L	98
T 2-Nitroaniline	7.892	65.0	287797	98.2821	µg/L	99
T Dimethyl Phthalate	8.139	163.0	1658944	99.5583	µg/L	98
T 2,6-Dinitrotoluene	8.190	165.0	213503	94.6751	µg/L	90
T Acenaphthylene	8.200	152.1	2307362	88.8083	µg/L	99
T 3-Nitroaniline	8.394	138.0	220827	85.9335	µg/L	95
T Acenaphthene	8.415	154.0	1443838	98.2159	µg/L	98
T 2,4-Dinitrophenol	8.517	184.0	109510	92.7690	µg/L	91
T Dibenzofuran	8.630	168.0	2194616	90.9985	µg/L	97
T 2,4-Dinitrotoluene	8.671	165.0	272504	94.5728	µg/L	97
T 4-Nitrophenol	8.711	109.0	100807	39.1277	µg/L	99
T Diethylphthalate	8.998	149.0	1643005	95.2040	µg/L	99
T Fluorene	9.039	166.0	1722341	88.3509	µg/L	100
T 4-Chlorophenyl-phenylether	9.080	204.0	933069	104.6332	µg/L	99
T 4-Nitroaniline	9.151	138.0	276941	96.5971	µg/L	99
T 4,6-Dinitro-2-methylphenol	9.162	198.0	153887	88.0254	µg/L	96
T N-nitrosodiphenylamine	9.233	169.0	1323156	99.4366	µg/L	98
T Azobenzene	9.264	77.0	1523922	86.3002	µg/L	94
T 4-Bromophenyl-phenylether	9.663	248.0	518024	100.4969	µg/L	98
T Hexachlorobenzene	9.694	283.9	474881	93.2563	µg/L	100
T Pentachlorophenol	9.968	265.9	261837	103.9201	µg/L	96
T Phenanthrene	10.191	178.0	2554166	93.7934	µg/L	99
T Anthracene	10.252	178.0	2466442	94.9415	µg/L	m 99
T Triallate	10.313	86.0	582930	92.2071	µg/L	99
T Carbazole	10.495	167.0	2612382	98.8542	µg/L	99
T o-Terphenyl	10.708	230.0	1384295	95.1386	µg/L	99
T Di-n-Butylphthalate	11.082	149.0	2648677	101.7237	µg/L	99
T Fluoranthene	11.963	202.0	2654095	96.0829	µg/L	100
T Benzidine	12.338	184.0	399463	39.5313	µg/L	99
T Pyrene	12.389	202.0	2820024	93.8750	µg/L	99
T Butylbenzylphthalate	14.326	149.0	919992	102.1230	µg/L	98
T Benzo(a)Anthracene	15.532	228.0	2336100	105.0410	µg/L	99
T Chrysene	15.645	228.0	2488700	100.9429	µg/L	99
T 3,3-Dichlorobenzidine	15.686	252.0	631463	80.0220	µg/L	100
T bis(2-ethylhexyl)Phthalate	16.380	167.0	335192	106.2539	µg/L	96
T Di-n-octyl Phthalate	18.143	149.0	2225726	102.4781	µg/L	99

Quantitation Results Report (QT Reviewed)

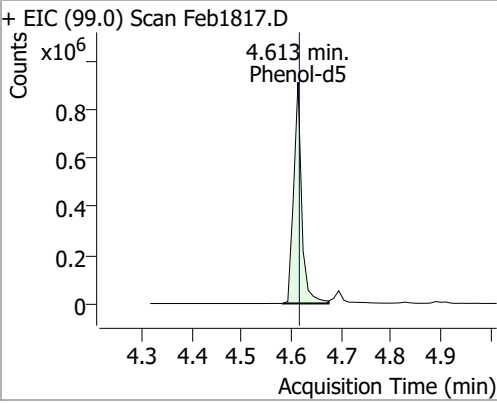
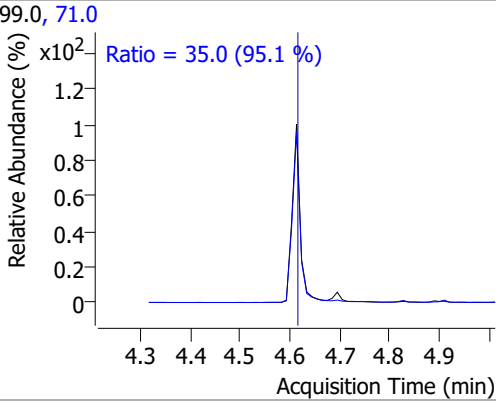
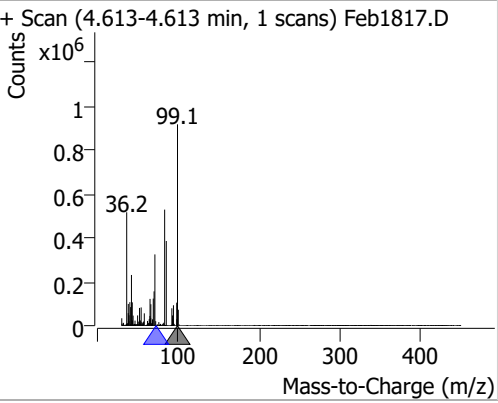
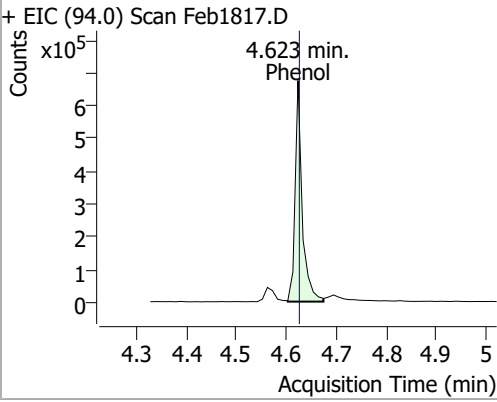
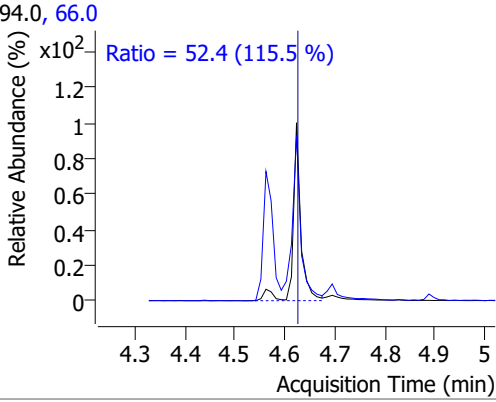
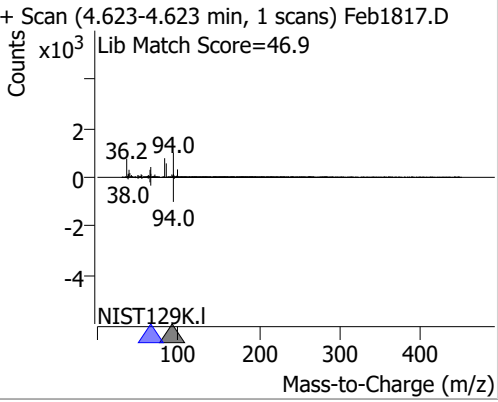
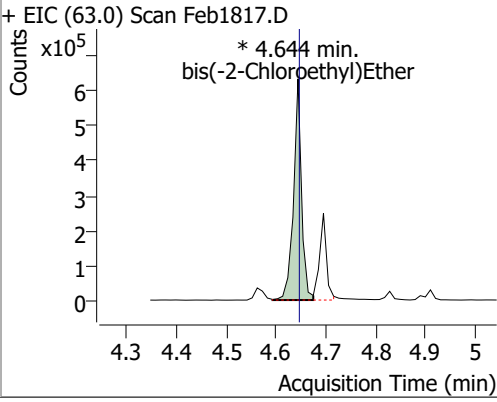
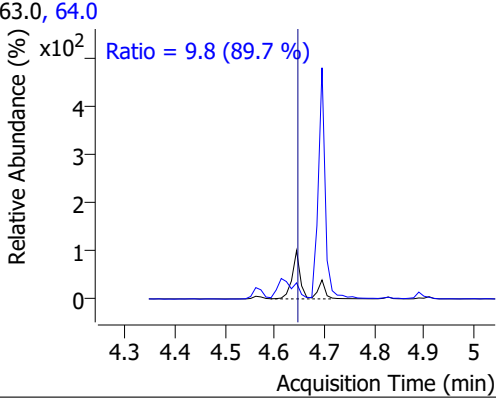
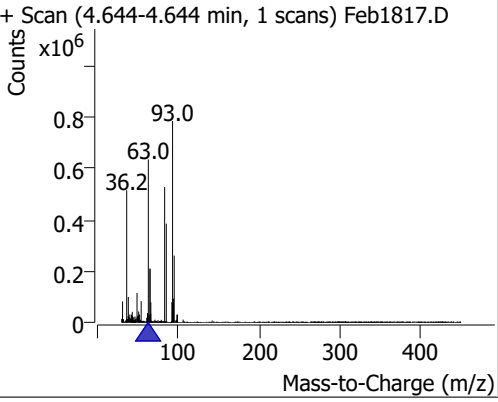
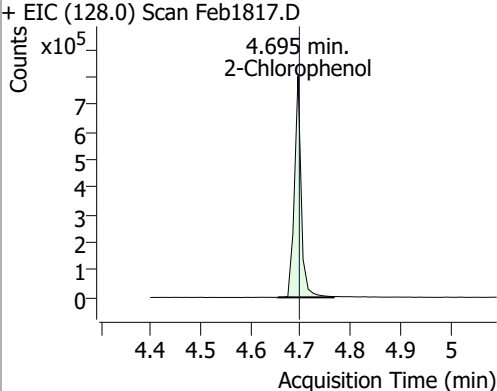
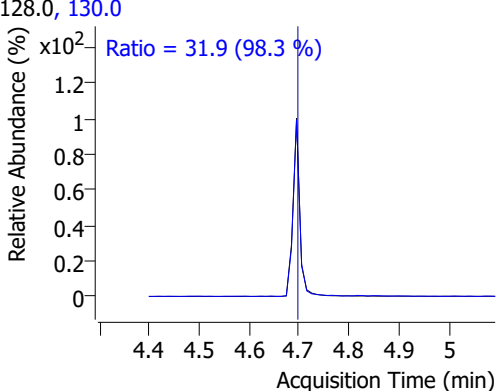
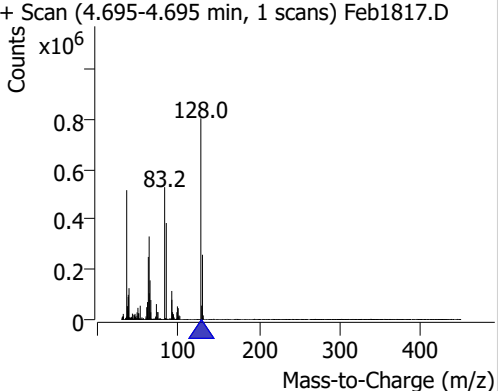
Compound	RT	QIon	Resp.	Conc.	Units	Dev(Min)
T Benzo(b)fluoranthene	18.386	252.0	2246056	101.4242	µg/L	100
T Benzo(k)fluoranthene	18.456	252.0	2136394	90.6520	µg/L	99
T Benzo(a)pyrene	18.993	252.0	2046889	96.6283	µg/L	98
T Indeno(1,2,3-c,d)pyrene	20.765	276.0	1660169	93.4428	µg/L	96
T Dibenzo(a,h)anthracene	20.826	278.0	1995247	102.9883	µg/L	98
T Benzo(g,h,i)perylene	21.099	276.0	2064319	100.7959	µg/L	99

(#) = Qualifier Out of Range; (m) = Manual Integration; (+) = Area Summed; (*) = Surrogate Percent Recovery Out of Range; (d): Zeroed Peak

Quantitation Results Report (QT Reviewed)

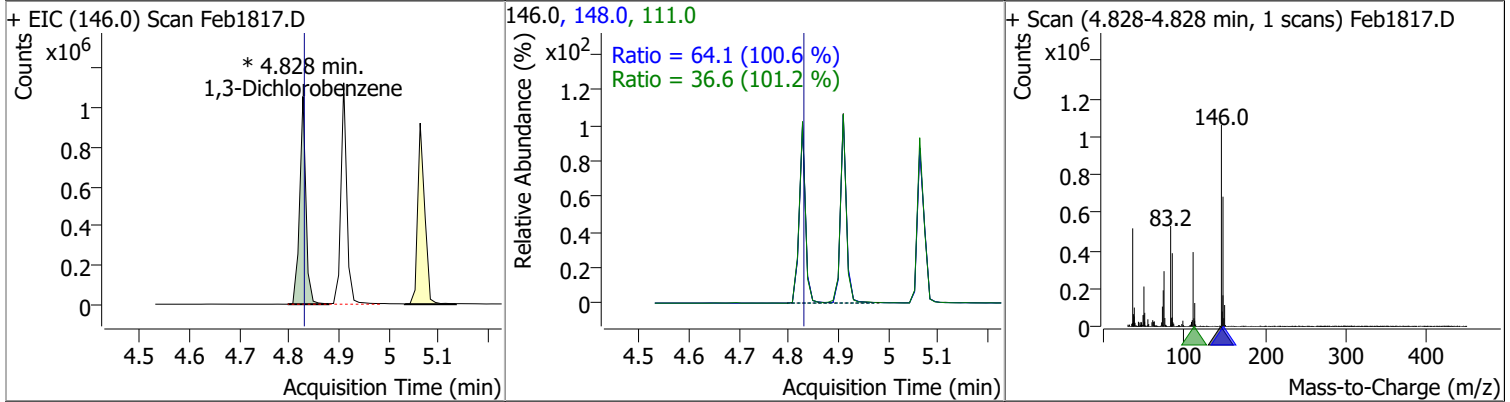


Quantitation Results Report (QT Reviewed)

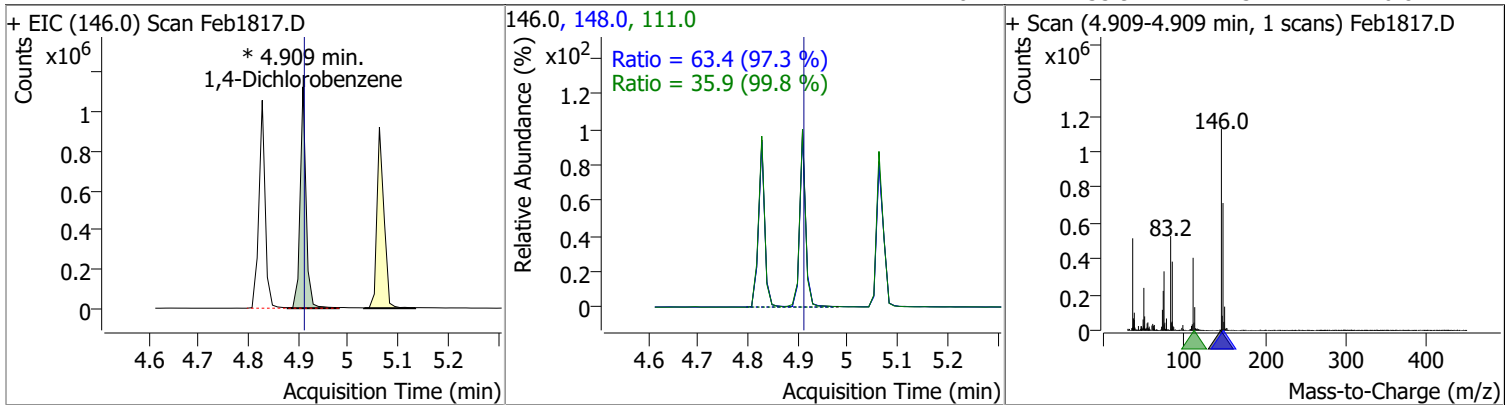
Compound	Conc.	RT	Dev(Min)	Resp.	QIon	QRatio	Lower	Upper
Phenol-d5	85.1217	4.61	0.00	1020514	71.0	35.0	25.8	47.9
+ EIC (99.0) Scan Feb1817.D 			99.0, 71.0 			+ Scan (4.613-4.613 min, 1 scans) Feb1817.D 		
Phenol	49.9716	4.62	0.00	663834	66.0	52.4	31.7	58.9
+ EIC (94.0) Scan Feb1817.D 			94.0, 66.0 			+ Scan (4.623-4.623 min, 1 scans) Feb1817.D Lib Match Score=46.9 		
bis(-2-Chloroethyl)Ether	78.2003	4.64	0.00	706215 (m)	64.0	9.8	7.6	14.1
+ EIC (63.0) Scan Feb1817.D * 4.644 min. bis(-2-Chloroethyl)Ether 			63.0, 64.0 			+ Scan (4.644-4.644 min, 1 scans) Feb1817.D 		
2-Chlorophenol	70.7789	4.69	0.00	757195	130.0	31.9	22.7	42.2
+ EIC (128.0) Scan Feb1817.D 			128.0, 130.0 			+ Scan (4.695-4.695 min, 1 scans) Feb1817.D 		

Quantitation Results Report (QT Reviewed)

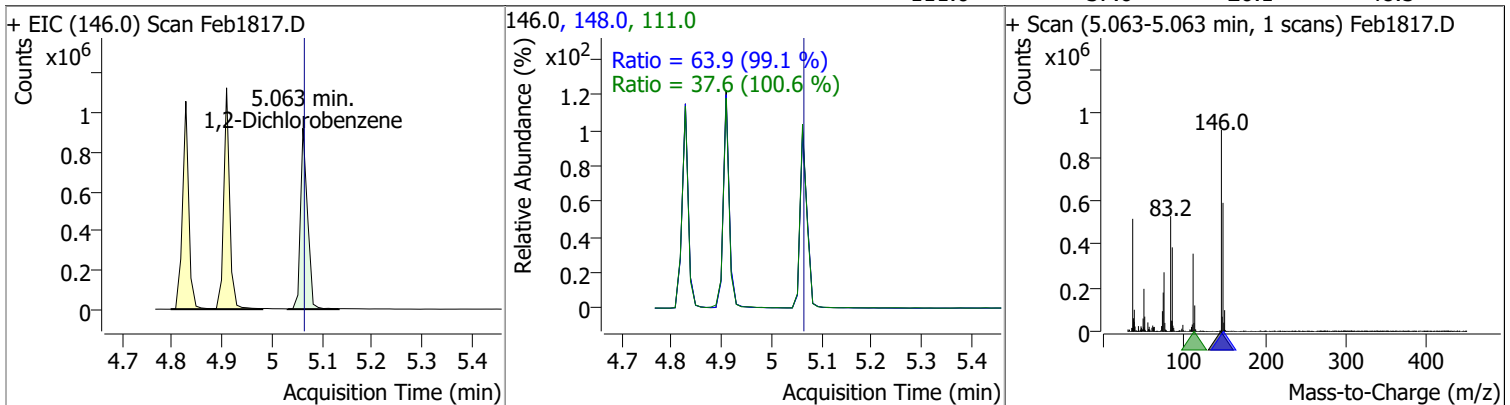
Compound	Conc.	RT	Dev(Min)	Resp.	QIon	QRatio	Lower	Upper
1,3-Dichlorobenzene	66.8702	4.83	0.00	921522 (m)	148.0	64.1	44.6	82.8
					111.0	36.6	25.3	47.0



Compound	Conc.	RT	Dev(Min)	Resp.	QIon	QRatio	Lower	Upper
1,4-Dichlorobenzene	66.9263	4.91	0.00	931046 (m)	148.0	63.4	45.6	84.8
					111.0	35.9	25.2	46.8

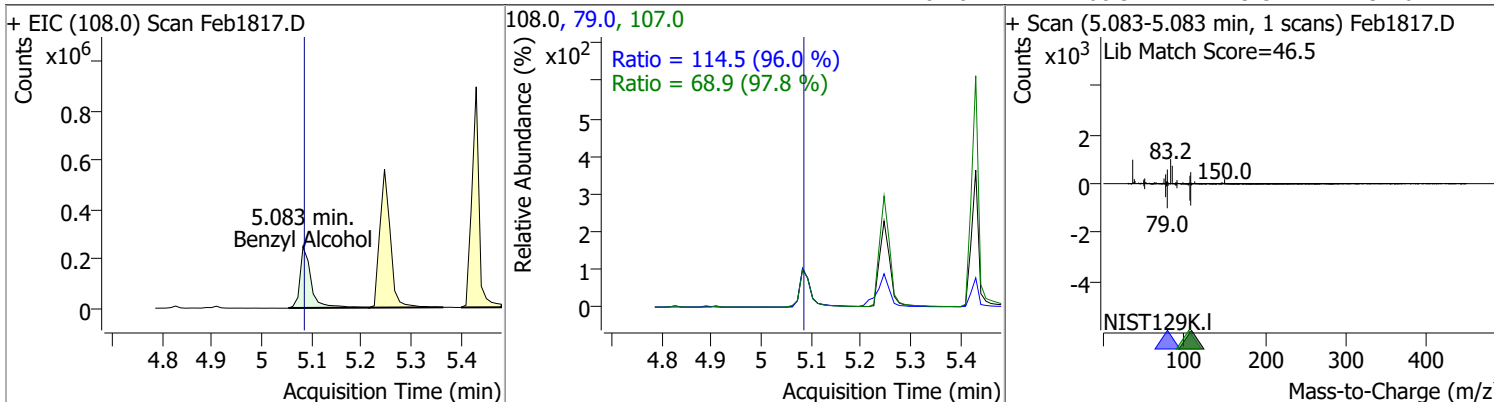


Compound	Conc.	RT	Dev(Min)	Resp.	QIon	QRatio	Lower	Upper
1,2-Dichlorobenzene	67.5089	5.06	0.00	905959	148.0	63.9	45.1	83.8
					111.0	37.6	26.1	48.5

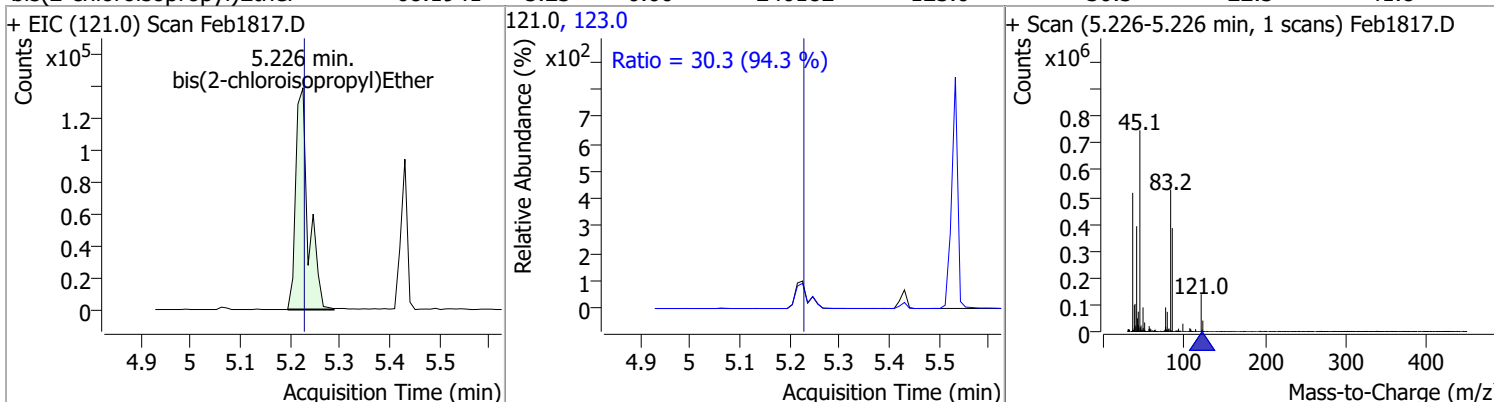


Quantitation Results Report (QT Reviewed)

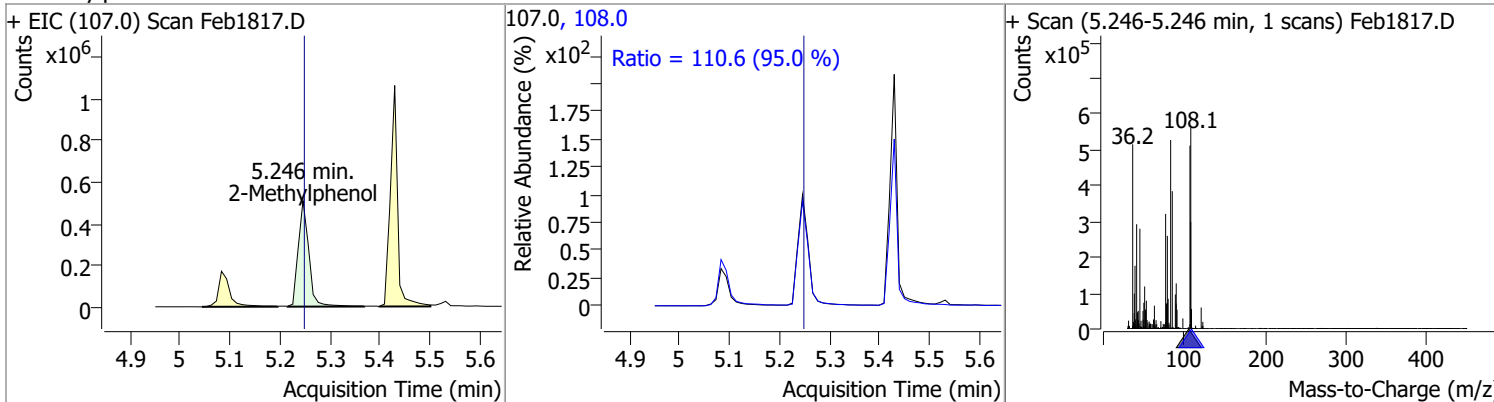
Compound	Conc.	RT	Dev(Min)	Resp.	QIon	QRatio	Lower	Upper
Benzyl Alcohol	71.4775	5.08	0.00	379572	79.0	114.5	83.5	155.1
					107.0	68.9	49.3	91.6



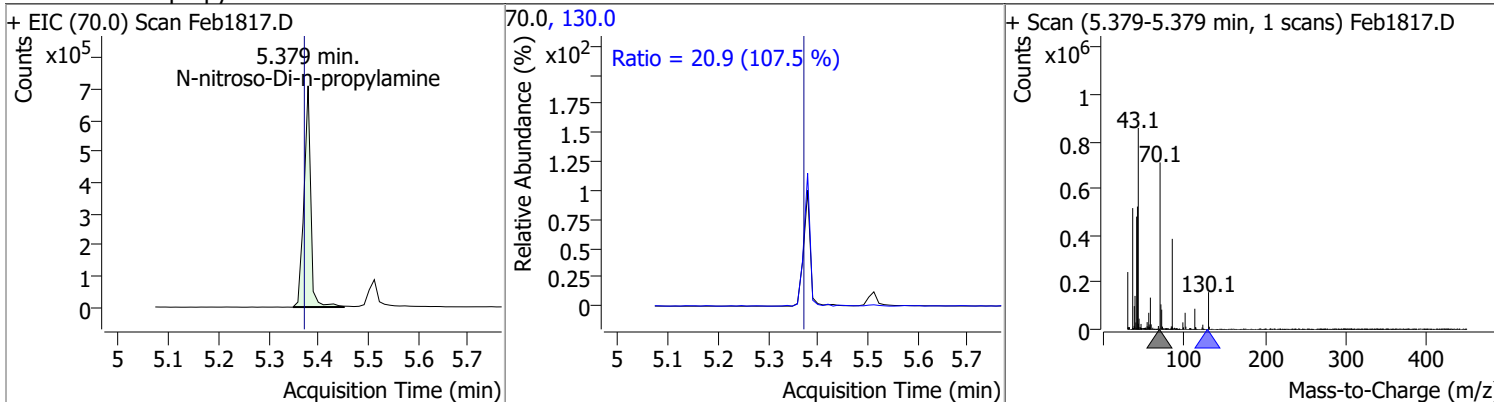
Compound	Conc.	RT	Dev(Min)	Resp.	QIon	QRatio	Lower	Upper
bis(2-chloroisopropyl)Ether	68.1941	5.23	0.00	246182	123.0	30.3	22.5	41.8



Compound	Conc.	RT	Dev(Min)	Resp.	QIon	QRatio	Lower	Upper
2-Methylphenol	80.8434	5.25	0.00	749921	108.0	110.6	81.5	151.4

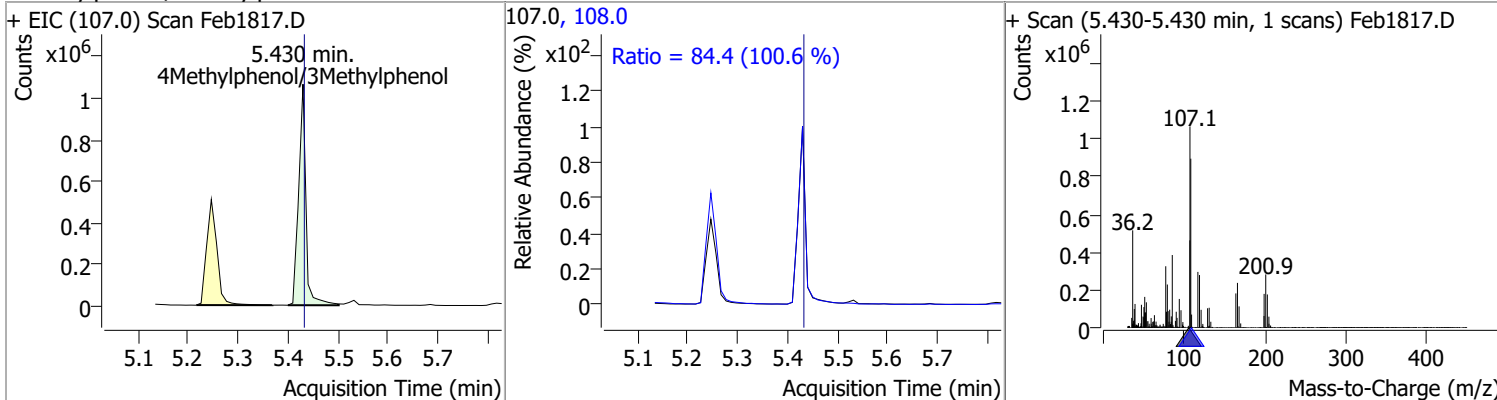


Compound	Conc.	RT	Dev(Min)	Resp.	QIon	QRatio	Lower	Upper
N-nitroso-Di-n-propylamine	101.5848	5.38	0.01	664837	130.0	20.9	0.0	38.8

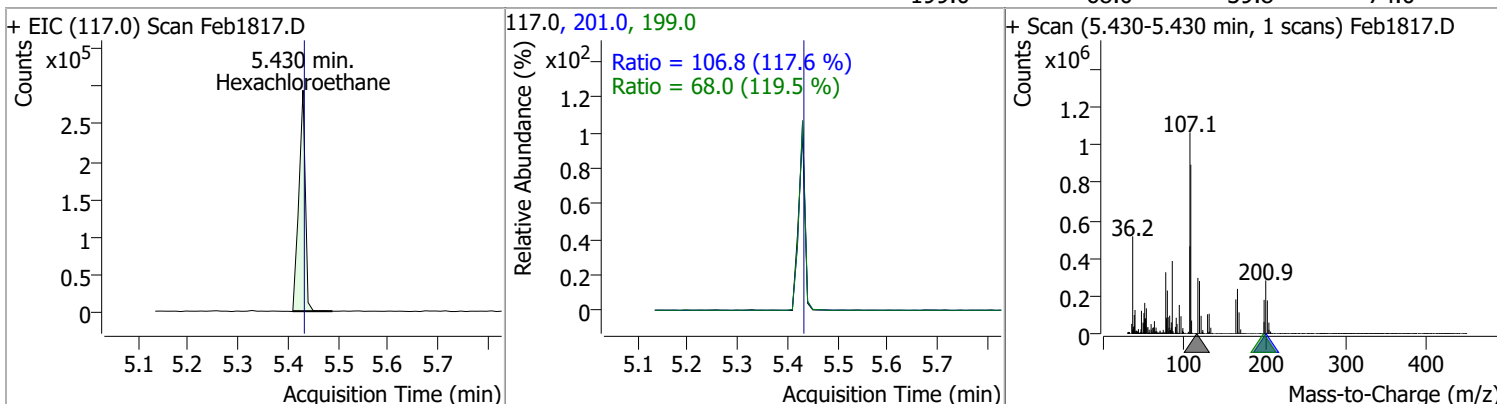


Quantitation Results Report (QT Reviewed)

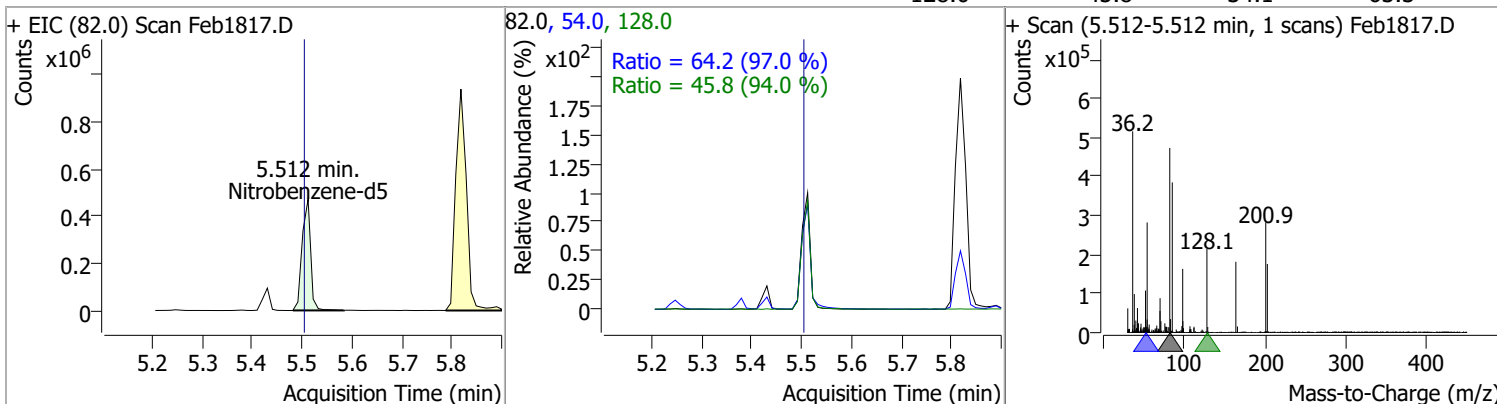
Compound	Conc.	RT	Dev(Min)	Resp.	QIon	QRatio	Lower	Upper
4Methylphenol/3Methylphenol	84.8619	5.43	0.00	1068634	108.0	84.4	58.8	109.1



Compound	Conc.	RT	Dev(Min)	Resp.	QIon	QRatio	Lower	Upper
Hexachloroethane	55.9791	5.43	0.00	227105	201.0 199.0	106.8 68.0	63.5 39.8	118.0 74.0

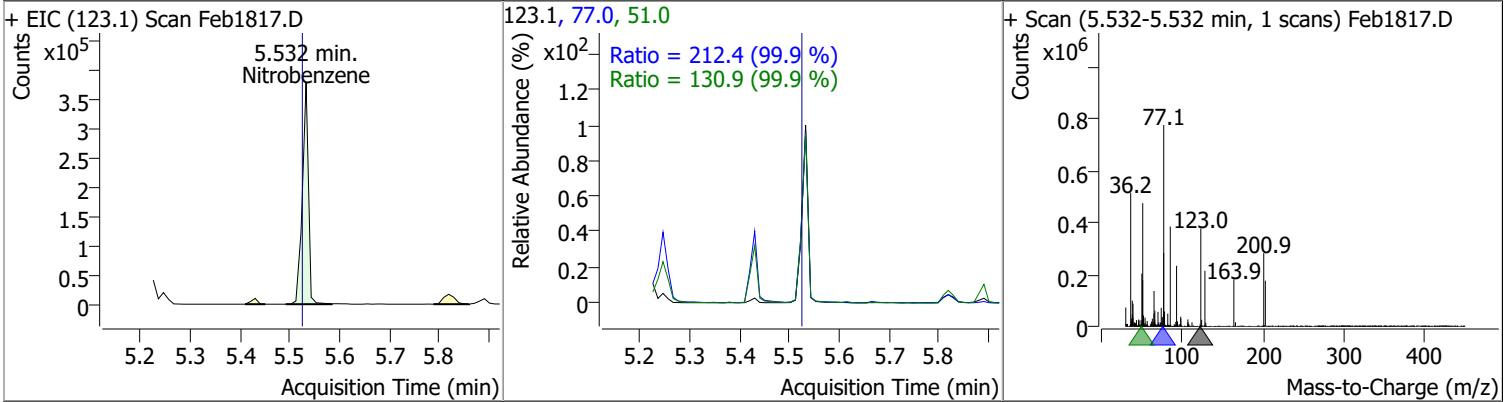


Compound	Conc.	RT	Dev(Min)	Resp.	QIon	QRatio	Lower	Upper
Nitrobenzene-d5	81.8175	5.51	0.01	548705	54.0 128.0	64.2 45.8	46.3 34.1	86.0 63.3

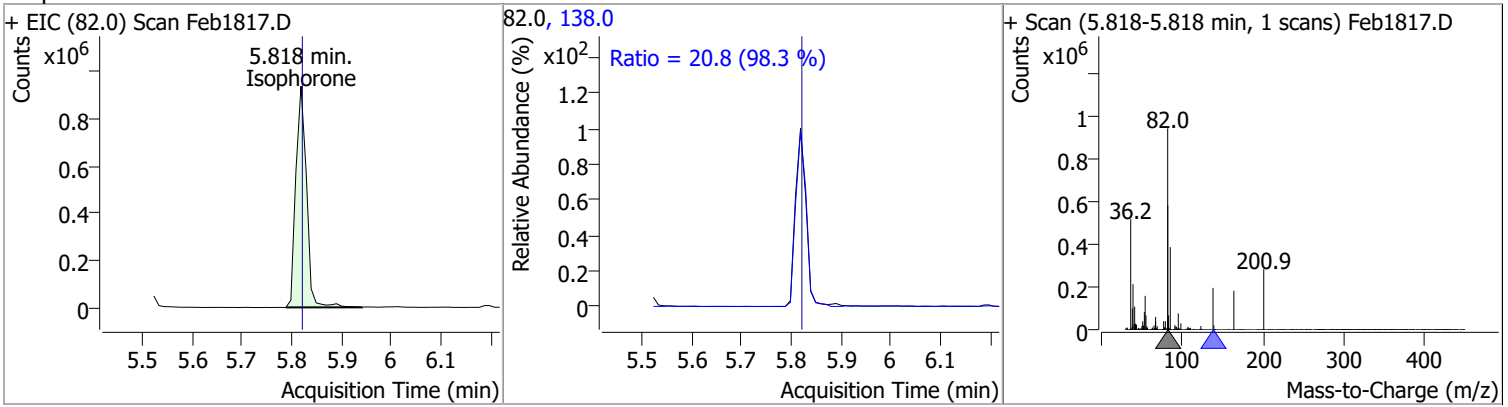


Quantitation Results Report (QT Reviewed)

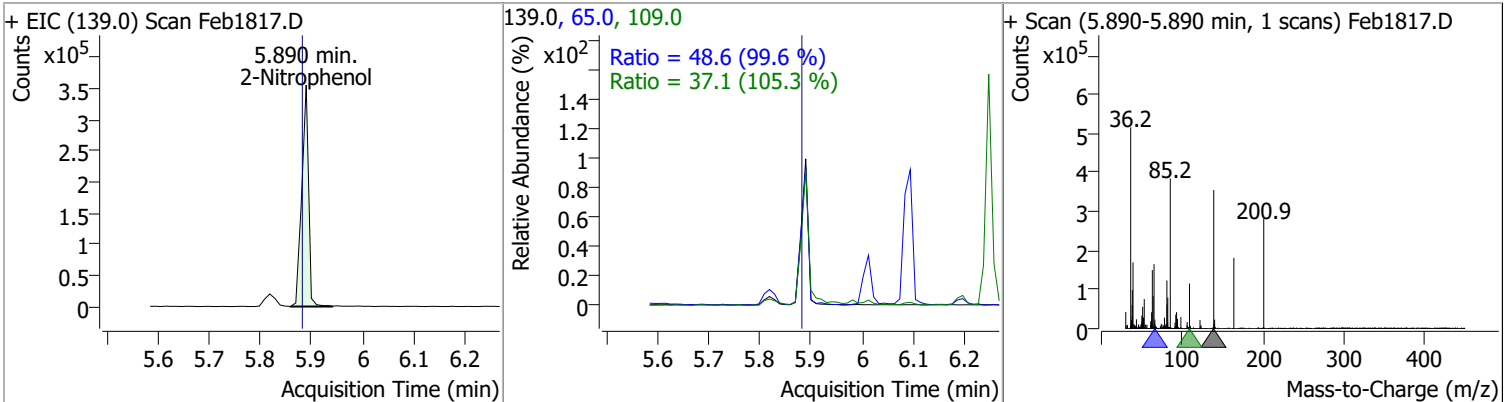
Compound	Conc.	RT	Dev(Min)	Resp.	QIon	QRatio	Lower	Upper
Nitrobenzene	96.1775	5.53	0.01	320629	77.0	212.4	148.9	276.5
					51.0	130.9	91.7	170.3



Compound	Conc.	RT	Dev(Min)	Resp.	QIon	QRatio	Lower	Upper
Isophorone	85.8817	5.82	0.00	1394842	138.0	20.8	14.8	27.5

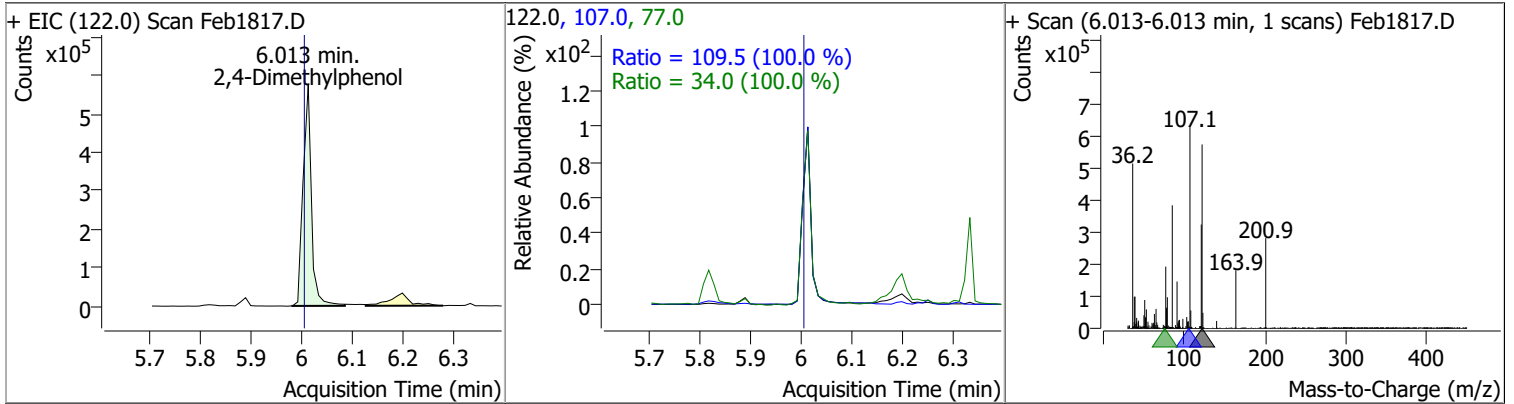


Compound	Conc.	RT	Dev(Min)	Resp.	QIon	QRatio	Lower	Upper
2-Nitrophenol	88.8447	5.89	0.01	329542	65.0	48.6	34.2	63.4
					109.0	37.1	24.6	45.8

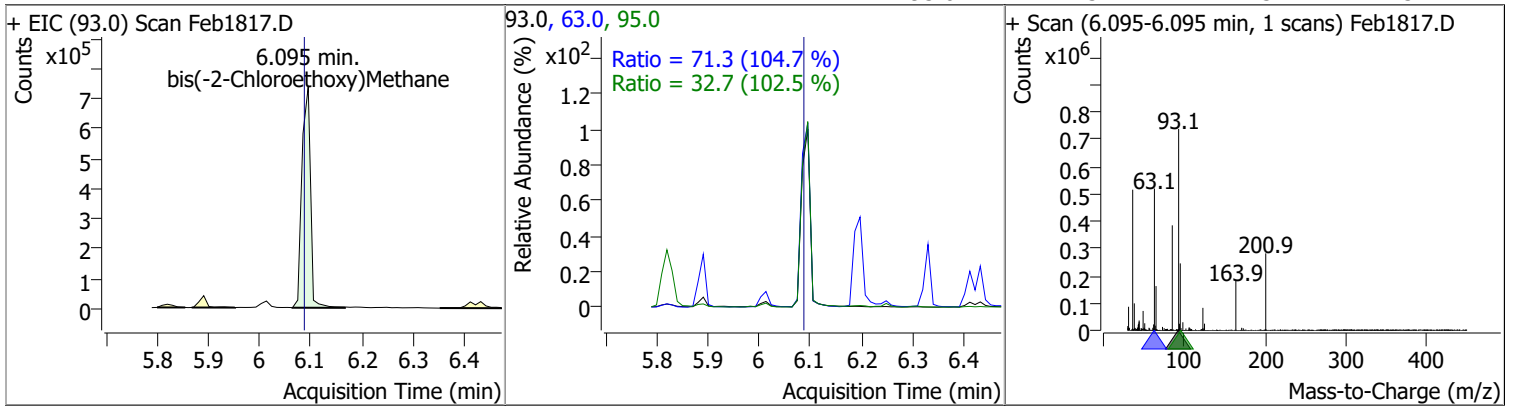


Quantitation Results Report (QT Reviewed)

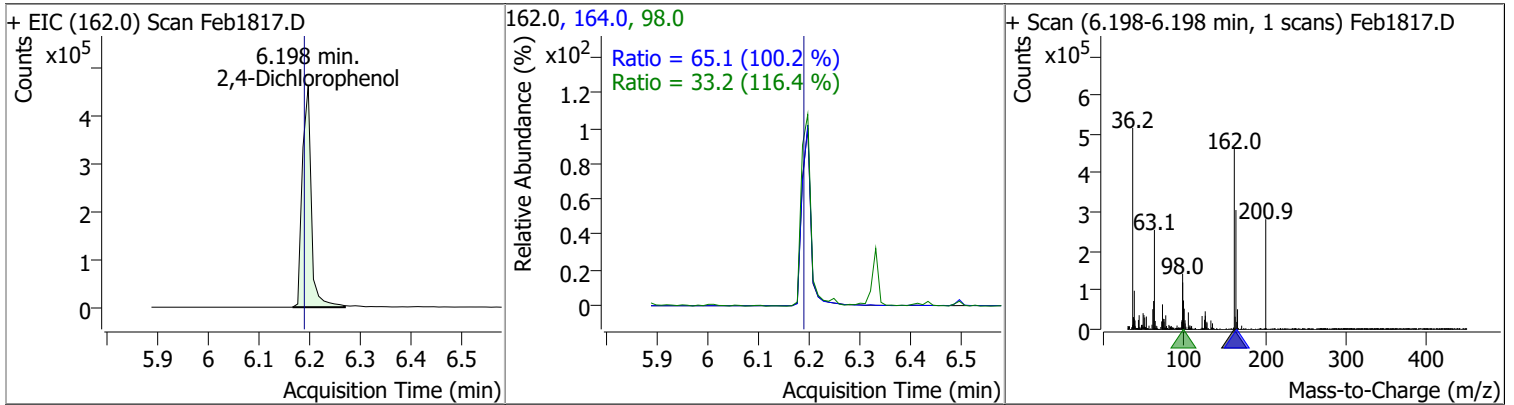
Compound	Conc.	RT	Dev(Min)	Resp.	QIon	QRatio	Lower	Upper
2,4-Dimethylphenol	87.5029	6.01	0.01	656449	107.0	109.5	76.6	142.3
					77.0	34.0	23.8	44.2



Compound	Conc.	RT	Dev(Min)	Resp.	QIon	QRatio	Lower	Upper
bis(-2-Chloroethoxy)Methane	90.7592	6.10	0.01	864099	63.0	71.3	47.7	88.6
					95.0	32.7	22.3	41.5

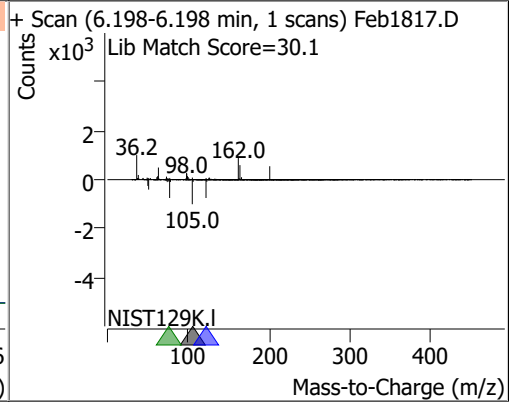
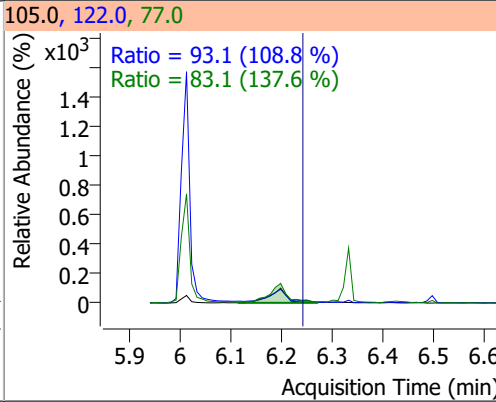
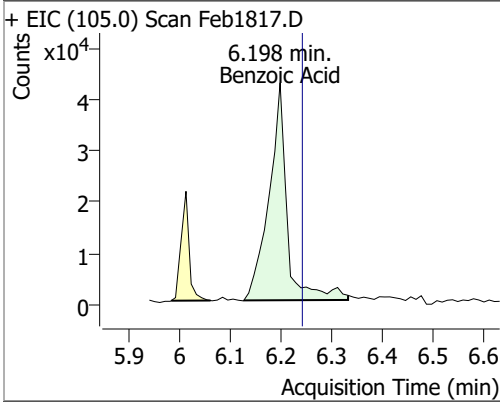


Compound	Conc.	RT	Dev(Min)	Resp.	QIon	QRatio	Lower	Upper
2,4-Dichlorophenol	78.6105	6.20	0.01	567267	164.0	65.1	45.5	84.5
					98.0	33.2	20.0	37.1

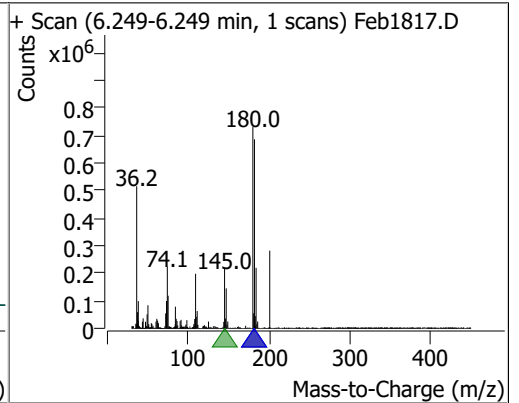
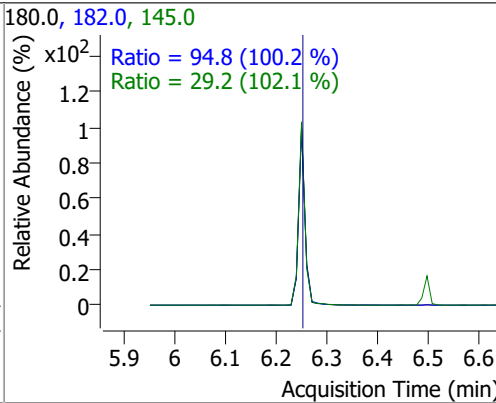
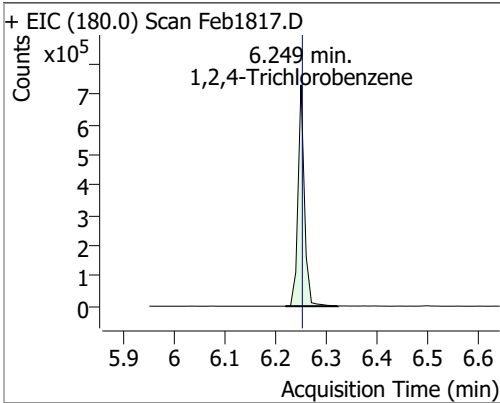


Quantitation Results Report (QT Reviewed)

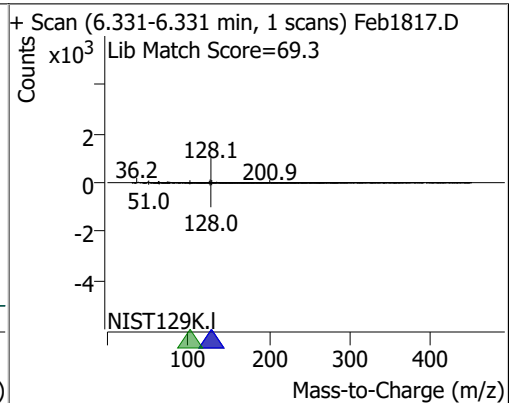
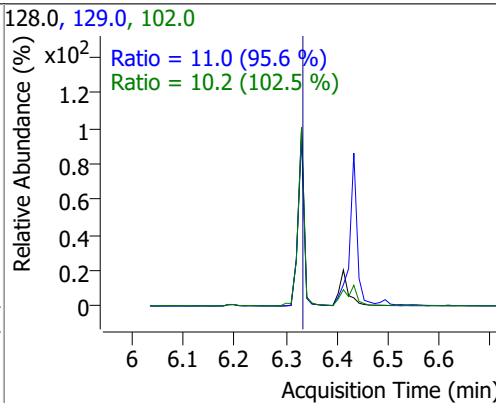
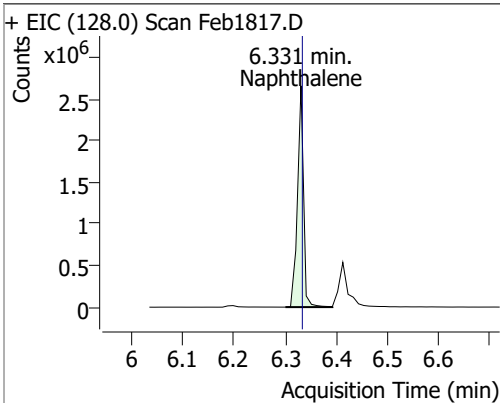
Compound	Conc.	RT	Dev(Min)	Resp.	QIon	QRatio	Lower	Upper
Benzoic Acid	31.8182	6.20	-0.04	105225	122.0	93.1	59.9	111.2
					77.0	83.1	42.3	78.5



Compound	Conc.	RT	Dev(Min)	Resp.	QIon	QRatio	Lower	Upper
1,2,4-Trichlorobenzene	73.7524	6.25	0.00	639500	182.0	94.8	66.2	122.9
					145.0	29.2	20.1	37.3

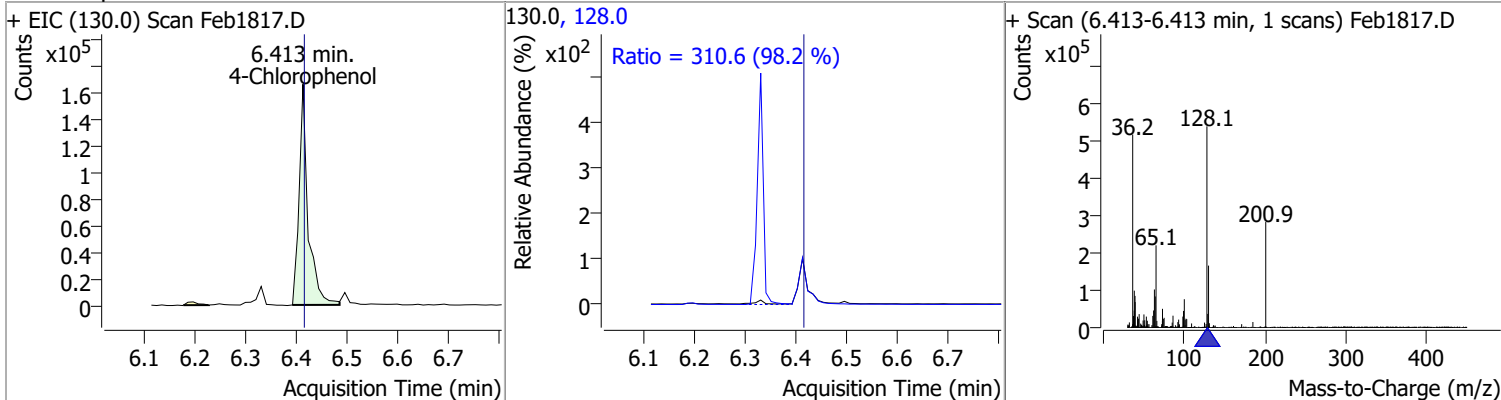


Compound	Conc.	RT	Dev(Min)	Resp.	QIon	QRatio	Lower	Upper
Naphthalene	85.9185	6.33	0.00	2188991	129.0	11.0	8.0	14.9
					102.0	10.2	6.9	12.9

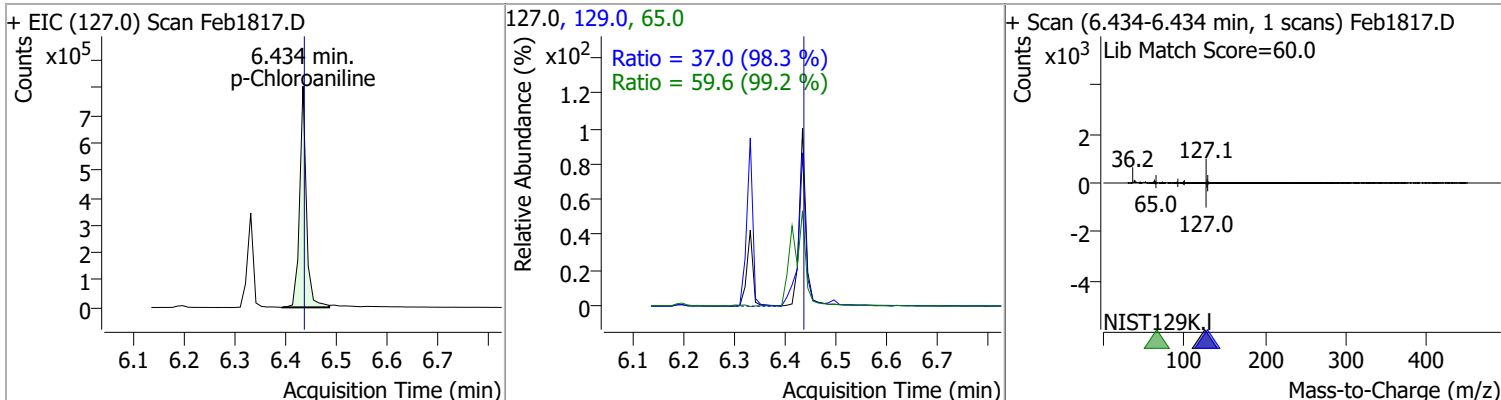


Quantitation Results Report (QT Reviewed)

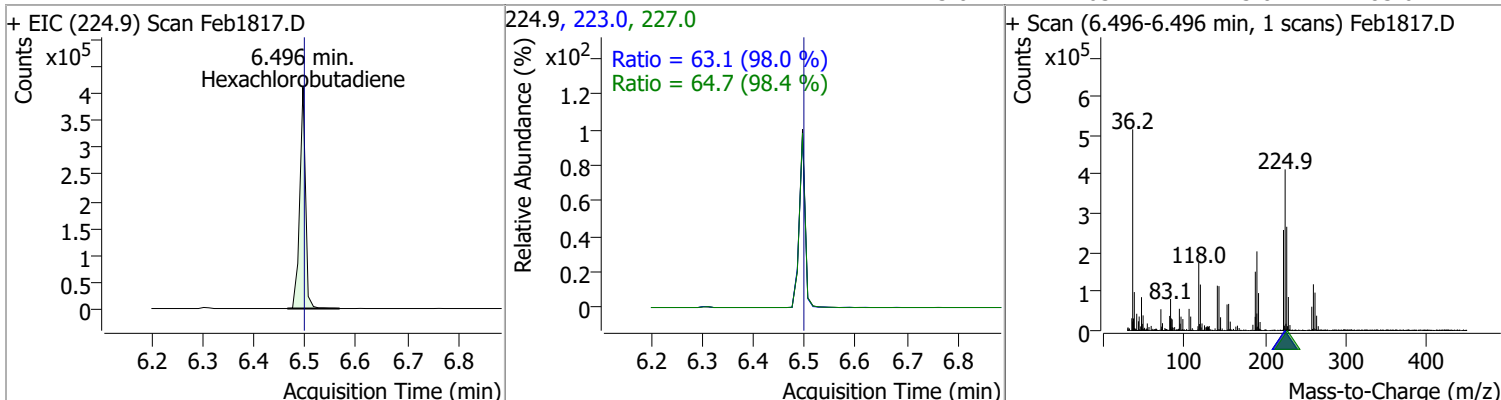
Compound	Conc.	RT	Dev(Min)	Resp.	QIon	QRatio	Lower	Upper
4-Chlorophenol	75.0525	6.41	0.00	202982	128.0	310.6	221.4	411.2



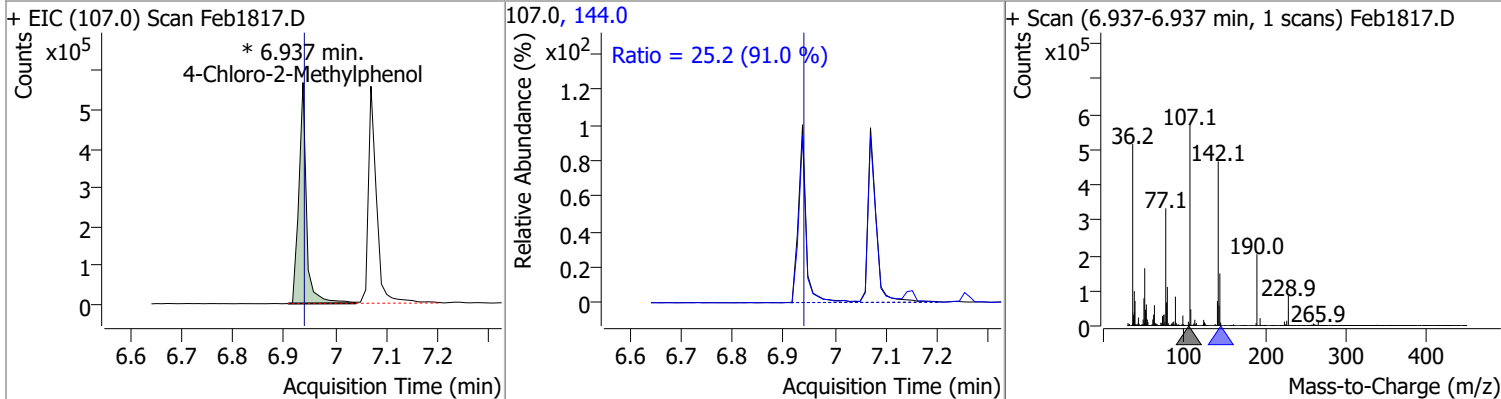
Compound	Conc.	RT	Dev(Min)	Resp.	QIon	QRatio	Lower	Upper
p-Chloroaniline	73.5508	6.43	0.00	740594	65.0	59.6	42.1	78.2
					129.0	37.0	26.3	48.9



Compound	Conc.	RT	Dev(Min)	Resp.	QIon	QRatio	Lower	Upper
Hexachlorobutadiene	72.5363	6.50	0.00	325291	227.0	64.7	46.0	85.4
					223.0	63.1	45.0	83.6

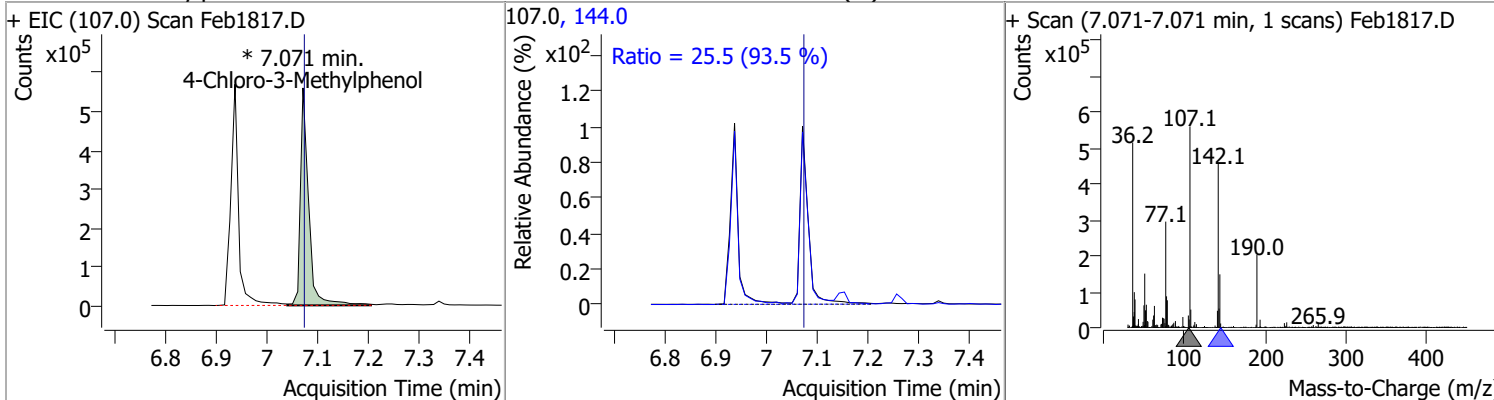


Compound	Conc.	RT	Dev(Min)	Resp.	QIon	QRatio	Lower	Upper
4-Chloro-2-Methylphenol	89.6296	6.94	0.00	596161 (m)	144.0	25.2	19.4	36.1

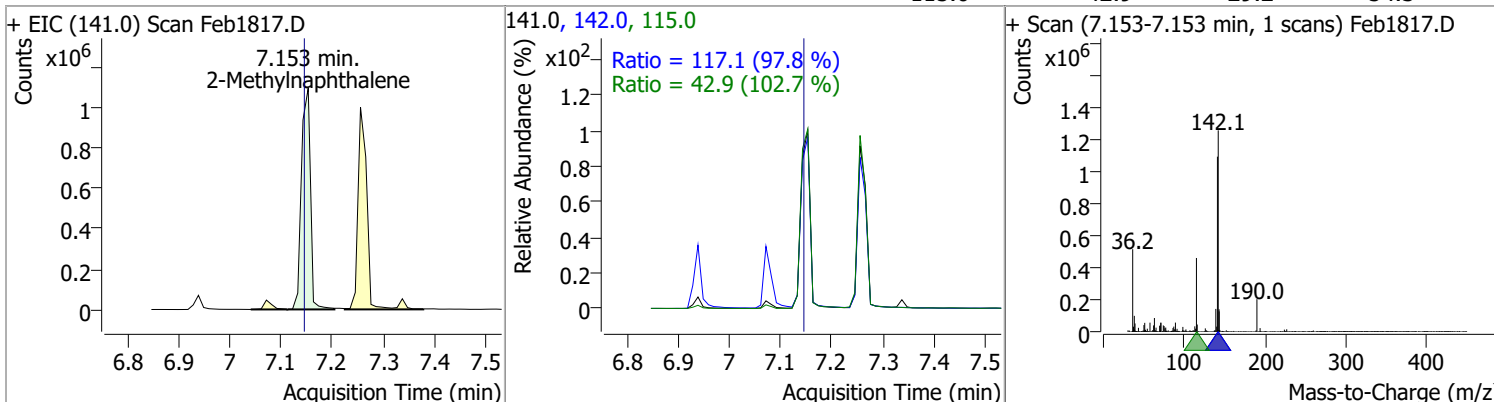


Quantitation Results Report (QT Reviewed)

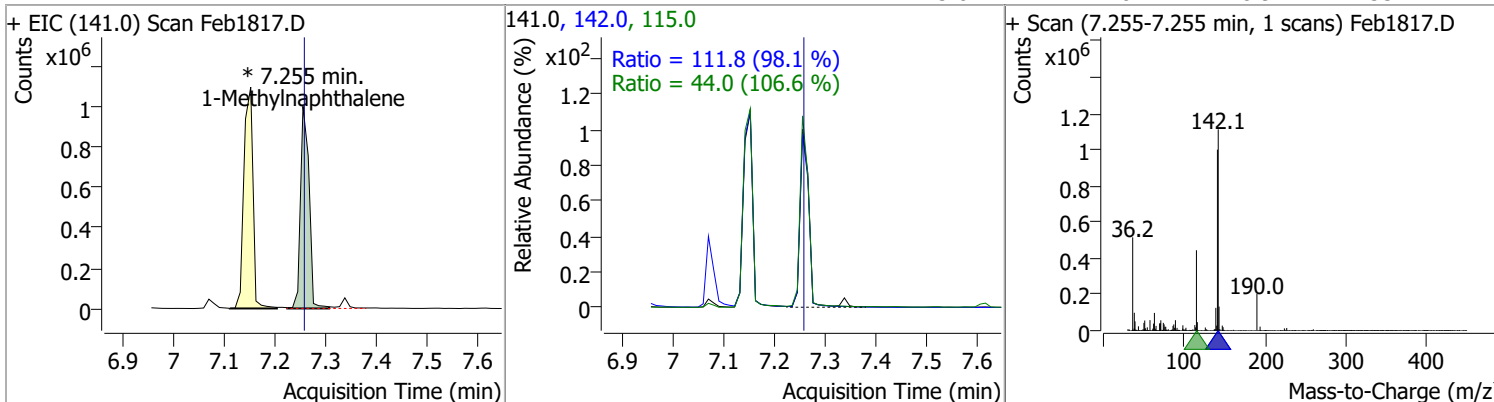
Compound	Conc.	RT	Dev(Min)	Resp.	QIon	QRatio	Lower	Upper
4-Chloro-3-Methylphenol	91.1575	7.07	0.00	636364 (m)	144.0	25.5	19.1	35.5



Compound	Conc.	RT	Dev(Min)	Resp.	QIon	QRatio	Lower	Upper
2-Methylnaphthalene	92.1358	7.15	0.01	1348720	142.0	117.1	83.8	155.7
					115.0	42.9	29.2	54.3

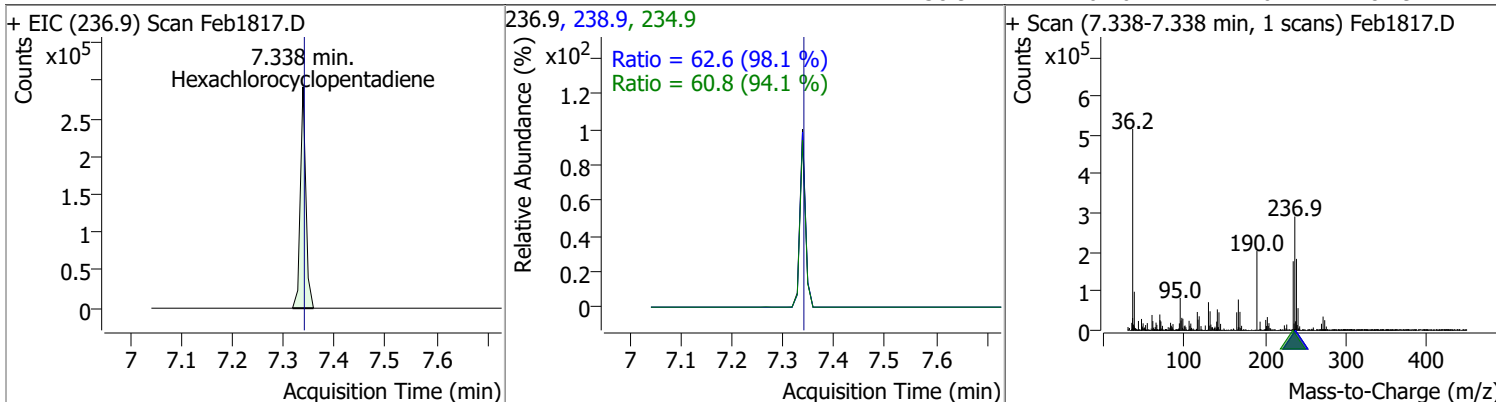


Compound	Conc.	RT	Dev(Min)	Resp.	QIon	QRatio	Lower	Upper
1-Methylnaphthalene	82.2967	7.26	0.00	1169318 (m)	142.0	111.8	79.8	148.2
					115.0	44.0	28.9	53.7

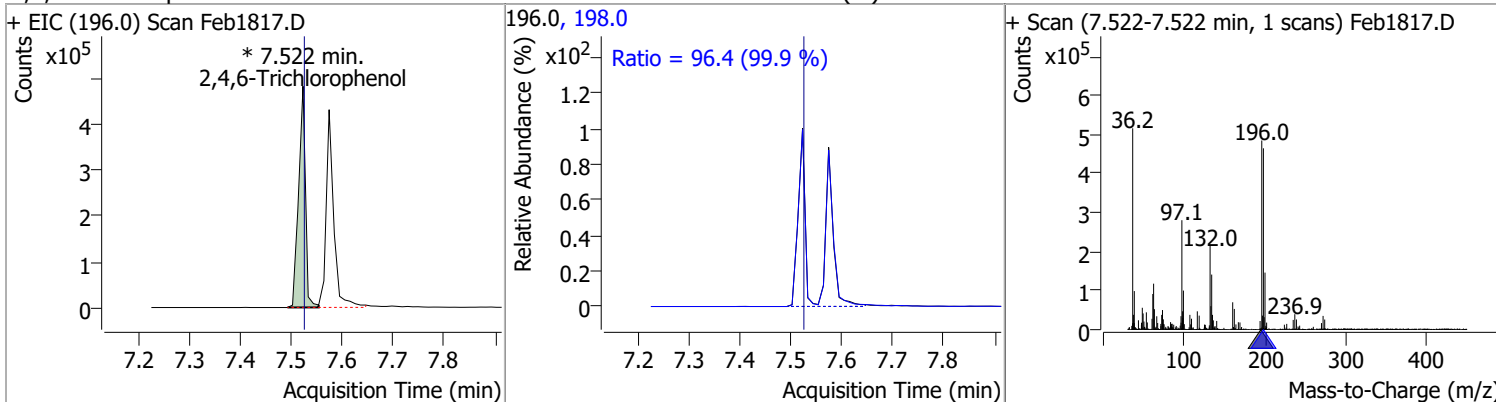


Quantitation Results Report (QT Reviewed)

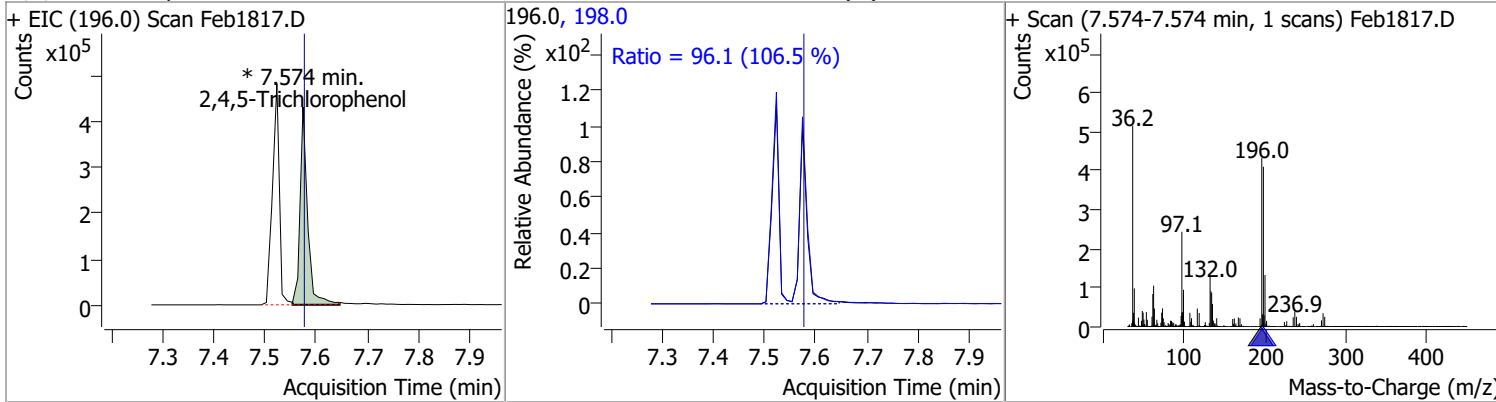
Compound	Conc.	RT	Dev(Min)	Resp.	QIon	QRatio	Lower	Upper
Hexachlorocyclopentadiene	79.9142	7.34	0.00	218680	234.9	60.8	45.2	84.0
					238.9	62.6	44.6	82.9



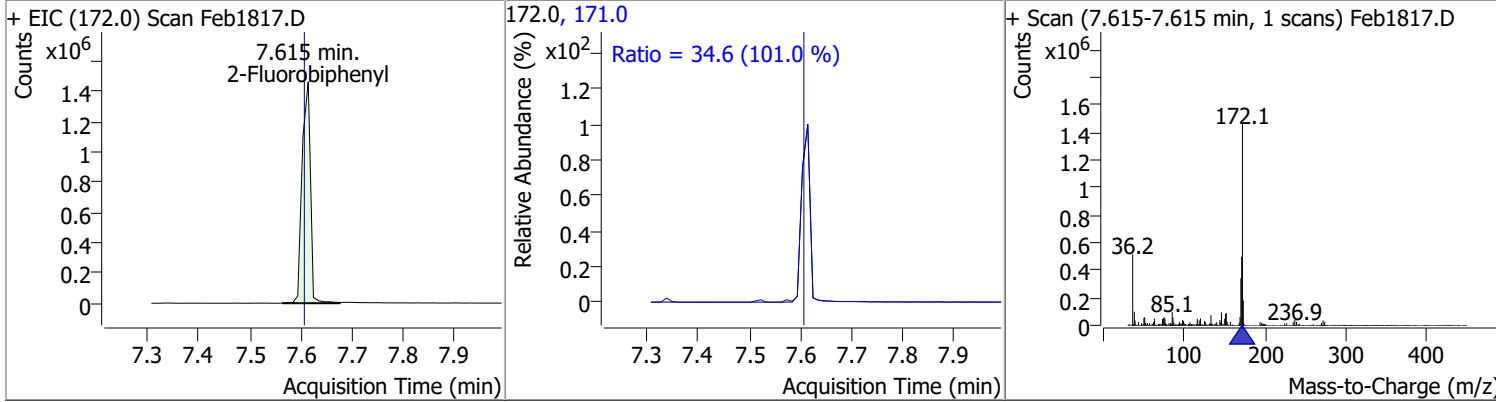
Compound	Conc.	RT	Dev(Min)	Resp.	QIon	QRatio	Lower	Upper
2,4,6-Trichlorophenol	94.1385	7.52	0.00	452699 (m)	198.0	96.4	67.6	125.5



Compound	Conc.	RT	Dev(Min)	Resp.	QIon	QRatio	Lower	Upper
2,4,5-Trichlorophenol	83.4736	7.57	0.00	446352 (m)	198.0	96.1	63.2	117.3

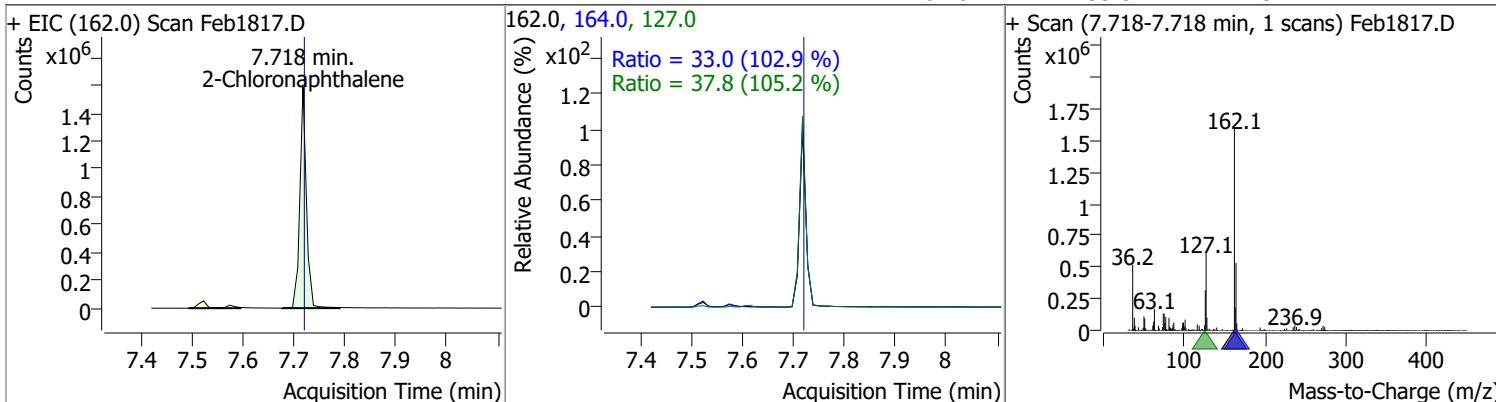


Compound	Conc.	RT	Dev(Min)	Resp.	QIon	QRatio	Lower	Upper
2-Fluorobiphenyl	85.7735	7.61	0.01	1661623	171.0	34.6	24.0	44.5

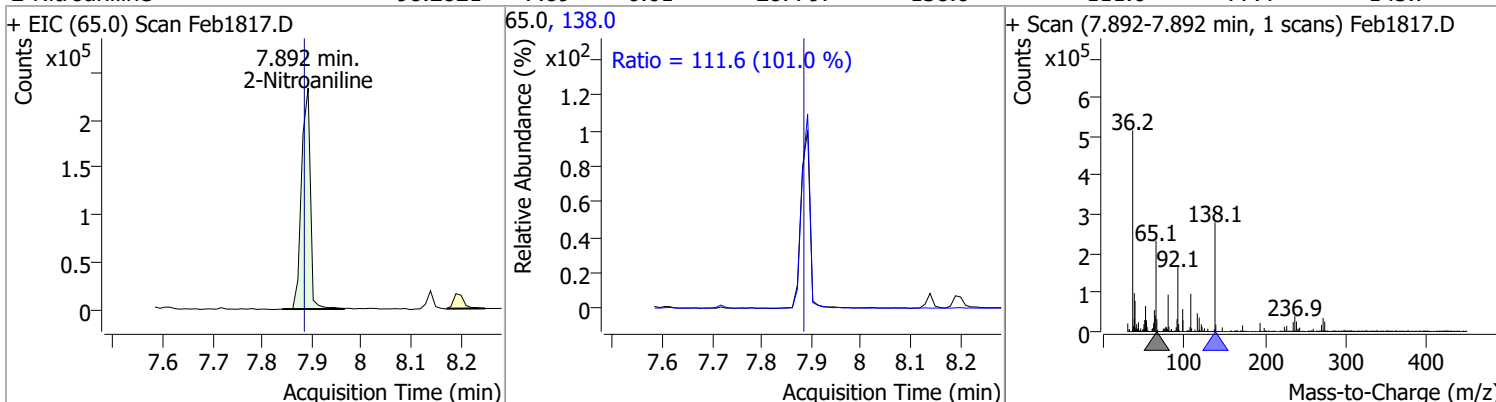


Quantitation Results Report (QT Reviewed)

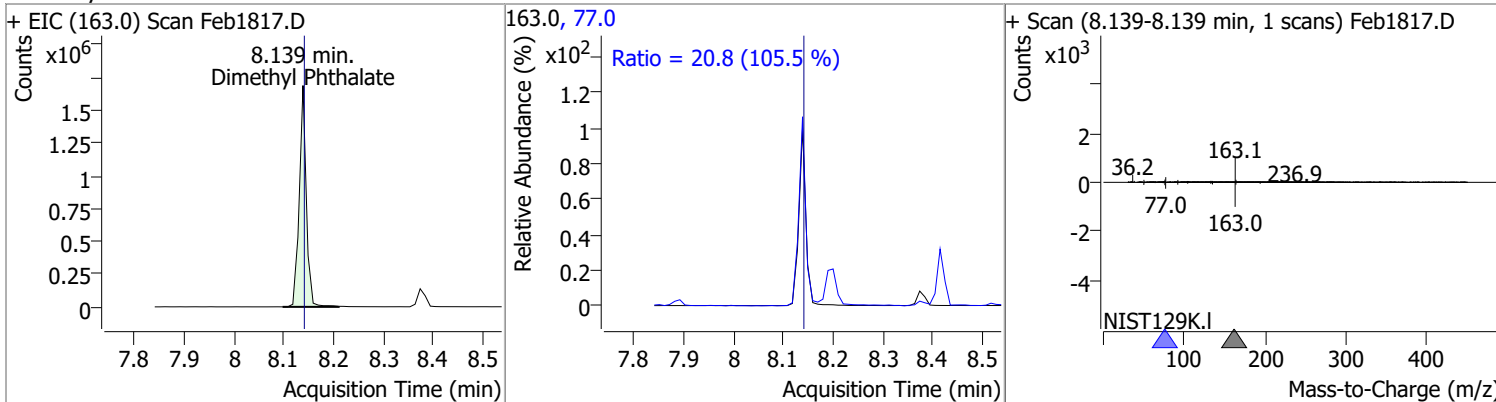
Compound	Conc.	RT	Dev(Min)	Resp.	QIon	QRatio	Lower	Upper
2-Chloronaphthalene	87.3647	7.72	0.00	1420664	127.0	37.8	25.1	46.7
					164.0	33.0	22.5	41.7



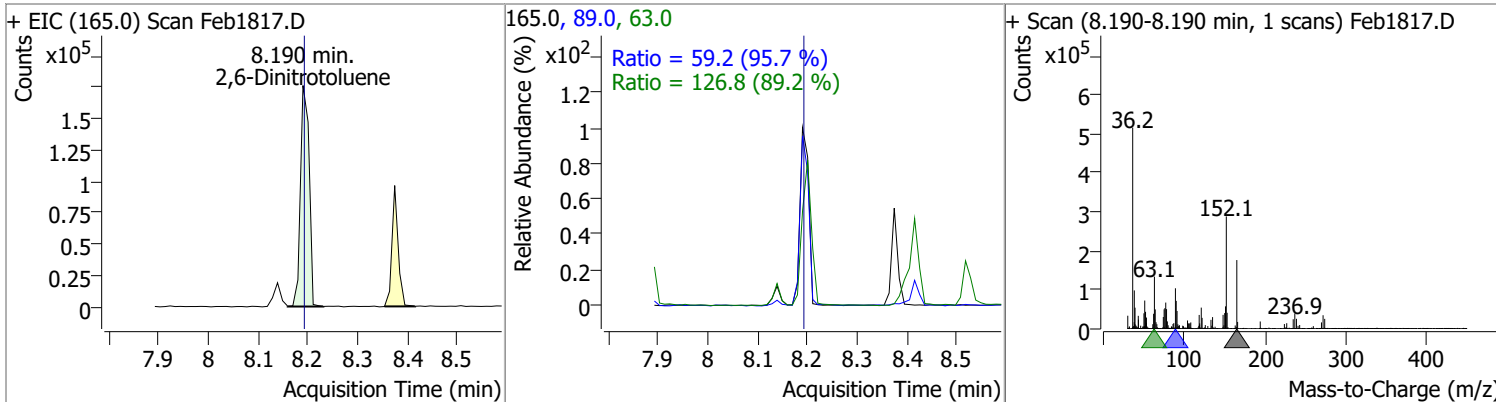
Compound	Conc.	RT	Dev(Min)	Resp.	QIon	QRatio	Lower	Upper
2-Nitroaniline	98.2821	7.89	0.01	287797	138.0	111.6	77.4	143.7



Compound	Conc.	RT	Dev(Min)	Resp.	QIon	QRatio	Lower	Upper
Dimethyl Phthalate	99.5583	8.14	0.00	1658944	77.0	20.8	13.8	25.7

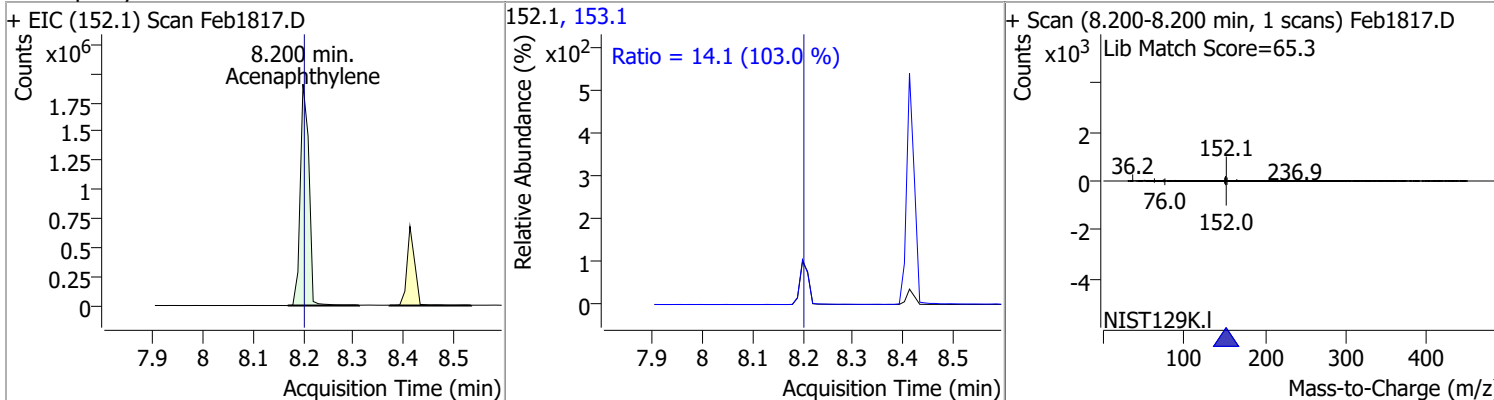


Compound	Conc.	RT	Dev(Min)	Resp.	QIon	QRatio	Lower	Upper
2,6-Dinitrotoluene	94.6751	8.19	0.00	213503	63.0	126.8	99.5	184.8
					89.0	59.2	43.3	80.3

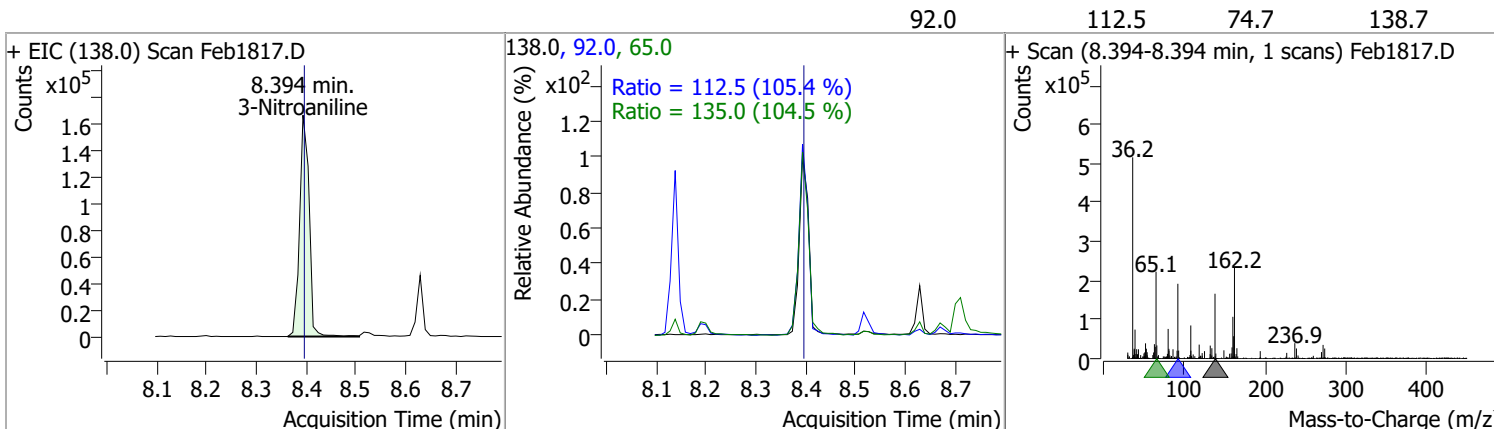


Quantitation Results Report (QT Reviewed)

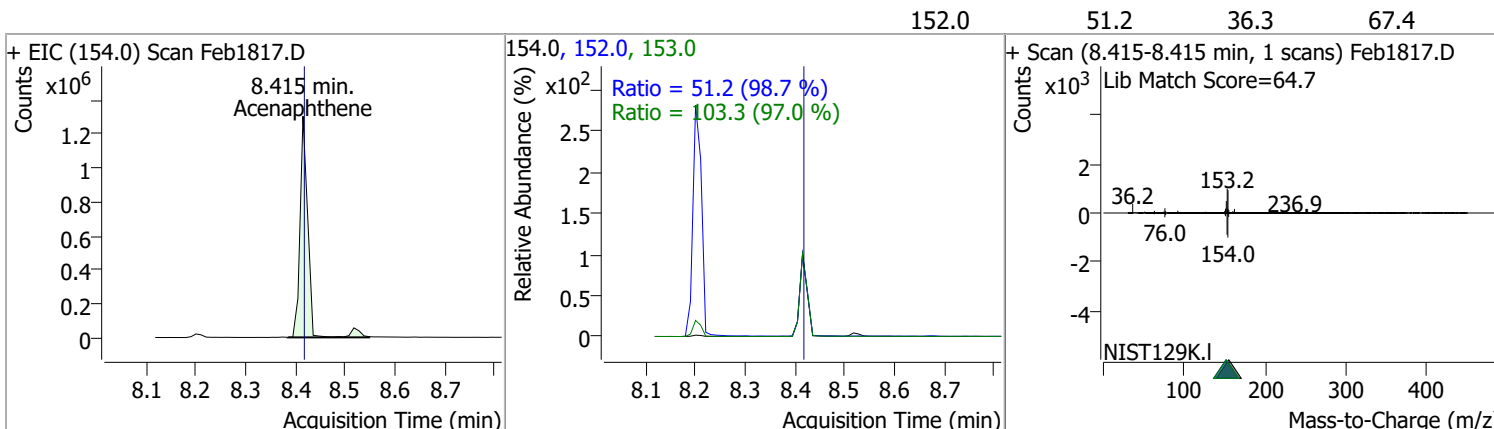
Compound	Conc.	RT	Dev(Min)	Resp.	QIon	QRatio	Lower	Upper
Acenaphthylene	88.8083	8.20	0.00	2307362	153.1	14.1	9.6	17.7



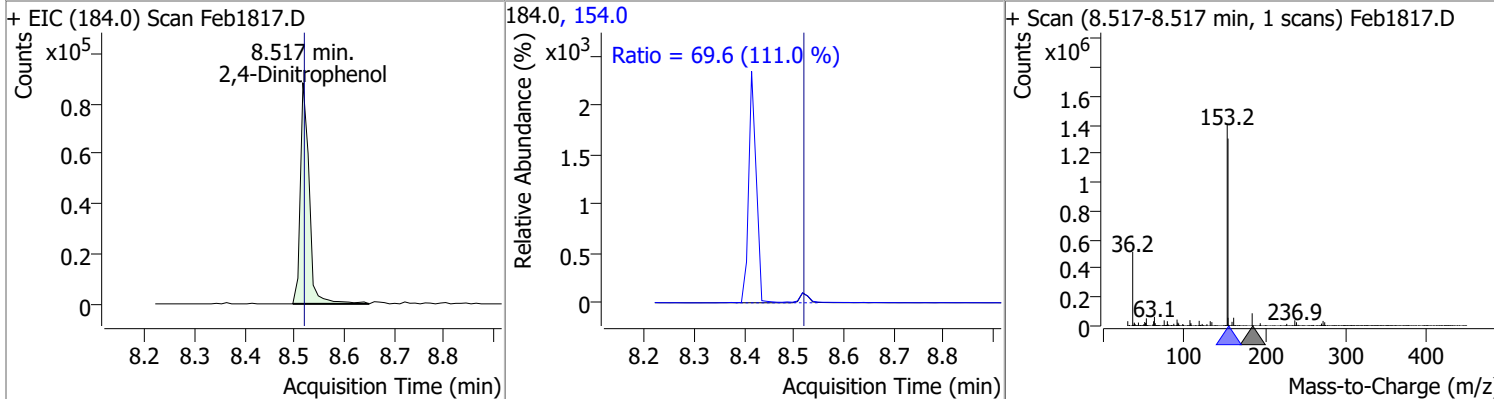
Compound	Conc.	RT	Dev(Min)	Resp.	QIon	QRatio	Lower	Upper
3-Nitroaniline	85.9335	8.39	0.00	220827	65.0	135.0	90.4	167.8



Compound	Conc.	RT	Dev(Min)	Resp.	QIon	QRatio	Lower	Upper
Acenaphthene	98.2159	8.41	0.00	1443838	153.0	103.3	74.5	138.4

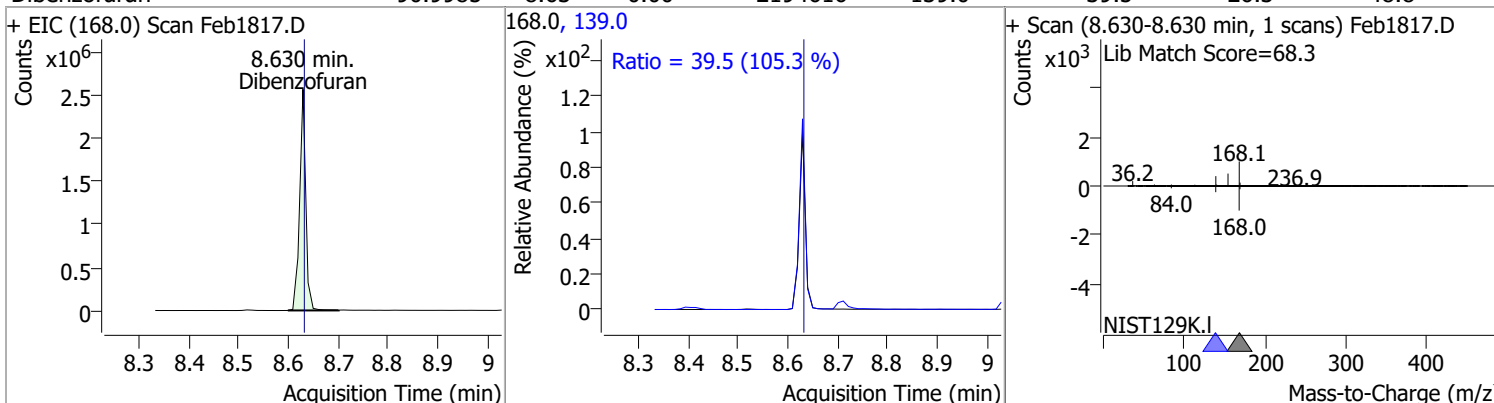


Compound	Conc.	RT	Dev(Min)	Resp.	QIon	QRatio	Lower	Upper
2,4-Dinitrophenol	92.7690	8.52	0.00	109510	154.0	69.6	43.9	81.5

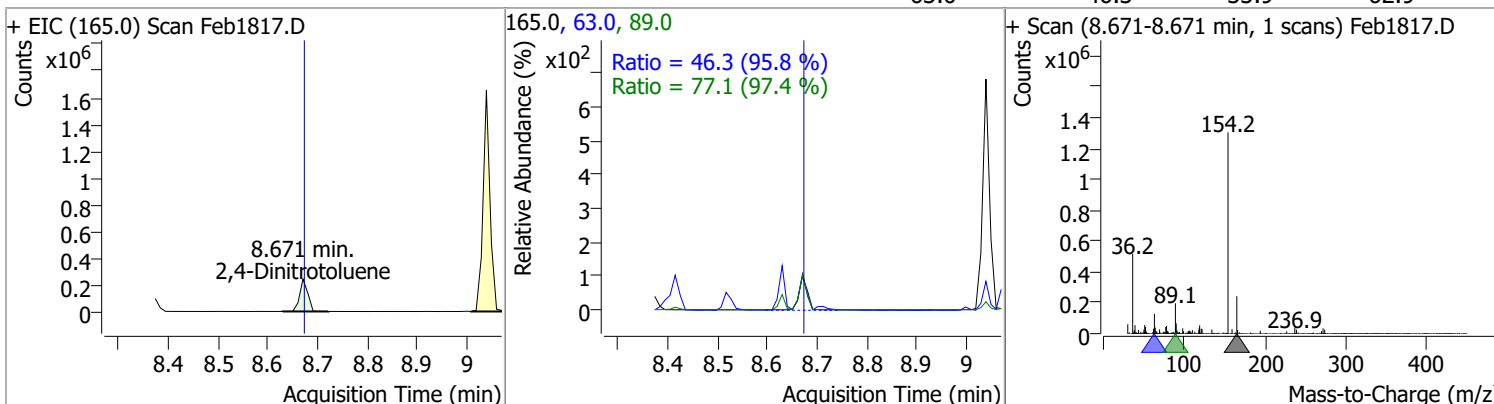


Quantitation Results Report (QT Reviewed)

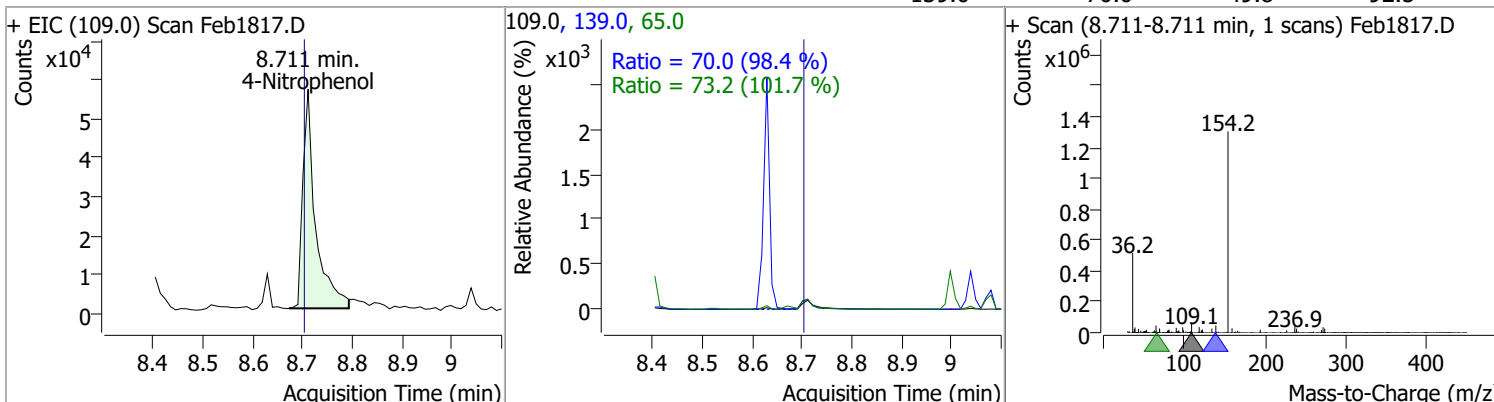
Compound	Conc.	RT	Dev(Min)	Resp.	QIon	QRatio	Lower	Upper
Dibenzofuran	90.9985	8.63	0.00	2194616	139.0	39.5	26.3	48.8



Compound	Conc.	RT	Dev(Min)	Resp.	QIon	QRatio	Lower	Upper
2,4-Dinitrotoluene	94.5728	8.67	0.00	272504	89.0	77.1	55.4	102.9
					63.0	46.3	33.9	62.9

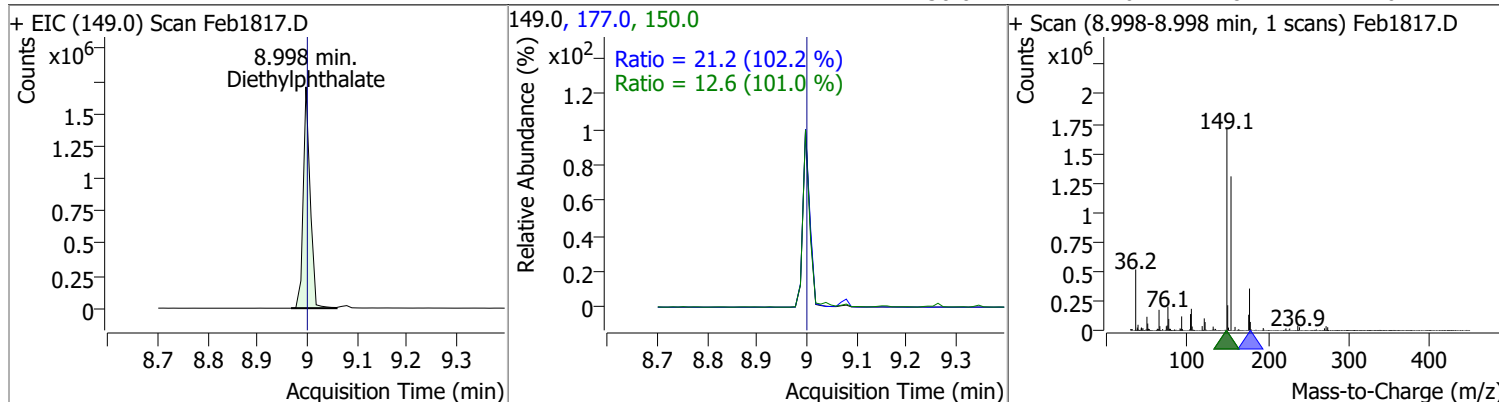


Compound	Conc.	RT	Dev(Min)	Resp.	QIon	QRatio	Lower	Upper
4-Nitrophenol	39.1277	8.71	0.01	100807	65.0	73.2	50.4	93.6
					139.0	70.0	49.8	92.5

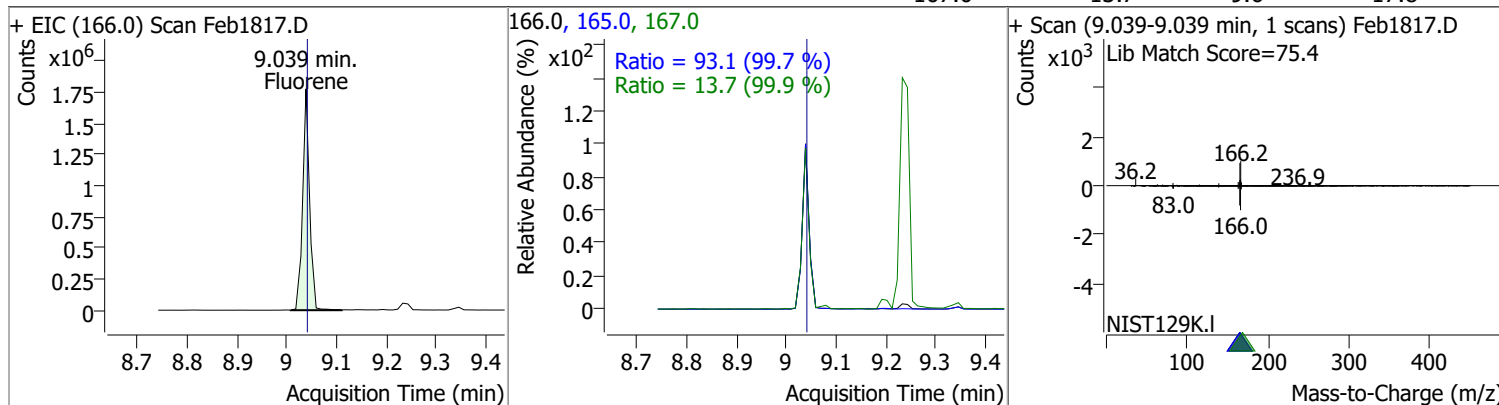


Quantitation Results Report (QT Reviewed)

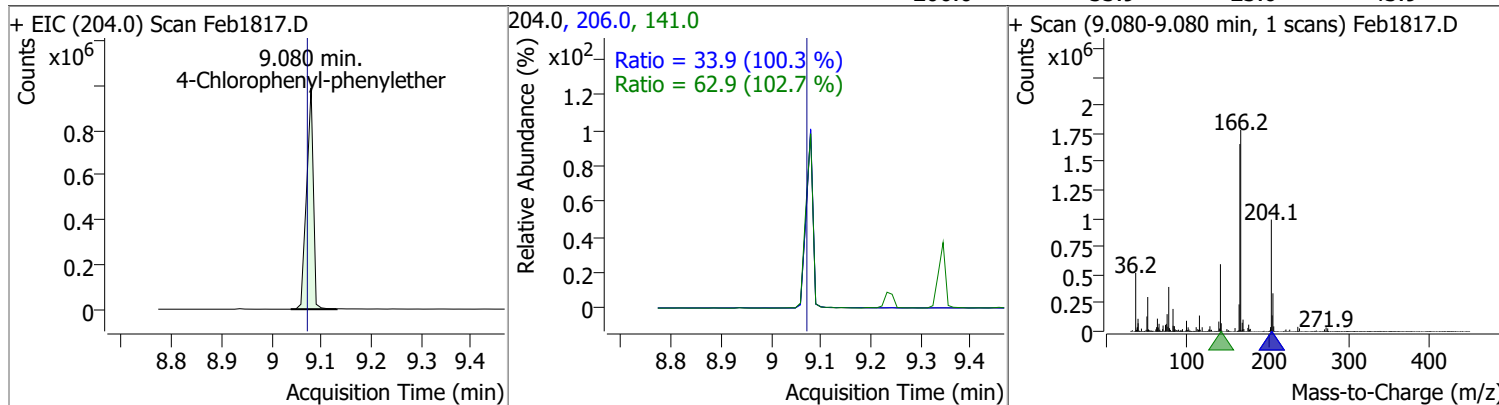
Compound	Conc.	RT	Dev(Min)	Resp.	QIon	QRatio	Lower	Upper
Diethylphthalate	95.2040	9.00	0.00	1643005	177.0	21.2	14.5	27.0
					150.0	12.6	8.7	16.2



Compound	Conc.	RT	Dev(Min)	Resp.	QIon	QRatio	Lower	Upper
Fluorene	88.3509	9.04	0.00	1722341	165.0	93.1	65.4	121.4
					167.0	13.7	9.6	17.8

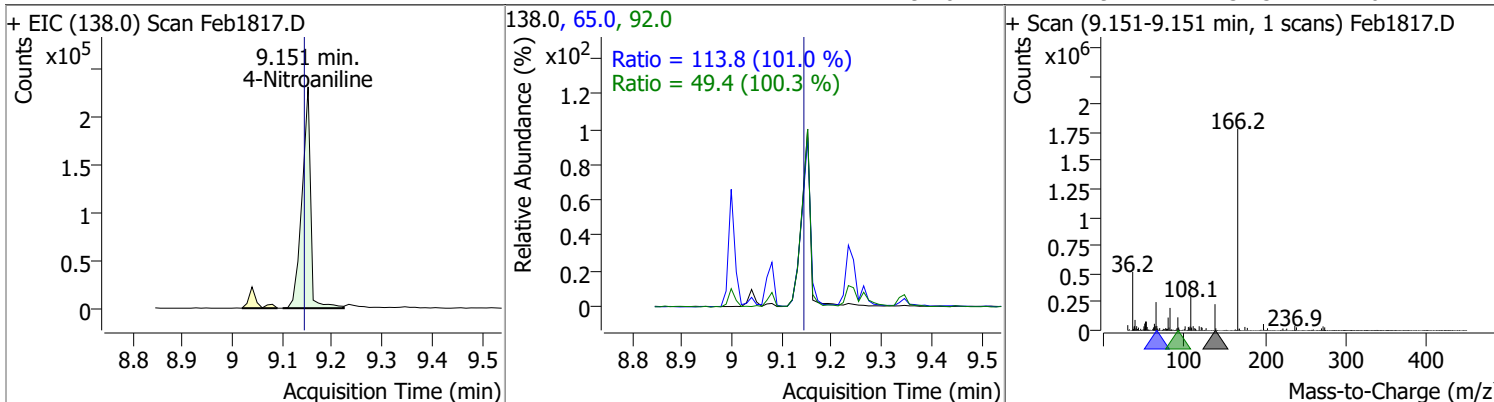


Compound	Conc.	RT	Dev(Min)	Resp.	QIon	QRatio	Lower	Upper
4-Chlorophenyl-phenylether	104.6332	9.08	0.01	933069	141.0	62.9	42.8	79.6
					206.0	33.9	23.6	43.9

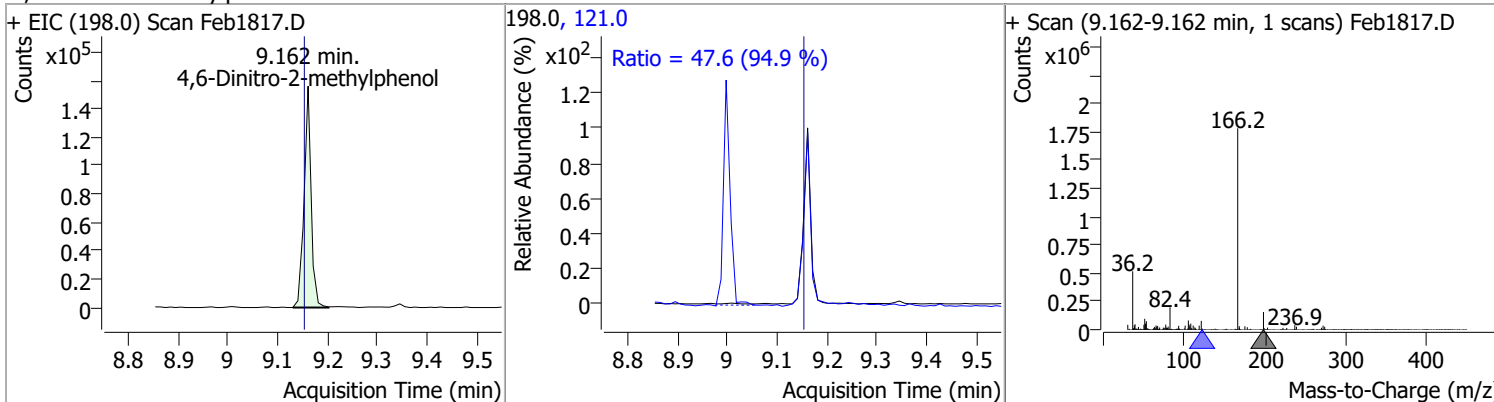


Quantitation Results Report (QT Reviewed)

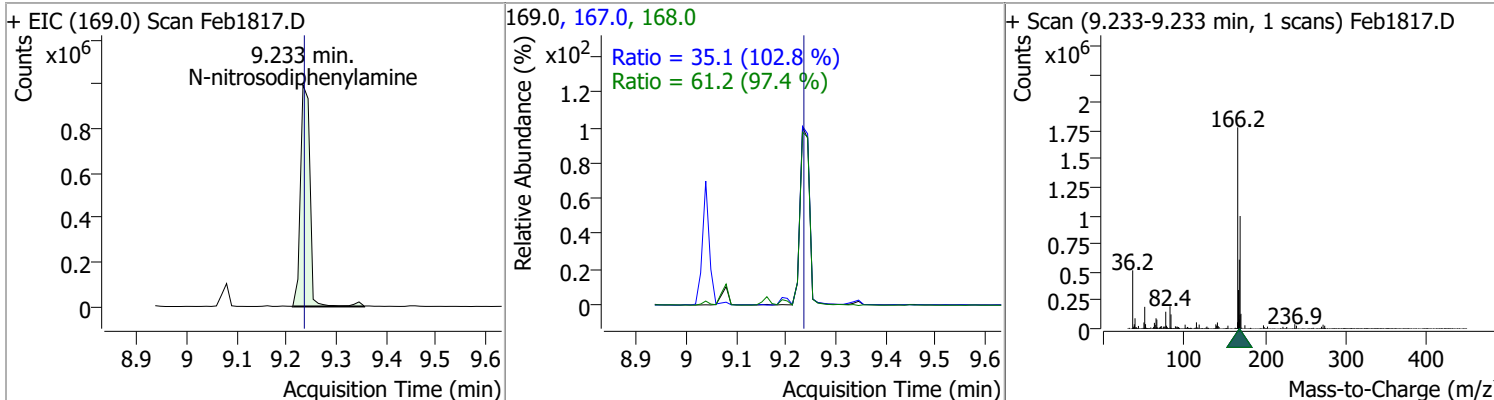
Compound	Conc.	RT	Dev(Min)	Resp.	QIon	QRatio	Lower	Upper
4-Nitroaniline	96.5971	9.15	0.01	276941	65.0	113.8	78.9	146.6
					92.0	49.4	34.5	64.1



Compound	Conc.	RT	Dev(Min)	Resp.	QIon	QRatio	Lower	Upper
4,6-Dinitro-2-methylphenol	88.0254	9.16	0.01	153887	121.0	47.6	35.1	65.3

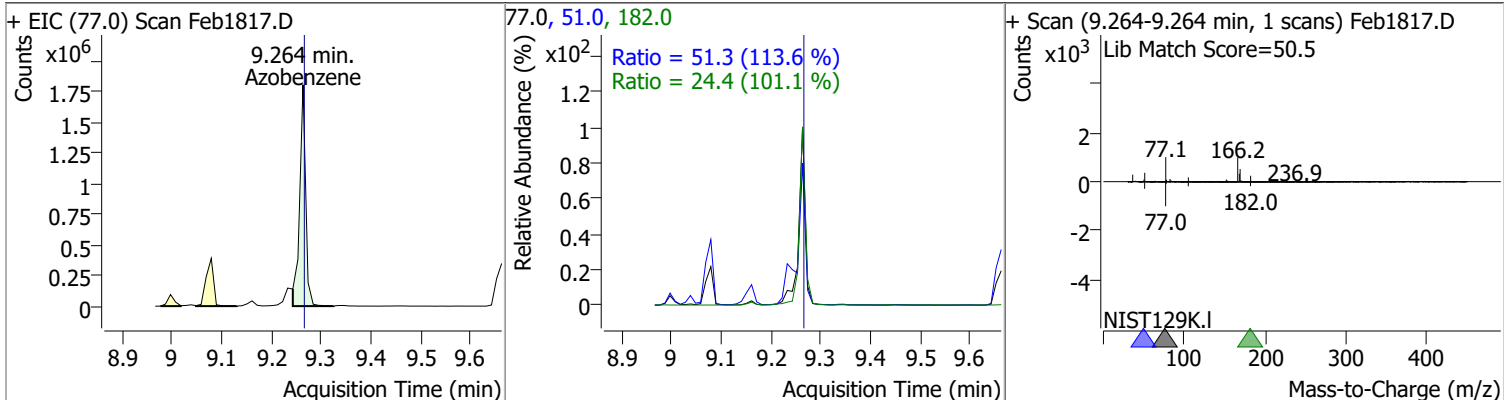


Compound	Conc.	RT	Dev(Min)	Resp.	QIon	QRatio	Lower	Upper
N-nitrosodiphenylamine	99.4366	9.23	0.00	1323156	168.0	61.2	44.0	81.7
					167.0	35.1	23.9	44.3

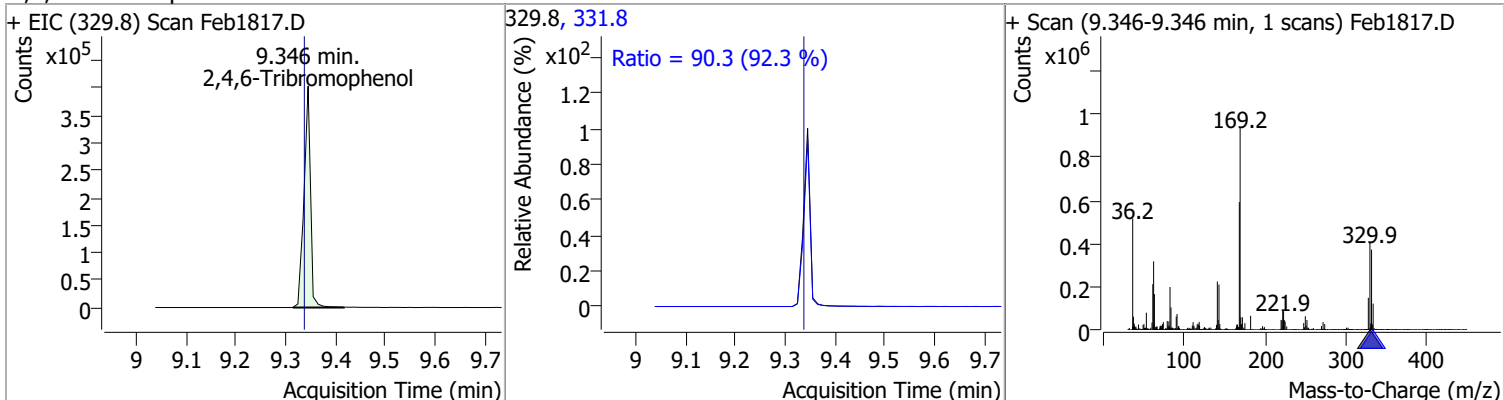


Quantitation Results Report (QT Reviewed)

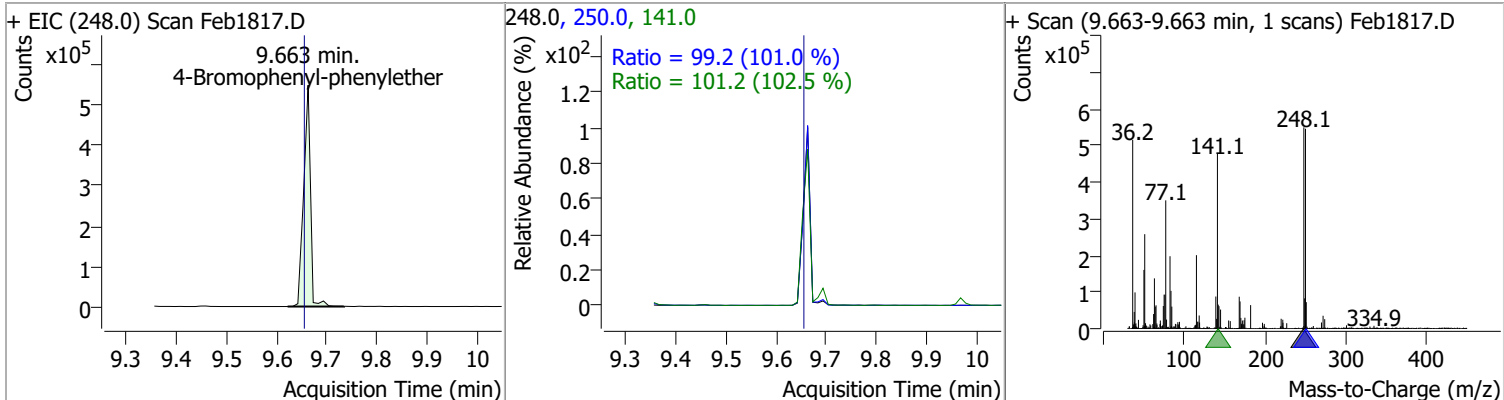
Compound	Conc.	RT	Dev(Min)	Resp.	QIon	QRatio	Lower	Upper
Azobenzene	86.3002	9.26	0.00	1523922	51.0	51.3	31.6	58.7
					182.0	24.4	16.9	31.4



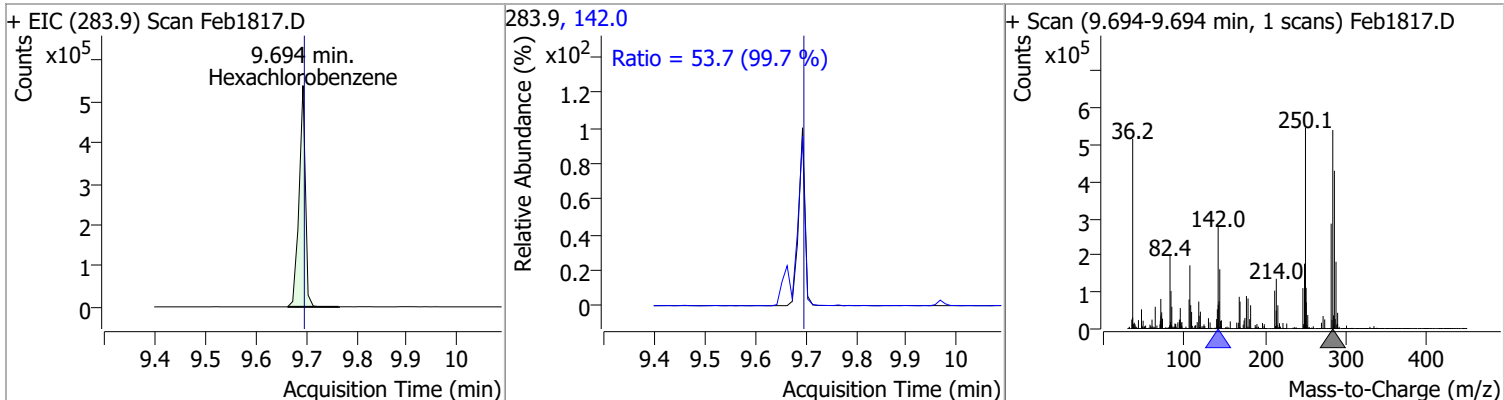
Compound	Conc.	RT	Dev(Min)	Resp.	QIon	QRatio	Lower	Upper
2,4,6-Tribromophenol	182.5204	9.35	0.01	367875	331.8	90.3	68.5	127.2



Compound	Conc.	RT	Dev(Min)	Resp.	QIon	QRatio	Lower	Upper
4-Bromophenyl-phenylether	100.4969	9.66	0.01	518024	141.0	101.2	69.1	128.4
					250.0	99.2	68.8	127.7

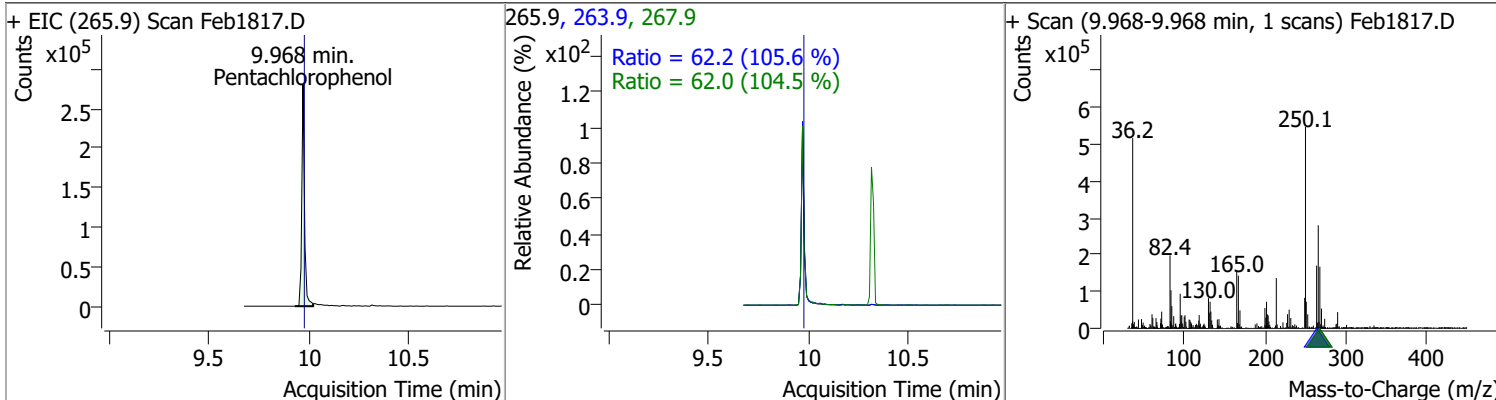


Compound	Conc.	RT	Dev(Min)	Resp.	QIon	QRatio	Lower	Upper
Hexachlorobenzene	93.2563	9.69	0.00	474881	142.0	53.7	37.7	70.0

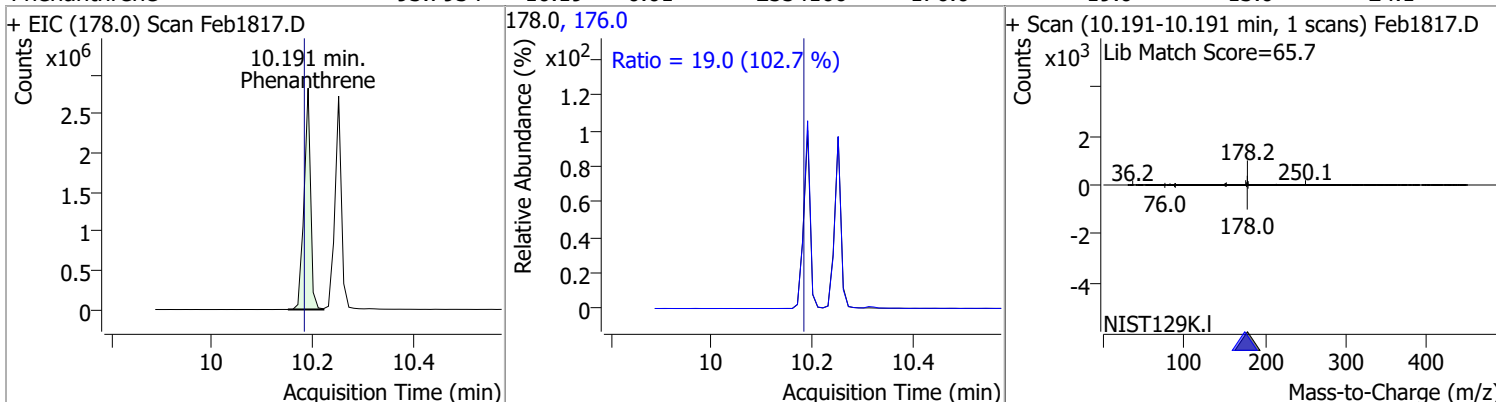


Quantitation Results Report (QT Reviewed)

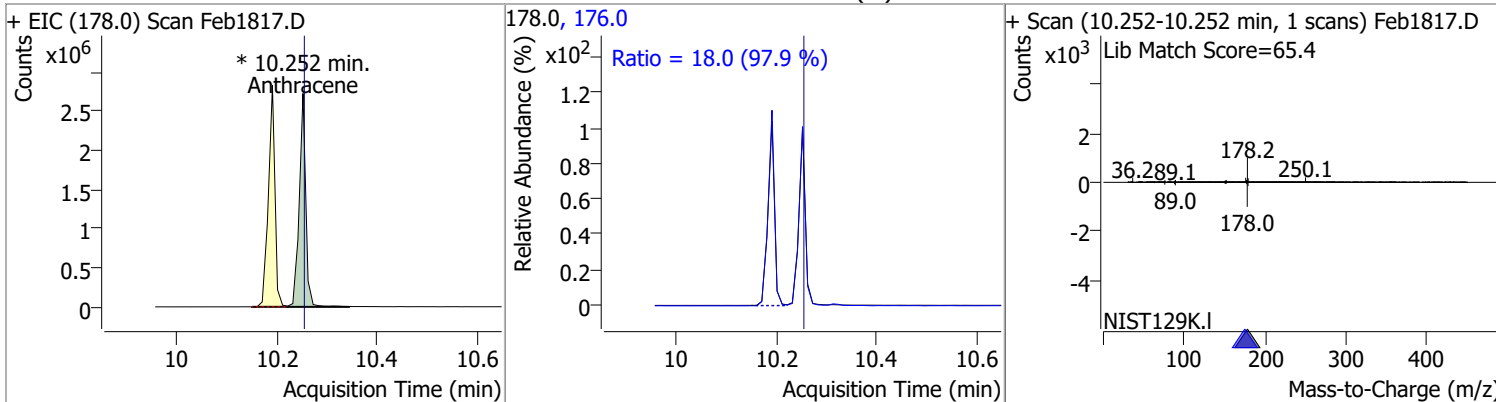
Compound	Conc.	RT	Dev(Min)	Resp.	QIon	QRatio	Lower	Upper
Pentachlorophenol	103.9201	9.97	0.00	261837	267.9	62.0	41.5	77.2
					263.9	62.2	41.2	76.6



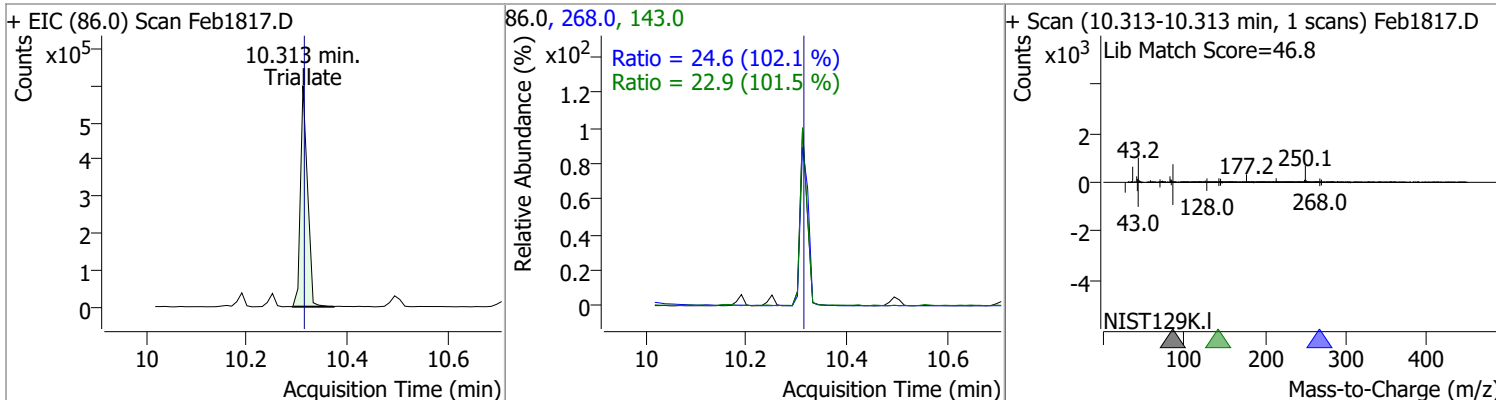
Compound	Conc.	RT	Dev(Min)	Resp.	QIon	QRatio	Lower	Upper
Phenanthrene	93.7934	10.19	0.01	2554166	176.0	19.0	13.0	24.1



Compound	Conc.	RT	Dev(Min)	Resp.	QIon	QRatio	Lower	Upper
Anthracene	94.9415	10.25	0.00	2466442 (m)	176.0	18.0	12.9	23.9

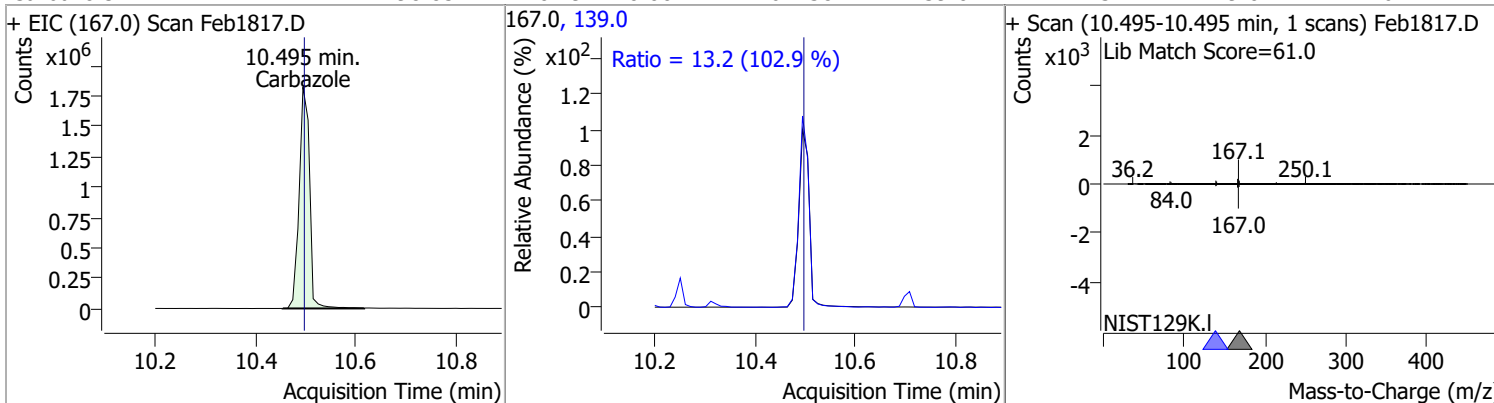


Compound	Conc.	RT	Dev(Min)	Resp.	QIon	QRatio	Lower	Upper
Triallate	92.2071	10.31	0.00	582930	268.0	24.6	16.9	31.4
					143.0	22.9	15.8	29.3

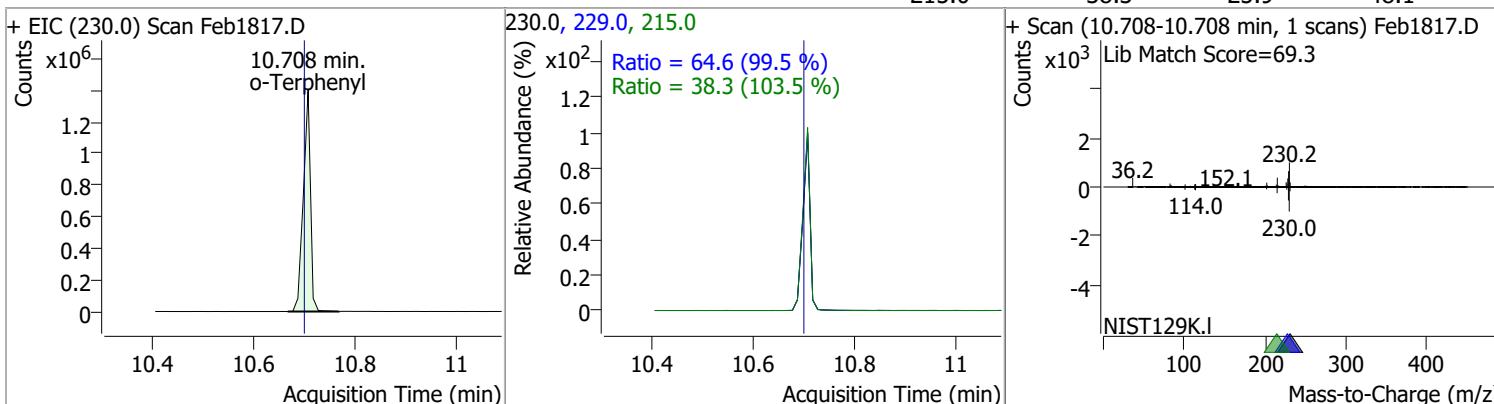


Quantitation Results Report (QT Reviewed)

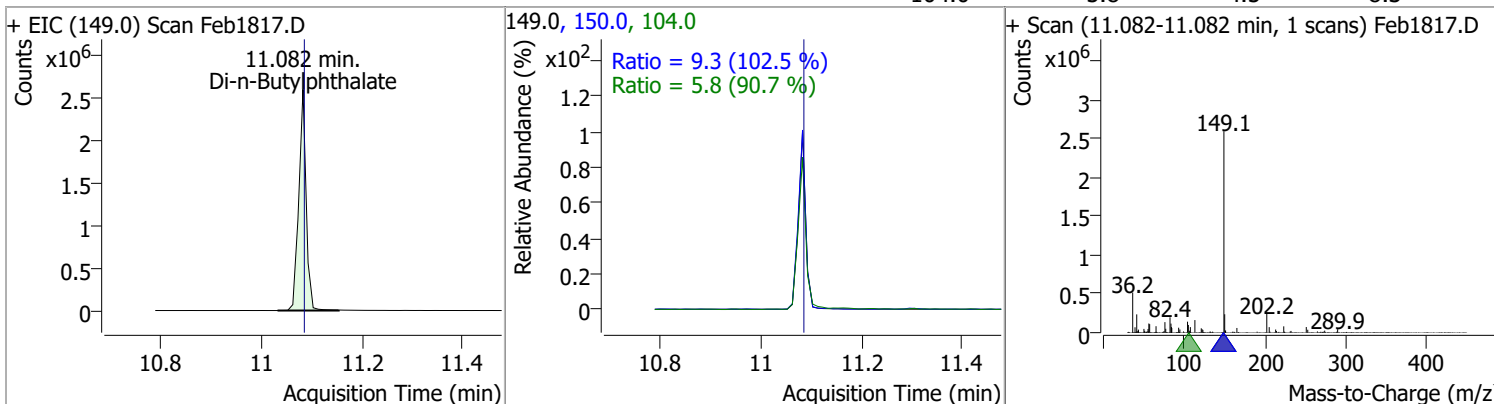
Compound	Conc.	RT	Dev(Min)	Resp.	QIon	QRatio	Lower	Upper
Carbazole	98.8542	10.49	0.00	2612382	139.0	13.2	9.0	16.7



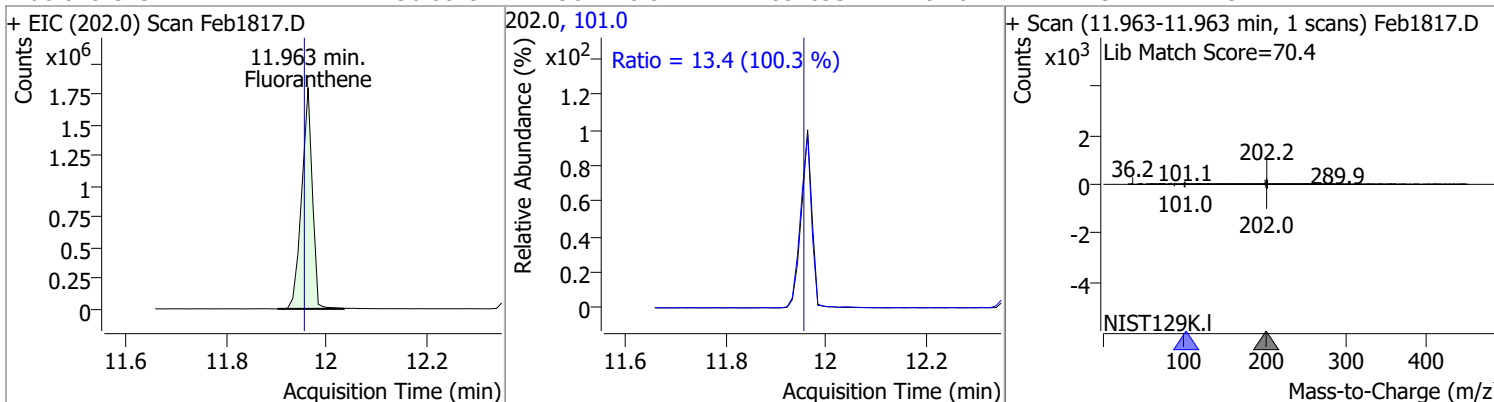
Compound	Conc.	RT	Dev(Min)	Resp.	QIon	QRatio	Lower	Upper
o-Terphenyl	95.1386	10.71	0.01	1384295	229.0	64.6	45.4	84.3
					215.0	38.3	25.9	48.1



Compound	Conc.	RT	Dev(Min)	Resp.	QIon	QRatio	Lower	Upper
Di-n-Butylphthalate	101.7237	11.08	0.00	2648677	150.0	9.3	6.3	11.8
					104.0	5.8	4.5	8.3

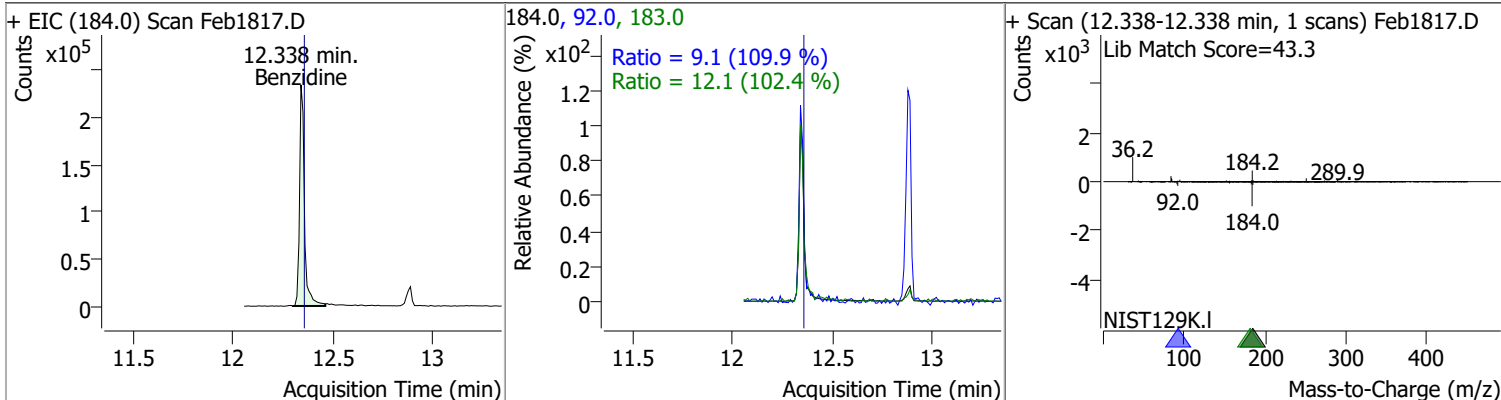


Compound	Conc.	RT	Dev(Min)	Resp.	QIon	QRatio	Lower	Upper
Fluoranthene	96.0829	11.96	0.01	2654095	101.0	13.4	9.4	17.4

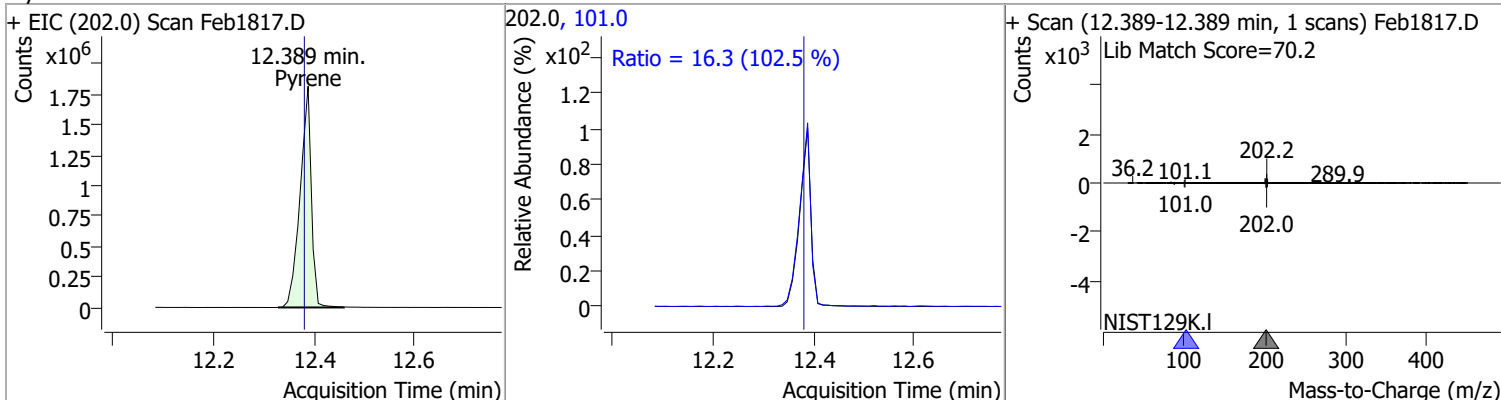


Quantitation Results Report (QT Reviewed)

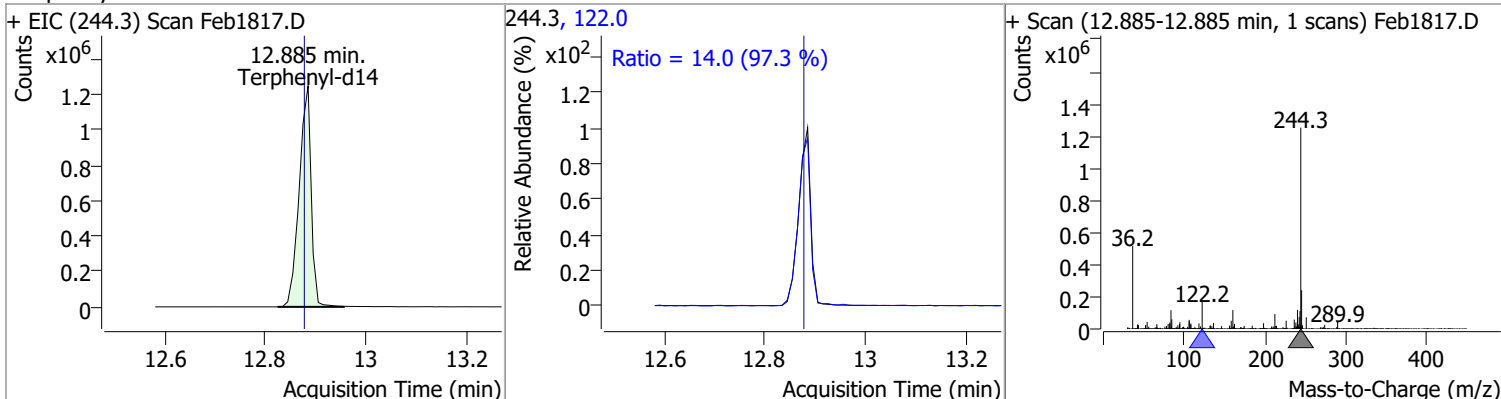
Compound	Conc.	RT	Dev(Min)	Resp.	QIon	QRatio	Lower	Upper
Benzidine	39.5313	12.34	-0.01	399463	183.0	12.1	8.3	15.4
					92.0	9.1	5.8	10.8



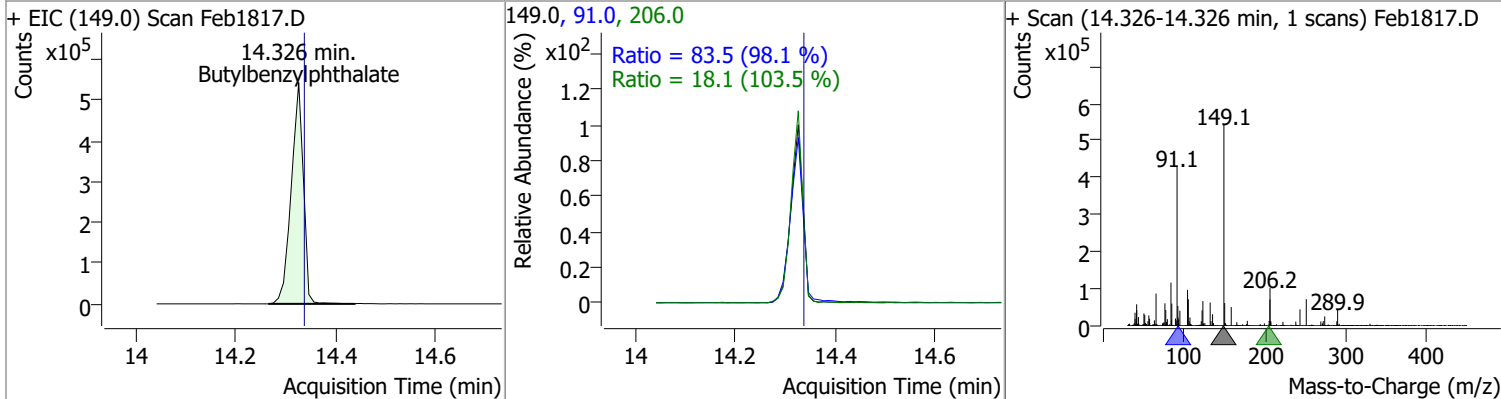
Compound	Conc.	RT	Dev(Min)	Resp.	QIon	QRatio	Lower	Upper
Pyrene	93.8750	12.39	0.01	2820024	101.0	16.3	11.1	20.6



Compound	Conc.	RT	Dev(Min)	Resp.	QIon	QRatio	Lower	Upper
Terphenyl-d14	102.0971	12.89	0.01	2067821	122.0	14.0	10.1	18.7

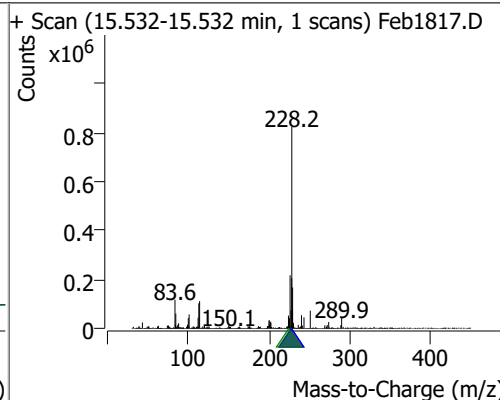
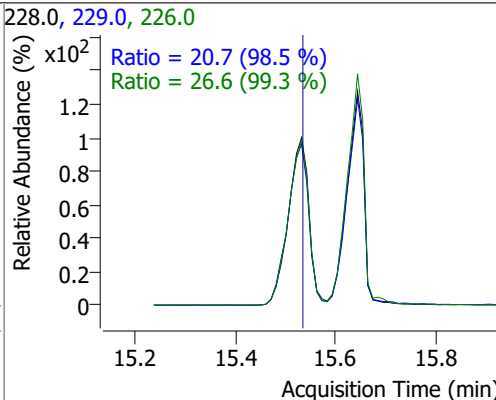
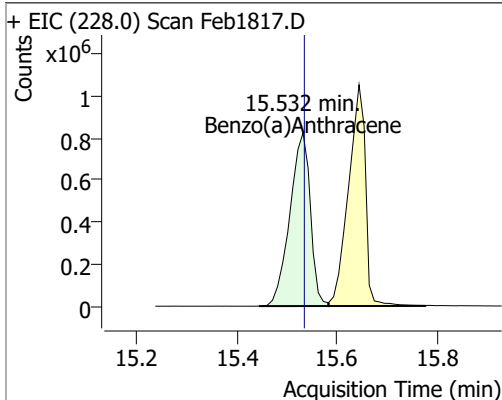


Compound	Conc.	RT	Dev(Min)	Resp.	QIon	QRatio	Lower	Upper
Butylbenzylphthalate	102.1230	14.33	0.01	919992	91.0	83.5	59.6	110.6
					206.0	18.1	12.2	22.7

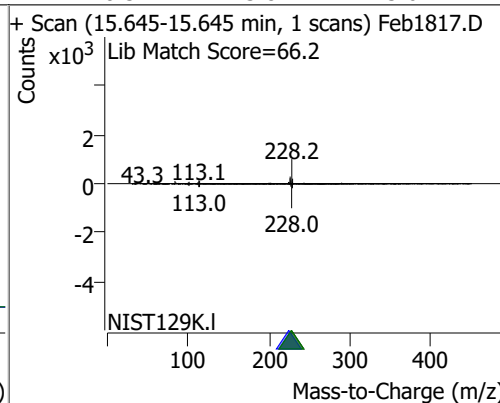
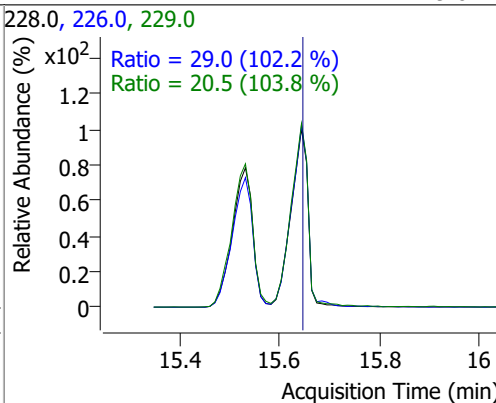
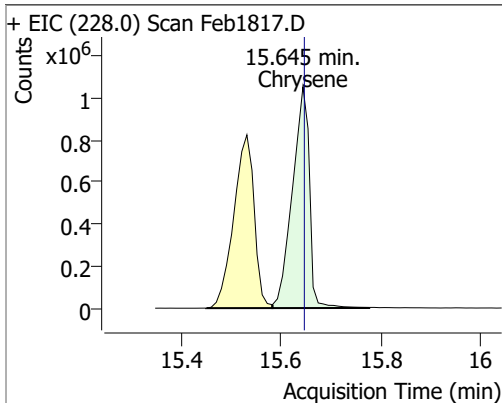


Quantitation Results Report (QT Reviewed)

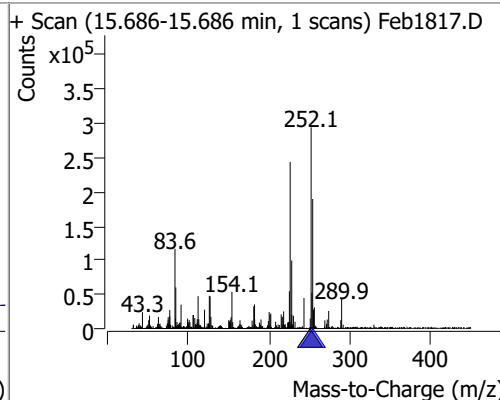
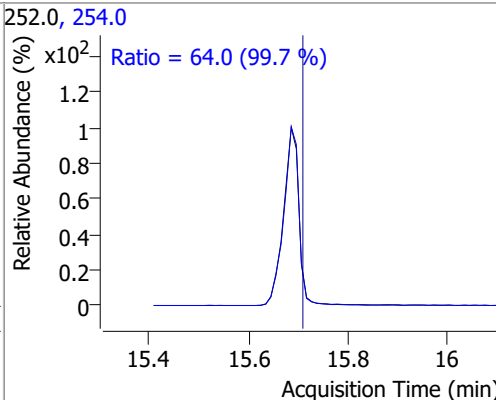
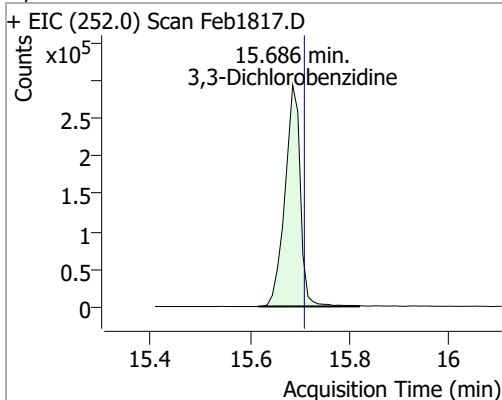
Compound	Conc.	RT	Dev(Min)	Resp.	QIon	QRatio	Lower	Upper
Benzo(a)Anthracene	105.0410	15.53	0.02	2336100	226.0	26.6	18.8	34.9
					229.0	20.7	14.7	27.4



Compound	Conc.	RT	Dev(Min)	Resp.	QIon	QRatio	Lower	Upper
Chrysene	100.9429	15.64	0.02	2488700	226.0	29.0	19.9	36.9
					229.0	20.5	13.8	25.6

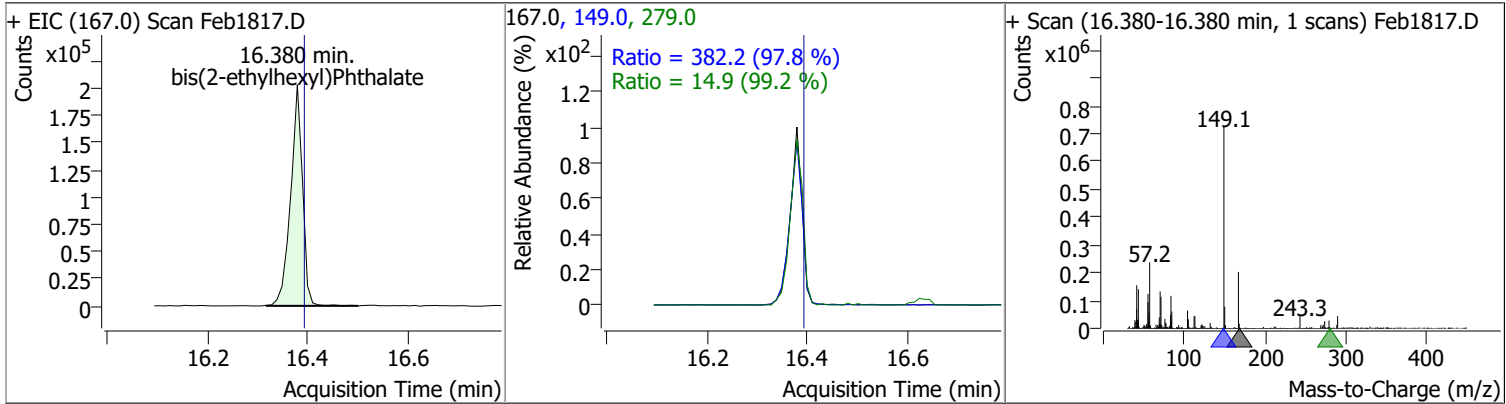


Compound	Conc.	RT	Dev(Min)	Resp.	QIon	QRatio	Lower	Upper
3,3-Dichlorobenzidine	80.0220	15.69	0.00	631463	254.0	64.0	44.9	83.4

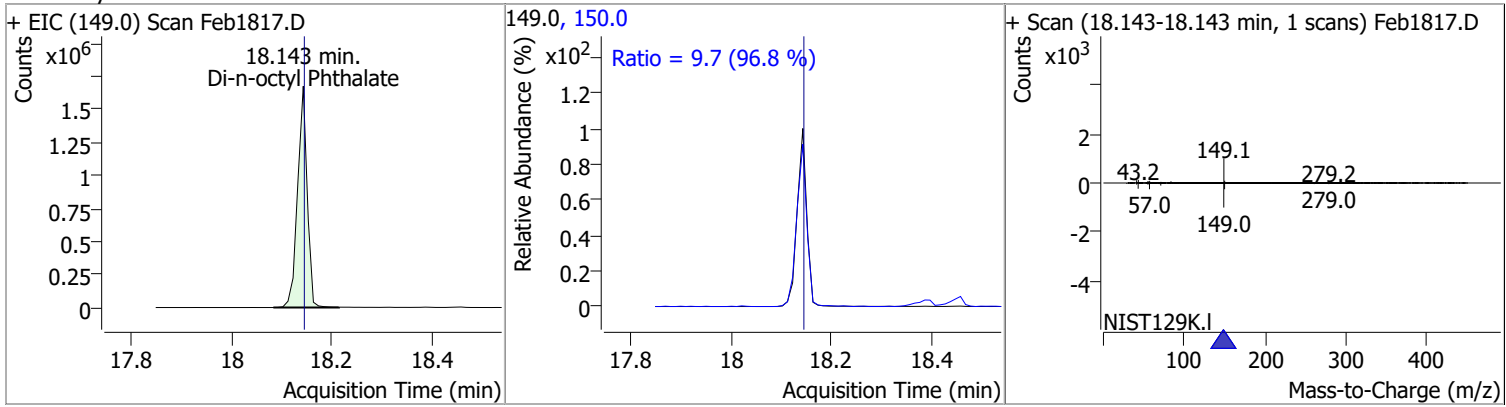


Quantitation Results Report (QT Reviewed)

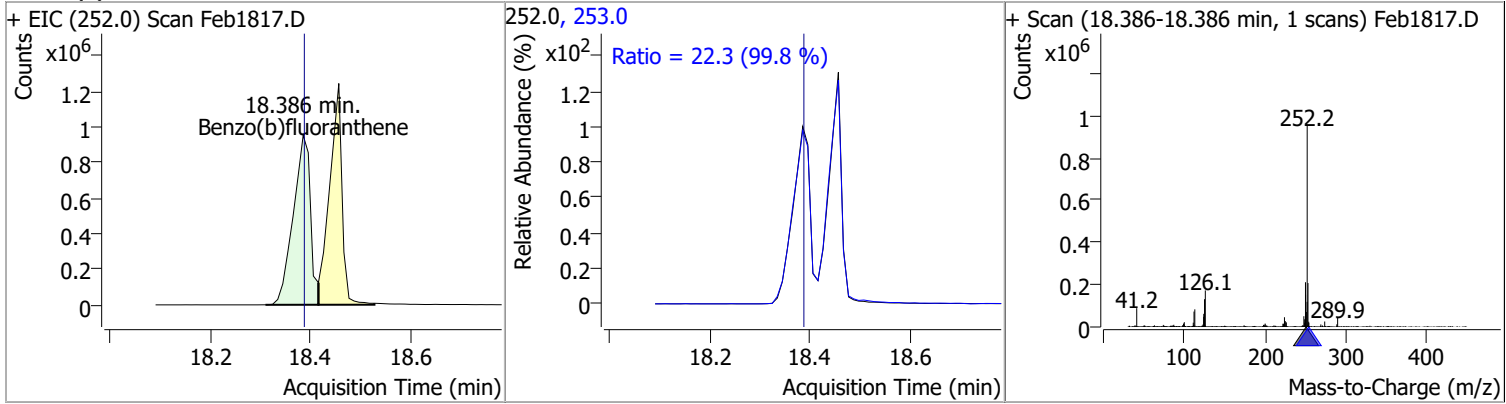
Compound	Conc.	RT	Dev(Min)	Resp.	QIon	QRatio	Lower	Upper
bis(2-ethylhexyl)Phthalate	106.2539	16.38	0.01	335192	149.0	382.2	273.6	508.0
					279.0	14.9	10.5	19.5



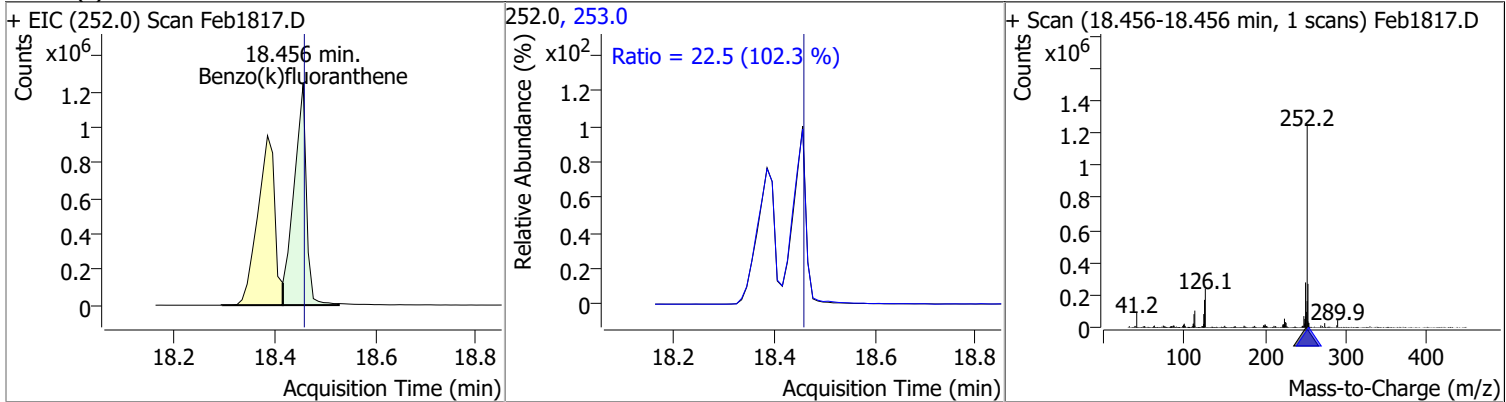
Compound	Conc.	RT	Dev(Min)	Resp.	QIon	QRatio	Lower	Upper
Di-n-octyl Phthalate	102.4781	18.14	0.01	2225726	150.0	9.7	7.0	13.0



Compound	Conc.	RT	Dev(Min)	Resp.	QIon	QRatio	Lower	Upper
Benzo(b)fluoranthene	101.4242	18.39	0.01	2246056	253.0	22.3	15.6	29.0

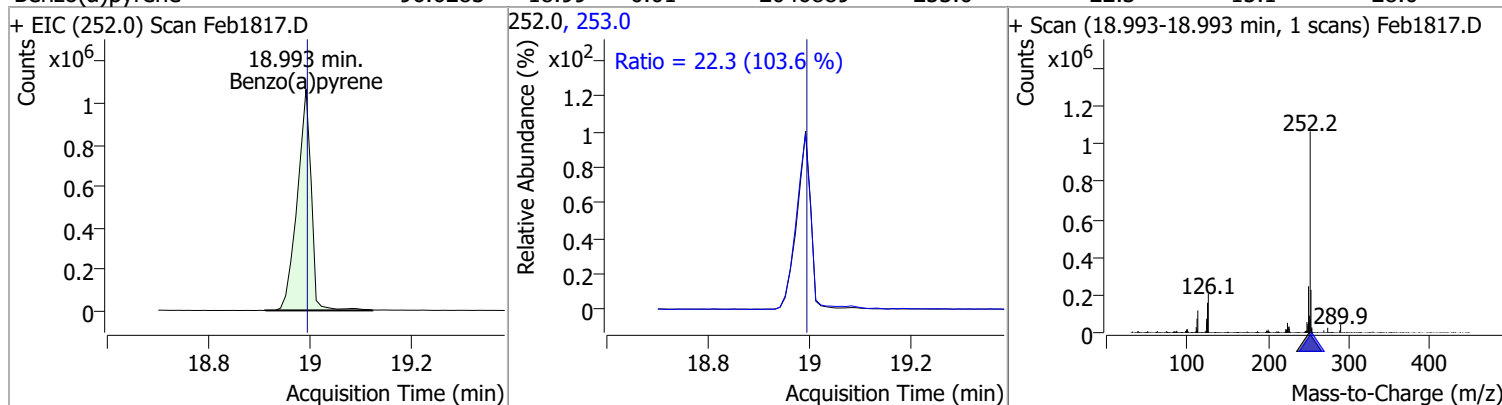


Compound	Conc.	RT	Dev(Min)	Resp.	QIon	QRatio	Lower	Upper
Benzo(k)fluoranthene	90.6520	18.46	0.01	2136394	253.0	22.5	15.4	28.6

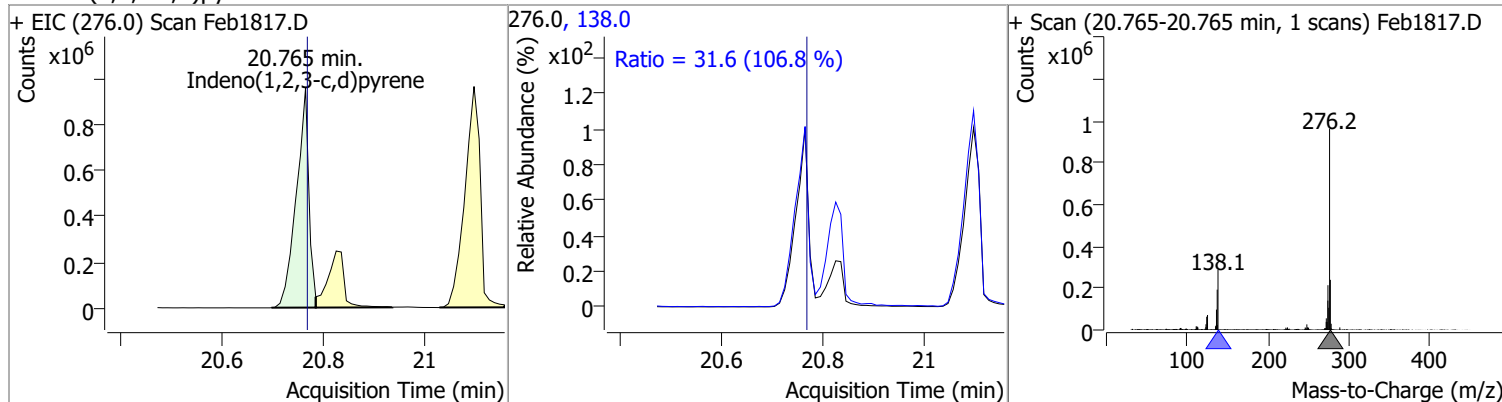


Quantitation Results Report (QT Reviewed)

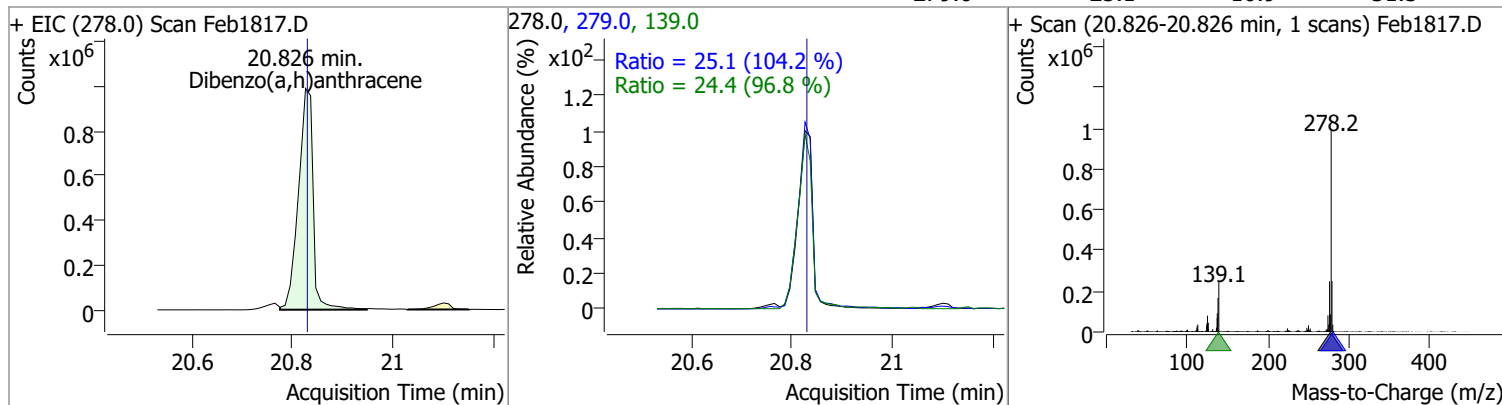
Compound	Conc.	RT	Dev(Min)	Resp.	QIon	QRatio	Lower	Upper
Benzo(a)pyrene	96.6283	18.99	0.01	2046889	253.0	22.3	15.1	28.0



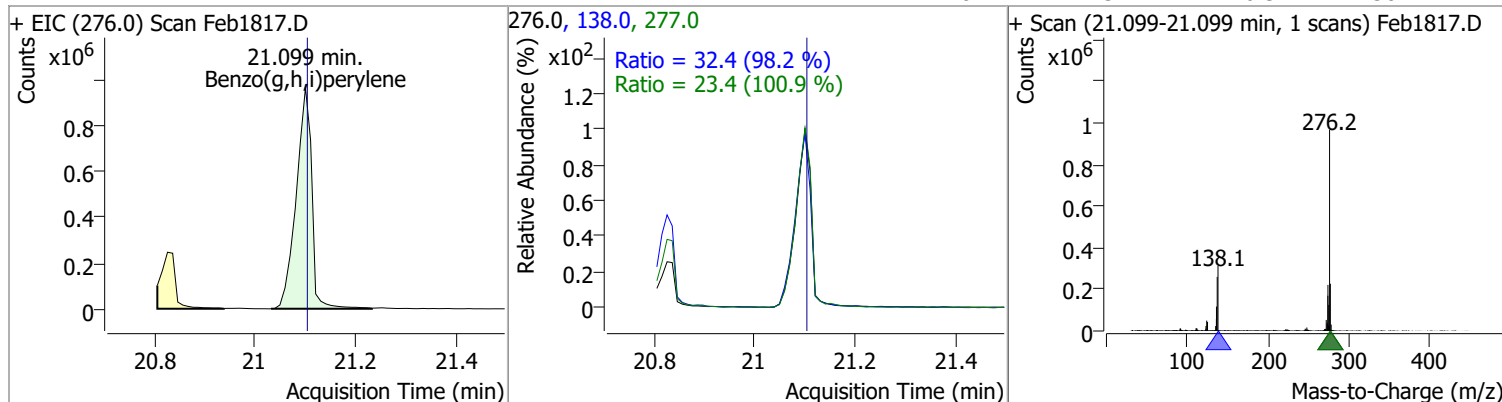
Compound	Conc.	RT	Dev(Min)	Resp.	QIon	QRatio	Lower	Upper
Indeno(1,2,3-c,d)pyrene	93.4428	20.77	0.01	1660169	138.0	31.6	20.7	38.5



Compound	Conc.	RT	Dev(Min)	Resp.	QIon	QRatio	Lower	Upper
Dibenzo(a,h)anthracene	102.9883	20.83	0.01	1995247	139.0	24.4	17.6	32.7
					279.0	25.1	16.9	31.3

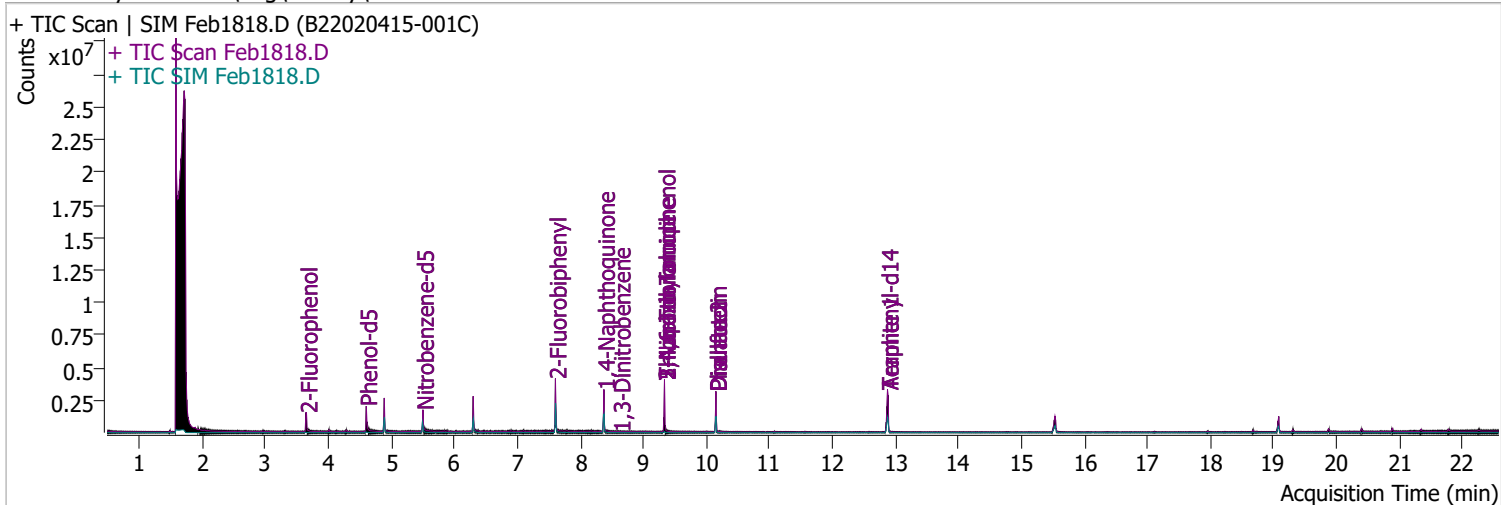


Compound	Conc.	RT	Dev(Min)	Resp.	QIon	QRatio	Lower	Upper
Benzo(g,h,i)perylene	100.7959	21.10	0.01	2064319	138.0	32.4	23.1	42.9
					277.0	23.4	16.3	30.2



Quantitation Results Report (QT Reviewed)

Data File	Feb1818.D	Operator	LIMS import
Acq. Method	BNA+SIM.M	Acq. Date-Time	2/19/2022 5:10:38 PM
Sample Name	B22020415-001C	Instrument	Instrument #1
Vial	18	Multiplier	1.00
DA Method File		Comment	SVOC-8270-W-LARGO
Tune File	dftppdsm.u	Tune Date	2/18/2022 9:25:00 PM
Batch Name	021822 DoD BNA cal.batch.bin	Last Calib Update	2/19/2022 1:06:17 PM
Ref Library	D:\Org\Library\NIST129K.l		



Compound	RT	QIon	Resp.	Conc.	Units	Dev(Min)
----------	----	------	-------	-------	-------	----------

Internal Standards

System Monitoring Compounds

S 2-Fluorophenol	3.653	112.0	595917	65.2404	µg/L	0.000
Spiked Amount: 200.000	Range: 10.0 - 75.0%			Recovery = 32.62%		
S Phenol-d5	4.603	99.0	678511	57.2893	µg/L	-0.010
Spiked Amount: 200.000	Range: 10.0 - 65.0%			Recovery = 28.64%		
S Nitrobenzene-d5	5.502	82.0	430965	65.6428	µg/L	0.000
Spiked Amount: 100.000	Range: 32.0 - 94.0%			Recovery = 65.64%		
S 2-Fluorobiphenyl	7.605	172.0	1234757	62.8314	µg/L	0.000
Spiked Amount: 100.000	Range: 28.0 - 107.0%			Recovery = 62.83%		
S 2,4,6-Tribromophenol	9.336	329.8	304704	167.4576	µg/L	0.000
Spiked Amount: 200.000	Range: 25.0 - 140.0%			Recovery = 83.73%		
S Terphenyl-d14	12.875	244.3	1945113	103.2925	µg/L	0.000
Spiked Amount: 100.000	Range: 32.0 - 122.0%			Recovery = 103.29%		

Target Compounds

Compound	RT	QIon	Resp.	Conc.	Units	Dev(Min)	QValue
T N-Nitrosodimethylamine	0.000		0	N.D.			
T Pyridine	0.000		0	N.D.			
T Aniline	0.000		0	N.D.			
T Phenol	0.000		0	N.D.			
T bis(-2-Chloroethyl)Ether	4.889	63.0	0		µg/L	md	1
T 2-Chlorophenol	0.000		0	N.D.			
T 1,3-Dichlorobenzene	0.000		0	N.D.			
T 1,4-Dichlorobenzene	0.000		0	N.D.			
T 1,2-Dichlorobenzene	0.000		0	N.D.			
T Benzyl Alcohol	0.000		0	N.D.			
T bis(2-chloroisopropyl)Ether	0.000		0	N.D.			
T 2-Methylphenol	0.000		0	N.D.			
T N-nitroso-Di-n-propylamine	5.502	70.0	0		µg/L	md	1
T 4Methylphenol/3Methylphenol	0.000		0	N.D.			
T Hexachloroethane	0.000		0	N.D.			

Quantitation Results Report (QT Reviewed)

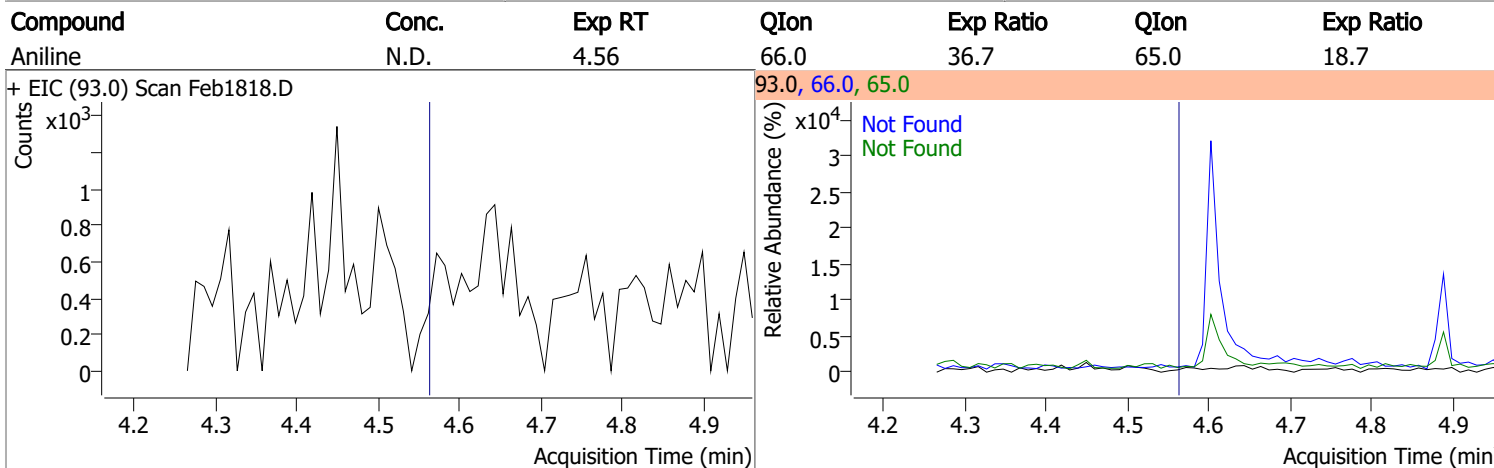
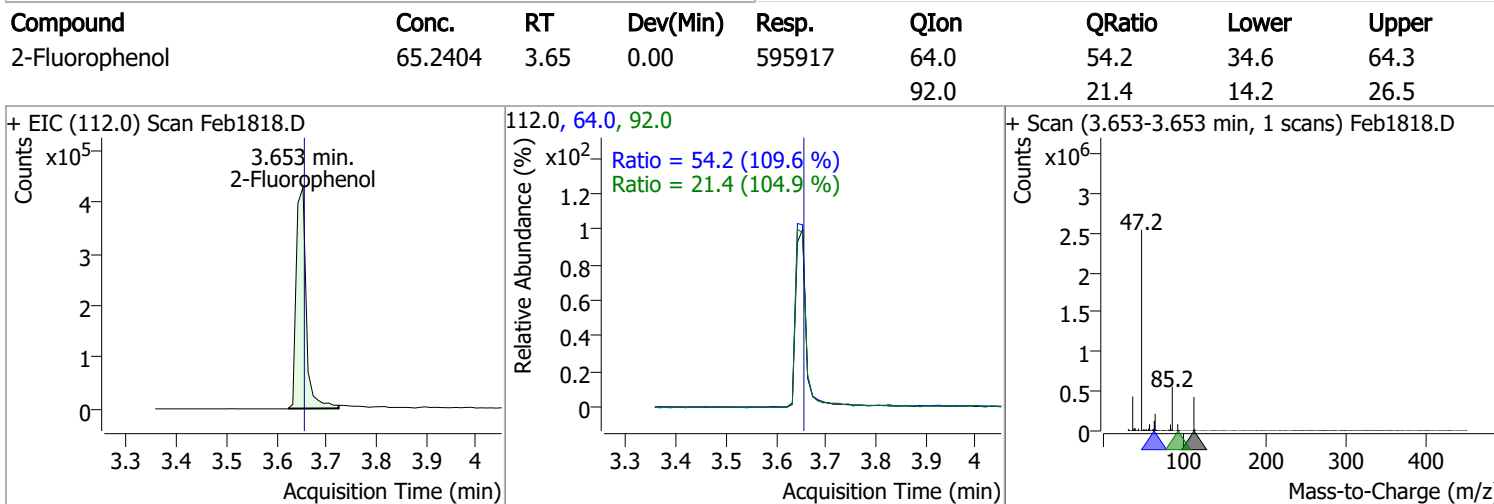
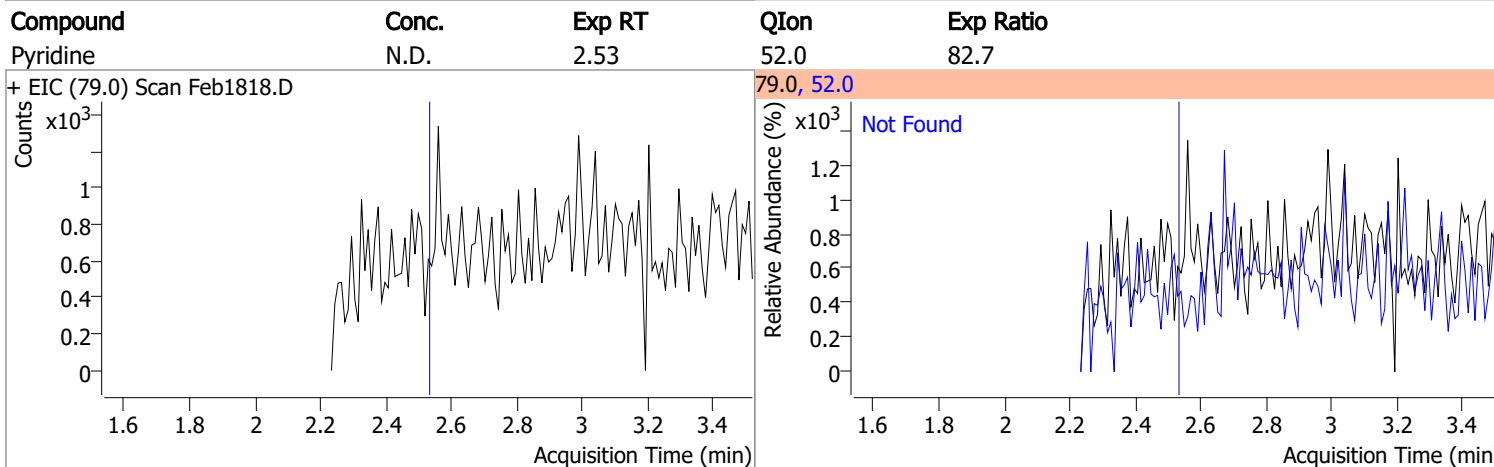
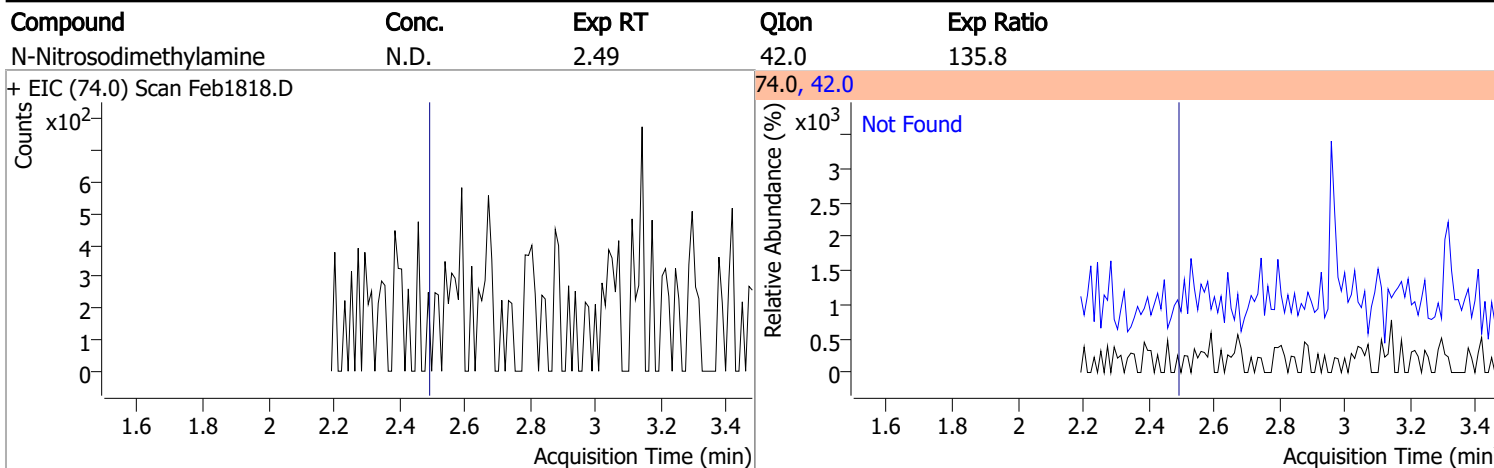
Compound	RT	QIon	Resp.	Conc.	Units	Dev(Min)
T Nitrobenzene	0.000		0	N.D.		
T Isophorone	0.000		0	N.D.		
T 2-Nitrophenol	0.000		0	N.D.		
T 2,4-Dimethylphenol	0.000		0	N.D.		
T bis(-2-Chloroethoxy)Methane	0.000		0	N.D.		
T 2,4-Dichlorophenol	0.000		0	N.D.		
T Benzoic Acid	0.000		0	N.D.		
T 1,2,4-Trichlorobenzene	0.000		0	N.D.		
T Naphthalene	0.000		0	N.D.		
T 4-Chlorophenol	6.300	130.0	0		µg/L md	1
T p-Chloroaniline	0.000		0	N.D.		
T Hexachlorobutadiene	0.000		0	N.D.		
T 4-Chloro-2-Methylphenol	0.000		0	N.D.		
T 4-Chloro-3-Methylphenol	0.000		0	N.D.		
T 2-Methylnaphthalene	0.000		0	N.D.		
T 1-Methylnaphthalene	0.000		0	N.D.		
T Hexachlorocyclopentadiene	0.000		0	N.D.		
T 2,4,6-Trichlorophenol	0.000		0	N.D.		
T 2,4,5-Trichlorophenol	0.000		0	N.D.		
T 2-Chloronaphthalene	0.000		0	N.D.		
T 2-Nitroaniline	7.605	65.0	0		µg/L md	1
T Dimethyl Phthalate	8.374	163.0	0		µg/L md	1
T 2,6-Dinitrotoluene	8.374	165.0	0		µg/L md	1
T Acenaphthylene	0.000		0	N.D.		
T 3-Nitroaniline	0.000		0	N.D.		
T Acenaphthene	0.000		0	N.D.		
T 2,4-Dinitrophenol	8.527	184.0	0		µg/L md	1
T Dibenzofuran	0.000		0	N.D.		
T 2,4-Dinitrotoluene	0.000		0	N.D.		
T 4-Nitrophenol	0.000		0	N.D.		
T Diethylphthalate	0.000		0	N.D.		
T Fluorene	0.000		0	N.D.		
T 4-Chlorophenyl-phenylether	0.000		0	N.D.		
T 4-Nitroaniline	0.000		0	N.D.		
T 4,6-Dinitro-2-methylphenol	9.336	198.0	0		µg/L md	1
T N-nitrosodiphenylamine	0.000		0	N.D.		
T Azobenzene	0.000		0	N.D.		
T 4-Bromophenyl-phenylether	0.000		0	N.D.		
T Hexachlorobenzene	0.000		0	N.D.		
T Pentachlorophenol	0.000		0	N.D.		
T Phenanthrene	0.000		0	N.D.		
T Anthracene	0.000		0	N.D.		
T Triallate	0.000		0	N.D.		
T Carbazole	0.000		0	N.D.		
T o-Terphenyl	0.000		0	N.D.		
T Di-n-Butylphthalate	0.000		0	N.D.		
T Fluoranthene	0.000		0	N.D.		
T Benzidine	12.875	184.0	0		µg/L md	1
T Pyrene	0.000		0	N.D.		
T Butylbenzylphthalate	0.000		0	N.D.		
T Benzo(a)Anthracene	0.000		0	N.D.		
T Chrysene	0.000		0	N.D.		
T 3,3-Dichlorobenzidine	0.000		0	N.D.		
T bis(2-ethylhexyl)Phthalate	0.000		0	N.D.		
T Di-n-octyl Phthalate	0.000		0	N.D.		

Quantitation Results Report (QT Reviewed)

Compound	RT	QIon	Resp.	Conc.	Units	Dev(Min)
T Benzo(b)fluoranthene	0.000		0	N.D.		
T Benzo(k)fluoranthene	0.000		0	N.D.		
T Benzo(a)pyrene	0.000		0	N.D.		
T Indeno(1,2,3-c,d)pyrene	0.000		0	N.D.		
T Dibenzo(a,h)anthracene	0.000		0	N.D.		
T Benzo(g,h,i)perylene	0.000		0	N.D.		

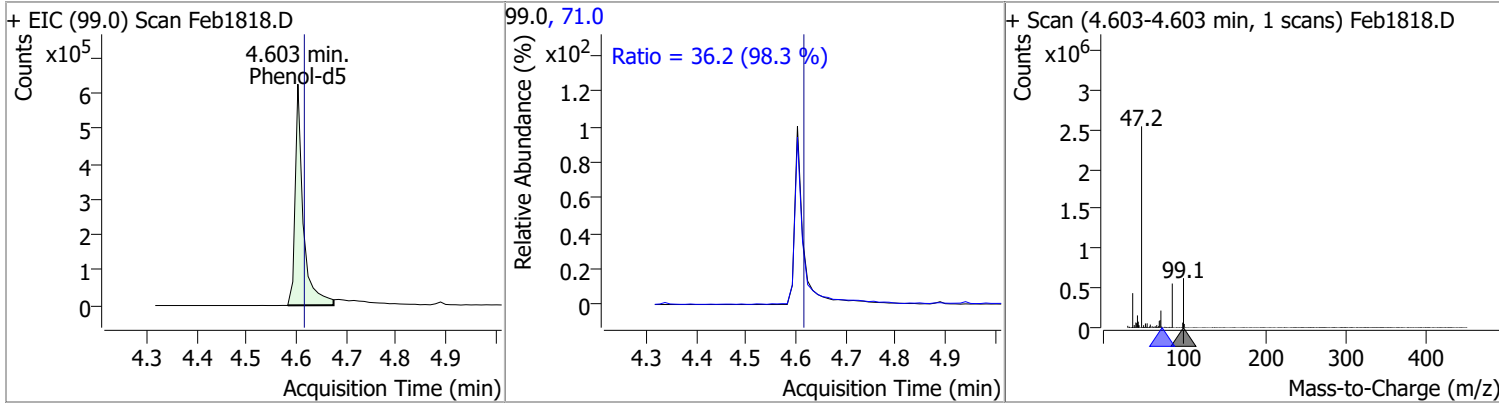
(#) = Qualifier Out of Range; (m) = Manual Integration; (+) = Area Summed; (*) = Surrogate Percent Recovery Out of Range; (d): Zeroed Peak

Quantitation Results Report (QT Reviewed)

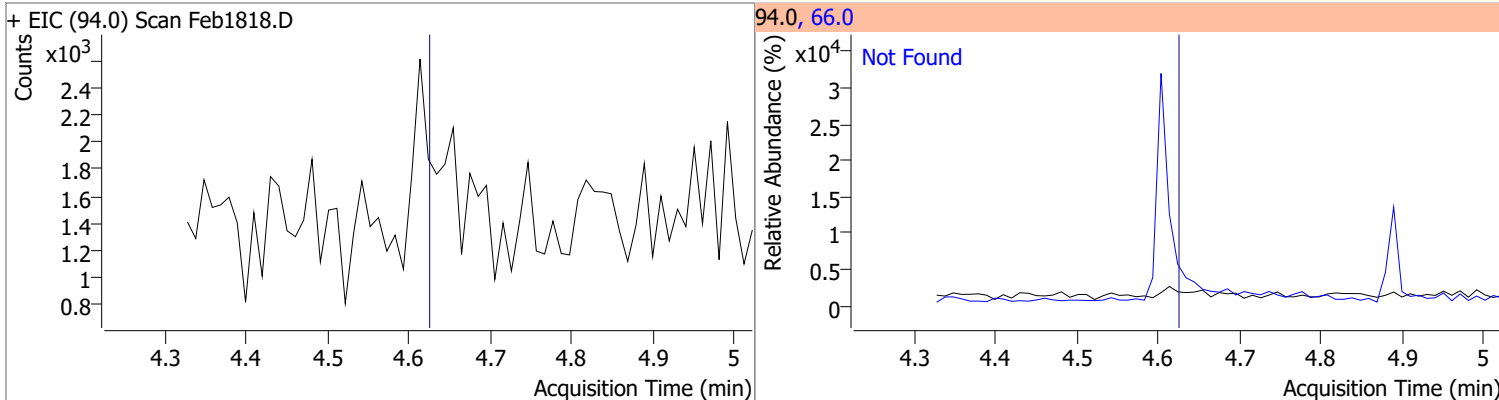


Quantitation Results Report (QT Reviewed)

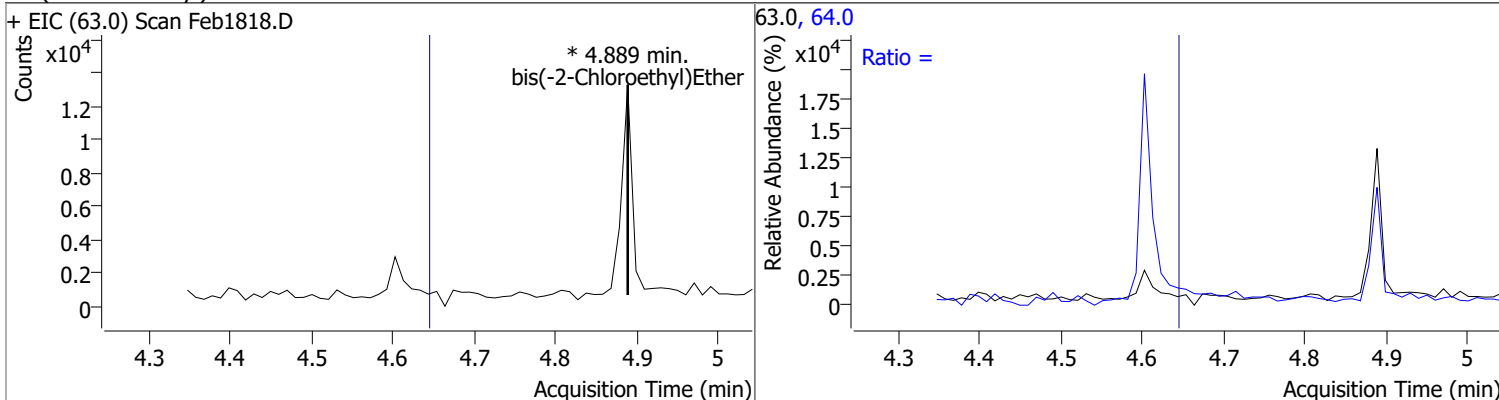
Compound	Conc.	RT	Dev(Min)	Resp.	QIon	QRatio	Lower	Upper
Phenol-d5	57.2893	4.60	-0.01	678511	71.0	36.2	25.8	47.9



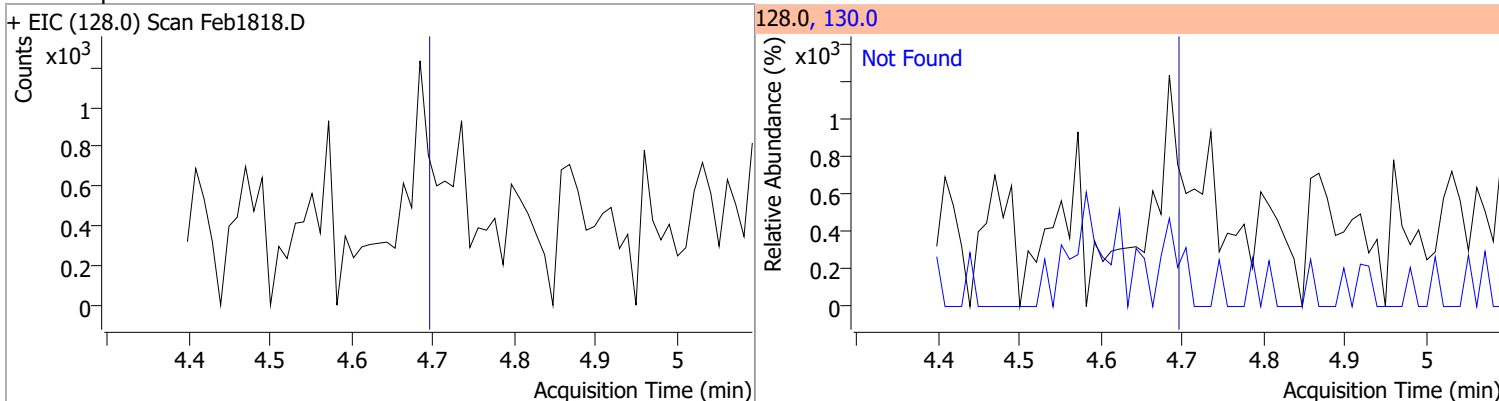
Compound	Conc.	Exp RT	QIon	Exp Ratio
Phenol	N.D.	4.62	66.0	45.3



Compound	Conc.	RT	Dev(Min)	Resp.	QIon	QRatio	Lower	Upper
bis(-2-Chloroethyl)Ether	0	0		0	64.0		7.6	14.1

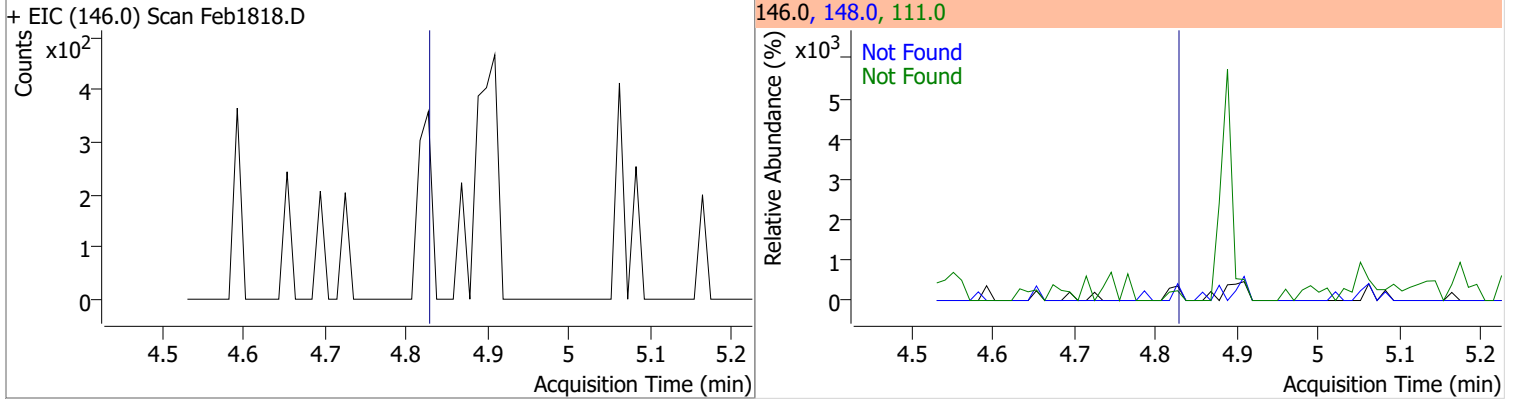


Compound	Conc.	Exp RT	QIon	Exp Ratio
2-Chlorophenol	N.D.	4.69	130.0	32.5

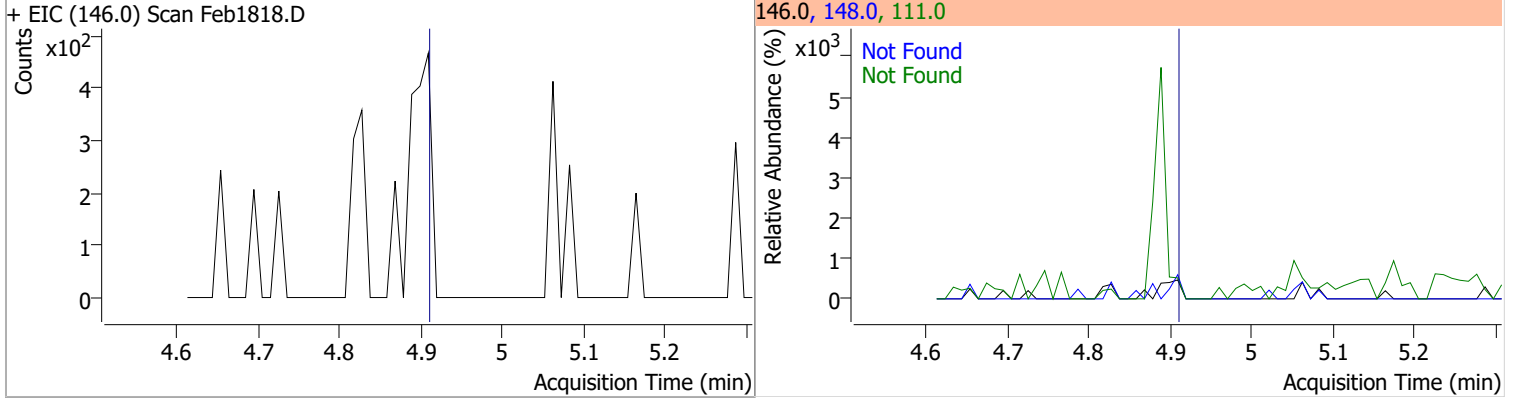


Quantitation Results Report (QT Reviewed)

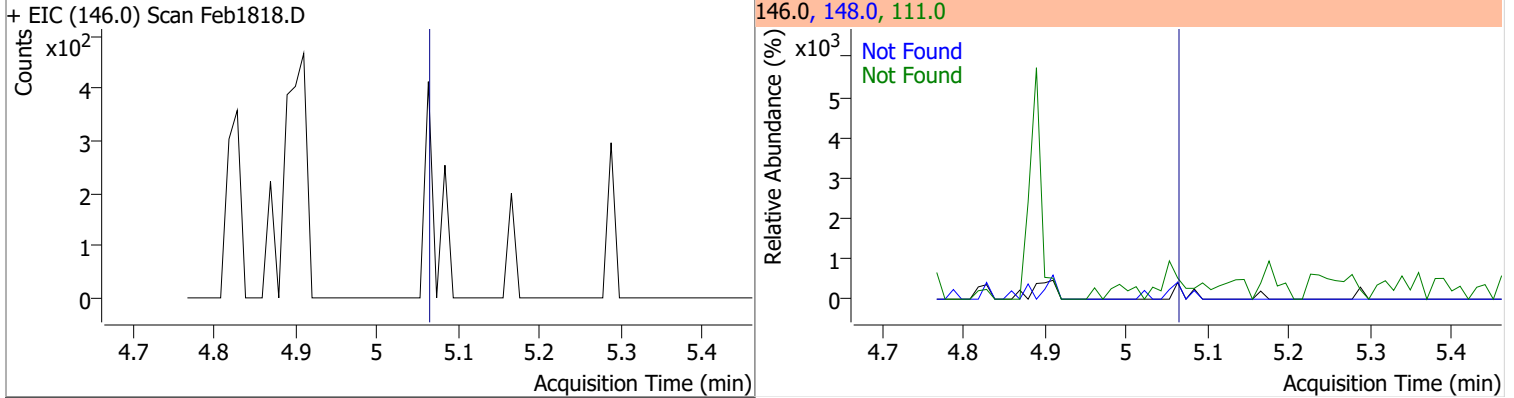
Compound	Conc.	Exp RT	QIon	Exp Ratio	QIon	Exp Ratio
1,3-Dichlorobenzene	N.D.	4.83	148.0	63.7	111.0	36.1



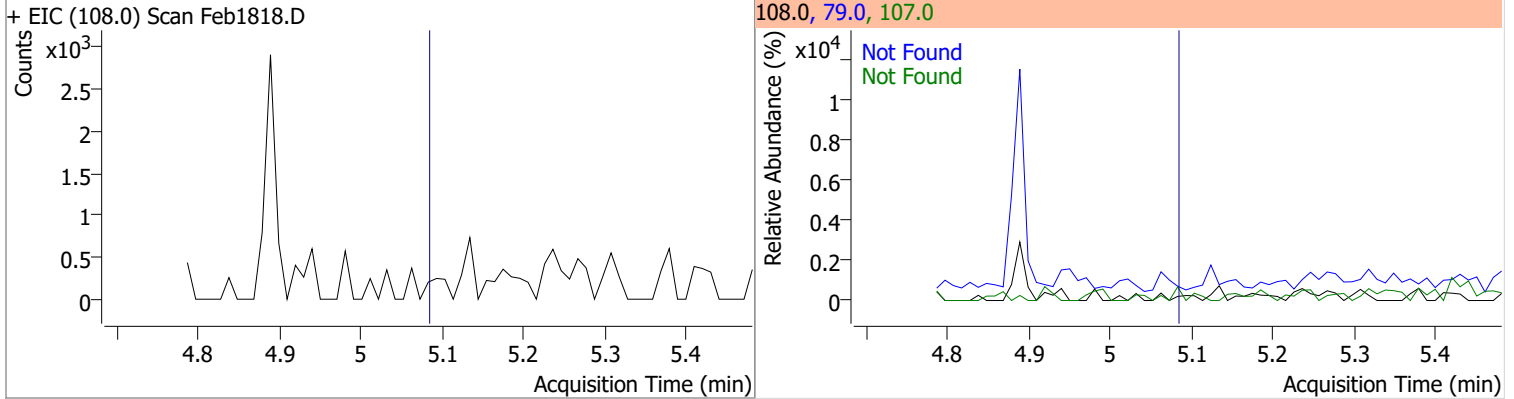
Compound	Conc.	Exp RT	QIon	Exp Ratio	QIon	Exp Ratio
1,4-Dichlorobenzene	N.D.	4.91	148.0	65.2	111.0	36.0



Compound	Conc.	Exp RT	QIon	Exp Ratio	QIon	Exp Ratio
1,2-Dichlorobenzene	N.D.	5.06	148.0	64.4	111.0	37.3

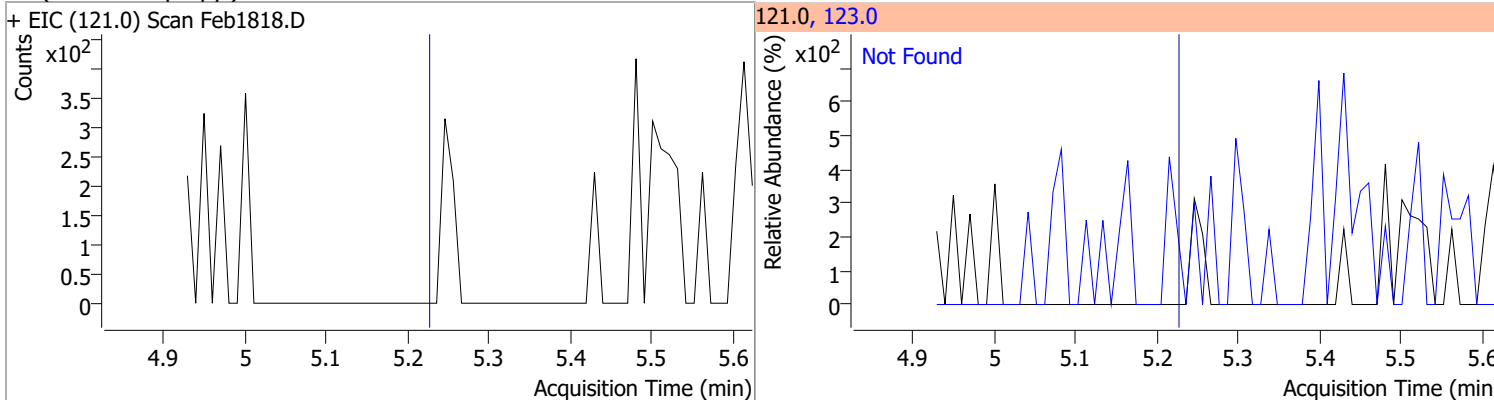


Compound	Conc.	Exp RT	QIon	Exp Ratio	QIon	Exp Ratio
Benzyl Alcohol	N.D.	5.08	79.0	119.3	107.0	70.5

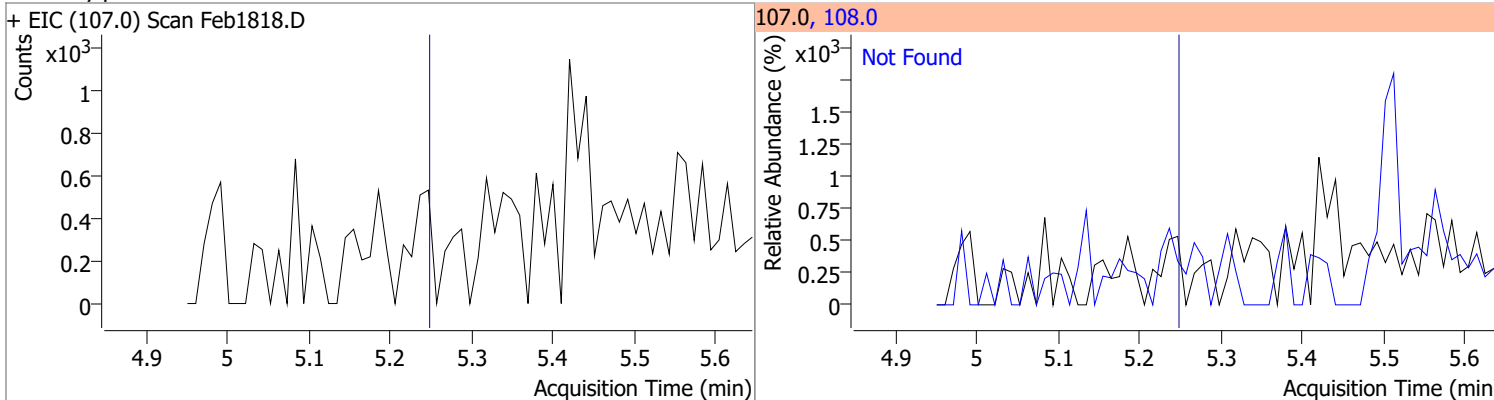


Quantitation Results Report (QT Reviewed)

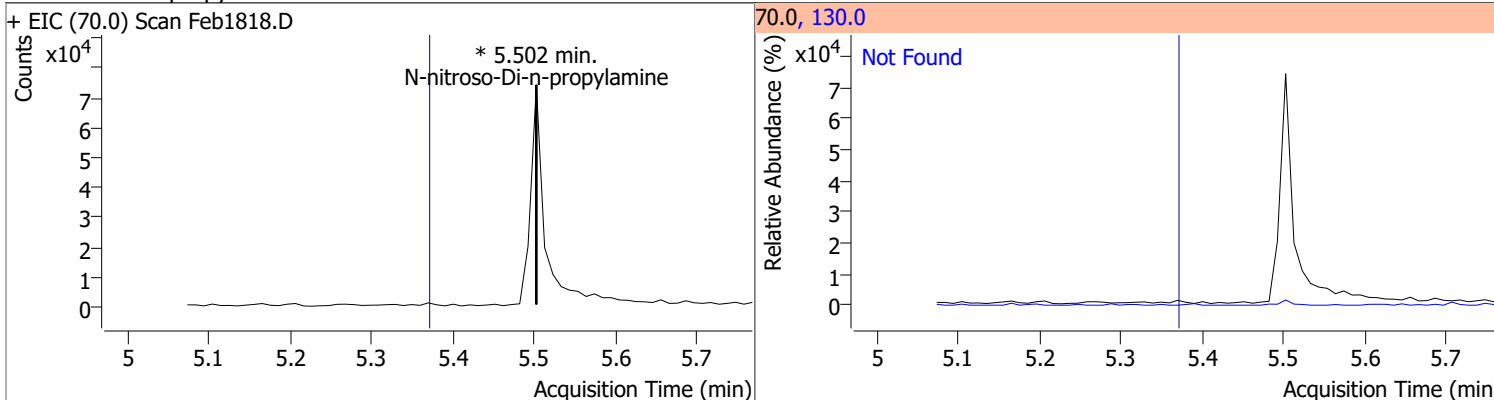
Compound	Conc.	Exp RT	QIon	Exp Ratio
bis(2-chloroisopropyl)Ether	N.D.	5.23	123.0	32.1



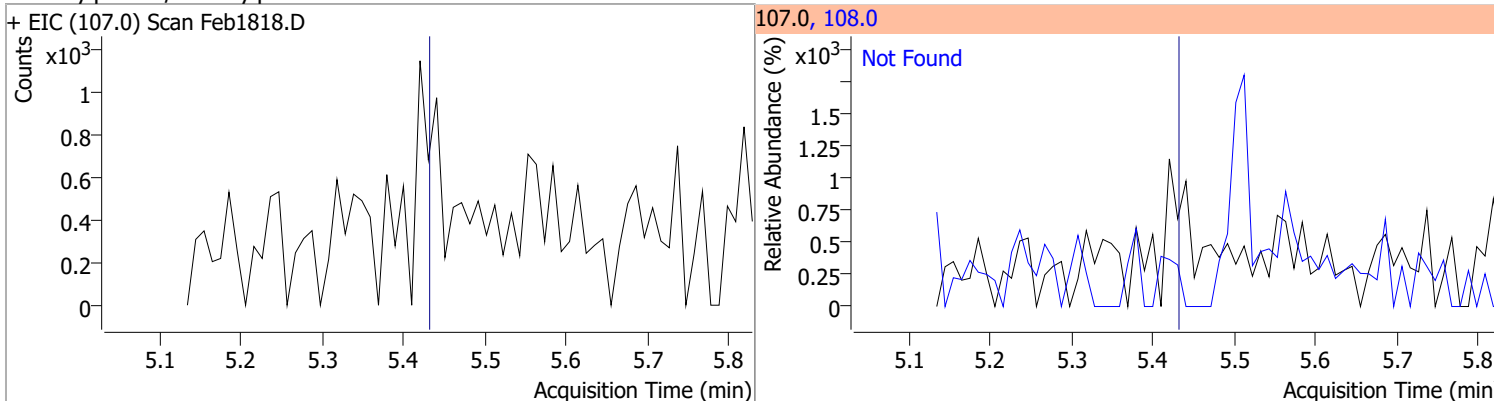
Compound	Conc.	Exp RT	QIon	Exp Ratio
2-Methylphenol	N.D.	5.25	108.0	116.5



Compound	Conc.	RT	Dev(Min)	Resp.	QIon	QRatio	Lower	Upper
N-nitroso-Di-n-propylamine		0		0	130.0		0.0	38.8

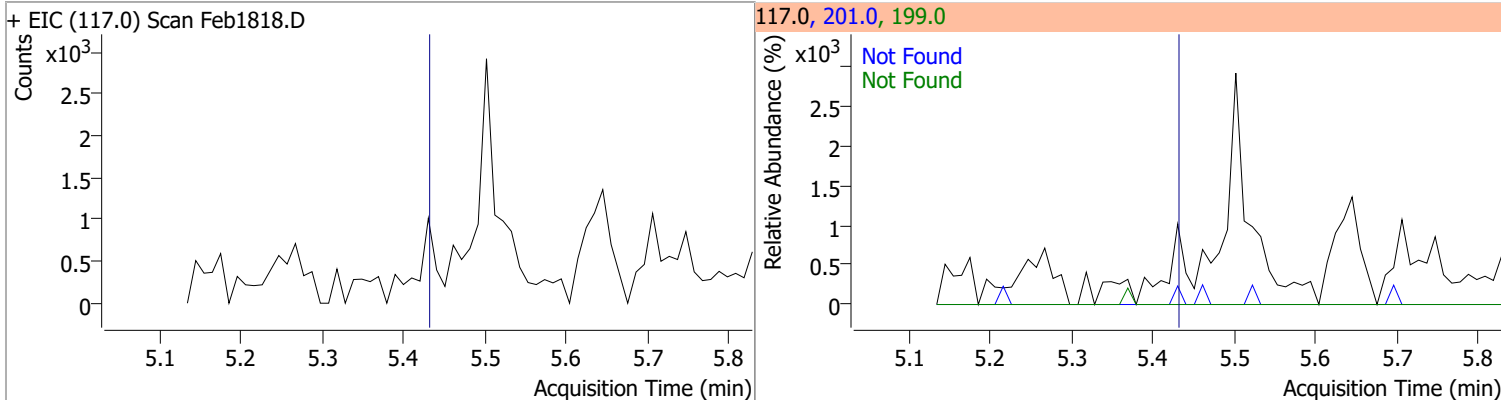


Compound	Conc.	Exp RT	QIon	Exp Ratio
4Methylphenol/3Methylphenol	N.D.	5.43	108.0	83.9

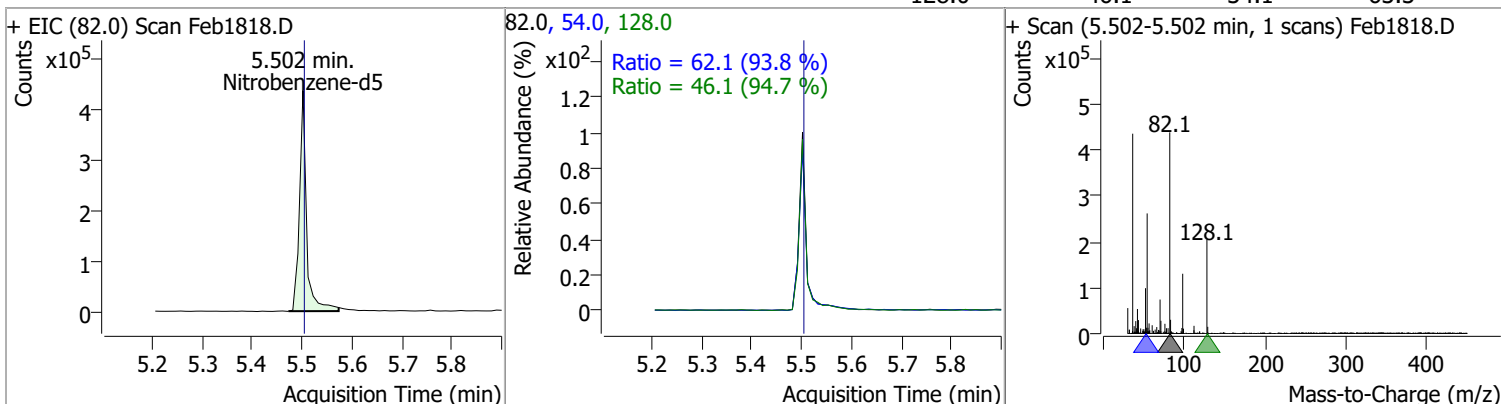


Quantitation Results Report (QT Reviewed)

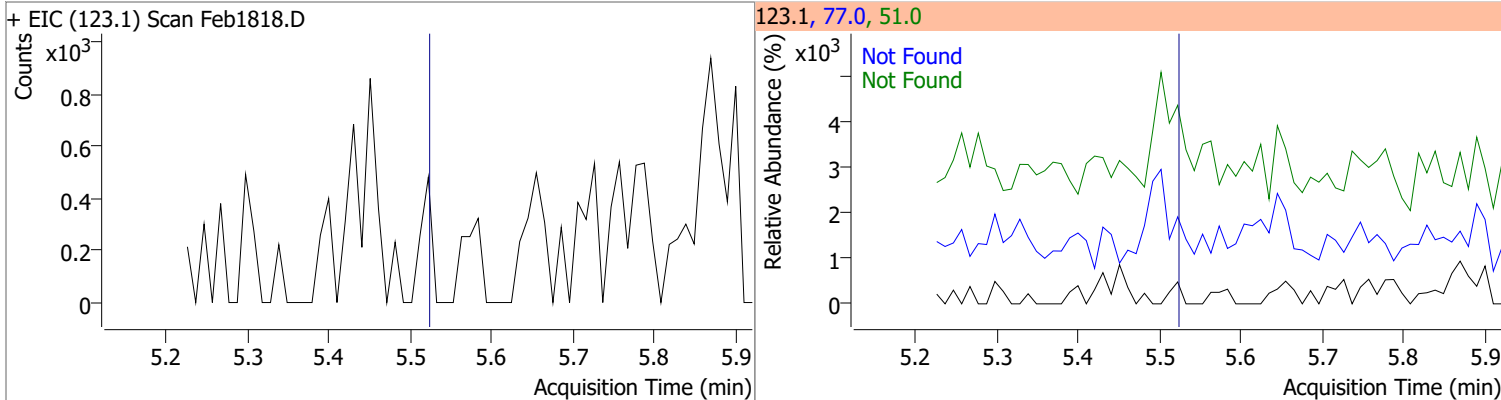
Compound	Conc.	Exp RT	QIon	Exp Ratio	QIon	Exp Ratio
Hexachloroethane	N.D.	5.43	201.0	90.8	199.0	56.9



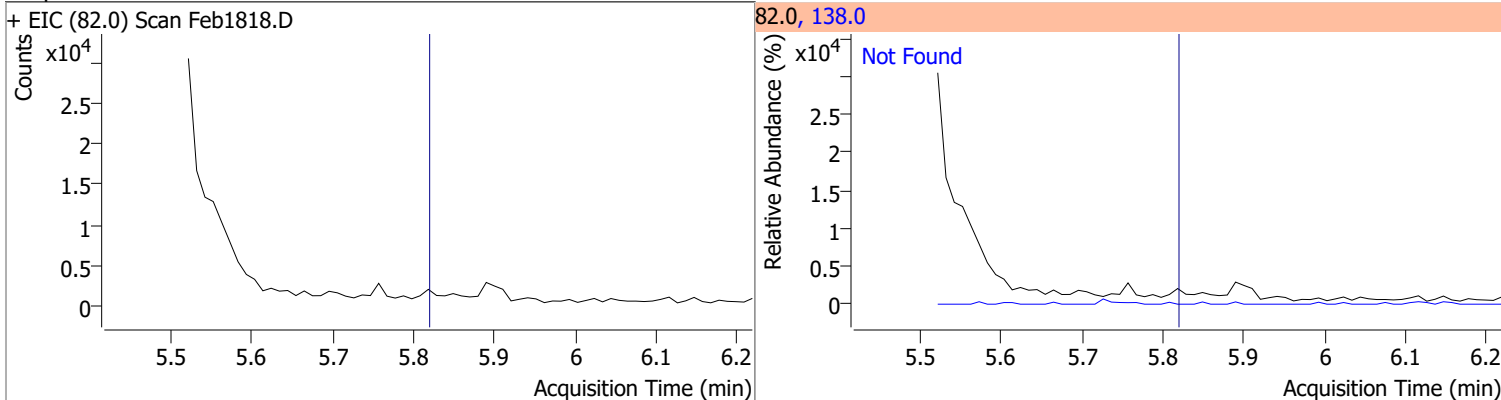
Compound	Conc.	RT	Dev(Min)	Resp.	QIon	QRatio	Lower	Upper
Nitrobenzene-d5	65.6428	5.50	0.00	430965	54.0	62.1	46.3	86.0
					128.0	46.1	34.1	63.3



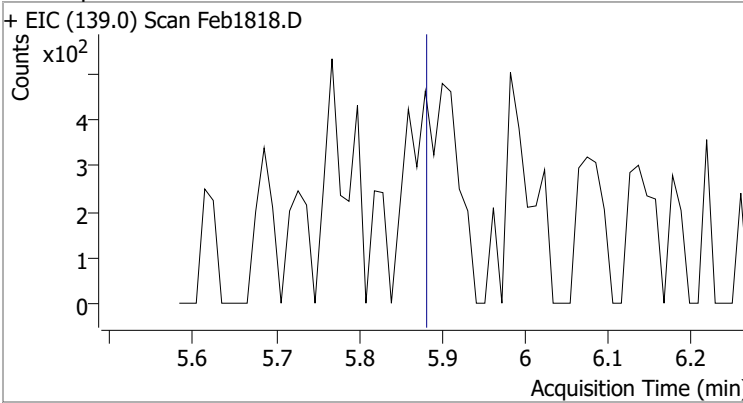
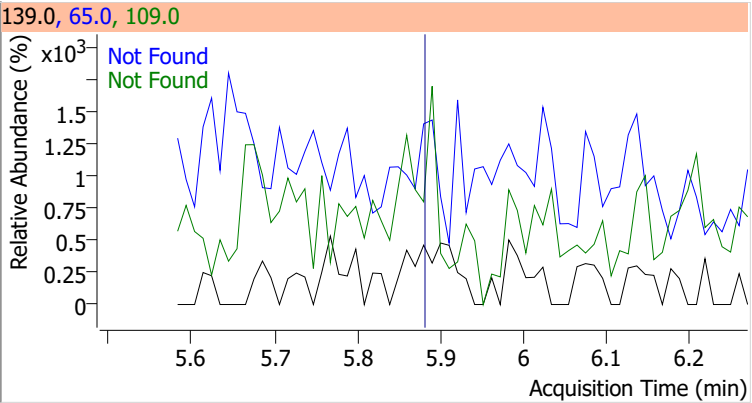
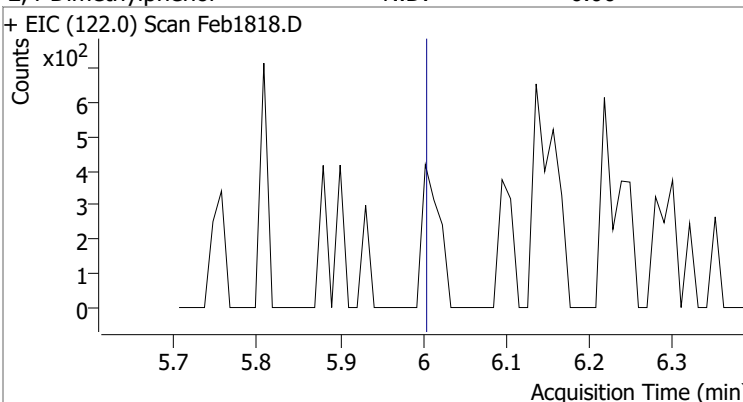
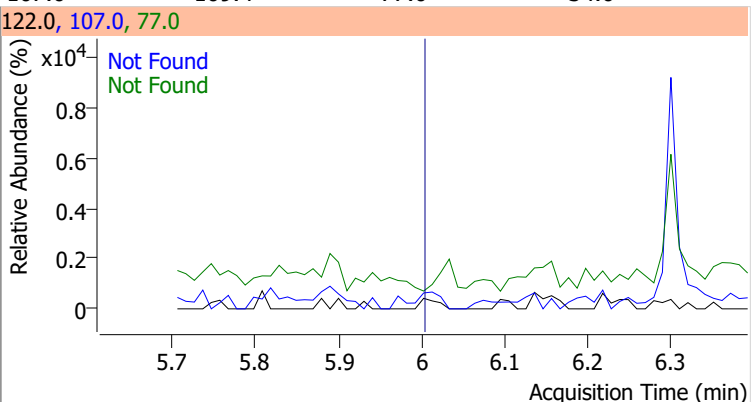
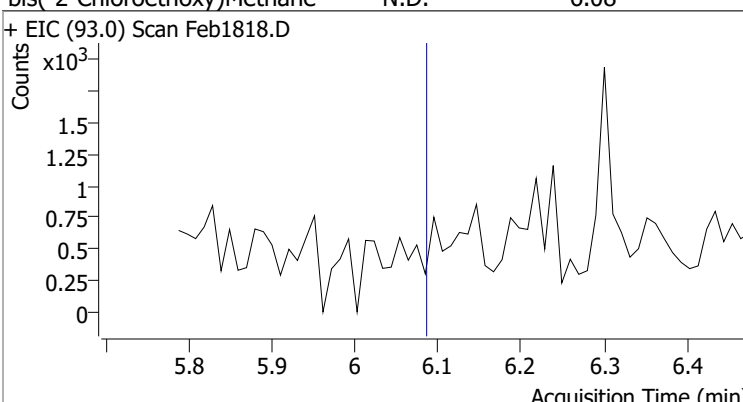
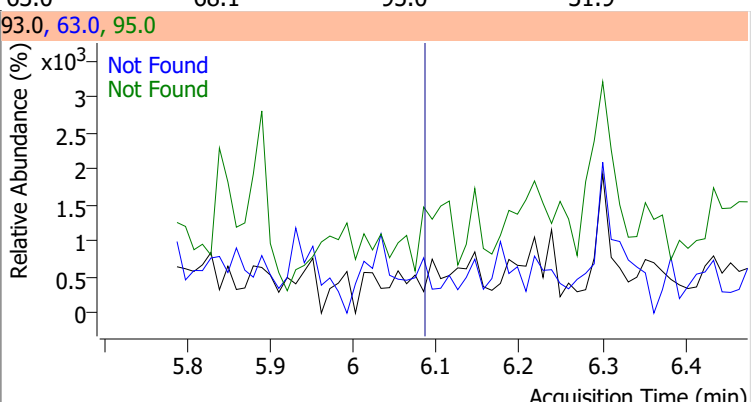
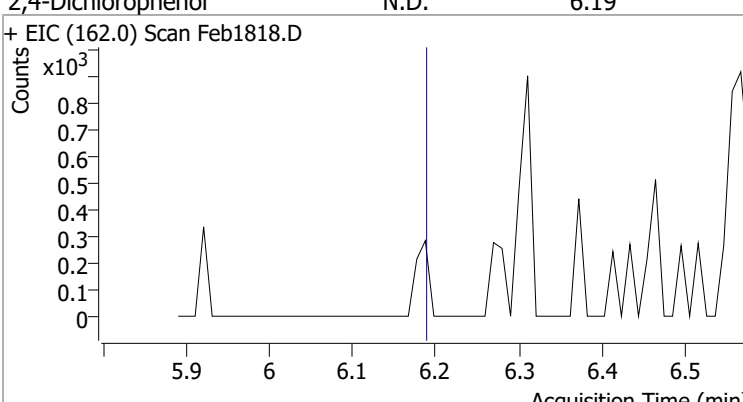
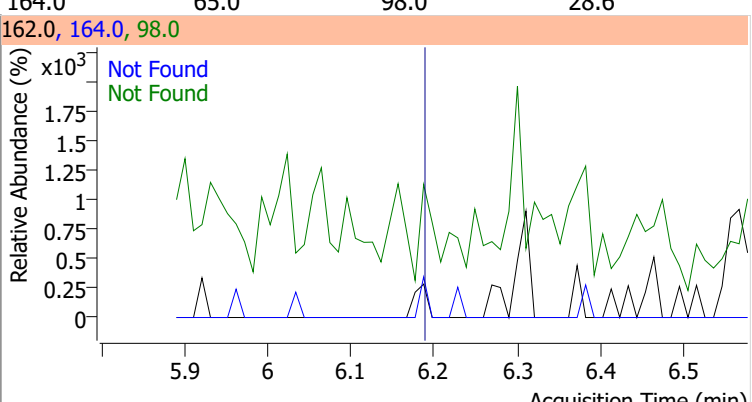
Compound	Conc.	Exp RT	QIon	Exp Ratio	QIon	Exp Ratio
Nitrobenzene	N.D.	5.52	77.0	212.7	51.0	131.0



Compound	Conc.	Exp RT	QIon	Exp Ratio
Isophorone	N.D.	5.82	138.0	21.1

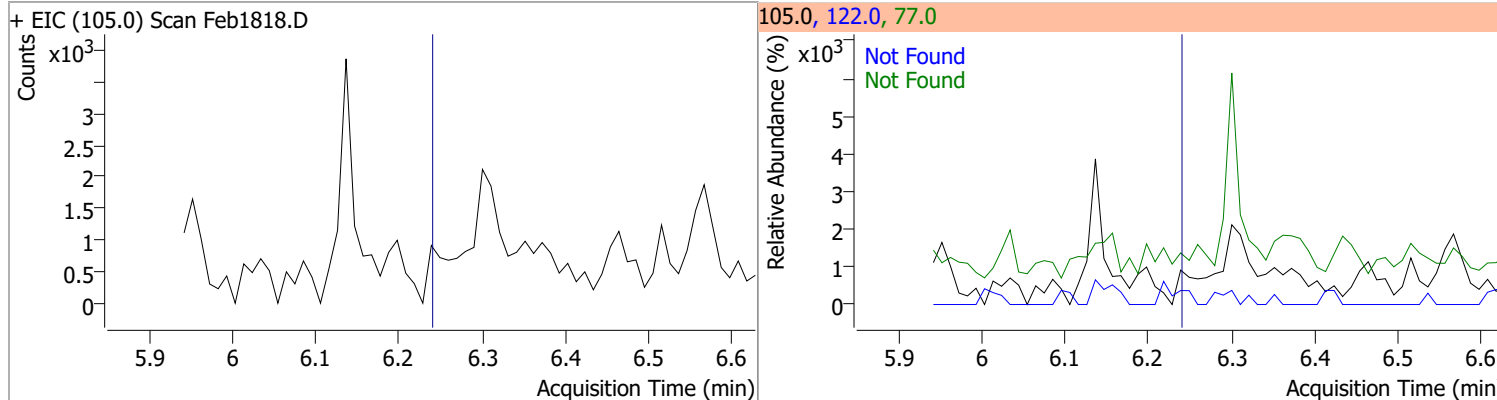


Quantitation Results Report (QT Reviewed)

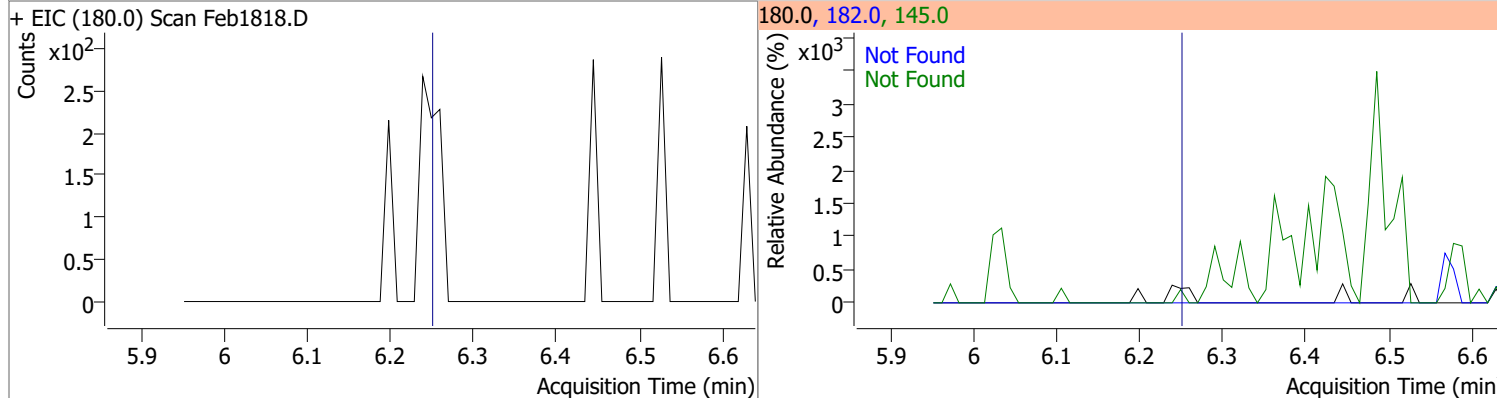
Compound	Conc.	Exp RT	QIon	Exp Ratio	QIon	Exp Ratio
2-Nitrophenol	N.D.	5.88	65.0	48.8	109.0	35.2
+ EIC (139.0) Scan Feb1818.D			139.0, 65.0, 109.0			
						
2,4-Dimethylphenol	N.D.	6.00	107.0	109.4	77.0	34.0
+ EIC (122.0) Scan Feb1818.D			122.0, 107.0, 77.0			
						
bis(-2-Chloroethoxy)Methane	N.D.	6.08	63.0	68.1	95.0	31.9
+ EIC (93.0) Scan Feb1818.D			93.0, 63.0, 95.0			
						
2,4-Dichlorophenol	N.D.	6.19	164.0	65.0	98.0	28.6
+ EIC (162.0) Scan Feb1818.D			162.0, 164.0, 98.0			
						

Quantitation Results Report (QT Reviewed)

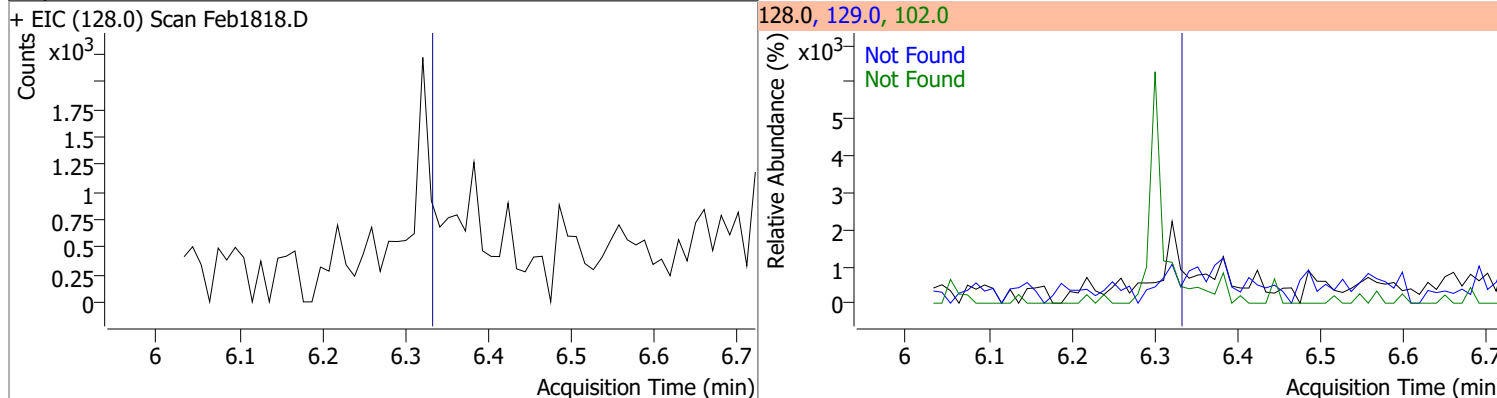
Compound	Conc.	Exp RT	QIon	Exp Ratio	QIon	Exp Ratio
Benzoic Acid	N.D.	6.24	122.0	85.5	77.0	60.4



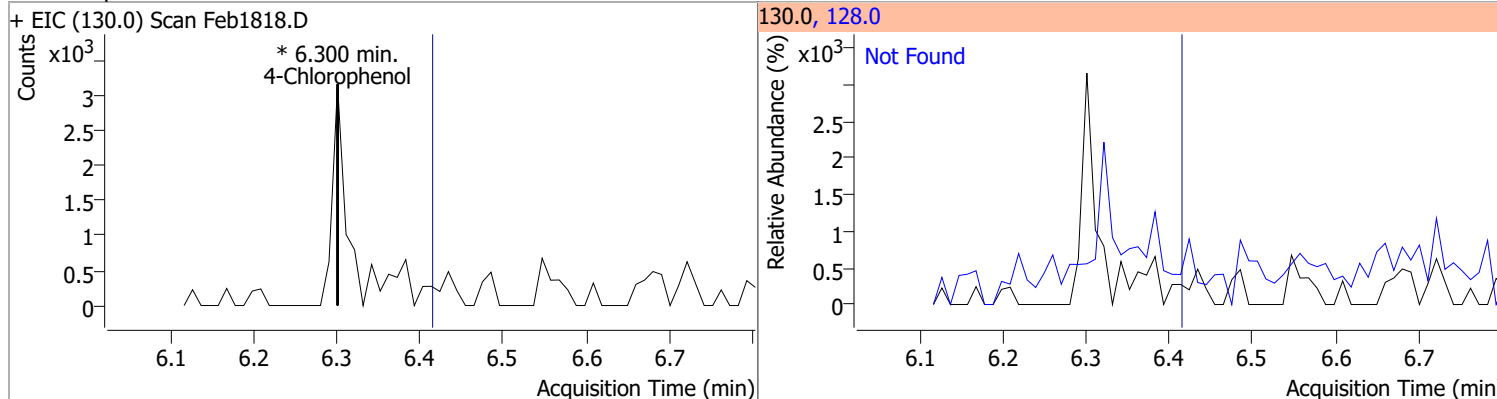
Compound	Conc.	Exp RT	QIon	Exp Ratio	QIon	Exp Ratio
1,2,4-Trichlorobenzene	N.D.	6.25	182.0	94.6	145.0	28.7



Compound	Conc.	Exp RT	QIon	Exp Ratio	QIon	Exp Ratio
Naphthalene	N.D.	6.33	129.0	11.5	102.0	9.9

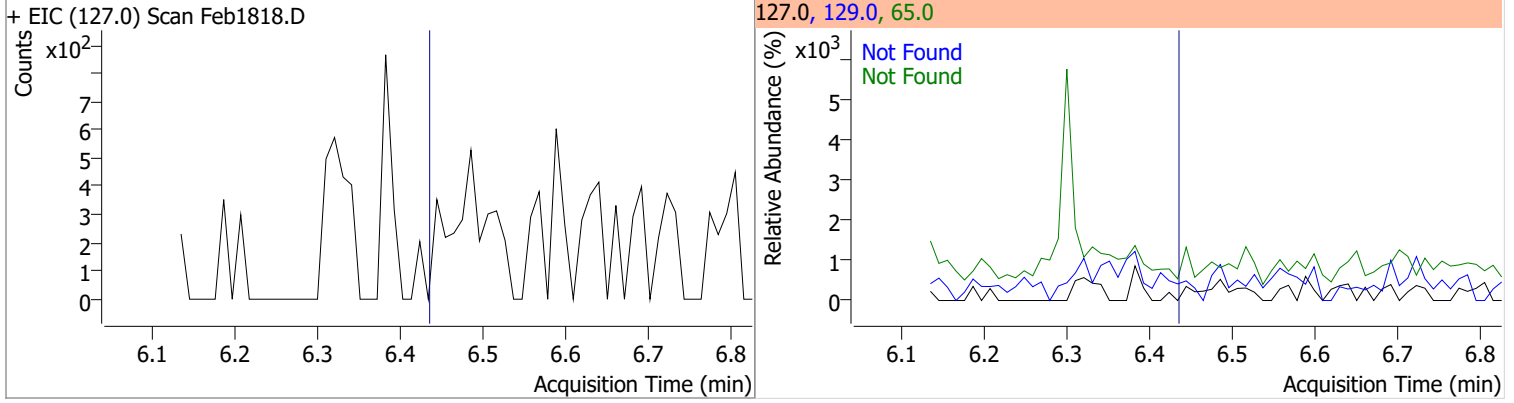


Compound	Conc.	RT	Dev(Min)	Resp.	QIon	QRatio	Lower	Upper
4-Chlorophenol		0		0	128.0		221.4	411.2

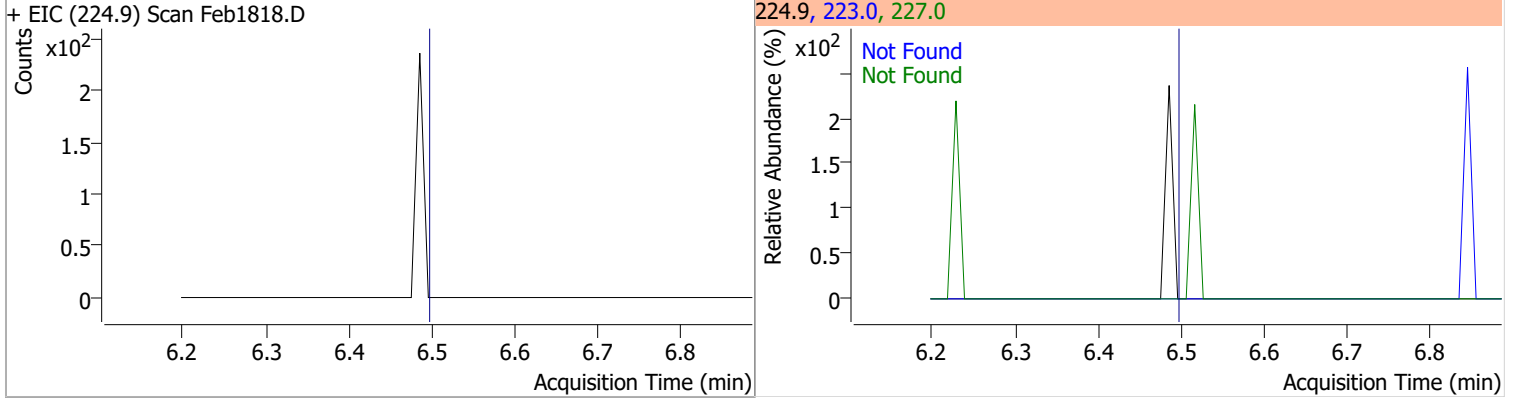


Quantitation Results Report (QT Reviewed)

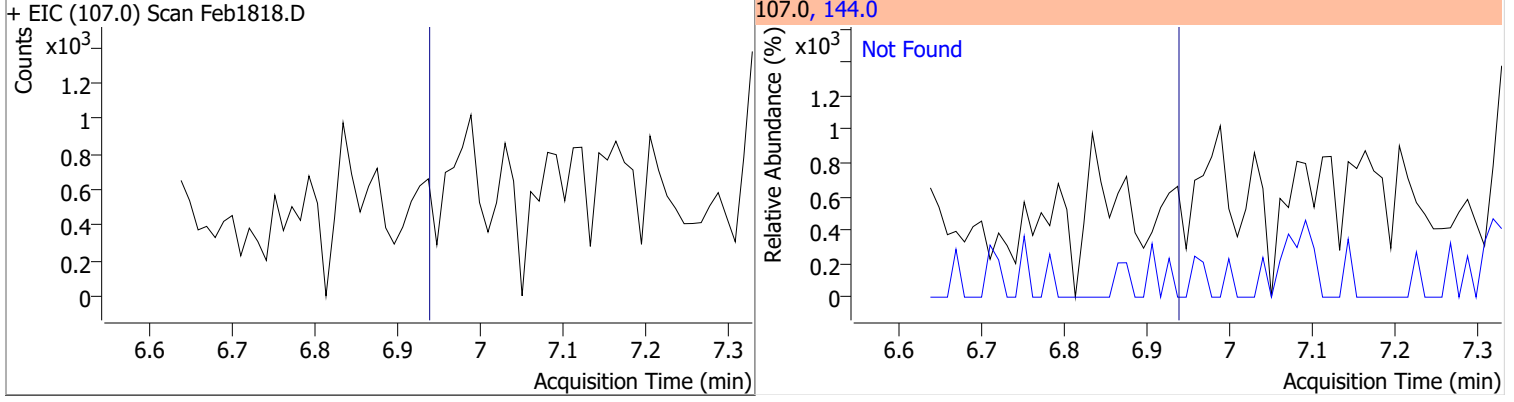
Compound	Conc.	Exp RT	QIon	Exp Ratio	QIon	Exp Ratio
p-Chloroaniline	N.D.	6.43	65.0	60.1	129.0	37.6



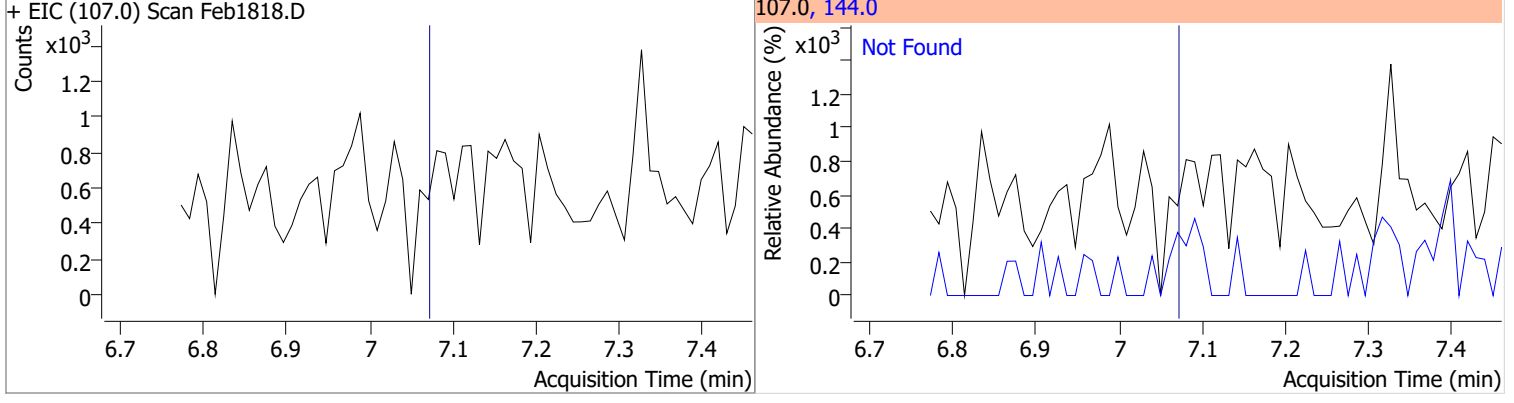
Compound	Conc.	Exp RT	QIon	Exp Ratio	QIon	Exp Ratio
Hexachlorobutadiene	N.D.	6.50	227.0	65.7	223.0	64.3



Compound	Conc.	Exp RT	QIon	Exp Ratio
4-Chloro-2-Methylphenol	N.D.	6.94	144.0	27.8

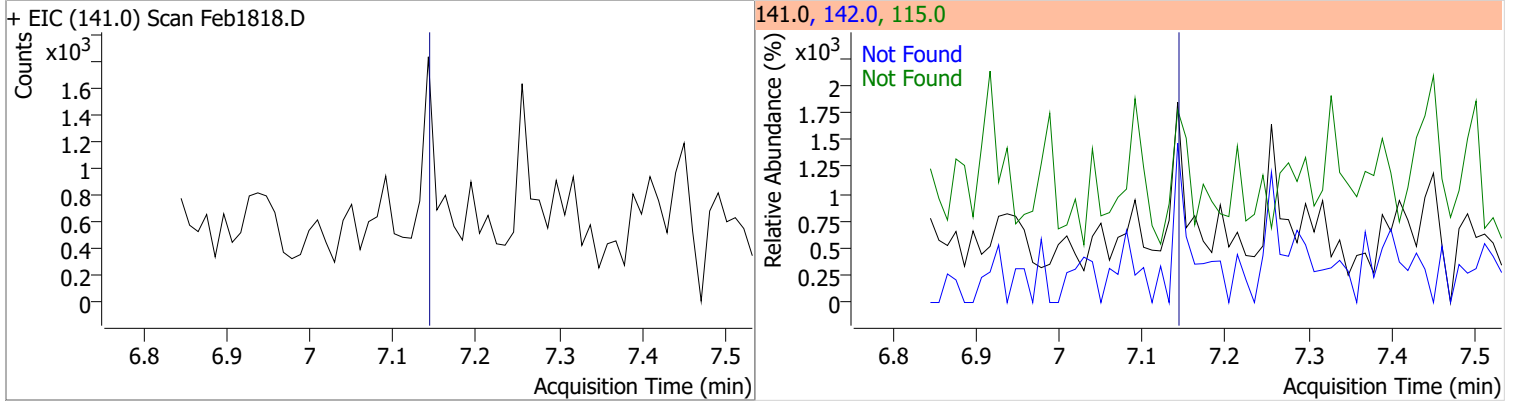


Compound	Conc.	Exp RT	QIon	Exp Ratio
4-Chloro-3-Methylphenol	N.D.	7.07	144.0	27.3

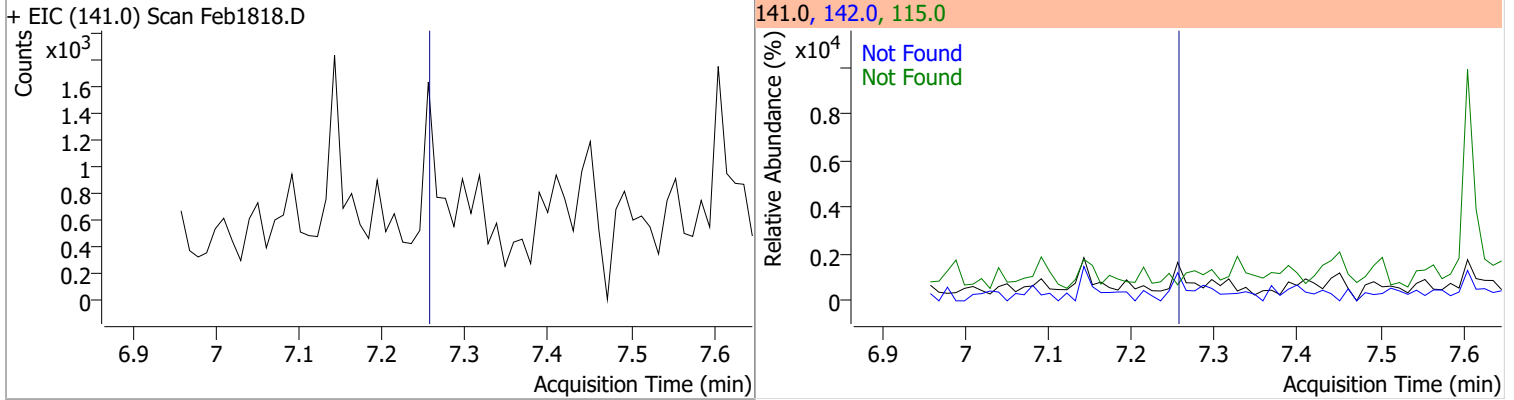


Quantitation Results Report (QT Reviewed)

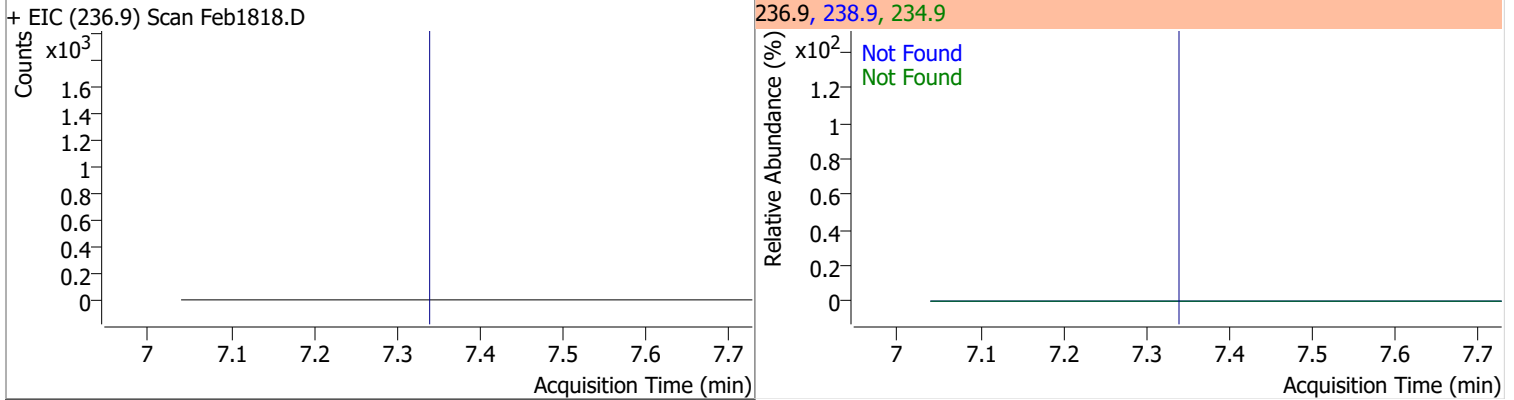
Compound	Conc.	Exp RT	QIon	Exp Ratio	QIon	Exp Ratio
2-Methylnaphthalene	N.D.	7.14	142.0	119.8	115.0	41.7



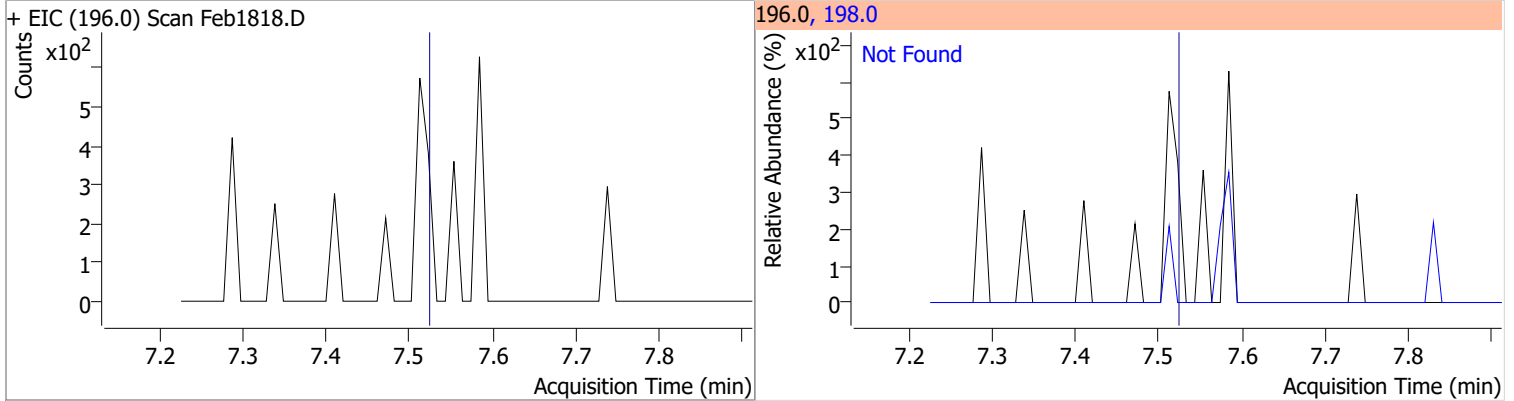
Compound	Conc.	Exp RT	QIon	Exp Ratio	QIon	Exp Ratio
1-Methylnaphthalene	N.D.	7.26	142.0	114.0	115.0	41.3



Compound	Conc.	Exp RT	QIon	Exp Ratio	QIon	Exp Ratio
Hexachlorocyclopentadiene	N.D.	7.34	234.9	64.6	238.9	63.8

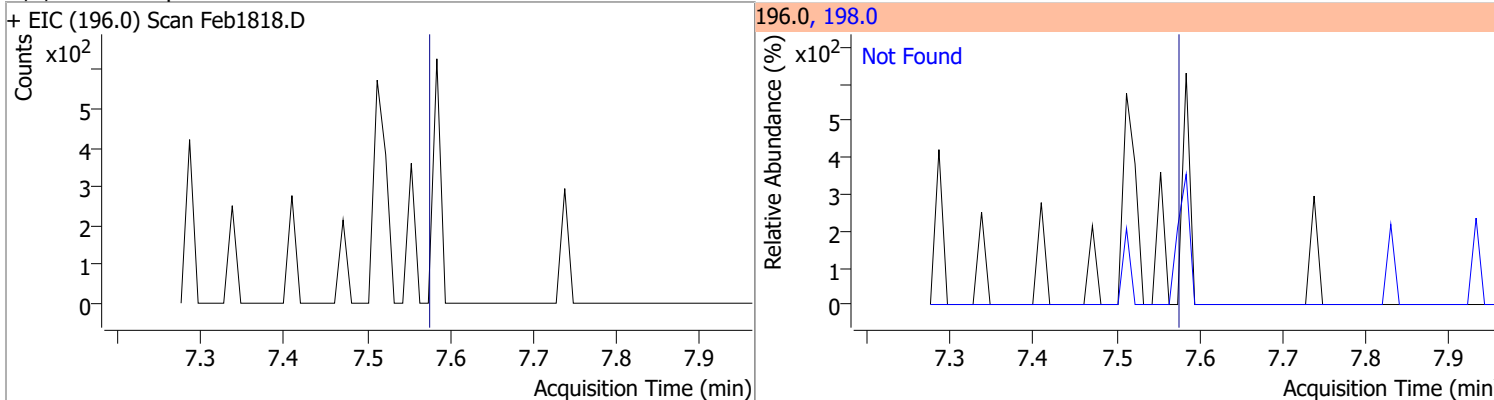


Compound	Conc.	Exp RT	QIon	Exp Ratio
2,4,6-Trichlorophenol	N.D.	7.52	198.0	96.5

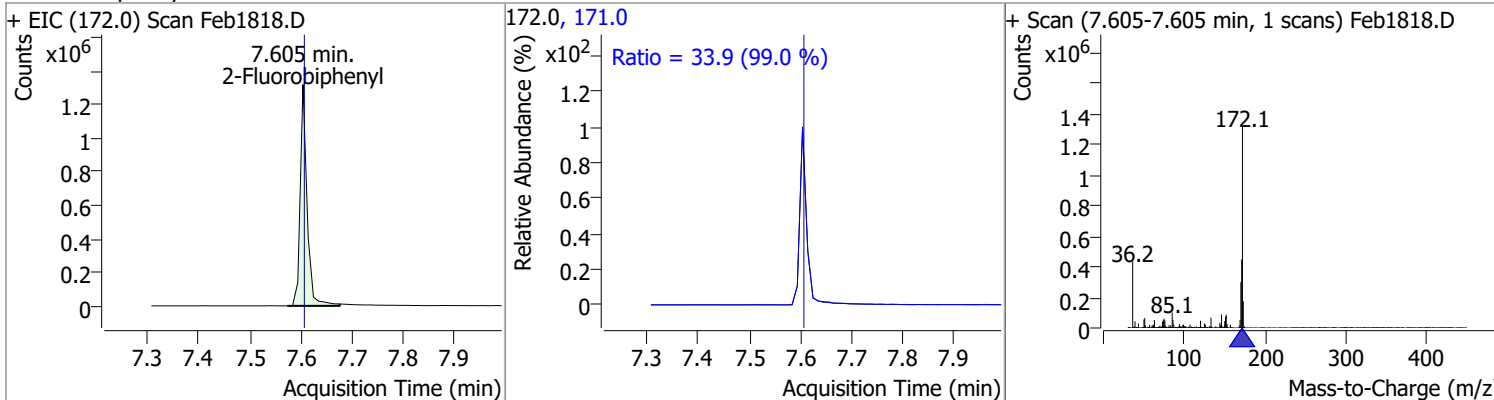


Quantitation Results Report (QT Reviewed)

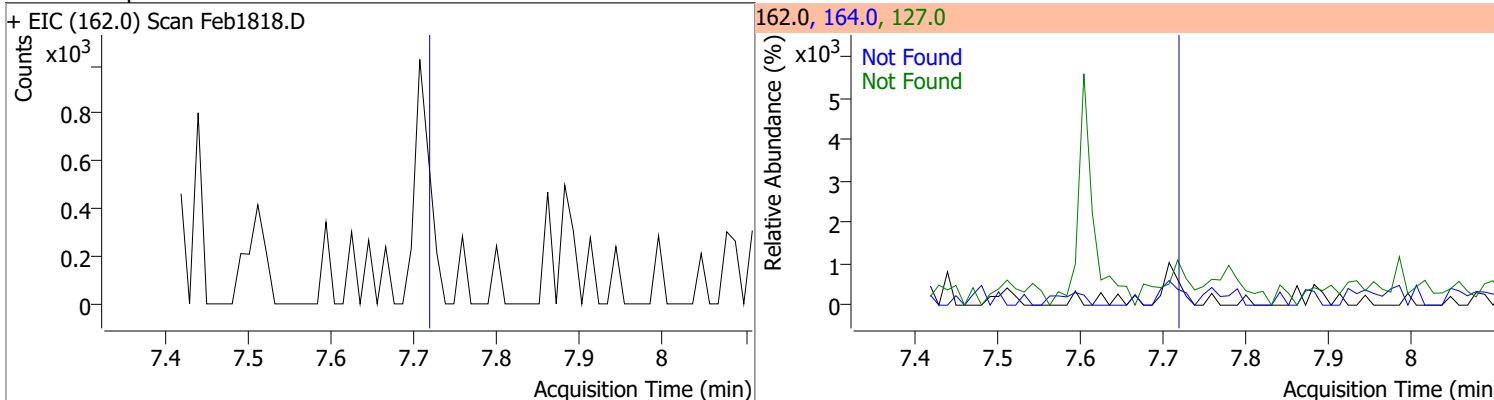
Compound	Conc.	Exp RT	QIon	Exp Ratio
2,4,5-Trichlorophenol	N.D.	7.57	198.0	90.2



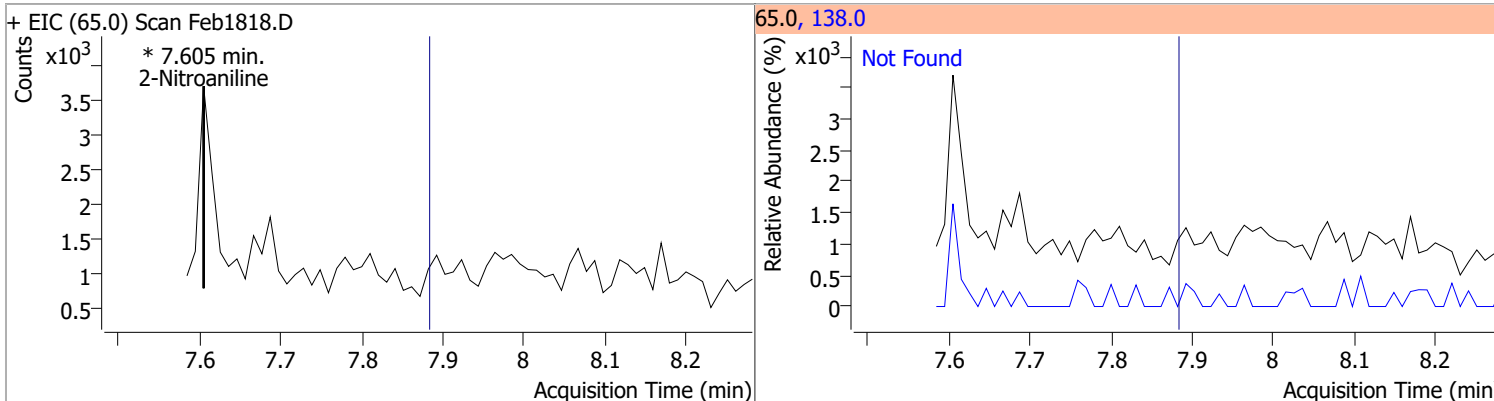
Compound	Conc.	RT	Dev(Min)	Resp.	QIon	QRatio	Lower	Upper
2-Fluorobiphenyl	62.8314	7.60	0.00	1234757	171.0	33.9	24.0	44.5



Compound	Conc.	Exp RT	QIon	Exp Ratio	QIon	Exp Ratio
2-Chloronaphthalene	N.D.	7.72	127.0	35.9	164.0	32.1

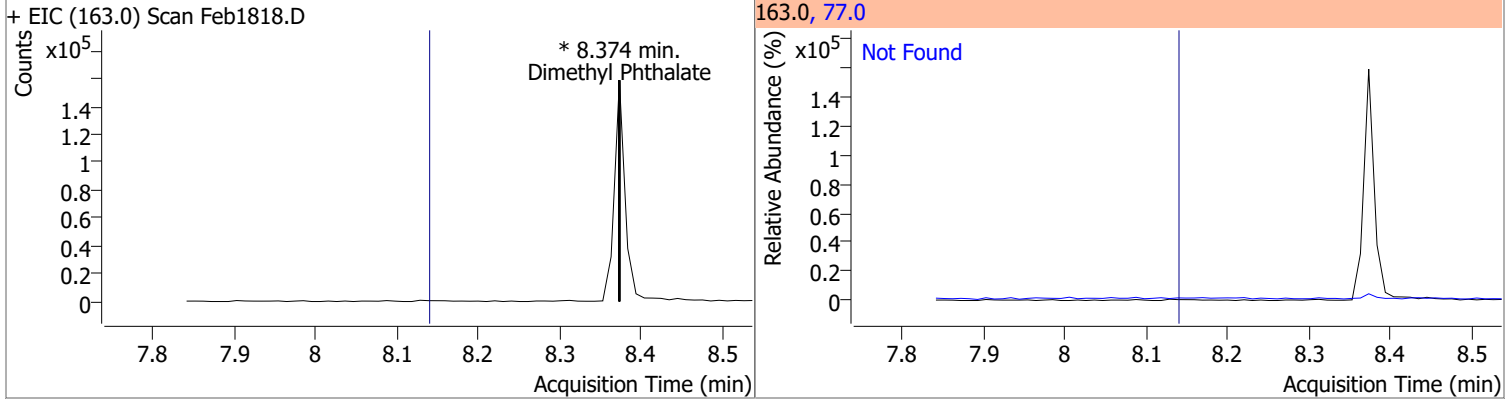


Compound	Conc.	RT	Dev(Min)	Resp.	QIon	QRatio	Lower	Upper
2-Nitroaniline		0		0	138.0		77.4	143.7

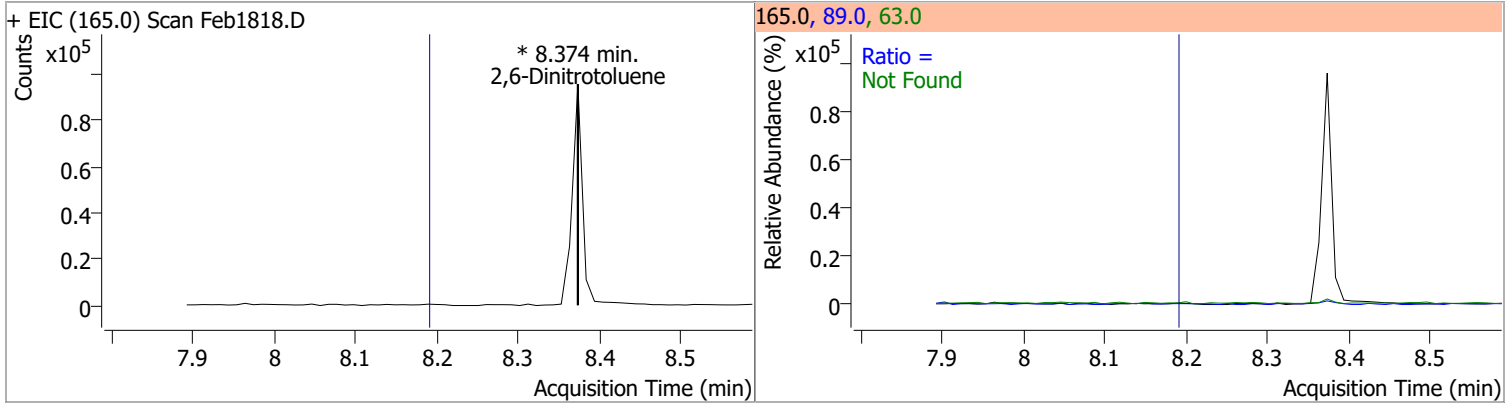


Quantitation Results Report (QT Reviewed)

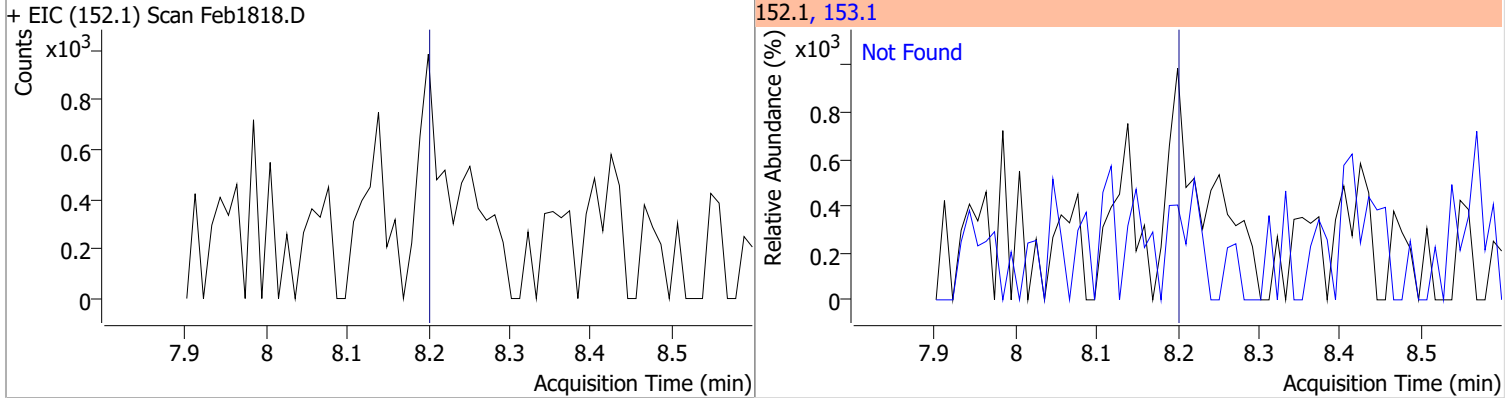
Compound	Conc.	RT	Dev(Min)	Resp.	QIon	QRatio	Lower	Upper
Dimethyl Phthalate	0	0		0	77.0		13.8	25.7



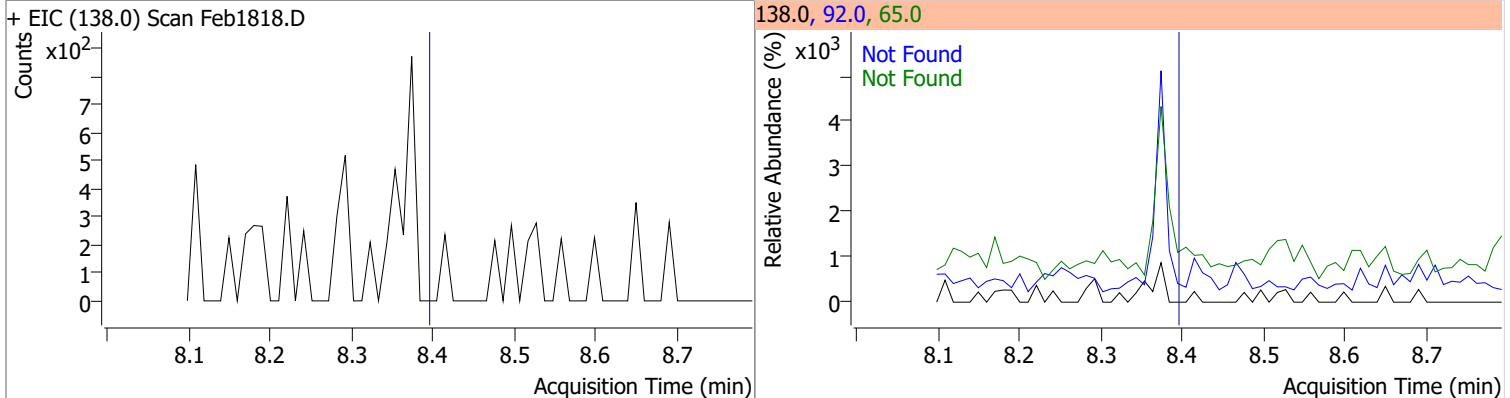
Compound	Conc.	RT	Dev(Min)	Resp.	QIon	QRatio	Lower	Upper
2,6-Dinitrotoluene	0	0		0	63.0 89.0		99.5 43.3	184.8 80.3



Compound	Conc.	Exp RT	QIon	Exp Ratio
Acenaphthylene	N.D.	8.20	153.1	13.6

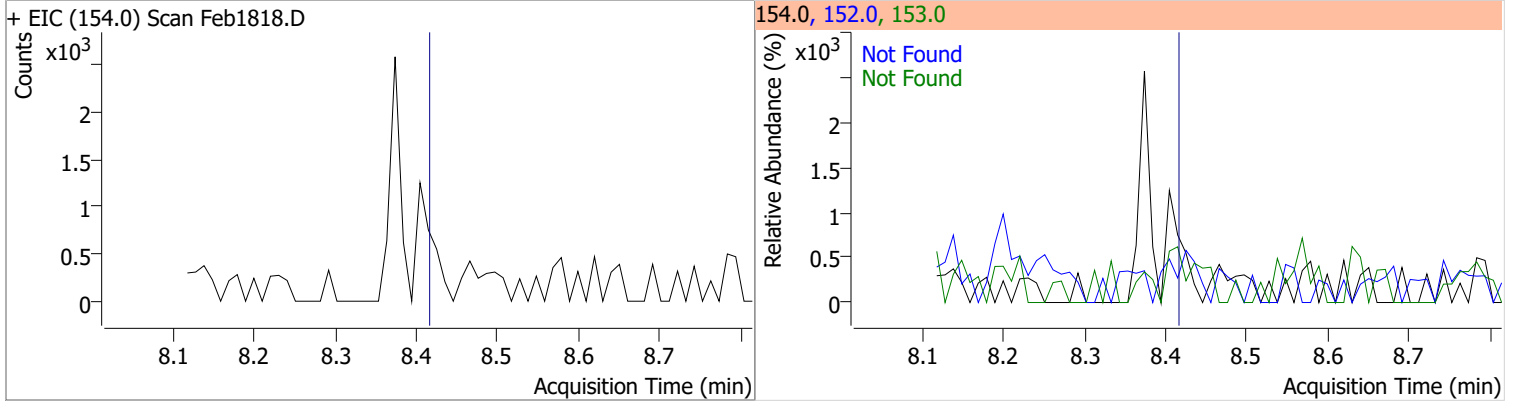


Compound	Conc.	Exp RT	QIon	Exp Ratio	QIon	Exp Ratio
3-Nitroaniline	N.D.	8.39	65.0	129.1	92.0	106.7

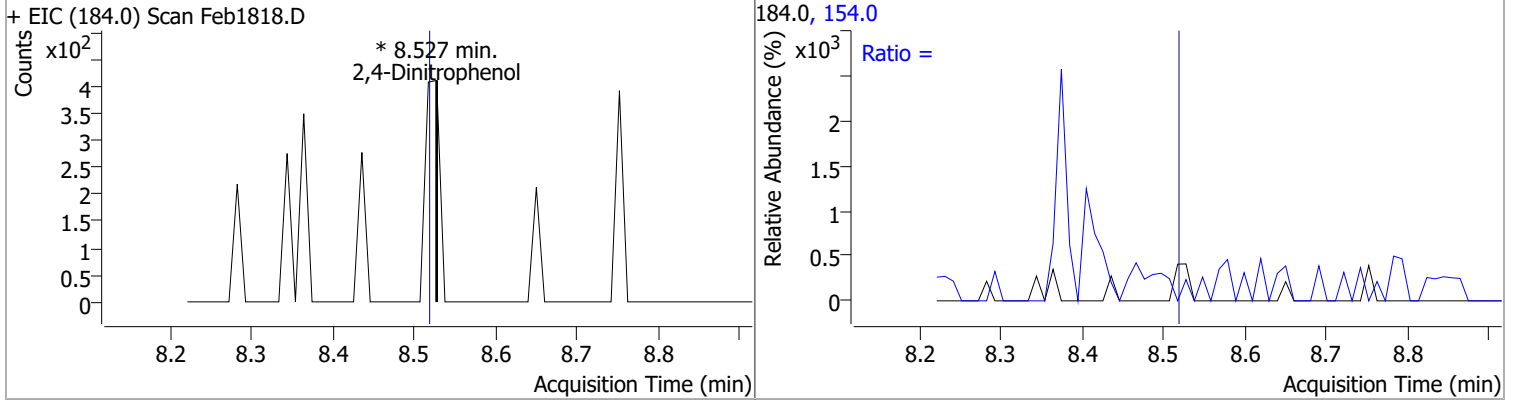


Quantitation Results Report (QT Reviewed)

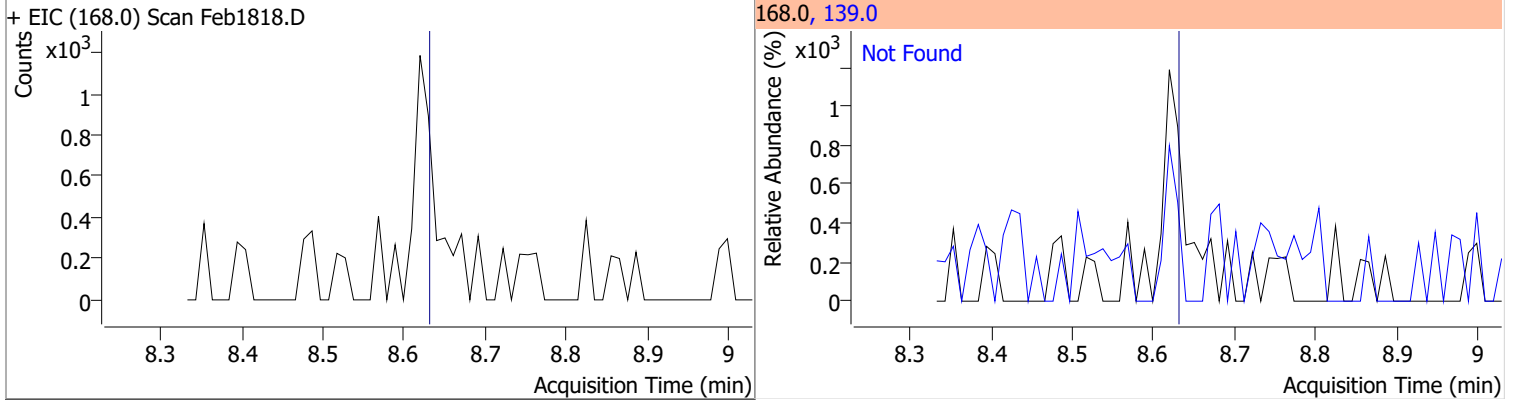
Compound	Conc.	Exp RT	QIon	Exp Ratio	QIon	Exp Ratio
Acenaphthene	N.D.	8.41	153.0	106.5	152.0	51.8



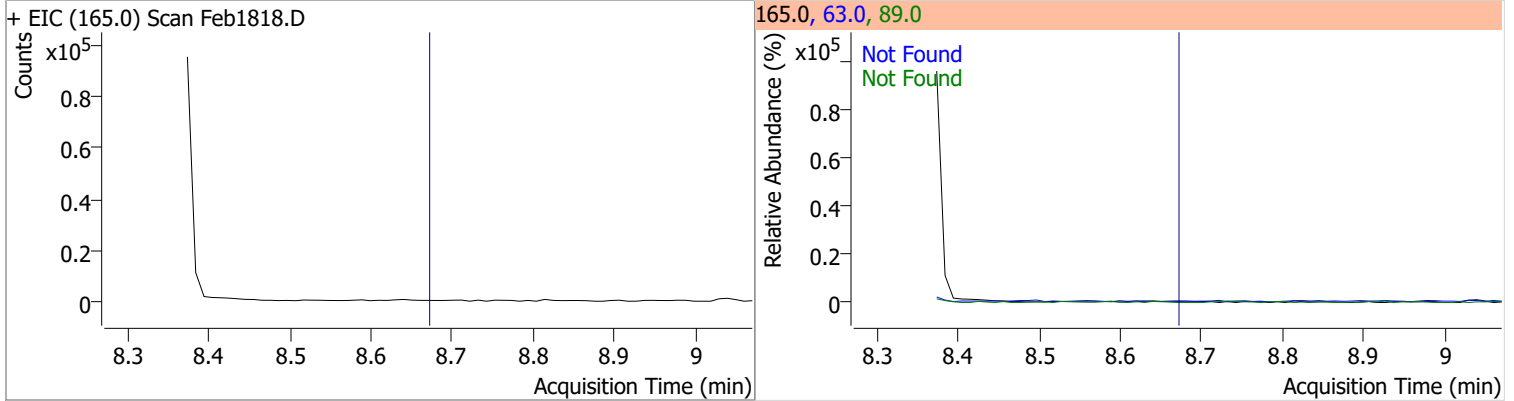
Compound	Conc.	RT	Dev(Min)	Resp.	QIon	QRatio	Lower	Upper
2,4-Dinitrophenol		0		0	154.0		43.9	81.5



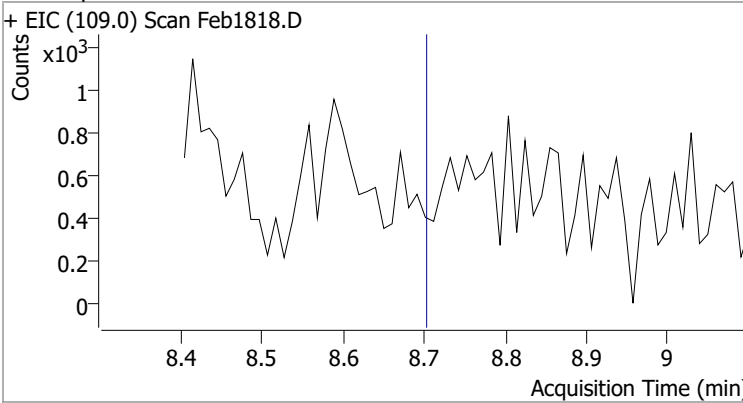
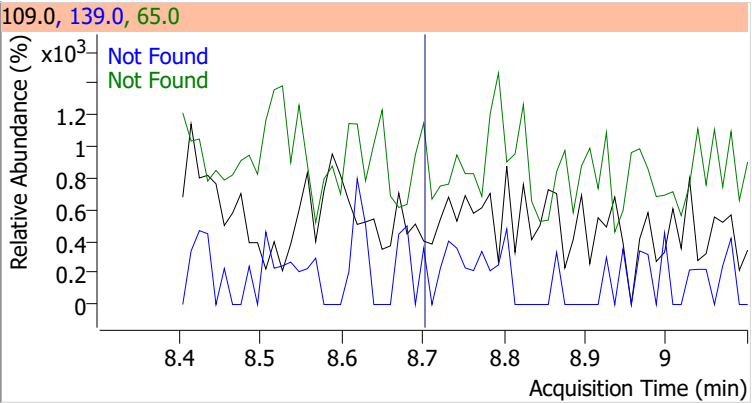
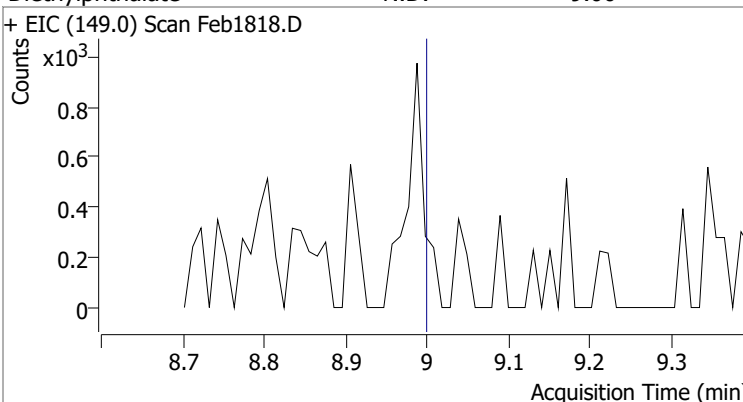
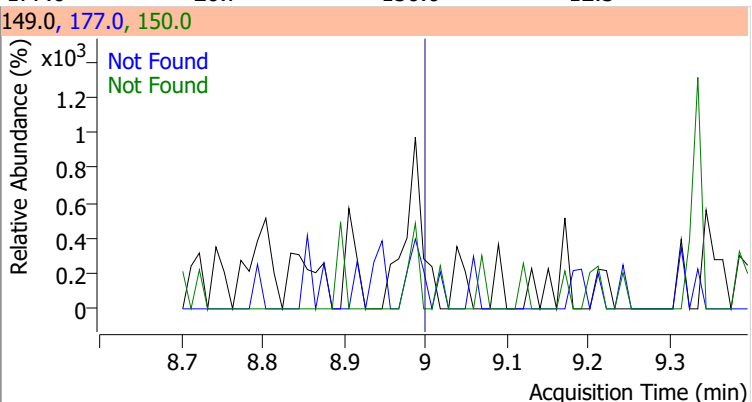
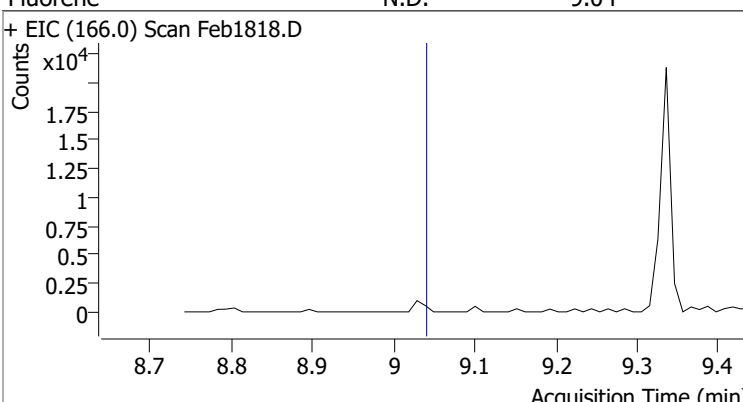
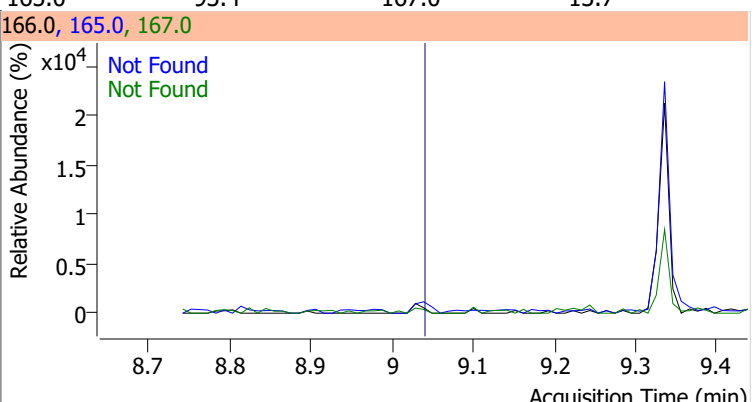
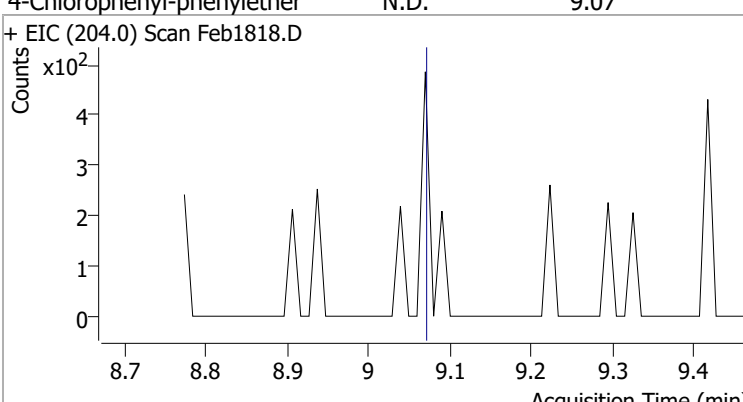
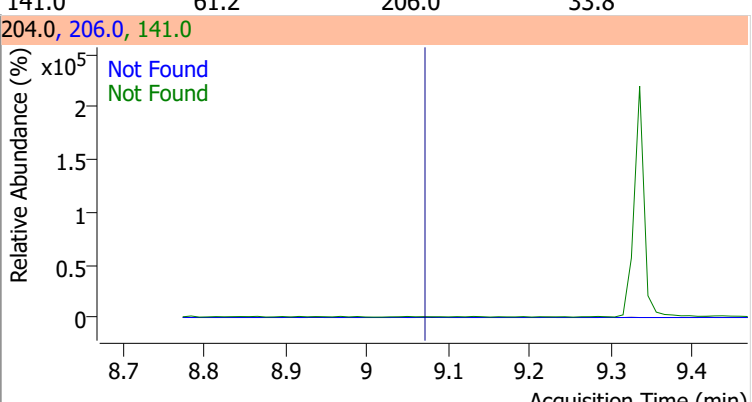
Compound	Conc.	Exp RT	QIon	Exp Ratio
Dibenzofuran	N.D.	8.63	139.0	37.5



Compound	Conc.	Exp RT	QIon	Exp Ratio	QIon	Exp Ratio
2,4-Dinitrotoluene	N.D.	8.67	89.0	79.2	63.0	48.4

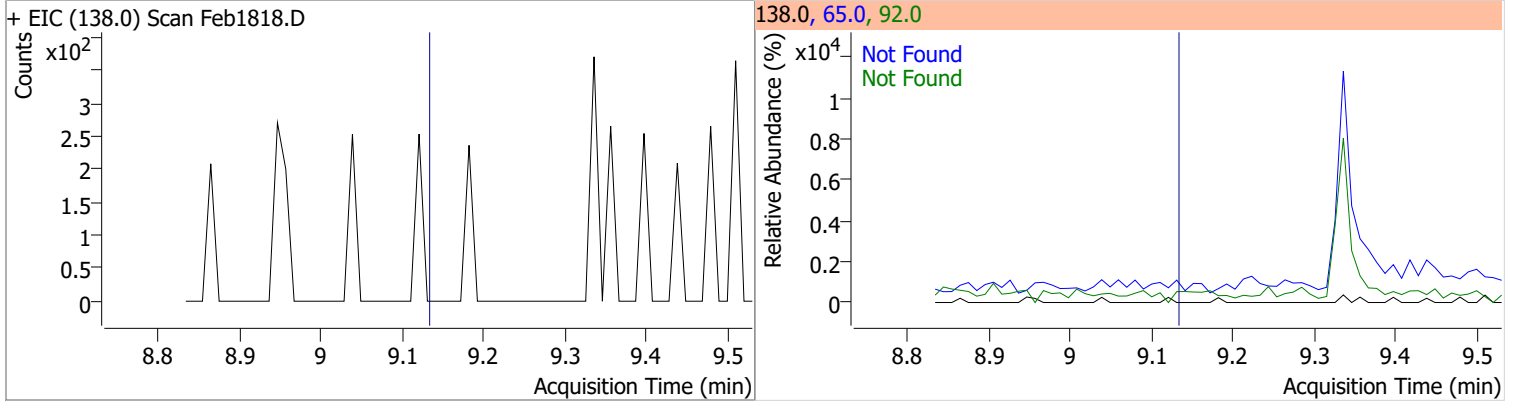


Quantitation Results Report (QT Reviewed)

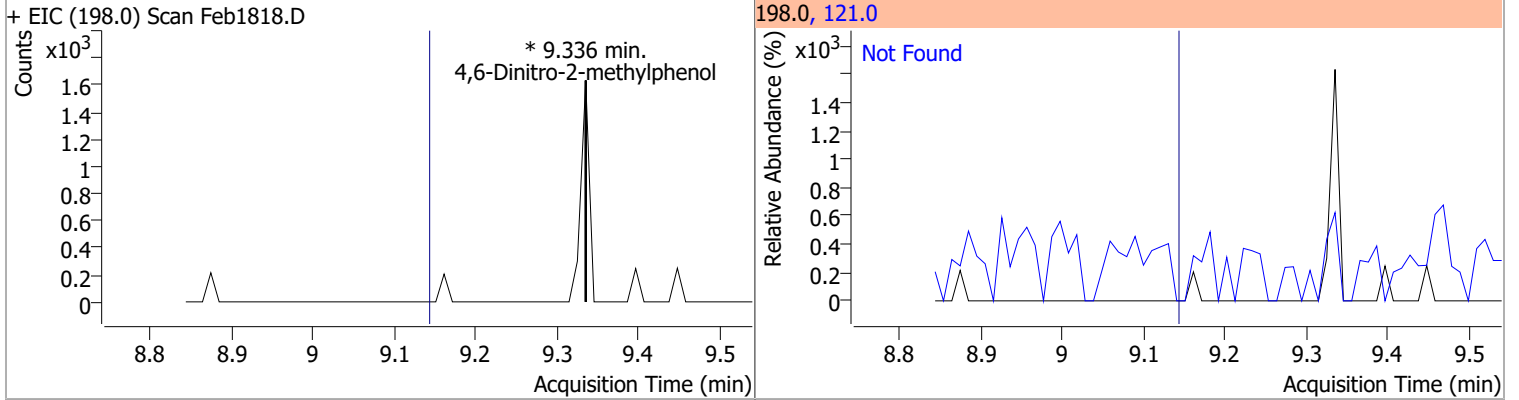
Compound	Conc.	Exp RT	QIon	Exp Ratio	QIon	Exp Ratio
4-Nitrophenol	N.D.	8.70	65.0	72.0	139.0	71.1
+ EIC (109.0) Scan Feb1818.D			109.0, 139.0, 65.0			
						
Diethylphthalate	N.D.	9.00	177.0	20.7	150.0	12.5
+ EIC (149.0) Scan Feb1818.D			149.0, 177.0, 150.0			
						
Fluorene	N.D.	9.04	165.0	93.4	167.0	13.7
+ EIC (166.0) Scan Feb1818.D			166.0, 165.0, 167.0			
						
4-Chlorophenyl-phenylether	N.D.	9.07	141.0	61.2	206.0	33.8
+ EIC (204.0) Scan Feb1818.D			204.0, 206.0, 141.0			
						

Quantitation Results Report (QT Reviewed)

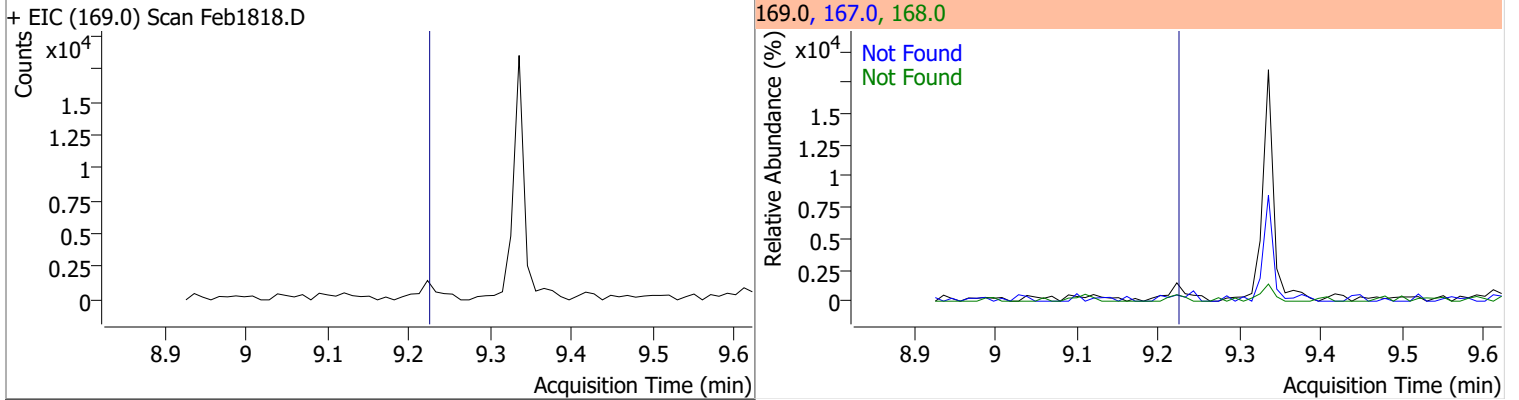
Compound	Conc.	Exp RT	QIon	Exp Ratio	QIon	Exp Ratio
4-Nitroaniline	N.D.	9.14	65.0	112.7	92.0	49.3



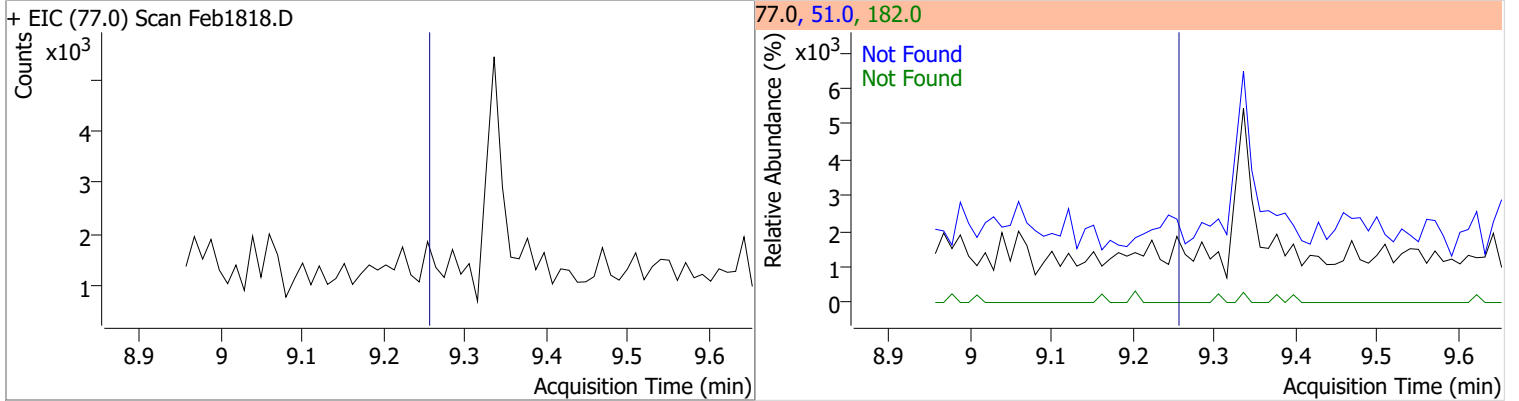
Compound	Conc.	RT	Dev(Min)	Resp.	QIon	QRatio	Lower	Upper
4,6-Dinitro-2-methylphenol		0		0	121.0		35.1	65.3



Compound	Conc.	Exp RT	QIon	Exp Ratio	QIon	Exp Ratio
N-nitrosodiphenylamine	N.D.	9.23	168.0	62.8	167.0	34.1

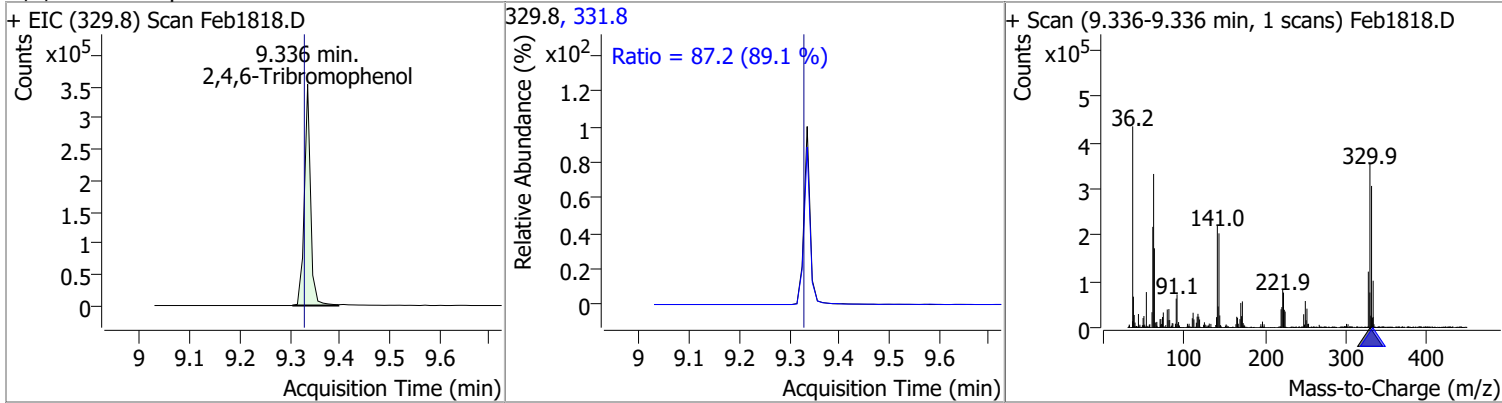


Compound	Conc.	Exp RT	QIon	Exp Ratio	QIon	Exp Ratio
Azobenzene	N.D.	9.26	51.0	45.2	182.0	24.1

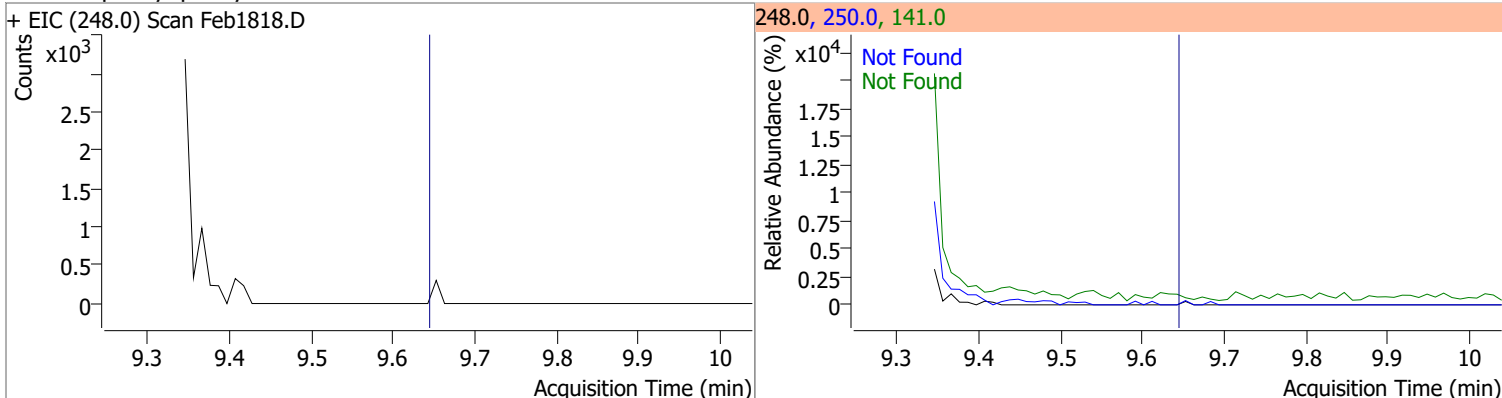


Quantitation Results Report (QT Reviewed)

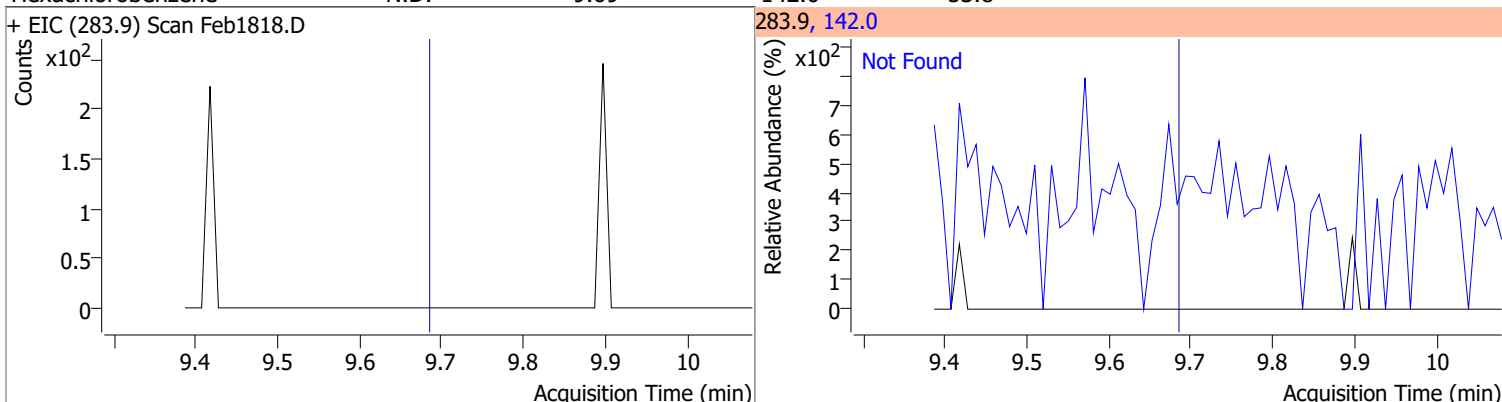
Compound	Conc.	RT	Dev(Min)	Resp.	QIon	QRatio	Lower	Upper
2,4,6-Tribromophenol	167.4576	9.34	0.00	304704	331.8	87.2	68.5	127.2



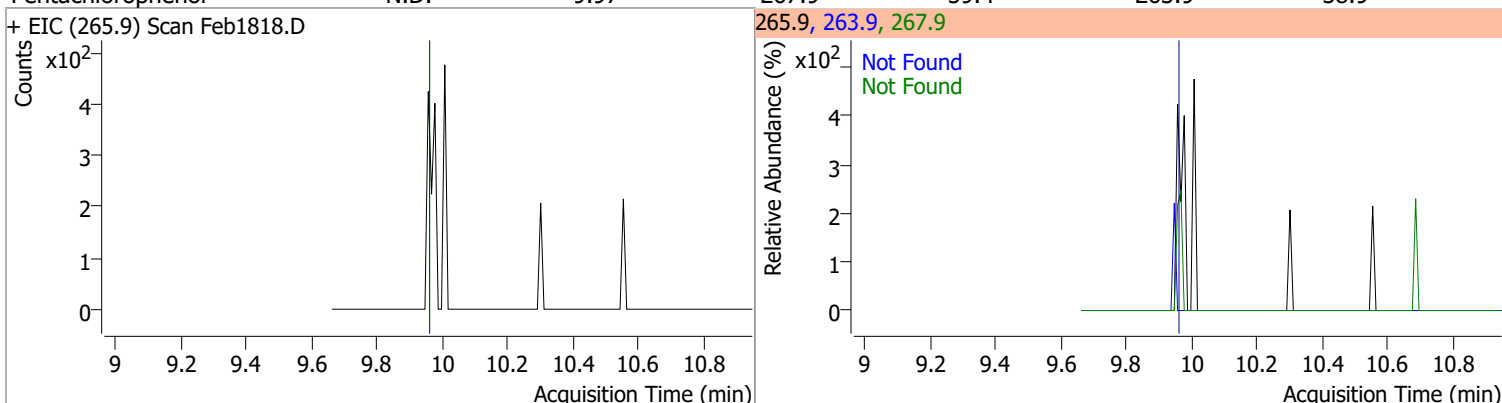
Compound	Conc.	Exp RT	QIon	Exp Ratio	QIon	Exp Ratio
4-Bromophenyl-phenylether	N.D.	9.65	141.0	98.8	250.0	98.2



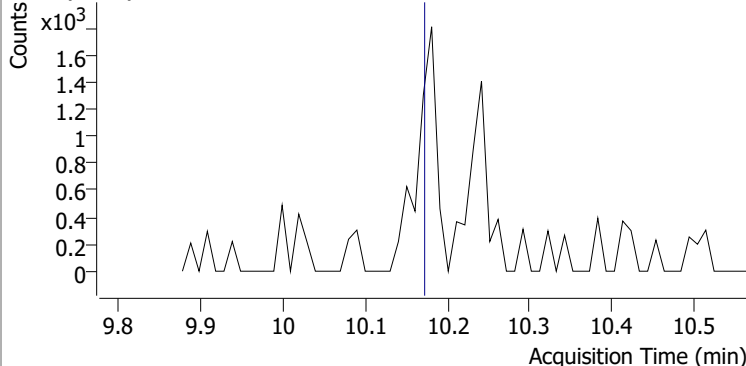
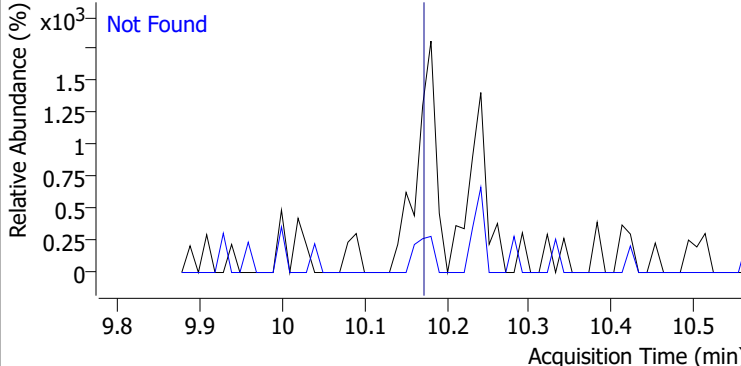
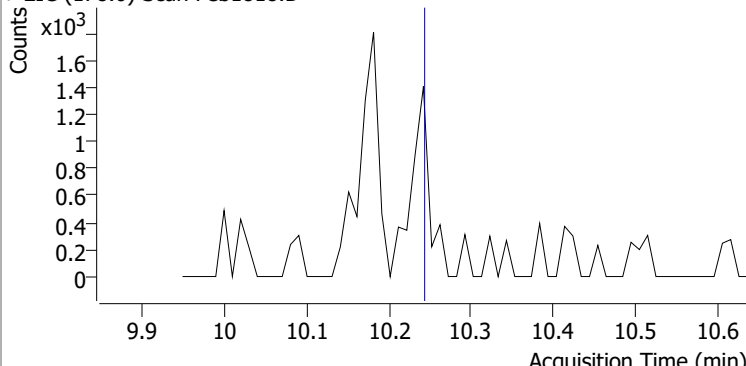
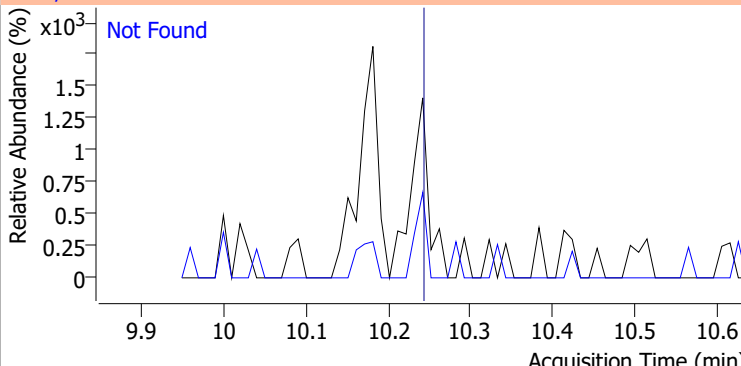
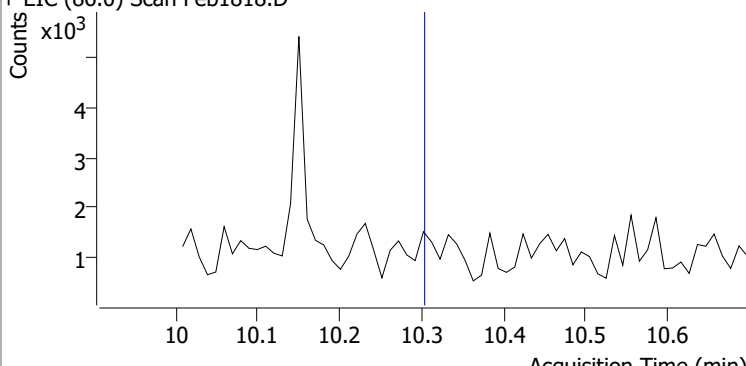
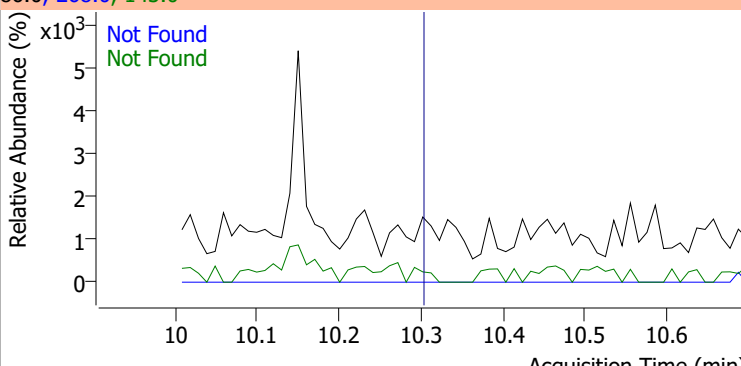
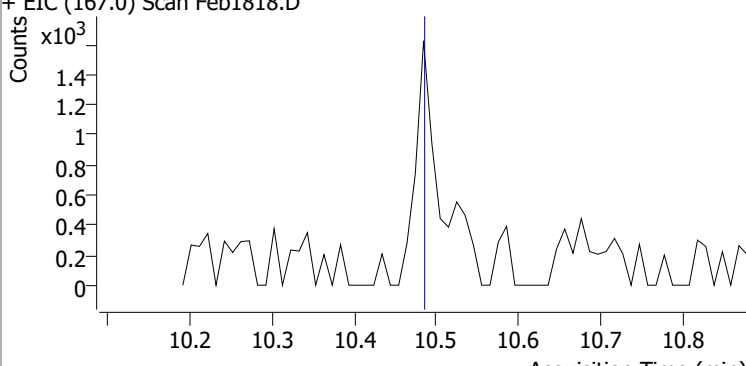
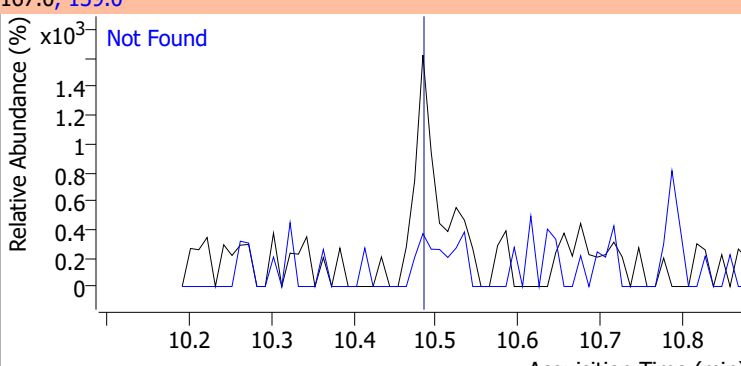
Compound	Conc.	Exp RT	QIon	Exp Ratio
Hexachlorobenzene	N.D.	9.69	142.0	53.8



Compound	Conc.	Exp RT	QIon	Exp Ratio	QIon	Exp Ratio
Pentachlorophenol	N.D.	9.97	267.9	59.4	263.9	58.9

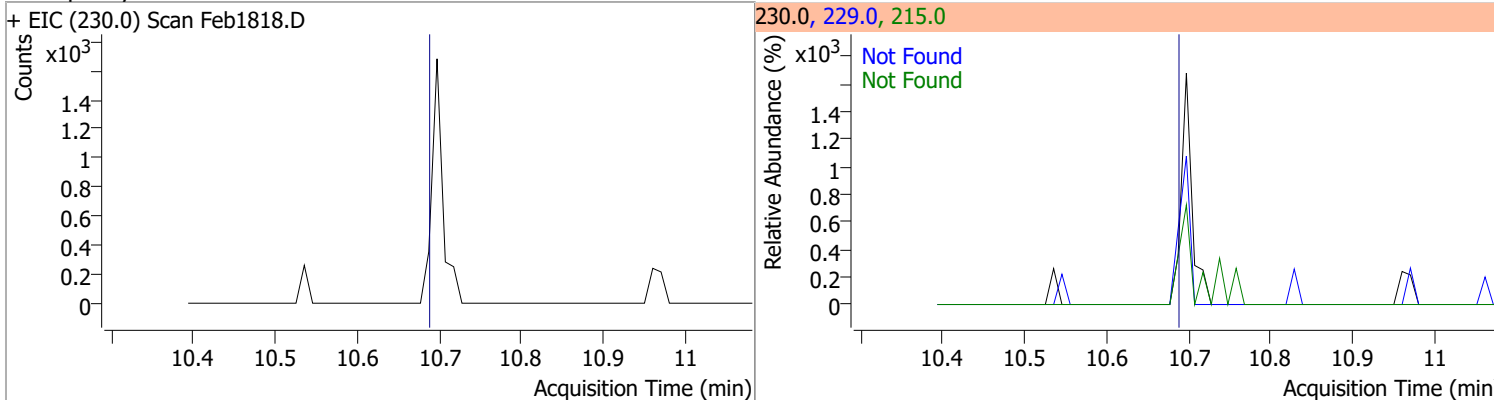


Quantitation Results Report (QT Reviewed)

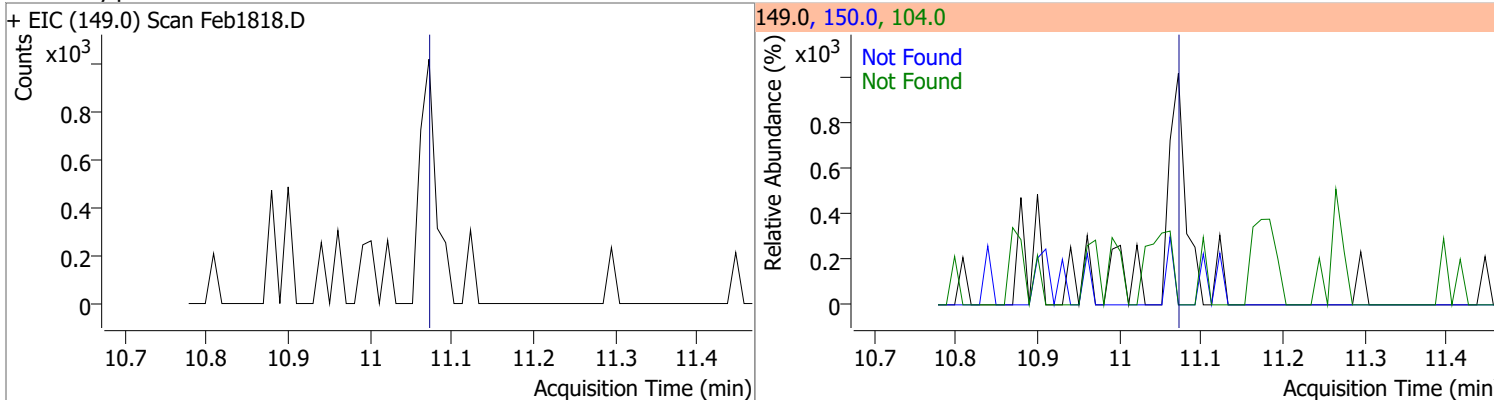
Compound	Conc.	Exp RT	QIon	Exp Ratio		
Phenanthrene	N.D.	10.18	176.0	18.5		
+ EIC (178.0) Scan Feb1818.D			178.0, 176.0			
						
Anthracene	N.D.	10.25	176.0	18.4		
+ EIC (178.0) Scan Feb1818.D			178.0, 176.0			
						
Triallate	N.D.	10.31	268.0	24.1	QIon	Exp Ratio
+ EIC (86.0) Scan Feb1818.D			86.0, 268.0, 143.0			
						
Carbazole	N.D.	10.49	139.0	12.8		
+ EIC (167.0) Scan Feb1818.D			167.0, 139.0			
						

Quantitation Results Report (QT Reviewed)

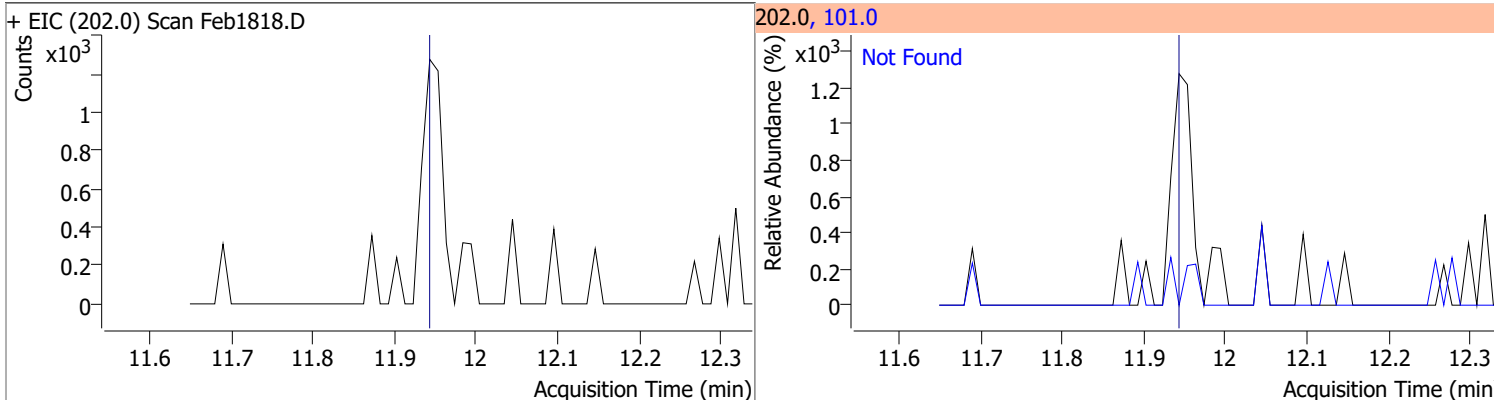
Compound	Conc.	Exp RT	QIon	Exp Ratio	QIon	Exp Ratio
o-Terphenyl	N.D.	10.70	229.0	64.9	215.0	37.0



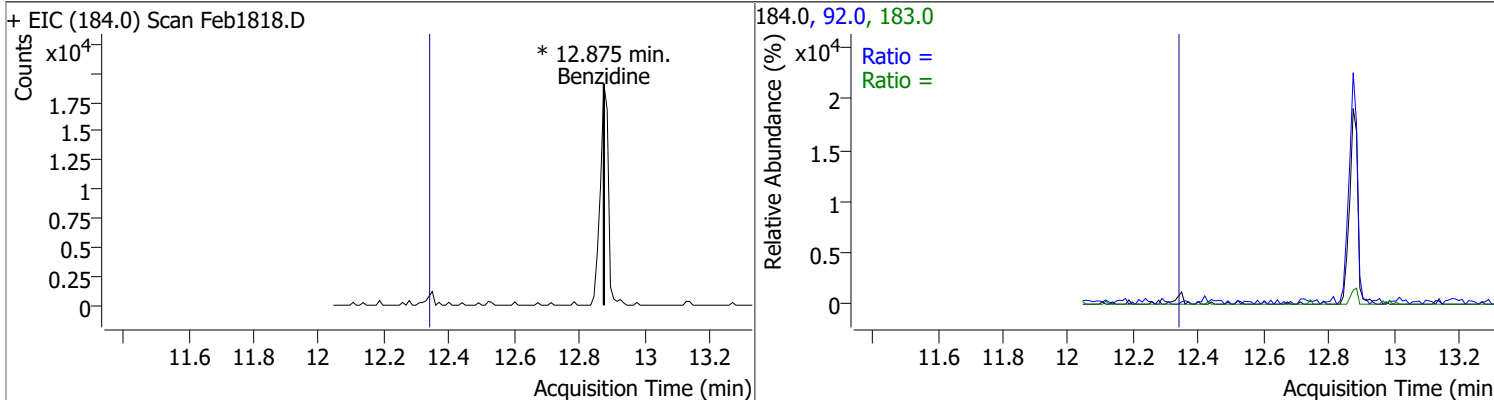
Compound	Conc.	Exp RT	QIon	Exp Ratio	QIon	Exp Ratio
Di-n-Butylphthalate	N.D.	11.08	150.0	9.1	104.0	6.4



Compound	Conc.	Exp RT	QIon	Exp Ratio
Fluoranthene	N.D.	11.95	101.0	13.4

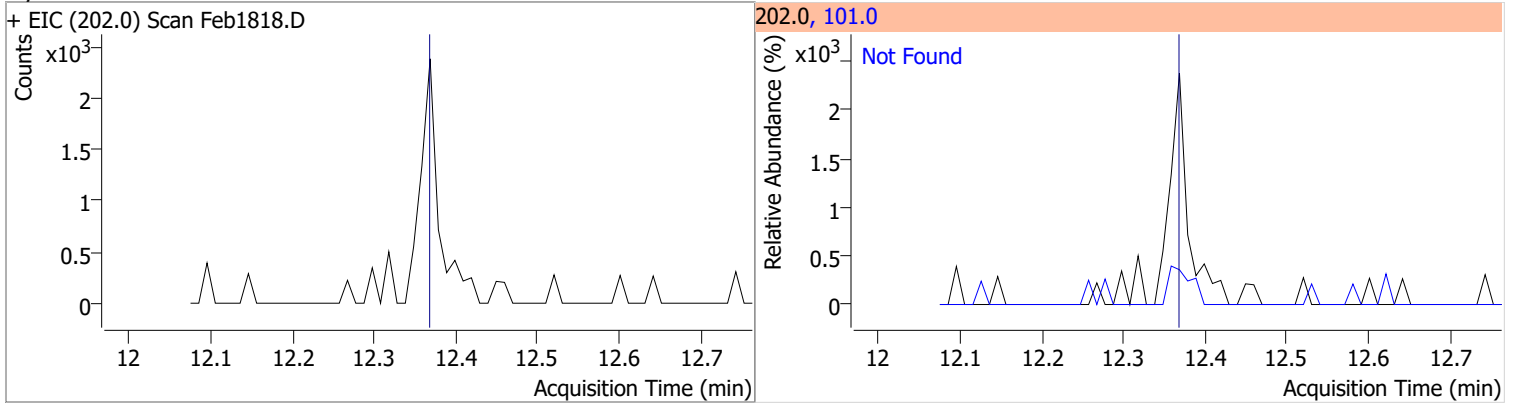


Compound	Conc.	RT	Dev(Min)	Resp.	QIon	QRatio	Lower	Upper
Benzidine		0		0	183.0		8.3	15.4
					92.0		5.8	10.8

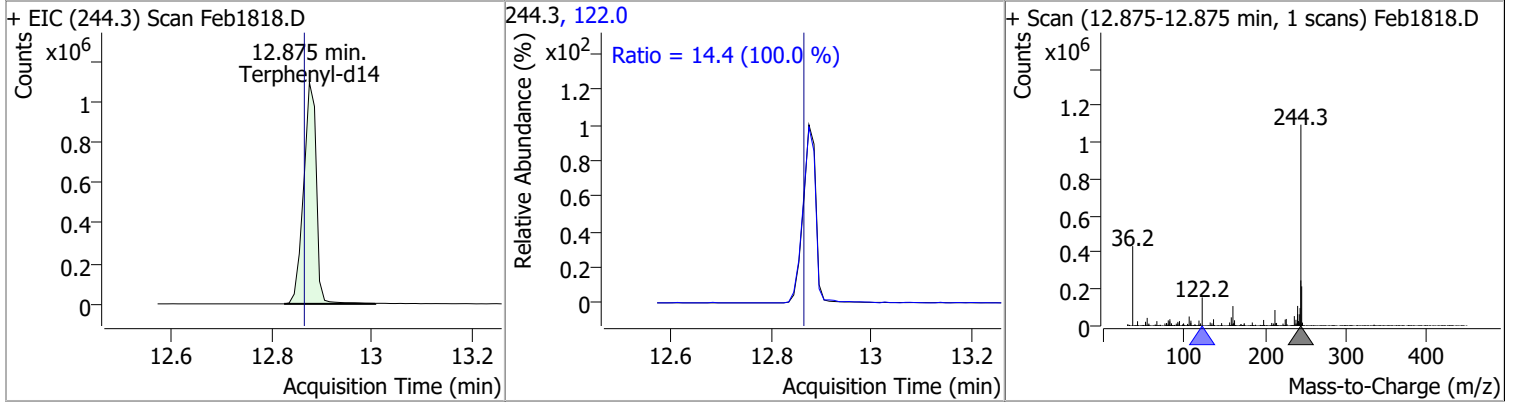


Quantitation Results Report (QT Reviewed)

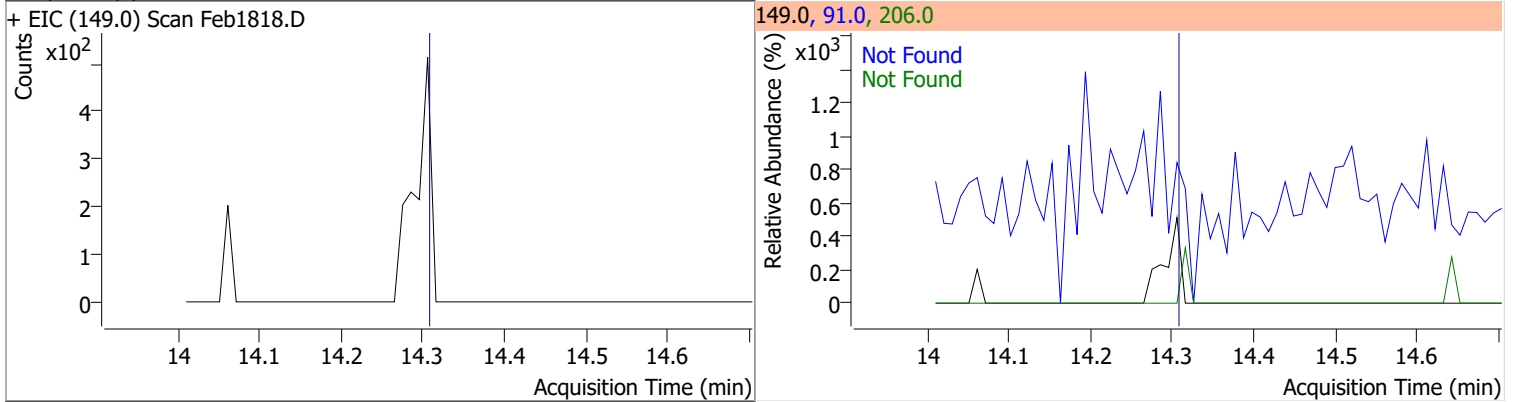
Compound	Conc.	Exp RT	QIon	Exp Ratio
Pyrene	N.D.	12.38	101.0	15.9



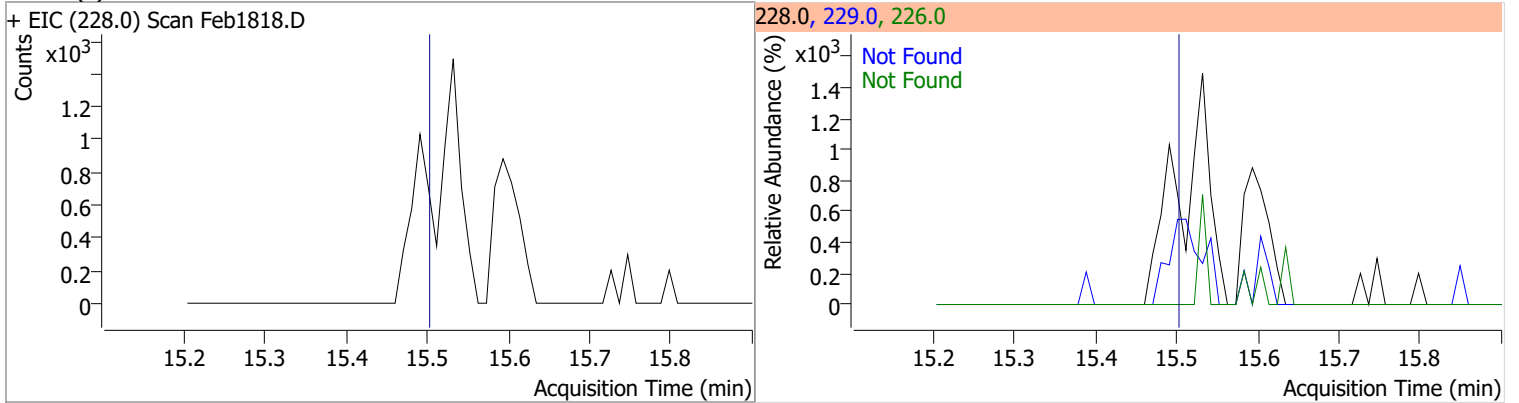
Compound	Conc.	RT	Dev(Min)	Resp.	QIon	QRatio	Lower	Upper
Terphenyl-d14	103.2925	12.88	0.00	1945113	122.0	14.4	10.1	18.7



Compound	Conc.	Exp RT	QIon	Exp Ratio	QIon	Exp Ratio
Butylbenzylphthalate	N.D.	14.32	91.0	85.1	206.0	17.5



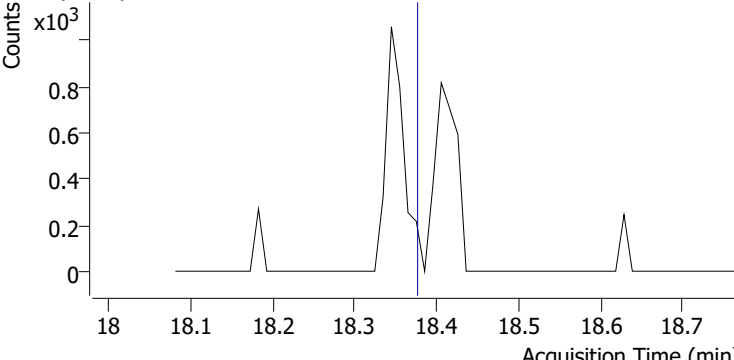
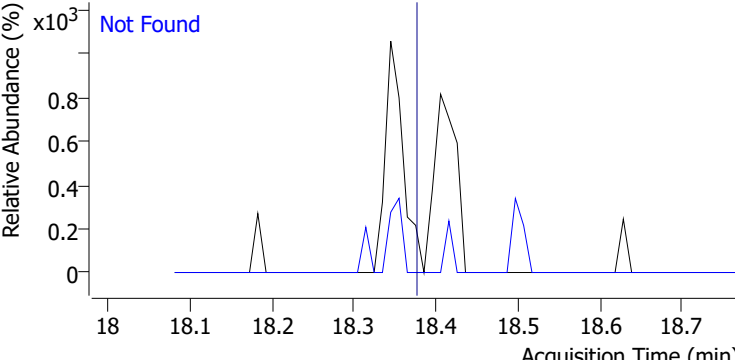
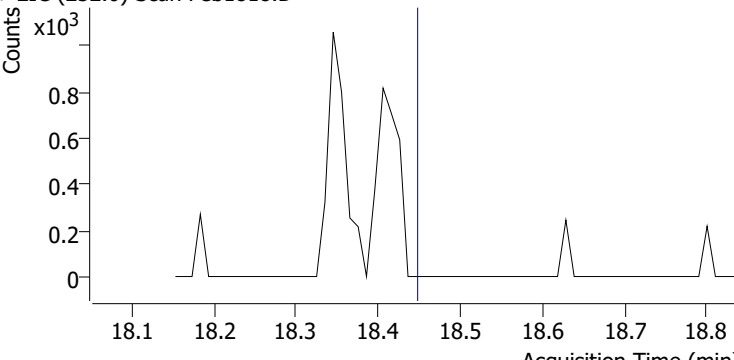
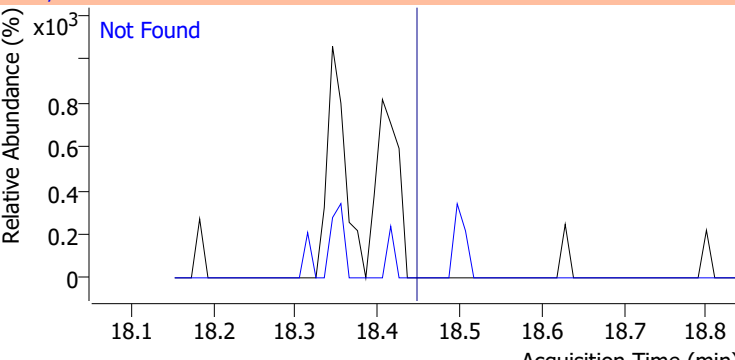
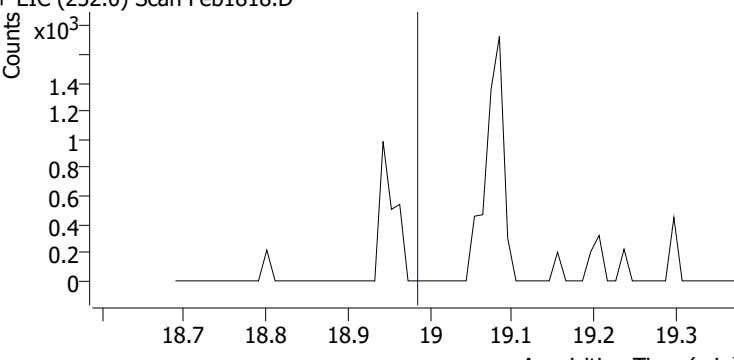
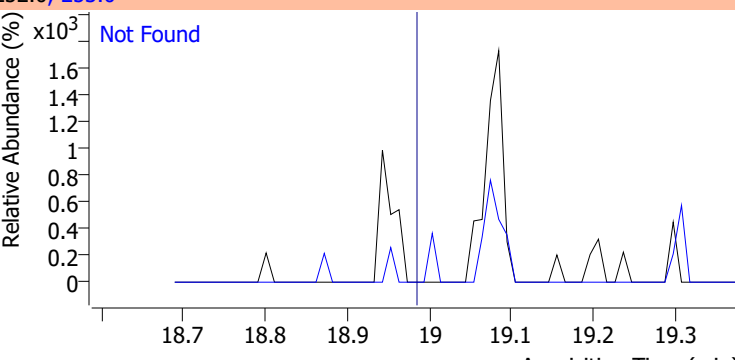
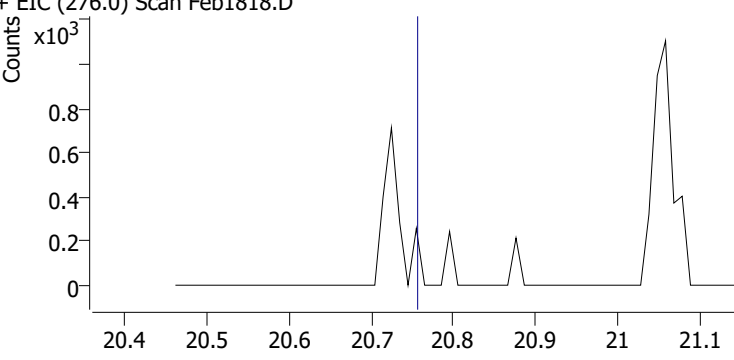
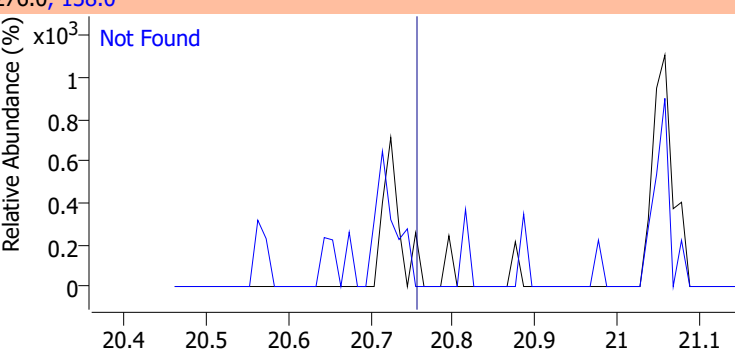
Compound	Conc.	Exp RT	QIon	Exp Ratio	QIon	Exp Ratio
Benzo(a)Anthracene	N.D.	15.51	226.0	26.8	229.0	21.1



Quantitation Results Report (QT Reviewed)

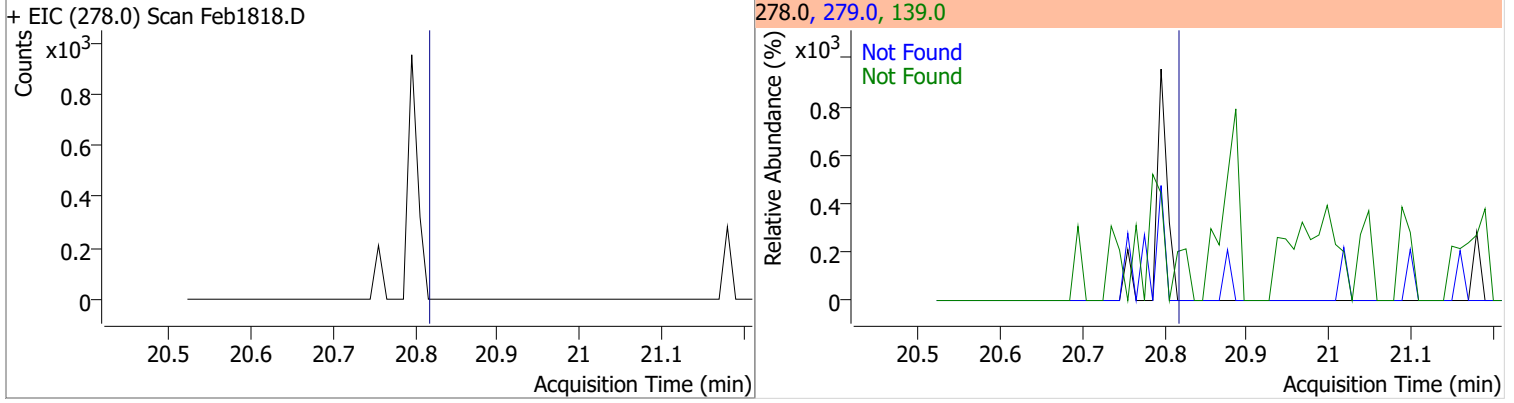
Compound	Conc.	Exp RT	QIon	Exp Ratio	QIon	Exp Ratio
Chrysene	N.D.	15.62	226.0	28.4	229.0	19.7
+ EIC (228.0) Scan Feb1818.D			228.0, 226.0, 229.0			
3,3-Dichlorobenzidine	N.D.	15.69	254.0	64.2		
+ EIC (252.0) Scan Feb1818.D			252.0, 254.0			
bis(2-ethylhexyl)Phthalate	N.D.	16.37	149.0	390.8	279.0	15.0
+ EIC (167.0) Scan Feb1818.D			167.0, 149.0, 279.0			
Di-n-octyl Phthalate	N.D.	18.13	150.0	10.0		
+ EIC (149.0) Scan Feb1818.D			149.0, 150.0			

Quantitation Results Report (QT Reviewed)

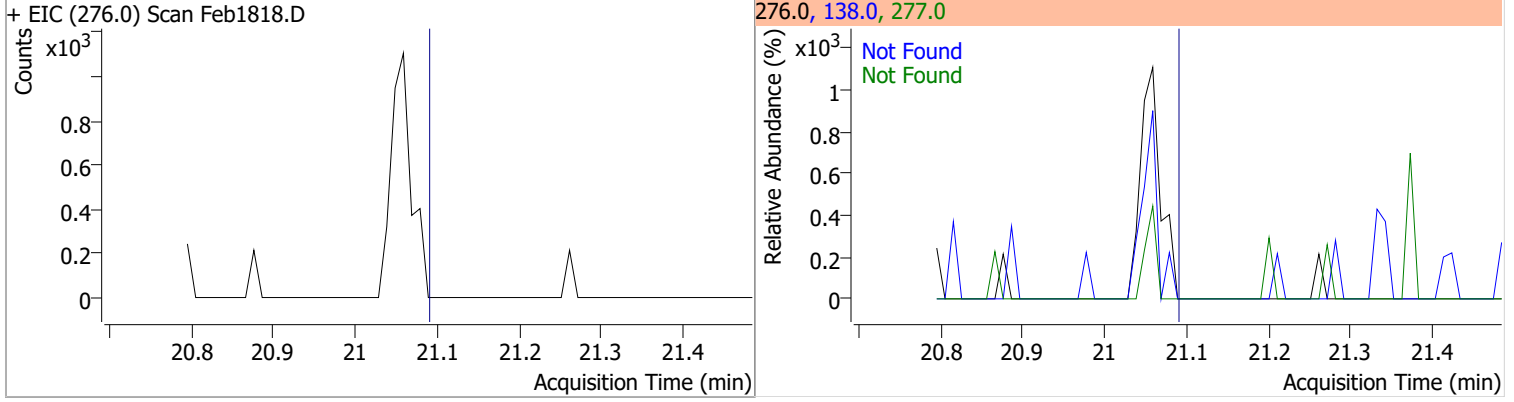
Compound	Conc.	Exp RT	QIon	Exp Ratio
Benzo(b)fluoranthene	N.D.	18.38	253.0	22.3
+ EIC (252.0) Scan Feb1818.D			252.0, 253.0	
				
Benzo(k)fluoranthene	N.D.	18.45	253.0	22.0
+ EIC (252.0) Scan Feb1818.D			252.0, 253.0	
				
Benzo(a)pyrene	N.D.	18.98	253.0	21.5
+ EIC (252.0) Scan Feb1818.D			252.0, 253.0	
				
Indeno(1,2,3-c,d)pyrene	N.D.	20.76	138.0	29.6
+ EIC (276.0) Scan Feb1818.D			276.0, 138.0	
				

Quantitation Results Report (QT Reviewed)

Compound	Conc.	Exp RT	QIon	Exp Ratio	QIon	Exp Ratio
Dibenzo(a,h)anthracene	N.D.	20.82	139.0	25.2	279.0	24.1

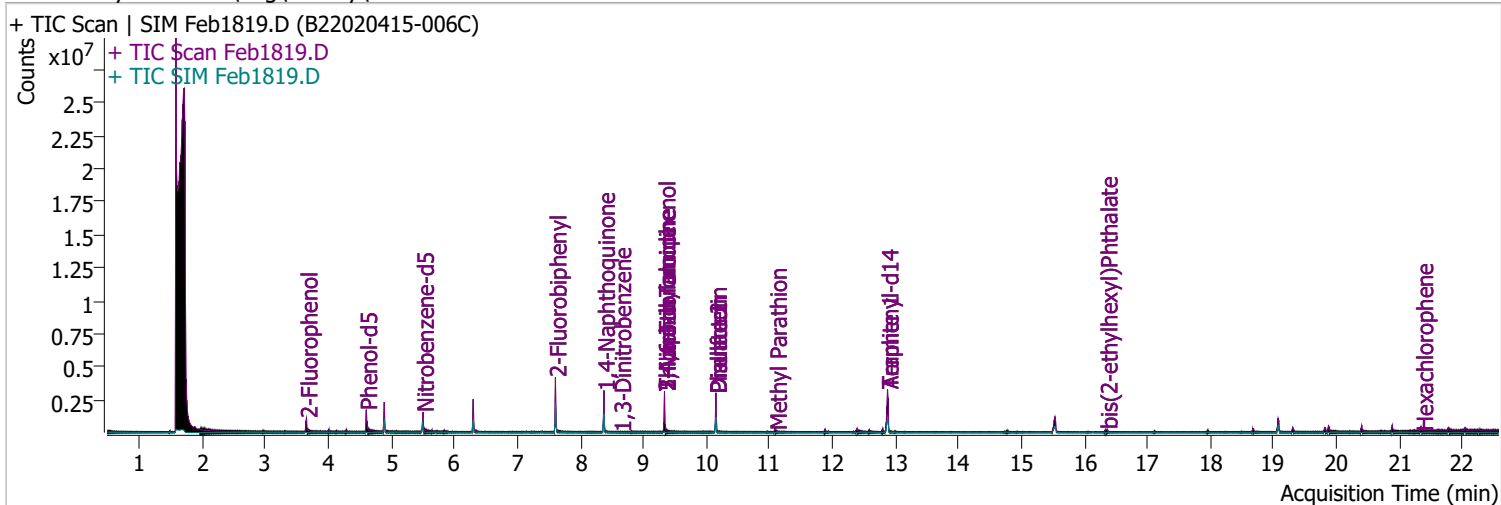


Compound	Conc.	Exp RT	QIon	Exp Ratio	QIon	Exp Ratio
Benzo(g,h,i)perylene	N.D.	21.09	138.0	33.0	277.0	23.2



Quantitation Results Report (QT Reviewed)

Data File	Feb1819.D	Operator	LIMS import
Acq. Method	BNA+SIM.M	Acq. Date-Time	2/19/2022 5:42:55 PM
Sample Name	B22020415-006C	Instrument	Instrument #1
Vial	19	Multiplier	1.00
DA Method File		Comment	SVOC-8270-W-LARGO
Tune File	dftppdsm.u	Tune Date	2/18/2022 9:25:00 PM
Batch Name	021822 DoD BNA cal.batch.bin	Last Calib Update	2/19/2022 1:06:17 PM
Ref Library	D:\Org\Library\NIST129K.l		



Compound	RT	QIon	Resp.	Conc.	Units	Dev(Min)
----------	----	------	-------	-------	-------	----------

Internal Standards

System Monitoring Compounds

S 2-Fluorophenol	3.653	112.0	403711	48.3128	µg/L	0.000
Spiked Amount: 200.000	Range: 10.0 - 75.0%			Recovery = 24.16%		
S Phenol-d5	4.603	99.0	603318	55.0310	µg/L	-0.010
Spiked Amount: 200.000	Range: 10.0 - 65.0%			Recovery = 27.52%		
S Nitrobenzene-d5	5.502	82.0	377384	62.1913	µg/L	0.000
Spiked Amount: 100.000	Range: 32.0 - 94.0%			Recovery = 62.19%		
S 2-Fluorobiphenyl	7.605	172.0	1263545	68.5601	µg/L	0.000
Spiked Amount: 100.000	Range: 28.0 - 107.0%			Recovery = 68.56%		
S 2,4,6-Tribromophenol	9.336	329.8	238751	141.9139	µg/L	0.000
Spiked Amount: 200.000	Range: 25.0 - 140.0%			Recovery = 70.96%		
S Terphenyl-d14	12.875	244.3	1862114	101.5098	µg/L	0.000
Spiked Amount: 100.000	Range: 32.0 - 122.0%			Recovery = 101.51%		

Target Compounds

Compound	RT	QIon	Resp.	Conc.	Units	Dev(Min)	QValue
T N-Nitrosodimethylamine	0.000		0	N.D.			
T Pyridine	0.000		0	N.D.			
T Aniline	0.000		0	N.D.			
T Phenol	0.000		0	N.D.			
T bis(-2-Chloroethyl)Ether	0.000		0	N.D.			
T 2-Chlorophenol	0.000		0	N.D.			
T 1,3-Dichlorobenzene	0.000		0	N.D.			
T 1,4-Dichlorobenzene	0.000		0	N.D.			
T 1,2-Dichlorobenzene	0.000		0	N.D.			
T Benzyl Alcohol	0.000		0	N.D.			
T bis(2-chloroisopropyl)Ether	0.000		0	N.D.			
T 2-Methylphenol	0.000		0	N.D.			
T N-nitroso-Di-n-propylamine	5.502	70.0	0		µg/L	md	1
T 4Methylphenol/3Methylphenol	0.000		0	N.D.			
T Hexachloroethane	0.000		0	N.D.			

Quantitation Results Report (QT Reviewed)

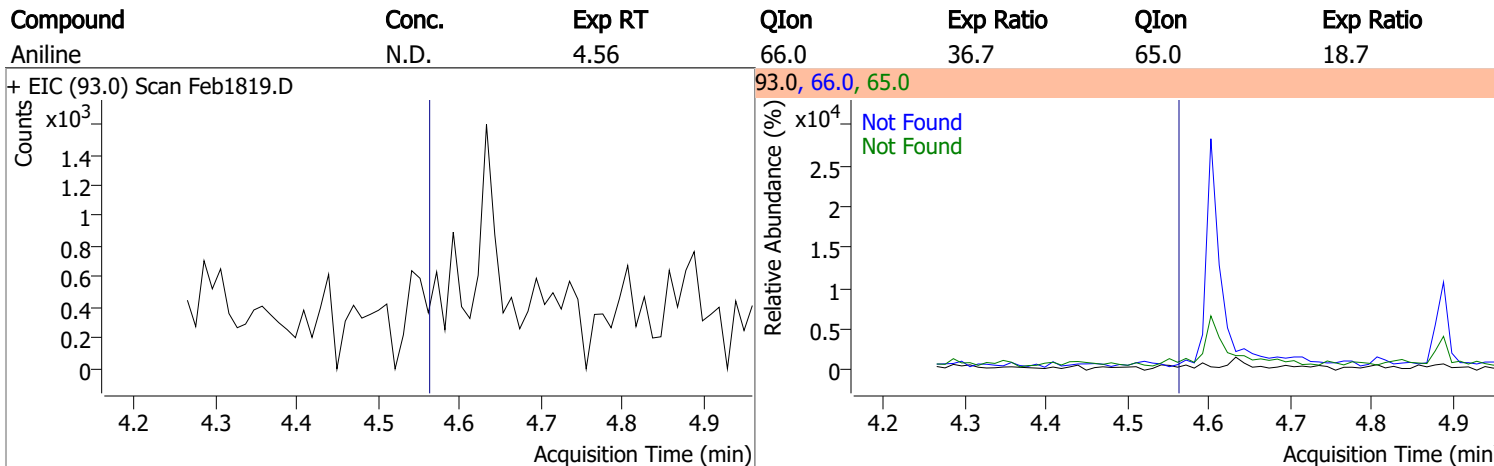
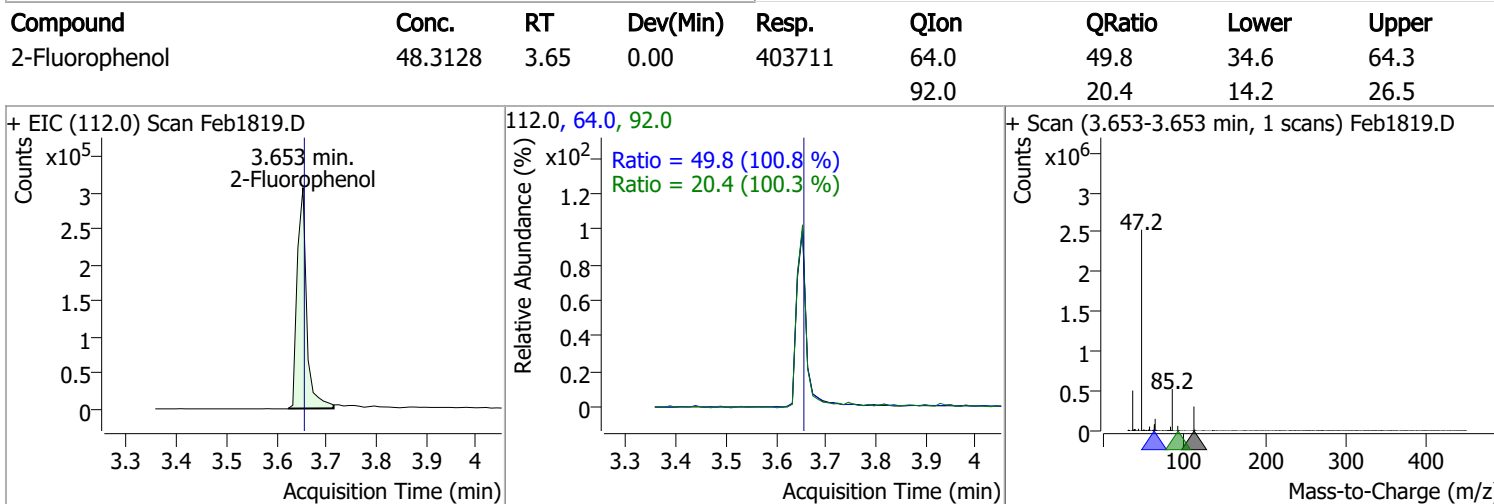
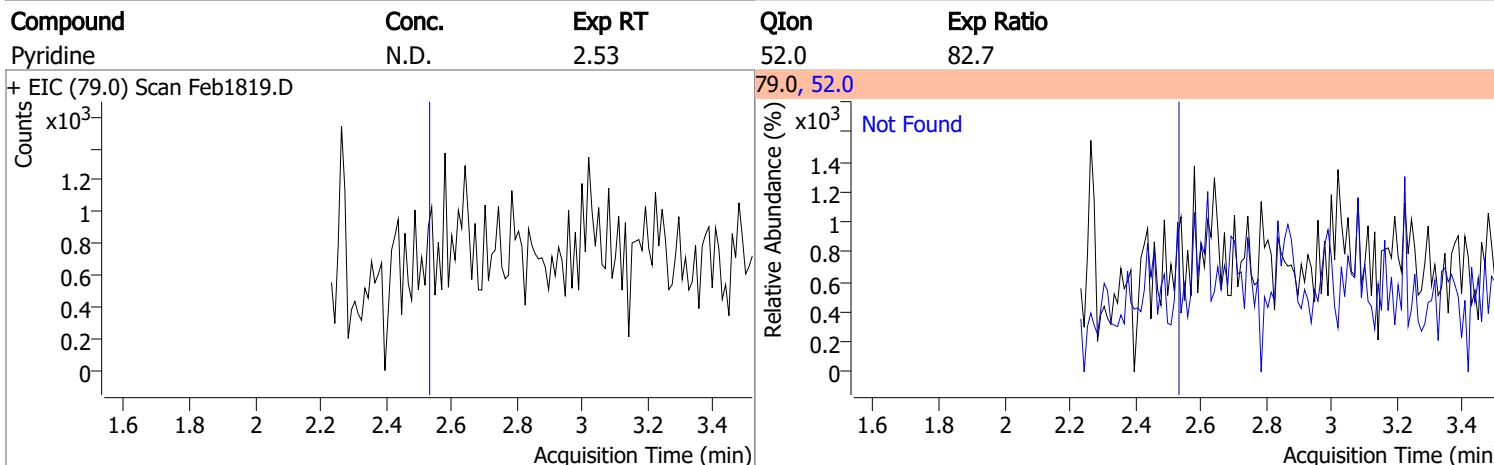
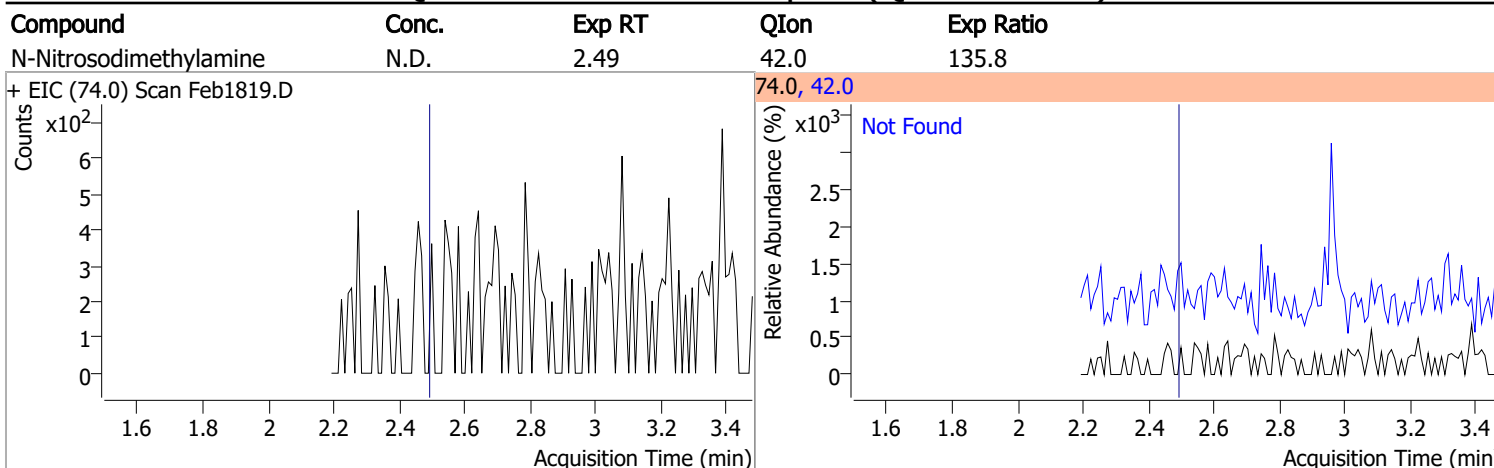
Compound	RT	QIon	Resp.	Conc.	Units	Dev(Min)
T Nitrobenzene	0.000		0	N.D.		
T Isophorone	0.000		0	N.D.		
T 2-Nitrophenol	0.000		0	N.D.		
T 2,4-Dimethylphenol	0.000		0	N.D.		
T bis(-2-Chloroethoxy)Methane	0.000		0	N.D.		
T 2,4-Dichlorophenol	0.000		0	N.D.		
T Benzoic Acid	0.000		0	N.D.		
T 1,2,4-Trichlorobenzene	0.000		0	N.D.		
T Naphthalene	0.000		0	N.D.		
T 4-Chlorophenol	6.301	130.0	0		µg/L md	1
T p-Chloroaniline	0.000		0	N.D.		
T Hexachlorobutadiene	0.000		0	N.D.		
T 4-Chloro-2-Methylphenol	0.000		0	N.D.		
T 4-Chloro-3-Methylphenol	0.000		0	N.D.		
T 2-Methylnaphthalene	0.000		0	N.D.		
T 1-Methylnaphthalene	0.000		0	N.D.		
T Hexachlorocyclopentadiene	0.000		0	N.D.		
T 2,4,6-Trichlorophenol	0.000		0	N.D.		
T 2,4,5-Trichlorophenol	0.000		0	N.D.		
T 2-Chloronaphthalene	0.000		0	N.D.		
T 2-Nitroaniline	0.000		0	N.D.		
T Dimethyl Phthalate	8.374	163.0	0		µg/L md	1
T 2,6-Dinitrotoluene	8.374	165.0	0		µg/L md	1
T Acenaphthylene	0.000		0	N.D.		
T 3-Nitroaniline	0.000		0	N.D.		
T Acenaphthene	0.000		0	N.D.		
T 2,4-Dinitrophenol	0.000		0	N.D.		
T Dibenzofuran	0.000		0	N.D.		
T 2,4-Dinitrotoluene	9.029	165.0	0		µg/L md	1
T 4-Nitrophenol	0.000		0	N.D.		
T Diethylphthalate	0.000		0	N.D.		
T Fluorene	0.000		0	N.D.		
T 4-Chlorophenyl-phenylether	0.000		0	N.D.		
T 4-Nitroaniline	0.000		0	N.D.		
T 4,6-Dinitro-2-methylphenol	9.336	198.0	0		µg/L md	1
T N-nitrosodiphenylamine	0.000		0	N.D.		
T Azobenzene	0.000		0	N.D.		
T 4-Bromophenyl-phenylether	0.000		0	N.D.		
T Hexachlorobenzene	0.000		0	N.D.		
T Pentachlorophenol	0.000		0	N.D.		
T Phenanthrene	0.000		0	N.D.		
T Anthracene	0.000		0	N.D.		
T Triallate	0.000		0	N.D.		
T Carbazole	0.000		0	N.D.		
T o-Terphenyl	0.000		0	N.D.		
T Di-n-Butylphthalate	0.000		0	N.D.		
T Fluoranthene	0.000		0	N.D.		
T Benzidine	12.875	184.0	0		µg/L md	1
T Pyrene	0.000		0	N.D.		
T Butylbenzylphthalate	0.000		0	N.D.		
T Benzo(a)Anthracene	0.000		0	N.D.		
T Chrysene	0.000		0	N.D.		
T 3,3-Dichlorobenzidine	0.000		0	N.D.		
T bis(2-ethylhexyl)Phthalate	16.350	167.0	5389	3.2424	µg/L #	84
T Di-n-octyl Phthalate	0.000		0	N.D.		

Quantitation Results Report (QT Reviewed)

Compound	RT	QIon	Resp.	Conc.	Units	Dev(Min)
T Benzo(b)fluoranthene	0.000		0	N.D.		
T Benzo(k)fluoranthene	0.000		0	N.D.		
T Benzo(a)pyrene	0.000		0	N.D.		
T Indeno(1,2,3-c,d)pyrene	0.000		0	N.D.		
T Dibenzo(a,h)anthracene	0.000		0	N.D.		
T Benzo(g,h,i)perylene	0.000		0	N.D.		

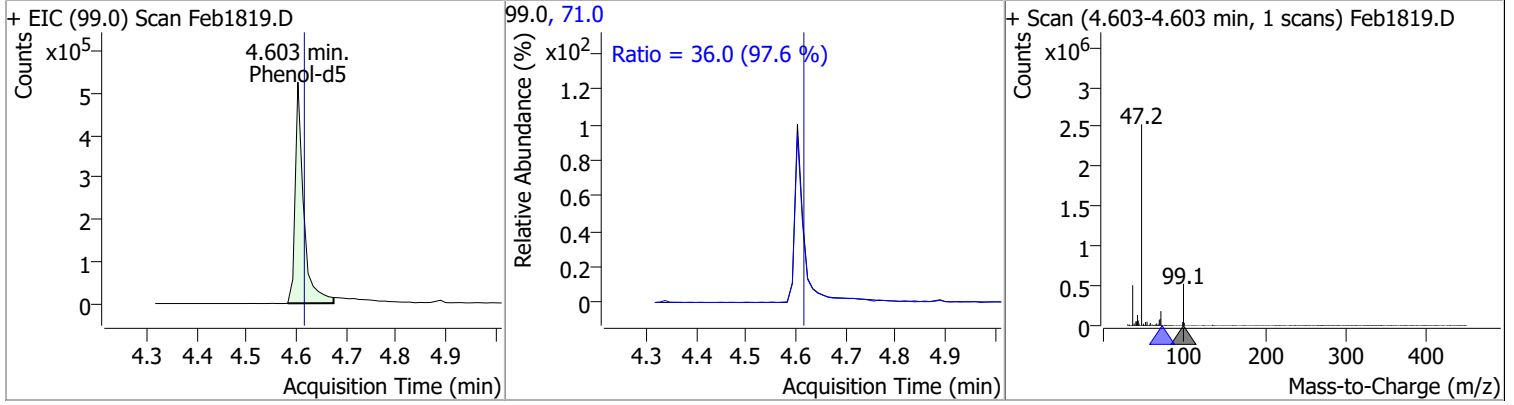
(#) = Qualifier Out of Range; (m) = Manual Integration; (+) = Area Summed; (*) = Surrogate Percent Recovery Out of Range; (d): Zeroed Peak

Quantitation Results Report (QT Reviewed)

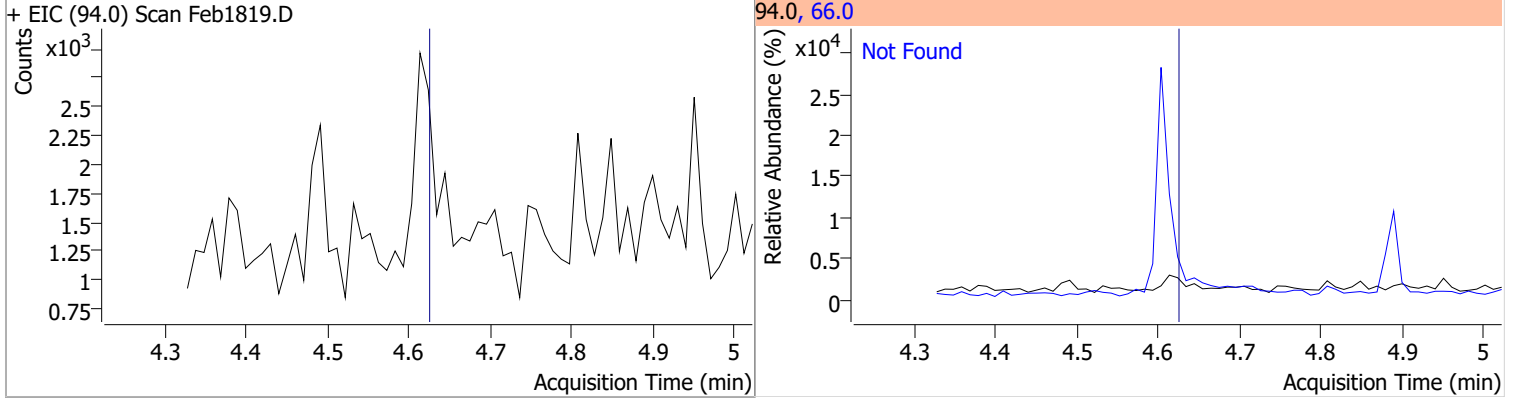


Quantitation Results Report (QT Reviewed)

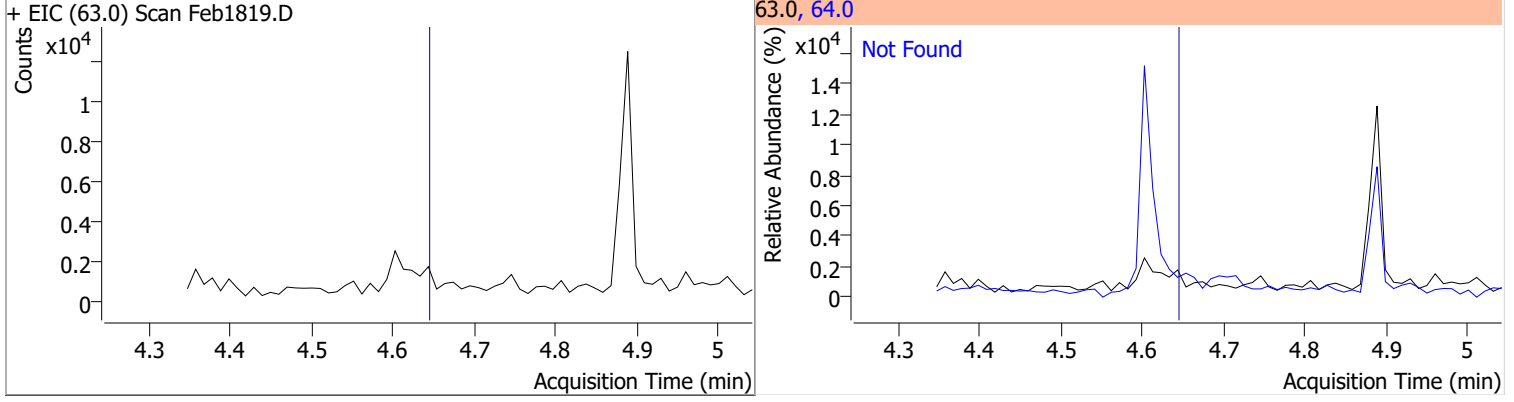
Compound	Conc.	RT	Dev(Min)	Resp.	QIon	QRatio	Lower	Upper
Phenol-d5	55.0310	4.60	-0.01	603318	71.0	36.0	25.8	47.9



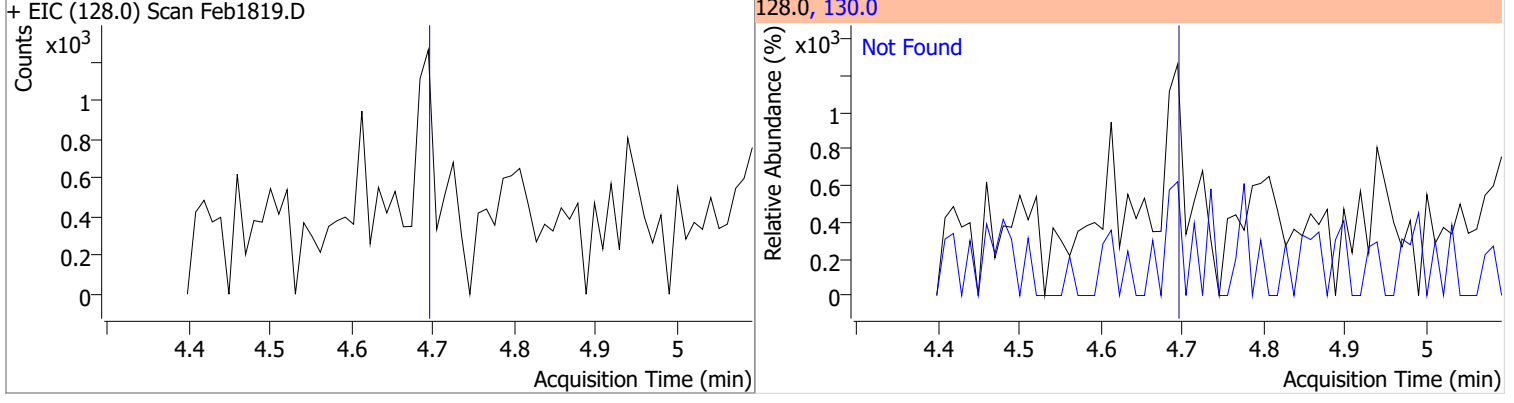
Compound	Conc.	Exp RT	QIon	Exp Ratio
Phenol	N.D.	4.62	66.0	45.3



Compound	Conc.	Exp RT	QIon	Exp Ratio
bis(-2-Chloroethyl)Ether	N.D.	4.64	64.0	10.9



Compound	Conc.	Exp RT	QIon	Exp Ratio
2-Chlorophenol	N.D.	4.69	130.0	32.5

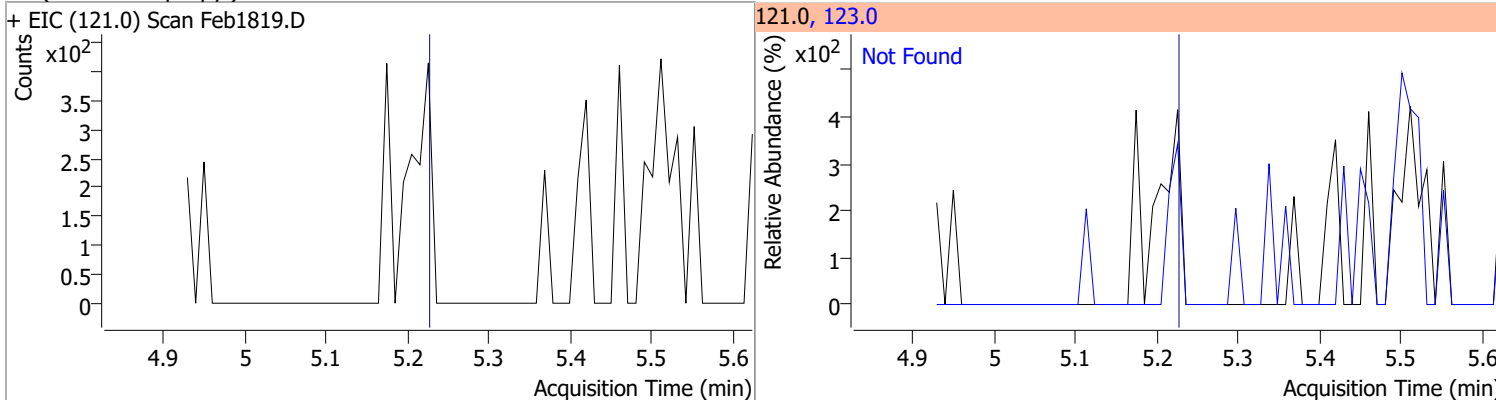


Quantitation Results Report (QT Reviewed)

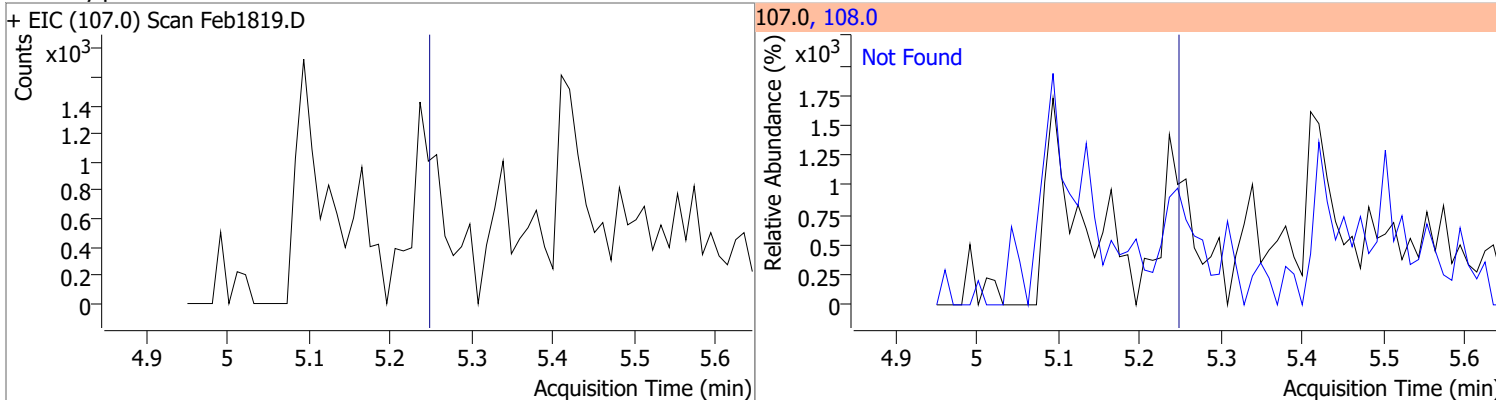
Compound	Conc.	Exp RT	QIon	Exp Ratio	QIon	Exp Ratio
1,3-Dichlorobenzene	N.D.	4.83	148.0	63.7	111.0	36.1
+ EIC (146.0) Scan Feb1819.D			146.0, 148.0, 111.0			
1,4-Dichlorobenzene	N.D.	4.91	148.0	65.2	111.0	36.0
+ EIC (146.0) Scan Feb1819.D			146.0, 148.0, 111.0			
1,2-Dichlorobenzene	N.D.	5.06	148.0	64.4	111.0	37.3
+ EIC (146.0) Scan Feb1819.D			146.0, 148.0, 111.0			
Benzyl Alcohol	N.D.	5.08	79.0	119.3	107.0	70.5
+ EIC (108.0) Scan Feb1819.D			108.0, 79.0, 107.0			

Quantitation Results Report (QT Reviewed)

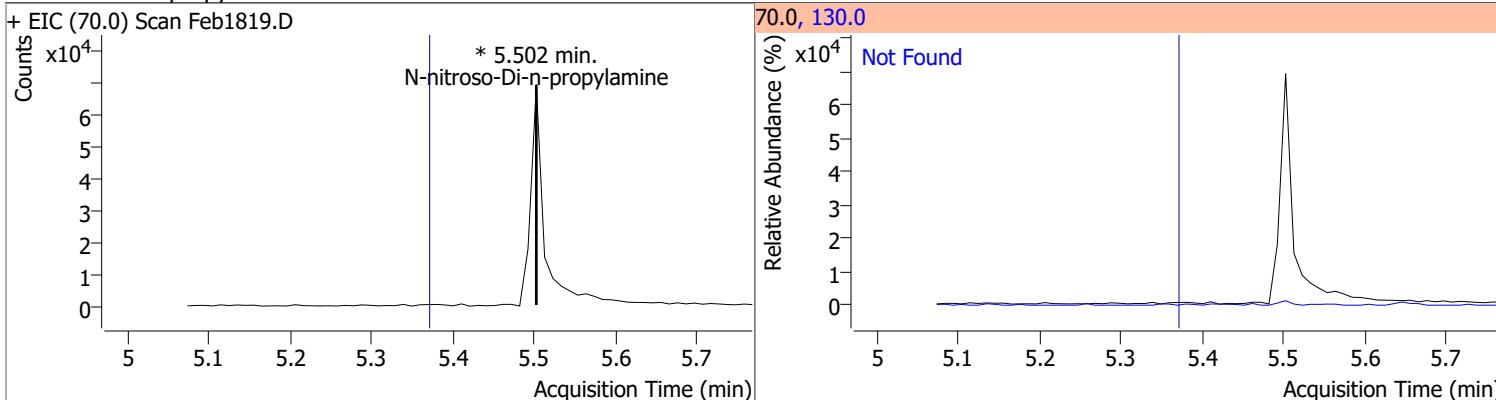
Compound	Conc.	Exp RT	QIon	Exp Ratio
bis(2-chloroisopropyl)Ether	N.D.	5.23	123.0	32.1



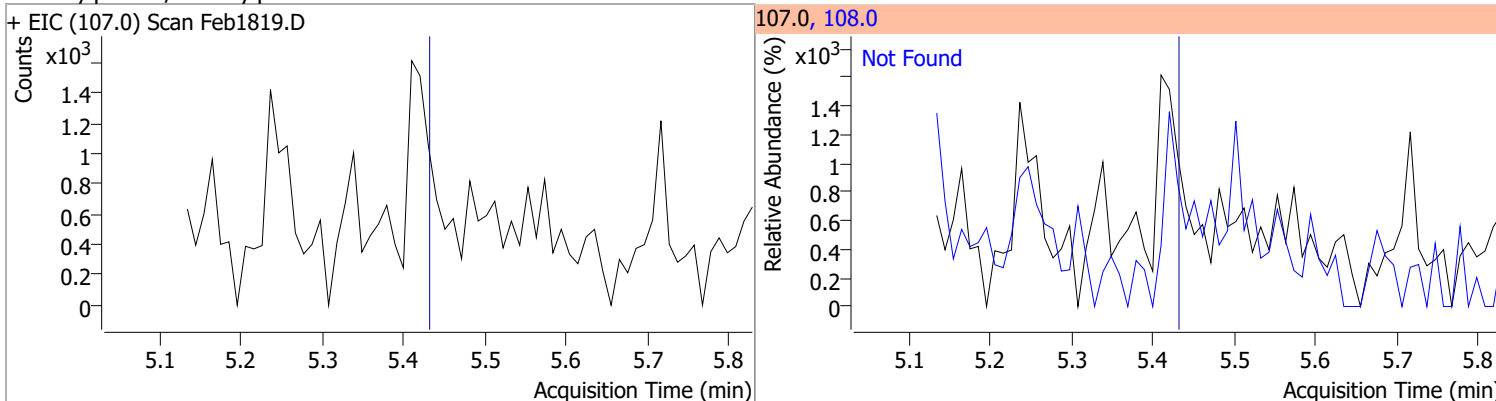
Compound	Conc.	Exp RT	QIon	Exp Ratio
2-Methylphenol	N.D.	5.25	108.0	116.5



Compound	Conc.	RT	Dev(Min)	Resp.	QIon	QRatio	Lower	Upper
N-nitroso-Di-n-propylamine		0		0	130.0		0.0	38.8

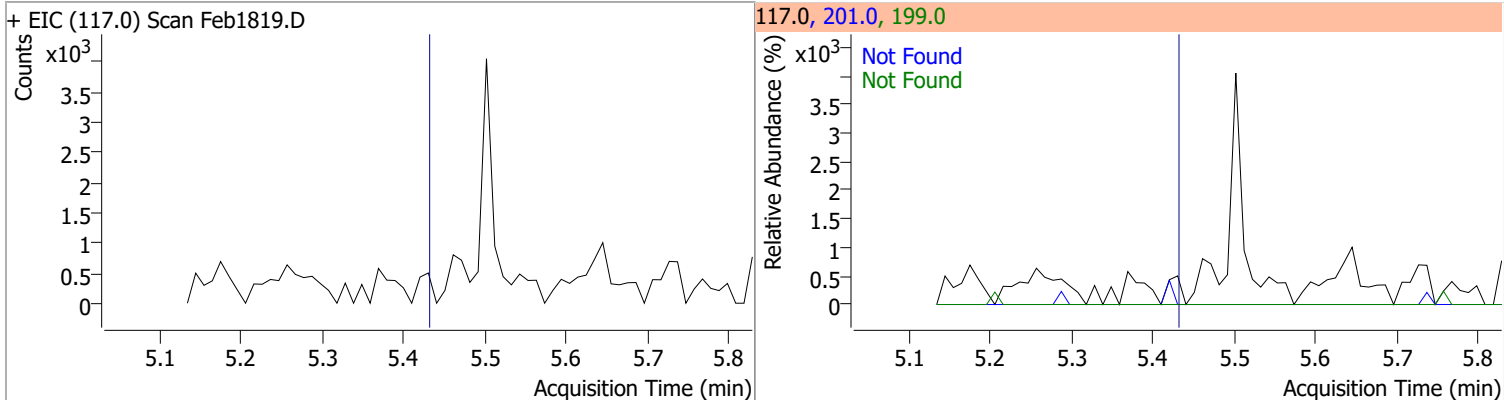


Compound	Conc.	Exp RT	QIon	Exp Ratio
4Methylphenol/3Methylphenol	N.D.	5.43	108.0	83.9

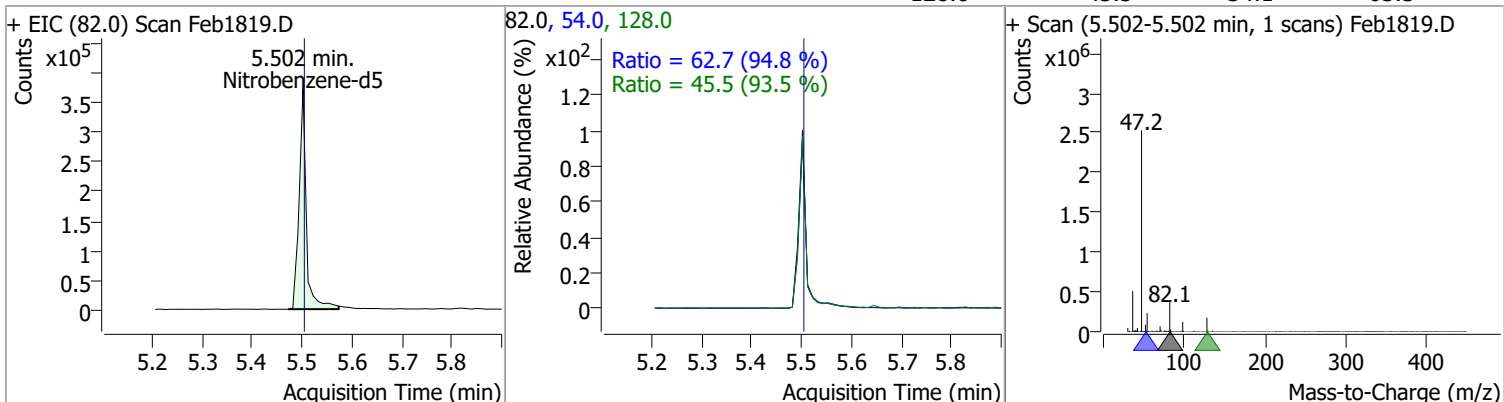


Quantitation Results Report (QT Reviewed)

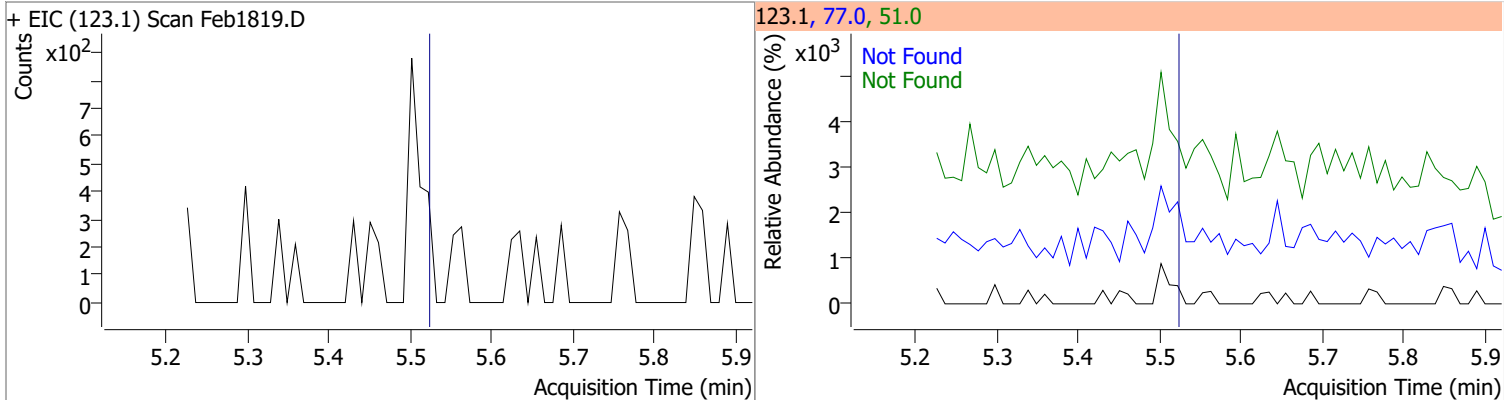
Compound	Conc.	Exp RT	QIon	Exp Ratio	QIon	Exp Ratio
Hexachloroethane	N.D.	5.43	201.0	90.8	199.0	56.9



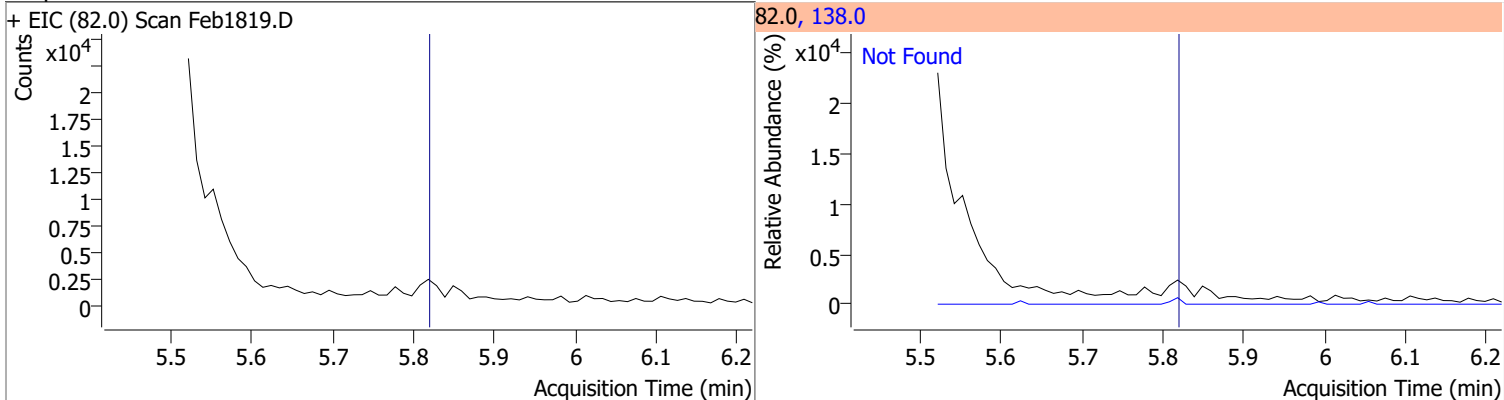
Compound	Conc.	RT	Dev(Min)	Resp.	QIon	QRatio	Lower	Upper
Nitrobenzene-d5	62.1913	5.50	0.00	377384	54.0	62.7	46.3	86.0
					128.0	45.5	34.1	63.3



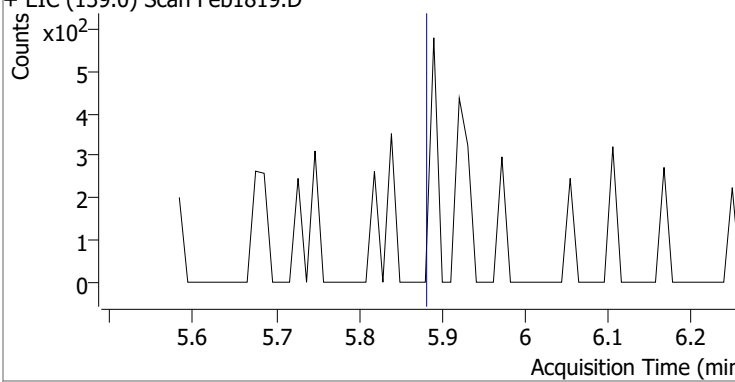
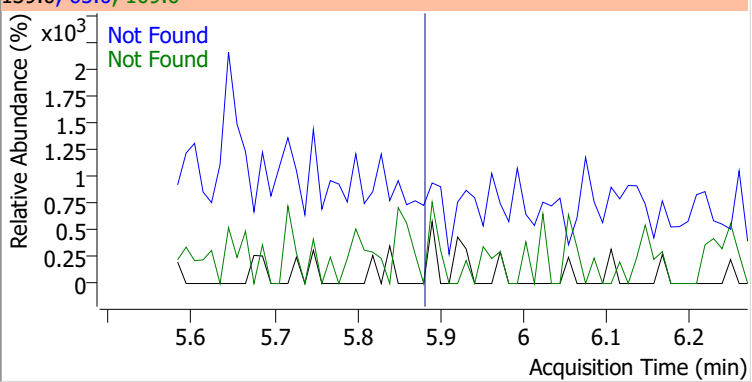
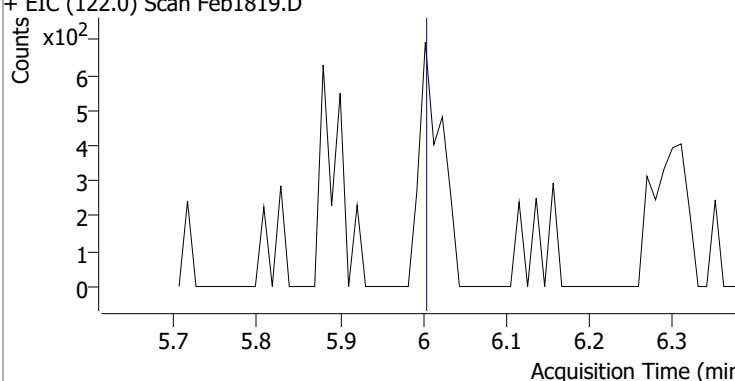
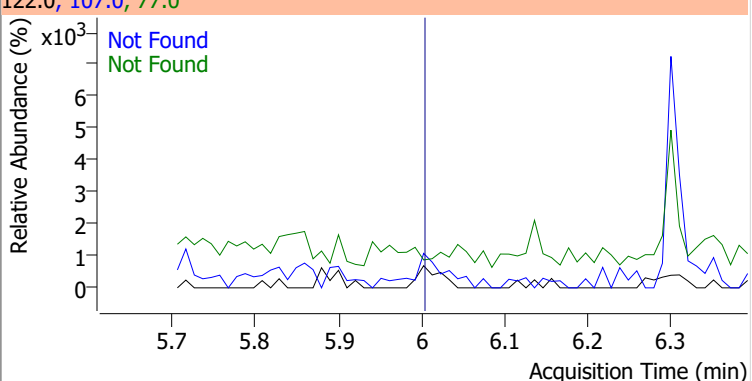
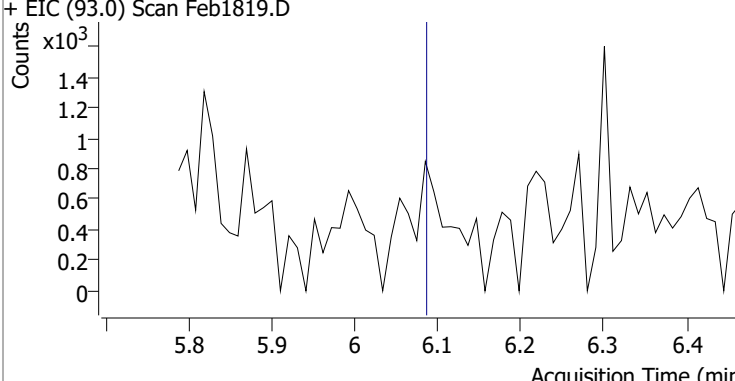
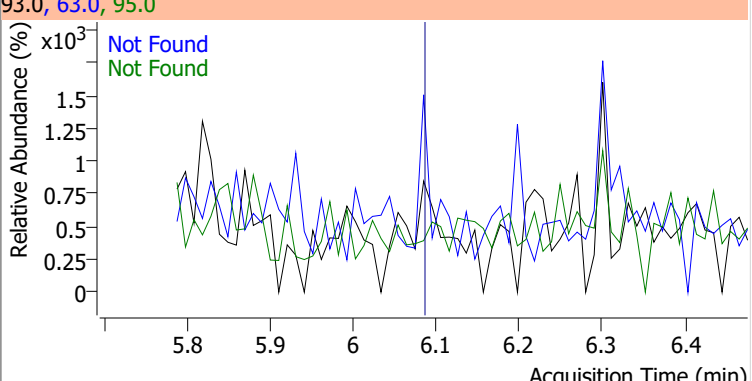
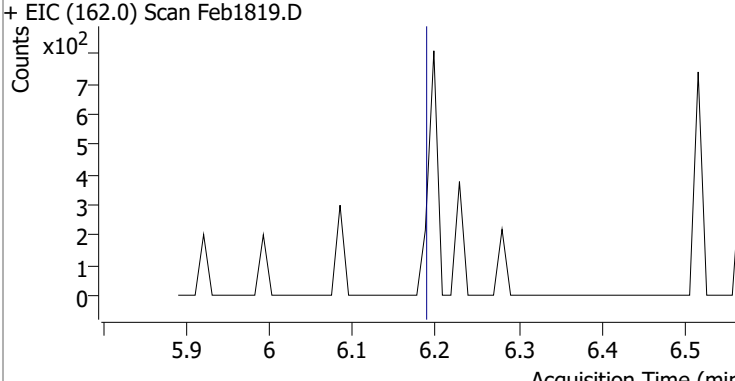
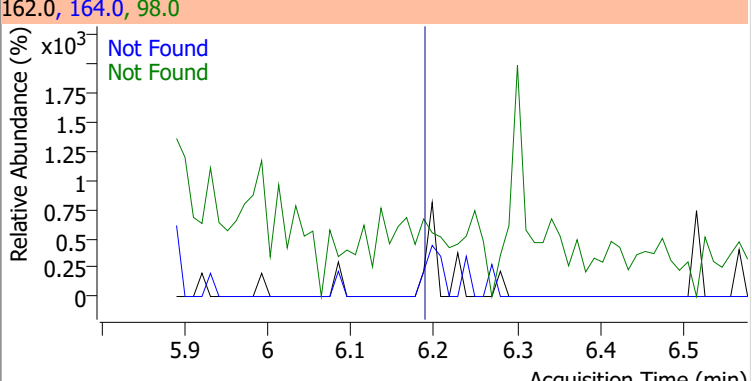
Compound	Conc.	Exp RT	QIon	Exp Ratio	QIon	Exp Ratio
Nitrobenzene	N.D.	5.52	77.0	212.7	51.0	131.0



Compound	Conc.	Exp RT	QIon	Exp Ratio
Isophorone	N.D.	5.82	138.0	21.1

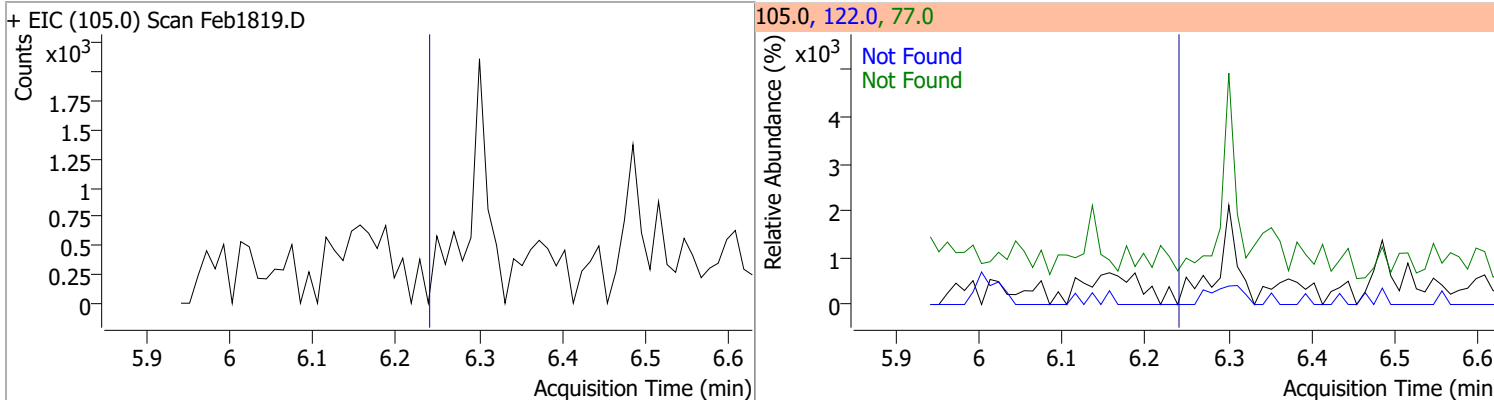


Quantitation Results Report (QT Reviewed)

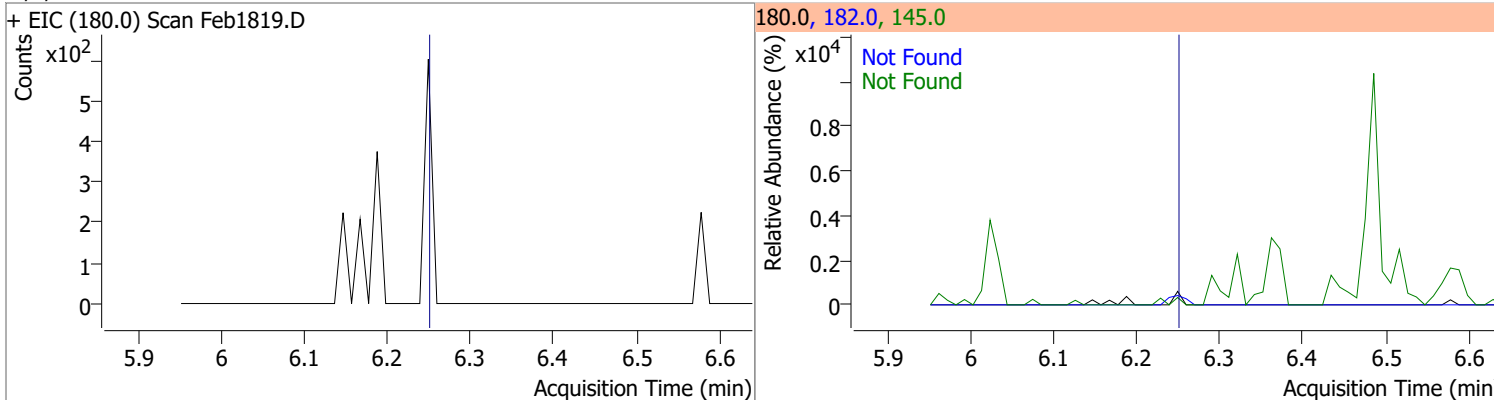
Compound	Conc.	Exp RT	QIon	Exp Ratio	QIon	Exp Ratio
2-Nitrophenol	N.D.	5.88	65.0	48.8	109.0	35.2
+ EIC (139.0) Scan Feb1819.D			139.0, 65.0, 109.0			
						
2,4-Dimethylphenol	N.D.	6.00	107.0	109.4	77.0	34.0
+ EIC (122.0) Scan Feb1819.D			122.0, 107.0, 77.0			
						
bis(-2-Chloroethoxy)Methane	N.D.	6.08	63.0	68.1	95.0	31.9
+ EIC (93.0) Scan Feb1819.D			93.0, 63.0, 95.0			
						
2,4-Dichlorophenol	N.D.	6.19	164.0	65.0	98.0	28.6
+ EIC (162.0) Scan Feb1819.D			162.0, 164.0, 98.0			
						

Quantitation Results Report (QT Reviewed)

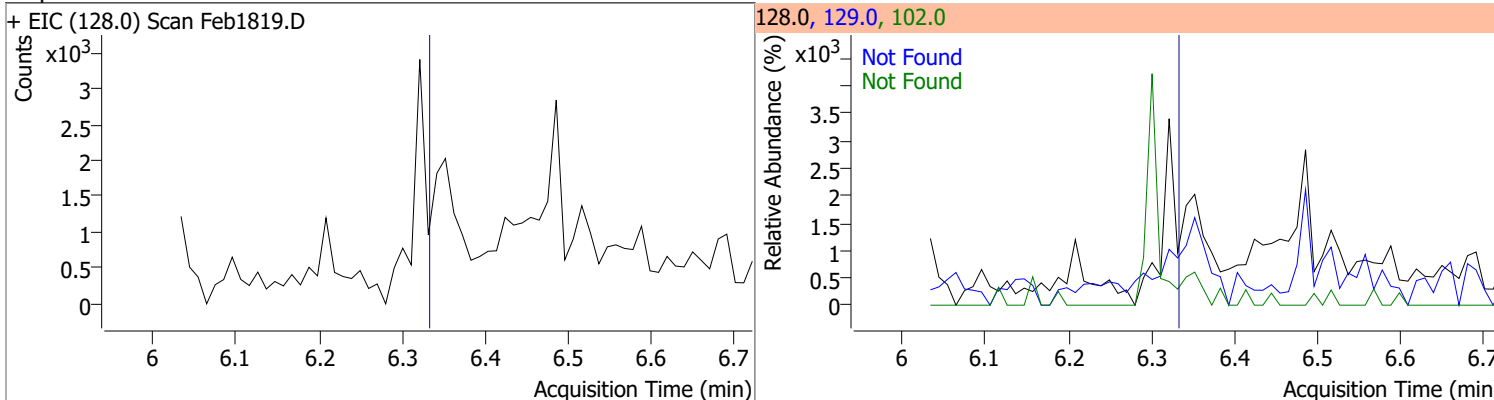
Compound	Conc.	Exp RT	QIon	Exp Ratio	QIon	Exp Ratio
Benzoic Acid	N.D.	6.24	122.0	85.5	77.0	60.4



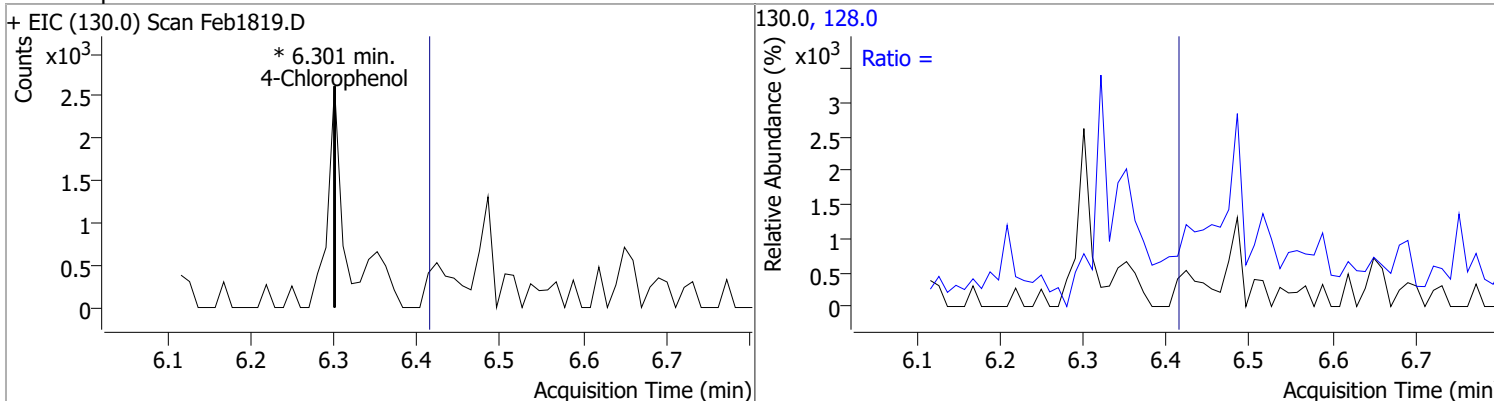
Compound	Conc.	Exp RT	QIon	Exp Ratio	QIon	Exp Ratio
1,2,4-Trichlorobenzene	N.D.	6.25	182.0	94.6	145.0	28.7



Compound	Conc.	Exp RT	QIon	Exp Ratio	QIon	Exp Ratio
Naphthalene	N.D.	6.33	129.0	11.5	102.0	9.9

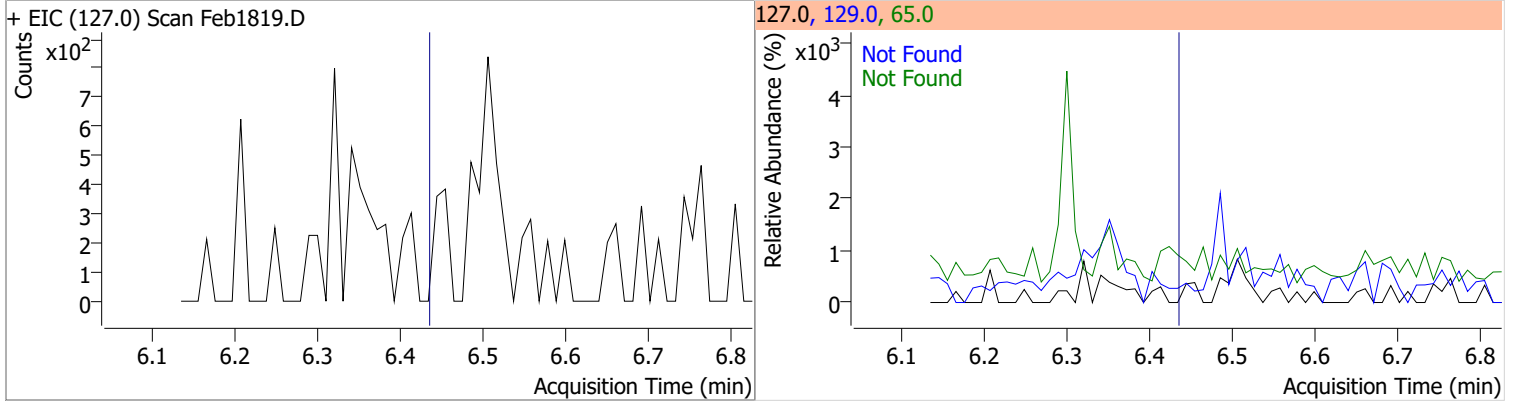


Compound	Conc.	RT	Dev(Min)	Resp.	QIon	QRatio	Lower	Upper
4-Chlorophenol		0		0	128.0		221.4	411.2

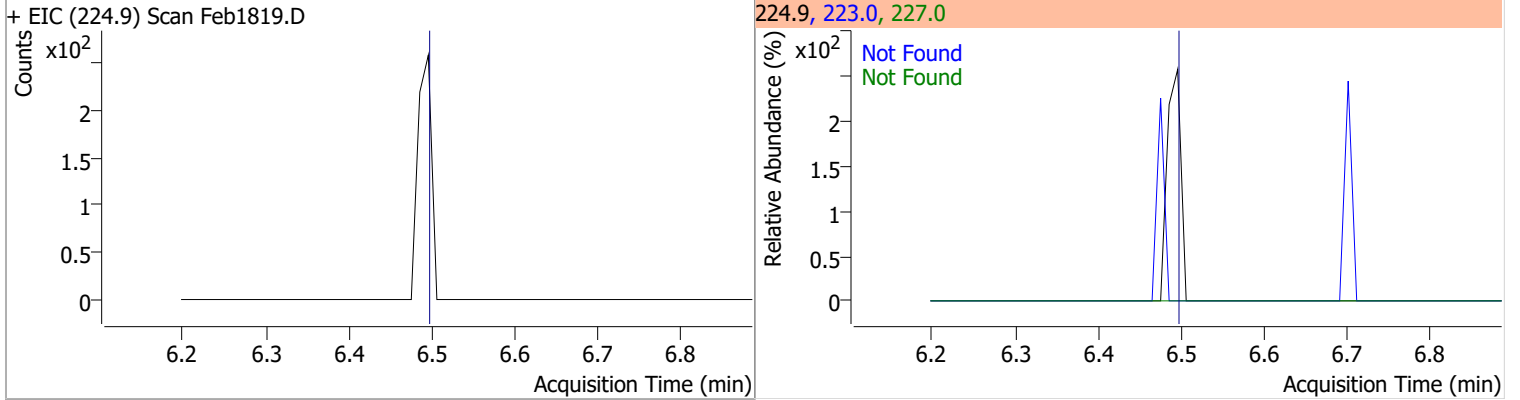


Quantitation Results Report (QT Reviewed)

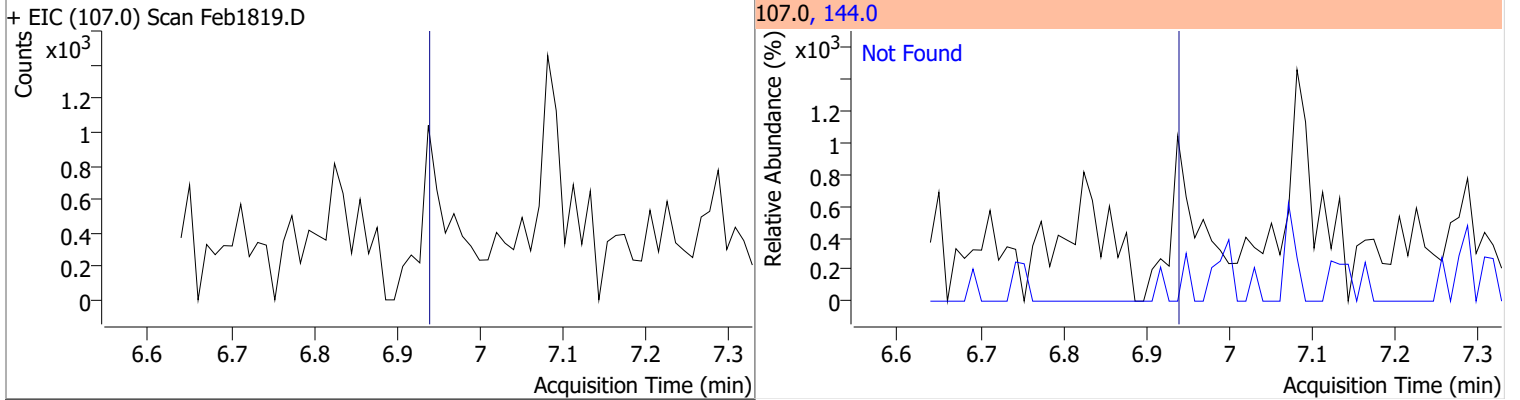
Compound	Conc.	Exp RT	QIon	Exp Ratio	QIon	Exp Ratio
p-Chloroaniline	N.D.	6.43	65.0	60.1	129.0	37.6



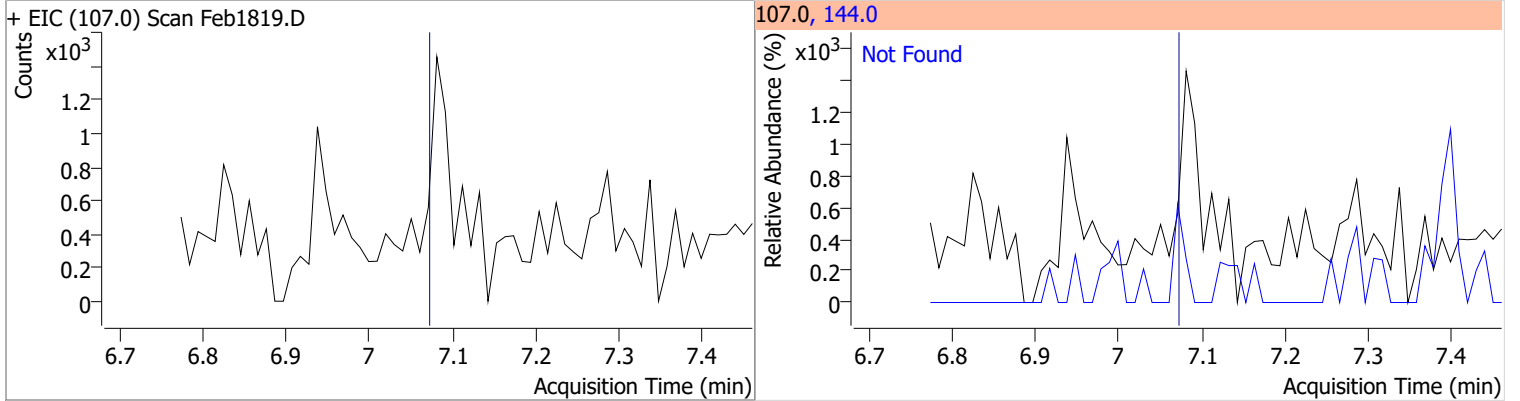
Compound	Conc.	Exp RT	QIon	Exp Ratio	QIon	Exp Ratio
Hexachlorobutadiene	N.D.	6.50	227.0	65.7	223.0	64.3



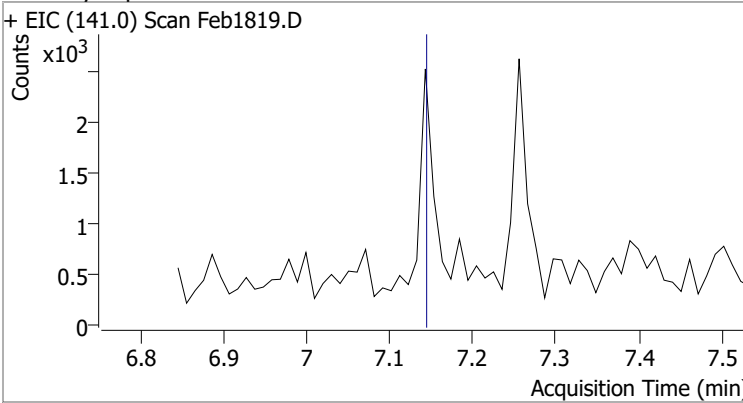
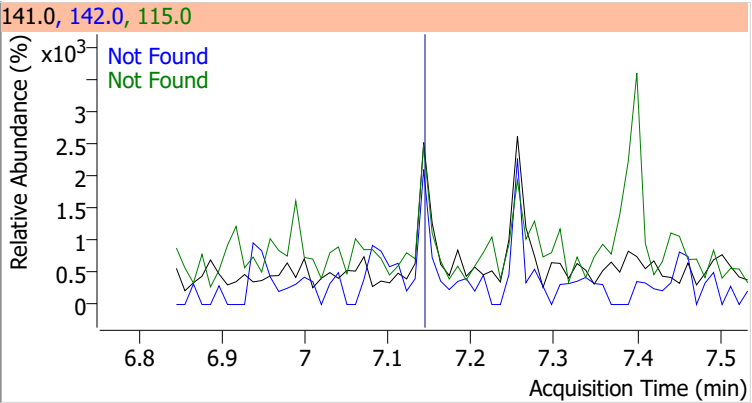
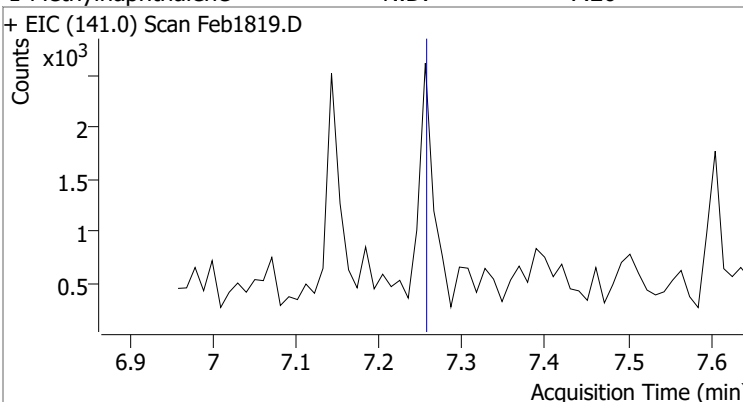
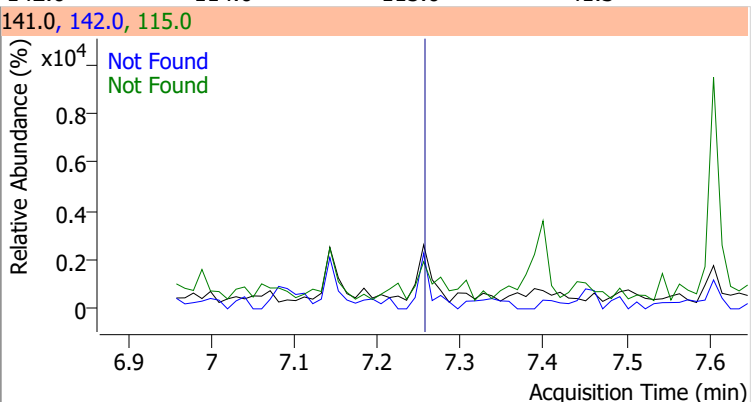
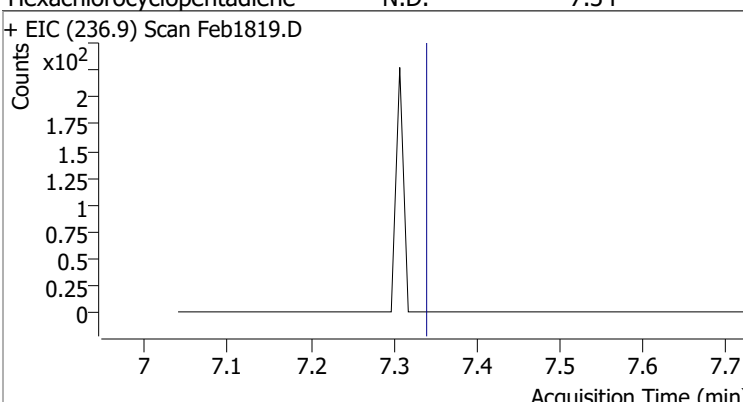
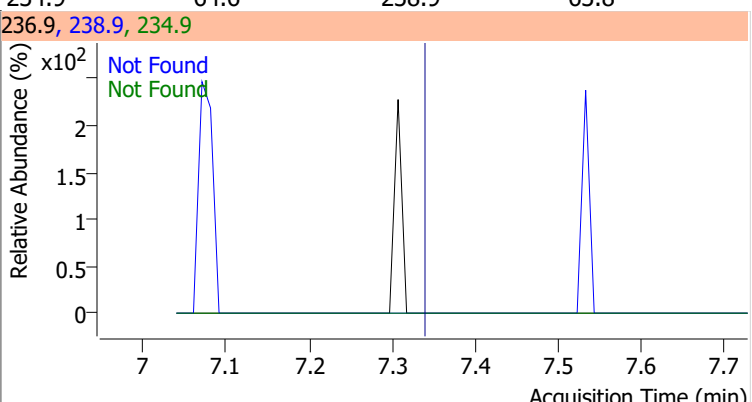
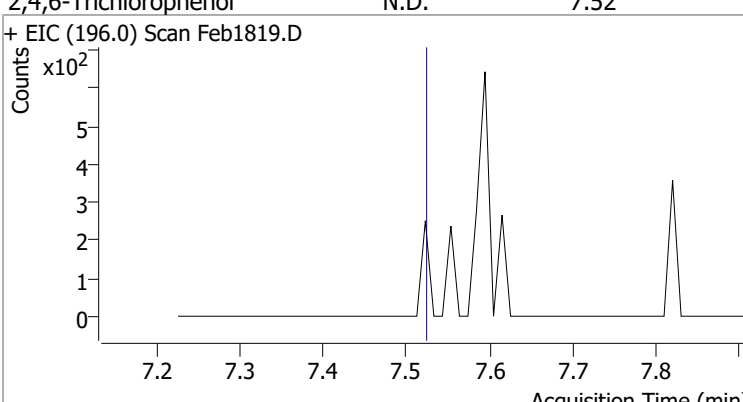
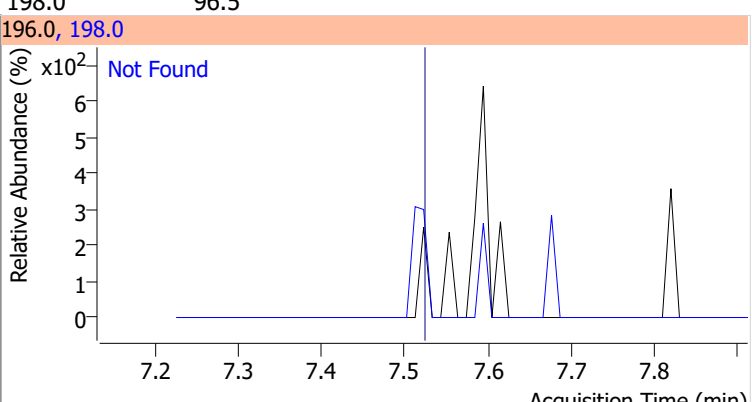
Compound	Conc.	Exp RT	QIon	Exp Ratio
4-Chloro-2-Methylphenol	N.D.	6.94	144.0	27.8



Compound	Conc.	Exp RT	QIon	Exp Ratio
4-Chloro-3-Methylphenol	N.D.	7.07	144.0	27.3

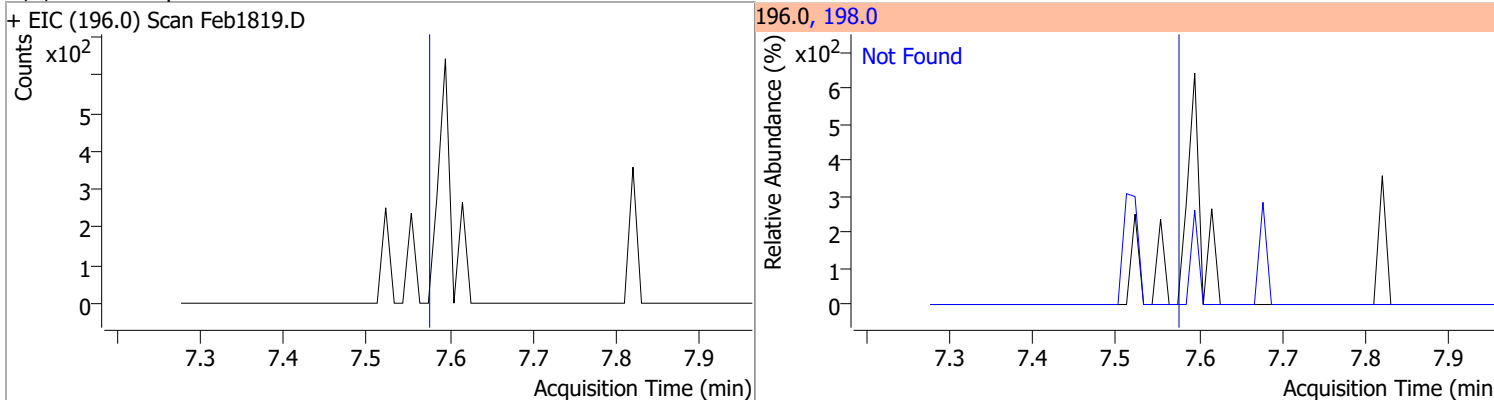


Quantitation Results Report (QT Reviewed)

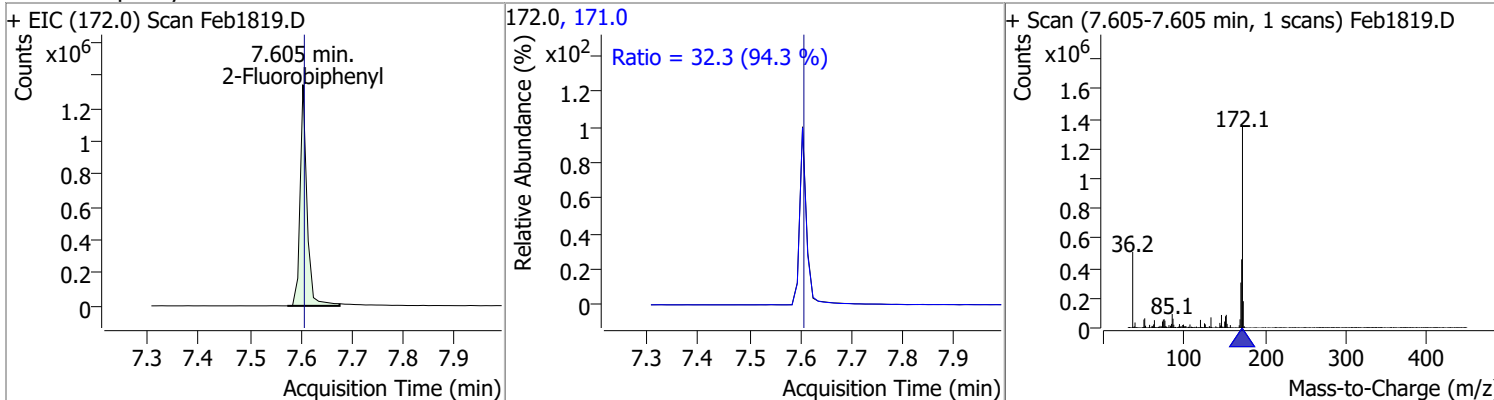
Compound	Conc.	Exp RT	QIon	Exp Ratio	QIon	Exp Ratio
2-Methylnaphthalene	N.D.	7.14	142.0	119.8	115.0	41.7
+ EIC (141.0) Scan Feb1819.D			141.0, 142.0, 115.0			
						
1-Methylnaphthalene	N.D.	7.26	142.0	114.0	115.0	41.3
+ EIC (141.0) Scan Feb1819.D			141.0, 142.0, 115.0			
						
Hexachlorocyclopentadiene	N.D.	7.34	234.9	64.6	238.9	63.8
+ EIC (236.9) Scan Feb1819.D			236.9, 238.9, 234.9			
						
2,4,6-Trichlorophenol	N.D.	7.52	198.0	96.5		
+ EIC (196.0) Scan Feb1819.D			196.0, 198.0			
						

Quantitation Results Report (QT Reviewed)

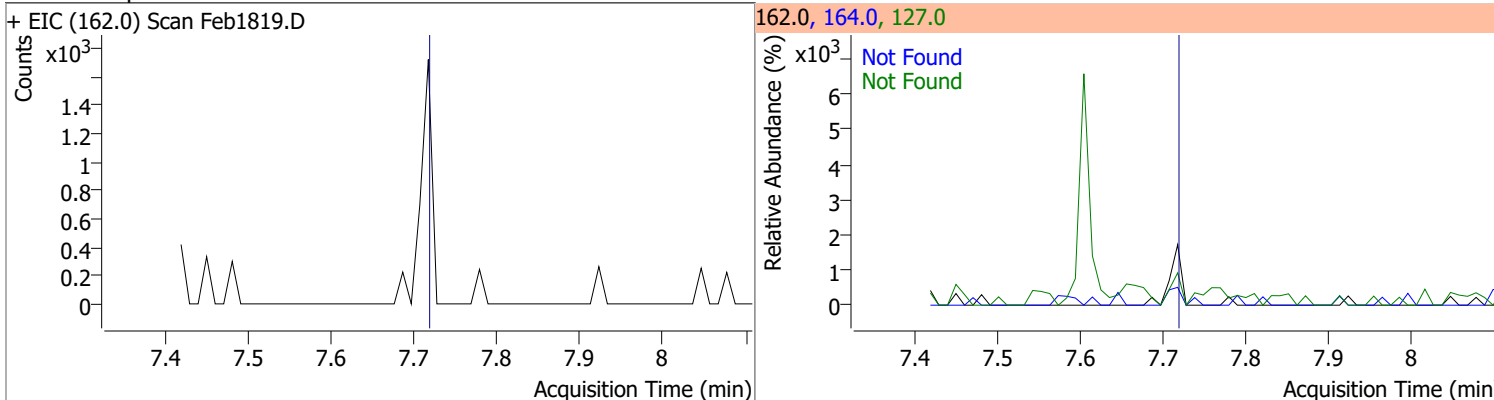
Compound	Conc.	Exp RT	QIon	Exp Ratio
2,4,5-Trichlorophenol	N.D.	7.57	198.0	90.2



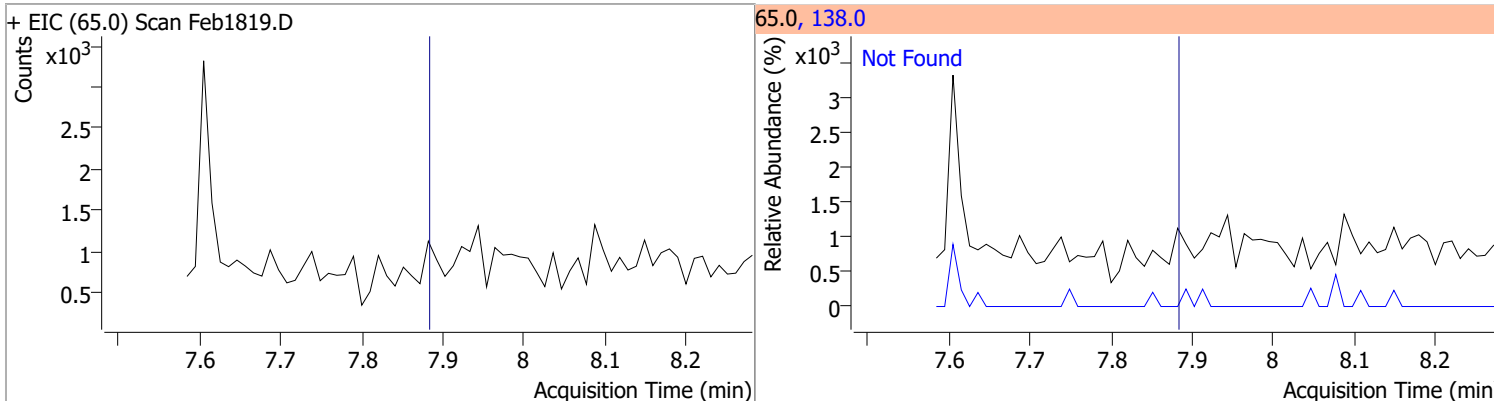
Compound	Conc.	RT	Dev(Min)	Resp.	QIon	QRatio	Lower	Upper
2-Fluorobiphenyl	68.5601	7.60	0.00	1263545	171.0	32.3	24.0	44.5



Compound	Conc.	Exp RT	QIon	Exp Ratio	QIon	Exp Ratio
2-Chloronaphthalene	N.D.	7.72	127.0	35.9	164.0	32.1

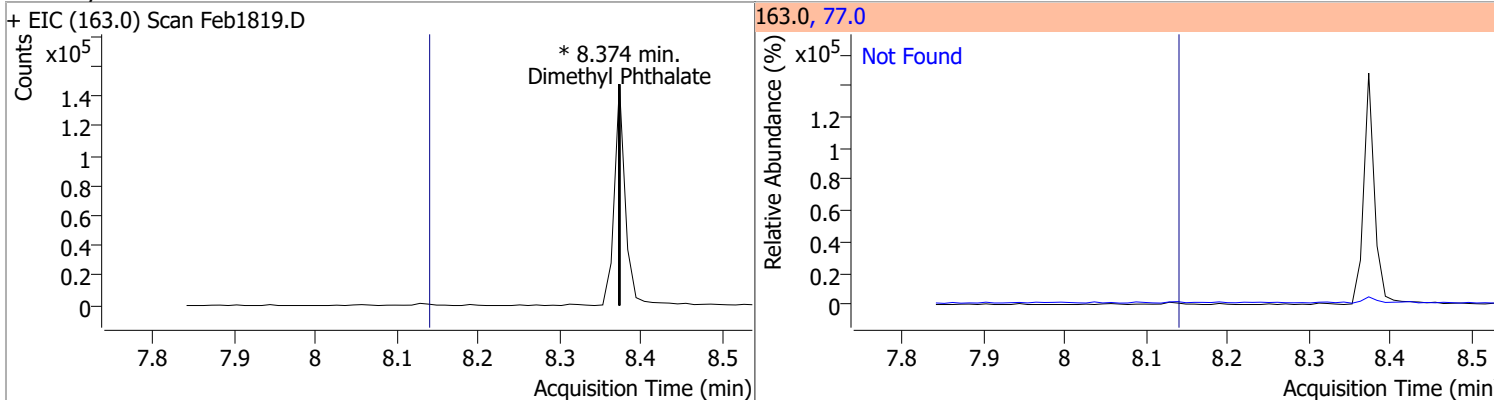


Compound	Conc.	Exp RT	QIon	Exp Ratio
2-Nitroaniline	N.D.	7.88	138.0	110.5

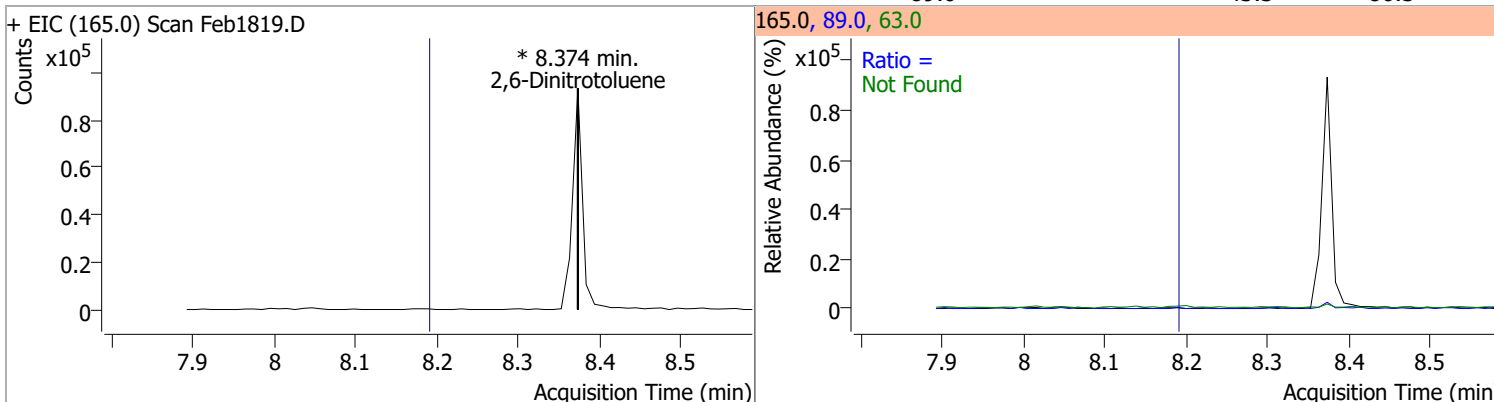


Quantitation Results Report (QT Reviewed)

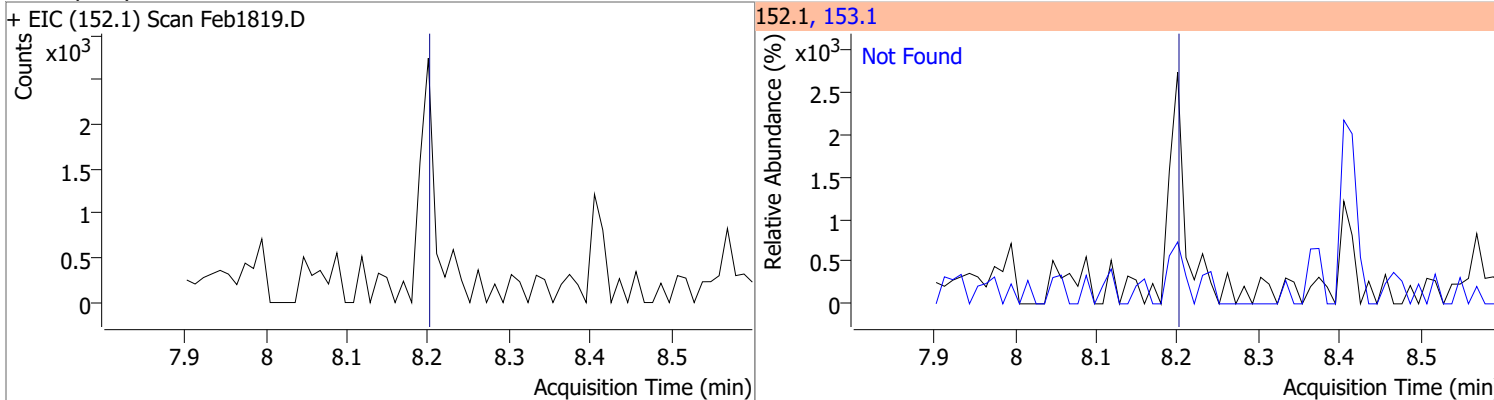
Compound	Conc.	RT	Dev(Min)	Resp.	QIon	QRatio	Lower	Upper
Dimethyl Phthalate	0	0		0	77.0		13.8	25.7



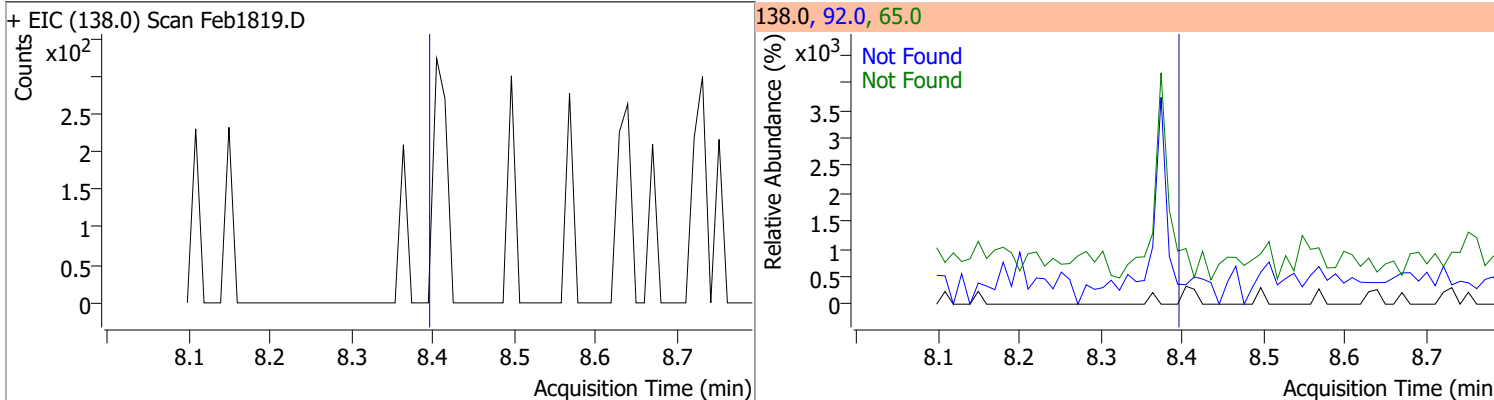
Compound	Conc.	RT	Dev(Min)	Resp.	QIon	QRatio	Lower	Upper
2,6-Dinitrotoluene	0	0		0	63.0		99.5	184.8
					89.0		43.3	80.3



Compound	Conc.	Exp RT	QIon	Exp Ratio
Acenaphthylene	N.D.	8.20	153.1	13.6

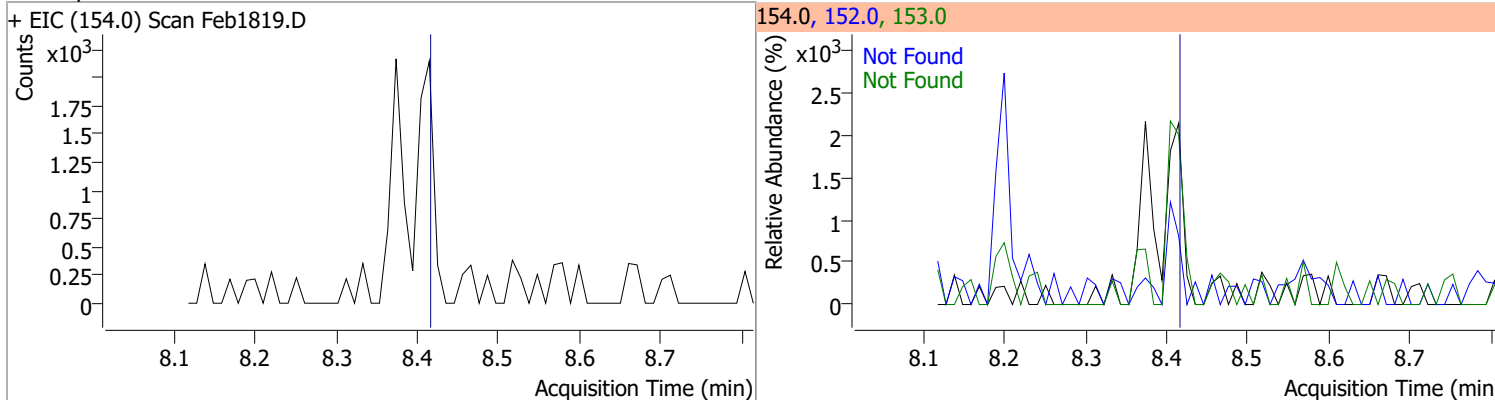


Compound	Conc.	Exp RT	QIon	Exp Ratio	QIon	Exp Ratio
3-Nitroaniline	N.D.	8.39	65.0	129.1	92.0	106.7

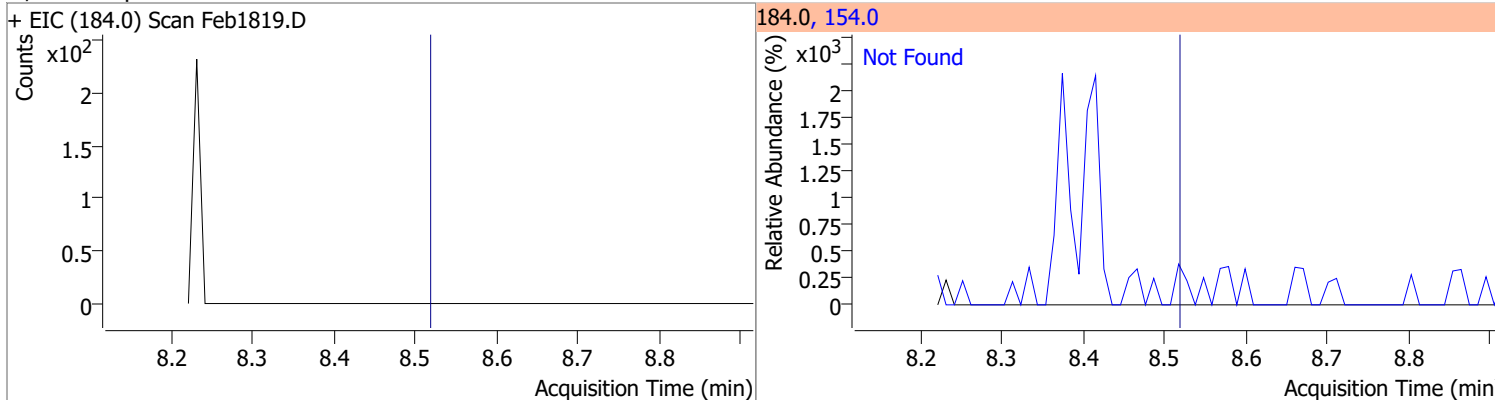


Quantitation Results Report (QT Reviewed)

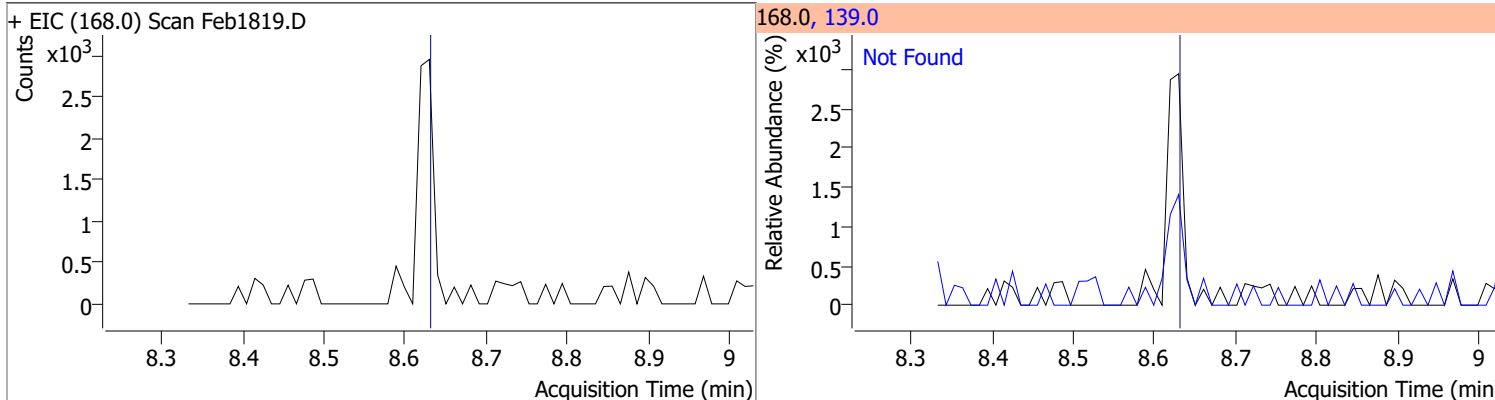
Compound	Conc.	Exp RT	QIon	Exp Ratio	QIon	Exp Ratio
Acenaphthene	N.D.	8.41	153.0	106.5	152.0	51.8



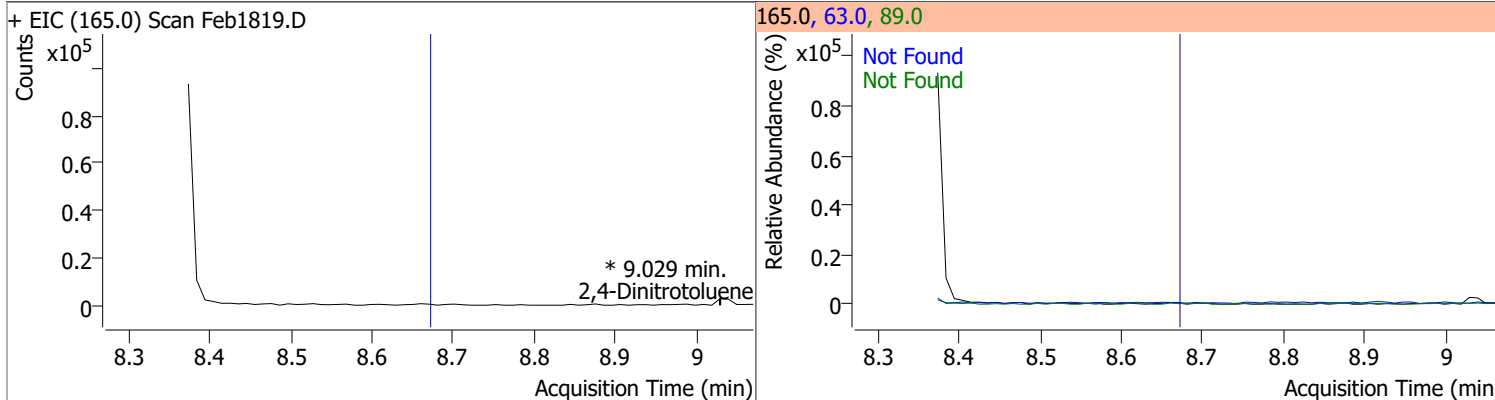
Compound	Conc.	Exp RT	QIon	Exp Ratio
2,4-Dinitrophenol	N.D.	8.52	154.0	62.7



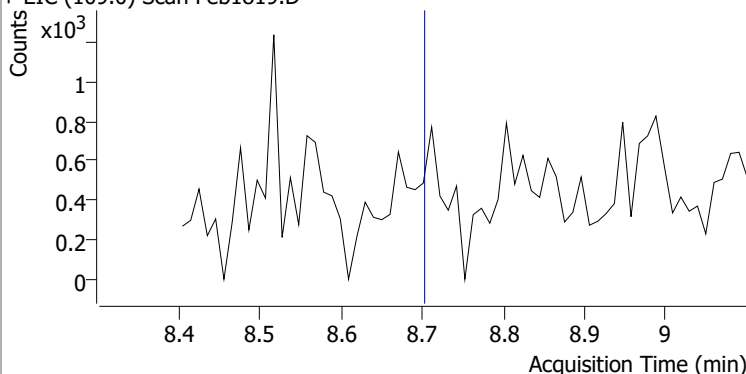
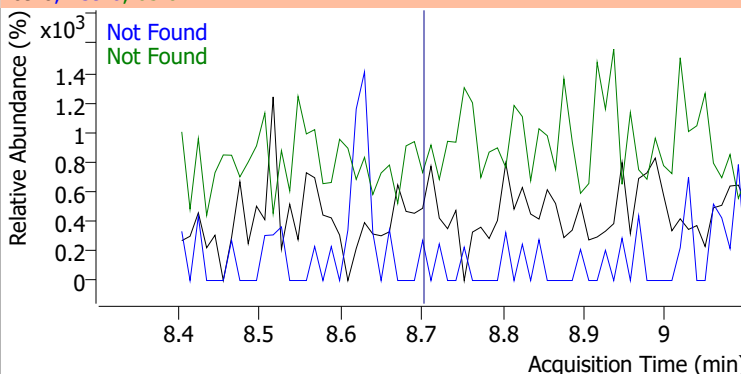
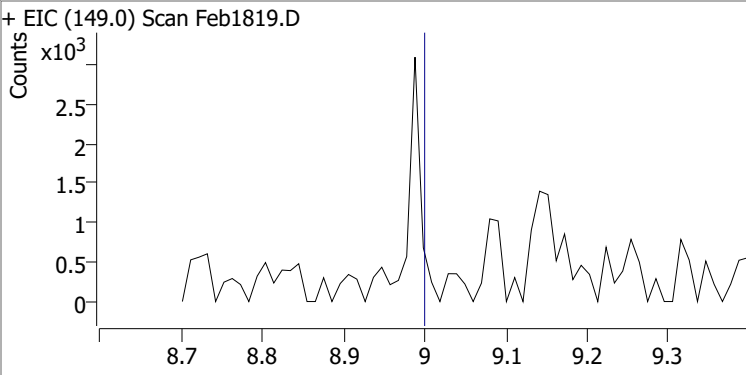
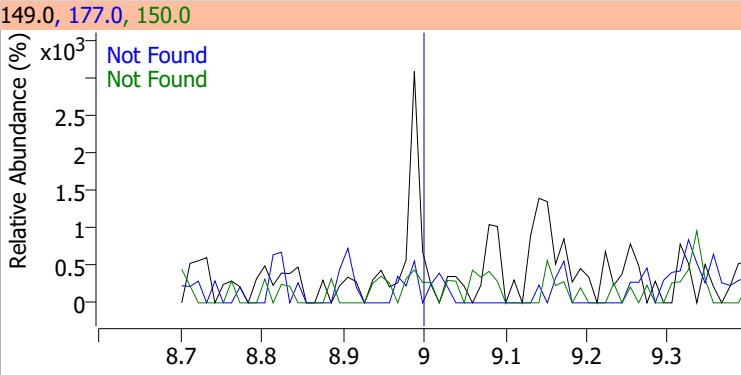
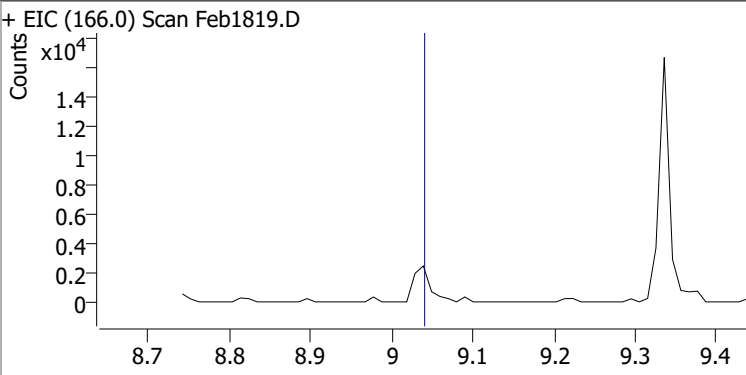
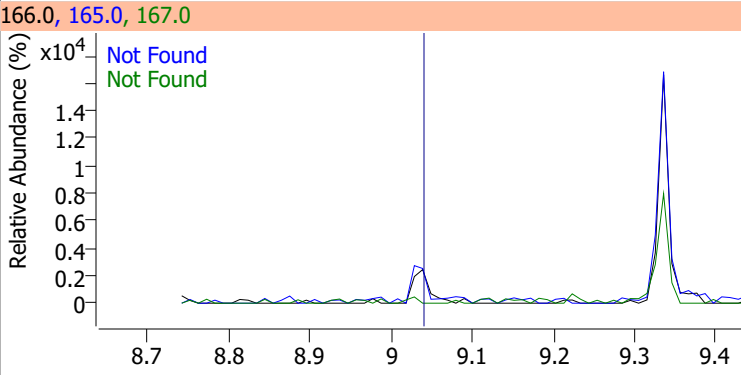
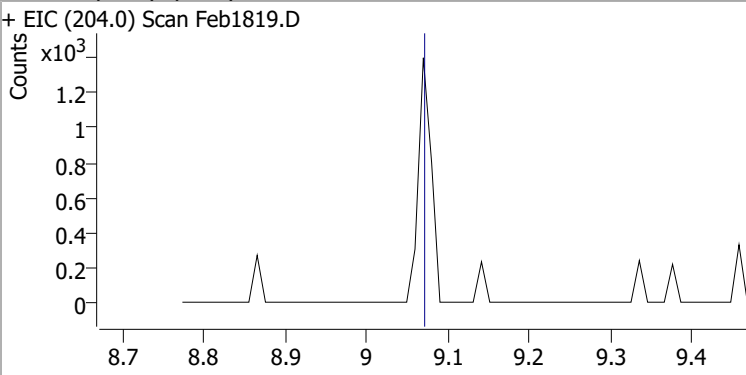
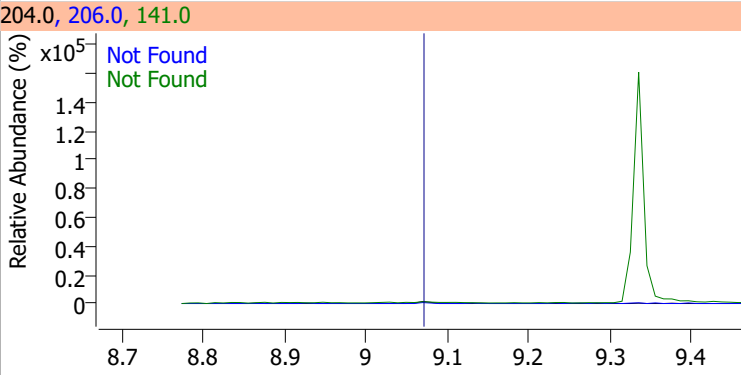
Compound	Conc.	Exp RT	QIon	Exp Ratio
Dibenzofuran	N.D.	8.63	139.0	37.5



Compound	Conc.	RT	Dev(Min)	Resp.	QIon	QRatio	Lower	Upper
2,4-Dinitrotoluene		0		0	89.0		55.4	102.9
					63.0		33.9	62.9

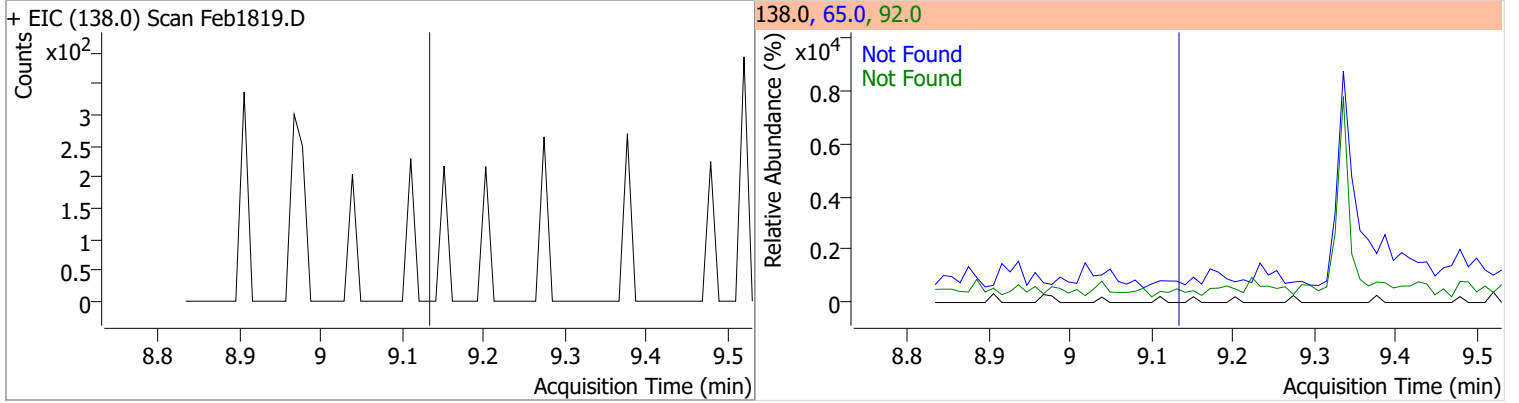


Quantitation Results Report (QT Reviewed)

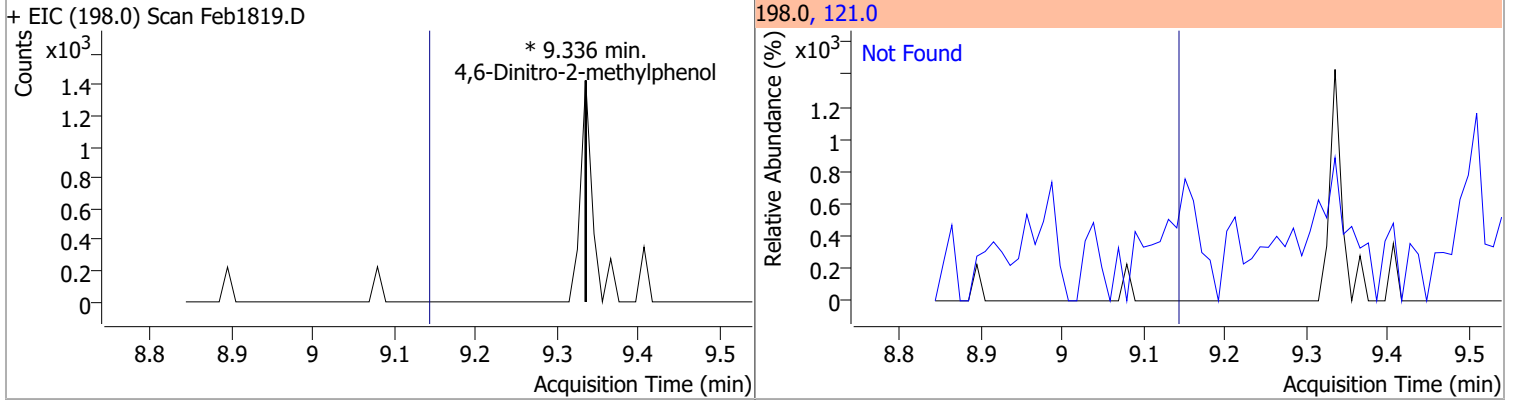
Compound	Conc.	Exp RT	QIon	Exp Ratio	QIon	Exp Ratio
4-Nitrophenol	N.D.	8.70	65.0	72.0	139.0	71.1
+ EIC (109.0) Scan Feb1819.D			109.0, 139.0, 65.0			
						
Diethylphthalate	N.D.	9.00	177.0	20.7	150.0	12.5
+ EIC (149.0) Scan Feb1819.D			149.0, 177.0, 150.0			
						
Fluorene	N.D.	9.04	165.0	93.4	167.0	13.7
+ EIC (166.0) Scan Feb1819.D			166.0, 165.0, 167.0			
						
4-Chlorophenyl-phenylether	N.D.	9.07	141.0	61.2	206.0	33.8
+ EIC (204.0) Scan Feb1819.D			204.0, 206.0, 141.0			
						

Quantitation Results Report (QT Reviewed)

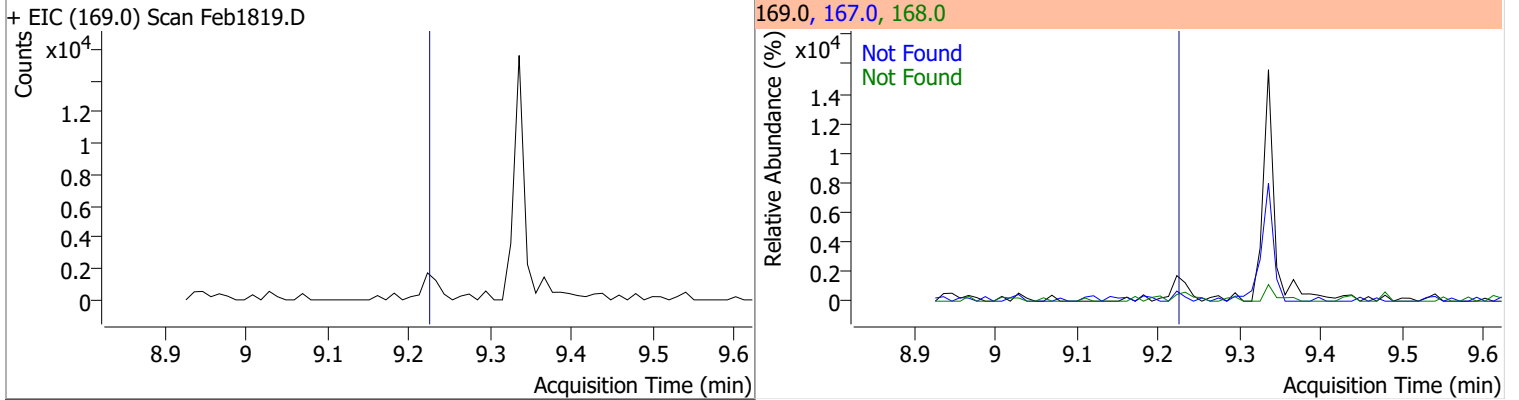
Compound	Conc.	Exp RT	QIon	Exp Ratio	QIon	Exp Ratio
4-Nitroaniline	N.D.	9.14	65.0	112.7	92.0	49.3



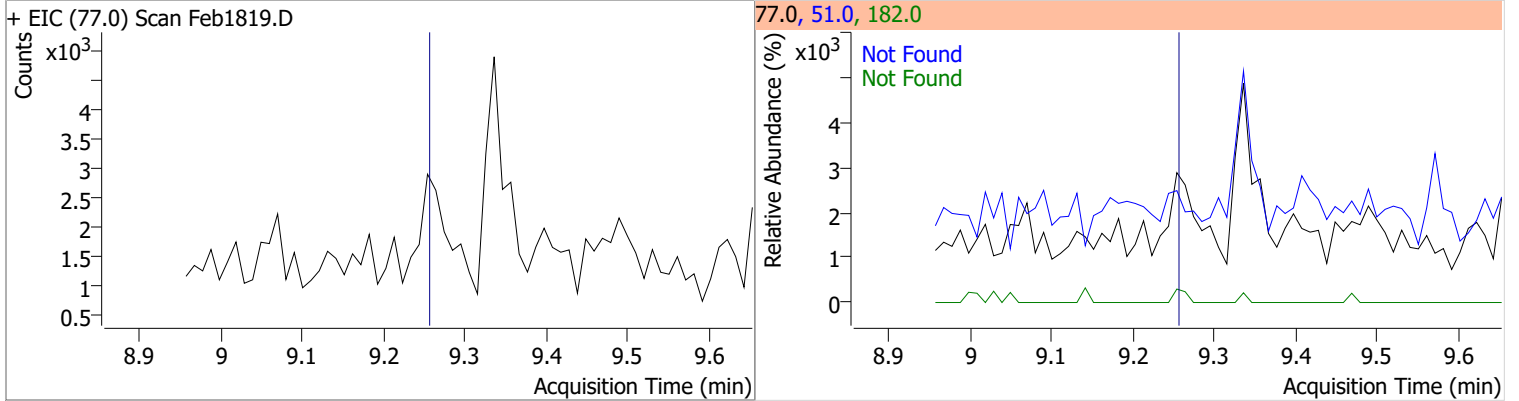
Compound	Conc.	RT	Dev(Min)	Resp.	QIon	QRatio	Lower	Upper
4,6-Dinitro-2-methylphenol		0		0	121.0		35.1	65.3



Compound	Conc.	Exp RT	QIon	Exp Ratio	QIon	Exp Ratio
N-nitrosodiphenylamine	N.D.	9.23	168.0	62.8	167.0	34.1

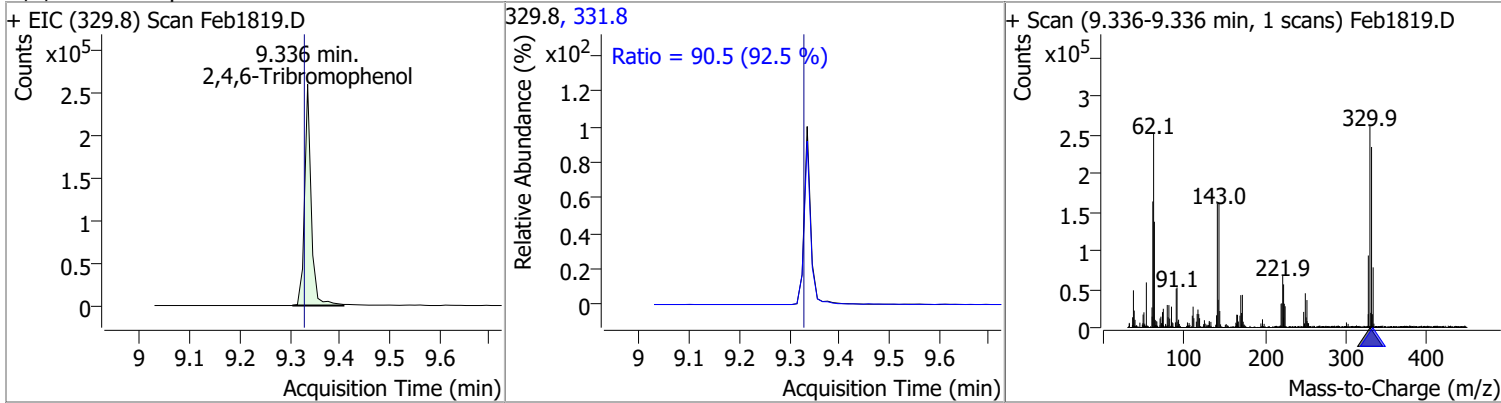


Compound	Conc.	Exp RT	QIon	Exp Ratio	QIon	Exp Ratio
Azobenzene	N.D.	9.26	51.0	45.2	182.0	24.1

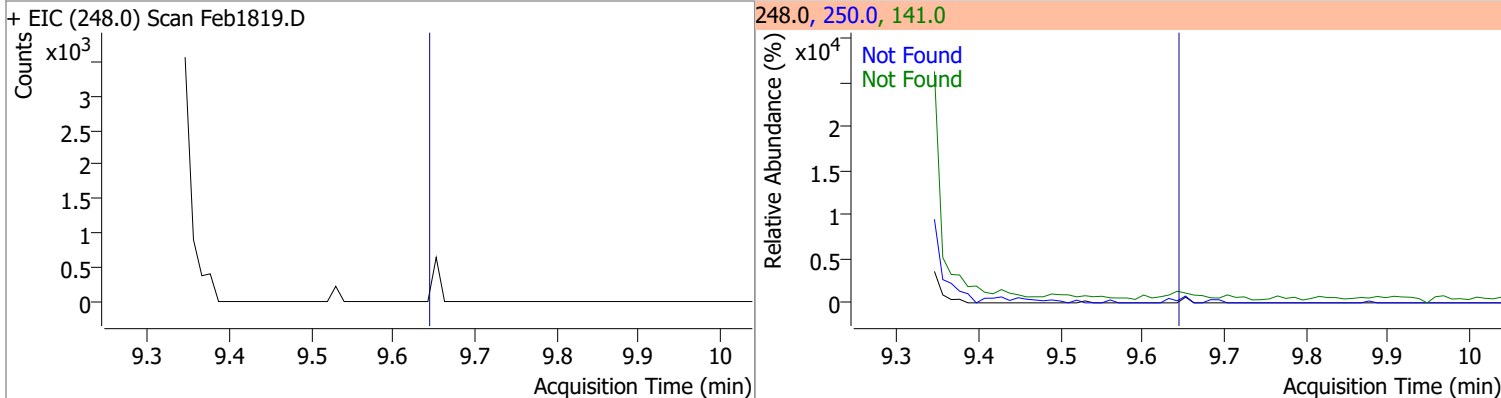


Quantitation Results Report (QT Reviewed)

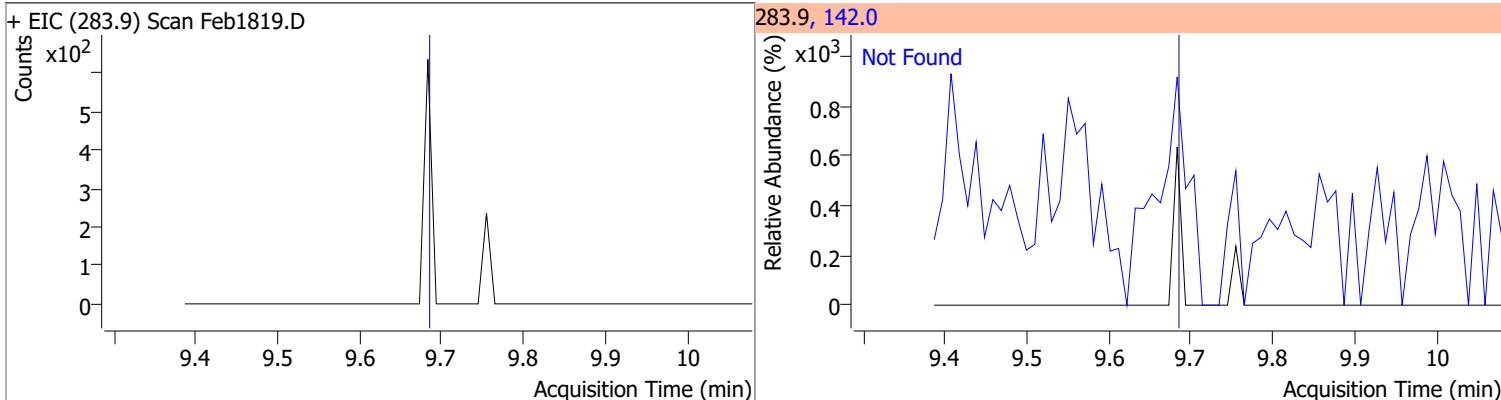
Compound	Conc.	RT	Dev(Min)	Resp.	QIon	QRatio	Lower	Upper
2,4,6-Tribromophenol	141.9139	9.34	0.00	238751	331.8	90.5	68.5	127.2



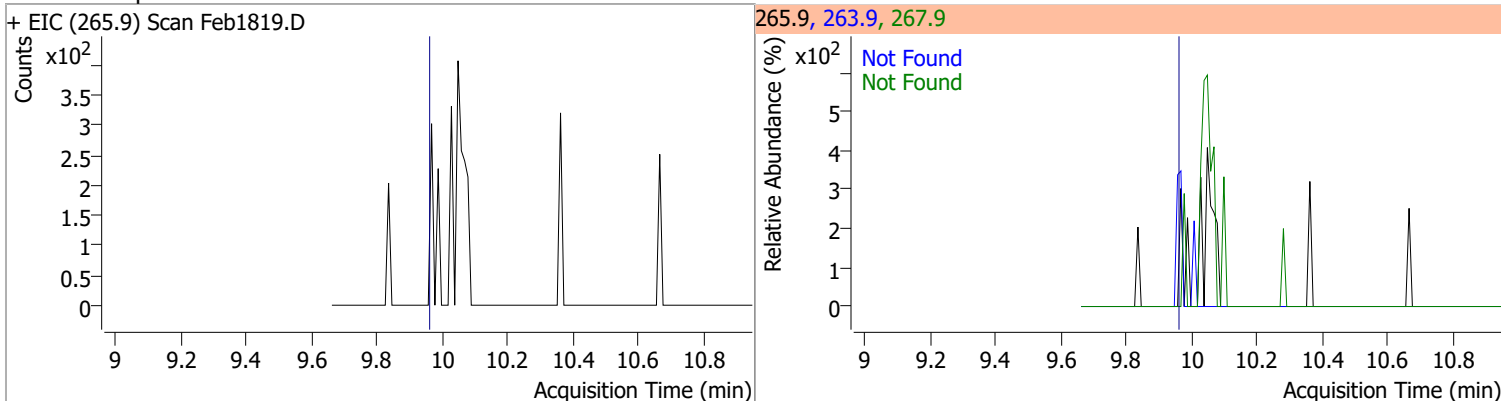
Compound	Conc.	Exp RT	QIon	Exp Ratio	QIon	Exp Ratio
4-Bromophenyl-phenylether	N.D.	9.65	141.0	98.8	250.0	98.2



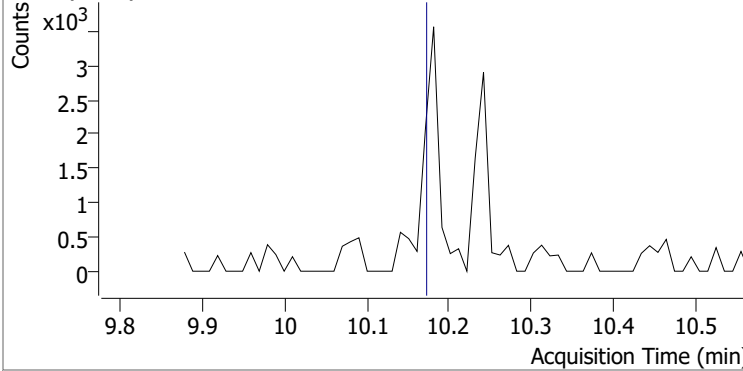
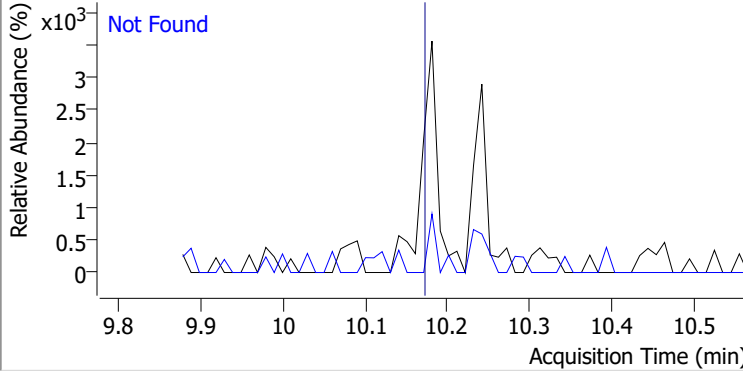
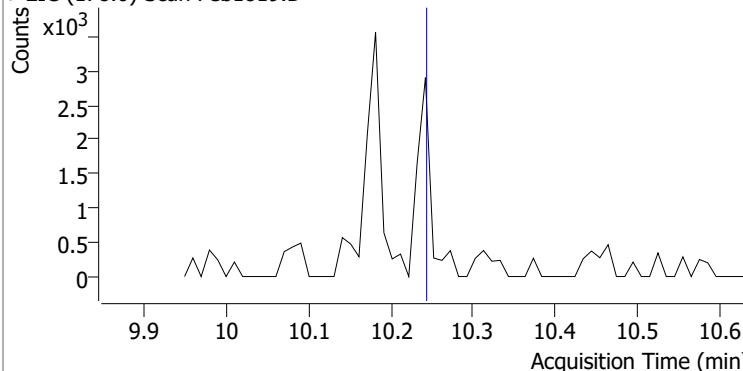
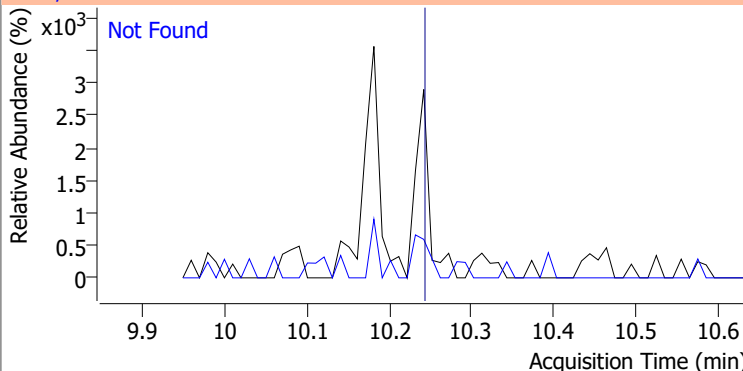
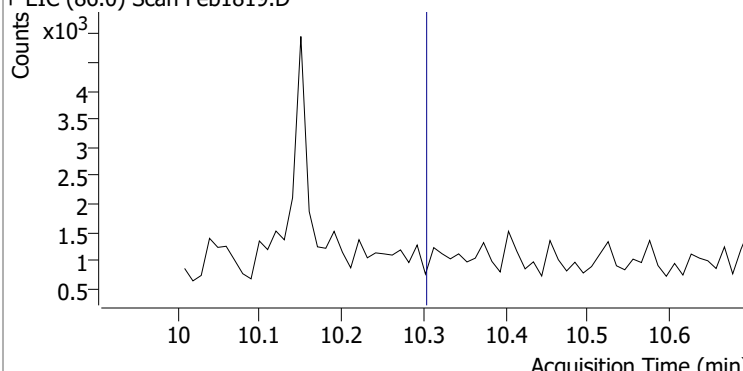
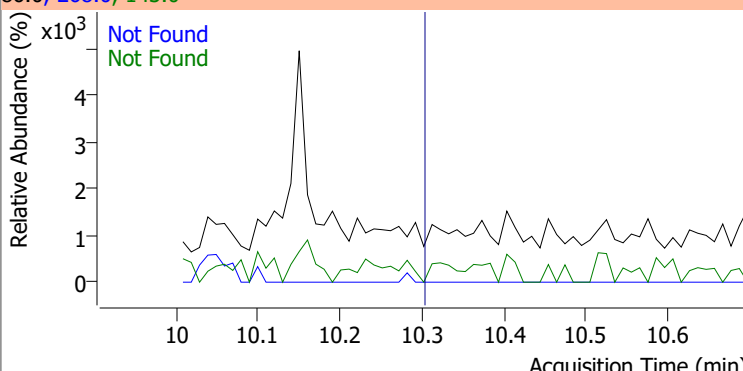
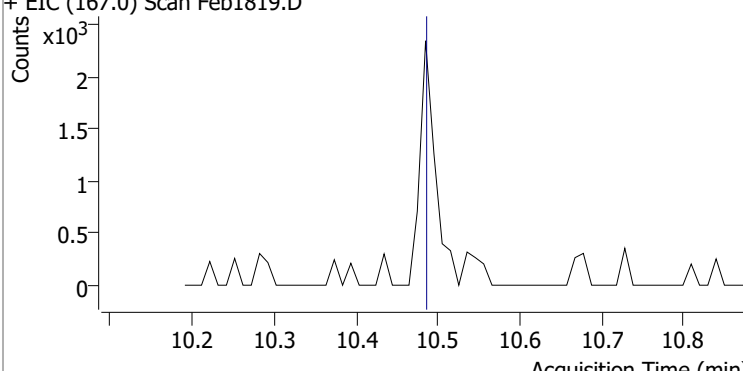
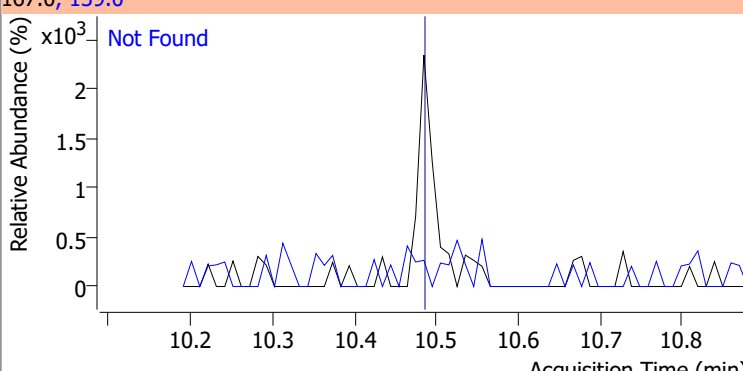
Compound	Conc.	Exp RT	QIon	Exp Ratio	QIon	Exp Ratio
Hexachlorobenzene	N.D.	9.69	142.0	53.8		



Compound	Conc.	Exp RT	QIon	Exp Ratio	QIon	Exp Ratio
Pentachlorophenol	N.D.	9.97	267.9	59.4	263.9	58.9

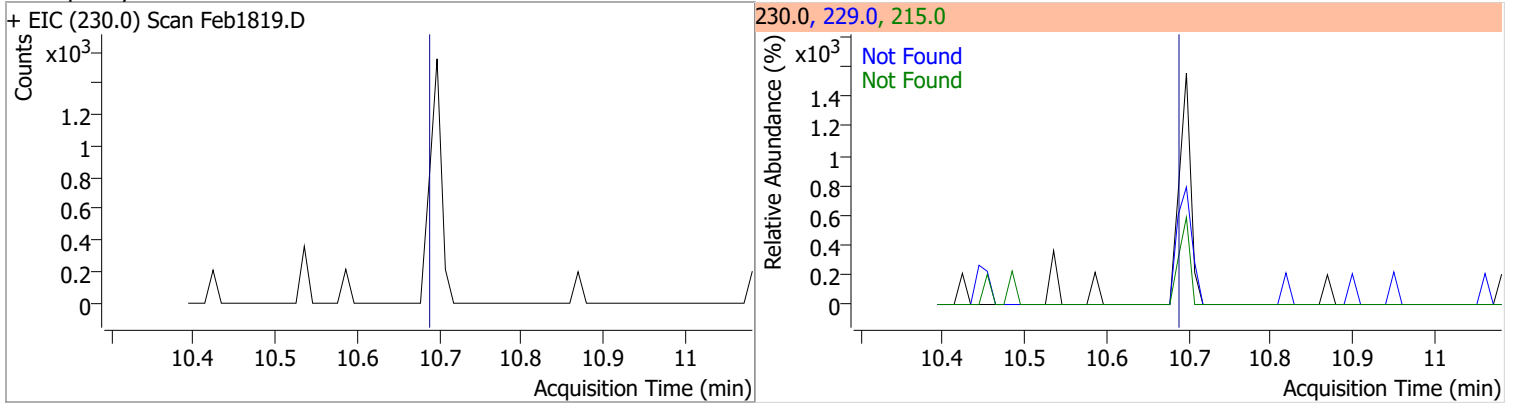


Quantitation Results Report (QT Reviewed)

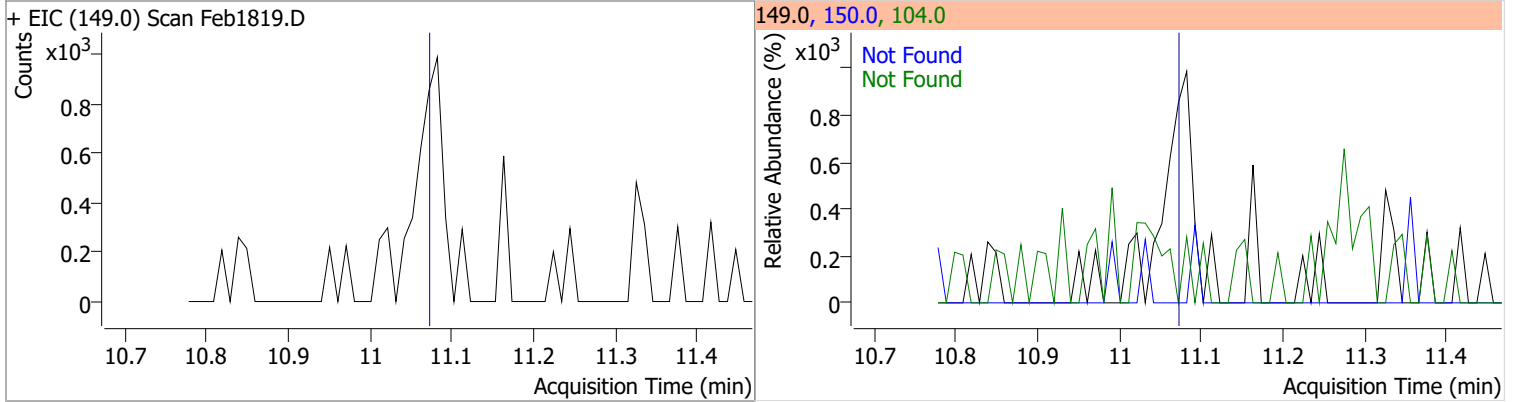
Compound	Conc.	Exp RT	QIon	Exp Ratio		
Phenanthrene	N.D.	10.18	176.0	18.5		
+ EIC (178.0) Scan Feb1819.D			178.0, 176.0			
						
Anthracene	N.D.	10.25	176.0	18.4		
+ EIC (178.0) Scan Feb1819.D			178.0, 176.0			
						
Triallate	N.D.	10.31	268.0	24.1	QIon	Exp Ratio
			143.0	22.5		
+ EIC (86.0) Scan Feb1819.D			86.0, 268.0, 143.0			
						
Carbazole	N.D.	10.49	139.0	12.8		
+ EIC (167.0) Scan Feb1819.D			167.0, 139.0			
						

Quantitation Results Report (QT Reviewed)

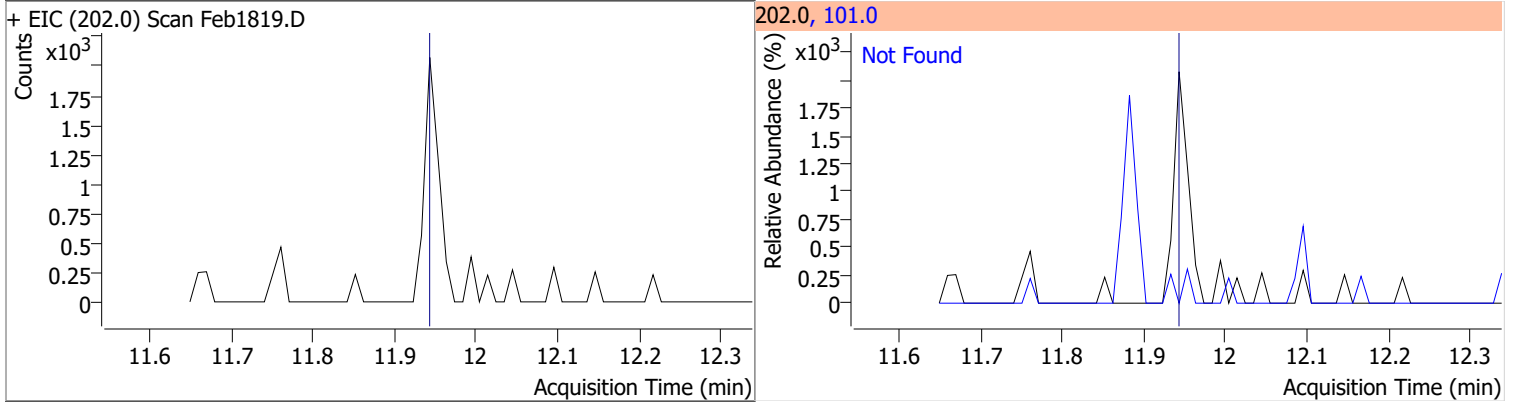
Compound	Conc.	Exp RT	QIon	Exp Ratio	QIon	Exp Ratio
o-Terphenyl	N.D.	10.70	229.0	64.9	215.0	37.0



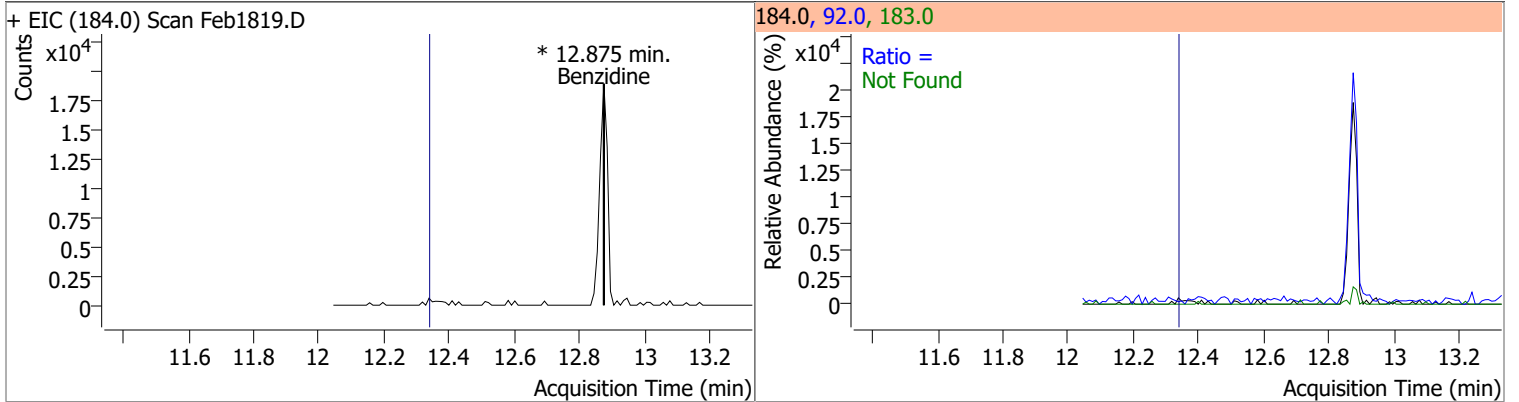
Compound	Conc.	Exp RT	QIon	Exp Ratio	QIon	Exp Ratio
Di-n-Butylphthalate	N.D.	11.08	150.0	9.1	104.0	6.4



Compound	Conc.	Exp RT	QIon	Exp Ratio
Fluoranthene	N.D.	11.95	101.0	13.4

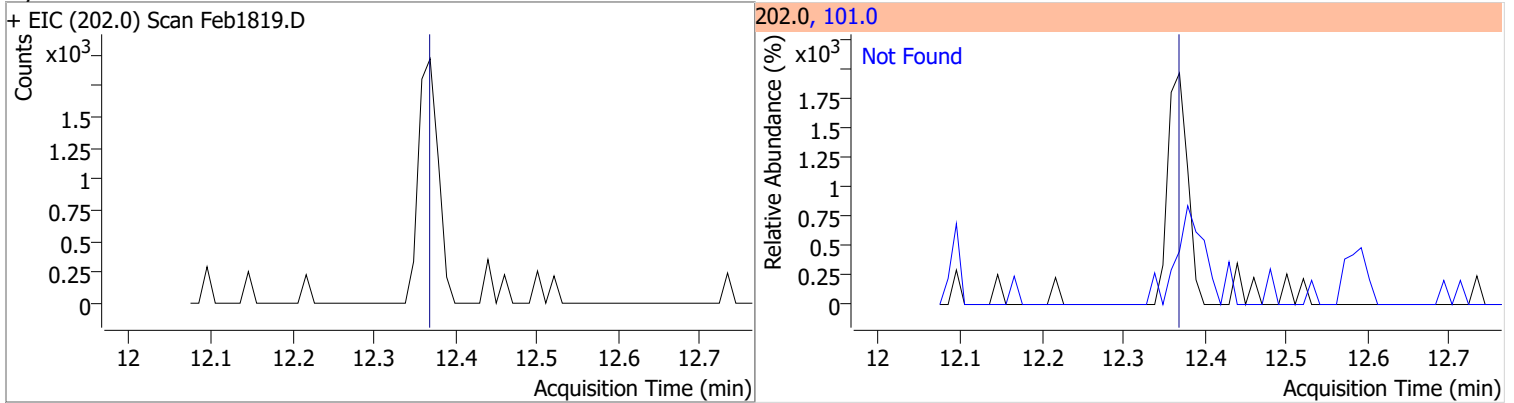


Compound	Conc.	RT	Dev(Min)	Resp.	QIon	QRatio	Lower	Upper
Benzidine		0		0	183.0		8.3	15.4
					92.0		5.8	10.8

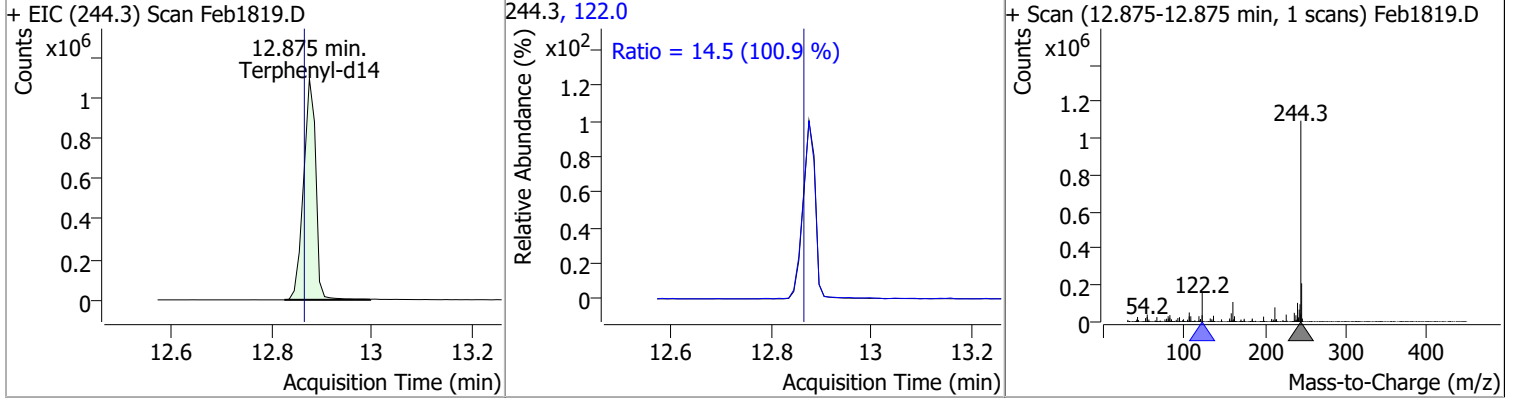


Quantitation Results Report (QT Reviewed)

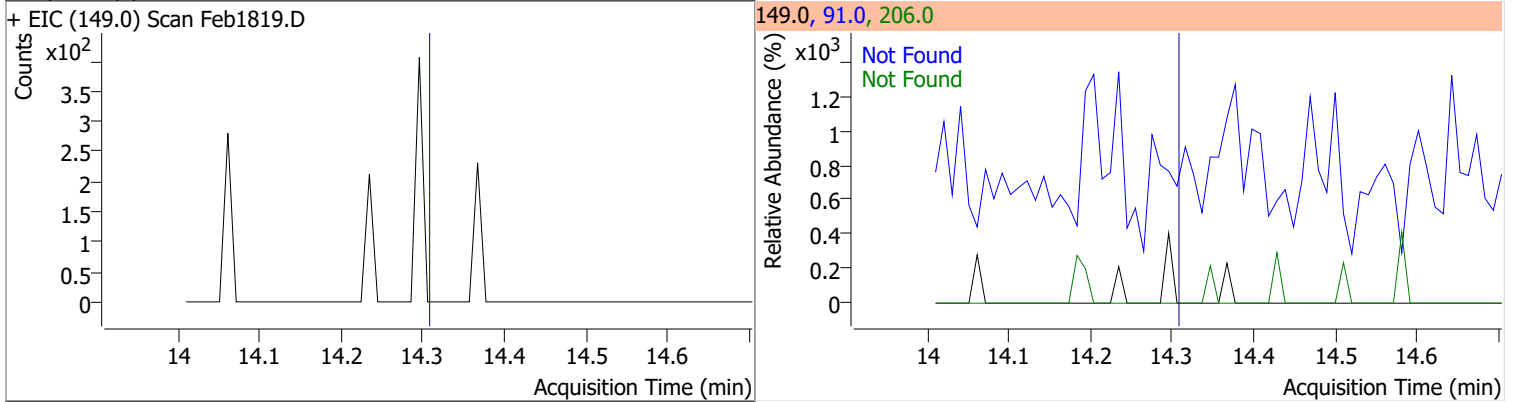
Compound	Conc.	Exp RT	QIon	Exp Ratio
Pyrene	N.D.	12.38	101.0	15.9



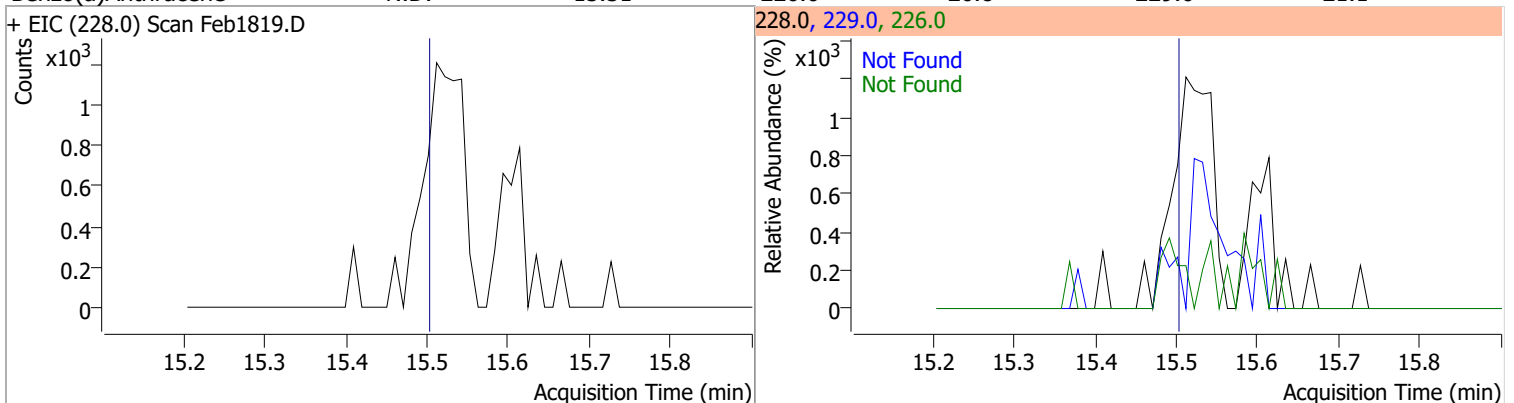
Compound	Conc.	RT	Dev(Min)	Resp.	QIon	QRatio	Lower	Upper
Terphenyl-d14	101.5098	12.88	0.00	1862114	122.0	14.5	10.1	18.7



Compound	Conc.	Exp RT	QIon	Exp Ratio	QIon	Exp Ratio
Butylbenzylphthalate	N.D.	14.32	91.0	85.1	206.0	17.5

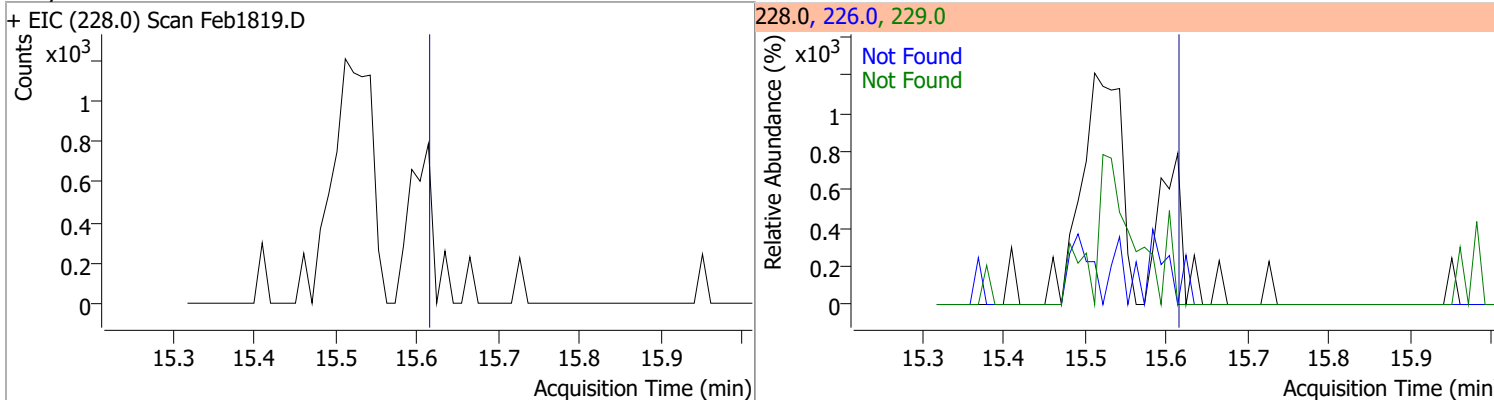


Compound	Conc.	Exp RT	QIon	Exp Ratio	QIon	Exp Ratio
Benzo(a)Anthracene	N.D.	15.51	226.0	26.8	229.0	21.1

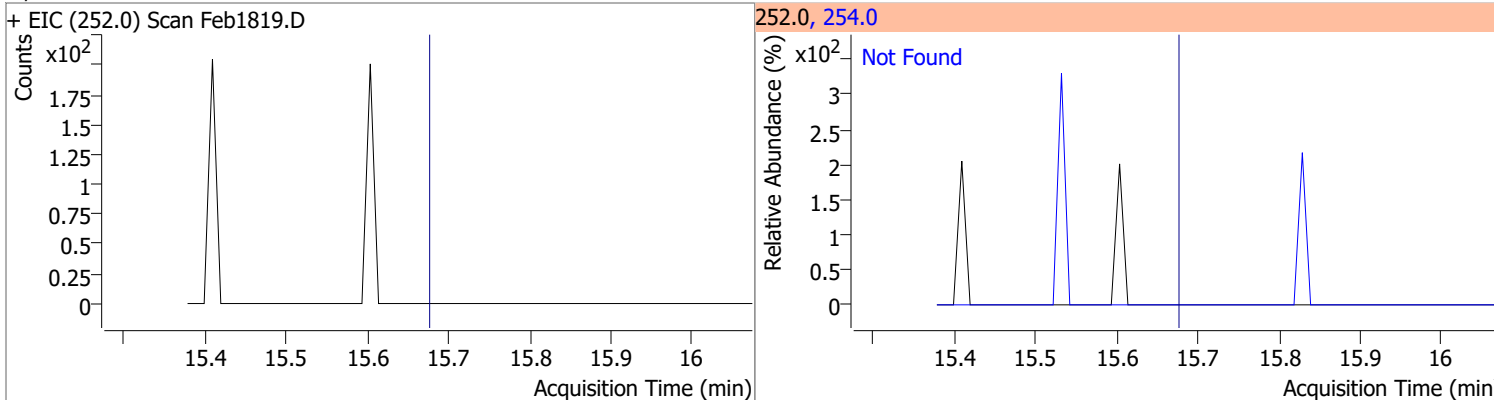


Quantitation Results Report (QT Reviewed)

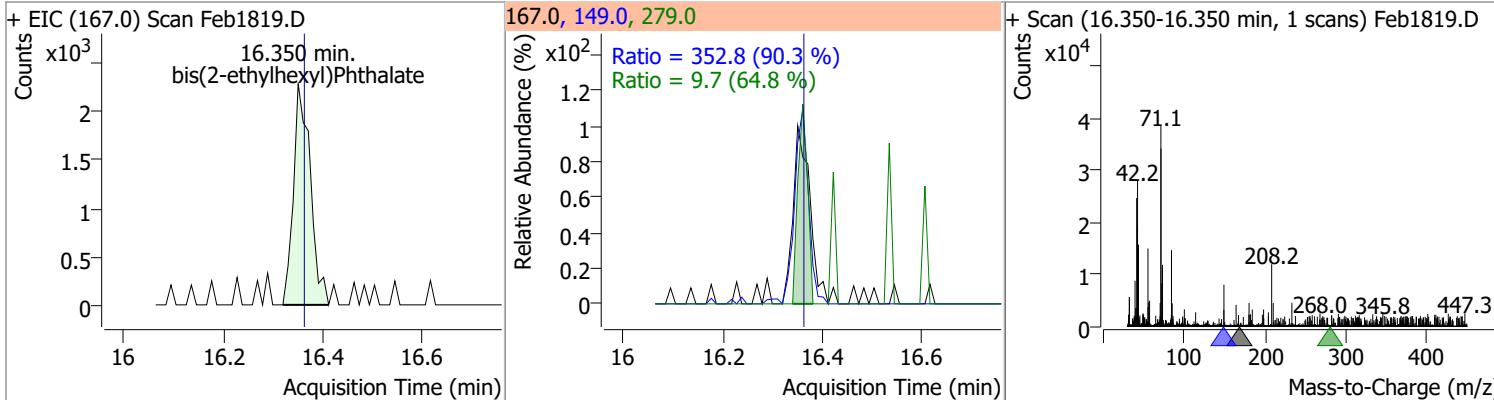
Compound	Conc.	Exp RT	QIon	Exp Ratio	QIon	Exp Ratio
Chrysene	N.D.	15.62	226.0	28.4	229.0	19.7



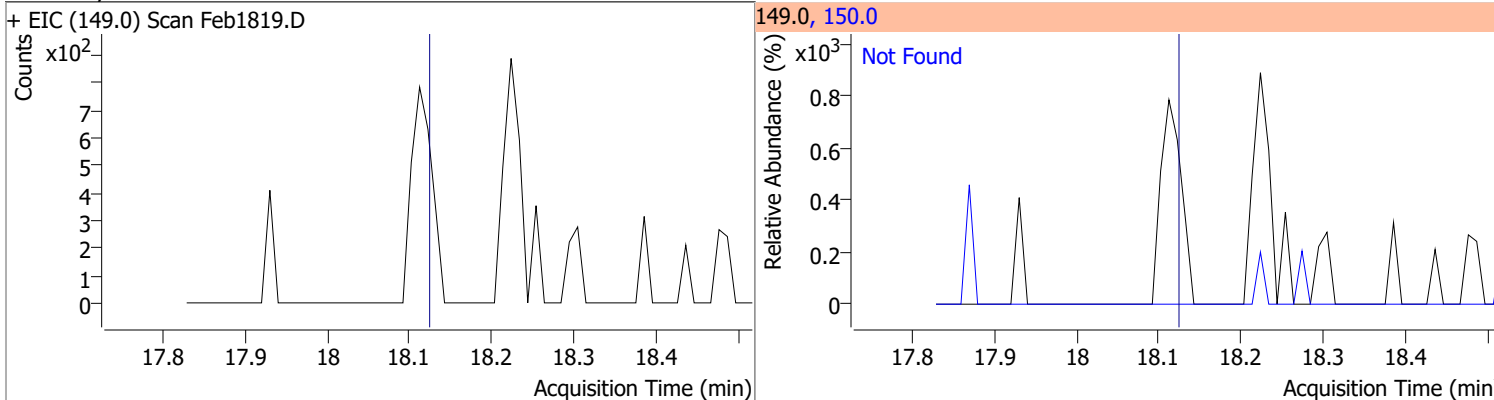
Compound	Conc.	Exp RT	QIon	Exp Ratio
3,3-Dichlorobenzidine	N.D.	15.69	254.0	64.2



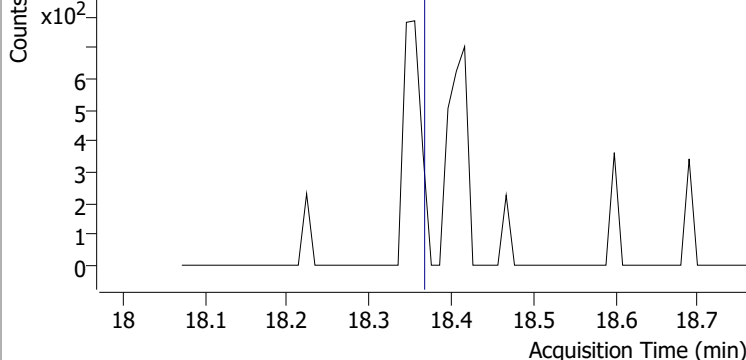
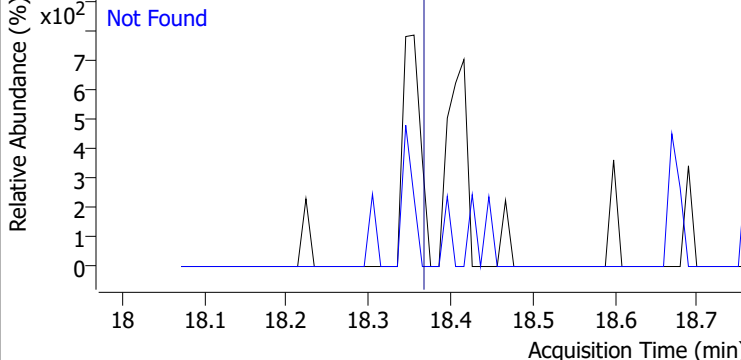
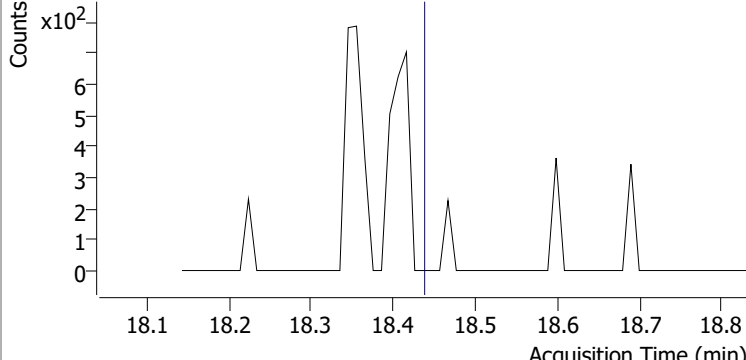
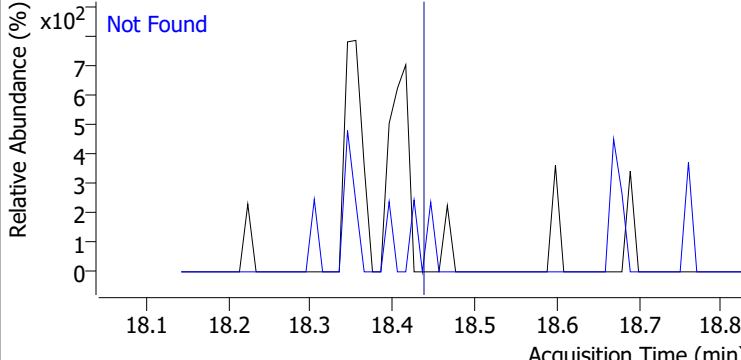
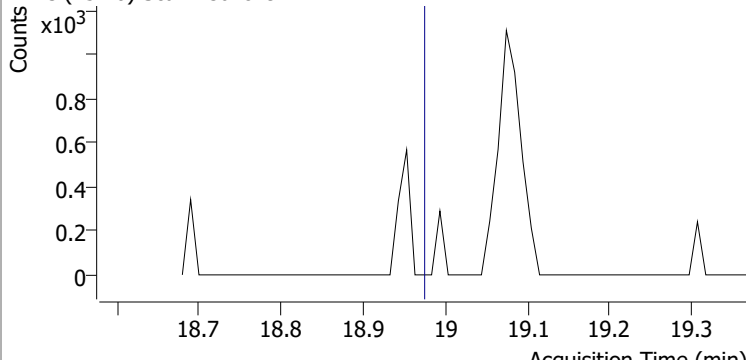
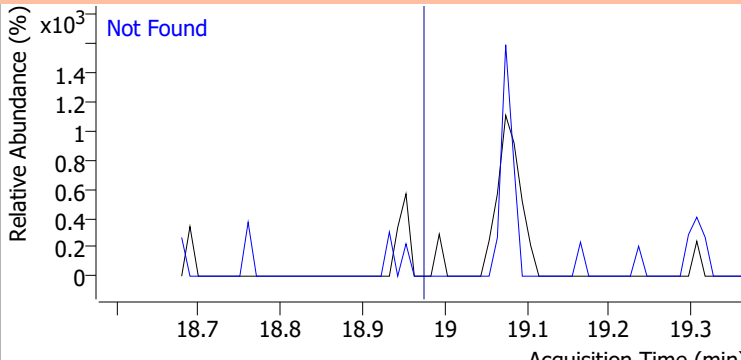
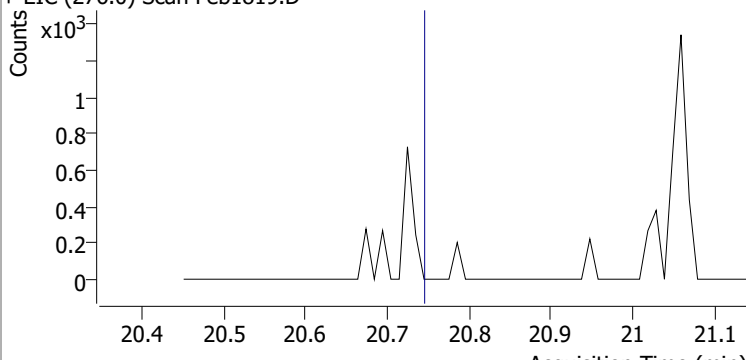
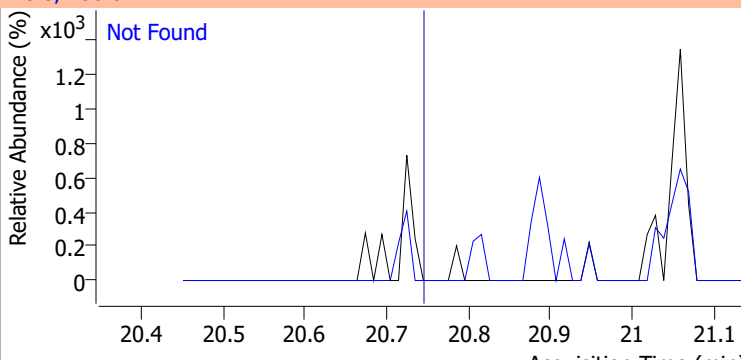
Compound	Conc.	RT	Dev(Min)	Resp.	QIon	QRatio	Lower	Upper
bis(2-ethylhexyl)Phthalate	3.2424	16.35	-0.02	5389	149.0	352.8	273.6	508.0
					279.0	9.7	10.5	19.5



Compound	Conc.	Exp RT	QIon	Exp Ratio
Di-n-octyl Phthalate	N.D.	18.13	150.0	10.0

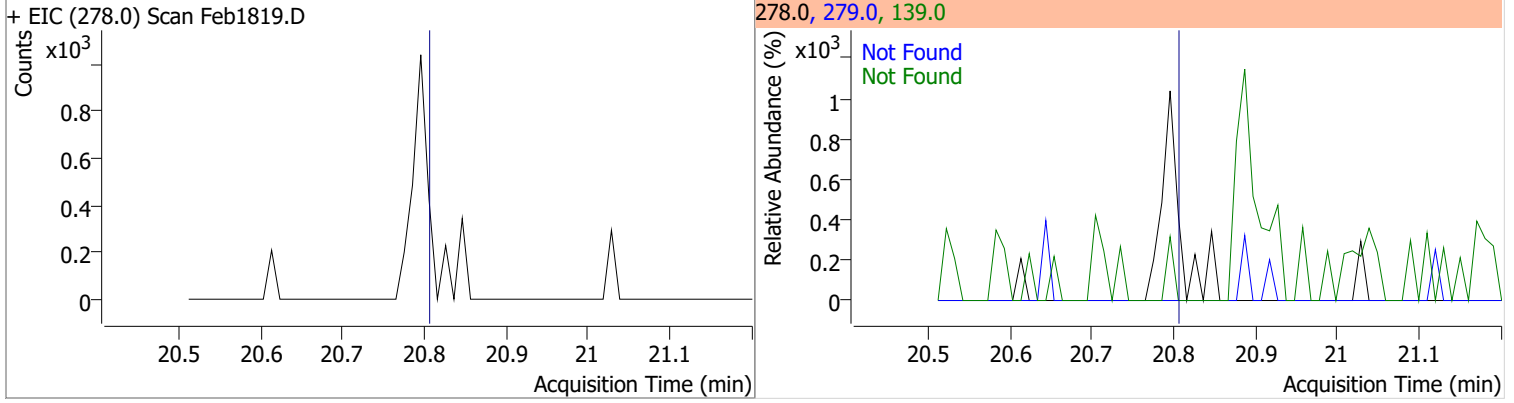


Quantitation Results Report (QT Reviewed)

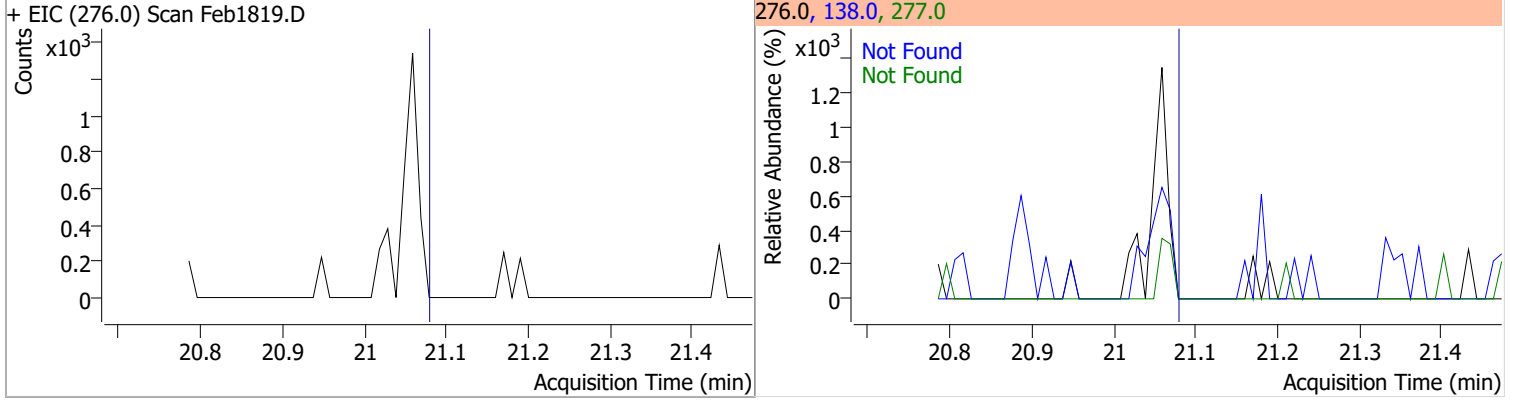
Compound	Conc.	Exp RT	QIon	Exp Ratio
Benzo(b)fluoranthene	N.D.	18.38	253.0	22.3
+ EIC (252.0) Scan Feb1819.D			252.0, 253.0	
				
Benzo(k)fluoranthene	N.D.	18.45	253.0	22.0
+ EIC (252.0) Scan Feb1819.D			252.0, 253.0	
				
Benzo(a)pyrene	N.D.	18.98	253.0	21.5
+ EIC (252.0) Scan Feb1819.D			252.0, 253.0	
				
Indeno(1,2,3-c,d)pyrene	N.D.	20.76	138.0	29.6
+ EIC (276.0) Scan Feb1819.D			276.0, 138.0	
				

Quantitation Results Report (QT Reviewed)

Compound	Conc.	Exp RT	QIon	Exp Ratio	QIon	Exp Ratio
Dibenzo(a,h)anthracene	N.D.	20.82	139.0	25.2	279.0	24.1

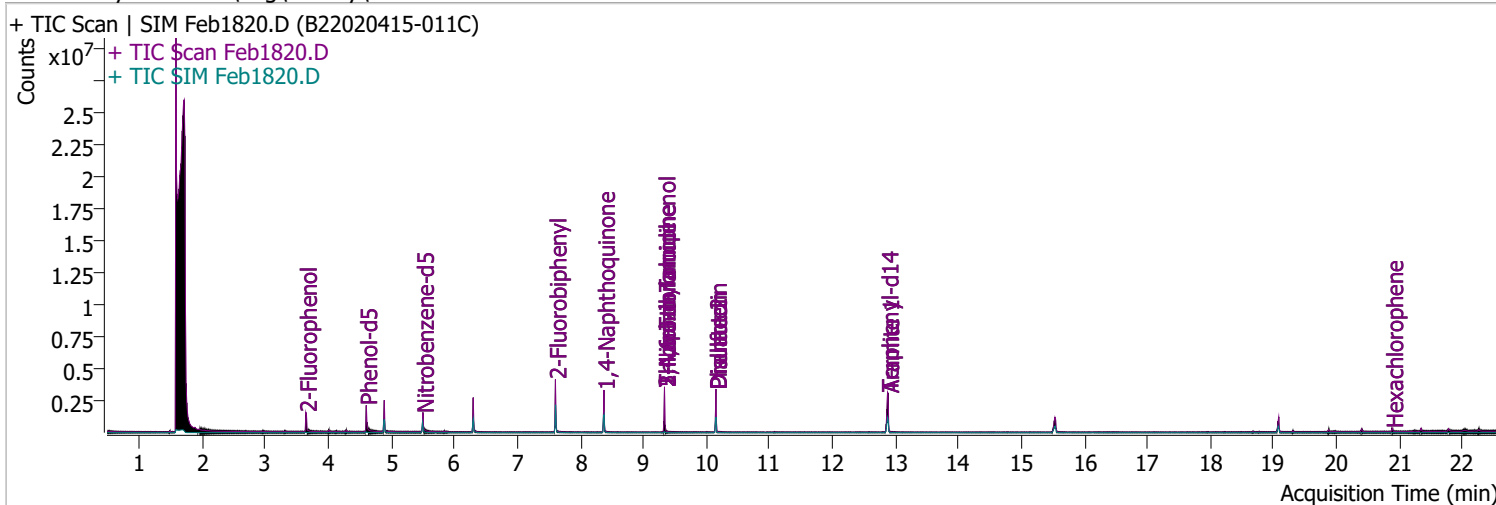


Compound	Conc.	Exp RT	QIon	Exp Ratio	QIon	Exp Ratio
Benzo(g,h,i)perylene	N.D.	21.09	138.0	33.0	277.0	23.2



Quantitation Results Report (QT Reviewed)

Data File	Feb1820.D	Operator	LIMS import
Acq. Method	BNA+SIM.M	Acq. Date-Time	2/19/2022 6:15:23 PM
Sample Name	B22020415-011C	Instrument	Instrument #1
Vial	20	Multiplier	1.00
DA Method File		Comment	SVOC-8270-W-LARGO
Tune File	dftppdsm.u	Tune Date	2/18/2022 9:25:00 PM
Batch Name	021822 DoD BNA cal.batch.bin	Last Calib Update	2/19/2022 1:06:17 PM
Ref Library	D:\Org\Library\NIST129K.l		



Compound	RT	QIon	Resp.	Conc.	Units	Dev(Min)
----------	----	------	-------	-------	-------	----------

Internal Standards

System Monitoring Compounds

S 2-Fluorophenol	3.643	112.0	575814	61.7869	µg/L	-0.010
Spiked Amount: 200.000	Range: 10.0 - 75.0%			Recovery = 30.89%		
S Phenol-d5	4.603	99.0	708556	58.5025	µg/L	-0.010
Spiked Amount: 200.000	Range: 10.0 - 65.0%			Recovery = 29.25%		
S Nitrobenzene-d5	5.502	82.0	399430	59.6724	µg/L	0.000
Spiked Amount: 100.000	Range: 32.0 - 94.0%			Recovery = 59.67%		
S 2-Fluorobiphenyl	7.605	172.0	1165516	58.8061	µg/L	0.000
Spiked Amount: 100.000	Range: 28.0 - 107.0%			Recovery = 58.81%		
S 2,4,6-Tribromophenol	9.336	329.8	265856	147.8680	µg/L	0.000
Spiked Amount: 200.000	Range: 25.0 - 140.0%			Recovery = 73.93%		
S Terphenyl-d14	12.875	244.3	1939019	100.1463	µg/L	0.000
Spiked Amount: 100.000	Range: 32.0 - 122.0%			Recovery = 100.15%		

Target Compounds

Compound	RT	QIon	Resp.	Conc.	Units	Dev(Min)	QValue
T N-Nitrosodimethylamine	0.000		0	N.D.			
T Pyridine	0.000		0	N.D.			
T Aniline	0.000		0	N.D.			
T Phenol	0.000		0	N.D.			
T bis(-2-Chloroethyl)Ether	4.889	63.0	0		µg/L	md	1
T 2-Chlorophenol	0.000		0	N.D.			
T 1,3-Dichlorobenzene	0.000		0	N.D.			
T 1,4-Dichlorobenzene	0.000		0	N.D.			
T 1,2-Dichlorobenzene	0.000		0	N.D.			
T Benzyl Alcohol	0.000		0	N.D.			
T bis(2-chloroisopropyl)Ether	0.000		0	N.D.			
T 2-Methylphenol	0.000		0	N.D.			
T N-nitroso-Di-n-propylamine	5.502	70.0	0		µg/L	md	1
T 4Methylphenol/3Methylphenol	0.000		0	N.D.			
T Hexachloroethane	0.000		0	N.D.			

Quantitation Results Report (QT Reviewed)

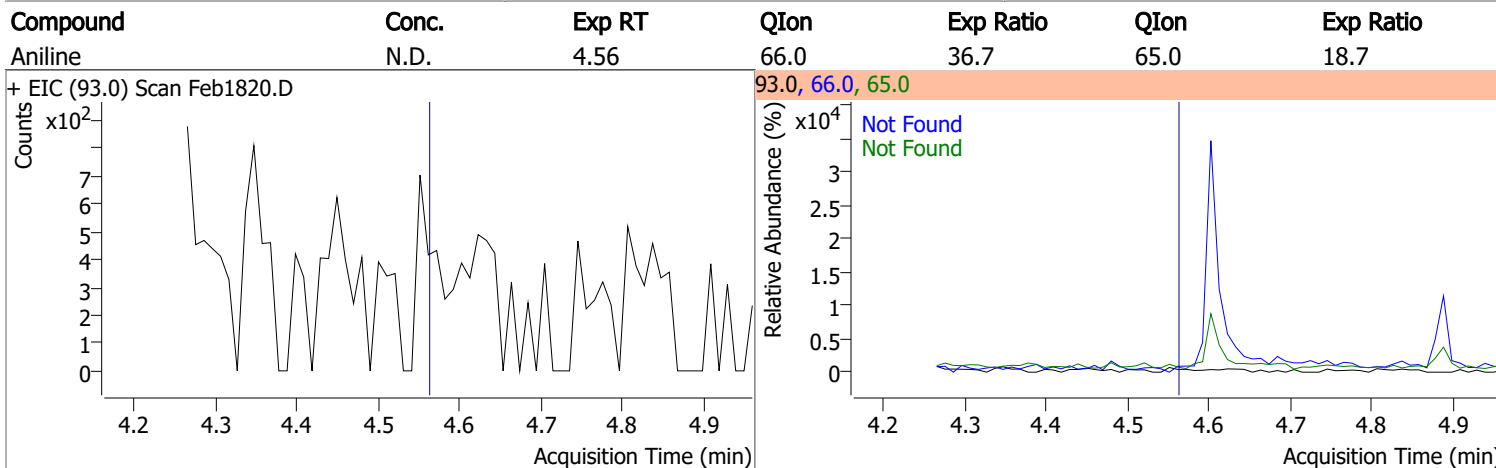
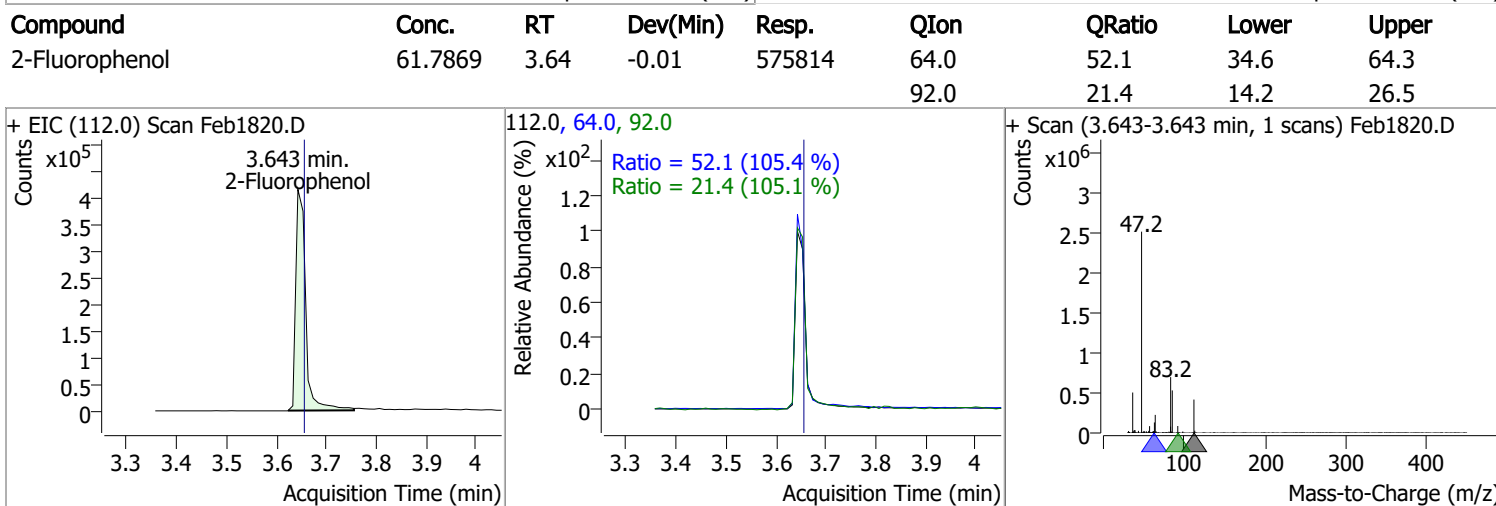
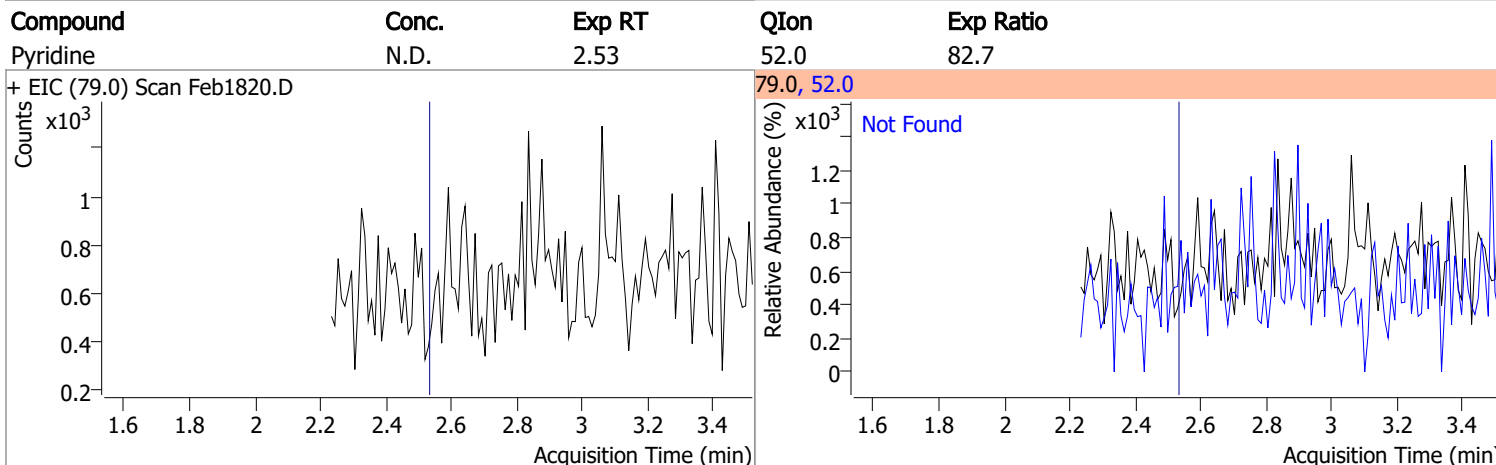
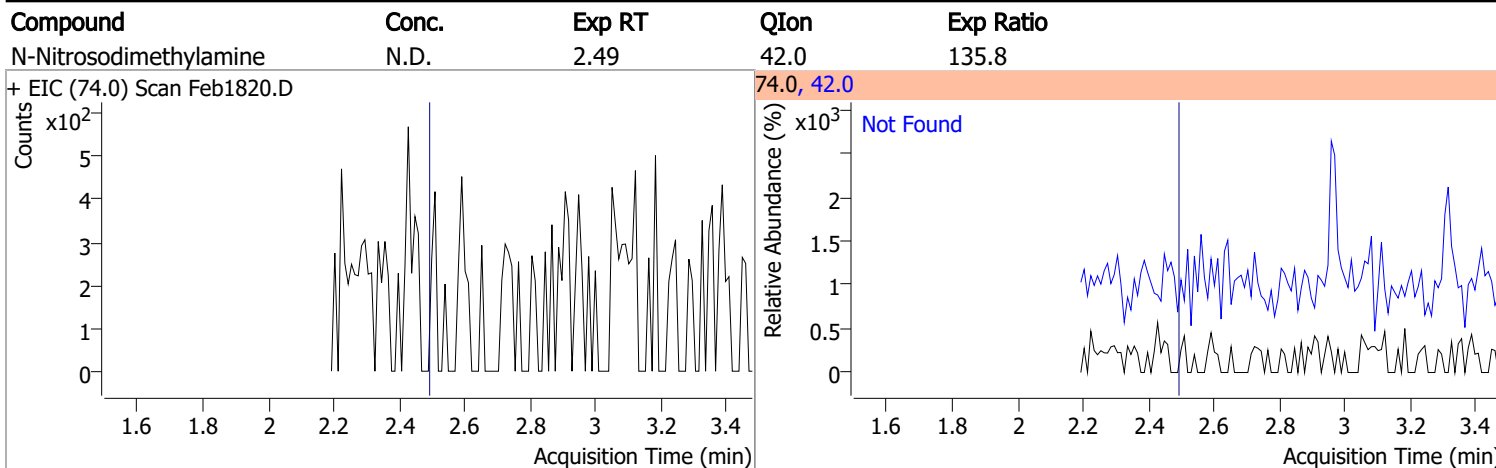
Compound	RT	QIon	Resp.	Conc.	Units	Dev(Min)
T Nitrobenzene	0.000		0	N.D.		
T Isophorone	0.000		0	N.D.		
T 2-Nitrophenol	0.000		0	N.D.		
T 2,4-Dimethylphenol	0.000		0	N.D.		
T bis(-2-Chloroethoxy)Methane	0.000		0	N.D.		
T 2,4-Dichlorophenol	0.000		0	N.D.		
T Benzoic Acid	0.000		0	N.D.		
T 1,2,4-Trichlorobenzene	0.000		0	N.D.		
T Naphthalene	0.000		0	N.D.		
T 4-Chlorophenol	6.301	130.0	0		µg/L md	1
T p-Chloroaniline	0.000		0	N.D.		
T Hexachlorobutadiene	0.000		0	N.D.		
T 4-Chloro-2-Methylphenol	0.000		0	N.D.		
T 4-Chloro-3-Methylphenol	0.000		0	N.D.		
T 2-Methylnaphthalene	0.000		0	N.D.		
T 1-Methylnaphthalene	0.000		0	N.D.		
T Hexachlorocyclopentadiene	0.000		0	N.D.		
T 2,4,6-Trichlorophenol	0.000		0	N.D.		
T 2,4,5-Trichlorophenol	0.000		0	N.D.		
T 2-Chloronaphthalene	0.000		0	N.D.		
T 2-Nitroaniline	0.000		0	N.D.		
T Dimethyl Phthalate	8.374	163.0	0		µg/L md	1
T 2,6-Dinitrotoluene	8.374	165.0	0		µg/L md	1
T Acenaphthylene	0.000		0	N.D.		
T 3-Nitroaniline	0.000		0	N.D.		
T Acenaphthene	0.000		0	N.D.		
T 2,4-Dinitrophenol	0.000		0	N.D.		
T Dibenzofuran	0.000		0	N.D.		
T 2,4-Dinitrotoluene	0.000		0	N.D.		
T 4-Nitrophenol	0.000		0	N.D.		
T Diethylphthalate	0.000		0	N.D.		
T Fluorene	0.000		0	N.D.		
T 4-Chlorophenyl-phenylether	0.000		0	N.D.		
T 4-Nitroaniline	0.000		0	N.D.		
T 4,6-Dinitro-2-methylphenol	9.336	198.0	0		µg/L md	1
T N-nitrosodiphenylamine	0.000		0	N.D.		
T Azobenzene	0.000		0	N.D.		
T 4-Bromophenyl-phenylether	0.000		0	N.D.		
T Hexachlorobenzene	0.000		0	N.D.		
T Pentachlorophenol	0.000		0	N.D.		
T Phenanthrene	0.000		0	N.D.		
T Anthracene	0.000		0	N.D.		
T Triallate	0.000		0	N.D.		
T Carbazole	0.000		0	N.D.		
T o-Terphenyl	0.000		0	N.D.		
T Di-n-Butylphthalate	0.000		0	N.D.		
T Fluoranthene	0.000		0	N.D.		
T Benzidine	12.885	184.0	0		µg/L md	1
T Pyrene	0.000		0	N.D.		
T Butylbenzylphthalate	0.000		0	N.D.		
T Benzo(a)Anthracene	0.000		0	N.D.		
T Chrysene	0.000		0	N.D.		
T 3,3-Dichlorobenzidine	0.000		0	N.D.		
T bis(2-ethylhexyl)Phthalate	0.000		0	N.D.		
T Di-n-octyl Phthalate	0.000		0	N.D.		

Quantitation Results Report (QT Reviewed)

Compound	RT	QIon	Resp.	Conc.	Units	Dev(Min)
T Benzo(b)fluoranthene	0.000		0	N.D.		
T Benzo(k)fluoranthene	0.000		0	N.D.		
T Benzo(a)pyrene	0.000		0	N.D.		
T Indeno(1,2,3-c,d)pyrene	0.000		0	N.D.		
T Dibenzo(a,h)anthracene	0.000		0	N.D.		
T Benzo(g,h,i)perylene	0.000		0	N.D.		

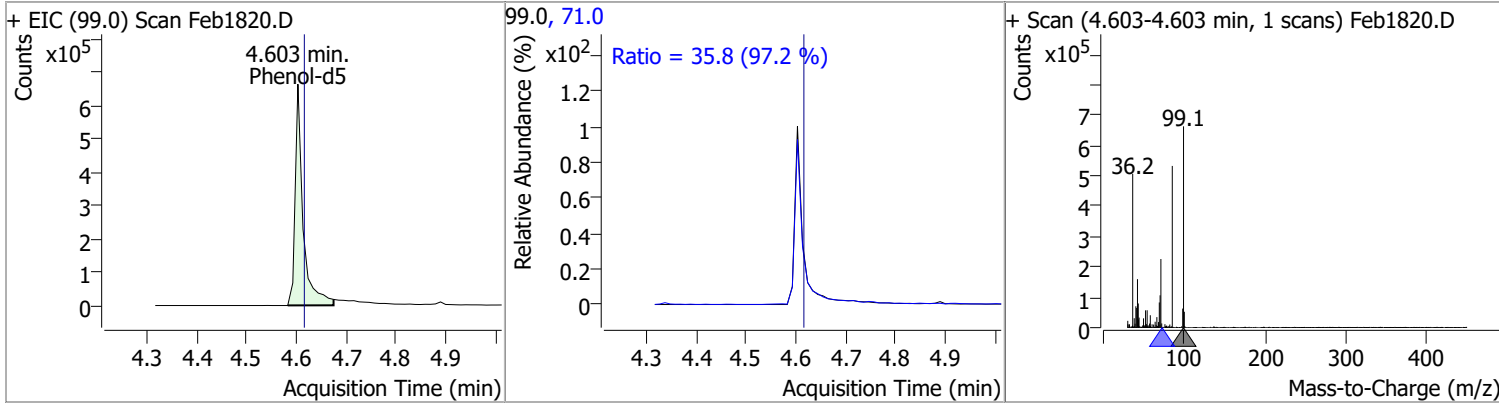
(#) = Qualifier Out of Range; (m) = Manual Integration; (+) = Area Summed; (*) = Surrogate Percent Recovery Out of Range; (d): Zeroed Peak

Quantitation Results Report (QT Reviewed)

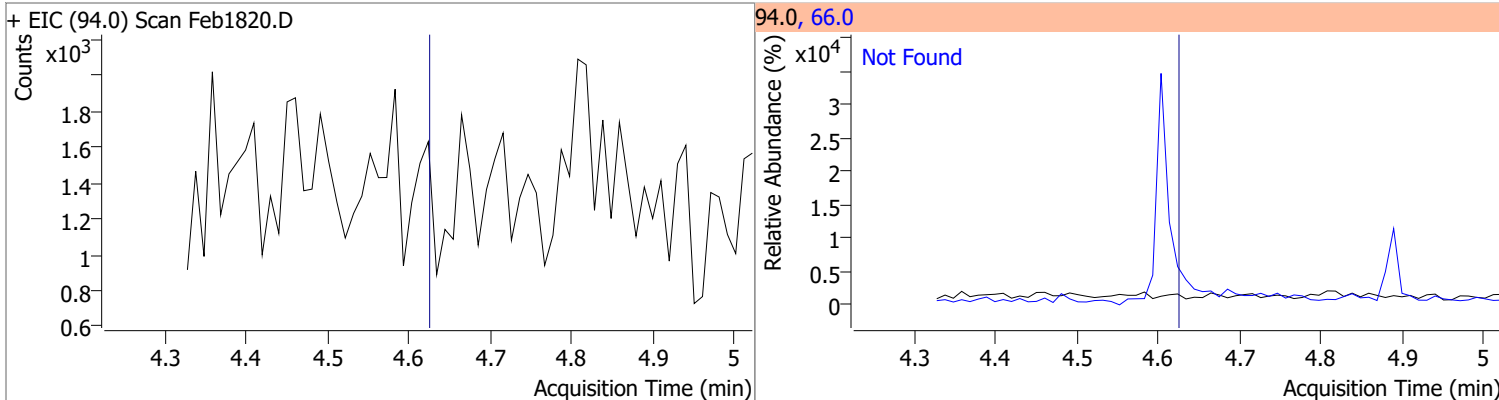


Quantitation Results Report (QT Reviewed)

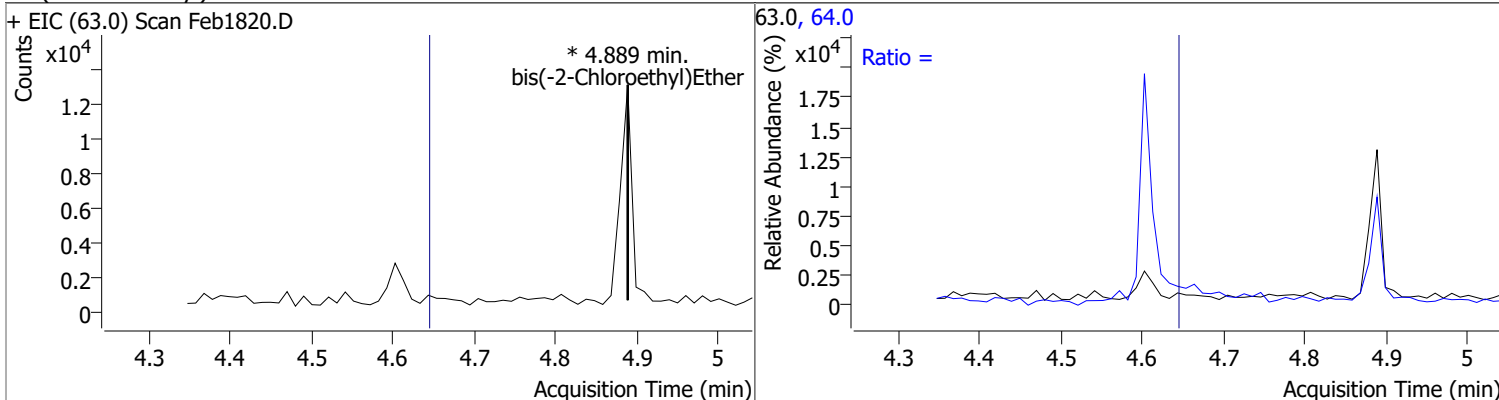
Compound	Conc.	RT	Dev(Min)	Resp.	QIon	QRatio	Lower	Upper
Phenol-d5	58.5025	4.60	-0.01	708556	71.0	35.8	25.8	47.9



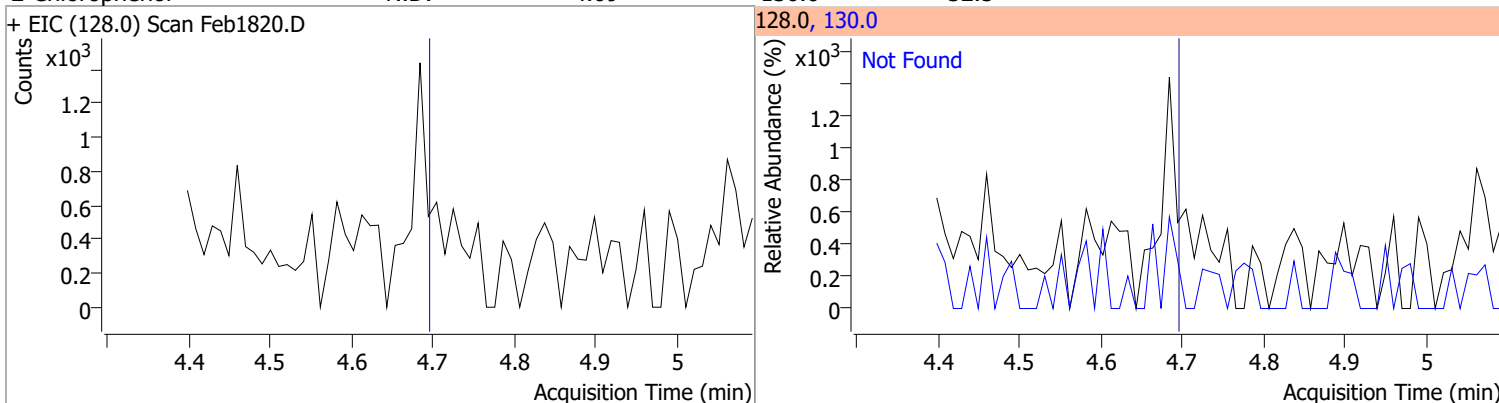
Compound	Conc.	Exp RT	QIon	Exp Ratio
Phenol	N.D.	4.62	66.0	45.3



Compound	Conc.	RT	Dev(Min)	Resp.	QIon	QRatio	Lower	Upper
bis(-2-Chloroethyl)Ether	0	0		0	64.0		7.6	14.1

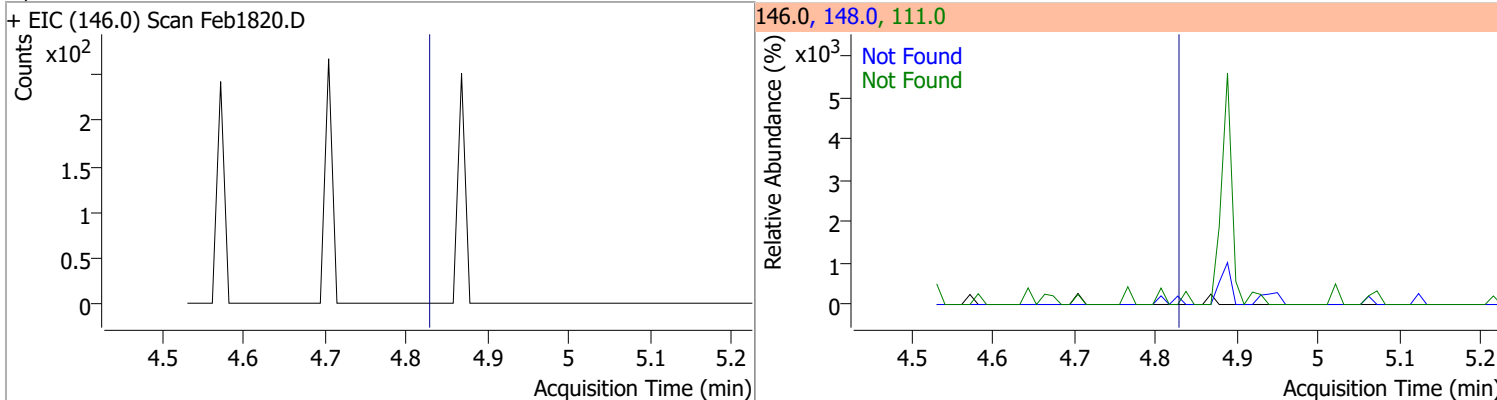


Compound	Conc.	Exp RT	QIon	Exp Ratio
2-Chlorophenol	N.D.	4.69	130.0	32.5

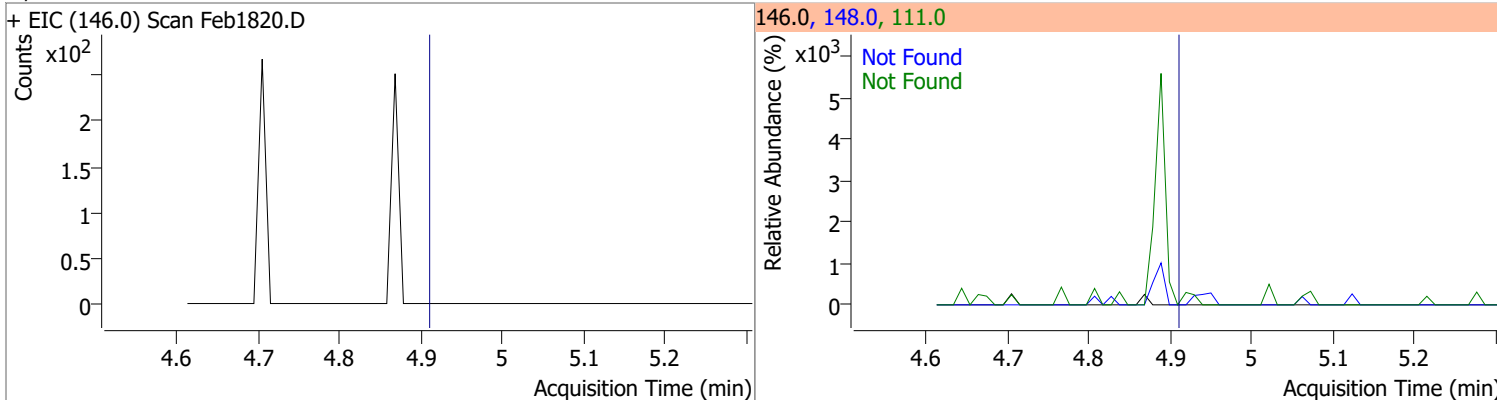


Quantitation Results Report (QT Reviewed)

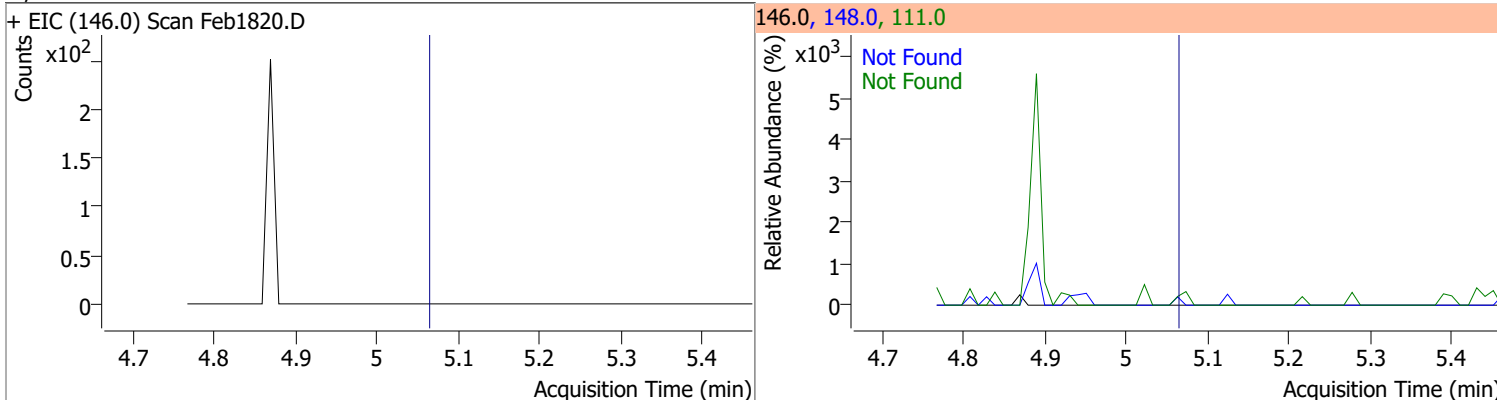
Compound	Conc.	Exp RT	QIon	Exp Ratio	QIon	Exp Ratio
1,3-Dichlorobenzene	N.D.	4.83	148.0	63.7	111.0	36.1



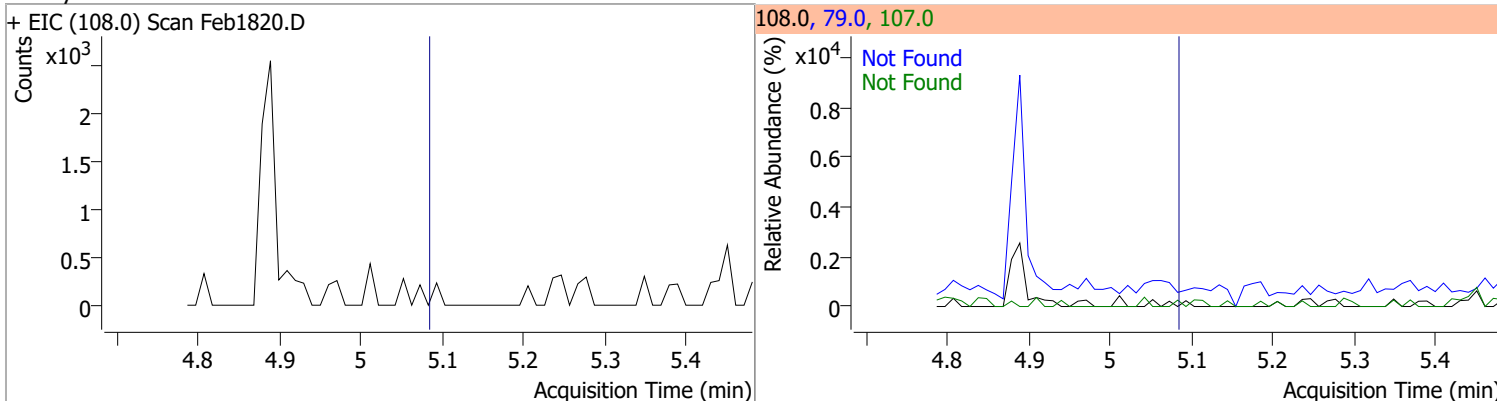
Compound	Conc.	Exp RT	QIon	Exp Ratio	QIon	Exp Ratio
1,4-Dichlorobenzene	N.D.	4.91	148.0	65.2	111.0	36.0



Compound	Conc.	Exp RT	QIon	Exp Ratio	QIon	Exp Ratio
1,2-Dichlorobenzene	N.D.	5.06	148.0	64.4	111.0	37.3

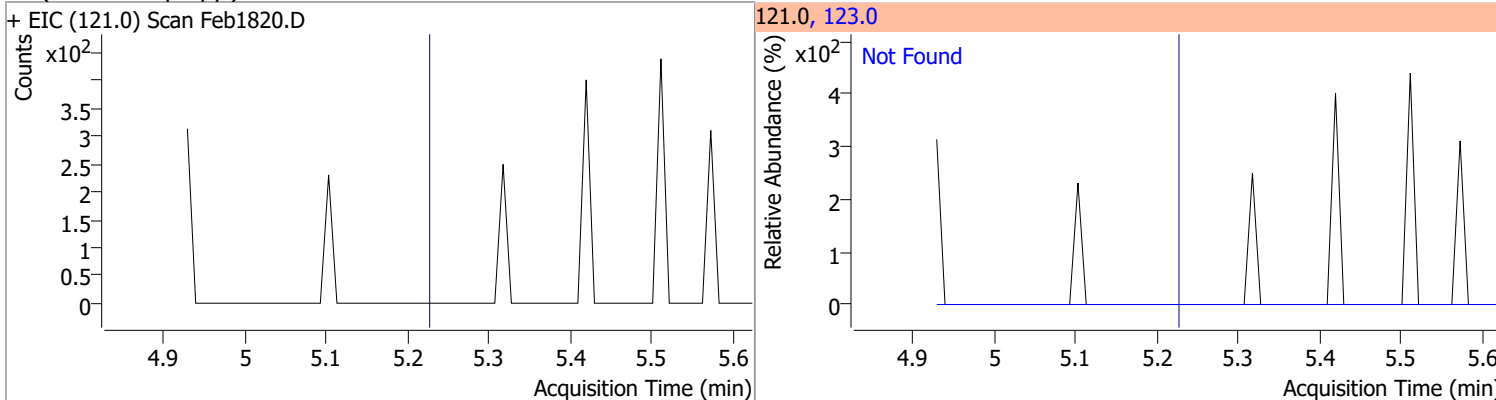


Compound	Conc.	Exp RT	QIon	Exp Ratio	QIon	Exp Ratio
Benzyl Alcohol	N.D.	5.08	79.0	119.3	107.0	70.5

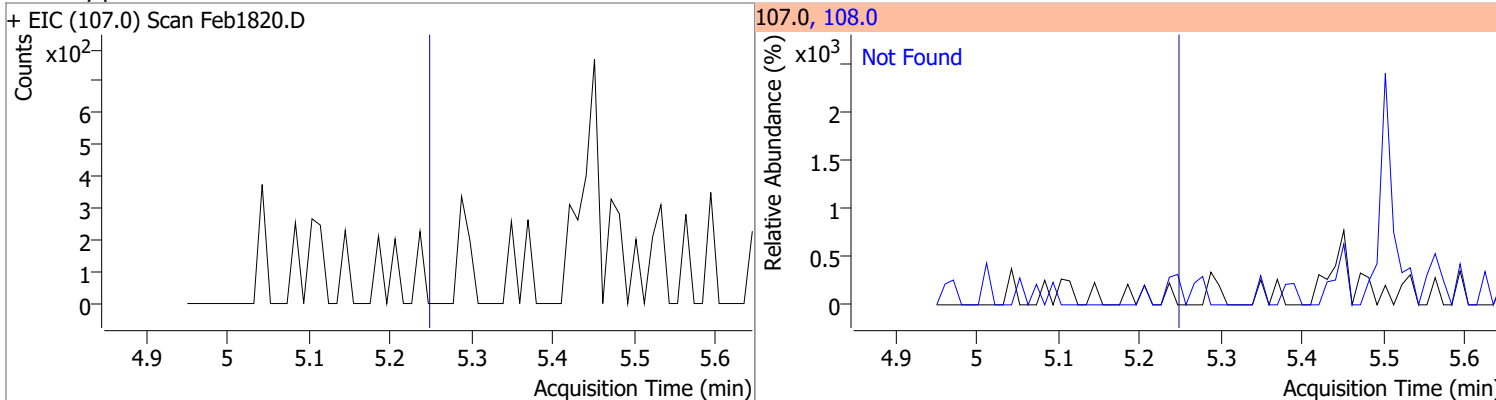


Quantitation Results Report (QT Reviewed)

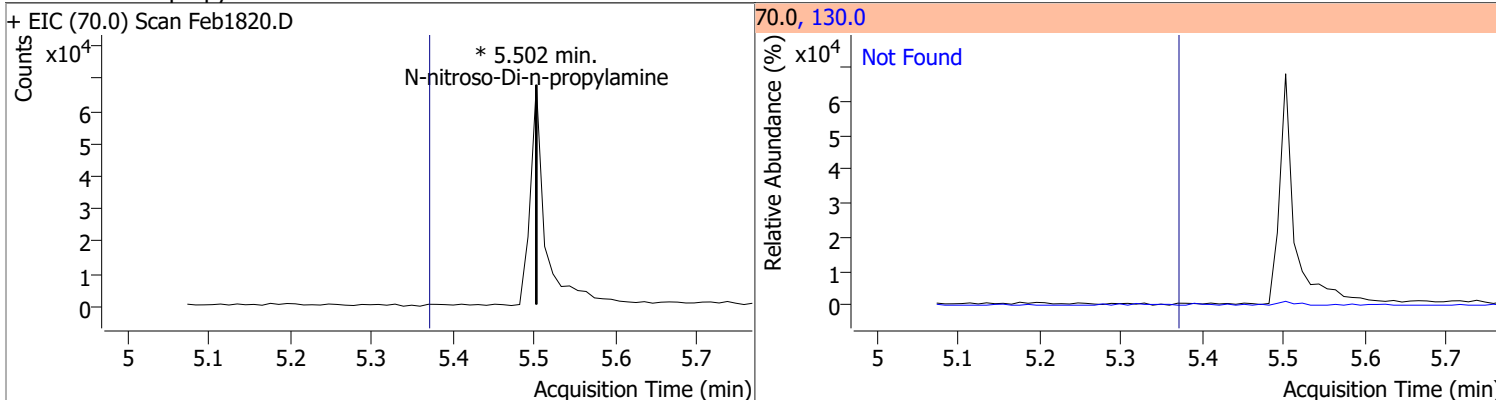
Compound	Conc.	Exp RT	QIon	Exp Ratio
bis(2-chloroisopropyl)Ether	N.D.	5.23	123.0	32.1



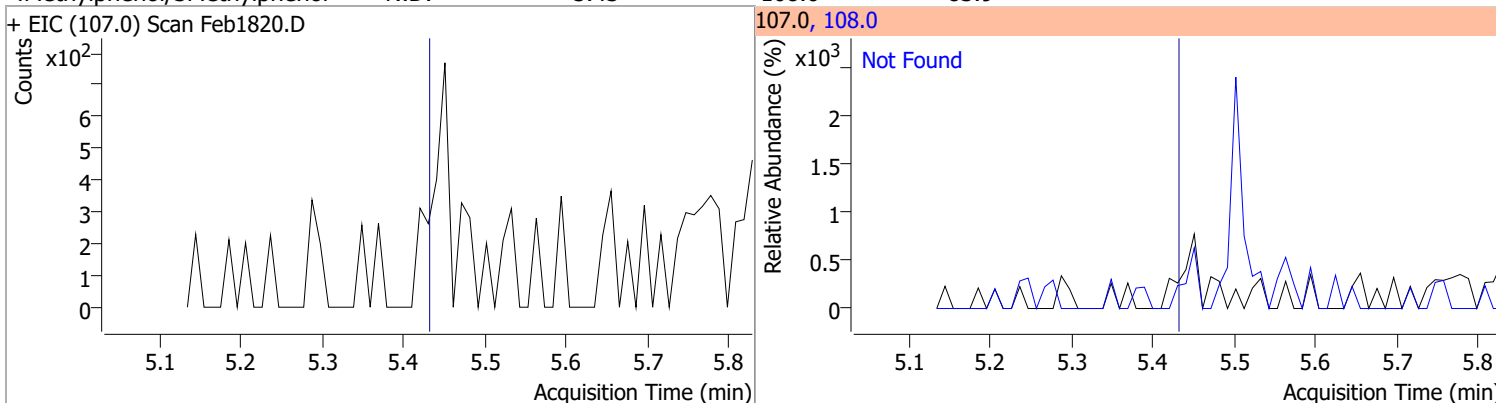
Compound	Conc.	Exp RT	QIon	Exp Ratio
2-Methylphenol	N.D.	5.25	108.0	116.5



Compound	Conc.	RT	Dev(Min)	Resp.	QIon	QRatio	Lower	Upper
N-nitroso-Di-n-propylamine		0		0	130.0		0.0	38.8

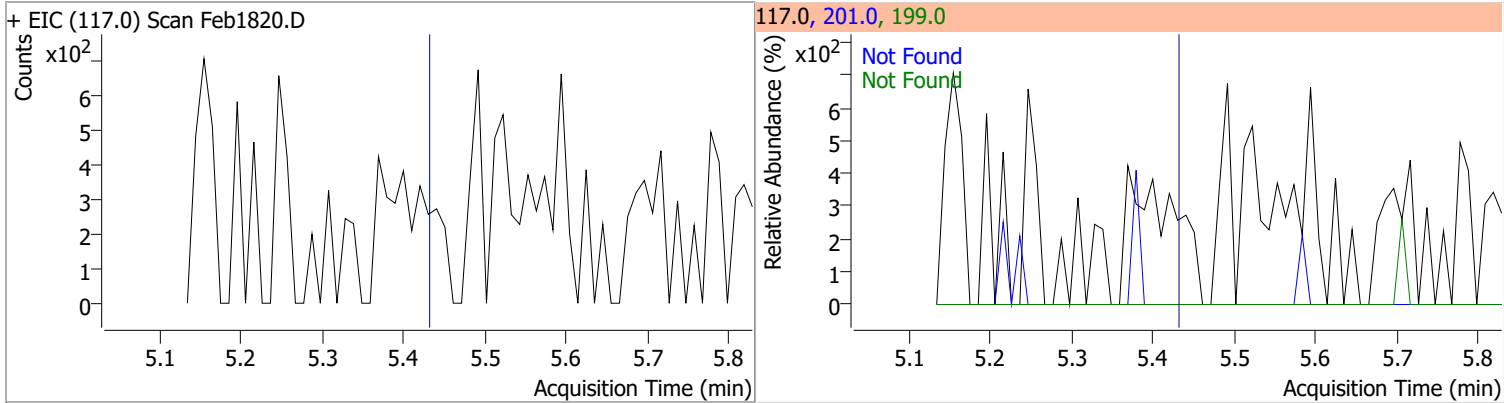


Compound	Conc.	Exp RT	QIon	Exp Ratio
4Methylphenol/3Methylphenol	N.D.	5.43	108.0	83.9

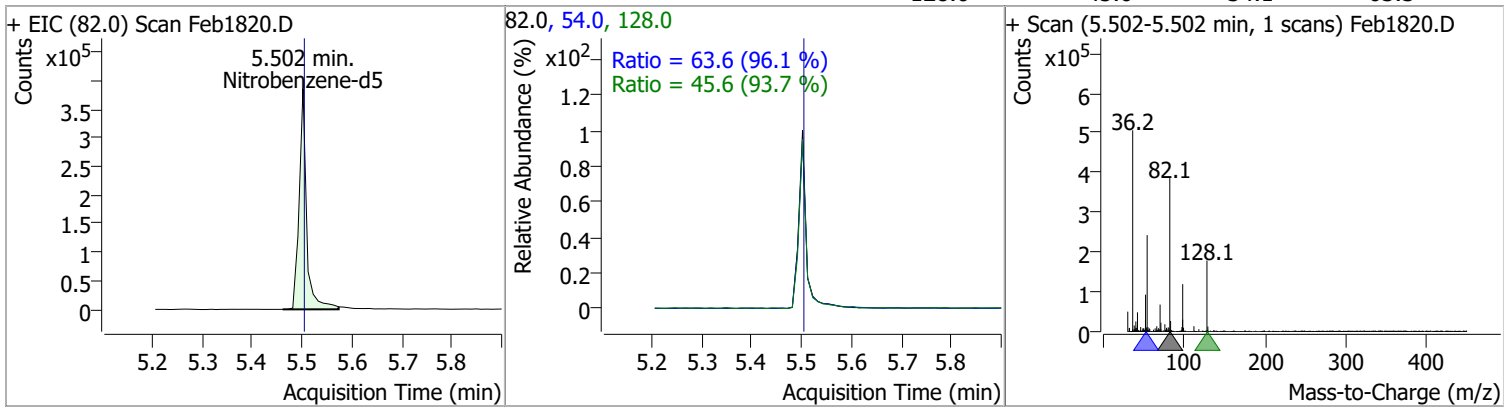


Quantitation Results Report (QT Reviewed)

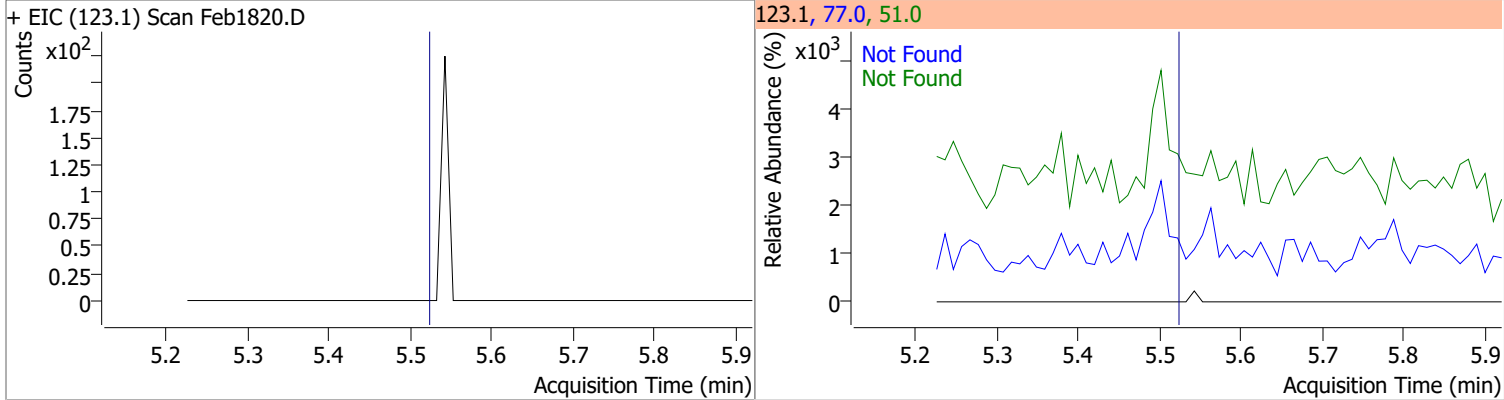
Compound	Conc.	Exp RT	QIon	Exp Ratio	QIon	Exp Ratio
Hexachloroethane	N.D.	5.43	201.0	90.8	199.0	56.9



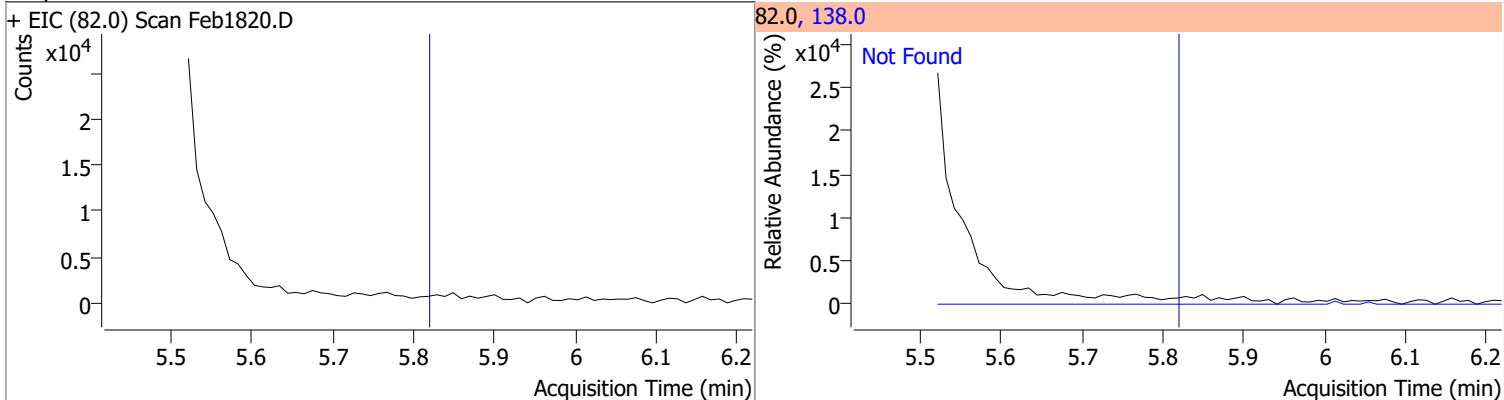
Compound	Conc.	RT	Dev(Min)	Resp.	QIon	QRatio	Lower	Upper
Nitrobenzene-d5	59.6724	5.50	0.00	399430	54.0	63.6	46.3	86.0
					128.0	45.6	34.1	63.3



Compound	Conc.	Exp RT	QIon	Exp Ratio	QIon	Exp Ratio
Nitrobenzene	N.D.	5.52	77.0	212.7	51.0	131.0



Compound	Conc.	Exp RT	QIon	Exp Ratio
Isophorone	N.D.	5.82	138.0	21.1

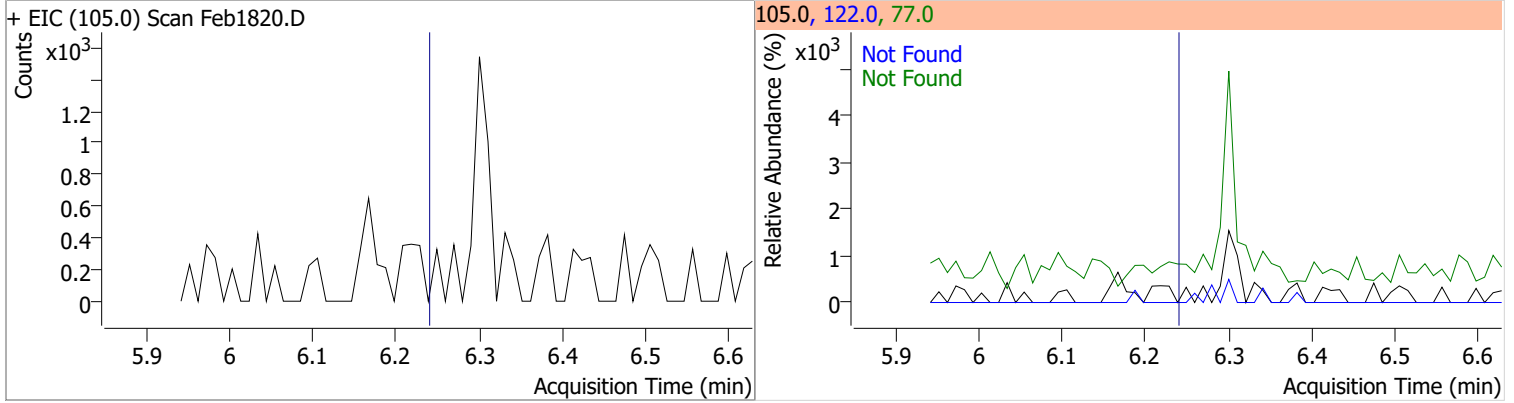


Quantitation Results Report (QT Reviewed)

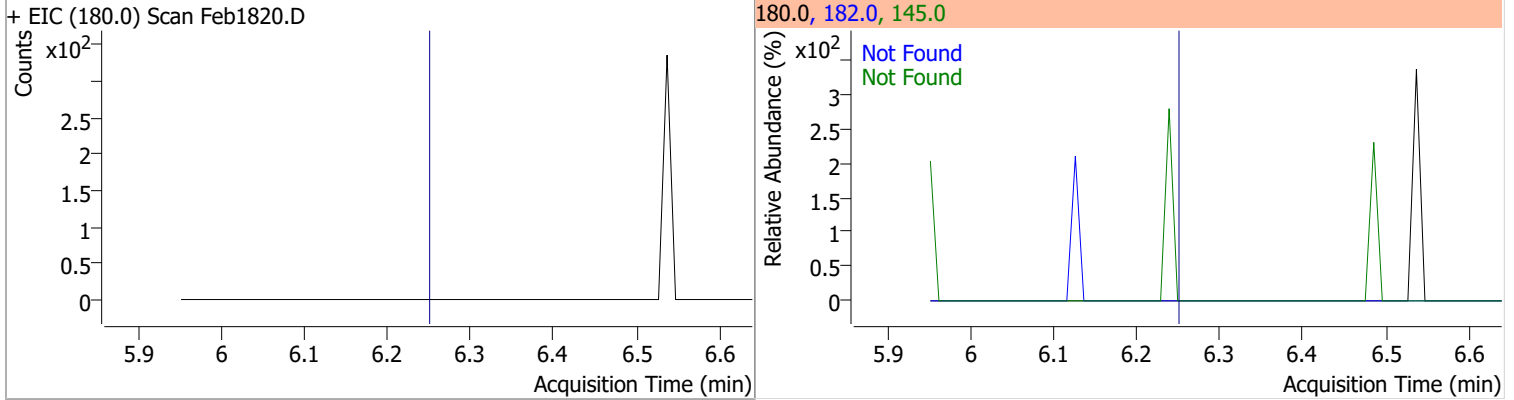
Compound	Conc.	Exp RT	QIon	Exp Ratio	QIon	Exp Ratio
2-Nitrophenol	N.D.	5.88	65.0	48.8	109.0	35.2
+ EIC (139.0) Scan Feb1820.D			139.0, 65.0, 109.0			
2,4-Dimethylphenol	N.D.	6.00	107.0	109.4	77.0	34.0
+ EIC (122.0) Scan Feb1820.D			122.0, 107.0, 77.0			
bis(-2-Chloroethoxy)Methane	N.D.	6.08	63.0	68.1	95.0	31.9
+ EIC (93.0) Scan Feb1820.D			93.0, 63.0, 95.0			
2,4-Dichlorophenol	N.D.	6.19	164.0	65.0	98.0	28.6
+ EIC (162.0) Scan Feb1820.D			162.0, 164.0, 98.0			

Quantitation Results Report (QT Reviewed)

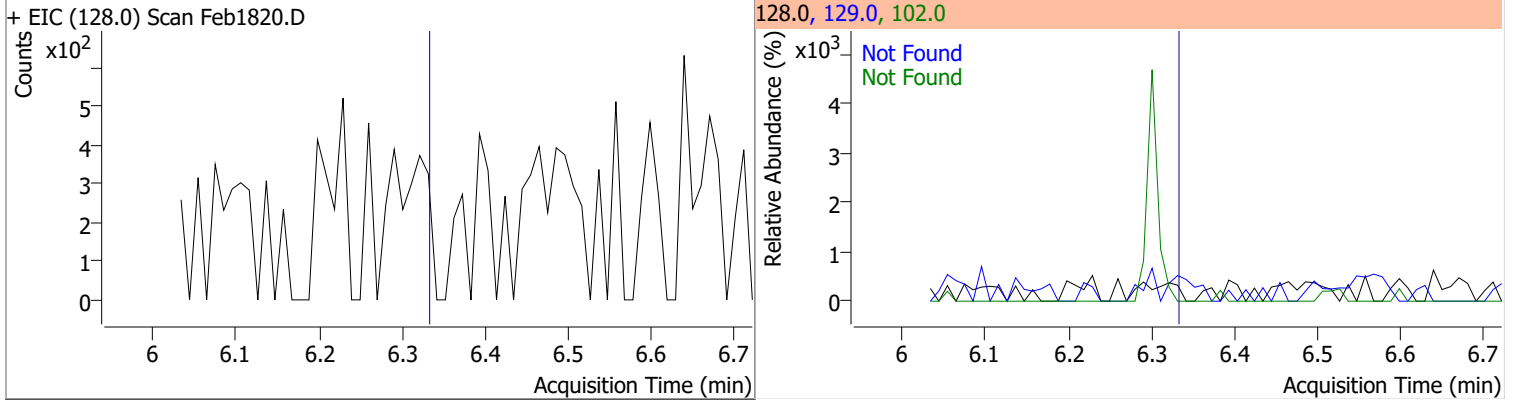
Compound	Conc.	Exp RT	QIon	Exp Ratio	QIon	Exp Ratio
Benzoic Acid	N.D.	6.24	122.0	85.5	77.0	60.4



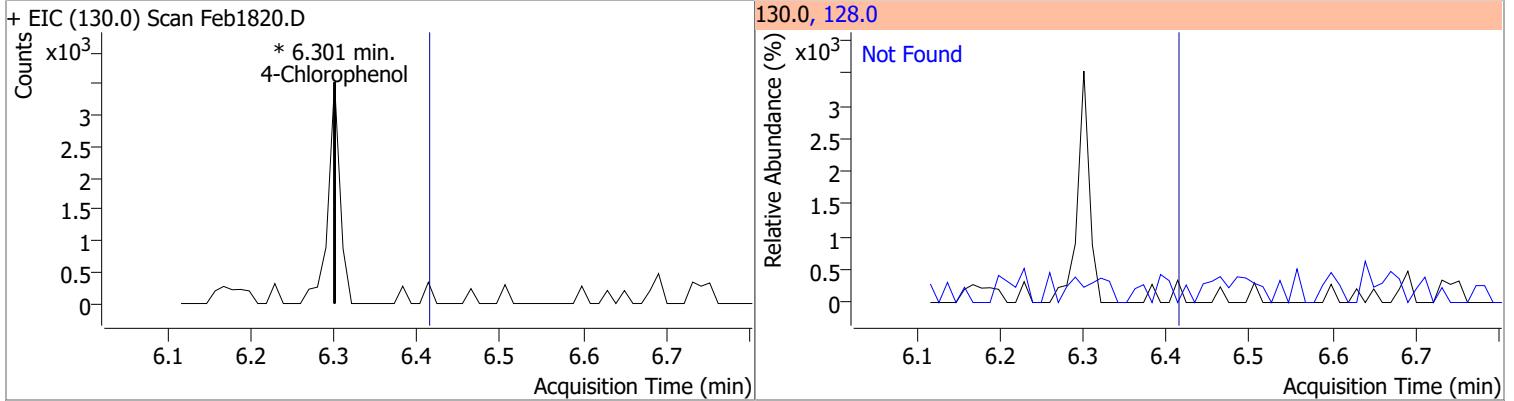
Compound	Conc.	Exp RT	QIon	Exp Ratio	QIon	Exp Ratio
1,2,4-Trichlorobenzene	N.D.	6.25	182.0	94.6	145.0	28.7



Compound	Conc.	Exp RT	QIon	Exp Ratio	QIon	Exp Ratio
Naphthalene	N.D.	6.33	129.0	11.5	102.0	9.9

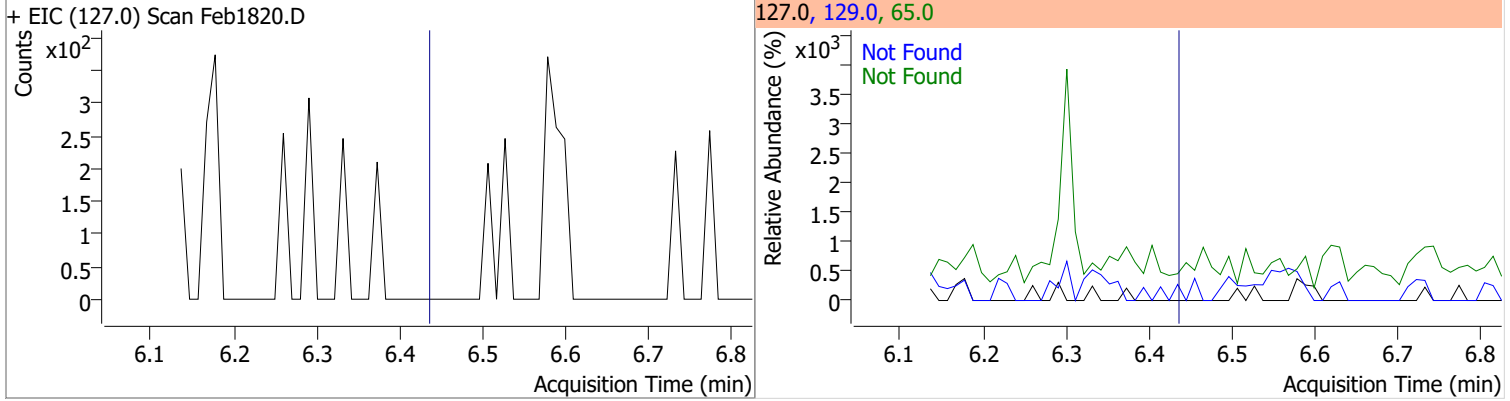


Compound	Conc.	RT	Dev(Min)	Resp.	QIon	QRatio	Lower	Upper
4-Chlorophenol		0		0	128.0		221.4	411.2

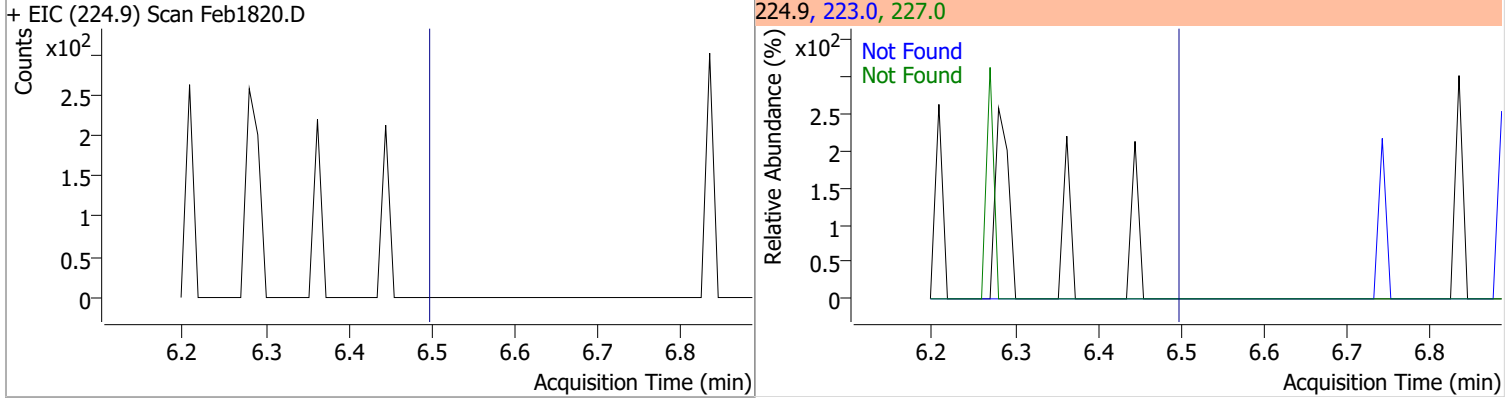


Quantitation Results Report (QT Reviewed)

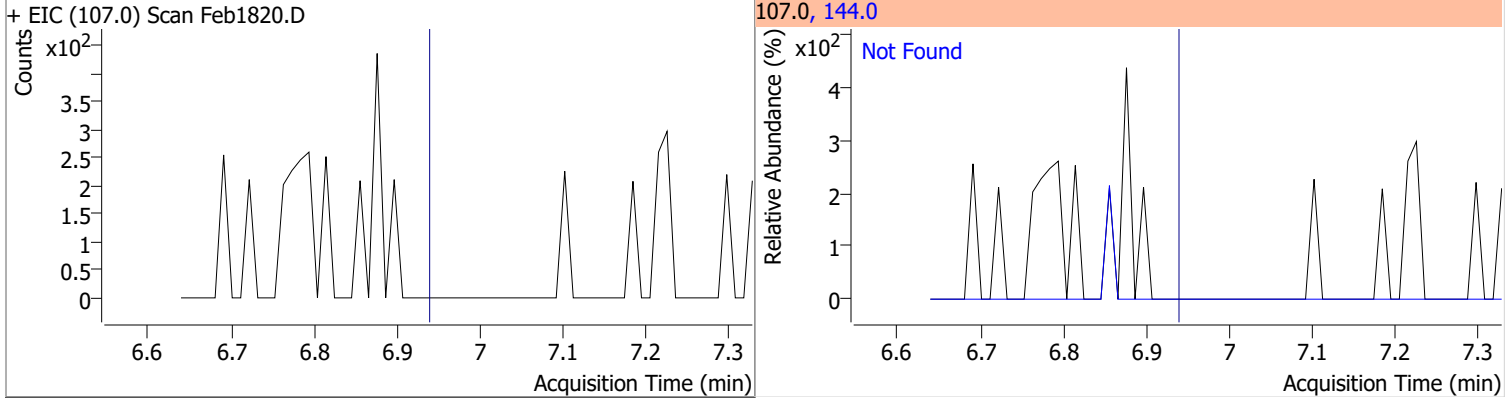
Compound	Conc.	Exp RT	QIon	Exp Ratio	QIon	Exp Ratio
p-Chloroaniline	N.D.	6.43	65.0	60.1	129.0	37.6



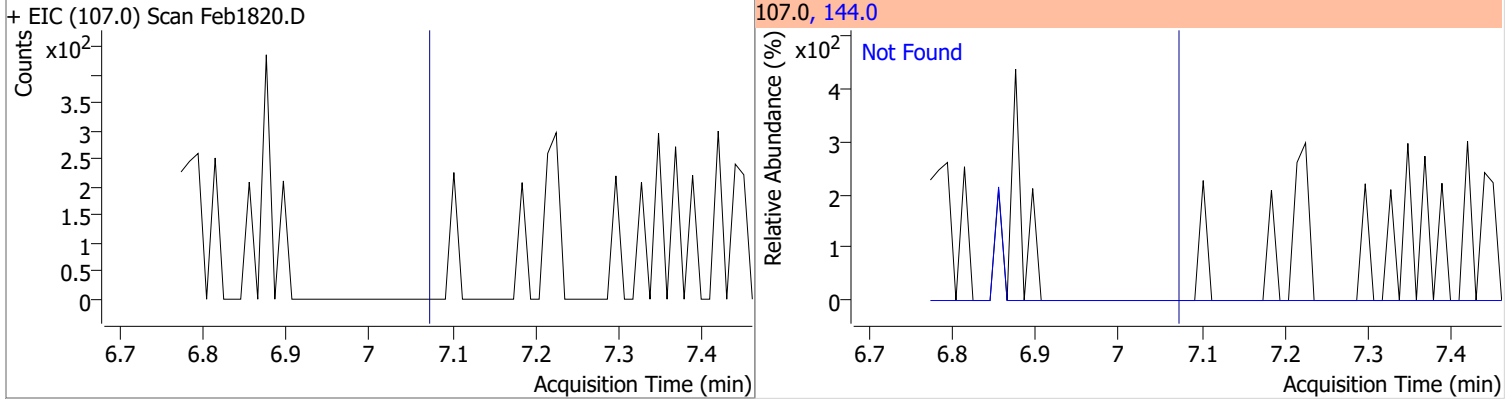
Compound	Conc.	Exp RT	QIon	Exp Ratio	QIon	Exp Ratio
Hexachlorobutadiene	N.D.	6.50	227.0	65.7	223.0	64.3



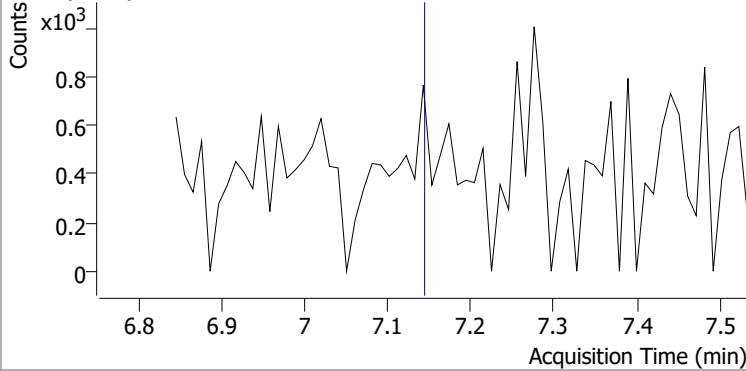
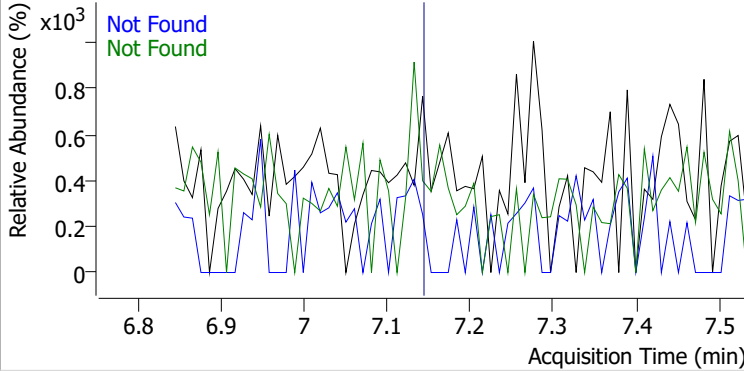
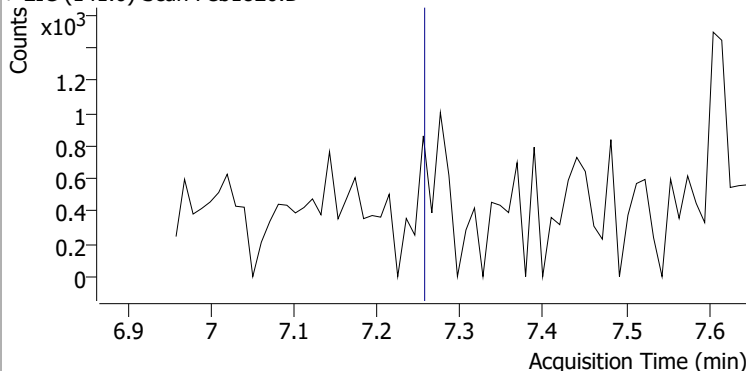
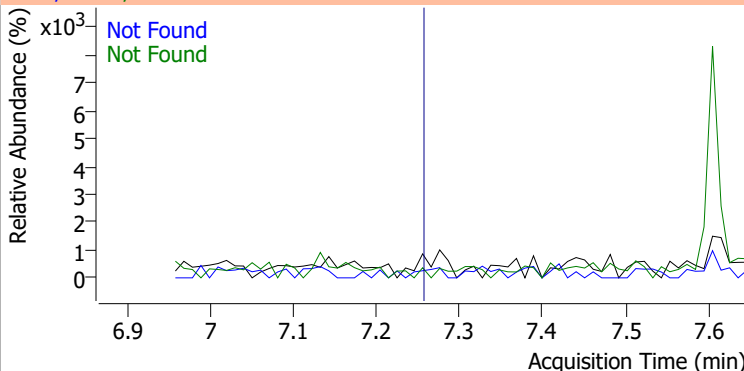
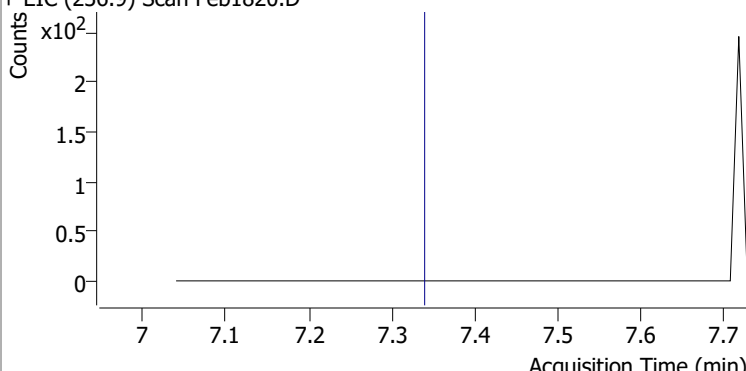
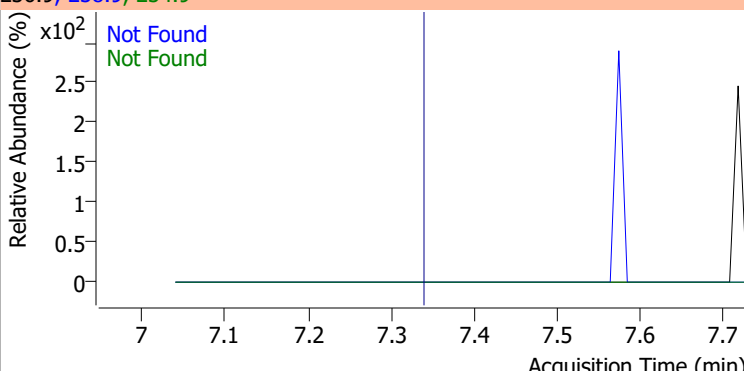
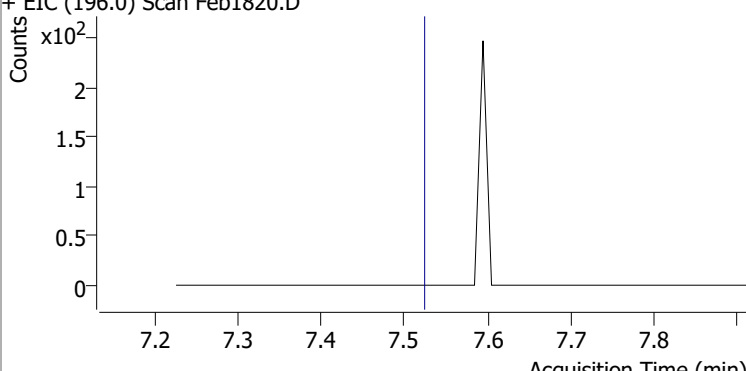
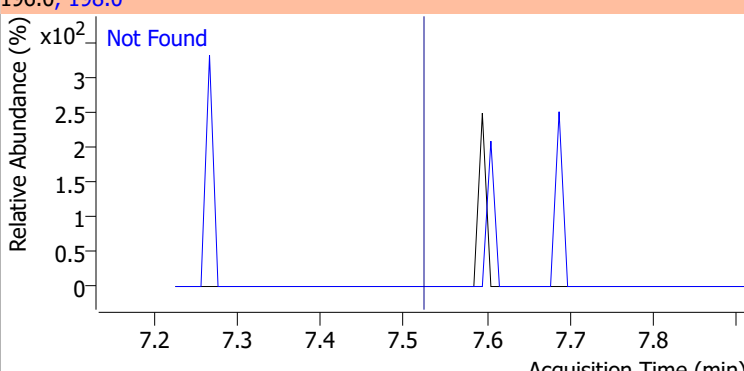
Compound	Conc.	Exp RT	QIon	Exp Ratio
4-Chloro-2-Methylphenol	N.D.	6.94	144.0	27.8



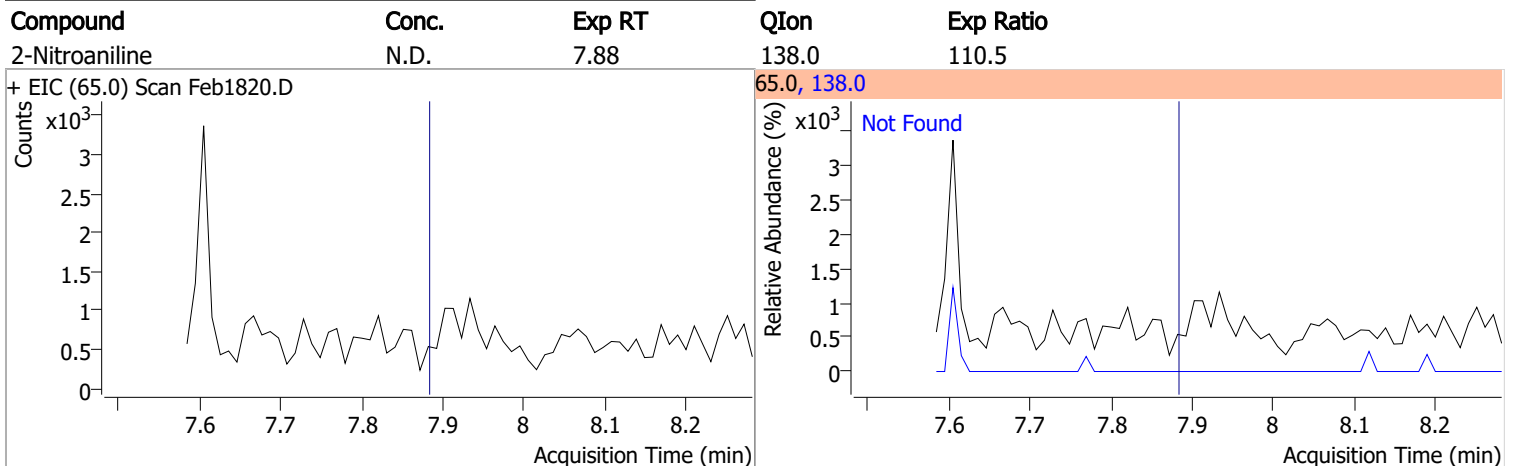
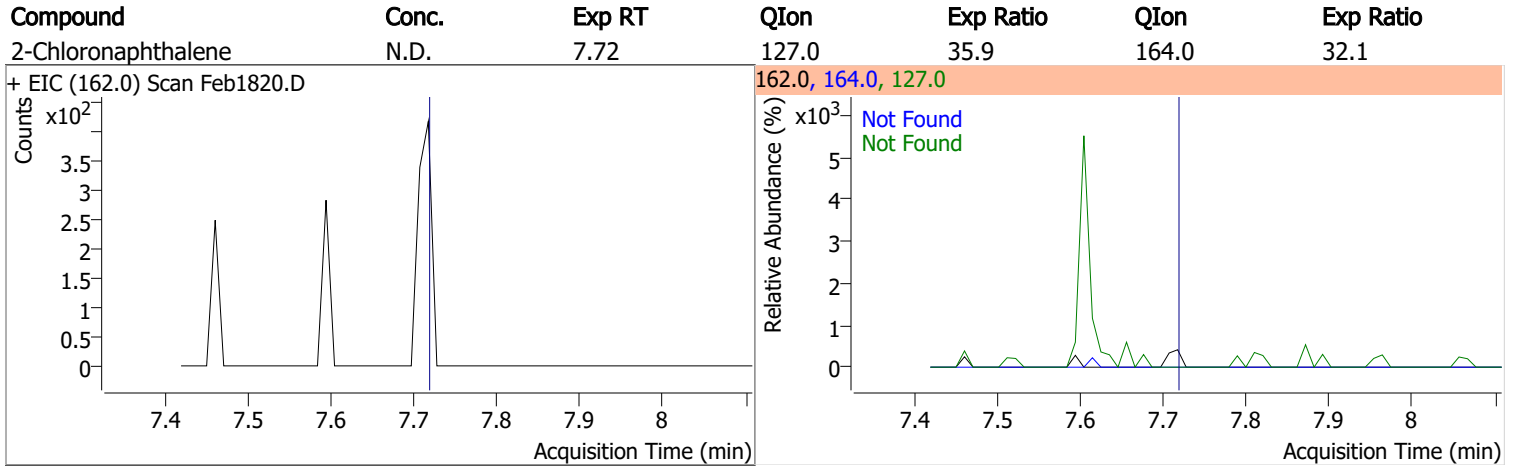
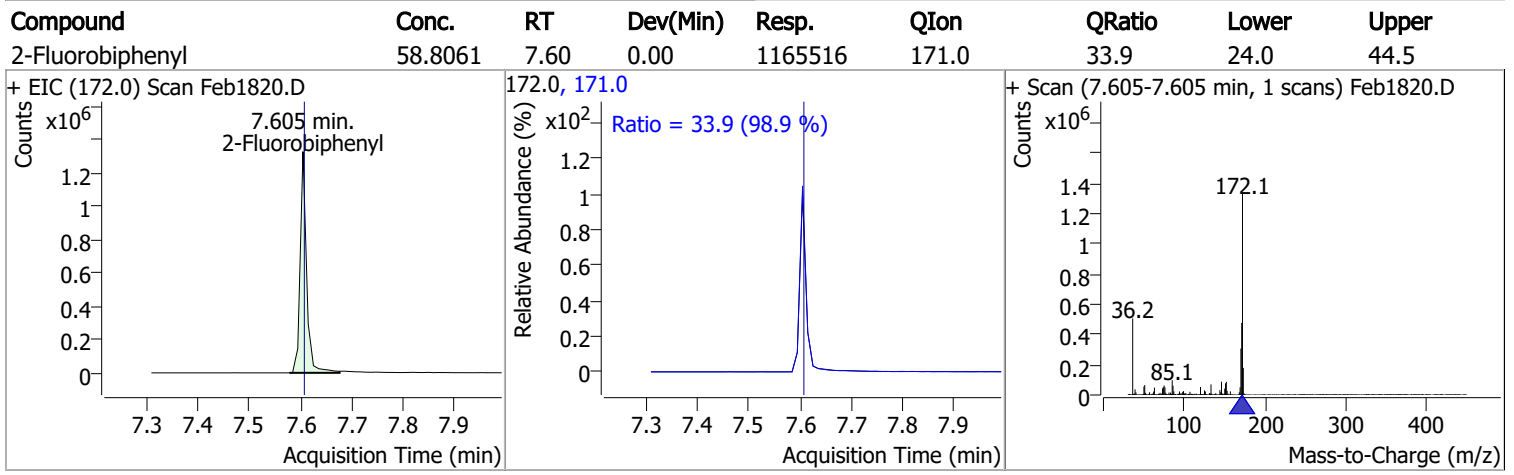
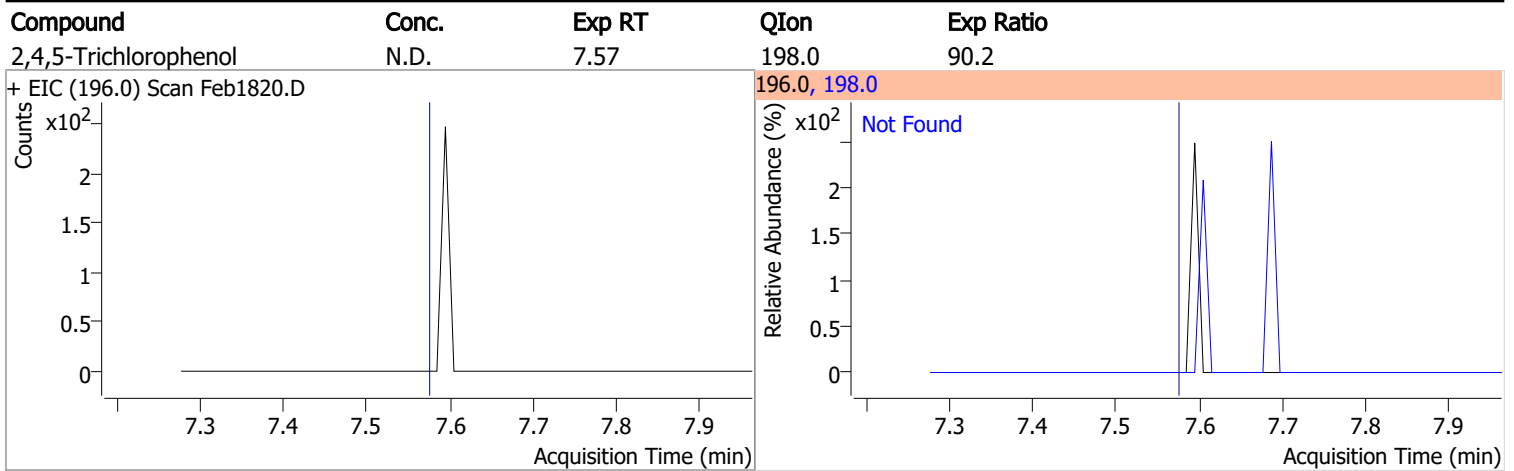
Compound	Conc.	Exp RT	QIon	Exp Ratio
4-Chloro-3-Methylphenol	N.D.	7.07	144.0	27.3



Quantitation Results Report (QT Reviewed)

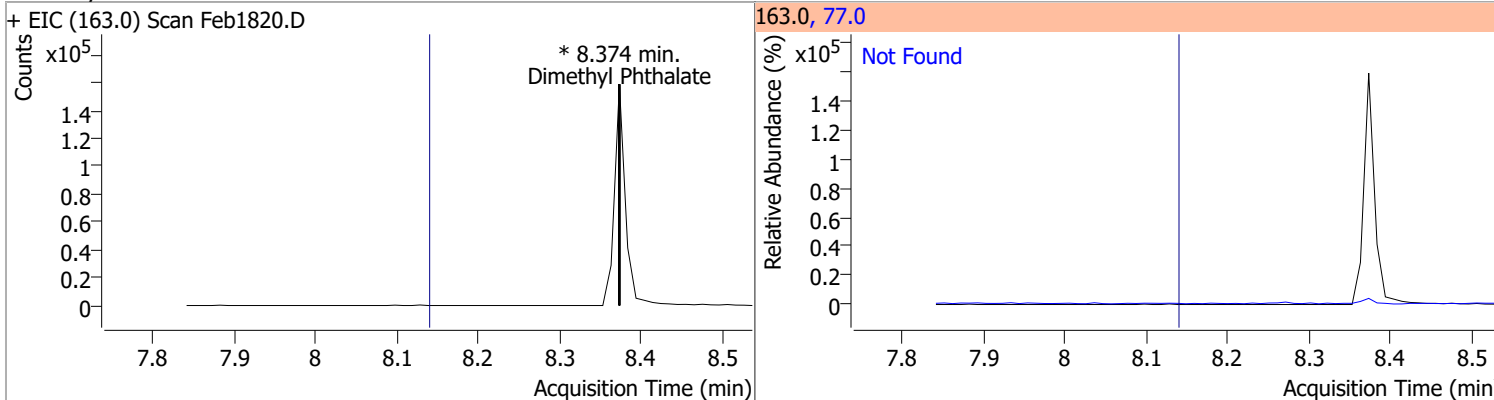
Compound	Conc.	Exp RT	QIon	Exp Ratio	QIon	Exp Ratio
2-Methylnaphthalene	N.D.	7.14	142.0	119.8	115.0	41.7
+ EIC (141.0) Scan Feb1820.D			141.0, 142.0, 115.0			
						
1-Methylnaphthalene	N.D.	7.26	142.0	114.0	115.0	41.3
+ EIC (141.0) Scan Feb1820.D			141.0, 142.0, 115.0			
						
Hexachlorocyclopentadiene	N.D.	7.34	234.9	64.6	238.9	63.8
+ EIC (236.9) Scan Feb1820.D			236.9, 238.9, 234.9			
						
2,4,6-Trichlorophenol	N.D.	7.52	198.0	96.5		
+ EIC (196.0) Scan Feb1820.D			196.0, 198.0			
						

Quantitation Results Report (QT Reviewed)

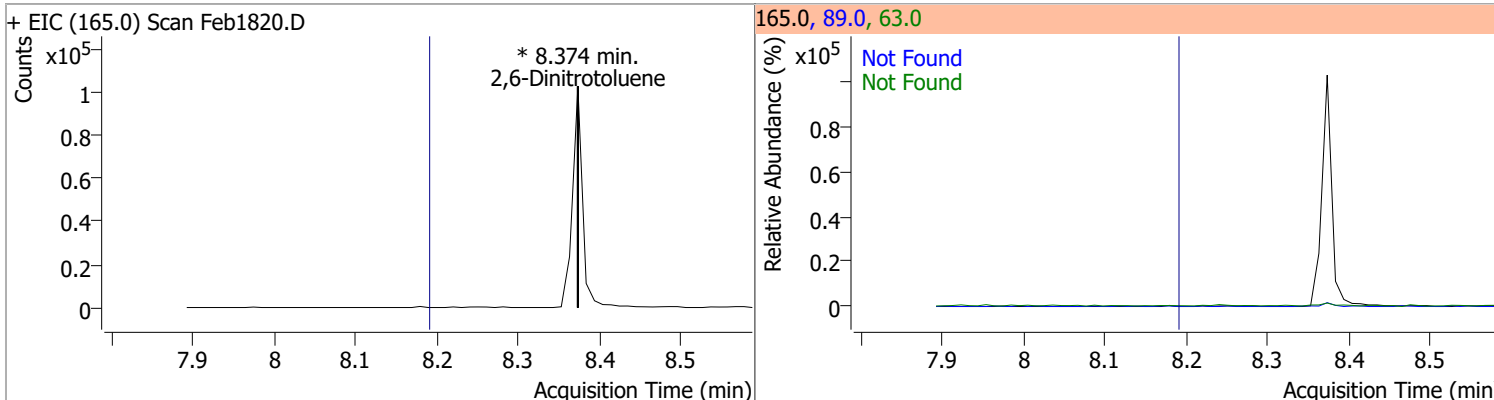


Quantitation Results Report (QT Reviewed)

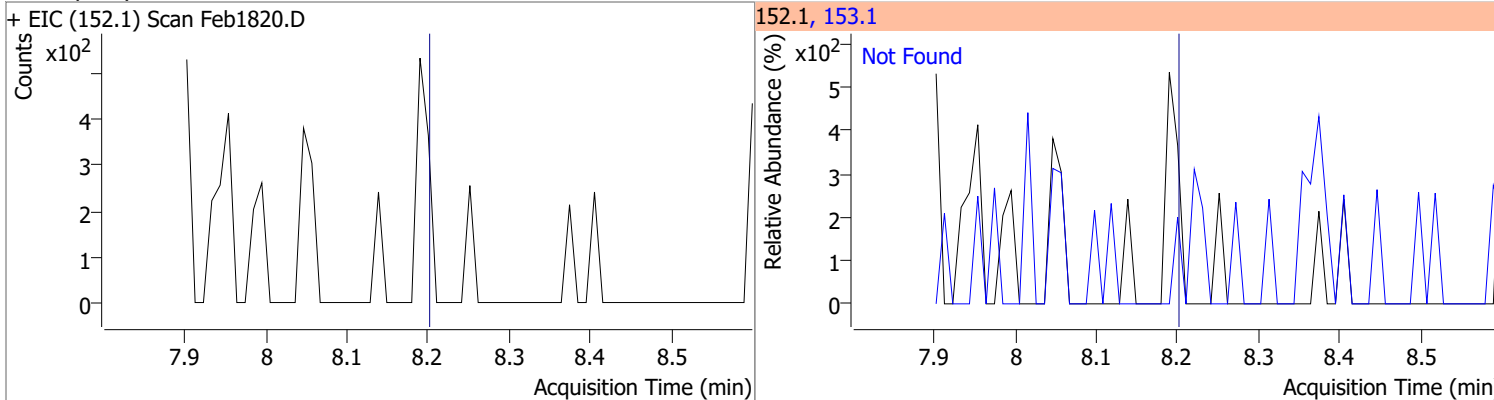
Compound	Conc.	RT	Dev(Min)	Resp.	QIon	QRatio	Lower	Upper
Dimethyl Phthalate	0	0		0	77.0		13.8	25.7



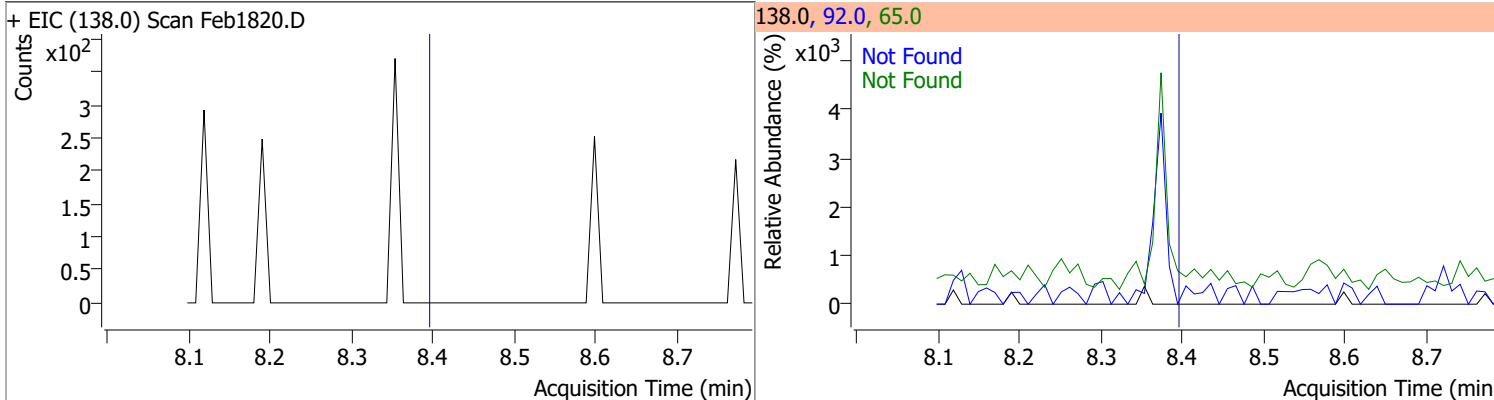
Compound	Conc.	RT	Dev(Min)	Resp.	QIon	QRatio	Lower	Upper
2,6-Dinitrotoluene	0	0		0	63.0 89.0		99.5 43.3	184.8 80.3



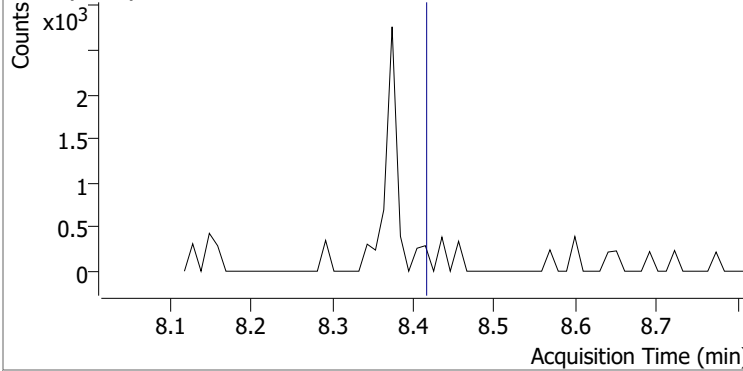
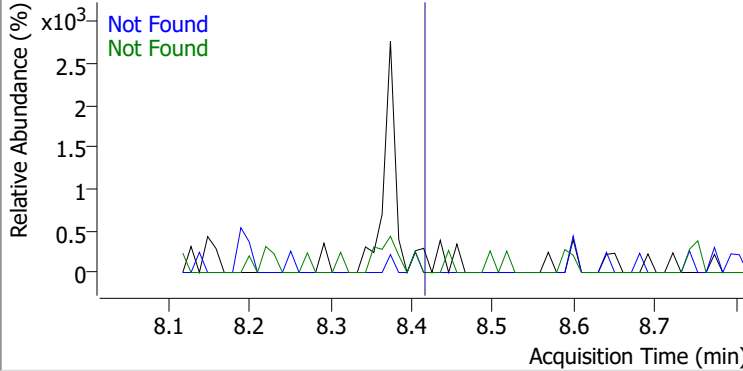
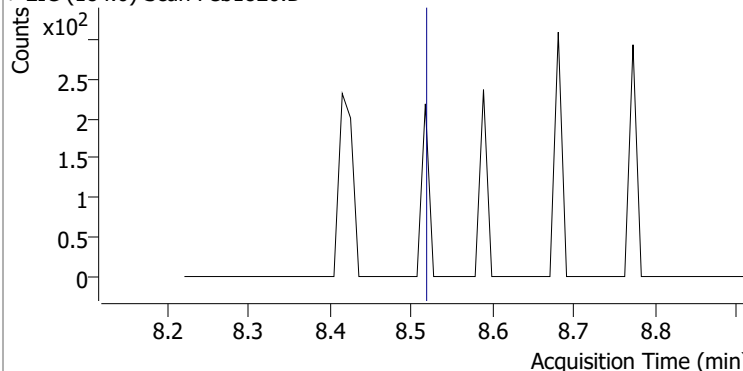
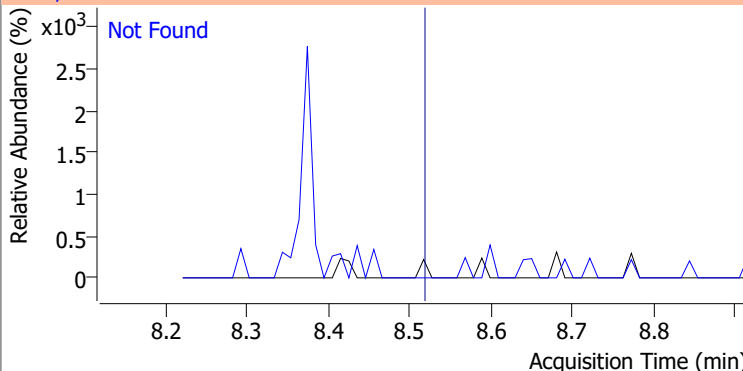
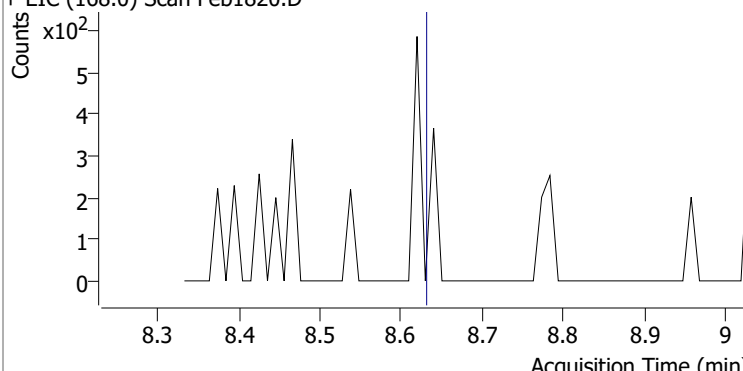
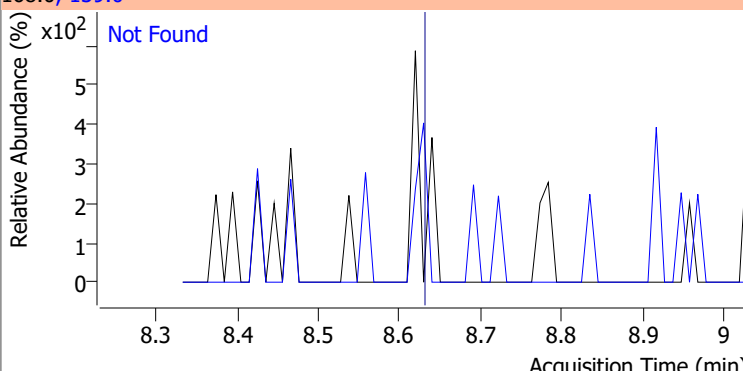
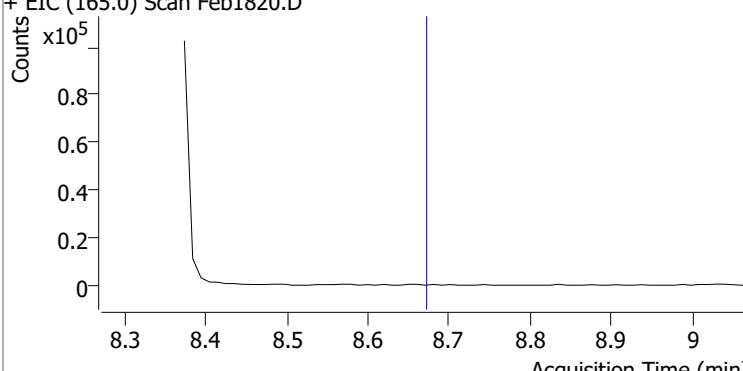
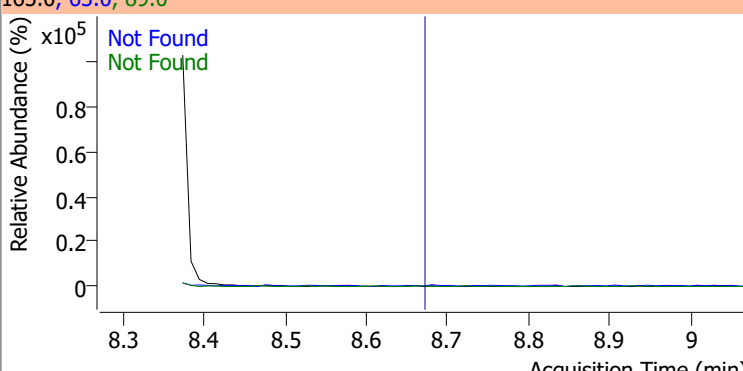
Compound	Conc.	Exp RT	QIon	Exp Ratio
Acenaphthylene	N.D.	8.20	153.1	13.6



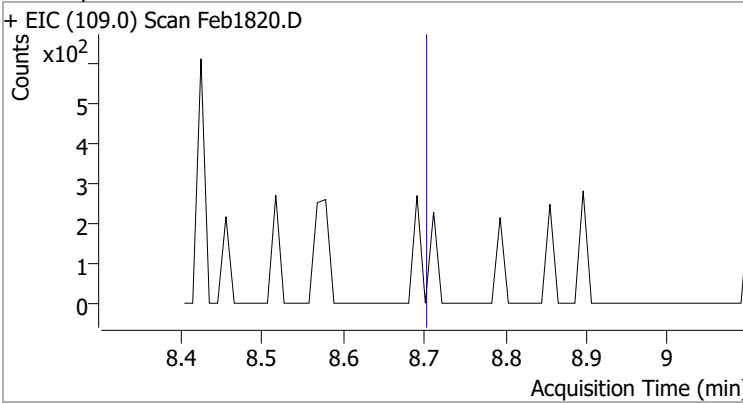
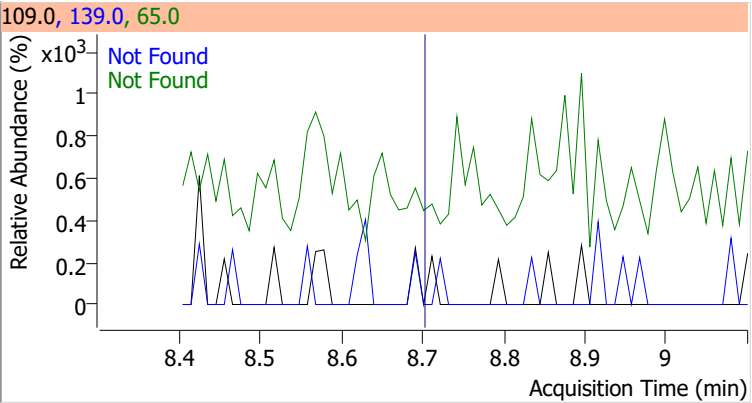
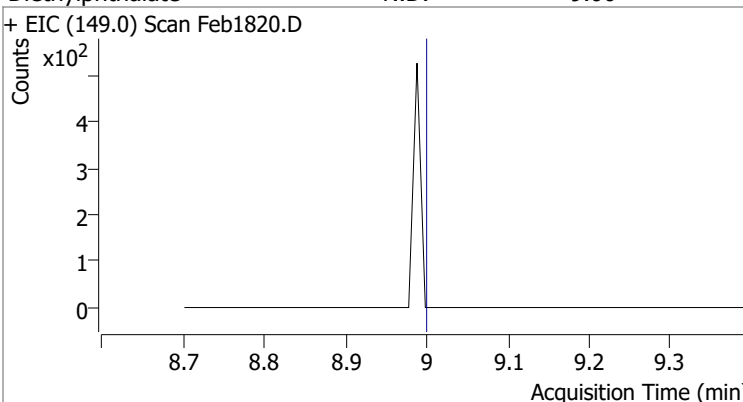
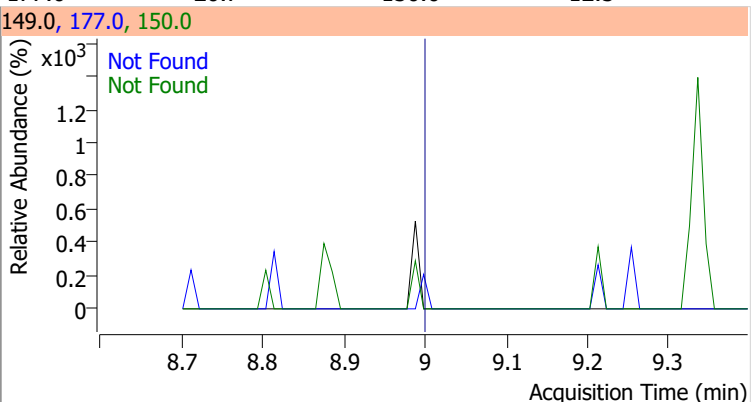
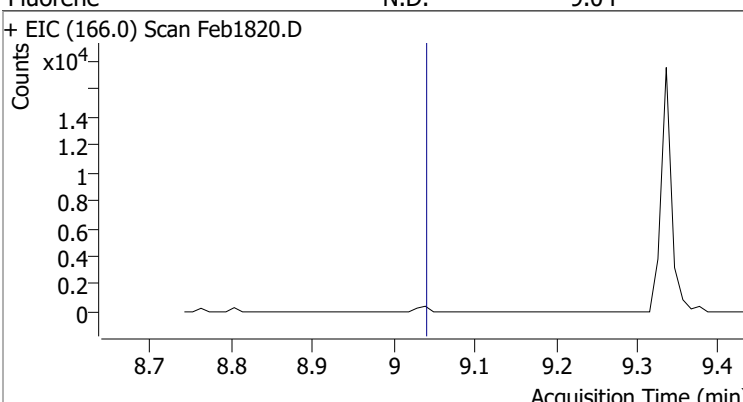
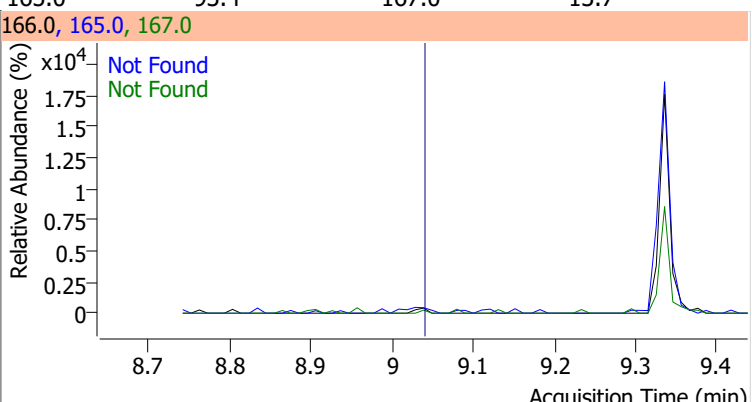
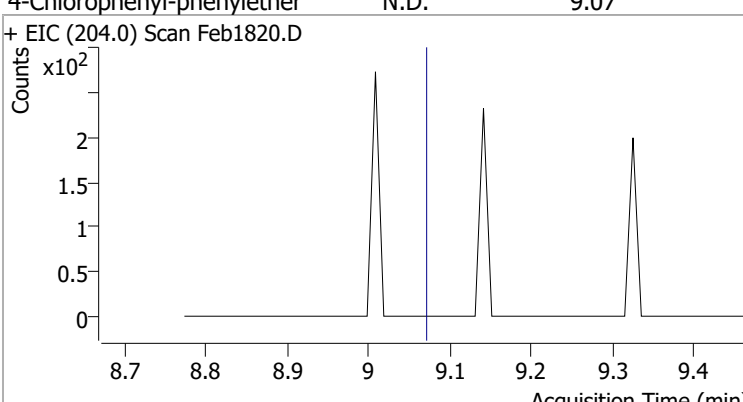
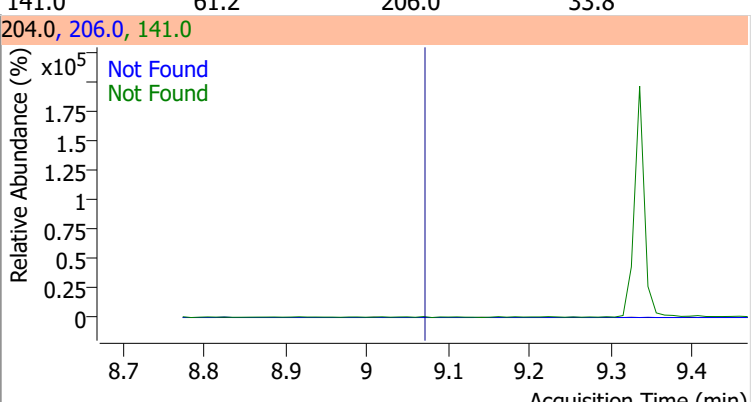
Compound	Conc.	Exp RT	QIon	Exp Ratio	QIon	Exp Ratio
3-Nitroaniline	N.D.	8.39	65.0	129.1	92.0	106.7



Quantitation Results Report (QT Reviewed)

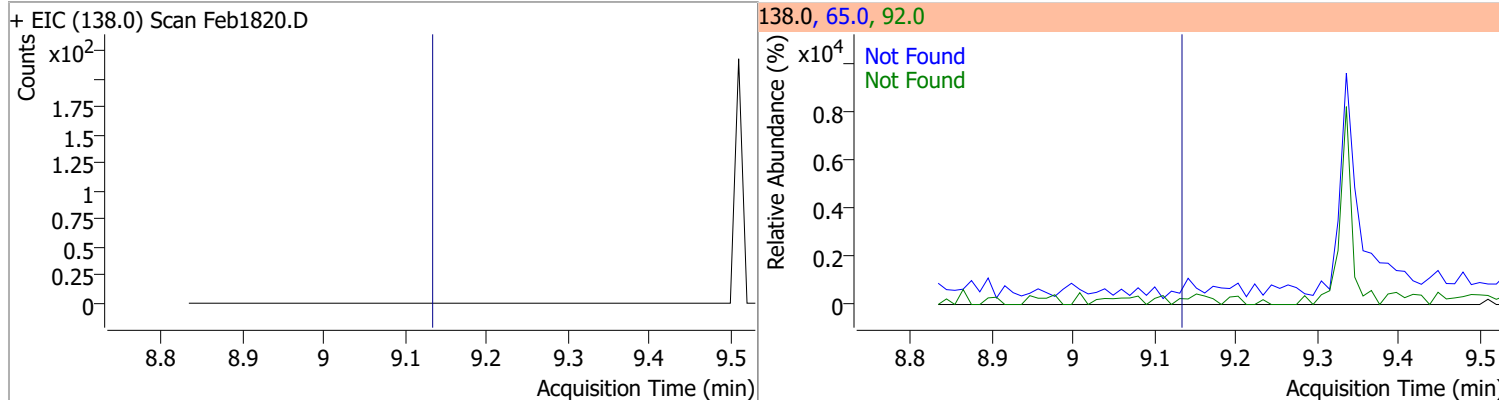
Compound	Conc.	Exp RT	QIon	Exp Ratio	QIon	Exp Ratio
Acenaphthene	N.D.	8.41	153.0	106.5	152.0	51.8
+ EIC (154.0) Scan Feb1820.D			154.0, 152.0, 153.0			
						
2,4-Dinitrophenol	N.D.	8.52	154.0	62.7		
+ EIC (184.0) Scan Feb1820.D			184.0, 154.0			
						
Dibenzofuran	N.D.	8.63	139.0	37.5		
+ EIC (168.0) Scan Feb1820.D			168.0, 139.0			
						
2,4-Dinitrotoluene	N.D.	8.67	89.0	79.2	63.0	48.4
+ EIC (165.0) Scan Feb1820.D			165.0, 63.0, 89.0			
						

Quantitation Results Report (QT Reviewed)

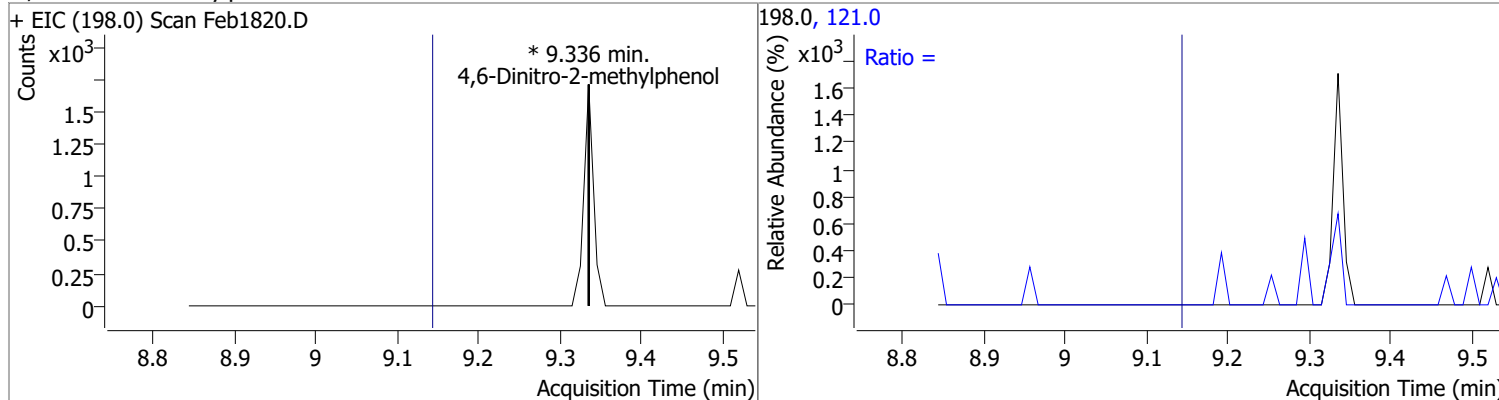
Compound	Conc.	Exp RT	QIon	Exp Ratio	QIon	Exp Ratio
4-Nitrophenol	N.D.	8.70	65.0	72.0	139.0	71.1
+ EIC (109.0) Scan Feb1820.D			109.0, 139.0, 65.0			
						
Diethylphthalate	N.D.	9.00	177.0	20.7	150.0	12.5
+ EIC (149.0) Scan Feb1820.D			149.0, 177.0, 150.0			
						
Fluorene	N.D.	9.04	165.0	93.4	167.0	13.7
+ EIC (166.0) Scan Feb1820.D			166.0, 165.0, 167.0			
						
4-Chlorophenyl-phenylether	N.D.	9.07	141.0	61.2	206.0	33.8
+ EIC (204.0) Scan Feb1820.D			204.0, 206.0, 141.0			
						

Quantitation Results Report (QT Reviewed)

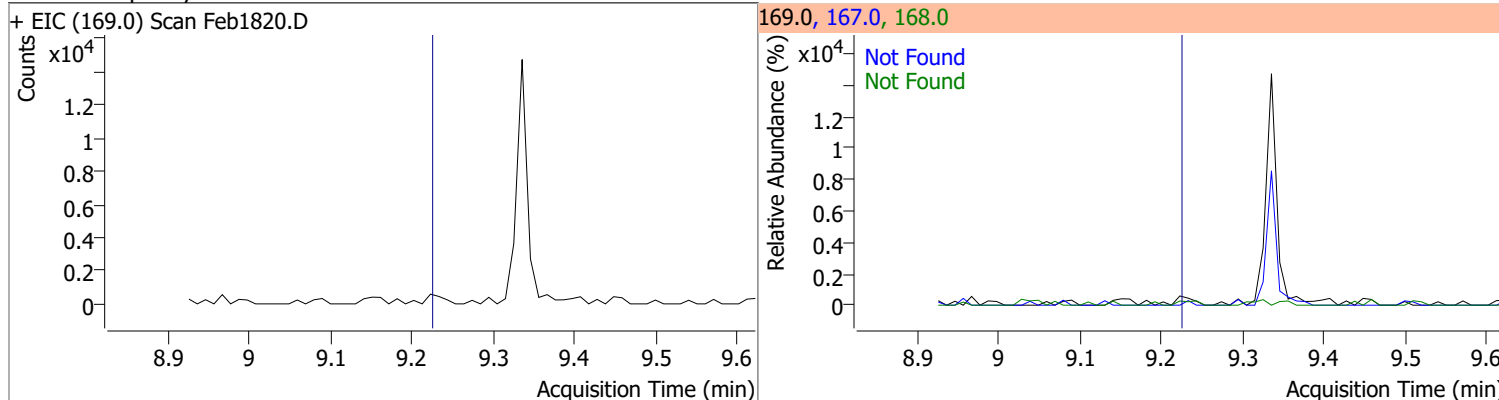
Compound	Conc.	Exp RT	QIon	Exp Ratio	QIon	Exp Ratio
4-Nitroaniline	N.D.	9.14	65.0	112.7	92.0	49.3



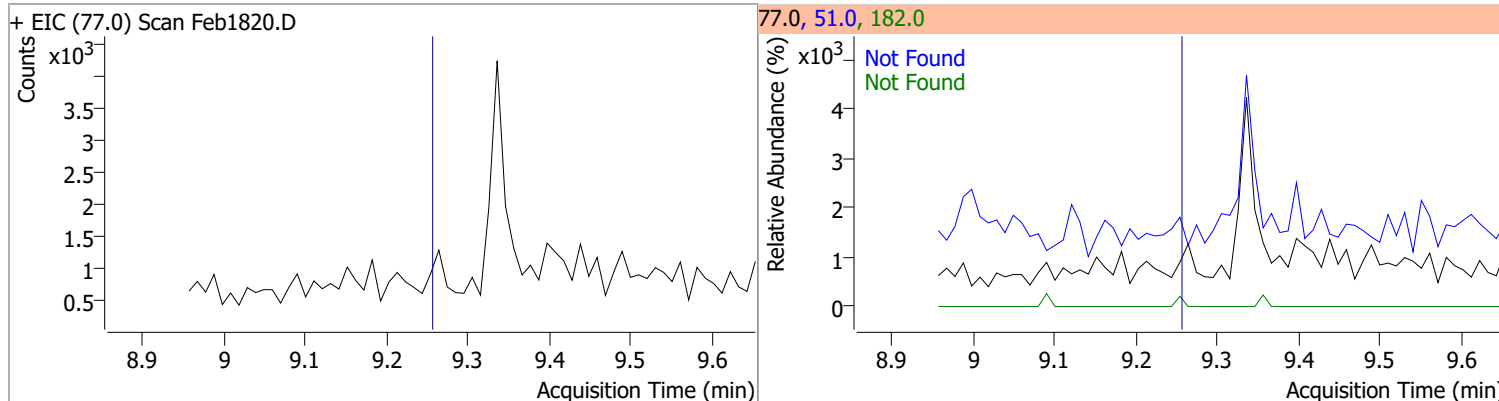
Compound	Conc.	RT	Dev(Min)	Resp.	QIon	QRatio	Lower	Upper
4,6-Dinitro-2-methylphenol	0	9.336		0	121.0		35.1	65.3



Compound	Conc.	Exp RT	QIon	Exp Ratio	QIon	Exp Ratio
N-nitrosodiphenylamine	N.D.	9.23	168.0	62.8	167.0	34.1

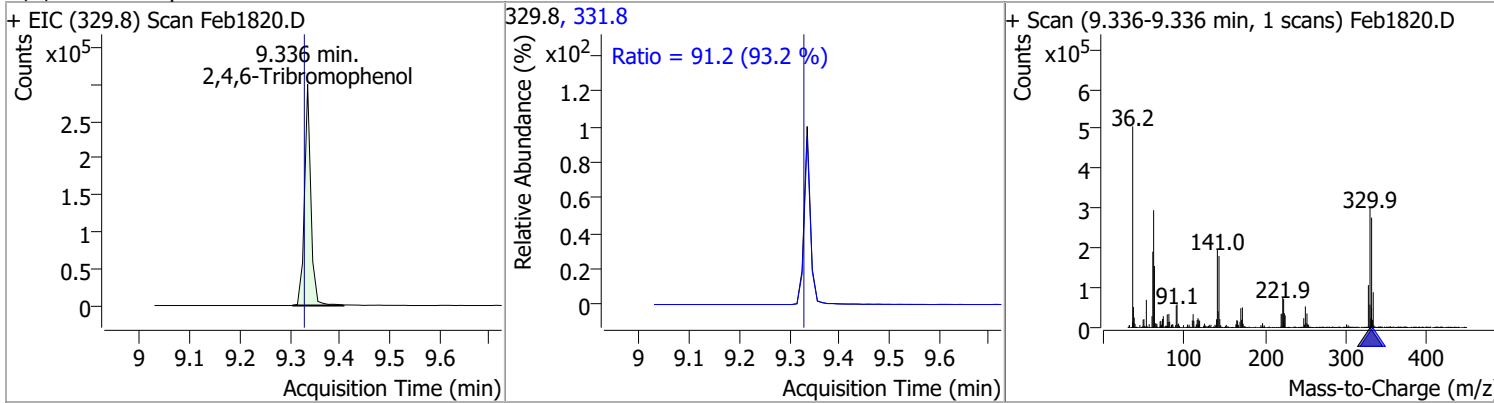


Compound	Conc.	Exp RT	QIon	Exp Ratio	QIon	Exp Ratio
Azobenzene	N.D.	9.26	51.0	45.2	182.0	24.1

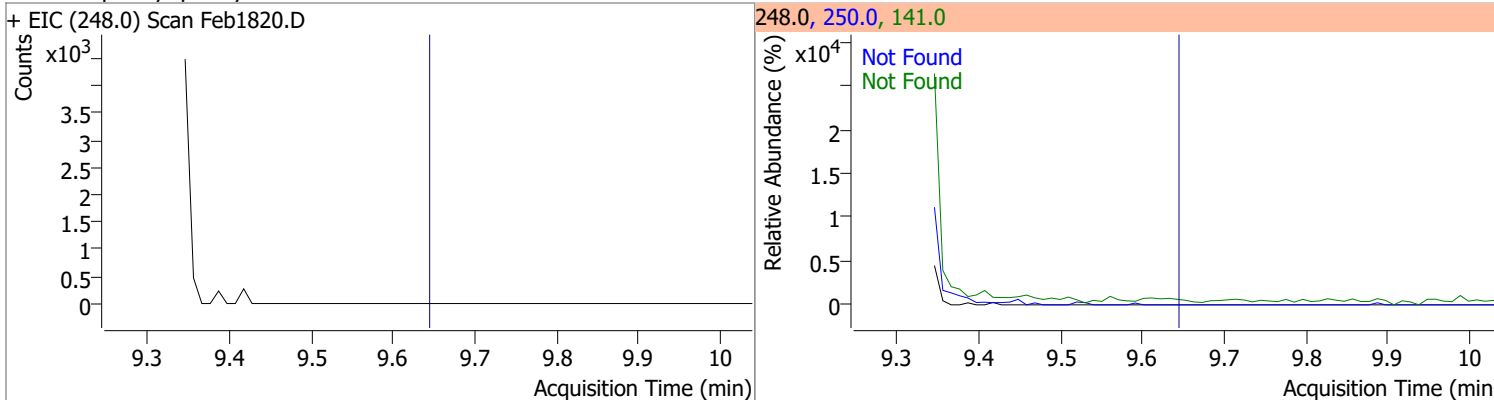


Quantitation Results Report (QT Reviewed)

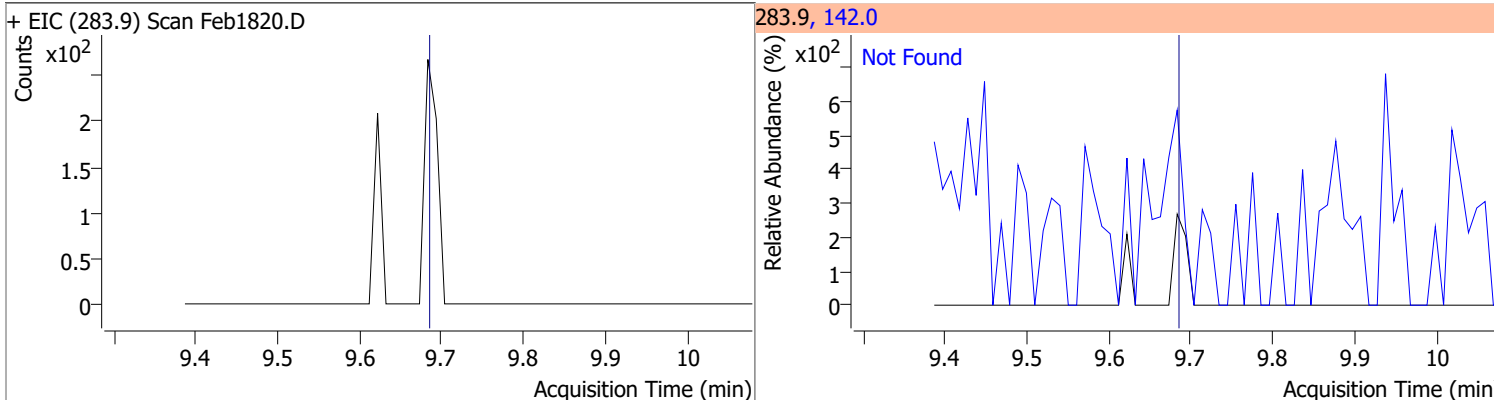
Compound	Conc.	RT	Dev(Min)	Resp.	QIon	QRatio	Lower	Upper
2,4,6-Tribromophenol	147.8680	9.34	0.00	265856	331.8	91.2	68.5	127.2



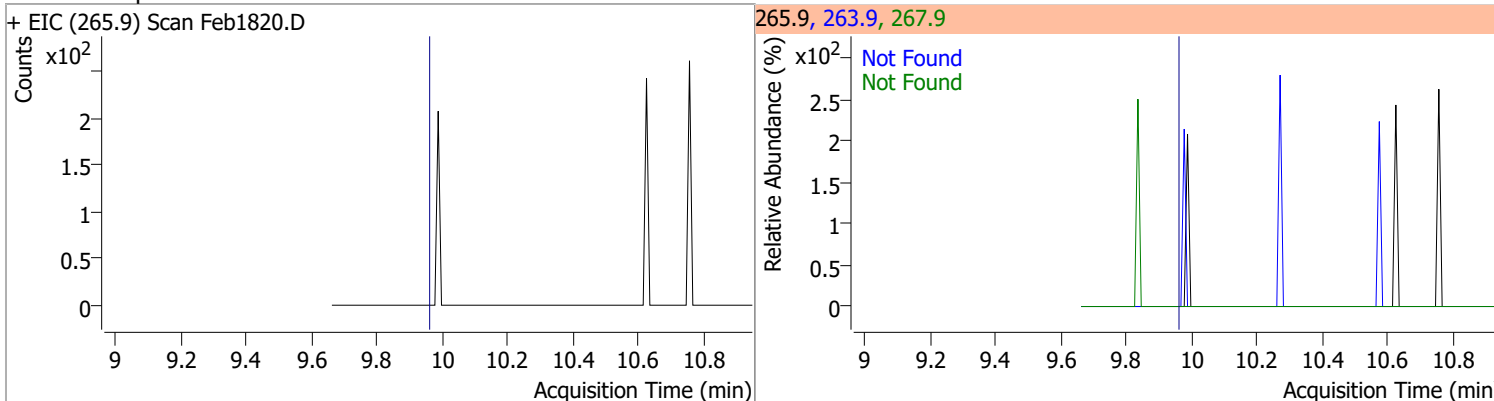
Compound	Conc.	Exp RT	QIon	Exp Ratio	QIon	Exp Ratio
4-Bromophenyl-phenylether	N.D.	9.65	141.0	98.8	250.0	98.2



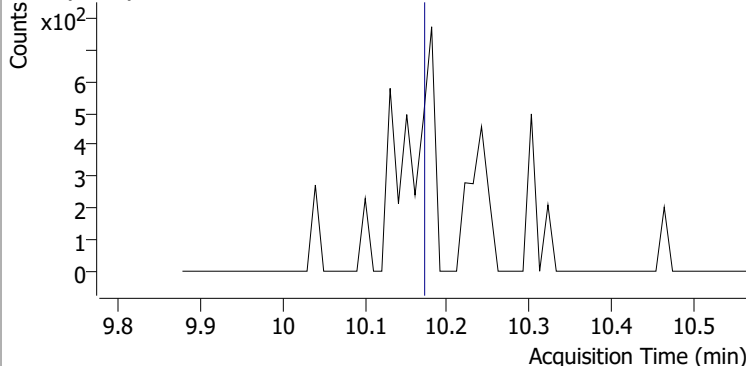
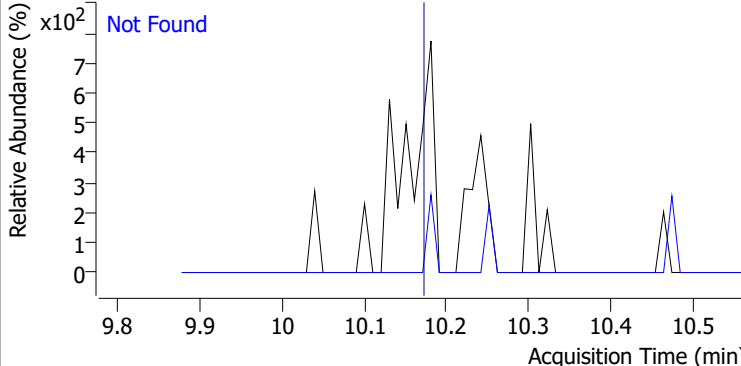
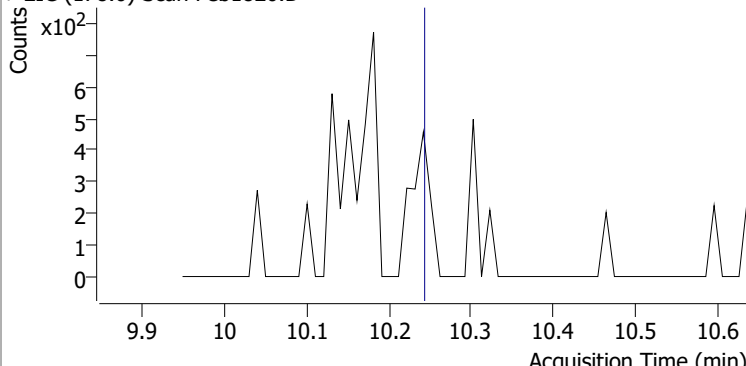
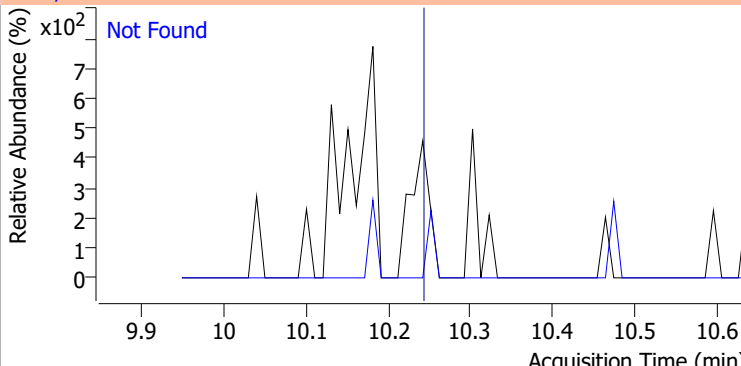
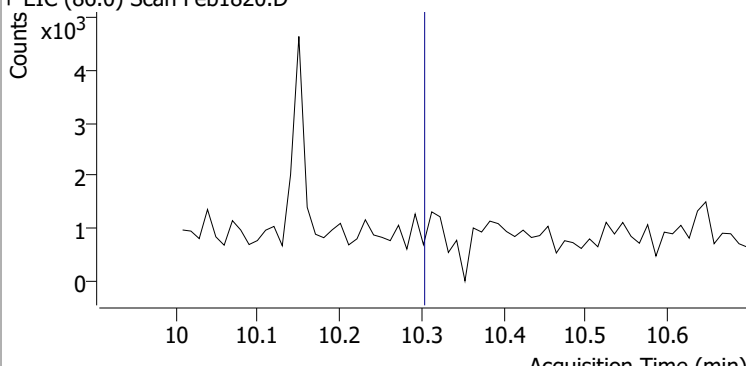
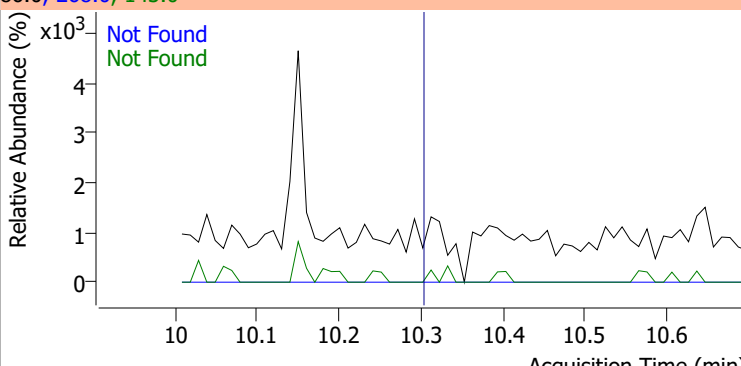
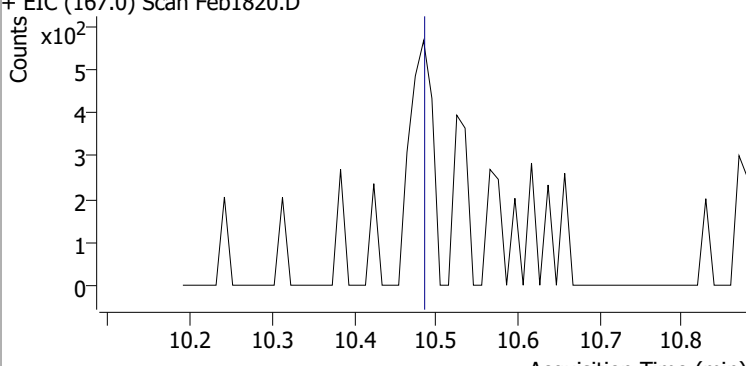
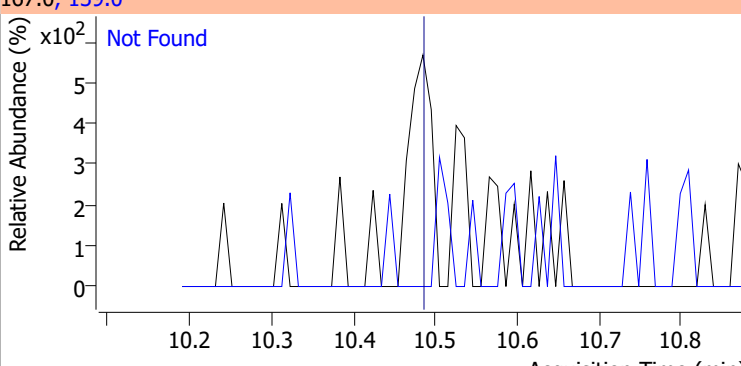
Compound	Conc.	Exp RT	QIon	Exp Ratio
Hexachlorobenzene	N.D.	9.69	142.0	53.8



Compound	Conc.	Exp RT	QIon	Exp Ratio	QIon	Exp Ratio
Pentachlorophenol	N.D.	9.97	267.9	59.4	263.9	58.9

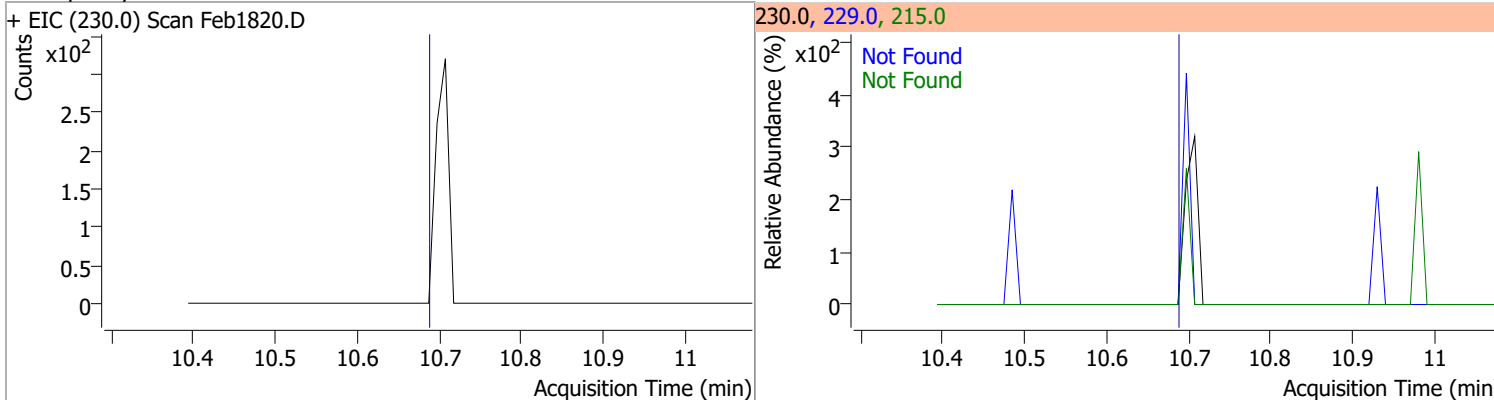


Quantitation Results Report (QT Reviewed)

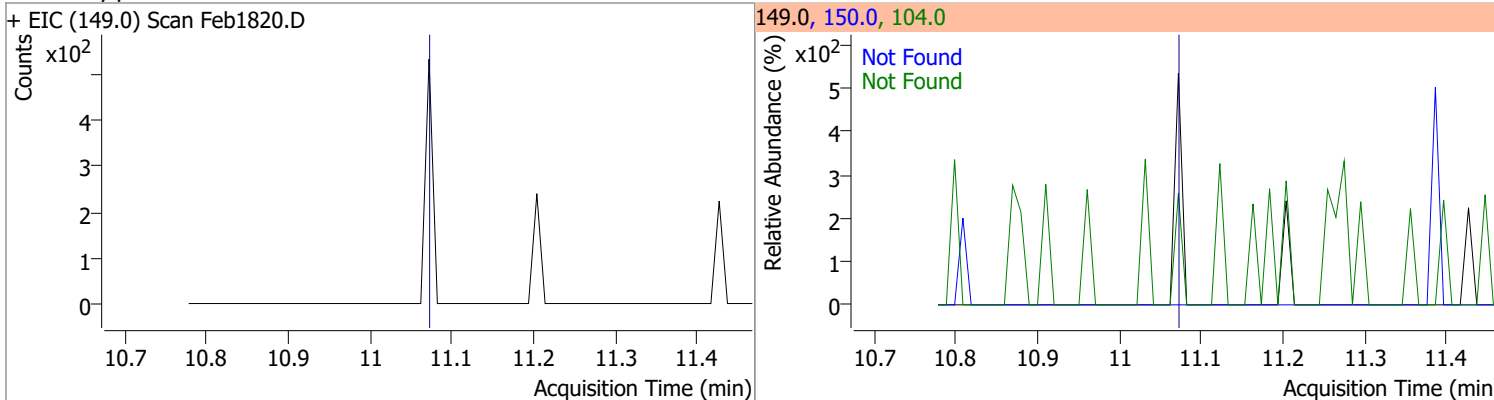
Compound	Conc.	Exp RT	QIon	Exp Ratio		
Phenanthrene	N.D.	10.18	176.0	18.5		
+ EIC (178.0) Scan Feb1820.D			178.0, 176.0			
						
Anthracene	N.D.	10.25	176.0	18.4		
+ EIC (178.0) Scan Feb1820.D			178.0, 176.0			
						
Triallate	N.D.	10.31	268.0	24.1	QIon	Exp Ratio
					143.0	22.5
+ EIC (86.0) Scan Feb1820.D			86.0, 268.0, 143.0			
						
Carbazole	N.D.	10.49	139.0	12.8		
+ EIC (167.0) Scan Feb1820.D			167.0, 139.0			
						

Quantitation Results Report (QT Reviewed)

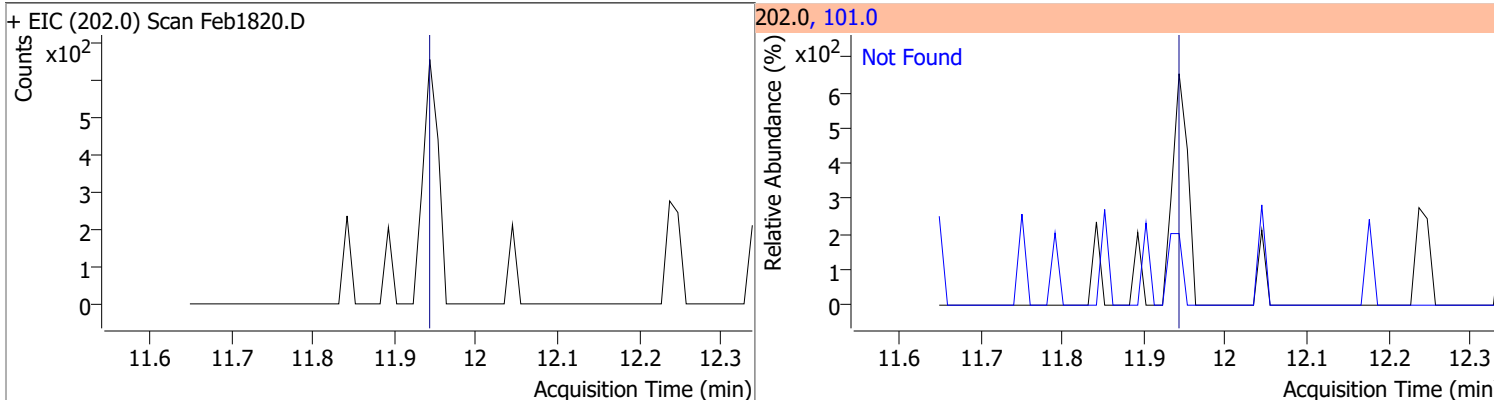
Compound	Conc.	Exp RT	QIon	Exp Ratio	QIon	Exp Ratio
o-Terphenyl	N.D.	10.70	229.0	64.9	215.0	37.0



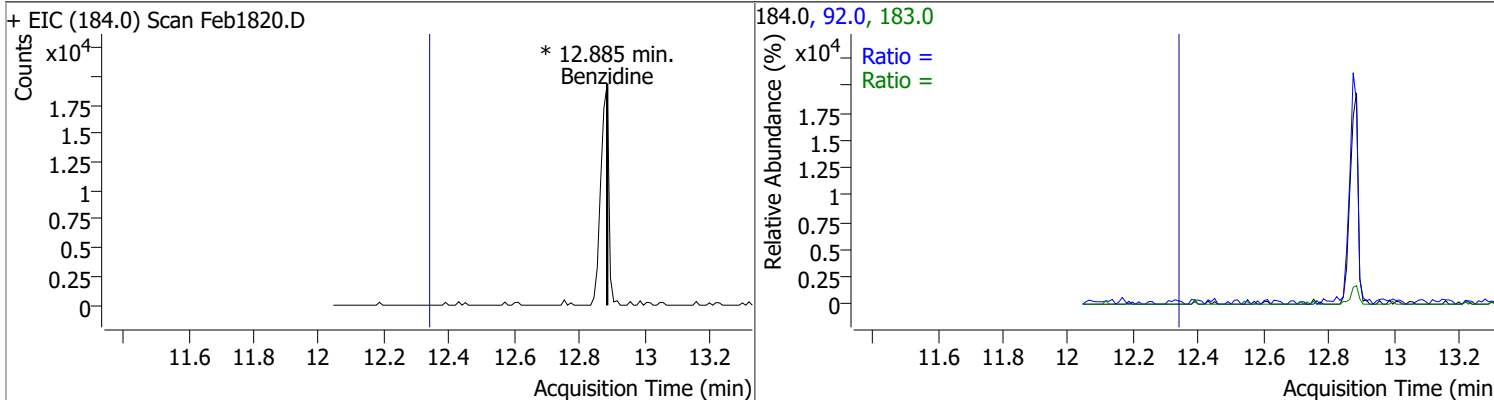
Compound	Conc.	Exp RT	QIon	Exp Ratio	QIon	Exp Ratio
Di-n-Butylphthalate	N.D.	11.08	150.0	9.1	104.0	6.4



Compound	Conc.	Exp RT	QIon	Exp Ratio
Fluoranthene	N.D.	11.95	101.0	13.4

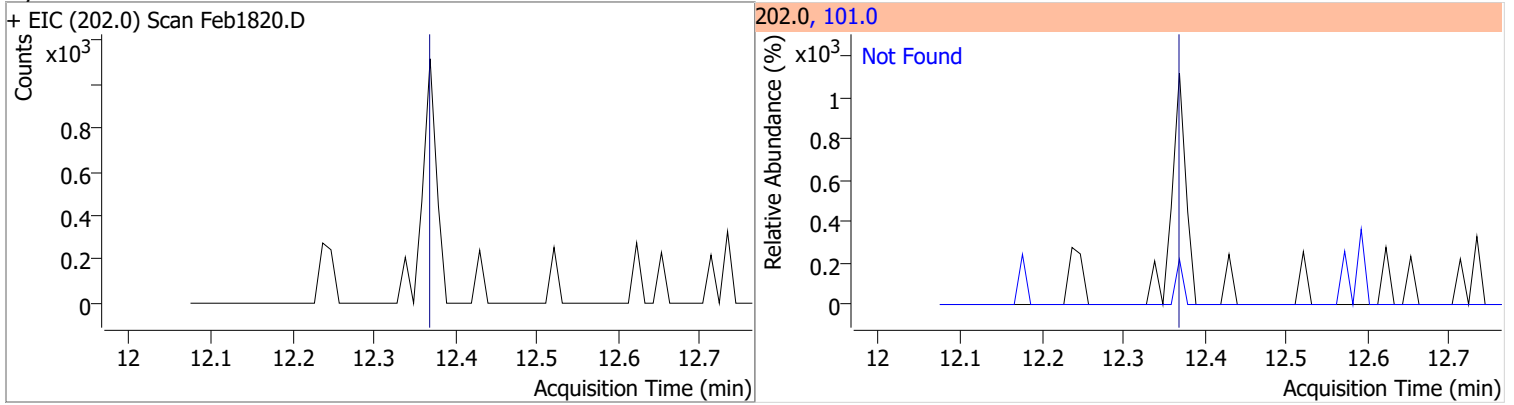


Compound	Conc.	RT	Dev(Min)	Resp.	QIon	QRatio	Lower	Upper
Benzidine		0		0	183.0		8.3	15.4
					92.0		5.8	10.8

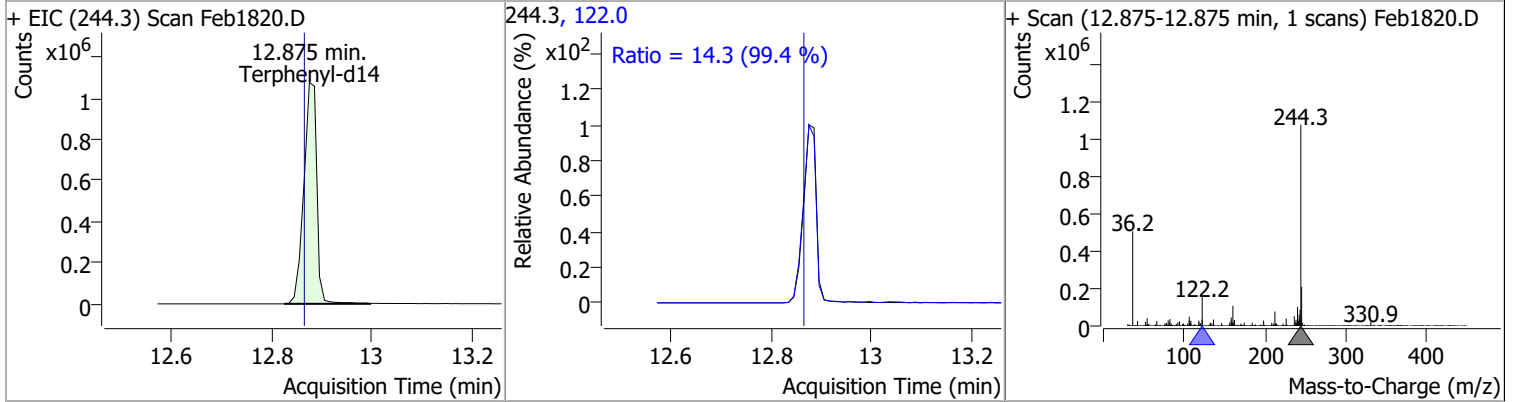


Quantitation Results Report (QT Reviewed)

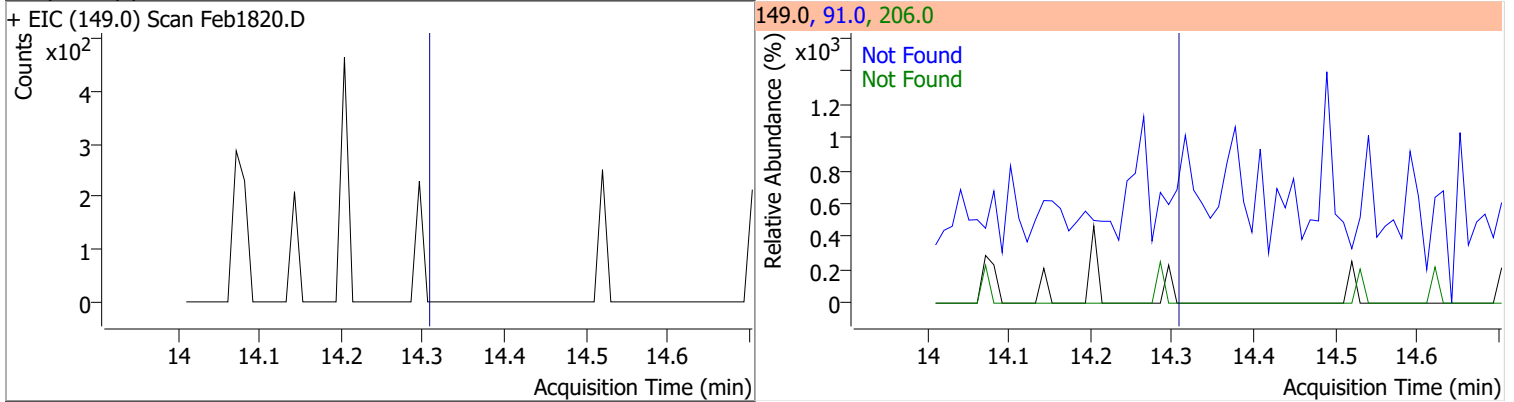
Compound	Conc.	Exp RT	QIon	Exp Ratio
Pyrene	N.D.	12.38	101.0	15.9



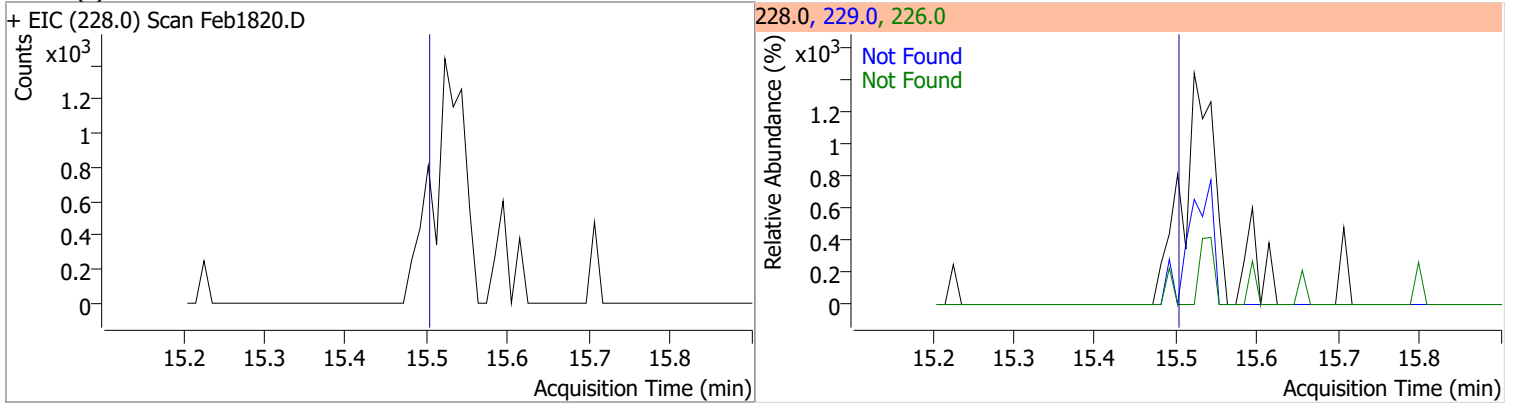
Compound	Conc.	RT	Dev(Min)	Resp.	QIon	QRatio	Lower	Upper
Terphenyl-d14	100.1463	12.88	0.00	1939019	122.0	14.3	10.1	18.7



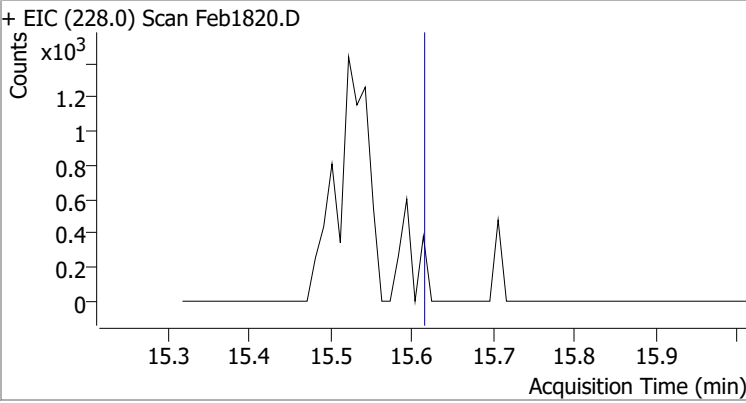
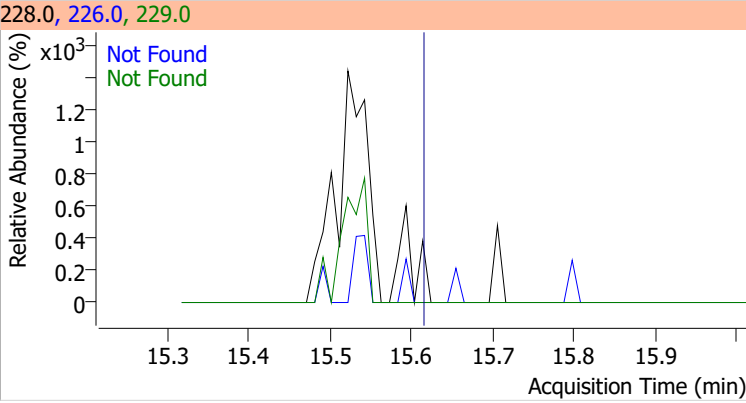
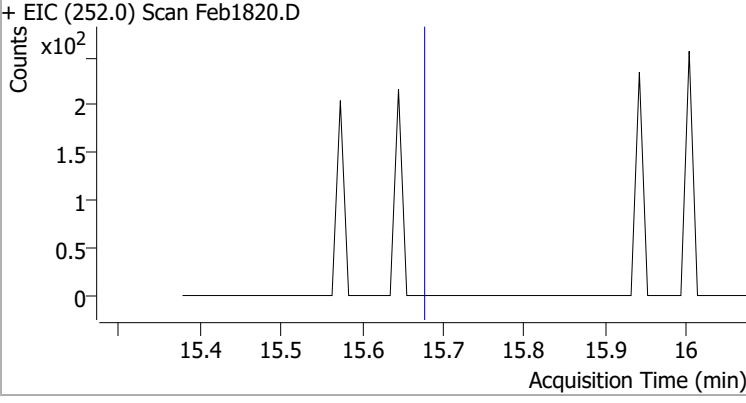
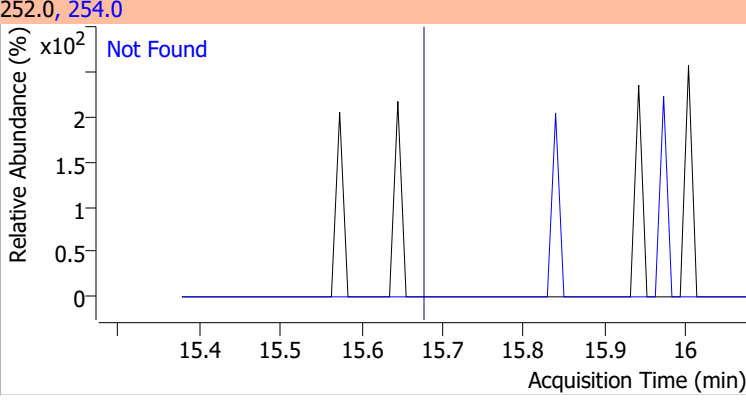
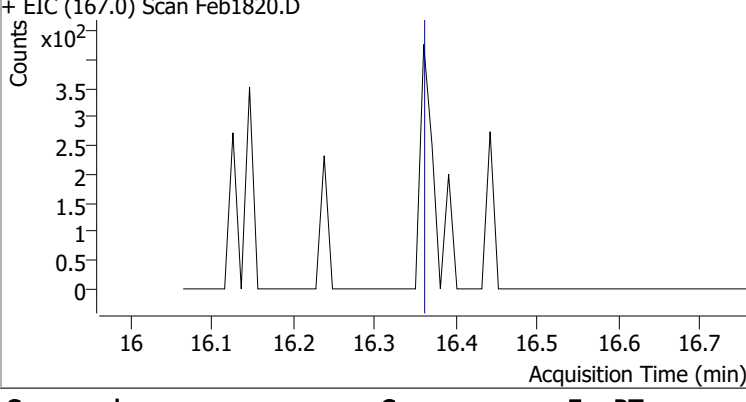
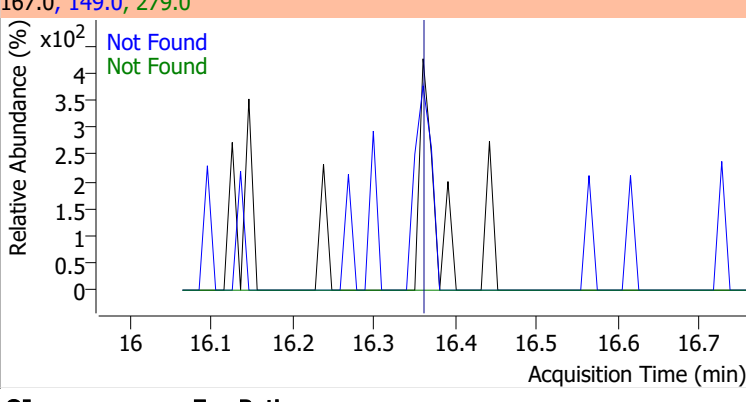
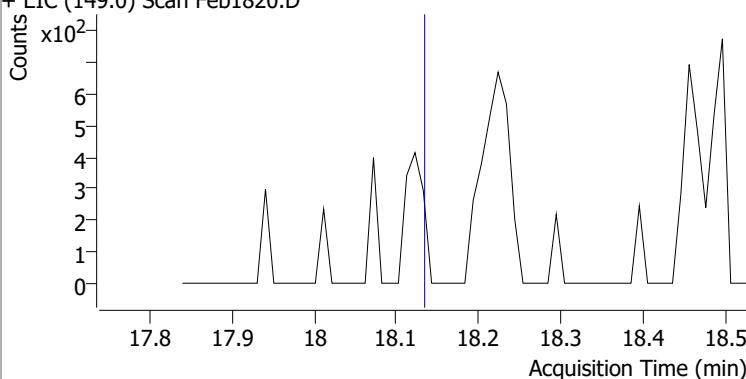
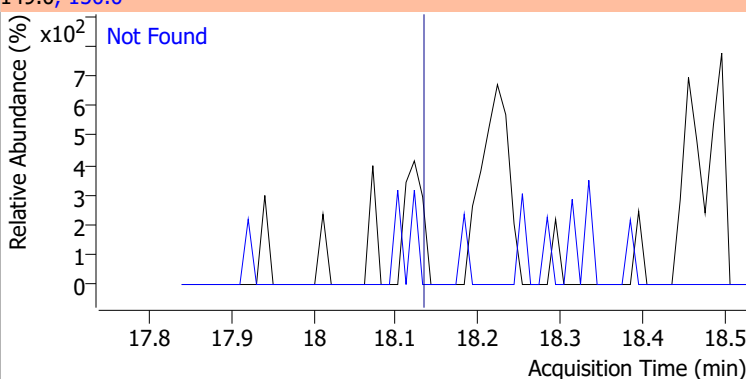
Compound	Conc.	Exp RT	QIon	Exp Ratio	QIon	Exp Ratio
Butylbenzylphthalate	N.D.	14.32	91.0	85.1	206.0	17.5



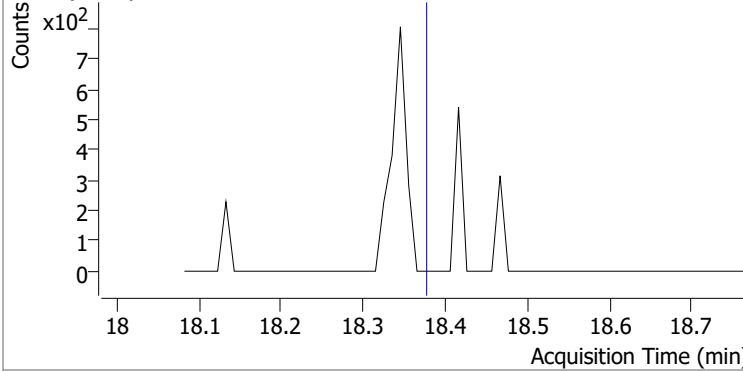
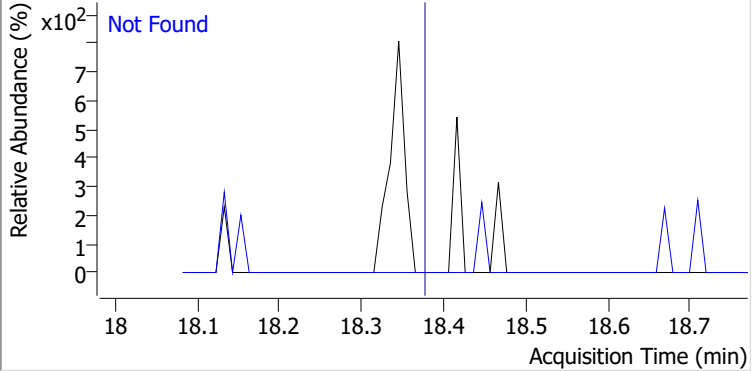
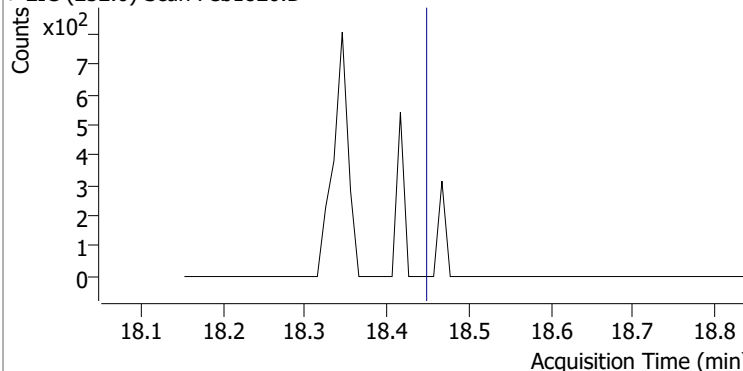
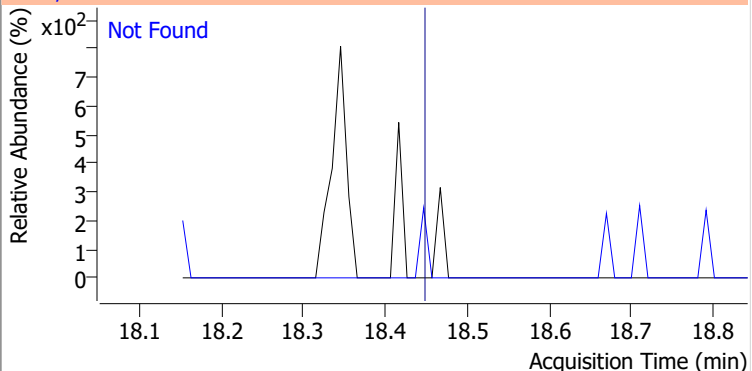
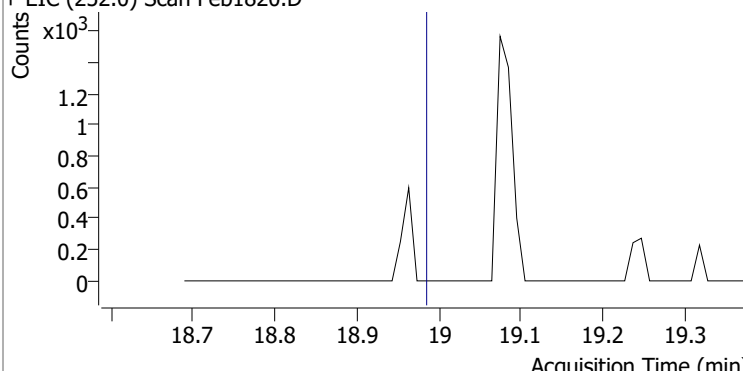
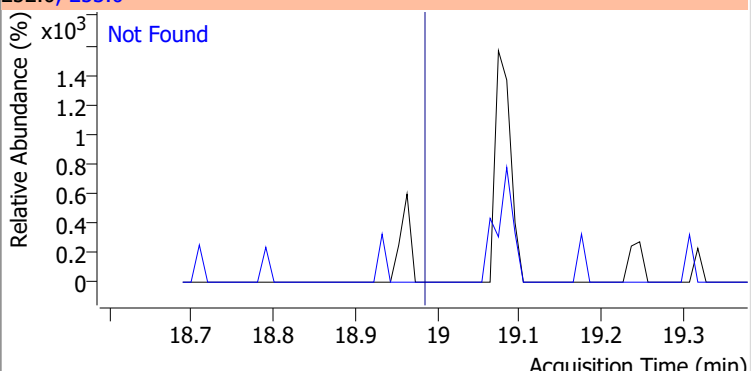
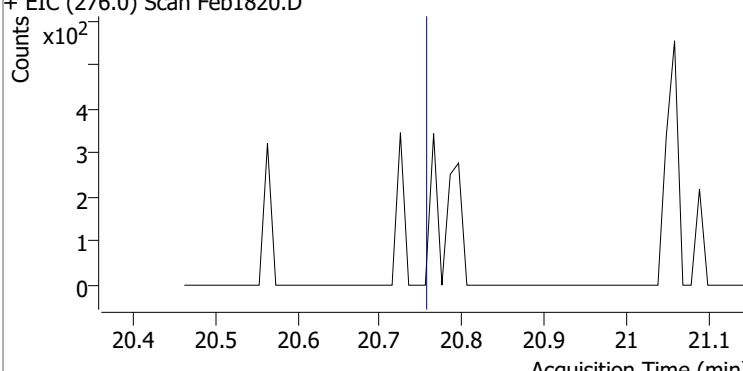
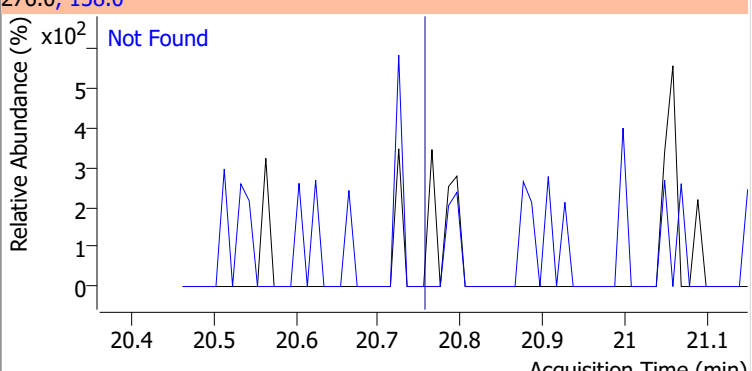
Compound	Conc.	Exp RT	QIon	Exp Ratio	QIon	Exp Ratio
Benzo(a)Anthracene	N.D.	15.51	226.0	26.8	229.0	21.1



Quantitation Results Report (QT Reviewed)

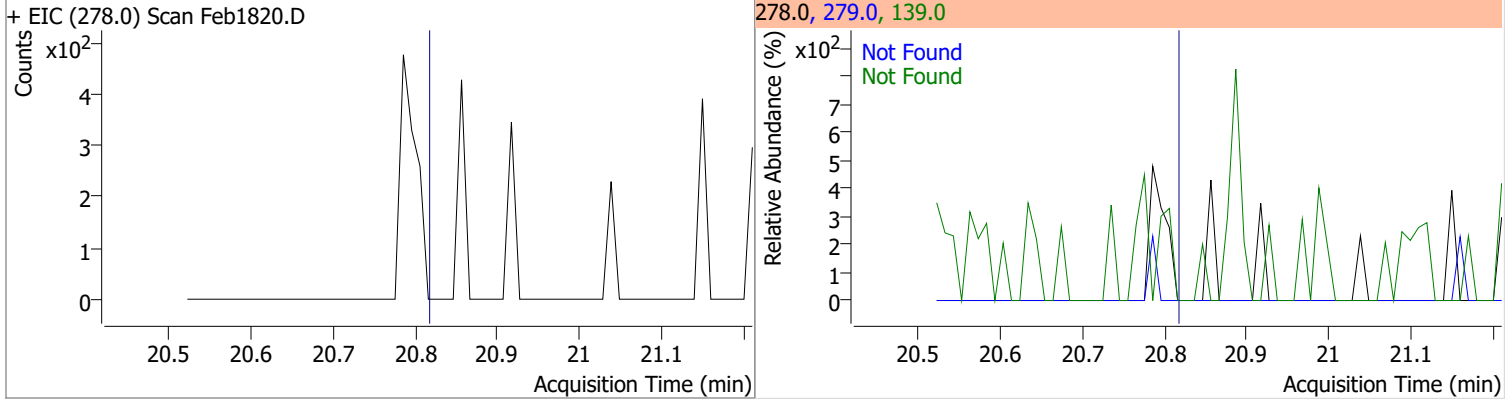
Compound	Conc.	Exp RT	QIon	Exp Ratio	QIon	Exp Ratio
Chrysene	N.D.	15.62	226.0	28.4	229.0	19.7
+ EIC (228.0) Scan Feb1820.D			228.0, 226.0, 229.0			
						
3,3-Dichlorobenzidine	N.D.	15.69	254.0	64.2		
+ EIC (252.0) Scan Feb1820.D			252.0, 254.0			
						
bis(2-ethylhexyl)Phthalate	N.D.	16.37	149.0	390.8	279.0	15.0
+ EIC (167.0) Scan Feb1820.D			167.0, 149.0, 279.0			
						
Di-n-octyl Phthalate	N.D.	18.13	150.0	10.0		
+ EIC (149.0) Scan Feb1820.D			149.0, 150.0			
						

Quantitation Results Report (QT Reviewed)

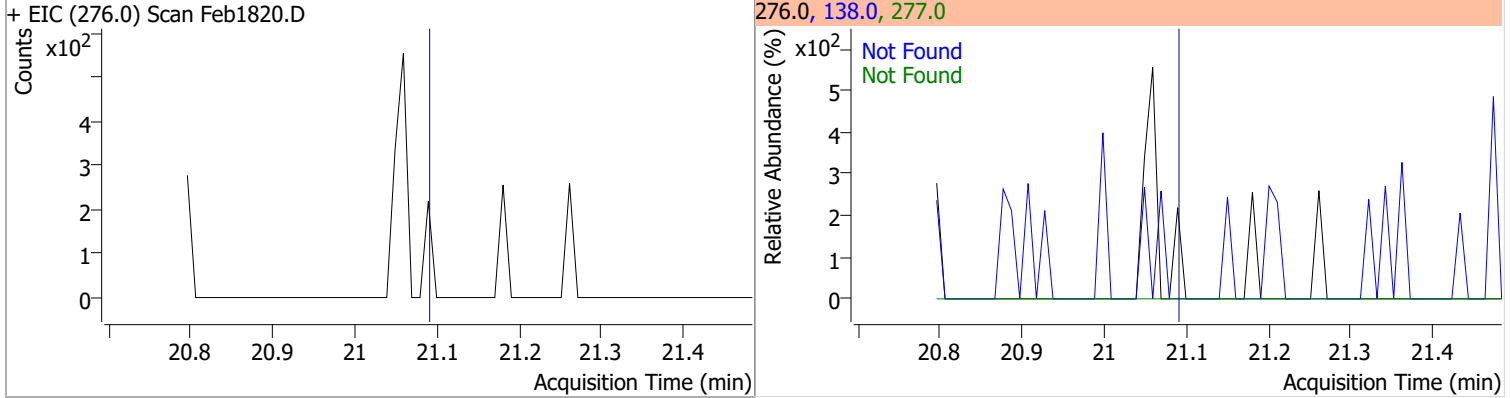
Compound	Conc.	Exp RT	QIon	Exp Ratio
Benzo(b)fluoranthene	N.D.	18.38	253.0	22.3
+ EIC (252.0) Scan Feb1820.D			252.0, 253.0	
				
Benzo(k)fluoranthene	N.D.	18.45	253.0	22.0
+ EIC (252.0) Scan Feb1820.D			252.0, 253.0	
				
Benzo(a)pyrene	N.D.	18.98	253.0	21.5
+ EIC (252.0) Scan Feb1820.D			252.0, 253.0	
				
Indeno(1,2,3-c,d)pyrene	N.D.	20.76	138.0	29.6
+ EIC (276.0) Scan Feb1820.D			276.0, 138.0	
				

Quantitation Results Report (QT Reviewed)

Compound	Conc.	Exp RT	QIon	Exp Ratio	QIon	Exp Ratio
Dibenzo(a,h)anthracene	N.D.	20.82	139.0	25.2	279.0	24.1

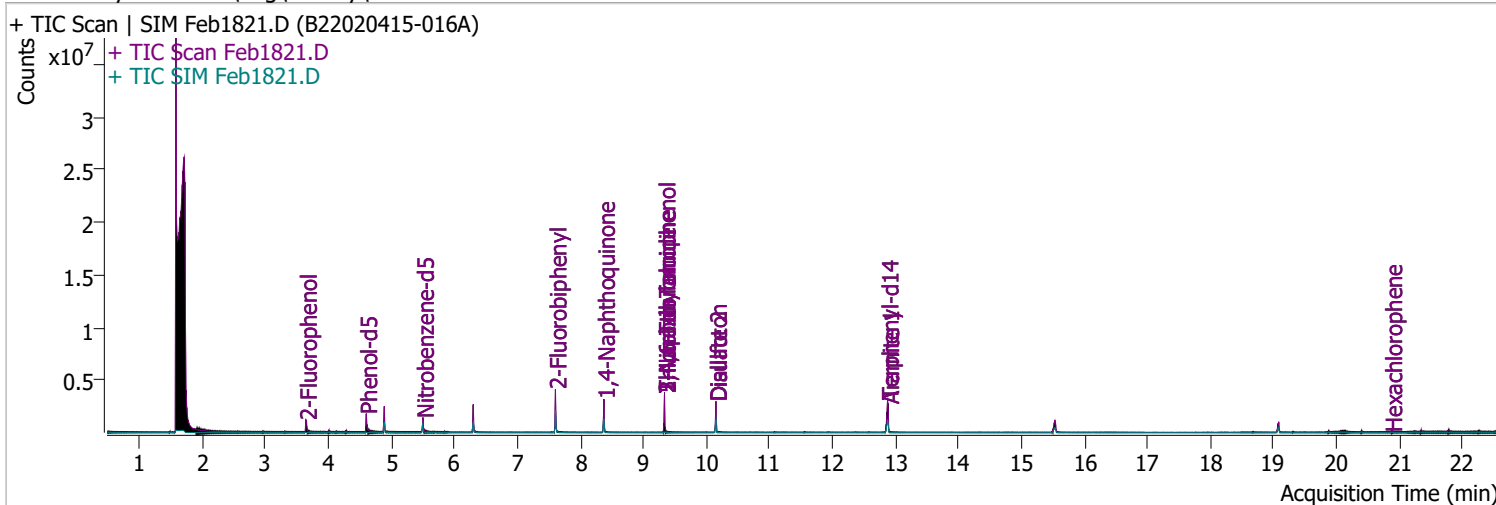


Compound	Conc.	Exp RT	QIon	Exp Ratio	QIon	Exp Ratio
Benzo(g,h,i)perylene	N.D.	21.09	138.0	33.0	277.0	23.2



Quantitation Results Report (QT Reviewed)

Data File	Feb1821.D	Operator	LIMS import
Acq. Method	BNA+SIM.M	Acq. Date-Time	2/19/2022 6:47:44 PM
Sample Name	B22020415-016A	Instrument	Instrument #1
Vial	21	Multiplier	1.00
DA Method File		Comment	SVOC-8270-W-LARGO
Tune File	dftppdsm.u	Tune Date	2/18/2022 9:25:00 PM
Batch Name	021822 DoD BNA cal.batch.bin	Last Calib Update	2/19/2022 1:06:17 PM
Ref Library	D:\Org\Library\NIST129K.l		



Compound	RT	QIon	Resp.	Conc.	Units	Dev(Min)
----------	----	------	-------	-------	-------	----------

Internal Standards

System Monitoring Compounds

S 2-Fluorophenol	3.643	112.0	470810	51.4928	µg/L	-0.010
Spiked Amount: 200.000	Range: 10.0 - 75.0%			Recovery = 25.75%		
S Phenol-d5	4.603	99.0	621352	51.9424	µg/L	-0.010
Spiked Amount: 200.000	Range: 10.0 - 65.0%			Recovery = 25.97%		
S Nitrobenzene-d5	5.502	82.0	367102	55.6184	µg/L	0.000
Spiked Amount: 100.000	Range: 32.0 - 94.0%			Recovery = 55.62%		
S 2-Fluorobiphenyl	7.605	172.0	1196424	62.0074	µg/L	0.000
Spiked Amount: 100.000	Range: 28.0 - 107.0%			Recovery = 62.01%		
S 2,4,6-Tribromophenol	9.336	329.8	280413	162.6494	µg/L	0.000
Spiked Amount: 200.000	Range: 25.0 - 140.0%			Recovery = 81.32%		
S Terphenyl-d14	12.875	244.3	1865090	103.5335	µg/L	0.000
Spiked Amount: 100.000	Range: 32.0 - 122.0%			Recovery = 103.53%		

Target Compounds

Compound	RT	QIon	Resp.	Conc.	Units	md	QValue
T N-Nitrosodimethylamine	0.000		0	N.D.			
T Pyridine	0.000		0	N.D.			
T Aniline	0.000		0	N.D.			
T Phenol	0.000		0	N.D.			
T bis(-2-Chloroethyl)Ether	0.000		0	N.D.			
T 2-Chlorophenol	0.000		0	N.D.			
T 1,3-Dichlorobenzene	0.000		0	N.D.			
T 1,4-Dichlorobenzene	0.000		0	N.D.			
T 1,2-Dichlorobenzene	0.000		0	N.D.			
T Benzyl Alcohol	0.000		0	N.D.			
T bis(2-chloroisopropyl)Ether	0.000		0	N.D.			
T 2-Methylphenol	0.000		0	N.D.			
T N-nitroso-Di-n-propylamine	5.502	70.0	0		µg/L	md	1
T 4Methylphenol/3Methylphenol	0.000		0	N.D.			
T Hexachloroethane	0.000		0	N.D.			

Quantitation Results Report (QT Reviewed)

Compound	RT	QIon	Resp.	Conc.	Units	Dev(Min)
T Nitrobenzene	0.000		0	N.D.		
T Isophorone	0.000		0	N.D.		
T 2-Nitrophenol	0.000		0	N.D.		
T 2,4-Dimethylphenol	0.000		0	N.D.		
T bis(-2-Chloroethoxy)Methane	0.000		0	N.D.		
T 2,4-Dichlorophenol	0.000		0	N.D.		
T Benzoic Acid	0.000		0	N.D.		
T 1,2,4-Trichlorobenzene	0.000		0	N.D.		
T Naphthalene	0.000		0	N.D.		
T 4-Chlorophenol	6.300	130.0	0		µg/L md	1
T p-Chloroaniline	0.000		0	N.D.		
T Hexachlorobutadiene	0.000		0	N.D.		
T 4-Chloro-2-Methylphenol	0.000		0	N.D.		
T 4-Chloro-3-Methylphenol	0.000		0	N.D.		
T 2-Methylnaphthalene	0.000		0	N.D.		
T 1-Methylnaphthalene	0.000		0	N.D.		
T Hexachlorocyclopentadiene	0.000		0	N.D.		
T 2,4,6-Trichlorophenol	0.000		0	N.D.		
T 2,4,5-Trichlorophenol	0.000		0	N.D.		
T 2-Chloronaphthalene	0.000		0	N.D.		
T 2-Nitroaniline	0.000		0	N.D.		
T Dimethyl Phthalate	8.374	163.0	0		µg/L md	1
T 2,6-Dinitrotoluene	8.374	165.0	0		µg/L md	1
T Acenaphthylene	0.000		0	N.D.		
T 3-Nitroaniline	0.000		0	N.D.		
T Acenaphthene	0.000		0	N.D.		
T 2,4-Dinitrophenol	0.000		0	N.D.		
T Dibenzofuran	0.000		0	N.D.		
T 2,4-Dinitrotoluene	0.000		0	N.D.		
T 4-Nitrophenol	0.000		0	N.D.		
T Diethylphthalate	0.000		0	N.D.		
T Fluorene	0.000		0	N.D.		
T 4-Chlorophenyl-phenylether	0.000		0	N.D.		
T 4-Nitroaniline	0.000		0	N.D.		
T 4,6-Dinitro-2-methylphenol	9.336	198.0	0		µg/L md	1
T N-nitrosodiphenylamine	0.000		0	N.D.		
T Azobenzene	0.000		0	N.D.		
T 4-Bromophenyl-phenylether	0.000		0	N.D.		
T Hexachlorobenzene	0.000		0	N.D.		
T Pentachlorophenol	0.000		0	N.D.		
T Phenanthrene	0.000		0	N.D.		
T Anthracene	0.000		0	N.D.		
T Triallate	0.000		0	N.D.		
T Carbazole	0.000		0	N.D.		
T o-Terphenyl	0.000		0	N.D.		
T Di-n-Butylphthalate	0.000		0	N.D.		
T Fluoranthene	0.000		0	N.D.		
T Benzidine	12.875	184.0	0		µg/L md	1
T Pyrene	0.000		0	N.D.		
T Butylbenzylphthalate	0.000		0	N.D.		
T Benzo(a)Anthracene	0.000		0	N.D.		
T Chrysene	0.000		0	N.D.		
T 3,3-Dichlorobenzidine	0.000		0	N.D.		
T bis(2-ethylhexyl)Phthalate	0.000		0	N.D.		
T Di-n-octyl Phthalate	0.000		0	N.D.		

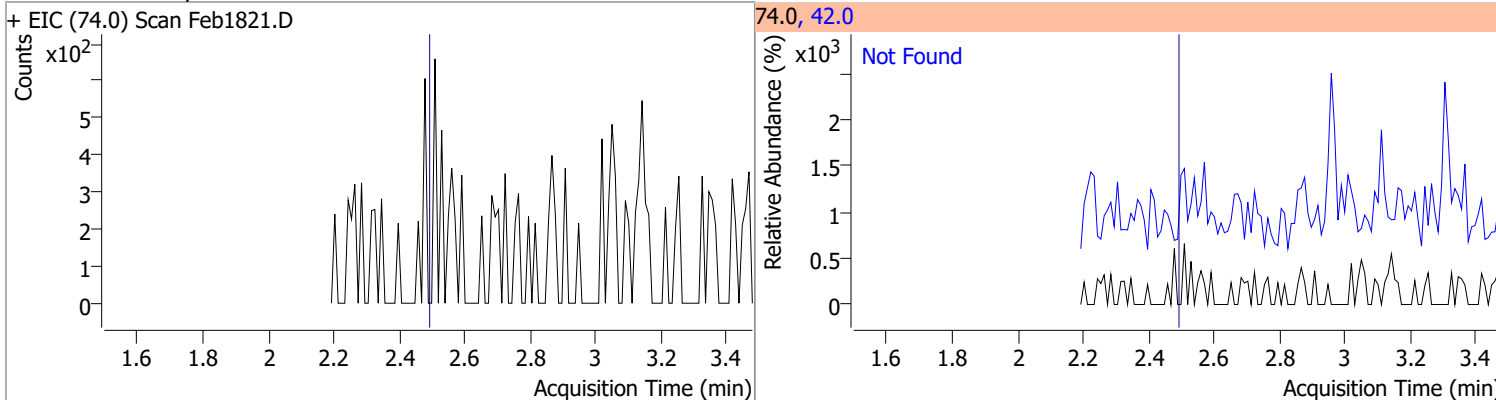
Quantitation Results Report (QT Reviewed)

Compound	RT	QIon	Resp.	Conc.	Units	Dev(Min)
T Benzo(b)fluoranthene	0.000		0	N.D.		
T Benzo(k)fluoranthene	0.000		0	N.D.		
T Benzo(a)pyrene	0.000		0	N.D.		
T Indeno(1,2,3-c,d)pyrene	0.000		0	N.D.		
T Dibenzo(a,h)anthracene	0.000		0	N.D.		
T Benzo(g,h,i)perylene	0.000		0	N.D.		

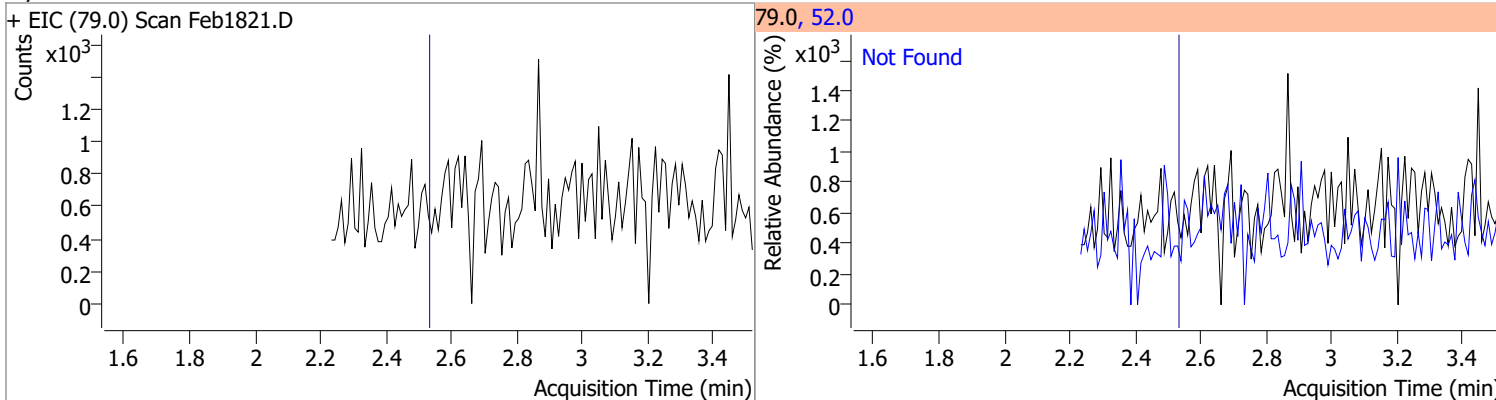
(#) = Qualifier Out of Range; (m) = Manual Integration; (+) = Area Summed; (*) = Surrogate Percent Recovery Out of Range; (d): Zeroed Peak

Quantitation Results Report (QT Reviewed)

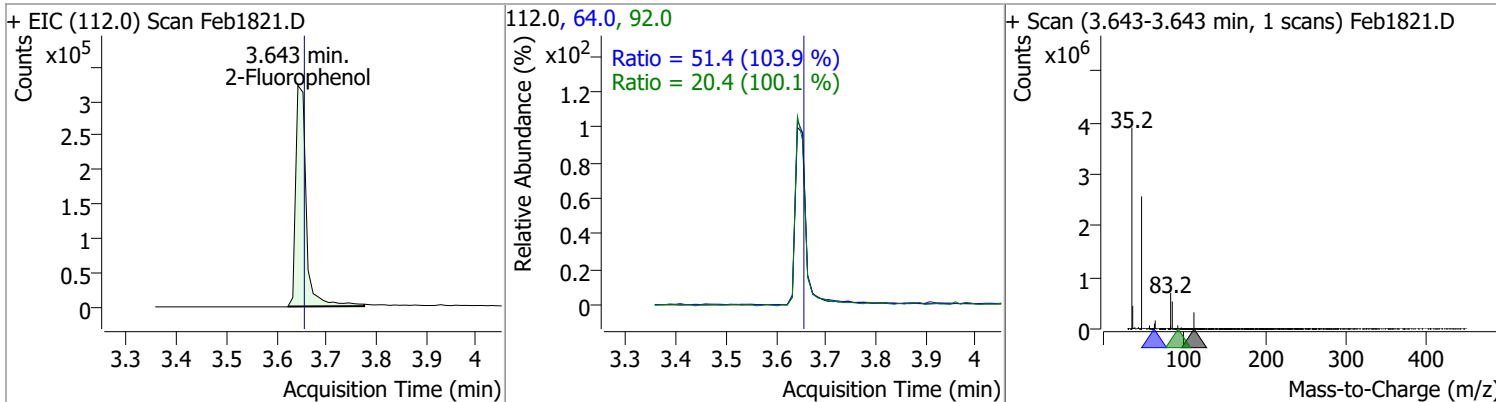
Compound	Conc.	Exp RT	QIon	Exp Ratio
N-Nitrosodimethylamine	N.D.	2.49	42.0	135.8



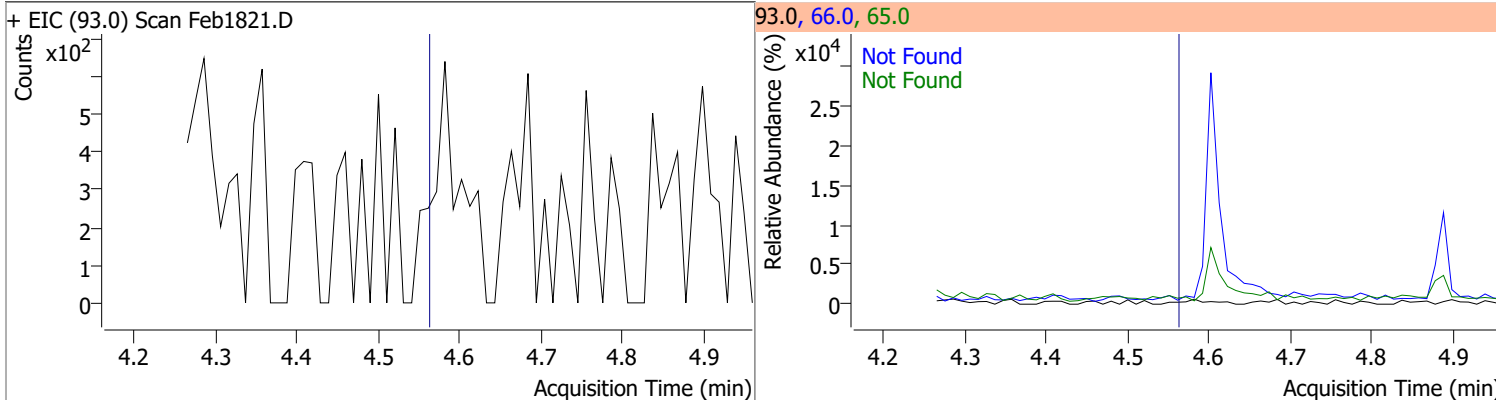
Compound	Conc.	Exp RT	QIon	Exp Ratio
Pyridine	N.D.	2.53	52.0	82.7



Compound	Conc.	RT	Dev(Min)	Resp.	QIon	QRatio	Lower	Upper
2-Fluorophenol	51.4928	3.64	-0.01	470810	64.0	51.4	34.6	64.3
					92.0	20.4	14.2	26.5

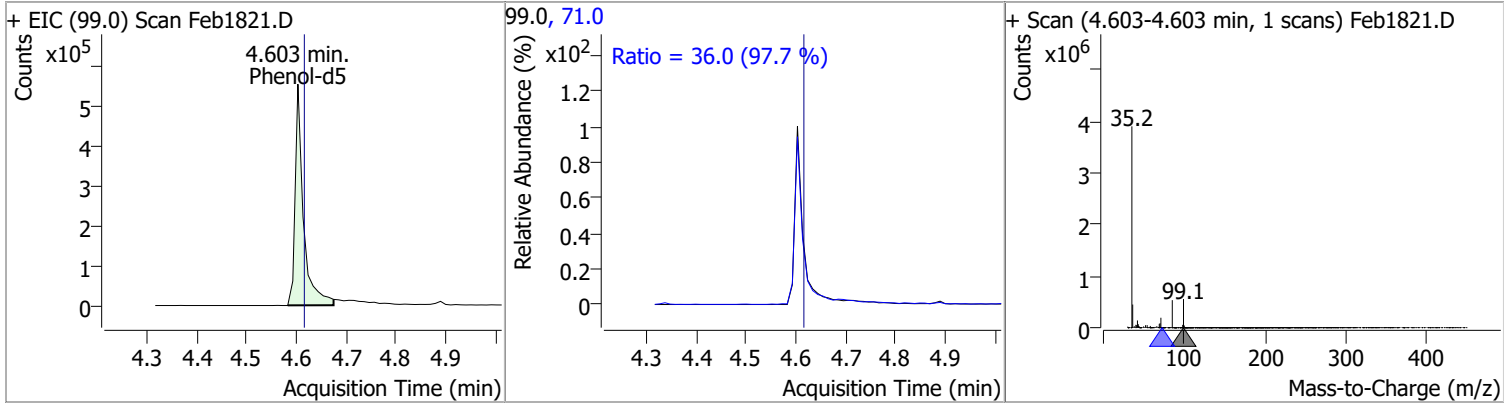


Compound	Conc.	Exp RT	QIon	Exp Ratio	QIon	Exp Ratio
Aniline	N.D.	4.56	66.0	36.7	65.0	18.7

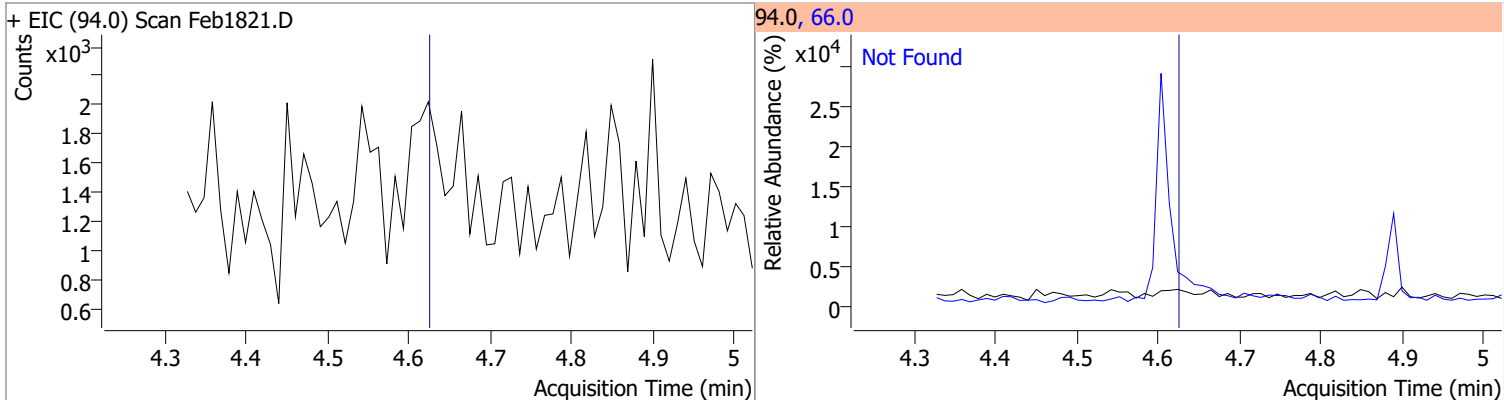


Quantitation Results Report (QT Reviewed)

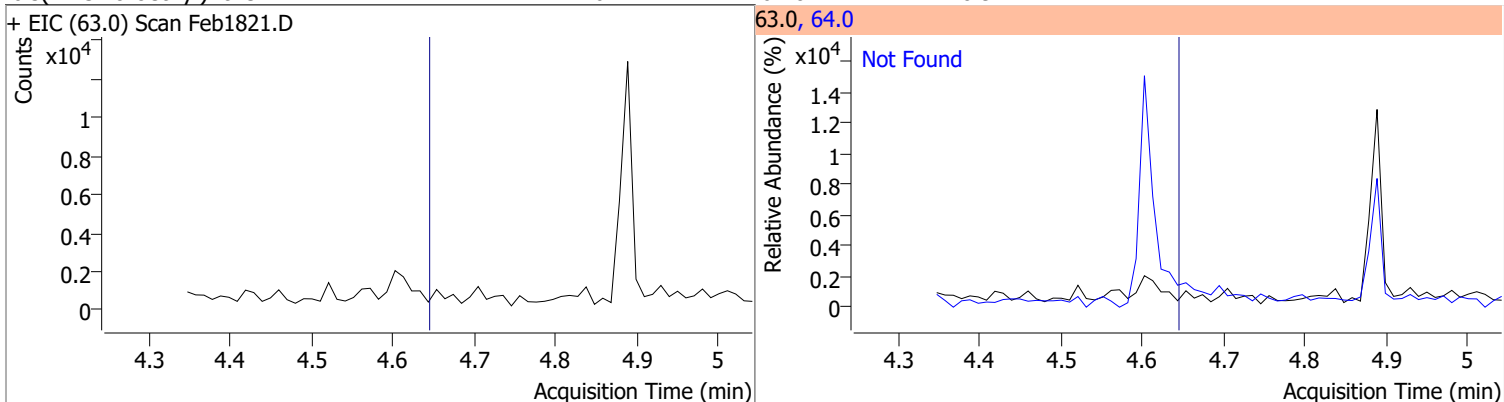
Compound	Conc.	RT	Dev(Min)	Resp.	QIon	QRatio	Lower	Upper
Phenol-d5	51.9424	4.60	-0.01	621352	71.0	36.0	25.8	47.9



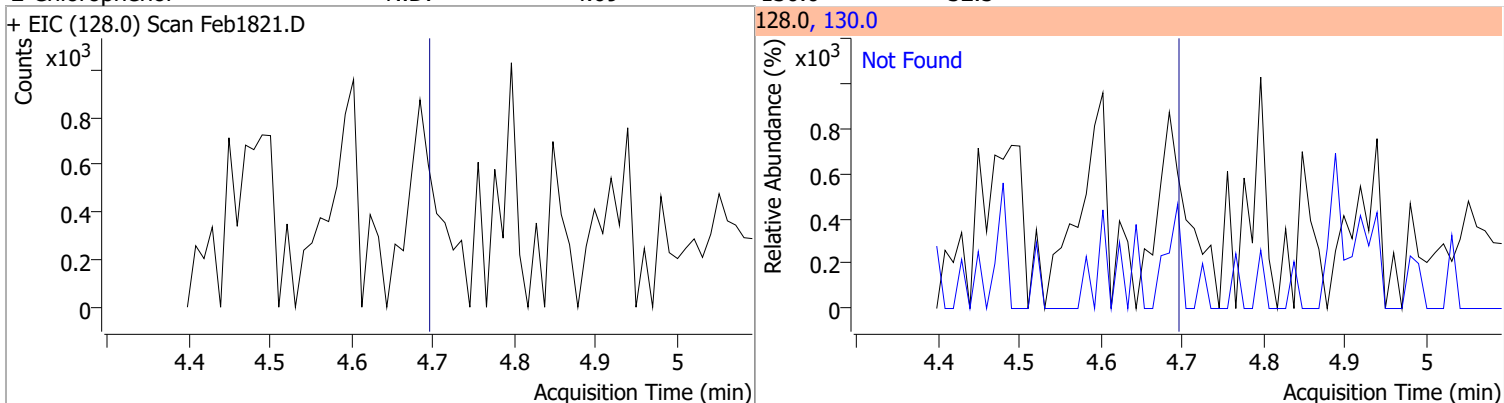
Compound	Conc.	Exp RT	QIon	Exp Ratio
Phenol	N.D.	4.62	66.0	45.3



Compound	Conc.	Exp RT	QIon	Exp Ratio
bis(-2-Chloroethyl)Ether	N.D.	4.64	64.0	10.9



Compound	Conc.	Exp RT	QIon	Exp Ratio
2-Chlorophenol	N.D.	4.69	130.0	32.5

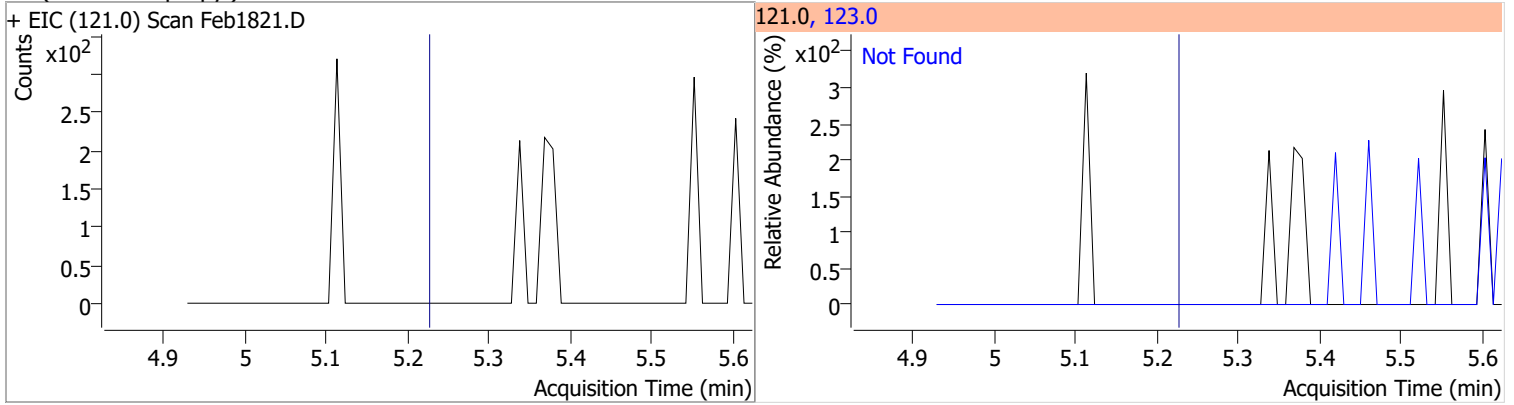


Quantitation Results Report (QT Reviewed)

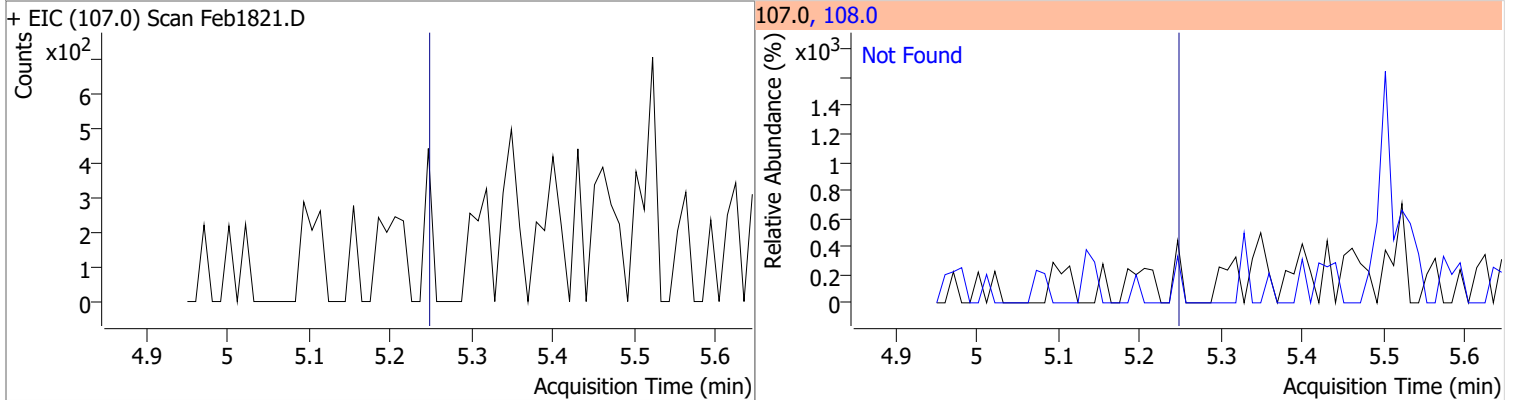
Compound	Conc.	Exp RT	QIon	Exp Ratio	QIon	Exp Ratio
1,3-Dichlorobenzene	N.D.	4.83	148.0	63.7	111.0	36.1
+ EIC (146.0) Scan Feb1821.D			146.0, 148.0, 111.0			
1,4-Dichlorobenzene	N.D.	4.91	148.0	65.2	111.0	36.0
+ EIC (146.0) Scan Feb1821.D			146.0, 148.0, 111.0			
1,2-Dichlorobenzene	N.D.	5.06	148.0	64.4	111.0	37.3
+ EIC (146.0) Scan Feb1821.D			146.0, 148.0, 111.0			
Benzyl Alcohol	N.D.	5.08	79.0	119.3	107.0	70.5
+ EIC (108.0) Scan Feb1821.D			108.0, 79.0, 107.0			

Quantitation Results Report (QT Reviewed)

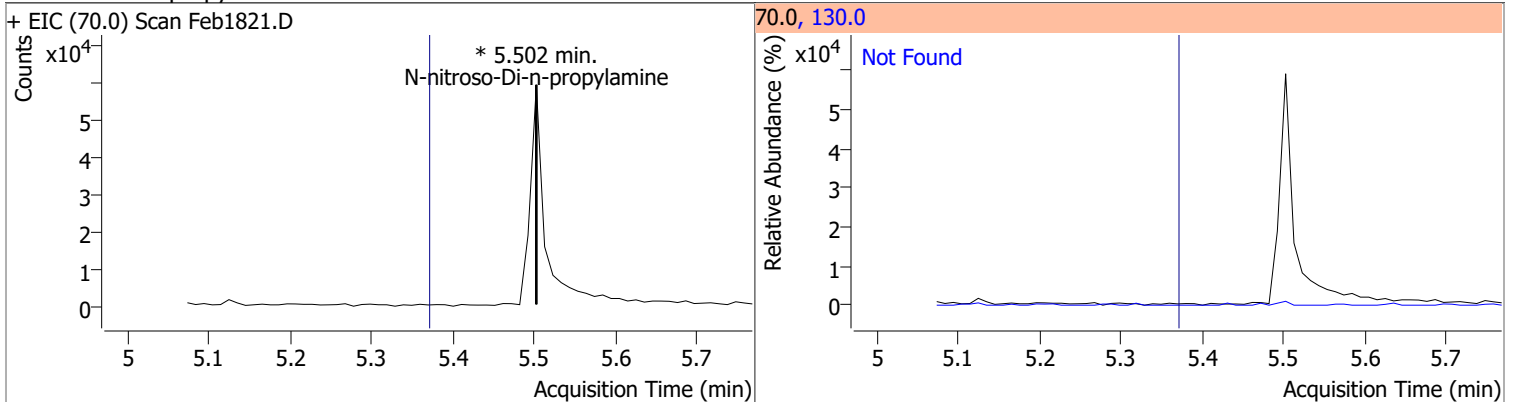
Compound	Conc.	Exp RT	QIon	Exp Ratio
bis(2-chloroisopropyl)Ether	N.D.	5.23	123.0	32.1



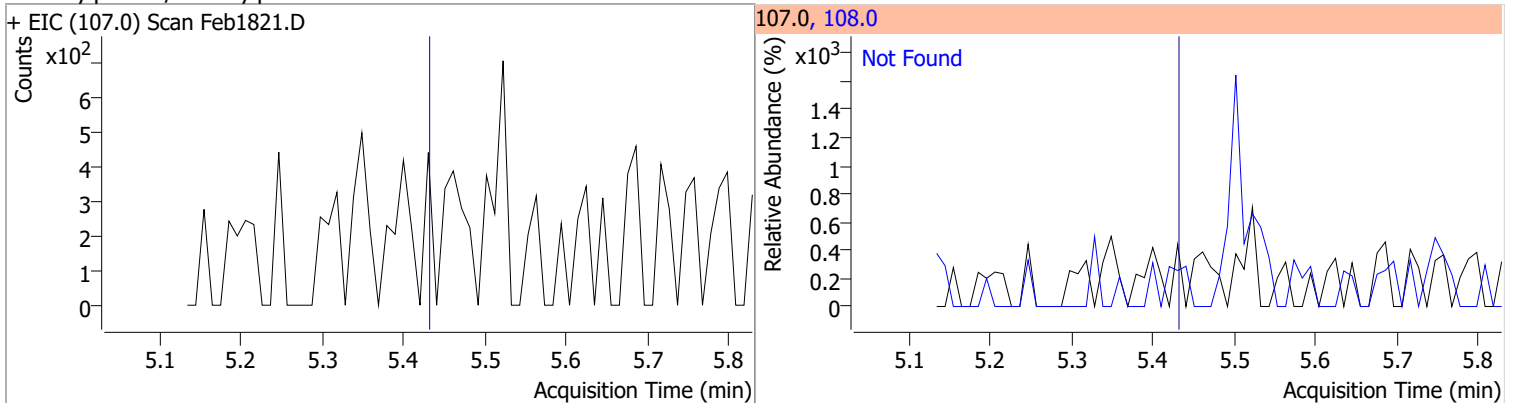
Compound	Conc.	Exp RT	QIon	Exp Ratio
2-Methylphenol	N.D.	5.25	108.0	116.5



Compound	Conc.	RT	Dev(Min)	Resp.	QIon	QRatio	Lower	Upper
N-nitroso-Di-n-propylamine		0		0	130.0		0.0	38.8

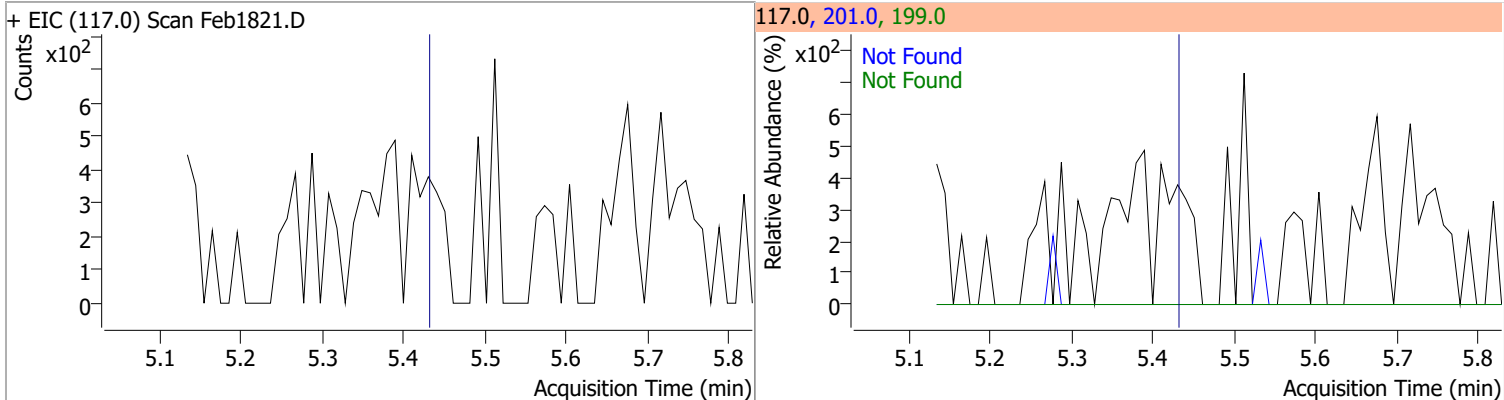


Compound	Conc.	Exp RT	QIon	Exp Ratio
4Methylphenol/3Methylphenol	N.D.	5.43	108.0	83.9

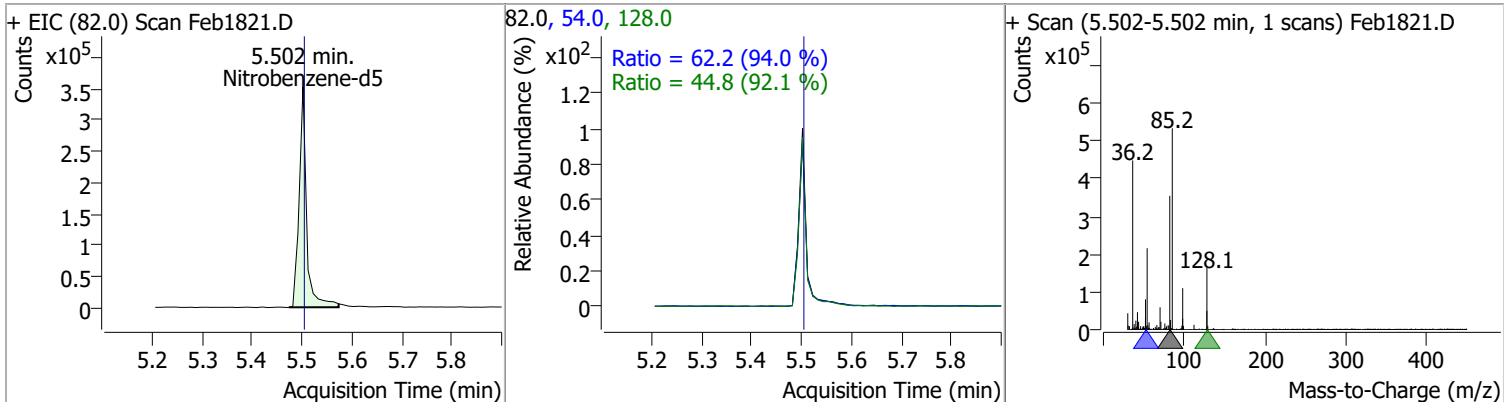


Quantitation Results Report (QT Reviewed)

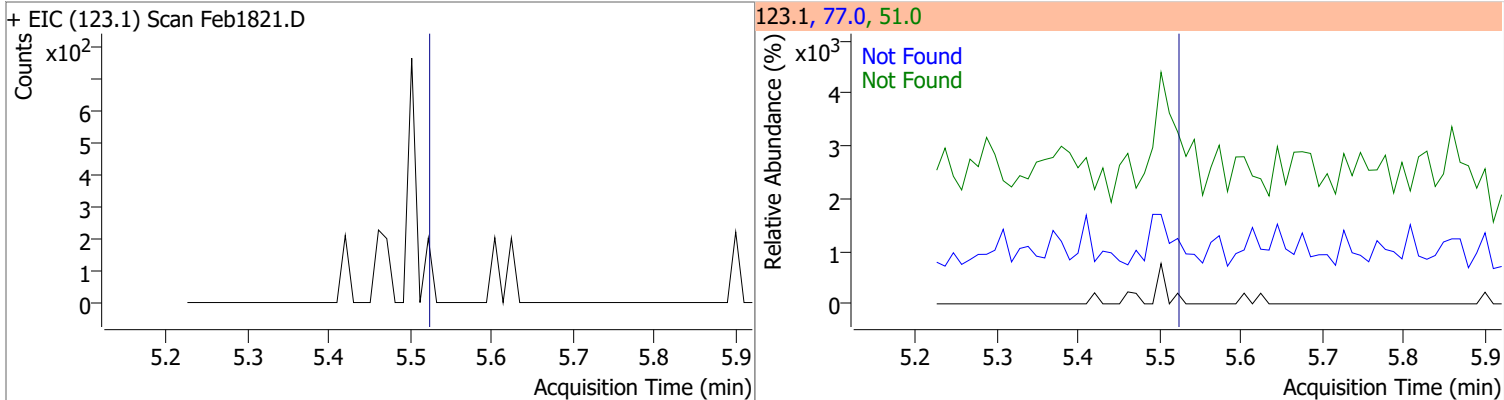
Compound	Conc.	Exp RT	QIon	Exp Ratio	QIon	Exp Ratio
Hexachloroethane	N.D.	5.43	201.0	90.8	199.0	56.9



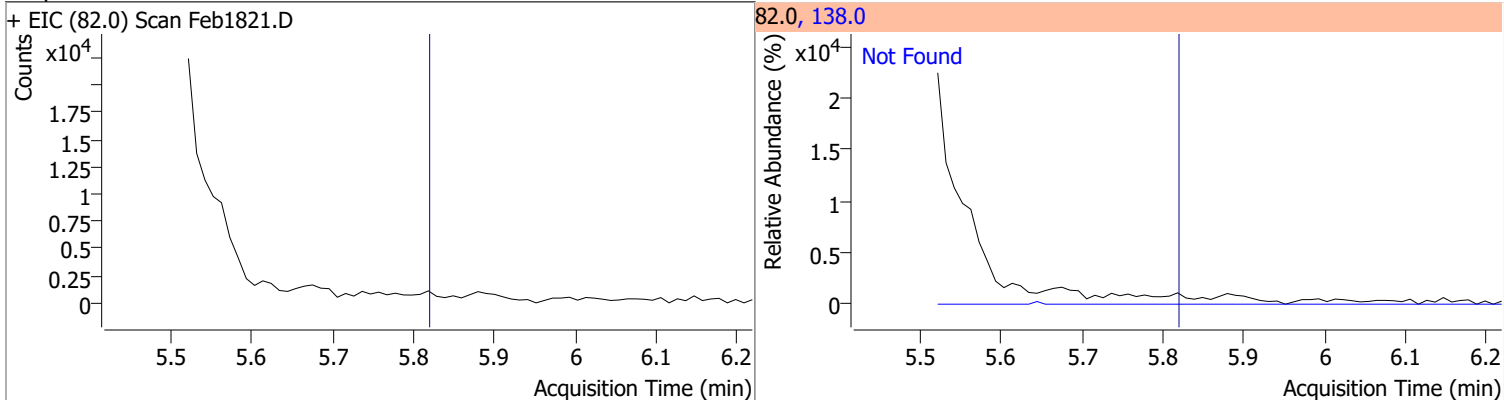
Compound	Conc.	RT	Dev(Min)	Resp.	QIon	QRatio	Lower	Upper
Nitrobenzene-d5	55.6184	5.50	0.00	367102	54.0	62.2	46.3	86.0
					128.0	44.8	34.1	63.3



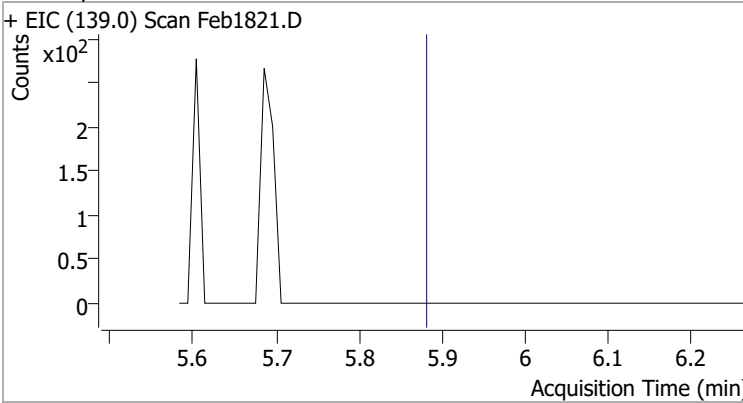
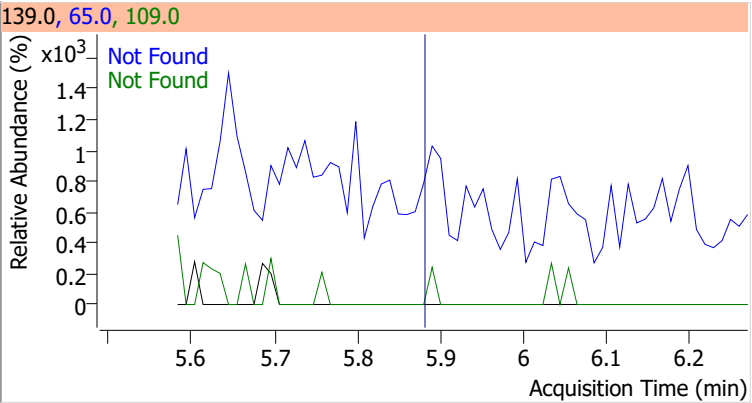
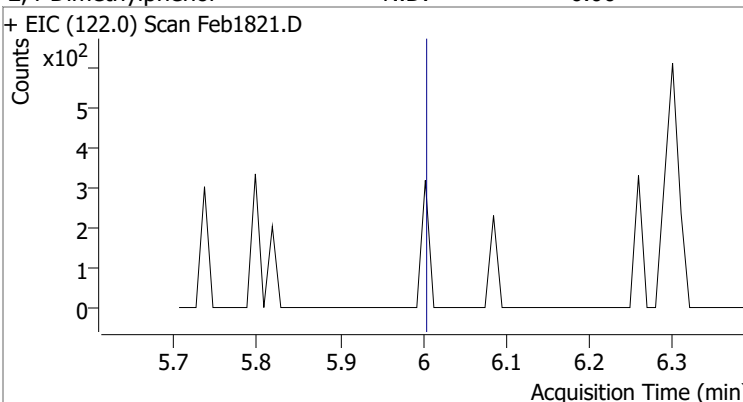
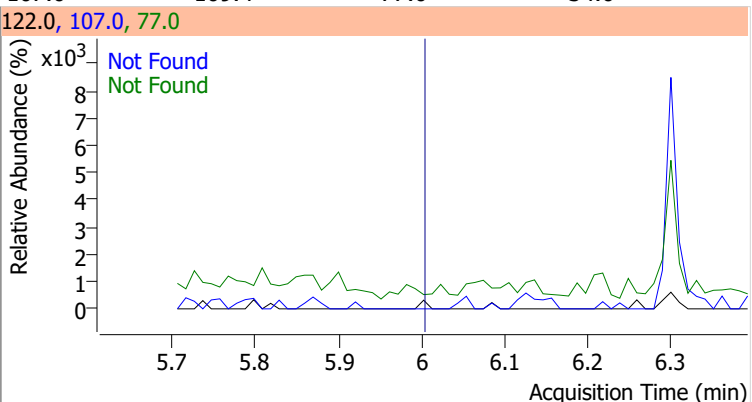
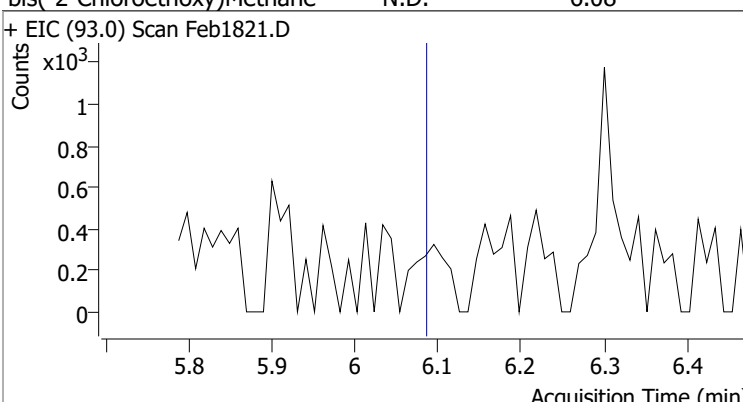
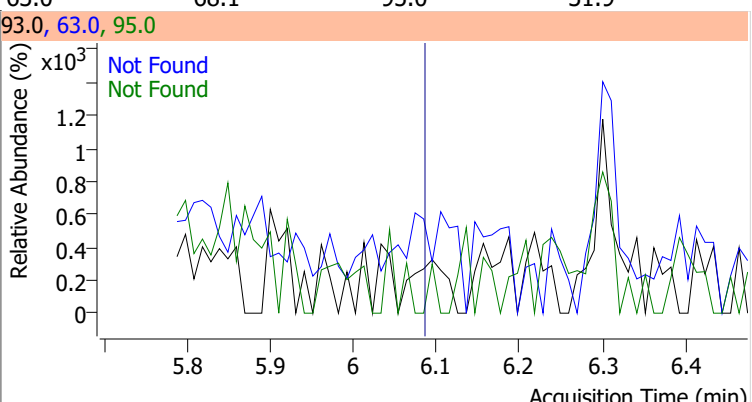
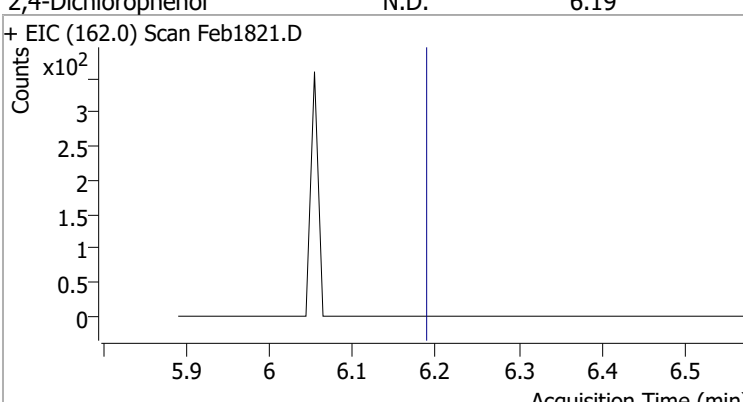
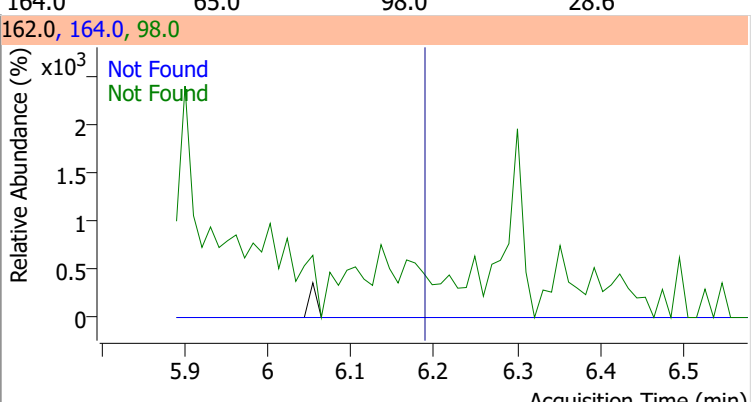
Compound	Conc.	Exp RT	QIon	Exp Ratio	QIon	Exp Ratio
Nitrobenzene	N.D.	5.52	77.0	212.7	51.0	131.0



Compound	Conc.	Exp RT	QIon	Exp Ratio
Isophorone	N.D.	5.82	138.0	21.1

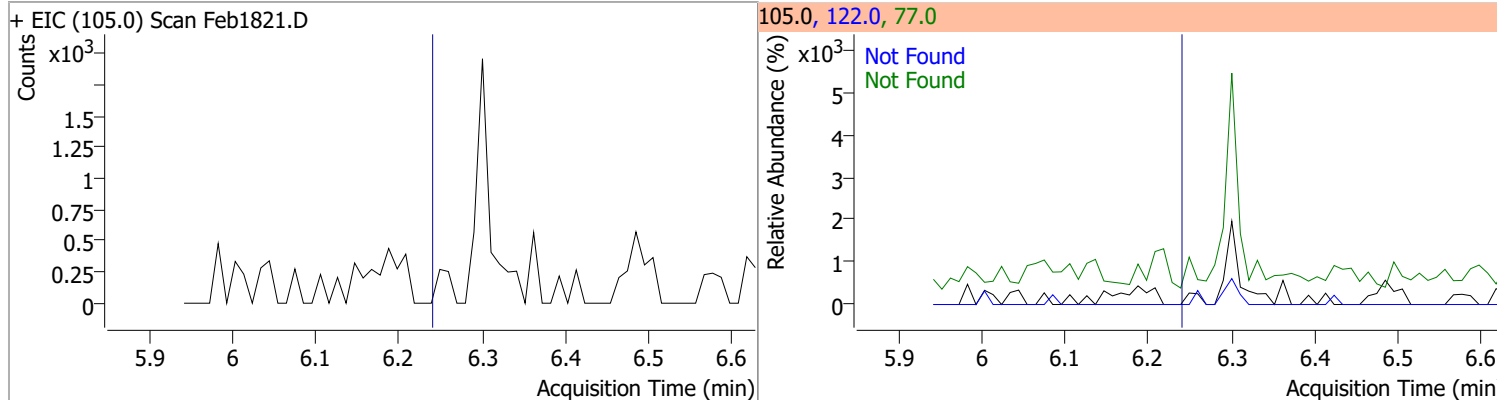


Quantitation Results Report (QT Reviewed)

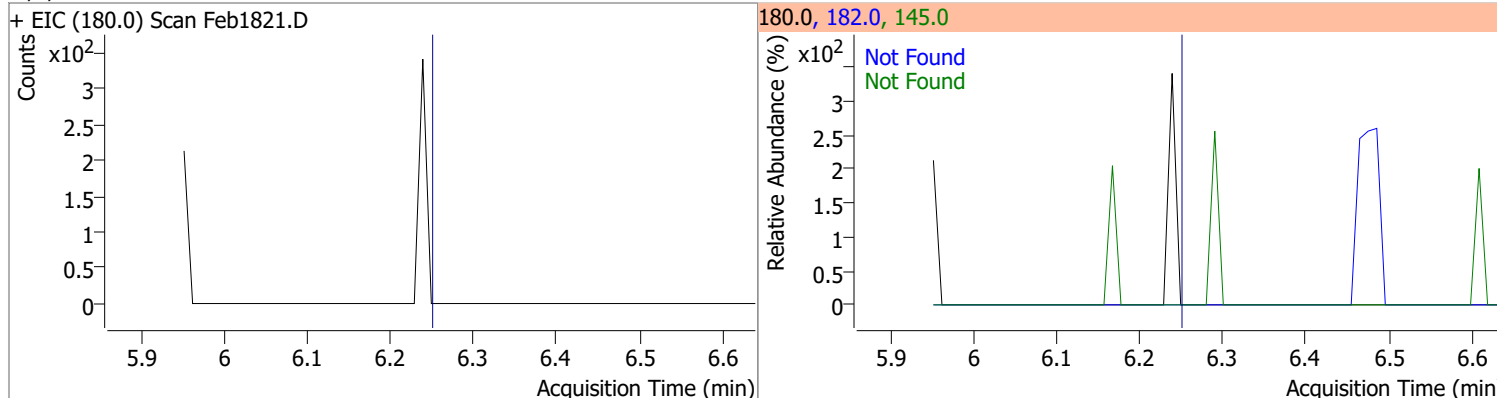
Compound	Conc.	Exp RT	QIon	Exp Ratio	QIon	Exp Ratio
2-Nitrophenol	N.D.	5.88	65.0	48.8	109.0	35.2
+ EIC (139.0) Scan Feb1821.D			139.0, 65.0, 109.0			
						
2,4-Dimethylphenol	N.D.	6.00	107.0	109.4	77.0	34.0
+ EIC (122.0) Scan Feb1821.D			122.0, 107.0, 77.0			
						
bis(-2-Chloroethoxy)Methane	N.D.	6.08	63.0	68.1	95.0	31.9
+ EIC (93.0) Scan Feb1821.D			93.0, 63.0, 95.0			
						
2,4-Dichlorophenol	N.D.	6.19	164.0	65.0	98.0	28.6
+ EIC (162.0) Scan Feb1821.D			162.0, 164.0, 98.0			
						

Quantitation Results Report (QT Reviewed)

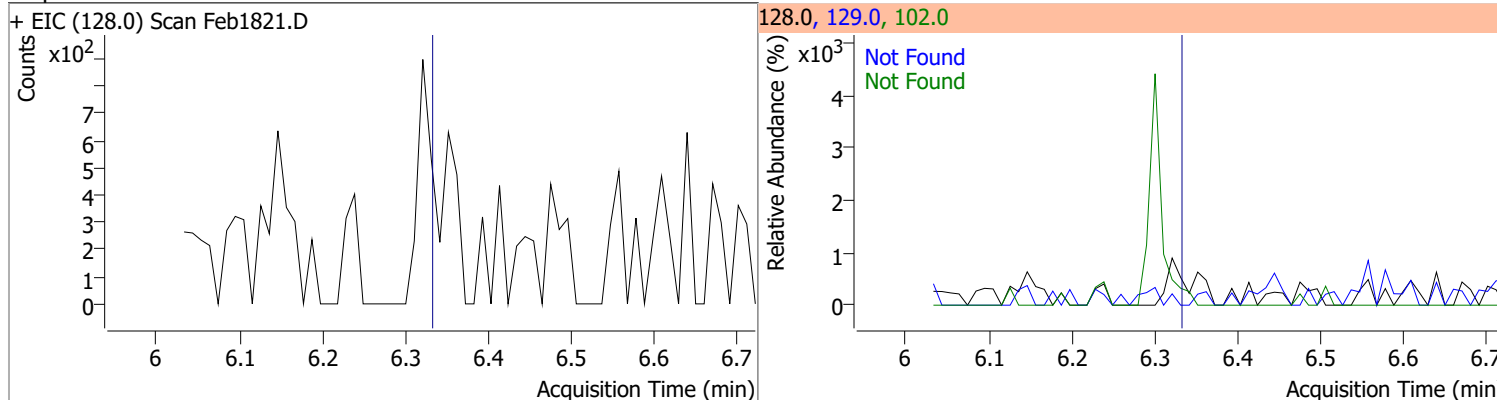
Compound	Conc.	Exp RT	QIon	Exp Ratio	QIon	Exp Ratio
Benzoic Acid	N.D.	6.24	122.0	85.5	77.0	60.4



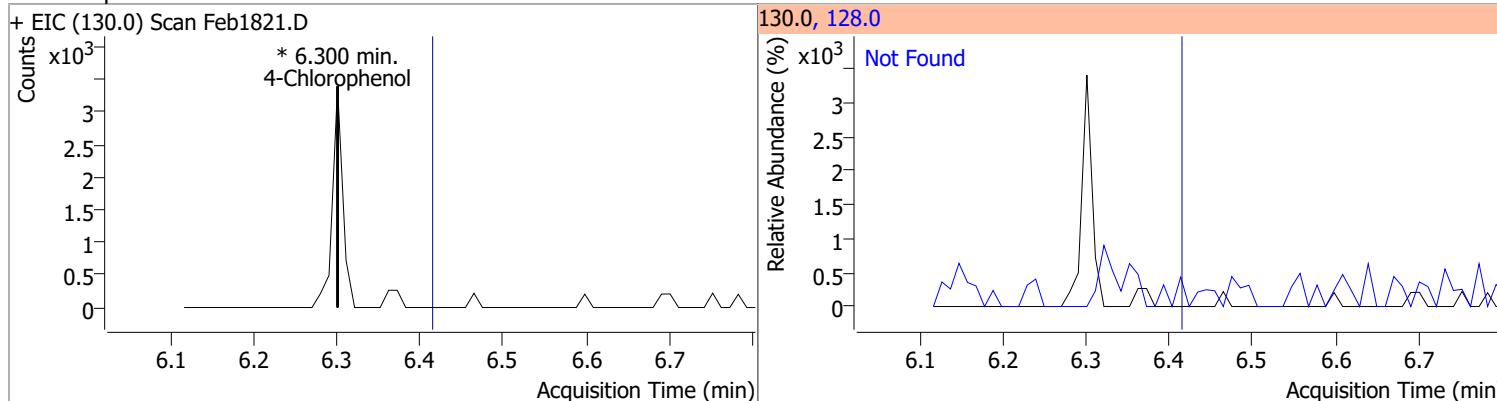
Compound	Conc.	Exp RT	QIon	Exp Ratio	QIon	Exp Ratio
1,2,4-Trichlorobenzene	N.D.	6.25	182.0	94.6	145.0	28.7



Compound	Conc.	Exp RT	QIon	Exp Ratio	QIon	Exp Ratio
Naphthalene	N.D.	6.33	129.0	11.5	102.0	9.9

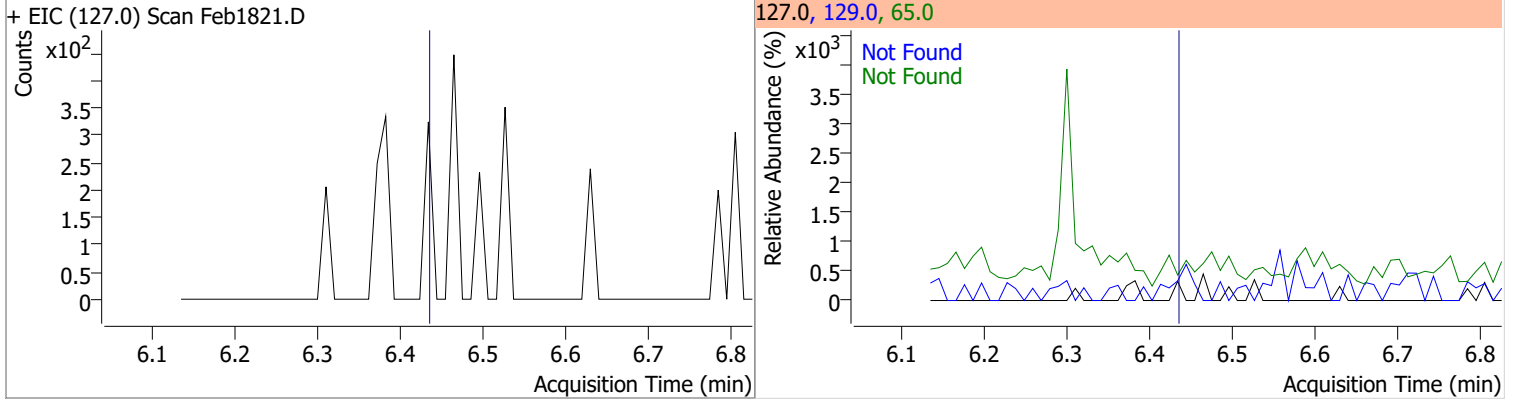


Compound	Conc.	RT	Dev(Min)	Resp.	QIon	QRatio	Lower	Upper
4-Chlorophenol		0		0	128.0		221.4	411.2

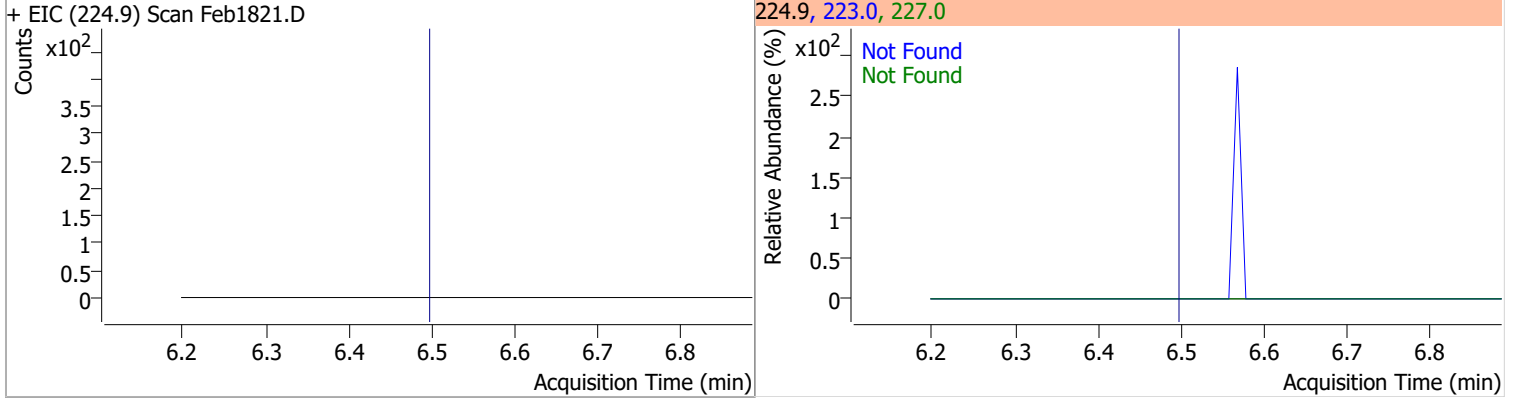


Quantitation Results Report (QT Reviewed)

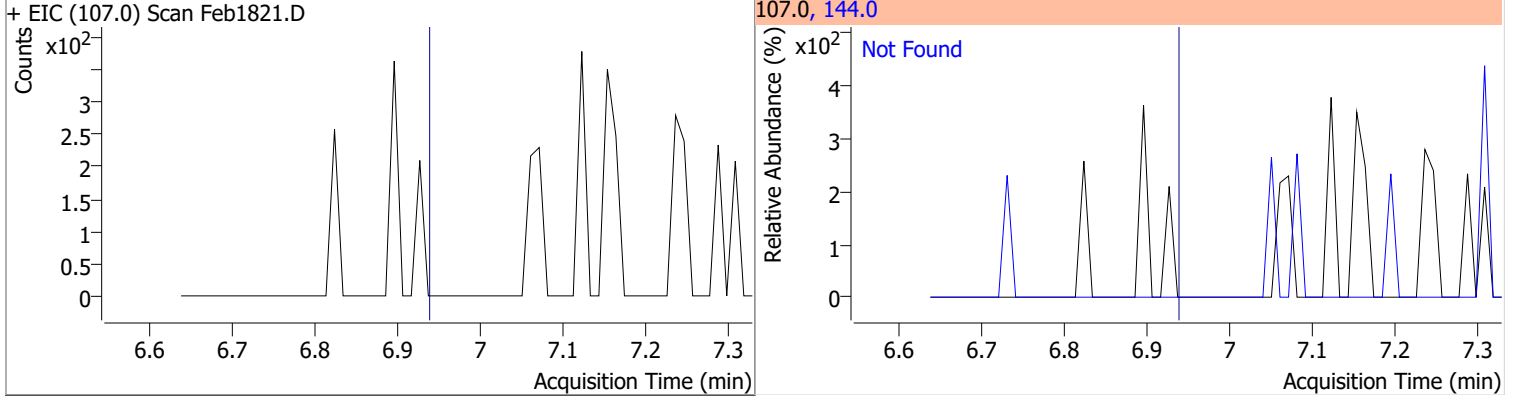
Compound	Conc.	Exp RT	QIon	Exp Ratio	QIon	Exp Ratio
p-Chloroaniline	N.D.	6.43	65.0	60.1	129.0	37.6



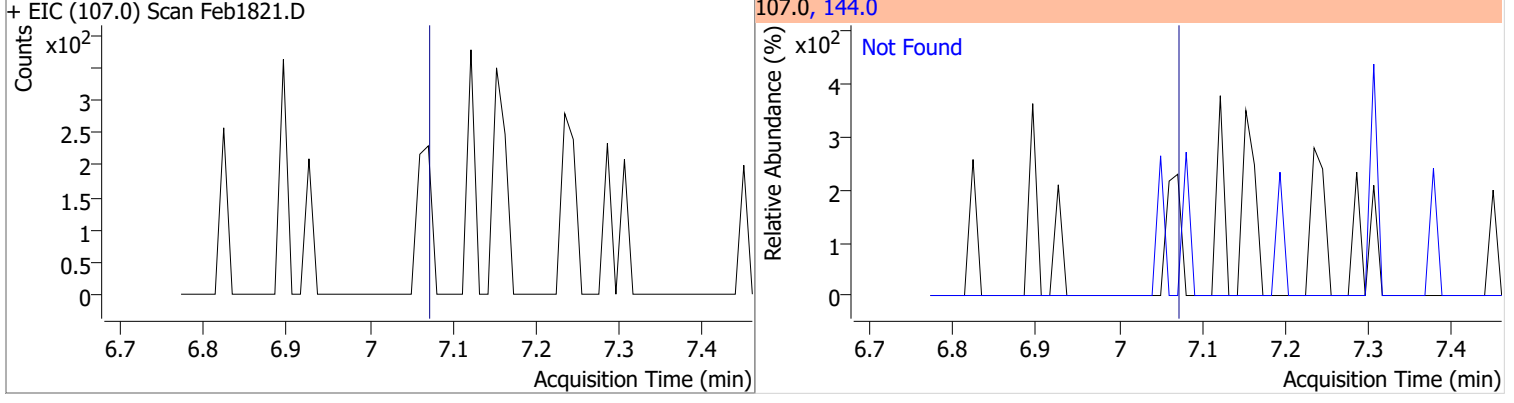
Compound	Conc.	Exp RT	QIon	Exp Ratio	QIon	Exp Ratio
Hexachlorobutadiene	N.D.	6.50	227.0	65.7	223.0	64.3



Compound	Conc.	Exp RT	QIon	Exp Ratio
4-Chloro-2-Methylphenol	N.D.	6.94	144.0	27.8



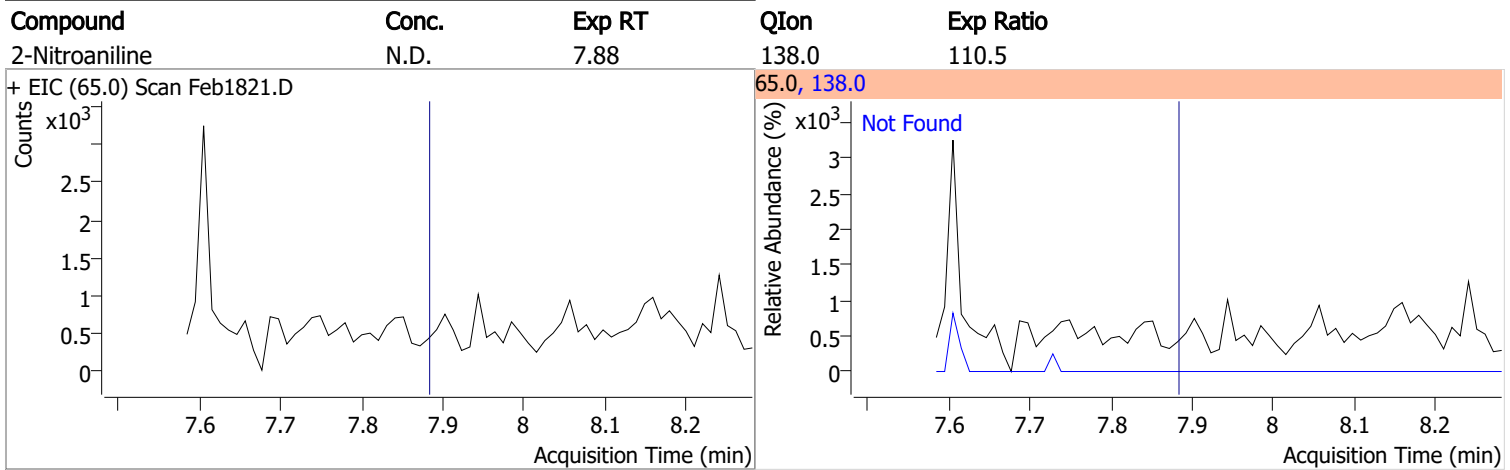
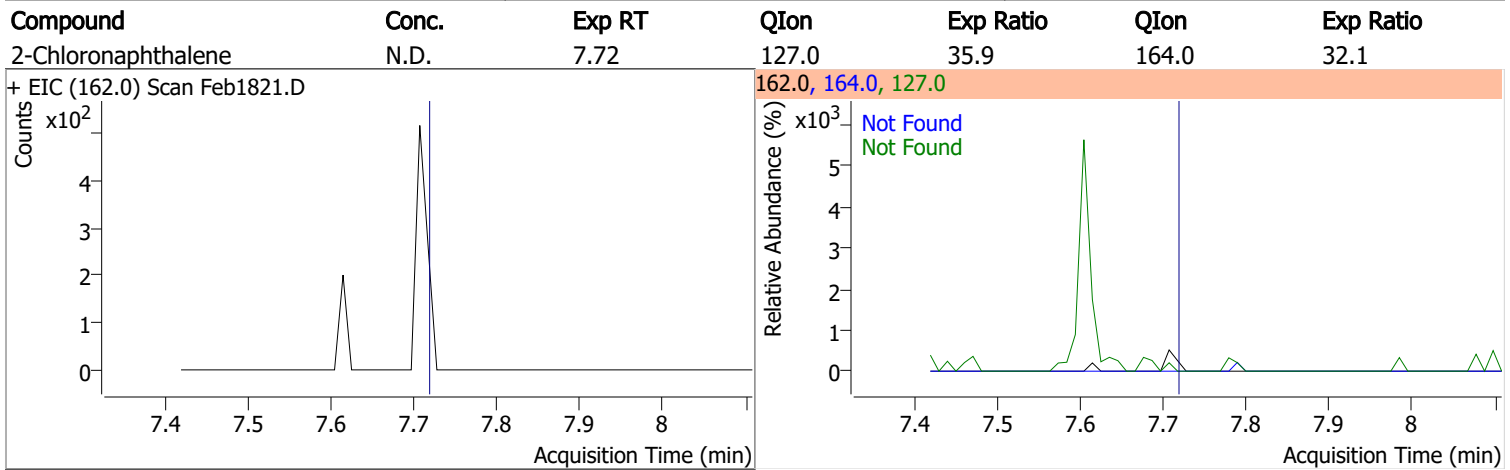
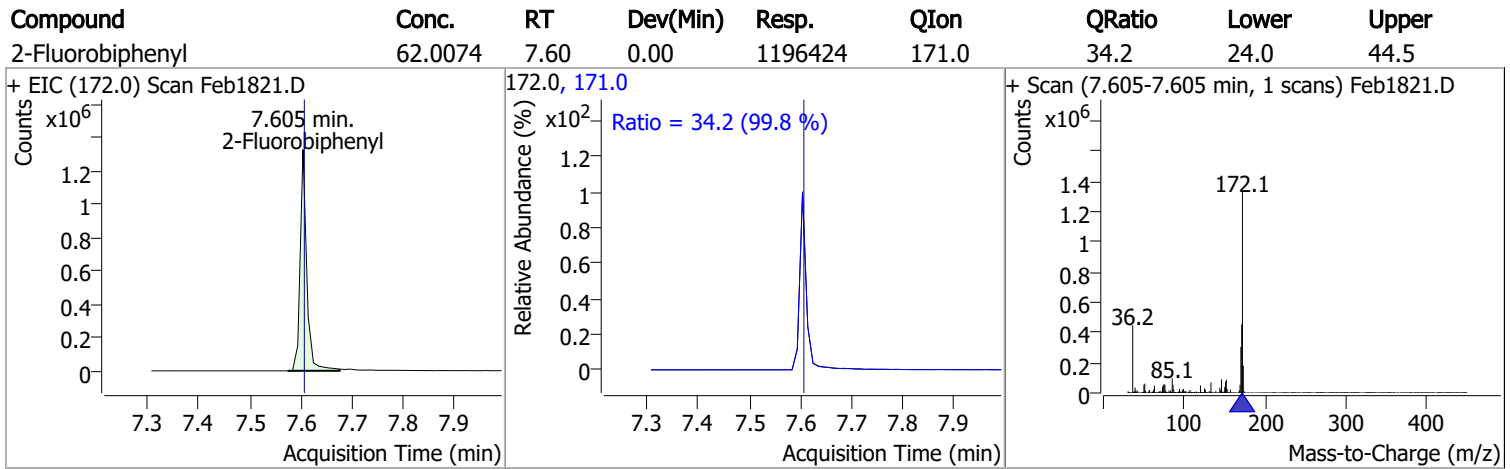
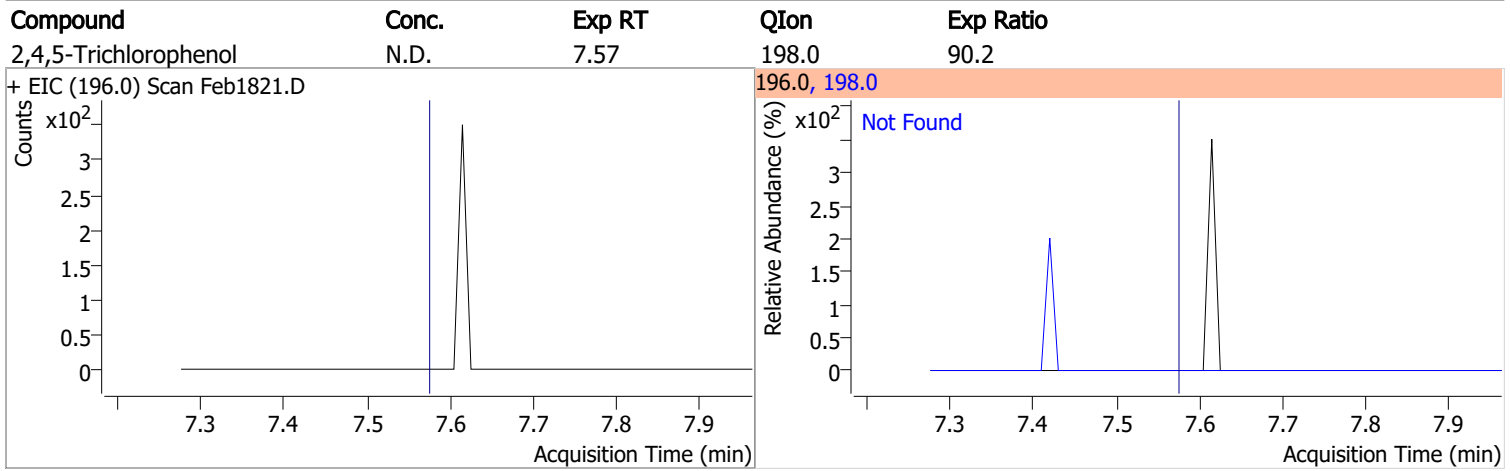
Compound	Conc.	Exp RT	QIon	Exp Ratio
4-Chloro-3-Methylphenol	N.D.	7.07	144.0	27.3



Quantitation Results Report (QT Reviewed)

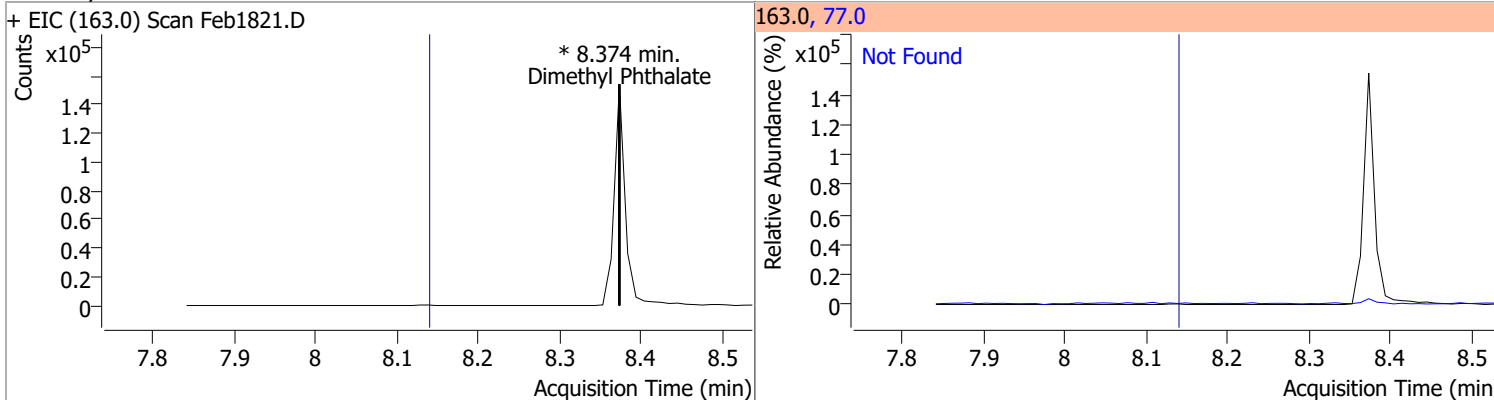
Compound	Conc.	Exp RT	QIon	Exp Ratio	QIon	Exp Ratio
2-Methylnaphthalene	N.D.	7.14	142.0	119.8	115.0	41.7
+ EIC (141.0) Scan Feb1821.D			141.0, 142.0, 115.0			
1-Methylnaphthalene	N.D.	7.26	142.0	114.0	115.0	41.3
+ EIC (141.0) Scan Feb1821.D			141.0, 142.0, 115.0			
Hexachlorocyclopentadiene	N.D.	7.34	234.9	64.6	238.9	63.8
+ EIC (236.9) Scan Feb1821.D			236.9, 238.9, 234.9			
2,4,6-Trichlorophenol	N.D.	7.52	198.0	96.5		
+ EIC (196.0) Scan Feb1821.D			196.0, 198.0			

Quantitation Results Report (QT Reviewed)

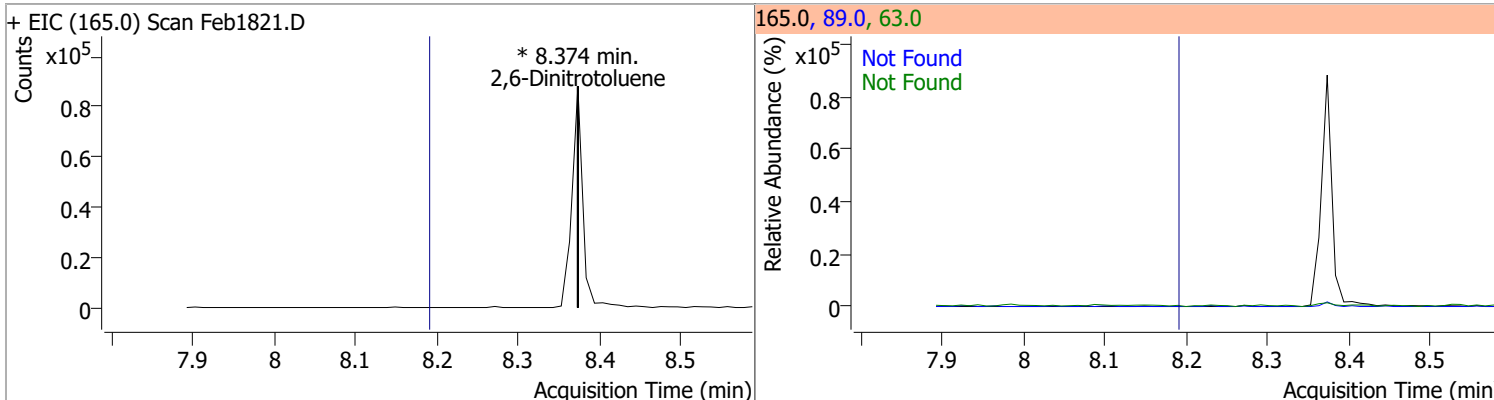


Quantitation Results Report (QT Reviewed)

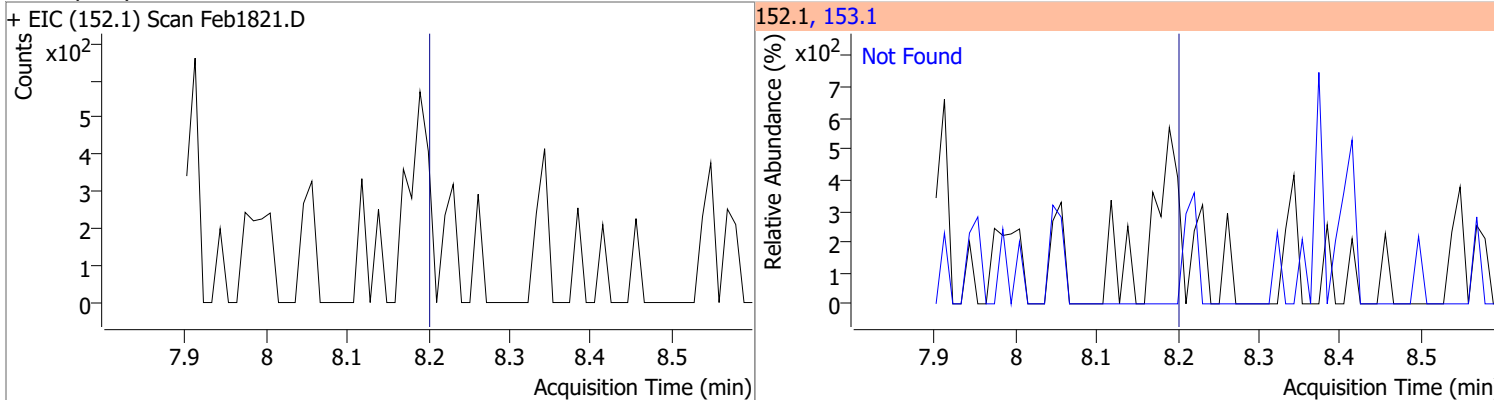
Compound	Conc.	RT	Dev(Min)	Resp.	QIon	QRatio	Lower	Upper
Dimethyl Phthalate	0	0		0	77.0		13.8	25.7



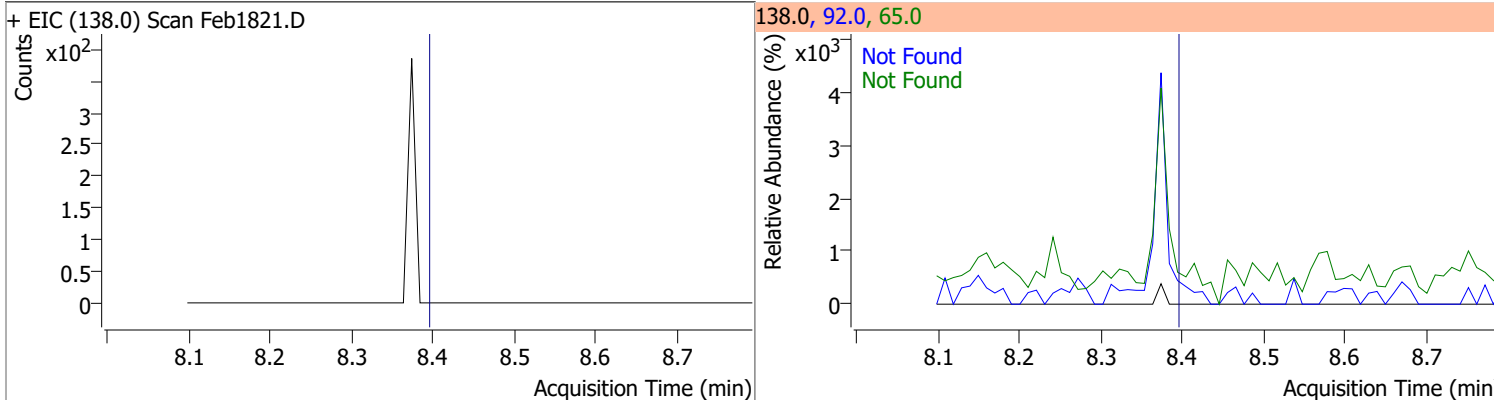
Compound	Conc.	RT	Dev(Min)	Resp.	QIon	QRatio	Lower	Upper
2,6-Dinitrotoluene	0	0		0	63.0 89.0		99.5 43.3	184.8 80.3



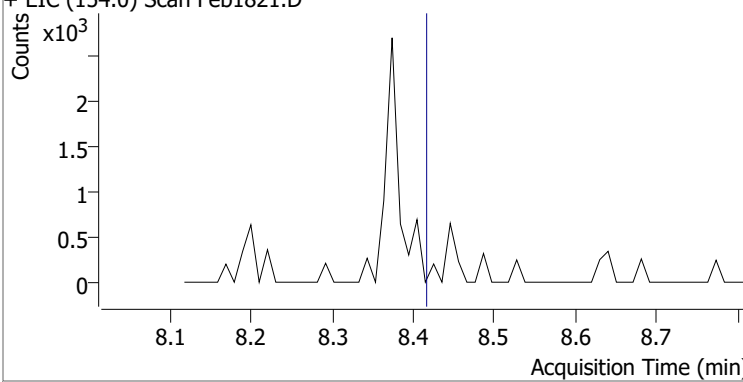
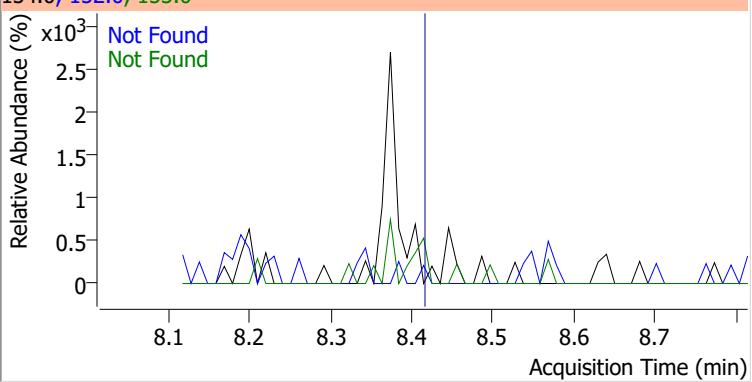
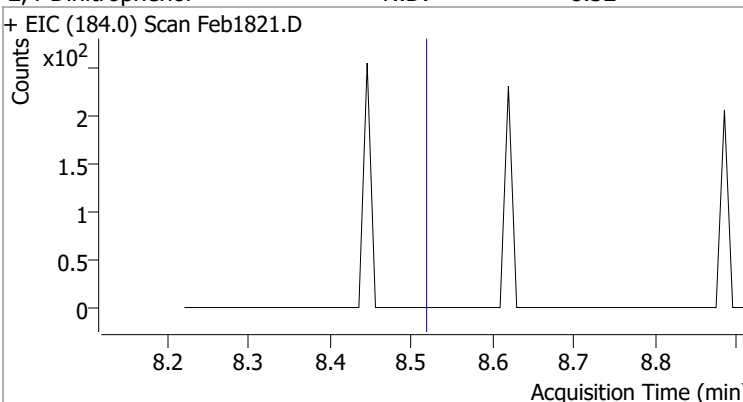
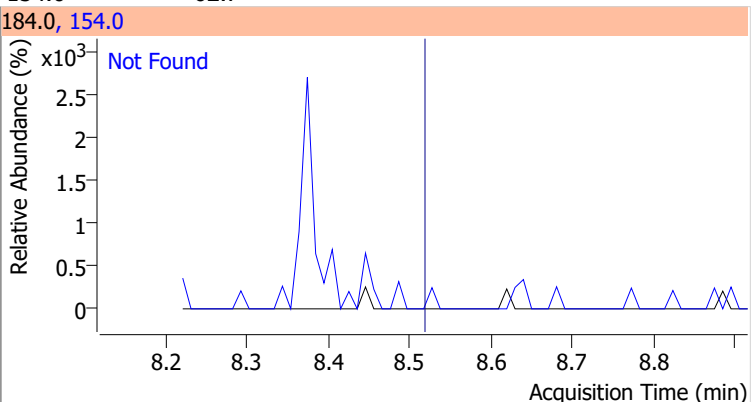
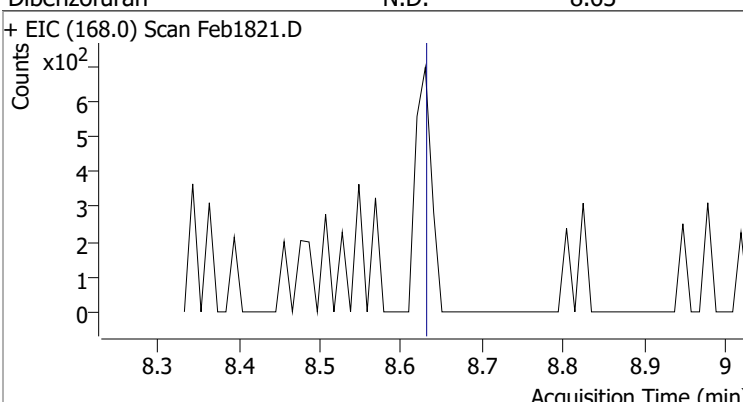
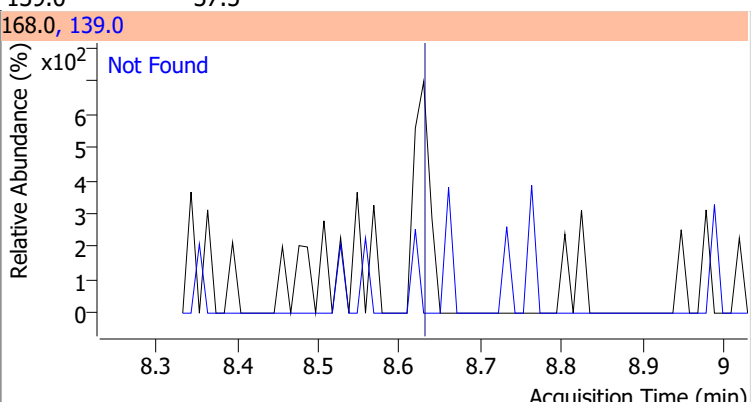
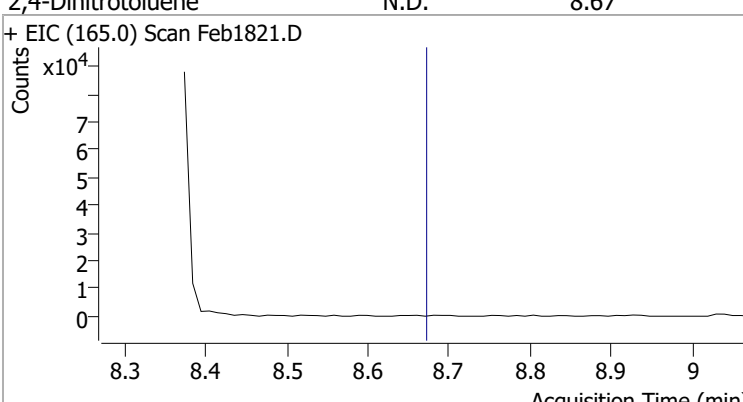
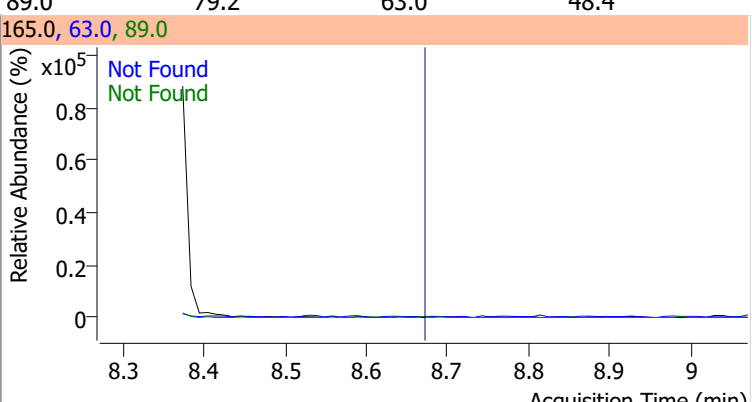
Compound	Conc.	Exp RT	QIon	Exp Ratio
Acenaphthylene	N.D.	8.20	153.1	13.6



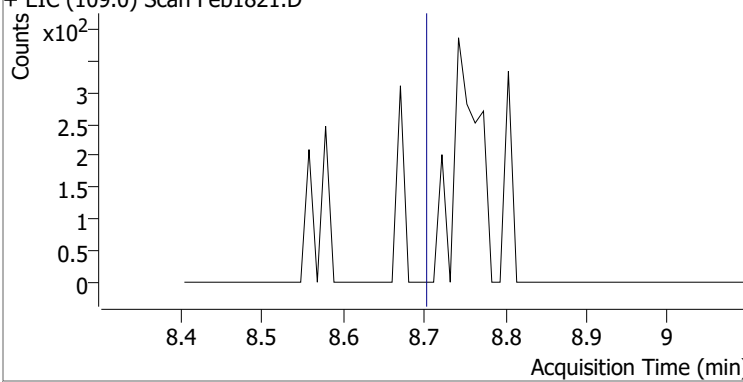
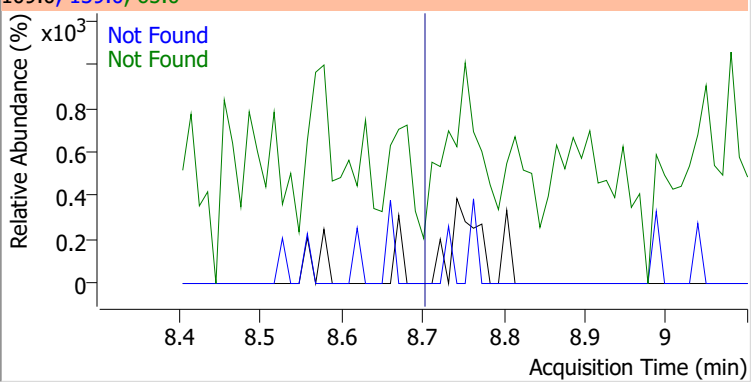
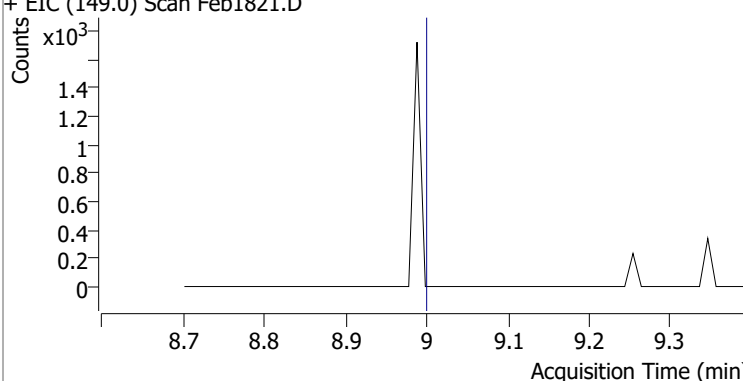
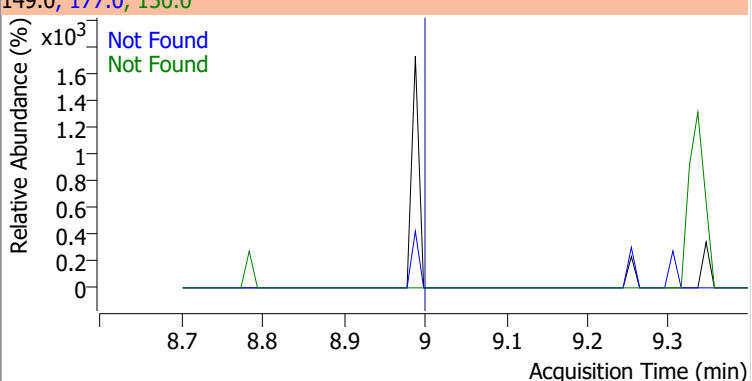
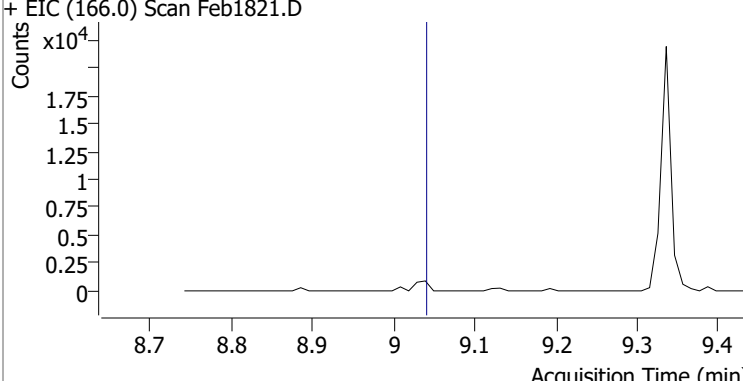
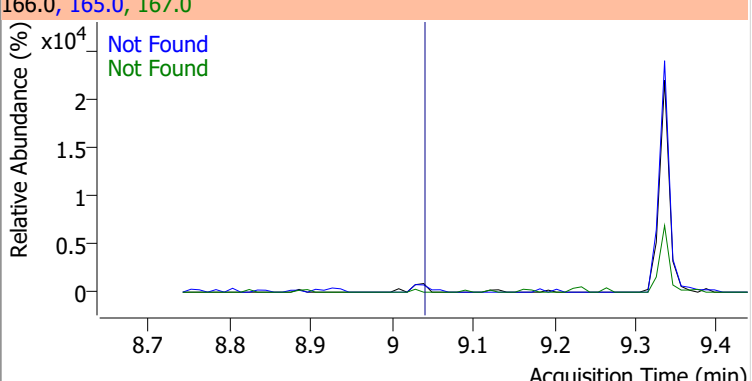
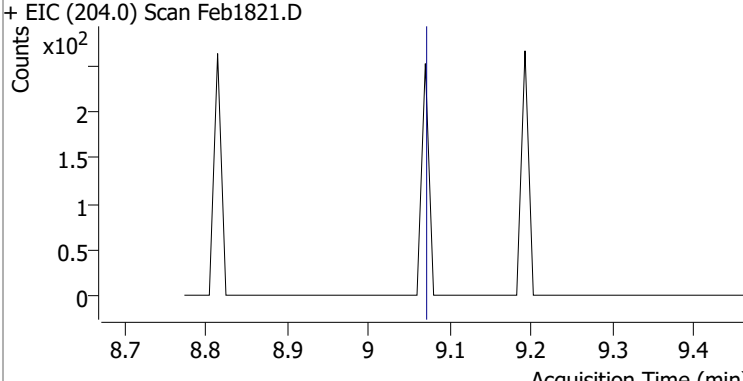
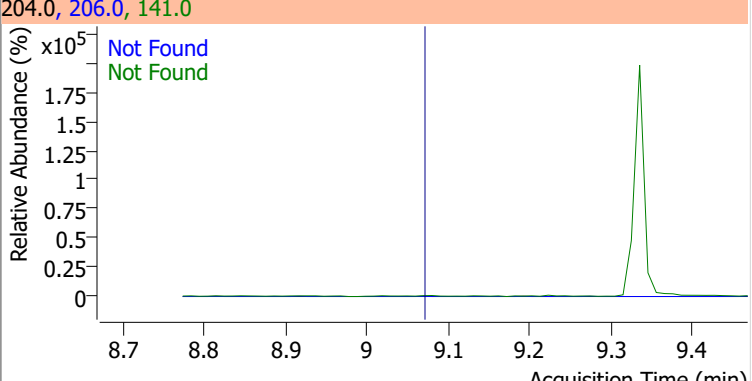
Compound	Conc.	Exp RT	QIon	Exp Ratio	QIon	Exp Ratio
3-Nitroaniline	N.D.	8.39	65.0	129.1	92.0	106.7



Quantitation Results Report (QT Reviewed)

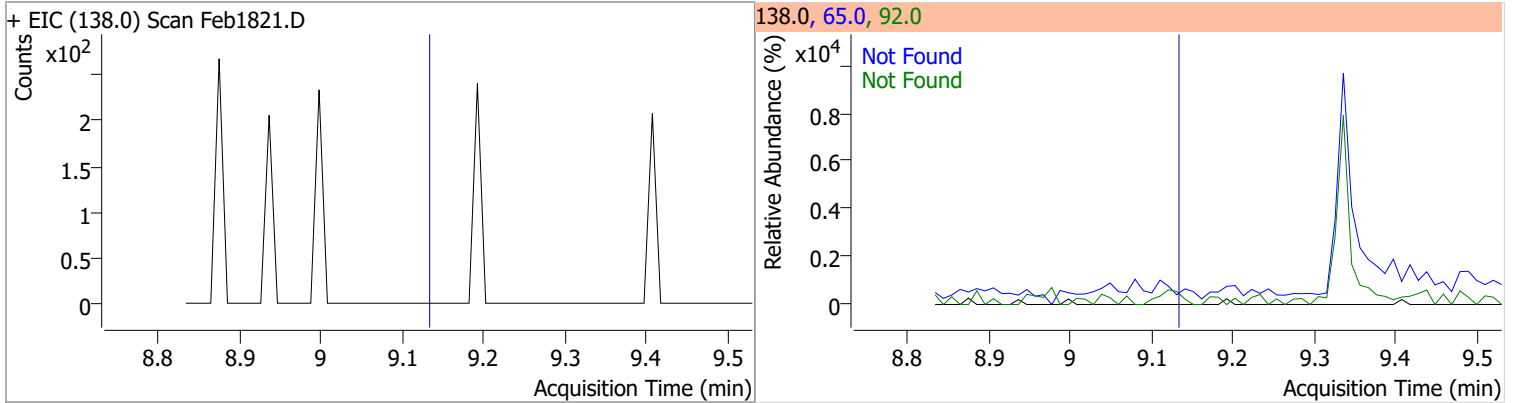
Compound	Conc.	Exp RT	QIon	Exp Ratio	QIon	Exp Ratio
Acenaphthene	N.D.	8.41	153.0	106.5	152.0	51.8
+ EIC (154.0) Scan Feb1821.D			154.0, 152.0, 153.0			
						
2,4-Dinitrophenol	N.D.	8.52	154.0	62.7		
+ EIC (184.0) Scan Feb1821.D			184.0, 154.0			
						
Dibenzofuran	N.D.	8.63	139.0	37.5		
+ EIC (168.0) Scan Feb1821.D			168.0, 139.0			
						
2,4-Dinitrotoluene	N.D.	8.67	89.0	79.2	63.0	48.4
+ EIC (165.0) Scan Feb1821.D			165.0, 63.0, 89.0			
						

Quantitation Results Report (QT Reviewed)

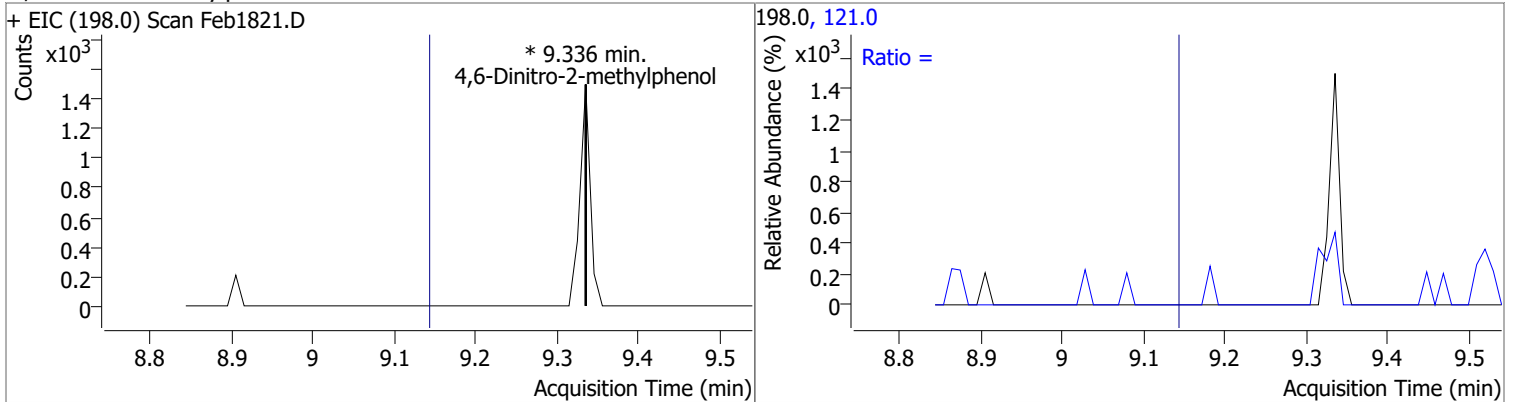
Compound	Conc.	Exp RT	QIon	Exp Ratio	QIon	Exp Ratio
4-Nitrophenol	N.D.	8.70	65.0	72.0	139.0	71.1
+ EIC (109.0) Scan Feb1821.D			109.0, 139.0, 65.0			
						
Diethylphthalate	N.D.	9.00	177.0	20.7	150.0	12.5
+ EIC (149.0) Scan Feb1821.D			149.0, 177.0, 150.0			
						
Fluorene	N.D.	9.04	165.0	93.4	167.0	13.7
+ EIC (166.0) Scan Feb1821.D			166.0, 165.0, 167.0			
						
4-Chlorophenyl-phenylether	N.D.	9.07	141.0	61.2	206.0	33.8
+ EIC (204.0) Scan Feb1821.D			204.0, 206.0, 141.0			
						

Quantitation Results Report (QT Reviewed)

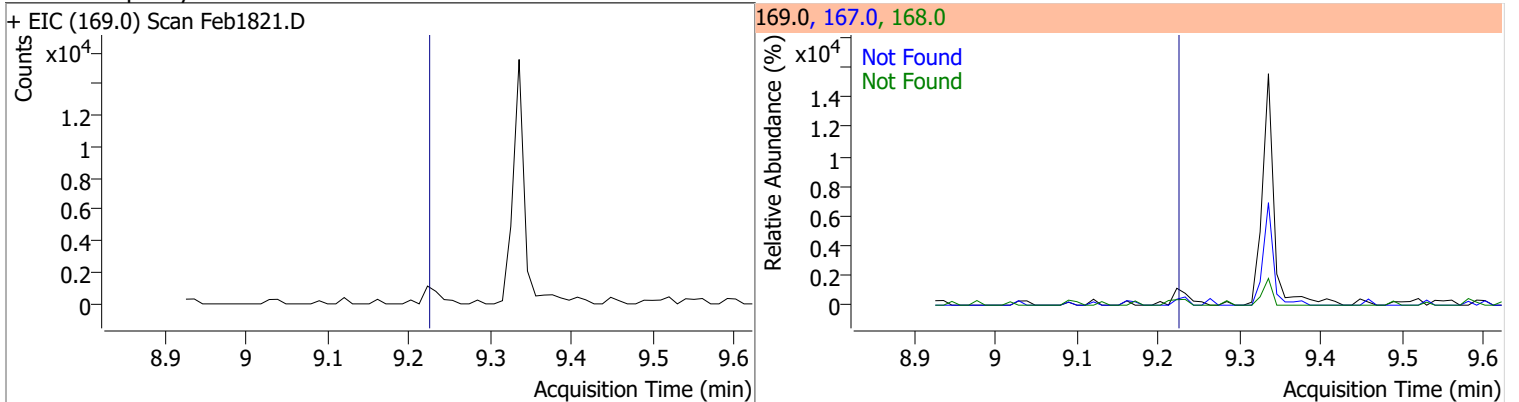
Compound	Conc.	Exp RT	QIon	Exp Ratio	QIon	Exp Ratio
4-Nitroaniline	N.D.	9.14	65.0	112.7	92.0	49.3



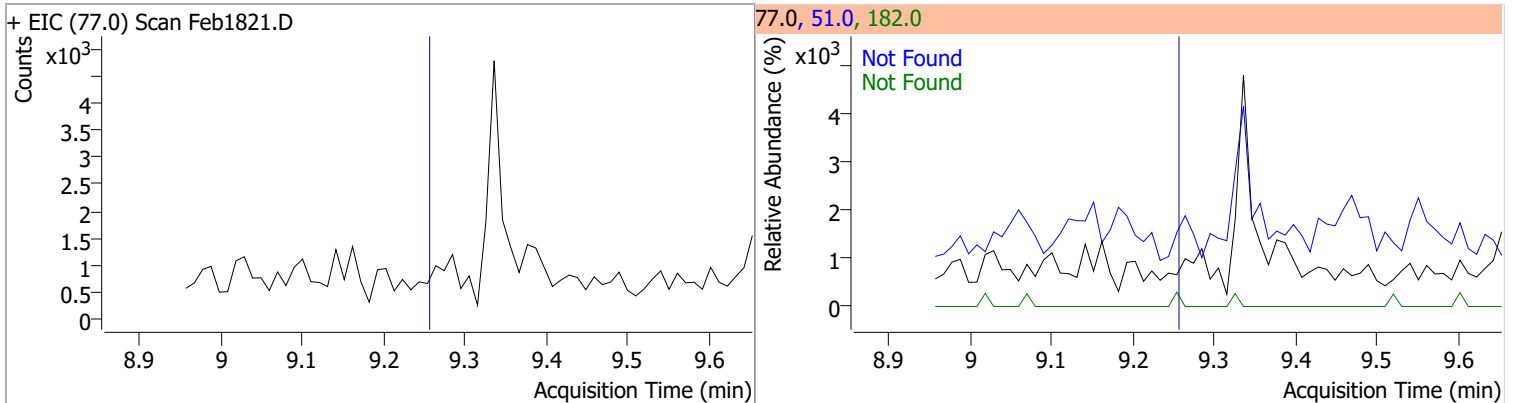
Compound	Conc.	RT	Dev(Min)	Resp.	QIon	QRatio	Lower	Upper
4,6-Dinitro-2-methylphenol		0		0	121.0		35.1	65.3



Compound	Conc.	Exp RT	QIon	Exp Ratio	QIon	Exp Ratio
N-nitrosodiphenylamine	N.D.	9.23	168.0	62.8	167.0	34.1

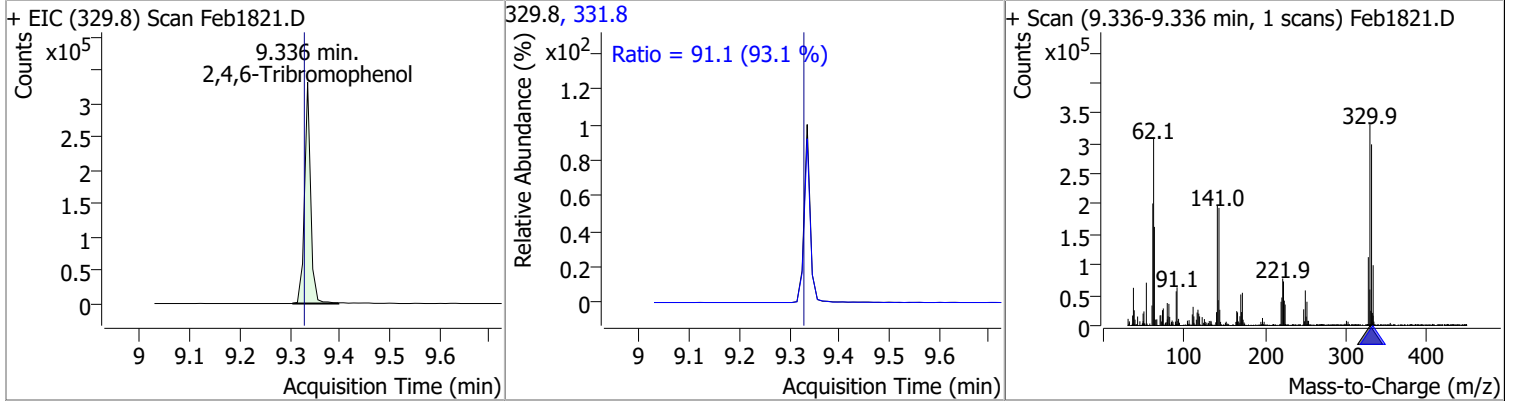


Compound	Conc.	Exp RT	QIon	Exp Ratio	QIon	Exp Ratio
Azobenzene	N.D.	9.26	51.0	45.2	182.0	24.1

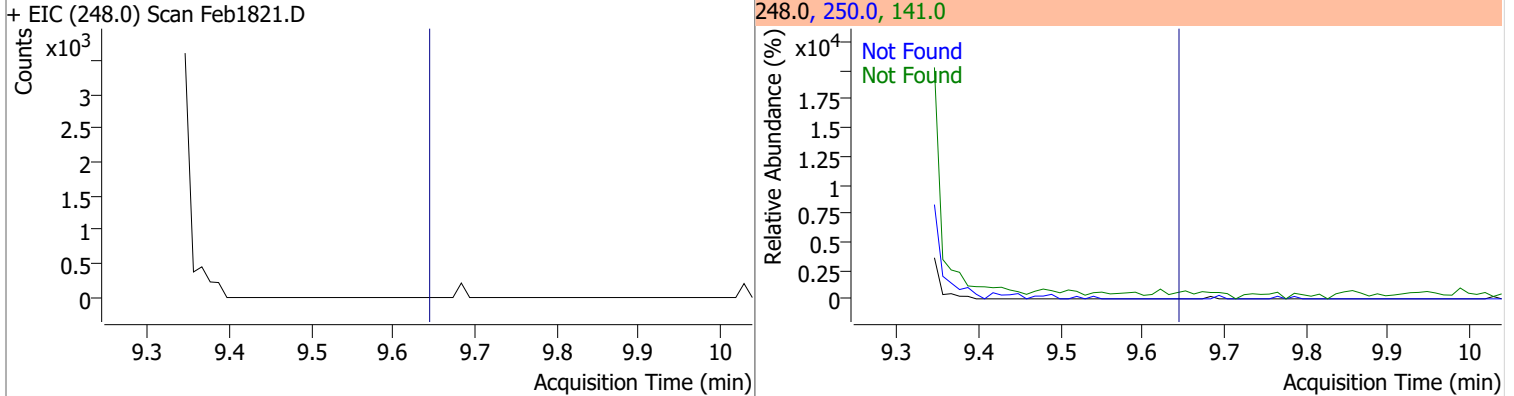


Quantitation Results Report (QT Reviewed)

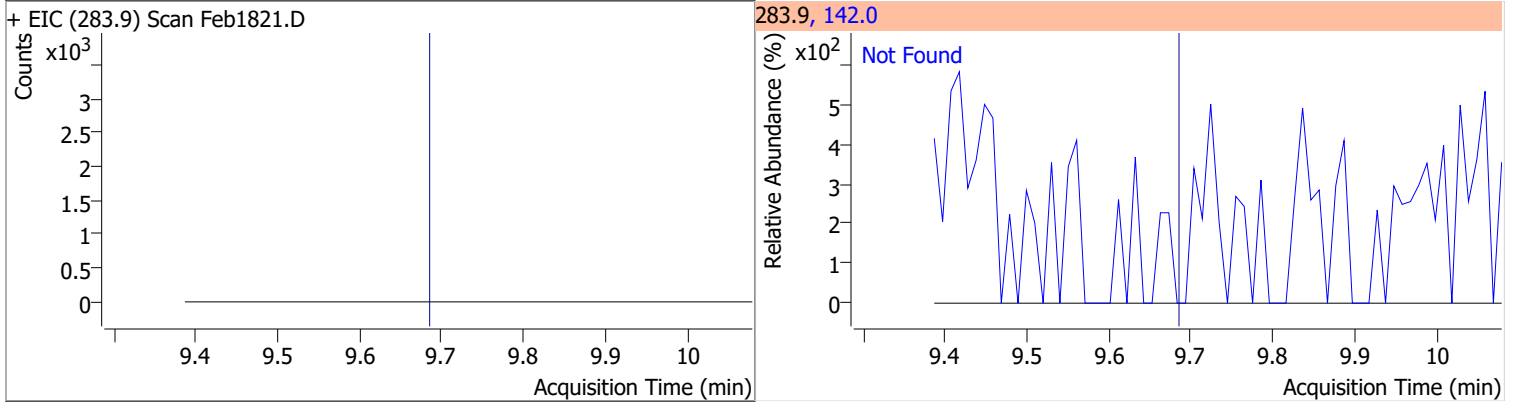
Compound	Conc.	RT	Dev(Min)	Resp.	QIon	QRatio	Lower	Upper
2,4,6-Tribromophenol	162.6494	9.34	0.00	280413	331.8	91.1	68.5	127.2



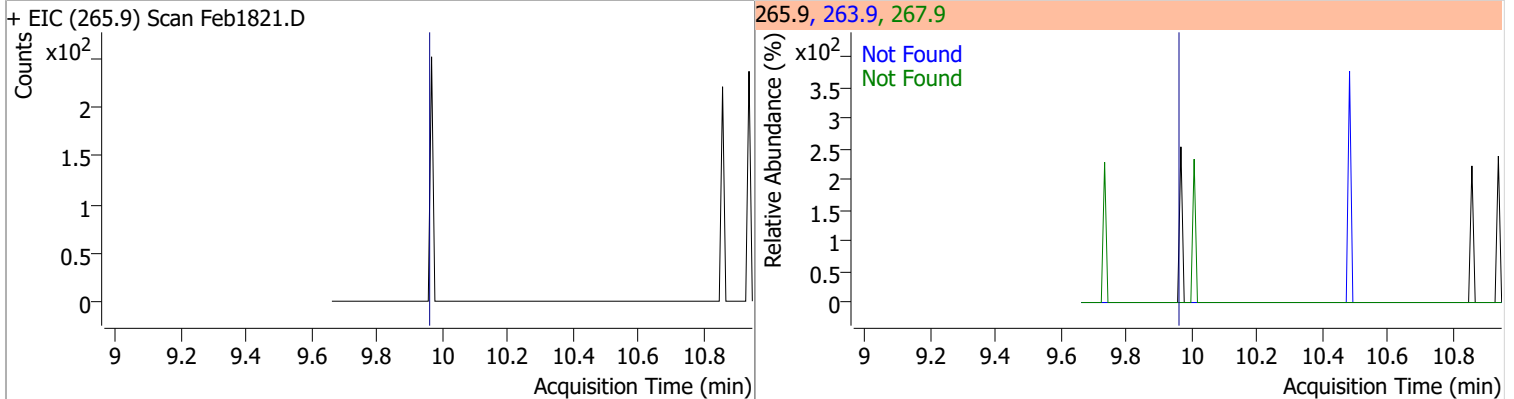
Compound	Conc.	Exp RT	QIon	Exp Ratio	QIon	Exp Ratio
4-Bromophenyl-phenylether	N.D.	9.65	141.0	98.8	250.0	98.2



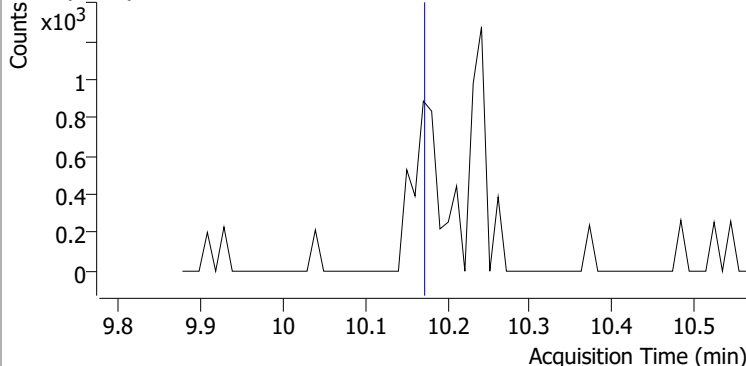
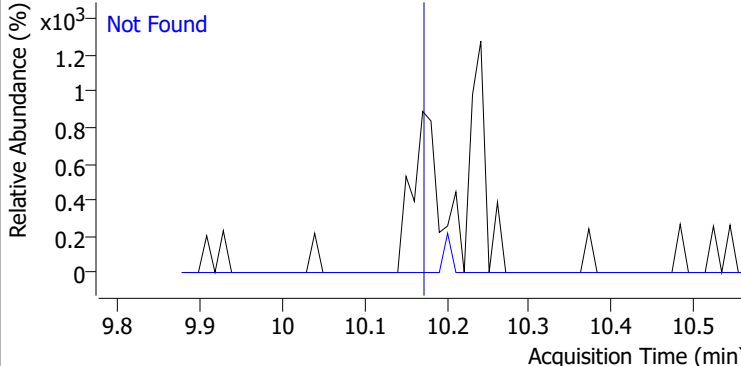
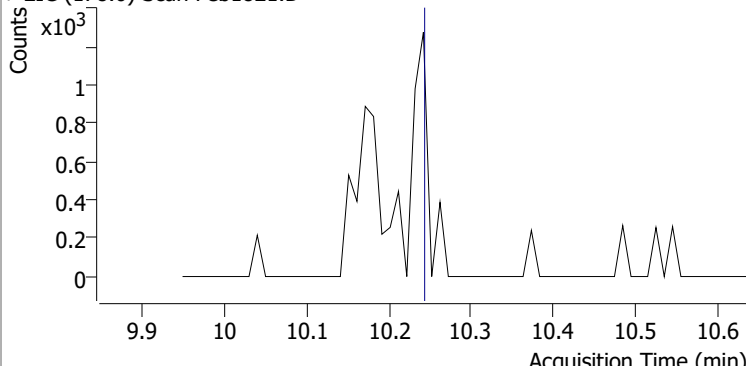
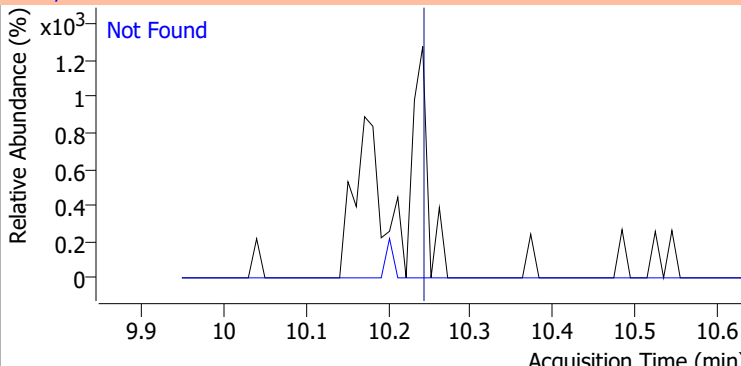
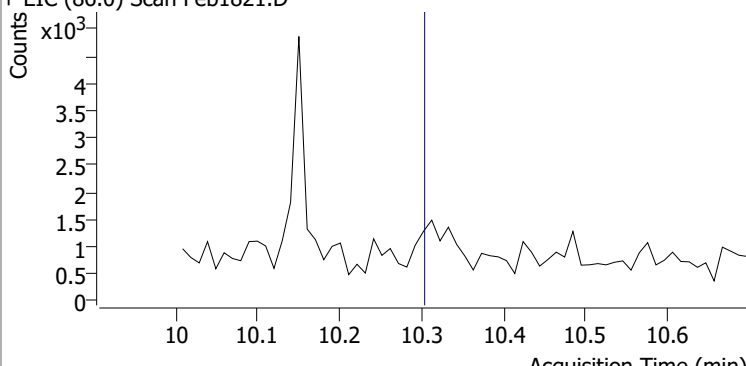
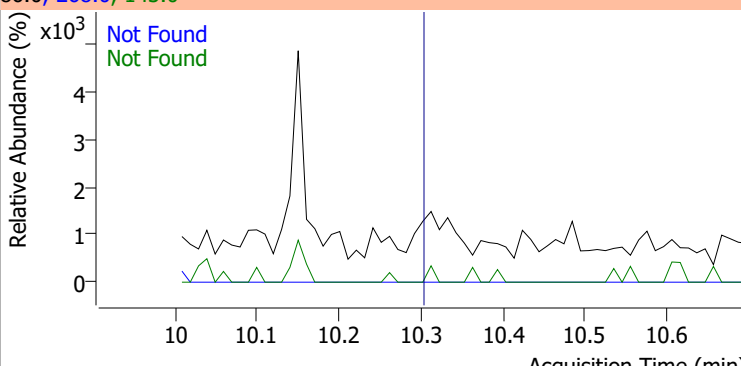
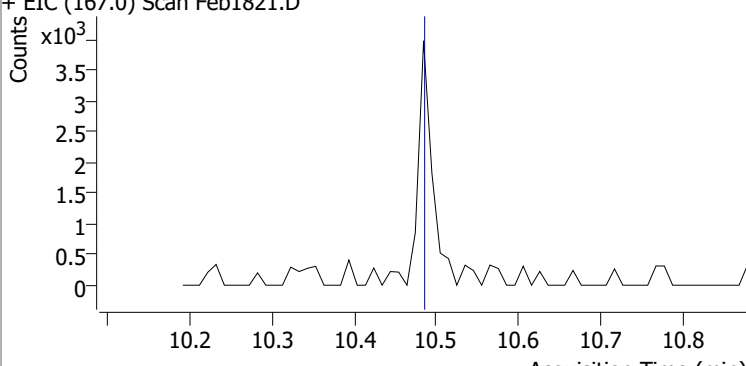
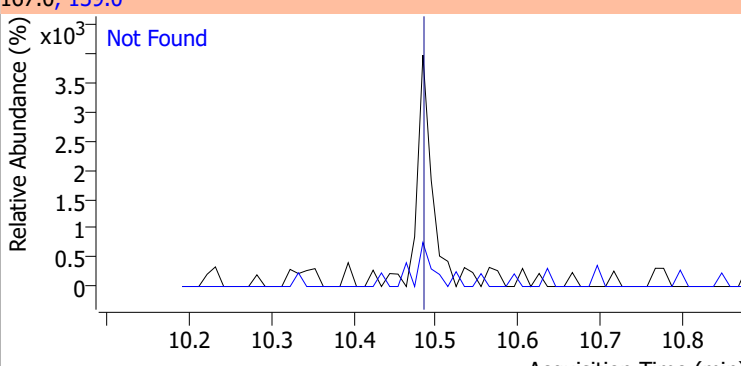
Compound	Conc.	Exp RT	QIon	Exp Ratio
Hexachlorobenzene	N.D.	9.69	142.0	53.8



Compound	Conc.	Exp RT	QIon	Exp Ratio	QIon	Exp Ratio
Pentachlorophenol	N.D.	9.97	267.9	59.4	263.9	58.9

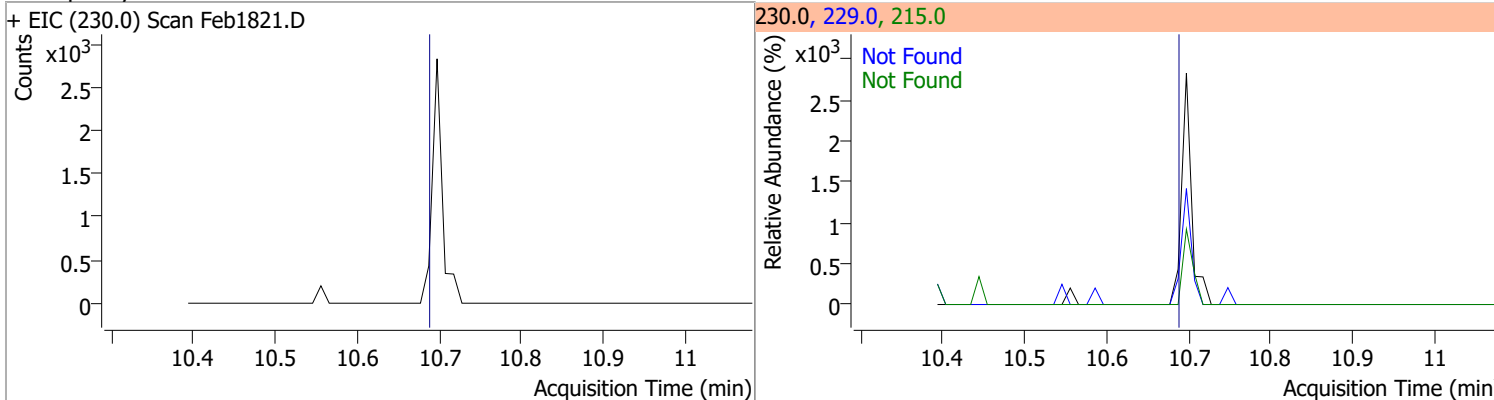


Quantitation Results Report (QT Reviewed)

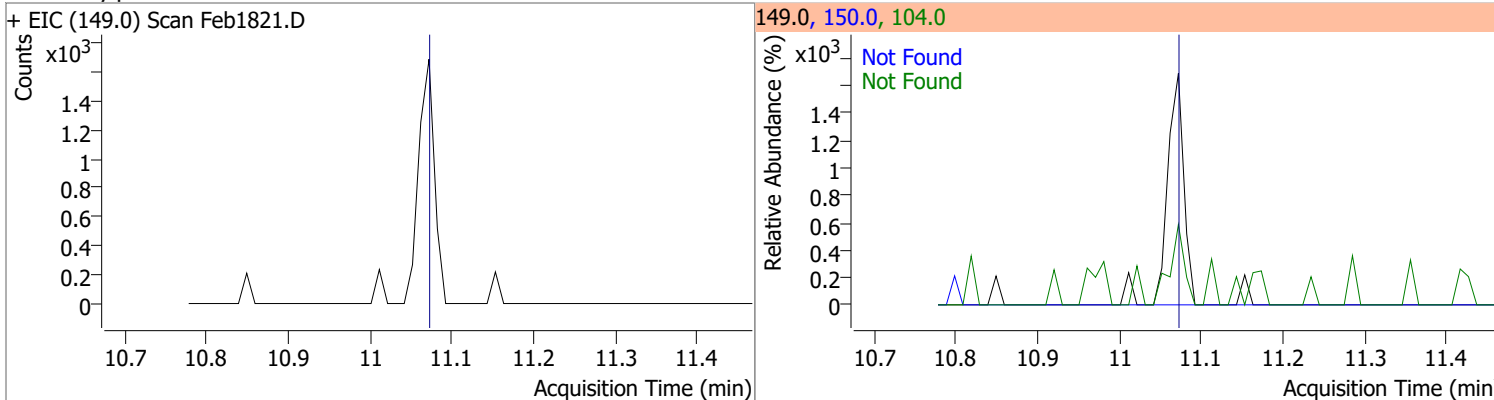
Compound	Conc.	Exp RT	QIon	Exp Ratio		
Phenanthrene	N.D.	10.18	176.0	18.5		
+ EIC (178.0) Scan Feb1821.D			178.0, 176.0			
						
Anthracene	N.D.	10.25	176.0	18.4		
+ EIC (178.0) Scan Feb1821.D			178.0, 176.0			
						
Triallate	N.D.	10.31	268.0	24.1	QIon	Exp Ratio
			143.0	22.5		
+ EIC (86.0) Scan Feb1821.D			86.0, 268.0, 143.0			
						
Carbazole	N.D.	10.49	139.0	12.8		
+ EIC (167.0) Scan Feb1821.D			167.0, 139.0			
						

Quantitation Results Report (QT Reviewed)

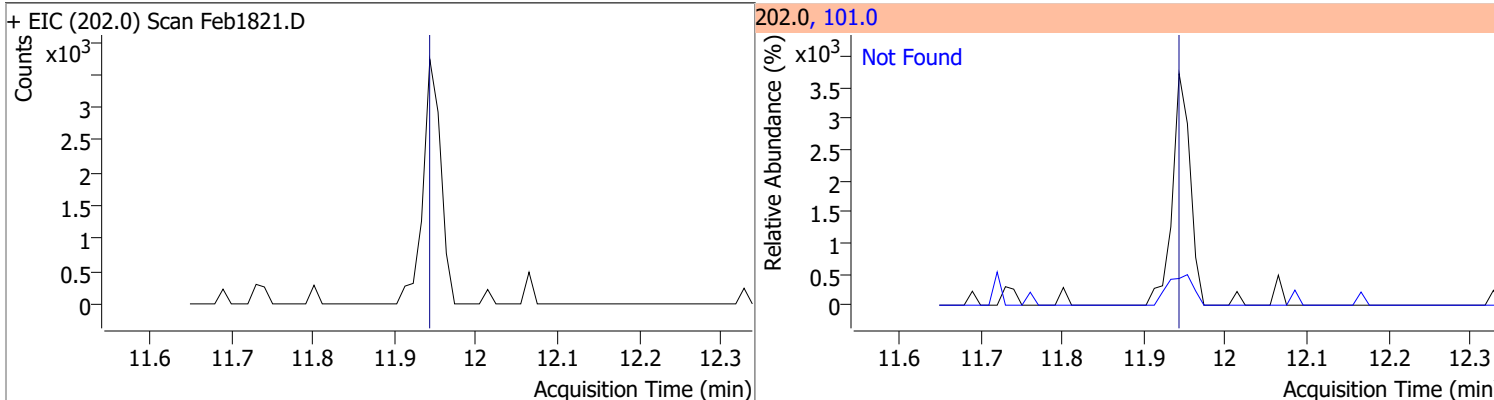
Compound	Conc.	Exp RT	QIon	Exp Ratio	QIon	Exp Ratio
o-Terphenyl	N.D.	10.70	229.0	64.9	215.0	37.0



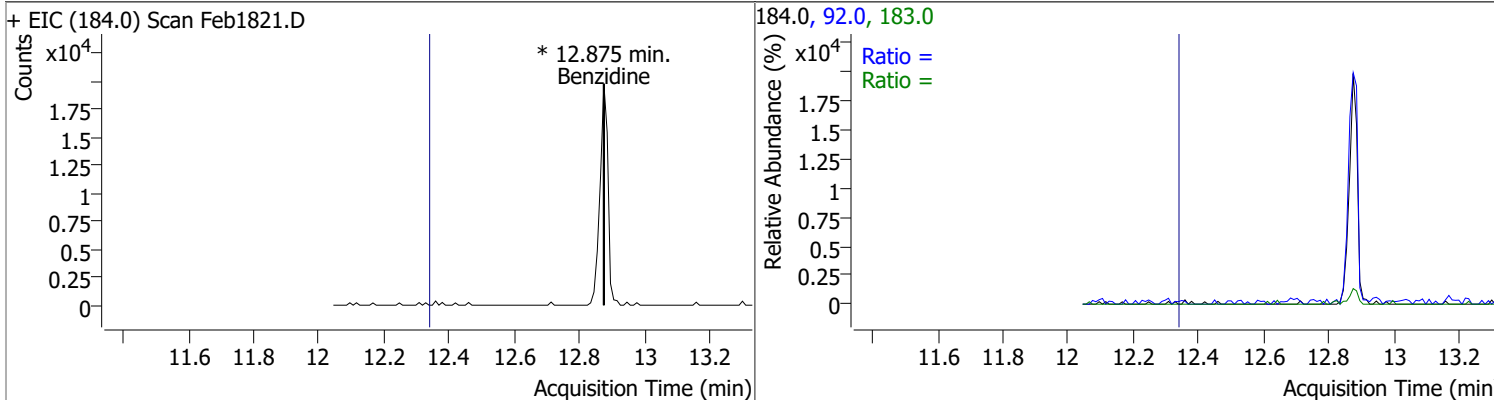
Compound	Conc.	Exp RT	QIon	Exp Ratio	QIon	Exp Ratio
Di-n-Butylphthalate	N.D.	11.08	150.0	9.1	104.0	6.4



Compound	Conc.	Exp RT	QIon	Exp Ratio
Fluoranthene	N.D.	11.95	101.0	13.4

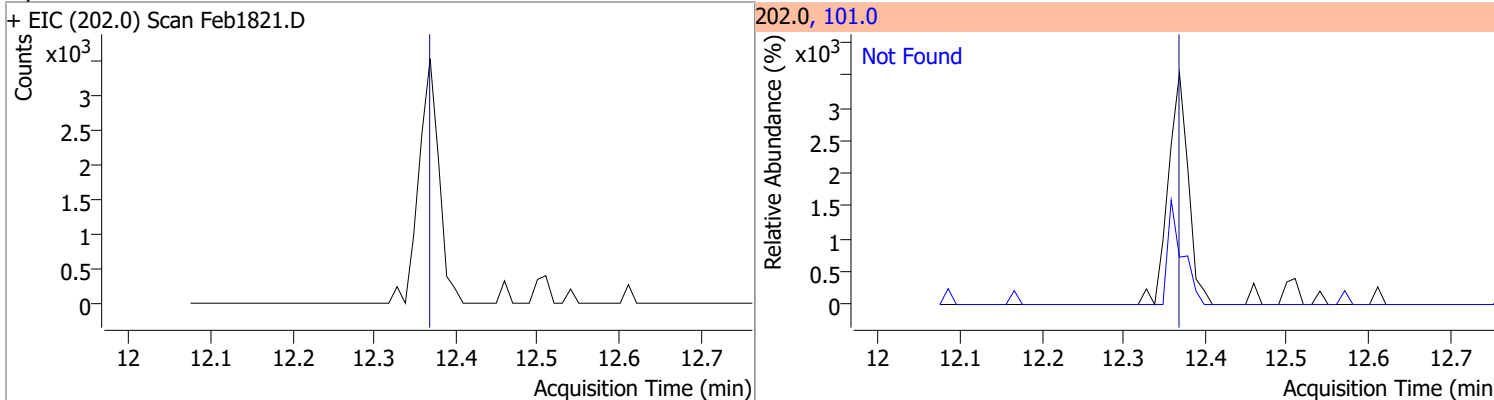


Compound	Conc.	RT	Dev(Min)	Resp.	QIon	QRatio	Lower	Upper
Benzidine		0		0	183.0		8.3	15.4
					92.0		5.8	10.8

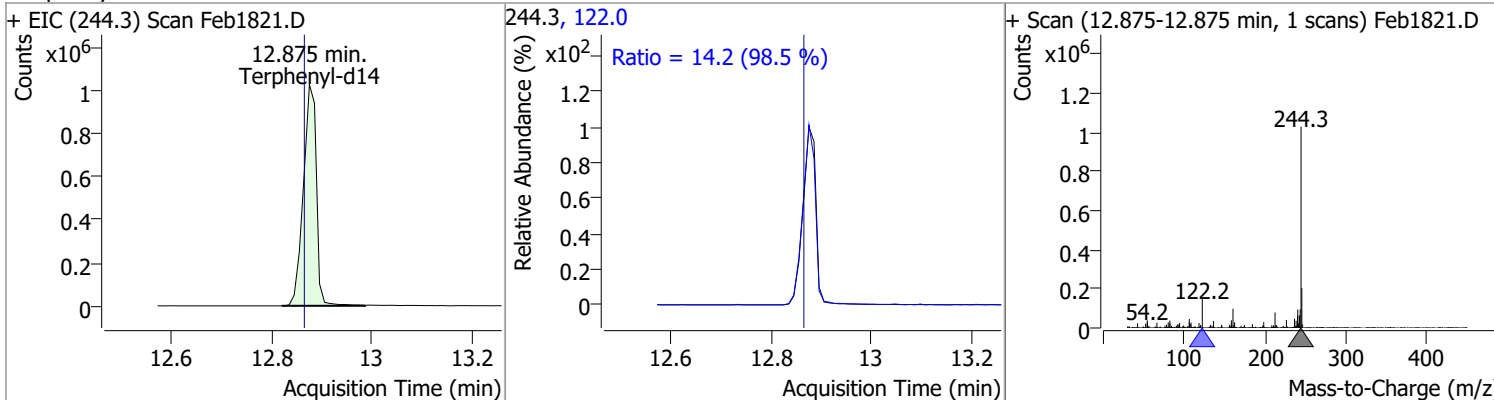


Quantitation Results Report (QT Reviewed)

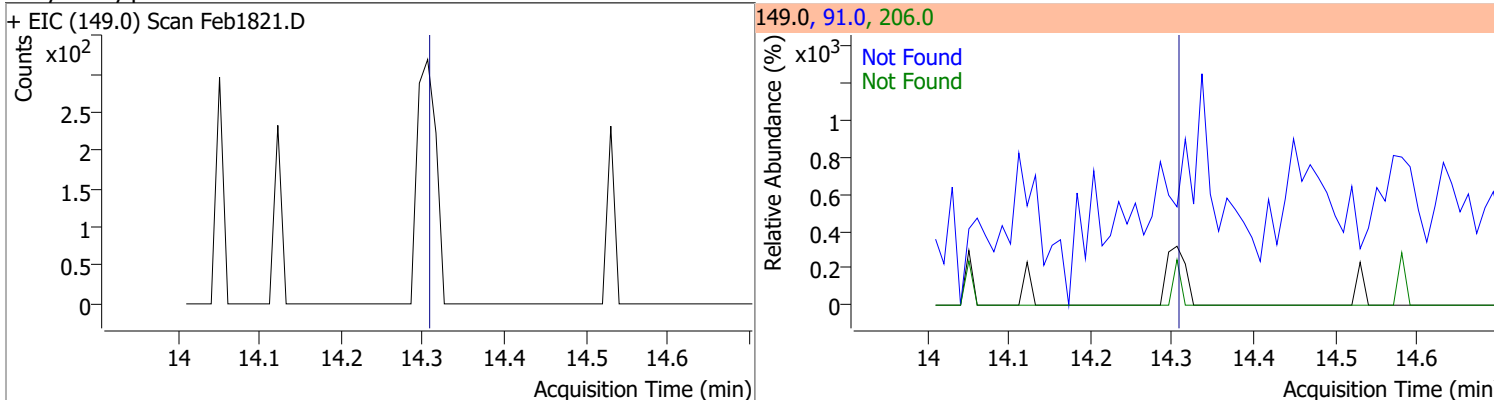
Compound	Conc.	Exp RT	QIon	Exp Ratio
Pyrene	N.D.	12.38	101.0	15.9



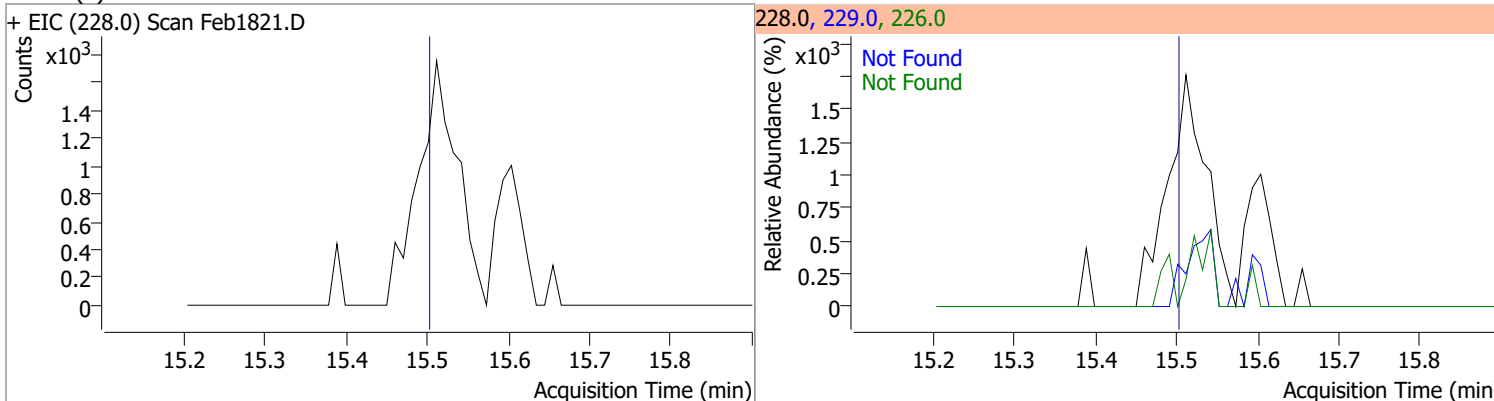
Compound	Conc.	RT	Dev(Min)	Resp.	QIon	QRatio	Lower	Upper
Terphenyl-d14	103.5335	12.88	0.00	1865090	122.0	14.2	10.1	18.7



Compound	Conc.	Exp RT	QIon	Exp Ratio	QIon	Exp Ratio
Butylbenzylphthalate	N.D.	14.32	91.0	85.1	206.0	17.5

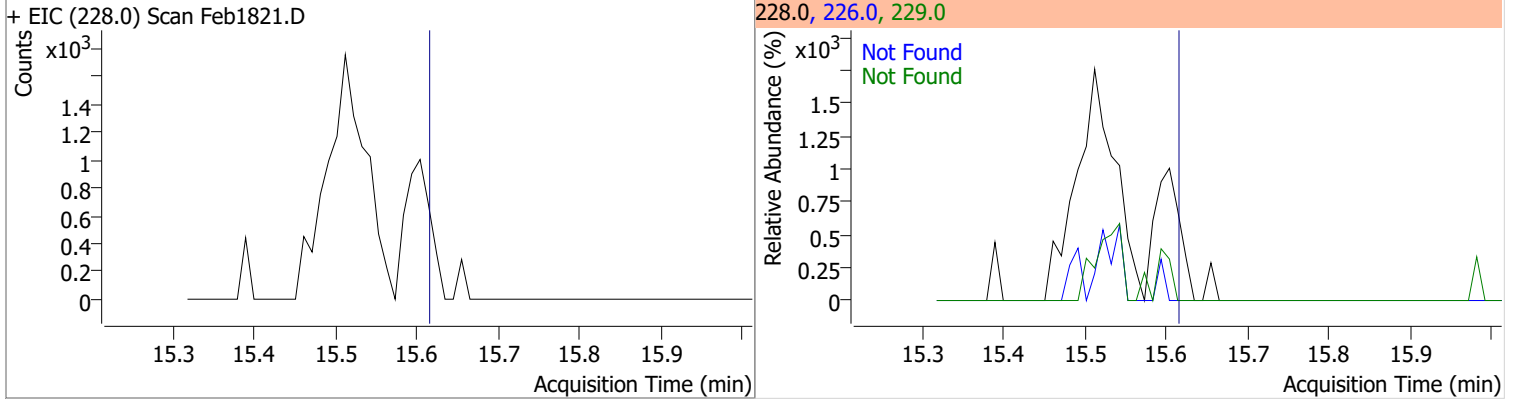


Compound	Conc.	Exp RT	QIon	Exp Ratio	QIon	Exp Ratio
Benzo(a)Anthracene	N.D.	15.51	226.0	26.8	229.0	21.1

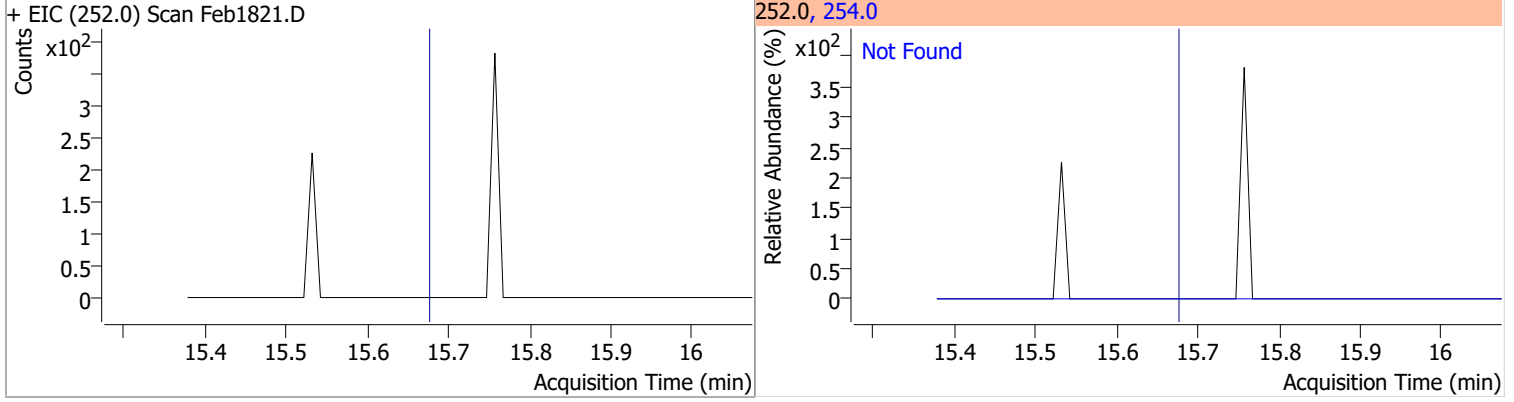


Quantitation Results Report (QT Reviewed)

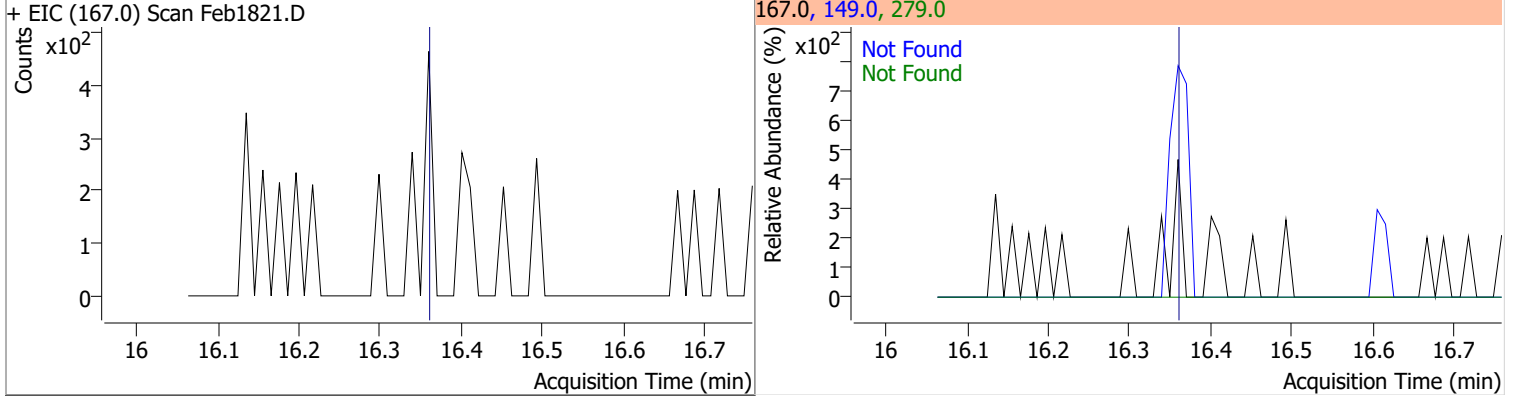
Compound	Conc.	Exp RT	QIon	Exp Ratio	QIon	Exp Ratio
Chrysene	N.D.	15.62	226.0	28.4	229.0	19.7



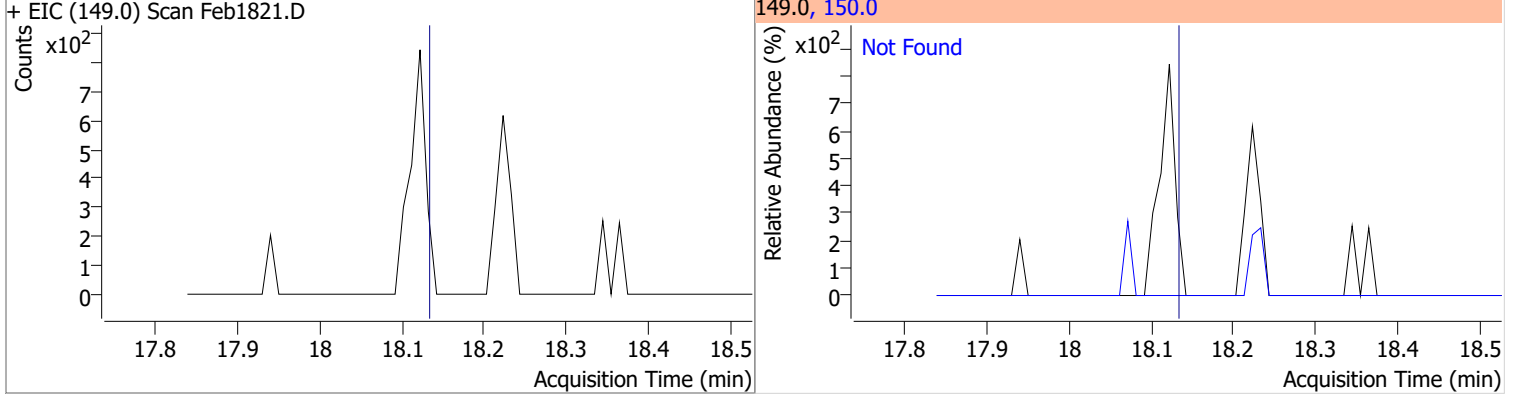
Compound	Conc.	Exp RT	QIon	Exp Ratio
3,3-Dichlorobenzidine	N.D.	15.69	254.0	64.2



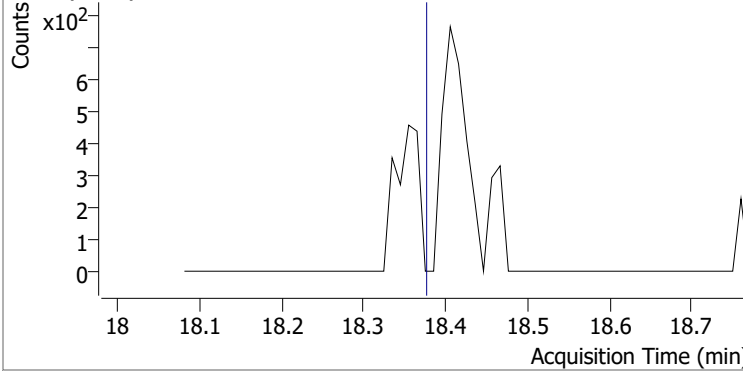
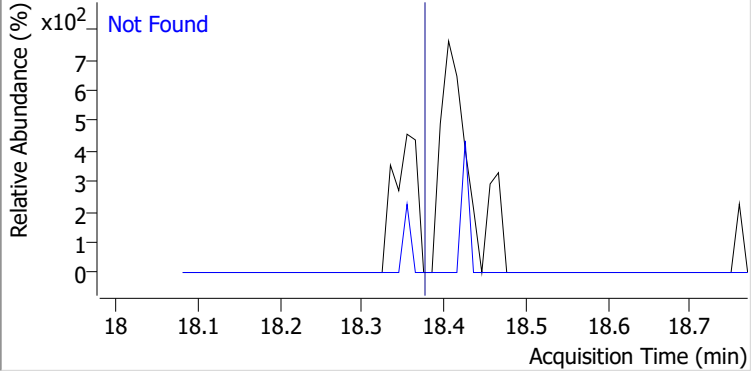
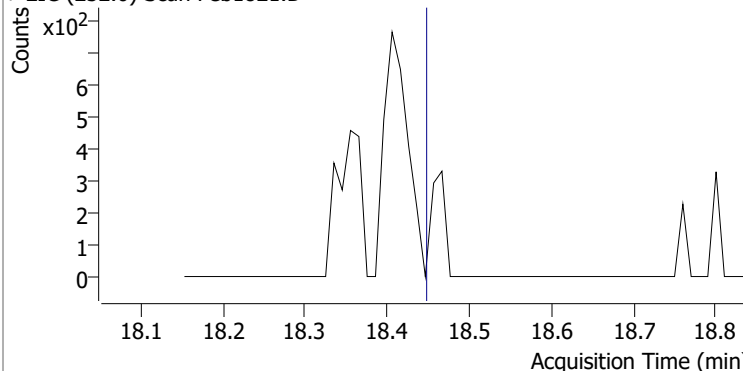
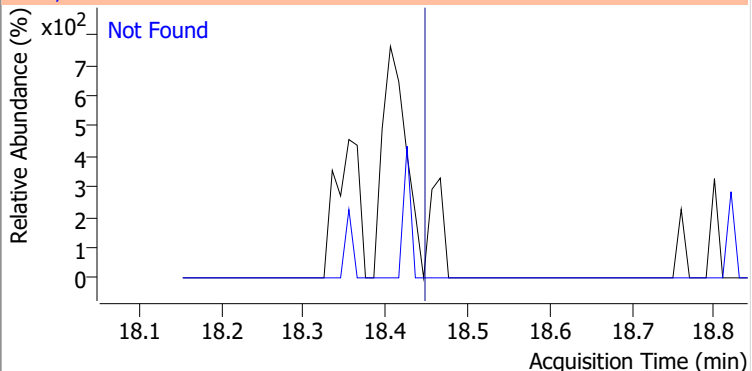
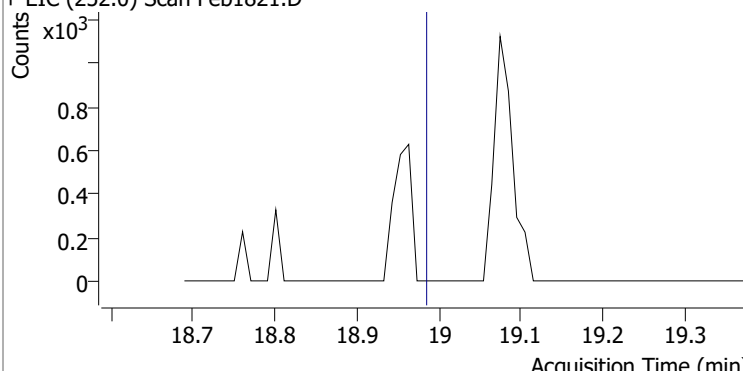
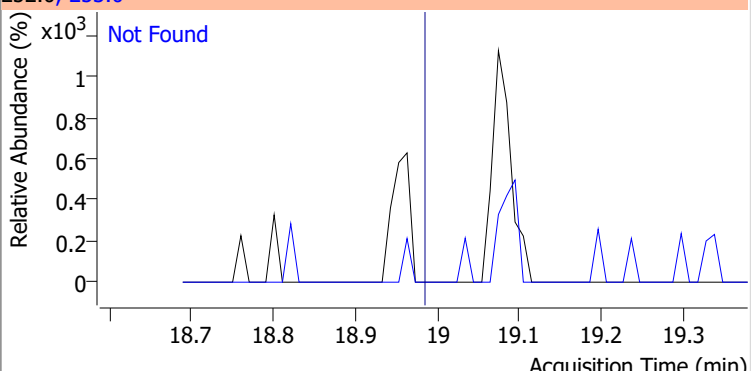
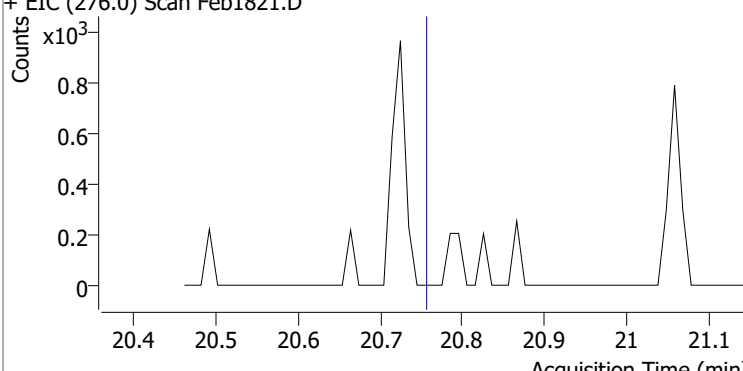
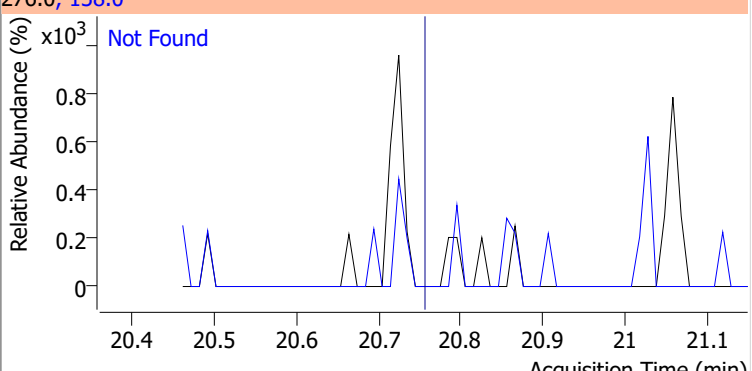
Compound	Conc.	Exp RT	QIon	Exp Ratio	QIon	Exp Ratio
bis(2-ethylhexyl)Phthalate	N.D.	16.37	149.0	390.8	279.0	15.0



Compound	Conc.	Exp RT	QIon	Exp Ratio
Di-n-octyl Phthalate	N.D.	18.13	150.0	10.0

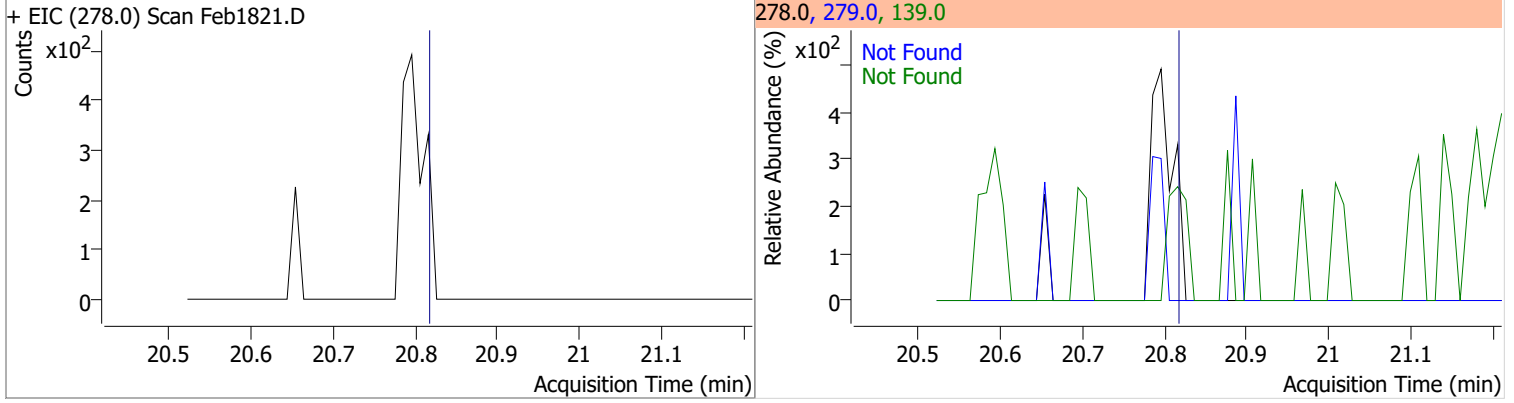


Quantitation Results Report (QT Reviewed)

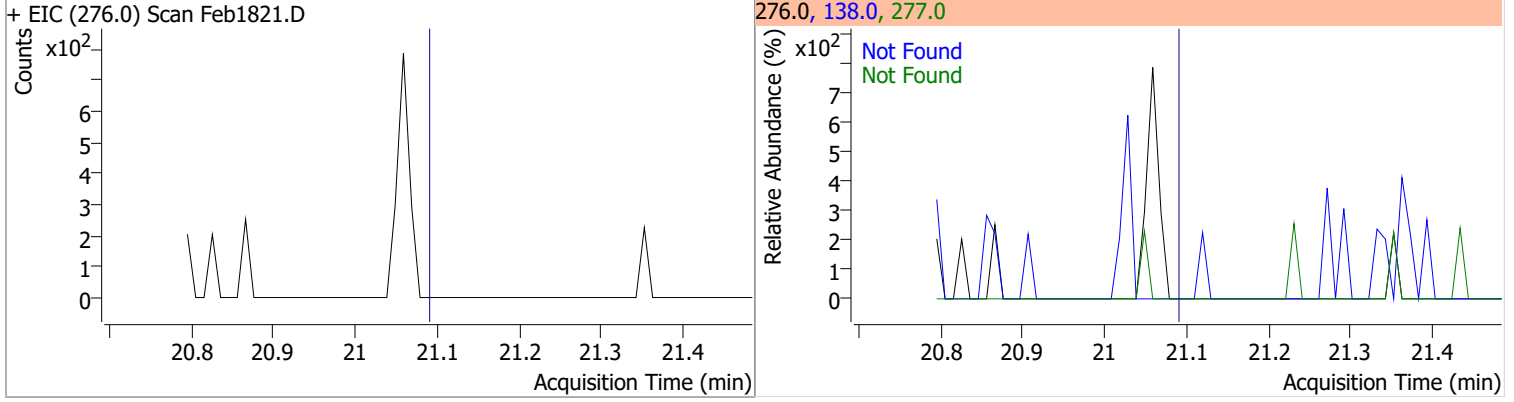
Compound	Conc.	Exp RT	QIon	Exp Ratio
Benzo(b)fluoranthene	N.D.	18.38	253.0	22.3
+ EIC (252.0) Scan Feb1821.D			252.0, 253.0	
				
Benzo(k)fluoranthene	N.D.	18.45	253.0	22.0
+ EIC (252.0) Scan Feb1821.D			252.0, 253.0	
				
Benzo(a)pyrene	N.D.	18.98	253.0	21.5
+ EIC (252.0) Scan Feb1821.D			252.0, 253.0	
				
Indeno(1,2,3-c,d)pyrene	N.D.	20.76	138.0	29.6
+ EIC (276.0) Scan Feb1821.D			276.0, 138.0	
				

Quantitation Results Report (QT Reviewed)

Compound	Conc.	Exp RT	QIon	Exp Ratio	QIon	Exp Ratio
Dibenzo(a,h)anthracene	N.D.	20.82	139.0	25.2	279.0	24.1

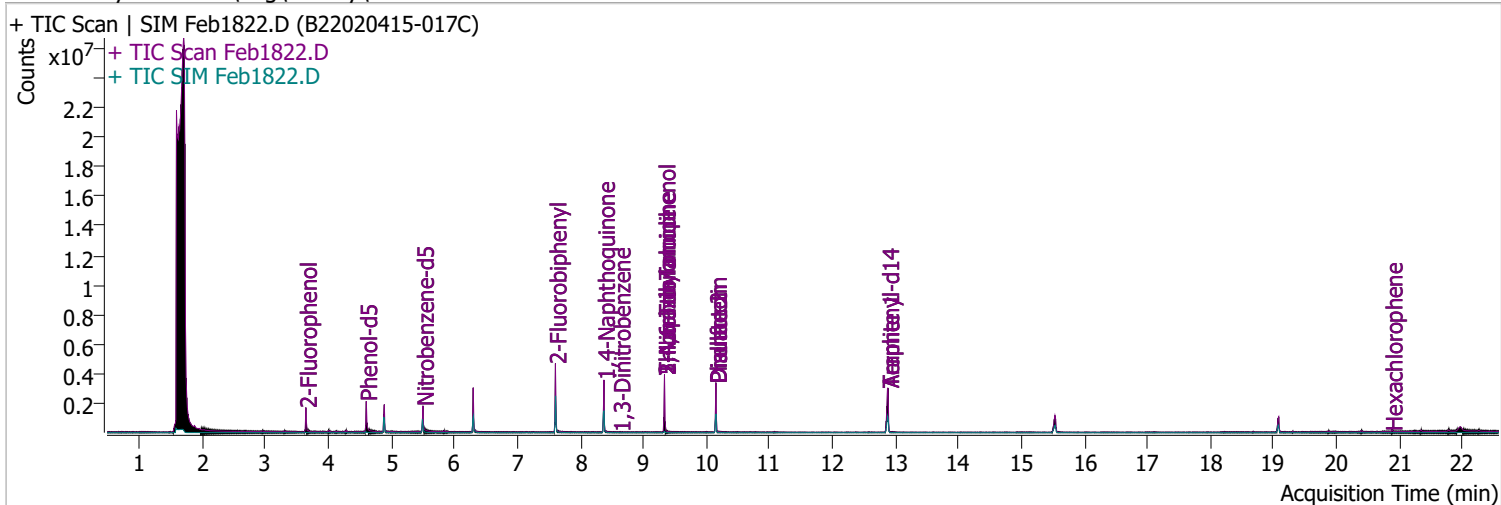


Compound	Conc.	Exp RT	QIon	Exp Ratio	QIon	Exp Ratio
Benzo(g,h,i)perylene	N.D.	21.09	138.0	33.0	277.0	23.2



Quantitation Results Report (QT Reviewed)

Data File	Feb1822.D	Operator	LIMS import
Acq. Method	BNA+SIM.M	Acq. Date-Time	2/19/2022 7:20:06 PM
Sample Name	B22020415-017C	Instrument	Instrument #1
Vial	22	Multiplier	1.00
DA Method File		Comment	SVOC-8270-W-LARGO
Tune File	dftppdsm.u	Tune Date	2/18/2022 9:25:00 PM
Batch Name	021822 DoD BNA cal.batch.bin	Last Calib Update	2/19/2022 1:06:17 PM
Ref Library	D:\Org\Library\NIST129K.l		



Compound	RT	QIon	Resp.	Conc.	Units	Dev(Min)
----------	----	------	-------	-------	-------	----------

Internal Standards

System Monitoring Compounds

S 2-Fluorophenol	3.643	112.0	460221	57.7143	µg/L	-0.010
Spiked Amount: 200.000	Range: 10.0 - 75.0%			Recovery = 28.86%		
S Phenol-d5	4.603	99.0	714942	68.8146	µg/L	-0.010
Spiked Amount: 200.000	Range: 10.0 - 65.0%			Recovery = 34.41%		
S Nitrobenzene-d5	5.502	82.0	459272	79.2676	µg/L	0.000
Spiked Amount: 100.000	Range: 32.0 - 94.0%			Recovery = 79.27%		
S 2-Fluorobiphenyl	7.605	172.0	1380011	64.2001	µg/L	0.000
Spiked Amount: 100.000	Range: 28.0 - 107.0%			Recovery = 64.20%		
S 2,4,6-Tribromophenol	9.336	329.8	304757	156.3387	µg/L	0.000
Spiked Amount: 200.000	Range: 25.0 - 140.0%			Recovery = 78.17%		
S Terphenyl-d14	12.885	244.3	1945517	94.3049	µg/L	0.010
Spiked Amount: 100.000	Range: 32.0 - 122.0%			Recovery = 94.30%		

Target Compounds

Compound	RT	QIon	Resp.	Conc.	Units	Dev(Min)	QValue
T N-Nitrosodimethylamine	0.000		0	N.D.			
T Pyridine	0.000		0	N.D.			
T Aniline	0.000		0	N.D.			
T Phenol	0.000		0	N.D.			
T bis(-2-Chloroethyl)Ether	0.000		0	N.D.			
T 2-Chlorophenol	0.000		0	N.D.			
T 1,3-Dichlorobenzene	0.000		0	N.D.			
T 1,4-Dichlorobenzene	0.000		0	N.D.			
T 1,2-Dichlorobenzene	0.000		0	N.D.			
T Benzyl Alcohol	0.000		0	N.D.			
T bis(2-chloroisopropyl)Ether	0.000		0	N.D.			
T 2-Methylphenol	0.000		0	N.D.			
T N-nitroso-Di-n-propylamine	5.502	70.0	0		µg/L	md	1
T 4Methylphenol/3Methylphenol	0.000		0	N.D.			
T Hexachloroethane	0.000		0	N.D.			

Quantitation Results Report (QT Reviewed)

Compound	RT	QIon	Resp.	Conc.	Units	Dev(Min)
T Nitrobenzene	0.000		0	N.D.		
T Isophorone	0.000		0	N.D.		
T 2-Nitrophenol	0.000		0	N.D.		
T 2,4-Dimethylphenol	0.000		0	N.D.		
T bis(-2-Chloroethoxy)Methane	0.000		0	N.D.		
T 2,4-Dichlorophenol	0.000		0	N.D.		
T Benzoic Acid	0.000		0	N.D.		
T 1,2,4-Trichlorobenzene	0.000		0	N.D.		
T Naphthalene	0.000		0	N.D.		
T 4-Chlorophenol	6.301	130.0	0		µg/L md	1
T p-Chloroaniline	0.000		0	N.D.		
T Hexachlorobutadiene	0.000		0	N.D.		
T 4-Chloro-2-Methylphenol	0.000		0	N.D.		
T 4-Chloro-3-Methylphenol	0.000		0	N.D.		
T 2-Methylnaphthalene	0.000		0	N.D.		
T 1-Methylnaphthalene	0.000		0	N.D.		
T Hexachlorocyclopentadiene	0.000		0	N.D.		
T 2,4,6-Trichlorophenol	0.000		0	N.D.		
T 2,4,5-Trichlorophenol	0.000		0	N.D.		
T 2-Chloronaphthalene	0.000		0	N.D.		
T 2-Nitroaniline	0.000		0	N.D.		
T Dimethyl Phthalate	8.374	163.0	0		µg/L md	1
T 2,6-Dinitrotoluene	8.374	165.0	0		µg/L md	1
T Acenaphthylene	0.000		0	N.D.		
T 3-Nitroaniline	0.000		0	N.D.		
T Acenaphthene	0.000		0	N.D.		
T 2,4-Dinitrophenol	0.000		0	N.D.		
T Dibenzofuran	0.000		0	N.D.		
T 2,4-Dinitrotoluene	9.039	165.0	0		µg/L md	1
T 4-Nitrophenol	0.000		0	N.D.		
T Diethylphthalate	0.000		0	N.D.		
T Fluorene	0.000		0	N.D.		
T 4-Chlorophenyl-phenylether	0.000		0	N.D.		
T 4-Nitroaniline	0.000		0	N.D.		
T 4,6-Dinitro-2-methylphenol	9.336	198.0	0		µg/L md	1
T N-nitrosodiphenylamine	0.000		0	N.D.		
T Azobenzene	0.000		0	N.D.		
T 4-Bromophenyl-phenylether	0.000		0	N.D.		
T Hexachlorobenzene	0.000		0	N.D.		
T Pentachlorophenol	0.000		0	N.D.		
T Phenanthrene	0.000		0	N.D.		
T Anthracene	0.000		0	N.D.		
T Triallate	0.000		0	N.D.		
T Carbazole	0.000		0	N.D.		
T o-Terphenyl	0.000		0	N.D.		
T Di-n-Butylphthalate	0.000		0	N.D.		
T Fluoranthene	0.000		0	N.D.		
T Benzidine	12.885	184.0	0		µg/L md	1
T Pyrene	0.000		0	N.D.		
T Butylbenzylphthalate	0.000		0	N.D.		
T Benzo(a)Anthracene	0.000		0	N.D.		
T Chrysene	0.000		0	N.D.		
T 3,3-Dichlorobenzidine	0.000		0	N.D.		
T bis(2-ethylhexyl)Phthalate	0.000		0	N.D.		
T Di-n-octyl Phthalate	0.000		0	N.D.		

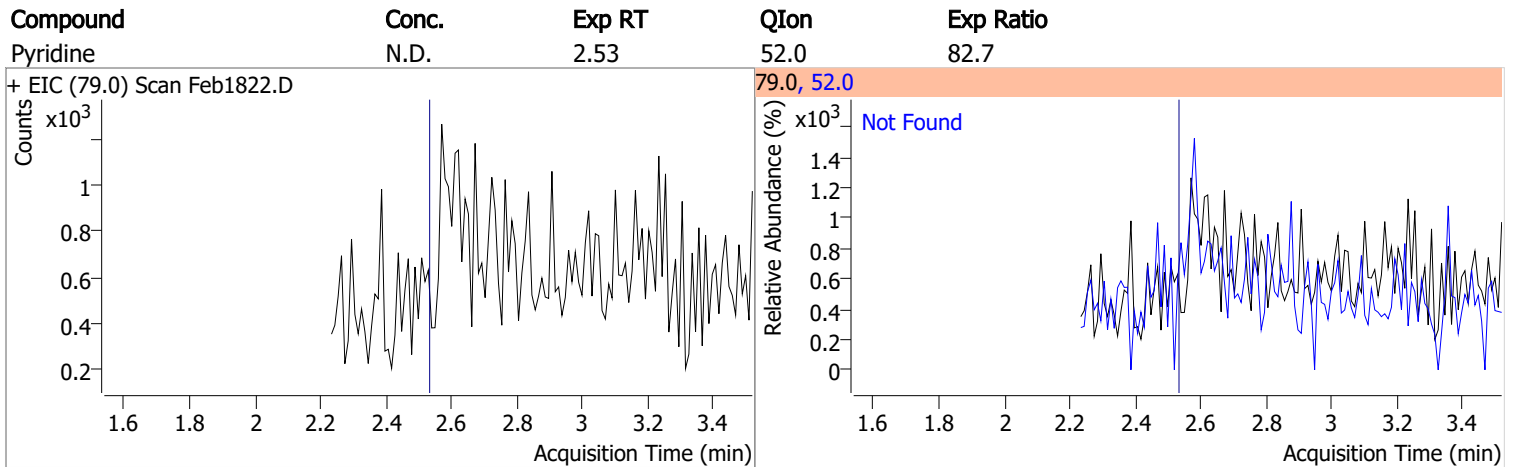
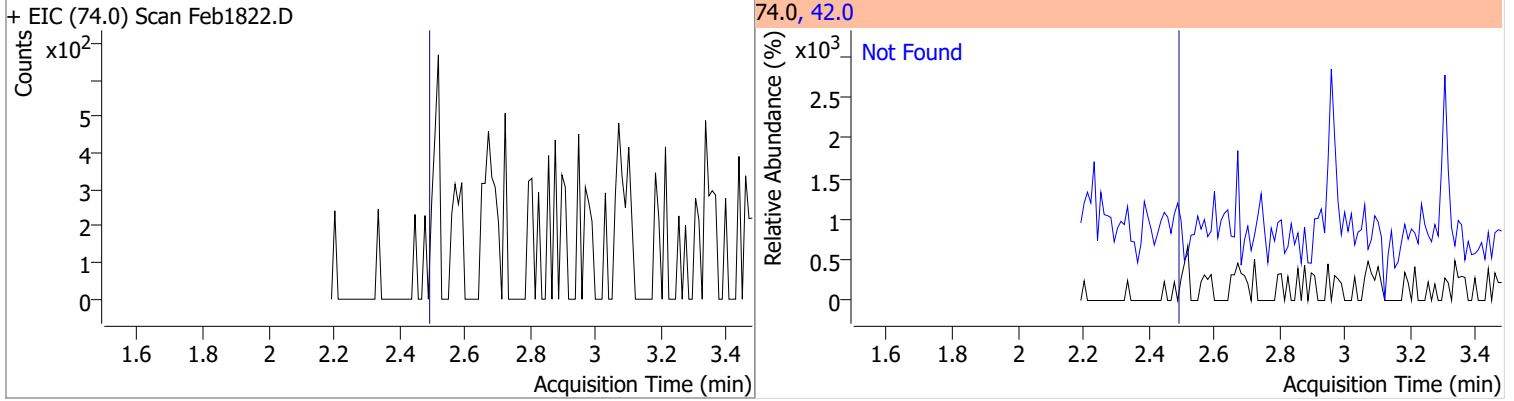
Quantitation Results Report (QT Reviewed)

Compound	RT	QIon	Resp.	Conc.	Units	Dev(Min)
T Benzo(b)fluoranthene	0.000		0	N.D.		
T Benzo(k)fluoranthene	0.000		0	N.D.		
T Benzo(a)pyrene	0.000		0	N.D.		
T Indeno(1,2,3-c,d)pyrene	0.000		0	N.D.		
T Dibenzo(a,h)anthracene	0.000		0	N.D.		
T Benzo(g,h,i)perylene	0.000		0	N.D.		

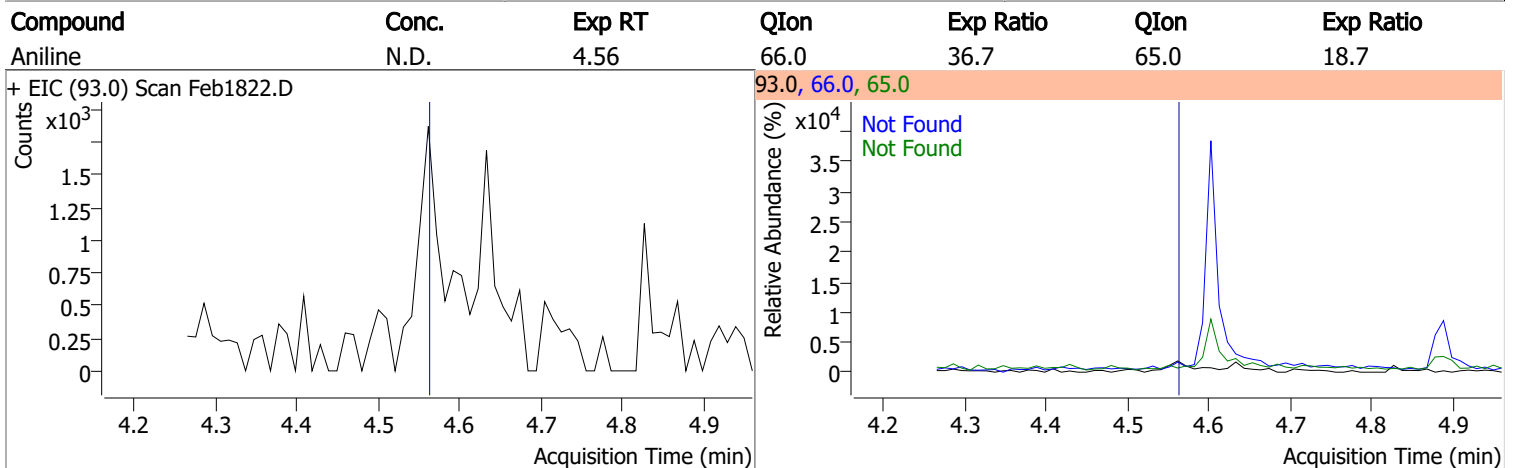
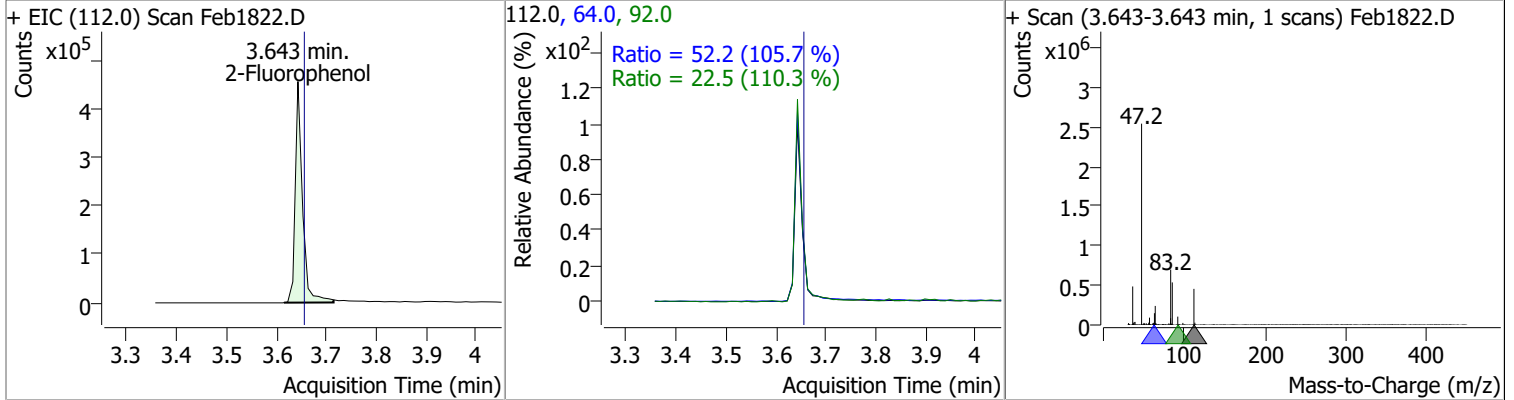
(#) = Qualifier Out of Range; (m) = Manual Integration; (+) = Area Summed; (*) = Surrogate Percent Recovery Out of Range; (d): Zeroed Peak

Quantitation Results Report (QT Reviewed)

Compound	Conc.	Exp RT	QIon	Exp Ratio
N-Nitrosodimethylamine	N.D.	2.49	42.0	135.8

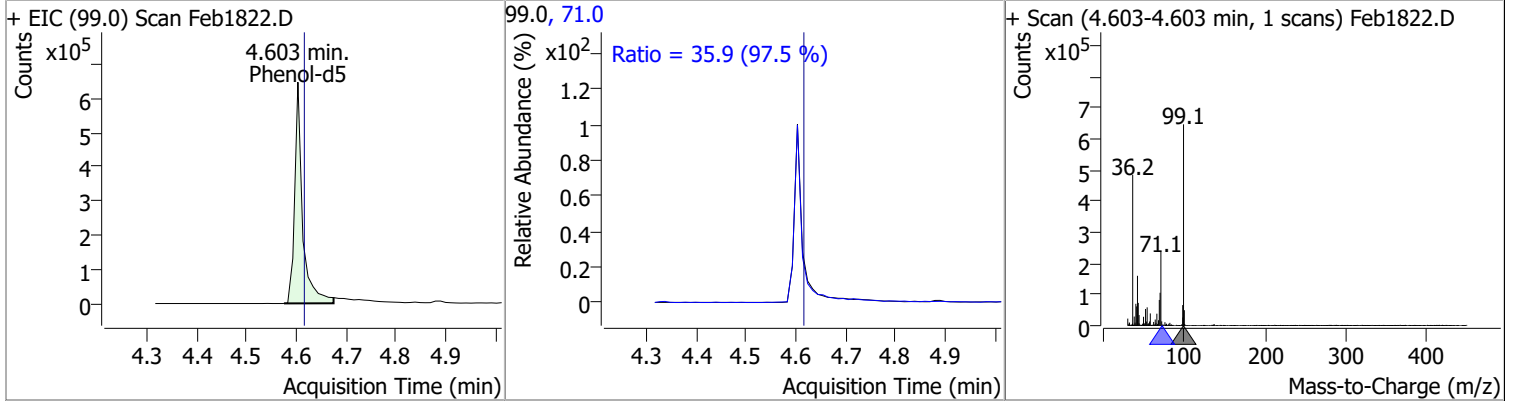


Compound	Conc.	RT	Dev(Min)	Resp.	QIon	QRatio	Lower	Upper
2-Fluorophenol	57.7143	3.64	-0.01	460221	64.0	52.2	34.6	64.3
					92.0	22.5	14.2	26.5

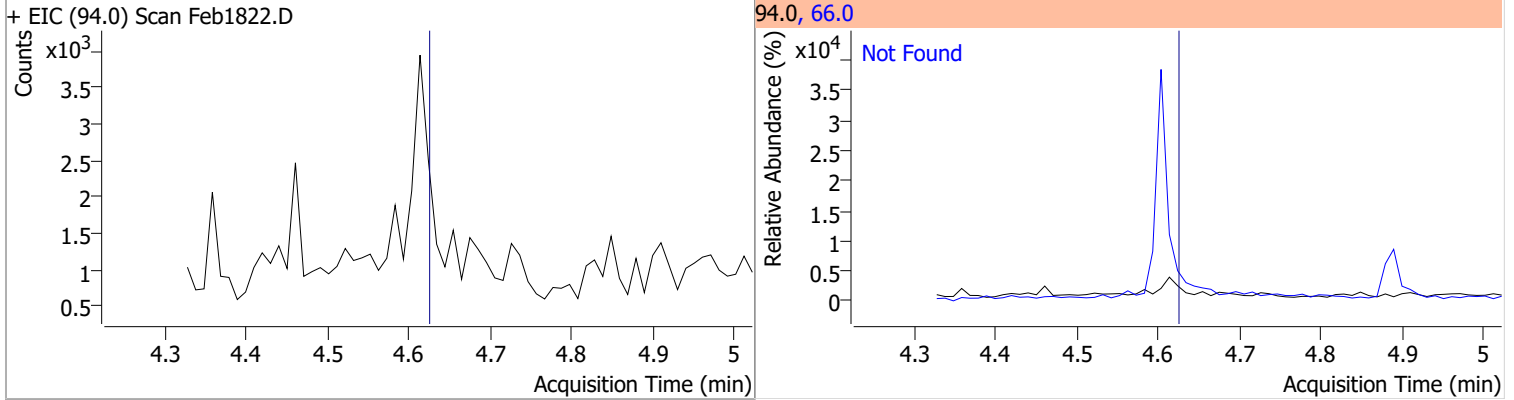


Quantitation Results Report (QT Reviewed)

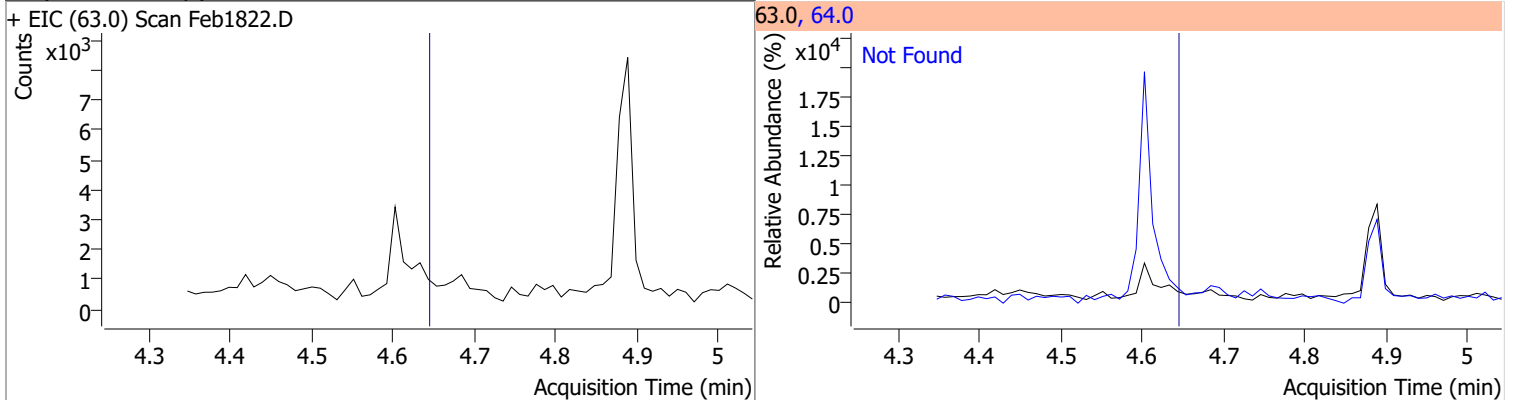
Compound	Conc.	RT	Dev(Min)	Resp.	QIon	QRatio	Lower	Upper
Phenol-d5	68.8146	4.60	-0.01	714942	71.0	35.9	25.8	47.9



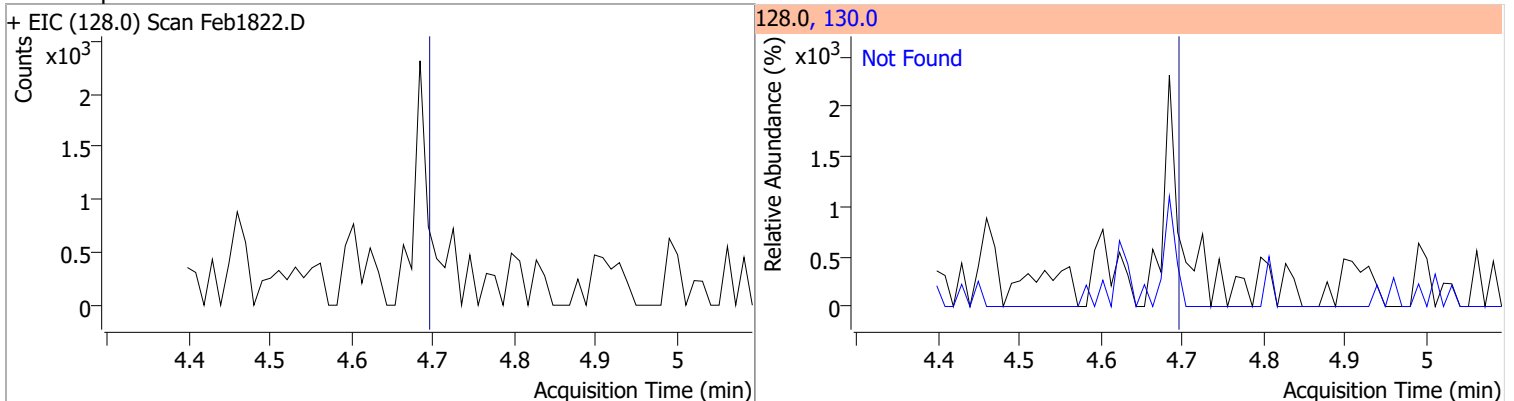
Compound	Conc.	Exp RT	QIon	Exp Ratio
Phenol	N.D.	4.62	66.0	45.3



Compound	Conc.	Exp RT	QIon	Exp Ratio
bis(-2-Chloroethyl)Ether	N.D.	4.64	64.0	10.9

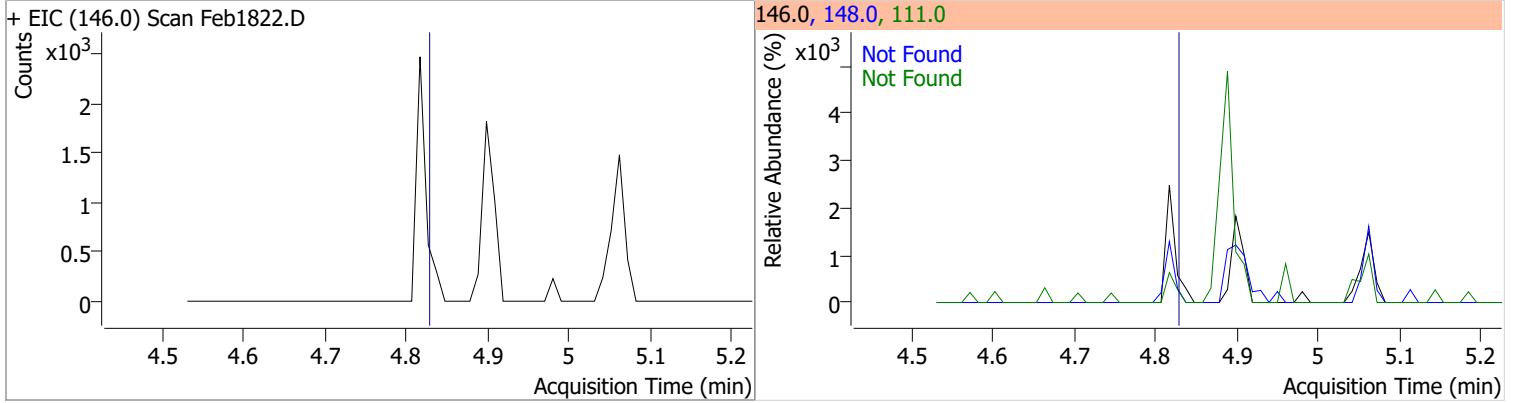


Compound	Conc.	Exp RT	QIon	Exp Ratio
2-Chlorophenol	N.D.	4.69	130.0	32.5

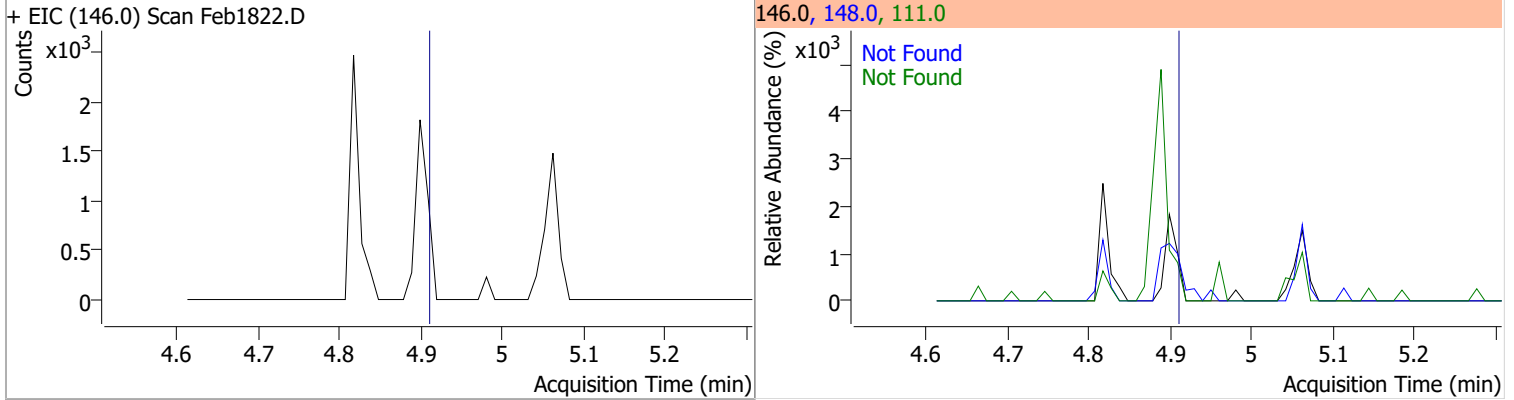


Quantitation Results Report (QT Reviewed)

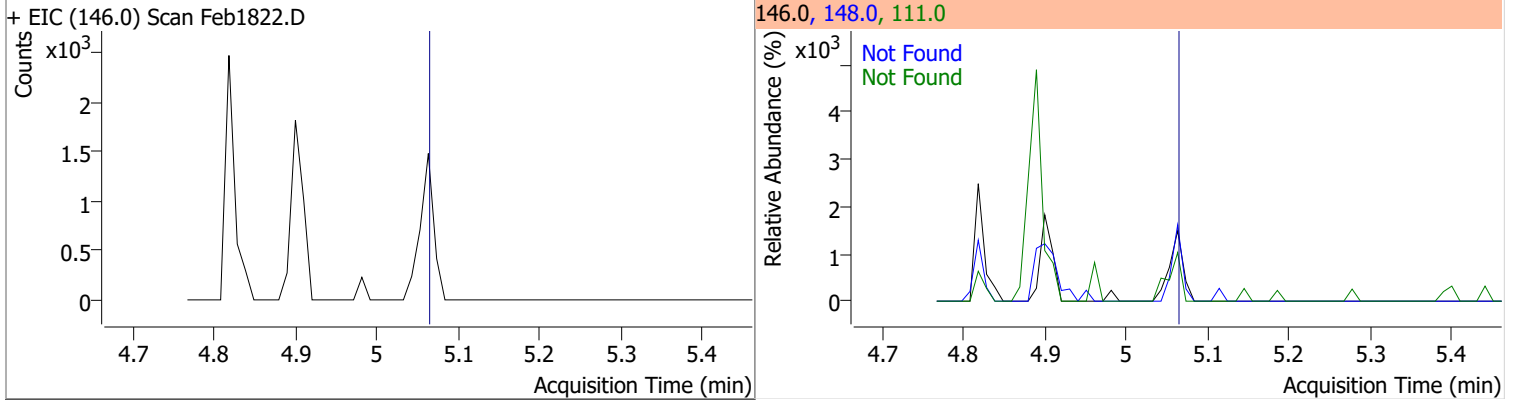
Compound	Conc.	Exp RT	QIon	Exp Ratio	QIon	Exp Ratio
1,3-Dichlorobenzene	N.D.	4.83	148.0	63.7	111.0	36.1



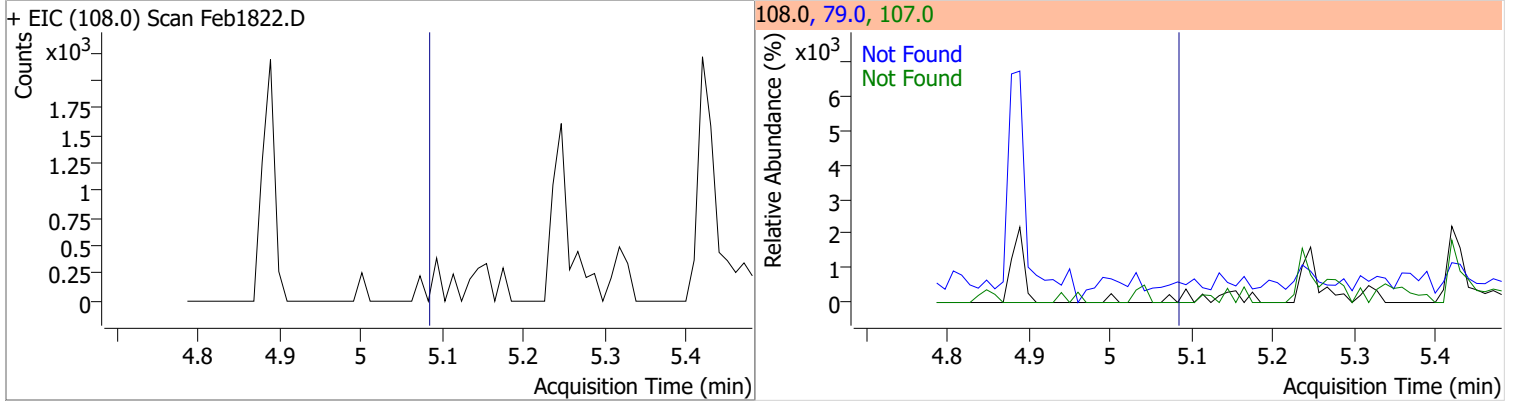
Compound	Conc.	Exp RT	QIon	Exp Ratio	QIon	Exp Ratio
1,4-Dichlorobenzene	N.D.	4.91	148.0	65.2	111.0	36.0



Compound	Conc.	Exp RT	QIon	Exp Ratio	QIon	Exp Ratio
1,2-Dichlorobenzene	N.D.	5.06	148.0	64.4	111.0	37.3

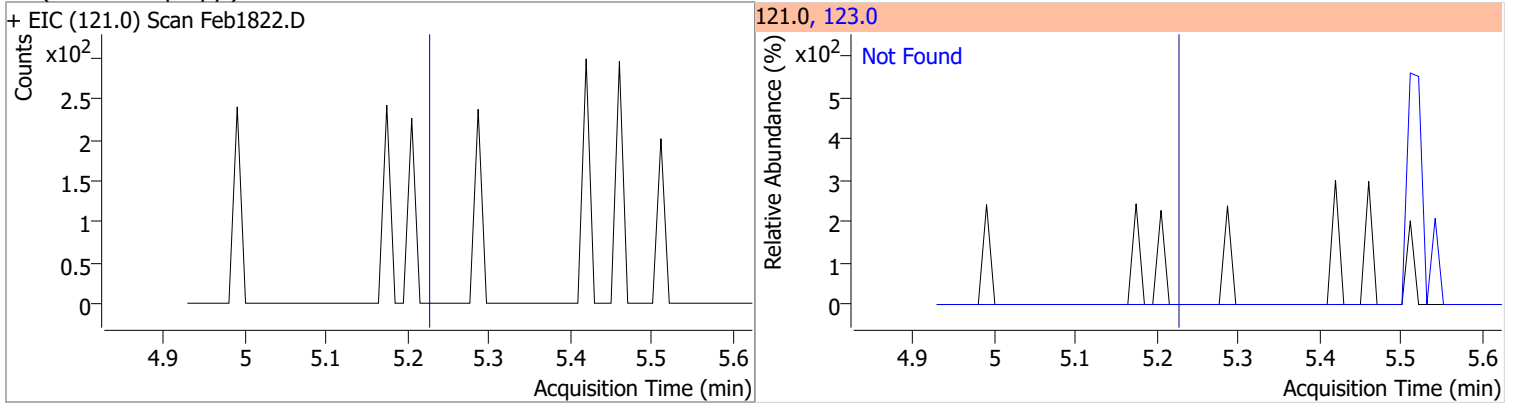


Compound	Conc.	Exp RT	QIon	Exp Ratio	QIon	Exp Ratio
Benzyl Alcohol	N.D.	5.08	79.0	119.3	107.0	70.5

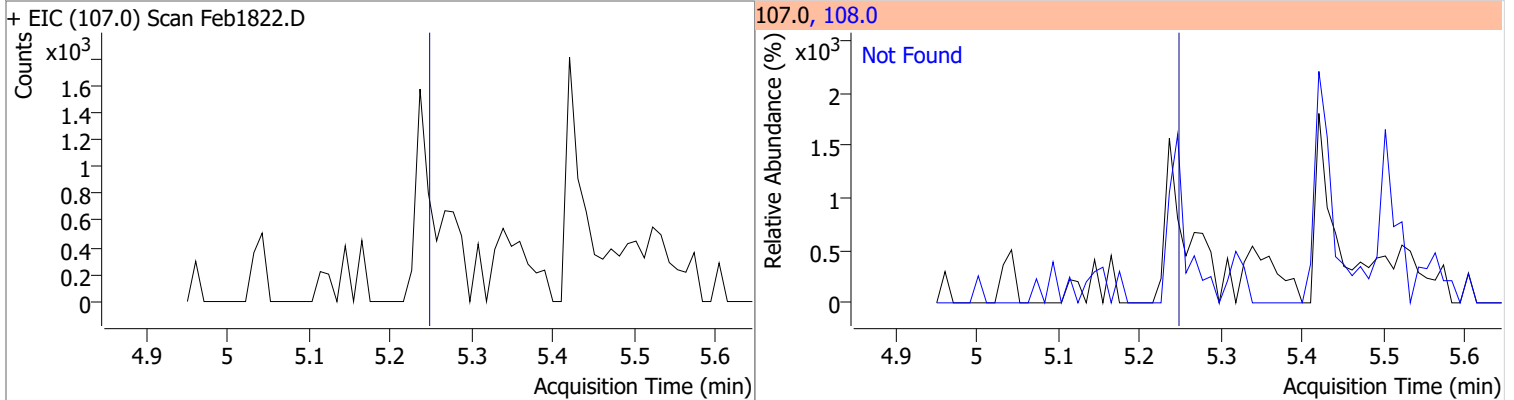


Quantitation Results Report (QT Reviewed)

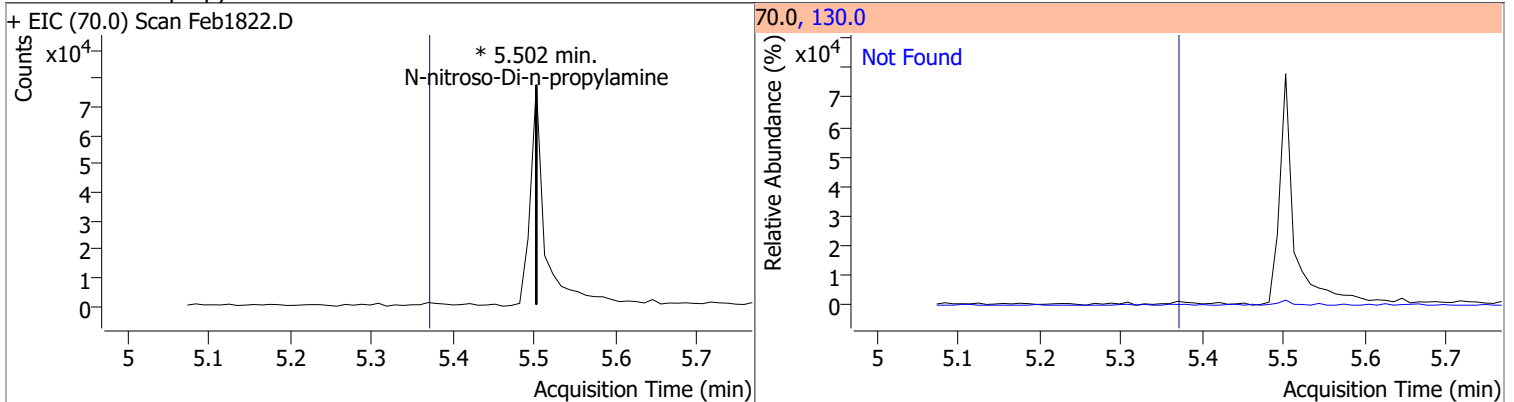
Compound	Conc.	Exp RT	QIon	Exp Ratio
bis(2-chloroisopropyl)Ether	N.D.	5.23	123.0	32.1



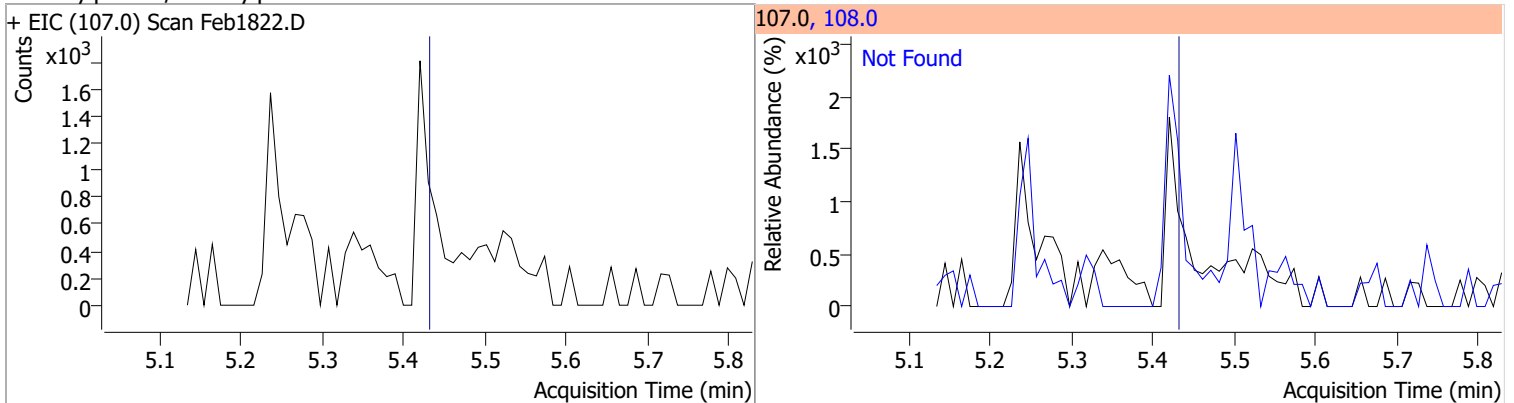
Compound	Conc.	Exp RT	QIon	Exp Ratio
2-Methylphenol	N.D.	5.25	108.0	116.5



Compound	Conc.	RT	Dev(Min)	Resp.	QIon	QRatio	Lower	Upper
N-nitroso-Di-n-propylamine		0		0	130.0		0.0	38.8

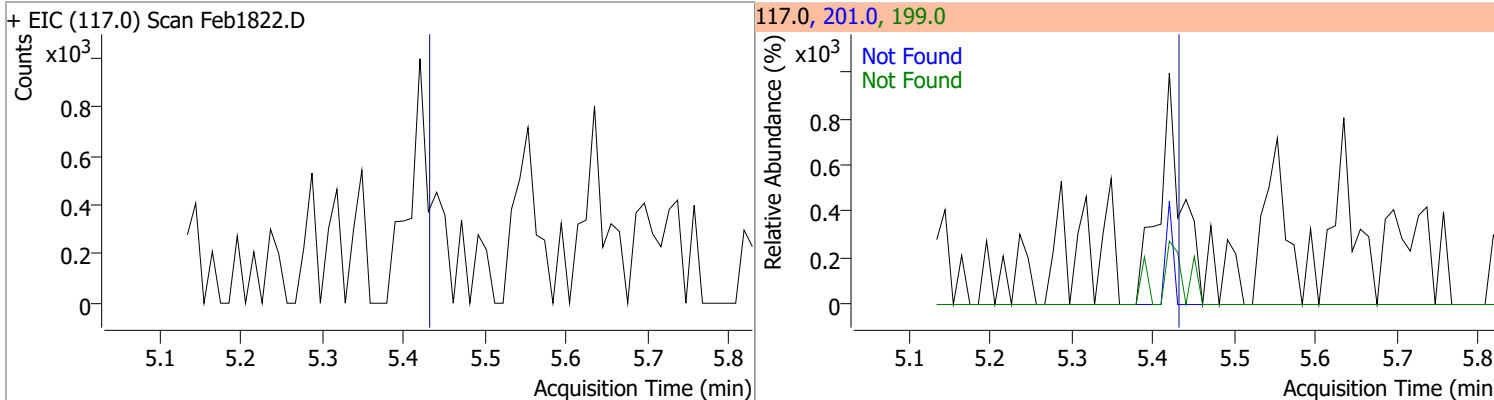


Compound	Conc.	Exp RT	QIon	Exp Ratio
4Methylphenol/3Methylphenol	N.D.	5.43	108.0	83.9

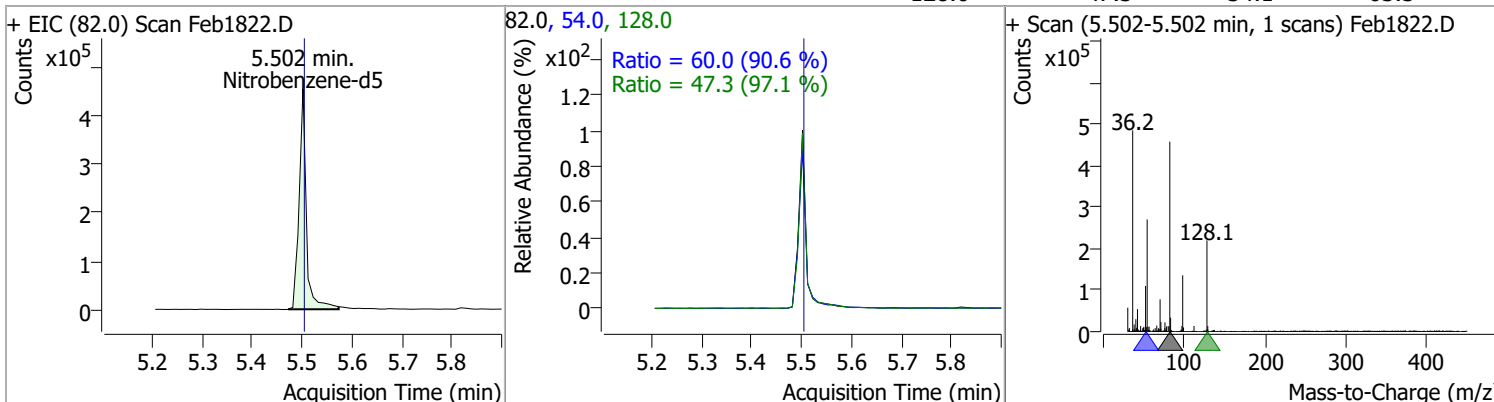


Quantitation Results Report (QT Reviewed)

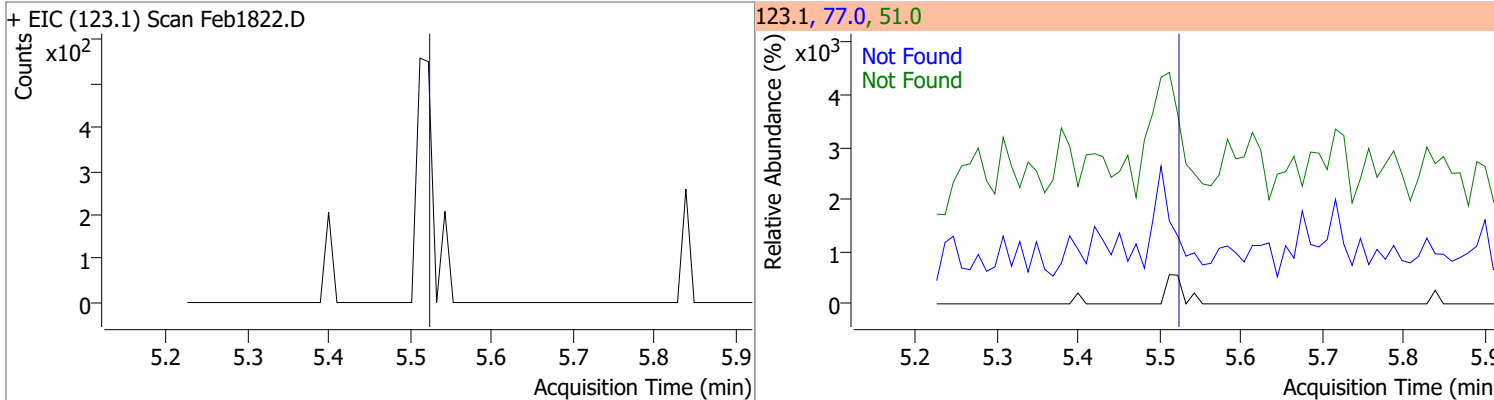
Compound	Conc.	Exp RT	QIon	Exp Ratio	QIon	Exp Ratio
Hexachloroethane	N.D.	5.43	201.0	90.8	199.0	56.9



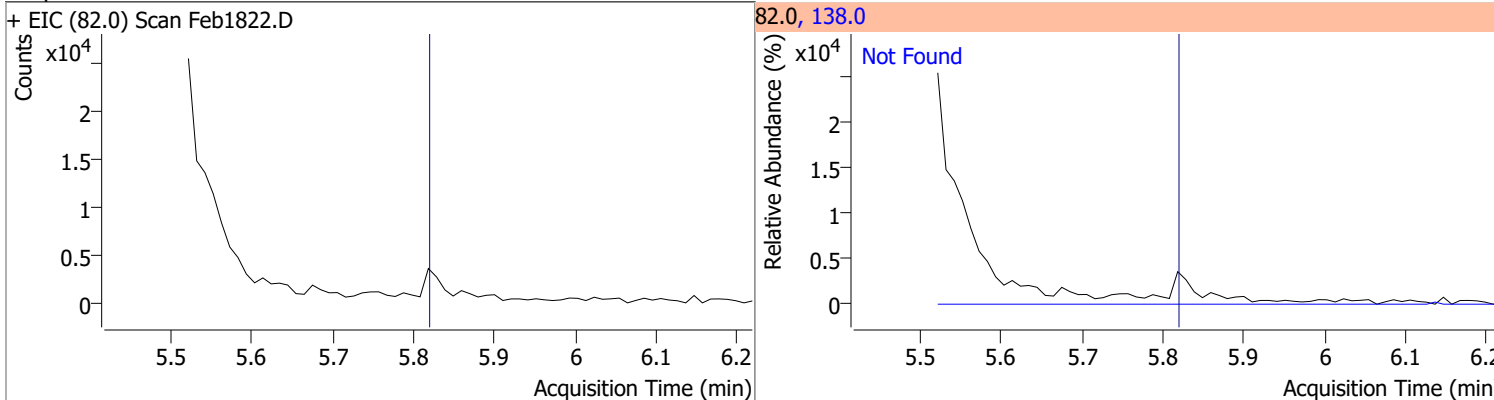
Compound	Conc.	RT	Dev(Min)	Resp.	QIon	QRatio	Lower	Upper
Nitrobenzene-d5	79.2676	5.50	0.00	459272	54.0	60.0	46.3	86.0
					128.0	47.3	34.1	63.3



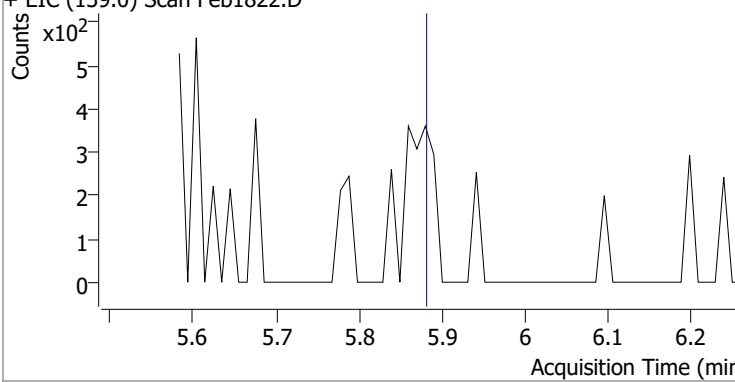
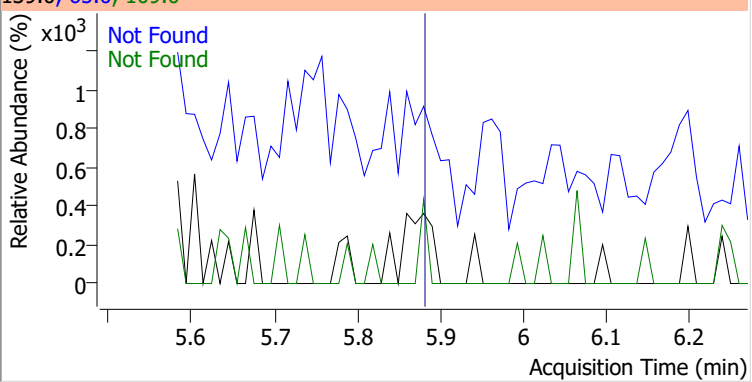
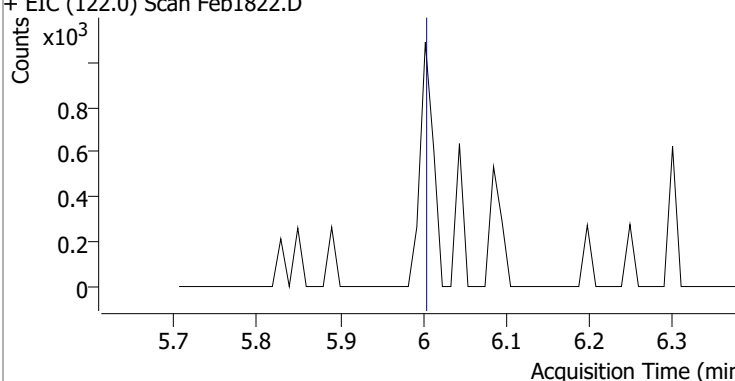
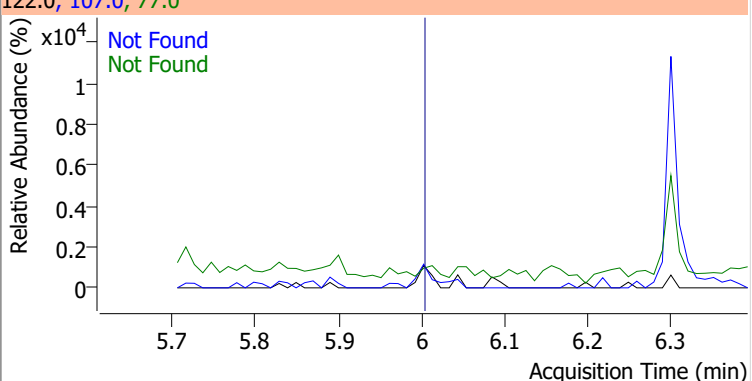
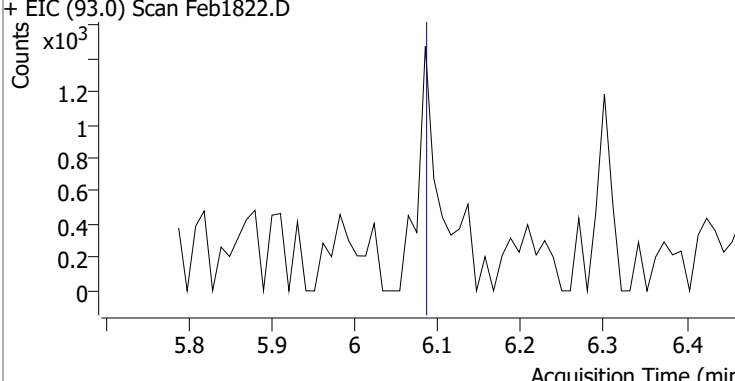
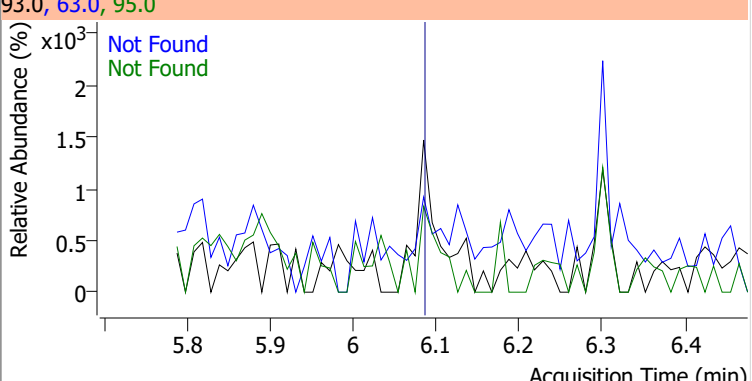
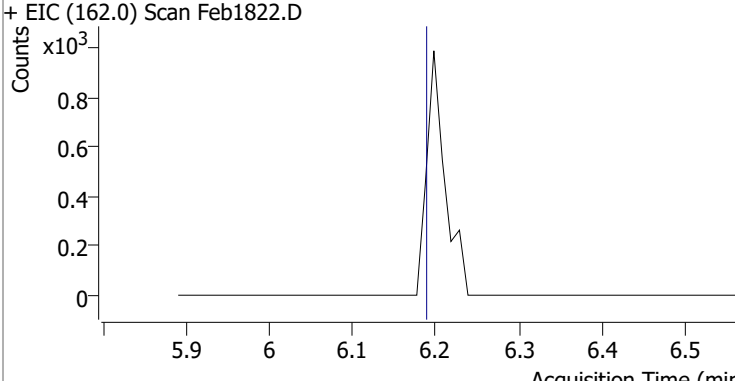
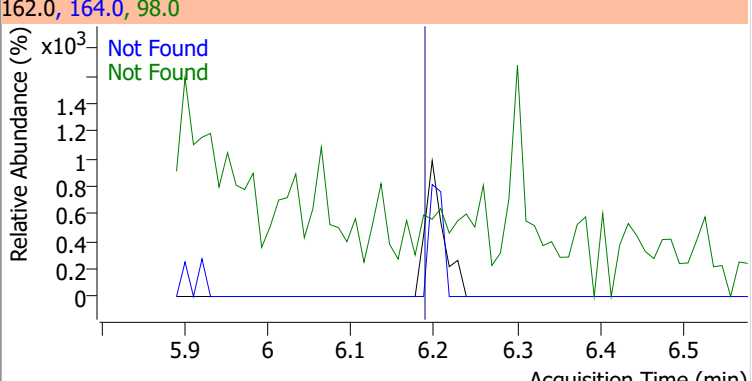
Compound	Conc.	Exp RT	QIon	Exp Ratio	QIon	Exp Ratio
Nitrobenzene	N.D.	5.52	77.0	212.7	51.0	131.0



Compound	Conc.	Exp RT	QIon	Exp Ratio
Isophorone	N.D.	5.82	138.0	21.1

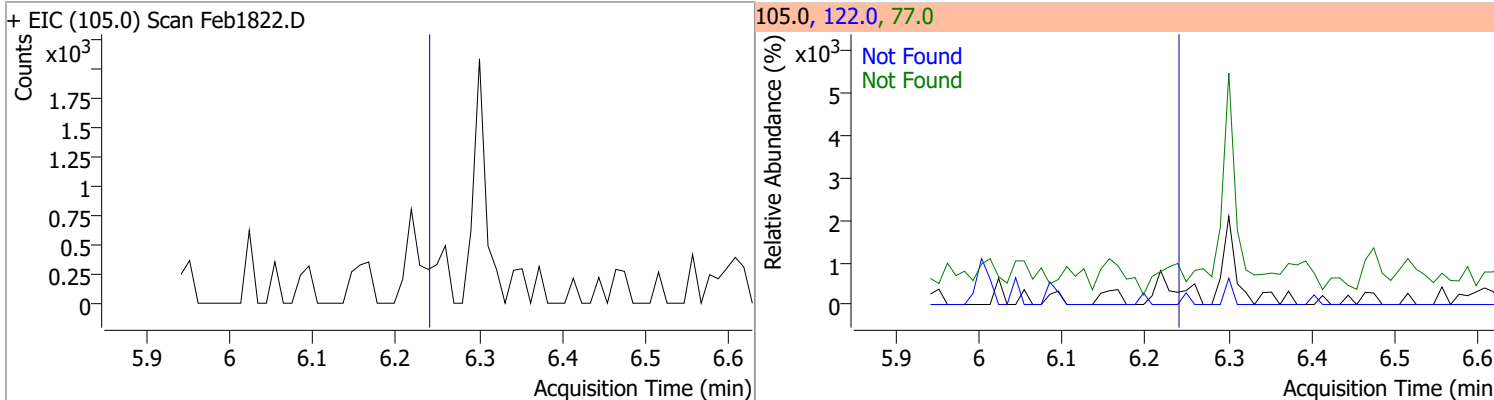


Quantitation Results Report (QT Reviewed)

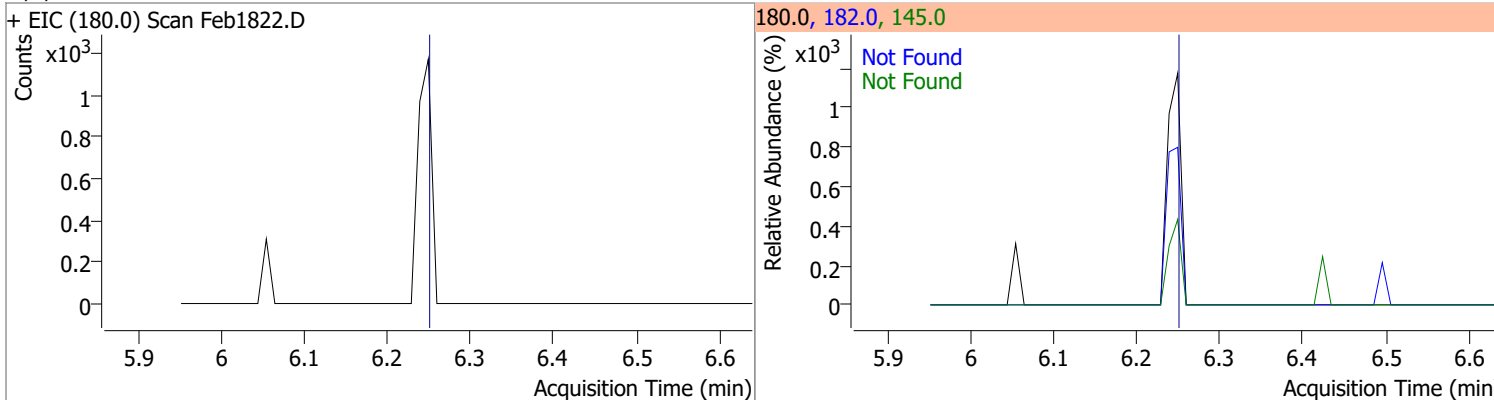
Compound	Conc.	Exp RT	QIon	Exp Ratio	QIon	Exp Ratio
2-Nitrophenol	N.D.	5.88	65.0	48.8	109.0	35.2
+ EIC (139.0) Scan Feb1822.D			139.0, 65.0, 109.0			
						
2,4-Dimethylphenol	N.D.	6.00	107.0	109.4	77.0	34.0
+ EIC (122.0) Scan Feb1822.D			122.0, 107.0, 77.0			
						
bis(-2-Chloroethoxy)Methane	N.D.	6.08	63.0	68.1	95.0	31.9
+ EIC (93.0) Scan Feb1822.D			93.0, 63.0, 95.0			
						
2,4-Dichlorophenol	N.D.	6.19	164.0	65.0	98.0	28.6
+ EIC (162.0) Scan Feb1822.D			162.0, 164.0, 98.0			
						

Quantitation Results Report (QT Reviewed)

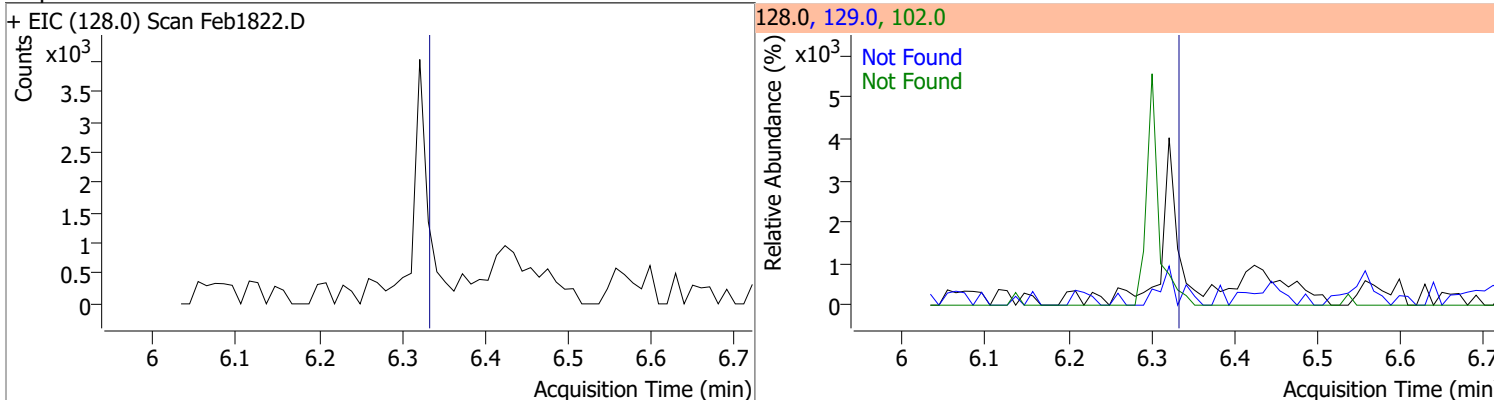
Compound	Conc.	Exp RT	QIon	Exp Ratio	QIon	Exp Ratio
Benzoic Acid	N.D.	6.24	122.0	85.5	77.0	60.4



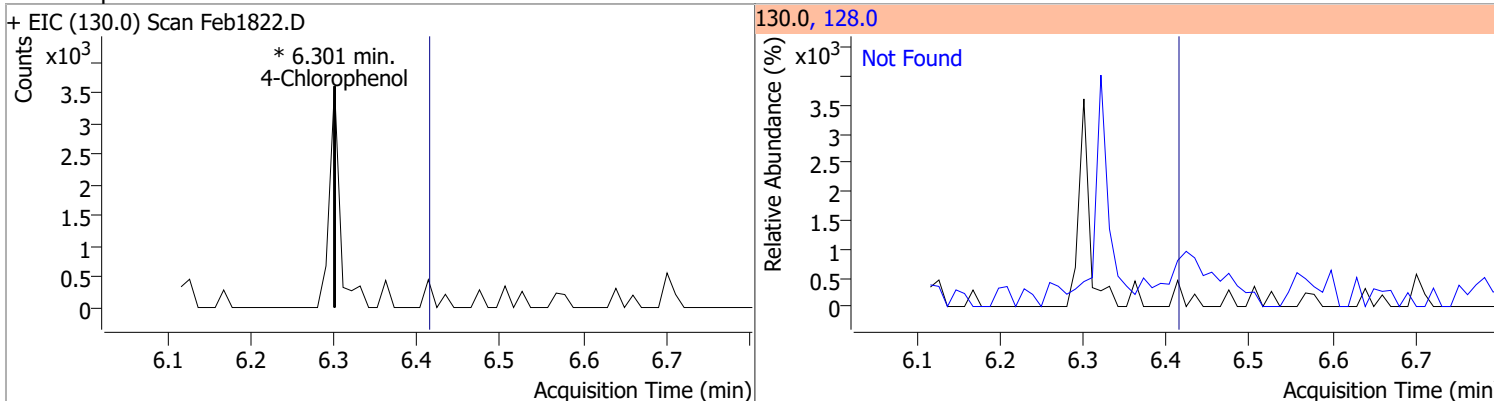
Compound	Conc.	Exp RT	QIon	Exp Ratio	QIon	Exp Ratio
1,2,4-Trichlorobenzene	N.D.	6.25	182.0	94.6	145.0	28.7



Compound	Conc.	Exp RT	QIon	Exp Ratio	QIon	Exp Ratio
Naphthalene	N.D.	6.33	129.0	11.5	102.0	9.9

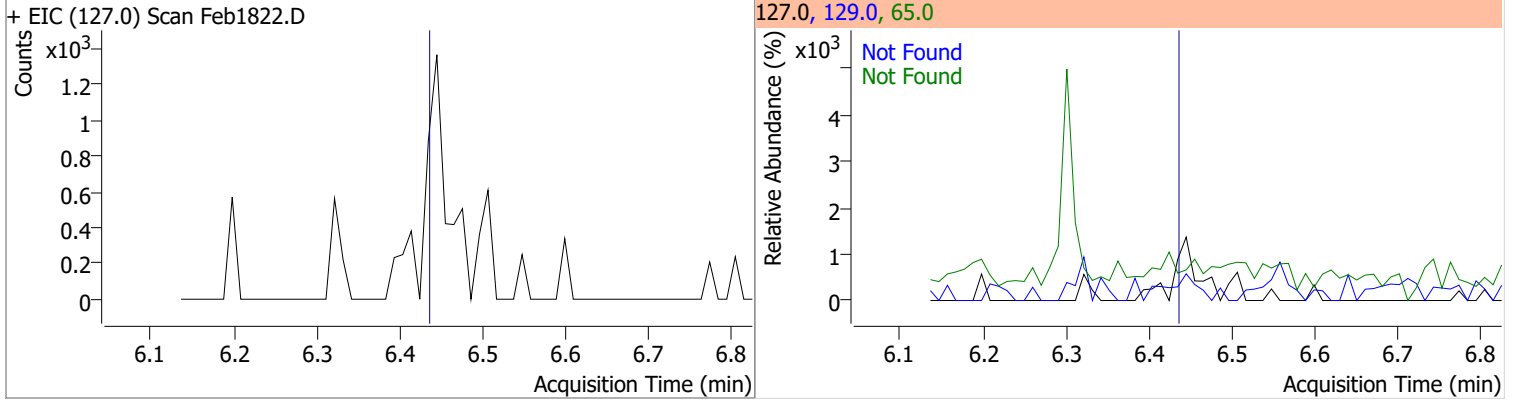


Compound	Conc.	RT	Dev(Min)	Resp.	QIon	QRatio	Lower	Upper
4-Chlorophenol		0		0	128.0		221.4	411.2

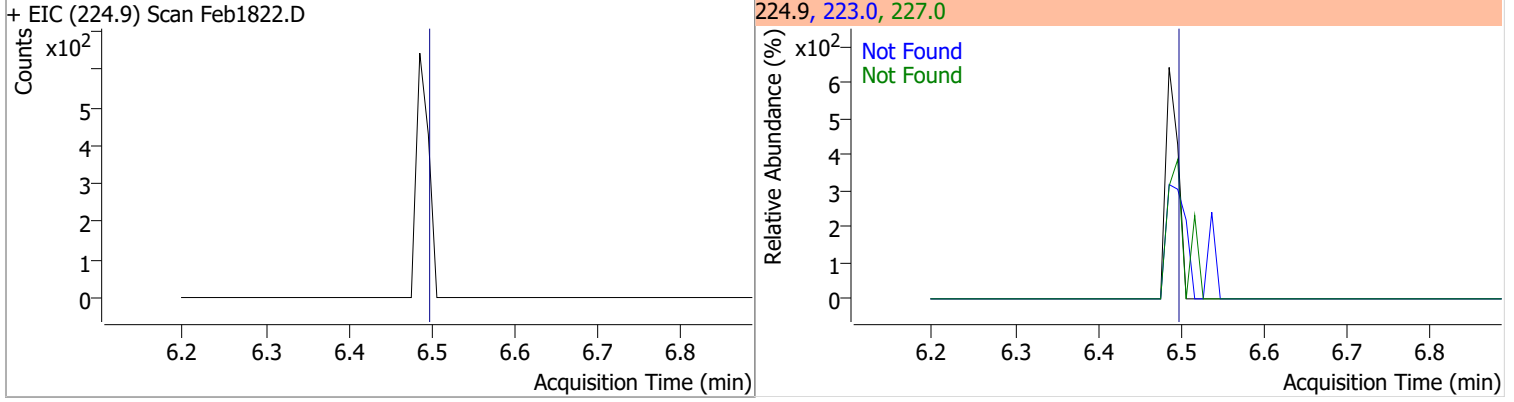


Quantitation Results Report (QT Reviewed)

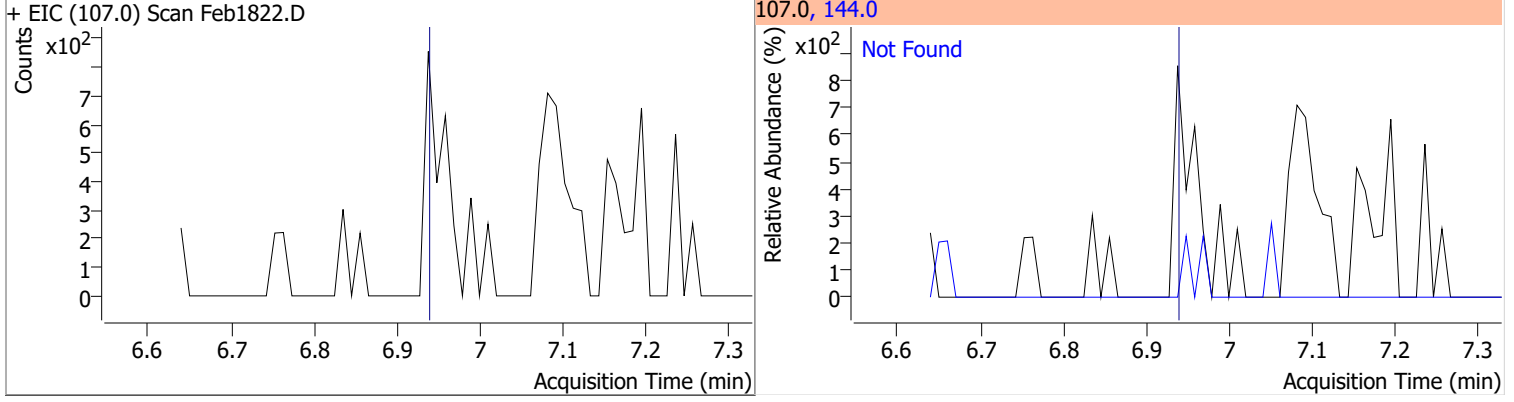
Compound	Conc.	Exp RT	QIon	Exp Ratio	QIon	Exp Ratio
p-Chloroaniline	N.D.	6.43	65.0	60.1	129.0	37.6



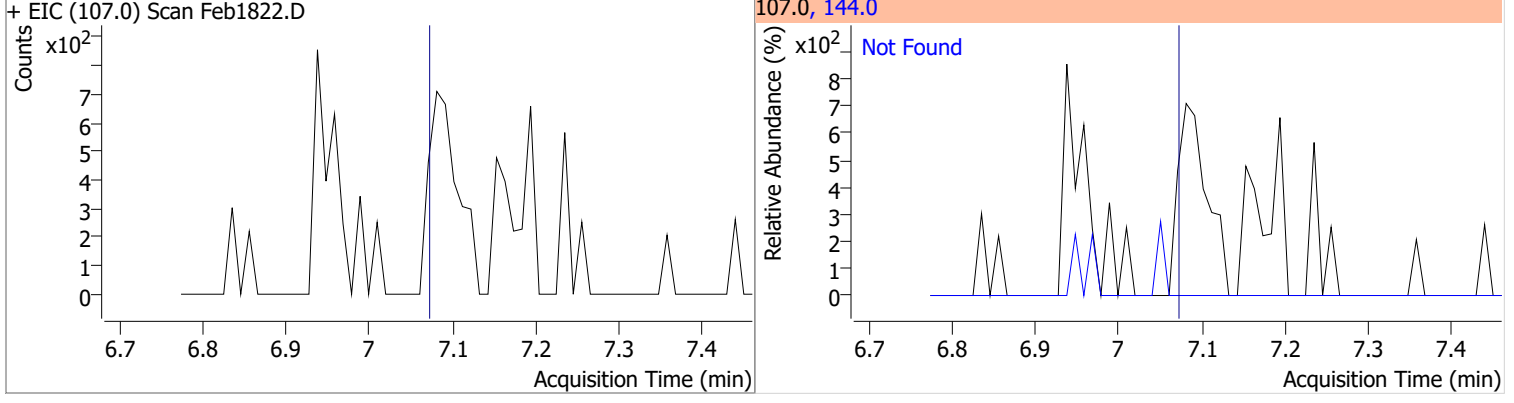
Compound	Conc.	Exp RT	QIon	Exp Ratio	QIon	Exp Ratio
Hexachlorobutadiene	N.D.	6.50	227.0	65.7	223.0	64.3



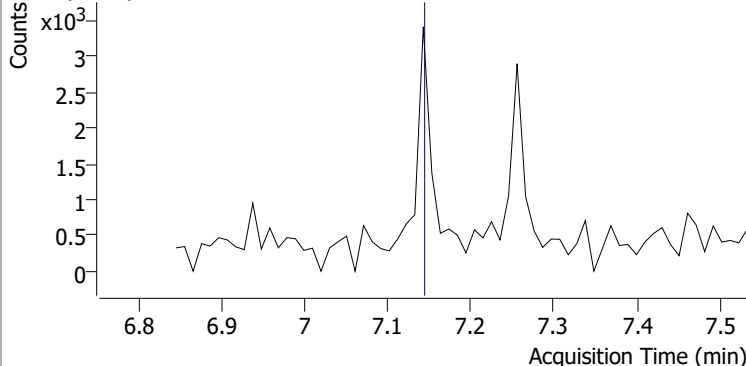
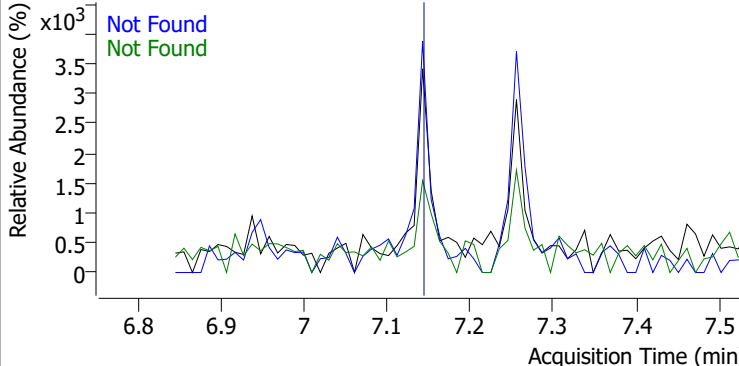
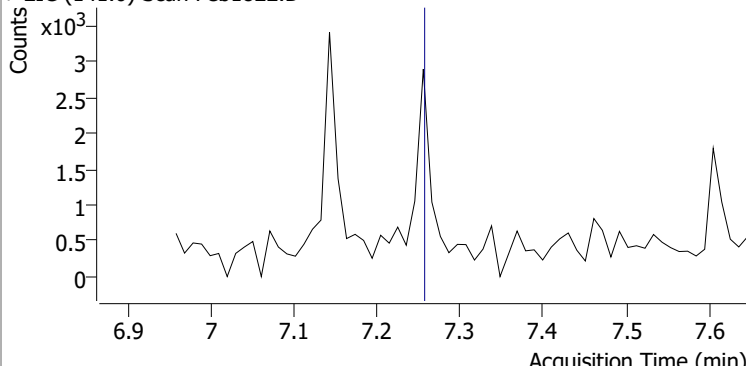
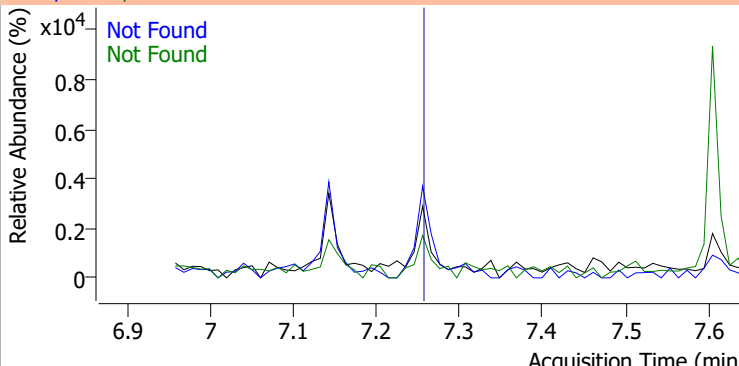
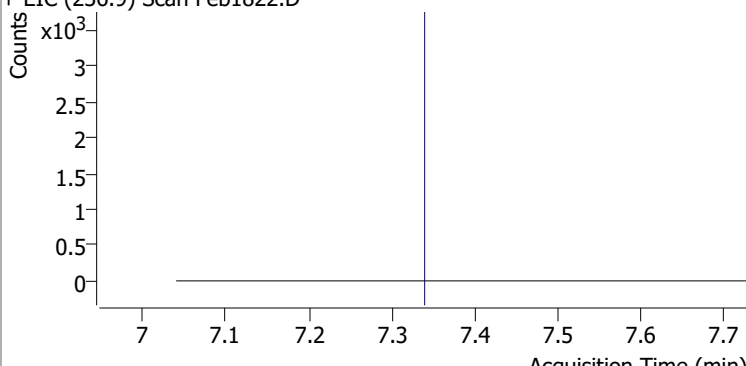
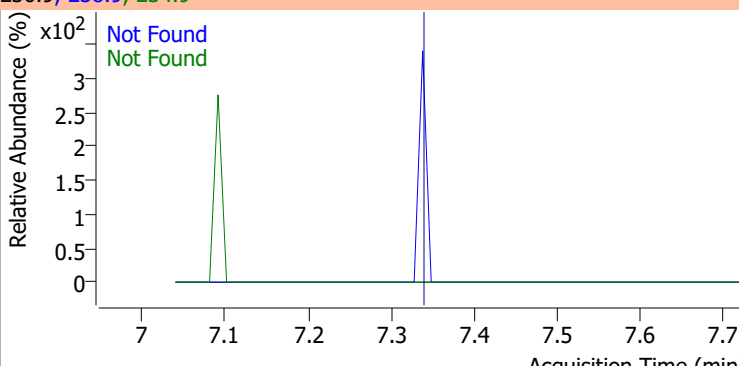
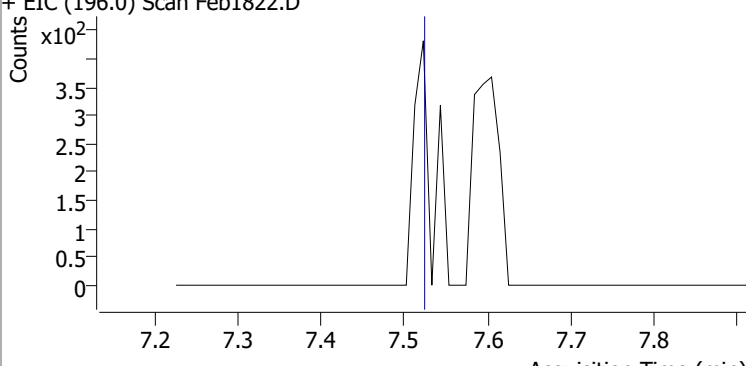
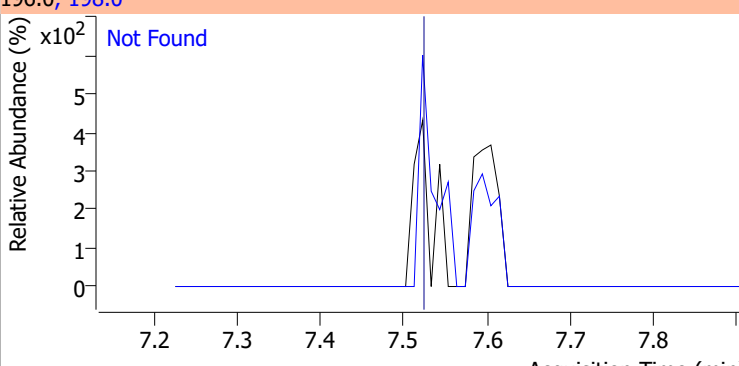
Compound	Conc.	Exp RT	QIon	Exp Ratio
4-Chloro-2-Methylphenol	N.D.	6.94	144.0	27.8



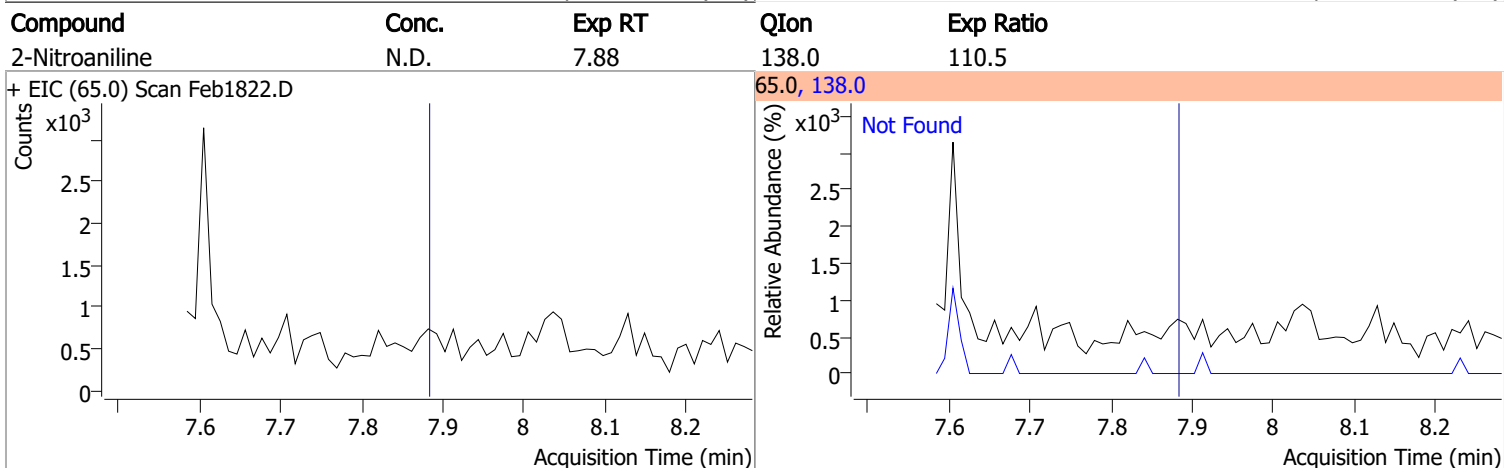
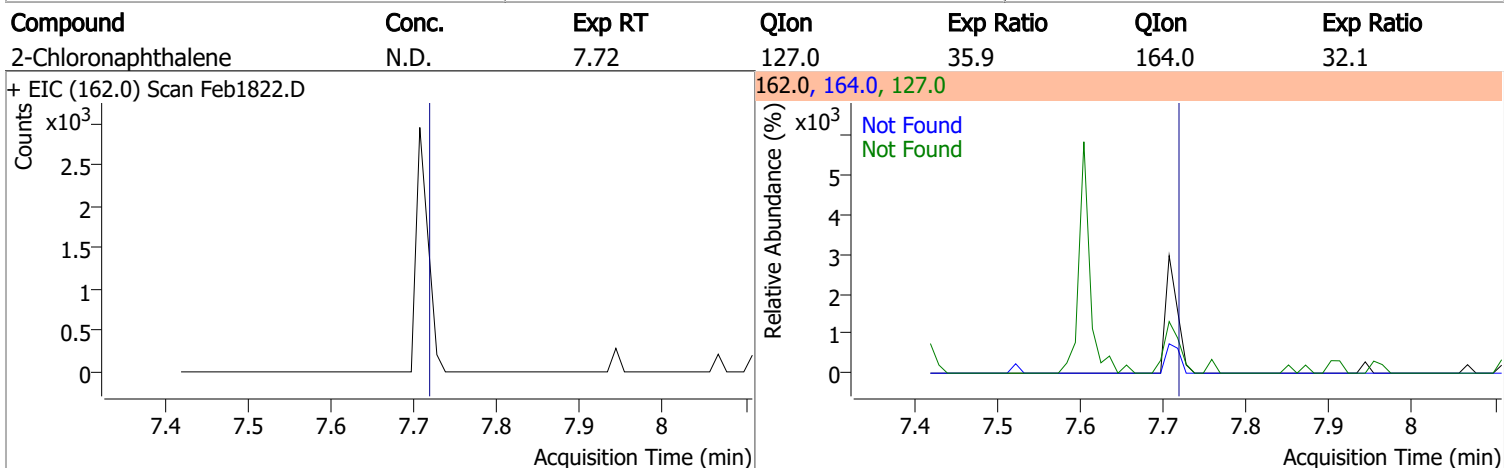
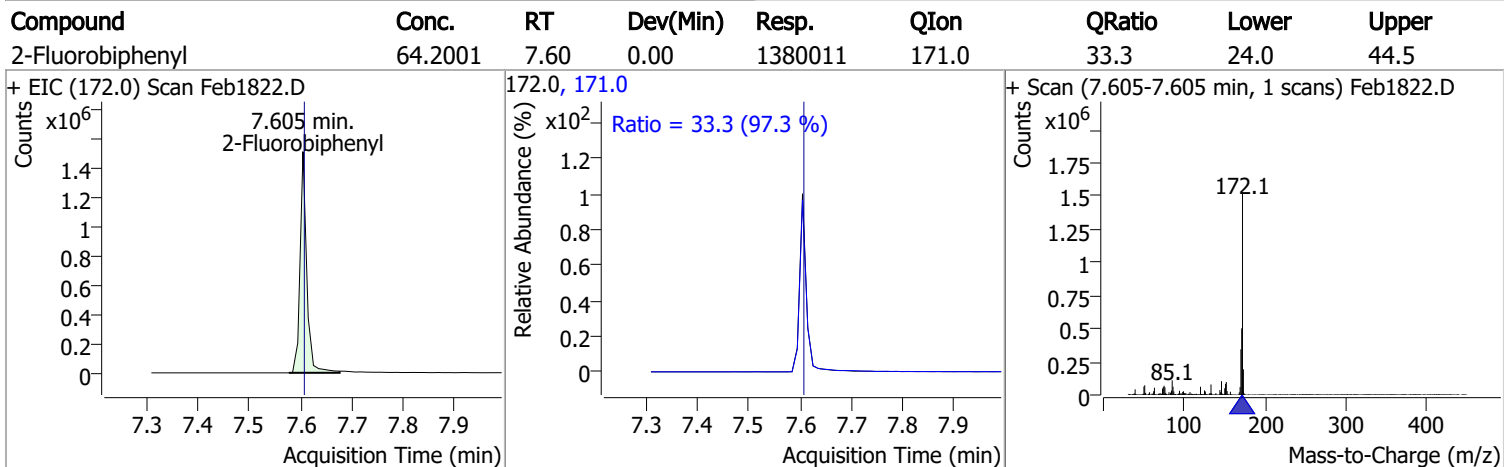
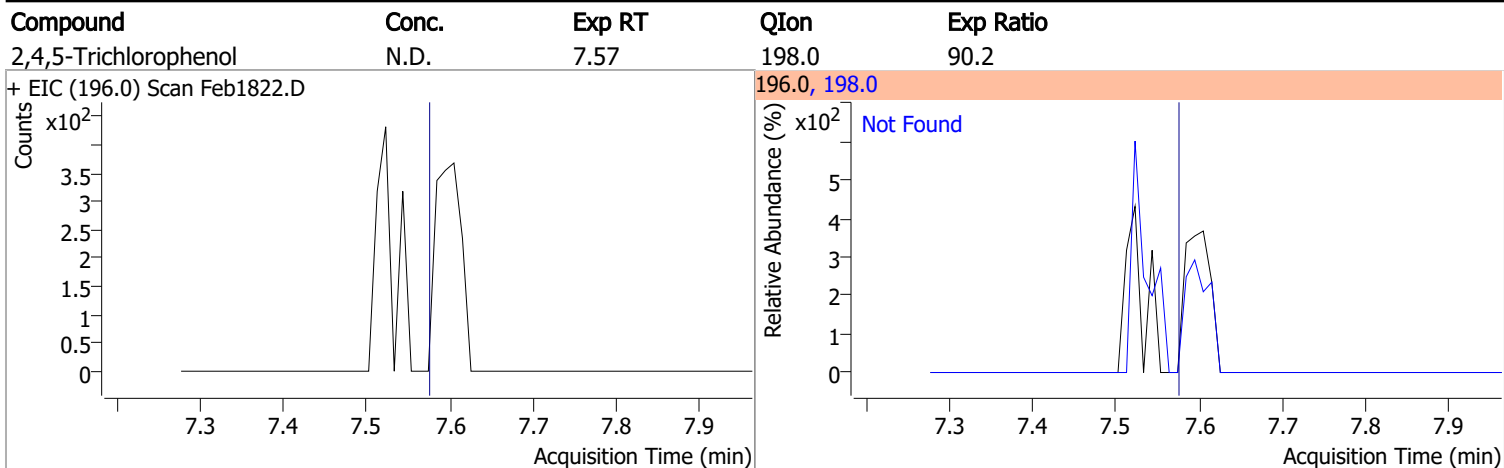
Compound	Conc.	Exp RT	QIon	Exp Ratio
4-Chloro-3-Methylphenol	N.D.	7.07	144.0	27.3



Quantitation Results Report (QT Reviewed)

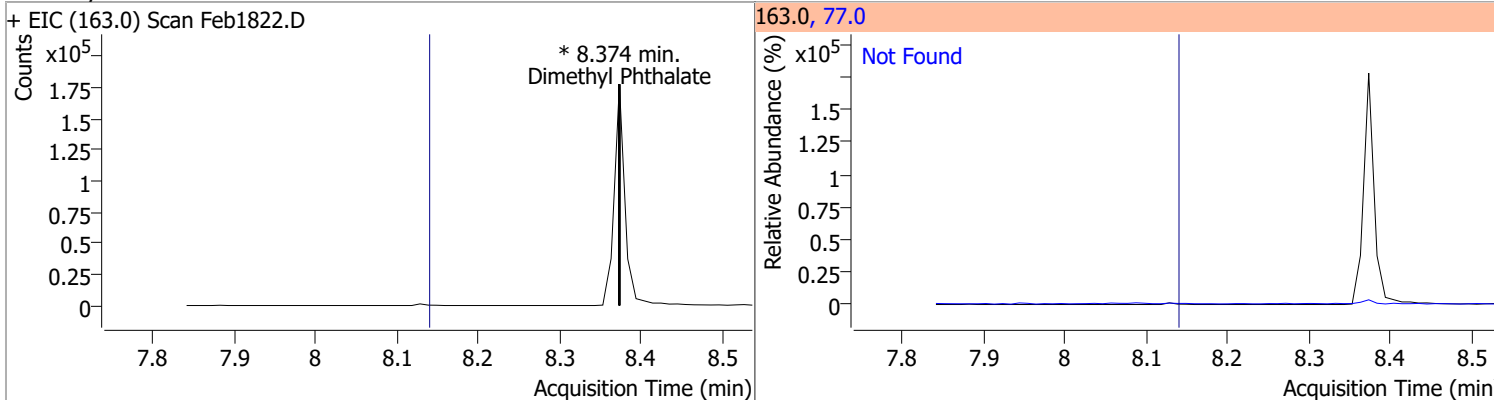
Compound	Conc.	Exp RT	QIon	Exp Ratio	QIon	Exp Ratio
2-Methylnaphthalene	N.D.	7.14	142.0	119.8	115.0	41.7
+ EIC (141.0) Scan Feb1822.D			141.0, 142.0, 115.0			
						
1-Methylnaphthalene	N.D.	7.26	142.0	114.0	115.0	41.3
+ EIC (141.0) Scan Feb1822.D			141.0, 142.0, 115.0			
						
Hexachlorocyclopentadiene	N.D.	7.34	234.9	64.6	238.9	63.8
+ EIC (236.9) Scan Feb1822.D			236.9, 238.9, 234.9			
						
2,4,6-Trichlorophenol	N.D.	7.52	198.0	96.5		
+ EIC (196.0) Scan Feb1822.D			196.0, 198.0			
						

Quantitation Results Report (QT Reviewed)

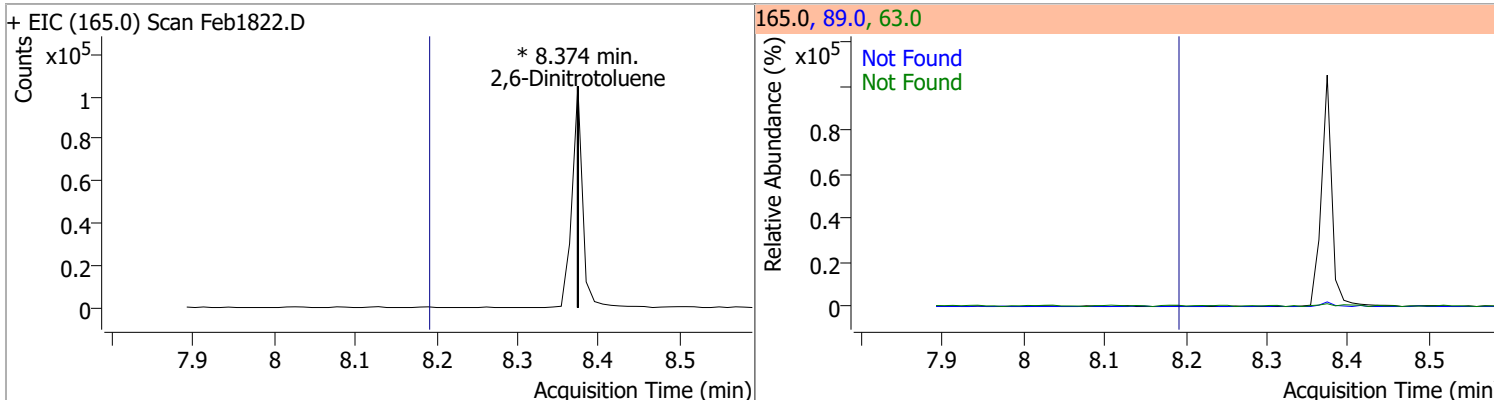


Quantitation Results Report (QT Reviewed)

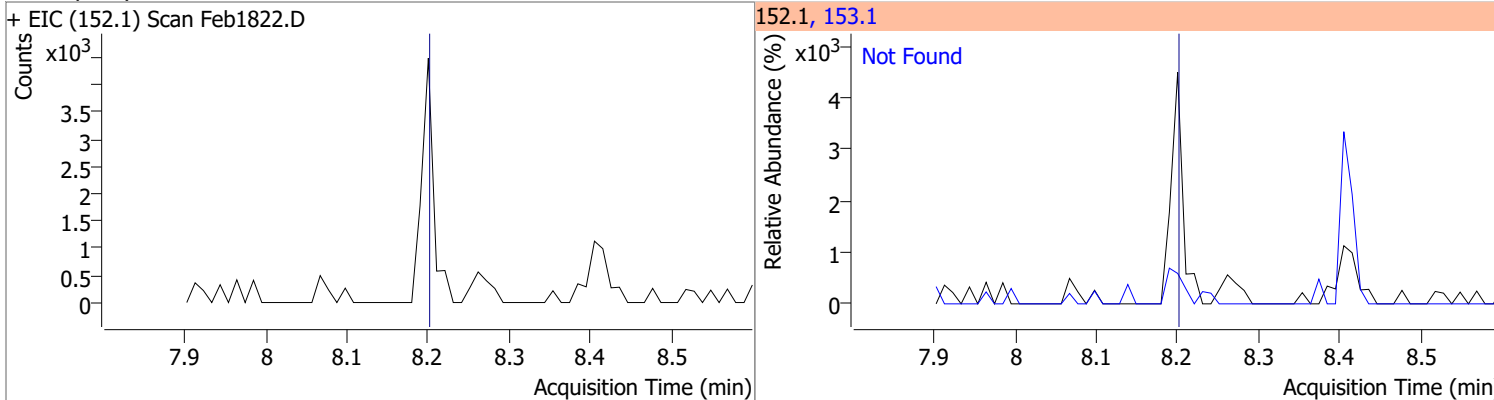
Compound	Conc.	RT	Dev(Min)	Resp.	QIon	QRatio	Lower	Upper
Dimethyl Phthalate	0	0		0	77.0		13.8	25.7



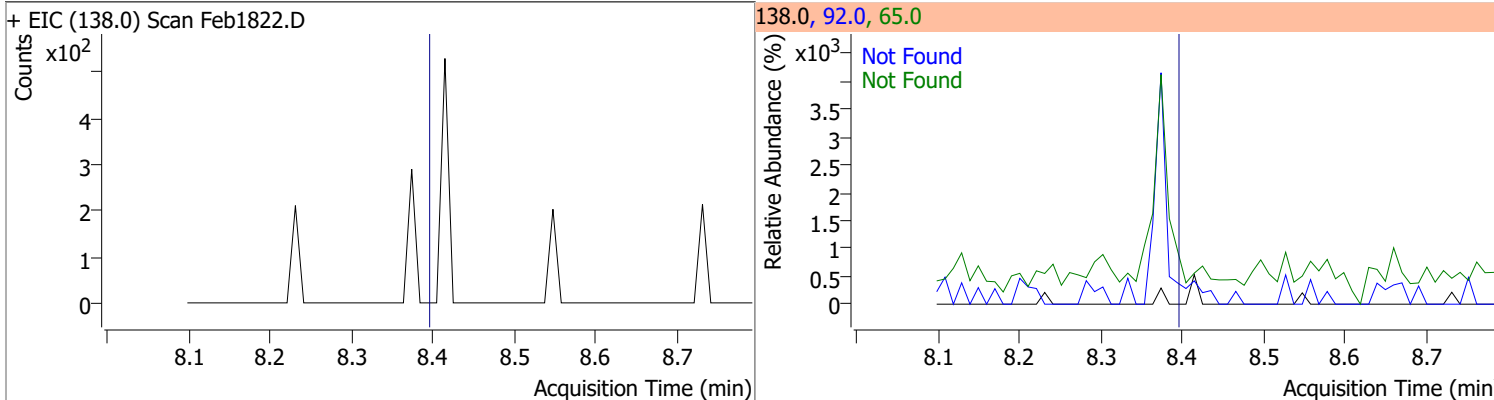
Compound	Conc.	RT	Dev(Min)	Resp.	QIon	QRatio	Lower	Upper
2,6-Dinitrotoluene	0	0		0	63.0		99.5	184.8
					89.0		43.3	80.3



Compound	Conc.	Exp RT	QIon	Exp Ratio
Acenaphthylene	N.D.	8.20	153.1	13.6

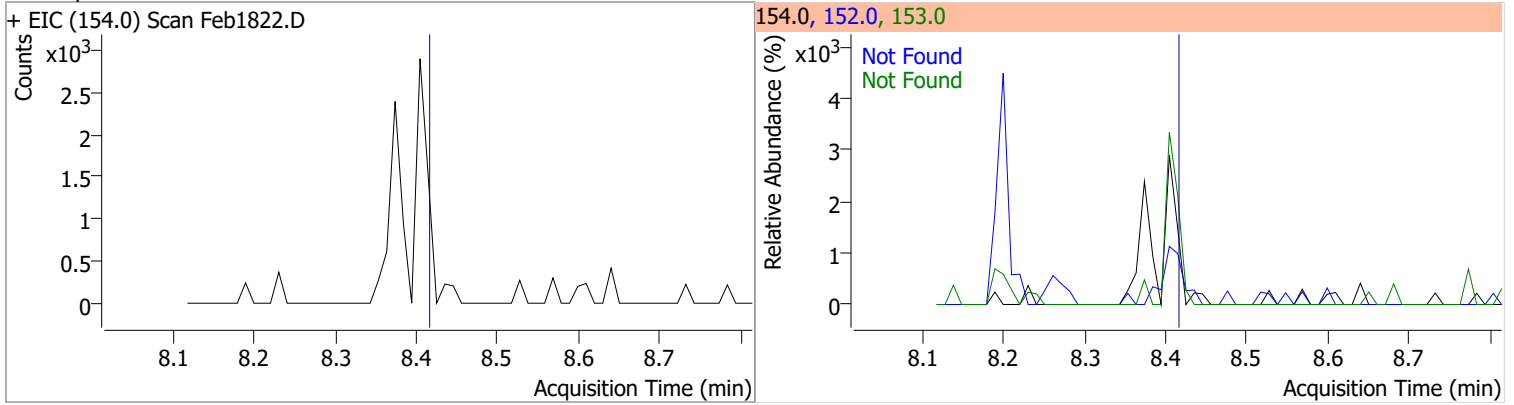


Compound	Conc.	Exp RT	QIon	Exp Ratio	QIon	Exp Ratio
3-Nitroaniline	N.D.	8.39	65.0	129.1	92.0	106.7

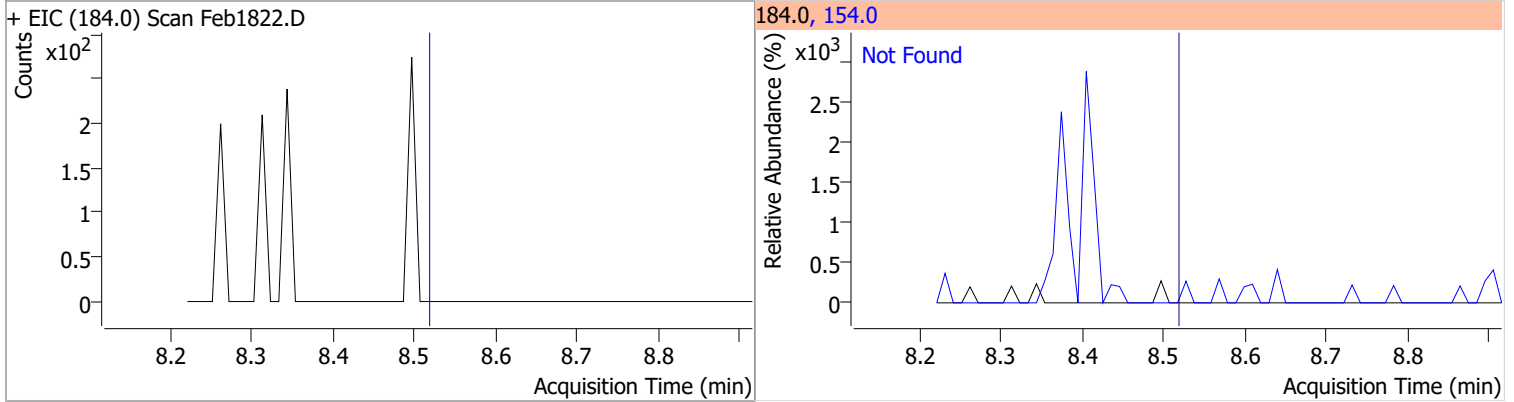


Quantitation Results Report (QT Reviewed)

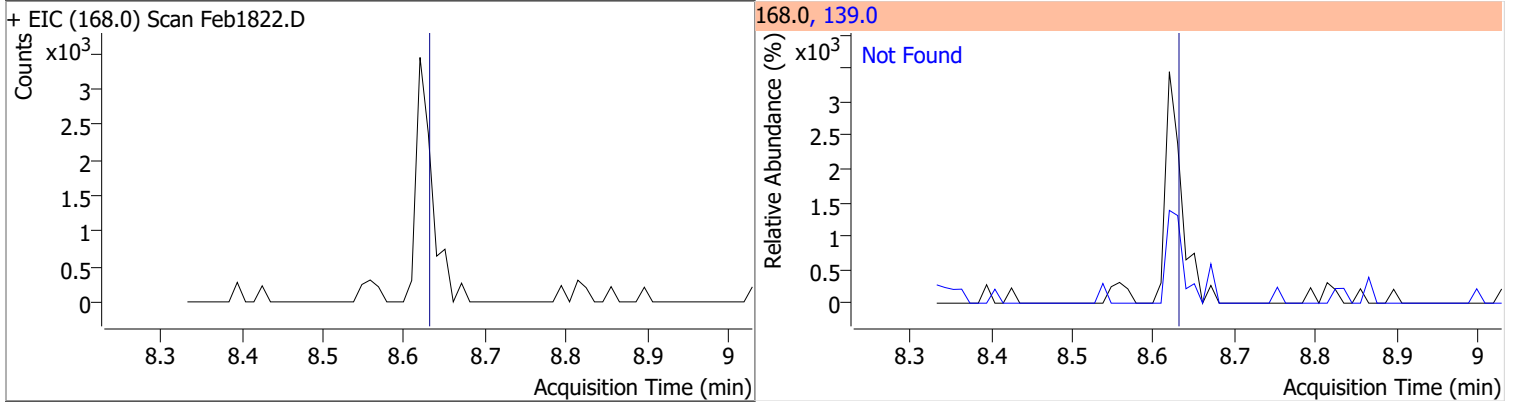
Compound	Conc.	Exp RT	QIon	Exp Ratio	QIon	Exp Ratio
Acenaphthene	N.D.	8.41	153.0	106.5	152.0	51.8



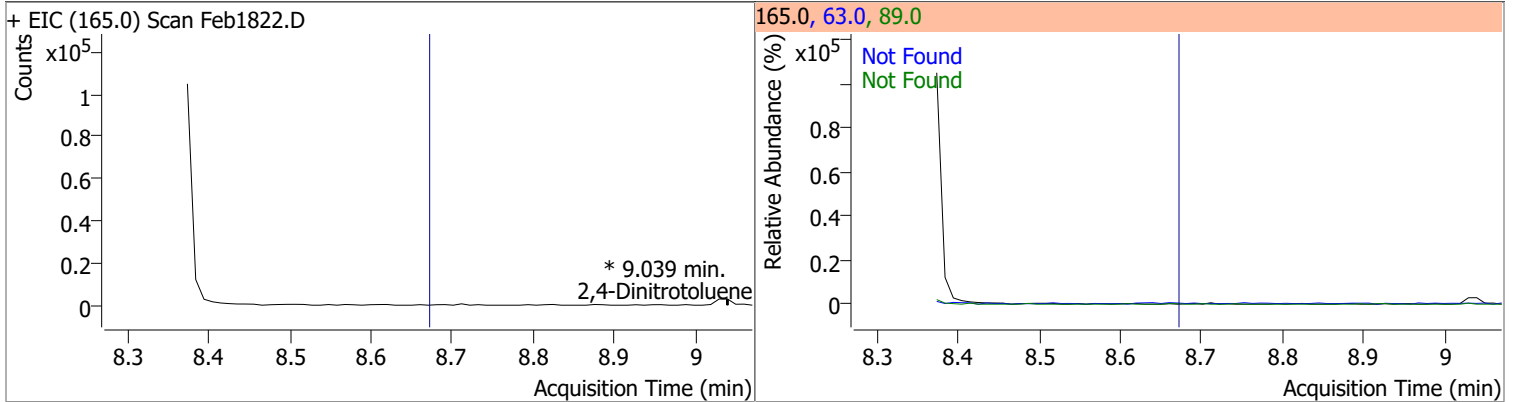
Compound	Conc.	Exp RT	QIon	Exp Ratio
2,4-Dinitrophenol	N.D.	8.52	154.0	62.7



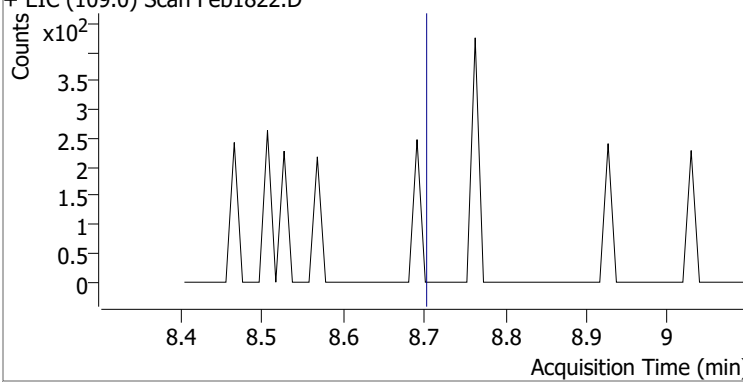
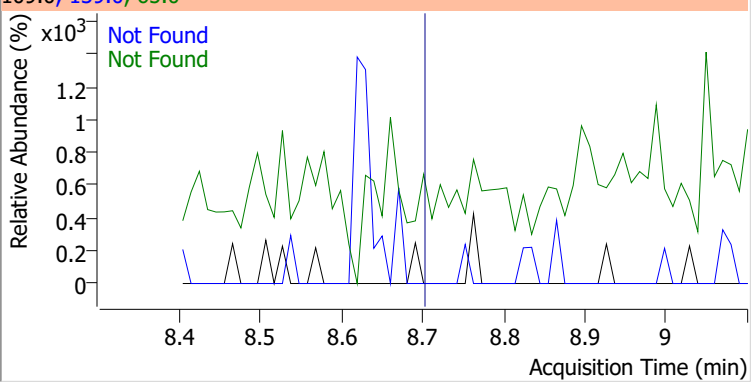
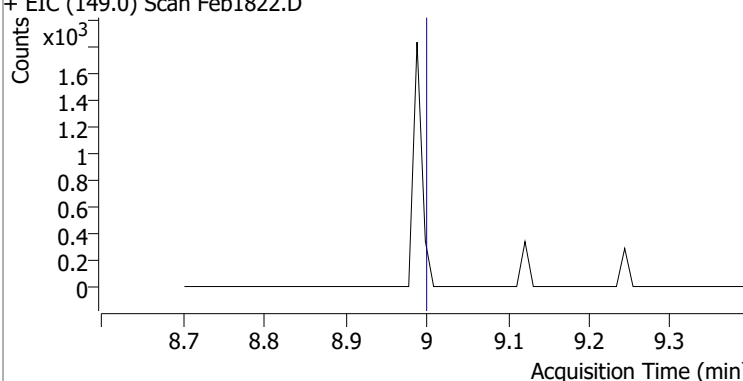
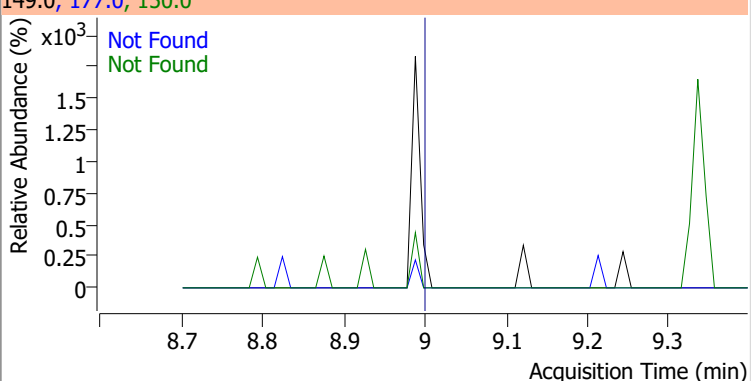
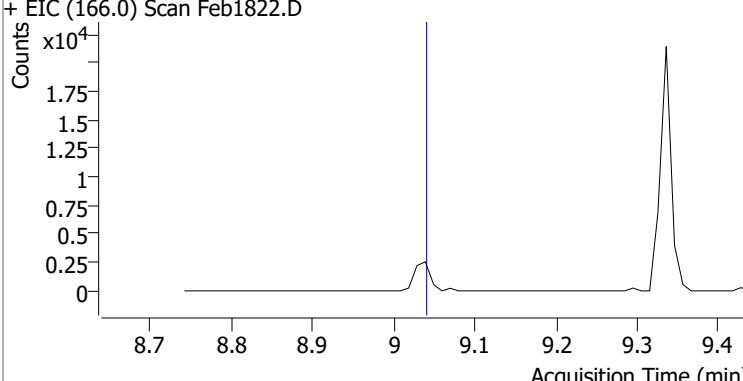
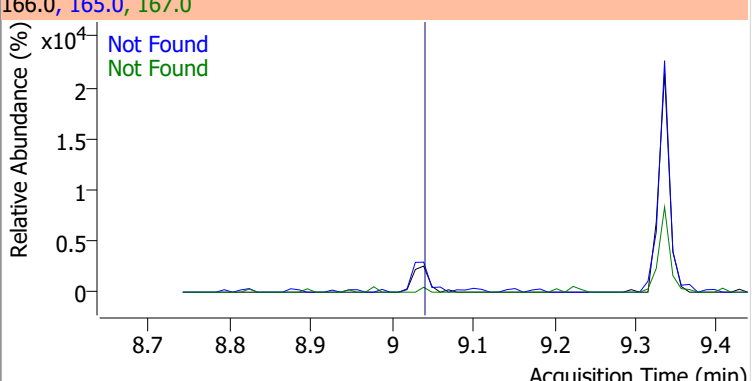
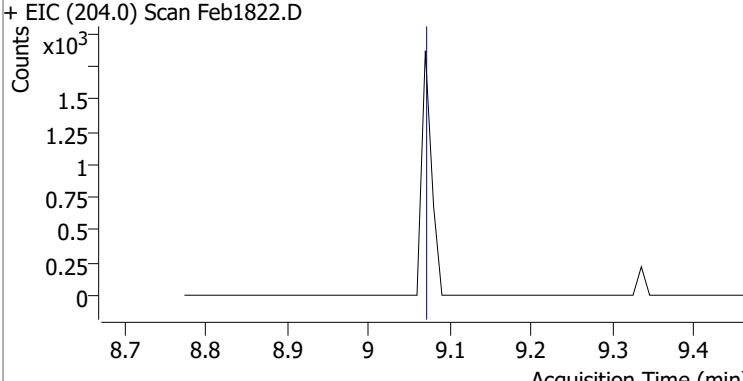
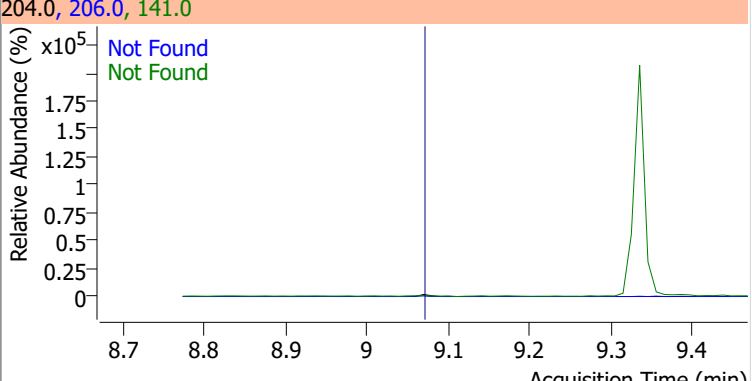
Compound	Conc.	Exp RT	QIon	Exp Ratio
Dibenzofuran	N.D.	8.63	139.0	37.5



Compound	Conc.	RT	Dev(Min)	Resp.	QIon	QRatio	Lower	Upper
2,4-Dinitrotoluene		0		0	89.0		55.4	102.9
					63.0		33.9	62.9

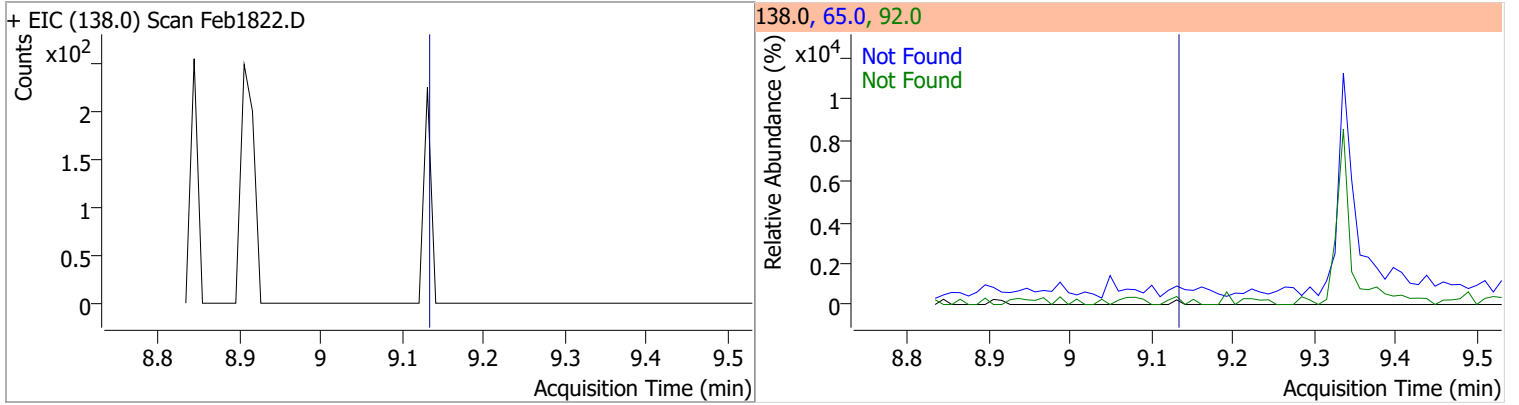


Quantitation Results Report (QT Reviewed)

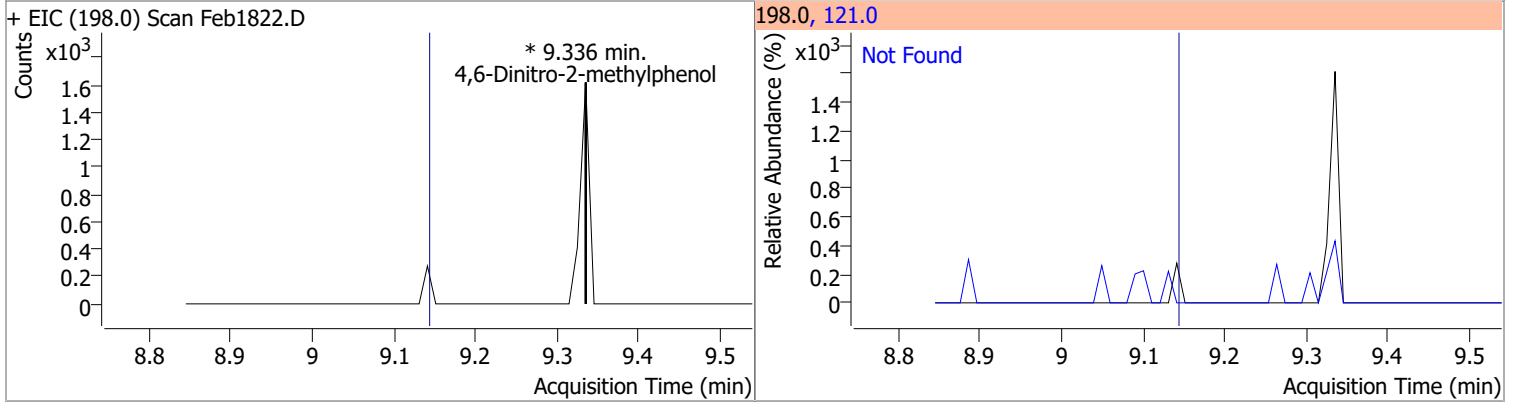
Compound	Conc.	Exp RT	QIon	Exp Ratio	QIon	Exp Ratio
4-Nitrophenol	N.D.	8.70	65.0	72.0	139.0	71.1
+ EIC (109.0) Scan Feb1822.D			109.0, 139.0, 65.0			
						
Diethylphthalate	N.D.	9.00	177.0	20.7	150.0	12.5
+ EIC (149.0) Scan Feb1822.D			149.0, 177.0, 150.0			
						
Fluorene	N.D.	9.04	165.0	93.4	167.0	13.7
+ EIC (166.0) Scan Feb1822.D			166.0, 165.0, 167.0			
						
4-Chlorophenyl-phenylether	N.D.	9.07	141.0	61.2	206.0	33.8
+ EIC (204.0) Scan Feb1822.D			204.0, 206.0, 141.0			
						

Quantitation Results Report (QT Reviewed)

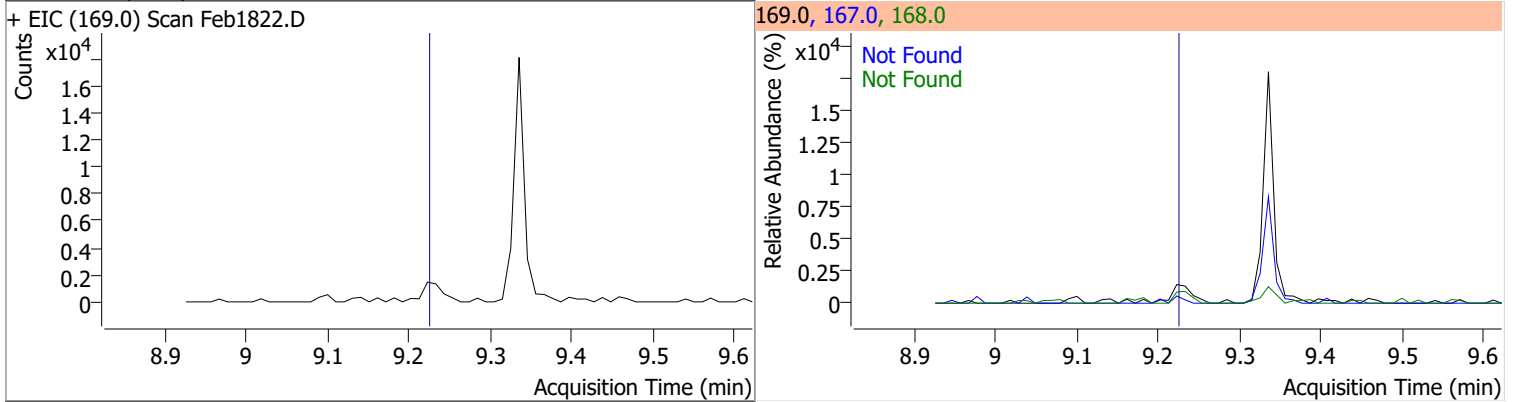
Compound	Conc.	Exp RT	QIon	Exp Ratio	QIon	Exp Ratio
4-Nitroaniline	N.D.	9.14	65.0	112.7	92.0	49.3



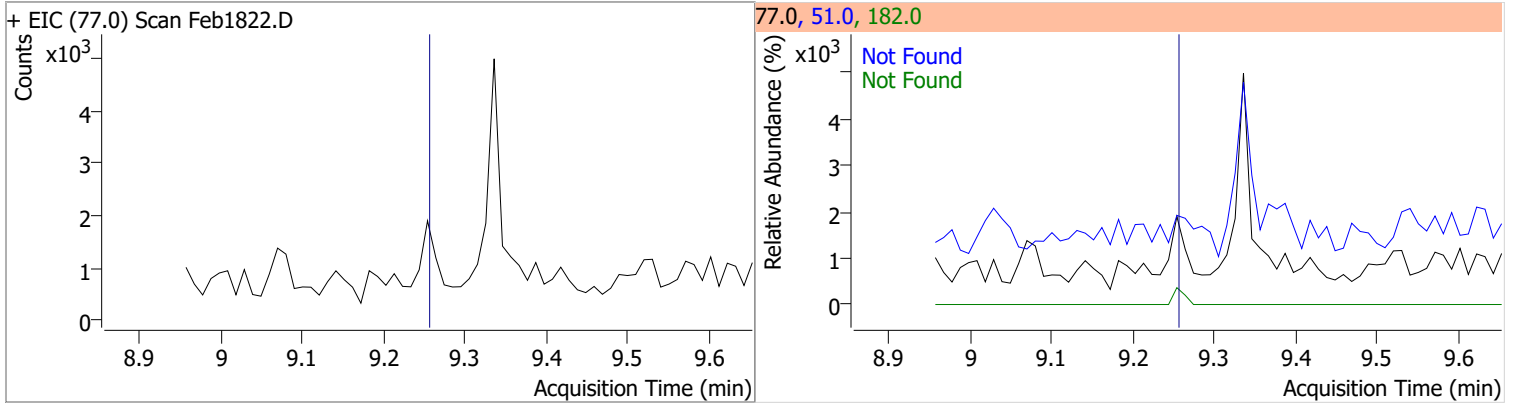
Compound	Conc.	RT	Dev(Min)	Resp.	QIon	QRatio	Lower	Upper
4,6-Dinitro-2-methylphenol	0	9.336		0	121.0		35.1	65.3



Compound	Conc.	Exp RT	QIon	Exp Ratio	QIon	Exp Ratio
N-nitrosodiphenylamine	N.D.	9.23	168.0	62.8	167.0	34.1

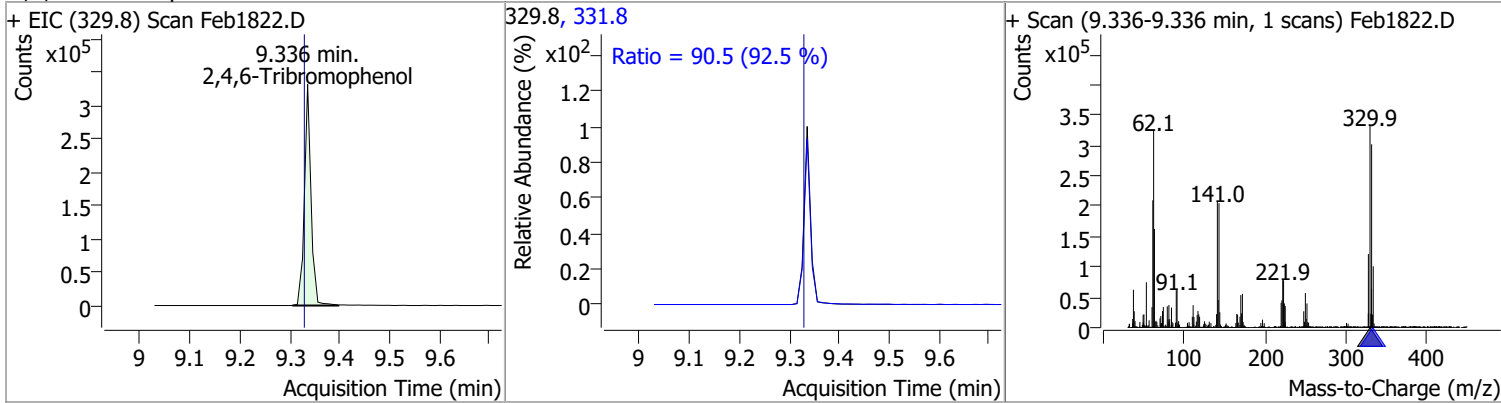


Compound	Conc.	Exp RT	QIon	Exp Ratio	QIon	Exp Ratio
Azobenzene	N.D.	9.26	51.0	45.2	182.0	24.1

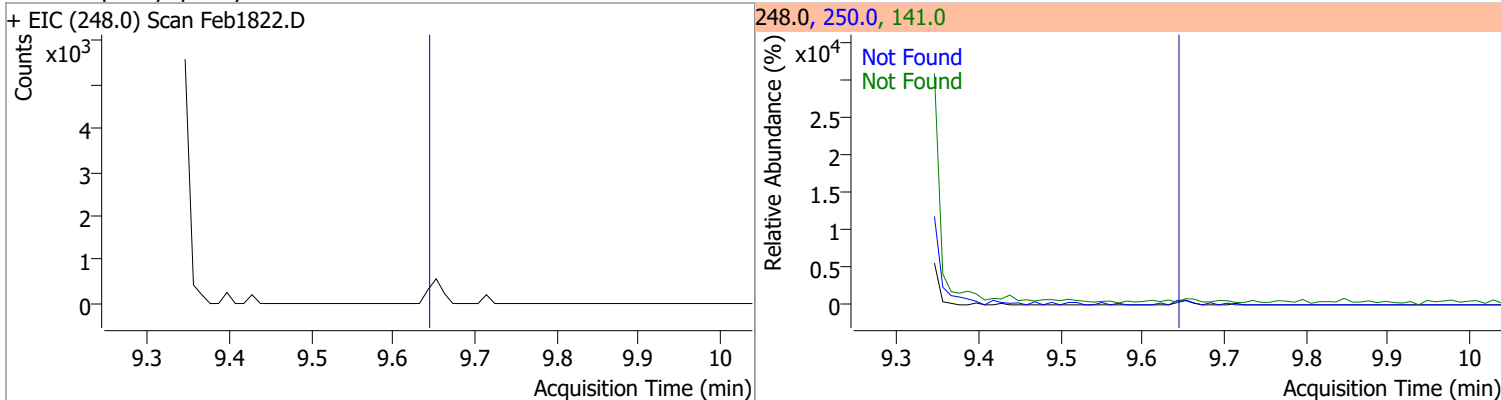


Quantitation Results Report (QT Reviewed)

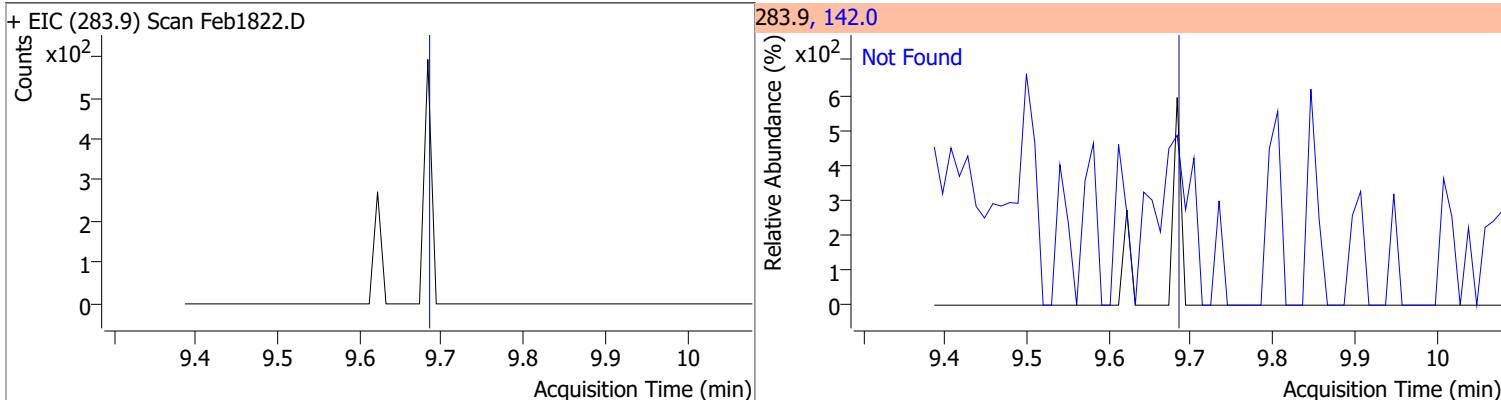
Compound	Conc.	RT	Dev(Min)	Resp.	QIon	QRatio	Lower	Upper
2,4,6-Tribromophenol	156.3387	9.34	0.00	304757	331.8	90.5	68.5	127.2



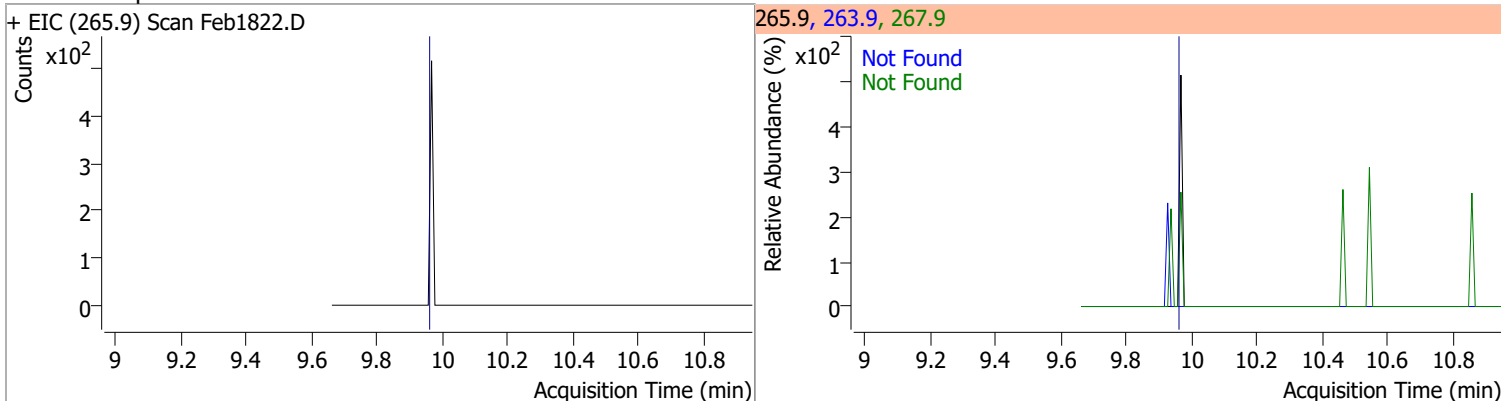
Compound	Conc.	Exp RT	QIon	Exp Ratio	QIon	Exp Ratio
4-Bromophenyl-phenylether	N.D.	9.65	141.0	98.8	250.0	98.2



Compound	Conc.	Exp RT	QIon	Exp Ratio
Hexachlorobenzene	N.D.	9.69	142.0	53.8

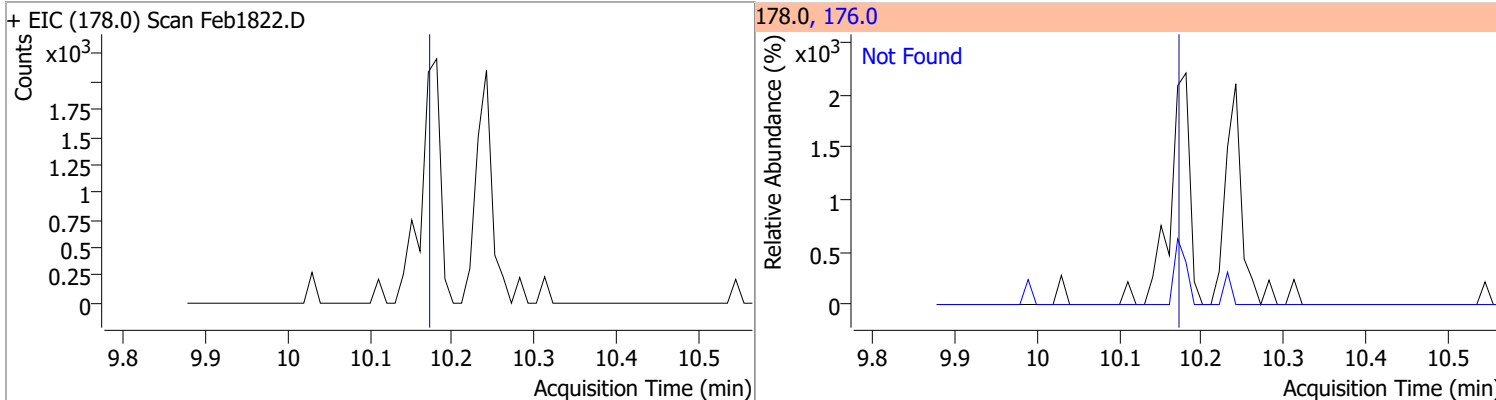


Compound	Conc.	Exp RT	QIon	Exp Ratio	QIon	Exp Ratio
Pentachlorophenol	N.D.	9.97	267.9	59.4	263.9	58.9

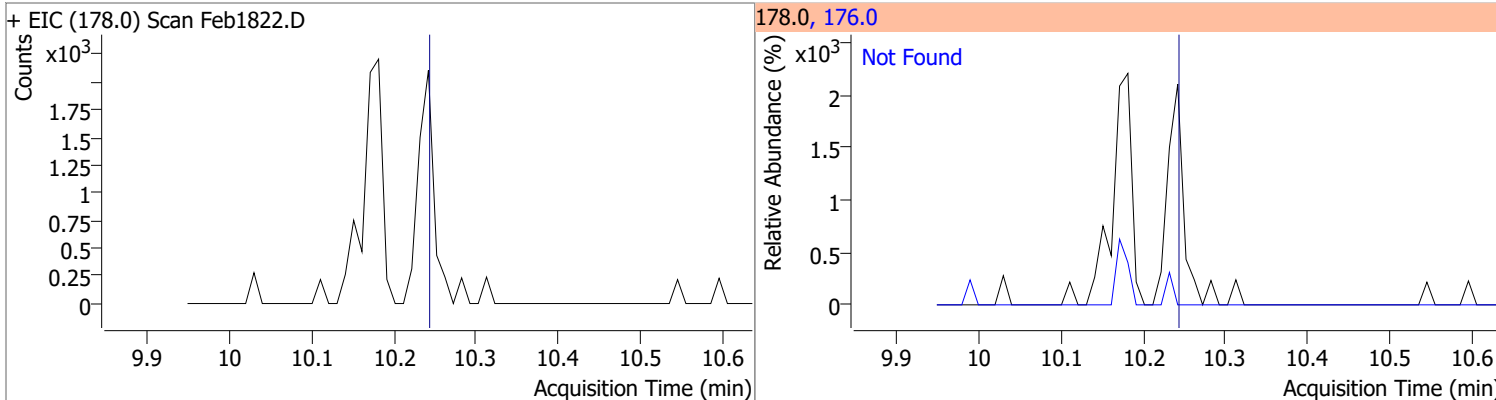


Quantitation Results Report (QT Reviewed)

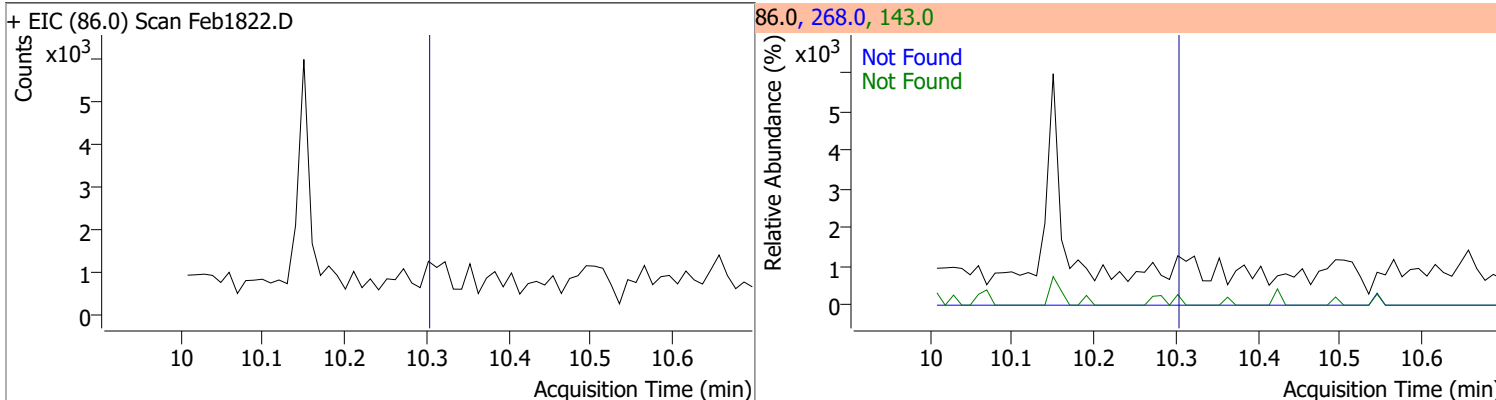
Compound	Conc.	Exp RT	QIon	Exp Ratio
Phenanthrene	N.D.	10.18	176.0	18.5



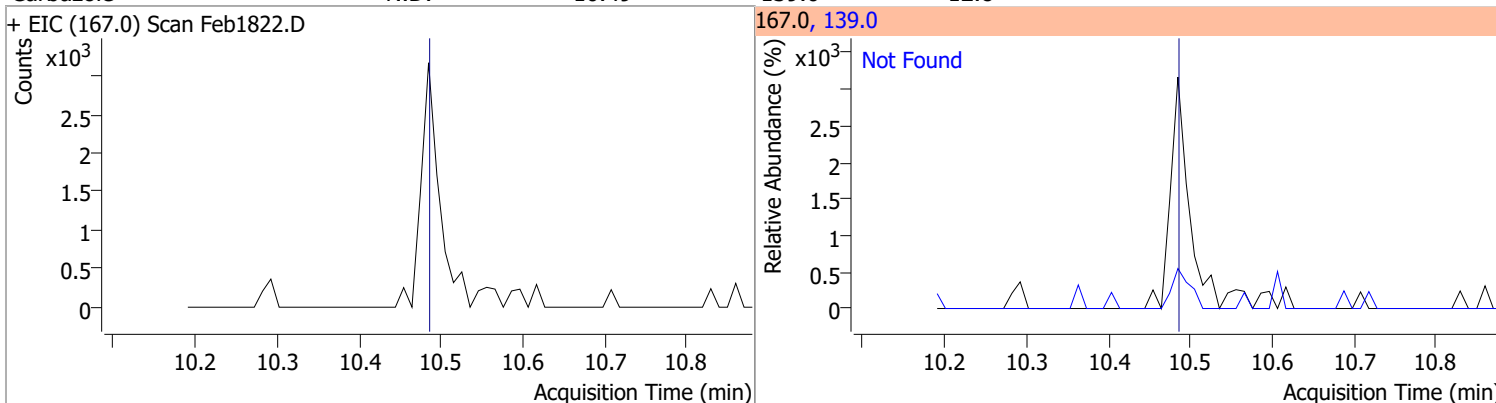
Compound	Conc.	Exp RT	QIon	Exp Ratio
Anthracene	N.D.	10.25	176.0	18.4



Compound	Conc.	Exp RT	QIon	Exp Ratio	QIon	Exp Ratio
Triallate	N.D.	10.31	268.0	24.1	143.0	22.5

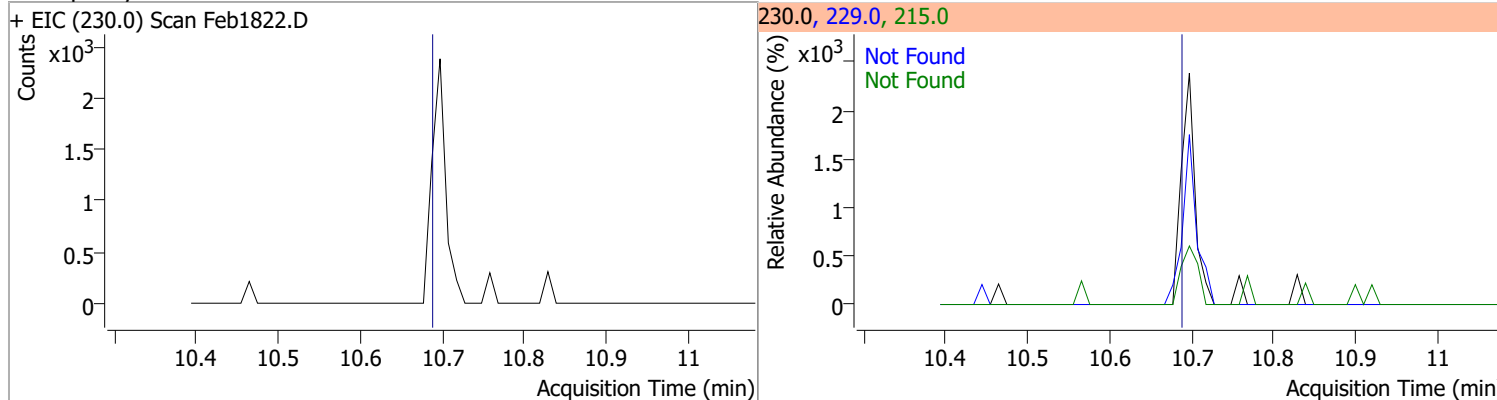


Compound	Conc.	Exp RT	QIon	Exp Ratio
Carbazole	N.D.	10.49	139.0	12.8

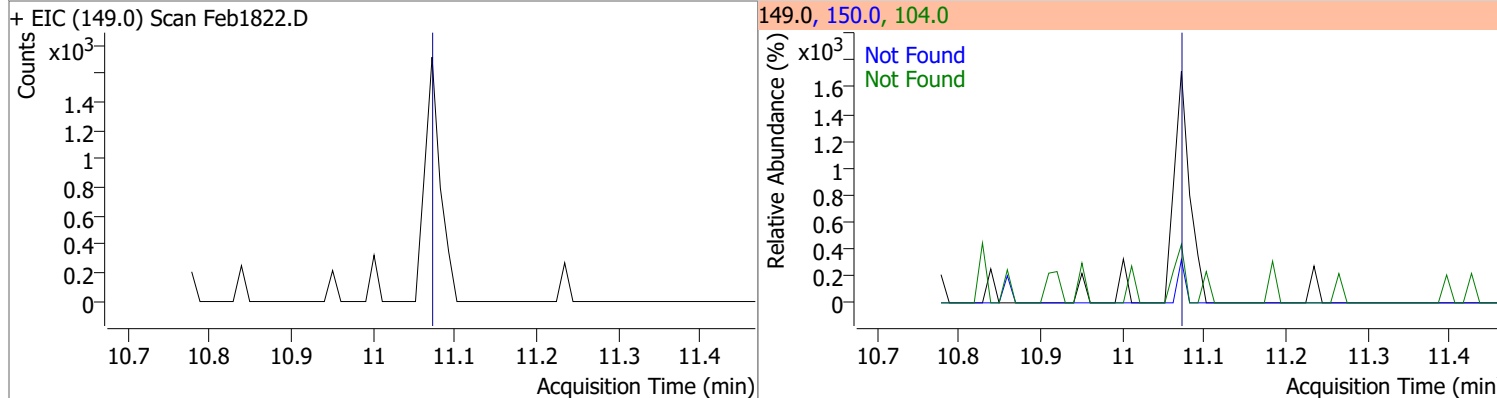


Quantitation Results Report (QT Reviewed)

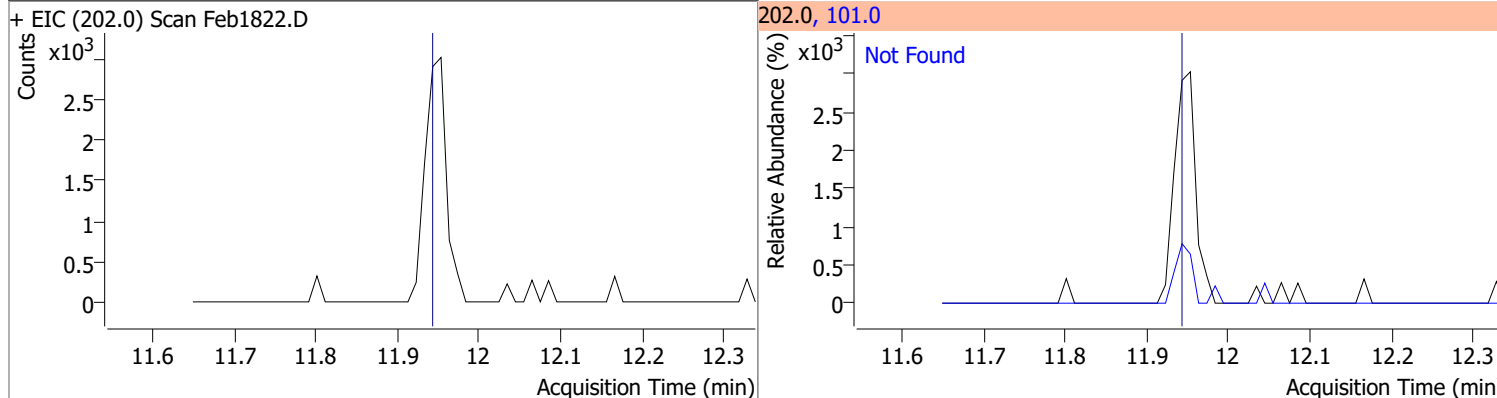
Compound	Conc.	Exp RT	QIon	Exp Ratio	QIon	Exp Ratio
o-Terphenyl	N.D.	10.70	229.0	64.9	215.0	37.0



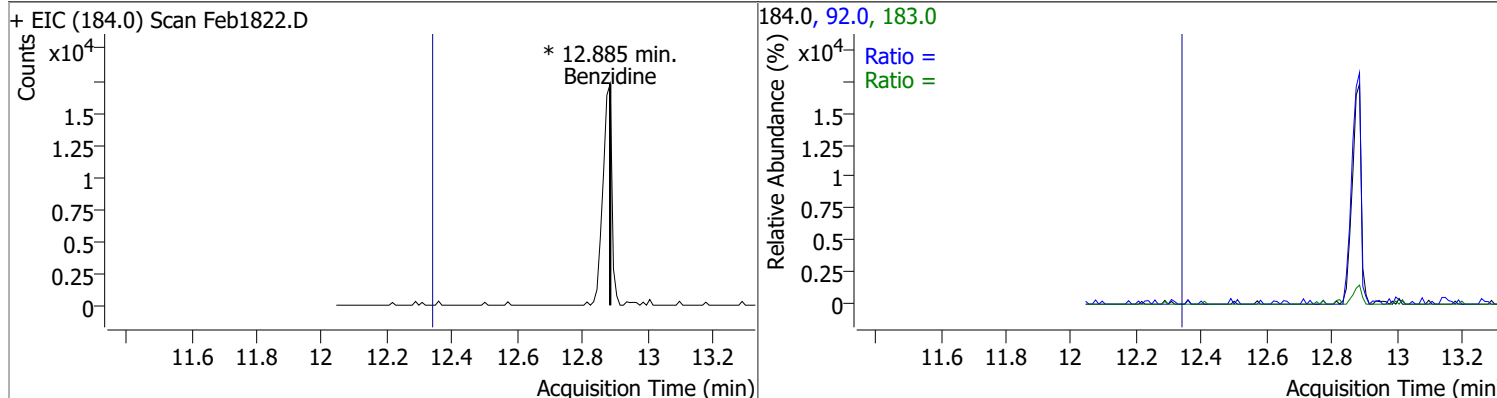
Compound	Conc.	Exp RT	QIon	Exp Ratio	QIon	Exp Ratio
Di-n-Butylphthalate	N.D.	11.08	150.0	9.1	104.0	6.4



Compound	Conc.	Exp RT	QIon	Exp Ratio
Fluoranthene	N.D.	11.95	101.0	13.4

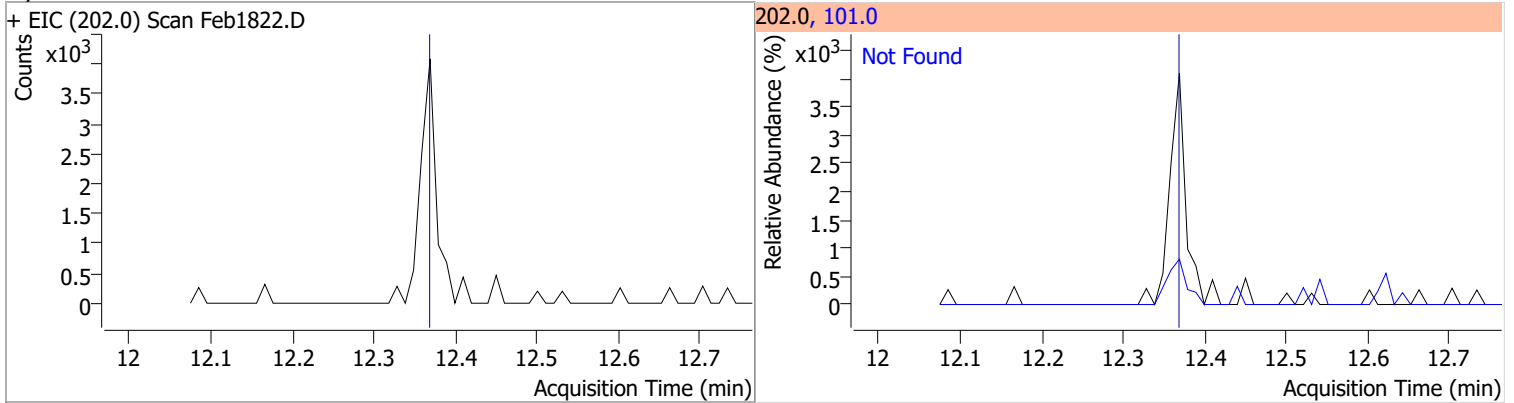


Compound	Conc.	RT	Dev(Min)	Resp.	QIon	QRatio	Lower	Upper
Benzidine		0		0	183.0		8.3	15.4
					92.0		5.8	10.8

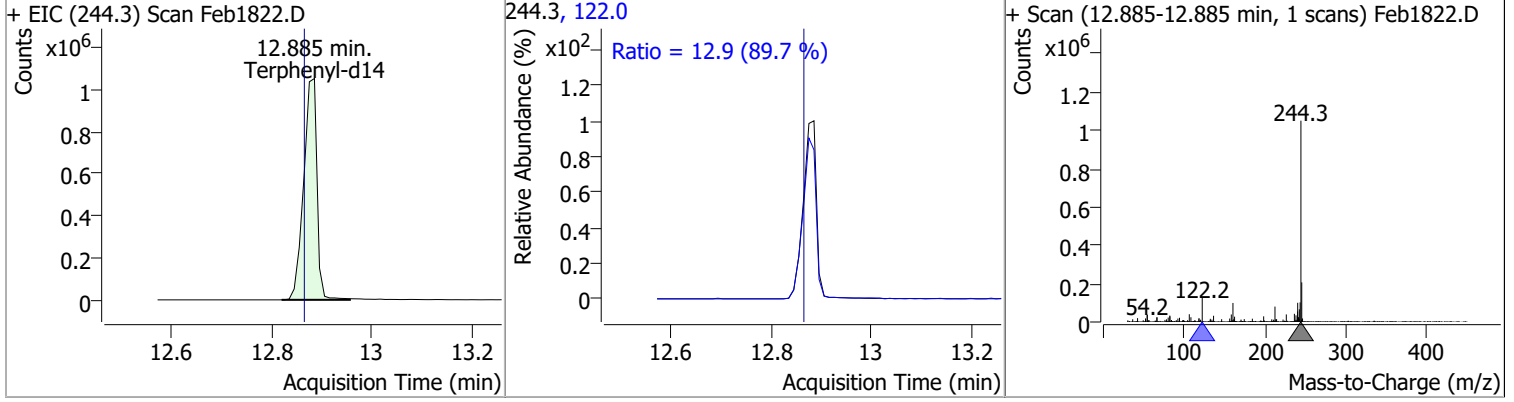


Quantitation Results Report (QT Reviewed)

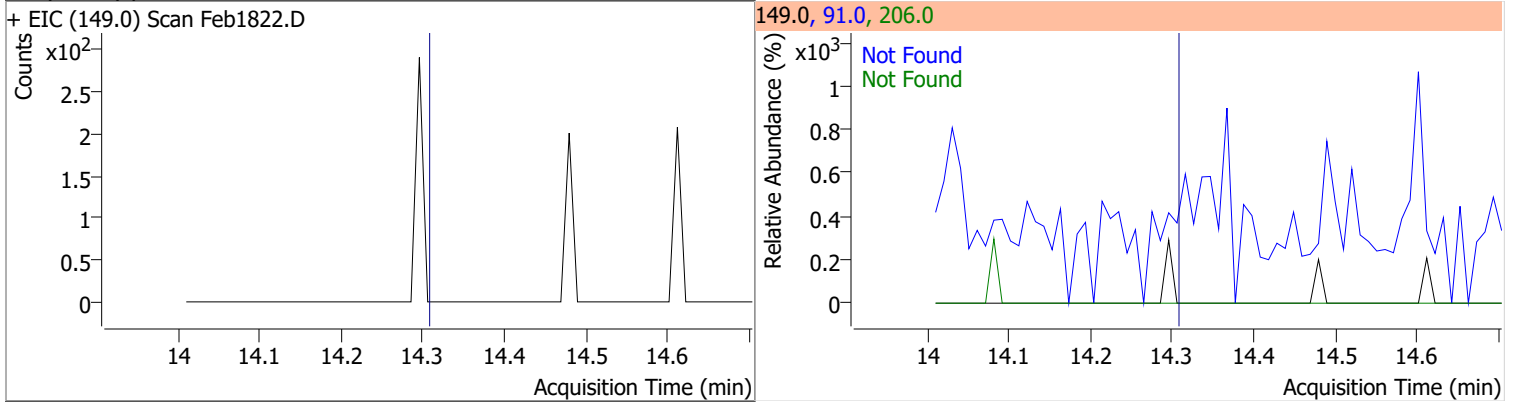
Compound	Conc.	Exp RT	QIon	Exp Ratio
Pyrene	N.D.	12.38	101.0	15.9



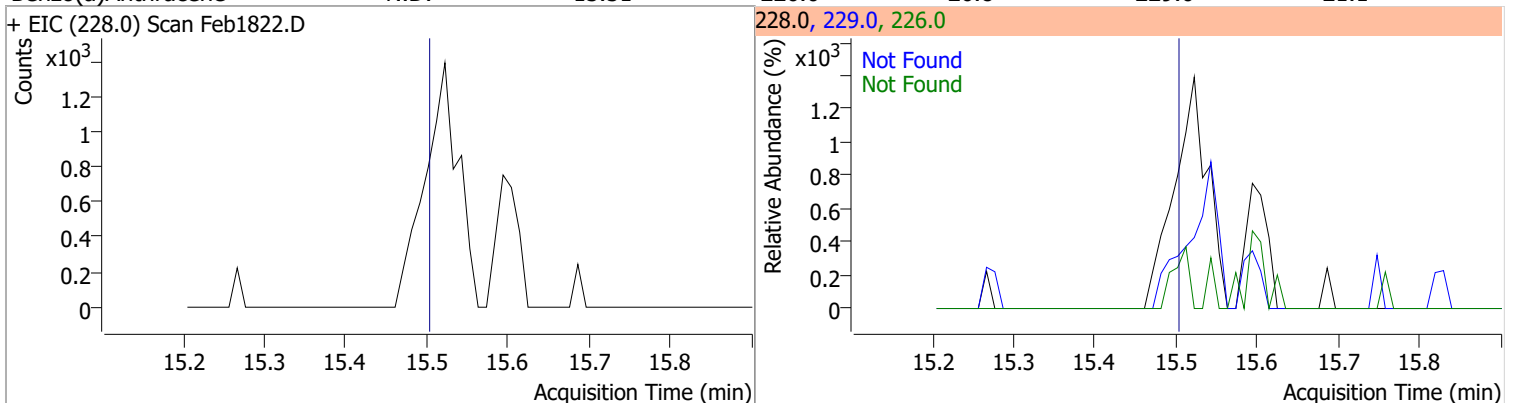
Compound	Conc.	RT	Dev(Min)	Resp.	QIon	QRatio	Lower	Upper
Terphenyl-d14	94.3049	12.89	0.01	1945517	122.0	12.9	10.1	18.7



Compound	Conc.	Exp RT	QIon	Exp Ratio	QIon	Exp Ratio
Butylbenzylphthalate	N.D.	14.32	91.0	85.1	206.0	17.5

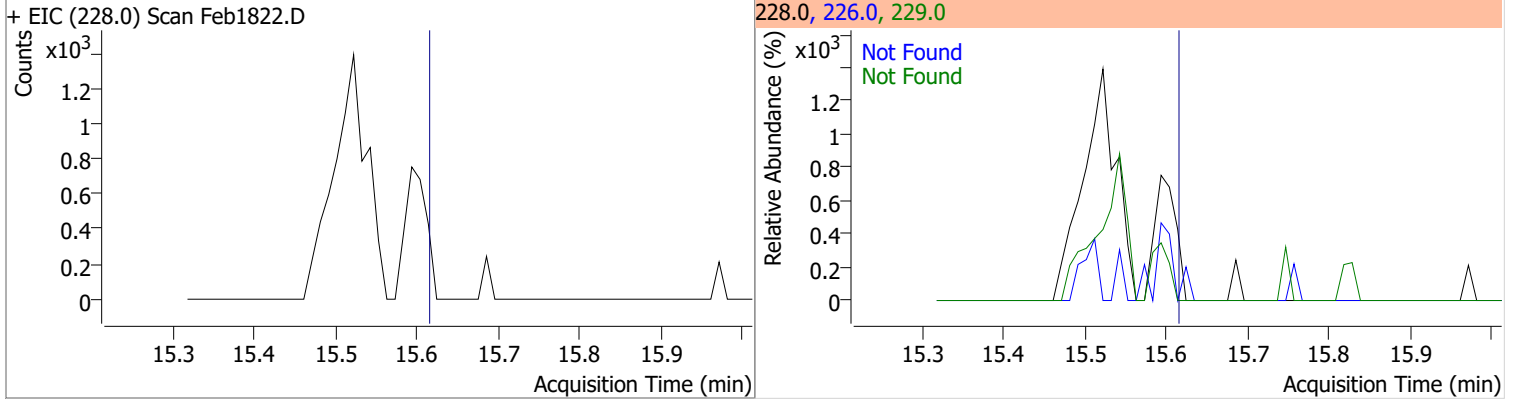


Compound	Conc.	Exp RT	QIon	Exp Ratio	QIon	Exp Ratio
Benzo(a)Anthracene	N.D.	15.51	226.0	26.8	229.0	21.1

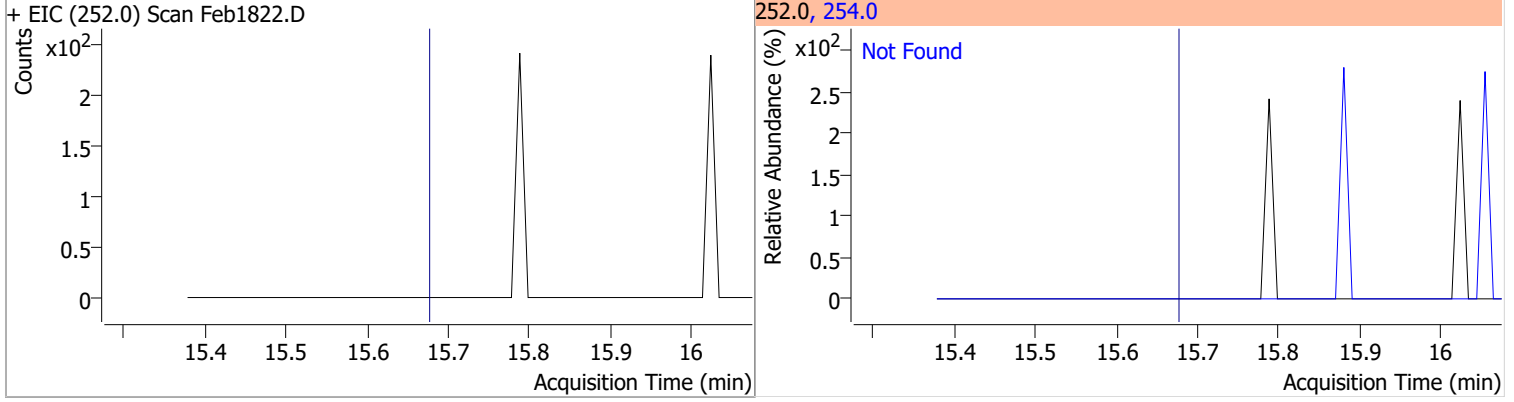


Quantitation Results Report (QT Reviewed)

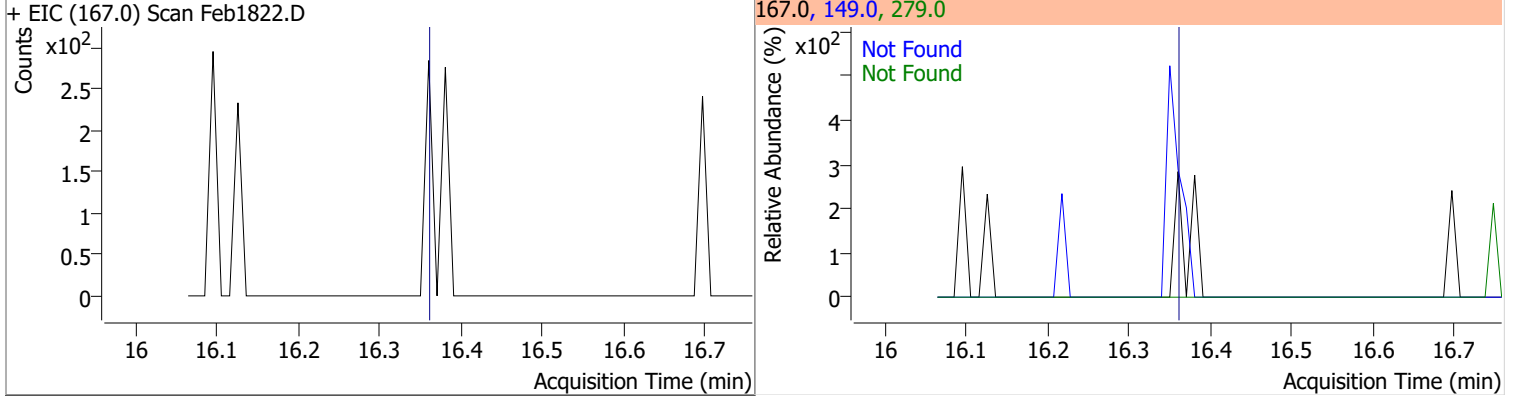
Compound	Conc.	Exp RT	QIon	Exp Ratio	QIon	Exp Ratio
Chrysene	N.D.	15.62	226.0	28.4	229.0	19.7



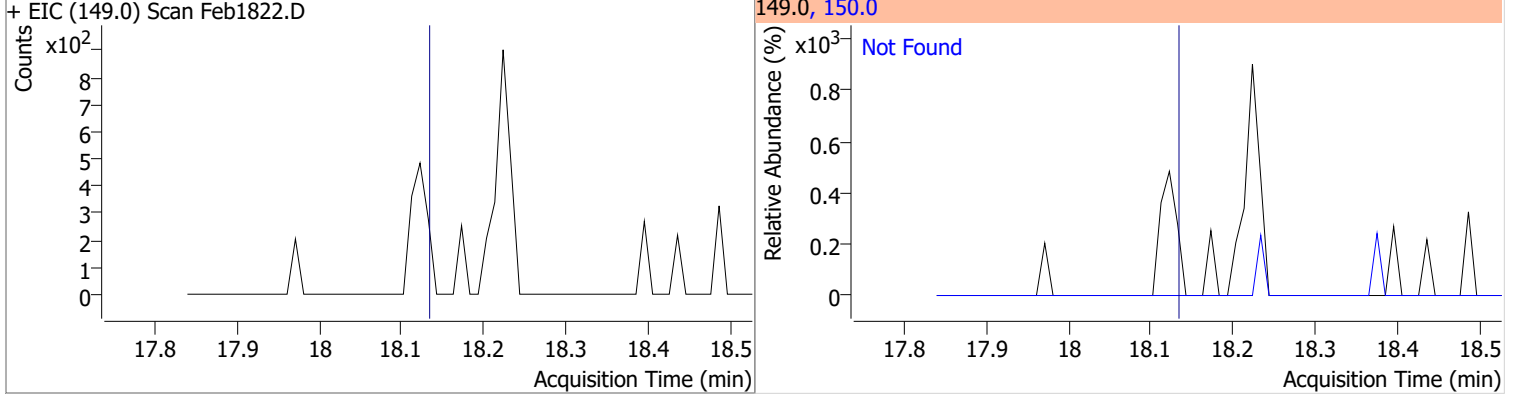
Compound	Conc.	Exp RT	QIon	Exp Ratio
3,3-Dichlorobenzidine	N.D.	15.69	254.0	64.2



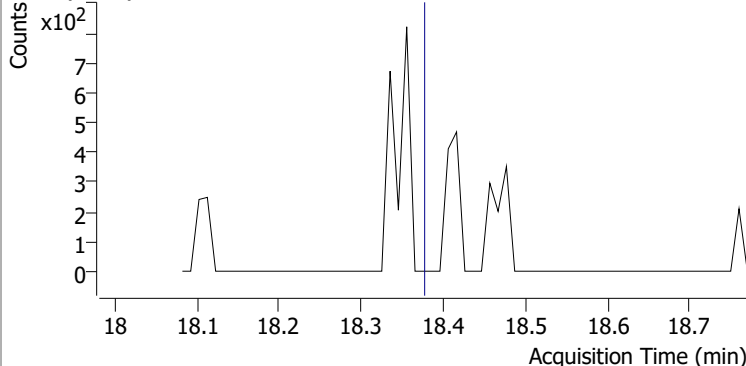
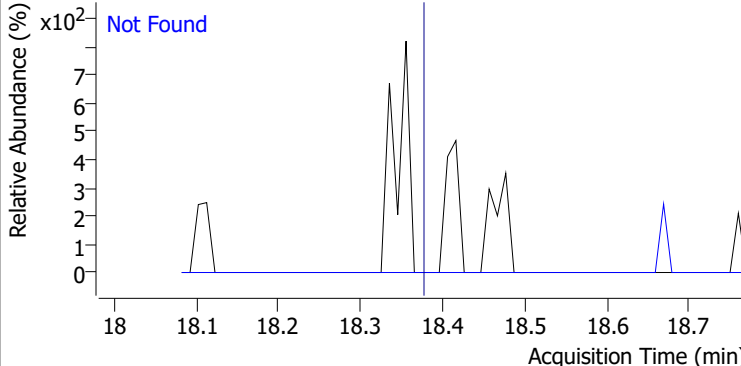
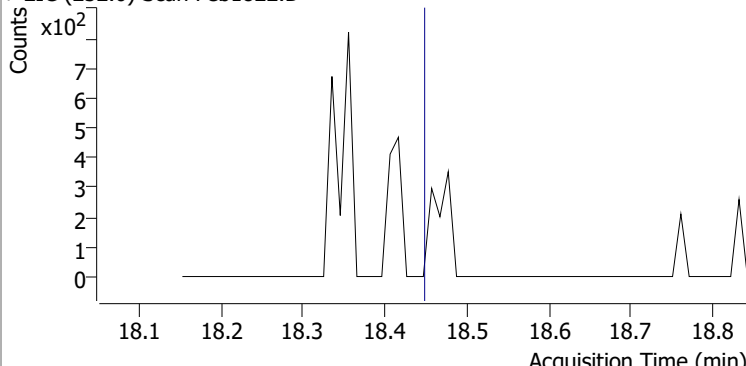
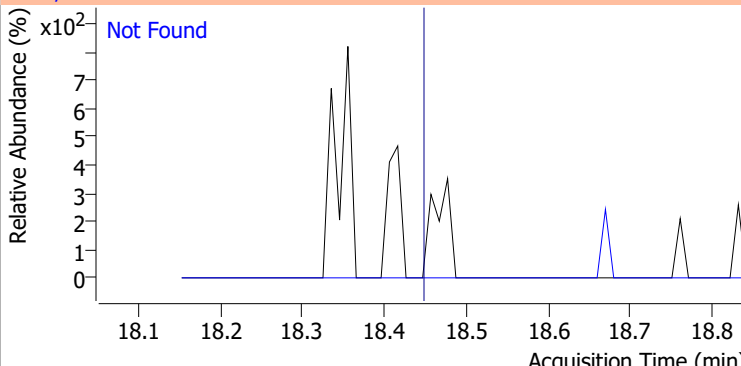
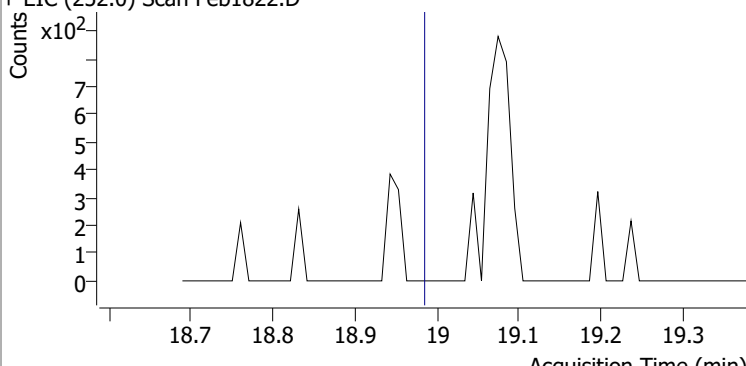
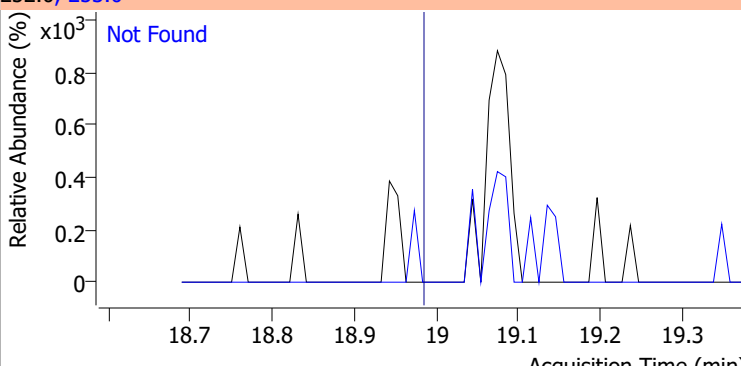
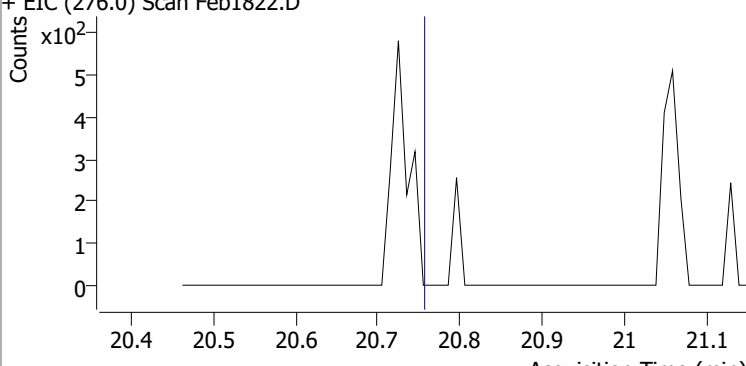
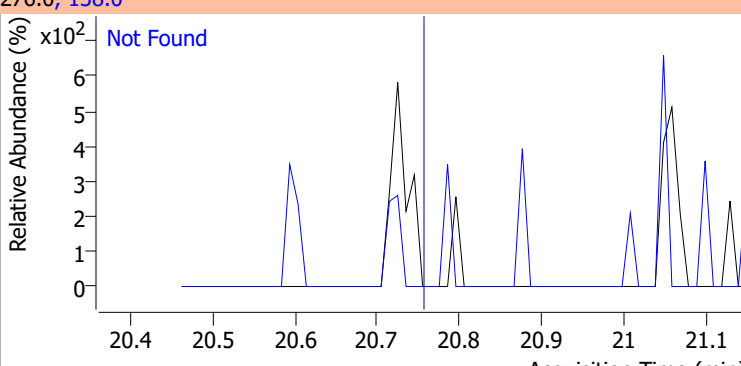
Compound	Conc.	Exp RT	QIon	Exp Ratio	QIon	Exp Ratio
bis(2-ethylhexyl)Phthalate	N.D.	16.37	149.0	390.8	279.0	15.0



Compound	Conc.	Exp RT	QIon	Exp Ratio
Di-n-octyl Phthalate	N.D.	18.13	150.0	10.0

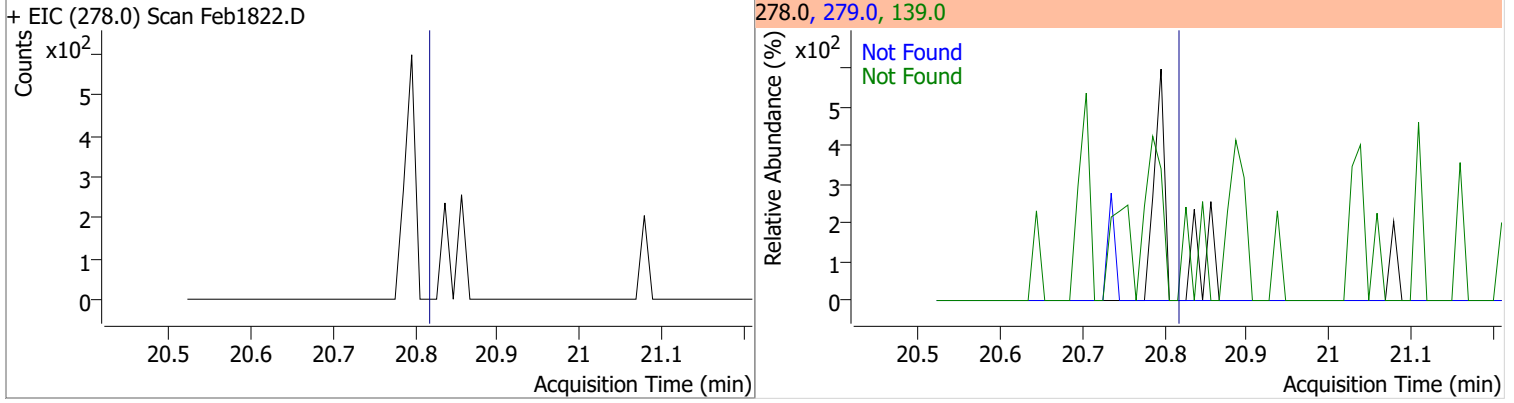


Quantitation Results Report (QT Reviewed)

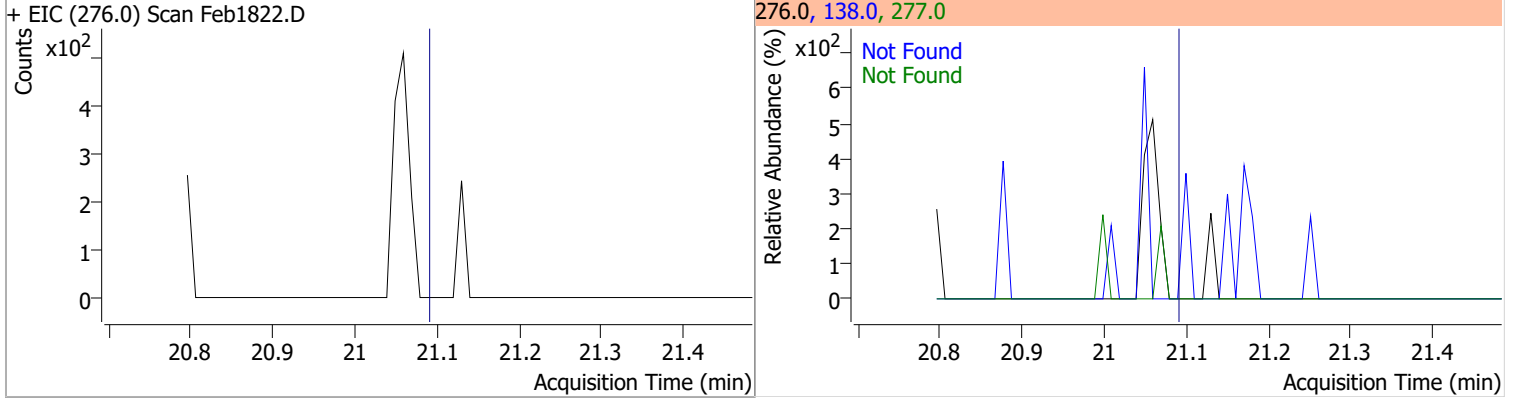
Compound	Conc.	Exp RT	QIon	Exp Ratio
Benzo(b)fluoranthene	N.D.	18.38	253.0	22.3
+ EIC (252.0) Scan Feb1822.D			252.0, 253.0	
				
Benzo(k)fluoranthene	N.D.	18.45	253.0	22.0
+ EIC (252.0) Scan Feb1822.D			252.0, 253.0	
				
Benzo(a)pyrene	N.D.	18.98	253.0	21.5
+ EIC (252.0) Scan Feb1822.D			252.0, 253.0	
				
Indeno(1,2,3-c,d)pyrene	N.D.	20.76	138.0	29.6
+ EIC (276.0) Scan Feb1822.D			276.0, 138.0	
				

Quantitation Results Report (QT Reviewed)

Compound	Conc.	Exp RT	QIon	Exp Ratio	QIon	Exp Ratio
Dibenzo(a,h)anthracene	N.D.	20.82	139.0	25.2	279.0	24.1

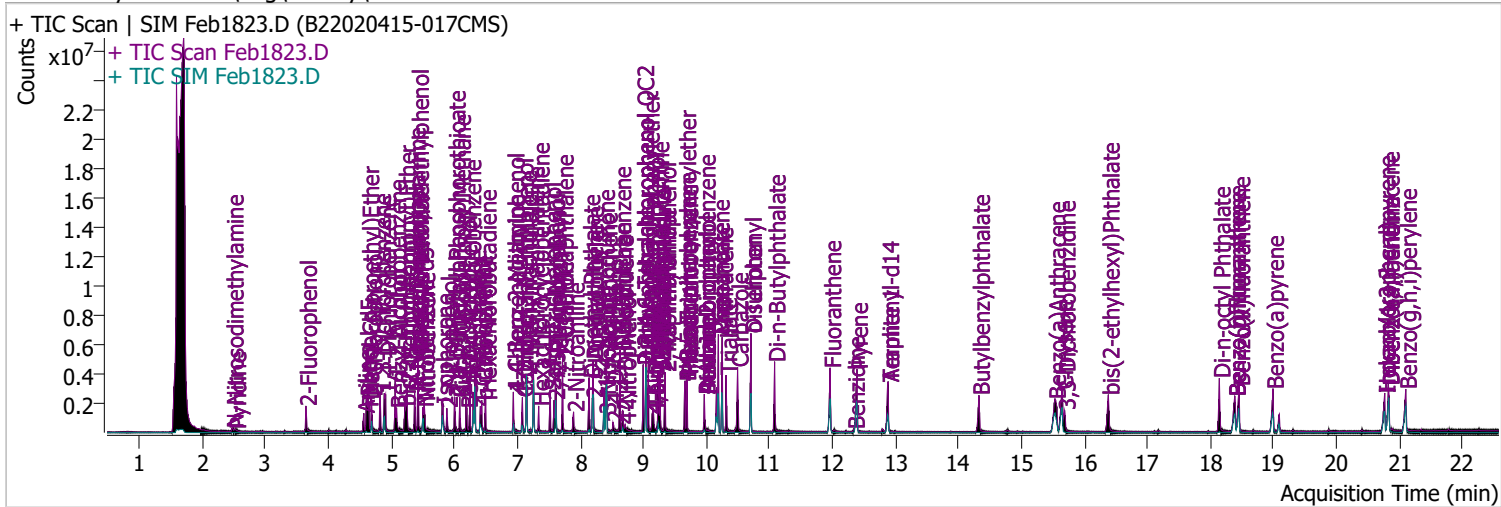


Compound	Conc.	Exp RT	QIon	Exp Ratio	QIon	Exp Ratio
Benzo(g,h,i)perylene	N.D.	21.09	138.0	33.0	277.0	23.2



Quantitation Results Report (QT Reviewed)

Data File	Feb1823.D	Operator	LIMS import
Acq. Method	BNA+SIM.M	Acq. Date-Time	2/19/2022 7:52:27 PM
Sample Name	B22020415-017CMS	Instrument	Instrument #1
Vial	23	Multiplier	1.00
DA Method File		Comment	SVOC-8270-W-LARGO
Tune File	dftppdsm.u	Tune Date	2/18/2022 9:25:00 PM
Batch Name	021822 DoD BNA cal.batch.bin	Last Calib Update	2/19/2022 1:06:17 PM
Ref Library	D:\Org\Library\NIST129K.I		



Compound	RT	QIon	Resp.	Conc.	Units	Dev(Min)
----------	----	------	-------	-------	-------	----------

Internal Standards

System Monitoring Compounds

S 2-Fluorophenol	3.643	112.0	620174	65.2707	µg/L	-0.010
Spiked Amount: 200.000	Range: 10.0 - 75.0%			Recovery = 32.64%		
S Phenol-d5	4.603	99.0	928300	75.4135	µg/L	-0.010
Spiked Amount: 200.000	Range: 10.0 - 65.0%			Recovery = 37.71%		
S Nitrobenzene-d5	5.502	82.0	457918	67.0098	µg/L	0.000
Spiked Amount: 100.000	Range: 32.0 - 94.0%			Recovery = 67.01%		
S 2-Fluorobiphenyl	7.605	172.0	1433935	74.6130	µg/L	0.000
Spiked Amount: 100.000	Range: 28.0 - 107.0%			Recovery = 74.61%		
S 2,4,6-Tribromophenol	9.346	329.8	365804	180.4475	µg/L	0.010
Spiked Amount: 200.000	Range: 25.0 - 140.0%			Recovery = 90.22%		
S Terphenyl-d14	12.885	244.3	2024497	98.9855	µg/L	0.010
Spiked Amount: 100.000	Range: 32.0 - 122.0%			Recovery = 98.99%		

Target Compounds

Compound	RT	QIon	Resp.	Conc.	Units	QValue
T N-Nitrosodimethylamine	2.479	74.0	112984	41.3000	µg/L	92
T Pyridine	2.520	79.0	137739	19.9132	µg/L	99
T Aniline	4.562	93.0	557222	31.7511	µg/L	97
T Phenol	4.623	94.0	537937	39.7329	µg/L	90
T bis(-2-Chloroethyl)Ether	4.634	63.0	626271	67.5152	µg/L	97
T 2-Chlorophenol	4.685	128.0	661033	60.0214	µg/L	99
T 1,3-Dichlorobenzene	4.817	146.0	778082	54.3915	µg/L	99
T 1,4-Dichlorobenzene	4.909	146.0	807431	55.7256	µg/L	98
T 1,2-Dichlorobenzene	5.063	146.0	799581	57.5480	µg/L	m 100
T Benzyl Alcohol	5.083	108.0	317983	59.9899	µg/L	m 98
T bis(2-chloroisopropyl)Ether	5.216	121.0	230223	61.9803	µg/L	99
T 2-Methylphenol	5.246	107.0	640512	67.1669	µg/L	95
T N-nitroso-Di-n-propylamine	5.369	70.0	578887	87.4632	µg/L	98
T 4Methylphenol/3Methylphenol	5.420	107.0	831924	63.7239	µg/L	97
T Hexachloroethane	5.420	117.0	225074	54.1510	µg/L	98

Quantitation Results Report (QT Reviewed)

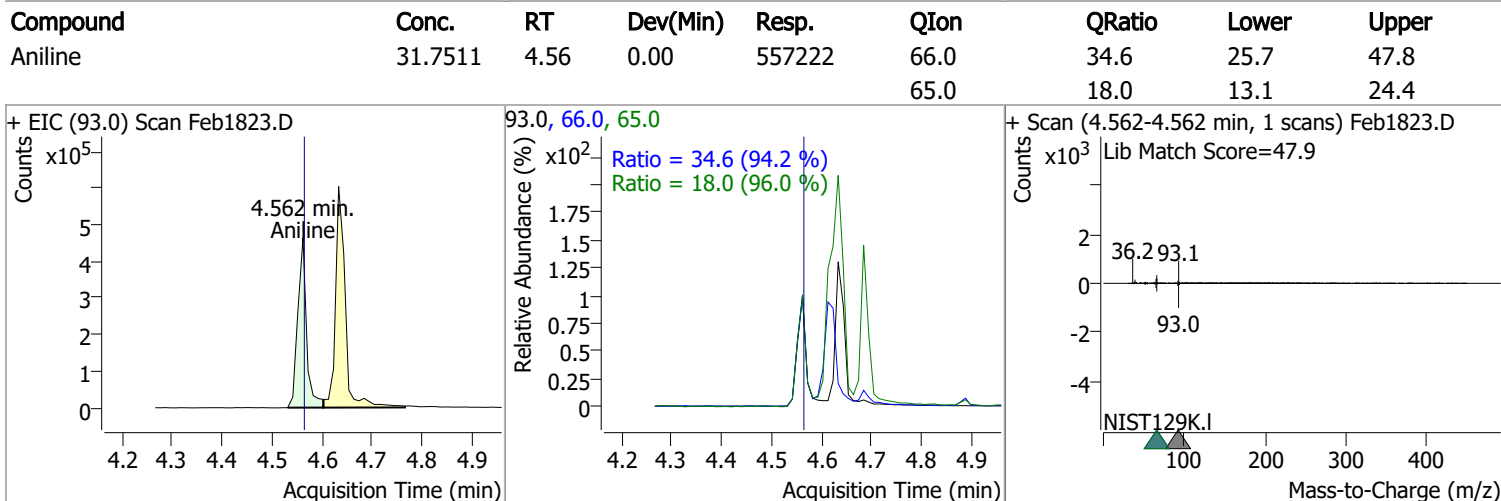
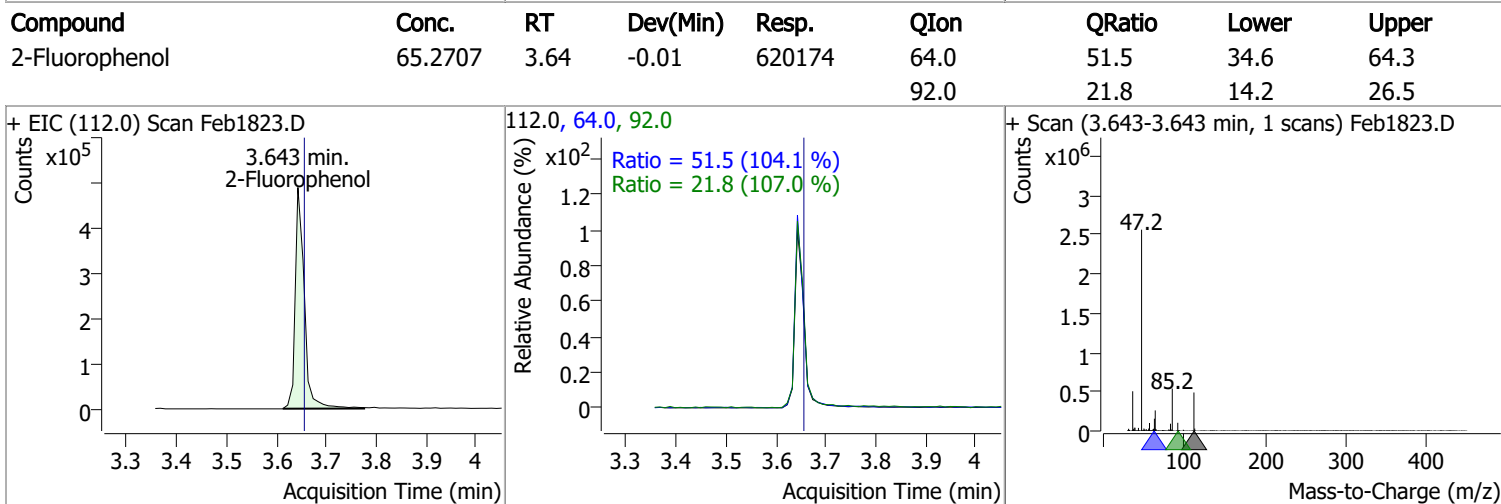
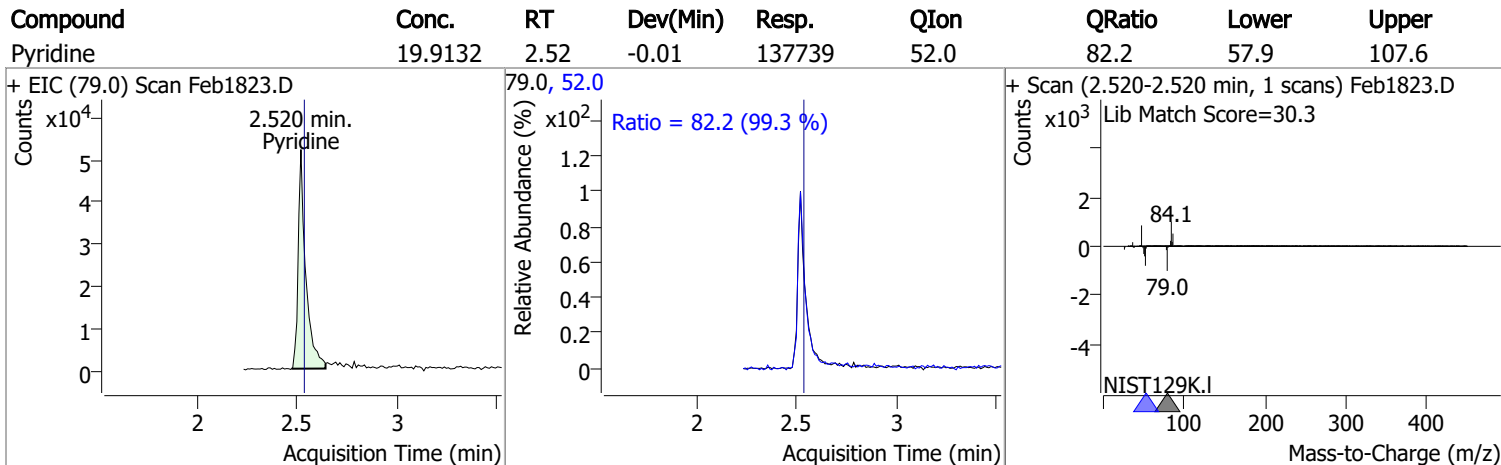
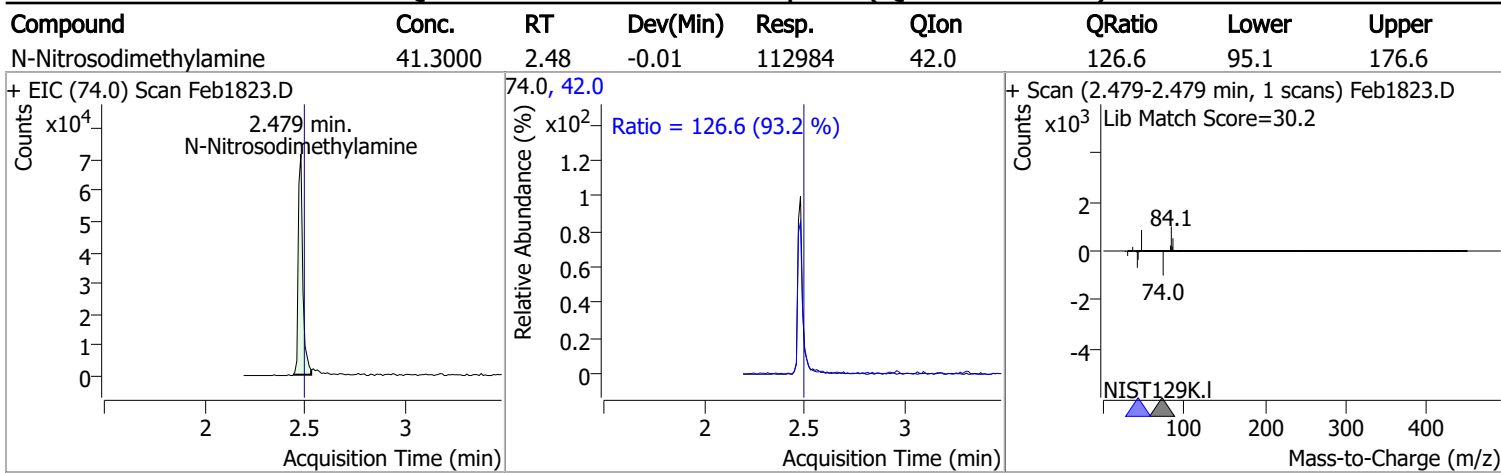
Compound	RT	QIon	Resp.	Conc.	Units	Dev(Min)
T Nitrobenzene	5.522	123.1	239057	68.6000	µg/L	98
T Isophorone	5.808	82.0	1248345	77.3431	µg/L	99
T 2-Nitrophenol	5.880	139.0	295471	81.2303	µg/L	97
T 2,4-Dimethylphenol	6.003	122.0	529818	70.1150	µg/L	99
T bis(-2-Chloroethoxy)Methane	6.085	93.0	694597	73.9926	µg/L	98
T 2,4-Dichlorophenol	6.187	162.0	526530	73.3411	µg/L	96
T Benzoic Acid	6.198	105.0	104440	31.7123	µg/L	# 86
T 1,2,4-Trichlorobenzene	6.249	180.0	580133	66.7328	µg/L	100
T Naphthalene	6.331	128.0	1954869	76.0449	µg/L	99
T 4-Chlorophenol	6.413	130.0	169807	63.0899	µg/L	86
T p-Chloroaniline	6.434	127.0	569012	56.1898	µg/L	90
T Hexachlorobutadiene	6.496	224.9	279479	62.6887	µg/L	98
T 4-Chloro-2-Methylphenol	6.937	107.0	474156	70.8958	µg/L	98
T 4-Chloro-3-Methylphenol	7.081	107.0	582254	83.7140	µg/L	99
T 2-Methylnaphthalene	7.143	141.0	1153139	79.3988	µg/L	99
T 1-Methylnaphthalene	7.256	141.0	1022455	72.2254	µg/L	98
T Hexachlorocyclopentadiene	7.338	236.9	166661	62.3380	µg/L	97
T 2,4,6-Trichlorophenol	7.523	196.0	418844	87.9881	µg/L	98
T 2,4,5-Trichlorophenol	7.584	196.0	437278	82.4166	µg/L	m 99
T 2-Chloronaphthalene	7.718	162.0	1345867	83.3833	µg/L	98
T 2-Nitroaniline	7.892	65.0	256217	88.5282	µg/L	94
T Dimethyl Phthalate	8.139	163.0	1697417	102.3679	µg/L	100
T 2,6-Dinitrotoluene	8.190	165.0	187583	84.0003	µg/L	92
T Acenaphthylene	8.200	152.1	2021184	78.3103	µg/L	99
T 3-Nitroaniline	8.394	138.0	183504	72.9638	µg/L	93
T Acenaphthene	8.415	154.0	1246477	84.4732	µg/L	99
T 2,4-Dinitrophenol	8.517	184.0	110981	94.2882	µg/L	99
T Dibenzofuran	8.630	168.0	2054456	85.1894	µg/L	96
T 2,4-Dinitrotoluene	8.671	165.0	280137	97.4598	µg/L	94
T 4-Nitrophenol	8.711	109.0	107273	41.6721	µg/L	93
T Diethylphthalate	8.998	149.0	1683338	97.9952	µg/L	100
T Fluorene	9.039	166.0	1612148	83.0893	µg/L	98
T 4-Chlorophenyl-phenylether	9.080	204.0	864840	97.9860	µg/L	99
T 4-Nitroaniline	9.141	138.0	256794	89.3712	µg/L	97
T 4,6-Dinitro-2-methylphenol	9.162	198.0	162211	91.1597	µg/L	100
T N-nitrosodiphenylamine	9.233	169.0	1258314	93.7845	µg/L	99
T Azobenzene	9.264	77.0	1394027	78.9061	µg/L	92
T 4-Bromophenyl-phenylether	9.663	248.0	465172	90.6294	µg/L	100
T Hexachlorobenzene	9.694	283.9	445774	86.6372	µg/L	84
T Pentachlorophenol	9.968	265.9	258808	102.1712	µg/L	91
T Phenanthrene	10.191	178.0	2476787	89.7730	µg/L	100
T Anthracene	10.252	178.0	2424090	92.4033	µg/L	m 98
T Triallate	10.313	86.0	594337	92.9791	µg/L	99
T Carbazole	10.495	167.0	2440073	91.5270	µg/L	98
T o-Terphenyl	10.708	230.0	1341460	91.1958	µg/L	99
T Di-n-Butylphthalate	11.082	149.0	2672327	101.6488	µg/L	99
T Fluoranthene	11.964	202.0	2620857	93.9736	µg/L	99
T Benzidine	12.338	184.0	145874	14.8544	µg/L	99
T Pyrene	12.389	202.0	2790299	91.9585	µg/L	99
T Butylbenzylphthalate	14.326	149.0	958563	104.3801	µg/L	97
T Benzo(a)Anthracene	15.532	228.0	2309881	102.5673	µg/L	99
T Chrysene	15.645	228.0	2416068	96.5811	µg/L	98
T 3,3-Dichlorobenzidine	15.686	252.0	606689	76.4222	µg/L	99
T bis(2-ethylhexyl)Phthalate	16.380	167.0	347027	108.0315	µg/L	94
T Di-n-octyl Phthalate	18.143	149.0	2259698	100.6404	µg/L	99

Quantitation Results Report (QT Reviewed)

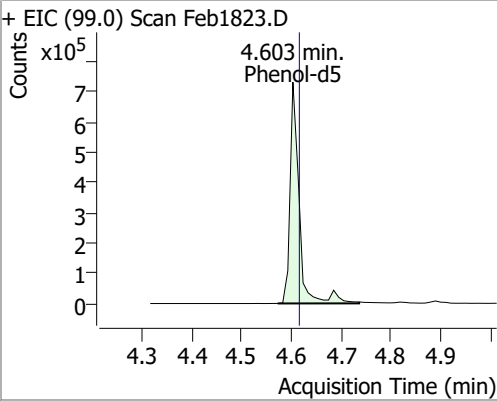
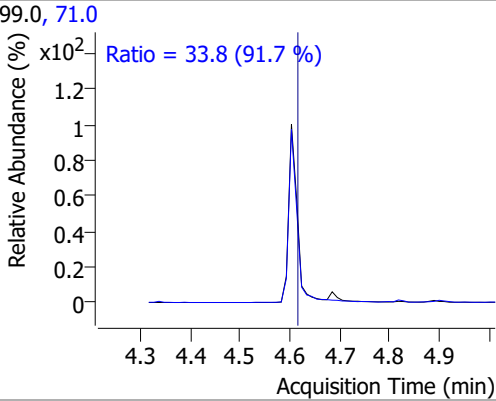
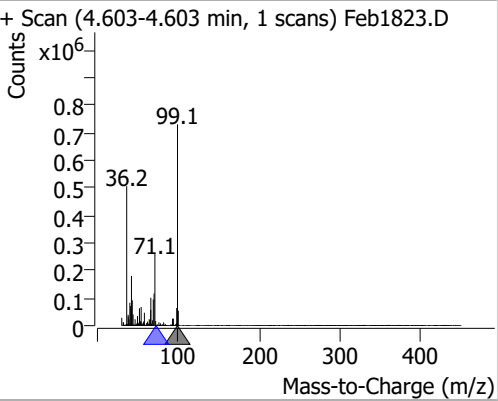
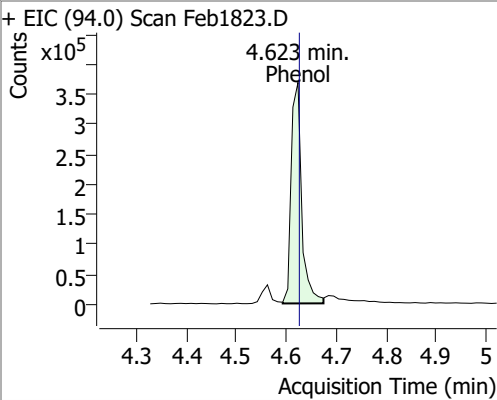
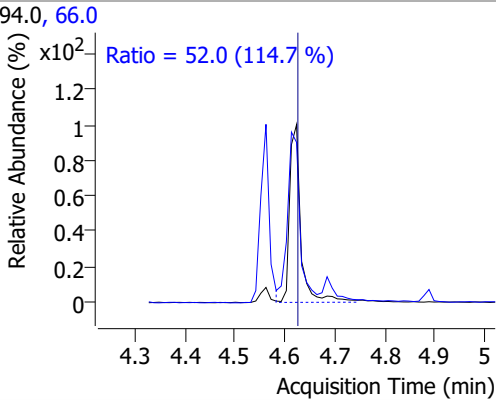
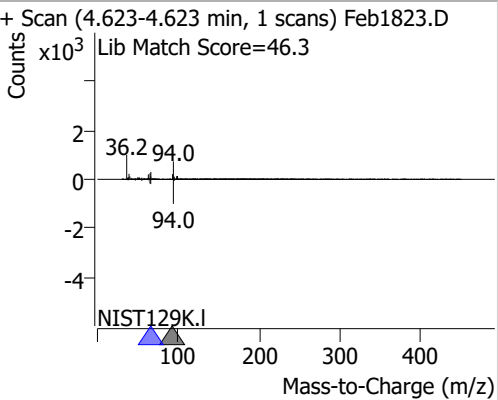
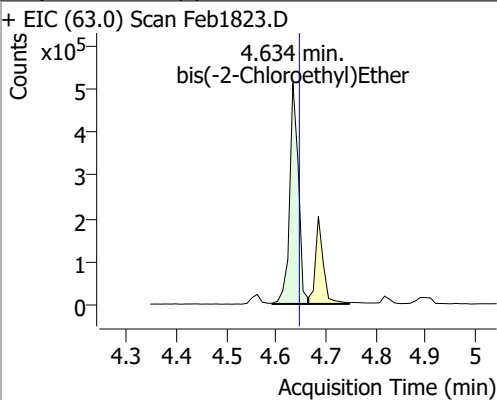
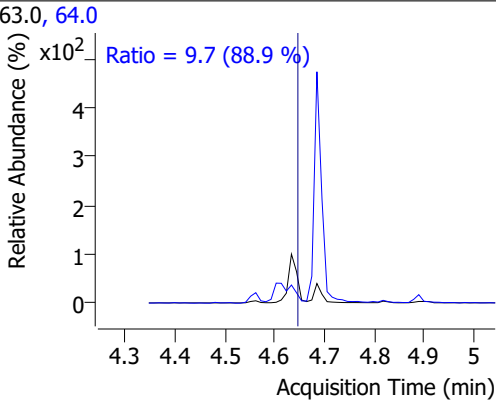
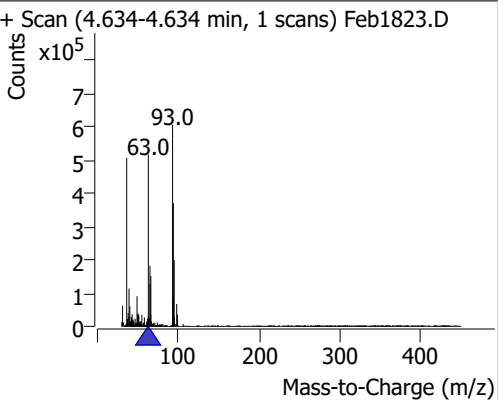
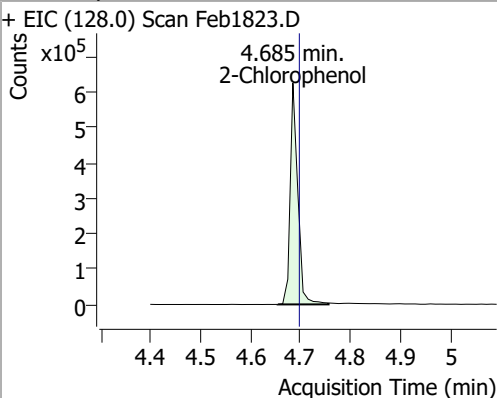
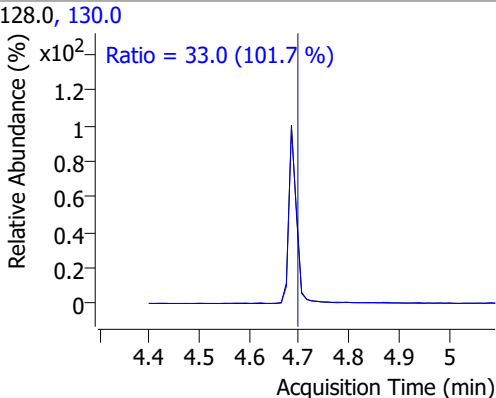
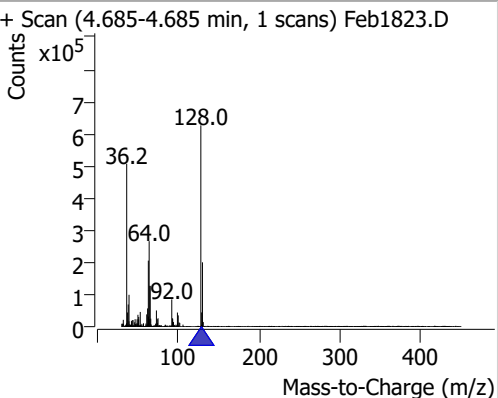
Compound	RT	QIon	Resp.	Conc.	Units	Dev(Min)
T Benzo(b)fluoranthene	18.386	252.0	2187967	94.7083	µg/L	100
T Benzo(k)fluoranthene	18.457	252.0	2091061	85.3313	µg/L	98
T Benzo(a)pyrene	18.993	252.0	1928088	87.4435	µg/L	97
T Indeno(1,2,3-c,d)pyrene	20.765	276.0	1636496	88.5361	µg/L	97
T Dibenzo(a,h)anthracene	20.826	278.0	1980219	98.3189	µg/L	98
T Benzo(g,h,i)perylene	21.099	276.0	1946027	91.2970	µg/L	98

(#) = Qualifier Out of Range; (m) = Manual Integration; (+) = Area Summed; (*) = Surrogate Percent Recovery Out of Range; (d): Zeroed Peak

Quantitation Results Report (QT Reviewed)

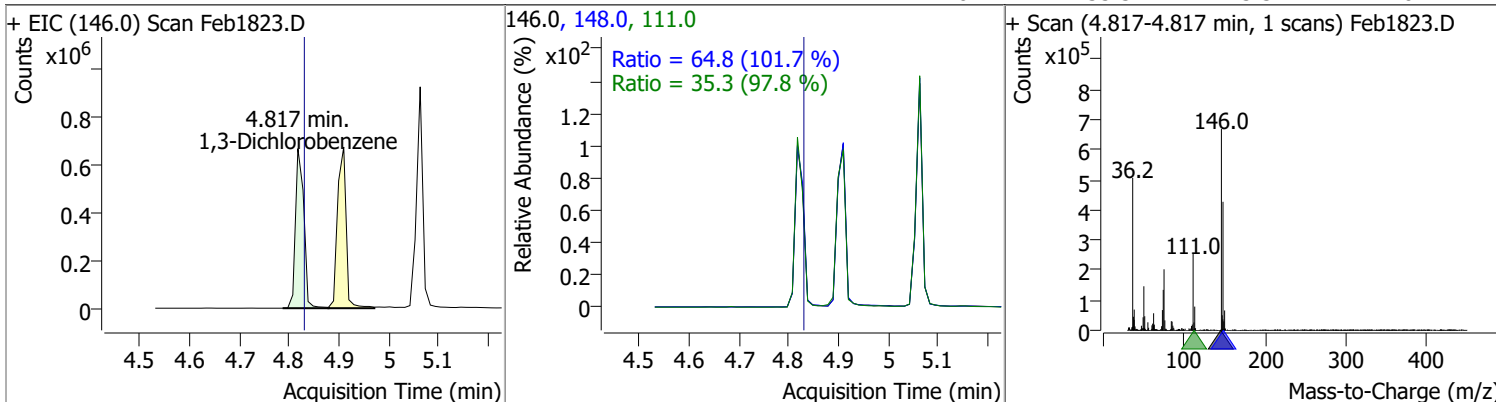


Quantitation Results Report (QT Reviewed)

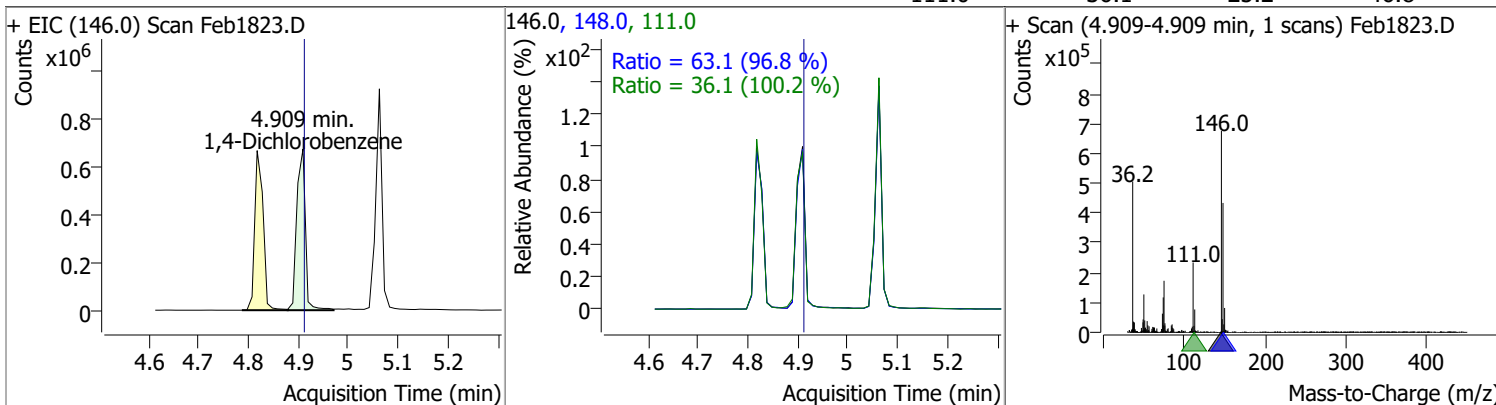
Compound	Conc.	RT	Dev(Min)	Resp.	QIon	QRatio	Lower	Upper
Phenol-d5	75.4135	4.60	-0.01	928300	71.0	33.8	25.8	47.9
+ EIC (99.0) Scan Feb1823.D			99.0, 71.0			+ Scan (4.603-4.603 min, 1 scans) Feb1823.D		
		Ratio = 33.8 (91.7 %)						
Phenol	39.7329	4.62	0.00	537937	66.0	52.0	31.7	58.9
+ EIC (94.0) Scan Feb1823.D			94.0, 66.0			+ Scan (4.623-4.623 min, 1 scans) Feb1823.D		
		Ratio = 52.0 (114.7 %)						
bis(-2-Chloroethyl)Ether	67.5152	4.63	-0.01	626271	64.0	9.7	7.6	14.1
+ EIC (63.0) Scan Feb1823.D			63.0, 64.0			+ Scan (4.634-4.634 min, 1 scans) Feb1823.D		
		Ratio = 9.7 (88.9 %)						
2-Chlorophenol	60.0214	4.68	-0.01	661033	130.0	33.0	22.7	42.2
+ EIC (128.0) Scan Feb1823.D			128.0, 130.0			+ Scan (4.685-4.685 min, 1 scans) Feb1823.D		
		Ratio = 33.0 (101.7 %)						

Quantitation Results Report (QT Reviewed)

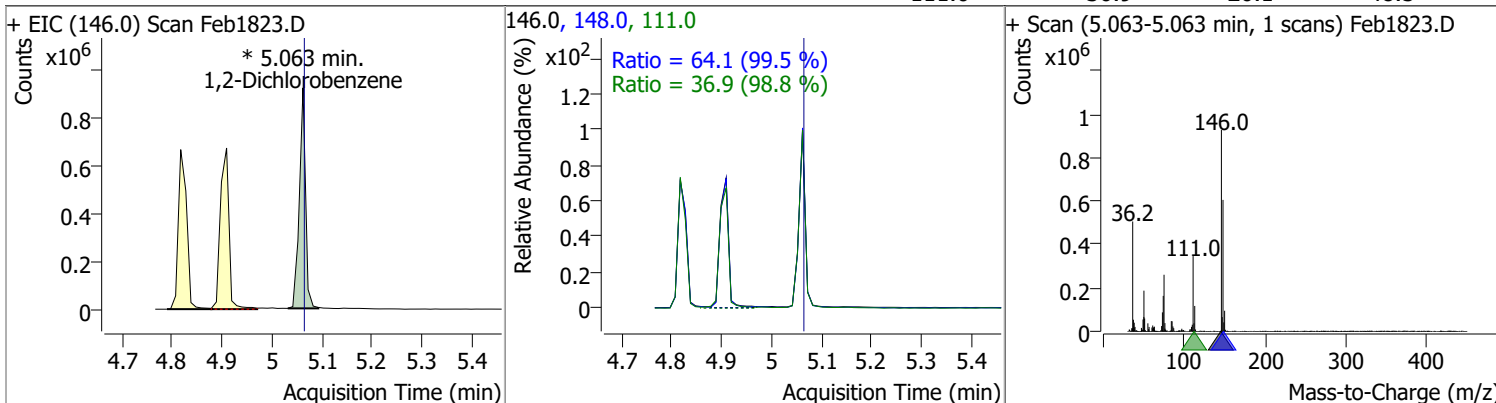
Compound	Conc.	RT	Dev(Min)	Resp.	QIon	QRatio	Lower	Upper
1,3-Dichlorobenzene	54.3915	4.82	-0.01	778082	148.0	64.8	44.6	82.8
					111.0	35.3	25.3	47.0



Compound	Conc.	RT	Dev(Min)	Resp.	QIon	QRatio	Lower	Upper
1,4-Dichlorobenzene	55.7256	4.91	0.00	807431	148.0	63.1	45.6	84.8
					111.0	36.1	25.2	46.8

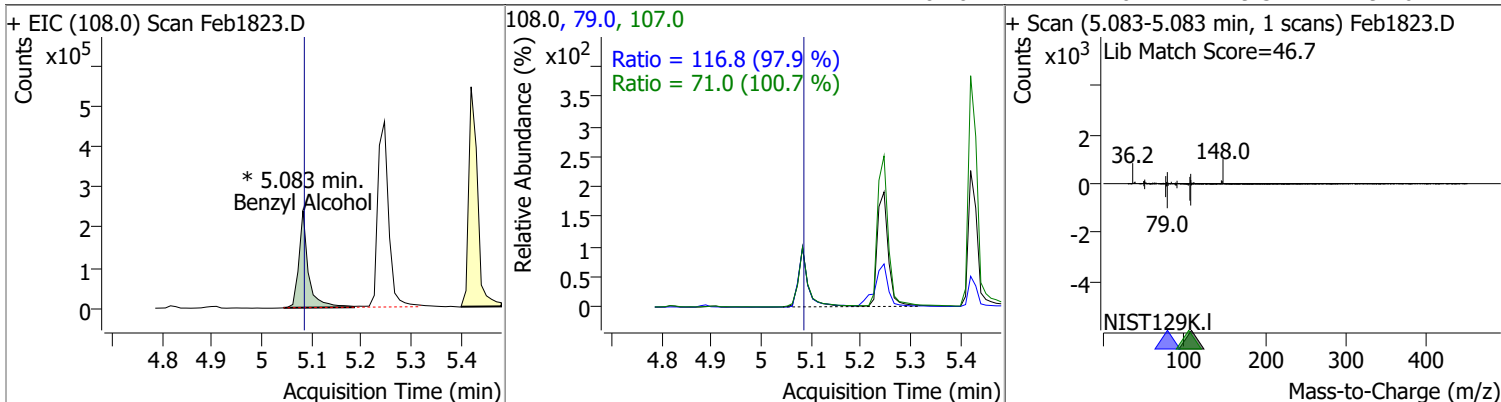


Compound	Conc.	RT	Dev(Min)	Resp.	QIon	QRatio	Lower	Upper
1,2-Dichlorobenzene	57.5480	5.06	0.00	799581 (m)	148.0	64.1	45.1	83.8
					111.0	36.9	26.1	48.5

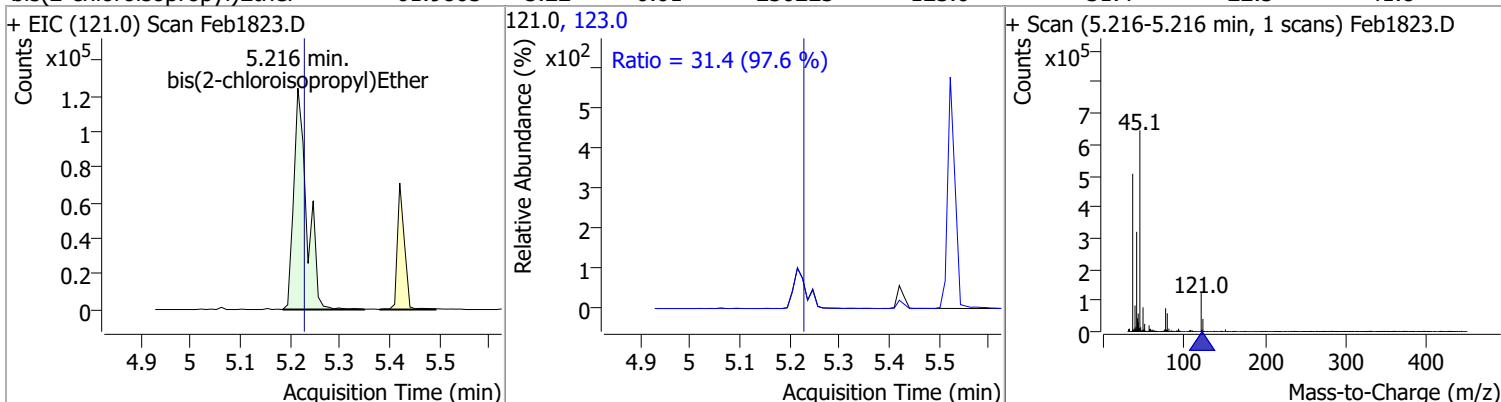


Quantitation Results Report (QT Reviewed)

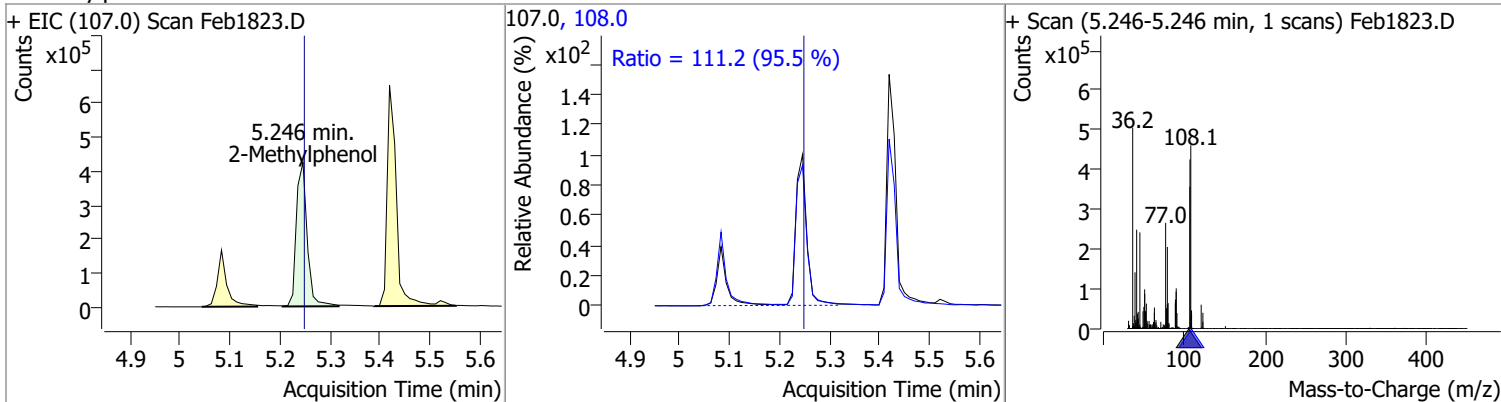
Compound	Conc.	RT	Dev(Min)	Resp.	QIon	QRatio	Lower	Upper
Benzyl Alcohol	59.9899	5.08	0.00	317983 (m)	79.0	116.8	83.5	155.1
					107.0	71.0	49.3	91.6



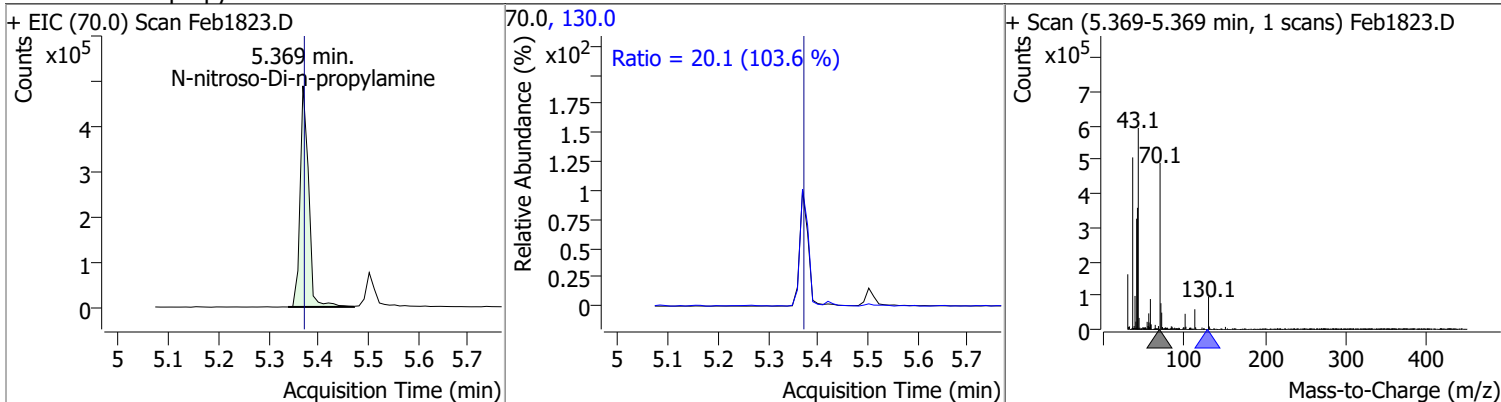
Compound	Conc.	RT	Dev(Min)	Resp.	QIon	QRatio	Lower	Upper
bis(2-chloroisopropyl)Ether	61.9803	5.22	-0.01	230223	123.0	31.4	22.5	41.8



Compound	Conc.	RT	Dev(Min)	Resp.	QIon	QRatio	Lower	Upper
2-Methylphenol	67.1669	5.25	0.00	640512	108.0	111.2	81.5	151.4

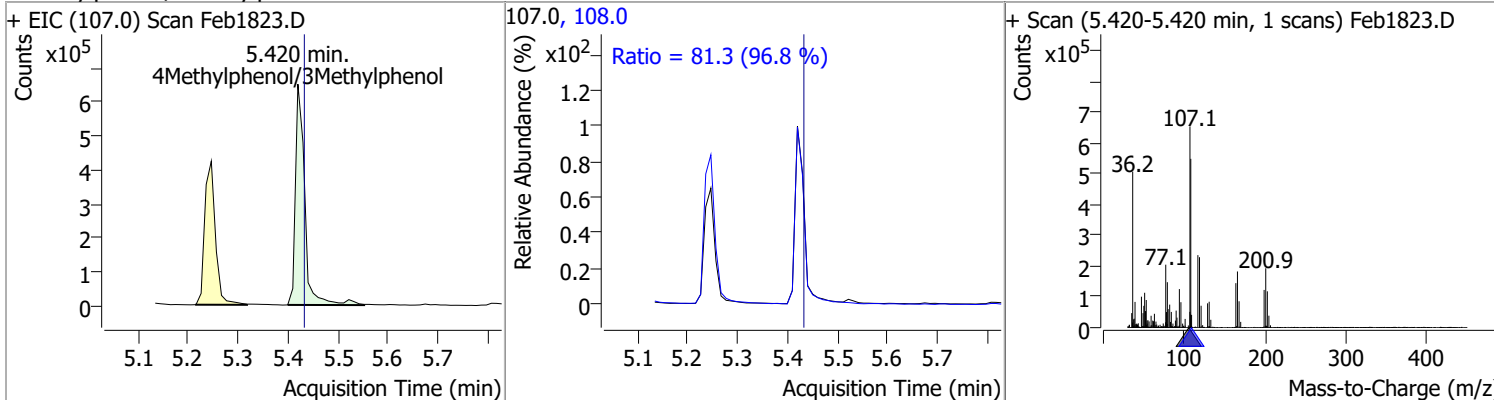


Compound	Conc.	RT	Dev(Min)	Resp.	QIon	QRatio	Lower	Upper
N-nitroso-Di-n-propylamine	87.4632	5.37	0.00	578887	130.0	20.1	0.0	38.8

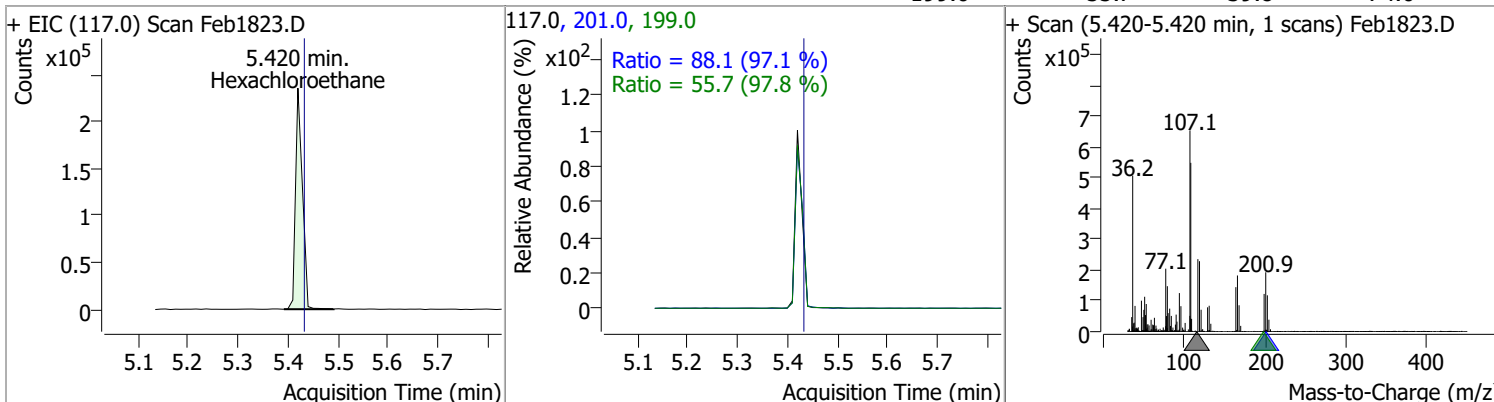


Quantitation Results Report (QT Reviewed)

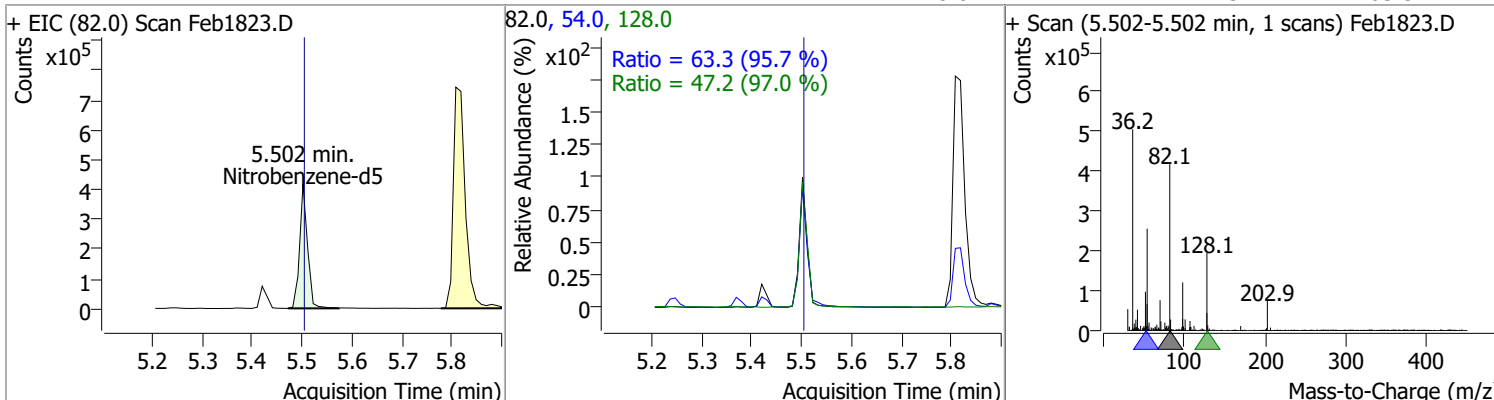
Compound	Conc.	RT	Dev(Min)	Resp.	QIon	QRatio	Lower	Upper
4Methylphenol/3Methylphenol	63.7239	5.42	-0.01	831924	108.0	81.3	58.8	109.1



Compound	Conc.	RT	Dev(Min)	Resp.	QIon	QRatio	Lower	Upper
Hexachloroethane	54.1510	5.42	-0.01	225074	201.0	88.1	63.5	118.0
					199.0	55.7	39.8	74.0

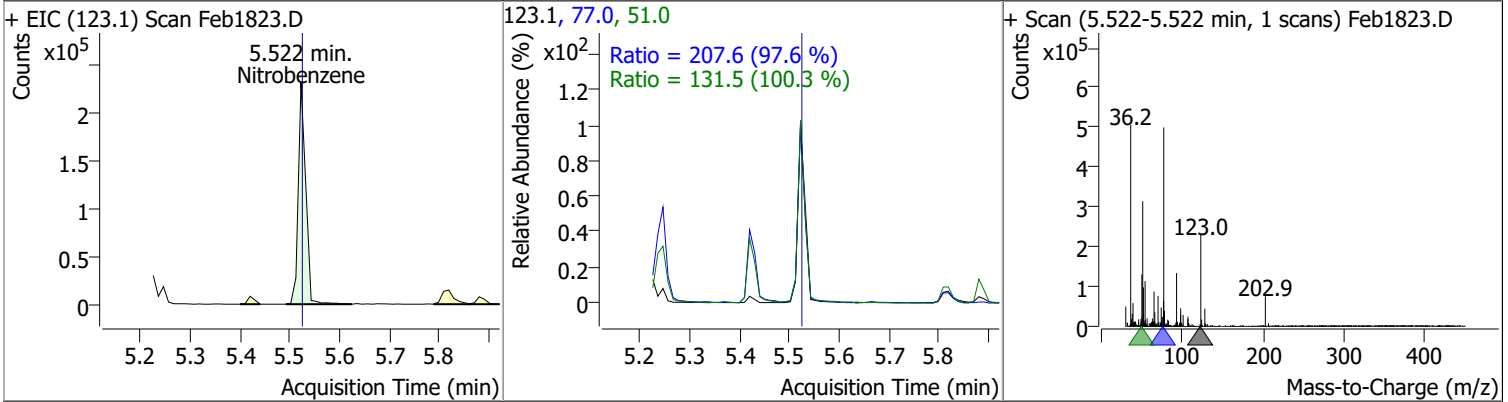


Compound	Conc.	RT	Dev(Min)	Resp.	QIon	QRatio	Lower	Upper
Nitrobenzene-d5	67.0098	5.50	0.00	457918	54.0	63.3	46.3	86.0
					128.0	47.2	34.1	63.3

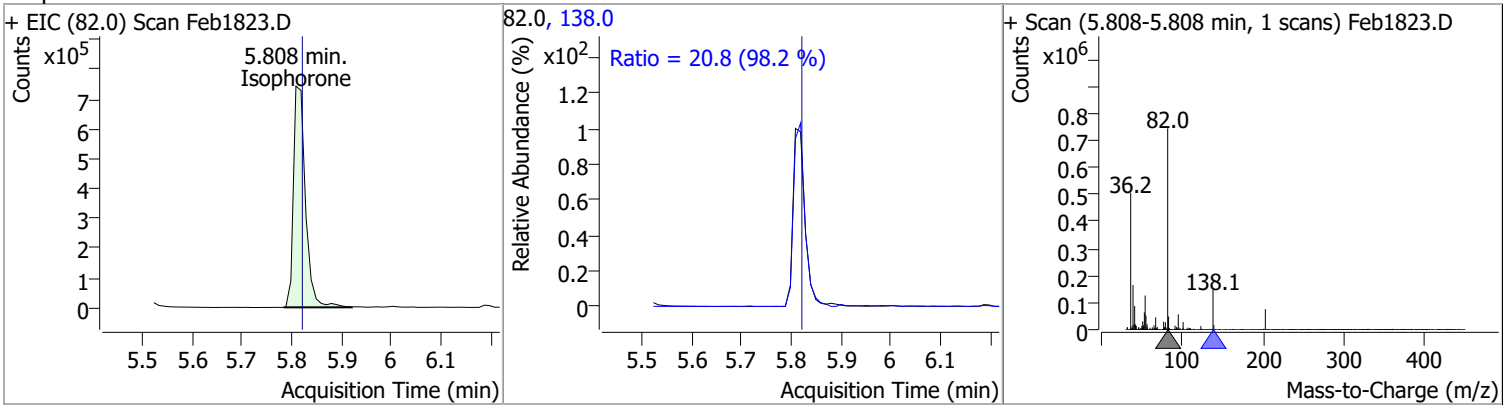


Quantitation Results Report (QT Reviewed)

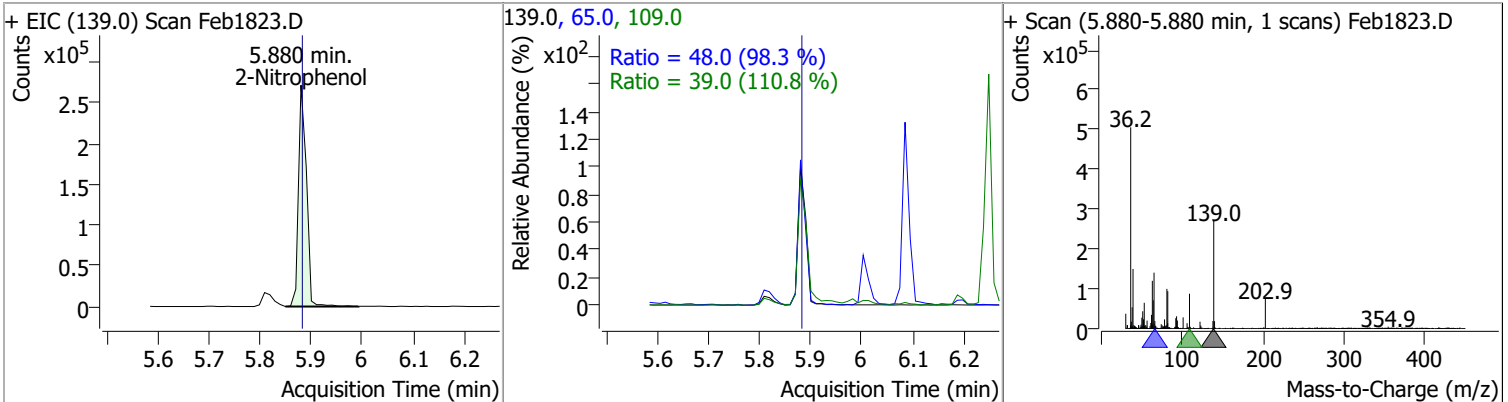
Compound	Conc.	RT	Dev(Min)	Resp.	QIon	QRatio	Lower	Upper
Nitrobenzene	68.6000	5.52	0.00	239057	77.0	207.6	148.9	276.5
					51.0	131.5	91.7	170.3



Compound	Conc.	RT	Dev(Min)	Resp.	QIon	QRatio	Lower	Upper
Isophorone	77.3431	5.81	-0.01	1248345	138.0	20.8	14.8	27.5

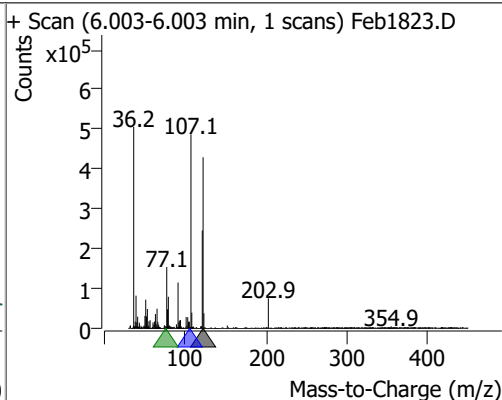
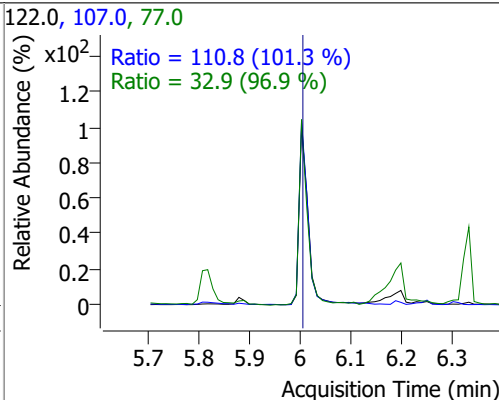
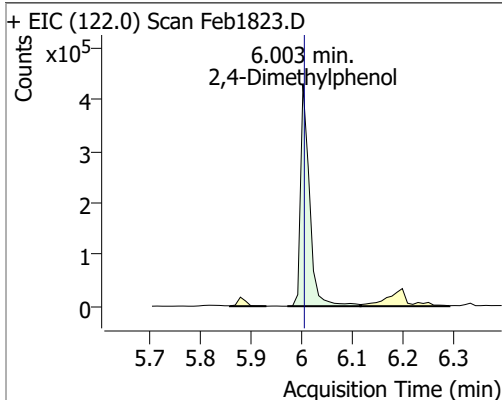


Compound	Conc.	RT	Dev(Min)	Resp.	QIon	QRatio	Lower	Upper
2-Nitrophenol	81.2303	5.88	0.00	295471	65.0	48.0	34.2	63.4
					109.0	39.0	24.6	45.8

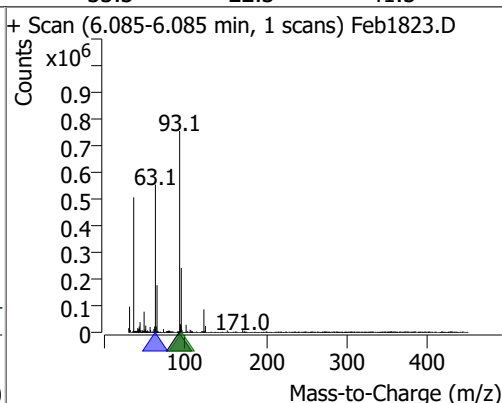
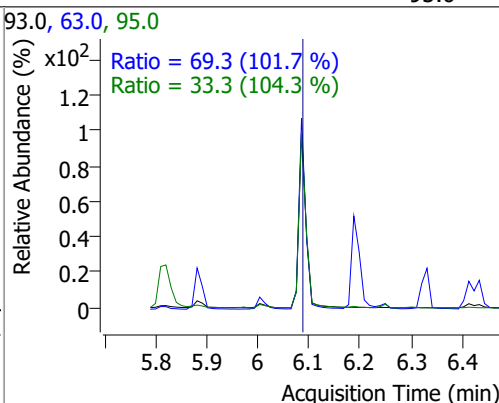
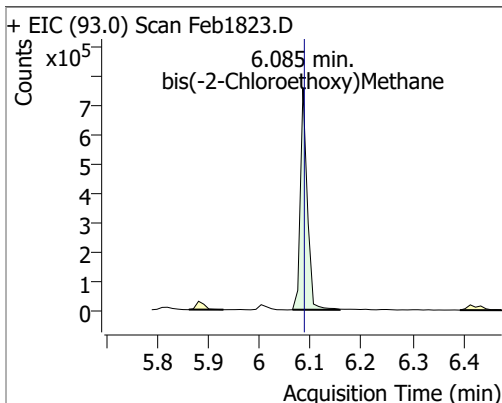


Quantitation Results Report (QT Reviewed)

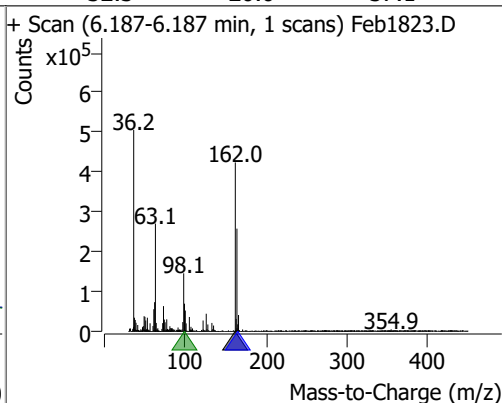
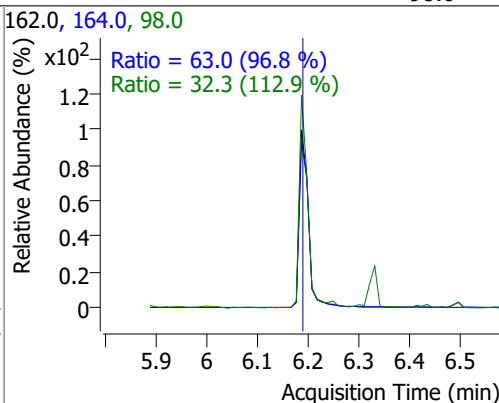
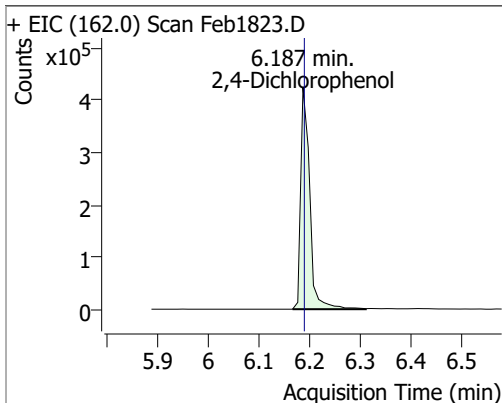
Compound	Conc.	RT	Dev(Min)	Resp.	QIon	QRatio	Lower	Upper
2,4-Dimethylphenol	70.1150	6.00	0.00	529818	107.0	110.8	76.6	142.3
					77.0	32.9	23.8	44.2



Compound	Conc.	RT	Dev(Min)	Resp.	QIon	QRatio	Lower	Upper
bis(-2-Chloroethoxy)Methane	73.9926	6.08	0.00	694597	63.0	69.3	47.7	88.6
					95.0	33.3	22.3	41.5

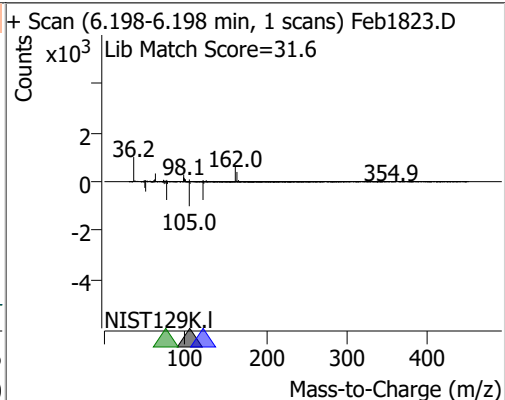
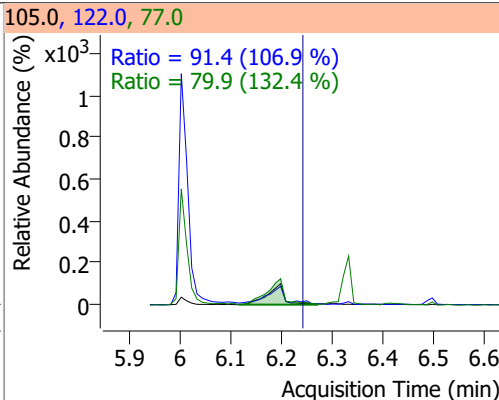
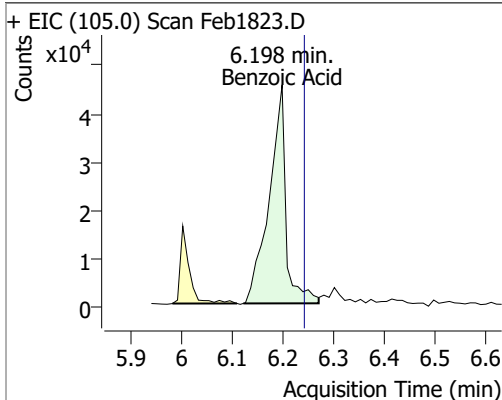


Compound	Conc.	RT	Dev(Min)	Resp.	QIon	QRatio	Lower	Upper
2,4-Dichlorophenol	73.3411	6.19	0.00	526530	164.0	63.0	45.5	84.5
					98.0	32.3	20.0	37.1

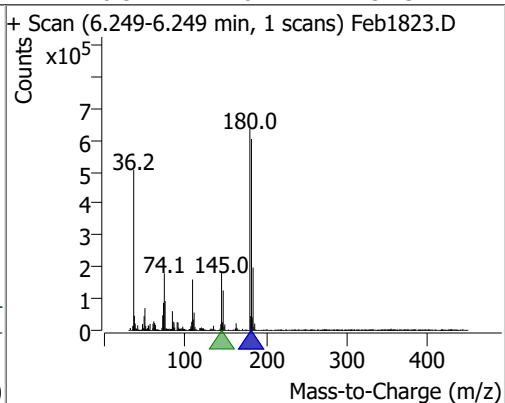
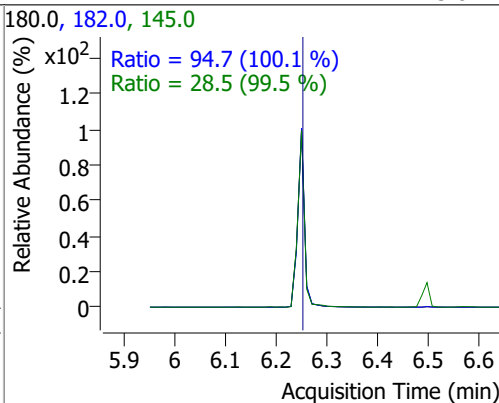
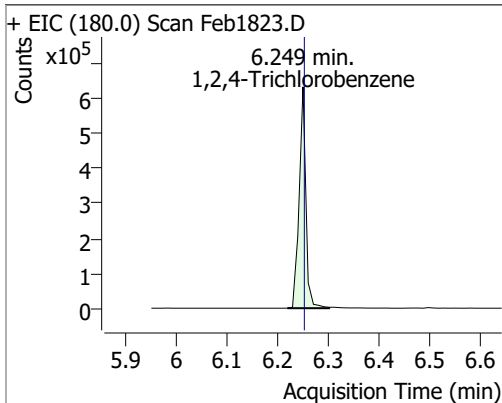


Quantitation Results Report (QT Reviewed)

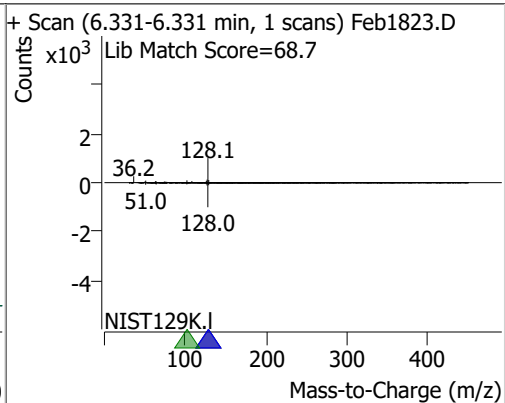
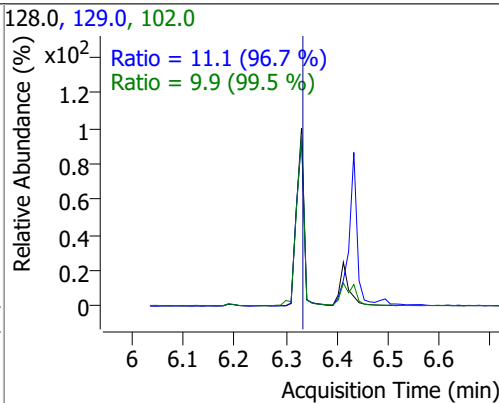
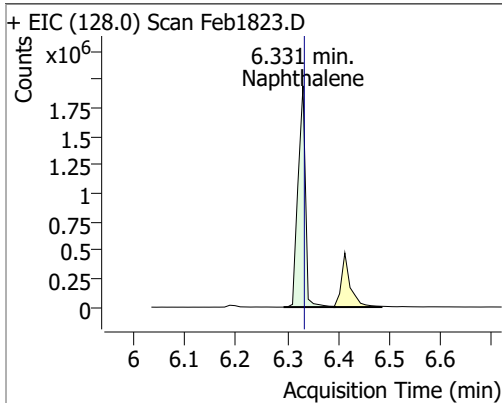
Compound	Conc.	RT	Dev(Min)	Resp.	QIon	QRatio	Lower	Upper
Benzoic Acid	31.7123	6.20	-0.04	104440	122.0	91.4	59.9	111.2
					77.0	79.9	42.3	78.5



Compound	Conc.	RT	Dev(Min)	Resp.	QIon	QRatio	Lower	Upper
1,2,4-Trichlorobenzene	66.7328	6.25	0.00	580133	182.0	94.7	66.2	122.9
					145.0	28.5	20.1	37.3

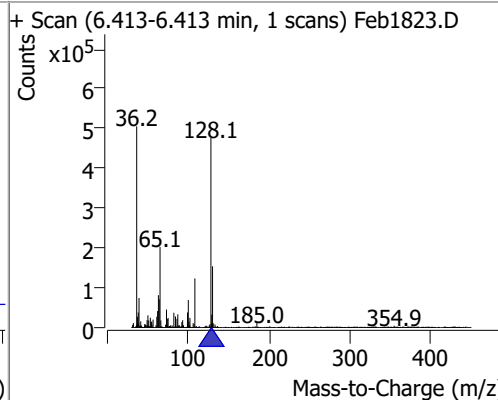
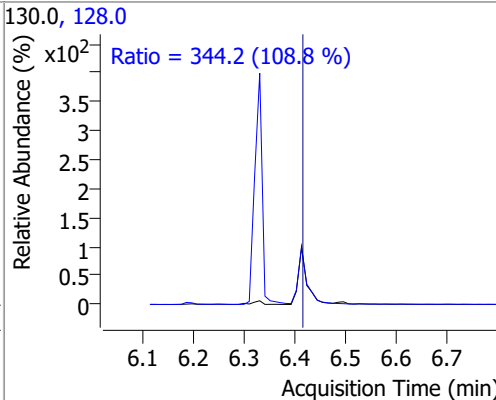
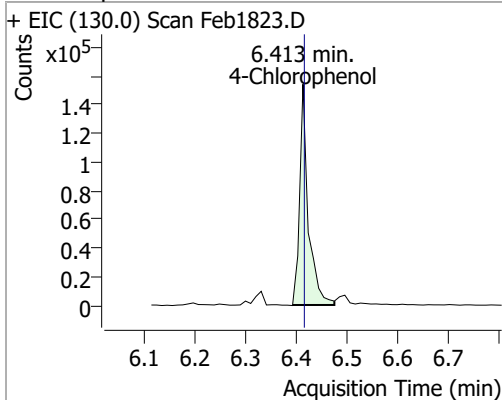


Compound	Conc.	RT	Dev(Min)	Resp.	QIon	QRatio	Lower	Upper
Naphthalene	76.0449	6.33	0.00	1954869	129.0	11.1	8.0	14.9
					102.0	9.9	6.9	12.9

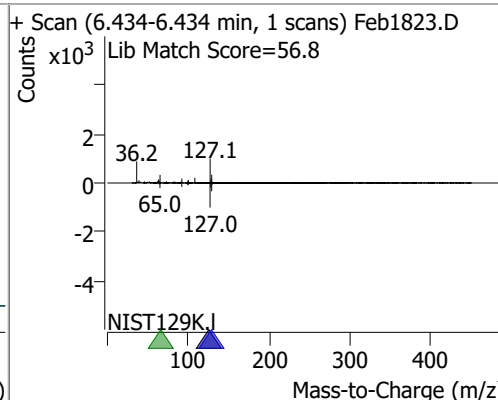
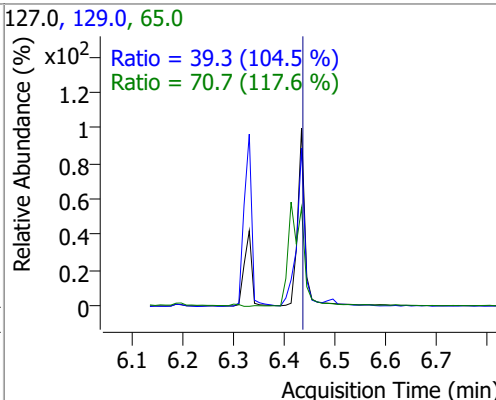
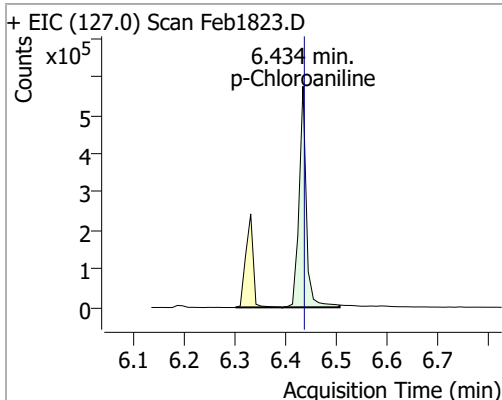


Quantitation Results Report (QT Reviewed)

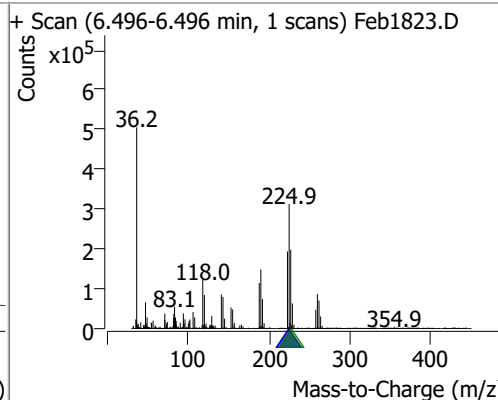
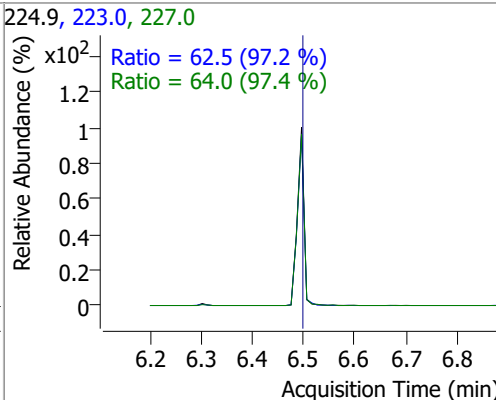
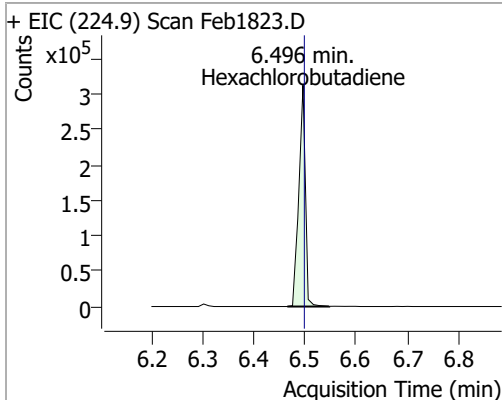
Compound	Conc.	RT	Dev(Min)	Resp.	QIon	QRatio	Lower	Upper
4-Chlorophenol	63.0899	6.41	0.00	169807	128.0	344.2	221.4	411.2



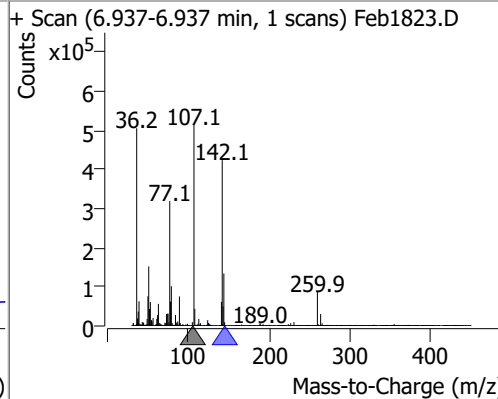
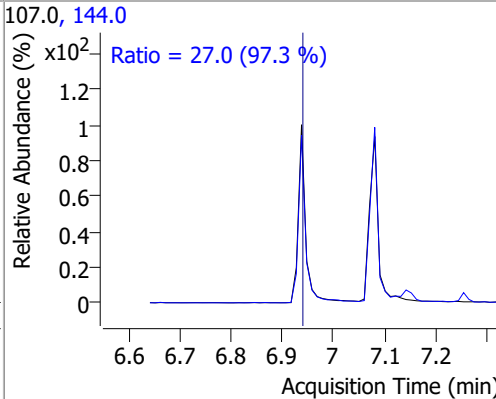
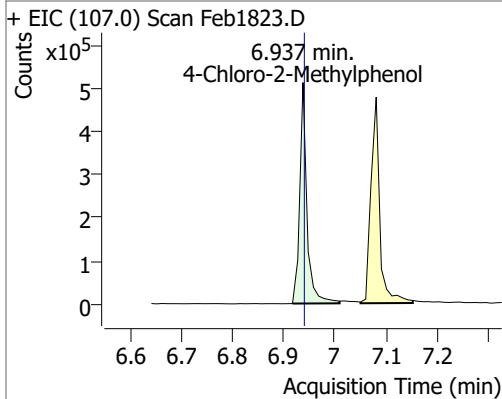
Compound	Conc.	RT	Dev(Min)	Resp.	QIon	QRatio	Lower	Upper
p-Chloroaniline	56.1898	6.43	0.00	569012	65.0	70.7	42.1	78.2
					129.0	39.3	26.3	48.9



Compound	Conc.	RT	Dev(Min)	Resp.	QIon	QRatio	Lower	Upper
Hexachlorobutadiene	62.6887	6.50	0.00	279479	227.0	64.0	46.0	85.4
					223.0	62.5	45.0	83.6

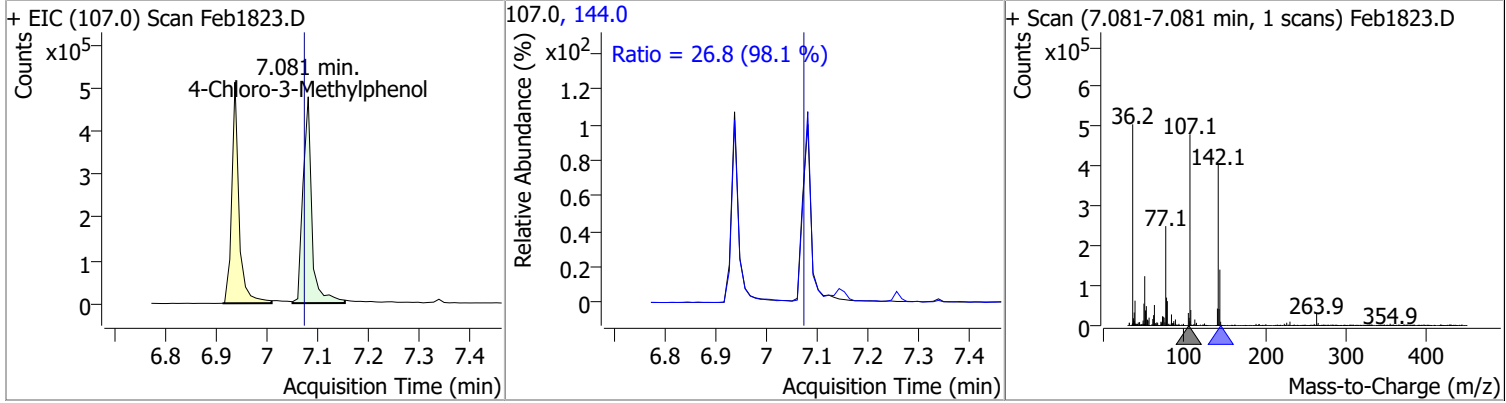


Compound	Conc.	RT	Dev(Min)	Resp.	QIon	QRatio	Lower	Upper
4-Chloro-2-Methylphenol	70.8958	6.94	0.00	474156	144.0	27.0	19.4	36.1

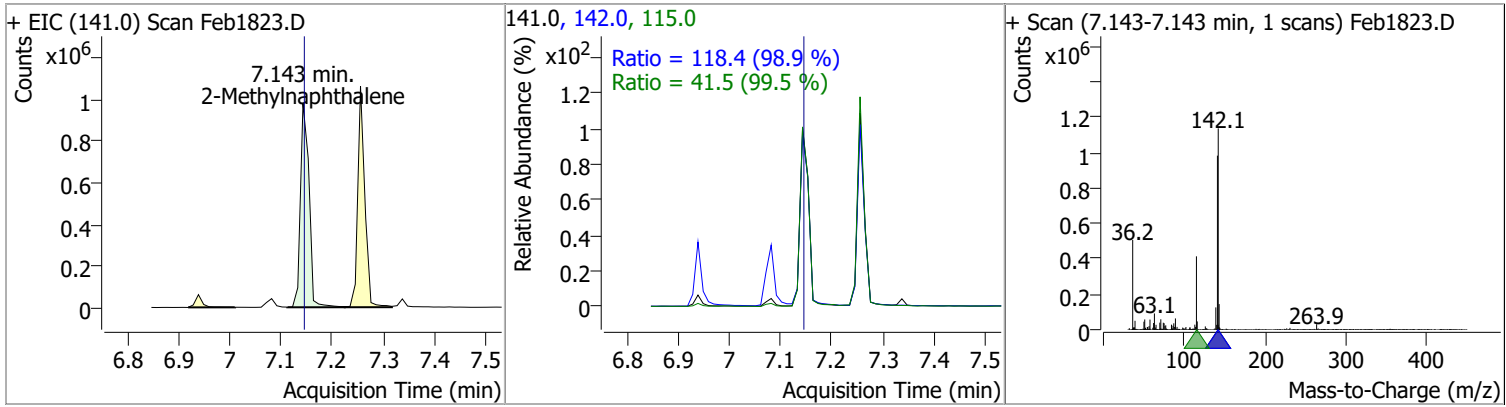


Quantitation Results Report (QT Reviewed)

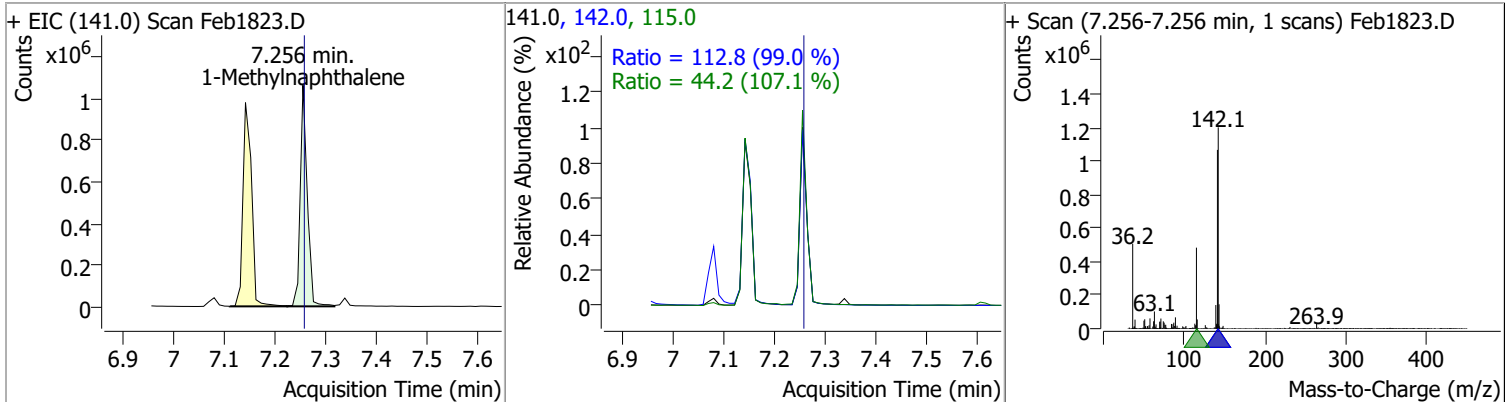
Compound	Conc.	RT	Dev(Min)	Resp.	QIon	QRatio	Lower	Upper
4-Chloro-3-Methylphenol	83.7140	7.08	0.01	582254	144.0	26.8	19.1	35.5



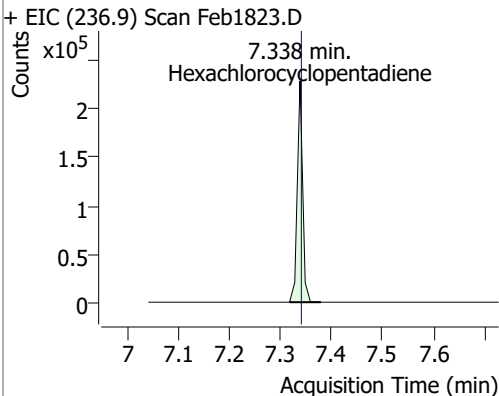
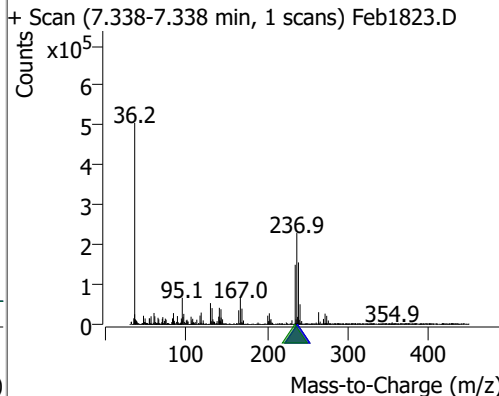
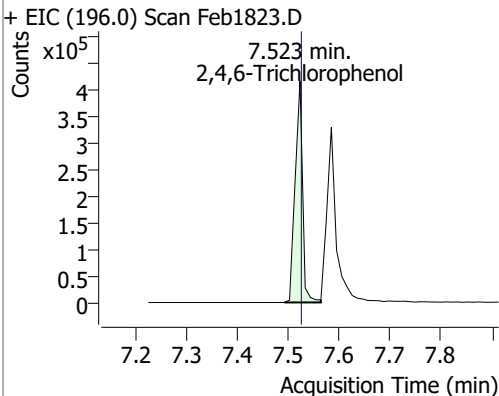
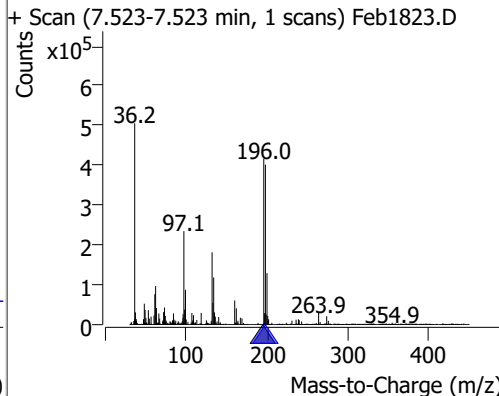
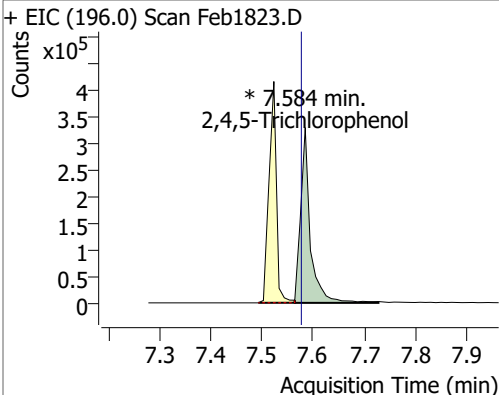
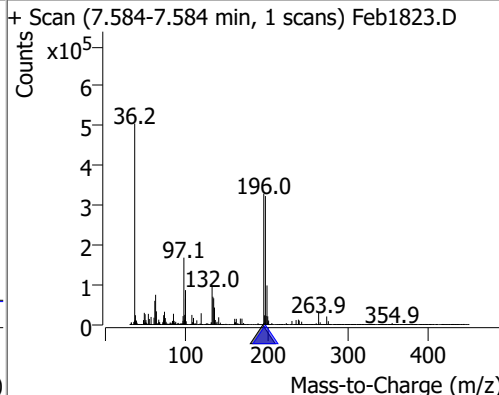
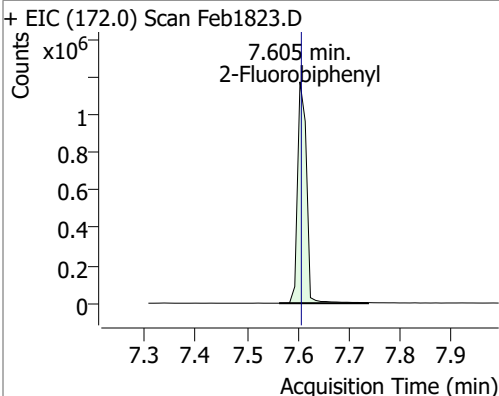
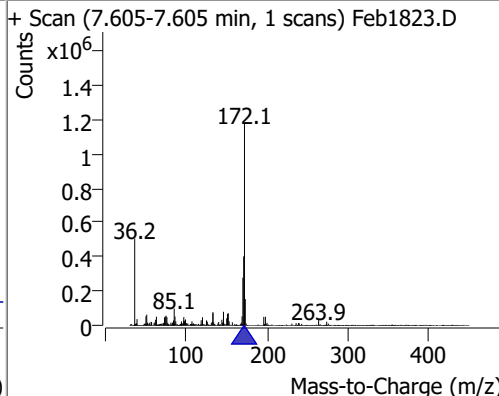
Compound	Conc.	RT	Dev(Min)	Resp.	QIon	QRatio	Lower	Upper
2-Methylnaphthalene	79.3988	7.14	0.00	1153139	142.0	118.4	83.8	155.7
					115.0	41.5	29.2	54.3



Compound	Conc.	RT	Dev(Min)	Resp.	QIon	QRatio	Lower	Upper
1-Methylnaphthalene	72.2254	7.26	0.00	1022455	142.0	112.8	79.8	148.2
					115.0	44.2	28.9	53.7

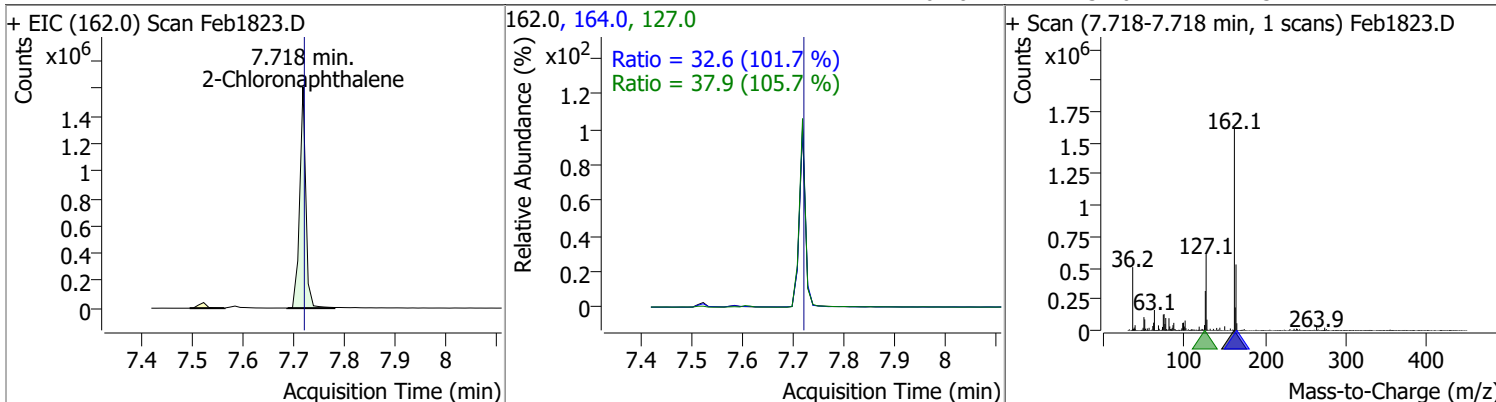


Quantitation Results Report (QT Reviewed)

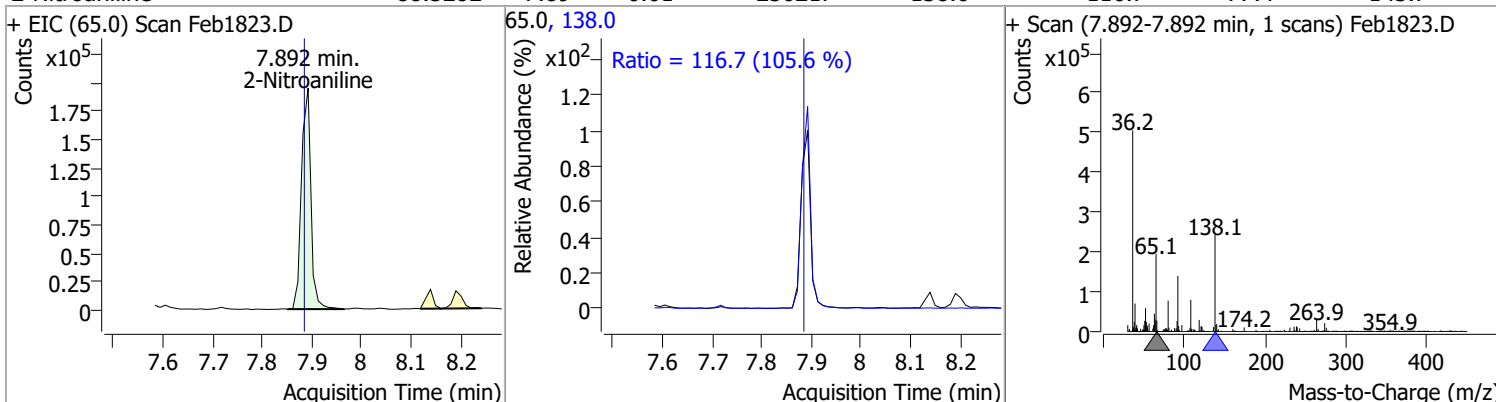
Compound	Conc.	RT	Dev(Min)	Resp.	QIon	QRatio	Lower	Upper
Hexachlorocyclopentadiene	62.3380	7.34	0.00	166661	234.9	65.6	45.2	84.0
					238.9	67.3	44.6	82.9
+ EIC (236.9) Scan Feb1823.D 			236.9, 238.9, 234.9 Ratio = 67.3 (105.6 %) Ratio = 65.6 (101.6 %)			+ Scan (7.338-7.338 min, 1 scans) Feb1823.D 		
2,4,6-Trichlorophenol	87.9881	7.52	0.00	418844	198.0	94.4	67.6	125.5
+ EIC (196.0) Scan Feb1823.D 			196.0, 198.0 Ratio = 94.4 (97.8 %)			+ Scan (7.523-7.523 min, 1 scans) Feb1823.D 		
2,4,5-Trichlorophenol	82.4166	7.58	0.01	437278 (m)	198.0	91.0	63.2	117.3
+ EIC (196.0) Scan Feb1823.D 			196.0, 198.0 Ratio = 91.0 (100.9 %)			+ Scan (7.584-7.584 min, 1 scans) Feb1823.D 		
2-Fluorobiphenyl	74.6130	7.60	0.00	1433935	171.0	34.6	24.0	44.5
+ EIC (172.0) Scan Feb1823.D 			172.0, 171.0 Ratio = 34.6 (100.9 %)			+ Scan (7.605-7.605 min, 1 scans) Feb1823.D 		

Quantitation Results Report (QT Reviewed)

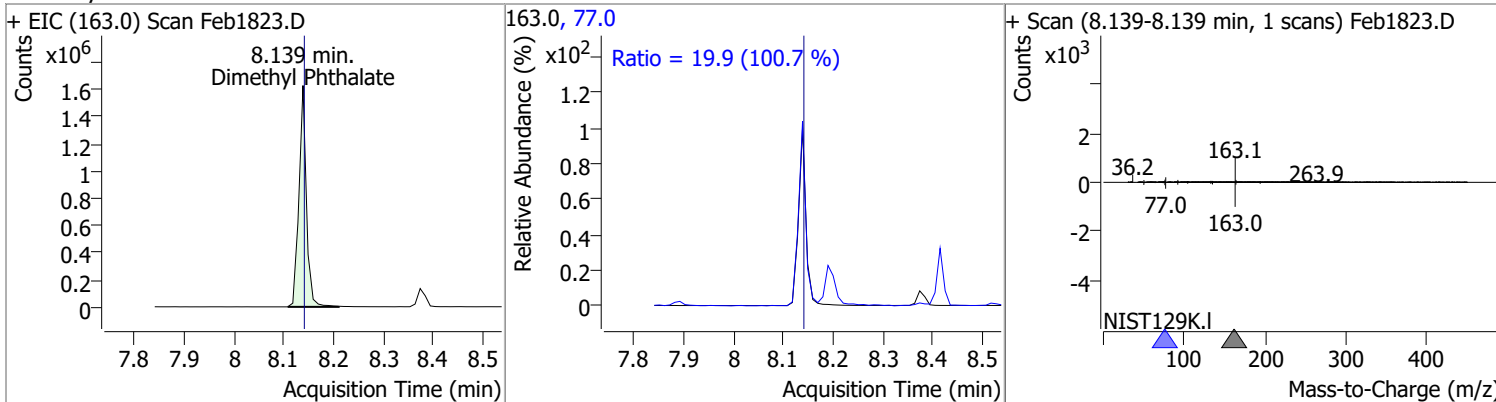
Compound	Conc.	RT	Dev(Min)	Resp.	QIon	QRatio	Lower	Upper
2-Chloronaphthalene	83.3833	7.72	0.00	1345867	127.0	37.9	25.1	46.7
					164.0	32.6	22.5	41.7



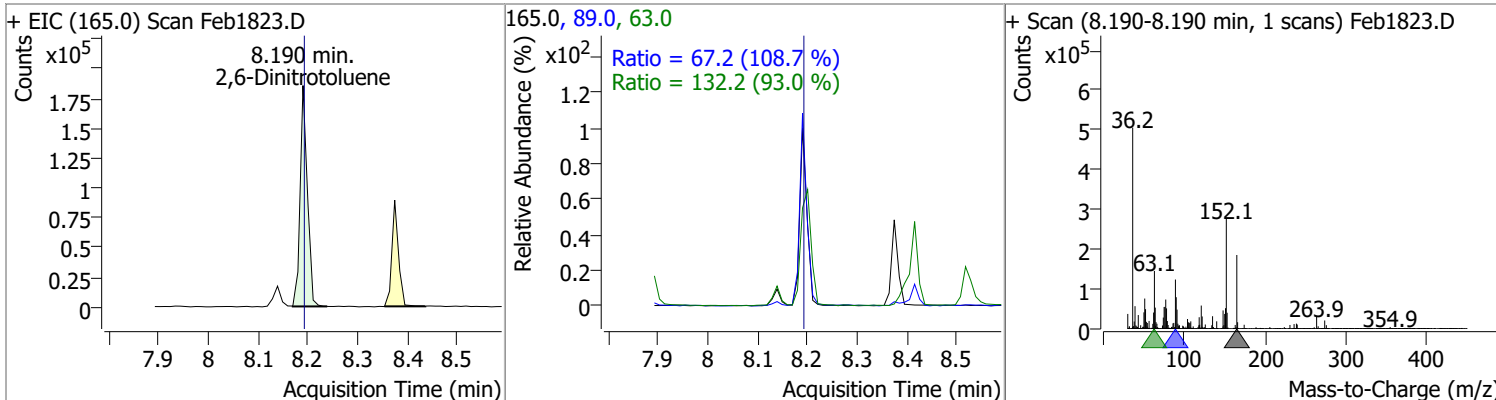
Compound	Conc.	RT	Dev(Min)	Resp.	QIon	QRatio	Lower	Upper
2-Nitroaniline	88.5282	7.89	0.01	256217	138.0	116.7	77.4	143.7



Compound	Conc.	RT	Dev(Min)	Resp.	QIon	QRatio	Lower	Upper
Dimethyl Phthalate	102.3679	8.14	0.00	1697417	77.0	19.9	13.8	25.7

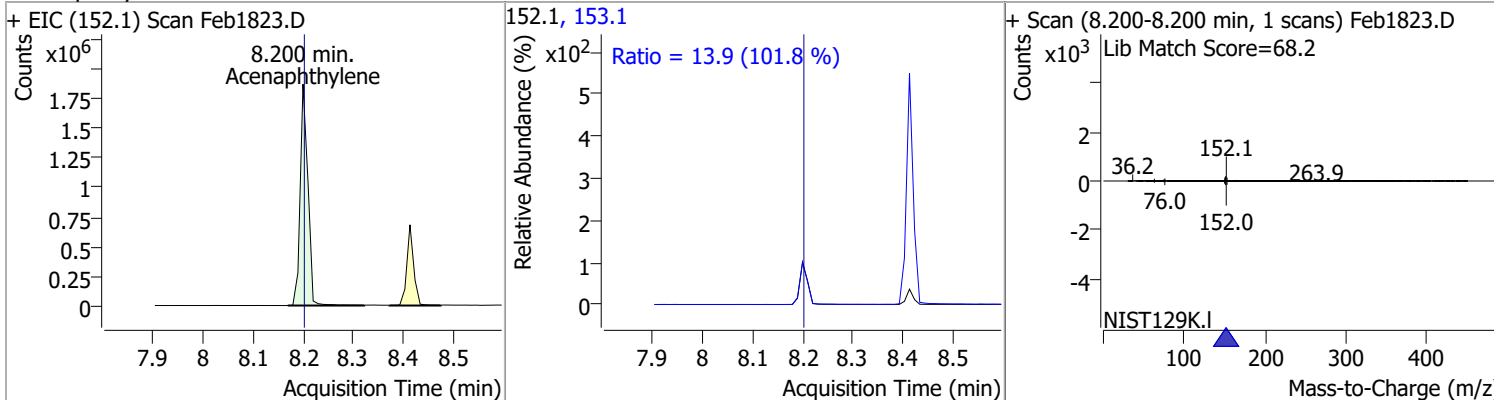


Compound	Conc.	RT	Dev(Min)	Resp.	QIon	QRatio	Lower	Upper
2,6-Dinitrotoluene	84.0003	8.19	0.00	187583	63.0	132.2	99.5	184.8
					89.0	67.2	43.3	80.3

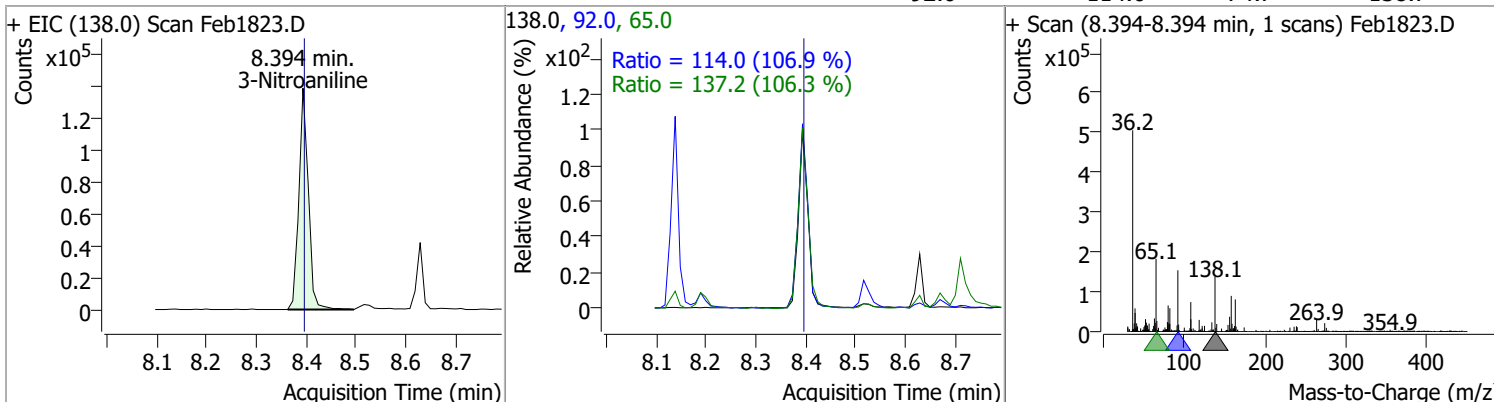


Quantitation Results Report (QT Reviewed)

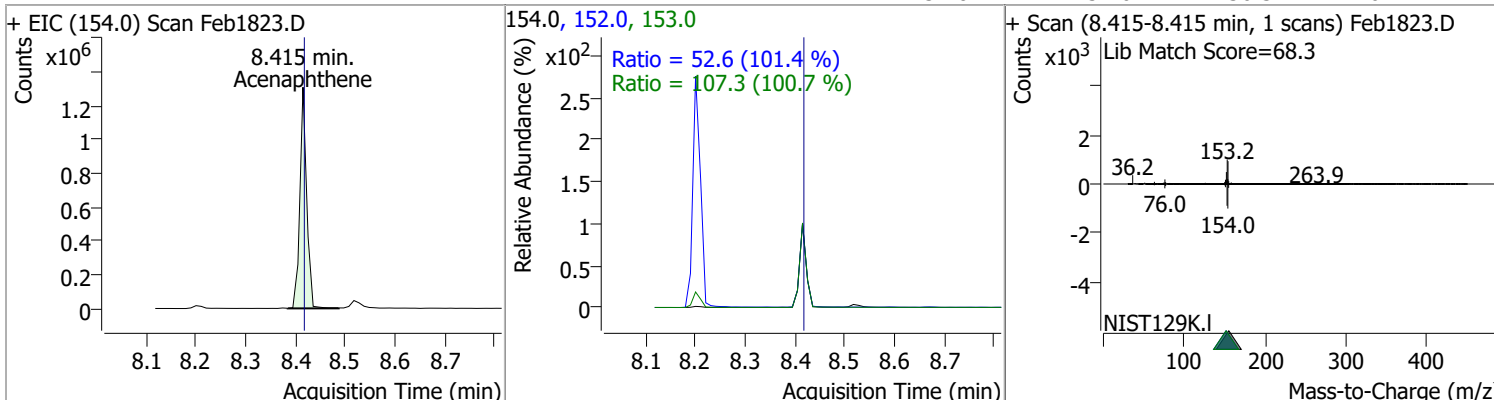
Compound	Conc.	RT	Dev(Min)	Resp.	QIon	QRatio	Lower	Upper
Acenaphthylene	78.3103	8.20	0.00	2021184	153.1	13.9	9.6	17.7



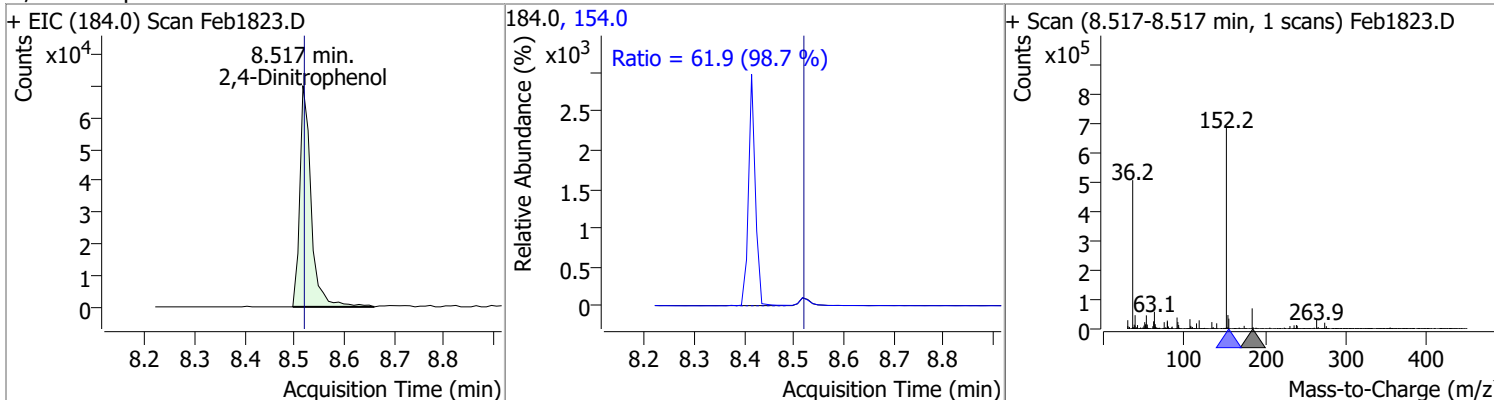
Compound	Conc.	RT	Dev(Min)	Resp.	QIon	QRatio	Lower	Upper
3-Nitroaniline	72.9638	8.39	0.00	183504	65.0	137.2	90.4	167.8
					92.0	114.0	74.7	138.7



Compound	Conc.	RT	Dev(Min)	Resp.	QIon	QRatio	Lower	Upper
Acenaphthene	84.4732	8.41	0.00	1246477	153.0	107.3	74.5	138.4
					152.0	52.6	36.3	67.4

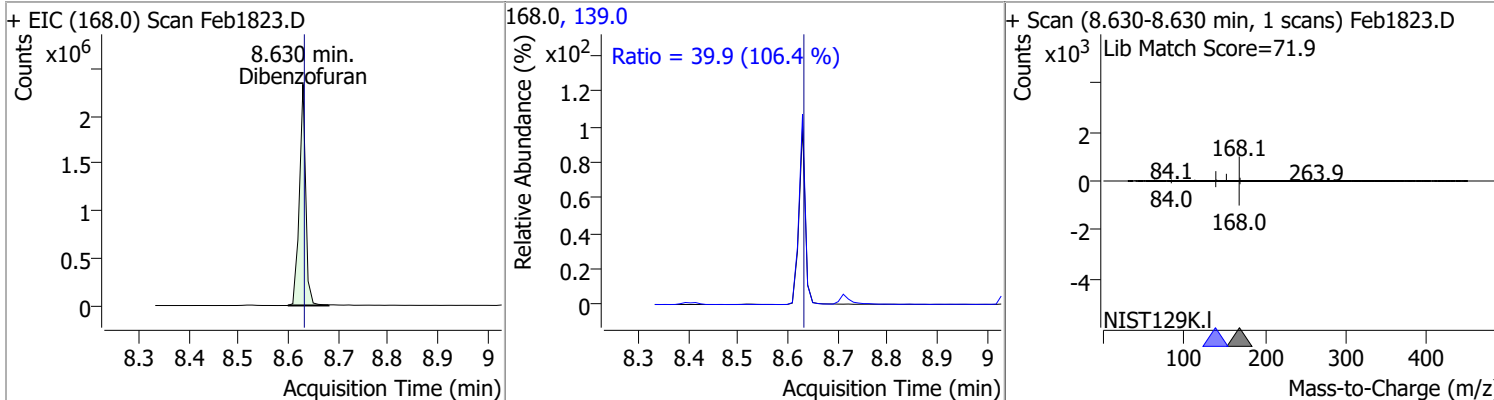


Compound	Conc.	RT	Dev(Min)	Resp.	QIon	QRatio	Lower	Upper
2,4-Dinitrophenol	94.2882	8.52	0.00	110981	154.0	61.9	43.9	81.5

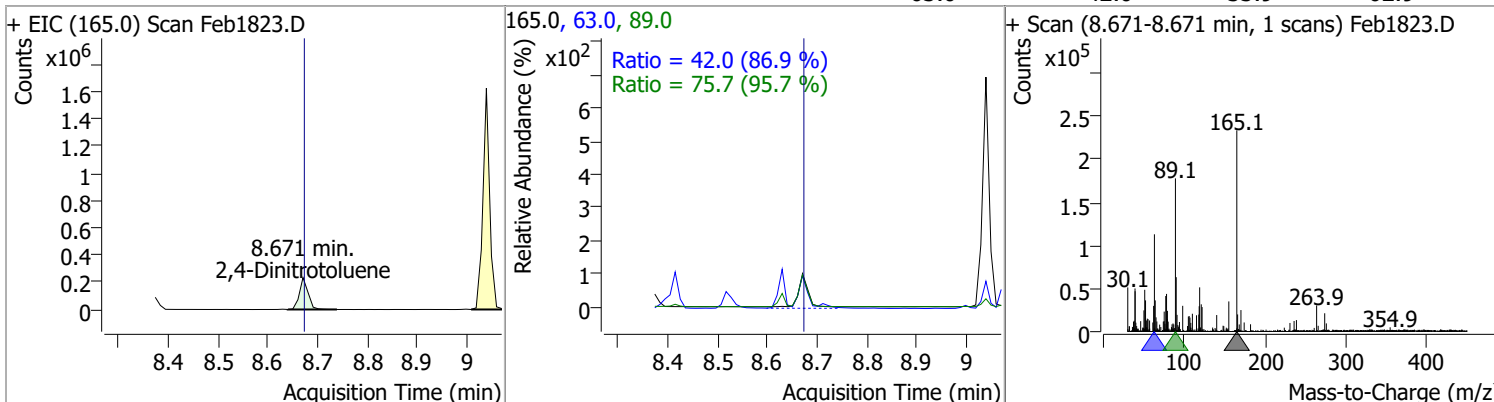


Quantitation Results Report (QT Reviewed)

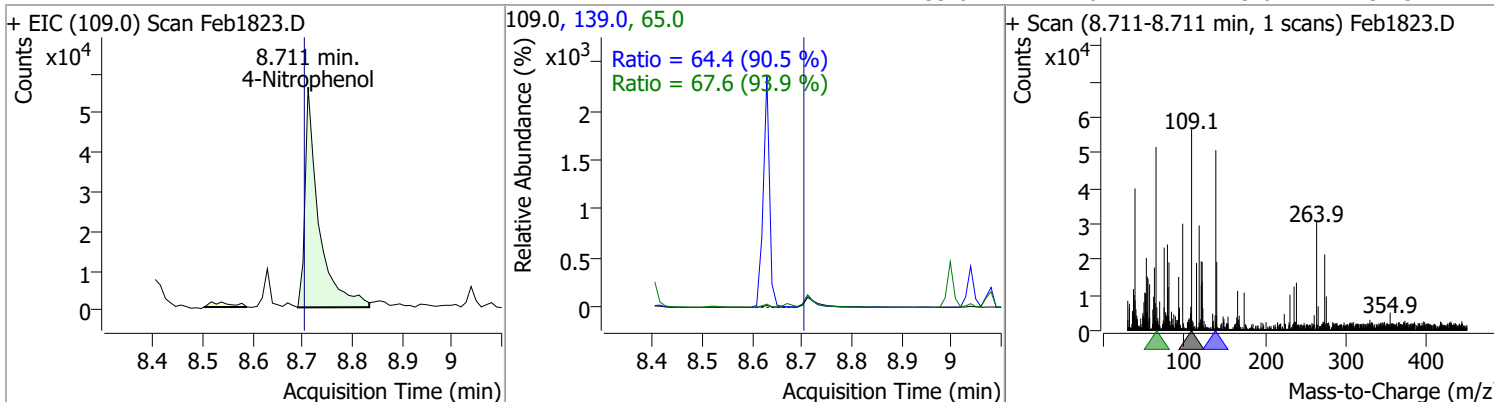
Compound	Conc.	RT	Dev(Min)	Resp.	QIon	QRatio	Lower	Upper
Dibenzofuran	85.1894	8.63	0.00	2054456	139.0	39.9	26.3	48.8



Compound	Conc.	RT	Dev(Min)	Resp.	QIon	QRatio	Lower	Upper
2,4-Dinitrotoluene	97.4598	8.67	0.00	280137	89.0	75.7	55.4	102.9
					63.0	42.0	33.9	62.9

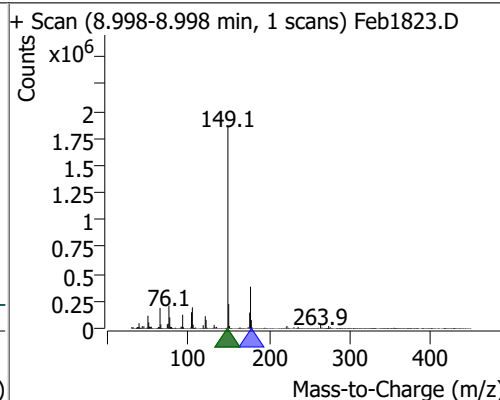
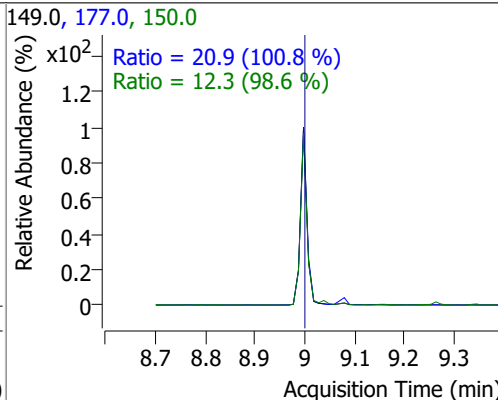
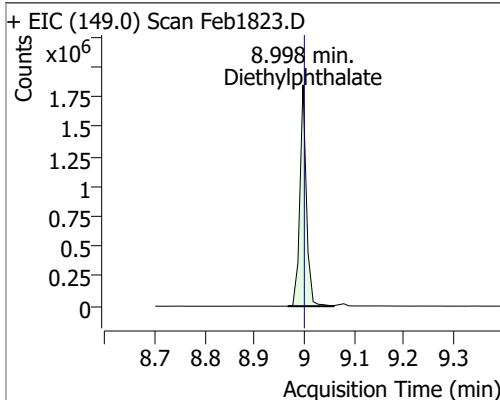


Compound	Conc.	RT	Dev(Min)	Resp.	QIon	QRatio	Lower	Upper
4-Nitrophenol	41.6721	8.71	0.01	107273	65.0	67.6	50.4	93.6
					139.0	64.4	49.8	92.5

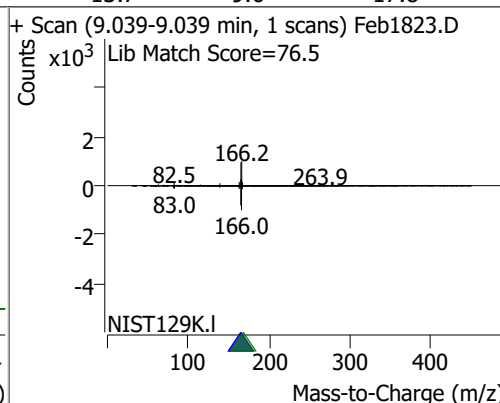
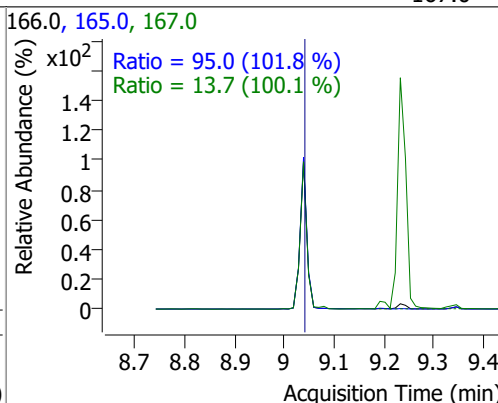
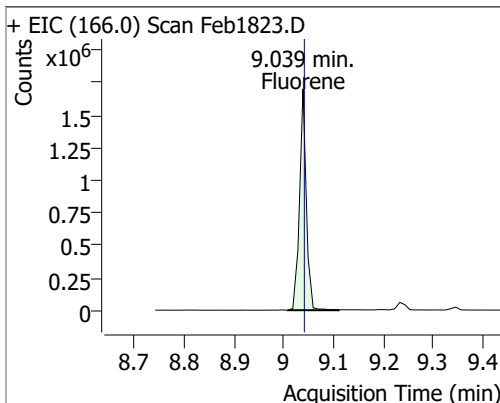


Quantitation Results Report (QT Reviewed)

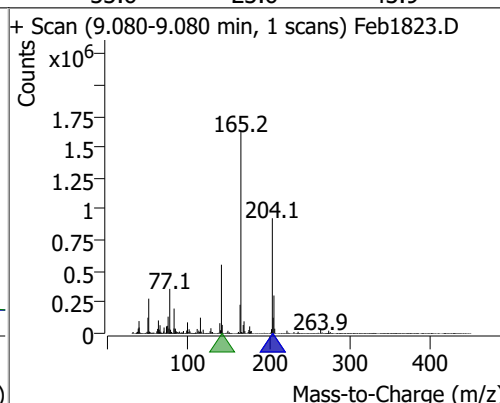
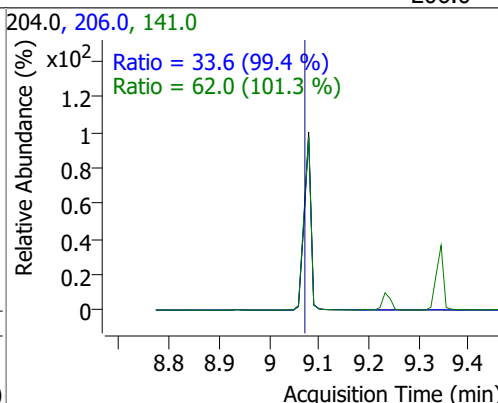
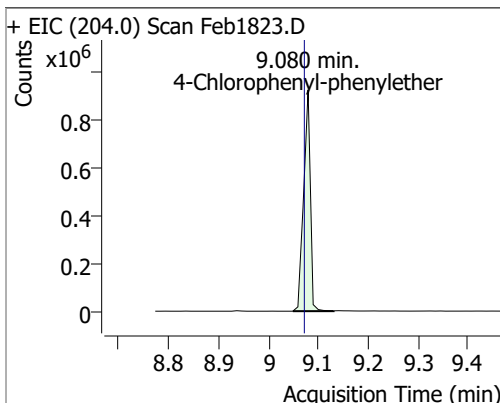
Compound	Conc.	RT	Dev(Min)	Resp.	QIon	QRatio	Lower	Upper
Diethylphthalate	97.9952	9.00	0.00	1683338	177.0	20.9	14.5	27.0
					150.0	12.3	8.7	16.2



Compound	Conc.	RT	Dev(Min)	Resp.	QIon	QRatio	Lower	Upper
Fluorene	83.0893	9.04	0.00	1612148	165.0	95.0	65.4	121.4
					167.0	13.7	9.6	17.8

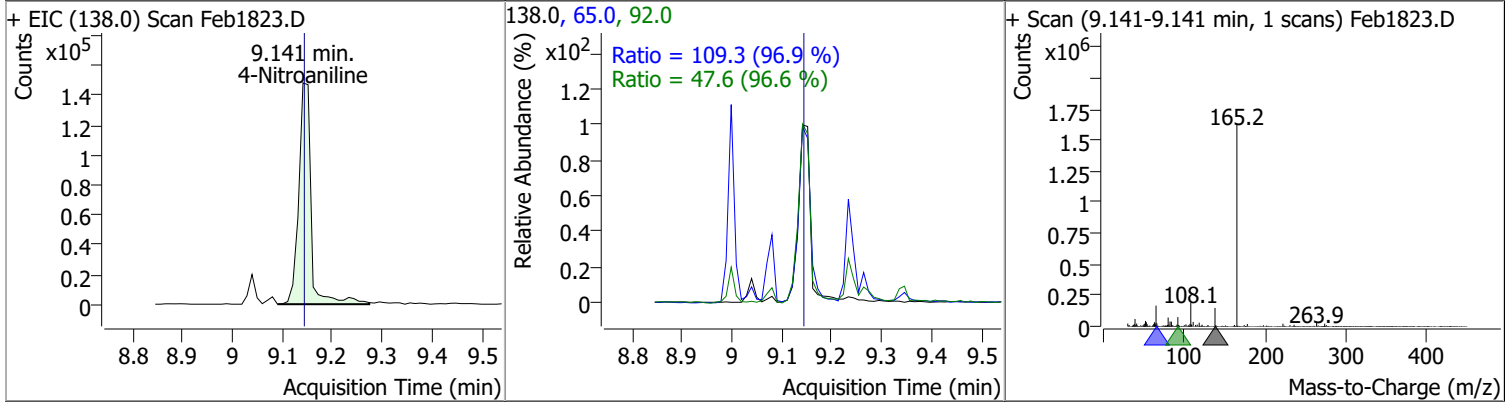


Compound	Conc.	RT	Dev(Min)	Resp.	QIon	QRatio	Lower	Upper
4-Chlorophenyl-phenylether	97.9860	9.08	0.01	864840	141.0	62.0	42.8	79.6
					206.0	33.6	23.6	43.9

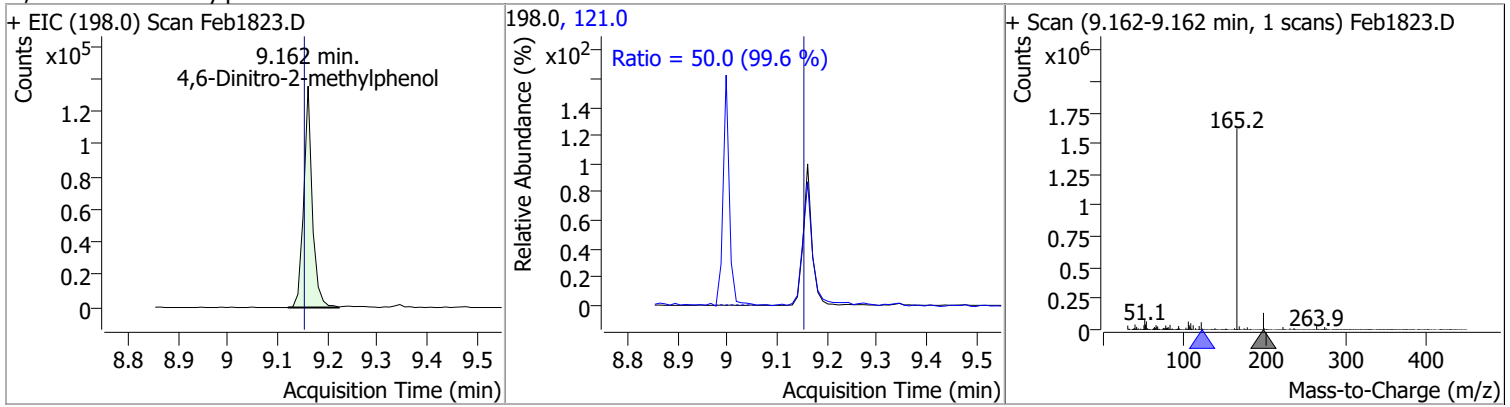


Quantitation Results Report (QT Reviewed)

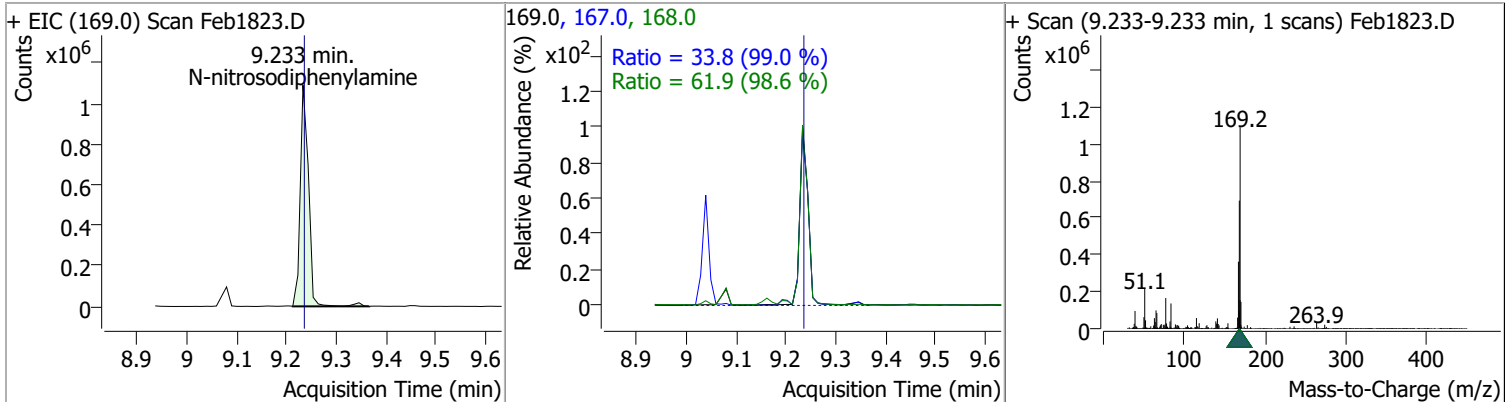
Compound	Conc.	RT	Dev(Min)	Resp.	QIon	QRatio	Lower	Upper
4-Nitroaniline	89.3712	9.14	0.00	256794	65.0	109.3	78.9	146.6
					92.0	47.6	34.5	64.1



Compound	Conc.	RT	Dev(Min)	Resp.	QIon	QRatio	Lower	Upper
4,6-Dinitro-2-methylphenol	91.1597	9.16	0.01	162211	121.0	50.0	35.1	65.3

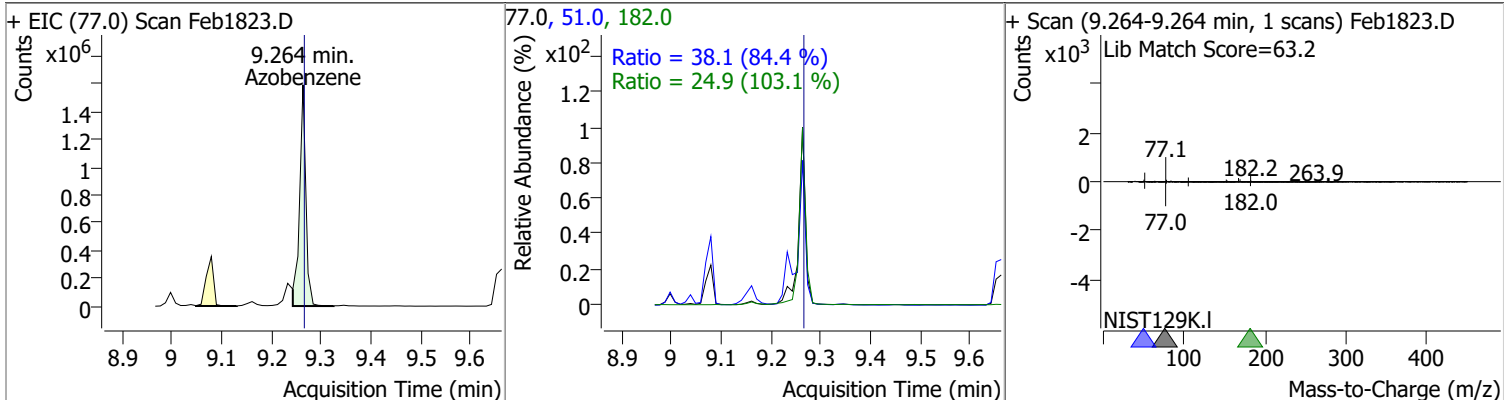


Compound	Conc.	RT	Dev(Min)	Resp.	QIon	QRatio	Lower	Upper
N-nitrosodiphenylamine	93.7845	9.23	0.00	1258314	168.0	61.9	44.0	81.7
					167.0	33.8	23.9	44.3

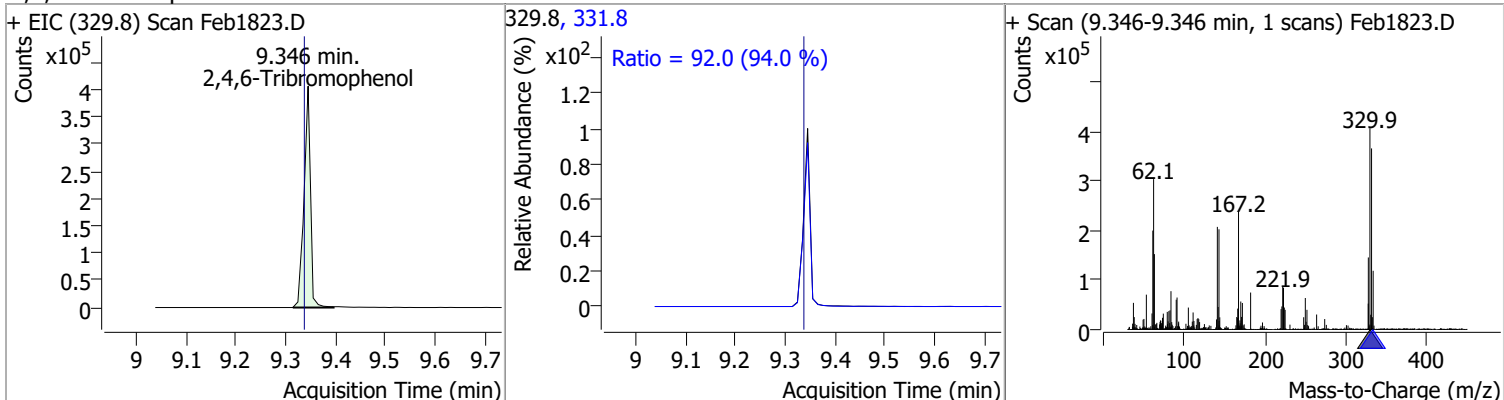


Quantitation Results Report (QT Reviewed)

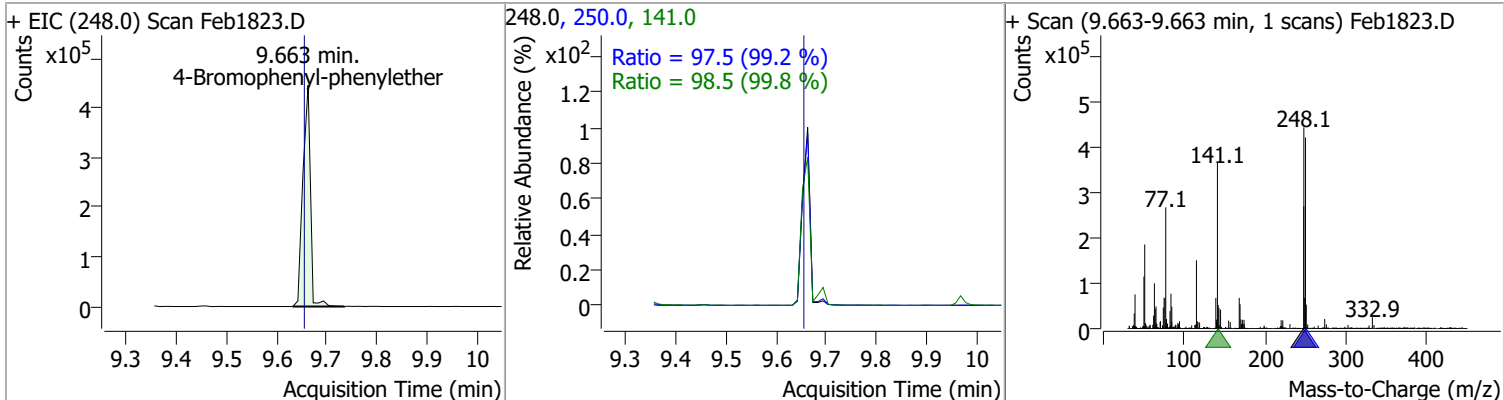
Compound	Conc.	RT	Dev(Min)	Resp.	QIon	QRatio	Lower	Upper
Azobenzene	78.9061	9.26	0.00	1394027	51.0	38.1	31.6	58.7
					182.0	24.9	16.9	31.4



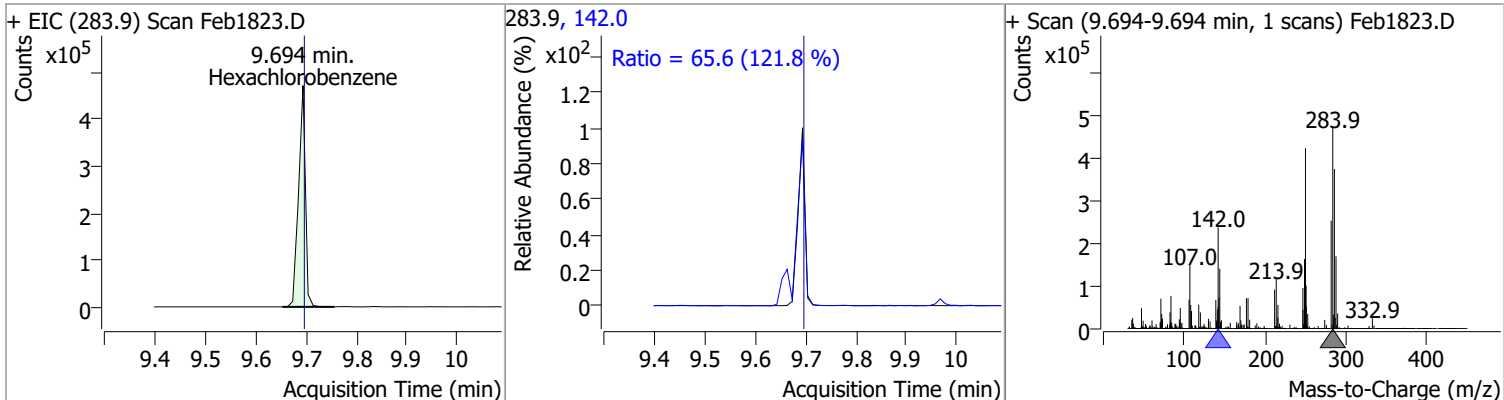
Compound	Conc.	RT	Dev(Min)	Resp.	QIon	QRatio	Lower	Upper
2,4,6-Tribromophenol	180.4475	9.35	0.01	365804	331.8	92.0	68.5	127.2



Compound	Conc.	RT	Dev(Min)	Resp.	QIon	QRatio	Lower	Upper
4-Bromophenyl-phenylether	90.6294	9.66	0.01	465172	141.0	98.5	69.1	128.4
					250.0	97.5	68.8	127.7

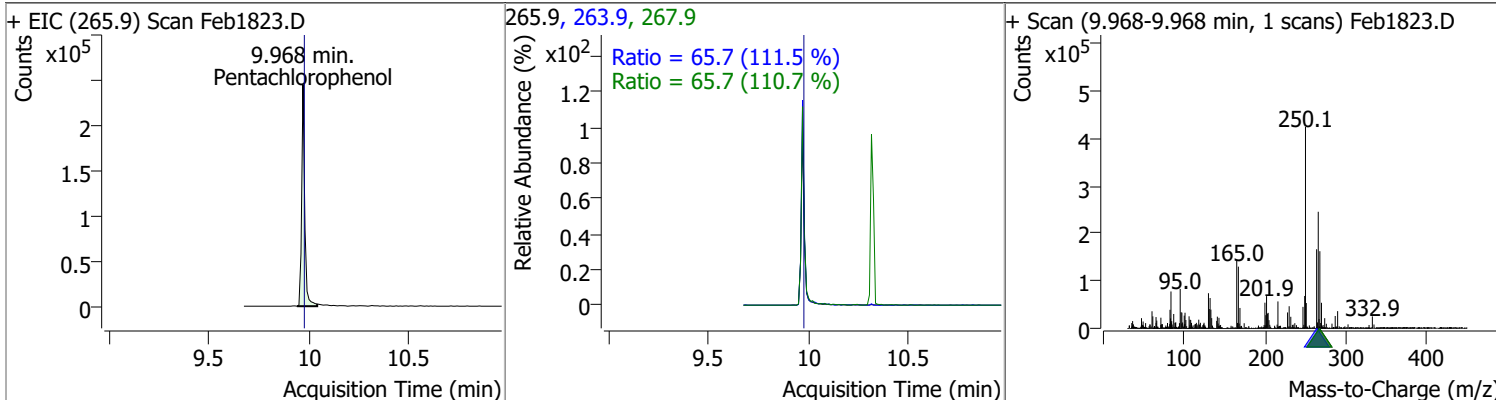


Compound	Conc.	RT	Dev(Min)	Resp.	QIon	QRatio	Lower	Upper
Hexachlorobenzene	86.6372	9.69	0.00	445774	142.0	65.6	37.7	70.0

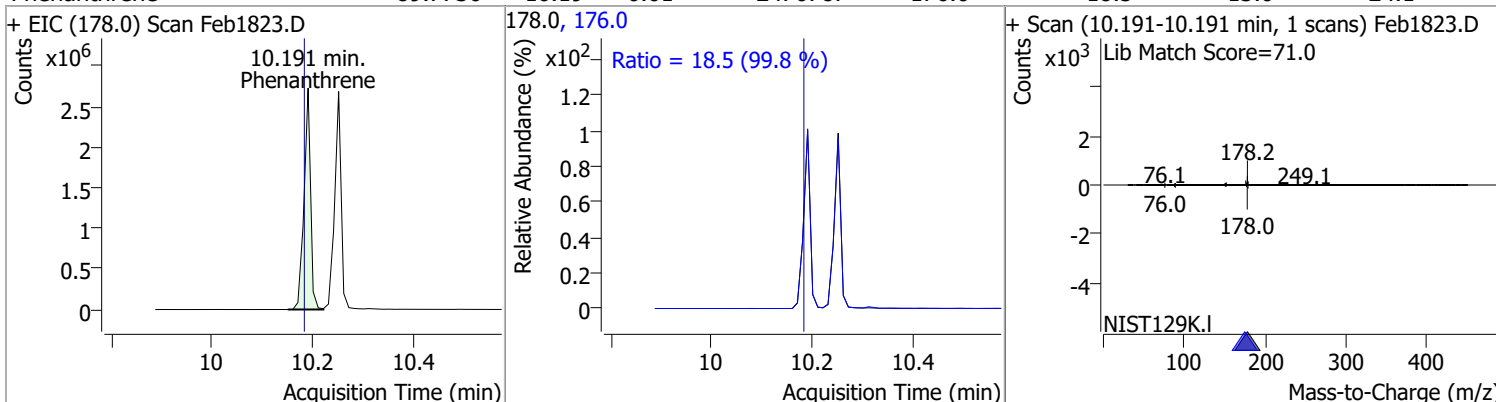


Quantitation Results Report (QT Reviewed)

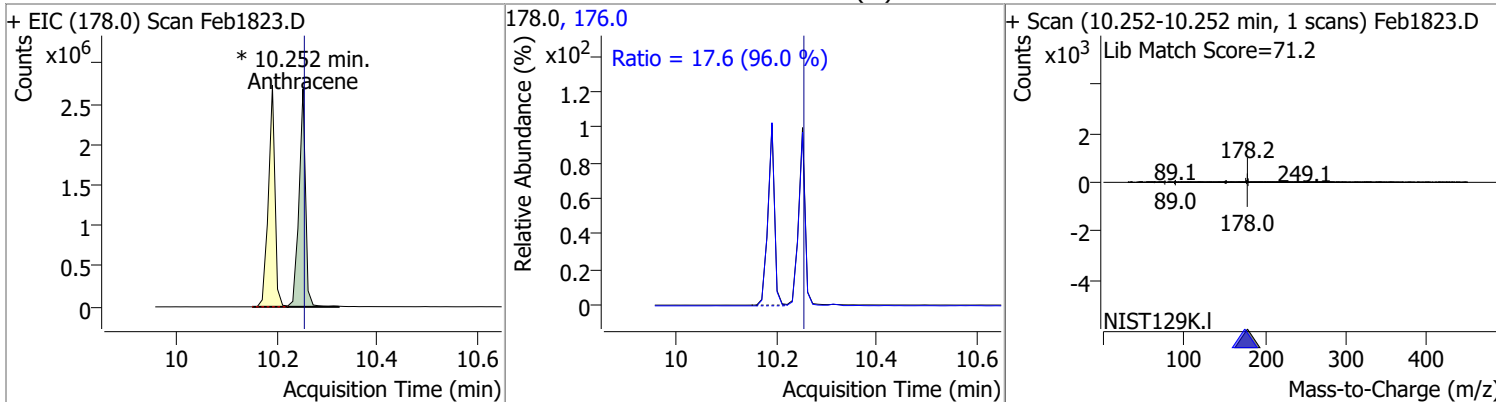
Compound	Conc.	RT	Dev(Min)	Resp.	QIon	QRatio	Lower	Upper
Pentachlorophenol	102.1712	9.97	0.00	258808	267.9	65.7	41.5	77.2
					263.9	65.7	41.2	76.6



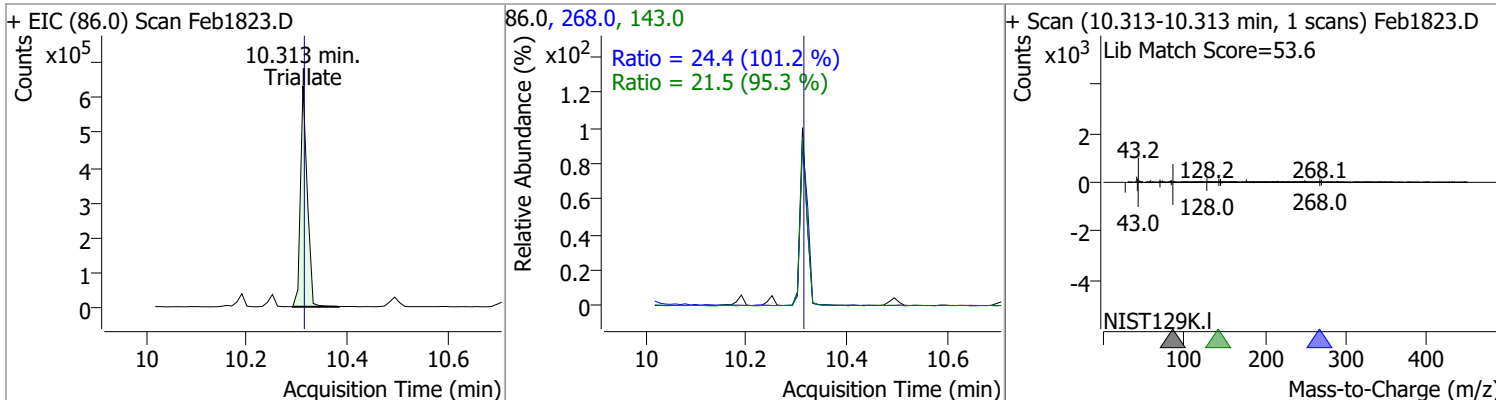
Compound	Conc.	RT	Dev(Min)	Resp.	QIon	QRatio	Lower	Upper
Phenanthrene	89.7730	10.19	0.01	2476787	176.0	18.5	13.0	24.1



Compound	Conc.	RT	Dev(Min)	Resp.	QIon	QRatio	Lower	Upper
Anthracene	92.4033	10.25	0.00	2424090 (m)	176.0	17.6	12.9	23.9

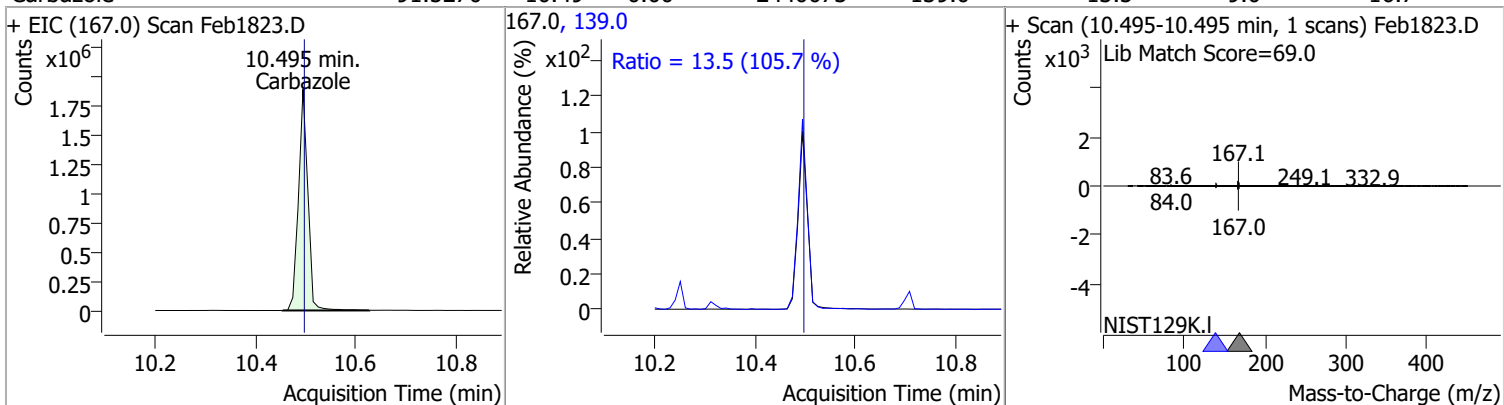


Compound	Conc.	RT	Dev(Min)	Resp.	QIon	QRatio	Lower	Upper
Triallate	92.9791	10.31	0.00	594337	268.0	24.4	16.9	31.4
					143.0	21.5	15.8	29.3

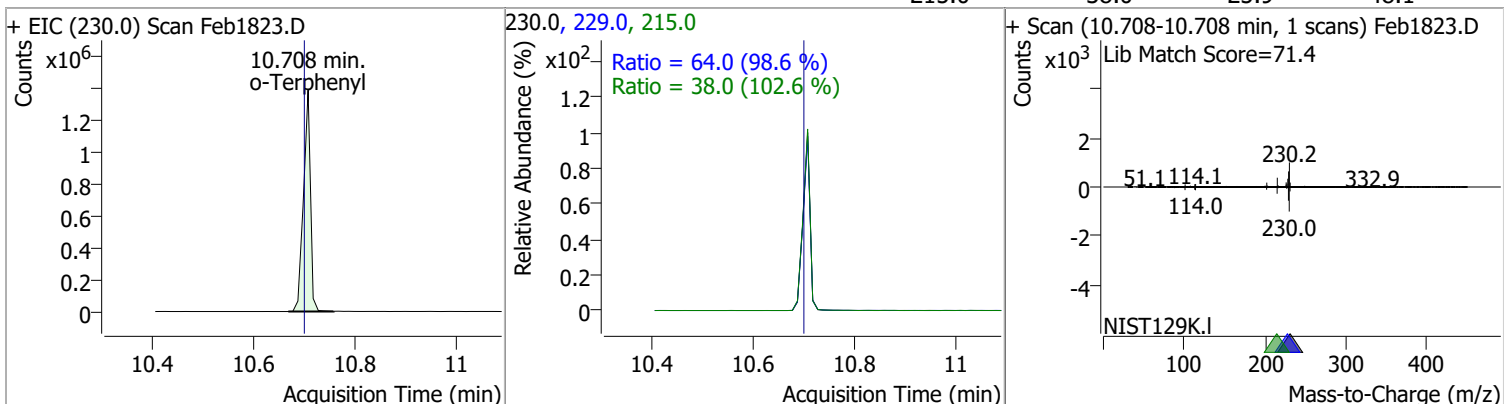


Quantitation Results Report (QT Reviewed)

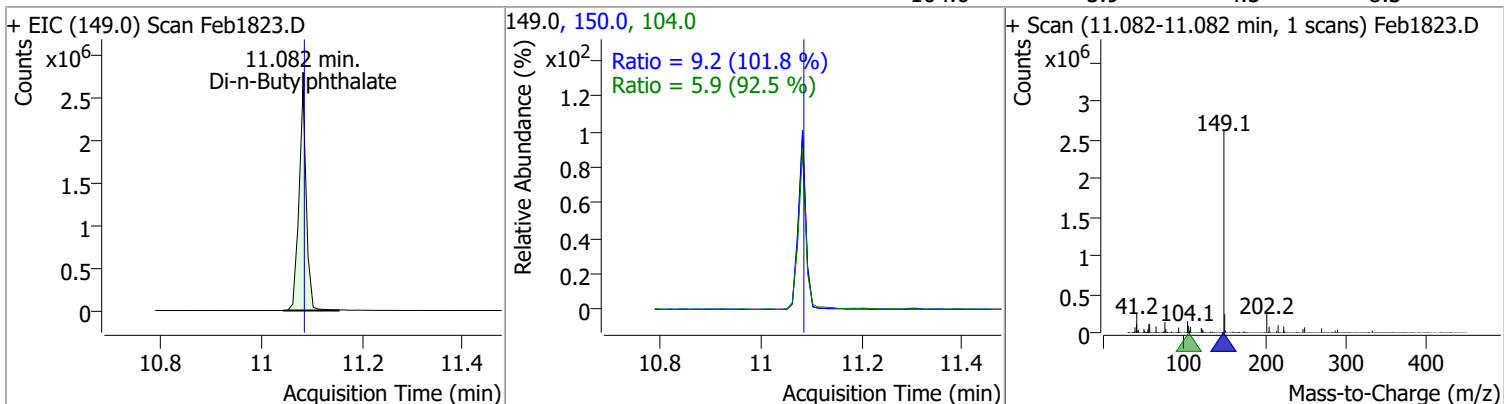
Compound	Conc.	RT	Dev(Min)	Resp.	QIon	QRatio	Lower	Upper
Carbazole	91.5270	10.49	0.00	2440073	139.0	13.5	9.0	16.7



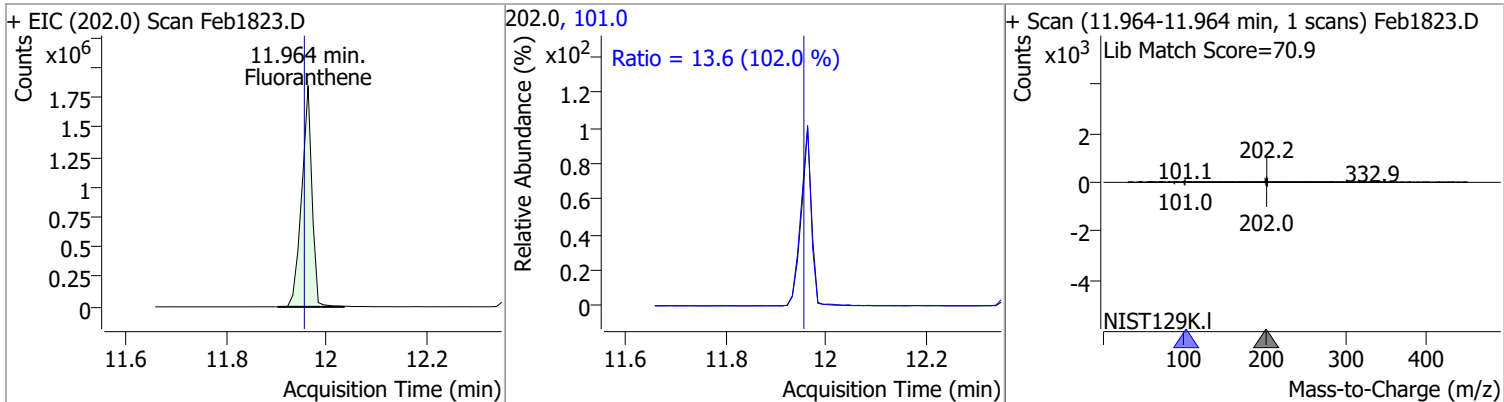
o-Terphenyl	91.1958	10.71	0.01	1341460	229.0	64.0	45.4	84.3
					215.0	38.0	25.9	48.1



Di-n-Butylphthalate	101.6488	11.08	0.00	2672327	150.0	9.2	6.3	11.8
					104.0	5.9	4.5	8.3

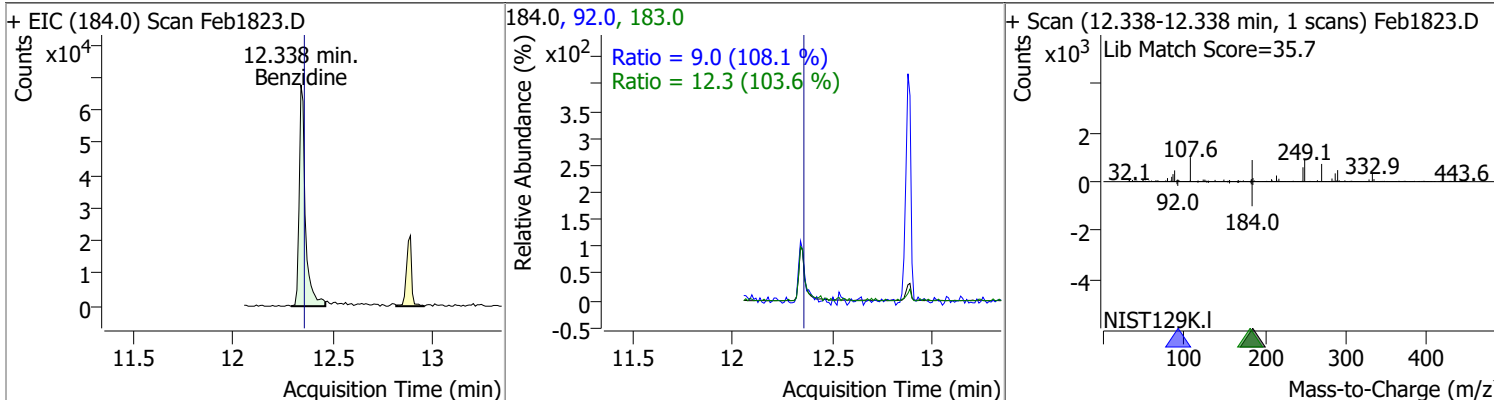


Fluoranthene	93.9736	11.96	0.01	2620857	101.0	13.6	9.4	17.4
--------------	---------	-------	------	---------	-------	------	-----	------

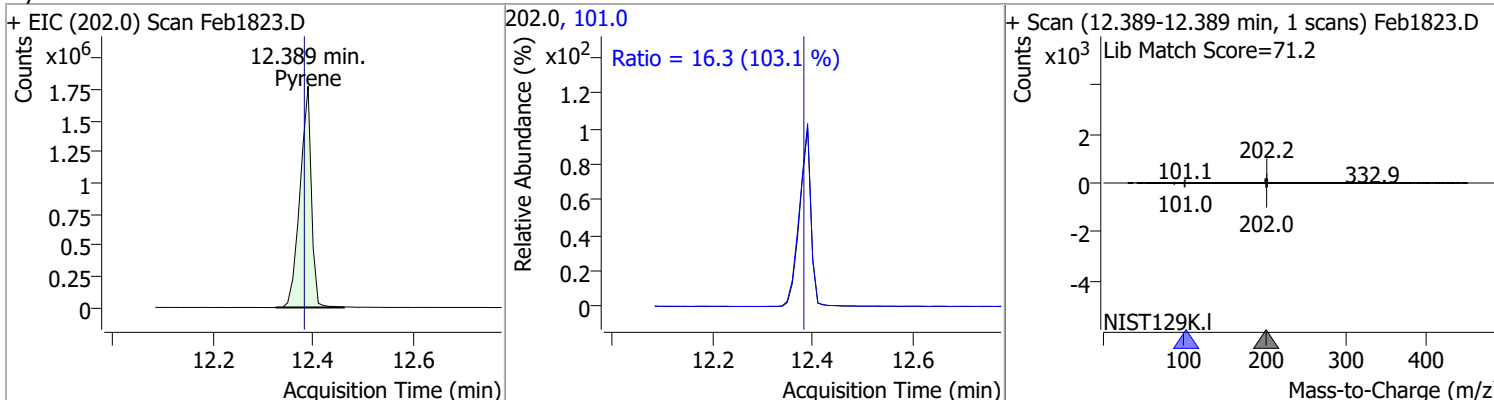


Quantitation Results Report (QT Reviewed)

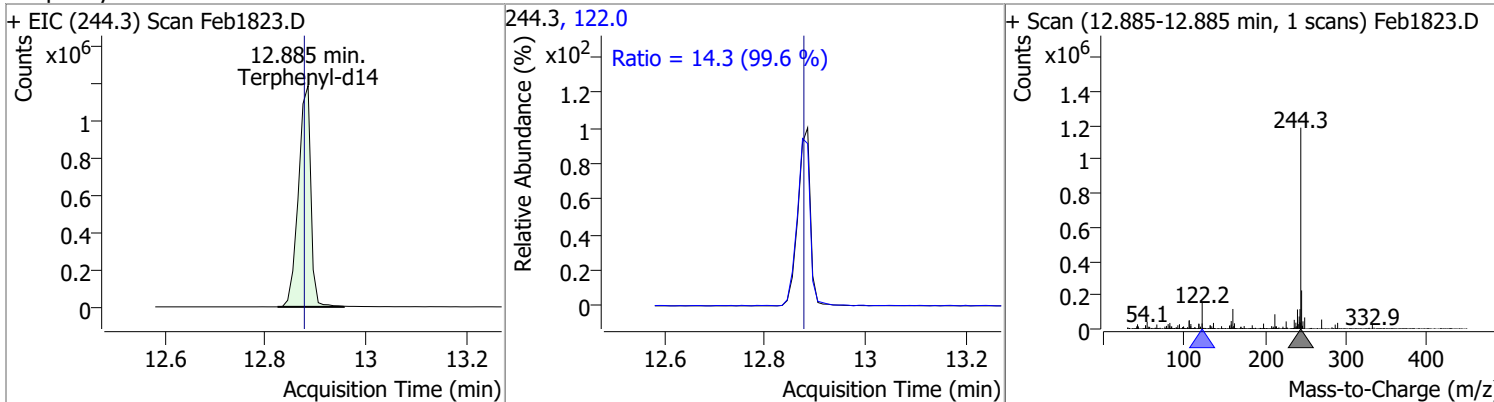
Compound	Conc.	RT	Dev(Min)	Resp.	QIon	QRatio	Lower	Upper
Benzidine	14.8544	12.34	-0.01	145874	183.0	12.3	8.3	15.4
					92.0	9.0	5.8	10.8



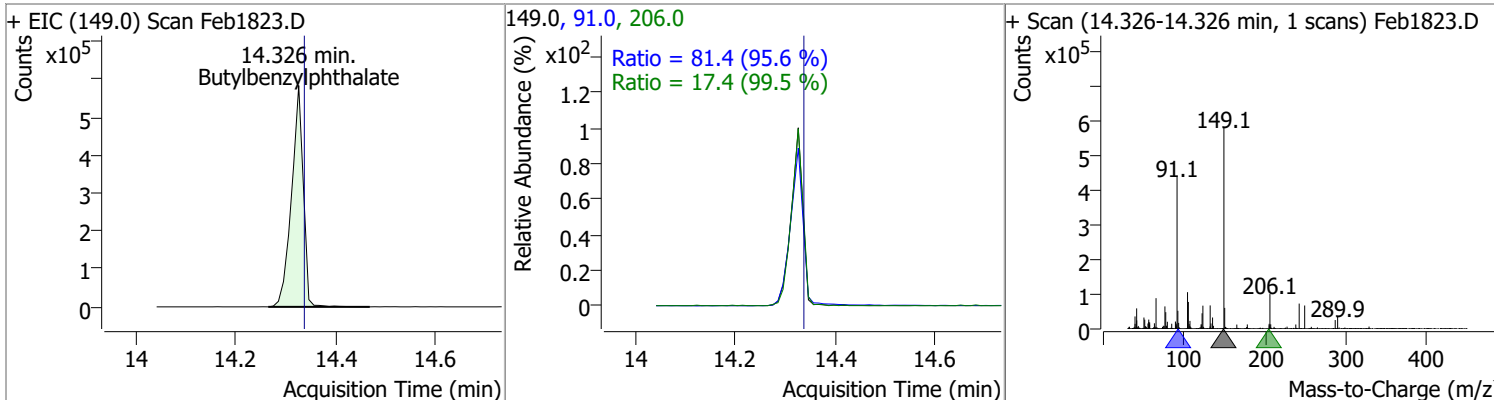
Compound	Conc.	RT	Dev(Min)	Resp.	QIon	QRatio	Lower	Upper
Pyrene	91.9585	12.39	0.01	2790299	101.0	16.3	11.1	20.6



Compound	Conc.	RT	Dev(Min)	Resp.	QIon	QRatio	Lower	Upper
Terphenyl-d14	98.9855	12.89	0.01	2024497	122.0	14.3	10.1	18.7

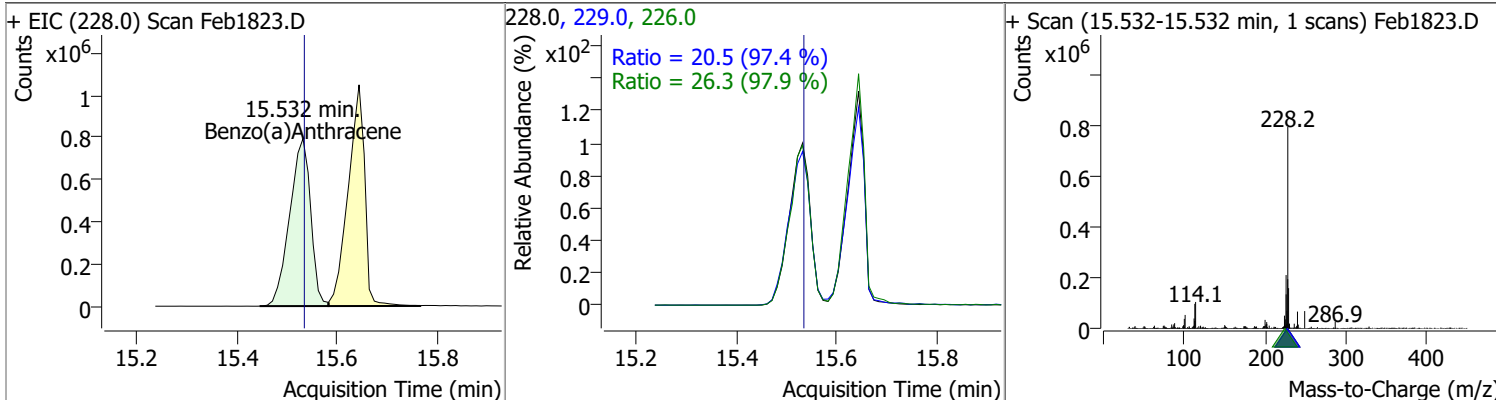


Compound	Conc.	RT	Dev(Min)	Resp.	QIon	QRatio	Lower	Upper
Butylbenzylphthalate	104.3801	14.33	0.01	958563	91.0	81.4	59.6	110.6
					206.0	17.4	12.2	22.7

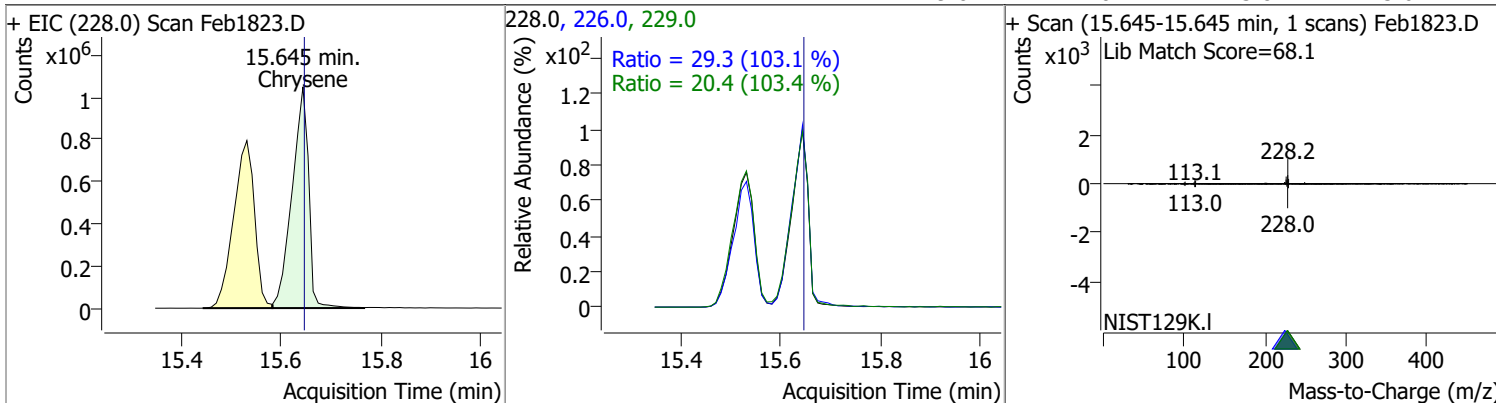


Quantitation Results Report (QT Reviewed)

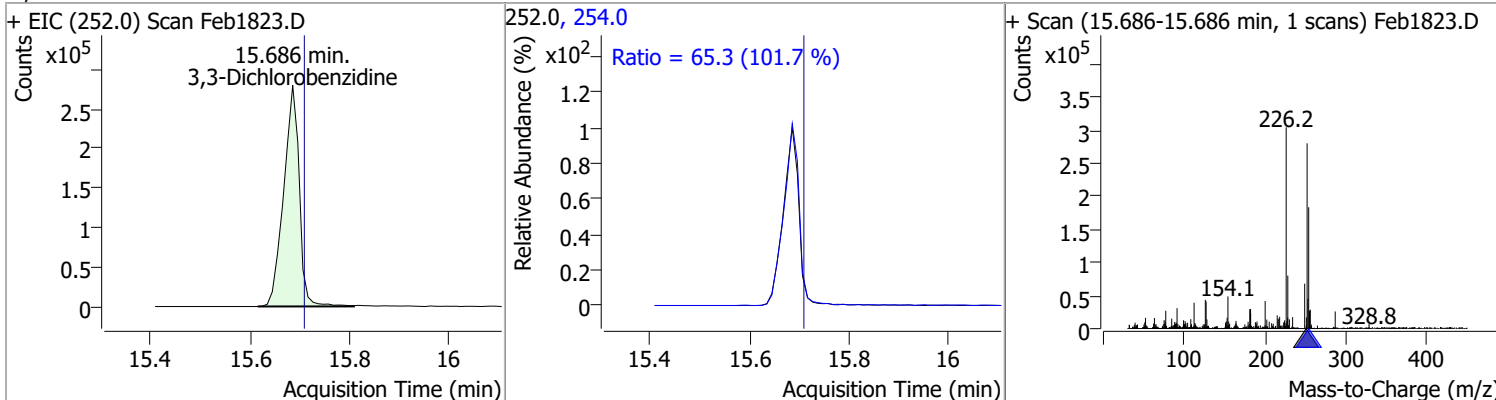
Compound	Conc.	RT	Dev(Min)	Resp.	QIon	QRatio	Lower	Upper
Benzo(a)Anthracene	102.5673	15.53	0.02	2309881	226.0	26.3	18.8	34.9
					229.0	20.5	14.7	27.4



Compound	Conc.	RT	Dev(Min)	Resp.	QIon	QRatio	Lower	Upper
Chrysene	96.5811	15.64	0.02	2416068	226.0	29.3	19.9	36.9
					229.0	20.4	13.8	25.6

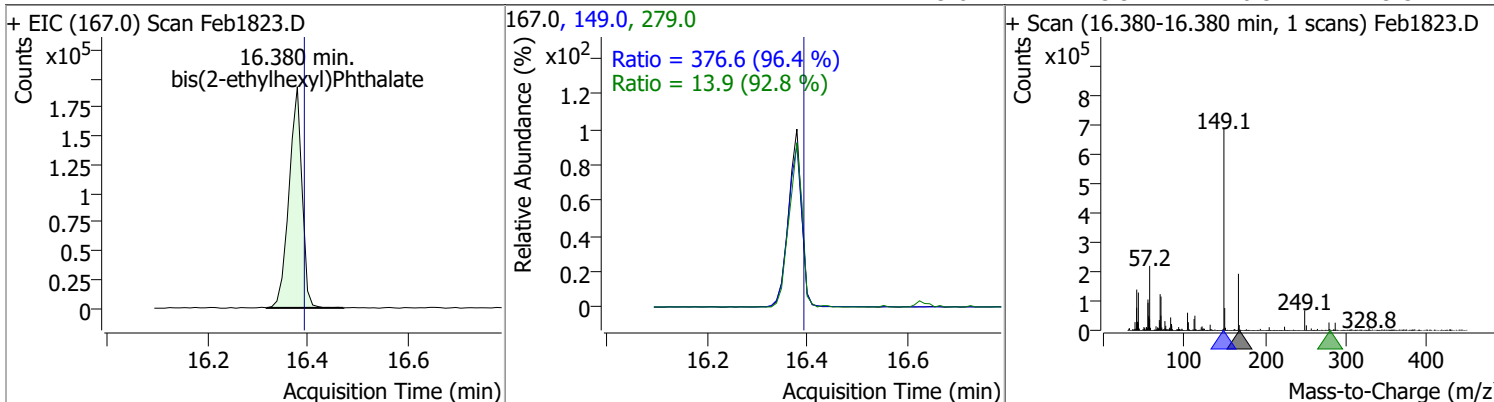


Compound	Conc.	RT	Dev(Min)	Resp.	QIon	QRatio	Lower	Upper
3,3-Dichlorobenzidine	76.4222	15.69	0.00	606689	254.0	65.3	44.9	83.4

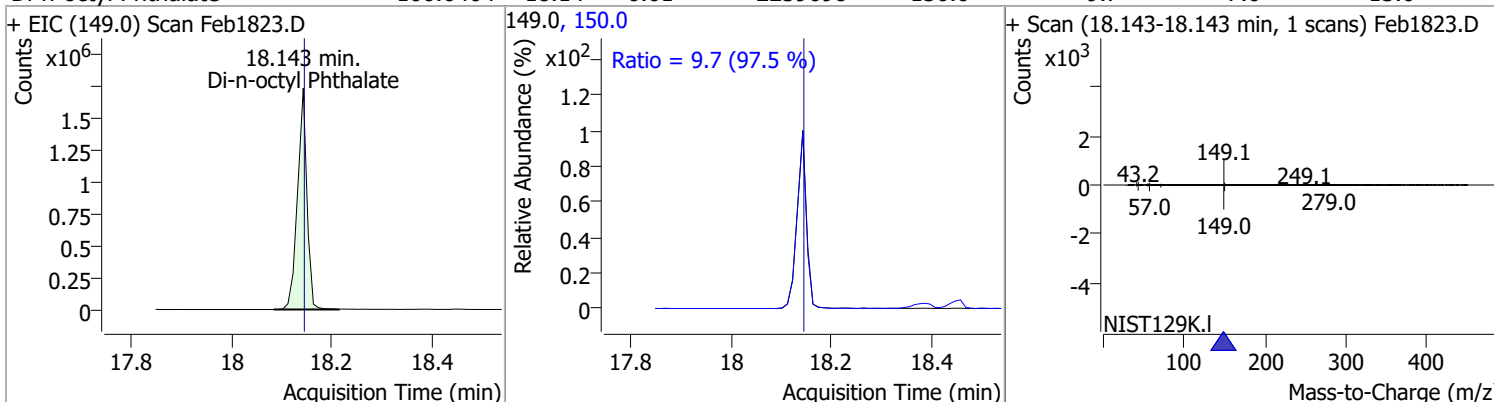


Quantitation Results Report (QT Reviewed)

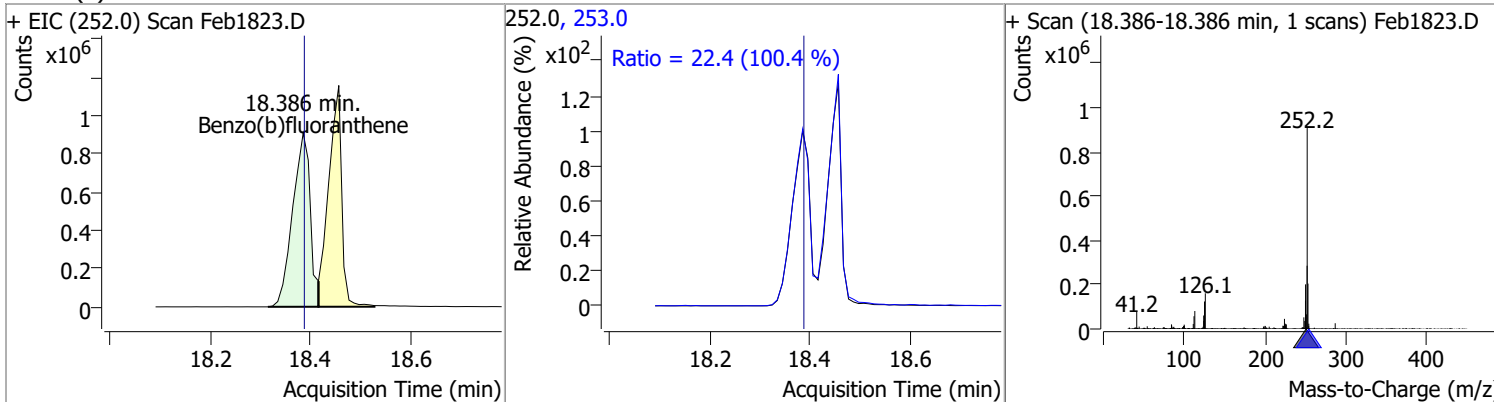
Compound	Conc.	RT	Dev(Min)	Resp.	QIon	QRatio	Lower	Upper
bis(2-ethylhexyl)Phthalate	108.0315	16.38	0.01	347027	149.0	376.6	273.6	508.0
					279.0	13.9	10.5	19.5



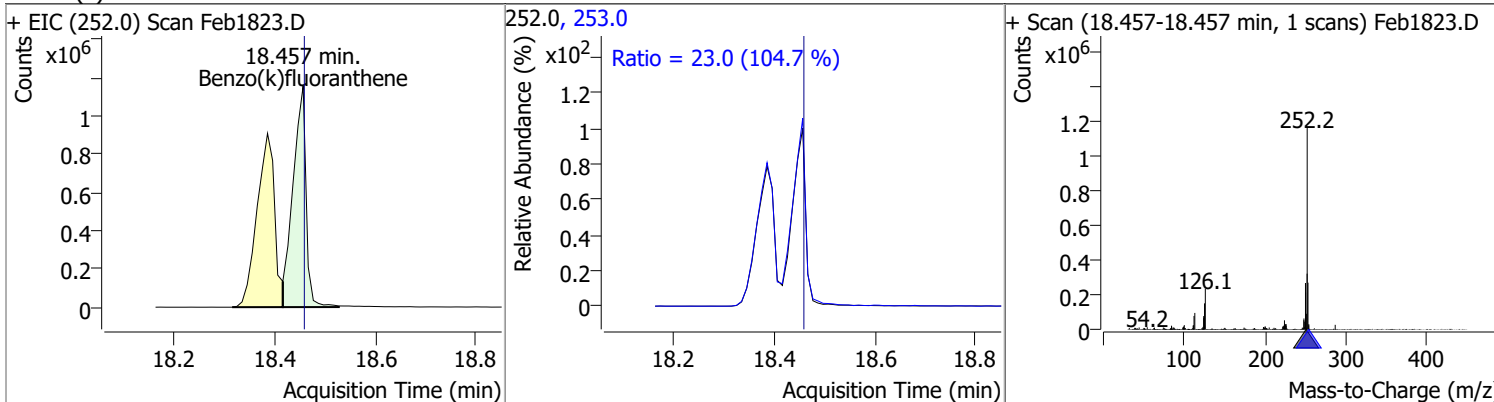
Compound	Conc.	RT	Dev(Min)	Resp.	QIon	QRatio	Lower	Upper
Di-n-octyl Phthalate	100.6404	18.14	0.01	2259698	150.0	9.7	7.0	13.0



Compound	Conc.	RT	Dev(Min)	Resp.	QIon	QRatio	Lower	Upper
Benzo(b)fluoranthene	94.7083	18.39	0.01	2187967	253.0	22.4	15.6	29.0

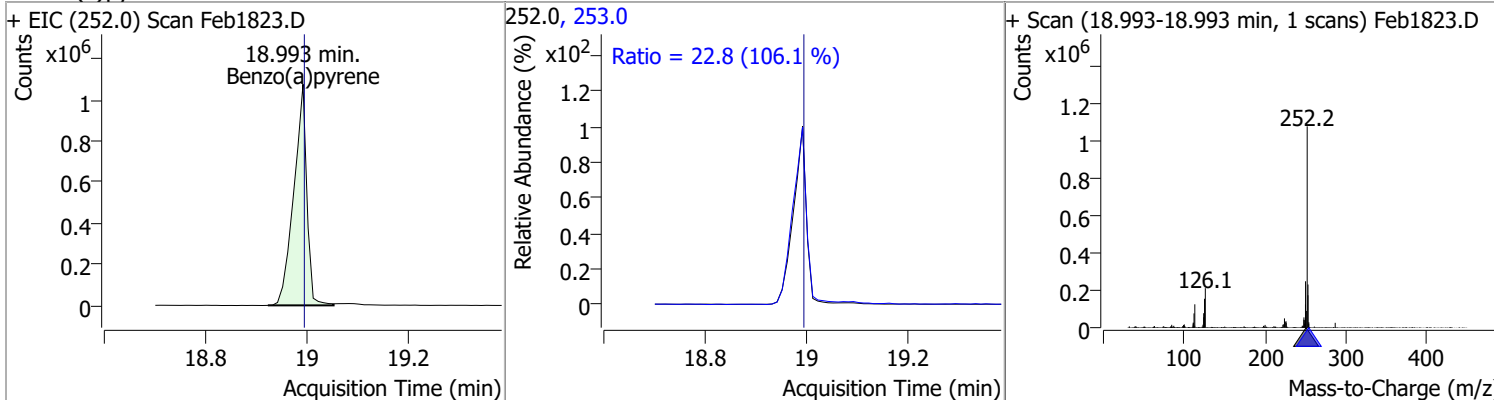


Compound	Conc.	RT	Dev(Min)	Resp.	QIon	QRatio	Lower	Upper
Benzo(k)fluoranthene	85.3313	18.46	0.01	2091061	253.0	23.0	15.4	28.6

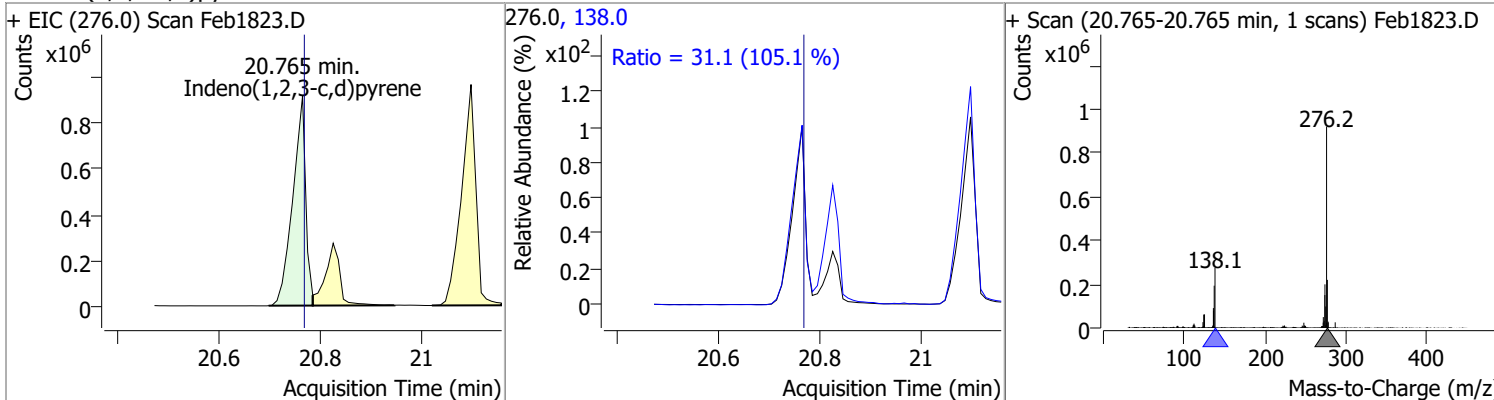


Quantitation Results Report (QT Reviewed)

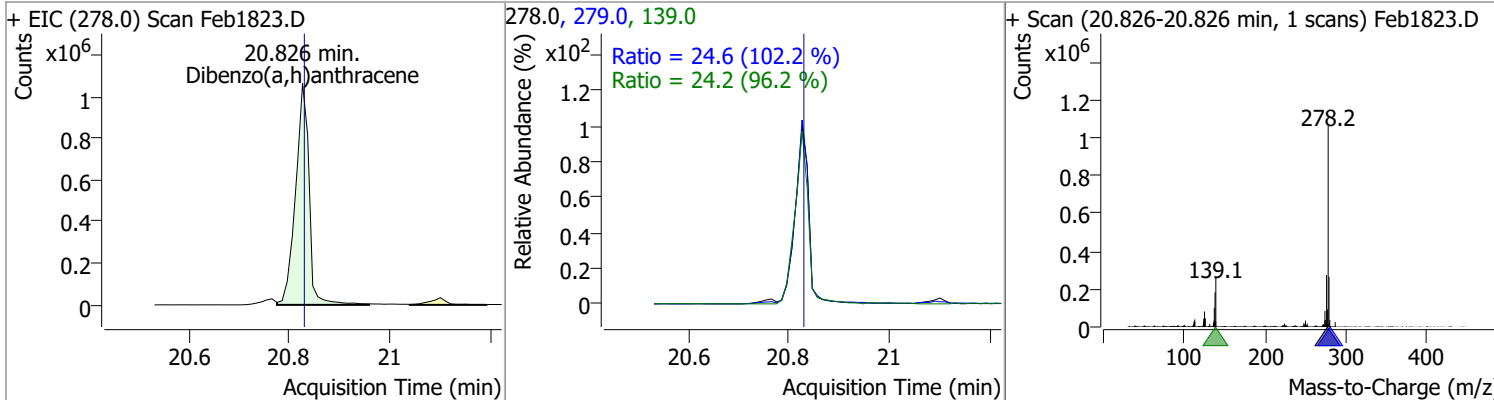
Compound	Conc.	RT	Dev(Min)	Resp.	QIon	QRatio	Lower	Upper
Benzo(a)pyrene	87.4435	18.99	0.01	1928088	253.0	22.8	15.1	28.0



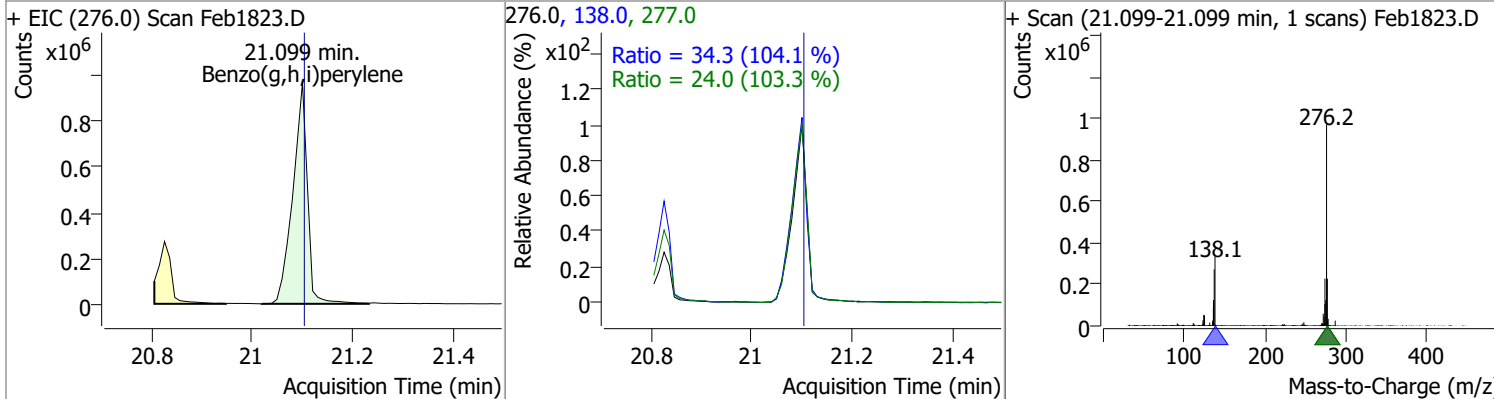
Compound	Conc.	RT	Dev(Min)	Resp.	QIon	QRatio	Lower	Upper
Indeno(1,2,3-c,d)pyrene	88.5361	20.77	0.01	1636496	138.0	31.1	20.7	38.5



Compound	Conc.	RT	Dev(Min)	Resp.	QIon	QRatio	Lower	Upper
Dibenzo(a,h)anthracene	98.3189	20.83	0.01	1980219	139.0	24.2	17.6	32.7
					279.0	24.6	16.9	31.3

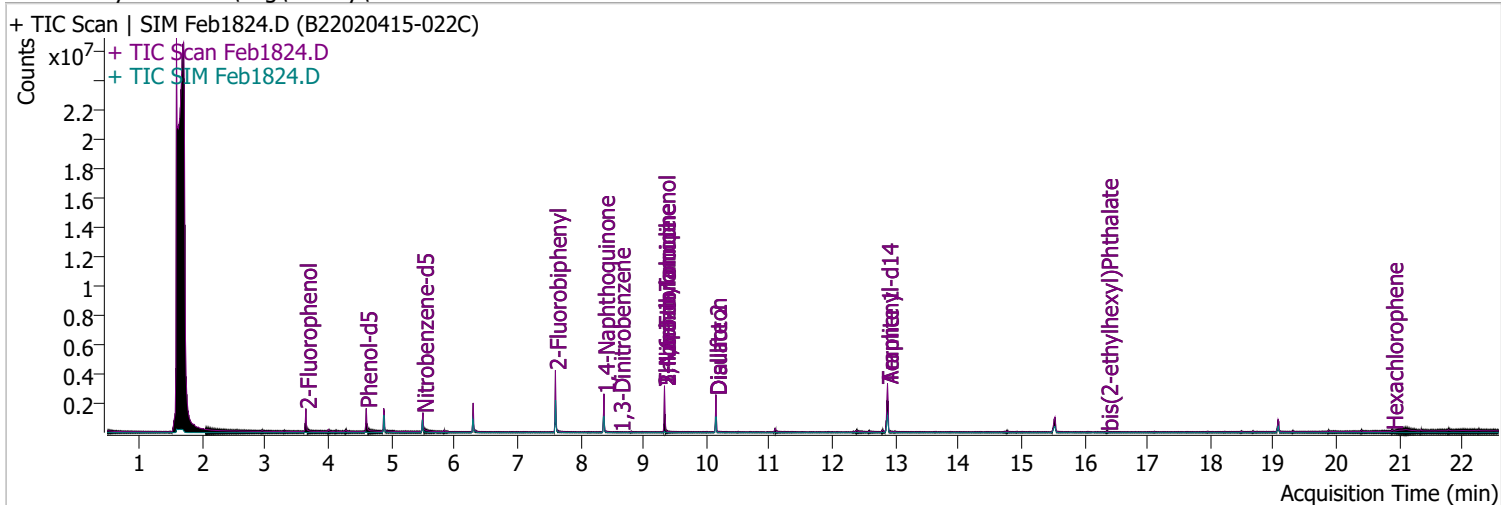


Compound	Conc.	RT	Dev(Min)	Resp.	QIon	QRatio	Lower	Upper
Benzo(g,h,i)perylene	91.2970	21.10	0.01	1946027	138.0	34.3	23.1	42.9
					277.0	24.0	16.3	30.2



Quantitation Results Report (QT Reviewed)

Data File	Feb1824.D	Operator	LIMS import
Acq. Method	BNA+SIM.M	Acq. Date-Time	2/19/2022 8:24:47 PM
Sample Name	B22020415-022C	Instrument	Instrument #1
Vial	24	Multiplier	1.00
DA Method File		Comment	SVOC-8270-W-LARGO
Tune File	dftppdsm.u	Tune Date	2/18/2022 9:25:00 PM
Batch Name	021822 DoD BNA cal.batch.bin	Last Calib Update	2/19/2022 1:06:17 PM
Ref Library	D:\Org\Library\NIST129K.l		



Compound	RT	QIon	Resp.	Conc.	Units	Dev(Min)
----------	----	------	-------	-------	-------	----------

Internal Standards

System Monitoring Compounds

S 2-Fluorophenol	3.643	112.0	522000	65.9730	µg/L	-0.010
Spiked Amount: 200.000	Range: 10.0 - 75.0%			Recovery = 32.99%		
S Phenol-d5	4.603	99.0	624285	60.8729	µg/L	-0.010
Spiked Amount: 200.000	Range: 10.0 - 65.0%			Recovery = 30.44%		
S Nitrobenzene-d5	5.502	82.0	399403	70.1198	µg/L	0.000
Spiked Amount: 100.000	Range: 32.0 - 94.0%			Recovery = 70.12%		
S 2-Fluorobiphenyl	7.605	172.0	1295160	77.0531	µg/L	0.000
Spiked Amount: 100.000	Range: 28.0 - 107.0%			Recovery = 77.05%		
S 2,4,6-Tribromophenol	9.336	329.8	276292	172.6317	µg/L	0.000
Spiked Amount: 200.000	Range: 25.0 - 140.0%			Recovery = 86.32%		
S Terphenyl-d14	12.875	244.3	1817841	110.8779	µg/L	0.000
Spiked Amount: 100.000	Range: 32.0 - 122.0%			Recovery = 110.88%		

Target Compounds

Compound	RT	QIon	Resp.	Conc.	Units	Dev(Min)	QValue
T N-Nitrosodimethylamine	0.000		0	N.D.			
T Pyridine	0.000		0	N.D.			
T Aniline	0.000		0	N.D.			
T Phenol	0.000		0	N.D.			
T bis(-2-Chloroethyl)Ether	0.000		0	N.D.			
T 2-Chlorophenol	0.000		0	N.D.			
T 1,3-Dichlorobenzene	0.000		0	N.D.			
T 1,4-Dichlorobenzene	0.000		0	N.D.			
T 1,2-Dichlorobenzene	0.000		0	N.D.			
T Benzyl Alcohol	0.000		0	N.D.			
T bis(2-chloroisopropyl)Ether	0.000		0	N.D.			
T 2-Methylphenol	0.000		0	N.D.			
T N-nitroso-Di-n-propylamine	5.502	70.0	0		µg/L	md	1
T 4Methylphenol/3Methylphenol	0.000		0	N.D.			
T Hexachloroethane	0.000		0	N.D.			

Quantitation Results Report (QT Reviewed)

Compound	RT	QIon	Resp.	Conc.	Units	Dev(Min)
T Nitrobenzene	0.000		0	N.D.		
T Isophorone	0.000		0	N.D.		
T 2-Nitrophenol	0.000		0	N.D.		
T 2,4-Dimethylphenol	0.000		0	N.D.		
T bis(-2-Chloroethoxy)Methane	0.000		0	N.D.		
T 2,4-Dichlorophenol	0.000		0	N.D.		
T Benzoic Acid	0.000		0	N.D.		
T 1,2,4-Trichlorobenzene	0.000		0	N.D.		
T Naphthalene	0.000		0	N.D.		
T 4-Chlorophenol	0.000		0	N.D.		
T p-Chloroaniline	0.000		0	N.D.		
T Hexachlorobutadiene	0.000		0	N.D.		
T 4-Chloro-2-Methylphenol	0.000		0	N.D.		
T 4-Chloro-3-Methylphenol	0.000		0	N.D.		
T 2-Methylnaphthalene	0.000		0	N.D.		
T 1-Methylnaphthalene	0.000		0	N.D.		
T Hexachlorocyclopentadiene	0.000		0	N.D.		
T 2,4,6-Trichlorophenol	0.000		0	N.D.		
T 2,4,5-Trichlorophenol	0.000		0	N.D.		
T 2-Chloronaphthalene	0.000		0	N.D.		
T 2-Nitroaniline	0.000		0	N.D.		
T Dimethyl Phthalate	8.374	163.0	0		µg/L md	1
T 2,6-Dinitrotoluene	8.374	165.0	0		µg/L md	1
T Acenaphthylene	0.000		0	N.D.		
T 3-Nitroaniline	0.000		0	N.D.		
T Acenaphthene	0.000		0	N.D.		
T 2,4-Dinitrophenol	0.000		0	N.D.		
T Dibenzofuran	0.000		0	N.D.		
T 2,4-Dinitrotoluene	0.000		0	N.D.		
T 4-Nitrophenol	0.000		0	N.D.		
T Diethylphthalate	0.000		0	N.D.		
T Fluorene	0.000		0	N.D.		
T 4-Chlorophenyl-phenylether	0.000		0	N.D.		
T 4-Nitroaniline	0.000		0	N.D.		
T 4,6-Dinitro-2-methylphenol	9.336	198.0	0		µg/L md	1
T N-nitrosodiphenylamine	0.000		0	N.D.		
T Azobenzene	0.000		0	N.D.		
T 4-Bromophenyl-phenylether	0.000		0	N.D.		
T Hexachlorobenzene	0.000		0	N.D.		
T Pentachlorophenol	0.000		0	N.D.		
T Phenanthrene	0.000		0	N.D.		
T Anthracene	0.000		0	N.D.		
T Triallate	0.000		0	N.D.		
T Carbazole	0.000		0	N.D.		
T o-Terphenyl	0.000		0	N.D.		
T Di-n-Butylphthalate	0.000		0	N.D.		
T Fluoranthene	0.000		0	N.D.		
T Benzidine	12.875	184.0	0		µg/L md	1
T Pyrene	0.000		0	N.D.		
T Butylbenzylphthalate	0.000		0	N.D.		
T Benzo(a)Anthracene	0.000		0	N.D.		
T Chrysene	0.000		0	N.D.		
T 3,3-Dichlorobenzidine	0.000		0	N.D.		
T bis(2-ethylhexyl)Phthalate	16.360	167.0	5177	3.5303	µg/L	98
T Di-n-octyl Phthalate	0.000		0	N.D.		

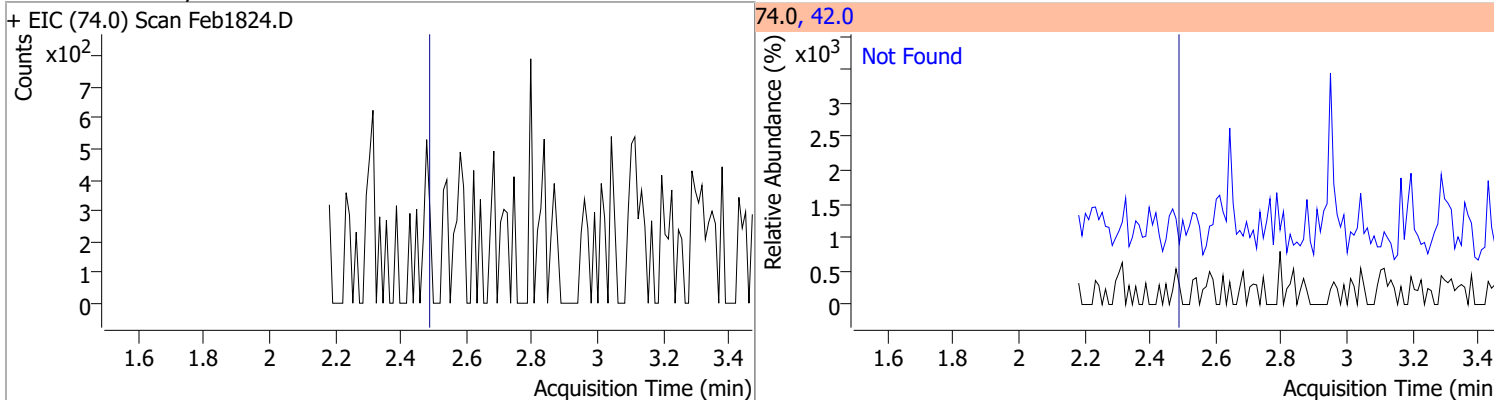
Quantitation Results Report (QT Reviewed)

Compound	RT	QIon	Resp.	Conc.	Units	Dev(Min)
T Benzo(b)fluoranthene	0.000		0	N.D.		
T Benzo(k)fluoranthene	0.000		0	N.D.		
T Benzo(a)pyrene	0.000		0	N.D.		
T Indeno(1,2,3-c,d)pyrene	0.000		0	N.D.		
T Dibenzo(a,h)anthracene	0.000		0	N.D.		
T Benzo(g,h,i)perylene	0.000		0	N.D.		

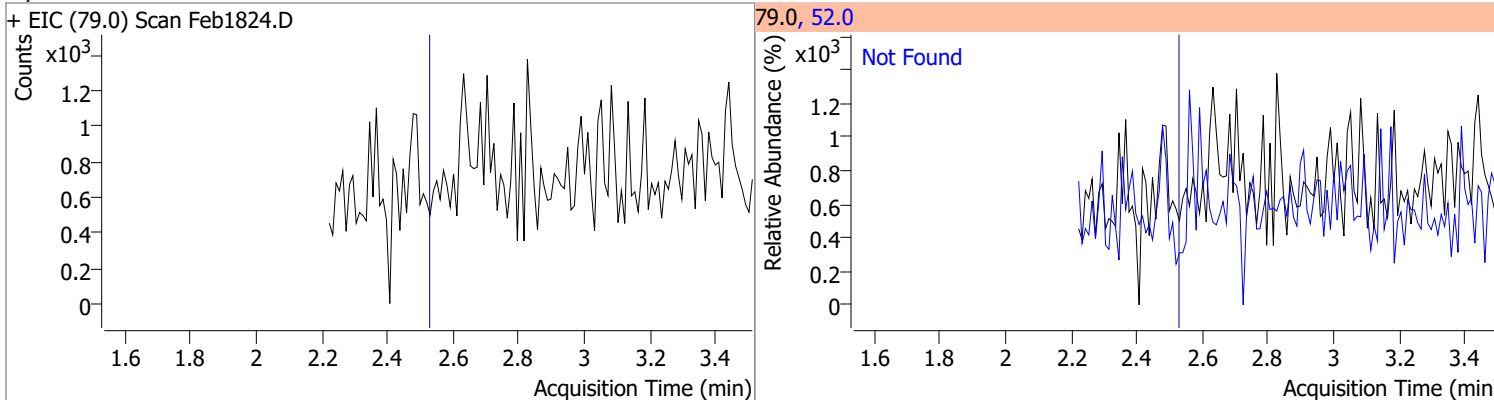
(#) = Qualifier Out of Range; (m) = Manual Integration; (+) = Area Summed; (*) = Surrogate Percent Recovery Out of Range; (d): Zeroed Peak

Quantitation Results Report (QT Reviewed)

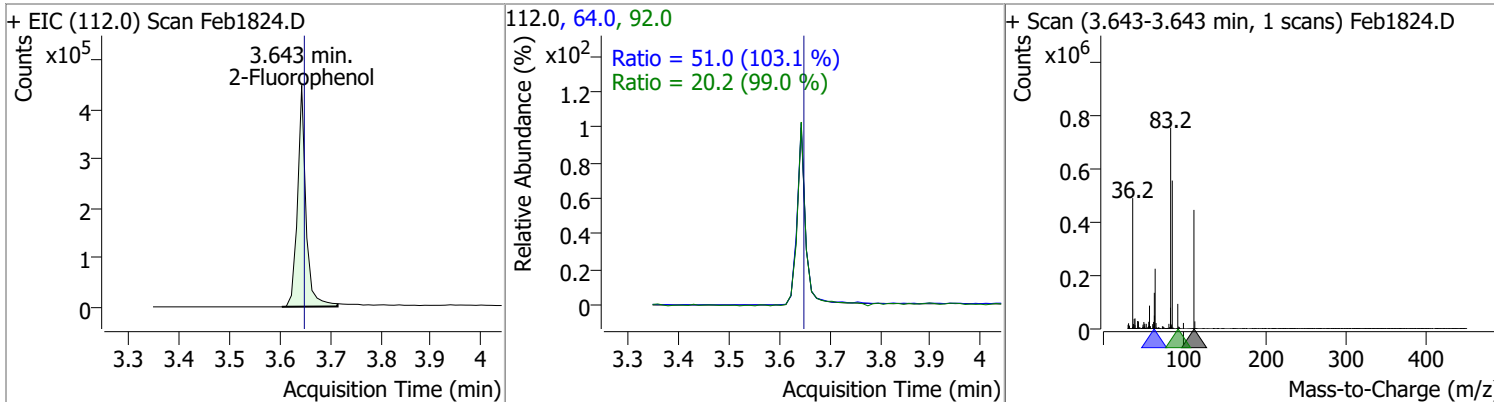
Compound	Conc.	Exp RT	QIon	Exp Ratio
N-Nitrosodimethylamine	N.D.	2.49	42.0	135.8



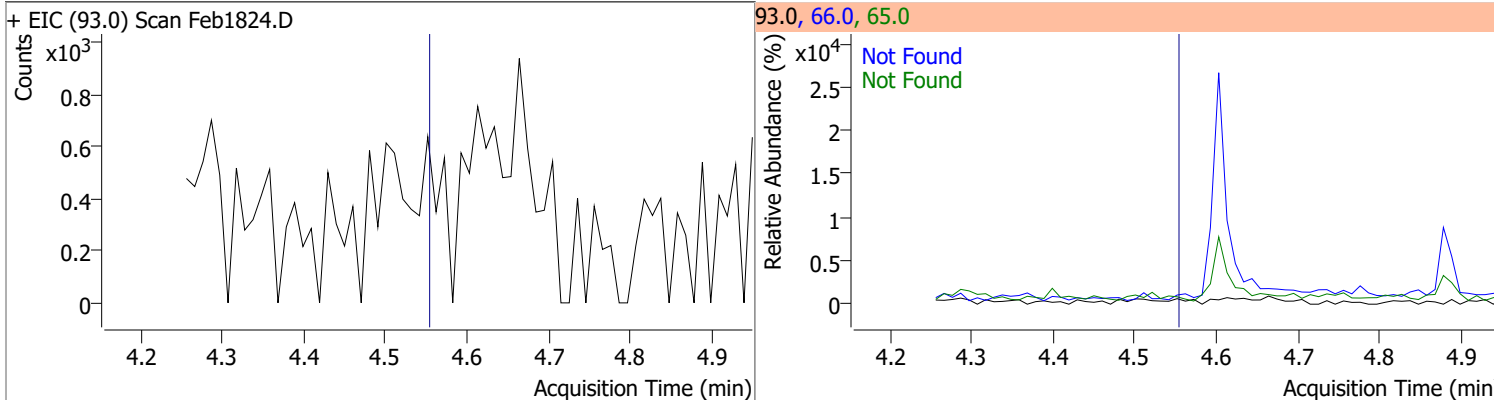
Compound	Conc.	Exp RT	QIon	Exp Ratio
Pyridine	N.D.	2.53	52.0	82.7



Compound	Conc.	RT	Dev(Min)	Resp.	QIon	QRatio	Lower	Upper
2-Fluorophenol	65.9730	3.64	-0.01	522000	64.0	51.0	34.6	64.3
					92.0	20.2	14.2	26.5

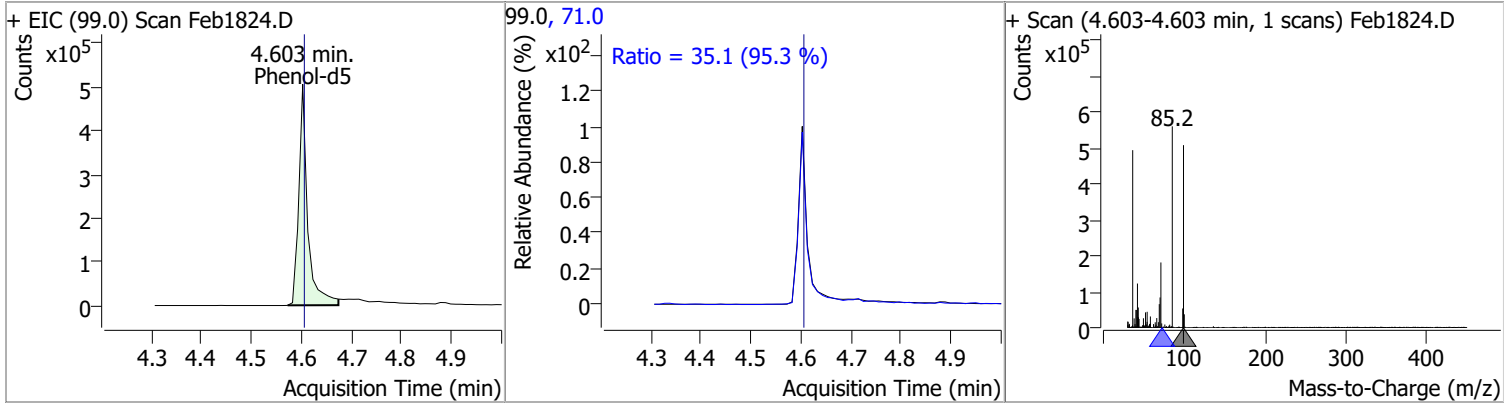


Compound	Conc.	Exp RT	QIon	Exp Ratio	QIon	Exp Ratio
Aniline	N.D.	4.56	66.0	36.7	65.0	18.7

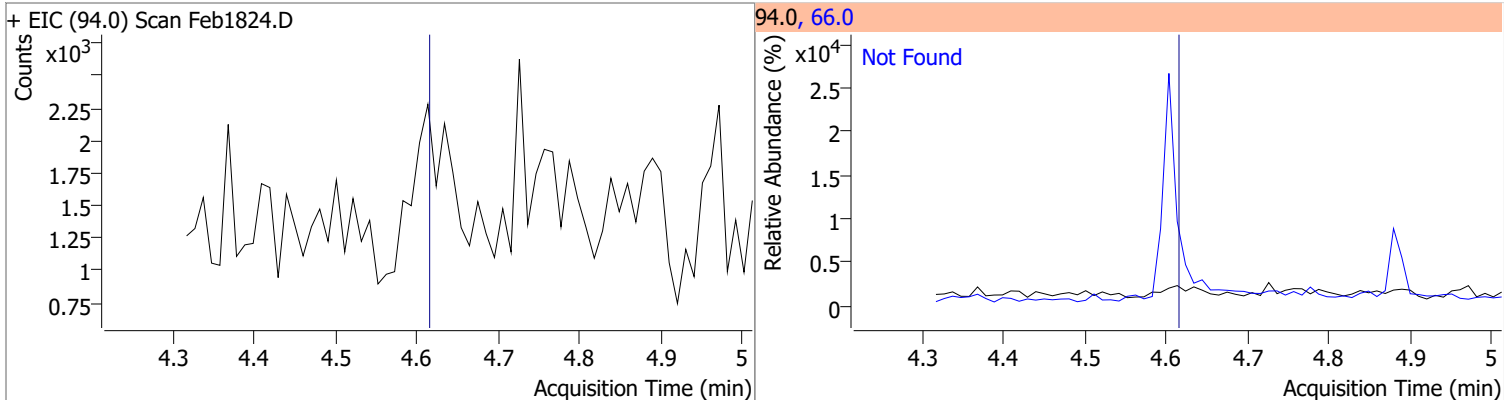


Quantitation Results Report (QT Reviewed)

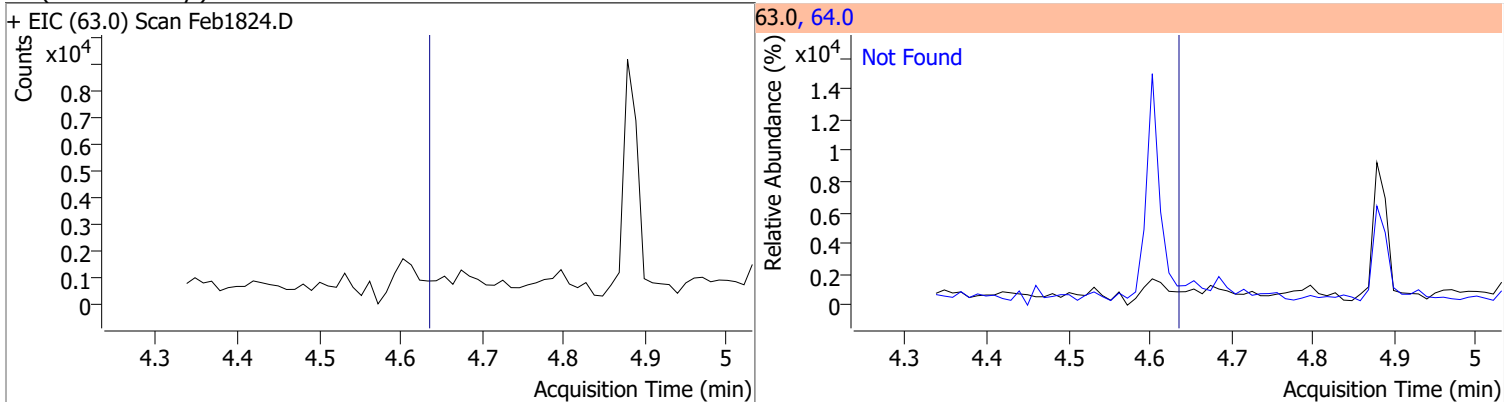
Compound	Conc.	RT	Dev(Min)	Resp.	QIon	QRatio	Lower	Upper
Phenol-d5	60.8729	4.60	-0.01	624285	71.0	35.1	25.8	47.9



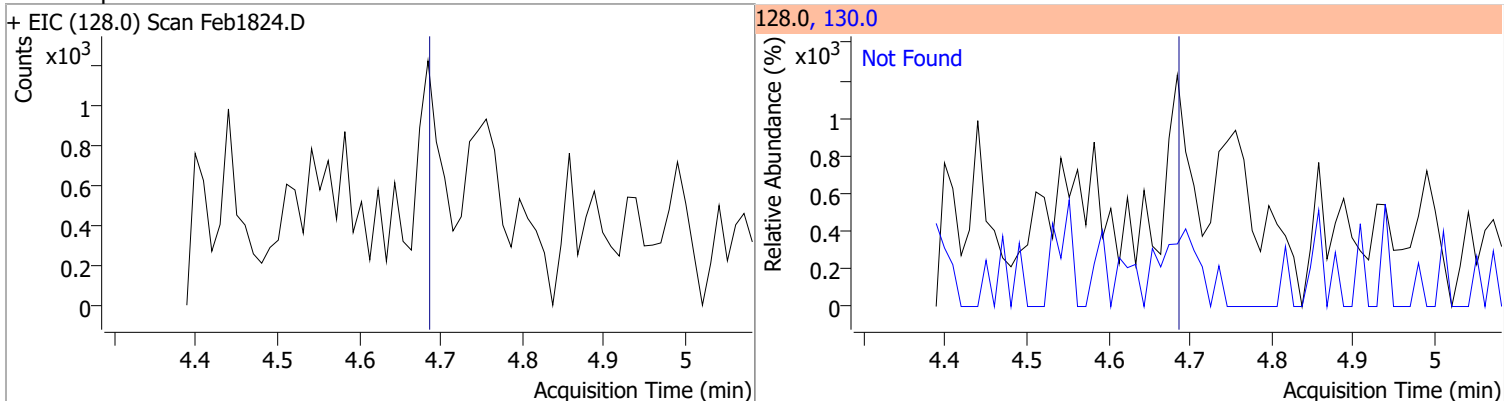
Compound	Conc.	Exp RT	QIon	Exp Ratio
Phenol	N.D.	4.62	66.0	45.3



Compound	Conc.	Exp RT	QIon	Exp Ratio
bis(-2-Chloroethyl)Ether	N.D.	4.64	64.0	10.9



Compound	Conc.	Exp RT	QIon	Exp Ratio
2-Chlorophenol	N.D.	4.69	130.0	32.5

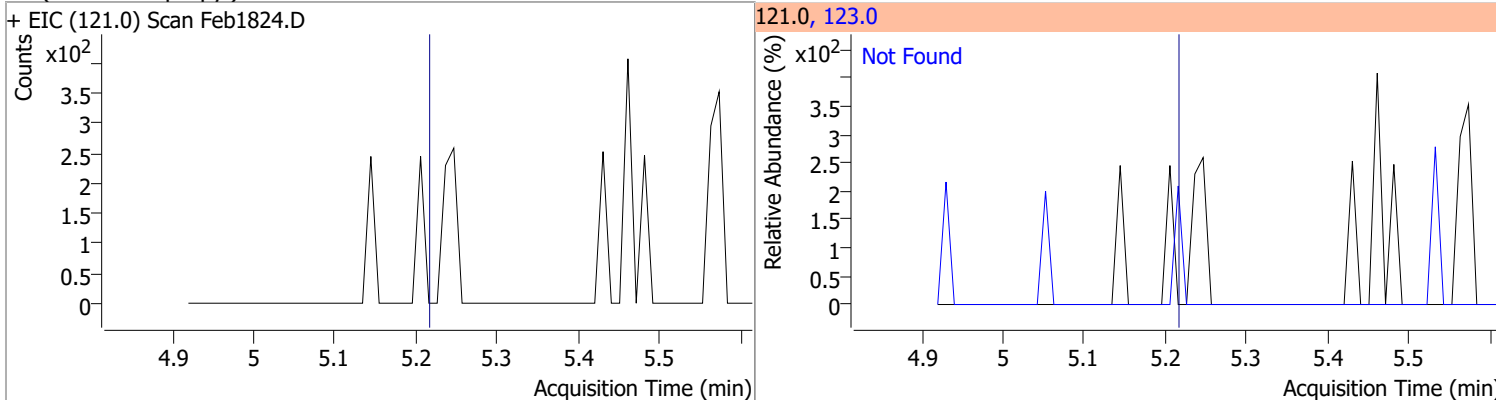


Quantitation Results Report (QT Reviewed)

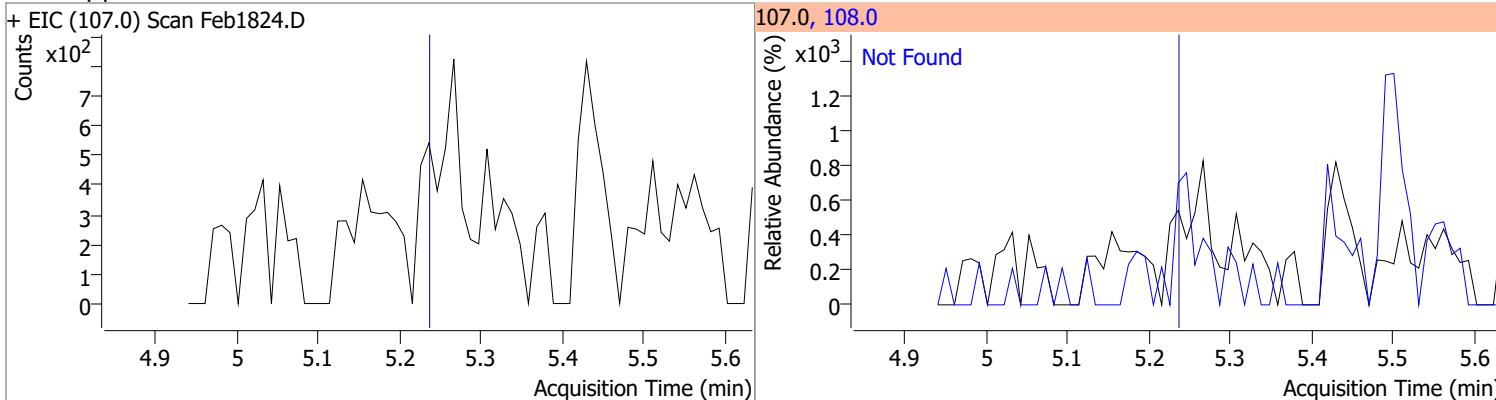
Compound	Conc.	Exp RT	QIon	Exp Ratio	QIon	Exp Ratio
1,3-Dichlorobenzene	N.D.	4.83	148.0	63.7	111.0	36.1
+ EIC (146.0) Scan Feb1824.D			146.0, 148.0, 111.0			
1,4-Dichlorobenzene	N.D.	4.91	148.0	65.2	111.0	36.0
+ EIC (146.0) Scan Feb1824.D			146.0, 148.0, 111.0			
1,2-Dichlorobenzene	N.D.	5.06	148.0	64.4	111.0	37.3
+ EIC (146.0) Scan Feb1824.D			146.0, 148.0, 111.0			
Benzyl Alcohol	N.D.	5.08	79.0	119.3	107.0	70.5
+ EIC (108.0) Scan Feb1824.D			108.0, 79.0, 107.0			

Quantitation Results Report (QT Reviewed)

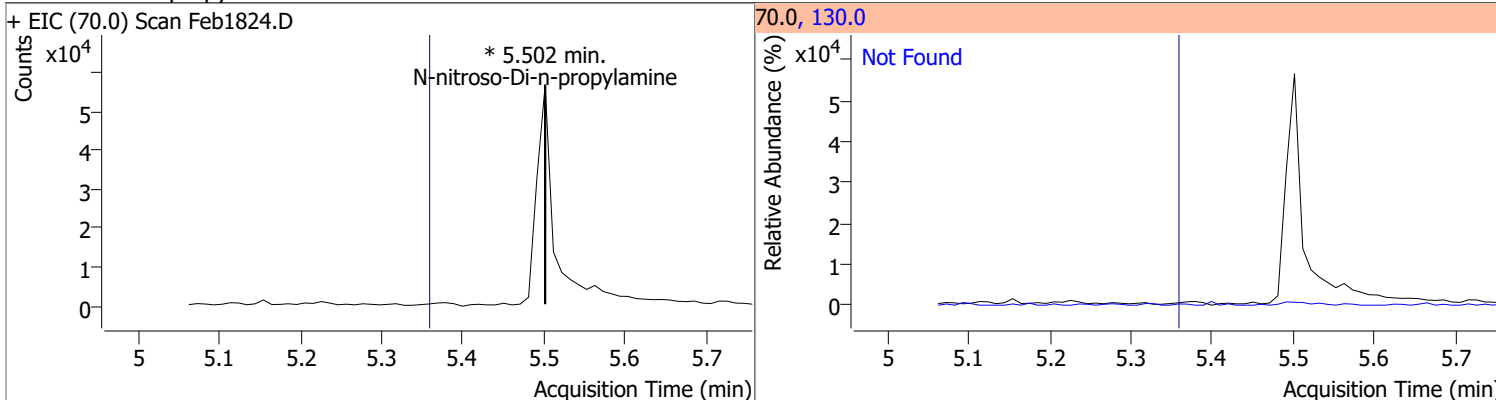
Compound	Conc.	Exp RT	QIon	Exp Ratio
bis(2-chloroisopropyl)Ether	N.D.	5.23	123.0	32.1



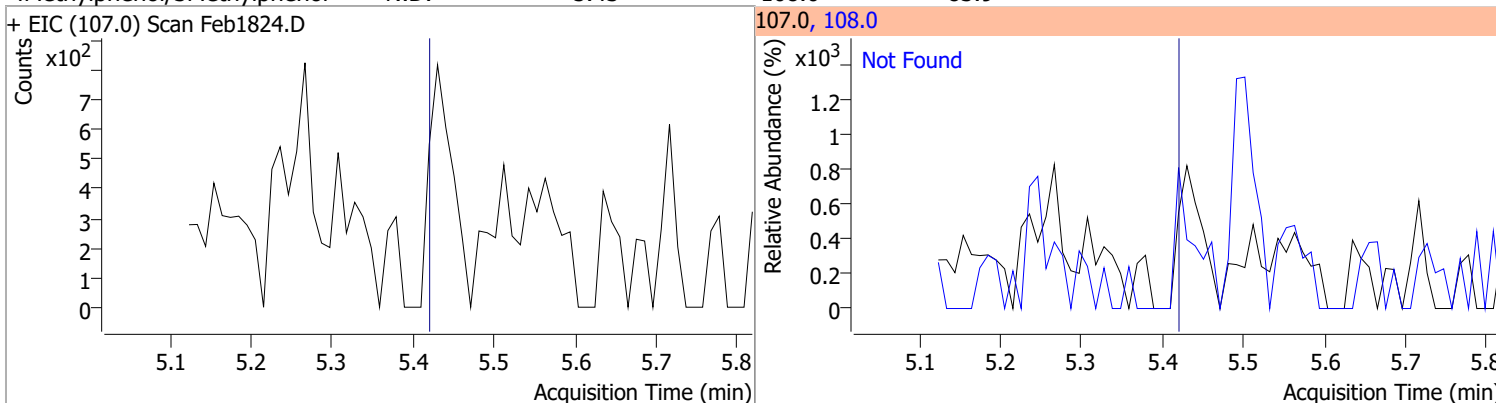
Compound	Conc.	Exp RT	QIon	Exp Ratio
2-Methylphenol	N.D.	5.25	108.0	116.5



Compound	Conc.	RT	Dev(Min)	Resp.	QIon	QRatio	Lower	Upper
N-nitroso-Di-n-propylamine		0		0	130.0		0.0	38.8

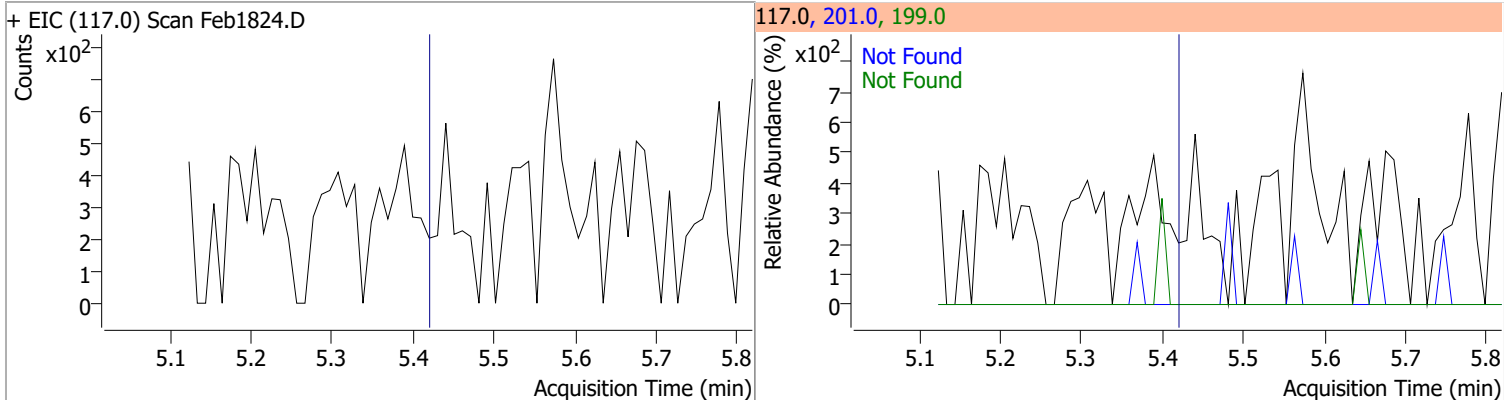


Compound	Conc.	Exp RT	QIon	Exp Ratio
4Methylphenol/3Methylphenol	N.D.	5.43	108.0	83.9

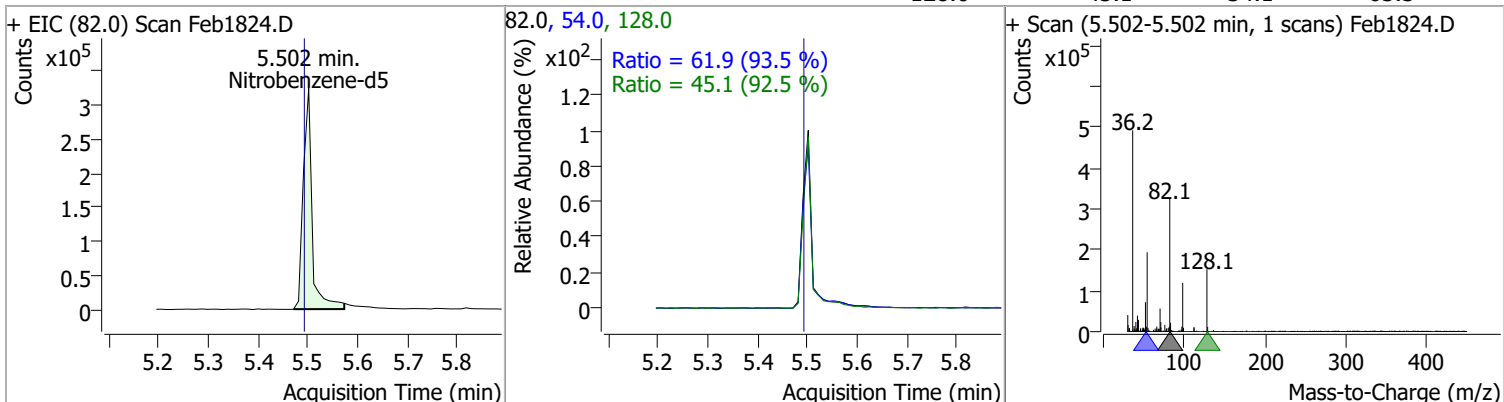


Quantitation Results Report (QT Reviewed)

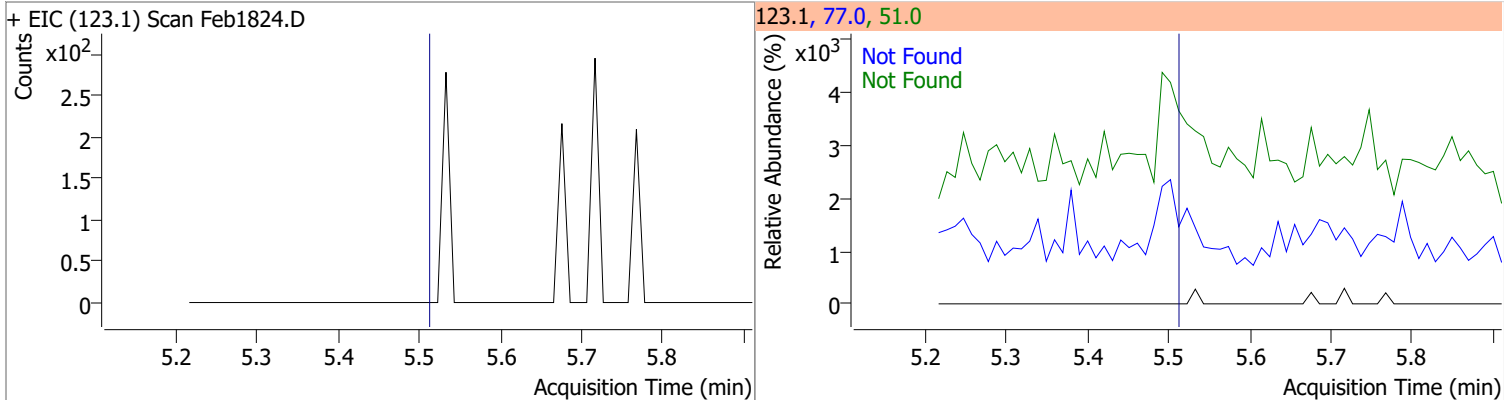
Compound	Conc.	Exp RT	QIon	Exp Ratio	QIon	Exp Ratio
Hexachloroethane	N.D.	5.43	201.0	90.8	199.0	56.9



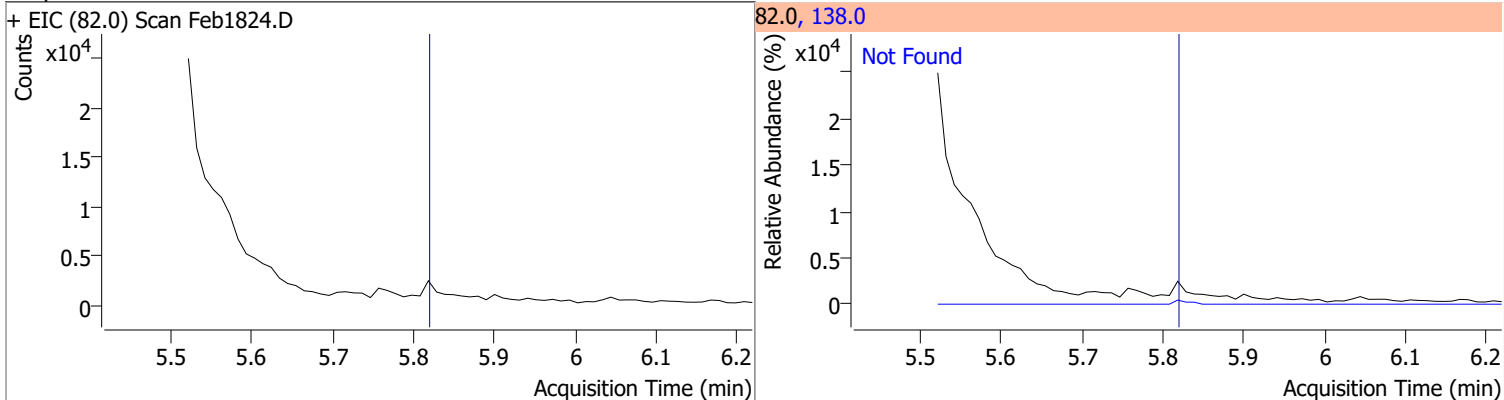
Compound	Conc.	RT	Dev(Min)	Resp.	QIon	QRatio	Lower	Upper
Nitrobenzene-d5	70.1198	5.50	0.00	399403	54.0	61.9	46.3	86.0
					128.0	45.1	34.1	63.3



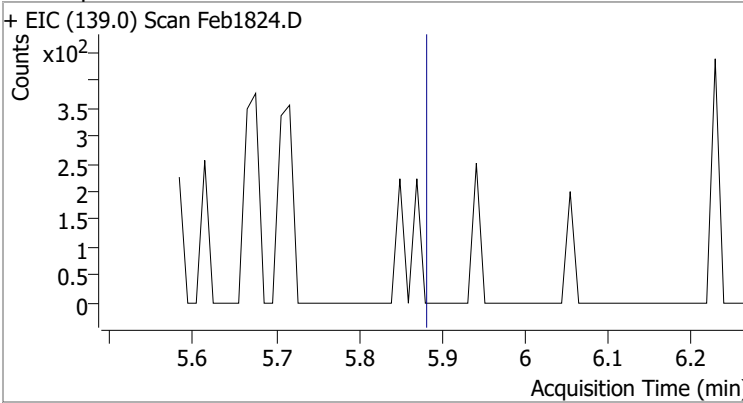
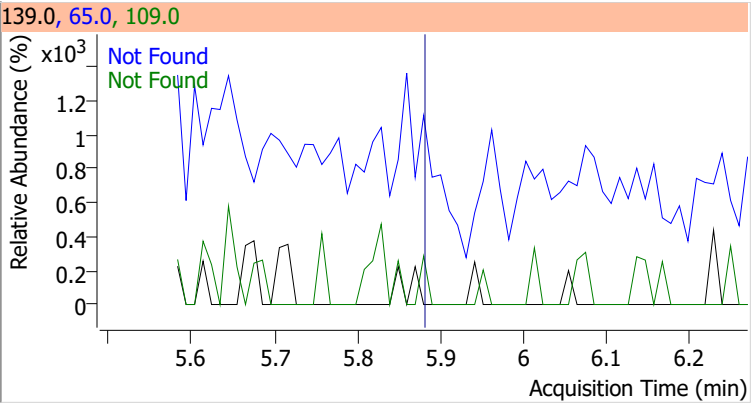
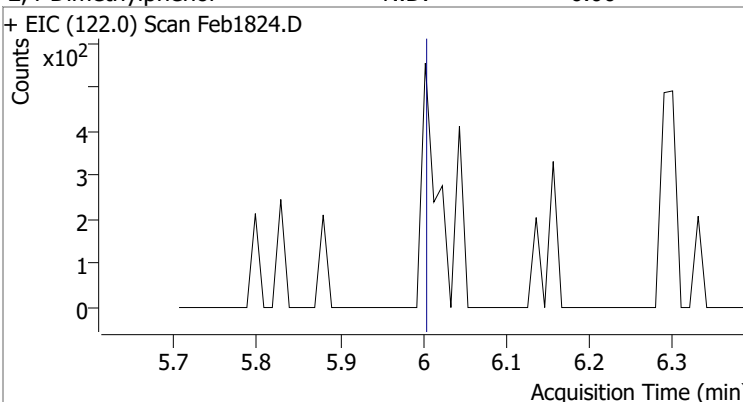
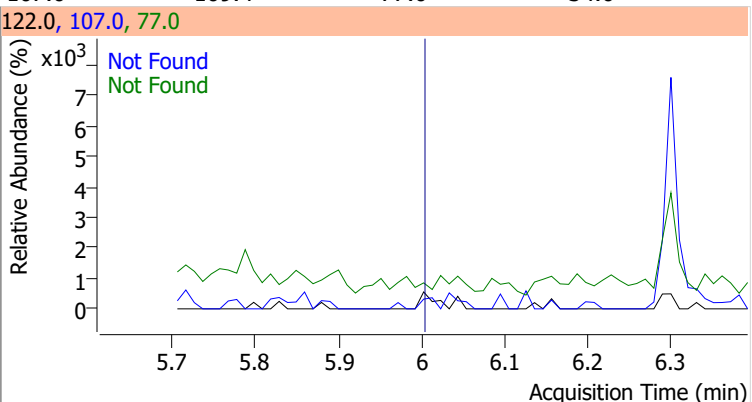
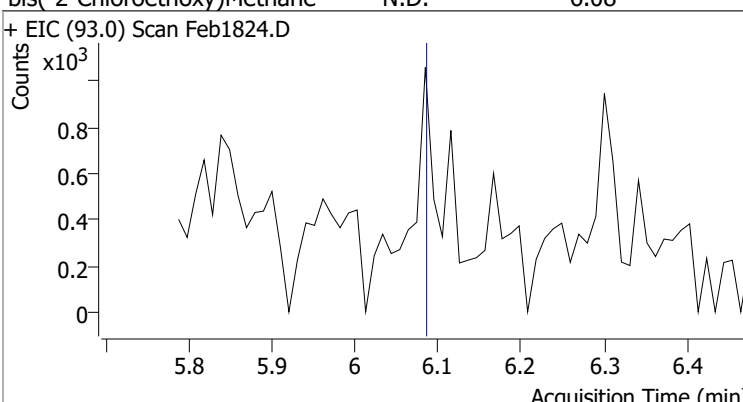
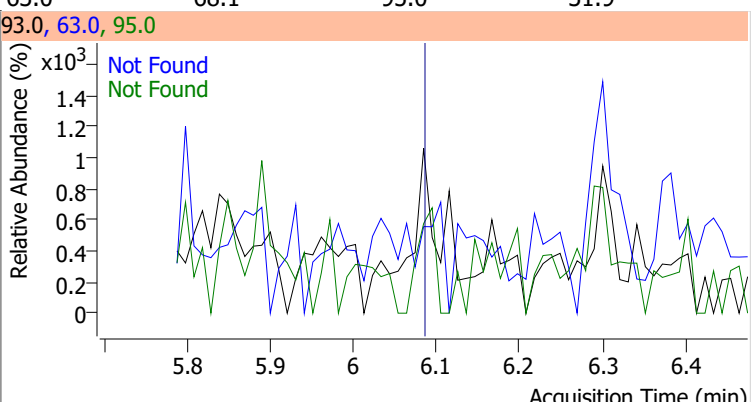
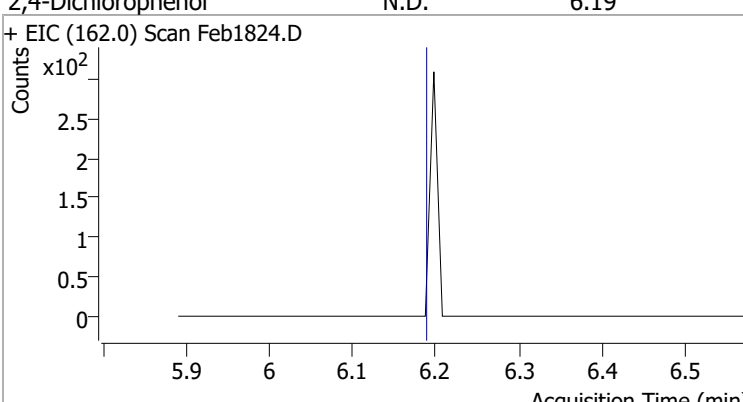
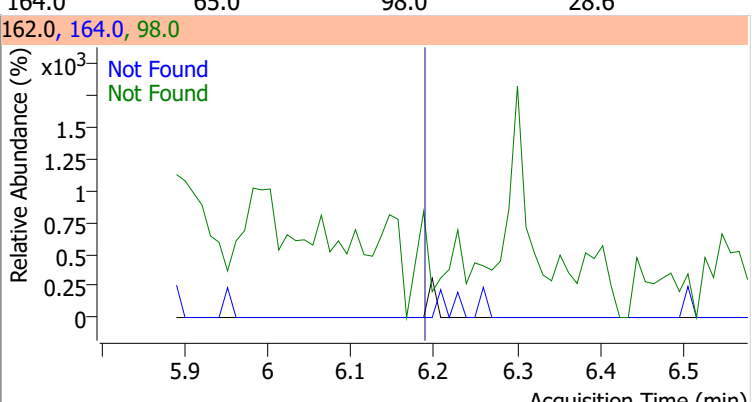
Compound	Conc.	Exp RT	QIon	Exp Ratio	QIon	Exp Ratio
Nitrobenzene	N.D.	5.52	77.0	212.7	51.0	131.0



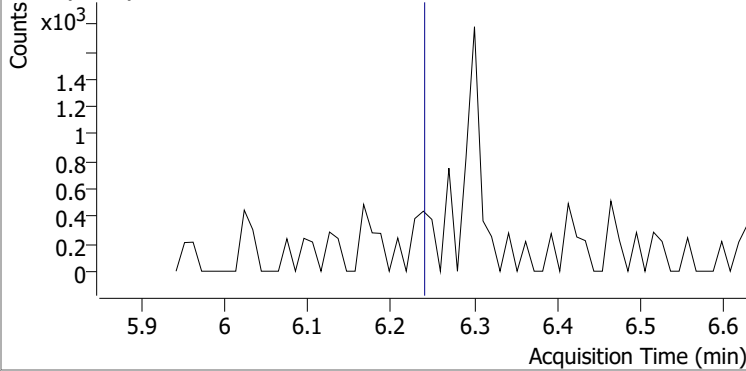
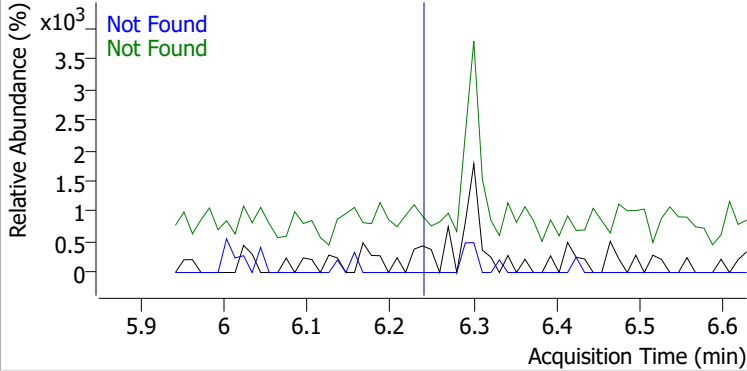
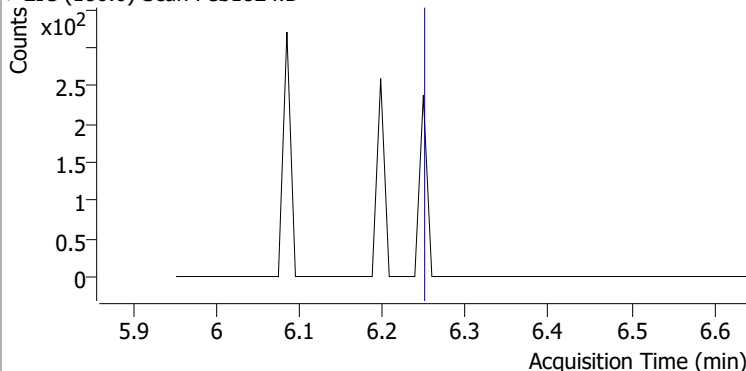
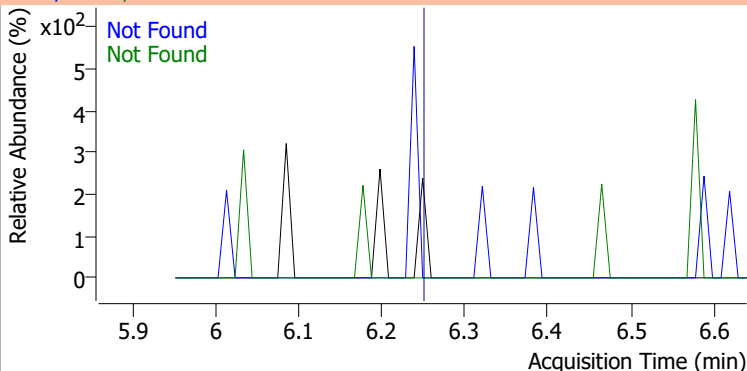
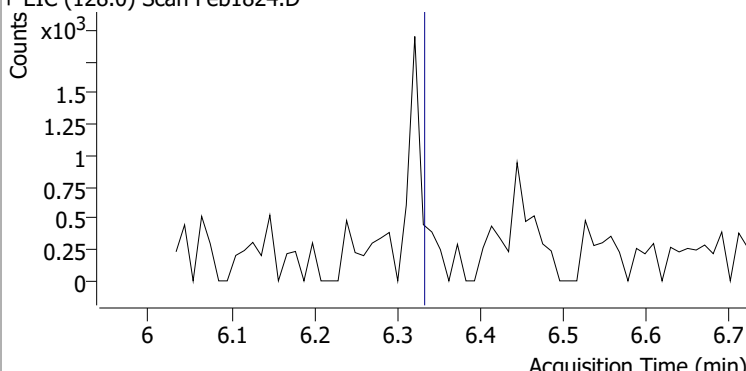
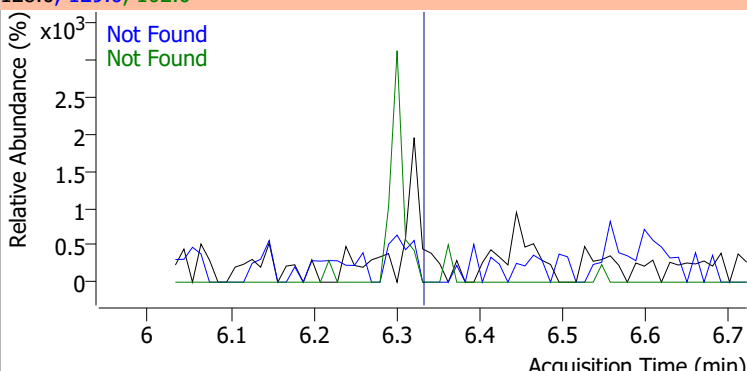
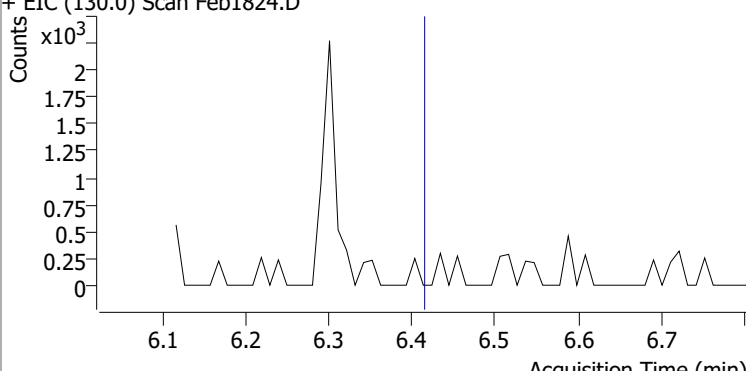
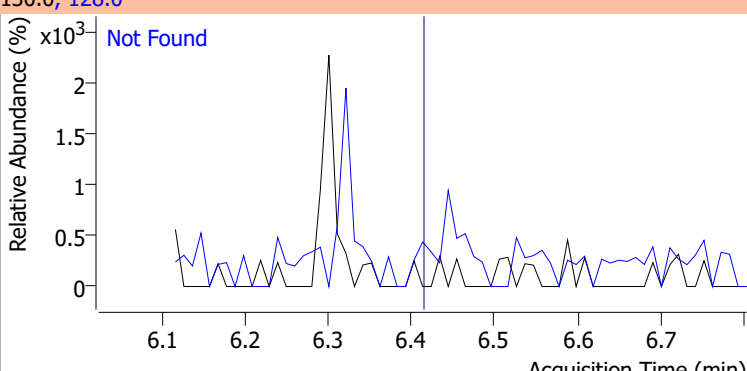
Compound	Conc.	Exp RT	QIon	Exp Ratio
Isophorone	N.D.	5.82	138.0	21.1



Quantitation Results Report (QT Reviewed)

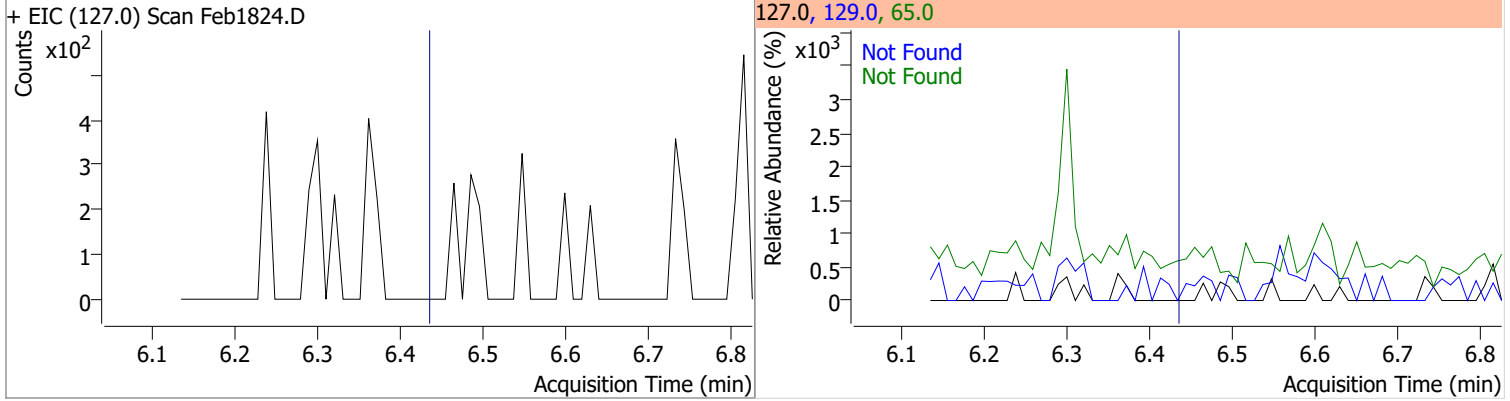
Compound	Conc.	Exp RT	QIon	Exp Ratio	QIon	Exp Ratio
2-Nitrophenol	N.D.	5.88	65.0	48.8	109.0	35.2
+ EIC (139.0) Scan Feb1824.D			139.0, 65.0, 109.0			
						
2,4-Dimethylphenol	N.D.	6.00	107.0	109.4	77.0	34.0
+ EIC (122.0) Scan Feb1824.D			122.0, 107.0, 77.0			
						
bis(-2-Chloroethoxy)Methane	N.D.	6.08	63.0	68.1	95.0	31.9
+ EIC (93.0) Scan Feb1824.D			93.0, 63.0, 95.0			
						
2,4-Dichlorophenol	N.D.	6.19	164.0	65.0	98.0	28.6
+ EIC (162.0) Scan Feb1824.D			162.0, 164.0, 98.0			
						

Quantitation Results Report (QT Reviewed)

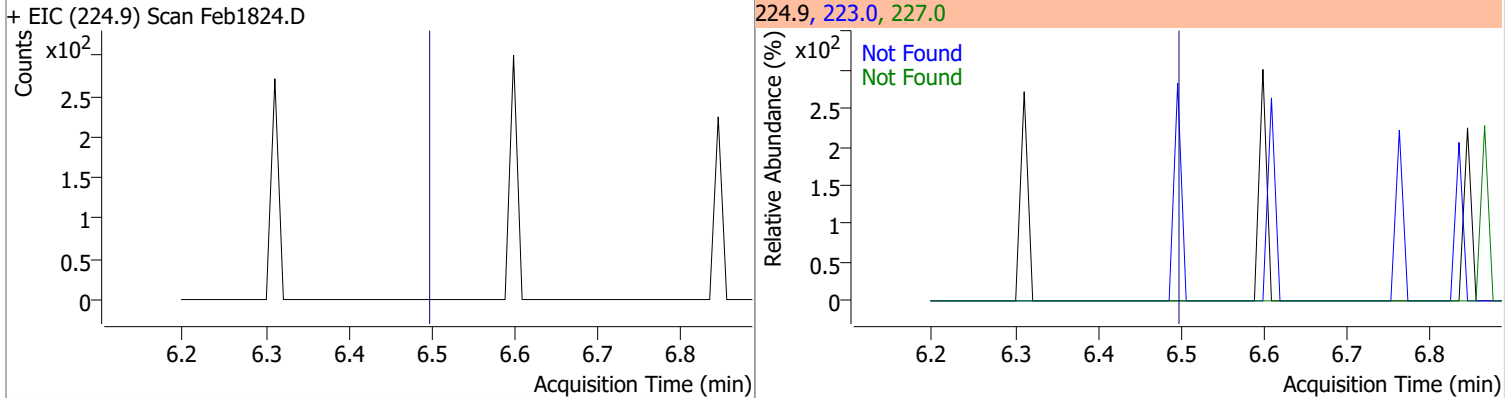
Compound	Conc.	Exp RT	QIon	Exp Ratio	QIon	Exp Ratio
Benzoic Acid	N.D.	6.24	122.0	85.5	77.0	60.4
+ EIC (105.0) Scan Feb1824.D			105.0, 122.0, 77.0			
						
1,2,4-Trichlorobenzene	N.D.	6.25	182.0	94.6	145.0	28.7
+ EIC (180.0) Scan Feb1824.D			180.0, 182.0, 145.0			
						
Naphthalene	N.D.	6.33	129.0	11.5	102.0	9.9
+ EIC (128.0) Scan Feb1824.D			128.0, 129.0, 102.0			
						
4-Chlorophenol	N.D.	6.41	128.0	316.3		
+ EIC (130.0) Scan Feb1824.D			130.0, 128.0			
						

Quantitation Results Report (QT Reviewed)

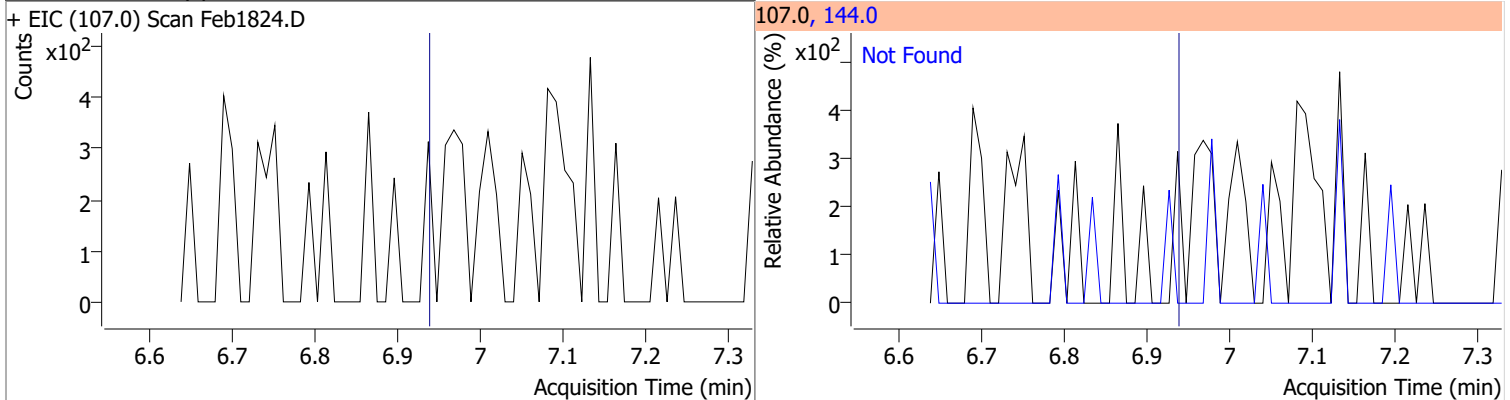
Compound	Conc.	Exp RT	QIon	Exp Ratio	QIon	Exp Ratio
p-Chloroaniline	N.D.	6.43	65.0	60.1	129.0	37.6



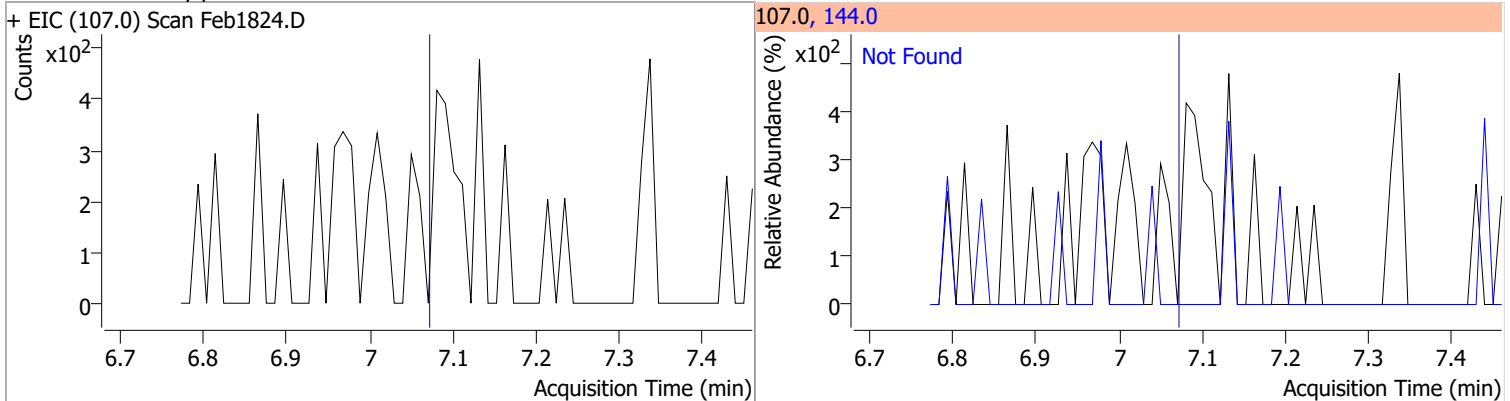
Compound	Conc.	Exp RT	QIon	Exp Ratio	QIon	Exp Ratio
Hexachlorobutadiene	N.D.	6.50	227.0	65.7	223.0	64.3



Compound	Conc.	Exp RT	QIon	Exp Ratio
4-Chloro-2-Methylphenol	N.D.	6.94	144.0	27.8

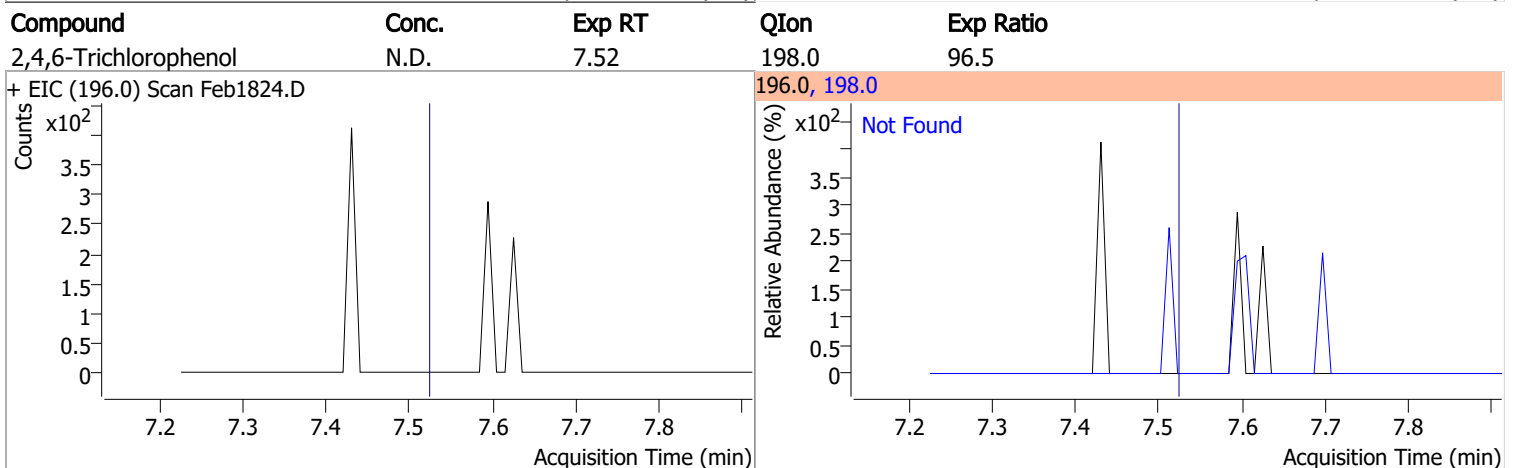
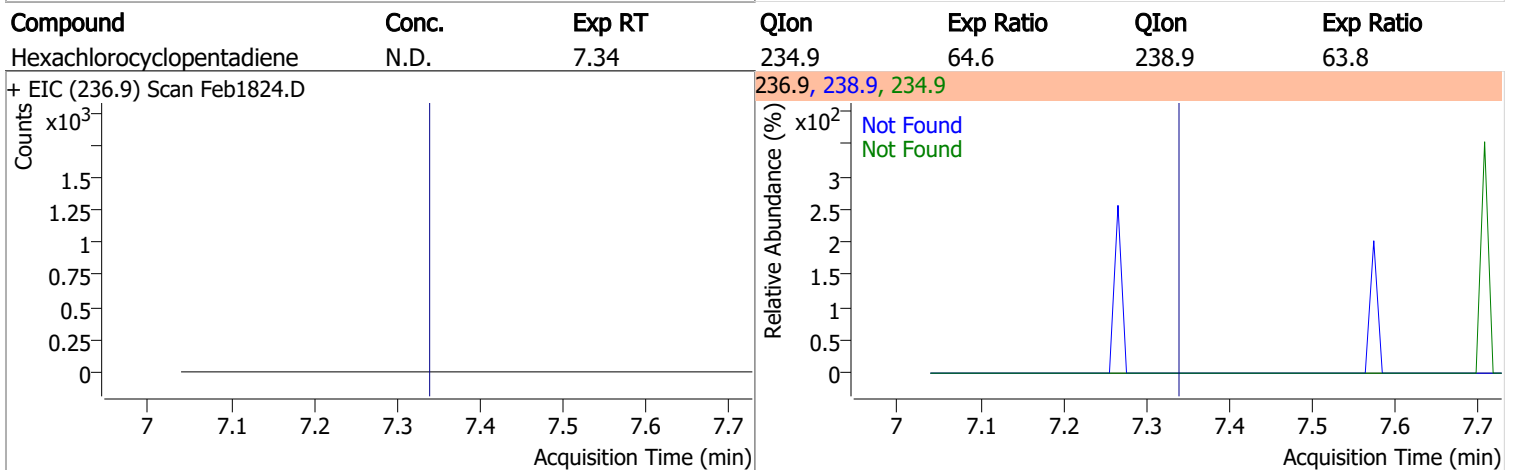
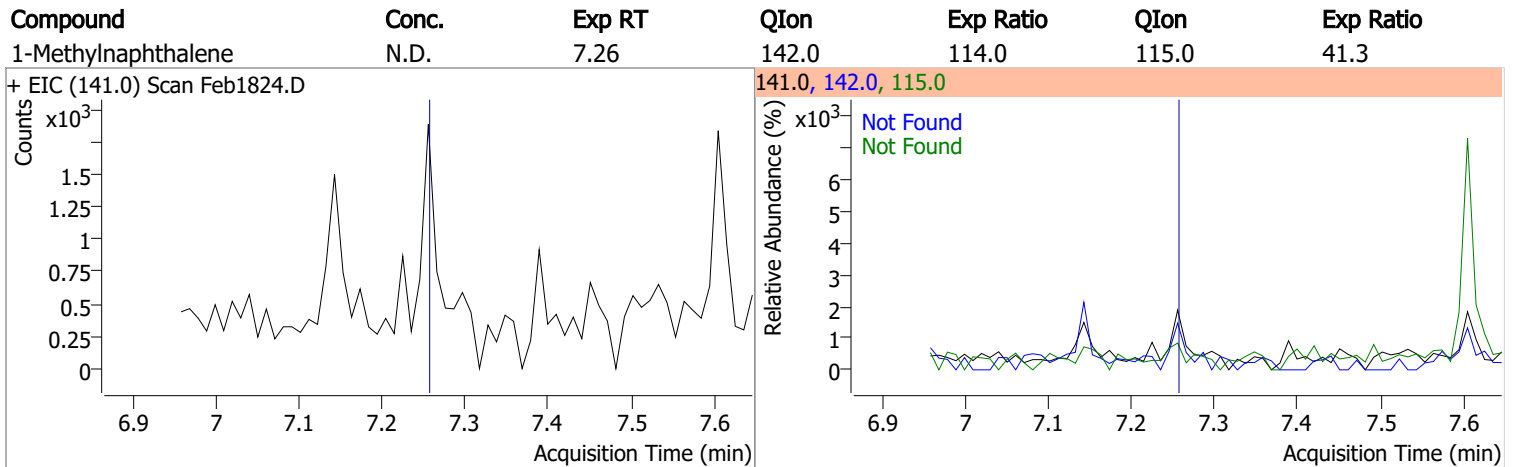
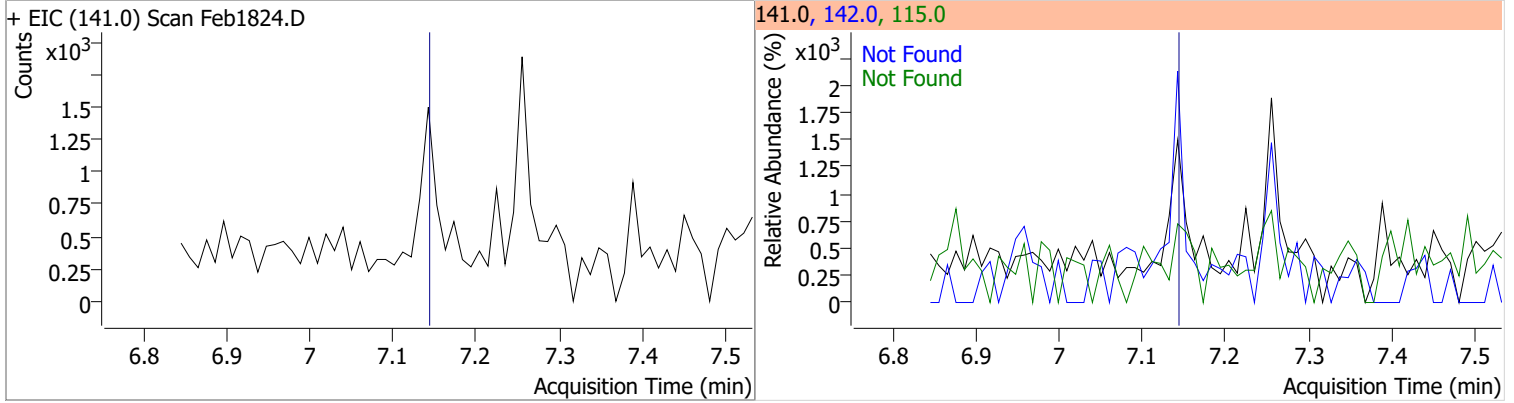


Compound	Conc.	Exp RT	QIon	Exp Ratio
4-Chloro-3-Methylphenol	N.D.	7.07	144.0	27.3



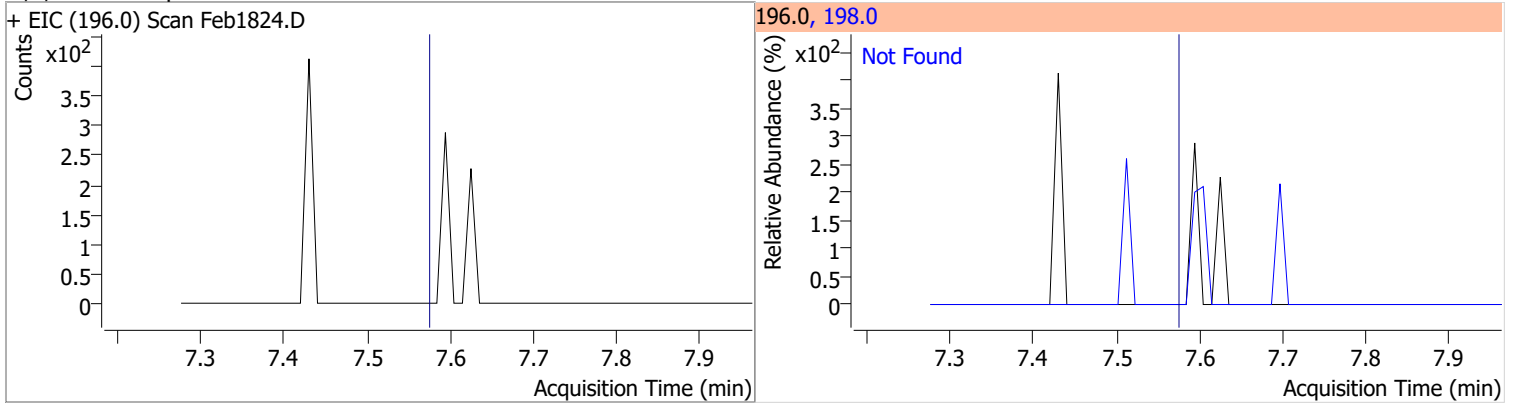
Quantitation Results Report (QT Reviewed)

Compound	Conc.	Exp RT	QIon	Exp Ratio	QIon	Exp Ratio
----------	-------	--------	------	-----------	------	-----------

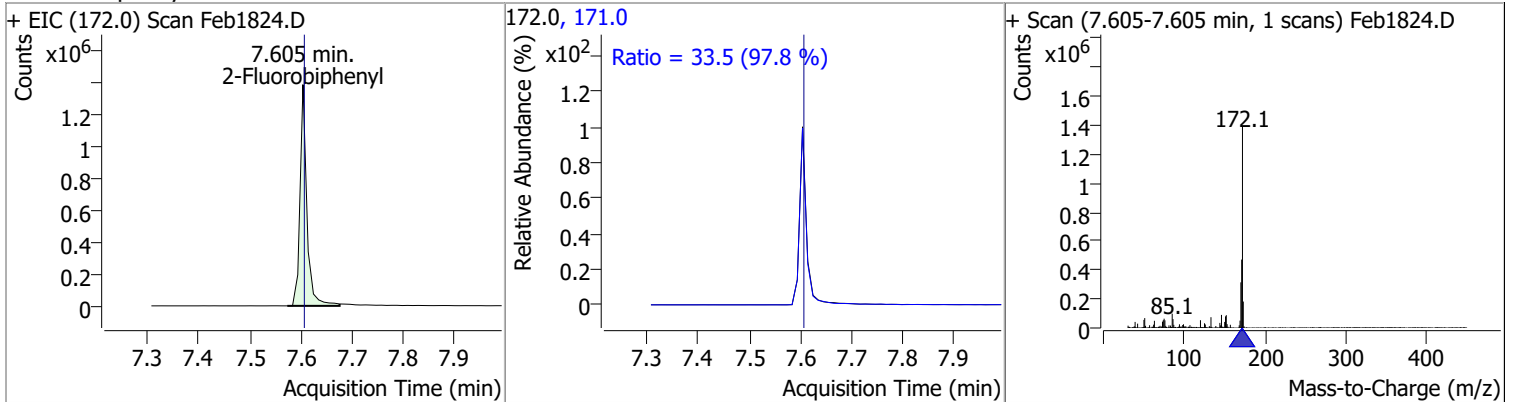


Quantitation Results Report (QT Reviewed)

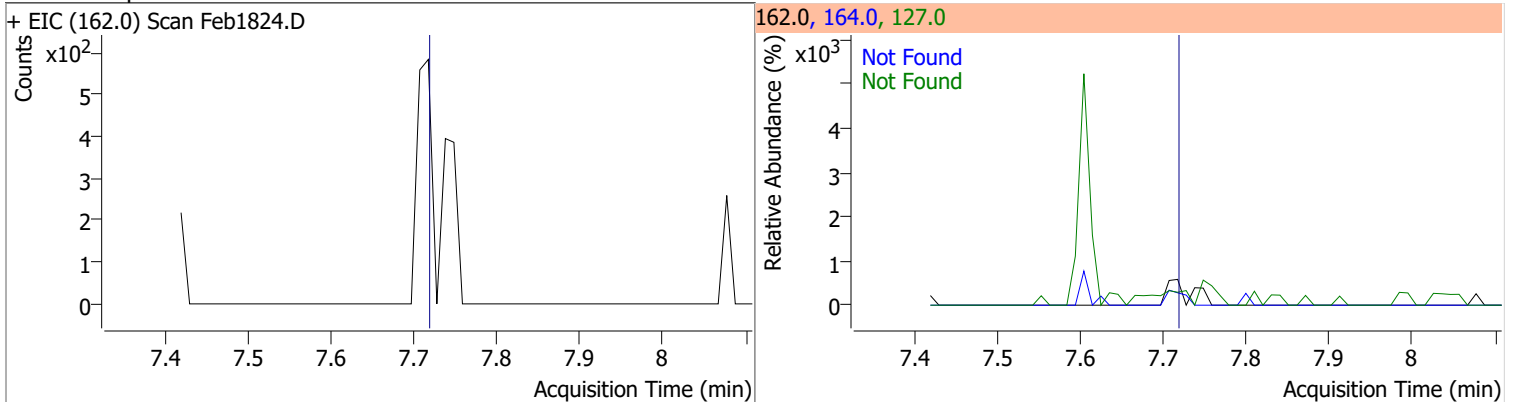
Compound	Conc.	Exp RT	QIon	Exp Ratio
2,4,5-Trichlorophenol	N.D.	7.57	198.0	90.2



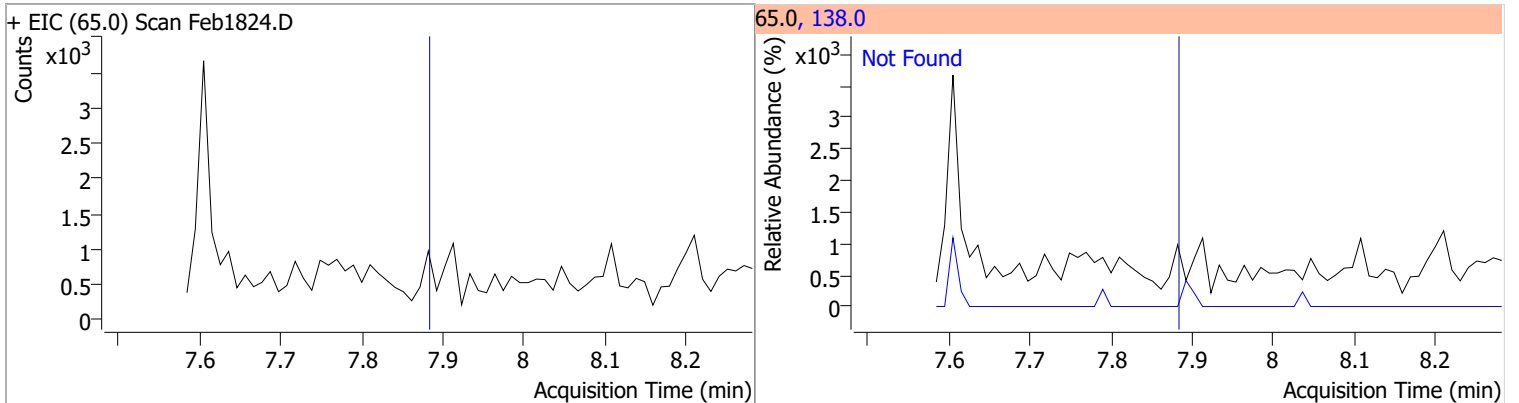
Compound	Conc.	RT	Dev(Min)	Resp.	QIon	QRatio	Lower	Upper
2-Fluorobiphenyl	77.0531	7.60	0.00	1295160	171.0	33.5	24.0	44.5



Compound	Conc.	Exp RT	QIon	Exp Ratio	QIon	Exp Ratio
2-Chloronaphthalene	N.D.	7.72	127.0	35.9	164.0	32.1

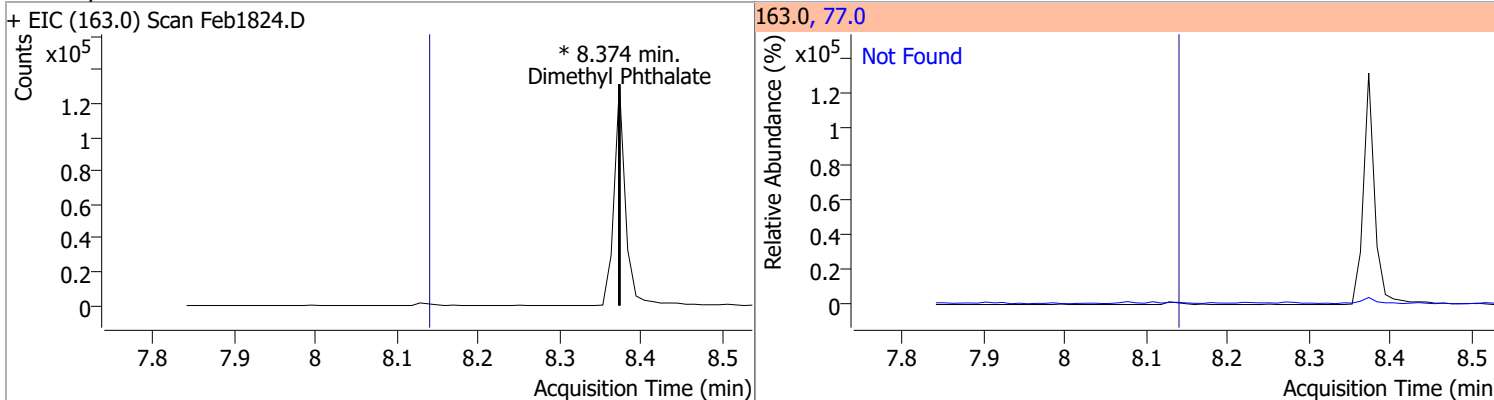


Compound	Conc.	Exp RT	QIon	Exp Ratio
2-Nitroaniline	N.D.	7.88	138.0	110.5

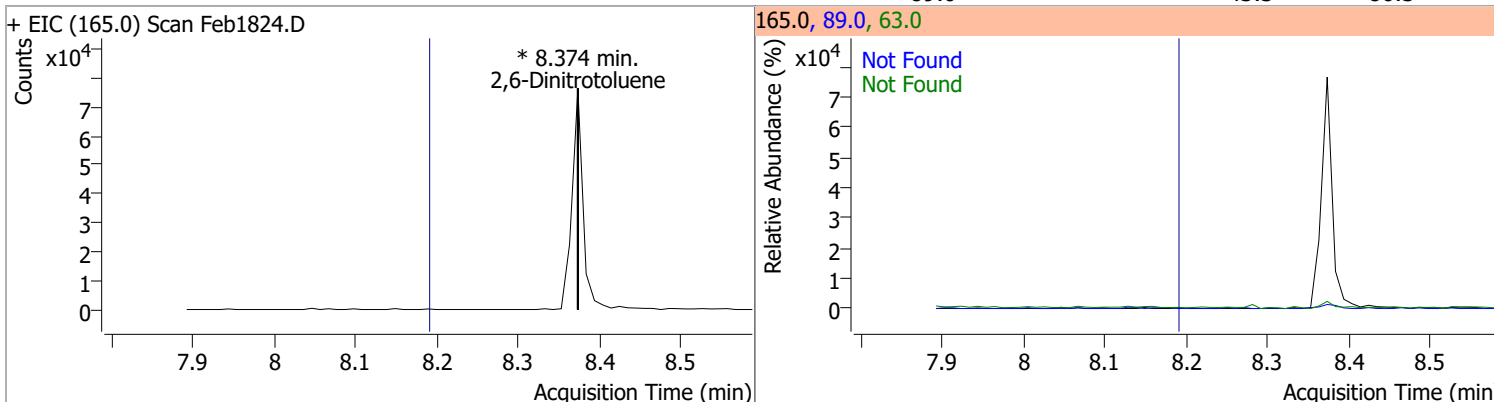


Quantitation Results Report (QT Reviewed)

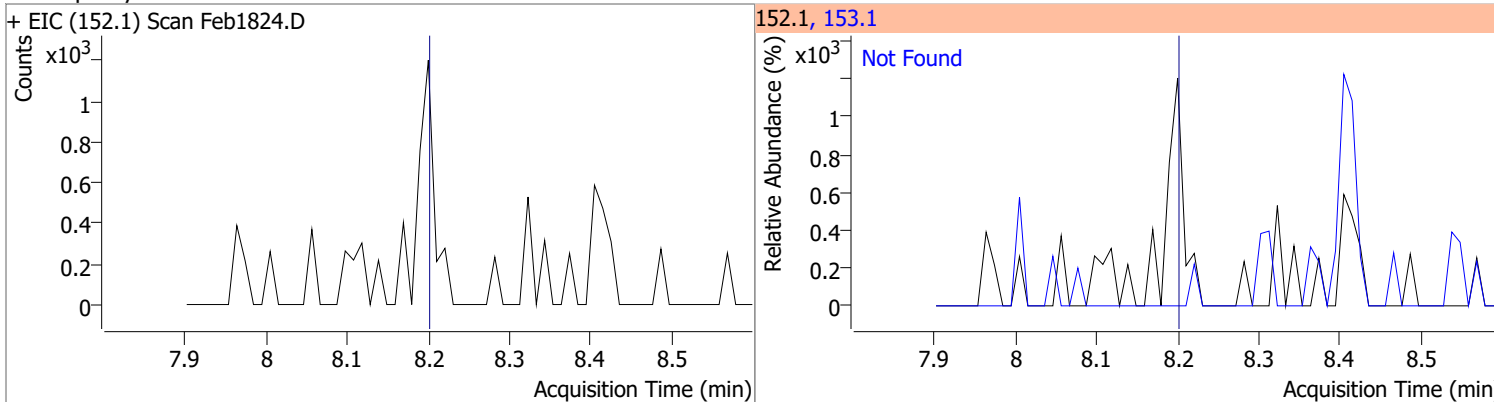
Compound	Conc.	RT	Dev(Min)	Resp.	QIon	QRatio	Lower	Upper
Dimethyl Phthalate	0	0		0	77.0		13.8	25.7



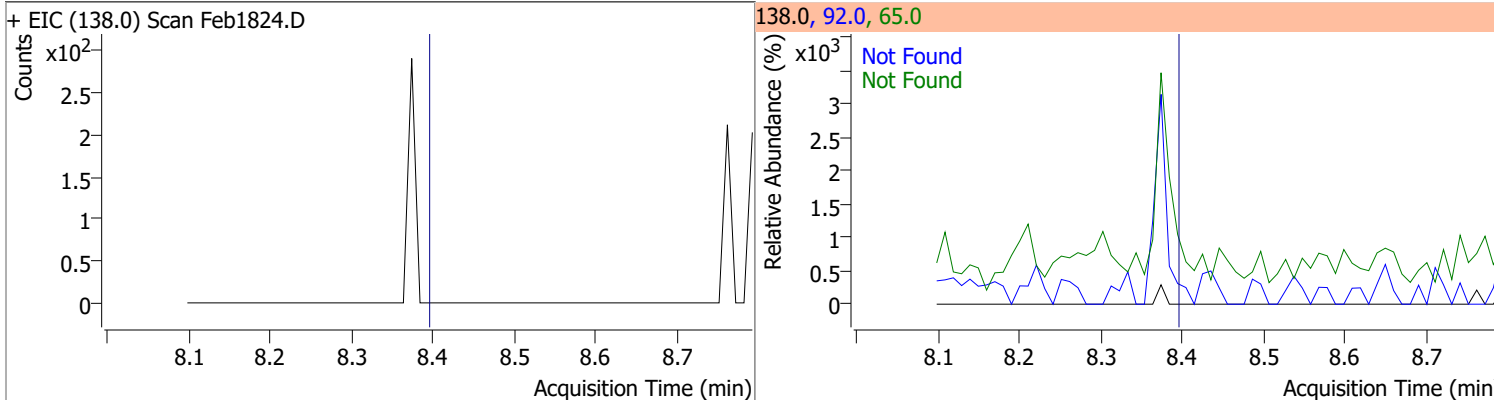
Compound	Conc.	RT	Dev(Min)	Resp.	QIon	QRatio	Lower	Upper
2,6-Dinitrotoluene	0	0		0	63.0 89.0		99.5 43.3	184.8 80.3



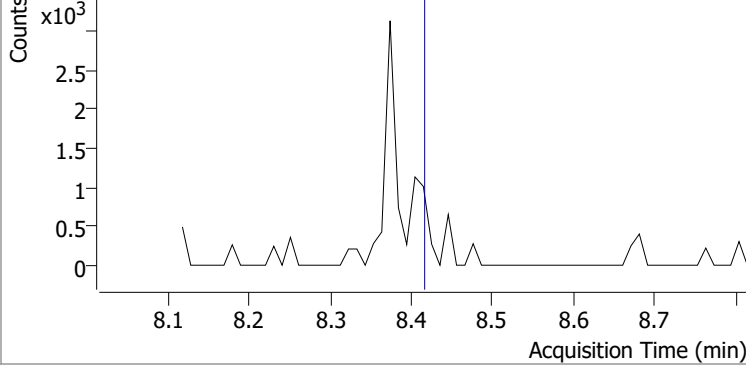
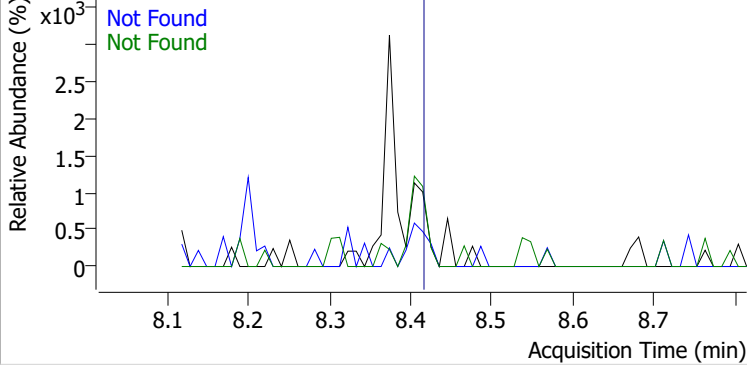
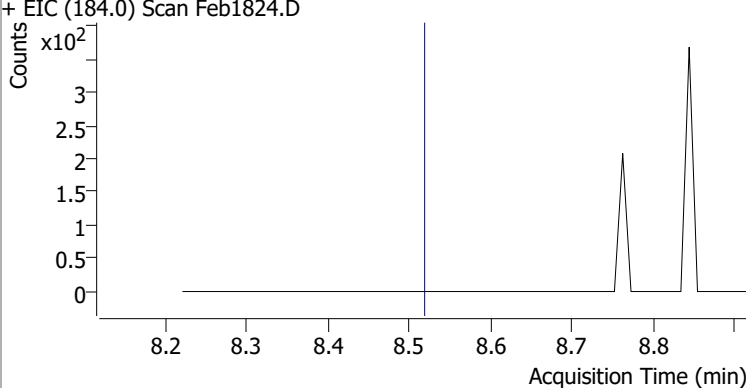
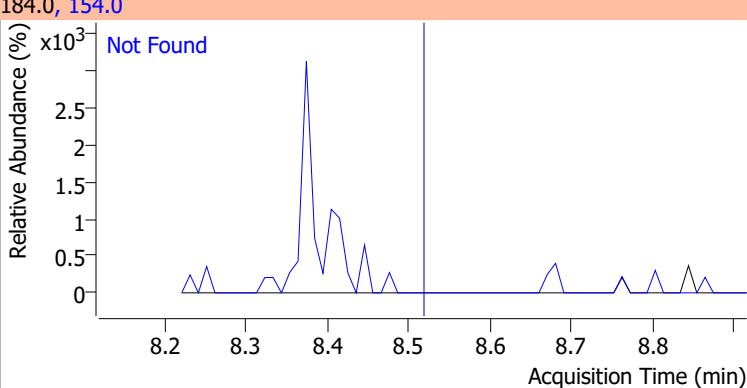
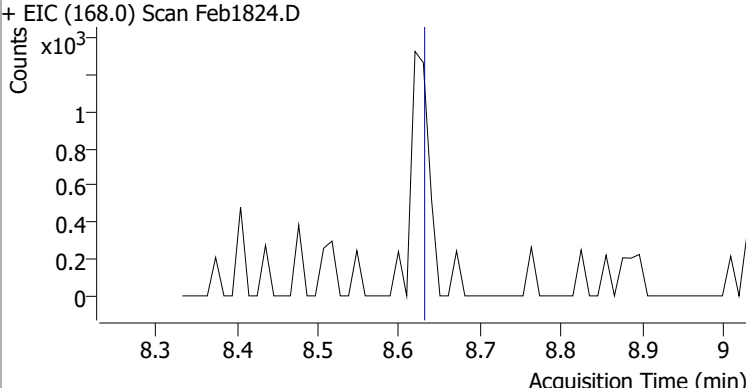
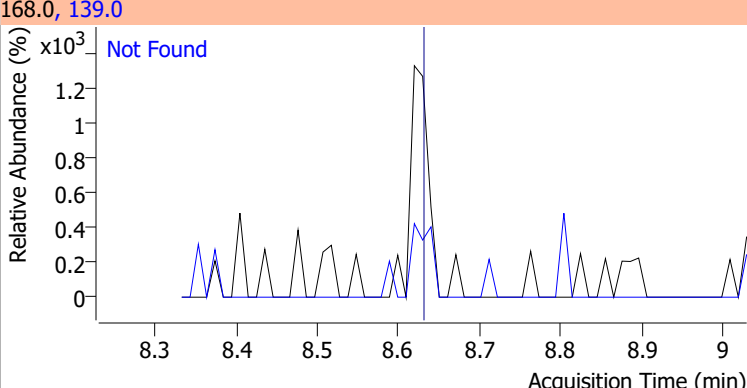
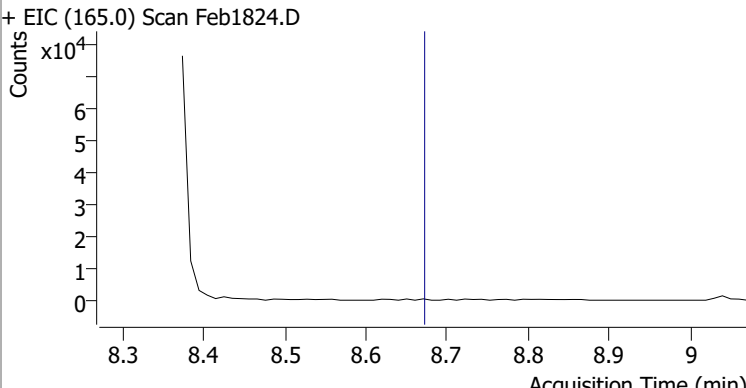
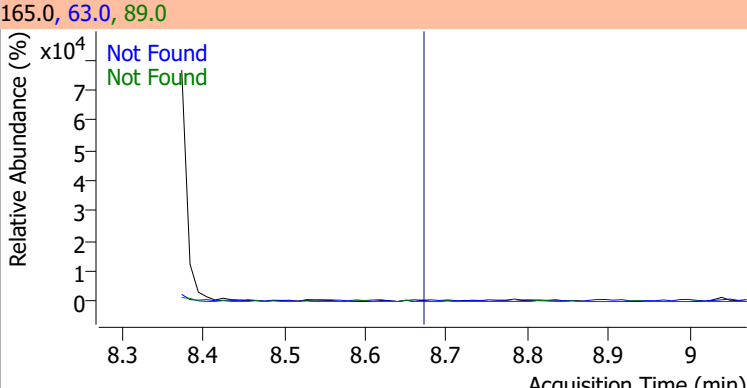
Compound	Conc.	Exp RT	QIon	Exp Ratio
Acenaphthylene	N.D.	8.20	153.1	13.6



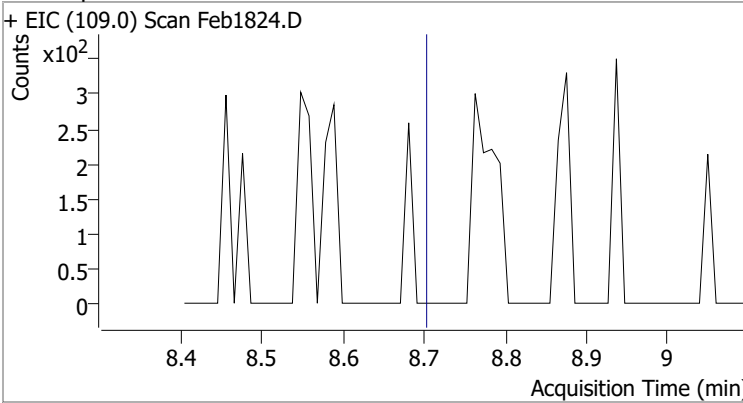
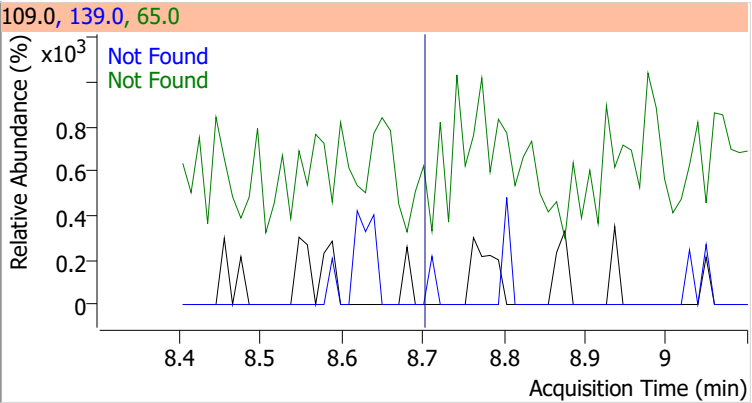
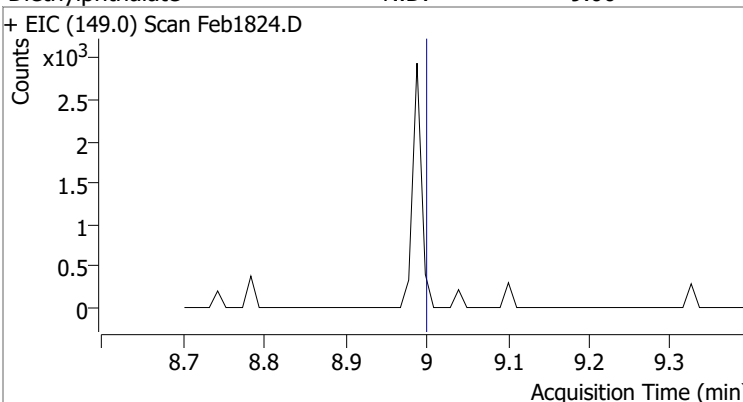
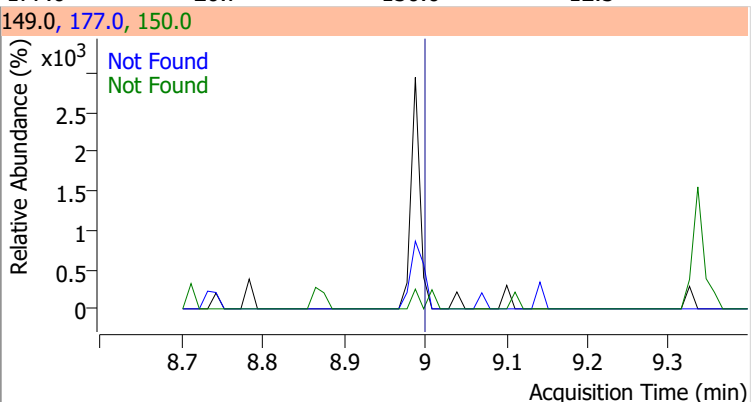
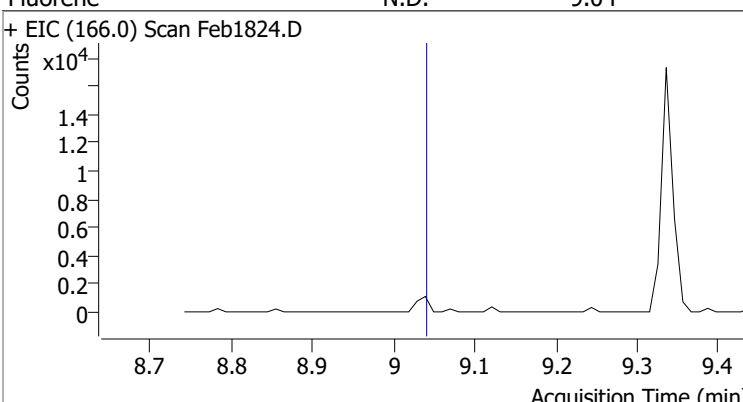
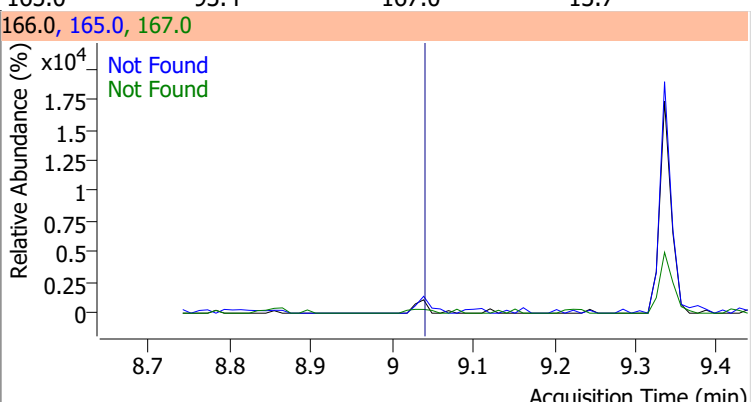
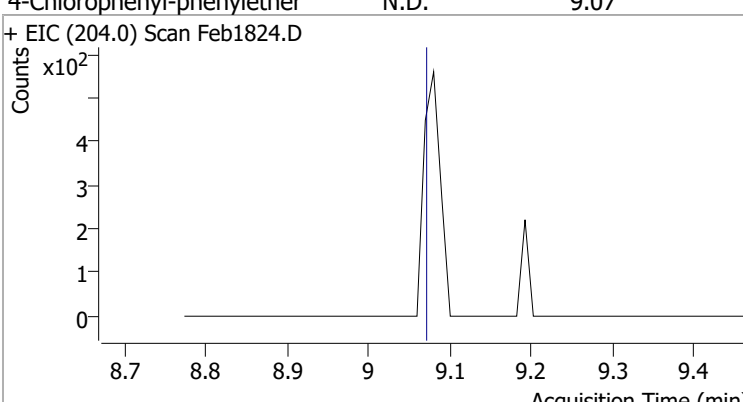
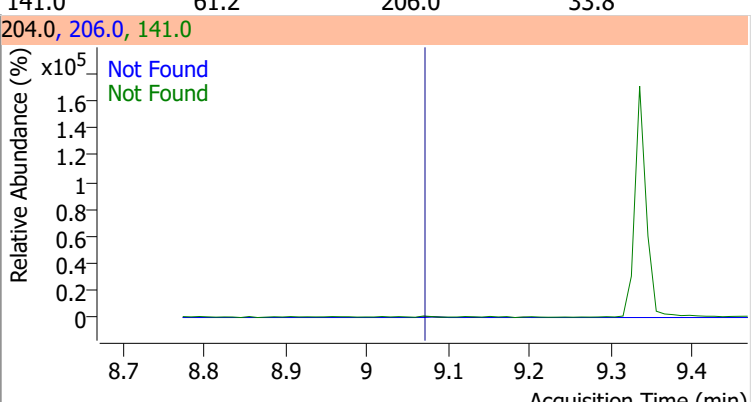
Compound	Conc.	Exp RT	QIon	Exp Ratio	QIon	Exp Ratio
3-Nitroaniline	N.D.	8.39	65.0	129.1	92.0	106.7



Quantitation Results Report (QT Reviewed)

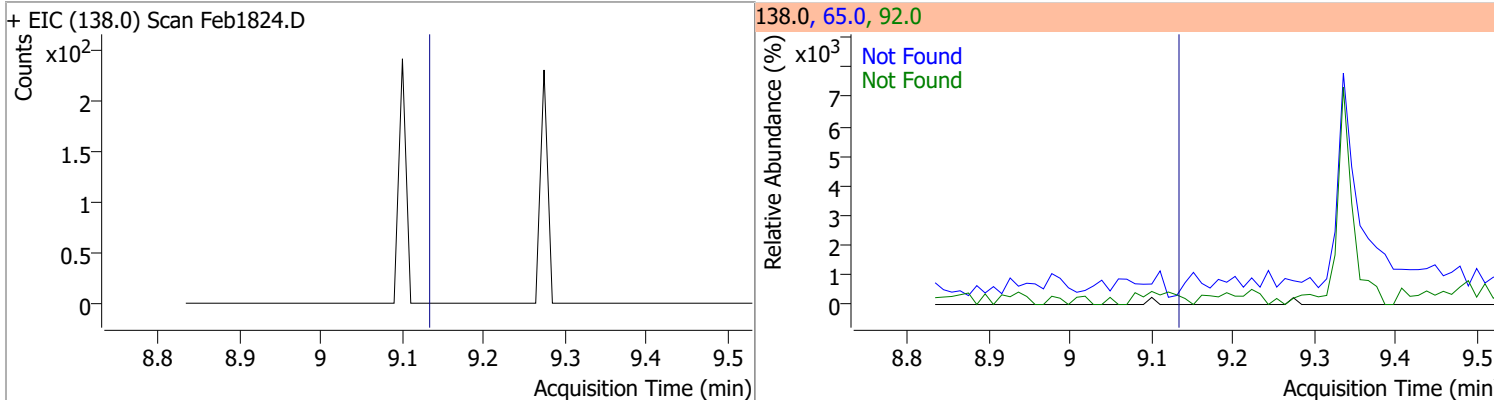
Compound	Conc.	Exp RT	QIon	Exp Ratio	QIon	Exp Ratio
Acenaphthene	N.D.	8.41	153.0	106.5	152.0	51.8
+ EIC (154.0) Scan Feb1824.D			154.0, 152.0, 153.0			
						
2,4-Dinitrophenol	N.D.	8.52	154.0	62.7		
+ EIC (184.0) Scan Feb1824.D			184.0, 154.0			
						
Dibenzofuran	N.D.	8.63	139.0	37.5		
+ EIC (168.0) Scan Feb1824.D			168.0, 139.0			
						
2,4-Dinitrotoluene	N.D.	8.67	89.0	79.2	63.0	48.4
+ EIC (165.0) Scan Feb1824.D			165.0, 63.0, 89.0			
						

Quantitation Results Report (QT Reviewed)

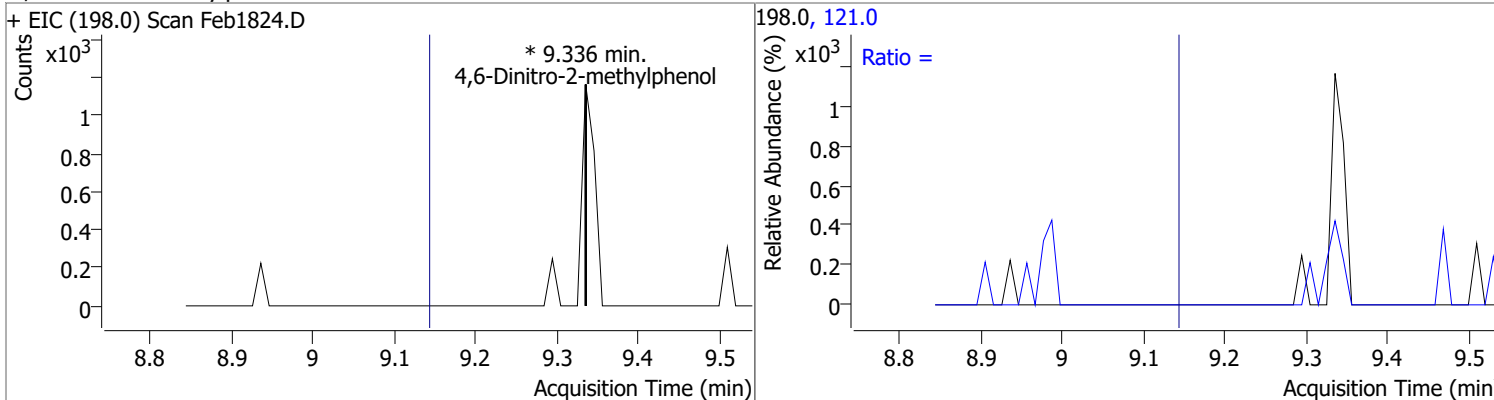
Compound	Conc.	Exp RT	QIon	Exp Ratio	QIon	Exp Ratio
4-Nitrophenol	N.D.	8.70	65.0	72.0	139.0	71.1
+ EIC (109.0) Scan Feb1824.D			109.0, 139.0, 65.0			
						
Diethylphthalate	N.D.	9.00	177.0	20.7	150.0	12.5
+ EIC (149.0) Scan Feb1824.D			149.0, 177.0, 150.0			
						
Fluorene	N.D.	9.04	165.0	93.4	167.0	13.7
+ EIC (166.0) Scan Feb1824.D			166.0, 165.0, 167.0			
						
4-Chlorophenyl-phenylether	N.D.	9.07	141.0	61.2	206.0	33.8
+ EIC (204.0) Scan Feb1824.D			204.0, 206.0, 141.0			
						

Quantitation Results Report (QT Reviewed)

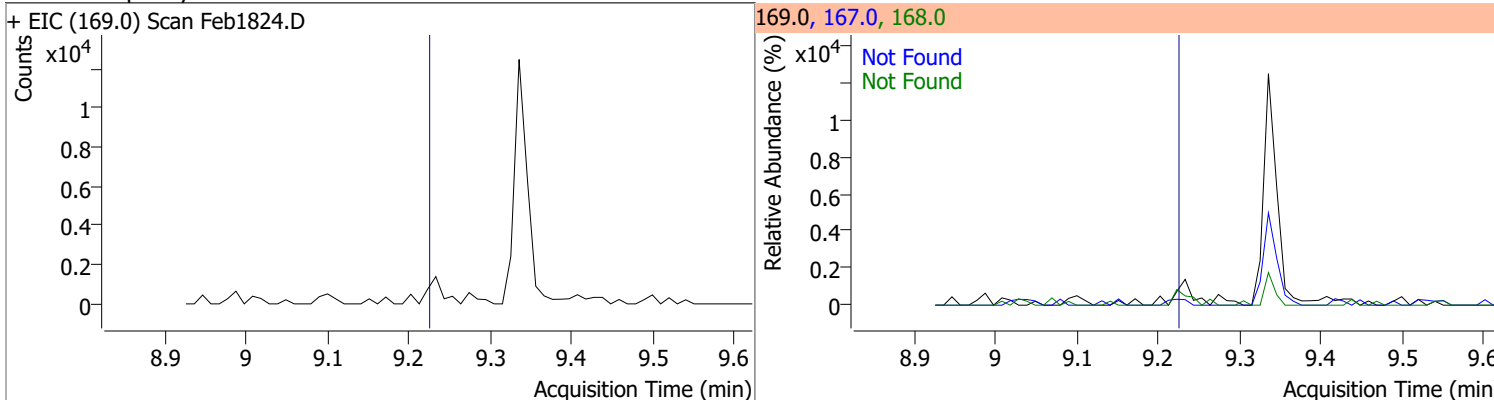
Compound	Conc.	Exp RT	QIon	Exp Ratio	QIon	Exp Ratio
4-Nitroaniline	N.D.	9.14	65.0	112.7	92.0	49.3



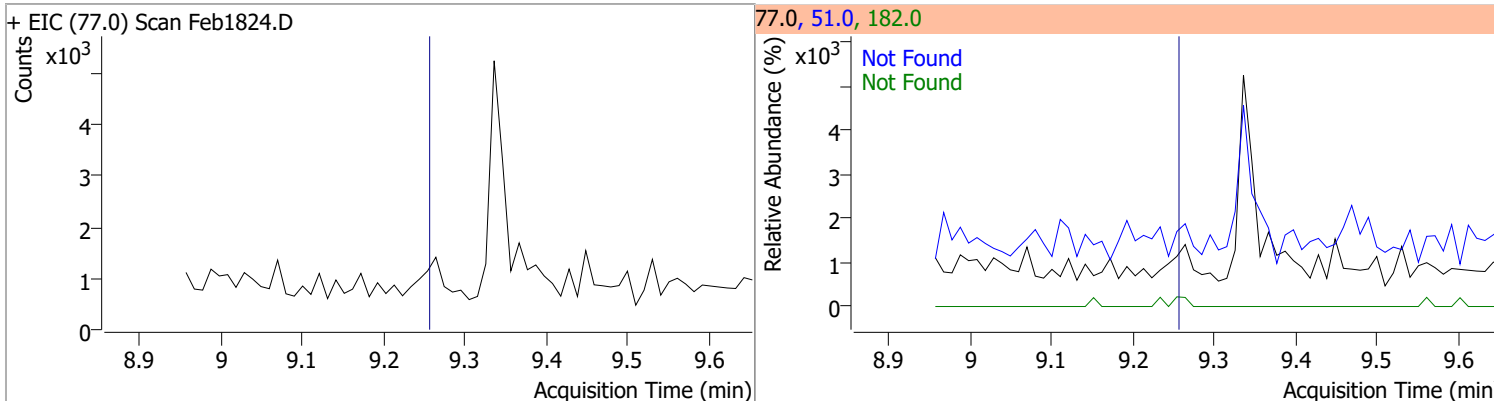
Compound	Conc.	RT	Dev(Min)	Resp.	QIon	QRatio	Lower	Upper
4,6-Dinitro-2-methylphenol	0	0	0	0	121.0		35.1	65.3



Compound	Conc.	Exp RT	QIon	Exp Ratio	QIon	Exp Ratio
N-nitrosodiphenylamine	N.D.	9.23	168.0	62.8	167.0	34.1

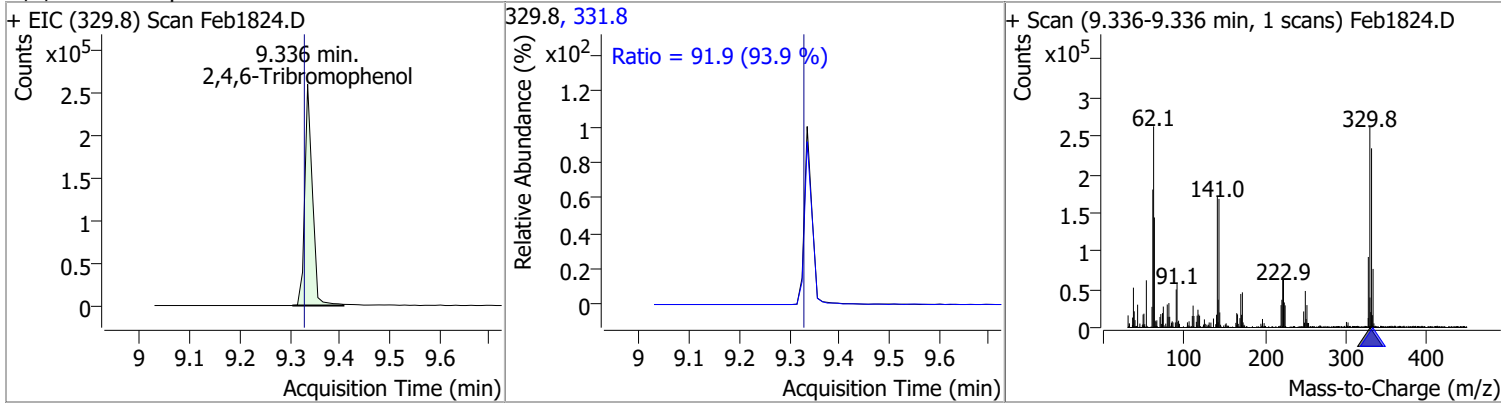


Compound	Conc.	Exp RT	QIon	Exp Ratio	QIon	Exp Ratio
Azobenzene	N.D.	9.26	51.0	45.2	182.0	24.1

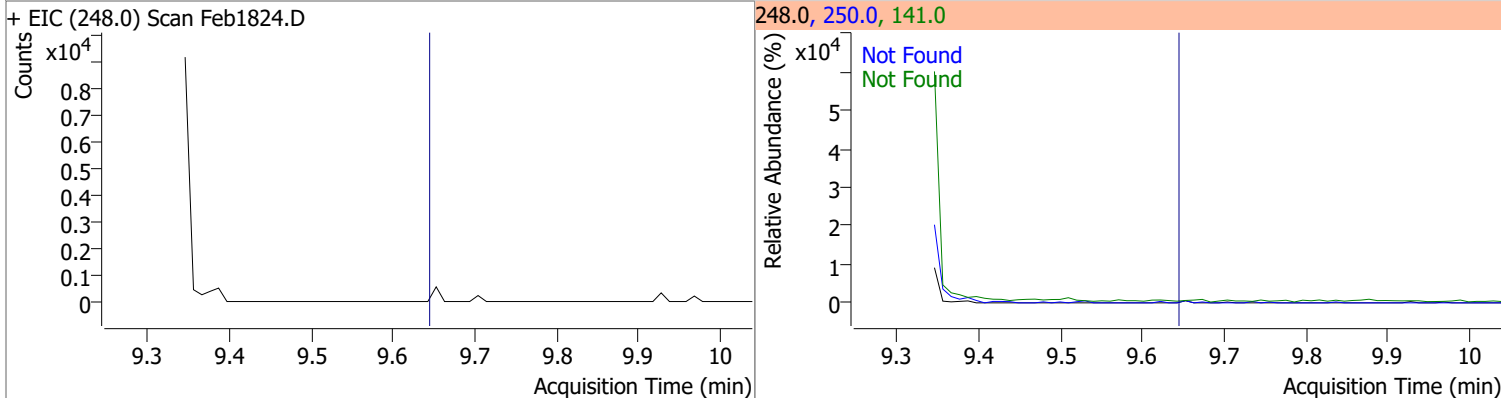


Quantitation Results Report (QT Reviewed)

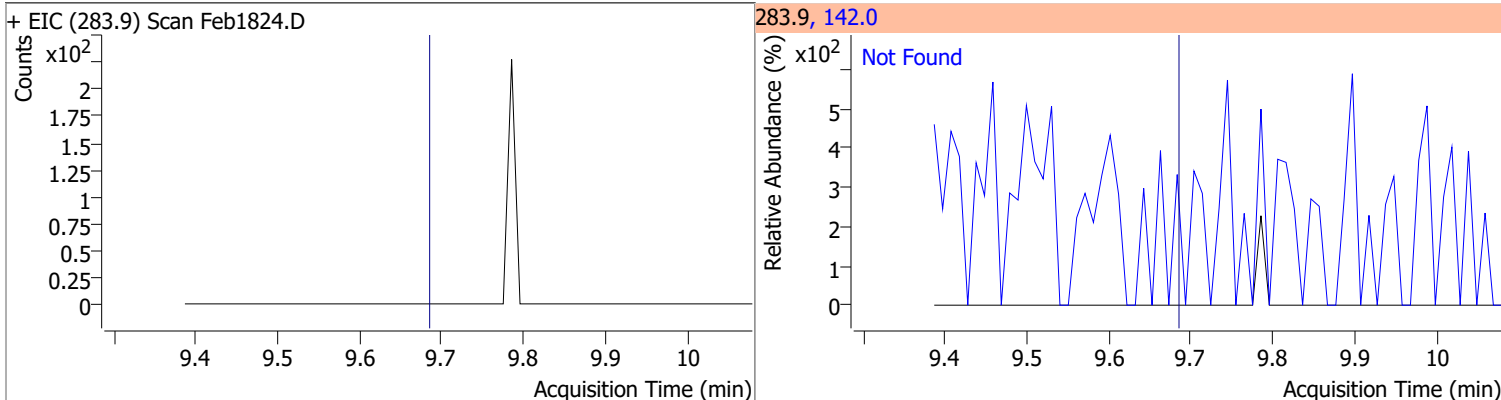
Compound	Conc.	RT	Dev(Min)	Resp.	QIon	QRatio	Lower	Upper
2,4,6-Tribromophenol	172.6317	9.34	0.00	276292	331.8	91.9	68.5	127.2



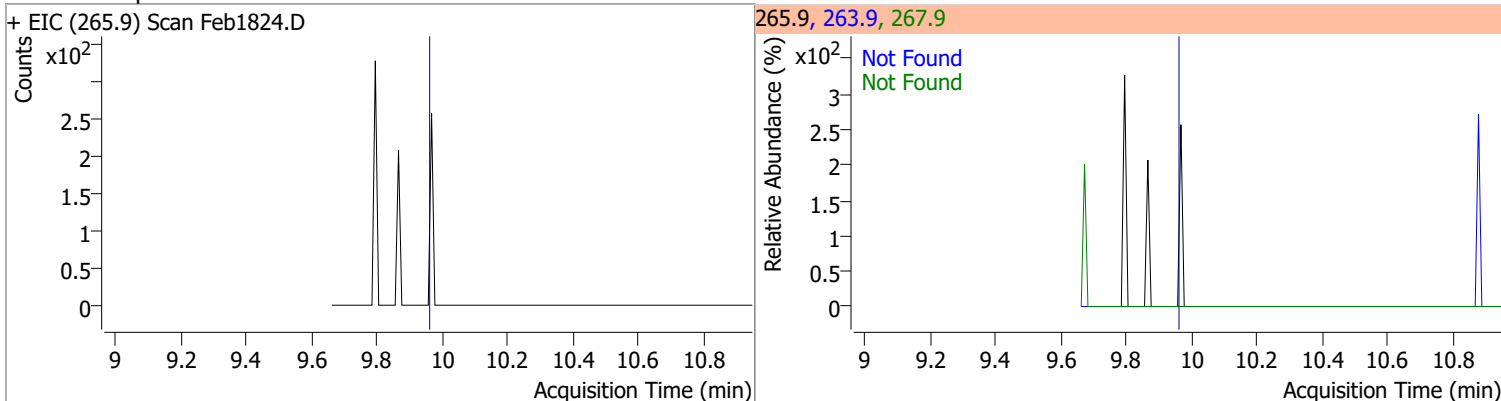
Compound	Conc.	Exp RT	QIon	Exp Ratio	QIon	Exp Ratio
4-Bromophenyl-phenylether	N.D.	9.65	141.0	98.8	250.0	98.2



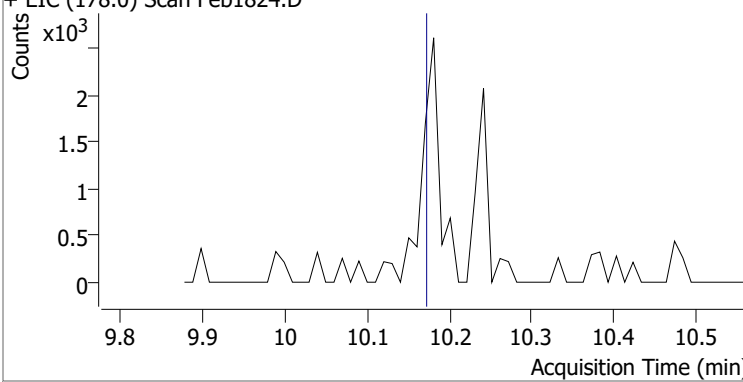
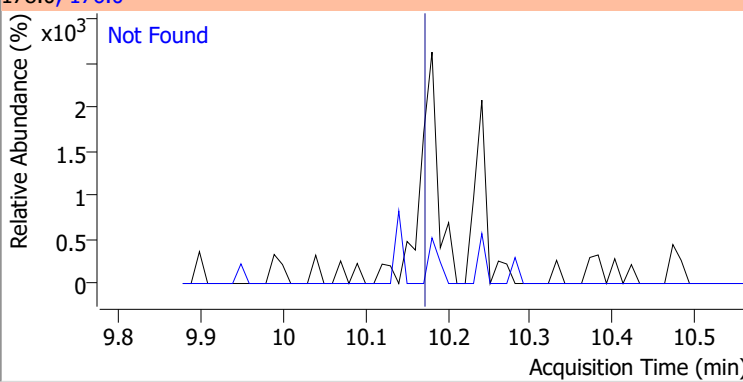
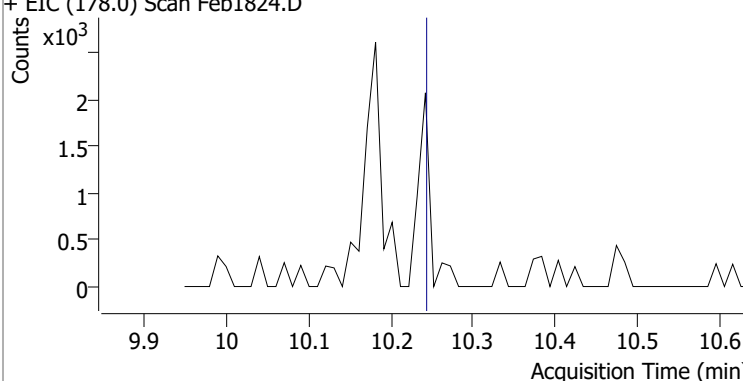
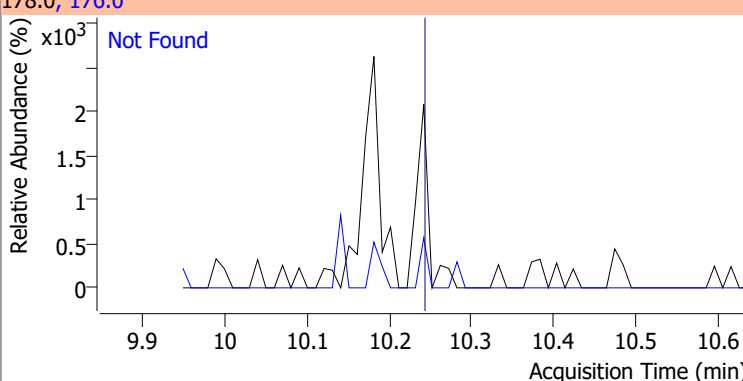
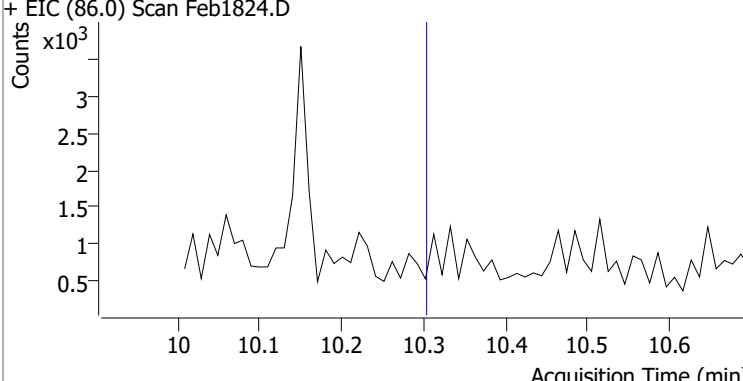
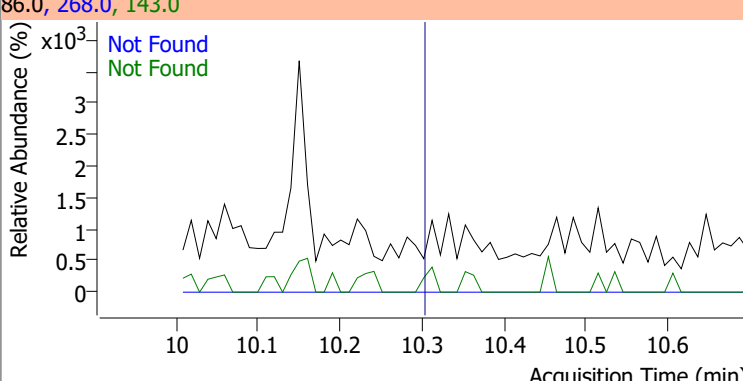
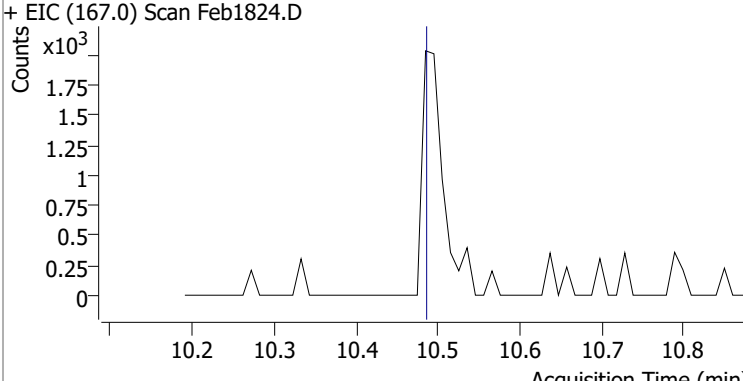
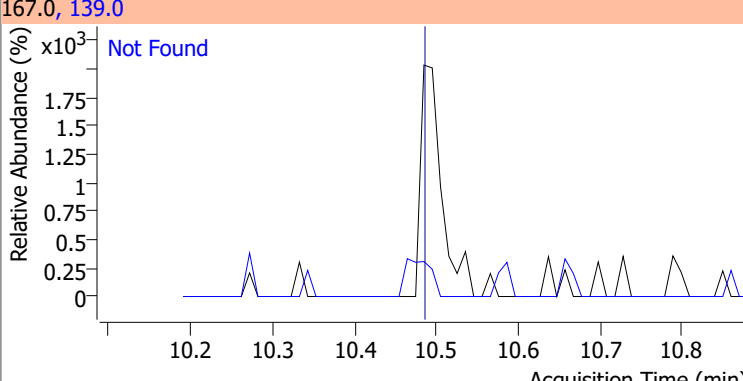
Compound	Conc.	Exp RT	QIon	Exp Ratio	QIon	Exp Ratio
Hexachlorobenzene	N.D.	9.69	142.0	53.8		



Compound	Conc.	Exp RT	QIon	Exp Ratio	QIon	Exp Ratio
Pentachlorophenol	N.D.	9.97	267.9	59.4	263.9	58.9

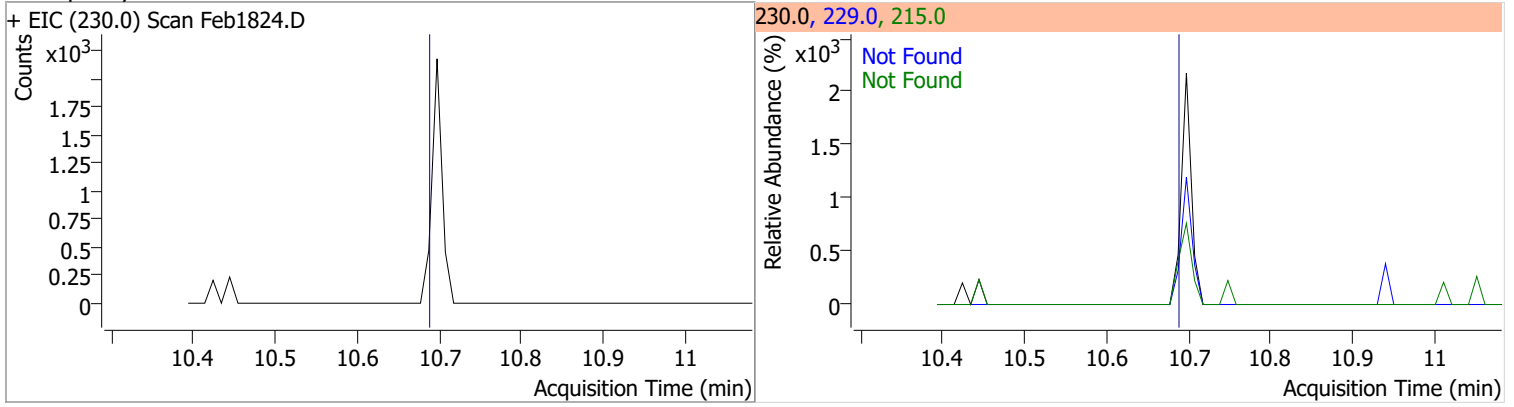


Quantitation Results Report (QT Reviewed)

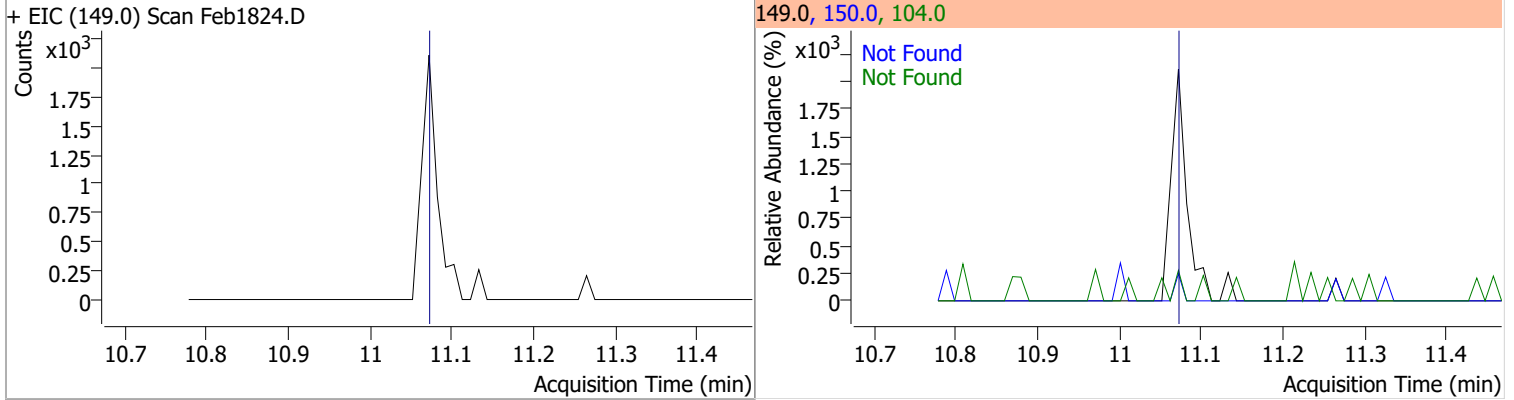
Compound	Conc.	Exp RT	QIon	Exp Ratio		
Phenanthrene	N.D.	10.18	176.0	18.5		
+ EIC (178.0) Scan Feb1824.D			178.0, 176.0			
						
Anthracene	N.D.	10.25	176.0	18.4		
+ EIC (178.0) Scan Feb1824.D			178.0, 176.0			
						
Triallate	N.D.	10.31	268.0	24.1	QIon	Exp Ratio
					143.0	22.5
+ EIC (86.0) Scan Feb1824.D			86.0, 268.0, 143.0			
						
Carbazole	N.D.	10.49	139.0	12.8		
+ EIC (167.0) Scan Feb1824.D			167.0, 139.0			
						

Quantitation Results Report (QT Reviewed)

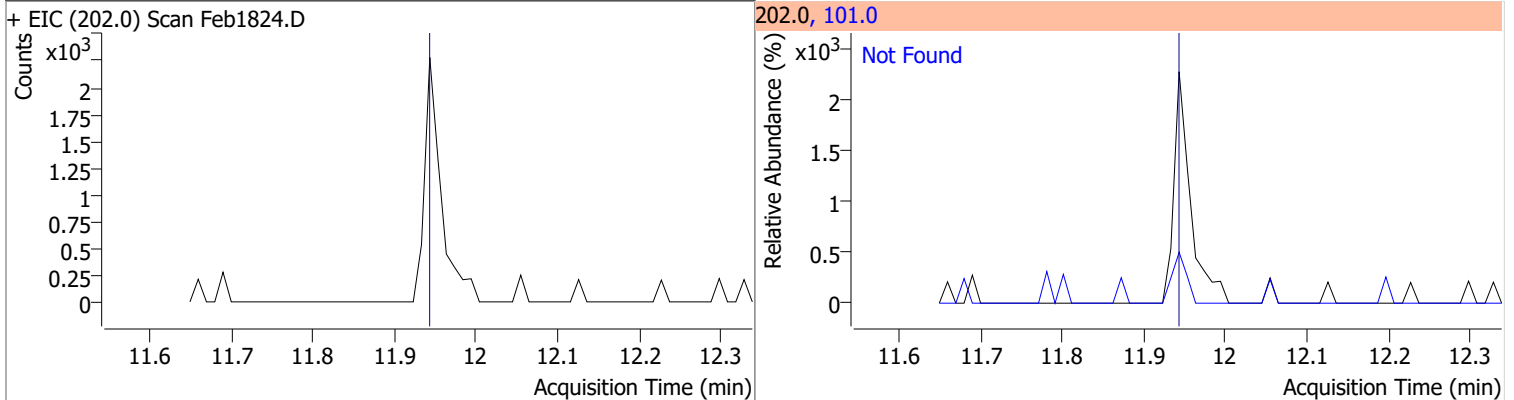
Compound	Conc.	Exp RT	QIon	Exp Ratio	QIon	Exp Ratio
o-Terphenyl	N.D.	10.70	229.0	64.9	215.0	37.0



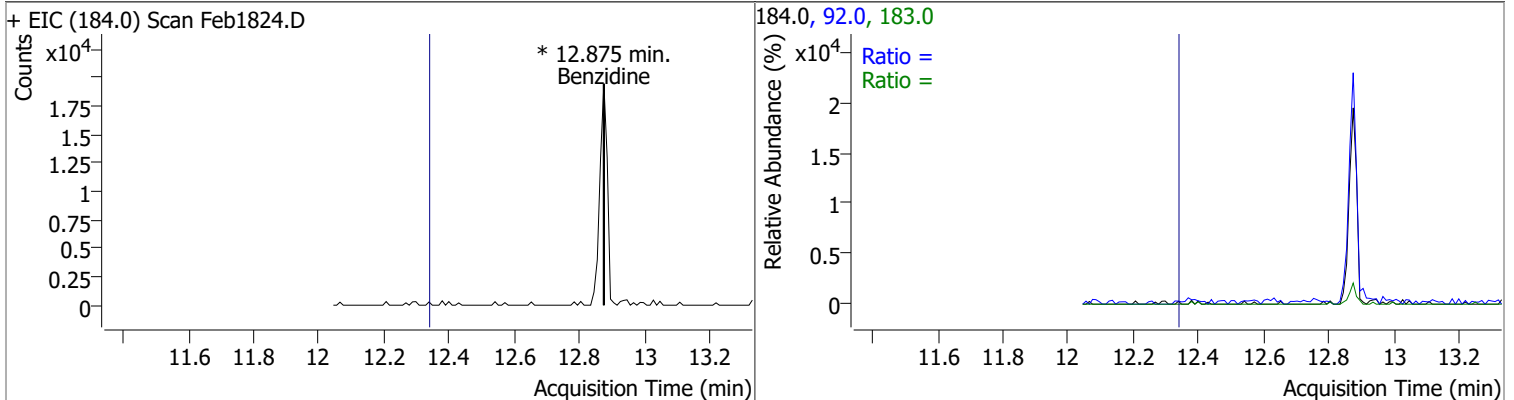
Compound	Conc.	Exp RT	QIon	Exp Ratio	QIon	Exp Ratio
Di-n-Butylphthalate	N.D.	11.08	150.0	9.1	104.0	6.4



Compound	Conc.	Exp RT	QIon	Exp Ratio
Fluoranthene	N.D.	11.95	101.0	13.4

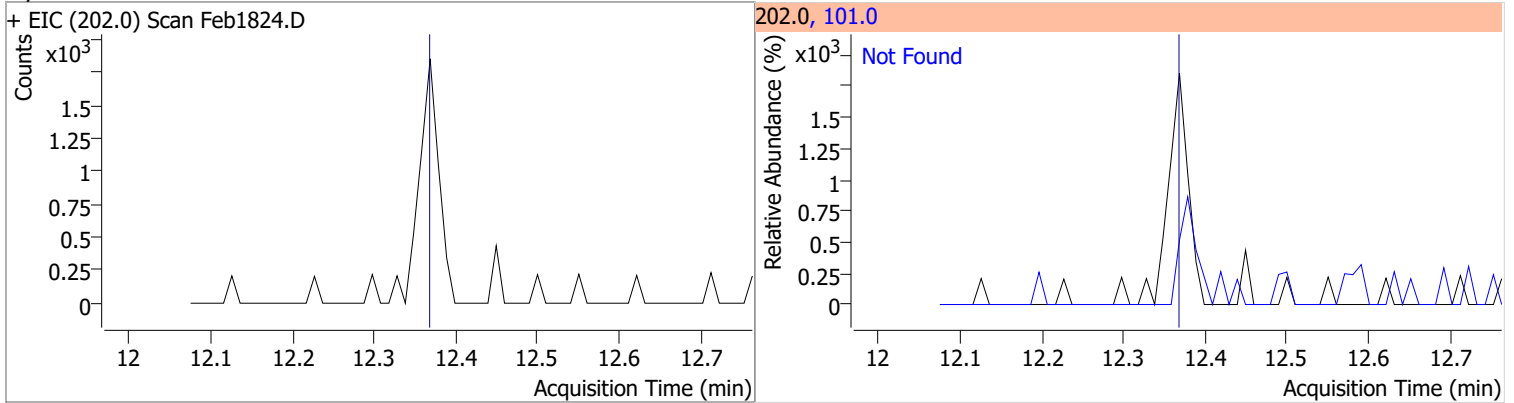


Compound	Conc.	RT	Dev(Min)	Resp.	QIon	QRatio	Lower	Upper
Benzidine		0		0	183.0		8.3	15.4
					92.0		5.8	10.8

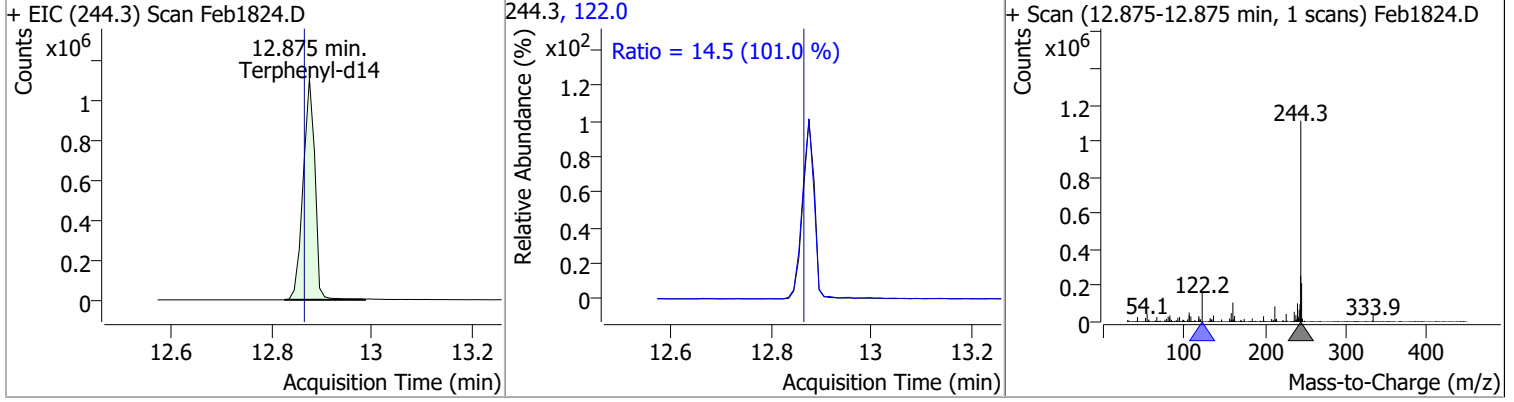


Quantitation Results Report (QT Reviewed)

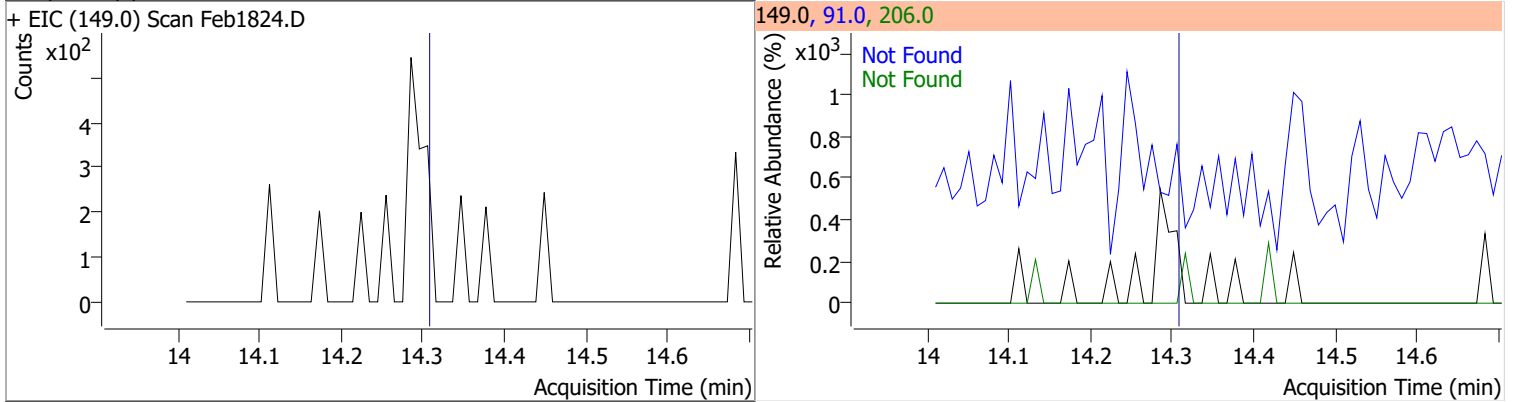
Compound	Conc.	Exp RT	QIon	Exp Ratio
Pyrene	N.D.	12.38	101.0	15.9



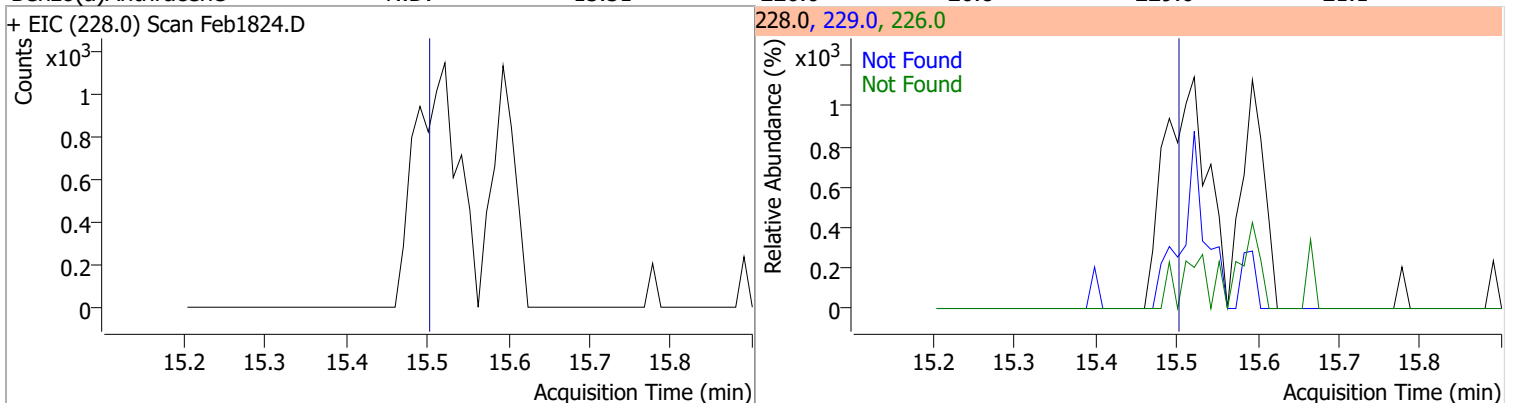
Compound	Conc.	RT	Dev(Min)	Resp.	QIon	QRatio	Lower	Upper
Terphenyl-d14	110.8779	12.88	0.00	1817841	122.0	14.5	10.1	18.7



Compound	Conc.	Exp RT	QIon	Exp Ratio	QIon	Exp Ratio
Butylbenzylphthalate	N.D.	14.32	91.0	85.1	206.0	17.5

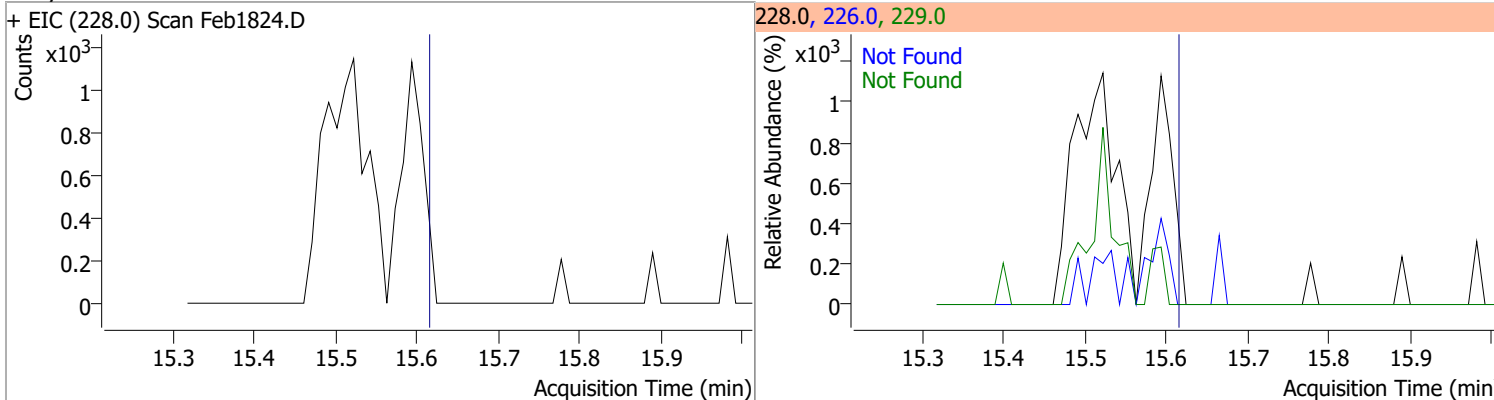


Compound	Conc.	Exp RT	QIon	Exp Ratio	QIon	Exp Ratio
Benzo(a)Anthracene	N.D.	15.51	226.0	26.8	229.0	21.1

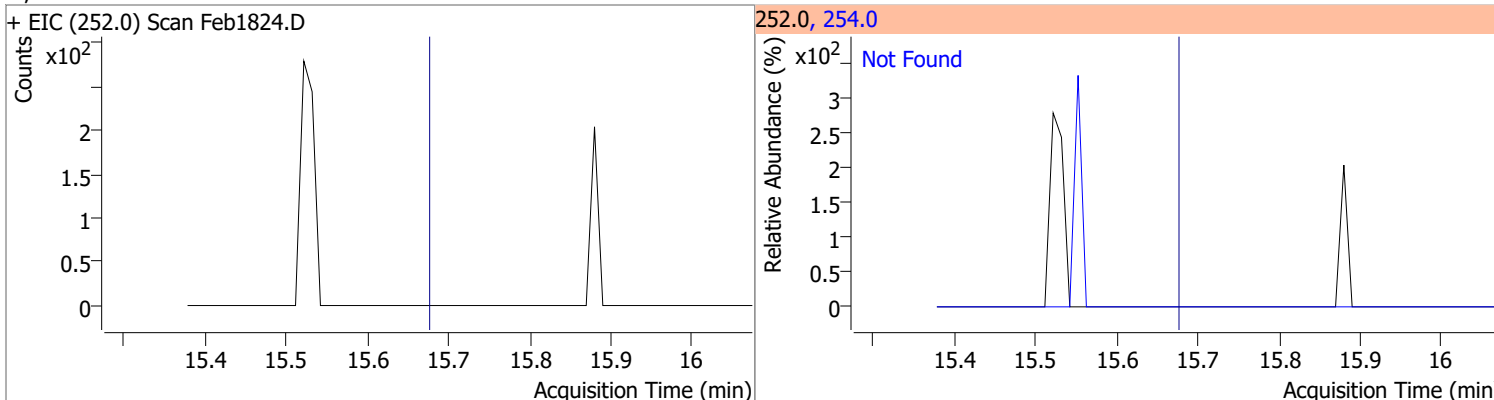


Quantitation Results Report (QT Reviewed)

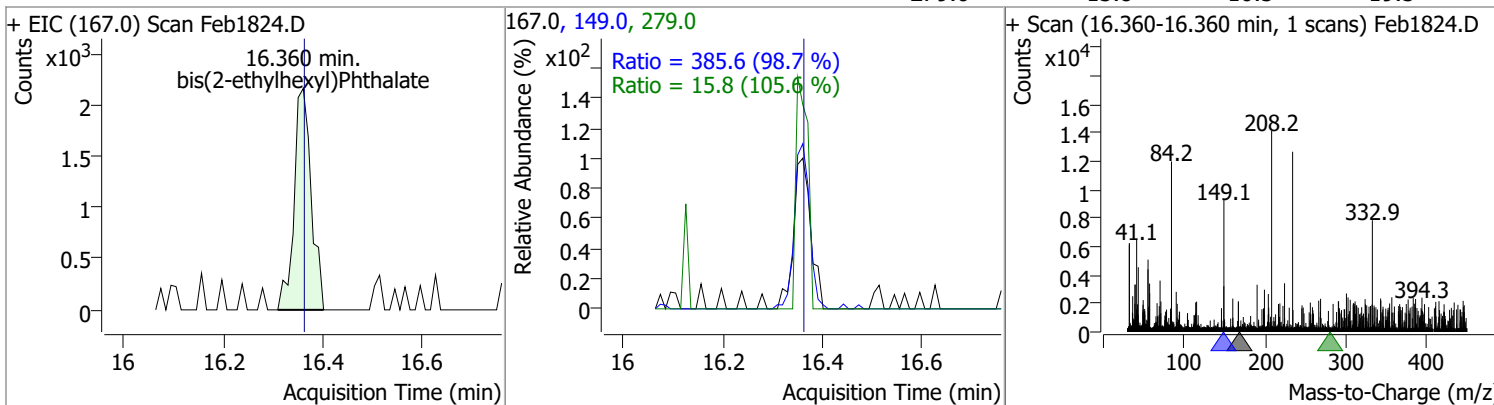
Compound	Conc.	Exp RT	QIon	Exp Ratio	QIon	Exp Ratio
Chrysene	N.D.	15.62	226.0	28.4	229.0	19.7



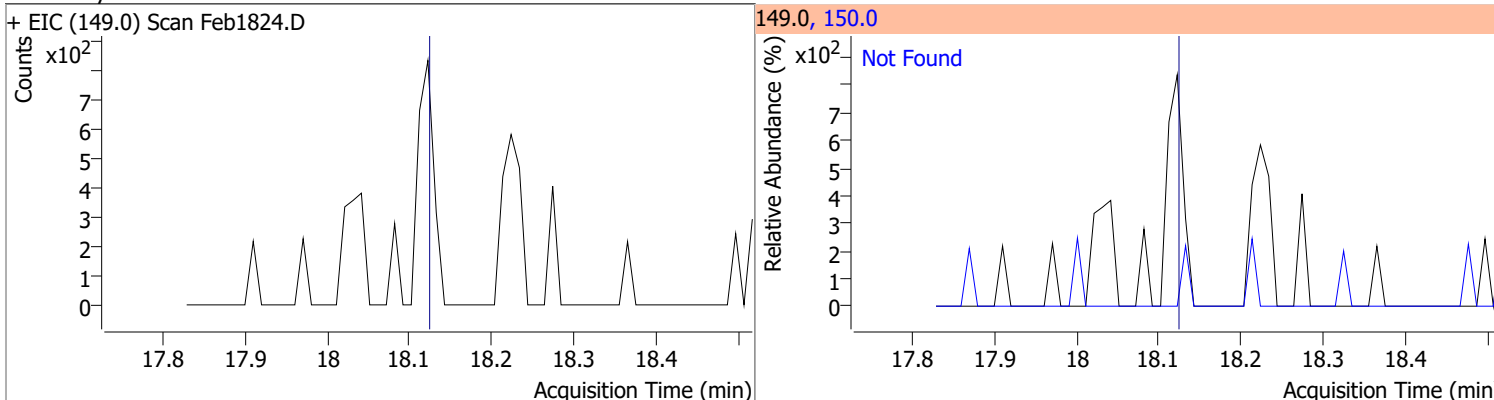
Compound	Conc.	Exp RT	QIon	Exp Ratio
3,3-Dichlorobenzidine	N.D.	15.69	254.0	64.2



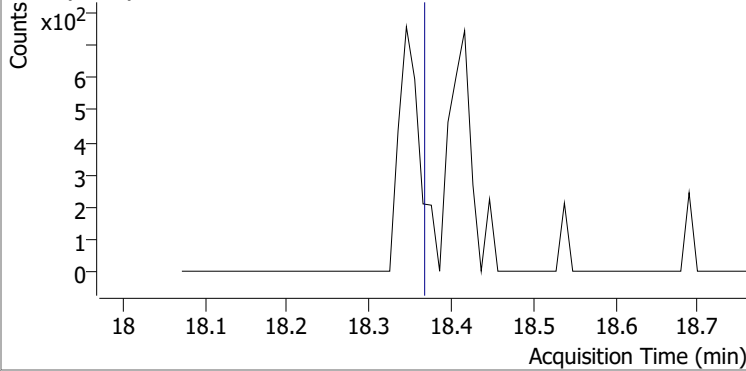
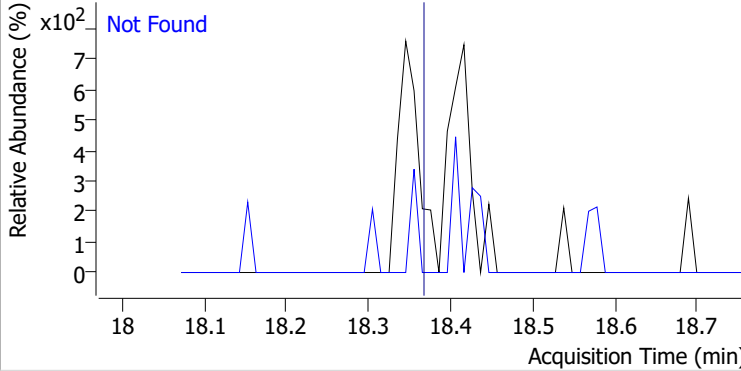
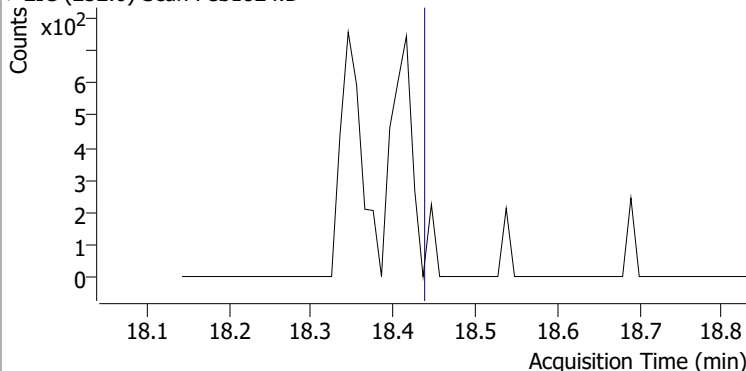
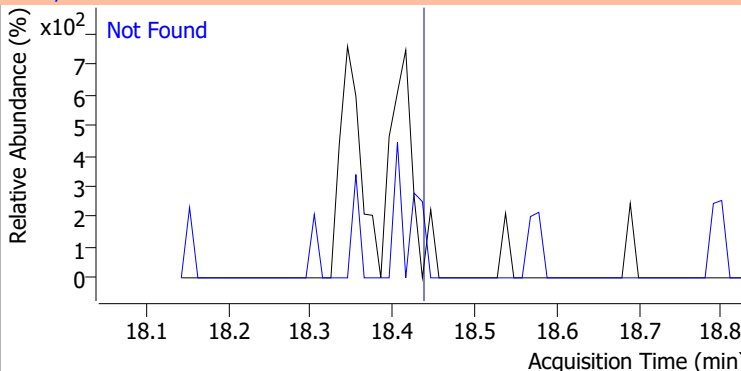
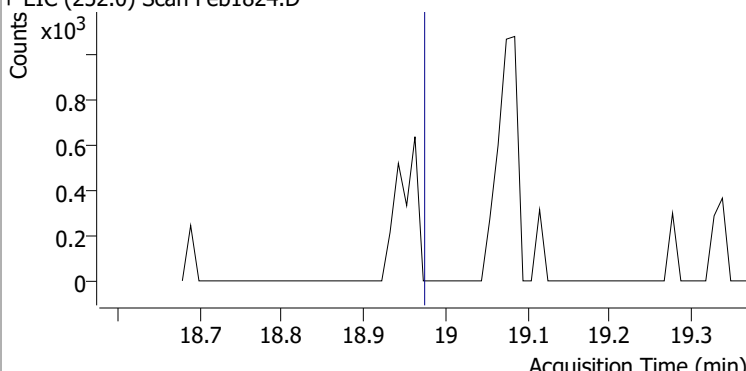
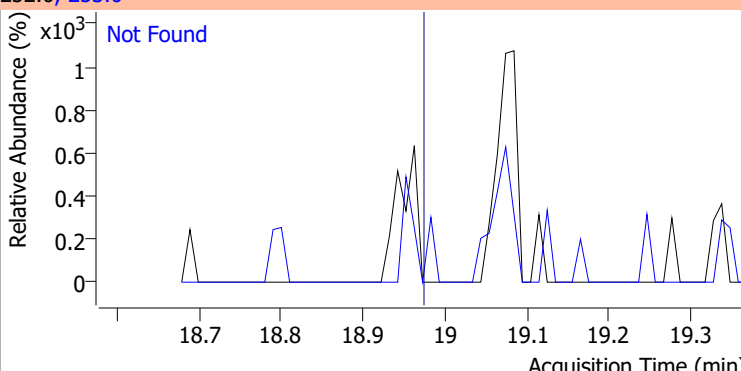
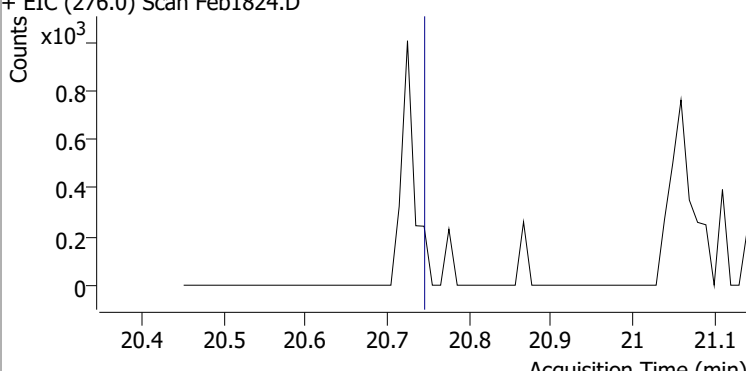
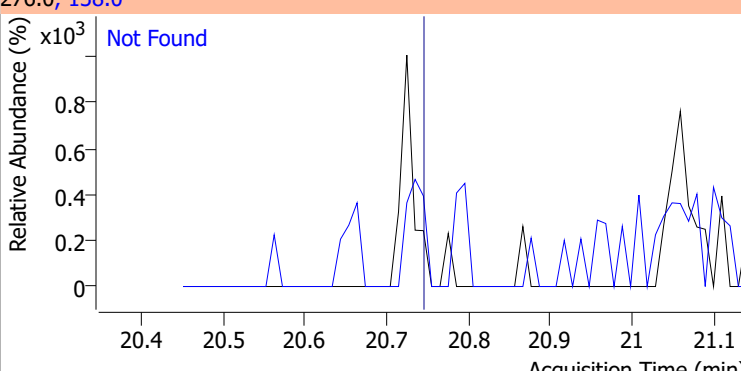
Compound	Conc.	RT	Dev(Min)	Resp.	QIon	QRatio	Lower	Upper
bis(2-ethylhexyl)Phthalate	3.5303	16.36	-0.01	5177	149.0	385.6	273.6	508.0
					279.0	15.8	10.5	19.5



Compound	Conc.	Exp RT	QIon	Exp Ratio
Di-n-octyl Phthalate	N.D.	18.13	150.0	10.0

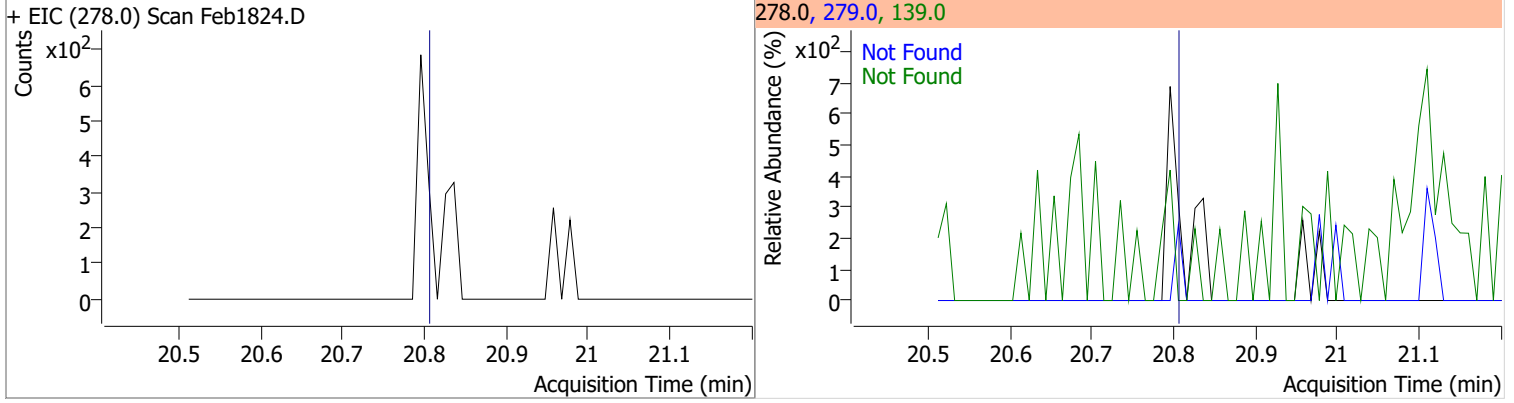


Quantitation Results Report (QT Reviewed)

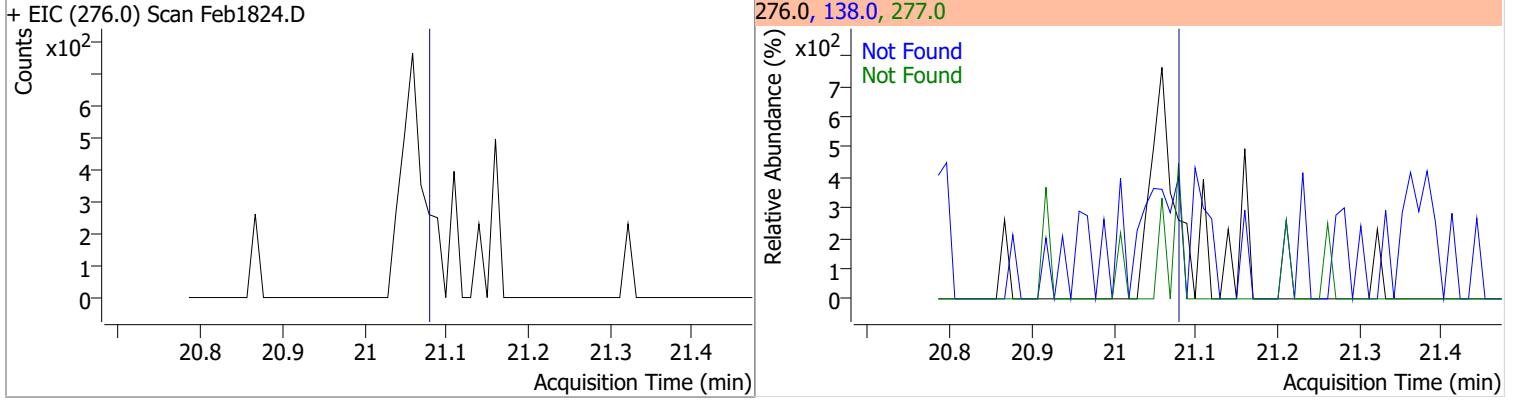
Compound	Conc.	Exp RT	QIon	Exp Ratio
Benzo(b)fluoranthene	N.D.	18.38	253.0	22.3
+ EIC (252.0) Scan Feb1824.D			252.0, 253.0	
				
Benzo(k)fluoranthene	N.D.	18.45	253.0	22.0
+ EIC (252.0) Scan Feb1824.D			252.0, 253.0	
				
Benzo(a)pyrene	N.D.	18.98	253.0	21.5
+ EIC (252.0) Scan Feb1824.D			252.0, 253.0	
				
Indeno(1,2,3-c,d)pyrene	N.D.	20.76	138.0	29.6
+ EIC (276.0) Scan Feb1824.D			276.0, 138.0	
				

Quantitation Results Report (QT Reviewed)

Compound	Conc.	Exp RT	QIon	Exp Ratio	QIon	Exp Ratio
Dibenzo(a,h)anthracene	N.D.	20.82	139.0	25.2	279.0	24.1

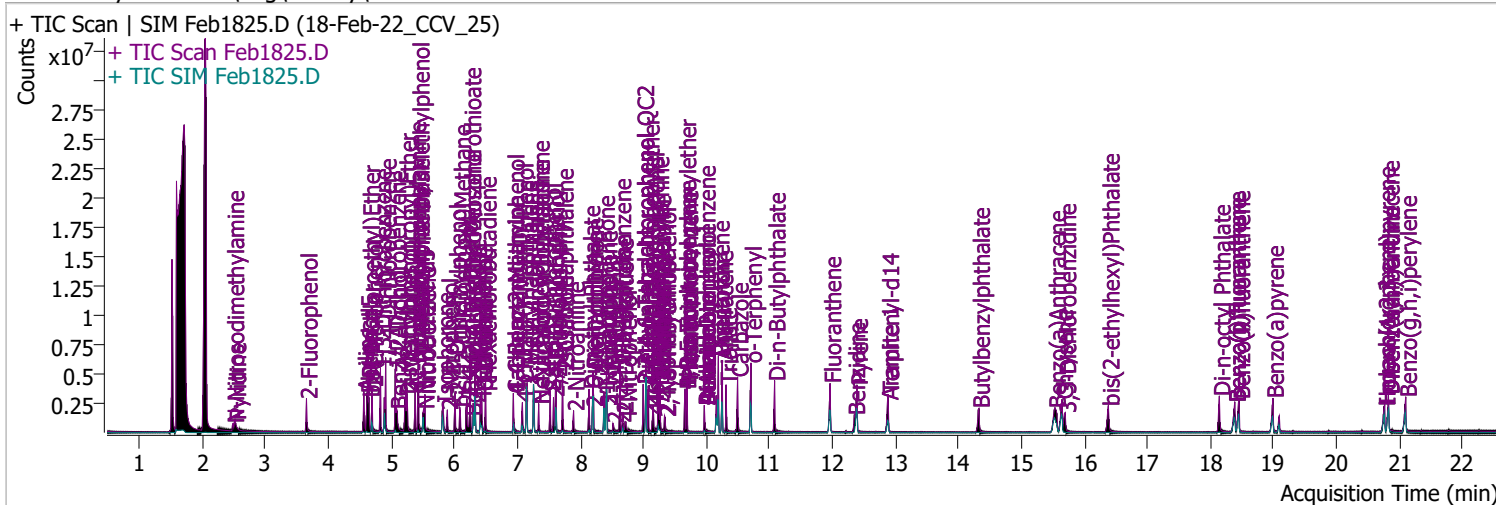


Compound	Conc.	Exp RT	QIon	Exp Ratio	QIon	Exp Ratio
Benzo(g,h,i)perylene	N.D.	21.09	138.0	33.0	277.0	23.2



Quantitation Results Report (QT Reviewed)

Data File	Feb1825.D	Operator	LIMS import
Acq. Method	BNA+SIM.M	Acq. Date-Time	2/19/2022 8:57:03 PM
Sample Name	18-Feb-22_CCV_25	Instrument	Instrument #1
Vial	25	Multiplier	1.00
DA Method File		Comment	SVOC-8270-W-LARGO
Tune File	dftppdsm.u	Tune Date	2/18/2022 9:25:00 PM
Batch Name	021822 DoD BNA cal.batch.bin	Last Calib Update	2/19/2022 1:06:17 PM
Ref Library	D:\Org\Library\NIST129K.I		



Compound	RT	QIon	Resp.	Conc.	Units	Dev(Min)
----------	----	------	-------	-------	-------	----------

Internal Standards

System Monitoring Compounds

S 2-Fluorophenol	3.653	112.0	832539	79.3295	µg/L	0.000
Spiked Amount: 200.000	Range: 10.0 - 75.0%			Recovery = 39.66%		
S Phenol-d5	4.613	99.0	1072668	79.6174	µg/L	0.000
Spiked Amount: 200.000	Range: 10.0 - 65.0%			Recovery = 39.81%		
S Nitrobenzene-d5	5.512	82.0	601600	79.9515	µg/L	0.010
Spiked Amount: 100.000	Range: 32.0 - 94.0%			Recovery = 79.95%		
S 2-Fluorobiphenyl	7.615	172.0	1752432	81.8452	µg/L	0.010
Spiked Amount: 100.000	Range: 28.0 - 107.0%			Recovery = 81.85%		
S 2,4,6-Tribromophenol	9.346	329.8	148179	83.7831	µg/L	0.010
Spiked Amount: 200.000	Range: 25.0 - 140.0%			Recovery = 41.89%		
S Terphenyl-d14	12.885	244.3	1739964	79.0420	µg/L	0.010
Spiked Amount: 100.000	Range: 32.0 - 122.0%			Recovery = 79.04%		

Target Compounds

Compound	RT	QIon	Resp.	Conc.	Units	QValue
T N-Nitrosodimethylamine	2.489	74.0	246152	77.2010	µg/L	97
T Pyridine	2.520	79.0	589943	73.6896	µg/L	90
T Aniline	4.562	93.0	1472122	76.7624	µg/L m	98
T Phenol	4.623	94.0	1166562	77.6949	µg/L	99
T bis(-2-Chloroethyl)Ether	4.644	63.0	816449	80.5584	µg/L m	99
T 2-Chlorophenol	4.695	128.0	987937	82.7223	µg/L	100
T 1,3-Dichlorobenzene	4.828	146.0	1261148	82.8469	µg/L m	99
T 1,4-Dichlorobenzene	4.909	146.0	1299176	85.4357	µg/L m	96
T 1,2-Dichlorobenzene	5.063	146.0	1172868	78.7329	µg/L m	98
T Benzyl Alcohol	5.083	108.0	496876	81.4994	µg/L	99
T bis(2-chloroisopropyl)Ether	5.226	121.0	327895	81.5776	µg/L	99
T 2-Methylphenol	5.246	107.0	827847	79.4592	µg/L	100
T N-nitroso-Di-n-propylamine	5.379	70.0	648310	89.2829	µg/L	97
T 4Methylphenol/3Methylphenol	5.430	107.0	1238108	87.7106	µg/L	99
T Hexachloroethane	5.430	117.0	360483	78.5036	µg/L	100

Quantitation Results Report (QT Reviewed)

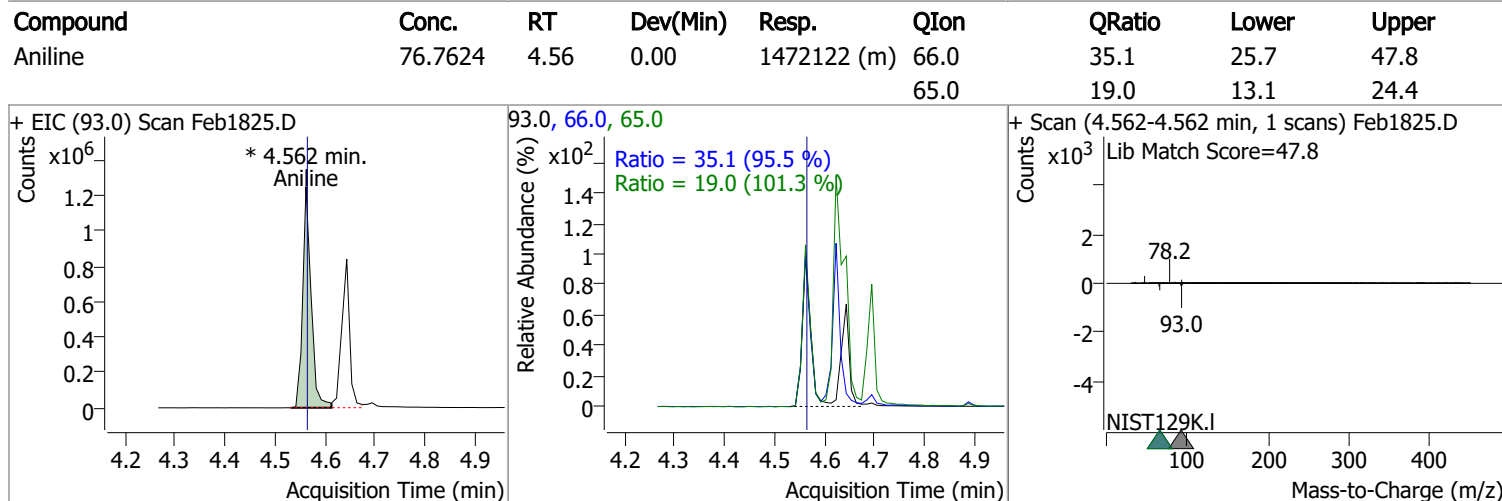
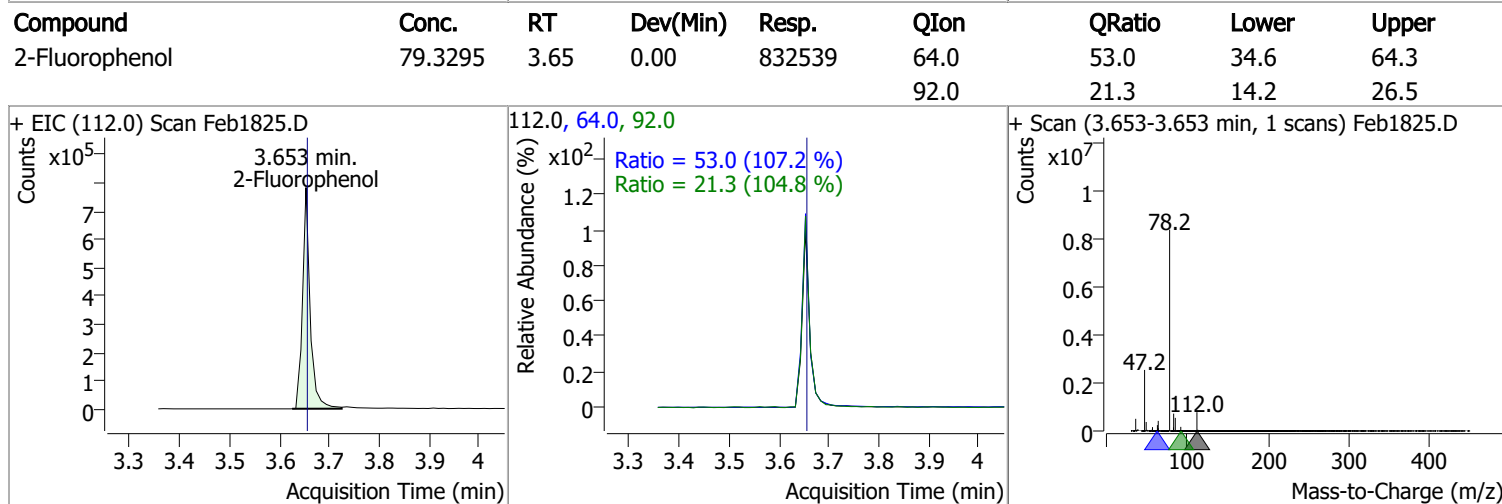
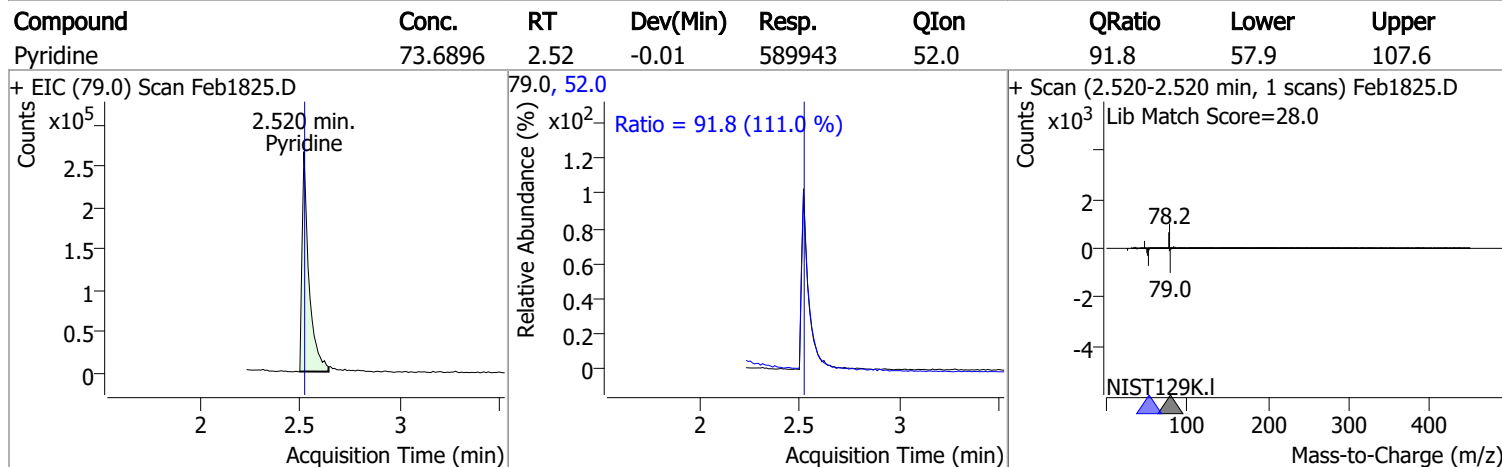
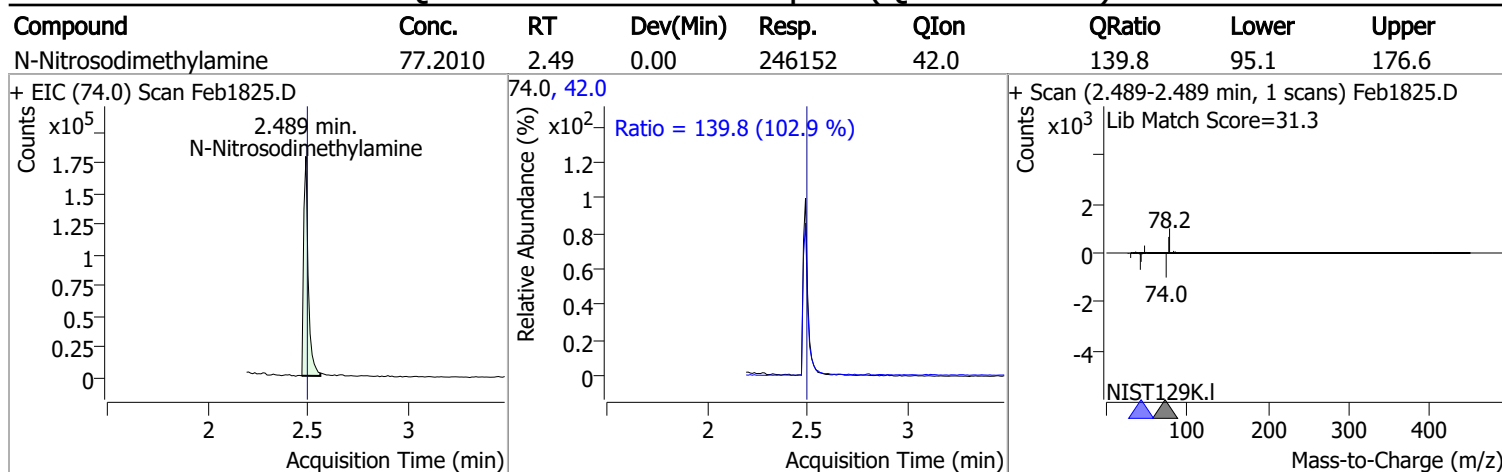
Compound	RT	QIon	Resp.	Conc.	Units	Dev(Min)
T Nitrobenzene	5.532	123.1	340999	90.7017	µg/L	97
T Isophorone	5.818	82.0	1495335	83.1256	µg/L	99
T 2-Nitrophenol	5.890	139.0	351253	85.9449	µg/L	99
T 2,4-Dimethylphenol	6.013	122.0	648663	77.5048	µg/L	96
T bis(-2-Chloroethoxy)Methane	6.085	93.0	827058	78.9347	µg/L	94
T 2,4-Dichlorophenol	6.198	162.0	639351	79.9044	µg/L	97
T Benzoic Acid	6.259	105.0	409805	91.3224	µg/L	89
T 1,2,4-Trichlorobenzene	6.249	180.0	744212	77.7109	µg/L	98
T Naphthalene	6.331	128.0	2351615	82.9533	µg/L	99
T 4-Chlorophenol	6.413	130.0	254446	84.7668	µg/L	96
T p-Chloroaniline	6.434	127.0	872484	78.3988	µg/L	96
T Hexachlorobutadiene	6.496	224.9	411019	82.5099	µg/L	99
T 4-Chloro-2-Methylphenol	6.937	107.0	571111	76.9764	µg/L	100
T 4-Chloro-3-Methylphenol	7.081	107.0	639378	82.6279	µg/L	99
T 2-Methylnaphthalene	7.153	141.0	1317607	81.4928	µg/L	98
T 1-Methylnaphthalene	7.256	141.0	1236329	78.5037	µg/L	m 98
T Hexachlorocyclopentadiene	7.338	236.9	236779	78.3658	µg/L	99
T 2,4,6-Trichlorophenol	7.523	196.0	443943	83.8983	µg/L	m 97
T 2,4,5-Trichlorophenol	7.574	196.0	482884	81.7351	µg/L	m 95
T 2-Chloronaphthalene	7.718	162.0	1415405	78.7346	µg/L	98
T 2-Nitroaniline	7.892	65.0	281563	87.3957	µg/L	98
T Dimethyl Phthalate	8.139	163.0	1486935	82.0814	µg/L	99
T 2,6-Dinitrotoluene	8.190	165.0	186137	75.0361	µg/L	95
T Acenaphthylene	8.200	152.1	2246215	78.1389	µg/L	99
T 3-Nitroaniline	8.405	138.0	236751	83.5436	µg/L	99
T Acenaphthene	8.415	154.0	1221307	73.6642	µg/L	99
T 2,4-Dinitrophenol	8.517	184.0	107509	84.5041	µg/L	91
T Dibenzofuran	8.630	168.0	2113432	77.9726	µg/L	97
T 2,4-Dinitrotoluene	8.671	165.0	246962	79.6333	µg/L	98
T 4-Nitrophenol	8.722	109.0	245597	80.2049	µg/L	96
T Diethylphthalate	8.998	149.0	1474023	78.6490	µg/L	99
T Fluorene	9.039	166.0	1619598	74.6154	µg/L	99
T 4-Chlorophenyl-phenylether	9.080	204.0	801375	82.0944	µg/L	99
T 4-Nitroaniline	9.151	138.0	268516	87.0446	µg/L	98
T 4,6-Dinitro-2-methylphenol	9.162	198.0	160172	84.9611	µg/L	97
T N-nitrosodiphenylamine	9.233	169.0	1183253	82.1880	µg/L	99
T Azobenzene	9.264	77.0	1474038	77.6459	µg/L	95
T 4-Bromophenyl-phenylether	9.663	248.0	459431	83.9737	µg/L	98
T Hexachlorobenzene	9.694	283.9	476701	86.0750	µg/L	97
T Pentachlorophenol	9.968	265.9	223802	85.7198	µg/L	93
T Phenanthrene	10.191	178.0	2396277	80.0606	µg/L	99
T Anthracene	10.252	178.0	2307793	81.7333	µg/L	m 100
T Triallate	10.313	86.0	544590	80.7935	µg/L	100
T Carbazole	10.495	167.0	2167797	75.7167	µg/L	100
T o-Terphenyl	10.708	230.0	1261539	79.4148	µg/L	99
T Di-n-Butylphthalate	11.082	149.0	2375148	86.6145	µg/L	100
T Fluoranthene	11.964	202.0	2395113	79.8760	µg/L	99
T Benzidine	12.348	184.0	792292	74.6477	µg/L	99
T Pyrene	12.389	202.0	2594483	79.3038	µg/L	99
T Butylbenzylphthalate	14.326	149.0	818810	84.6100	µg/L	98
T Benzo(a)Anthracene	15.532	228.0	2024476	80.3136	µg/L	98
T Chrysene	15.645	228.0	2152138	76.1388	µg/L	99
T 3,3-Dichlorobenzidine	15.696	252.0	706232	79.0940	µg/L	99
T bis(2-ethylhexyl)Phthalate	16.381	167.0	287757	85.9649	µg/L	98
T Di-n-octyl Phthalate	18.143	149.0	1972760	82.4284	µg/L	99

Quantitation Results Report (QT Reviewed)

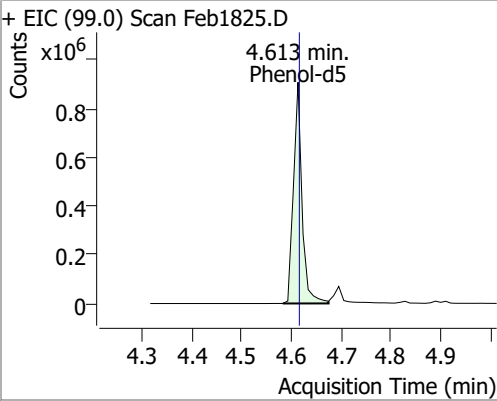
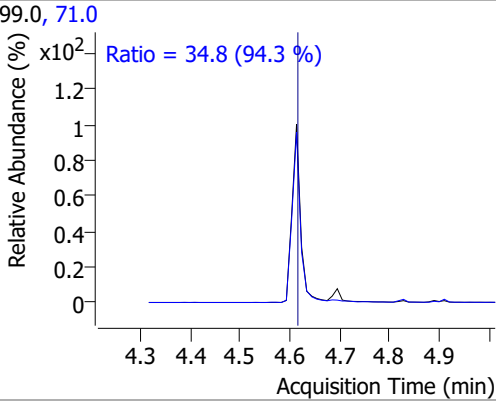
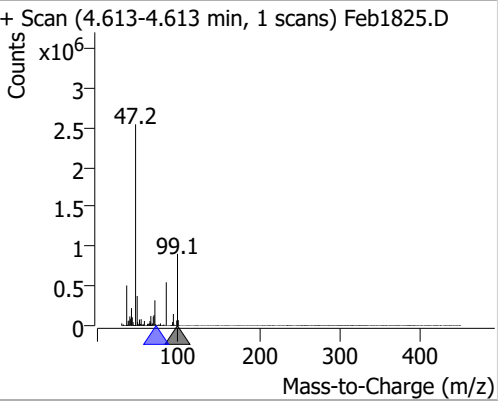
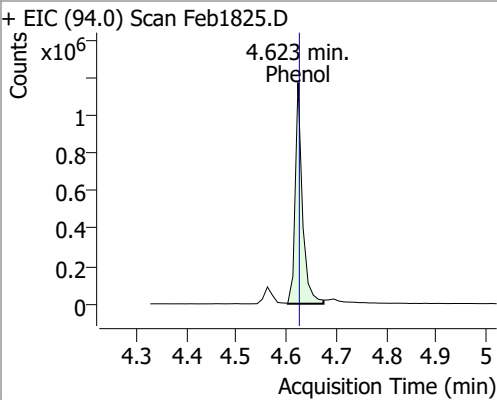
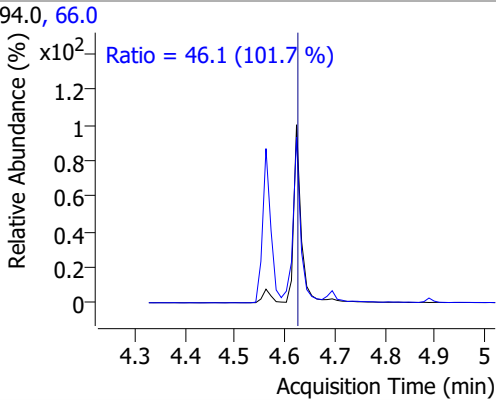
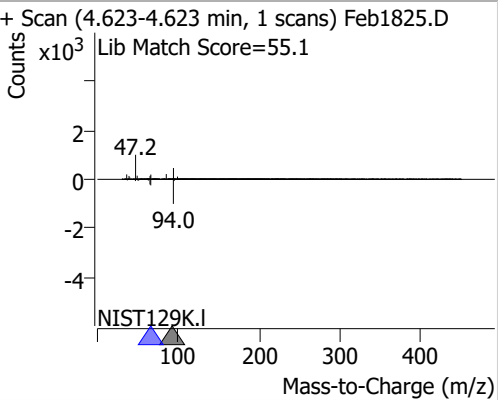
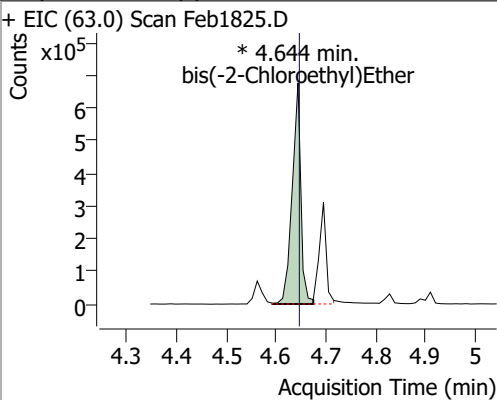
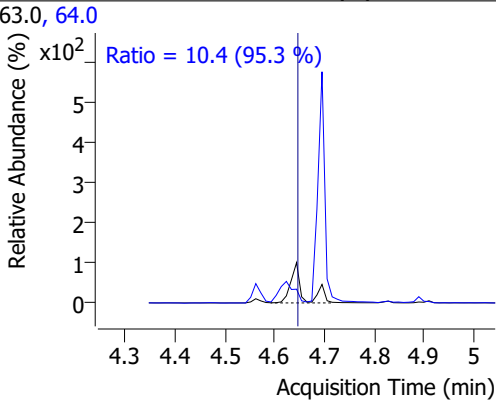
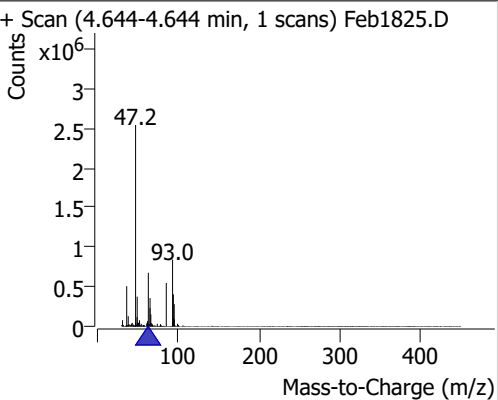
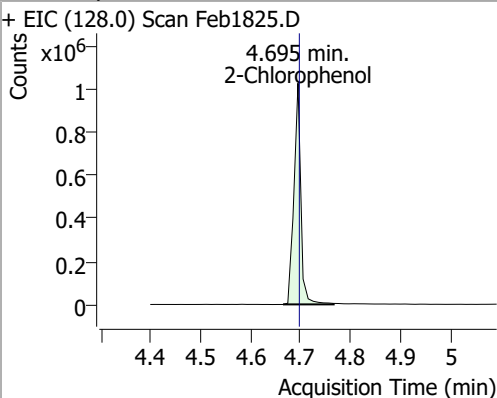
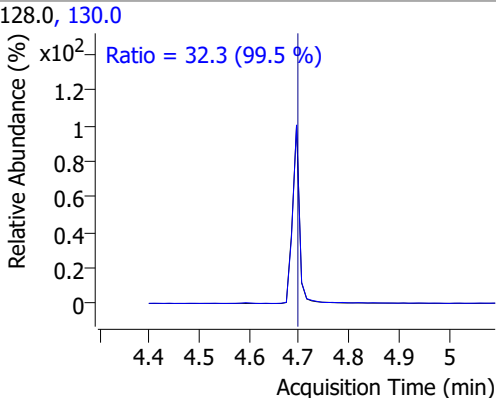
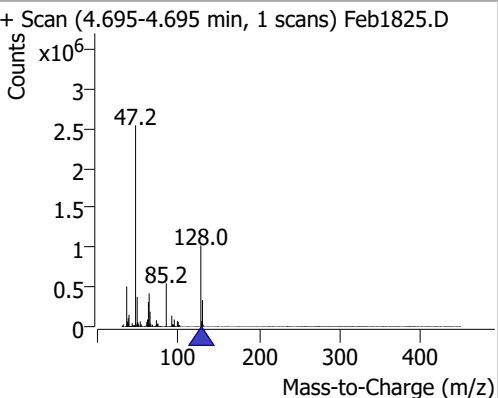
Compound	RT	QIon	Resp.	Conc.	Units	Dev(Min)
T Benzo(b)fluoranthene	18.386	252.0	1865269	71.0289	µg/L	99
T Benzo(k)fluoranthene	18.457	252.0	2052306	74.5492	µg/L	99
T Benzo(a)pyrene	18.993	252.0	1838842	74.1962	µg/L	98
T Indeno(1,2,3-c,d)pyrene	20.765	276.0	1549497	74.4928	µg/L	96
T Dibenzo(a,h)anthracene	20.826	278.0	1627250	71.8896	µg/L	98
T Benzo(g,h,i)perylene	21.100	276.0	1802572	75.1899	µg/L	98

(#) = Qualifier Out of Range; (m) = Manual Integration; (+) = Area Summed; (*) = Surrogate Percent Recovery Out of Range; (d): Zeroed Peak

Quantitation Results Report (QT Reviewed)

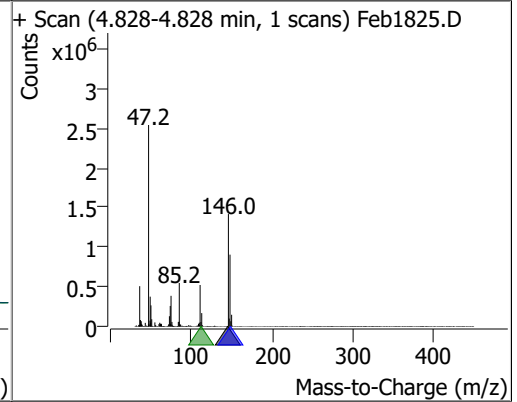
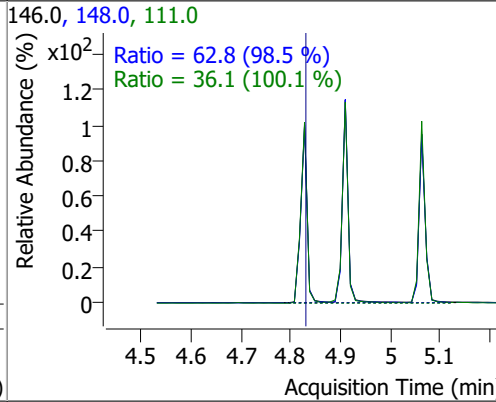
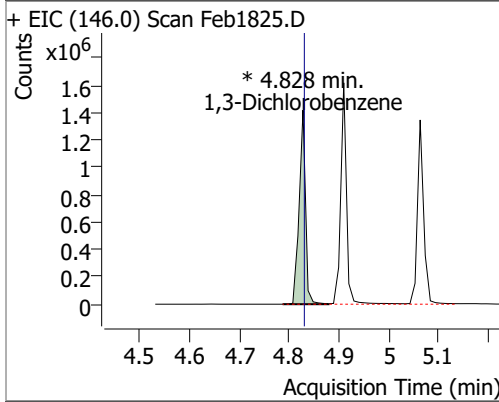


Quantitation Results Report (QT Reviewed)

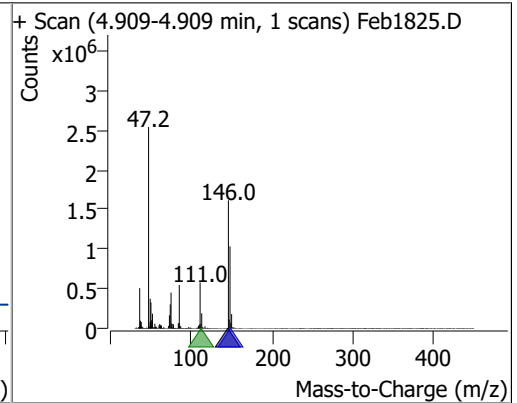
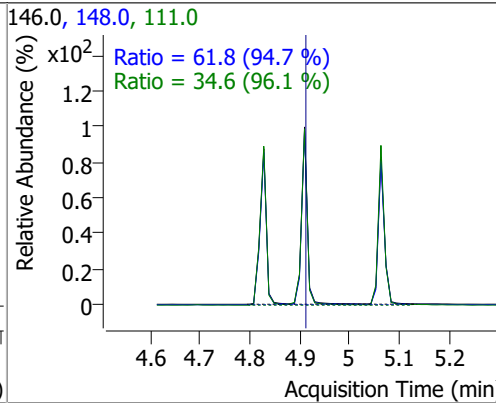
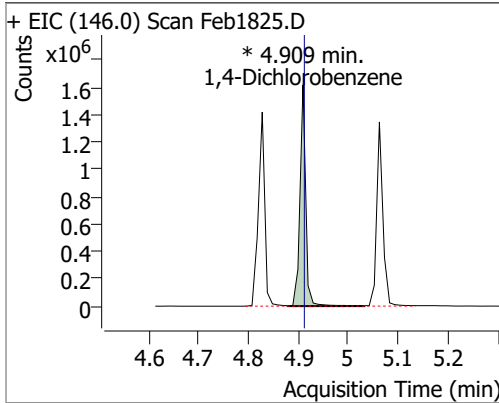
Compound	Conc.	RT	Dev(Min)	Resp.	QIon	QRatio	Lower	Upper
Phenol-d5	79.6174	4.61	0.00	1072668	71.0	34.8	25.8	47.9
+ EIC (99.0) Scan Feb1825.D 			99.0, 71.0 			+ Scan (4.613-4.613 min, 1 scans) Feb1825.D 		
Phenol	77.6949	4.62	0.00	1166562	66.0	46.1	31.7	58.9
+ EIC (94.0) Scan Feb1825.D 			94.0, 66.0 			+ Scan (4.623-4.623 min, 1 scans) Feb1825.D Lib Match Score=55.1 		
bis(-2-Chloroethyl)Ether	80.5584	4.64	0.00	816449 (m)	64.0	10.4	7.6	14.1
+ EIC (63.0) Scan Feb1825.D 			63.0, 64.0 			+ Scan (4.644-4.644 min, 1 scans) Feb1825.D 		
2-Chlorophenol	82.7223	4.69	0.00	987937	130.0	32.3	22.7	42.2
+ EIC (128.0) Scan Feb1825.D 			128.0, 130.0 			+ Scan (4.695-4.695 min, 1 scans) Feb1825.D 		

Quantitation Results Report (QT Reviewed)

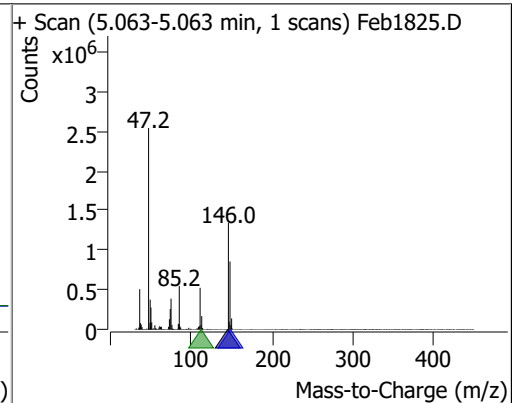
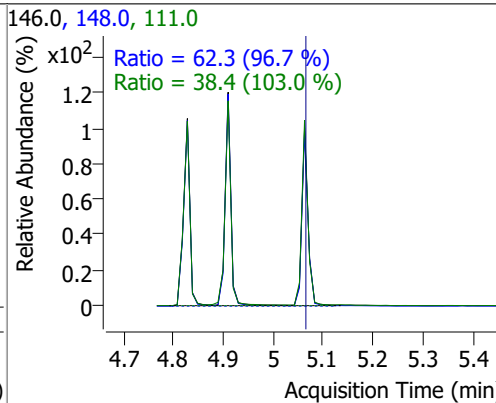
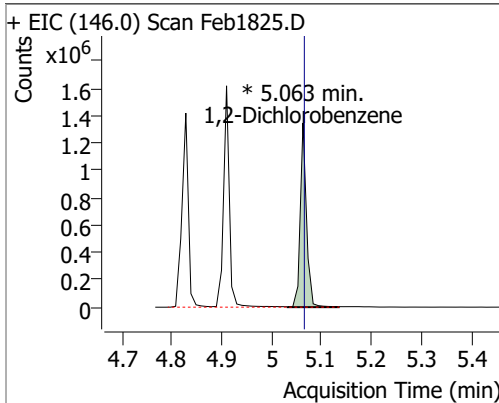
Compound	Conc.	RT	Dev(Min)	Resp.	QIon	QRatio	Lower	Upper
1,3-Dichlorobenzene	82.8469	4.83	0.00	1261148 (m)	148.0	62.8	44.6	82.8
					111.0	36.1	25.3	47.0



Compound	Conc.	RT	Dev(Min)	Resp.	QIon	QRatio	Lower	Upper
1,4-Dichlorobenzene	85.4357	4.91	0.00	1299176 (m)	148.0	61.8	45.6	84.8
					111.0	34.6	25.2	46.8

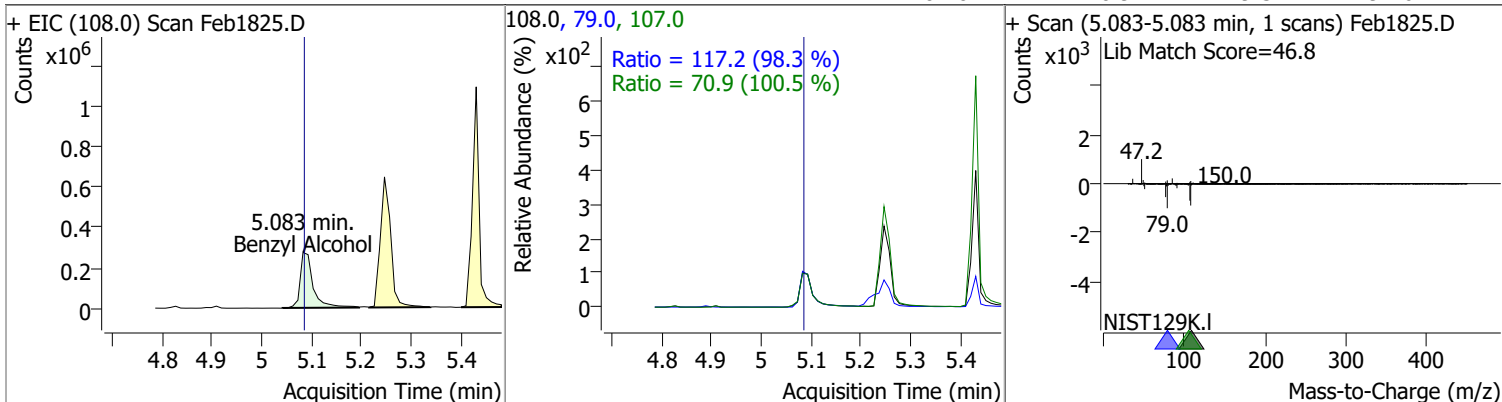


Compound	Conc.	RT	Dev(Min)	Resp.	QIon	QRatio	Lower	Upper
1,2-Dichlorobenzene	78.7329	5.06	0.00	1172868 (m)	148.0	62.3	45.1	83.8
					111.0	38.4	26.1	48.5

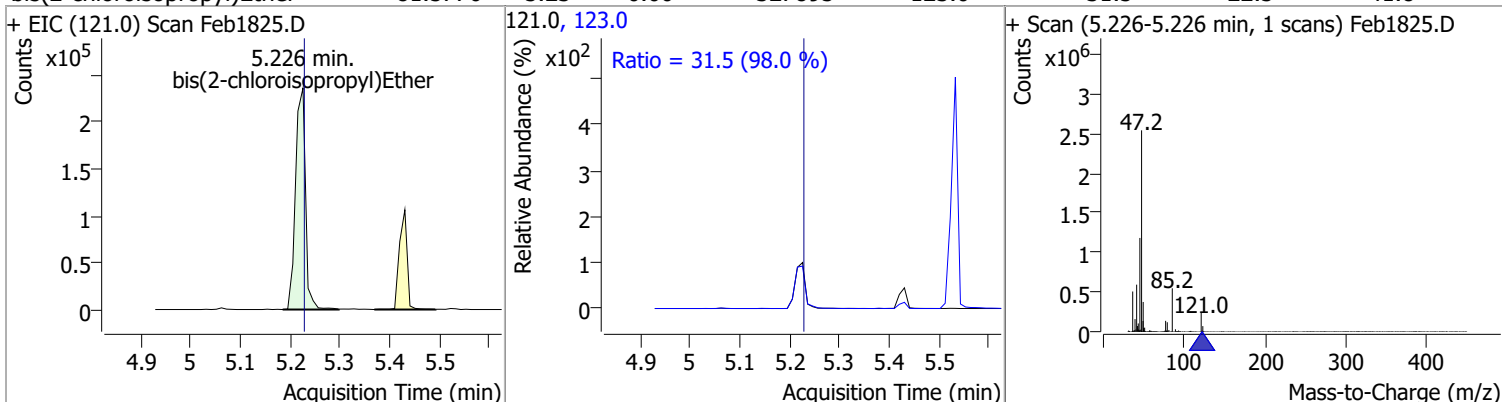


Quantitation Results Report (QT Reviewed)

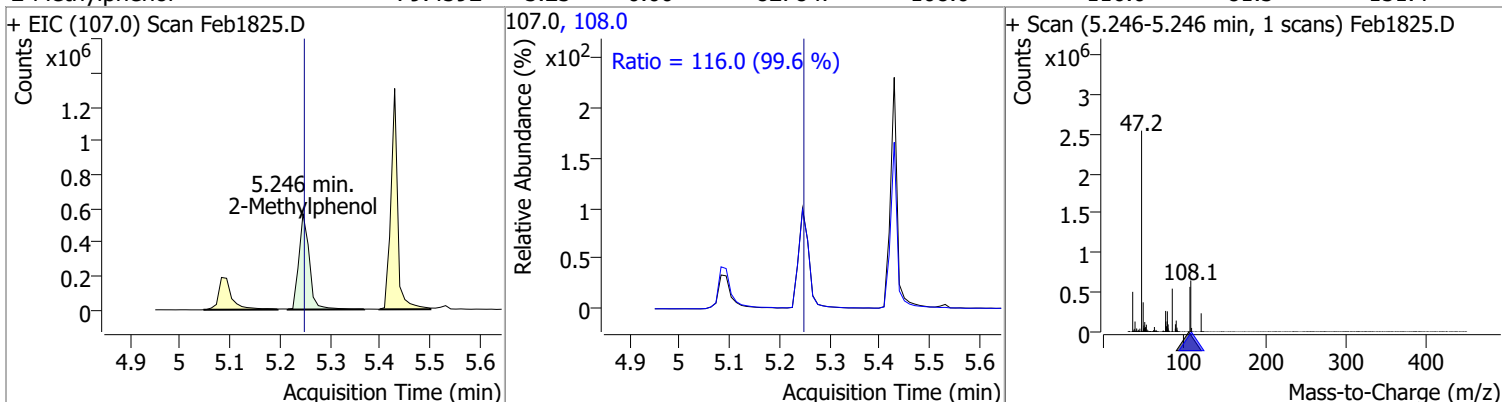
Compound	Conc.	RT	Dev(Min)	Resp.	QIon	QRatio	Lower	Upper
Benzyl Alcohol	81.4994	5.08	0.00	496876	79.0	117.2	83.5	155.1
					107.0	70.9	49.3	91.6



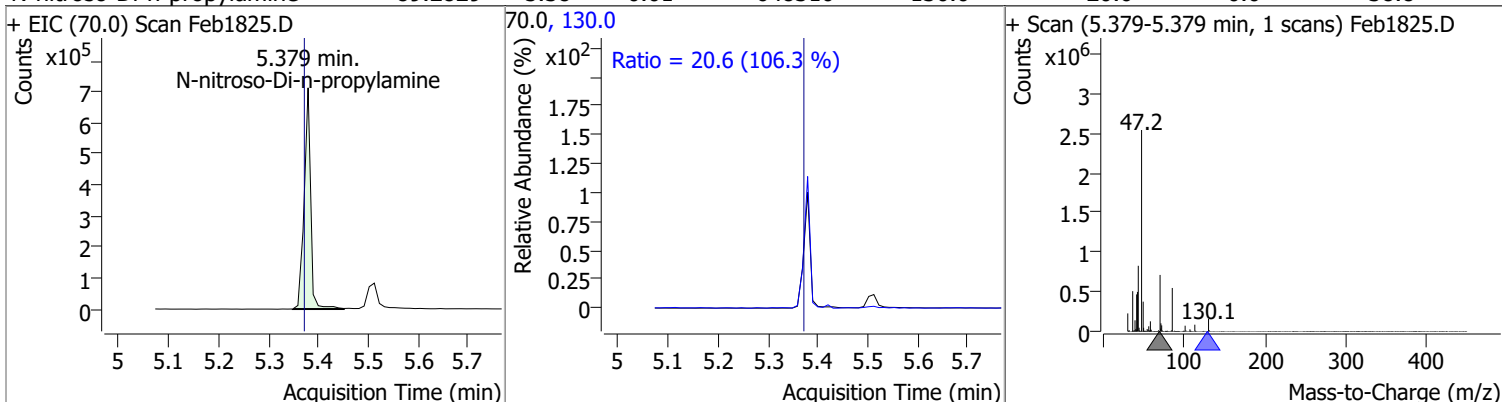
Compound	Conc.	RT	Dev(Min)	Resp.	QIon	QRatio	Lower	Upper
bis(2-chloroisopropyl)Ether	81.5776	5.23	0.00	327895	123.0	31.5	22.5	41.8



Compound	Conc.	RT	Dev(Min)	Resp.	QIon	QRatio	Lower	Upper
2-Methylphenol	79.4592	5.25	0.00	827847	108.0	116.0	81.5	151.4

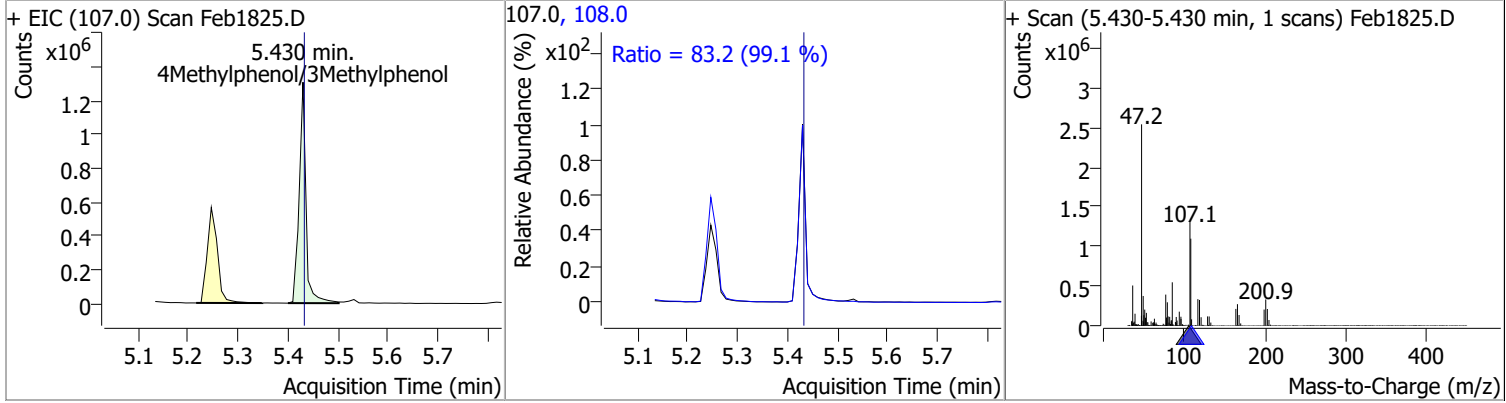


Compound	Conc.	RT	Dev(Min)	Resp.	QIon	QRatio	Lower	Upper
N-nitroso-Di-n-propylamine	89.2829	5.38	0.01	648310	130.0	20.6	0.0	38.8

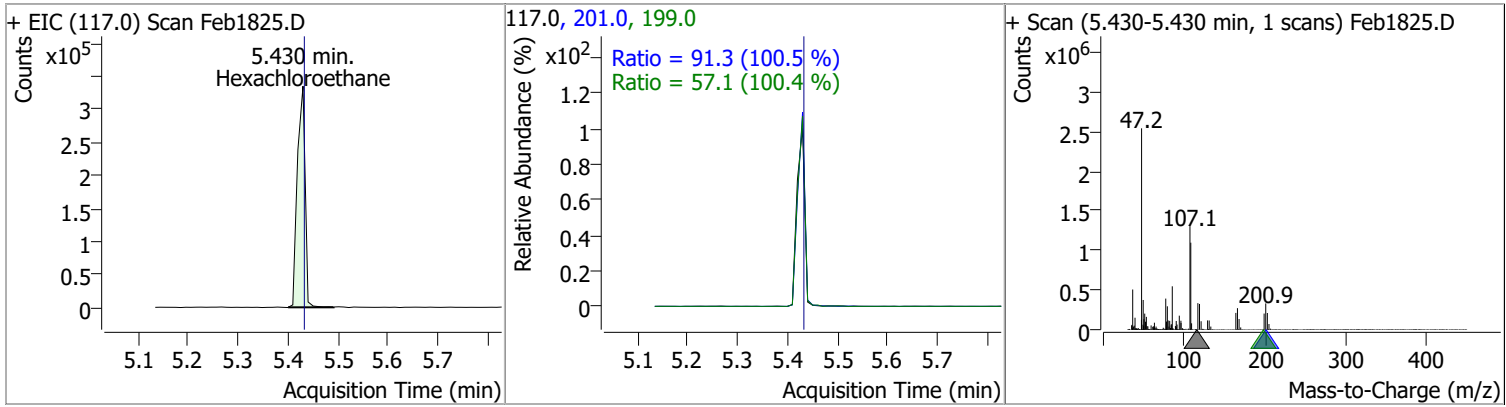


Quantitation Results Report (QT Reviewed)

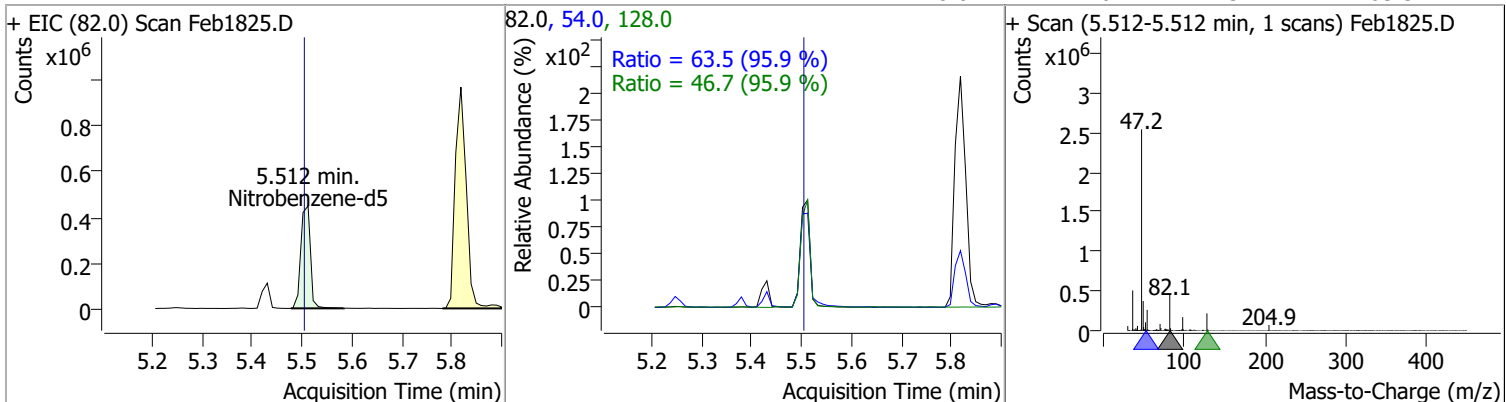
Compound	Conc.	RT	Dev(Min)	Resp.	QIon	QRatio	Lower	Upper
4Methylphenol/3Methylphenol	87.7106	5.43	0.00	1238108	108.0	83.2	58.8	109.1



Compound	Conc.	RT	Dev(Min)	Resp.	QIon	QRatio	Lower	Upper
Hexachloroethane	78.5036	5.43	0.00	360483	201.0 199.0	91.3 57.1	63.5 39.8	118.0 74.0

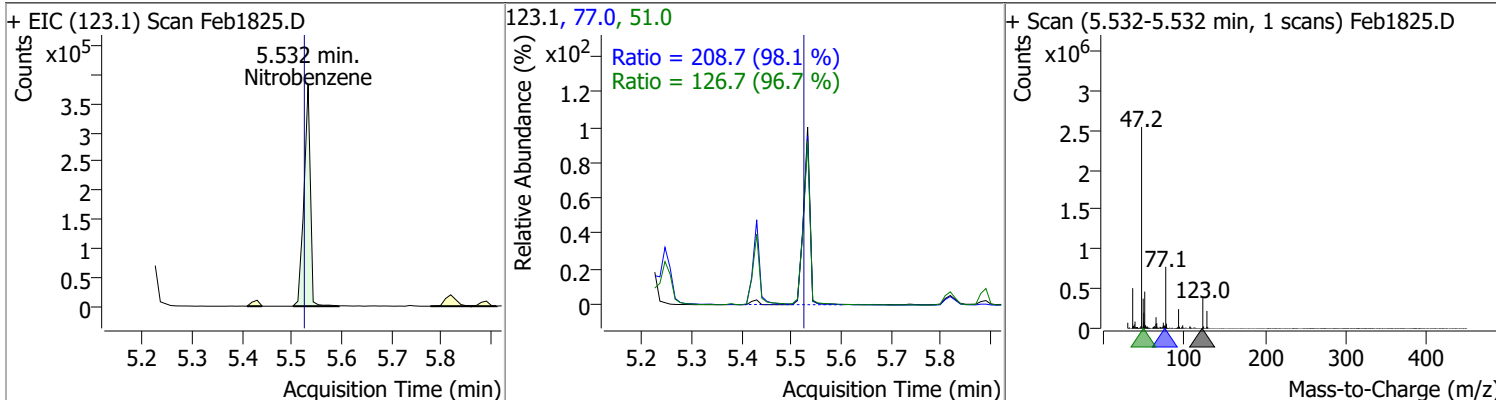


Compound	Conc.	RT	Dev(Min)	Resp.	QIon	QRatio	Lower	Upper
Nitrobenzene-d5	79.9515	5.51	0.01	601600	54.0 128.0	63.5 46.7	46.3 34.1	86.0 63.3

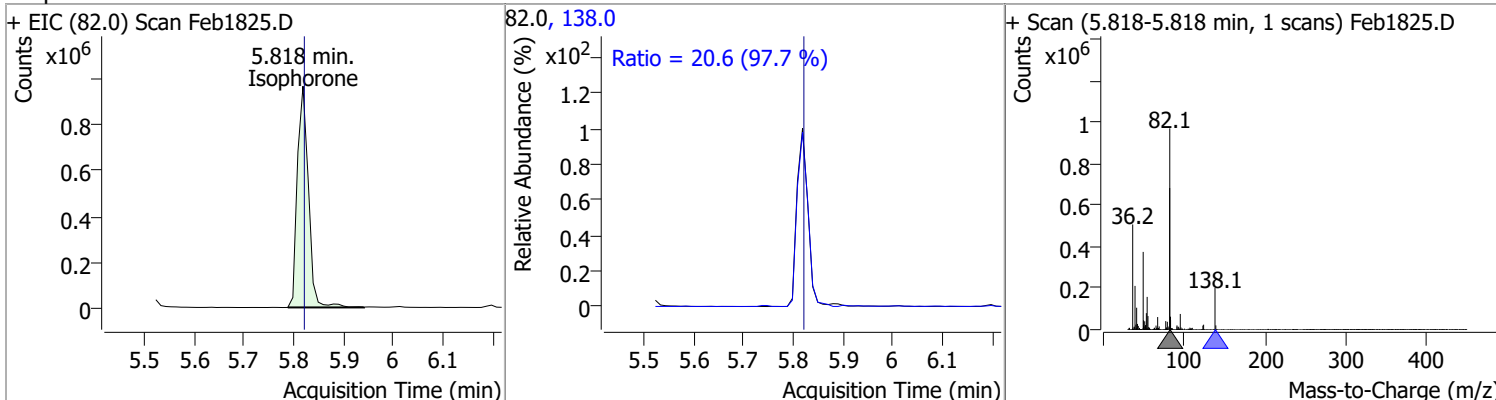


Quantitation Results Report (QT Reviewed)

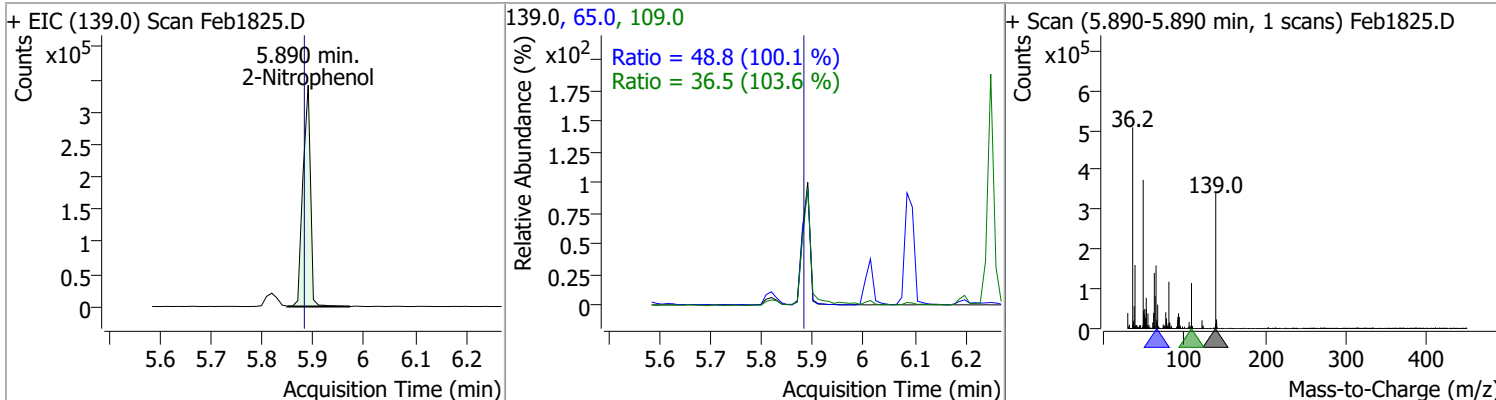
Compound	Conc.	RT	Dev(Min)	Resp.	QIon	QRatio	Lower	Upper
Nitrobenzene	90.7017	5.53	0.01	340999	77.0	208.7	148.9	276.5
					51.0	126.7	91.7	170.3



Compound	Conc.	RT	Dev(Min)	Resp.	QIon	QRatio	Lower	Upper
Isophrone	83.1256	5.82	0.00	1495335	138.0	20.6	14.8	27.5

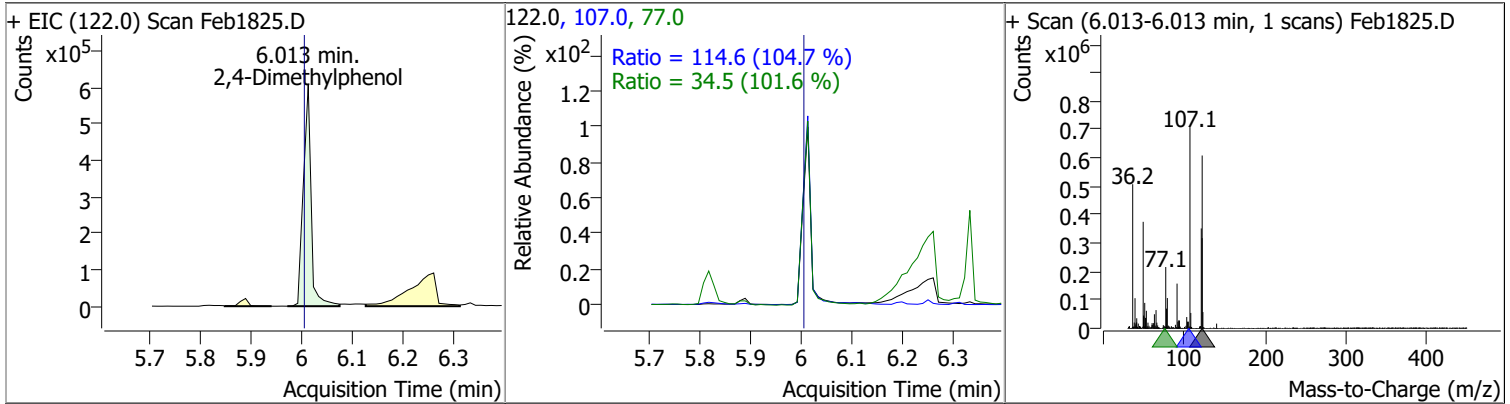


Compound	Conc.	RT	Dev(Min)	Resp.	QIon	QRatio	Lower	Upper
2-Nitrophenol	85.9449	5.89	0.01	351253	65.0	48.8	34.2	63.4
					109.0	36.5	24.6	45.8

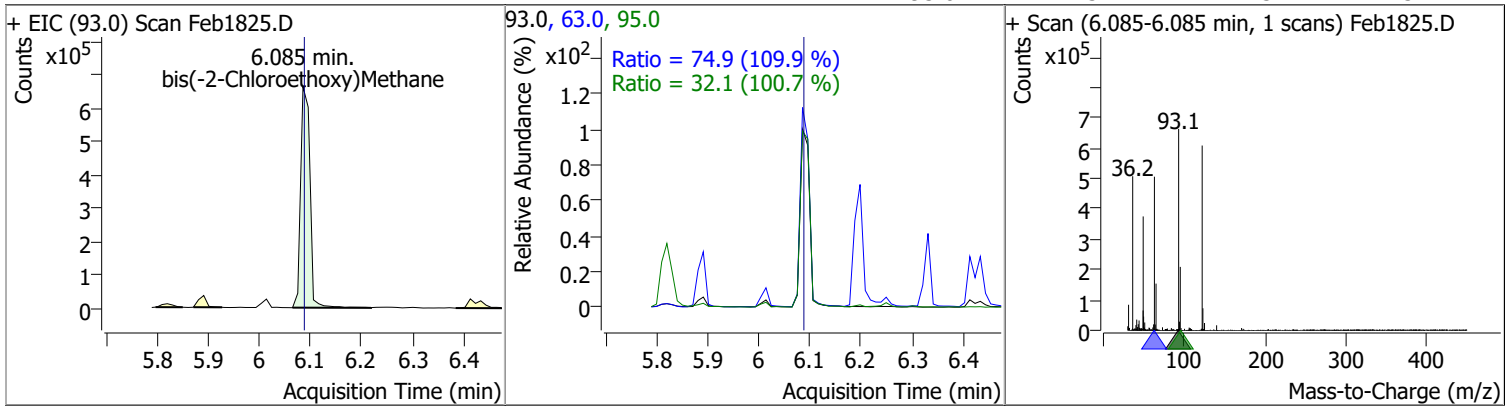


Quantitation Results Report (QT Reviewed)

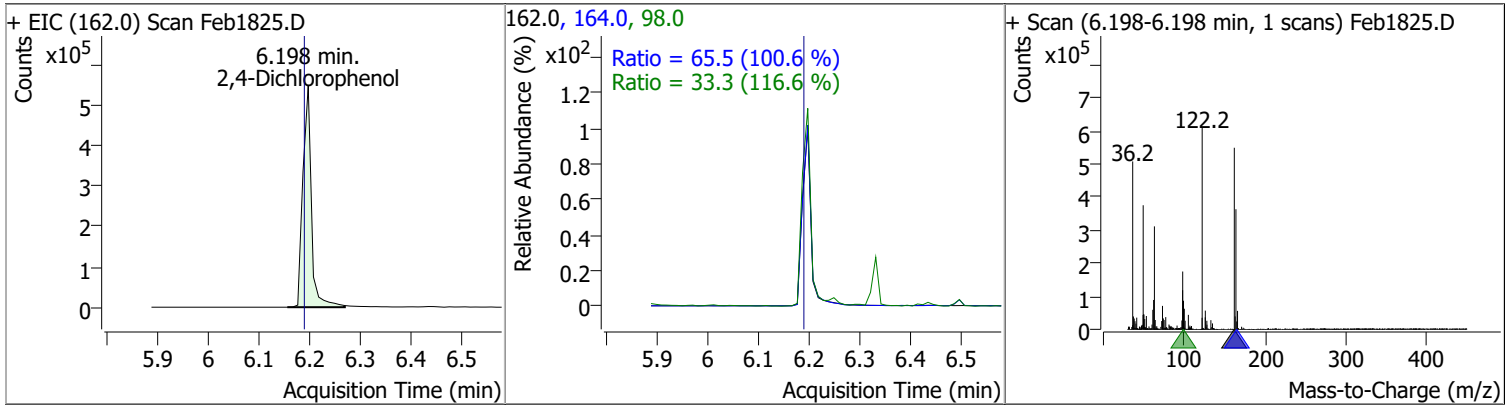
Compound	Conc.	RT	Dev(Min)	Resp.	QIon	QRatio	Lower	Upper
2,4-Dimethylphenol	77.5048	6.01	0.01	648663	107.0	114.6	76.6	142.3
					77.0	34.5	23.8	44.2



Compound	Conc.	RT	Dev(Min)	Resp.	QIon	QRatio	Lower	Upper
bis(-2-Chloroethoxy)Methane	78.9347	6.08	0.00	827058	63.0	74.9	47.7	88.6
					95.0	32.1	22.3	41.5

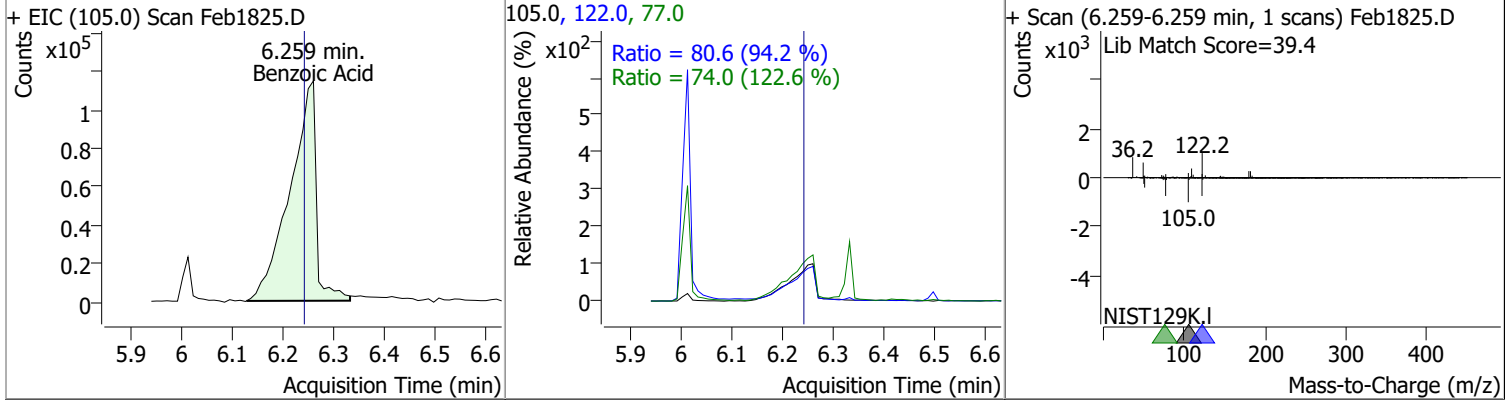


Compound	Conc.	RT	Dev(Min)	Resp.	QIon	QRatio	Lower	Upper
2,4-Dichlorophenol	79.9044	6.20	0.01	639351	164.0	65.5	45.5	84.5
					98.0	33.3	20.0	37.1

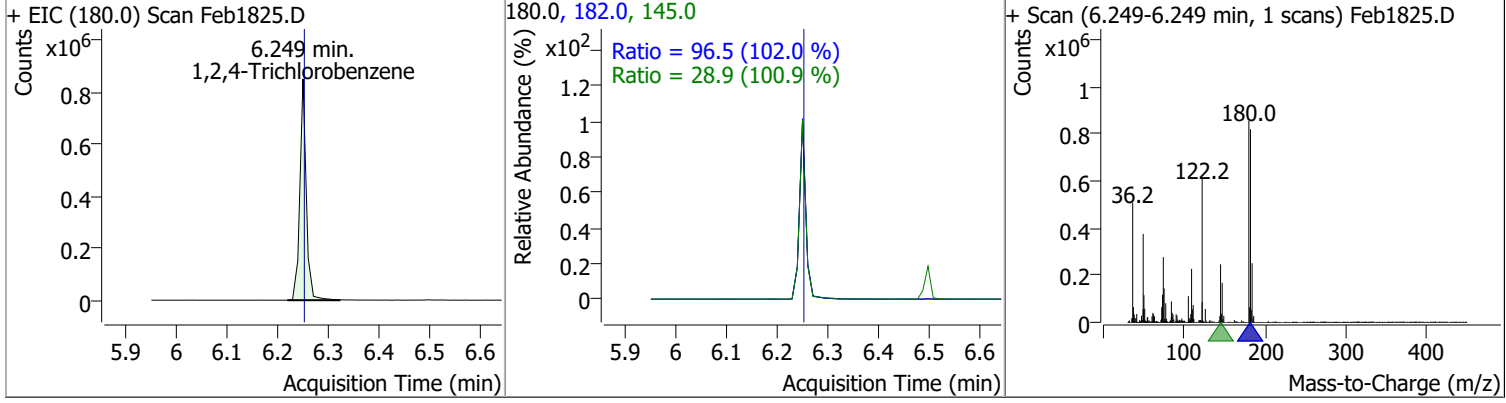


Quantitation Results Report (QT Reviewed)

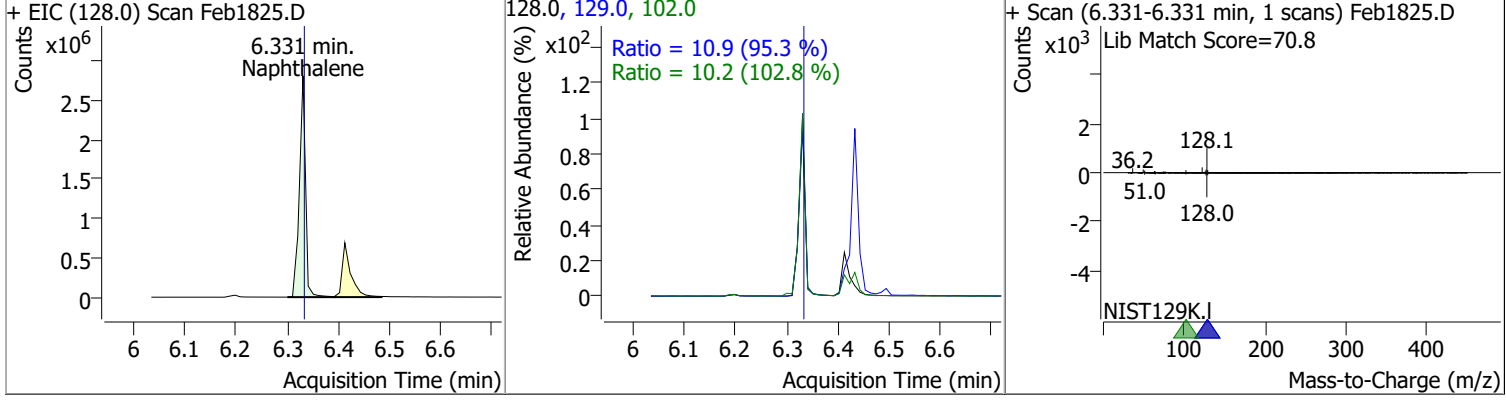
Compound	Conc.	RT	Dev(Min)	Resp.	QIon	QRatio	Lower	Upper
Benzoic Acid	91.3224	6.26	0.02	409805	122.0	80.6	59.9	111.2
					77.0	74.0	42.3	78.5



Compound	Conc.	RT	Dev(Min)	Resp.	QIon	QRatio	Lower	Upper
1,2,4-Trichlorobenzene	77.7109	6.25	0.00	744212	182.0	96.5	66.2	122.9
					145.0	28.9	20.1	37.3

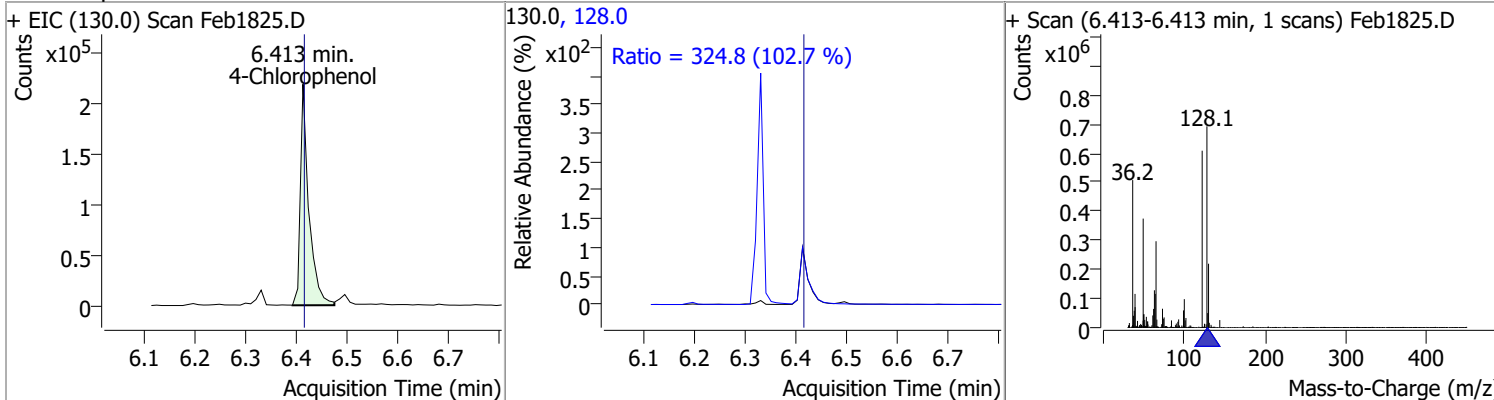


Compound	Conc.	RT	Dev(Min)	Resp.	QIon	QRatio	Lower	Upper
Naphthalene	82.9533	6.33	0.00	2351615	129.0	10.9	8.0	14.9
					102.0	10.2	6.9	12.9

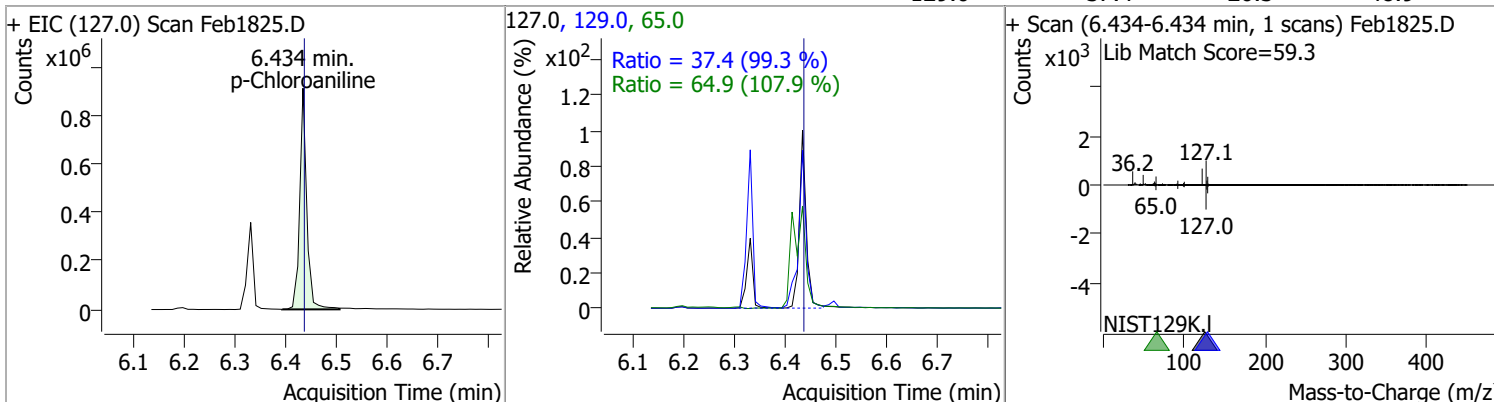


Quantitation Results Report (QT Reviewed)

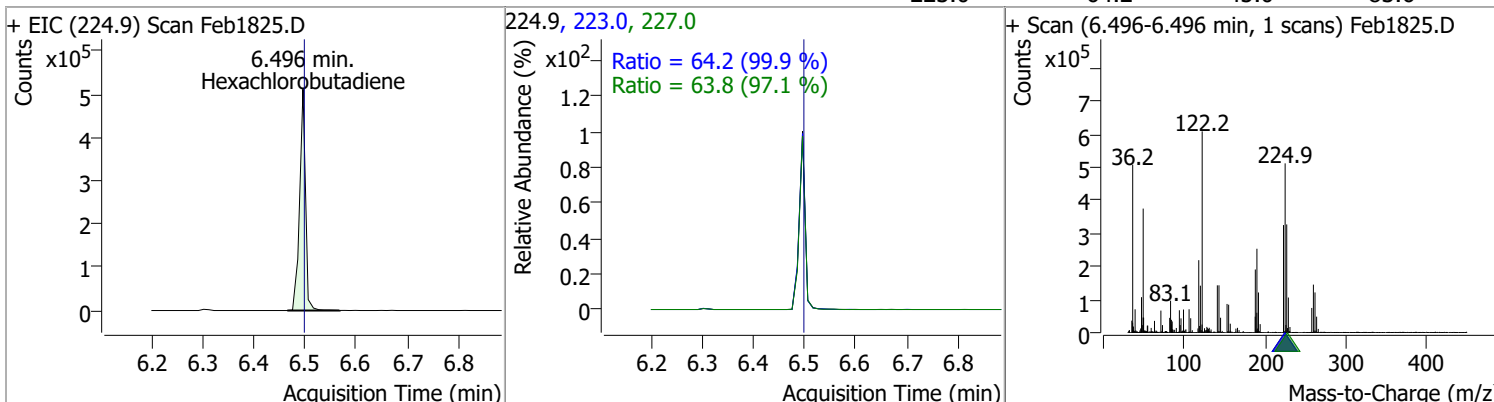
Compound	Conc.	RT	Dev(Min)	Resp.	QIon	QRatio	Lower	Upper
4-Chlorophenol	84.7668	6.41	0.00	254446	128.0	324.8	221.4	411.2



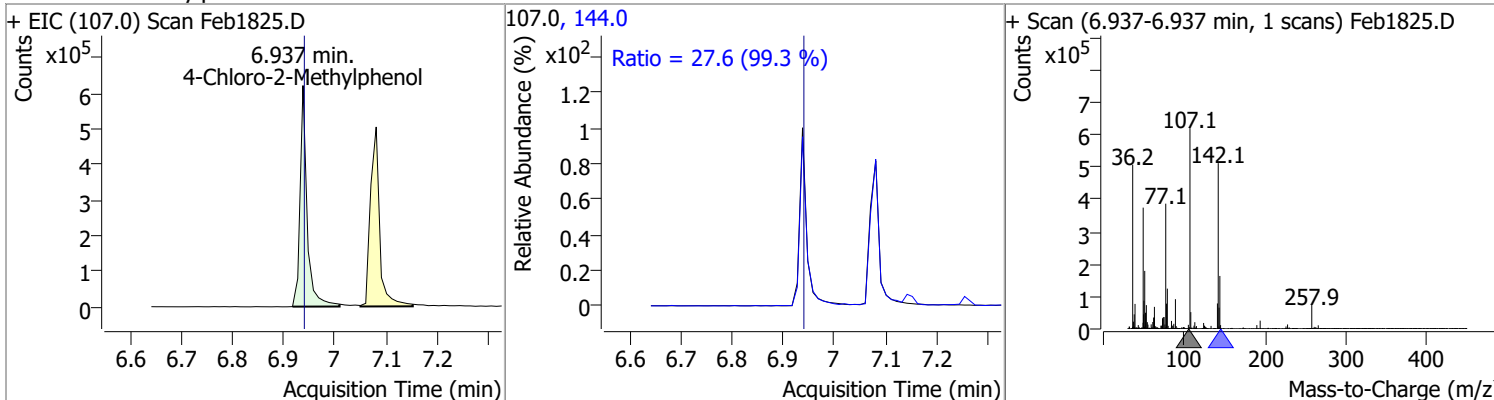
Compound	Conc.	RT	Dev(Min)	Resp.	QIon	QRatio	Lower	Upper
p-Chloroaniline	78.3988	6.43	0.00	872484	65.0	64.9	42.1	78.2
					129.0	37.4	26.3	48.9



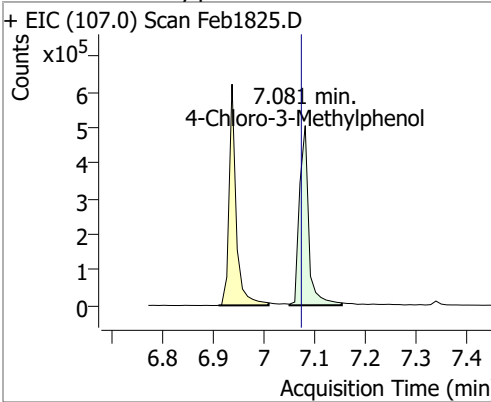
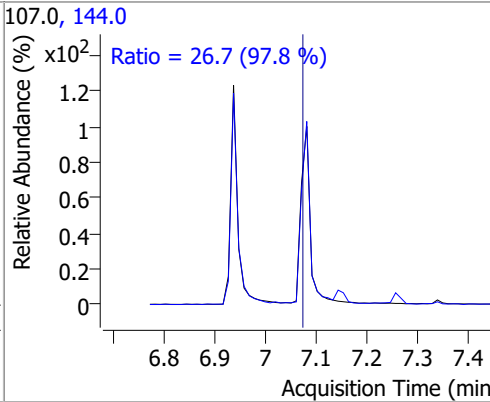
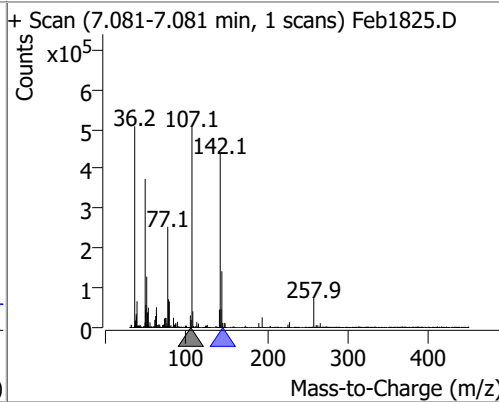
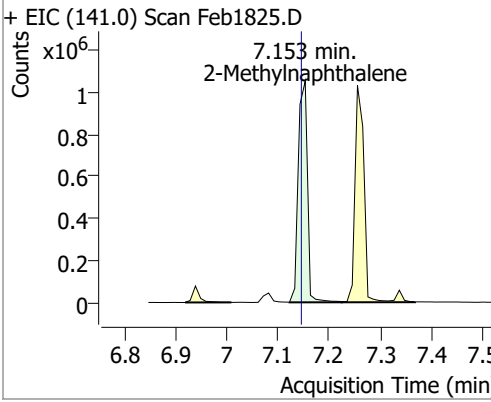
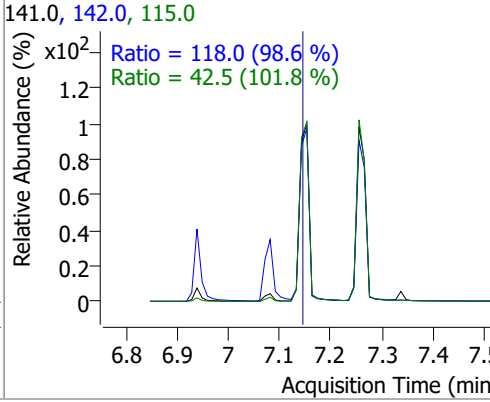
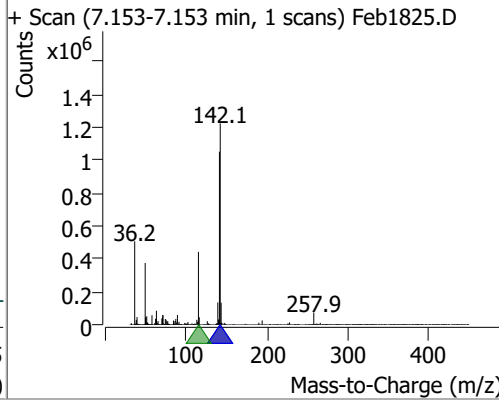
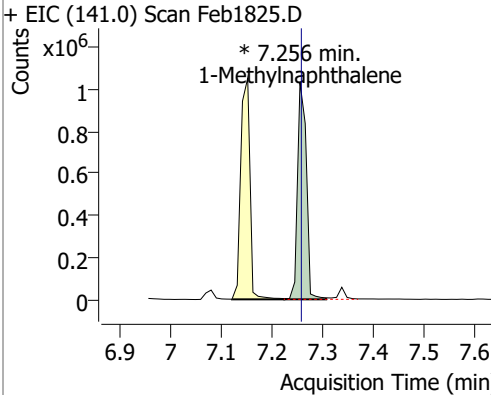
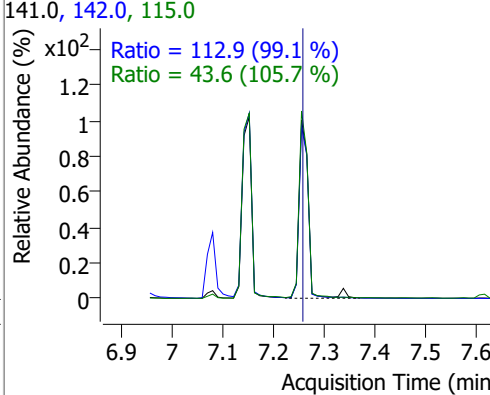
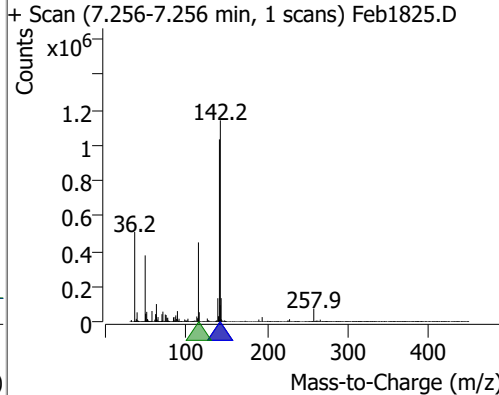
Compound	Conc.	RT	Dev(Min)	Resp.	QIon	QRatio	Lower	Upper
Hexachlorobutadiene	82.5099	6.50	0.00	411019	227.0	63.8	46.0	85.4
					223.0	64.2	45.0	83.6



Compound	Conc.	RT	Dev(Min)	Resp.	QIon	QRatio	Lower	Upper
4-Chloro-2-Methylphenol	76.9764	6.94	0.00	571111	144.0	27.6	19.4	36.1

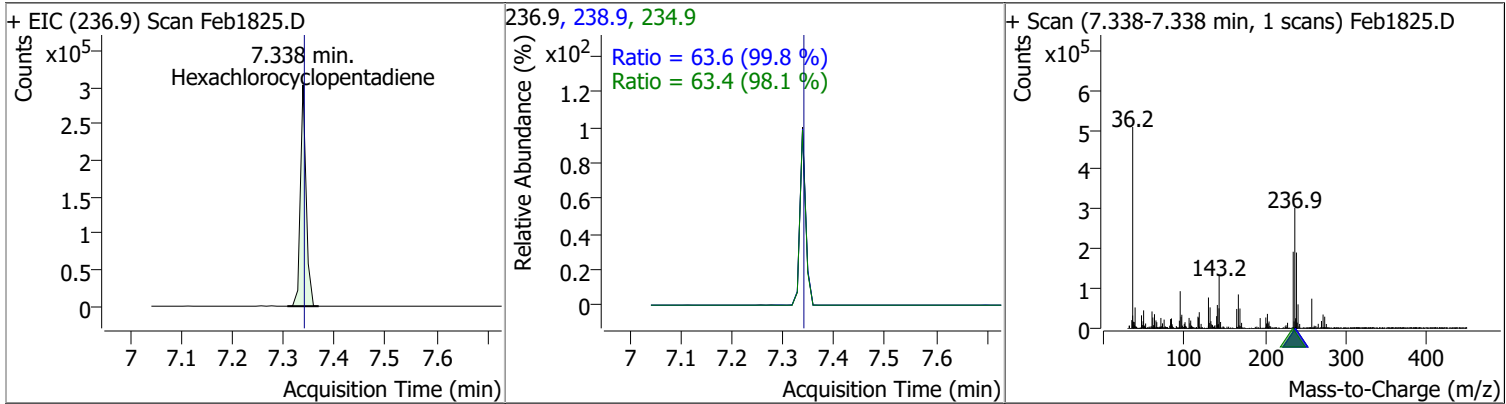


Quantitation Results Report (QT Reviewed)

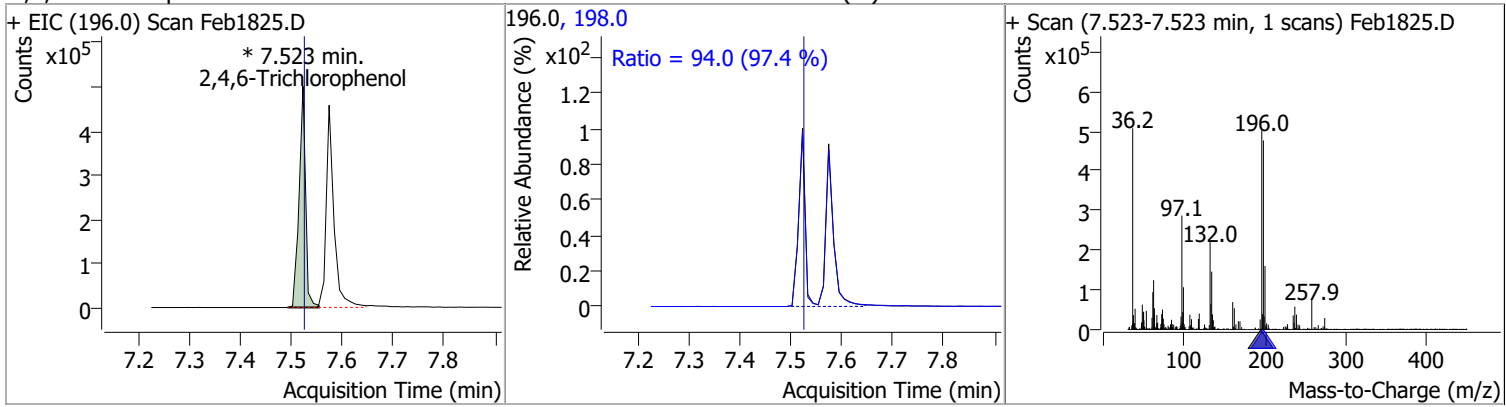
Compound	Conc.	RT	Dev(Min)	Resp.	QIon	QRatio	Lower	Upper
4-Chloro-3-Methylphenol	82.6279	7.08	0.01	639378	144.0	26.7	19.1	35.5
<div style="display: flex; justify-content: space-between;"> <div style="width: 30%;"> <p>+ EIC (107.0) Scan Feb1825.D</p>  </div> <div style="width: 30%;"> <p>107.0, 144.0</p>  </div> <div style="width: 30%;"> <p>+ Scan (7.081-7.081 min, 1 scans) Feb1825.D</p>  </div> </div>								
2-Methylnaphthalene	81.4928	7.15	0.01	1317607	142.0	118.0	83.8	155.7
<div style="display: flex; justify-content: space-between;"> <div style="width: 30%;"> <p>+ EIC (141.0) Scan Feb1825.D</p>  </div> <div style="width: 30%;"> <p>141.0, 142.0, 115.0</p>  </div> <div style="width: 30%;"> <p>+ Scan (7.153-7.153 min, 1 scans) Feb1825.D</p>  </div> </div>								
1-Methylnaphthalene	78.5037	7.26	0.00	1236329 (m)	142.0	112.9	79.8	148.2
<div style="display: flex; justify-content: space-between;"> <div style="width: 30%;"> <p>+ EIC (141.0) Scan Feb1825.D</p>  </div> <div style="width: 30%;"> <p>141.0, 142.0, 115.0</p>  </div> <div style="width: 30%;"> <p>+ Scan (7.256-7.256 min, 1 scans) Feb1825.D</p>  </div> </div>								

Quantitation Results Report (QT Reviewed)

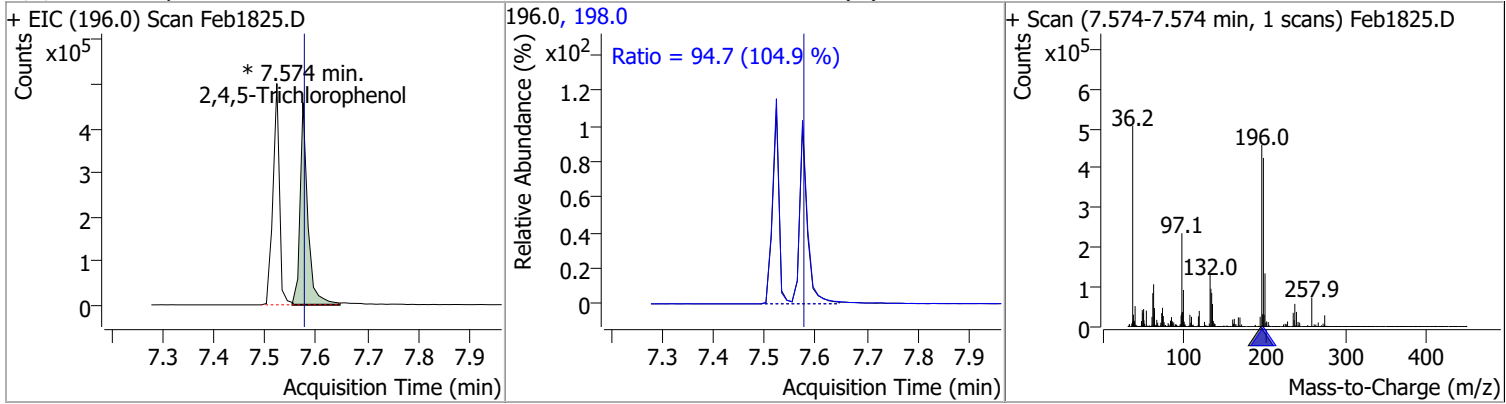
Compound	Conc.	RT	Dev(Min)	Resp.	QIon	QRatio	Lower	Upper
Hexachlorocyclopentadiene	78.3658	7.34	0.00	236779	234.9	63.4	45.2	84.0
					238.9	63.6	44.6	82.9



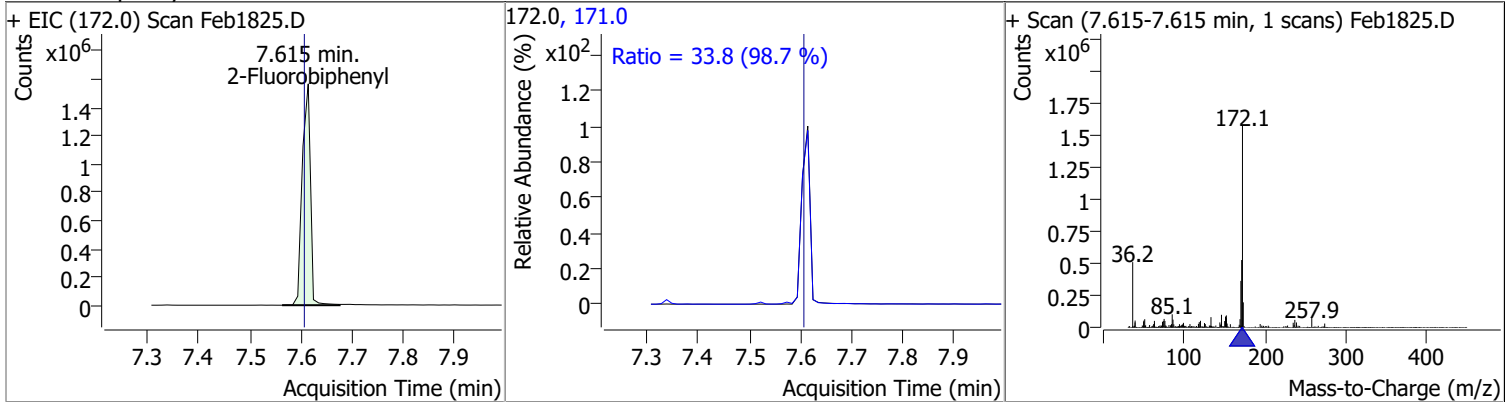
Compound	Conc.	RT	Dev(Min)	Resp.	QIon	QRatio	Lower	Upper
2,4,6-Trichlorophenol	83.8983	7.52	0.00	443943 (m)	198.0	94.0	67.6	125.5



Compound	Conc.	RT	Dev(Min)	Resp.	QIon	QRatio	Lower	Upper
2,4,5-Trichlorophenol	81.7351	7.57	0.00	482884 (m)	198.0	94.7	63.2	117.3

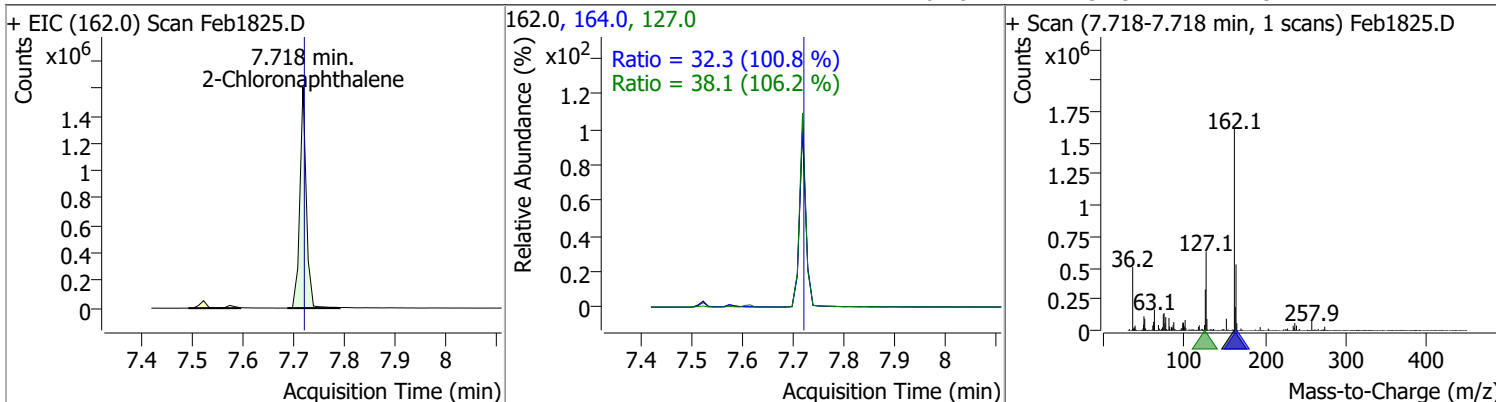


Compound	Conc.	RT	Dev(Min)	Resp.	QIon	QRatio	Lower	Upper
2-Fluorobiphenyl	81.8452	7.62	0.01	1752432	171.0	33.8	24.0	44.5

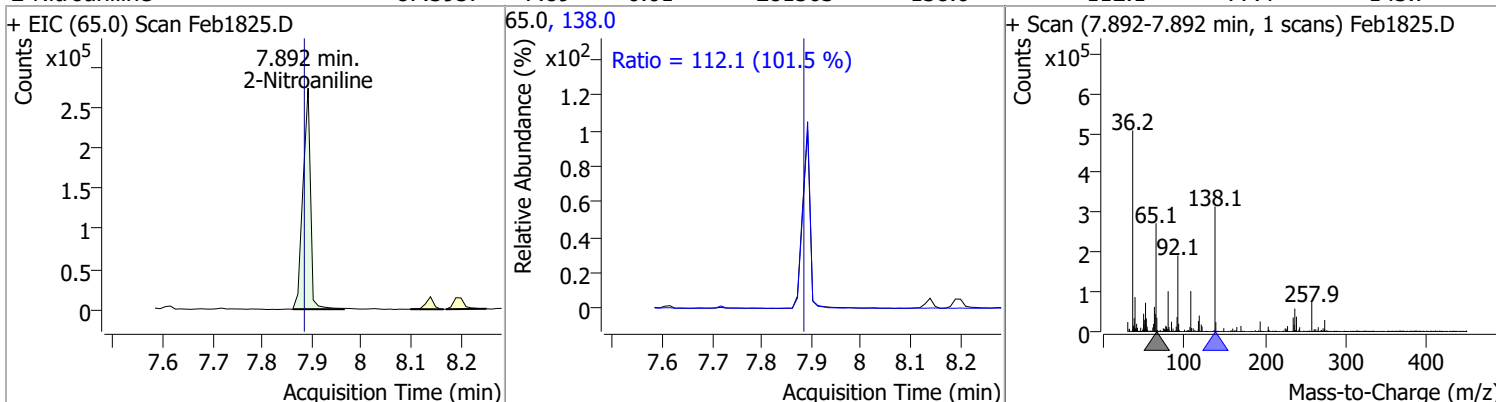


Quantitation Results Report (QT Reviewed)

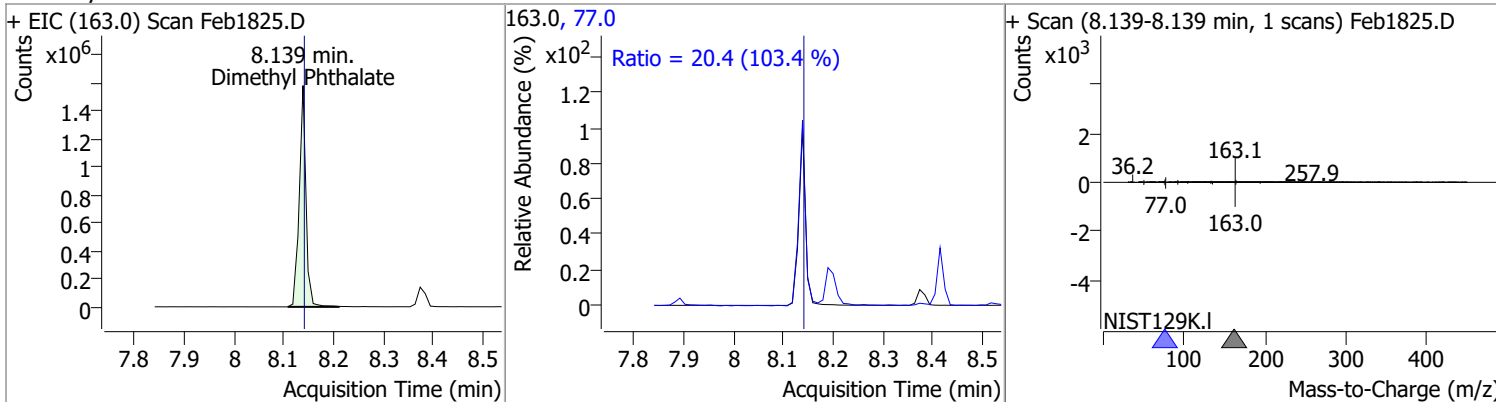
Compound	Conc.	RT	Dev(Min)	Resp.	QIon	QRatio	Lower	Upper
2-Chloronaphthalene	78.7346	7.72	0.00	1415405	127.0	38.1	25.1	46.7
					164.0	32.3	22.5	41.7



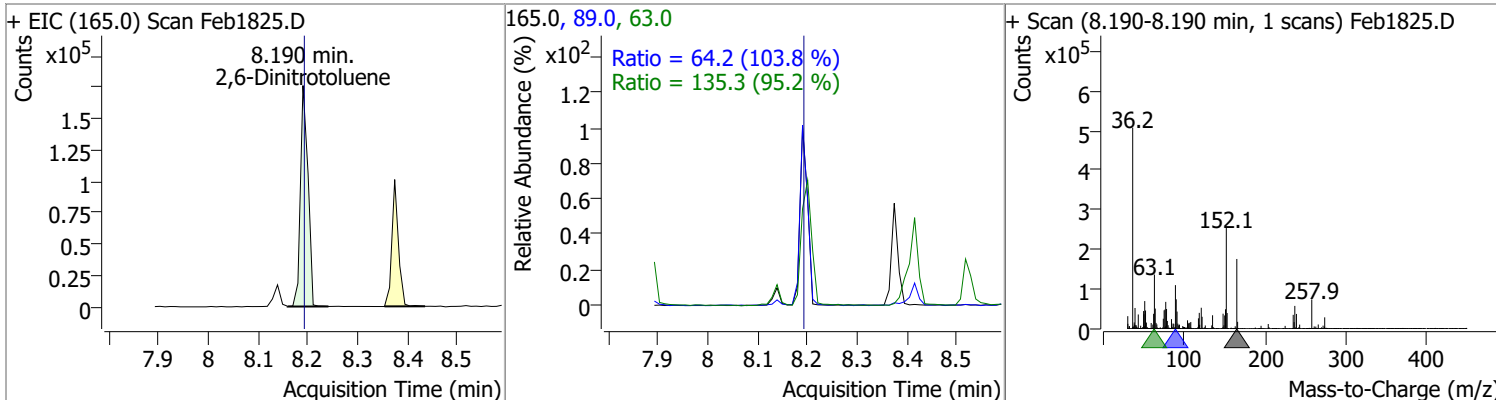
Compound	Conc.	RT	Dev(Min)	Resp.	QIon	QRatio	Lower	Upper
2-Nitroaniline	87.3957	7.89	0.01	281563	138.0	112.1	77.4	143.7



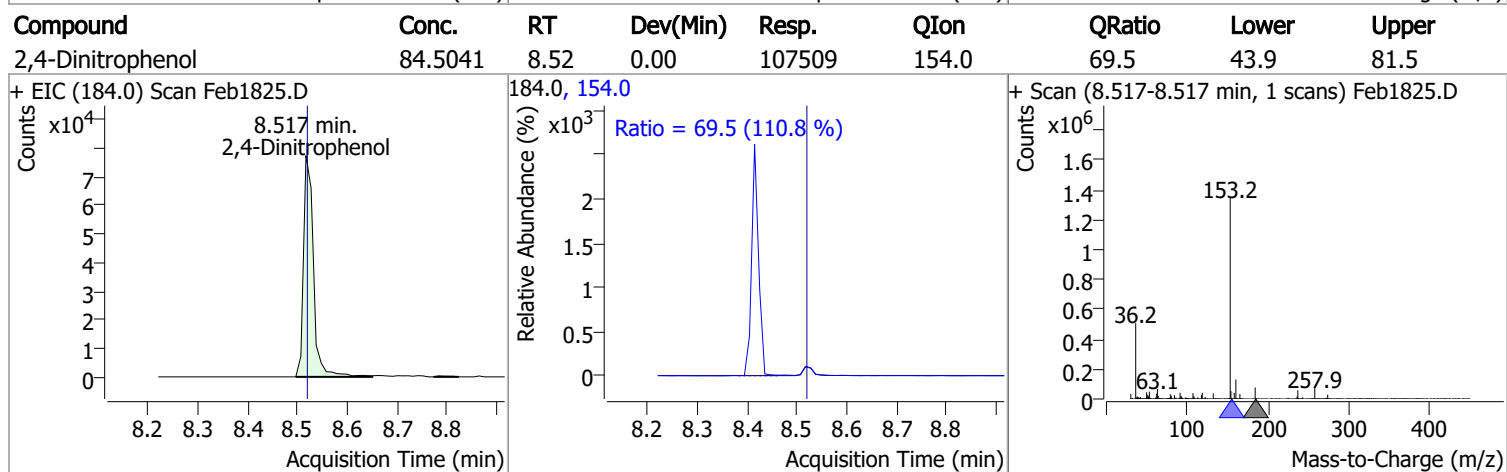
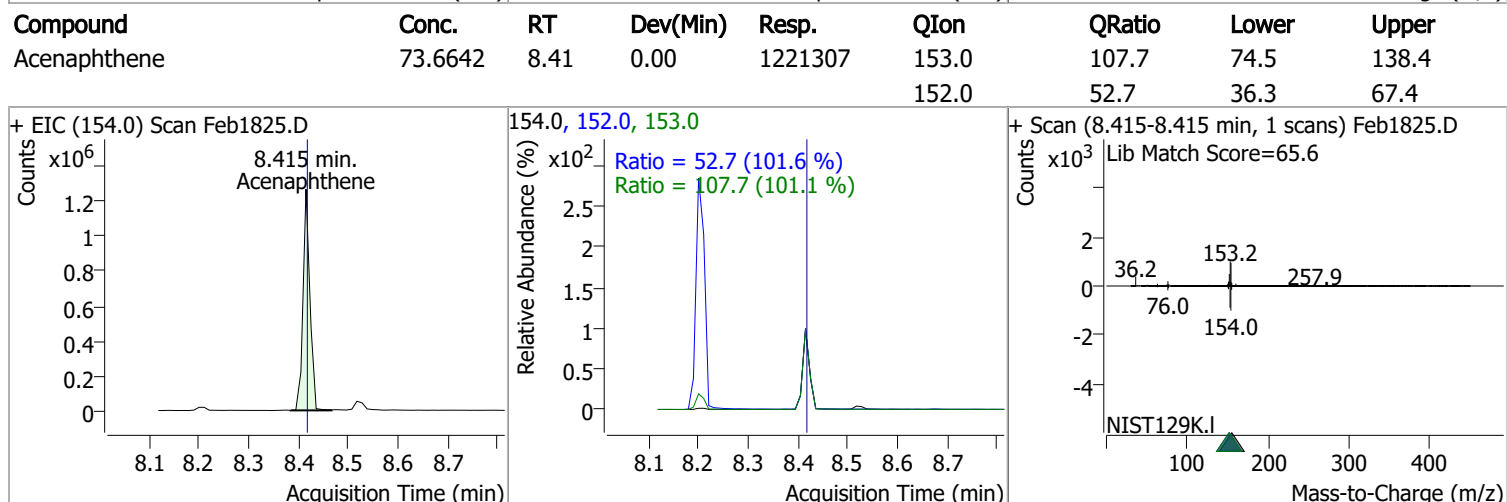
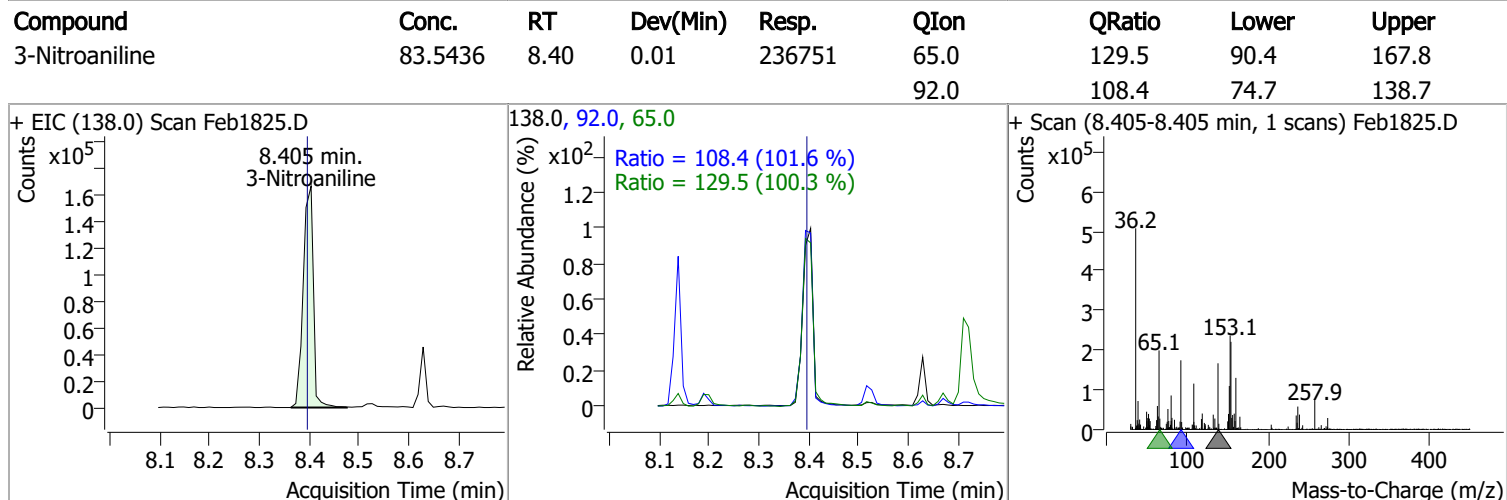
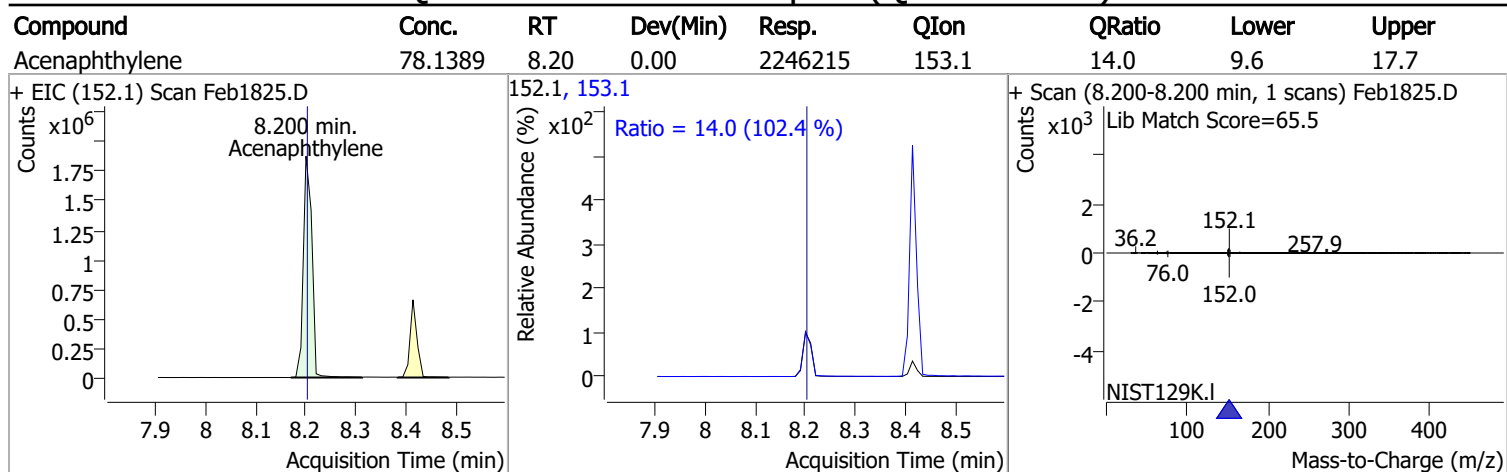
Compound	Conc.	RT	Dev(Min)	Resp.	QIon	QRatio	Lower	Upper
Dimethyl Phthalate	82.0814	8.14	0.00	1486935	77.0	20.4	13.8	25.7



Compound	Conc.	RT	Dev(Min)	Resp.	QIon	QRatio	Lower	Upper
2,6-Dinitrotoluene	75.0361	8.19	0.00	186137	63.0	135.3	99.5	184.8
					89.0	64.2	43.3	80.3

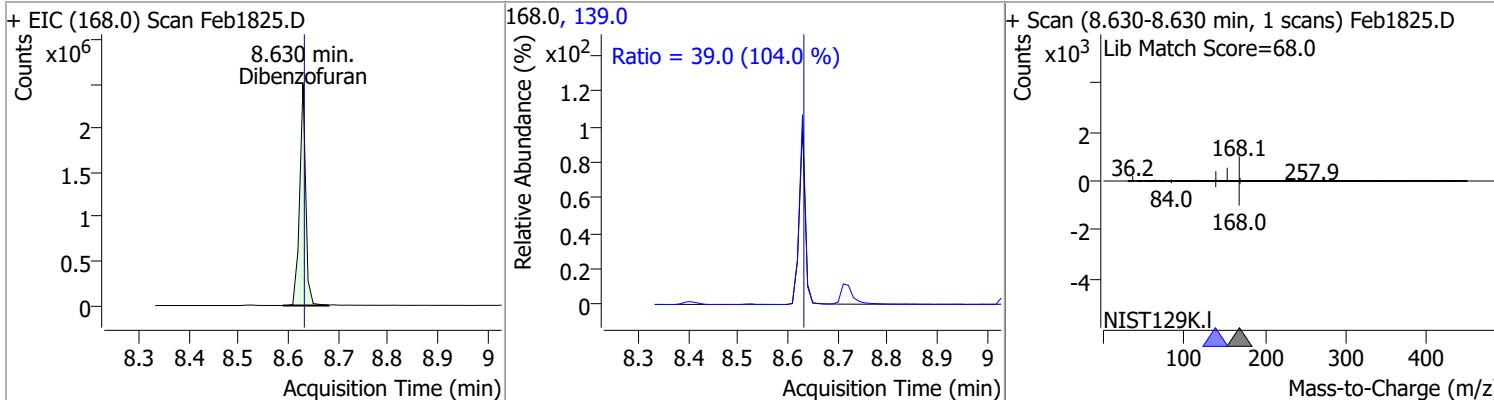


Quantitation Results Report (QT Reviewed)

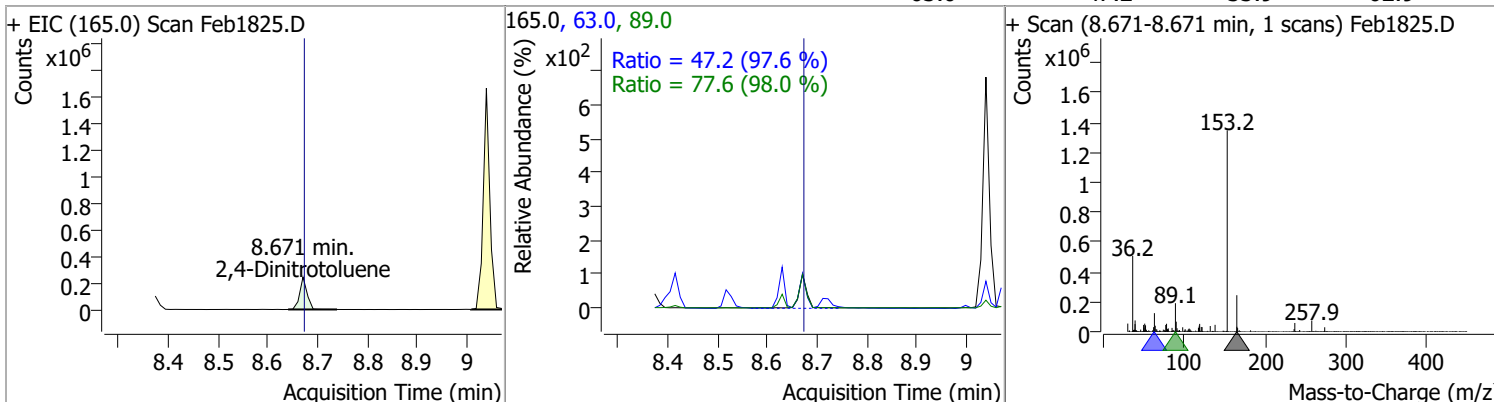


Quantitation Results Report (QT Reviewed)

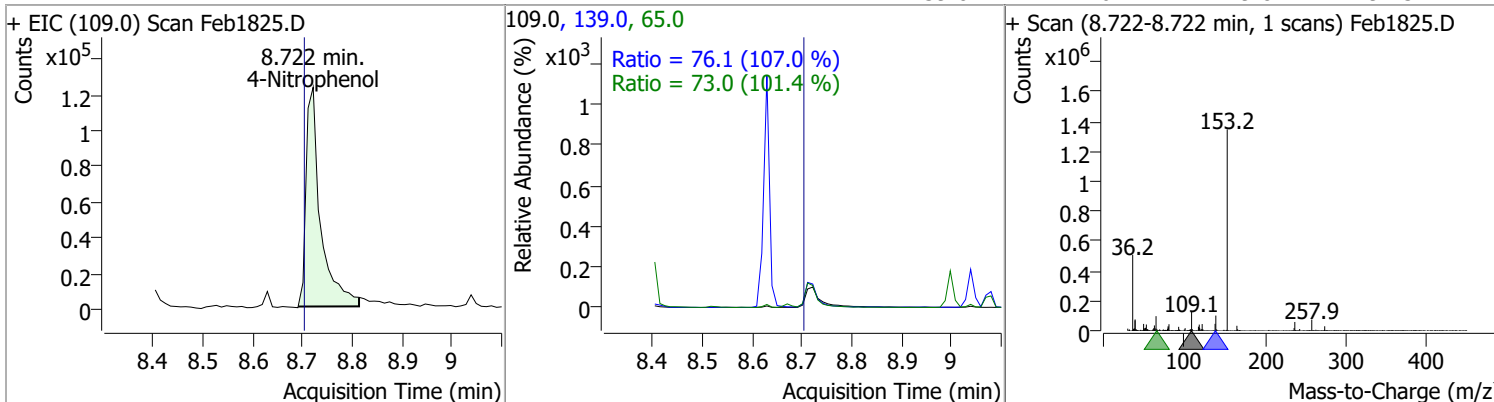
Compound	Conc.	RT	Dev(Min)	Resp.	QIon	QRatio	Lower	Upper
Dibenzofuran	77.9726	8.63	0.00	2113432	139.0	39.0	26.3	48.8



Compound	Conc.	RT	Dev(Min)	Resp.	QIon	QRatio	Lower	Upper
2,4-Dinitrotoluene	79.6333	8.67	0.00	246962	89.0	77.6	55.4	102.9
					63.0	47.2	33.9	62.9

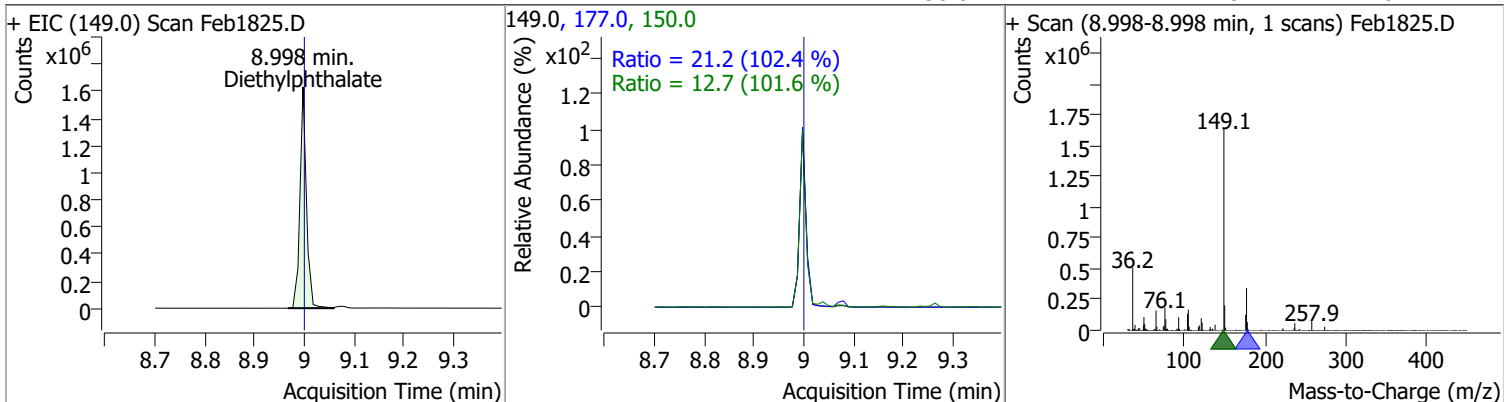


Compound	Conc.	RT	Dev(Min)	Resp.	QIon	QRatio	Lower	Upper
4-Nitrophenol	80.2049	8.72	0.02	245597	65.0	73.0	50.4	93.6
					139.0	76.1	49.8	92.5

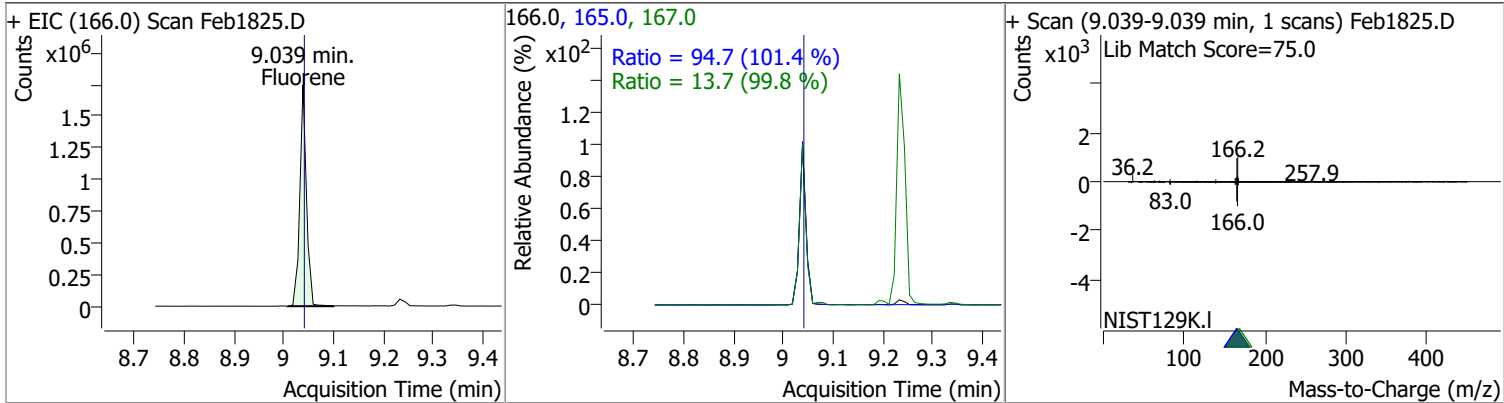


Quantitation Results Report (QT Reviewed)

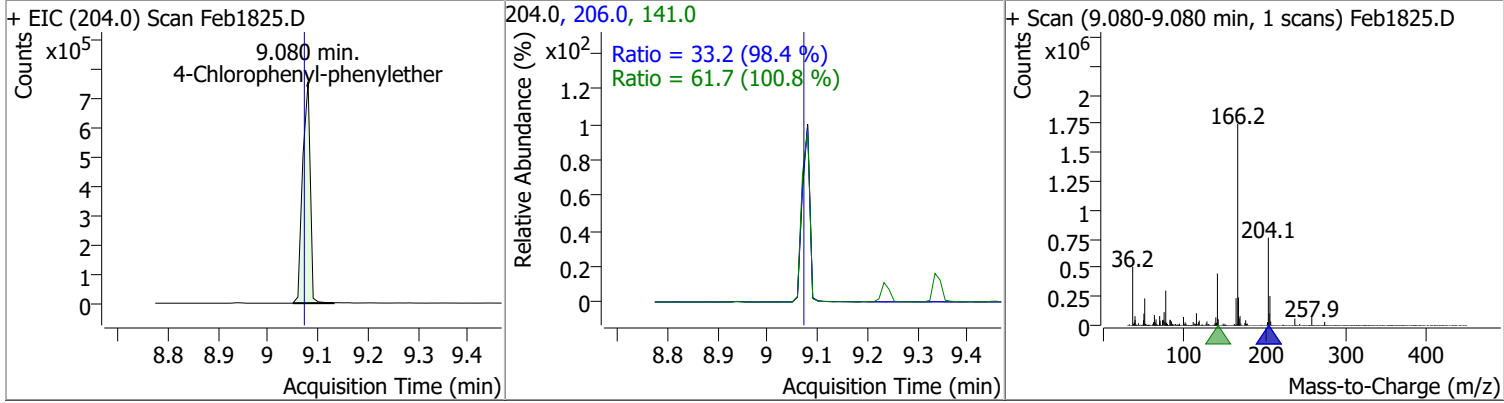
Compound	Conc.	RT	Dev(Min)	Resp.	QIon	QRatio	Lower	Upper
Diethylphthalate	78.6490	9.00	0.00	1474023	177.0	21.2	14.5	27.0
					150.0	12.7	8.7	16.2



Compound	Conc.	RT	Dev(Min)	Resp.	QIon	QRatio	Lower	Upper
Fluorene	74.6154	9.04	0.00	1619598	165.0	94.7	65.4	121.4
					167.0	13.7	9.6	17.8

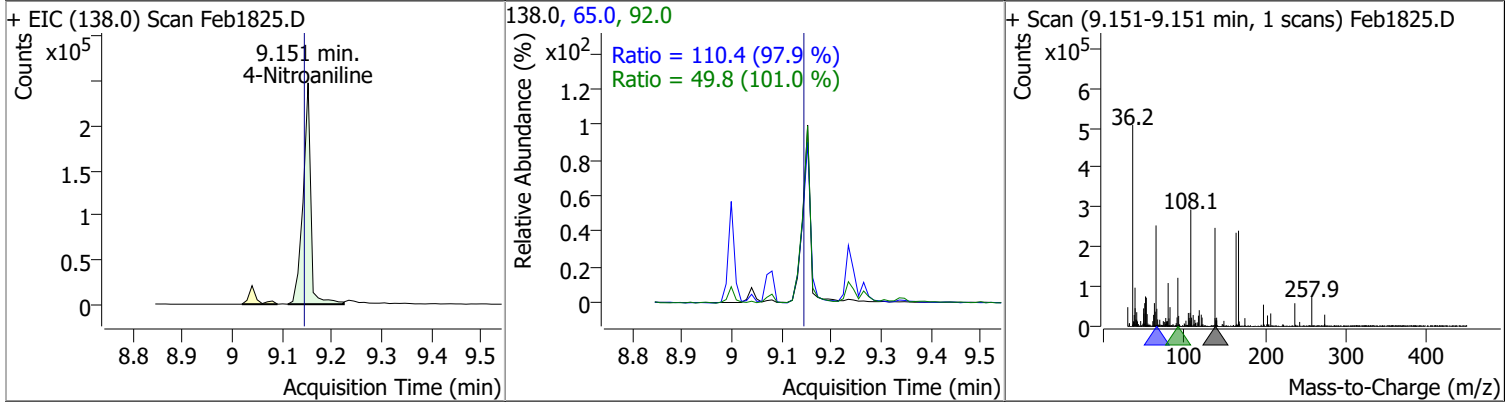


Compound	Conc.	RT	Dev(Min)	Resp.	QIon	QRatio	Lower	Upper
4-Chlorophenyl-phenylether	82.0944	9.08	0.01	801375	141.0	61.7	42.8	79.6
					206.0	33.2	23.6	43.9

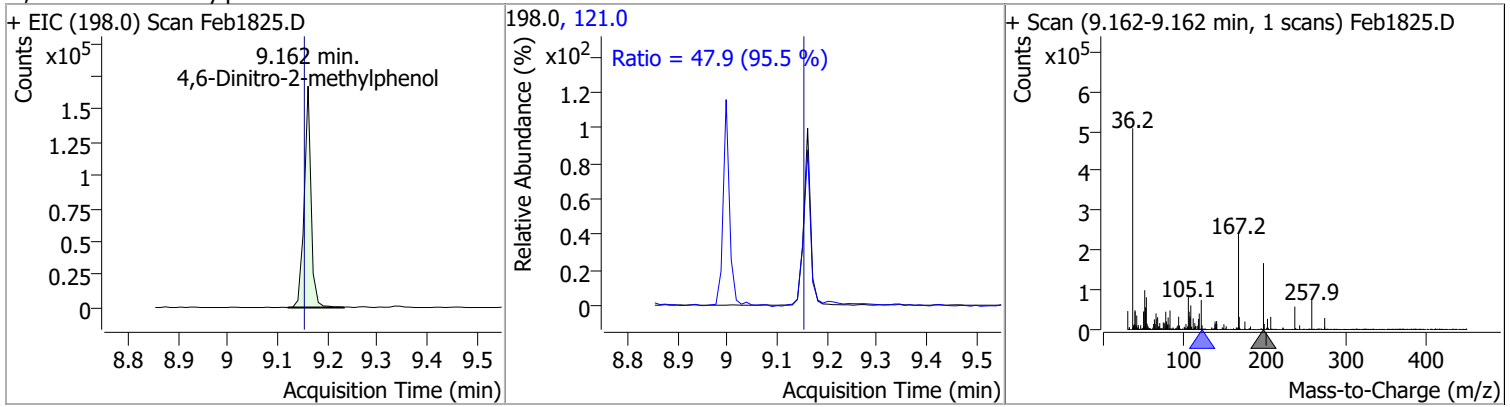


Quantitation Results Report (QT Reviewed)

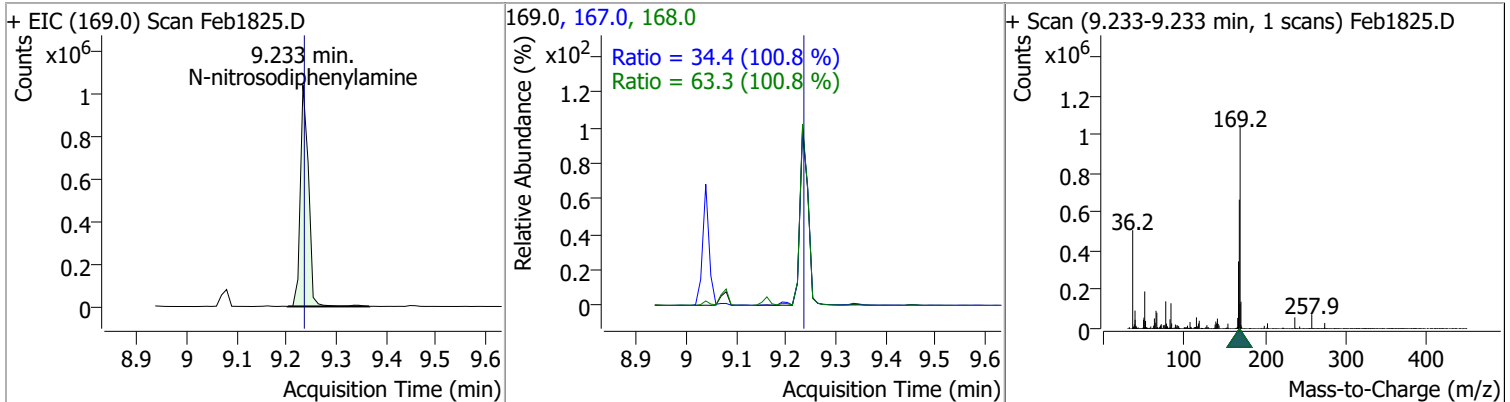
Compound	Conc.	RT	Dev(Min)	Resp.	QIon	QRatio	Lower	Upper
4-Nitroaniline	87.0446	9.15	0.01	268516	65.0	110.4	78.9	146.6
					92.0	49.8	34.5	64.1



Compound	Conc.	RT	Dev(Min)	Resp.	QIon	QRatio	Lower	Upper
4,6-Dinitro-2-methylphenol	84.9611	9.16	0.01	160172	121.0	47.9	35.1	65.3
					198.0	47.9	35.1	65.3

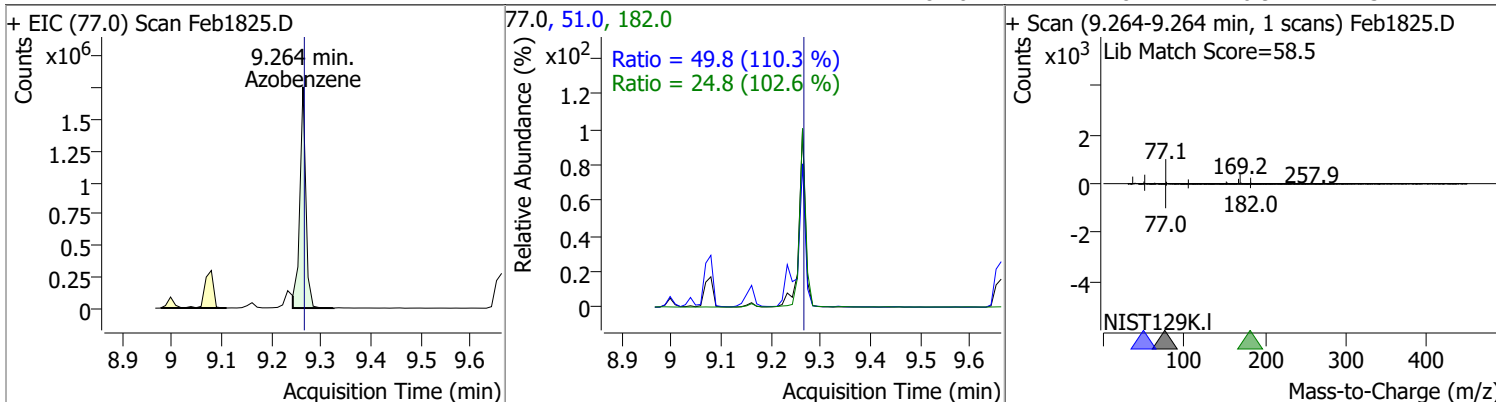


Compound	Conc.	RT	Dev(Min)	Resp.	QIon	QRatio	Lower	Upper
N-nitrosodiphenylamine	82.1880	9.23	0.00	1183253	168.0	63.3	44.0	81.7
					167.0	34.4	23.9	44.3
					169.0	34.4	23.9	44.3

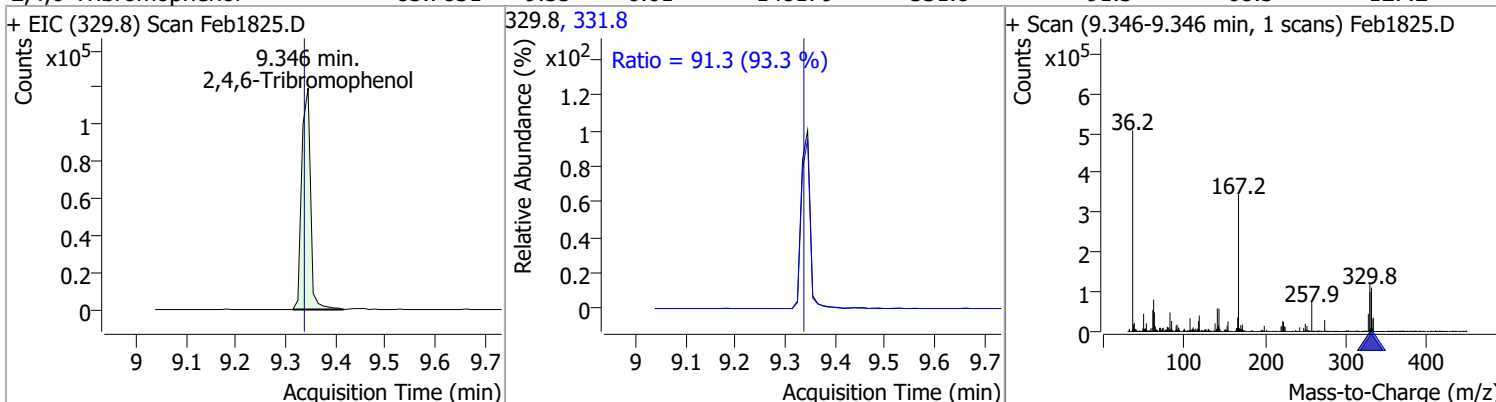


Quantitation Results Report (QT Reviewed)

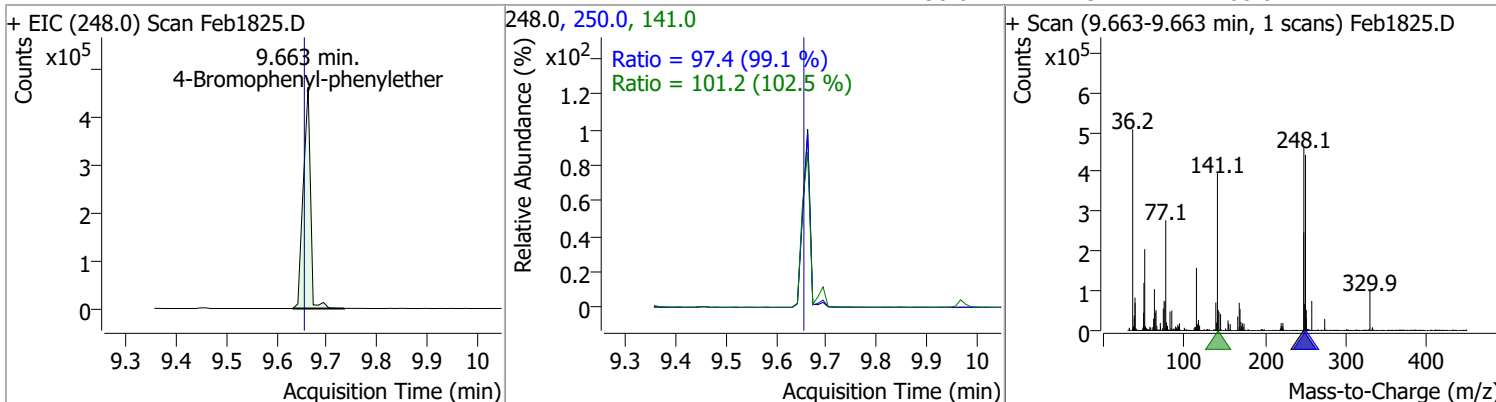
Compound	Conc.	RT	Dev(Min)	Resp.	QIon	QRatio	Lower	Upper
Azobenzene	77.6459	9.26	0.00	1474038	51.0	49.8	31.6	58.7
					182.0	24.8	16.9	31.4



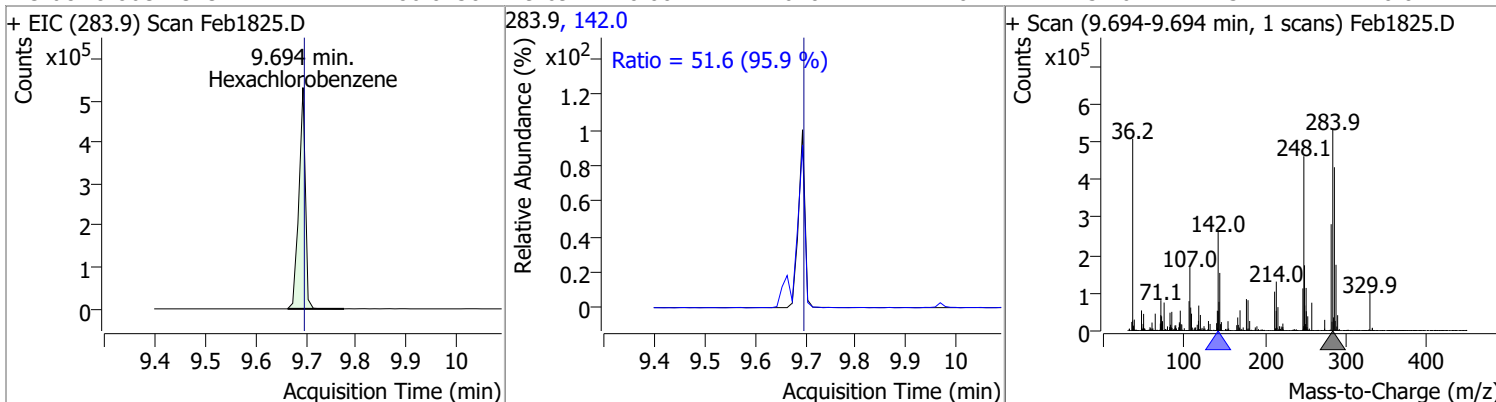
Compound	Conc.	RT	Dev(Min)	Resp.	QIon	QRatio	Lower	Upper
2,4,6-Tribromophenol	83.7831	9.35	0.01	148179	331.8	91.3	68.5	127.2



Compound	Conc.	RT	Dev(Min)	Resp.	QIon	QRatio	Lower	Upper
4-Bromophenyl-phenylether	83.9737	9.66	0.01	459431	141.0	101.2	69.1	128.4
					250.0	97.4	68.8	127.7

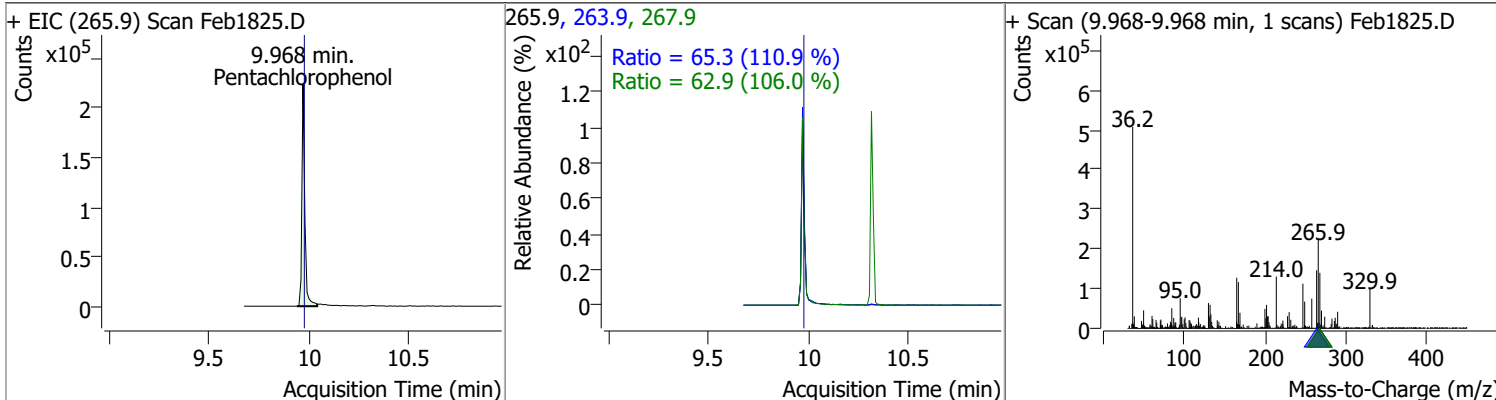


Compound	Conc.	RT	Dev(Min)	Resp.	QIon	QRatio	Lower	Upper
Hexachlorobenzene	86.0750	9.69	0.00	476701	142.0	51.6	37.7	70.0

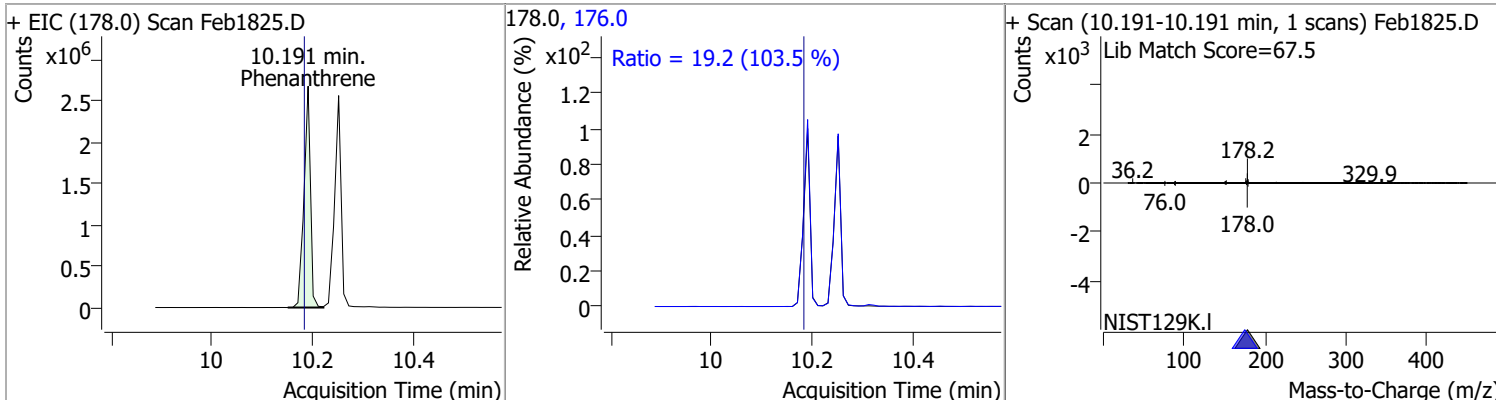


Quantitation Results Report (QT Reviewed)

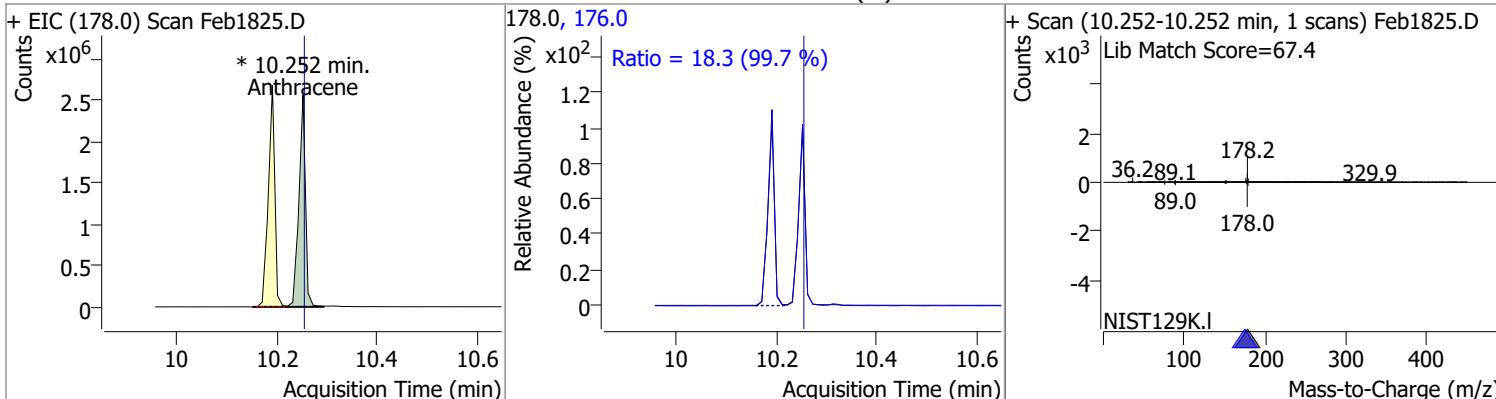
Compound	Conc.	RT	Dev(Min)	Resp.	QIon	QRatio	Lower	Upper
Pentachlorophenol	85.7198	9.97	0.00	223802	267.9	62.9	41.5	77.2
					263.9	65.3	41.2	76.6



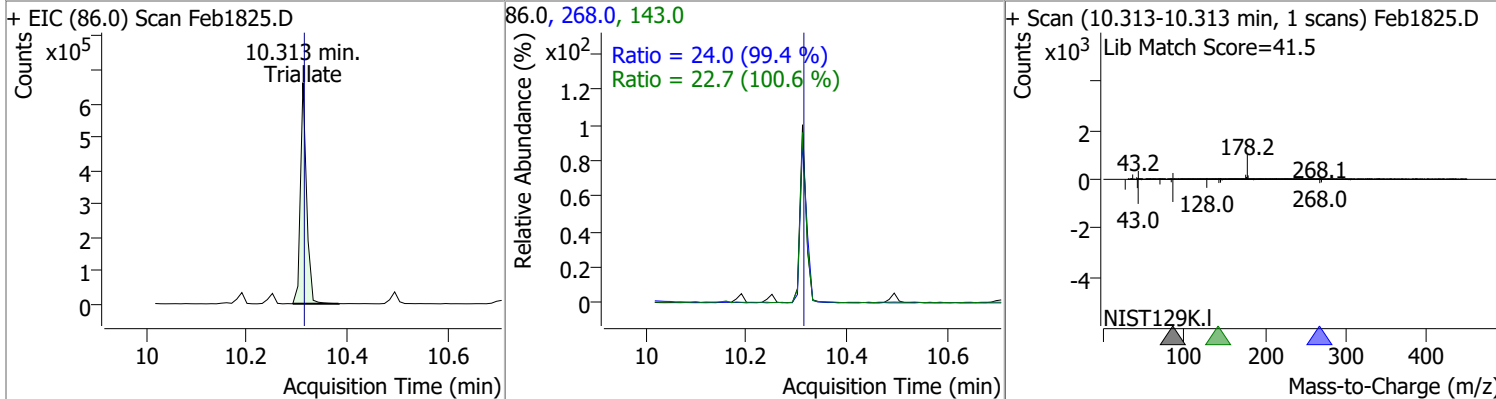
Compound	Conc.	RT	Dev(Min)	Resp.	QIon	QRatio	Lower	Upper
Phenanthrene	80.0606	10.19	0.01	2396277	176.0	19.2	13.0	24.1



Compound	Conc.	RT	Dev(Min)	Resp.	QIon	QRatio	Lower	Upper
Anthracene	81.7333	10.25	0.00	2307793 (m)	176.0	18.3	12.9	23.9

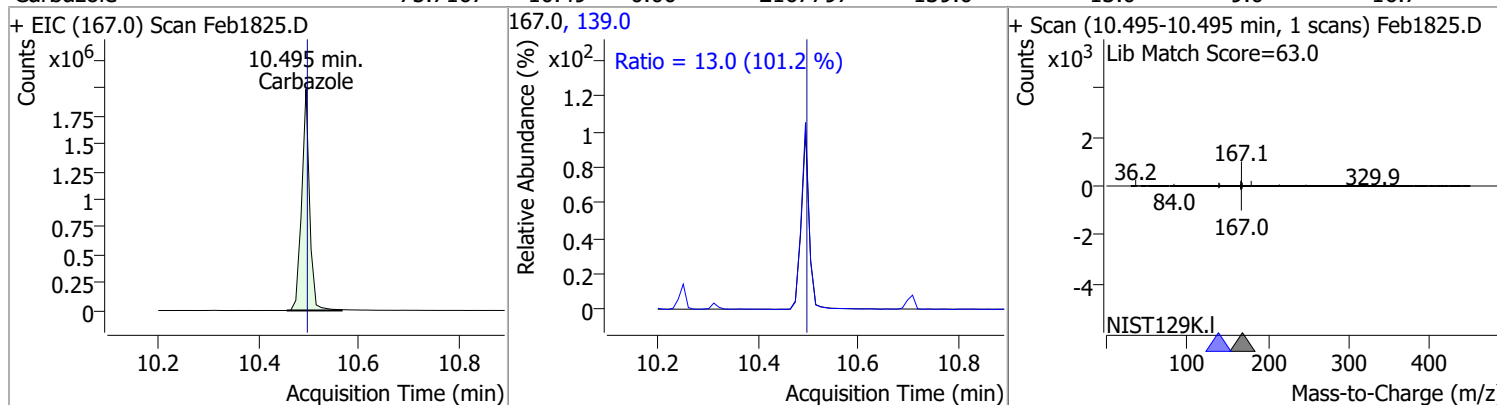


Compound	Conc.	RT	Dev(Min)	Resp.	QIon	QRatio	Lower	Upper
Triallate	80.7935	10.31	0.00	544590	268.0	24.0	16.9	31.4
					143.0	22.7	15.8	29.3

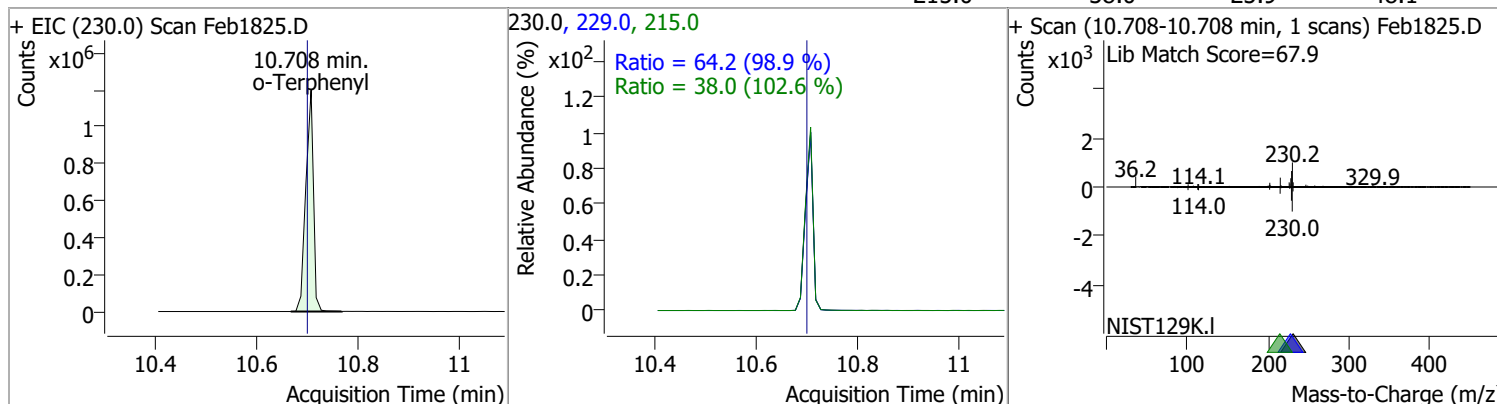


Quantitation Results Report (QT Reviewed)

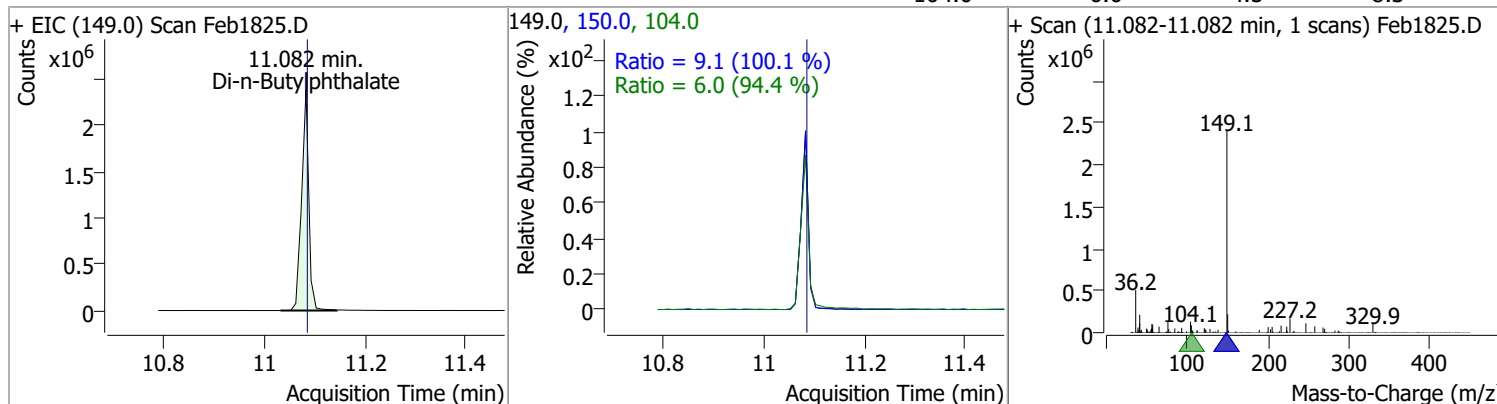
Compound	Conc.	RT	Dev(Min)	Resp.	QIon	QRatio	Lower	Upper
Carbazole	75.7167	10.49	0.00	2167797	139.0	13.0	9.0	16.7



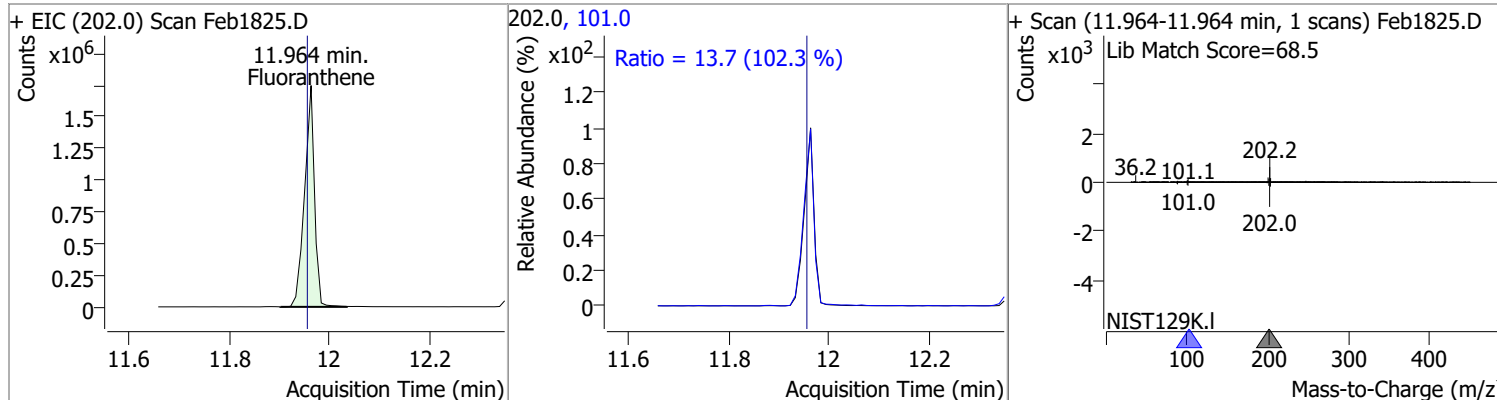
o-Terphenyl	79.4148	10.71	0.01	1261539	229.0	64.2	45.4	84.3
					215.0	38.0	25.9	48.1



Di-n-Butylphthalate	86.6145	11.08	0.00	2375148	150.0	9.1	6.3	11.8
					104.0	6.0	4.5	8.3

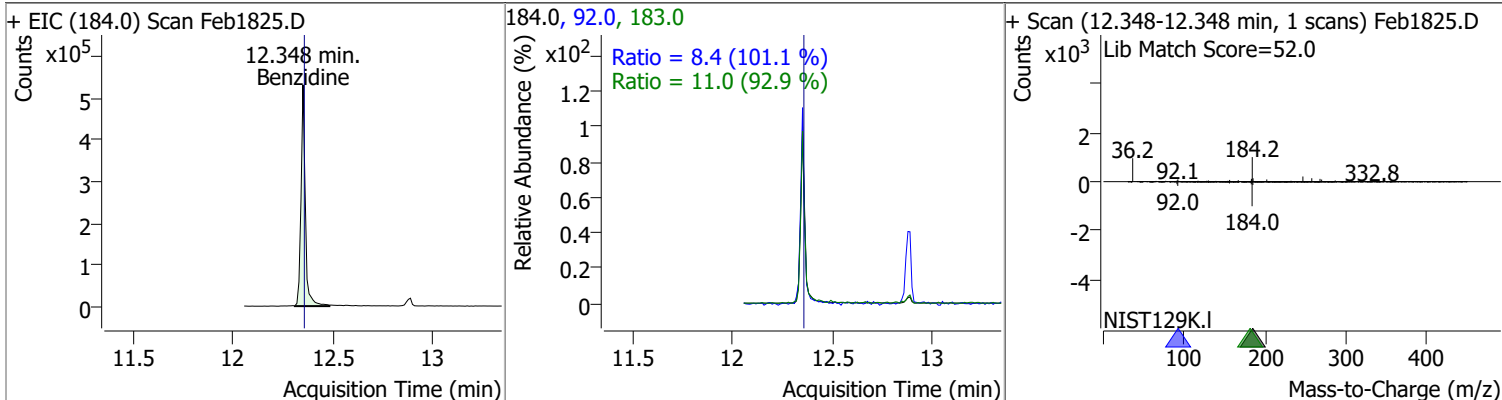


Fluoranthene	79.8760	11.96	0.01	2395113	101.0	13.7	9.4	17.4
--------------	---------	-------	------	---------	-------	------	-----	------

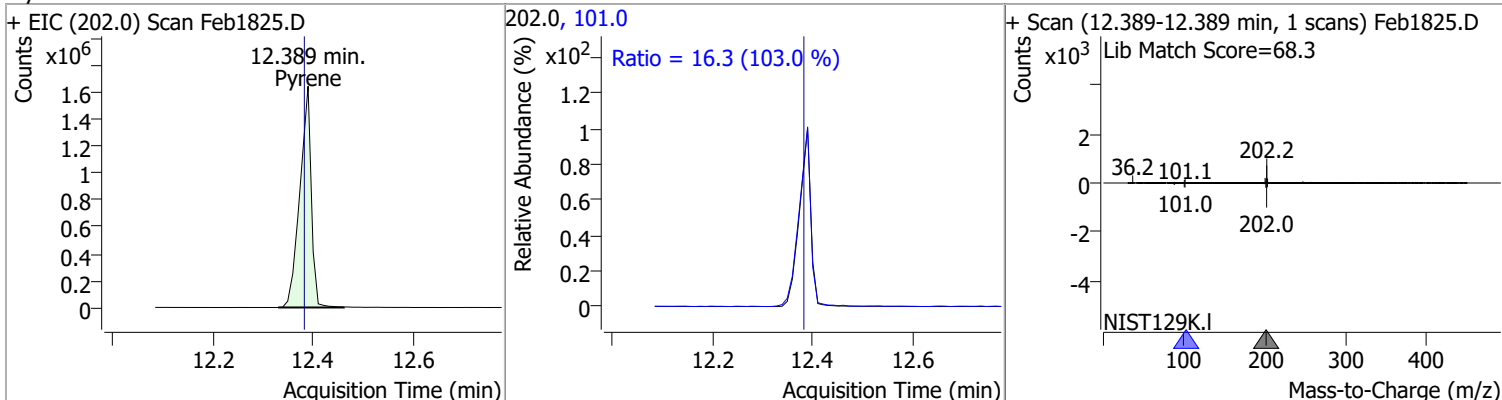


Quantitation Results Report (QT Reviewed)

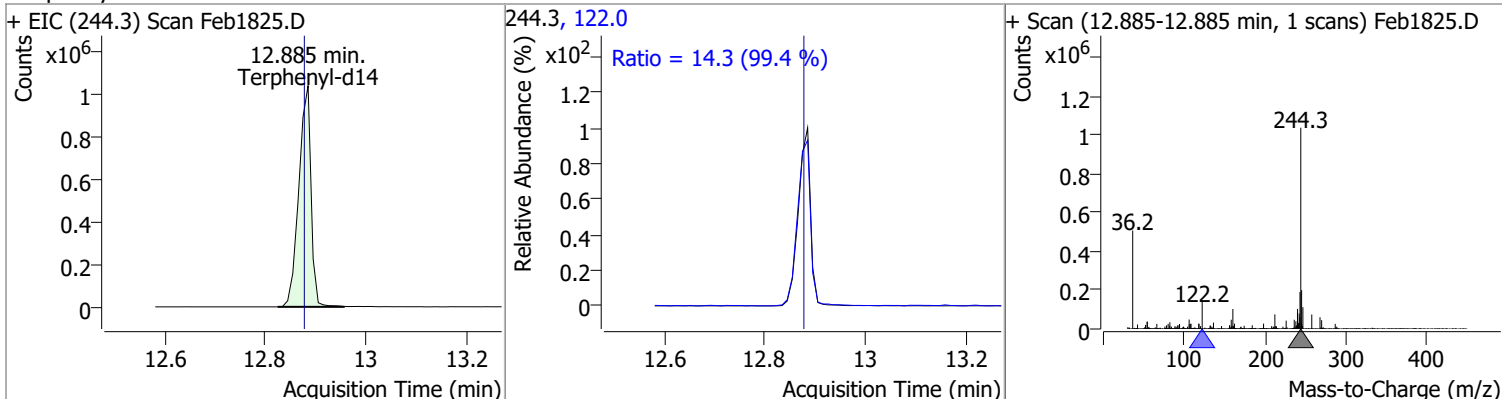
Compound	Conc.	RT	Dev(Min)	Resp.	QIon	QRatio	Lower	Upper
Benzidine	74.6477	12.35	0.00	792292	183.0	11.0	8.3	15.4
					92.0	8.4	5.8	10.8



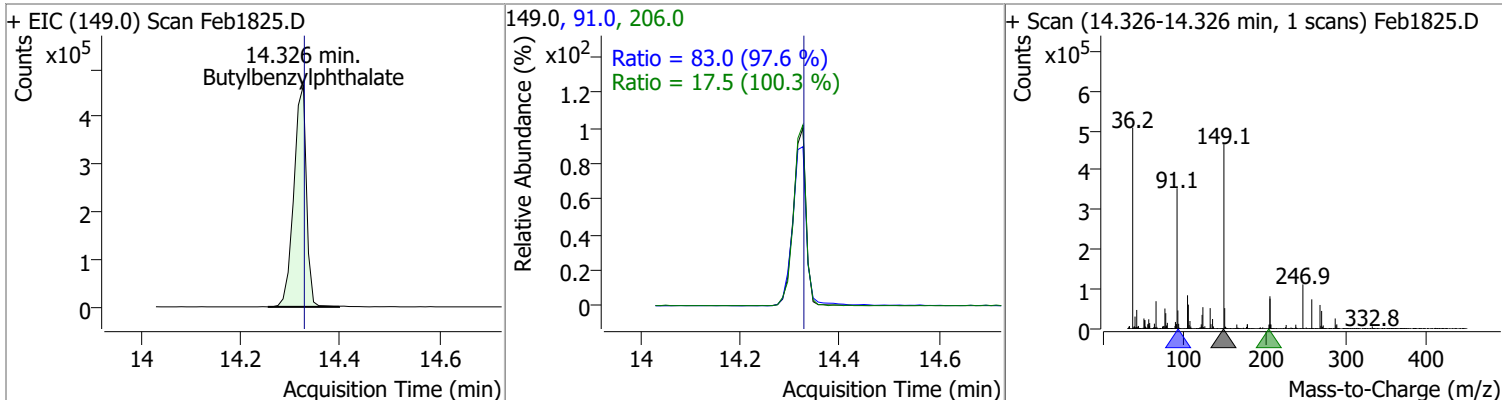
Compound	Conc.	RT	Dev(Min)	Resp.	QIon	QRatio	Lower	Upper
Pyrene	79.3038	12.39	0.01	2594483	101.0	16.3	11.1	20.6



Compound	Conc.	RT	Dev(Min)	Resp.	QIon	QRatio	Lower	Upper
Terphenyl-d14	79.0420	12.89	0.01	1739964	122.0	14.3	10.1	18.7

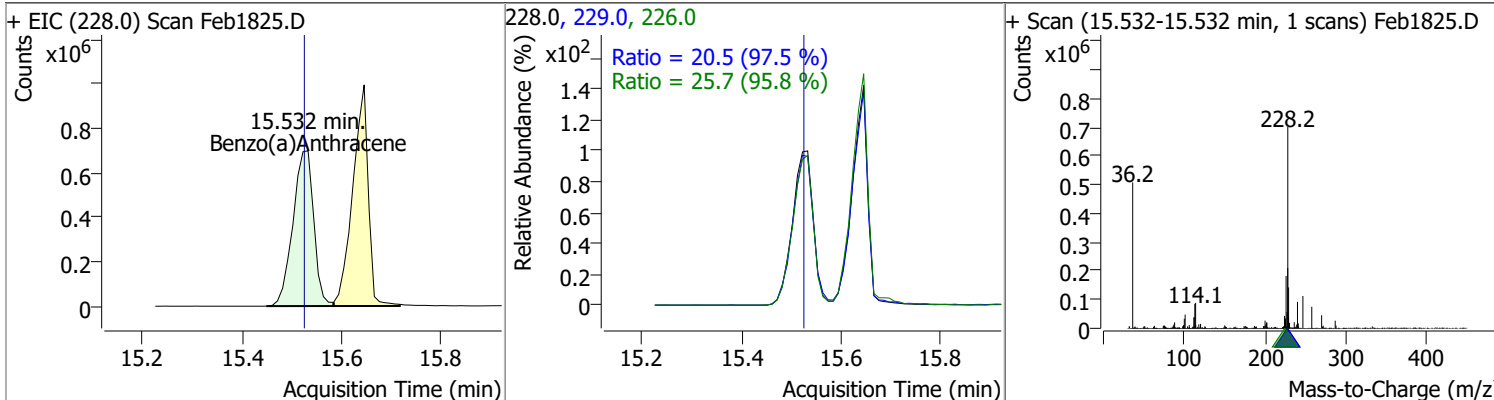


Compound	Conc.	RT	Dev(Min)	Resp.	QIon	QRatio	Lower	Upper
Butylbenzylphthalate	84.6100	14.33	0.01	818810	91.0	83.0	59.6	110.6
					206.0	17.5	12.2	22.7

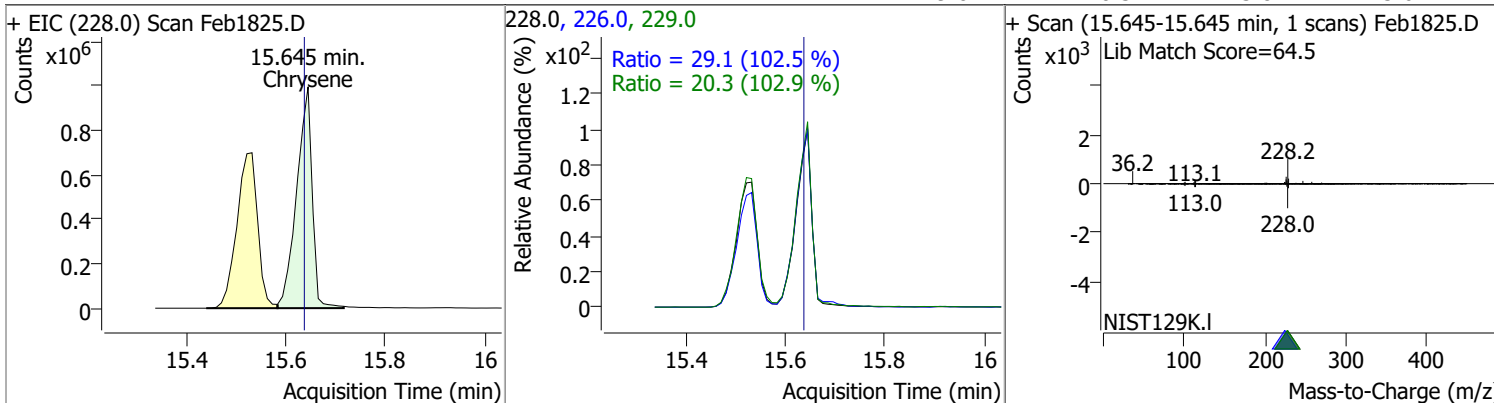


Quantitation Results Report (QT Reviewed)

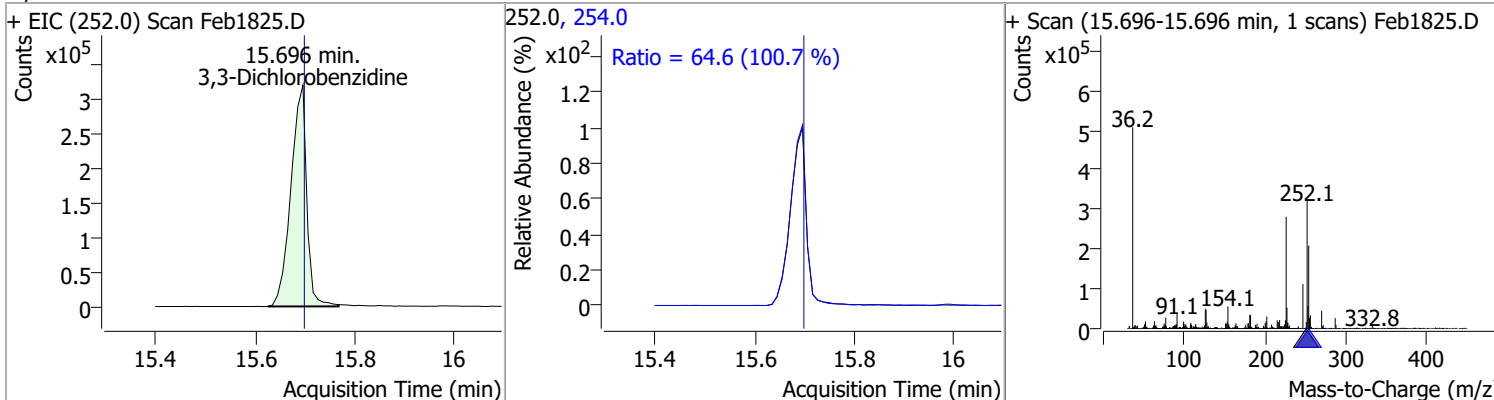
Compound	Conc.	RT	Dev(Min)	Resp.	QIon	QRatio	Lower	Upper
Benzo(a)Anthracene	80.3136	15.53	0.02	2024476	226.0	25.7	18.8	34.9
					229.0	20.5	14.7	27.4



Compound	Conc.	RT	Dev(Min)	Resp.	QIon	QRatio	Lower	Upper
Chrysene	76.1388	15.64	0.02	2152138	226.0	29.1	19.9	36.9
					229.0	20.3	13.8	25.6

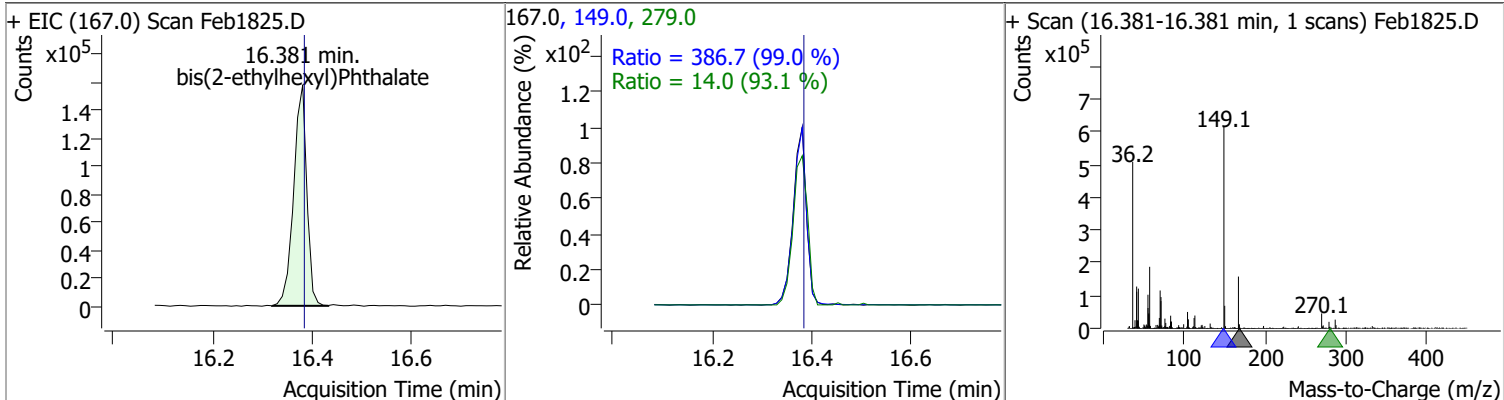


Compound	Conc.	RT	Dev(Min)	Resp.	QIon	QRatio	Lower	Upper
3,3-Dichlorobenzidine	79.0940	15.70	0.01	706232	254.0	64.6	44.9	83.4

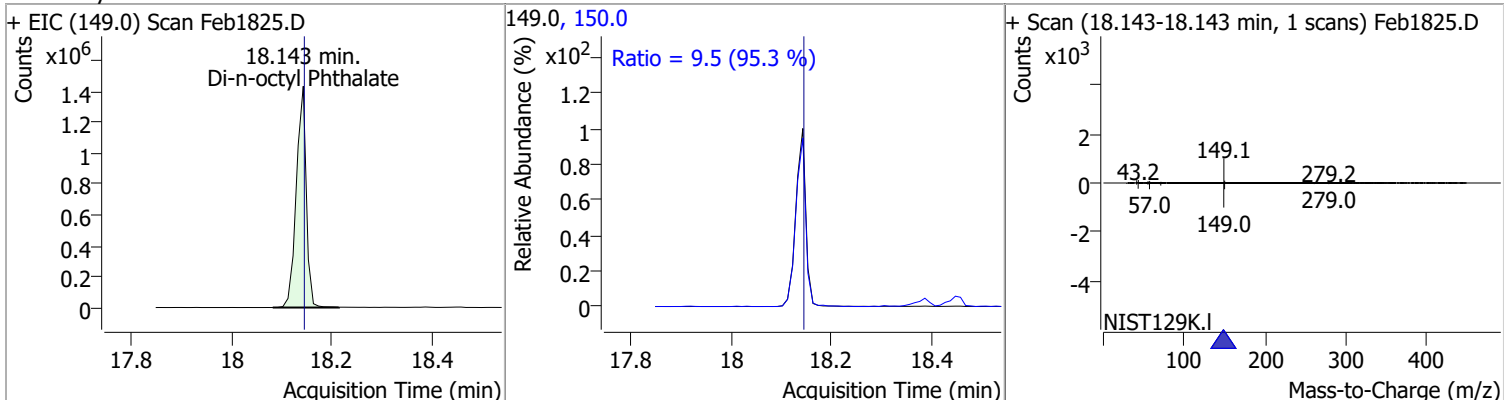


Quantitation Results Report (QT Reviewed)

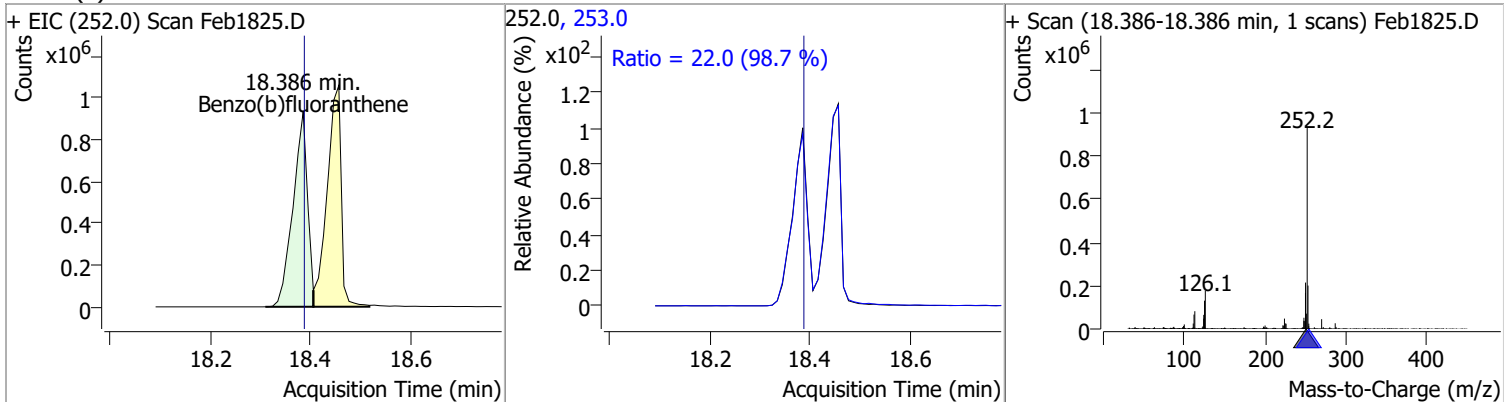
Compound	Conc.	RT	Dev(Min)	Resp.	QIon	QRatio	Lower	Upper
bis(2-ethylhexyl)Phthalate	85.9649	16.38	0.01	287757	149.0	386.7	273.6	508.0
					279.0	14.0	10.5	19.5



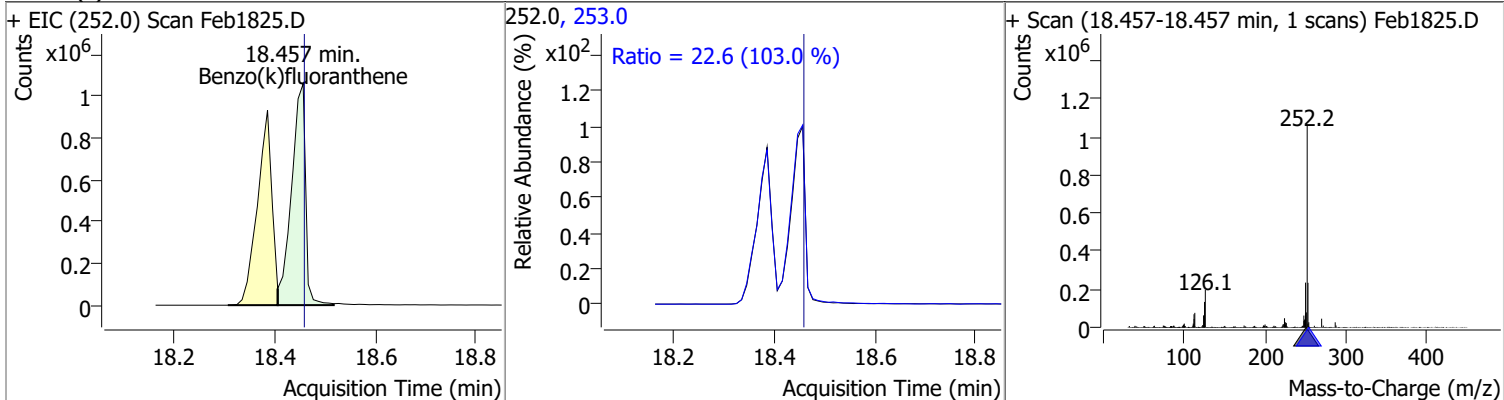
Compound	Conc.	RT	Dev(Min)	Resp.	QIon	QRatio	Lower	Upper
Di-n-octyl Phthalate	82.4284	18.14	0.01	1972760	150.0	9.5	7.0	13.0



Compound	Conc.	RT	Dev(Min)	Resp.	QIon	QRatio	Lower	Upper
Benzo(b)fluoranthene	71.0289	18.39	0.01	1865269	253.0	22.0	15.6	29.0

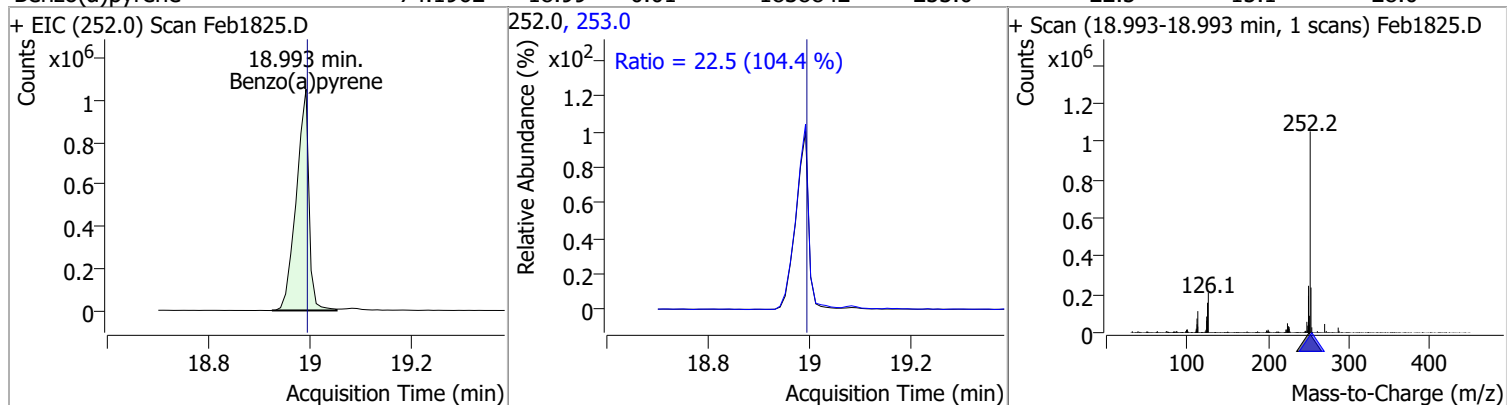


Compound	Conc.	RT	Dev(Min)	Resp.	QIon	QRatio	Lower	Upper
Benzo(k)fluoranthene	74.5492	18.46	0.01	2052306	253.0	22.6	15.4	28.6

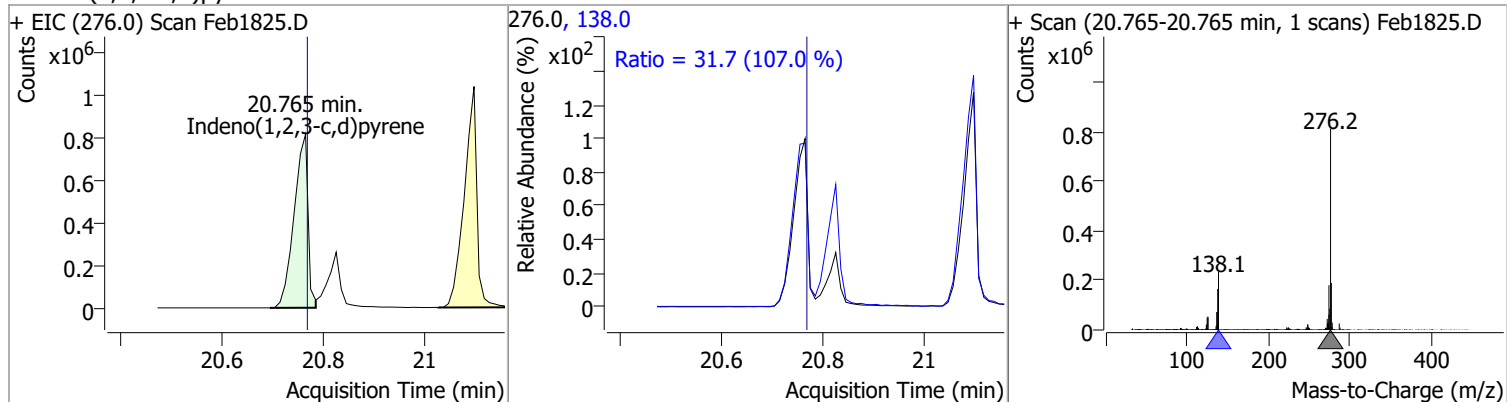


Quantitation Results Report (QT Reviewed)

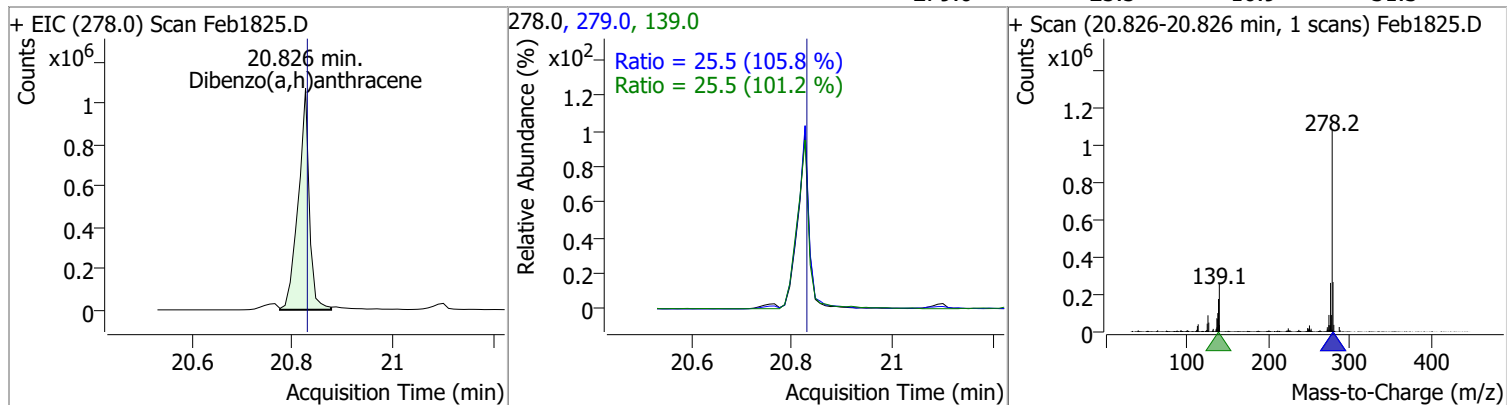
Compound	Conc.	RT	Dev(Min)	Resp.	QIon	QRatio	Lower	Upper
Benzo(a)pyrene	74.1962	18.99	0.01	1838842	253.0	22.5	15.1	28.0



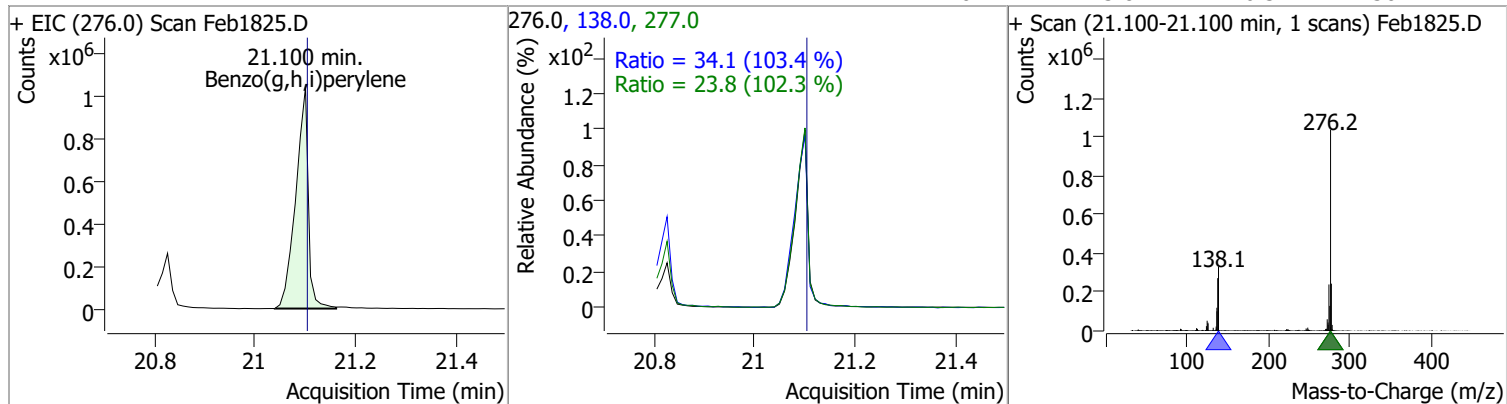
Compound	Conc.	RT	Dev(Min)	Resp.	QIon	QRatio	Lower	Upper
Indeno(1,2,3-c,d)pyrene	74.4928	20.77	0.01	1549497	138.0	31.7	20.7	38.5



Compound	Conc.	RT	Dev(Min)	Resp.	QIon	QRatio	Lower	Upper
Dibenzo(a,h)anthracene	71.8896	20.83	0.01	1627250	139.0	25.5	17.6	32.7
					279.0	25.5	16.9	31.3



Compound	Conc.	RT	Dev(Min)	Resp.	QIon	QRatio	Lower	Upper
Benzo(g,h,i)perylene	75.1899	21.10	0.01	1802572	138.0	34.1	23.1	42.9
					277.0	23.8	16.3	30.2



Audit Trail report

Batch name and path: D:\Org\Data\SV5973N.I\sd021822\DoD BNA cal 1\QuantResults\021822 DoD BNA cal.batch.bin
Quant batch version: 10.0
Quant reporting version: 10.0

Name	User	Time	Action	Reason	Comment	Succeed	Exception
CmdNewBatchTable	BL2000\sean	2/19/2022 8:17:39 AM	Create new batch \\MASSHUNTER\Org\Data\SV5973N.I\sd021822\DoD BNA cal 1\021822 DoD BNA cal.batch.bin			✓	
CmdImportSamplesFromWorklist	BL2000\sean	2/19/2022 8:17:54 AM	Add samples from worklist: \\MASSHUNTER\Org\Data\SV5973N.I\sd021822\DoD BNA cal 1\Feb1801.D			✓	
CmdSetSampleAttribute	BL2000\sean	2/19/2022 8:18:06 AM	Set SampleType = TuneCheck for sample Feb1801.D; previous value = Sample			✓	
CmdSaveBatchTable	BL2000\sean	2/19/2022 8:19:13 AM	Save batch \\MASSHUNTER\Org\Data\SV5973N.I\sd021822\DoD BNA cal 1\QuantResults\021822 DoD BNA cal.batch.bin			✓	
CmdSaveBatchTable	BL2000\sean	2/19/2022 8:36:46 AM	Save batch \\MASSHUNTER\Org\Data\SV5973N.I\sd021822\DoD BNA cal 1\QuantResults\021822 DoD BNA cal.batch.bin			✓	
CmdImportSamplesFromWorklist	BL2000\sean	2/19/2022 9:30:13 AM	Add samples from worklist: \\MASSHUNTER\Org\Data\SV5973N.I\sd021822\DoD BNA cal 1\Feb1803.D, \\MASSHUNTER\Org\Data\SV5973N.I\sd021822\DoD BNA cal 1\Feb1802.D			✓	
CmdOpenAndApplyMethodFromBatch	BL2000\sean	2/19/2022 9:30:41 AM	Open and apply method from batch: \\MASSHUNTER\Org\Data\SV5973N.I\sd021722\DoD BNA cal 1\021722 DoD BNA cal.batch.bin			✓	
CmdSetSampleAttribute	BL2000\sean	2/19/2022 9:30:47 AM	Set SampleType = Calibration for sample Feb1802.D; previous value = Sample			✓	
CmdSetSampleAttribute	BL2000\sean	2/19/2022 9:30:50 AM	Set LevelName = 7 for sample Feb1802.D; previous value =			✓	
CmdSetSampleAttribute	BL2000\sean	2/19/2022 9:30:52 AM	Set SampleType = Calibration for sample Feb1803.D; previous value = Sample			✓	
CmdSetSampleAttribute	BL2000\sean	2/19/2022 9:30:55 AM	Set LevelName = 6 for sample Feb1803.D; previous value =			✓	
CmdQuantitate	BL2000\sean	2/19/2022 9:31:03 AM	Quantitate all compounds in all samples			✓	
CmdQuantitate	BL2000\sean	2/19/2022 9:33:13 AM	Quantitate all compounds in all samples			✓	
CmdSelectPeak	BL2000\sean	2/19/2022 9:33:22 AM	Select peak for compound N-Nitrosodimethylamine in sample Feb1802.D			✓	

Audit Trail report

Name	User	Time	Action	Reason	Comment	Succeed	Exception
CmdManuallyIntegrateSplit	BL2000\sean	2/19/2022 9:33:30 AM	Split qualifier 77.0 of compound Benzoic Acid in sample Feb1802.D and keep left peak, new integration is from x, y = 6.116, 2524.60962701942 to 6.311, 2597.82704650697 and new response = 432826, previous integration is from x, y = 6.116, 2525 to 6.383, 2625 and previous response = 551103.			✓	
CmdManuallyIntegrateApplyTargetRtToQualifier	BL2000\sean	2/19/2022 9:33:39 AM	Apply target integration range 4.603-4.675 to qualifier 66.0 for compound Phenol in sample Feb1802.D, new integration is from x, y = 4.603, 32776 to 4.675, 11906 and new response = 743667; previous integration is from x, y = 4.532, 888 to 4.603, 991 and previous response = 782346.			✓	
CmdManuallyIntegrateDropBaseline	BL2000\sean	2/19/2022 9:33:40 AM	Drop baseline for qualifier 66.0 of compound Phenol in sample Feb1802.D to y = 11906, new integration is from x, y = 4.603, 11906 to 4.675, 11906 and new response = 788434; previous integration is from x, y = 4.603, 32776 to 4.675, 11906 and previous response = 743667.			✓	
CmdManuallyIntegrateSplit	BL2000\sean	2/19/2022 9:33:53 AM	Split peak for compound Benzyl Alcohol in sample Feb1802.D and keep left peak, new integration is from x, y = 5.045, 479.3010087414 to 5.216, 2705.17792970199 and new response = 796543, previous integration is from x, y = 5.045, 479 to 5.349, 4437 and previous response = 2153143.			✓	
CmdManuallyIntegrateDropBaseline	BL2000\sean	2/19/2022 9:33:55 AM	Drop baseline for compound Benzyl Alcohol in sample Feb1802.D to y = 479, new integration is from x, y = 5.045, 479 to 5.216, 479 and new response = 807931; previous integration is from x, y = 5.045, 479 to 5.216, 2705 and previous response = 796543.			✓	
CmdManuallyIntegrateApplyTargetRtToQualifier	BL2000\sean	2/19/2022 9:33:57 AM	Apply target integration range 5.045-5.216 to qualifier 107.0 for compound Benzyl Alcohol in sample Feb1802.D, new integration is from x, y = 5.045, 514 to 5.216, 4869 and new response = 534868; previously no peak.			✓	
CmdManuallyIntegrateDropBaseline	BL2000\sean	2/19/2022 9:33:58 AM	Drop baseline for qualifier 107.0 of compound Benzyl Alcohol in sample Feb1802.D to y = 514, new integration is from x, y = 5.045, 514 to 5.216, 514 and new response = 557149; previous integration is from x, y = 5.045, 514 to 5.216, 4869 and previous response = 534868.			✓	

Audit Trail report

Name	User	Time	Action	Reason	Comment	Succeed	Exception
CmdManuallyIntegrateSplit	BL2000\sean	2/19/2022 9:34:03 AM	Split qualifier 108.0 of compound 2-Methylphenol in sample Feb1802.D and keep right peak, new integration is from x, y = 5.216, 1472.42768532551 to 5.349, 2230.74196016335 and new response = 1370400, previous integration is from x, y = 5.046, 499 to 5.349, 2231 and previous response = 2173052.			✓	
CmdManuallyIntegrateApplyTargetRtToQualifier	BL2000\sean	2/19/2022 9:34:21 AM	Apply target integration range 6.301-6.393 to qualifier 129.0 for compound Naphthalene in sample Feb1802.D, new integration is from x, y = 6.301, 606 to 6.393, 1662 and new response = 323872; previously no peak.			✓	
CmdManuallyIntegrateDropBaseline	BL2000\sean	2/19/2022 9:34:22 AM	Drop baseline for qualifier 129.0 of compound Naphthalene in sample Feb1802.D to y = 606, new integration is from x, y = 6.301, 606 to 6.393, 606 and new response = 326785; previous integration is from x, y = 6.301, 606 to 6.393, 1662 and previous response = 323872.			✓	
CmdManuallyIntegrateSplit	BL2000\sean	2/19/2022 9:34:28 AM	Split qualifier 129.0 of compound p-Chloroaniline in sample Feb1802.D and keep right peak, new integration is from x, y = 6.393, 174.364641877929 to 6.547, 188.988005483419 and new response = 499539, previous integration is from x, y = 6.218, 158 to 6.547, 189 and previous response = 830757.			✓	
CmdManuallyIntegrateSplit	BL2000\sean	2/19/2022 9:34:30 AM	Split qualifier 129.0 of compound p-Chloroaniline in sample Feb1802.D and keep left peak, new integration is from x, y = 6.393, 174.364641877929 to 6.465, 181.188983712 and new response = 468881, previous integration is from x, y = 6.393, 174 to 6.547, 189 and previous response = 499539.			✓	
CmdManuallyIntegratePeak	BL2000\sean	2/19/2022 9:34:41 AM	Manually integrate compound 4-Chloro-3-Methylphenol in sample Feb1802.D, from x, y = 7.040, 299978 to 7.184, 346408, result = -1875289; previous integration is from x, y = 6.900, 712 to 7.009, 918 and previous response = 813393.			✓	
CmdManuallyIntegrateSnapBaseline	BL2000\sean	2/19/2022 9:34:42 AM	Snap baseline for compound 4-Chloro-3-Methylphenol in sample Feb1802.D, from x = 7.040 to x = 7.184, new integration is from x, y = 7.040, 5191 to 7.184, 5033 and new response = 868477; previous integration is from x, y = 7.040, 299978 to 7.184, 346408 and previous response = -1875289.			✓	

Audit Trail report

Name	User	Time	Action	Reason	Comment	Succeed	Exception
CmdManuallyIntegrateDropBaseline	BL2000\sean	2/19/2022 9:34:43 AM	Drop baseline for compound 4-Chloro-3-Methylphenol in sample Feb1802.D to y = 5033, new integration is from x, y = 7.040, 5033 to 7.184, 5033 and new response = 869158; previous integration is from x, y = 7.040, 5191 to 7.184, 5033 and previous response = 868477.			✓	
CmdSetTargetCompoundAttribute	BL2000\sean	2/19/2022 9:34:47 AM	Set UserAnnotation = CO for compound 4-Chloro-3-Methylphenol in sample Feb1802.D; previous value =			✓	
CmdManuallyIntegrateApplyTargetRtToQualifier	BL2000\sean	2/19/2022 9:34:49 AM	Apply target integration range 7.040-7.184 to qualifier 144.0 for compound 4-Chloro-3-Methylphenol in sample Feb1802.D, new integration is from x, y = 7.040, 1130 to 7.184, 1465 and new response = 242902; previous integration is from x, y = 7.235, 367 to 7.317, 442 and previous response = 15166.			✓	
CmdManuallyIntegrateSplit	BL2000\sean	2/19/2022 9:34:50 AM	Split qualifier 144.0 of compound 4-Chloro-3-Methylphenol in sample Feb1802.D and keep left peak, new integration is from x, y = 7.040, 1130 to 7.122, 1321.42302341757 and new response = 223880, previous integration is from x, y = 7.040, 1130 to 7.184, 1465 and previous response = 242902.			✓	
CmdManuallyIntegrateApplyTargetRtToQualifier	BL2000\sean	2/19/2022 9:34:58 AM	Apply target integration range 7.235-7.317 to qualifier 115.0 for compound 1-Methylnaphthalene in sample Feb1802.D, new integration is from x, y = 7.235, 5554 to 7.317, 4228 and new response = 806955; previously no peak.			✓	
CmdManuallyIntegrateDropBaseline	BL2000\sean	2/19/2022 9:34:59 AM	Drop baseline for qualifier 115.0 of compound 1-Methylnaphthalene in sample Feb1802.D to y = 4228, new integration is from x, y = 7.235, 4228 to 7.317, 4228 and new response = 810223; previous integration is from x, y = 7.235, 5554 to 7.317, 4228 and previous response = 806955.			✓	
CmdManuallyIntegrateSplit	BL2000\sean	2/19/2022 9:35:09 AM	Split peak for compound 2,4,6-Trichlorophenol in sample Feb1802.D and keep left peak, new integration is from x, y = 7.493, 221.798260292395 to 7.554, 312.495353176613 and new response = 593283, previous integration is from x, y = 7.493, 222 to 7.656, 466 and previous response = 1277163.			✓	
CmdSetTargetCompoundAttribute	BL2000\sean	2/19/2022 9:35:10 AM	Set UserAnnotation = CO for compound 2,4,6-Trichlorophenol in sample Feb1802.D; previous value =			✓	

Audit Trail report

Name	User	Time	Action	Reason	Comment	Succeed	Exception
CmdManuallyIntegrateSplit	BL2000\sean	2/19/2022 9:35:12 AM	Split qualifier 198.0 of compound 2,4,6-Trichlorophenol in sample Feb1802.D and keep left peak, new integration is from x, y = 7.492, 0 to 7.554, 0 and new response = 567862, previous integration is from x, y = 7.492, 0 to 7.656, 0 and previous response = 1227652.			✓	
CmdManuallyIntegrateSplit	BL2000\sean	2/19/2022 9:35:15 AM	Split peak for compound 2,4,5-Trichlorophenol in sample Feb1802.D and keep right peak, new integration is from x, y = 7.554, 216.399265256548 to 7.656, 344.75946995671 and new response = 685262, previous integration is from x, y = 7.492, 140 to 7.656, 345 and previous response = 1278109.			✓	
CmdSetTargetCompoundAttribute	BL2000\sean	2/19/2022 9:35:16 AM	Set UserAnnotation = CO for compound 2,4,5-Trichlorophenol in sample Feb1802.D; previous value =			✓	
CmdManuallyIntegrateSplit	BL2000\sean	2/19/2022 9:35:18 AM	Split qualifier 198.0 of compound 2,4,5-Trichlorophenol in sample Feb1802.D and keep right peak, new integration is from x, y = 7.554, 0 to 7.656, 0 and new response = 659790, previous integration is from x, y = 7.492, 0 to 7.656, 0 and previous response = 1227652.			✓	
CmdManuallyIntegrateSplit	BL2000\sean	2/19/2022 9:35:24 AM	Split qualifier 77.0 of compound Dimethyl Phthalate in sample Feb1802.D and keep left peak, new integration is from x, y = 8.109, 1878.17185551185 to 8.180, 1999.65480571954 and new response = 457675, previous integration is from x, y = 8.109, 1878 to 8.272, 2158 and previous response = 604104.			✓	
CmdManuallyIntegrateApplyTargetRtToQualifier	BL2000\sean	2/19/2022 9:35:36 AM	Apply target integration range 8.497-8.599 to qualifier 154.0 for compound 2,4-Dinitrophenol in sample Feb1802.D, new integration is from x, y = 8.497, 4139 to 8.599, 3163 and new response = 100153; previous integration is from x, y = 8.385, 1147 to 8.476, 1199 and previous response = 1841188.			✓	
CmdManuallyIntegrateDropBaseline	BL2000\sean	2/19/2022 9:35:37 AM	Drop baseline for qualifier 154.0 of compound 2,4-Dinitrophenol in sample Feb1802.D to y = 3163, new integration is from x, y = 8.497, 3163 to 8.599, 3163 and new response = 103148; previous integration is from x, y = 8.497, 4139 to 8.599, 3163 and previous response = 100153.			✓	

Audit Trail report

Name	User	Time	Action	Reason	Comment	Succeed	Exception
CmdManuallyIntegrateSplit	BL2000\sean	2/19/2022 9:35:41 AM	Split qualifier 139.0 of compound Dibenzofuran in sample Feb1802.D and keep left peak, new integration is from x, y = 8.589, 397.883022093214 to 8.691, 601.239401313307 and new response = 1109842, previous integration is from x, y = 8.589, 398 to 8.763, 744 and previous response = 1382227.			✓	
CmdManuallyIntegrateSplit	BL2000\sean	2/19/2022 9:35:46 AM	Split qualifier 139.0 of compound 4-Nitrophenol in sample Feb1802.D and keep right peak, new integration is from x, y = 8.691, 424.9894512041 to 8.763, 603.252474185385 and new response = 273065, previous integration is from x, y = 8.592, 178 to 8.763, 603 and previous response = 1384076.			✓	
CmdManuallyIntegrateSplit	BL2000\sean	2/19/2022 9:35:58 AM	Split qualifier 65.0 of compound 4-Nitroaniline in sample Feb1802.D and keep right peak, new integration is from x, y = 9.111, 1814.19794619212 to 9.213, 1803.6223283918 and new response = 417398, previous integration is from x, y = 8.973, 1828 to 9.213, 1804 and previous response = 739870.			✓	
CmdSaveBatchTable	BL2000\sean	2/19/2022 9:36:38 AM	Save batch \\MASSHUNTER\Org\Data\SV5973N.I\sd021822\DoD BNA cal 1\QuantResults\021822 DoD BNA cal.batch.bin			✓	

Audit Trail report

Name	User	Time	Action	Reason	Comment	Succeed	Exception
CmdUpdateRetentionTimes	BL2000\sean	2/19/2022 9:37:05 AM	Update retention time for compound Perylene-d12; Chrysene-d12; Phenanthrene-d10; Acenaphthene-d10; Naphthalene-d8; Terphenyl-d14; 2,4,6-Tribromophenol; 2-Fluorobiphenyl; Nitrobenzene-d5; Phenol-d5; 2-Fluorophenol; Benzo(g,h,i)perylene; Dibenzo(a,h)anthracene; Indeno(1,2,3-c,d)pyrene; Benzo(a)pyrene; Benzo(k)fluoranthene; Benzo(b)fluoranthene; Di-n-octyl Phthalate; bis(2-ethylhexyl)Phthalate; 3,3-Dichlorobenzidine; Chrysene; Benzo(a)Anthracene; Butylbenzylphthalate; Pyrene; Benzidine; Fluoranthene; Di-n-Butylphthalate; Triallate; Anthracene; Phenanthrene; Pentachlorophenol; Hexachlorobenzene; 4-Bromophenylphenylether; Azobenzene; N-nitrosodiphenylamine; 4,6-Dinitro-2-methylphenol; 4-Nitroaniline; Diethylphthalate; 4-Chlorophenylphenylether; Fluorene; 2,4-Dinitrotoluene; 4-Nitrophenol; Dibenzofuran; 2,4-Dinitrophenol; 3-Nitroaniline; Acenaphthene; 2,6-Dinitrotoluene; Acenaphthylene; Dimethyl Phthalate; 2-Nitroaniline; 2-Chloronaphthalene; 2,4,5-Trichlorophenol; 2,4,6-Trichlorophenol; Hexachlorocyclopentadiene; 4-Chloro-2-Methylphenol; 1-Methylnaphthalene; 2-Methylnaphthalene; 4-Chloro-3-Methylphenol; Hexachlorobutadiene; p-Chloroaniline; 4-Chlorophenol; Naphthalene; 1,2,4-Trichlorobenzene; 2,4-Dichlorophenol; bis(-2-Chloroethoxy)Methane; 2,4-Dimethylphenol; 2-Nitrophenol; Isophorone; Nitrobenzene; N-nitroso-Di-n-propylamine; Hexachloroethane; 4Methylphenol/3Methylphenol; 2-Methylphenol; bis(2-chloroisopropyl)Ether; Benzyl Alcohol; 1,2-Dichlorobenzene; 1,4-Dichlorobenzene; 1,3-Dichlorobenzene; 2-Chlorophenol; bis(-2-Chloroethyl)Ether; Phenol; Aniline; Pyridine; Carbazole; Benzoic Acid; o-Terphenyl; N-Nitrosodimethylamine; 1,4-Dichlorobenzene-d4;			✓	
CmdQuantitate	BL2000\sean	2/19/2022 9:37:13 AM	Quantitate all compounds in all samples			✓	

Audit Trail report

Name	User	Time	Action	Reason	Comment	Succeed	Exception
CmdManuallyIntegrateSplit	BL2000\sean	2/19/2022 9:38:37 AM	Split qualifier 77.0 of compound Benzoic Acid in sample Feb1803.D and keep left peak, new integration is from x, y = 6.140, 3689.90962302243 to 6.311, 3123.58842127441 and new response = 367686, previous integration is from x, y = 6.140, 3690 to 6.383, 2885 and previous response = 475679.			✓	
CmdSelectPeak	BL2000\sean	2/19/2022 9:38:44 AM	Select peak for compound Pyridine in sample Feb1803.D			✓	
CmdUpdateRetentionTimes	BL2000\sean	2/19/2022 9:38:53 AM	Update retention time for compound Pyridine;			✓	
CmdQuantitate	BL2000\sean	2/19/2022 9:39:04 AM	Quantitate all compounds in all samples			✓	
CmdManuallyIntegrateApplyTargetRtToQualifier	BL2000\sean	2/19/2022 9:39:18 AM	Apply target integration range 4.787-4.889 to qualifier 111.0 for compound 1,3-Dichlorobenzene in sample Feb1803.D, new integration is from x, y = 4.787, 249 to 4.889, 5324 and new response = 548356; previously no peak.			✓	
CmdManuallyIntegrateDropBaseline	BL2000\sean	2/19/2022 9:39:18 AM	Drop baseline for qualifier 111.0 of compound 1,3-Dichlorobenzene in sample Feb1803.D to y = 249, new integration is from x, y = 4.787, 249 to 4.889, 249 and new response = 563906; previous integration is from x, y = 4.787, 249 to 4.889, 5324 and previous response = 548356.			✓	
CmdManuallyIntegrateSplit	BL2000\sean	2/19/2022 9:39:23 AM	Split qualifier 111.0 of compound 1,4-Dichlorobenzene in sample Feb1803.D and keep right peak, new integration is from x, y = 4.879, 0 to 4.981, 0 and new response = 526725, previous integration is from x, y = 4.797, 0 to 4.981, 0 and previous response = 1089932.			✓	
CmdManuallyIntegratePeak	BL2000\sean	2/19/2022 9:39:30 AM	Manually integrate compound Benzyl Alcohol in sample Feb1803.D, from x, y = 5.022, 786632 to 5.206, 975101, result = -9026710; previous integration is from x, y = 5.216, 3390 to 5.349, 5138 and previous response = 1211519.			✓	
CmdManuallyIntegrateSnapBaseline	BL2000\sean	2/19/2022 9:39:31 AM	Snap baseline for compound Benzyl Alcohol in sample Feb1803.D, from x = 5.022 to x = 5.206, new integration is from x, y = 5.022, 440 to 5.206, 6608 and new response = 650373; previous integration is from x, y = 5.022, 786632 to 5.206, 975101 and previous response = -9026710.			✓	

Audit Trail report

Name	User	Time	Action	Reason	Comment	Succeed	Exception
CmdManuallyIntegrateDropBaseline	BL2000\sean	2/19/2022 9:39:32 AM	Drop baseline for compound Benzyl Alcohol in sample Feb1803.D to y = 440, new integration is from x, y = 5.022, 440 to 5.206, 440 and new response = 684389; previous integration is from x, y = 5.022, 440 to 5.206, 6608 and previous response = 650373.			✓	
CmdSetTargetCompoundAttribute	BL2000\sean	2/19/2022 9:39:33 AM	Set UserAnnotation = CO for compound Benzyl Alcohol in sample Feb1803.D; previous value =			✓	
CmdManuallyIntegrateApplyTargetRtToQualifier	BL2000\sean	2/19/2022 9:39:34 AM	Apply target integration range 5.022-5.206 to qualifier 107.0 for compound Benzyl Alcohol in sample Feb1803.D, new integration is from x, y = 5.022, 431 to 5.206, 4595 and new response = 461611; previously no peak.			✓	
CmdManuallyIntegrateDropBaseline	BL2000\sean	2/19/2022 9:39:35 AM	Drop baseline for qualifier 107.0 of compound Benzyl Alcohol in sample Feb1803.D to y = 431, new integration is from x, y = 5.022, 431 to 5.206, 431 and new response = 484575; previous integration is from x, y = 5.022, 431 to 5.206, 4595 and previous response = 461611.			✓	
CmdManuallyIntegrateApplyTargetRtToQualifier	BL2000\sean	2/19/2022 9:39:46 AM	Apply target integration range 5.859-5.962 to qualifier 65.0 for compound 2-Nitrophenol in sample Feb1803.D, new integration is from x, y = 5.859, 2346 to 5.962, 2082 and new response = 224684; previous integration is from x, y = 5.974, 2043 to 6.155, 2354 and previous response = 343094.			✓	
CmdManuallyIntegrateDropBaseline	BL2000\sean	2/19/2022 9:39:46 AM	Drop baseline for qualifier 65.0 of compound 2-Nitrophenol in sample Feb1803.D to y = 2082, new integration is from x, y = 5.859, 2082 to 5.962, 2082 and new response = 225495; previous integration is from x, y = 5.859, 2346 to 5.962, 2082 and previous response = 224684.			✓	
CmdManuallyIntegrateApplyTargetRtToQualifier	BL2000\sean	2/19/2022 9:39:54 AM	Apply target integration range 6.292-6.393 to qualifier 129.0 for compound Naphthalene in sample Feb1803.D, new integration is from x, y = 6.292, 292 to 6.393, 794 and new response = 305338; previously no peak.			✓	
CmdManuallyIntegrateDropBaseline	BL2000\sean	2/19/2022 9:39:55 AM	Drop baseline for qualifier 129.0 of compound Naphthalene in sample Feb1803.D to y = 292, new integration is from x, y = 6.292, 292 to 6.393, 292 and new response = 306864; previous integration is from x, y = 6.292, 292 to 6.393, 794 and previous response = 305338.			✓	

Audit Trail report

Name	User	Time	Action	Reason	Comment	Succeed	Exception
CmdManuallyIntegrateSplit	BL2000\sean	2/19/2022 9:40:00 AM	Split qualifier 129.0 of compound p-Chloroaniline in sample Feb1803.D and keep right peak, new integration is from x, y = 6.393, 488.129841819697 to 6.557, 529.136728729636 and new response = 412908, previous integration is from x, y = 6.296, 464 to 6.557, 529 and previous response = 718652.			✓	
CmdManuallyIntegrateSplit	BL2000\sean	2/19/2022 9:40:01 AM	Split qualifier 129.0 of compound p-Chloroaniline in sample Feb1803.D and keep left peak, new integration is from x, y = 6.393, 488.129841819697 to 6.475, 508.631205607007 and new response = 389273, previous integration is from x, y = 6.393, 488 to 6.557, 529 and previous response = 412908.			✓	
CmdStartMethodEditing	BL2000\sean	2/19/2022 9:40:05 AM	Start method editing			✓	
CmdImportMethodFromSample	BL2000\sean	2/19/2022 9:40:05 AM	Import method from sample Feb1803.D			✓	
CmdSetMethodTargetCompoundAttribute	BL2000\sean	2/19/2022 9:40:12 AM	Set RightRetentionTimeDelta = 0.4 for compound p-Chloroaniline; previous value = 1			✓	
CmdApplyMethodToAllSamples	BL2000\sean	2/19/2022 9:40:30 AM	Apply method to all samples			✓	
CmdMethodClear	BL2000\sean	2/19/2022 9:40:30 AM	Clear method			✓	
CmdEndMethodEditing	BL2000\sean	2/19/2022 9:40:31 AM	End method editing			✓	
CmdQuantitate	BL2000\sean	2/19/2022 9:40:41 AM	Quantitate all compounds in all samples			✓	
CmdManuallyIntegratePeak	BL2000\sean	2/19/2022 9:41:23 AM	Manually integrate compound 4-Chloro-3-Methylphenol in sample Feb1803.D, from x, y = 7.050, 510073 to 7.184, 573374, result = -3530465; previous integration is from x, y = 6.911, 762 to 7.009, 1029 and previous response = 742718.			✓	
CmdManuallyIntegrateSnapBaseline	BL2000\sean	2/19/2022 9:41:24 AM	Snap baseline for compound 4-Chloro-3-Methylphenol in sample Feb1803.D, from x = 7.050 to x = 7.184, new integration is from x, y = 7.050, 3405 to 7.184, 6174 and new response = 770915; previous integration is from x, y = 7.050, 510073 to 7.184, 573374 and previous response = -3530465.			✓	
CmdManuallyIntegrateDropBaseline	BL2000\sean	2/19/2022 9:41:24 AM	Drop baseline for compound 4-Chloro-3-Methylphenol in sample Feb1803.D to y = 3405, new integration is from x, y = 7.050, 3405 to 7.184, 3405 and new response = 782006; previous integration is from x, y = 7.050, 3405 to 7.184, 6174 and previous response = 770915.			✓	

Audit Trail report

Name	User	Time	Action	Reason	Comment	Succeed	Exception
CmdSetTargetCompoundAttribute	BL2000\sean	2/19/2022 9:41:26 AM	Set UserAnnotation = CO for compound 4-Chloro-3-Methylphenol in sample Feb1803.D; previous value =			✓	
CmdManuallyIntegrateApplyTargetRtToQualifier	BL2000\sean	2/19/2022 9:41:28 AM	Apply target integration range 7.050-7.184 to qualifier 144.0 for compound 4-Chloro-3-Methylphenol in sample Feb1803.D, new integration is from x, y = 7.050, 713 to 7.184, 1448 and new response = 217086; previously no peak.			✓	
CmdManuallyIntegrateSplit	BL2000\sean	2/19/2022 9:41:29 AM	Split qualifier 144.0 of compound 4-Chloro-3-Methylphenol in sample Feb1803.D and keep left peak, new integration is from x, y = 7.050, 713 to 7.122, 1108.80451878667 and new response = 200128, previous integration is from x, y = 7.050, 713 to 7.184, 1448 and previous response = 217086.			✓	
CmdManuallyIntegrateSplit	BL2000\sean	2/19/2022 9:41:41 AM	Split peak for compound 2,4,6-Trichlorophenol in sample Feb1803.D and keep left peak, new integration is from x, y = 7.492, 170.743044385374 to 7.553, 242.655503850916 and new response = 545615, previous integration is from x, y = 7.492, 171 to 7.697, 410 and previous response = 1132628.			✓	
CmdSetTargetCompoundAttribute	BL2000\sean	2/19/2022 9:41:42 AM	Set UserAnnotation = CO for compound 2,4,6-Trichlorophenol in sample Feb1803.D; previous value =			✓	
CmdManuallyIntegrateSplit	BL2000\sean	2/19/2022 9:41:43 AM	Split qualifier 198.0 of compound 2,4,6-Trichlorophenol in sample Feb1803.D and keep left peak, new integration is from x, y = 7.492, 130.054654208066 to 7.553, 194.794787814617 and new response = 515679, previous integration is from x, y = 7.492, 130 to 7.687, 336 and previous response = 1072091.			✓	
CmdManuallyIntegrateSplit	BL2000\sean	2/19/2022 9:41:46 AM	Split peak for compound 2,4,5-Trichlorophenol in sample Feb1803.D and keep right peak, new integration is from x, y = 7.553, 191.954761221889 to 7.697, 340.650171302478 and new response = 587533, previous integration is from x, y = 7.477, 113 to 7.697, 341 and previous response = 1133380.			✓	
CmdSetTargetCompoundAttribute	BL2000\sean	2/19/2022 9:41:48 AM	Set UserAnnotation = CO for compound 2,4,5-Trichlorophenol in sample Feb1803.D; previous value =			✓	

Audit Trail report

Name	User	Time	Action	Reason	Comment	Succeed	Exception
CmdManuallyIntegrateSplit	BL2000\sean	2/19/2022 9:41:49 AM	Split qualifier 198.0 of compound 2,4,5-Trichlorophenol in sample Feb1803.D and keep right peak, new integration is from x, y = 7.553, 134.055400057014 to 7.687, 238.512272938869 and new response = 558312, previous integration is from x, y = 7.492, 86 to 7.687, 239 and previous response = 1072889.			✓	
CmdManuallyIntegrateApplyTargetRtToQualifier	BL2000\sean	2/19/2022 9:42:04 AM	Apply target integration range 8.497-8.568 to qualifier 154.0 for compound 2,4-Dinitrophenol in sample Feb1803.D, new integration is from x, y = 8.497, 2858 to 8.568, 4228 and new response = 84389; previous integration is from x, y = 8.384, 793 to 8.487, 871 and previous response = 1502587.			✓	
CmdManuallyIntegrateDropBaseline	BL2000\sean	2/19/2022 9:42:05 AM	Drop baseline for qualifier 154.0 of compound 2,4-Dinitrophenol in sample Feb1803.D to y = 2858, new integration is from x, y = 8.497, 2858 to 8.568, 2858 and new response = 87332; previous integration is from x, y = 8.497, 2858 to 8.568, 4228 and previous response = 84389.			✓	
CmdManuallyIntegrateSplit	BL2000\sean	2/19/2022 9:42:12 AM	Split qualifier 63.0 of compound 2,4-Dinitrotoluene in sample Feb1803.D and keep right peak, new integration is from x, y = 8.650, 1949.34618217012 to 8.691, 1909.2458869976 and new response = 158612, previous integration is from x, y = 8.601, 1998 to 8.691, 1909 and previous response = 298617.			✓	
CmdManuallyIntegratePeak	BL2000\sean	2/19/2022 9:42:59 AM	Manually integrate compound Anthracene in sample Feb1803.D, from x, y = 10.151, 1753768 to 10.394, 2008118, result = -21921309; previous integration is from x, y = 10.151, 453 to 10.222, 598 and previous response = 2790032.			✓	
CmdManuallyIntegrateSnapBaseline	BL2000\sean	2/19/2022 9:43:00 AM	Snap baseline for compound Anthracene in sample Feb1803.D, from x = 10.151 to x = 10.394, new integration is from x, y = 10.151, 679 to 10.394, 2975 and new response = 5485603; previous integration is from x, y = 10.151, 1753768 to 10.394, 2008118 and previous response = -21921309.			✓	

Audit Trail report

Name	User	Time	Action	Reason	Comment	Succeed	Exception
CmdManuallyIntegrateDropBaseline	BL2000\sean	2/19/2022 9:43:00 AM	Drop baseline for compound Anthracene in sample Feb1803.D to y = 679, new integration is from x, y = 10.151, 679 to 10.394, 679 and new response = 5502346; previous integration is from x, y = 10.151, 679 to 10.394, 2975 and previous response = 5485603.			✓	
CmdManuallyIntegrateSplit	BL2000\sean	2/19/2022 9:43:01 AM	Split peak for compound Anthracene in sample Feb1803.D and keep right peak, new integration is from x, y = 10.222, 679 to 10.394, 679 and new response = 2712966, previous integration is from x, y = 10.151, 679 to 10.394, 679 and previous response = 5502346.			✓	
CmdManuallyIntegrateApplyTargetRtToQualifier	BL2000\sean	2/19/2022 9:43:03 AM	Apply target integration range 10.222-10.394 to qualifier 176.0 for compound Anthracene in sample Feb1803.D, new integration is from x, y = 10.222, 2178 to 10.394, 518 and new response = 490504; previously no peak.			✓	
CmdManuallyIntegrateDropBaseline	BL2000\sean	2/19/2022 9:43:03 AM	Drop baseline for qualifier 176.0 of compound Anthracene in sample Feb1803.D to y = 518, new integration is from x, y = 10.222, 518 to 10.394, 518 and new response = 499079; previous integration is from x, y = 10.222, 2178 to 10.394, 518 and previous response = 490504.			✓	
CmdManuallyIntegrateSplit	BL2000\sean	2/19/2022 9:43:04 AM	Split qualifier 176.0 of compound Anthracene in sample Feb1803.D and keep left peak, new integration is from x, y = 10.222, 518 to 10.292, 518 and new response = 490589, previous integration is from x, y = 10.222, 518 to 10.394, 518 and previous response = 499079.			✓	
CmdManuallyIntegrateSplit	BL2000\sean	2/19/2022 9:43:32 AM	Split peak for compound Phenol-d5 in sample Feb1803.D and keep left peak, new integration is from x, y = 4.583, 113.898319158132 to 4.675, 173.489758179 and new response = 1344284, previous integration is from x, y = 4.583, 114 to 4.736, 214 and previous response = 1429615.			✓	
CmdSetTargetCompoundAttribute	BL2000\sean	2/19/2022 9:43:33 AM	Set UserAnnotation = CO for compound Phenol-d5 in sample Feb1803.D; previous value =			✓	
CmdSaveBatchTable	BL2000\sean	2/19/2022 9:43:40 AM	Save batch \\MASSHUNTER\Org\Data\SV5973N.I\sd021822\DoD BNA cal 1\QuantResults\021822 DoD BNA cal.batch.bin			✓	

Audit Trail report

Name	User	Time	Action	Reason	Comment	Succeed	Exception
CmdCalibrate	BL2000\sean	2/19/2022 9:43:56 AM	Replace level 6 with Calibration sample Feb1803.D for compounds {Terphenyl-d14, 2,4,6-Tribromophenol, 2-Fluorobiphenyl, Nitrobenzene-d5, Phenol-d5, 2-Fluorophenol, Benzo(g,h,i)perylene, Dibenzo(a,h)anthracene, Indeno(1,2,3-c,d)pyrene, Benzo(a)pyrene, Benzo(k)fluoranthene, Benzo(b)fluoranthene, Di-n-octyl Phthalate, bis(2-ethylhexyl)Phthalate, 3,3-Dichlorobenzidine, Chrysene, Benzo(a)Anthracene, Butylbenzylphthalate, Pyrene, Benzidine, Fluoranthene, Di-n-Butylphthalate, Triallate, Anthracene, Phenanthrene, Pentachlorophenol, Hexachlorobenzene, 4-Bromophenylphenylether, Azobenzene, N-nitrosodiphenylamine, 4,6-Dinitro-2-methylphenol, 4-Nitroaniline, Diethylphthalate, 4-Chlorophenylphenylether, Fluorene, 2,4-Dinitrotoluene, 4-Nitrophenol, Dibenzofuran, 2,4-Dinitrophenol, 3-Nitroaniline, Acenaphthene, 2,6-Dinitrotoluene, Acenaphthylene, Dimethyl Phthalate, 2-Nitroaniline, 2-Chloronaphthalene, 2,4,5-Trichlorophenol, 2,4,6-Trichlorophenol, Hexachlorocyclopentadiene, 4-Chloro-2-Methylphenol, 1-Methylnaphthalene, 2-Methylnaphthalene, 4-Chloro-3-Methylphenol, Hexachlorobutadiene, p-Chloroaniline, 4-Chlorophenol, Naphthalene, 1,2,4-Trichlorobenzene, 2,4-Dichlorophenol, bis(-2-Chloroethoxy)Methane, 2,4-Dimethylphenol, 2-Nitrophenol, Isophorone, Nitrobenzene, N-nitroso-Di-n-propylamine, Hexachloroethane, 4Methylphenol/3Methylphenol, 2-Methylphenol, bis(2-chloroisopropyl)Ether, Benzyl Alcohol, 1,2-Dichlorobenzene, 1,4-Dichlorobenzene, 1,3-Dichlorobenzene, 2-Chlorophenol, bis(-2-Chloroethyl)Ether, Phenol, Aniline, Pyridine, Carbazole, Benzoic Acid, o-Terphenyl, N-Nitrosodimethylamine}; Replace level 7 with Calibration sample Feb1802.D for compounds {Terphenyl-d14, 2,4,6-Tribromophenol, 2-Fluorobiphenyl, Nitrobenzene-d5, Phenol-d5, 2-Fluorophenol, Benzo(g,h,i)perylene, Dibenzo(a,h)anthracene, Indeno(1,2,3-c,d)pyrene,			✓	

Audit Trail report

Name	User	Time	Action	Reason	Comment	Succeed	Exception
			Benzo(a)pyrene, Benzo(k)fluoranthene, Benzo(b)fluoranthene, Di-n-octyl Phthalate, bis(2-ethylhexyl)Phthalate, 3,3-Dichlorobenzidine, Chrysene, Benzo(a)Anthracene, Butylbenzylphthalate, Pyrene, Benzidine, Fluoranthene, Di-n- Butylphthalate, Triallate, Anthracene, Phenanthrene, Pentachlorophenol, Hexachlorobenzene, 4-Bromophenyl- phenylether, Azobenzene, N- nitrosodiphenylamine, 4,6-Dinitro-2- methylphenol, 4-Nitroaniline, Diethylphthalate, 4-Chlorophenyl- phenylether, Fluorene, 2,4- Dinitrotoluene, 4-Nitrophenol, Dibenzofuran, 2,4-Dinitrophenol, 3- Nitroaniline, Acenaphthene, 2,6- Dinitrotoluene, Acenaphthylene, Dimethyl Phthalate, 2-Nitroaniline, 2- Chloronaphthalene, 2,4,5- Trichlorophenol, 2,4,6-Trichlorophenol, Hexachlorocyclopentadiene, 4-Chloro- 2-Methylphenol, 1-Methylnaphthalene, 2-Methylnaphthalene, 4-Chloro-3- Methylphenol, Hexachlorobutadiene, p- Chloroaniline, 4-Chlorophenol, Naphthalene, 1,2,4-Trichlorobenzene, 2,4-Dichlorophenol, bis(-2- Chloroethoxy)Methane, 2,4- Dimethylphenol, 2-Nitrophenol, Isophorone, Nitrobenzene, N-nitroso- Di-n-propylamine, Hexachloroethane, 4Methylphenol/3Methylphenol, 2- Methylphenol, bis(2- chloroisopropyl)Ether, Benzyl Alcohol, 1,2-Dichlorobenzene, 1,4- Dichlorobenzene, 1,3-Dichlorobenzene, 2-Chlorophenol, bis(-2- Chloroethyl)Ether, Phenol, Aniline, Pyridine, Carbazole, Benzoic Acid, o- Terphenyl, N-Nitrosodimethylamine};				
CmdQuantitate	BL2000\sean	2/19/2022 9:44:02 AM	Quantitate all compounds in all samples			✓	
CmdSaveBatchTable	BL2000\sean	2/19/2022 9:44:04 AM	Save batch \\MASSHUNTER\Org\Data\SV5973N.I\ sd021822\DoD BNA cal 1\QuantResults\021822 DoD BNA cal.batch.bin			✓	
CmdSetLevelEnable	BL2000\sean	2/19/2022 9:44:18 AM	Set LevelEnable = True for calibration level 7, levelId = 423 of compound 2,4,6-Tribromophenol in sample Feb1803.D; previous value = False			✓	

Audit Trail report

Name	User	Time	Action	Reason	Comment	Succeed	Exception
CmdSetLevelEnable	BL2000\sean	2/19/2022 9:44:30 AM	Set LevelEnable = True for calibration level 7, levelId = 423 of compound Indeno(1,2,3-c,d)pyrene in sample Feb1803.D; previous value = False			✓	
CmdSetLevelEnable	BL2000\sean	2/19/2022 9:44:43 AM	Set LevelEnable = True for calibration level 7, levelId = 423 of compound Butylbenzylphthalate in sample Feb1803.D; previous value = False			✓	
CmdSetLevelEnable	BL2000\sean	2/19/2022 9:44:46 AM	Set LevelEnable = True for calibration level 7, levelId = 423 of compound Pyrene in sample Feb1803.D; previous value = False			✓	
CmdSetLevelEnable	BL2000\sean	2/19/2022 9:44:54 AM	Set LevelEnable = True for calibration level 7, levelId = 423 of compound Di-n-Butylphthalate in sample Feb1803.D; previous value = False			✓	
CmdSetLevelEnable	BL2000\sean	2/19/2022 9:45:05 AM	Set LevelEnable = True for calibration level 7, levelId = 423 of compound Hexachlorobenzene in sample Feb1803.D; previous value = False			✓	
CmdSetLevelEnable	BL2000\sean	2/19/2022 9:45:08 AM	Set LevelEnable = True for calibration level 7, levelId = 423 of compound 4-Bromophenyl-phenylether in sample Feb1803.D; previous value = False			✓	
CmdSetLevelEnable	BL2000\sean	2/19/2022 9:45:16 AM	Set LevelEnable = True for calibration level 7, levelId = 423 of compound 4,6-Dinitro-2-methylphenol in sample Feb1803.D; previous value = False			✓	
CmdSetLevelEnable	BL2000\sean	2/19/2022 9:45:18 AM	Set LevelEnable = True for calibration level 7, levelId = 423 of compound 4-Nitroaniline in sample Feb1803.D; previous value = False			✓	
CmdSetLevelEnable	BL2000\sean	2/19/2022 9:45:22 AM	Set LevelEnable = True for calibration level 7, levelId = 423 of compound Diethylphthalate in sample Feb1803.D; previous value = False			✓	
CmdSetLevelEnable	BL2000\sean	2/19/2022 9:45:27 AM	Set LevelEnable = True for calibration level 7, levelId = 423 of compound Fluorene in sample Feb1803.D; previous value = False			✓	
CmdSetLevelEnable	BL2000\sean	2/19/2022 9:45:31 AM	Set LevelEnable = True for calibration level 7, levelId = 423 of compound 2,4-Dinitrotoluene in sample Feb1803.D; previous value = False			✓	
CmdSetLevelEnable	BL2000\sean	2/19/2022 9:45:37 AM	Set LevelEnable = True for calibration level 7, levelId = 423 of compound Dibenzofuran in sample Feb1803.D; previous value = False			✓	
CmdSetLevelEnable	BL2000\sean	2/19/2022 9:45:41 AM	Set LevelEnable = True for calibration level 7, levelId = 423 of compound 2,4-Dinitrophenol in sample Feb1803.D; previous value = False			✓	

Audit Trail report

Name	User	Time	Action	Reason	Comment	Succeed	Exception
CmdSetLevelEnable	BL2000\sean	2/19/2022 9:45:46 AM	Set LevelEnable = True for calibration level 7, levelId = 423 of compound Acenaphthene in sample Feb1803.D; previous value = False			✓	
CmdSetLevelEnable	BL2000\sean	2/19/2022 9:45:50 AM	Set LevelEnable = True for calibration level 7, levelId = 423 of compound 2,6-Dinitrotoluene in sample Feb1803.D; previous value = False			✓	
CmdSetLevelEnable	BL2000\sean	2/19/2022 9:45:56 AM	Set LevelEnable = True for calibration level 7, levelId = 423 of compound Dimethyl Phthalate in sample Feb1803.D; previous value = False			✓	
CmdSetLevelEnable	BL2000\sean	2/19/2022 9:46:00 AM	Set LevelEnable = True for calibration level 7, levelId = 423 of compound 2-Nitroaniline in sample Feb1803.D; previous value = False			✓	
CmdSetLevelEnable	BL2000\sean	2/19/2022 9:46:04 AM	Set LevelEnable = True for calibration level 7, levelId = 423 of compound 2-Chloronaphthalene in sample Feb1803.D; previous value = False			✓	
CmdSetLevelEnable	BL2000\sean	2/19/2022 9:46:07 AM	Set LevelEnable = True for calibration level 7, levelId = 423 of compound 2,4,5-Trichlorophenol in sample Feb1803.D; previous value = False			✓	
CmdSetLevelEnable	BL2000\sean	2/19/2022 9:46:12 AM	Set LevelEnable = True for calibration level 7, levelId = 423 of compound 2,4,6-Trichlorophenol in sample Feb1803.D; previous value = False			✓	
CmdSetLevelEnable	BL2000\sean	2/19/2022 9:46:15 AM	Set LevelEnable = True for calibration level 7, levelId = 423 of compound Hexachlorocyclopentadiene in sample Feb1803.D; previous value = False			✓	
CmdSetLevelEnable	BL2000\sean	2/19/2022 9:46:42 AM	Set LevelEnable = True for calibration level 7, levelId = 423 of compound Nitrobenzene in sample Feb1803.D; previous value = False			✓	
CmdSaveBatchTable	BL2000\sean	2/19/2022 9:47:11 AM	Save batch \\MASSHUNTER\Org\Data\SV5973N.I\sd021822\DoD BNA cal 1\QuantResults\021822 DoD BNA cal.batch.bin			✓	
CmdImportSamplesFromWorklist	BL2000\sean	2/19/2022 9:49:05 AM	Add samples from worklist: \\MASSHUNTER\Org\Data\SV5973N.I\sd021822\DoD BNA cal 1\Feb1804.D			✓	
CmdSetSampleAttribute	BL2000\sean	2/19/2022 9:49:11 AM	Set SampleType = Calibration for sample Feb1804.D; previous value = Sample			✓	
CmdSetSampleAttribute	BL2000\sean	2/19/2022 9:49:16 AM	Set LevelName = 5 for sample Feb1804.D; previous value =			✓	
CmdQuantitate	BL2000\sean	2/19/2022 9:49:27 AM	Quantitate all compounds in all samples			✓	

Audit Trail report

Name	User	Time	Action	Reason	Comment	Succeed	Exception
CmdManuallyIntegrateSplit	BL2000\sean	2/19/2022 9:49:42 AM	Split peak for compound 1,3-Dichlorobenzene in sample Feb1804.D and keep left peak, new integration is from x, y = 4.787, 0 to 4.879, 0 and new response = 1267074, previous integration is from x, y = 4.787, 0 to 4.981, 0 and previous response = 2537294.			✓	
CmdSetTargetCompoundAttribute	BL2000\sean	2/19/2022 9:49:43 AM	Set UserAnnotation = CO for compound 1,3-Dichlorobenzene in sample Feb1804.D; previous value =			✓	
CmdManuallyIntegrateSplit	BL2000\sean	2/19/2022 9:49:45 AM	Split qualifier 148.0 of compound 1,3-Dichlorobenzene in sample Feb1804.D and keep left peak, new integration is from x, y = 4.798, 275.778362579782 to 4.879, 427.794867689872 and new response = 804183, previous integration is from x, y = 4.798, 276 to 4.961, 582 and previous response = 1608501.			✓	
CmdManuallyIntegrateSplit	BL2000\sean	2/19/2022 9:49:46 AM	Split qualifier 111.0 of compound 1,3-Dichlorobenzene in sample Feb1804.D and keep left peak, new integration is from x, y = 4.797, 0 to 4.869, 0 and new response = 469281, previous integration is from x, y = 4.797, 0 to 4.981, 0 and previous response = 929544.			✓	
CmdManuallyIntegrateSplit	BL2000\sean	2/19/2022 9:49:51 AM	Split peak for compound 1,4-Dichlorobenzene in sample Feb1804.D and keep right peak, new integration is from x, y = 4.879, 0 to 4.981, 0 and new response = 1270219, previous integration is from x, y = 4.787, 0 to 4.981, 0 and previous response = 2537294.			✓	
CmdSetTargetCompoundAttribute	BL2000\sean	2/19/2022 9:49:52 AM	Set UserAnnotation = CO for compound 1,4-Dichlorobenzene in sample Feb1804.D; previous value =			✓	
CmdManuallyIntegrateSplit	BL2000\sean	2/19/2022 9:49:54 AM	Split qualifier 148.0 of compound 1,4-Dichlorobenzene in sample Feb1804.D and keep right peak, new integration is from x, y = 4.879, 187.466466976189 to 4.961, 269.971519538803 and new response = 806251, previous integration is from x, y = 4.798, 105 to 4.961, 270 and previous response = 1610751.			✓	
CmdManuallyIntegrateSplit	BL2000\sean	2/19/2022 9:49:55 AM	Split qualifier 111.0 of compound 1,4-Dichlorobenzene in sample Feb1804.D and keep right peak, new integration is from x, y = 4.869, 0 to 4.981, 0 and new response = 460263, previous integration is from x, y = 4.797, 0 to 4.981, 0 and previous response = 929544.			✓	

Audit Trail report

Name	User	Time	Action	Reason	Comment	Succeed	Exception
CmdManuallyIntegratePeak	BL2000\sean	2/19/2022 9:50:01 AM	Manually integrate compound Benzyl Alcohol in sample Feb1804.D, from x, y = 5.053, 662943 to 5.196, 756730, result = -5531798; previous integration is from x, y = 4.866, 189 to 4.953, 212 and previous response = 11113.			✓	
CmdManuallyIntegrateSnapBaseline	BL2000\sean	2/19/2022 9:50:04 AM	Snap baseline for compound Benzyl Alcohol in sample Feb1804.D, from x = 5.053 to x = 5.196, new integration is from x, y = 5.053, 1015 to 5.196, 5822 and new response = 528562; previous integration is from x, y = 5.053, 662943 to 5.196, 756730 and previous response = -5531798.			✓	
CmdManuallyIntegrateDropBaseline	BL2000\sean	2/19/2022 9:50:05 AM	Drop baseline for compound Benzyl Alcohol in sample Feb1804.D to y = 1015, new integration is from x, y = 5.053, 1015 to 5.196, 1015 and new response = 549182; previous integration is from x, y = 5.053, 1015 to 5.196, 5822 and previous response = 528562.			✓	
CmdSetTargetCompoundAttribute	BL2000\sean	2/19/2022 9:50:06 AM	Set UserAnnotation = CO for compound Benzyl Alcohol in sample Feb1804.D; previous value =			✓	
CmdManuallyIntegrateApplyTargetRtToQualifier	BL2000\sean	2/19/2022 9:50:08 AM	Apply target integration range 5.053-5.196 to qualifier 107.0 for compound Benzyl Alcohol in sample Feb1804.D, new integration is from x, y = 5.053, 856 to 5.196, 4204 and new response = 370390; previously no peak.			✓	
CmdManuallyIntegrateDropBaseline	BL2000\sean	2/19/2022 9:50:08 AM	Drop baseline for qualifier 107.0 of compound Benzyl Alcohol in sample Feb1804.D to y = 856, new integration is from x, y = 5.053, 856 to 5.196, 856 and new response = 384752; previous integration is from x, y = 5.053, 856 to 5.196, 4204 and previous response = 370390.			✓	
CmdManuallyIntegrateApplyTargetRtToQualifier	BL2000\sean	2/19/2022 9:50:16 AM	Apply target integration range 5.402-5.502 to qualifier 108.0 for compound 4Methylphenol/3Methylphenol in sample Feb1804.D, new integration is from x, y = 5.402, 3968 to 5.502, 9494 and new response = 987546; previously no peak.			✓	
CmdManuallyIntegrateDropBaseline	BL2000\sean	2/19/2022 9:50:17 AM	Drop baseline for qualifier 108.0 of compound 4Methylphenol/3Methylphenol in sample Feb1804.D to y = 3968, new integration is from x, y = 5.402, 3968 to 5.502, 3968 and new response = 1004073; previous integration is from x, y = 5.402, 3968 to 5.502, 9494 and previous response = 987546.			✓	

Audit Trail report

Name	User	Time	Action	Reason	Comment	Succeed	Exception
CmdManuallyIntegrateApplyTargetRtToQualifier	BL2000\sean	2/19/2022 9:50:27 AM	Apply target integration range 5.859-5.951 to qualifier 65.0 for compound 2-Nitrophenol in sample Feb1804.D, new integration is from x, y = 5.859, 2546 to 5.951, 2456 and new response = 173572; previous integration is from x, y = 6.065, 2467 to 6.143, 2551 and previous response = 198543.			✓	
CmdManuallyIntegrateDropBaseline	BL2000\sean	2/19/2022 9:50:28 AM	Drop baseline for qualifier 65.0 of compound 2-Nitrophenol in sample Feb1804.D to y = 2456, new integration is from x, y = 5.859, 2456 to 5.951, 2456 and new response = 173821; previous integration is from x, y = 5.859, 2546 to 5.951, 2456 and previous response = 173572.			✓	
CmdManuallyIntegrateApplyTargetRtToQualifier	BL2000\sean	2/19/2022 9:50:36 AM	Apply target integration range 6.301-6.393 to qualifier 129.0 for compound Naphthalene in sample Feb1804.D, new integration is from x, y = 6.301, 643 to 6.393, 1105 and new response = 263268; previously no peak.			✓	
CmdManuallyIntegrateDropBaseline	BL2000\sean	2/19/2022 9:50:36 AM	Drop baseline for qualifier 129.0 of compound Naphthalene in sample Feb1804.D to y = 643, new integration is from x, y = 6.301, 643 to 6.393, 643 and new response = 264544; previous integration is from x, y = 6.301, 643 to 6.393, 1105 and previous response = 263268.			✓	
CmdManuallyIntegrateSplit	BL2000\sean	2/19/2022 9:50:43 AM	Split qualifier 129.0 of compound p-Chloroaniline in sample Feb1804.D and keep right peak, new integration is from x, y = 6.393, 619.88809057818 to 6.465, 672.53611765944 and new response = 341510, previous integration is from x, y = 6.298, 550 to 6.465, 673 and previous response = 606321.			✓	
CmdManuallyIntegrateSplit	BL2000\sean	2/19/2022 9:50:49 AM	Split peak for compound 4-Chloro-3-Methylphenol in sample Feb1804.D and keep right peak, new integration is from x, y = 7.050, 865.359635737729 to 7.153, 1017.71030060311 and new response = 646645, previous integration is from x, y = 6.907, 653 to 7.153, 1018 and previous response = 1285509.			✓	
CmdSetTargetCompoundAttribute	BL2000\sean	2/19/2022 9:50:50 AM	Set UserAnnotation = CO for compound 4-Chloro-3-Methylphenol in sample Feb1804.D; previous value =			✓	

Audit Trail report

Name	User	Time	Action	Reason	Comment	Succeed	Exception
CmdManuallyIntegrateSplit	BL2000\sean	2/19/2022 9:50:52 AM	Split qualifier 144.0 of compound 4-Chloro-3-Methylphenol in sample Feb1804.D and keep right peak, new integration is from x, y = 7.050, 0 to 7.122, 0 and new response = 170458, previous integration is from x, y = 6.917, 0 to 7.122, 0 and previous response = 334282.			✓	
CmdManuallyIntegrateSplit	BL2000\sean	2/19/2022 9:50:59 AM	Split peak for compound 1-Methylnaphthalene in sample Feb1804.D and keep left peak, new integration is from x, y = 7.235, 1388.57631811832 to 7.317, 1438.13249566859 and new response = 1279557, previous integration is from x, y = 7.235, 1389 to 7.389, 1482 and previous response = 1339883.			✓	
CmdSetTargetCompoundAttribute	BL2000\sean	2/19/2022 9:51:00 AM	Set UserAnnotation = CO for compound 1-Methylnaphthalene in sample Feb1804.D; previous value =			✓	
CmdManuallyIntegrateSplit	BL2000\sean	2/19/2022 9:51:06 AM	Split peak for compound 4-Chloro-2-Methylphenol in sample Feb1804.D and keep left peak, new integration is from x, y = 6.913, 930.74197447722 to 7.050, 1547.31727011812 and new response = 635015, previous integration is from x, y = 6.913, 931 to 7.153, 2009 and previous response = 1276504.			✓	
CmdSetTargetCompoundAttribute	BL2000\sean	2/19/2022 9:51:08 AM	Set UserAnnotation = CO for compound 4-Chloro-2-Methylphenol in sample Feb1804.D; previous value =			✓	
CmdManuallyIntegrateSplit	BL2000\sean	2/19/2022 9:51:09 AM	Split qualifier 144.0 of compound 4-Chloro-2-Methylphenol in sample Feb1804.D and keep left peak, new integration is from x, y = 6.917, 0 to 7.050, 0 and new response = 163824, previous integration is from x, y = 6.917, 0 to 7.122, 0 and previous response = 334282.			✓	
CmdManuallyIntegrateSplit	BL2000\sean	2/19/2022 9:51:15 AM	Split peak for compound 2,4,6-Trichlorophenol in sample Feb1804.D and keep left peak, new integration is from x, y = 7.492, 147.616935798609 to 7.553, 241.780483233491 and new response = 467130, previous integration is from x, y = 7.492, 148 to 7.646, 384 and previous response = 947280.			✓	
CmdSetTargetCompoundAttribute	BL2000\sean	2/19/2022 9:51:16 AM	Set UserAnnotation = CO for compound 2,4,6-Trichlorophenol in sample Feb1804.D; previous value =			✓	

Audit Trail report

Name	User	Time	Action	Reason	Comment	Succeed	Exception
CmdManuallyIntegrateSplit	BL2000\sean	2/19/2022 9:51:17 AM	Split qualifier 198.0 of compound 2,4,6-Trichlorophenol in sample Feb1804.D and keep left peak, new integration is from x, y = 7.492, 130.900434313686 to 7.553, 183.172825324478 and new response = 434135, previous integration is from x, y = 7.492, 131 to 7.646, 262 and previous response = 891094.			✓	
CmdManuallyIntegratePeak	BL2000\sean	2/19/2022 9:51:18 AM	Manually integrate compound 2,4,6-Trichlorophenol in sample Feb1804.D, from x, y = 7.759, 507205 to 7.779, 501652, result = -620179; previous integration is from x, y = 7.492, 148 to 7.553, 242 and previous response = 467130.			✓	
CmdManuallyIntegrateSplit	BL2000\sean	2/19/2022 9:51:21 AM	Split peak for compound 2,4,5-Trichlorophenol in sample Feb1804.D and keep right peak, new integration is from x, y = 7.553, 195.34337104153 to 7.646, 300.702598915578 and new response = 481776, previous integration is from x, y = 7.492, 125 to 7.646, 301 and previous response = 947751.			✓	
CmdSetTargetCompoundAttribute	BL2000\sean	2/19/2022 9:51:23 AM	Set UserAnnotation = CO for compound 2,4,5-Trichlorophenol in sample Feb1804.D; previous value =			✓	
CmdManuallyIntegrateSplit	BL2000\sean	2/19/2022 9:51:24 AM	Split qualifier 198.0 of compound 2,4,5-Trichlorophenol in sample Feb1804.D and keep right peak, new integration is from x, y = 7.553, 154.189101207344 to 7.646, 227.320704181375 and new response = 458154, previous integration is from x, y = 7.492, 106 to 7.646, 227 and previous response = 891355.			✓	
CmdClearManualIntegration	BL2000\sean	2/19/2022 9:51:28 AM	Clear manual integration of qualifier 198.0 for compound 2,4,6-Trichlorophenol in sample Feb1804.D			✓	
CmdManuallyIntegrateSplit	BL2000\sean	2/19/2022 9:51:29 AM	Split qualifier 0 of compound 77 in sample 3, keep left peak.			✓	
CmdClearManualIntegration	BL2000\sean	2/19/2022 9:51:32 AM	Clear manual integration of target signal for compound 2,4,6-Trichlorophenol in sample Feb1804.D			✓	
CmdSetTargetCompoundAttribute	BL2000\sean	2/19/2022 9:51:32 AM	Set UserAnnotation = for compound 2,4,6-Trichlorophenol in sample Feb1804.D; previous value = CO			✓	

Audit Trail report

Name	User	Time	Action	Reason	Comment	Succeed	Exception
CmdManuallyIntegrateSplit	BL2000\sean	2/19/2022 9:51:33 AM	Split peak for compound 2,4,6-Trichlorophenol in sample Feb1804.D and keep left peak, new integration is from x, y = 7.492, 147.616935798609 to 7.553, 241.780483233491 and new response = 467130, previous integration is from x, y = 7.492, 148 to 7.646, 384 and previous response = 947280.			✓	
CmdSetTargetCompoundAttribute	BL2000\sean	2/19/2022 9:51:35 AM	Set UserAnnotation = CO for compound 2,4,6-Trichlorophenol in sample Feb1804.D; previous value =			✓	
CmdManuallyIntegrateSplit	BL2000\sean	2/19/2022 9:51:36 AM	Split qualifier 198.0 of compound 2,4,6-Trichlorophenol in sample Feb1804.D and keep left peak, new integration is from x, y = 7.492, 130.900434313686 to 7.553, 183.172825324478 and new response = 434135, previous integration is from x, y = 7.492, 131 to 7.646, 262 and previous response = 891094.			✓	
CmdManuallyIntegrateApplyTargetRtToQualifier	BL2000\sean	2/19/2022 9:51:46 AM	Apply target integration range 8.169-8.313 to qualifier 153.1 for compound Acenaphthylene in sample Feb1804.D, new integration is from x, y = 8.169, 0 to 8.313, 1261 and new response = 319370; previously no peak.			✓	
CmdManuallyIntegrateDropBaseline	BL2000\sean	2/19/2022 9:51:47 AM	Drop baseline for qualifier 153.1 of compound Acenaphthylene in sample Feb1804.D to y = 0, new integration is from x, y = 8.169, 0 to 8.313, 0 and new response = 324788; previous integration is from x, y = 8.169, 0 to 8.313, 1261 and previous response = 319370.			✓	
CmdManuallyIntegrateApplyTargetRtToQualifier	BL2000\sean	2/19/2022 9:51:54 AM	Apply target integration range 8.497-8.640 to qualifier 154.0 for compound 2,4-Dinitrophenol in sample Feb1804.D, new integration is from x, y = 8.497, 3474 to 8.640, 1940 and new response = 67019; previous integration is from x, y = 8.384, 805 to 8.487, 887 and previous response = 1278661.			✓	
CmdManuallyIntegrateDropBaseline	BL2000\sean	2/19/2022 9:51:55 AM	Drop baseline for qualifier 154.0 of compound 2,4-Dinitrophenol in sample Feb1804.D to y = 1940, new integration is from x, y = 8.497, 1940 to 8.640, 1940 and new response = 73611; previous integration is from x, y = 8.497, 3474 to 8.640, 1940 and previous response = 67019.			✓	

Audit Trail report

Name	User	Time	Action	Reason	Comment	Succeed	Exception
CmdManuallyIntegrateApplyTargetRtToQualifier	BL2000\sean	2/19/2022 9:52:01 AM	Apply target integration range 8.681-8.783 to qualifier 139.0 for compound 4-Nitrophenol in sample Feb1804.D, new integration is from x, y = 8.681, 2670 to 8.783, 3517 and new response = 181047; previous integration is from x, y = 8.600, 334 to 8.681, 483 and previous response = 856445.			✓	
CmdManuallyIntegrateDropBaseline	BL2000\sean	2/19/2022 9:52:02 AM	Drop baseline for qualifier 139.0 of compound 4-Nitrophenol in sample Feb1804.D to y = 2670, new integration is from x, y = 8.681, 2670 to 8.783, 2670 and new response = 183647; previous integration is from x, y = 8.681, 2670 to 8.783, 3517 and previous response = 181047.			✓	
CmdManuallyIntegrateSplit	BL2000\sean	2/19/2022 9:52:07 AM	Split qualifier 63.0 of compound 2,4-Dinitrotoluene in sample Feb1804.D and keep right peak, new integration is from x, y = 8.650, 1766.9562761602 to 8.691, 1719.46118770451 and new response = 128093, previous integration is from x, y = 8.589, 1838 to 8.691, 1719 and previous response = 253803.			✓	
CmdManuallyIntegrateApplyTargetRtToQualifier	BL2000\sean	2/19/2022 9:52:11 AM	Apply target integration range 9.008-9.111 to qualifier 167.0 for compound Fluorene in sample Feb1804.D, new integration is from x, y = 9.008, 603 to 9.111, 536 and new response = 231381; previous integration is from x, y = 9.131, 456 to 9.356, 641 and previous response = 415674.			✓	
CmdManuallyIntegrateDropBaseline	BL2000\sean	2/19/2022 9:52:12 AM	Drop baseline for qualifier 167.0 of compound Fluorene in sample Feb1804.D to y = 536, new integration is from x, y = 9.008, 536 to 9.111, 536 and new response = 231586; previous integration is from x, y = 9.008, 603 to 9.111, 536 and previous response = 231381.			✓	
CmdManuallyIntegrateApplyTargetRtToQualifier	BL2000\sean	2/19/2022 9:52:24 AM	Apply target integration range 9.203-9.366 to qualifier 167.0 for compound N-nitrosodiphenylamine in sample Feb1804.D, new integration is from x, y = 9.203, 4959 to 9.366, 1124 and new response = 384649; previous integration is from x, y = 9.131, 465 to 9.356, 515 and previous response = 416466.			✓	

Audit Trail report

Name	User	Time	Action	Reason	Comment	Succeed	Exception
CmdManuallyIntegrateDropBaseline	BL2000\sean	2/19/2022 9:52:25 AM	Drop baseline for qualifier 167.0 of compound N-nitrosodiphenylamine in sample Feb1804.D to y = 1124, new integration is from x, y = 9.203, 1124 to 9.366, 1124 and new response = 403481; previous integration is from x, y = 9.203, 4959 to 9.366, 1124 and previous response = 384649.			✓	
CmdManuallyIntegratePeak	BL2000\sean	2/19/2022 9:52:38 AM	Manually integrate compound Anthracene in sample Feb1804.D, from x, y = 10.130, 2075573 to 10.333, 2131350, result = -20506321; previous integration is from x, y = 10.151, 384 to 10.222, 543 and previous response = 2583019.			✓	
CmdManuallyIntegrateSnapBaseline	BL2000\sean	2/19/2022 9:52:39 AM	Snap baseline for compound Anthracene in sample Feb1804.D, from x = 10.130 to x = 10.333, new integration is from x, y = 10.130, 314 to 10.333, 4758 and new response = 5028325; previous integration is from x, y = 10.130, 2075573 to 10.333, 2131350 and previous response = -20506321.			✓	
CmdManuallyIntegrateDropBaseline	BL2000\sean	2/19/2022 9:52:40 AM	Drop baseline for compound Anthracene in sample Feb1804.D to y = 314, new integration is from x, y = 10.130, 314 to 10.333, 314 and new response = 5055331; previous integration is from x, y = 10.130, 314 to 10.333, 4758 and previous response = 5028325.			✓	
CmdManuallyIntegrateSplit	BL2000\sean	2/19/2022 9:52:41 AM	Split peak for compound Anthracene in sample Feb1804.D and keep right peak, new integration is from x, y = 10.222, 314 to 10.333, 314 and new response = 2471452, previous integration is from x, y = 10.130, 314 to 10.333, 314 and previous response = 5055331.			✓	
CmdSetTargetCompoundAttribute	BL2000\sean	2/19/2022 9:52:42 AM	Set UserAnnotation = CO for compound Anthracene in sample Feb1804.D; previous value =			✓	
CmdManuallyIntegrateApplyTargetRtToQualifier	BL2000\sean	2/19/2022 9:52:43 AM	Apply target integration range 10.222-10.333 to qualifier 176.0 for compound Anthracene in sample Feb1804.D, new integration is from x, y = 10.222, 1526 to 10.333, 705 and new response = 455520; previously no peak.			✓	

Audit Trail report

Name	User	Time	Action	Reason	Comment	Succeed	Exception
CmdManuallyIntegrateDropBaseline	BL2000\sean	2/19/2022 9:52:44 AM	Drop baseline for qualifier 176.0 of compound Anthracene in sample Feb1804.D to y = 705, new integration is from x, y = 10.222, 705 to 10.333, 705 and new response = 458264; previous integration is from x, y = 10.222, 1526 to 10.333, 705 and previous response = 455520.			✓	
CmdManuallyIntegrateSnapBaseline	BL2000\sean	2/19/2022 9:52:45 AM	Snap baseline for qualifier 176.0 of compound Anthracene in sample Feb1804.D from x = 10.222 to x = 10.333, new integration is from x, y = 10.222, 1526 to 10.333, 705 and new response = 455520; previous integration is from x, y = 10.222, 705 to 10.333, 705 and previous response = 458264.			✓	
CmdManuallyIntegrateSplit	BL2000\sean	2/19/2022 9:53:13 AM	Split peak for compound Phenol-d5 in sample Feb1804.D and keep left peak, new integration is from x, y = 4.583, 71.8751648053908 to 4.675, 123.700174534308 and new response = 1136511, previous integration is from x, y = 4.583, 72 to 4.746, 164 and previous response = 1216806.			✓	
CmdSetTargetCompoundAttribute	BL2000\sean	2/19/2022 9:53:14 AM	Set UserAnnotation = CO for compound Phenol-d5 in sample Feb1804.D; previous value =			✓	
CmdSaveBatchTable	BL2000\sean	2/19/2022 9:53:25 AM	Save batch \\MASSHUNTER\Org\Data\SV5973N.I\sd021822\DoD BNA cal 1\QuantResults\021822 DoD BNA cal.batch.bin			✓	
CmdStartMethodEditing	BL2000\sean	2/19/2022 9:53:29 AM	Start method editing			✓	
CmdImportMethodFromSample	BL2000\sean	2/19/2022 9:53:29 AM	Import method from sample Feb1804.D			✓	
CmdSetMethodTargetCompoundAttribute	BL2000\sean	2/19/2022 9:53:53 AM	Set RightRetentionTimeDelta = 0.4 for compound 2-Fluorophenol; previous value = 1			✓	
CmdSetMethodTargetCompoundAttribute	BL2000\sean	2/19/2022 9:53:55 AM	Set RightRetentionTimeDelta = 0.4 for compound Phenol-d5; previous value = 1			✓	
CmdApplyMethodToAllSamples	BL2000\sean	2/19/2022 9:54:01 AM	Apply method to all samples			✓	
CmdMethodClear	BL2000\sean	2/19/2022 9:54:01 AM	Clear method			✓	
CmdEndMethodEditing	BL2000\sean	2/19/2022 9:54:02 AM	End method editing			✓	
CmdQuantitate	BL2000\sean	2/19/2022 9:54:15 AM	Quantitate all compounds in all samples			✓	

Audit Trail report

Name	User	Time	Action	Reason	Comment	Succeed	Exception
CmdCalibrate	BL2000\sean	2/19/2022 9:54:44 AM	Replace level 5 with Calibration sample Feb1804.D for compounds {Terphenyl-d14, 2,4,6-Tribromophenol, 2-Fluorobiphenyl, Nitrobenzene-d5, Phenol-d5, 2-Fluorophenol, Benzo(g,h,i)perylene, Dibenzo(a,h)anthracene, Indeno(1,2,3-c,d)pyrene, Benzo(a)pyrene, Benzo(k)fluoranthene, Benzo(b)fluoranthene, Di-n-octyl Phthalate, bis(2-ethylhexyl)Phthalate, 3,3-Dichlorobenzidine, Chrysene, Benzo(a)Anthracene, Butylbenzylphthalate, Pyrene, Benzidine, Fluoranthene, Di-n-Butylphthalate, Triallate, Anthracene, Phenanthrene, Pentachlorophenol, Hexachlorobenzene, 4-Bromophenylphenylether, Azobenzene, N-nitrosodiphenylamine, 4,6-Dinitro-2-methylphenol, 4-Nitroaniline, Diethylphthalate, 4-Chlorophenylphenylether, Fluorene, 2,4-Dinitrotoluene, 4-Nitrophenol, Dibenzofuran, 2,4-Dinitrophenol, 3-Nitroaniline, Acenaphthene, 2,6-Dinitrotoluene, Acenaphthylene, Dimethyl Phthalate, 2-Nitroaniline, 2-Chloronaphthalene, 2,4,5-Trichlorophenol, 2,4,6-Trichlorophenol, Hexachlorocyclopentadiene, 4-Chloro-2-Methylphenol, 1-Methylnaphthalene, 2-Methylnaphthalene, 4-Chloro-3-Methylphenol, Hexachlorobutadiene, p-Chloroaniline, 4-Chlorophenol, Naphthalene, 1,2,4-Trichlorobenzene, 2,4-Dichlorophenol, bis(-2-Chloroethoxy)Methane, 2,4-Dimethylphenol, 2-Nitrophenol, Isophorone, Nitrobenzene, N-nitroso-Di-n-propylamine, Hexachloroethane, 4Methylphenol/3Methylphenol, 2-Methylphenol, bis(2-chloroisopropyl)Ether, Benzyl Alcohol, 1,2-Dichlorobenzene, 1,4-Dichlorobenzene, 1,3-Dichlorobenzene, 2-Chlorophenol, bis(-2-Chloroethyl)Ether, Phenol, Aniline, Pyridine, Carbazole, Benzoic Acid, o-Terphenyl, N-Nitrosodimethylamine}; Replace level 6 with Calibration sample Feb1803.D for compounds {Terphenyl-d14, 2,4,6-Tribromophenol, 2-Fluorobiphenyl, Nitrobenzene-d5, Phenol-d5, 2-Fluorophenol, Benzo(g,h,i)perylene, Dibenzo(a,h)anthracene, Indeno(1,2,3-c,d)pyrene,			✓	

Audit Trail report

Name	User	Time	Action	Reason	Comment	Succeed	Exception
			Benzo(a)pyrene, Benzo(k)fluoranthene, Benzo(b)fluoranthene, Di-n-octyl Phthalate, bis(2-ethylhexyl)Phthalate, 3,3-Dichlorobenzidine, Chrysene, Benzo(a)Anthracene, Butylbenzylphthalate, Pyrene, Benzidine, Fluoranthene, Di-n- Butylphthalate, Triallate, Anthracene, Phenanthrene, Pentachlorophenol, Hexachlorobenzene, 4-Bromophenyl- phenylether, Azobenzene, N- nitrosodiphenylamine, 4,6-Dinitro-2- methylphenol, 4-Nitroaniline, Diethylphthalate, 4-Chlorophenyl- phenylether, Fluorene, 2,4- Dinitrotoluene, 4-Nitrophenol, Dibenzofuran, 2,4-Dinitrophenol, 3- Nitroaniline, Acenaphthene, 2,6- Dinitrotoluene, Acenaphthylene, Dimethyl Phthalate, 2-Nitroaniline, 2- Chloronaphthalene, 2,4,5- Trichlorophenol, 2,4,6-Trichlorophenol, Hexachlorocyclopentadiene, 4-Chloro- 2-Methylphenol, 1-Methylnaphthalene, 2-Methylnaphthalene, 4-Chloro-3- Methylphenol, Hexachlorobutadiene, p- Chloroaniline, 4-Chlorophenol, Naphthalene, 1,2,4-Trichlorobenzene, 2,4-Dichlorophenol, bis(-2- Chloroethoxy)Methane, 2,4- Dimethylphenol, 2-Nitrophenol, Isophorone, Nitrobenzene, N-nitroso- Di-n-propylamine, Hexachloroethane, 4Methylphenol/3Methylphenol, 2- Methylphenol, bis(2- chloroisopropyl)Ether, Benzyl Alcohol, 1,2-Dichlorobenzene, 1,4- Dichlorobenzene, 1,3-Dichlorobenzene, 2-Chlorophenol, bis(-2- Chloroethyl)Ether, Phenol, Aniline, Pyridine, Carbazole, Benzoic Acid, o- Terphenyl, N-Nitrosodimethylamine}; Replace level 7 with Calibration sample Feb1802.D for compounds {Terphenyl- d14, 2,4,6-Tribromophenol, 2- Fluorobiphenyl, Nitrobenzene-d5, Phenol-d5, 2-Fluorophenol, Benzo(g,h,i)perylene, Dibenzo(a,h)anthracene, Indeno(1,2,3-c,d)pyrene, Benzo(a)pyrene, Benzo(k)fluoranthene, Benzo(b)fluoranthene, Di-n-octyl Phthalate, bis(2-ethylhexyl)Phthalate, 3,3-Dichlorobenzidine, Chrysene, Benzo(a)Anthracene, Butylbenzylphthalate, Pyrene, Benzidine, Fluoranthene, Di-n-				

Audit Trail report

Name	User	Time	Action	Reason	Comment	Succeed	Exception
			Butylphthalate, Triallate, Anthracene, Phenanthrene, Pentachlorophenol, Hexachlorobenzene, 4-Bromophenylphenylether, Azobenzene, N-nitrosodiphenylamine, 4,6-Dinitro-2-methylphenol, 4-Nitroaniline, Diethylphthalate, 4-Chlorophenylphenylether, Fluorene, 2,4-Dinitrotoluene, 4-Nitrophenol, Dibenzofuran, 2,4-Dinitrophenol, 3-Nitroaniline, Acenaphthene, 2,6-Dinitrotoluene, Acenaphthylene, Dimethyl Phthalate, 2-Nitroaniline, 2-Chloronaphthalene, 2,4,5-Trichlorophenol, 2,4,6-Trichlorophenol, Hexachlorocyclopentadiene, 4-Chloro-2-Methylphenol, 1-Methylnaphthalene, 2-Methylnaphthalene, 4-Chloro-3-Methylphenol, Hexachlorobutadiene, p-Chloroaniline, 4-Chlorophenol, Naphthalene, 1,2,4-Trichlorobenzene, 2,4-Dichlorophenol, bis(-2-Chloroethoxy)Methane, 2,4-Dimethylphenol, 2-Nitrophenol, Isophorone, Nitrobenzene, N-nitroso-Di-n-propylamine, Hexachloroethane, 4Methylphenol/3Methylphenol, 2-Methylphenol, bis(2-chloroisopropyl)Ether, Benzyl Alcohol, 1,2-Dichlorobenzene, 1,4-Dichlorobenzene, 1,3-Dichlorobenzene, 2-Chlorophenol, bis(-2-Chloroethyl)Ether, Phenol, Aniline, Pyridine, Carbazole, Benzoic Acid, o-Terphenyl, N-Nitrosodimethylamine};				
CmdQuantitate	BL2000\sean	2/19/2022 9:54:53 AM	Quantitate all compounds in all samples			✓	
CmdSaveBatchTable	BL2000\sean	2/19/2022 9:54:58 AM	Save batch \\MASSHUNTER\Org\Data\SV5973N.I\sd021822\DoD BNA cal 1\QuantResults\021822 DoD BNA cal.batch.bin			✓	
CmdSaveBatchTable	BL2000\sean	2/19/2022 9:55:46 AM	Save batch \\MASSHUNTER\Org\Data\SV5973N.I\sd021822\DoD BNA cal 1\QuantResults\021822 DoD BNA cal.batch.bin			✓	
CmdImportSamplesFromWorklist	BL2000\sean	2/19/2022 10:30:29 AM	Add samples from worklist: \\MASSHUNTER\Org\Data\SV5973N.I\sd021822\DoD BNA cal 1\Feb1805.D			✓	
CmdSetSampleAttribute	BL2000\sean	2/19/2022 10:30:40 AM	Set SampleType = Calibration for sample Feb1805.D; previous value = Sample			✓	
CmdSetSampleAttribute	BL2000\sean	2/19/2022 10:30:44 AM	Set LevelName = 4 for sample Feb1805.D; previous value =			✓	

Audit Trail report

Name	User	Time	Action	Reason	Comment	Succeed	Exception
CmdQuantitate	BL2000\sean	2/19/2022 10:30:58 AM	Quantitate all compounds in all samples			✓	
CmdManuallyIntegrateSplit	BL2000\sean	2/19/2022 10:33:41 AM	Split peak for compound Aniline in sample Feb1805.D and keep left peak, new integration is from x, y = 4.533, 594.920040545006 to 4.613, 696.178973724675 and new response = 1113327, previous integration is from x, y = 4.533, 595 to 4.674, 773 and previous response = 1816940.			✓	
CmdManuallyIntegrateSplit	BL2000\sean	2/19/2022 10:33:46 AM	Split peak for compound bis(-2-Chloroethyl)Ether in sample Feb1805.D and keep left peak, new integration is from x, y = 4.593, 694.571679468118 to 4.674, 743.685420572998 and new response = 606109, previous integration is from x, y = 4.593, 695 to 4.715, 768 and previous response = 823209.			✓	
CmdSetTargetCompoundAttribute	BL2000\sean	2/19/2022 10:33:47 AM	Set UserAnnotation = CO for compound bis(-2-Chloroethyl)Ether in sample Feb1805.D; previous value =			✓	
CmdManuallyIntegrateSplit	BL2000\sean	2/19/2022 10:33:54 AM	Split peak for compound 1,3-Dichlorobenzene in sample Feb1805.D and keep left peak, new integration is from x, y = 4.797, 0 to 5.032, 0 and new response = 1845264, previous integration is from x, y = 4.797, 0 to 5.134, 0 and previous response = 2736247.			✓	
CmdSetTargetCompoundAttribute	BL2000\sean	2/19/2022 10:33:56 AM	Set UserAnnotation = CO for compound 1,3-Dichlorobenzene in sample Feb1805.D; previous value =			✓	
CmdManuallyIntegrateSplit	BL2000\sean	2/19/2022 10:33:57 AM	Split qualifier 148.0 of compound 1,3-Dichlorobenzene in sample Feb1805.D and keep left peak, new integration is from x, y = 4.798, 215.864058254305 to 5.022, 558.867736538114 and new response = 1173269, previous integration is from x, y = 4.798, 216 to 5.134, 731 and previous response = 1741287.			✓	
CmdManuallyIntegrateSplit	BL2000\sean	2/19/2022 10:34:00 AM	Split peak for compound 1,3-Dichlorobenzene in sample Feb1805.D and keep left peak, new integration is from x, y = 4.797, 0 to 4.879, 0 and new response = 915843, previous integration is from x, y = 4.797, 0 to 5.032, 0 and previous response = 1845264.			✓	
CmdSetTargetCompoundAttribute	BL2000\sean	2/19/2022 10:34:00 AM	Set UserAnnotation = CO for compound 1,3-Dichlorobenzene in sample Feb1805.D; previous value = CO			✓	

Audit Trail report

Name	User	Time	Action	Reason	Comment	Succeed	Exception
CmdManuallyIntegrateApplyTargetRtToQualifier	BL2000\sean	2/19/2022 10:34:04 AM	Apply target integration range 4.797-4.879 to qualifier 148.0 for compound 1,3-Dichlorobenzene in sample Feb1805.D, new integration is from x, y = 4.797, 0 to 4.879, 2267 and new response = 580907; previous integration is from x, y = 4.798, 216 to 5.022, 559 and previous response = 1173269.			✓	
CmdManuallyIntegrateApplyTargetRtToQualifier	BL2000\sean	2/19/2022 10:34:05 AM	Apply target integration range 4.797-4.879 to qualifier 111.0 for compound 1,3-Dichlorobenzene in sample Feb1805.D, new integration is from x, y = 4.797, 0 to 4.879, 1777 and new response = 340280; previous integration is from x, y = 4.797, 0 to 5.134, 0 and previous response = 1017683.			✓	
CmdManuallyIntegrateSplit	BL2000\sean	2/19/2022 10:34:10 AM	Split peak for compound 1,4-Dichlorobenzene in sample Feb1805.D and keep left peak, new integration is from x, y = 4.797, 0 to 5.032, 0 and new response = 1845264, previous integration is from x, y = 4.797, 0 to 5.134, 0 and previous response = 2736247.			✓	
CmdManuallyIntegrateSplit	BL2000\sean	2/19/2022 10:34:12 AM	Split peak for compound 1,4-Dichlorobenzene in sample Feb1805.D and keep right peak, new integration is from x, y = 4.879, 0 to 5.032, 0 and new response = 929421, previous integration is from x, y = 4.797, 0 to 5.032, 0 and previous response = 1845264.			✓	
CmdSetTargetCompoundAttribute	BL2000\sean	2/19/2022 10:34:14 AM	Set UserAnnotation = CO for compound 1,4-Dichlorobenzene in sample Feb1805.D; previous value =			✓	
CmdManuallyIntegrateApplyTargetRtToQualifier	BL2000\sean	2/19/2022 10:34:15 AM	Apply target integration range 4.879-5.032 to qualifier 148.0 for compound 1,4-Dichlorobenzene in sample Feb1805.D, new integration is from x, y = 4.879, 2267 to 5.032, 1180 and new response = 576897; previous integration is from x, y = 4.797, 80 to 5.134, 350 and previous response = 1746427.			✓	
CmdManuallyIntegrateApplyTargetRtToQualifier	BL2000\sean	2/19/2022 10:34:17 AM	Apply target integration range 4.879-5.032 to qualifier 111.0 for compound 1,4-Dichlorobenzene in sample Feb1805.D, new integration is from x, y = 4.879, 1777 to 5.032, 1183 and new response = 321690; previous integration is from x, y = 4.797, 0 to 5.134, 0 and previous response = 1017683.			✓	

Audit Trail report

Name	User	Time	Action	Reason	Comment	Succeed	Exception
CmdManuallyIntegrateSplit	BL2000\sean	2/19/2022 10:34:22 AM	Split peak for compound 1,2-Dichlorobenzene in sample Feb1805.D and keep right peak, new integration is from x, y = 5.032, 352.047619047619 to 5.134, 352.047619047619 and new response = 888825, previous integration is from x, y = 4.798, 352 to 5.134, 352 and previous response = 2727860.			✓	
CmdSetTargetCompoundAttribute	BL2000\sean	2/19/2022 10:34:23 AM	Set UserAnnotation = CO for compound 1,2-Dichlorobenzene in sample Feb1805.D; previous value =			✓	
CmdManuallyIntegrateApplyTargetRtToQualifier	BL2000\sean	2/19/2022 10:34:25 AM	Apply target integration range 5.032-5.134 to qualifier 148.0 for compound 1,2-Dichlorobenzene in sample Feb1805.D, new integration is from x, y = 5.032, 1180 to 5.134, 1450 and new response = 564307; previous integration is from x, y = 4.797, 52 to 5.134, 215 and previous response = 1748047.			✓	
CmdManuallyIntegrateApplyTargetRtToQualifier	BL2000\sean	2/19/2022 10:34:51 AM	Apply target integration range 6.393-6.506 to qualifier 129.0 for compound p-Chloroaniline in sample Feb1805.D, new integration is from x, y = 6.393, 1460 to 6.506, 2099 and new response = 249660; previously no peak.			✓	
CmdManuallyIntegrateDropBaseline	BL2000\sean	2/19/2022 10:34:51 AM	Drop baseline for qualifier 129.0 of compound p-Chloroaniline in sample Feb1805.D to y = 1460, new integration is from x, y = 6.393, 1460 to 6.506, 1460 and new response = 251826; previous integration is from x, y = 6.393, 1460 to 6.506, 2099 and previous response = 249660.			✓	
CmdManuallyIntegrateSplit	BL2000\sean	2/19/2022 10:34:54 AM	Split qualifier 129.0 of compound p-Chloroaniline in sample Feb1805.D and keep left peak, new integration is from x, y = 6.393, 1460 to 6.475, 1460 and new response = 242393, previous integration is from x, y = 6.393, 1460 to 6.506, 1460 and previous response = 251826.			✓	
CmdManuallyIntegrateSplit	BL2000\sean	2/19/2022 10:35:00 AM	Split peak for compound 4-Chloro-3-Methylphenol in sample Feb1805.D and keep right peak, new integration is from x, y = 7.050, 782.387392196336 to 7.194, 1022.52073022074 and new response = 450778, previous integration is from x, y = 6.908, 546 to 7.194, 1023 and previous response = 897963.			✓	
CmdSetTargetCompoundAttribute	BL2000\sean	2/19/2022 10:35:01 AM	Set UserAnnotation = CO for compound 4-Chloro-3-Methylphenol in sample Feb1805.D; previous value =			✓	

Audit Trail report

Name	User	Time	Action	Reason	Comment	Succeed	Exception
CmdManuallyIntegrateApplyTargetRtToQualifier	BL2000\sean	2/19/2022 10:35:04 AM	Apply target integration range 7.050-7.194 to qualifier 144.0 for compound 4-Chloro-3-Methylphenol in sample Feb1805.D, new integration is from x, y = 7.050, 1012 to 7.194, 509 and new response = 128130; previous integration is from x, y = 6.900, 94 to 7.194, 309 and previous response = 251968.			✓	
CmdManuallyIntegrateDropBaseline	BL2000\sean	2/19/2022 10:35:04 AM	Drop baseline for qualifier 144.0 of compound 4-Chloro-3-Methylphenol in sample Feb1805.D to y = 509, new integration is from x, y = 7.050, 509 to 7.194, 509 and new response = 130300; previous integration is from x, y = 7.050, 1012 to 7.194, 509 and previous response = 128130.			✓	
CmdManuallyIntegrateSplit	BL2000\sean	2/19/2022 10:35:06 AM	Split qualifier 144.0 of compound 4-Chloro-3-Methylphenol in sample Feb1805.D and keep left peak, new integration is from x, y = 7.050, 509 to 7.122, 509 and new response = 118472, previous integration is from x, y = 7.050, 509 to 7.194, 509 and previous response = 130300.			✓	
CmdManuallyIntegrateSplit	BL2000\sean	2/19/2022 10:35:14 AM	Split peak for compound 4-Chloro-2-Methylphenol in sample Feb1805.D and keep left peak, new integration is from x, y = 6.913, 767.91958573565 to 7.050, 1091.73027428085 and new response = 445081, previous integration is from x, y = 6.913, 768 to 7.194, 1432 and previous response = 892705.			✓	
CmdSetTargetCompoundAttribute	BL2000\sean	2/19/2022 10:35:15 AM	Set UserAnnotation = CO for compound 4-Chloro-2-Methylphenol in sample Feb1805.D; previous value =			✓	
CmdManuallyIntegrateSplit	BL2000\sean	2/19/2022 10:35:17 AM	Split qualifier 144.0 of compound 4-Chloro-2-Methylphenol in sample Feb1805.D and keep left peak, new integration is from x, y = 6.917, 157.151961209722 to 7.030, 260.691213332602 and new response = 118049, previous integration is from x, y = 6.917, 157 to 7.194, 411 and previous response = 250603.			✓	
CmdManuallyIntegrateSplit	BL2000\sean	2/19/2022 10:35:23 AM	Split peak for compound 2,4,6-Trichlorophenol in sample Feb1805.D and keep left peak, new integration is from x, y = 7.492, 90.6977489503652 to 7.553, 130.42469528648 and new response = 298561, previous integration is from x, y = 7.492, 91 to 7.594, 157 and previous response = 611950.			✓	

Audit Trail report

Name	User	Time	Action	Reason	Comment	Succeed	Exception
CmdSetTargetCompoundAttribute	BL2000\sean	2/19/2022 10:35:24 AM	Set UserAnnotation = CO for compound 2,4,6-Trichlorophenol in sample Feb1805.D; previous value =			✓	
CmdManuallyIntegrateApplyTargetRtToQualifier	BL2000\sean	2/19/2022 10:35:26 AM	Apply target integration range 7.492-7.553 to qualifier 198.0 for compound 2,4,6-Trichlorophenol in sample Feb1805.D, new integration is from x, y = 7.492, 0 to 7.553, 3195 and new response = 278217; previous integration is from x, y = 7.492, 76 to 7.594, 131 and previous response = 582852.			✓	
CmdManuallyIntegrateDropBaseline	BL2000\sean	2/19/2022 10:35:26 AM	Drop baseline for qualifier 198.0 of compound 2,4,6-Trichlorophenol in sample Feb1805.D to y = 0, new integration is from x, y = 7.492, 0 to 7.553, 0 and new response = 284107; previous integration is from x, y = 7.492, 0 to 7.553, 3195 and previous response = 278217.			✓	
CmdManuallyIntegratePeak	BL2000\sean	2/19/2022 10:35:31 AM	Manually integrate compound 2,4,5-Trichlorophenol in sample Feb1805.D, from x, y = 7.451, 266473 to 7.748, 266473, result = -4111437; previous integration is from x, y = 7.492, 77 to 7.594, 150 and previous response = 612006.			✓	
CmdManuallyIntegrateSnapBaseline	BL2000\sean	2/19/2022 10:35:32 AM	Snap baseline for compound 2,4,5-Trichlorophenol in sample Feb1805.D, from x = 7.451 to x = 7.748, new integration is from x, y = 7.451, 0 to 7.748, 812 and new response = 642919; previous integration is from x, y = 7.451, 266473 to 7.748, 266473 and previous response = -4111437.			✓	
CmdManuallyIntegrateDropBaseline	BL2000\sean	2/19/2022 10:35:32 AM	Drop baseline for compound 2,4,5-Trichlorophenol in sample Feb1805.D to y = 0, new integration is from x, y = 7.451, 0 to 7.748, 0 and new response = 650174; previous integration is from x, y = 7.451, 0 to 7.748, 812 and previous response = 642919.			✓	
CmdManuallyIntegrateSplit	BL2000\sean	2/19/2022 10:35:34 AM	Split peak for compound 2,4,5-Trichlorophenol in sample Feb1805.D and keep right peak, new integration is from x, y = 7.553, 0 to 7.748, 0 and new response = 351204, previous integration is from x, y = 7.451, 0 to 7.748, 0 and previous response = 650174.			✓	
CmdSetTargetCompoundAttribute	BL2000\sean	2/19/2022 10:35:36 AM	Set UserAnnotation = CO for compound 2,4,5-Trichlorophenol in sample Feb1805.D; previous value =			✓	

Audit Trail report

Name	User	Time	Action	Reason	Comment	Succeed	Exception
CmdManuallyIntegrateApplyTargetRtToQualifier	BL2000\sean	2/19/2022 10:35:37 AM	Apply target integration range 7.553-7.748 to qualifier 198.0 for compound 2,4,5-Trichlorophenol in sample Feb1805.D, new integration is from x, y = 7.553, 3195 to 7.748, 715 and new response = 311753; previous integration is from x, y = 7.492, 68 to 7.594, 135 and previous response = 582862.			✓	
CmdManuallyIntegrateDropBaseline	BL2000\sean	2/19/2022 10:35:38 AM	Drop baseline for qualifier 198.0 of compound 2,4,5-Trichlorophenol in sample Feb1805.D to y = 715, new integration is from x, y = 7.553, 715 to 7.748, 715 and new response = 326270; previous integration is from x, y = 7.553, 3195 to 7.748, 715 and previous response = 311753.			✓	
CmdManuallyIntegrateApplyTargetRtToQualifier	BL2000\sean	2/19/2022 10:35:50 AM	Apply target integration range 8.384-8.486 to qualifier 152.0 for compound Acenaphthene in sample Feb1805.D, new integration is from x, y = 8.384, 1795 to 8.486, 3099 and new response = 512255; previously no peak.			✓	
CmdManuallyIntegrateDropBaseline	BL2000\sean	2/19/2022 10:35:51 AM	Drop baseline for qualifier 152.0 of compound Acenaphthene in sample Feb1805.D to y = 1795, new integration is from x, y = 8.384, 1795 to 8.486, 1795 and new response = 516257; previous integration is from x, y = 8.384, 1795 to 8.486, 3099 and previous response = 512255.			✓	
CmdManuallyIntegrateApplyTargetRtToQualifier	BL2000\sean	2/19/2022 10:35:58 AM	Apply target integration range 8.486-8.578 to qualifier 154.0 for compound 2,4-Dinitrophenol in sample Feb1805.D, new integration is from x, y = 8.486, 3031 to 8.578, 2107 and new response = 40420; previous integration is from x, y = 8.384, 582 to 8.486, 652 and previous response = 971683.			✓	
CmdManuallyIntegrateDropBaseline	BL2000\sean	2/19/2022 10:35:59 AM	Drop baseline for qualifier 154.0 of compound 2,4-Dinitrophenol in sample Feb1805.D to y = 2107, new integration is from x, y = 8.486, 2107 to 8.578, 2107 and new response = 42972; previous integration is from x, y = 8.486, 3031 to 8.578, 2107 and previous response = 40420.			✓	

Audit Trail report

Name	User	Time	Action	Reason	Comment	Succeed	Exception
CmdManuallyIntegrateApplyTargetRtToQualifier	BL2000\sean	2/19/2022 10:36:04 AM	Apply target integration range 8.671-8.834 to qualifier 139.0 for compound 4-Nitrophenol in sample Feb1805.D, new integration is from x, y = 8.671, 1930 to 8.834, 1299 and new response = 114587; previous integration is from x, y = 8.599, 332 to 8.671, 382 and previous response = 649705.			✓	
CmdManuallyIntegrateDropBaseline	BL2000\sean	2/19/2022 10:36:05 AM	Drop baseline for qualifier 139.0 of compound 4-Nitrophenol in sample Feb1805.D to y = 1299, new integration is from x, y = 8.671, 1299 to 8.834, 1299 and new response = 117685; previous integration is from x, y = 8.671, 1930 to 8.834, 1299 and previous response = 114587.			✓	
CmdManuallyIntegrateApplyTargetRtToQualifier	BL2000\sean	2/19/2022 10:36:12 AM	Apply target integration range 9.008-9.100 to qualifier 167.0 for compound Fluorene in sample Feb1805.D, new integration is from x, y = 9.008, 245 to 9.100, 687 and new response = 171997; previous integration is from x, y = 9.182, 730 to 9.295, 910 and previous response = 289013.			✓	
CmdManuallyIntegrateDropBaseline	BL2000\sean	2/19/2022 10:36:13 AM	Drop baseline for qualifier 167.0 of compound Fluorene in sample Feb1805.D to y = 245, new integration is from x, y = 9.008, 245 to 9.100, 245 and new response = 173217; previous integration is from x, y = 9.008, 245 to 9.100, 687 and previous response = 171997.			✓	
CmdSaveBatchTable	BL2000\sean	2/19/2022 10:37:09 AM	Save batch \\MASSHUNTER\Org\Data\SV5973N.I\sd021822\DoD BNA cal 1\QuantResults\021822 DoD BNA cal.batch.bin			✓	

Audit Trail report

Name	User	Time	Action	Reason	Comment	Succeed	Exception
CmdUpdateRetentionTimes	BL2000\sean	2/19/2022 10:37:32 AM	Update retention time for compound Perylene-d12; Chrysene-d12; Phenanthrene-d10; Acenaphthene-d10; Naphthalene-d8; Terphenyl-d14; 2,4,6-Tribromophenol; 2-Fluorobiphenyl; Nitrobenzene-d5; Phenol-d5; 2-Fluorophenol; Benzo(g,h,i)perylene; Dibenzo(a,h)anthracene; Indeno(1,2,3-c,d)pyrene; Benzo(a)pyrene; Benzo(k)fluoranthene; Benzo(b)fluoranthene; Di-n-octyl Phthalate; bis(2-ethylhexyl)Phthalate; 3,3-Dichlorobenzidine; Chrysene; Benzo(a)Anthracene; Butylbenzylphthalate; Pyrene; Benzidine; Fluoranthene; Di-n-Butylphthalate; Triallate; Anthracene; Phenanthrene; Pentachlorophenol; Hexachlorobenzene; 4-Bromophenylphenylether; Azobenzene; N-nitrosodiphenylamine; 4,6-Dinitro-2-methylphenol; 4-Nitroaniline; Diethylphthalate; 4-Chlorophenylphenylether; Fluorene; 2,4-Dinitrotoluene; 4-Nitrophenol; Dibenzofuran; 2,4-Dinitrophenol; 3-Nitroaniline; Acenaphthene; 2,6-Dinitrotoluene; Acenaphthylene; Dimethyl Phthalate; 2-Nitroaniline; 2-Chloronaphthalene; 2,4,5-Trichlorophenol; 2,4,6-Trichlorophenol; Hexachlorocyclopentadiene; 4-Chloro-2-Methylphenol; 1-Methylnaphthalene; 2-Methylnaphthalene; 4-Chloro-3-Methylphenol; Hexachlorobutadiene; p-Chloroaniline; 4-Chlorophenol; Naphthalene; 1,2,4-Trichlorobenzene; 2,4-Dichlorophenol; bis(-2-Chloroethoxy)Methane; 2,4-Dimethylphenol; 2-Nitrophenol; Isophorone; Nitrobenzene; N-nitroso-Di-n-propylamine; Hexachloroethane; 4Methylphenol/3Methylphenol; 2-Methylphenol; bis(2-chloroisopropyl)Ether; Benzyl Alcohol; 1,2-Dichlorobenzene; 1,4-Dichlorobenzene; 1,3-Dichlorobenzene; 2-Chlorophenol; bis(-2-Chloroethyl)Ether; Phenol; Aniline; Pyridine; Carbazole; Benzoic Acid; o-Terphenyl; N-Nitrosodimethylamine; 1,4-Dichlorobenzene-d4;			✓	
CmdQuantitate	BL2000\sean	2/19/2022 10:37:45 AM	Quantitate all compounds in all samples			✓	
CmdQuantitate	BL2000\sean	2/19/2022 10:38:06 AM	Quantitate all compounds in all samples			✓	

Audit Trail report

Name	User	Time	Action	Reason	Comment	Succeed	Exception
CmdManuallyIntegratePeak	BL2000\sean	2/19/2022 10:40:13 AM	Manually integrate compound 1,4-Dichlorobenzene-d4 in sample Feb1805.D, from x, y = 4.838, -999 to 5.246, -584, result = 368799; previous integration is from x, y = 4.848, 0 to 4.950, 0 and previous response = 340609.			✓	
CmdManuallyIntegrateSnapBaseline	BL2000\sean	2/19/2022 10:40:15 AM	Snap baseline for compound 1,4-Dichlorobenzene-d4 in sample Feb1805.D, from x = 4.838 to x = 5.246, new integration is from x, y = 4.838, 0 to 5.246, 0 and new response = 349403; previous integration is from x, y = 4.838, -999 to 5.246, -584 and previous response = 368799.			✓	
CmdManuallyIntegrateDropBaseline	BL2000\sean	2/19/2022 10:40:17 AM	Drop baseline for compound 1,4-Dichlorobenzene-d4 in sample Feb1805.D to y = 0, new integration is from x, y = 4.838, 0 to 5.246, 0 and new response = 349403; previous integration is from x, y = 4.838, 0 to 5.246, 0 and previous response = 349403.			✓	

Audit Trail report

Name	User	Time	Action	Reason	Comment	Succeed	Exception
CmdCalibrate	BL2000\sean	2/19/2022 10:40:42 AM	Replace level 4 with Calibration sample Feb1805.D for compounds {Terphenyl-d14, 2,4,6-Tribromophenol, 2-Fluorobiphenyl, Nitrobenzene-d5, Phenol-d5, 2-Fluorophenol, Benzo(g,h,i)perylene, Dibenzo(a,h)anthracene, Indeno(1,2,3-c,d)pyrene, Benzo(a)pyrene, Benzo(k)fluoranthene, Benzo(b)fluoranthene, Di-n-octyl Phthalate, bis(2-ethylhexyl)Phthalate, 3,3-Dichlorobenzidine, Chrysene, Benzo(a)Anthracene, Butylbenzylphthalate, Pyrene, Benzidine, Fluoranthene, Di-n-Butylphthalate, Triallate, Anthracene, Phenanthrene, Pentachlorophenol, Hexachlorobenzene, 4-Bromophenylphenylether, Azobenzene, N-nitrosodiphenylamine, 4,6-Dinitro-2-methylphenol, 4-Nitroaniline, Diethylphthalate, 4-Chlorophenylphenylether, Fluorene, 2,4-Dinitrotoluene, 4-Nitrophenol, Dibenzofuran, 2,4-Dinitrophenol, 3-Nitroaniline, Acenaphthene, 2,6-Dinitrotoluene, Acenaphthylene, Dimethyl Phthalate, 2-Nitroaniline, 2-Chloronaphthalene, 2,4,5-Trichlorophenol, 2,4,6-Trichlorophenol, Hexachlorocyclopentadiene, 4-Chloro-2-Methylphenol, 1-Methylnaphthalene, 2-Methylnaphthalene, 4-Chloro-3-Methylphenol, Hexachlorobutadiene, p-Chloroaniline, 4-Chlorophenol, Naphthalene, 1,2,4-Trichlorobenzene, 2,4-Dichlorophenol, bis(-2-Chloroethoxy)Methane, 2,4-Dimethylphenol, 2-Nitrophenol, Isophorone, Nitrobenzene, N-nitroso-Di-n-propylamine, Hexachloroethane, 4Methylphenol/3Methylphenol, 2-Methylphenol, bis(2-chloroisopropyl)Ether, Benzyl Alcohol, 1,2-Dichlorobenzene, 1,4-Dichlorobenzene, 1,3-Dichlorobenzene, 2-Chlorophenol, bis(-2-Chloroethyl)Ether, Phenol, Aniline, Pyridine, Carbazole, Benzoic Acid, o-Terphenyl, N-Nitrosodimethylamine}; Replace level 5 with Calibration sample Feb1804.D for compounds {Terphenyl-d14, 2,4,6-Tribromophenol, 2-Fluorobiphenyl, Nitrobenzene-d5, Phenol-d5, 2-Fluorophenol, Benzo(g,h,i)perylene, Dibenzo(a,h)anthracene, Indeno(1,2,3-c,d)pyrene,			✓	

Audit Trail report

Name	User	Time	Action	Reason	Comment	Succeed	Exception
			Benzo(a)pyrene, Benzo(k)fluoranthene, Benzo(b)fluoranthene, Di-n-octyl Phthalate, bis(2-ethylhexyl)Phthalate, 3,3-Dichlorobenzidine, Chrysene, Benzo(a)Anthracene, Butylbenzylphthalate, Pyrene, Benzidine, Fluoranthene, Di-n- Butylphthalate, Triallate, Anthracene, Phenanthrene, Pentachlorophenol, Hexachlorobenzene, 4-Bromophenyl- phenylether, Azobenzene, N- nitrosodiphenylamine, 4,6-Dinitro-2- methylphenol, 4-Nitroaniline, Diethylphthalate, 4-Chlorophenyl- phenylether, Fluorene, 2,4- Dinitrotoluene, 4-Nitrophenol, Dibenzofuran, 2,4-Dinitrophenol, 3- Nitroaniline, Acenaphthene, 2,6- Dinitrotoluene, Acenaphthylene, Dimethyl Phthalate, 2-Nitroaniline, 2- Chloronaphthalene, 2,4,5- Trichlorophenol, 2,4,6-Trichlorophenol, Hexachlorocyclopentadiene, 4-Chloro- 2-Methylphenol, 1-Methylnaphthalene, 2-Methylnaphthalene, 4-Chloro-3- Methylphenol, Hexachlorobutadiene, p- Chloroaniline, 4-Chlorophenol, Naphthalene, 1,2,4-Trichlorobenzene, 2,4-Dichlorophenol, bis(-2- Chloroethoxy)Methane, 2,4- Dimethylphenol, 2-Nitrophenol, Isophorone, Nitrobenzene, N-nitroso- Di-n-propylamine, Hexachloroethane, 4Methylphenol/3Methylphenol, 2- Methylphenol, bis(2- chloroisopropyl)Ether, Benzyl Alcohol, 1,2-Dichlorobenzene, 1,4- Dichlorobenzene, 1,3-Dichlorobenzene, 2-Chlorophenol, bis(-2- Chloroethyl)Ether, Phenol, Aniline, Pyridine, Carbazole, Benzoic Acid, o- Terphenyl, N-Nitrosodimethylamine}; Replace level 6 with Calibration sample Feb1803.D for compounds {Terphenyl- d14, 2,4,6-Tribromophenol, 2- Fluorobiphenyl, Nitrobenzene-d5, Phenol-d5, 2-Fluorophenol, Benzo(g,h,i)perylene, Dibenzo(a,h)anthracene, Indeno(1,2,3-c,d)pyrene, Benzo(a)pyrene, Benzo(k)fluoranthene, Benzo(b)fluoranthene, Di-n-octyl Phthalate, bis(2-ethylhexyl)Phthalate, 3,3-Dichlorobenzidine, Chrysene, Benzo(a)Anthracene, Butylbenzylphthalate, Pyrene, Benzidine, Fluoranthene, Di-n-				

Audit Trail report

Name	User	Time	Action	Reason	Comment	Succeed	Exception
			<p>Butylphthalate, Triallate, Anthracene, Phenanthrene, Pentachlorophenol, Hexachlorobenzene, 4-Bromophenylphenylether, Azobenzene, N-nitrosodiphenylamine, 4,6-Dinitro-2-methylphenol, 4-Nitroaniline, Diethylphthalate, 4-Chlorophenylphenylether, Fluorene, 2,4-Dinitrotoluene, 4-Nitrophenol, Dibenzofuran, 2,4-Dinitrophenol, 3-Nitroaniline, Acenaphthene, 2,6-Dinitrotoluene, Acenaphthylene, Dimethyl Phthalate, 2-Nitroaniline, 2-Chloronaphthalene, 2,4,5-Trichlorophenol, 2,4,6-Trichlorophenol, Hexachlorocyclopentadiene, 4-Chloro-2-Methylphenol, 1-Methylnaphthalene, 2-Methylnaphthalene, 4-Chloro-3-Methylphenol, Hexachlorobutadiene, p-Chloroaniline, 4-Chlorophenol, Naphthalene, 1,2,4-Trichlorobenzene, 2,4-Dichlorophenol, bis(-2-Chloroethoxy)Methane, 2,4-Dimethylphenol, 2-Nitrophenol, Isophorone, Nitrobenzene, N-nitroso-Di-n-propylamine, Hexachloroethane, 4Methylphenol/3Methylphenol, 2-Methylphenol, bis(2-chloroisopropyl)Ether, Benzyl Alcohol, 1,2-Dichlorobenzene, 1,4-Dichlorobenzene, 1,3-Dichlorobenzene, 2-Chlorophenol, bis(-2-Chloroethyl)Ether, Phenol, Aniline, Pyridine, Carbazole, Benzoic Acid, o-Terphenyl, N-Nitrosodimethylamine}; Replace level 7 with Calibration sample Feb1802.D for compounds {Terphenyl-d14, 2,4,6-Tribromophenol, 2-Fluorobiphenyl, Nitrobenzene-d5, Phenol-d5, 2-Fluorophenol, Benzo(g,h,i)perylene, Dibenzo(a,h)anthracene, Indeno(1,2,3-c,d)pyrene, Benzo(a)pyrene, Benzo(k)fluoranthene, Benzo(b)fluoranthene, Di-n-octyl Phthalate, bis(2-ethylhexyl)Phthalate, 3,3-Dichlorobenzidine, Chrysene, Benzo(a)Anthracene, Butylbenzylphthalate, Pyrene, Benzidine, Fluoranthene, Di-n-Butylphthalate, Triallate, Anthracene, Phenanthrene, Pentachlorophenol, Hexachlorobenzene, 4-Bromophenylphenylether, Azobenzene, N-nitrosodiphenylamine, 4,6-Dinitro-2-methylphenol, 4-Nitroaniline, Diethylphthalate, 4-Chlorophenylphenylether, Fluorene, 2,4-</p>				

Audit Trail report

Name	User	Time	Action	Reason	Comment	Succeed	Exception
			Dinitrotoluene, 4-Nitrophenol, Dibenzofuran, 2,4-Dinitrophenol, 3-Nitroaniline, Acenaphthene, 2,6-Dinitrotoluene, Acenaphthylene, Dimethyl Phthalate, 2-Nitroaniline, 2-Chloronaphthalene, 2,4,5-Trichlorophenol, 2,4,6-Trichlorophenol, Hexachlorocyclopentadiene, 4-Chloro-2-Methylphenol, 1-Methylnaphthalene, 2-Methylnaphthalene, 4-Chloro-3-Methylphenol, Hexachlorobutadiene, p-Chloroaniline, 4-Chlorophenol, Naphthalene, 1,2,4-Trichlorobenzene, 2,4-Dichlorophenol, bis(-2-Chloroethoxy)Methane, 2,4-Dimethylphenol, 2-Nitrophenol, Isophorone, Nitrobenzene, N-nitroso-Di-n-propylamine, Hexachloroethane, 4Methylphenol/3Methylphenol, 2-Methylphenol, bis(2-chloroisopropyl)Ether, Benzyl Alcohol, 1,2-Dichlorobenzene, 1,4-Dichlorobenzene, 1,3-Dichlorobenzene, 2-Chlorophenol, bis(-2-Chloroethyl)Ether, Phenol, Aniline, Pyridine, Carbazole, Benzoic Acid, o-Terphenyl, N-Nitrosodimethylamine};				
CmdQuantitate	BL2000\sean	2/19/2022 10:40:51 AM	Quantitate all compounds in all samples			✓	
CmdQuantitate	BL2000\sean	2/19/2022 10:41:07 AM	Quantitate all compounds in all samples			✓	
CmdSetTargetCompoundAttribute	BL2000\sean	2/19/2022 10:41:21 AM	Set UserAnnotation = BA for compound 1,4-Dichlorobenzene-d4 in sample Feb1805.D; previous value =			✓	
CmdSaveBatchTable	BL2000\sean	2/19/2022 10:41:24 AM	Save batch \\MASSHUNTER\Org\Data\SV5973N.I\sd021822\DoD BNA cal 1\QuantResults\021822 DoD BNA cal.batch.bin			✓	
CmdImportSamplesFromWorklist	BL2000\sean	2/19/2022 12:27:39 PM	Add samples from worklist: \\MASSHUNTER\Org\Data\SV5973N.I\sd021822\DoD BNA cal 1\Feb1808.D, \\MASSHUNTER\Org\Data\SV5973N.I\sd021822\DoD BNA cal 1\Feb1807.D, \\MASSHUNTER\Org\Data\SV5973N.I\sd021822\DoD BNA cal 1\Feb1806.D			✓	
CmdSetSampleAttribute	BL2000\sean	2/19/2022 12:31:15 PM	Set SampleType = Calibration for sample Feb1806.D; previous value = Sample			✓	
CmdSetSampleAttribute	BL2000\sean	2/19/2022 12:31:19 PM	Set SampleType = Calibration for sample Feb1807.D; previous value = Sample			✓	
CmdSetSampleAttribute	BL2000\sean	2/19/2022 12:31:25 PM	Set SampleType = Calibration for sample Feb1808.D; previous value = Sample			✓	

Audit Trail report

Name	User	Time	Action	Reason	Comment	Succeed	Exception
CmdSetSampleAttribute	BL2000\sean	2/19/2022 12:31:30 PM	Set LevelName = 1 for sample Feb1808.D; previous value =			✓	
CmdSetSampleAttribute	BL2000\sean	2/19/2022 12:31:37 PM	Set LevelName = 2 for sample Feb1807.D; previous value =			✓	
CmdSetSampleAttribute	BL2000\sean	2/19/2022 12:31:43 PM	Set LevelName = 3 for sample Feb1806.D; previous value =			✓	
CmdQuantitate	BL2000\sean	2/19/2022 12:32:08 PM	Quantitate all compounds in all samples			✓	
CmdSelectPeak	BL2000\sean	2/19/2022 12:33:06 PM	Select peak for qualifier 66.0 of compound Aniline in sample Feb1806.D				Agilent.MassSpectrometry.DataAnalysis.Quantitative.ApplicationCommandException: Manual peak selection failed ---> System.ApplicationException: Cannot find qualifier peak with id=0 in target qualifier : QualifierIon[batchId = 0, sampleId = 5, compoundId = 35, qualifierId = 0, MZ = 66] at Agilent.MassSpectrometry.DataAnalysis.Quantitative.Analysis.QualifierIon.SelectPeak(Int16 peakId) at Agilent.MassSpectrometry.DataAnalysis.Quantitative.CmdSelectPeak.Do() --- End of inner exception stack trace --- at Agilent.MassSpectrometry.DataAnalysis.Quantitative.CmdSelectPeak.Do() at Agilent.MassSpectrometry.CommandModel.CommandHistory.Invoke(ICommand cmd) at Agilent.MassSpectrometry.DataAnalysis.Quantitative.AppCommandContext.Invoke(ICommand cmd)
CmdManuallyIntegrateApplyTargetRtToQualifier	BL2000\sean	2/19/2022 12:33:09 PM	Apply target integration range 4.532-4.603 to qualifier 66.0 for compound Aniline in sample Feb1806.D, new integration is from x, y = 4.532, 580 to 4.603, 30368 and new response = 215315; previously no peak.			✓	
CmdManuallyIntegrateApplyTargetRtToQualifier	BL2000\sean	2/19/2022 12:33:10 PM	Apply target integration range 4.532-4.603 to qualifier 65.0 for compound Aniline in sample Feb1806.D, new integration is from x, y = 4.532, 1020 to 4.603, 11290 and new response = 122946; previously no peak.			✓	
CmdManuallyIntegrateDropBaseline	BL2000\sean	2/19/2022 12:33:12 PM	Drop baseline for qualifier 65.0 of compound Aniline in sample Feb1806.D to y = 1020, new integration is from x, y = 4.532, 1020 to 4.603, 1020 and new response = 144780; previous integration is from x, y = 4.532, 1020 to 4.603, 11290 and previous response = 122946.			✓	

Audit Trail report

Name	User	Time	Action	Reason	Comment	Succeed	Exception
CmdManuallyIntegrateDropBaseline	BL2000\sean	2/19/2022 12:33:13 PM	Drop baseline for qualifier 66.0 of compound Aniline in sample Feb1806.D to y = 580, new integration is from x, y = 4.532, 580 to 4.603, 580 and new response = 278644; previous integration is from x, y = 4.532, 580 to 4.603, 30368 and previous response = 215315.			✓	
CmdManuallyIntegrateSplit	BL2000\sean	2/19/2022 12:33:17 PM	Split qualifier 66.0 of compound Phenol in sample Feb1806.D and keep right peak, new integration is from x, y = 4.593, 939.841640939988 to 4.675, 1021.9749100942 and new response = 268965, previous integration is from x, y = 4.533, 880 to 4.675, 1022 and previous response = 533976.			✓	
CmdManuallyIntegrateSplit	BL2000\sean	2/19/2022 12:33:21 PM	Split qualifier 64.0 of compound bis(-2-Chloroethyl)Ether in sample Feb1806.D and keep right peak, new integration is from x, y = 4.593, 338.278279970326 to 4.664, 367.815472674779 and new response = 42389, previous integration is from x, y = 4.533, 313 to 4.664, 368 and previous response = 60943.			✓	
CmdManuallyIntegratePeak	BL2000\sean	2/19/2022 12:33:30 PM	Manually integrate compound 1,2-Dichlorobenzene in sample Feb1806.D, from x, y = 5.022, 234427 to 5.124, 299513, result = -1015907; previous integration is from x, y = 4.879, 80 to 4.981, 147 and previous response = 621178.			✓	
CmdManuallyIntegrateSnapBaseline	BL2000\sean	2/19/2022 12:33:31 PM	Snap baseline for compound 1,2-Dichlorobenzene in sample Feb1806.D, from x = 5.022 to x = 5.124, new integration is from x, y = 5.022, 865 to 5.124, 1891 and new response = 611643; previous integration is from x, y = 5.022, 234427 to 5.124, 299513 and previous response = -1015907.			✓	
CmdSetTargetCompoundAttribute	BL2000\sean	2/19/2022 12:33:33 PM	Set UserAnnotation = CO for compound 1,2-Dichlorobenzene in sample Feb1806.D; previous value =			✓	
CmdManuallyIntegrateApplyTargetRtToQualifier	BL2000\sean	2/19/2022 12:33:35 PM	Apply target integration range 5.022-5.124 to qualifier 148.0 for compound 1,2-Dichlorobenzene in sample Feb1806.D, new integration is from x, y = 5.022, 883 to 5.124, 1064 and new response = 387367; previously no peak.			✓	

Audit Trail report

Name	User	Time	Action	Reason	Comment	Succeed	Exception
CmdManuallyIntegrateApplyTargetRtToQualifier	BL2000\sean	2/19/2022 12:33:36 PM	Apply target integration range 5.022-5.124 to qualifier 111.0 for compound 1,2-Dichlorobenzene in sample Feb1806.D, new integration is from x, y = 5.022, 0 to 5.124, 698 and new response = 231016; previously no peak.			✓	
CmdManuallyIntegrateApplyTargetRtToQualifier	BL2000\sean	2/19/2022 12:33:47 PM	Apply target integration range 5.492-5.604 to qualifier 77.0 for compound Nitrobenzene in sample Feb1806.D, new integration is from x, y = 5.492, 4787 to 5.604, 3446 and new response = 318119; previously no peak.			✓	
CmdManuallyIntegrateApplyTargetRtToQualifier	BL2000\sean	2/19/2022 12:33:48 PM	Apply target integration range 5.492-5.604 to qualifier 51.0 for compound Nitrobenzene in sample Feb1806.D, new integration is from x, y = 5.492, 4324 to 5.604, 3498 and new response = 200043; previously no peak.			✓	
CmdManuallyIntegrateApplyTargetRtToQualifier	BL2000\sean	2/19/2022 12:33:55 PM	Apply target integration range 6.054-6.157 to qualifier 63.0 for compound bis(-2-Chloroethoxy)Methane in sample Feb1806.D, new integration is from x, y = 6.054, 972 to 6.157, 1996 and new response = 309380; previous integration is from x, y = 5.982, 1018 to 6.033, 1051 and previous response = 23296.			✓	
CmdManuallyIntegrateDropBaseline	BL2000\sean	2/19/2022 12:33:55 PM	Drop baseline for qualifier 63.0 of compound bis(-2-Chloroethoxy)Methane in sample Feb1806.D to y = 972, new integration is from x, y = 6.054, 972 to 6.157, 972 and new response = 312535; previous integration is from x, y = 6.054, 972 to 6.157, 1996 and previous response = 309380.			✓	
CmdManuallyIntegrateApplyTargetRtToQualifier	BL2000\sean	2/19/2022 12:34:03 PM	Apply target integration range 6.384-6.465 to qualifier 128.0 for compound 4-Chlorophenol in sample Feb1806.D, new integration is from x, y = 6.384, 5100 to 6.465, 8666 and new response = 348612; previously no peak.			✓	
CmdManuallyIntegrateDropBaseline	BL2000\sean	2/19/2022 12:34:03 PM	Drop baseline for qualifier 128.0 of compound 4-Chlorophenol in sample Feb1806.D to y = 5100, new integration is from x, y = 6.384, 5100 to 6.465, 5100 and new response = 357269; previous integration is from x, y = 6.384, 5100 to 6.465, 8666 and previous response = 348612.			✓	

Audit Trail report

Name	User	Time	Action	Reason	Comment	Succeed	Exception
CmdManuallyIntegrateSplit	BL2000\sean	2/19/2022 12:34:43 PM	Split peak for compound 2-Methylnaphthalene in sample Feb1806.D and keep left peak, new integration is from x, y = 7.052, 763.158923066174 to 7.225, 1045.32911871815 and new response = 694481, previous integration is from x, y = 7.052, 763 to 7.307, 1179 and previous response = 1366454.			✓	
CmdManuallyIntegrateSplit	BL2000\sean	2/19/2022 12:34:44 PM	Split peak for compound 2-Methylnaphthalene in sample Feb1806.D and keep right peak, new integration is from x, y = 7.112, 861.179721571893 to 7.225, 1045.32911871815 and new response = 670695, previous integration is from x, y = 7.052, 763 to 7.225, 1045 and previous response = 694481.			✓	
CmdSetTargetCompoundAttribute	BL2000\sean	2/19/2022 12:34:45 PM	Set UserAnnotation = CO for compound 2-Methylnaphthalene in sample Feb1806.D; previous value =			✓	
CmdManuallyIntegrateApplyTargetRtToQualifier	BL2000\sean	2/19/2022 12:34:47 PM	Apply target integration range 7.112-7.225 to qualifier 142.0 for compound 2-Methylnaphthalene in sample Feb1806.D, new integration is from x, y = 7.112, 8010 to 7.225, 4166 and new response = 774242; previous integration is from x, y = 7.040, 532 to 7.122, 717 and previous response = 250772.			✓	
CmdManuallyIntegrateDropBaseline	BL2000\sean	2/19/2022 12:34:48 PM	Drop baseline for qualifier 142.0 of compound 2-Methylnaphthalene in sample Feb1806.D to y = 4166, new integration is from x, y = 7.112, 4166 to 7.225, 4166 and new response = 787269; previous integration is from x, y = 7.112, 8010 to 7.225, 4166 and previous response = 774242.			✓	
CmdManuallyIntegrateApplyTargetRtToQualifier	BL2000\sean	2/19/2022 12:34:50 PM	Apply target integration range 7.112-7.225 to qualifier 115.0 for compound 2-Methylnaphthalene in sample Feb1806.D, new integration is from x, y = 7.112, 671 to 7.225, 1422 and new response = 284004; previously no peak.			✓	
CmdManuallyIntegrateDropBaseline	BL2000\sean	2/19/2022 12:34:51 PM	Drop baseline for qualifier 115.0 of compound 2-Methylnaphthalene in sample Feb1806.D to y = 671, new integration is from x, y = 7.112, 671 to 7.225, 671 and new response = 286549; previous integration is from x, y = 7.112, 671 to 7.225, 1422 and previous response = 284004.			✓	

Audit Trail report

Name	User	Time	Action	Reason	Comment	Succeed	Exception
CmdManuallyIntegrateSplit	BL2000\sean	2/19/2022 12:34:57 PM	Split peak for compound 1-Methylnaphthalene in sample Feb1806.D and keep right peak, new integration is from x, y = 7.225, 1148.67897900874 to 7.307, 1180.84795391575 and new response = 672135, previous integration is from x, y = 7.053, 1082 to 7.307, 1181 and previous response = 1364174.			✓	
CmdManuallyIntegrateSplit	BL2000\sean	2/19/2022 12:35:01 PM	Split qualifier 115.0 of compound 1-Methylnaphthalene in sample Feb1806.D and keep right peak, new integration is from x, y = 7.225, 739.646942764334 to 7.328, 813.820086337136 and new response = 285940, previous integration is from x, y = 7.122, 665 to 7.328, 814 and previous response = 555169.			✓	
CmdManuallyIntegrateApplyTargetRtToQualifier	BL2000\sean	2/19/2022 12:35:13 PM	Apply target integration range 7.543-7.646 to qualifier 198.0 for compound 2,4,5-Trichlorophenol in sample Feb1806.D, new integration is from x, y = 7.543, 2851 to 7.646, 2415 and new response = 196233; previously no peak.			✓	
CmdManuallyIntegrateDropBaseline	BL2000\sean	2/19/2022 12:35:14 PM	Drop baseline for qualifier 198.0 of compound 2,4,5-Trichlorophenol in sample Feb1806.D to y = 2415, new integration is from x, y = 7.543, 2415 to 7.646, 2415 and new response = 197577; previous integration is from x, y = 7.543, 2851 to 7.646, 2415 and previous response = 196233.			✓	
CmdManuallyIntegrateApplyTargetRtToQualifier	BL2000\sean	2/19/2022 12:35:24 PM	Apply target integration range 8.169-8.272 to qualifier 153.1 for compound Acenaphthylene in sample Feb1806.D, new integration is from x, y = 8.169, 0 to 8.272, 1146 and new response = 170863; previously no peak.			✓	
CmdManuallyIntegrateDropBaseline	BL2000\sean	2/19/2022 12:35:25 PM	Drop baseline for qualifier 153.1 of compound Acenaphthylene in sample Feb1806.D to y = 0, new integration is from x, y = 8.169, 0 to 8.272, 0 and new response = 174380; previous integration is from x, y = 8.169, 0 to 8.272, 1146 and previous response = 170863.			✓	
CmdManuallyIntegrateApplyTargetRtToQualifier	BL2000\sean	2/19/2022 12:35:36 PM	Apply target integration range 8.487-8.599 to qualifier 154.0 for compound 2,4-Dinitrophenol in sample Feb1806.D, new integration is from x, y = 8.487, 1753 to 8.599, 1084 and new response = 24409; previous integration is from x, y = 8.384, 587 to 8.487, 593 and previous response = 693298.			✓	

Audit Trail report

Name	User	Time	Action	Reason	Comment	Succeed	Exception
CmdManuallyIntegrateDropBaseline	BL2000\sean	2/19/2022 12:35:36 PM	Drop baseline for qualifier 154.0 of compound 2,4-Dinitrophenol in sample Feb1806.D to y = 1084, new integration is from x, y = 8.487, 1084 to 8.599, 1084 and new response = 26667; previous integration is from x, y = 8.487, 1753 to 8.599, 1084 and previous response = 24409.			✓	
CmdManuallyIntegrateSplit	BL2000\sean	2/19/2022 12:35:40 PM	Split qualifier 139.0 of compound Dibenzofuran in sample Feb1806.D and keep left peak, new integration is from x, y = 8.599, 99.205938159128 to 8.681, 189.24676988196 and new response = 393663, previous integration is from x, y = 8.599, 99 to 8.753, 268 and previous response = 460292.			✓	
CmdManuallyIntegrateSplit	BL2000\sean	2/19/2022 12:35:45 PM	Split qualifier 139.0 of compound 4-Nitrophenol in sample Feb1806.D and keep right peak, new integration is from x, y = 8.681, 189.24676988196 to 8.753, 268.078361958777 and new response = 72202, previous integration is from x, y = 8.599, 99 to 8.753, 268 and previous response = 460292.			✓	
CmdManuallyIntegrateSplit	BL2000\sean	2/19/2022 12:35:51 PM	Split qualifier 63.0 of compound 2,4-Dinitrotoluene in sample Feb1806.D and keep left peak, new integration is from x, y = 8.640, 1283.28809779216 to 8.681, 1249.20730724621 and new response = 59132, previous integration is from x, y = 8.640, 1283 to 8.732, 1207 and previous response = 82680.			✓	
CmdManuallyIntegrateSplit	BL2000\sean	2/19/2022 12:36:40 PM	Split peak for compound Phenol-d5 in sample Feb1806.D and keep left peak, new integration is from x, y = 4.583, 0 to 4.675, 0 and new response = 540696, previous integration is from x, y = 4.583, 0 to 4.736, 0 and previous response = 582542.			✓	
CmdSetTargetCompoundAttribute	BL2000\sean	2/19/2022 12:36:41 PM	Set UserAnnotation = CO for compound Phenol-d5 in sample Feb1806.D; previous value =			✓	
CmdSaveBatchTable	BL2000\sean	2/19/2022 12:36:56 PM	Save batch \\MASSHUNTER\Org\Data\SV5973N.I\sd021822\DoD BNA cal 1\QuantResults\021822 DoD BNA cal.batch.bin			✓	

Audit Trail report

Name	User	Time	Action	Reason	Comment	Succeed	Exception
CmdManuallyIntegratePeak	BL2000\sean	2/19/2022 12:37:02 PM	Manually integrate compound N-Nitrosodimethylamine in sample Feb1807.D, from x, y = 2.469, -50 to 2.622, -20, result = 21913; previous integration is from x, y = 2.479, 367 to 2.622, 313 and previous response = 15309.			✓	
CmdManuallyIntegrateDropBaseline	BL2000\sean	2/19/2022 12:37:05 PM	Drop baseline for compound N-Nitrosodimethylamine in sample Feb1807.D to y = -50, new integration is from x, y = 2.469, -50 to 2.622, -50 and new response = 22053; previous integration is from x, y = 2.469, -50 to 2.622, -20 and previous response = 21913.			✓	
CmdSetTargetCompoundAttribute	BL2000\sean	2/19/2022 12:37:06 PM	Set UserAnnotation = BA for compound N-Nitrosodimethylamine in sample Feb1807.D; previous value =			✓	
CmdManuallyIntegratePeak	BL2000\sean	2/19/2022 12:37:15 PM	Manually integrate compound Benzoic Acid in sample Feb1807.D, from x, y = 6.075, 0 to 6.270, 65, result = 18285; previous integration is from x, y = 6.120, 379 to 6.270, 322 and previous response = 14691.			✓	
CmdManuallyIntegrateDropBaseline	BL2000\sean	2/19/2022 12:37:16 PM	Drop baseline for compound Benzoic Acid in sample Feb1807.D to y = 0, new integration is from x, y = 6.075, 0 to 6.270, 0 and new response = 18665; previous integration is from x, y = 6.075, 0 to 6.270, 65 and previous response = 18285.			✓	
CmdSetTargetCompoundAttribute	BL2000\sean	2/19/2022 12:37:17 PM	Set UserAnnotation = BA for compound Benzoic Acid in sample Feb1807.D; previous value =			✓	
CmdManuallyIntegrateApplyTargetRtToQualifier	BL2000\sean	2/19/2022 12:37:18 PM	Apply target integration range 6.075-6.270 to qualifier 122.0 for compound Benzoic Acid in sample Feb1807.D, new integration is from x, y = 6.075, 1381 to 6.270, 503 and new response = 6096; previous integration is from x, y = 5.982, 0 to 6.054, 0 and previous response = 52824.			✓	
CmdManuallyIntegrateDropBaseline	BL2000\sean	2/19/2022 12:37:19 PM	Drop baseline for qualifier 122.0 of compound Benzoic Acid in sample Feb1807.D to y = 503, new integration is from x, y = 6.075, 503 to 6.270, 503 and new response = 11236; previous integration is from x, y = 6.075, 1381 to 6.270, 503 and previous response = 6096.			✓	

Audit Trail report

Name	User	Time	Action	Reason	Comment	Succeed	Exception
CmdManuallyIntegrateQualifierPeak	BL2000\sean	2/19/2022 12:37:20 PM	Manually integrate qualifier 77.0 of compound Benzoic Acid in sample Feb1807.D, from x, y = 5.941, 17198 to 5.941, 17198, result = 13581; previous integration is from x, y = 6.280, 1049 to 6.373, 1033 and previous response = 13581.			✓	
CmdManuallyIntegrateApplyTargetRtToQualifier	BL2000\sean	2/19/2022 12:37:20 PM	Apply target integration range 6.075-6.270 to qualifier 77.0 for compound Benzoic Acid in sample Feb1807.D, new integration is from x, y = 6.075, 767 to 6.270, 1689 and new response = 12318; previous integration is from x, y = 6.280, 1049 to 6.373, 1033 and previous response = 13581.			✓	
CmdManuallyIntegrateDropBaseline	BL2000\sean	2/19/2022 12:37:21 PM	Drop baseline for qualifier 77.0 of compound Benzoic Acid in sample Feb1807.D to y = 767, new integration is from x, y = 6.075, 767 to 6.270, 767 and new response = 17715; previous integration is from x, y = 6.075, 767 to 6.270, 1689 and previous response = 12318.			✓	
CmdManuallyIntegrateQualifierPeak	BL2000\sean	2/19/2022 12:37:26 PM	Manually integrate qualifier 77.0 of compound Benzoic Acid in sample Feb1807.D, from x, y = 6.116, 1079 to 6.229, 1373, result = 10680; previous integration is from x, y = 6.075, 767 to 6.270, 767 and previous response = 17715.			✓	
CmdManuallyIntegrateApplyTargetRtToQualifier	BL2000\sean	2/19/2022 12:37:34 PM	Apply target integration range 4.542-4.613 to qualifier 65.0 for compound Aniline in sample Feb1807.D, new integration is from x, y = 4.542, 772 to 4.613, 13160 and new response = 1332; previously no peak.			✓	
CmdManuallyIntegrateDropBaseline	BL2000\sean	2/19/2022 12:37:35 PM	Drop baseline for qualifier 65.0 of compound Aniline in sample Feb1807.D to y = 772, new integration is from x, y = 4.542, 772 to 4.613, 772 and new response = 27885; previous integration is from x, y = 4.542, 772 to 4.613, 13160 and previous response = 1332.			✓	
CmdManuallyIntegrateSplit	BL2000\sean	2/19/2022 12:37:41 PM	Split qualifier 64.0 of compound bis(-2-Chloroethyl)Ether in sample Feb1807.D and keep right peak, new integration is from x, y = 4.583, 0 to 4.654, 0 and new response = 7321, previous integration is from x, y = 4.542, 0 to 4.654, 0 and previous response = 11135.			✓	

Audit Trail report

Name	User	Time	Action	Reason	Comment	Succeed	Exception
CmdManuallyIntegratePeak	BL2000\sean	2/19/2022 12:37:49 PM	Manually integrate compound 1,2-Dichlorobenzene in sample Feb1807.D, from x, y = 5.022, 44478 to 5.144, 50372, result = -234187; previous integration is from x, y = 4.879, 0 to 4.981, 0 and previous response = 113963.			✓	
CmdManuallyIntegrateSnapBaseline	BL2000\sean	2/19/2022 12:37:51 PM	Snap baseline for compound 1,2-Dichlorobenzene in sample Feb1807.D, from x = 5.022 to x = 5.144, new integration is from x, y = 5.022, 556 to 5.144, 976 and new response = 108899; previous integration is from x, y = 5.022, 44478 to 5.144, 50372 and previous response = -234187.			✓	
CmdManuallyIntegrateDropBaseline	BL2000\sean	2/19/2022 12:37:51 PM	Drop baseline for compound 1,2-Dichlorobenzene in sample Feb1807.D to y = 556, new integration is from x, y = 5.022, 556 to 5.144, 556 and new response = 110443; previous integration is from x, y = 5.022, 556 to 5.144, 976 and previous response = 108899.			✓	
CmdManuallyIntegrateApplyTargetRtToQualifier	BL2000\sean	2/19/2022 12:37:52 PM	Apply target integration range 5.022-5.144 to qualifier 148.0 for compound 1,2-Dichlorobenzene in sample Feb1807.D, new integration is from x, y = 5.022, 1048 to 5.144, 600 and new response = 66829; previously no peak.			✓	
CmdManuallyIntegrateApplyTargetRtToQualifier	BL2000\sean	2/19/2022 12:37:54 PM	Apply target integration range 5.022-5.144 to qualifier 111.0 for compound 1,2-Dichlorobenzene in sample Feb1807.D, new integration is from x, y = 5.022, 0 to 5.144, 462 and new response = 41554; previously no peak.			✓	
CmdManuallyIntegratePeak	BL2000\sean	2/19/2022 12:38:00 PM	Manually integrate compound Benzyl Alcohol in sample Feb1807.D, from x, y = 5.032, 53236 to 5.196, 71009, result = -578425; previous integration is from x, y = 5.216, 0 to 5.349, 0 and previous response = 88224.			✓	
CmdManuallyIntegrateSnapBaseline	BL2000\sean	2/19/2022 12:38:01 PM	Snap baseline for compound Benzyl Alcohol in sample Feb1807.D, from x = 5.032 to x = 5.196, new integration is from x, y = 5.032, 315 to 5.196, 987 and new response = 24301; previous integration is from x, y = 5.032, 53236 to 5.196, 71009 and previous response = -578425.			✓	

Audit Trail report

Name	User	Time	Action	Reason	Comment	Succeed	Exception
CmdManuallyIntegrateDropBaseline	BL2000\sean	2/19/2022 12:38:01 PM	Drop baseline for compound Benzyl Alcohol in sample Feb1807.D to y = 315, new integration is from x, y = 5.032, 315 to 5.196, 315 and new response = 27595; previous integration is from x, y = 5.032, 315 to 5.196, 987 and previous response = 24301.			✓	
CmdSetTargetCompoundAttribute	BL2000\sean	2/19/2022 12:38:05 PM	Set UserAnnotation = CO for compound Benzyl Alcohol in sample Feb1807.D; previous value =			✓	
CmdManuallyIntegratePeak	BL2000\sean	2/19/2022 12:38:11 PM	Manually integrate compound Benzyl Alcohol in sample Feb1807.D, from x, y = 4.991, 0 to 5.196, 129, result = 30362; previous integration is from x, y = 5.032, 315 to 5.196, 315 and previous response = 27595.			✓	
CmdManuallyIntegrateDropBaseline	BL2000\sean	2/19/2022 12:38:13 PM	Drop baseline for compound Benzyl Alcohol in sample Feb1807.D to y = 0, new integration is from x, y = 4.991, 0 to 5.196, 0 and new response = 31154; previous integration is from x, y = 4.991, 0 to 5.196, 129 and previous response = 30362.			✓	
CmdSetTargetCompoundAttribute	BL2000\sean	2/19/2022 12:38:14 PM	Set UserAnnotation = CO for compound Benzyl Alcohol in sample Feb1807.D; previous value = CO			✓	
CmdManuallyIntegrateDropBaseline	BL2000\sean	2/19/2022 12:38:16 PM	Drop baseline for qualifier 79.0 of compound Benzyl Alcohol in sample Feb1807.D to y = 1007, new integration is from x, y = 5.064, 1007 to 5.185, 1007 and new response = 28788; previous integration is from x, y = 5.064, 1007 to 5.185, 1281 and previous response = 27043.			✓	
CmdManuallyIntegrateQualifierPeak	BL2000\sean	2/19/2022 12:38:33 PM	Manually integrate qualifier 109.0 of compound 2-Nitrophenol in sample Feb1807.D, from x, y = 5.859, 149 to 5.910, 149, result = 6954; previous integration is from x, y = 5.839, 0 to 5.951, 0 and previous response = 8891.			✓	
CmdManuallyIntegrateApplyTargetRtToQualifier	BL2000\sean	2/19/2022 12:38:42 PM	Apply target integration range 6.393-6.547 to qualifier 128.0 for compound 4-Chlorophenol in sample Feb1807.D, new integration is from x, y = 6.393, 1902 to 6.547, 826 and new response = 63062; previously no peak.			✓	

Audit Trail report

Name	User	Time	Action	Reason	Comment	Succeed	Exception
CmdManuallyIntegrateDropBaseline	BL2000\sean	2/19/2022 12:38:43 PM	Drop baseline for qualifier 128.0 of compound 4-Chlorophenol in sample Feb1807.D to y = 826, new integration is from x, y = 6.393, 826 to 6.547, 826 and new response = 68034; previous integration is from x, y = 6.393, 1902 to 6.547, 826 and previous response = 63062.			✓	
CmdManuallyIntegratePeak	BL2000\sean	2/19/2022 12:38:44 PM	Manually integrate compound 4-Chlorophenol in sample Feb1807.D, from x, y = 6.629, 13623 to 6.722, 13550, result = -74221; previous integration is from x, y = 6.393, 0 to 6.547, 0 and previous response = 23297.			✓	
CmdClearManualIntegration	BL2000\sean	2/19/2022 12:38:47 PM	Clear manual integration of target signal for compound 4-Chlorophenol in sample Feb1807.D			✓	
CmdManuallyIntegrateApplyTargetRtToQualifier	BL2000\sean	2/19/2022 12:38:52 PM	Apply target integration range 6.414-6.496 to qualifier 129.0 for compound p-Chloroaniline in sample Feb1807.D, new integration is from x, y = 6.414, 3218 to 6.496, 1214 and new response = 16903; previously no peak.			✓	
CmdManuallyIntegrateDropBaseline	BL2000\sean	2/19/2022 12:38:53 PM	Drop baseline for qualifier 129.0 of compound p-Chloroaniline in sample Feb1807.D to y = 1214, new integration is from x, y = 6.414, 1214 to 6.496, 1214 and new response = 21842; previous integration is from x, y = 6.414, 3218 to 6.496, 1214 and previous response = 16903.			✓	
CmdManuallyIntegrateQualifierPeak	BL2000\sean	2/19/2022 12:39:04 PM	Manually integrate qualifier 129.0 of compound p-Chloroaniline in sample Feb1807.D, from x, y = 6.393, 135 to 6.527, 96, result = 29752; previous integration is from x, y = 6.414, 1214 to 6.496, 1214 and previous response = 21842.			✓	
CmdManuallyIntegrateSplit	BL2000\sean	2/19/2022 12:39:20 PM	Split peak for compound 4-Chloro-3-Methylphenol in sample Feb1807.D and keep right peak, new integration is from x, y = 7.030, 240.551420300009 to 7.143, 304.641092938784 and new response = 51113, previous integration is from x, y = 6.903, 169 to 7.143, 305 and previous response = 103721.			✓	

Audit Trail report

Name	User	Time	Action	Reason	Comment	Succeed	Exception
CmdManuallyIntegrateSplit	BL2000\sean	2/19/2022 12:39:24 PM	Split peak for compound 2-Methylnaphthalene in sample Feb1807.D and keep left peak, new integration is from x, y = 7.120, 659.364195008434 to 7.225, 706.959429757238 and new response = 129837, previous integration is from x, y = 7.120, 659 to 7.297, 740 and previous response = 255737.			✓	
CmdSetTargetCompoundAttribute	BL2000\sean	2/19/2022 12:39:26 PM	Set UserAnnotation = CO for compound 2-Methylnaphthalene in sample Feb1807.D; previous value =			✓	
CmdManuallyIntegrateSplit	BL2000\sean	2/19/2022 12:39:29 PM	Split qualifier 142.0 of compound 2-Methylnaphthalene in sample Feb1807.D and keep right peak, new integration is from x, y = 7.122, 456.400349377071 to 7.204, 543.011240470171 and new response = 150089, previous integration is from x, y = 7.040, 370 to 7.204, 543 and previous response = 187698.			✓	
CmdManuallyIntegrateApplyTargetRtToQualifier	BL2000\sean	2/19/2022 12:39:30 PM	Apply target integration range 7.120-7.225 to qualifier 115.0 for compound 2-Methylnaphthalene in sample Feb1807.D, new integration is from x, y = 7.120, 577 to 7.225, 802 and new response = 51321; previously no peak.			✓	
CmdManuallyIntegrateDropBaseline	BL2000\sean	2/19/2022 12:39:31 PM	Drop baseline for qualifier 115.0 of compound 2-Methylnaphthalene in sample Feb1807.D to y = 577, new integration is from x, y = 7.120, 577 to 7.225, 577 and new response = 52027; previous integration is from x, y = 7.120, 577 to 7.225, 802 and previous response = 51321.			✓	
CmdManuallyIntegrateSplit	BL2000\sean	2/19/2022 12:39:35 PM	Split peak for compound 1-Methylnaphthalene in sample Feb1807.D and keep right peak, new integration is from x, y = 7.225, 531.581340710045 to 7.297, 548.37216164789 and new response = 126738, previous integration is from x, y = 7.114, 506 to 7.297, 548 and previous response = 257587.			✓	
CmdManuallyIntegrateSplit	BL2000\sean	2/19/2022 12:39:37 PM	Split qualifier 115.0 of compound 1-Methylnaphthalene in sample Feb1807.D and keep right peak, new integration is from x, y = 7.215, 405.26930951501 to 7.307, 416.137621017525 and new response = 54691, previous integration is from x, y = 7.111, 393 to 7.307, 416 and previous response = 107597.			✓	

Audit Trail report

Name	User	Time	Action	Reason	Comment	Succeed	Exception
CmdManuallyIntegrateSplit	BL2000\sean	2/19/2022 12:39:42 PM	Split peak for compound 4-Chloro-2-Methylphenol in sample Feb1807.D and keep left peak, new integration is from x, y = 6.917, 225.779777609558 to 7.030, 371.669477477859 and new response = 51949, previous integration is from x, y = 6.917, 226 to 7.143, 518 and previous response = 101897.			✓	
CmdManuallyIntegrateSnapBaseline	BL2000\sean	2/19/2022 12:39:45 PM	Snap baseline for compound 4-Chloro-2-Methylphenol in sample Feb1807.D, from x = 6.917 to x = 7.030, new integration is from x, y = 6.917, 322 to 7.030, 784 and new response = 50226; previous integration is from x, y = 6.917, 226 to 7.030, 372 and previous response = 51949.			✓	
CmdManuallyIntegrateDropBaseline	BL2000\sean	2/19/2022 12:39:46 PM	Drop baseline for compound 4-Chloro-2-Methylphenol in sample Feb1807.D to y = 322, new integration is from x, y = 6.917, 322 to 7.030, 322 and new response = 51791; previous integration is from x, y = 6.917, 322 to 7.030, 784 and previous response = 50226.			✓	
CmdManuallyIntegrateSplit	BL2000\sean	2/19/2022 12:39:57 PM	Split qualifier 77.0 of compound Dimethyl Phthalate in sample Feb1807.D and keep left peak, new integration is from x, y = 8.108, 1044.07808654677 to 8.190, 1034.76630980899 and new response = 26706, previous integration is from x, y = 8.108, 1044 to 8.190, 1035 and previous response = 26706.			✓	
CmdManuallyIntegrateSplit	BL2000\sean	2/19/2022 12:40:02 PM	Split qualifier 77.0 of compound Dimethyl Phthalate in sample Feb1807.D and keep left peak, new integration is from x, y = 8.108, 1044.07808654677 to 8.190, 1034.76630980899 and new response = 26706, previous integration is from x, y = 8.108, 1044 to 8.190, 1035 and previous response = 26706.			✓	
CmdManuallyIntegrateApplyTargetRtToQualifier	BL2000\sean	2/19/2022 12:40:05 PM	Apply target integration range 8.098-8.190 to qualifier 77.0 for compound Dimethyl Phthalate in sample Feb1807.D, new integration is from x, y = 8.098, 822 to 8.190, 3233 and new response = 22878; previous integration is from x, y = 8.108, 1044 to 8.190, 1035 and previous response = 26706.			✓	

Audit Trail report

Name	User	Time	Action	Reason	Comment	Succeed	Exception
CmdManuallyIntegrateDropBaseline	BL2000\sean	2/19/2022 12:40:07 PM	Drop baseline for qualifier 77.0 of compound Dimethyl Phthalate in sample Feb1807.D to y = 822, new integration is from x, y = 8.098, 822 to 8.190, 822 and new response = 29541; previous integration is from x, y = 8.098, 822 to 8.190, 3233 and previous response = 22878.			✓	
CmdManuallyIntegrateSplit	BL2000\sean	2/19/2022 12:40:09 PM	Split qualifier 77.0 of compound Dimethyl Phthalate in sample Feb1807.D and keep left peak, new integration is from x, y = 8.098, 822 to 8.190, 822 and new response = 29541, previous integration is from x, y = 8.098, 822 to 8.190, 822 and previous response = 29541.			✓	
CmdManuallyIntegrateQualifierPeak	BL2000\sean	2/19/2022 12:40:11 PM	Manually integrate qualifier 77.0 of compound Dimethyl Phthalate in sample Feb1807.D, from x, y = 8.098, 822 to 8.149, 988, result = 22254; previous integration is from x, y = 8.098, 822 to 8.190, 822 and previous response = 29541.			✓	
CmdManuallyIntegrateDropBaseline	BL2000\sean	2/19/2022 12:40:13 PM	Drop baseline for qualifier 77.0 of compound Dimethyl Phthalate in sample Feb1807.D to y = 822, new integration is from x, y = 8.098, 822 to 8.149, 822 and new response = 22509; previous integration is from x, y = 8.098, 822 to 8.149, 988 and previous response = 22254.			✓	
CmdManuallyIntegrateQualifierPeak	BL2000\sean	2/19/2022 12:40:23 PM	Manually integrate qualifier 77.0 of compound Dimethyl Phthalate in sample Feb1807.D, from x, y = 8.108, 1293 to 8.149, 1517, result = 21013; previous integration is from x, y = 8.098, 822 to 8.149, 822 and previous response = 22509.			✓	
CmdManuallyIntegrateApplyTargetRtToQualifier	BL2000\sean	2/19/2022 12:40:29 PM	Apply target integration range 8.164-8.272 to qualifier 153.1 for compound Acenaphthylene in sample Feb1807.D, new integration is from x, y = 8.164, 0 to 8.272, 542 and new response = 30721; previously no peak.			✓	
CmdManuallyIntegrateDropBaseline	BL2000\sean	2/19/2022 12:40:30 PM	Drop baseline for qualifier 153.1 of compound Acenaphthylene in sample Feb1807.D to y = 0, new integration is from x, y = 8.164, 0 to 8.272, 0 and new response = 32472; previous integration is from x, y = 8.164, 0 to 8.272, 542 and previous response = 30721.			✓	

Audit Trail report

Name	User	Time	Action	Reason	Comment	Succeed	Exception
CmdManuallyIntegrateQualifierPeak	BL2000\sean	2/19/2022 12:40:41 PM	Manually integrate qualifier 89.0 of compound 2,6-Dinitrotoluene in sample Feb1807.D, from x, y = 8.159, 208 to 8.200, 208, result = 9710; previous integration is from x, y = 8.159, 0 to 8.231, 0 and previous response = 10773.			✓	
CmdManuallyIntegrateQualifierPeak	BL2000\sean	2/19/2022 12:40:55 PM	Manually integrate qualifier 65.0 of compound 3-Nitroaniline in sample Feb1807.D, from x, y = 8.364, 835 to 8.405, 1166, result = 19626; previous integration is from x, y = 8.348, 755 to 8.435, 768 and previous response = 21791.			✓	
CmdManuallyIntegrateApplyTargetRtToQualifier	BL2000\sean	2/19/2022 12:41:00 PM	Apply target integration range 8.497-8.589 to qualifier 154.0 for compound 2,4-Dinitrophenol in sample Feb1807.D, new integration is from x, y = 8.497, 918 to 8.589, 646 and new response = -9; previous integration is from x, y = 8.384, 0 to 8.466, 0 and previous response = 125792.			✓	
CmdManuallyIntegrateDropBaseline	BL2000\sean	2/19/2022 12:41:01 PM	Drop baseline for qualifier 154.0 of compound 2,4-Dinitrophenol in sample Feb1807.D to y = 646, new integration is from x, y = 8.497, 646 to 8.589, 646 and new response = 742; previous integration is from x, y = 8.497, 918 to 8.589, 646 and previous response = -9.			✓	
CmdManuallyIntegrateQualifierPeak	BL2000\sean	2/19/2022 12:41:07 PM	Manually integrate qualifier 154.0 of compound 2,4-Dinitrophenol in sample Feb1807.D, from x, y = 8.487, 381 to 8.558, 348, result = 2420; previous integration is from x, y = 8.497, 646 to 8.589, 646 and previous response = 742.			✓	
CmdManuallyIntegrateApplyTargetRtToQualifier	BL2000\sean	2/19/2022 12:41:15 PM	Apply target integration range 8.671-8.896 to qualifier 139.0 for compound 4-Nitrophenol in sample Feb1807.D, new integration is from x, y = 8.671, 905 to 8.896, 356 and new response = 4399; previous integration is from x, y = 8.599, 0 to 8.671, 0 and previous response = 74327.			✓	
CmdManuallyIntegrateDropBaseline	BL2000\sean	2/19/2022 12:41:16 PM	Drop baseline for qualifier 139.0 of compound 4-Nitrophenol in sample Feb1807.D to y = 356, new integration is from x, y = 8.671, 356 to 8.896, 356 and new response = 8106; previous integration is from x, y = 8.671, 905 to 8.896, 356 and previous response = 4399.			✓	

Audit Trail report

Name	User	Time	Action	Reason	Comment	Succeed	Exception
CmdManuallyIntegrateSplit	BL2000\sean	2/19/2022 12:41:22 PM	Split qualifier 63.0 of compound 2,4-Dinitrotoluene in sample Feb1807.D and keep right peak, new integration is from x, y = 8.640, 660.423055530988 to 8.680, 654.270978805062 and new response = 7723, previous integration is from x, y = 8.602, 666 to 8.680, 654 and previous response = 18767.			✓	
CmdManuallyIntegrateSplit	BL2000\sean	2/19/2022 12:41:25 PM	Split qualifier 89.0 of compound 2,4-Dinitrotoluene in sample Feb1807.D and keep right peak, new integration is from x, y = 8.681, 0 to 8.742, 0 and new response = 1212, previous integration is from x, y = 8.579, 0 to 8.742, 0 and previous response = 20685.			✓	
CmdManuallyIntegrateQualifierPeak	BL2000\sean	2/19/2022 12:41:31 PM	Manually integrate qualifier 89.0 of compound 2,4-Dinitrotoluene in sample Feb1807.D, from x, y = 8.640, 300 to 8.681, 206, result = 11953; previous integration is from x, y = 8.681, 0 to 8.742, 0 and previous response = 1212.			✓	
CmdManuallyIntegrateQualifierPeak	BL2000\sean	2/19/2022 12:41:47 PM	Manually integrate qualifier 142.0 of compound Hexachlorobenzene in sample Feb1807.D, from x, y = 9.663, 672 to 9.755, 0, result = 18886; previous integration is from x, y = 9.632, 0 to 9.755, 0 and previous response = 27831.			✓	
CmdManuallyIntegrateDropBaseline	BL2000\sean	2/19/2022 12:41:48 PM	Drop baseline for qualifier 142.0 of compound Hexachlorobenzene in sample Feb1807.D to y = 0, new integration is from x, y = 9.663, 0 to 9.755, 0 and new response = 20742; previous integration is from x, y = 9.663, 672 to 9.755, 0 and previous response = 18886.			✓	
CmdManuallyIntegrateQualifierPeak	BL2000\sean	2/19/2022 12:42:00 PM	Manually integrate qualifier 104.0 of compound Di-n-Butylphthalate in sample Feb1807.D, from x, y = 11.052, 56 to 11.093, -56, result = 7969; previous integration is from x, y = 11.032, 0 to 11.143, 0 and previous response = 9665.			✓	
CmdManuallyIntegratePeak	BL2000\sean	2/19/2022 12:42:08 PM	Manually integrate compound Benzidine in sample Feb1807.D, from x, y = 12.227, 9583 to 12.592, 8209, result = -129564; previous integration is from x, y = 12.298, 0 to 12.399, 0 and previous response = 55853.			✓	

Audit Trail report

Name	User	Time	Action	Reason	Comment	Succeed	Exception
CmdManuallyIntegrateSnapBaseline	BL2000\sean	2/19/2022 12:42:09 PM	Snap baseline for compound Benzidine in sample Feb1807.D, from x = 12.227 to x = 12.592, new integration is from x, y = 12.227, 0 to 12.592, 329 and new response = 61446; previous integration is from x, y = 12.227, 9583 to 12.592, 8209 and previous response = -129564.			✓	
CmdManuallyIntegrateDropBaseline	BL2000\sean	2/19/2022 12:42:10 PM	Drop baseline for compound Benzidine in sample Feb1807.D to y = 0, new integration is from x, y = 12.227, 0 to 12.592, 0 and new response = 65045; previous integration is from x, y = 12.227, 0 to 12.592, 329 and previous response = 61446.			✓	
CmdManuallyIntegrateSplit	BL2000\sean	2/19/2022 12:42:34 PM	Split peak for compound Indeno(1,2,3-c,d)pyrene in sample Feb1807.D and keep left peak, new integration is from x, y = 20.687, 114.976309598369 to 20.765, 183.929041879002 and new response = 105841, previous integration is from x, y = 20.687, 115 to 20.847, 256 and previous response = 139461.			✓	
CmdManuallyIntegrateSplit	BL2000\sean	2/19/2022 12:42:44 PM	Split peak for compound Phenol-d5 in sample Feb1807.D and keep left peak, new integration is from x, y = 4.583, 113.722549140515 to 4.664, 176.671025680574 and new response = 82773, previous integration is from x, y = 4.583, 114 to 4.726, 224 and previous response = 93779.			✓	
CmdSetTargetCompoundAttribute	BL2000\sean	2/19/2022 12:42:45 PM	Set UserAnnotation = CO for compound Phenol-d5 in sample Feb1807.D; previous value =			✓	
CmdSaveBatchTable	BL2000\sean	2/19/2022 12:43:17 PM	Save batch \\MASSHUNTER\Org\Data\SV5973N.I\sd021822\DoD BNA cal 1\QuantResults\021822 DoD BNA cal.batch.bin			✓	
CmdManuallyIntegratePeak	BL2000\sean	2/19/2022 12:43:28 PM	Manually integrate compound Benzoic Acid in sample Feb1808.D, from x, y = 6.085, 0 to 6.280, 332, result = 7162; previous integration is from x, y = 6.085, 0 to 6.444, 0 and previous response = 14190.			✓	
CmdManuallyIntegrateDropBaseline	BL2000\sean	2/19/2022 12:43:29 PM	Drop baseline for compound Benzoic Acid in sample Feb1808.D to y = 0, new integration is from x, y = 6.085, 0 to 6.280, 0 and new response = 9103; previous integration is from x, y = 6.085, 0 to 6.280, 332 and previous response = 7162.			✓	

Audit Trail report

Name	User	Time	Action	Reason	Comment	Succeed	Exception
CmdManuallyIntegrateApplyTargetRtToQualifier	BL2000\sean	2/19/2022 12:43:34 PM	Apply target integration range 6.085-6.280 to qualifier 122.0 for compound Benzoic Acid in sample Feb1808.D, new integration is from x, y = 6.085, 799 to 6.280, 295 and new response = 2471; previous integration is from x, y = 5.982, 0 to 6.126, 0 and previous response = 23276.			✓	
CmdManuallyIntegrateDropBaseline	BL2000\sean	2/19/2022 12:43:35 PM	Drop baseline for qualifier 122.0 of compound Benzoic Acid in sample Feb1808.D to y = 295, new integration is from x, y = 6.085, 295 to 6.280, 295 and new response = 5421; previous integration is from x, y = 6.085, 799 to 6.280, 295 and previous response = 2471.			✓	
CmdManuallyIntegrateQualifierPeak	BL2000\sean	2/19/2022 12:43:41 PM	Manually integrate qualifier 122.0 of compound Benzoic Acid in sample Feb1808.D, from x, y = 6.085, 79 to 6.290, -22, result = 8729; previous integration is from x, y = 6.085, 295 to 6.280, 295 and previous response = 5421.			✓	
CmdManuallyIntegrateQualifierPeak	BL2000\sean	2/19/2022 12:43:45 PM	Manually integrate qualifier 122.0 of compound Benzoic Acid in sample Feb1808.D, from x, y = 6.085, 79 to 6.290, 97, result = 7990; previous integration is from x, y = 6.085, 79 to 6.290, -22 and previous response = 8729.			✓	
CmdManuallyIntegrateQualifierPeak	BL2000\sean	2/19/2022 12:43:48 PM	Manually integrate qualifier 77.0 of compound Benzoic Acid in sample Feb1808.D, from x, y = 6.116, 716 to 6.270, 687, result = 7794; previous integration is from x, y = 5.988, 964 to 6.071, 953 and previous response = 6766.			✓	
CmdManuallyIntegrateQualifierPeak	BL2000\sean	2/19/2022 12:43:51 PM	Manually integrate qualifier 77.0 of compound Benzoic Acid in sample Feb1808.D, from x, y = 6.116, 716 to 6.239, 831, result = 5360; previous integration is from x, y = 6.116, 716 to 6.270, 687 and previous response = 7794.			✓	
CmdManuallyIntegratePeak	BL2000\sean	2/19/2022 12:44:05 PM	Manually integrate compound Pyridine in sample Feb1808.D, from x, y = 2.520, 461 to 2.765, 516, result = 22103; previous integration is from x, y = 2.522, 687 to 2.744, 701 and previous response = 18297.			✓	

Audit Trail report

Name	User	Time	Action	Reason	Comment	Succeed	Exception
CmdManuallyIntegrateDropBaseline	BL2000\sean	2/19/2022 12:44:06 PM	Drop baseline for compound Pyridine in sample Feb1808.D to y = 461, new integration is from x, y = 2.520, 461 to 2.765, 461 and new response = 22506; previous integration is from x, y = 2.520, 461 to 2.765, 516 and previous response = 22103.			✓	
CmdManuallyIntegrateQualifierPeak	BL2000\sean	2/19/2022 12:44:09 PM	Manually integrate qualifier 52.0 of compound Pyridine in sample Feb1808.D from x, y = 2.499, 452 to 2.734, 462; result = 16513			✓	
CmdManuallyIntegrateSplit	BL2000\sean	2/19/2022 12:44:15 PM	Split peak for compound Phenol in sample Feb1808.D and keep left peak, new integration is from x, y = 4.583, 1373.46975544814 to 4.664, 1402.11510453535 and new response = 31700, previous integration is from x, y = 4.583, 1373 to 4.756, 1434 and previous response = 45014.			✓	
CmdManuallyIntegrateSplit	BL2000\sean	2/19/2022 12:44:18 PM	Split qualifier 66.0 of compound Phenol in sample Feb1808.D and keep left peak, new integration is from x, y = 4.593, 822.247686567304 to 4.664, 865.244660474035 and new response = 17415, previous integration is from x, y = 4.593, 822 to 4.726, 902 and previous response = 23254.			✓	
CmdManuallyIntegrateQualifierPeak	BL2000\sean	2/19/2022 12:44:30 PM	Manually integrate qualifier 64.0 of compound bis(-2-Chloroethyl)Ether in sample Feb1808.D from x, y = 4.613, 380 to 4.654, 664; result = 1146			✓	
CmdManuallyIntegrateQualifierPeak	BL2000\sean	2/19/2022 12:44:35 PM	Manually integrate qualifier 64.0 of compound bis(-2-Chloroethyl)Ether in sample Feb1808.D, from x, y = 4.603, -33 to 4.664, -125, result = 3556; previous integration is from x, y = 4.613, 380 to 4.654, 664 and previous response = 1146.			✓	
CmdManuallyIntegrateQualifierPeak	BL2000\sean	2/19/2022 12:44:43 PM	Manually integrate qualifier 64.0 of compound bis(-2-Chloroethyl)Ether in sample Feb1808.D, from x, y = 4.613, 197 to 4.664, 167, result = 2230; previous integration is from x, y = 4.603, -33 to 4.664, -125 and previous response = 3556.			✓	
CmdManuallyIntegratePeak	BL2000\sean	2/19/2022 12:44:51 PM	Manually integrate compound 1,2-Dichlorobenzene in sample Feb1808.D, from x, y = 5.032, 12090 to 5.134, 16358, result = -41127; previous integration is from x, y = 4.879, 0 to 4.971, 0 and previous response = 50173.			✓	

Audit Trail report

Name	User	Time	Action	Reason	Comment	Succeed	Exception
CmdManuallyIntegrateSnapBaseline	BL2000\sean	2/19/2022 12:44:52 PM	Snap baseline for compound 1,2-Dichlorobenzene in sample Feb1808.D, from x = 5.032 to x = 5.134, new integration is from x, y = 5.032, 465 to 5.134, 643 and new response = 42629; previous integration is from x, y = 5.032, 12090 to 5.134, 16358 and previous response = -41127.			✓	
CmdManuallyIntegrateDropBaseline	BL2000\sean	2/19/2022 12:44:53 PM	Drop baseline for compound 1,2-Dichlorobenzene in sample Feb1808.D to y = 465, new integration is from x, y = 5.032, 465 to 5.134, 465 and new response = 43175; previous integration is from x, y = 5.032, 465 to 5.134, 643 and previous response = 42629.			✓	
CmdSetTargetCompoundAttribute	BL2000\sean	2/19/2022 12:44:53 PM	Set UserAnnotation = CO for compound 1,2-Dichlorobenzene in sample Feb1808.D; previous value =			✓	
CmdManuallyIntegrateApplyTargetRtToQualifier	BL2000\sean	2/19/2022 12:44:55 PM	Apply target integration range 5.032-5.134 to qualifier 148.0 for compound 1,2-Dichlorobenzene in sample Feb1808.D, new integration is from x, y = 5.032, 201 to 5.134, 533 and new response = 28268; previously no peak.			✓	
CmdManuallyIntegratePeak	BL2000\sean	2/19/2022 12:45:02 PM	Manually integrate compound Benzyl Alcohol in sample Feb1808.D, from x, y = 5.012, 0 to 5.216, 69, result = 12101; previous integration is from x, y = 5.216, 0 to 5.318, 0 and previous response = 32730.			✓	
CmdManuallyIntegrateDropBaseline	BL2000\sean	2/19/2022 12:45:03 PM	Drop baseline for compound Benzyl Alcohol in sample Feb1808.D to y = 0, new integration is from x, y = 5.012, 0 to 5.216, 0 and new response = 12526; previous integration is from x, y = 5.012, 0 to 5.216, 69 and previous response = 12101.			✓	
CmdSetTargetCompoundAttribute	BL2000\sean	2/19/2022 12:45:05 PM	Set UserAnnotation = CO for compound Benzyl Alcohol in sample Feb1808.D; previous value =			✓	
CmdManuallyIntegrateApplyTargetRtToQualifier	BL2000\sean	2/19/2022 12:45:06 PM	Apply target integration range 5.012-5.216 to qualifier 79.0 for compound Benzyl Alcohol in sample Feb1808.D, new integration is from x, y = 5.012, 365 to 5.216, 3543 and new response = -2922; previously no peak.			✓	
CmdManuallyIntegrateDropBaseline	BL2000\sean	2/19/2022 12:45:07 PM	Drop baseline for qualifier 79.0 of compound Benzyl Alcohol in sample Feb1808.D to y = 365, new integration is from x, y = 5.012, 365 to 5.216, 365 and new response = 16553; previous integration is from x, y = 5.012, 365 to 5.216, 3543 and previous response = -2922.			✓	

Audit Trail report

Name	User	Time	Action	Reason	Comment	Succeed	Exception
CmdManuallyIntegrateSplit	BL2000\sean	2/19/2022 12:45:11 PM	Split qualifier 79.0 of compound Benzyl Alcohol in sample Feb1808.D and keep left peak, new integration is from x, y = 5.012, 365 to 5.134, 365 and new response = 10027, previous integration is from x, y = 5.012, 365 to 5.216, 365 and previous response = 16553.			✓	
CmdManuallyIntegrateQualifierPeak	BL2000\sean	2/19/2022 12:45:16 PM	Manually integrate qualifier 79.0 of compound Benzyl Alcohol in sample Feb1808.D, from x, y = 5.012, 365 to 5.185, 580, result = 12396; previous integration is from x, y = 5.012, 365 to 5.134, 365 and previous response = 10027.			✓	
CmdManuallyIntegrateDropBaseline	BL2000\sean	2/19/2022 12:45:17 PM	Drop baseline for qualifier 79.0 of compound Benzyl Alcohol in sample Feb1808.D to y = 365, new integration is from x, y = 5.012, 365 to 5.185, 365 and new response = 13517; previous integration is from x, y = 5.012, 365 to 5.185, 580 and previous response = 12396.			✓	
CmdManuallyIntegrateApplyTargetRtToQualifier	BL2000\sean	2/19/2022 12:45:19 PM	Apply target integration range 5.012-5.216 to qualifier 107.0 for compound Benzyl Alcohol in sample Feb1808.D, new integration is from x, y = 5.012, 0 to 5.216, 575 and new response = 6334; previously no peak.			✓	
CmdManuallyIntegrateDropBaseline	BL2000\sean	2/19/2022 12:45:20 PM	Drop baseline for qualifier 107.0 of compound Benzyl Alcohol in sample Feb1808.D to y = 0, new integration is from x, y = 5.012, 0 to 5.216, 0 and new response = 9858; previous integration is from x, y = 5.012, 0 to 5.216, 575 and previous response = 6334.			✓	
CmdManuallyIntegrateQualifierPeak	BL2000\sean	2/19/2022 12:45:40 PM	Manually integrate qualifier 109.0 of compound 2-Nitrophenol in sample Feb1808.D, from x, y = 5.849, 38 to 5.910, 0, result = 3444; previous integration is from x, y = 5.798, 0 to 5.910, 0 and previous response = 4824.			✓	
CmdManuallyIntegrateDropBaseline	BL2000\sean	2/19/2022 12:45:41 PM	Drop baseline for qualifier 109.0 of compound 2-Nitrophenol in sample Feb1808.D to y = 0, new integration is from x, y = 5.849, 0 to 5.910, 0 and new response = 3515; previous integration is from x, y = 5.849, 38 to 5.910, 0 and previous response = 3444.			✓	

Audit Trail report

Name	User	Time	Action	Reason	Comment	Succeed	Exception
CmdManuallyIntegrateQualifierPeak	BL2000\sean	2/19/2022 12:45:49 PM	Manually integrate qualifier 77.0 of compound 2,4-Dimethylphenol in sample Feb1808.D, from x, y = 5.982, 627 to 6.075, 683, result = 8476; previous integration is from x, y = 6.270, 1010 to 6.342, 951 and previous response = 6463.			✓	
CmdManuallyIntegrateDropBaseline	BL2000\sean	2/19/2022 12:45:50 PM	Drop baseline for qualifier 77.0 of compound 2,4-Dimethylphenol in sample Feb1808.D to y = 627, new integration is from x, y = 5.982, 627 to 6.075, 627 and new response = 8631; previous integration is from x, y = 5.982, 627 to 6.075, 683 and previous response = 8476.			✓	
CmdManuallyIntegratePeak	BL2000\sean	2/19/2022 12:46:07 PM	Manually integrate compound 4-Chlorophenol in sample Feb1808.D, from x, y = 6.393, 0 to 6.516, 0, result = 9877; previous integration is from x, y = 6.393, 0 to 6.475, 0 and previous response = 8291.			✓	
CmdManuallyIntegrateApplyTargetRtToQualifier	BL2000\sean	2/19/2022 12:46:09 PM	Apply target integration range 6.393-6.516 to qualifier 128.0 for compound 4-Chlorophenol in sample Feb1808.D, new integration is from x, y = 6.393, 1338 to 6.516, 765 and new response = 23060; previous integration is from x, y = 6.301, 361 to 6.393, 383 and previous response = 93621.			✓	
CmdManuallyIntegrateDropBaseline	BL2000\sean	2/19/2022 12:46:09 PM	Drop baseline for qualifier 128.0 of compound 4-Chlorophenol in sample Feb1808.D to y = 765, new integration is from x, y = 6.393, 765 to 6.516, 765 and new response = 25179; previous integration is from x, y = 6.393, 1338 to 6.516, 765 and previous response = 23060.			✓	
CmdManuallyIntegratePeak	BL2000\sean	2/19/2022 12:46:20 PM	Manually integrate compound 1-Methylnaphthalene in sample Feb1808.D, from x, y = 7.235, 13105 to 7.266, 16288, result = 23220; previous integration is from x, y = 7.122, 499 to 7.194, 488 and previous response = 55956.			✓	
CmdManuallyIntegratePeak	BL2000\sean	2/19/2022 12:46:21 PM	Manually integrate compound 1-Methylnaphthalene in sample Feb1808.D, from x, y = 7.225, 8033 to 7.389, 17559, result = -61491; previous integration is from x, y = 7.235, 13105 to 7.266, 16288 and previous response = 23220.			✓	

Audit Trail report

Name	User	Time	Action	Reason	Comment	Succeed	Exception
CmdManuallyIntegrateSnapBaseline	BL2000\sean	2/19/2022 12:46:23 PM	Snap baseline for compound 1-Methylnaphthalene in sample Feb1808.D, from x = 7.225 to x = 7.389, new integration is from x, y = 7.225, 924 to 7.389, 858 and new response = 55880; previous integration is from x, y = 7.225, 8033 to 7.389, 17559 and previous response = -61491.			✓	
CmdManuallyIntegrateDropBaseline	BL2000\sean	2/19/2022 12:46:23 PM	Drop baseline for compound 1-Methylnaphthalene in sample Feb1808.D to y = 858, new integration is from x, y = 7.225, 858 to 7.389, 858 and new response = 56205; previous integration is from x, y = 7.225, 924 to 7.389, 858 and previous response = 55880.			✓	
CmdSetTargetCompoundAttribute	BL2000\sean	2/19/2022 12:46:25 PM	Set UserAnnotation = CO for compound 1-Methylnaphthalene in sample Feb1808.D; previous value =			✓	
CmdManuallyIntegrateApplyTargetRtToQualifier	BL2000\sean	2/19/2022 12:46:26 PM	Apply target integration range 7.225-7.389 to qualifier 142.0 for compound 1-Methylnaphthalene in sample Feb1808.D, new integration is from x, y = 7.225, 1176 to 7.389, 989 and new response = 60201; previously no peak.			✓	
CmdManuallyIntegrateDropBaseline	BL2000\sean	2/19/2022 12:46:27 PM	Drop baseline for qualifier 142.0 of compound 1-Methylnaphthalene in sample Feb1808.D to y = 989, new integration is from x, y = 7.225, 989 to 7.389, 989 and new response = 61122; previous integration is from x, y = 7.225, 1176 to 7.389, 989 and previous response = 60201.			✓	
CmdManuallyIntegrateApplyTargetRtToQualifier	BL2000\sean	2/19/2022 12:46:29 PM	Apply target integration range 7.225-7.389 to qualifier 115.0 for compound 1-Methylnaphthalene in sample Feb1808.D, new integration is from x, y = 7.225, 659 to 7.389, 814 and new response = 19885; previously no peak.			✓	
CmdManuallyIntegrateDropBaseline	BL2000\sean	2/19/2022 12:46:30 PM	Drop baseline for qualifier 115.0 of compound 1-Methylnaphthalene in sample Feb1808.D to y = 659, new integration is from x, y = 7.225, 659 to 7.389, 659 and new response = 20649; previous integration is from x, y = 7.225, 659 to 7.389, 814 and previous response = 19885.			✓	

Audit Trail report

Name	User	Time	Action	Reason	Comment	Succeed	Exception
CmdManuallyIntegrateDropBaseline	BL2000\sean	2/19/2022 12:46:31 PM	Drop baseline for qualifier 115.0 of compound 1-Methylnaphthalene in sample Feb1808.D to y = 659, new integration is from x, y = 7.225, 659 to 7.389, 659 and new response = 20649; previous integration is from x, y = 7.225, 659 to 7.389, 659 and previous response = 20649.			✓	
CmdManuallyIntegratePeak	BL2000\sean	2/19/2022 12:46:45 PM	Manually integrate compound 2,4,6-Trichlorophenol in sample Feb1808.D, from x, y = 7.482, 1901 to 7.759, 1805, result = -7706; previous integration is from x, y = 7.554, 0 to 7.718, 0 and previous response = 13593.			✓	
CmdManuallyIntegrateSnapBaseline	BL2000\sean	2/19/2022 12:46:46 PM	Snap baseline for compound 2,4,6-Trichlorophenol in sample Feb1808.D, from x = 7.482 to x = 7.759, new integration is from x, y = 7.482, 0 to 7.759, 0 and new response = 23115; previous integration is from x, y = 7.482, 1901 to 7.759, 1805 and previous response = -7706.			✓	
CmdManuallyIntegrateDropBaseline	BL2000\sean	2/19/2022 12:46:47 PM	Drop baseline for compound 2,4,6-Trichlorophenol in sample Feb1808.D to y = 0, new integration is from x, y = 7.482, 0 to 7.759, 0 and new response = 23115; previous integration is from x, y = 7.482, 0 to 7.759, 0 and previous response = 23115.			✓	
CmdManuallyIntegrateSplit	BL2000\sean	2/19/2022 12:46:48 PM	Split peak for compound 2,4,6-Trichlorophenol in sample Feb1808.D and keep left peak, new integration is from x, y = 7.482, 0 to 7.554, 0 and new response = 9233, previous integration is from x, y = 7.482, 0 to 7.759, 0 and previous response = 23115.			✓	
CmdSetTargetCompoundAttribute	BL2000\sean	2/19/2022 12:46:50 PM	Set UserAnnotation = CO for compound 2,4,6-Trichlorophenol in sample Feb1808.D; previous value =			✓	
CmdManuallyIntegrateApplyTargetRtToQualifier	BL2000\sean	2/19/2022 12:46:51 PM	Apply target integration range 7.482-7.554 to qualifier 198.0 for compound 2,4,6-Trichlorophenol in sample Feb1808.D, new integration is from x, y = 7.482, 0 to 7.554, 579 and new response = 8105; previously no peak.			✓	
CmdManuallyIntegrateDropBaseline	BL2000\sean	2/19/2022 12:46:52 PM	Drop baseline for qualifier 198.0 of compound 2,4,6-Trichlorophenol in sample Feb1808.D to y = 0, new integration is from x, y = 7.482, 0 to 7.554, 0 and new response = 9354; previous integration is from x, y = 7.482, 0 to 7.554, 579 and previous response = 8105.			✓	

Audit Trail report

Name	User	Time	Action	Reason	Comment	Succeed	Exception
CmdManuallyIntegrateSplit	BL2000\sean	2/19/2022 12:47:01 PM	Split qualifier 77.0 of compound Dimethyl Phthalate in sample Feb1808.D and keep left peak, new integration is from x, y = 8.108, 779.877526682585 to 8.190, 770.77923020108 and new response = 11428, previous integration is from x, y = 8.108, 780 to 8.190, 771 and previous response = 11428.			✓	
CmdManuallyIntegrateQualifierPeak	BL2000\sean	2/19/2022 12:47:05 PM	Manually integrate qualifier 77.0 of compound Dimethyl Phthalate in sample Feb1808.D, from x, y = 8.108, 780 to 8.159, 1100, result = 8687; previous integration is from x, y = 8.108, 780 to 8.190, 771 and previous response = 11428.			✓	
CmdManuallyIntegrateDropBaseline	BL2000\sean	2/19/2022 12:47:06 PM	Drop baseline for qualifier 77.0 of compound Dimethyl Phthalate in sample Feb1808.D to y = 780, new integration is from x, y = 8.108, 780 to 8.159, 780 and new response = 9178; previous integration is from x, y = 8.108, 780 to 8.159, 1100 and previous response = 8687.			✓	
CmdManuallyIntegratePeak	BL2000\sean	2/19/2022 12:47:18 PM	Manually integrate compound 2,4-Dinitrophenol in sample Feb1808.D, from x, y = 8.507, 0 to 8.568, 0, result = 616; previous integration is from x, y = 8.630, 0 to 8.661, 0 and previous response = 370.			✓	
CmdManuallyIntegrateApplyTargetRtToQualifier	BL2000\sean	2/19/2022 12:47:21 PM	Apply target integration range 8.507-8.568 to qualifier 154.0 for compound 2,4-Dinitrophenol in sample Feb1808.D, new integration is from x, y = 8.507, 707 to 8.568, 512 and new response = -485; previous integration is from x, y = 8.384, 0 to 8.517, 0 and previous response = 55213.			✓	
CmdManuallyIntegrateDropBaseline	BL2000\sean	2/19/2022 12:47:21 PM	Drop baseline for qualifier 154.0 of compound 2,4-Dinitrophenol in sample Feb1808.D to y = 512, new integration is from x, y = 8.507, 512 to 8.568, 512 and new response = -125; previous integration is from x, y = 8.507, 707 to 8.568, 512 and previous response = -485.			✓	
CmdManuallyIntegrateQualifierPeak	BL2000\sean	2/19/2022 12:47:26 PM	Manually integrate qualifier 154.0 of compound 2,4-Dinitrophenol in sample Feb1808.D, from x, y = 8.497, 226 to 8.579, 242, result = 1169; previous integration is from x, y = 8.507, 512 to 8.568, 512 and previous response = -125.			✓	

Audit Trail report

Name	User	Time	Action	Reason	Comment	Succeed	Exception
CmdManuallyIntegrateSplit	BL2000\sean	2/19/2022 12:47:32 PM	Split qualifier 139.0 of compound 4-Nitrophenol in sample Feb1808.D and keep right peak, new integration is from x, y = 8.691, 0 to 8.753, 0 and new response = 3060, previous integration is from x, y = 8.599, 0 to 8.753, 0 and previous response = 37216.			✓	
CmdManuallyIntegrateQualifierPeak	BL2000\sean	2/19/2022 12:47:34 PM	Manually integrate qualifier 65.0 of compound 4-Nitrophenol in sample Feb1808.D, from x, y = 8.691, 334 to 8.763, 439, result = 3968; previous integration is from x, y = 9.011, 517 to 9.089, 522 and previous response = 4292.			✓	
CmdManuallyIntegratePeak	BL2000\sean	2/19/2022 12:47:38 PM	Manually integrate compound 4-Nitrophenol in sample Feb1808.D, from x, y = 8.681, 0 to 8.783, 43, result = 3794; previous integration is from x, y = 8.681, 0 to 8.855, 0 and previous response = 5273.			✓	
CmdManuallyIntegrateDropBaseline	BL2000\sean	2/19/2022 12:47:39 PM	Drop baseline for compound 4-Nitrophenol in sample Feb1808.D to y = 0, new integration is from x, y = 8.681, 0 to 8.783, 0 and new response = 3924; previous integration is from x, y = 8.681, 0 to 8.783, 43 and previous response = 3794.			✓	
CmdManuallyIntegrateSplit	BL2000\sean	2/19/2022 12:47:44 PM	Split qualifier 63.0 of compound 2,4-Dinitrotoluene in sample Feb1808.D and keep right peak, new integration is from x, y = 8.600, 533.195714178798 to 8.682, 521.125139161125 and new response = 6502, previous integration is from x, y = 8.600, 533 to 8.682, 521 and previous response = 6502.			✓	
CmdManuallyIntegrateQualifierPeak	BL2000\sean	2/19/2022 12:47:45 PM	Manually integrate qualifier 89.0 of compound 2,4-Dinitrotoluene in sample Feb1808.D, from x, y = 8.384, 4113 to 8.405, 4082, result = 8357; previous integration is from x, y = 8.609, 0 to 8.701, 0 and previous response = 8357.			✓	
CmdManuallyIntegrateSplit	BL2000\sean	2/19/2022 12:47:46 PM	Split qualifier 89.0 of compound 2,4-Dinitrotoluene in sample Feb1808.D and keep right peak, new integration is from x, y = 8.640, 0 to 8.701, 0 and new response = 5529, previous integration is from x, y = 8.609, 0 to 8.701, 0 and previous response = 8357.			✓	

Audit Trail report

Name	User	Time	Action	Reason	Comment	Succeed	Exception
CmdManuallyIntegrateQualifierPeak	BL2000\sean	2/19/2022 12:47:48 PM	Manually integrate qualifier 63.0 of compound 2,4-Dinitrotoluene in sample Feb1808.D, from x, y = 8.640, 648 to 8.682, 521, result = 2595; previous integration is from x, y = 8.600, 533 to 8.682, 521 and previous response = 6502.			✓	
CmdManuallyIntegrateDropBaseline	BL2000\sean	2/19/2022 12:47:49 PM	Drop baseline for qualifier 63.0 of compound 2,4-Dinitrotoluene in sample Feb1808.D to y = 521, new integration is from x, y = 8.640, 521 to 8.682, 521 and new response = 2756; previous integration is from x, y = 8.640, 648 to 8.682, 521 and previous response = 2595.			✓	
CmdManuallyIntegrateQualifierPeak	BL2000\sean	2/19/2022 12:48:00 PM	Manually integrate qualifier 65.0 of compound 4-Nitroaniline in sample Feb1808.D, from x, y = 9.090, 364 to 9.162, 362, result = 6042; previous integration is from x, y = 9.100, 663 to 9.191, 663 and previous response = 5417.			✓	
CmdManuallyIntegrateQualifierPeak	BL2000\sean	2/19/2022 12:48:06 PM	Manually integrate qualifier 121.0 of compound 4,6-Dinitro-2-methylphenol in sample Feb1808.D, from x, y = 9.121, 0 to 9.182, 0, result = 1205; previous integration is from x, y = 8.967, 0 to 8.998, 0 and previous response = 1868.			✓	
CmdManuallyIntegrateQualifierPeak	BL2000\sean	2/19/2022 12:48:24 PM	Manually integrate qualifier 92.0 of compound Benzidine in sample Feb1808.D, from x, y = 12.268, 0 to 12.399, 12, result = 3622; previous integration is from x, y = 12.834, 244 to 12.886, 244 and previous response = 1694.			✓	
CmdManuallyIntegrateDropBaseline	BL2000\sean	2/19/2022 12:48:25 PM	Drop baseline for qualifier 92.0 of compound Benzidine in sample Feb1808.D to y = 0, new integration is from x, y = 12.268, 0 to 12.399, 0 and new response = 3668; previous integration is from x, y = 12.268, 0 to 12.399, 12 and previous response = 3622.			✓	
CmdManuallyIntegrateApplyTargetRtToQualifier	BL2000\sean	2/19/2022 12:48:35 PM	Apply target integration range 16.309-16.411 to qualifier 279.0 for compound bis(2-ethylhexyl)Phthalate in sample Feb1808.D, new integration is from x, y = 16.309, 0 to 16.411, 0 and new response = 750; previously no peak.			✓	

Audit Trail report

Name	User	Time	Action	Reason	Comment	Succeed	Exception
CmdManuallyIntegrate DropBaseline	BL2000\sean	2/19/2022 12:48:36 PM	Drop baseline for qualifier 279.0 of compound bis(2-ethylhexyl)Phthalate in sample Feb1808.D to y = 0, new integration is from x, y = 16.309, 0 to 16.411, 0 and new response = 750; previous integration is from x, y = 16.309, 0 to 16.411, 0 and previous response = 750.			✓	
CmdSaveBatchTable	BL2000\sean	2/19/2022 12:48:53 PM	Save batch \\MASSHUNTER\Org\Data\SV5973N.I\sd021822\DoD BNA cal 1\QuantResults\021822 DoD BNA cal.batch.bin			✓	

Audit Trail report

Name	User	Time	Action	Reason	Comment	Succeed	Exception
CmdCalibrate	BL2000\sean	2/19/2022 12:49:15 PM	Replace level 1 with Calibration sample Feb1808.D for compounds {Terphenyl-d14, 2,4,6-Tribromophenol, 2-Fluorobiphenyl, Nitrobenzene-d5, Phenol-d5, 2-Fluorophenol, Benzo(g,h,i)perylene, Dibenzo(a,h)anthracene, Indeno(1,2,3-c,d)pyrene, Benzo(a)pyrene, Benzo(k)fluoranthene, Benzo(b)fluoranthene, Di-n-octyl Phthalate, bis(2-ethylhexyl)Phthalate, 3,3-Dichlorobenzidine, Chrysene, Benzo(a)Anthracene, Butylbenzylphthalate, Pyrene, Benzidine, Fluoranthene, Di-n-Butylphthalate, Triallate, Anthracene, Phenanthrene, Pentachlorophenol, Hexachlorobenzene, 4-Bromophenylphenylether, Azobenzene, N-nitrosodiphenylamine, 4,6-Dinitro-2-methylphenol, 4-Nitroaniline, Diethylphthalate, 4-Chlorophenylphenylether, Fluorene, 2,4-Dinitrotoluene, 4-Nitrophenol, Dibenzofuran, 2,4-Dinitrophenol, 3-Nitroaniline, Acenaphthene, 2,6-Dinitrotoluene, Acenaphthylene, Dimethyl Phthalate, 2-Nitroaniline, 2-Chloronaphthalene, 2,4,5-Trichlorophenol, 2,4,6-Trichlorophenol, Hexachlorocyclopentadiene, 4-Chloro-2-Methylphenol, 1-Methylnaphthalene, 2-Methylnaphthalene, 4-Chloro-3-Methylphenol, Hexachlorobutadiene, p-Chloroaniline, 4-Chlorophenol, Naphthalene, 1,2,4-Trichlorobenzene, 2,4-Dichlorophenol, bis(-2-Chloroethoxy)Methane, 2,4-Dimethylphenol, 2-Nitrophenol, Isophorone, Nitrobenzene, N-nitroso-Di-n-propylamine, Hexachloroethane, 4Methylphenol/3Methylphenol, 2-Methylphenol, bis(2-chloroisopropyl)Ether, Benzyl Alcohol, 1,2-Dichlorobenzene, 1,4-Dichlorobenzene, 1,3-Dichlorobenzene, 2-Chlorophenol, bis(-2-Chloroethyl)Ether, Phenol, Aniline, Pyridine, Carbazole, Benzoic Acid, o-Terphenyl, N-Nitrosodimethylamine}; Replace level 2 with Calibration sample Feb1807.D for compounds {Terphenyl-d14, 2,4,6-Tribromophenol, 2-Fluorobiphenyl, Nitrobenzene-d5, Phenol-d5, 2-Fluorophenol, Benzo(g,h,i)perylene, Dibenzo(a,h)anthracene, Indeno(1,2,3-c,d)pyrene,			✓	

Audit Trail report

Name	User	Time	Action	Reason	Comment	Succeed	Exception
			Benzo(a)pyrene, Benzo(k)fluoranthene, Benzo(b)fluoranthene, Di-n-octyl Phthalate, bis(2-ethylhexyl)Phthalate, 3,3-Dichlorobenzidine, Chrysene, Benzo(a)Anthracene, Butylbenzylphthalate, Pyrene, Benzidine, Fluoranthene, Di-n- Butylphthalate, Triallate, Anthracene, Phenanthrene, Pentachlorophenol, Hexachlorobenzene, 4-Bromophenyl- phenylether, Azobenzene, N- nitrosodiphenylamine, 4,6-Dinitro-2- methylphenol, 4-Nitroaniline, Diethylphthalate, 4-Chlorophenyl- phenylether, Fluorene, 2,4- Dinitrotoluene, 4-Nitrophenol, Dibenzofuran, 2,4-Dinitrophenol, 3- Nitroaniline, Acenaphthene, 2,6- Dinitrotoluene, Acenaphthylene, Dimethyl Phthalate, 2-Nitroaniline, 2- Chloronaphthalene, 2,4,5- Trichlorophenol, 2,4,6-Trichlorophenol, Hexachlorocyclopentadiene, 4-Chloro- 2-Methylphenol, 1-Methylnaphthalene, 2-Methylnaphthalene, 4-Chloro-3- Methylphenol, Hexachlorobutadiene, p- Chloroaniline, 4-Chlorophenol, Naphthalene, 1,2,4-Trichlorobenzene, 2,4-Dichlorophenol, bis(-2- Chloroethoxy)Methane, 2,4- Dimethylphenol, 2-Nitrophenol, Isophorone, Nitrobenzene, N-nitroso- Di-n-propylamine, Hexachloroethane, 4Methylphenol/3Methylphenol, 2- Methylphenol, bis(2- chloroisopropyl)Ether, Benzyl Alcohol, 1,2-Dichlorobenzene, 1,4- Dichlorobenzene, 1,3-Dichlorobenzene, 2-Chlorophenol, bis(-2- Chloroethyl)Ether, Phenol, Aniline, Pyridine, Carbazole, Benzoic Acid, o- Terphenyl, N-Nitrosodimethylamine}; Replace level 3 with Calibration sample Feb1806.D for compounds {Terphenyl- d14, 2,4,6-Tribromophenol, 2- Fluorobiphenyl, Nitrobenzene-d5, Phenol-d5, 2-Fluorophenol, Benzo(g,h,i)perylene, Dibenzo(a,h)anthracene, Indeno(1,2,3-c,d)pyrene, Benzo(a)pyrene, Benzo(k)fluoranthene, Benzo(b)fluoranthene, Di-n-octyl Phthalate, bis(2-ethylhexyl)Phthalate, 3,3-Dichlorobenzidine, Chrysene, Benzo(a)Anthracene, Butylbenzylphthalate, Pyrene, Benzidine, Fluoranthene, Di-n-				

Audit Trail report

Name	User	Time	Action	Reason	Comment	Succeed	Exception
			Butylphthalate, Triallate, Anthracene, Phenanthrene, Pentachlorophenol, Hexachlorobenzene, 4-Bromophenylphenylether, Azobenzene, N-nitrosodiphenylamine, 4,6-Dinitro-2-methylphenol, 4-Nitroaniline, Diethylphthalate, 4-Chlorophenylphenylether, Fluorene, 2,4-Dinitrotoluene, 4-Nitrophenol, Dibenzofuran, 2,4-Dinitrophenol, 3-Nitroaniline, Acenaphthene, 2,6-Dinitrotoluene, Acenaphthylene, Dimethyl Phthalate, 2-Nitroaniline, 2-Chloronaphthalene, 2,4,5-Trichlorophenol, 2,4,6-Trichlorophenol, Hexachlorocyclopentadiene, 4-Chloro-2-Methylphenol, 1-Methylnaphthalene, 2-Methylnaphthalene, 4-Chloro-3-Methylphenol, Hexachlorobutadiene, p-Chloroaniline, 4-Chlorophenol, Naphthalene, 1,2,4-Trichlorobenzene, 2,4-Dichlorophenol, bis(-2-Chloroethoxy)Methane, 2,4-Dimethylphenol, 2-Nitrophenol, Isophorone, Nitrobenzene, N-nitroso-Di-n-propylamine, Hexachloroethane, 4Methylphenol/3Methylphenol, 2-Methylphenol, bis(2-chloroisopropyl)Ether, Benzyl Alcohol, 1,2-Dichlorobenzene, 1,4-Dichlorobenzene, 1,3-Dichlorobenzene, 2-Chlorophenol, bis(-2-Chloroethyl)Ether, Phenol, Aniline, Pyridine, Carbazole, Benzoic Acid, o-Terphenyl, N-Nitrosodimethylamine}; Replace level 4 with Calibration sample Feb1805.D for compounds {Terphenyl-d14, 2,4,6-Tribromophenol, 2-Fluorobiphenyl, Nitrobenzene-d5, Phenol-d5, 2-Fluorophenol, Benzo(g,h,i)perylene, Dibenzo(a,h)anthracene, Indeno(1,2,3-c,d)pyrene, Benzo(a)pyrene, Benzo(k)fluoranthene, Benzo(b)fluoranthene, Di-n-octyl Phthalate, bis(2-ethylhexyl)Phthalate, 3,3-Dichlorobenzidine, Chrysene, Benzo(a)Anthracene, Butylbenzylphthalate, Pyrene, Benzidine, Fluoranthene, Di-n-Butylphthalate, Triallate, Anthracene, Phenanthrene, Pentachlorophenol, Hexachlorobenzene, 4-Bromophenylphenylether, Azobenzene, N-nitrosodiphenylamine, 4,6-Dinitro-2-methylphenol, 4-Nitroaniline, Diethylphthalate, 4-Chlorophenylphenylether, Fluorene, 2,4-				

Audit Trail report

Name	User	Time	Action	Reason	Comment	Succeed	Exception
			Dinitrotoluene, 4-Nitrophenol, Dibenzofuran, 2,4-Dinitrophenol, 3-Nitroaniline, Acenaphthene, 2,6-Dinitrotoluene, Acenaphthylene, Dimethyl Phthalate, 2-Nitroaniline, 2-Chloronaphthalene, 2,4,5-Trichlorophenol, 2,4,6-Trichlorophenol, Hexachlorocyclopentadiene, 4-Chloro-2-Methylphenol, 1-Methylnaphthalene, 2-Methylnaphthalene, 4-Chloro-3-Methylphenol, Hexachlorobutadiene, p-Chloroaniline, 4-Chlorophenol, Naphthalene, 1,2,4-Trichlorobenzene, 2,4-Dichlorophenol, bis(-2-Chloroethoxy)Methane, 2,4-Dimethylphenol, 2-Nitrophenol, Isophorone, Nitrobenzene, N-nitroso-Di-n-propylamine, Hexachloroethane, 4Methylphenol/3Methylphenol, 2-Methylphenol, bis(2-chloroisopropyl)Ether, Benzyl Alcohol, 1,2-Dichlorobenzene, 1,4-Dichlorobenzene, 1,3-Dichlorobenzene, 2-Chlorophenol, bis(-2-Chloroethyl)Ether, Phenol, Aniline, Pyridine, Carbazole, Benzoic Acid, o-Terphenyl, N-Nitrosodimethylamine}; Replace level 5 with Calibration sample Feb1804.D for compounds {Terphenyl-d14, 2,4,6-Tribromophenol, 2-Fluorobiphenyl, Nitrobenzene-d5, Phenol-d5, 2-Fluorophenol, Benzo(g,h,i)perylene, Dibenzo(a,h)anthracene, Indeno(1,2,3-c,d)pyrene, Benzo(a)pyrene, Benzo(k)fluoranthene, Benzo(b)fluoranthene, Di-n-octyl Phthalate, bis(2-ethylhexyl)Phthalate, 3,3-Dichlorobenzidine, Chrysene, Benzo(a)Anthracene, Butylbenzylphthalate, Pyrene, Benzidine, Fluoranthene, Di-n-Butylphthalate, Triallate, Anthracene, Phenanthrene, Pentachlorophenol, Hexachlorobenzene, 4-Bromophenylphenylether, Azobenzene, N-nitrosodiphenylamine, 4,6-Dinitro-2-methylphenol, 4-Nitroaniline, Diethylphthalate, 4-Chlorophenylphenylether, Fluorene, 2,4-Dinitrotoluene, 4-Nitrophenol, Dibenzofuran, 2,4-Dinitrophenol, 3-Nitroaniline, Acenaphthene, 2,6-Dinitrotoluene, Acenaphthylene, Dimethyl Phthalate, 2-Nitroaniline, 2-Chloronaphthalene, 2,4,5-Trichlorophenol, 2,4,6-Trichlorophenol, Hexachlorocyclopentadiene, 4-Chloro-				

Audit Trail report

Name	User	Time	Action	Reason	Comment	Succeed	Exception
			2-Methylphenol, 1-Methylnaphthalene, 2-Methylnaphthalene, 4-Chloro-3- Methylphenol, Hexachlorobutadiene, p- Chloroaniline, 4-Chlorophenol, Naphthalene, 1,2,4-Trichlorobenzene, 2,4-Dichlorophenol, bis(-2- Chloroethoxy)Methane, 2,4- Dimethylphenol, 2-Nitrophenol, Isophorone, Nitrobenzene, N-nitroso- Di-n-propylamine, Hexachloroethane, 4Methylphenol/3Methylphenol, 2- Methylphenol, bis(2- chloroisopropyl)Ether, Benzyl Alcohol, 1,2-Dichlorobenzene, 1,4- Dichlorobenzene, 1,3-Dichlorobenzene, 2-Chlorophenol, bis(-2- Chloroethyl)Ether, Phenol, Aniline, Pyridine, Carbazole, Benzoic Acid, o- Terphenyl, N-Nitrosodimethylamine}; Replace level 6 with Calibration sample Feb1803.D for compounds {Terphenyl- d14, 2,4,6-Tribromophenol, 2- Fluorobiphenyl, Nitrobenzene-d5, Phenol-d5, 2-Fluorophenol, Benzo(g,h,i)perylene, Dibenzo(a,h)anthracene, Indeno(1,2,3-c,d)pyrene, Benzo(a)pyrene, Benzo(k)fluoranthene, Benzo(b)fluoranthene, Di-n-octyl Phthalate, bis(2-ethylhexyl)Phthalate, 3,3-Dichlorobenzidine, Chrysene, Benzo(a)Anthracene, Butylbenzylphthalate, Pyrene, Benzidine, Fluoranthene, Di-n- Butylphthalate, Triallate, Anthracene, Phenanthrene, Pentachlorophenol, Hexachlorobenzene, 4-Bromophenyl- phenylether, Azobenzene, N- nitrosodiphenylamine, 4,6-Dinitro-2- methylphenol, 4-Nitroaniline, Diethylphthalate, 4-Chlorophenyl- phenylether, Fluorene, 2,4- Dinitrotoluene, 4-Nitrophenol, Dibenzofuran, 2,4-Dinitrophenol, 3- Nitroaniline, Acenaphthene, 2,6- Dinitrotoluene, Acenaphthylene, Dimethyl Phthalate, 2-Nitroaniline, 2- Chloronaphthalene, 2,4,5- Trichlorophenol, 2,4,6-Trichlorophenol, Hexachlorocyclopentadiene, 4-Chloro- 2-Methylphenol, 1-Methylnaphthalene, 2-Methylnaphthalene, 4-Chloro-3- Methylphenol, Hexachlorobutadiene, p- Chloroaniline, 4-Chlorophenol, Naphthalene, 1,2,4-Trichlorobenzene, 2,4-Dichlorophenol, bis(-2- Chloroethoxy)Methane, 2,4- Dimethylphenol, 2-Nitrophenol,				

Audit Trail report

Name	User	Time	Action	Reason	Comment	Succeed	Exception
			Isophorone, Nitrobenzene, N-nitroso-Di-n-propylamine, Hexachloroethane, 4Methylphenol/3Methylphenol, 2-Methylphenol, bis(2-chloroisopropyl)Ether, Benzyl Alcohol, 1,2-Dichlorobenzene, 1,4-Dichlorobenzene, 1,3-Dichlorobenzene, 2-Chlorophenol, bis(-2-Chloroethyl)Ether, Phenol, Aniline, Pyridine, Carbazole, Benzoic Acid, o-Terphenyl, N-Nitrosodimethylamine}; Replace level 7 with Calibration sample Feb1802.D for compounds {Terphenyl-d14, 2,4,6-Tribromophenol, 2-Fluorobiphenyl, Nitrobenzene-d5, Phenol-d5, 2-Fluorophenol, Benzo(g,h,i)perylene, Dibenzo(a,h)anthracene, Indeno(1,2,3-c,d)pyrene, Benzo(a)pyrene, Benzo(k)fluoranthene, Benzo(b)fluoranthene, Di-n-octyl Phthalate, bis(2-ethylhexyl)Phthalate, 3,3-Dichlorobenzidine, Chrysene, Benzo(a)Anthracene, Butylbenzylphthalate, Pyrene, Benzidine, Fluoranthene, Di-n-Butylphthalate, Triallate, Anthracene, Phenanthrene, Pentachlorophenol, Hexachlorobenzene, 4-Bromophenylphenylether, Azobenzene, N-nitrosodiphenylamine, 4,6-Dinitro-2-methylphenol, 4-Nitroaniline, Diethylphthalate, 4-Chlorophenylphenylether, Fluorene, 2,4-Dinitrotoluene, 4-Nitrophenol, Dibenzofuran, 2,4-Dinitrophenol, 3-Nitroaniline, Acenaphthene, 2,6-Dinitrotoluene, Acenaphthylene, Dimethyl Phthalate, 2-Nitroaniline, 2-Chloronaphthalene, 2,4,5-Trichlorophenol, 2,4,6-Trichlorophenol, Hexachlorocyclopentadiene, 4-Chloro-2-Methylphenol, 1-Methylnaphthalene, 2-Methylnaphthalene, 4-Chloro-3-Methylphenol, Hexachlorobutadiene, p-Chloroaniline, 4-Chlorophenol, Naphthalene, 1,2,4-Trichlorobenzene, 2,4-Dichlorophenol, bis(-2-Chloroethoxy)Methane, 2,4-Dimethylphenol, 2-Nitrophenol, Isophorone, Nitrobenzene, N-nitroso-Di-n-propylamine, Hexachloroethane, 4Methylphenol/3Methylphenol, 2-Methylphenol, bis(2-chloroisopropyl)Ether, Benzyl Alcohol, 1,2-Dichlorobenzene, 1,4-Dichlorobenzene, 1,3-Dichlorobenzene, 2-Chlorophenol, bis(-2-				

Audit Trail report

Name	User	Time	Action	Reason	Comment	Succeed	Exception
			Chloroethyl)Ether, Phenol, Aniline, Pyridine, Carbazole, Benzoic Acid, o-Terphenyl, N-Nitrosodimethylamine};				
CmdQuantitate	BL2000\sean	2/19/2022 12:49:31 PM	Quantitate all compounds in all samples			✓	
CmdSaveBatchTable	BL2000\sean	2/19/2022 12:49:37 PM	Save batch \\MASSHUNTER\Org\Data\SV5973N.I\sd021822\DoD BNA cal 1\QuantResults\021822 DoD BNA cal.batch.bin			✓	
CmdSetTargetCompoundAttribute	BL2000\sean	2/19/2022 12:50:32 PM	Set CurveFit = fitQuadratic for compound N-Nitrosodimethylamine in all samples; previous value = fitAverageOfResponseFactors			✓	
CmdSetTargetCompoundAttribute	BL2000\sean	2/19/2022 12:50:34 PM	Set CurveFitOrigin = originInclude for compound N-Nitrosodimethylamine in all samples; previous value = originIgnore			✓	
CmdSetTargetCompoundAttribute	BL2000\sean	2/19/2022 12:50:36 PM	Set CurveFitWeight = weightOneOverX for compound N-Nitrosodimethylamine in all samples; previous value = weightEqual			✓	
CmdSetTargetCompoundAttribute	BL2000\sean	2/19/2022 12:50:43 PM	Set CurveFit = fitQuadratic for compound Pyridine in all samples; previous value = fitAverageOfResponseFactors			✓	
CmdSetTargetCompoundAttribute	BL2000\sean	2/19/2022 12:50:44 PM	Set CurveFitOrigin = originInclude for compound Pyridine in all samples; previous value = originIgnore			✓	
CmdSetTargetCompoundAttribute	BL2000\sean	2/19/2022 12:50:47 PM	Set CurveFitWeight = weightOneOverX for compound Pyridine in all samples; previous value = weightEqual			✓	
CmdQuantitate	BL2000\sean	2/19/2022 12:51:06 PM	Quantitate all compounds in all samples			✓	
CmdSetTargetCompoundAttribute	BL2000\sean	2/19/2022 12:53:05 PM	Set CurveFit = fitQuadratic for compound Aniline in all samples; previous value = fitAverageOfResponseFactors			✓	
CmdSetTargetCompoundAttribute	BL2000\sean	2/19/2022 12:53:07 PM	Set CurveFitOrigin = originInclude for compound Aniline in all samples; previous value = originIgnore			✓	
CmdSetTargetCompoundAttribute	BL2000\sean	2/19/2022 12:53:11 PM	Set CurveFitWeight = weightOneOverX for compound Aniline in all samples; previous value = weightEqual			✓	
CmdSetTargetCompoundAttribute	BL2000\sean	2/19/2022 12:53:27 PM	Set CurveFitWeight = weightOneOverX for compound Phenol-d5 in all samples; previous value = weightEqual			✓	
CmdSetTargetCompoundAttribute	BL2000\sean	2/19/2022 12:53:37 PM	Set CurveFit = fitQuadratic for compound bis(-2-Chloroethyl)Ether in all samples; previous value = fitAverageOfResponseFactors			✓	

Audit Trail report

Name	User	Time	Action	Reason	Comment	Succeed	Exception
CmdSetTargetCompoundAttribute	BL2000\sean	2/19/2022 12:53:39 PM	Set CurveFitOrigin = originInclude for compound bis(-2-Chloroethyl)Ether in all samples; previous value = originIgnore			✓	
CmdSetTargetCompoundAttribute	BL2000\sean	2/19/2022 12:53:41 PM	Set CurveFitWeight = weightOneOverX for compound bis(-2-Chloroethyl)Ether in all samples; previous value = weightEqual			✓	
CmdSetTargetCompoundAttribute	BL2000\sean	2/19/2022 12:53:45 PM	Set CurveFit = fitQuadratic for compound 2-Chlorophenol in all samples; previous value = fitAverageOfResponseFactors			✓	
CmdSetTargetCompoundAttribute	BL2000\sean	2/19/2022 12:53:47 PM	Set CurveFitOrigin = originForce for compound 2-Chlorophenol in all samples; previous value = originIgnore			✓	
CmdSetTargetCompoundAttribute	BL2000\sean	2/19/2022 12:53:48 PM	Set CurveFitWeight = weightOneOverX for compound 2-Chlorophenol in all samples; previous value = weightEqual			✓	
CmdQuantitate	BL2000\sean	2/19/2022 12:54:07 PM	Quantitate all compounds in all samples			✓	
CmdSetTargetCompoundAttribute	BL2000\sean	2/19/2022 12:54:35 PM	Set CurveFitOrigin = originInclude for compound 2-Chlorophenol in all samples; previous value = originIgnore			✓	
CmdQuantitate	BL2000\sean	2/19/2022 12:54:53 PM	Quantitate all compounds in all samples			✓	
CmdSetTargetCompoundAttribute	BL2000\sean	2/19/2022 12:55:09 PM	Set CurveFit = fitQuadratic for compound 1,3-Dichlorobenzene in all samples; previous value = fitAverageOfResponseFactors			✓	
CmdSetTargetCompoundAttribute	BL2000\sean	2/19/2022 12:55:10 PM	Set CurveFitOrigin = originInclude for compound 1,3-Dichlorobenzene in all samples; previous value = originIgnore			✓	
CmdSetTargetCompoundAttribute	BL2000\sean	2/19/2022 12:55:13 PM	Set CurveFitWeight = weightOneOverX for compound 1,3-Dichlorobenzene in all samples; previous value = weightEqual			✓	
CmdSetTargetCompoundAttribute	BL2000\sean	2/19/2022 12:55:27 PM	Set CurveFit = fitAverageOfResponseFactors for compound 1,2-Dichlorobenzene in all samples; previous value = fitQuadratic			✓	
CmdSetTargetCompoundAttribute	BL2000\sean	2/19/2022 12:55:28 PM	Set CurveFitOrigin = originIgnore for compound 1,2-Dichlorobenzene in all samples; previous value = originInclude			✓	
CmdSetTargetCompoundAttribute	BL2000\sean	2/19/2022 12:55:30 PM	Set CurveFitWeight = weightEqual for compound 1,2-Dichlorobenzene in all samples; previous value = weightOneOverX			✓	

Audit Trail report

Name	User	Time	Action	Reason	Comment	Succeed	Exception
CmdSetTargetCompoundAttribute	BL2000\sean	2/19/2022 12:55:33 PM	Set CurveFit = fitQuadratic for compound 1,2-Dichlorobenzene in all samples; previous value = fitQuadratic			✓	
CmdSetTargetCompoundAttribute	BL2000\sean	2/19/2022 12:55:35 PM	Set CurveFitOrigin = originInclude for compound 1,2-Dichlorobenzene in all samples; previous value = originInclude			✓	
CmdSetTargetCompoundAttribute	BL2000\sean	2/19/2022 12:55:36 PM	Set CurveFitWeight = weightOneOverX for compound 1,2-Dichlorobenzene in all samples; previous value = weightOneOverX			✓	
CmdSetTargetCompoundAttribute	BL2000\sean	2/19/2022 12:55:47 PM	Set CurveFit = fitQuadratic for compound 2-Methylphenol in all samples; previous value = fitAverageOfResponseFactors			✓	
CmdSetTargetCompoundAttribute	BL2000\sean	2/19/2022 12:55:49 PM	Set CurveFitOrigin = originInclude for compound 2-Methylphenol in all samples; previous value = originIgnore			✓	
CmdSetTargetCompoundAttribute	BL2000\sean	2/19/2022 12:55:53 PM	Set CurveFitWeight = weightOneOverX for compound 2-Methylphenol in all samples; previous value = weightEqual			✓	
CmdSetTargetCompoundAttribute	BL2000\sean	2/19/2022 12:56:05 PM	Set CurveFit = fitQuadratic for compound Hexachloroethane in all samples; previous value = fitAverageOfResponseFactors			✓	
CmdSetTargetCompoundAttribute	BL2000\sean	2/19/2022 12:56:07 PM	Set CurveFitOrigin = originInclude for compound Hexachloroethane in all samples; previous value = originIgnore			✓	
CmdSetTargetCompoundAttribute	BL2000\sean	2/19/2022 12:56:10 PM	Set CurveFitWeight = weightOneOverX for compound Hexachloroethane in all samples; previous value = weightEqual			✓	
CmdSetTargetCompoundAttribute	BL2000\sean	2/19/2022 12:56:14 PM	Set CurveFit = fitQuadratic for compound Nitrobenzene-d5 in all samples; previous value = fitAverageOfResponseFactors			✓	
CmdSetTargetCompoundAttribute	BL2000\sean	2/19/2022 12:56:16 PM	Set CurveFitOrigin = originInclude for compound Nitrobenzene-d5 in all samples; previous value = originIgnore			✓	
CmdSetTargetCompoundAttribute	BL2000\sean	2/19/2022 12:56:18 PM	Set CurveFitWeight = weightOneOverX for compound Nitrobenzene-d5 in all samples; previous value = weightEqual			✓	
CmdSetTargetCompoundAttribute	BL2000\sean	2/19/2022 12:56:31 PM	Set CurveFit = fitQuadratic for compound 2,4-Dimethylphenol in all samples; previous value = fitAverageOfResponseFactors			✓	

Audit Trail report

Name	User	Time	Action	Reason	Comment	Succeed	Exception
CmdSetTargetCompoundAttribute	BL2000\sean	2/19/2022 12:56:32 PM	Set CurveFitOrigin = originInclude for compound 2,4-Dimethylphenol in all samples; previous value = originIgnore			✓	
CmdSetTargetCompoundAttribute	BL2000\sean	2/19/2022 12:56:34 PM	Set CurveFitWeight = weightOneOverX for compound 2,4-Dimethylphenol in all samples; previous value = weightEqual			✓	
CmdQuantitate	BL2000\sean	2/19/2022 12:56:51 PM	Quantitate all compounds in all samples			✓	
CmdSetTargetCompoundAttribute	BL2000\sean	2/19/2022 12:57:00 PM	Set CurveFit = fitQuadratic for compound 2,4-Dichlorophenol in all samples; previous value = fitAverageOfResponseFactors			✓	
CmdSetTargetCompoundAttribute	BL2000\sean	2/19/2022 12:57:01 PM	Set CurveFitOrigin = originInclude for compound 2,4-Dichlorophenol in all samples; previous value = originIgnore			✓	
CmdSetTargetCompoundAttribute	BL2000\sean	2/19/2022 12:57:03 PM	Set CurveFitWeight = weightOneOverX for compound 2,4-Dichlorophenol in all samples; previous value = weightEqual			✓	
CmdQuantitate	BL2000\sean	2/19/2022 12:57:20 PM	Quantitate all compounds in all samples			✓	
CmdSetTargetCompoundAttribute	BL2000\sean	2/19/2022 12:57:55 PM	Set CurveFit = fitQuadratic for compound p-Chloroaniline in all samples; previous value = fitAverageOfResponseFactors			✓	
CmdSetTargetCompoundAttribute	BL2000\sean	2/19/2022 12:57:57 PM	Set CurveFitOrigin = originInclude for compound p-Chloroaniline in all samples; previous value = originIgnore			✓	
CmdSetTargetCompoundAttribute	BL2000\sean	2/19/2022 12:57:58 PM	Set CurveFitWeight = weightOneOverX for compound p-Chloroaniline in all samples; previous value = weightEqual			✓	
CmdSetTargetCompoundAttribute	BL2000\sean	2/19/2022 12:58:12 PM	Set CurveFit = fitQuadratic for compound 2-Methylnaphthalene in all samples; previous value = fitAverageOfResponseFactors			✓	
CmdSetTargetCompoundAttribute	BL2000\sean	2/19/2022 12:58:13 PM	Set CurveFitOrigin = originInclude for compound 2-Methylnaphthalene in all samples; previous value = originIgnore			✓	
CmdSetTargetCompoundAttribute	BL2000\sean	2/19/2022 12:58:15 PM	Set CurveFitWeight = weightOneOverX for compound 2-Methylnaphthalene in all samples; previous value = weightEqual			✓	
CmdSetTargetCompoundAttribute	BL2000\sean	2/19/2022 12:58:19 PM	Set CurveFit = fitQuadratic for compound 1-Methylnaphthalene in all samples; previous value = fitAverageOfResponseFactors			✓	

Audit Trail report

Name	User	Time	Action	Reason	Comment	Succeed	Exception
CmdSetTargetCompoundAttribute	BL2000\sean	2/19/2022 12:58:21 PM	Set CurveFitOrigin = originInclude for compound 1-Methylnaphthalene in all samples; previous value = originIgnore			✓	
CmdSetTargetCompoundAttribute	BL2000\sean	2/19/2022 12:58:22 PM	Set CurveFitWeight = weightOneOverX for compound 1-Methylnaphthalene in all samples; previous value = weightEqual			✓	
CmdSetTargetCompoundAttribute	BL2000\sean	2/19/2022 12:58:34 PM	Set CurveFit = fitAverageOfResponseFactors for compound 2-Chloronaphthalene in all samples; previous value = fitQuadratic			✓	
CmdSetTargetCompoundAttribute	BL2000\sean	2/19/2022 12:58:35 PM	Set CurveFitOrigin = originIgnore for compound 2-Chloronaphthalene in all samples; previous value = originInclude			✓	
CmdSetTargetCompoundAttribute	BL2000\sean	2/19/2022 12:58:37 PM	Set CurveFitWeight = weightEqual for compound 2-Chloronaphthalene in all samples; previous value = weightOneOverX			✓	
CmdSaveBatchTable	BL2000\sean	2/19/2022 1:00:18 PM	Save batch \\MASSHUNTER\Org\Data\SV5973N.I\sd021822\DoD BNA cal 1\QuantResults\021822 DoD BNA cal.batch.bin			✓	
CmdImportSamplesFromWorklist	BL2000\sean	2/19/2022 1:00:40 PM	Add samples from worklist: \\MASSHUNTER\Org\Data\SV5973N.I\sd021822\DoD BNA cal 1\Feb1809.D			✓	
CmdSetSampleAttribute	BL2000\sean	2/19/2022 1:00:57 PM	Set SampleType = QC for sample Feb1809.D; previous value = Sample			✓	
CmdSetSampleAttribute	BL2000\sean	2/19/2022 1:01:04 PM	Set LevelName = ICV for sample Feb1809.D; previous value =			✓	
CmdQuantitate	BL2000\sean	2/19/2022 1:01:34 PM	Quantitate all compounds in all samples			✓	
CmdManuallyIntegratePeak	BL2000\sean	2/19/2022 1:02:27 PM	Manually integrate compound 2-Methylphenol in sample Feb1809.D, from x, y = 5.206, 238052 to 5.349, 359944, result = -1925634; previous integration is from x, y = 5.043, 504 to 5.206, 1463 and previous response = 235098.			✓	
CmdManuallyIntegrateSnapBaseline	BL2000\sean	2/19/2022 1:02:28 PM	Snap baseline for compound 2-Methylphenol in sample Feb1809.D, from x = 5.206 to x = 5.349, new integration is from x, y = 5.206, 3189 to 5.349, 3583 and new response = 610425; previous integration is from x, y = 5.206, 238052 to 5.349, 359944 and previous response = -1925634.			✓	

Audit Trail report

Name	User	Time	Action	Reason	Comment	Succeed	Exception
CmdManuallyIntegrateDropBaseline	BL2000\sean	2/19/2022 1:02:28 PM	Drop baseline for compound 2-Methylphenol in sample Feb1809.D to y = 3189, new integration is from x, y = 5.206, 3189 to 5.349, 3189 and new response = 612115; previous integration is from x, y = 5.206, 3189 to 5.349, 3583 and previous response = 610425.			✓	
CmdSetTargetCompoundAttribute	BL2000\sean	2/19/2022 1:02:33 PM	Set UserAnnotation = CO for compound 2-Methylphenol in sample Feb1809.D; previous value =			✓	
CmdManuallyIntegrateApplyTargetRtToQualifier	BL2000\sean	2/19/2022 1:02:35 PM	Apply target integration range 5.206-5.349 to qualifier 108.0 for compound 2-Methylphenol in sample Feb1809.D, new integration is from x, y = 5.206, 4224 to 5.349, 4943 and new response = 677486; previously no peak.			✓	
CmdManuallyIntegrateDropBaseline	BL2000\sean	2/19/2022 1:02:35 PM	Drop baseline for qualifier 108.0 of compound 2-Methylphenol in sample Feb1809.D to y = 4224, new integration is from x, y = 5.206, 4224 to 5.349, 4224 and new response = 680570; previous integration is from x, y = 5.206, 4224 to 5.349, 4943 and previous response = 677486.			✓	
CmdManuallyIntegrateApplyTargetRtToQualifier	BL2000\sean	2/19/2022 1:03:03 PM	Apply target integration range 8.486-8.579 to qualifier 154.0 for compound 2,4-Dinitrophenol in sample Feb1809.D, new integration is from x, y = 8.486, 3877 to 8.579, 1872 and new response = 36107; previous integration is from x, y = 8.384, 751 to 8.476, 775 and previous response = 1010181.			✓	
CmdManuallyIntegrateDropBaseline	BL2000\sean	2/19/2022 1:03:04 PM	Drop baseline for qualifier 154.0 of compound 2,4-Dinitrophenol in sample Feb1809.D to y = 1872, new integration is from x, y = 8.486, 1872 to 8.579, 1872 and new response = 41645; previous integration is from x, y = 8.486, 3877 to 8.579, 1872 and previous response = 36107.			✓	
CmdManuallyIntegrateApplyTargetRtToQualifier	BL2000\sean	2/19/2022 1:03:13 PM	Apply target integration range 6.393-6.506 to qualifier 129.0 for compound p-Chloroaniline in sample Feb1809.D, new integration is from x, y = 6.393, 955 to 6.506, 2471 and new response = 222435; previously no peak.			✓	

Audit Trail report

Name	User	Time	Action	Reason	Comment	Succeed	Exception
CmdManuallyIntegrateDropBaseline	BL2000\sean	2/19/2022 1:03:14 PM	Drop baseline for qualifier 129.0 of compound p-Chloroaniline in sample Feb1809.D to y = 955, new integration is from x, y = 6.393, 955 to 6.506, 955 and new response = 227573; previous integration is from x, y = 6.393, 955 to 6.506, 2471 and previous response = 222435.			✓	
CmdManuallyIntegrateSplit	BL2000\sean	2/19/2022 1:03:15 PM	Split qualifier 129.0 of compound p-Chloroaniline in sample Feb1809.D and keep left peak, new integration is from x, y = 6.393, 955 to 6.475, 955 and new response = 217002, previous integration is from x, y = 6.393, 955 to 6.506, 955 and previous response = 227573.			✓	
CmdManuallyIntegrateSplit	BL2000\sean	2/19/2022 1:03:39 PM	Split qualifier 167.0 of compound Fluorene in sample Feb1809.D and keep left peak, new integration is from x, y = 8.967, 0 to 9.141, 0 and new response = 177695, previous integration is from x, y = 8.967, 0 to 9.295, 0 and previous response = 490451.			✓	
CmdManuallyIntegrateApplyTargetRtToQualifier	BL2000\sean	2/19/2022 1:03:49 PM	Apply target integration range 8.681-8.834 to qualifier 139.0 for compound 4-Nitrophenol in sample Feb1809.D, new integration is from x, y = 8.681, 2782 to 8.834, 1466 and new response = 118139; previous integration is from x, y = 8.599, 262 to 8.671, 351 and previous response = 636011.			✓	
CmdManuallyIntegrateDropBaseline	BL2000\sean	2/19/2022 1:03:50 PM	Drop baseline for qualifier 139.0 of compound 4-Nitrophenol in sample Feb1809.D to y = 1466, new integration is from x, y = 8.681, 1466 to 8.834, 1466 and new response = 124218; previous integration is from x, y = 8.681, 2782 to 8.834, 1466 and previous response = 118139.			✓	
CmdManuallyIntegrateApplyTargetRtToQualifier	BL2000\sean	2/19/2022 1:04:30 PM	Apply target integration range 8.384-8.476 to qualifier 152.0 for compound Acenaphthene in sample Feb1809.D, new integration is from x, y = 8.384, 1674 to 8.476, 2454 and new response = 521181; previously no peak.			✓	
CmdManuallyIntegrateDropBaseline	BL2000\sean	2/19/2022 1:04:31 PM	Drop baseline for qualifier 152.0 of compound Acenaphthene in sample Feb1809.D to y = 1674, new integration is from x, y = 8.384, 1674 to 8.476, 1674 and new response = 523336; previous integration is from x, y = 8.384, 1674 to 8.476, 2454 and previous response = 521181.			✓	

Audit Trail report

Name	User	Time	Action	Reason	Comment	Succeed	Exception
CmdManuallyIntegratePeak	BL2000\sean	2/19/2022 1:04:40 PM	Manually integrate compound 1,4-Dichlorobenzene in sample Feb1809.D, from x, y = 4.879, 545744 to 4.971, 645791, result = -2362378; previous integration is from x, y = 4.797, 0 to 4.879, 0 and previous response = 912914.			✓	
CmdManuallyIntegrateSnapBaseline	BL2000\sean	2/19/2022 1:04:41 PM	Snap baseline for compound 1,4-Dichlorobenzene in sample Feb1809.D, from x = 4.879 to x = 4.971, new integration is from x, y = 4.879, 2332 to 4.971, 3474 and new response = 907269; previous integration is from x, y = 4.879, 545744 to 4.971, 645791 and previous response = -2362378.			✓	
CmdManuallyIntegrateDropBaseline	BL2000\sean	2/19/2022 1:04:42 PM	Drop baseline for compound 1,4-Dichlorobenzene in sample Feb1809.D to y = 2332, new integration is from x, y = 4.879, 2332 to 4.971, 2332 and new response = 910418; previous integration is from x, y = 4.879, 2332 to 4.971, 3474 and previous response = 907269.			✓	
CmdSetTargetCompoundAttribute	BL2000\sean	2/19/2022 1:04:44 PM	Set UserAnnotation = CO for compound 1,4-Dichlorobenzene in sample Feb1809.D; previous value =			✓	
CmdManuallyIntegrateApplyTargetRtToQualifier	BL2000\sean	2/19/2022 1:04:46 PM	Apply target integration range 4.879-4.971 to qualifier 148.0 for compound 1,4-Dichlorobenzene in sample Feb1809.D, new integration is from x, y = 4.879, 1400 to 4.971, 2081 and new response = 576513; previously no peak.			✓	
CmdManuallyIntegrateApplyTargetRtToQualifier	BL2000\sean	2/19/2022 1:04:47 PM	Apply target integration range 4.879-4.971 to qualifier 111.0 for compound 1,4-Dichlorobenzene in sample Feb1809.D, new integration is from x, y = 4.879, 2110 to 4.971, 1580 and new response = 318039; previously no peak.			✓	
CmdManuallyIntegratePeak	BL2000\sean	2/19/2022 1:05:19 PM	Manually integrate compound 2,4,5-Trichlorophenol in sample Feb1809.D, from x, y = 7.451, 242620 to 7.748, 267926, result = -3946208; previous integration is from x, y = 7.492, 73 to 7.594, 139 and previous response = 577196.			✓	
CmdManuallyIntegrateSnapBaseline	BL2000\sean	2/19/2022 1:05:20 PM	Snap baseline for compound 2,4,5-Trichlorophenol in sample Feb1809.D, from x = 7.451 to x = 7.748, new integration is from x, y = 7.451, 0 to 7.748, 761 and new response = 608466; previous integration is from x, y = 7.451, 242620 to 7.748, 267926 and previous response = -3946208.			✓	

Audit Trail report

Name	User	Time	Action	Reason	Comment	Succeed	Exception
CmdManuallyIntegrateDropBaseline	BL2000\sean	2/19/2022 1:05:20 PM	Drop baseline for compound 2,4,5-Trichlorophenol in sample Feb1809.D to y = 0, new integration is from x, y = 7.451, 0 to 7.748, 0 and new response = 615265; previous integration is from x, y = 7.451, 0 to 7.748, 761 and previous response = 608466.			✓	
CmdManuallyIntegrateSplit	BL2000\sean	2/19/2022 1:05:21 PM	Split peak for compound 2,4,5-Trichlorophenol in sample Feb1809.D and keep right peak, new integration is from x, y = 7.553, 0 to 7.748, 0 and new response = 325852, previous integration is from x, y = 7.451, 0 to 7.748, 0 and previous response = 615265.			✓	
CmdSetTargetCompoundAttribute	BL2000\sean	2/19/2022 1:05:22 PM	Set UserAnnotation = CO for compound 2,4,5-Trichlorophenol in sample Feb1809.D; previous value =			✓	
CmdManuallyIntegrateApplyTargetRtToQualifier	BL2000\sean	2/19/2022 1:05:24 PM	Apply target integration range 7.553-7.748 to qualifier 198.0 for compound 2,4,5-Trichlorophenol in sample Feb1809.D, new integration is from x, y = 7.553, 3430 to 7.748, 891 and new response = 289520; previous integration is from x, y = 7.492, 87 to 7.594, 165 and previous response = 560211.			✓	
CmdManuallyIntegrateDropBaseline	BL2000\sean	2/19/2022 1:05:25 PM	Drop baseline for qualifier 198.0 of compound 2,4,5-Trichlorophenol in sample Feb1809.D to y = 891, new integration is from x, y = 7.553, 891 to 7.748, 891 and new response = 304382; previous integration is from x, y = 7.553, 3430 to 7.748, 891 and previous response = 289520.			✓	
CmdManuallyIntegrateSplit	BL2000\sean	2/19/2022 1:05:29 PM	Split peak for compound 2,4,6-Trichlorophenol in sample Feb1809.D and keep left peak, new integration is from x, y = 7.492, 76.7208949890382 to 7.553, 110.414519853646 and new response = 289067, previous integration is from x, y = 7.492, 77 to 7.594, 133 and previous response = 577207.			✓	
CmdSetTargetCompoundAttribute	BL2000\sean	2/19/2022 1:05:30 PM	Set UserAnnotation = CO for compound 2,4,6-Trichlorophenol in sample Feb1809.D; previous value =			✓	

Audit Trail report

Name	User	Time	Action	Reason	Comment	Succeed	Exception
CmdManuallyIntegrateSplit	BL2000\sean	2/19/2022 1:05:32 PM	Split qualifier 198.0 of compound 2,4,6-Trichlorophenol in sample Feb1809.D and keep left peak, new integration is from x, y = 7.492, 99.0090642709793 to 7.553, 148.220955086586 and new response = 281328, previous integration is from x, y = 7.492, 99 to 7.594, 181 and previous response = 560133.			✓	
CmdManuallyIntegrateSplit	BL2000\sean	2/19/2022 1:05:36 PM	Split peak for compound 4-Chloro-3-Methylphenol in sample Feb1809.D and keep right peak, new integration is from x, y = 7.030, 691.395300142629 to 7.143, 840.270460467867 and new response = 449625, previous integration is from x, y = 6.908, 531 to 7.143, 840 and previous response = 853862.			✓	
CmdSetTargetCompoundAttribute	BL2000\sean	2/19/2022 1:05:37 PM	Set UserAnnotation = CO for compound 4-Chloro-3-Methylphenol in sample Feb1809.D; previous value =			✓	
CmdManuallyIntegrateSplit	BL2000\sean	2/19/2022 1:05:39 PM	Split qualifier 144.0 of compound 4-Chloro-3-Methylphenol in sample Feb1809.D and keep right peak, new integration is from x, y = 7.050, 120.975524586593 to 7.194, 196.662619641078 and new response = 133299, previous integration is from x, y = 6.917, 51 to 7.194, 197 and previous response = 229723.			✓	
CmdManuallyIntegrateSplit	BL2000\sean	2/19/2022 1:05:40 PM	Split qualifier 144.0 of compound 4-Chloro-3-Methylphenol in sample Feb1809.D and keep left peak, new integration is from x, y = 7.050, 120.975524586593 to 7.122, 158.814685473343 and new response = 119448, previous integration is from x, y = 7.050, 121 to 7.194, 197 and previous response = 133299.			✓	
CmdManuallyIntegrateSplit	BL2000\sean	2/19/2022 1:05:45 PM	Split peak for compound 4-Chloro-2-Methylphenol in sample Feb1809.D and keep left peak, new integration is from x, y = 6.914, 728.963501121918 to 7.030, 1121.19926199785 and new response = 402121, previous integration is from x, y = 6.914, 729 to 7.143, 1505 and previous response = 847986.			✓	
CmdSetTargetCompoundAttribute	BL2000\sean	2/19/2022 1:05:46 PM	Set UserAnnotation = CO for compound 4-Chloro-2-Methylphenol in sample Feb1809.D; previous value =			✓	

Audit Trail report

Name	User	Time	Action	Reason	Comment	Succeed	Exception
CmdManuallyIntegrateSplit	BL2000\sean	2/19/2022 1:05:47 PM	Split qualifier 144.0 of compound 4-Chloro-2-Methylphenol in sample Feb1809.D and keep left peak, new integration is from x, y = 6.917, 117.142370848144 to 7.050, 224.26002736048 and new response = 104091, previous integration is from x, y = 6.917, 117 to 7.194, 340 and previous response = 228022.			✓	
CmdSaveBatchTable	BL2000\sean	2/19/2022 1:05:51 PM	Save batch \\MASSHUNTER\Org\Data\SV5973N.I\sd021822\DoD BNA cal 1\QuantResults\021822 DoD BNA cal.batch.bin			✓	

Audit Trail report

Name	User	Time	Action	Reason	Comment	Succeed	Exception
CmdCalibrate	BL2000\sean	2/19/2022 1:06:18 PM	Replace level ICV with QC sample Feb1809.D for compounds {Terphenyl-d14, 2,4,6-Tribromophenol, 2-Fluorobiphenyl, Nitrobenzene-d5, Phenol-d5, 2-Fluorophenol, Benzo(g,h,i)perylene, Dibenzo(a,h)anthracene, Indeno(1,2,3-c,d)pyrene, Benzo(a)pyrene, Benzo(k)fluoranthene, Benzo(b)fluoranthene, Di-n-octyl Phthalate, bis(2-ethylhexyl)Phthalate, 3,3-Dichlorobenzidine, Chrysene, Benzo(a)Anthracene, Butylbenzylphthalate, Pyrene, Benzidine, Fluoranthene, Di-n-Butylphthalate, Triallate, Anthracene, Phenanthrene, Pentachlorophenol, Hexachlorobenzene, 4-Bromophenylphenylether, Azobenzene, N-nitrosodiphenylamine, 4,6-Dinitro-2-methylphenol, 4-Nitroaniline, Diethylphthalate, 4-Chlorophenylphenylether, Fluorene, 2,4-Dinitrotoluene, 4-Nitrophenol, Dibenzofuran, 2,4-Dinitrophenol, 3-Nitroaniline, Acenaphthene, 2,6-Dinitrotoluene, Acenaphthylene, Dimethyl Phthalate, 2-Nitroaniline, 2-Chloronaphthalene, 2,4,5-Trichlorophenol, 2,4,6-Trichlorophenol, Hexachlorocyclopentadiene, 4-Chloro-2-Methylphenol, 1-Methylnaphthalene, 2-Methylnaphthalene, 4-Chloro-3-Methylphenol, Hexachlorobutadiene, p-Chloroaniline, 4-Chlorophenol, Naphthalene, 1,2,4-Trichlorobenzene, 2,4-Dichlorophenol, bis(-2-Chloroethoxy)Methane, 2,4-Dimethylphenol, 2-Nitrophenol, Isophorone, Nitrobenzene, N-nitroso-Di-n-propylamine, Hexachloroethane, 4Methylphenol/3Methylphenol, 2-Methylphenol, bis(2-chloroisopropyl)Ether, Benzyl Alcohol, 1,2-Dichlorobenzene, 1,4-Dichlorobenzene, 1,3-Dichlorobenzene, 2-Chlorophenol, bis(-2-Chloroethyl)Ether, Phenol, Aniline, Pyridine, Carbazole, Benzoic Acid, o-Terphenyl, N-Nitrosodimethylamine}; Replace level 1 with Calibration sample Feb1808.D for compounds {Terphenyl-d14, 2,4,6-Tribromophenol, 2-Fluorobiphenyl, Nitrobenzene-d5, Phenol-d5, 2-Fluorophenol, Benzo(g,h,i)perylene, Dibenzo(a,h)anthracene, Indeno(1,2,3-c,d)pyrene,			✓	

Audit Trail report

Name	User	Time	Action	Reason	Comment	Succeed	Exception
			Benzo(a)pyrene, Benzo(k)fluoranthene, Benzo(b)fluoranthene, Di-n-octyl Phthalate, bis(2-ethylhexyl)Phthalate, 3,3-Dichlorobenzidine, Chrysene, Benzo(a)Anthracene, Butylbenzylphthalate, Pyrene, Benzidine, Fluoranthene, Di-n- Butylphthalate, Triallate, Anthracene, Phenanthrene, Pentachlorophenol, Hexachlorobenzene, 4-Bromophenyl- phenylether, Azobenzene, N- nitrosodiphenylamine, 4,6-Dinitro-2- methylphenol, 4-Nitroaniline, Diethylphthalate, 4-Chlorophenyl- phenylether, Fluorene, 2,4- Dinitrotoluene, 4-Nitrophenol, Dibenzofuran, 2,4-Dinitrophenol, 3- Nitroaniline, Acenaphthene, 2,6- Dinitrotoluene, Acenaphthylene, Dimethyl Phthalate, 2-Nitroaniline, 2- Chloronaphthalene, 2,4,5- Trichlorophenol, 2,4,6-Trichlorophenol, Hexachlorocyclopentadiene, 4-Chloro- 2-Methylphenol, 1-Methylnaphthalene, 2-Methylnaphthalene, 4-Chloro-3- Methylphenol, Hexachlorobutadiene, p- Chloroaniline, 4-Chlorophenol, Naphthalene, 1,2,4-Trichlorobenzene, 2,4-Dichlorophenol, bis(-2- Chloroethoxy)Methane, 2,4- Dimethylphenol, 2-Nitrophenol, Isophorone, Nitrobenzene, N-nitroso- Di-n-propylamine, Hexachloroethane, 4Methylphenol/3Methylphenol, 2- Methylphenol, bis(2- chloroisopropyl)Ether, Benzyl Alcohol, 1,2-Dichlorobenzene, 1,4- Dichlorobenzene, 1,3-Dichlorobenzene, 2-Chlorophenol, bis(-2- Chloroethyl)Ether, Phenol, Aniline, Pyridine, Carbazole, Benzoic Acid, o- Terphenyl, N-Nitrosodimethylamine}; Replace level 2 with Calibration sample Feb1807.D for compounds {Terphenyl- d14, 2,4,6-Tribromophenol, 2- Fluorobiphenyl, Nitrobenzene-d5, Phenol-d5, 2-Fluorophenol, Benzo(g,h,i)perylene, Dibenzo(a,h)anthracene, Indeno(1,2,3-c,d)pyrene, Benzo(a)pyrene, Benzo(k)fluoranthene, Benzo(b)fluoranthene, Di-n-octyl Phthalate, bis(2-ethylhexyl)Phthalate, 3,3-Dichlorobenzidine, Chrysene, Benzo(a)Anthracene, Butylbenzylphthalate, Pyrene, Benzidine, Fluoranthene, Di-n-				

Audit Trail report

Name	User	Time	Action	Reason	Comment	Succeed	Exception
			Butylphthalate, Triallate, Anthracene, Phenanthrene, Pentachlorophenol, Hexachlorobenzene, 4-Bromophenylphenylether, Azobenzene, N-nitrosodiphenylamine, 4,6-Dinitro-2-methylphenol, 4-Nitroaniline, Diethylphthalate, 4-Chlorophenylphenylether, Fluorene, 2,4-Dinitrotoluene, 4-Nitrophenol, Dibenzofuran, 2,4-Dinitrophenol, 3-Nitroaniline, Acenaphthene, 2,6-Dinitrotoluene, Acenaphthylene, Dimethyl Phthalate, 2-Nitroaniline, 2-Chloronaphthalene, 2,4,5-Trichlorophenol, 2,4,6-Trichlorophenol, Hexachlorocyclopentadiene, 4-Chloro-2-Methylphenol, 1-Methylnaphthalene, 2-Methylnaphthalene, 4-Chloro-3-Methylphenol, Hexachlorobutadiene, p-Chloroaniline, 4-Chlorophenol, Naphthalene, 1,2,4-Trichlorobenzene, 2,4-Dichlorophenol, bis(-2-Chloroethoxy)Methane, 2,4-Dimethylphenol, 2-Nitrophenol, Isophorone, Nitrobenzene, N-nitroso-Di-n-propylamine, Hexachloroethane, 4Methylphenol/3Methylphenol, 2-Methylphenol, bis(2-chloroisopropyl)Ether, Benzyl Alcohol, 1,2-Dichlorobenzene, 1,4-Dichlorobenzene, 1,3-Dichlorobenzene, 2-Chlorophenol, bis(-2-Chloroethyl)Ether, Phenol, Aniline, Pyridine, Carbazole, Benzoic Acid, o-Terphenyl, N-Nitrosodimethylamine}; Replace level 3 with Calibration sample Feb1806.D for compounds {Terphenyl-d14, 2,4,6-Tribromophenol, 2-Fluorobiphenyl, Nitrobenzene-d5, Phenol-d5, 2-Fluorophenol, Benzo(g,h,i)perylene, Dibenzo(a,h)anthracene, Indeno(1,2,3-c,d)pyrene, Benzo(a)pyrene, Benzo(k)fluoranthene, Benzo(b)fluoranthene, Di-n-octyl Phthalate, bis(2-ethylhexyl)Phthalate, 3,3-Dichlorobenzidine, Chrysene, Benzo(a)Anthracene, Butylbenzylphthalate, Pyrene, Benzidine, Fluoranthene, Di-n-Butylphthalate, Triallate, Anthracene, Phenanthrene, Pentachlorophenol, Hexachlorobenzene, 4-Bromophenylphenylether, Azobenzene, N-nitrosodiphenylamine, 4,6-Dinitro-2-methylphenol, 4-Nitroaniline, Diethylphthalate, 4-Chlorophenylphenylether, Fluorene, 2,4-				

Audit Trail report

Name	User	Time	Action	Reason	Comment	Succeed	Exception
			Dinitrotoluene, 4-Nitrophenol, Dibenzofuran, 2,4-Dinitrophenol, 3-Nitroaniline, Acenaphthene, 2,6-Dinitrotoluene, Acenaphthylene, Dimethyl Phthalate, 2-Nitroaniline, 2-Chloronaphthalene, 2,4,5-Trichlorophenol, 2,4,6-Trichlorophenol, Hexachlorocyclopentadiene, 4-Chloro-2-Methylphenol, 1-Methylnaphthalene, 2-Methylnaphthalene, 4-Chloro-3-Methylphenol, Hexachlorobutadiene, p-Chloroaniline, 4-Chlorophenol, Naphthalene, 1,2,4-Trichlorobenzene, 2,4-Dichlorophenol, bis(-2-Chloroethoxy)Methane, 2,4-Dimethylphenol, 2-Nitrophenol, Isophorone, Nitrobenzene, N-nitroso-Di-n-propylamine, Hexachloroethane, 4Methylphenol/3Methylphenol, 2-Methylphenol, bis(2-chloroisopropyl)Ether, Benzyl Alcohol, 1,2-Dichlorobenzene, 1,4-Dichlorobenzene, 1,3-Dichlorobenzene, 2-Chlorophenol, bis(-2-Chloroethyl)Ether, Phenol, Aniline, Pyridine, Carbazole, Benzoic Acid, o-Terphenyl, N-Nitrosodimethylamine}; Replace level 4 with Calibration sample Feb1805.D for compounds {Terphenyl-d14, 2,4,6-Tribromophenol, 2-Fluorobiphenyl, Nitrobenzene-d5, Phenol-d5, 2-Fluorophenol, Benzo(g,h,i)perylene, Dibenzo(a,h)anthracene, Indeno(1,2,3-c,d)pyrene, Benzo(a)pyrene, Benzo(k)fluoranthene, Benzo(b)fluoranthene, Di-n-octyl Phthalate, bis(2-ethylhexyl)Phthalate, 3,3-Dichlorobenzidine, Chrysene, Benzo(a)Anthracene, Butylbenzylphthalate, Pyrene, Benzidine, Fluoranthene, Di-n-Butylphthalate, Triallate, Anthracene, Phenanthrene, Pentachlorophenol, Hexachlorobenzene, 4-Bromophenylphenylether, Azobenzene, N-nitrosodiphenylamine, 4,6-Dinitro-2-methylphenol, 4-Nitroaniline, Diethylphthalate, 4-Chlorophenylphenylether, Fluorene, 2,4-Dinitrotoluene, 4-Nitrophenol, Dibenzofuran, 2,4-Dinitrophenol, 3-Nitroaniline, Acenaphthene, 2,6-Dinitrotoluene, Acenaphthylene, Dimethyl Phthalate, 2-Nitroaniline, 2-Chloronaphthalene, 2,4,5-Trichlorophenol, 2,4,6-Trichlorophenol, Hexachlorocyclopentadiene, 4-Chloro-				

Audit Trail report

Name	User	Time	Action	Reason	Comment	Succeed	Exception
			2-Methylphenol, 1-Methylnaphthalene, 2-Methylnaphthalene, 4-Chloro-3- Methylphenol, Hexachlorobutadiene, p- Chloroaniline, 4-Chlorophenol, Naphthalene, 1,2,4-Trichlorobenzene, 2,4-Dichlorophenol, bis(-2- Chloroethoxy)Methane, 2,4- Dimethylphenol, 2-Nitrophenol, Isophorone, Nitrobenzene, N-nitroso- Di-n-propylamine, Hexachloroethane, 4Methylphenol/3Methylphenol, 2- Methylphenol, bis(2- chloroisopropyl)Ether, Benzyl Alcohol, 1,2-Dichlorobenzene, 1,4- Dichlorobenzene, 1,3-Dichlorobenzene, 2-Chlorophenol, bis(-2- Chloroethyl)Ether, Phenol, Aniline, Pyridine, Carbazole, Benzoic Acid, o- Terphenyl, N-Nitrosodimethylamine}; Replace level 5 with Calibration sample Feb1804.D for compounds {Terphenyl- d14, 2,4,6-Tribromophenol, 2- Fluorobiphenyl, Nitrobenzene-d5, Phenol-d5, 2-Fluorophenol, Benzo(g,h,i)perylene, Dibenzo(a,h)anthracene, Indeno(1,2,3-c,d)pyrene, Benzo(a)pyrene, Benzo(k)fluoranthene, Benzo(b)fluoranthene, Di-n-octyl Phthalate, bis(2-ethylhexyl)Phthalate, 3,3-Dichlorobenzidine, Chrysene, Benzo(a)Anthracene, Butylbenzylphthalate, Pyrene, Benzidine, Fluoranthene, Di-n- Butylphthalate, Triallate, Anthracene, Phenanthrene, Pentachlorophenol, Hexachlorobenzene, 4-Bromophenyl- phenylether, Azobenzene, N- nitrosodiphenylamine, 4,6-Dinitro-2- methylphenol, 4-Nitroaniline, Diethylphthalate, 4-Chlorophenyl- phenylether, Fluorene, 2,4- Dinitrotoluene, 4-Nitrophenol, Dibenzofuran, 2,4-Dinitrophenol, 3- Nitroaniline, Acenaphthene, 2,6- Dinitrotoluene, Acenaphthylene, Dimethyl Phthalate, 2-Nitroaniline, 2- Chloronaphthalene, 2,4,5- Trichlorophenol, 2,4,6-Trichlorophenol, Hexachlorocyclopentadiene, 4-Chloro- 2-Methylphenol, 1-Methylnaphthalene, 2-Methylnaphthalene, 4-Chloro-3- Methylphenol, Hexachlorobutadiene, p- Chloroaniline, 4-Chlorophenol, Naphthalene, 1,2,4-Trichlorobenzene, 2,4-Dichlorophenol, bis(-2- Chloroethoxy)Methane, 2,4- Dimethylphenol, 2-Nitrophenol,				

Audit Trail report

Name	User	Time	Action	Reason	Comment	Succeed	Exception
			Isophorone, Nitrobenzene, N-nitroso-Di-n-propylamine, Hexachloroethane, 4Methylphenol/3Methylphenol, 2-Methylphenol, bis(2-chloroisopropyl)Ether, Benzyl Alcohol, 1,2-Dichlorobenzene, 1,4-Dichlorobenzene, 1,3-Dichlorobenzene, 2-Chlorophenol, bis(-2-Chloroethyl)Ether, Phenol, Aniline, Pyridine, Carbazole, Benzoic Acid, o-Terphenyl, N-Nitrosodimethylamine}; Replace level 6 with Calibration sample Feb1803.D for compounds {Terphenyl-d14, 2,4,6-Tribromophenol, 2-Fluorobiphenyl, Nitrobenzene-d5, Phenol-d5, 2-Fluorophenol, Benzo(g,h,i)perylene, Dibenzo(a,h)anthracene, Indeno(1,2,3-c,d)pyrene, Benzo(a)pyrene, Benzo(k)fluoranthene, Benzo(b)fluoranthene, Di-n-octyl Phthalate, bis(2-ethylhexyl)Phthalate, 3,3-Dichlorobenzidine, Chrysene, Benzo(a)Anthracene, Butylbenzylphthalate, Pyrene, Benzidine, Fluoranthene, Di-n-Butylphthalate, Triallate, Anthracene, Phenanthrene, Pentachlorophenol, Hexachlorobenzene, 4-Bromophenylphenylether, Azobenzene, N-nitrosodiphenylamine, 4,6-Dinitro-2-methylphenol, 4-Nitroaniline, Diethylphthalate, 4-Chlorophenylphenylether, Fluorene, 2,4-Dinitrotoluene, 4-Nitrophenol, Dibenzofuran, 2,4-Dinitrophenol, 3-Nitroaniline, Acenaphthene, 2,6-Dinitrotoluene, Acenaphthylene, Dimethyl Phthalate, 2-Nitroaniline, 2-Chloronaphthalene, 2,4,5-Trichlorophenol, 2,4,6-Trichlorophenol, Hexachlorocyclopentadiene, 4-Chloro-2-Methylphenol, 1-Methylnaphthalene, 2-Methylnaphthalene, 4-Chloro-3-Methylphenol, Hexachlorobutadiene, p-Chloroaniline, 4-Chlorophenol, Naphthalene, 1,2,4-Trichlorobenzene, 2,4-Dichlorophenol, bis(-2-Chloroethoxy)Methane, 2,4-Dimethylphenol, 2-Nitrophenol, Isophorone, Nitrobenzene, N-nitroso-Di-n-propylamine, Hexachloroethane, 4Methylphenol/3Methylphenol, 2-Methylphenol, bis(2-chloroisopropyl)Ether, Benzyl Alcohol, 1,2-Dichlorobenzene, 1,4-Dichlorobenzene, 1,3-Dichlorobenzene, 2-Chlorophenol, bis(-2-				

Audit Trail report

Name	User	Time	Action	Reason	Comment	Succeed	Exception
			Chloroethyl)Ether, Phenol, Aniline, Pyridine, Carbazole, Benzoic Acid, o-Terphenyl, N-Nitrosodimethylamine}; Replace level 7 with Calibration sample Feb1802.D for compounds {Terphenyl-d14, 2,4,6-Tribromophenol, 2-Fluorobiphenyl, Nitrobenzene-d5, Phenol-d5, 2-Fluorophenol, Benzo(g,h,i)perylene, Dibenzo(a,h)anthracene, Indeno(1,2,3-c,d)pyrene, Benzo(a)pyrene, Benzo(k)fluoranthene, Benzo(b)fluoranthene, Di-n-octyl Phthalate, bis(2-ethylhexyl)Phthalate, 3,3-Dichlorobenzidine, Chrysene, Benzo(a)Anthracene, Butylbenzylphthalate, Pyrene, Benzidine, Fluoranthene, Di-n-Butylphthalate, Triallate, Anthracene, Phenanthrene, Pentachlorophenol, Hexachlorobenzene, 4-Bromophenylphenylether, Azobenzene, N-nitrosodiphenylamine, 4,6-Dinitro-2-methylphenol, 4-Nitroaniline, Diethylphthalate, 4-Chlorophenylphenylether, Fluorene, 2,4-Dinitrotoluene, 4-Nitrophenol, Dibenzofuran, 2,4-Dinitrophenol, 3-Nitroaniline, Acenaphthene, 2,6-Dinitrotoluene, Acenaphthylene, Dimethyl Phthalate, 2-Nitroaniline, 2-Chloronaphthalene, 2,4,5-Trichlorophenol, 2,4,6-Trichlorophenol, Hexachlorocyclopentadiene, 4-Chloro-2-Methylphenol, 1-Methylnaphthalene, 2-Methylnaphthalene, 4-Chloro-3-Methylphenol, Hexachlorobutadiene, p-Chloroaniline, 4-Chlorophenol, Naphthalene, 1,2,4-Trichlorobenzene, 2,4-Dichlorophenol, bis(-2-Chloroethoxy)Methane, 2,4-Dimethylphenol, 2-Nitrophenol, Isophorone, Nitrobenzene, N-nitroso-Di-n-propylamine, Hexachloroethane, 4Methylphenol/3Methylphenol, 2-Methylphenol, bis(2-chloroisopropyl)Ether, Benzyl Alcohol, 1,2-Dichlorobenzene, 1,4-Dichlorobenzene, 1,3-Dichlorobenzene, 2-Chlorophenol, bis(-2-Chloroethyl)Ether, Phenol, Aniline, Pyridine, Carbazole, Benzoic Acid, o-Terphenyl, N-Nitrosodimethylamine};				
CmdQuantitate	BL2000\sean	2/19/2022 1:06:39 PM	Quantitate all compounds in all samples			✓	

Audit Trail report

Name	User	Time	Action	Reason	Comment	Succeed	Exception
CmdSaveBatchTable	BL2000\sean	2/19/2022 1:06:54 PM	Save batch \\MASSHUNTER\Org\Data\SV5973N.I\sd021822\DoD BNA cal 1\QuantResults\021822 DoD BNA cal.batch.bin			✓	
GenerateReport	BL2000\sean	2/19/2022 1:07:27 PM	Generates report - Method: \\MASSHUNTER\Org\reports\LevelIV_Reports\Calibration\01_Init_Cal+Gen_Calibration+Gen_ResultsSummary.m, Output Path: \\MASSHUNTER\Org\Data\SV5973N.I\sd021822\DoD BNA cal 1\QuantReports\021822 DoD BNA cal				Agilent.MassSpectrometry.DataAnalysis.Quantitative.ApplicationCommandCancelledException: Generating report(s) was canceled by user. at Agilent.MassSpectrometry.DataAnalysis.Quantitative.GenerateReport.RunReportMethod(ICompliance compliance, String user, String batchFolder, String batchFile, String method, String outputPath, String applicationType, String cancelEventName, Int16[] samples, Int16[] compounds, String logonXml, Action `1 progress) at Agilent.MassSpectrometry.DataAnalysis.Quantitative.GenerateReport.Do() at Agilent.MassSpectrometry.CommandModel.CommandHistory.Invoke(ICommand cmd) at Agilent.MassSpectrometry.DataAnalysis.Quantitative.AppCommandContext.Invoke(ICommand cmd)
CmdSetSampleAttribute	BL2000\sean	2/19/2022 1:07:36 PM	Set SampleApproved = True for sample Feb1801.D; previous value = False			✓	
CmdSetSampleAttribute	BL2000\sean	2/19/2022 1:07:37 PM	Set SampleApproved = True for sample Feb1802.D; previous value = False			✓	
CmdSetSampleAttribute	BL2000\sean	2/19/2022 1:07:38 PM	Set SampleApproved = True for sample Feb1803.D; previous value = False			✓	
CmdSetSampleAttribute	BL2000\sean	2/19/2022 1:07:39 PM	Set SampleApproved = True for sample Feb1804.D; previous value = False			✓	
CmdSetSampleAttribute	BL2000\sean	2/19/2022 1:07:40 PM	Set SampleApproved = True for sample Feb1805.D; previous value = False			✓	
CmdSetSampleAttribute	BL2000\sean	2/19/2022 1:07:40 PM	Set SampleApproved = True for sample Feb1806.D; previous value = False			✓	
CmdSetSampleAttribute	BL2000\sean	2/19/2022 1:07:41 PM	Set SampleApproved = True for sample Feb1807.D; previous value = False			✓	
CmdSetSampleAttribute	BL2000\sean	2/19/2022 1:07:42 PM	Set SampleApproved = True for sample Feb1808.D; previous value = False			✓	

Audit Trail report

Name	User	Time	Action	Reason	Comment	Succeed	Exception
CmdSetSampleAttribute	BL2000\sean	2/19/2022 1:07:43 PM	Set SampleApproved = True for sample Feb1809.D; previous value = False			✓	
CmdQuantitate	BL2000\sean	2/19/2022 1:08:03 PM	Quantitate all compounds in all samples			✓	
CmdSaveBatchTable	BL2000\sean	2/19/2022 1:08:11 PM	Save batch \\MASSHUNTER\Org\Data\SV5973N.I\sd021822\DoD BNA cal 1\QuantResults\021822 DoD BNA cal.batch.bin			✓	
GenerateReport	BL2000\sean	2/19/2022 1:09:47 PM	Generates report - Method: \\MASSHUNTER\Org\reports\LevelIV_Reports\Calibration\01_Init_Cal+Gen_Calibration+Gen_ResultsSummary.m, Output Path: \\MASSHUNTER\Org\Data\SV5973N.I\sd021822\DoD BNA cal 1\QuantReports\021822 DoD BNA cal			✓	
CmdSaveBatchTable	BL2000\sean	2/19/2022 1:10:13 PM	Save batch \\MASSHUNTER\Org\Data\SV5973N.I\sd021822\DoD BNA cal 1\QuantResults\021822 DoD BNA cal.batch.bin			✓	
CmdImportSamplesFromWorklist	BL2000\sean	2/19/2022 1:18:14 PM	Add samples from worklist: \\MASSHUNTER\Org\Data\SV5973N.I\sd021822\DoD BNA cal 1\Feb1810.D			✓	
CmdQuantitate	BL2000\sean	2/19/2022 1:18:51 PM	Quantitate all compounds in all samples			✓	
CmdZeroOutPeak	BL2000\sean	2/19/2022 1:19:19 PM	Zero out primary peak of compound 2,6-Dinitrotoluene in sample Feb1810.D			✓	
CmdZeroOutPeak	BL2000\sean	2/19/2022 1:19:21 PM	Zero out primary peak of compound Dimethyl Phthalate in sample Feb1810.D			✓	
CmdZeroOutPeak	BL2000\sean	2/19/2022 1:19:23 PM	Zero out primary peak of compound bis(-2-Chloroethyl)Ether in sample Feb1810.D			✓	
CmdZeroOutPeak	BL2000\sean	2/19/2022 1:19:24 PM	Zero out primary peak of compound Phenol in sample Feb1810.D			✓	
CmdZeroOutPeak	BL2000\sean	2/19/2022 1:19:26 PM	Zero out primary peak of compound 4-Chlorophenol in sample Feb1810.D			✓	
CmdZeroOutPeak	BL2000\sean	2/19/2022 1:19:26 PM	Zero out primary peak of compound bis(-2-Chloroethoxy)Methane in sample Feb1810.D			✓	
CmdZeroOutPeak	BL2000\sean	2/19/2022 1:19:27 PM	Zero out primary peak of compound bis(-2-Chloroethoxy)Methane in sample Feb1810.D			✓	
CmdZeroOutPeak	BL2000\sean	2/19/2022 1:19:29 PM	Zero out primary peak of compound Naphthalene in sample Feb1810.D			✓	
CmdSetTargetCompoundAttribute	BL2000\sean	2/19/2022 1:19:31 PM	Set UserAnnotation = INT for compound Naphthalene in sample Feb1810.D; previous value =			✓	

Audit Trail report

Name	User	Time	Action	Reason	Comment	Succeed	Exception
CmdSetTargetCompoundAttribute	BL2000\sean	2/19/2022 1:19:34 PM	Set UserAnnotation = INT for compound bis(-2-Chloroethoxy)Methane in sample Feb1810.D; previous value =			✓	
CmdSetTargetCompoundAttribute	BL2000\sean	2/19/2022 1:19:36 PM	Set UserAnnotation = INT for compound 4-Chlorophenol in sample Feb1810.D; previous value =			✓	
CmdSetTargetCompoundAttribute	BL2000\sean	2/19/2022 1:19:38 PM	Set UserAnnotation = INT for compound Phenol in sample Feb1810.D; previous value =			✓	
CmdSetTargetCompoundAttribute	BL2000\sean	2/19/2022 1:19:41 PM	Set UserAnnotation = INT for compound bis(-2-Chloroethyl)Ether in sample Feb1810.D; previous value =			✓	
CmdSetTargetCompoundAttribute	BL2000\sean	2/19/2022 1:19:43 PM	Set UserAnnotation = INT for compound Dimethyl Phthalate in sample Feb1810.D; previous value =			✓	
CmdSetTargetCompoundAttribute	BL2000\sean	2/19/2022 1:19:46 PM	Set UserAnnotation = INT for compound 2,6-Dinitrotoluene in sample Feb1810.D; previous value =			✓	
CmdSaveBatchTable	BL2000\sean	2/19/2022 1:19:50 PM	Save batch \\MASSHUNTER\Org\Data\SV5973N.I\sd021822\DoD BNA cal 1\QuantResults\021822 DoD BNA cal.batch.bin			✓	
CmdSaveBatchTable	BL2000\sean	2/19/2022 1:20:31 PM	Save batch \\MASSHUNTER\Org\Data\SV5973N.I\sd021822\DoD BNA cal 1\QuantResults\021822 DoD BNA cal.batch.bin			✓	
CmdOpenBatchTable	BL2000\sean	2/20/2022 7:38:44 AM	Open batch \\MASSHUNTER\Org\Data\SV5973N.I\sd021822\DoD BNA cal 1\021822 DoD BNA cal.batch.bin			✓	

Audit Trail report

Name	User	Time	Action	Reason	Comment	Succeed	Exception
CmdImportSamplesFromWorklist	BL2000\sean	2/20/2022 7:41:49 AM	Add samples from worklist: \\MASSHUNTER\Org\Data\SV5973N.I\sd021822\DoD BNA cal 1\Feb1825.D, \\MASSHUNTER\Org\Data\SV5973N.I\sd021822\DoD BNA cal 1\Feb1824.D, \\MASSHUNTER\Org\Data\SV5973N.I\sd021822\DoD BNA cal 1\Feb1823.D, \\MASSHUNTER\Org\Data\SV5973N.I\sd021822\DoD BNA cal 1\Feb1822.D, \\MASSHUNTER\Org\Data\SV5973N.I\sd021822\DoD BNA cal 1\Feb1821.D, \\MASSHUNTER\Org\Data\SV5973N.I\sd021822\DoD BNA cal 1\Feb1820.D, \\MASSHUNTER\Org\Data\SV5973N.I\sd021822\DoD BNA cal 1\Feb1819.D, \\MASSHUNTER\Org\Data\SV5973N.I\sd021822\DoD BNA cal 1\Feb1818.D, \\MASSHUNTER\Org\Data\SV5973N.I\sd021822\DoD BNA cal 1\Feb1817.D, \\MASSHUNTER\Org\Data\SV5973N.I\sd021822\DoD BNA cal 1\Feb1816.D, \\MASSHUNTER\Org\Data\SV5973N.I\sd021822\DoD BNA cal 1\Feb1815.D, \\MASSHUNTER\Org\Data\SV5973N.I\sd021822\DoD BNA cal 1\Feb1814.D, \\MASSHUNTER\Org\Data\SV5973N.I\sd021822\DoD BNA cal 1\Feb1813.D, \\MASSHUNTER\Org\Data\SV5973N.I\sd021822\DoD BNA cal 1\Feb1812.D, \\MASSHUNTER\Org\Data\SV5973N.I\sd021822\DoD BNA cal 1\Feb1811.D			✓	
CmdSetSampleAttribute	BL2000\sean	2/20/2022 7:52:04 AM	Set SampleType = Blank for sample Feb1812.D; previous value = Sample			✓	
CmdSetSampleAttribute	BL2000\sean	2/20/2022 7:52:30 AM	Set SampleInformation = MatrixA for sample Feb1813.D; previous value =			✓	
CmdSetSampleAttribute	BL2000\sean	2/20/2022 7:52:35 AM	Set SampleInformation = MatrixA for sample Feb1814.D; previous value =			✓	
CmdSetSampleAttribute	BL2000\sean	2/20/2022 7:52:36 AM	Set SampleInformation = MatrixA for sample Feb1816.D; previous value =			✓	
CmdSetSampleAttribute	BL2000\sean	2/20/2022 7:52:37 AM	Set SampleInformation = MatrixA for sample Feb1817.D; previous value =			✓	
CmdSetSampleAttribute	BL2000\sean	2/20/2022 7:52:38 AM	Set SampleInformation = MatrixA for sample Feb1823.D; previous value =			✓	
CmdSetSampleAttribute	BL2000\sean	2/20/2022 7:52:41 AM	Set MatrixSpikeGroup = B22020415-017C for sample Feb1822.D; previous value =			✓	
CmdSetSampleAttribute	BL2000\sean	2/20/2022 7:52:42 AM	Set MatrixSpikeGroup = B22020415-017C for sample Feb1823.D; previous value =			✓	
CmdSetSampleAttribute	BL2000\sean	2/20/2022 7:52:44 AM	Set MatrixSpikeGroup = MB-163724 for sample Feb1815.D; previous value =			✓	
CmdSetSampleAttribute	BL2000\sean	2/20/2022 7:52:46 AM	Set MatrixSpikeGroup = MB-163724 for sample Feb1816.D; previous value =			✓	

Audit Trail report

Name	User	Time	Action	Reason	Comment	Succeed	Exception
CmdSetSampleAttribute	BL2000\sean	2/20/2022 7:52:46 AM	Set MatrixSpikeGroup = MB-163724 for sample Feb1817.D; previous value =			✓	
CmdSetSampleAttribute	BL2000\sean	2/20/2022 7:52:48 AM	Set MatrixSpikeGroup = MB-163621 for sample Feb1812.D; previous value =			✓	
CmdSetSampleAttribute	BL2000\sean	2/20/2022 7:52:49 AM	Set MatrixSpikeGroup = MB-163621 for sample Feb1813.D; previous value =			✓	
CmdSetSampleAttribute	BL2000\sean	2/20/2022 7:52:50 AM	Set MatrixSpikeGroup = MB-163621 for sample Feb1814.D; previous value =			✓	
CmdSetSampleAttribute	BL2000\sean	2/20/2022 7:53:09 AM	Set SampleType = Matrix for sample Feb1813.D; previous value = Sample			✓	
CmdSetSampleAttribute	BL2000\sean	2/20/2022 7:53:20 AM	Set SampleType = MatrixDup for sample Feb1814.D; previous value = Sample			✓	
CmdSetSampleAttribute	BL2000\sean	2/20/2022 7:53:38 AM	Set SampleType = Blank for sample Feb1815.D; previous value = Sample			✓	
CmdSetSampleAttribute	BL2000\sean	2/20/2022 7:53:51 AM	Set SampleType = Matrix for sample Feb1816.D; previous value = Sample			✓	
CmdSetSampleAttribute	BL2000\sean	2/20/2022 7:54:05 AM	Set SampleType = MatrixDup for sample Feb1817.D; previous value = Sample			✓	
CmdSetSampleAttribute	BL2000\sean	2/20/2022 7:54:21 AM	Set SampleType = Matrix for sample Feb1823.D; previous value = Sample			✓	
CmdSetSampleAttribute	BL2000\sean	2/20/2022 7:54:36 AM	Set SampleType = CC for sample Feb1825.D; previous value = Sample			✓	
CmdQuantitate	BL2000\sean	2/20/2022 7:57:33 AM	Quantitate all compounds in all samples			✓	
CmdSetSampleAttribute	BL2000\sean	2/20/2022 7:59:22 AM	Set LevelName = CCV for sample Feb1825.D; previous value =			✓	
CmdSaveBatchTable	BL2000\sean	2/20/2022 7:59:34 AM	Save batch \\MASSHUNTER\Org\Data\SV5973N.I\sd021822\DoD BNA cal 1\QuantResults\021822 DoD BNA cal.batch.bin			✓	
CmdZeroOutPeak	BL2000\sean	2/20/2022 7:59:54 AM	Zero out primary peak of compound 2,6-Dinitrotoluene in sample Feb1811.D			✓	
CmdSetTargetCompoundAttribute	BL2000\sean	2/20/2022 7:59:55 AM	Set UserAnnotation = INT for compound 2,6-Dinitrotoluene in sample Feb1811.D; previous value =			✓	
CmdZeroOutPeak	BL2000\sean	2/20/2022 7:59:57 AM	Zero out primary peak of compound Dimethyl Phthalate in sample Feb1811.D			✓	
CmdSetTargetCompoundAttribute	BL2000\sean	2/20/2022 7:59:58 AM	Set UserAnnotation = INT for compound Dimethyl Phthalate in sample Feb1811.D; previous value =			✓	
CmdZeroOutPeak	BL2000\sean	2/20/2022 8:00:00 AM	Zero out primary peak of compound 4-Chlorophenol in sample Feb1811.D			✓	

Audit Trail report

Name	User	Time	Action	Reason	Comment	Succeed	Exception
CmdSetTargetCompoundAttribute	BL2000\sean	2/20/2022 8:00:01 AM	Set UserAnnotation = INT for compound 4-Chlorophenol in sample Feb1811.D; previous value =			✓	
CmdZeroOutPeak	BL2000\sean	2/20/2022 8:00:13 AM	Zero out primary peak of compound 2,6-Dinitrotoluene in sample Feb1812.D			✓	
CmdSetTargetCompoundAttribute	BL2000\sean	2/20/2022 8:00:15 AM	Set UserAnnotation = INT for compound 2,6-Dinitrotoluene in sample Feb1812.D; previous value =			✓	
CmdZeroOutPeak	BL2000\sean	2/20/2022 8:00:17 AM	Zero out primary peak of compound N-nitroso-Di-n-propylamine in sample Feb1812.D			✓	
CmdZeroOutPeak	BL2000\sean	2/20/2022 8:00:20 AM	Zero out primary peak of compound Dimethyl Phthalate in sample Feb1812.D			✓	
CmdSetTargetCompoundAttribute	BL2000\sean	2/20/2022 8:00:20 AM	Set UserAnnotation = INT for compound Dimethyl Phthalate in sample Feb1812.D; previous value =			✓	
CmdZeroOutPeak	BL2000\sean	2/20/2022 8:00:23 AM	Zero out primary peak of compound Benzidine in sample Feb1812.D			✓	
CmdSetTargetCompoundAttribute	BL2000\sean	2/20/2022 8:00:24 AM	Set UserAnnotation = INT for compound Benzidine in sample Feb1812.D; previous value =			✓	
CmdZeroOutPeak	BL2000\sean	2/20/2022 8:00:25 AM	Zero out primary peak of compound 4,6-Dinitro-2-methylphenol in sample Feb1812.D			✓	
CmdSetTargetCompoundAttribute	BL2000\sean	2/20/2022 8:00:27 AM	Set UserAnnotation = INT for compound 4,6-Dinitro-2-methylphenol in sample Feb1812.D; previous value =			✓	
CmdZeroOutPeak	BL2000\sean	2/20/2022 8:00:29 AM	Zero out primary peak of compound bis(-2-Chloroethyl)Ether in sample Feb1812.D			✓	
CmdSetTargetCompoundAttribute	BL2000\sean	2/20/2022 8:00:30 AM	Set UserAnnotation = INT for compound bis(-2-Chloroethyl)Ether in sample Feb1812.D; previous value =			✓	
CmdZeroOutPeak	BL2000\sean	2/20/2022 8:00:32 AM	Zero out primary peak of compound 4-Chlorophenol in sample Feb1812.D			✓	
CmdSetTargetCompoundAttribute	BL2000\sean	2/20/2022 8:00:32 AM	Set UserAnnotation = INT for compound 4-Chlorophenol in sample Feb1812.D; previous value =			✓	
CmdManuallyIntegrateSplit	BL2000\sean	2/20/2022 8:01:06 AM	Split peak for compound Aniline in sample Feb1813.D and keep left peak, new integration is from x, y = 4.535, 606.796154690264 to 4.613, 757.465333843064 and new response = 801104, previous integration is from x, y = 4.535, 607 to 4.685, 896 and previous response = 1689695.			✓	
CmdSetTargetCompoundAttribute	BL2000\sean	2/20/2022 8:01:07 AM	Set UserAnnotation = CO for compound Aniline in sample Feb1813.D; previous value =			✓	

Audit Trail report

Name	User	Time	Action	Reason	Comment	Succeed	Exception
CmdManuallyIntegrateSplit	BL2000\sean	2/20/2022 8:01:10 AM	Split qualifier 66.0 of compound Aniline in sample Feb1813.D and keep left peak, new integration is from x, y = 4.540, 951.685658056772 to 4.593, 1023.40782819457 and new response = 273513, previous integration is from x, y = 4.540, 952 to 4.674, 1134 and previous response = 634511.			✓	
CmdManuallyIntegrateSplit	BL2000\sean	2/20/2022 8:01:16 AM	Split qualifier 66.0 of compound Phenol in sample Feb1813.D and keep right peak, new integration is from x, y = 4.593, 903.033382099744 to 4.674, 1010.10986432732 and new response = 361623, previous integration is from x, y = 4.531, 823 to 4.674, 1010 and previous response = 635547.			✓	
CmdManuallyIntegrateSplit	BL2000\sean	2/20/2022 8:01:20 AM	Split peak for compound bis(-2-Chloroethyl)Ether in sample Feb1813.D and keep left peak, new integration is from x, y = 4.593, 834.614087040505 to 4.674, 884.974547986752 and new response = 724305, previous integration is from x, y = 4.593, 835 to 4.715, 910 and previous response = 976468.			✓	
CmdSetTargetCompoundAttribute	BL2000\sean	2/20/2022 8:01:21 AM	Set UserAnnotation = CO for compound bis(-2-Chloroethyl)Ether in sample Feb1813.D; previous value =			✓	
CmdManuallyIntegrateApplyTargetRtToQualifier	BL2000\sean	2/20/2022 8:01:25 AM	Apply target integration range 4.593-4.674 to qualifier 64.0 for compound bis(-2-Chloroethyl)Ether in sample Feb1813.D, new integration is from x, y = 4.593, 1754 to 4.674, 3206 and new response = 63022; previous integration is from x, y = 4.664, 329 to 4.766, 387 and previous response = 324282.			✓	
CmdManuallyIntegrateDropBaseline	BL2000\sean	2/20/2022 8:01:26 AM	Drop baseline for qualifier 64.0 of compound bis(-2-Chloroethyl)Ether in sample Feb1813.D to y = 1754, new integration is from x, y = 4.593, 1754 to 4.674, 1754 and new response = 66580; previous integration is from x, y = 4.593, 1754 to 4.674, 3206 and previous response = 63022.			✓	
CmdManuallyIntegrateSplit	BL2000\sean	2/20/2022 8:01:35 AM	Split peak for compound 1,3-Dichlorobenzene in sample Feb1813.D and keep left peak, new integration is from x, y = 4.797, 0 to 4.879, 0 and new response = 1007455, previous integration is from x, y = 4.797, 0 to 5.134, 0 and previous response = 2976080.			✓	
CmdSetTargetCompoundAttribute	BL2000\sean	2/20/2022 8:01:37 AM	Set UserAnnotation = CO for compound 1,3-Dichlorobenzene in sample Feb1813.D; previous value =			✓	

Audit Trail report

Name	User	Time	Action	Reason	Comment	Succeed	Exception
CmdManuallyIntegrateSplit	BL2000\sean	2/20/2022 8:01:39 AM	Split qualifier 148.0 of compound 1,3-Dichlorobenzene in sample Feb1813.D and keep left peak, new integration is from x, y = 4.797, 115.81862396934 to 4.879, 180.695910715798 and new response = 638263, previous integration is from x, y = 4.797, 116 to 4.981, 262 and previous response = 1269167.			✓	
CmdManuallyIntegrateApplyTargetRtToQualifier	BL2000\sean	2/20/2022 8:01:42 AM	Apply target integration range 4.797-4.879 to qualifier 111.0 for compound 1,3-Dichlorobenzene in sample Feb1813.D, new integration is from x, y = 4.797, 0 to 4.879, 1884 and new response = 365188; previously no peak.			✓	
CmdManuallyIntegrateSplit	BL2000\sean	2/20/2022 8:01:47 AM	Split peak for compound 1,4-Dichlorobenzene in sample Feb1813.D and keep left peak, new integration is from x, y = 4.797, 188.287294062999 to 4.879, 276.215458606094 and new response = 1006318, previous integration is from x, y = 4.797, 188 to 5.134, 553 and previous response = 2967503.			✓	
CmdClearManualIntegration	BL2000\sean	2/20/2022 8:01:50 AM	Clear manual integration of target signal for compound 1,4-Dichlorobenzene in sample Feb1813.D			✓	
CmdManuallyIntegrateSplit	BL2000\sean	2/20/2022 8:01:52 AM	Split peak for compound 1,4-Dichlorobenzene in sample Feb1813.D and keep right peak, new integration is from x, y = 4.879, 276.215458606094 to 5.134, 552.663358307061 and new response = 1962276, previous integration is from x, y = 4.797, 188 to 5.134, 553 and previous response = 2967503.			✓	
CmdManuallyIntegrateSplit	BL2000\sean	2/20/2022 8:01:54 AM	Split peak for compound 1,4-Dichlorobenzene in sample Feb1813.D and keep left peak, new integration is from x, y = 4.879, 276.215458606094 to 5.032, 442.084198426674 and new response = 995784, previous integration is from x, y = 4.879, 276 to 5.134, 553 and previous response = 1962276.			✓	
CmdSetTargetCompoundAttribute	BL2000\sean	2/20/2022 8:01:57 AM	Set UserAnnotation = CO for compound 1,4-Dichlorobenzene in sample Feb1813.D; previous value =			✓	

Audit Trail report

Name	User	Time	Action	Reason	Comment	Succeed	Exception
CmdManuallyIntegrateSplit	BL2000\sean	2/20/2022 8:01:59 AM	Split qualifier 148.0 of compound 1,4-Dichlorobenzene in sample Feb1813.D and keep right peak, new integration is from x, y = 4.879, 109.37291358533 to 4.981, 172.682693744633 and new response = 632269, previous integration is from x, y = 4.797, 59 to 4.981, 173 and previous response = 1269939.			✓	
CmdManuallyIntegrateApplyTargetRtToQualifier	BL2000\sean	2/20/2022 8:02:02 AM	Apply target integration range 4.879-5.032 to qualifier 111.0 for compound 1,4-Dichlorobenzene in sample Feb1813.D, new integration is from x, y = 4.879, 1884 to 5.032, 811 and new response = 349186; previously no peak.			✓	
CmdManuallyIntegrateSplit	BL2000\sean	2/20/2022 8:02:07 AM	Split peak for compound 1,2-Dichlorobenzene in sample Feb1813.D and keep right peak, new integration is from x, y = 4.879, 89.9445015250027 to 5.134, 254.781247475939 and new response = 1965984, previous integration is from x, y = 4.797, 37 to 5.134, 255 and previous response = 2971944.			✓	
CmdManuallyIntegrateSplit	BL2000\sean	2/20/2022 8:02:09 AM	Split peak for compound 1,2-Dichlorobenzene in sample Feb1813.D and keep right peak, new integration is from x, y = 5.032, 188.846549095564 to 5.134, 254.781247475939 and new response = 968181, previous integration is from x, y = 4.879, 90 to 5.134, 255 and previous response = 1965984.			✓	
CmdSetTargetCompoundAttribute	BL2000\sean	2/20/2022 8:02:10 AM	Set UserAnnotation = CO for compound 1,2-Dichlorobenzene in sample Feb1813.D; previous value =			✓	
CmdManuallyIntegrateSplit	BL2000\sean	2/20/2022 8:02:13 AM	Split qualifier 1 of compound 41 in sample 12, keep right peak.			✓	
CmdManuallyIntegrateApplyTargetRtToQualifier	BL2000\sean	2/20/2022 8:02:17 AM	Apply target integration range 5.032-5.134 to qualifier 111.0 for compound 1,2-Dichlorobenzene in sample Feb1813.D, new integration is from x, y = 5.032, 811 to 5.134, 1746 and new response = 359123; previously no peak.			✓	
CmdManuallyIntegrateDropBaseline	BL2000\sean	2/20/2022 8:02:19 AM	Drop baseline for qualifier 111.0 of compound 1,2-Dichlorobenzene in sample Feb1813.D to y = 811, new integration is from x, y = 5.032, 811 to 5.134, 811 and new response = 361987; previous integration is from x, y = 5.032, 811 to 5.134, 1746 and previous response = 359123.			✓	

Audit Trail report

Name	User	Time	Action	Reason	Comment	Succeed	Exception
CmdManuallyIntegrateApplyTargetRtToQualifier	BL2000\sean	2/20/2022 8:02:24 AM	Apply target integration range 5.042-5.216 to qualifier 107.0 for compound Benzyl Alcohol in sample Feb1813.D, new integration is from x, y = 5.042, 640 to 5.216, 2454 and new response = 265234; previously no peak.			✓	
CmdManuallyIntegrateDropBaseline	BL2000\sean	2/20/2022 8:02:25 AM	Drop baseline for qualifier 107.0 of compound Benzyl Alcohol in sample Feb1813.D to y = 640, new integration is from x, y = 5.042, 640 to 5.216, 640 and new response = 274683; previous integration is from x, y = 5.042, 640 to 5.216, 2454 and previous response = 265234.			✓	
CmdManuallyIntegrateApplyTargetRtToQualifier	BL2000\sean	2/20/2022 8:02:47 AM	Apply target integration range 6.372-6.475 to qualifier 128.0 for compound 4-Chlorophenol in sample Feb1813.D, new integration is from x, y = 6.372, 14083 to 6.475, 10666 and new response = 610983; previous integration is from x, y = 6.290, 558 to 6.393, 673 and previous response = 2247543.			✓	
CmdManuallyIntegrateDropBaseline	BL2000\sean	2/20/2022 8:02:47 AM	Drop baseline for qualifier 128.0 of compound 4-Chlorophenol in sample Feb1813.D to y = 10666, new integration is from x, y = 6.372, 10666 to 6.475, 10666 and new response = 621511; previous integration is from x, y = 6.372, 14083 to 6.475, 10666 and previous response = 610983.			✓	
CmdManuallyIntegrateApplyTargetRtToQualifier	BL2000\sean	2/20/2022 8:02:54 AM	Apply target integration range 6.393-6.506 to qualifier 129.0 for compound p-Chloroaniline in sample Feb1813.D, new integration is from x, y = 6.393, 1242 to 6.506, 3478 and new response = 283123; previous integration is from x, y = 6.290, 276 to 6.393, 346 and previous response = 253494.			✓	
CmdManuallyIntegrateDropBaseline	BL2000\sean	2/20/2022 8:02:55 AM	Drop baseline for qualifier 129.0 of compound p-Chloroaniline in sample Feb1813.D to y = 1242, new integration is from x, y = 6.393, 1242 to 6.506, 1242 and new response = 290701; previous integration is from x, y = 6.393, 1242 to 6.506, 3478 and previous response = 283123.			✓	
CmdManuallyIntegrateSplit	BL2000\sean	2/20/2022 8:02:57 AM	Split qualifier 129.0 of compound p-Chloroaniline in sample Feb1813.D and keep left peak, new integration is from x, y = 6.393, 1242 to 6.506, 1242 and new response = 290701, previous integration is from x, y = 6.393, 1242 to 6.506, 1242 and previous response = 290701.			✓	

Audit Trail report

Name	User	Time	Action	Reason	Comment	Succeed	Exception
CmdManuallyIntegrateSplit	BL2000\sean	2/20/2022 8:03:06 AM	Split peak for compound 4-Chloro-3-Methylphenol in sample Feb1813.D and keep right peak, new integration is from x, y = 7.050, 983.099394601591 to 7.132, 1174.52600714013 and new response = 603491, previous integration is from x, y = 6.907, 650 to 7.132, 1175 and previous response = 1191595.			✓	
CmdSetTargetCompoundAttribute	BL2000\sean	2/20/2022 8:03:07 AM	Set UserAnnotation = CO for compound 4-Chloro-3-Methylphenol in sample Feb1813.D; previous value =			✓	
CmdManuallyIntegrateSplit	BL2000\sean	2/20/2022 8:03:09 AM	Split qualifier 144.0 of compound 4-Chloro-3-Methylphenol in sample Feb1813.D and keep right peak, new integration is from x, y = 7.050, 0 to 7.194, 0 and new response = 178574, previous integration is from x, y = 6.906, 0 to 7.194, 0 and previous response = 327018.			✓	
CmdManuallyIntegrateSplit	BL2000\sean	2/20/2022 8:03:10 AM	Split qualifier 144.0 of compound 4-Chloro-3-Methylphenol in sample Feb1813.D and keep left peak, new integration is from x, y = 7.050, 0 to 7.122, 0 and new response = 161005, previous integration is from x, y = 7.050, 0 to 7.194, 0 and previous response = 178574.			✓	
CmdManuallyIntegrateSplit	BL2000\sean	2/20/2022 8:03:16 AM	Split peak for compound 1-Methylnaphthalene in sample Feb1813.D and keep left peak, new integration is from x, y = 7.235, 1317.4532733854 to 7.307, 1339.24163762859 and new response = 1135357, previous integration is from x, y = 7.235, 1317 to 7.389, 1364 and previous response = 1187236.			✓	
CmdSetTargetCompoundAttribute	BL2000\sean	2/20/2022 8:03:17 AM	Set UserAnnotation = CO for compound 1-Methylnaphthalene in sample Feb1813.D; previous value =			✓	
CmdManuallyIntegrateSplit	BL2000\sean	2/20/2022 8:03:23 AM	Split peak for compound 4-Chloro-2-Methylphenol in sample Feb1813.D and keep left peak, new integration is from x, y = 6.909, 932.381651065141 to 7.050, 1425.13973837322 and new response = 585421, previous integration is from x, y = 6.909, 932 to 7.132, 1712 and previous response = 1186260.			✓	
CmdSetTargetCompoundAttribute	BL2000\sean	2/20/2022 8:03:24 AM	Set UserAnnotation = CO for compound 4-Chloro-2-Methylphenol in sample Feb1813.D; previous value =			✓	

Audit Trail report

Name	User	Time	Action	Reason	Comment	Succeed	Exception
CmdManuallyIntegrateSplit	BL2000\sean	2/20/2022 8:03:26 AM	Split qualifier 144.0 of compound 4-Chloro-2-Methylphenol in sample Feb1813.D and keep left peak, new integration is from x, y = 6.906, 0 to 7.050, 0 and new response = 148444, previous integration is from x, y = 6.906, 0 to 7.194, 0 and previous response = 327018.			✓	
CmdManuallyIntegrateApplyTargetRtToQualifier	BL2000\sean	2/20/2022 8:03:44 AM	Apply target integration range 8.497-8.650 to qualifier 154.0 for compound 2,4-Dinitrophenol in sample Feb1813.D, new integration is from x, y = 8.497, 4420 to 8.650, 2408 and new response = 57466; previous integration is from x, y = 8.384, 873 to 8.486, 901 and previous response = 1377205.			✓	
CmdManuallyIntegrateDropBaseline	BL2000\sean	2/20/2022 8:03:46 AM	Drop baseline for qualifier 154.0 of compound 2,4-Dinitrophenol in sample Feb1813.D to y = 2408, new integration is from x, y = 8.497, 2408 to 8.650, 2408 and new response = 66728; previous integration is from x, y = 8.497, 4420 to 8.650, 2408 and previous response = 57466.			✓	
CmdManuallyIntegrateApplyTargetRtToQualifier	BL2000\sean	2/20/2022 8:03:52 AM	Apply target integration range 8.681-8.834 to qualifier 139.0 for compound 4-Nitrophenol in sample Feb1813.D, new integration is from x, y = 8.681, 2824 to 8.834, 1506 and new response = 64316; previous integration is from x, y = 8.589, 350 to 8.681, 470 and previous response = 898148.			✓	
CmdManuallyIntegrateDropBaseline	BL2000\sean	2/20/2022 8:03:53 AM	Drop baseline for qualifier 139.0 of compound 4-Nitrophenol in sample Feb1813.D to y = 1506, new integration is from x, y = 8.681, 1506 to 8.834, 1506 and new response = 70384; previous integration is from x, y = 8.681, 2824 to 8.834, 1506 and previous response = 64316.			✓	
CmdManuallyIntegrateSplit	BL2000\sean	2/20/2022 8:03:58 AM	Split qualifier 63.0 of compound 2,4-Dinitrotoluene in sample Feb1813.D and keep right peak, new integration is from x, y = 8.650, 2020.87537035911 to 8.691, 1941.56512801654 and new response = 130775, previous integration is from x, y = 8.599, 2120 to 8.691, 1942 and previous response = 263818.			✓	

Audit Trail report

Name	User	Time	Action	Reason	Comment	Succeed	Exception
CmdManuallyIntegrateSplit	BL2000\sean	2/20/2022 8:04:03 AM	Split qualifier 167.0 of compound Fluorene in sample Feb1813.D and keep left peak, new integration is from x, y = 8.977, 0 to 9.100, 0 and new response = 240703, previous integration is from x, y = 8.977, 0 to 9.295, 0 and previous response = 680842.			✓	
CmdManuallyIntegrateApplyTargetRtToQualifier	BL2000\sean	2/20/2022 8:04:16 AM	Apply target integration range 9.131-9.213 to qualifier 121.0 for compound 4,6-Dinitro-2-methylphenol in sample Feb1813.D, new integration is from x, y = 9.131, 1304 to 9.213, 2651 and new response = 76081; previous integration is from x, y = 8.978, 1295 to 9.058, 1214 and previous response = 86170.			✓	
CmdManuallyIntegrateDropBaseline	BL2000\sean	2/20/2022 8:04:17 AM	Drop baseline for qualifier 121.0 of compound 4,6-Dinitro-2-methylphenol in sample Feb1813.D to y = 1304, new integration is from x, y = 9.131, 1304 to 9.213, 1304 and new response = 79388; previous integration is from x, y = 9.131, 1304 to 9.213, 2651 and previous response = 76081.			✓	
CmdManuallyIntegrateApplyTargetRtToQualifier	BL2000\sean	2/20/2022 8:04:28 AM	Apply target integration range 9.938-10.039 to qualifier 267.9 for compound Pentachlorophenol in sample Feb1813.D, new integration is from x, y = 9.938, 0 to 10.039, 1138 and new response = 158899; previous integration is from x, y = 10.282, 0 to 10.373, 0 and previous response = 132424.			✓	
CmdManuallyIntegrateDropBaseline	BL2000\sean	2/20/2022 8:04:29 AM	Drop baseline for qualifier 267.9 of compound Pentachlorophenol in sample Feb1813.D to y = 0, new integration is from x, y = 9.938, 0 to 10.039, 0 and new response = 162357; previous integration is from x, y = 9.938, 0 to 10.039, 1138 and previous response = 158899.			✓	
CmdManuallyIntegratePeak	BL2000\sean	2/20/2022 8:04:35 AM	Manually integrate compound Anthracene in sample Feb1813.D, from x, y = 10.140, 904559 to 10.292, 1056470, result = -3801056; previous integration is from x, y = 10.151, 351 to 10.221, 494 and previous response = 2693883.			✓	

Audit Trail report

Name	User	Time	Action	Reason	Comment	Succeed	Exception
CmdManuallyIntegrateSnapBaseline	BL2000\sean	2/20/2022 8:04:36 AM	Snap baseline for compound Anthracene in sample Feb1813.D, from x = 10.140 to x = 10.292, new integration is from x, y = 10.140, 554 to 10.292, 10965 and new response = 5083836; previous integration is from x, y = 10.140, 904559 to 10.292, 1056470 and previous response = -3801056.			✓	
CmdManuallyIntegrateDropBaseline	BL2000\sean	2/20/2022 8:04:37 AM	Drop baseline for compound Anthracene in sample Feb1813.D to y = 554, new integration is from x, y = 10.140, 554 to 10.292, 554 and new response = 5131284; previous integration is from x, y = 10.140, 554 to 10.292, 10965 and previous response = 5083836.			✓	
CmdManuallyIntegrateSplit	BL2000\sean	2/20/2022 8:04:38 AM	Split peak for compound Anthracene in sample Feb1813.D and keep right peak, new integration is from x, y = 10.221, 554 to 10.292, 554 and new response = 2437792, previous integration is from x, y = 10.140, 554 to 10.292, 554 and previous response = 5131284.			✓	
CmdSetTargetCompoundAttribute	BL2000\sean	2/20/2022 8:04:40 AM	Set UserAnnotation = CO for compound Anthracene in sample Feb1813.D; previous value =			✓	
CmdManuallyIntegrateApplyTargetRtToQualifier	BL2000\sean	2/20/2022 8:04:42 AM	Apply target integration range 10.221-10.292 to qualifier 176.0 for compound Anthracene in sample Feb1813.D, new integration is from x, y = 10.221, 1798 to 10.292, 1638 and new response = 438142; previously no peak.			✓	
CmdManuallyIntegrateDropBaseline	BL2000\sean	2/20/2022 8:04:43 AM	Drop baseline for qualifier 176.0 of compound Anthracene in sample Feb1813.D to y = 1638, new integration is from x, y = 10.221, 1638 to 10.292, 1638 and new response = 438482; previous integration is from x, y = 10.221, 1798 to 10.292, 1638 and previous response = 438142.			✓	
CmdSaveBatchTable	BL2000\sean	2/20/2022 8:06:46 AM	Save batch \\MASSHUNTER\Org\Data\SV5973N.I\sd021822\DoD BNA cal 1\QuantResults\021822 DoD BNA cal.batch.bin			✓	
CmdManuallyIntegrateApplyTargetRtToQualifier	BL2000\sean	2/20/2022 8:06:56 AM	Apply target integration range 6.126-6.270 to qualifier 122.0 for compound Benzoic Acid in sample Feb1814.D, new integration is from x, y = 6.126, 4646 to 6.270, 1985 and new response = 66267; previously no peak.			✓	

Audit Trail report

Name	User	Time	Action	Reason	Comment	Succeed	Exception
CmdManuallyIntegrateDropBaseline	BL2000\sean	2/20/2022 8:06:57 AM	Drop baseline for qualifier 122.0 of compound Benzoic Acid in sample Feb1814.D to y = 1985, new integration is from x, y = 6.126, 1985 to 6.270, 1985 and new response = 77779; previous integration is from x, y = 6.126, 4646 to 6.270, 1985 and previous response = 66267.			✓	
CmdManuallyIntegrateApplyTargetRtToQualifier	BL2000\sean	2/20/2022 8:07:01 AM	Apply target integration range 6.126-6.270 to qualifier 77.0 for compound Benzoic Acid in sample Feb1814.D, new integration is from x, y = 6.126, 3087 to 6.270, 3207 and new response = 69023; previously no peak.			✓	
CmdManuallyIntegrateDropBaseline	BL2000\sean	2/20/2022 8:07:02 AM	Drop baseline for qualifier 77.0 of compound Benzoic Acid in sample Feb1814.D to y = 3087, new integration is from x, y = 6.126, 3087 to 6.270, 3087 and new response = 69539; previous integration is from x, y = 6.126, 3087 to 6.270, 3207 and previous response = 69023.			✓	
CmdManuallyIntegrateSplit	BL2000\sean	2/20/2022 8:07:10 AM	Split peak for compound Aniline in sample Feb1814.D and keep left peak, new integration is from x, y = 4.537, 702.726103948613 to 4.613, 938.313359982366 and new response = 742767, previous integration is from x, y = 4.537, 703 to 4.685, 1158 and previous response = 1641221.			✓	
CmdSetTargetCompoundAttribute	BL2000\sean	2/20/2022 8:07:11 AM	Set UserAnnotation = CO for compound Aniline in sample Feb1814.D; previous value =			✓	
CmdManuallyIntegrateSplit	BL2000\sean	2/20/2022 8:07:13 AM	Split qualifier 66.0 of compound Aniline in sample Feb1814.D and keep left peak, new integration is from x, y = 4.537, 910.01134887833 to 4.593, 986.310454345922 and new response = 245397, previous integration is from x, y = 4.537, 910 to 4.675, 1099 and previous response = 599990.			✓	
CmdManuallyIntegrateSplit	BL2000\sean	2/20/2022 8:07:18 AM	Split qualifier 66.0 of compound Phenol in sample Feb1814.D and keep right peak, new integration is from x, y = 4.593, 937.637495499408 to 4.675, 1058.16303218324 and new response = 354812, previous integration is from x, y = 4.536, 854 to 4.675, 1058 and previous response = 600365.			✓	

Audit Trail report

Name	User	Time	Action	Reason	Comment	Succeed	Exception
CmdManuallyIntegrateSplit	BL2000\sean	2/20/2022 8:07:21 AM	Split qualifier 64.0 of compound bis(-2-Chloroethyl)Ether in sample Feb1814.D and keep left peak, new integration is from x, y = 4.664, 393.187541259475 to 4.766, 470.84588117182 and new response = 312940, previous integration is from x, y = 4.664, 393 to 4.766, 471 and previous response = 312940.			✓	
CmdManuallyIntegrateSplit	BL2000\sean	2/20/2022 8:07:26 AM	Split peak for compound bis(-2-Chloroethyl)Ether in sample Feb1814.D and keep left peak, new integration is from x, y = 4.593, 821.0741919406 to 4.675, 903.580653052772 and new response = 716277, previous integration is from x, y = 4.593, 821 to 4.715, 945 and previous response = 951023.			✓	
CmdSetTargetCompoundAttribute	BL2000\sean	2/20/2022 8:07:27 AM	Set UserAnnotation = CO for compound bis(-2-Chloroethyl)Ether in sample Feb1814.D; previous value =			✓	
CmdManuallyIntegrateApplyTargetRtToQualifier	BL2000\sean	2/20/2022 8:07:29 AM	Apply target integration range 4.593-4.675 to qualifier 64.0 for compound bis(-2-Chloroethyl)Ether in sample Feb1814.D, new integration is from x, y = 4.593, 1740 to 4.675, 2297 and new response = 66226; previous integration is from x, y = 4.664, 393 to 4.766, 471 and previous response = 312940.			✓	
CmdManuallyIntegrateDropBaseline	BL2000\sean	2/20/2022 8:07:30 AM	Drop baseline for qualifier 64.0 of compound bis(-2-Chloroethyl)Ether in sample Feb1814.D to y = 1740, new integration is from x, y = 4.593, 1740 to 4.675, 1740 and new response = 67591; previous integration is from x, y = 4.593, 1740 to 4.675, 2297 and previous response = 66226.			✓	
CmdManuallyIntegrateSplit	BL2000\sean	2/20/2022 8:07:37 AM	Split peak for compound 1,3-Dichlorobenzene in sample Feb1814.D and keep left peak, new integration is from x, y = 4.797, 0 to 4.889, 0 and new response = 931738, previous integration is from x, y = 4.797, 0 to 5.134, 0 and previous response = 2773120.			✓	
CmdSetTargetCompoundAttribute	BL2000\sean	2/20/2022 8:07:40 AM	Set UserAnnotation = CO for compound 1,3-Dichlorobenzene in sample Feb1814.D; previous value =			✓	

Audit Trail report

Name	User	Time	Action	Reason	Comment	Succeed	Exception
CmdManuallyIntegrateApplyTargetRtToQualifier	BL2000\sean	2/20/2022 8:07:42 AM	Apply target integration range 4.797-4.889 to qualifier 148.0 for compound 1,3-Dichlorobenzene in sample Feb1814.D, new integration is from x, y = 4.797, 0 to 4.889, 3052 and new response = 586448; previous integration is from x, y = 4.799, 316 to 5.134, 1032 and previous response = 1761128.			✓	
CmdManuallyIntegrateApplyTargetRtToQualifier	BL2000\sean	2/20/2022 8:07:43 AM	Apply target integration range 4.797-4.889 to qualifier 111.0 for compound 1,3-Dichlorobenzene in sample Feb1814.D, new integration is from x, y = 4.797, 0 to 4.889, 7165 and new response = 324506; previous integration is from x, y = 4.797, 0 to 5.134, 0 and previous response = 1018852.			✓	
CmdManuallyIntegrateSplit	BL2000\sean	2/20/2022 8:07:48 AM	Split peak for compound 1,4-Dichlorobenzene in sample Feb1814.D and keep right peak, new integration is from x, y = 4.889, 0 to 5.134, 0 and new response = 1841382, previous integration is from x, y = 4.797, 0 to 5.134, 0 and previous response = 2773120.			✓	
CmdManuallyIntegrateSplit	BL2000\sean	2/20/2022 8:07:51 AM	Split peak for compound 1,4-Dichlorobenzene in sample Feb1814.D and keep left peak, new integration is from x, y = 4.889, 0 to 5.032, 0 and new response = 942538, previous integration is from x, y = 4.889, 0 to 5.134, 0 and previous response = 1841382.			✓	
CmdSetTargetCompoundAttribute	BL2000\sean	2/20/2022 8:07:52 AM	Set UserAnnotation = CO for compound 1,4-Dichlorobenzene in sample Feb1814.D; previous value =			✓	
CmdManuallyIntegrateApplyTargetRtToQualifier	BL2000\sean	2/20/2022 8:07:54 AM	Apply target integration range 4.889-5.032 to qualifier 148.0 for compound 1,4-Dichlorobenzene in sample Feb1814.D, new integration is from x, y = 4.889, 3052 to 5.032, 1727 and new response = 580212; previous integration is from x, y = 4.798, 160 to 5.134, 591 and previous response = 1767039.			✓	
CmdManuallyIntegrateApplyTargetRtToQualifier	BL2000\sean	2/20/2022 8:07:55 AM	Apply target integration range 4.889-5.032 to qualifier 111.0 for compound 1,4-Dichlorobenzene in sample Feb1814.D, new integration is from x, y = 4.889, 7165 to 5.032, 654 and new response = 302505; previous integration is from x, y = 4.797, 0 to 5.134, 0 and previous response = 1018852.			✓	

Audit Trail report

Name	User	Time	Action	Reason	Comment	Succeed	Exception
CmdManuallyIntegrateSplit	BL2000\sean	2/20/2022 8:08:01 AM	Split peak for compound 1,2-Dichlorobenzene in sample Feb1814.D and keep right peak, new integration is from x, y = 4.889, 124.684786635269 to 5.134, 293.674356780488 and new response = 1838305, previous integration is from x, y = 4.797, 61 to 5.134, 294 and previous response = 2768769.			✓	
CmdManuallyIntegrateSplit	BL2000\sean	2/20/2022 8:08:03 AM	Split peak for compound 1,2-Dichlorobenzene in sample Feb1814.D and keep right peak, new integration is from x, y = 5.032, 223.261078351855 to 5.134, 293.674356780488 and new response = 897260, previous integration is from x, y = 4.889, 125 to 5.134, 294 and previous response = 1838305.			✓	
CmdSetTargetCompoundAttribute	BL2000\sean	2/20/2022 8:08:04 AM	Set UserAnnotation = CO for compound 1,2-Dichlorobenzene in sample Feb1814.D; previous value =			✓	
CmdManuallyIntegrateApplyTargetRtToQualifier	BL2000\sean	2/20/2022 8:08:06 AM	Apply target integration range 5.032-5.134 to qualifier 148.0 for compound 1,2-Dichlorobenzene in sample Feb1814.D, new integration is from x, y = 5.032, 1727 to 5.134, 1507 and new response = 569650; previous integration is from x, y = 4.797, 4 to 5.134, 55 and previous response = 1773932.			✓	
CmdManuallyIntegrateApplyTargetRtToQualifier	BL2000\sean	2/20/2022 8:08:08 AM	Apply target integration range 5.032-5.134 to qualifier 111.0 for compound 1,2-Dichlorobenzene in sample Feb1814.D, new integration is from x, y = 5.032, 654 to 5.134, 863 and new response = 333895; previous integration is from x, y = 4.797, 0 to 5.134, 0 and previous response = 1018852.			✓	
CmdManuallyIntegrateApplyTargetRtToQualifier	BL2000\sean	2/20/2022 8:08:31 AM	Apply target integration range 6.393-6.475 to qualifier 128.0 for compound 4-Chlorophenol in sample Feb1814.D, new integration is from x, y = 6.393, 7168 to 6.475, 10141 and new response = 620404; previous integration is from x, y = 6.301, 631 to 6.393, 788 and previous response = 2242557.			✓	
CmdManuallyIntegrateDropBaseline	BL2000\sean	2/20/2022 8:08:32 AM	Drop baseline for qualifier 128.0 of compound 4-Chlorophenol in sample Feb1814.D to y = 7168, new integration is from x, y = 6.393, 7168 to 6.475, 7168 and new response = 627731; previous integration is from x, y = 6.393, 7168 to 6.475, 10141 and previous response = 620404.			✓	

Audit Trail report

Name	User	Time	Action	Reason	Comment	Succeed	Exception
CmdManuallyIntegrateApplyTargetRtToQualifier	BL2000\sean	2/20/2022 8:08:40 AM	Apply target integration range 6.393-6.506 to qualifier 129.0 for compound p-Chloroaniline in sample Feb1814.D, new integration is from x, y = 6.393, 1008 to 6.506, 2757 and new response = 274667; previous integration is from x, y = 6.290, 488 to 6.393, 523 and previous response = 250033.			✓	
CmdManuallyIntegrateDropBaseline	BL2000\sean	2/20/2022 8:08:41 AM	Drop baseline for qualifier 129.0 of compound p-Chloroaniline in sample Feb1814.D to y = 1008, new integration is from x, y = 6.393, 1008 to 6.506, 1008 and new response = 280595; previous integration is from x, y = 6.393, 1008 to 6.506, 2757 and previous response = 274667.			✓	
CmdManuallyIntegrateSplit	BL2000\sean	2/20/2022 8:08:49 AM	Split peak for compound 4-Chloro-3-Methylphenol in sample Feb1814.D and keep right peak, new integration is from x, y = 7.040, 926.337783185568 to 7.143, 1088.0539708203 and new response = 605670, previous integration is from x, y = 6.907, 717 to 7.143, 1088 and previous response = 1153180.			✓	
CmdSetTargetCompoundAttribute	BL2000\sean	2/20/2022 8:08:50 AM	Set UserAnnotation = CO for compound 4-Chloro-3-Methylphenol in sample Feb1814.D; previous value =			✓	
CmdManuallyIntegrateSplit	BL2000\sean	2/20/2022 8:08:52 AM	Split qualifier 144.0 of compound 4-Chloro-3-Methylphenol in sample Feb1814.D and keep right peak, new integration is from x, y = 7.050, 202.18595682137 to 7.122, 265.004263357048 and new response = 158824, previous integration is from x, y = 6.908, 78 to 7.122, 265 and previous response = 302040.			✓	
CmdManuallyIntegrateSplit	BL2000\sean	2/20/2022 8:08:59 AM	Split peak for compound 4-Chloro-2-Methylphenol in sample Feb1814.D and keep left peak, new integration is from x, y = 6.908, 967.48535499227 to 7.040, 1394.8368102735 and new response = 545135, previous integration is from x, y = 6.908, 967 to 7.143, 1728 and previous response = 1147062.			✓	
CmdSetTargetCompoundAttribute	BL2000\sean	2/20/2022 8:09:00 AM	Set UserAnnotation = CO for compound 4-Chloro-2-Methylphenol in sample Feb1814.D; previous value =			✓	

Audit Trail report

Name	User	Time	Action	Reason	Comment	Succeed	Exception
CmdManuallyIntegrateSplit	BL2000\sean	2/20/2022 8:09:02 AM	Split qualifier 144.0 of compound 4-Chloro-2-Methylphenol in sample Feb1814.D and keep left peak, new integration is from x, y = 6.906, 0.529107969690813 to 7.050, 279.498312033319 and new response = 143337, previous integration is from x, y = 6.906, 1 to 7.122, 419 and previous response = 301493.			✓	
CmdManuallyIntegrateApplyTargetRtToQualifier	BL2000\sean	2/20/2022 8:09:16 AM	Apply target integration range 8.159-8.302 to qualifier 153.1 for compound Acenaphthylene in sample Feb1814.D, new integration is from x, y = 8.159, 0 to 8.302, 1561 and new response = 298637; previously no peak.			✓	
CmdManuallyIntegrateDropBaseline	BL2000\sean	2/20/2022 8:09:17 AM	Drop baseline for qualifier 153.1 of compound Acenaphthylene in sample Feb1814.D to y = 0, new integration is from x, y = 8.159, 0 to 8.302, 0 and new response = 305344; previous integration is from x, y = 8.159, 0 to 8.302, 1561 and previous response = 298637.			✓	
CmdManuallyIntegrateApplyTargetRtToQualifier	BL2000\sean	2/20/2022 8:09:24 AM	Apply target integration range 8.497-8.589 to qualifier 154.0 for compound 2,4-Dinitrophenol in sample Feb1814.D, new integration is from x, y = 8.497, 3140 to 8.589, 1817 and new response = 58901; previous integration is from x, y = 8.384, 752 to 8.476, 831 and previous response = 1357916.			✓	
CmdManuallyIntegrateDropBaseline	BL2000\sean	2/20/2022 8:09:25 AM	Drop baseline for qualifier 154.0 of compound 2,4-Dinitrophenol in sample Feb1814.D to y = 1817, new integration is from x, y = 8.497, 1817 to 8.589, 1817 and new response = 62556; previous integration is from x, y = 8.497, 3140 to 8.589, 1817 and previous response = 58901.			✓	
CmdManuallyIntegrateApplyTargetRtToQualifier	BL2000\sean	2/20/2022 8:09:48 AM	Apply target integration range 8.681-8.773 to qualifier 139.0 for compound 4-Nitrophenol in sample Feb1814.D, new integration is from x, y = 8.681, 2913 to 8.773, 2379 and new response = 56096; previous integration is from x, y = 8.599, 179 to 8.681, 337 and previous response = 881255.			✓	

Audit Trail report

Name	User	Time	Action	Reason	Comment	Succeed	Exception
CmdManuallyIntegrateDropBaseline	BL2000\sean	2/20/2022 8:09:49 AM	Drop baseline for qualifier 139.0 of compound 4-Nitrophenol in sample Feb1814.D to y = 2379, new integration is from x, y = 8.681, 2379 to 8.773, 2379 and new response = 57571; previous integration is from x, y = 8.681, 2913 to 8.773, 2379 and previous response = 56096.			✓	
CmdManuallyIntegrateSplit	BL2000\sean	2/20/2022 8:10:01 AM	Split qualifier 63.0 of compound 2,4-Dinitrotoluene in sample Feb1814.D and keep right peak, new integration is from x, y = 8.650, 1740.5938769002 to 8.691, 1714.33065713944 and new response = 124191, previous integration is from x, y = 8.600, 1773 to 8.691, 1714 and previous response = 256681.			✓	
CmdManuallyIntegrateApplyTargetRtToQualifier	BL2000\sean	2/20/2022 8:10:06 AM	Apply target integration range 9.008-9.111 to qualifier 167.0 for compound Fluorene in sample Feb1814.D, new integration is from x, y = 9.008, 234 to 9.111, 684 and new response = 229798; previous integration is from x, y = 9.175, 629 to 9.356, 876 and previous response = 436648.			✓	
CmdManuallyIntegrateDropBaseline	BL2000\sean	2/20/2022 8:10:07 AM	Drop baseline for qualifier 167.0 of compound Fluorene in sample Feb1814.D to y = 234, new integration is from x, y = 9.008, 234 to 9.111, 234 and new response = 231179; previous integration is from x, y = 9.008, 234 to 9.111, 684 and previous response = 229798.			✓	
CmdManuallyIntegrateSplit	BL2000\sean	2/20/2022 8:10:17 AM	Split qualifier 92.0 of compound 4-Nitroaniline in sample Feb1814.D and keep left peak, new integration is from x, y = 9.111, 955.934445068775 to 9.203, 1007.98147814414 and new response = 125922, previous integration is from x, y = 9.111, 956 to 9.254, 1037 and previous response = 144396.			✓	
CmdManuallyIntegrateApplyTargetRtToQualifier	BL2000\sean	2/20/2022 8:10:24 AM	Apply target integration range 9.111-9.244 to qualifier 121.0 for compound 4,6-Dinitro-2-methylphenol in sample Feb1814.D, new integration is from x, y = 9.111, 1090 to 9.244, 1460 and new response = 75058; previous integration is from x, y = 8.978, 1163 to 9.048, 1098 and previous response = 90206.			✓	

Audit Trail report

Name	User	Time	Action	Reason	Comment	Succeed	Exception
CmdManuallyIntegrateDropBaseline	BL2000\sean	2/20/2022 8:10:24 AM	Drop baseline for qualifier 121.0 of compound 4,6-Dinitro-2-methylphenol in sample Feb1814.D to y = 1090, new integration is from x, y = 9.111, 1090 to 9.244, 1090 and new response = 76534; previous integration is from x, y = 9.111, 1090 to 9.244, 1460 and previous response = 75058.			✓	
CmdManuallyIntegratePeak	BL2000\sean	2/20/2022 8:10:35 AM	Manually integrate compound Anthracene in sample Feb1814.D, from x, y = 10.120, 2562780 to 10.343, 2433380, result = -28318276; previous integration is from x, y = 10.151, 394 to 10.221, 558 and previous response = 2569196.			✓	
CmdManuallyIntegrateSnapBaseline	BL2000\sean	2/20/2022 8:10:36 AM	Snap baseline for compound Anthracene in sample Feb1814.D, from x = 10.120 to x = 10.343, new integration is from x, y = 10.120, 0 to 10.343, 5022 and new response = 5047481; previous integration is from x, y = 10.120, 2562780 to 10.343, 2433380 and previous response = -28318276.			✓	
CmdManuallyIntegrateDropBaseline	BL2000\sean	2/20/2022 8:10:38 AM	Drop baseline for compound Anthracene in sample Feb1814.D to y = 0, new integration is from x, y = 10.120, 0 to 10.343, 0 and new response = 5081054; previous integration is from x, y = 10.120, 0 to 10.343, 5022 and previous response = 5047481.			✓	
CmdManuallyIntegrateSplit	BL2000\sean	2/20/2022 8:10:40 AM	Split peak for compound Anthracene in sample Feb1814.D and keep right peak, new integration is from x, y = 10.221, 0 to 10.343, 0 and new response = 2509281, previous integration is from x, y = 10.120, 0 to 10.343, 0 and previous response = 5081054.			✓	
CmdSetTargetCompoundAttribute	BL2000\sean	2/20/2022 8:10:42 AM	Set UserAnnotation = CO for compound Anthracene in sample Feb1814.D; previous value =			✓	
CmdManuallyIntegrateApplyTargetRtToQualifier	BL2000\sean	2/20/2022 8:10:44 AM	Apply target integration range 10.221-10.343 to qualifier 176.0 for compound Anthracene in sample Feb1814.D, new integration is from x, y = 10.221, 1968 to 10.343, 666 and new response = 455594; previously no peak.			✓	

Audit Trail report

Name	User	Time	Action	Reason	Comment	Succeed	Exception
CmdManuallyIntegrateDropBaseline	BL2000\sean	2/20/2022 8:10:46 AM	Drop baseline for qualifier 176.0 of compound Anthracene in sample Feb1814.D to y = 666, new integration is from x, y = 10.221, 666 to 10.343, 666 and new response = 460342; previous integration is from x, y = 10.221, 1968 to 10.343, 666 and previous response = 455594.			✓	
CmdSaveBatchTable	BL2000\sean	2/20/2022 8:11:20 AM	Save batch \\MASSHUNTER\Org\Data\SV5973N.I\sd021822\DoD BNA cal 1\QuantResults\021822 DoD BNA cal.batch.bin			✓	
CmdZeroOutPeak	BL2000\sean	2/20/2022 8:11:34 AM	Zero out primary peak of compound 2,6-Dinitrotoluene in sample Feb1815.D			✓	
CmdSetTargetCompoundAttribute	BL2000\sean	2/20/2022 8:11:35 AM	Set UserAnnotation = INT for compound 2,6-Dinitrotoluene in sample Feb1815.D; previous value =			✓	
CmdZeroOutPeak	BL2000\sean	2/20/2022 8:11:37 AM	Zero out primary peak of compound N-nitroso-Di-n-propylamine in sample Feb1815.D			✓	
CmdSetTargetCompoundAttribute	BL2000\sean	2/20/2022 8:11:38 AM	Set UserAnnotation = INT for compound N-nitroso-Di-n-propylamine in sample Feb1815.D; previous value =			✓	
CmdZeroOutPeak	BL2000\sean	2/20/2022 8:11:40 AM	Zero out primary peak of compound Dimethyl Phthalate in sample Feb1815.D			✓	
CmdSetTargetCompoundAttribute	BL2000\sean	2/20/2022 8:11:41 AM	Set UserAnnotation = INT for compound Dimethyl Phthalate in sample Feb1815.D; previous value =			✓	
CmdZeroOutPeak	BL2000\sean	2/20/2022 8:11:43 AM	Zero out primary peak of compound Benzidine in sample Feb1815.D			✓	
CmdSetTargetCompoundAttribute	BL2000\sean	2/20/2022 8:11:44 AM	Set UserAnnotation = INT for compound Benzidine in sample Feb1815.D; previous value =			✓	
CmdZeroOutPeak	BL2000\sean	2/20/2022 8:11:51 AM	Zero out primary peak of compound 4,6-Dinitro-2-methylphenol in sample Feb1815.D			✓	
CmdSetTargetCompoundAttribute	BL2000\sean	2/20/2022 8:11:52 AM	Set UserAnnotation = INT for compound 4,6-Dinitro-2-methylphenol in sample Feb1815.D; previous value =			✓	
CmdZeroOutPeak	BL2000\sean	2/20/2022 8:11:55 AM	Zero out primary peak of compound 4-Chlorophenol in sample Feb1815.D			✓	
CmdSetTargetCompoundAttribute	BL2000\sean	2/20/2022 8:11:56 AM	Set UserAnnotation = INT for compound 4-Chlorophenol in sample Feb1815.D; previous value =			✓	

Audit Trail report

Name	User	Time	Action	Reason	Comment	Succeed	Exception
CmdManuallyIntegrateApplyTargetRtToQualifier	BL2000\sean	2/20/2022 8:12:19 AM	Apply target integration range 6.127-6.259 to qualifier 122.0 for compound Benzoic Acid in sample Feb1816.D, new integration is from x, y = 6.127, 3326 to 6.259, 2854 and new response = 68512; previously no peak.			✓	
CmdManuallyIntegrateDropBaseline	BL2000\sean	2/20/2022 8:12:20 AM	Drop baseline for qualifier 122.0 of compound Benzoic Acid in sample Feb1816.D to y = 2854, new integration is from x, y = 6.127, 2854 to 6.259, 2854 and new response = 70416; previous integration is from x, y = 6.127, 3326 to 6.259, 2854 and previous response = 68512.			✓	
CmdManuallyIntegrateApplyTargetRtToQualifier	BL2000\sean	2/20/2022 8:12:24 AM	Apply target integration range 6.127-6.259 to qualifier 77.0 for compound Benzoic Acid in sample Feb1816.D, new integration is from x, y = 6.127, 3564 to 6.259, 3323 and new response = 68640; previous integration is from x, y = 6.362, 1310 to 6.596, 1176 and previous response = 16251.			✓	
CmdManuallyIntegrateDropBaseline	BL2000\sean	2/20/2022 8:12:25 AM	Drop baseline for qualifier 77.0 of compound Benzoic Acid in sample Feb1816.D to y = 3323, new integration is from x, y = 6.127, 3323 to 6.259, 3323 and new response = 69612; previous integration is from x, y = 6.127, 3564 to 6.259, 3323 and previous response = 68640.			✓	
CmdManuallyIntegrateSplit	BL2000\sean	2/20/2022 8:12:33 AM	Split peak for compound Aniline in sample Feb1816.D and keep left peak, new integration is from x, y = 4.542, 562.246244262822 to 4.613, 710.138071246774 and new response = 718666, previous integration is from x, y = 4.542, 562 to 4.685, 858 and previous response = 1545797.			✓	
CmdSetTargetCompoundAttribute	BL2000\sean	2/20/2022 8:12:35 AM	Set UserAnnotation = CO for compound Aniline in sample Feb1816.D; previous value =			✓	
CmdManuallyIntegrateSplit	BL2000\sean	2/20/2022 8:12:37 AM	Split qualifier 66.0 of compound Aniline in sample Feb1816.D and keep left peak, new integration is from x, y = 4.542, 908.460251802594 to 4.593, 977.166020505821 and new response = 241896, previous integration is from x, y = 4.542, 908 to 4.675, 1087 and previous response = 554534.			✓	

Audit Trail report

Name	User	Time	Action	Reason	Comment	Succeed	Exception
CmdManuallyIntegrateSplit	BL2000\sean	2/20/2022 8:12:41 AM	Split qualifier 66.0 of compound Phenol in sample Feb1816.D and keep right peak, new integration is from x, y = 4.593, 881.470052620352 to 4.675, 985.545034653547 and new response = 322980, previous integration is from x, y = 4.542, 816 to 4.675, 986 and previous response = 555248.			✓	
CmdManuallyIntegrateSplit	BL2000\sean	2/20/2022 8:12:50 AM	Split peak for compound bis(-2-Chloroethyl)Ether in sample Feb1816.D and keep left peak, new integration is from x, y = 4.603, 767.6000884179 to 4.675, 803.031130511276 and new response = 673446, previous integration is from x, y = 4.603, 768 to 4.715, 823 and previous response = 895912.			✓	
CmdSetTargetCompoundAttribute	BL2000\sean	2/20/2022 8:12:51 AM	Set UserAnnotation = CO for compound bis(-2-Chloroethyl)Ether in sample Feb1816.D; previous value =			✓	
CmdManuallyIntegrateSplit	BL2000\sean	2/20/2022 8:13:10 AM	Split peak for compound 1,3-Dichlorobenzene in sample Feb1816.D and keep left peak, new integration is from x, y = 4.797, 7.41703124111518 to 4.879, 181.099767057415 and new response = 950762, previous integration is from x, y = 4.797, 7 to 4.981, 398 and previous response = 1874485.			✓	
CmdSetTargetCompoundAttribute	BL2000\sean	2/20/2022 8:13:12 AM	Set UserAnnotation = CO for compound 1,3-Dichlorobenzene in sample Feb1816.D; previous value =			✓	
CmdManuallyIntegrateSplit	BL2000\sean	2/20/2022 8:13:15 AM	Split qualifier 148.0 of compound 1,3-Dichlorobenzene in sample Feb1816.D and keep left peak, new integration is from x, y = 4.798, 135.906725909192 to 4.879, 211.250254366495 and new response = 592225, previous integration is from x, y = 4.798, 136 to 4.981, 306 and previous response = 1189683.			✓	
CmdManuallyIntegrateApplyTargetRtToQualifier	BL2000\sean	2/20/2022 8:13:17 AM	Apply target integration range 4.797-4.879 to qualifier 111.0 for compound 1,3-Dichlorobenzene in sample Feb1816.D, new integration is from x, y = 4.797, 419 to 4.879, 1586 and new response = 347664; previously no peak.			✓	
CmdManuallyIntegrateDropBaseline	BL2000\sean	2/20/2022 8:13:18 AM	Drop baseline for qualifier 111.0 of compound 1,3-Dichlorobenzene in sample Feb1816.D to y = 419, new integration is from x, y = 4.797, 419 to 4.879, 419 and new response = 350523; previous integration is from x, y = 4.797, 419 to 4.879, 1586 and previous response = 347664.			✓	

Audit Trail report

Name	User	Time	Action	Reason	Comment	Succeed	Exception
CmdManuallyIntegrateSplit	BL2000\sean	2/20/2022 8:13:23 AM	Split peak for compound 1,4-Dichlorobenzene in sample Feb1816.D and keep right peak, new integration is from x, y = 4.879, 262.808583686012 to 4.981, 404.673543485436 and new response = 924293, previous integration is from x, y = 4.798, 150 to 4.981, 405 and previous response = 1873752.			✓	
CmdSetTargetCompoundAttribute	BL2000\sean	2/20/2022 8:13:24 AM	Set UserAnnotation = CO for compound 1,4-Dichlorobenzene in sample Feb1816.D; previous value =			✓	
CmdManuallyIntegrateApplyTargetRtToQualifier	BL2000\sean	2/20/2022 8:13:26 AM	Apply target integration range 4.879-4.981 to qualifier 148.0 for compound 1,4-Dichlorobenzene in sample Feb1816.D, new integration is from x, y = 4.879, 2211 to 4.981, 1583 and new response = 587827; previous integration is from x, y = 4.798, 74 to 4.981, 192 and previous response = 1190611.			✓	
CmdManuallyIntegrateApplyTargetRtToQualifier	BL2000\sean	2/20/2022 8:13:28 AM	Apply target integration range 4.879-4.981 to qualifier 111.0 for compound 1,4-Dichlorobenzene in sample Feb1816.D, new integration is from x, y = 4.879, 1586 to 4.981, 1190 and new response = 334744; previously no peak.			✓	
CmdManuallyIntegrateApplyTargetRtToQualifier	BL2000\sean	2/20/2022 8:13:43 AM	Apply target integration range 5.032-5.134 to qualifier 111.0 for compound 1,2-Dichlorobenzene in sample Feb1816.D, new integration is from x, y = 5.032, 651 to 5.134, 959 and new response = 342078; previous integration is from x, y = 4.787, 0 to 5.134, 0 and previous response = 1045419.			✓	
CmdManuallyIntegrateDropBaseline	BL2000\sean	2/20/2022 8:13:45 AM	Drop baseline for qualifier 111.0 of compound 1,2-Dichlorobenzene in sample Feb1816.D to y = 651, new integration is from x, y = 5.032, 651 to 5.134, 651 and new response = 343021; previous integration is from x, y = 5.032, 651 to 5.134, 959 and previous response = 342078.			✓	
CmdManuallyIntegrateApplyTargetRtToQualifier	BL2000\sean	2/20/2022 8:14:09 AM	Apply target integration range 6.383-6.475 to qualifier 128.0 for compound 4-Chlorophenol in sample Feb1816.D, new integration is from x, y = 6.383, 8666 to 6.475, 9272 and new response = 550684; previous integration is from x, y = 6.290, 750 to 6.393, 881 and previous response = 2092577.			✓	

Audit Trail report

Name	User	Time	Action	Reason	Comment	Succeed	Exception
CmdManuallyIntegrateSnapBaseline	BL2000\sean	2/20/2022 8:14:10 AM	Snap baseline for qualifier 128.0 of compound 4-Chlorophenol in sample Feb1816.D from x = 6.383 to x = 6.475, new integration is from x, y = 6.383, 8666 to 6.475, 9272 and new response = 550684; previous integration is from x, y = 6.383, 8666 to 6.475, 9272 and previous response = 550684.			✓	
CmdManuallyIntegrateApplyTargetRtToQualifier	BL2000\sean	2/20/2022 8:14:41 AM	Apply target integration range 6.393-6.506 to qualifier 129.0 for compound p-Chloroaniline in sample Feb1816.D, new integration is from x, y = 6.393, 1005 to 6.506, 2256 and new response = 230348; previous integration is from x, y = 6.290, 478 to 6.393, 528 and previous response = 230222.			✓	
CmdManuallyIntegrateDropBaseline	BL2000\sean	2/20/2022 8:14:42 AM	Drop baseline for qualifier 129.0 of compound p-Chloroaniline in sample Feb1816.D to y = 1005, new integration is from x, y = 6.393, 1005 to 6.506, 1005 and new response = 234588; previous integration is from x, y = 6.393, 1005 to 6.506, 2256 and previous response = 230348.			✓	
CmdManuallyIntegrateSplit	BL2000\sean	2/20/2022 8:14:51 AM	Split peak for compound 4-Chloro-3-Methylphenol in sample Feb1816.D and keep right peak, new integration is from x, y = 7.030, 858.072905375134 to 7.204, 1188.84208316093 and new response = 585346, previous integration is from x, y = 6.910, 632 to 7.204, 1189 and previous response = 1129171.			✓	
CmdSetTargetCompoundAttribute	BL2000\sean	2/20/2022 8:14:53 AM	Set UserAnnotation = CO for compound 4-Chloro-3-Methylphenol in sample Feb1816.D; previous value =			✓	
CmdManuallyIntegrateApplyTargetRtToQualifier	BL2000\sean	2/20/2022 8:14:55 AM	Apply target integration range 7.030-7.204 to qualifier 144.0 for compound 4-Chloro-3-Methylphenol in sample Feb1816.D, new integration is from x, y = 7.030, 1012 to 7.204, 969 and new response = 160137; previous integration is from x, y = 6.906, 0 to 7.194, 0 and previous response = 309240.			✓	
CmdManuallyIntegrateDropBaseline	BL2000\sean	2/20/2022 8:14:56 AM	Drop baseline for qualifier 144.0 of compound 4-Chloro-3-Methylphenol in sample Feb1816.D to y = 969, new integration is from x, y = 7.030, 969 to 7.204, 969 and new response = 160362; previous integration is from x, y = 7.030, 1012 to 7.204, 969 and previous response = 160137.			✓	

Audit Trail report

Name	User	Time	Action	Reason	Comment	Succeed	Exception
CmdManuallyIntegrateSplit	BL2000\sean	2/20/2022 8:14:59 AM	Split qualifier 144.0 of compound 4-Chloro-3-Methylphenol in sample Feb1816.D and keep left peak, new integration is from x, y = 7.030, 969 to 7.132, 969 and new response = 149250, previous integration is from x, y = 7.030, 969 to 7.204, 969 and previous response = 160362.			✓	
CmdManuallyIntegrateSplit	BL2000\sean	2/20/2022 8:15:06 AM	Split peak for compound 1-Methylnaphthalene in sample Feb1816.D and keep left peak, new integration is from x, y = 7.225, 1340.6299673866 to 7.307, 1421.65113563999 and new response = 1067616, previous integration is from x, y = 7.225, 1341 to 7.369, 1482 and previous response = 1114062.			✓	
CmdSetTargetCompoundAttribute	BL2000\sean	2/20/2022 8:15:07 AM	Set UserAnnotation = CO for compound 1-Methylnaphthalene in sample Feb1816.D; previous value =			✓	
CmdManuallyIntegrateSplit	BL2000\sean	2/20/2022 8:15:13 AM	Split peak for compound 4-Chloro-2-Methylphenol in sample Feb1816.D and keep left peak, new integration is from x, y = 6.913, 864.656257155675 to 7.030, 1369.55812097422 and new response = 541291, previous integration is from x, y = 6.913, 865 to 7.204, 2126 and previous response = 1119052.			✓	
CmdSetTargetCompoundAttribute	BL2000\sean	2/20/2022 8:15:14 AM	Set UserAnnotation = CO for compound 4-Chloro-2-Methylphenol in sample Feb1816.D; previous value =			✓	
CmdManuallyIntegrateSplit	BL2000\sean	2/20/2022 8:15:16 AM	Split qualifier 144.0 of compound 4-Chloro-2-Methylphenol in sample Feb1816.D and keep left peak, new integration is from x, y = 6.906, 0 to 7.040, 0 and new response = 139820, previous integration is from x, y = 6.906, 0 to 7.194, 0 and previous response = 309240.			✓	
CmdManuallyIntegrateSplit	BL2000\sean	2/20/2022 8:15:23 AM	Split peak for compound 2,4,6-Trichlorophenol in sample Feb1816.D and keep left peak, new integration is from x, y = 7.492, 97.4827184916758 to 7.553, 139.739411974188 and new response = 416677, previous integration is from x, y = 7.492, 97 to 7.646, 203 and previous response = 839417.			✓	
CmdSetTargetCompoundAttribute	BL2000\sean	2/20/2022 8:15:24 AM	Set UserAnnotation = CO for compound 2,4,6-Trichlorophenol in sample Feb1816.D; previous value =			✓	

Audit Trail report

Name	User	Time	Action	Reason	Comment	Succeed	Exception
CmdManuallyIntegrateSplit	BL2000\sean	2/20/2022 8:15:27 AM	Split qualifier 198.0 of compound 2,4,6-Trichlorophenol in sample Feb1816.D and keep left peak, new integration is from x, y = 7.492, 124.698110509121 to 7.553, 189.648178724791 and new response = 387646, previous integration is from x, y = 7.492, 125 to 7.646, 288 and previous response = 787188.			✓	
CmdManuallyIntegrateSplit	BL2000\sean	2/20/2022 8:15:31 AM	Split peak for compound 2,4,5-Trichlorophenol in sample Feb1816.D and keep right peak, new integration is from x, y = 7.553, 157.176911877619 to 7.646, 242.077048517593 and new response = 423746, previous integration is from x, y = 7.492, 101 to 7.646, 242 and previous response = 839225.			✓	
CmdSetTargetCompoundAttribute	BL2000\sean	2/20/2022 8:15:32 AM	Set UserAnnotation = CO for compound 2,4,5-Trichlorophenol in sample Feb1816.D; previous value =			✓	
CmdManuallyIntegrateSplit	BL2000\sean	2/20/2022 8:15:35 AM	Split qualifier 198.0 of compound 2,4,5-Trichlorophenol in sample Feb1816.D and keep right peak, new integration is from x, y = 7.553, 154.124949081194 to 7.646, 236.314969910038 and new response = 401000, previous integration is from x, y = 7.492, 100 to 7.646, 236 and previous response = 787524.			✓	
CmdManuallyIntegrateApplyTargetRtToQualifier	BL2000\sean	2/20/2022 8:15:47 AM	Apply target integration range 8.159-8.313 to qualifier 153.1 for compound Acenaphthylene in sample Feb1816.D, new integration is from x, y = 8.159, 0 to 8.313, 1399 and new response = 292380; previously no peak.			✓	
CmdManuallyIntegrateDropBaseline	BL2000\sean	2/20/2022 8:15:48 AM	Drop baseline for qualifier 153.1 of compound Acenaphthylene in sample Feb1816.D to y = 0, new integration is from x, y = 8.159, 0 to 8.313, 0 and new response = 298821; previous integration is from x, y = 8.159, 0 to 8.313, 1399 and previous response = 292380.			✓	
CmdManuallyIntegrateApplyTargetRtToQualifier	BL2000\sean	2/20/2022 8:16:09 AM	Apply target integration range 8.486-8.640 to qualifier 154.0 for compound 2,4-Dinitrophenol in sample Feb1816.D, new integration is from x, y = 8.486, 3685 to 8.640, 1877 and new response = 55942; previous integration is from x, y = 8.384, 805 to 8.486, 854 and previous response = 1282555.			✓	

Audit Trail report

Name	User	Time	Action	Reason	Comment	Succeed	Exception
CmdManuallyIntegrateDropBaseline	BL2000\sean	2/20/2022 8:16:10 AM	Drop baseline for qualifier 154.0 of compound 2,4-Dinitrophenol in sample Feb1816.D to y = 1877, new integration is from x, y = 8.486, 1877 to 8.640, 1877 and new response = 64266; previous integration is from x, y = 8.486, 3685 to 8.640, 1877 and previous response = 55942.			✓	
CmdManuallyIntegrateApplyTargetRtToQualifier	BL2000\sean	2/20/2022 8:16:16 AM	Apply target integration range 8.681-8.783 to qualifier 139.0 for compound 4-Nitrophenol in sample Feb1816.D, new integration is from x, y = 8.681, 2855 to 8.783, 1736 and new response = 56134; previous integration is from x, y = 8.600, 496 to 8.681, 657 and previous response = 825771.			✓	
CmdManuallyIntegrateDropBaseline	BL2000\sean	2/20/2022 8:16:17 AM	Drop baseline for qualifier 139.0 of compound 4-Nitrophenol in sample Feb1816.D to y = 1736, new integration is from x, y = 8.681, 1736 to 8.783, 1736 and new response = 59569; previous integration is from x, y = 8.681, 2855 to 8.783, 1736 and previous response = 56134.			✓	
CmdManuallyIntegrateSplit	BL2000\sean	2/20/2022 8:16:22 AM	Split qualifier 63.0 of compound 2,4-Dinitrotoluene in sample Feb1816.D and keep right peak, new integration is from x, y = 8.650, 1297.72298541508 to 8.691, 1227.60781400793 and new response = 116034, previous integration is from x, y = 8.599, 1385 to 8.691, 1228 and previous response = 236402.			✓	
CmdManuallyIntegrateApplyTargetRtToQualifier	BL2000\sean	2/20/2022 8:16:28 AM	Apply target integration range 9.008-9.111 to qualifier 167.0 for compound Fluorene in sample Feb1816.D, new integration is from x, y = 9.008, 641 to 9.111, 765 and new response = 217193; previous integration is from x, y = 9.162, 0 to 9.366, 0 and previous response = 435003.			✓	
CmdManuallyIntegrateDropBaseline	BL2000\sean	2/20/2022 8:16:29 AM	Drop baseline for qualifier 167.0 of compound Fluorene in sample Feb1816.D to y = 641, new integration is from x, y = 9.008, 641 to 9.111, 641 and new response = 217574; previous integration is from x, y = 9.008, 641 to 9.111, 765 and previous response = 217193.			✓	

Audit Trail report

Name	User	Time	Action	Reason	Comment	Succeed	Exception
CmdManuallyIntegrateApplyTargetRtToQualifier	BL2000\sean	2/20/2022 8:16:40 AM	Apply target integration range 9.244-9.315 to qualifier 51.0 for compound Azobenzene in sample Feb1816.D, new integration is from x, y = 9.244, 128352 to 9.315, 4185 and new response = 266235; previously no peak.			✓	
CmdManuallyIntegrateDropBaseline	BL2000\sean	2/20/2022 8:16:42 AM	Drop baseline for qualifier 51.0 of compound Azobenzene in sample Feb1816.D to y = 4185, new integration is from x, y = 9.244, 4185 to 9.315, 4185 and new response = 533008; previous integration is from x, y = 9.244, 128352 to 9.315, 4185 and previous response = 266235.			✓	
CmdManuallyIntegratePeak	BL2000\sean	2/20/2022 8:16:54 AM	Manually integrate compound Anthracene in sample Feb1816.D, from x, y = 10.171, 1112949 to 10.302, 1357797, result = -4978786; previous integration is from x, y = 10.151, 291 to 10.221, 451 and previous response = 2456977.			✓	
CmdManuallyIntegratePeak	BL2000\sean	2/20/2022 8:16:56 AM	Manually integrate compound Anthracene in sample Feb1816.D, from x, y = 10.110, 962426 to 10.302, 977082, result = -6393765; previous integration is from x, y = 10.171, 1112949 to 10.302, 1357797 and previous response = -4978786.			✓	
CmdManuallyIntegrateSnapBaseline	BL2000\sean	2/20/2022 8:16:59 AM	Snap baseline for compound Anthracene in sample Feb1816.D, from x = 10.110 to x = 10.302, new integration is from x, y = 10.110, 0 to 10.302, 8942 and new response = 4751393; previous integration is from x, y = 10.110, 962426 to 10.302, 977082 and previous response = -6393765.			✓	
CmdManuallyIntegrateDropBaseline	BL2000\sean	2/20/2022 8:17:00 AM	Drop baseline for compound Anthracene in sample Feb1816.D to y = 0, new integration is from x, y = 10.110, 0 to 10.302, 0 and new response = 4803015; previous integration is from x, y = 10.110, 0 to 10.302, 8942 and previous response = 4751393.			✓	
CmdManuallyIntegrateSplit	BL2000\sean	2/20/2022 8:17:04 AM	Split peak for compound Anthracene in sample Feb1816.D and keep right peak, new integration is from x, y = 10.221, 0 to 10.302, 0 and new response = 2343786, previous integration is from x, y = 10.110, 0 to 10.302, 0 and previous response = 4803015.			✓	

Audit Trail report

Name	User	Time	Action	Reason	Comment	Succeed	Exception
CmdSetTargetCompoundAttribute	BL2000\sean	2/20/2022 8:17:05 AM	Set UserAnnotation = CO for compound Anthracene in sample Feb1816.D; previous value =			✓	
CmdManuallyIntegrateApplyTargetRtToQualifier	BL2000\sean	2/20/2022 8:17:08 AM	Apply target integration range 10.221-10.302 to qualifier 176.0 for compound Anthracene in sample Feb1816.D, new integration is from x, y = 10.221, 1779 to 10.302, 2065 and new response = 414317; previously no peak.			✓	
CmdManuallyIntegrateDropBaseline	BL2000\sean	2/20/2022 8:17:09 AM	Drop baseline for qualifier 176.0 of compound Anthracene in sample Feb1816.D to y = 1779, new integration is from x, y = 10.221, 1779 to 10.302, 1779 and new response = 415012; previous integration is from x, y = 10.221, 1779 to 10.302, 2065 and previous response = 414317.			✓	
CmdManuallyIntegrateSplit	BL2000\sean	2/20/2022 8:18:10 AM	Split peak for compound Aniline in sample Feb1817.D and keep left peak, new integration is from x, y = 4.535, 537.273864769506 to 4.613, 712.690282694734 and new response = 856490, previous integration is from x, y = 4.535, 537 to 4.685, 872 and previous response = 1731938.			✓	
CmdSetTargetCompoundAttribute	BL2000\sean	2/20/2022 8:18:11 AM	Set UserAnnotation = CO for compound Aniline in sample Feb1817.D; previous value =			✓	
CmdManuallyIntegrateSplit	BL2000\sean	2/20/2022 8:18:13 AM	Split qualifier 66.0 of compound Aniline in sample Feb1817.D and keep left peak, new integration is from x, y = 4.532, 556.273539422227 to 4.593, 629.369220682137 and new response = 295284, previous integration is from x, y = 4.532, 556 to 4.674, 728 and previous response = 642663.			✓	
CmdManuallyIntegrateSplit	BL2000\sean	2/20/2022 8:18:17 AM	Split qualifier 66.0 of compound Phenol in sample Feb1817.D and keep right peak, new integration is from x, y = 4.593, 629.369220682137 to 4.674, 728.214746071399 and new response = 347597, previous integration is from x, y = 4.532, 556 to 4.674, 728 and previous response = 642663.			✓	
CmdManuallyIntegrateSplit	BL2000\sean	2/20/2022 8:18:23 AM	Split peak for compound bis(-2-Chloroethyl)Ether in sample Feb1817.D and keep left peak, new integration is from x, y = 4.593, 837.381142486636 to 4.674, 878.735814636096 and new response = 706215, previous integration is from x, y = 4.593, 837 to 4.715, 899 and previous response = 945289.			✓	

Audit Trail report

Name	User	Time	Action	Reason	Comment	Succeed	Exception
CmdSetTargetCompoundAttribute	BL2000\sean	2/20/2022 8:18:24 AM	Set UserAnnotation = CO for compound bis(-2-Chloroethyl)Ether in sample Feb1817.D; previous value =			✓	
CmdManuallyIntegrateSplit	BL2000\sean	2/20/2022 8:18:31 AM	Split peak for compound 1,3-Dichlorobenzene in sample Feb1817.D and keep left peak, new integration is from x, y = 4.797, 0 to 4.879, 0 and new response = 921522, previous integration is from x, y = 4.797, 0 to 4.981, 0 and previous response = 1852568.			✓	
CmdSetTargetCompoundAttribute	BL2000\sean	2/20/2022 8:18:33 AM	Set UserAnnotation = CO for compound 1,3-Dichlorobenzene in sample Feb1817.D; previous value =			✓	
CmdManuallyIntegrateSplit	BL2000\sean	2/20/2022 8:18:35 AM	Split qualifier 148.0 of compound 1,3-Dichlorobenzene in sample Feb1817.D and keep left peak, new integration is from x, y = 4.799, 293.642373473793 to 4.879, 452.223331550773 and new response = 590778, previous integration is from x, y = 4.799, 294 to 4.971, 635 and previous response = 1178021.			✓	
CmdManuallyIntegrateQualifierPeak	BL2000\sean	2/20/2022 8:18:37 AM	Manually integrate qualifier 111.0 of compound 1,3-Dichlorobenzene in sample Feb1817.D, from x, y = 4.664, 321744 to 4.685, 321744, result = 671159; previous integration is from x, y = 4.799, 262 to 4.971, 466 and previous response = 671159.			✓	
CmdManuallyIntegrateSplit	BL2000\sean	2/20/2022 8:18:38 AM	Split qualifier 111.0 of compound 1,3-Dichlorobenzene in sample Feb1817.D and keep left peak, new integration is from x, y = 4.799, 262.416487236225 to 4.868, 344.551159345826 and new response = 336996, previous integration is from x, y = 4.799, 262 to 4.971, 466 and previous response = 671159.			✓	
CmdManuallyIntegrateSplit	BL2000\sean	2/20/2022 8:18:42 AM	Split peak for compound 1,4-Dichlorobenzene in sample Feb1817.D and keep right peak, new integration is from x, y = 4.879, 0 to 4.981, 0 and new response = 931046, previous integration is from x, y = 4.797, 0 to 4.981, 0 and previous response = 1852568.			✓	
CmdSetTargetCompoundAttribute	BL2000\sean	2/20/2022 8:18:43 AM	Set UserAnnotation = CO for compound 1,4-Dichlorobenzene in sample Feb1817.D; previous value =			✓	

Audit Trail report

Name	User	Time	Action	Reason	Comment	Succeed	Exception
CmdManuallyIntegrateSplit	BL2000\sean	2/20/2022 8:18:45 AM	Split qualifier 148.0 of compound 1,4-Dichlorobenzene in sample Feb1817.D and keep right peak, new integration is from x, y = 4.879, 0 to 4.971, 0 and new response = 590485, previous integration is from x, y = 4.797, 0 to 4.971, 0 and previous response = 1183081.			✓	
CmdManuallyIntegrateSplit	BL2000\sean	2/20/2022 8:18:47 AM	Split qualifier 111.0 of compound 1,4-Dichlorobenzene in sample Feb1817.D and keep right peak, new integration is from x, y = 4.868, 308.34900909994 to 4.971, 399.994118548128 and new response = 334647, previous integration is from x, y = 4.799, 246 to 4.971, 400 and previous response = 671572.			✓	
CmdManuallyIntegrateApplyTargetRtToQualifier	BL2000\sean	2/20/2022 8:19:43 AM	Apply target integration range 6.392-6.485 to qualifier 128.0 for compound 4-Chlorophenol in sample Feb1817.D, new integration is from x, y = 6.392, 7675 to 6.485, 8357 and new response = 628651; previous integration is from x, y = 6.300, 655 to 6.393, 769 and previous response = 2192240.			✓	
CmdManuallyIntegrateDropBaseline	BL2000\sean	2/20/2022 8:19:44 AM	Drop baseline for qualifier 128.0 of compound 4-Chlorophenol in sample Feb1817.D to y = 7675, new integration is from x, y = 6.392, 7675 to 6.485, 7675 and new response = 630552; previous integration is from x, y = 6.392, 7675 to 6.485, 8357 and previous response = 628651.			✓	
CmdManuallyIntegrateApplyTargetRtToQualifier	BL2000\sean	2/20/2022 8:19:49 AM	Apply target integration range 6.393-6.485 to qualifier 129.0 for compound p-Chloroaniline in sample Feb1817.D, new integration is from x, y = 6.393, 882 to 6.485, 6336 and new response = 258847; previous integration is from x, y = 6.295, 371 to 6.393, 419 and previous response = 240954.			✓	
CmdManuallyIntegrateDropBaseline	BL2000\sean	2/20/2022 8:19:50 AM	Drop baseline for qualifier 129.0 of compound p-Chloroaniline in sample Feb1817.D to y = 882, new integration is from x, y = 6.393, 882 to 6.485, 882 and new response = 273968; previous integration is from x, y = 6.393, 882 to 6.485, 6336 and previous response = 258847.			✓	

Audit Trail report

Name	User	Time	Action	Reason	Comment	Succeed	Exception
CmdManuallyIntegrateSplit	BL2000\sean	2/20/2022 8:19:57 AM	Split peak for compound 4-Chloro-3-Methylphenol in sample Feb1817.D and keep right peak, new integration is from x, y = 7.040, 595.761789206531 to 7.204, 809.677110955985 and new response = 636364, previous integration is from x, y = 6.899, 413 to 7.204, 810 and previous response = 1237625.			✓	
CmdSetTargetCompoundAttribute	BL2000\sean	2/20/2022 8:19:58 AM	Set UserAnnotation = CO for compound 4-Chloro-3-Methylphenol in sample Feb1817.D; previous value =			✓	
CmdManuallyIntegrateSplit	BL2000\sean	2/20/2022 8:20:01 AM	Split qualifier 144.0 of compound 4-Chloro-3-Methylphenol in sample Feb1817.D and keep right peak, new integration is from x, y = 7.030, 210.676134386455 to 7.204, 373.252106428598 and new response = 178411, previous integration is from x, y = 6.917, 105 to 7.204, 373 and previous response = 313851.			✓	
CmdManuallyIntegrateSplit	BL2000\sean	2/20/2022 8:20:02 AM	Split qualifier 144.0 of compound 4-Chloro-3-Methylphenol in sample Feb1817.D and keep left peak, new integration is from x, y = 7.030, 210.676134386455 to 7.132, 306.312710971055 and new response = 162506, previous integration is from x, y = 7.030, 211 to 7.204, 373 and previous response = 178411.			✓	
CmdManuallyIntegrateSplit	BL2000\sean	2/20/2022 8:20:10 AM	Split peak for compound 1-Methylnaphthalene in sample Feb1817.D and keep left peak, new integration is from x, y = 7.225, 1132.92840981687 to 7.307, 1119.55229148473 and new response = 1169318, previous integration is from x, y = 7.225, 1133 to 7.379, 1108 and previous response = 1222718.			✓	
CmdSetTargetCompoundAttribute	BL2000\sean	2/20/2022 8:20:11 AM	Set UserAnnotation = CO for compound 1-Methylnaphthalene in sample Feb1817.D; previous value =			✓	
CmdManuallyIntegrateSplit	BL2000\sean	2/20/2022 8:20:16 AM	Split peak for compound 4-Chloro-2-Methylphenol in sample Feb1817.D and keep left peak, new integration is from x, y = 6.907, 845.387459876703 to 7.040, 1449.29087091686 and new response = 596161, previous integration is from x, y = 6.907, 845 to 7.204, 2197 and previous response = 1221194.			✓	
CmdSetTargetCompoundAttribute	BL2000\sean	2/20/2022 8:20:18 AM	Set UserAnnotation = CO for compound 4-Chloro-2-Methylphenol in sample Feb1817.D; previous value =			✓	

Audit Trail report

Name	User	Time	Action	Reason	Comment	Succeed	Exception
CmdManuallyIntegrateSplit	BL2000\sean	2/20/2022 8:20:21 AM	Split qualifier 144.0 of compound 4-Chloro-2-Methylphenol in sample Feb1817.D and keep left peak, new integration is from x, y = 6.917, 169.646929960382 to 7.030, 294.412148464733 and new response = 150517, previous integration is from x, y = 6.917, 170 to 7.204, 487 and previous response = 312354.			✓	
CmdManuallyIntegrateSplit	BL2000\sean	2/20/2022 8:20:27 AM	Split peak for compound 2,4,6-Trichlorophenol in sample Feb1817.D and keep left peak, new integration is from x, y = 7.492, 146.484346869916 to 7.553, 230.95046238961 and new response = 452699, previous integration is from x, y = 7.492, 146 to 7.646, 358 and previous response = 897013.			✓	
CmdSetTargetCompoundAttribute	BL2000\sean	2/20/2022 8:20:28 AM	Set UserAnnotation = CO for compound 2,4,6-Trichlorophenol in sample Feb1817.D; previous value =			✓	
CmdManuallyIntegrateSplit	BL2000\sean	2/20/2022 8:20:30 AM	Split qualifier 198.0 of compound 2,4,6-Trichlorophenol in sample Feb1817.D and keep left peak, new integration is from x, y = 7.492, 130.811405715778 to 7.553, 202.38233521378 and new response = 436419, previous integration is from x, y = 7.492, 131 to 7.646, 310 and previous response = 864142.			✓	
CmdManuallyIntegrateSplit	BL2000\sean	2/20/2022 8:20:35 AM	Split peak for compound 2,4,5-Trichlorophenol in sample Feb1817.D and keep right peak, new integration is from x, y = 7.553, 159.055444907107 to 7.646, 242.676040630622 and new response = 446352, previous integration is from x, y = 7.492, 103 to 7.646, 243 and previous response = 897717.			✓	
CmdSetTargetCompoundAttribute	BL2000\sean	2/20/2022 8:20:36 AM	Set UserAnnotation = CO for compound 2,4,5-Trichlorophenol in sample Feb1817.D; previous value =			✓	
CmdManuallyIntegrateSplit	BL2000\sean	2/20/2022 8:20:39 AM	Split qualifier 198.0 of compound 2,4,5-Trichlorophenol in sample Feb1817.D and keep right peak, new integration is from x, y = 7.553, 174.654191208991 to 7.646, 282.473609126646 and new response = 429093, previous integration is from x, y = 7.492, 103 to 7.646, 282 and previous response = 864382.			✓	

Audit Trail report

Name	User	Time	Action	Reason	Comment	Succeed	Exception
CmdManuallyIntegrateApplyTargetRtToQualifier	BL2000\sean	2/20/2022 8:20:47 AM	Apply target integration range 8.169-8.312 to qualifier 153.1 for compound Acenaphthylene in sample Feb1817.D, new integration is from x, y = 8.169, 0 to 8.312, 1156 and new response = 319409; previously no peak.			✓	
CmdManuallyIntegrateDropBaseline	BL2000\sean	2/20/2022 8:20:48 AM	Drop baseline for qualifier 153.1 of compound Acenaphthylene in sample Feb1817.D to y = 0, new integration is from x, y = 8.169, 0 to 8.312, 0 and new response = 324377; previous integration is from x, y = 8.169, 0 to 8.312, 1156 and previous response = 319409.			✓	
CmdManuallyIntegrateSplit	BL2000\sean	2/20/2022 8:20:56 AM	Split qualifier 154.0 of compound 2,4-Dinitrophenol in sample Feb1817.D and keep right peak, new integration is from x, y = 8.476, 902.230707341826 to 8.548, 973.072413502794 and new response = 76208, previous integration is from x, y = 8.384, 811 to 8.548, 973 and previous response = 1444207.			✓	
CmdManuallyIntegrateApplyTargetRtToQualifier	BL2000\sean	2/20/2022 8:21:02 AM	Apply target integration range 8.673-8.793 to qualifier 139.0 for compound 4-Nitrophenol in sample Feb1817.D, new integration is from x, y = 8.673, 2940 to 8.793, 1744 and new response = 66091; previous integration is from x, y = 8.600, 602 to 8.691, 805 and previous response = 866234.			✓	
CmdManuallyIntegrateDropBaseline	BL2000\sean	2/20/2022 8:21:03 AM	Drop baseline for qualifier 139.0 of compound 4-Nitrophenol in sample Feb1817.D to y = 1744, new integration is from x, y = 8.673, 1744 to 8.793, 1744 and new response = 70579; previous integration is from x, y = 8.673, 2940 to 8.793, 1744 and previous response = 66091.			✓	
CmdManuallyIntegrateApplyTargetRtToQualifier	BL2000\sean	2/20/2022 8:21:09 AM	Apply target integration range 8.630-8.722 to qualifier 63.0 for compound 2,4-Dinitrotoluene in sample Feb1817.D, new integration is from x, y = 8.630, 156096 to 8.722, 7882 and new response = -237745; previous integration is from x, y = 8.599, 1937 to 8.742, 1695 and previous response = 281659.			✓	
CmdManuallyIntegrateQualifierPeak	BL2000\sean	2/20/2022 8:21:14 AM	Manually integrate qualifier 63.0 of compound 2,4-Dinitrotoluene in sample Feb1817.D, from x, y = 8.650, 4473 to 8.691, 3410, result = 125000; previous integration is from x, y = 8.630, 156096 to 8.722, 7882 and previous response = -237745.			✓	

Audit Trail report

Name	User	Time	Action	Reason	Comment	Succeed	Exception
CmdManuallyIntegrateDropBaseline	BL2000\sean	2/20/2022 8:21:15 AM	Drop baseline for qualifier 63.0 of compound 2,4-Dinitrotoluene in sample Feb1817.D to y = 3410, new integration is from x, y = 8.650, 3410 to 8.691, 3410 and new response = 126305; previous integration is from x, y = 8.650, 4473 to 8.691, 3410 and previous response = 125000.			✓	
CmdManuallyIntegrateApplyTargetRtToQualifier	BL2000\sean	2/20/2022 8:21:27 AM	Apply target integration range 9.131-9.203 to qualifier 121.0 for compound 4,6-Dinitro-2-methylphenol in sample Feb1817.D, new integration is from x, y = 9.131, 1667 to 9.203, 1897 and new response = 72788; previous integration is from x, y = 8.978, 1147 to 9.059, 1091 and previous response = 89986.			✓	
CmdManuallyIntegrateDropBaseline	BL2000\sean	2/20/2022 8:21:28 AM	Drop baseline for qualifier 121.0 of compound 4,6-Dinitro-2-methylphenol in sample Feb1817.D to y = 1667, new integration is from x, y = 9.131, 1667 to 9.203, 1667 and new response = 73282; previous integration is from x, y = 9.131, 1667 to 9.203, 1897 and previous response = 72788.			✓	
CmdManuallyIntegratePeak	BL2000\sean	2/20/2022 8:21:51 AM	Manually integrate compound Anthracene in sample Feb1817.D, from x, y = 10.120, 2168701 to 10.343, 2297751, result = -24831555; previous integration is from x, y = 10.150, 432 to 10.221, 596 and previous response = 2554889.			✓	
CmdManuallyIntegrateSnapBaseline	BL2000\sean	2/20/2022 8:21:52 AM	Snap baseline for compound Anthracene in sample Feb1817.D, from x = 10.120 to x = 10.343, new integration is from x, y = 10.120, 0 to 10.343, 4205 and new response = 4996333; previous integration is from x, y = 10.120, 2168701 to 10.343, 2297751 and previous response = -24831555.			✓	
CmdManuallyIntegrateDropBaseline	BL2000\sean	2/20/2022 8:21:53 AM	Drop baseline for compound Anthracene in sample Feb1817.D to y = 0, new integration is from x, y = 10.120, 0 to 10.343, 0 and new response = 5024442; previous integration is from x, y = 10.120, 0 to 10.343, 4205 and previous response = 4996333.			✓	

Audit Trail report

Name	User	Time	Action	Reason	Comment	Succeed	Exception
CmdManuallyIntegrateSplit	BL2000\sean	2/20/2022 8:21:55 AM	Split peak for compound Anthracene in sample Feb1817.D and keep right peak, new integration is from x, y = 10.221, 0 to 10.343, 0 and new response = 2466442, previous integration is from x, y = 10.120, 0 to 10.343, 0 and previous response = 5024442.			✓	
CmdSetTargetCompoundAttribute	BL2000\sean	2/20/2022 8:21:56 AM	Set UserAnnotation = CO for compound Anthracene in sample Feb1817.D; previous value =			✓	
CmdManuallyIntegrateApplyTargetRtToQualifier	BL2000\sean	2/20/2022 8:21:59 AM	Apply target integration range 10.221-10.343 to qualifier 176.0 for compound Anthracene in sample Feb1817.D, new integration is from x, y = 10.221, 1952 to 10.343, 1306 and new response = 441665; previously no peak.			✓	
CmdManuallyIntegrateDropBaseline	BL2000\sean	2/20/2022 8:22:00 AM	Drop baseline for qualifier 176.0 of compound Anthracene in sample Feb1817.D to y = 1306, new integration is from x, y = 10.221, 1306 to 10.343, 1306 and new response = 444020; previous integration is from x, y = 10.221, 1952 to 10.343, 1306 and previous response = 441665.			✓	
CmdSaveBatchTable	BL2000\sean	2/20/2022 8:22:34 AM	Save batch \\MASSHUNTER\Org\Data\SV5973N.I\sd021822\DoD BNA cal 1\QuantResults\021822 DoD BNA cal.batch.bin			✓	
CmdZeroOutPeak	BL2000\sean	2/20/2022 8:24:07 AM	Zero out primary peak of compound 2,6-Dinitrotoluene in sample Feb1818.D			✓	
CmdSetTargetCompoundAttribute	BL2000\sean	2/20/2022 8:24:09 AM	Set UserAnnotation = INT for compound 2,6-Dinitrotoluene in sample Feb1818.D; previous value =			✓	
CmdZeroOutPeak	BL2000\sean	2/20/2022 8:24:11 AM	Zero out primary peak of compound N-nitroso-Di-n-propylamine in sample Feb1818.D			✓	
CmdSetTargetCompoundAttribute	BL2000\sean	2/20/2022 8:24:12 AM	Set UserAnnotation = INT for compound N-nitroso-Di-n-propylamine in sample Feb1818.D; previous value =			✓	
CmdZeroOutPeak	BL2000\sean	2/20/2022 8:24:14 AM	Zero out primary peak of compound Dimethyl Phthalate in sample Feb1818.D			✓	
CmdSetTargetCompoundAttribute	BL2000\sean	2/20/2022 8:24:16 AM	Set UserAnnotation = INT for compound Dimethyl Phthalate in sample Feb1818.D; previous value =			✓	
CmdZeroOutPeak	BL2000\sean	2/20/2022 8:24:18 AM	Zero out primary peak of compound Benzidine in sample Feb1818.D			✓	

Audit Trail report

Name	User	Time	Action	Reason	Comment	Succeed	Exception
CmdSetTargetCompoundAttribute	BL2000\sean	2/20/2022 8:24:19 AM	Set UserAnnotation = INT for compound Benzidine in sample Feb1818.D; previous value =			✓	
CmdZeroOutPeak	BL2000\sean	2/20/2022 8:24:21 AM	Zero out primary peak of compound 2,4-Dinitrophenol in sample Feb1818.D			✓	
CmdSetTargetCompoundAttribute	BL2000\sean	2/20/2022 8:24:23 AM	Set UserAnnotation = INT for compound 2,4-Dinitrophenol in sample Feb1818.D; previous value =			✓	
CmdZeroOutPeak	BL2000\sean	2/20/2022 8:24:25 AM	Zero out primary peak of compound 2-Nitroaniline in sample Feb1818.D			✓	
CmdSetTargetCompoundAttribute	BL2000\sean	2/20/2022 8:24:26 AM	Set UserAnnotation = INT for compound 2-Nitroaniline in sample Feb1818.D; previous value =			✓	
CmdZeroOutPeak	BL2000\sean	2/20/2022 8:24:29 AM	Zero out primary peak of compound 4,6-Dinitro-2-methylphenol in sample Feb1818.D			✓	
CmdSetTargetCompoundAttribute	BL2000\sean	2/20/2022 8:24:29 AM	Set UserAnnotation = INT for compound 4,6-Dinitro-2-methylphenol in sample Feb1818.D; previous value =			✓	
CmdZeroOutPeak	BL2000\sean	2/20/2022 8:24:32 AM	Zero out primary peak of compound bis(-2-Chloroethyl)Ether in sample Feb1818.D			✓	
CmdSetTargetCompoundAttribute	BL2000\sean	2/20/2022 8:24:33 AM	Set UserAnnotation = INT for compound bis(-2-Chloroethyl)Ether in sample Feb1818.D; previous value =			✓	
CmdZeroOutPeak	BL2000\sean	2/20/2022 8:24:35 AM	Zero out primary peak of compound 4-Chlorophenol in sample Feb1818.D			✓	
CmdSetTargetCompoundAttribute	BL2000\sean	2/20/2022 8:24:36 AM	Set UserAnnotation = INT for compound 4-Chlorophenol in sample Feb1818.D; previous value =			✓	
CmdZeroOutPeak	BL2000\sean	2/20/2022 8:25:06 AM	Zero out primary peak of compound 2,6-Dinitrotoluene in sample Feb1819.D			✓	
CmdSetTargetCompoundAttribute	BL2000\sean	2/20/2022 8:25:07 AM	Set UserAnnotation = INT for compound 2,6-Dinitrotoluene in sample Feb1819.D; previous value =			✓	
CmdZeroOutPeak	BL2000\sean	2/20/2022 8:25:17 AM	Zero out primary peak of compound N-nitroso-Di-n-propylamine in sample Feb1819.D			✓	
CmdSetTargetCompoundAttribute	BL2000\sean	2/20/2022 8:25:18 AM	Set UserAnnotation = INT for compound N-nitroso-Di-n-propylamine in sample Feb1819.D; previous value =			✓	
CmdZeroOutPeak	BL2000\sean	2/20/2022 8:25:20 AM	Zero out primary peak of compound Dimethyl Phthalate in sample Feb1819.D			✓	
CmdSetTargetCompoundAttribute	BL2000\sean	2/20/2022 8:25:21 AM	Set UserAnnotation = INT for compound Dimethyl Phthalate in sample Feb1819.D; previous value =			✓	

Audit Trail report

Name	User	Time	Action	Reason	Comment	Succeed	Exception
CmdZeroOutPeak	BL2000\sean	2/20/2022 8:25:23 AM	Zero out primary peak of compound Benzidine in sample Feb1819.D			✓	
CmdSetTargetCompoundAttribute	BL2000\sean	2/20/2022 8:25:24 AM	Set UserAnnotation = INT for compound Benzidine in sample Feb1819.D; previous value =			✓	
CmdZeroOutPeak	BL2000\sean	2/20/2022 8:25:27 AM	Zero out primary peak of compound 4,6-Dinitro-2-methylphenol in sample Feb1819.D			✓	
CmdSetTargetCompoundAttribute	BL2000\sean	2/20/2022 8:25:28 AM	Set UserAnnotation = INT for compound 4,6-Dinitro-2-methylphenol in sample Feb1819.D; previous value =			✓	
CmdZeroOutPeak	BL2000\sean	2/20/2022 8:25:30 AM	Zero out primary peak of compound bis(2-ethylhexyl)Phthalate in sample Feb1819.D			✓	
CmdSetTargetCompoundAttribute	BL2000\sean	2/20/2022 8:25:31 AM	Set UserAnnotation = INT for compound bis(2-ethylhexyl)Phthalate in sample Feb1819.D; previous value =			✓	
CmdClearManualIntegration	BL2000\sean	2/20/2022 8:25:33 AM	Clear manual integration of target signal for compound bis(2-ethylhexyl)Phthalate in sample Feb1819.D			✓	
CmdSetTargetCompoundAttribute	BL2000\sean	2/20/2022 8:25:33 AM	Set UserAnnotation = for compound bis(2-ethylhexyl)Phthalate in sample Feb1819.D; previous value = INT			✓	
CmdManuallyIntegrateQualifierPeak	BL2000\sean	2/20/2022 8:25:36 AM	Manually integrate qualifier 279.0 of compound bis(2-ethylhexyl)Phthalate in sample Feb1819.D from x, y = 16.340, 0 to 16.381, 0; result = 524			✓	
CmdZeroOutPeak	BL2000\sean	2/20/2022 8:25:40 AM	Zero out primary peak of compound 2,4-Dinitrotoluene in sample Feb1819.D			✓	
CmdSetTargetCompoundAttribute	BL2000\sean	2/20/2022 8:25:41 AM	Set UserAnnotation = INT for compound 2,4-Dinitrotoluene in sample Feb1819.D; previous value =			✓	
CmdZeroOutPeak	BL2000\sean	2/20/2022 8:25:43 AM	Zero out primary peak of compound 4-Chlorophenol in sample Feb1819.D			✓	
CmdSetTargetCompoundAttribute	BL2000\sean	2/20/2022 8:25:44 AM	Set UserAnnotation = INT for compound 4-Chlorophenol in sample Feb1819.D; previous value =			✓	
CmdZeroOutPeak	BL2000\sean	2/20/2022 8:25:59 AM	Zero out primary peak of compound 2,6-Dinitrotoluene in sample Feb1820.D			✓	
CmdSetTargetCompoundAttribute	BL2000\sean	2/20/2022 8:26:00 AM	Set UserAnnotation = INT for compound 2,6-Dinitrotoluene in sample Feb1820.D; previous value =			✓	
CmdZeroOutPeak	BL2000\sean	2/20/2022 8:26:02 AM	Zero out primary peak of compound N-nitroso-Di-n-propylamine in sample Feb1820.D			✓	

Audit Trail report

Name	User	Time	Action	Reason	Comment	Succeed	Exception
CmdSetTargetCompoundAttribute	BL2000\sean	2/20/2022 8:26:03 AM	Set UserAnnotation = INT for compound N-nitroso-Di-n-propylamine in sample Feb1820.D; previous value =			✓	
CmdZeroOutPeak	BL2000\sean	2/20/2022 8:26:06 AM	Zero out primary peak of compound Dimethyl Phthalate in sample Feb1820.D			✓	
CmdSetTargetCompoundAttribute	BL2000\sean	2/20/2022 8:26:07 AM	Set UserAnnotation = INT for compound Dimethyl Phthalate in sample Feb1820.D; previous value =			✓	
CmdZeroOutPeak	BL2000\sean	2/20/2022 8:26:08 AM	Zero out primary peak of compound Benzidine in sample Feb1820.D			✓	
CmdSetTargetCompoundAttribute	BL2000\sean	2/20/2022 8:26:10 AM	Set UserAnnotation = INT for compound Benzidine in sample Feb1820.D; previous value =			✓	
CmdZeroOutPeak	BL2000\sean	2/20/2022 8:26:12 AM	Zero out primary peak of compound 4,6-Dinitro-2-methylphenol in sample Feb1820.D			✓	
CmdSetTargetCompoundAttribute	BL2000\sean	2/20/2022 8:26:13 AM	Set UserAnnotation = INT for compound 4,6-Dinitro-2-methylphenol in sample Feb1820.D; previous value =			✓	
CmdZeroOutPeak	BL2000\sean	2/20/2022 8:26:15 AM	Zero out primary peak of compound bis(-2-Chloroethyl)Ether in sample Feb1820.D			✓	
CmdSetTargetCompoundAttribute	BL2000\sean	2/20/2022 8:26:16 AM	Set UserAnnotation = INT for compound bis(-2-Chloroethyl)Ether in sample Feb1820.D; previous value =			✓	
CmdZeroOutPeak	BL2000\sean	2/20/2022 8:26:18 AM	Zero out primary peak of compound 4-Chlorophenol in sample Feb1820.D			✓	
CmdSetTargetCompoundAttribute	BL2000\sean	2/20/2022 8:26:19 AM	Set UserAnnotation = INT for compound 4-Chlorophenol in sample Feb1820.D; previous value =			✓	
CmdZeroOutPeak	BL2000\sean	2/20/2022 8:26:26 AM	Zero out primary peak of compound 4-Chlorophenol in sample Feb1821.D			✓	
CmdSetTargetCompoundAttribute	BL2000\sean	2/20/2022 8:26:27 AM	Set UserAnnotation = INT for compound 4-Chlorophenol in sample Feb1821.D; previous value =			✓	
CmdZeroOutPeak	BL2000\sean	2/20/2022 8:26:30 AM	Zero out primary peak of compound 4,6-Dinitro-2-methylphenol in sample Feb1821.D			✓	
CmdSetTargetCompoundAttribute	BL2000\sean	2/20/2022 8:26:31 AM	Set UserAnnotation = INT for compound 4,6-Dinitro-2-methylphenol in sample Feb1821.D; previous value =			✓	
CmdZeroOutPeak	BL2000\sean	2/20/2022 8:26:33 AM	Zero out primary peak of compound Benzidine in sample Feb1821.D			✓	
CmdSetTargetCompoundAttribute	BL2000\sean	2/20/2022 8:26:35 AM	Set UserAnnotation = INT for compound Benzidine in sample Feb1821.D; previous value =			✓	

Audit Trail report

Name	User	Time	Action	Reason	Comment	Succeed	Exception
CmdZeroOutPeak	BL2000\sean	2/20/2022 8:26:37 AM	Zero out primary peak of compound Dimethyl Phthalate in sample Feb1821.D			✓	
CmdSetTargetCompoundAttribute	BL2000\sean	2/20/2022 8:26:38 AM	Set UserAnnotation = INT for compound Dimethyl Phthalate in sample Feb1821.D; previous value =			✓	
CmdZeroOutPeak	BL2000\sean	2/20/2022 8:26:40 AM	Zero out primary peak of compound N-nitroso-Di-n-propylamine in sample Feb1821.D			✓	
CmdSetTargetCompoundAttribute	BL2000\sean	2/20/2022 8:26:41 AM	Set UserAnnotation = INT for compound N-nitroso-Di-n-propylamine in sample Feb1821.D; previous value =			✓	
CmdZeroOutPeak	BL2000\sean	2/20/2022 8:26:43 AM	Zero out primary peak of compound 2,6-Dinitrotoluene in sample Feb1821.D			✓	
CmdSetTargetCompoundAttribute	BL2000\sean	2/20/2022 8:26:44 AM	Set UserAnnotation = INT for compound 2,6-Dinitrotoluene in sample Feb1821.D; previous value =			✓	
CmdZeroOutPeak	BL2000\sean	2/20/2022 8:26:59 AM	Zero out primary peak of compound 2,6-Dinitrotoluene in sample Feb1822.D			✓	
CmdSetTargetCompoundAttribute	BL2000\sean	2/20/2022 8:27:00 AM	Set UserAnnotation = INT for compound 2,6-Dinitrotoluene in sample Feb1822.D; previous value =			✓	
CmdZeroOutPeak	BL2000\sean	2/20/2022 8:27:02 AM	Zero out primary peak of compound N-nitroso-Di-n-propylamine in sample Feb1822.D			✓	
CmdSetTargetCompoundAttribute	BL2000\sean	2/20/2022 8:27:03 AM	Set UserAnnotation = INT for compound N-nitroso-Di-n-propylamine in sample Feb1822.D; previous value =			✓	
CmdZeroOutPeak	BL2000\sean	2/20/2022 8:27:05 AM	Zero out primary peak of compound Dimethyl Phthalate in sample Feb1822.D			✓	
CmdSetTargetCompoundAttribute	BL2000\sean	2/20/2022 8:27:06 AM	Set UserAnnotation = INT for compound Dimethyl Phthalate in sample Feb1822.D; previous value =			✓	
CmdZeroOutPeak	BL2000\sean	2/20/2022 8:27:08 AM	Zero out primary peak of compound Benzidine in sample Feb1822.D			✓	
CmdSetTargetCompoundAttribute	BL2000\sean	2/20/2022 8:27:09 AM	Set UserAnnotation = INT for compound Benzidine in sample Feb1822.D; previous value =			✓	
CmdZeroOutPeak	BL2000\sean	2/20/2022 8:27:11 AM	Zero out primary peak of compound 4,6-Dinitro-2-methylphenol in sample Feb1822.D			✓	
CmdSetTargetCompoundAttribute	BL2000\sean	2/20/2022 8:27:12 AM	Set UserAnnotation = INT for compound 4,6-Dinitro-2-methylphenol in sample Feb1822.D; previous value =			✓	

Audit Trail report

Name	User	Time	Action	Reason	Comment	Succeed	Exception
CmdZeroOutPeak	BL2000\sean	2/20/2022 8:27:14 AM	Zero out primary peak of compound 2,4-Dinitrotoluene in sample Feb1822.D			✓	
CmdSetTargetCompoundAttribute	BL2000\sean	2/20/2022 8:27:16 AM	Set UserAnnotation = INT for compound 2,4-Dinitrotoluene in sample Feb1822.D; previous value =			✓	
CmdZeroOutPeak	BL2000\sean	2/20/2022 8:27:18 AM	Zero out primary peak of compound 4-Chlorophenol in sample Feb1822.D			✓	
CmdSetTargetCompoundAttribute	BL2000\sean	2/20/2022 8:27:19 AM	Set UserAnnotation = INT for compound 4-Chlorophenol in sample Feb1822.D; previous value =			✓	
CmdManuallyIntegrateSplit	BL2000\sean	2/20/2022 8:27:41 AM	Split qualifier 66.0 of compound Phenol in sample Feb1823.D and keep left peak, new integration is from x, y = 4.583, 787.955061568876 to 4.664, 902.949357111904 and new response = 279652, previous integration is from x, y = 4.583, 788 to 4.746, 1018 and previous response = 321839.			✓	
CmdManuallyIntegratePeak	BL2000\sean	2/20/2022 8:27:52 AM	Manually integrate compound 1,2-Dichlorobenzene in sample Feb1823.D, from x, y = 5.032, 470000 to 5.093, 528894, result = -1023722; previous integration is from x, y = 4.879, 191 to 4.971, 227 and previous response = 806277.			✓	
CmdManuallyIntegrateSnapBaseline	BL2000\sean	2/20/2022 8:27:53 AM	Snap baseline for compound 1,2-Dichlorobenzene in sample Feb1823.D, from x = 5.032 to x = 5.093, new integration is from x, y = 5.032, 3445 to 5.093, 7494 and new response = 792139; previous integration is from x, y = 5.032, 470000 to 5.093, 528894 and previous response = -1023722.			✓	
CmdManuallyIntegrateDropBaseline	BL2000\sean	2/20/2022 8:27:54 AM	Drop baseline for compound 1,2-Dichlorobenzene in sample Feb1823.D to y = 3445, new integration is from x, y = 5.032, 3445 to 5.093, 3445 and new response = 799581; previous integration is from x, y = 5.032, 3445 to 5.093, 7494 and previous response = 792139.			✓	
CmdSetTargetCompoundAttribute	BL2000\sean	2/20/2022 8:27:55 AM	Set UserAnnotation = CO for compound 1,2-Dichlorobenzene in sample Feb1823.D; previous value =			✓	
CmdManuallyIntegrateApplyTargetRtToQualifier	BL2000\sean	2/20/2022 8:27:57 AM	Apply target integration range 5.032-5.093 to qualifier 148.0 for compound 1,2-Dichlorobenzene in sample Feb1823.D, new integration is from x, y = 5.032, 1863 to 5.093, 5215 and new response = 512661; previously no peak.			✓	

Audit Trail report

Name	User	Time	Action	Reason	Comment	Succeed	Exception
CmdManuallyIntegrateApplyTargetRtToQualifier	BL2000\sean	2/20/2022 8:28:01 AM	Apply target integration range 5.032-5.093 to qualifier 111.0 for compound 1,2-Dichlorobenzene in sample Feb1823.D, new integration is from x, y = 5.032, 1616 to 5.093, 3431 and new response = 295033; previously no peak.			✓	
CmdManuallyIntegrateSplit	BL2000\sean	2/20/2022 8:28:07 AM	Split peak for compound Benzyl Alcohol in sample Feb1823.D and keep left peak, new integration is from x, y = 5.044, 941.364351010488 to 5.185, 2346.49596638186 and new response = 317983, previous integration is from x, y = 5.044, 941 to 5.318, 3668 and previous response = 1018362.			✓	
CmdSetTargetCompoundAttribute	BL2000\sean	2/20/2022 8:28:10 AM	Set UserAnnotation = CO for compound Benzyl Alcohol in sample Feb1823.D; previous value =			✓	
CmdManuallyIntegrateSplit	BL2000\sean	2/20/2022 8:28:17 AM	Split qualifier 108.0 of compound 2-Methylphenol in sample Feb1823.D and keep right peak, new integration is from x, y = 5.185, 1228.91666909288 to 5.318, 1952.18638140104 and new response = 711999, previous integration is from x, y = 5.037, 422 to 5.318, 1952 and previous response = 1036805.			✓	
CmdManuallyIntegrateApplyTargetRtToQualifier	BL2000\sean	2/20/2022 8:28:35 AM	Apply target integration range 6.393-6.506 to qualifier 129.0 for compound p-Chloroaniline in sample Feb1823.D, new integration is from x, y = 6.393, 873 to 6.506, 2745 and new response = 217456; previously no peak.			✓	
CmdManuallyIntegrateDropBaseline	BL2000\sean	2/20/2022 8:28:36 AM	Drop baseline for qualifier 129.0 of compound p-Chloroaniline in sample Feb1823.D to y = 873, new integration is from x, y = 6.393, 873 to 6.506, 873 and new response = 223800; previous integration is from x, y = 6.393, 873 to 6.506, 2745 and previous response = 217456.			✓	
CmdManuallyIntegratePeak	BL2000\sean	2/20/2022 8:28:49 AM	Manually integrate compound 2,4,5-Trichlorophenol in sample Feb1823.D, from x, y = 7.461, 259591 to 7.728, 292164, result = -3561661; previous integration is from x, y = 7.492, 104 to 7.564, 169 and previous response = 418967.			✓	
CmdManuallyIntegrateSnapBaseline	BL2000\sean	2/20/2022 8:28:50 AM	Snap baseline for compound 2,4,5-Trichlorophenol in sample Feb1823.D, from x = 7.461 to x = 7.728, new integration is from x, y = 7.461, 0 to 7.728, 2446 and new response = 838577; previous integration is from x, y = 7.461, 259591 to 7.728, 292164 and previous response = -3561661.			✓	

Audit Trail report

Name	User	Time	Action	Reason	Comment	Succeed	Exception
CmdManuallyIntegrateDropBaseline	BL2000\sean	2/20/2022 8:28:51 AM	Drop baseline for compound 2,4,5-Trichlorophenol in sample Feb1823.D to y = 0, new integration is from x, y = 7.461, 0 to 7.728, 0 and new response = 858171; previous integration is from x, y = 7.461, 0 to 7.728, 2446 and previous response = 838577.			✓	
CmdManuallyIntegrateSplit	BL2000\sean	2/20/2022 8:28:52 AM	Split peak for compound 2,4,5-Trichlorophenol in sample Feb1823.D and keep right peak, new integration is from x, y = 7.564, 0 to 7.728, 0 and new response = 437278, previous integration is from x, y = 7.461, 0 to 7.728, 0 and previous response = 858171.			✓	
CmdSetTargetCompoundAttribute	BL2000\sean	2/20/2022 8:28:54 AM	Set UserAnnotation = CO for compound 2,4,5-Trichlorophenol in sample Feb1823.D; previous value =			✓	
CmdManuallyIntegrateApplyTargetRtToQualifier	BL2000\sean	2/20/2022 8:28:56 AM	Apply target integration range 7.564-7.728 to qualifier 198.0 for compound 2,4,5-Trichlorophenol in sample Feb1823.D, new integration is from x, y = 7.564, 5823 to 7.728, 2426 and new response = 381249; previously no peak.			✓	
CmdManuallyIntegrateDropBaseline	BL2000\sean	2/20/2022 8:28:57 AM	Drop baseline for qualifier 198.0 of compound 2,4,5-Trichlorophenol in sample Feb1823.D to y = 2426, new integration is from x, y = 7.564, 2426 to 7.728, 2426 and new response = 397995; previous integration is from x, y = 7.564, 5823 to 7.728, 2426 and previous response = 381249.			✓	
CmdManuallyIntegrateApplyTargetRtToQualifier	BL2000\sean	2/20/2022 8:29:05 AM	Apply target integration range 8.169-8.323 to qualifier 153.1 for compound Acenaphthylene in sample Feb1823.D, new integration is from x, y = 8.169, 279 to 8.323, 1205 and new response = 276362; previously no peak.			✓	
CmdManuallyIntegrateDropBaseline	BL2000\sean	2/20/2022 8:29:07 AM	Drop baseline for qualifier 153.1 of compound Acenaphthylene in sample Feb1823.D to y = 279, new integration is from x, y = 8.169, 279 to 8.323, 279 and new response = 280625; previous integration is from x, y = 8.169, 279 to 8.323, 1205 and previous response = 276362.			✓	

Audit Trail report

Name	User	Time	Action	Reason	Comment	Succeed	Exception
CmdManuallyIntegrateApplyTargetRtToQualifier	BL2000\sean	2/20/2022 8:29:16 AM	Apply target integration range 8.497-8.660 to qualifier 154.0 for compound 2,4-Dinitrophenol in sample Feb1823.D, new integration is from x, y = 8.497, 3453 to 8.660, 1809 and new response = 60575; previous integration is from x, y = 8.384, 922 to 8.486, 937 and previous response = 1246308.			✓	
CmdManuallyIntegrateDropBaseline	BL2000\sean	2/20/2022 8:29:17 AM	Drop baseline for qualifier 154.0 of compound 2,4-Dinitrophenol in sample Feb1823.D to y = 1809, new integration is from x, y = 8.497, 1809 to 8.660, 1809 and new response = 68648; previous integration is from x, y = 8.497, 3453 to 8.660, 1809 and previous response = 60575.			✓	
CmdManuallyIntegrateApplyTargetRtToQualifier	BL2000\sean	2/20/2022 8:29:22 AM	Apply target integration range 8.691-8.834 to qualifier 139.0 for compound 4-Nitrophenol in sample Feb1823.D, new integration is from x, y = 8.691, 1990 to 8.834, 1299 and new response = 66087; previous integration is from x, y = 8.599, 313 to 8.691, 490 and previous response = 819975.			✓	
CmdManuallyIntegrateDropBaseline	BL2000\sean	2/20/2022 8:29:23 AM	Drop baseline for qualifier 139.0 of compound 4-Nitrophenol in sample Feb1823.D to y = 1299, new integration is from x, y = 8.691, 1299 to 8.834, 1299 and new response = 69056; previous integration is from x, y = 8.691, 1990 to 8.834, 1299 and previous response = 66087.			✓	
CmdManuallyIntegrateQualifierPeak	BL2000\sean	2/20/2022 8:29:30 AM	Manually integrate qualifier 63.0 of compound 2,4-Dinitrotoluene in sample Feb1823.D, from x, y = 8.650, 6352 to 8.701, 8246, result = 117776; previous integration is from x, y = 8.599, 1803 to 8.742, 1572 and previous response = 275305.			✓	
CmdManuallyIntegrateApplyTargetRtToQualifier	BL2000\sean	2/20/2022 8:29:35 AM	Apply target integration range 9.008-9.110 to qualifier 167.0 for compound Fluorene in sample Feb1823.D, new integration is from x, y = 9.008, 361 to 9.110, 253 and new response = 220984; previous integration is from x, y = 9.182, 531 to 9.366, 704 and previous response = 441360.			✓	

Audit Trail report

Name	User	Time	Action	Reason	Comment	Succeed	Exception
CmdManuallyIntegrateDropBaseline	BL2000\sean	2/20/2022 8:29:36 AM	Drop baseline for qualifier 167.0 of compound Fluorene in sample Feb1823.D to y = 253, new integration is from x, y = 9.008, 253 to 9.110, 253 and new response = 221315; previous integration is from x, y = 9.008, 361 to 9.110, 253 and previous response = 220984.			✓	
CmdManuallyIntegrateApplyTargetRtToQualifier	BL2000\sean	2/20/2022 8:29:47 AM	Apply target integration range 9.121-9.223 to qualifier 121.0 for compound 4,6-Dinitro-2-methylphenol in sample Feb1823.D, new integration is from x, y = 9.121, 915 to 9.223, 2254 and new response = 76997; previous integration is from x, y = 8.978, 1144 to 9.059, 1075 and previous response = 88748.			✓	
CmdManuallyIntegrateDropBaseline	BL2000\sean	2/20/2022 8:29:48 AM	Drop baseline for qualifier 121.0 of compound 4,6-Dinitro-2-methylphenol in sample Feb1823.D to y = 915, new integration is from x, y = 9.121, 915 to 9.223, 915 and new response = 81107; previous integration is from x, y = 9.121, 915 to 9.223, 2254 and previous response = 76997.			✓	
CmdManuallyIntegrateQualifierPeak	BL2000\sean	2/20/2022 8:29:54 AM	Manually integrate qualifier 167.0 of compound N-nitrosodiphenylamine in sample Feb1823.D, from x, y = 9.172, 72571 to 9.284, 103277, result = -158877; previous integration is from x, y = 8.990, 143 to 9.366, 308 and previous response = 668960.			✓	
CmdManuallyIntegrateSnapBaseline	BL2000\sean	2/20/2022 8:29:55 AM	Snap baseline for qualifier 167.0 of compound N-nitrosodiphenylamine in sample Feb1823.D from x = 9.172 to x = 9.284, new integration is from x, y = 9.172, 763 to 9.284, 2165 and new response = 424903; previous integration is from x, y = 9.172, 72571 to 9.284, 103277 and previous response = -158877.			✓	
CmdManuallyIntegrateApplyTargetRtToQualifier	BL2000\sean	2/20/2022 8:30:00 AM	Apply target integration range 9.243-9.325 to qualifier 51.0 for compound Azobenzene in sample Feb1823.D, new integration is from x, y = 9.243, 125704 to 9.325, 3967 and new response = 232937; previously no peak.			✓	
CmdManuallyIntegrateDropBaseline	BL2000\sean	2/20/2022 8:30:01 AM	Drop baseline for qualifier 51.0 of compound Azobenzene in sample Feb1823.D to y = 3967, new integration is from x, y = 9.243, 3967 to 9.325, 3967 and new response = 531801; previous integration is from x, y = 9.243, 125704 to 9.325, 3967 and previous response = 232937.			✓	

Audit Trail report

Name	User	Time	Action	Reason	Comment	Succeed	Exception
CmdManuallyIntegratePeak	BL2000\sean	2/20/2022 8:30:08 AM	Manually integrate compound Anthracene in sample Feb1823.D, from x, y = 10.140, 1928563 to 10.323, 1964068, result = -16386122; previous integration is from x, y = 10.151, 337 to 10.221, 501 and previous response = 2476903.			✓	
CmdManuallyIntegrateSnapBaseline	BL2000\sean	2/20/2022 8:30:09 AM	Snap baseline for compound Anthracene in sample Feb1823.D, from x = 10.140 to x = 10.323, new integration is from x, y = 10.140, 270 to 10.323, 8075 and new response = 4858982; previous integration is from x, y = 10.140, 1928563 to 10.323, 1964068 and previous response = -16386122.			✓	
CmdManuallyIntegrateDropBaseline	BL2000\sean	2/20/2022 8:30:10 AM	Drop baseline for compound Anthracene in sample Feb1823.D to y = 270, new integration is from x, y = 10.140, 270 to 10.323, 270 and new response = 4901671; previous integration is from x, y = 10.140, 270 to 10.323, 8075 and previous response = 4858982.			✓	
CmdManuallyIntegrateSplit	BL2000\sean	2/20/2022 8:30:11 AM	Split peak for compound Anthracene in sample Feb1823.D and keep right peak, new integration is from x, y = 10.221, 270 to 10.323, 270 and new response = 2424090, previous integration is from x, y = 10.140, 270 to 10.323, 270 and previous response = 4901671.			✓	
CmdManuallyIntegrateApplyTargetRtToQualifier	BL2000\sean	2/20/2022 8:30:13 AM	Apply target integration range 10.221-10.323 to qualifier 176.0 for compound Anthracene in sample Feb1823.D, new integration is from x, y = 10.221, 2038 to 10.323, 3062 and new response = 424535; previously no peak.			✓	
CmdManuallyIntegrateDropBaseline	BL2000\sean	2/20/2022 8:30:14 AM	Drop baseline for qualifier 176.0 of compound Anthracene in sample Feb1823.D to y = 2038, new integration is from x, y = 10.221, 2038 to 10.323, 2038 and new response = 427647; previous integration is from x, y = 10.221, 2038 to 10.323, 3062 and previous response = 424535.			✓	
CmdZeroOutPeak	BL2000\sean	2/20/2022 8:30:50 AM	Zero out primary peak of compound 2,6-Dinitrotoluene in sample Feb1824.D			✓	
CmdSetTargetCompoundAttribute	BL2000\sean	2/20/2022 8:30:51 AM	Set UserAnnotation = INT for compound 2,6-Dinitrotoluene in sample Feb1824.D; previous value =			✓	

Audit Trail report

Name	User	Time	Action	Reason	Comment	Succeed	Exception
CmdZeroOutPeak	BL2000\sean	2/20/2022 8:30:53 AM	Zero out primary peak of compound N-nitroso-Di-n-propylamine in sample Feb1824.D			✓	
CmdSetTargetCompoundAttribute	BL2000\sean	2/20/2022 8:30:54 AM	Set UserAnnotation = INT for compound N-nitroso-Di-n-propylamine in sample Feb1824.D; previous value =			✓	
CmdZeroOutPeak	BL2000\sean	2/20/2022 8:30:57 AM	Zero out primary peak of compound Dimethyl Phthalate in sample Feb1824.D			✓	
CmdSetTargetCompoundAttribute	BL2000\sean	2/20/2022 8:30:58 AM	Set UserAnnotation = INT for compound Dimethyl Phthalate in sample Feb1824.D; previous value =			✓	
CmdZeroOutPeak	BL2000\sean	2/20/2022 8:31:00 AM	Zero out primary peak of compound Benzidine in sample Feb1824.D			✓	
CmdSetTargetCompoundAttribute	BL2000\sean	2/20/2022 8:31:01 AM	Set UserAnnotation = INT for compound Benzidine in sample Feb1824.D; previous value =			✓	
CmdZeroOutPeak	BL2000\sean	2/20/2022 8:31:03 AM	Zero out primary peak of compound bis(2-ethylhexyl)Phthalate in sample Feb1824.D			✓	
CmdClearManualIntegration	BL2000\sean	2/20/2022 8:31:06 AM	Clear manual integration of target signal for compound bis(2-ethylhexyl)Phthalate in sample Feb1824.D			✓	
CmdZeroOutPeak	BL2000\sean	2/20/2022 8:31:08 AM	Zero out primary peak of compound 4,6-Dinitro-2-methylphenol in sample Feb1824.D			✓	
CmdSetTargetCompoundAttribute	BL2000\sean	2/20/2022 8:31:09 AM	Set UserAnnotation = INT for compound 4,6-Dinitro-2-methylphenol in sample Feb1824.D; previous value =			✓	
CmdManuallyIntegrateSplit	BL2000\sean	2/20/2022 8:31:28 AM	Split peak for compound Aniline in sample Feb1825.D and keep left peak, new integration is from x, y = 4.532, 381.783827383857 to 4.613, 742.24665443615 and new response = 1472122, previous integration is from x, y = 4.532, 382 to 4.675, 1013 and previous response = 2405967.			✓	
CmdSetTargetCompoundAttribute	BL2000\sean	2/20/2022 8:31:29 AM	Set UserAnnotation = CO for compound Aniline in sample Feb1825.D; previous value =			✓	
CmdManuallyIntegrateSplit	BL2000\sean	2/20/2022 8:31:35 AM	Split peak for compound bis(-2-Chloroethyl)Ether in sample Feb1825.D and keep left peak, new integration is from x, y = 4.593, 817.908389296546 to 4.675, 909.046188105366 and new response = 816449, previous integration is from x, y = 4.593, 818 to 4.715, 955 and previous response = 1118099.			✓	

Audit Trail report

Name	User	Time	Action	Reason	Comment	Succeed	Exception
CmdSetTargetCompoundAttribute	BL2000\sean	2/20/2022 8:31:36 AM	Set UserAnnotation = CO for compound bis(-2-Chloroethyl)Ether in sample Feb1825.D; previous value =			✓	
CmdManuallyIntegrateSplit	BL2000\sean	2/20/2022 8:31:45 AM	Split peak for compound 1,3-Dichlorobenzene in sample Feb1825.D and keep left peak, new integration is from x, y = 4.787, 0 to 4.879, 0 and new response = 1261148, previous integration is from x, y = 4.787, 0 to 5.134, 0 and previous response = 3741179.			✓	
CmdSetTargetCompoundAttribute	BL2000\sean	2/20/2022 8:31:47 AM	Set UserAnnotation = CO for compound 1,3-Dichlorobenzene in sample Feb1825.D; previous value =			✓	
CmdManuallyIntegrateApplyTargetRtToQualifier	BL2000\sean	2/20/2022 8:31:49 AM	Apply target integration range 4.787-4.879 to qualifier 148.0 for compound 1,3-Dichlorobenzene in sample Feb1825.D, new integration is from x, y = 4.787, 0 to 4.879, 3401 and new response = 791485; previous integration is from x, y = 4.797, 10 to 5.124, 919 and previous response = 2364953.			✓	
CmdManuallyIntegrateApplyTargetRtToQualifier	BL2000\sean	2/20/2022 8:31:50 AM	Apply target integration range 4.787-4.879 to qualifier 111.0 for compound 1,3-Dichlorobenzene in sample Feb1825.D, new integration is from x, y = 4.787, 0 to 4.879, 3595 and new response = 455837; previous integration is from x, y = 4.797, 0 to 5.124, 0 and previous response = 1390538.			✓	
CmdManuallyIntegrateSplit	BL2000\sean	2/20/2022 8:31:55 AM	Split peak for compound 1,4-Dichlorobenzene in sample Feb1825.D and keep left peak, new integration is from x, y = 4.795, 305.369663491441 to 4.879, 477.247640543239 and new response = 1259093, previous integration is from x, y = 4.795, 305 to 5.134, 998 and previous response = 3727760.			✓	
CmdClearManualIntegration	BL2000\sean	2/20/2022 8:31:58 AM	Clear manual integration of target signal for compound 1,4-Dichlorobenzene in sample Feb1825.D			✓	
CmdManuallyIntegrateSplit	BL2000\sean	2/20/2022 8:32:00 AM	Split peak for compound 1,4-Dichlorobenzene in sample Feb1825.D and keep right peak, new integration is from x, y = 4.879, 477.247640543239 to 5.134, 998.496794945521 and new response = 2468727, previous integration is from x, y = 4.795, 305 to 5.134, 998 and previous response = 3727760.			✓	

Audit Trail report

Name	User	Time	Action	Reason	Comment	Succeed	Exception
CmdManuallyIntegrateSplit	BL2000\sean	2/20/2022 8:32:01 AM	Split peak for compound 1,4-Dichlorobenzene in sample Feb1825.D and keep left peak, new integration is from x, y = 4.879, 477.247640543239 to 5.032, 789.997133184608 and new response = 1299176, previous integration is from x, y = 4.879, 477 to 5.134, 998 and previous response = 2468727.			✓	
CmdSetTargetCompoundAttribute	BL2000\sean	2/20/2022 8:32:03 AM	Set UserAnnotation = CO for compound 1,4-Dichlorobenzene in sample Feb1825.D; previous value =			✓	
CmdManuallyIntegrateApplyTargetRtToQualifier	BL2000\sean	2/20/2022 8:32:05 AM	Apply target integration range 4.879-5.032 to qualifier 148.0 for compound 1,4-Dichlorobenzene in sample Feb1825.D, new integration is from x, y = 4.879, 3401 to 5.032, 2402 and new response = 802398; previous integration is from x, y = 4.797, 83 to 5.124, 372 and previous response = 2369645.			✓	
CmdManuallyIntegrateApplyTargetRtToQualifier	BL2000\sean	2/20/2022 8:32:06 AM	Apply target integration range 4.879-5.032 to qualifier 111.0 for compound 1,4-Dichlorobenzene in sample Feb1825.D, new integration is from x, y = 4.879, 3595 to 5.032, 1453 and new response = 449921; previous integration is from x, y = 4.797, 0 to 5.124, 0 and previous response = 1390538.			✓	
CmdManuallyIntegrateSplit	BL2000\sean	2/20/2022 8:32:11 AM	Split qualifier 111.0 of compound 1,2-Dichlorobenzene in sample Feb1825.D and keep right peak, new integration is from x, y = 5.042, 0 to 5.124, 0 and new response = 450854, previous integration is from x, y = 4.797, 0 to 5.124, 0 and previous response = 1390538.			✓	
CmdManuallyIntegrateSplit	BL2000\sean	2/20/2022 8:32:14 AM	Split peak for compound 1,2-Dichlorobenzene in sample Feb1825.D and keep right peak, new integration is from x, y = 4.879, 239.993824773104 to 5.134, 381.444330417954 and new response = 2475271, previous integration is from x, y = 4.792, 192 to 5.134, 381 and previous response = 3735230.			✓	
CmdManuallyIntegrateSplit	BL2000\sean	2/20/2022 8:32:16 AM	Split peak for compound 1,2-Dichlorobenzene in sample Feb1825.D and keep right peak, new integration is from x, y = 5.032, 324.864128160014 to 5.134, 381.444330417954 and new response = 1172868, previous integration is from x, y = 4.879, 240 to 5.134, 381 and previous response = 2475271.			✓	

Audit Trail report

Name	User	Time	Action	Reason	Comment	Succeed	Exception
CmdSetTargetCompoundAttribute	BL2000\sean	2/20/2022 8:32:18 AM	Set UserAnnotation = CO for compound 1,2-Dichlorobenzene in sample Feb1825.D; previous value =			✓	
CmdManuallyIntegrateApplyTargetRtToQualifier	BL2000\sean	2/20/2022 8:32:20 AM	Apply target integration range 5.032-5.134 to qualifier 148.0 for compound 1,2-Dichlorobenzene in sample Feb1825.D, new integration is from x, y = 5.032, 2402 to 5.134, 2914 and new response = 730663; previous integration is from x, y = 4.797, 40 to 5.124, 252 and previous response = 2371208.			✓	
CmdManuallyIntegrateSplit	BL2000\sean	2/20/2022 8:32:33 AM	Split qualifier 77.0 of compound Nitrobenzene in sample Feb1825.D and keep right peak, new integration is from x, y = 5.502, 4247.61192418989 to 5.604, 3475.9212858608 and new response = 711655, previous integration is from x, y = 5.407, 4968 to 5.604, 3476 and previous response = 1069574.			✓	
CmdManuallyIntegrateApplyTargetRtToQualifier	BL2000\sean	2/20/2022 8:32:50 AM	Apply target integration range 6.301-6.393 to qualifier 129.0 for compound Naphthalene in sample Feb1825.D, new integration is from x, y = 6.301, 440 to 6.393, 1073 and new response = 255525; previously no peak.			✓	
CmdManuallyIntegrateDropBaseline	BL2000\sean	2/20/2022 8:32:51 AM	Drop baseline for qualifier 129.0 of compound Naphthalene in sample Feb1825.D to y = 440, new integration is from x, y = 6.301, 440 to 6.393, 440 and new response = 257277; previous integration is from x, y = 6.301, 440 to 6.393, 1073 and previous response = 255525.			✓	
CmdManuallyIntegrateSplit	BL2000\sean	2/20/2022 8:32:57 AM	Split qualifier 129.0 of compound p-Chloroaniline in sample Feb1825.D and keep right peak, new integration is from x, y = 6.393, 510.885793561922 to 6.475, 544.774800951207 and new response = 326150, previous integration is from x, y = 6.301, 473 to 6.475, 545 and previous response = 582765.			✓	
CmdManuallyIntegrateSplit	BL2000\sean	2/20/2022 8:33:04 AM	Split peak for compound 1-Methylnaphthalene in sample Feb1825.D and keep left peak, new integration is from x, y = 7.225, 1375.73817319471 to 7.307, 1414.39420051885 and new response = 1236329, previous integration is from x, y = 7.225, 1376 to 7.369, 1443 and previous response = 1292334.			✓	

Audit Trail report

Name	User	Time	Action	Reason	Comment	Succeed	Exception
CmdManuallyIntegrateSplit	BL2000\sean	2/20/2022 8:33:13 AM	Split peak for compound 2,4,6-Trichlorophenol in sample Feb1825.D and keep left peak, new integration is from x, y = 7.492, 131.993592704705 to 7.553, 185.212660286643 and new response = 443943, previous integration is from x, y = 7.492, 132 to 7.646, 266 and previous response = 925848.			✓	
CmdSetTargetCompoundAttribute	BL2000\sean	2/20/2022 8:33:14 AM	Set UserAnnotation = CO for compound 2,4,6-Trichlorophenol in sample Feb1825.D; previous value =			✓	
CmdManuallyIntegrateSplit	BL2000\sean	2/20/2022 8:33:16 AM	Split qualifier 198.0 of compound 2,4,6-Trichlorophenol in sample Feb1825.D and keep left peak, new integration is from x, y = 7.492, 123.840079886302 to 7.553, 177.752218750565 and new response = 417228, previous integration is from x, y = 7.492, 124 to 7.646, 259 and previous response = 873499.			✓	
CmdManuallyIntegrateSplit	BL2000\sean	2/20/2022 8:33:20 AM	Split peak for compound 2,4,5-Trichlorophenol in sample Feb1825.D and keep left peak, new integration is from x, y = 7.492, 109.780101262567 to 7.553, 162.208597285383 and new response = 444026, previous integration is from x, y = 7.492, 110 to 7.646, 241 and previous response = 926049.			✓	
CmdClearManualIntegration	BL2000\sean	2/20/2022 8:33:21 AM	Clear manual integration of target signal for compound 2,4,5-Trichlorophenol in sample Feb1825.D			✓	
CmdManuallyIntegrateSplit	BL2000\sean	2/20/2022 8:33:23 AM	Split peak for compound 2,4,5-Trichlorophenol in sample Feb1825.D and keep right peak, new integration is from x, y = 7.553, 162.208597285383 to 7.646, 241.336909380805 and new response = 482884, previous integration is from x, y = 7.492, 110 to 7.646, 241 and previous response = 926049.			✓	
CmdSetTargetCompoundAttribute	BL2000\sean	2/20/2022 8:33:24 AM	Set UserAnnotation = CO for compound 2,4,5-Trichlorophenol in sample Feb1825.D; previous value =			✓	
CmdManuallyIntegrateSplit	BL2000\sean	2/20/2022 8:33:26 AM	Split qualifier 198.0 of compound 2,4,5-Trichlorophenol in sample Feb1825.D and keep right peak, new integration is from x, y = 7.553, 166.378328046637 to 7.646, 255.31776562901 and new response = 457139, previous integration is from x, y = 7.492, 107 to 7.646, 255 and previous response = 873583.			✓	

Audit Trail report

Name	User	Time	Action	Reason	Comment	Succeed	Exception
CmdManuallyIntegrateApplyTargetRtToQualifier	BL2000\sean	2/20/2022 8:33:33 AM	Apply target integration range 8.169-8.313 to qualifier 153.1 for compound Acenaphthylene in sample Feb1825.D, new integration is from x, y = 8.169, 0 to 8.313, 1264 and new response = 308306; previously no peak.			✓	
CmdManuallyIntegrateDropBaseline	BL2000\sean	2/20/2022 8:33:34 AM	Drop baseline for qualifier 153.1 of compound Acenaphthylene in sample Feb1825.D to y = 0, new integration is from x, y = 8.169, 0 to 8.313, 0 and new response = 313737; previous integration is from x, y = 8.169, 0 to 8.313, 1264 and previous response = 308306.			✓	
CmdManuallyIntegrateApplyTargetRtToQualifier	BL2000\sean	2/20/2022 8:33:42 AM	Apply target integration range 8.497-8.650 to qualifier 154.0 for compound 2,4-Dinitrophenol in sample Feb1825.D, new integration is from x, y = 8.497, 2831 to 8.650, 1601 and new response = 69007; previous integration is from x, y = 8.384, 733 to 8.466, 789 and previous response = 1221573.			✓	
CmdManuallyIntegrateDropBaseline	BL2000\sean	2/20/2022 8:33:42 AM	Drop baseline for qualifier 154.0 of compound 2,4-Dinitrophenol in sample Feb1825.D to y = 1601, new integration is from x, y = 8.497, 1601 to 8.650, 1601 and new response = 74670; previous integration is from x, y = 8.497, 2831 to 8.650, 1601 and previous response = 69007.			✓	
CmdManuallyIntegrateQualifierPeak	BL2000\sean	2/20/2022 8:33:50 AM	Manually integrate qualifier 63.0 of compound 2,4-Dinitrotoluene in sample Feb1825.D, from x, y = 8.650, 3554 to 8.701, 3112, result = 116589; previous integration is from x, y = 8.568, 1726 to 8.742, 1605 and previous response = 293783.			✓	
CmdManuallyIntegratePeak	BL2000\sean	2/20/2022 8:34:07 AM	Manually integrate compound Anthracene in sample Feb1825.D, from x, y = 10.130, 620639 to 10.292, 603223, result = -1244371; previous integration is from x, y = 10.151, 0 to 10.221, 0 and previous response = 2396277.			✓	
CmdManuallyIntegrateSnapBaseline	BL2000\sean	2/20/2022 8:34:08 AM	Snap baseline for compound Anthracene in sample Feb1825.D, from x = 10.130 to x = 10.292, new integration is from x, y = 10.130, 233 to 10.292, 9802 and new response = 4656645; previous integration is from x, y = 10.130, 620639 to 10.292, 603223 and previous response = -1244371.			✓	

Audit Trail report

Name	User	Time	Action	Reason	Comment	Succeed	Exception
CmdManuallyIntegrateDropBaseline	BL2000\sean	2/20/2022 8:34:09 AM	Drop baseline for compound Anthracene in sample Feb1825.D to y = 233, new integration is from x, y = 10.130, 233 to 10.292, 233 and new response = 4703165; previous integration is from x, y = 10.130, 233 to 10.292, 9802 and previous response = 4656645.			✓	
CmdSetTargetCompoundAttribute	BL2000\sean	2/20/2022 8:34:10 AM	Set UserAnnotation = CO for compound Anthracene in sample Feb1825.D; previous value =			✓	
CmdManuallyIntegrateSplit	BL2000\sean	2/20/2022 8:34:12 AM	Split peak for compound Anthracene in sample Feb1825.D and keep right peak, new integration is from x, y = 10.221, 233 to 10.292, 233 and new response = 2307793, previous integration is from x, y = 10.130, 233 to 10.292, 233 and previous response = 4703165.			✓	
CmdManuallyIntegrateApplyTargetRtToQualifier	BL2000\sean	2/20/2022 8:34:16 AM	Apply target integration range 10.221-10.292 to qualifier 176.0 for compound Anthracene in sample Feb1825.D, new integration is from x, y = 10.221, 2261 to 10.292, 1274 and new response = 420629; previously no peak.			✓	
CmdManuallyIntegrateDropBaseline	BL2000\sean	2/20/2022 8:34:17 AM	Drop baseline for qualifier 176.0 of compound Anthracene in sample Feb1825.D to y = 1274, new integration is from x, y = 10.221, 1274 to 10.292, 1274 and new response = 422728; previous integration is from x, y = 10.221, 2261 to 10.292, 1274 and previous response = 420629.			✓	
CmdSaveBatchTable	BL2000\sean	2/20/2022 8:34:47 AM	Save batch \\MASSHUNTER\Org\Data\SV5973N.I\sd021822\DoD BNA cal 1\QuantResults\021822 DoD BNA cal.batch.bin			✓	
CmdSetSampleAttribute	BL2000\sean	2/20/2022 8:36:02 AM	Set SampleApproved = True for sample Feb1825.D; previous value = False			✓	
CmdSetSampleAttribute	BL2000\sean	2/20/2022 8:36:04 AM	Set SampleApproved = True for sample Feb1824.D; previous value = False			✓	
CmdSetSampleAttribute	BL2000\sean	2/20/2022 8:36:05 AM	Set SampleApproved = True for sample Feb1823.D; previous value = False			✓	
CmdSetSampleAttribute	BL2000\sean	2/20/2022 8:36:06 AM	Set SampleApproved = True for sample Feb1822.D; previous value = False			✓	
CmdSetSampleAttribute	BL2000\sean	2/20/2022 8:36:07 AM	Set SampleApproved = True for sample Feb1821.D; previous value = False			✓	

Audit Trail report

Name	User	Time	Action	Reason	Comment	Succeed	Exception
CmdSetSampleAttribute	BL2000\sean	2/20/2022 8:36:08 AM	Set SampleApproved = True for sample Feb1820.D; previous value = False			✓	
CmdSetSampleAttribute	BL2000\sean	2/20/2022 8:36:09 AM	Set SampleApproved = True for sample Feb1819.D; previous value = False			✓	
CmdSetSampleAttribute	BL2000\sean	2/20/2022 8:36:10 AM	Set SampleApproved = True for sample Feb1817.D; previous value = False			✓	
CmdSetSampleAttribute	BL2000\sean	2/20/2022 8:36:11 AM	Set SampleApproved = True for sample Feb1816.D; previous value = False			✓	
CmdSetSampleAttribute	BL2000\sean	2/20/2022 8:36:13 AM	Set SampleApproved = True for sample Feb1815.D; previous value = False			✓	
CmdSetSampleAttribute	BL2000\sean	2/20/2022 8:36:15 AM	Set SampleApproved = True for sample Feb1814.D; previous value = False			✓	
CmdSetSampleAttribute	BL2000\sean	2/20/2022 8:36:15 AM	Set SampleApproved = True for sample Feb1813.D; previous value = False			✓	
CmdSetSampleAttribute	BL2000\sean	2/20/2022 8:36:16 AM	Set SampleApproved = True for sample Feb1812.D; previous value = False			✓	
CmdSetSampleAttribute	BL2000\sean	2/20/2022 8:36:17 AM	Set SampleApproved = True for sample Feb1811.D; previous value = False			✓	
CmdSetSampleAttribute	BL2000\sean	2/20/2022 8:36:18 AM	Set SampleApproved = True for sample Feb1810.D; previous value = False			✓	
CmdSetSampleAttribute	BL2000\sean	2/20/2022 8:36:19 AM	Set SampleApproved = True for sample Feb1818.D; previous value = False			✓	
CmdQuantitate	BL2000\sean	2/20/2022 8:38:54 AM	Quantitate all compounds in all samples			✓	
CmdSaveBatchTable	BL2000\sean	2/20/2022 8:40:49 AM	Save batch \\MASSHUNTER\Org\Data\SV5973N.I\sd021822\DoD BNA cal 1\QuantResults\021822 DoD BNA cal.batch.bin			✓	
CmdOpenBatchTable	BL2000\sean	2/20/2022 10:57:46 AM	Open batch D:\Org\Data\SV5973N.I\sd021822\DoD BNA cal 1\021822 DoD BNA cal.batch.bin			✓	
CmdQuantitate	BL2000\sean	2/20/2022 11:00:49 AM	Quantitate all compounds in all samples			✓	
CmdSaveBatchTable	BL2000\sean	2/20/2022 11:09:58 AM	Save batch D:\Org\Data\SV5973N.I\sd021822\DoD BNA cal 1\QuantResults\021822 DoD BNA cal.batch.bin			✓	

Audit Trail report

Name	User	Time	Action	Reason	Comment	Succeed	Exception
GenerateReport	BL2000\sean	2/20/2022 11:10:49 AM	Generates report - Method: D:\Org\reports\LevelIV_Reports\Tests_for_LevelIV\CC_mid_rpt.m, Output Path: D:\Org\Data\SV5973N.I\sd021822\DoD BNA cal 1\QuantReports\021822 DoD BNA cal-1			✓	
CmdSaveBatchTable	BL2000\sean	2/20/2022 11:12:00 AM	Save batch D:\Org\Data\SV5973N.I\sd021822\DoD BNA cal 1\QuantResults\021822 DoD BNA cal.batch.bin			✓	

Continuing Calibration Report

Batch Name D:\Org\Data\SV5973N.I\sd021822\DoD BNA cal 1\QuantResults\021822 DoD BNA cal.batch.bin
Method File
Daily CC \\MASSHUNTER\Org\Data\SV5973N.I\sd021822\DoD BNA cal 1Feb1825.D

Level name	Injection Time	Calibration Files
1	2/19/2022 11:48:03 AM	\\MASSHUNTER\Org\Data\SV5973N.I\sd021822\DoD BNA cal 1\Feb1808.D
2	2/19/2022 11:15:42 AM	\\MASSHUNTER\Org\Data\SV5973N.I\sd021822\DoD BNA cal 1\Feb1807.D
3	2/19/2022 10:43:35 AM	\\MASSHUNTER\Org\Data\SV5973N.I\sd021822\DoD BNA cal 1\Feb1806.D
4	2/19/2022 9:57:53 AM	\\MASSHUNTER\Org\Data\SV5973N.I\sd021822\DoD BNA cal 1\Feb1805.D
5	2/19/2022 9:25:44 AM	\\MASSHUNTER\Org\Data\SV5973N.I\sd021822\DoD BNA cal 1\Feb1804.D
6	2/19/2022 8:53:27 AM	\\MASSHUNTER\Org\Data\SV5973N.I\sd021822\DoD BNA cal 1\Feb1803.D
7	2/19/2022 8:21:26 AM	\\MASSHUNTER\Org\Data\SV5973N.I\sd021822\DoD BNA cal 1\Feb1802.D
CCV	2/4/2022 2:54:08 PM	\\MASSHUNTER\Org\Data\SV5973N.I\sd030422\BNA 1\Feb0402.D <=====

ISTD Compound:	Avg Resp	Mid Resp	CC Resp	Area%	A/M
1,4-Dichlorobenzene-d4	349222	362851	444944	122.62	M
Naphthalene-d8	1013729	1062572	1299580	122.31	M
Acenaphthene-d10	558272	582178	717344	123.22	M
Phenanthrene-d10	990554	1023524	1290843	126.12	M
Chrysene-d12	720048	738511	980674	132.79	M
Perylene-d12	459625	469307	658950	140.41	M

Target Compound	AvgRF/R2	CC RF	Exp. Conc	Calc. Conc	%Dev	Area%	Curve Fit
1,4-Dichlorobenzene-d4	-----ISTD-----						
N-Nitrosodimethylamine	0.9982	0.2951	75.00	77.20	-2.93	208.87	Quadratic
Pyridine	0.9984	0.7071	75.00	73.69	1.75	187.04	Quadratic
2-Fluorophenol	0.9992	0.9979	75.00	79.33	-5.77	200.63	Quadratic
Aniline	0.9988	1.7646	75.00	76.76	-2.35	191.90	Quadratic
Phenol-d5	0.9995	1.2858	75.00	79.62	-6.16	198.39	Quadratic
Phenol	0.9987	1.3983	75.00	77.69	-3.59	197.55	Quadratic
bis(-2-Chloroethyl)Ether	0.9996	0.9786	75.00	80.56	-7.41	202.96	Quadratic
2-Chlorophenol	0.9991	1.1842	75.00	82.72	-10.30	209.21	Quadratic
1,3-Dichlorobenzene	0.9991	1.5117	75.00	82.85	-10.46	205.69	Quadratic
1,4-Dichlorobenzene	0.9990	1.5573	75.00	85.44	-13.91	208.91	Quadratic
1,2-Dichlorobenzene	0.9998	1.4059	75.00	78.73	-4.98	191.76	Quadratic
Benzyl Alcohol	0.9973	0.5956	75.00	81.50	-8.67	233.14	Quadratic
bis(2-chloroisopropyl)Ether	0.9984	0.3930	75.00	81.58	-8.77	204.10	Quadratic
2-Methylphenol	0.9983	0.9923	75.00	79.46	-5.95	198.91	Quadratic
N-nitroso-Di-n-propylamine	0.9994	0.7771	75.00	89.28	-19.04	219.43	Quadratic
4Methylphenol/3Methylphenol	0.9990	1.4841	75.00	87.71	-16.95	219.50	Quadratic
Hexachloroethane	0.9987	0.4321	75.00	78.50	-4.67	203.75	Quadratic
Nitrobenzene-d5	0.9990	0.7211	75.00	79.95	-6.60	207.73	Quadratic
Nitrobenzene	0.9943	0.4087	75.00	90.70	-20.94	222.40	Quadratic
Naphthalene-d8	-----ISTD-----						
Isophorone	0.9986	0.6137	75.00	83.13	-10.83	216.88	Quadratic
2-Nitrophenol	0.9966	0.1442	75.00	85.94	-14.59	240.81	Quadratic
2,4-Dimethylphenol	0.9946	0.2662	75.00	77.50	-3.34	208.58	Quadratic
bis(-2-Chloroethoxy)Methane	0.9977	0.3394	75.00	78.93	-5.25	195.14	Quadratic
2,4-Dichlorophenol	0.9975	0.2624	75.00	79.90	-6.54	211.22	Quadratic
Benzoic Acid	0.9948	0.1682	75.00	91.32	-21.76	271.59	Quadratic
1,2,4-Trichlorobenzene	0.9993	0.3054	75.00	77.71	-3.61	195.00	Quadratic
Naphthalene	0.9979	0.9651	75.00	82.95	-10.60	211.82	Quadratic
4-Chlorophenol	0.9994	0.1044	75.00	84.77	-13.02	217.67	Quadratic
p-Chloroaniline	0.9987	0.3581	75.00	78.40	-4.53	192.51	Quadratic
Hexachlorobutadiene	0.9987	0.1687	75.00	82.51	-10.01	218.58	Quadratic
4-Chloro-2-Methylphenol	0.9965	0.2344	75.00	76.98	-2.64	208.43	Quadratic

Continuing Calibration Report

Target Compound	AvgRF/R2	CC RF	Exp. Conc	Calc. Conc	%Dev	Area%	Curve Fit
4-Chloro-3-Methylphenol	0.2382	0.2624	75.00	82.63	-10.17	205.00	Avg RF
2-Methylnaphthalene	0.9998	0.5407	75.00	81.49	-8.66	196.45	Quadratic
1-Methylnaphthalene	0.9993	0.5074	75.00	78.50	-4.67	183.94	Quadratic
Acenaphthene-d10	-----ISTD-----						
Hexachlorocyclopentadiene	0.9982	0.1760	75.00	78.37	-4.49	209.54	Quadratic
2,4,6-Trichlorophenol	0.9939	0.3301	75.00	83.90	-11.86	238.27	Quadratic
2,4,5-Trichlorophenol	0.9986	0.3590	75.00	81.74	-8.98	216.23	Quadratic
2-Fluorobiphenyl	0.9986	1.3029	75.00	81.85	-9.13	208.50	Quadratic
2-Chloronaphthalene	1.0024	1.0523	75.00	78.73	-4.98	194.83	Avg RF
2-Nitroaniline	0.9911	0.2093	75.00	87.40	-16.53	231.77	Quadratic
Dimethyl Phthalate	0.9976	1.1055	75.00	82.08	-9.44	225.82	Quadratic
2,6-Dinitrotoluene	0.9930	0.1384	75.00	75.04	-0.05	200.84	Quadratic
Acenaphthylene	0.9997	1.6700	75.00	78.14	-4.19	187.88	Quadratic
3-Nitroaniline	0.9942	0.1760	75.00	83.54	-11.39	238.38	Quadratic
Acenaphthene	0.9995	0.9080	75.00	73.66	1.78	175.82	Quadratic
2,4-Dinitrophenol	0.9987	0.0799	75.00	84.50	-12.67	245.33	Quadratic
Dibenzofuran	0.9969	1.5713	75.00	77.97	-3.96	204.22	Quadratic
2,4-Dinitrotoluene	0.9989	0.1836	75.00	79.63	-6.18	213.11	Quadratic
4-Nitrophenol	0.9972	0.1826	75.00	80.20	-6.94	225.93	Quadratic
Diethylphthalate	0.9968	1.0959	75.00	78.65	-4.87	219.94	Quadratic
Fluorene	0.9988	1.2041	75.00	74.62	0.51	181.64	Quadratic
4-Chlorophenyl-phenylether	0.9957	0.5958	75.00	82.09	-9.46	222.70	Quadratic
Phenanthrene-d10	-----ISTD-----						
4-Nitroaniline	0.9926	0.1109	75.00	87.04	-16.06	259.68	Quadratic
4,6-Dinitro-2-methylphenol	0.9985	0.0662	75.00	84.96	-13.28	235.50	Quadratic
N-nitrosodiphenylamine	0.9998	0.4889	75.00	82.19	-9.58	209.98	Quadratic
Azobenzene	0.9991	0.6090	75.00	77.65	-3.53	194.57	Quadratic
2,4,6-Tribromophenol	0.9995	0.0612	75.00	83.78	-11.71	237.64	Quadratic
4-Bromophenyl-phenylether	0.9969	0.1898	75.00	83.97	-11.96	213.52	Quadratic
Hexachlorobenzene	0.9959	0.1970	75.00	86.08	-14.77	229.13	Quadratic
Pentachlorophenol	0.9986	0.0925	75.00	85.72	-14.29	243.90	Quadratic
Phenanthrene	0.9974	0.9901	75.00	80.06	-6.75	206.23	Quadratic
Anthracene	0.8750	0.9535	75.00	81.73	-8.98	211.22	Avg RF
Triallate	0.9997	0.2250	75.00	80.79	-7.72	213.21	Quadratic
Carbazole	1.0000	0.8957	75.00	75.72	-0.96	192.87	Quadratic
o-Terphenyl	0.9973	0.5212	75.00	79.41	-5.89	206.97	Quadratic
Di-n-Butylphthalate	0.9987	0.9813	75.00	86.61	-15.49	244.67	Quadratic
Fluoranthene	0.9997	0.9896	75.00	79.88	-6.50	203.74	Quadratic
Benidine	0.9992	0.3273	75.00	74.65	0.47	184.21	Quadratic
Pyrene	0.9996	1.0720	75.00	79.30	-5.74	198.34	Quadratic
Terphenyl-d14	0.6821	0.7189	75.00	79.04	-5.39	204.43	Avg RF
Chrysene-d12	-----ISTD-----						
Butylbenzylphthalate	0.9985	0.4453	75.00	84.61	-12.81	268.36	Quadratic
Benzo(a)Anthracene	1.0282	1.1010	75.00	80.31	-7.08	214.38	Avg RF
Chrysene	0.9996	1.1704	75.00	76.14	-1.52	204.93	Quadratic
3,3-Dichlorobenzidine	0.9980	0.3841	75.00	79.09	-5.46	235.58	Quadratic
bis(2-ethylhexyl)Phthalate	0.9986	0.1565	75.00	85.96	-14.62	275.27	Quadratic
Perylene-d12	-----ISTD-----						
Di-n-octyl Phthalate	0.9982	1.5967	75.00	82.43	-9.90	279.06	Quadratic
Benzo(b)fluoranthene	0.9994	1.5097	75.00	71.03	5.29	205.37	Quadratic
Benzo(k)fluoranthene	0.9991	1.6611	75.00	74.55	0.60	214.63	Quadratic
Benzo(a)pyrene	0.9994	1.4883	75.00	74.20	1.07	210.60	Quadratic
Indeno(1,2,3-c,d)pyrene	0.9983	1.2541	75.00	74.49	0.68	217.66	Quadratic
Dibenzo(a,h)anthracene	0.9990	1.3170	75.00	71.89	4.15	212.04	Quadratic
Benzo(g,h,i)perylene	0.9993	1.4589	75.00	75.19	-0.25	219.06	Quadratic

A -- against Average; M -- against Mid Point; P -- against Previous CC in the Method;

Energy Laboratories Inc

ANALYTICAL RUN Summary

09-Mar-22

Run ID SV5973N.I_220303A

Run Start Date: 3/3/2022
Analyst: Sean McGrew
Ical: 0
Column ID: XT1-5
Comments:

Std ID	Std Name	Std Amount	Std Units	Samp Amount	Samp Units	SampType	Expiration Date
dcmv14	DCM						12/12/2023
sv100507	BNA mix	37.5	ul	62.5	ul	CCV	3/31/2022
sv100516	BNA Internals 2000 ug/mL	2	ul	100	ul	all HL SVO	6/30/2023
sv100714	BNA 2nd source 200 ug/mL	37.5	ul	62.5	ul	ICV	10/1/2022
sv83311	DFTPP 1000 ug/mL	50	ul	50	ul	TUNE	10/31/2022
sv90820	BNA 2nd source short (new)	37.5	ul	62.5	ul	ICV	3/16/2023

Seq No	Lab ID	Test Code	Sample Typ	File ID	Analysis Date	DF	Batch ID	Prep Date	SPKref	RPDref	pmoist					
15067624	Mar0301_D_TU	SVOC-8270-DF	TUNE	SV5973N.I	030.3/3/2022 4:39:00	1	R375601		0	0						
Analyte	T	Units	RAW	Final	Text	Spike	SPKref	RPDref	MDL	PQL	UQL	%REC	LOW	HIGH	%RPD	Q
127, % of mass 198	A	%	52.5	52.5		100	0	0	0	0.01	0	53%	40	60	0%	
197, % of mass 198	A	%	0	0		100	0	0	0	0.01	0	0%	0	0.99	0%	
198, Base Peak	A	%	100	100		100	0	0	0	0.01	0	100%	100	100	0%	
199, % of mass 198	A	%	6.7	6.7		100	0	0	0	0.01	0	7%	5	9	0%	
275, % of mass 198	A	%	27.7	27.7		100	0	0	0	0.01	0	28%	10	30	0%	
365, % of mass 198	A	%	3.6	3.6		100	0	0	0	0.01	0	4%	1	99.99	0%	
441, % of mass 443	A	%	80.9	80.9		100	0	0	0	0.01	0	81%	0.01	150	0%	
442, % of mass 198	A	%	50.4	50.4		100	0	0	0	0.01	0	50%	40	100	0%	
443, % of mass 442	A	%	19.7	19.7		100	0	0	0	0.01	0	20%	17	23	0%	
51, % of mass 198	A	%	39.1	39.1		100	0	0	0	0.01	0	39%	30	60	0%	
68, % of mass 69	A	%	0	0		100	0	0	0	0.01	0	0%	0	1.99	0%	
70, % of mass 69	A	%	0.7	0.7		100	0	0	0	0.01	0	1%	0	1.99	0%	

Seq No	Lab ID	Test Code	Sample Typ	File ID	Analysis Date	DF	Batch ID	Prep Date	SPKref	RPDref	pmoist					
15067625	03-Mar-22_CC	SVOC-8270-W-	CCV	SV5973N.I	sd030.3/3/2022 5:00:47	1	R375601		0	0						
Analyte	T	Units	RAW	Final	Text	Spike	SPKref	RPDref	MDL	PQL	UQL	%REC	LOW	HIGH	%RPD	Q
1,2,4-Trichlorobenzene	A	ug/L	77.1943	77.1943		75	0	0	1.9	10	150	103%	80	120	0%	
1,2-Dichlorobenzene	A	ug/L	82.74182	82.74182		75	0	0	1.97	10	150	110%	80	120	0%	
1,3-Dichlorobenzene	A	ug/L	81.94786	81.94786		75	0	0	2.13	10	150	109%	80	120	0%	
1,4-Dichlorobenzene	A	ug/L	78.18948	78.18948		75	0	0	2.02	10	150	104%	80	120	0%	
1-Methylnaphthalene	A	ug/L	78.59794	78.59794		75	0	0	2.39	10	150	105%	80	120	0%	
2,2'-Oxybis(1-Chloropropane)	A	ug/L	77.94874	77.94874		75	0	0	1.45	10	150	104%	80	120	0%	
2,4,5-Trichlorophenol	A	ug/L	73.47401	73.47401		75	0	0	2.23	10	150	98%	80	120	0%	
2,4,6-Trichlorophenol	A	ug/L	74.26654	74.26654		75	0	0	2.64	10	150	99%	80	120	0%	
2,4-Dichlorophenol	A	ug/L	66.51458	66.51458		75	0	0	1.69	10	150	89%	80	120	0%	
2,4-Dimethylphenol	A	ug/L	72.85067	72.85067		75	0	0	1.69	10	150	97%	80	120	0%	
2,4-Dinitrophenol	A	ug/L	92.51941	92.51941		75	0	0	4.26	10	150	123%	80	120	0%	S
2,4-Dinitrotoluene	A	ug/L	89.72275	89.72275		75	0	0	3.04	10	150	120%	80	120	0%	
2,6-Dinitrotoluene	A	ug/L	76.66477	76.66477		75	0	0	3.2	10	150	102%	80	120	0%	
2-Chloronaphthalene	A	ug/L	92.14643	92.14643		75	0	0	2.14	10	150	123%	80	120	0%	S
2-Chlorophenol	A	ug/L	68.85333	68.85333		75	0	0	2.48	10	150	92%	80	120	0%	
2-Methylnaphthalene	A	ug/L	78.13559	78.13559		75	0	0	1.92	10	150	104%	80	120	0%	
2-Nitroaniline	A	ug/L	79.96308	79.96308		75	0	0	2.4	10	150	107%	80	120	0%	
2-Nitrophenol	A	ug/L	76.16685	76.16685		75	0	0	2.36	10	150	102%	80	120	0%	
3,3'-Dichlorobenzidine	A	ug/L	71.82058	71.82058		75	0	0	2.11	10	150	96%	80	120	0%	
3-Nitroaniline	A	ug/L	74.29065	74.29065		75	0	0	2.77	10	150	99%	80	120	0%	
4,6-Dinitro-2-methylphenol	A	ug/L	83.154	83.154		75	0	0	2.33	10	150	111%	80	120	0%	
4-Bromophenyl phenyl ether	A	ug/L	76.85921	76.85921		75	0	0	1.74	10	150	102%	80	120	0%	
4-Chloro-2-methylphenol	A	ug/L	72.65332	72.65332		75	0	0	1.6	10	150	97%	80	120	0%	
4-Chloro-3-methylphenol	A	ug/L	72.6613	72.6613		75	0	0	1.46	10	150	97%	80	120	0%	
4-Chlorophenol	A	ug/L	81.71655	81.71655		75	0	0	2.64	10	150	109%	80	120	0%	
4-Chlorophenyl phenyl ether	A	ug/L	85.97892	85.97892		75	0	0	2.03	10	150	115%	80	120	0%	
4-Nitroaniline	A	ug/L	73.53454	73.53454		75	0	0	1.63	10	150	98%	80	120	0%	
4-Nitrophenol	A	ug/L	71.16771	71.16771		75	0	0	2.5	10	150	95%	80	120	0%	
Acenaphthene	A	ug/L	82.18159	82.18159		75	0	0	1.89	10	150	110%	80	120	0%	
Acenaphthylene	A	ug/L	80.22101	80.22101		75	0	0	1.57	10	150	107%	80	120	0%	
Aniline	A	ug/L	81.96356	81.96356		75	0	0	3.74	10	150	109%	80	120	0%	
Anthracene	A	ug/L	82.90381	82.90381		75	0	0	1.23	10	150	111%	80	120	0%	
Azobenzene	A	ug/L	76.11107	76.11107		75	0	0	1.09	10	150	101%	80	120	0%	
Benzidine	A	ug/L	85.89667	85.89667		75	0	0	6.72	10	150	115%	80	120	0%	
Benzo(a)anthracene	A	ug/L	83.85313	83.85313		75	0	0	0.856	10	150	112%	80	120	0%	

Seq No	Lab ID	Test Code	Sample Typ	File ID	Analysis Date	DF	Batch ID	Prep Date	SPKref	RPDref	pmoist					
15067625	03-Mar-22_CC	SVOC-8270-W-	CCV	SV5973N.I	sd030.3/3/2022 5:00:47	1	R375601		0	0						
Analyte	T	Units	RAW	Final	Text	Spike	SPKref	RPDref	MDL	PQL	UQL	%REC	LOW	HIGH	%RPD	Q
Benzo(a)pyrene	A	ug/L	68.57545	68.57545		75	0	0	1.24	10	150	91%	80	120	0%	
Benzo(b)fluoranthene	A	ug/L	67.01481	67.01481		75	0	0	0.903	10	150	89%	80	120	0%	
Benzo(g,h,i)perylene	A	ug/L	63.21043	63.21043		75	0	0	1.01	10	150	84%	80	120	0%	
Benzo(k)fluoranthene	A	ug/L	70.30004	70.30004		75	0	0	0.97	10	150	94%	80	120	0%	
Benzoic acid	A	ug/L	76.85101	76.85101		75	0	0	1.51	10	150	102%	80	120	0%	
Benzyl alcohol	A	ug/L	78.11878	78.11878		75	0	0	3.13	10	150	104%	80	120	0%	
bis(-2-chloroethoxy)Methane	A	ug/L	75.92812	75.92812		75	0	0	1.36	10	150	101%	80	120	0%	
bis(-2-chloroethyl)Ether	A	ug/L	76.02682	76.02682		75	0	0	2.57	10	150	101%	80	120	0%	
bis(2-chloroisopropyl)Ether	A	ug/L	77.94874	77.94874		75	0	0	1.49	10	150	104%	80	120	0%	
bis(2-ethylhexyl)Phthalate	A	ug/L	75.56654	75.56654		75	0	0	1.91	10	150	101%	80	120	0%	
Butylbenzylphthalate	A	ug/L	75.50341	75.50341		75	0	0	1.57	10	150	101%	80	120	0%	
Carbazole	A	ug/L	76.50618	76.50618		75	0	0	0.842	10	150	102%	80	120	0%	
Chrysene	A	ug/L	82.30751	82.30751		75	0	0	1.17	10	150	110%	80	120	0%	
Di-n-butyl phthalate	A	ug/L	71.40241	71.40241		75	0	0	0.932	10	150	95%	80	120	0%	
Di-n-octyl phthalate	A	ug/L	66.2367	66.2367		75	0	0	1.34	10	150	88%	80	120	0%	
Dibenzo(a,h)anthracene	A	ug/L	62.71829	62.71829		75	0	0	1.17	10	150	84%	80	120	0%	
Dibenzofuran	A	ug/L	87.73742	87.73742		75	0	0	1.74	10	150	117%	80	120	0%	
Diethyl phthalate	A	ug/L	78.6633	78.6633		75	0	0	2.18	10	150	105%	80	120	0%	
Dimethyl phthalate	A	ug/L	85.48606	85.48606		75	0	0	1.72	10	150	114%	80	120	0%	
Fluoranthene	A	ug/L	82.01797	82.01797		75	0	0	0.883	10	150	109%	80	120	0%	
Fluorene	A	ug/L	87.82753	87.82753		75	0	0	1.82	10	150	117%	80	120	0%	
Hexachlorobenzene	A	ug/L	78.80844	78.80844		75	0	0	1.33	10	150	105%	80	120	0%	
Hexachlorobutadiene	A	ug/L	76.86684	76.86684		75	0	0	2.32	10	150	102%	80	120	0%	
Hexachlorocyclopentadiene	A	ug/L	84.37792	84.37792		75	0	0	2.97	10	150	113%	80	120	0%	
Hexachloroethane	A	ug/L	73.60174	73.60174		75	0	0	1.79	10	150	98%	80	120	0%	
Indeno(1,2,3-cd)pyrene	A	ug/L	60.60441	60.60441		75	0	0	1.25	10	150	81%	80	120	0%	
Isophorone	A	ug/L	87.08706	87.08706		75	0	0	1.67	10	150	116%	80	120	0%	
m+p-Cresols	A	ug/L	74.31202	74.31202		75	0	0	1.78	10	150	99%	80	120	0%	
n-Nitroso-di-n-propylamine	A	ug/L	81.29257	81.29257		75	0	0	1.54	10	150	108%	80	120	0%	
n-Nitrosodimethylamine	A	ug/L	85.4704	85.4704		75	0	0	1.53	10	150	114%	80	120	0%	
n-Nitrosodiphenylamine	A	ug/L	78.89059	78.89059		75	0	0	1.16	10	150	105%	80	120	0%	
Naphthalene	A	ug/L	72.87472	72.87472		75	0	0	1.74	10	150	97%	80	120	0%	
Nitrobenzene	A	ug/L	69.18826	69.18826		75	0	0	2.31	10	150	92%	80	120	0%	
o-Cresol	A	ug/L	76.96812	76.96812		75	0	0	1.83	10	150	103%	80	120	0%	
o-Terphenyl	A	ug/L	78.91613	78.91613		75	0	0	1.27	10	150	105%	80	120	0%	

Seq No	Lab ID	Test Code	Sample Typ	File ID	Analysis Date	DF	Batch ID	Prep Date	SPKref	RPDref	pmoist					
15067625	03-Mar-22_CC	SVOC-8270-W-	CCV	SV5973N.I	sd030.3/3/2022 5:00:47	1	R375601		0	0						
Analyte	T	Units	RAW	Final	Text	Spike	SPKref	RPDref	MDL	PQL	UQL	%REC	LOW	HIGH	%RPD	Q
p-Chloroaniline	A	ug/L	79.20981	79.20981		75	0	0	1.52	10	150	106%	80	120	0%	
Pentachlorophenol	A	ug/L	71.36839	71.36839		75	0	0	4.24	10	150	95%	80	120	0%	
Phenanthrene	A	ug/L	77.15328	77.15328		75	0	0	0.784	10	150	103%	80	120	0%	
Phenol	A	ug/L	85.54316	85.54316		75	0	0	1.46	10	150	114%	80	120	0%	
Pyrene	A	ug/L	82.44852	82.44852		75	0	0	0.921	10	150	110%	80	120	0%	
Pyridine	A	ug/L	89.49793	89.49793		75	0	0	3.22	10	150	119%	80	120	0%	
Triallate	A	ug/L	72.21727	72.21727		75	0	0	1.51	10	150	96%	80	120	0%	
1,4-Dichlorobenzene-d4	I	ug/L	40	40		0	0	0	0	10	150	0%	80	120	0%	
Acenaphthene-d10	I	ug/L	40	40		0	0	0	0	10	150	0%	80	120	0%	
Chrysene-d12	I	ug/L	40	40		0	0	0	0	10	150	0%	80	120	0%	
Naphthalene-d8	I	ug/L	40	40		0	0	0	0	10	150	0%	80	120	0%	
Perylene-d12	I	ug/L	40	40		0	0	0	0	10	150	0%	80	120	0%	
Phenanthrene-d10	I	ug/L	40	40		0	0	0	0	10	150	0%	80	120	0%	
2,4,6-Tribromophenol	S	ug/L	71.71147	71.71147		75	0	0	2.88	10	0	96%	80	120	0%	
2-Fluorobiphenyl	S	ug/L	81.64798	81.64798		75	0	0	0.724	10	0	109%	80	120	0%	
2-Fluorophenol	S	ug/L	75.48203	75.48203		75	0	0	3.52	10	0	101%	80	120	0%	
Nitrobenzene-d5	S	ug/L	69.48166	69.48166		75	0	0	2.34	10	0	93%	80	120	0%	
Phenol-d5	S	ug/L	84.2872	84.2872		75	0	0	2.06	10	0	112%	80	120	0%	
Terphenyl-d14	S	ug/L	79.27321	79.27321		75	0	0	1.17	10	0	106%	80	120	0%	
4-Chloroaniline	X	ug/L	79.20981	79.20981		75	0	0	1.61	10	150	106%	80	120	0%	

Seq No	Lab ID	Test Code	Sample Typ	File ID	Analysis Date	DF	Batch ID	Prep Date	SPKref	RPDref	pmoist					
15067626	MB-164073	SVOC-8270-W-	MBLK	SV5973N.I	sd030.3/3/2022 5:33:08	1	164073	2/28/2022 8:	0	0						
Analyte	T	Units	RAW	Final	Text	Spike	SPKref	RPDref	MDL	PQL	UQL	%REC	LOW	HIGH	%RPD	Q
1,2,4-Trichlorobenzene	A	ug/L	0	0		0	0	0	1.9	5	150	0%	0	0	0%	
1,2-Dichlorobenzene	A	ug/L	0	0		0	0	0	1.97	5	150	0%	0	0	0%	
1,3-Dichlorobenzene	A	ug/L	0	0		0	0	0	2.13	5	150	0%	0	0	0%	
1,4-Dichlorobenzene	A	ug/L	0	0		0	0	0	2.02	5	150	0%	0	0	0%	
1-Methylnaphthalene	A	ug/L	0	0		0	0	0	2.39	5	150	0%	0	0	0%	
2,2'-Oxybis(1-Chloropropane)	A	ug/L	0	0		0	0	0	1.45	5	150	0%	0	0	0%	
2,4,5-Trichlorophenol	A	ug/L	0	0		0	0	0	2.23	5	150	0%	0	0	0%	
2,4,6-Trichlorophenol	A	ug/L	0	0		0	0	0	2.64	5	150	0%	0	0	0%	
2,4-Dichlorophenol	A	ug/L	0	0		0	0	0	1.69	5	150	0%	0	0	0%	
2,4-Dimethylphenol	A	ug/L	0	0		0	0	0	1.69	5	150	0%	0	0	0%	

Seq No	Lab ID	Test Code	Sample Typ	File ID	Analysis Date	DF	Batch ID	Prep Date	SPKref	RPDref	pmoist					
15067626	MB-164073	SVOC-8270-W-	MBLK	SV5973N.I	sd030.3/3/2022 5:33:08	1	164073	2/28/2022 8:	0	0						
Analyte	T	Units	RAW	Final	Text	Spike	SPKref	RPDref	MDL	PQL	UQL	%REC	LOW	HIGH	%RPD	Q
2,4-Dinitrophenol	A	ug/L	0	0		0	0	0	4.26	10	150	0%	0	0	0%	
2,4-Dinitrotoluene	A	ug/L	0	0		0	0	0	3.04	5	150	0%	0	0	0%	
2,6-Dinitrotoluene	A	ug/L	0	0		0	0	0	3.2	5	150	0%	0	0	0%	
2-Chloronaphthalene	A	ug/L	0	0		0	0	0	2.14	5	150	0%	0	0	0%	
2-Chlorophenol	A	ug/L	0	0		0	0	0	2.48	5	150	0%	0	0	0%	
2-Methylnaphthalene	A	ug/L	0	0		0	0	0	1.92	5	150	0%	0	0	0%	
2-Nitroaniline	A	ug/L	0	0		0	0	0	2.4	5	150	0%	0	0	0%	
2-Nitrophenol	A	ug/L	0	0		0	0	0	2.36	5	150	0%	0	0	0%	
3,3'-Dichlorobenzidine	A	ug/L	0	0		0	0	0	2.11	10	150	0%	0	0	0%	
3-Nitroaniline	A	ug/L	0	0		0	0	0	2.77	5	150	0%	0	0	0%	
4,6-Dinitro-2-methylphenol	A	ug/L	0	0		0	0	0	2.33	10	150	0%	0	0	0%	
4-Bromophenyl phenyl ether	A	ug/L	0	0		0	0	0	1.74	5	150	0%	0	0	0%	
4-Chloro-2-methylphenol	A	ug/L	0	0		0	0	0	1.6	5	150	0%	0	0	0%	
4-Chloro-3-methylphenol	A	ug/L	0	0		0	0	0	1.46	5	150	0%	0	0	0%	
4-Chlorophenol	A	ug/L	0	0		0	0	0	2.64	5	150	0%	0	0	0%	
4-Chlorophenyl phenyl ether	A	ug/L	0	0		0	0	0	2.03	5	150	0%	0	0	0%	
4-Nitroaniline	A	ug/L	0	0		0	0	0	1.63	5	150	0%	0	0	0%	
4-Nitrophenol	A	ug/L	0	0		0	0	0	2.5	10	150	0%	0	0	0%	
Acenaphthene	A	ug/L	0	0		0	0	0	1.89	5	150	0%	0	0	0%	
Acenaphthylene	A	ug/L	0	0		0	0	0	1.57	5	150	0%	0	0	0%	
Aniline	A	ug/L	0	0		0	0	0	3.74	5	150	0%	0	0	0%	
Anthracene	A	ug/L	0	0		0	0	0	1.23	5	150	0%	0	0	0%	
Azobenzene	A	ug/L	0	0		0	0	0	1.09	5	150	0%	0	0	0%	
Benzidine	A	ug/L	0	0		0	0	0	6.72	10	150	0%	0	0	0%	
Benzo(a)anthracene	A	ug/L	0	0		0	0	0	0.856	5	150	0%	0	0	0%	
Benzo(a)pyrene	A	ug/L	0	0		0	0	0	1.24	5	150	0%	0	0	0%	
Benzo(b)fluoranthene	A	ug/L	0	0		0	0	0	0.903	5	150	0%	0	0	0%	
Benzo(g,h,i)perylene	A	ug/L	0	0		0	0	0	1.01	5	150	0%	0	0	0%	
Benzo(k)fluoranthene	A	ug/L	0	0		0	0	0	0.97	5	150	0%	0	0	0%	
Benzoic acid	A	ug/L	0	0		0	0	0	1.51	5	150	0%	0	0	0%	
Benzyl alcohol	A	ug/L	0	0		0	0	0	3.13	5	150	0%	0	0	0%	
bis(-2-chloroethoxy)Methane	A	ug/L	0	0		0	0	0	1.36	5	150	0%	0	0	0%	
bis(-2-chloroethyl)Ether	A	ug/L	0	0		0	0	0	2.57	5	150	0%	0	0	0%	
bis(2-chloroisopropyl)Ether	A	ug/L	0	0		0	0	0	1.49	5	150	0%	0	0	0%	
bis(2-ethylhexyl)Phthalate	A	ug/L	0	0		0	0	0	1.91	5	150	0%	0	0	0%	

Seq No	Lab ID	Test Code	Sample Typ	File ID	Analysis Date	DF	Batch ID	Prep Date	SPKref	RPDref	pmoist					
15067626	MB-164073	SVOC-8270-W-	MBLK	SV5973N.I	sd030.3/3/2022 5:33:08	1	164073	2/28/2022 8:	0	0						
Analyte	T	Units	RAW	Final	Text	Spike	SPKref	RPDref	MDL	PQL	UQL	%REC	LOW	HIGH	%RPD	Q
Butylbenzylphthalate	A	ug/L	0	0		0	0	0	1.57	5	150	0%	0	0	0%	
Carbazole	A	ug/L	0	0		0	0	0	0.842	5	150	0%	0	0	0%	
Chrysene	A	ug/L	0	0		0	0	0	1.17	5	150	0%	0	0	0%	
Di-n-butyl phthalate	A	ug/L	0	0		0	0	0	0.932	5	150	0%	0	0	0%	
Di-n-octyl phthalate	A	ug/L	0	0		0	0	0	1.34	5	150	0%	0	0	0%	
Dibenzo(a,h)anthracene	A	ug/L	0	0		0	0	0	1.17	5	150	0%	0	0	0%	
Dibenzofuran	A	ug/L	0	0		0	0	0	1.74	5	150	0%	0	0	0%	
Diethyl phthalate	A	ug/L	0	0		0	0	0	2.18	5	150	0%	0	0	0%	
Dimethyl phthalate	A	ug/L	0	0		0	0	0	1.72	5	150	0%	0	0	0%	
Fluoranthene	A	ug/L	0	0		0	0	0	0.883	5	150	0%	0	0	0%	
Fluorene	A	ug/L	0	0		0	0	0	1.82	5	150	0%	0	0	0%	
Hexachlorobenzene	A	ug/L	0	0		0	0	0	1.33	5	150	0%	0	0	0%	
Hexachlorobutadiene	A	ug/L	0	0		0	0	0	2.32	5	150	0%	0	0	0%	
Hexachlorocyclopentadiene	A	ug/L	0	0		0	0	0	2.97	5	150	0%	0	0	0%	
Hexachloroethane	A	ug/L	0	0		0	0	0	1.79	5	150	0%	0	0	0%	
Indeno(1,2,3-cd)pyrene	A	ug/L	0	0		0	0	0	1.25	5	150	0%	0	0	0%	
Isophorone	A	ug/L	0	0		0	0	0	1.67	5	150	0%	0	0	0%	
m+p-Cresols	A	ug/L	0	0		0	0	0	1.78	5	150	0%	0	0	0%	
n-Nitroso-di-n-propylamine	A	ug/L	0	0		0	0	0	1.54	5	150	0%	0	0	0%	
n-Nitrosodimethylamine	A	ug/L	0	0		0	0	0	1.53	5	150	0%	0	0	0%	
n-Nitrosodiphenylamine	A	ug/L	0	0		0	0	0	1.16	10	150	0%	0	0	0%	
Naphthalene	A	ug/L	0	0		0	0	0	1.74	5	150	0%	0	0	0%	
Nitrobenzene	A	ug/L	0	0		0	0	0	2.31	5	150	0%	0	0	0%	
o-Cresol	A	ug/L	0	0		0	0	0	1.83	5	150	0%	0	0	0%	
p-Chloroaniline	A	ug/L	0	0		0	0	0	1.52	5	150	0%	0	0	0%	
Pentachlorophenol	A	ug/L	0	0		0	0	0	4.24	10	150	0%	0	0	0%	
Phenanthrene	A	ug/L	0	0		0	0	0	0.784	5	150	0%	0	0	0%	
Phenol	A	ug/L	0	0		0	0	0	1.46	5	150	0%	0	0	0%	
Pyrene	A	ug/L	0	0		0	0	0	0.921	5	150	0%	0	0	0%	
Pyridine	A	ug/L	0	0		0	0	0	3.22	5	150	0%	0	0	0%	
Triallate	A	ug/L	0	0		0	0	0	1.51	5	150	0%	0	0	0%	
1,4-Dichlorobenzene-d4	l	ug/L	40	40		0	0	0	0	5	150	0%	0	0	0%	
Acenaphthene-d10	l	ug/L	40	40		0	0	0	0	5	150	0%	0	0	0%	
Chrysene-d12	l	ug/L	40	40		0	0	0	0	5	150	0%	0	0	0%	
Naphthalene-d8	l	ug/L	40	40		0	0	0	0	5	150	0%	0	0	0%	

Seq No	Lab ID	Test Code	Sample Typ	File ID	Analysis Date	DF	Batch ID	Prep Date	SPKref	RPDref	pmoist					
15067626	MB-164073	SVOC-8270-W-	MBLK	SV5973N.I	sd030.3/3/2022 5:33:08	1	164073	2/28/2022 8:	0	0						
Analyte	T	Units	RAW	Final	Text	Spike	SPKref	RPDref	MDL	PQL	UQL	%REC	LOW	HIGH	%RPD	Q
Perylene-d12	I	ug/L	40	40		0	0	0	0	5	150	0%	0	0	0%	
Phenanthrene-d10	I	ug/L	40	40		0	0	0	0	5	150	0%	0	0	0%	
2,4,6-Tribromophenol	S	ug/L	135.45862	135.45862		200	0	0	2.88	5	0	68%	25	140	0%	
2-Fluorobiphenyl	S	ug/L	52.48346	52.48346		100	0	0	0.724	5	0	52%	28	107	0%	
2-Fluorophenol	S	ug/L	64.0004	64.0004		200	0	0	3.52	5	0	32%	10	75	0%	
Nitrobenzene-d5	S	ug/L	61.70115	61.70115		100	0	0	2.34	5	0	62%	32	94	0%	
Phenol-d5	S	ug/L	70.41192	70.41192		200	0	0	2.06	5	0	35%	10	65	0%	
Terphenyl-d14	S	ug/L	102.3328	102.3328		100	0	0	1.17	5	0	102%	32	122	0%	
4-Chloroaniline	X	ug/L	0	0		0	0	0	1.61	5	150	0%	0	0	0%	
o-Terphenyl	X	ug/L	0	0		0	0	0	1.27	5	150	0%	0	0	0%	

Seq No	Lab ID	Test Code	Sample Typ	File ID	Analysis Date	DF	Batch ID	Prep Date	SPKref	RPDref	pmoist					
15067627	LCS-164073	SVOC-8270-W-	LCS-DOD	SV5973N.I	sd030.3/3/2022 6:05:38	1	164073	2/28/2022 8:	0	0						
Analyte	T	Units	RAW	Final	Text	Spike	SPKref	RPDref	MDL	PQL	UQL	%REC	LOW	HIGH	%RPD	Q
1,2,4-Trichlorobenzene	A	ug/L	66.88361	66.88361		100	0	0	1.9	10	150	67%	29	116	0%	
1,2-Dichlorobenzene	A	ug/L	59.96844	59.96844		100	0	0	1.97	10	150	60%	32	111	0%	
1,3-Dichlorobenzene	A	ug/L	58.03211	58.03211		100	0	0	2.13	10	150	58%	28	110	0%	
1,4-Dichlorobenzene	A	ug/L	53.87188	53.87188		100	0	0	2.02	10	150	54%	29	112	0%	
1-Methylnaphthalene	A	ug/L	79.03969	79.03969		100	0	0	2.39	10	150	79%	41	119	0%	
2,2'-Oxybis(1-Chloropropane)	A	ug/L	61.65806	61.65806		100	0	0	1.45	10	150	62%	37	130	0%	
2,4,5-Trichlorophenol	A	ug/L	83.402	83.402		100	0	0	2.23	10	150	83%	53	123	0%	
2,4,6-Trichlorophenol	A	ug/L	85.67121	85.67121		100	0	0	2.64	10	150	86%	50	125	0%	
2,4-Dichlorophenol	A	ug/L	67.24272	67.24272		100	0	0	1.69	10	150	67%	47	121	0%	
2,4-Dimethylphenol	A	ug/L	75.49132	75.49132		100	0	0	1.69	10	150	75%	31	124	0%	
2,4-Dinitrophenol	A	ug/L	99.9111	99.9111		100	0	0	4.26	10	150	100%	23	142	0%	
2,4-Dinitrotoluene	A	ug/L	100.30321	100.30321		100	0	0	3.04	10	150	100%	57	128	0%	
2,6-Dinitrotoluene	A	ug/L	86.79116	86.79116		100	0	0	3.2	10	150	87%	50	118	0%	
2-Chloronaphthalene	A	ug/L	91.01891	91.01891		100	0	0	2.14	10	150	91%	40	116	0%	
2-Chlorophenol	A	ug/L	62.56715	62.56715		100	0	0	2.48	10	150	63%	38	117	0%	
2-Methylnaphthalene	A	ug/L	81.45685	81.45685		100	0	0	1.92	10	150	81%	40	121	0%	
2-Nitroaniline	A	ug/L	92.77988	92.77988		100	0	0	2.4	10	150	93%	55	127	0%	
2-Nitrophenol	A	ug/L	77.69325	77.69325		100	0	0	2.36	10	150	78%	47	123	0%	
3,3'-Dichlorobenzidine	A	ug/L	64.13556	64.13556		100	0	0	2.11	10	150	64%	27	129	0%	
3-Nitroaniline	A	ug/L	78.92116	78.92116		100	0	0	2.77	10	150	79%	41	128	0%	

Seq No	Lab ID	Test Code	Sample Typ	File ID	Analysis Date	DF	Batch ID	Prep Date	SPKref	RPDref	pmoist					
15067627	LCS-164073	SVOC-8270-W-	LCS-DOD	SV5973N.I	sd030.3/3/2022 6:05:38	1	164073	2/28/2022 8:	0	0						
Analyte	T	Units	RAW	Final	Text	Spike	SPKref	RPDref	MDL	PQL	UQL	%REC	LOW	HIGH	%RPD	Q
4,6-Dinitro-2-methylphenol	A	ug/L	90.49781	90.49781		100	0	0	2.33	10	150	90%	44	137	0%	
4-Bromophenyl phenyl ether	A	ug/L	91.89428	91.89428		100	0	0	1.74	10	150	92%	55	124	0%	
4-Chloro-2-methylphenol	A	ug/L	78.31899	78.31899		100	0	0	1.6	10	150	78%	49	89	0%	
4-Chloro-3-methylphenol	A	ug/L	87.15141	87.15141		100	0	0	1.46	10	150	87%	52	119	0%	
4-Chlorophenol	A	ug/L	74.43654	74.43654		100	0	0	2.64	10	150	74%	41	81	0%	
4-Chlorophenyl phenyl ether	A	ug/L	103.38322	103.38322		100	0	0	2.03	10	150	103%	53	121	0%	
4-Nitroaniline	A	ug/L	79.38038	79.38038		100	0	0	1.63	10	150	79%	57	101	0%	
4-Nitrophenol	A	ug/L	36.17727	36.17727		100	0	0	2.5	10	150	36%	15	36	0%	
Acenaphthene	A	ug/L	93.09426	93.09426		100	0	0	1.89	10	150	93%	47	122	0%	
Acenaphthylene	A	ug/L	86.91129	86.91129		100	0	0	1.57	10	150	87%	41	130	0%	
Aniline	A	ug/L	45.38183	45.38183		100	0	0	3.74	10	150	45%	24	60	0%	
Anthracene	A	ug/L	98.81974	98.81974		100	0	0	1.23	10	150	99%	57	123	0%	
Azobenzene	A	ug/L	76.10967	76.10967		100	0	0	1.09	10	150	76%	61	116	0%	
Benzidine	A	ug/L	39.63846	39.63846		100	0	0	6.72	10	150	40%	10	100	0%	
Benzo(a)anthracene	A	ug/L	93.41362	93.41362		100	0	0	0.856	10	150	93%	58	125	0%	
Benzo(a)pyrene	A	ug/L	67.33678	67.33678		100	0	0	1.24	10	150	67%	54	128	0%	
Benzo(b)fluoranthene	A	ug/L	68.52307	68.52307		100	0	0	0.903	10	150	69%	53	131	0%	
Benzo(g,h,i)perylene	A	ug/L	69.39152	69.39152		100	0	0	1.01	10	150	69%	50	134	0%	
Benzo(k)fluoranthene	A	ug/L	69.74838	69.74838		100	0	0	0.97	10	150	70%	57	129	0%	
Benzoic acid	A	ug/L	30.54409	30.54409		100	0	0	1.51	10	150	31%	10	30	0%	S
Benzyl alcohol	A	ug/L	66.08066	66.08066		100	0	0	3.13	10	150	66%	31	112	0%	
bis(-2-chloroethoxy)Methane	A	ug/L	81.76966	81.76966		100	0	0	1.36	10	150	82%	48	120	0%	
bis(-2-chloroethyl)Ether	A	ug/L	69.6489	69.6489		100	0	0	2.57	10	150	70%	43	118	0%	
bis(2-chloroisopropyl)Ether	A	ug/L	61.65806	61.65806		100	0	0	1.49	10	150	62%	37	130	0%	
bis(2-ethylhexyl)Phthalate	A	ug/L	88.19493	88.19493		100	0	0	1.91	10	150	88%	55	135	0%	
Butylbenzylphthalate	A	ug/L	83.47738	83.47738		100	0	0	1.57	10	150	83%	53	134	0%	
Carbazole	A	ug/L	89.28804	89.28804		100	0	0	0.842	10	150	89%	60	122	0%	
Chrysene	A	ug/L	89.06941	89.06941		100	0	0	1.17	10	150	89%	59	123	0%	
Di-n-butyl phthalate	A	ug/L	90.88347	90.88347		100	0	0	0.932	10	150	91%	59	127	0%	
Di-n-octyl phthalate	A	ug/L	70.63701	70.63701		100	0	0	1.34	10	150	71%	51	140	0%	
Dibenzo(a,h)anthracene	A	ug/L	67.46208	67.46208		100	0	0	1.17	10	150	67%	51	134	0%	
Dibenzofuran	A	ug/L	92.00388	92.00388		100	0	0	1.74	10	150	92%	53	118	0%	
Diethyl phthalate	A	ug/L	103.49324	103.49324		100	0	0	2.18	10	150	103%	56	125	0%	
Dimethyl phthalate	A	ug/L	102.59167	102.59167		100	0	0	1.72	10	150	103%	45	127	0%	
Fluoranthene	A	ug/L	93.91041	93.91041		100	0	0	0.883	10	150	94%	57	128	0%	

Seq No	Lab ID	Test Code	Sample Typ	File ID	Analysis Date	DF	Batch ID	Prep Date	SPKref	RPDref	pmoist					
15067627	LCS-164073	SVOC-8270-W-	LCS-DOD	SV5973N.I	sd030.3/3/2022 6:05:38	1	164073	2/28/2022 8:	0	0						
Analyte	T	Units	RAW	Final	Text	Spike	SPKref	RPDref	MDL	PQL	UQL	%REC	LOW	HIGH	%RPD	Q
Fluorene	A	ug/L	90.00297	90.00297		100	0	0	1.82	10	150	90%	52	124	0%	
Hexachlorobenzene	A	ug/L	88.21572	88.21572		100	0	0	1.33	10	150	88%	53	125	0%	
Hexachlorobutadiene	A	ug/L	60.06858	60.06858		100	0	0	2.32	10	150	60%	22	124	0%	
Hexachlorocyclopentadiene	A	ug/L	72.79314	72.79314		100	0	0	2.97	10	150	73%	39	91	0%	
Hexachloroethane	A	ug/L	52.04391	52.04391		100	0	0	1.79	10	150	52%	21	115	0%	
Indeno(1,2,3-cd)pyrene	A	ug/L	61.41676	61.41676		100	0	0	1.25	10	150	61%	52	134	0%	
Isophorone	A	ug/L	85.00643	85.00643		100	0	0	1.67	10	150	85%	42	124	0%	
m+p-Cresols	A	ug/L	68.13987	68.13987		100	0	0	1.78	10	150	68%	29	110	0%	
n-Nitroso-di-n-propylamine	A	ug/L	89.00897	89.00897		100	0	0	1.54	10	150	89%	49	119	0%	
n-Nitrosodimethylamine	A	ug/L	56.0905	56.0905		100	0	0	1.53	10	150	56%	20	45	0%	S
n-Nitrosodiphenylamine	A	ug/L	94.06244	94.06244		100	0	0	1.16	10	150	94%	51	123	0%	
Naphthalene	A	ug/L	68.73607	68.73607		100	0	0	1.74	10	150	69%	40	121	0%	
Nitrobenzene	A	ug/L	67.60713	67.60713		100	0	0	2.31	10	150	68%	45	121	0%	
o-Cresol	A	ug/L	72.1835	72.1835		100	0	0	1.83	10	150	72%	30	117	0%	
p-Chloroaniline	A	ug/L	69.80717	69.80717		100	0	0	1.52	10	150	70%	33	117	0%	
Pentachlorophenol	A	ug/L	89.78129	89.78129		100	0	0	4.24	10	150	90%	35	138	0%	
Phenanthrene	A	ug/L	95.75306	95.75306		100	0	0	0.784	10	150	96%	59	120	0%	
Phenol	A	ug/L	50.28618	50.28618		100	0	0	1.46	10	150	50%	37	75	0%	
Pyrene	A	ug/L	91.76309	91.76309		100	0	0	0.921	10	150	92%	57	126	0%	
Pyridine	A	ug/L	39.50856	39.50856		100	0	0	3.22	10	150	40%	16	45	0%	
Triallate	A	ug/L	82.91809	82.91809		100	0	0	1.51	10	150	83%	59	105	0%	
1,4-Dichlorobenzene-d4	I	ug/L	40	40		0	0	0	0	10	150	0%			0%	
Acenaphthene-d10	I	ug/L	40	40		0	0	0	0	10	150	0%			0%	
Chrysene-d12	I	ug/L	40	40		0	0	0	0	10	150	0%			0%	
Naphthalene-d8	I	ug/L	40	40		0	0	0	0	10	150	0%			0%	
Perylene-d12	I	ug/L	40	40		0	0	0	0	10	150	0%			0%	
Phenanthrene-d10	I	ug/L	40	40		0	0	0	0	10	150	0%			0%	
2,4,6-Tribromophenol	S	ug/L	161.17852	161.17852		200	0	0	2.88	10	0	81%	43	140	0%	
2-Fluorobiphenyl	S	ug/L	70.55126	70.55126		100	0	0	0.724	10	0	71%	44	119	0%	
2-Fluorophenol	S	ug/L	77.69018	77.69018		200	0	0	3.52	10	0	39%	19	119	0%	
Nitrobenzene-d5	S	ug/L	69.69844	69.69844		100	0	0	2.34	10	0	70%	44	120	0%	
Phenol-d5	S	ug/L	87.29019	87.29019		200	0	0	2.06	10	0	44%	10	65	0%	
Terphenyl-d14	S	ug/L	100.05877	100.05877		100	0	0	1.17	10	0	100%	50	134	0%	
4-Chloroaniline	X	ug/L	69.80717	69.80717		100	0	0	1.61	10	150	70%	33	117	0%	
o-Terphenyl	X	ug/L	89.61301	89.61301		100	0	0	1.27	10	150	90%	40	140	0%	

Seq No	Lab ID	Test Code	Sample Typ	File ID	Analysis Date	DF	Batch ID	Prep Date	SPKref	RPDref	pmoist					
15067628	LCSD-164073	SVOC-8270-W-	LCSD-DOD	SV5973N.I	sd030.3/3/2022 6:38:00	1	164073	2/28/2022 8:	0	2E+07						
Analyte	T	Units	RAW	Final	Text	Spike	SPKref	RPDref	MDL	PQL	UQL	%REC	LOW	HIGH	%RPD	Q
1,2,4-Trichlorobenzene	A	ug/L	81.25593	81.25593		100	0	66.88361	1.9	10	150	81%	29	116	19%	
1,2-Dichlorobenzene	A	ug/L	72.6821	72.6821		100	0	59.96844	1.97	10	150	73%	32	111	19%	
1,3-Dichlorobenzene	A	ug/L	69.88511	69.88511		100	0	58.03211	2.13	10	150	70%	28	110	19%	
1,4-Dichlorobenzene	A	ug/L	68.69623	68.69623		100	0	53.87188	2.02	10	150	69%	29	112	24%	R
1-Methylnaphthalene	A	ug/L	83.88164	83.88164		100	0	79.03969	2.39	10	150	84%	41	119	6%	
2,2'-Oxybis(1-Chloropropane)	A	ug/L	69.20338	69.20338		100	0	61.65806	1.45	10	150	69%	37	130	12%	
2,4,5-Trichlorophenol	A	ug/L	88.84212	88.84212		100	0	83.402	2.23	10	150	89%	53	123	6%	
2,4,6-Trichlorophenol	A	ug/L	90.39783	90.39783		100	0	85.67121	2.64	10	150	90%	50	125	5%	
2,4-Dichlorophenol	A	ug/L	79.37973	79.37973		100	0	67.24272	1.69	10	150	79%	47	121	17%	
2,4-Dimethylphenol	A	ug/L	89.64408	89.64408		100	0	75.49132	1.69	10	150	90%	31	124	17%	
2,4-Dinitrophenol	A	ug/L	101.34841	101.34841		100	0	99.9111	4.26	10	150	101%	23	142	1%	
2,4-Dinitrotoluene	A	ug/L	103.63175	103.63175		100	0	100.30321	3.04	10	150	104%	57	128	3%	
2,6-Dinitrotoluene	A	ug/L	99.32851	99.32851		100	0	86.79116	3.2	10	150	99%	50	118	13%	
2-Chloronaphthalene	A	ug/L	98.13098	98.13098		100	0	91.01891	2.14	10	150	98%	40	116	8%	
2-Chlorophenol	A	ug/L	72.64719	72.64719		100	0	62.56715	2.48	10	150	73%	38	117	15%	
2-Methylnaphthalene	A	ug/L	90.78298	90.78298		100	0	81.45685	1.92	10	150	91%	40	121	11%	
2-Nitroaniline	A	ug/L	98.77062	98.77062		100	0	92.77988	2.4	10	150	99%	55	127	6%	
2-Nitrophenol	A	ug/L	88.06279	88.06279		100	0	77.69325	2.36	10	150	88%	47	123	13%	
3,3'-Dichlorobenzidine	A	ug/L	67.25795	67.25795		100	0	64.13556	2.11	10	150	67%	27	129	5%	
3-Nitroaniline	A	ug/L	79.57211	79.57211		100	0	78.92116	2.77	10	150	80%	41	128	1%	
4,6-Dinitro-2-methylphenol	A	ug/L	92.08786	92.08786		100	0	90.49781	2.33	10	150	92%	44	137	2%	
4-Bromophenyl phenyl ether	A	ug/L	95.88328	95.88328		100	0	91.89428	1.74	10	150	96%	55	124	4%	
4-Chloro-2-methylphenol	A	ug/L	85.69316	85.69316		100	0	78.31899	1.6	10	150	86%	49	89	9%	
4-Chloro-3-methylphenol	A	ug/L	92.82372	92.82372		100	0	87.15141	1.46	10	150	93%	52	119	6%	
4-Chlorophenol	A	ug/L	87.21154	87.21154		100	0	74.43654	2.64	10	150	87%	41	81	16%	S
4-Chlorophenyl phenyl ether	A	ug/L	111.65331	111.65331		100	0	103.38322	2.03	10	150	112%	53	121	8%	
4-Nitroaniline	A	ug/L	76.66984	76.66984		100	0	79.38038	1.63	10	150	77%	57	101	3%	
4-Nitrophenol	A	ug/L	39.37207	39.37207		100	0	36.17727	2.5	10	150	39%	15	36	8%	S
Acenaphthene	A	ug/L	99.19391	99.19391		100	0	93.09426	1.89	10	150	99%	47	122	6%	
Acenaphthylene	A	ug/L	97.15498	97.15498		100	0	86.91129	1.57	10	150	97%	41	130	11%	
Aniline	A	ug/L	49.57962	49.57962		100	0	45.38183	3.74	10	150	50%	24	60	9%	
Anthracene	A	ug/L	102.37682	102.37682		100	0	98.81974	1.23	10	150	102%	57	123	4%	
Azobenzene	A	ug/L	87.04731	87.04731		100	0	76.10967	1.09	10	150	87%	61	116	13%	
Benzidine	A	ug/L	23.95379	23.95379		100	0	39.63846	6.72	10	150	24%	10	100	49%	R
Benzo(a)anthracene	A	ug/L	99.32908	99.32908		100	0	93.41362	0.856	10	150	99%	58	125	6%	

Seq No	Lab ID	Test Code	Sample Typ	File ID	Analysis Date	DF	Batch ID	Prep Date	SPKref	RPDref	pmoist					
15067628	LCSD-164073	SVOC-8270-W-	LCSD-DOD	SV5973N.I	sd030.3/3/2022 6:38:00	1	164073	2/28/2022 8:	0	2E+07						
Analyte	T	Units	RAW	Final	Text	Spike	SPKref	RPDref	MDL	PQL	UQL	%REC	LOW	HIGH	%RPD	Q
Benzo(a)pyrene	A	ug/L	73.67946	73.67946		100	0	67.33678	1.24	10	150	74%	54	128	9%	
Benzo(b)fluoranthene	A	ug/L	73.21378	73.21378		100	0	68.52307	0.903	10	150	73%	53	131	7%	
Benzo(g,h,i)perylene	A	ug/L	73.11705	73.11705		100	0	69.39152	1.01	10	150	73%	50	134	5%	
Benzo(k)fluoranthene	A	ug/L	75.96755	75.96755		100	0	69.74838	0.97	10	150	76%	57	129	9%	
Benzoic acid	A	ug/L	37.91449	37.91449		100	0	30.54409	1.51	10	150	38%	10	30	22%	SR
Benzyl alcohol	A	ug/L	74.40681	74.40681		100	0	66.08066	3.13	10	150	74%	31	112	12%	
bis(-2-chloroethoxy)Methane	A	ug/L	82.43545	82.43545		100	0	81.76966	1.36	10	150	82%	48	120	1%	
bis(-2-chloroethyl)Ether	A	ug/L	76.29616	76.29616		100	0	69.6489	2.57	10	150	76%	43	118	9%	
bis(2-chloroisopropyl)Ether	A	ug/L	69.20338	69.20338		100	0	61.65806	1.49	10	150	69%	37	130	12%	
bis(2-ethylhexyl)Phthalate	A	ug/L	89.69599	89.69599		100	0	88.19493	1.91	10	150	90%	55	135	2%	
Butylbenzylphthalate	A	ug/L	89.87692	89.87692		100	0	83.47738	1.57	10	150	90%	53	134	7%	
Carbazole	A	ug/L	93.47223	93.47223		100	0	89.28804	0.842	10	150	93%	60	122	5%	
Chrysene	A	ug/L	95.57602	95.57602		100	0	89.06941	1.17	10	150	96%	59	123	7%	
Di-n-butyl phthalate	A	ug/L	93.63617	93.63617		100	0	90.88347	0.932	10	150	94%	59	127	3%	
Di-n-octyl phthalate	A	ug/L	76.17572	76.17572		100	0	70.63701	1.34	10	150	76%	51	140	8%	
Dibenzo(a,h)anthracene	A	ug/L	71.41574	71.41574		100	0	67.46208	1.17	10	150	71%	51	134	6%	
Dibenzofuran	A	ug/L	99.68913	99.68913		100	0	92.00388	1.74	10	150	100%	53	118	8%	
Diethyl phthalate	A	ug/L	113.50068	113.50068		100	0	103.49324	2.18	10	150	114%	56	125	9%	
Dimethyl phthalate	A	ug/L	110.87297	110.87297		100	0	102.59167	1.72	10	150	111%	45	127	8%	
Fluoranthene	A	ug/L	96.31385	96.31385		100	0	93.91041	0.883	10	150	96%	57	128	3%	
Fluorene	A	ug/L	95.4999	95.4999		100	0	90.00297	1.82	10	150	95%	52	124	6%	
Hexachlorobenzene	A	ug/L	90.40575	90.40575		100	0	88.21572	1.33	10	150	90%	53	125	2%	
Hexachlorobutadiene	A	ug/L	70.98876	70.98876		100	0	60.06858	2.32	10	150	71%	22	124	17%	
Hexachlorocyclopentadiene	A	ug/L	80.97219	80.97219		100	0	72.79314	2.97	10	150	81%	39	91	11%	
Hexachloroethane	A	ug/L	60.83502	60.83502		100	0	52.04391	1.79	10	150	61%	21	115	16%	
Indeno(1,2,3-cd)pyrene	A	ug/L	67.7397	67.7397		100	0	61.41676	1.25	10	150	68%	52	134	10%	
Isophorone	A	ug/L	97.69033	97.69033		100	0	85.00643	1.67	10	150	98%	42	124	14%	
m+p-Cresols	A	ug/L	76.30329	76.30329		100	0	68.13987	1.78	10	150	76%	29	110	11%	
n-Nitroso-di-n-propylamine	A	ug/L	101.29793	101.29793		100	0	89.00897	1.54	10	150	101%	49	119	13%	
n-Nitrosodimethylamine	A	ug/L	60.43244	60.43244		100	0	56.0905	1.53	10	150	60%	20	45	7%	S
n-Nitrosodiphenylamine	A	ug/L	94.81051	94.81051		100	0	94.06244	1.16	10	150	95%	51	123	1%	
Naphthalene	A	ug/L	81.05333	81.05333		100	0	68.73607	1.74	10	150	81%	40	121	16%	
Nitrobenzene	A	ug/L	81.64717	81.64717		100	0	67.60713	2.31	10	150	82%	45	121	19%	
o-Cresol	A	ug/L	77.31751	77.31751		100	0	72.1835	1.83	10	150	77%	30	117	7%	
p-Chloroaniline	A	ug/L	77.82218	77.82218		100	0	69.80717	1.52	10	150	78%	33	117	11%	

Seq No	Lab ID	Test Code	Sample Typ	File ID	Analysis Date	DF	Batch ID	Prep Date	SPKref	RPDref	pmoist					
15067628	LCSD-164073	SVOC-8270-W-	LCSD-DOD	SV5973N.I	sd030.3/3/2022 6:38:00	1	164073	2/28/2022 8:	0	2E+07						
Analyte	T	Units	RAW	Final	Text	Spike	SPKref	RPDref	MDL	PQL	UQL	%REC	LOW	HIGH	%RPD	Q
Pentachlorophenol	A	ug/L	99.03085	99.03085		100	0	89.78129	4.24	10	150	99%	35	138	10%	
Phenanthrene	A	ug/L	99.31113	99.31113		100	0	95.75306	0.784	10	150	99%	59	120	4%	
Phenol	A	ug/L	56.40786	56.40786		100	0	50.28618	1.46	10	150	56%	37	75	11%	
Pyrene	A	ug/L	93.18579	93.18579		100	0	91.76309	0.921	10	150	93%	57	126	2%	
Pyridine	A	ug/L	42.07908	42.07908		100	0	39.50856	3.22	10	150	42%	16	45	6%	
Triallate	A	ug/L	83.04678	83.04678		100	0	82.91809	1.51	10	150	83%	59	105	0%	
1,4-Dichlorobenzene-d4	I	ug/L	40	40		0	0	0	0	10	150	0%				0%
Acenaphthene-d10	I	ug/L	40	40		0	0	0	0	10	150	0%				0%
Chrysene-d12	I	ug/L	40	40		0	0	0	0	10	150	0%				0%
Naphthalene-d8	I	ug/L	40	40		0	0	0	0	10	150	0%				0%
Perylene-d12	I	ug/L	40	40		0	0	0	0	10	150	0%				0%
Phenanthrene-d10	I	ug/L	40	40		0	0	0	0	10	150	0%				0%
2,4,6-Tribromophenol	S	ug/L	161.87014	161.87014		200	0	0	2.88	10	0	81%	43	140	0%	
2-Fluorobiphenyl	S	ug/L	97.57408	97.57408		100	0	0	0.724	10	0	98%	44	119	0%	
2-Fluorophenol	S	ug/L	89.85653	89.85653		200	0	0	3.52	10	0	45%	19	119	0%	
Nitrobenzene-d5	S	ug/L	76.06966	76.06966		100	0	0	2.34	10	0	76%	44	120	0%	
Phenol-d5	S	ug/L	97.48551	97.48551		200	0	0	2.06	10	0	49%	10	65	0%	
Terphenyl-d14	S	ug/L	100.77991	100.77991		100	0	0	1.17	10	0	101%	50	134	0%	
4-Chloroaniline	X	ug/L	77.82218	77.82218		100	0	69.80717	1.61	10	150	78%	33	117	11%	
o-Terphenyl	X	ug/L	92.51397	92.51397		100	0	89.61301	1.27	10	150	93%	40	140	3%	

Seq No	Lab ID	Test Code	Sample Typ	File ID	Analysis Date	DF	Batch ID	Prep Date	SPKref	RPDref	pmoist					
15067629	B22021627-001	SVOC-8270-W-	SAMP	SV5973N.I	sd030.3/3/2022 7:10:30	1	164073	2/28/2022 8:	0	0						
Analyte	T	Units	RAW	Final	Text	Spike	SPKref	RPDref	MDL	PQL	UQL	%REC	LOW	HIGH	%RPD	Q
1,2,4-Trichlorobenzene	A	ug/L	0	0		0	0	0	1.8278	10	150	0%	0	0	0%	U
1,2-Dichlorobenzene	A	ug/L	0	0		0	0	0	1.89514	10	150	0%	0	0	0%	U
1,3-Dichlorobenzene	A	ug/L	0	0		0	0	0	2.04906	10	150	0%	0	0	0%	U
1,4-Dichlorobenzene	A	ug/L	0	0		0	0	0	1.94324	10	150	0%	0	0	0%	U
1-Methylnaphthalene	A	ug/L	0	0		0	0	0	2.29918	4.81	150	0%	0	0	0%	U
2,2'-Oxybis(1-Chloropropane)	A	ug/L	0	0		0	0	0	1.3949	10	150	0%	0	0	0%	U
2,4,5-Trichlorophenol	A	ug/L	0	0		0	0	0	2.14526	10	150	0%	0	0	0%	U
2,4,6-Trichlorophenol	A	ug/L	0	0		0	0	0	2.53968	10	150	0%	0	0	0%	U
2,4-Dichlorophenol	A	ug/L	0	0		0	0	0	1.62578	10	150	0%	0	0	0%	U
2,4-Dimethylphenol	A	ug/L	0	0		0	0	0	1.62578	10	150	0%	0	0	0%	U

Seq No	Lab ID	Test Code	Sample Typ	File ID	Analysis Date	DF	Batch ID	Prep Date	SPKref	RPDref	pmoist					
15067629	B22021627-001	SVOC-8270-W-	SAMP	SV5973N.I	sd030:3/3/2022 7:10:30	1	164073	2/28/2022 8:	0	0						
Analyte	T	Units	RAW	Final	Text	Spike	SPKref	RPDref	MDL	PQL	UQL	%REC	LOW	HIGH	%RPD	Q
2,4-Dinitrophenol	A	ug/L	0	0		0	0	0	4.09812	10	150	0%	0	0	0%	U
2,4-Dinitrotoluene	A	ug/L	0	0		0	0	0	2.92448	10	150	0%	0	0	0%	U
2,6-Dinitrotoluene	A	ug/L	0	0		0	0	0	3.0784	10	150	0%	0	0	0%	U
2-Chloronaphthalene	A	ug/L	0	0		0	0	0	2.05868	10	150	0%	0	0	0%	U
2-Chlorophenol	A	ug/L	0	0		0	0	0	2.38576	10	150	0%	0	0	0%	U
2-Methylnaphthalene	A	ug/L	0	0		0	0	0	1.84704	4.81	150	0%	0	0	0%	U
2-Nitroaniline	A	ug/L	0	0		0	0	0	2.3088	10	150	0%	0	0	0%	U
2-Nitrophenol	A	ug/L	0	0		0	0	0	2.27032	10	150	0%	0	0	0%	U
3,3'-Dichlorobenzidine	A	ug/L	0	0		0	0	0	2.02982	10	150	0%	0	0	0%	U
3-Nitroaniline	A	ug/L	0	0		0	0	0	2.66474	10	150	0%	0	0	0%	U
4,6-Dinitro-2-methylphenol	A	ug/L	0	0		0	0	0	2.24146	10	150	0%	0	0	0%	U
4-Bromophenyl phenyl ether	A	ug/L	0	0		0	0	0	1.67388	10	150	0%	0	0	0%	U
4-Chloro-2-methylphenol	A	ug/L	0	0		0	0	0	1.5392	10	150	0%	0	0	0%	U
4-Chloro-3-methylphenol	A	ug/L	0	0		0	0	0	1.40452	10	150	0%	0	0	0%	U
4-Chlorophenol	A	ug/L	0	0		0	0	0	2.53968	10	150	0%	0	0	0%	U
4-Chlorophenyl phenyl ether	A	ug/L	0	0		0	0	0	1.95286	10	150	0%	0	0	0%	U
4-Nitroaniline	A	ug/L	0	0		0	0	0	1.56806	10	150	0%	0	0	0%	U
4-Nitrophenol	A	ug/L	0	0		0	0	0	2.405	10	150	0%	0	0	0%	U
Acenaphthene	A	ug/L	0	0		0	0	0	1.81818	4.81	150	0%	0	0	0%	U
Acenaphthylene	A	ug/L	0	0		0	0	0	1.51034	4.81	150	0%	0	0	0%	U
Aniline	A	ug/L	0	0		0	0	0	3.59788	10	150	0%	0	0	0%	U
Anthracene	A	ug/L	0	0		0	0	0	1.18326	4.81	150	0%	0	0	0%	U
Azobenzene	A	ug/L	0	0		0	0	0	1.04858	10	150	0%	0	0	0%	U
Benzidine	A	ug/L	0	0		0	0	0	6.46464	10	150	0%	0	0	0%	U
Benzo(a)anthracene	A	ug/L	0	0		0	0	0	0.823472	4.81	150	0%	0	0	0%	U
Benzo(a)pyrene	A	ug/L	0	0		0	0	0	1.19288	4.81	150	0%	0	0	0%	U
Benzo(b)fluoranthene	A	ug/L	0	0		0	0	0	0.868686	4.81	150	0%	0	0	0%	U
Benzo(g,h,i)perylene	A	ug/L	0	0		0	0	0	0.97162	4.81	150	0%	0	0	0%	U
Benzo(k)fluoranthene	A	ug/L	0	0		0	0	0	0.93314	4.81	150	0%	0	0	0%	U
Benzoic acid	A	ug/L	0	0		0	0	0	1.45262	10	150	0%	0	0	0%	U
Benzyl alcohol	A	ug/L	0	0		0	0	0	3.01106	10	150	0%	0	0	0%	U
bis(-2-chloroethoxy)Methane	A	ug/L	0	0		0	0	0	1.30832	10	150	0%	0	0	0%	U
bis(-2-chloroethyl)Ether	A	ug/L	0	0		0	0	0	2.47234	10	150	0%	0	0	0%	U
bis(2-chloroisopropyl)Ether	A	ug/L	0	0		0	0	0	1.43338	10	150	0%	0	0	0%	U
bis(2-ethylhexyl)Phthalate	A	ug/L	0	0		0	0	0	1.83742	10	150	0%	0	0	0%	U

Seq No	Lab ID	Test Code	Sample Typ	File ID	Analysis Date	DF	Batch ID	Prep Date	SPKref	RPDref	pmoist					
15067629	B22021627-001	SVOC-8270-W-	SAMP	SV5973N.I	sd030.3/3/2022 7:10:30	1	164073	2/28/2022 8:	0	0						
Analyte	T	Units	RAW	Final	Text	Spike	SPKref	RPDref	MDL	PQL	UQL	%REC	LOW	HIGH	%RPD	Q
Butylbenzylphthalate	A	ug/L	0	0		0	0	0	1.51034	10	150	0%	0	0	0%	U
Carbazole	A	ug/L	0	0		0	0	0	0.810004	10	150	0%	0	0	0%	U
Chrysene	A	ug/L	0	0		0	0	0	1.12554	4.81	150	0%	0	0	0%	U
Di-n-butyl phthalate	A	ug/L	0	0		0	0	0	0.896584	10	150	0%	0	0	0%	U
Di-n-octyl phthalate	A	ug/L	0	0		0	0	0	1.28908	10	150	0%	0	0	0%	U
Dibenzo(a,h)anthracene	A	ug/L	0	0		0	0	0	1.12554	4.81	150	0%	0	0	0%	U
Dibenzofuran	A	ug/L	0	0		0	0	0	1.67388	10	150	0%	0	0	0%	U
Diethyl phthalate	A	ug/L	0	0		0	0	0	2.09716	10	150	0%	0	0	0%	U
Dimethyl phthalate	A	ug/L	0	0		0	0	0	1.65464	10	150	0%	0	0	0%	U
Fluoranthene	A	ug/L	0	0		0	0	0	0.849446	4.81	150	0%	0	0	0%	U
Fluorene	A	ug/L	0	0		0	0	0	1.75084	4.81	150	0%	0	0	0%	U
Hexachlorobenzene	A	ug/L	0	0		0	0	0	1.27946	10	150	0%	0	0	0%	U
Hexachlorobutadiene	A	ug/L	0	0		0	0	0	2.23184	10	150	0%	0	0	0%	U
Hexachlorocyclopentadiene	A	ug/L	0	0		0	0	0	2.85714	10	150	0%	0	0	0%	U
Hexachloroethane	A	ug/L	0	0		0	0	0	1.72198	10	150	0%	0	0	0%	U
Indeno(1,2,3-cd)pyrene	A	ug/L	0	0		0	0	0	1.2025	4.81	150	0%	0	0	0%	U
Isophorone	A	ug/L	0	0		0	0	0	1.60654	10	150	0%	0	0	0%	U
m+p-Cresols	A	ug/L	0	0		0	0	0	1.71236	10	150	0%	0	0	0%	U
n-Nitroso-di-n-propylamine	A	ug/L	0	0		0	0	0	1.48148	10	150	0%	0	0	0%	U
n-Nitrosodimethylamine	A	ug/L	0	0		0	0	0	1.47186	10	150	0%	0	0	0%	U
n-Nitrosodiphenylamine	A	ug/L	0	0		0	0	0	1.11592	10	150	0%	0	0	0%	U
Naphthalene	A	ug/L	0	0		0	0	0	1.67388	4.81	150	0%	0	0	0%	U
Nitrobenzene	A	ug/L	0	0		0	0	0	2.22222	10	150	0%	0	0	0%	U
o-Cresol	A	ug/L	0	0		0	0	0	1.76046	10	150	0%	0	0	0%	U
p-Chloroaniline	A	ug/L	0	0		0	0	0	1.46224	10	150	0%	0	0	0%	U
Pentachlorophenol	A	ug/L	0	0		0	0	0	4.07888	10	150	0%	0	0	0%	U
Phenanthrene	A	ug/L	0	0		0	0	0	0.754208	4.81	150	0%	0	0	0%	U
Phenol	A	ug/L	0	0		0	0	0	1.40452	10	150	0%	0	0	0%	U
Pyrene	A	ug/L	0	0		0	0	0	0.886002	4.81	150	0%	0	0	0%	U
Pyridine	A	ug/L	0	0		0	0	0	3.09764	10	150	0%	0	0	0%	U
Triallate	A	ug/L	0	0		0	0	0	1.45262	10	150	0%	0	0	0%	U
1,4-Dichlorobenzene-d4	I	ug/L	40	38.48		0	0	0	0	10	150	0%	0	0	0%	
Acenaphthene-d10	I	ug/L	40	38.48		0	0	0	0	10	150	0%	0	0	0%	
Chrysene-d12	I	ug/L	40	38.48		0	0	0	0	10	150	0%	0	0	0%	
Naphthalene-d8	I	ug/L	40	38.48		0	0	0	0	10	150	0%	0	0	0%	

Seq No	Lab ID	Test Code	Sample Typ	File ID	Analysis Date	DF	Batch ID	Prep Date	SPKref	RPDref	pmoist					
15067629	B22021627-001	SVOC-8270-W-	SAMP	SV5973N.I	sd030.3/3/2022 7:10:30	1	164073	2/28/2022 8:	0	0						
Analyte	T	Units	RAW	Final	Text	Spike	SPKref	RPDref	MDL	PQL	UQL	%REC	LOW	HIGH	%RPD	Q
Perylene-d12	I	ug/L	40	38.48		0	0	0	0	10	150	0%	0	0	0%	
Phenanthrene-d10	I	ug/L	40	38.48		0	0	0	0	10	150	0%	0	0	0%	
2,4,6-Tribromophenol	S	ug/L	141.95248	136.558286		192.4	0	0	2.77056	10	0	71%	43	140	0%	
2-Fluorobiphenyl	S	ug/L	45.23735	43.5183307		96.2	0	0	0.696488	10	0	45%	44	119	0%	
2-Fluorophenol	S	ug/L	68.45423	65.8529693		192.4	0	0	3.38624	10	0	34%	19	119	0%	
Nitrobenzene-d5	S	ug/L	62.34785	59.9786317		96.2	0	0	2.25108	10	0	62%	44	120	0%	
Phenol-d5	S	ug/L	71.41896	68.7050395		192.4	0	0	1.98172	10	0	36%	10	65	0%	
Terphenyl-d14	S	ug/L	104.64491	100.668403		96.2	0	0	1.12554	10	0	105%	50	134	0%	
4-Chloroaniline	X	ug/L	0	0		0	0	0	1.54882	10	150	0%	0	0	0%	U
o-Terphenyl	X	ug/L	0	0		0	0	0	1.22174	10	150	0%	0	0	0%	U

Seq No	Lab ID	Test Code	Sample Typ	File ID	Analysis Date	DF	Batch ID	Prep Date	SPKref	RPDref	pmoist					
15067630	B22021627-006	SVOC-8270-W-	SAMP	SV5973N.I	sd030.3/3/2022 7:42:53	1	164073	2/28/2022 8:	0	0						
Analyte	T	Units	RAW	Final	Text	Spike	SPKref	RPDref	MDL	PQL	UQL	%REC	LOW	HIGH	%RPD	Q
1,2,4-Trichlorobenzene	A	ug/L	0	0		0	0	0	1.8278	10	150	0%	0	0	0%	U
1,2-Dichlorobenzene	A	ug/L	0	0		0	0	0	1.89514	10	150	0%	0	0	0%	U
1,3-Dichlorobenzene	A	ug/L	0	0		0	0	0	2.04906	10	150	0%	0	0	0%	U
1,4-Dichlorobenzene	A	ug/L	0	0		0	0	0	1.94324	10	150	0%	0	0	0%	U
1-Methylnaphthalene	A	ug/L	0	0		0	0	0	2.29918	4.81	150	0%	0	0	0%	U
2,2'-Oxybis(1-Chloropropane)	A	ug/L	0	0		0	0	0	1.3949	10	150	0%	0	0	0%	U
2,4,5-Trichlorophenol	A	ug/L	0	0		0	0	0	2.14526	10	150	0%	0	0	0%	U
2,4,6-Trichlorophenol	A	ug/L	0	0		0	0	0	2.53968	10	150	0%	0	0	0%	U
2,4-Dichlorophenol	A	ug/L	0	0		0	0	0	1.62578	10	150	0%	0	0	0%	U
2,4-Dimethylphenol	A	ug/L	0	0		0	0	0	1.62578	10	150	0%	0	0	0%	U
2,4-Dinitrophenol	A	ug/L	0	0		0	0	0	4.09812	10	150	0%	0	0	0%	U
2,4-Dinitrotoluene	A	ug/L	0	0		0	0	0	2.92448	10	150	0%	0	0	0%	U
2,6-Dinitrotoluene	A	ug/L	0	0		0	0	0	3.0784	10	150	0%	0	0	0%	U
2-Chloronaphthalene	A	ug/L	0	0		0	0	0	2.05868	10	150	0%	0	0	0%	U
2-Chlorophenol	A	ug/L	0	0		0	0	0	2.38576	10	150	0%	0	0	0%	U
2-Methylnaphthalene	A	ug/L	0	0		0	0	0	1.84704	4.81	150	0%	0	0	0%	U
2-Nitroaniline	A	ug/L	0	0		0	0	0	2.3088	10	150	0%	0	0	0%	U
2-Nitrophenol	A	ug/L	0	0		0	0	0	2.27032	10	150	0%	0	0	0%	U
3,3'-Dichlorobenzidine	A	ug/L	0	0		0	0	0	2.02982	10	150	0%	0	0	0%	U
3-Nitroaniline	A	ug/L	0	0		0	0	0	2.66474	10	150	0%	0	0	0%	U

Seq No	Lab ID	Test Code	Sample Typ	File ID	Analysis Date	DF	Batch ID	Prep Date	SPKref	RPDref	pmoist					
15067630	B22021627-006	SVOC-8270-W-	SAMP	SV5973N.I	sd030.3/3/2022 7:42:53	1	164073	2/28/2022 8:	0	0						
Analyte	T	Units	RAW	Final	Text	Spike	SPKref	RPDref	MDL	PQL	UQL	%REC	LOW	HIGH	%RPD	Q
4,6-Dinitro-2-methylphenol	A	ug/L	0	0		0	0	0	2.24146	10	150	0%	0	0	0%	U
4-Bromophenyl phenyl ether	A	ug/L	0	0		0	0	0	1.67388	10	150	0%	0	0	0%	U
4-Chloro-2-methylphenol	A	ug/L	0	0		0	0	0	1.5392	10	150	0%	0	0	0%	U
4-Chloro-3-methylphenol	A	ug/L	0	0		0	0	0	1.40452	10	150	0%	0	0	0%	U
4-Chlorophenol	A	ug/L	0	0		0	0	0	2.53968	10	150	0%	0	0	0%	U
4-Chlorophenyl phenyl ether	A	ug/L	0	0		0	0	0	1.95286	10	150	0%	0	0	0%	U
4-Nitroaniline	A	ug/L	0	0		0	0	0	1.56806	10	150	0%	0	0	0%	U
4-Nitrophenol	A	ug/L	0	0		0	0	0	2.405	10	150	0%	0	0	0%	U
Acenaphthene	A	ug/L	0	0		0	0	0	1.81818	4.81	150	0%	0	0	0%	U
Acenaphthylene	A	ug/L	0	0		0	0	0	1.51034	4.81	150	0%	0	0	0%	U
Aniline	A	ug/L	0	0		0	0	0	3.59788	10	150	0%	0	0	0%	U
Anthracene	A	ug/L	0	0		0	0	0	1.18326	4.81	150	0%	0	0	0%	U
Azobenzene	A	ug/L	0	0		0	0	0	1.04858	10	150	0%	0	0	0%	U
Benzidine	A	ug/L	0	0		0	0	0	6.46464	10	150	0%	0	0	0%	U
Benzo(a)anthracene	A	ug/L	0	0		0	0	0	0.823472	4.81	150	0%	0	0	0%	U
Benzo(a)pyrene	A	ug/L	0	0		0	0	0	1.19288	4.81	150	0%	0	0	0%	U
Benzo(b)fluoranthene	A	ug/L	0	0		0	0	0	0.868686	4.81	150	0%	0	0	0%	U
Benzo(g,h,i)perylene	A	ug/L	0	0		0	0	0	0.97162	4.81	150	0%	0	0	0%	U
Benzo(k)fluoranthene	A	ug/L	0	0		0	0	0	0.93314	4.81	150	0%	0	0	0%	U
Benzoic acid	A	ug/L	0	0		0	0	0	1.45262	10	150	0%	0	0	0%	U
Benzyl alcohol	A	ug/L	0	0		0	0	0	3.01106	10	150	0%	0	0	0%	U
bis(-2-chloroethoxy)Methane	A	ug/L	0	0		0	0	0	1.30832	10	150	0%	0	0	0%	U
bis(-2-chloroethyl)Ether	A	ug/L	0	0		0	0	0	2.47234	10	150	0%	0	0	0%	U
bis(2-chloroisopropyl)Ether	A	ug/L	0	0		0	0	0	1.43338	10	150	0%	0	0	0%	U
bis(2-ethylhexyl)Phthalate	A	ug/L	0	0		0	0	0	1.83742	10	150	0%	0	0	0%	U
Butylbenzylphthalate	A	ug/L	0	0		0	0	0	1.51034	10	150	0%	0	0	0%	U
Carbazole	A	ug/L	0	0		0	0	0	0.810004	10	150	0%	0	0	0%	U
Chrysene	A	ug/L	0	0		0	0	0	1.12554	4.81	150	0%	0	0	0%	U
Di-n-butyl phthalate	A	ug/L	0	0		0	0	0	0.896584	10	150	0%	0	0	0%	U
Di-n-octyl phthalate	A	ug/L	0	0		0	0	0	1.28908	10	150	0%	0	0	0%	U
Dibenzo(a,h)anthracene	A	ug/L	0	0		0	0	0	1.12554	4.81	150	0%	0	0	0%	U
Dibenzofuran	A	ug/L	0	0		0	0	0	1.67388	10	150	0%	0	0	0%	U
Diethyl phthalate	A	ug/L	0	0		0	0	0	2.09716	10	150	0%	0	0	0%	U
Dimethyl phthalate	A	ug/L	0	0		0	0	0	1.65464	10	150	0%	0	0	0%	U
Fluoranthene	A	ug/L	0	0		0	0	0	0.849446	4.81	150	0%	0	0	0%	U

Seq No	Lab ID	Test Code	Sample Typ	File ID	Analysis Date	DF	Batch ID	Prep Date	SPKref	RPDref	pmoist					
Analyte	T	Units	RAW	Final	Text	Spike	SPKref	RPDref	MDL	PQL	UQL	%REC	LOW	HIGH	%RPD	Q
15067630	B22021627-006	SVOC-8270-W-	SAMP	SV5973N.I	sd030.3/3/2022 7:42:53	1	164073	2/28/2022 8:	0	0						
Fluorene	A	ug/L	0	0		0	0	0	1.75084	4.81	150	0%	0	0	0%	U
Hexachlorobenzene	A	ug/L	0	0		0	0	0	1.27946	10	150	0%	0	0	0%	U
Hexachlorobutadiene	A	ug/L	0	0		0	0	0	2.23184	10	150	0%	0	0	0%	U
Hexachlorocyclopentadiene	A	ug/L	0	0		0	0	0	2.85714	10	150	0%	0	0	0%	U
Hexachloroethane	A	ug/L	0	0		0	0	0	1.72198	10	150	0%	0	0	0%	U
Indeno(1,2,3-cd)pyrene	A	ug/L	0	0		0	0	0	1.2025	4.81	150	0%	0	0	0%	U
Isophorone	A	ug/L	0	0		0	0	0	1.60654	10	150	0%	0	0	0%	U
m+p-Cresols	A	ug/L	0	0		0	0	0	1.71236	10	150	0%	0	0	0%	U
n-Nitroso-di-n-propylamine	A	ug/L	0	0		0	0	0	1.48148	10	150	0%	0	0	0%	U
n-Nitrosodimethylamine	A	ug/L	0	0		0	0	0	1.47186	10	150	0%	0	0	0%	U
n-Nitrosodiphenylamine	A	ug/L	0	0		0	0	0	1.11592	10	150	0%	0	0	0%	U
Naphthalene	A	ug/L	0	0		0	0	0	1.67388	4.81	150	0%	0	0	0%	U
Nitrobenzene	A	ug/L	0	0		0	0	0	2.22222	10	150	0%	0	0	0%	U
o-Cresol	A	ug/L	0	0		0	0	0	1.76046	10	150	0%	0	0	0%	U
p-Chloroaniline	A	ug/L	0	0		0	0	0	1.46224	10	150	0%	0	0	0%	U
Pentachlorophenol	A	ug/L	0	0		0	0	0	4.07888	10	150	0%	0	0	0%	U
Phenanthrene	A	ug/L	0	0		0	0	0	0.754208	4.81	150	0%	0	0	0%	U
Phenol	A	ug/L	0	0		0	0	0	1.40452	10	150	0%	0	0	0%	U
Pyrene	A	ug/L	0	0		0	0	0	0.886002	4.81	150	0%	0	0	0%	U
Pyridine	A	ug/L	0	0		0	0	0	3.09764	10	150	0%	0	0	0%	U
Triallate	A	ug/L	0	0		0	0	0	1.45262	10	150	0%	0	0	0%	U
1,4-Dichlorobenzene-d4	I	ug/L	40	38.48		0	0	0	0	10	150	0%	0	0	0%	
Acenaphthene-d10	I	ug/L	40	38.48		0	0	0	0	10	150	0%	0	0	0%	
Chrysene-d12	I	ug/L	40	38.48		0	0	0	0	10	150	0%	0	0	0%	
Naphthalene-d8	I	ug/L	40	38.48		0	0	0	0	10	150	0%	0	0	0%	
Perylene-d12	I	ug/L	40	38.48		0	0	0	0	10	150	0%	0	0	0%	
Phenanthrene-d10	I	ug/L	40	38.48		0	0	0	0	10	150	0%	0	0	0%	
2,4,6-Tribromophenol	S	ug/L	156.42558	150.481408		192.4	0	0	2.77056	10	0	78%	43	140	0%	
2-Fluorobiphenyl	S	ug/L	56.81577	54.6567707		96.2	0	0	0.696488	10	0	57%	44	119	0%	
2-Fluorophenol	S	ug/L	66.84634	64.3061791		192.4	0	0	3.38624	10	0	33%	19	119	0%	
Nitrobenzene-d5	S	ug/L	66.7161	64.1808882		96.2	0	0	2.25108	10	0	67%	44	120	0%	
Phenol-d5	S	ug/L	67.2889	64.7319218		192.4	0	0	1.98172	10	0	34%	10	65	0%	
Terphenyl-d14	S	ug/L	110.27405	106.083636		96.2	0	0	1.12554	10	0	110%	50	134	0%	
4-Chloroaniline	X	ug/L	0	0		0	0	0	1.54882	10	150	0%	0	0	0%	U
o-Terphenyl	X	ug/L	0	0		0	0	0	1.22174	10	150	0%	0	0	0%	U

Seq No	Lab ID	Test Code	Sample Typ	File ID	Analysis Date	DF	Batch ID	Prep Date	SPKref	RPDref	pmoist					
15067631	B22021627-011	SVOC-8270-W-	SAMP	SV5973N.I	sd030.3/3/2022 8:15:20	1	164073	2/28/2022 8:	0	0						
Analyte	T	Units	RAW	Final	Text	Spike	SPKref	RPDref	MDL	PQL	UQL	%REC	LOW	HIGH	%RPD	Q
1,2,4-Trichlorobenzene	A	ug/L	0	0		0	0	0	1.8088	10	150	0%	0	0	0%	U
1,2-Dichlorobenzene	A	ug/L	0	0		0	0	0	1.87544	10	150	0%	0	0	0%	U
1,3-Dichlorobenzene	A	ug/L	0	0		0	0	0	2.02776	10	150	0%	0	0	0%	U
1,4-Dichlorobenzene	A	ug/L	0	0		0	0	0	1.92304	10	150	0%	0	0	0%	U
1-Methylnaphthalene	A	ug/L	0	0		0	0	0	2.27528	4.76	150	0%	0	0	0%	U
2,2'-Oxybis(1-Chloropropane)	A	ug/L	0	0		0	0	0	1.3804	10	150	0%	0	0	0%	U
2,4,5-Trichlorophenol	A	ug/L	0	0		0	0	0	2.12296	10	150	0%	0	0	0%	U
2,4,6-Trichlorophenol	A	ug/L	0	0		0	0	0	2.51328	10	150	0%	0	0	0%	U
2,4-Dichlorophenol	A	ug/L	0	0		0	0	0	1.60888	10	150	0%	0	0	0%	U
2,4-Dimethylphenol	A	ug/L	0	0		0	0	0	1.60888	10	150	0%	0	0	0%	U
2,4-Dinitrophenol	A	ug/L	0	0		0	0	0	4.05552	10	150	0%	0	0	0%	U
2,4-Dinitrotoluene	A	ug/L	0	0		0	0	0	2.89408	10	150	0%	0	0	0%	U
2,6-Dinitrotoluene	A	ug/L	0	0		0	0	0	3.0464	10	150	0%	0	0	0%	U
2-Chloronaphthalene	A	ug/L	0	0		0	0	0	2.03728	10	150	0%	0	0	0%	U
2-Chlorophenol	A	ug/L	0	0		0	0	0	2.36096	10	150	0%	0	0	0%	U
2-Methylnaphthalene	A	ug/L	0	0		0	0	0	1.82784	4.76	150	0%	0	0	0%	U
2-Nitroaniline	A	ug/L	0	0		0	0	0	2.2848	10	150	0%	0	0	0%	U
2-Nitrophenol	A	ug/L	0	0		0	0	0	2.24672	10	150	0%	0	0	0%	U
3,3'-Dichlorobenzidine	A	ug/L	0	0		0	0	0	2.00872	10	150	0%	0	0	0%	U
3-Nitroaniline	A	ug/L	0	0		0	0	0	2.63704	10	150	0%	0	0	0%	U
4,6-Dinitro-2-methylphenol	A	ug/L	0	0		0	0	0	2.21816	10	150	0%	0	0	0%	U
4-Bromophenyl phenyl ether	A	ug/L	0	0		0	0	0	1.65648	10	150	0%	0	0	0%	U
4-Chloro-2-methylphenol	A	ug/L	0	0		0	0	0	1.5232	10	150	0%	0	0	0%	U
4-Chloro-3-methylphenol	A	ug/L	0	0		0	0	0	1.38992	10	150	0%	0	0	0%	U
4-Chlorophenol	A	ug/L	0	0		0	0	0	2.51328	10	150	0%	0	0	0%	U
4-Chlorophenyl phenyl ether	A	ug/L	0	0		0	0	0	1.93256	10	150	0%	0	0	0%	U
4-Nitroaniline	A	ug/L	0	0		0	0	0	1.55176	10	150	0%	0	0	0%	U
4-Nitrophenol	A	ug/L	0	0		0	0	0	2.38	10	150	0%	0	0	0%	U
Acenaphthene	A	ug/L	0	0		0	0	0	1.79928	4.76	150	0%	0	0	0%	U
Acenaphthylene	A	ug/L	0	0		0	0	0	1.49464	4.76	150	0%	0	0	0%	U
Aniline	A	ug/L	0	0		0	0	0	3.56048	10	150	0%	0	0	0%	U
Anthracene	A	ug/L	0	0		0	0	0	1.17096	4.76	150	0%	0	0	0%	U
Azobenzene	A	ug/L	0	0		0	0	0	1.03768	10	150	0%	0	0	0%	U
Benzidine	A	ug/L	0	0		0	0	0	6.39744	10	150	0%	0	0	0%	U
Benzo(a)anthracene	A	ug/L	0	0		0	0	0	0.814912	4.76	150	0%	0	0	0%	U

Seq No	Lab ID	Test Code	Sample Typ	File ID	Analysis Date	DF	Batch ID	Prep Date	SPKref	RPDref	pmoist					
15067631	B22021627-011	SVOC-8270-W-	SAMP	SV5973N.I	030.3/3/2022 8:15:20	1	164073	2/28/2022 8:	0	0						
Analyte	T	Units	RAW	Final	Text	Spike	SPKref	RPDref	MDL	PQL	UQL	%REC	LOW	HIGH	%RPD	Q
Benzo(a)pyrene	A	ug/L	0	0		0	0	0	1.18048	4.76	150	0%	0	0	0%	U
Benzo(b)fluoranthene	A	ug/L	0	0		0	0	0	0.859656	4.76	150	0%	0	0	0%	U
Benzo(g,h,i)perylene	A	ug/L	0	0		0	0	0	0.96152	4.76	150	0%	0	0	0%	U
Benzo(k)fluoranthene	A	ug/L	0	0		0	0	0	0.92344	4.76	150	0%	0	0	0%	U
Benzoic acid	A	ug/L	0	0		0	0	0	1.43752	10	150	0%	0	0	0%	U
Benzyl alcohol	A	ug/L	0	0		0	0	0	2.97976	10	150	0%	0	0	0%	U
bis(-2-chloroethoxy)Methane	A	ug/L	0	0		0	0	0	1.29472	10	150	0%	0	0	0%	U
bis(-2-chloroethyl)Ether	A	ug/L	0	0		0	0	0	2.44664	10	150	0%	0	0	0%	U
bis(2-chloroisopropyl)Ether	A	ug/L	0	0		0	0	0	1.41848	10	150	0%	0	0	0%	U
bis(2-ethylhexyl)Phthalate	A	ug/L	0	0		0	0	0	1.81832	10	150	0%	0	0	0%	U
Butylbenzylphthalate	A	ug/L	0	0		0	0	0	1.49464	10	150	0%	0	0	0%	U
Carbazole	A	ug/L	0	0		0	0	0	0.801584	10	150	0%	0	0	0%	U
Chrysene	A	ug/L	0	0		0	0	0	1.11384	4.76	150	0%	0	0	0%	U
Di-n-butyl phthalate	A	ug/L	0	0		0	0	0	0.887264	10	150	0%	0	0	0%	U
Di-n-octyl phthalate	A	ug/L	0	0		0	0	0	1.27568	10	150	0%	0	0	0%	U
Dibenzo(a,h)anthracene	A	ug/L	0	0		0	0	0	1.11384	4.76	150	0%	0	0	0%	U
Dibenzofuran	A	ug/L	0	0		0	0	0	1.65648	10	150	0%	0	0	0%	U
Diethyl phthalate	A	ug/L	0	0		0	0	0	2.07536	10	150	0%	0	0	0%	U
Dimethyl phthalate	A	ug/L	0	0		0	0	0	1.63744	10	150	0%	0	0	0%	U
Fluoranthene	A	ug/L	0	0		0	0	0	0.840616	4.76	150	0%	0	0	0%	U
Fluorene	A	ug/L	0	0		0	0	0	1.73264	4.76	150	0%	0	0	0%	U
Hexachlorobenzene	A	ug/L	0	0		0	0	0	1.26616	10	150	0%	0	0	0%	U
Hexachlorobutadiene	A	ug/L	0	0		0	0	0	2.20864	10	150	0%	0	0	0%	U
Hexachlorocyclopentadiene	A	ug/L	0	0		0	0	0	2.82744	10	150	0%	0	0	0%	U
Hexachloroethane	A	ug/L	0	0		0	0	0	1.70408	10	150	0%	0	0	0%	U
Indeno(1,2,3-cd)pyrene	A	ug/L	0	0		0	0	0	1.19	4.76	150	0%	0	0	0%	U
Isophorone	A	ug/L	0	0		0	0	0	1.58984	10	150	0%	0	0	0%	U
m+p-Cresols	A	ug/L	0	0		0	0	0	1.69456	10	150	0%	0	0	0%	U
n-Nitroso-di-n-propylamine	A	ug/L	0	0		0	0	0	1.46608	10	150	0%	0	0	0%	U
n-Nitrosodimethylamine	A	ug/L	0	0		0	0	0	1.45656	10	150	0%	0	0	0%	U
n-Nitrosodiphenylamine	A	ug/L	0	0		0	0	0	1.10432	10	150	0%	0	0	0%	U
Naphthalene	A	ug/L	0	0		0	0	0	1.65648	4.76	150	0%	0	0	0%	U
Nitrobenzene	A	ug/L	0	0		0	0	0	2.19912	10	150	0%	0	0	0%	U
o-Cresol	A	ug/L	0	0		0	0	0	1.74216	10	150	0%	0	0	0%	U
p-Chloroaniline	A	ug/L	0	0		0	0	0	1.44704	10	150	0%	0	0	0%	U

Seq No	Lab ID	Test Code	Sample Typ	File ID	Analysis Date	DF	Batch ID	Prep Date	SPKref	RPDref	pmoist					
15067631	B22021627-011	SVOC-8270-W-	SAMP	SV5973N.I	sd030.3/3/2022 8:15:20	1	164073	2/28/2022 8:	0	0						
Analyte	T	Units	RAW	Final	Text	Spike	SPKref	RPDref	MDL	PQL	UQL	%REC	LOW	HIGH	%RPD	Q
Pentachlorophenol	A	ug/L	0	0		0	0	0	4.03648	10	150	0%	0	0	0%	U
Phenanthrene	A	ug/L	0	0		0	0	0	0.746368	4.76	150	0%	0	0	0%	U
Phenol	A	ug/L	0	0		0	0	0	1.38992	10	150	0%	0	0	0%	U
Pyrene	A	ug/L	0	0		0	0	0	0.876792	4.76	150	0%	0	0	0%	U
Pyridine	A	ug/L	0	0		0	0	0	3.06544	10	150	0%	0	0	0%	U
Triallate	A	ug/L	0	0		0	0	0	1.43752	10	150	0%	0	0	0%	U
1,4-Dichlorobenzene-d4	I	ug/L	40	38.08		0	0	0	0	10	150	0%	0	0	0%	
Acenaphthene-d10	I	ug/L	40	38.08		0	0	0	0	10	150	0%	0	0	0%	
Chrysene-d12	I	ug/L	40	38.08		0	0	0	0	10	150	0%	0	0	0%	
Naphthalene-d8	I	ug/L	40	38.08		0	0	0	0	10	150	0%	0	0	0%	
Perylene-d12	I	ug/L	40	38.08		0	0	0	0	10	150	0%	0	0	0%	
Phenanthrene-d10	I	ug/L	40	38.08		0	0	0	0	10	150	0%	0	0	0%	
Diallate	M	ug/L		0		0	0	0	0.111384	0.1	10	0%	0	0	0%	U
2,4,6-Tribromophenol	S	ug/L	144.02061	137.107621		190.4	0	0	2.74176	10	0	72%	43	140	0%	
2-Fluorobiphenyl	S	ug/L	39.11765	37.2400028		95.2	0	0	0.689248	10	0	39%	44	119	0%	S
2-Fluorophenol	S	ug/L	63.36815	60.3264788		190.4	0	0	3.35104	10	0	32%	19	119	0%	
Nitrobenzene-d5	S	ug/L	59.29629	56.4500681		95.2	0	0	2.22768	10	0	59%	44	120	0%	
Phenol-d5	S	ug/L	61.44814	58.4986293		190.4	0	0	1.96112	10	0	31%	10	65	0%	
Terphenyl-d14	S	ug/L	102.41469	97.4987849		95.2	0	0	1.11384	10	0	102%	50	134	0%	
4-Chloroaniline	X	ug/L	0	0		0	0	0	1.53272	10	150	0%	0	0	0%	U
o-Terphenyl	X	ug/L	0	0		0	0	0	1.20904	10	150	0%	0	0	0%	U

Seq No	Lab ID	Test Code	Sample Typ	File ID	Analysis Date	DF	Batch ID	Prep Date	SPKref	RPDref	pmoist					
15067632	B22021627-011	SVOC-8270-W-	MS-DOD	SV5973N.I	sd030.3/3/2022 8:47:44	1	164073	2/28/2022 8:	2E+07	0						
Analyte	T	Units	RAW	Final	Text	Spike	SPKref	RPDref	MDL	PQL	UQL	%REC	LOW	HIGH	%RPD	Q
1,2,4-Trichlorobenzene	A	ug/L	60.96127	58.0351290		95.2	0	0	1.8088	10	150	61%	29	116	0%	
1,2-Dichlorobenzene	A	ug/L	58.16437	55.3724802		95.2	0	0	1.87544	10	150	58%	32	111	0%	
1,3-Dichlorobenzene	A	ug/L	54.4919	51.8762888		95.2	0	0	2.02776	10	150	54%	28	110	0%	
1,4-Dichlorobenzene	A	ug/L	51.499	49.027048		95.2	0	0	1.92304	10	150	51%	29	112	0%	
1-Methylnaphthalene	A	ug/L	76.72598	73.043133		95.2	0	0	2.27528	10	150	77%	41	119	0%	
2,2'-Oxybis(1-Chloropropane)	A	ug/L	64.80596	61.6952739		95.2	0	0	1.3804	10	150	65%	37	130	0%	
2,4,5-Trichlorophenol	A	ug/L	88.02368	83.7985434		95.2	0	0	2.12296	10	150	88%	53	123	0%	
2,4,6-Trichlorophenol	A	ug/L	87.85845	83.6412444		95.2	0	0	2.51328	10	150	88%	50	125	0%	
2,4-Dichlorophenol	A	ug/L	73.02059	69.5156017		95.2	0	0	1.60888	10	150	73%	47	121	0%	

Seq No	Lab ID	Test Code	Sample Typ	File ID	Analysis Date	DF	Batch ID	Prep Date	SPKref	RPDref	pmoist					
15067632	B22021627-011	SVOC-8270-W-	MS-DOD	SV5973N.I	sd030.3/3/2022 8:47:44	1	164073	2/28/2022 8:	2E+07	0						
Analyte	T	Units	RAW	Final	Text	Spike	SPKref	RPDref	MDL	PQL	UQL	%REC	LOW	HIGH	%RPD	Q
2,4-Dimethylphenol	A	ug/L	79.08915	75.2928708		95.2	0	0	1.60888	10	150	79%	31	124	0%	
2,4-Dinitrophenol	A	ug/L	99.9446	95.1472592		95.2	0	0	4.05552	10	150	100%	23	142	0%	
2,4-Dinitrotoluene	A	ug/L	96.68714	92.0461573		95.2	0	0	2.89408	10	150	97%	57	128	0%	
2,6-Dinitrotoluene	A	ug/L	81.05727	77.1665210		95.2	0	0	3.0464	10	150	81%	50	118	0%	
2-Chloronaphthalene	A	ug/L	90.50228	86.1581706		95.2	0	0	2.03728	10	150	91%	40	116	0%	
2-Chlorophenol	A	ug/L	68.47398	65.187229		95.2	0	0	2.36096	10	150	68%	38	117	0%	
2-Methylnaphthalene	A	ug/L	81.32437	77.4208002		95.2	0	0	1.82784	10	150	81%	40	121	0%	
2-Nitroaniline	A	ug/L	92.35609	87.9229977		95.2	0	0	2.2848	10	150	92%	55	127	0%	
2-Nitrophenol	A	ug/L	79.41813	75.6060598		95.2	0	0	2.24672	10	150	79%	47	123	0%	
3,3'-Dichlorobenzidine	A	ug/L	69.8003	66.4498856		95.2	0	0	2.00872	10	150	70%	27	129	0%	
3-Nitroaniline	A	ug/L	77.39159	73.6767937		95.2	0	0	2.63704	10	150	77%	41	128	0%	
4,6-Dinitro-2-methylphenol	A	ug/L	85.88031	81.7580551		95.2	0	0	2.21816	10	150	86%	44	137	0%	
4-Bromophenyl phenyl ether	A	ug/L	89.56579	85.2666321		95.2	0	0	1.65648	10	150	90%	55	124	0%	
4-Chloro-2-methylphenol	A	ug/L	77.69527	73.9658970		95.2	0	0	1.5232	10	150	78%	49	89	0%	
4-Chloro-3-methylphenol	A	ug/L	82.4199	78.4637448		95.2	0	0	1.38992	10	150	82%	52	119	0%	
4-Chlorophenol	A	ug/L	73.79187	70.2498602		95.2	0	0	2.51328	10	150	74%	41	81	0%	
4-Chlorophenyl phenyl ether	A	ug/L	100.17803	95.3694846		95.2	0	0	1.93256	10	150	100%	53	121	0%	
4-Nitroaniline	A	ug/L	75.53674	71.9109765		95.2	0	0	1.55176	10	150	76%	57	101	0%	
4-Nitrophenol	A	ug/L	37.22884	35.4418557		95.2	0	0	2.38	10	150	37%	15	36	0%	S
Acenaphthene	A	ug/L	89.95191	85.6342183		95.2	0	0	1.79928	10	150	90%	47	122	0%	
Acenaphthylene	A	ug/L	83.11421	79.1247279		95.2	0	0	1.49464	10	150	83%	41	130	0%	
Aniline	A	ug/L	41.21269	39.2344809		95.2	0	0	3.56048	10	150	41%	24	60	0%	
Anthracene	A	ug/L	94.95194	90.3942469		95.2	0	0	1.17096	10	150	95%	57	123	0%	
Azobenzene	A	ug/L	79.74481	75.9170591		95.2	0	0	1.03768	10	150	80%	61	116	0%	
Benzidine	A	ug/L	34.36404	32.7145661		95.2	0	0	6.39744	10	150	34%	10	100	0%	
Benzo(a)anthracene	A	ug/L	101.35623	96.491131		95.2	0	0	0.814912	10	150	101%	58	125	0%	
Benzo(a)pyrene	A	ug/L	75.56511	71.9379847		95.2	0	0	1.18048	10	150	76%	54	128	0%	
Benzo(b)fluoranthene	A	ug/L	75.68946	72.0563659		95.2	0	0	0.859656	10	150	76%	53	131	0%	
Benzo(g,h,i)perylene	A	ug/L	73.45493	69.9290934		95.2	0	0	0.96152	10	150	73%	50	134	0%	
Benzo(k)fluoranthene	A	ug/L	75.46286	71.8406427		95.2	0	0	0.92344	10	150	75%	57	129	0%	
Benzoic acid	A	ug/L	31.47706	29.9661611		95.2	0	0	1.43752	10	150	31%	10	30	0%	S
Benzyl alcohol	A	ug/L	70.4254	67.0449808		95.2	0	0	2.97976	10	150	70%	31	112	0%	
bis(-2-chloroethoxy)Methane	A	ug/L	79.22394	75.4211909		95.2	0	0	1.29472	10	150	79%	48	120	0%	
bis(-2-chloroethyl)Ether	A	ug/L	72.25822	68.7898254		95.2	0	0	2.44664	10	150	72%	43	118	0%	
bis(2-chloroisopropyl)Ether	A	ug/L	64.80596	61.6952739		95.2	0	0	1.41848	10	150	65%	37	130	0%	

Seq No	Lab ID	Test Code	Sample Typ	File ID	Analysis Date	DF	Batch ID	Prep Date	SPKref	RPDref	pmoist					
15067632	B22021627-011	SVOC-8270-W-	MS-DOD	SV5973N.I	sd030.3/3/2022 8:47:44	1	164073	2/28/2022 8:	2E+07	0						
Analyte	T	Units	RAW	Final	Text	Spike	SPKref	RPDref	MDL	PQL	UQL	%REC	LOW	HIGH	%RPD	Q
bis(2-ethylhexyl)Phthalate	A	ug/L	93.04831	88.5819911		95.2	0	0	1.81832	10	150	93%	55	135	0%	
Butylbenzylphthalate	A	ug/L	92.18574	87.7608245		95.2	0	0	1.49464	10	150	92%	53	134	0%	
Carbazole	A	ug/L	87.12449	82.9425145		95.2	0	0	0.801584	10	150	87%	60	122	0%	
Chrysene	A	ug/L	96.79499	92.1488305		95.2	0	0	1.11384	10	150	97%	59	123	0%	
Di-n-butyl phthalate	A	ug/L	94.00041	89.4883903		95.2	0	0	0.887264	10	150	94%	59	127	0%	
Di-n-octyl phthalate	A	ug/L	78.58463	74.8125678		95.2	0	0	1.27568	10	150	79%	51	140	0%	
Dibenzo(a,h)anthracene	A	ug/L	74.4514	70.8777328		95.2	0	0	1.11384	10	150	74%	51	134	0%	
Dibenzofuran	A	ug/L	92.29109	87.8611177		95.2	0	0	1.65648	10	150	92%	53	118	0%	
Diethyl phthalate	A	ug/L	105.59156	100.523165		95.2	0	0	2.07536	10	150	106%	56	125	0%	
Dimethyl phthalate	A	ug/L	105.01802	99.9771550		95.2	0	0	1.63744	10	150	105%	45	127	0%	
Fluoranthene	A	ug/L	93.7886	89.2867472		95.2	0	0	0.840616	10	150	94%	57	128	0%	
Fluorene	A	ug/L	88.41182	84.1680526		95.2	0	0	1.73264	10	150	88%	52	124	0%	
Hexachlorobenzene	A	ug/L	86.89809	82.7269817		95.2	0	0	1.26616	10	150	87%	53	125	0%	
Hexachlorobutadiene	A	ug/L	55.51593	52.8511654		95.2	0	0	2.20864	10	150	56%	22	124	0%	
Hexachlorocyclopentadiene	A	ug/L	62.30908	59.3182442		95.2	0	0	2.82744	10	150	62%	39	91	0%	
Hexachloroethane	A	ug/L	47.60617	45.3210738		95.2	0	0	1.70408	10	150	48%	21	115	0%	
Indeno(1,2,3-cd)pyrene	A	ug/L	68.90196	65.5946659		95.2	0	0	1.19	10	150	69%	52	134	0%	
Isophorone	A	ug/L	88.8457	84.5811064		95.2	0	0	1.58984	10	150	89%	42	124	0%	
m+p-Cresols	A	ug/L	69.87822	66.5240654		95.2	0	0	1.69456	10	150	70%	29	110	0%	
n-Nitroso-di-n-propylamine	A	ug/L	94.26066	89.7361483		95.2	0	0	1.46608	10	150	94%	49	119	0%	
n-Nitrosodimethylamine	A	ug/L	57.34996	54.5971619		95.2	0	0	1.45656	10	150	57%	20	45	0%	S
n-Nitrosodiphenylamine	A	ug/L	93.93777	89.4287570		95.2	0	0	1.10432	10	150	94%	51	123	0%	
Naphthalene	A	ug/L	67.57215	64.3286868		95.2	0	0	1.65648	10	150	68%	40	121	0%	
Nitrobenzene	A	ug/L	72.44199	68.9647745		95.2	0	0	2.19912	10	150	72%	45	121	0%	
o-Cresol	A	ug/L	75.63003	71.9997886		95.2	0	0	1.74216	10	150	76%	30	117	0%	
p-Chloroaniline	A	ug/L	66.48148	63.290369		95.2	0	0	1.44704	10	150	66%	33	117	0%	
Pentachlorophenol	A	ug/L	95.77981	91.1823791		95.2	0	0	4.03648	10	150	96%	35	138	0%	
Phenanthrene	A	ug/L	91.03219	86.6626449		95.2	0	0	0.746368	10	150	91%	59	120	0%	
Phenol	A	ug/L	47.98543	45.6821294		95.2	0	0	1.38992	10	150	48%	37	75	0%	
Pyrene	A	ug/L	88.53483	84.2851582		95.2	0	0	0.876792	10	150	89%	57	126	0%	
Pyridine	A	ug/L	34.39599	32.7449825		95.2	0	0	3.06544	10	150	34%	16	45	0%	
Triallate	A	ug/L	87.09285	82.9123932		95.2	0	0	1.43752	10	150	87%	59	105	0%	
1,4-Dichlorobenzene-d4	I	ug/L	40	38.08		0	0	0	0	10	150	0%			0%	
Acenaphthene-d10	I	ug/L	40	38.08		0	0	0	0	10	150	0%			0%	
Chrysene-d12	I	ug/L	40	38.08		0	0	0	0	10	150	0%			0%	

Seq No	Lab ID	Test Code	Sample Typ	File ID	Analysis Date	DF	Batch ID	Prep Date	SPKref	RPDref	pmoist					
15067632	B22021627-011	SVOC-8270-W-	MS-DOD	SV5973N.I	sd030.3/3/2022 8:47:44	1	164073	2/28/2022 8:	2E+07	0						
Analyte	T	Units	RAW	Final	Text	Spike	SPKref	RPDref	MDL	PQL	UQL	%REC	LOW	HIGH	%RPD	Q
Naphthalene-d8	I	ug/L	40	38.08		0	0	0	0	10	150	0%			0%	
Perylene-d12	I	ug/L	40	38.08		0	0	0	0	10	150	0%			0%	
Phenanthrene-d10	I	ug/L	40	38.08		0	0	0	0	10	150	0%			0%	
2,4,6-Tribromophenol	S	ug/L	159.97172	152.293077		190.4	0	0	2.74176	10	0	80%	43	140	0%	
2-Fluorobiphenyl	S	ug/L	77.98668	74.2433194		95.2	0	0	0.689248	10	0	78%	44	119	0%	
2-Fluorophenol	S	ug/L	75.37111	71.7532967		190.4	0	0	3.35104	10	0	38%	19	119	0%	
Nitrobenzene-d5	S	ug/L	71.13743	67.7228334		95.2	0	0	2.22768	10	0	71%	44	120	0%	
Phenol-d5	S	ug/L	82.20165	78.2559708		190.4	0	0	1.96112	10	0	41%	10	65	0%	
Terphenyl-d14	S	ug/L	96.62943	91.9912174		95.2	0	0	1.11384	10	0	97%	50	134	0%	
4-Chloroaniline	X	ug/L	66.48148	63.290369		95.2	0	0	1.53272	10	150	66%	33	117	0%	
o-Terphenyl	X	ug/L	86.77354	82.6084101		95.2	0	0	1.20904	10	150	87%	40	140	0%	

Seq No	Lab ID	Test Code	Sample Typ	File ID	Analysis Date	DF	Batch ID	Prep Date	SPKref	RPDref	pmoist					
15067633	B22021684-001	SVOC-8270-W-	SAMP	SV5973N.I	sd030.3/3/2022 9:20:12	1	164073	2/28/2022 8:	0	0						
Analyte	T	Units	RAW	Final	Text	Spike	SPKref	RPDref	MDL	PQL	UQL	%REC	LOW	HIGH	%RPD	Q
1,2,4-Trichlorobenzene	A	ug/L	0	0		0	0	0	1.881	10	150	0%	0	0	0%	
1,2-Dichlorobenzene	A	ug/L	0	0		0	0	0	1.9503	10	150	0%	0	0	0%	
1,3-Dichlorobenzene	A	ug/L	0	0		0	0	0	2.1087	10	150	0%	0	0	0%	
1,4-Dichlorobenzene	A	ug/L	0	0		0	0	0	1.9998	10	150	0%	0	0	0%	
1-Methylnaphthalene	A	ug/L	0	0		0	0	0	2.3661	10	150	0%	0	0	0%	
2,2'-Oxybis(1-Chloropropane)	A	ug/L	0	0		0	0	0	1.4355	10	150	0%	0	0	0%	
2,4,5-Trichlorophenol	A	ug/L	0	0		0	0	0	2.2077	10	150	0%	0	0	0%	
2,4,6-Trichlorophenol	A	ug/L	0	0		0	0	0	2.6136	10	150	0%	0	0	0%	
2,4-Dichlorophenol	A	ug/L	0	0		0	0	0	1.6731	10	150	0%	0	0	0%	
2,4-Dimethylphenol	A	ug/L	0	0		0	0	0	1.6731	10	150	0%	0	0	0%	
2,4-Dinitrophenol	A	ug/L	0	0		0	0	0	4.2174	10	150	0%	0	0	0%	
2,4-Dinitrotoluene	A	ug/L	0	0		0	0	0	3.0096	10	150	0%	0	0	0%	
2,6-Dinitrotoluene	A	ug/L	0	0		0	0	0	3.168	10	150	0%	0	0	0%	
2-Chloronaphthalene	A	ug/L	0	0		0	0	0	2.1186	10	150	0%	0	0	0%	
2-Chlorophenol	A	ug/L	0	0		0	0	0	2.4552	10	150	0%	0	0	0%	
2-Methylnaphthalene	A	ug/L	0	0		0	0	0	1.9008	10	150	0%	0	0	0%	
2-Nitroaniline	A	ug/L	0	0		0	0	0	2.376	10	150	0%	0	0	0%	
2-Nitrophenol	A	ug/L	0	0		0	0	0	2.3364	10	150	0%	0	0	0%	
3,3'-Dichlorobenzidine	A	ug/L	0	0		0	0	0	2.0889	10	150	0%	0	0	0%	

Seq No	Lab ID	Test Code	Sample Typ	File ID	Analysis Date	DF	Batch ID	Prep Date	SPKref	RPDref	pmoist					
15067633	B22021684-001	SVOC-8270-W-	SAMP	SV5973N.I	sd030.3/3/2022 9:20:12	1	164073	2/28/2022 8:	0	0						
Analyte	T	Units	RAW	Final	Text	Spike	SPKref	RPDref	MDL	PQL	UQL	%REC	LOW	HIGH	%RPD	Q
3-Nitroaniline	A	ug/L	0	0		0	0	0	2.7423	10	150	0%	0	0	0%	
4,6-Dinitro-2-methylphenol	A	ug/L	0	0		0	0	0	2.3067	10	150	0%	0	0	0%	
4-Bromophenyl phenyl ether	A	ug/L	0	0		0	0	0	1.7226	10	150	0%	0	0	0%	
4-Chloro-2-methylphenol	A	ug/L	0	0		0	0	0	1.584	10	150	0%	0	0	0%	
4-Chloro-3-methylphenol	A	ug/L	0	0		0	0	0	1.4454	10	150	0%	0	0	0%	
4-Chlorophenol	A	ug/L	0	0		0	0	0	2.6136	10	150	0%	0	0	0%	
4-Chlorophenyl phenyl ether	A	ug/L	0	0		0	0	0	2.0097	10	150	0%	0	0	0%	
4-Nitroaniline	A	ug/L	0	0		0	0	0	1.6137	10	150	0%	0	0	0%	
4-Nitrophenol	A	ug/L	0	0		0	0	0	2.475	10	150	0%	0	0	0%	
Acenaphthene	A	ug/L	0	0		0	0	0	1.8711	10	150	0%	0	0	0%	
Acenaphthylene	A	ug/L	0	0		0	0	0	1.5543	10	150	0%	0	0	0%	
Aniline	A	ug/L	0	0		0	0	0	3.7026	10	150	0%	0	0	0%	
Anthracene	A	ug/L	0	0		0	0	0	1.2177	10	150	0%	0	0	0%	
Azobenzene	A	ug/L	0	0		0	0	0	1.0791	10	150	0%	0	0	0%	
Benzidine	A	ug/L	0	0		0	0	0	6.6528	10	150	0%	0	0	0%	
Benzo(a)anthracene	A	ug/L	0	0		0	0	0	0.84744	10	150	0%	0	0	0%	
Benzo(a)pyrene	A	ug/L	0	0		0	0	0	1.2276	10	150	0%	0	0	0%	
Benzo(b)fluoranthene	A	ug/L	0	0		0	0	0	0.89397	10	150	0%	0	0	0%	
Benzo(g,h,i)perylene	A	ug/L	0	0		0	0	0	0.9999	10	150	0%	0	0	0%	
Benzo(k)fluoranthene	A	ug/L	0	0		0	0	0	0.9603	10	150	0%	0	0	0%	
Benzyl alcohol	A	ug/L	15.81928	15.6610872		0	0	0	3.0987	10	150	0%	0	0	0%	
bis(-2-chloroethoxy)Methane	A	ug/L	0	0		0	0	0	1.3464	10	150	0%	0	0	0%	
bis(-2-chloroethyl)Ether	A	ug/L	0	0		0	0	0	2.5443	10	150	0%	0	0	0%	
bis(2-chloroisopropyl)Ether	A	ug/L	0	0		0	0	0	1.4751	10	150	0%	0	0	0%	
bis(2-ethylhexyl)Phthalate	A	ug/L	0	0		0	0	0	1.8909	10	150	0%	0	0	0%	
Butylbenzylphthalate	A	ug/L	0	0		0	0	0	1.5543	10	150	0%	0	0	0%	
Carbazole	A	ug/L	0	0		0	0	0	0.83358	10	150	0%	0	0	0%	
Chrysene	A	ug/L	0	0		0	0	0	1.1583	10	150	0%	0	0	0%	
Di-n-butyl phthalate	A	ug/L	0	0		0	0	0	0.92268	10	150	0%	0	0	0%	
Di-n-octyl phthalate	A	ug/L	0	0		0	0	0	1.3266	10	150	0%	0	0	0%	
Dibenzo(a,h)anthracene	A	ug/L	0	0		0	0	0	1.1583	10	150	0%	0	0	0%	
Dibenzofuran	A	ug/L	0	0		0	0	0	1.7226	10	150	0%	0	0	0%	
Diethyl phthalate	A	ug/L	0	0		0	0	0	2.1582	10	150	0%	0	0	0%	
Dimethyl phthalate	A	ug/L	0	0		0	0	0	1.7028	10	150	0%	0	0	0%	
Fluoranthene	A	ug/L	0	0		0	0	0	0.87417	10	150	0%	0	0	0%	

Seq No	Lab ID	Test Code	Sample Typ	File ID	Analysis Date	DF	Batch ID	Prep Date	SPKref	RPDref	pmoist					
Analyte	T	Units	RAW	Final	Text	Spike	SPKref	RPDref	MDL	PQL	UQL	%REC	LOW	HIGH	%RPD	Q
15067633	B22021684-001	SVOC-8270-W-	SAMP	SV5973N.I	sd030.3/3/2022 9:20:12	1	164073	2/28/2022 8:	0	0						
Fluorene	A	ug/L	0	0		0	0	0	1.8018	10	150	0%	0	0	0%	
Hexachlorobenzene	A	ug/L	0	0		0	0	0	1.3167	10	150	0%	0	0	0%	
Hexachlorobutadiene	A	ug/L	0	0		0	0	0	2.2968	10	150	0%	0	0	0%	
Hexachlorocyclopentadiene	A	ug/L	0	0		0	0	0	2.9403	10	150	0%	0	0	0%	
Hexachloroethane	A	ug/L	0	0		0	0	0	1.7721	10	150	0%	0	0	0%	
Indeno(1,2,3-cd)pyrene	A	ug/L	0	0		0	0	0	1.2375	10	150	0%	0	0	0%	
Isophorone	A	ug/L	0	0		0	0	0	1.6533	10	150	0%	0	0	0%	
m+p-Cresols	A	ug/L	72.50496	71.7799104		0	0	0	1.7622	10	150	0%	0	0	0%	
n-Nitroso-di-n-propylamine	A	ug/L	0	0		0	0	0	1.5246	10	150	0%	0	0	0%	
n-Nitrosodimethylamine	A	ug/L	0	0		0	0	0	1.5147	10	150	0%	0	0	0%	
n-Nitrosodiphenylamine	A	ug/L	0	0		0	0	0	1.1484	10	150	0%	0	0	0%	
Naphthalene	A	ug/L	0	0		0	0	0	1.7226	10	150	0%	0	0	0%	
Nitrobenzene	A	ug/L	0	0		0	0	0	2.2869	10	150	0%	0	0	0%	
o-Cresol	A	ug/L	0	0		0	0	0	1.8117	10	150	0%	0	0	0%	
p-Chloroaniline	A	ug/L	0	0		0	0	0	1.5048	10	150	0%	0	0	0%	
Pentachlorophenol	A	ug/L	0	0		0	0	0	4.1976	10	150	0%	0	0	0%	
Phenanthrene	A	ug/L	0	0		0	0	0	0.77616	10	150	0%	0	0	0%	
Phenol	A	ug/L	20.60601	20.3999499		0	0	0	1.4454	10	150	0%	0	0	0%	
Pyrene	A	ug/L	0	0		0	0	0	0.91179	10	150	0%	0	0	0%	
Pyridine	A	ug/L	0	0		0	0	0	3.1878	10	150	0%	0	0	0%	
Triallate	A	ug/L	0	0		0	0	0	1.4949	10	150	0%	0	0	0%	
1,4-Dichlorobenzene-d4	I	ug/L	40	39.6		0	0	0	0	10	150	0%	0	0	0%	
Acenaphthene-d10	I	ug/L	40	39.6		0	0	0	0	10	150	0%	0	0	0%	
Chrysene-d12	I	ug/L	40	39.6		0	0	0	0	10	150	0%	0	0	0%	
Naphthalene-d8	I	ug/L	40	39.6		0	0	0	0	10	150	0%	0	0	0%	
Perylene-d12	I	ug/L	40	39.6		0	0	0	0	10	150	0%	0	0	0%	
Phenanthrene-d10	I	ug/L	40	39.6		0	0	0	0	10	150	0%	0	0	0%	
2,4,6-Tribromophenol	S	ug/L	116.18613	115.024269		198	0	0	2.8512	10	0	58%	43	140	0%	
2-Fluorobiphenyl	S	ug/L	30.61376	30.3076224		99	0	0	0.71676	10	0	31%	44	119	0%	S
2-Fluorophenol	S	ug/L	74.87792	74.1291408		198	0	0	3.4848	10	0	37%	19	119	0%	
Nitrobenzene-d5	S	ug/L	50.58763	50.0817537		99	0	0	2.3166	10	0	51%	44	120	0%	
Phenol-d5	S	ug/L	75.0497	74.299203		198	0	0	2.0394	10	0	38%	10	65	0%	
Terphenyl-d14	S	ug/L	85.21023	84.3581277		99	0	0	1.1583	10	0	85%	50	134	0%	
4-Chloroaniline	X	ug/L	0	0		0	0	0	1.5939	10	150	0%	0	0	0%	
o-Terphenyl	X	ug/L	0	0		0	0	0	1.2573	10	150	0%	0	0	0%	

Seq No	Lab ID	Test Code	Sample Typ	File ID	Analysis Date	DF	Batch ID	Prep Date	SPKref	RPDref	pmoist					
15067634	B22021684-001	SVOC-8270-W-	MS-DOD	SV5973N.I	sd030.3/3/2022 9:52:31	1	164073	2/28/2022 8:	2E+07	0						
Analyte	T	Units	RAW	Final	Text	Spike	SPKref	RPDref	MDL	PQL	UQL	%REC	LOW	HIGH	%RPD	Q
1,2,4-Trichlorobenzene	A	ug/L	21.90458	43.80916		100	0	0	3.8	10	150	44%	29	116	0%	
1,2-Dichlorobenzene	A	ug/L	23.67987	47.35974		100	0	0	3.94	10	150	47%	32	111	0%	
1,3-Dichlorobenzene	A	ug/L	21.18542	42.37084		100	0	0	4.26	10	150	42%	28	110	0%	
1,4-Dichlorobenzene	A	ug/L	21.05015	42.1003		100	0	0	4.04	10	150	42%	29	112	0%	
1-Methylnaphthalene	A	ug/L	24.57572	49.15144		100	0	0	4.78	10	150	49%	41	119	0%	
2,2'-Oxybis(1-Chloropropane)	A	ug/L	28.10694	56.21388		100	0	0	2.9	10	150	56%	37	130	0%	
2,4,5-Trichlorophenol	A	ug/L	40.06914	80.13828		100	0	0	4.46	10	150	80%	53	123	0%	
2,4,6-Trichlorophenol	A	ug/L	38.68058	77.36116		100	0	0	5.28	10	150	77%	50	125	0%	
2,4-Dichlorophenol	A	ug/L	41.71699	83.43398		100	0	0	3.38	10	150	83%	47	121	0%	
2,4-Dimethylphenol	A	ug/L	42.01547	84.03094		100	0	0	3.38	10	150	84%	31	124	0%	
2,4-Dinitrophenol	A	ug/L	34.50076	69.00152		100	0	0	8.52	20	150	69%	23	142	0%	
2,4-Dinitrotoluene	A	ug/L	41.99911	83.99822		100	0	0	6.08	10	150	84%	57	128	0%	
2,6-Dinitrotoluene	A	ug/L	35.9285	71.857		100	0	0	6.4	10	150	72%	50	118	0%	
2-Chloronaphthalene	A	ug/L	28.04596	56.09192		100	0	0	4.28	10	150	56%	40	116	0%	
2-Chlorophenol	A	ug/L	39.45909	78.91818		100	0	0	4.96	10	150	79%	38	117	0%	
2-Methylnaphthalene	A	ug/L	27.41933	54.83866		100	0	0	3.84	10	150	55%	40	121	0%	
2-Nitroaniline	A	ug/L	41.49905	82.9981		100	0	0	4.8	10	150	83%	55	127	0%	
2-Nitrophenol	A	ug/L	40.63322	81.26644		100	0	0	4.72	10	150	81%	47	123	0%	
3,3'-Dichlorobenzidine	A	ug/L	18.48279	36.96558		100	0	0	4.22	20	150	37%	27	129	0%	
3-Nitroaniline	A	ug/L	32.30799	64.61598		100	0	0	5.54	10	150	65%	41	128	0%	
4,6-Dinitro-2-methylphenol	A	ug/L	25.17412	50.34824		100	0	0	4.66	20	150	50%	44	137	0%	
4-Bromophenyl phenyl ether	A	ug/L	22.34808	44.69616		100	0	0	3.48	10	150	45%	55	124	0%	S
4-Chloro-2-methylphenol	A	ug/L	39.39489	78.78978		100	0	0	3.2	10	150	79%	49	89	0%	
4-Chloro-3-methylphenol	A	ug/L	45.34616	90.69232		100	0	0	2.92	10	150	91%	52	119	0%	
4-Chlorophenol	A	ug/L	40.49037	80.98074		100	0	0	5.28	10	150	81%	41	81	0%	
4-Chlorophenyl phenyl ether	A	ug/L	21.88631	43.77262		100	0	0	4.06	10	150	44%	53	121	0%	S
4-Nitroaniline	A	ug/L	38.55902	77.11804		100	0	0	3.26	10	150	77%	57	101	0%	
4-Nitrophenol	A	ug/L	29.73827	59.47654		100	0	0	5	20	150	59%	15	36	0%	S
Acenaphthene	A	ug/L	26.37823	52.75646		100	0	0	3.78	10	150	53%	47	122	0%	
Acenaphthylene	A	ug/L	25.97734	51.95468		100	0	0	3.14	10	150	52%	41	130	0%	
Aniline	A	ug/L	15.79117	31.58234		100	0	0	7.48	10	150	32%	24	60	0%	
Anthracene	A	ug/L	24.47886	48.95772		100	0	0	2.46	10	150	49%	57	123	0%	S
Azobenzene	A	ug/L	25.97853	51.95706		100	0	0	2.18	10	150	52%	61	116	0%	S
Benzidine	A	ug/L	6.6585	0		100	0	0	13.44	20	150	0%	10	100	0%	S
Benzo(a)anthracene	A	ug/L	25.90427	51.80854		100	0	0	1.712	10	150	52%	58	125	0%	S

Seq No	Lab ID	Test Code	Sample Typ	File ID	Analysis Date	DF	Batch ID	Prep Date	SPKref	RPDref	pmoist					
15067634	B22021684-001	SVOC-8270-W-	MS-DOD	SV5973N.I	sd030.3/3/2022 9:52:31	1	164073	2/28/2022 8:	2E+07	0						
Analyte	T	Units	RAW	Final	Text	Spike	SPKref	RPDref	MDL	PQL	UQL	%REC	LOW	HIGH	%RPD	Q
Benzo(a)pyrene	A	ug/L	16.09512	32.19024		100	0	0	2.48	10	150	32%	54	128	0%	S
Benzo(b)fluoranthene	A	ug/L	15.75826	31.51652		100	0	0	1.806	10	150	32%	53	131	0%	S
Benzo(g,h,i)perylene	A	ug/L	17.23494	34.46988		100	0	0	2.02	10	150	34%	50	134	0%	S
Benzo(k)fluoranthene	A	ug/L	16.69528	33.39056		100	0	0	1.94	10	150	33%	57	129	0%	S
Benzoic acid	A	ug/L	118.40392	236.80784		100	148.69075	0	3.02	10	150	88%	10	30	0%	S
Benzyl alcohol	A	ug/L	47.53398	95.06796		100	15.661087	0	6.26	10	150	79%	31	112	0%	
bis(-2-chloroethoxy)Methane	A	ug/L	41.04438	82.08876		100	0	0	2.72	10	150	82%	48	120	0%	
bis(-2-chloroethyl)Ether	A	ug/L	31.83005	63.6601		100	0	0	5.14	10	150	64%	43	118	0%	
bis(2-chloroisopropyl)Ether	A	ug/L	28.10694	56.21388		100	0	0	2.98	10	150	56%	37	130	0%	
bis(2-ethylhexyl)Phthalate	A	ug/L	27.52423	55.04846		100	0	0	3.82	10	150	55%	55	135	0%	
Butylbenzylphthalate	A	ug/L	34.00614	68.01228		100	0	0	3.14	10	150	68%	53	134	0%	
Carbazole	A	ug/L	35.71492	71.42984		100	0	0	1.684	10	150	71%	60	122	0%	
Chrysene	A	ug/L	24.52616	49.05232		100	0	0	2.34	10	150	49%	59	123	0%	S
Di-n-butyl phthalate	A	ug/L	30.16436	60.32872		100	0	0	1.864	10	150	60%	59	127	0%	
Di-n-octyl phthalate	A	ug/L	18.0003	36.0006		100	0	0	2.68	10	150	36%	51	140	0%	S
Dibenzo(a,h)anthracene	A	ug/L	18.57252	37.14504		100	0	0	2.34	10	150	37%	51	134	0%	S
Dibenzofuran	A	ug/L	24.31179	48.62358		100	0	0	3.48	10	150	49%	53	118	0%	S
Diethyl phthalate	A	ug/L	37.27324	74.54648		100	0	0	4.36	10	150	75%	56	125	0%	
Dimethyl phthalate	A	ug/L	42.5801	85.1602		100	0	0	3.44	10	150	85%	45	127	0%	
Fluoranthene	A	ug/L	22.67074	45.34148		100	0	0	1.766	10	150	45%	57	128	0%	S
Fluorene	A	ug/L	24.15145	48.3029		100	0	0	3.64	10	150	48%	52	124	0%	S
Hexachlorobenzene	A	ug/L	19.38344	38.76688		100	0	0	2.66	10	150	39%	53	125	0%	S
Hexachlorobutadiene	A	ug/L	14.83993	29.67986		100	0	0	4.64	10	150	30%	22	124	0%	
Hexachlorocyclopentadiene	A	ug/L	8.09776	16.19552		100	0	0	5.94	10	150	16%	39	91	0%	S
Hexachloroethane	A	ug/L	18.47099	36.94198		100	0	0	3.58	10	150	37%	21	115	0%	
Indeno(1,2,3-cd)pyrene	A	ug/L	16.7834	33.5668		100	0	0	2.5	10	150	34%	52	134	0%	S
Isophorone	A	ug/L	38.90301	77.80602		100	0	0	3.34	10	150	78%	42	124	0%	
m+p-Cresols	A	ug/L	95.33176	190.66352		100	71.779910	0	3.56	10	150	119%	29	110	0%	S
n-Nitroso-di-n-propylamine	A	ug/L	47.00584	94.01168		100	0	0	3.08	10	150	94%	49	119	0%	
n-Nitrosodimethylamine	A	ug/L	29.11543	58.23086		100	0	0	3.06	10	150	58%	20	45	0%	S
n-Nitrosodiphenylamine	A	ug/L	31.53746	63.07492		100	0	0	2.32	20	150	63%	51	123	0%	
Naphthalene	A	ug/L	27.55008	55.10016		100	0	0	3.48	10	150	55%	40	121	0%	
Nitrobenzene	A	ug/L	36.75872	73.51744		100	0	0	4.62	10	150	74%	45	121	0%	
o-Cresol	A	ug/L	38.42883	76.85766		100	0	0	3.66	10	150	77%	30	117	0%	
p-Chloroaniline	A	ug/L	26.9147	53.8294		100	0	0	3.04	10	150	54%	33	117	0%	

Seq No	Lab ID	Test Code	Sample Typ	File ID	Analysis Date	DF	Batch ID	Prep Date	SPKref	RPDref	pmoist					
15067634	B22021684-001	SVOC-8270-W-	MS-DOD	SV5973N.I	sd030.3/3/2022 9:52:31	1	164073	2/28/2022 8:	2E+07	0						
Analyte	T	Units	RAW	Final	Text	Spike	SPKref	RPDref	MDL	PQL	UQL	%REC	LOW	HIGH	%RPD	Q
Pentachlorophenol	A	ug/L	42.89803	85.79606		100	0	0	8.48	20	150	86%	35	138	0%	
Phenanthrene	A	ug/L	21.84809	43.69618		100	0	0	1.568	10	150	44%	59	120	0%	S
Phenol	A	ug/L	45.46015	90.9203		100	20.39995	0	2.92	10	150	71%	37	75	0%	
Pyrene	A	ug/L	22.4718	44.9436		100	0	0	1.842	10	150	45%	57	126	0%	S
Pyridine	A	ug/L	19.31007	38.62014		100	0	0	6.44	10	150	39%	16	45	0%	
Triallate	A	ug/L	23.46609	46.93218		100	0	0	3.02	10	150	47%	59	105	0%	S
1,4-Dichlorobenzene-d4	I	ug/L	40	80		0	0	0	0	10	150	0%			0%	
Acenaphthene-d10	I	ug/L	40	80		0	0	0	0	10	150	0%			0%	
Chrysene-d12	I	ug/L	40	80		0	0	0	0	10	150	0%			0%	
Naphthalene-d8	I	ug/L	40	80		0	0	0	0	10	150	0%			0%	
Perylene-d12	I	ug/L	40	80		0	0	0	0	10	150	0%			0%	
Phenanthrene-d10	I	ug/L	40	80		0	0	0	0	10	150	0%			0%	
2,4,6-Tribromophenol	S	ug/L	72.85915	145.7183		200	0	0	5.76	10	0	73%	43	140	0%	
2-Fluorobiphenyl	S	ug/L	22.1732	44.3464		100	0	0	1.448	10	0	44%	44	119	0%	
2-Fluorophenol	S	ug/L	53.52921	107.05842		200	0	0	7.04	10	0	54%	19	119	0%	
Nitrobenzene-d5	S	ug/L	34.49827	68.99654		100	0	0	4.68	10	0	69%	44	120	0%	
Phenol-d5	S	ug/L	49.63513	99.27026		200	0	0	4.12	10	0	50%	10	65	0%	
Terphenyl-d14	S	ug/L	39.16548	78.33096		100	0	0	2.34	10	0	78%	50	134	0%	
4-Chloroaniline	X	ug/L	26.9147	53.8294		100	0	0	3.22	10	150	54%	33	117	0%	
o-Terphenyl	X	ug/L	19.44785	38.8957		100	0	0	2.54	10	150	39%	40	140	0%	S

Seq No	Lab ID	Test Code	Sample Typ	File ID	Analysis Date	DF	Batch ID	Prep Date	SPKref	RPDref	pmoist					
15067635	B22021763-001	SVOC-8270-W-	SAMP	SV5973N.I	sd030.3/3/2022 10:24:5	1	164073	2/28/2022 2:	0	0						
Analyte	T	Units	RAW	Final	Text	Spike	SPKref	RPDref	MDL	PQL	UQL	%REC	LOW	HIGH	%RPD	Q
1,2,4-Trichlorobenzene	A	ug/L	0	0		0	0	0	1.8088	10	150	0%	0	0	0%	U
1,2-Dichlorobenzene	A	ug/L	0	0		0	0	0	1.87544	10	150	0%	0	0	0%	U
1,3-Dichlorobenzene	A	ug/L	0	0		0	0	0	2.02776	10	150	0%	0	0	0%	U
1,4-Dichlorobenzene	A	ug/L	0	0		0	0	0	1.92304	10	150	0%	0	0	0%	U
1-Methylnaphthalene	A	ug/L	0	0		0	0	0	2.27528	4.76	150	0%	0	0	0%	U
2,2'-Oxybis(1-Chloropropane)	A	ug/L	0	0		0	0	0	1.3804	10	150	0%	0	0	0%	U
2,4,5-Trichlorophenol	A	ug/L	0	0		0	0	0	2.12296	10	150	0%	0	0	0%	U
2,4,6-Trichlorophenol	A	ug/L	0	0		0	0	0	2.51328	10	150	0%	0	0	0%	U
2,4-Dichlorophenol	A	ug/L	0	0		0	0	0	1.60888	10	150	0%	0	0	0%	U
2,4-Dimethylphenol	A	ug/L	0	0		0	0	0	1.60888	10	150	0%	0	0	0%	U

Seq No	Lab ID	Test Code	Sample Typ	File ID	Analysis Date	DF	Batch ID	Prep Date	SPKref	RPDref	pmoist					
15067635	B22021763-001	SVOC-8270-W-	SAMP	SV5973N.I	030.3/3/2022 10:24:5	1	164073	2/28/2022 2:	0	0						
Analyte	T	Units	RAW	Final	Text	Spike	SPKref	RPDref	MDL	PQL	UQL	%REC	LOW	HIGH	%RPD	Q
2,4-Dinitrophenol	A	ug/L	0	0		0	0	0	4.05552	10	150	0%	0	0	0%	U
2,4-Dinitrotoluene	A	ug/L	0	0		0	0	0	2.89408	10	150	0%	0	0	0%	U
2,6-Dinitrotoluene	A	ug/L	0	0		0	0	0	3.0464	10	150	0%	0	0	0%	U
2-Chloronaphthalene	A	ug/L	0	0		0	0	0	2.03728	10	150	0%	0	0	0%	U
2-Chlorophenol	A	ug/L	0	0		0	0	0	2.36096	10	150	0%	0	0	0%	U
2-Methylnaphthalene	A	ug/L	0	0		0	0	0	1.82784	4.76	150	0%	0	0	0%	U
2-Nitroaniline	A	ug/L	0	0		0	0	0	2.2848	10	150	0%	0	0	0%	U
2-Nitrophenol	A	ug/L	0	0		0	0	0	2.24672	10	150	0%	0	0	0%	U
3,3'-Dichlorobenzidine	A	ug/L	0	0		0	0	0	2.00872	10	150	0%	0	0	0%	U
3-Nitroaniline	A	ug/L	0	0		0	0	0	2.63704	10	150	0%	0	0	0%	U
4,6-Dinitro-2-methylphenol	A	ug/L	0	0		0	0	0	2.21816	10	150	0%	0	0	0%	U
4-Bromophenyl phenyl ether	A	ug/L	0	0		0	0	0	1.65648	10	150	0%	0	0	0%	U
4-Chloro-2-methylphenol	A	ug/L	0	0		0	0	0	1.5232	10	150	0%	0	0	0%	U
4-Chloro-3-methylphenol	A	ug/L	0	0		0	0	0	1.38992	10	150	0%	0	0	0%	U
4-Chlorophenol	A	ug/L	0	0		0	0	0	2.51328	10	150	0%	0	0	0%	U
4-Chlorophenyl phenyl ether	A	ug/L	0	0		0	0	0	1.93256	10	150	0%	0	0	0%	U
4-Nitroaniline	A	ug/L	0	0		0	0	0	1.55176	10	150	0%	0	0	0%	U
4-Nitrophenol	A	ug/L	0	0		0	0	0	2.38	10	150	0%	0	0	0%	U
Acenaphthene	A	ug/L	0	0		0	0	0	1.79928	4.76	150	0%	0	0	0%	U
Acenaphthylene	A	ug/L	0	0		0	0	0	1.49464	4.76	150	0%	0	0	0%	U
Aniline	A	ug/L	0	0		0	0	0	3.56048	10	150	0%	0	0	0%	U
Anthracene	A	ug/L	0	0		0	0	0	1.17096	4.76	150	0%	0	0	0%	U
Azobenzene	A	ug/L	0	0		0	0	0	1.03768	10	150	0%	0	0	0%	U
Benzidine	A	ug/L	0	0		0	0	0	6.39744	10	150	0%	0	0	0%	U
Benzo(a)anthracene	A	ug/L	0	0		0	0	0	0.814912	4.76	150	0%	0	0	0%	U
Benzo(a)pyrene	A	ug/L	0	0		0	0	0	1.18048	4.76	150	0%	0	0	0%	U
Benzo(b)fluoranthene	A	ug/L	0	0		0	0	0	0.859656	4.76	150	0%	0	0	0%	U
Benzo(g,h,i)perylene	A	ug/L	0	0		0	0	0	0.96152	4.76	150	0%	0	0	0%	U
Benzo(k)fluoranthene	A	ug/L	0	0		0	0	0	0.92344	4.76	150	0%	0	0	0%	U
Benzoic acid	A	ug/L	0	0		0	0	0	1.43752	10	150	0%	0	0	0%	U
Benzyl alcohol	A	ug/L	0	0		0	0	0	2.97976	10	150	0%	0	0	0%	U
bis(-2-chloroethoxy)Methane	A	ug/L	0	0		0	0	0	1.29472	10	150	0%	0	0	0%	U
bis(-2-chloroethyl)Ether	A	ug/L	0	0		0	0	0	2.44664	10	150	0%	0	0	0%	U
bis(2-chloroisopropyl)Ether	A	ug/L	0	0		0	0	0	1.41848	10	150	0%	0	0	0%	U
bis(2-ethylhexyl)Phthalate	A	ug/L	0	0		0	0	0	1.81832	10	150	0%	0	0	0%	U

Seq No	Lab ID	Test Code	Sample Typ	File ID	Analysis Date	DF	Batch ID	Prep Date	SPKref	RPDref	pmoist					
15067635	B22021763-001	SVOC-8270-W-	SAMP	SV5973N.I	030.3/3/2022 10:24:5	1	164073	2/28/2022 2:	0	0						
Analyte	T	Units	RAW	Final	Text	Spike	SPKref	RPDref	MDL	PQL	UQL	%REC	LOW	HIGH	%RPD	Q
Butylbenzylphthalate	A	ug/L	0	0		0	0	0	1.49464	10	150	0%	0	0	0%	U
Carbazole	A	ug/L	0	0		0	0	0	0.801584	10	150	0%	0	0	0%	U
Chrysene	A	ug/L	0	0		0	0	0	1.11384	4.76	150	0%	0	0	0%	U
Di-n-butyl phthalate	A	ug/L	0	0		0	0	0	0.887264	10	150	0%	0	0	0%	U
Di-n-octyl phthalate	A	ug/L	0	0		0	0	0	1.27568	10	150	0%	0	0	0%	U
Dibenzo(a,h)anthracene	A	ug/L	0	0		0	0	0	1.11384	4.76	150	0%	0	0	0%	U
Dibenzofuran	A	ug/L	0	0		0	0	0	1.65648	10	150	0%	0	0	0%	U
Diethyl phthalate	A	ug/L	0	0		0	0	0	2.07536	10	150	0%	0	0	0%	U
Dimethyl phthalate	A	ug/L	0	0		0	0	0	1.63744	10	150	0%	0	0	0%	U
Fluoranthene	A	ug/L	0	0		0	0	0	0.840616	4.76	150	0%	0	0	0%	U
Fluorene	A	ug/L	0	0		0	0	0	1.73264	4.76	150	0%	0	0	0%	U
Hexachlorobenzene	A	ug/L	0	0		0	0	0	1.26616	10	150	0%	0	0	0%	U
Hexachlorobutadiene	A	ug/L	0	0		0	0	0	2.20864	10	150	0%	0	0	0%	U
Hexachlorocyclopentadiene	A	ug/L	0	0		0	0	0	2.82744	10	150	0%	0	0	0%	U
Hexachloroethane	A	ug/L	0	0		0	0	0	1.70408	10	150	0%	0	0	0%	U
Indeno(1,2,3-cd)pyrene	A	ug/L	0	0		0	0	0	1.19	4.76	150	0%	0	0	0%	U
Isophorone	A	ug/L	0	0		0	0	0	1.58984	10	150	0%	0	0	0%	U
m+p-Cresols	A	ug/L	0	0		0	0	0	1.69456	10	150	0%	0	0	0%	U
n-Nitroso-di-n-propylamine	A	ug/L	0	0		0	0	0	1.46608	10	150	0%	0	0	0%	U
n-Nitrosodimethylamine	A	ug/L	0	0		0	0	0	1.45656	10	150	0%	0	0	0%	U
n-Nitrosodiphenylamine	A	ug/L	0	0		0	0	0	1.10432	10	150	0%	0	0	0%	U
Naphthalene	A	ug/L	0	0		0	0	0	1.65648	4.76	150	0%	0	0	0%	U
Nitrobenzene	A	ug/L	0	0		0	0	0	2.19912	10	150	0%	0	0	0%	U
o-Cresol	A	ug/L	0	0		0	0	0	1.74216	10	150	0%	0	0	0%	U
p-Chloroaniline	A	ug/L	0	0		0	0	0	1.44704	10	150	0%	0	0	0%	U
Pentachlorophenol	A	ug/L	0	0		0	0	0	4.03648	10	150	0%	0	0	0%	U
Phenanthrene	A	ug/L	0	0		0	0	0	0.746368	4.76	150	0%	0	0	0%	U
Phenol	A	ug/L	0	0		0	0	0	1.38992	10	150	0%	0	0	0%	U
Pyrene	A	ug/L	0	0		0	0	0	0.876792	4.76	150	0%	0	0	0%	U
Pyridine	A	ug/L	0	0		0	0	0	3.06544	10	150	0%	0	0	0%	U
Triallate	A	ug/L	0	0		0	0	0	1.43752	10	150	0%	0	0	0%	U
1,4-Dichlorobenzene-d4	l	ug/L	40	38.08		0	0	0	0	10	150	0%	0	0	0%	
Acenaphthene-d10	l	ug/L	40	38.08		0	0	0	0	10	150	0%	0	0	0%	
Chrysene-d12	l	ug/L	40	38.08		0	0	0	0	10	150	0%	0	0	0%	
Naphthalene-d8	l	ug/L	40	38.08		0	0	0	0	10	150	0%	0	0	0%	

Seq No	Lab ID	Test Code	Sample Typ	File ID	Analysis Date	DF	Batch ID	Prep Date	SPKref	RPDref	pmoist					
15067635	B22021763-001	SVOC-8270-W-	SAMP	SV5973N.I	030.3/3/2022 10:24:5	1	164073	2/28/2022 2:	0	0						
Analyte	T	Units	RAW	Final	Text	Spike	SPKref	RPDref	MDL	PQL	UQL	%REC	LOW	HIGH	%RPD	Q
Perylene-d12	I	ug/L	40	38.08		0	0	0	0	10	150	0%	0	0	0%	
Phenanthrene-d10	I	ug/L	40	38.08		0	0	0	0	10	150	0%	0	0	0%	
Diallate	M	ug/L		0		0	0	0	0.111384	0.1	10	0%	0	0	0%	U
2,4,6-Tribromophenol	S	ug/L	123.9673	118.01687		190.4	0	0	2.74176	10	0	62%	43	140	0%	
2-Fluorobiphenyl	S	ug/L	39.71436	37.8080707		95.2	0	0	0.689248	10	0	40%	44	119	0%	S
2-Fluorophenol	S	ug/L	46.57052	44.3351350		190.4	0	0	3.35104	10	0	23%	19	119	0%	
Nitrobenzene-d5	S	ug/L	52.68901	50.1599375		95.2	0	0	2.22768	10	0	53%	44	120	0%	
Phenol-d5	S	ug/L	48.54795	46.2176484		190.4	0	0	1.96112	10	0	24%	10	65	0%	
Terphenyl-d14	S	ug/L	105.60946	100.540206		95.2	0	0	1.11384	10	0	106%	50	134	0%	
4-Chloroaniline	X	ug/L	0	0		0	0	0	1.53272	10	150	0%	0	0	0%	U
o-Terphenyl	X	ug/L	0	0		0	0	0	1.20904	10	150	0%	0	0	0%	U

Seq No	Lab ID	Test Code	Sample Typ	File ID	Analysis Date	DF	Batch ID	Prep Date	SPKref	RPDref	pmoist					
15067636	B22021763-006	SVOC-8270-W-	SAMP	SV5973N.I	030.3/3/2022 10:57:1	1	164073	2/28/2022 2:	0	0						
Analyte	T	Units	RAW	Final	Text	Spike	SPKref	RPDref	MDL	PQL	UQL	%REC	LOW	HIGH	%RPD	Q
1,2,4-Trichlorobenzene	A	ug/L	0	0		0	0	0	1.8088	10	150	0%	0	0	0%	U
1,2-Dichlorobenzene	A	ug/L	0	0		0	0	0	1.87544	10	150	0%	0	0	0%	U
1,3-Dichlorobenzene	A	ug/L	0	0		0	0	0	2.02776	10	150	0%	0	0	0%	U
1,4-Dichlorobenzene	A	ug/L	0	0		0	0	0	1.92304	10	150	0%	0	0	0%	U
1-Methylnaphthalene	A	ug/L	0	0		0	0	0	2.27528	4.76	150	0%	0	0	0%	U
2,2'-Oxybis(1-Chloropropane)	A	ug/L	0	0		0	0	0	1.3804	10	150	0%	0	0	0%	U
2,4,5-Trichlorophenol	A	ug/L	0	0		0	0	0	2.12296	10	150	0%	0	0	0%	U
2,4,6-Trichlorophenol	A	ug/L	0	0		0	0	0	2.51328	10	150	0%	0	0	0%	U
2,4-Dichlorophenol	A	ug/L	0	0		0	0	0	1.60888	10	150	0%	0	0	0%	U
2,4-Dimethylphenol	A	ug/L	0	0		0	0	0	1.60888	10	150	0%	0	0	0%	U
2,4-Dinitrophenol	A	ug/L	0	0		0	0	0	4.05552	10	150	0%	0	0	0%	U
2,4-Dinitrotoluene	A	ug/L	0	0		0	0	0	2.89408	10	150	0%	0	0	0%	U
2,6-Dinitrotoluene	A	ug/L	0	0		0	0	0	3.0464	10	150	0%	0	0	0%	U
2-Chloronaphthalene	A	ug/L	0	0		0	0	0	2.03728	10	150	0%	0	0	0%	U
2-Chlorophenol	A	ug/L	0	0		0	0	0	2.36096	10	150	0%	0	0	0%	U
2-Methylnaphthalene	A	ug/L	0	0		0	0	0	1.82784	4.76	150	0%	0	0	0%	U
2-Nitroaniline	A	ug/L	0	0		0	0	0	2.2848	10	150	0%	0	0	0%	U
2-Nitrophenol	A	ug/L	0	0		0	0	0	2.24672	10	150	0%	0	0	0%	U
3,3'-Dichlorobenzidine	A	ug/L	0	0		0	0	0	2.00872	10	150	0%	0	0	0%	U

Seq No	Lab ID	Test Code	Sample Typ	File ID	Analysis Date	DF	Batch ID	Prep Date	SPKref	RPDref	pmoist					
15067636	B22021763-006	SVOC-8270-W-	SAMP	SV5973N.I	sd030.3/3/2022 10:57:1	1	164073	2/28/2022 2:	0	0						
Analyte	T	Units	RAW	Final	Text	Spike	SPKref	RPDref	MDL	PQL	UQL	%REC	LOW	HIGH	%RPD	Q
3-Nitroaniline	A	ug/L	0	0		0	0	0	2.63704	10	150	0%	0	0	0%	U
4,6-Dinitro-2-methylphenol	A	ug/L	0	0		0	0	0	2.21816	10	150	0%	0	0	0%	U
4-Bromophenyl phenyl ether	A	ug/L	0	0		0	0	0	1.65648	10	150	0%	0	0	0%	U
4-Chloro-2-methylphenol	A	ug/L	0	0		0	0	0	1.5232	10	150	0%	0	0	0%	U
4-Chloro-3-methylphenol	A	ug/L	0	0		0	0	0	1.38992	10	150	0%	0	0	0%	U
4-Chlorophenol	A	ug/L	0	0		0	0	0	2.51328	10	150	0%	0	0	0%	U
4-Chlorophenyl phenyl ether	A	ug/L	0	0		0	0	0	1.93256	10	150	0%	0	0	0%	U
4-Nitroaniline	A	ug/L	0	0		0	0	0	1.55176	10	150	0%	0	0	0%	U
4-Nitrophenol	A	ug/L	0	0		0	0	0	2.38	10	150	0%	0	0	0%	U
Acenaphthene	A	ug/L	0	0		0	0	0	1.79928	4.76	150	0%	0	0	0%	U
Acenaphthylene	A	ug/L	0	0		0	0	0	1.49464	4.76	150	0%	0	0	0%	U
Aniline	A	ug/L	0	0		0	0	0	3.56048	10	150	0%	0	0	0%	U
Anthracene	A	ug/L	0	0		0	0	0	1.17096	4.76	150	0%	0	0	0%	U
Azobenzene	A	ug/L	0	0		0	0	0	1.03768	10	150	0%	0	0	0%	U
Benzidine	A	ug/L	0	0		0	0	0	6.39744	10	150	0%	0	0	0%	U
Benzo(a)anthracene	A	ug/L	0	0		0	0	0	0.814912	4.76	150	0%	0	0	0%	U
Benzo(a)pyrene	A	ug/L	0	0		0	0	0	1.18048	4.76	150	0%	0	0	0%	U
Benzo(b)fluoranthene	A	ug/L	0	0		0	0	0	0.859656	4.76	150	0%	0	0	0%	U
Benzo(g,h,i)perylene	A	ug/L	0	0		0	0	0	0.96152	4.76	150	0%	0	0	0%	U
Benzo(k)fluoranthene	A	ug/L	0	0		0	0	0	0.92344	4.76	150	0%	0	0	0%	U
Benzoic acid	A	ug/L	0	0		0	0	0	1.43752	10	150	0%	0	0	0%	U
Benzyl alcohol	A	ug/L	0	0		0	0	0	2.97976	10	150	0%	0	0	0%	U
bis(-2-chloroethoxy)Methane	A	ug/L	0	0		0	0	0	1.29472	10	150	0%	0	0	0%	U
bis(-2-chloroethyl)Ether	A	ug/L	0	0		0	0	0	2.44664	10	150	0%	0	0	0%	U
bis(2-chloroisopropyl)Ether	A	ug/L	0	0		0	0	0	1.41848	10	150	0%	0	0	0%	U
bis(2-ethylhexyl)Phthalate	A	ug/L	0	0		0	0	0	1.81832	10	150	0%	0	0	0%	U
Butylbenzylphthalate	A	ug/L	0	0		0	0	0	1.49464	10	150	0%	0	0	0%	U
Carbazole	A	ug/L	0	0		0	0	0	0.801584	10	150	0%	0	0	0%	U
Chrysene	A	ug/L	0	0		0	0	0	1.11384	4.76	150	0%	0	0	0%	U
Di-n-butyl phthalate	A	ug/L	0	0		0	0	0	0.887264	10	150	0%	0	0	0%	U
Di-n-octyl phthalate	A	ug/L	0	0		0	0	0	1.27568	10	150	0%	0	0	0%	U
Dibenzo(a,h)anthracene	A	ug/L	0	0		0	0	0	1.11384	4.76	150	0%	0	0	0%	U
Dibenzofuran	A	ug/L	0	0		0	0	0	1.65648	10	150	0%	0	0	0%	U
Diethyl phthalate	A	ug/L	0	0		0	0	0	2.07536	10	150	0%	0	0	0%	U
Dimethyl phthalate	A	ug/L	0	0		0	0	0	1.63744	10	150	0%	0	0	0%	U

Seq No	Lab ID	Test Code	Sample Typ	File ID	Analysis Date	DF	Batch ID	Prep Date	SPKref	RPDref	pmoist					
Analyte	T	Units	RAW	Final	Text	Spike	SPKref	RPDref	MDL	PQL	UQL	%REC	LOW	HIGH	%RPD	Q
15067636	B22021763-006	SVOC-8270-W-	SAMP	SV5973N.I	sd030:3/3/2022 10:57:1	1	164073	2/28/2022 2:	0	0						
Fluoranthene	A	ug/L	0	0		0	0	0	0.840616	4.76	150	0%	0	0	0%	U
Fluorene	A	ug/L	0	0		0	0	0	1.73264	4.76	150	0%	0	0	0%	U
Hexachlorobenzene	A	ug/L	0	0		0	0	0	1.26616	10	150	0%	0	0	0%	U
Hexachlorobutadiene	A	ug/L	0	0		0	0	0	2.20864	10	150	0%	0	0	0%	U
Hexachlorocyclopentadiene	A	ug/L	0	0		0	0	0	2.82744	10	150	0%	0	0	0%	U
Hexachloroethane	A	ug/L	0	0		0	0	0	1.70408	10	150	0%	0	0	0%	U
Indeno(1,2,3-cd)pyrene	A	ug/L	0	0		0	0	0	1.19	4.76	150	0%	0	0	0%	U
Isophorone	A	ug/L	0	0		0	0	0	1.58984	10	150	0%	0	0	0%	U
m+p-Cresols	A	ug/L	0	0		0	0	0	1.69456	10	150	0%	0	0	0%	U
n-Nitroso-di-n-propylamine	A	ug/L	0	0		0	0	0	1.46608	10	150	0%	0	0	0%	U
n-Nitrosodimethylamine	A	ug/L	0	0		0	0	0	1.45656	10	150	0%	0	0	0%	U
n-Nitrosodiphenylamine	A	ug/L	0	0		0	0	0	1.10432	10	150	0%	0	0	0%	U
Naphthalene	A	ug/L	0	0		0	0	0	1.65648	4.76	150	0%	0	0	0%	U
Nitrobenzene	A	ug/L	0	0		0	0	0	2.19912	10	150	0%	0	0	0%	U
o-Cresol	A	ug/L	0	0		0	0	0	1.74216	10	150	0%	0	0	0%	U
p-Chloroaniline	A	ug/L	0	0		0	0	0	1.44704	10	150	0%	0	0	0%	U
Pentachlorophenol	A	ug/L	0	0		0	0	0	4.03648	10	150	0%	0	0	0%	U
Phenanthrene	A	ug/L	0	0		0	0	0	0.746368	4.76	150	0%	0	0	0%	U
Phenol	A	ug/L	0	0		0	0	0	1.38992	10	150	0%	0	0	0%	U
Pyrene	A	ug/L	0	0		0	0	0	0.876792	4.76	150	0%	0	0	0%	U
Pyridine	A	ug/L	0	0		0	0	0	3.06544	10	150	0%	0	0	0%	U
Triallate	A	ug/L	0	0		0	0	0	1.43752	10	150	0%	0	0	0%	U
1,4-Dichlorobenzene-d4	I	ug/L	40	38.08		0	0	0	0	10	150	0%	0	0	0%	
Acenaphthene-d10	I	ug/L	40	38.08		0	0	0	0	10	150	0%	0	0	0%	
Chrysene-d12	I	ug/L	40	38.08		0	0	0	0	10	150	0%	0	0	0%	
Naphthalene-d8	I	ug/L	40	38.08		0	0	0	0	10	150	0%	0	0	0%	
Perylene-d12	I	ug/L	40	38.08		0	0	0	0	10	150	0%	0	0	0%	
Phenanthrene-d10	I	ug/L	40	38.08		0	0	0	0	10	150	0%	0	0	0%	
2,4,6-Tribromophenol	S	ug/L	153.61552	146.241975		190.4	0	0	2.74176	10	0	77%	43	140	0%	
2-Fluorobiphenyl	S	ug/L	70.5989	67.2101528		95.2	0	0	0.689248	10	0	71%	44	119	0%	
2-Fluorophenol	S	ug/L	78.42063	74.6564398		190.4	0	0	3.35104	10	0	39%	19	119	0%	
Nitrobenzene-d5	S	ug/L	69.25154	65.9274661		95.2	0	0	2.22768	10	0	69%	44	120	0%	
Phenol-d5	S	ug/L	76.26081	72.6002911		190.4	0	0	1.96112	10	0	38%	10	65	0%	
Terphenyl-d14	S	ug/L	101.73227	96.8491210		95.2	0	0	1.11384	10	0	102%	50	134	0%	
4-Chloroaniline	X	ug/L	0	0		0	0	0	1.53272	10	150	0%	0	0	0%	U

Seq No	Lab ID	Test Code	Sample Typ	File ID	Analysis Date	DF	Batch ID	Prep Date	SPKref	RPDref	pmoist					
15067636	B22021763-006	SVOC-8270-W-	SAMP	SV5973N.I	030.3/3/2022 10:57:1	1	164073	2/28/2022 2:	0	0						
Analyte	T	Units	RAW	Final	Text	Spike	SPKref	RPDref	MDL	PQL	UQL	%REC	LOW	HIGH	%RPD	Q
o-Terphenyl	X	ug/L	0	0		0	0	0	1.20904	10	150	0%	0	0	0%	U

Seq No	Lab ID	Test Code	Sample Typ	File ID	Analysis Date	DF	Batch ID	Prep Date	SPKref	RPDref	pmoist					
15067637	B22021763-011	SVOC-8270-W-	SAMP	SV5973N.I	030.3/3/2022 11:29:3	1	164073	2/28/2022 2:	0	0						
Analyte	T	Units	RAW	Final	Text	Spike	SPKref	RPDref	MDL	PQL	UQL	%REC	LOW	HIGH	%RPD	Q
1,2,4-Trichlorobenzene	A	ug/L	0	0		0	0	0	1.8088	10	150	0%	0	0	0%	U
1,2-Dichlorobenzene	A	ug/L	0	0		0	0	0	1.87544	10	150	0%	0	0	0%	U
1,3-Dichlorobenzene	A	ug/L	0	0		0	0	0	2.02776	10	150	0%	0	0	0%	U
1,4-Dichlorobenzene	A	ug/L	0	0		0	0	0	1.92304	10	150	0%	0	0	0%	U
1-Methylnaphthalene	A	ug/L	0	0		0	0	0	2.27528	4.76	150	0%	0	0	0%	U
2,2'-Oxybis(1-Chloropropane)	A	ug/L	0	0		0	0	0	1.3804	10	150	0%	0	0	0%	U
2,4,5-Trichlorophenol	A	ug/L	0	0		0	0	0	2.12296	10	150	0%	0	0	0%	U
2,4,6-Trichlorophenol	A	ug/L	0	0		0	0	0	2.51328	10	150	0%	0	0	0%	U
2,4-Dichlorophenol	A	ug/L	0	0		0	0	0	1.60888	10	150	0%	0	0	0%	U
2,4-Dimethylphenol	A	ug/L	0	0		0	0	0	1.60888	10	150	0%	0	0	0%	U
2,4-Dinitrophenol	A	ug/L	0	0		0	0	0	4.05552	10	150	0%	0	0	0%	U
2,4-Dinitrotoluene	A	ug/L	0	0		0	0	0	2.89408	10	150	0%	0	0	0%	U
2,6-Dinitrotoluene	A	ug/L	0	0		0	0	0	3.0464	10	150	0%	0	0	0%	U
2-Chloronaphthalene	A	ug/L	0	0		0	0	0	2.03728	10	150	0%	0	0	0%	U
2-Chlorophenol	A	ug/L	0	0		0	0	0	2.36096	10	150	0%	0	0	0%	U
2-Methylnaphthalene	A	ug/L	0	0		0	0	0	1.82784	4.76	150	0%	0	0	0%	U
2-Nitroaniline	A	ug/L	0	0		0	0	0	2.2848	10	150	0%	0	0	0%	U
2-Nitrophenol	A	ug/L	0	0		0	0	0	2.24672	10	150	0%	0	0	0%	U
3,3'-Dichlorobenzidine	A	ug/L	0	0		0	0	0	2.00872	10	150	0%	0	0	0%	U
3-Nitroaniline	A	ug/L	0	0		0	0	0	2.63704	10	150	0%	0	0	0%	U
4,6-Dinitro-2-methylphenol	A	ug/L	0	0		0	0	0	2.21816	10	150	0%	0	0	0%	U
4-Bromophenyl phenyl ether	A	ug/L	0	0		0	0	0	1.65648	10	150	0%	0	0	0%	U
4-Chloro-2-methylphenol	A	ug/L	0	0		0	0	0	1.5232	10	150	0%	0	0	0%	U
4-Chloro-3-methylphenol	A	ug/L	0	0		0	0	0	1.38992	10	150	0%	0	0	0%	U
4-Chlorophenol	A	ug/L	0	0		0	0	0	2.51328	10	150	0%	0	0	0%	U
4-Chlorophenyl phenyl ether	A	ug/L	0	0		0	0	0	1.93256	10	150	0%	0	0	0%	U
4-Nitroaniline	A	ug/L	0	0		0	0	0	1.55176	10	150	0%	0	0	0%	U
4-Nitrophenol	A	ug/L	0	0		0	0	0	2.38	10	150	0%	0	0	0%	U
Acenaphthene	A	ug/L	0	0		0	0	0	1.79928	4.76	150	0%	0	0	0%	U

Seq No	Lab ID	Test Code	Sample Typ	File ID	Analysis Date	DF	Batch ID	Prep Date	SPKref	RPDref	pmoist					
15067637	B22021763-011	SVOC-8270-W-	SAMP	SV5973N.I	sd030.3/3/2022 11:29:3	1	164073	2/28/2022 2:	0	0						
Analyte	T	Units	RAW	Final	Text	Spike	SPKref	RPDref	MDL	PQL	UQL	%REC	LOW	HIGH	%RPD	Q
Acenaphthylene	A	ug/L	0	0		0	0	0	1.49464	4.76	150	0%	0	0	0%	U
Aniline	A	ug/L	0	0		0	0	0	3.56048	10	150	0%	0	0	0%	U
Anthracene	A	ug/L	0	0		0	0	0	1.17096	4.76	150	0%	0	0	0%	U
Azobenzene	A	ug/L	0	0		0	0	0	1.03768	10	150	0%	0	0	0%	U
Benzdine	A	ug/L	0	0		0	0	0	6.39744	10	150	0%	0	0	0%	U
Benzo(a)anthracene	A	ug/L	0	0		0	0	0	0.814912	4.76	150	0%	0	0	0%	U
Benzo(a)pyrene	A	ug/L	0	0		0	0	0	1.18048	4.76	150	0%	0	0	0%	U
Benzo(b)fluoranthene	A	ug/L	0	0		0	0	0	0.859656	4.76	150	0%	0	0	0%	U
Benzo(g,h,i)perylene	A	ug/L	0	0		0	0	0	0.96152	4.76	150	0%	0	0	0%	U
Benzo(k)fluoranthene	A	ug/L	0	0		0	0	0	0.92344	4.76	150	0%	0	0	0%	U
Benzoic acid	A	ug/L	0	0		0	0	0	1.43752	10	150	0%	0	0	0%	U
Benzyl alcohol	A	ug/L	0	0		0	0	0	2.97976	10	150	0%	0	0	0%	U
bis(-2-chloroethoxy)Methane	A	ug/L	0	0		0	0	0	1.29472	10	150	0%	0	0	0%	U
bis(-2-chloroethyl)Ether	A	ug/L	0	0		0	0	0	2.44664	10	150	0%	0	0	0%	U
bis(2-chloroisopropyl)Ether	A	ug/L	0	0		0	0	0	1.41848	10	150	0%	0	0	0%	U
bis(2-ethylhexyl)Phthalate	A	ug/L	0	0		0	0	0	1.81832	10	150	0%	0	0	0%	U
Butylbenzylphthalate	A	ug/L	0	0		0	0	0	1.49464	10	150	0%	0	0	0%	U
Carbazole	A	ug/L	0	0		0	0	0	0.801584	10	150	0%	0	0	0%	U
Chrysene	A	ug/L	0	0		0	0	0	1.11384	4.76	150	0%	0	0	0%	U
Di-n-butyl phthalate	A	ug/L	0	0		0	0	0	0.887264	10	150	0%	0	0	0%	U
Di-n-octyl phthalate	A	ug/L	0	0		0	0	0	1.27568	10	150	0%	0	0	0%	U
Dibenzo(a,h)anthracene	A	ug/L	0	0		0	0	0	1.11384	4.76	150	0%	0	0	0%	U
Dibenzofuran	A	ug/L	0	0		0	0	0	1.65648	10	150	0%	0	0	0%	U
Diethyl phthalate	A	ug/L	0	0		0	0	0	2.07536	10	150	0%	0	0	0%	U
Dimethyl phthalate	A	ug/L	0	0		0	0	0	1.63744	10	150	0%	0	0	0%	U
Fluoranthene	A	ug/L	0	0		0	0	0	0.840616	4.76	150	0%	0	0	0%	U
Fluorene	A	ug/L	0	0		0	0	0	1.73264	4.76	150	0%	0	0	0%	U
Hexachlorobenzene	A	ug/L	0	0		0	0	0	1.26616	10	150	0%	0	0	0%	U
Hexachlorobutadiene	A	ug/L	0	0		0	0	0	2.20864	10	150	0%	0	0	0%	U
Hexachlorocyclopentadiene	A	ug/L	0	0		0	0	0	2.82744	10	150	0%	0	0	0%	U
Hexachloroethane	A	ug/L	0	0		0	0	0	1.70408	10	150	0%	0	0	0%	U
Indeno(1,2,3-cd)pyrene	A	ug/L	0	0		0	0	0	1.19	4.76	150	0%	0	0	0%	U
Isophorone	A	ug/L	0	0		0	0	0	1.58984	10	150	0%	0	0	0%	U
m+p-Cresols	A	ug/L	0	0		0	0	0	1.69456	10	150	0%	0	0	0%	U
n-Nitroso-di-n-propylamine	A	ug/L	0	0		0	0	0	1.46608	10	150	0%	0	0	0%	U

Seq No	Lab ID	Test Code	Sample Typ	File ID	Analysis Date	DF	Batch ID	Prep Date	SPKref	RPDref	pmoist					
15067637	B22021763-011	SVOC-8270-W-	SAMP	SV5973N.I	sd030.3/3/2022 11:29:3	1	164073	2/28/2022 2:	0	0						
Analyte	T	Units	RAW	Final	Text	Spike	SPKref	RPDref	MDL	PQL	UQL	%REC	LOW	HIGH	%RPD	Q
n-Nitrosodimethylamine	A	ug/L	0	0		0	0	0	1.45656	10	150	0%	0	0	0%	U
n-Nitrosodiphenylamine	A	ug/L	0	0		0	0	0	1.10432	10	150	0%	0	0	0%	U
Naphthalene	A	ug/L	0	0		0	0	0	1.65648	4.76	150	0%	0	0	0%	U
Nitrobenzene	A	ug/L	0	0		0	0	0	2.19912	10	150	0%	0	0	0%	U
o-Cresol	A	ug/L	0	0		0	0	0	1.74216	10	150	0%	0	0	0%	U
p-Chloroaniline	A	ug/L	0	0		0	0	0	1.44704	10	150	0%	0	0	0%	U
Pentachlorophenol	A	ug/L	0	0		0	0	0	4.03648	10	150	0%	0	0	0%	U
Phenanthrene	A	ug/L	0	0		0	0	0	0.746368	4.76	150	0%	0	0	0%	U
Phenol	A	ug/L	0	0		0	0	0	1.38992	10	150	0%	0	0	0%	U
Pyrene	A	ug/L	0	0		0	0	0	0.876792	4.76	150	0%	0	0	0%	U
Pyridine	A	ug/L	0	0		0	0	0	3.06544	10	150	0%	0	0	0%	U
Triallate	A	ug/L	0	0		0	0	0	1.43752	10	150	0%	0	0	0%	U
1,4-Dichlorobenzene-d4	I	ug/L	40	38.08		0	0	0	0	10	150	0%	0	0	0%	
Acenaphthene-d10	I	ug/L	40	38.08		0	0	0	0	10	150	0%	0	0	0%	
Chrysene-d12	I	ug/L	40	38.08		0	0	0	0	10	150	0%	0	0	0%	
Naphthalene-d8	I	ug/L	40	38.08		0	0	0	0	10	150	0%	0	0	0%	
Perylene-d12	I	ug/L	40	38.08		0	0	0	0	10	150	0%	0	0	0%	
Phenanthrene-d10	I	ug/L	40	38.08		0	0	0	0	10	150	0%	0	0	0%	
4-Chloroaniline	X	ug/L	0	0		0	0	0	1.53272	10	150	0%	0	0	0%	U
o-Terphenyl	X	ug/L	0	0		0	0	0	1.20904	10	150	0%	0	0	0%	U

Seq No	Lab ID	Test Code	Sample Typ	File ID	Analysis Date	DF	Batch ID	Prep Date	SPKref	RPDref	pmoist					
15067638	B22021763-016	SVOC-8270-W-	SAMP	SV5973N.I	sd030.3/4/2022 12:01:5	1	164073	2/28/2022 2:	0	0						
Analyte	T	Units	RAW	Final	Text	Spike	SPKref	RPDref	MDL	PQL	UQL	%REC	LOW	HIGH	%RPD	Q
1,2,4-Trichlorobenzene	A	ug/L	0	0		0	0	0	1.8088	10	150	0%	0	0	0%	U
1,2-Dichlorobenzene	A	ug/L	0	0		0	0	0	1.87544	10	150	0%	0	0	0%	U
1,3-Dichlorobenzene	A	ug/L	0	0		0	0	0	2.02776	10	150	0%	0	0	0%	U
1,4-Dichlorobenzene	A	ug/L	0	0		0	0	0	1.92304	10	150	0%	0	0	0%	U
1-Methylnaphthalene	A	ug/L	0	0		0	0	0	2.27528	4.76	150	0%	0	0	0%	U
2,2'-Oxybis(1-Chloropropane)	A	ug/L	0	0		0	0	0	1.3804	10	150	0%	0	0	0%	U
2,4,5-Trichlorophenol	A	ug/L	0	0		0	0	0	2.12296	10	150	0%	0	0	0%	U
2,4,6-Trichlorophenol	A	ug/L	0	0		0	0	0	2.51328	10	150	0%	0	0	0%	U
2,4-Dichlorophenol	A	ug/L	0	0		0	0	0	1.60888	10	150	0%	0	0	0%	U
2,4-Dimethylphenol	A	ug/L	0	0		0	0	0	1.60888	10	150	0%	0	0	0%	U

Seq No	Lab ID	Test Code	Sample Typ	File ID	Analysis Date	DF	Batch ID	Prep Date	SPKref	RPDref	pmoist					
15067638	B22021763-016	SVOC-8270-W-	SAMP	SV5973N.I	sd030.3/4/2022 12:01:5	1	164073	2/28/2022 2:	0	0						
Analyte	T	Units	RAW	Final	Text	Spike	SPKref	RPDref	MDL	PQL	UQL	%REC	LOW	HIGH	%RPD	Q
2,4-Dinitrophenol	A	ug/L	0	0		0	0	0	4.05552	10	150	0%	0	0	0%	U
2,4-Dinitrotoluene	A	ug/L	0	0		0	0	0	2.89408	10	150	0%	0	0	0%	U
2,6-Dinitrotoluene	A	ug/L	0	0		0	0	0	3.0464	10	150	0%	0	0	0%	U
2-Chloronaphthalene	A	ug/L	0	0		0	0	0	2.03728	10	150	0%	0	0	0%	U
2-Chlorophenol	A	ug/L	0	0		0	0	0	2.36096	10	150	0%	0	0	0%	U
2-Methylnaphthalene	A	ug/L	0	0		0	0	0	1.82784	4.76	150	0%	0	0	0%	U
2-Nitroaniline	A	ug/L	0	0		0	0	0	2.2848	10	150	0%	0	0	0%	U
2-Nitrophenol	A	ug/L	0	0		0	0	0	2.24672	10	150	0%	0	0	0%	U
3,3'-Dichlorobenzidine	A	ug/L	0	0		0	0	0	2.00872	10	150	0%	0	0	0%	U
3-Nitroaniline	A	ug/L	0	0		0	0	0	2.63704	10	150	0%	0	0	0%	U
4,6-Dinitro-2-methylphenol	A	ug/L	0	0		0	0	0	2.21816	10	150	0%	0	0	0%	U
4-Bromophenyl phenyl ether	A	ug/L	0	0		0	0	0	1.65648	10	150	0%	0	0	0%	U
4-Chloro-2-methylphenol	A	ug/L	0	0		0	0	0	1.5232	10	150	0%	0	0	0%	U
4-Chloro-3-methylphenol	A	ug/L	0	0		0	0	0	1.38992	10	150	0%	0	0	0%	U
4-Chlorophenol	A	ug/L	0	0		0	0	0	2.51328	10	150	0%	0	0	0%	U
4-Chlorophenyl phenyl ether	A	ug/L	0	0		0	0	0	1.93256	10	150	0%	0	0	0%	U
4-Nitroaniline	A	ug/L	0	0		0	0	0	1.55176	10	150	0%	0	0	0%	U
4-Nitrophenol	A	ug/L	0	0		0	0	0	2.38	10	150	0%	0	0	0%	U
Acenaphthene	A	ug/L	0	0		0	0	0	1.79928	4.76	150	0%	0	0	0%	U
Acenaphthylene	A	ug/L	0	0		0	0	0	1.49464	4.76	150	0%	0	0	0%	U
Aniline	A	ug/L	0	0		0	0	0	3.56048	10	150	0%	0	0	0%	U
Anthracene	A	ug/L	0	0		0	0	0	1.17096	4.76	150	0%	0	0	0%	U
Azobenzene	A	ug/L	0	0		0	0	0	1.03768	10	150	0%	0	0	0%	U
Benzidine	A	ug/L	0	0		0	0	0	6.39744	10	150	0%	0	0	0%	U
Benzo(a)anthracene	A	ug/L	0	0		0	0	0	0.814912	4.76	150	0%	0	0	0%	U
Benzo(a)pyrene	A	ug/L	0	0		0	0	0	1.18048	4.76	150	0%	0	0	0%	U
Benzo(b)fluoranthene	A	ug/L	0	0		0	0	0	0.859656	4.76	150	0%	0	0	0%	U
Benzo(g,h,i)perylene	A	ug/L	0	0		0	0	0	0.96152	4.76	150	0%	0	0	0%	U
Benzo(k)fluoranthene	A	ug/L	0	0		0	0	0	0.92344	4.76	150	0%	0	0	0%	U
Benzoic acid	A	ug/L	0	0		0	0	0	1.43752	10	150	0%	0	0	0%	U
Benzyl alcohol	A	ug/L	0	0		0	0	0	2.97976	10	150	0%	0	0	0%	U
bis(-2-chloroethoxy)Methane	A	ug/L	0	0		0	0	0	1.29472	10	150	0%	0	0	0%	U
bis(-2-chloroethyl)Ether	A	ug/L	0	0		0	0	0	2.44664	10	150	0%	0	0	0%	U
bis(2-chloroisopropyl)Ether	A	ug/L	0	0		0	0	0	1.41848	10	150	0%	0	0	0%	U
bis(2-ethylhexyl)Phthalate	A	ug/L	5.91932	5.63519264		0	0	0	1.81832	10	150	0%	0	0	0%	J

Seq No	Lab ID	Test Code	Sample Typ	File ID	Analysis Date	DF	Batch ID	Prep Date	SPKref	RPDref	pmoist					
15067638	B22021763-016	SVOC-8270-W-	SAMP	SV5973N.I	030.3/4/2022 12:01:5	1	164073	2/28/2022 2:	0	0						
Analyte	T	Units	RAW	Final	Text	Spike	SPKref	RPDref	MDL	PQL	UQL	%REC	LOW	HIGH	%RPD	Q
Butylbenzylphthalate	A	ug/L	0	0		0	0	0	1.49464	10	150	0%	0	0	0%	U
Carbazole	A	ug/L	0	0		0	0	0	0.801584	10	150	0%	0	0	0%	U
Chrysene	A	ug/L	0	0		0	0	0	1.11384	4.76	150	0%	0	0	0%	U
Di-n-butyl phthalate	A	ug/L	0	0		0	0	0	0.887264	10	150	0%	0	0	0%	U
Di-n-octyl phthalate	A	ug/L	0	0		0	0	0	1.27568	10	150	0%	0	0	0%	U
Dibenzo(a,h)anthracene	A	ug/L	0	0		0	0	0	1.11384	4.76	150	0%	0	0	0%	U
Dibenzofuran	A	ug/L	0	0		0	0	0	1.65648	10	150	0%	0	0	0%	U
Diethyl phthalate	A	ug/L	0	0		0	0	0	2.07536	10	150	0%	0	0	0%	U
Dimethyl phthalate	A	ug/L	0	0		0	0	0	1.63744	10	150	0%	0	0	0%	U
Fluoranthene	A	ug/L	0	0		0	0	0	0.840616	4.76	150	0%	0	0	0%	U
Fluorene	A	ug/L	0	0		0	0	0	1.73264	4.76	150	0%	0	0	0%	U
Hexachlorobenzene	A	ug/L	0	0		0	0	0	1.26616	10	150	0%	0	0	0%	U
Hexachlorobutadiene	A	ug/L	0	0		0	0	0	2.20864	10	150	0%	0	0	0%	U
Hexachlorocyclopentadiene	A	ug/L	0	0		0	0	0	2.82744	10	150	0%	0	0	0%	U
Hexachloroethane	A	ug/L	0	0		0	0	0	1.70408	10	150	0%	0	0	0%	U
Indeno(1,2,3-cd)pyrene	A	ug/L	0	0		0	0	0	1.19	4.76	150	0%	0	0	0%	U
Isophorone	A	ug/L	0	0		0	0	0	1.58984	10	150	0%	0	0	0%	U
m+p-Cresols	A	ug/L	0	0		0	0	0	1.69456	10	150	0%	0	0	0%	U
n-Nitroso-di-n-propylamine	A	ug/L	0	0		0	0	0	1.46608	10	150	0%	0	0	0%	U
n-Nitrosodimethylamine	A	ug/L	0	0		0	0	0	1.45656	10	150	0%	0	0	0%	U
n-Nitrosodiphenylamine	A	ug/L	0	0		0	0	0	1.10432	10	150	0%	0	0	0%	U
Naphthalene	A	ug/L	0	0		0	0	0	1.65648	4.76	150	0%	0	0	0%	U
Nitrobenzene	A	ug/L	0	0		0	0	0	2.19912	10	150	0%	0	0	0%	U
o-Cresol	A	ug/L	0	0		0	0	0	1.74216	10	150	0%	0	0	0%	U
p-Chloroaniline	A	ug/L	0	0		0	0	0	1.44704	10	150	0%	0	0	0%	U
Pentachlorophenol	A	ug/L	0	0		0	0	0	4.03648	10	150	0%	0	0	0%	U
Phenanthrene	A	ug/L	0	0		0	0	0	0.746368	4.76	150	0%	0	0	0%	U
Phenol	A	ug/L	0	0		0	0	0	1.38992	10	150	0%	0	0	0%	U
Pyrene	A	ug/L	0	0		0	0	0	0.876792	4.76	150	0%	0	0	0%	U
Pyridine	A	ug/L	0	0		0	0	0	3.06544	10	150	0%	0	0	0%	U
Triallate	A	ug/L	0	0		0	0	0	1.43752	10	150	0%	0	0	0%	U
1,4-Dichlorobenzene-d4	I	ug/L	40	38.08		0	0	0	0	10	150	0%	0	0	0%	
Acenaphthene-d10	I	ug/L	40	38.08		0	0	0	0	10	150	0%	0	0	0%	
Chrysene-d12	I	ug/L	40	38.08		0	0	0	0	10	150	0%	0	0	0%	
Naphthalene-d8	I	ug/L	40	38.08		0	0	0	0	10	150	0%	0	0	0%	

Seq No	Lab ID	Test Code	Sample Typ	File ID	Analysis Date	DF	Batch ID	Prep Date	SPKref	RPDref	pmoist					
15067638	B22021763-016	SVOC-8270-W-	SAMP	SV5973N.I	sd030.3/4/2022 12:01:5	1	164073	2/28/2022 2:	0	0						
Analyte	T	Units	RAW	Final	Text	Spike	SPKref	RPDref	MDL	PQL	UQL	%REC	LOW	HIGH	%RPD	Q
Perylene-d12	I	ug/L	40	38.08		0	0	0	0	10	150	0%	0	0	0%	
Phenanthrene-d10	I	ug/L	40	38.08		0	0	0	0	10	150	0%	0	0	0%	
2,4,6-Tribromophenol	S	ug/L	145.68589	138.692967		190.4	0	0	2.74176	10	0	73%	43	140	0%	
2-Fluorobiphenyl	S	ug/L	63.25352	60.2173510		95.2	0	0	0.689248	10	0	63%	44	119	0%	
2-Fluorophenol	S	ug/L	63.21868	60.1841834		190.4	0	0	3.35104	10	0	32%	19	119	0%	
Nitrobenzene-d5	S	ug/L	63.34688	60.3062298		95.2	0	0	2.22768	10	0	63%	44	120	0%	
Phenol-d5	S	ug/L	63.14582	60.1148206		190.4	0	0	1.96112	10	0	32%	10	65	0%	
Terphenyl-d14	S	ug/L	99.40805	94.6364636		95.2	0	0	1.11384	10	0	99%	50	134	0%	
4-Chloroaniline	X	ug/L	0	0		0	0	0	1.53272	10	150	0%	0	0	0%	U
o-Terphenyl	X	ug/L	0	0		0	0	0	1.20904	10	150	0%	0	0	0%	U

Seq No	Lab ID	Test Code	Sample Typ	File ID	Analysis Date	DF	Batch ID	Prep Date	SPKref	RPDref	pmoist					
15067639	B22021763-017	SVOC-8270-W-	SAMP	SV5973N.I	sd030.3/4/2022 12:34:1	1	164073	2/28/2022 2:	0	0						
Analyte	T	Units	RAW	Final	Text	Spike	SPKref	RPDref	MDL	PQL	UQL	%REC	LOW	HIGH	%RPD	Q
1,2,4-Trichlorobenzene	A	ug/L	0	0		0	0	0	1.8088	10	150	0%	0	0	0%	U
1,2-Dichlorobenzene	A	ug/L	0	0		0	0	0	1.87544	10	150	0%	0	0	0%	U
1,3-Dichlorobenzene	A	ug/L	0	0		0	0	0	2.02776	10	150	0%	0	0	0%	U
1,4-Dichlorobenzene	A	ug/L	0	0		0	0	0	1.92304	10	150	0%	0	0	0%	U
1-Methylnaphthalene	A	ug/L	0	0		0	0	0	2.27528	4.76	150	0%	0	0	0%	U
2,2'-Oxybis(1-Chloropropane)	A	ug/L	0	0		0	0	0	1.3804	10	150	0%	0	0	0%	U
2,4,5-Trichlorophenol	A	ug/L	0	0		0	0	0	2.12296	10	150	0%	0	0	0%	U
2,4,6-Trichlorophenol	A	ug/L	0	0		0	0	0	2.51328	10	150	0%	0	0	0%	U
2,4-Dichlorophenol	A	ug/L	0	0		0	0	0	1.60888	10	150	0%	0	0	0%	U
2,4-Dimethylphenol	A	ug/L	0	0		0	0	0	1.60888	10	150	0%	0	0	0%	U
2,4-Dinitrophenol	A	ug/L	0	0		0	0	0	4.05552	10	150	0%	0	0	0%	U
2,4-Dinitrotoluene	A	ug/L	0	0		0	0	0	2.89408	10	150	0%	0	0	0%	U
2,6-Dinitrotoluene	A	ug/L	0	0		0	0	0	3.0464	10	150	0%	0	0	0%	U
2-Chloronaphthalene	A	ug/L	0	0		0	0	0	2.03728	10	150	0%	0	0	0%	U
2-Chlorophenol	A	ug/L	0	0		0	0	0	2.36096	10	150	0%	0	0	0%	U
2-Methylnaphthalene	A	ug/L	0	0		0	0	0	1.82784	4.76	150	0%	0	0	0%	U
2-Nitroaniline	A	ug/L	0	0		0	0	0	2.2848	10	150	0%	0	0	0%	U
2-Nitrophenol	A	ug/L	0	0		0	0	0	2.24672	10	150	0%	0	0	0%	U
3,3'-Dichlorobenzidine	A	ug/L	0	0		0	0	0	2.00872	10	150	0%	0	0	0%	U
3-Nitroaniline	A	ug/L	0	0		0	0	0	2.63704	10	150	0%	0	0	0%	U

Seq No	Lab ID	Test Code	Sample Typ	File ID	Analysis Date	DF	Batch ID	Prep Date	SPKref	RPDref	pmoist					
15067639	B22021763-017	SVOC-8270-W-	SAMP	SV5973N.I	sd030.3/4/2022 12:34:1	1	164073	2/28/2022 2:	0	0						
Analyte	T	Units	RAW	Final	Text	Spike	SPKref	RPDref	MDL	PQL	UQL	%REC	LOW	HIGH	%RPD	Q
4,6-Dinitro-2-methylphenol	A	ug/L	0	0		0	0	0	2.21816	10	150	0%	0	0	0%	U
4-Bromophenyl phenyl ether	A	ug/L	0	0		0	0	0	1.65648	10	150	0%	0	0	0%	U
4-Chloro-2-methylphenol	A	ug/L	0	0		0	0	0	1.5232	10	150	0%	0	0	0%	U
4-Chloro-3-methylphenol	A	ug/L	0	0		0	0	0	1.38992	10	150	0%	0	0	0%	U
4-Chlorophenol	A	ug/L	0	0		0	0	0	2.51328	10	150	0%	0	0	0%	U
4-Chlorophenyl phenyl ether	A	ug/L	0	0		0	0	0	1.93256	10	150	0%	0	0	0%	U
4-Nitroaniline	A	ug/L	0	0		0	0	0	1.55176	10	150	0%	0	0	0%	U
4-Nitrophenol	A	ug/L	0	0		0	0	0	2.38	10	150	0%	0	0	0%	U
Acenaphthene	A	ug/L	0	0		0	0	0	1.79928	4.76	150	0%	0	0	0%	U
Acenaphthylene	A	ug/L	0	0		0	0	0	1.49464	4.76	150	0%	0	0	0%	U
Aniline	A	ug/L	0	0		0	0	0	3.56048	10	150	0%	0	0	0%	U
Anthracene	A	ug/L	0	0		0	0	0	1.17096	4.76	150	0%	0	0	0%	U
Azobenzene	A	ug/L	0	0		0	0	0	1.03768	10	150	0%	0	0	0%	U
Benzidine	A	ug/L	0	0		0	0	0	6.39744	10	150	0%	0	0	0%	U
Benzo(a)anthracene	A	ug/L	0	0		0	0	0	0.814912	4.76	150	0%	0	0	0%	U
Benzo(a)pyrene	A	ug/L	0	0		0	0	0	1.18048	4.76	150	0%	0	0	0%	U
Benzo(b)fluoranthene	A	ug/L	0	0		0	0	0	0.859656	4.76	150	0%	0	0	0%	U
Benzo(g,h,i)perylene	A	ug/L	0	0		0	0	0	0.96152	4.76	150	0%	0	0	0%	U
Benzo(k)fluoranthene	A	ug/L	0	0		0	0	0	0.92344	4.76	150	0%	0	0	0%	U
Benzoic acid	A	ug/L	0	0		0	0	0	1.43752	10	150	0%	0	0	0%	U
Benzyl alcohol	A	ug/L	0	0		0	0	0	2.97976	10	150	0%	0	0	0%	U
bis(-2-chloroethoxy)Methane	A	ug/L	0	0		0	0	0	1.29472	10	150	0%	0	0	0%	U
bis(-2-chloroethyl)Ether	A	ug/L	0	0		0	0	0	2.44664	10	150	0%	0	0	0%	U
bis(2-chloroisopropyl)Ether	A	ug/L	0	0		0	0	0	1.41848	10	150	0%	0	0	0%	U
bis(2-ethylhexyl)Phthalate	A	ug/L	0	0		0	0	0	1.81832	10	150	0%	0	0	0%	U
Butylbenzylphthalate	A	ug/L	0	0		0	0	0	1.49464	10	150	0%	0	0	0%	U
Carbazole	A	ug/L	0	0		0	0	0	0.801584	10	150	0%	0	0	0%	U
Chrysene	A	ug/L	0	0		0	0	0	1.11384	4.76	150	0%	0	0	0%	U
Di-n-butyl phthalate	A	ug/L	0	0		0	0	0	0.887264	10	150	0%	0	0	0%	U
Di-n-octyl phthalate	A	ug/L	0	0		0	0	0	1.27568	10	150	0%	0	0	0%	U
Dibenzo(a,h)anthracene	A	ug/L	0	0		0	0	0	1.11384	4.76	150	0%	0	0	0%	U
Dibenzofuran	A	ug/L	0	0		0	0	0	1.65648	10	150	0%	0	0	0%	U
Diethyl phthalate	A	ug/L	0	0		0	0	0	2.07536	10	150	0%	0	0	0%	U
Dimethyl phthalate	A	ug/L	0	0		0	0	0	1.63744	10	150	0%	0	0	0%	U
Fluoranthene	A	ug/L	0	0		0	0	0	0.840616	4.76	150	0%	0	0	0%	U

Seq No	Lab ID	Test Code	Sample Typ	File ID	Analysis Date	DF	Batch ID	Prep Date	SPKref	RPDref	pmoist					
Analyte	T	Units	RAW	Final	Text	Spike	SPKref	RPDref	MDL	PQL	UQL	%REC	LOW	HIGH	%RPD	Q
15067639	B22021763-017	SVOC-8270-W-	SAMP	SV5973N.I	030.3/4/2022 12:34:1	1	164073	2/28/2022 2:	0	0						
Fluorene	A	ug/L	0	0		0	0	0	1.73264	4.76	150	0%	0	0	0%	U
Hexachlorobenzene	A	ug/L	0	0		0	0	0	1.26616	10	150	0%	0	0	0%	U
Hexachlorobutadiene	A	ug/L	0	0		0	0	0	2.20864	10	150	0%	0	0	0%	U
Hexachlorocyclopentadiene	A	ug/L	0	0		0	0	0	2.82744	10	150	0%	0	0	0%	U
Hexachloroethane	A	ug/L	0	0		0	0	0	1.70408	10	150	0%	0	0	0%	U
Indeno(1,2,3-cd)pyrene	A	ug/L	0	0		0	0	0	1.19	4.76	150	0%	0	0	0%	U
Isophorone	A	ug/L	0	0		0	0	0	1.58984	10	150	0%	0	0	0%	U
m+p-Cresols	A	ug/L	0	0		0	0	0	1.69456	10	150	0%	0	0	0%	U
n-Nitroso-di-n-propylamine	A	ug/L	0	0		0	0	0	1.46608	10	150	0%	0	0	0%	U
n-Nitrosodimethylamine	A	ug/L	0	0		0	0	0	1.45656	10	150	0%	0	0	0%	U
n-Nitrosodiphenylamine	A	ug/L	0	0		0	0	0	1.10432	10	150	0%	0	0	0%	U
Naphthalene	A	ug/L	0	0		0	0	0	1.65648	4.76	150	0%	0	0	0%	U
Nitrobenzene	A	ug/L	0	0		0	0	0	2.19912	10	150	0%	0	0	0%	U
o-Cresol	A	ug/L	0	0		0	0	0	1.74216	10	150	0%	0	0	0%	U
p-Chloroaniline	A	ug/L	0	0		0	0	0	1.44704	10	150	0%	0	0	0%	U
Pentachlorophenol	A	ug/L	0	0		0	0	0	4.03648	10	150	0%	0	0	0%	U
Phenanthrene	A	ug/L	0	0		0	0	0	0.746368	4.76	150	0%	0	0	0%	U
Phenol	A	ug/L	0	0		0	0	0	1.38992	10	150	0%	0	0	0%	U
Pyrene	A	ug/L	0	0		0	0	0	0.876792	4.76	150	0%	0	0	0%	U
Pyridine	A	ug/L	0	0		0	0	0	3.06544	10	150	0%	0	0	0%	U
Triallate	A	ug/L	0	0		0	0	0	1.43752	10	150	0%	0	0	0%	U
1,4-Dichlorobenzene-d4	I	ug/L	40	38.08		0	0	0	0	10	150	0%	0	0	0%	
Acenaphthene-d10	I	ug/L	40	38.08		0	0	0	0	10	150	0%	0	0	0%	
Chrysene-d12	I	ug/L	40	38.08		0	0	0	0	10	150	0%	0	0	0%	
Naphthalene-d8	I	ug/L	40	38.08		0	0	0	0	10	150	0%	0	0	0%	
Perylene-d12	I	ug/L	40	38.08		0	0	0	0	10	150	0%	0	0	0%	
Phenanthrene-d10	I	ug/L	40	38.08		0	0	0	0	10	150	0%	0	0	0%	
2,4,6-Tribromophenol	S	ug/L	152.93871	145.597652		190.4	0	0	2.74176	10	0	76%	43	140	0%	
2-Fluorobiphenyl	S	ug/L	58.08577	55.2976530		95.2	0	0	0.689248	10	0	58%	44	119	0%	
2-Fluorophenol	S	ug/L	62.09644	59.1158109		190.4	0	0	3.35104	10	0	31%	19	119	0%	
Nitrobenzene-d5	S	ug/L	58.46129	55.6551481		95.2	0	0	2.22768	10	0	58%	44	120	0%	
Phenol-d5	S	ug/L	62.26512	59.2763942		190.4	0	0	1.96112	10	0	31%	10	65	0%	
Terphenyl-d14	S	ug/L	102.35968	97.4464154		95.2	0	0	1.11384	10	0	102%	50	134	0%	
4-Chloroaniline	X	ug/L	0	0		0	0	0	1.53272	10	150	0%	0	0	0%	U
o-Terphenyl	X	ug/L	0	0		0	0	0	1.20904	10	150	0%	0	0	0%	U

Seq No	Lab ID	Test Code	Sample Typ	File ID	Analysis Date	DF	Batch ID	Prep Date	SPKref	RPDref	pmoist					
15067640	03-Mar-22_CC	SVOC-8270-W-	CCV	SV5973N.I	sd030.3/4/2022 1:06:34	1	R375601		0	0						
Analyte	T	Units	RAW	Final	Text	Spike	SPKref	RPDref	MDL	PQL	UQL	%REC	LOW	HIGH	%RPD	Q
1,2,4-Trichlorobenzene	A	ug/L	81.77924	81.77924		75	0	0	1.9	10	150	109%	50	150	0%	
1,2-Dichlorobenzene	A	ug/L	80.73497	80.73497		75	0	0	1.97	10	150	108%	50	150	0%	
1,3-Dichlorobenzene	A	ug/L	77.81634	77.81634		75	0	0	2.13	10	150	104%	50	150	0%	
1,4-Dichlorobenzene	A	ug/L	77.32167	77.32167		75	0	0	2.02	10	150	103%	50	150	0%	
1-Methylnaphthalene	A	ug/L	76.45167	76.45167		75	0	0	2.39	10	150	102%	50	150	0%	
2,2'-Oxybis(1-Chloropropane)	A	ug/L	78.1539	78.1539		75	0	0	1.45	10	150	104%	50	150	0%	
2,4,5-Trichlorophenol	A	ug/L	77.53805	77.53805		75	0	0	2.23	10	150	103%	50	150	0%	
2,4,6-Trichlorophenol	A	ug/L	82.55985	82.55985		75	0	0	2.64	10	150	110%	50	150	0%	
2,4-Dichlorophenol	A	ug/L	79.10646	79.10646		75	0	0	1.69	10	150	105%	50	150	0%	
2,4-Dimethylphenol	A	ug/L	81.43001	81.43001		75	0	0	1.69	10	150	109%	50	150	0%	
2,4-Dinitrophenol	A	ug/L	81.46879	81.46879		75	0	0	4.26	10	150	109%	50	150	0%	
2,4-Dinitrotoluene	A	ug/L	78.51153	78.51153		75	0	0	3.04	10	150	105%	50	150	0%	
2,6-Dinitrotoluene	A	ug/L	82.53461	82.53461		75	0	0	3.2	10	150	110%	50	150	0%	
2-Chloronaphthalene	A	ug/L	77.51332	77.51332		75	0	0	2.14	10	150	103%	50	150	0%	
2-Chlorophenol	A	ug/L	80.1692	80.1692		75	0	0	2.48	10	150	107%	50	150	0%	
2-Methylnaphthalene	A	ug/L	75.06372	75.06372		75	0	0	1.92	10	150	100%	50	150	0%	
2-Nitroaniline	A	ug/L	78.24433	78.24433		75	0	0	2.4	10	150	104%	50	150	0%	
2-Nitrophenol	A	ug/L	76.72419	76.72419		75	0	0	2.36	10	150	102%	50	150	0%	
3,3'-Dichlorobenzidine	A	ug/L	65.49946	65.49946		75	0	0	2.11	10	150	87%	50	150	0%	
3-Nitroaniline	A	ug/L	66.94617	66.94617		75	0	0	2.77	10	150	89%	50	150	0%	
4,6-Dinitro-2-methylphenol	A	ug/L	78.81891	78.81891		75	0	0	2.33	10	150	105%	50	150	0%	
4-Bromophenyl phenyl ether	A	ug/L	79.99983	79.99983		75	0	0	1.74	10	150	107%	50	150	0%	
4-Chloro-2-methylphenol	A	ug/L	78.063	78.063		75	0	0	1.6	10	150	104%	50	150	0%	
4-Chloro-3-methylphenol	A	ug/L	80.78594	80.78594		75	0	0	1.46	10	150	108%	50	150	0%	
4-Chlorophenol	A	ug/L	84.97033	84.97033		75	0	0	2.64	10	150	113%	50	150	0%	
4-Chlorophenyl phenyl ether	A	ug/L	84.0613	84.0613		75	0	0	2.03	10	150	112%	50	150	0%	
4-Nitroaniline	A	ug/L	81.12406	81.12406		75	0	0	1.63	10	150	108%	50	150	0%	
4-Nitrophenol	A	ug/L	81.58373	81.58373		75	0	0	2.5	10	150	109%	50	150	0%	
Acenaphthene	A	ug/L	80.59517	80.59517		75	0	0	1.89	10	150	107%	50	150	0%	
Acenaphthylene	A	ug/L	84.77875	84.77875		75	0	0	1.57	10	150	113%	50	150	0%	
Aniline	A	ug/L	73.56222	73.56222		75	0	0	3.74	10	150	98%	50	150	0%	
Anthracene	A	ug/L	77.44829	77.44829		75	0	0	1.23	10	150	103%	50	150	0%	
Azobenzene	A	ug/L	80.51055	80.51055		75	0	0	1.09	10	150	107%	50	150	0%	
Benzidine	A	ug/L	57.0576	57.0576		75	0	0	6.72	10	150	76%	50	150	0%	
Benzo(a)anthracene	A	ug/L	78.57924	78.57924		75	0	0	0.856	10	150	105%	50	150	0%	

Seq No	Lab ID	Test Code	Sample Typ	File ID	Analysis Date	DF	Batch ID	Prep Date	SPKref	RPDref	pmoist					
15067640	03-Mar-22_CC	SVOC-8270-W-	CCV	SV5973N.I	sd030.3/4/2022 1:06:34	1	R375601		0	0						
Analyte	T	Units	RAW	Final	Text	Spike	SPKref	RPDref	MDL	PQL	UQL	%REC	LOW	HIGH	%RPD	Q
Benzo(a)pyrene	A	ug/L	61.98122	61.98122		75	0	0	1.24	10	150	83%	50	150	0%	
Benzo(b)fluoranthene	A	ug/L	59.77672	59.77672		75	0	0	0.903	10	150	80%	50	150	0%	
Benzo(g,h,i)perylene	A	ug/L	60.30796	60.30796		75	0	0	1.01	10	150	80%	50	150	0%	
Benzo(k)fluoranthene	A	ug/L	60.22912	60.22912		75	0	0	0.97	10	150	80%	50	150	0%	
Benzoic acid	A	ug/L	82.90881	82.90881		75	0	0	1.51	10	150	111%	50	150	0%	
Benzyl alcohol	A	ug/L	80.89605	80.89605		75	0	0	3.13	10	150	108%	50	150	0%	
bis(-2-chloroethoxy)Methane	A	ug/L	73.7895	73.7895		75	0	0	1.36	10	150	98%	50	150	0%	
bis(-2-chloroethyl)Ether	A	ug/L	79.43693	79.43693		75	0	0	2.57	10	150	106%	50	150	0%	
bis(2-chloroisopropyl)Ether	A	ug/L	78.1539	78.1539		75	0	0	1.49	10	150	104%	50	150	0%	
bis(2-ethylhexyl)Phthalate	A	ug/L	78.09642	78.09642		75	0	0	1.91	10	150	104%	50	150	0%	
Butylbenzylphthalate	A	ug/L	77.72775	77.72775		75	0	0	1.57	10	150	104%	50	150	0%	
Carbazole	A	ug/L	79.4823	79.4823		75	0	0	0.842	10	150	106%	50	150	0%	
Chrysene	A	ug/L	75.04283	75.04283		75	0	0	1.17	10	150	100%	50	150	0%	
Di-n-butyl phthalate	A	ug/L	83.7384	83.7384		75	0	0	0.932	10	150	112%	50	150	0%	
Di-n-octyl phthalate	A	ug/L	65.20473	65.20473		75	0	0	1.34	10	150	87%	50	150	0%	
Dibenzo(a,h)anthracene	A	ug/L	59.56806	59.56806		75	0	0	1.17	10	150	79%	50	150	0%	
Dibenzofuran	A	ug/L	75.1071	75.1071		75	0	0	1.74	10	150	100%	50	150	0%	
Diethyl phthalate	A	ug/L	87.70349	87.70349		75	0	0	2.18	10	150	117%	50	150	0%	
Dimethyl phthalate	A	ug/L	89.13152	89.13152		75	0	0	1.72	10	150	119%	50	150	0%	
Fluoranthene	A	ug/L	80.76327	80.76327		75	0	0	0.883	10	150	108%	50	150	0%	
Fluorene	A	ug/L	78.73556	78.73556		75	0	0	1.82	10	150	105%	50	150	0%	
Hexachlorobenzene	A	ug/L	75.84459	75.84459		75	0	0	1.33	10	150	101%	50	150	0%	
Hexachlorobutadiene	A	ug/L	80.39416	80.39416		75	0	0	2.32	10	150	107%	50	150	0%	
Hexachlorocyclopentadiene	A	ug/L	78.92651	78.92651		75	0	0	2.97	10	150	105%	50	150	0%	
Hexachloroethane	A	ug/L	75.42619	75.42619		75	0	0	1.79	10	150	101%	50	150	0%	
Indeno(1,2,3-cd)pyrene	A	ug/L	59.40674	59.40674		75	0	0	1.25	10	150	79%	50	150	0%	
Isophorone	A	ug/L	82.56889	82.56889		75	0	0	1.67	10	150	110%	50	150	0%	
m+p-Cresols	A	ug/L	76.5374	76.5374		75	0	0	1.78	10	150	102%	50	150	0%	
n-Nitroso-di-n-propylamine	A	ug/L	80.66427	80.66427		75	0	0	1.54	10	150	108%	50	150	0%	
n-Nitrosodimethylamine	A	ug/L	88.21957	88.21957		75	0	0	1.53	10	150	118%	50	150	0%	
n-Nitrosodiphenylamine	A	ug/L	82.82383	82.82383		75	0	0	1.16	10	150	110%	50	150	0%	
Naphthalene	A	ug/L	80.746	80.746		75	0	0	1.74	10	150	108%	50	150	0%	
Nitrobenzene	A	ug/L	80.96475	80.96475		75	0	0	2.31	10	150	108%	50	150	0%	
o-Cresol	A	ug/L	78.7622	78.7622		75	0	0	1.83	10	150	105%	50	150	0%	
o-Terphenyl	A	ug/L	76.75115	76.75115		75	0	0	1.27	10	150	102%	50	150	0%	

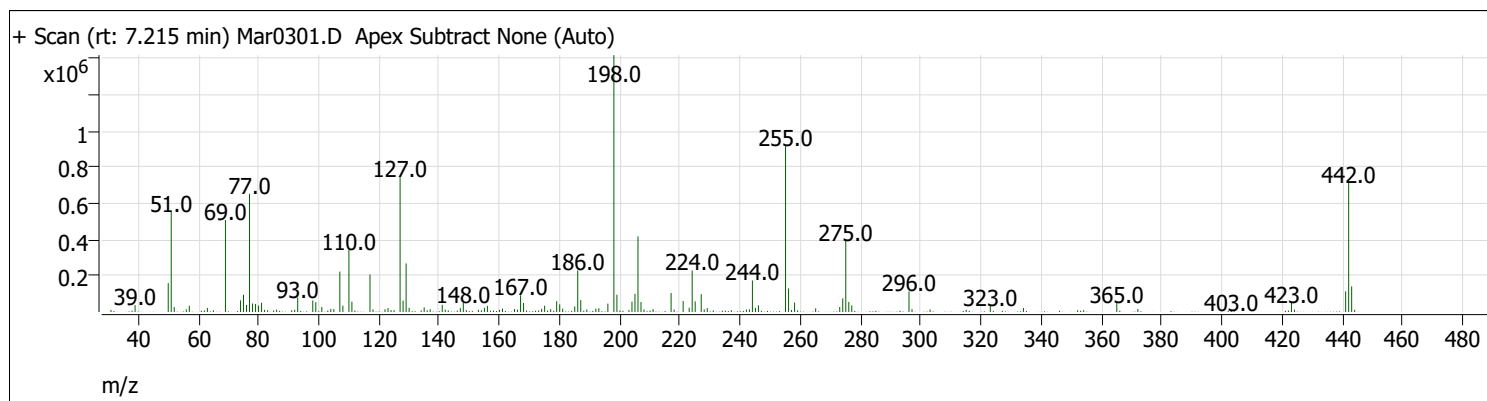
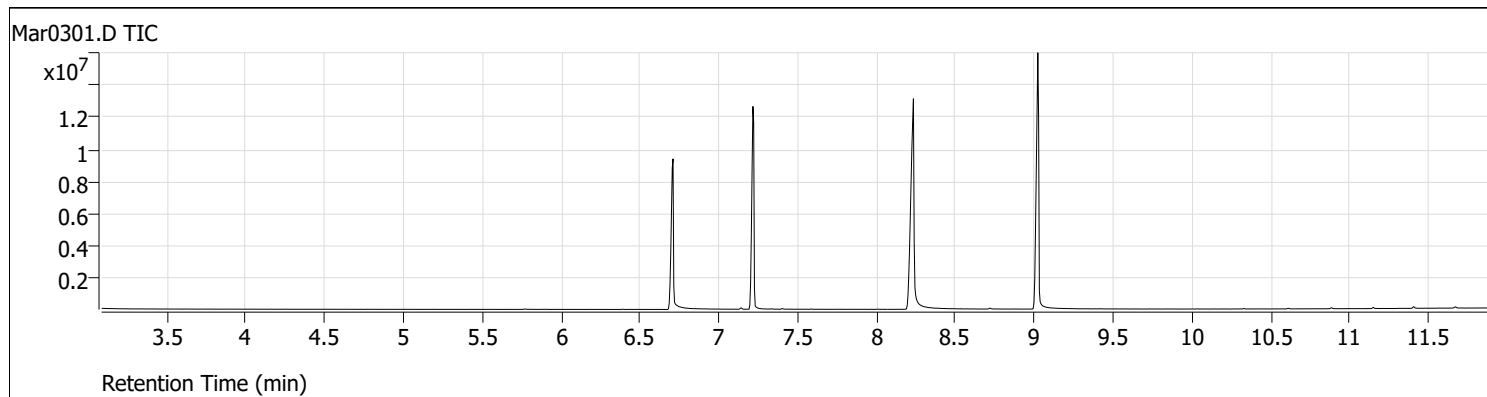
Seq No	Lab ID	Test Code	Sample Typ	File ID	Analysis Date	DF	Batch ID	Prep Date	SPKref	RPDref	pmoist					
15067640	03-Mar-22_CC	SVOC-8270-W-	CCV	SV5973N.I	sd030.3/4/2022 1:06:34	1	R375601		0	0						
Analyte	T	Units	RAW	Final	Text	Spike	SPKref	RPDref	MDL	PQL	UQL	%REC	LOW	HIGH	%RPD	Q
p-Chloroaniline	A	ug/L	76.78119	76.78119		75	0	0	1.52	10	150	102%	50	150	0%	
Pentachlorophenol	A	ug/L	82.5645	82.5645		75	0	0	4.24	10	150	110%	50	150	0%	
Phenanthrene	A	ug/L	77.87613	77.87613		75	0	0	0.784	10	150	104%	50	150	0%	
Phenol	A	ug/L	81.59401	81.59401		75	0	0	1.46	10	150	109%	50	150	0%	
Pyrene	A	ug/L	79.1108	79.1108		75	0	0	0.921	10	150	105%	50	150	0%	
Pyridine	A	ug/L	73.67252	73.67252		75	0	0	3.22	10	150	98%	50	150	0%	
Triallate	A	ug/L	77.84968	77.84968		75	0	0	1.51	10	150	104%	50	150	0%	
1,4-Dichlorobenzene-d4	I	ug/L	40	40		0	0	0	0	10	150	0%	50	150	0%	
Acenaphthene-d10	I	ug/L	40	40		0	0	0	0	10	150	0%	50	150	0%	
Chrysene-d12	I	ug/L	40	40		0	0	0	0	10	150	0%	50	150	0%	
Naphthalene-d8	I	ug/L	40	40		0	0	0	0	10	150	0%	50	150	0%	
Perylene-d12	I	ug/L	40	40		0	0	0	0	10	150	0%	50	150	0%	
Phenanthrene-d10	I	ug/L	40	40		0	0	0	0	10	150	0%	50	150	0%	
2,4,6-Tribromophenol	S	ug/L	80.45954	80.45954		75	0	0	2.88	10	0	107%	50	150	0%	
2-Fluorobiphenyl	S	ug/L	78.95314	78.95314		75	0	0	0.724	10	0	105%	50	150	0%	
2-Fluorophenol	S	ug/L	80.26059	80.26059		75	0	0	3.52	10	0	107%	50	150	0%	
Nitrobenzene-d5	S	ug/L	77.73639	77.73639		75	0	0	2.34	10	0	104%	50	150	0%	
Phenol-d5	S	ug/L	86.95461	86.95461		75	0	0	2.06	10	0	116%	50	150	0%	
Terphenyl-d14	S	ug/L	77.31912	77.31912		75	0	0	1.17	10	0	103%	50	150	0%	
4-Chloroaniline	X	ug/L	76.78119	76.78119		75	0	0	1.61	10	150	102%	50	150	0%	

Write Sequence Insert Entries(Have the first cell for entries selected)

File Name	Sample Name	Line No.	Test Code	Multiplier	Divisor	Method Name
Mar0301.d	03-Mar-22_TUNE_1	1		1	1	5973NTUN.M
Mar0302.d	03-Mar-22_CCV_2	2	SVOC-8270-W-LARGO	1	1	BNA+SIM.M
Mar0303.d	03-Mar-22_ISTBLK_3	3	SVOC-8270-W-LARGO	1	1	BNA+SIM.M
Mar0304.d	LCS-164073	4	SVOC-8270-W-LARGO	1	1	BNA+SIM.M
Mar0305.d	LCSD-164073	5	SVOC-8270-W-LARGO	1	1	BNA+SIM.M
Mar0306.d	B22021627-001C	6	SVOC-8270-W-LARGO	1	1	BNA+SIM.M
Mar0307.d	B22021627-006C	7	SVOC-8270-W-LARGO	1	1	BNA+SIM.M
Mar0308.d	B22021627-011C	8	SVOC-8270-W-LARGO	1	1	BNA+SIM.M
Mar0309.d	B22021627-011CMS	9	SVOC-8270-W-LARGO	1	1	BNA+SIM.M
Mar0310.d	B22021684-001C	10	SVOC-625.1-W	1	1	BNA+SIM.M
Mar0311.d	B22021684-001CMS	11	SVOC-625.1-W	1	1	BNA+SIM.M
Mar0312.d	B22021763-001C	12	SVOC-8270-W-LARGO	1	1	BNA+SIM.M
Mar0313.d	B22021763-006C	13	SVOC-8270-W-LARGO	1	1	BNA+SIM.M
Mar0314.d	B22021763-011C	14	SVOC-8270-W-LARGO	1	1	BNA+SIM.M
Mar0315.d	B22021763-016C	15	SVOC-8270-W-LARGO	1	1	BNA+SIM.M
Mar0316.d	B22021763-017A	16	SVOC-8270-W-LARGO	1	1	BNA+SIM.M
Mar0317.d	03-Mar-22_CCV_17	17	SVOC-8270-W-LARGO	1	1	BNA+SIM.M


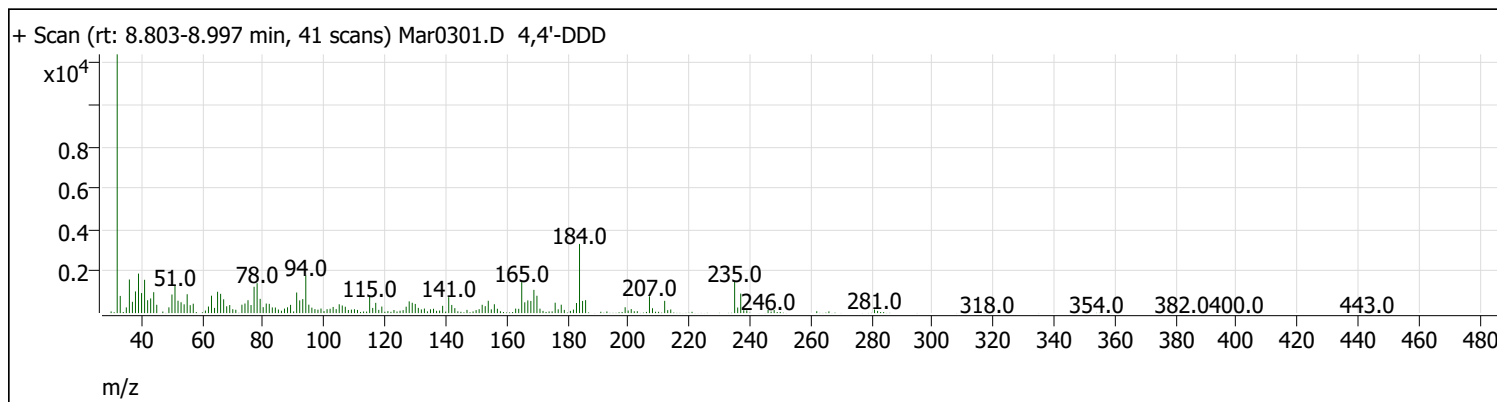
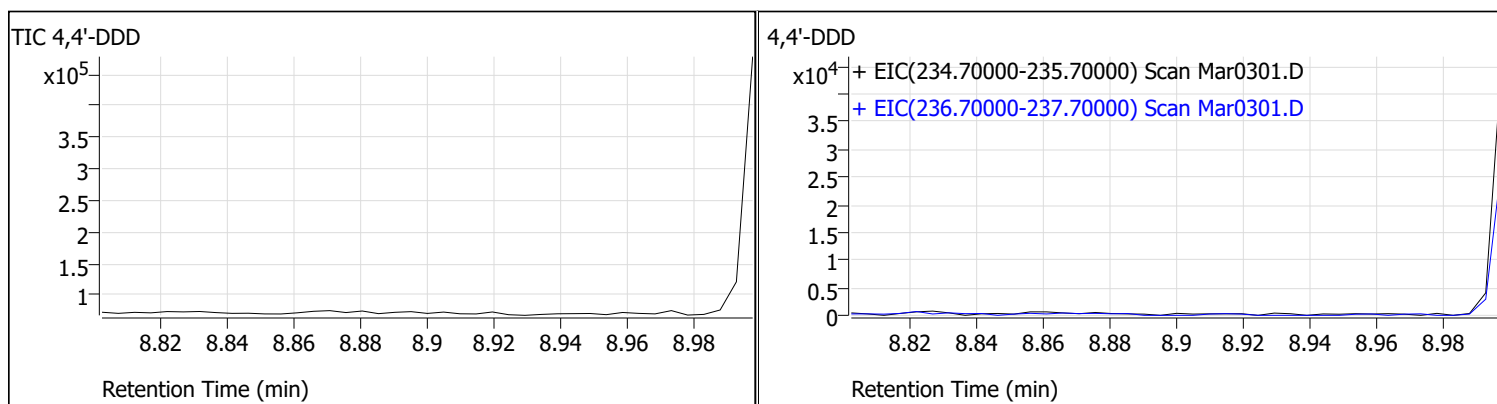
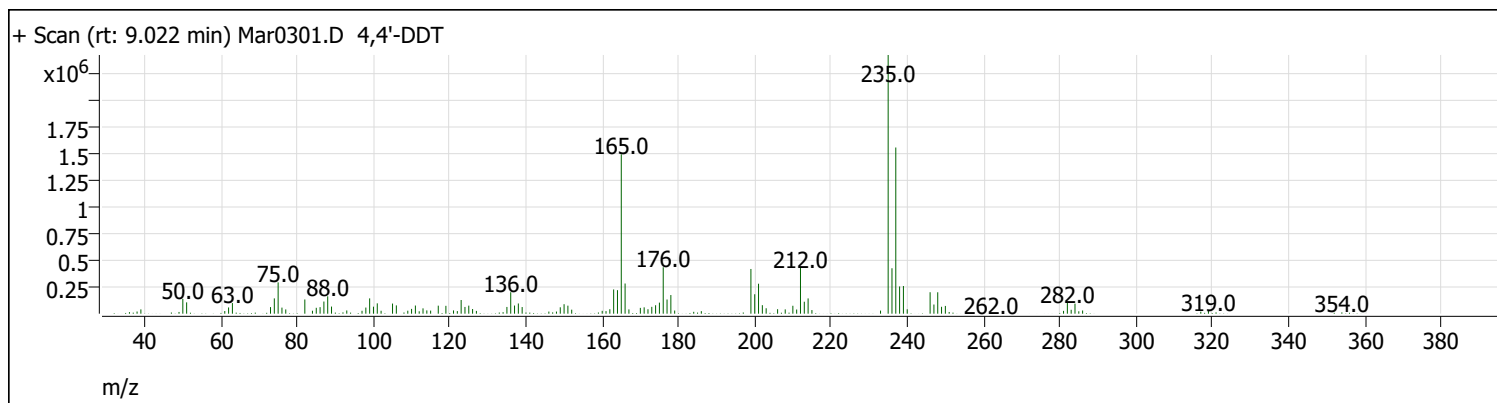
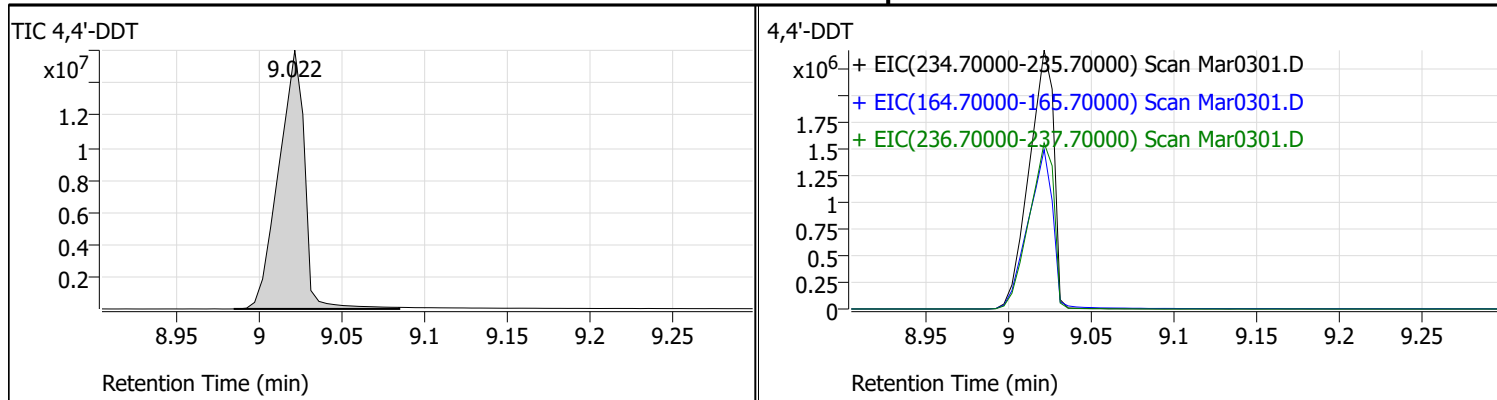
Tune Evaluation Report

Data Path: \\MASSHUNTER\Org\Data\SV5973N.I\sd030322\DoD BNA 1\Mar0301.D
 Acq on: 3/3/2022 4:39:23 PM
 Operator: LIMS import
 Sample: 03-Mar-22_TUNE_1
 Inst Name: Instrument #1
 ALS Vial: 1
 Method: \\MASSHUNTER\Org\Data\SV5973N.I\DFTPP5973N625.m



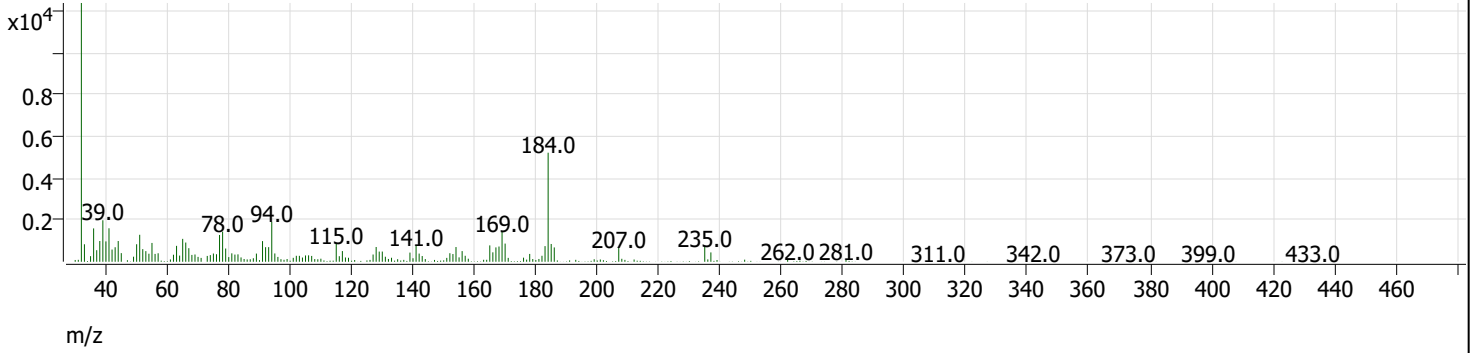
Target Mass	Rel. To Mass	Lower Limit%	Upper Limit%	Rel. Abn%	Raw Abn	Pass/Fail
51	198	30	60	39.1	555840	Pass
68	69	0	2	0.0	0	Pass
70	69	0	2	0.7	3368	Pass
127	198	40	60	52.5	746624	Pass
197	198	0	1	0.0	0	Pass
198	198	100	100	100.0	1421312	Pass
199	198	5	9	6.7	95632	Pass
275	198	10	30	27.7	393728	Pass
365	198	1	100	3.6	50800	Pass
441	443	1E-10	150	80.9	114440	Pass
442	198	40	100	50.4	716288	Pass
443	442	17	23	19.7	141376	Pass
69	69	100	100	100.0	509632	Pass

Tune Evaluation Report



Tune Evaluation Report

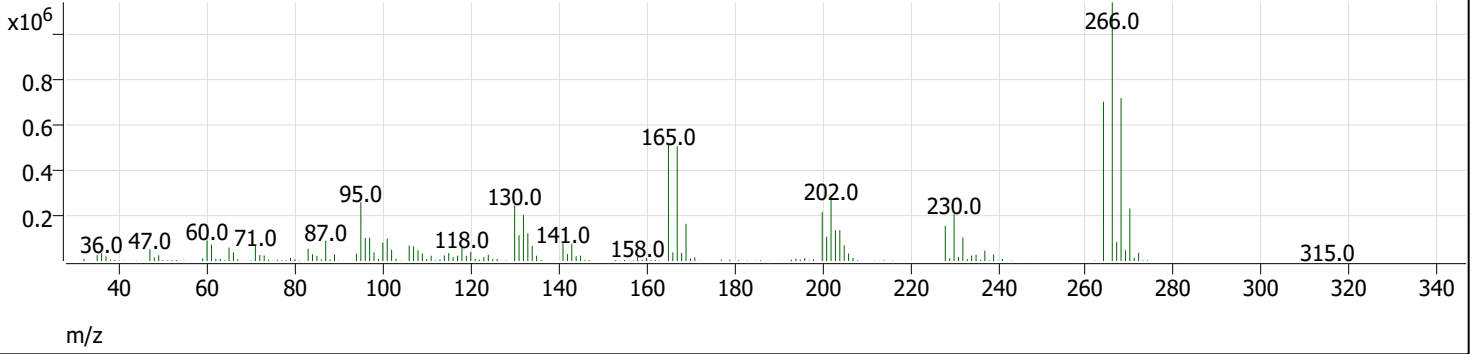
+ Scan (rt: 8.603-8.798 min, 41 scans) Mar0301.D 4,4'-DDE



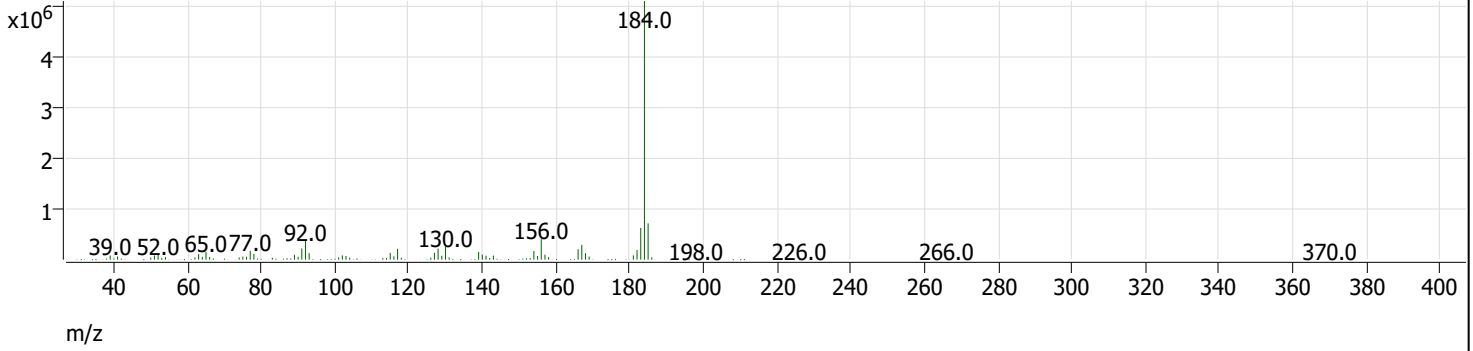
Compound Name	Expected RT	Observed RT	TIC Area	Breakdown %	Pass/Fail
4,4'-DDT	9.100	9.022	17397182	0.0	Pass
4,4'-DDD	8.900	0.000	0		
4,4'-DDE	8.700	0.000	0		

Tune Evaluation Report

+ Scan (rt: 6.709 min) Mar0301.D Pentachlorophenol



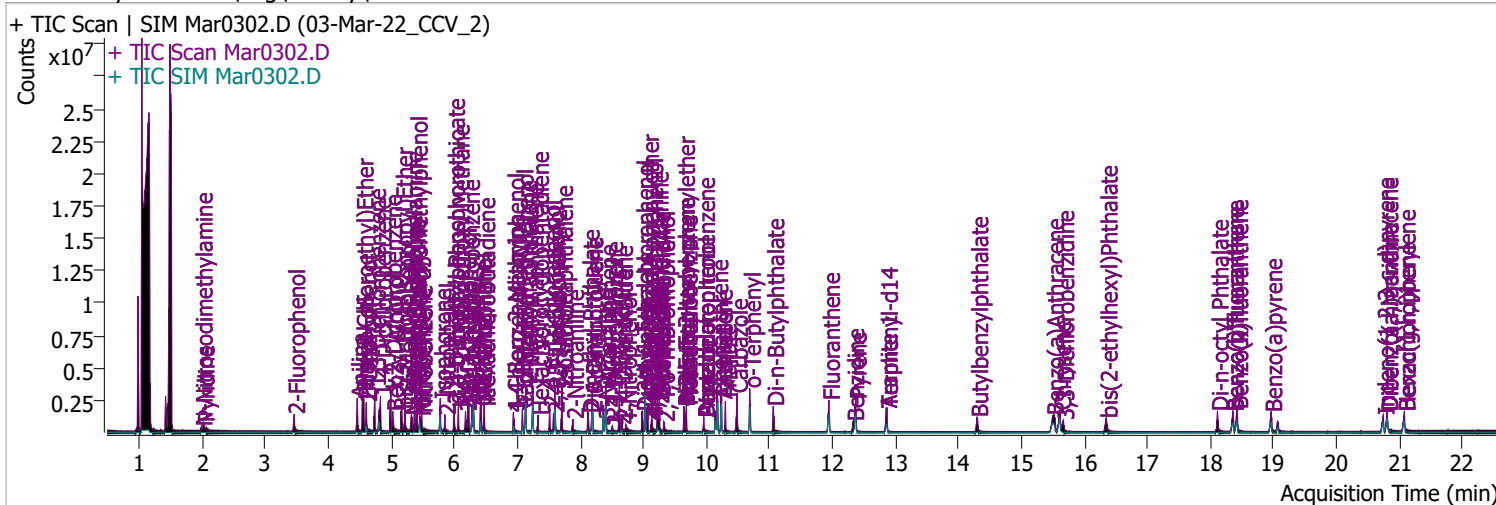
+ Scan (rt: 8.233 min) Mar0301.D Benzidine



Compound Name	Expected RT	Observed RT	Tailing Factor	PGF	Pass/Fail
Pentachlorophenol	6.900	6.709	0.3	7.6	Pass
Benzidine	8.500	8.233	0.3	5.4	Pass

Quantitation Results Report (QT Reviewed)

Data File	Mar0302.D	Operator	LIMS import
Acq. Method	BNA+SIM.M	Acq. Date-Time	3/3/2022 5:00:47 PM
Sample Name	03-Mar-22_CCV_2	Instrument	Instrument #1
Vial	2	Multiplier	1.00
DA Method File		Comment	SVOC-8270-W-LARGO
Tune File	dftppdsm.u	Tune Date	2/18/2022 9:25:00 PM
Batch Name	030322 DoD BNA.batch.bin	Last Calib Update	3/4/2022 9:18:32 AM
Ref Library	D:\Org\Library\NIST129K.l		



Compound	RT	QIon	Resp.	Conc.	Units	Dev(Min)
----------	----	------	-------	-------	-------	----------

Internal Standards

System Monitoring Compounds

S 2-Fluorophenol	3.459	112.0	511450	75.4820	µg/L	-0.072
Spiked Amount: 200.000	Range: 10.0 - 75.0%			Recovery = 37.74%		
S Phenol-d5	4.542	99.0	734300	84.2872	µg/L	-0.010
Spiked Amount: 200.000	Range: 10.0 - 65.0%			Recovery = 42.14%		
S Nitrobenzene-d5	5.451	82.0	336849	69.4817	µg/L	-0.021
Spiked Amount: 100.000	Range: 32.0 - 94.0%			Recovery = 69.48%		
S 2-Fluorobiphenyl	7.594	172.0	998406	81.6480	µg/L	0.000
Spiked Amount: 100.000	Range: 28.0 - 107.0%			Recovery = 81.65%		
S 2,4,6-Tribromophenol	9.325	329.8	77036	71.7115	µg/L	0.000
Spiked Amount: 200.000	Range: 25.0 - 140.0%			Recovery = 35.86%		
S Terphenyl-d14	12.865	244.3	1093069	79.2732	µg/L	0.000
Spiked Amount: 100.000	Range: 32.0 - 122.0%			Recovery = 79.27%		

Target Compounds

Compound	RT	QIon	Resp.	Conc.	Units	QValue
T N-Nitrosodimethylamine	1.988	74.0	178964	85.4704	µg/L	90
T Pyridine	2.019	79.0	469425	89.4979	µg/L	99
T Aniline	4.460	93.0	1015159	81.9636	µg/L	99
T Phenol	4.562	94.0	831726	85.5432	µg/L	97
T bis(-2-Chloroethyl)Ether	4.542	63.0	499059	76.0268	µg/L	m 100
T 2-Chlorophenol	4.603	128.0	535621	68.8533	µg/L	99
T 1,3-Dichlorobenzene	4.736	146.0	807983	81.9479	µg/L	m 99
T 1,4-Dichlorobenzene	4.828	146.0	777600	78.1895	µg/L	m 99
T 1,2-Dichlorobenzene	4.991	146.0	794298	82.7418	µg/L	99
T Benzyl Alcohol	5.022	108.0	305916	78.1188	µg/L	98
T bis(2-chloroisopropyl)Ether	5.165	121.0	203221	77.9487	µg/L	99
T 2-Methylphenol	5.216	107.0	519184	76.9681	µg/L	99
T N-nitroso-Di-n-propylamine	5.318	70.0	378910	81.2926	µg/L	98
T Hexachloroethane	5.369	117.0	218349	73.6017	µg/L	98
T 4Methylphenol/3Methylphenol	5.400	107.0	683864	74.3120	µg/L	98

Quantitation Results Report (QT Reviewed)

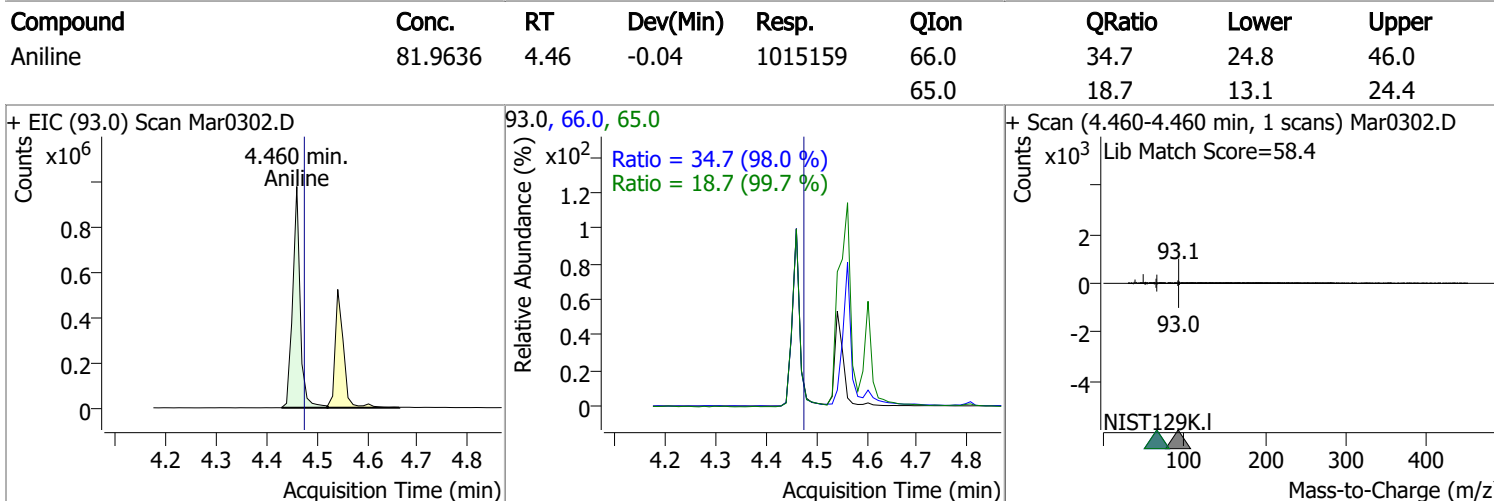
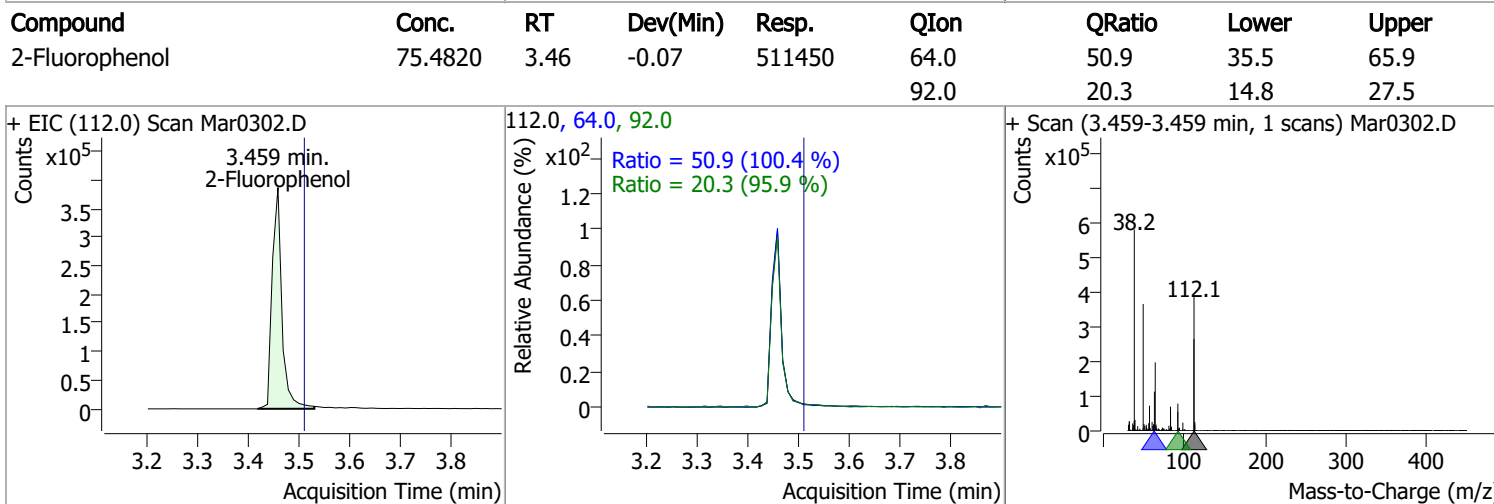
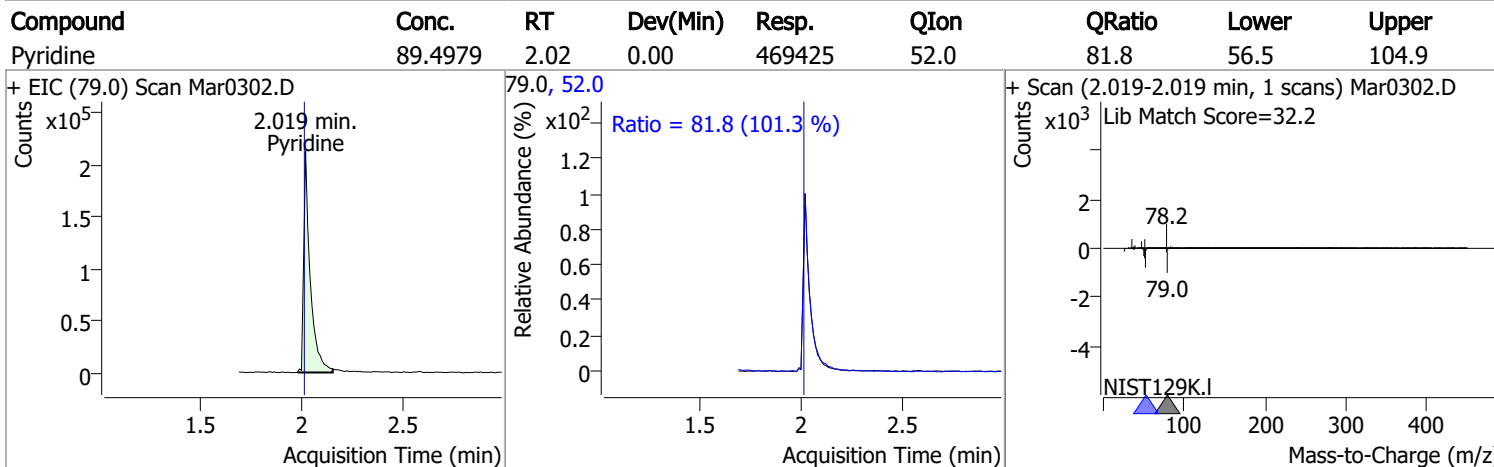
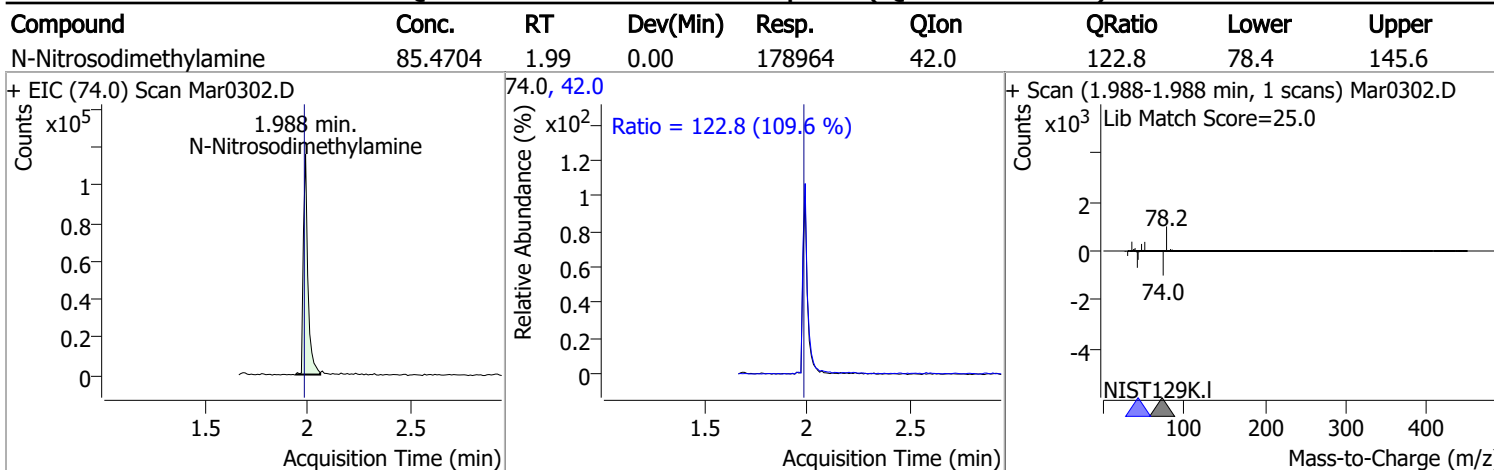
Compound	RT	QIon	Resp.	Conc.	Units	Dev(Min)	
T Nitrobenzene	5.481	123.1	170805	69.1883	µg/L	98	
T Isophorone	5.777	82.0	989927	87.0871	µg/L	98	
T 2-Nitrophenol	5.849	139.0	192459	76.1669	µg/L	97	
T 2,4-Dimethylphenol	5.992	122.0	385945	72.8507	µg/L	99	
T bis(-2-Chloroethoxy)Methane	6.064	93.0	501173	75.9281	µg/L	99	
T 2,4-Dichlorophenol	6.177	162.0	334603	66.5146	µg/L	96	
T Benzoic Acid	6.229	105.0	208488	76.8510	µg/L	95	
T 1,2,4-Trichlorobenzene	6.229	180.0	466842	77.1943	µg/L	98	
T Naphthalene	6.300	128.0	1320841	72.8747	µg/L	98	
T 4-Chlorophenol	6.424	130.0	154760	81.7166	µg/L	93	
T p-Chloroaniline	6.413	127.0	556130	79.2098	µg/L	94	
T Hexachlorobutadiene	6.475	224.9	241403	76.8668	µg/L	96	
T 4-Chloro-2-Methylphenol	6.937	107.0	340941	72.6533	µg/L	99	
T 4-Chloro-3-Methylphenol	7.081	107.0	354894	72.6613	µg/L	94	
T 2-Methylnaphthalene	7.132	141.0	796584	78.1356	µg/L	m	98
T 1-Methylnaphthalene	7.245	141.0	781304	78.5979	µg/L	m	99
T Hexachlorocyclopentadiene	7.327	236.9	146268	84.3779	µg/L		98
T 2,4,6-Trichlorophenol	7.512	196.0	223280	74.2665	µg/L		95
T 2,4,5-Trichlorophenol	7.574	196.0	247162	73.4740	µg/L		100
T 2-Chloronaphthalene	7.707	162.0	946044	92.1464	µg/L		100
T 2-Nitroaniline	7.882	65.0	146579	79.9631	µg/L		97
T Dimethyl Phthalate	8.128	163.0	887444	85.4861	µg/L		98
T 2,6-Dinitrotoluene	8.179	165.0	108669	76.6648	µg/L	m	97
T Acenaphthylene	8.190	152.1	1316821	80.2210	µg/L		99
T 3-Nitroaniline	8.384	138.0	119027	74.2906	µg/L		99
T Acenaphthene	8.405	154.0	772784	82.1816	µg/L		99
T 2,4-Dinitrophenol	8.507	184.0	68902	92.5194	µg/L		98
T Dibenzofuran	8.619	168.0	1341524	87.7374	µg/L		99
T 2,4-Dinitrotoluene	8.660	165.0	161840	89.7227	µg/L	m	100
T 4-Nitrophenol	8.722	109.0	122942	71.1677	µg/L		98
T Diethylphthalate	8.988	149.0	841993	78.6633	µg/L		99
T Fluorene	9.029	166.0	1081269	87.8275	µg/L		98
T 4-Chlorophenyl-phenylether	9.070	204.0	480161	85.9789	µg/L		98
T 4-Nitroaniline	9.131	138.0	139859	73.5345	µg/L		98
T 4,6-Dinitro-2-methylphenol	9.141	198.0	97735	83.1540	µg/L		95
T N-nitrosodiphenylamine	9.223	169.0	710822	78.8906	µg/L		99
T Azobenzene	9.254	77.0	903250	76.1111	µg/L		97
T 4-Bromophenyl-phenylether	9.642	248.0	260629	76.8592	µg/L		100
T Hexachlorobenzene	9.683	283.9	273556	78.8084	µg/L		99
T Pentachlorophenol	9.958	265.9	112073	71.3684	µg/L		98
T Phenanthrene	10.171	178.0	1449921	77.1533	µg/L		100
T Anthracene	10.242	178.0	1466260	82.9038	µg/L		100
T Triallate	10.302	86.0	300313	72.2173	µg/L		99
T Carbazole	10.485	167.0	1372181	76.5062	µg/L		100
T o-Terphenyl	10.687	230.0	785355	78.9161	µg/L		98
T Di-n-Butylphthalate	11.062	149.0	1185169	71.4024	µg/L		100
T Fluoranthene	11.943	202.0	1540705	82.0180	µg/L		100
T Benzidine	12.328	184.0	562488	85.8967	µg/L		100
T Pyrene	12.369	202.0	1688815	82.4485	µg/L		100
T Butylbenzylphthalate	14.296	149.0	417107	75.5034	µg/L		99
T Benzo(a)Anthracene	15.502	228.0	1242632	83.8531	µg/L		100
T Chrysene	15.614	228.0	1363829	82.3075	µg/L		99
T 3,3-Dichlorobenzidine	15.665	252.0	371964	71.8206	µg/L		99
T bis(2-ethylhexyl)Phthalate	16.350	167.0	143487	75.5665	µg/L		97
T Di-n-octyl Phthalate	18.112	149.0	976969	66.2367	µg/L		99

Quantitation Results Report (QT Reviewed)

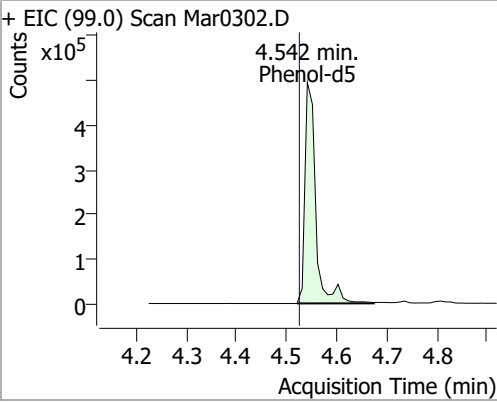
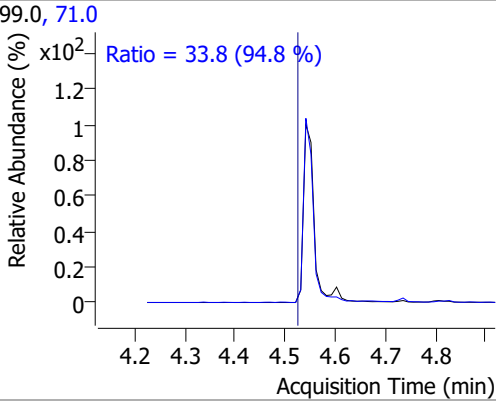
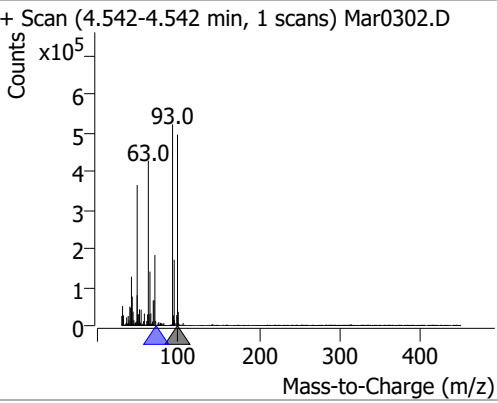
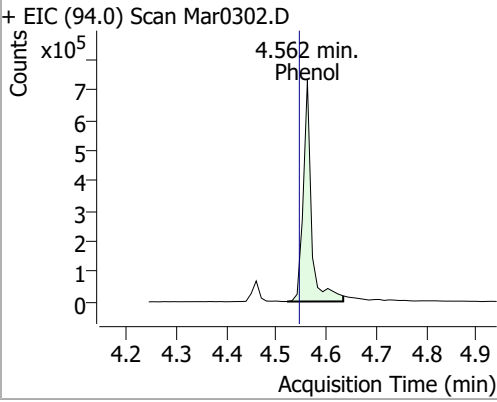
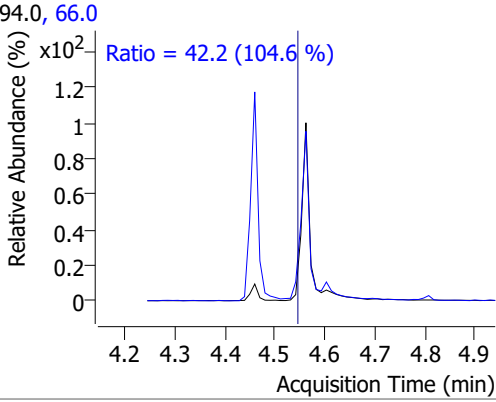
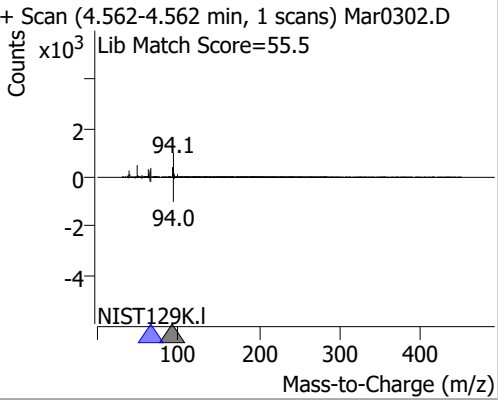
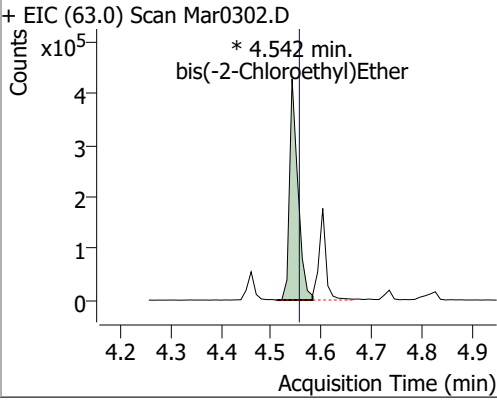
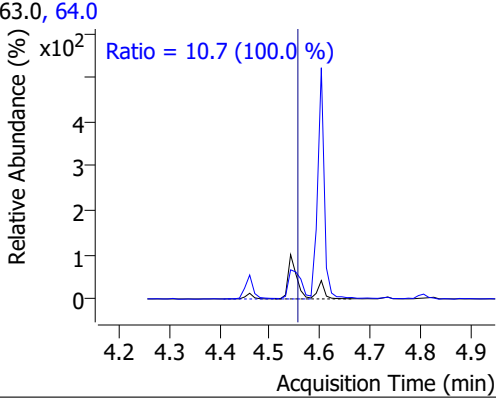
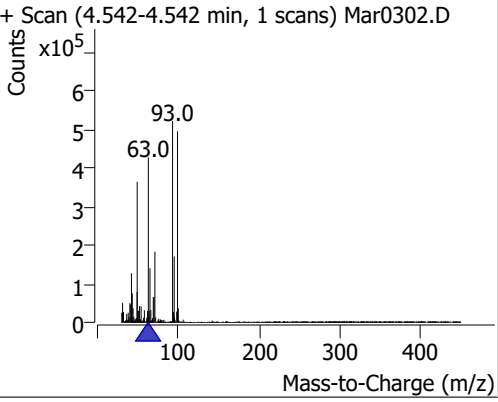
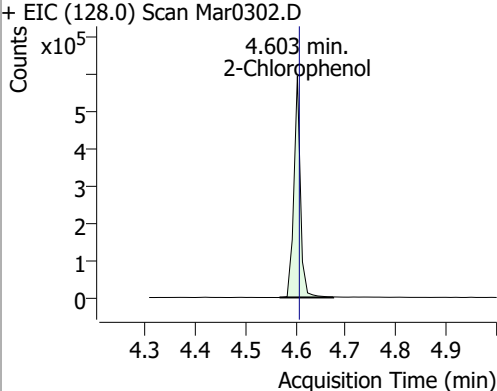
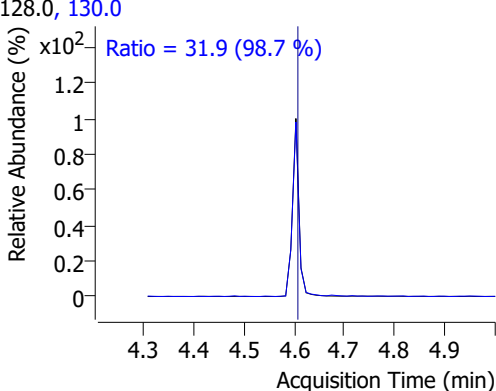
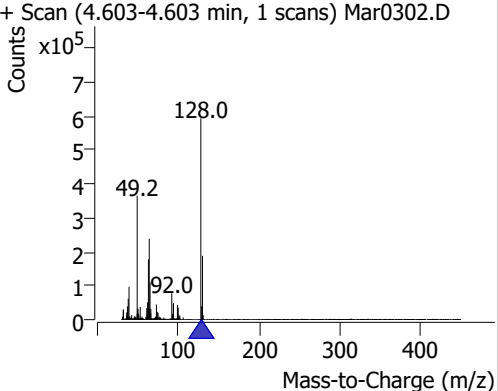
Compound	RT	QIon	Resp.	Conc.	Units	Dev(Min)
T Benzo(b)fluoranthene	18.355	252.0	1140667	67.0148	µg/L	99
T Benzo(k)fluoranthene	18.426	252.0	1252503	70.3000	µg/L	100
T Benzo(a)pyrene	18.963	252.0	1099896	68.5755	µg/L	100
T Indeno(1,2,3-c,d)pyrene	20.745	276.0	816704	60.6044	µg/L	m 98
T Dibenzo(a,h)anthracene	20.806	278.0	917966	62.7183	µg/L	m 97
T Benzo(g,h,i)perylene	21.079	276.0	981685	63.2104	µg/L	99

(#) = Qualifier Out of Range; (m) = Manual Integration; (+) = Area Summed; (*) = Surrogate Percent Recovery Out of Range; (d): Zeroed Peak

Quantitation Results Report (QT Reviewed)

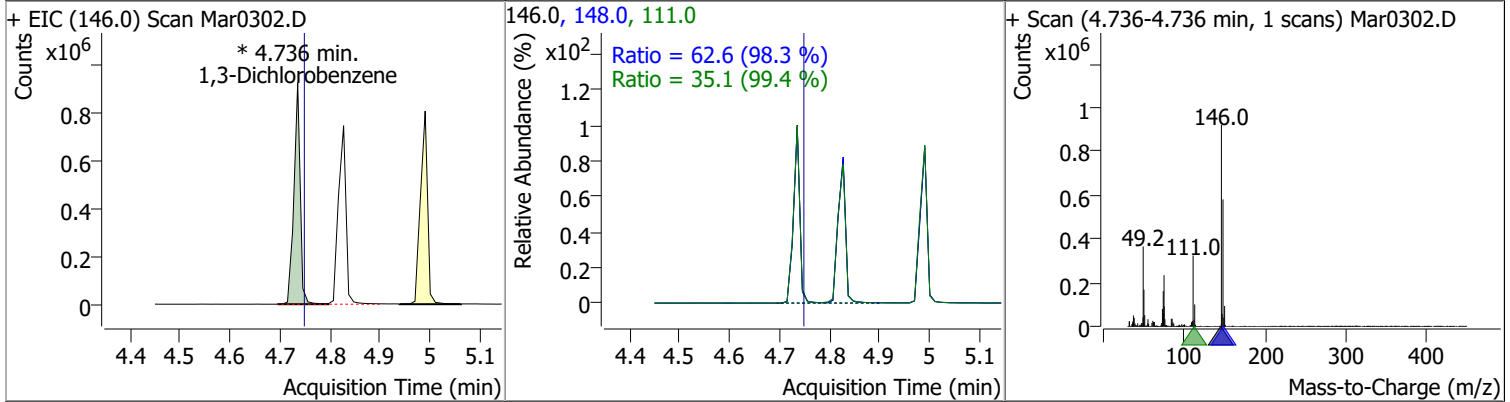


Quantitation Results Report (QT Reviewed)

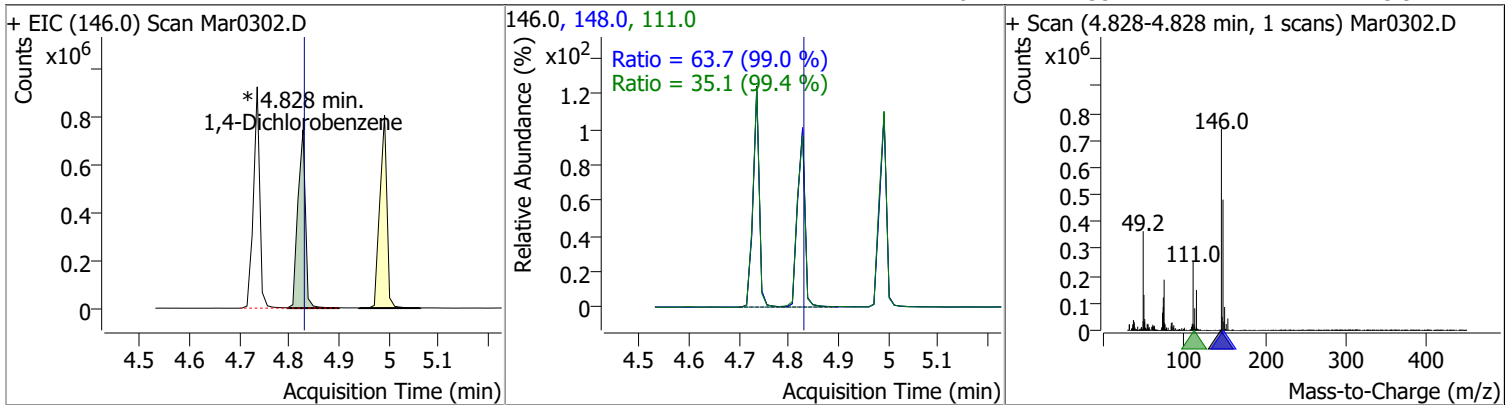
Compound	Conc.	RT	Dev(Min)	Resp.	QIon	QRatio	Lower	Upper
Phenol-d5	84.2872	4.54	-0.01	734300	71.0	33.8	25.0	46.4
+ EIC (99.0) Scan Mar0302.D			99.0, 71.0			+ Scan (4.542-4.542 min, 1 scans) Mar0302.D		
		Ratio = 33.8 (94.8 %)						
Phenol	85.5432	4.56	-0.01	831726	66.0	42.2	28.3	52.5
+ EIC (94.0) Scan Mar0302.D			94.0, 66.0			+ Scan (4.562-4.562 min, 1 scans) Mar0302.D		
		Ratio = 42.2 (104.6 %)						
bis(-2-Chloroethyl)Ether	76.0268	4.54	-0.04	499059 (m)	64.0	10.7	7.5	13.9
+ EIC (63.0) Scan Mar0302.D			63.0, 64.0			+ Scan (4.542-4.542 min, 1 scans) Mar0302.D		
		Ratio = 10.7 (100.0 %)						
2-Chlorophenol	68.8533	4.60	-0.03	535621	130.0	31.9	22.6	42.1
+ EIC (128.0) Scan Mar0302.D			128.0, 130.0			+ Scan (4.603-4.603 min, 1 scans) Mar0302.D		
		Ratio = 31.9 (98.7 %)						

Quantitation Results Report (QT Reviewed)

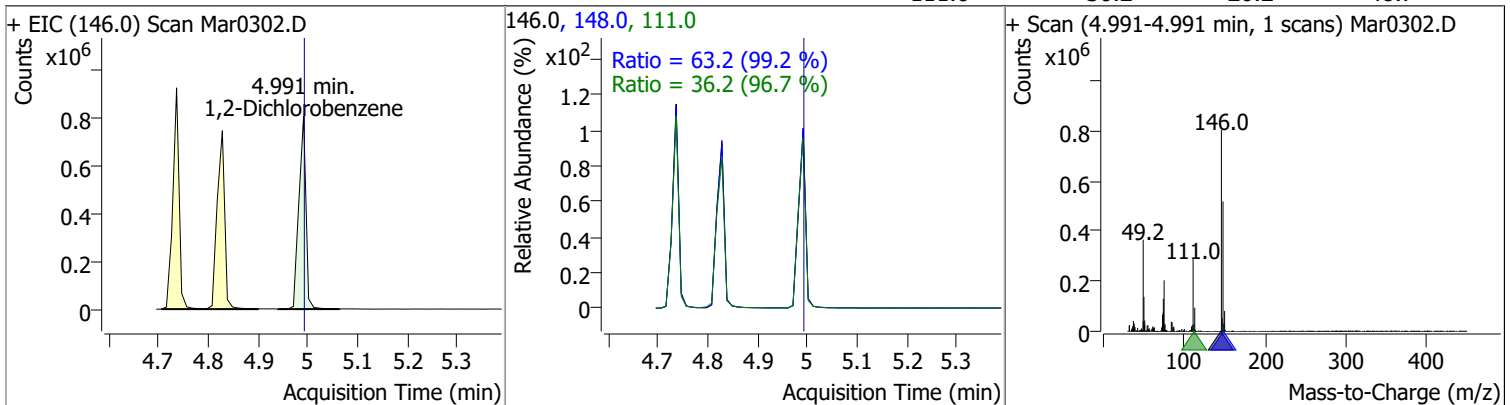
Compound	Conc.	RT	Dev(Min)	Resp.	QIon	QRatio	Lower	Upper
1,3-Dichlorobenzene	81.9479	4.74	-0.04	807983 (m)	148.0	62.6	44.6	82.9
					111.0	35.1	24.7	45.9



Compound	Conc.	RT	Dev(Min)	Resp.	QIon	QRatio	Lower	Upper
1,4-Dichlorobenzene	78.1895	4.83	-0.03	777600 (m)	148.0	63.7	45.0	83.7
					111.0	35.1	24.7	45.9

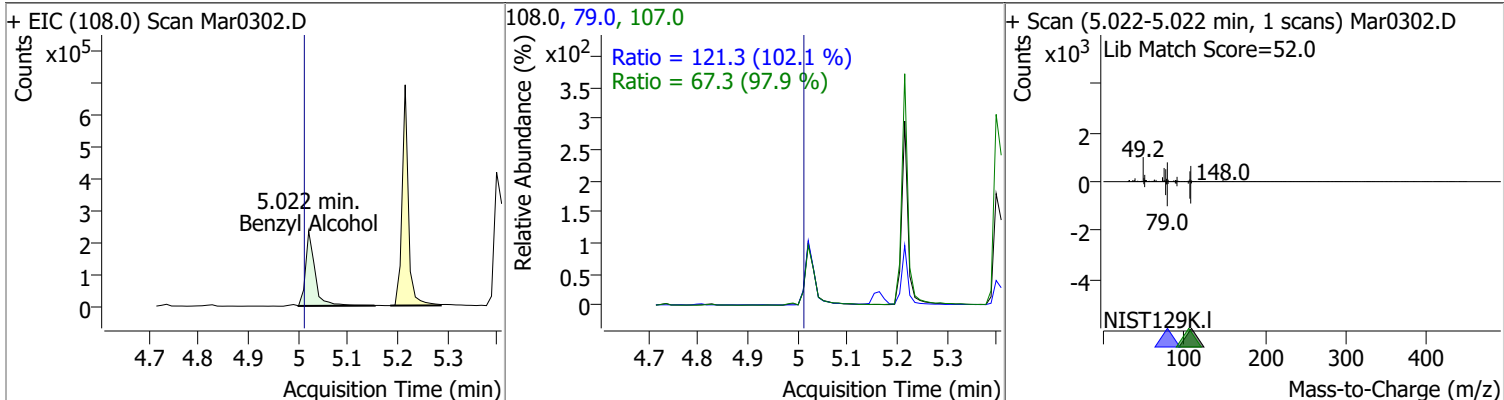


Compound	Conc.	RT	Dev(Min)	Resp.	QIon	QRatio	Lower	Upper
1,2-Dichlorobenzene	82.7418	4.99	-0.03	794298	148.0	63.2	44.6	82.8
					111.0	36.2	26.2	48.7

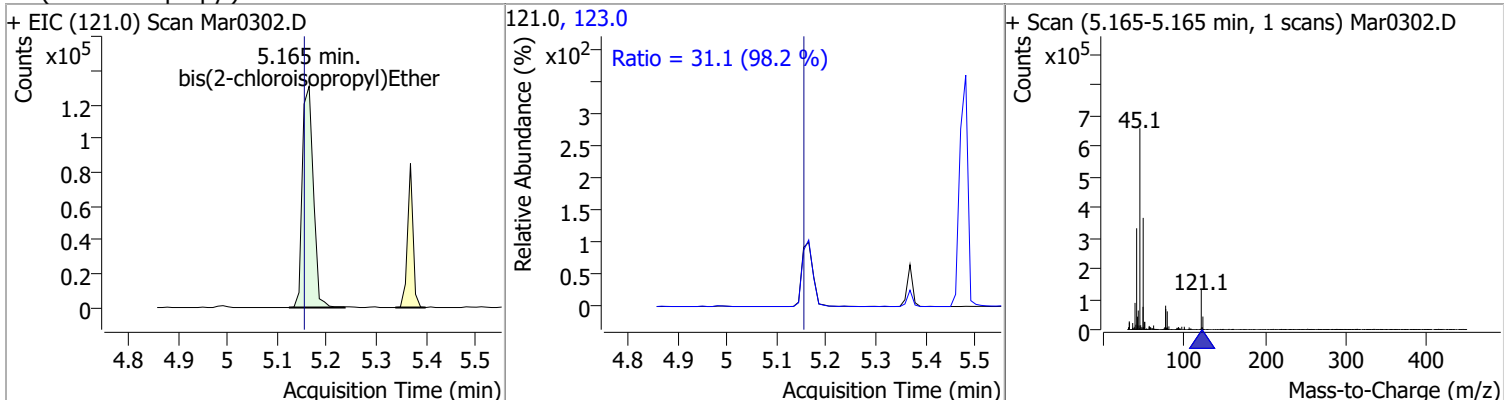


Quantitation Results Report (QT Reviewed)

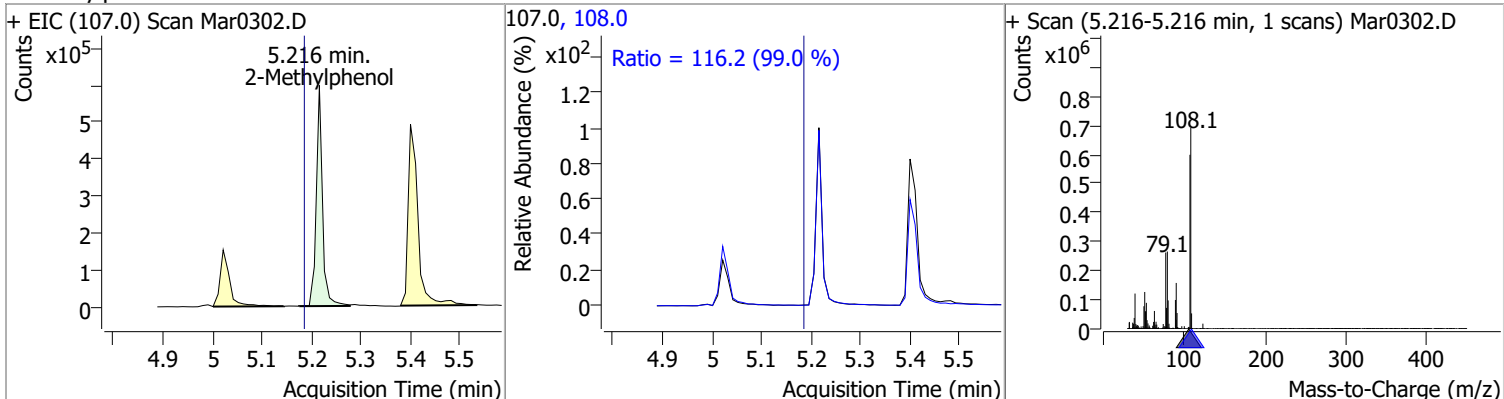
Compound	Conc.	RT	Dev(Min)	Resp.	QIon	QRatio	Lower	Upper
Benzyl Alcohol	78.1188	5.02	-0.02	305916	79.0	121.3	83.2	154.5
					107.0	67.3	48.2	89.5



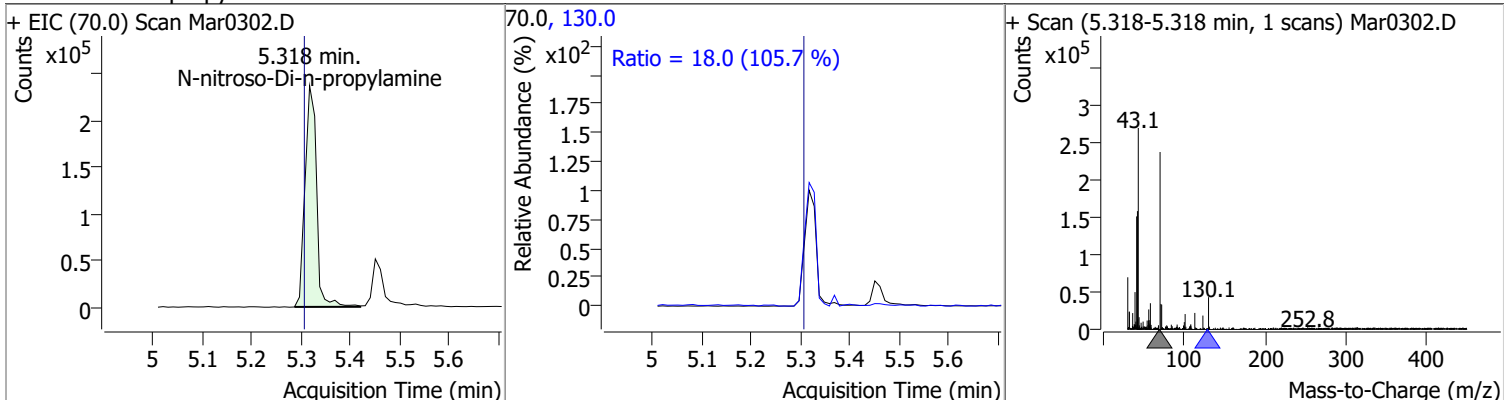
Compound	Conc.	RT	Dev(Min)	Resp.	QIon	QRatio	Lower	Upper
bis(2-chloroisopropyl)Ether	77.9487	5.16	-0.02	203221	123.0	31.1	22.1	41.1



Compound	Conc.	RT	Dev(Min)	Resp.	QIon	QRatio	Lower	Upper
2-Methylphenol	76.9681	5.22	0.00	519184	108.0	116.2	82.2	152.6

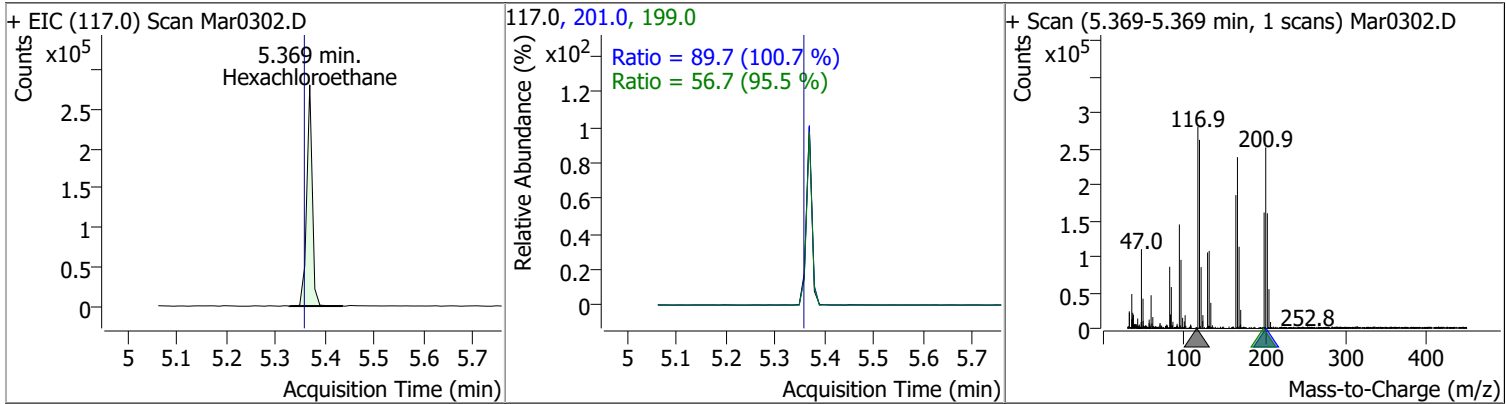


Compound	Conc.	RT	Dev(Min)	Resp.	QIon	QRatio	Lower	Upper
N-nitroso-Di-n-propylamine	81.2926	5.32	-0.02	378910	130.0	18.0	0.0	34.0

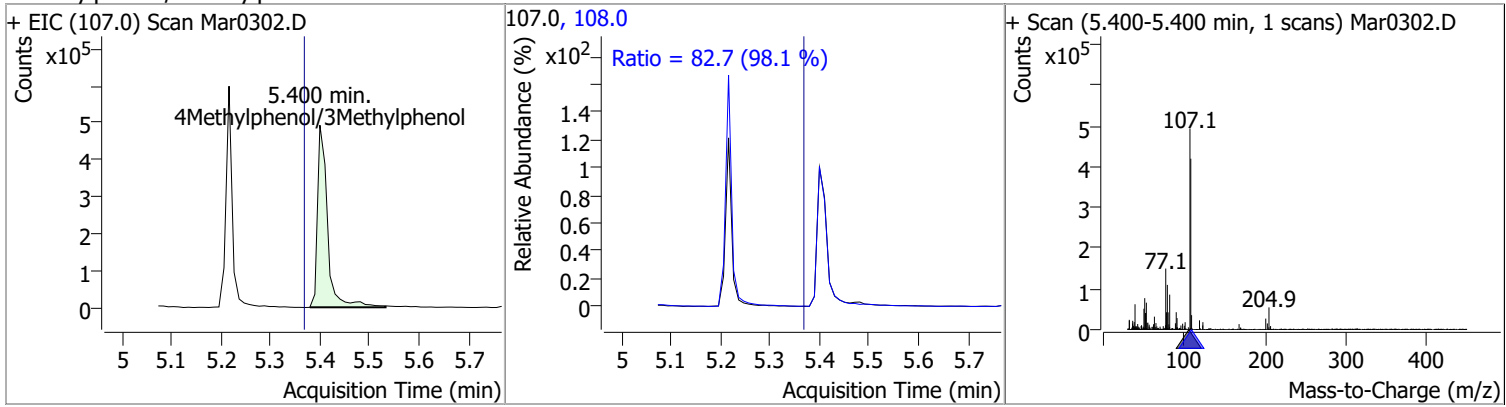


Quantitation Results Report (QT Reviewed)

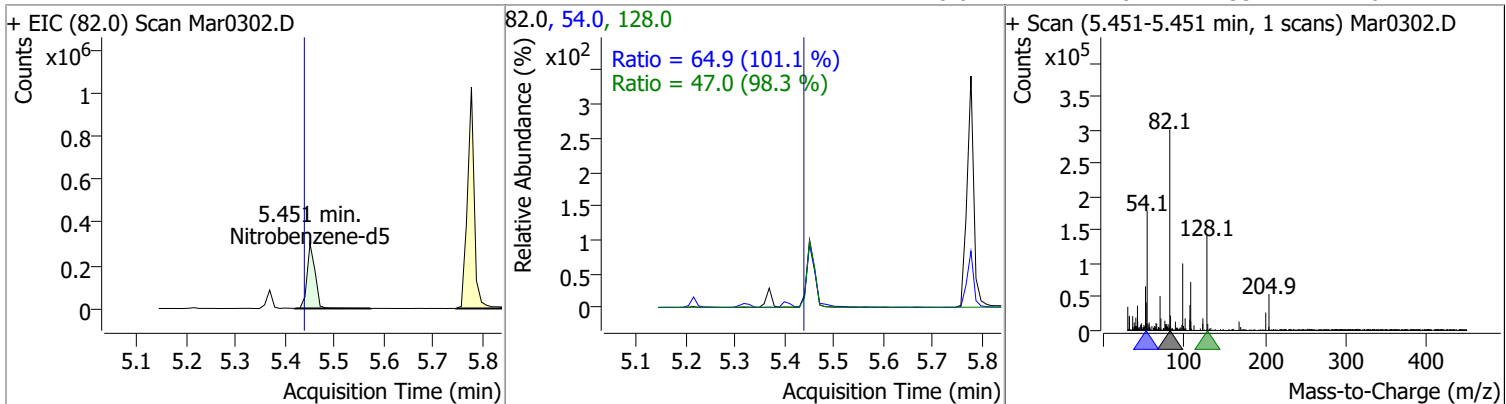
Compound	Conc.	RT	Dev(Min)	Resp.	QIon	QRatio	Lower	Upper
Hexachloroethane	73.6017	5.37	-0.02	218349	201.0	89.7	62.4	115.9
					199.0	56.7	41.5	77.1



Compound	Conc.	RT	Dev(Min)	Resp.	QIon	QRatio	Lower	Upper
4Methylphenol/3Methylphenol	74.3120	5.40	0.00	683864	108.0	82.7	59.0	109.5

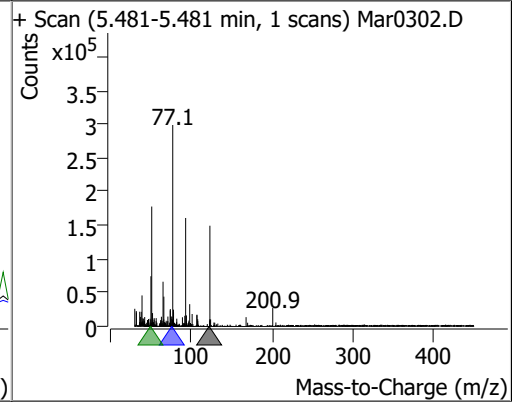
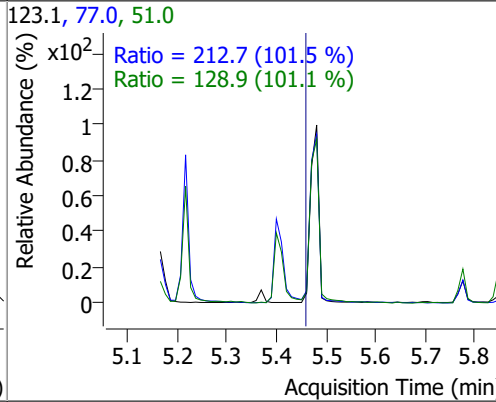
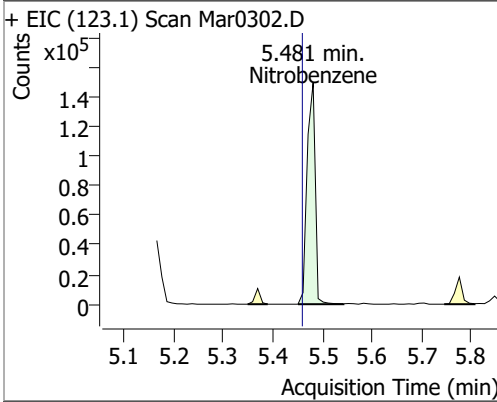


Compound	Conc.	RT	Dev(Min)	Resp.	QIon	QRatio	Lower	Upper
Nitrobenzene-d5	69.4817	5.45	-0.02	336849	54.0	64.9	44.9	83.4
					128.0	47.0	33.4	62.1

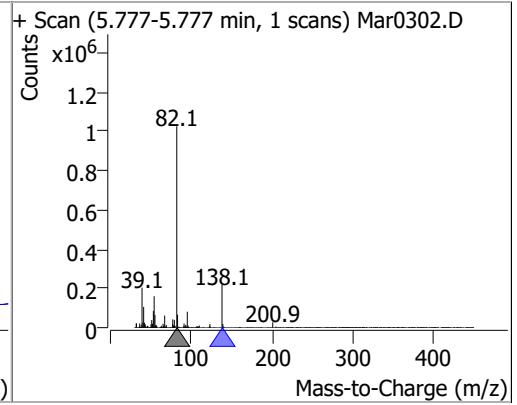
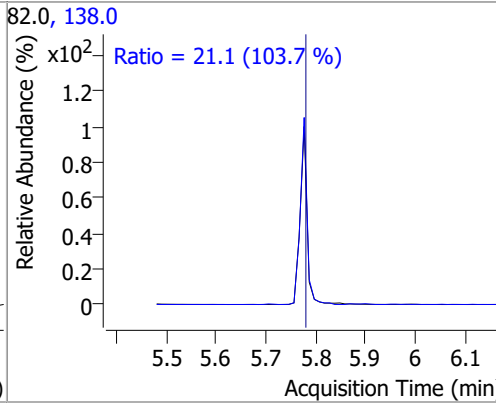
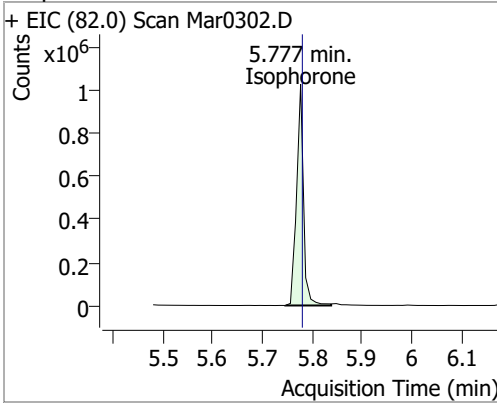


Quantitation Results Report (QT Reviewed)

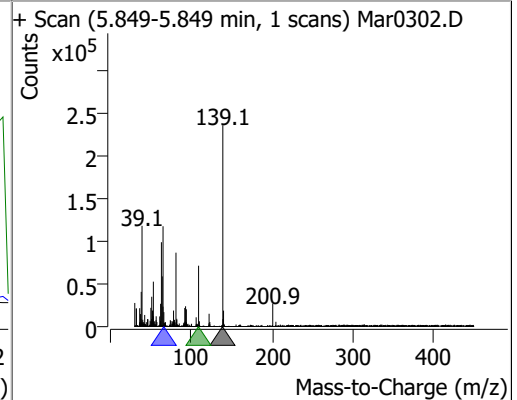
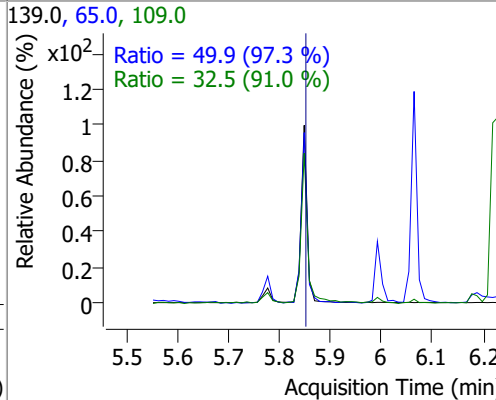
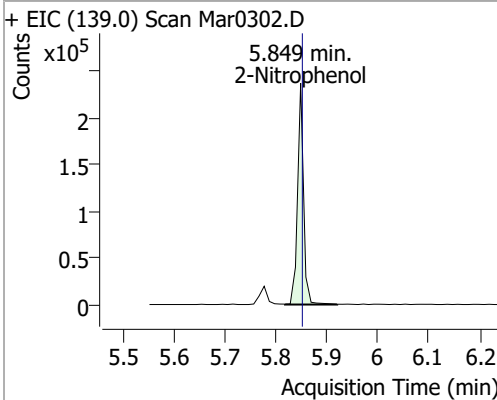
Compound	Conc.	RT	Dev(Min)	Resp.	QIon	QRatio	Lower	Upper
Nitrobenzene	69.1883	5.48	-0.01	170805	77.0	212.7	146.7	272.5
					51.0	128.9	89.2	165.7



Compound	Conc.	RT	Dev(Min)	Resp.	QIon	QRatio	Lower	Upper
Isophorone	87.0871	5.78	-0.01	989927	138.0	21.1	14.2	26.4

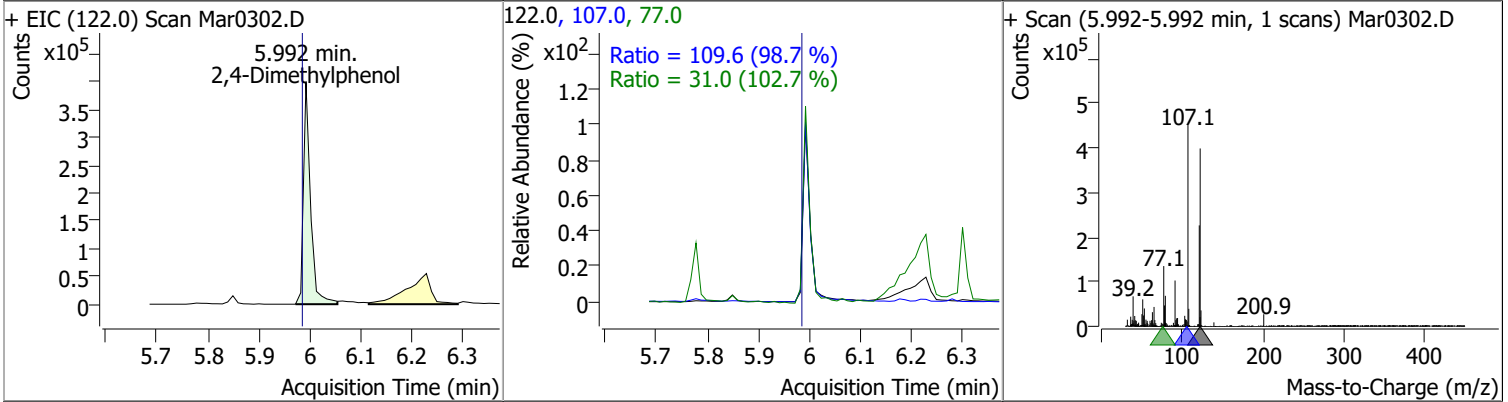


Compound	Conc.	RT	Dev(Min)	Resp.	QIon	QRatio	Lower	Upper
2-Nitrophenol	76.1669	5.85	-0.01	192459	65.0	49.9	35.9	66.7
					109.0	32.5	25.0	46.4

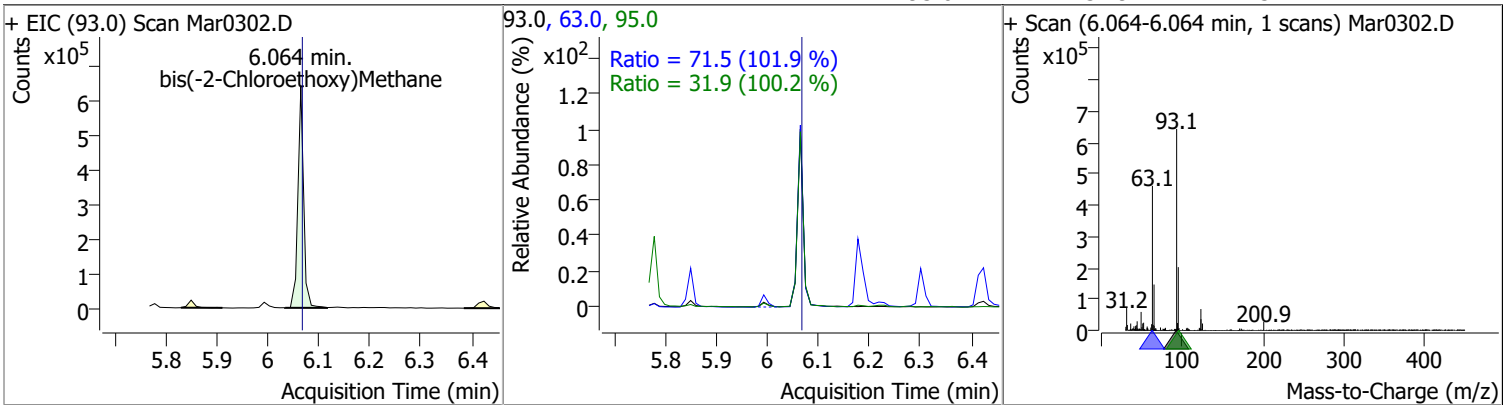


Quantitation Results Report (QT Reviewed)

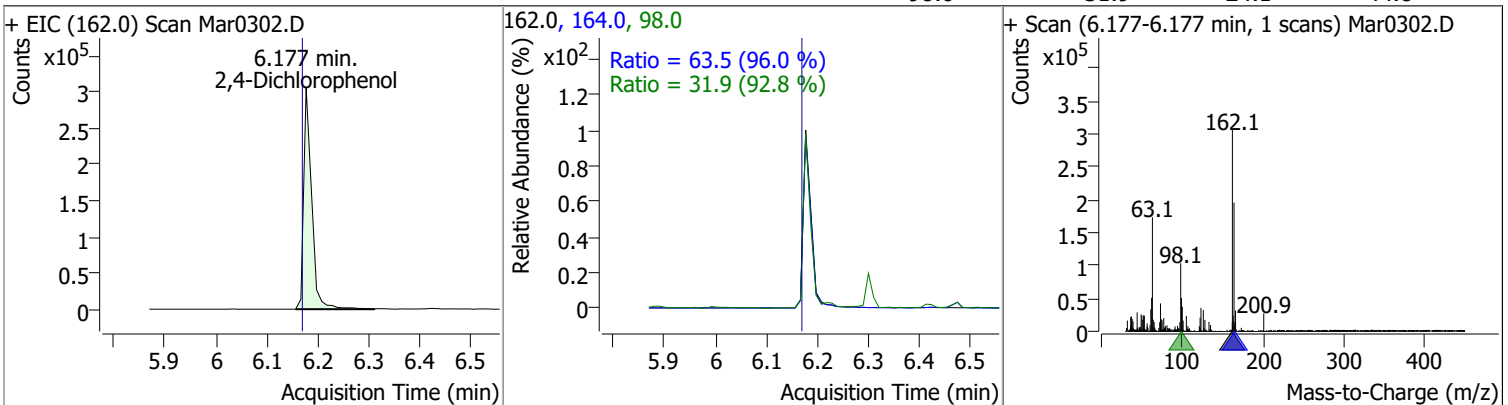
Compound	Conc.	RT	Dev(Min)	Resp.	QIon	QRatio	Lower	Upper
2,4-Dimethylphenol	72.8507	5.99	0.00	385945	107.0	109.6	77.8	144.4
					77.0	31.0	21.2	39.3



Compound	Conc.	RT	Dev(Min)	Resp.	QIon	QRatio	Lower	Upper
bis(-2-Chloroethoxy)Methane	75.9281	6.06	-0.01	501173	63.0	71.5	49.1	91.2
					95.0	31.9	22.3	41.4

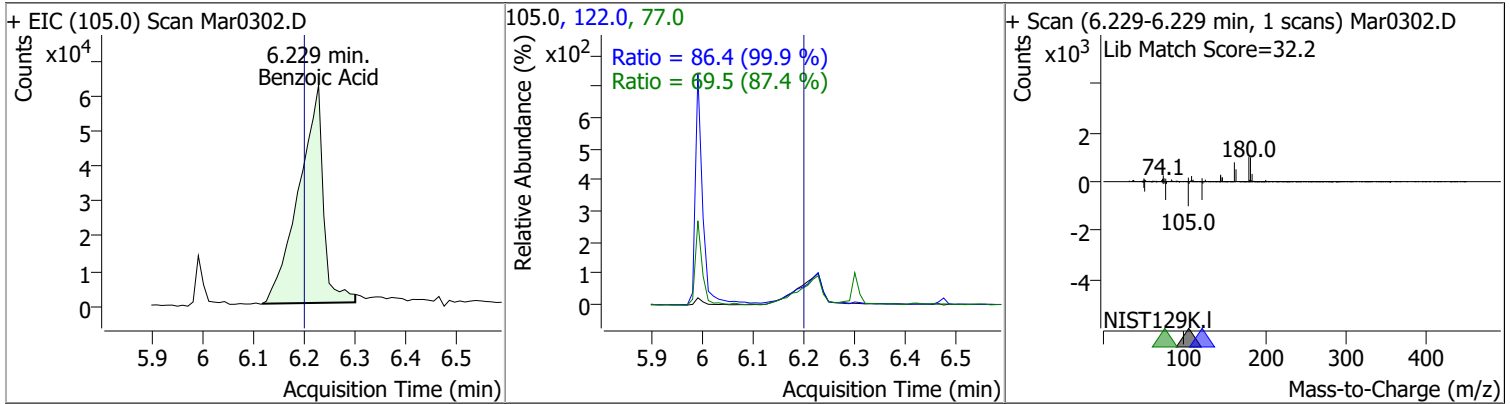


Compound	Conc.	RT	Dev(Min)	Resp.	QIon	QRatio	Lower	Upper
2,4-Dichlorophenol	66.5146	6.18	0.00	334603	164.0	63.5	46.3	86.0
					98.0	31.9	24.1	44.8

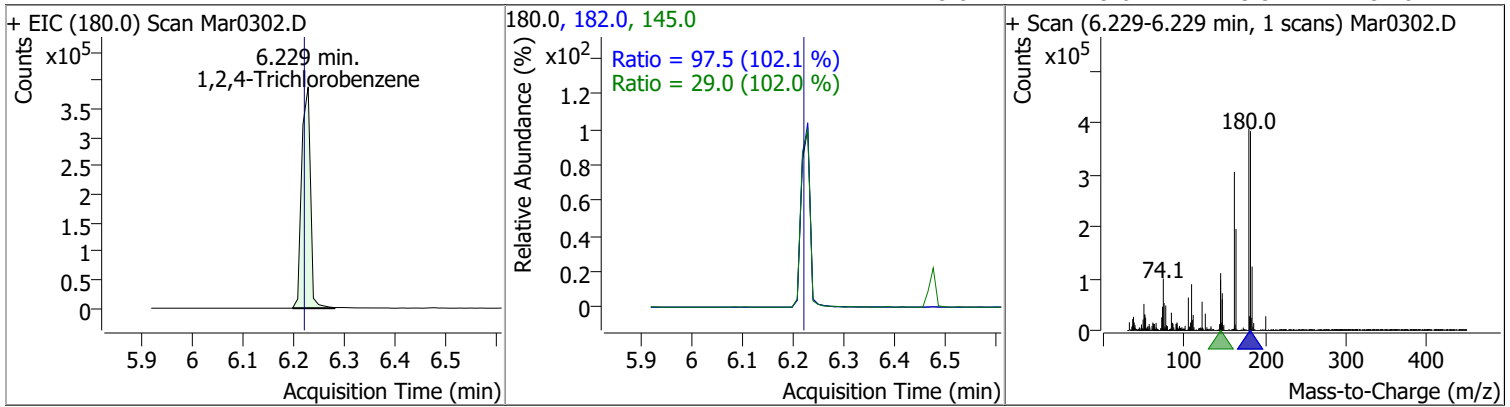


Quantitation Results Report (QT Reviewed)

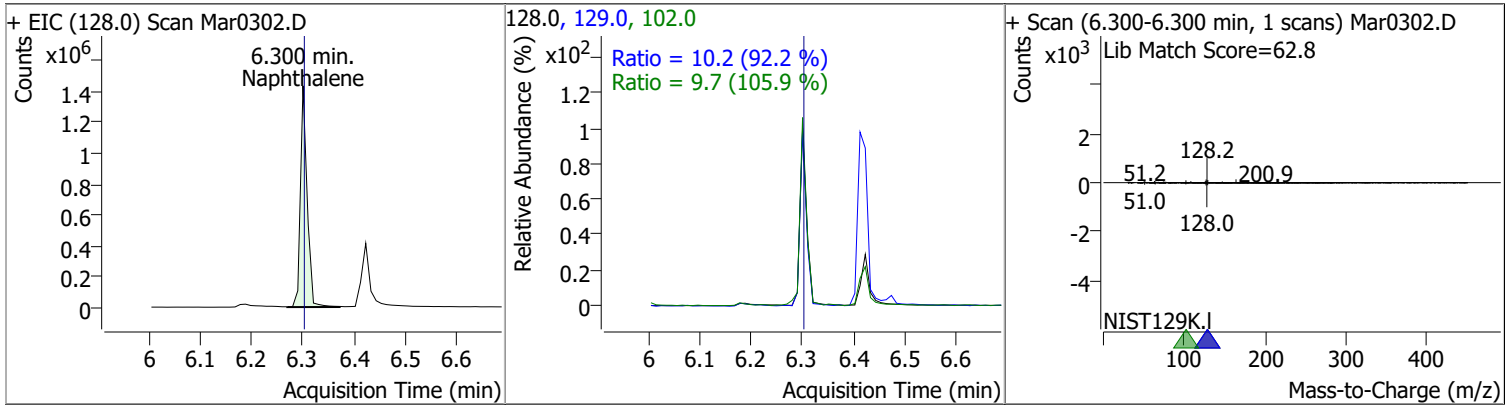
Compound	Conc.	RT	Dev(Min)	Resp.	QIon	QRatio	Lower	Upper
Benzoic Acid	76.8510	6.23	0.02	208488	122.0	86.4	60.5	112.4
					77.0	69.5	55.7	103.4



Compound	Conc.	RT	Dev(Min)	Resp.	QIon	QRatio	Lower	Upper
1,2,4-Trichlorobenzene	77.1943	6.23	0.00	466842	182.0	97.5	66.8	124.1
					145.0	29.0	19.9	37.0

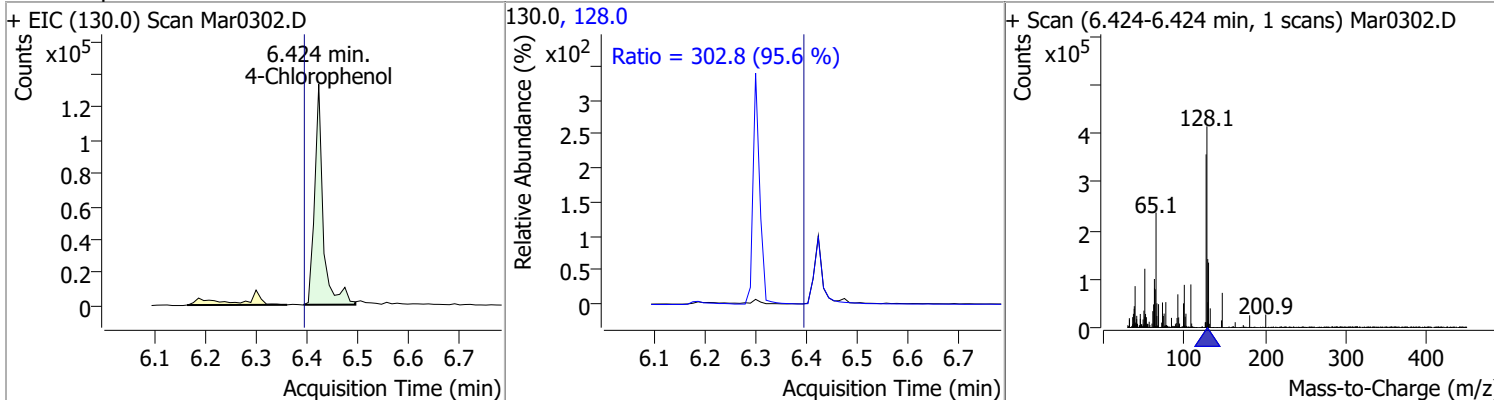


Compound	Conc.	RT	Dev(Min)	Resp.	QIon	QRatio	Lower	Upper
Naphthalene	72.8747	6.30	-0.01	1320841	129.0	10.2	7.7	14.4
					102.0	9.7	6.4	11.9

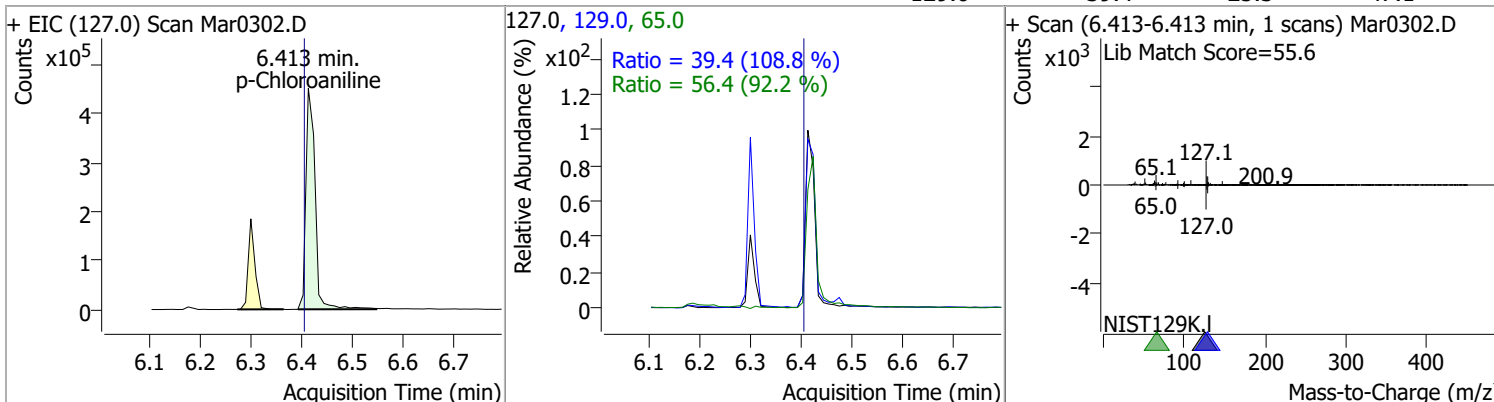


Quantitation Results Report (QT Reviewed)

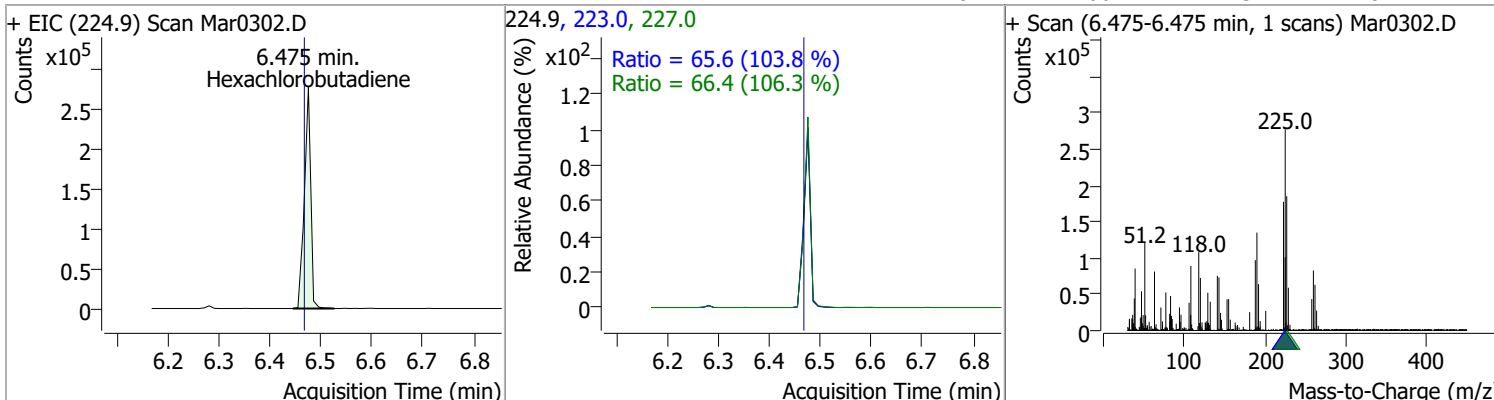
Compound	Conc.	RT	Dev(Min)	Resp.	QIon	QRatio	Lower	Upper
4-Chlorophenol	81.7166	6.42	0.02	154760	128.0	302.8	221.7	411.6



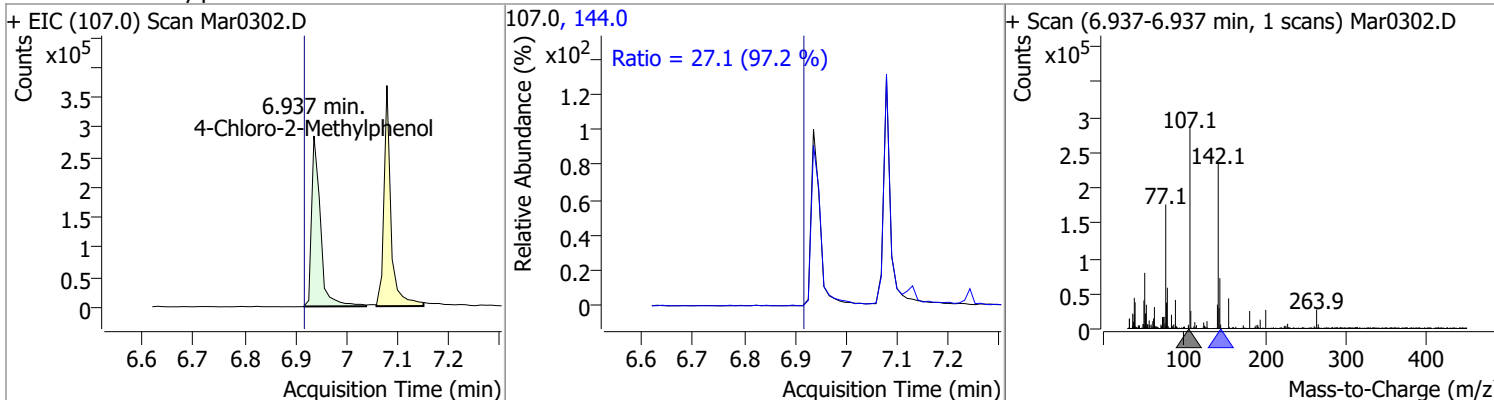
Compound	Conc.	RT	Dev(Min)	Resp.	QIon	QRatio	Lower	Upper
p-Chloroaniline	79.2098	6.41	0.00	556130	65.0	56.4	42.8	79.5
					129.0	39.4	25.3	47.1



Compound	Conc.	RT	Dev(Min)	Resp.	QIon	QRatio	Lower	Upper
Hexachlorobutadiene	76.8668	6.47	0.00	241403	223.0	65.6	44.2	82.2
					227.0	66.4	43.7	81.2

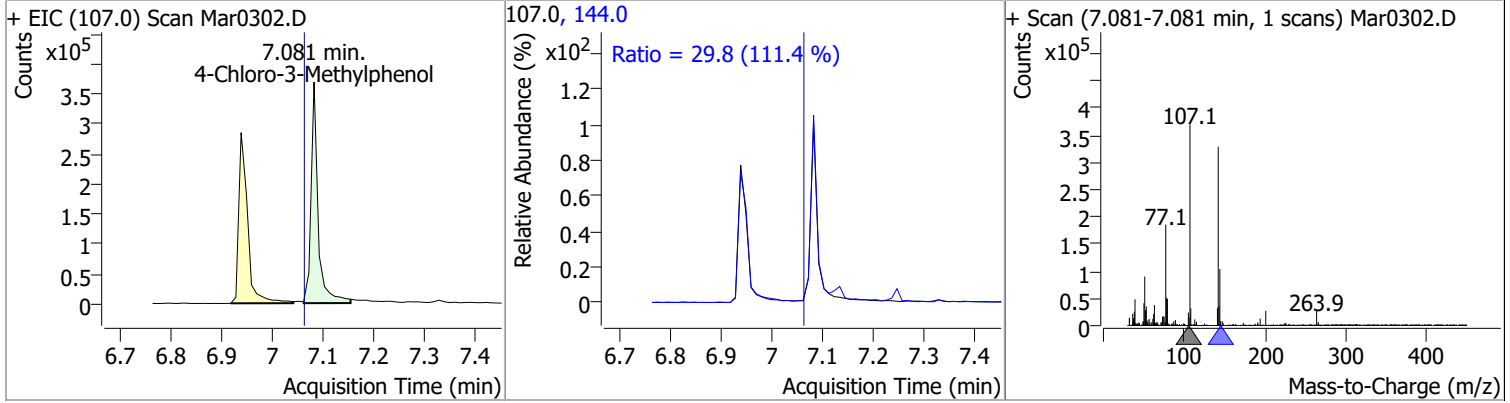


Compound	Conc.	RT	Dev(Min)	Resp.	QIon	QRatio	Lower	Upper
4-Chloro-2-Methylphenol	72.6533	6.94	0.01	340941	144.0	27.1	19.5	36.2

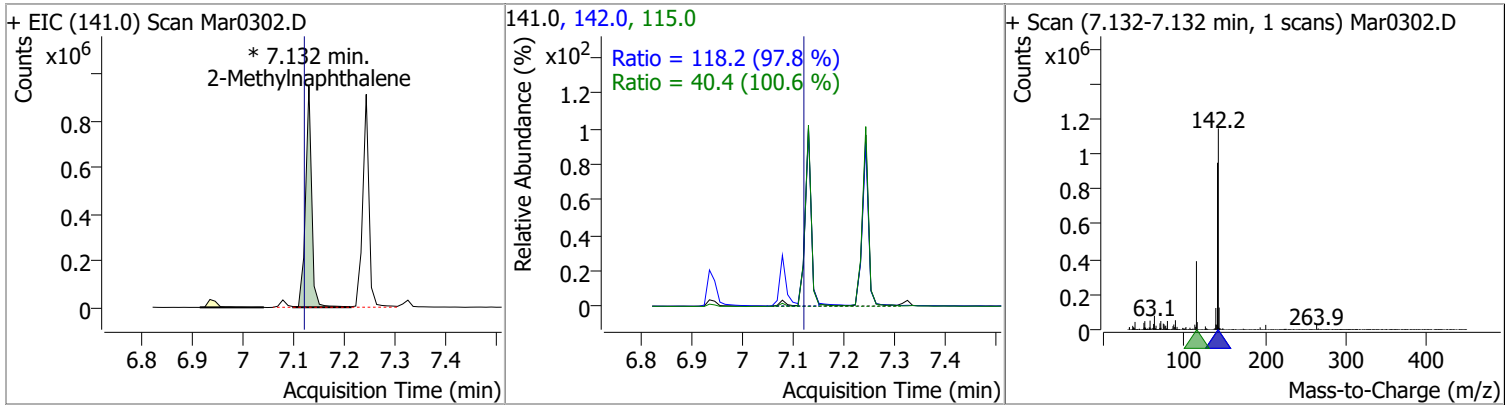


Quantitation Results Report (QT Reviewed)

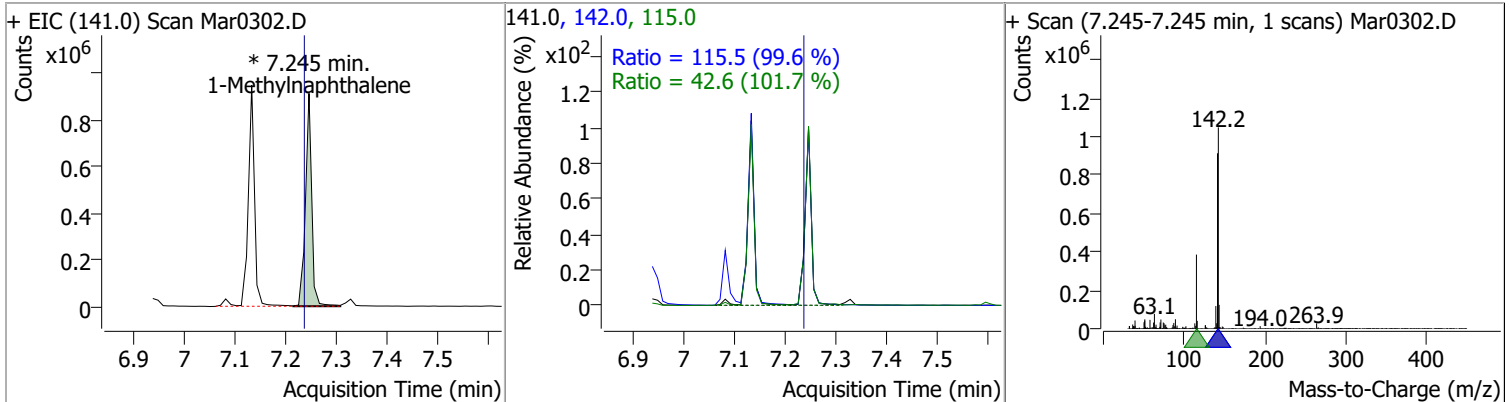
Compound	Conc.	RT	Dev(Min)	Resp.	QIon	QRatio	Lower	Upper
4-Chloro-3-Methylphenol	72.6613	7.08	0.01	354894	144.0	29.8	18.7	34.7



Compound	Conc.	RT	Dev(Min)	Resp.	QIon	QRatio	Lower	Upper
2-Methylnaphthalene	78.1356	7.13	0.00	796584 (m)	142.0	118.2	84.6	157.1
					115.0	40.4	28.1	52.2

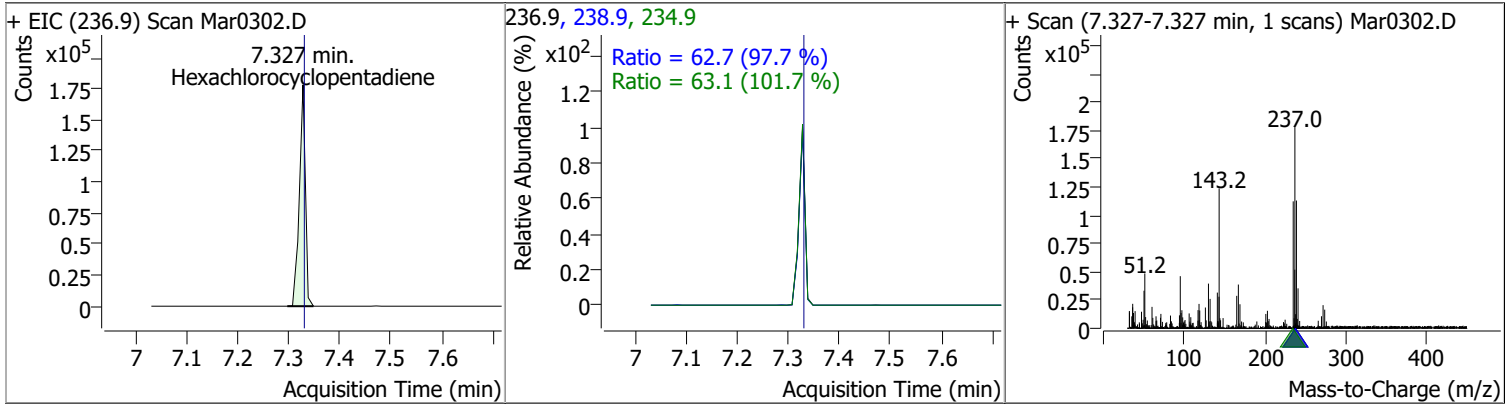


Compound	Conc.	RT	Dev(Min)	Resp.	QIon	QRatio	Lower	Upper
1-Methylnaphthalene	78.5979	7.25	0.00	781304 (m)	142.0	115.5	81.2	150.8
					115.0	42.6	29.3	54.5

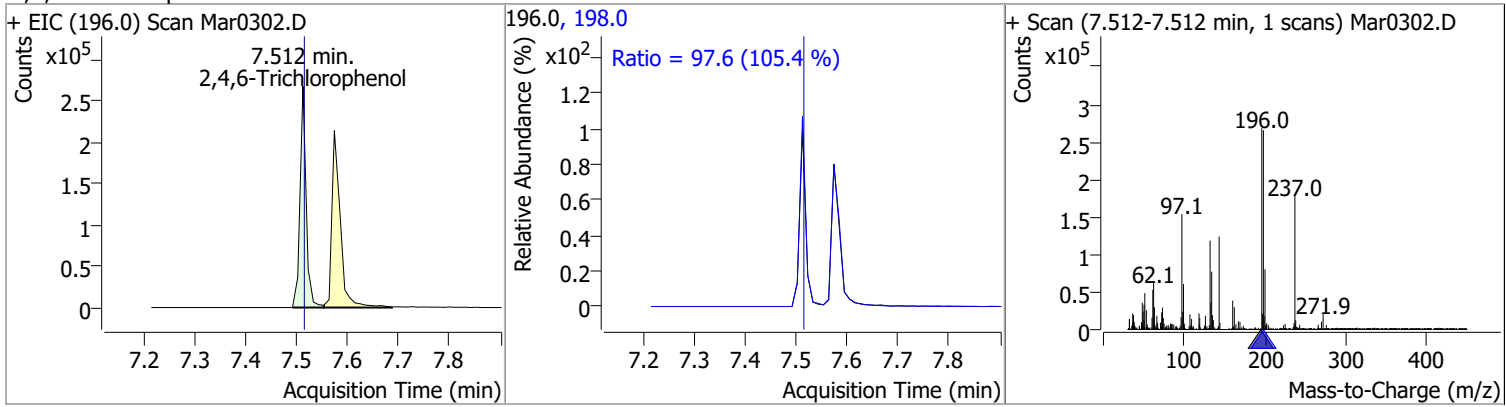


Quantitation Results Report (QT Reviewed)

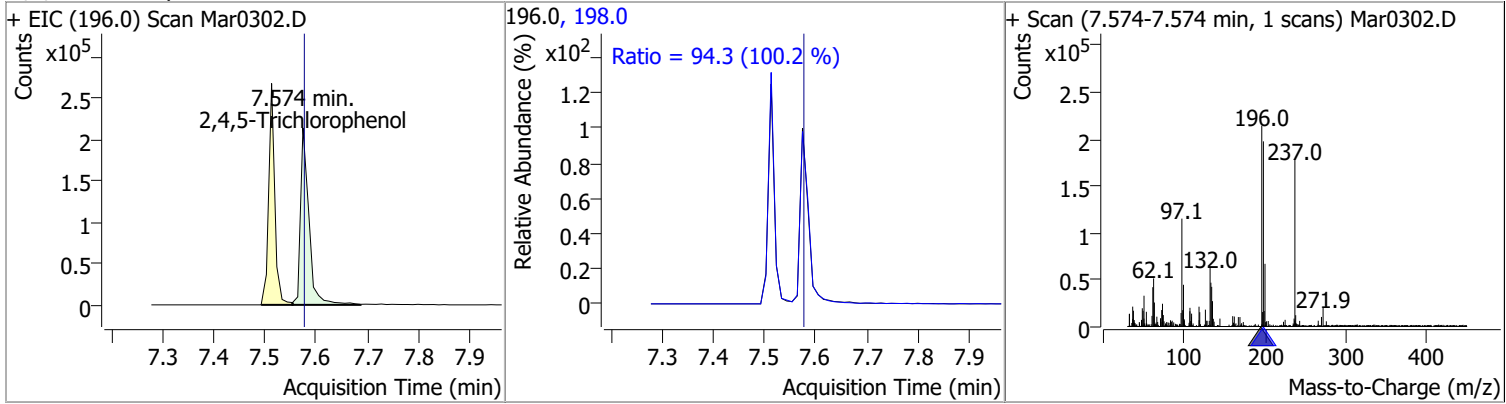
Compound	Conc.	RT	Dev(Min)	Resp.	QIon	QRatio	Lower	Upper
Hexachlorocyclopentadiene	84.3779	7.33	0.00	146268	238.9	62.7	44.9	83.5
					234.9	63.1	43.4	80.7



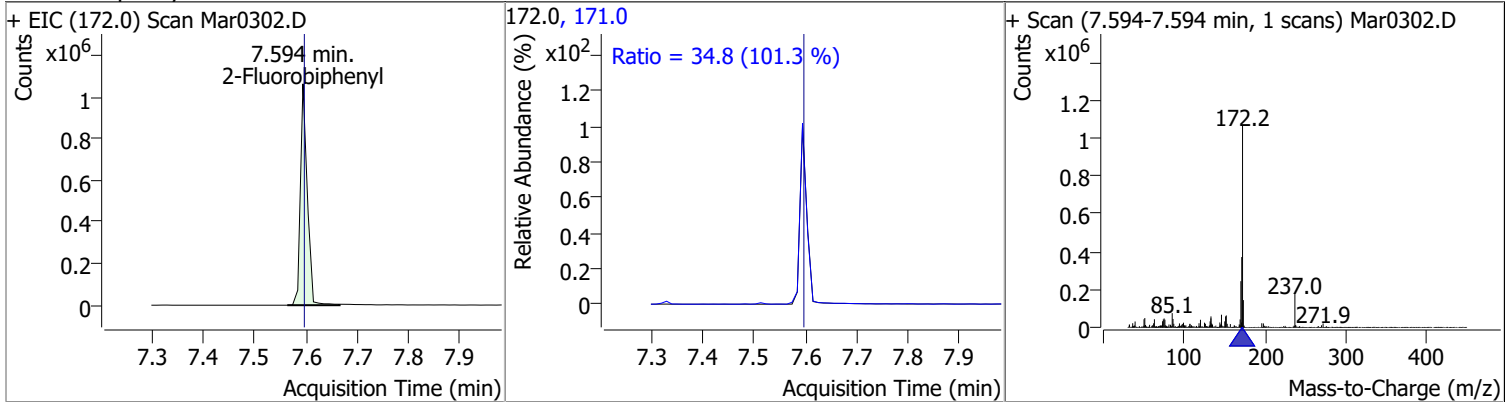
Compound	Conc.	RT	Dev(Min)	Resp.	QIon	QRatio	Lower	Upper
2,4,6-Trichlorophenol	74.2665	7.51	0.00	223280	198.0	97.6	64.8	120.4



Compound	Conc.	RT	Dev(Min)	Resp.	QIon	QRatio	Lower	Upper
2,4,5-Trichlorophenol	73.4740	7.57	0.00	247162	198.0	94.3	65.9	122.3

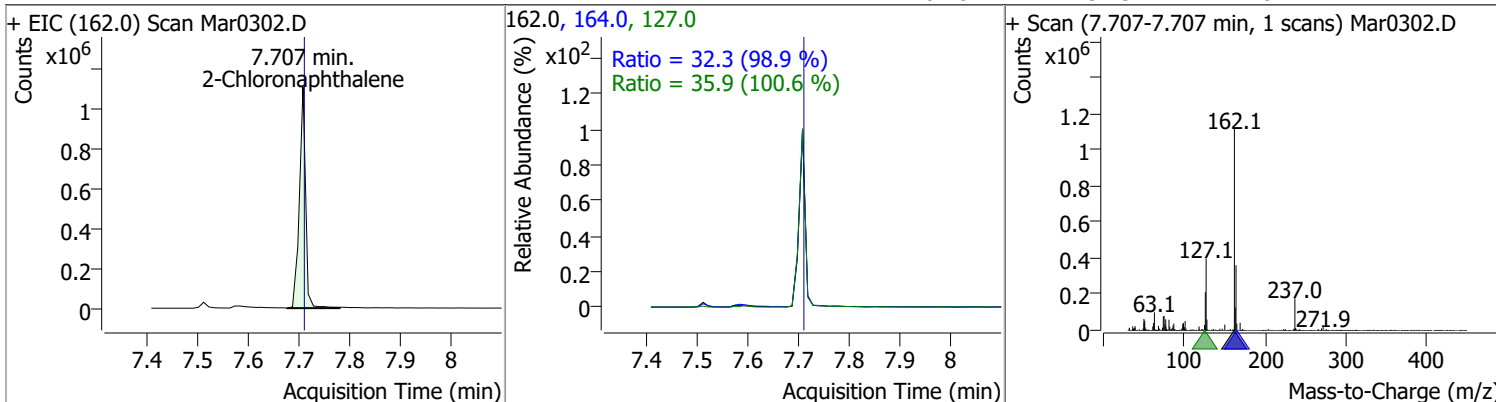


Compound	Conc.	RT	Dev(Min)	Resp.	QIon	QRatio	Lower	Upper
2-Fluorobiphenyl	81.6480	7.59	0.00	998406	171.0	34.8	24.1	44.7

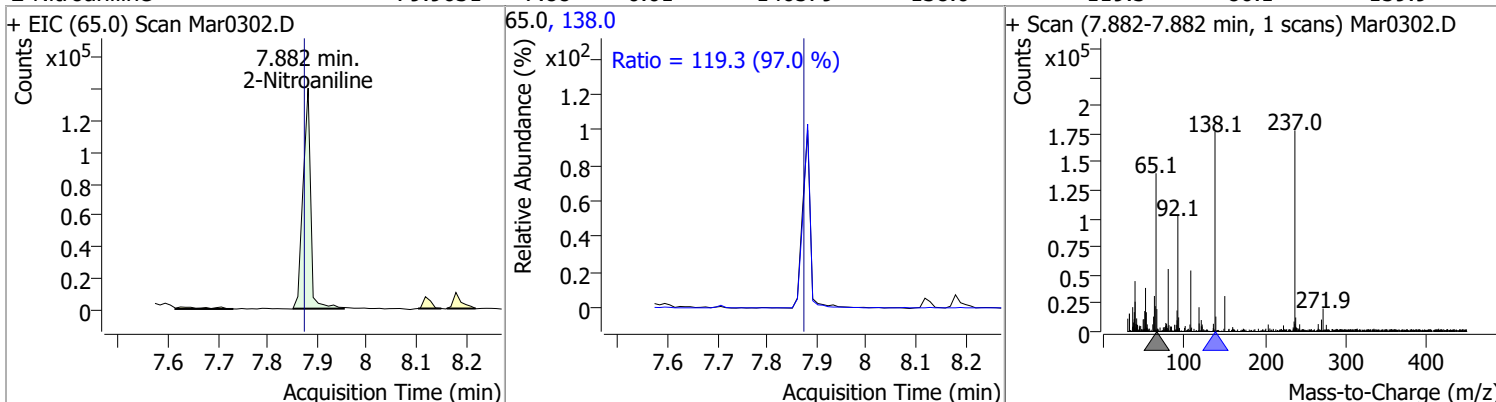


Quantitation Results Report (QT Reviewed)

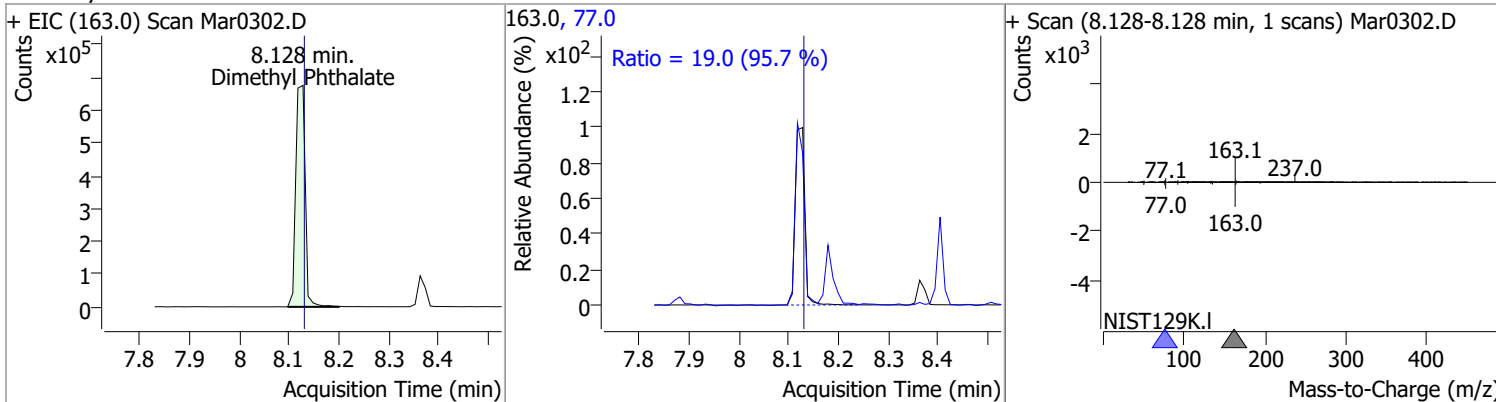
Compound	Conc.	RT	Dev(Min)	Resp.	QIon	QRatio	Lower	Upper
2-Chloronaphthalene	92.1464	7.71	0.00	946044	127.0	35.9	25.0	46.4
					164.0	32.3	22.8	42.4
								164.0



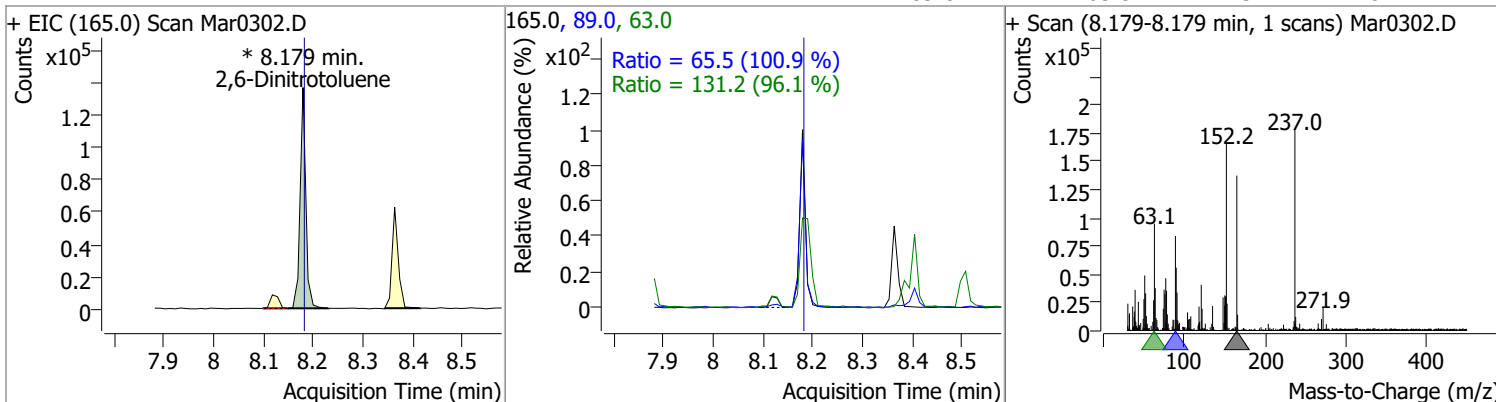
Compound	Conc.	RT	Dev(Min)	Resp.	QIon	QRatio	Lower	Upper
2-Nitroaniline	79.9631	7.88	0.01	146579	138.0	119.3	86.1	159.9



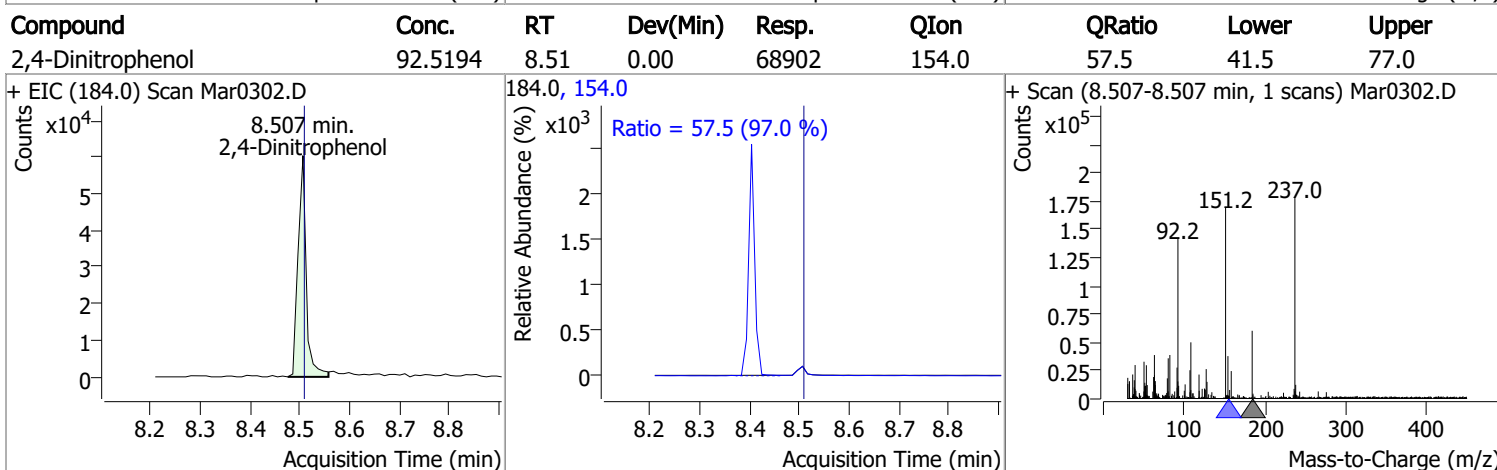
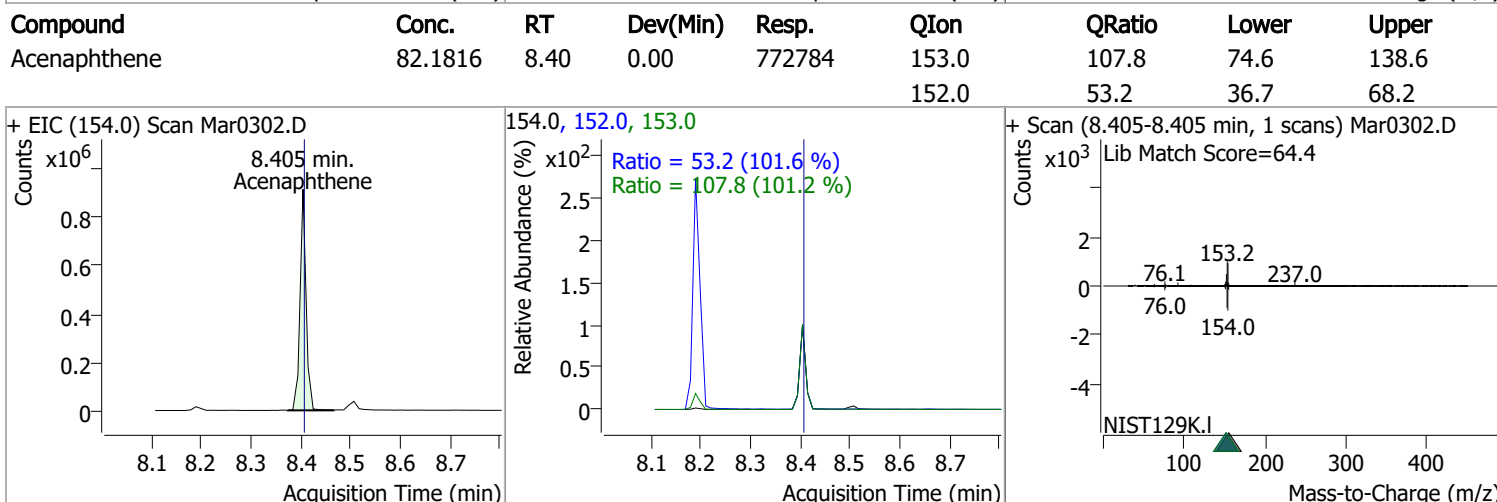
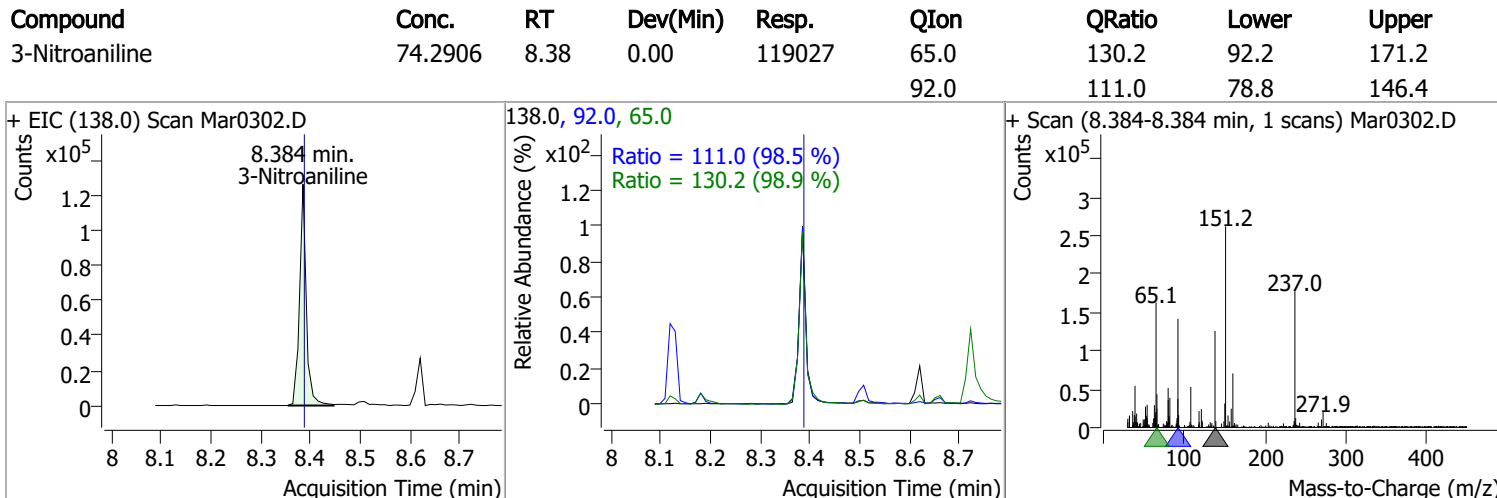
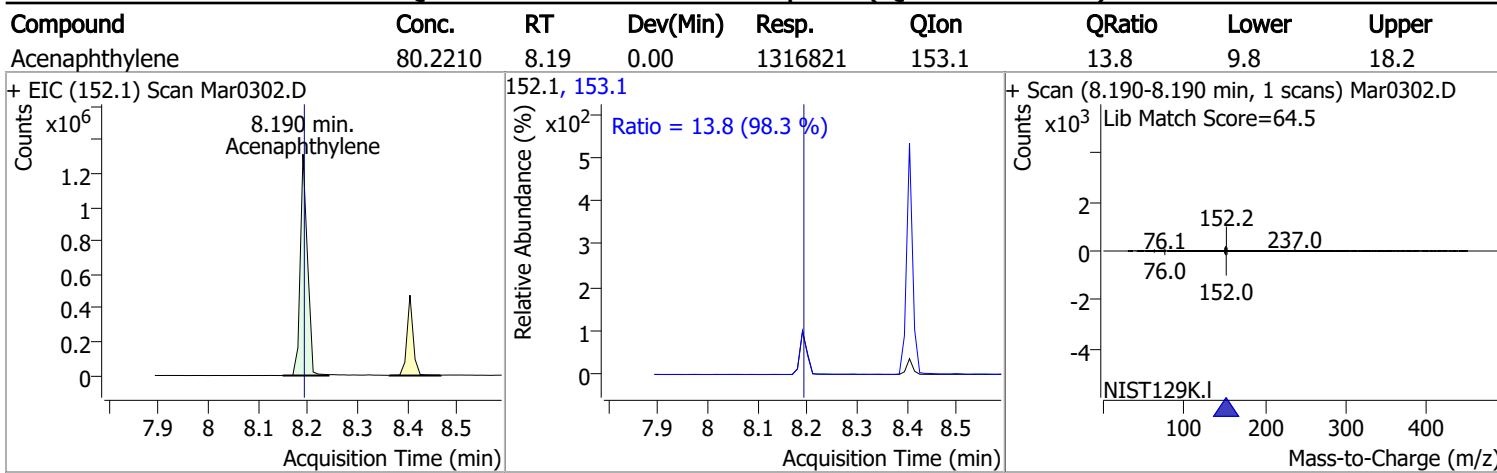
Compound	Conc.	RT	Dev(Min)	Resp.	QIon	QRatio	Lower	Upper
Dimethyl Phthalate	85.4861	8.13	0.00	887444	77.0	19.0	13.9	25.8



Compound	Conc.	RT	Dev(Min)	Resp.	QIon	QRatio	Lower	Upper
2,6-Dinitrotoluene	76.6648	8.18	0.00	108669 (m)	63.0	131.2	95.6	177.5
					89.0	65.5	45.4	84.4
								89.0

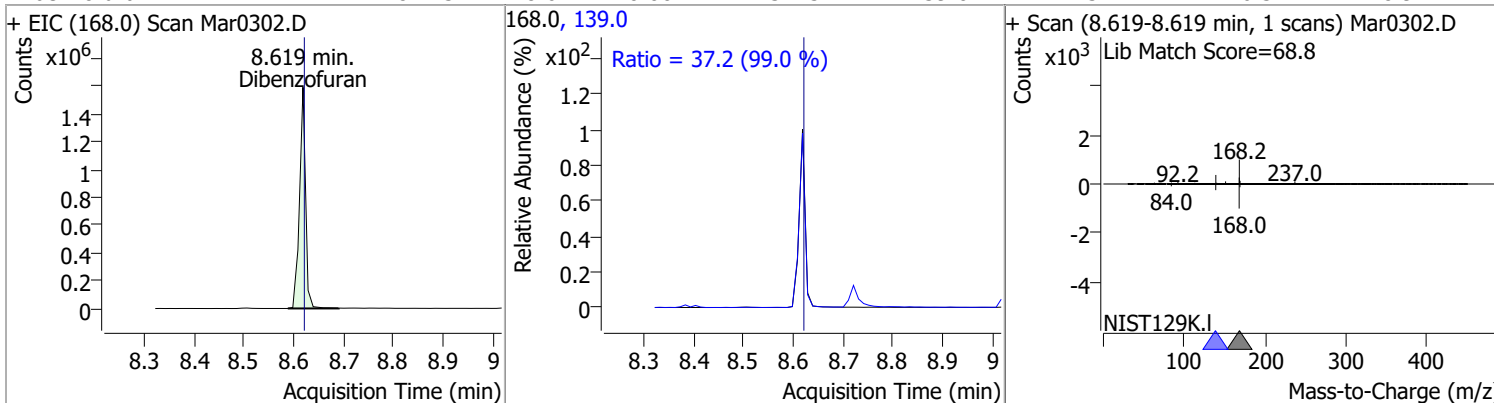


Quantitation Results Report (QT Reviewed)

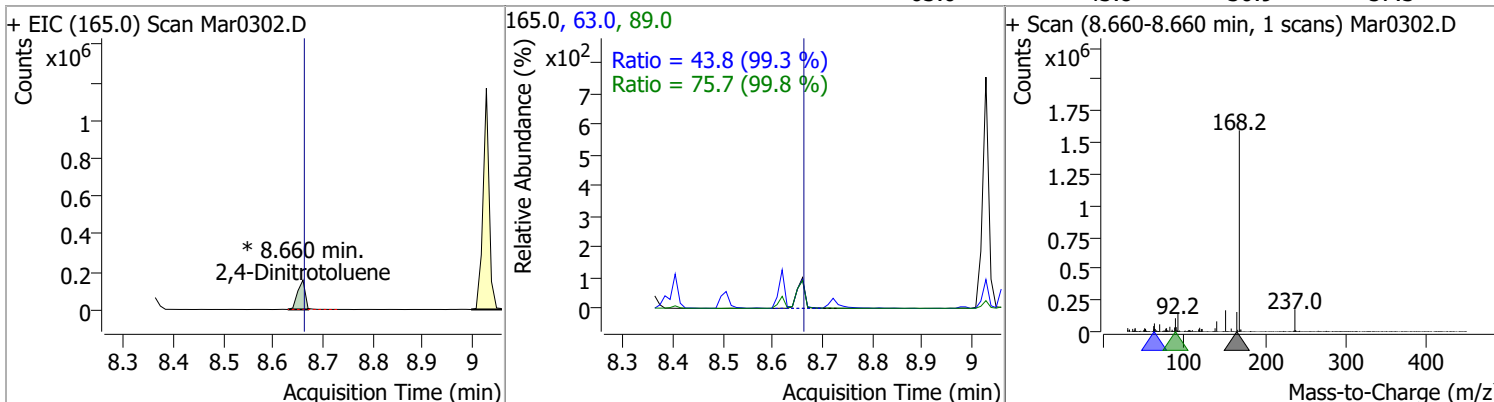


Quantitation Results Report (QT Reviewed)

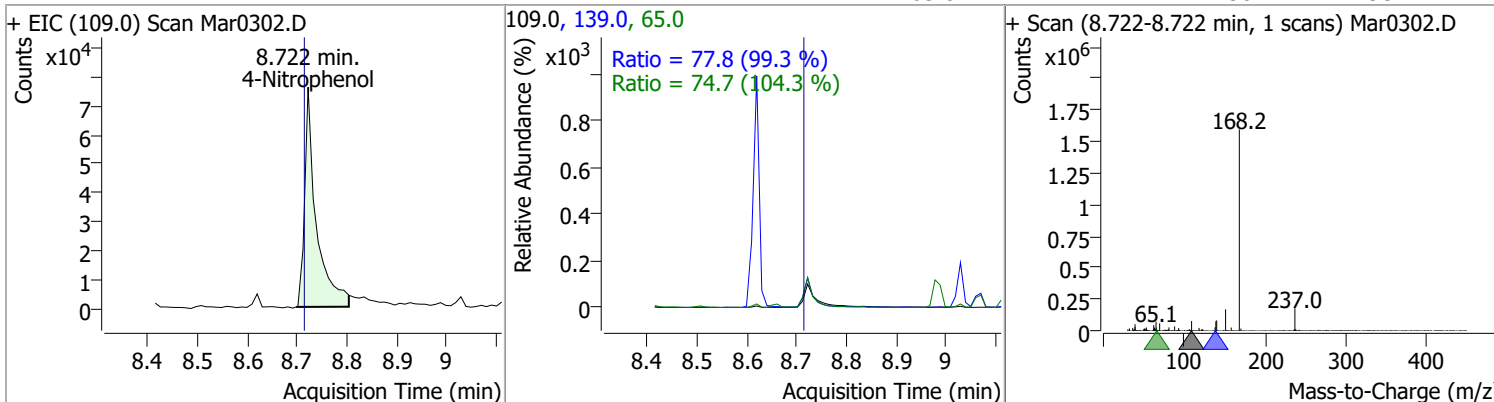
Compound	Conc.	RT	Dev(Min)	Resp.	QIon	QRatio	Lower	Upper
Dibenzofuran	87.7374	8.62	0.00	1341524	139.0	37.2	26.3	48.9



Compound	Conc.	RT	Dev(Min)	Resp.	QIon	QRatio	Lower	Upper
2,4-Dinitrotoluene	89.7227	8.66	0.00	161840 (m)	89.0	75.7	53.1	98.6
					63.0	43.8	30.9	57.3

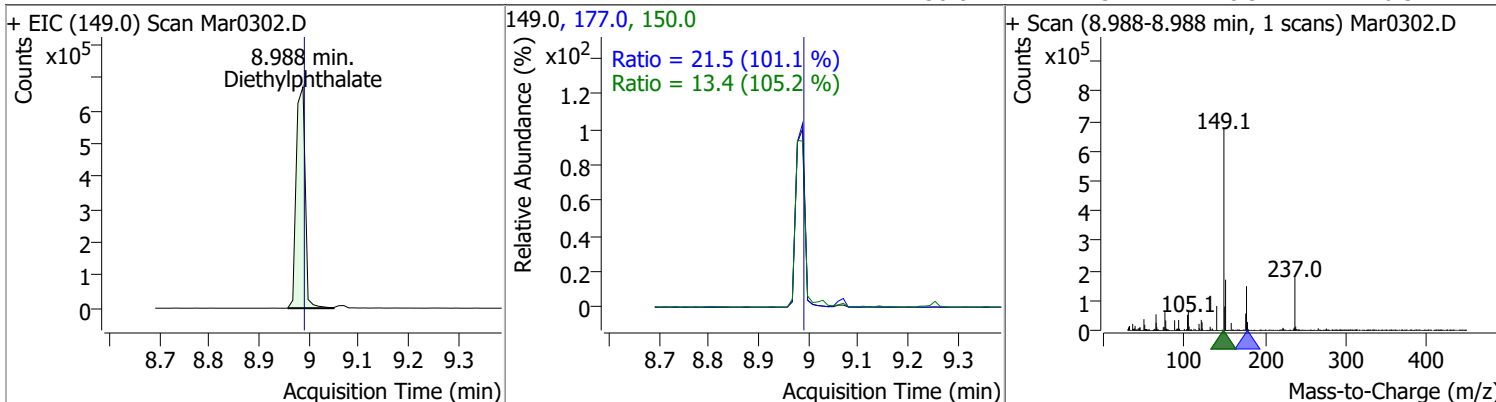


Compound	Conc.	RT	Dev(Min)	Resp.	QIon	QRatio	Lower	Upper
4-Nitrophenol	71.1677	8.72	0.01	122942	139.0	77.8	54.8	101.9
					65.0	74.7	50.1	93.1

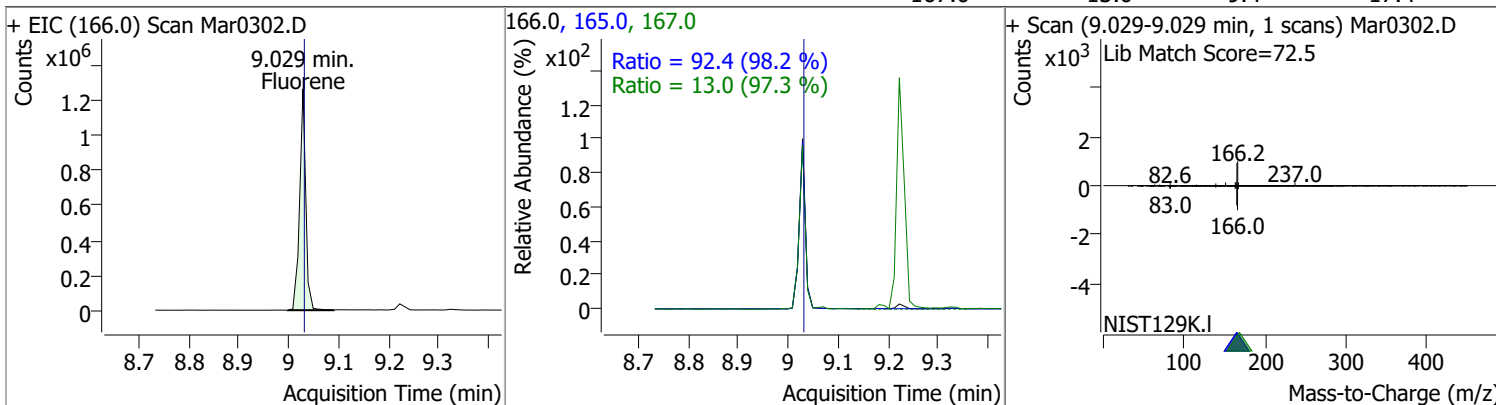


Quantitation Results Report (QT Reviewed)

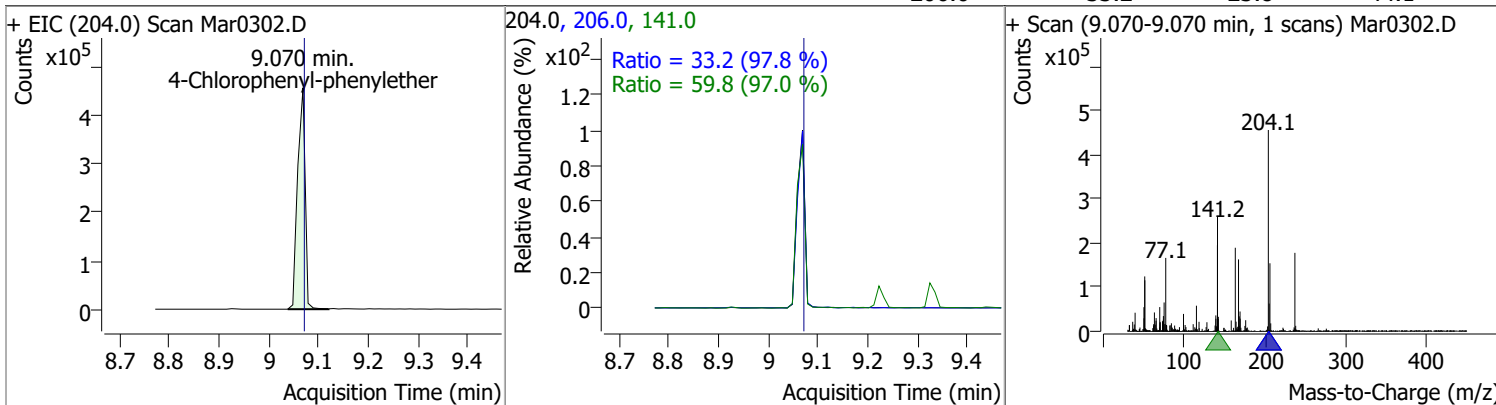
Compound	Conc.	RT	Dev(Min)	Resp.	QIon	QRatio	Lower	Upper
Diethylphthalate	78.6633	8.99	0.00	841993	177.0	21.5	14.9	27.7
					150.0	13.4	8.9	16.5



Compound	Conc.	RT	Dev(Min)	Resp.	QIon	QRatio	Lower	Upper
Fluorene	87.8275	9.03	0.00	1081269	165.0	92.4	65.9	122.3
					167.0	13.0	9.4	17.4

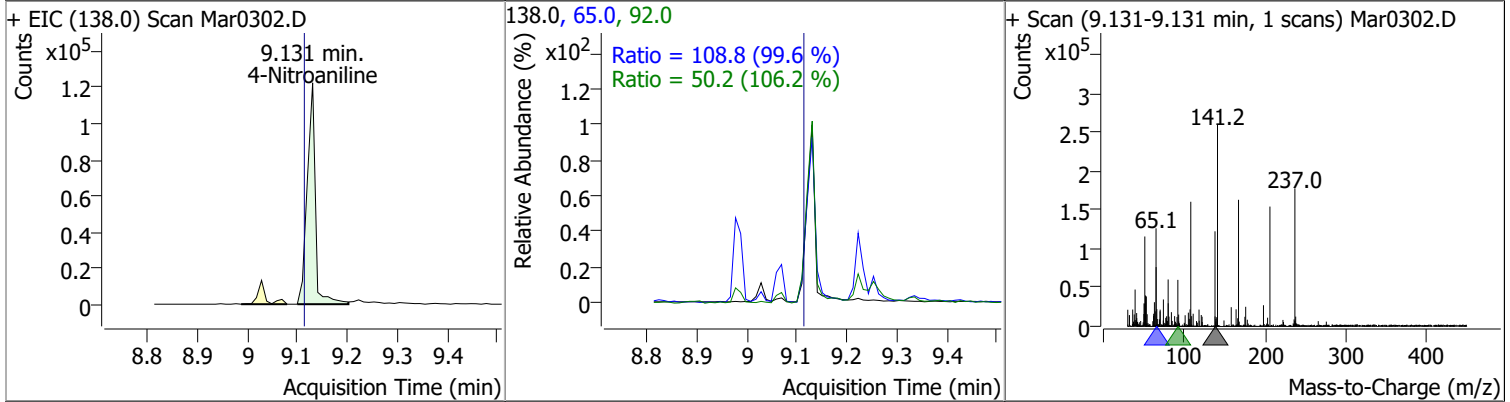


Compound	Conc.	RT	Dev(Min)	Resp.	QIon	QRatio	Lower	Upper
4-Chlorophenyl-phenylether	85.9789	9.07	0.00	480161	141.0	59.8	43.2	80.2
					206.0	33.2	23.8	44.1

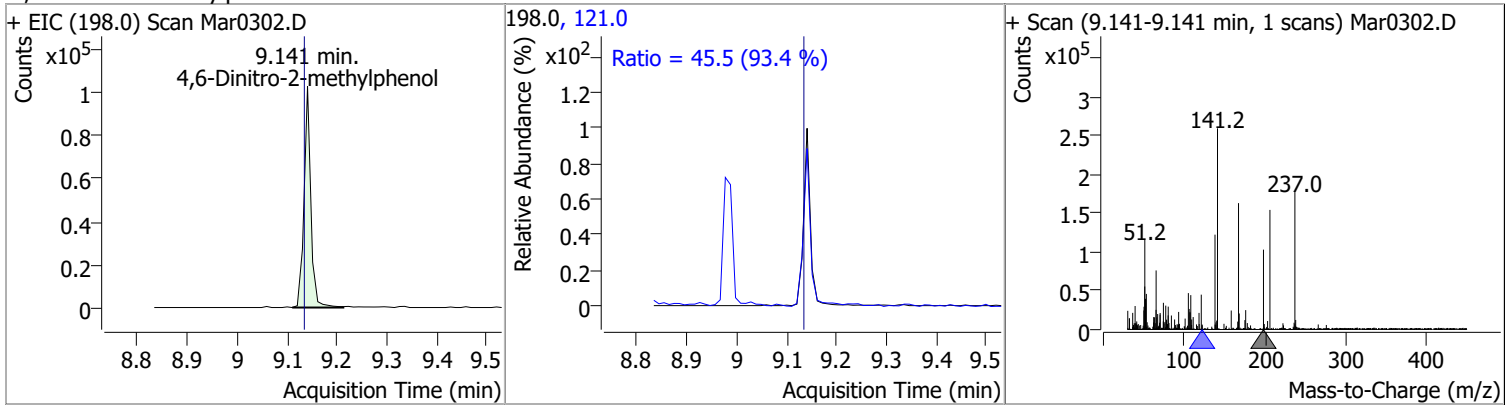


Quantitation Results Report (QT Reviewed)

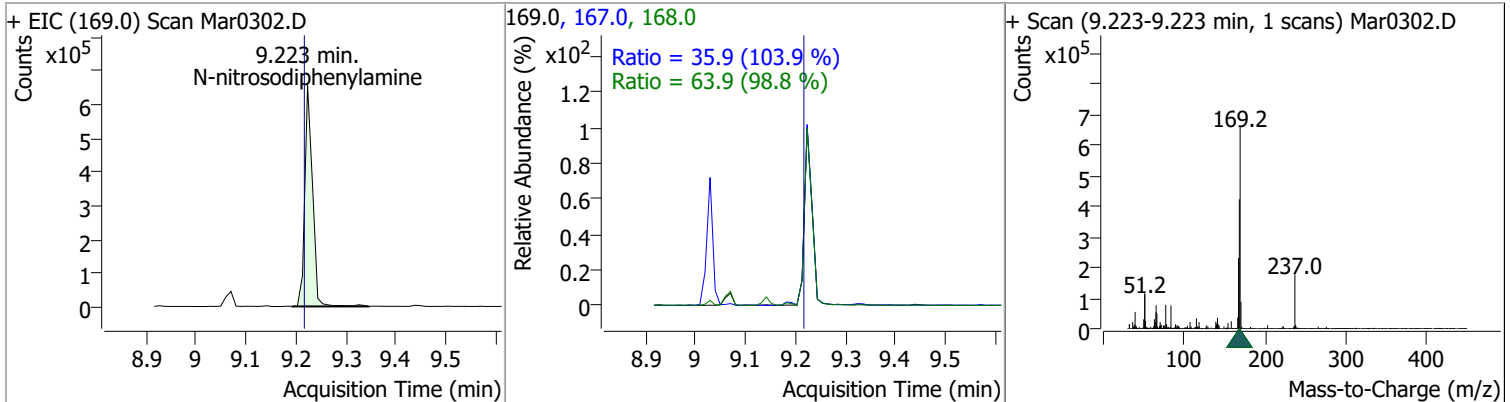
Compound	Conc.	RT	Dev(Min)	Resp.	QIon	QRatio	Lower	Upper
4-Nitroaniline	73.5345	9.13	0.01	139859	65.0	108.8	76.4	142.0
					92.0	50.2	33.1	61.4



Compound	Conc.	RT	Dev(Min)	Resp.	QIon	QRatio	Lower	Upper
4,6-Dinitro-2-methylphenol	83.1540	9.14	0.00	97735	121.0	45.5	34.1	63.3

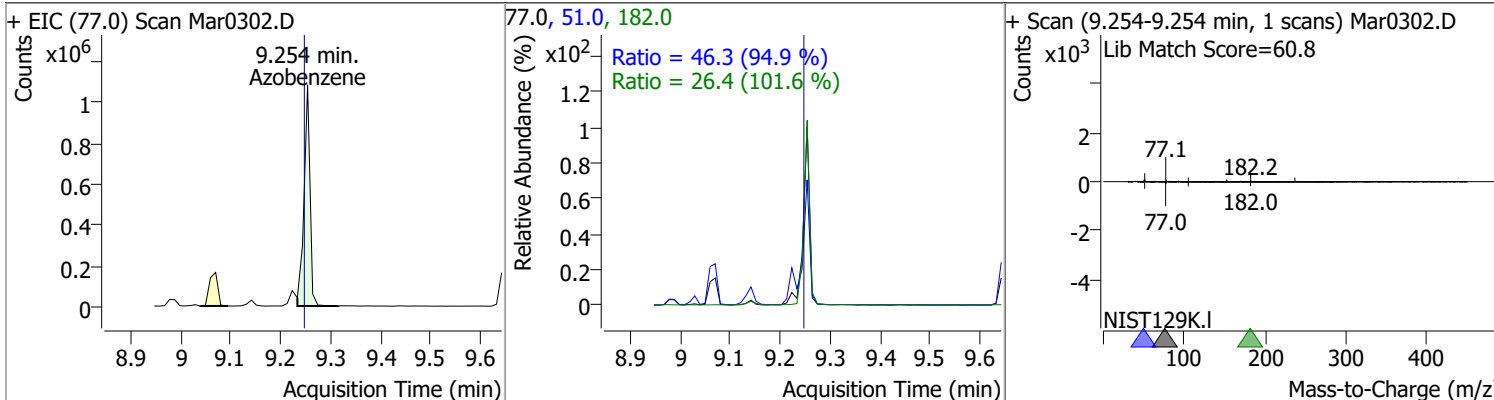


Compound	Conc.	RT	Dev(Min)	Resp.	QIon	QRatio	Lower	Upper
N-nitrosodiphenylamine	78.8906	9.22	0.00	710822	168.0	63.9	45.2	84.0
					167.0	35.9	24.2	44.9

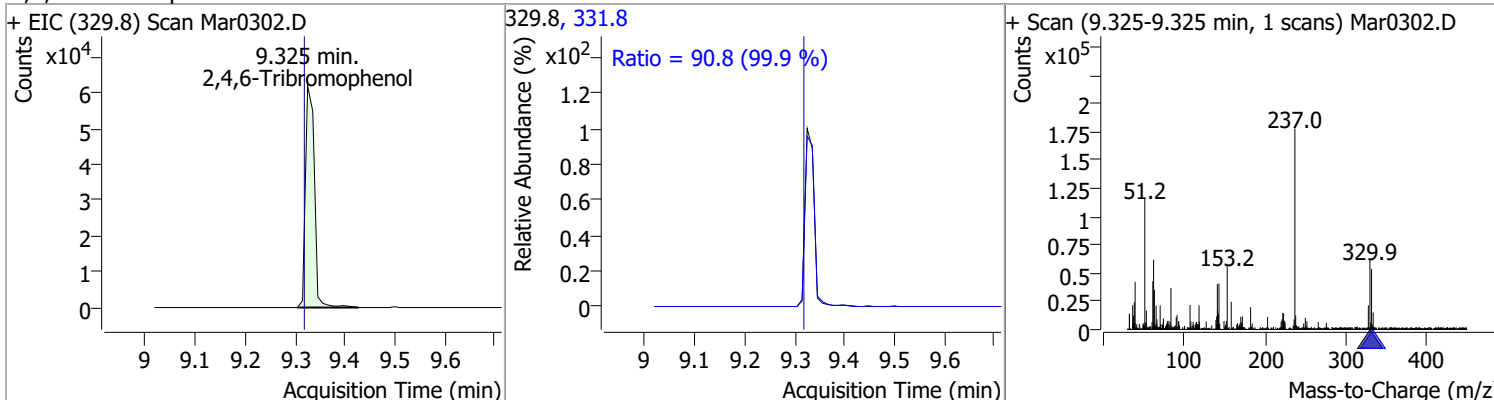


Quantitation Results Report (QT Reviewed)

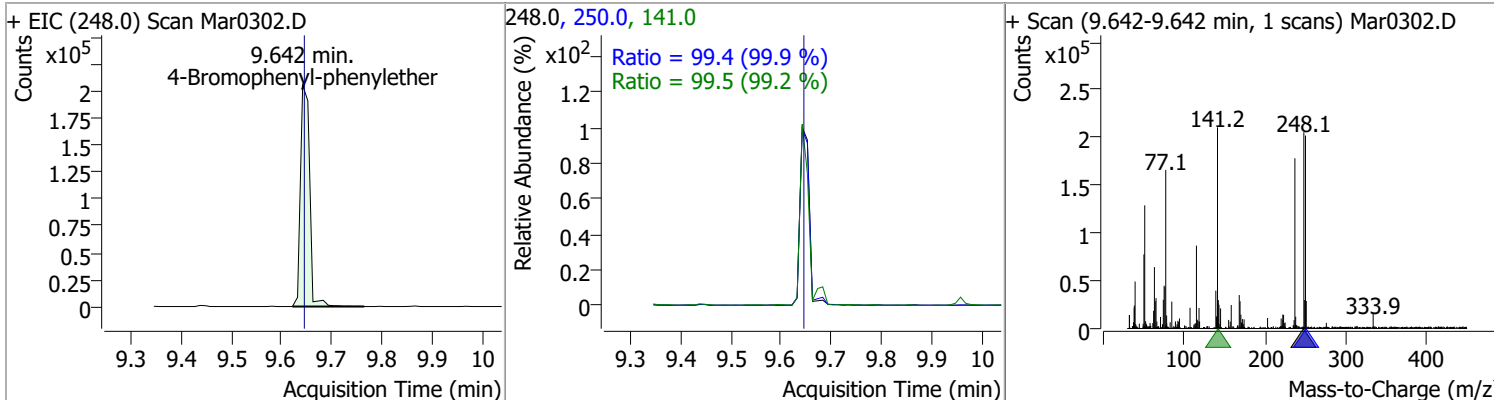
Compound	Conc.	RT	Dev(Min)	Resp.	QIon	QRatio	Lower	Upper
Azobenzene	76.1111	9.25	0.00	903250	51.0	46.3	34.2	63.5
					182.0	26.4	18.2	33.8



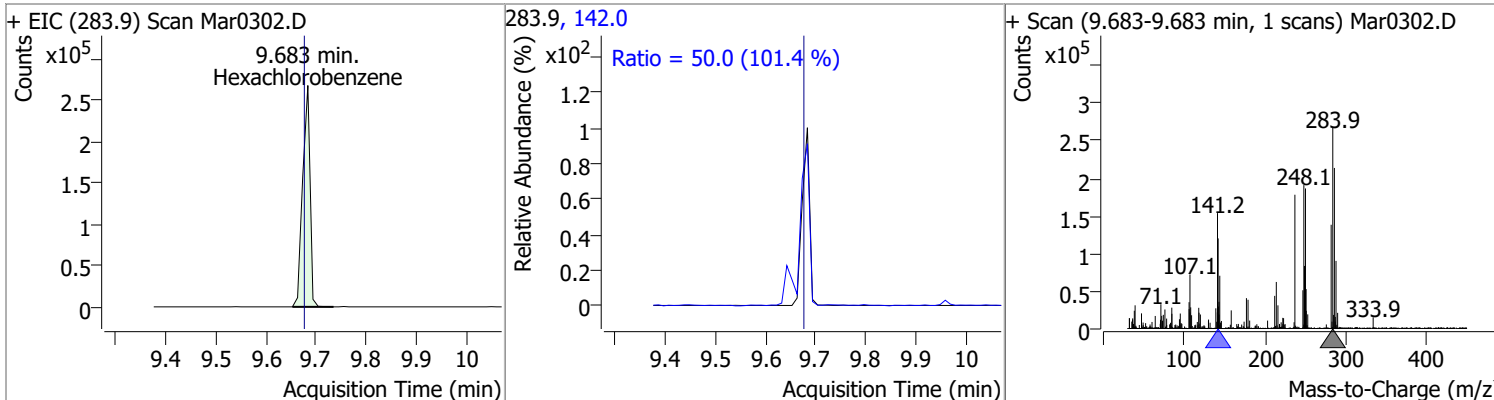
Compound	Conc.	RT	Dev(Min)	Resp.	QIon	QRatio	Lower	Upper
2,4,6-Tribromophenol	71.7115	9.33	0.00	77036	331.8	90.8	63.6	118.2



Compound	Conc.	RT	Dev(Min)	Resp.	QIon	QRatio	Lower	Upper
4-Bromophenyl-phenylether	76.8592	9.64	-0.01	260629	141.0	99.5	70.3	130.5
					250.0	99.4	69.6	129.3

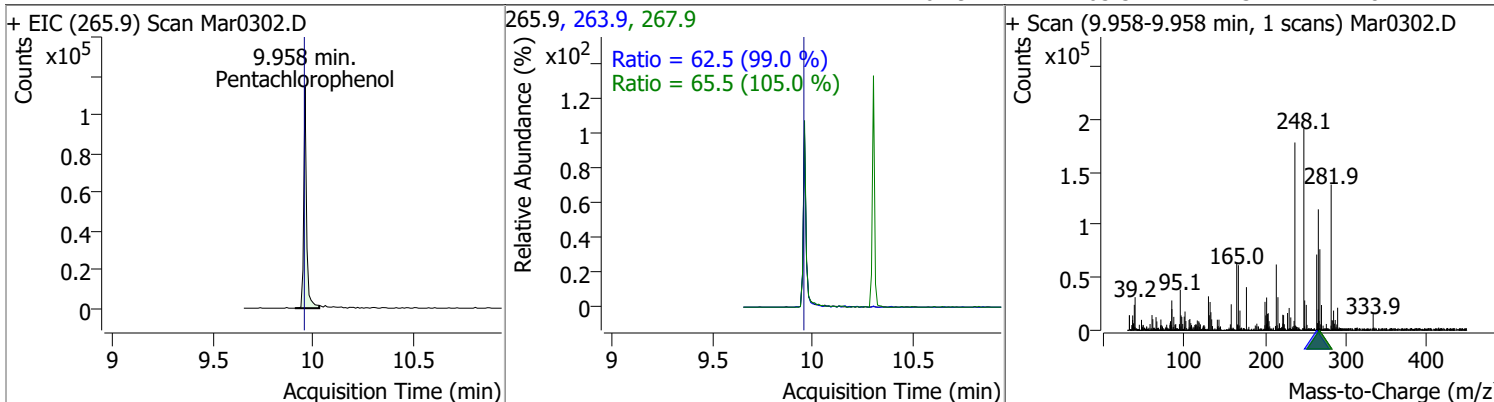


Compound	Conc.	RT	Dev(Min)	Resp.	QIon	QRatio	Lower	Upper
Hexachlorobenzene	78.8084	9.68	0.00	273556	142.0	50.0	34.5	64.1

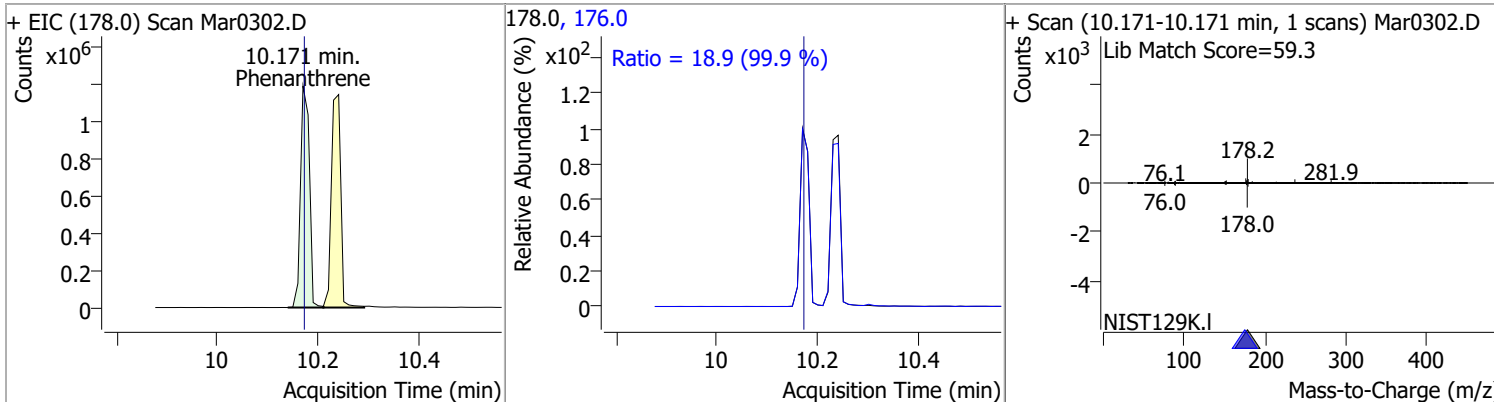


Quantitation Results Report (QT Reviewed)

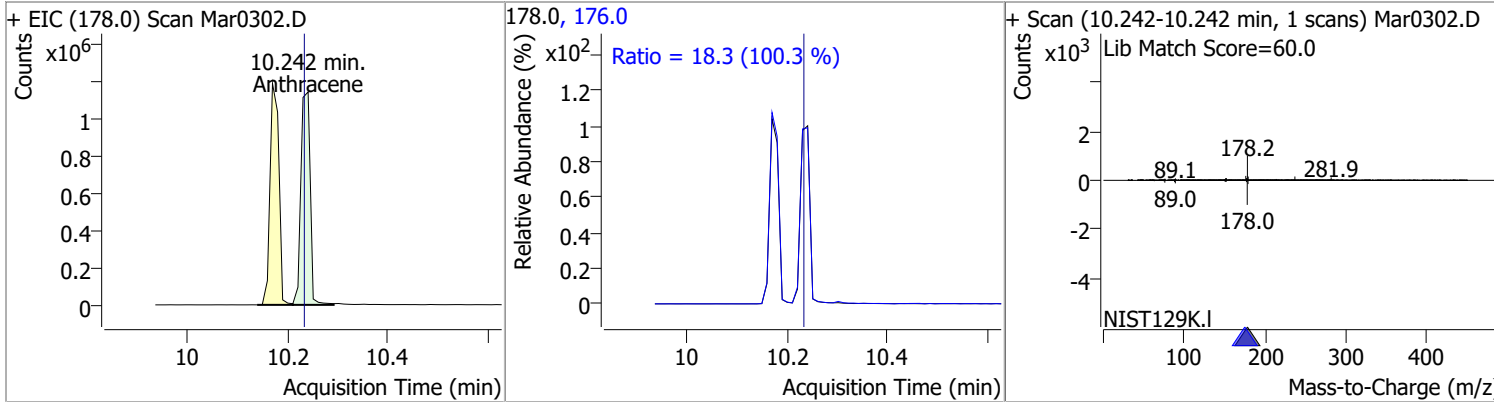
Compound	Conc.	RT	Dev(Min)	Resp.	QIon	QRatio	Lower	Upper
Pentachlorophenol	71.3684	9.96	0.00	112073	263.9	62.5	44.2	82.0
					267.9	65.5	43.7	81.1



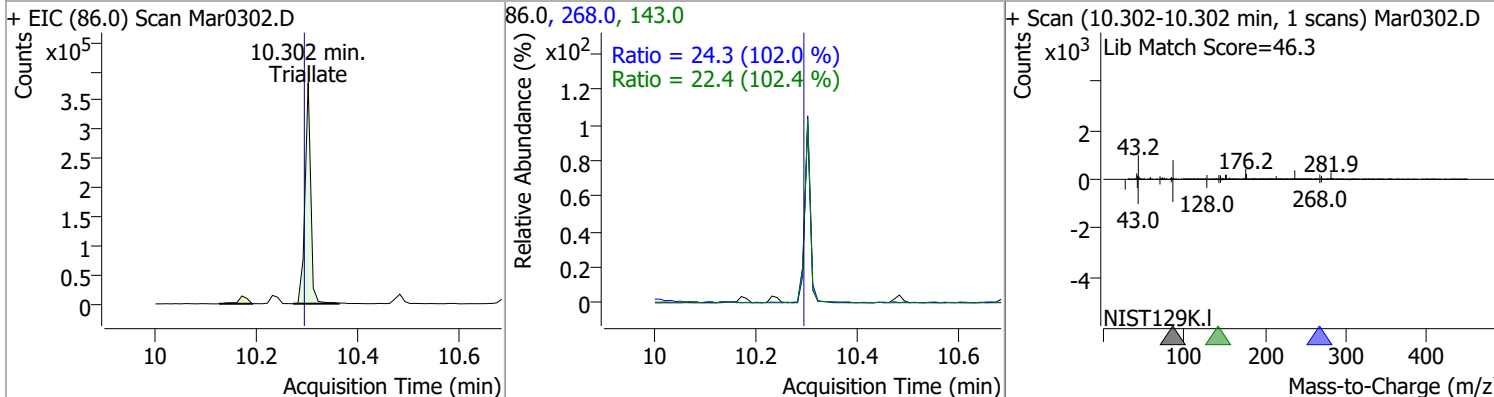
Compound	Conc.	RT	Dev(Min)	Resp.	QIon	QRatio	Lower	Upper
Phenanthrene	77.1533	10.17	-0.01	1449921	176.0	18.9	13.3	24.6



Compound	Conc.	RT	Dev(Min)	Resp.	QIon	QRatio	Lower	Upper
Anthracene	82.9038	10.24	0.00	1466260	176.0	18.3	12.8	23.7

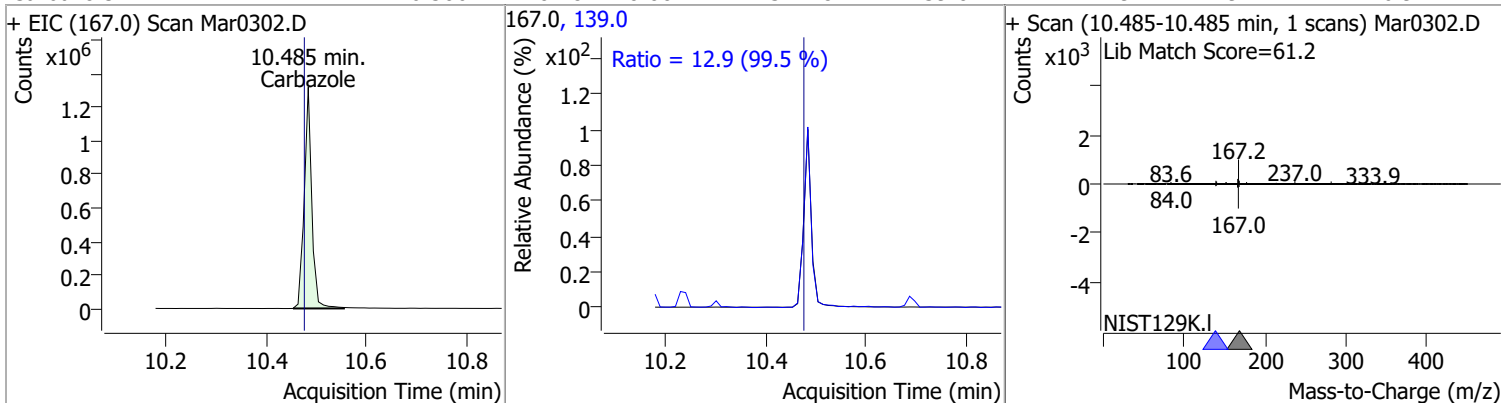


Compound	Conc.	RT	Dev(Min)	Resp.	QIon	QRatio	Lower	Upper
Triallate	72.2173	10.30	0.00	300313	268.0	24.3	16.7	31.0
					143.0	22.4	15.3	28.4

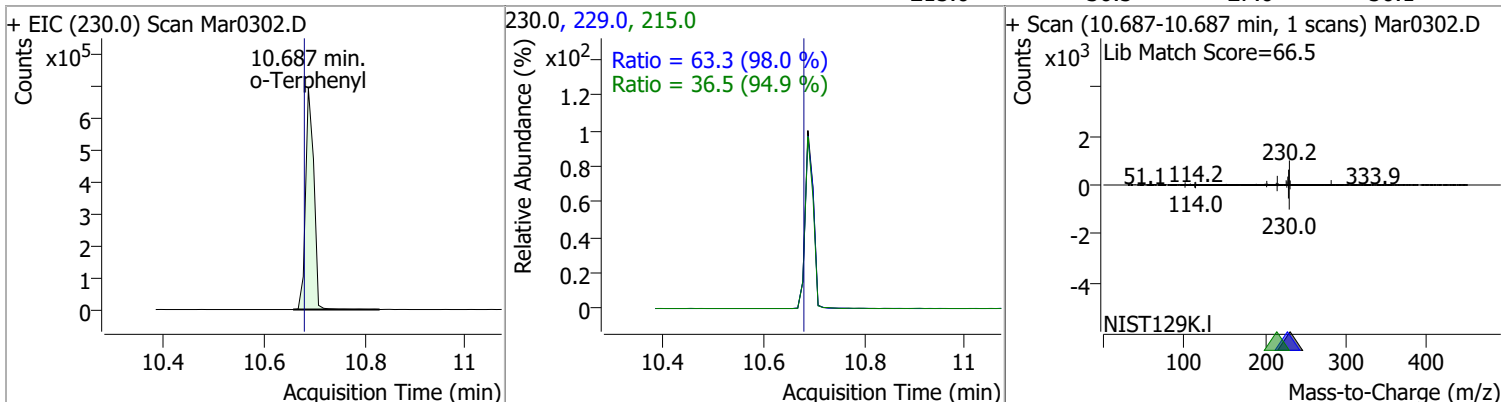


Quantitation Results Report (QT Reviewed)

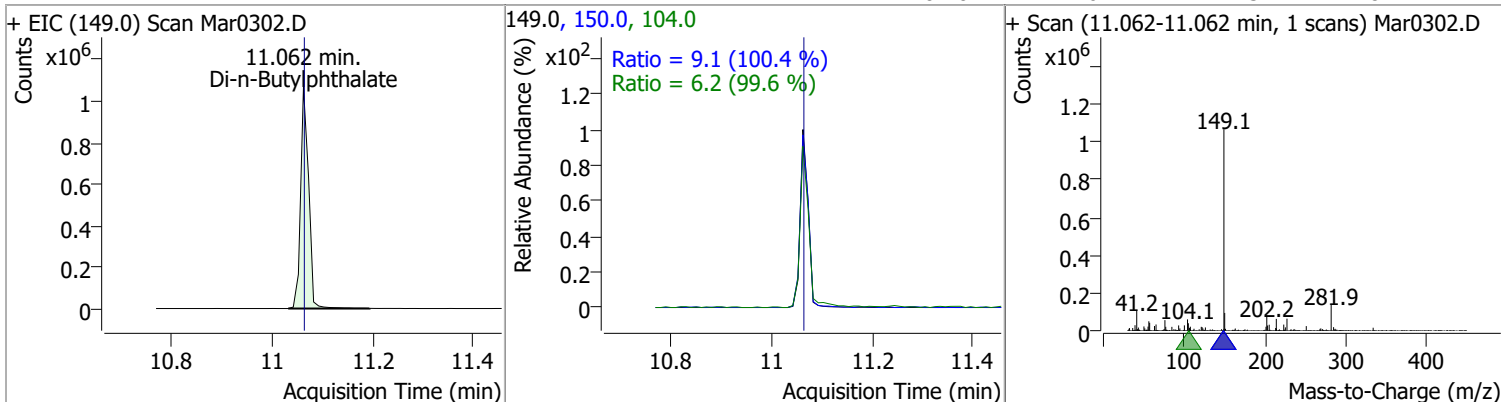
Compound	Conc.	RT	Dev(Min)	Resp.	QIon	QRatio	Lower	Upper
Carbazole	76.5062	10.48	0.00	1372181	139.0	12.9	9.1	16.9



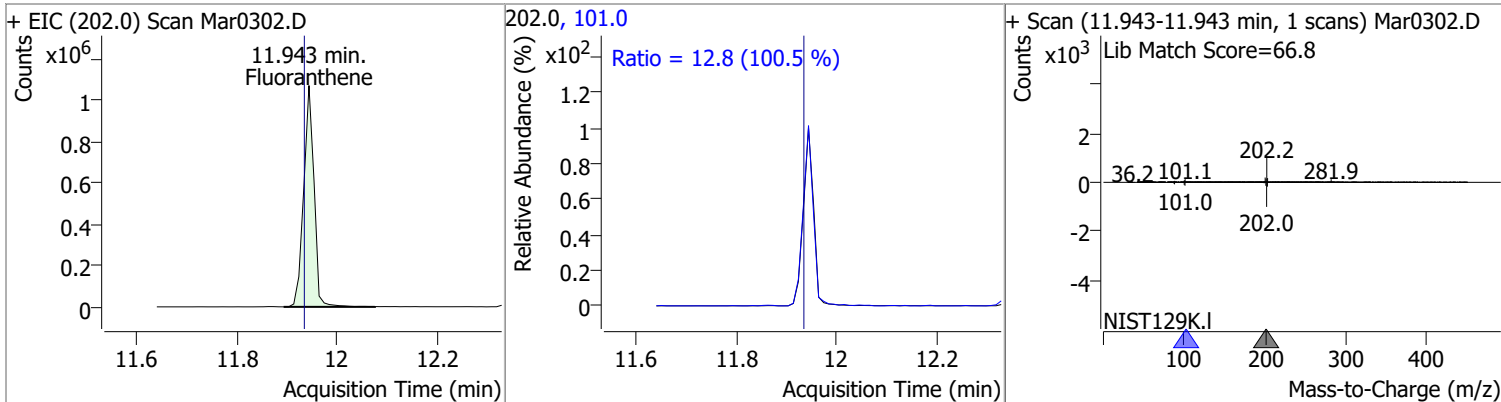
o-Terphenyl	78.9161	10.69	0.00	785355	229.0 215.0	63.3 36.5	45.3 27.0	84.0 50.1
-------------	---------	-------	------	--------	----------------	--------------	--------------	--------------



Di-n-Butylphthalate	71.4024	11.06	-0.01	1185169	150.0 104.0	9.1 6.2	6.4 4.3	11.8 8.1
---------------------	---------	-------	-------	---------	----------------	------------	------------	-------------

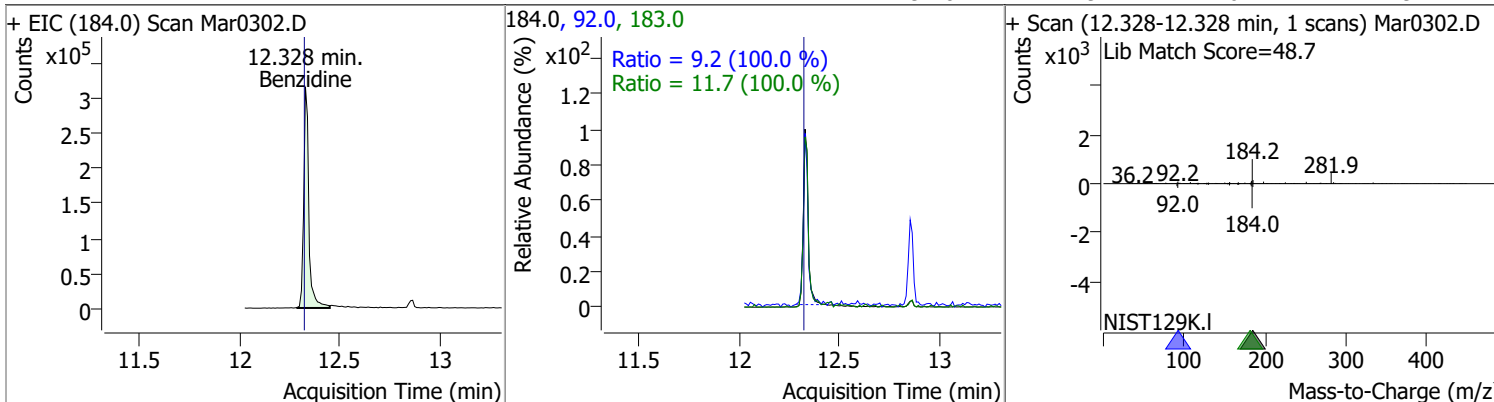


Fluoranthene	82.0180	11.94	0.00	1540705	101.0	12.8	8.9	16.6
--------------	---------	-------	------	---------	-------	------	-----	------

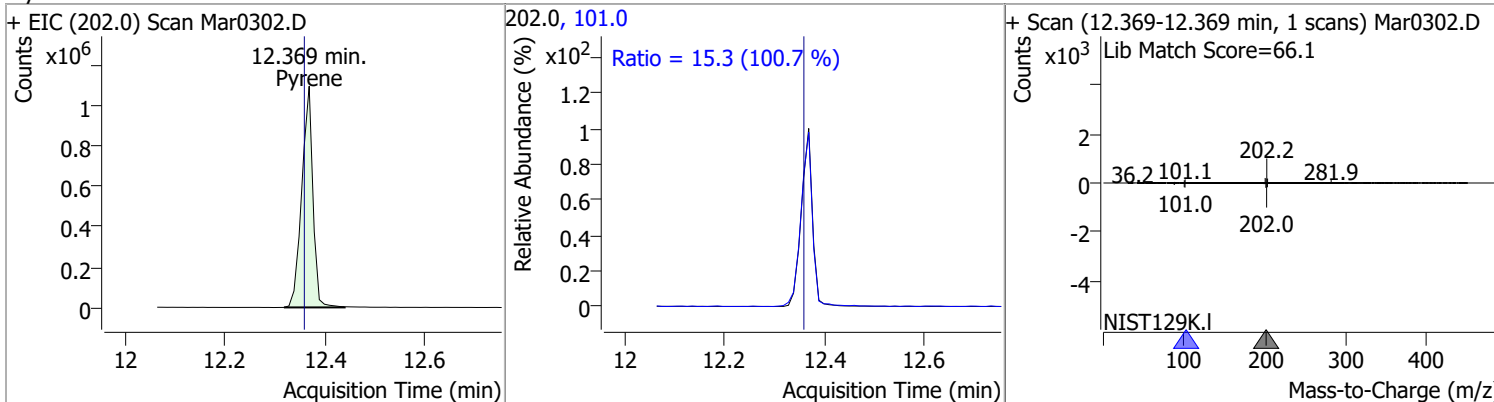


Quantitation Results Report (QT Reviewed)

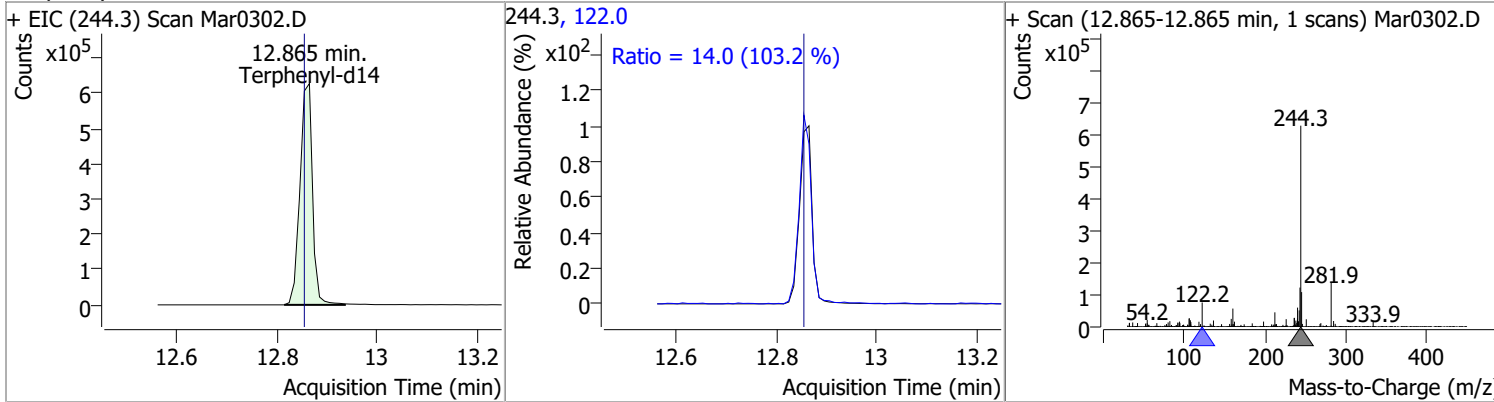
Compound	Conc.	RT	Dev(Min)	Resp.	QIon	QRatio	Lower	Upper
Benzidine	85.8967	12.33	0.00	562488	183.0	11.7	8.2	15.3
					92.0	9.2	6.4	11.9



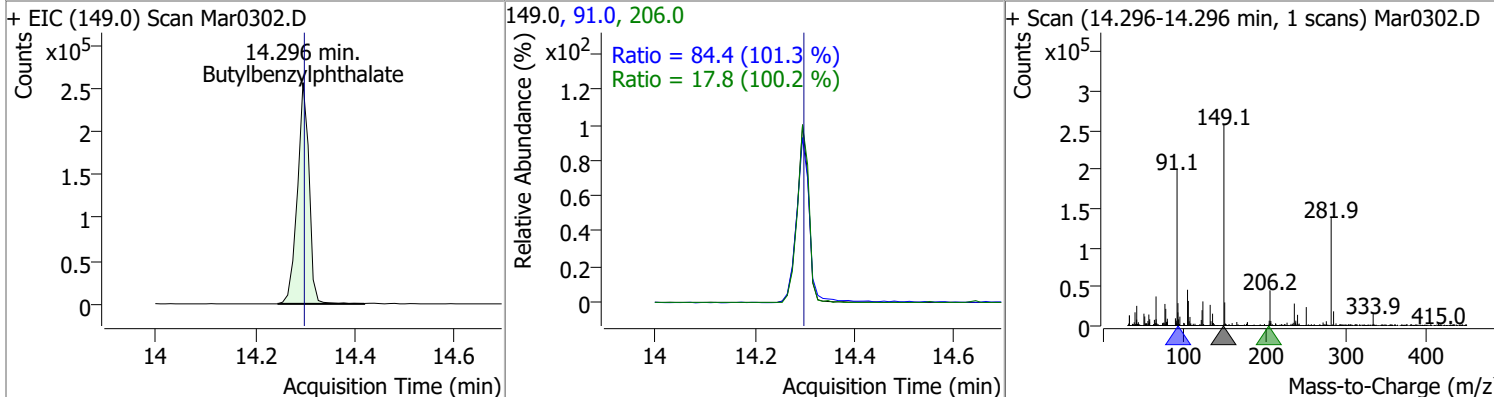
Compound	Conc.	RT	Dev(Min)	Resp.	QIon	QRatio	Lower	Upper
Pyrene	82.4485	12.37	0.00	1688815	101.0	15.3	10.6	19.7



Compound	Conc.	RT	Dev(Min)	Resp.	QIon	QRatio	Lower	Upper
Terphenyl-d14	79.2732	12.86	0.00	1093069	122.0	14.0	9.5	17.6

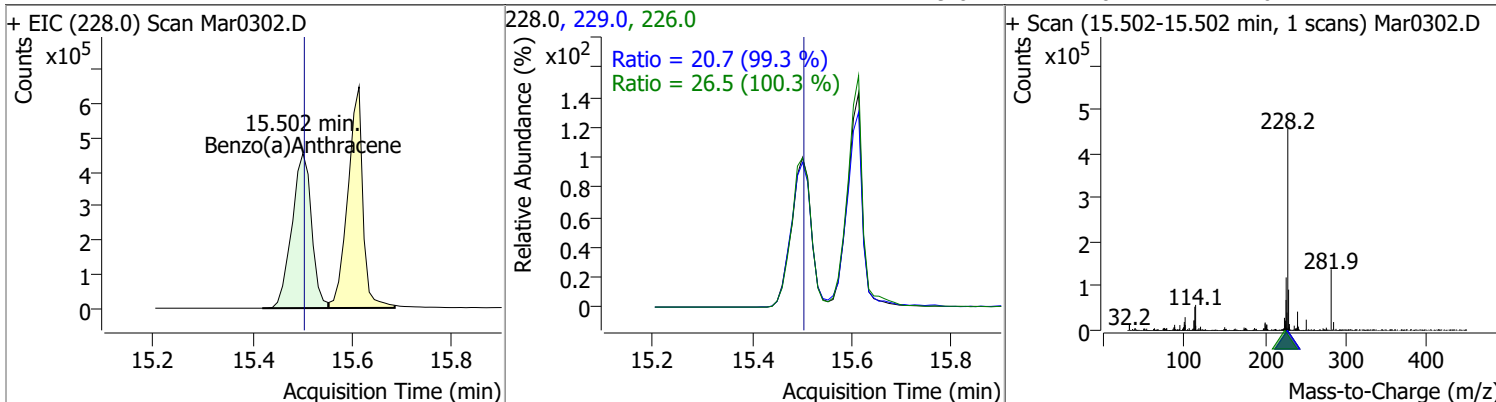


Compound	Conc.	RT	Dev(Min)	Resp.	QIon	QRatio	Lower	Upper
Butylbenzylphthalate	75.5034	14.30	0.00	417107	91.0	84.4	58.3	108.4
					206.0	17.8	12.4	23.1

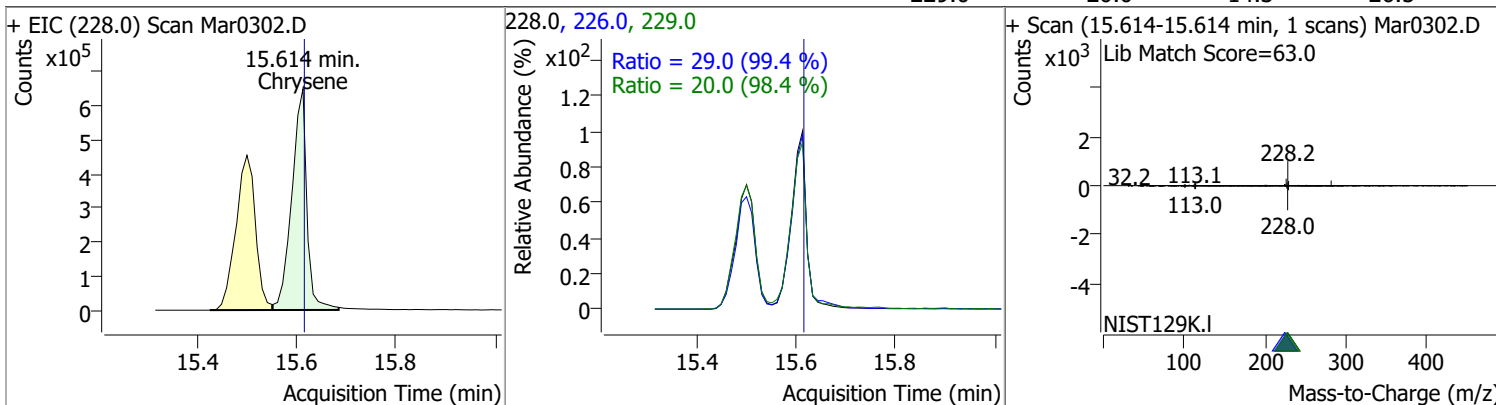


Quantitation Results Report (QT Reviewed)

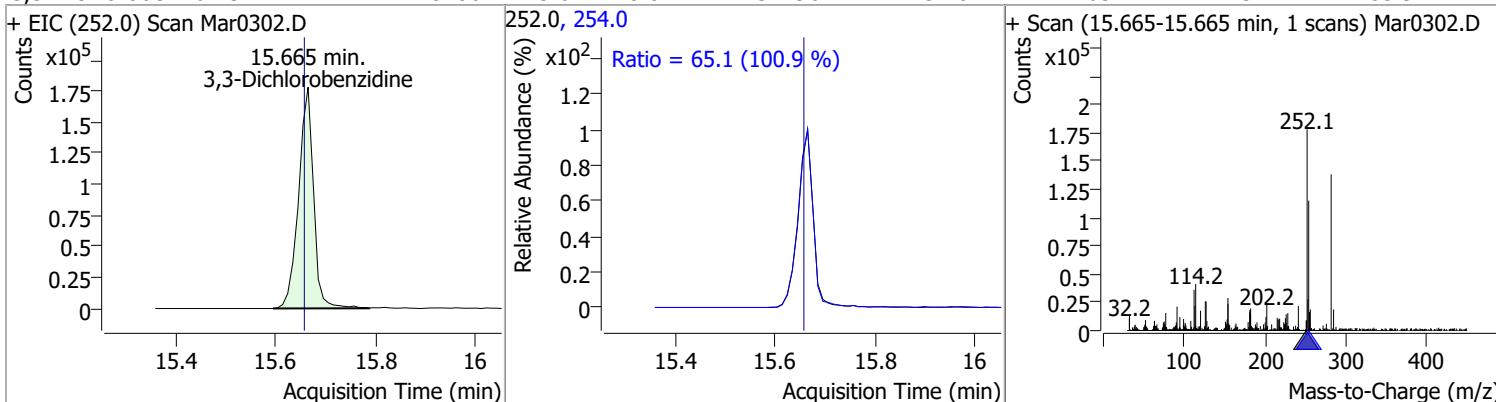
Compound	Conc.	RT	Dev(Min)	Resp.	QIon	QRatio	Lower	Upper
Benzo(a)Anthracene	83.8531	15.50	0.00	1242632	226.0	26.5	18.5	34.3
					229.0	20.7	14.6	27.2



Compound	Conc.	RT	Dev(Min)	Resp.	QIon	QRatio	Lower	Upper
Chrysene	82.3075	15.61	0.00	1363829	226.0	29.0	20.4	37.9
					229.0	20.0	14.3	26.5

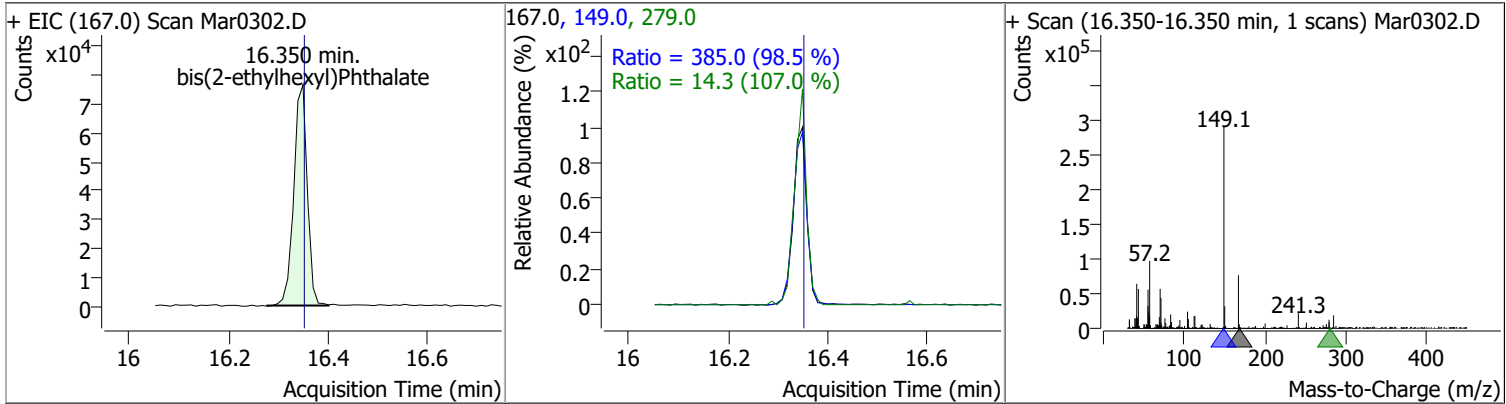


Compound	Conc.	RT	Dev(Min)	Resp.	QIon	QRatio	Lower	Upper
3,3-Dichlorobenzidine	71.8206	15.67	0.01	371964	254.0	65.1	45.2	83.9

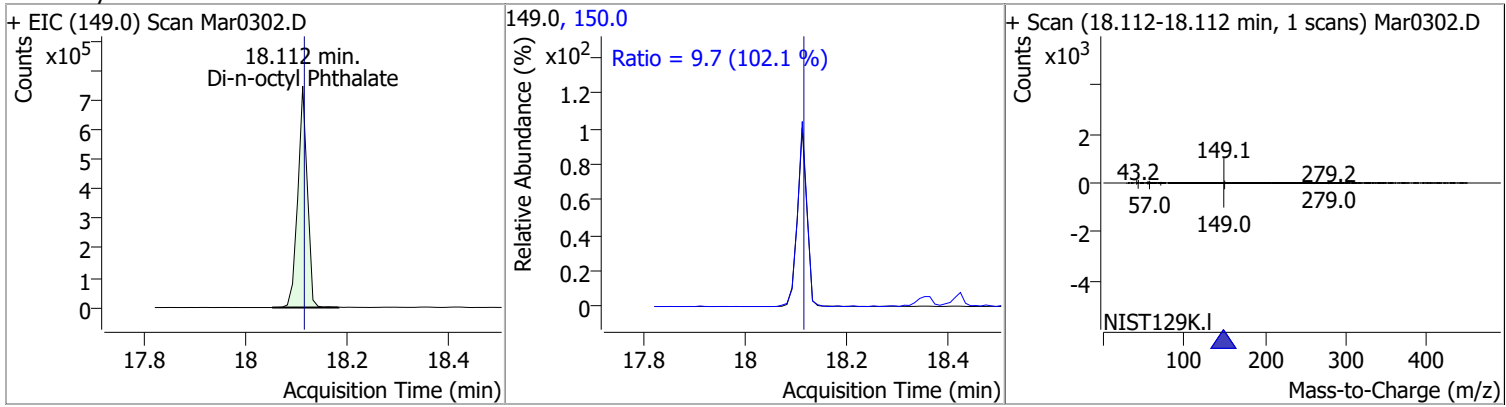


Quantitation Results Report (QT Reviewed)

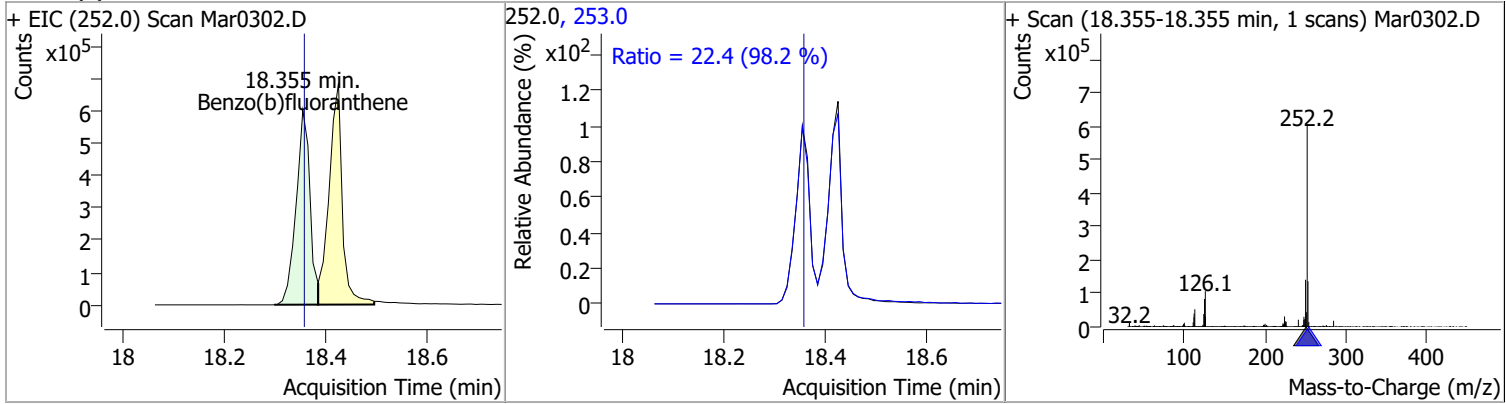
Compound	Conc.	RT	Dev(Min)	Resp.	QIon	QRatio	Lower	Upper
bis(2-ethylhexyl)Phthalate	75.5665	16.35	0.00	143487	149.0	385.0	273.7	508.3
					279.0	14.3	9.4	17.4



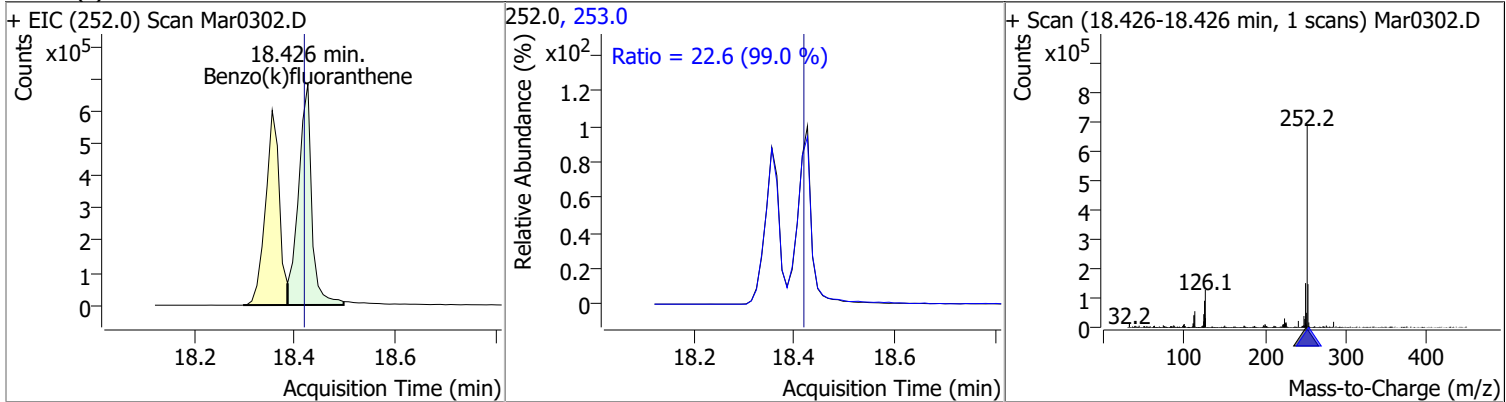
Compound	Conc.	RT	Dev(Min)	Resp.	QIon	QRatio	Lower	Upper
Di-n-octyl Phthalate	66.2367	18.11	-0.01	976969	150.0	9.7	6.6	12.3



Compound	Conc.	RT	Dev(Min)	Resp.	QIon	QRatio	Lower	Upper
Benzo(b)fluoranthene	67.0148	18.36	-0.01	1140667	253.0	22.4	16.0	29.7

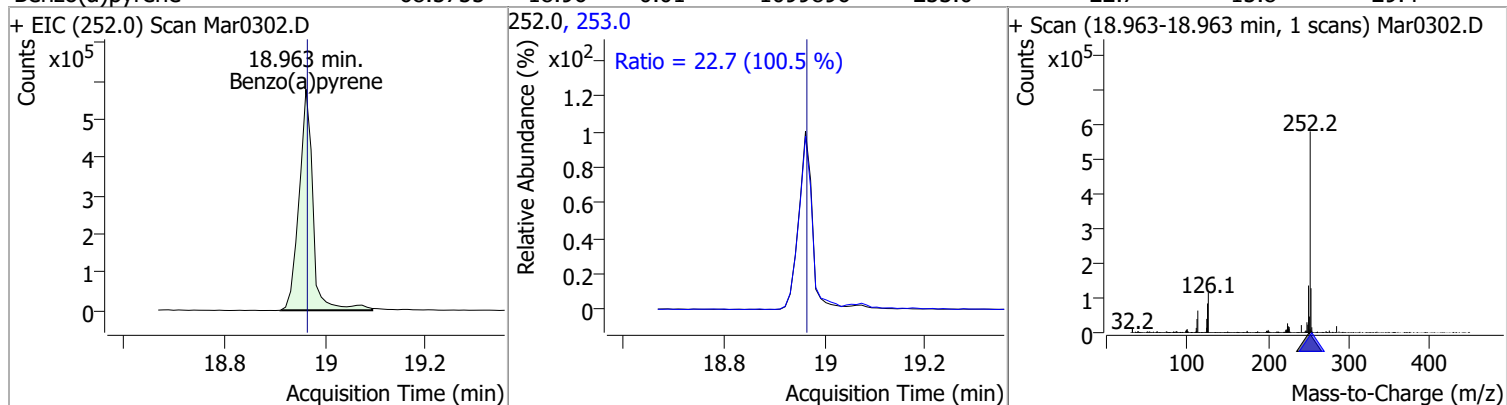


Compound	Conc.	RT	Dev(Min)	Resp.	QIon	QRatio	Lower	Upper
Benzo(k)fluoranthene	70.3000	18.43	0.00	1252503	253.0	22.6	16.0	29.7

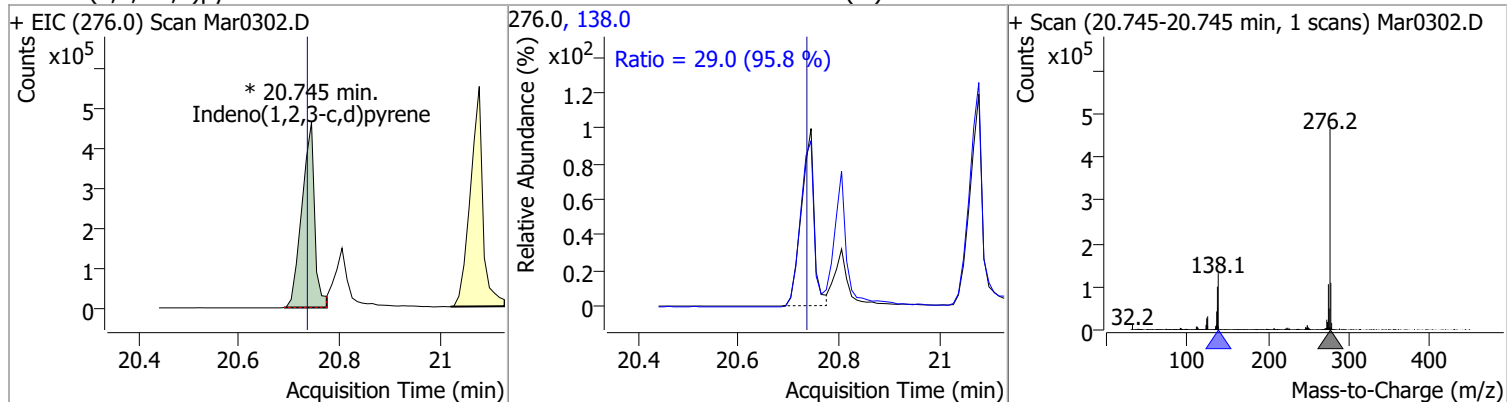


Quantitation Results Report (QT Reviewed)

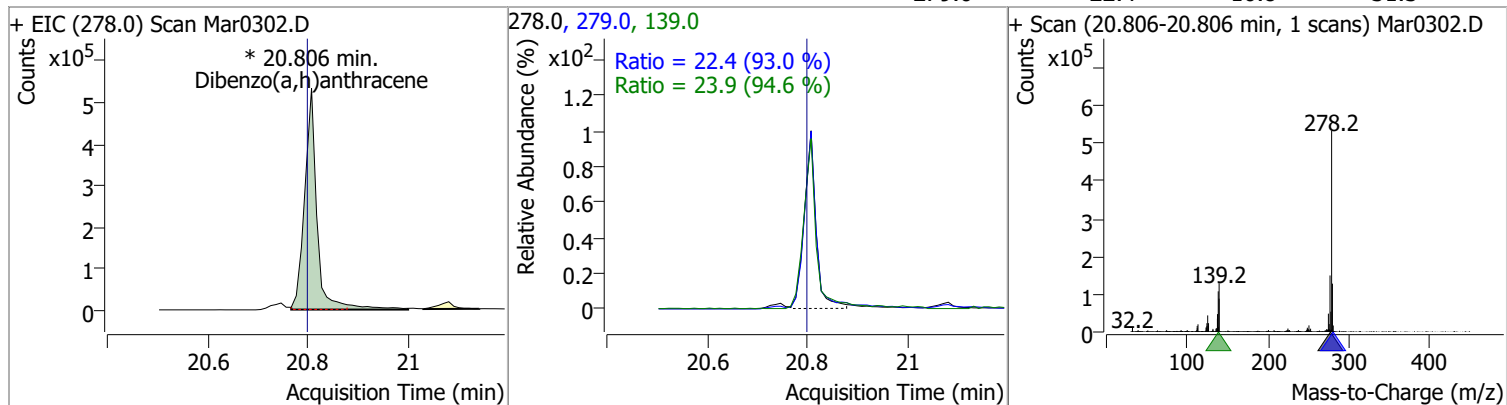
Compound	Conc.	RT	Dev(Min)	Resp.	QIon	QRatio	Lower	Upper
Benzo(a)pyrene	68.5755	18.96	-0.01	1099896	253.0	22.7	15.8	29.4



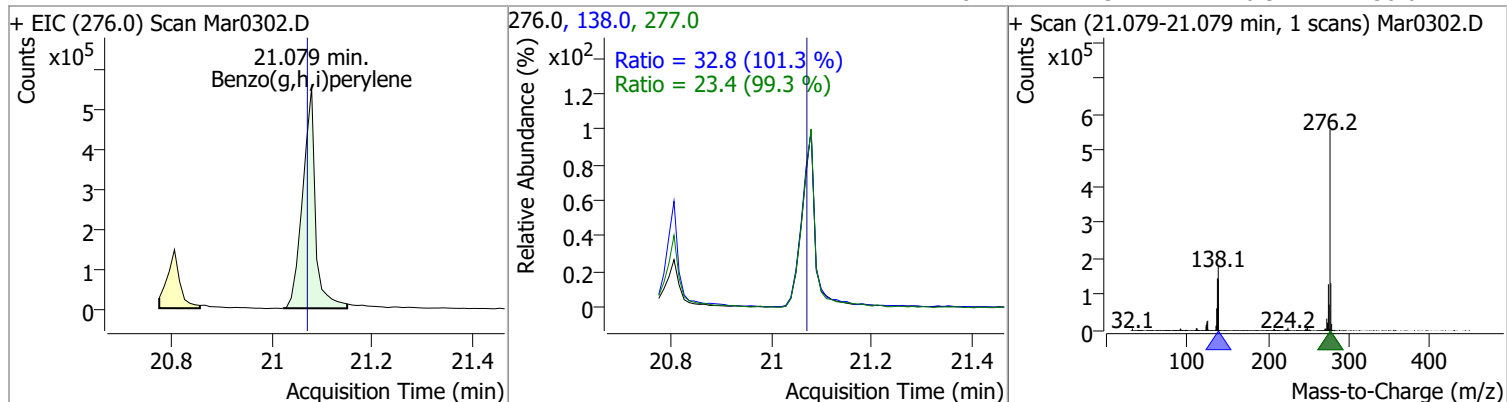
Compound	Conc.	RT	Dev(Min)	Resp.	QIon	QRatio	Lower	Upper
Indeno(1,2,3-c,d)pyrene	60.6044	20.75	0.00	816704 (m)	138.0	29.0	21.2	39.3



Compound	Conc.	RT	Dev(Min)	Resp.	QIon	QRatio	Lower	Upper
Dibenzo(a,h)anthracene	62.7183	20.81	0.00	917966 (m)	139.0	23.9	17.7	32.9
					279.0	22.4	16.8	31.3



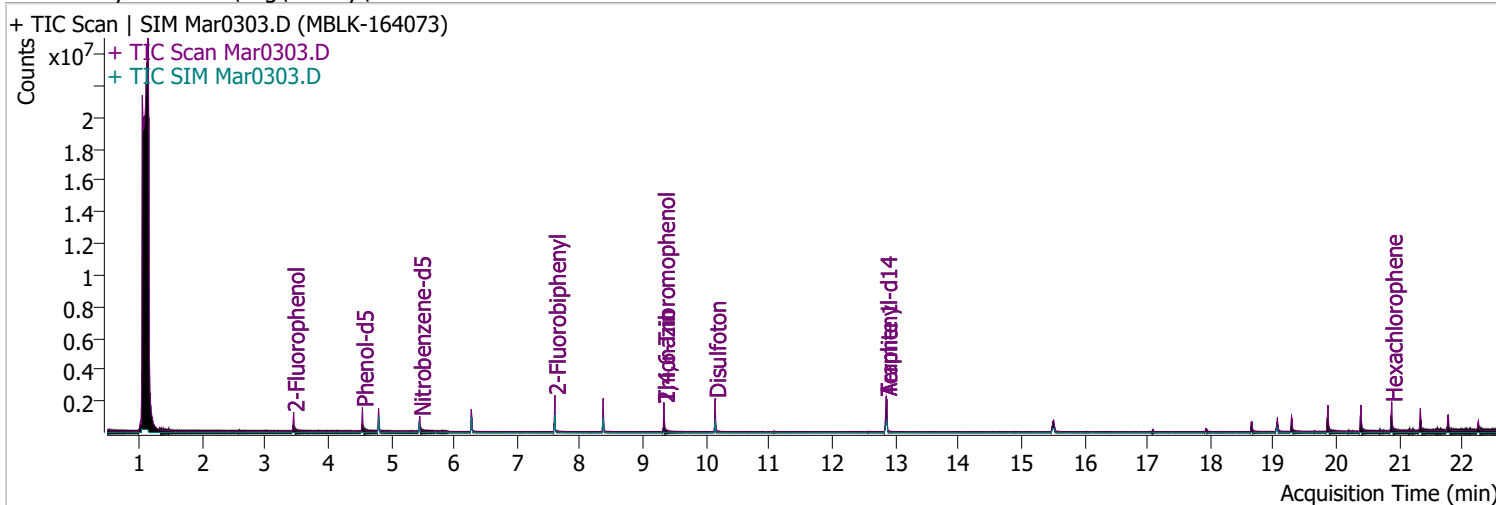
Compound	Conc.	RT	Dev(Min)	Resp.	QIon	QRatio	Lower	Upper
Benzo(g,h,i)perylene	63.2104	21.08	0.00	981685	138.0	32.8	22.6	42.1
					277.0	23.4	16.5	30.6



Quantitation Results Report (QT Reviewed)

Data File Mar0303.D
 Acq. Method BNA+SIM.M
 Sample Name MBLK-164073
 Vial 3
 DA Method File
 Tune File dftppdsm.u
 Batch Name 030322 DoD BNA.batch.bin
 Ref Library D:\Org\Library\NIST129K.I

Operator LIMS import
 Acq. Date-Time 3/3/2022 5:33:08 PM
 Instrument Instrument #1
 Multiplier 1.00
 Comment SVOC-8270-W-LARGO
 Tune Date 2/18/2022 9:25:00 PM
 Last Calib Update 3/4/2022 9:18:32 AM



Compound	RT	QIon	Resp.	Conc.	Units	Dev(Min)
----------	----	------	-------	-------	-------	----------

Internal Standards

System Monitoring Compounds

S 2-Fluorophenol	3.449	112.0	395051	64.0004	µg/L	-0.081
Spiked Amount: 200.000	Range: 10.0 - 75.0%			Recovery = 32.00%		
S Phenol-d5	4.542	99.0	563821	70.4119	µg/L	-0.010
Spiked Amount: 200.000	Range: 10.0 - 65.0%			Recovery = 35.21%		
S Nitrobenzene-d5	5.451	82.0	273442	61.7011	µg/L	-0.020
Spiked Amount: 100.000	Range: 32.0 - 94.0%			Recovery = 61.70%		
S 2-Fluorobiphenyl	7.595	172.0	692384	52.4835	µg/L	0.000
Spiked Amount: 100.000	Range: 28.0 - 107.0%			Recovery = 52.48%		
S 2,4,6-Tribromophenol	9.326	329.8	162503	135.4586	µg/L	0.000
Spiked Amount: 200.000	Range: 25.0 - 140.0%			Recovery = 67.73%		
S Terphenyl-d14	12.855	244.3	1357042	102.3328	µg/L	-0.010
Spiked Amount: 100.000	Range: 32.0 - 122.0%			Recovery = 102.33%		

Target Compounds

Compound	RT	QIon	Resp.	Conc.	Units	md	QValue
T N-Nitrosodimethylamine	0.000		0	N.D.			
T Pyridine	0.000		0	N.D.			
T Aniline	0.000		0	N.D.			
T Phenol	0.000		0	N.D.			
T bis(-2-Chloroethyl)Ether	0.000		0	N.D.			
T 2-Chlorophenol	0.000		0	N.D.			
T 1,3-Dichlorobenzene	0.000		0	N.D.			
T 1,4-Dichlorobenzene	0.000		0	N.D.			
T 1,2-Dichlorobenzene	0.000		0	N.D.			
T Benzyl Alcohol	0.000		0	N.D.			
T bis(2-chloroisopropyl)Ether	0.000		0	N.D.			
T 2-Methylphenol	0.000		0	N.D.			
T N-nitroso-Di-n-propylamine	5.451	70.0	0		µg/L	md	1
T Hexachloroethane	0.000		0	N.D.			
T 4Methylphenol/3Methylphenol	0.000		0	N.D.			

Quantitation Results Report (QT Reviewed)

Compound	RT	QIon	Resp.	Conc.	Units	Dev(Min)
T Nitrobenzene	0.000		0	N.D.		
T Isophorone	0.000		0	N.D.		
T 2-Nitrophenol	0.000		0	N.D.		
T 2,4-Dimethylphenol	0.000		0	N.D.		
T bis(-2-Chloroethoxy)Methane	0.000		0	N.D.		
T 2,4-Dichlorophenol	0.000		0	N.D.		
T Benzoic Acid	0.000		0	N.D.		
T 1,2,4-Trichlorobenzene	0.000		0	N.D.		
T Naphthalene	0.000		0	N.D.		
T 4-Chlorophenol	0.000		0	N.D.		
T p-Chloroaniline	0.000		0	N.D.		
T Hexachlorobutadiene	0.000		0	N.D.		
T 4-Chloro-2-Methylphenol	0.000		0	N.D.		
T 4-Chloro-3-Methylphenol	0.000		0	N.D.		
T 2-Methylnaphthalene	0.000		0	N.D.		
T 1-Methylnaphthalene	0.000		0	N.D.		
T Hexachlorocyclopentadiene	0.000		0	N.D.		
T 2,4,6-Trichlorophenol	0.000		0	N.D.		
T 2,4,5-Trichlorophenol	0.000		0	N.D.		
T 2-Chloronaphthalene	0.000		0	N.D.		
T 2-Nitroaniline	0.000		0	N.D.		
T Dimethyl Phthalate	8.364	163.0	0		µg/L md	1
T 2,6-Dinitrotoluene	8.364	165.0	0		µg/L md	1
T Acenaphthylene	0.000		0	N.D.		
T 3-Nitroaniline	0.000		0	N.D.		
T Acenaphthene	0.000		0	N.D.		
T 2,4-Dinitrophenol	0.000		0	N.D.		
T Dibenzofuran	0.000		0	N.D.		
T 2,4-Dinitrotoluene	0.000		0	N.D.		
T 4-Nitrophenol	0.000		0	N.D.		
T Diethylphthalate	0.000		0	N.D.		
T Fluorene	0.000		0	N.D.		
T 4-Chlorophenyl-phenylether	0.000		0	N.D.		
T 4-Nitroaniline	0.000		0	N.D.		
T 4,6-Dinitro-2-methylphenol	0.000		0	N.D.		
T N-nitrosodiphenylamine	0.000		0	N.D.		
T Azobenzene	0.000		0	N.D.		
T 4-Bromophenyl-phenylether	0.000		0	N.D.		
T Hexachlorobenzene	0.000		0	N.D.		
T Pentachlorophenol	0.000		0	N.D.		
T Phenanthrene	0.000		0	N.D.		
T Anthracene	0.000		0	N.D.		
T Triallate	0.000		0	N.D.		
T Carbazole	0.000		0	N.D.		
T o-Terphenyl	0.000		0	N.D.		
T Di-n-Butylphthalate	0.000		0	N.D.		
T Fluoranthene	0.000		0	N.D.		
T Benzidine	12.865	184.0	0		µg/L md	1
T Pyrene	0.000		0	N.D.		
T Butylbenzylphthalate	0.000		0	N.D.		
T Benzo(a)Anthracene	0.000		0	N.D.		
T Chrysene	0.000		0	N.D.		
T 3,3-Dichlorobenzidine	0.000		0	N.D.		
T bis(2-ethylhexyl)Phthalate	0.000		0	N.D.		
T Di-n-octyl Phthalate	0.000		0	N.D.		

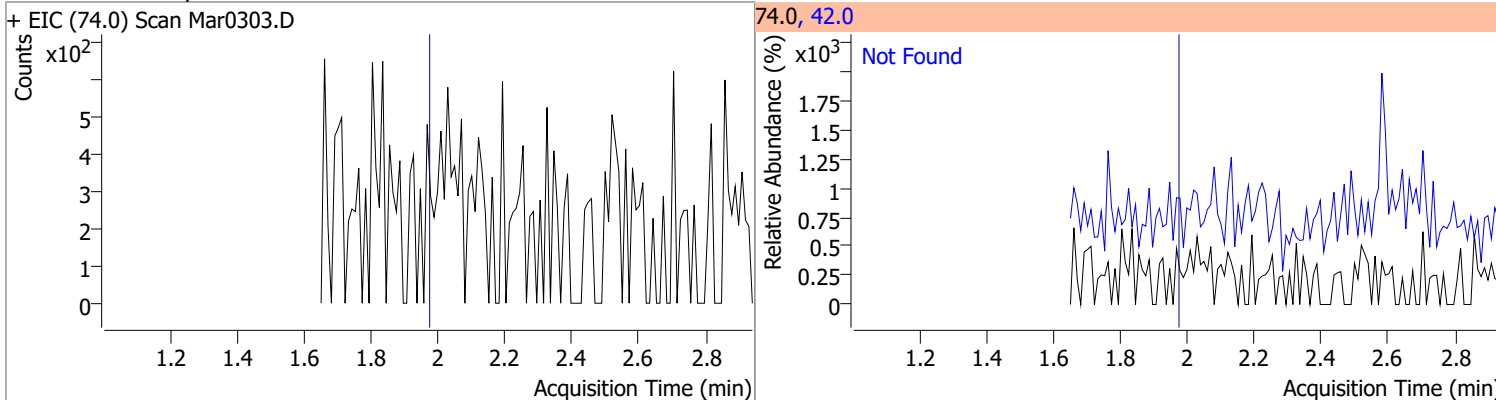
Quantitation Results Report (QT Reviewed)

Compound	RT	QIon	Resp.	Conc.	Units	Dev(Min)
T Benzo(b)fluoranthene	0.000		0	N.D.		
T Benzo(k)fluoranthene	0.000		0	N.D.		
T Benzo(a)pyrene	0.000		0	N.D.		
T Indeno(1,2,3-c,d)pyrene	0.000		0	N.D.		
T Dibenzo(a,h)anthracene	0.000		0	N.D.		
T Benzo(g,h,i)perylene	0.000		0	N.D.		

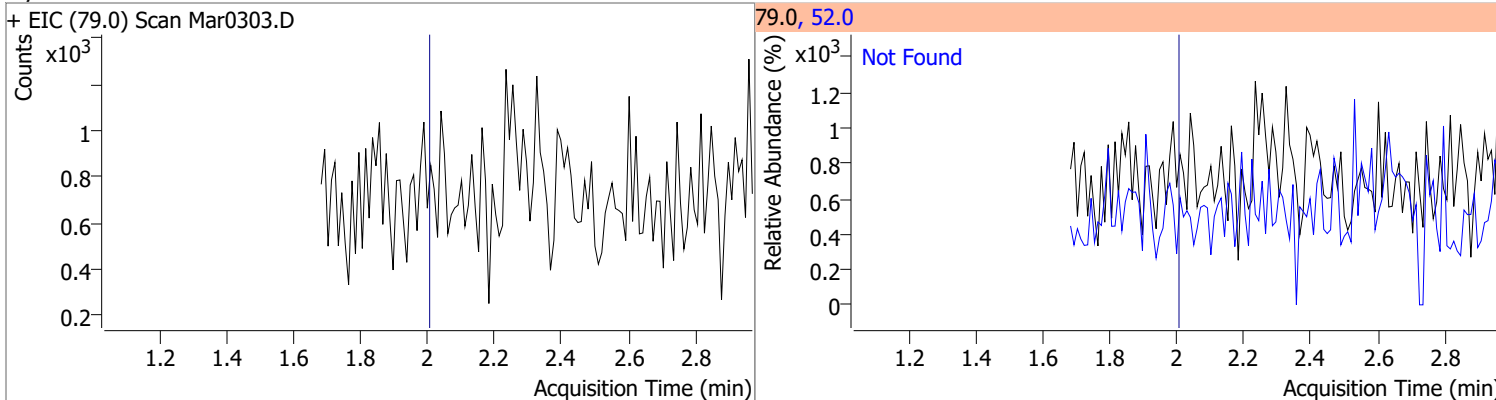
(#) = Qualifier Out of Range; (m) = Manual Integration; (+) = Area Summed; (*) = Surrogate Percent Recovery Out of Range; (d): Zeroed Peak

Quantitation Results Report (QT Reviewed)

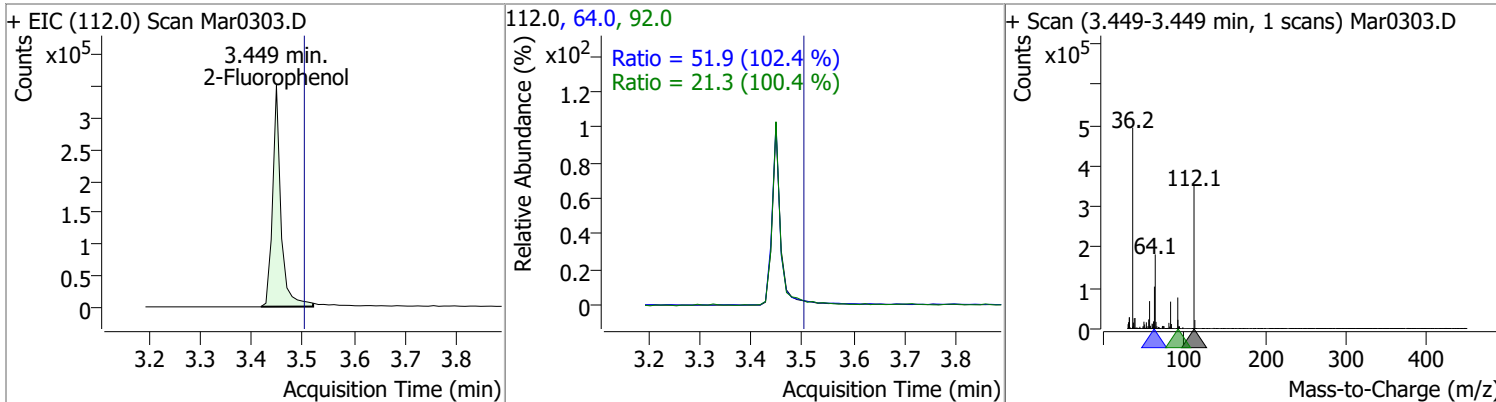
Compound	Conc.	Exp RT	QIon	Exp Ratio
N-Nitrosodimethylamine	N.D.	1.99	42.0	112.0



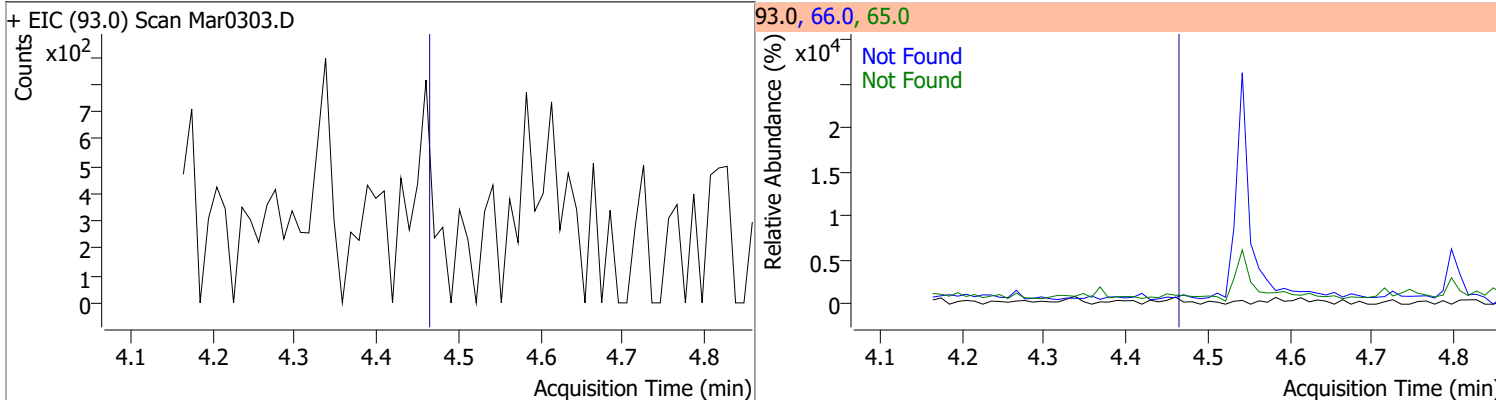
Compound	Conc.	Exp RT	QIon	Exp Ratio
Pyridine	N.D.	2.02	52.0	80.7



Compound	Conc.	RT	Dev(Min)	Resp.	QIon	QRatio	Lower	Upper
2-Fluorophenol	64.0004	3.45	-0.08	395051	64.0	51.9	35.5	65.9
					92.0	21.3	14.8	27.5

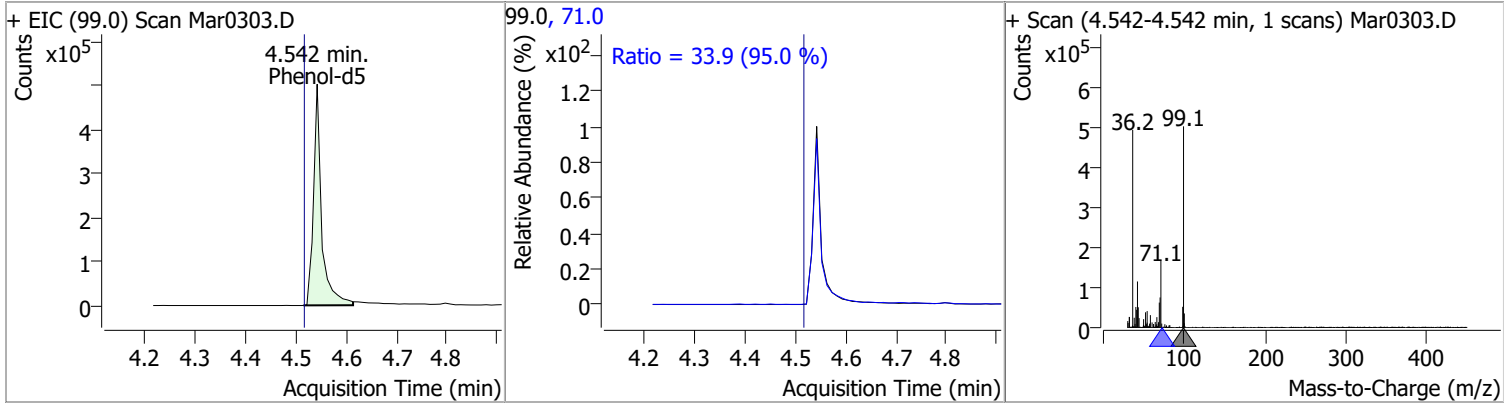


Compound	Conc.	Exp RT	QIon	Exp Ratio	QIon	Exp Ratio
Aniline	N.D.	4.50	66.0	35.4	65.0	18.8

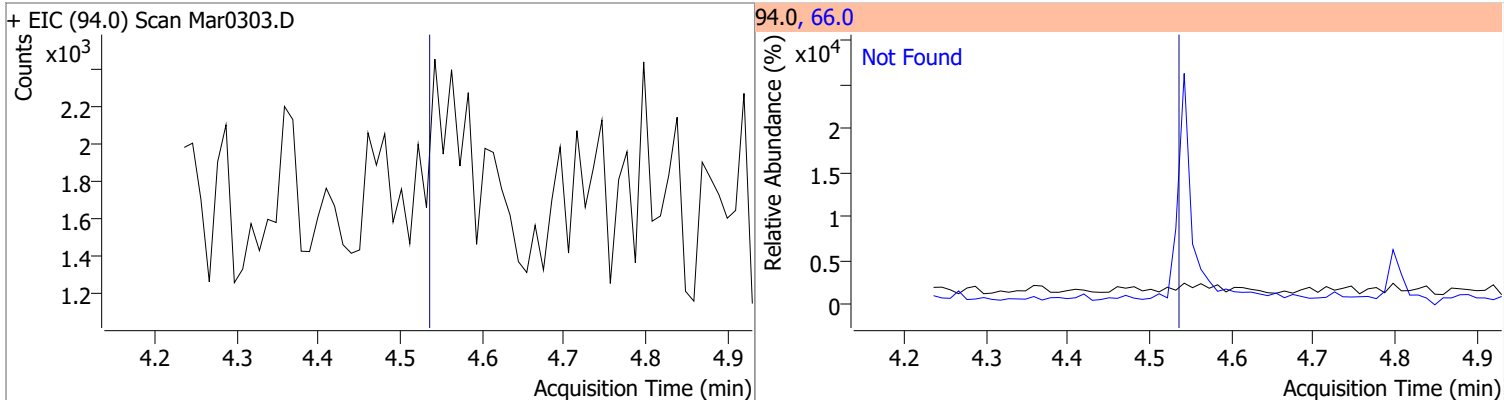


Quantitation Results Report (QT Reviewed)

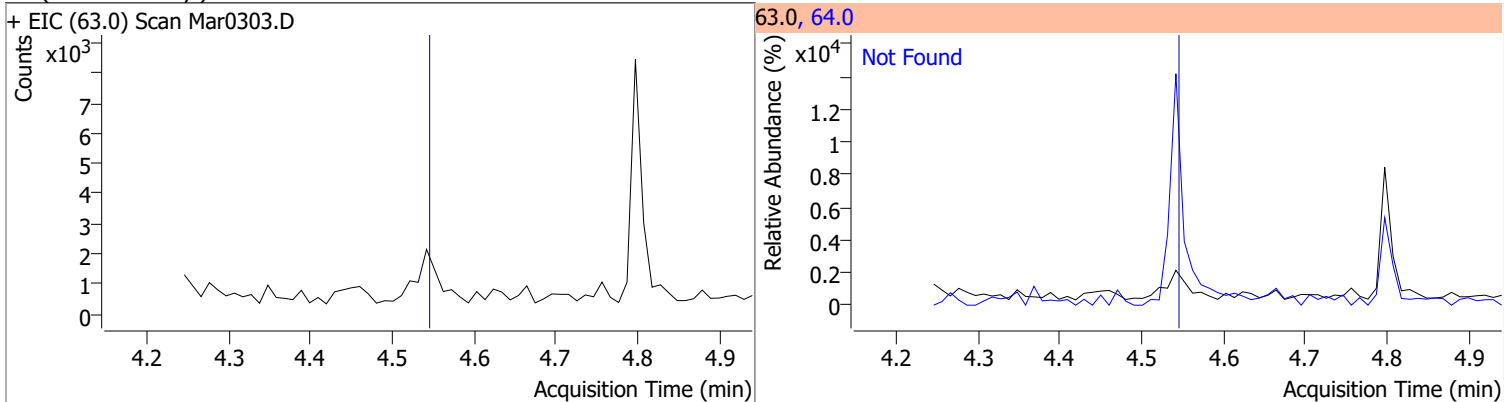
Compound	Conc.	RT	Dev(Min)	Resp.	QIon	QRatio	Lower	Upper
Phenol-d5	70.4119	4.54	-0.01	563821	71.0	33.9	25.0	46.4



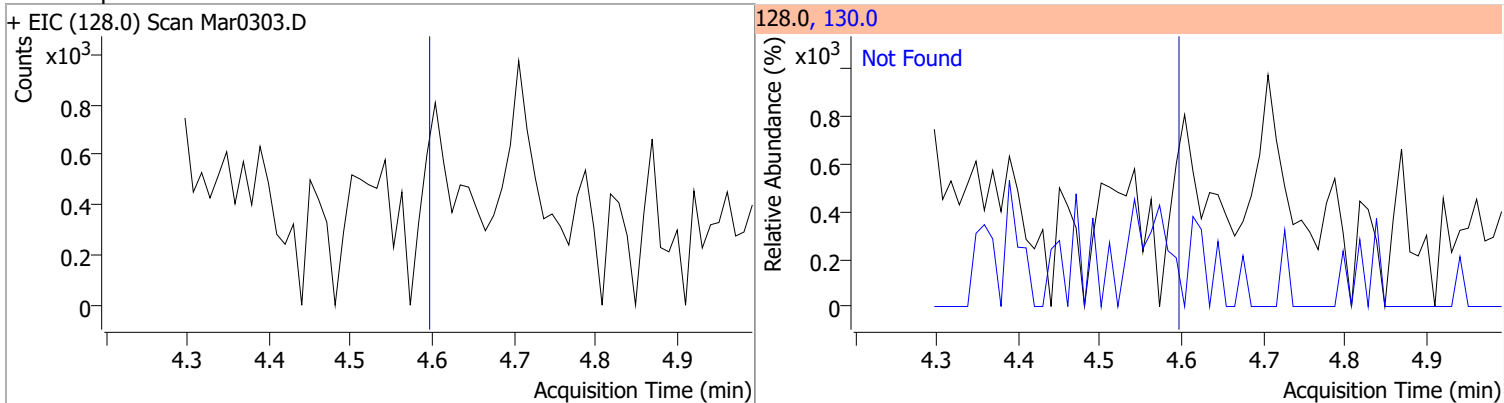
Compound	Conc.	Exp RT	QIon	Exp Ratio
Phenol	N.D.	4.57	66.0	40.4



Compound	Conc.	Exp RT	QIon	Exp Ratio
bis(-2-Chloroethyl)Ether	N.D.	4.58	64.0	10.7

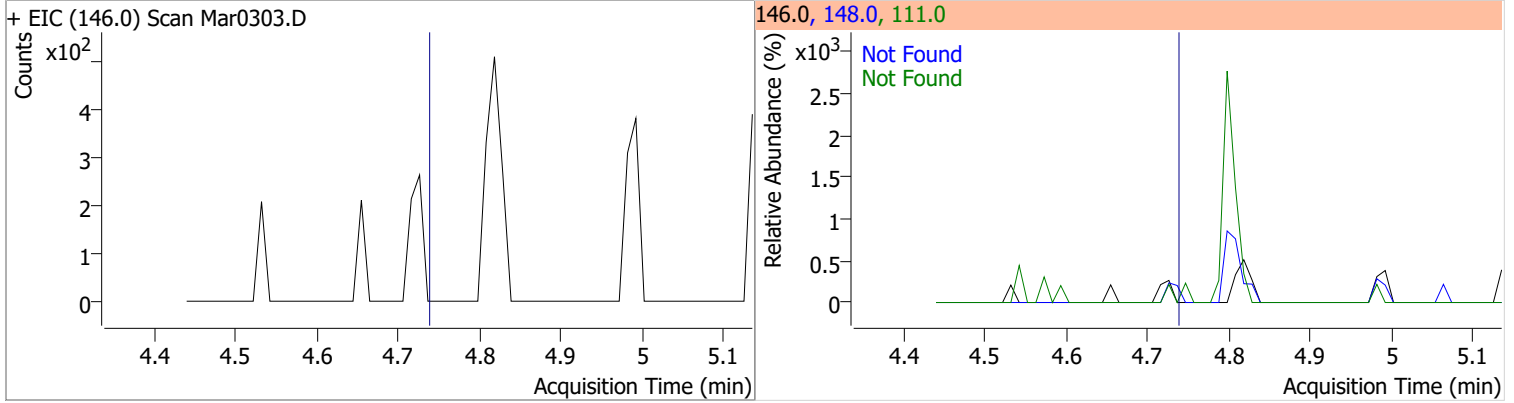


Compound	Conc.	Exp RT	QIon	Exp Ratio
2-Chlorophenol	N.D.	4.63	130.0	32.3

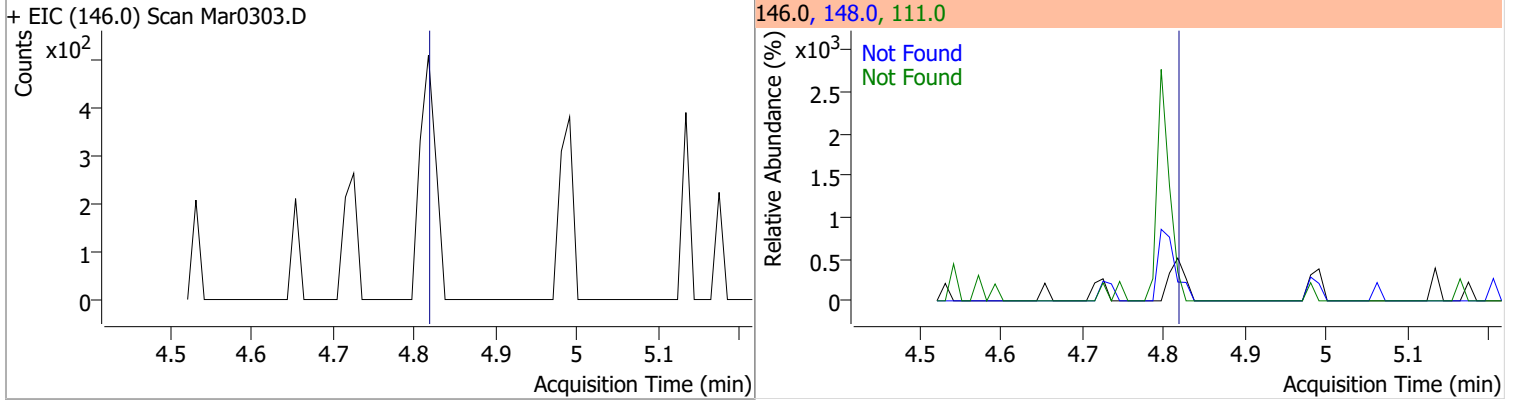


Quantitation Results Report (QT Reviewed)

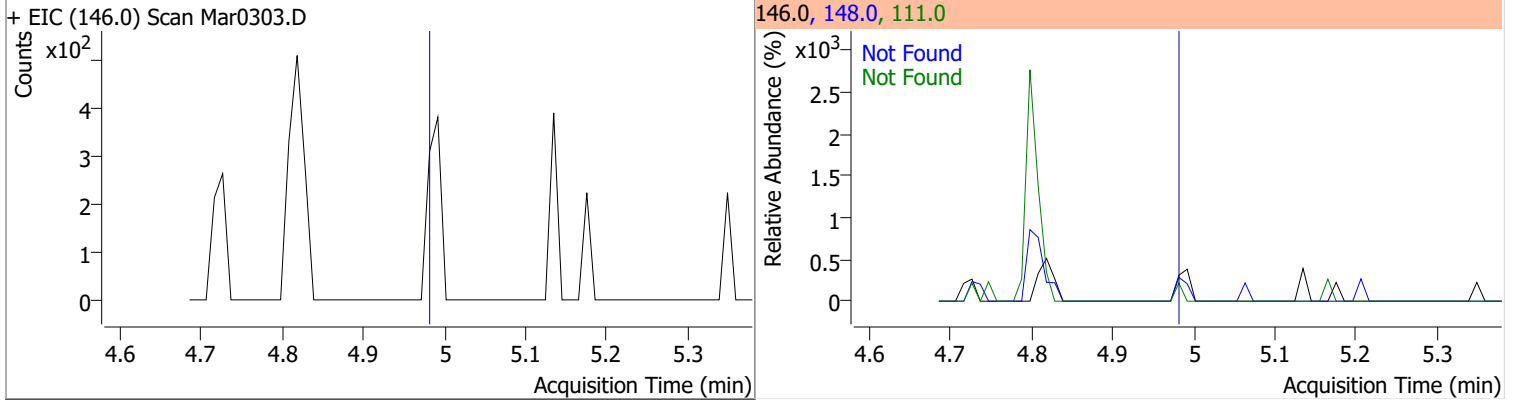
Compound	Conc.	Exp RT	QIon	Exp Ratio	QIon	Exp Ratio
1,3-Dichlorobenzene	N.D.	4.78	148.0	63.7	111.0	35.3



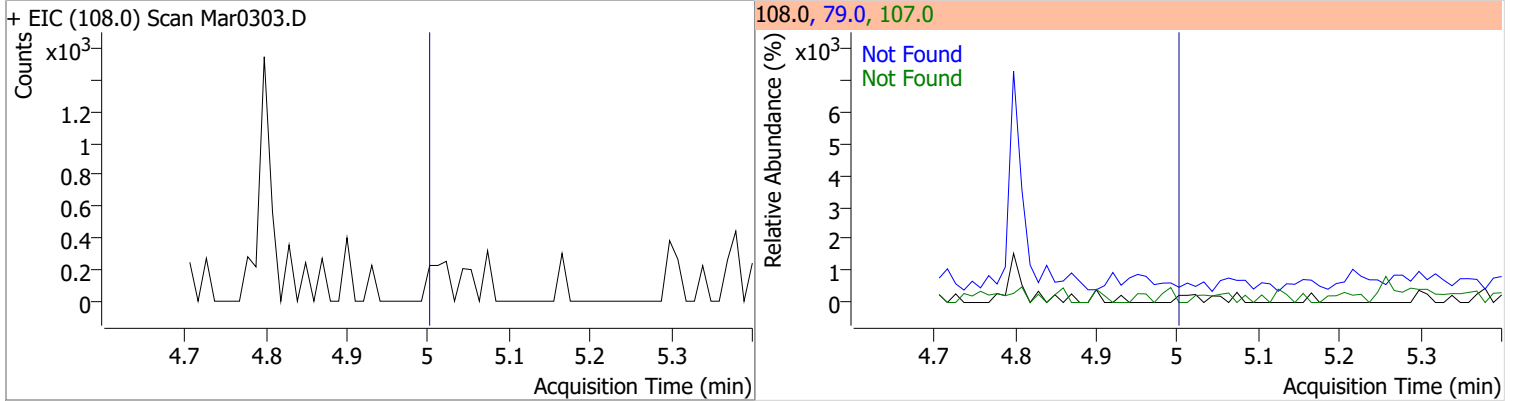
Compound	Conc.	Exp RT	QIon	Exp Ratio	QIon	Exp Ratio
1,4-Dichlorobenzene	N.D.	4.86	148.0	64.4	111.0	35.3



Compound	Conc.	Exp RT	QIon	Exp Ratio	QIon	Exp Ratio
1,2-Dichlorobenzene	N.D.	5.02	148.0	63.7	111.0	37.5

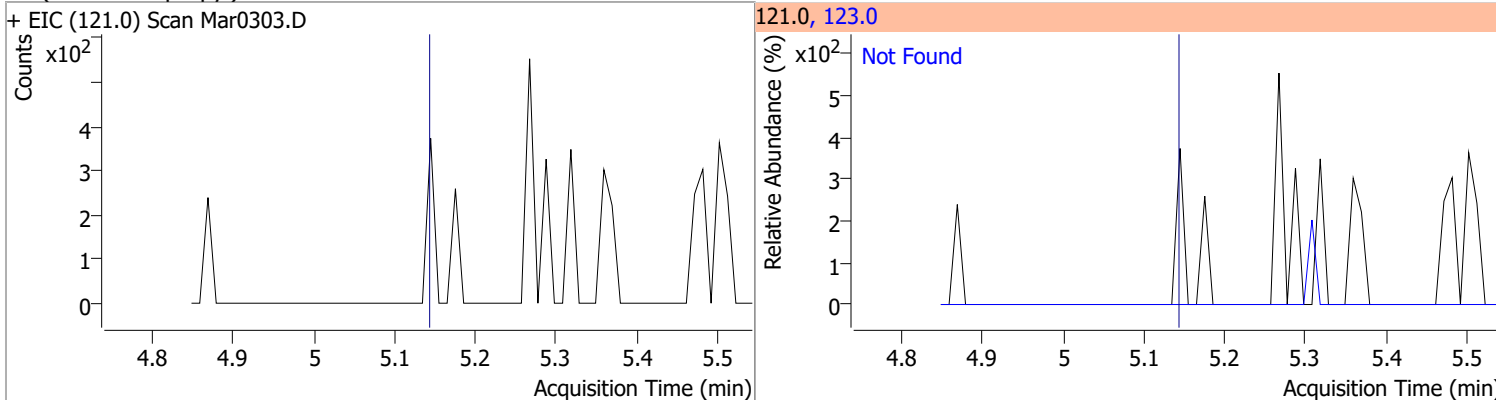


Compound	Conc.	Exp RT	QIon	Exp Ratio	QIon	Exp Ratio
Benzyl Alcohol	N.D.	5.04	79.0	118.8	107.0	68.8

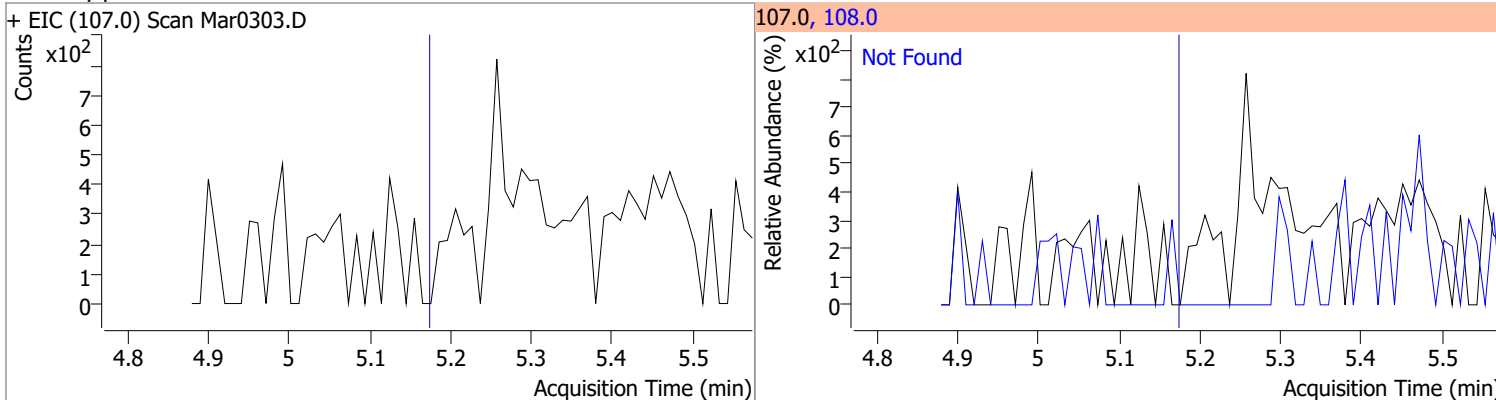


Quantitation Results Report (QT Reviewed)

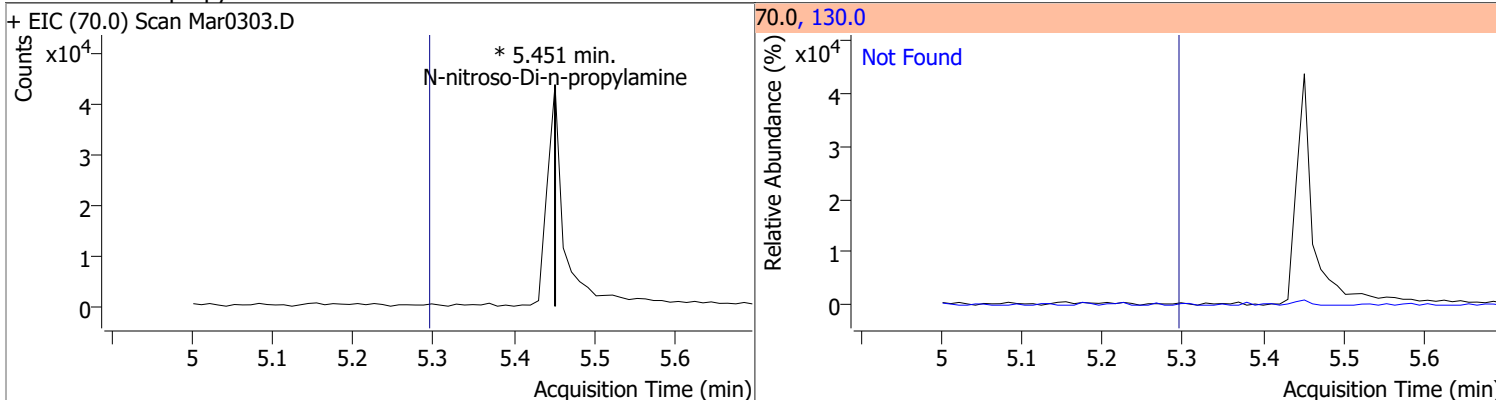
Compound	Conc.	Exp RT	QIon	Exp Ratio
bis(2-chloroisopropyl)Ether	N.D.	5.19	123.0	31.6



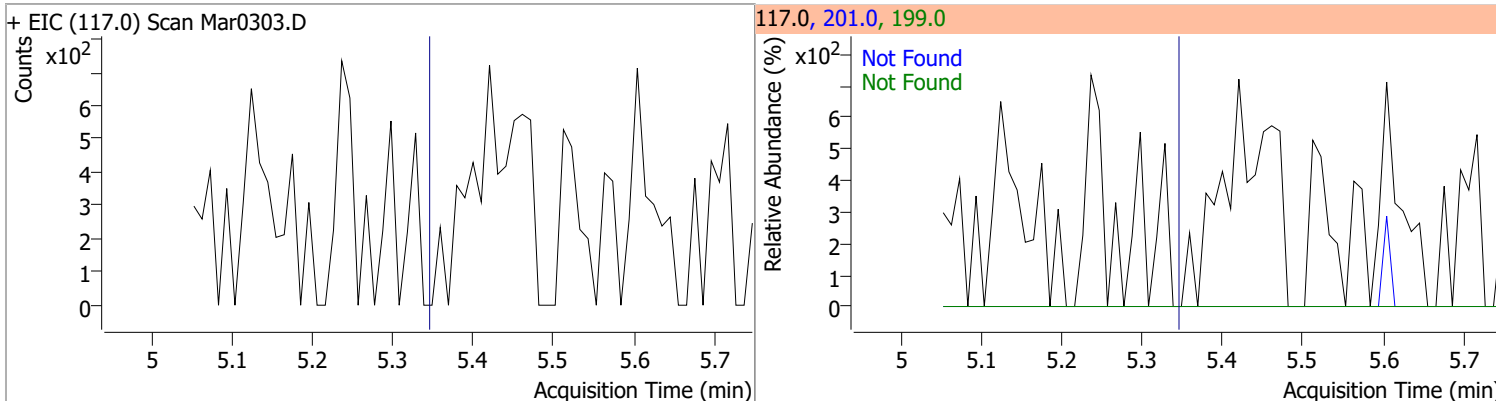
Compound	Conc.	Exp RT	QIon	Exp Ratio
2-Methylphenol	N.D.	5.22	108.0	117.4



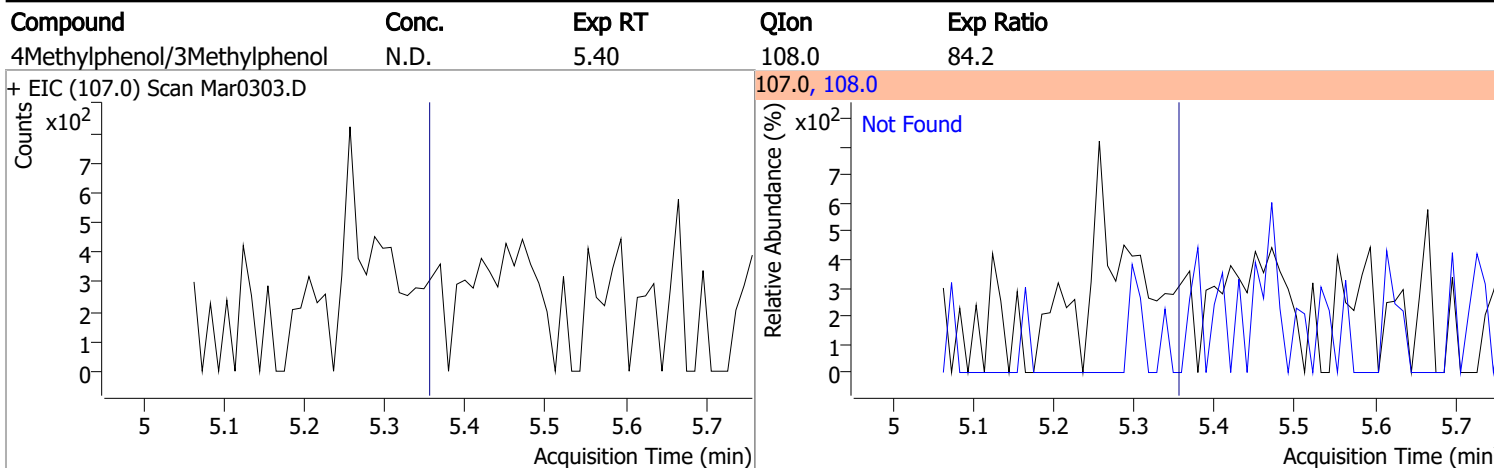
Compound	Conc.	RT	Dev(Min)	Resp.	QIon	QRatio	Lower	Upper
N-nitroso-Di-n-propylamine		0		0	130.0		0.0	34.0



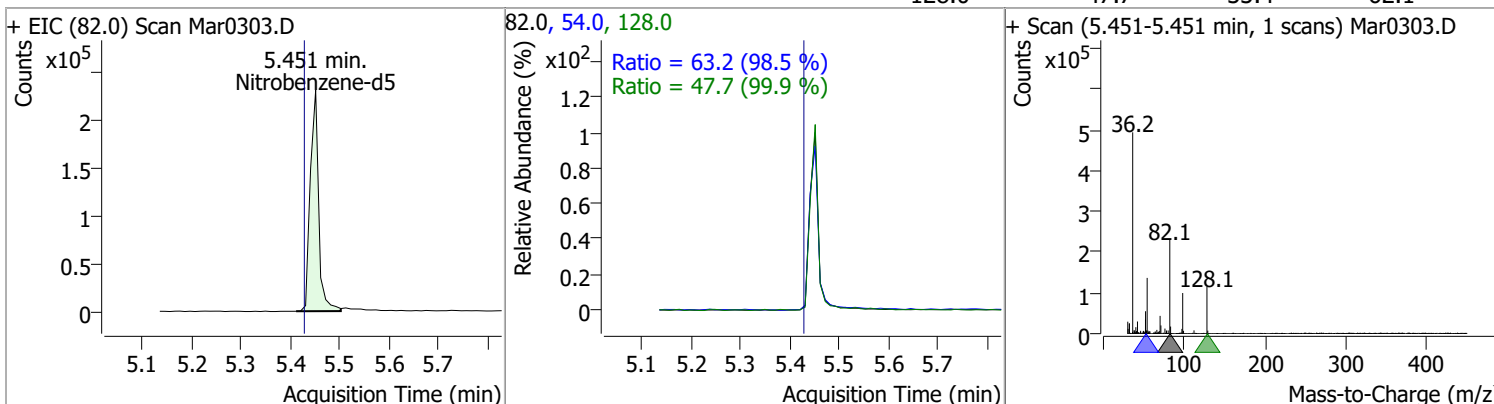
Compound	Conc.	Exp RT	QIon	Exp Ratio	QIon	Exp Ratio
Hexachloroethane	N.D.	5.39	201.0	89.1	199.0	59.3



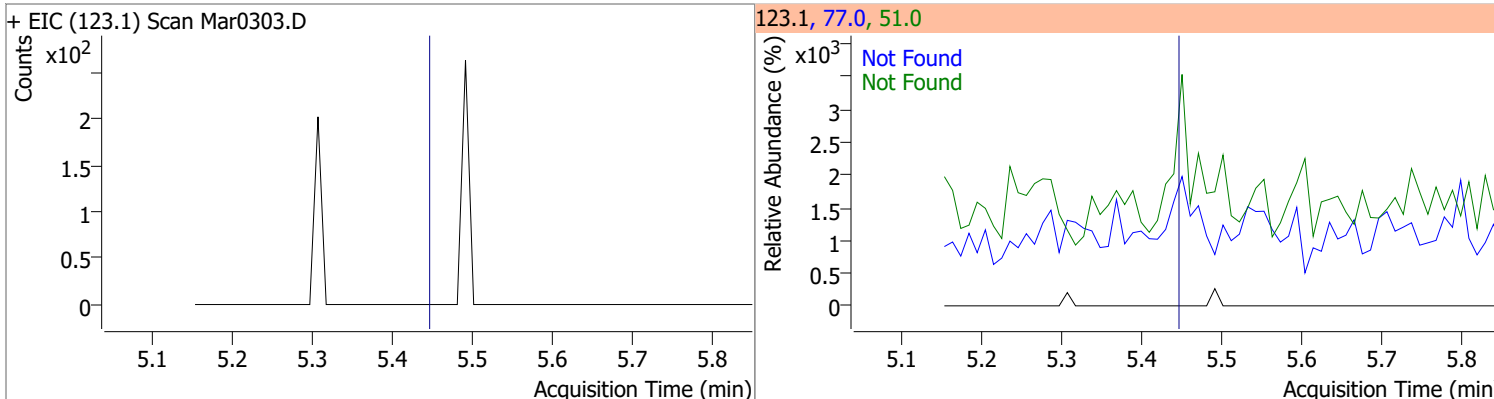
Quantitation Results Report (QT Reviewed)



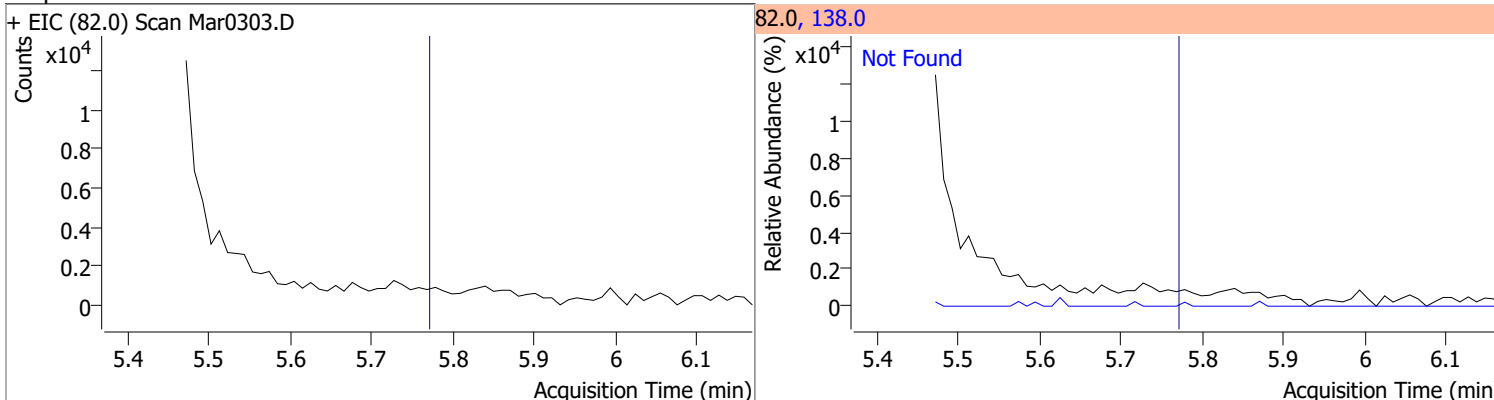
Compound	Conc.	RT	Dev(Min)	Resp.	QIon	QRatio	Lower	Upper
Nitrobenzene-d5	61.7011	5.45	-0.02	273442	54.0	63.2	44.9	83.4
					128.0	47.7	33.4	62.1



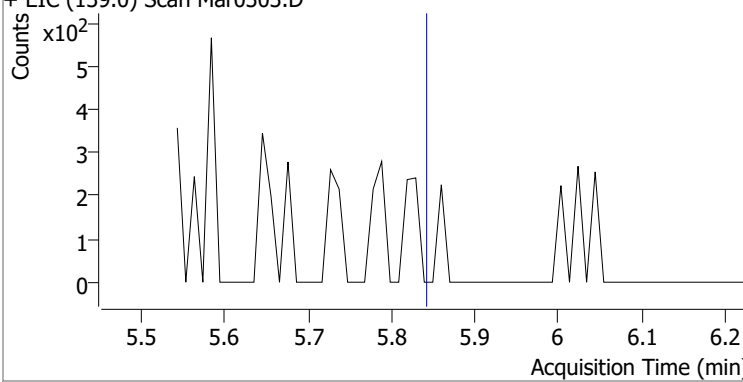
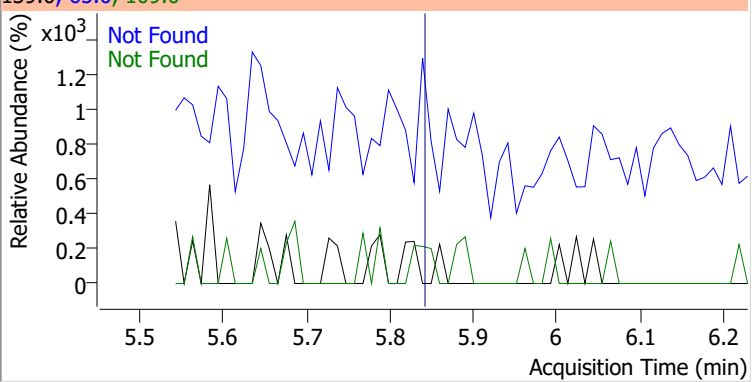
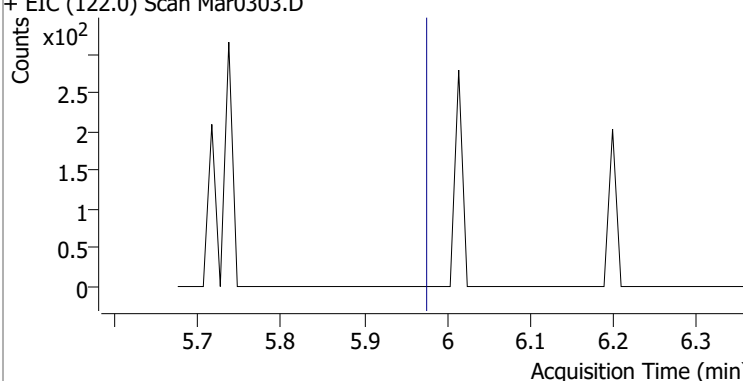
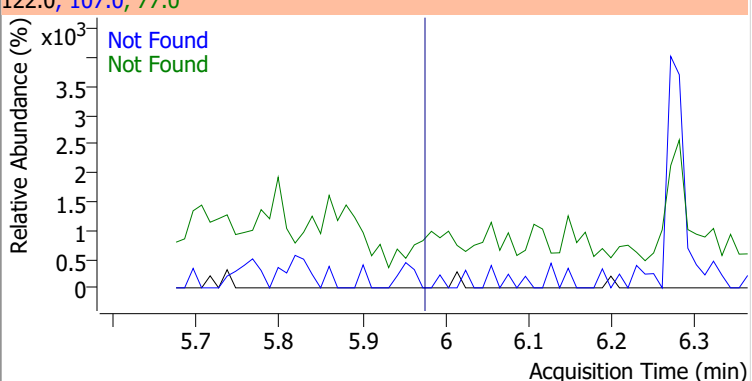
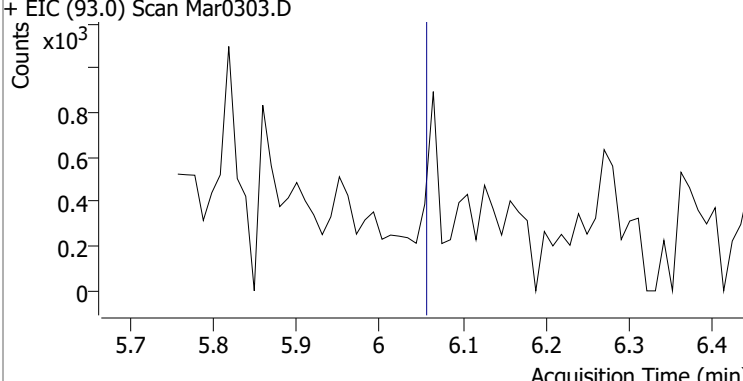
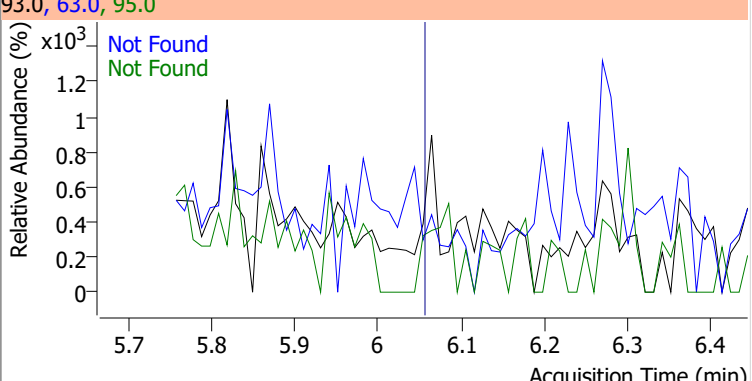
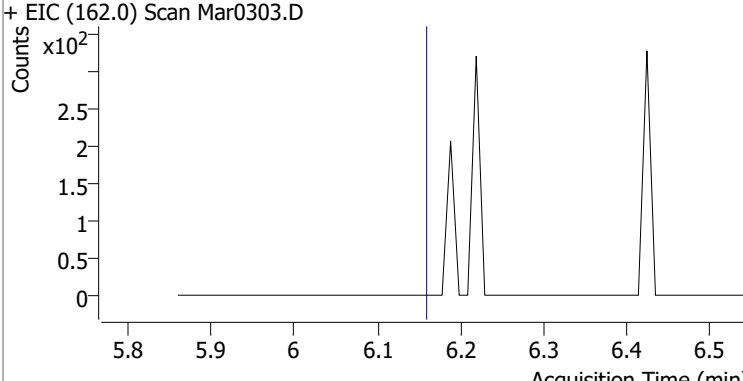
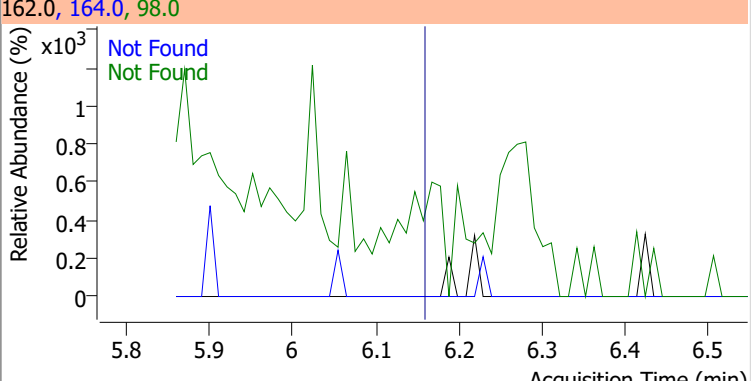
Compound	Conc.	Exp RT	QIon	Exp Ratio	QIon	Exp Ratio
Nitrobenzene	N.D.	5.49	77.0	209.6	51.0	127.5



Compound	Conc.	Exp RT	QIon	Exp Ratio
Isophorone	N.D.	5.79	138.0	20.3

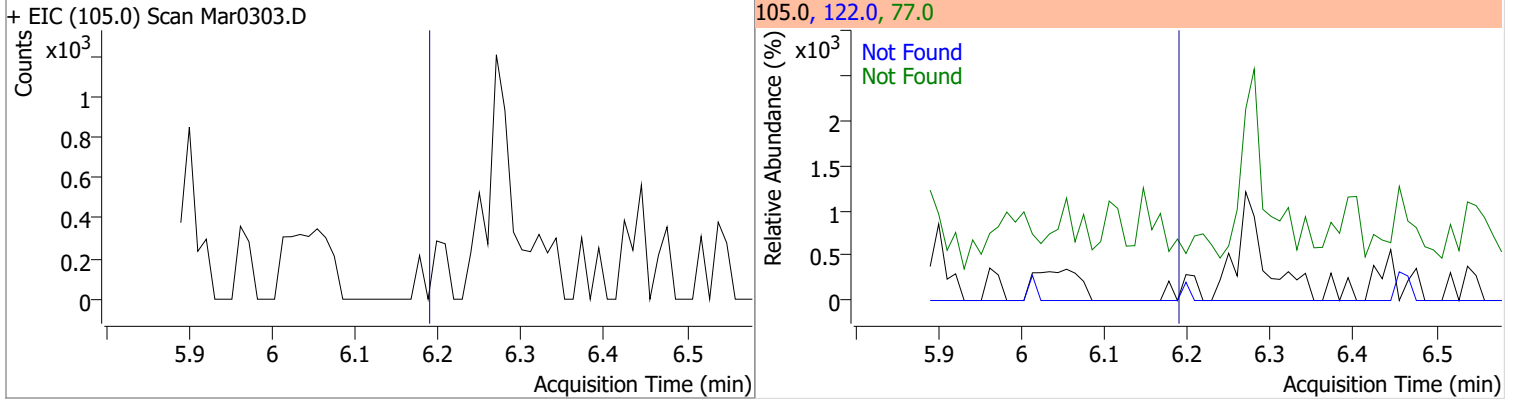


Quantitation Results Report (QT Reviewed)

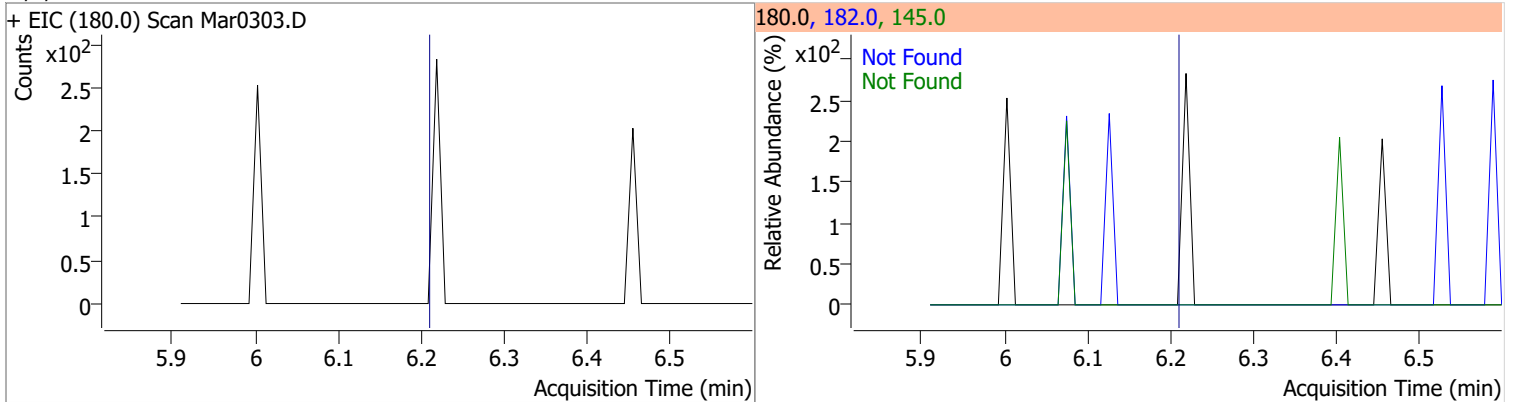
Compound	Conc.	Exp RT	QIon	Exp Ratio	QIon	Exp Ratio
2-Nitrophenol	N.D.	5.86	65.0	51.3	109.0	35.7
+ EIC (139.0) Scan Mar0303.D			139.0, 65.0, 109.0			
						
2,4-Dimethylphenol	N.D.	5.99	107.0	111.1	77.0	30.2
+ EIC (122.0) Scan Mar0303.D			122.0, 107.0, 77.0			
						
bis(-2-Chloroethoxy)Methane	N.D.	6.07	63.0	70.1	95.0	31.8
+ EIC (93.0) Scan Mar0303.D			93.0, 63.0, 95.0			
						
2,4-Dichlorophenol	N.D.	6.18	164.0	66.1	98.0	34.4
+ EIC (162.0) Scan Mar0303.D			162.0, 164.0, 98.0			
						

Quantitation Results Report (QT Reviewed)

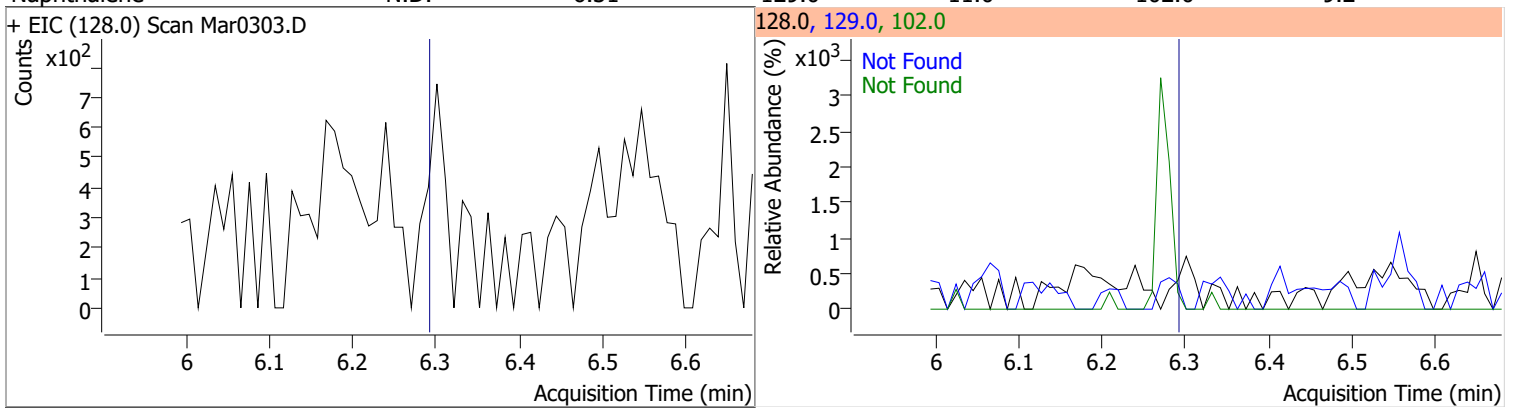
Compound	Conc.	Exp RT	QIon	Exp Ratio	QIon	Exp Ratio
Benzoic Acid	N.D.	6.21	122.0	86.4	77.0	79.5



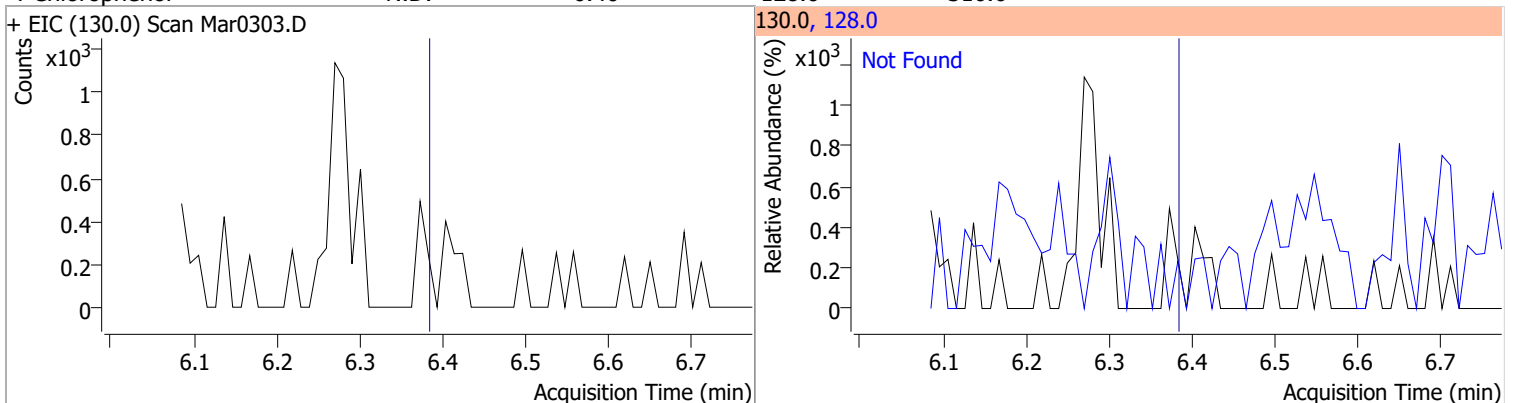
Compound	Conc.	Exp RT	QIon	Exp Ratio	QIon	Exp Ratio
1,2,4-Trichlorobenzene	N.D.	6.23	182.0	95.5	145.0	28.5



Compound	Conc.	Exp RT	QIon	Exp Ratio	QIon	Exp Ratio
Naphthalene	N.D.	6.31	129.0	11.0	102.0	9.2

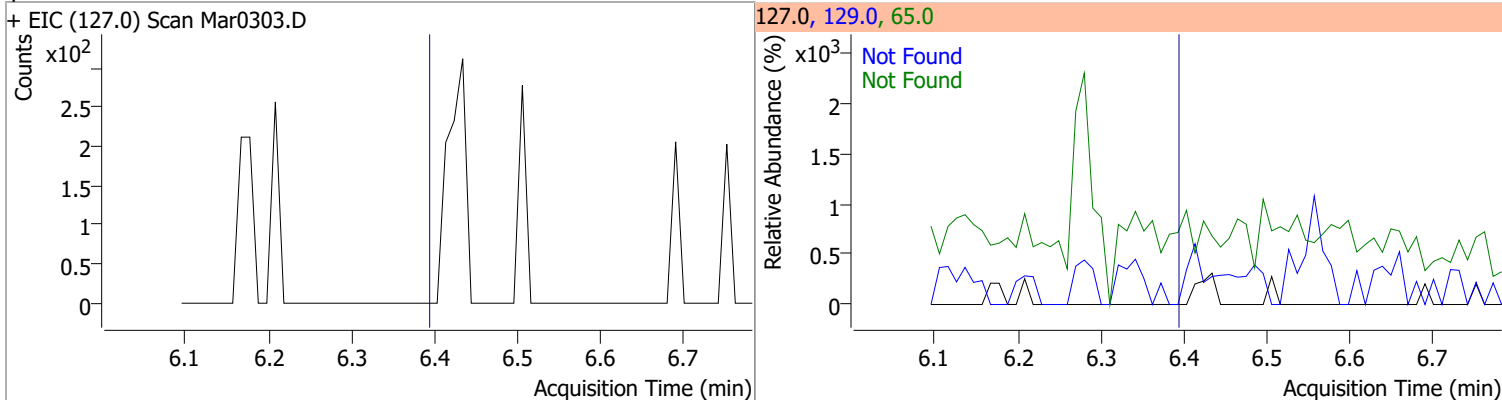


Compound	Conc.	Exp RT	QIon	Exp Ratio
4-Chlorophenol	N.D.	6.40	128.0	316.6

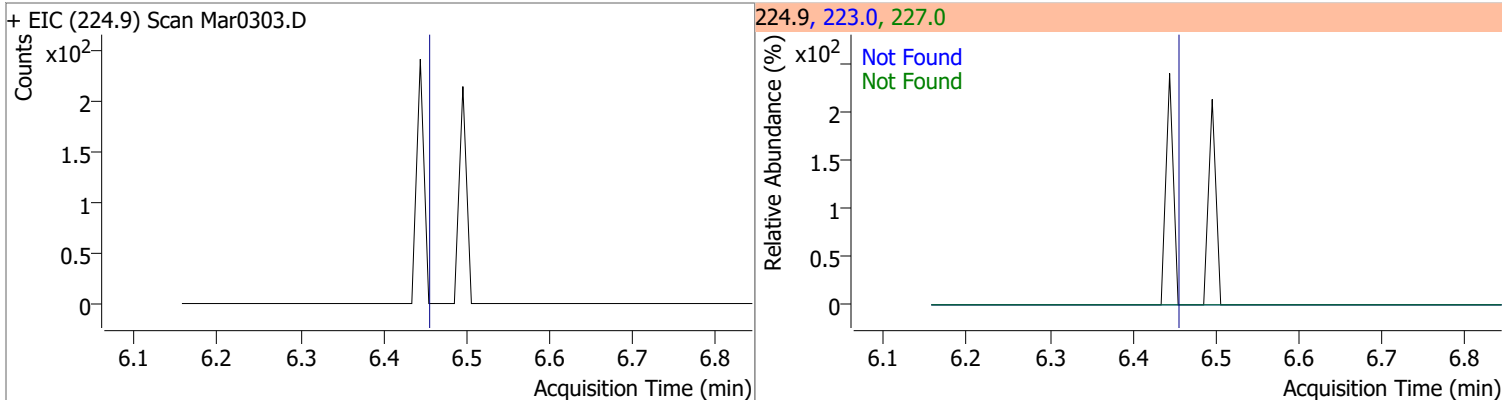


Quantitation Results Report (QT Reviewed)

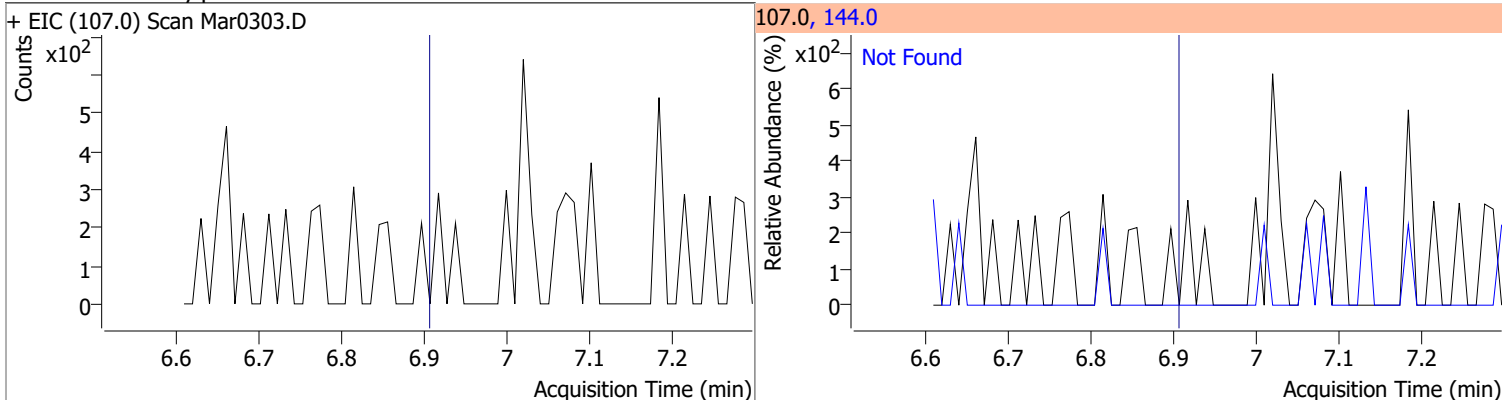
Compound	Conc.	Exp RT	QIon	Exp Ratio	QIon	Exp Ratio
p-Chloroaniline	N.D.	6.41	65.0	61.2	129.0	36.2



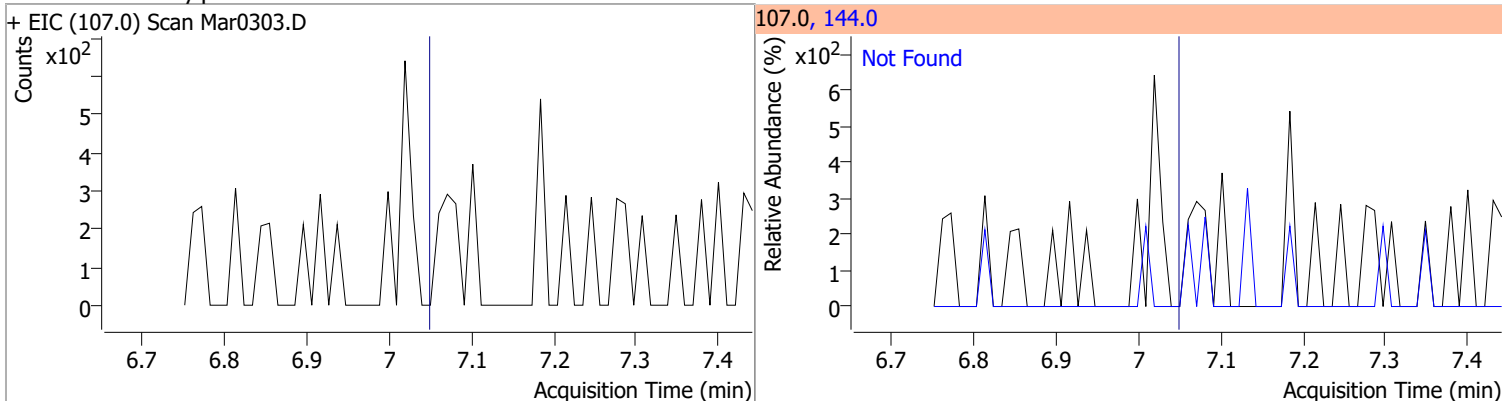
Compound	Conc.	Exp RT	QIon	Exp Ratio	QIon	Exp Ratio
Hexachlorobutadiene	N.D.	6.48	223.0	63.2	227.0	62.4



Compound	Conc.	Exp RT	QIon	Exp Ratio
4-Chloro-2-Methylphenol	N.D.	6.93	144.0	27.8

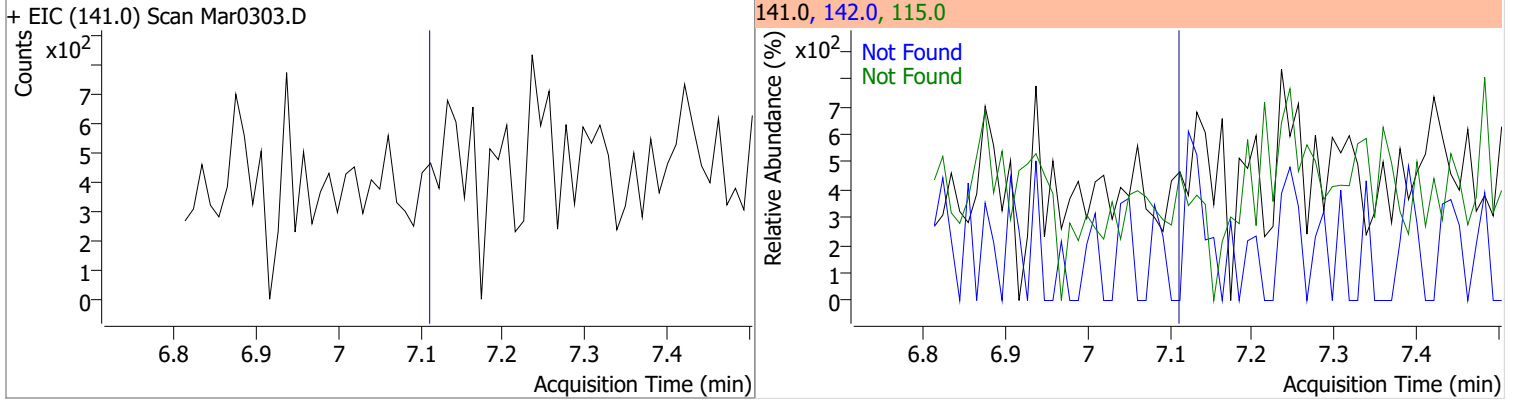


Compound	Conc.	Exp RT	QIon	Exp Ratio
4-Chloro-3-Methylphenol	N.D.	7.07	144.0	26.7

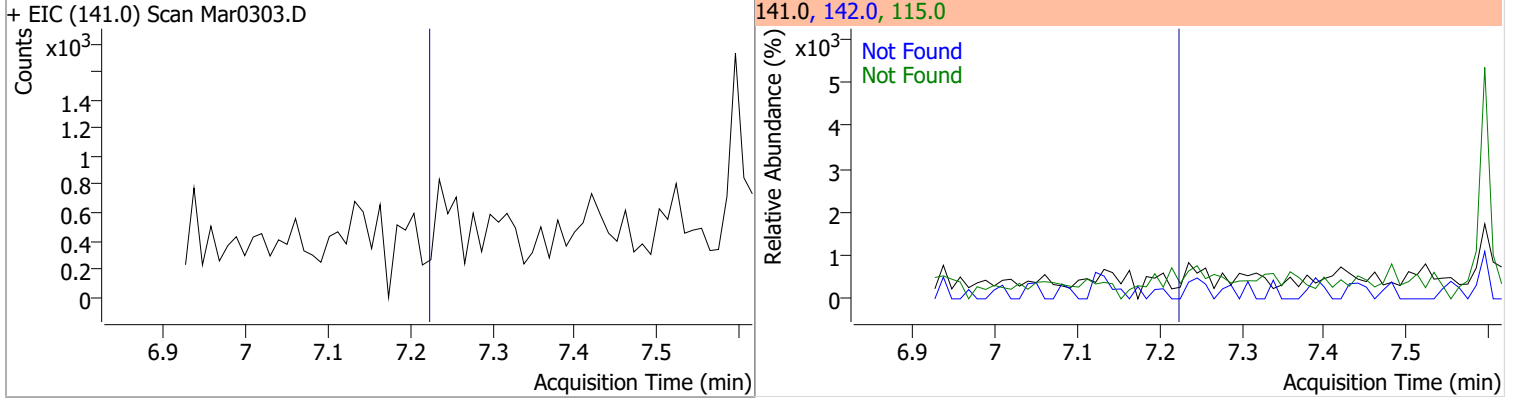


Quantitation Results Report (QT Reviewed)

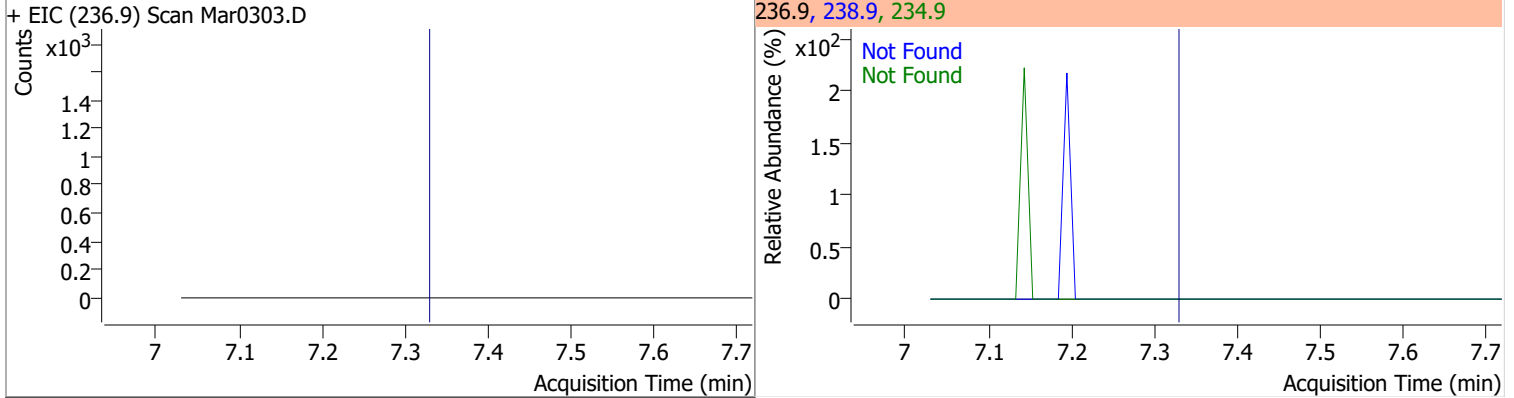
Compound	Conc.	Exp RT	QIon	Exp Ratio	QIon	Exp Ratio
2-Methylnaphthalene	N.D.	7.13	142.0	120.9	115.0	40.2



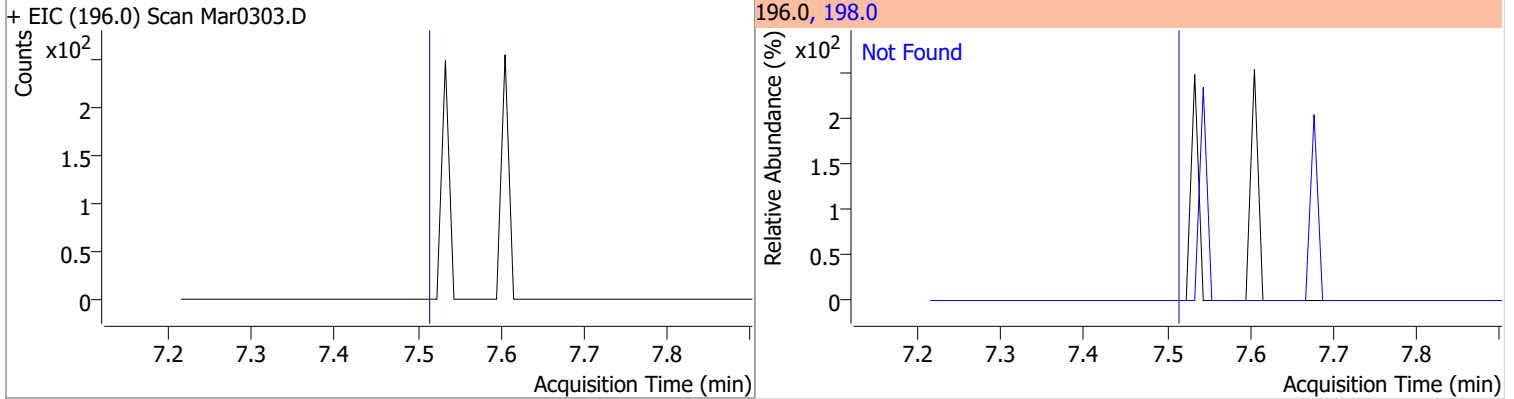
Compound	Conc.	Exp RT	QIon	Exp Ratio	QIon	Exp Ratio
1-Methylnaphthalene	N.D.	7.25	142.0	116.0	115.0	41.9



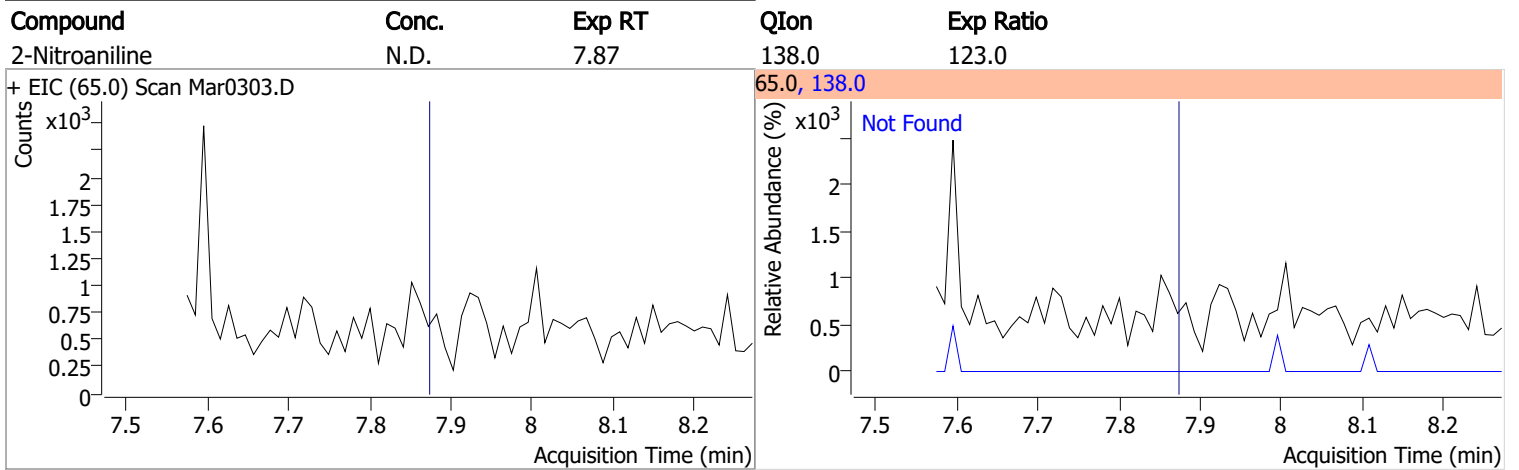
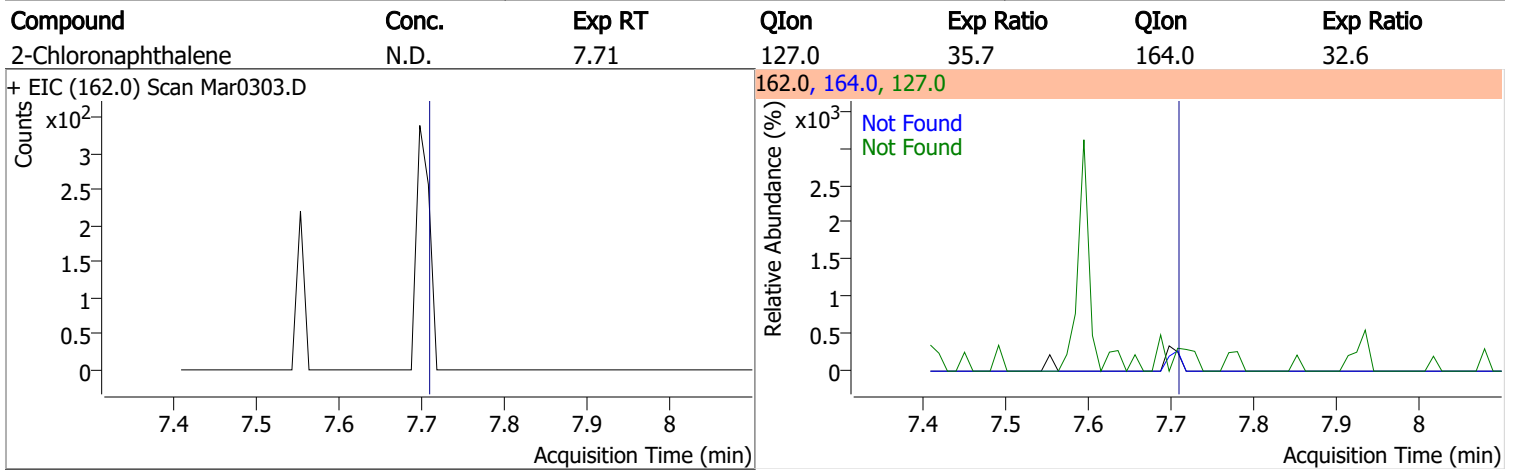
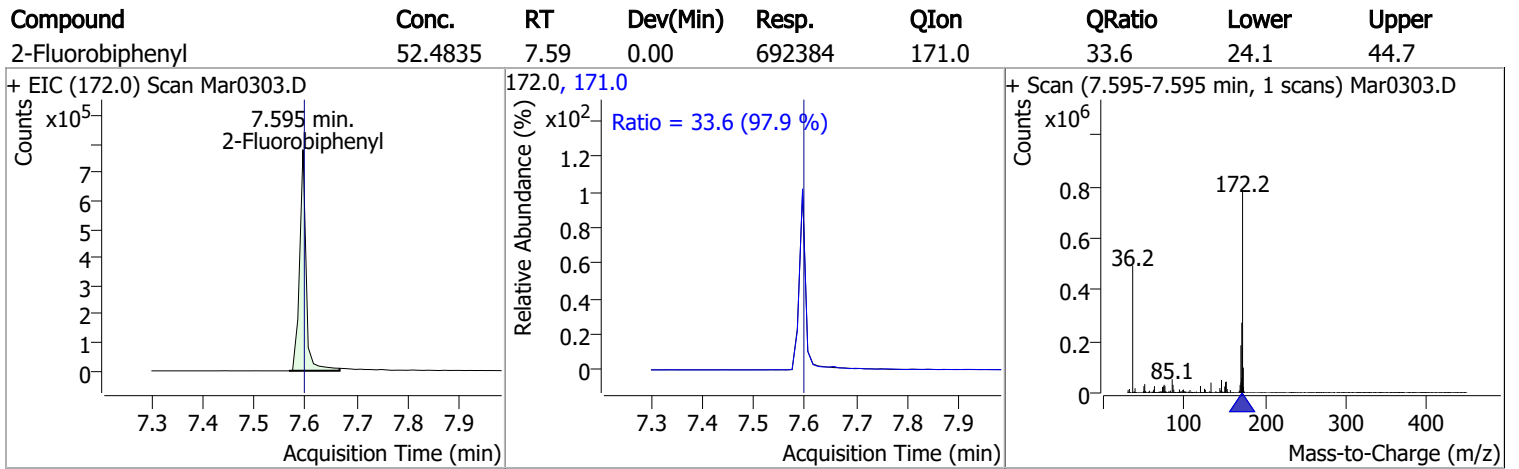
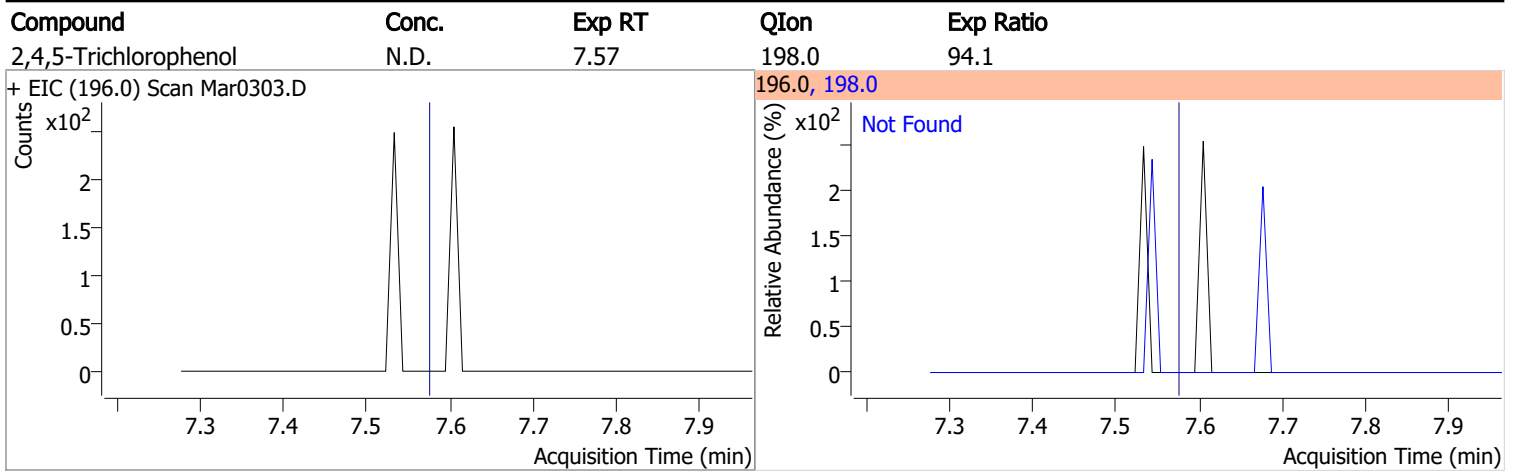
Compound	Conc.	Exp RT	QIon	Exp Ratio	QIon	Exp Ratio
Hexachlorocyclopentadiene	N.D.	7.33	238.9	64.2	234.9	62.1



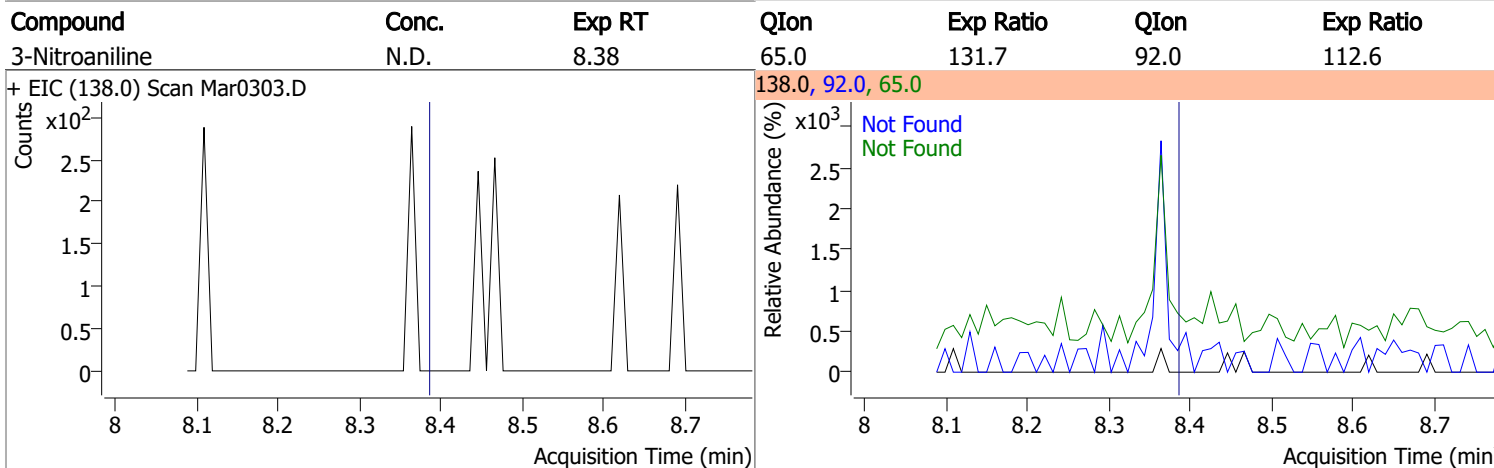
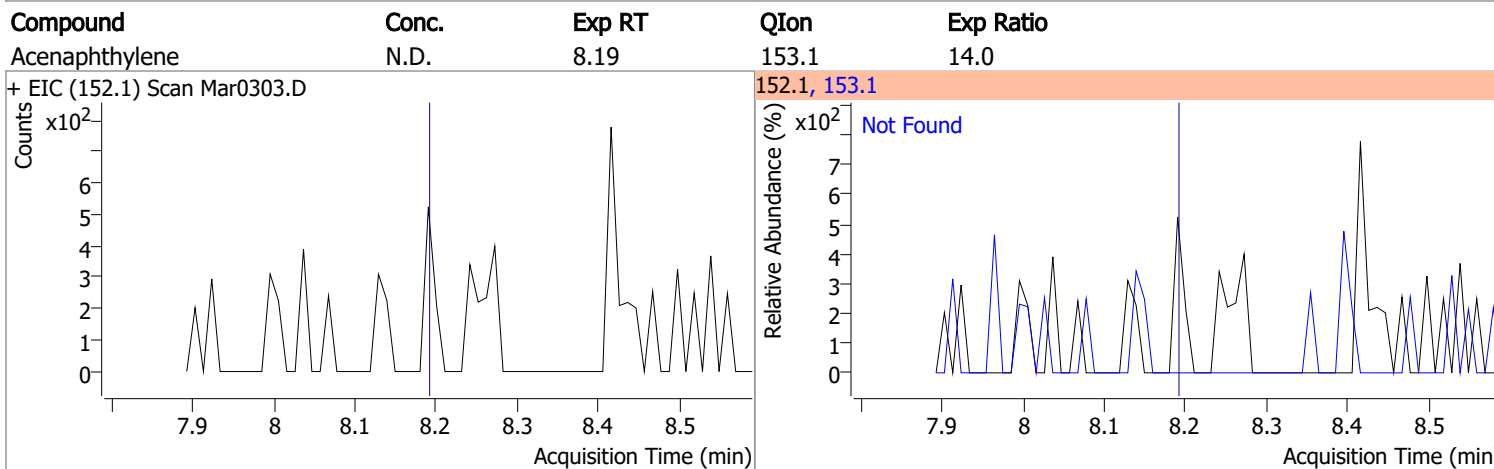
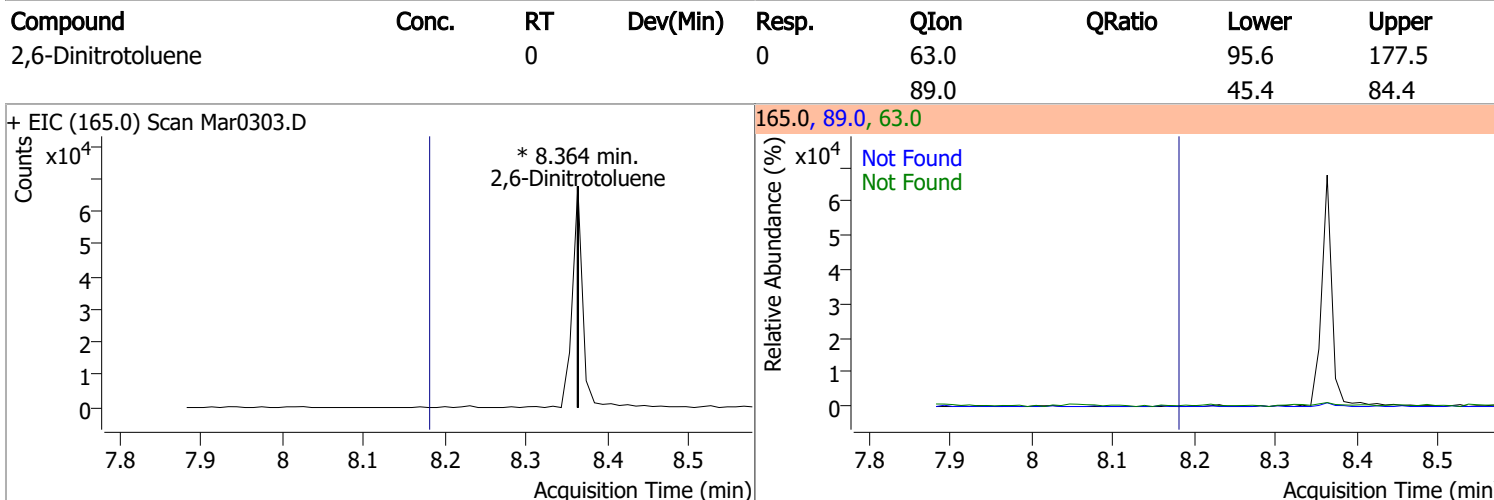
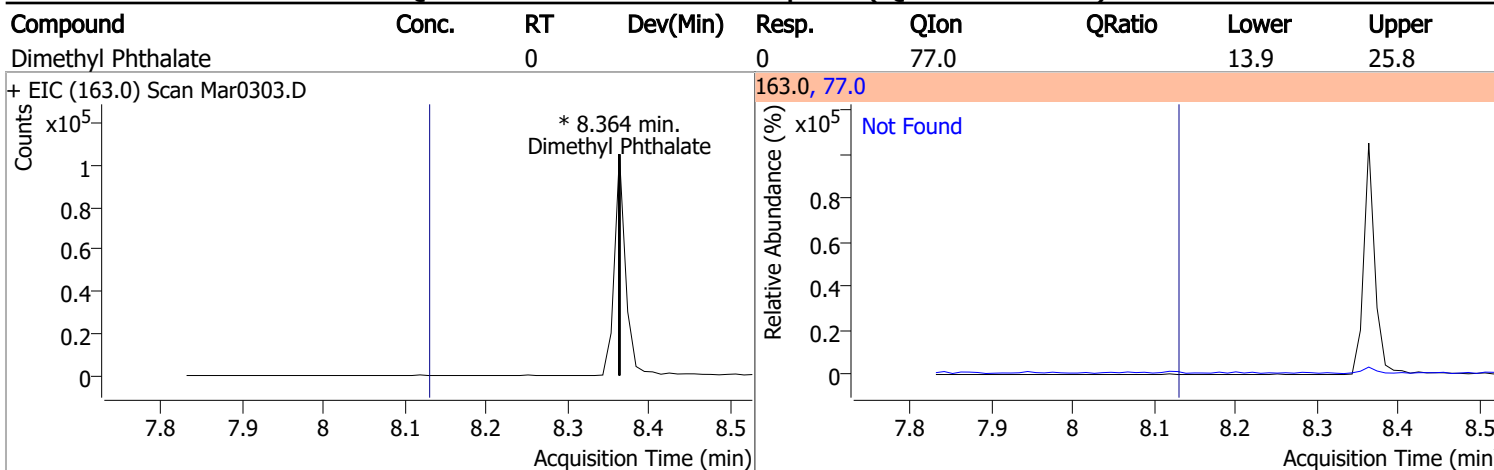
Compound	Conc.	Exp RT	QIon	Exp Ratio
2,4,6-Trichlorophenol	N.D.	7.51	198.0	92.6



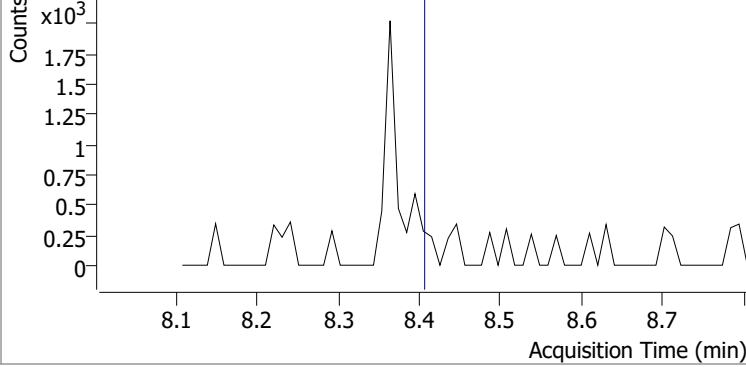
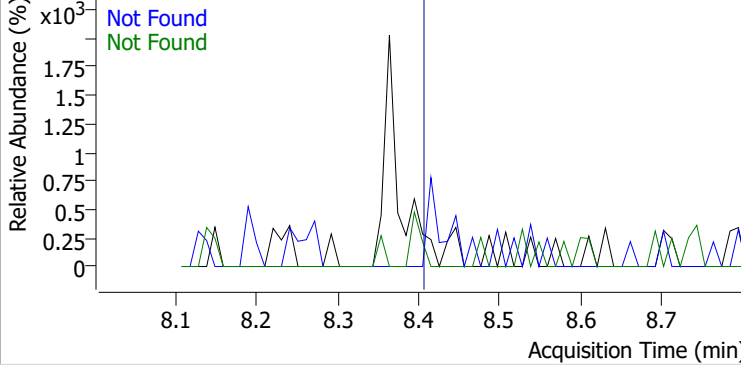
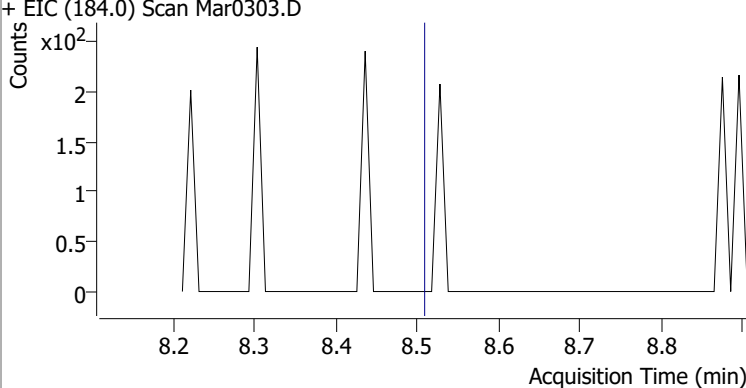
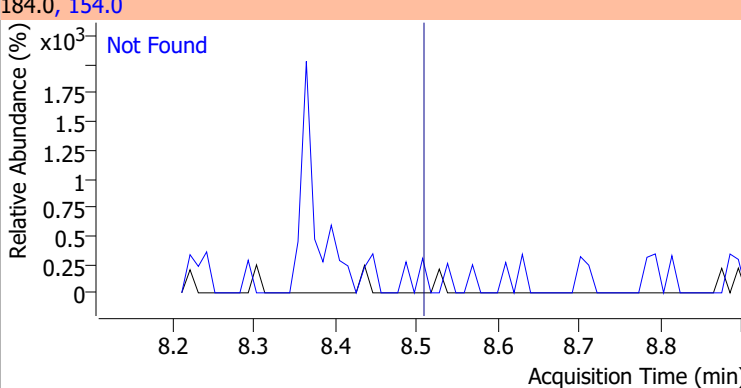
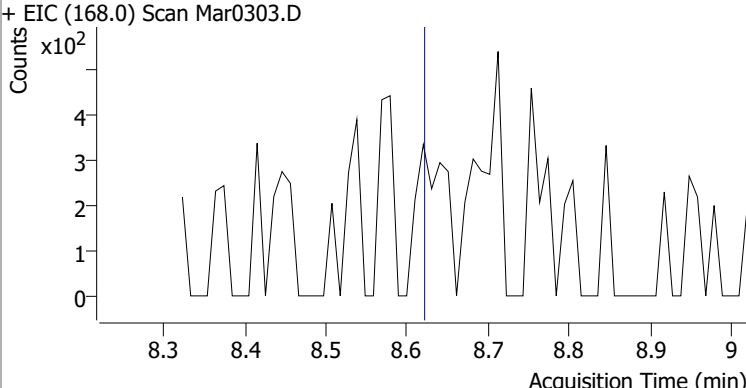
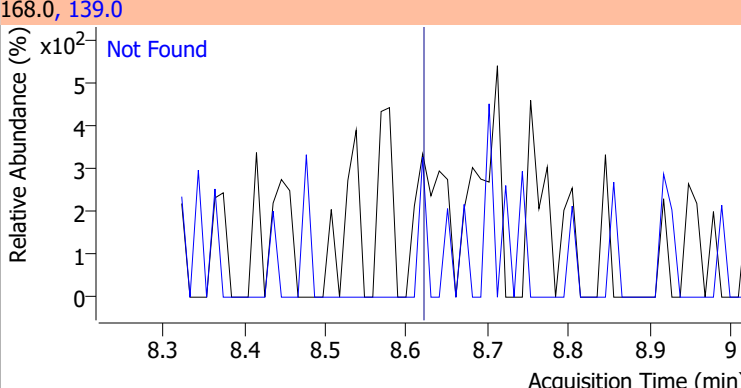
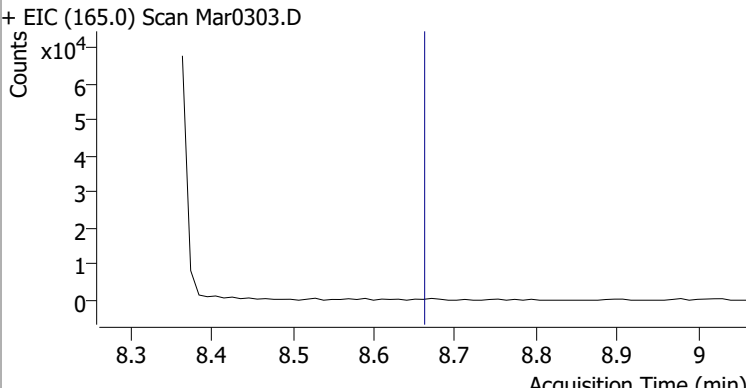
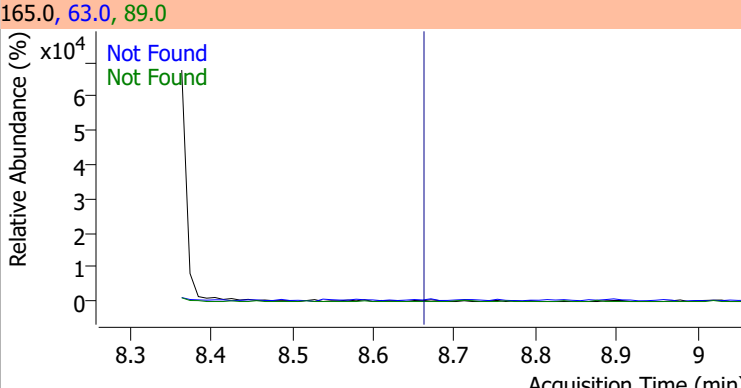
Quantitation Results Report (QT Reviewed)



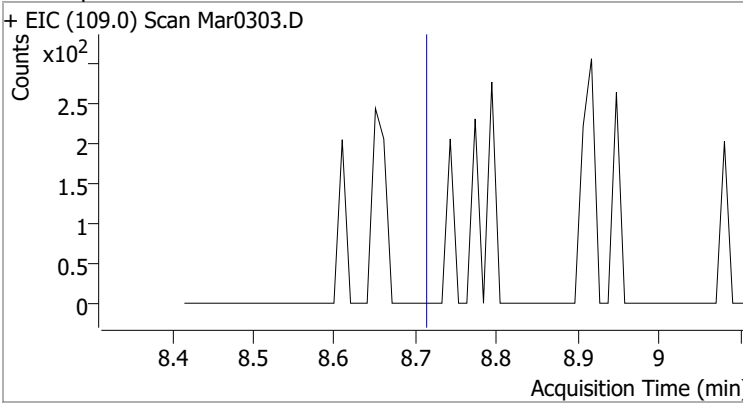
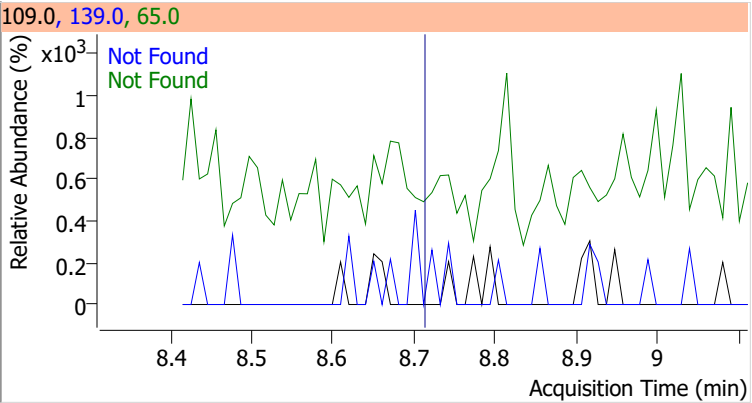
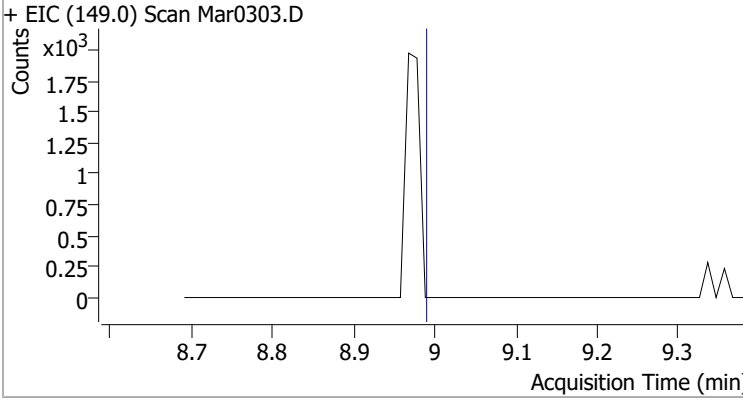
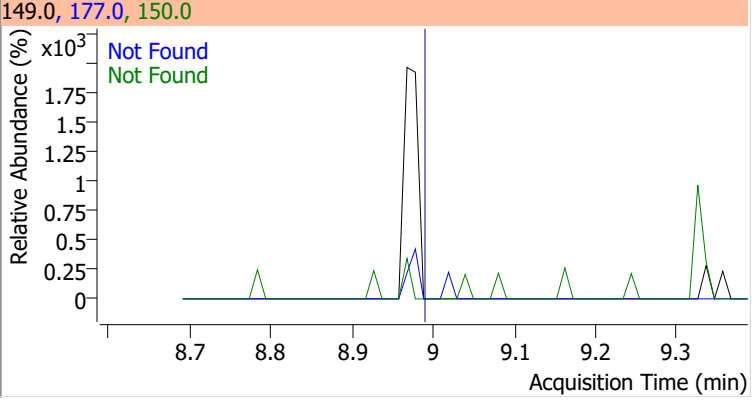
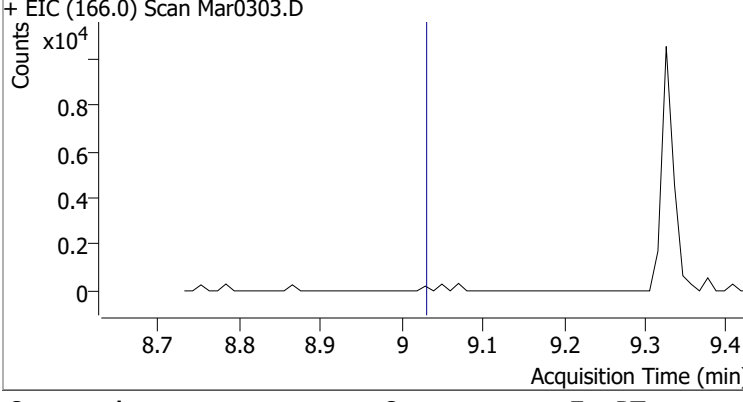
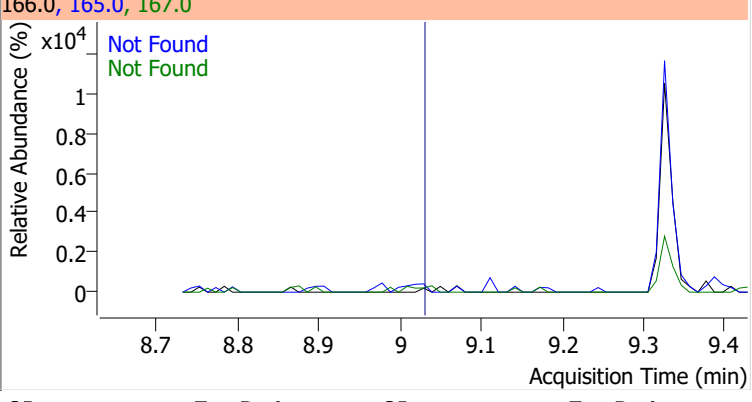
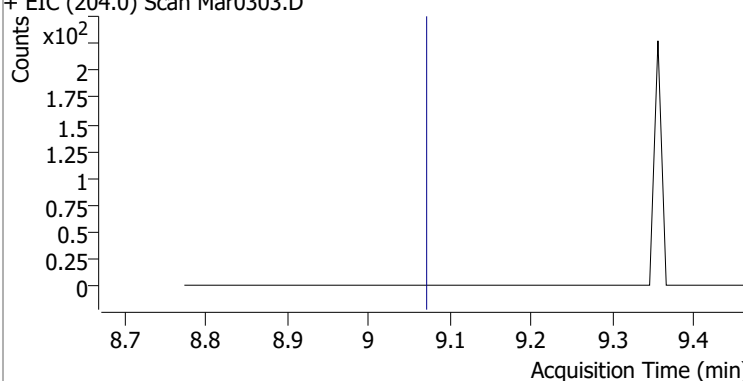
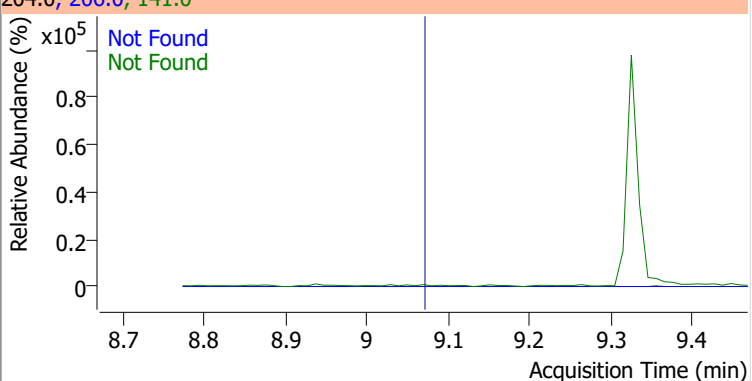
Quantitation Results Report (QT Reviewed)



Quantitation Results Report (QT Reviewed)

Compound	Conc.	Exp RT	QIon	Exp Ratio	QIon	Exp Ratio
Acenaphthene	N.D.	8.40	153.0	106.6	152.0	52.4
+ EIC (154.0) Scan Mar0303.D			154.0, 152.0, 153.0			
						
2,4-Dinitrophenol	N.D.	8.51	154.0	59.3		
+ EIC (184.0) Scan Mar0303.D			184.0, 154.0			
						
Dibenzofuran	N.D.	8.62	139.0	37.6		
+ EIC (168.0) Scan Mar0303.D			168.0, 139.0			
						
2,4-Dinitrotoluene	N.D.	8.66	89.0	75.9	63.0	44.1
+ EIC (165.0) Scan Mar0303.D			165.0, 63.0, 89.0			
						

Quantitation Results Report (QT Reviewed)

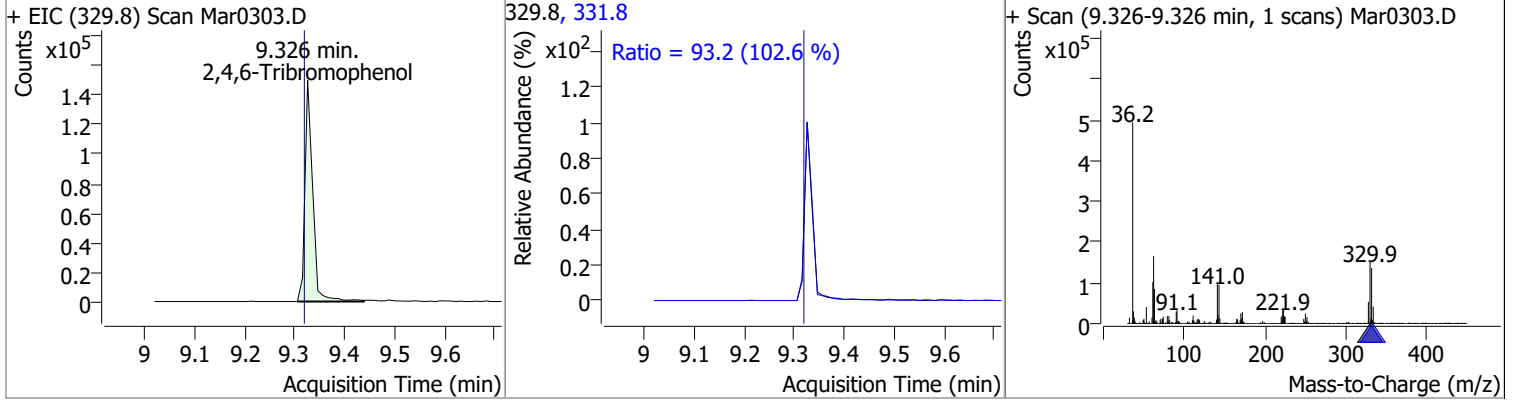
Compound	Conc.	Exp RT	QIon	Exp Ratio	QIon	Exp Ratio
4-Nitrophenol	N.D.	8.71	139.0	78.4	65.0	71.6
+ EIC (109.0) Scan Mar0303.D 			109.0, 139.0, 65.0 			
Diethylphthalate	N.D.	8.99	177.0	21.3	150.0	12.7
+ EIC (149.0) Scan Mar0303.D 			149.0, 177.0, 150.0 			
Fluorene	N.D.	9.03	165.0	94.1	167.0	13.4
+ EIC (166.0) Scan Mar0303.D 			166.0, 165.0, 167.0 			
4-Chlorophenyl-phenylether	N.D.	9.07	141.0	61.7	206.0	34.0
+ EIC (204.0) Scan Mar0303.D 			204.0, 206.0, 141.0 			

Quantitation Results Report (QT Reviewed)

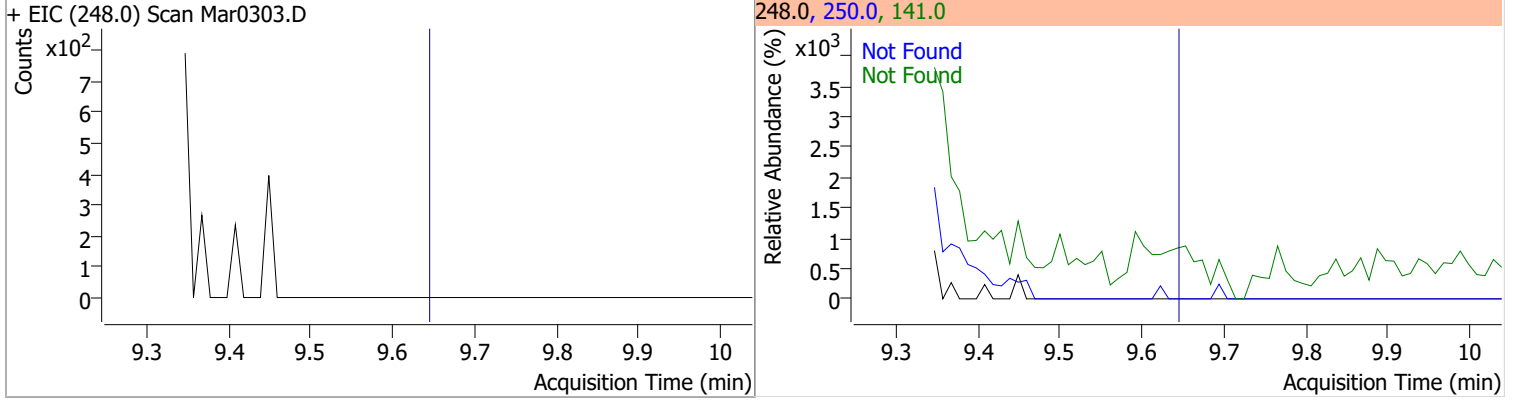
Compound	Conc.	Exp RT	QIon	Exp Ratio	QIon	Exp Ratio
4-Nitroaniline	N.D.	9.12	65.0	109.2	92.0	47.3
+ EIC (138.0) Scan Mar0303.D			138.0, 65.0, 92.0			
4,6-Dinitro-2-methylphenol	N.D.	9.14	121.0	48.7		
+ EIC (198.0) Scan Mar0303.D			198.0, 121.0			
N-nitrosodiphenylamine	N.D.	9.22	168.0	64.6	167.0	34.5
+ EIC (169.0) Scan Mar0303.D			169.0, 167.0, 168.0			
Azobenzene	N.D.	9.25	51.0	48.8	182.0	26.0
+ EIC (77.0) Scan Mar0303.D			77.0, 51.0, 182.0			

Quantitation Results Report (QT Reviewed)

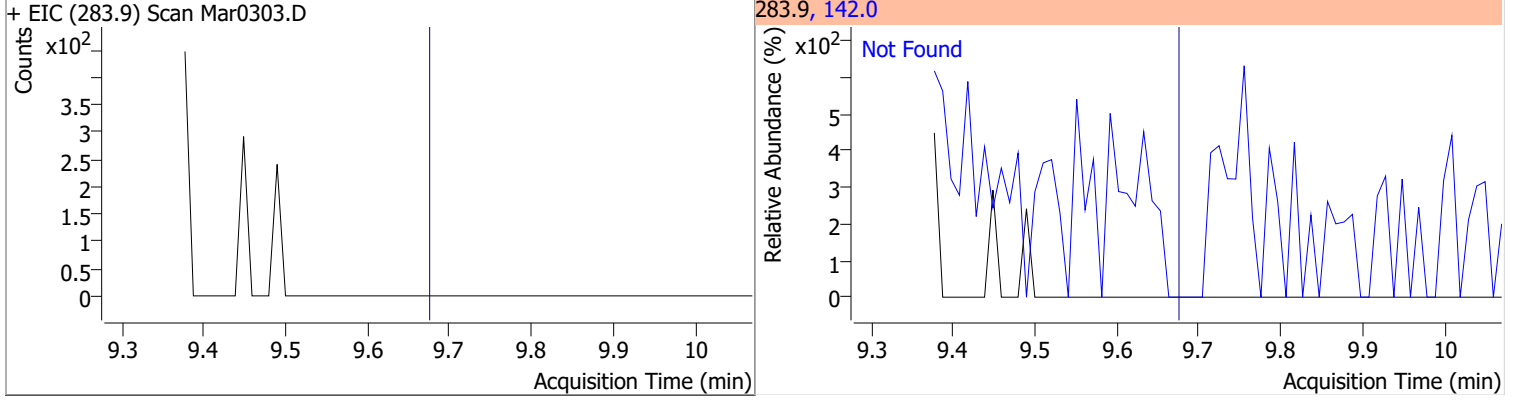
Compound	Conc.	RT	Dev(Min)	Resp.	QIon	QRatio	Lower	Upper
2,4,6-Tribromophenol	135.4586	9.33	0.00	162503	331.8	93.2	63.6	118.2



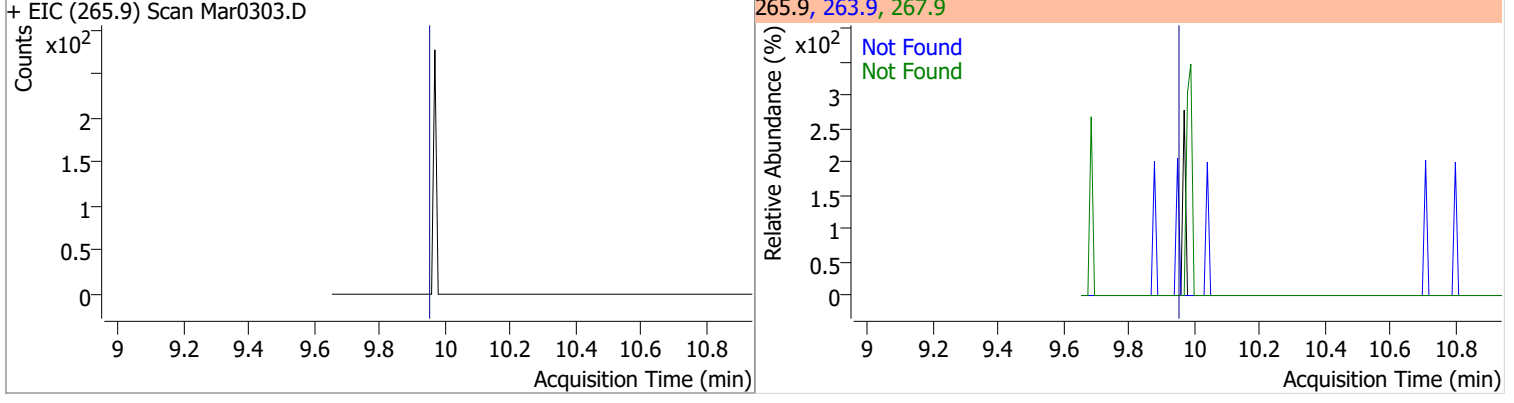
Compound	Conc.	Exp RT	QIon	Exp Ratio	QIon	Exp Ratio
4-Bromophenyl-phenylether	N.D.	9.65	141.0	100.4	250.0	99.4



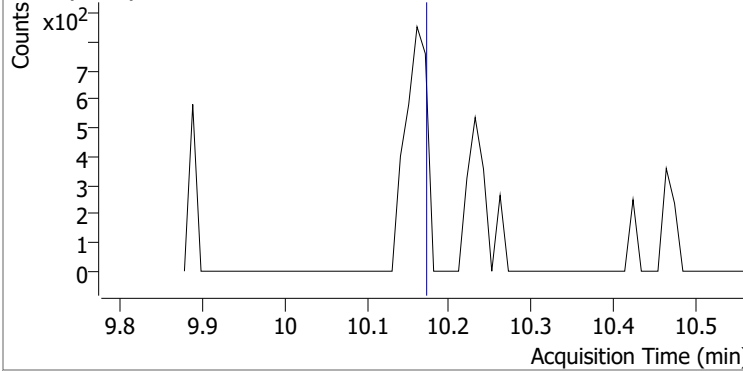
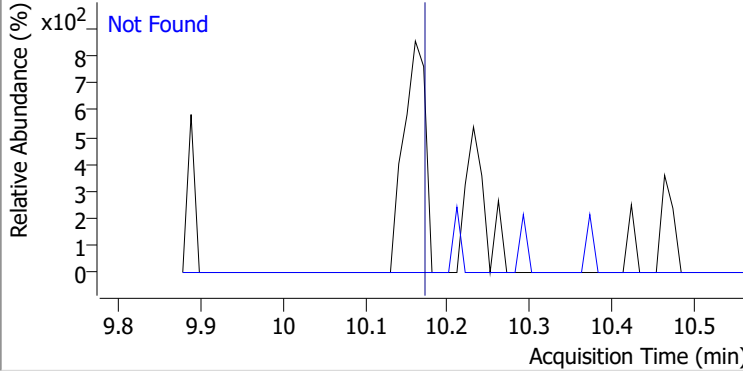
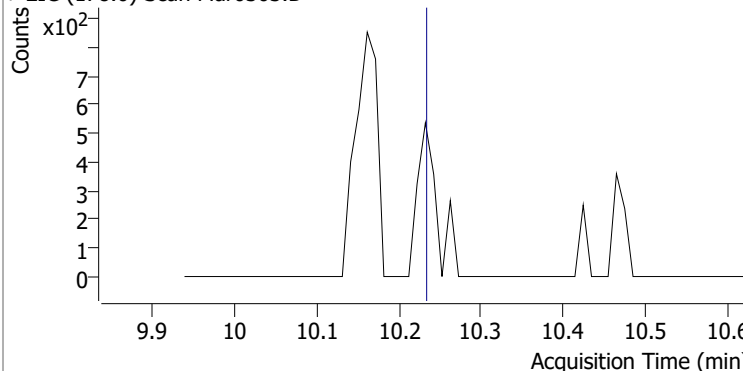
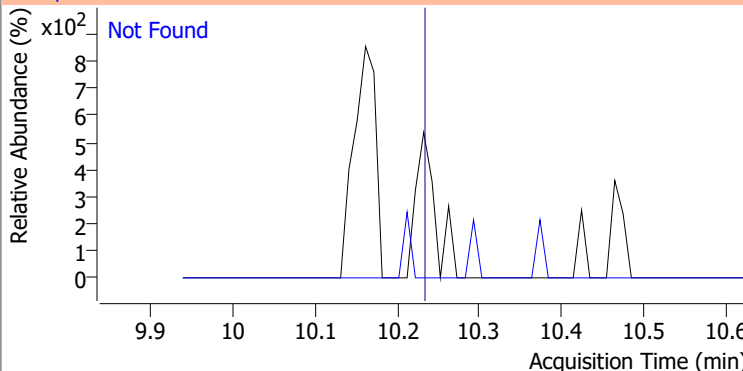
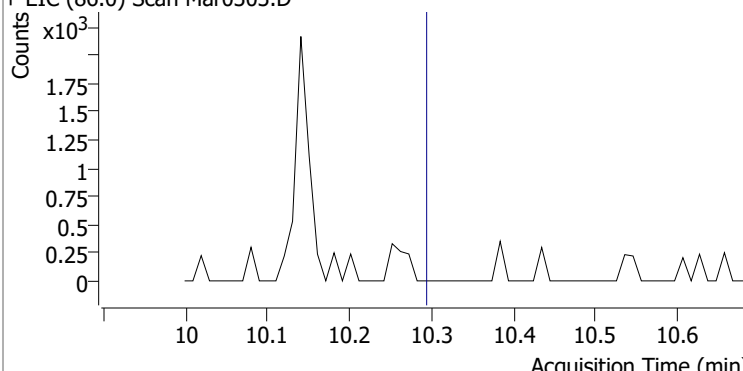
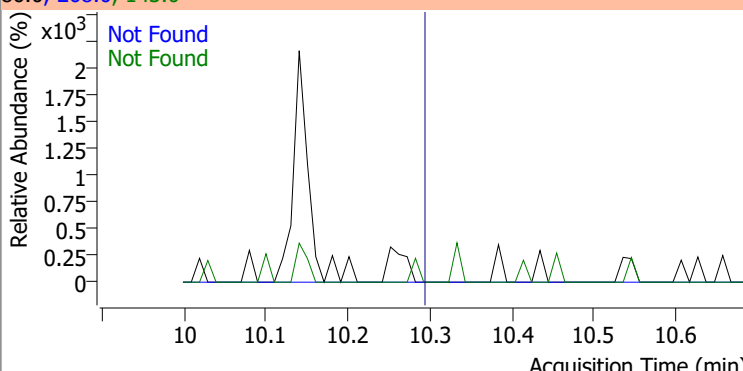
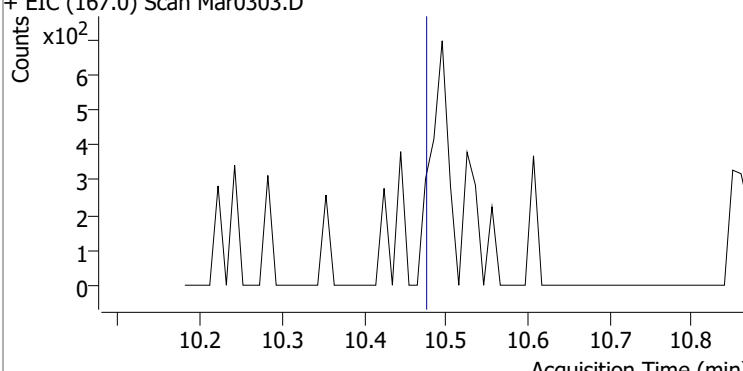
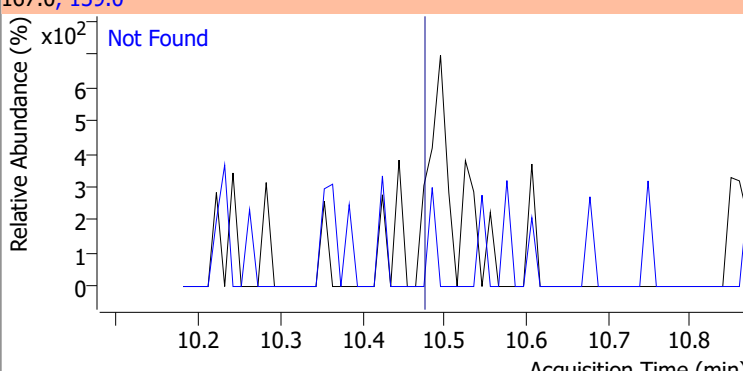
Compound	Conc.	Exp RT	QIon	Exp Ratio
Hexachlorobenzene	N.D.	9.68	142.0	49.3



Compound	Conc.	Exp RT	QIon	Exp Ratio	QIon	Exp Ratio
Pentachlorophenol	N.D.	9.96	263.9	63.1	267.9	62.4

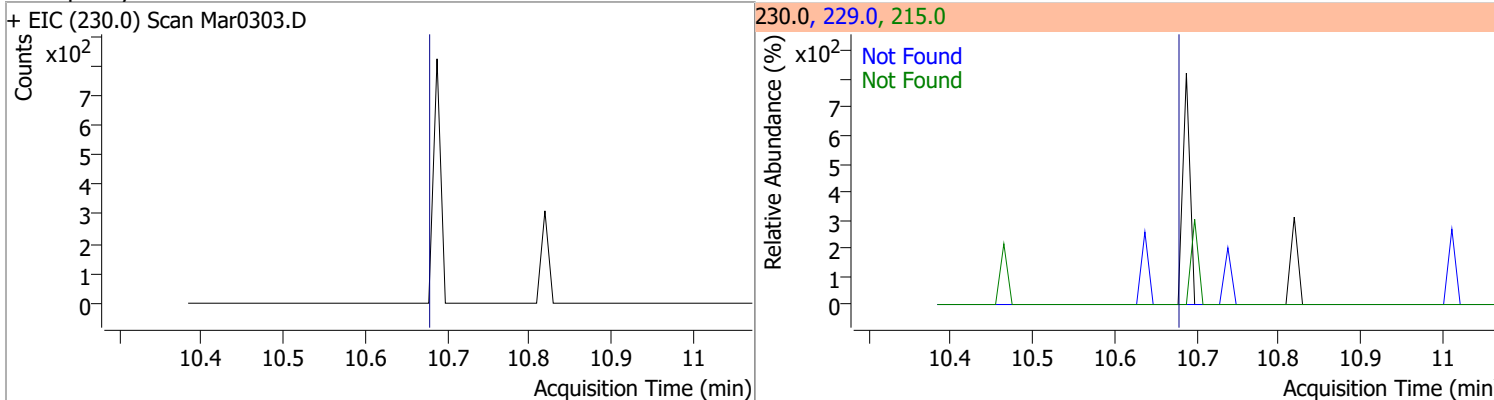


Quantitation Results Report (QT Reviewed)

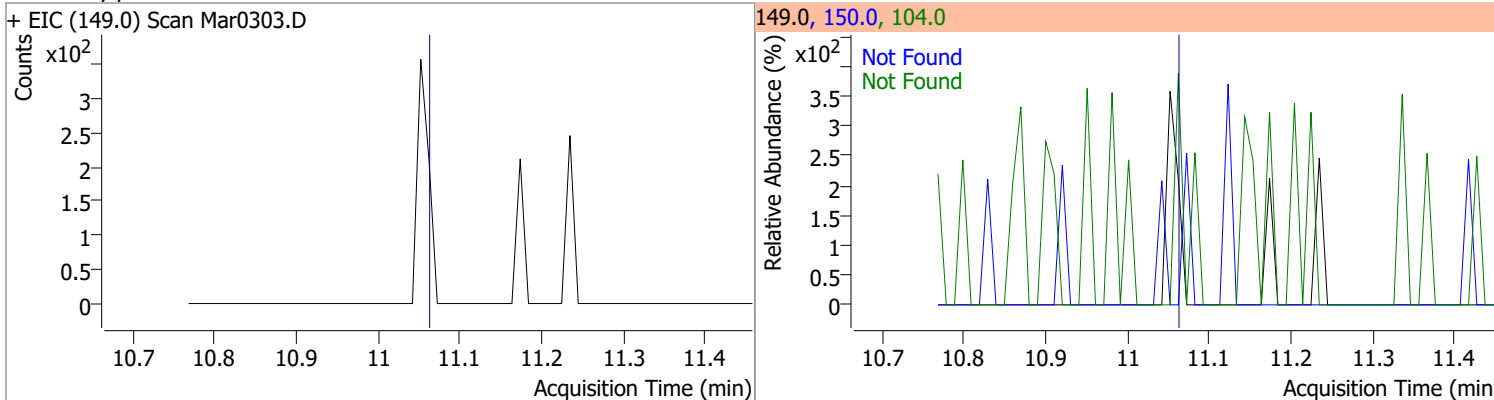
Compound	Conc.	Exp RT	QIon	Exp Ratio		
Phenanthrene	N.D.	10.18	176.0	18.9		
+ EIC (178.0) Scan Mar0303.D			178.0, 176.0			
						
Anthracene	N.D.	10.24	176.0	18.2		
+ EIC (178.0) Scan Mar0303.D			178.0, 176.0			
						
Triallate	N.D.	10.30	268.0	23.9	QIon	Exp Ratio
+ EIC (86.0) Scan Mar0303.D			86.0, 268.0, 143.0			
						
Carbazole	N.D.	10.48	139.0	13.0		
+ EIC (167.0) Scan Mar0303.D			167.0, 139.0			
						

Quantitation Results Report (QT Reviewed)

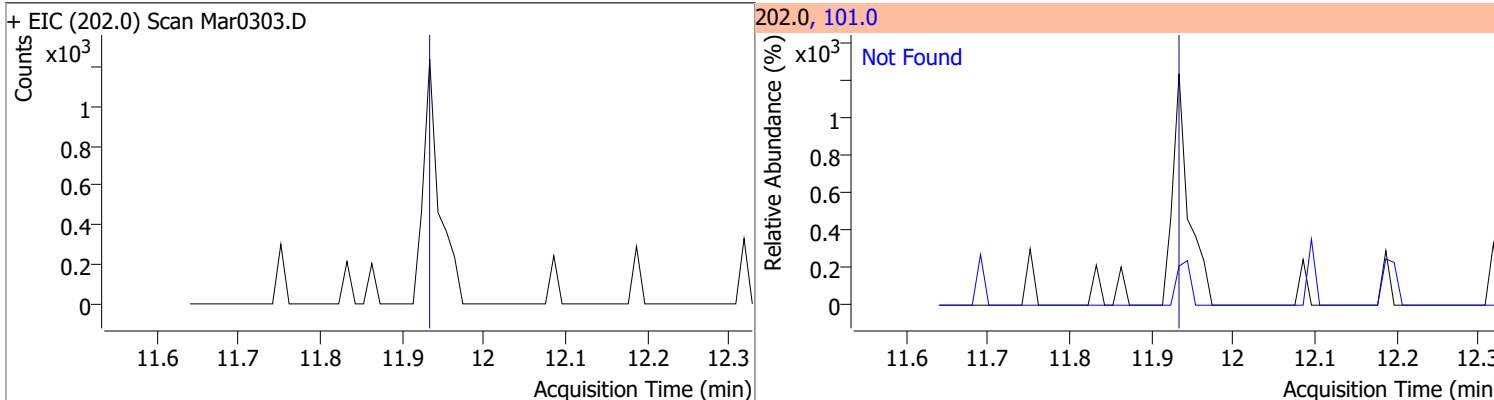
Compound	Conc.	Exp RT	QIon	Exp Ratio	QIon	Exp Ratio
o-Terphenyl	N.D.	10.69	229.0	64.7	215.0	38.5



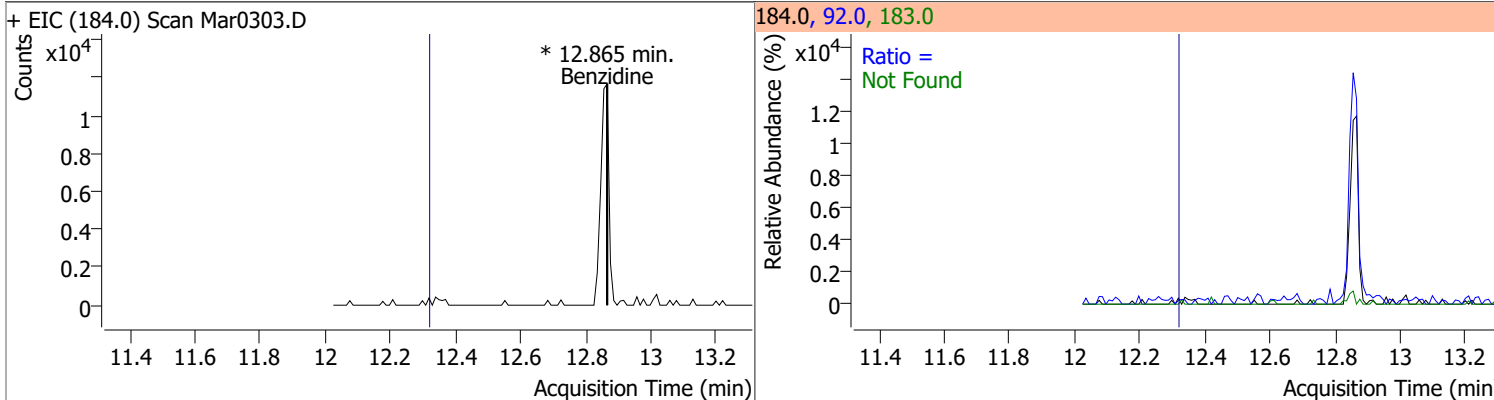
Compound	Conc.	Exp RT	QIon	Exp Ratio	QIon	Exp Ratio
Di-n-Butylphthalate	N.D.	11.07	150.0	9.1	104.0	6.2



Compound	Conc.	Exp RT	QIon	Exp Ratio
Fluoranthene	N.D.	11.94	101.0	12.7

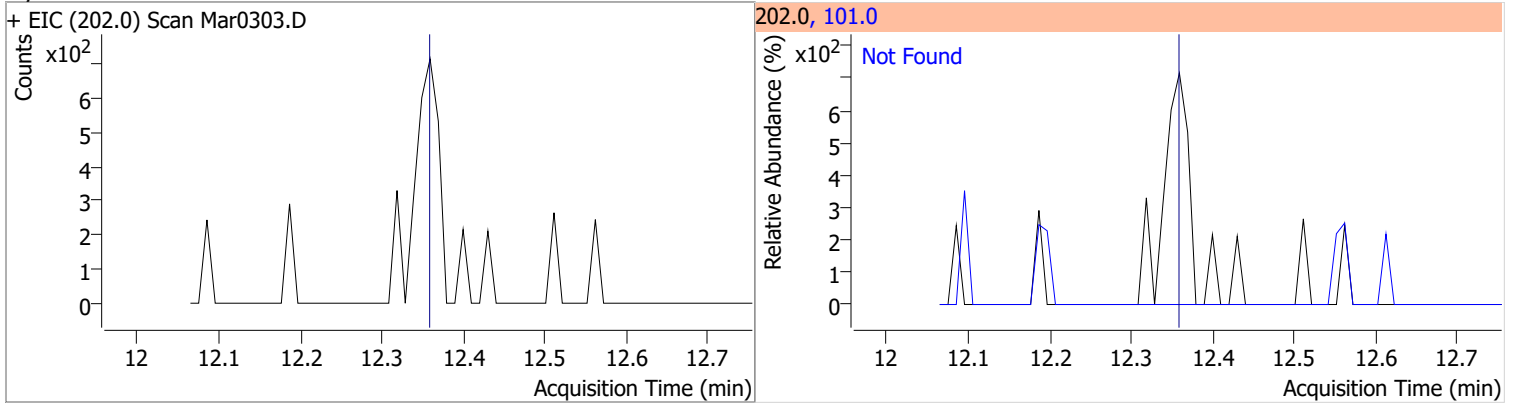


Compound	Conc.	RT	Dev(Min)	Resp.	QIon	QRatio	Lower	Upper
Benzidine		0		0	183.0		8.2	15.3
					92.0		6.4	11.9

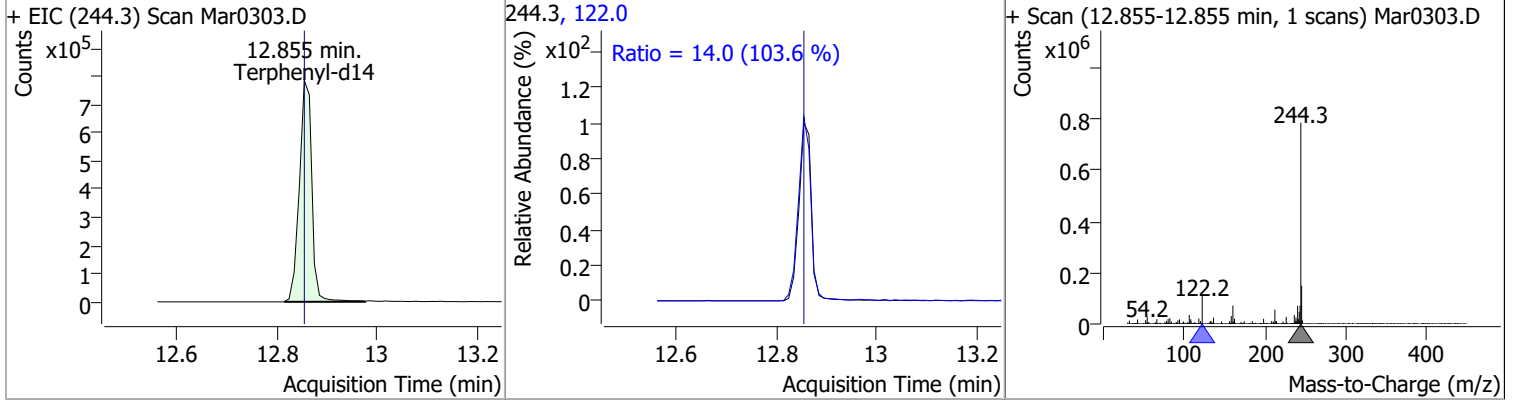


Quantitation Results Report (QT Reviewed)

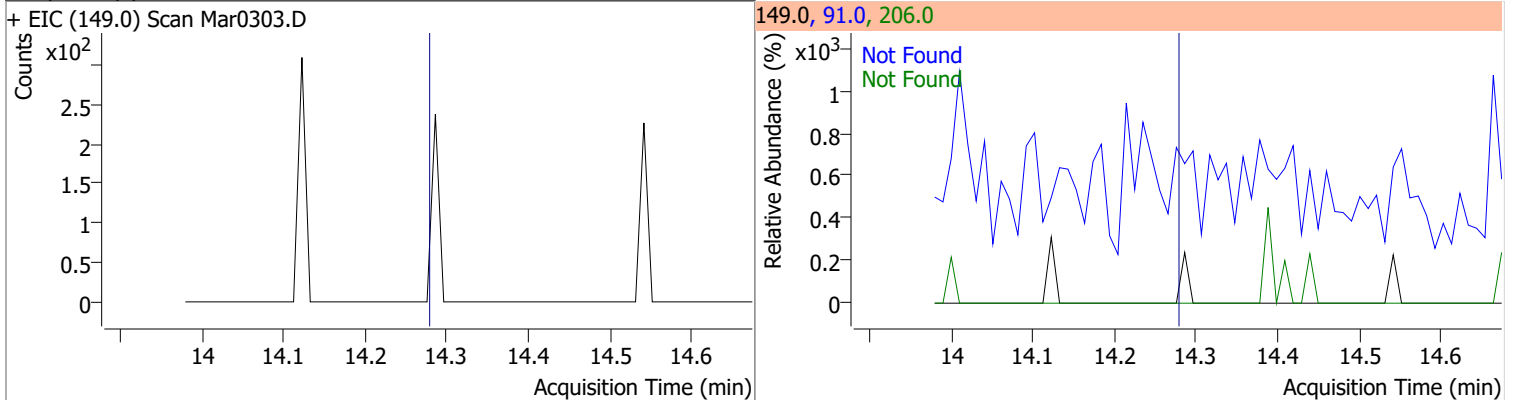
Compound	Conc.	Exp RT	QIon	Exp Ratio
Pyrene	N.D.	12.37	101.0	15.2



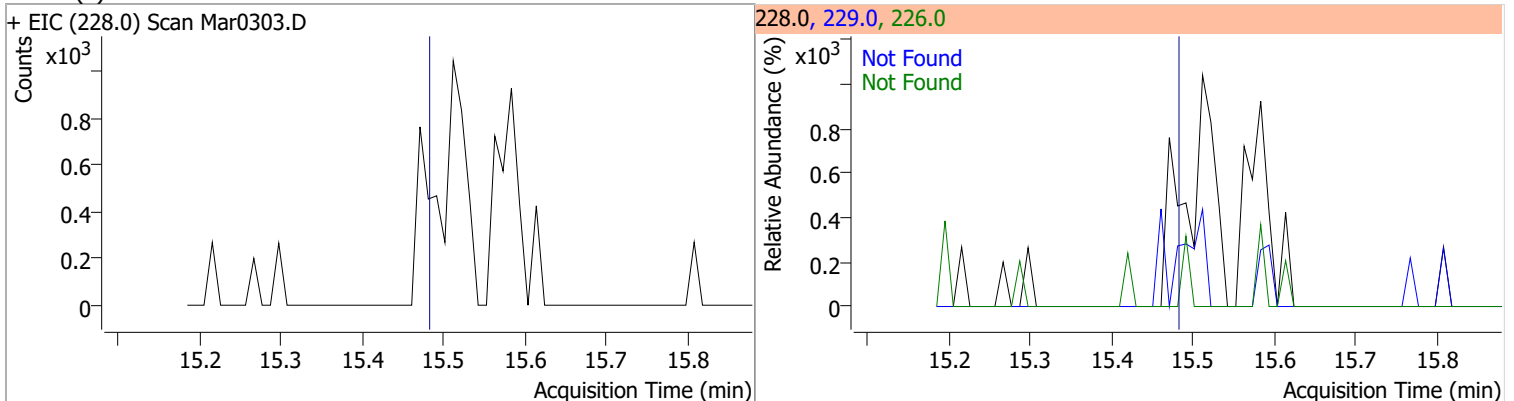
Compound	Conc.	RT	Dev(Min)	Resp.	QIon	QRatio	Lower	Upper
Terphenyl-d14	102.3328	12.86	-0.01	1357042	122.0	14.0	9.5	17.6



Compound	Conc.	Exp RT	QIon	Exp Ratio	QIon	Exp Ratio
Butylbenzylphthalate	N.D.	14.30	91.0	83.4	206.0	17.7

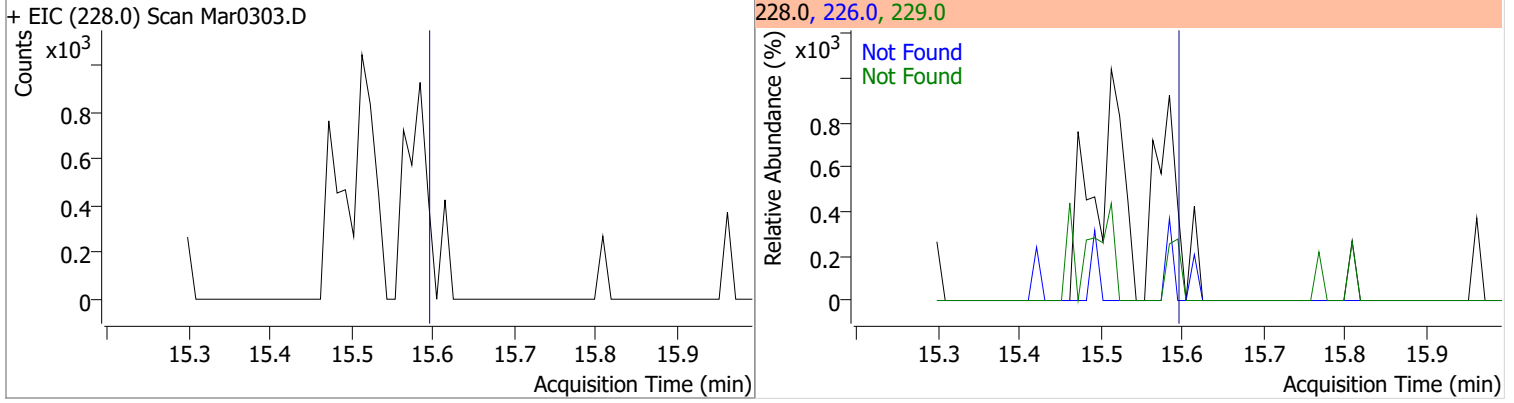


Compound	Conc.	Exp RT	QIon	Exp Ratio	QIon	Exp Ratio
Benzo(a)Anthracene	N.D.	15.50	226.0	26.4	229.0	20.9

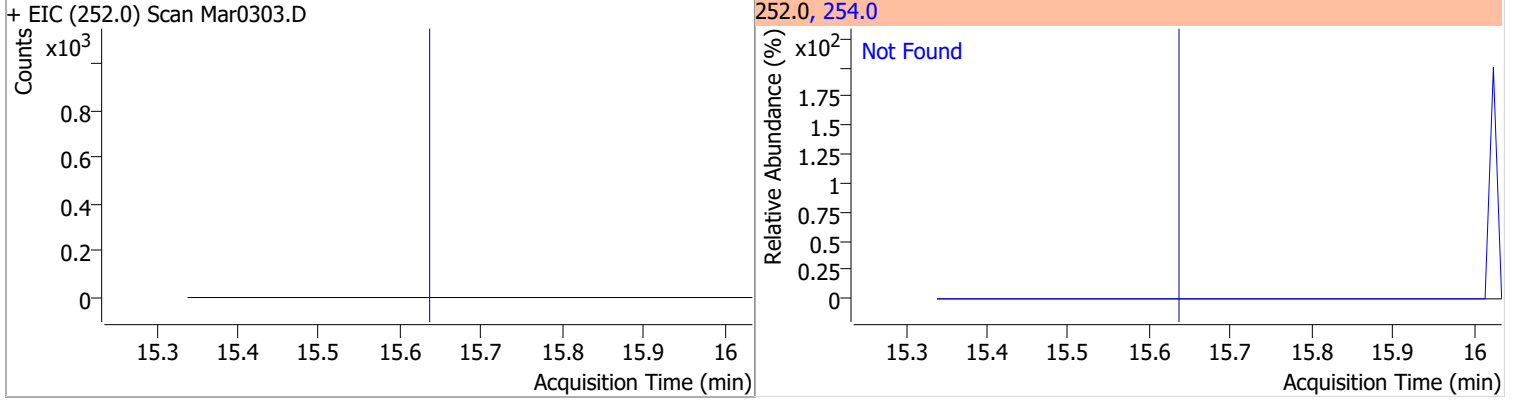


Quantitation Results Report (QT Reviewed)

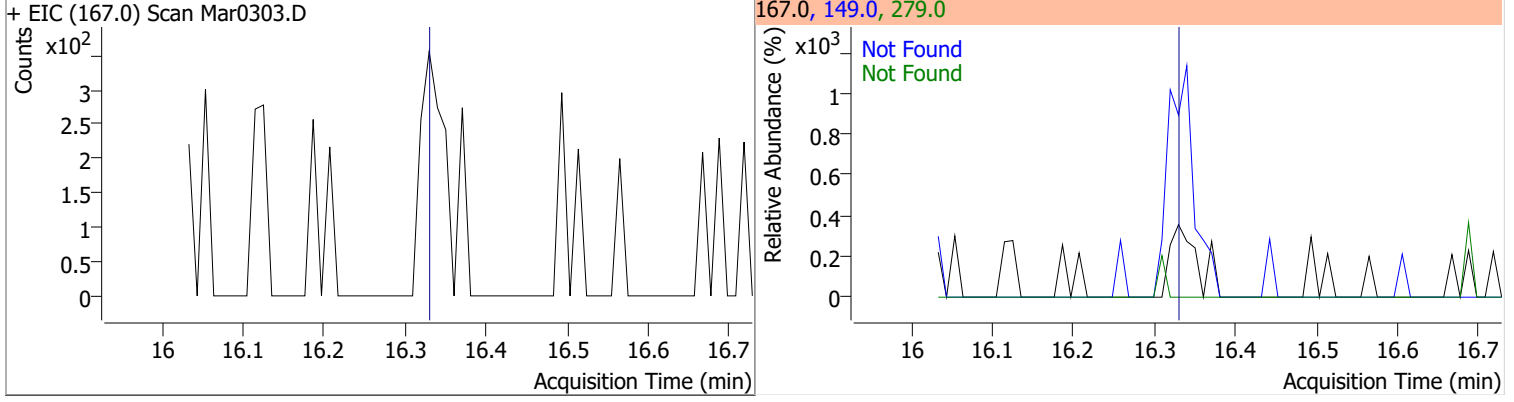
Compound	Conc.	Exp RT	QIon	Exp Ratio	QIon	Exp Ratio
Chrysene	N.D.	15.61	226.0	29.2	229.0	20.4



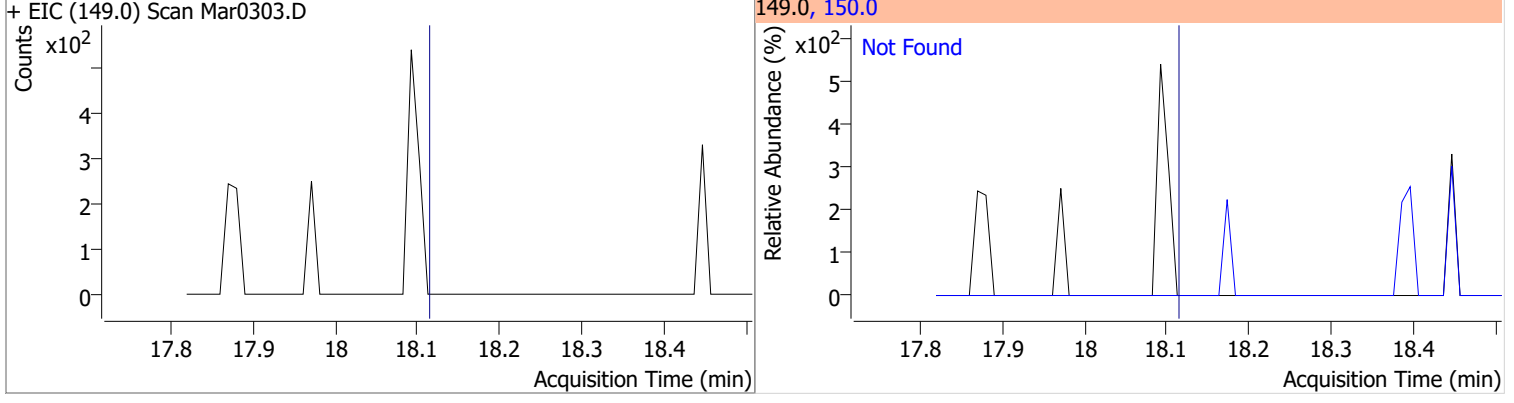
Compound	Conc.	Exp RT	QIon	Exp Ratio
3,3-Dichlorobenzidine	N.D.	15.65	254.0	64.6



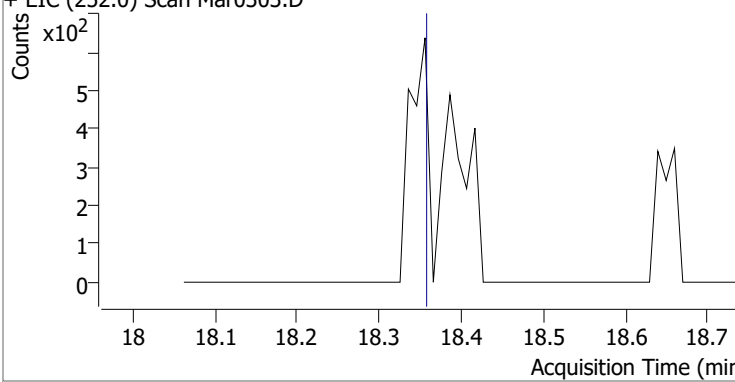
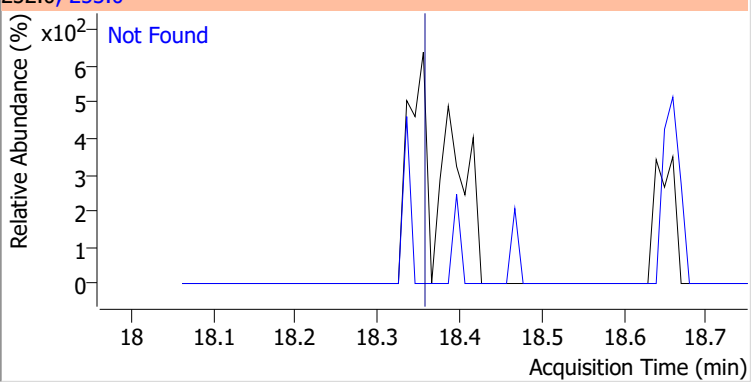
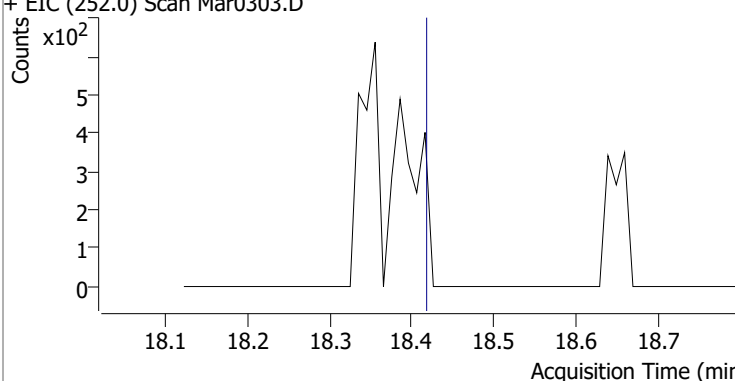
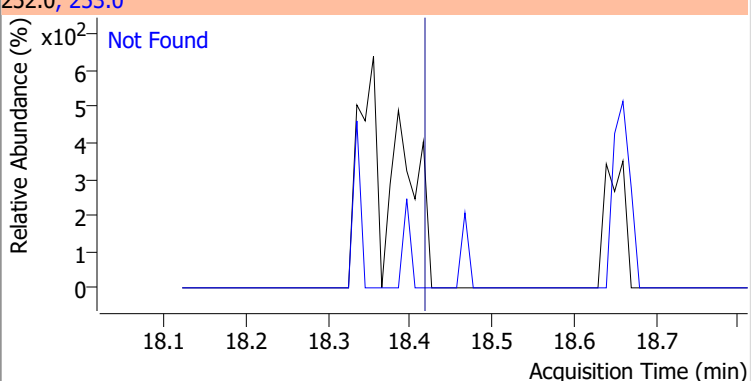
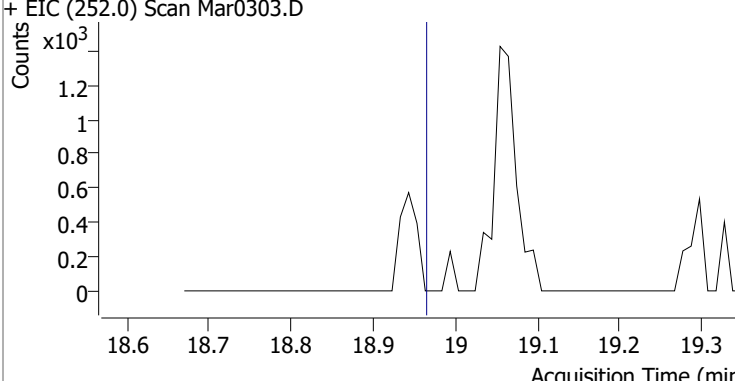
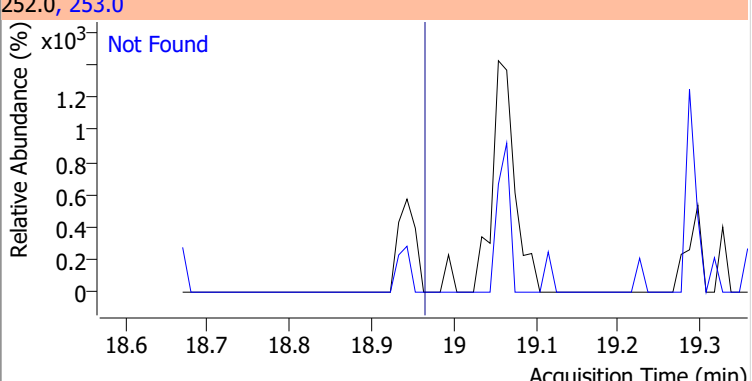
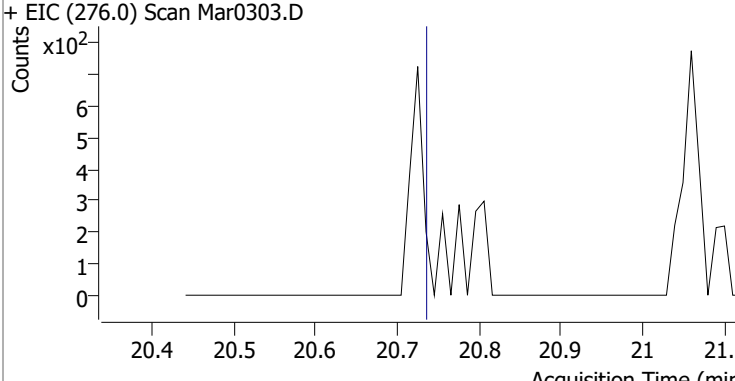
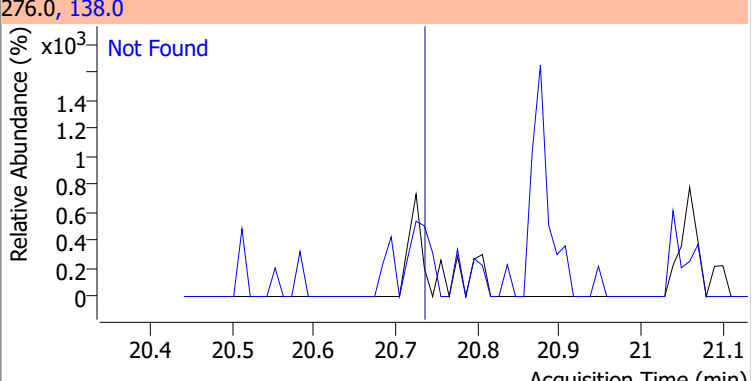
Compound	Conc.	Exp RT	QIon	Exp Ratio	QIon	Exp Ratio
bis(2-ethylhexyl)Phthalate	N.D.	16.35	149.0	391.0	279.0	13.4



Compound	Conc.	Exp RT	QIon	Exp Ratio
Di-n-octyl Phthalate	N.D.	18.12	150.0	9.5

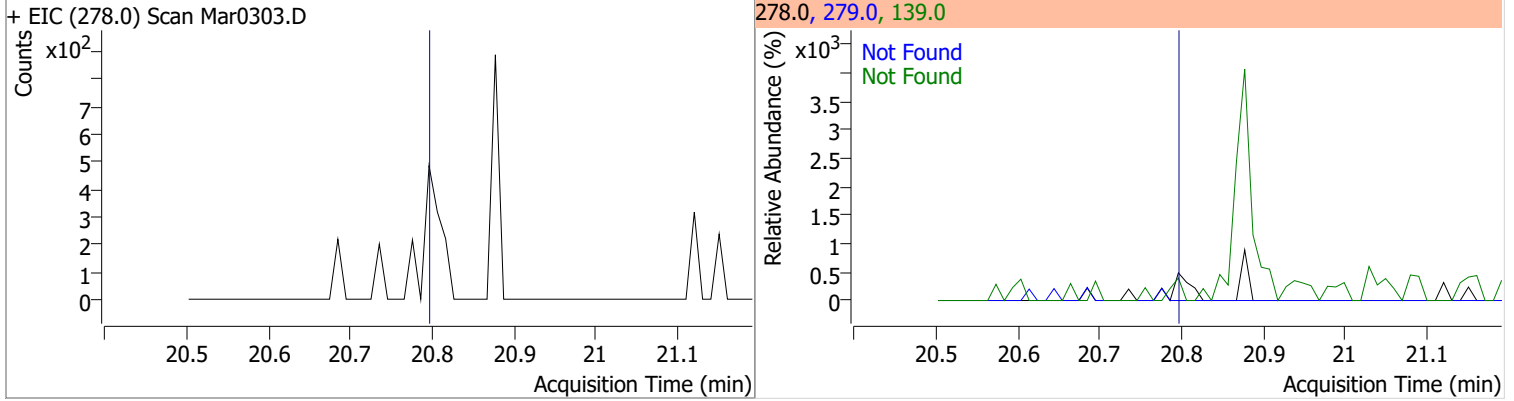


Quantitation Results Report (QT Reviewed)

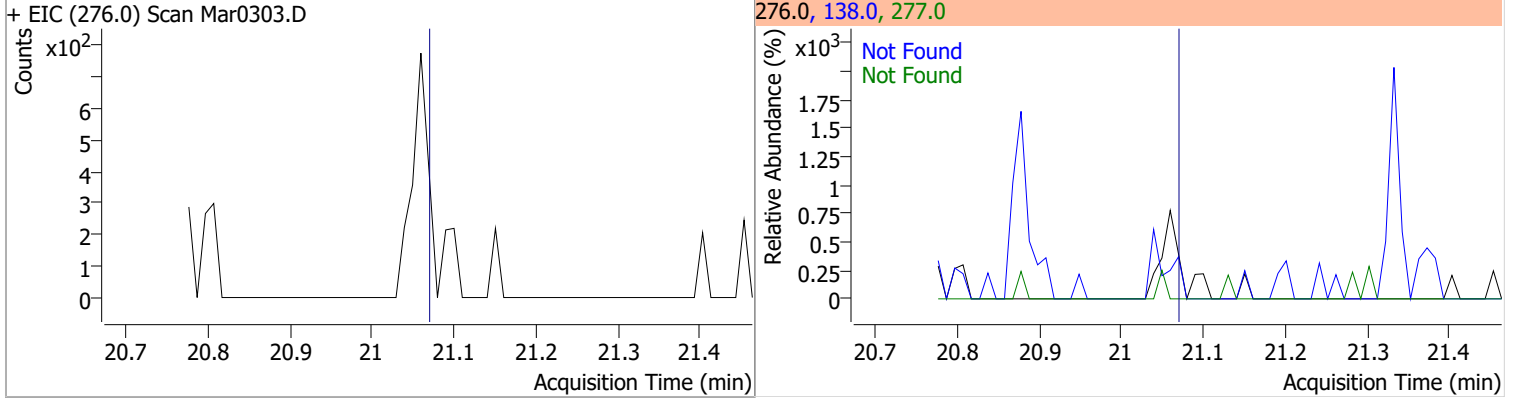
Compound	Conc.	Exp RT	QIon	Exp Ratio
Benzo(b)fluoranthene	N.D.	18.37	253.0	22.9
+ EIC (252.0) Scan Mar0303.D			252.0, 253.0	
				
Benzo(k)fluoranthene	N.D.	18.43	253.0	22.8
+ EIC (252.0) Scan Mar0303.D			252.0, 253.0	
				
Benzo(a)pyrene	N.D.	18.97	253.0	22.6
+ EIC (252.0) Scan Mar0303.D			252.0, 253.0	
				
Indeno(1,2,3-c,d)pyrene	N.D.	20.75	138.0	30.2
+ EIC (276.0) Scan Mar0303.D			276.0, 138.0	
				

Quantitation Results Report (QT Reviewed)

Compound	Conc.	Exp RT	QIon	Exp Ratio	QIon	Exp Ratio
Dibenzo(a,h)anthracene	N.D.	20.81	139.0	25.3	279.0	24.1

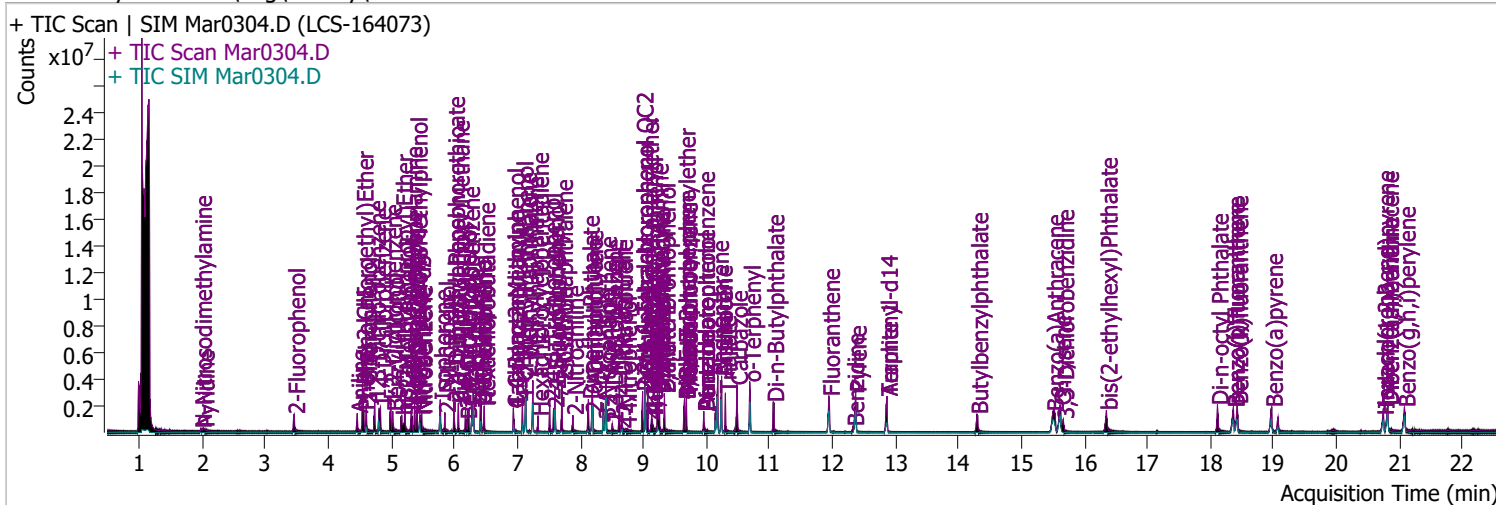


Compound	Conc.	Exp RT	QIon	Exp Ratio	QIon	Exp Ratio
Benzo(g,h,i)perylene	N.D.	21.08	138.0	32.4	277.0	23.6



Quantitation Results Report (QT Reviewed)

Data File	Mar0304.D	Operator	LIMS import
Acq. Method	BNA+SIM.M	Acq. Date-Time	3/3/2022 6:05:38 PM
Sample Name	LCS-164073	Instrument	Instrument #1
Vial	4	Multiplier	1.00
DA Method File		Comment	SVOC-8270-W-LARGO
Tune File	dftppdsm.u	Tune Date	2/18/2022 9:25:00 PM
Batch Name	030322 DoD BNA.batch.bin	Last Calib Update	3/4/2022 9:18:32 AM
Ref Library	D:\Org\Library\NIST129K.l		



Compound	RT	QIon	Resp.	Conc.	Units	Dev(Min)
----------	----	------	-------	-------	-------	----------

Internal Standards

System Monitoring Compounds

S 2-Fluorophenol	3.459	112.0	557218	77.6902	µg/L	-0.071
Spiked Amount: 200.000	Range: 10.0 - 75.0%			Recovery = 38.85%		
S Phenol-d5	4.542	99.0	803496	87.2902	µg/L	-0.010
Spiked Amount: 200.000	Range: 10.0 - 65.0%			Recovery = 43.65%		
S Nitrobenzene-d5	5.451	82.0	357242	69.6984	µg/L	-0.020
Spiked Amount: 100.000	Range: 32.0 - 94.0%			Recovery = 69.70%		
S 2-Fluorobiphenyl	7.595	172.0	931628	70.5513	µg/L	0.000
Spiked Amount: 100.000	Range: 28.0 - 107.0%			Recovery = 70.55%		
S 2,4,6-Tribromophenol	9.336	329.8	225202	161.1785	µg/L	0.010
Spiked Amount: 200.000	Range: 25.0 - 140.0%			Recovery = 80.59%		
S Terphenyl-d14	12.865	244.3	1465136	100.0588	µg/L	0.000
Spiked Amount: 100.000	Range: 32.0 - 122.0%			Recovery = 100.06%		

Target Compounds

Compound	RT	QIon	Resp.	Conc.	Units	QValue
T N-Nitrosodimethylamine	1.978	74.0	117848	56.0905	µg/L	92
T Pyridine	2.019	79.0	209972	39.5086	µg/L	99
T Aniline	4.460	93.0	599275	45.3818	µg/L	99
T Phenol	4.562	94.0	513156	50.2862	µg/L	86
T bis(-2-Chloroethyl)Ether	4.542	63.0	483845	69.6489	µg/L	96
T 2-Chlorophenol	4.603	128.0	515777	62.5672	µg/L	100
T 1,3-Dichlorobenzene	4.736	146.0	619689	58.0321	µg/L	99
T 1,4-Dichlorobenzene	4.828	146.0	586261	53.8719	µg/L	99
T 1,2-Dichlorobenzene	4.991	146.0	622736	59.9684	µg/L	99
T Benzyl Alcohol	5.022	108.0	266208	66.0807	µg/L	99
T bis(2-chloroisopropyl)Ether	5.165	121.0	171603	61.6581	µg/L	99
T 2-Methylphenol	5.216	107.0	515224	72.1835	µg/L	97
T N-nitroso-Di-n-propylamine	5.318	70.0	442013	89.0090	µg/L	98
T Hexachloroethane	5.369	117.0	161909	52.0439	µg/L	95
T 4Methylphenol/3Methylphenol	5.400	107.0	664999	68.1399	µg/L	99

Quantitation Results Report (QT Reviewed)

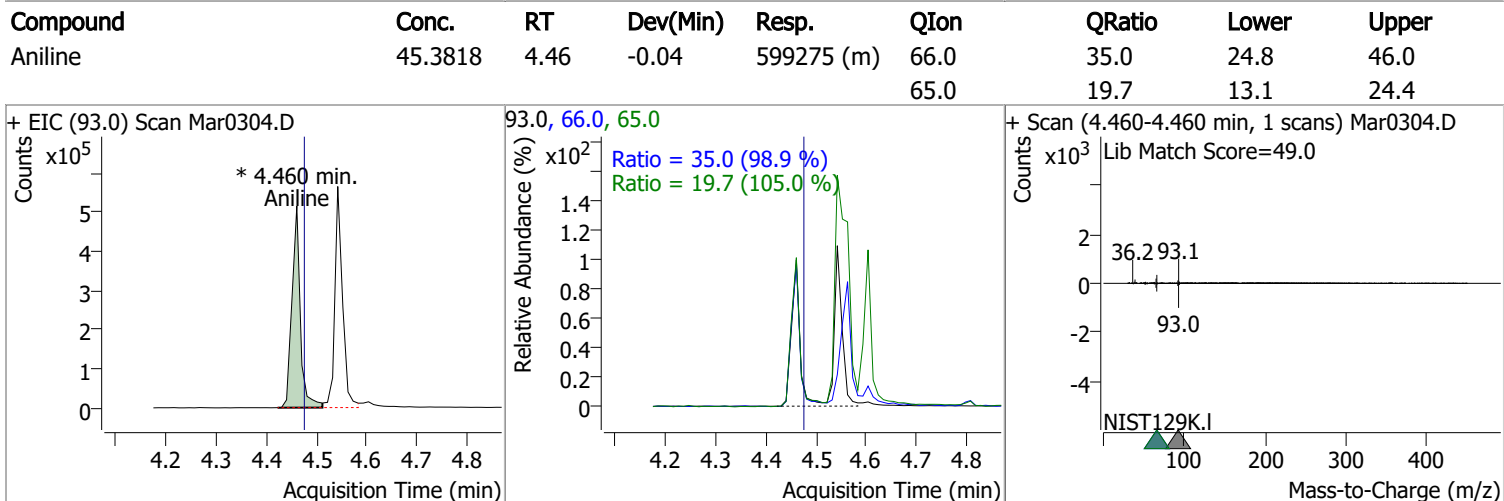
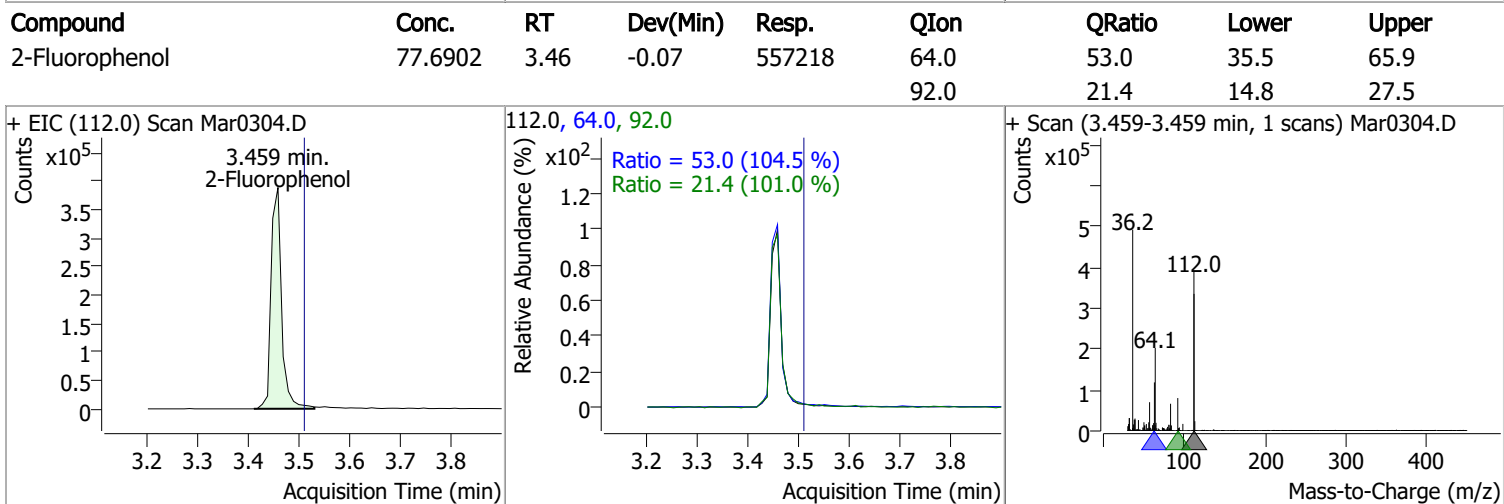
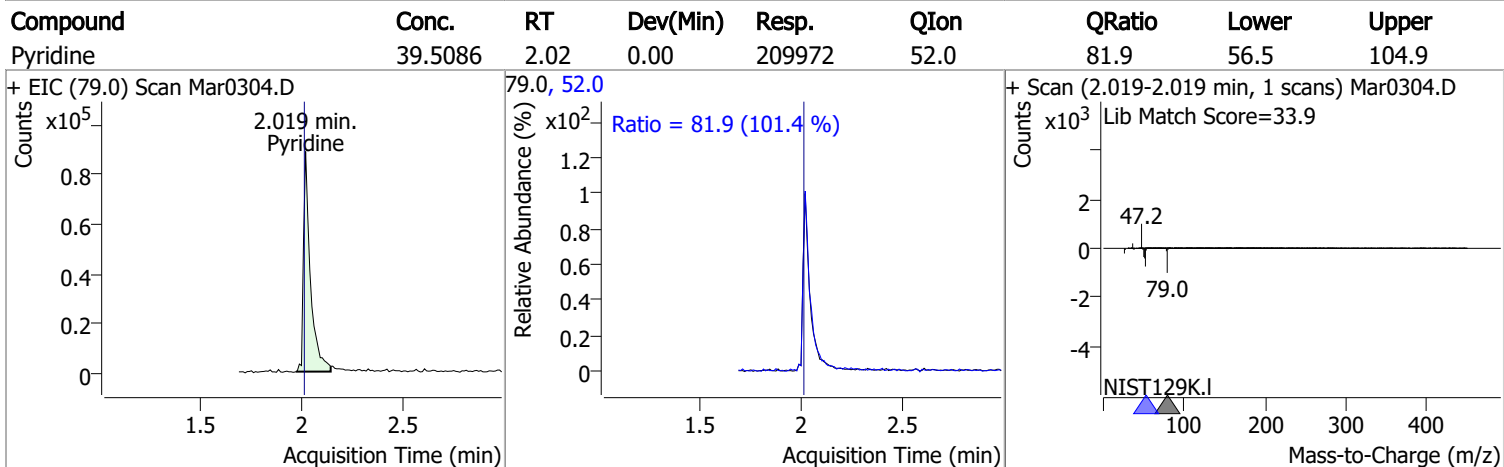
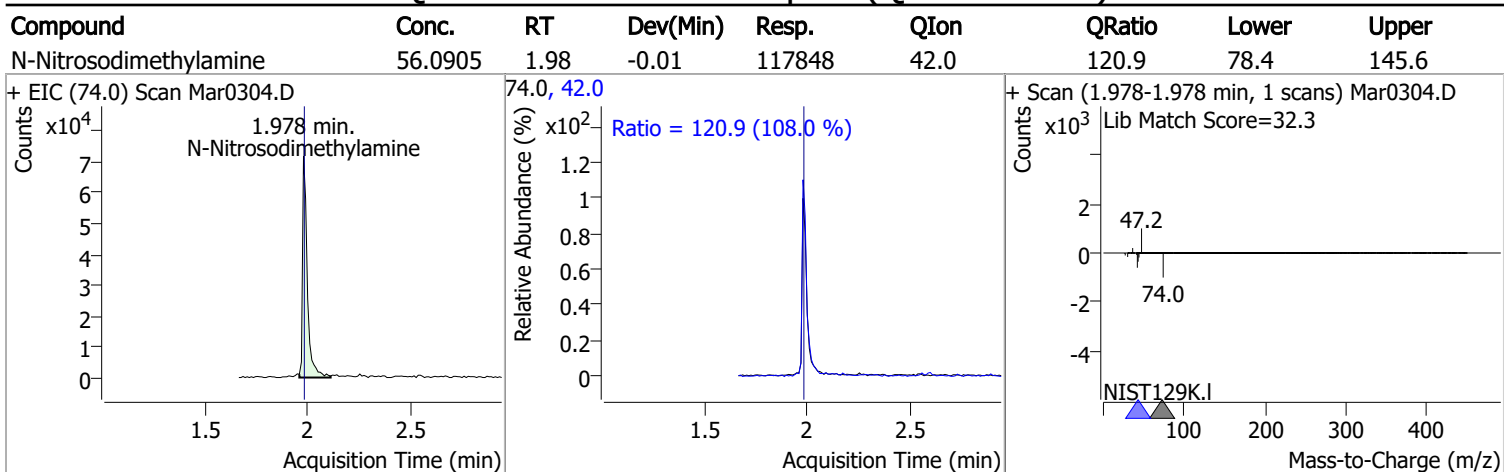
Compound	RT	QIon	Resp.	Conc.	Units	Dev(Min)	
T Nitrobenzene	5.481	123.1	176589	67.6071	µg/L	99	
T Isophorone	5.778	82.0	1012039	85.0064	µg/L	98	
T 2-Nitrophenol	5.849	139.0	206410	77.6933	µg/L	98	
T 2,4-Dimethylphenol	5.993	122.0	418444	75.4913	µg/L	99	
T bis(-2-Chloroethoxy)Methane	6.064	93.0	567735	81.7697	µg/L	98	
T 2,4-Dichlorophenol	6.177	162.0	354577	67.2427	µg/L	98	
T Benzoic Acid	6.188	105.0	73644	30.5441	µg/L	90	
T 1,2,4-Trichlorobenzene	6.229	180.0	427835	66.8836	µg/L	99	
T Naphthalene	6.301	128.0	1312402	68.7361	µg/L	99	
T 4-Chlorophenol	6.424	130.0	147596	74.4365	µg/L	96	
T p-Chloroaniline	6.414	127.0	516492	69.8072	µg/L	96	
T Hexachlorobutadiene	6.475	224.9	196955	60.0686	µg/L	99	
T 4-Chloro-2-Methylphenol	6.937	107.0	384110	78.3190	µg/L	97	
T 4-Chloro-3-Methylphenol	7.081	107.0	446082	87.1514	µg/L	95	
T 2-Methylnaphthalene	7.132	141.0	871160	81.4569	µg/L	m	99
T 1-Methylnaphthalene	7.245	141.0	823379	79.0397	µg/L	m	97
T Hexachlorocyclopentadiene	7.328	236.9	135081	72.7931	µg/L	98	
T 2,4,6-Trichlorophenol	7.512	196.0	279946	85.6712	µg/L	100	
T 2,4,5-Trichlorophenol	7.574	196.0	304191	83.4020	µg/L	98	
T 2-Chloronaphthalene	7.708	162.0	1009576	91.0189	µg/L	100	
T 2-Nitroaniline	7.882	65.0	184885	92.7799	µg/L	88	
T Dimethyl Phthalate	8.129	163.0	1169252	102.5917	µg/L	98	
T 2,6-Dinitrotoluene	8.180	165.0	133282	86.7912	µg/L	92	
T Acenaphthylene	8.190	152.1	1540497	86.9113	µg/L	99	
T 3-Nitroaniline	8.384	138.0	137318	78.9212	µg/L	95	
T Acenaphthene	8.405	154.0	937402	93.0943	µg/L	99	
T 2,4-Dinitrophenol	8.507	184.0	82158	99.9111	µg/L	96	
T Dibenzofuran	8.620	168.0	1511545	92.0039	µg/L	100	
T 2,4-Dinitrotoluene	8.660	165.0	199096	100.3032	µg/L	98	
T 4-Nitrophenol	8.722	109.0	63041	36.1773	µg/L	94	
T Diethylphthalate	8.988	149.0	1228280	103.4932	µg/L	99	
T Fluorene	9.029	166.0	1195767	90.0030	µg/L	100	
T 4-Chlorophenyl-phenylether	9.070	204.0	628513	103.3832	µg/L	98	
T 4-Nitroaniline	9.131	138.0	161474	79.3804	µg/L	97	
T 4,6-Dinitro-2-methylphenol	9.141	198.0	115099	90.4978	µg/L	96	
T N-nitrosodiphenylamine	9.223	169.0	903614	94.0624	µg/L	98	
T Azobenzene	9.254	77.0	959182	76.1097	µg/L	98	
T 4-Bromophenyl-phenylether	9.653	248.0	338299	91.8943	µg/L	99	
T Hexachlorobenzene	9.684	283.9	324918	88.2157	µg/L	99	
T Pentachlorophenol	9.958	265.9	157642	89.7813	µg/L	97	
T Phenanthrene	10.181	178.0	1882180	95.7531	µg/L	100	
T Anthracene	10.242	178.0	1856016	98.8197	µg/L	99	
T Triallate	10.303	86.0	373139	82.9181	µg/L	99	
T Carbazole	10.485	167.0	1703686	89.2880	µg/L	99	
T o-Terphenyl	10.687	230.0	944161	89.6130	µg/L	99	
T Di-n-Butylphthalate	11.062	149.0	1672959	90.8835	µg/L	99	
T Fluoranthene	11.943	202.0	1875106	93.9104	µg/L	99	
T Benzidine	12.328	184.0	289572	39.6385	µg/L	99	
T Pyrene	12.369	202.0	1993494	91.7631	µg/L	100	
T Butylbenzylphthalate	14.296	149.0	544919	83.4774	µg/L	97	
T Benzo(a)Anthracene	15.502	228.0	1594034	93.4136	µg/L	100	
T Chrysene	15.614	228.0	1694167	89.0694	µg/L	99	
T 3,3-Dichlorobenzidine	15.665	252.0	376750	64.1356	µg/L	97	
T bis(2-ethylhexyl)Phthalate	16.350	167.0	201355	88.1949	µg/L	93	
T Di-n-octyl Phthalate	18.112	149.0	1284870	70.6370	µg/L	100	

Quantitation Results Report (QT Reviewed)

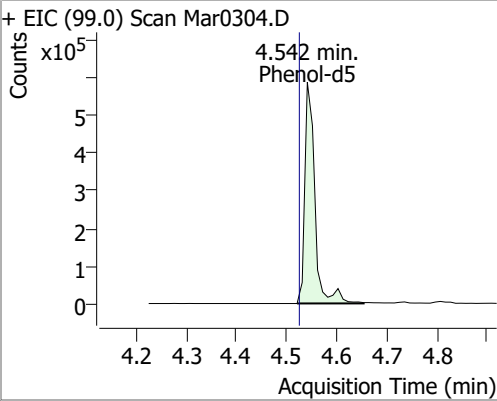
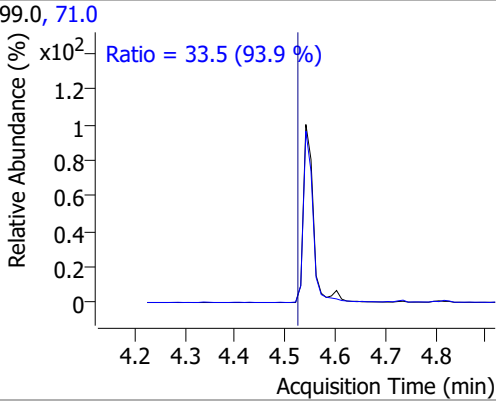
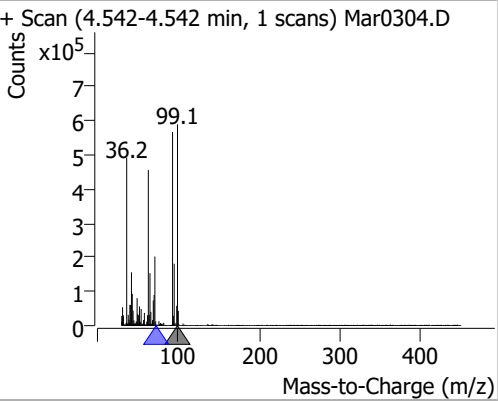
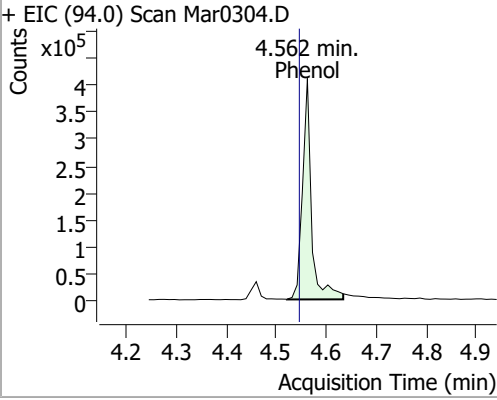
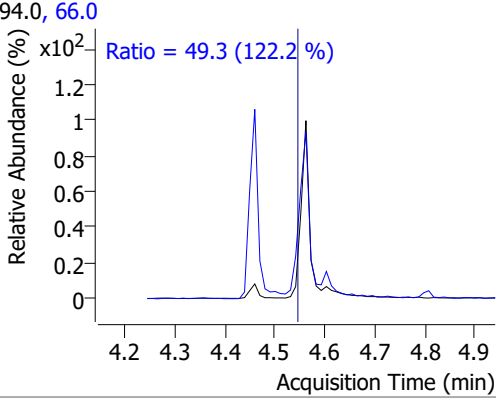
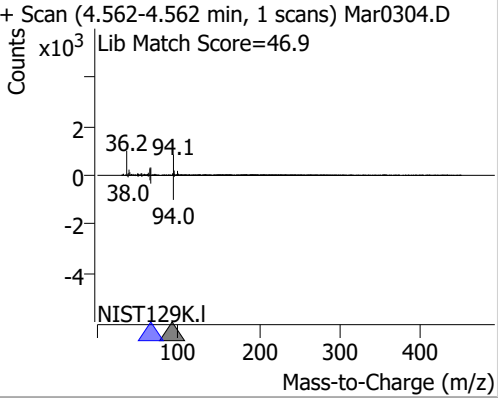
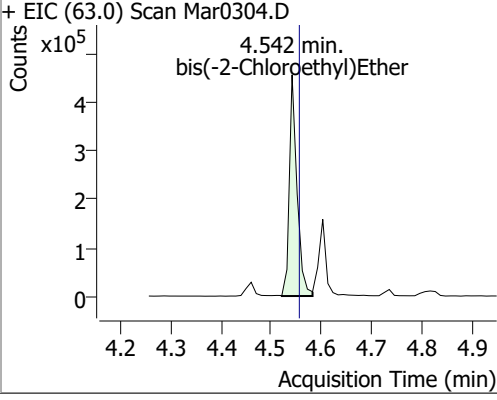
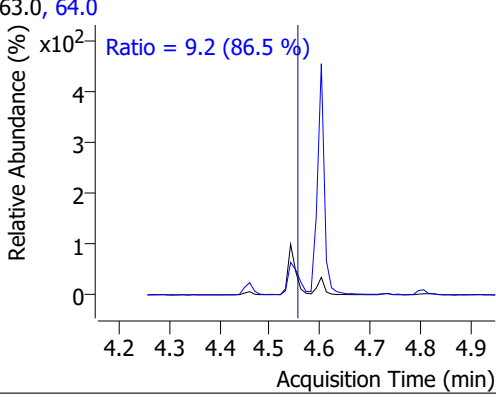
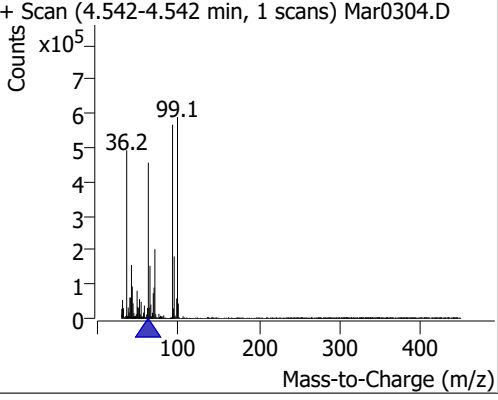
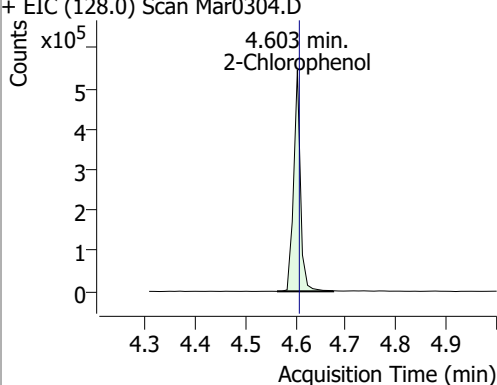
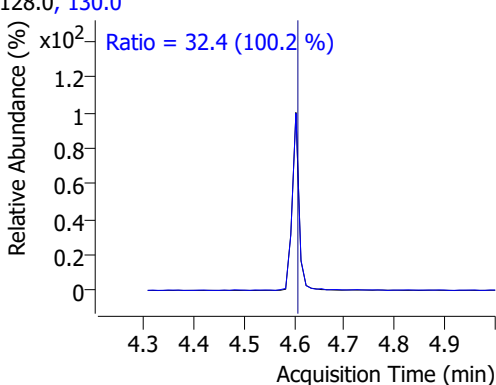
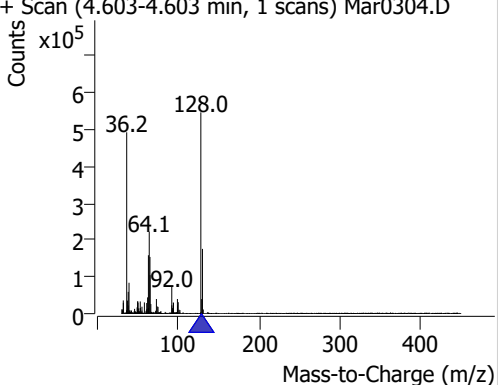
Compound	RT	QIon	Resp.	Conc.	Units	Dev(Min)
T Benzo(b)fluoranthene	18.366	252.0	1418058	68.5231	µg/L	99
T Benzo(k)fluoranthene	18.426	252.0	1512061	69.7484	µg/L	99
T Benzo(a)pyrene	18.973	252.0	1314166	67.3368	µg/L	100
T Indeno(1,2,3-c,d)pyrene	20.745	276.0	1006984	61.4168	µg/L	99
T Dibenzo(a,h)anthracene	20.816	278.0	1201748	67.4621	µg/L	99
T Benzo(g,h,i)perylene	21.079	276.0	1310331	69.3915	µg/L	98

(#) = Qualifier Out of Range; (m) = Manual Integration; (+) = Area Summed; (*) = Surrogate Percent Recovery Out of Range; (d): Zeroed Peak

Quantitation Results Report (QT Reviewed)

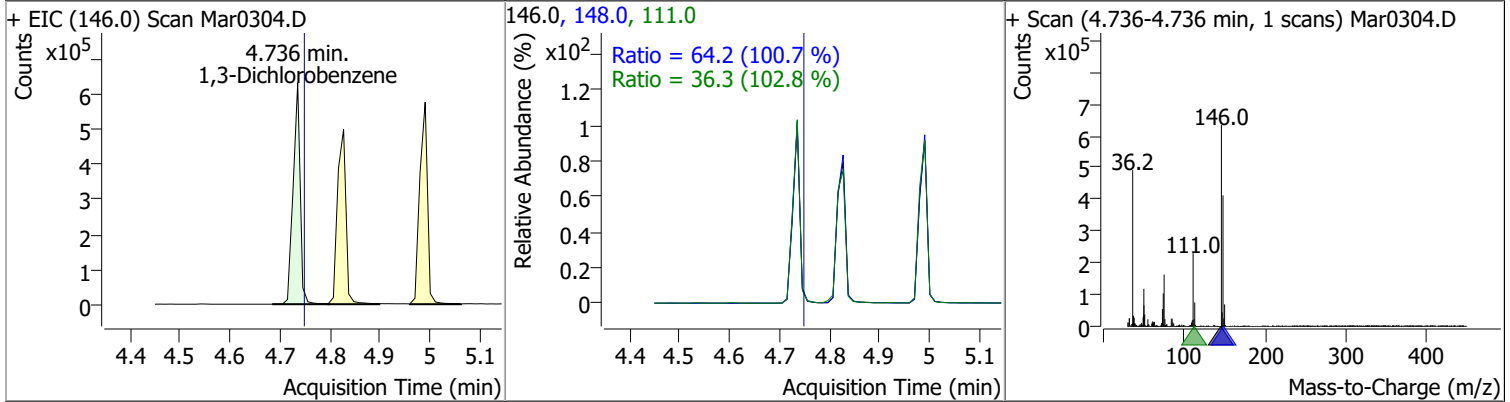


Quantitation Results Report (QT Reviewed)

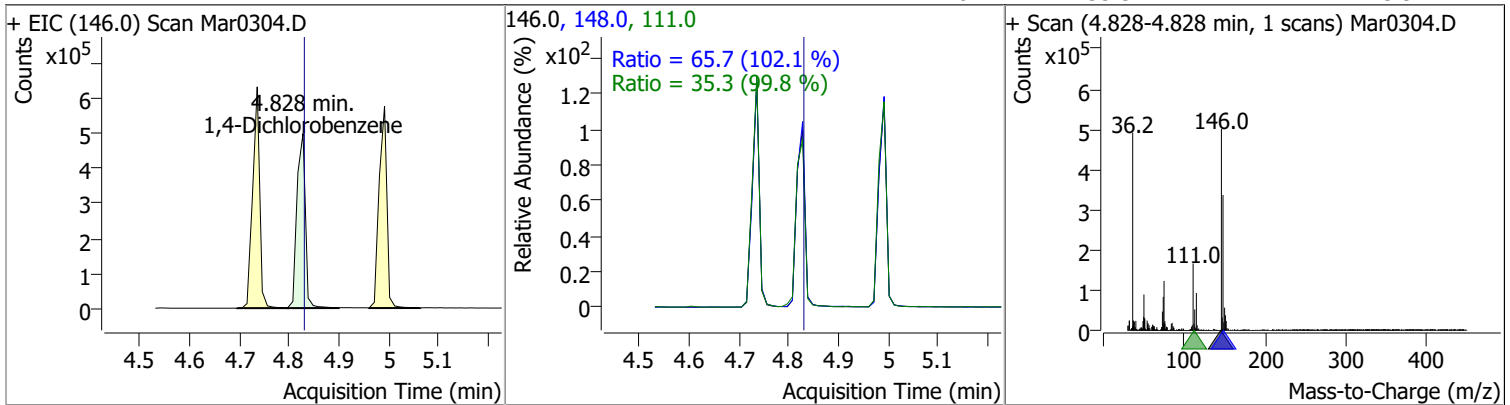
Compound	Conc.	RT	Dev(Min)	Resp.	QIon	QRatio	Lower	Upper
Phenol-d5	87.2902	4.54	-0.01	803496	71.0	33.5	25.0	46.4
+ EIC (99.0) Scan Mar0304.D			99.0, 71.0			+ Scan (4.542-4.542 min, 1 scans) Mar0304.D		
								
Phenol	50.2862	4.56	-0.01	513156	66.0	49.3	28.3	52.5
+ EIC (94.0) Scan Mar0304.D			94.0, 66.0			+ Scan (4.562-4.562 min, 1 scans) Mar0304.D		
								
bis(-2-Chloroethyl)Ether	69.6489	4.54	-0.04	483845	64.0	9.2	7.5	13.9
+ EIC (63.0) Scan Mar0304.D			63.0, 64.0			+ Scan (4.542-4.542 min, 1 scans) Mar0304.D		
								
2-Chlorophenol	62.5672	4.60	-0.03	515777	130.0	32.4	22.6	42.1
+ EIC (128.0) Scan Mar0304.D			128.0, 130.0			+ Scan (4.603-4.603 min, 1 scans) Mar0304.D		
								

Quantitation Results Report (QT Reviewed)

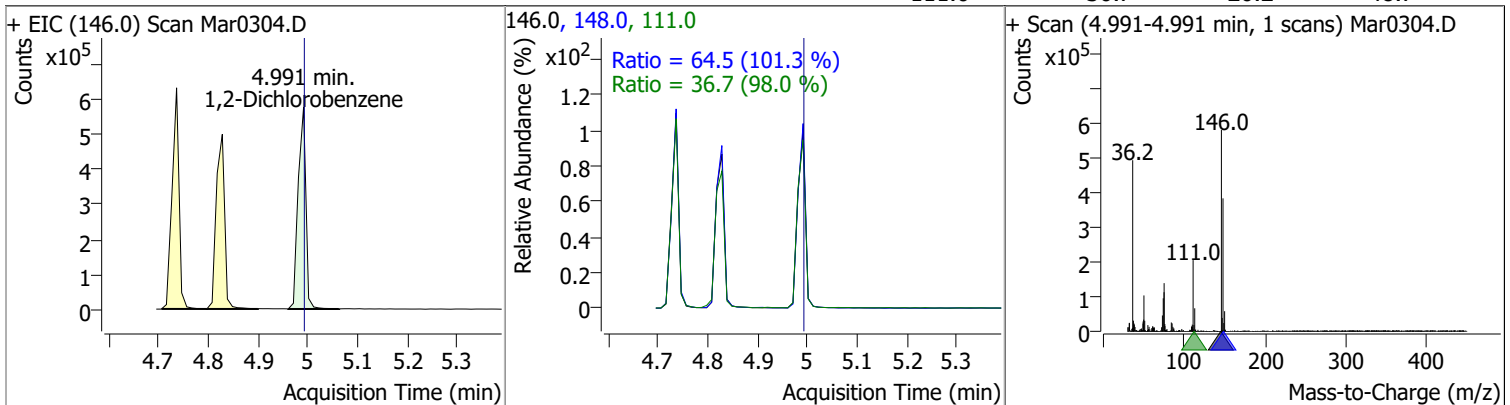
Compound	Conc.	RT	Dev(Min)	Resp.	QIon	QRatio	Lower	Upper
1,3-Dichlorobenzene	58.0321	4.74	-0.04	619689	148.0	64.2	44.6	82.9
					111.0	36.3	24.7	45.9



Compound	Conc.	RT	Dev(Min)	Resp.	QIon	QRatio	Lower	Upper
1,4-Dichlorobenzene	53.8719	4.83	-0.03	586261	148.0	65.7	45.0	83.7
					111.0	35.3	24.7	45.9

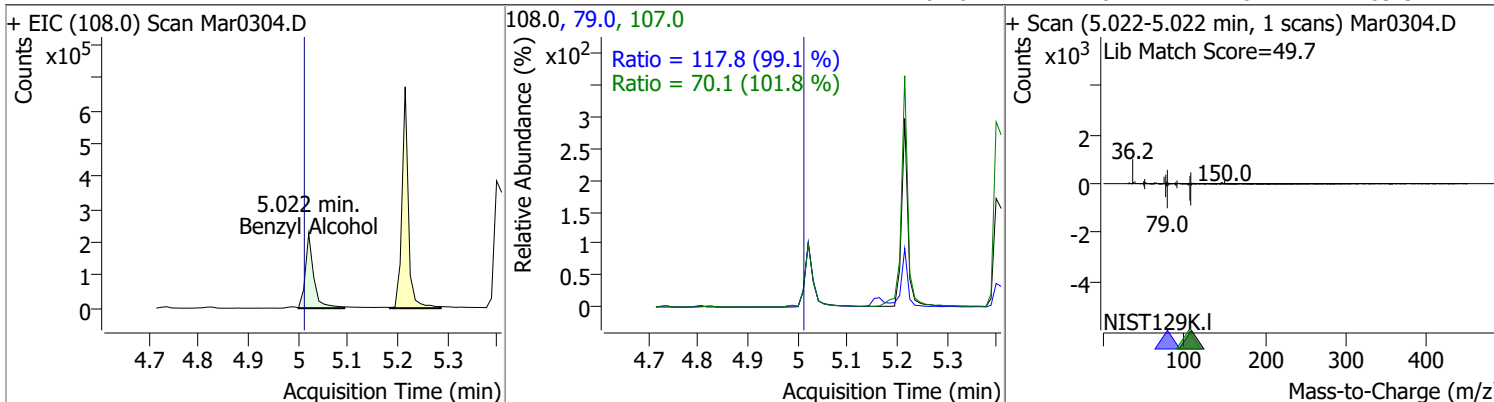


Compound	Conc.	RT	Dev(Min)	Resp.	QIon	QRatio	Lower	Upper
1,2-Dichlorobenzene	59.9684	4.99	-0.03	622736	148.0	64.5	44.6	82.8
					111.0	36.7	26.2	48.7

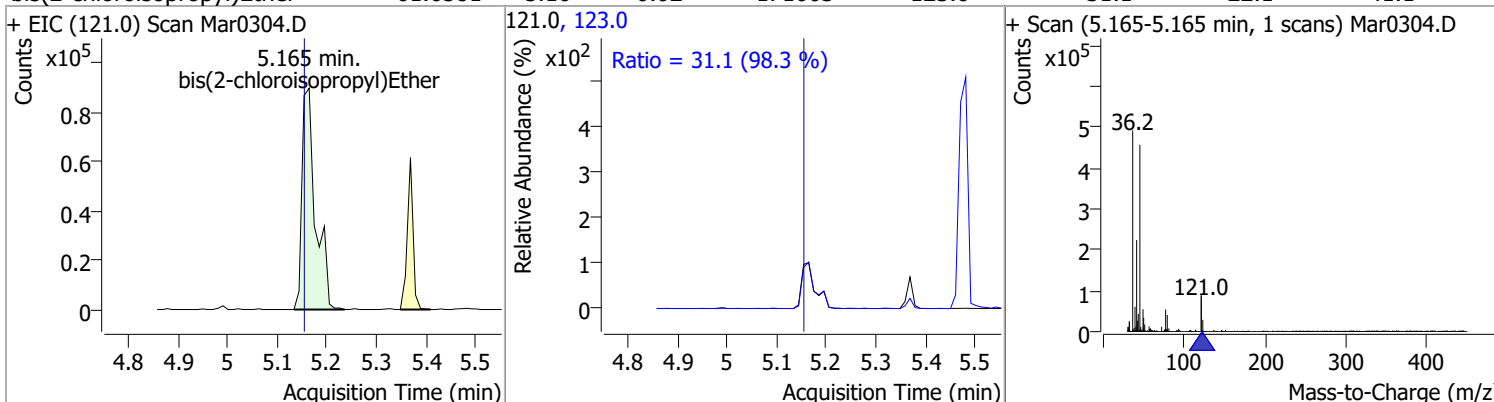


Quantitation Results Report (QT Reviewed)

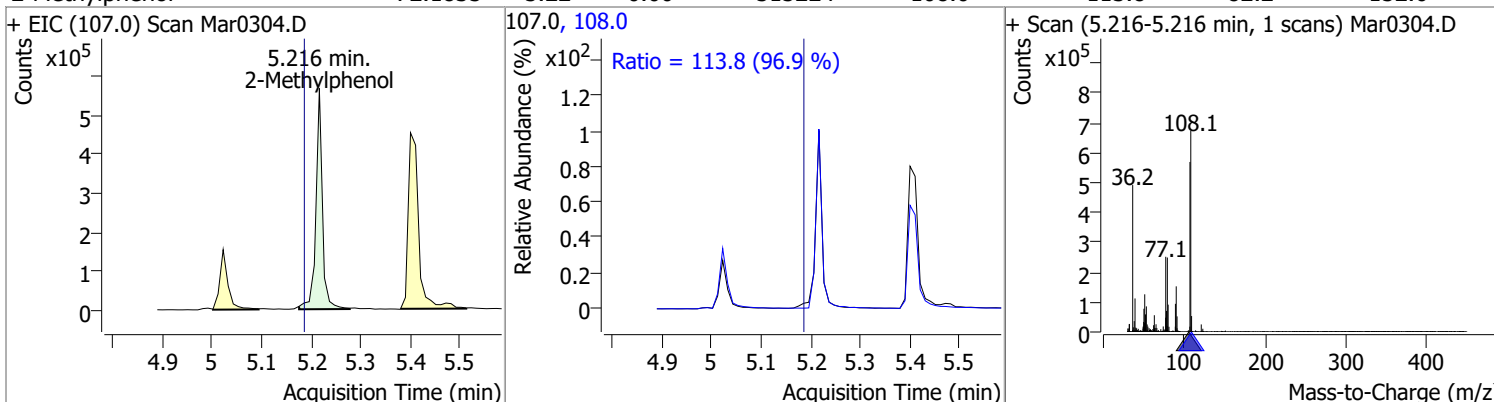
Compound	Conc.	RT	Dev(Min)	Resp.	QIon	QRatio	Lower	Upper
Benzyl Alcohol	66.0807	5.02	-0.02	266208	79.0	117.8	83.2	154.5
					107.0	70.1	48.2	89.5



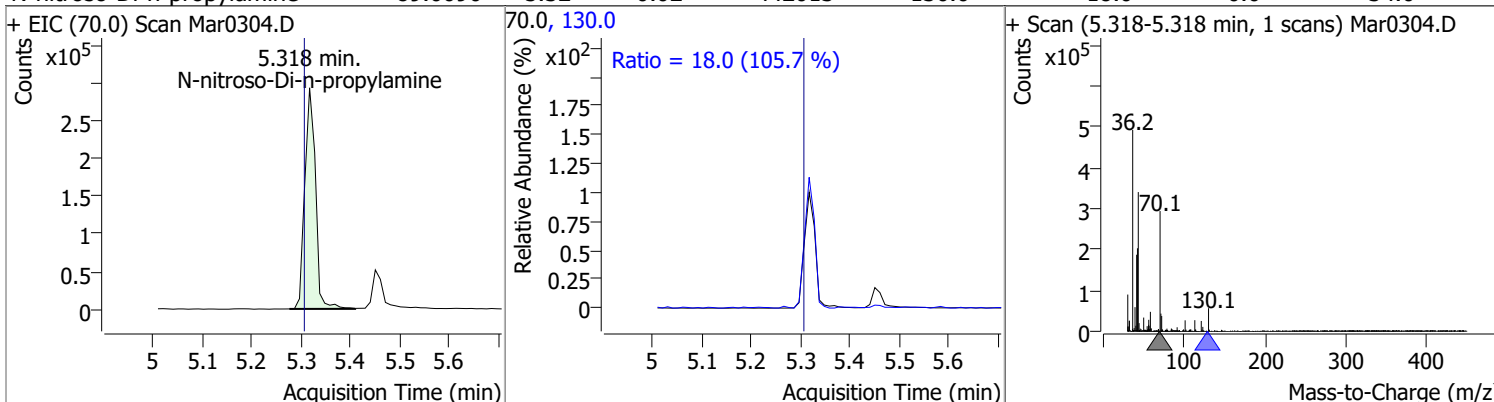
Compound	Conc.	RT	Dev(Min)	Resp.	QIon	QRatio	Lower	Upper
bis(2-chloroisopropyl)Ether	61.6581	5.16	-0.02	171603	123.0	31.1	22.1	41.1



Compound	Conc.	RT	Dev(Min)	Resp.	QIon	QRatio	Lower	Upper
2-Methylphenol	72.1835	5.22	0.00	515224	108.0	113.8	82.2	152.6

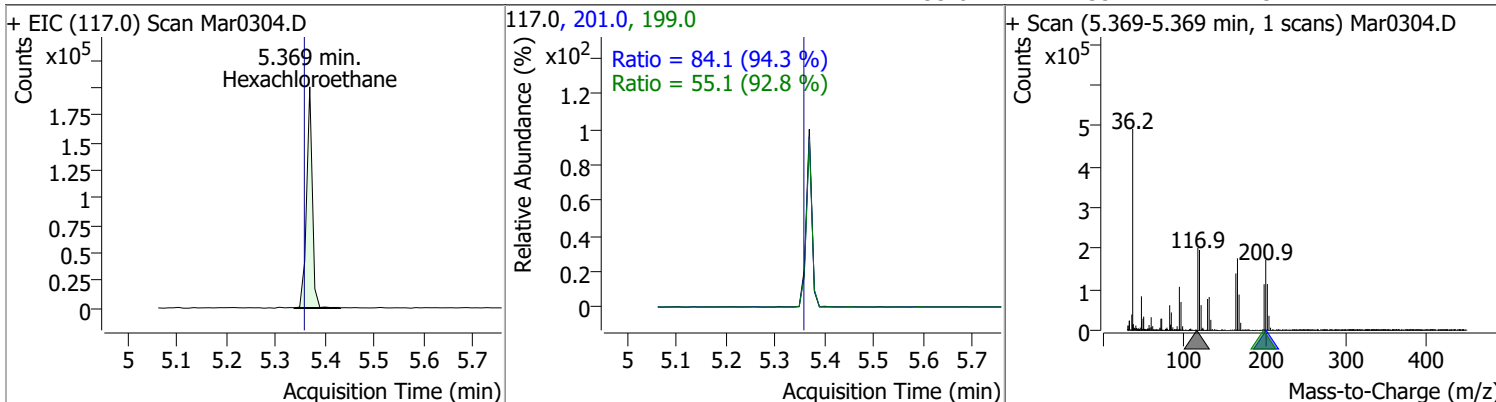


Compound	Conc.	RT	Dev(Min)	Resp.	QIon	QRatio	Lower	Upper
N-nitroso-Di-n-propylamine	89.0090	5.32	-0.02	442013	130.0	18.0	0.0	34.0

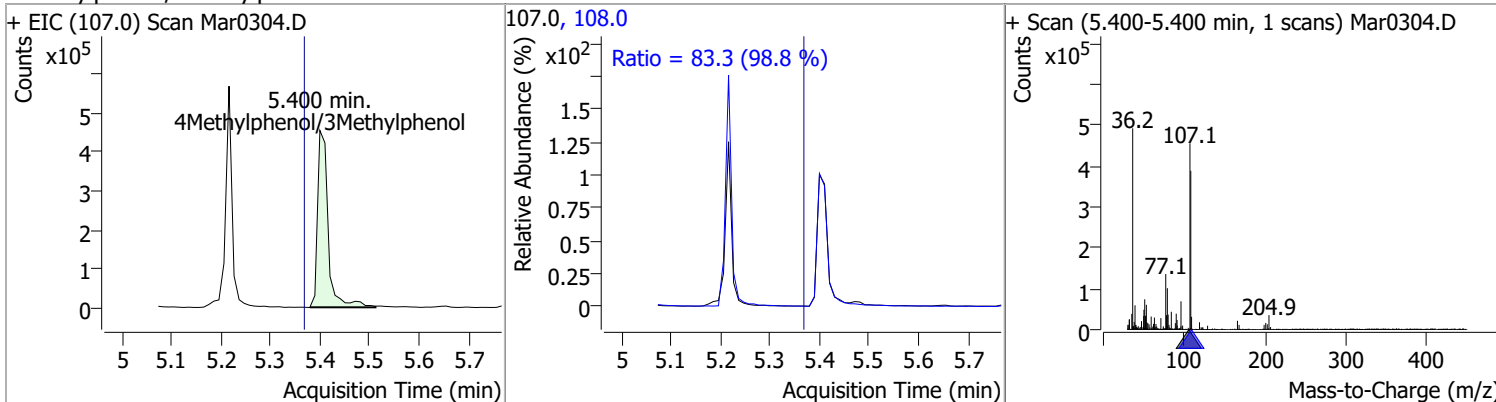


Quantitation Results Report (QT Reviewed)

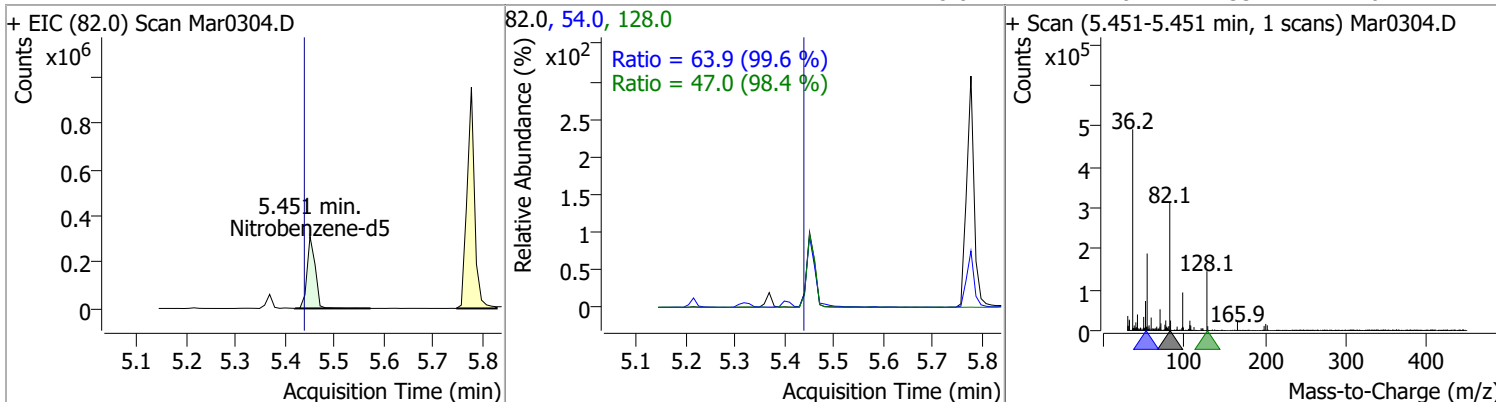
Compound	Conc.	RT	Dev(Min)	Resp.	QIon	QRatio	Lower	Upper
Hexachloroethane	52.0439	5.37	-0.02	161909	201.0	84.1	62.4	115.9
					199.0	55.1	41.5	77.1



Compound	Conc.	RT	Dev(Min)	Resp.	QIon	QRatio	Lower	Upper
4Methylphenol/3Methylphenol	68.1399	5.40	0.00	664999	108.0	83.3	59.0	109.5

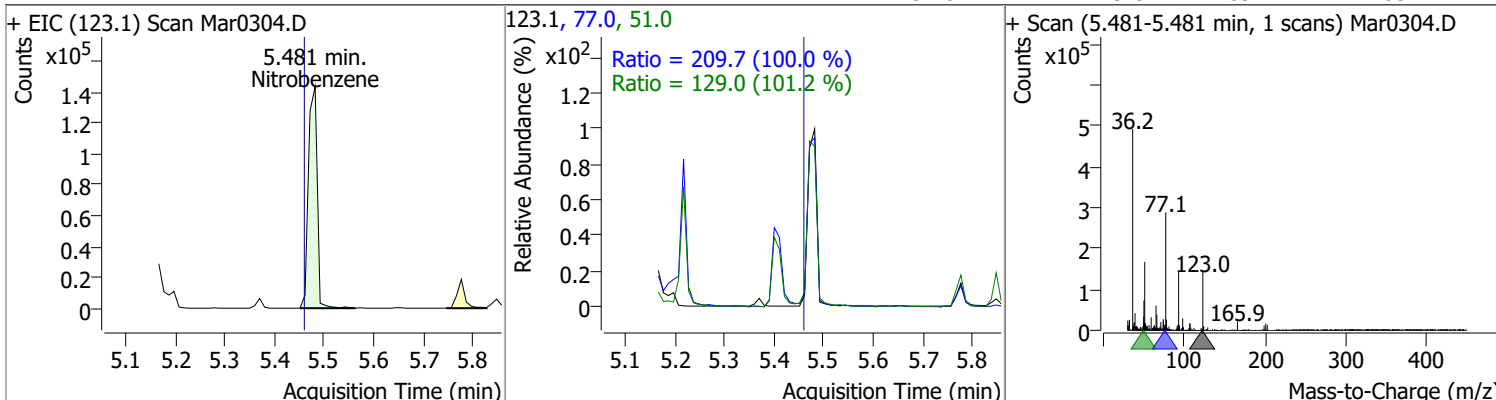


Compound	Conc.	RT	Dev(Min)	Resp.	QIon	QRatio	Lower	Upper
Nitrobenzene-d5	69.6984	5.45	-0.02	357242	54.0	63.9	44.9	83.4
					128.0	47.0	33.4	62.1

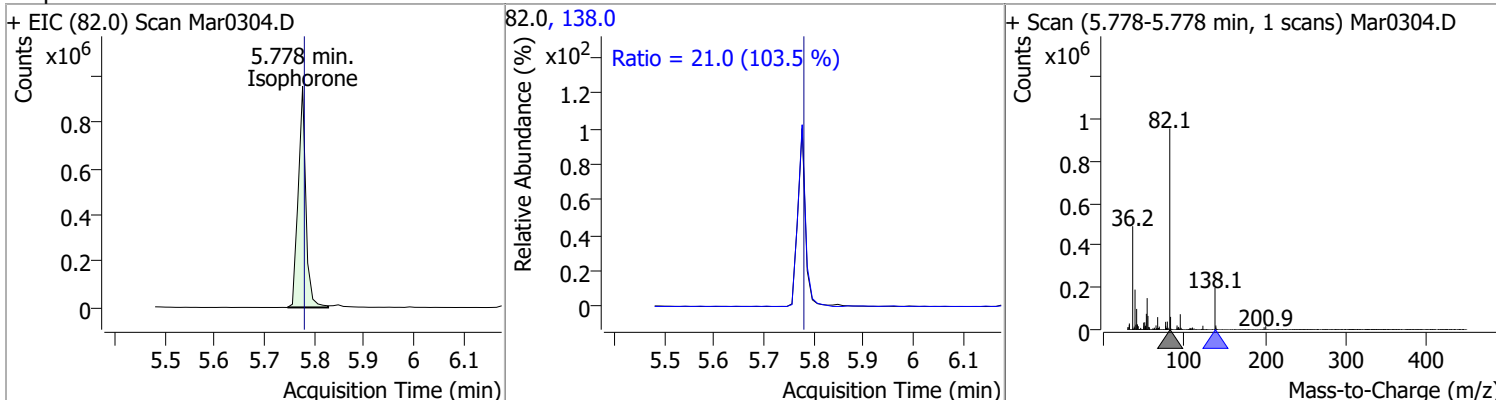


Quantitation Results Report (QT Reviewed)

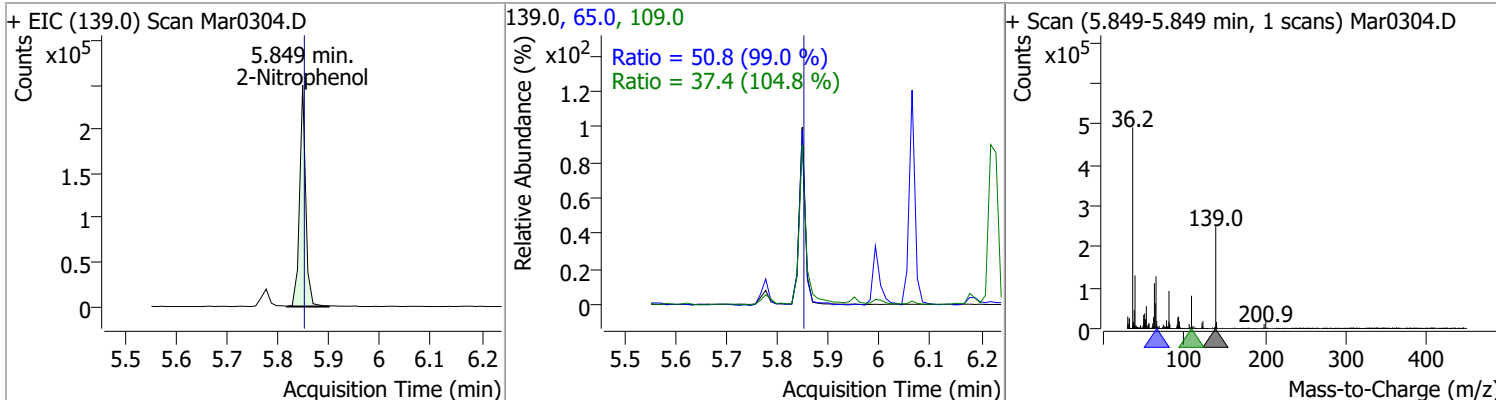
Compound	Conc.	RT	Dev(Min)	Resp.	QIon	QRatio	Lower	Upper
Nitrobenzene	67.6071	5.48	-0.01	176589	77.0	209.7	146.7	272.5
					51.0	129.0	89.2	165.7



Compound	Conc.	RT	Dev(Min)	Resp.	QIon	QRatio	Lower	Upper
Isophorone	85.0064	5.78	-0.01	1012039	138.0	21.0	14.2	26.4

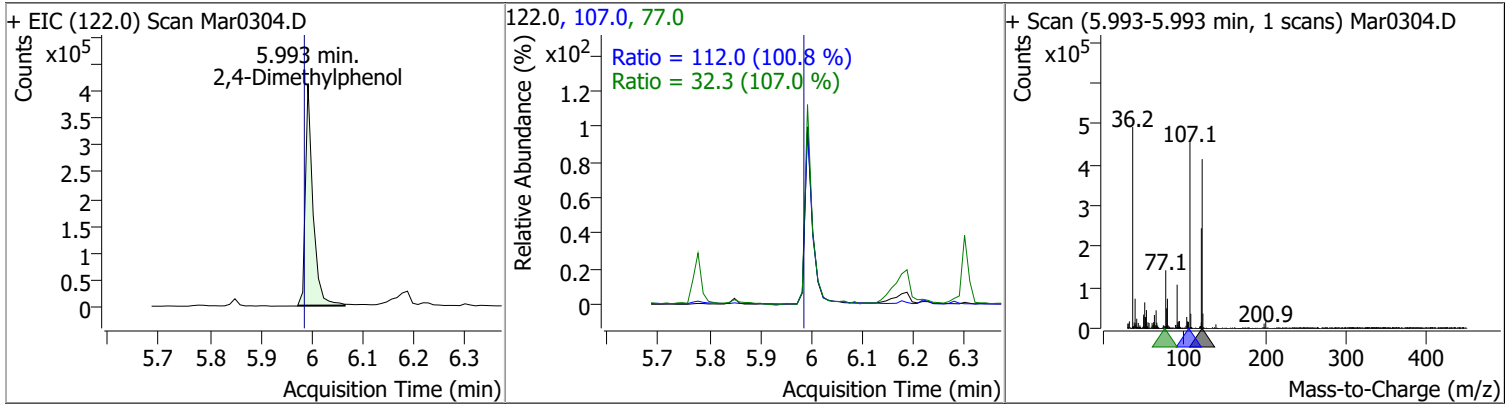


Compound	Conc.	RT	Dev(Min)	Resp.	QIon	QRatio	Lower	Upper
2-Nitrophenol	77.6933	5.85	-0.01	206410	65.0	50.8	35.9	66.7
					109.0	37.4	25.0	46.4

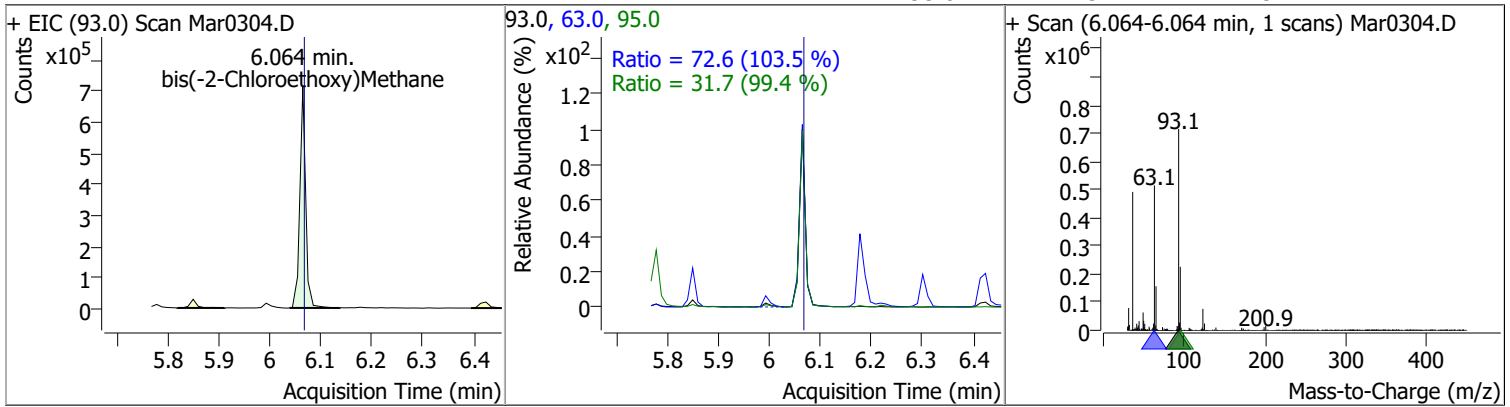


Quantitation Results Report (QT Reviewed)

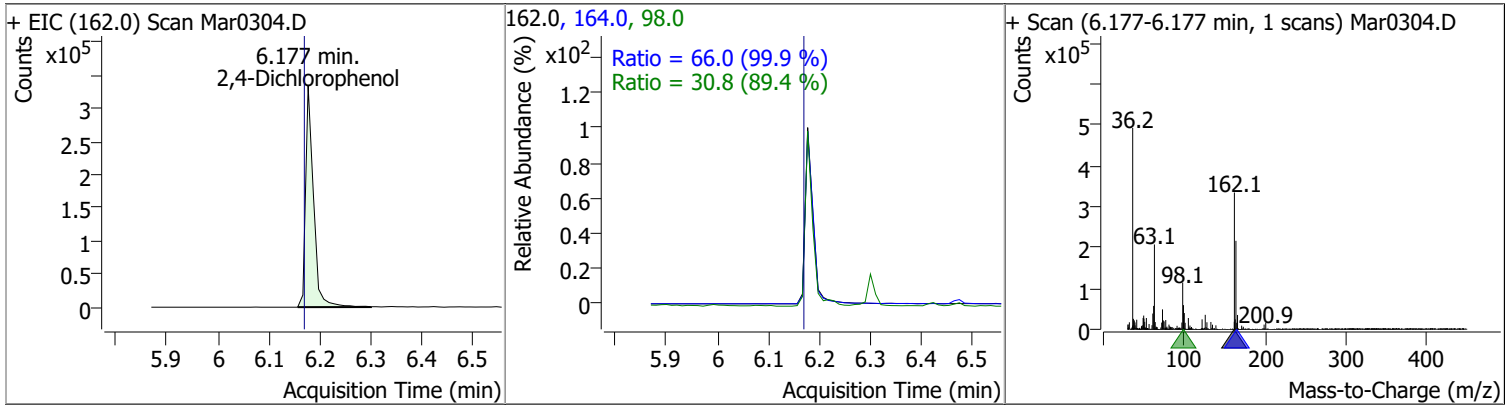
Compound	Conc.	RT	Dev(Min)	Resp.	QIon	QRatio	Lower	Upper
2,4-Dimethylphenol	75.4913	5.99	0.00	418444	107.0	112.0	77.8	144.4
					77.0	32.3	21.2	39.3



Compound	Conc.	RT	Dev(Min)	Resp.	QIon	QRatio	Lower	Upper
bis(-2-Chloroethoxy)Methane	81.7697	6.06	-0.01	567735	63.0	72.6	49.1	91.2
					95.0	31.7	22.3	41.4

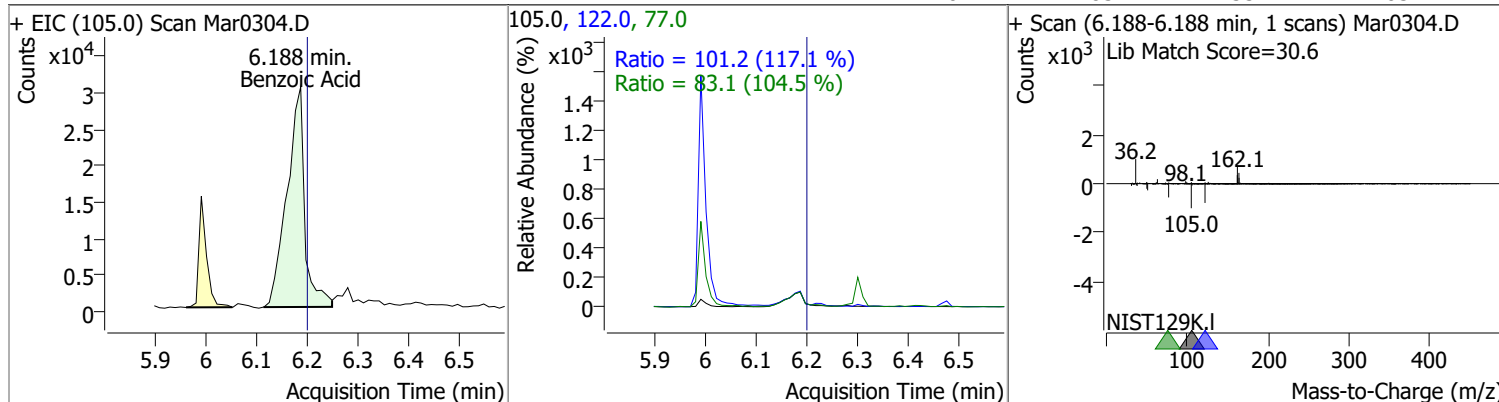


Compound	Conc.	RT	Dev(Min)	Resp.	QIon	QRatio	Lower	Upper
2,4-Dichlorophenol	67.2427	6.18	0.00	354577	164.0	66.0	46.3	86.0
					98.0	30.8	24.1	44.8

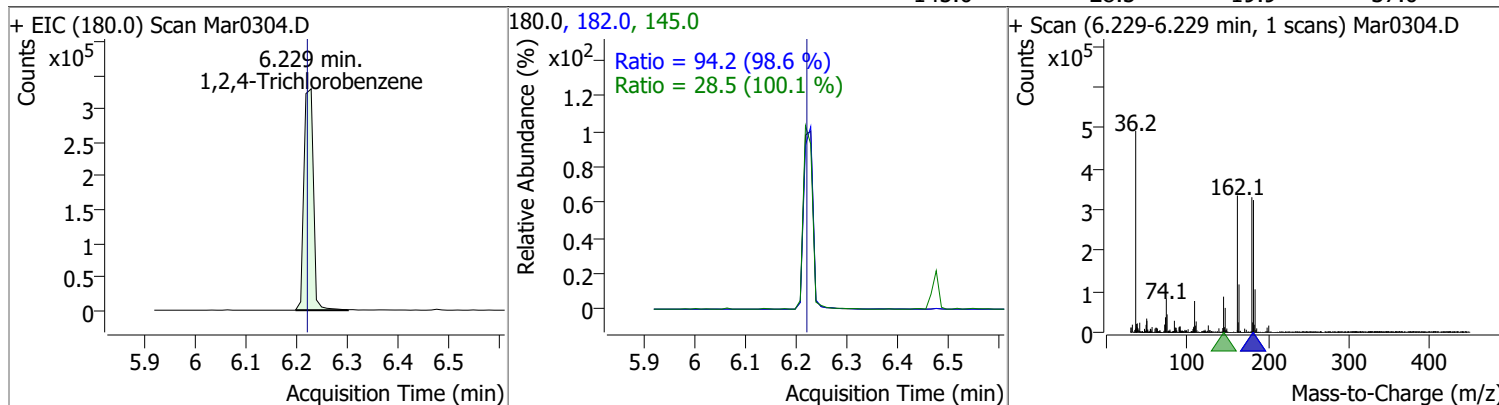


Quantitation Results Report (QT Reviewed)

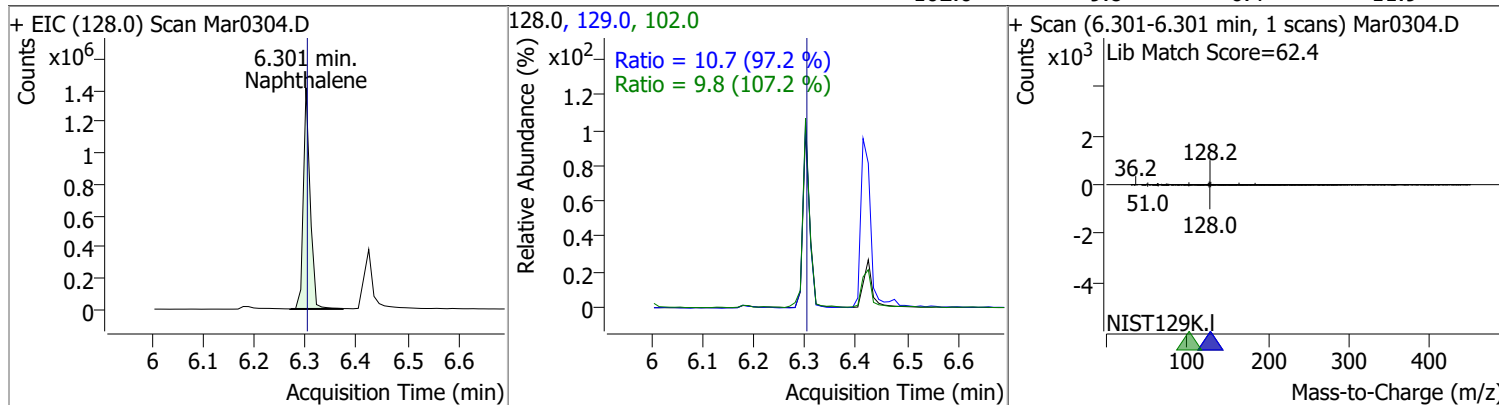
Compound	Conc.	RT	Dev(Min)	Resp.	QIon	QRatio	Lower	Upper
Benzoic Acid	30.5441	6.19	-0.02	73644	122.0	101.2	60.5	112.4
					77.0	83.1	55.7	103.4



Compound	Conc.	RT	Dev(Min)	Resp.	QIon	QRatio	Lower	Upper
1,2,4-Trichlorobenzene	66.8836	6.23	0.00	427835	182.0	94.2	66.8	124.1
					145.0	28.5	19.9	37.0

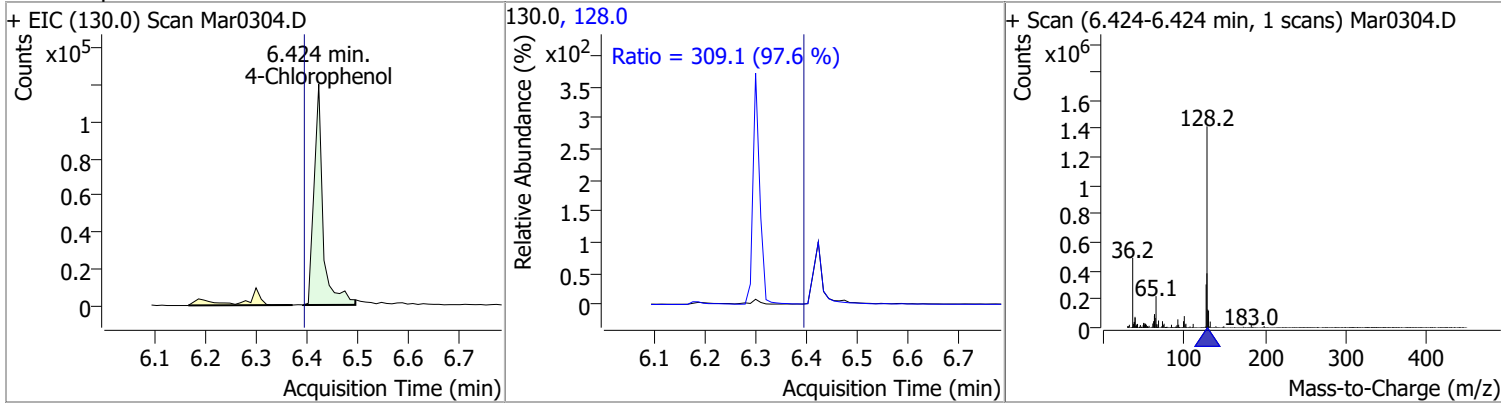


Compound	Conc.	RT	Dev(Min)	Resp.	QIon	QRatio	Lower	Upper
Naphthalene	68.7361	6.30	-0.01	1312402	129.0	10.7	7.7	14.4
					102.0	9.8	6.4	11.9

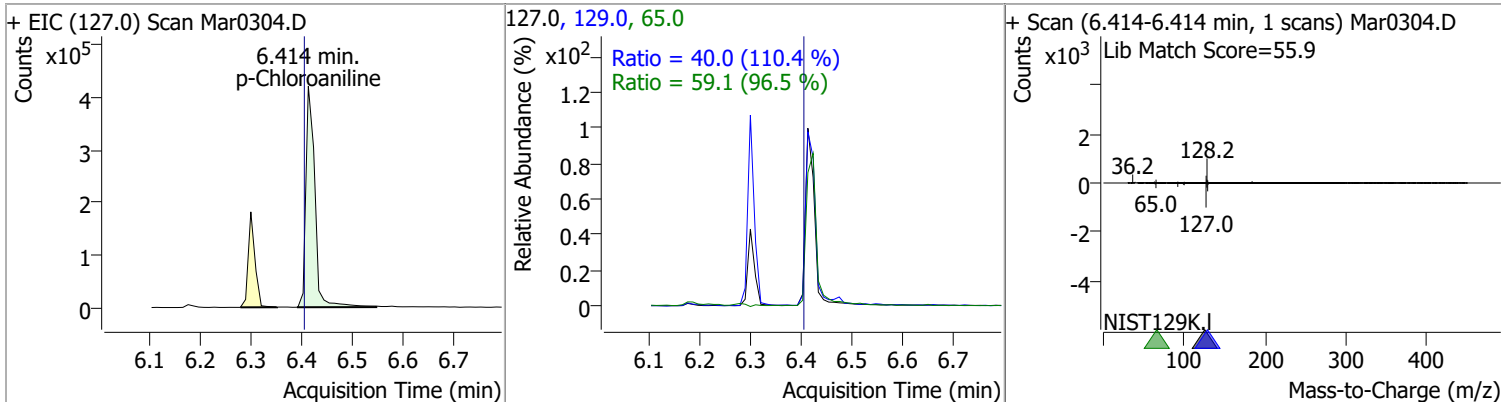


Quantitation Results Report (QT Reviewed)

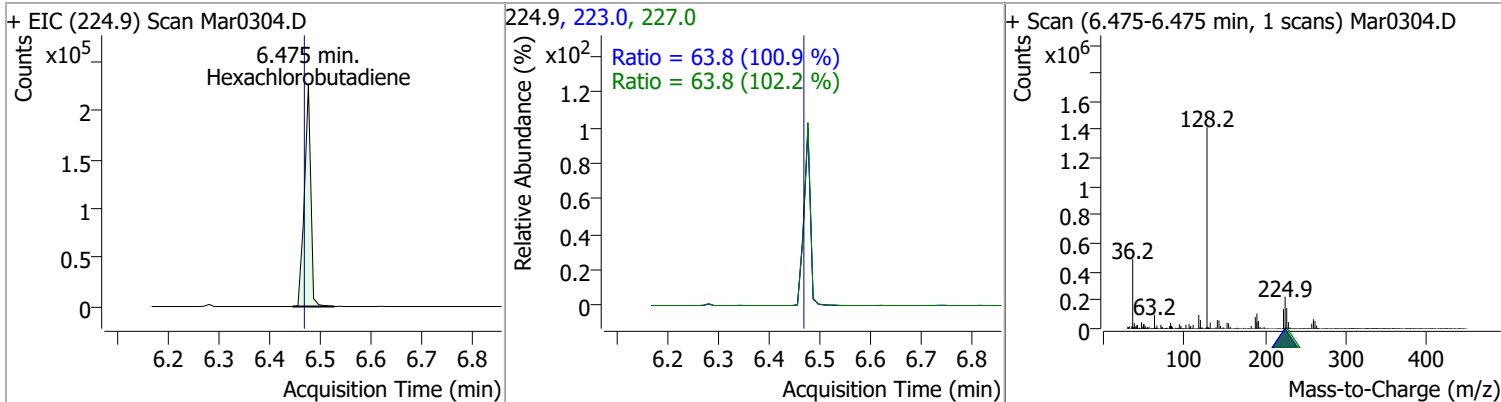
Compound	Conc.	RT	Dev(Min)	Resp.	QIon	QRatio	Lower	Upper
4-Chlorophenol	74.4365	6.42	0.02	147596	128.0	309.1	221.7	411.6



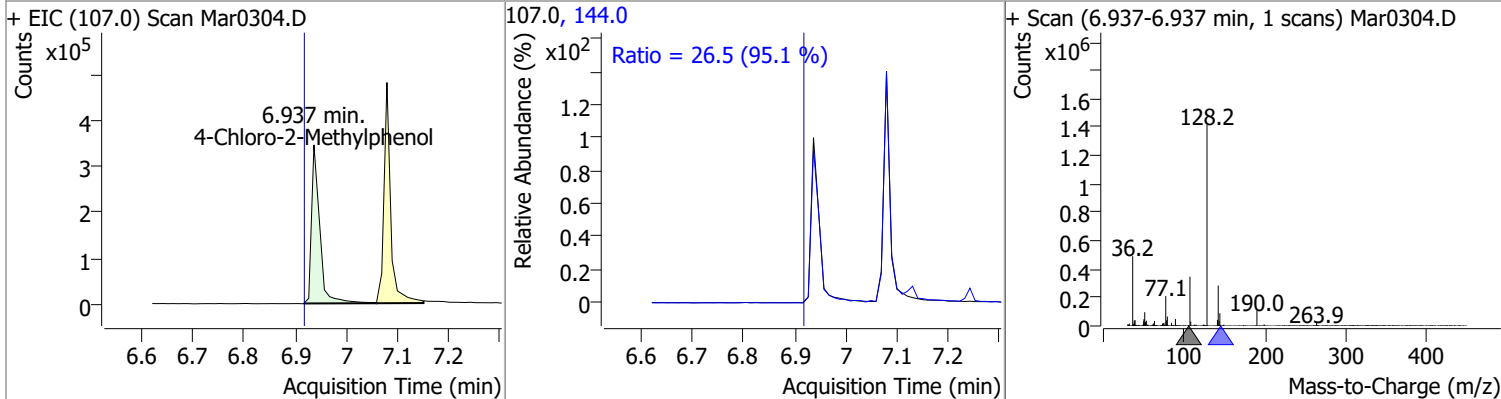
Compound	Conc.	RT	Dev(Min)	Resp.	QIon	QRatio	Lower	Upper
p-Chloroaniline	69.8072	6.41	0.00	516492	65.0	59.1	42.8	79.5
					129.0	40.0	25.3	47.1



Compound	Conc.	RT	Dev(Min)	Resp.	QIon	QRatio	Lower	Upper
Hexachlorobutadiene	60.0686	6.48	0.00	196955	223.0	63.8	44.2	82.2
					227.0	63.8	43.7	81.2

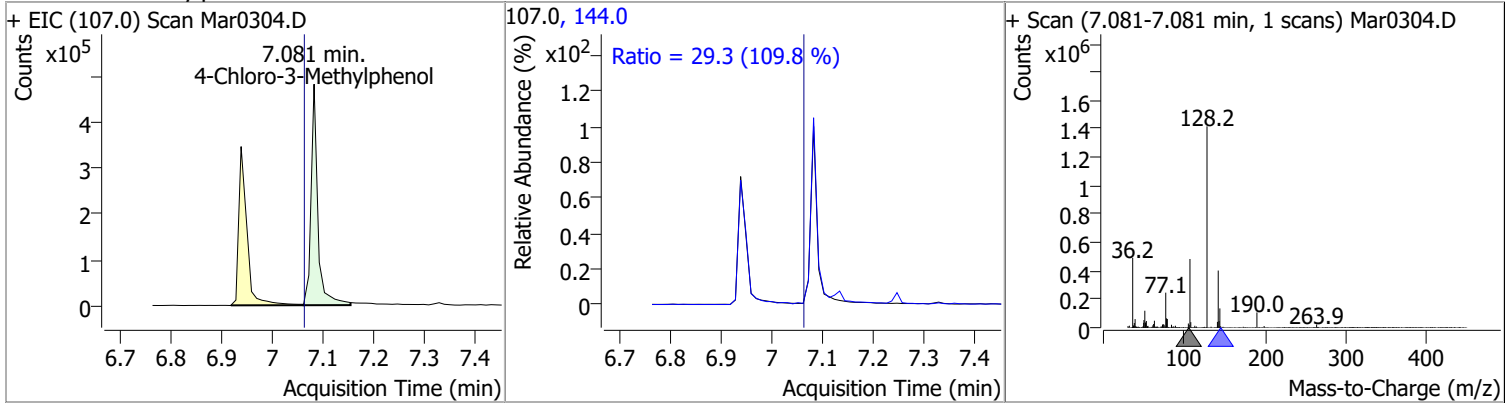


Compound	Conc.	RT	Dev(Min)	Resp.	QIon	QRatio	Lower	Upper
4-Chloro-2-Methylphenol	78.3190	6.94	0.01	384110	144.0	26.5	19.5	36.2

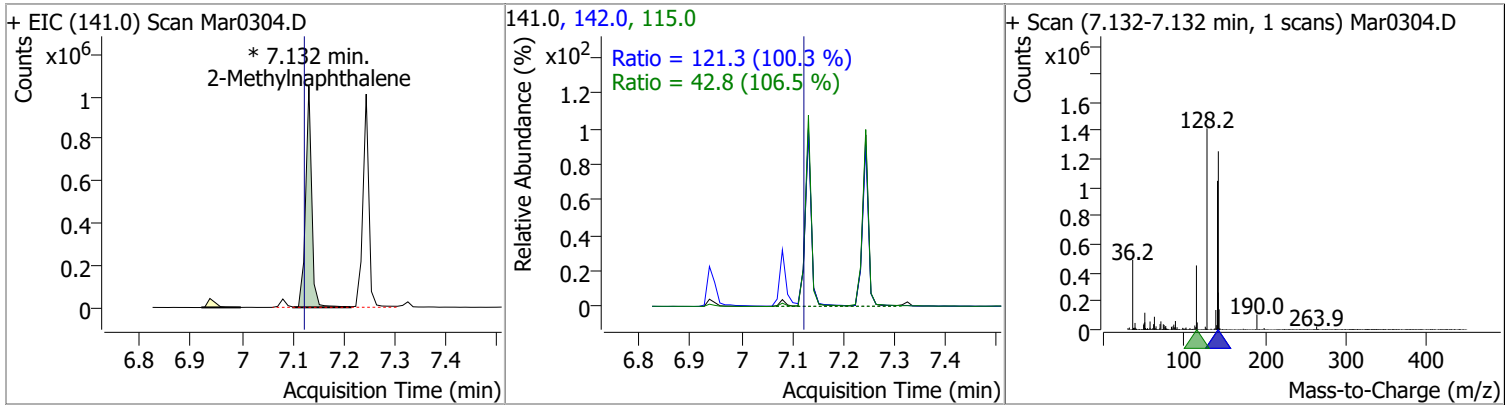


Quantitation Results Report (QT Reviewed)

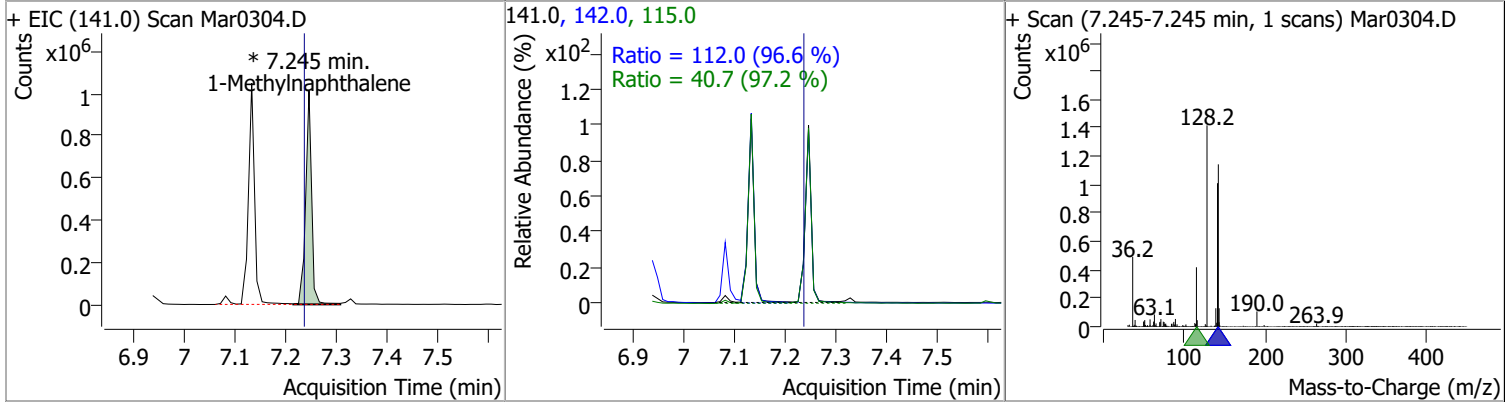
Compound	Conc.	RT	Dev(Min)	Resp.	QIon	QRatio	Lower	Upper
4-Chloro-3-Methylphenol	87.1514	7.08	0.01	446082	144.0	29.3	18.7	34.7



Compound	Conc.	RT	Dev(Min)	Resp.	QIon	QRatio	Lower	Upper
2-Methylnaphthalene	81.4569	7.13	0.00	871160 (m)	142.0	121.3	84.6	157.1
					115.0	42.8	28.1	52.2

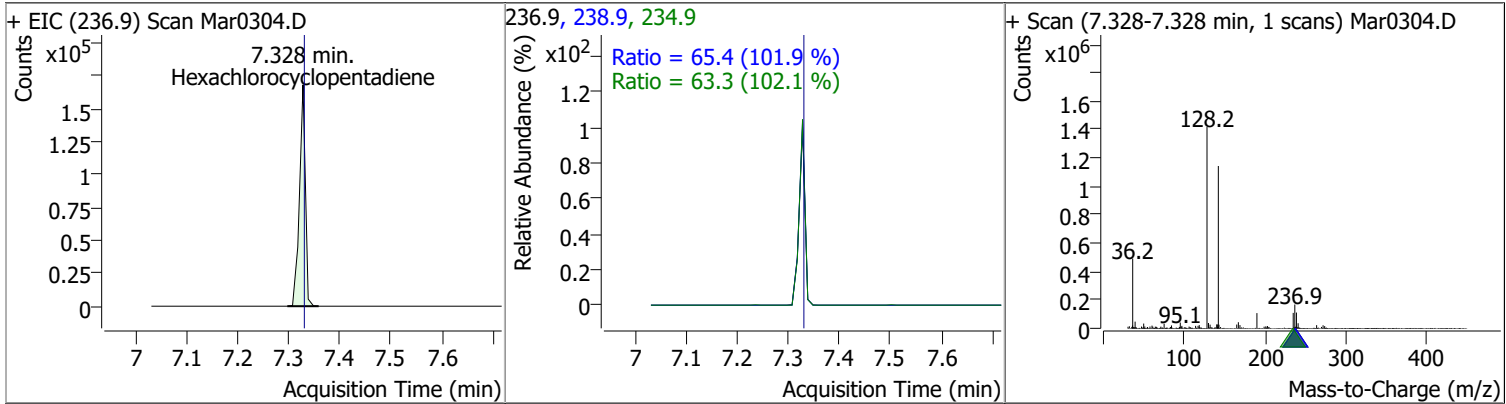


Compound	Conc.	RT	Dev(Min)	Resp.	QIon	QRatio	Lower	Upper
1-Methylnaphthalene	79.0397	7.25	0.00	823379 (m)	142.0	112.0	81.2	150.8
					115.0	40.7	29.3	54.5

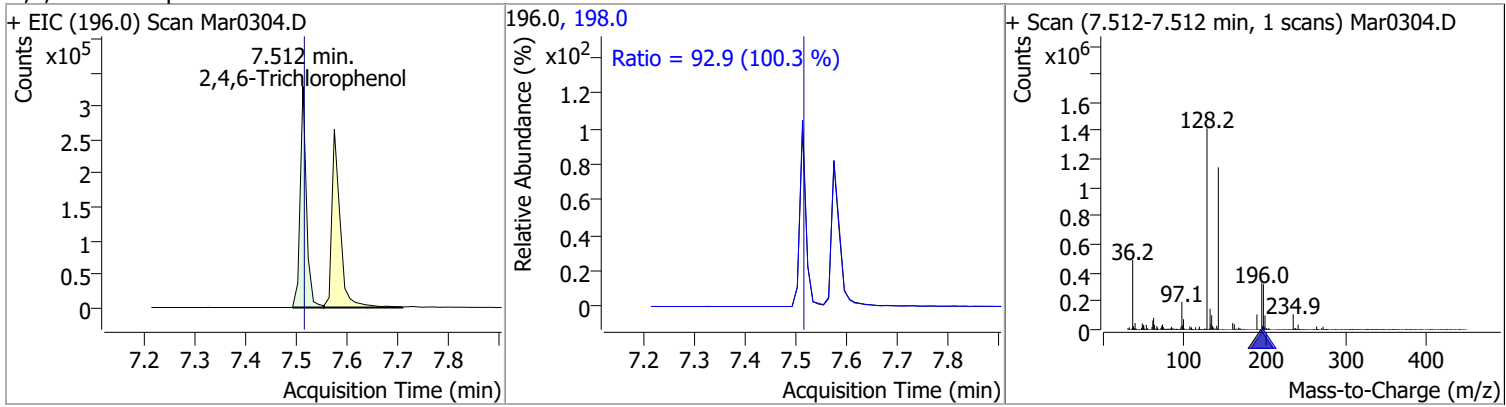


Quantitation Results Report (QT Reviewed)

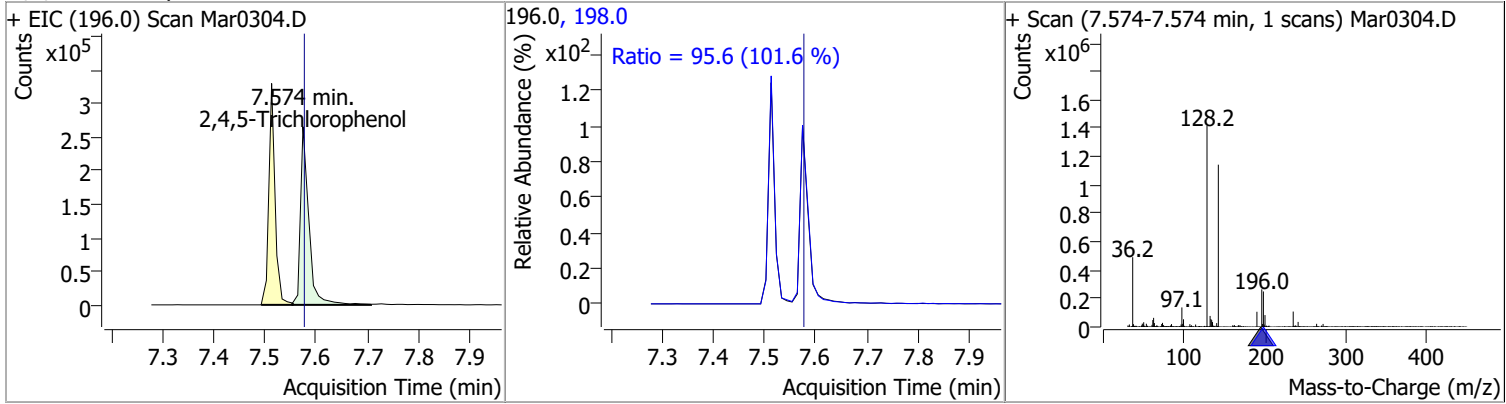
Compound	Conc.	RT	Dev(Min)	Resp.	QIon	QRatio	Lower	Upper
Hexachlorocyclopentadiene	72.7931	7.33	0.00	135081	238.9	65.4	44.9	83.5
					234.9	63.3	43.4	80.7



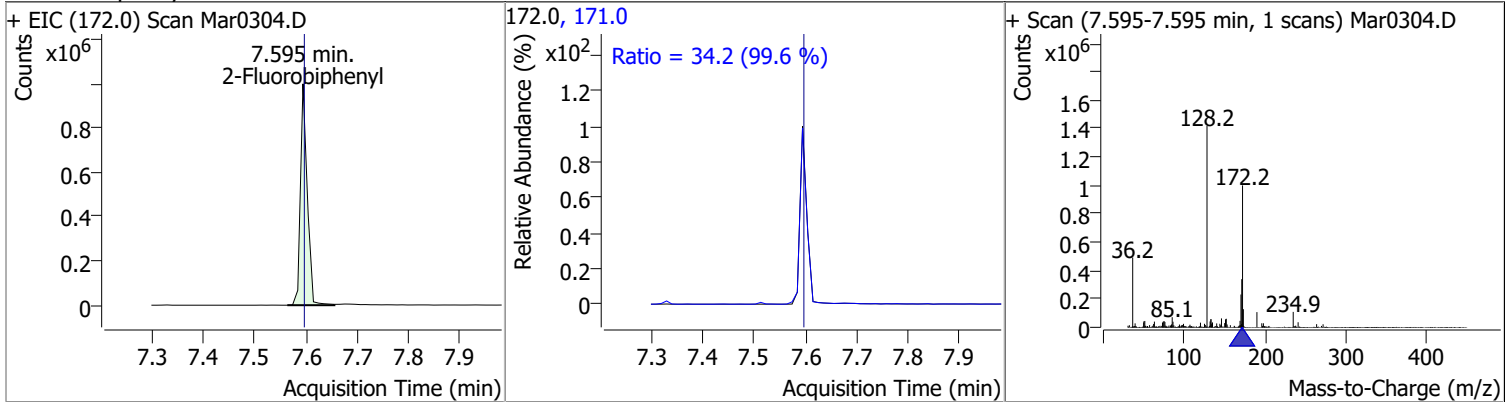
Compound	Conc.	RT	Dev(Min)	Resp.	QIon	QRatio	Lower	Upper
2,4,6-Trichlorophenol	85.6712	7.51	0.00	279946	198.0	92.9	64.8	120.4



Compound	Conc.	RT	Dev(Min)	Resp.	QIon	QRatio	Lower	Upper
2,4,5-Trichlorophenol	83.4020	7.57	0.00	304191	198.0	95.6	65.9	122.3

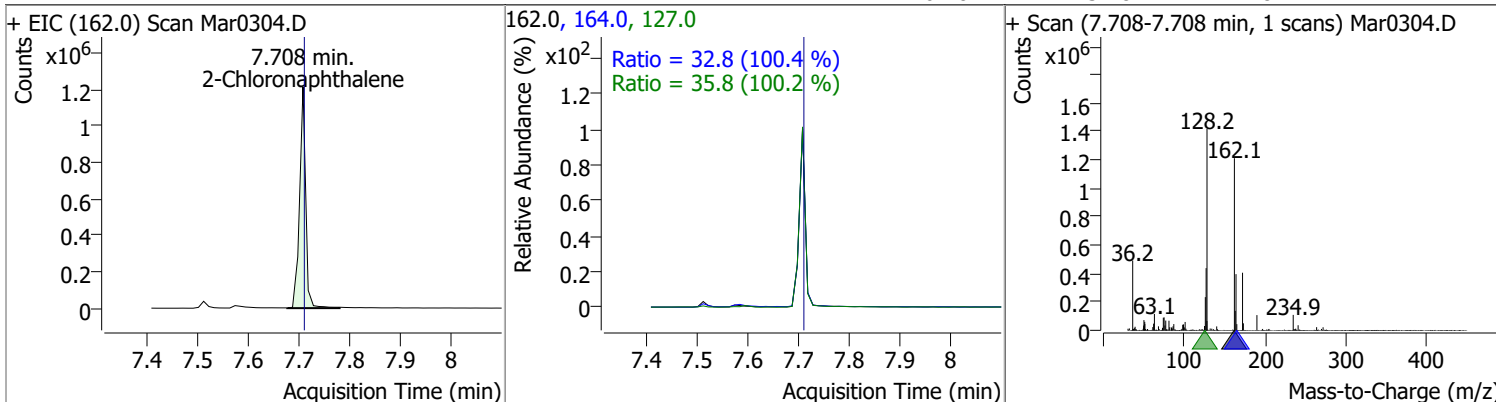


Compound	Conc.	RT	Dev(Min)	Resp.	QIon	QRatio	Lower	Upper
2-Fluorobiphenyl	70.5513	7.59	0.00	931628	171.0	34.2	24.1	44.7

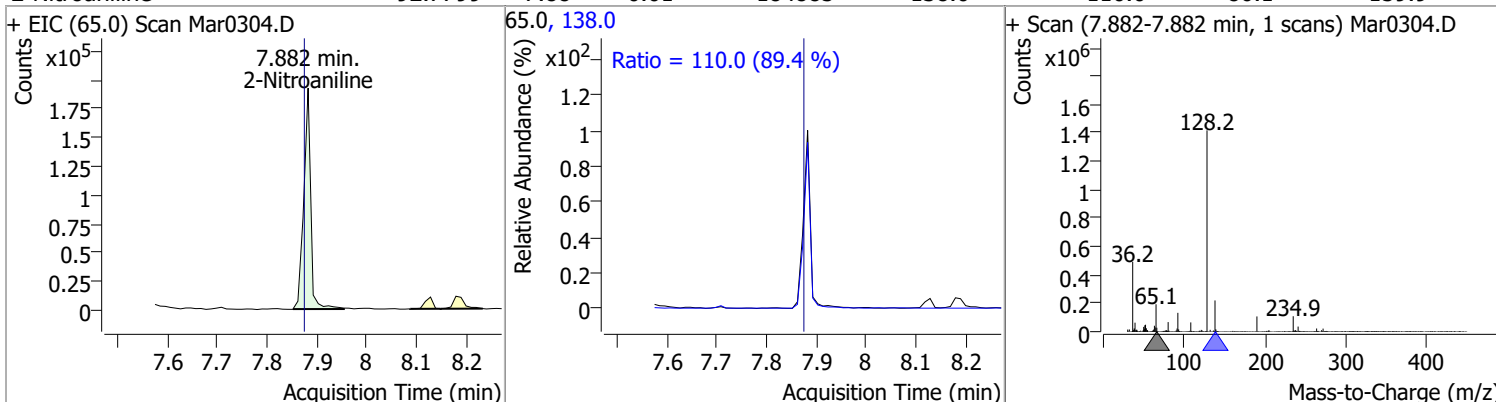


Quantitation Results Report (QT Reviewed)

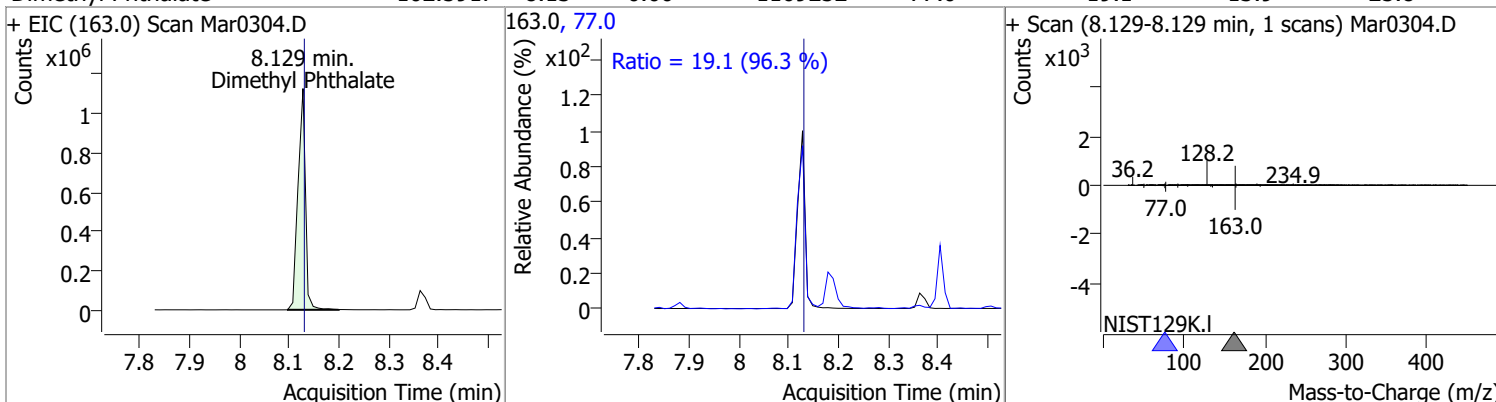
Compound	Conc.	RT	Dev(Min)	Resp.	QIon	QRatio	Lower	Upper
2-Chloronaphthalene	91.0189	7.71	0.00	1009576	127.0	35.8	25.0	46.4
					164.0	32.8	22.8	42.4



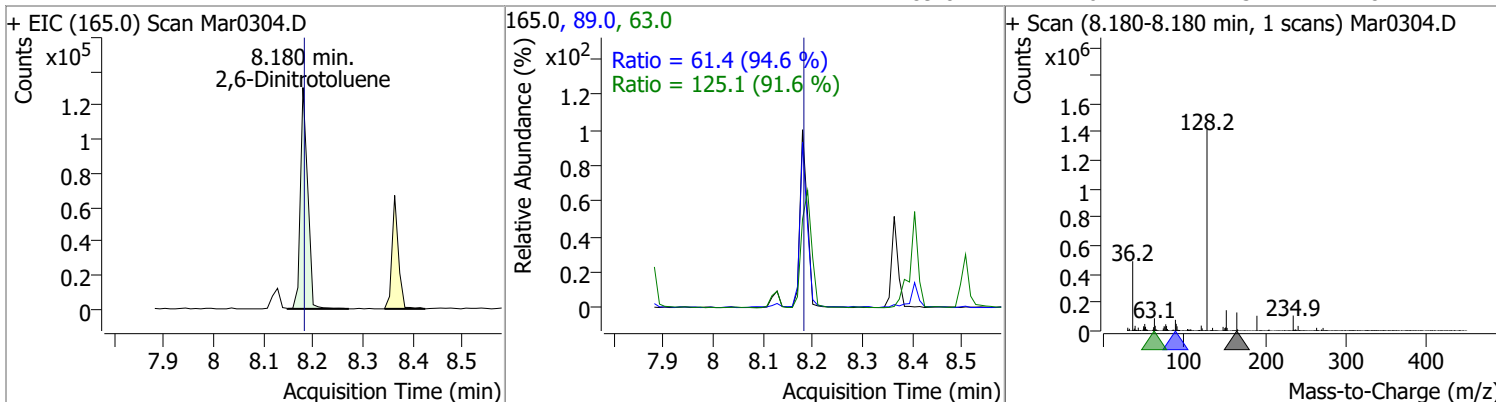
Compound	Conc.	RT	Dev(Min)	Resp.	QIon	QRatio	Lower	Upper
2-Nitroaniline	92.7799	7.88	0.01	184885	138.0	110.0	86.1	159.9



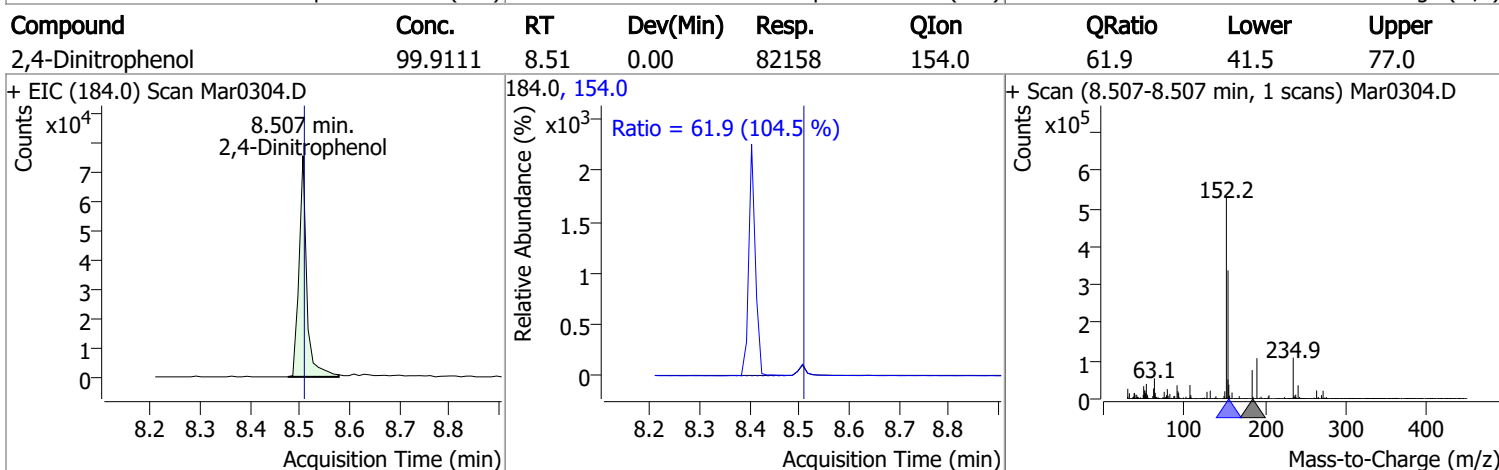
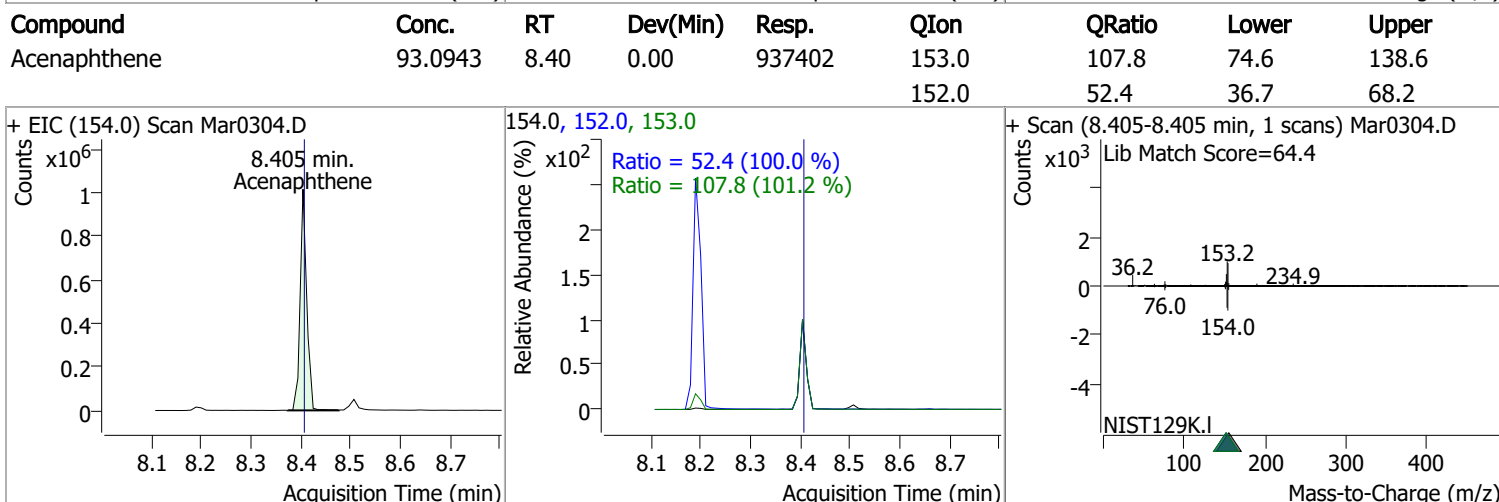
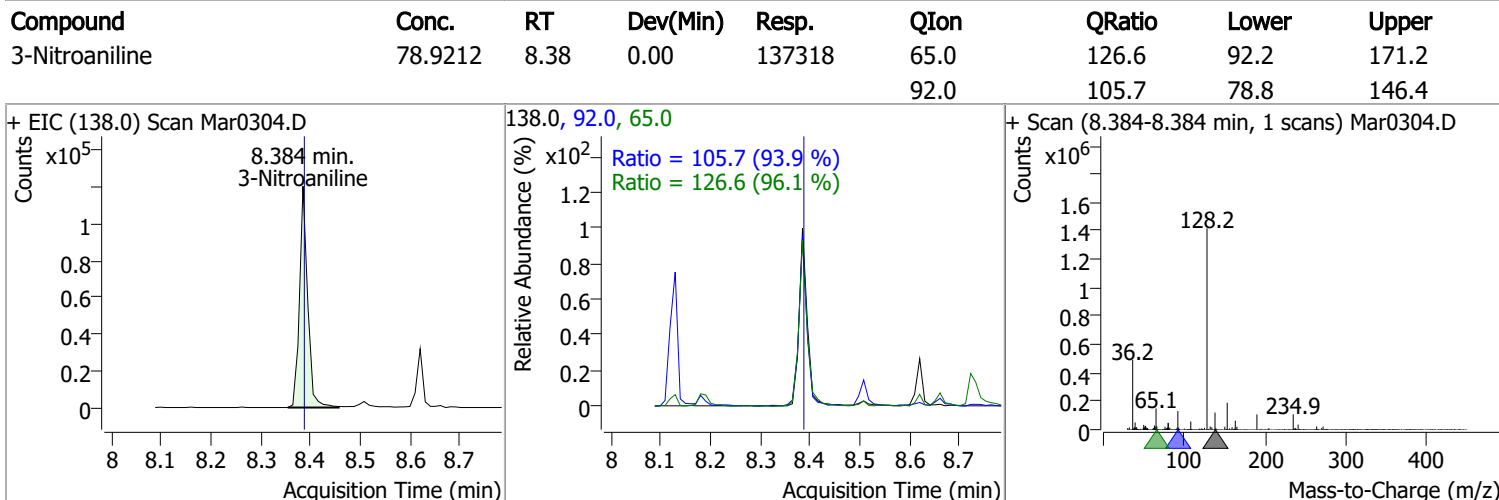
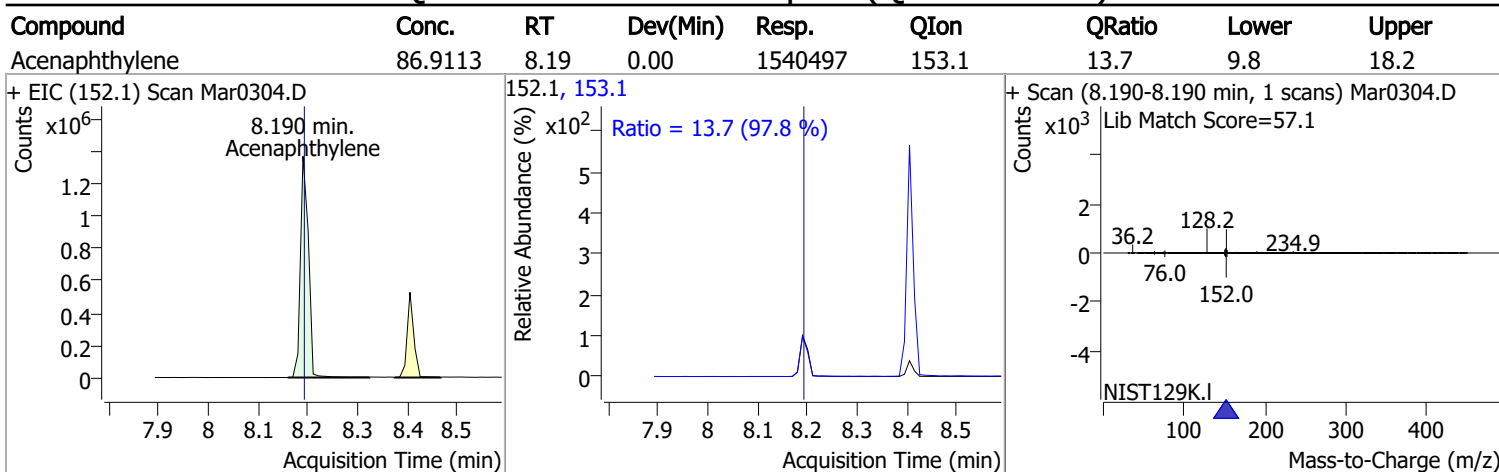
Compound	Conc.	RT	Dev(Min)	Resp.	QIon	QRatio	Lower	Upper
Dimethyl Phthalate	102.5917	8.13	0.00	1169252	77.0	19.1	13.9	25.8



Compound	Conc.	RT	Dev(Min)	Resp.	QIon	QRatio	Lower	Upper
2,6-Dinitrotoluene	86.7912	8.18	0.00	133282	63.0	125.1	95.6	177.5
					89.0	61.4	45.4	84.4

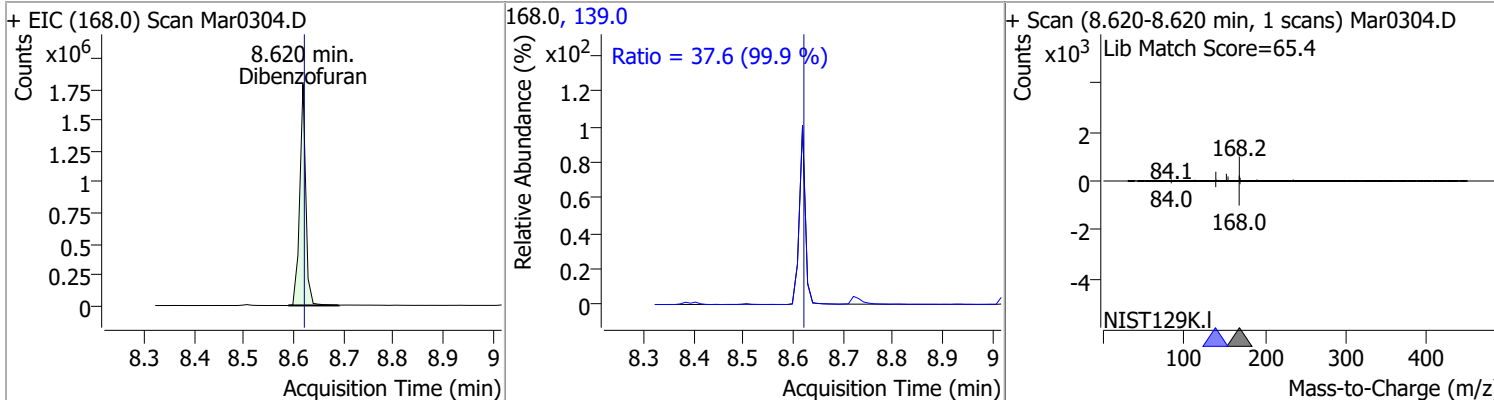


Quantitation Results Report (QT Reviewed)

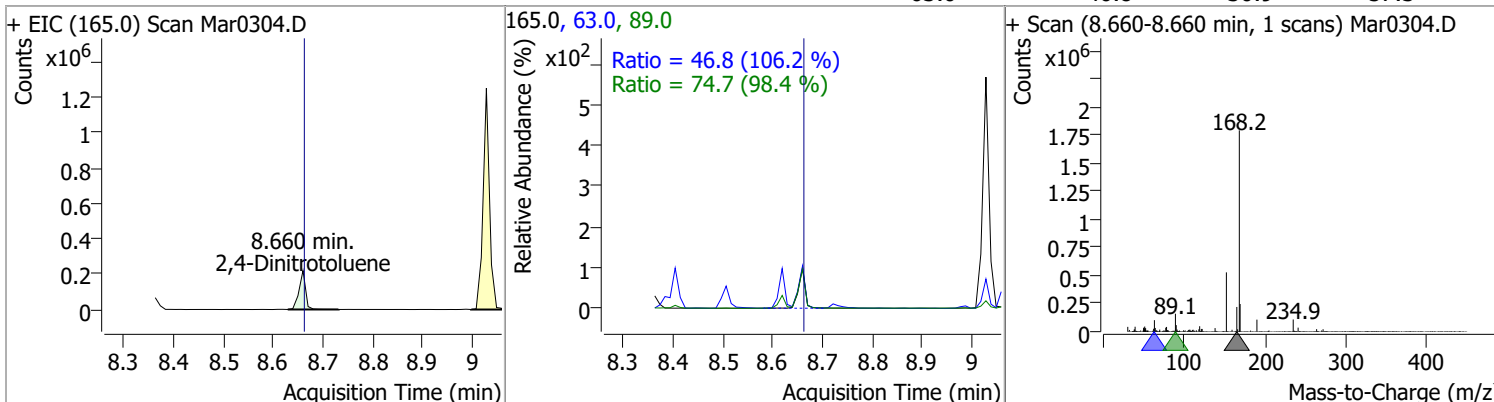


Quantitation Results Report (QT Reviewed)

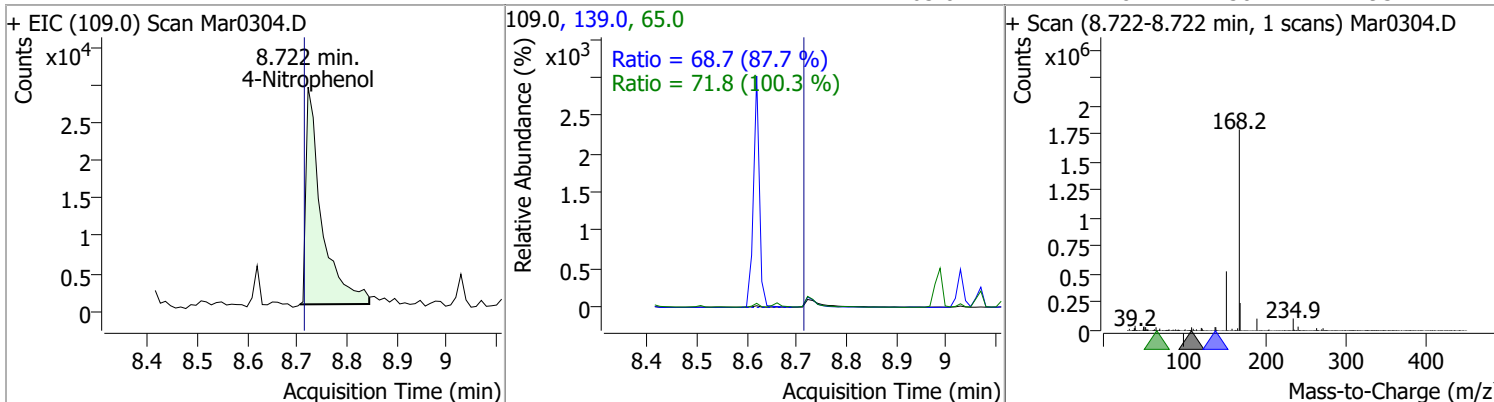
Compound	Conc.	RT	Dev(Min)	Resp.	QIon	QRatio	Lower	Upper
Dibenzofuran	92.0039	8.62	0.00	1511545	139.0	37.6	26.3	48.9



Compound	Conc.	RT	Dev(Min)	Resp.	QIon	QRatio	Lower	Upper
2,4-Dinitrotoluene	100.3032	8.66	0.00	199096	89.0	74.7	53.1	98.6
					63.0	46.8	30.9	57.3

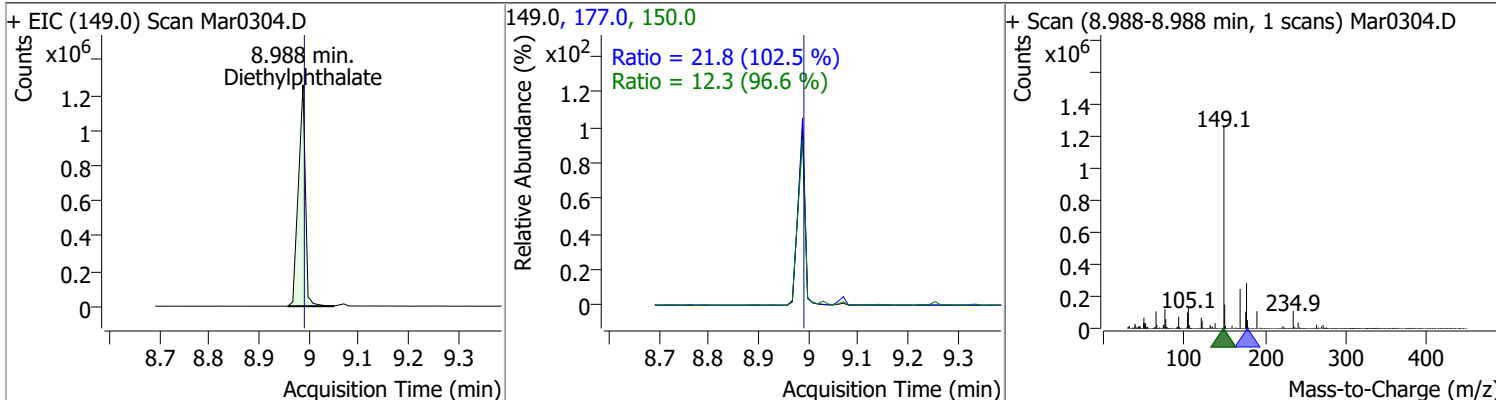


Compound	Conc.	RT	Dev(Min)	Resp.	QIon	QRatio	Lower	Upper
4-Nitrophenol	36.1773	8.72	0.01	63041	139.0	68.7	54.8	101.9
					65.0	71.8	50.1	93.1

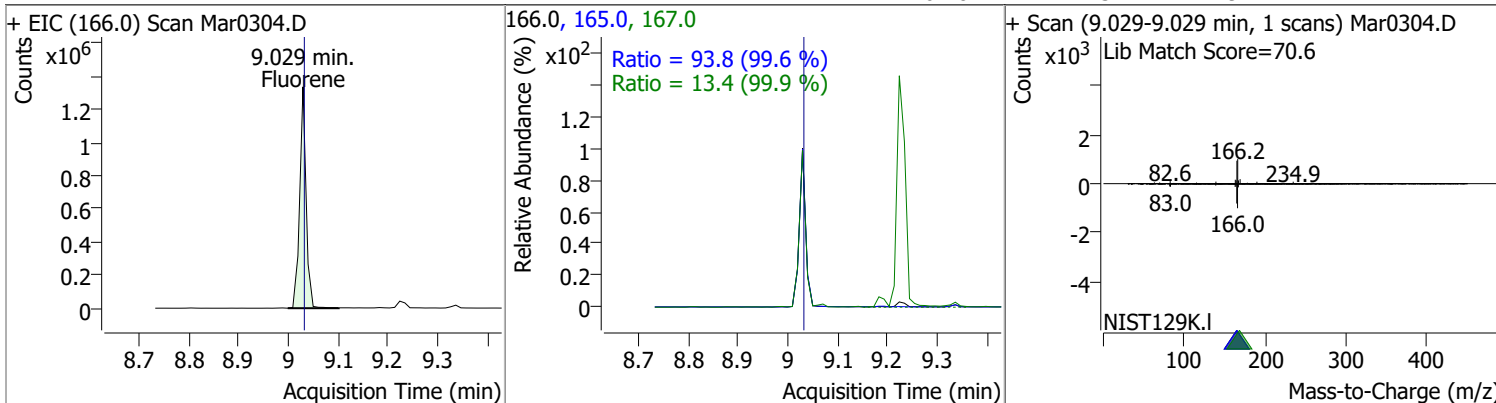


Quantitation Results Report (QT Reviewed)

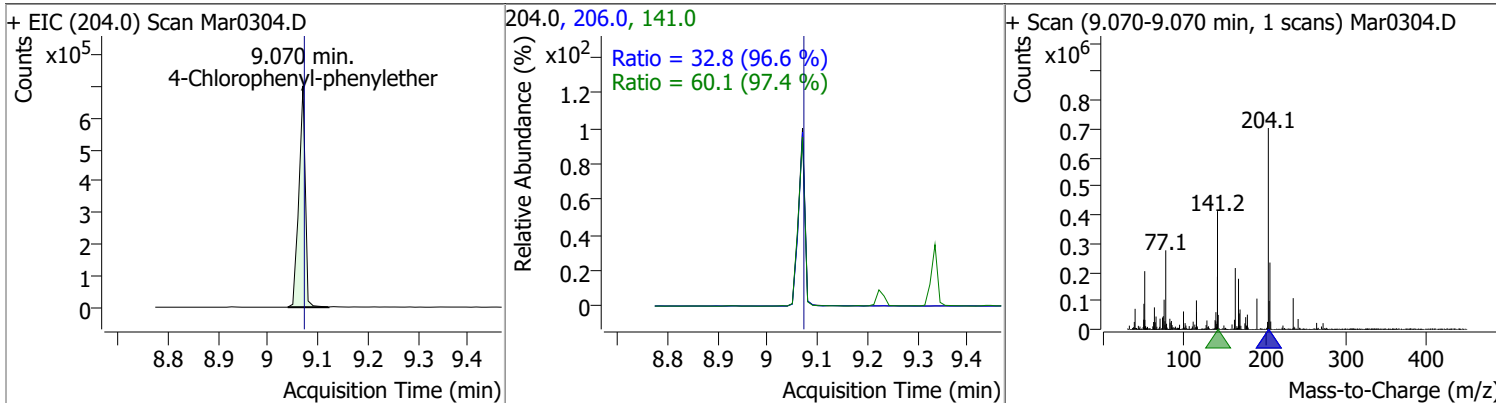
Compound	Conc.	RT	Dev(Min)	Resp.	QIon	QRatio	Lower	Upper
Diethylphthalate	103.4932	8.99	0.00	1228280	177.0	21.8	14.9	27.7
					150.0	12.3	8.9	16.5



Compound	Conc.	RT	Dev(Min)	Resp.	QIon	QRatio	Lower	Upper
Fluorene	90.0030	9.03	0.00	1195767	165.0	93.8	65.9	122.3
					167.0	13.4	9.4	17.4

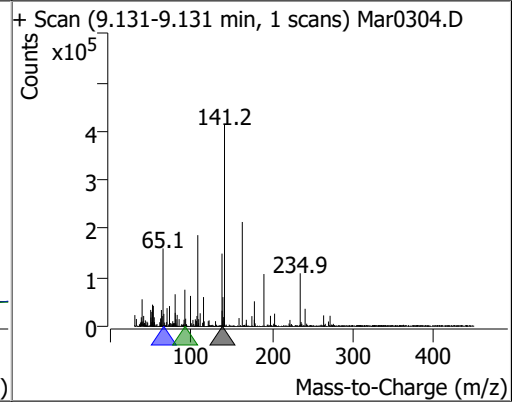
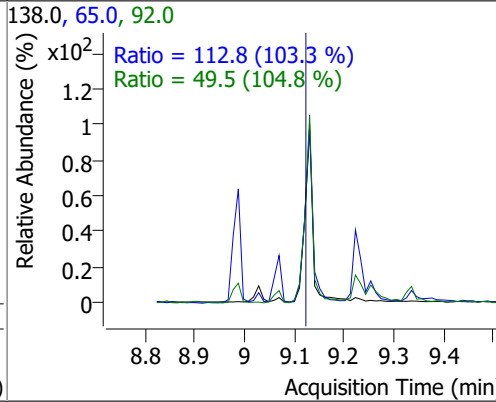
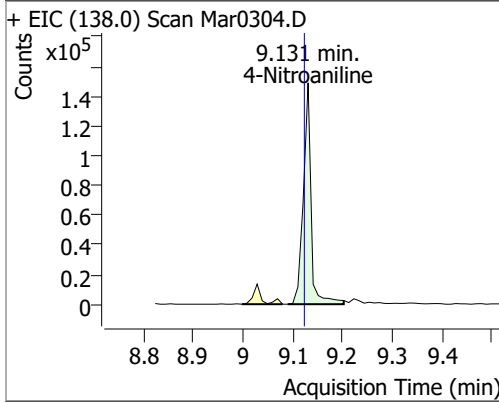


Compound	Conc.	RT	Dev(Min)	Resp.	QIon	QRatio	Lower	Upper
4-Chlorophenyl-phenylether	103.3832	9.07	0.00	628513	141.0	60.1	43.2	80.2
					206.0	32.8	23.8	44.1

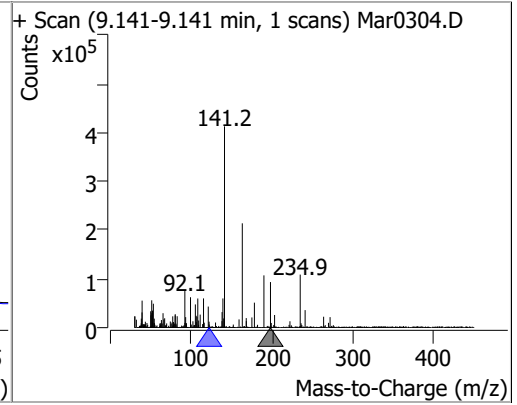
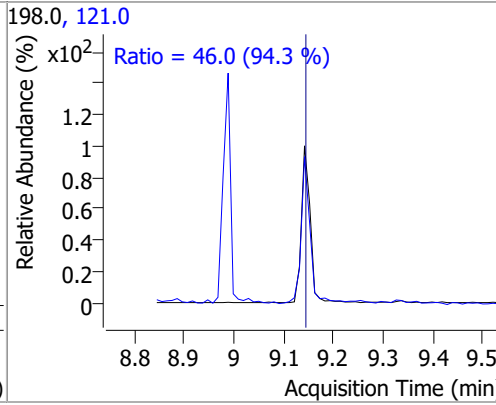
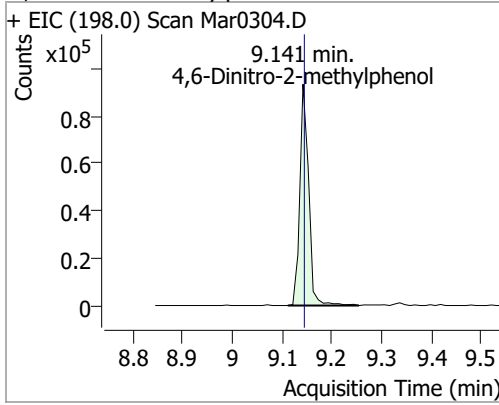


Quantitation Results Report (QT Reviewed)

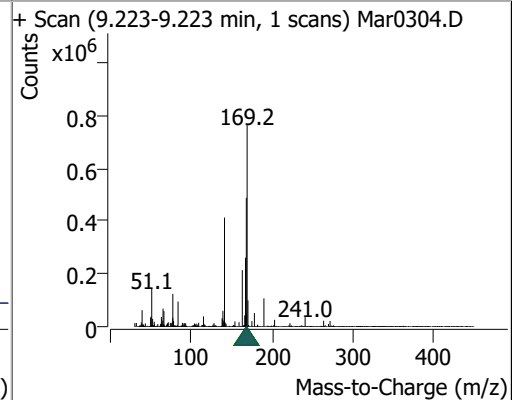
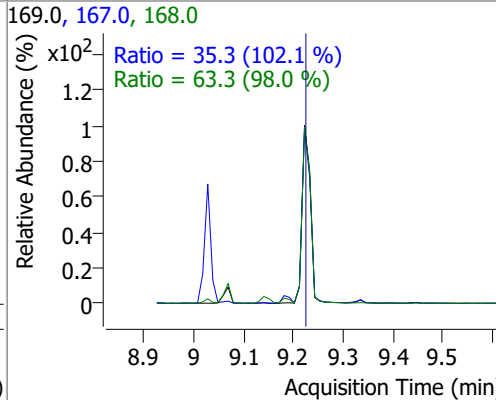
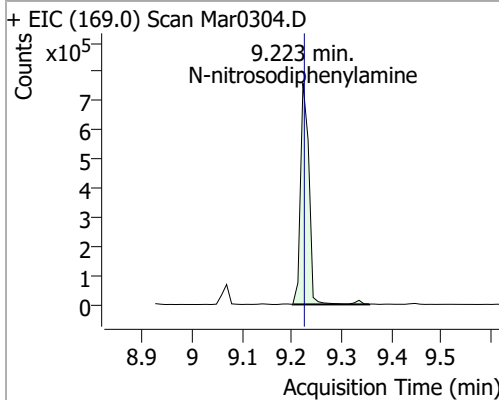
Compound	Conc.	RT	Dev(Min)	Resp.	QIon	QRatio	Lower	Upper
4-Nitroaniline	79.3804	9.13	0.01	161474	65.0	112.8	76.4	142.0
					92.0	49.5	33.1	61.4



Compound	Conc.	RT	Dev(Min)	Resp.	QIon	QRatio	Lower	Upper
4,6-Dinitro-2-methylphenol	90.4978	9.14	0.00	115099	121.0	46.0	34.1	63.3

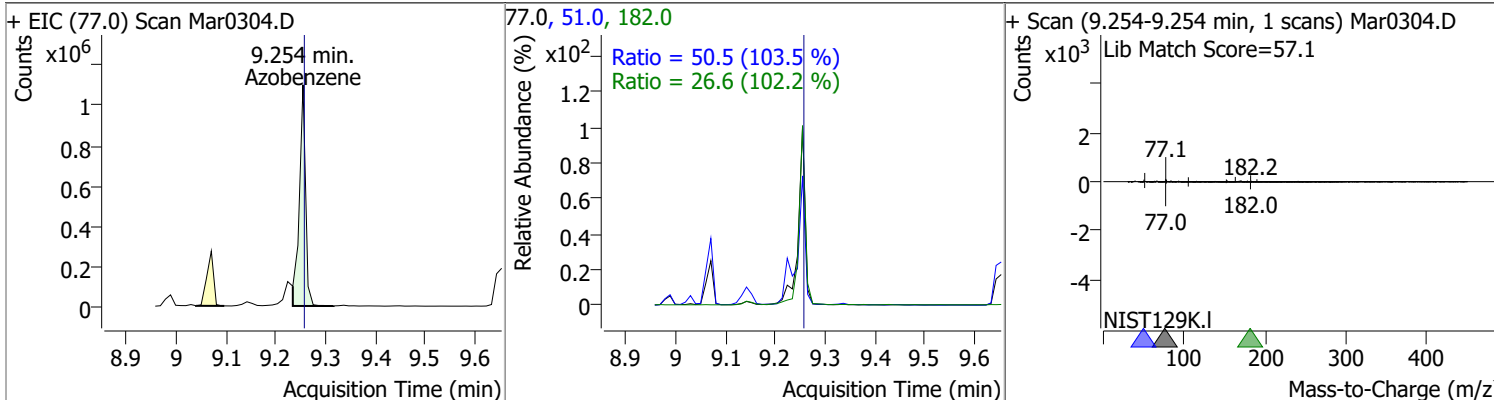


Compound	Conc.	RT	Dev(Min)	Resp.	QIon	QRatio	Lower	Upper
N-nitrosodiphenylamine	94.0624	9.22	0.00	903614	168.0	63.3	45.2	84.0
					167.0	35.3	24.2	44.9

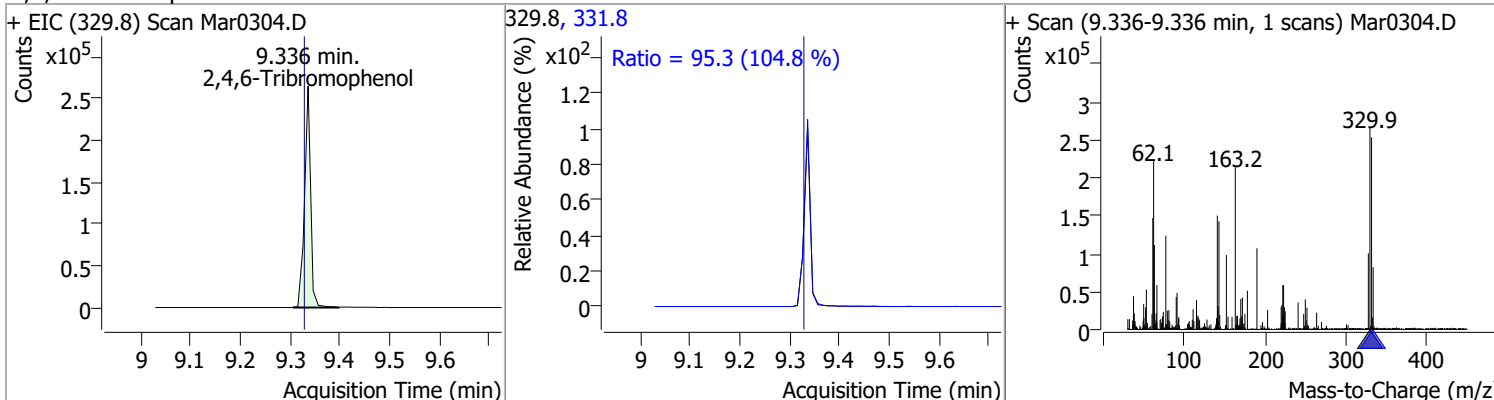


Quantitation Results Report (QT Reviewed)

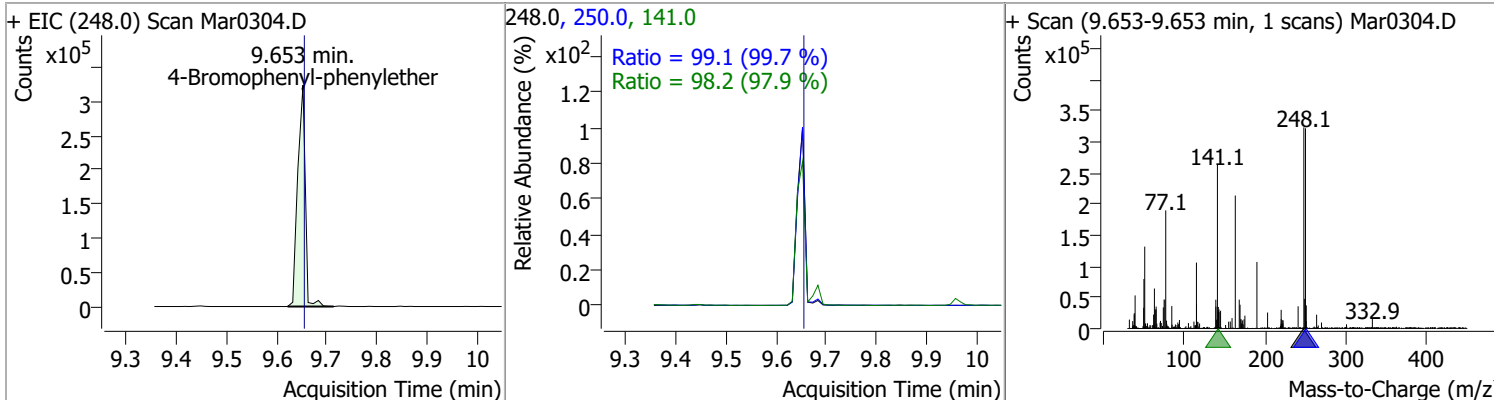
Compound	Conc.	RT	Dev(Min)	Resp.	QIon	QRatio	Lower	Upper
Azobenzene	76.1097	9.25	0.00	959182	51.0	50.5	34.2	63.5
					182.0	26.6	18.2	33.8



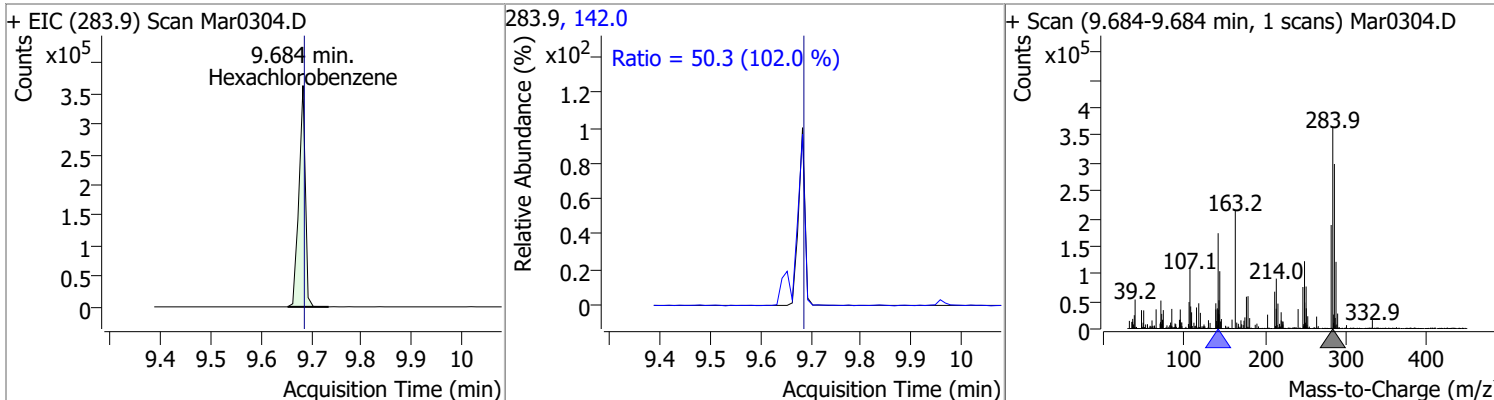
Compound	Conc.	RT	Dev(Min)	Resp.	QIon	QRatio	Lower	Upper
2,4,6-Tribromophenol	161.1785	9.34	0.01	225202	331.8	95.3	63.6	118.2



Compound	Conc.	RT	Dev(Min)	Resp.	QIon	QRatio	Lower	Upper
4-Bromophenyl-phenylether	91.8943	9.65	0.00	338299	141.0	98.2	70.3	130.5
					250.0	99.1	69.6	129.3

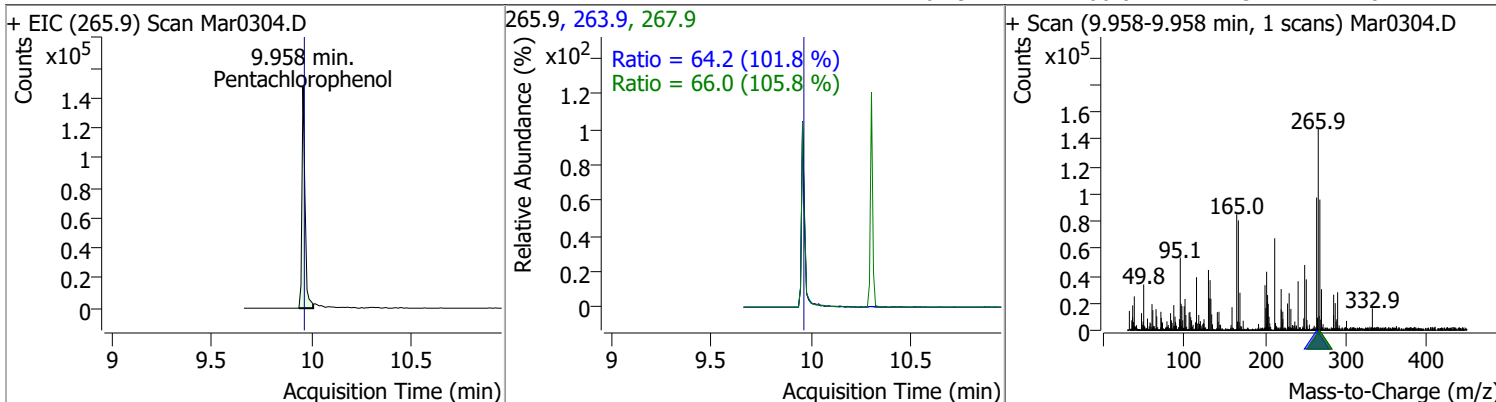


Compound	Conc.	RT	Dev(Min)	Resp.	QIon	QRatio	Lower	Upper
Hexachlorobenzene	88.2157	9.68	0.00	324918	142.0	50.3	34.5	64.1

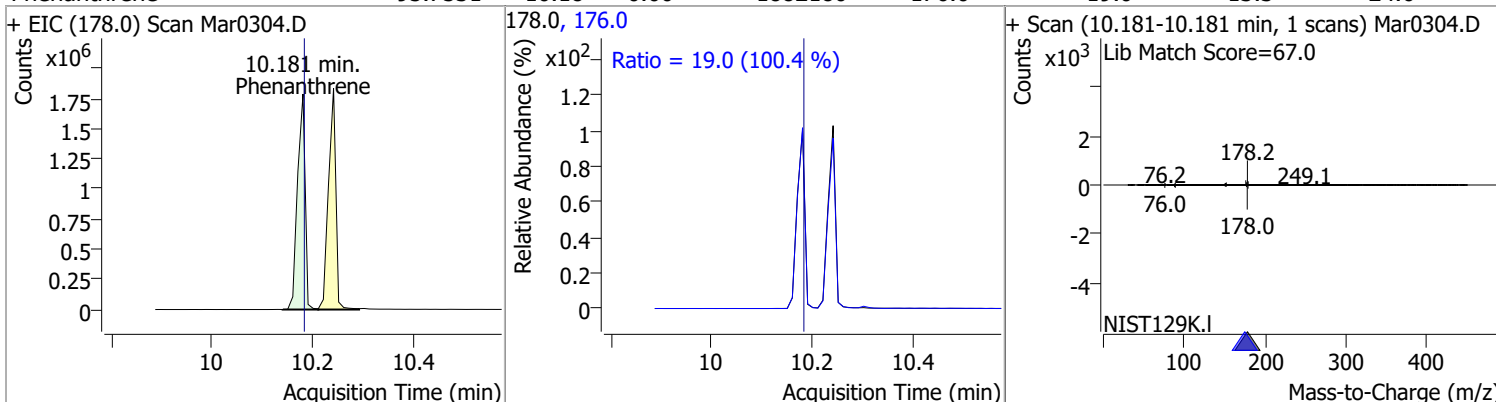


Quantitation Results Report (QT Reviewed)

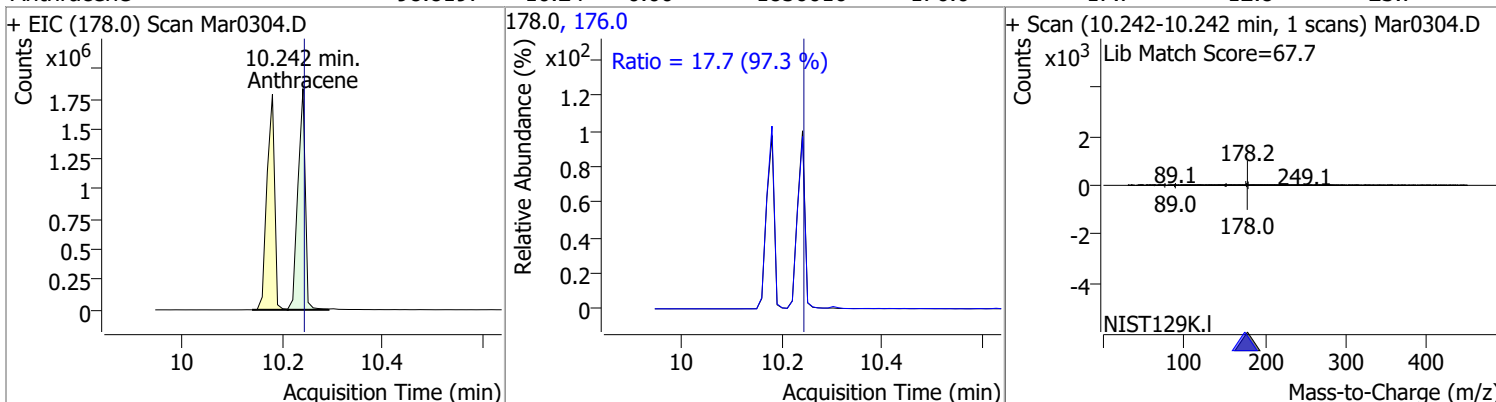
Compound	Conc.	RT	Dev(Min)	Resp.	QIon	QRatio	Lower	Upper
Pentachlorophenol	89.7813	9.96	0.00	157642	263.9	64.2	44.2	82.0
					267.9	66.0	43.7	81.1



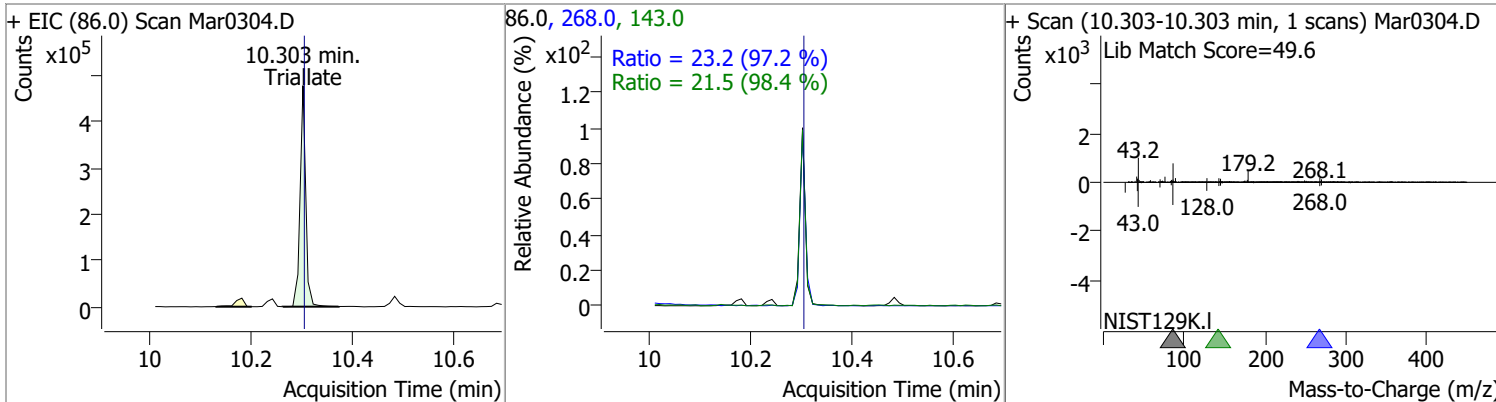
Compound	Conc.	RT	Dev(Min)	Resp.	QIon	QRatio	Lower	Upper
Phenanthrene	95.7531	10.18	0.00	1882180	176.0	19.0	13.3	24.6



Compound	Conc.	RT	Dev(Min)	Resp.	QIon	QRatio	Lower	Upper
Anthracene	98.8197	10.24	0.00	1856016	176.0	17.7	12.8	23.7

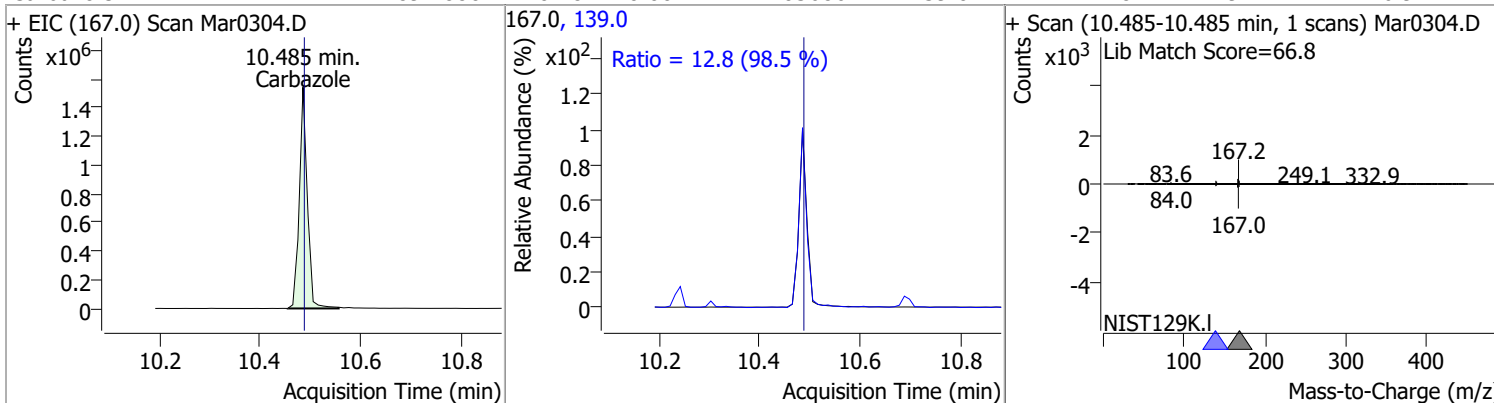


Compound	Conc.	RT	Dev(Min)	Resp.	QIon	QRatio	Lower	Upper
Triallate	82.9181	10.30	0.00	373139	268.0	23.2	16.7	31.0
					143.0	21.5	15.3	28.4

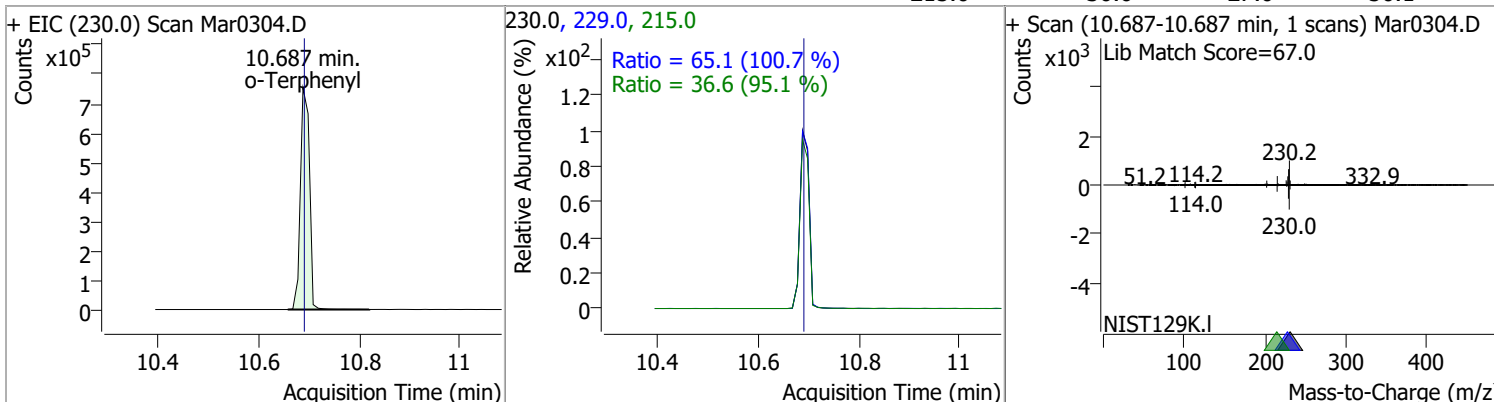


Quantitation Results Report (QT Reviewed)

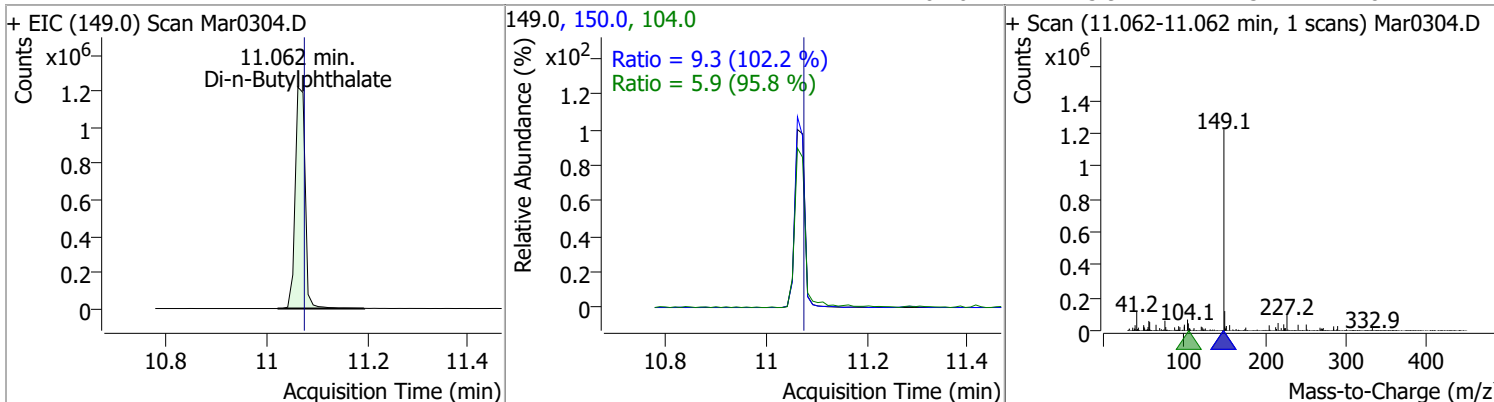
Compound	Conc.	RT	Dev(Min)	Resp.	QIon	QRatio	Lower	Upper
Carbazole	89.2880	10.48	0.00	1703686	139.0	12.8	9.1	16.9



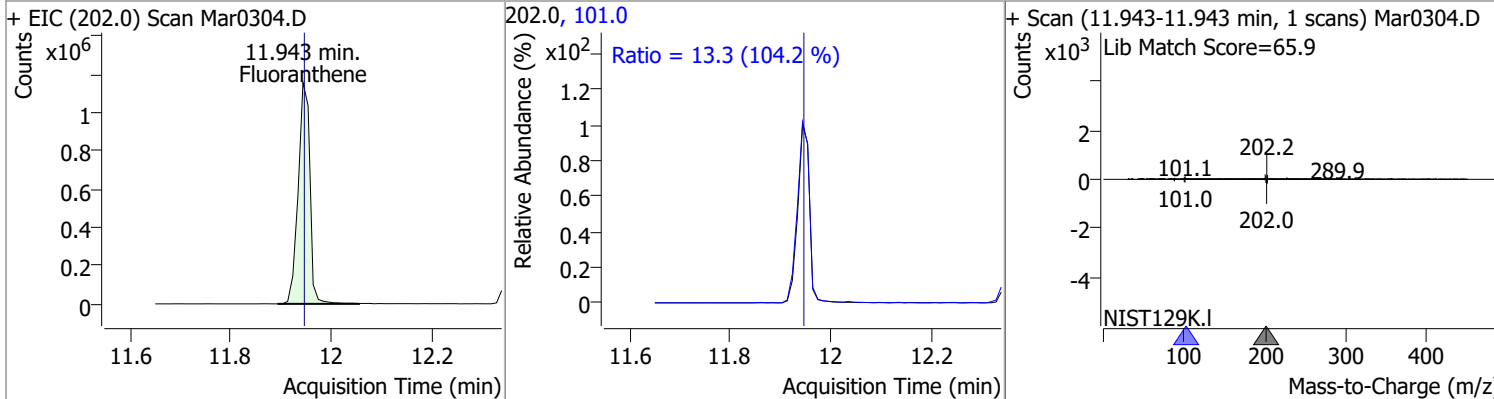
o-Terphenyl	89.6130	10.69	0.00	944161	229.0	65.1	45.3	84.0
					215.0	36.6	27.0	50.1



Di-n-Butylphthalate	90.8835	11.06	-0.01	1672959	150.0	9.3	6.4	11.8
					104.0	5.9	4.3	8.1

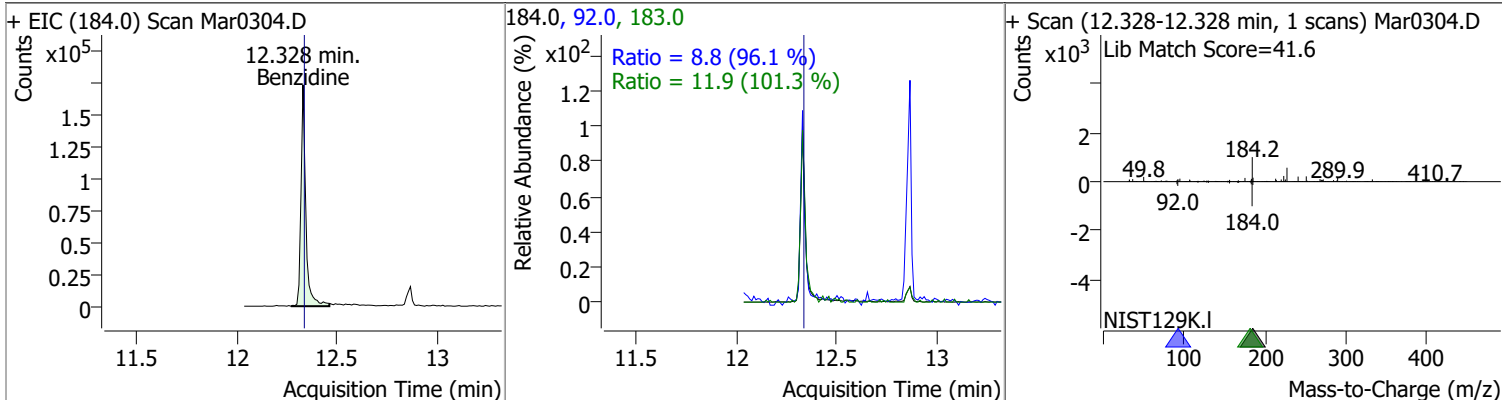


Fluoranthene	93.9104	11.94	0.00	1875106	101.0	13.3	8.9	16.6
--------------	---------	-------	------	---------	-------	------	-----	------

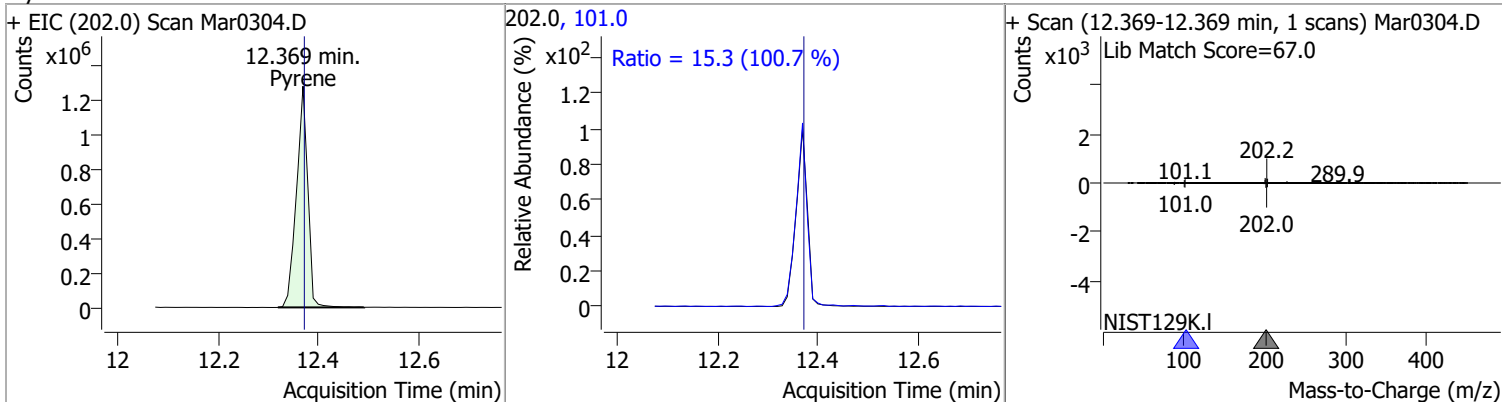


Quantitation Results Report (QT Reviewed)

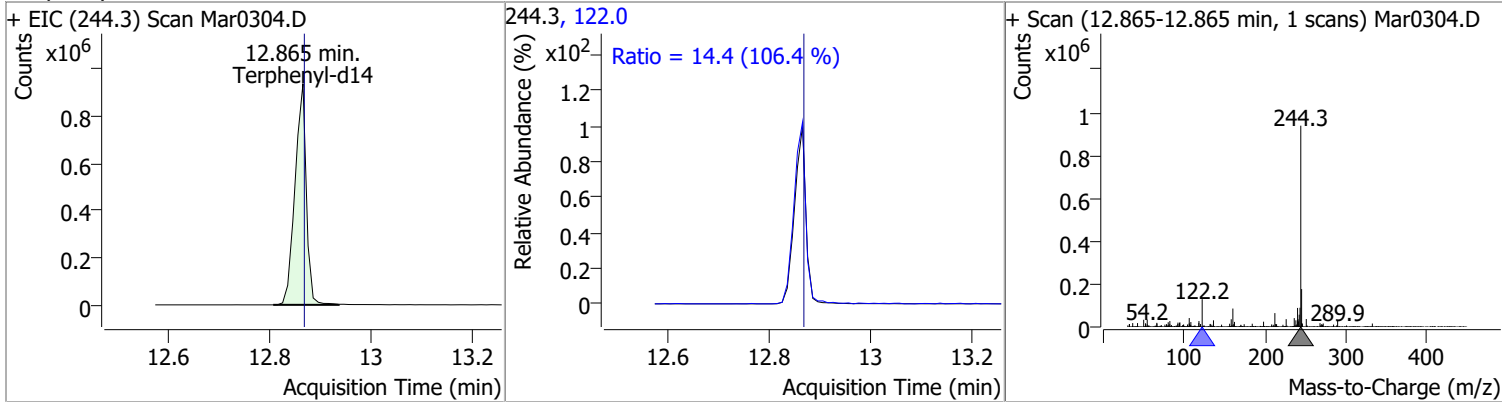
Compound	Conc.	RT	Dev(Min)	Resp.	QIon	QRatio	Lower	Upper
Benzidine	39.6385	12.33	0.00	289572	183.0	11.9	8.2	15.3
					92.0	8.8	6.4	11.9



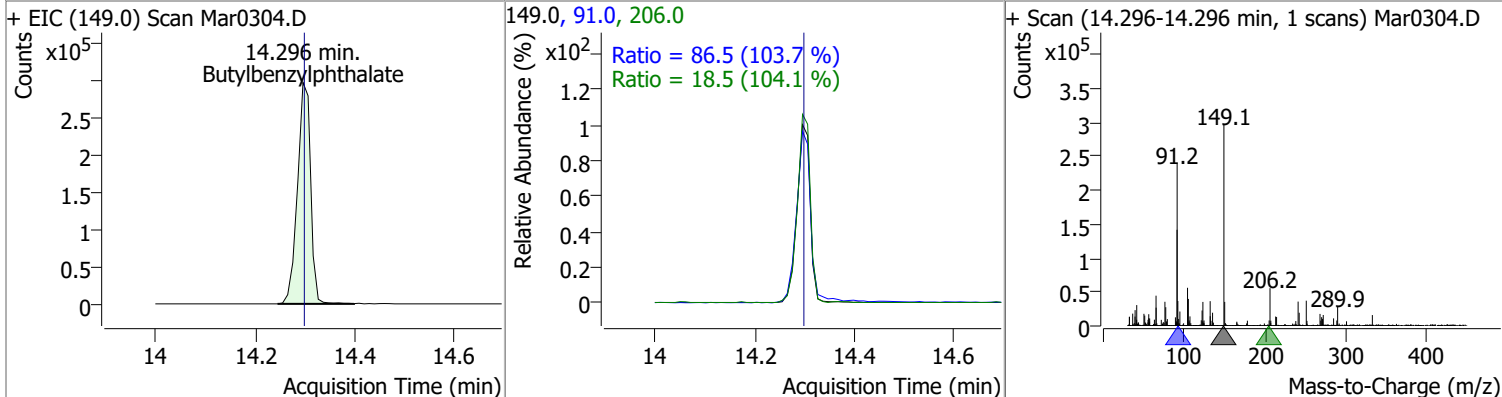
Compound	Conc.	RT	Dev(Min)	Resp.	QIon	QRatio	Lower	Upper
Pyrene	91.7631	12.37	0.00	1993494	101.0	15.3	10.6	19.7



Compound	Conc.	RT	Dev(Min)	Resp.	QIon	QRatio	Lower	Upper
Terphenyl-d14	100.0588	12.87	0.00	1465136	122.0	14.4	9.5	17.6

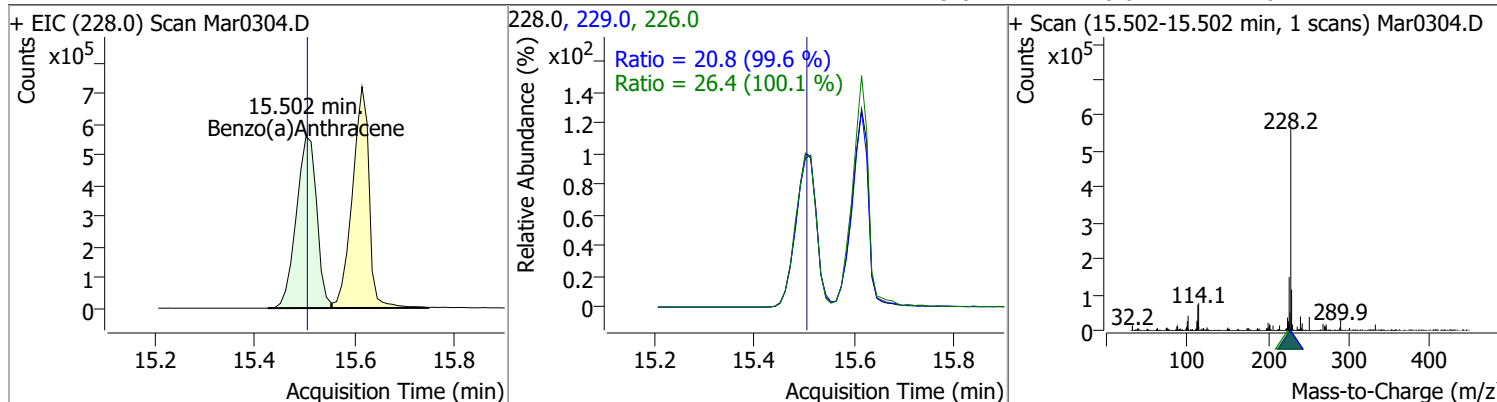


Compound	Conc.	RT	Dev(Min)	Resp.	QIon	QRatio	Lower	Upper
Butylbenzylphthalate	83.4774	14.30	0.00	544919	91.0	86.5	58.3	108.4
					206.0	18.5	12.4	23.1

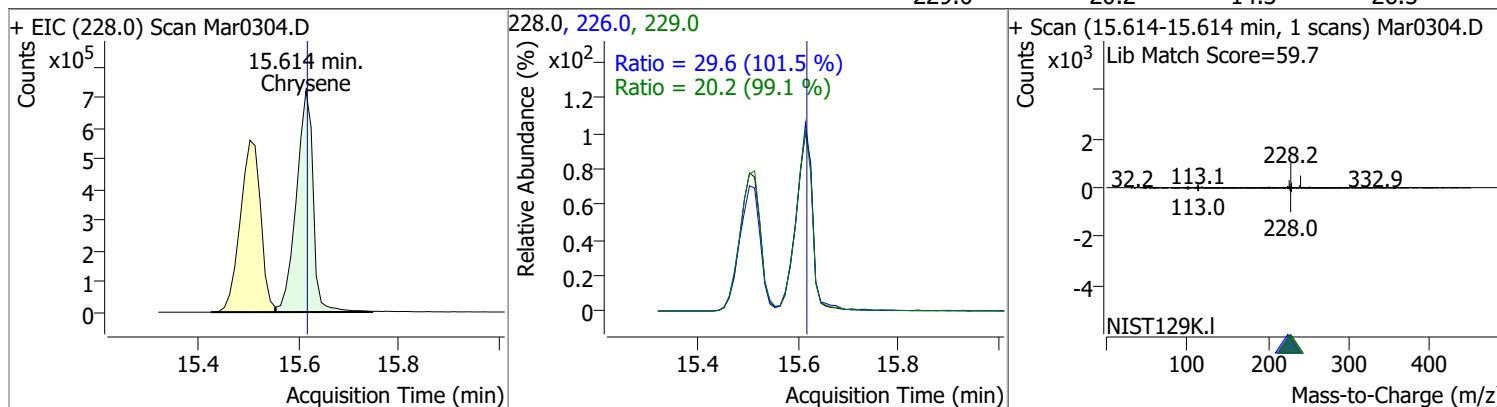


Quantitation Results Report (QT Reviewed)

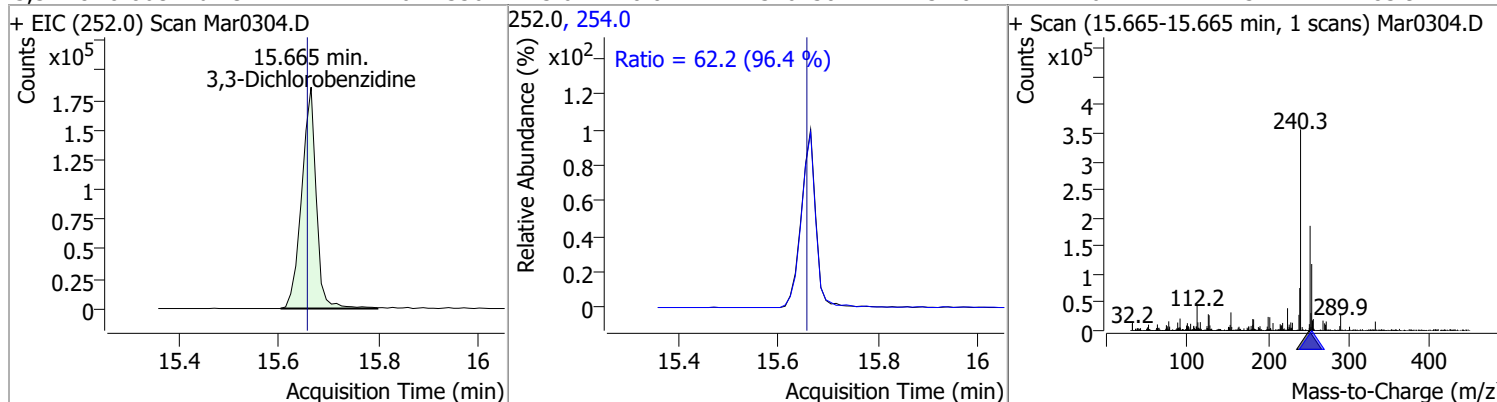
Compound	Conc.	RT	Dev(Min)	Resp.	QIon	QRatio	Lower	Upper
Benzo(a)Anthracene	93.4136	15.50	0.00	1594034	226.0	26.4	18.5	34.3
					229.0	20.8	14.6	27.2



Compound	Conc.	RT	Dev(Min)	Resp.	QIon	QRatio	Lower	Upper
Chrysene	89.0694	15.61	0.00	1694167	226.0	29.6	20.4	37.9
					229.0	20.2	14.3	26.5

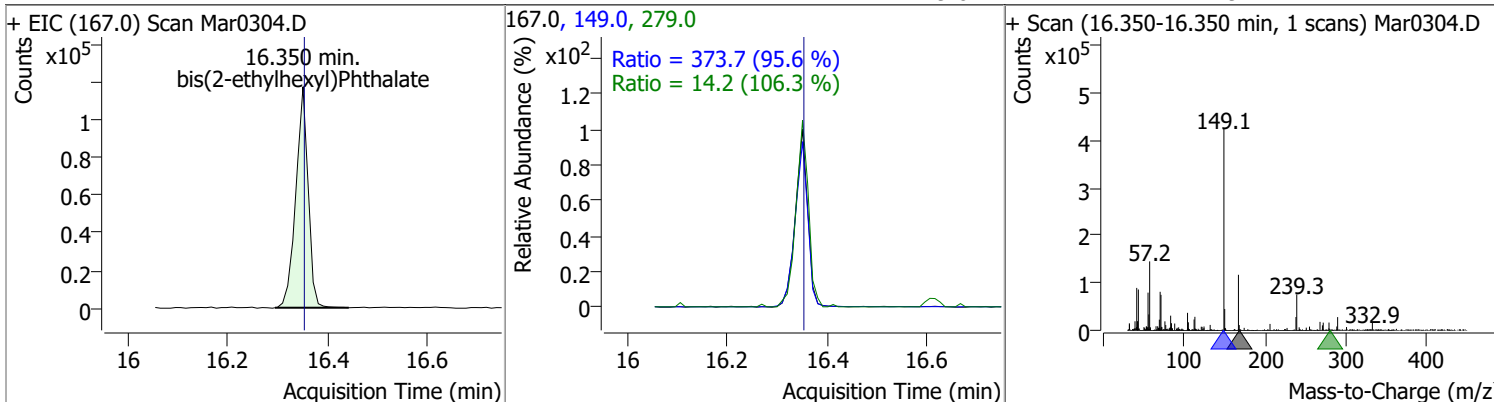


Compound	Conc.	RT	Dev(Min)	Resp.	QIon	QRatio	Lower	Upper
3,3-Dichlorobenzidine	64.1356	15.67	0.01	376750	254.0	62.2	45.2	83.9

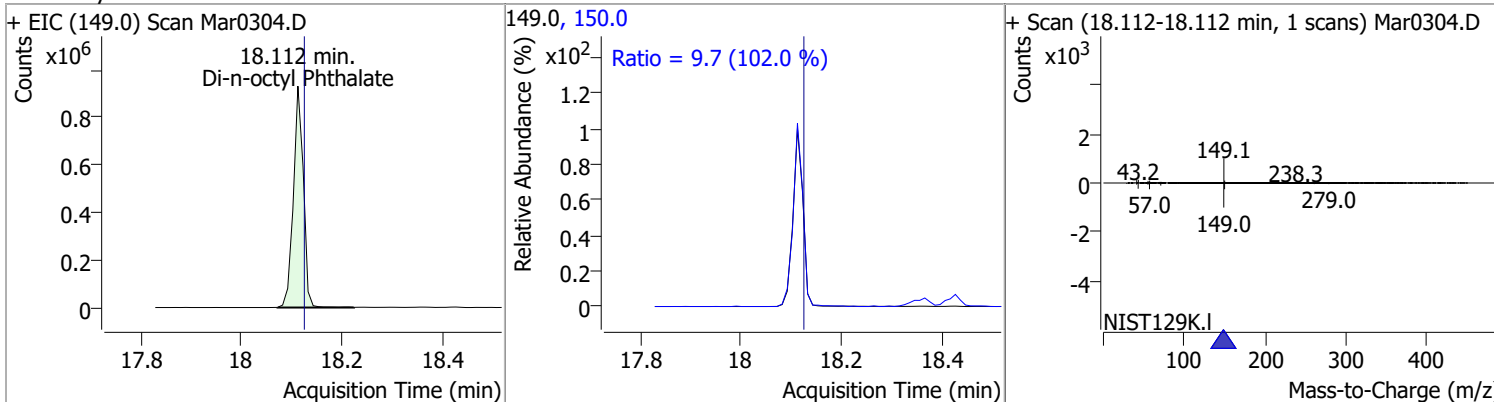


Quantitation Results Report (QT Reviewed)

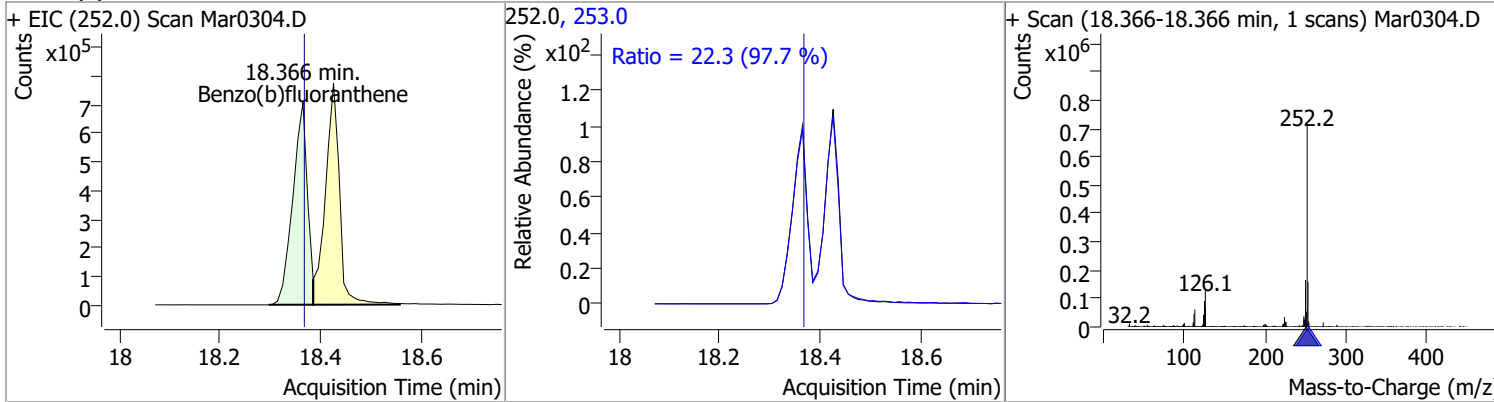
Compound	Conc.	RT	Dev(Min)	Resp.	QIon	QRatio	Lower	Upper
bis(2-ethylhexyl)Phthalate	88.1949	16.35	0.00	201355	149.0	373.7	273.7	508.3
					279.0	14.2	9.4	17.4



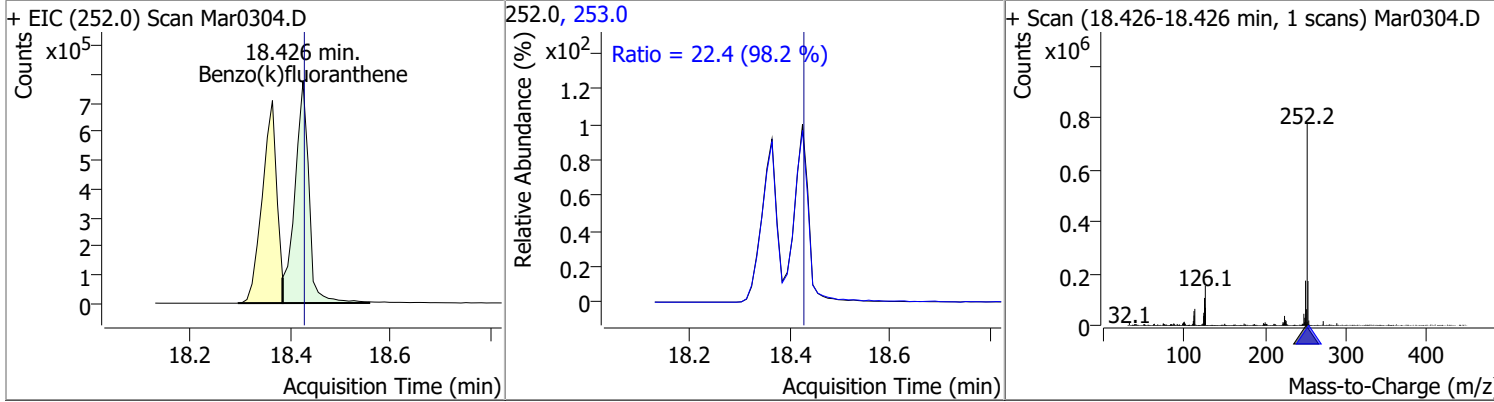
Compound	Conc.	RT	Dev(Min)	Resp.	QIon	QRatio	Lower	Upper
Di-n-octyl Phthalate	70.6370	18.11	-0.01	1284870	150.0	9.7	6.6	12.3



Compound	Conc.	RT	Dev(Min)	Resp.	QIon	QRatio	Lower	Upper
Benzo(b)fluoranthene	68.5231	18.37	0.00	1418058	253.0	22.3	16.0	29.7

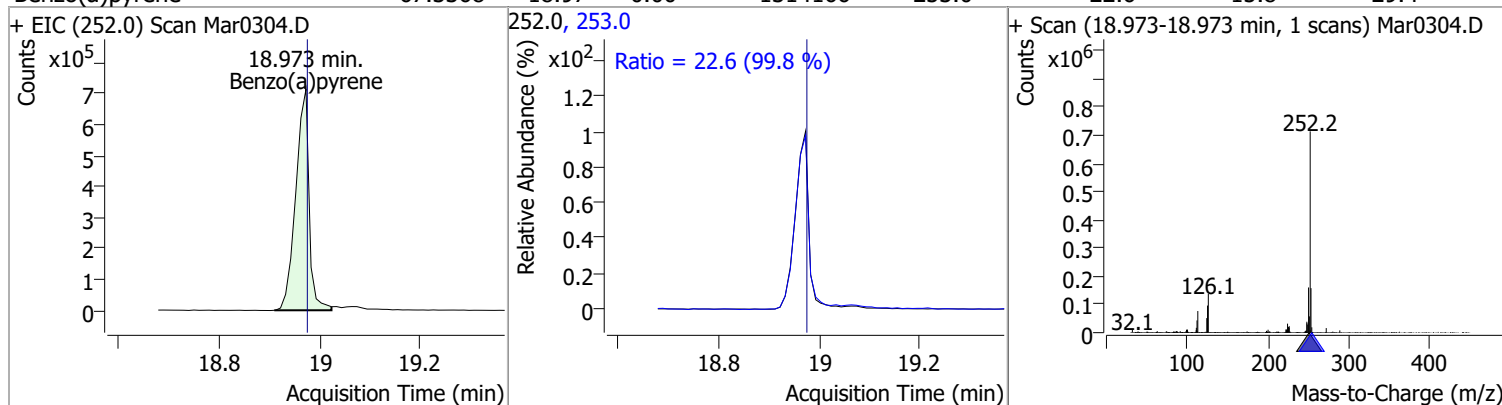


Compound	Conc.	RT	Dev(Min)	Resp.	QIon	QRatio	Lower	Upper
Benzo(k)fluoranthene	69.7484	18.43	0.00	1512061	253.0	22.4	16.0	29.7

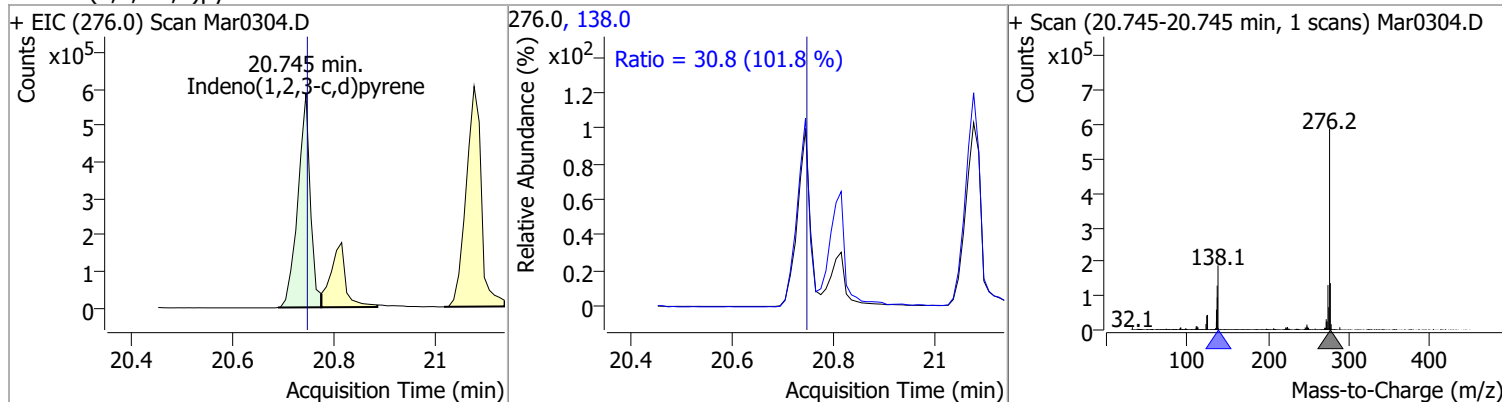


Quantitation Results Report (QT Reviewed)

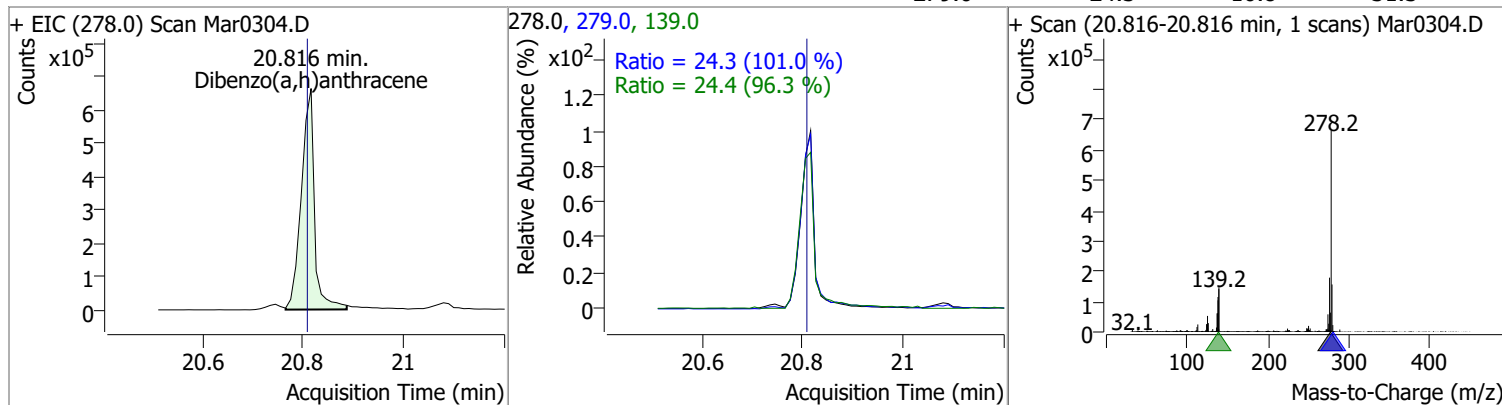
Compound	Conc.	RT	Dev(Min)	Resp.	QIon	QRatio	Lower	Upper
Benzo(a)pyrene	67.3368	18.97	0.00	1314166	253.0	22.6	15.8	29.4



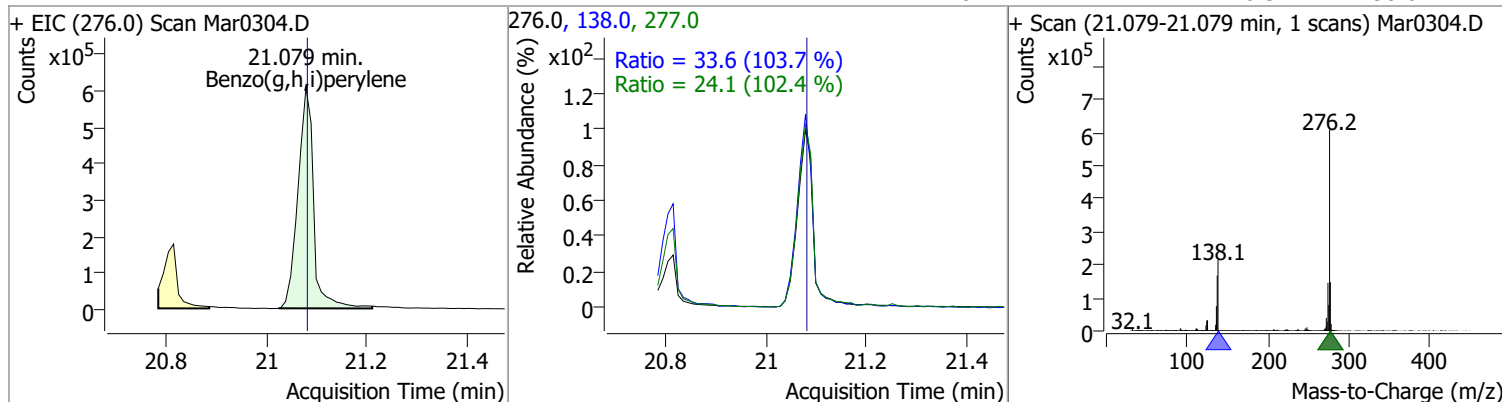
Compound	Conc.	RT	Dev(Min)	Resp.	QIon	QRatio	Lower	Upper
Indeno(1,2,3-c,d)pyrene	61.4168	20.75	0.00	1006984	138.0	30.8	21.2	39.3



Compound	Conc.	RT	Dev(Min)	Resp.	QIon	QRatio	Lower	Upper
Dibenzo(a,h)anthracene	67.4621	20.82	0.01	1201748	139.0	24.4	17.7	32.9
					279.0	24.3	16.8	31.3



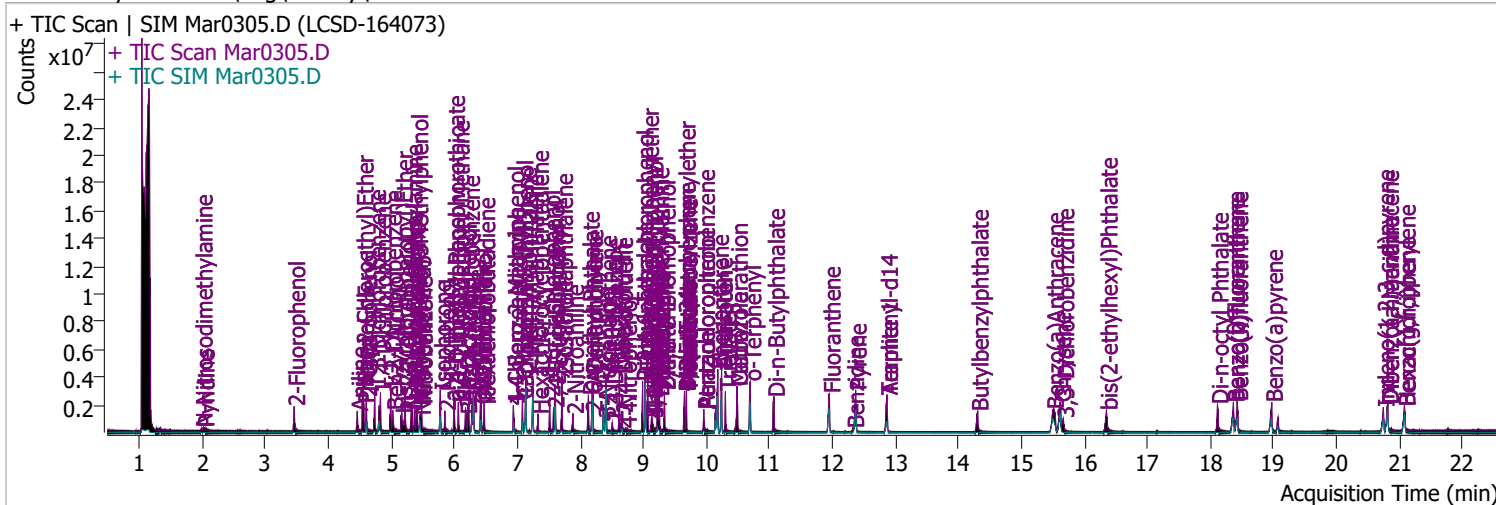
Compound	Conc.	RT	Dev(Min)	Resp.	QIon	QRatio	Lower	Upper
Benzo(g,h,i)perylene	69.3915	21.08	0.00	1310331	138.0	33.6	22.6	42.1
					277.0	24.1	16.5	30.6



Quantitation Results Report (QT Reviewed)

Data File Mar0305.D
 Acq. Method BNA+SIM.M
 Sample Name LCSD-164073
 Vial 5
 DA Method File
 Tune File dftppdsm.u
 Batch Name 030322 DoD BNA.batch.bin
 Ref Library D:\Org\Library\NIST129K.I

Operator LIMS import
 Acq. Date-Time 3/3/2022 6:38:00 PM
 Instrument Instrument #1
 Multiplier 1.00
 Comment SVOC-8270-W-LARGO
 Tune Date 2/18/2022 9:25:00 PM
 Last Calib Update 3/4/2022 9:18:32 AM



Compound	RT	QIon	Resp.	Conc.	Units	Dev(Min)
----------	----	------	-------	-------	-------	----------

Internal Standards

System Monitoring Compounds

S 2-Fluorophenol	3.459	112.0	639496	89.8565	µg/L	-0.072
Spiked Amount: 200.000	Range: 10.0 - 75.0%			Recovery = 44.93%		
S Phenol-d5	4.552	99.0	882476	97.4855	µg/L	0.000
Spiked Amount: 200.000	Range: 10.0 - 65.0%			Recovery = 48.74%		
S Nitrobenzene-d5	5.451	82.0	385256	76.0697	µg/L	-0.021
Spiked Amount: 100.000	Range: 32.0 - 94.0%			Recovery = 76.07%		
S 2-Fluorobiphenyl	7.594	172.0	1260730	97.5741	µg/L	0.000
Spiked Amount: 100.000	Range: 28.0 - 107.0%			Recovery = 97.57%		
S 2,4,6-Tribromophenol	9.336	329.8	227632	161.8701	µg/L	0.010
Spiked Amount: 200.000	Range: 25.0 - 140.0%			Recovery = 80.94%		
S Terphenyl-d14	12.865	244.3	1483180	100.7799	µg/L	0.000
Spiked Amount: 100.000	Range: 32.0 - 122.0%			Recovery = 100.78%		

Target Compounds

Compound	RT	QIon	Resp.	Conc.	Units	QValue
T N-Nitrosodimethylamine	1.988	74.0	126076	60.4324	µg/L	94
T Pyridine	2.019	79.0	220940	42.0791	µg/L	100
T Aniline	4.460	93.0	645159	49.5796	µg/L	m 100
T Phenol	4.562	94.0	568529	56.4079	µg/L	87
T bis(-2-Chloroethyl)Ether	4.542	63.0	521703	76.2962	µg/L	97
T 2-Chlorophenol	4.603	128.0	587750	72.6472	µg/L	100
T 1,3-Dichlorobenzene	4.736	146.0	726718	69.8851	µg/L	m 99
T 1,4-Dichlorobenzene	4.828	146.0	721509	68.6962	µg/L	m 98
T 1,2-Dichlorobenzene	4.991	146.0	734413	72.6821	µg/L	m 99
T Benzyl Alcohol	5.022	108.0	301047	74.4068	µg/L	m 97
T bis(2-chloroisopropyl)Ether	5.165	121.0	188976	69.2034	µg/L	99
T 2-Methylphenol	5.216	107.0	543268	77.3175	µg/L	97
T N-nitroso-Di-n-propylamine	5.318	70.0	501648	101.2979	µg/L	98
T Hexachloroethane	5.369	117.0	187156	60.8350	µg/L	96
T 4Methylphenol/3Methylphenol	5.410	107.0	730719	76.3033	µg/L	98

Quantitation Results Report (QT Reviewed)

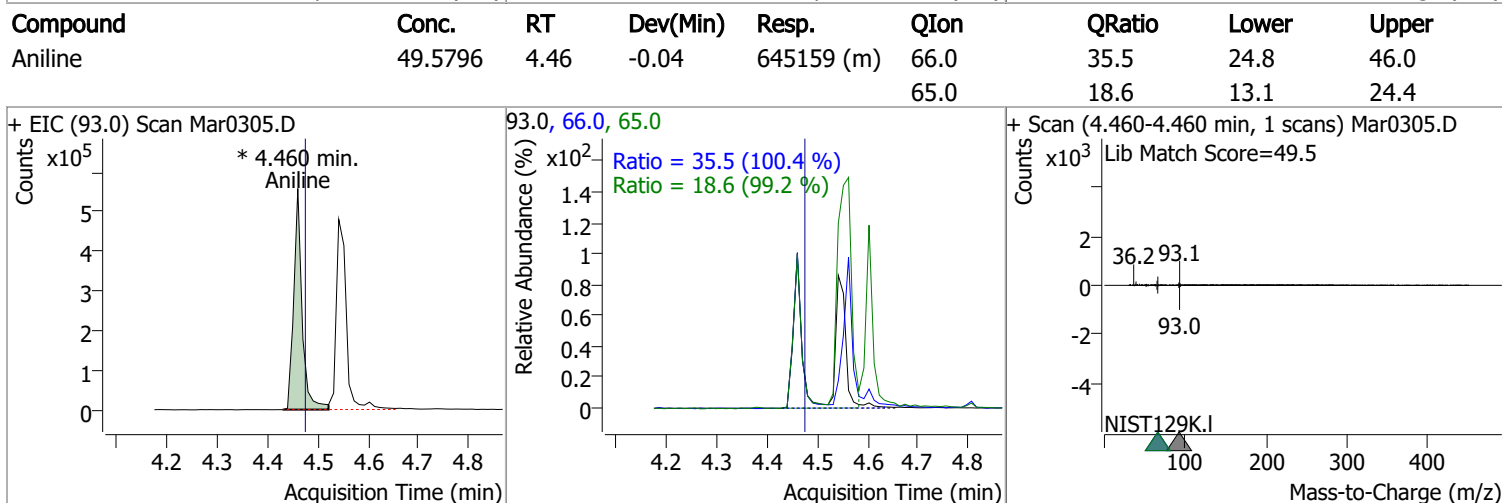
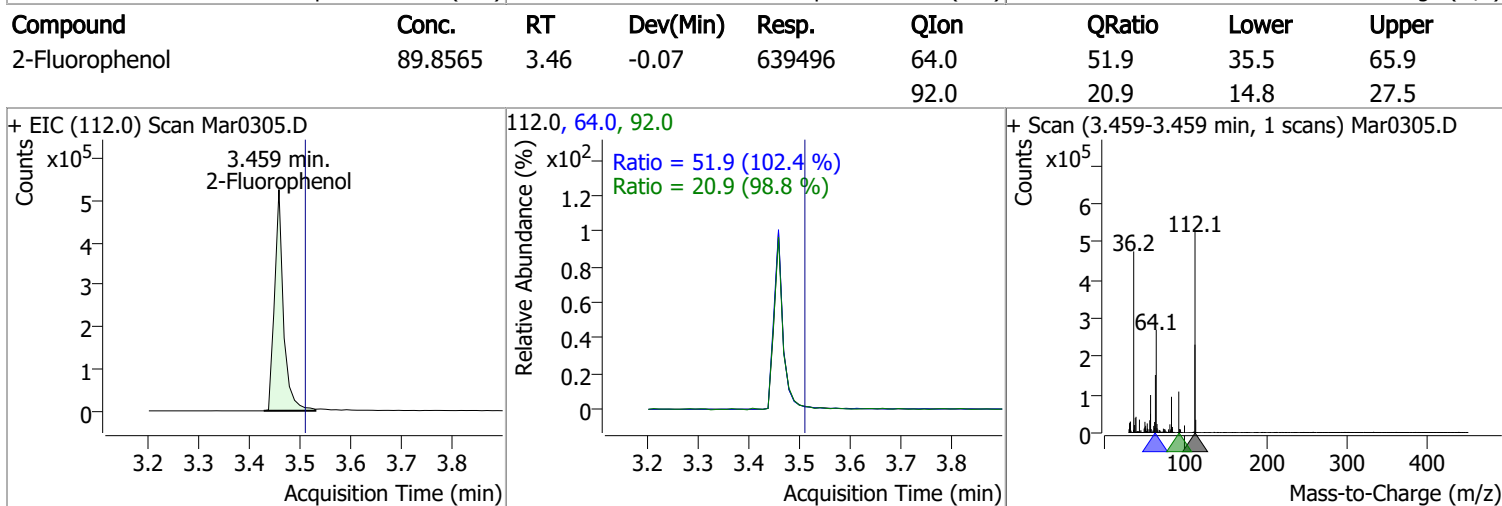
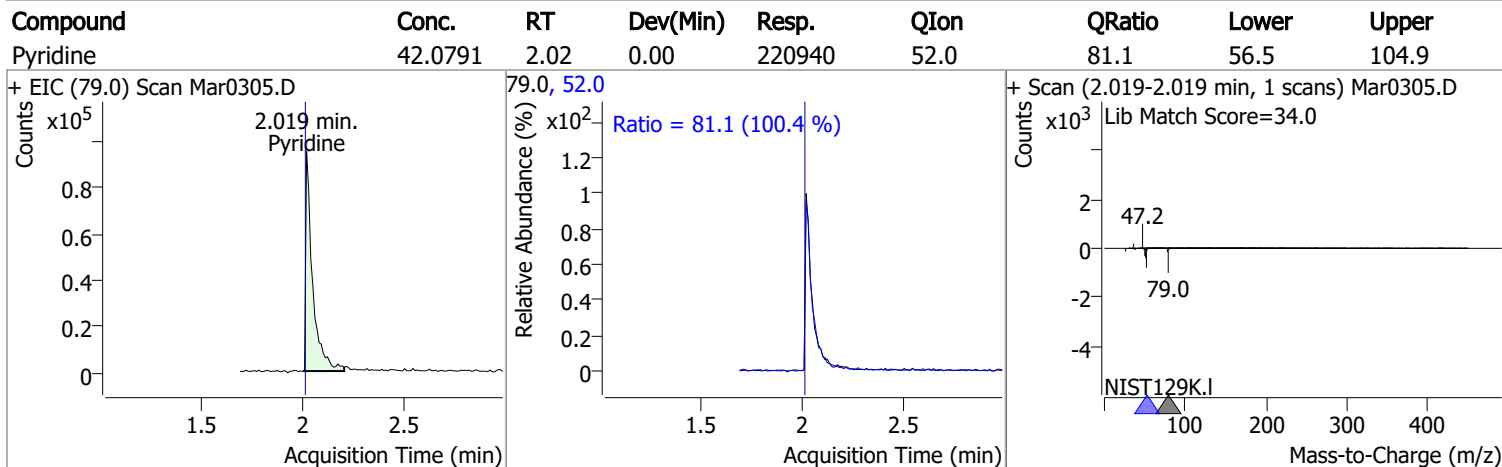
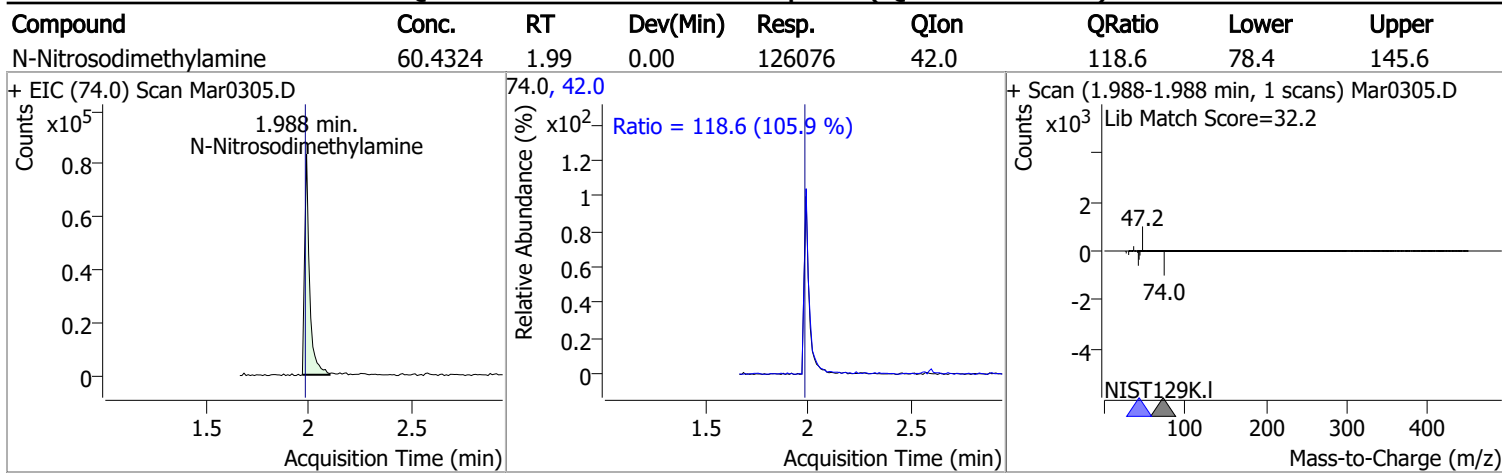
Compound	RT	QIon	Resp.	Conc.	Units	Dev(Min)
T Nitrobenzene	5.481	123.1	208325	81.6472	µg/L	97
T Isophorone	5.777	82.0	1113939	97.6903	µg/L	99
T 2-Nitrophenol	5.849	139.0	228289	88.0628	µg/L	97
T 2,4-Dimethylphenol	5.992	122.0	470101	89.6441	µg/L	98
T bis(-2-Chloroethoxy)Methane	6.064	93.0	546677	82.4355	µg/L	95
T 2,4-Dichlorophenol	6.177	162.0	401063	79.3797	µg/L	98
T Benzoic Acid	6.187	105.0	90040	37.9145	µg/L	88
T 1,2,4-Trichlorobenzene	6.229	180.0	489825	81.2559	µg/L	99
T Naphthalene	6.300	128.0	1454633	81.0533	µg/L	100
T 4-Chlorophenol	6.424	130.0	165384	87.2115	µg/L	95
T p-Chloroaniline	6.413	127.0	547137	77.8222	µg/L	99
T Hexachlorobutadiene	6.475	224.9	222776	70.9888	µg/L	97
T 4-Chloro-2-Methylphenol	6.937	107.0	399791	85.6932	µg/L	99
T 4-Chloro-3-Methylphenol	7.081	107.0	453609	92.8237	µg/L	95
T 2-Methylnaphthalene	7.132	141.0	929828	90.7830	µg/L	m 96
T 1-Methylnaphthalene	7.245	141.0	834344	83.8816	µg/L	m 97
T Hexachlorocyclopentadiene	7.327	236.9	147797	80.9722	µg/L	98
T 2,4,6-Trichlorophenol	7.512	196.0	289257	90.3978	µg/L	96
T 2,4,5-Trichlorophenol	7.574	196.0	317160	88.8421	µg/L	99
T 2-Chloronaphthalene	7.707	162.0	1063536	98.1310	µg/L	98
T 2-Nitroaniline	7.882	65.0	192804	98.7706	µg/L	90
T Dimethyl Phthalate	8.128	163.0	1243736	110.8730	µg/L	100
T 2,6-Dinitrotoluene	8.179	165.0	149415	99.3285	µg/L	92
T Acenaphthylene	8.190	152.1	1681042	97.1550	µg/L	99
T 3-Nitroaniline	8.384	138.0	135375	79.5721	µg/L	99
T Acenaphthene	8.405	154.0	971103	99.1939	µg/L	99
T 2,4-Dinitrophenol	8.507	184.0	81770	101.3484	µg/L	98
T Dibenzofuran	8.619	168.0	1584443	99.6891	µg/L	99
T 2,4-Dinitrotoluene	8.660	165.0	202132	103.6318	µg/L	98
T 4-Nitrophenol	8.722	109.0	67651	39.3721	µg/L	94
T Diethylphthalate	8.988	149.0	1328631	113.5007	µg/L	99
T Fluorene	9.029	166.0	1236244	95.4999	µg/L	100
T 4-Chlorophenyl-phenylether	9.070	204.0	665581	111.6533	µg/L	99
T 4-Nitroaniline	9.131	138.0	156244	76.6698	µg/L	96
T 4,6-Dinitro-2-methylphenol	9.141	198.0	118185	92.0879	µg/L	99
T N-nitrosodiphenylamine	9.233	169.0	915602	94.8105	µg/L	98
T Azobenzene	9.254	77.0	1117957	87.0473	µg/L	95
T 4-Bromophenyl-phenylether	9.653	248.0	356802	95.8833	µg/L	97
T Hexachlorobenzene	9.683	283.9	334607	90.4058	µg/L	96
T Pentachlorophenol	9.958	265.9	179061	99.0309	µg/L	100
T Phenanthrene	10.181	178.0	1956356	99.3111	µg/L	100
T Anthracene	10.242	178.0	1932577	102.3768	µg/L	m 99
T Triallate	10.302	86.0	375696	83.0468	µg/L	98
T Carbazole	10.485	167.0	1793602	93.4722	µg/L	100
T o-Terphenyl	10.697	230.0	978864	92.5140	µg/L	98
T Di-n-Butylphthalate	11.072	149.0	1742424	93.6362	µg/L	99
T Fluoranthene	11.953	202.0	1933251	96.3139	µg/L	99
T Benzidine	12.328	184.0	174932	23.9538	µg/L	98
T Pyrene	12.369	202.0	2034286	93.1858	µg/L	98
T Butylbenzylphthalate	14.306	149.0	579231	89.8769	µg/L	99
T Benzo(a)Anthracene	15.502	228.0	1640107	99.3291	µg/L	100
T Chrysene	15.614	228.0	1753808	95.5760	µg/L	99
T 3,3-Dichlorobenzidine	15.665	252.0	384704	67.2579	µg/L	98
T bis(2-ethylhexyl)Phthalate	16.350	167.0	199146	89.6960	µg/L	94
T Di-n-octyl Phthalate	18.112	149.0	1341258	76.1757	µg/L	100

Quantitation Results Report (QT Reviewed)

Compound	RT	QIon	Resp.	Conc.	Units	Dev(Min)
T Benzo(b)fluoranthene	18.365	252.0	1439042	73.2138	µg/L	99
T Benzo(k)fluoranthene	18.426	252.0	1566797	75.9675	µg/L	99
T Benzo(a)pyrene	18.973	252.0	1368332	73.6795	µg/L	99
T Indeno(1,2,3-c,d)pyrene	20.745	276.0	1056846	67.7397	µg/L	99
T Dibenzo(a,h)anthracene	20.816	278.0	1211268	71.4157	µg/L	99
T Benzo(g,h,i)perylene	21.079	276.0	1313817	73.1170	µg/L	99

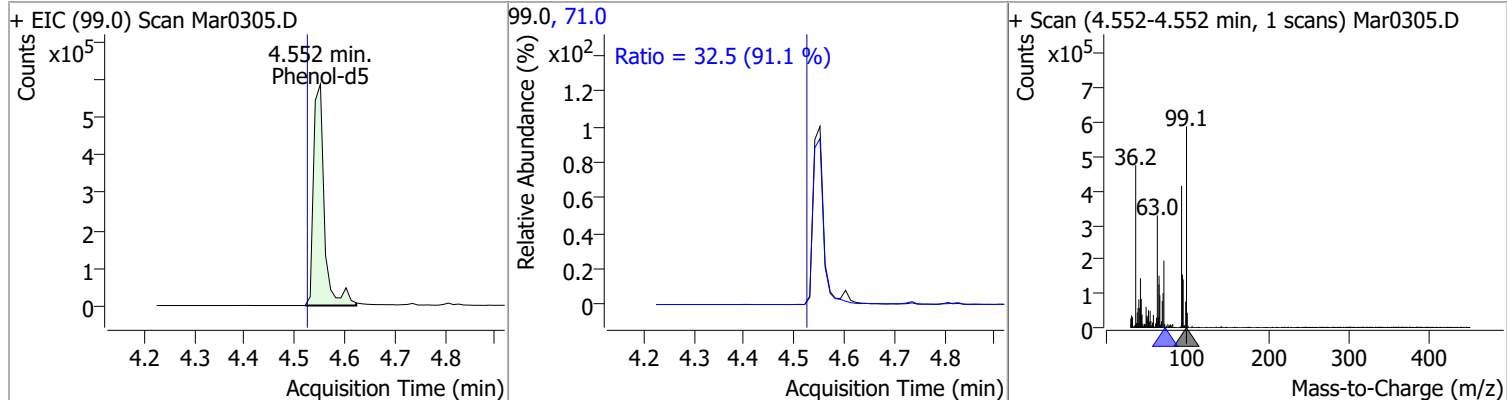
(#) = Qualifier Out of Range; (m) = Manual Integration; (+) = Area Summed; (*) = Surrogate Percent Recovery Out of Range; (d): Zeroed Peak

Quantitation Results Report (QT Reviewed)

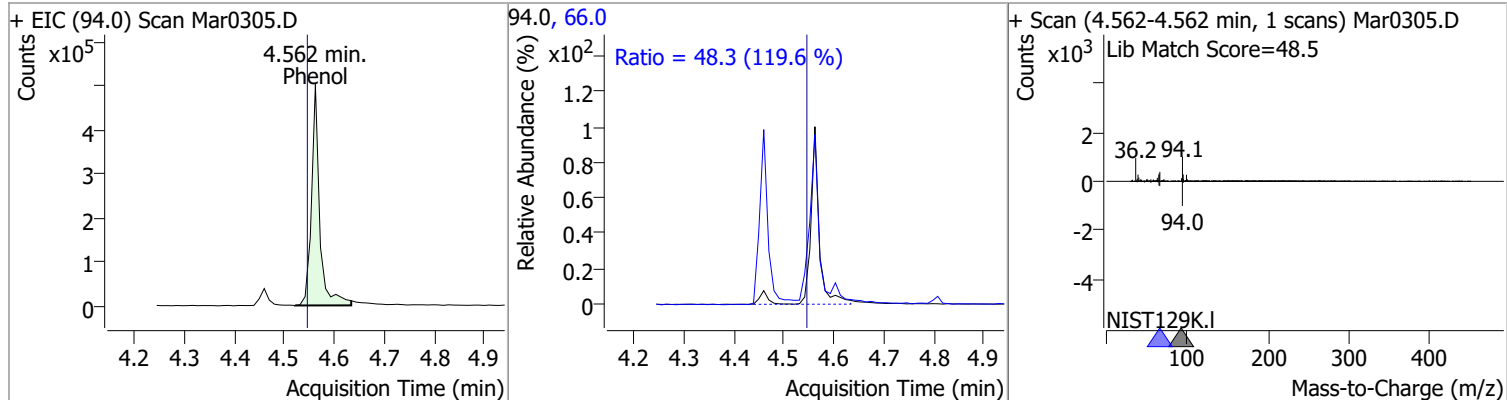


Quantitation Results Report (QT Reviewed)

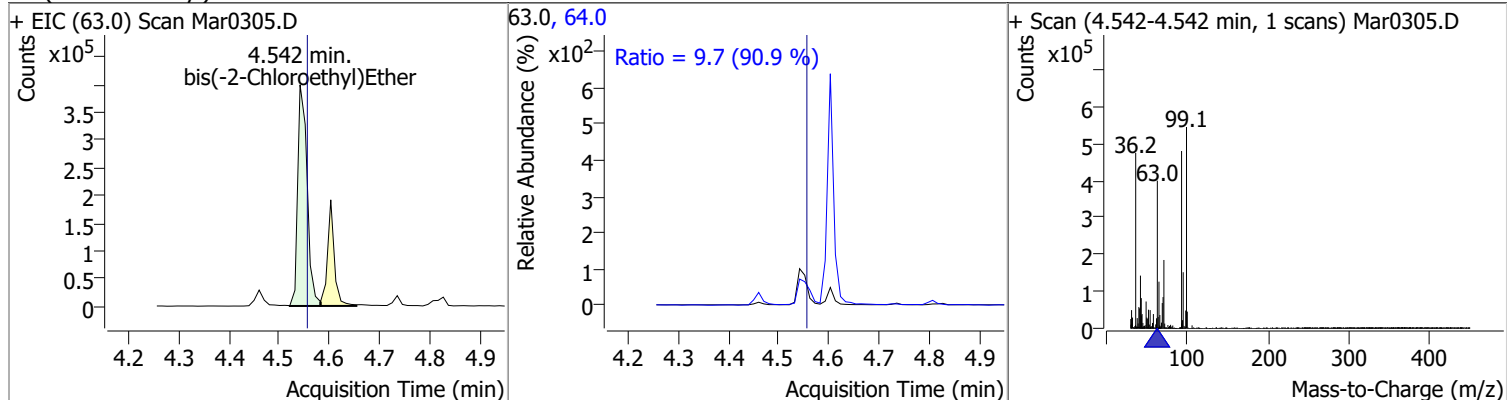
Compound	Conc.	RT	Dev(Min)	Resp.	QIon	QRatio	Lower	Upper
Phenol-d5	97.4855	4.55	0.00	882476	71.0	32.5	25.0	46.4



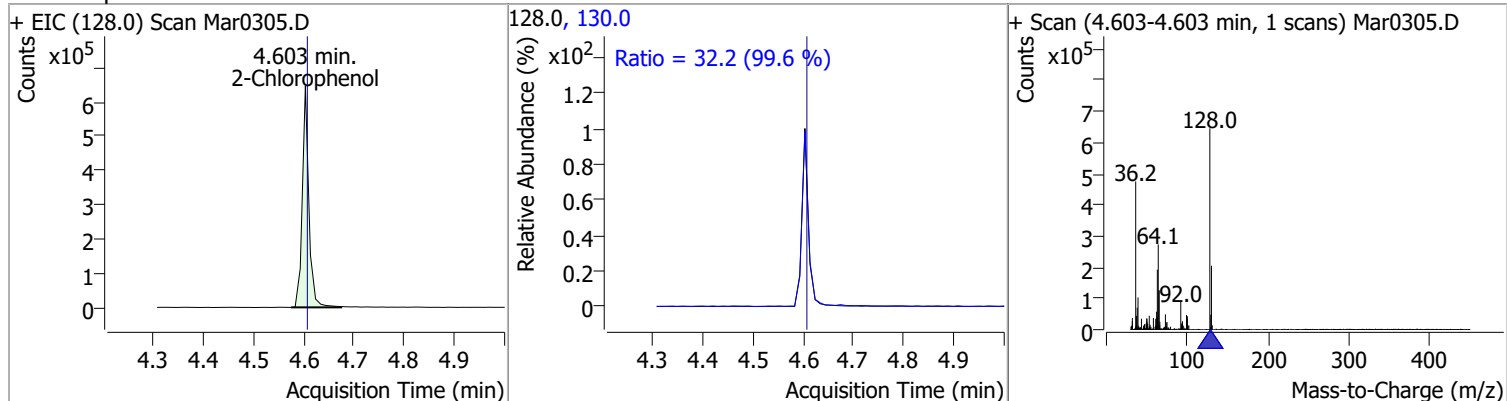
Compound	Conc.	RT	Dev(Min)	Resp.	QIon	QRatio	Lower	Upper
Phenol	56.4079	4.56	-0.01	568529	66.0	48.3	28.3	52.5



Compound	Conc.	RT	Dev(Min)	Resp.	QIon	QRatio	Lower	Upper
bis(-2-Chloroethyl)Ether	76.2962	4.54	-0.04	521703	64.0	9.7	7.5	13.9

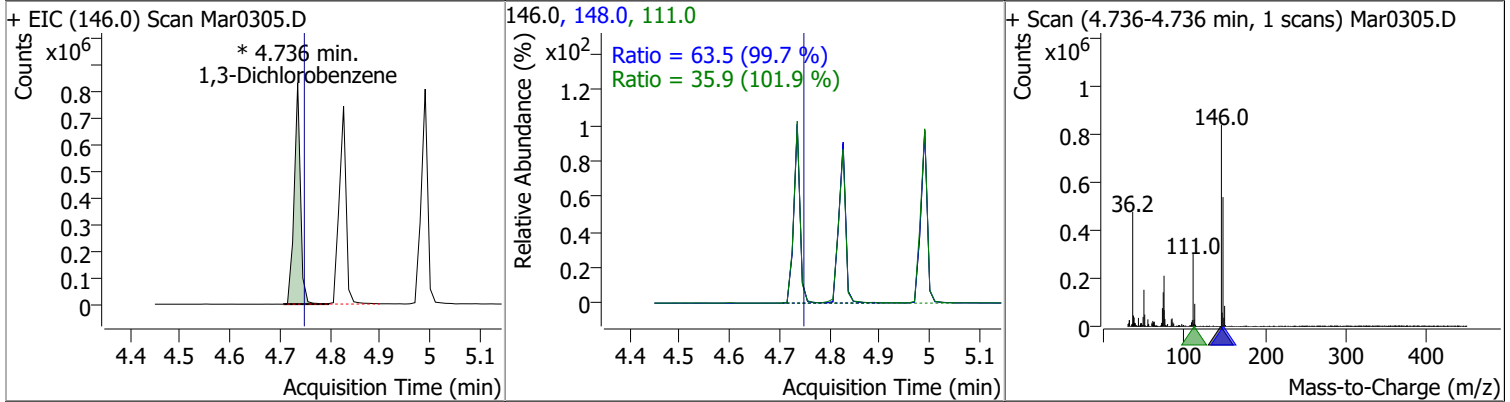


Compound	Conc.	RT	Dev(Min)	Resp.	QIon	QRatio	Lower	Upper
2-Chlorophenol	72.6472	4.60	-0.03	587750	130.0	32.2	22.6	42.1

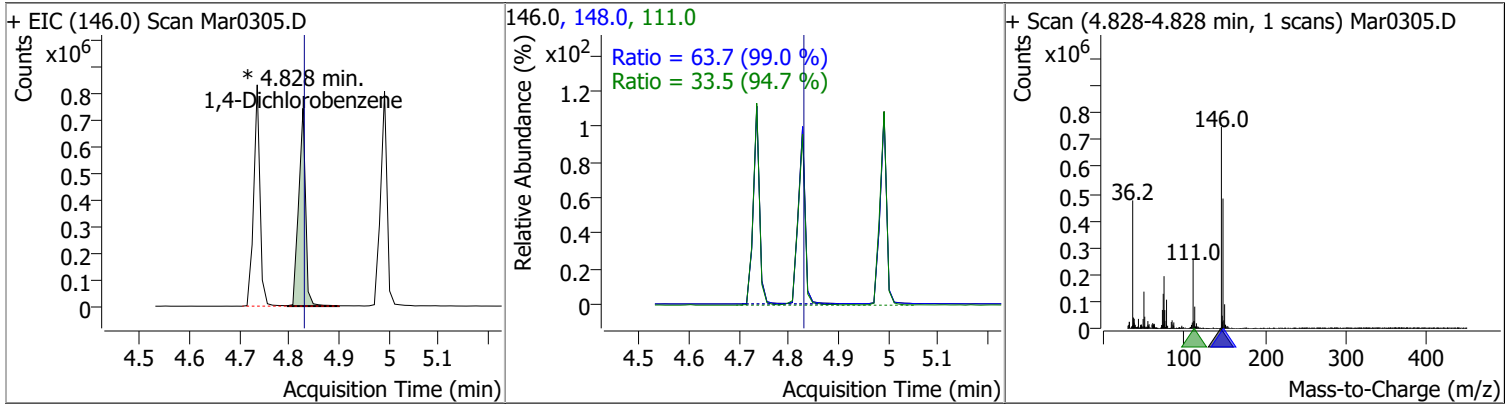


Quantitation Results Report (QT Reviewed)

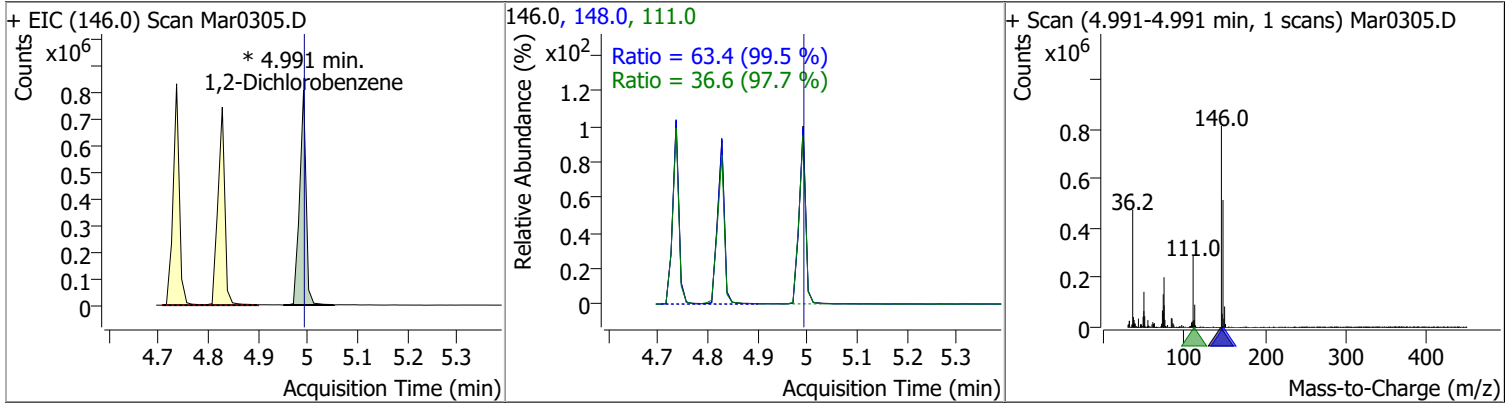
Compound	Conc.	RT	Dev(Min)	Resp.	QIon	QRatio	Lower	Upper
1,3-Dichlorobenzene	69.8851	4.74	-0.04	726718 (m)	148.0	63.5	44.6	82.9
					111.0	35.9	24.7	45.9



Compound	Conc.	RT	Dev(Min)	Resp.	QIon	QRatio	Lower	Upper
1,4-Dichlorobenzene	68.6962	4.83	-0.03	721509 (m)	148.0	63.7	45.0	83.7
					111.0	33.5	24.7	45.9

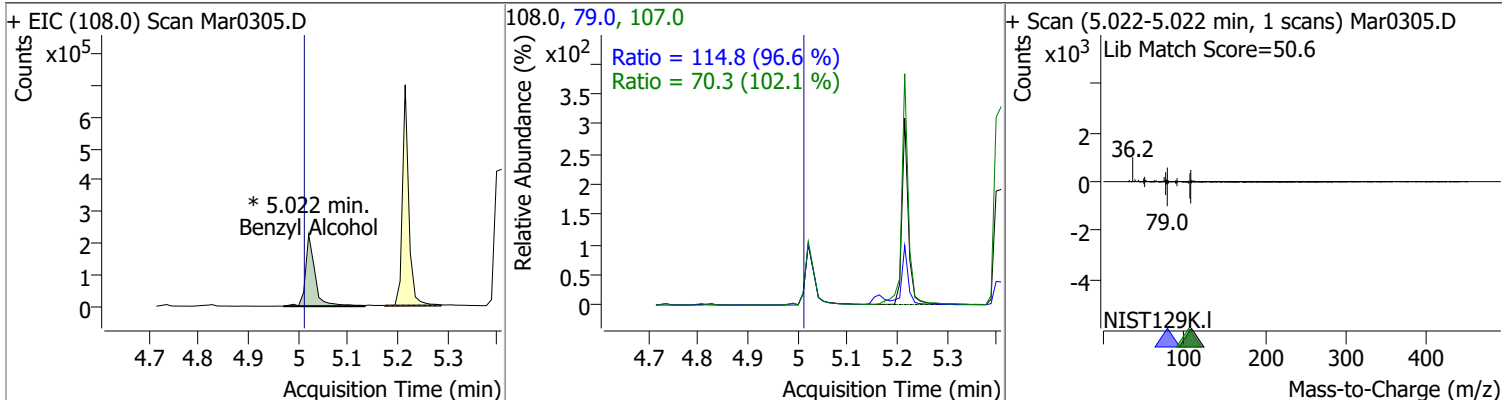


Compound	Conc.	RT	Dev(Min)	Resp.	QIon	QRatio	Lower	Upper
1,2-Dichlorobenzene	72.6821	4.99	-0.03	734413 (m)	148.0	63.4	44.6	82.8
					111.0	36.6	26.2	48.7

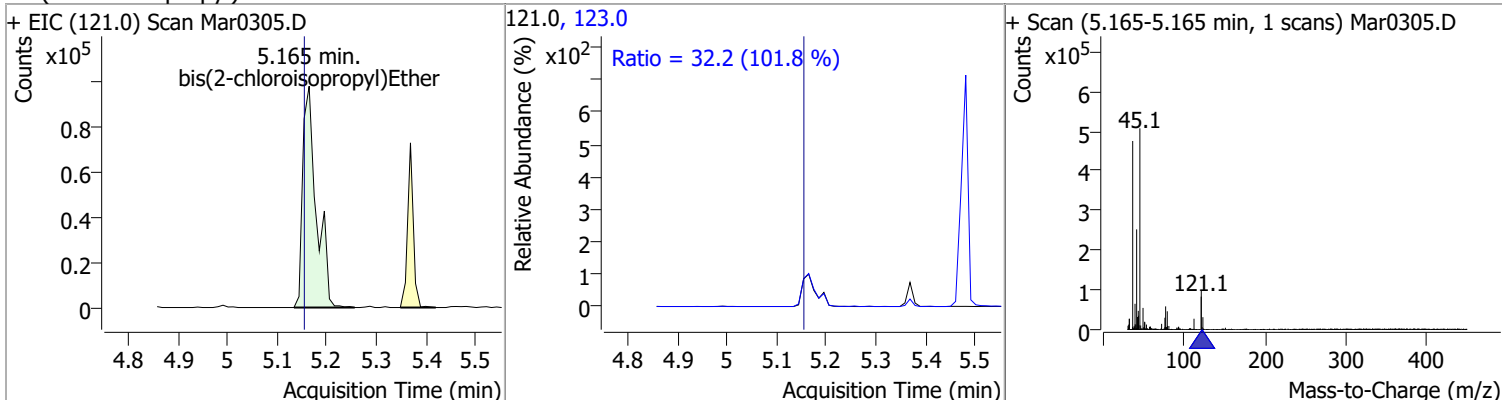


Quantitation Results Report (QT Reviewed)

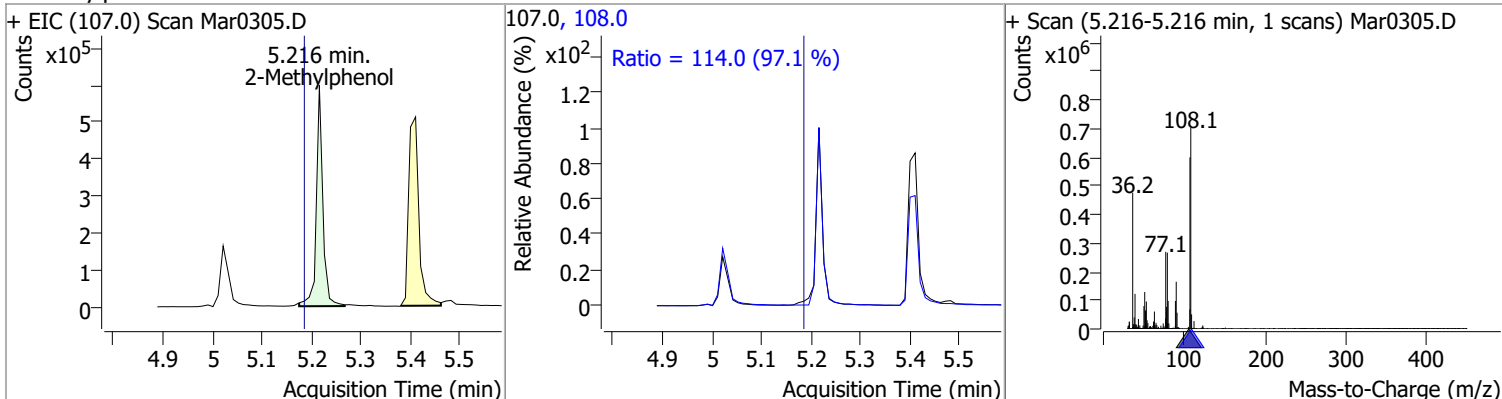
Compound	Conc.	RT	Dev(Min)	Resp.	QIon	QRatio	Lower	Upper
Benzyl Alcohol	74.4068	5.02	-0.02	301047 (m)	79.0	114.8	83.2	154.5
					107.0	70.3	48.2	89.5



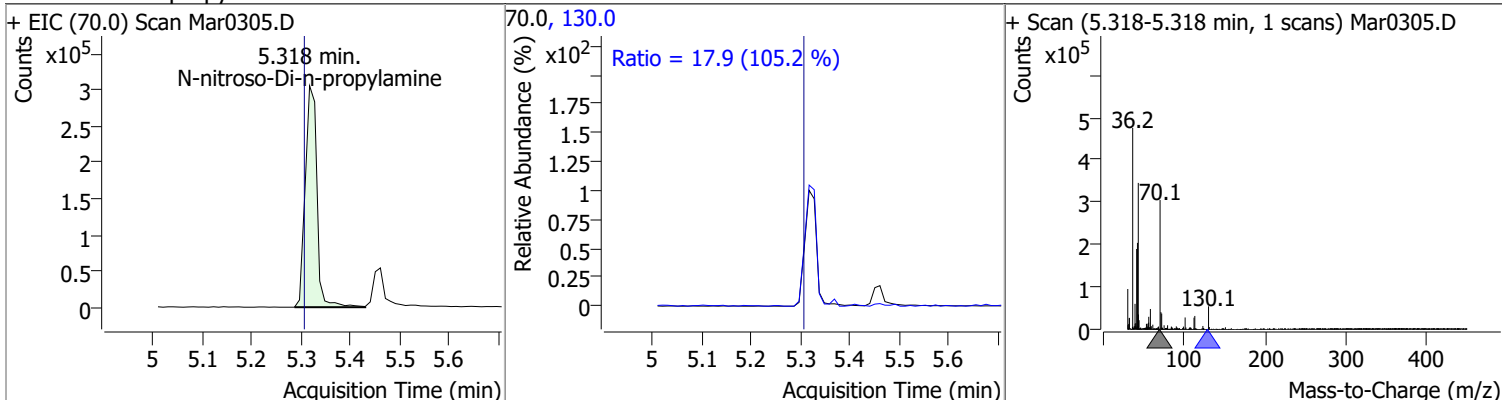
Compound	Conc.	RT	Dev(Min)	Resp.	QIon	QRatio	Lower	Upper
bis(2-chloroisopropyl)Ether	69.2034	5.16	-0.02	188976	123.0	32.2	22.1	41.1



Compound	Conc.	RT	Dev(Min)	Resp.	QIon	QRatio	Lower	Upper
2-Methylphenol	77.3175	5.22	0.00	543268	108.0	114.0	82.2	152.6

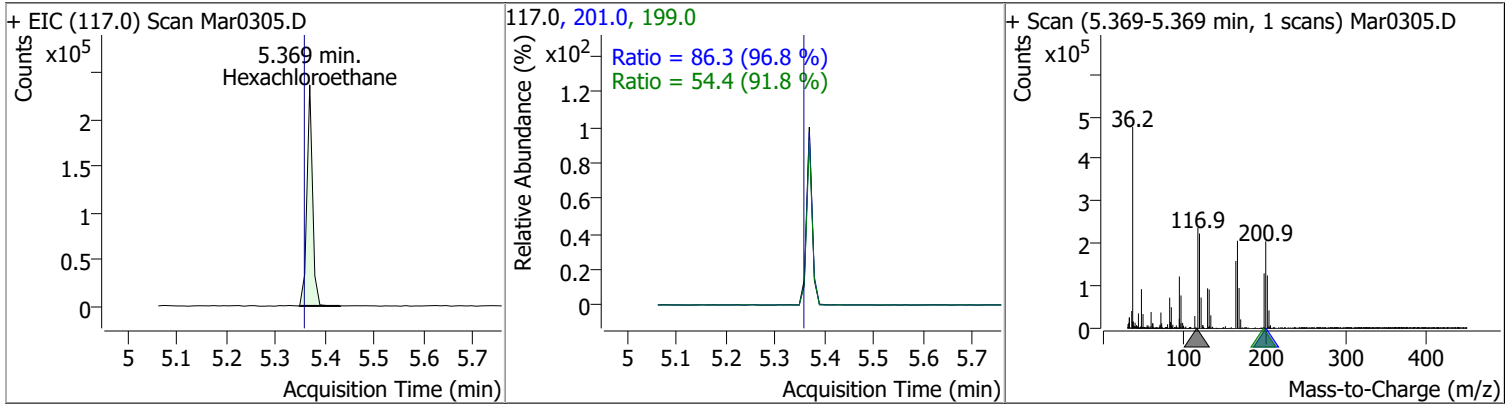


Compound	Conc.	RT	Dev(Min)	Resp.	QIon	QRatio	Lower	Upper
N-nitroso-Di-n-propylamine	101.2979	5.32	-0.02	501648	130.0	17.9	0.0	34.0

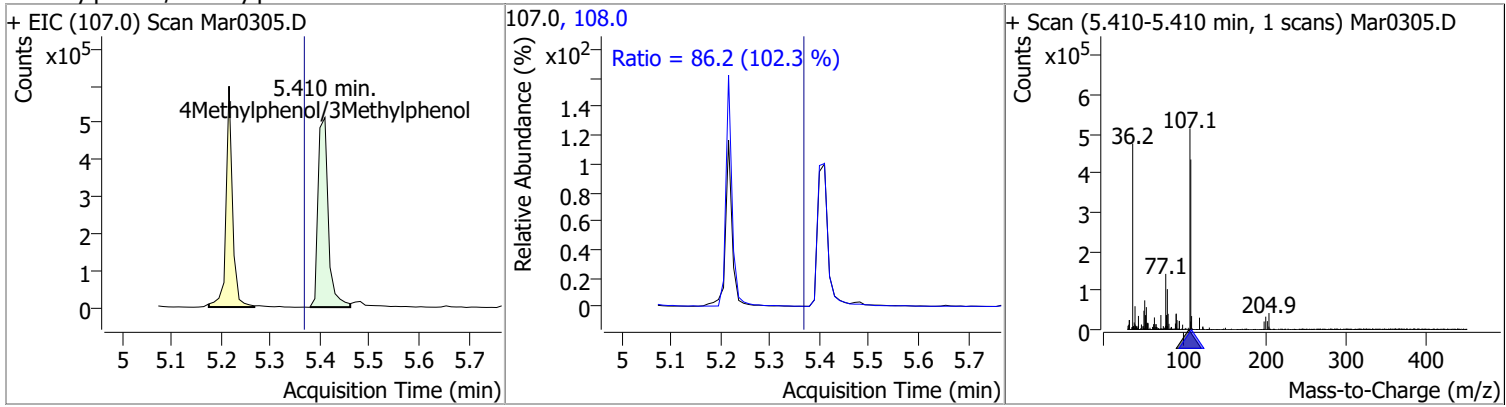


Quantitation Results Report (QT Reviewed)

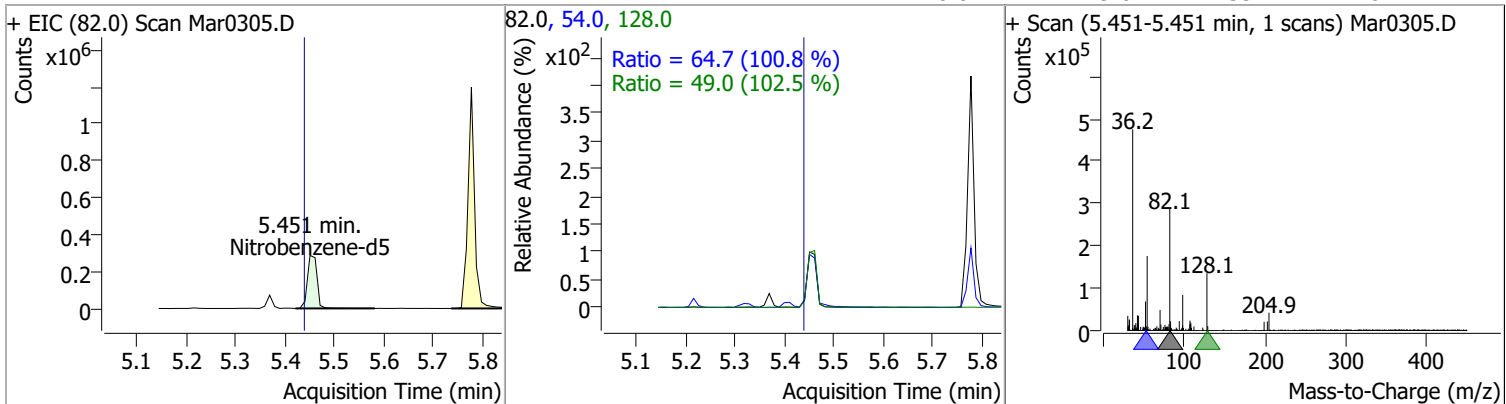
Compound	Conc.	RT	Dev(Min)	Resp.	QIon	QRatio	Lower	Upper
Hexachloroethane	60.8350	5.37	-0.02	187156	201.0	86.3	62.4	115.9
					199.0	54.4	41.5	77.1



Compound	Conc.	RT	Dev(Min)	Resp.	QIon	QRatio	Lower	Upper
4Methylphenol/3Methylphenol	76.3033	5.41	0.01	730719	108.0	86.2	59.0	109.5

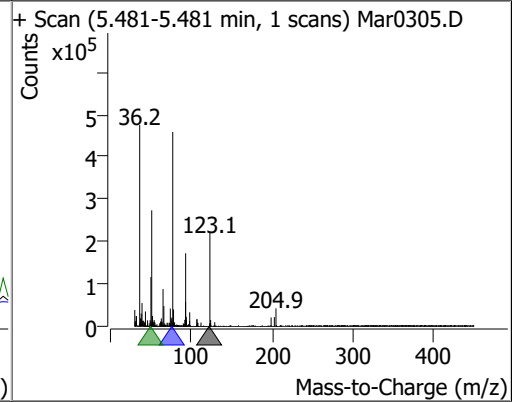
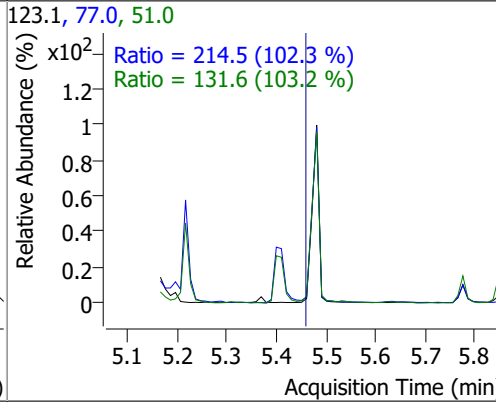
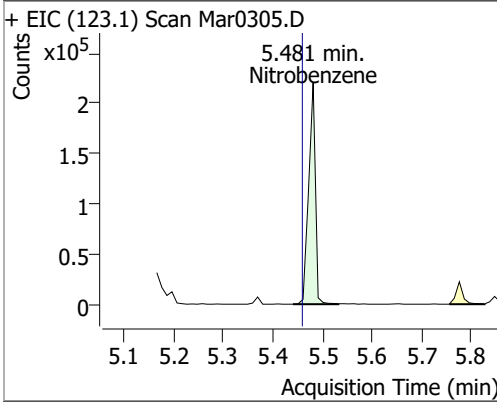


Compound	Conc.	RT	Dev(Min)	Resp.	QIon	QRatio	Lower	Upper
Nitrobenzene-d5	76.0697	5.45	-0.02	385256	54.0	64.7	44.9	83.4
					128.0	49.0	33.4	62.1

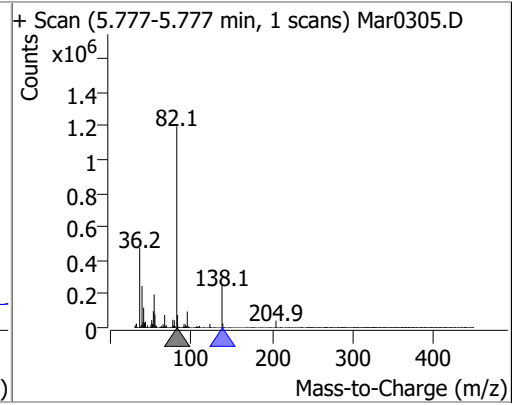
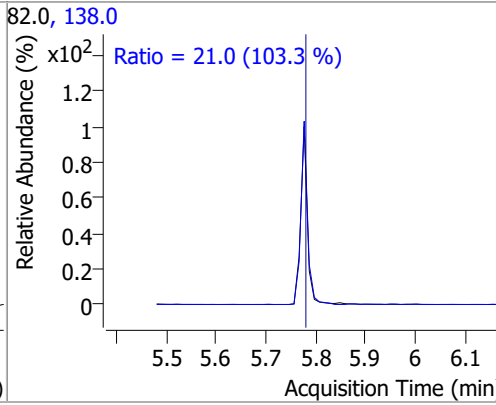
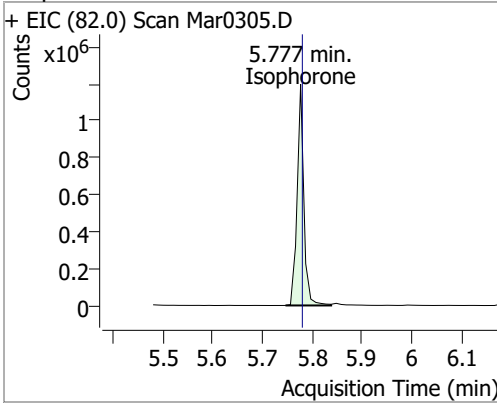


Quantitation Results Report (QT Reviewed)

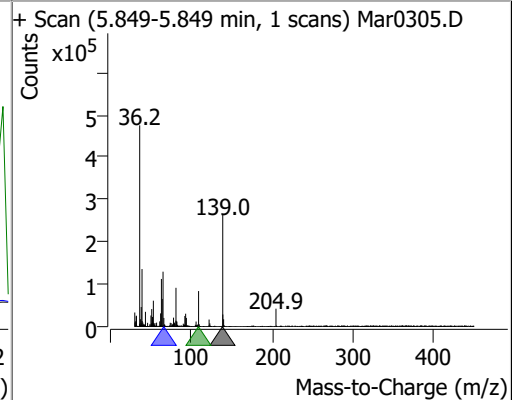
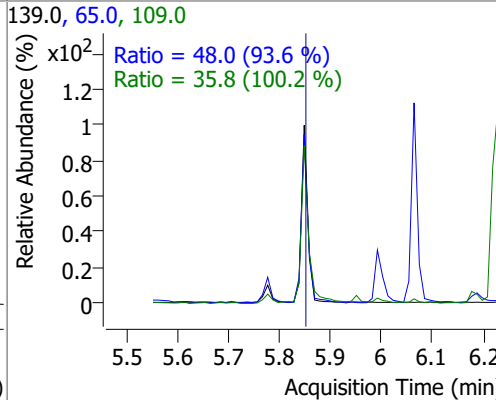
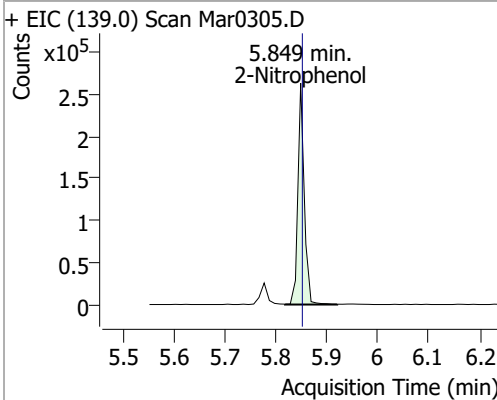
Compound	Conc.	RT	Dev(Min)	Resp.	QIon	QRatio	Lower	Upper
Nitrobenzene	81.6472	5.48	-0.01	208325	77.0	214.5	146.7	272.5
					51.0	131.6	89.2	165.7



Compound	Conc.	RT	Dev(Min)	Resp.	QIon	QRatio	Lower	Upper
Isophorone	97.6903	5.78	-0.01	1113939	138.0	21.0	14.2	26.4

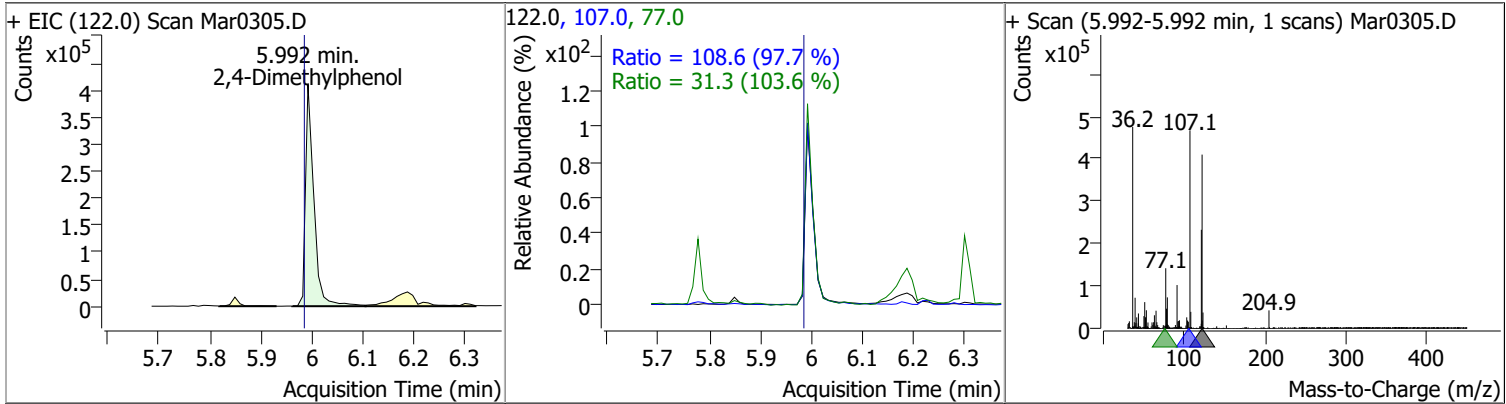


Compound	Conc.	RT	Dev(Min)	Resp.	QIon	QRatio	Lower	Upper
2-Nitrophenol	88.0628	5.85	-0.01	228289	65.0	48.0	35.9	66.7
					109.0	35.8	25.0	46.4

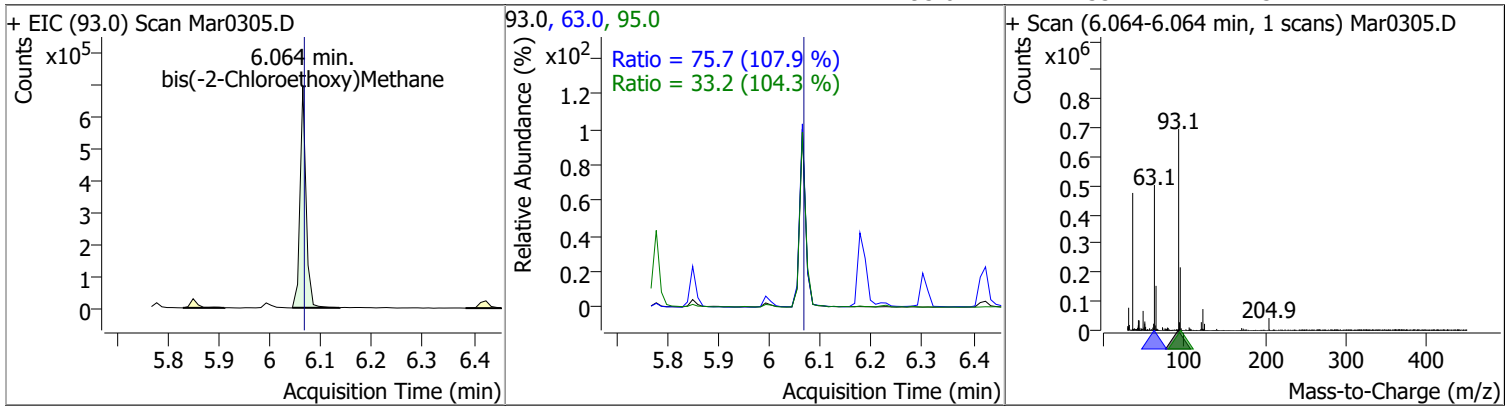


Quantitation Results Report (QT Reviewed)

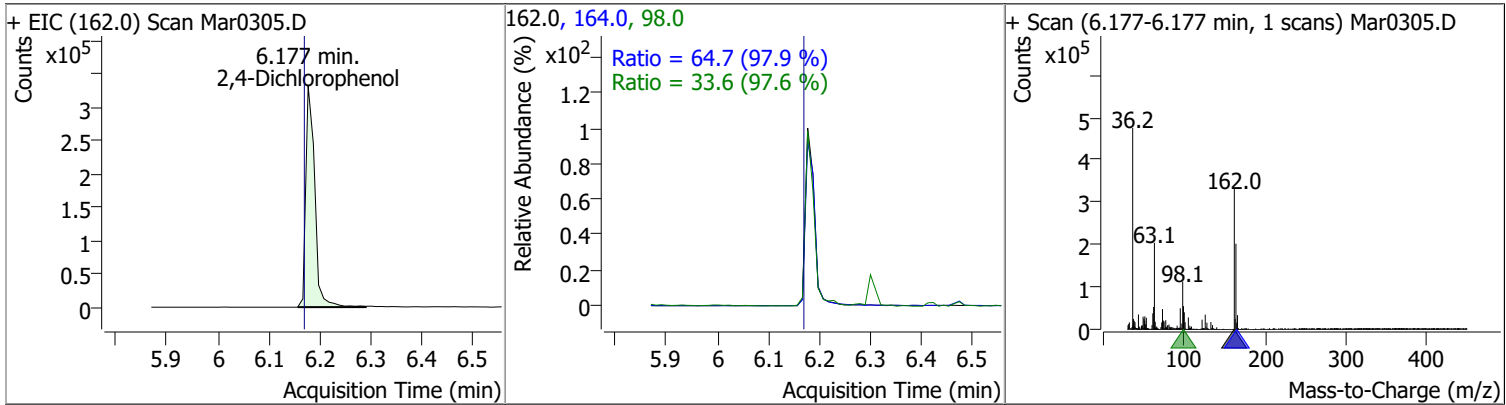
Compound	Conc.	RT	Dev(Min)	Resp.	QIon	QRatio	Lower	Upper
2,4-Dimethylphenol	89.6441	5.99	0.00	470101	107.0	108.6	77.8	144.4
					77.0	31.3	21.2	39.3



Compound	Conc.	RT	Dev(Min)	Resp.	QIon	QRatio	Lower	Upper
bis(-2-Chloroethoxy)Methane	82.4355	6.06	-0.01	546677	63.0	75.7	49.1	91.2
					95.0	33.2	22.3	41.4

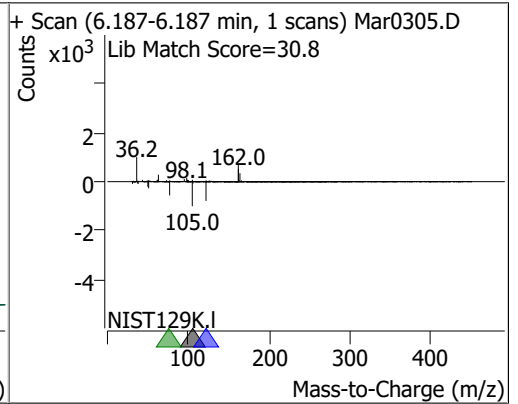
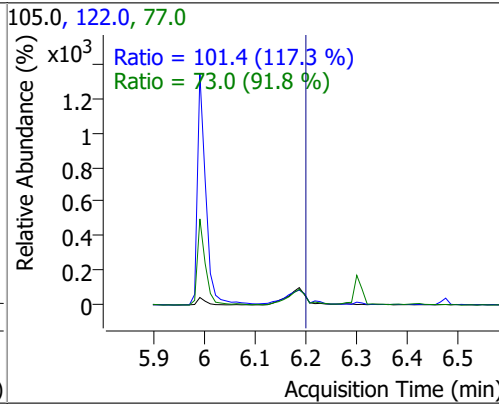
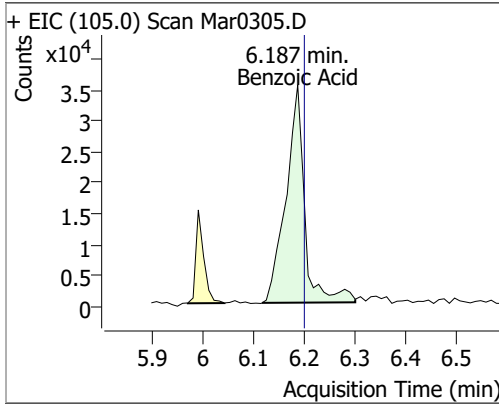


Compound	Conc.	RT	Dev(Min)	Resp.	QIon	QRatio	Lower	Upper
2,4-Dichlorophenol	79.3797	6.18	0.00	401063	164.0	64.7	46.3	86.0
					98.0	33.6	24.1	44.8

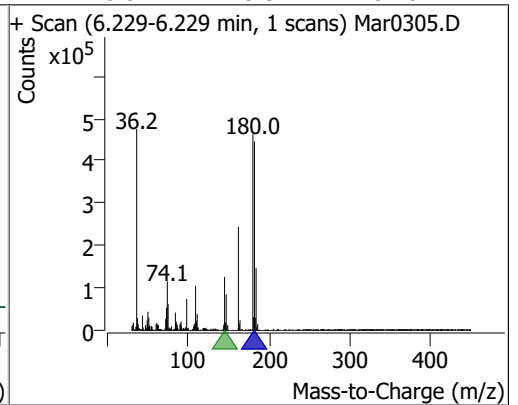
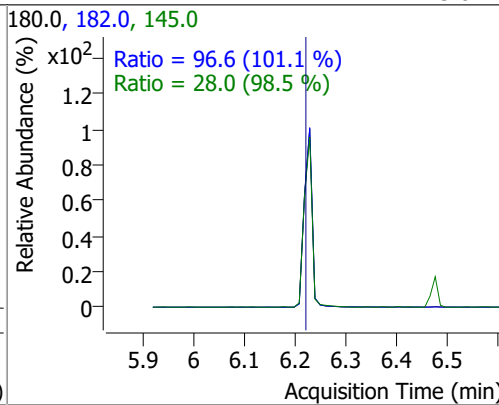
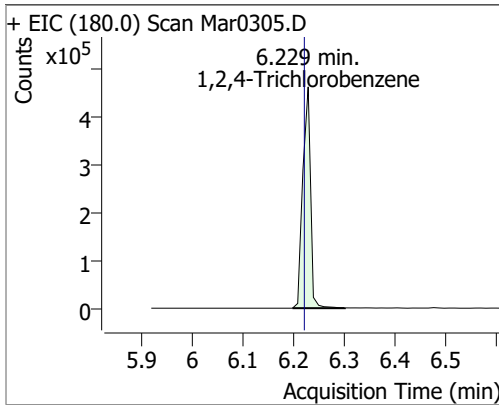


Quantitation Results Report (QT Reviewed)

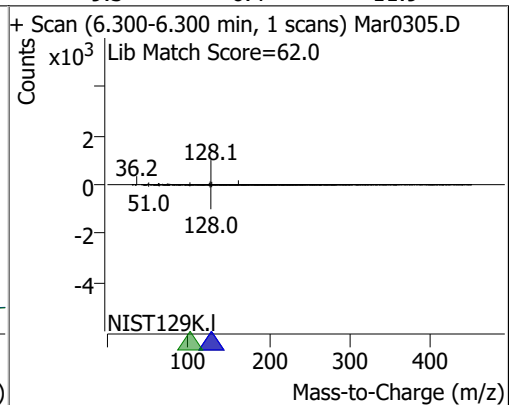
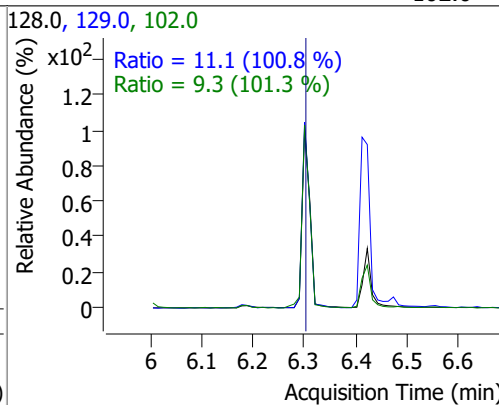
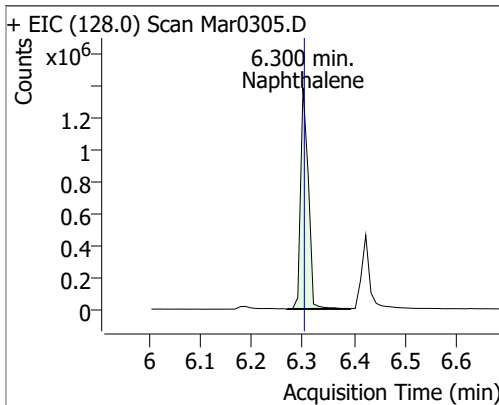
Compound	Conc.	RT	Dev(Min)	Resp.	QIon	QRatio	Lower	Upper
Benzoic Acid	37.9145	6.19	-0.02	90040	122.0	101.4	60.5	112.4
					77.0	73.0	55.7	103.4



Compound	Conc.	RT	Dev(Min)	Resp.	QIon	QRatio	Lower	Upper
1,2,4-Trichlorobenzene	81.2559	6.23	0.00	489825	182.0	96.6	66.8	124.1
					145.0	28.0	19.9	37.0

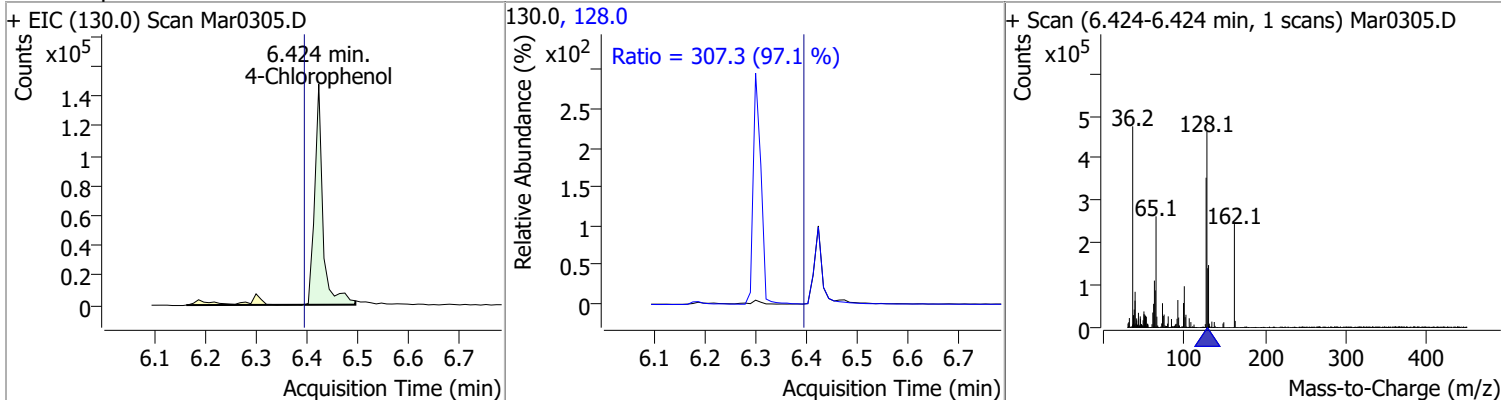


Compound	Conc.	RT	Dev(Min)	Resp.	QIon	QRatio	Lower	Upper
Naphthalene	81.0533	6.30	-0.01	1454633	129.0	11.1	7.7	14.4
					102.0	9.3	6.4	11.9

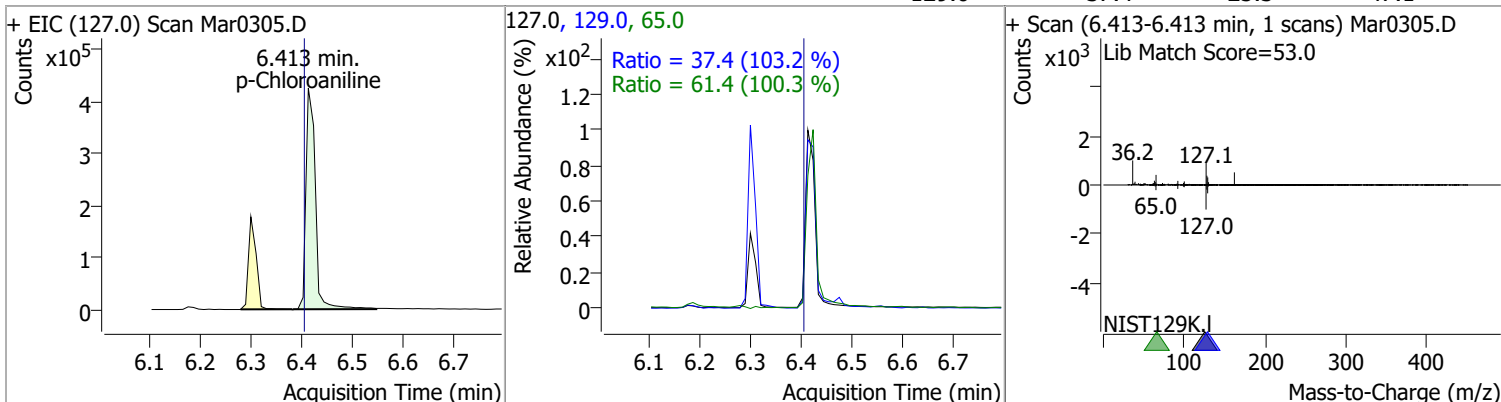


Quantitation Results Report (QT Reviewed)

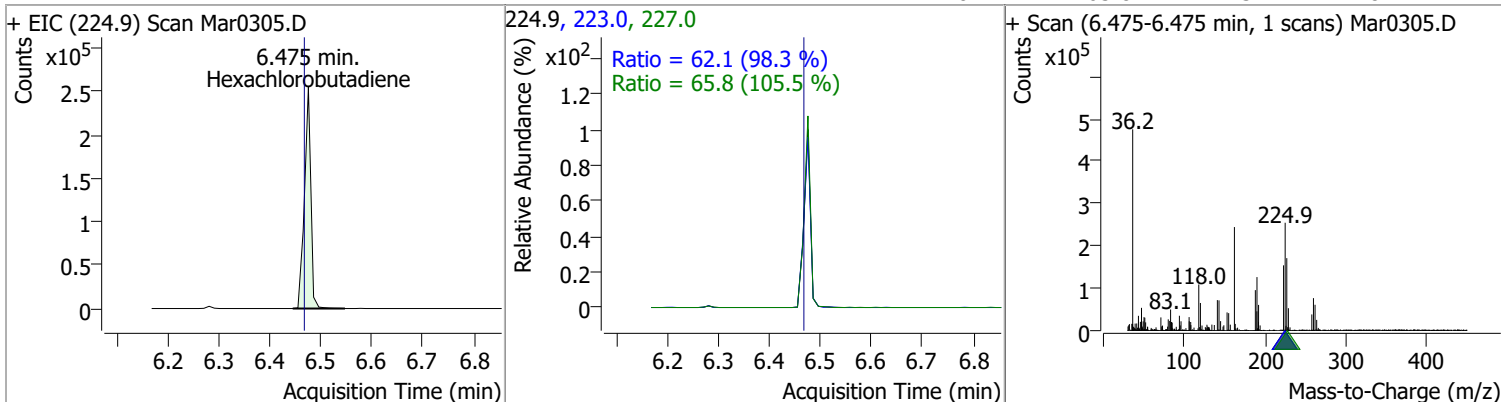
Compound	Conc.	RT	Dev(Min)	Resp.	QIon	QRatio	Lower	Upper
4-Chlorophenol	87.2115	6.42	0.02	165384	128.0	307.3	221.7	411.6



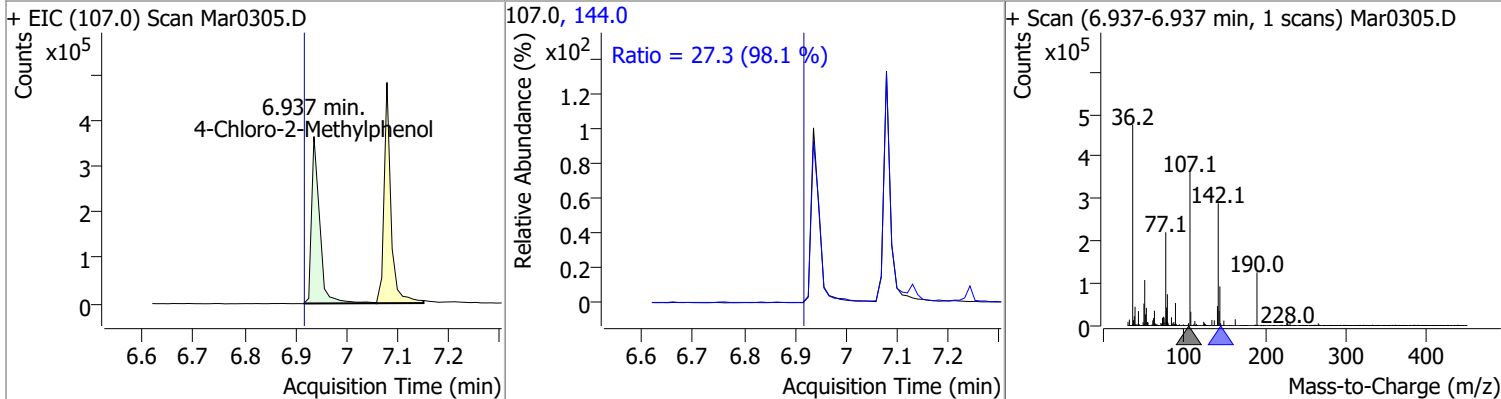
Compound	Conc.	RT	Dev(Min)	Resp.	QIon	QRatio	Lower	Upper
p-Chloroaniline	77.8222	6.41	0.00	547137	65.0	61.4	42.8	79.5
					129.0	37.4	25.3	47.1



Compound	Conc.	RT	Dev(Min)	Resp.	QIon	QRatio	Lower	Upper
Hexachlorobutadiene	70.9888	6.48	0.00	222776	223.0	62.1	44.2	82.2
					227.0	65.8	43.7	81.2

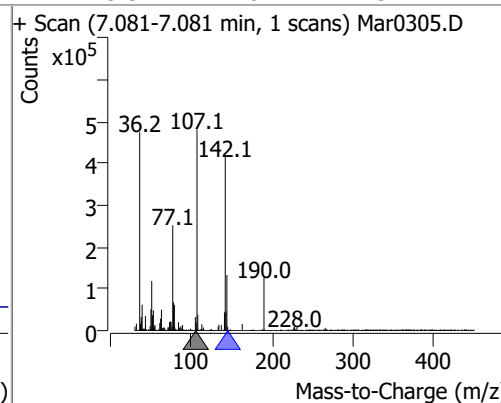
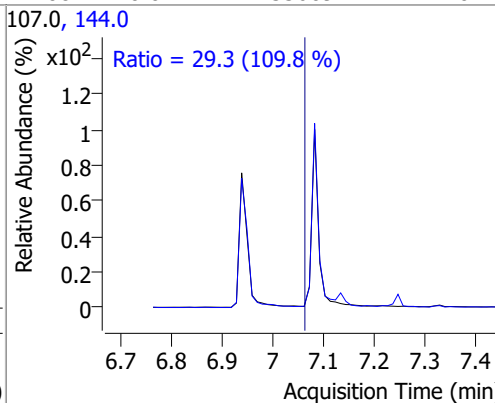
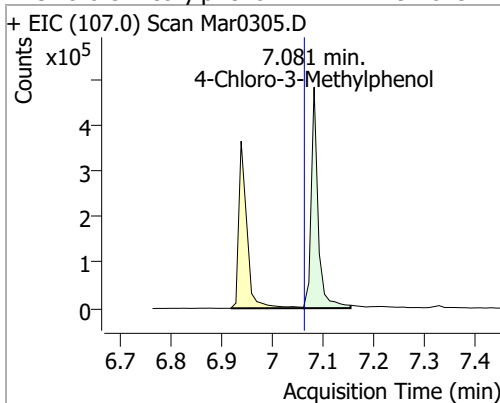


Compound	Conc.	RT	Dev(Min)	Resp.	QIon	QRatio	Lower	Upper
4-Chloro-2-Methylphenol	85.6932	6.94	0.01	399791	144.0	27.3	19.5	36.2

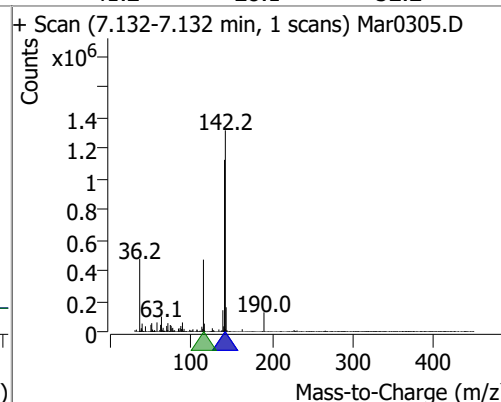
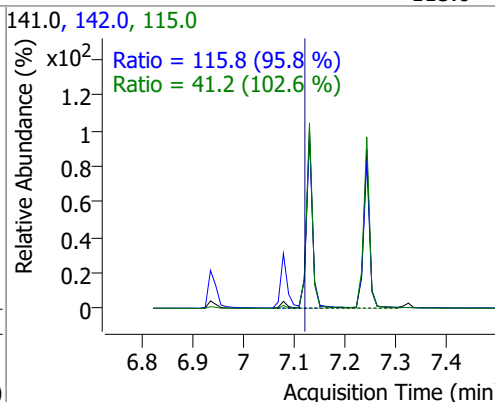
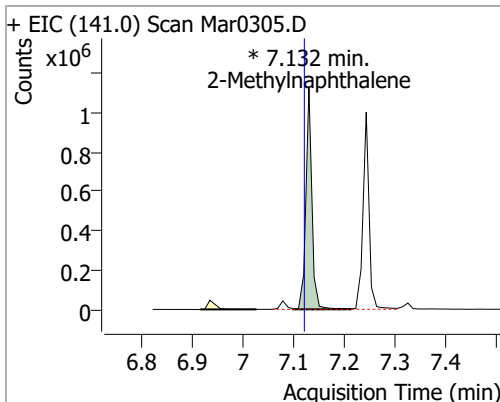


Quantitation Results Report (QT Reviewed)

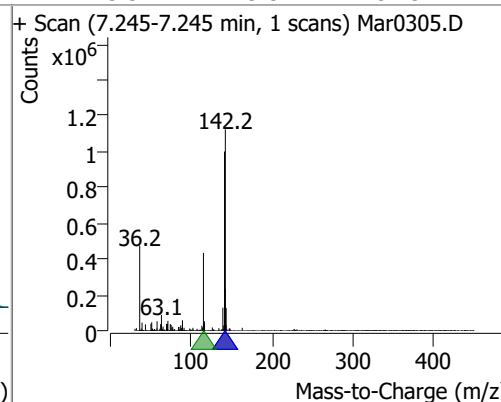
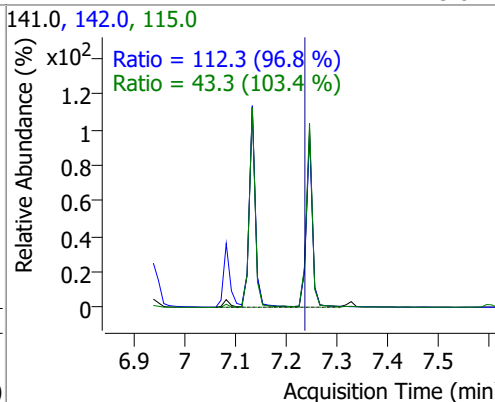
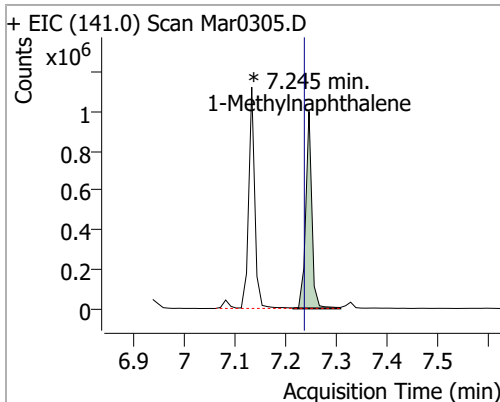
Compound	Conc.	RT	Dev(Min)	Resp.	QIon	QRatio	Lower	Upper
4-Chloro-3-Methylphenol	92.8237	7.08	0.01	453609	144.0	29.3	18.7	34.7



Compound	Conc.	RT	Dev(Min)	Resp.	QIon	QRatio	Lower	Upper
2-Methylnaphthalene	90.7830	7.13	0.00	929828 (m)	142.0	115.8	84.6	157.1
					115.0	41.2	28.1	52.2

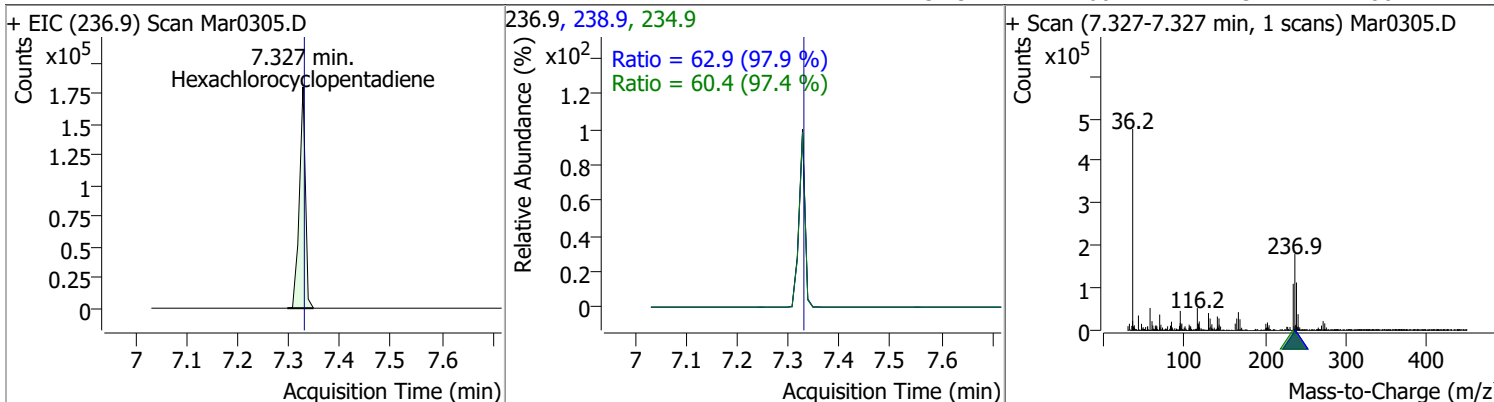


Compound	Conc.	RT	Dev(Min)	Resp.	QIon	QRatio	Lower	Upper
1-Methylnaphthalene	83.8816	7.25	0.00	834344 (m)	142.0	112.3	81.2	150.8
					115.0	43.3	29.3	54.5

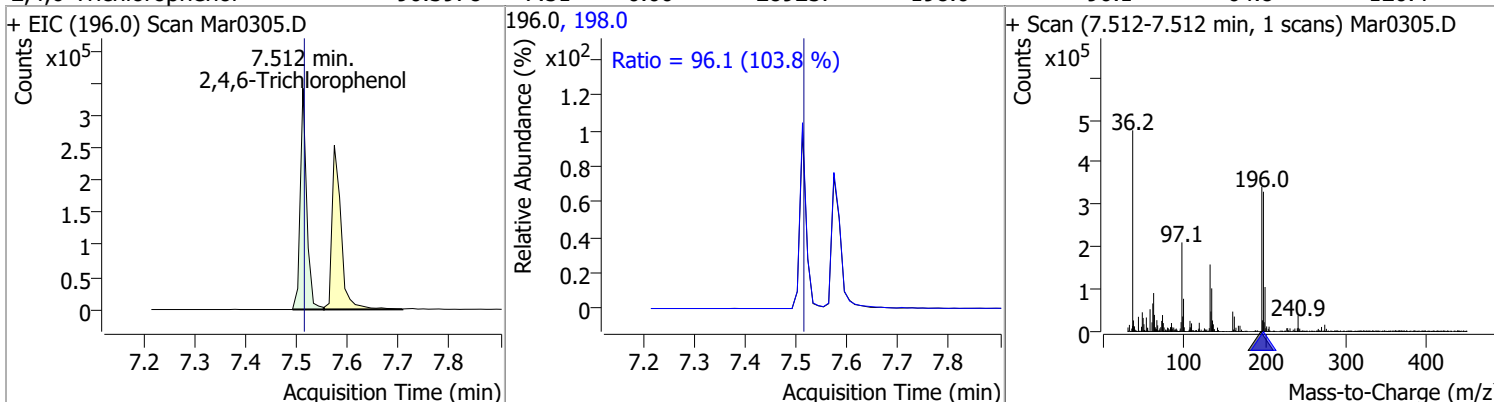


Quantitation Results Report (QT Reviewed)

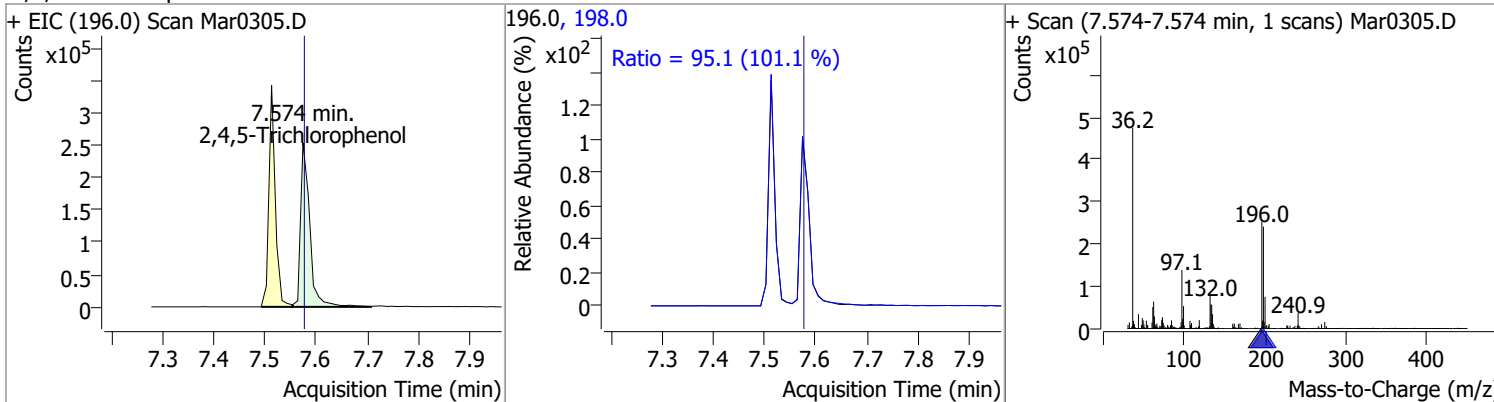
Compound	Conc.	RT	Dev(Min)	Resp.	QIon	QRatio	Lower	Upper
Hexachlorocyclopentadiene	80.9722	7.33	0.00	147797	238.9	62.9	44.9	83.5
					234.9	60.4	43.4	80.7



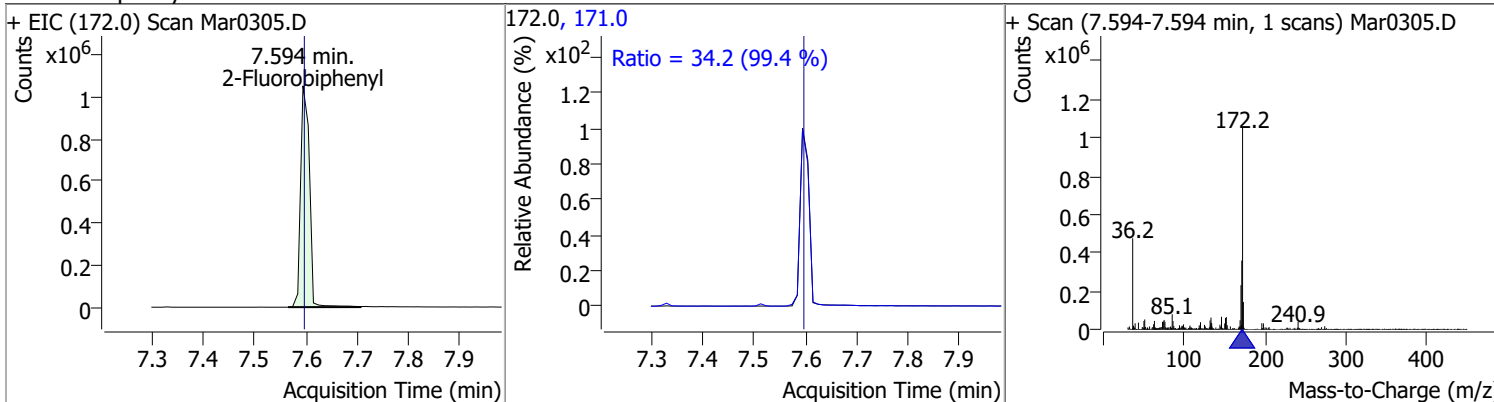
Compound	Conc.	RT	Dev(Min)	Resp.	QIon	QRatio	Lower	Upper
2,4,6-Trichlorophenol	90.3978	7.51	0.00	289257	198.0	96.1	64.8	120.4



Compound	Conc.	RT	Dev(Min)	Resp.	QIon	QRatio	Lower	Upper
2,4,5-Trichlorophenol	88.8421	7.57	0.00	317160	198.0	95.1	65.9	122.3

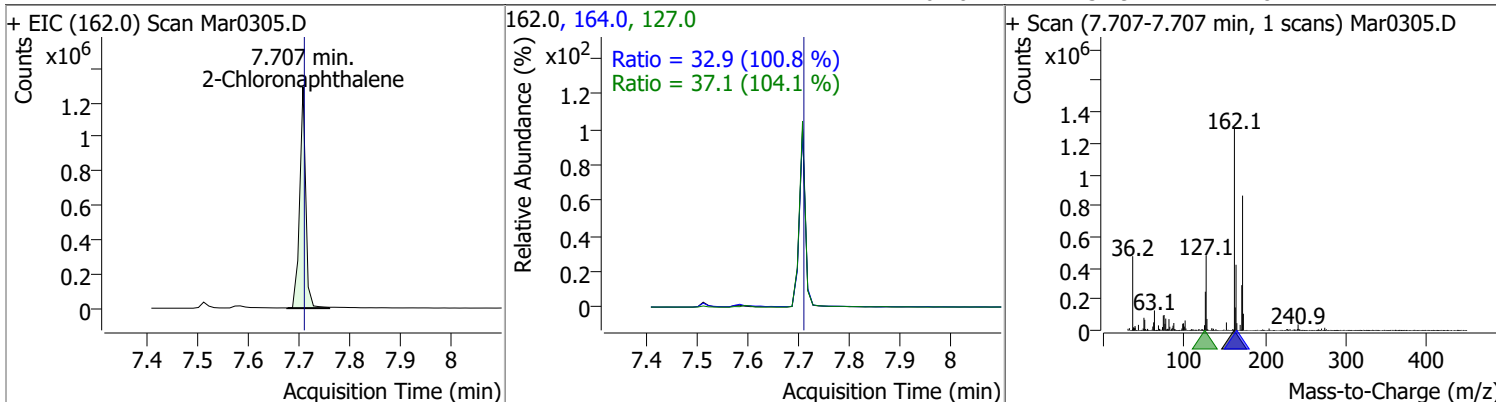


Compound	Conc.	RT	Dev(Min)	Resp.	QIon	QRatio	Lower	Upper
2-Fluorobiphenyl	97.5741	7.59	0.00	1260730	171.0	34.2	24.1	44.7

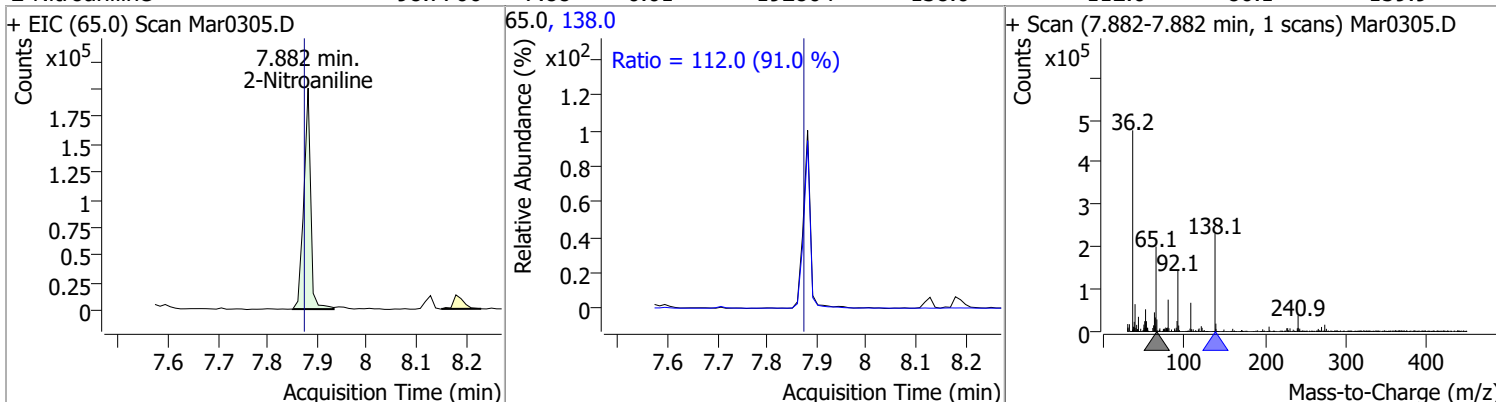


Quantitation Results Report (QT Reviewed)

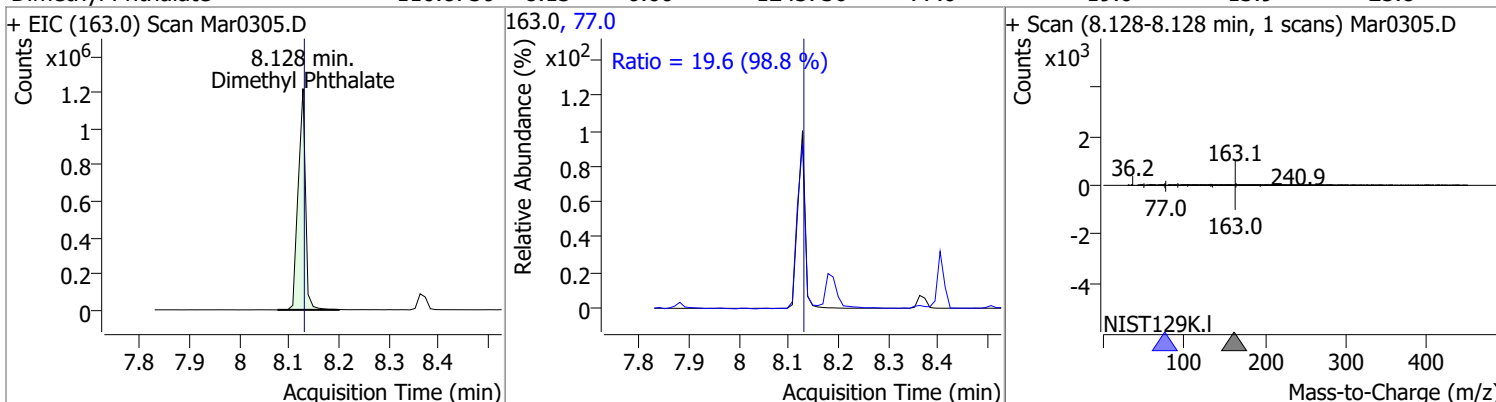
Compound	Conc.	RT	Dev(Min)	Resp.	QIon	QRatio	Lower	Upper
2-Chloronaphthalene	98.1310	7.71	0.00	1063536	127.0	37.1	25.0	46.4
					164.0	32.9	22.8	42.4



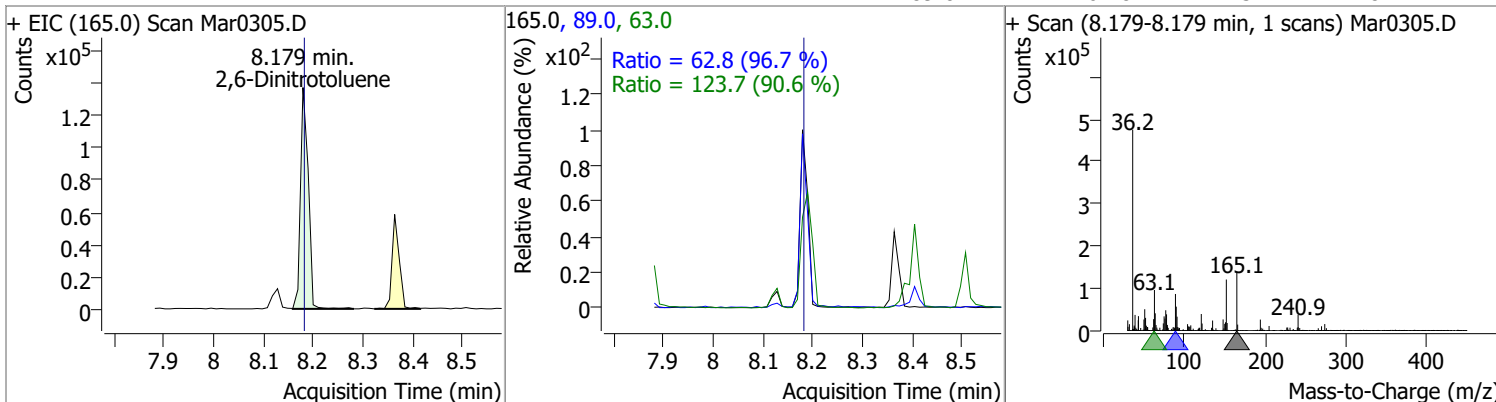
Compound	Conc.	RT	Dev(Min)	Resp.	QIon	QRatio	Lower	Upper
2-Nitroaniline	98.7706	7.88	0.01	192804	138.0	112.0	86.1	159.9



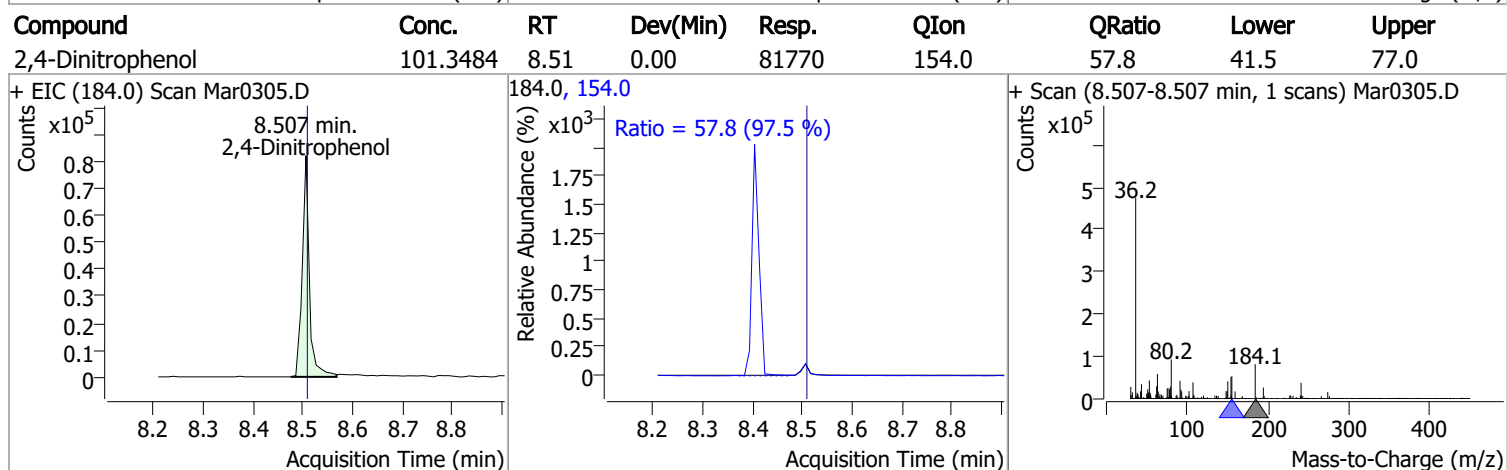
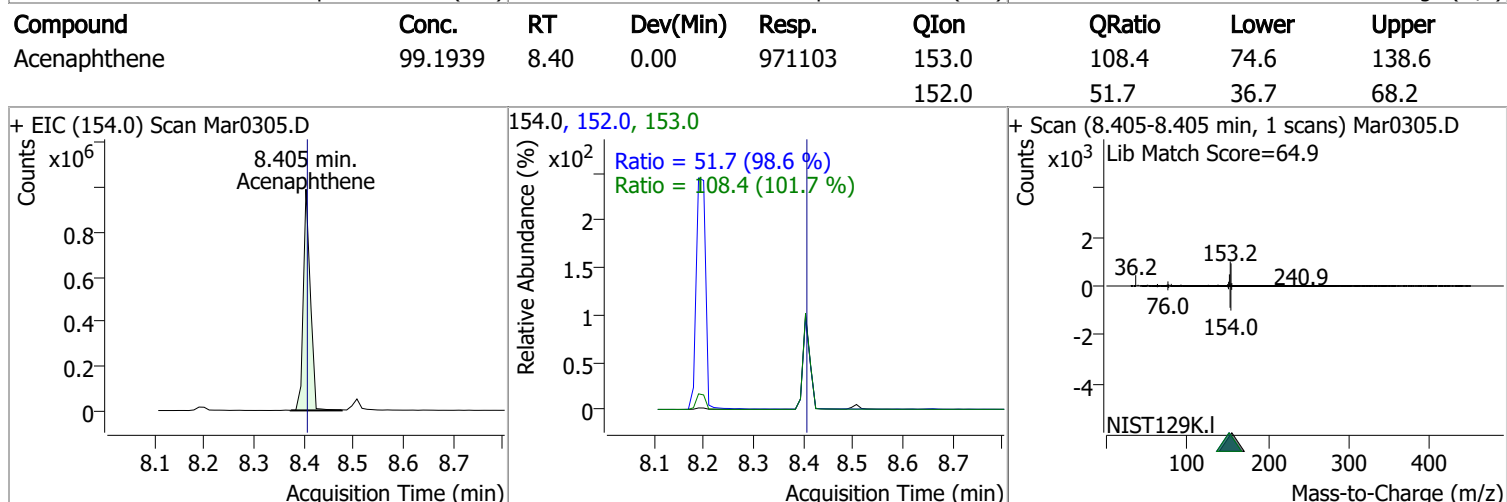
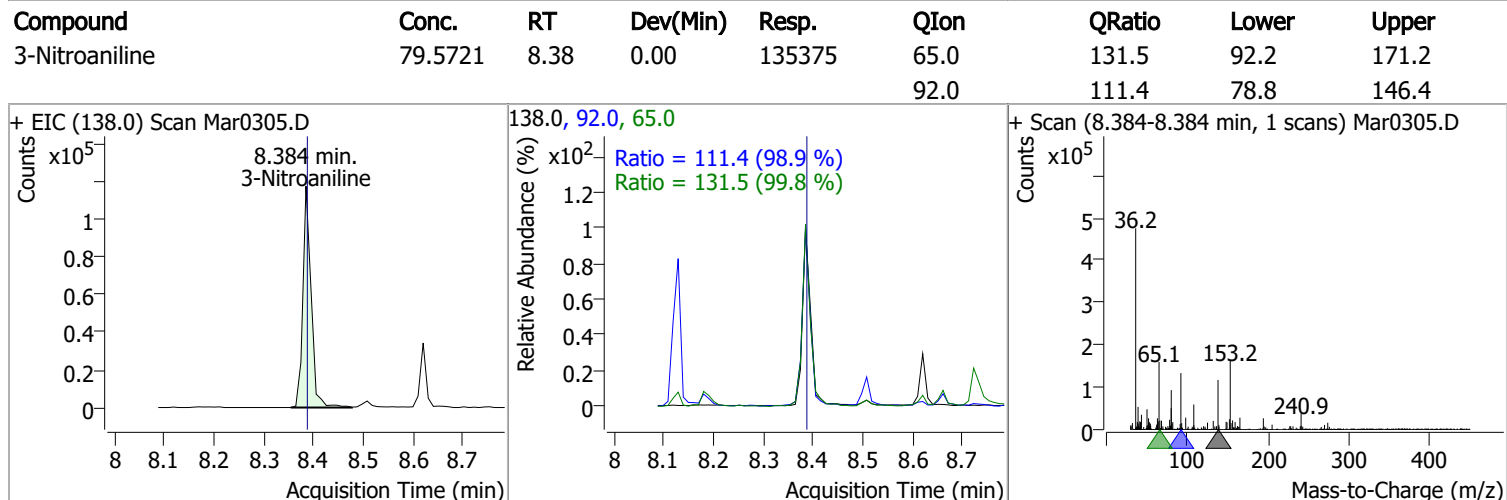
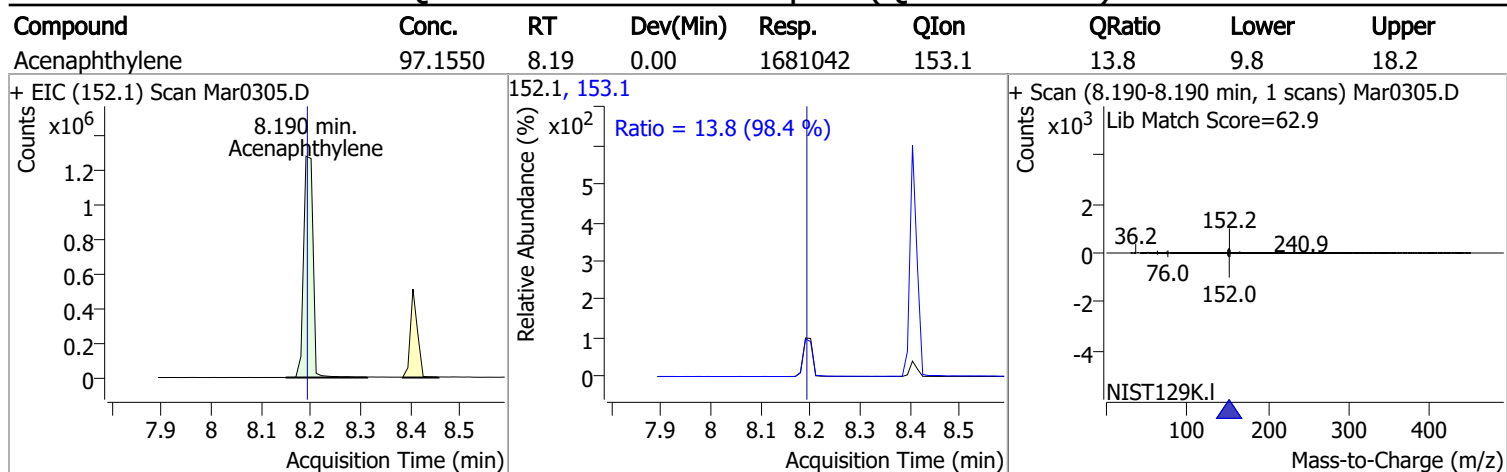
Compound	Conc.	RT	Dev(Min)	Resp.	QIon	QRatio	Lower	Upper
Dimethyl Phthalate	110.8730	8.13	0.00	1243736	77.0	19.6	13.9	25.8



Compound	Conc.	RT	Dev(Min)	Resp.	QIon	QRatio	Lower	Upper
2,6-Dinitrotoluene	99.3285	8.18	0.00	149415	63.0	123.7	95.6	177.5
					89.0	62.8	45.4	84.4

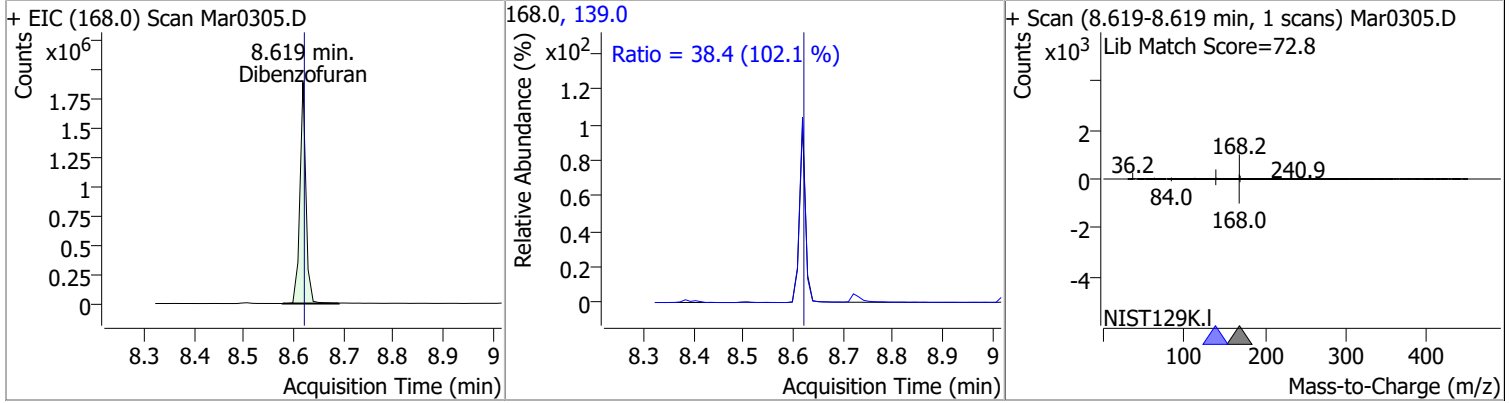


Quantitation Results Report (QT Reviewed)

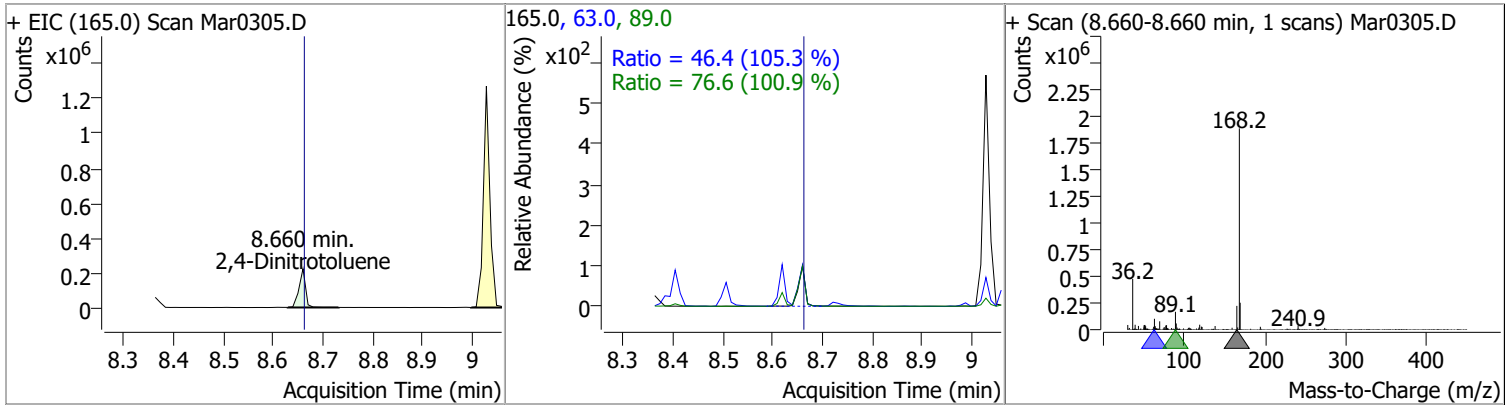


Quantitation Results Report (QT Reviewed)

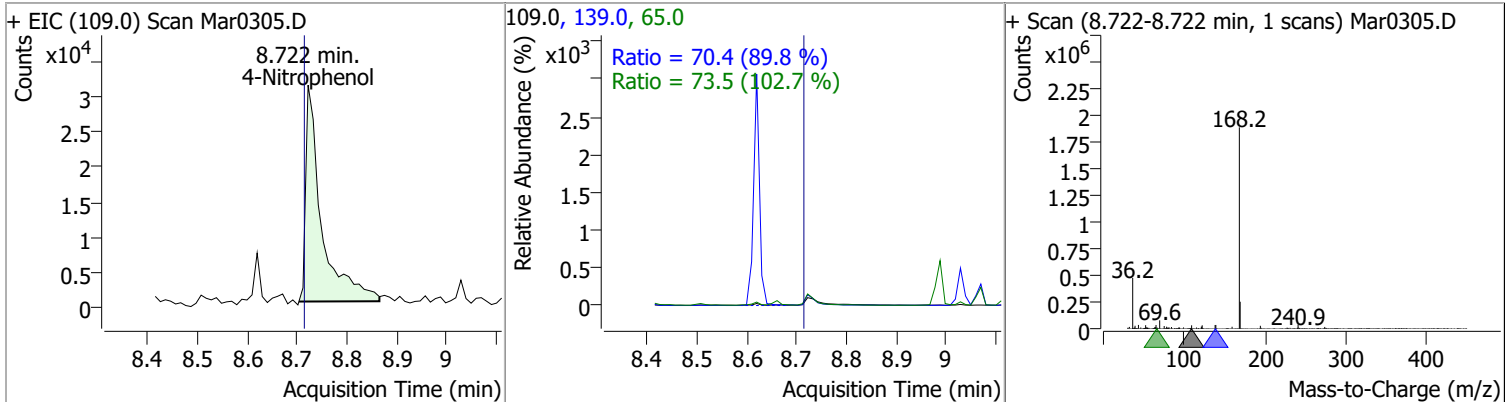
Compound	Conc.	RT	Dev(Min)	Resp.	QIon	QRatio	Lower	Upper
Dibenzofuran	99.6891	8.62	0.00	1584443	139.0	38.4	26.3	48.9



Compound	Conc.	RT	Dev(Min)	Resp.	QIon	QRatio	Lower	Upper
2,4-Dinitrotoluene	103.6318	8.66	0.00	202132	89.0	76.6	53.1	98.6
					63.0	46.4	30.9	57.3

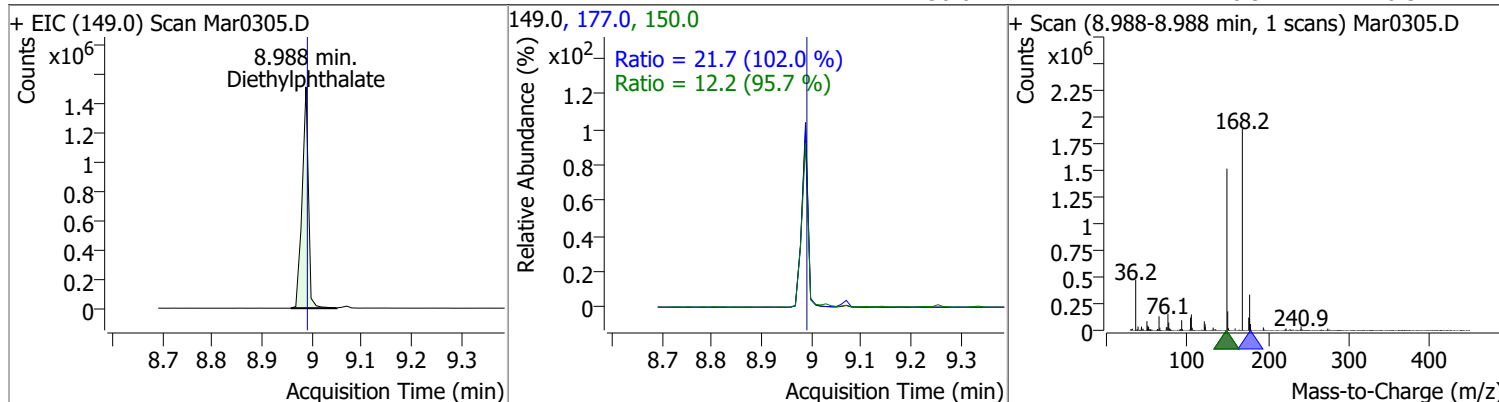


Compound	Conc.	RT	Dev(Min)	Resp.	QIon	QRatio	Lower	Upper
4-Nitrophenol	39.3721	8.72	0.01	67651	139.0	70.4	54.8	101.9
					65.0	73.5	50.1	93.1

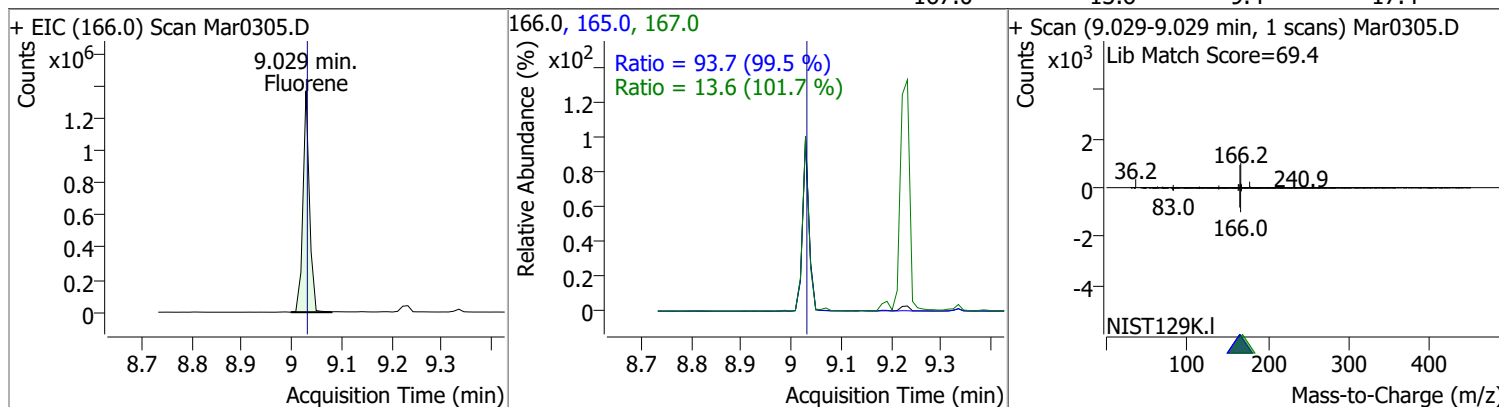


Quantitation Results Report (QT Reviewed)

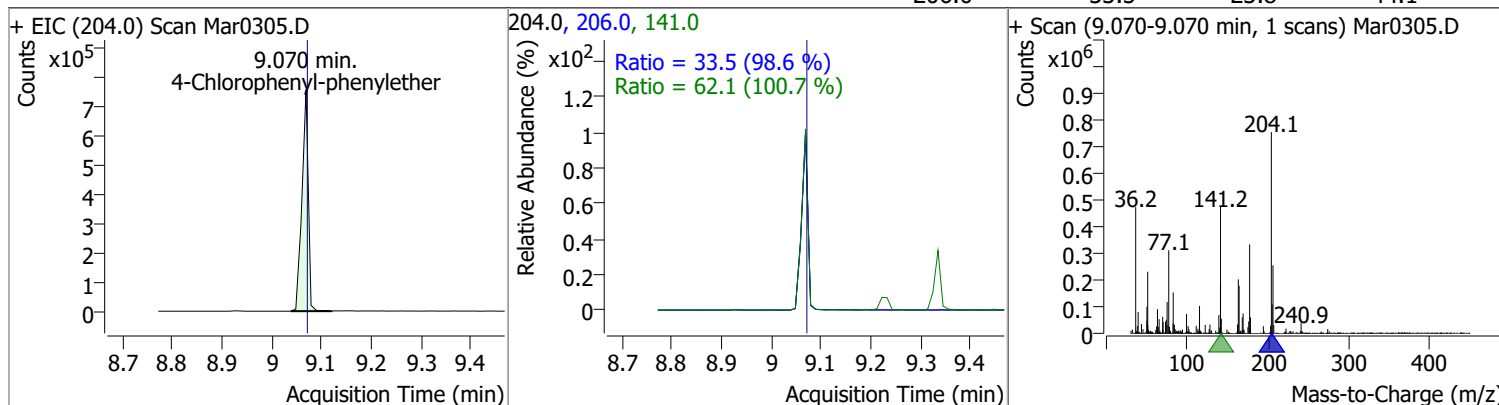
Compound	Conc.	RT	Dev(Min)	Resp.	QIon	QRatio	Lower	Upper
Diethylphthalate	113.5007	8.99	0.00	1328631	177.0	21.7	14.9	27.7
					150.0	12.2	8.9	16.5



Compound	Conc.	RT	Dev(Min)	Resp.	QIon	QRatio	Lower	Upper
Fluorene	95.4999	9.03	0.00	1236244	165.0	93.7	65.9	122.3
					167.0	13.6	9.4	17.4

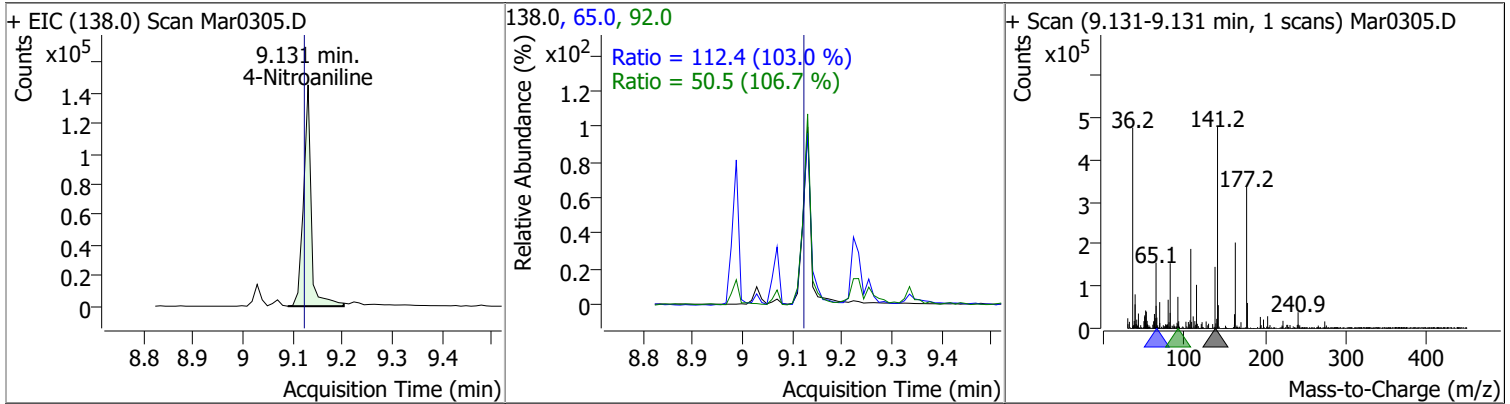


Compound	Conc.	RT	Dev(Min)	Resp.	QIon	QRatio	Lower	Upper
4-Chlorophenyl-phenylether	111.6533	9.07	0.00	665581	141.0	62.1	43.2	80.2
					206.0	33.5	23.8	44.1

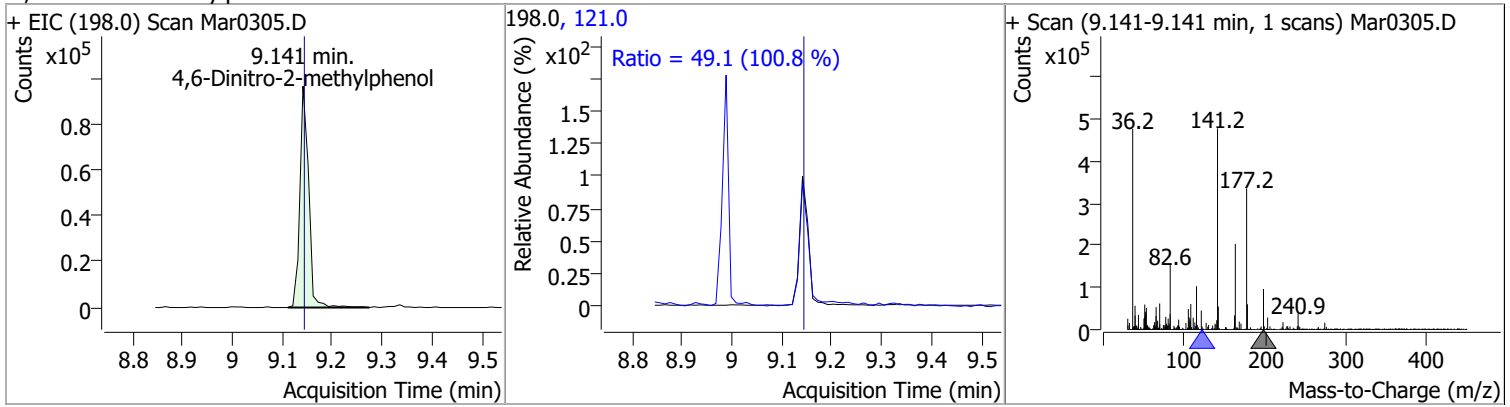


Quantitation Results Report (QT Reviewed)

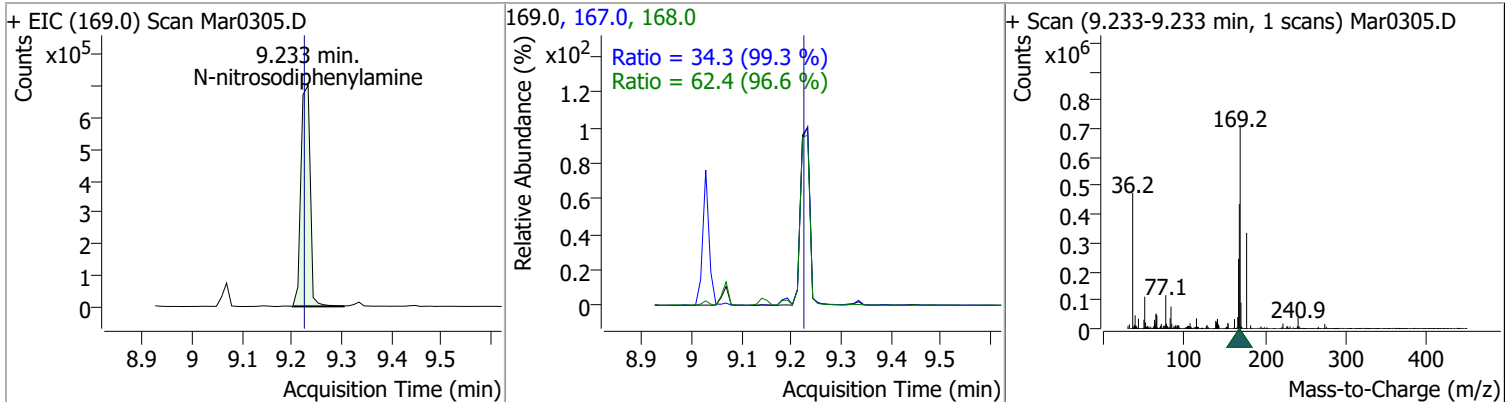
Compound	Conc.	RT	Dev(Min)	Resp.	QIon	QRatio	Lower	Upper
4-Nitroaniline	76.6698	9.13	0.01	156244	65.0	112.4	76.4	142.0
					92.0	50.5	33.1	61.4



Compound	Conc.	RT	Dev(Min)	Resp.	QIon	QRatio	Lower	Upper
4,6-Dinitro-2-methylphenol	92.0879	9.14	0.00	118185	121.0	49.1	34.1	63.3

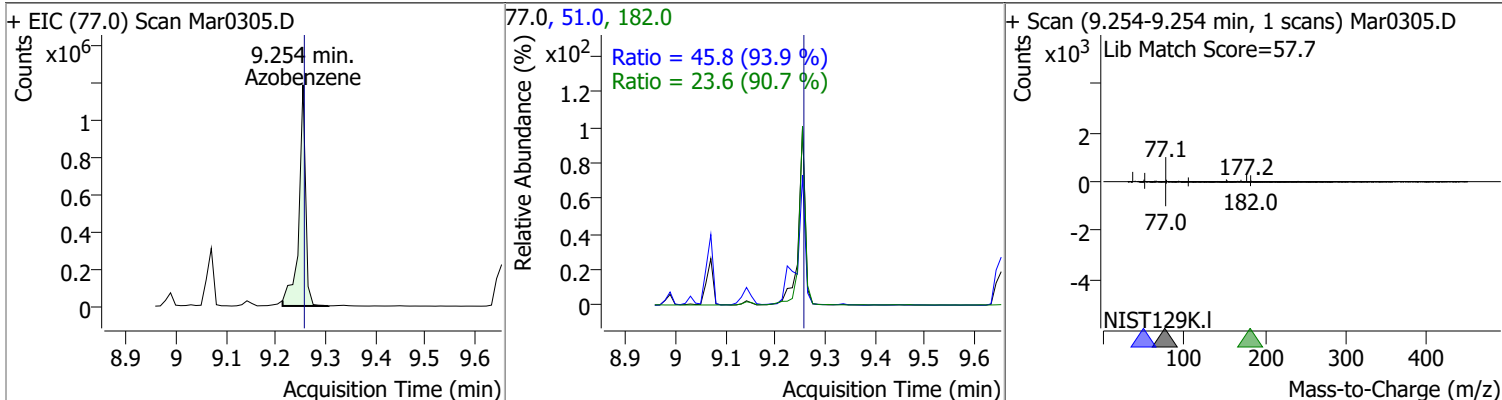


Compound	Conc.	RT	Dev(Min)	Resp.	QIon	QRatio	Lower	Upper
N-nitrosodiphenylamine	94.8105	9.23	0.01	915602	168.0	62.4	45.2	84.0
					167.0	34.3	24.2	44.9

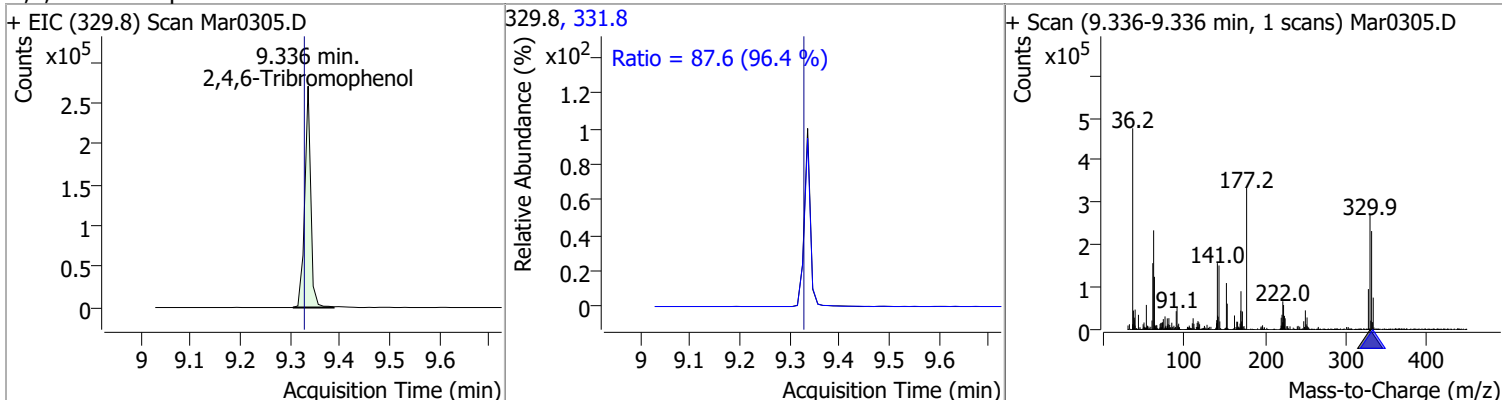


Quantitation Results Report (QT Reviewed)

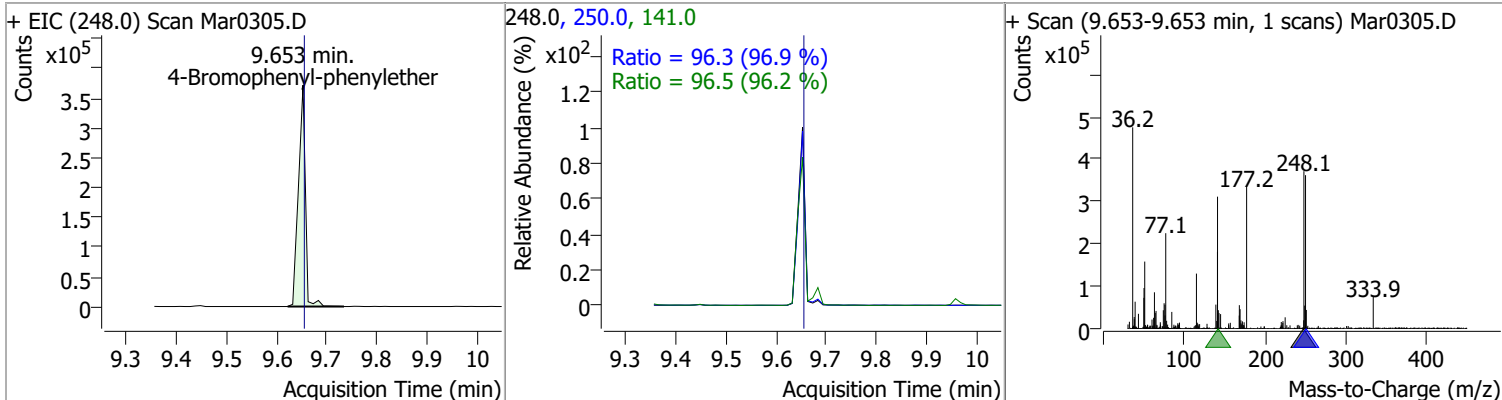
Compound	Conc.	RT	Dev(Min)	Resp.	QIon	QRatio	Lower	Upper
Azobenzene	87.0473	9.25	0.00	1117957	51.0	45.8	34.2	63.5
					182.0	23.6	18.2	33.8



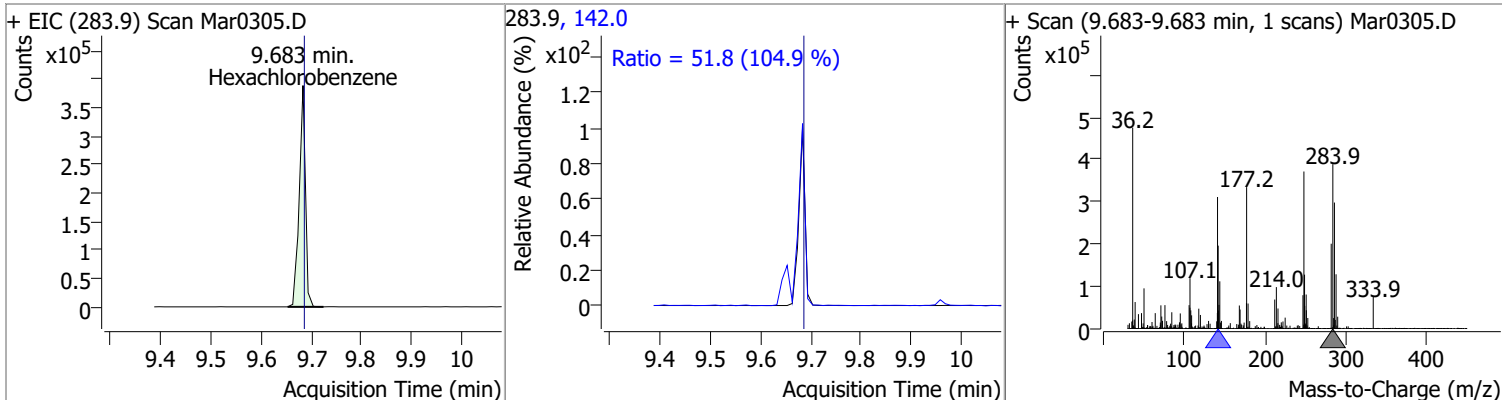
Compound	Conc.	RT	Dev(Min)	Resp.	QIon	QRatio	Lower	Upper
2,4,6-Tribromophenol	161.8701	9.34	0.01	227632	331.8	87.6	63.6	118.2



Compound	Conc.	RT	Dev(Min)	Resp.	QIon	QRatio	Lower	Upper
4-Bromophenyl-phenylether	95.8833	9.65	0.00	356802	141.0	96.5	70.3	130.5
					250.0	96.3	69.6	129.3

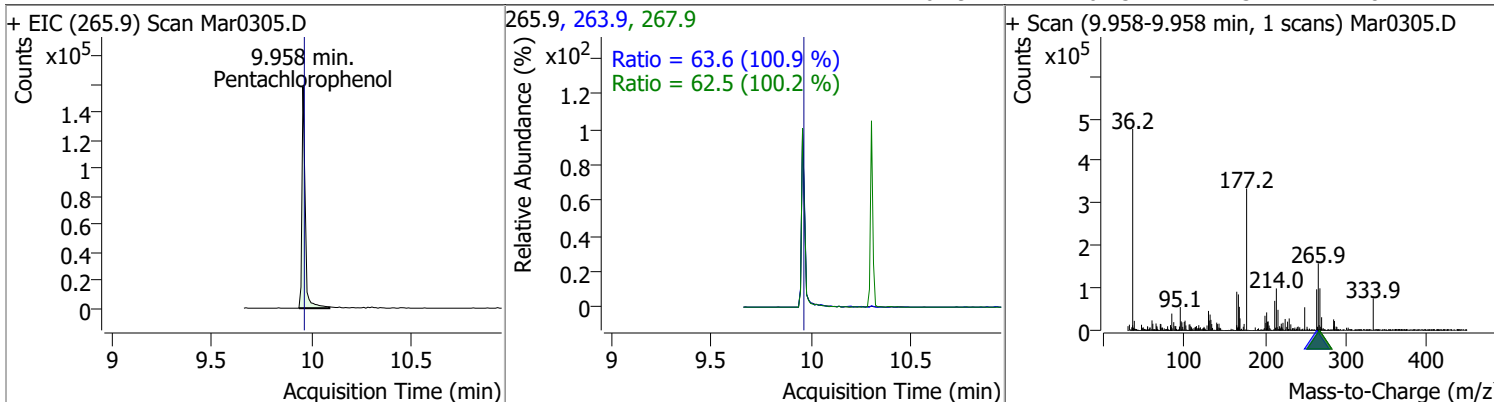


Compound	Conc.	RT	Dev(Min)	Resp.	QIon	QRatio	Lower	Upper
Hexachlorobenzene	90.4058	9.68	0.00	334607	142.0	51.8	34.5	64.1

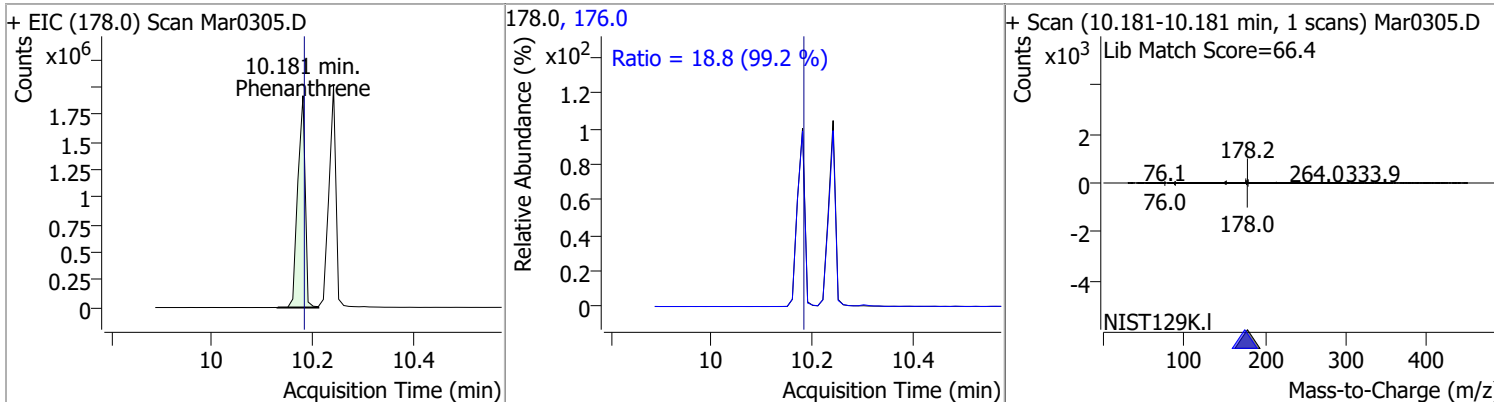


Quantitation Results Report (QT Reviewed)

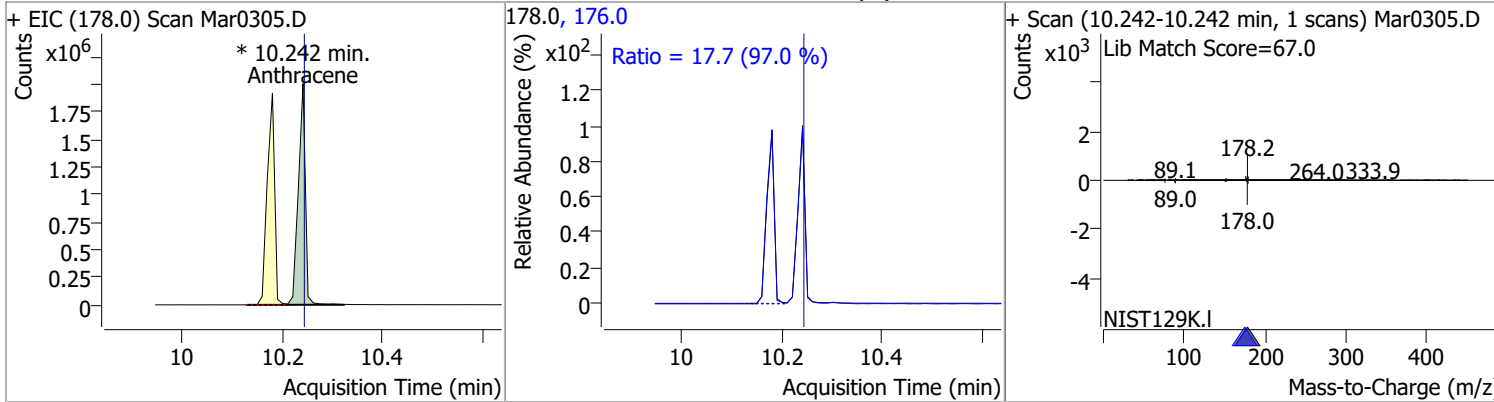
Compound	Conc.	RT	Dev(Min)	Resp.	QIon	QRatio	Lower	Upper
Pentachlorophenol	99.0309	9.96	0.00	179061	263.9	63.6	44.2	82.0
					267.9	62.5	43.7	81.1



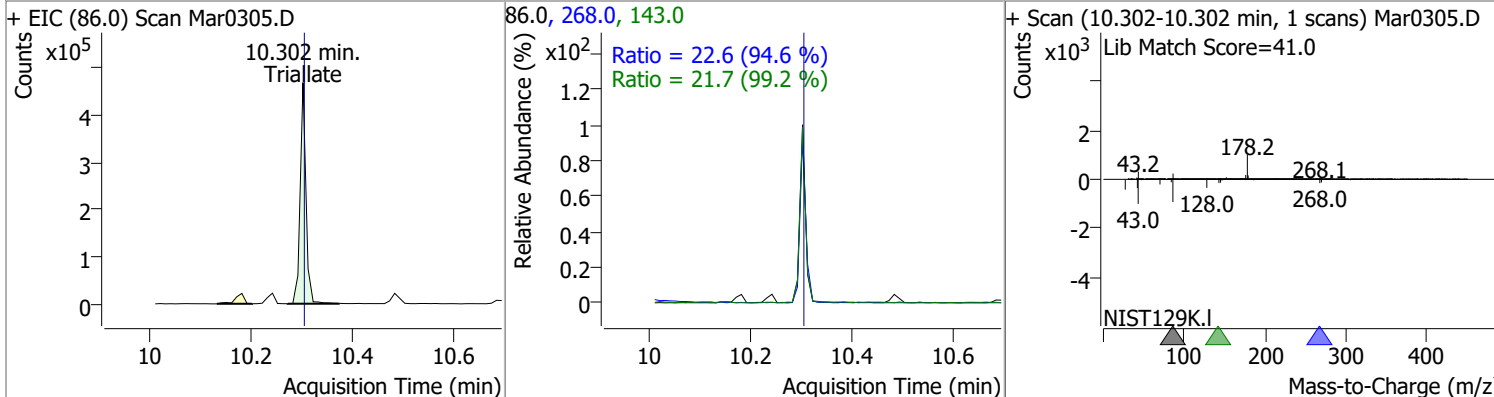
Compound	Conc.	RT	Dev(Min)	Resp.	QIon	QRatio	Lower	Upper
Phenanthrene	99.3111	10.18	0.00	1956356	176.0	18.8	13.3	24.6



Compound	Conc.	RT	Dev(Min)	Resp.	QIon	QRatio	Lower	Upper
Anthracene	102.3768	10.24	0.00	1932577 (m)	176.0	17.7	12.8	23.7

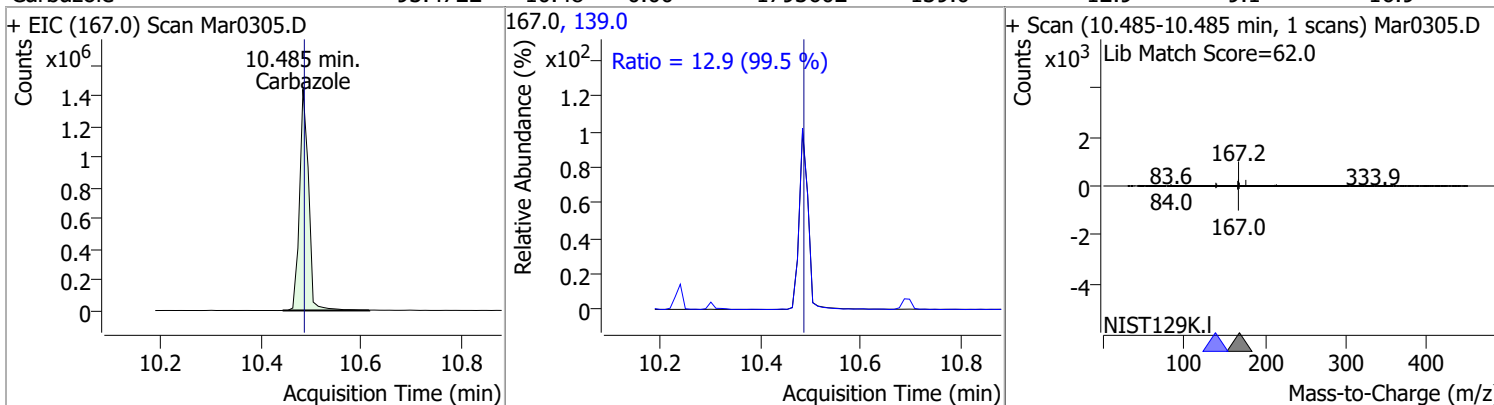


Compound	Conc.	RT	Dev(Min)	Resp.	QIon	QRatio	Lower	Upper
Triallate	83.0468	10.30	0.00	375696	268.0	22.6	16.7	31.0
					143.0	21.7	15.3	28.4

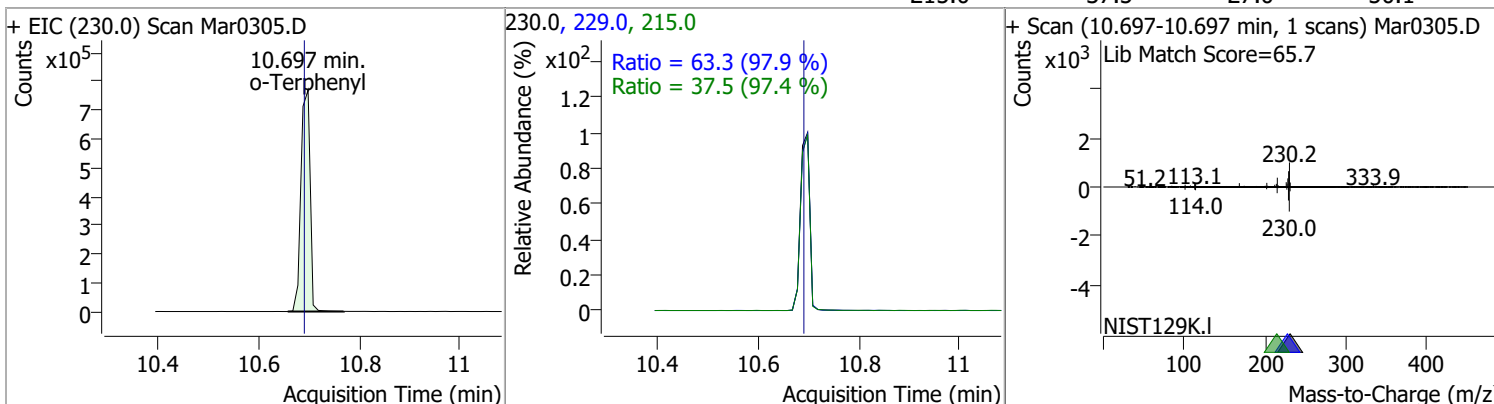


Quantitation Results Report (QT Reviewed)

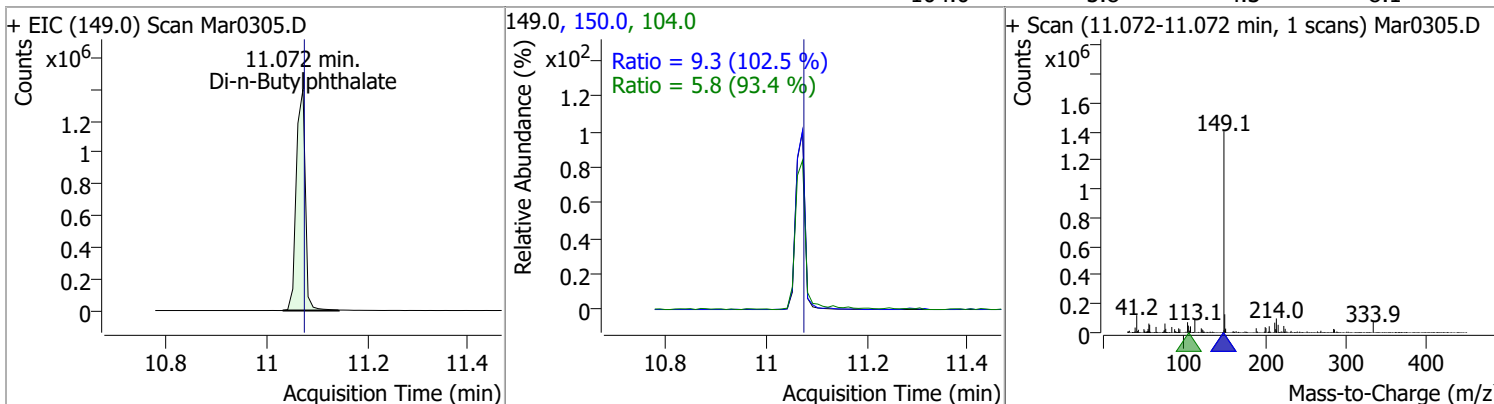
Compound	Conc.	RT	Dev(Min)	Resp.	QIon	QRatio	Lower	Upper
Carbazole	93.4722	10.48	0.00	1793602	139.0	12.9	9.1	16.9



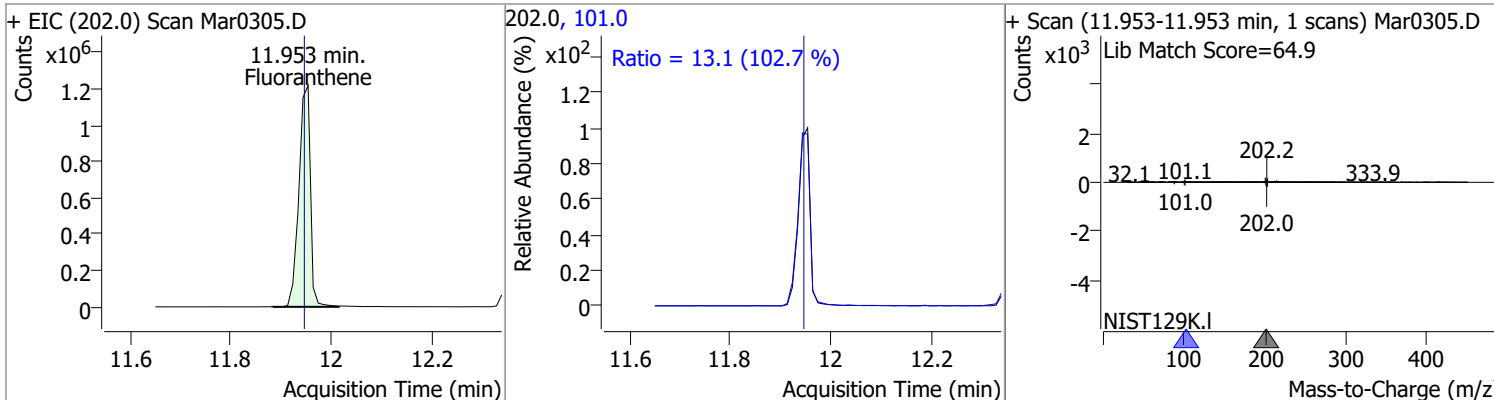
o-Terphenyl	92.5140	10.70	0.01	978864	229.0	63.3	45.3	84.0
					215.0	37.5	27.0	50.1



Di-n-Butylphthalate	93.6362	11.07	0.00	1742424	150.0	9.3	6.4	11.8
					104.0	5.8	4.3	8.1

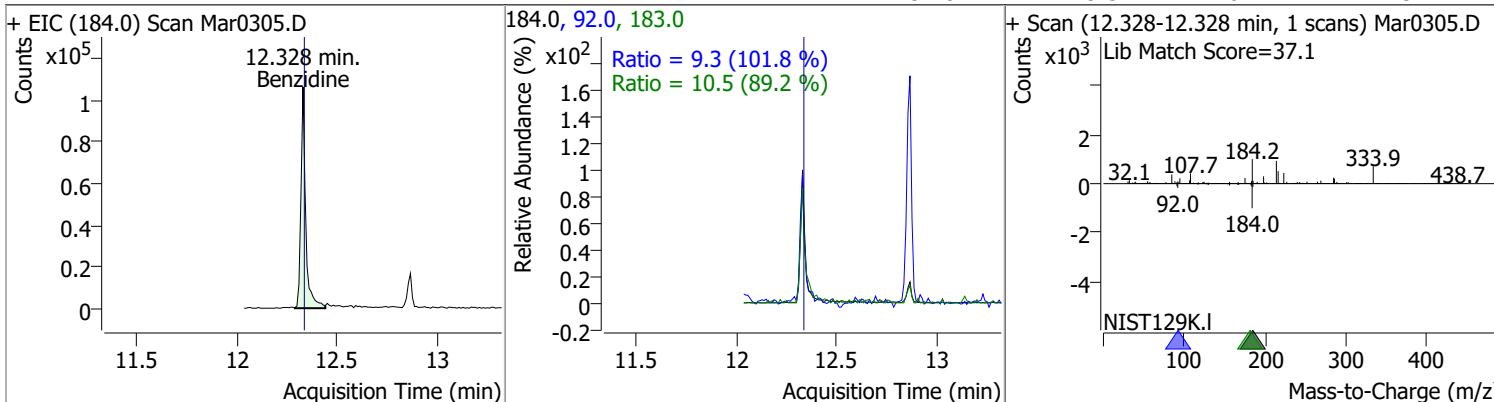


Fluoranthene	96.3139	11.95	0.01	1933251	101.0	13.1	8.9	16.6
--------------	---------	-------	------	---------	-------	------	-----	------

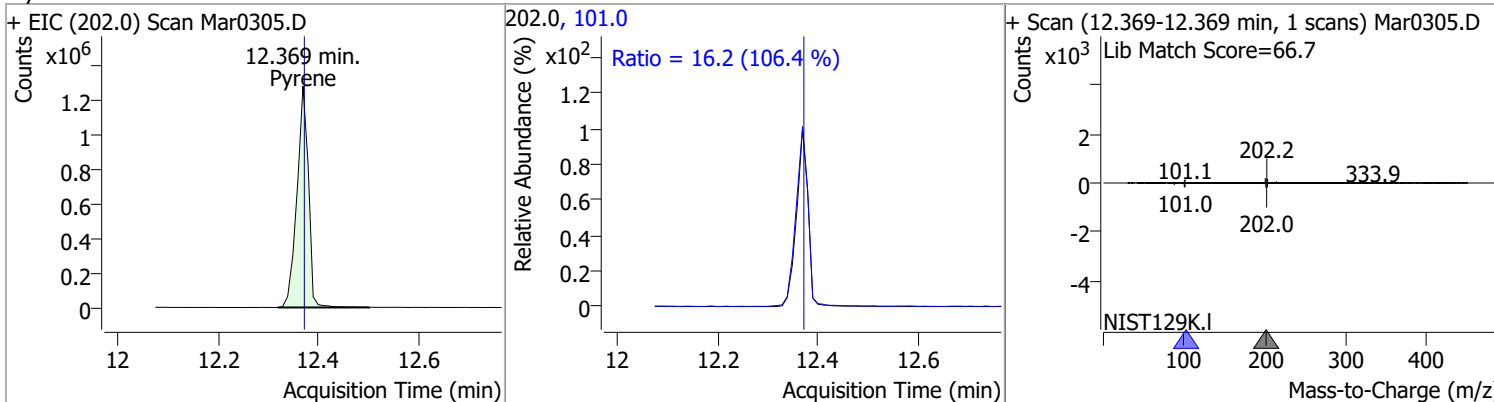


Quantitation Results Report (QT Reviewed)

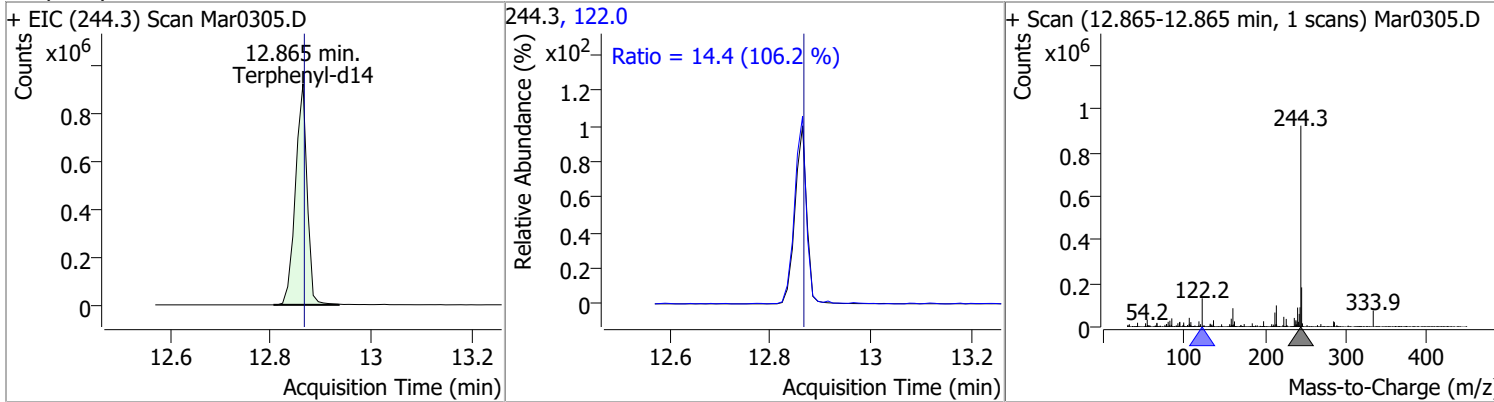
Compound	Conc.	RT	Dev(Min)	Resp.	QIon	QRatio	Lower	Upper
Benzidine	23.9538	12.33	0.00	174932	183.0	10.5	8.2	15.3
					92.0	9.3	6.4	11.9



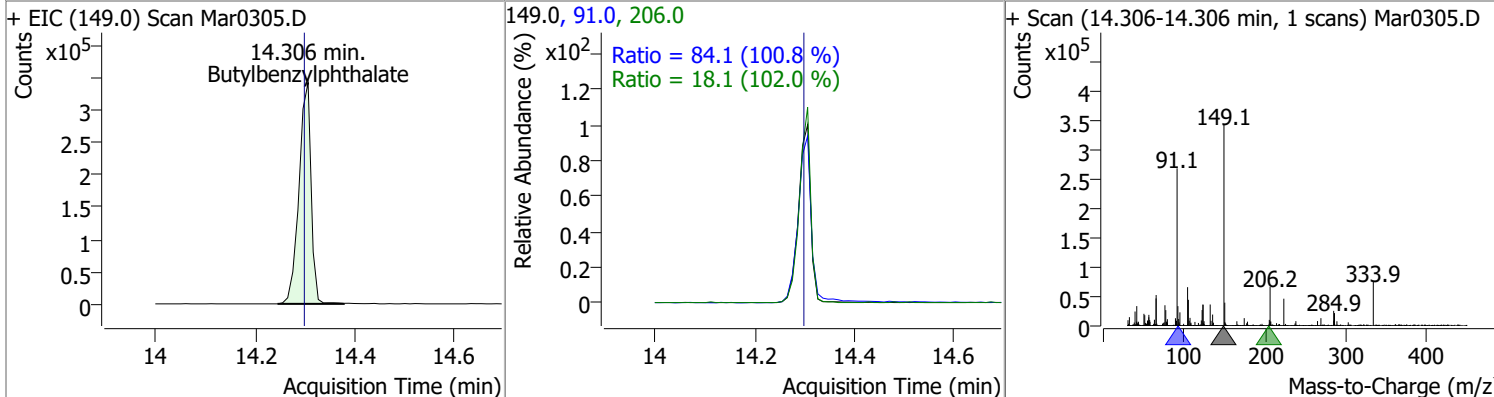
Compound	Conc.	RT	Dev(Min)	Resp.	QIon	QRatio	Lower	Upper
Pyrene	93.1858	12.37	0.00	2034286	101.0	16.2	10.6	19.7
					202.0	16.2	10.6	19.7



Compound	Conc.	RT	Dev(Min)	Resp.	QIon	QRatio	Lower	Upper
Terphenyl-d14	100.7799	12.86	0.00	1483180	122.0	14.4	9.5	17.6
					244.3	14.4	9.5	17.6

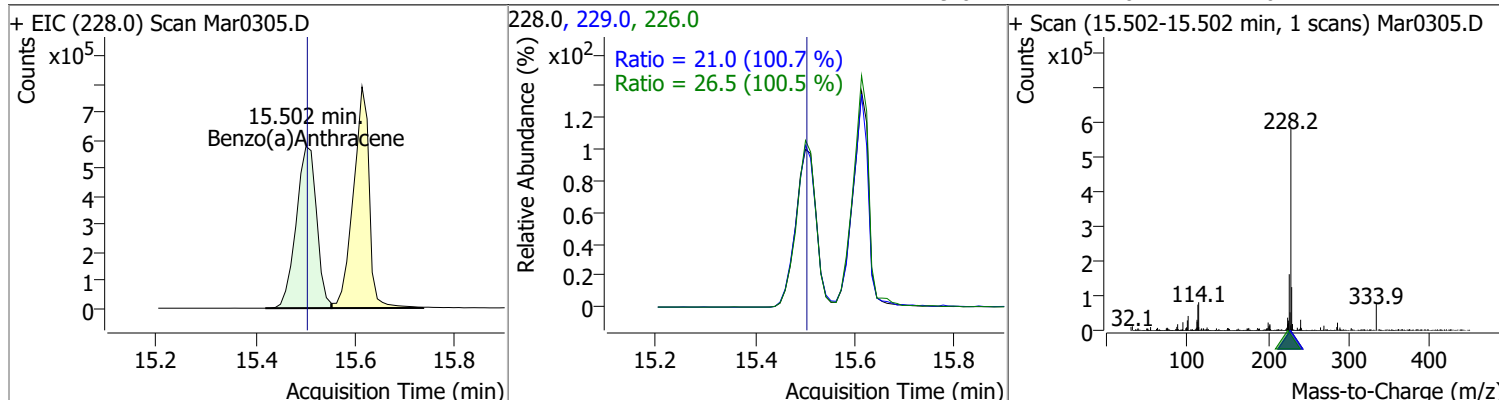


Compound	Conc.	RT	Dev(Min)	Resp.	QIon	QRatio	Lower	Upper
Butylbenzylphthalate	89.8769	14.31	0.01	579231	91.0	84.1	58.3	108.4
					206.0	18.1	12.4	23.1
					149.0	84.1	58.3	108.4

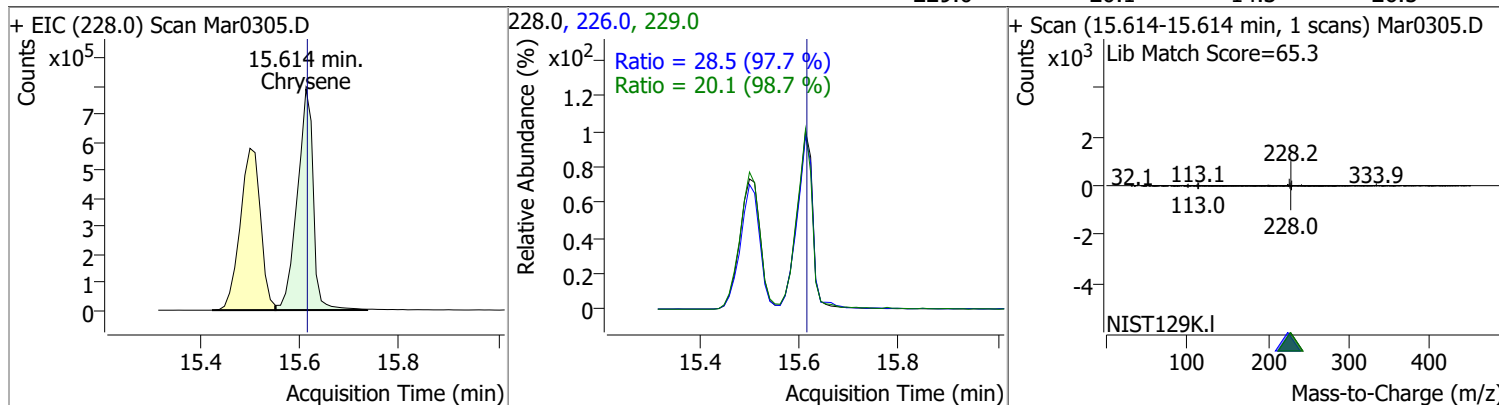


Quantitation Results Report (QT Reviewed)

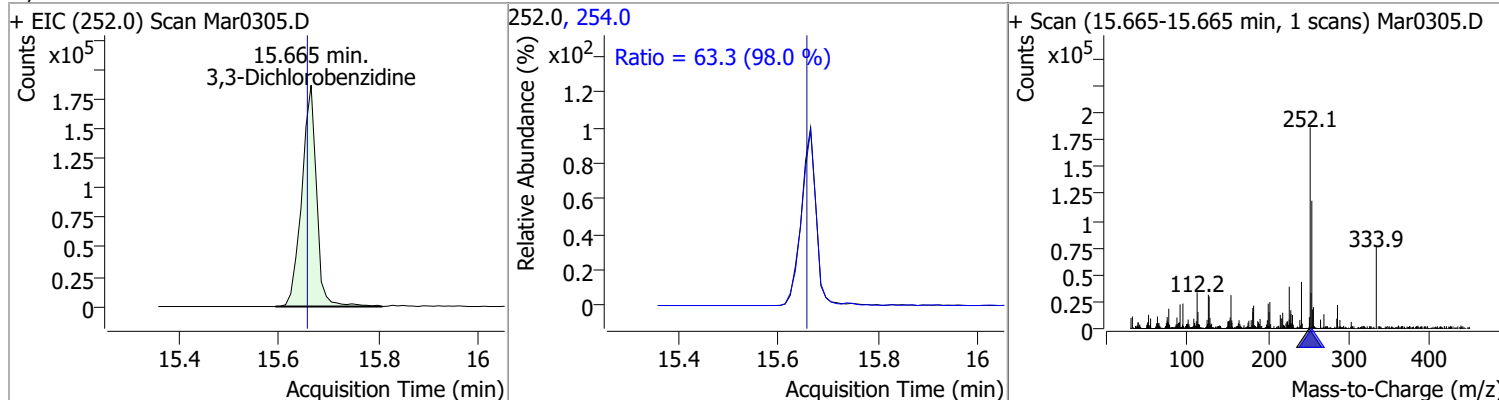
Compound	Conc.	RT	Dev(Min)	Resp.	QIon	QRatio	Lower	Upper
Benzo(a)Anthracene	99.3291	15.50	0.00	1640107	226.0	26.5	18.5	34.3
					229.0	21.0	14.6	27.2



Compound	Conc.	RT	Dev(Min)	Resp.	QIon	QRatio	Lower	Upper
Chrysene	95.5760	15.61	0.00	1753808	226.0	28.5	20.4	37.9
					229.0	20.1	14.3	26.5

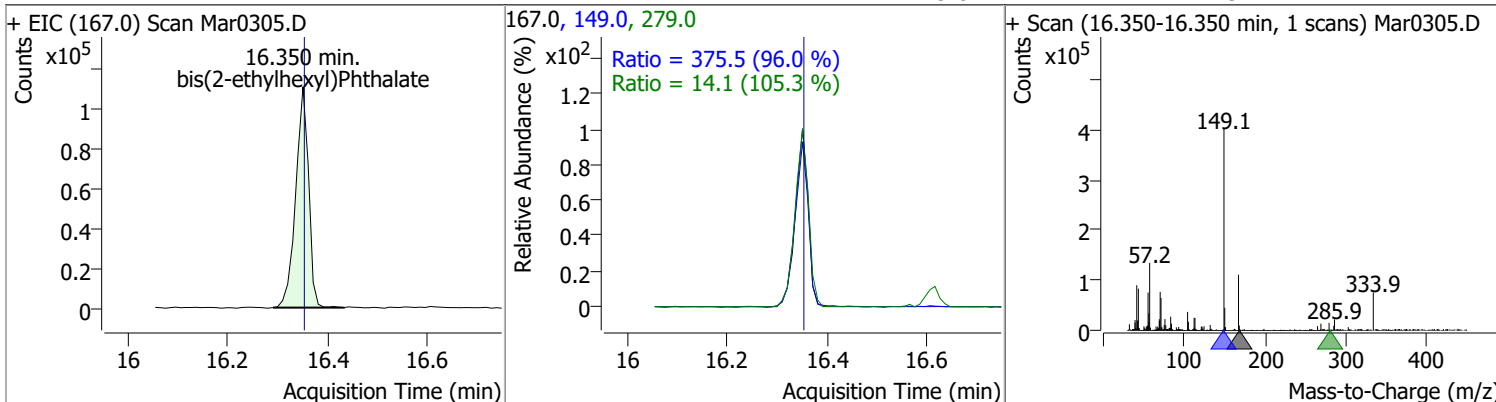


Compound	Conc.	RT	Dev(Min)	Resp.	QIon	QRatio	Lower	Upper
3,3-Dichlorobenzidine	67.2579	15.67	0.01	384704	254.0	63.3	45.2	83.9

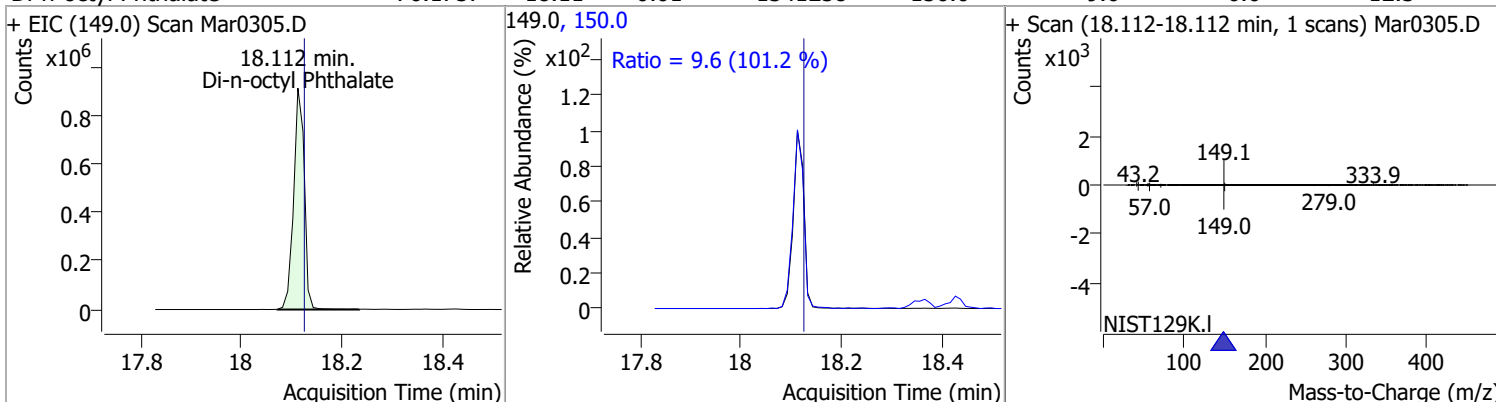


Quantitation Results Report (QT Reviewed)

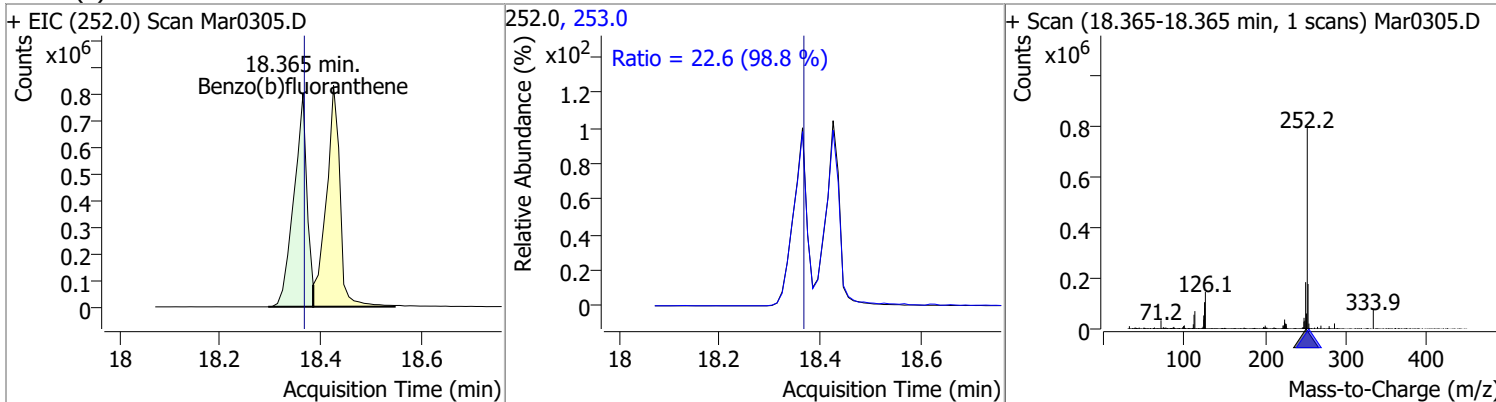
Compound	Conc.	RT	Dev(Min)	Resp.	QIon	QRatio	Lower	Upper
bis(2-ethylhexyl)Phthalate	89.6960	16.35	0.00	199146	149.0	375.5	273.7	508.3
					279.0	14.1	9.4	17.4



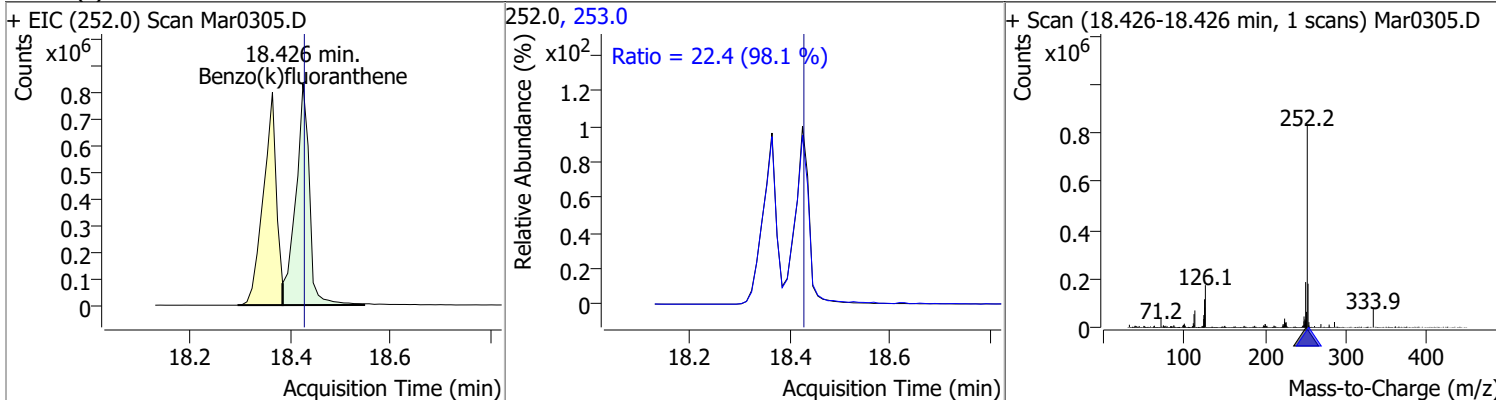
Compound	Conc.	RT	Dev(Min)	Resp.	QIon	QRatio	Lower	Upper
Di-n-octyl Phthalate	76.1757	18.11	-0.01	1341258	150.0	9.6	6.6	12.3



Compound	Conc.	RT	Dev(Min)	Resp.	QIon	QRatio	Lower	Upper
Benzo(b)fluoranthene	73.2138	18.37	0.00	1439042	253.0	22.6	16.0	29.7

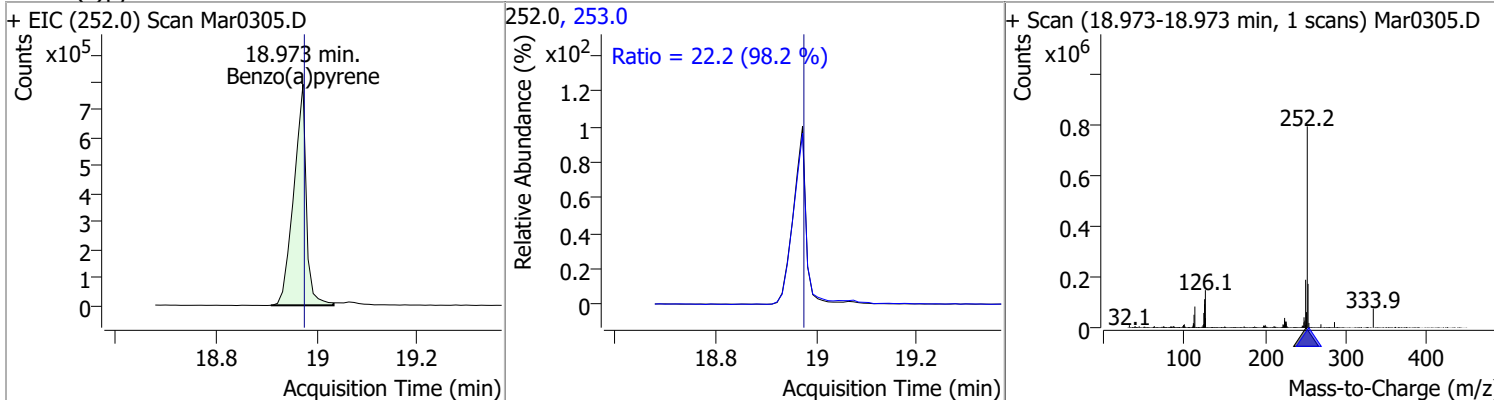


Compound	Conc.	RT	Dev(Min)	Resp.	QIon	QRatio	Lower	Upper
Benzo(k)fluoranthene	75.9675	18.43	0.00	1566797	253.0	22.4	16.0	29.7

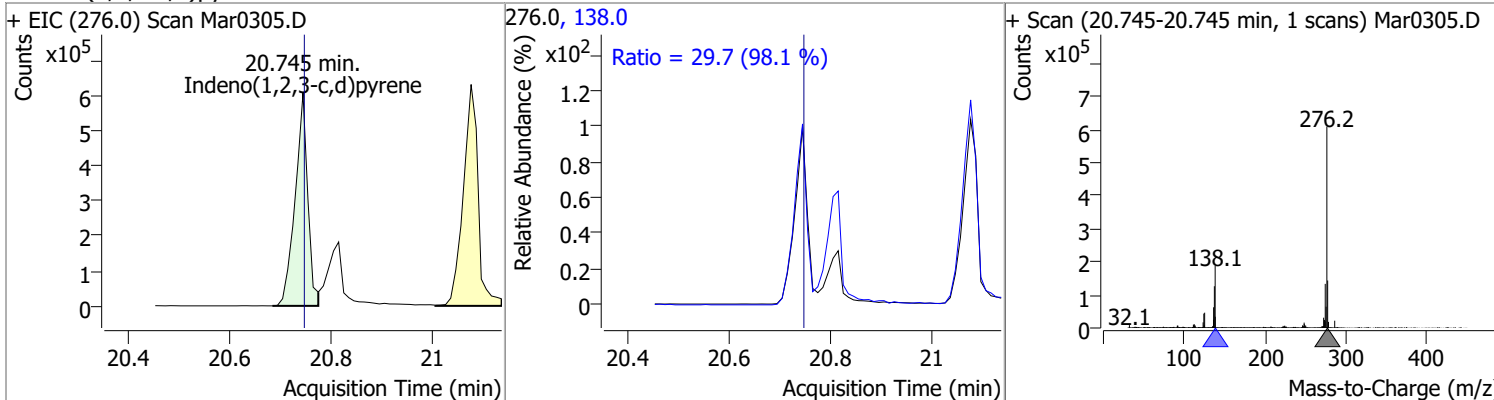


Quantitation Results Report (QT Reviewed)

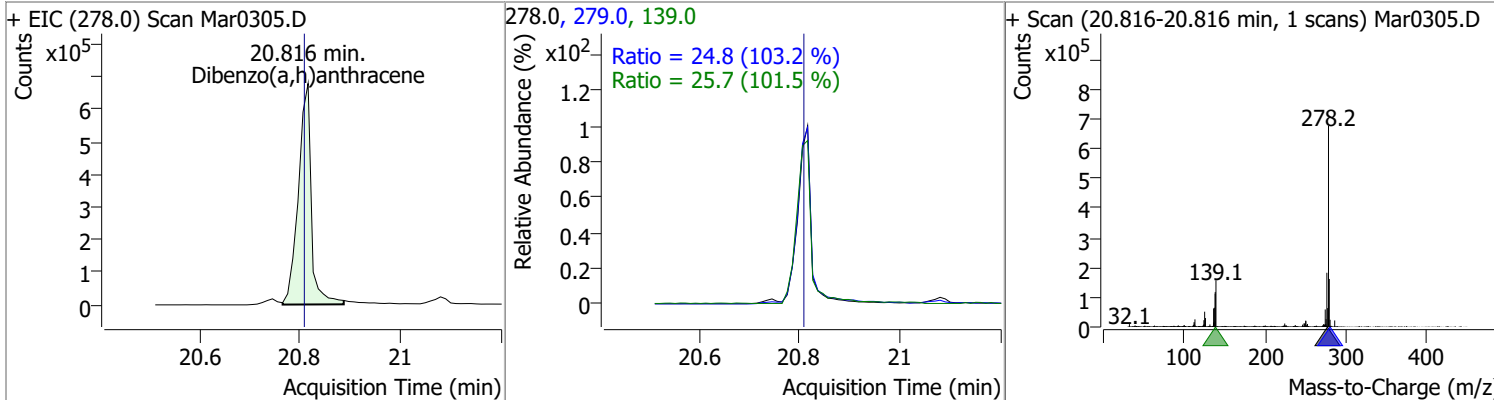
Compound	Conc.	RT	Dev(Min)	Resp.	QIon	QRatio	Lower	Upper
Benzo(a)pyrene	73.6795	18.97	0.00	1368332	253.0	22.2	15.8	29.4



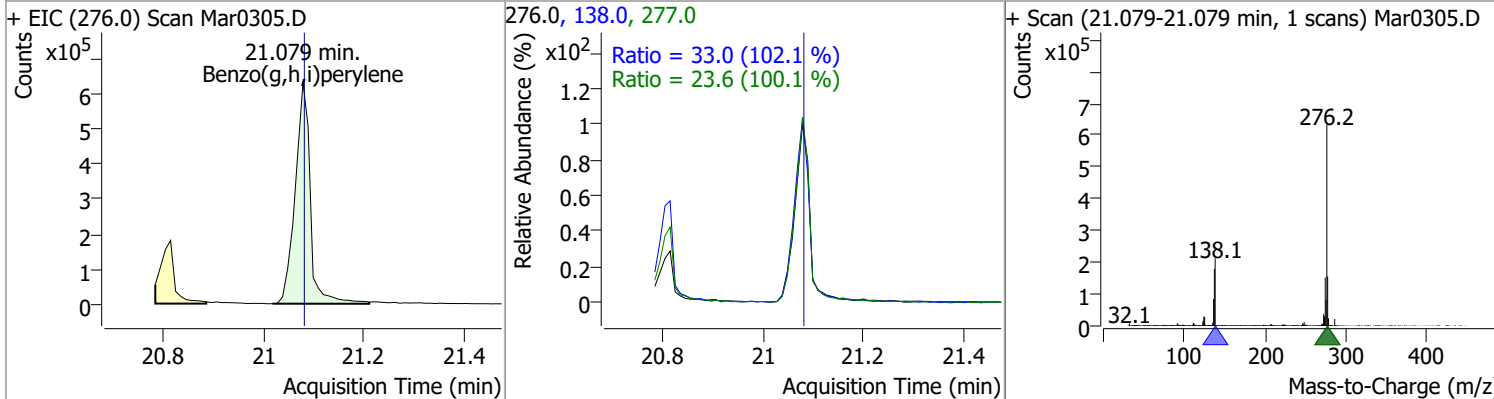
Compound	Conc.	RT	Dev(Min)	Resp.	QIon	QRatio	Lower	Upper
Indeno(1,2,3-c,d)pyrene	67.7397	20.75	0.00	1056846	138.0	29.7	21.2	39.3



Compound	Conc.	RT	Dev(Min)	Resp.	QIon	QRatio	Lower	Upper
Dibenzo(a,h)anthracene	71.4157	20.82	0.01	1211268	139.0	25.7	17.7	32.9
					279.0	24.8	16.8	31.3



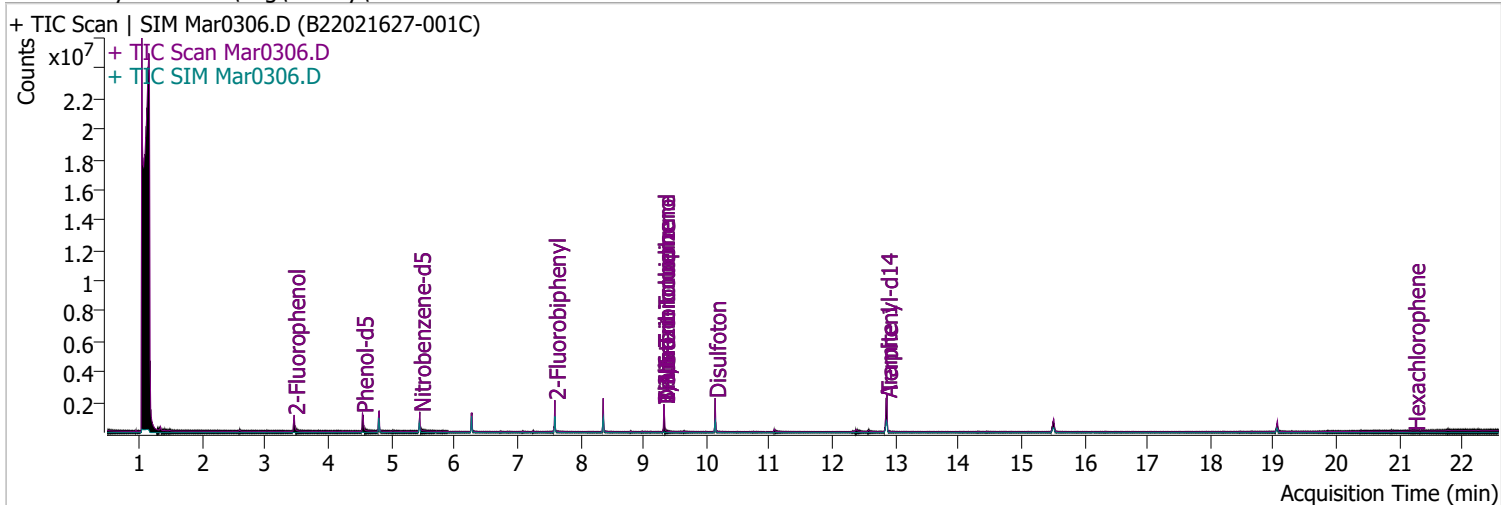
Compound	Conc.	RT	Dev(Min)	Resp.	QIon	QRatio	Lower	Upper
Benzo(g,h,i)perylene	73.1170	21.08	0.00	1313817	138.0	33.0	22.6	42.1
					277.0	23.6	16.5	30.6



Quantitation Results Report (QT Reviewed)

Data File Mar0306.D
 Acq. Method BNA+SIM.M
 Sample Name B22021627-001C
 Vial 6
 DA Method File
 Tune File dftppdsm.u
 Batch Name 030322 DoD BNA.batch.bin
 Ref Library D:\Org\Library\NIST129K.I

Operator LIMS import
 Acq. Date-Time 3/3/2022 7:10:30 PM
 Instrument Instrument #1
 Multiplier 1.00
 Comment SVOC-8270-W-LARGO
 Tune Date 2/18/2022 9:25:00 PM
 Last Calib Update 3/4/2022 9:18:32 AM



Compound	RT	QIon	Resp.	Conc.	Units	Dev(Min)
----------	----	------	-------	-------	-------	----------

Internal Standards

System Monitoring Compounds

S 2-Fluorophenol	3.459	112.0	458655	68.4542	µg/L	-0.072
Spiked Amount: 200.000	Range: 10.0 - 75.0%			Recovery = 34.23%		
S Phenol-d5	4.542	99.0	618950	71.4190	µg/L	-0.010
Spiked Amount: 200.000	Range: 10.0 - 65.0%			Recovery = 35.71%		
S Nitrobenzene-d5	5.451	82.0	299171	62.3479	µg/L	-0.020
Spiked Amount: 100.000	Range: 32.0 - 94.0%			Recovery = 62.35%		
S 2-Fluorobiphenyl	7.594	172.0	599505	45.2373	µg/L	0.000
Spiked Amount: 100.000	Range: 28.0 - 107.0%			Recovery = 45.24%		
S 2,4,6-Tribromophenol	9.325	329.8	176879	141.9525	µg/L	0.000
Spiked Amount: 200.000	Range: 25.0 - 140.0%			Recovery = 70.98%		
S Terphenyl-d14	12.865	244.3	1421654	104.6449	µg/L	0.000
Spiked Amount: 100.000	Range: 32.0 - 122.0%			Recovery = 104.64%		

Target Compounds

Compound	RT	QIon	Resp.	Conc.	Units	Dev(Min)	QValue
T N-Nitrosodimethylamine	0.000		0	N.D.			
T Pyridine	0.000		0	N.D.			
T Aniline	0.000		0	N.D.			
T Phenol	0.000		0	N.D.			
T bis(-2-Chloroethyl)Ether	0.000		0	N.D.			
T 2-Chlorophenol	0.000		0	N.D.			
T 1,3-Dichlorobenzene	0.000		0	N.D.			
T 1,4-Dichlorobenzene	0.000		0	N.D.			
T 1,2-Dichlorobenzene	0.000		0	N.D.			
T Benzyl Alcohol	5.022	108.0	0		µg/L	md	1
T bis(2-chloroisopropyl)Ether	0.000		0	N.D.			
T 2-Methylphenol	0.000		0	N.D.			
T N-nitroso-Di-n-propylamine	5.451	70.0	0		µg/L	md	1
T Hexachloroethane	0.000		0	N.D.			
T 4Methylphenol/3Methylphenol	0.000		0	N.D.			

Quantitation Results Report (QT Reviewed)

Compound	RT	QIon	Resp.	Conc.	Units	Dev(Min)
T Nitrobenzene	0.000		0	N.D.		
T Isophorone	0.000		0	N.D.		
T 2-Nitrophenol	0.000		0	N.D.		
T 2,4-Dimethylphenol	0.000		0	N.D.		
T bis(-2-Chloroethoxy)Methane	0.000		0	N.D.		
T 2,4-Dichlorophenol	0.000		0	N.D.		
T Benzoic Acid	0.000		0	N.D.		
T 1,2,4-Trichlorobenzene	0.000		0	N.D.		
T Naphthalene	0.000		0	N.D.		
T 4-Chlorophenol	0.000		0	N.D.		
T p-Chloroaniline	0.000		0	N.D.		
T Hexachlorobutadiene	0.000		0	N.D.		
T 4-Chloro-2-Methylphenol	0.000		0	N.D.		
T 4-Chloro-3-Methylphenol	0.000		0	N.D.		
T 2-Methylnaphthalene	0.000		0	N.D.		
T 1-Methylnaphthalene	0.000		0	N.D.		
T Hexachlorocyclopentadiene	0.000		0	N.D.		
T 2,4,6-Trichlorophenol	0.000		0	N.D.		
T 2,4,5-Trichlorophenol	0.000		0	N.D.		
T 2-Chloronaphthalene	0.000		0	N.D.		
T 2-Nitroaniline	0.000		0	N.D.		
T Dimethyl Phthalate	8.364	163.0	0		µg/L md	1
T 2,6-Dinitrotoluene	8.364	165.0	0		µg/L md	1
T Acenaphthylene	0.000		0	N.D.		
T 3-Nitroaniline	0.000		0	N.D.		
T Acenaphthene	0.000		0	N.D.		
T 2,4-Dinitrophenol	0.000		0	N.D.		
T Dibenzofuran	0.000		0	N.D.		
T 2,4-Dinitrotoluene	0.000		0	N.D.		
T 4-Nitrophenol	0.000		0	N.D.		
T Diethylphthalate	0.000		0	N.D.		
T Fluorene	0.000		0	N.D.		
T 4-Chlorophenyl-phenylether	0.000		0	N.D.		
T 4-Nitroaniline	0.000		0	N.D.		
T 4,6-Dinitro-2-methylphenol	9.325	198.0	0		µg/L md	1
T N-nitrosodiphenylamine	0.000		0	N.D.		
T Azobenzene	0.000		0	N.D.		
T 4-Bromophenyl-phenylether	0.000		0	N.D.		
T Hexachlorobenzene	0.000		0	N.D.		
T Pentachlorophenol	0.000		0	N.D.		
T Phenanthrene	0.000		0	N.D.		
T Anthracene	0.000		0	N.D.		
T Triallate	0.000		0	N.D.		
T Carbazole	0.000		0	N.D.		
T o-Terphenyl	0.000		0	N.D.		
T Di-n-Butylphthalate	0.000		0	N.D.		
T Fluoranthene	0.000		0	N.D.		
T Benzidine	12.865	184.0	0		µg/L md	1
T Pyrene	0.000		0	N.D.		
T Butylbenzylphthalate	0.000		0	N.D.		
T Benzo(a)Anthracene	0.000		0	N.D.		
T Chrysene	0.000		0	N.D.		
T 3,3-Dichlorobenzidine	0.000		0	N.D.		
T bis(2-ethylhexyl)Phthalate	0.000		0	N.D.		
T Di-n-octyl Phthalate	0.000		0	N.D.		

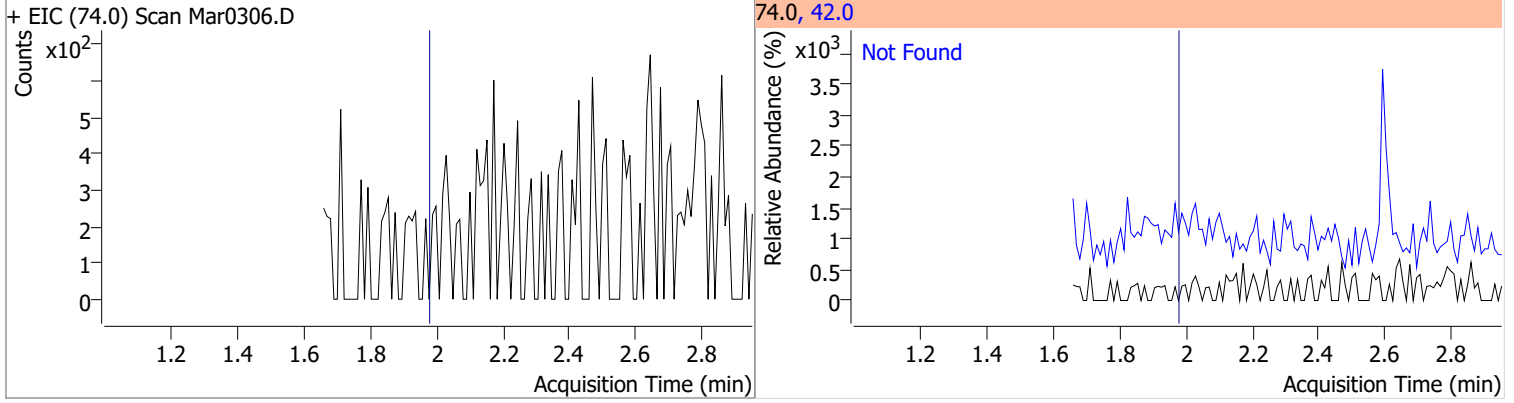
Quantitation Results Report (QT Reviewed)

Compound	RT	QIon	Resp.	Conc.	Units	Dev(Min)
T Benzo(b)fluoranthene	0.000		0	N.D.		
T Benzo(k)fluoranthene	0.000		0	N.D.		
T Benzo(a)pyrene	0.000		0	N.D.		
T Indeno(1,2,3-c,d)pyrene	0.000		0	N.D.		
T Dibenzo(a,h)anthracene	0.000		0	N.D.		
T Benzo(g,h,i)perylene	0.000		0	N.D.		

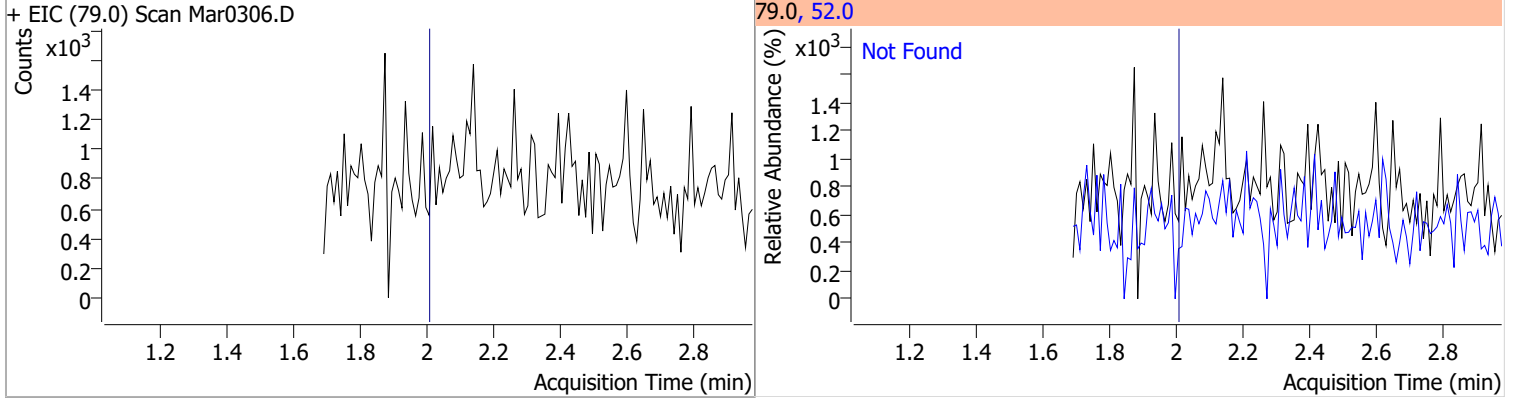
(#) = Qualifier Out of Range; (m) = Manual Integration; (+) = Area Summed; (*) = Surrogate Percent Recovery Out of Range; (d): Zeroed Peak

Quantitation Results Report (QT Reviewed)

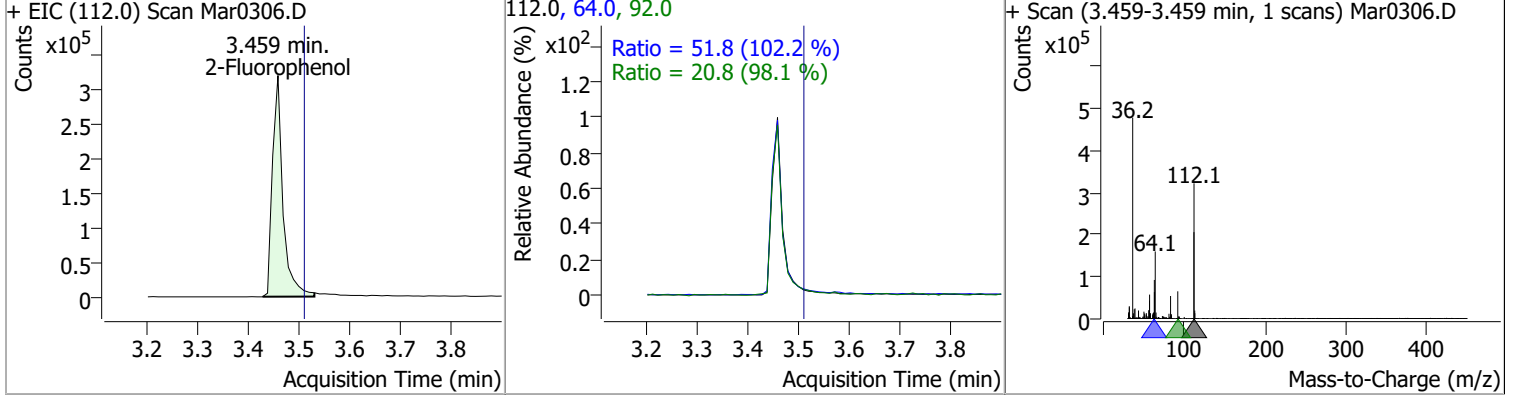
Compound	Conc.	Exp RT	QIon	Exp Ratio
N-Nitrosodimethylamine	N.D.	1.99	42.0	112.0



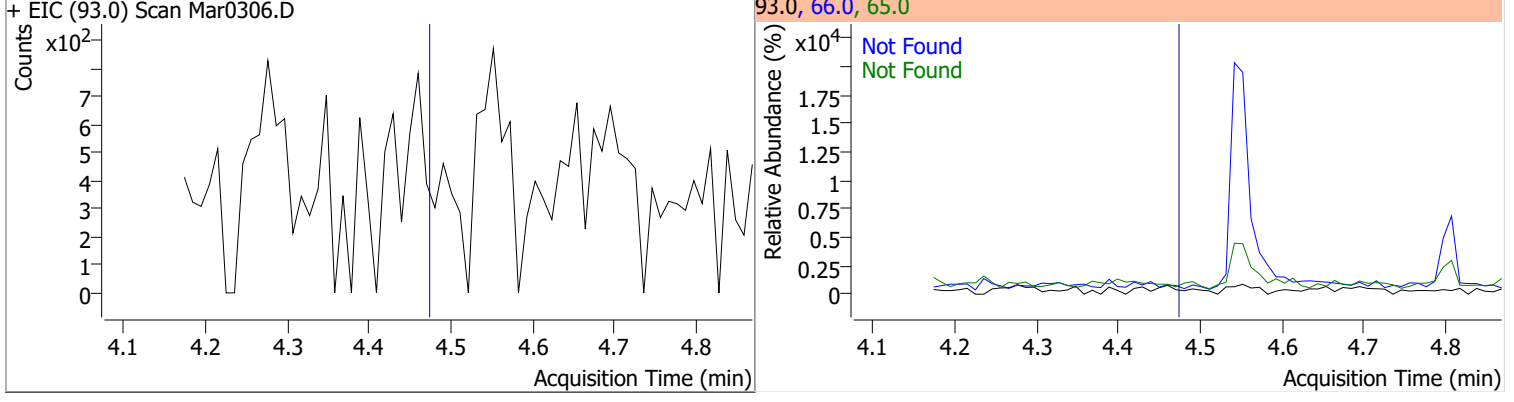
Compound	Conc.	Exp RT	QIon	Exp Ratio
Pyridine	N.D.	2.02	52.0	80.7



Compound	Conc.	RT	Dev(Min)	Resp.	QIon	QRatio	Lower	Upper
2-Fluorophenol	68.4542	3.46	-0.07	458655	64.0	51.8	35.5	65.9
					92.0	20.8	14.8	27.5

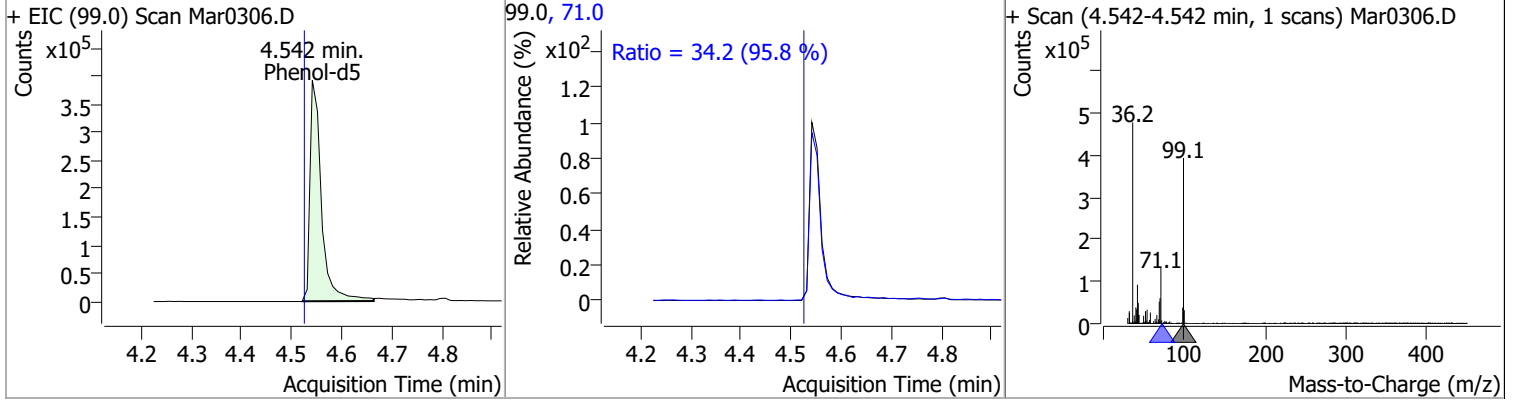


Compound	Conc.	Exp RT	QIon	Exp Ratio	QIon	Exp Ratio
Aniline	N.D.	4.50	66.0	35.4	65.0	18.8

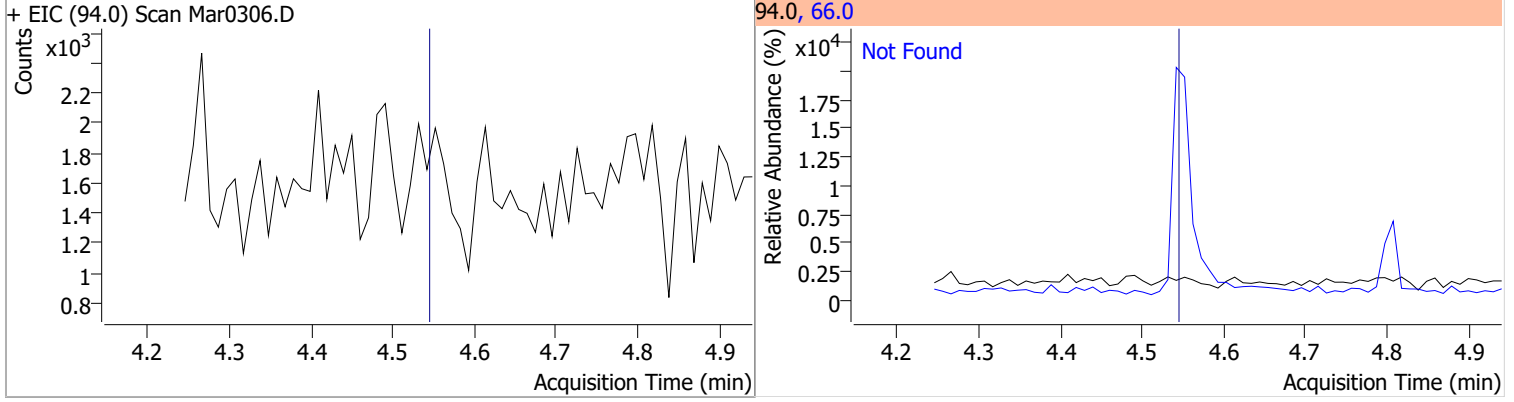


Quantitation Results Report (QT Reviewed)

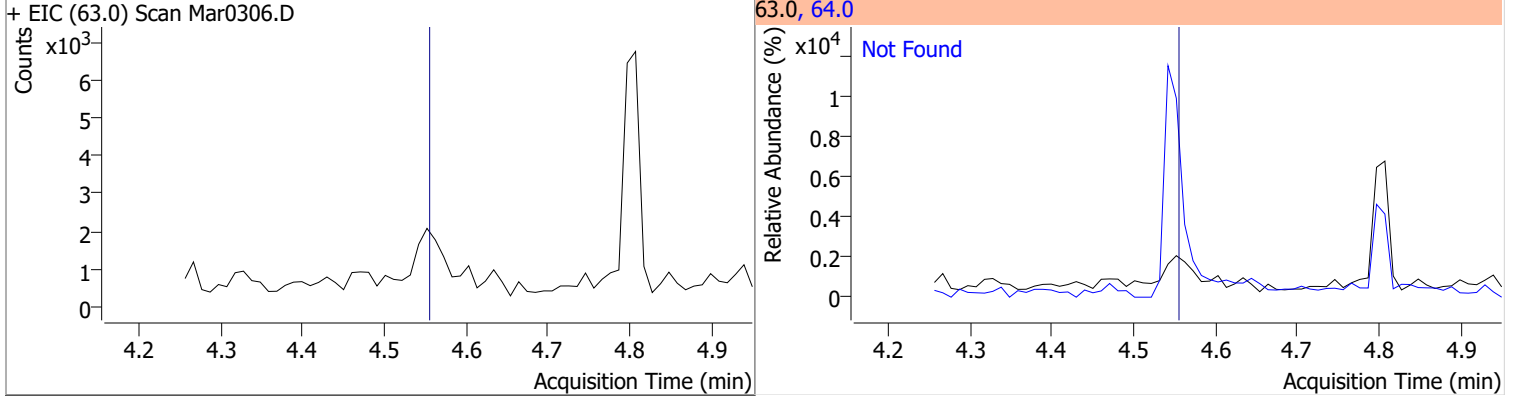
Compound	Conc.	RT	Dev(Min)	Resp.	QIon	QRatio	Lower	Upper
Phenol-d5	71.4190	4.54	-0.01	618950	71.0	34.2	25.0	46.4



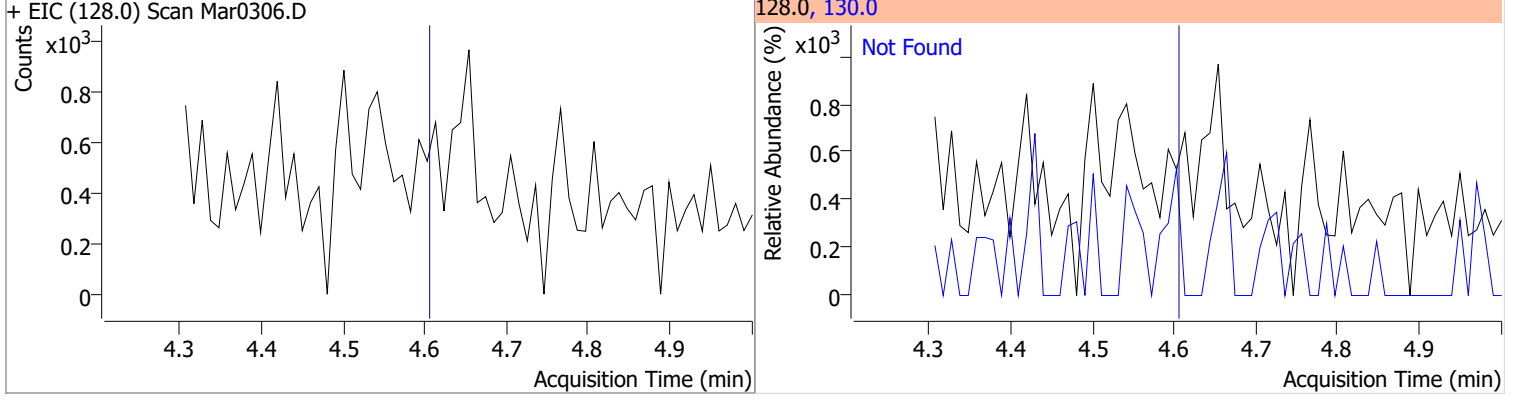
Compound	Conc.	Exp RT	QIon	Exp Ratio
Phenol	N.D.	4.57	66.0	40.4



Compound	Conc.	Exp RT	QIon	Exp Ratio
bis(-2-Chloroethyl)Ether	N.D.	4.58	64.0	10.7

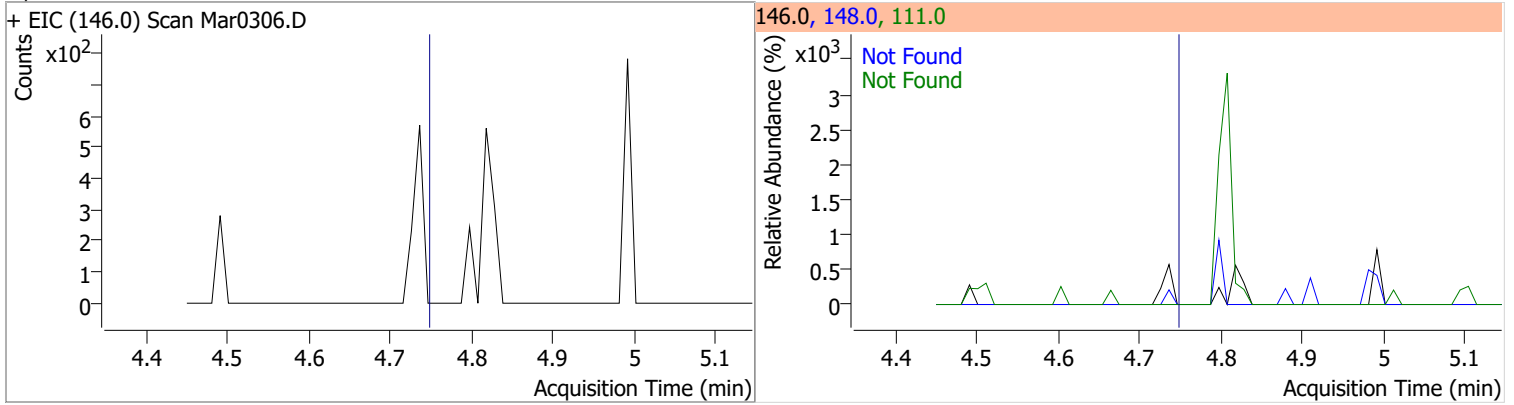


Compound	Conc.	Exp RT	QIon	Exp Ratio
2-Chlorophenol	N.D.	4.63	130.0	32.3

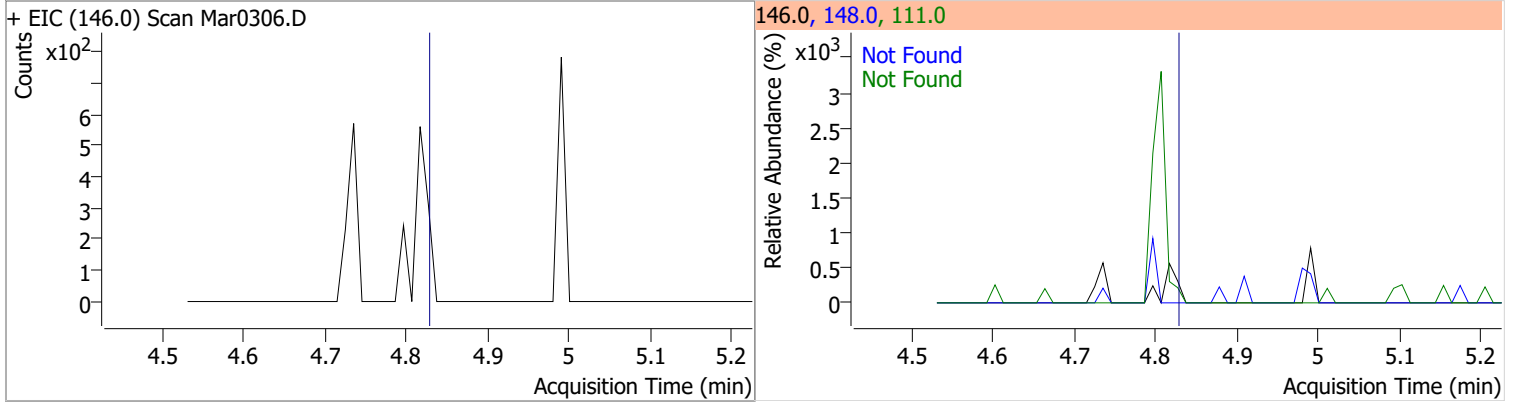


Quantitation Results Report (QT Reviewed)

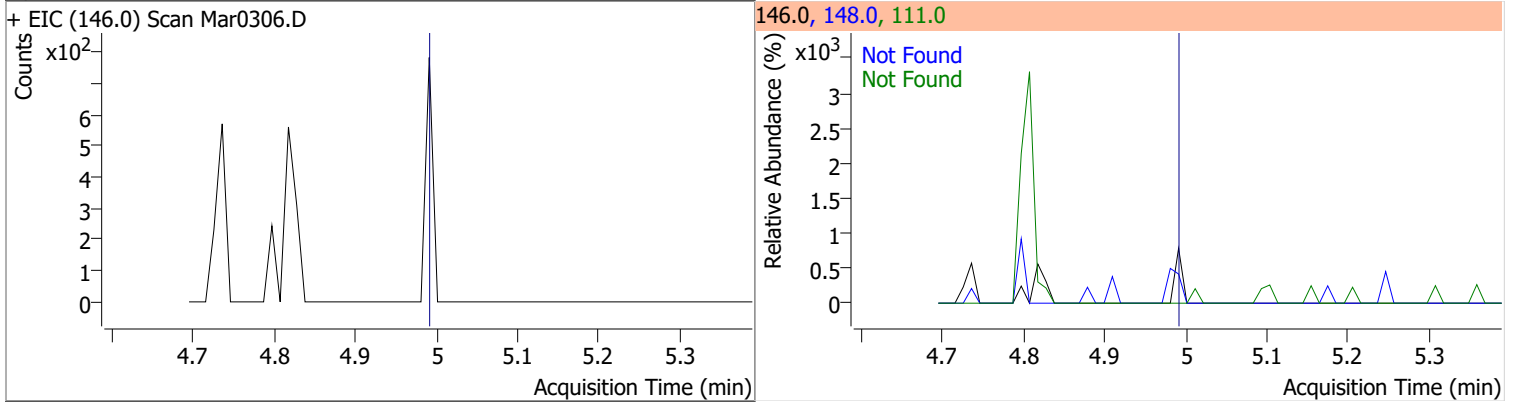
Compound	Conc.	Exp RT	QIon	Exp Ratio	QIon	Exp Ratio
1,3-Dichlorobenzene	N.D.	4.78	148.0	63.7	111.0	35.3



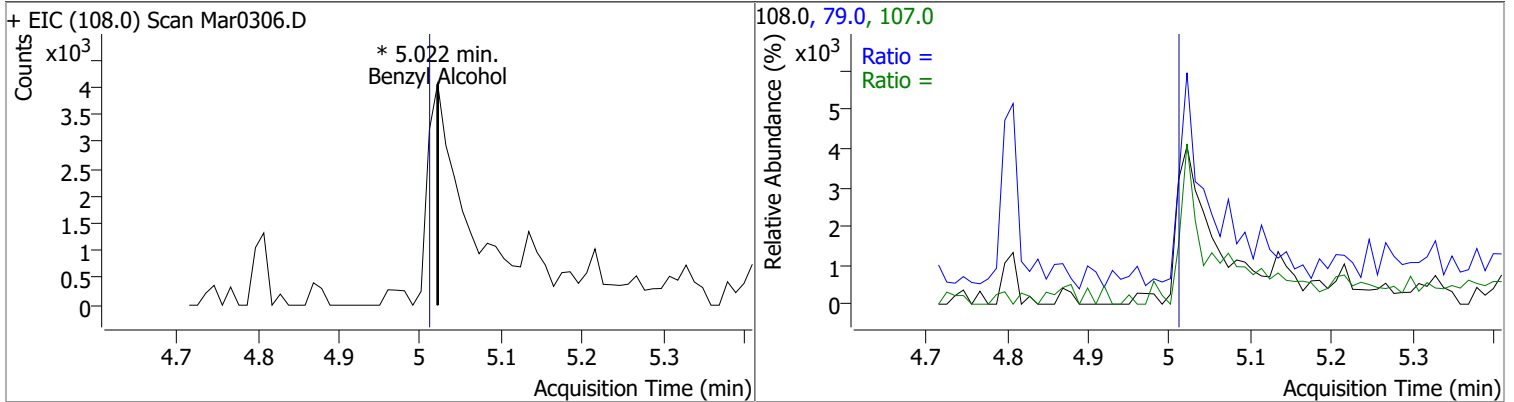
Compound	Conc.	Exp RT	QIon	Exp Ratio	QIon	Exp Ratio
1,4-Dichlorobenzene	N.D.	4.86	148.0	64.4	111.0	35.3



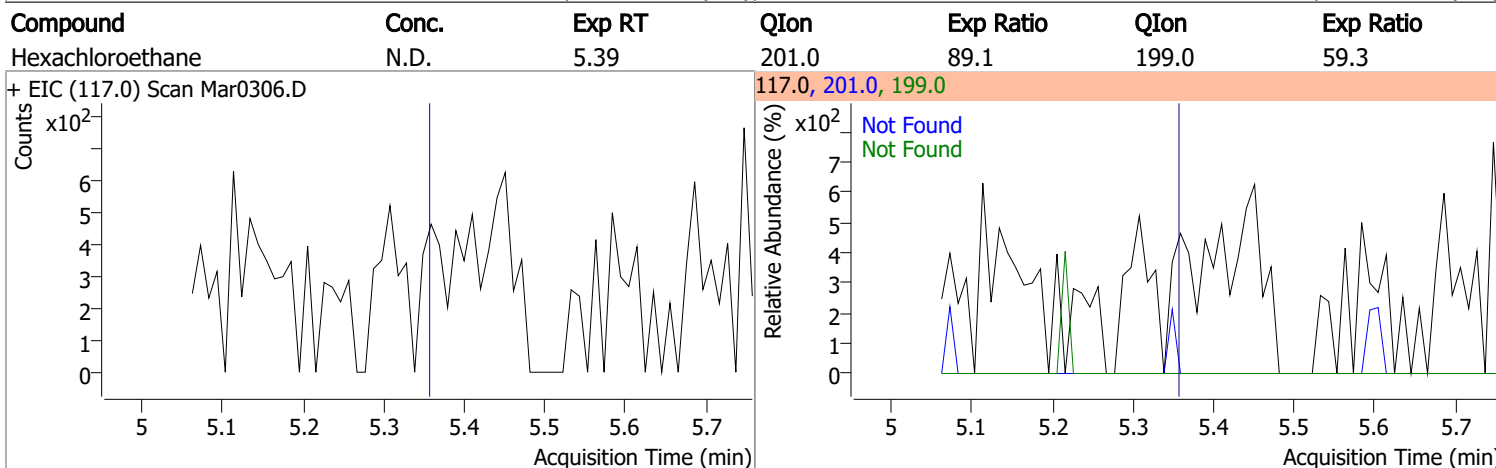
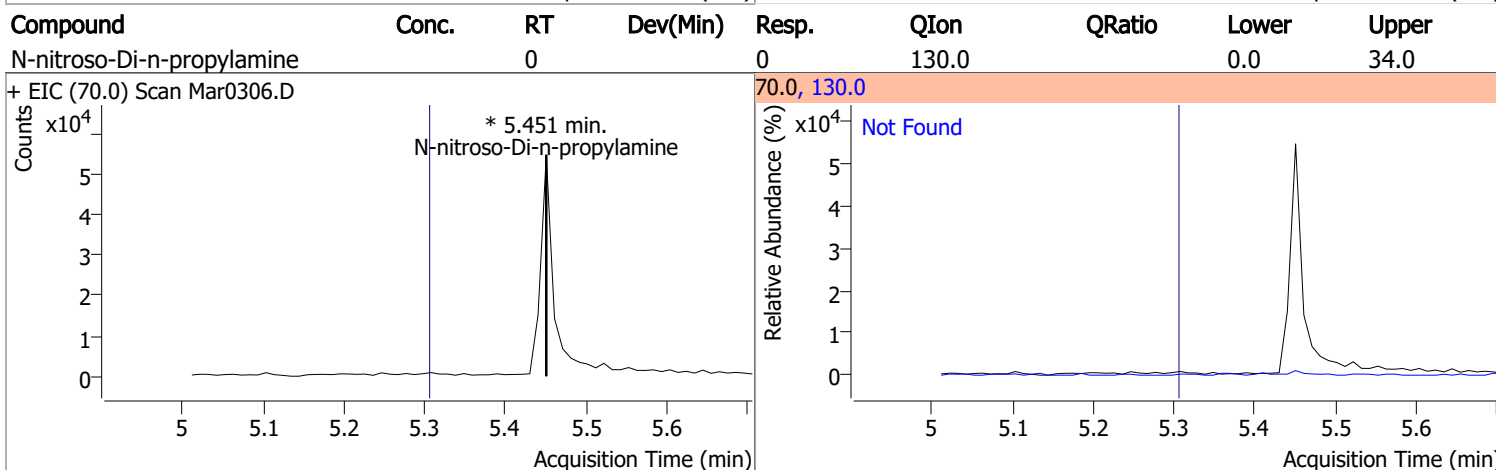
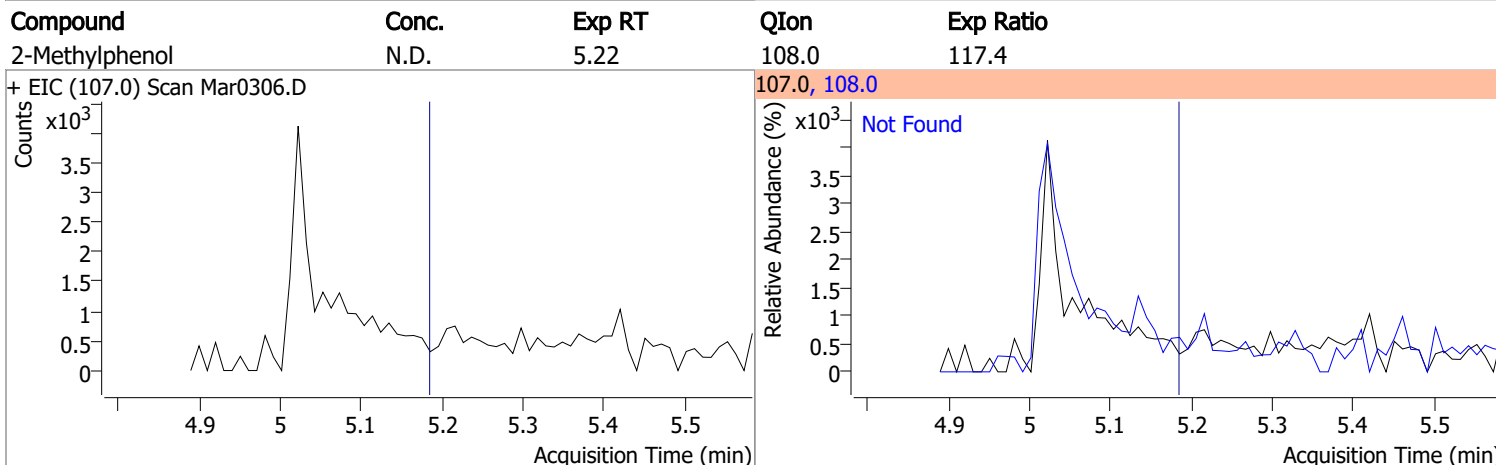
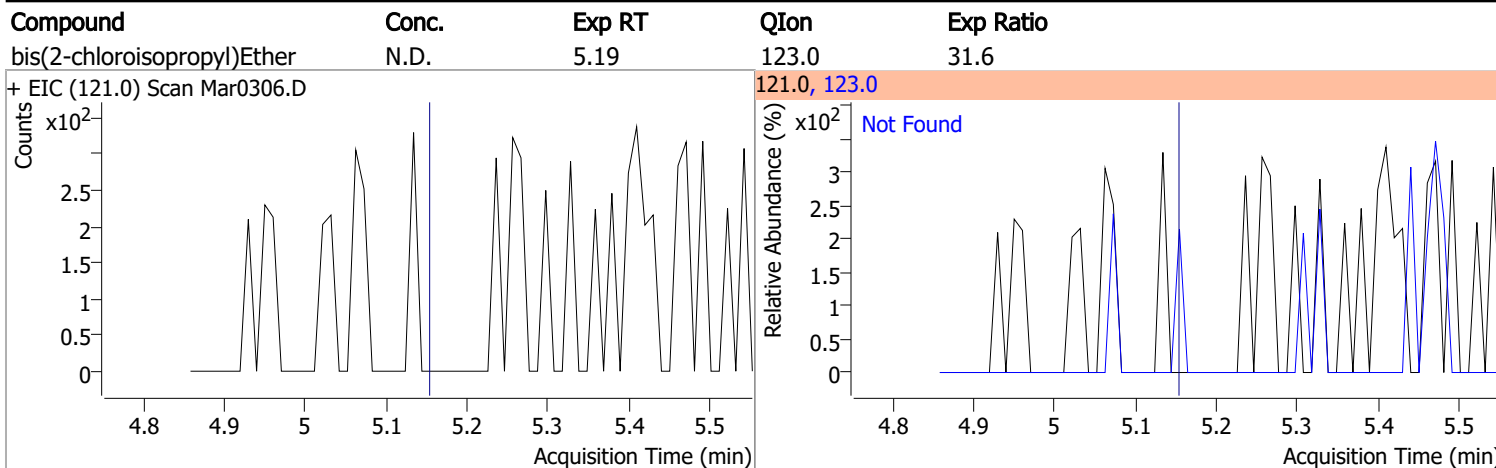
Compound	Conc.	Exp RT	QIon	Exp Ratio	QIon	Exp Ratio
1,2-Dichlorobenzene	N.D.	5.02	148.0	63.7	111.0	37.5



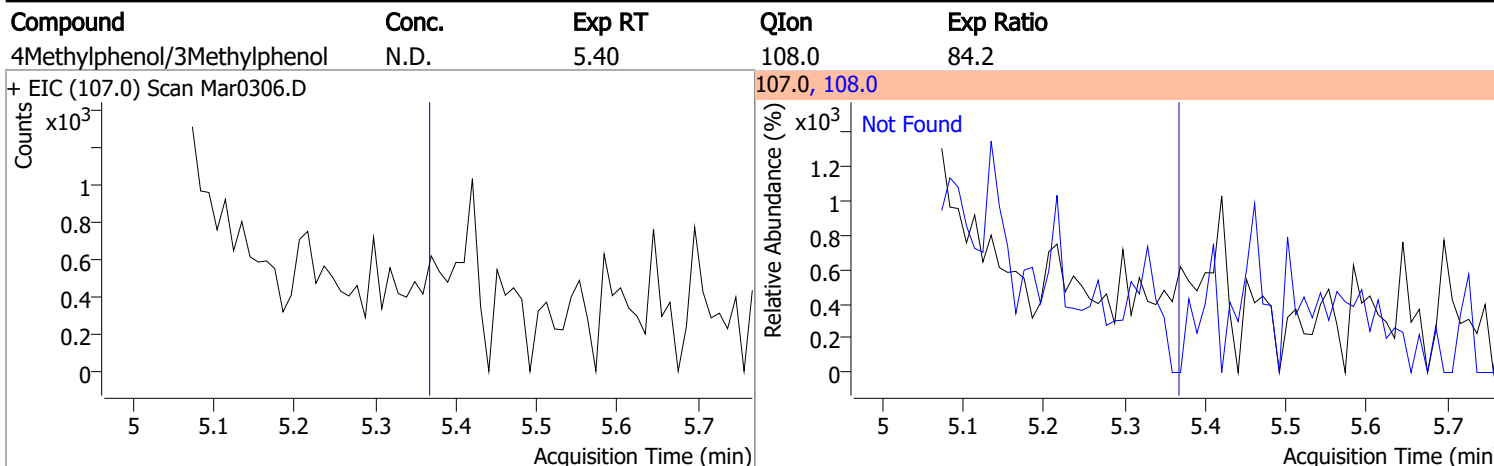
Compound	Conc.	RT	Dev(Min)	Resp.	QIon	QRatio	Lower	Upper
Benzyl Alcohol		0		0	79.0		83.2	154.5
					107.0		48.2	89.5



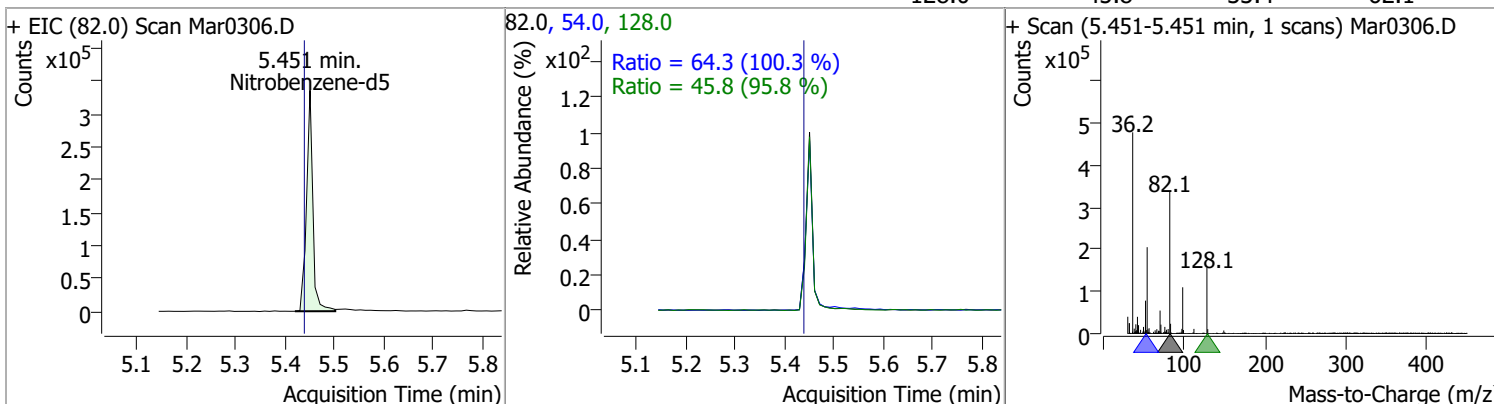
Quantitation Results Report (QT Reviewed)



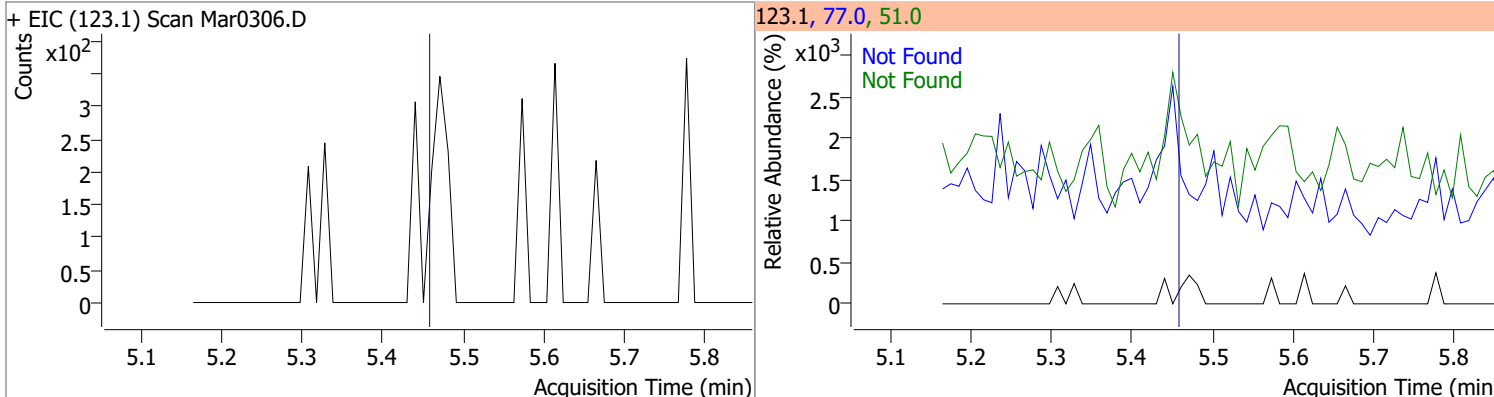
Quantitation Results Report (QT Reviewed)



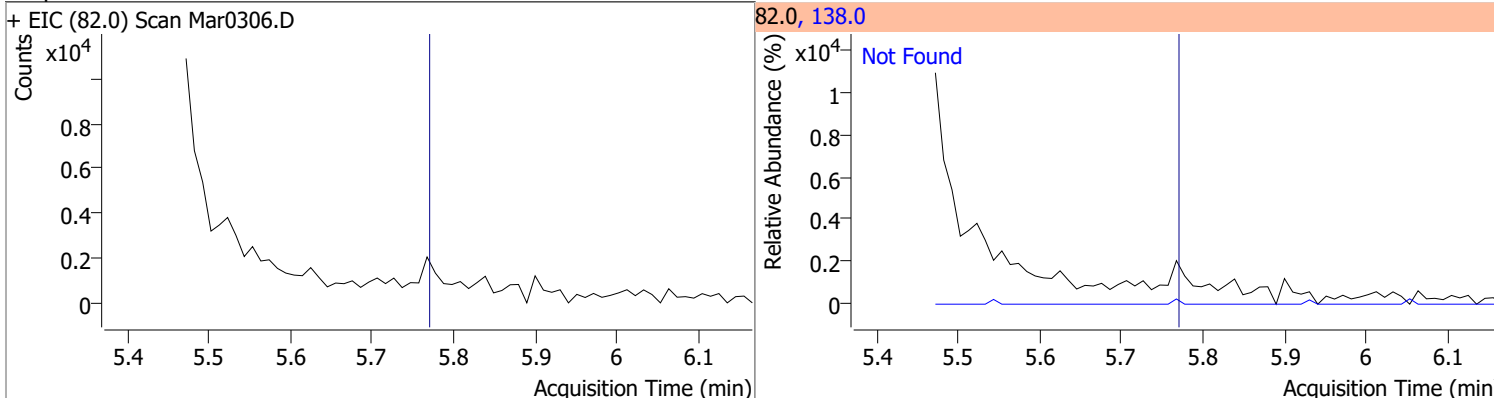
Compound	Conc.	RT	Dev(Min)	Resp.	QIon	QRatio	Lower	Upper
Nitrobenzene-d5	62.3479	5.45	-0.02	299171	54.0	64.3	44.9	83.4
					128.0	45.8	33.4	62.1



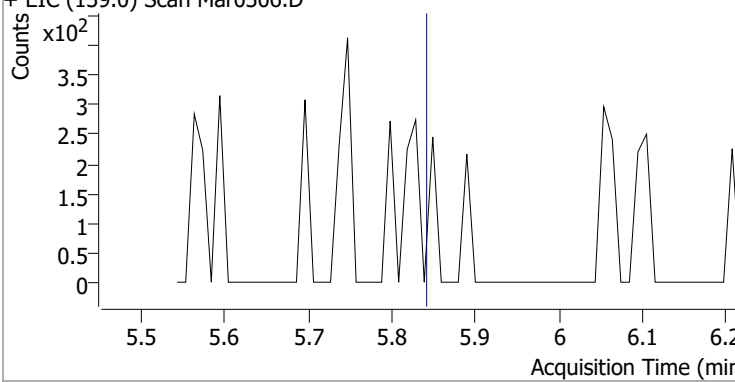
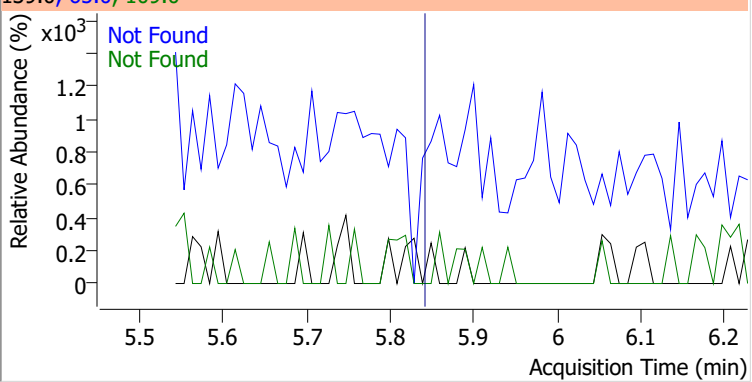
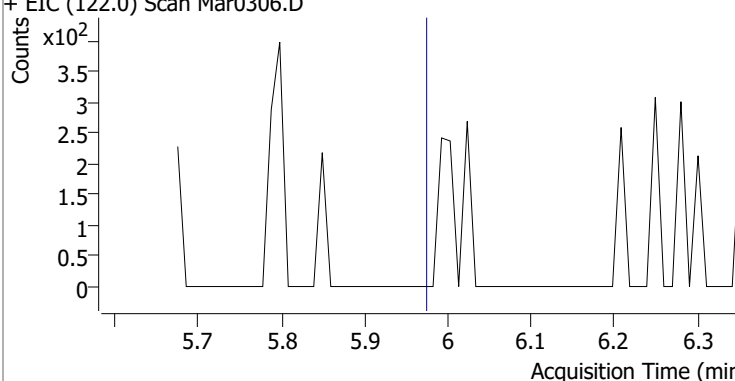
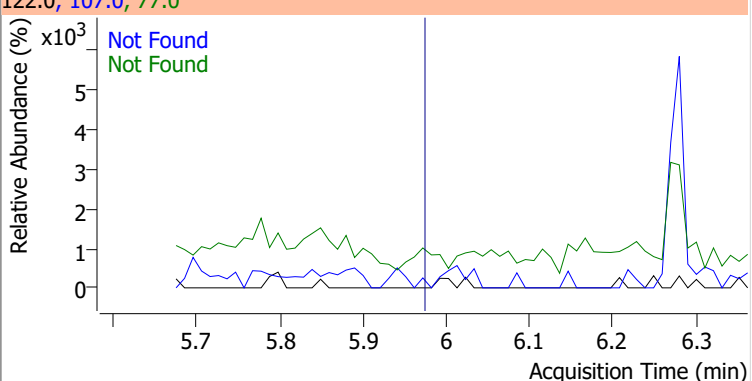
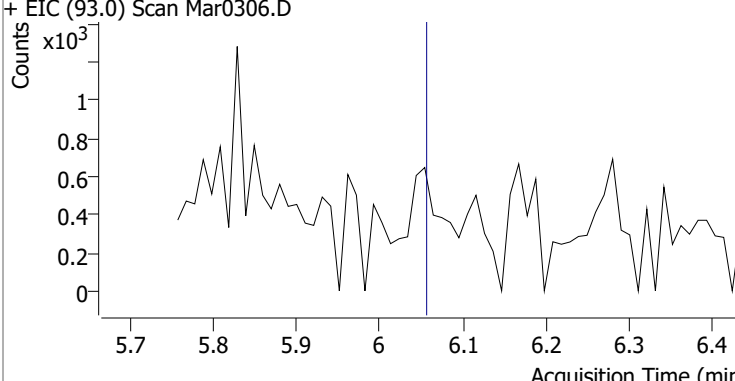
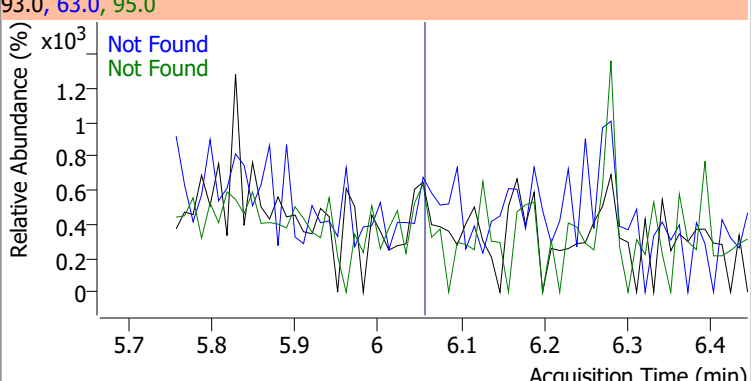
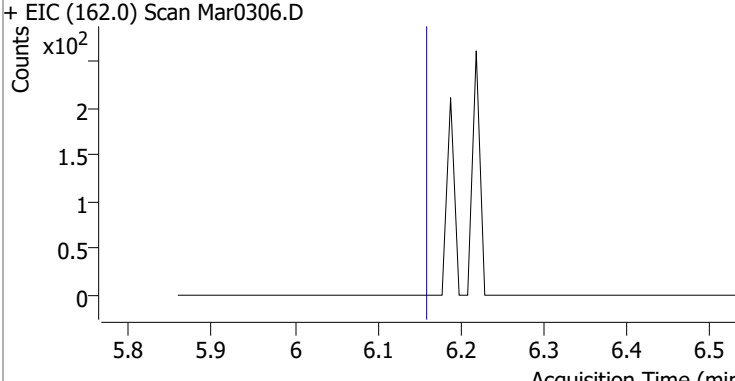
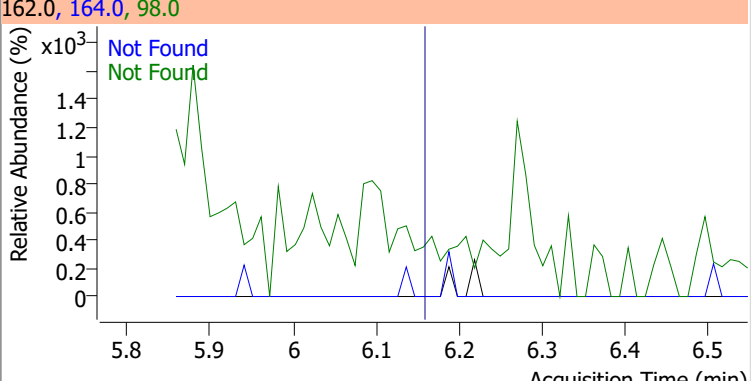
Compound	Conc.	Exp RT	QIon	Exp Ratio	QIon	Exp Ratio
Nitrobenzene	N.D.	5.49	77.0	209.6	51.0	127.5



Compound	Conc.	Exp RT	QIon	Exp Ratio
Isophorone	N.D.	5.79	138.0	20.3

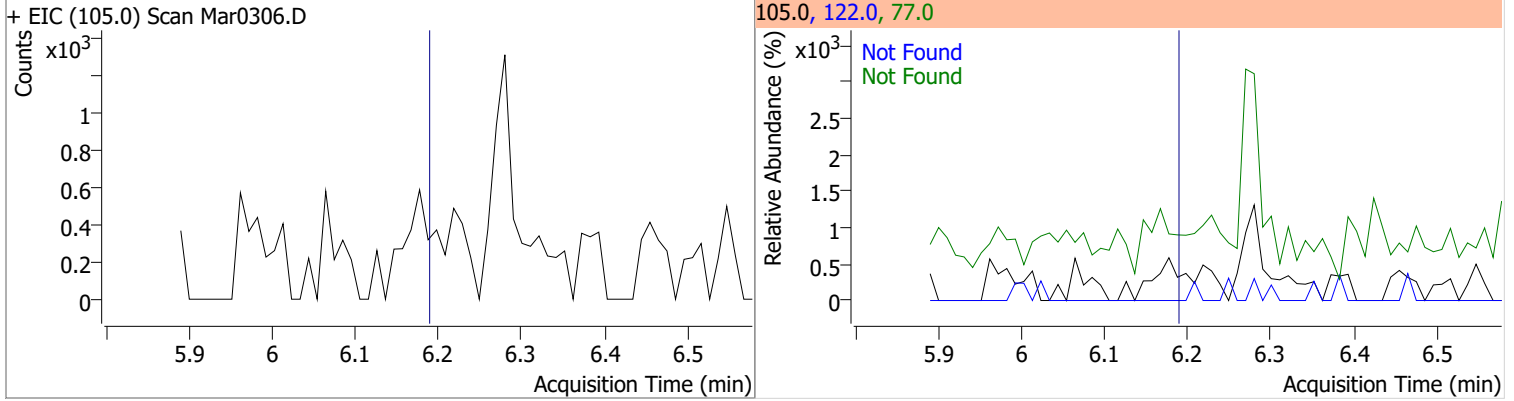


Quantitation Results Report (QT Reviewed)

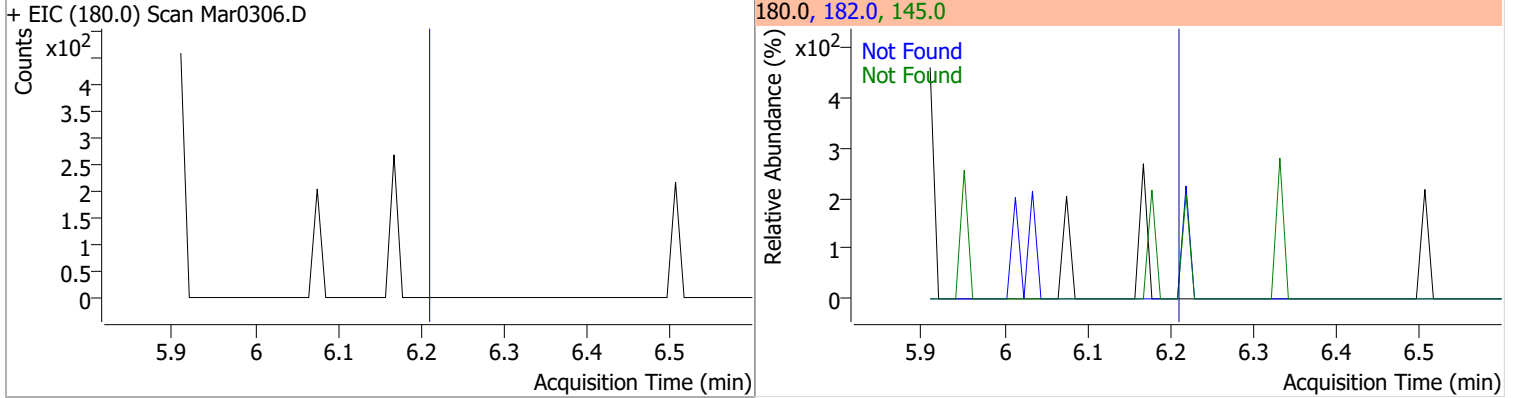
Compound	Conc.	Exp RT	QIon	Exp Ratio	QIon	Exp Ratio
2-Nitrophenol	N.D.	5.86	65.0	51.3	109.0	35.7
+ EIC (139.0) Scan Mar0306.D			139.0, 65.0, 109.0			
						
2,4-Dimethylphenol	N.D.	5.99	107.0	111.1	77.0	30.2
+ EIC (122.0) Scan Mar0306.D			122.0, 107.0, 77.0			
						
bis(-2-Chloroethoxy)Methane	N.D.	6.07	63.0	70.1	95.0	31.8
+ EIC (93.0) Scan Mar0306.D			93.0, 63.0, 95.0			
						
2,4-Dichlorophenol	N.D.	6.18	164.0	66.1	98.0	34.4
+ EIC (162.0) Scan Mar0306.D			162.0, 164.0, 98.0			
						

Quantitation Results Report (QT Reviewed)

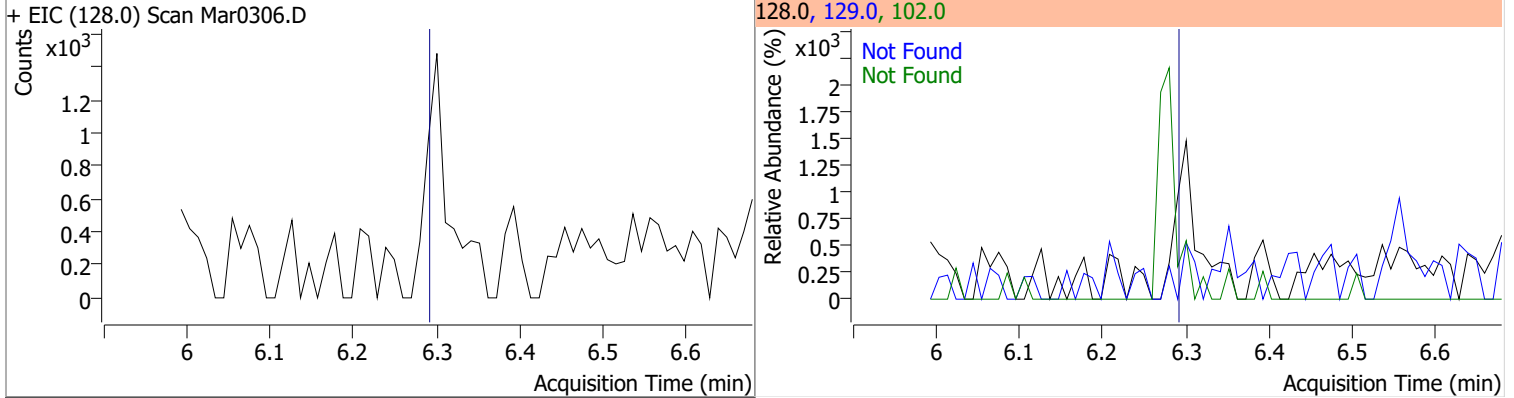
Compound	Conc.	Exp RT	QIon	Exp Ratio	QIon	Exp Ratio
Benzoic Acid	N.D.	6.21	122.0	86.4	77.0	79.5



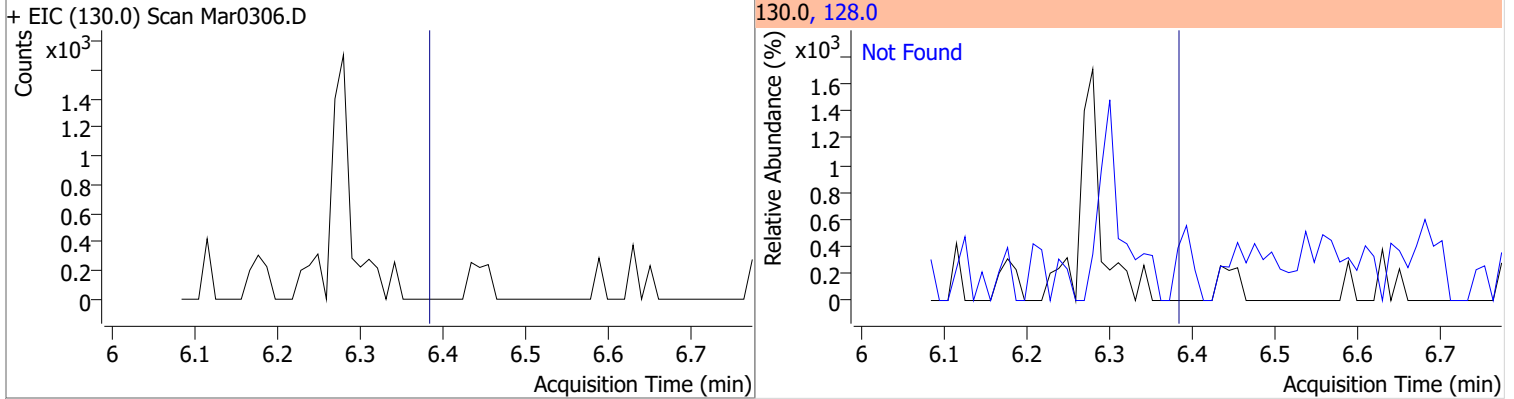
Compound	Conc.	Exp RT	QIon	Exp Ratio	QIon	Exp Ratio
1,2,4-Trichlorobenzene	N.D.	6.23	182.0	95.5	145.0	28.5



Compound	Conc.	Exp RT	QIon	Exp Ratio	QIon	Exp Ratio
Naphthalene	N.D.	6.31	129.0	11.0	102.0	9.2

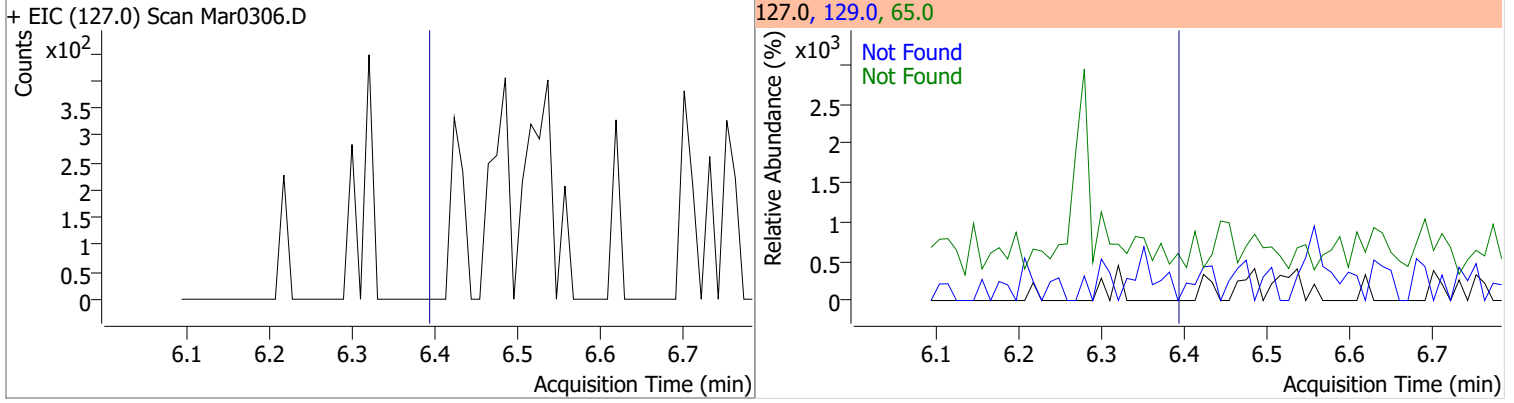


Compound	Conc.	Exp RT	QIon	Exp Ratio
4-Chlorophenol	N.D.	6.40	128.0	316.6

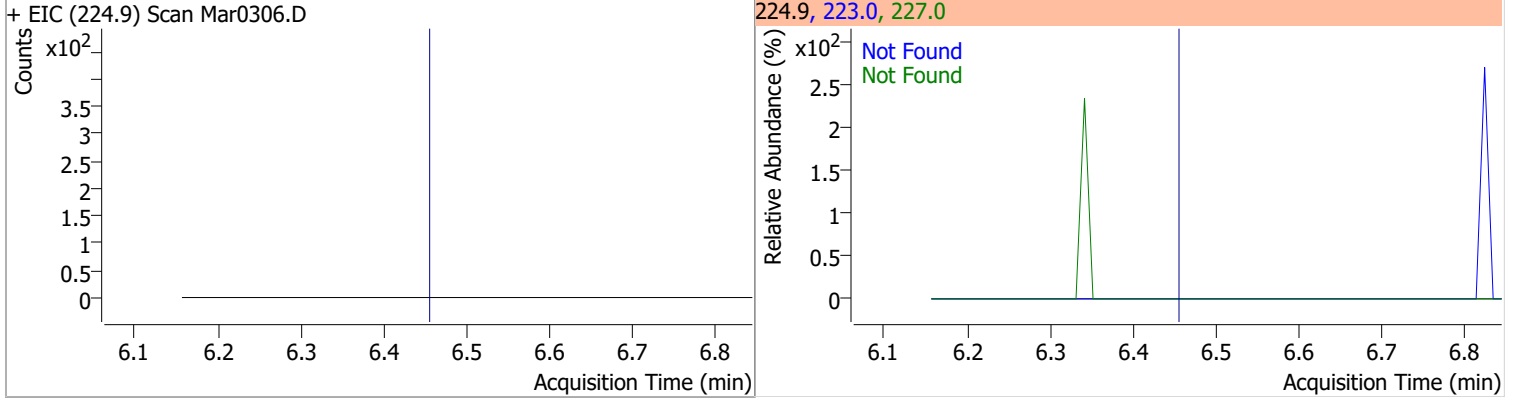


Quantitation Results Report (QT Reviewed)

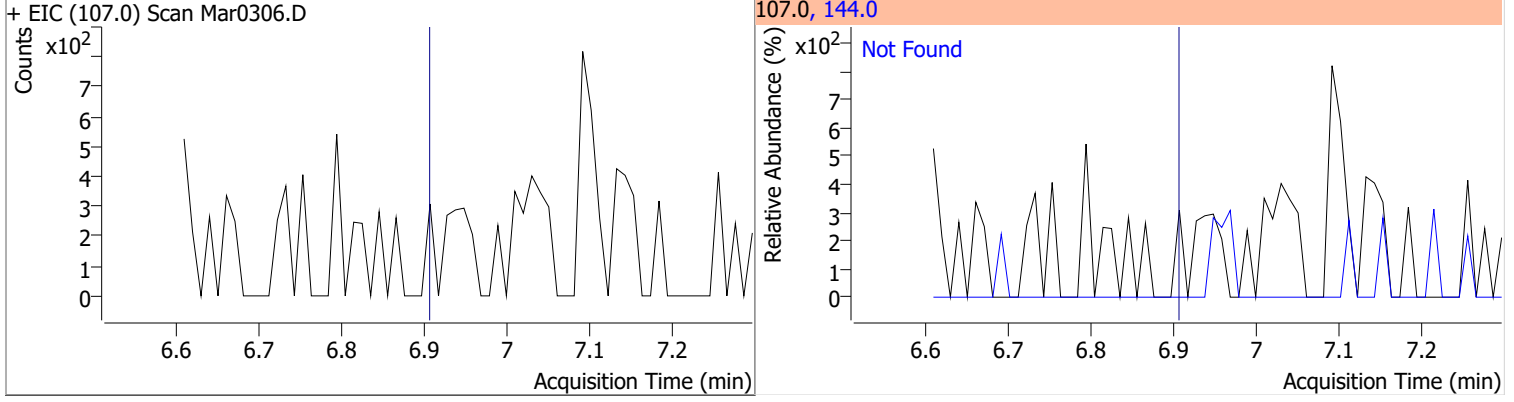
Compound	Conc.	Exp RT	QIon	Exp Ratio	QIon	Exp Ratio
p-Chloroaniline	N.D.	6.41	65.0	61.2	129.0	36.2



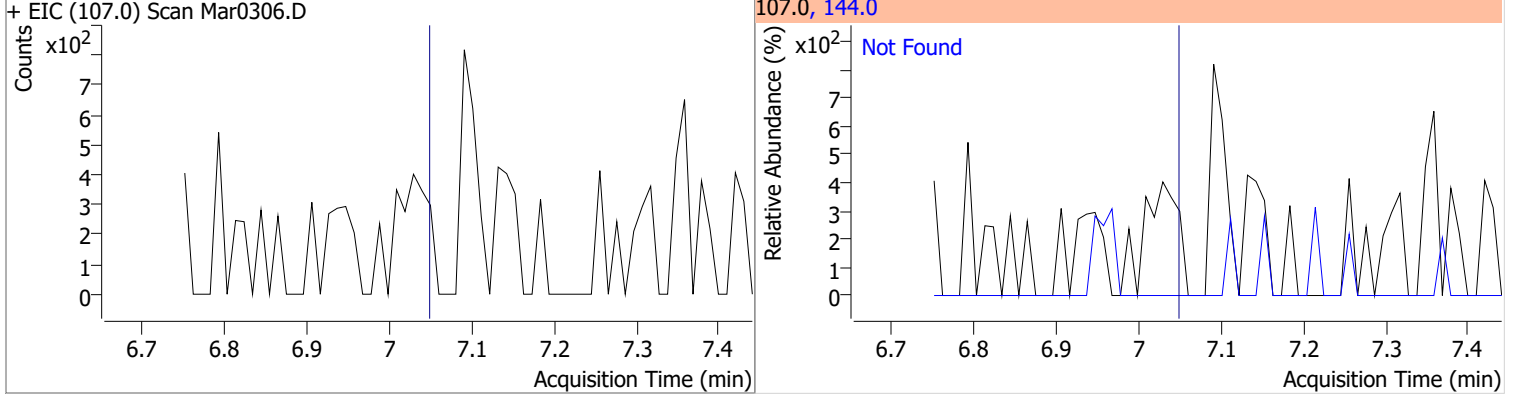
Compound	Conc.	Exp RT	QIon	Exp Ratio	QIon	Exp Ratio
Hexachlorobutadiene	N.D.	6.48	223.0	63.2	227.0	62.4



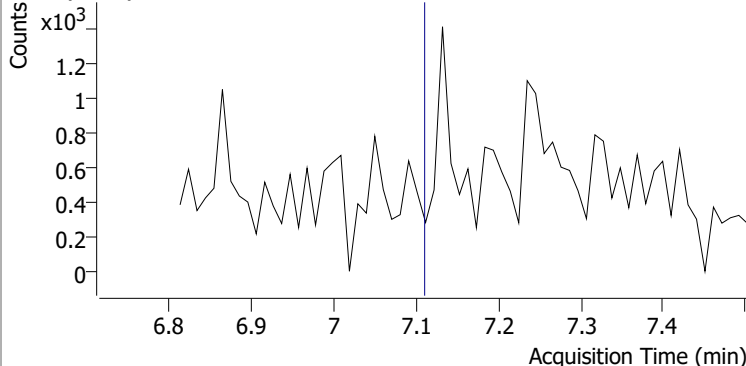
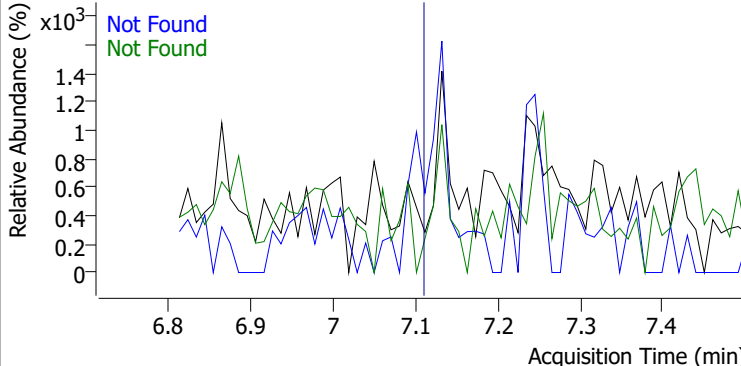
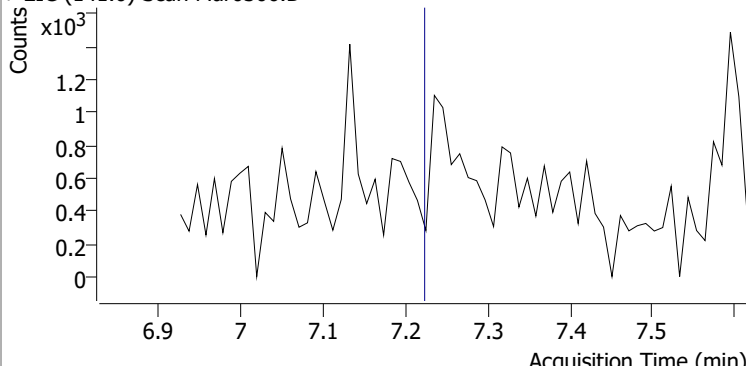
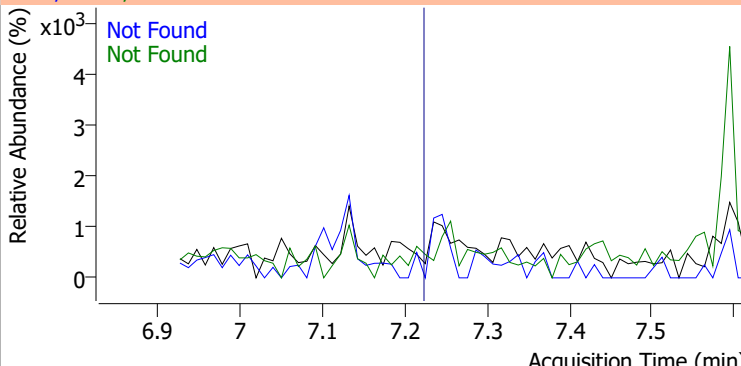
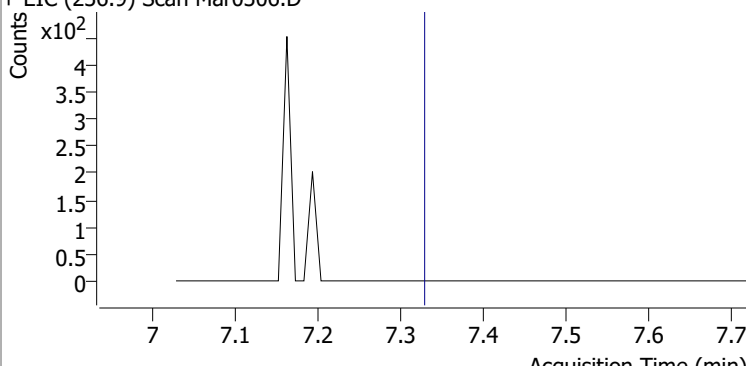
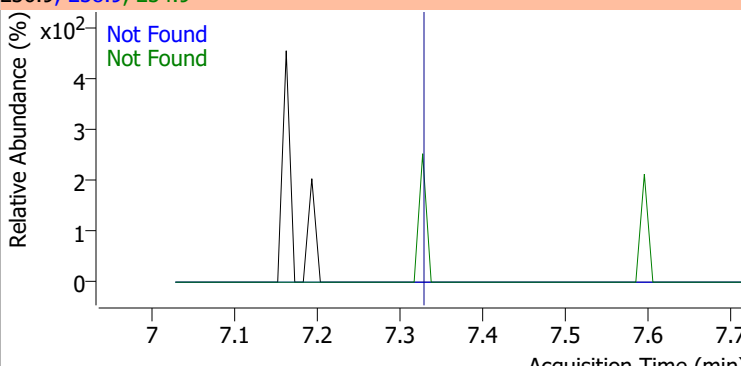
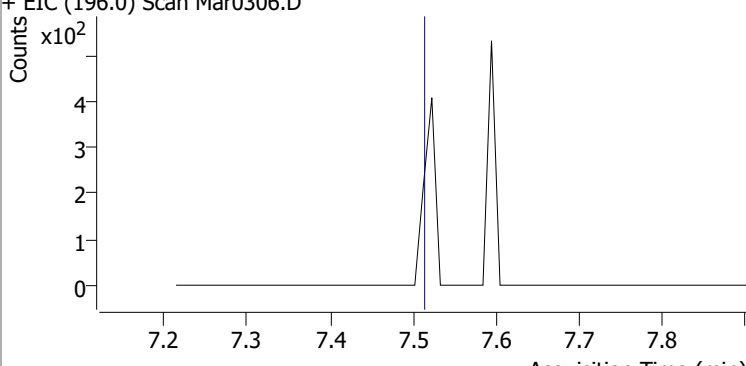
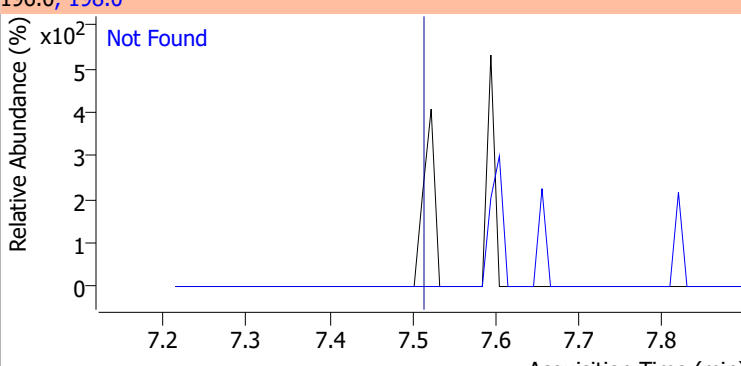
Compound	Conc.	Exp RT	QIon	Exp Ratio
4-Chloro-2-Methylphenol	N.D.	6.93	144.0	27.8



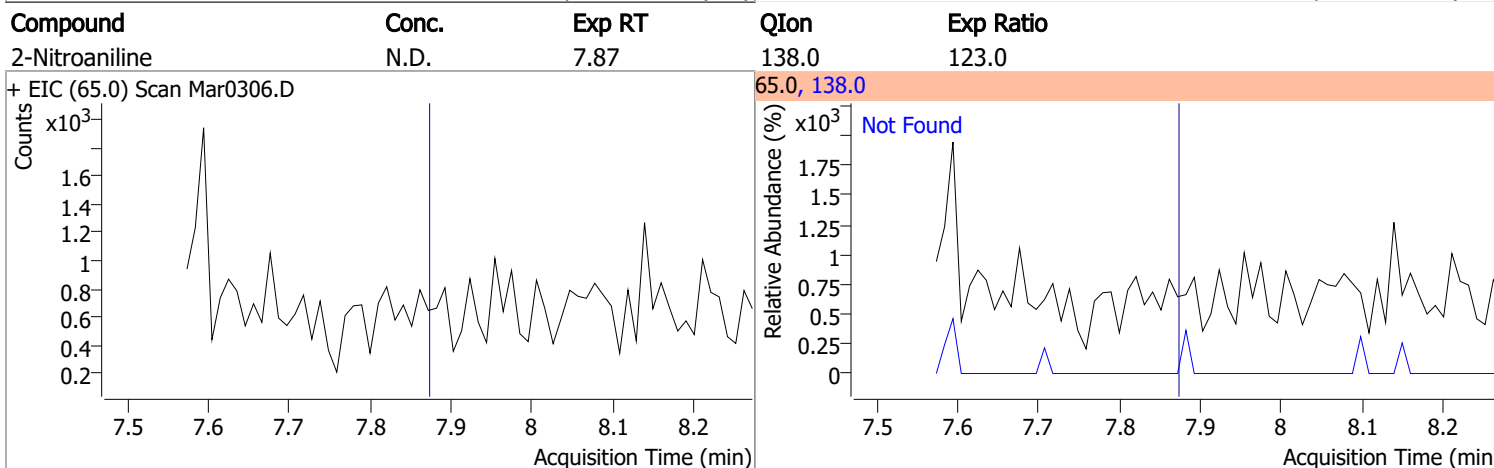
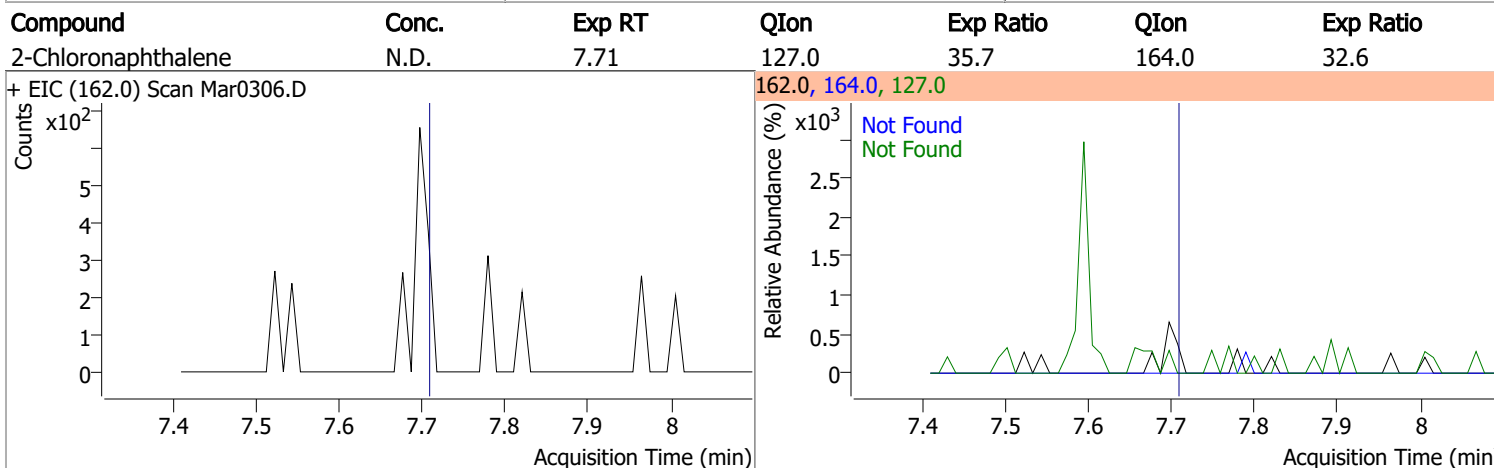
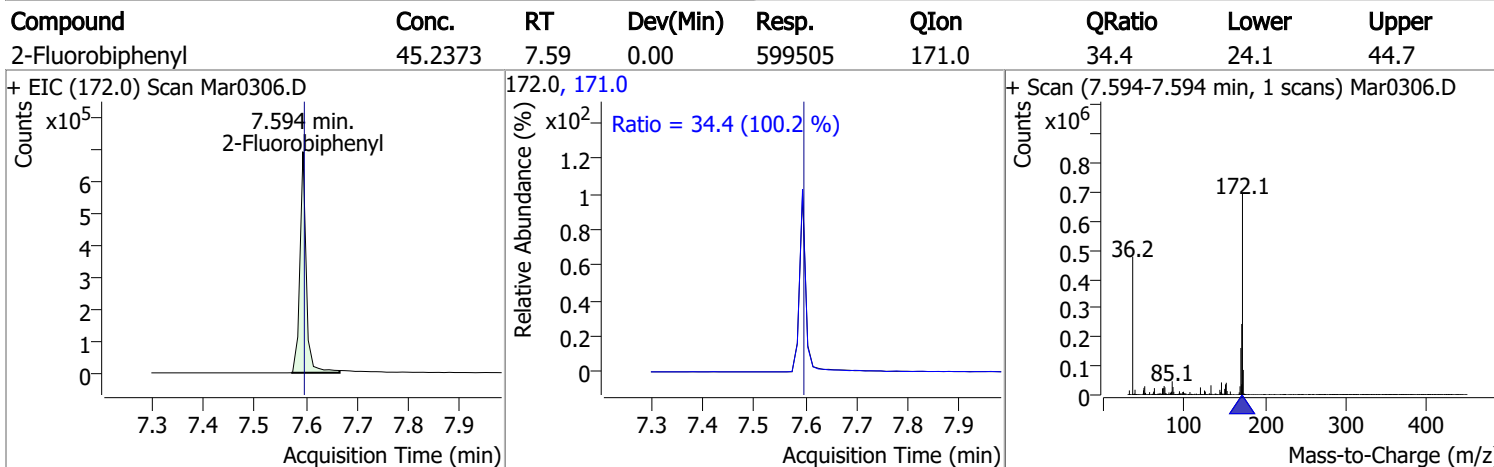
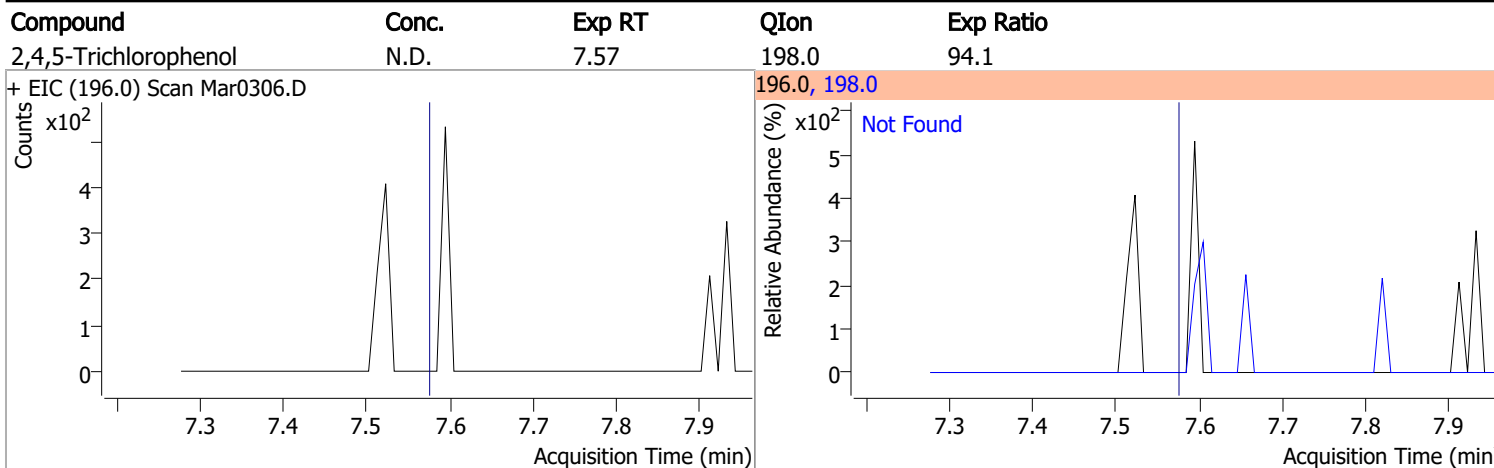
Compound	Conc.	Exp RT	QIon	Exp Ratio
4-Chloro-3-Methylphenol	N.D.	7.07	144.0	26.7



Quantitation Results Report (QT Reviewed)

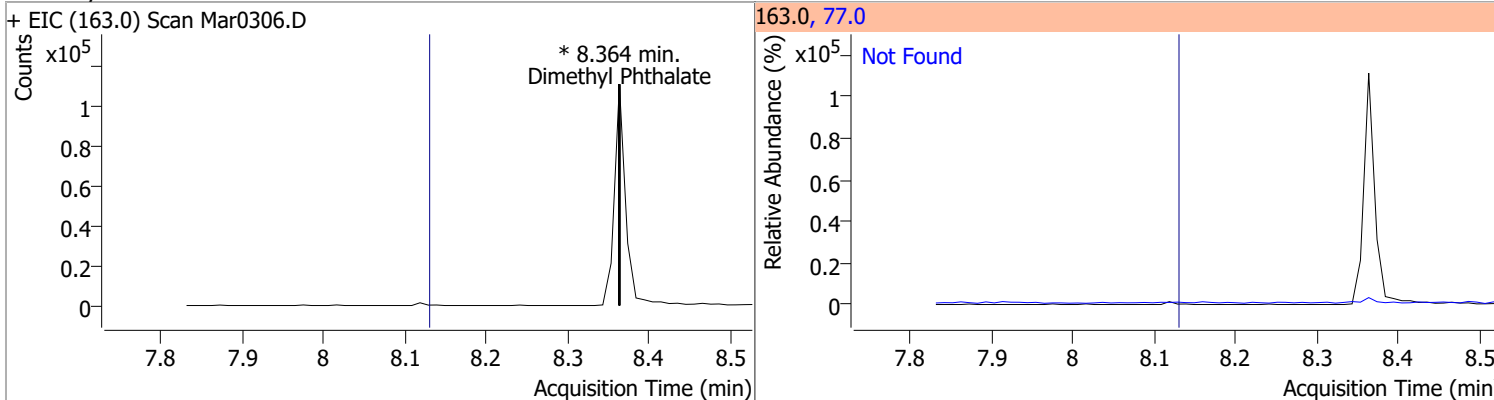
Compound	Conc.	Exp RT	QIon	Exp Ratio	QIon	Exp Ratio
2-Methylnaphthalene	N.D.	7.13	142.0	120.9	115.0	40.2
+ EIC (141.0) Scan Mar0306.D			141.0, 142.0, 115.0			
						
1-Methylnaphthalene	N.D.	7.25	142.0	116.0	115.0	41.9
+ EIC (141.0) Scan Mar0306.D			141.0, 142.0, 115.0			
						
Hexachlorocyclopentadiene	N.D.	7.33	238.9	64.2	234.9	62.1
+ EIC (236.9) Scan Mar0306.D			236.9, 238.9, 234.9			
						
2,4,6-Trichlorophenol	N.D.	7.51	198.0	92.6		
+ EIC (196.0) Scan Mar0306.D			196.0, 198.0			
						

Quantitation Results Report (QT Reviewed)

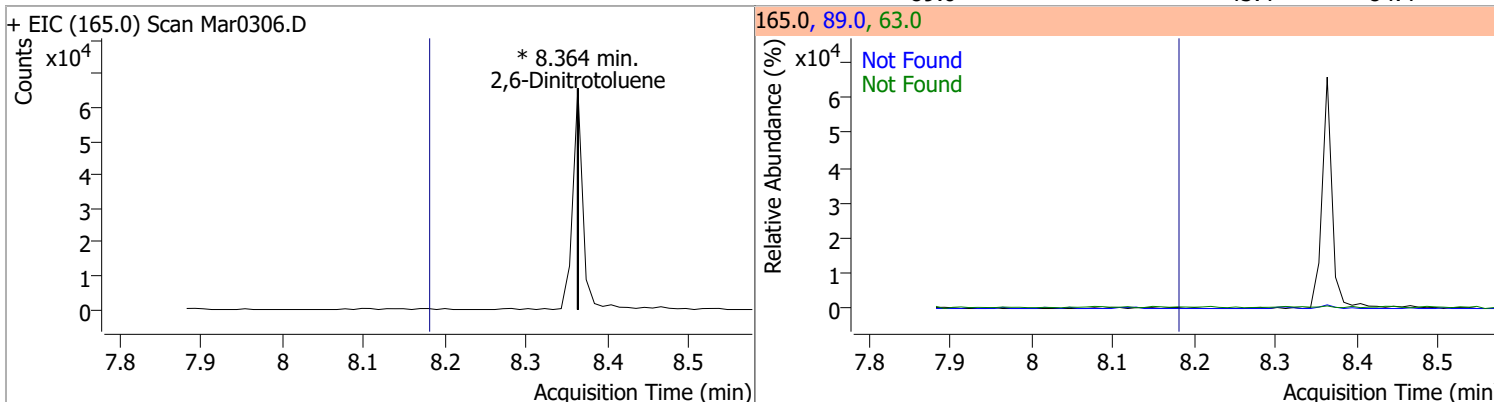


Quantitation Results Report (QT Reviewed)

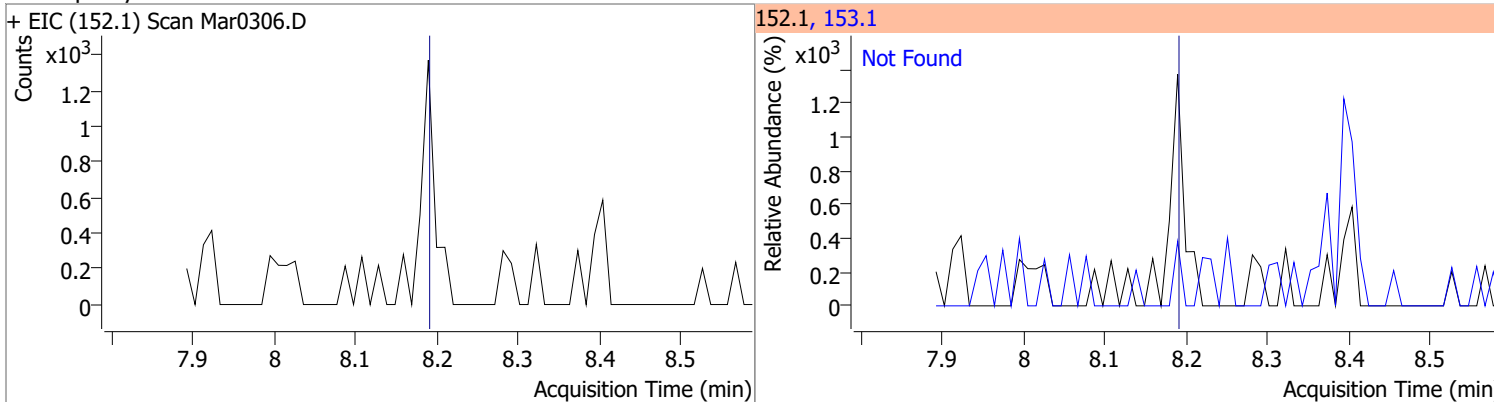
Compound	Conc.	RT	Dev(Min)	Resp.	QIon	QRatio	Lower	Upper
Dimethyl Phthalate	0	0		0	77.0		13.9	25.8



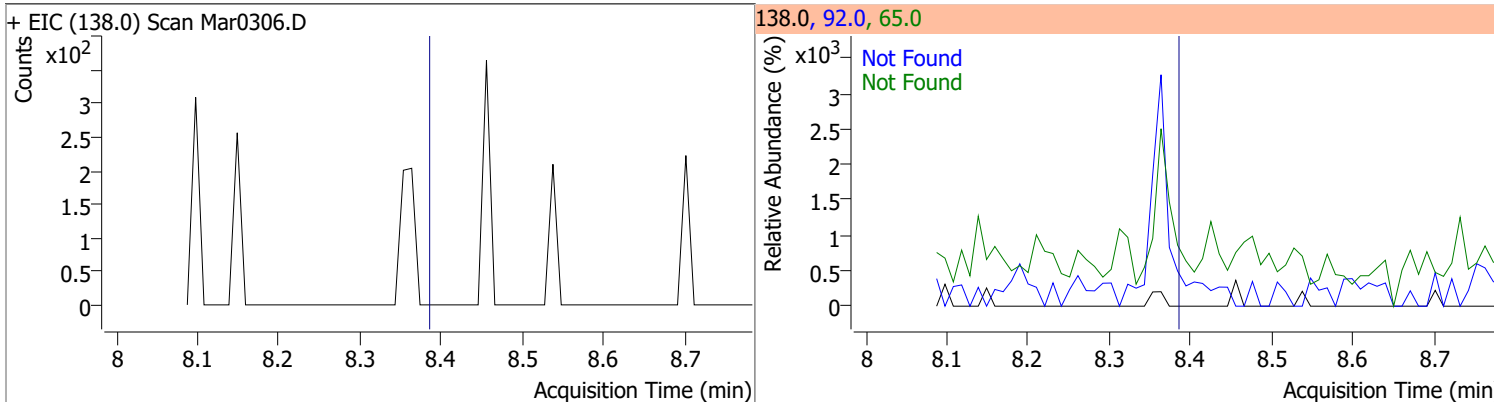
Compound	Conc.	RT	Dev(Min)	Resp.	QIon	QRatio	Lower	Upper
2,6-Dinitrotoluene	0	0		0	63.0 89.0		95.6 45.4	177.5 84.4



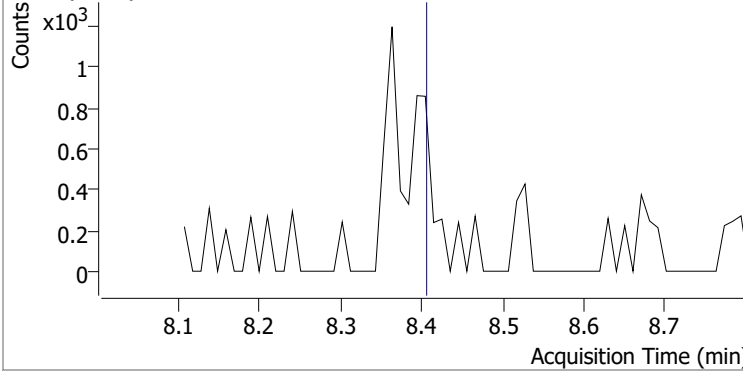
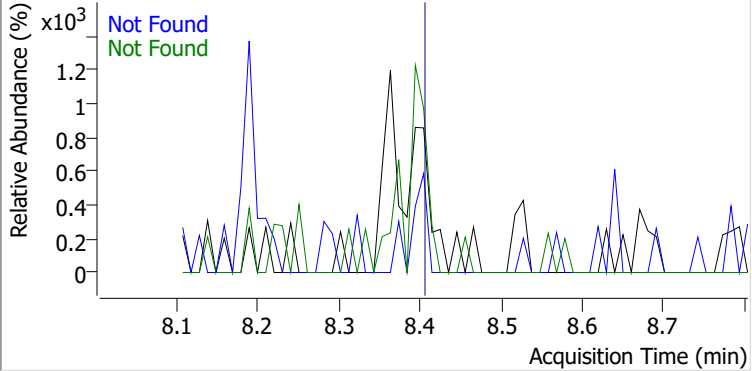
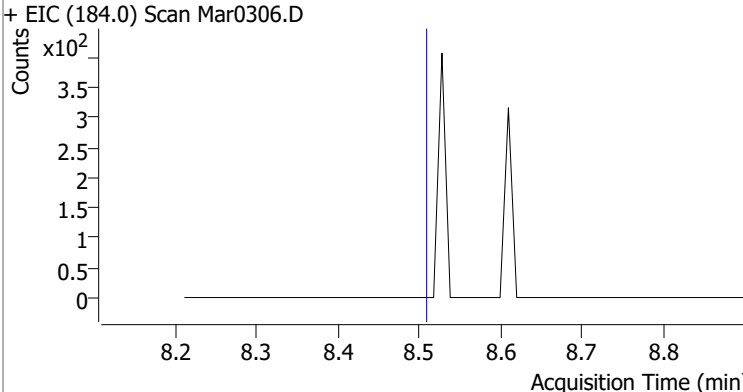
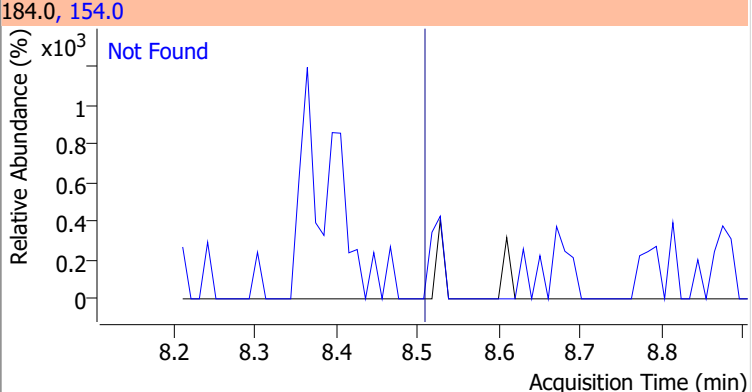
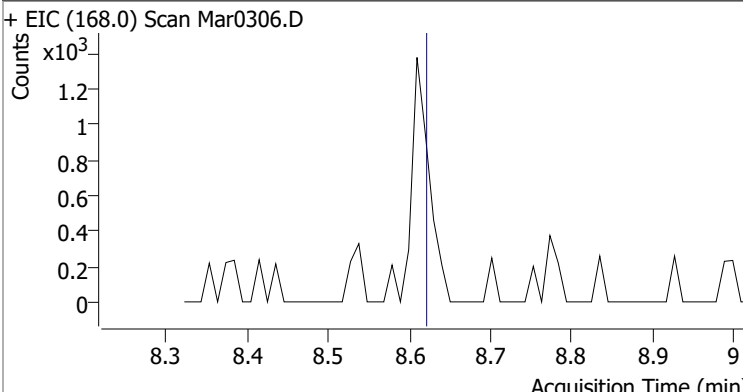
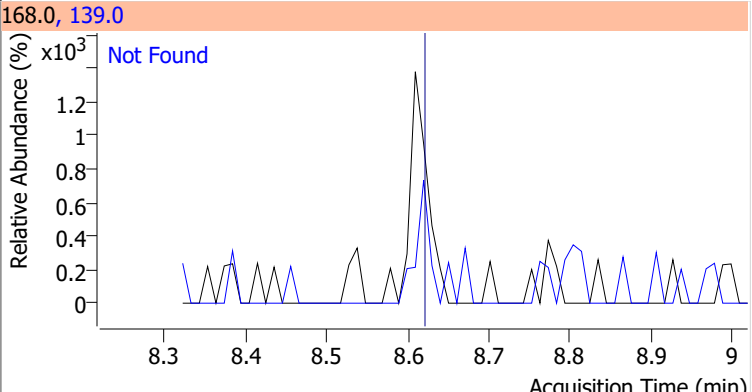
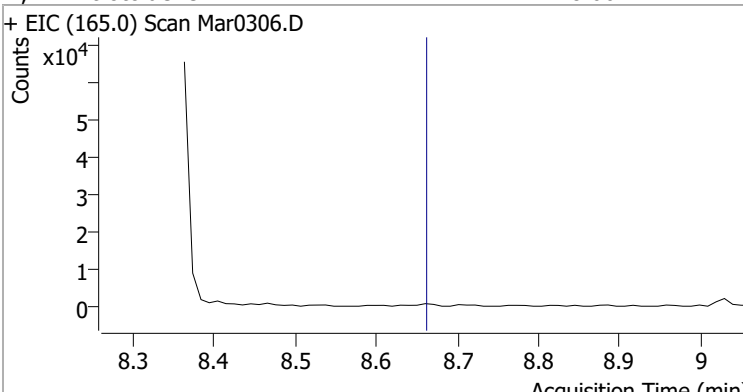
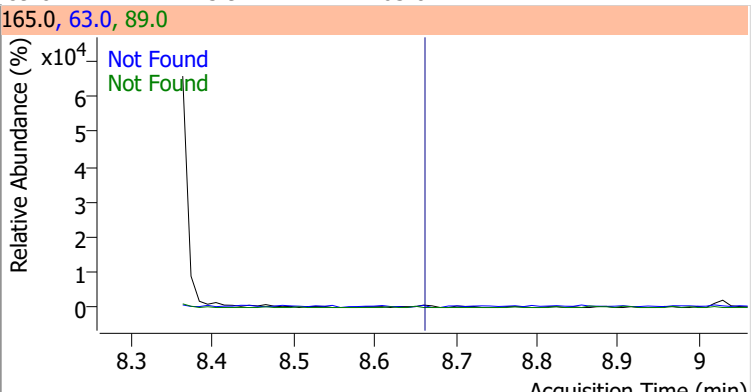
Compound	Conc.	Exp RT	QIon	Exp Ratio
Acenaphthylene	N.D.	8.19	153.1	14.0



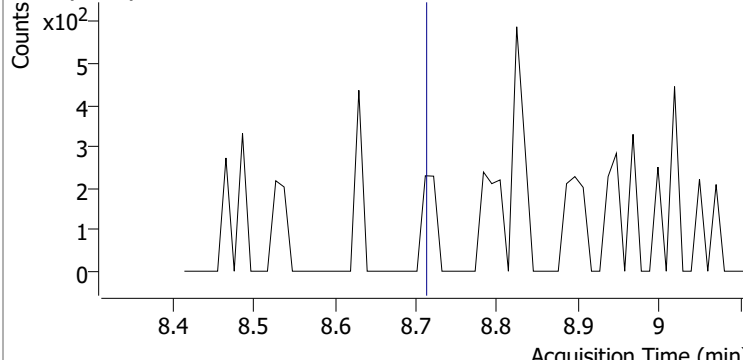
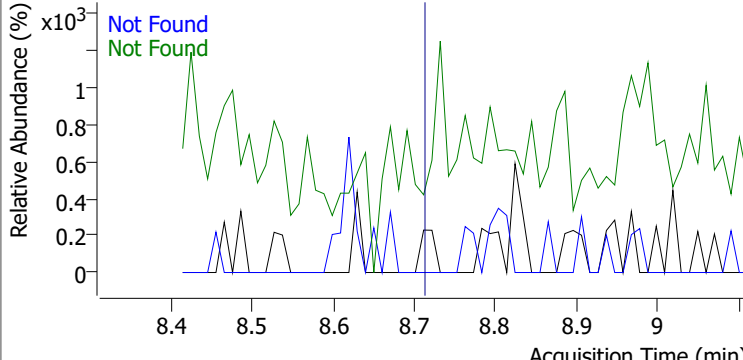
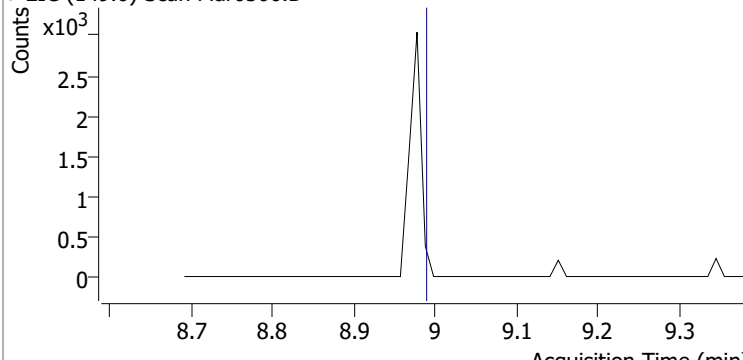
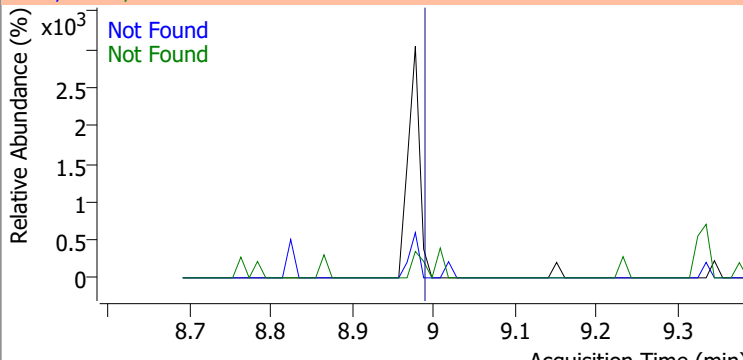
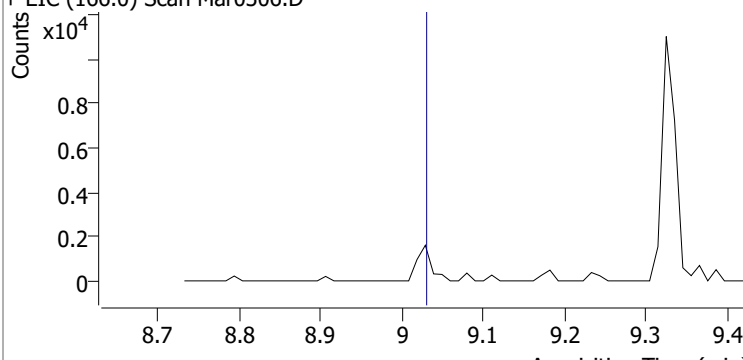
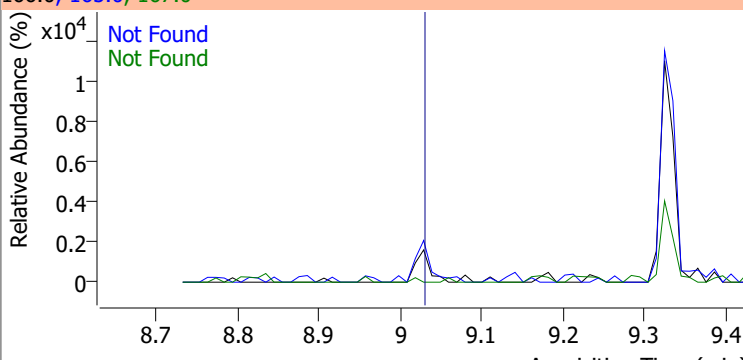
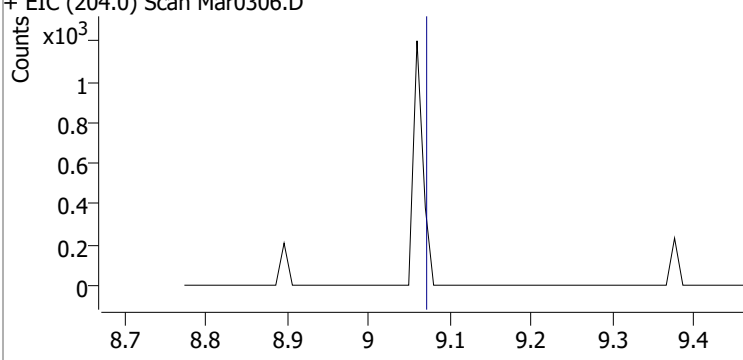
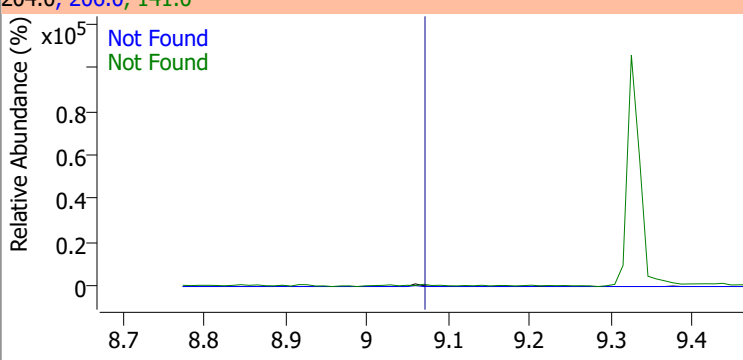
Compound	Conc.	Exp RT	QIon	Exp Ratio	QIon	Exp Ratio
3-Nitroaniline	N.D.	8.38	65.0	131.7	92.0	112.6



Quantitation Results Report (QT Reviewed)

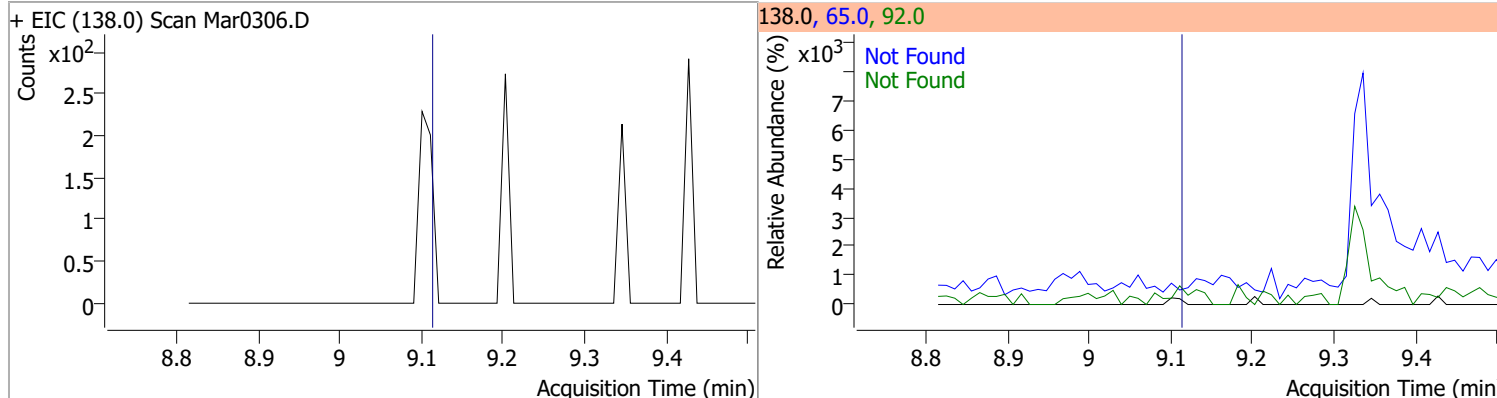
Compound	Conc.	Exp RT	QIon	Exp Ratio	QIon	Exp Ratio
Acenaphthene	N.D.	8.40	153.0	106.6	152.0	52.4
+ EIC (154.0) Scan Mar0306.D			154.0, 152.0, 153.0			
						
2,4-Dinitrophenol	N.D.	8.51	154.0	59.3		
+ EIC (184.0) Scan Mar0306.D			184.0, 154.0			
						
Dibenzofuran	N.D.	8.62	139.0	37.6		
+ EIC (168.0) Scan Mar0306.D			168.0, 139.0			
						
2,4-Dinitrotoluene	N.D.	8.66	89.0	75.9	63.0	44.1
+ EIC (165.0) Scan Mar0306.D			165.0, 63.0, 89.0			
						

Quantitation Results Report (QT Reviewed)

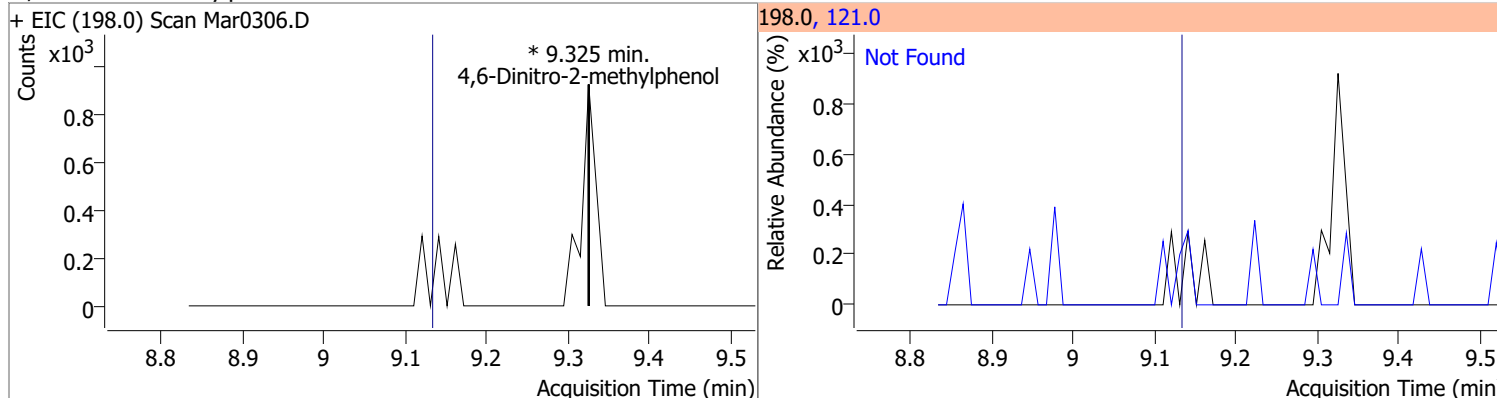
Compound	Conc.	Exp RT	QIon	Exp Ratio	QIon	Exp Ratio
4-Nitrophenol	N.D.	8.71	139.0	78.4	65.0	71.6
+ EIC (109.0) Scan Mar0306.D			109.0, 139.0, 65.0			
						
Diethylphthalate	N.D.	8.99	177.0	21.3	150.0	12.7
+ EIC (149.0) Scan Mar0306.D			149.0, 177.0, 150.0			
						
Fluorene	N.D.	9.03	165.0	94.1	167.0	13.4
+ EIC (166.0) Scan Mar0306.D			166.0, 165.0, 167.0			
						
4-Chlorophenyl-phenylether	N.D.	9.07	141.0	61.7	206.0	34.0
+ EIC (204.0) Scan Mar0306.D			204.0, 206.0, 141.0			
						

Quantitation Results Report (QT Reviewed)

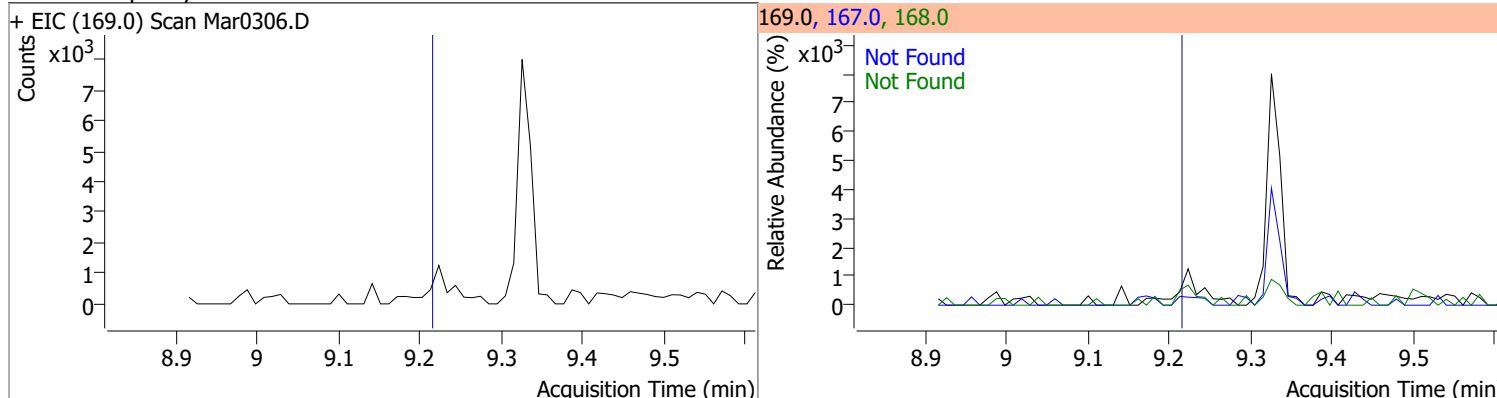
Compound	Conc.	Exp RT	QIon	Exp Ratio	QIon	Exp Ratio
4-Nitroaniline	N.D.	9.12	65.0	109.2	92.0	47.3



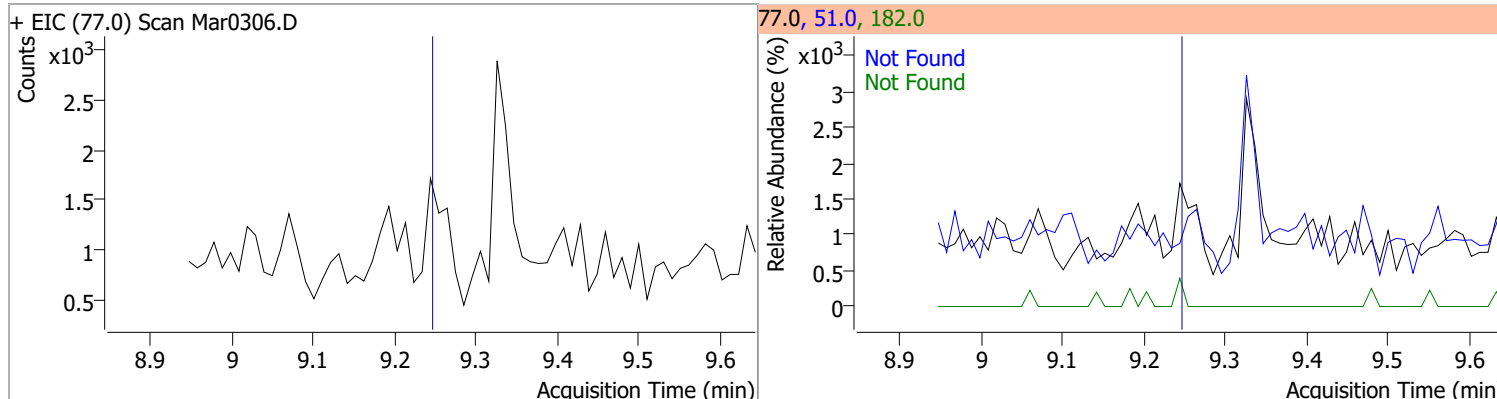
Compound	Conc.	RT	Dev(Min)	Resp.	QIon	QRatio	Lower	Upper
4,6-Dinitro-2-methylphenol	0	9.325		0	121.0		34.1	63.3



Compound	Conc.	Exp RT	QIon	Exp Ratio	QIon	Exp Ratio
N-nitrosodiphenylamine	N.D.	9.22	168.0	64.6	167.0	34.5

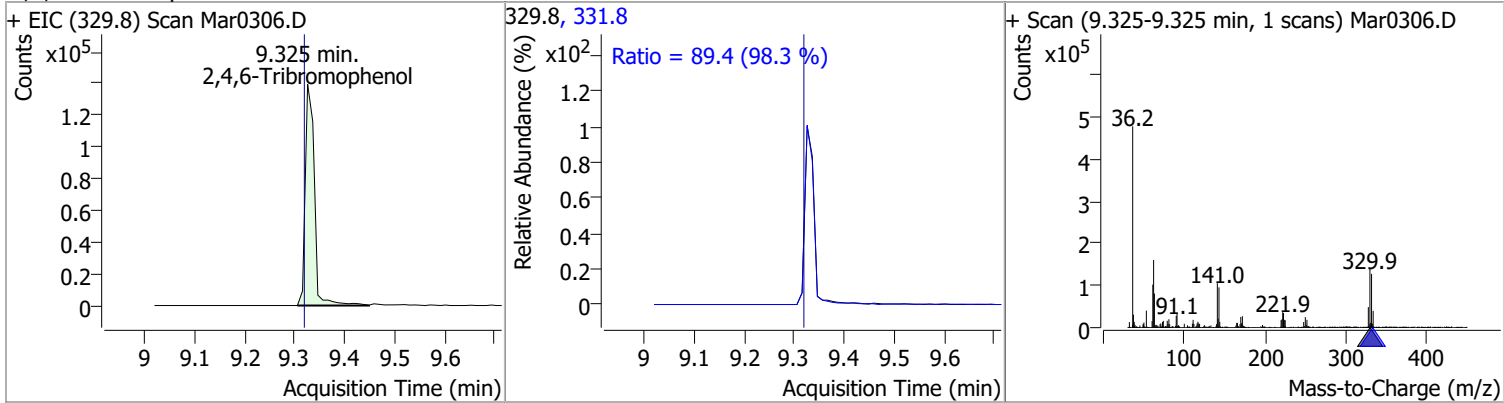


Compound	Conc.	Exp RT	QIon	Exp Ratio	QIon	Exp Ratio
Azobenzene	N.D.	9.25	51.0	48.8	182.0	26.0

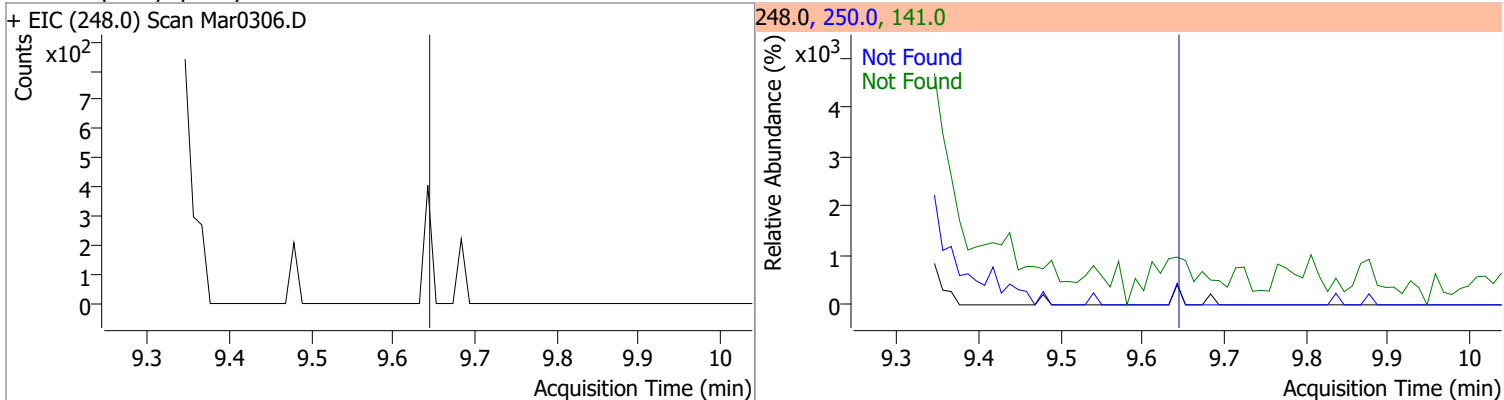


Quantitation Results Report (QT Reviewed)

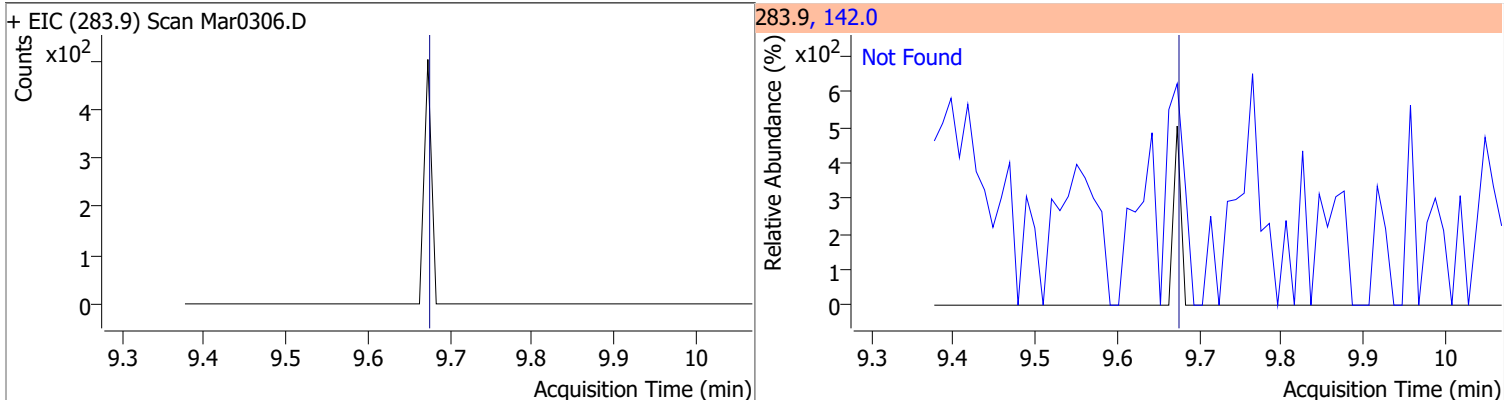
Compound	Conc.	RT	Dev(Min)	Resp.	QIon	QRatio	Lower	Upper
2,4,6-Tribromophenol	141.9525	9.33	0.00	176879	331.8	89.4	63.6	118.2



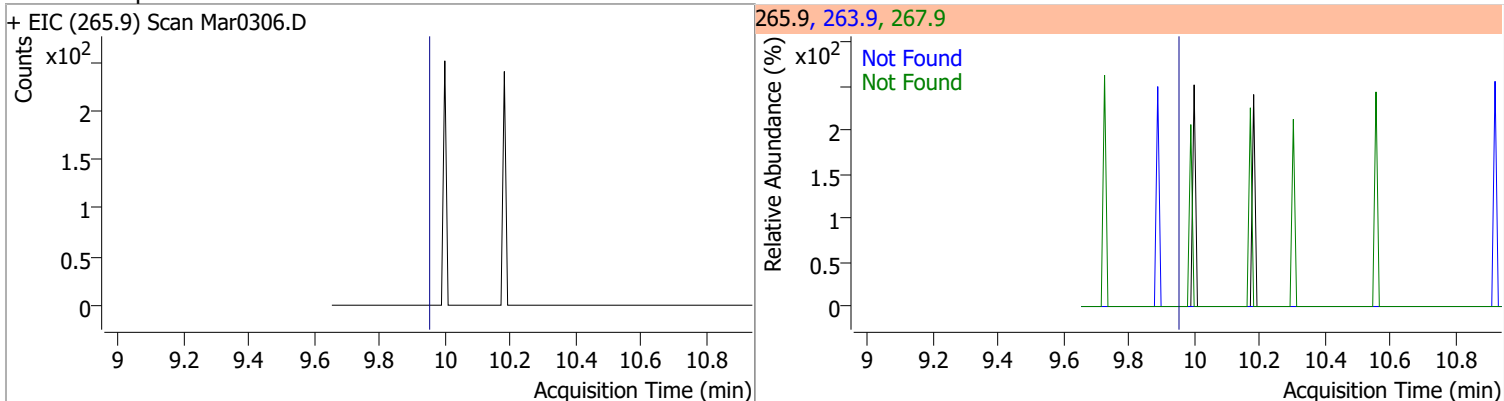
Compound	Conc.	Exp RT	QIon	Exp Ratio	QIon	Exp Ratio
4-Bromophenyl-phenylether	N.D.	9.65	141.0	100.4	250.0	99.4



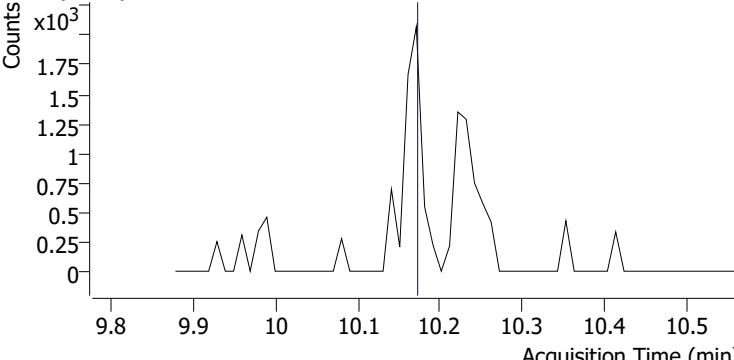
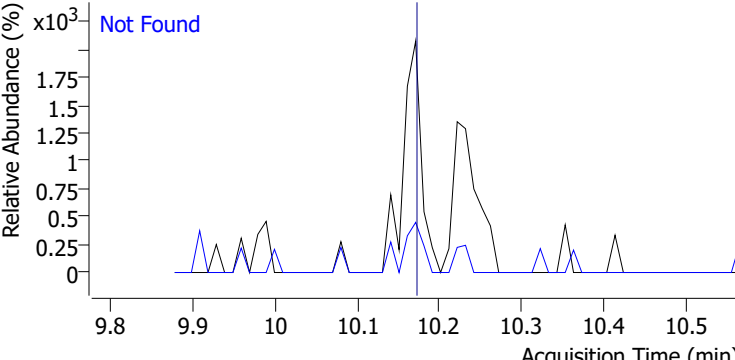
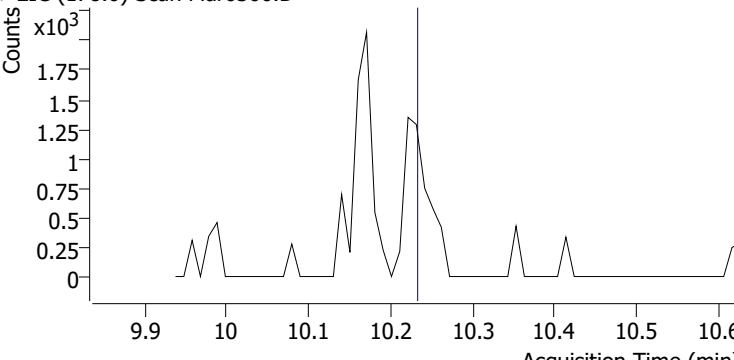
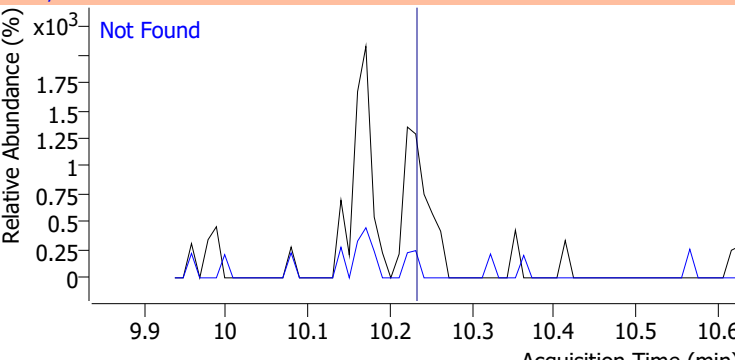
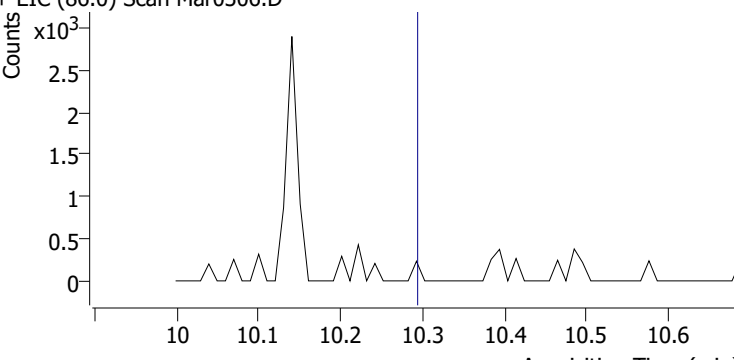
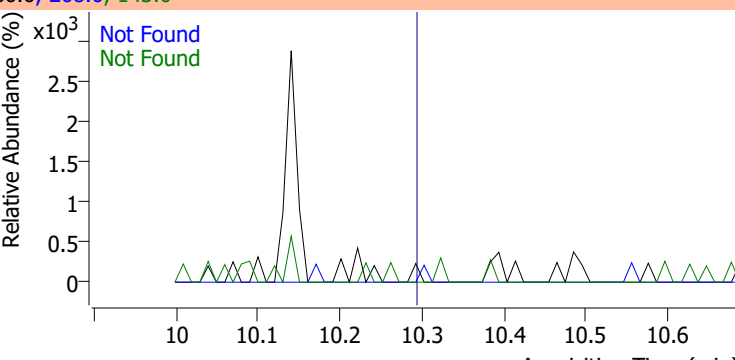
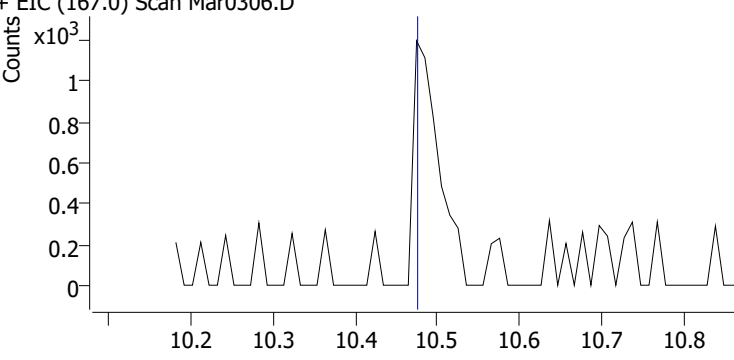
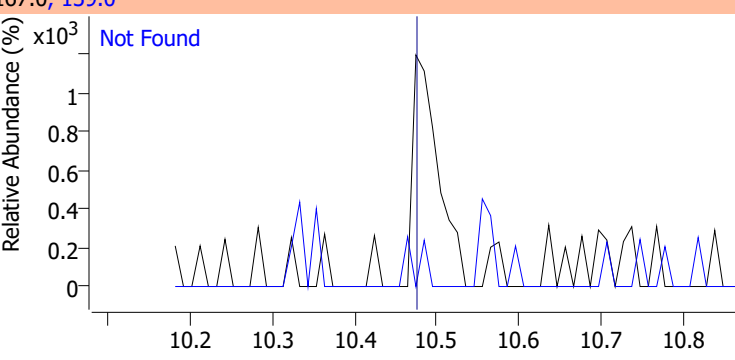
Compound	Conc.	Exp RT	QIon	Exp Ratio
Hexachlorobenzene	N.D.	9.68	142.0	49.3



Compound	Conc.	Exp RT	QIon	Exp Ratio	QIon	Exp Ratio
Pentachlorophenol	N.D.	9.96	263.9	63.1	267.9	62.4

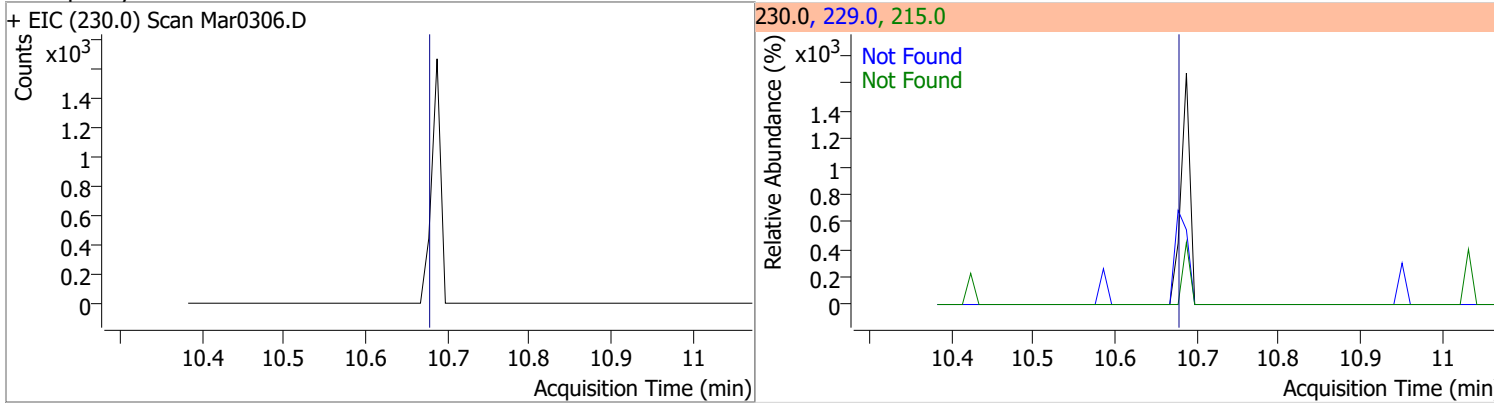


Quantitation Results Report (QT Reviewed)

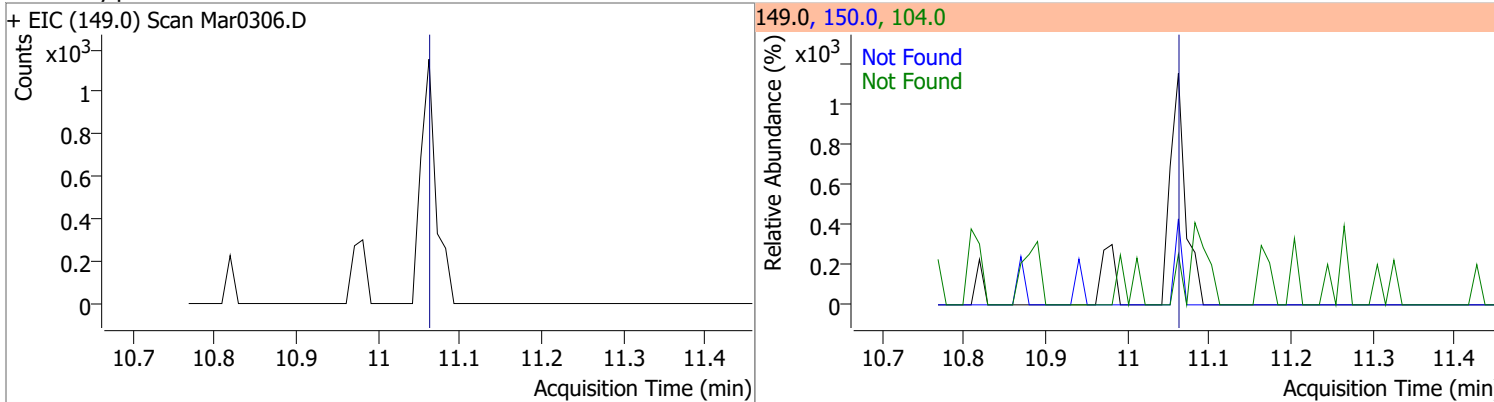
Compound	Conc.	Exp RT	QIon	Exp Ratio		
Phenanthrene	N.D.	10.18	176.0	18.9		
+ EIC (178.0) Scan Mar0306.D			178.0, 176.0			
						
Anthracene	N.D.	10.24	176.0	18.2		
+ EIC (178.0) Scan Mar0306.D			178.0, 176.0			
						
Triallate	N.D.	10.30	268.0	23.9	QIon	Exp Ratio
					143.0	21.9
+ EIC (86.0) Scan Mar0306.D			86.0, 268.0, 143.0			
						
Carbazole	N.D.	10.48	139.0	13.0		
+ EIC (167.0) Scan Mar0306.D			167.0, 139.0			
						

Quantitation Results Report (QT Reviewed)

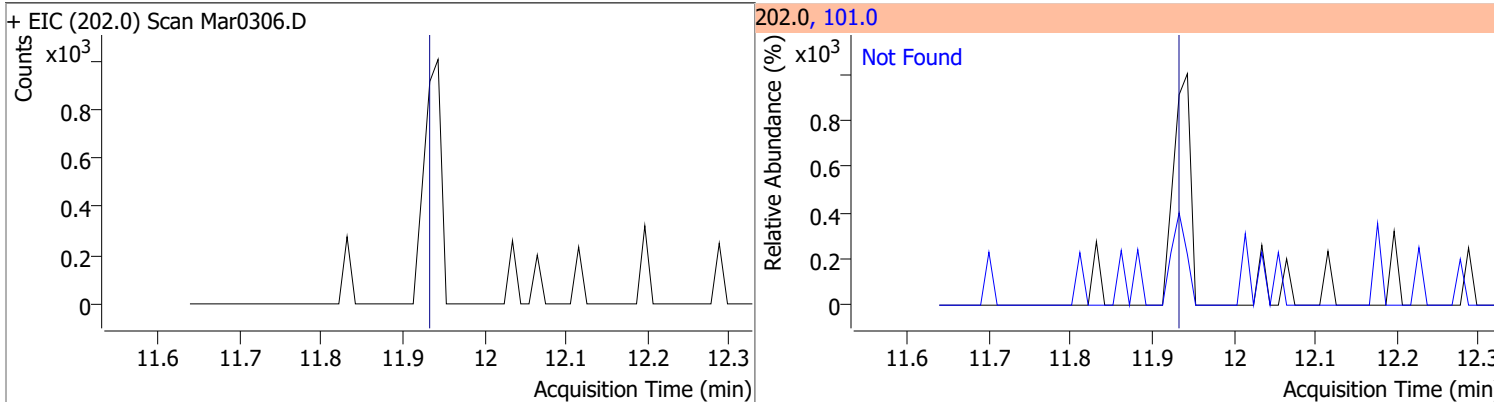
Compound	Conc.	Exp RT	QIon	Exp Ratio	QIon	Exp Ratio
o-Terphenyl	N.D.	10.69	229.0	64.7	215.0	38.5



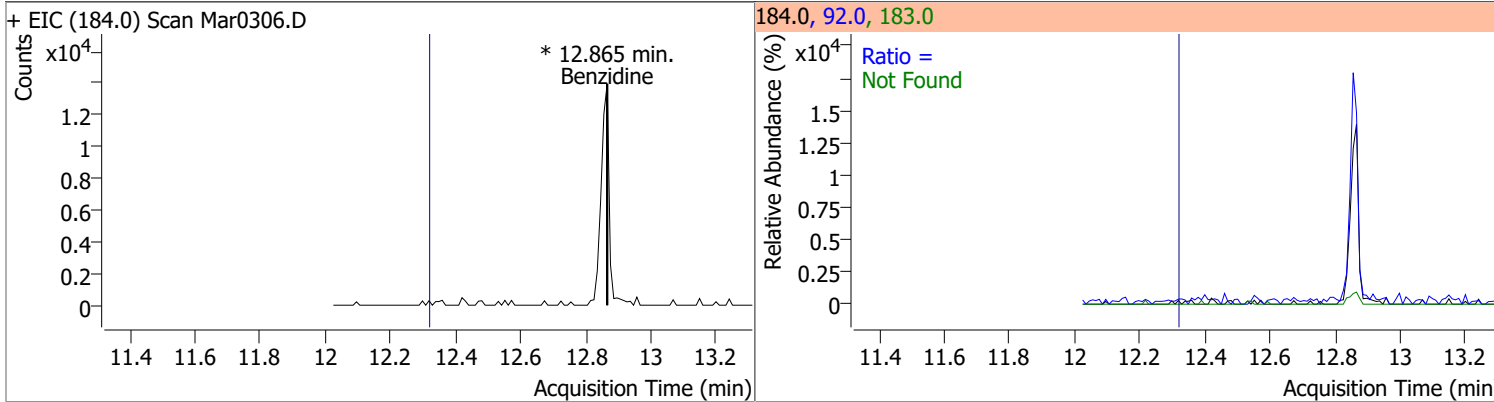
Compound	Conc.	Exp RT	QIon	Exp Ratio	QIon	Exp Ratio
Di-n-Butylphthalate	N.D.	11.07	150.0	9.1	104.0	6.2



Compound	Conc.	Exp RT	QIon	Exp Ratio
Fluoranthene	N.D.	11.94	101.0	12.7

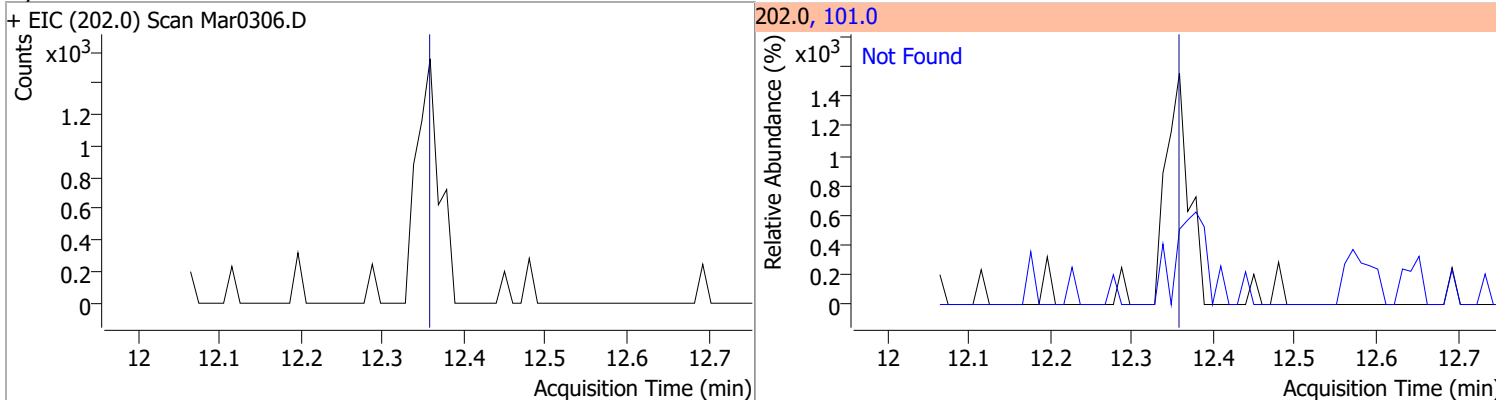


Compound	Conc.	RT	Dev(Min)	Resp.	QIon	QRatio	Lower	Upper
Benzidine		0		0	183.0		8.2	15.3
					92.0		6.4	11.9

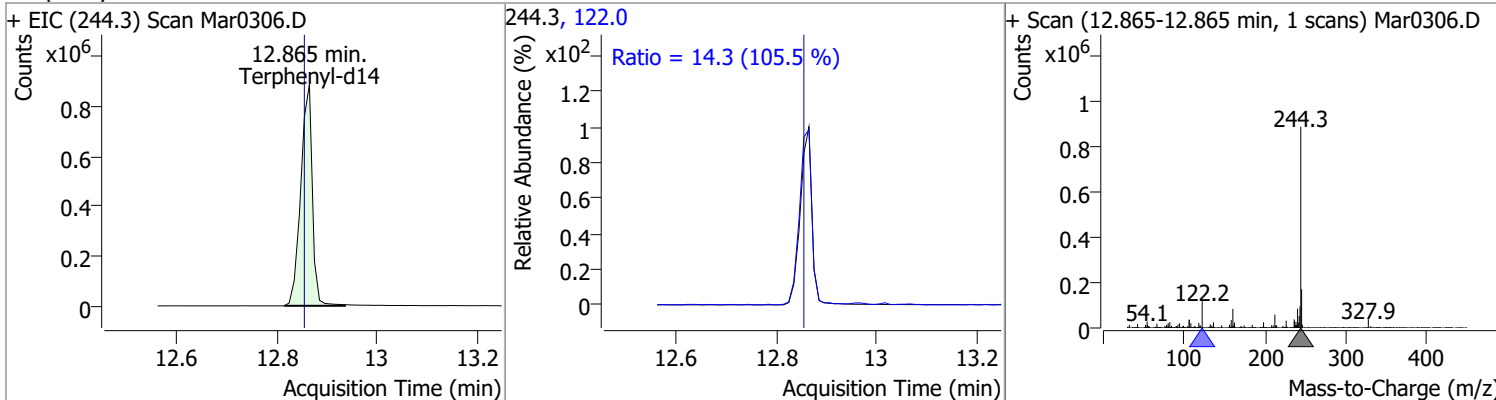


Quantitation Results Report (QT Reviewed)

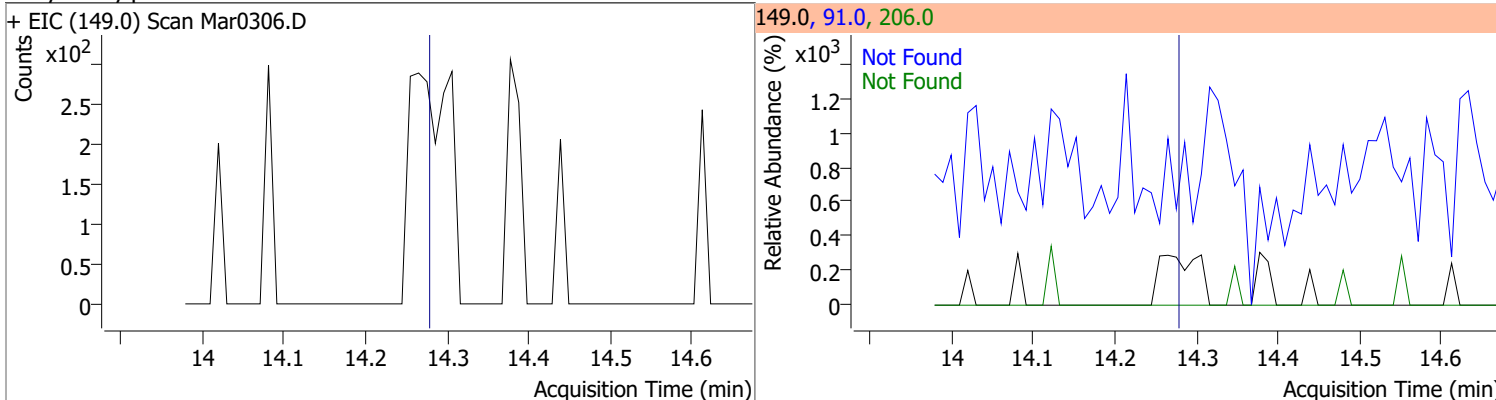
Compound	Conc.	Exp RT	QIon	Exp Ratio
Pyrene	N.D.	12.37	101.0	15.2



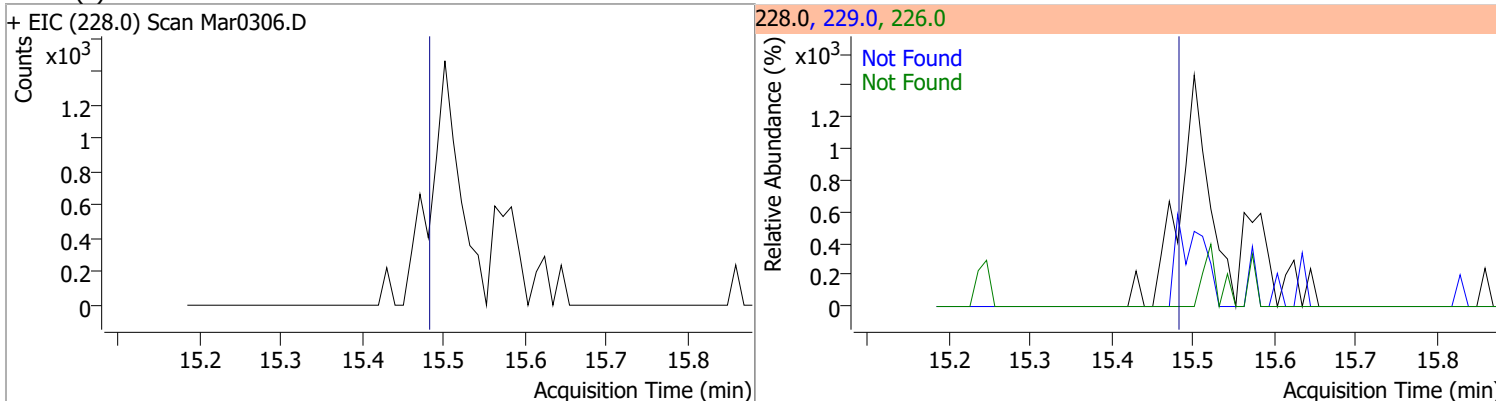
Compound	Conc.	RT	Dev(Min)	Resp.	QIon	QRatio	Lower	Upper
Terphenyl-d14	104.6449	12.87	0.00	1421654	122.0	14.3	9.5	17.6



Compound	Conc.	Exp RT	QIon	Exp Ratio	QIon	Exp Ratio
Butylbenzylphthalate	N.D.	14.30	91.0	83.4	206.0	17.7

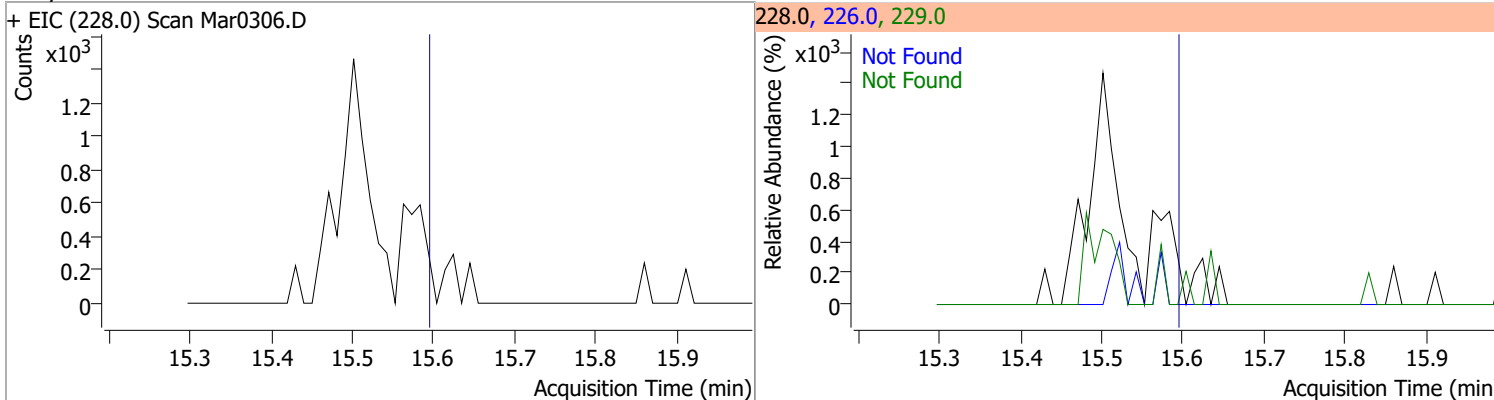


Compound	Conc.	Exp RT	QIon	Exp Ratio	QIon	Exp Ratio
Benzo(a)Anthracene	N.D.	15.50	226.0	26.4	229.0	20.9

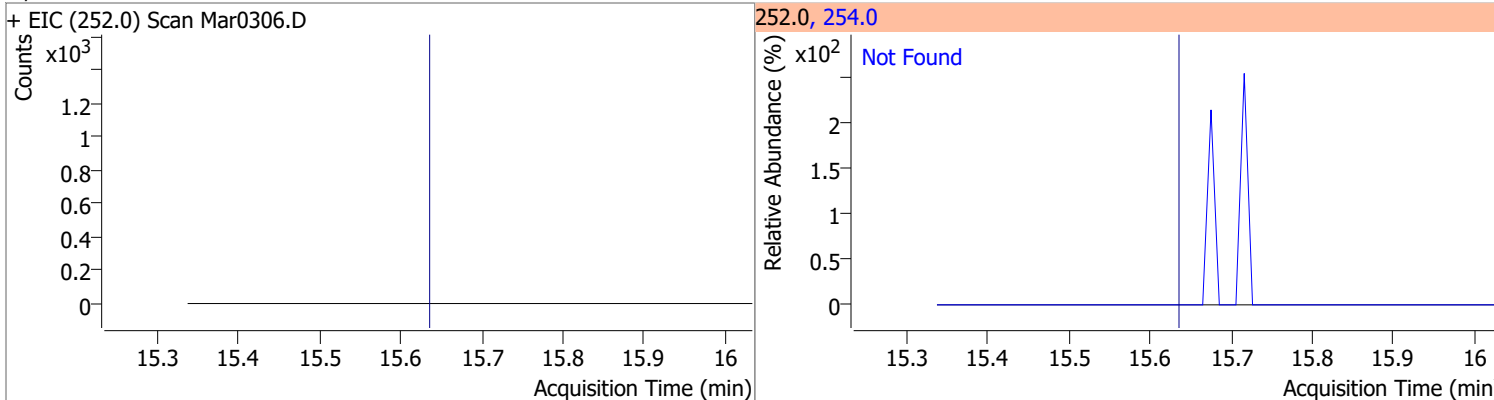


Quantitation Results Report (QT Reviewed)

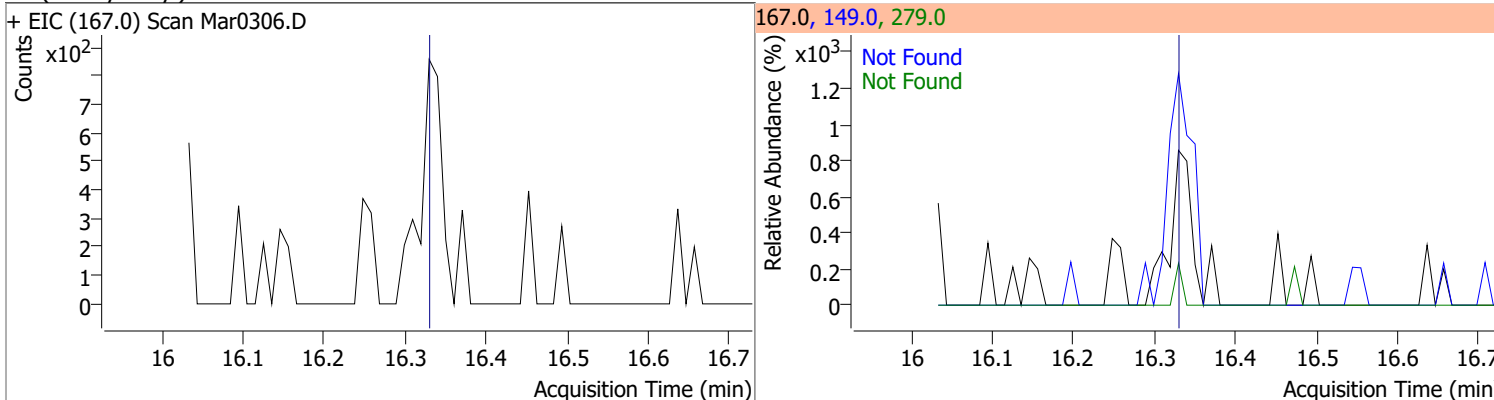
Compound	Conc.	Exp RT	QIon	Exp Ratio	QIon	Exp Ratio
Chrysene	N.D.	15.61	226.0	29.2	229.0	20.4



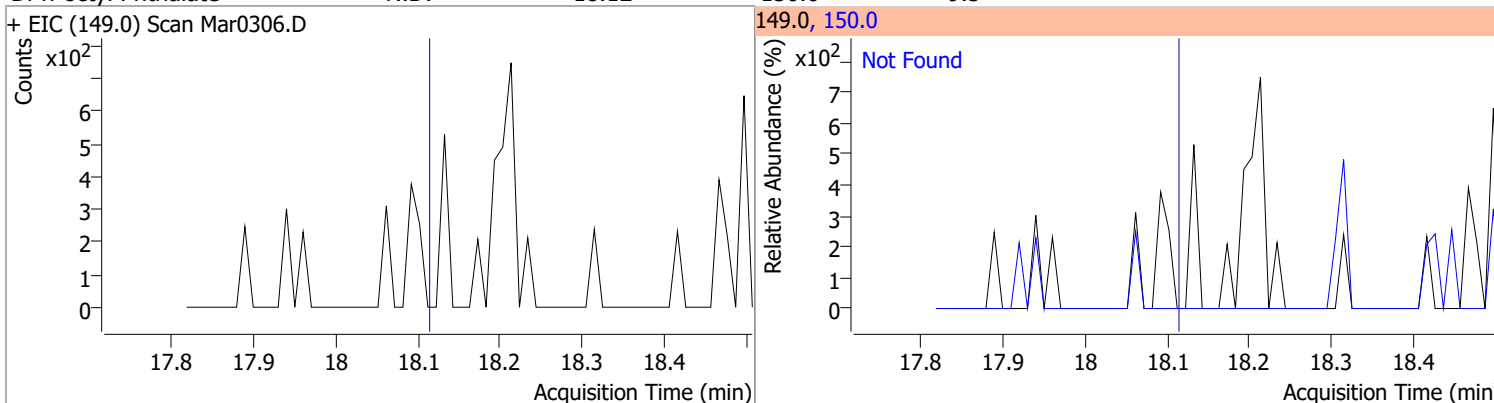
Compound	Conc.	Exp RT	QIon	Exp Ratio
3,3-Dichlorobenzidine	N.D.	15.65	254.0	64.6



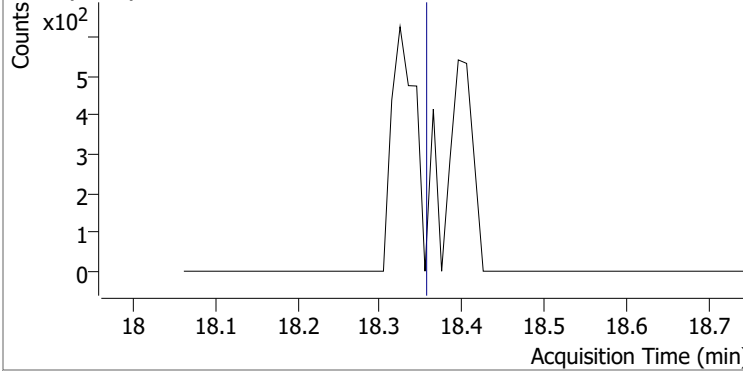
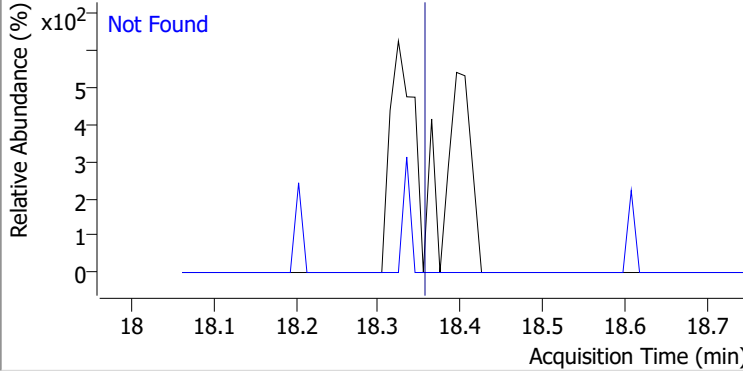
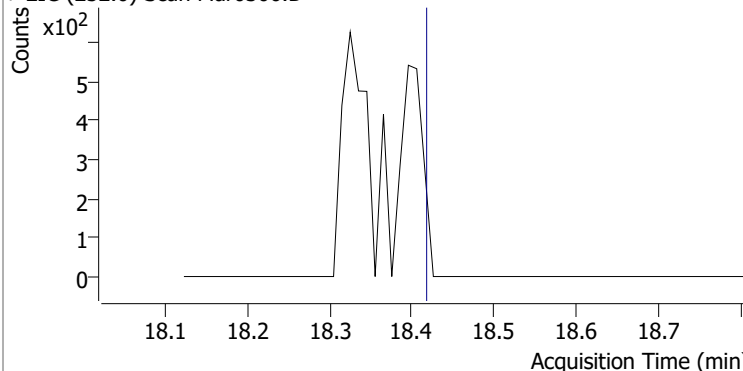
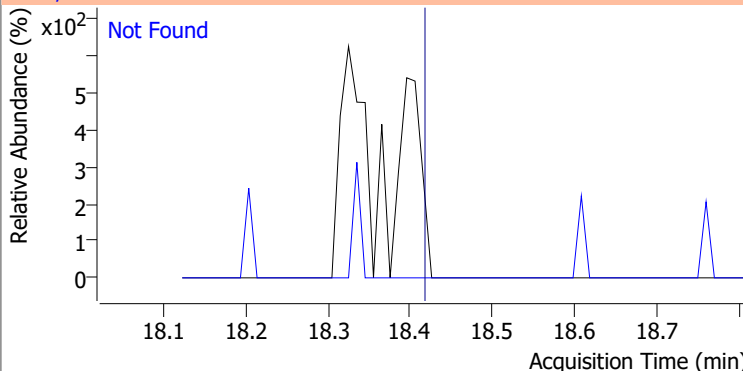
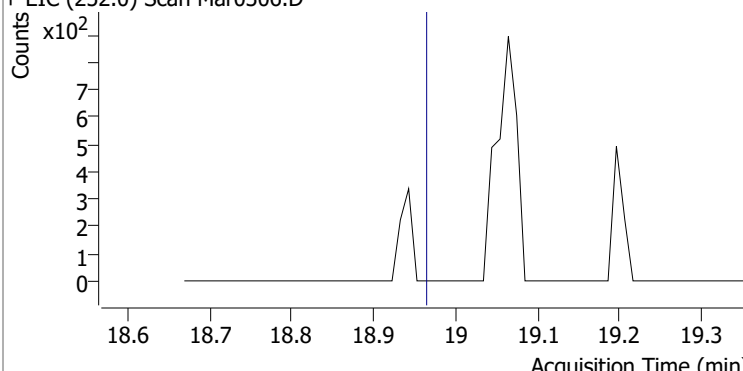
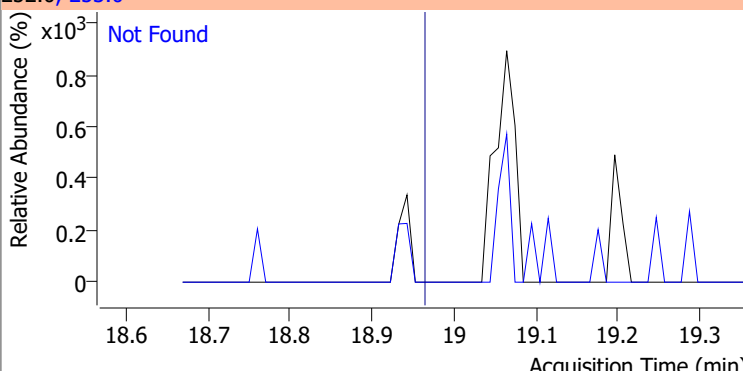
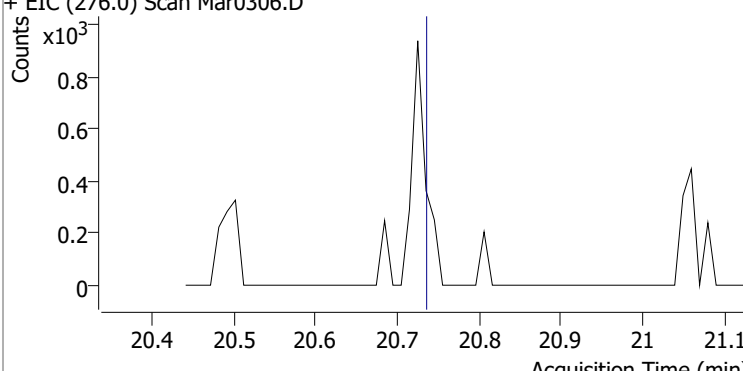
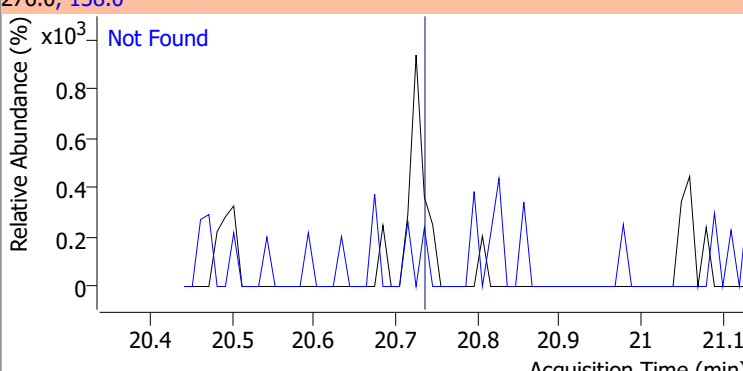
Compound	Conc.	Exp RT	QIon	Exp Ratio	QIon	Exp Ratio
bis(2-ethylhexyl)Phthalate	N.D.	16.35	149.0	391.0	279.0	13.4



Compound	Conc.	Exp RT	QIon	Exp Ratio
Di-n-octyl Phthalate	N.D.	18.12	150.0	9.5

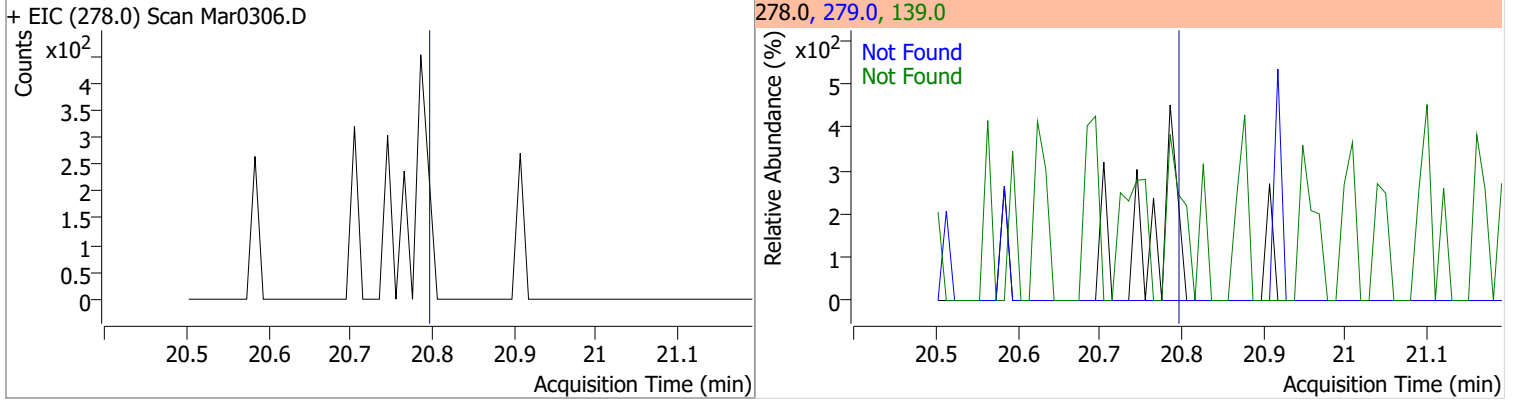


Quantitation Results Report (QT Reviewed)

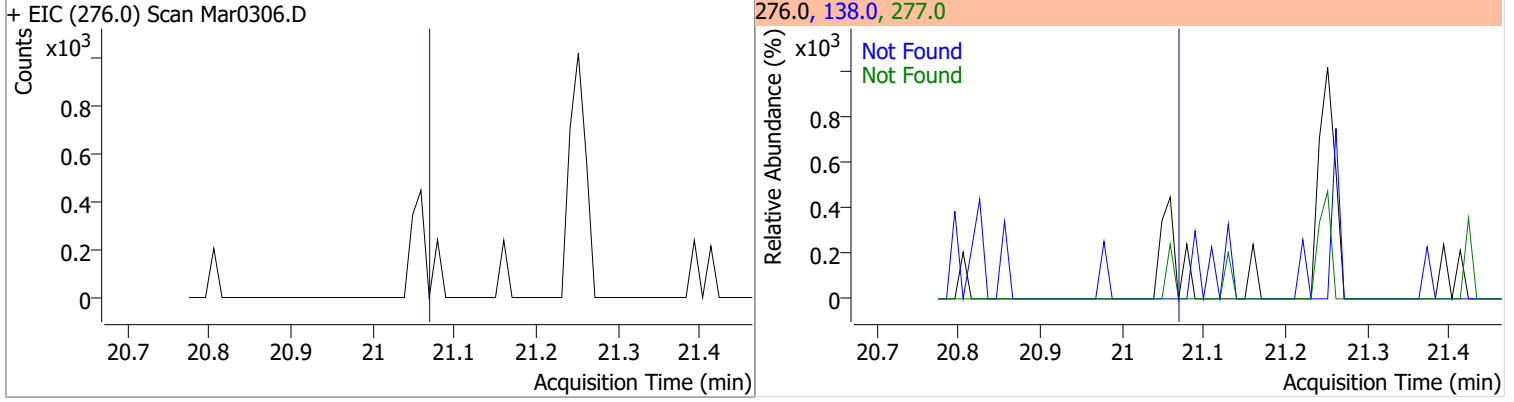
Compound	Conc.	Exp RT	QIon	Exp Ratio
Benzo(b)fluoranthene	N.D.	18.37	253.0	22.9
+ EIC (252.0) Scan Mar0306.D			252.0, 253.0	
				
Benzo(k)fluoranthene	N.D.	18.43	253.0	22.8
+ EIC (252.0) Scan Mar0306.D			252.0, 253.0	
				
Benzo(a)pyrene	N.D.	18.97	253.0	22.6
+ EIC (252.0) Scan Mar0306.D			252.0, 253.0	
				
Indeno(1,2,3-c,d)pyrene	N.D.	20.75	138.0	30.2
+ EIC (276.0) Scan Mar0306.D			276.0, 138.0	
				

Quantitation Results Report (QT Reviewed)

Compound	Conc.	Exp RT	QIon	Exp Ratio	QIon	Exp Ratio
Dibenzo(a,h)anthracene	N.D.	20.81	139.0	25.3	279.0	24.1



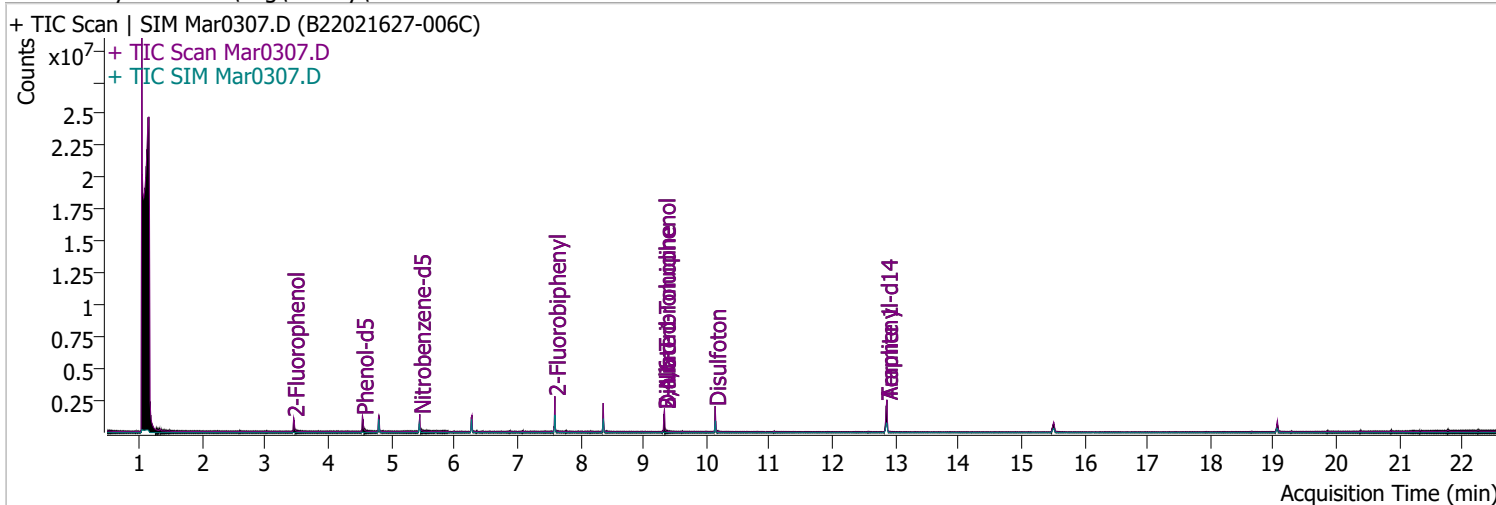
Compound	Conc.	Exp RT	QIon	Exp Ratio	QIon	Exp Ratio
Benzo(g,h,i)perylene	N.D.	21.08	138.0	32.4	277.0	23.6



Quantitation Results Report (QT Reviewed)

Data File Mar0307.D
 Acq. Method BNA+SIM.M
 Sample Name B22021627-006C
 Vial 7
 DA Method File
 Tune File dftppdsm.u
 Batch Name 030322 DoD BNA.batch.bin
 Ref Library D:\Org\Library\NIST129K.I

Operator LIMS import
 Acq. Date-Time 3/3/2022 7:42:53 PM
 Instrument Instrument #1
 Multiplier 1.00
 Comment SVOC-8270-W-LARGO
 Tune Date 2/18/2022 9:25:00 PM
 Last Calib Update 3/4/2022 9:18:32 AM



Compound	RT	QIon	Resp.	Conc.	Units	Dev(Min)
----------	----	------	-------	-------	-------	----------

Internal Standards

System Monitoring Compounds

S 2-Fluorophenol	3.449	112.0	438531	66.8463	µg/L	-0.082
Spiked Amount: 200.000	Range: 10.0 - 75.0%			Recovery = 33.42%		
S Phenol-d5	4.542	99.0	571740	67.2889	µg/L	-0.010
Spiked Amount: 200.000	Range: 10.0 - 65.0%			Recovery = 33.64%		
S Nitrobenzene-d5	5.451	82.0	314421	66.7161	µg/L	-0.021
Spiked Amount: 100.000	Range: 32.0 - 94.0%			Recovery = 66.72%		
S 2-Fluorobiphenyl	7.594	172.0	751651	56.8158	µg/L	0.000
Spiked Amount: 100.000	Range: 28.0 - 107.0%			Recovery = 56.82%		
S 2,4,6-Tribromophenol	9.336	329.8	188443	156.4256	µg/L	0.010
Spiked Amount: 200.000	Range: 25.0 - 140.0%			Recovery = 78.21%		
S Terphenyl-d14	12.865	244.3	1405665	110.2741	µg/L	0.000
Spiked Amount: 100.000	Range: 32.0 - 122.0%			Recovery = 110.27%		

Target Compounds

Compound	RT	QIon	Resp.	Conc.	Units	Dev(Min)	QValue
T N-Nitrosodimethylamine	0.000		0	N.D.			
T Pyridine	0.000		0	N.D.			
T Aniline	0.000		0	N.D.			
T Phenol	0.000		0	N.D.			
T bis(-2-Chloroethyl)Ether	0.000		0	N.D.			
T 2-Chlorophenol	0.000		0	N.D.			
T 1,3-Dichlorobenzene	0.000		0	N.D.			
T 1,4-Dichlorobenzene	0.000		0	N.D.			
T 1,2-Dichlorobenzene	0.000		0	N.D.			
T Benzyl Alcohol	0.000		0	N.D.			
T bis(2-chloroisopropyl)Ether	0.000		0	N.D.			
T 2-Methylphenol	0.000		0	N.D.			
T N-nitroso-Di-n-propylamine	5.451	70.0	0		µg/L	md	1
T Hexachloroethane	0.000		0	N.D.			
T 4Methylphenol/3Methylphenol	0.000		0	N.D.			

Quantitation Results Report (QT Reviewed)

Compound	RT	QIon	Resp.	Conc.	Units	Dev(Min)
T Nitrobenzene	0.000		0	N.D.		
T Isophorone	0.000		0	N.D.		
T 2-Nitrophenol	0.000		0	N.D.		
T 2,4-Dimethylphenol	0.000		0	N.D.		
T bis(-2-Chloroethoxy)Methane	0.000		0	N.D.		
T 2,4-Dichlorophenol	0.000		0	N.D.		
T Benzoic Acid	0.000		0	N.D.		
T 1,2,4-Trichlorobenzene	0.000		0	N.D.		
T Naphthalene	0.000		0	N.D.		
T 4-Chlorophenol	0.000		0	N.D.		
T p-Chloroaniline	0.000		0	N.D.		
T Hexachlorobutadiene	0.000		0	N.D.		
T 4-Chloro-2-Methylphenol	0.000		0	N.D.		
T 4-Chloro-3-Methylphenol	0.000		0	N.D.		
T 2-Methylnaphthalene	0.000		0	N.D.		
T 1-Methylnaphthalene	0.000		0	N.D.		
T Hexachlorocyclopentadiene	0.000		0	N.D.		
T 2,4,6-Trichlorophenol	0.000		0	N.D.		
T 2,4,5-Trichlorophenol	0.000		0	N.D.		
T 2-Chloronaphthalene	0.000		0	N.D.		
T 2-Nitroaniline	0.000		0	N.D.		
T Dimethyl Phthalate	8.364	163.0	0		µg/L md	1
T 2,6-Dinitrotoluene	8.364	165.0	0		µg/L md	1
T Acenaphthylene	0.000		0	N.D.		
T 3-Nitroaniline	0.000		0	N.D.		
T Acenaphthene	0.000		0	N.D.		
T 2,4-Dinitrophenol	8.640	184.0	0		µg/L md	1
T Dibenzofuran	0.000		0	N.D.		
T 2,4-Dinitrotoluene	0.000		0	N.D.		
T 4-Nitrophenol	0.000		0	N.D.		
T Diethylphthalate	0.000		0	N.D.		
T Fluorene	0.000		0	N.D.		
T 4-Chlorophenyl-phenylether	0.000		0	N.D.		
T 4-Nitroaniline	0.000		0	N.D.		
T 4,6-Dinitro-2-methylphenol	9.325	198.0	0		µg/L md	1
T N-nitrosodiphenylamine	0.000		0	N.D.		
T Azobenzene	0.000		0	N.D.		
T 4-Bromophenyl-phenylether	0.000		0	N.D.		
T Hexachlorobenzene	0.000		0	N.D.		
T Pentachlorophenol	0.000		0	N.D.		
T Phenanthrene	0.000		0	N.D.		
T Anthracene	0.000		0	N.D.		
T Triallate	0.000		0	N.D.		
T Carbazole	0.000		0	N.D.		
T o-Terphenyl	0.000		0	N.D.		
T Di-n-Butylphthalate	0.000		0	N.D.		
T Fluoranthene	0.000		0	N.D.		
T Benzidine	12.865	184.0	0		µg/L md	1
T Pyrene	0.000		0	N.D.		
T Butylbenzylphthalate	0.000		0	N.D.		
T Benzo(a)Anthracene	0.000		0	N.D.		
T Chrysene	0.000		0	N.D.		
T 3,3-Dichlorobenzidine	0.000		0	N.D.		
T bis(2-ethylhexyl)Phthalate	0.000		0	N.D.		
T Di-n-octyl Phthalate	0.000		0	N.D.		

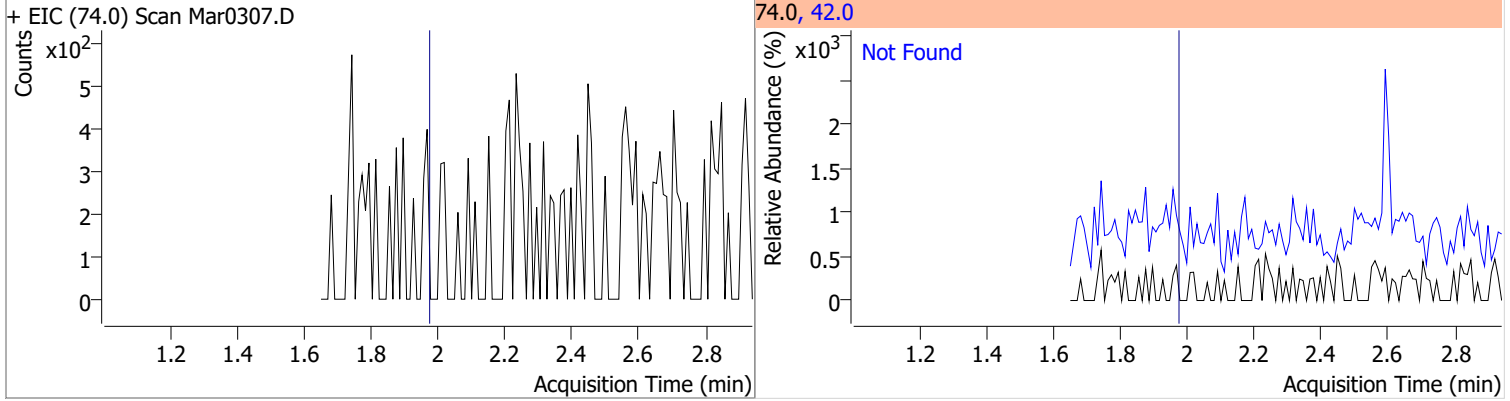
Quantitation Results Report (QT Reviewed)

Compound	RT	QIon	Resp.	Conc.	Units	Dev(Min)
T Benzo(b)fluoranthene	0.000		0	N.D.		
T Benzo(k)fluoranthene	0.000		0	N.D.		
T Benzo(a)pyrene	0.000		0	N.D.		
T Indeno(1,2,3-c,d)pyrene	0.000		0	N.D.		
T Dibenzo(a,h)anthracene	0.000		0	N.D.		
T Benzo(g,h,i)perylene	0.000		0	N.D.		

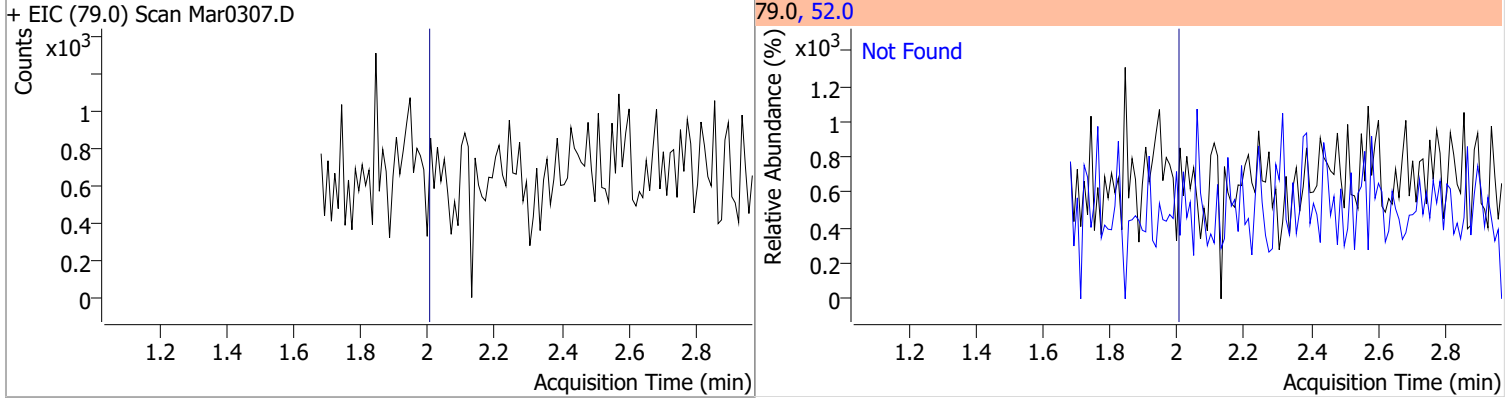
(#) = Qualifier Out of Range; (m) = Manual Integration; (+) = Area Summed; (*) = Surrogate Percent Recovery Out of Range; (d): Zeroed Peak

Quantitation Results Report (QT Reviewed)

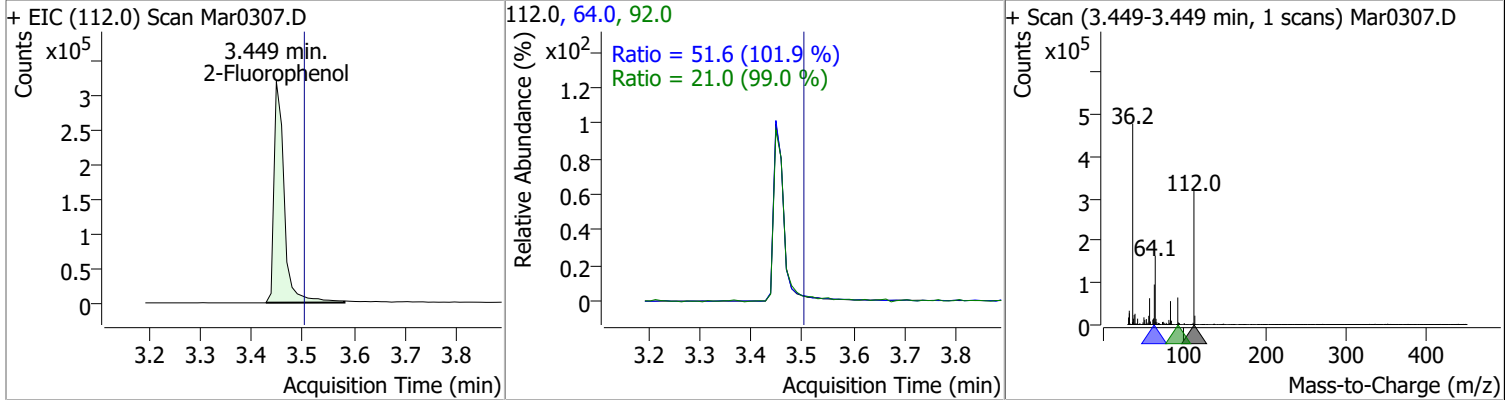
Compound	Conc.	Exp RT	QIon	Exp Ratio
N-Nitrosodimethylamine	N.D.	1.99	42.0	112.0



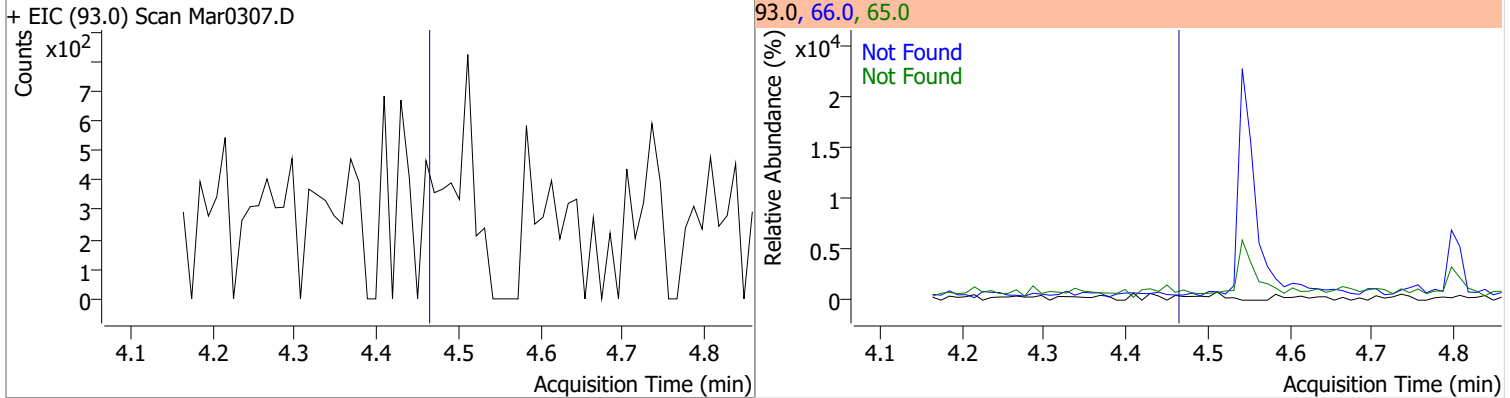
Compound	Conc.	Exp RT	QIon	Exp Ratio
Pyridine	N.D.	2.02	52.0	80.7



Compound	Conc.	RT	Dev(Min)	Resp.	QIon	QRatio	Lower	Upper
2-Fluorophenol	66.8463	3.45	-0.08	438531	64.0	51.6	35.5	65.9
					92.0	21.0	14.8	27.5

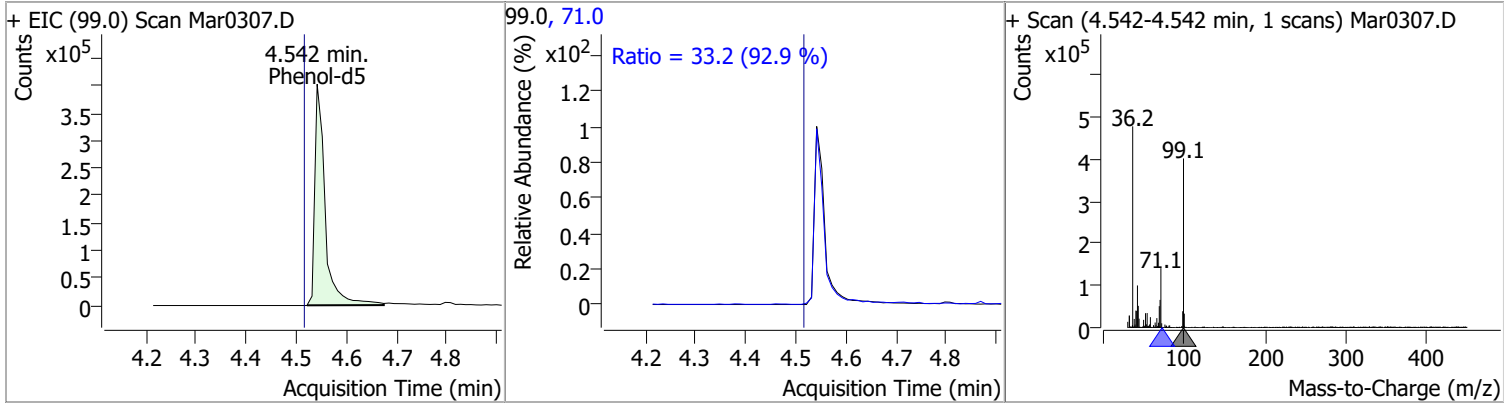


Compound	Conc.	Exp RT	QIon	Exp Ratio	QIon	Exp Ratio
Aniline	N.D.	4.50	66.0	35.4	65.0	18.8

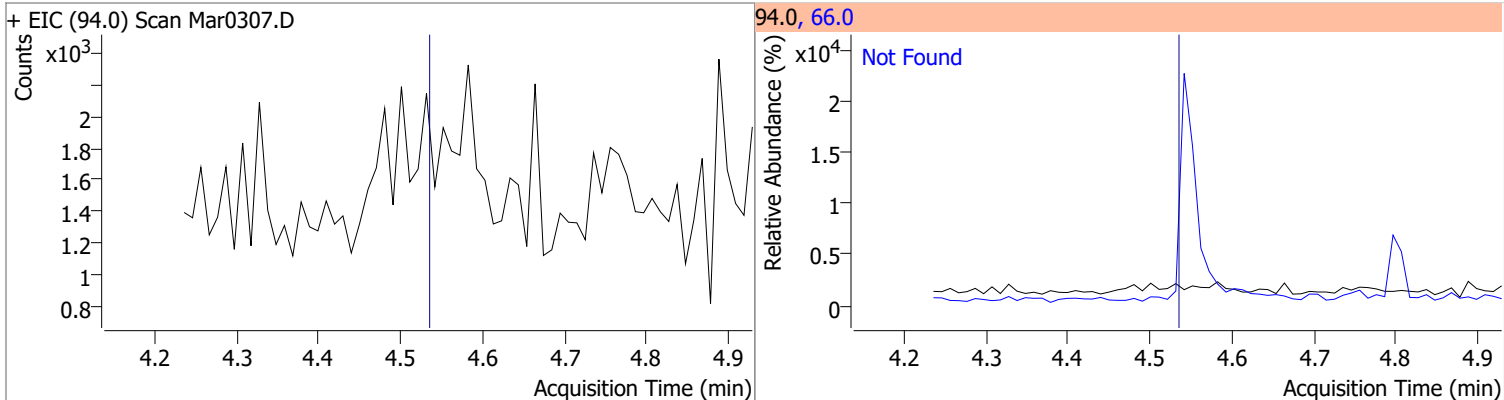


Quantitation Results Report (QT Reviewed)

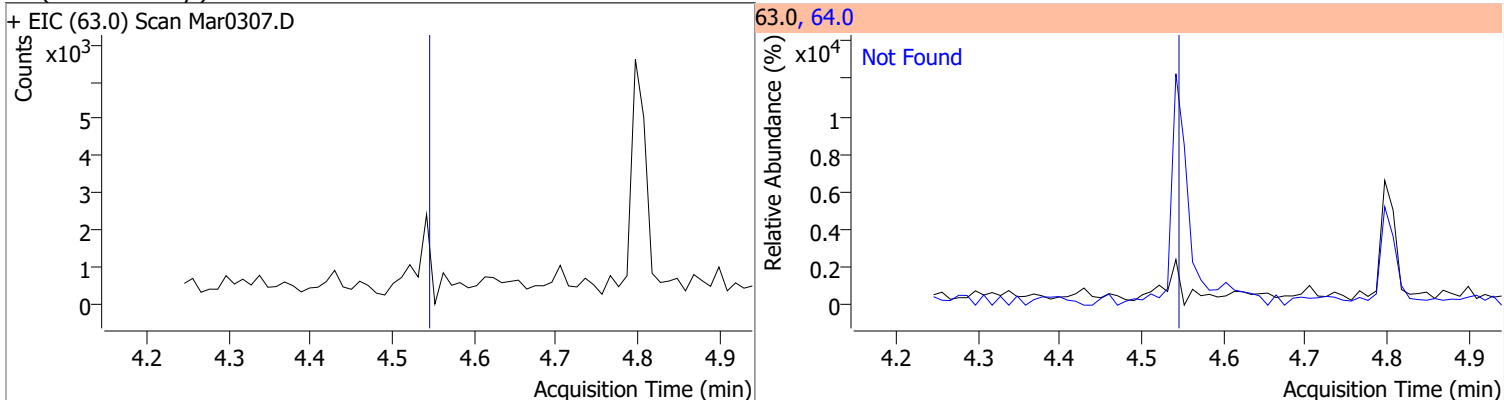
Compound	Conc.	RT	Dev(Min)	Resp.	QIon	QRatio	Lower	Upper
Phenol-d5	67.2889	4.54	-0.01	571740	71.0	33.2	25.0	46.4



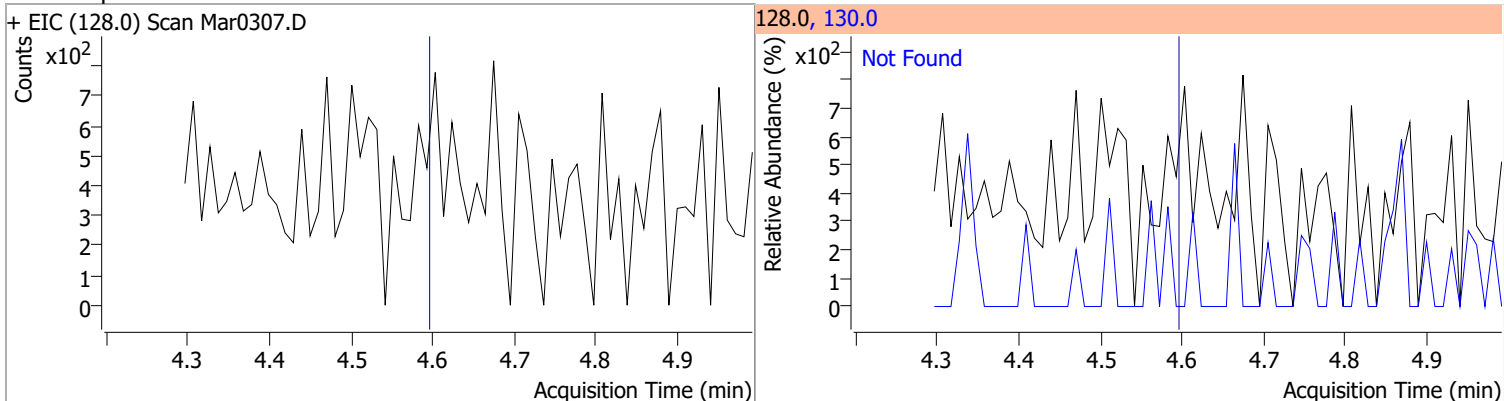
Compound	Conc.	Exp RT	QIon	Exp Ratio
Phenol	N.D.	4.57	66.0	40.4



Compound	Conc.	Exp RT	QIon	Exp Ratio
bis(-2-Chloroethyl)Ether	N.D.	4.58	64.0	10.7



Compound	Conc.	Exp RT	QIon	Exp Ratio
2-Chlorophenol	N.D.	4.63	130.0	32.3

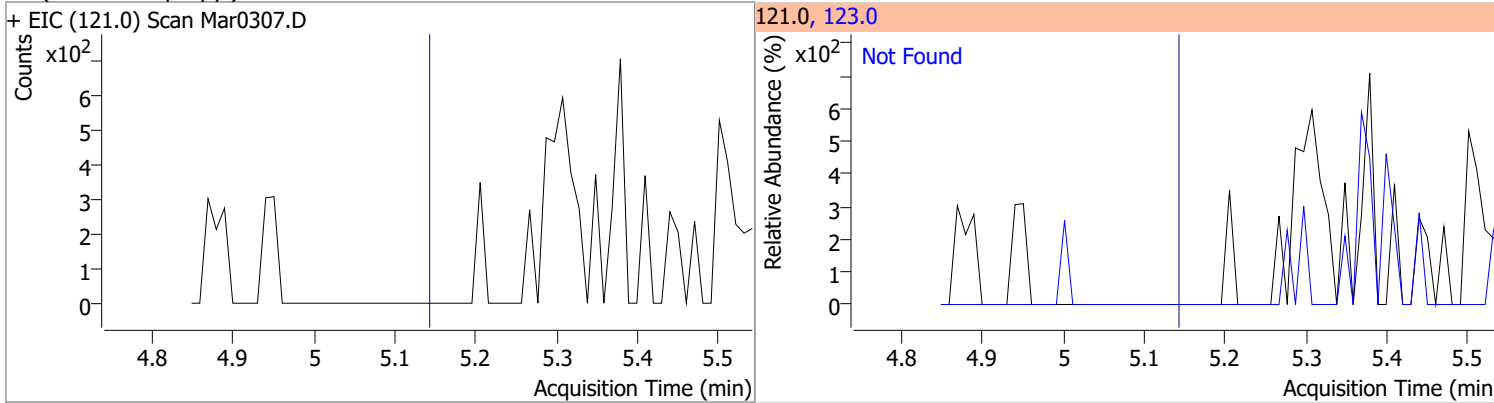


Quantitation Results Report (QT Reviewed)

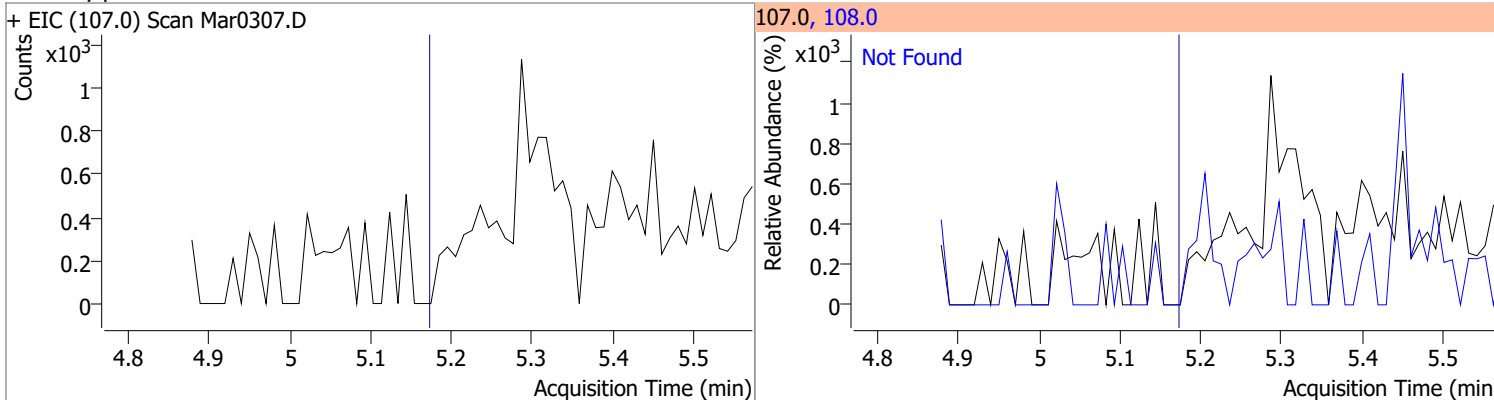
Compound	Conc.	Exp RT	QIon	Exp Ratio	QIon	Exp Ratio
1,3-Dichlorobenzene	N.D.	4.78	148.0	63.7	111.0	35.3
+ EIC (146.0) Scan Mar0307.D			146.0, 148.0, 111.0			
1,4-Dichlorobenzene	N.D.	4.86	148.0	64.4	111.0	35.3
+ EIC (146.0) Scan Mar0307.D			146.0, 148.0, 111.0			
1,2-Dichlorobenzene	N.D.	5.02	148.0	63.7	111.0	37.5
+ EIC (146.0) Scan Mar0307.D			146.0, 148.0, 111.0			
Benzyl Alcohol	N.D.	5.04	79.0	118.8	107.0	68.8
+ EIC (108.0) Scan Mar0307.D			108.0, 79.0, 107.0			

Quantitation Results Report (QT Reviewed)

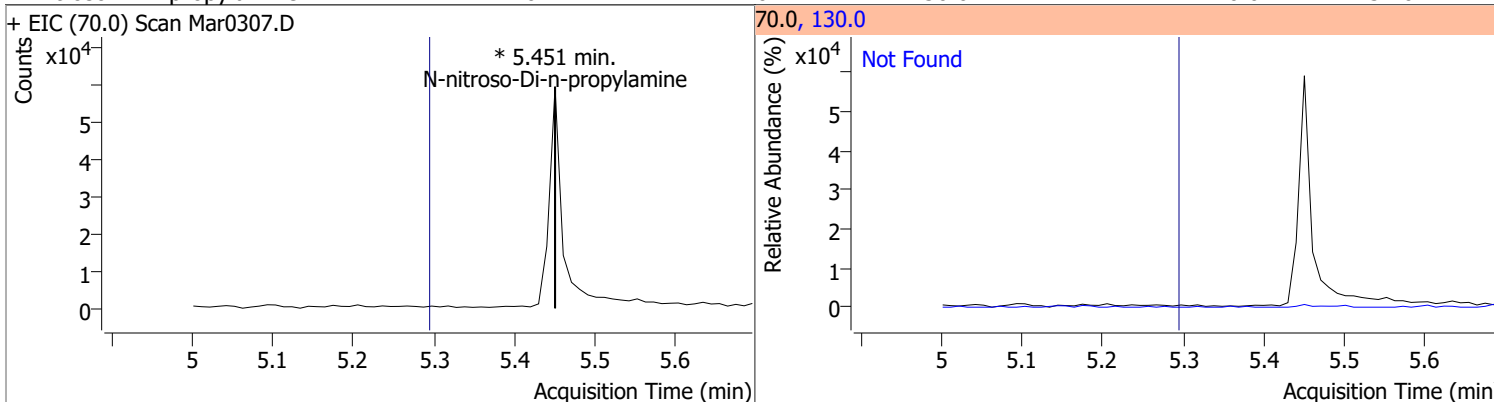
Compound	Conc.	Exp RT	QIon	Exp Ratio
bis(2-chloroisopropyl)Ether	N.D.	5.19	123.0	31.6



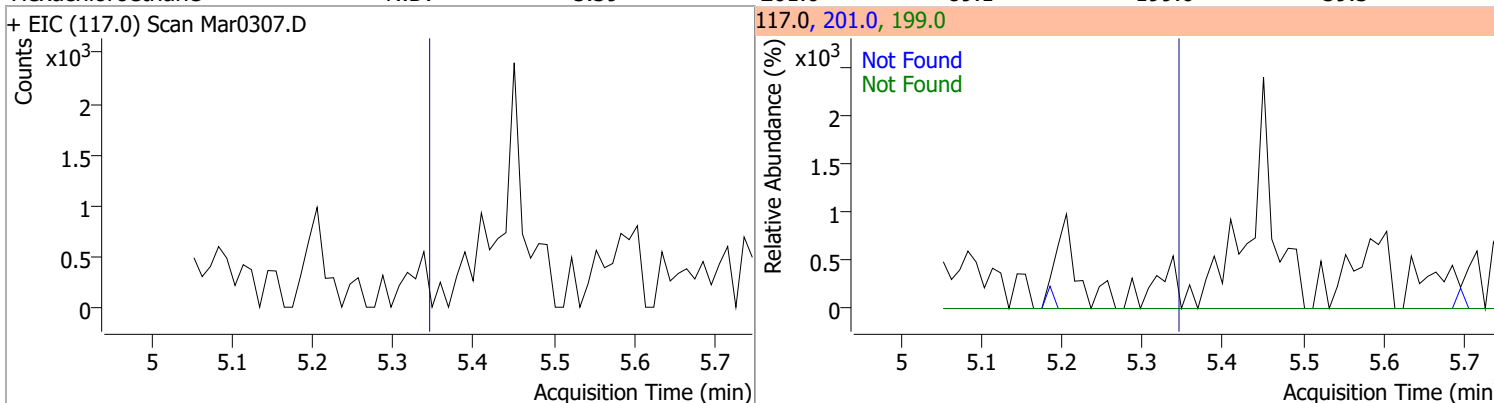
Compound	Conc.	Exp RT	QIon	Exp Ratio
2-Methylphenol	N.D.	5.22	108.0	117.4



Compound	Conc.	RT	Dev(Min)	Resp.	QIon	QRatio	Lower	Upper
N-nitroso-Di-n-propylamine		0		0	130.0		0.0	34.0

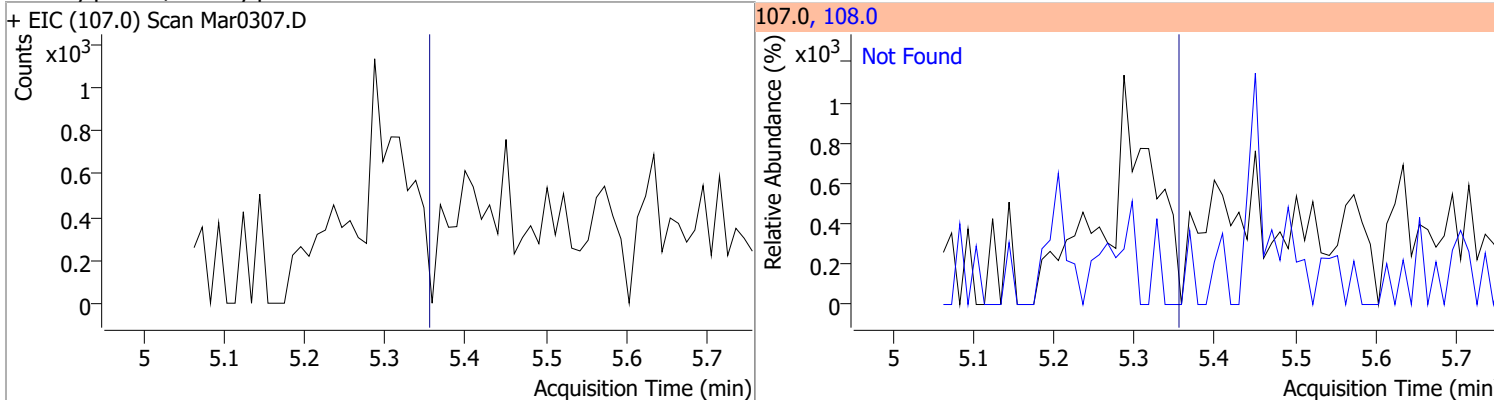


Compound	Conc.	Exp RT	QIon	Exp Ratio	QIon	Exp Ratio
Hexachloroethane	N.D.	5.39	201.0	89.1	199.0	59.3

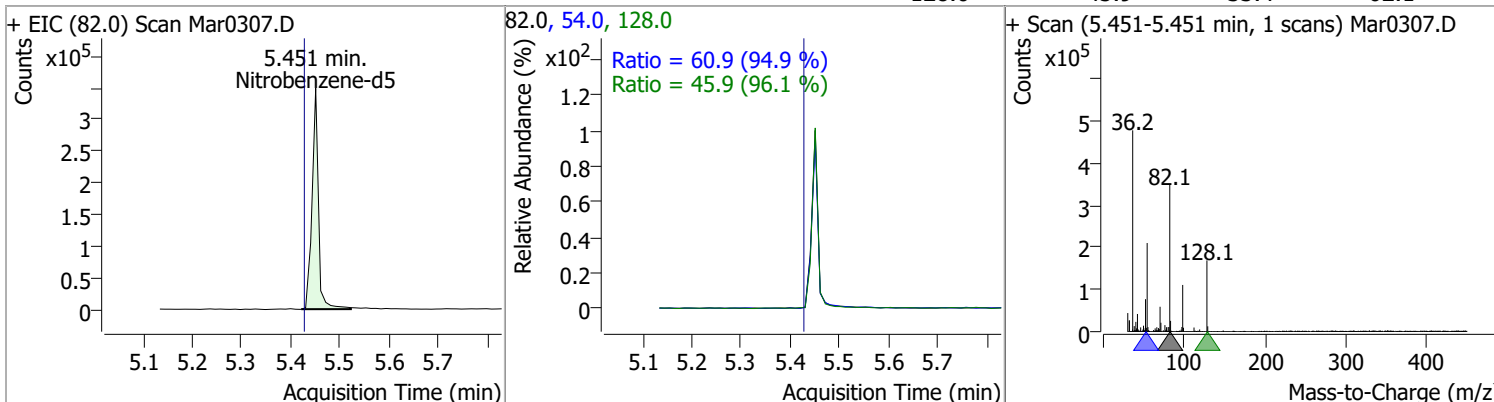


Quantitation Results Report (QT Reviewed)

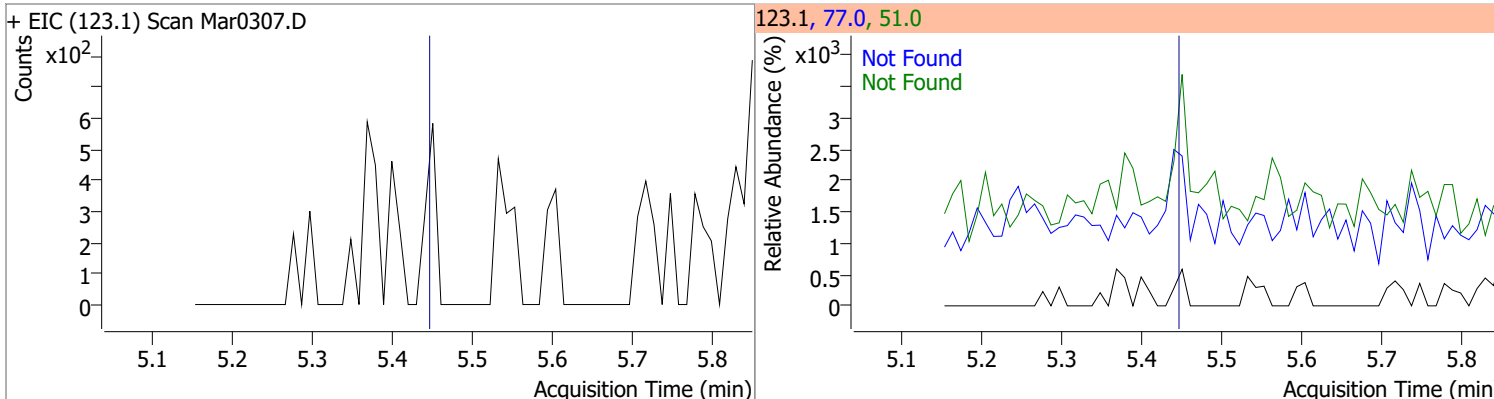
Compound	Conc.	Exp RT	QIon	Exp Ratio
4Methylphenol/3Methylphenol	N.D.	5.40	108.0	84.2



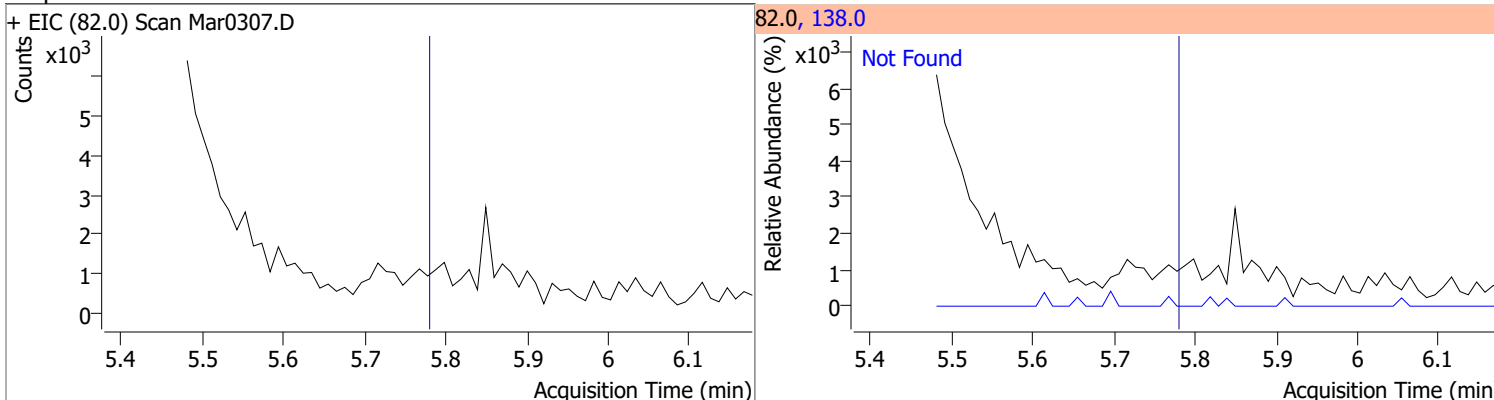
Compound	Conc.	RT	Dev(Min)	Resp.	QIon	QRatio	Lower	Upper
Nitrobenzene-d5	66.7161	5.45	-0.02	314421	54.0	60.9	44.9	83.4
					128.0	45.9	33.4	62.1



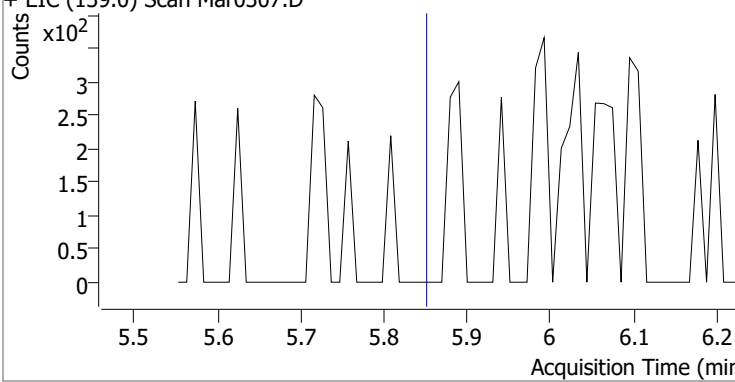
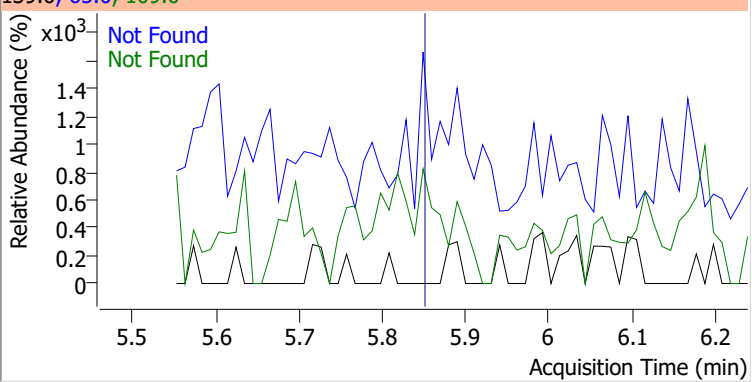
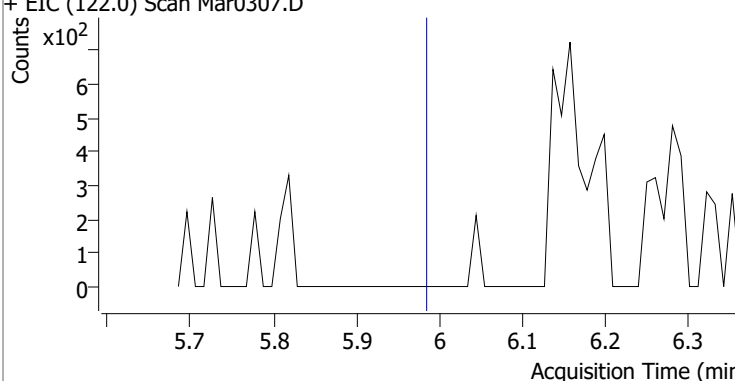
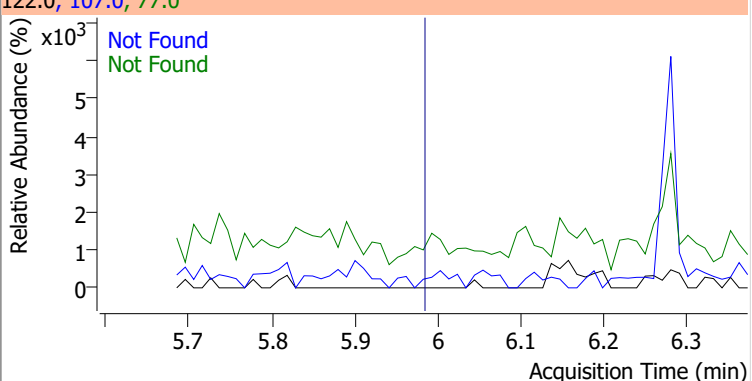
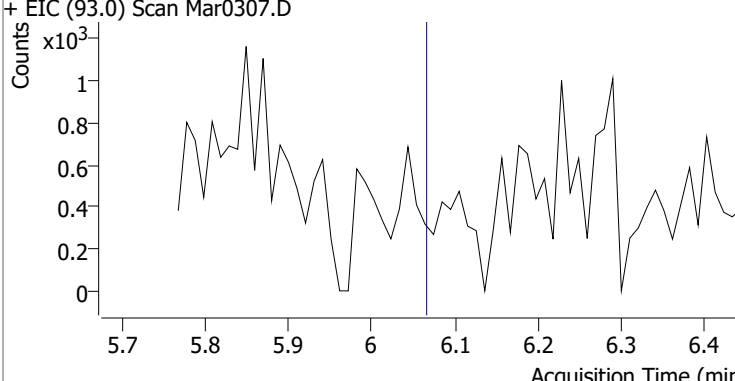
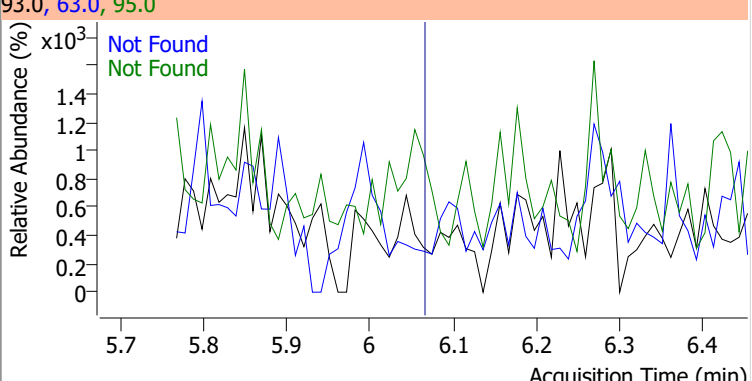
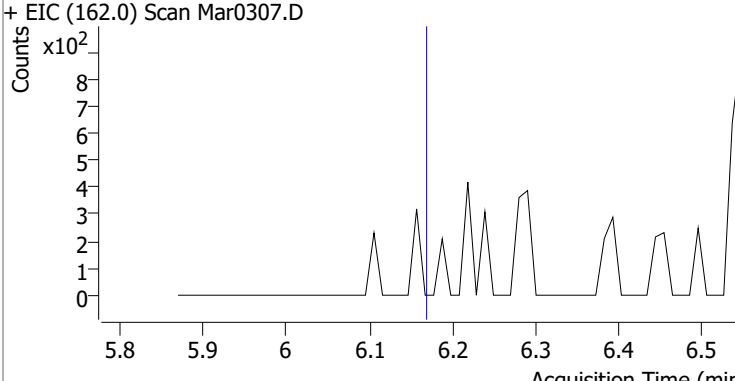
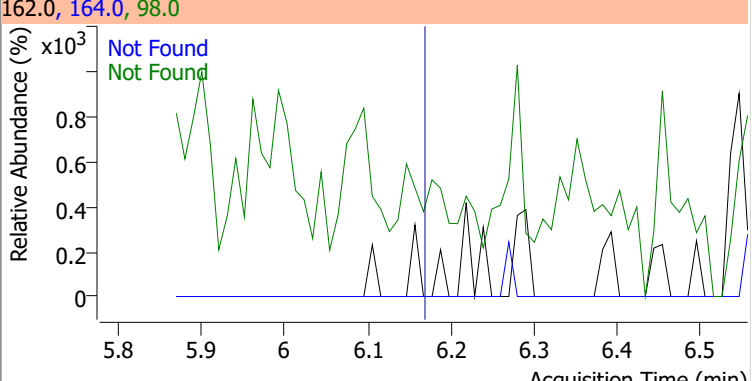
Compound	Conc.	Exp RT	QIon	Exp Ratio	QIon	Exp Ratio
Nitrobenzene	N.D.	5.49	77.0	209.6	51.0	127.5



Compound	Conc.	Exp RT	QIon	Exp Ratio
Isophorone	N.D.	5.79	138.0	20.3

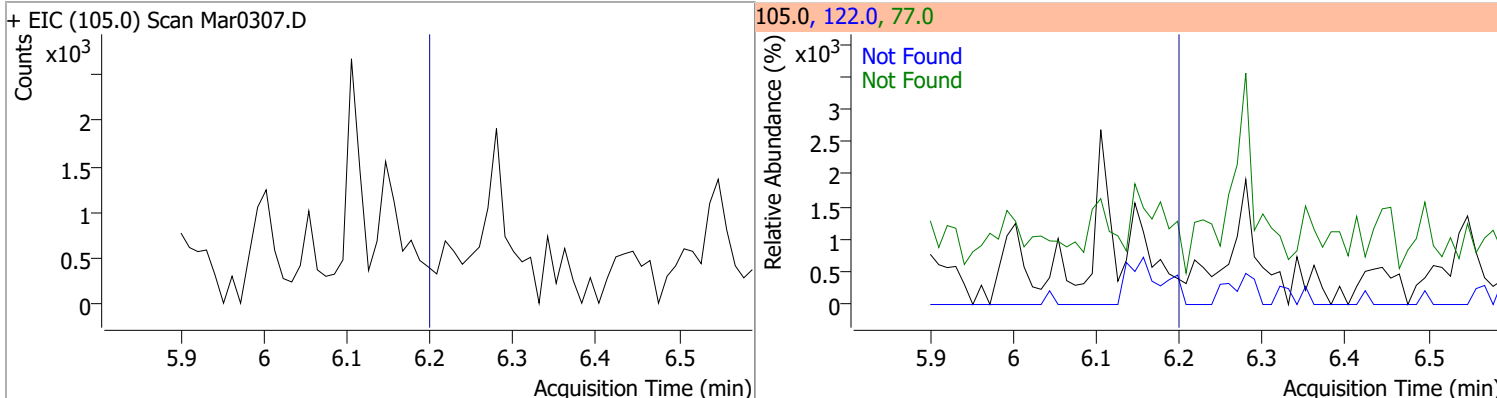


Quantitation Results Report (QT Reviewed)

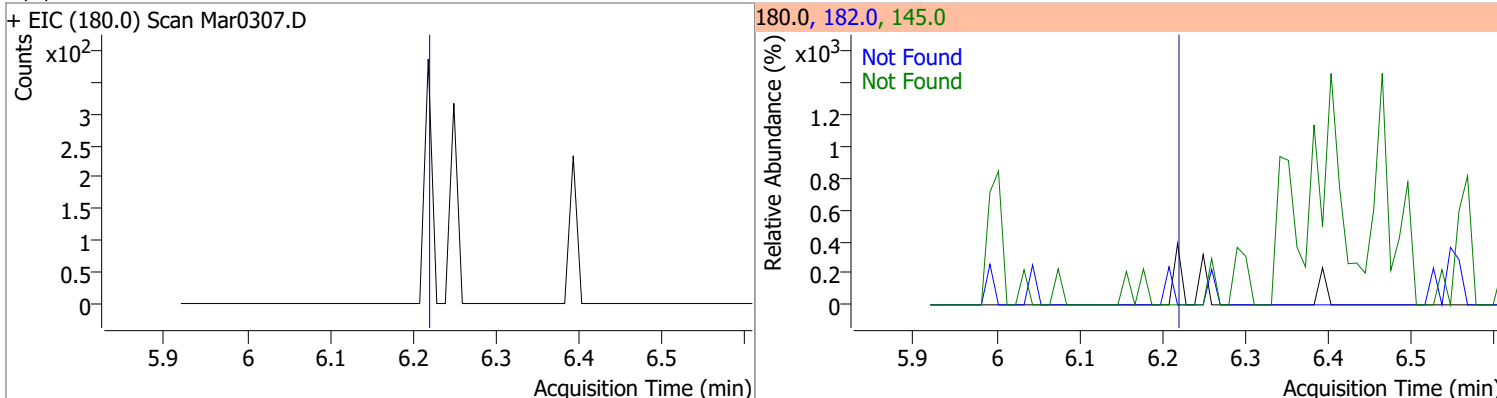
Compound	Conc.	Exp RT	QIon	Exp Ratio	QIon	Exp Ratio
2-Nitrophenol	N.D.	5.86	65.0	51.3	109.0	35.7
+ EIC (139.0) Scan Mar0307.D			139.0, 65.0, 109.0			
						
2,4-Dimethylphenol	N.D.	5.99	107.0	111.1	77.0	30.2
+ EIC (122.0) Scan Mar0307.D			122.0, 107.0, 77.0			
						
bis(-2-Chloroethoxy)Methane	N.D.	6.07	63.0	70.1	95.0	31.8
+ EIC (93.0) Scan Mar0307.D			93.0, 63.0, 95.0			
						
2,4-Dichlorophenol	N.D.	6.18	164.0	66.1	98.0	34.4
+ EIC (162.0) Scan Mar0307.D			162.0, 164.0, 98.0			
						

Quantitation Results Report (QT Reviewed)

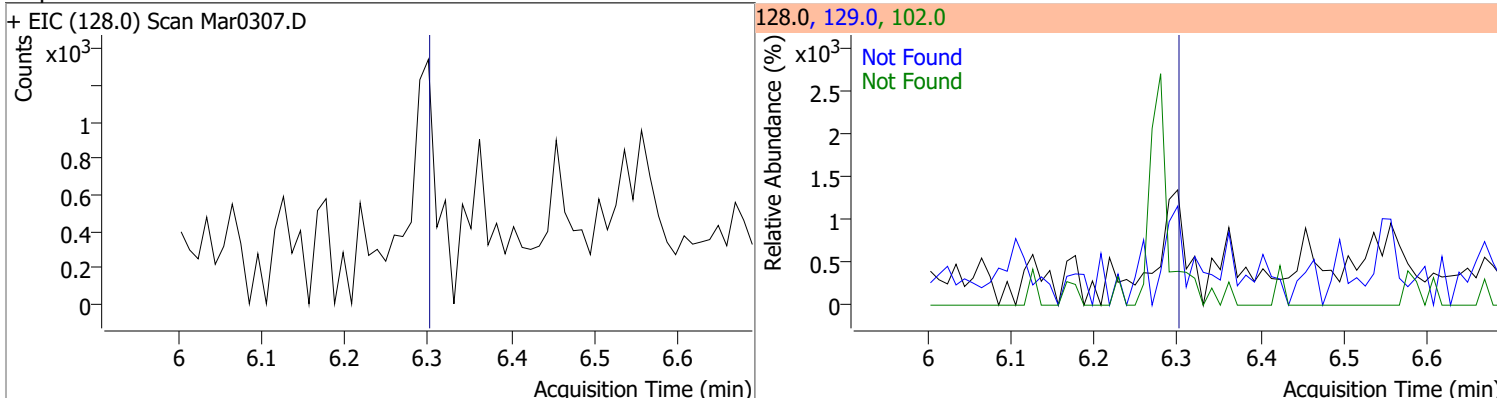
Compound	Conc.	Exp RT	QIon	Exp Ratio	QIon	Exp Ratio
Benzoic Acid	N.D.	6.21	122.0	86.4	77.0	79.5



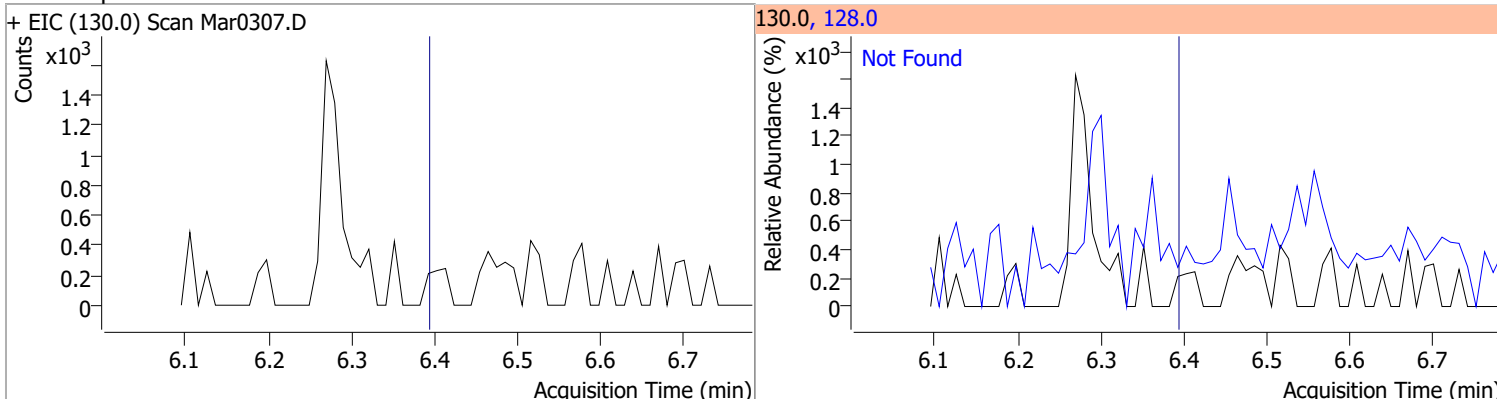
Compound	Conc.	Exp RT	QIon	Exp Ratio	QIon	Exp Ratio
1,2,4-Trichlorobenzene	N.D.	6.23	182.0	95.5	145.0	28.5



Compound	Conc.	Exp RT	QIon	Exp Ratio	QIon	Exp Ratio
Naphthalene	N.D.	6.31	129.0	11.0	102.0	9.2

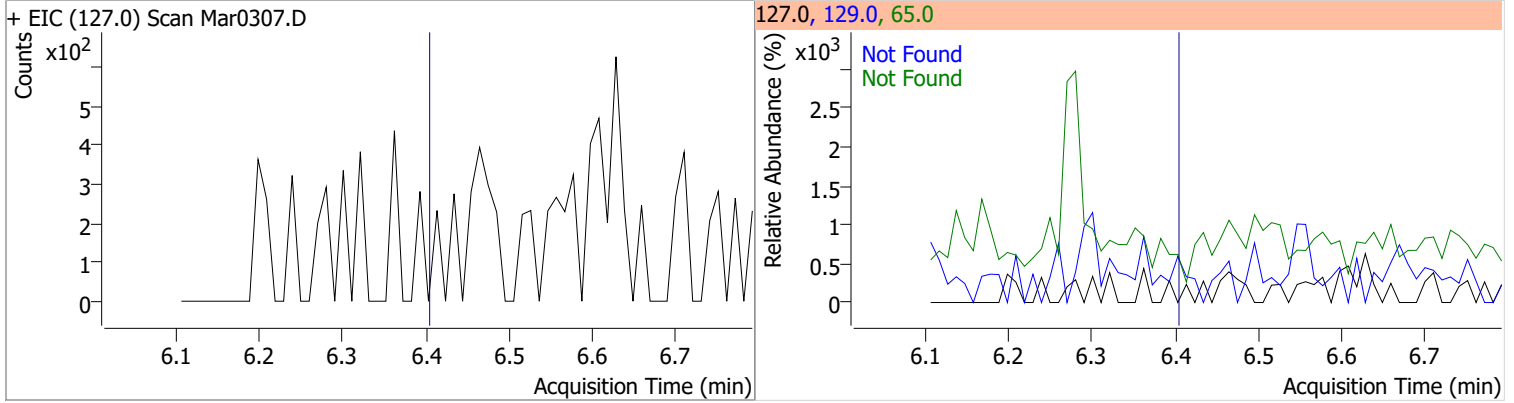


Compound	Conc.	Exp RT	QIon	Exp Ratio
4-Chlorophenol	N.D.	6.40	128.0	316.6

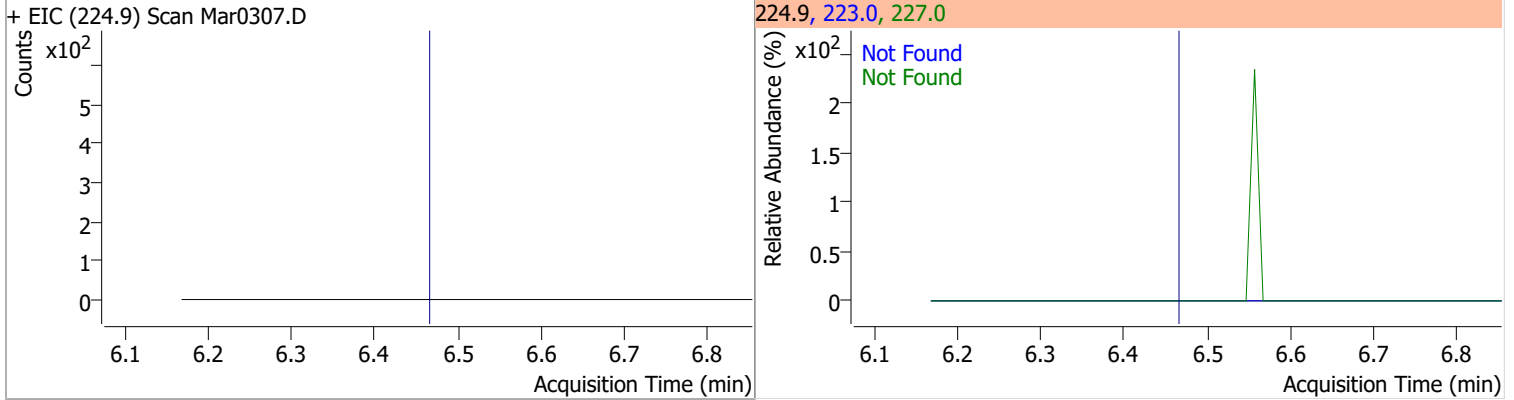


Quantitation Results Report (QT Reviewed)

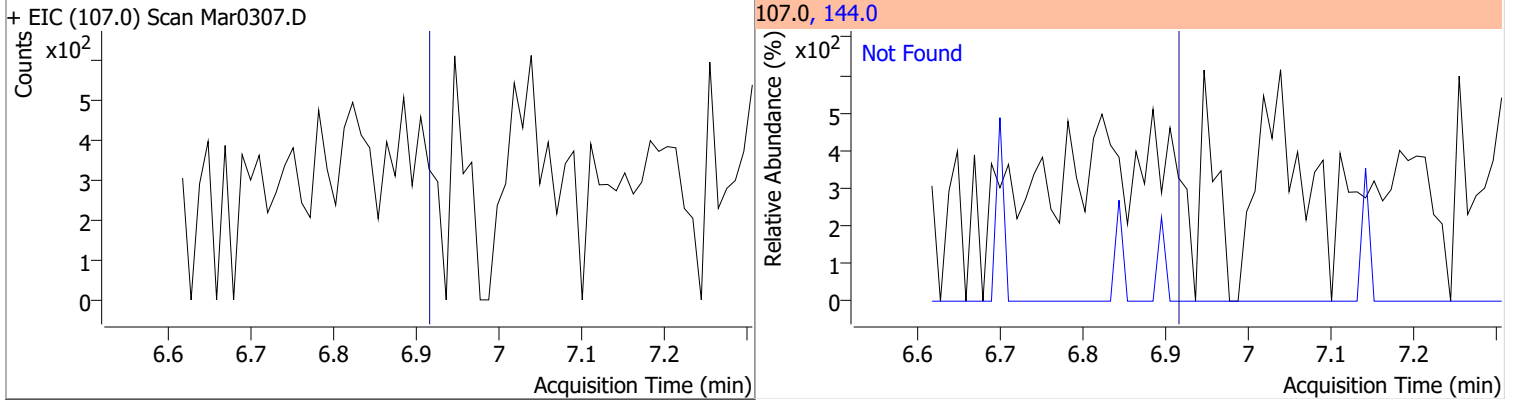
Compound	Conc.	Exp RT	QIon	Exp Ratio	QIon	Exp Ratio
p-Chloroaniline	N.D.	6.41	65.0	61.2	129.0	36.2



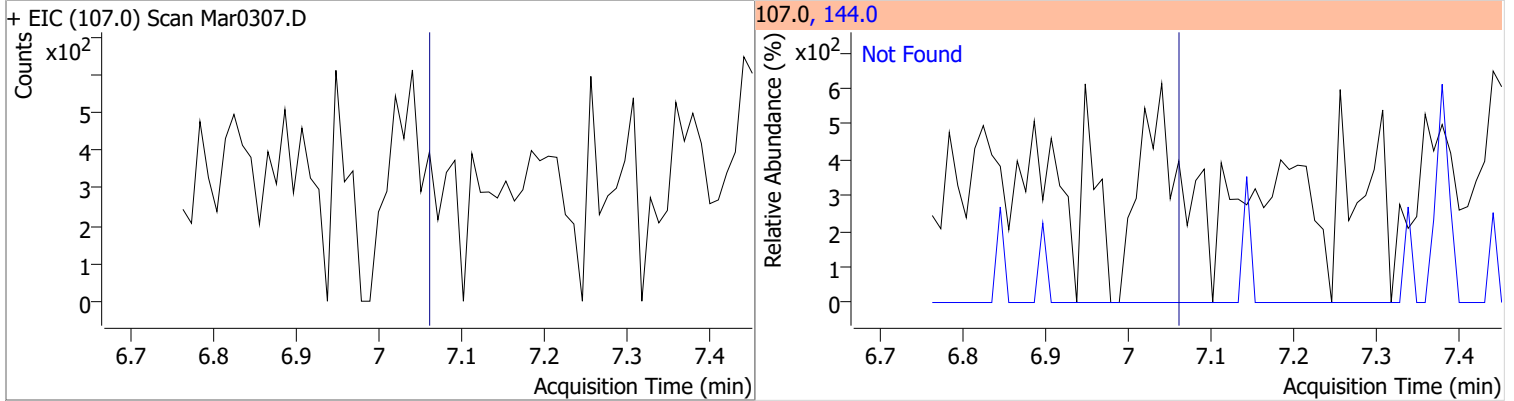
Compound	Conc.	Exp RT	QIon	Exp Ratio	QIon	Exp Ratio
Hexachlorobutadiene	N.D.	6.48	223.0	63.2	227.0	62.4



Compound	Conc.	Exp RT	QIon	Exp Ratio
4-Chloro-2-Methylphenol	N.D.	6.93	144.0	27.8

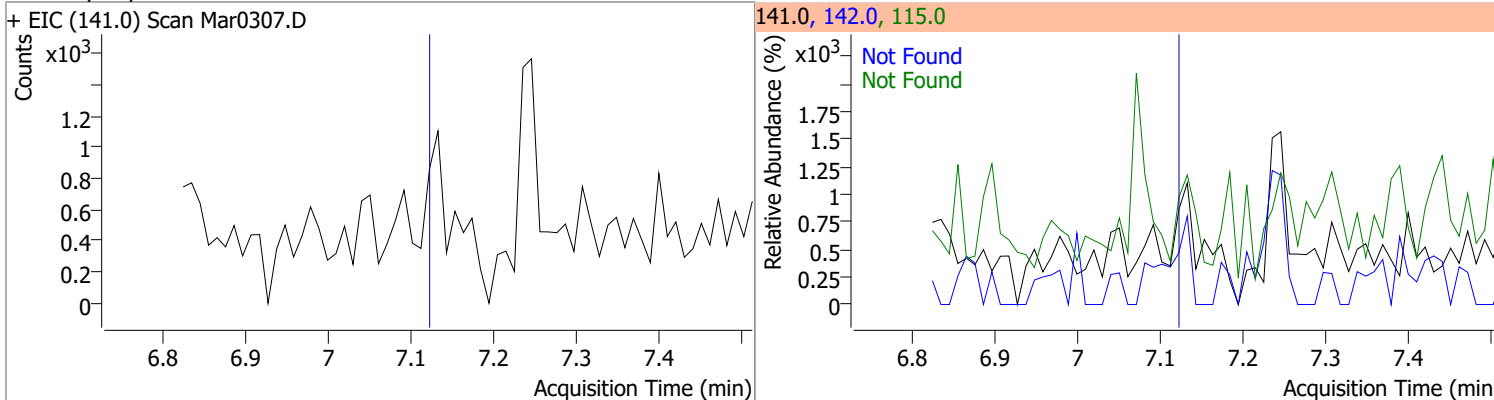


Compound	Conc.	Exp RT	QIon	Exp Ratio
4-Chloro-3-Methylphenol	N.D.	7.07	144.0	26.7

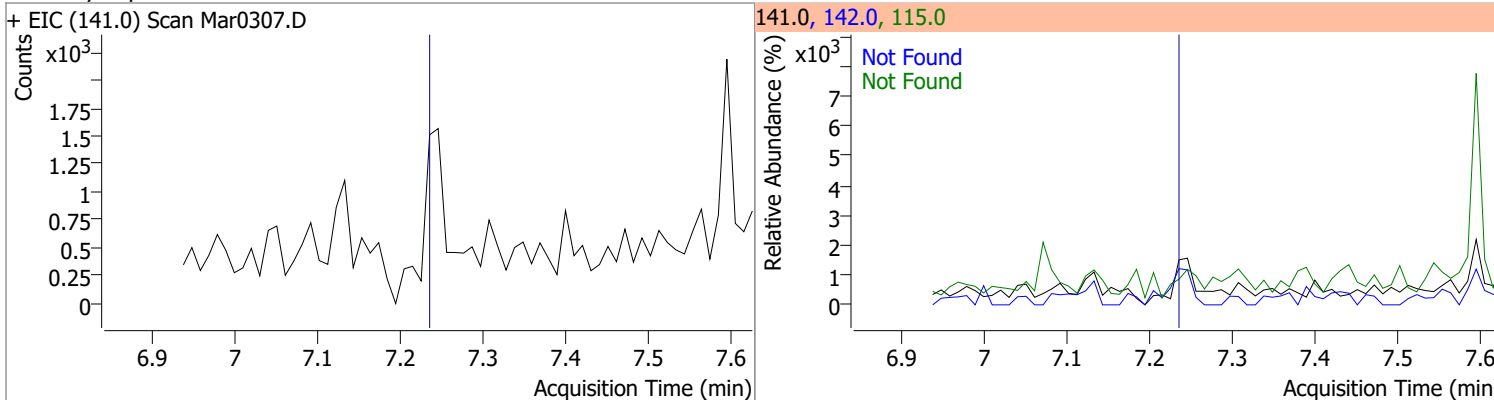


Quantitation Results Report (QT Reviewed)

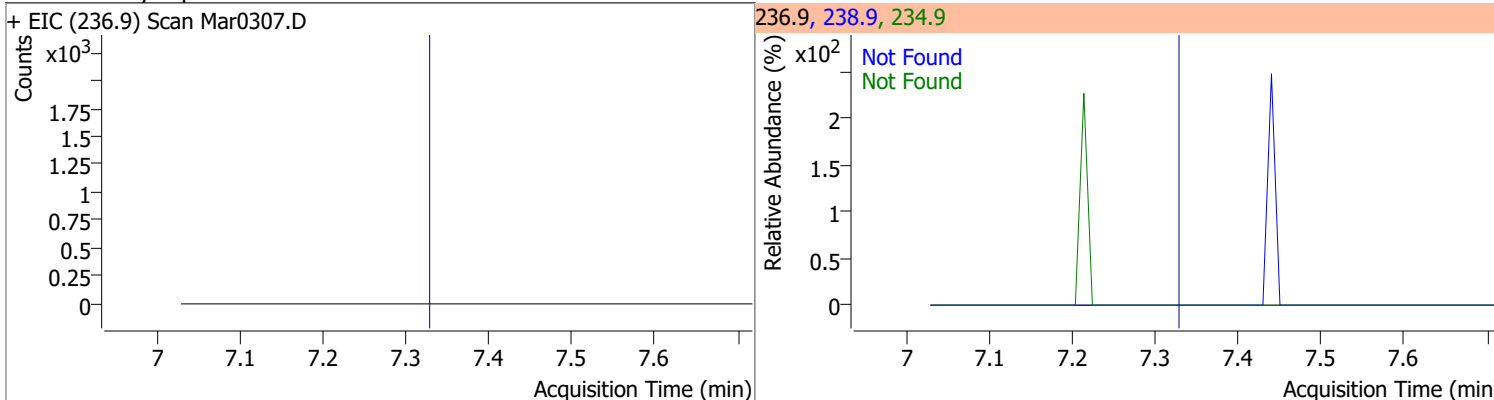
Compound	Conc.	Exp RT	QIon	Exp Ratio	QIon	Exp Ratio
2-Methylnaphthalene	N.D.	7.13	142.0	120.9	115.0	40.2



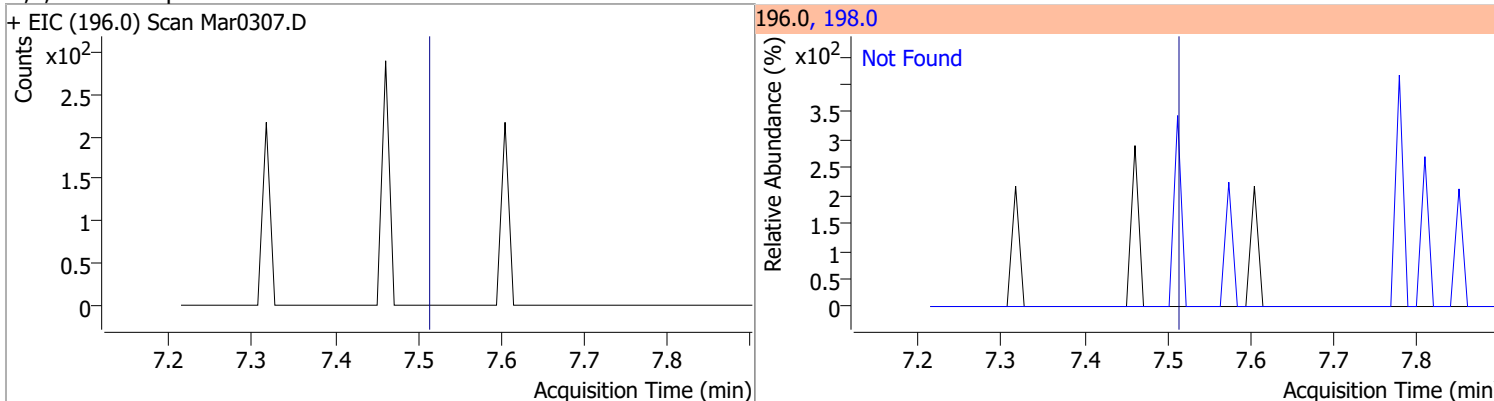
Compound	Conc.	Exp RT	QIon	Exp Ratio	QIon	Exp Ratio
1-Methylnaphthalene	N.D.	7.25	142.0	116.0	115.0	41.9



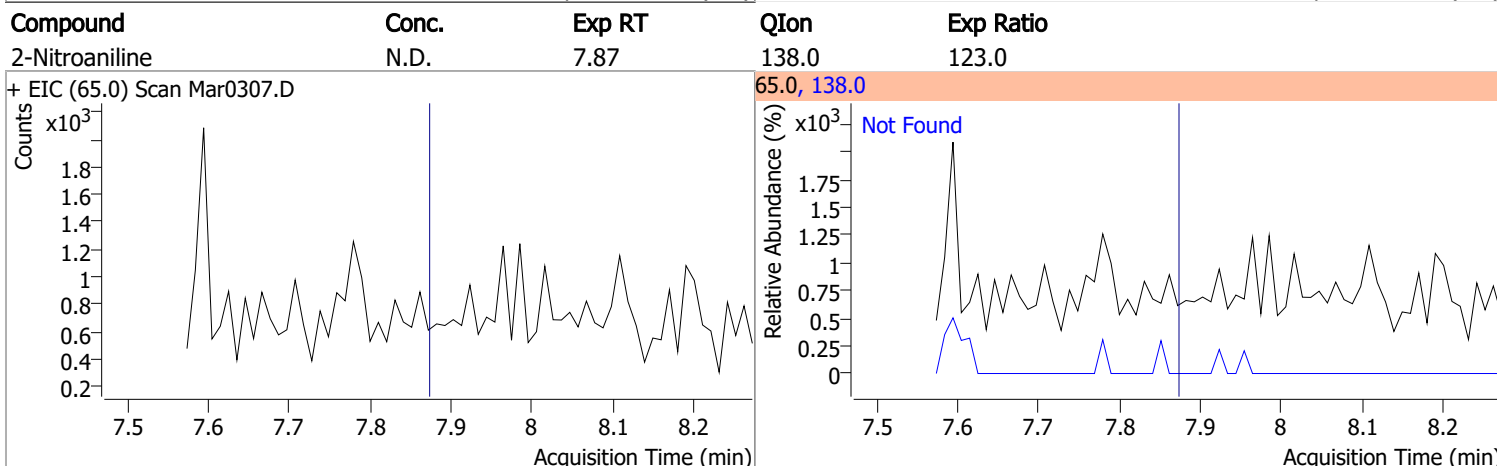
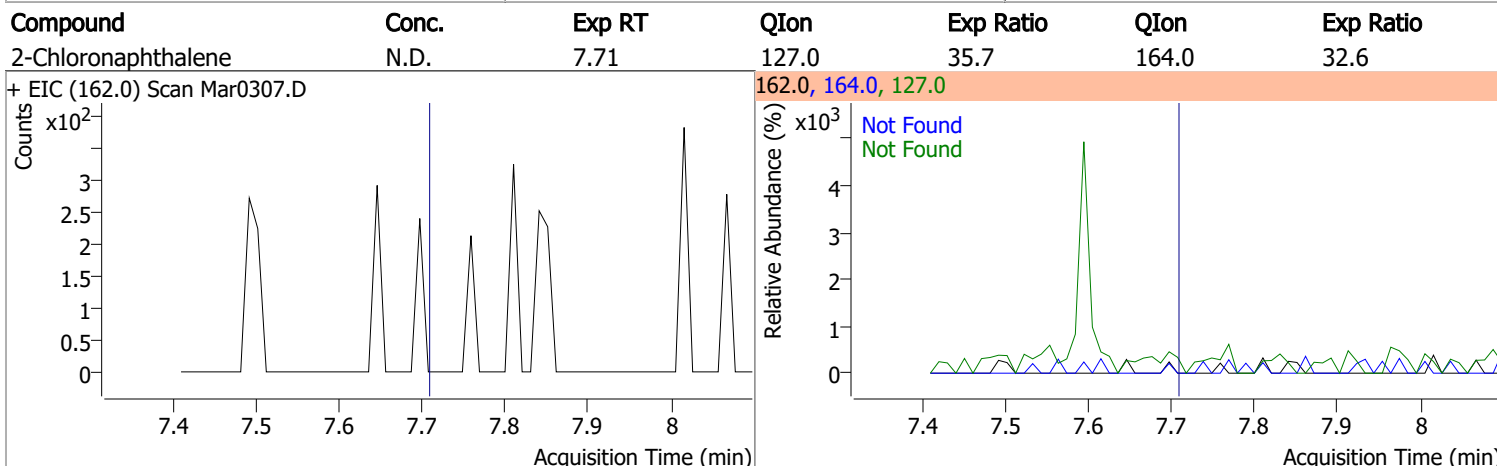
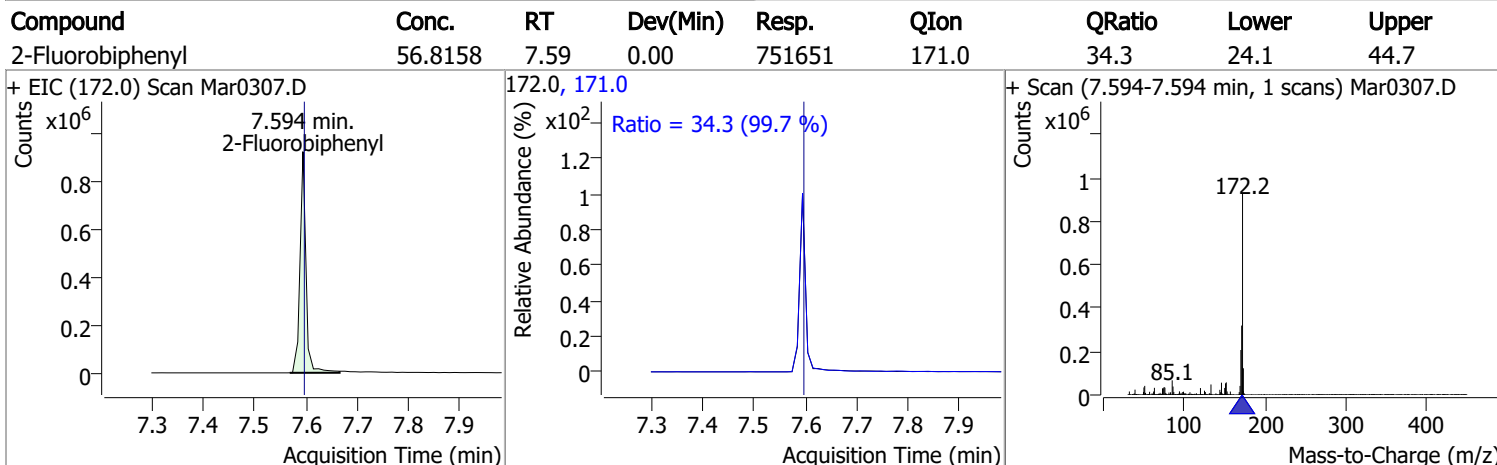
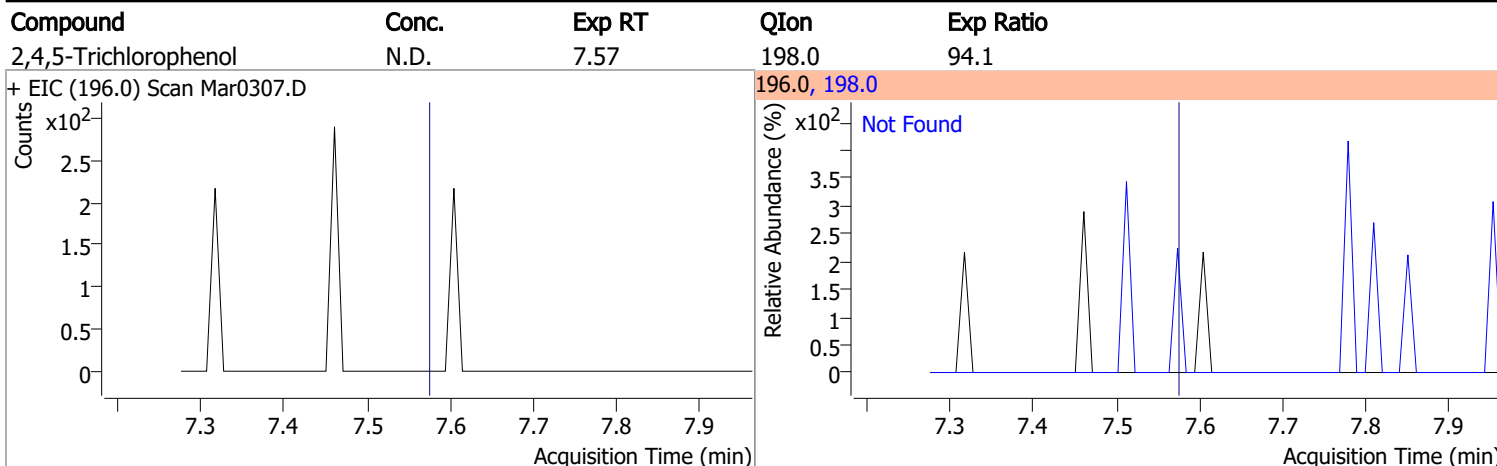
Compound	Conc.	Exp RT	QIon	Exp Ratio	QIon	Exp Ratio
Hexachlorocyclopentadiene	N.D.	7.33	238.9	64.2	234.9	62.1



Compound	Conc.	Exp RT	QIon	Exp Ratio
2,4,6-Trichlorophenol	N.D.	7.51	198.0	92.6

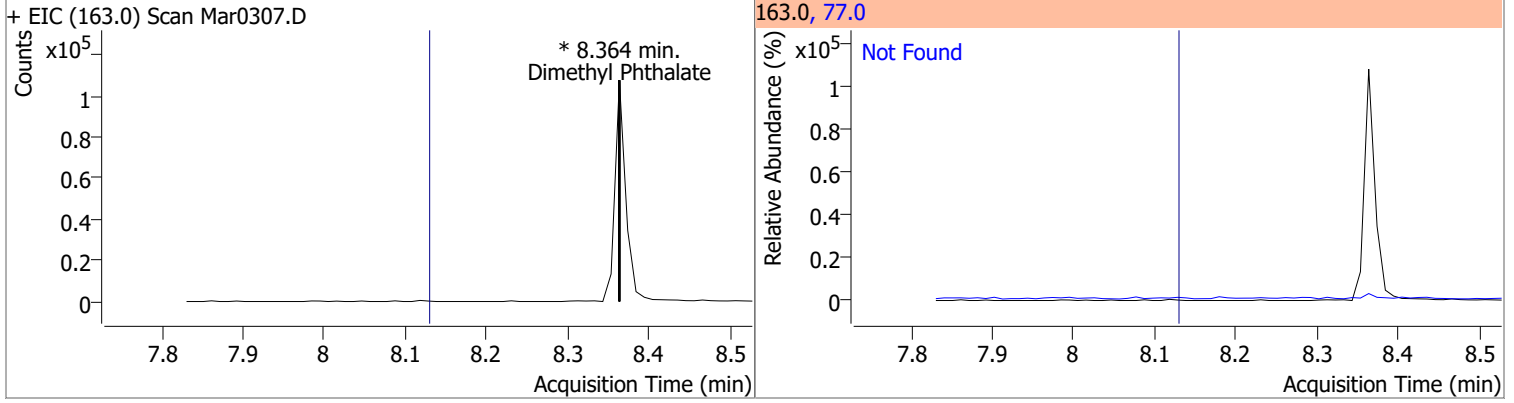


Quantitation Results Report (QT Reviewed)

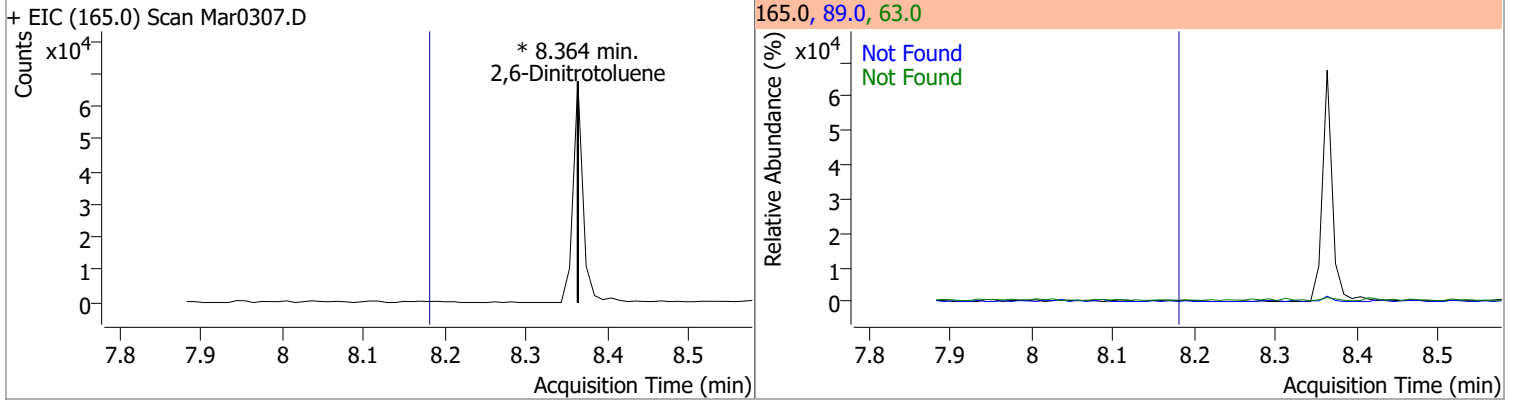


Quantitation Results Report (QT Reviewed)

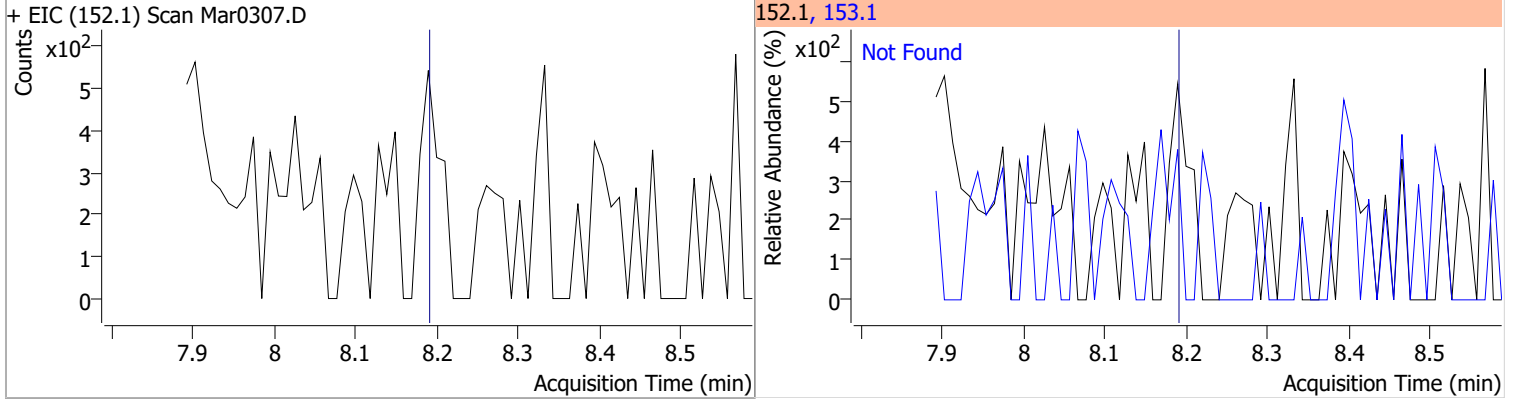
Compound	Conc.	RT	Dev(Min)	Resp.	QIon	QRatio	Lower	Upper
Dimethyl Phthalate	0	0		0	77.0		13.9	25.8



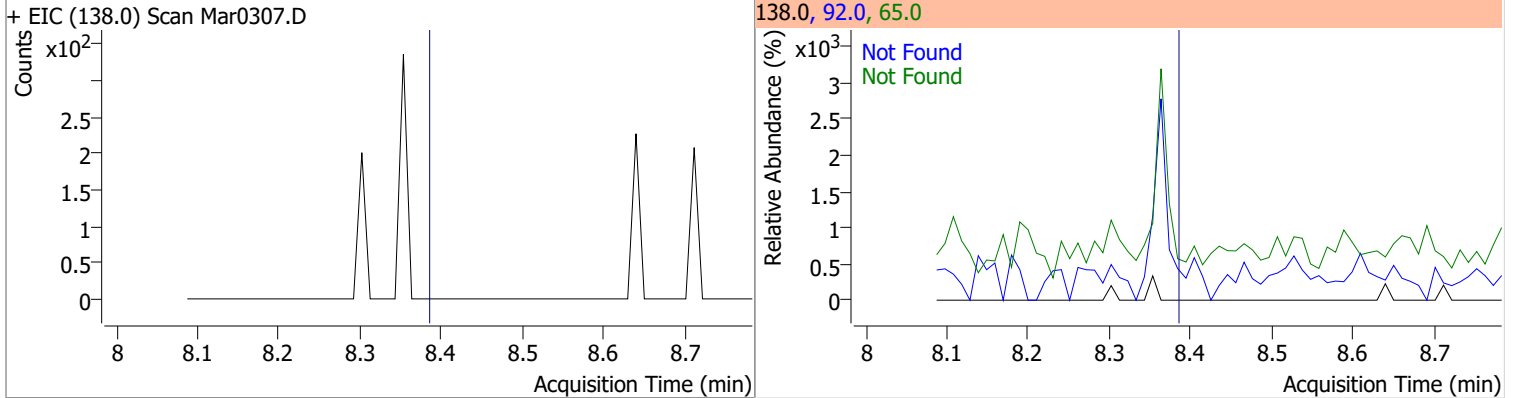
Compound	Conc.	RT	Dev(Min)	Resp.	QIon	QRatio	Lower	Upper
2,6-Dinitrotoluene	0	0		0	63.0 89.0		95.6 45.4	177.5 84.4



Compound	Conc.	Exp RT	QIon	Exp Ratio
Acenaphthylene	N.D.	8.19	153.1	14.0

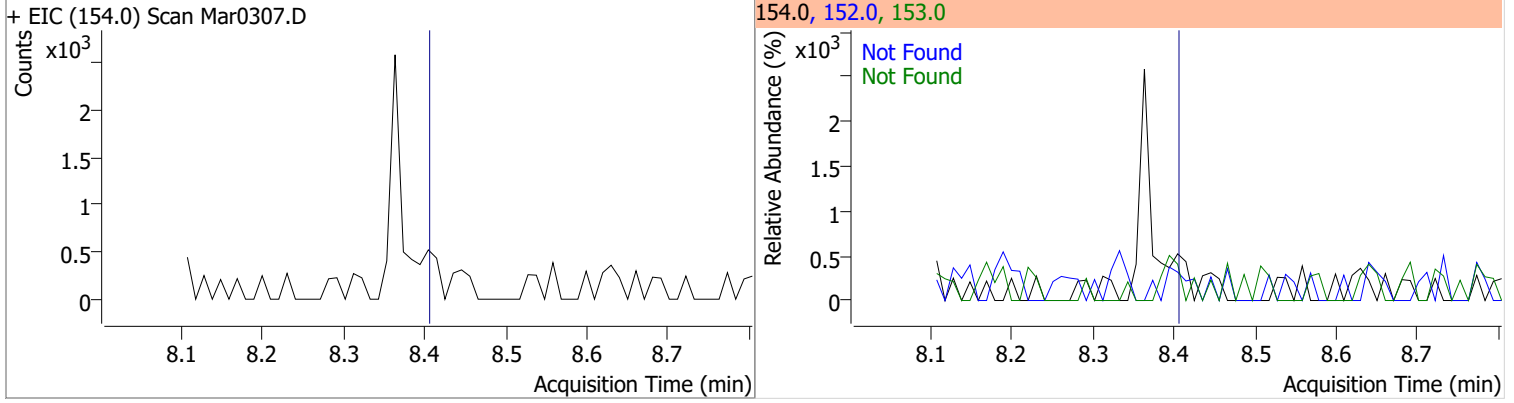


Compound	Conc.	Exp RT	QIon	Exp Ratio	QIon	Exp Ratio
3-Nitroaniline	N.D.	8.38	65.0	131.7	92.0	112.6

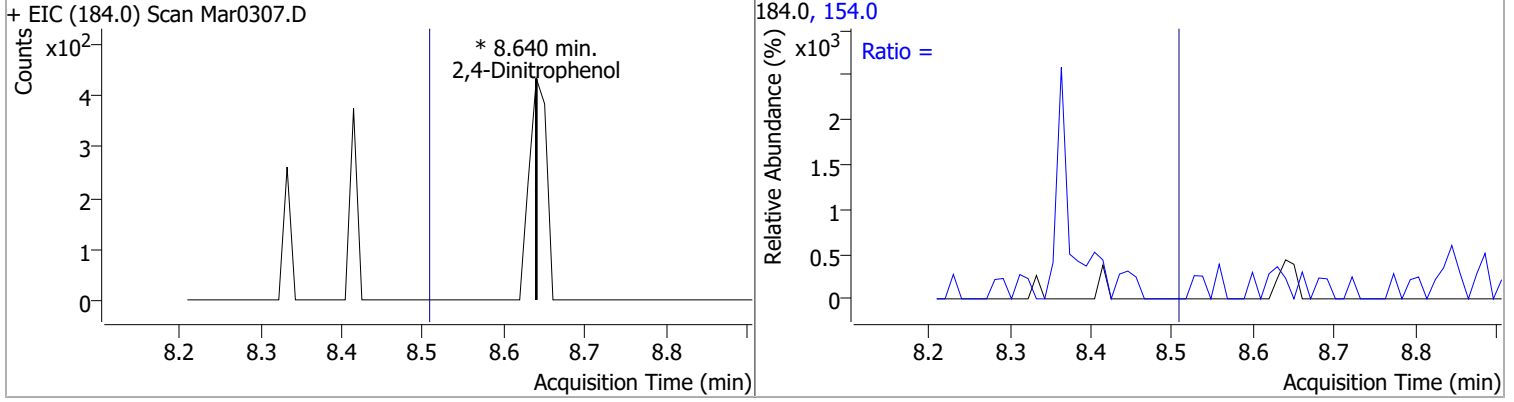


Quantitation Results Report (QT Reviewed)

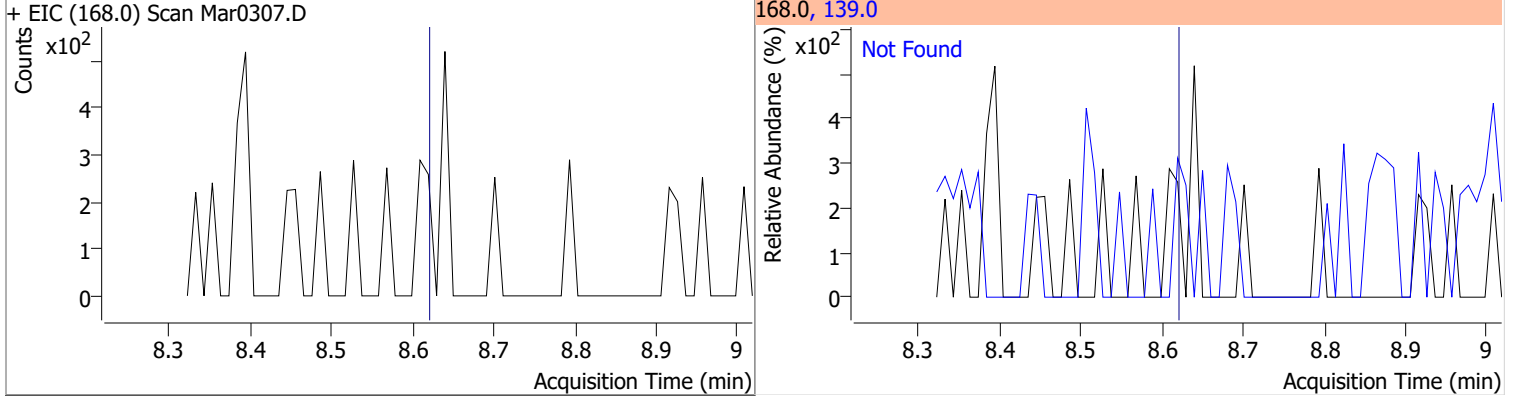
Compound	Conc.	Exp RT	QIon	Exp Ratio	QIon	Exp Ratio
Acenaphthene	N.D.	8.40	153.0	106.6	152.0	52.4



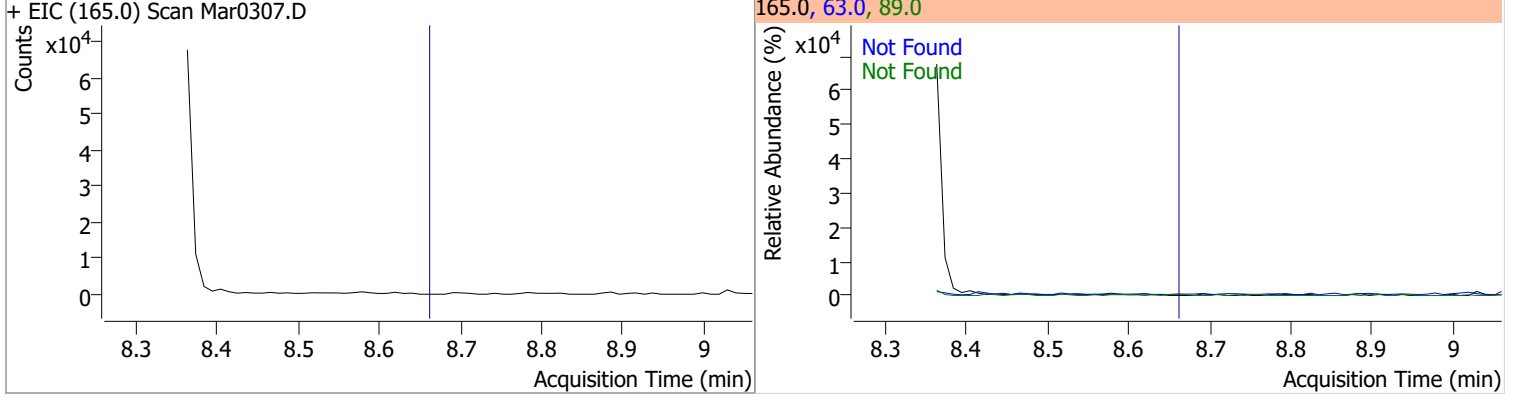
Compound	Conc.	RT	Dev(Min)	Resp.	QIon	QRatio	Lower	Upper
2,4-Dinitrophenol		0		0	154.0		41.5	77.0



Compound	Conc.	Exp RT	QIon	Exp Ratio
Dibenzofuran	N.D.	8.62	139.0	37.6

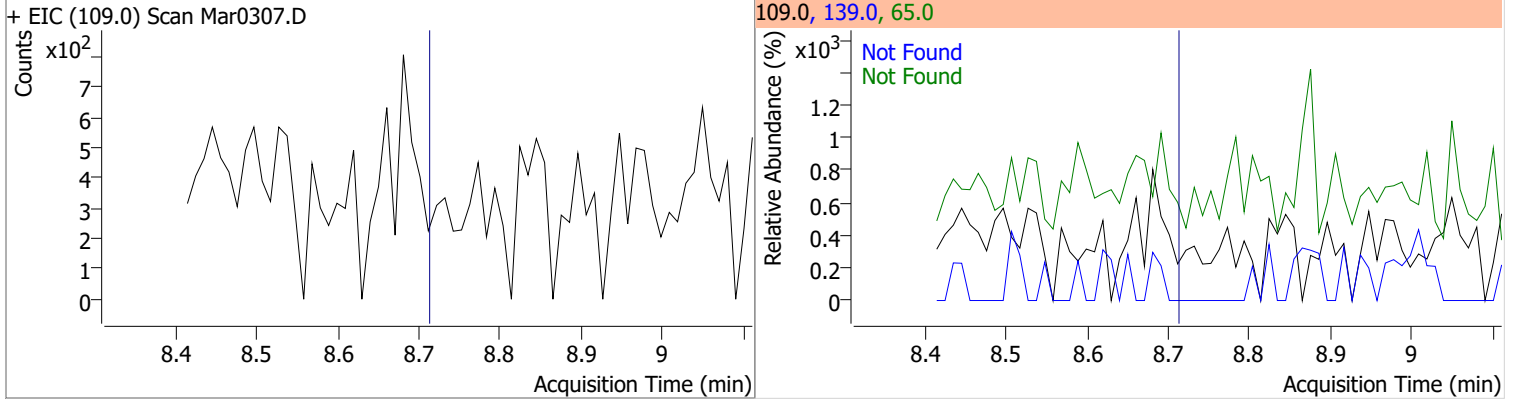


Compound	Conc.	Exp RT	QIon	Exp Ratio	QIon	Exp Ratio
2,4-Dinitrotoluene	N.D.	8.66	89.0	75.9	63.0	44.1

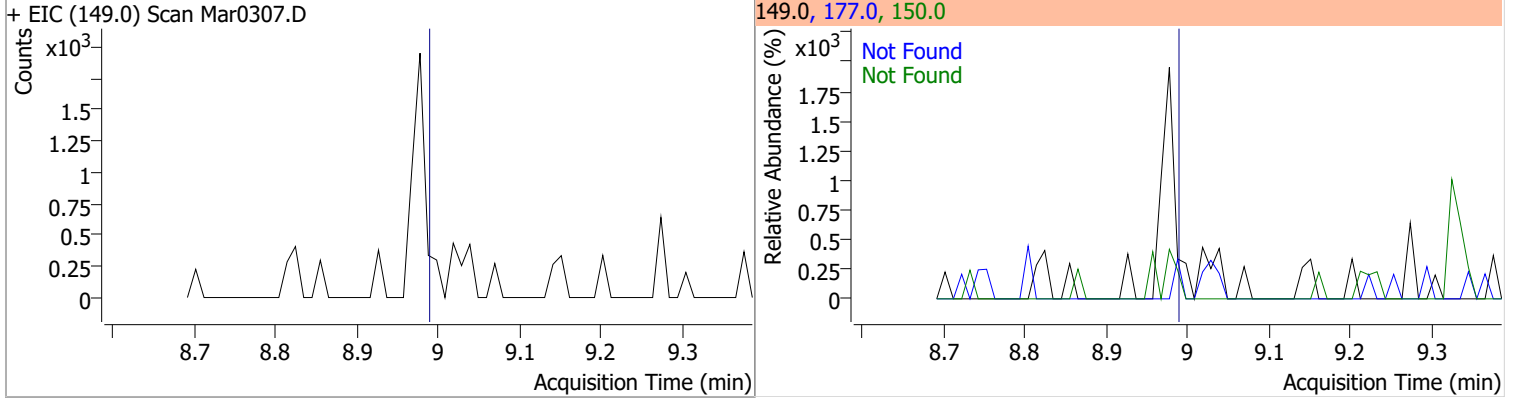


Quantitation Results Report (QT Reviewed)

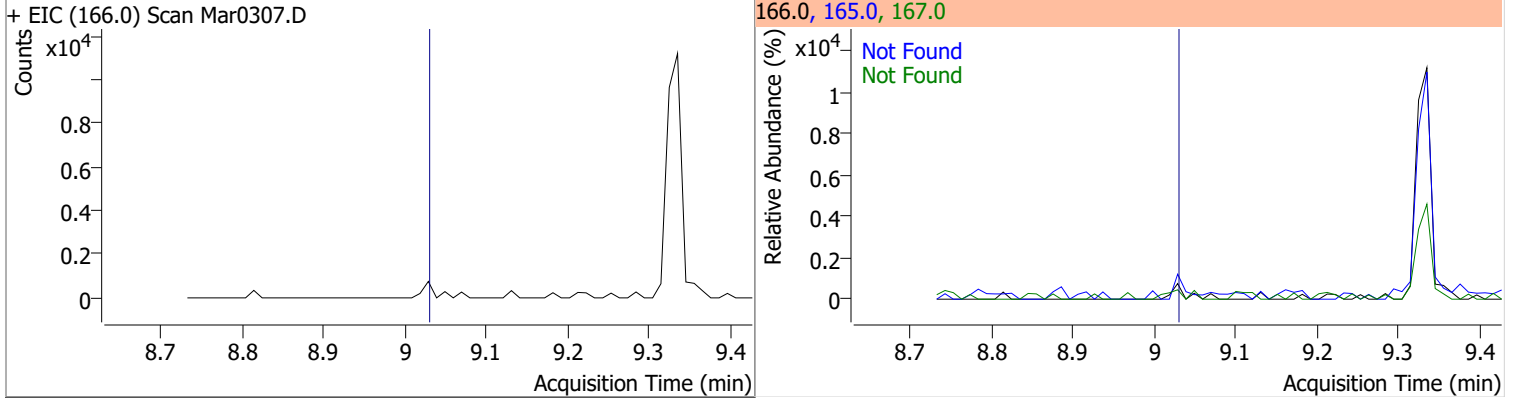
Compound	Conc.	Exp RT	QIon	Exp Ratio	QIon	Exp Ratio
4-Nitrophenol	N.D.	8.71	139.0	78.4	65.0	71.6



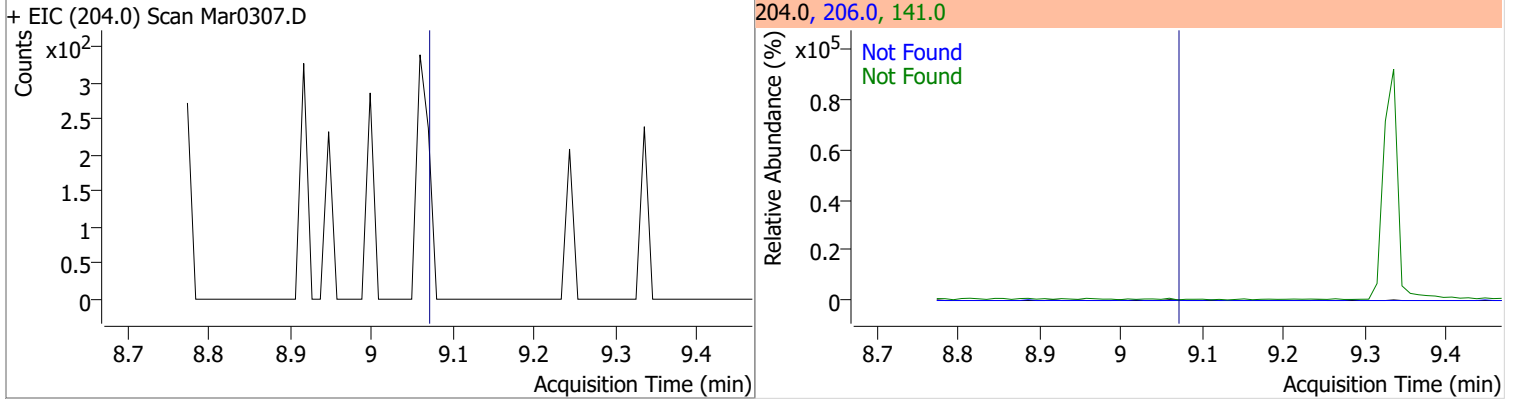
Compound	Conc.	Exp RT	QIon	Exp Ratio	QIon	Exp Ratio
Diethylphthalate	N.D.	8.99	177.0	21.3	150.0	12.7



Compound	Conc.	Exp RT	QIon	Exp Ratio	QIon	Exp Ratio
Fluorene	N.D.	9.03	165.0	94.1	167.0	13.4

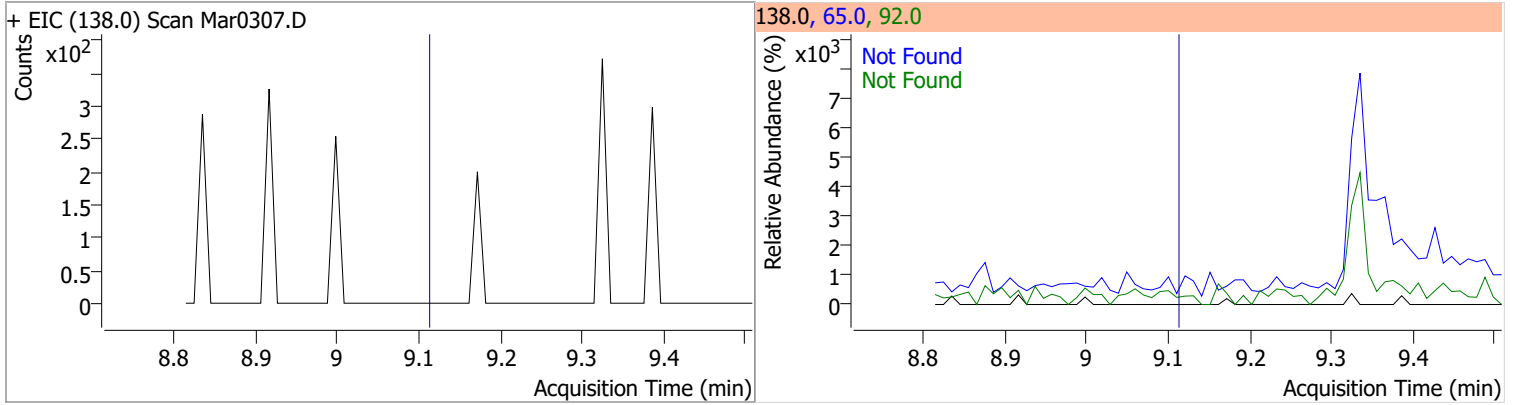


Compound	Conc.	Exp RT	QIon	Exp Ratio	QIon	Exp Ratio
4-Chlorophenyl-phenylether	N.D.	9.07	141.0	61.7	206.0	34.0

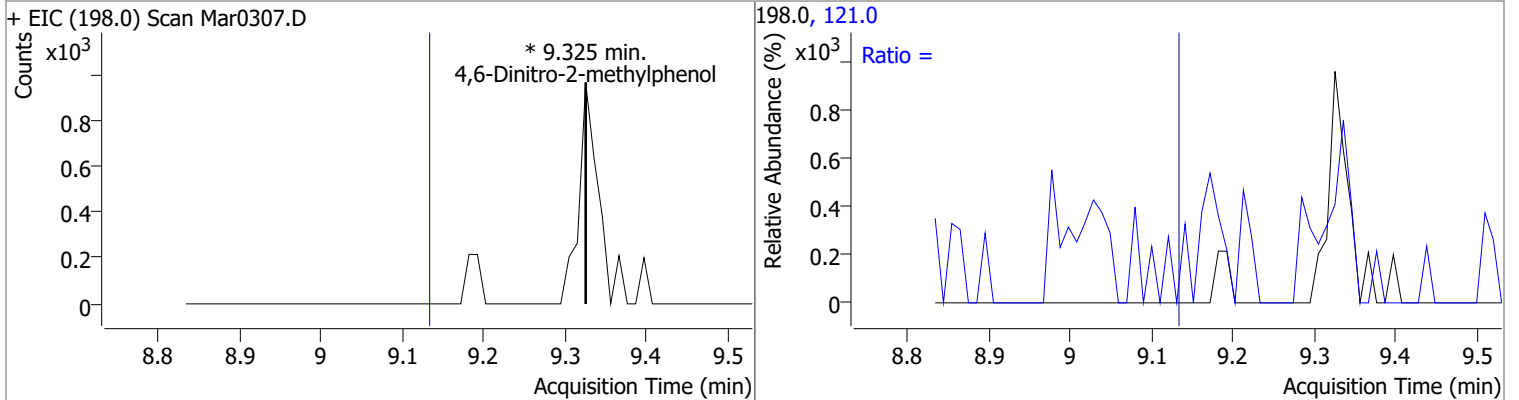


Quantitation Results Report (QT Reviewed)

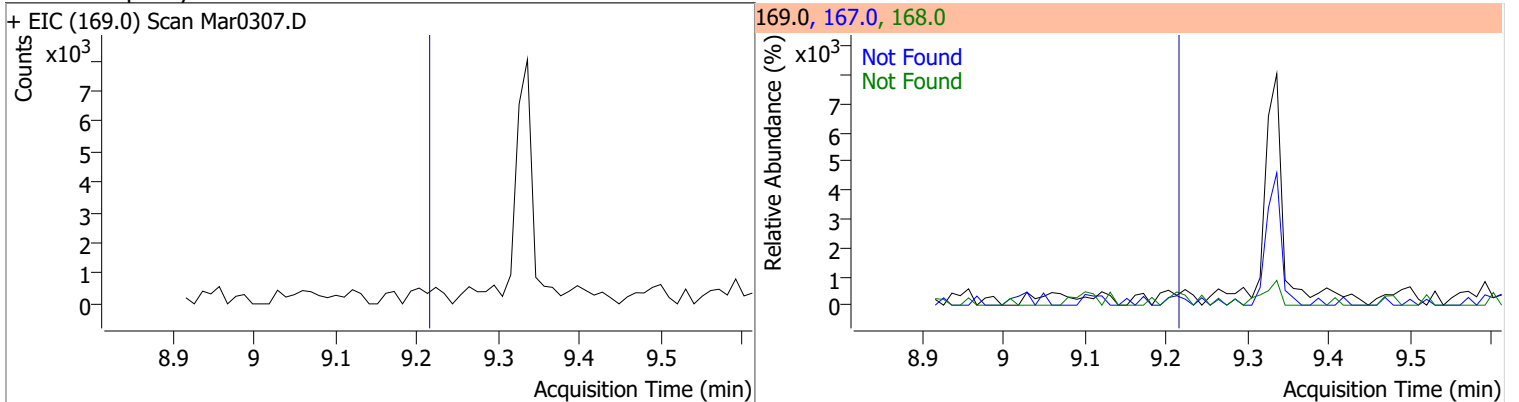
Compound	Conc.	Exp RT	QIon	Exp Ratio	QIon	Exp Ratio
4-Nitroaniline	N.D.	9.12	65.0	109.2	92.0	47.3



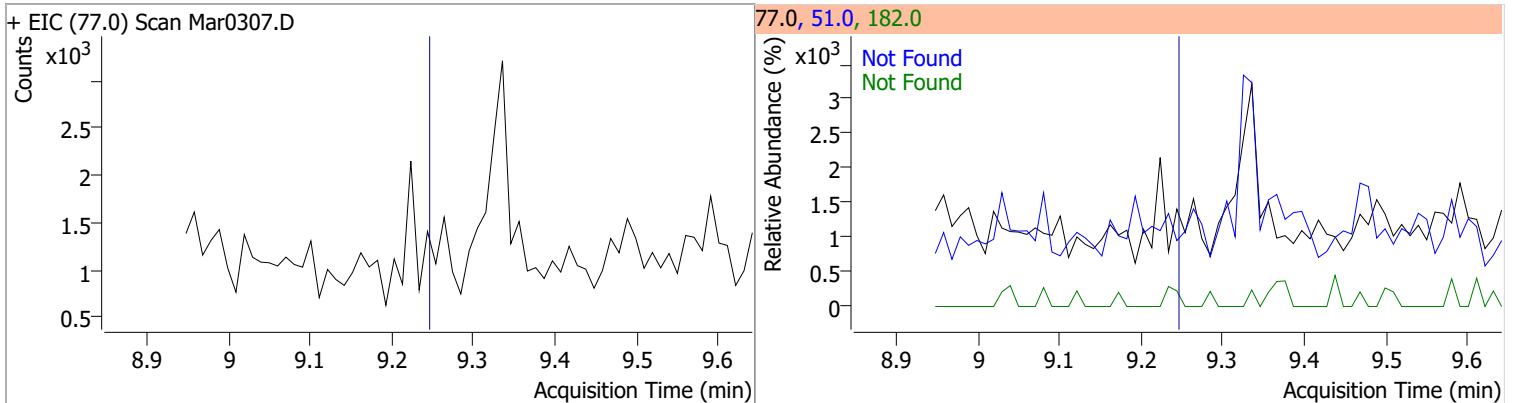
Compound	Conc.	RT	Dev(Min)	Resp.	QIon	QRatio	Lower	Upper
4,6-Dinitro-2-methylphenol		0		0	121.0		34.1	63.3



Compound	Conc.	Exp RT	QIon	Exp Ratio	QIon	Exp Ratio
N-nitrosodiphenylamine	N.D.	9.22	168.0	64.6	167.0	34.5

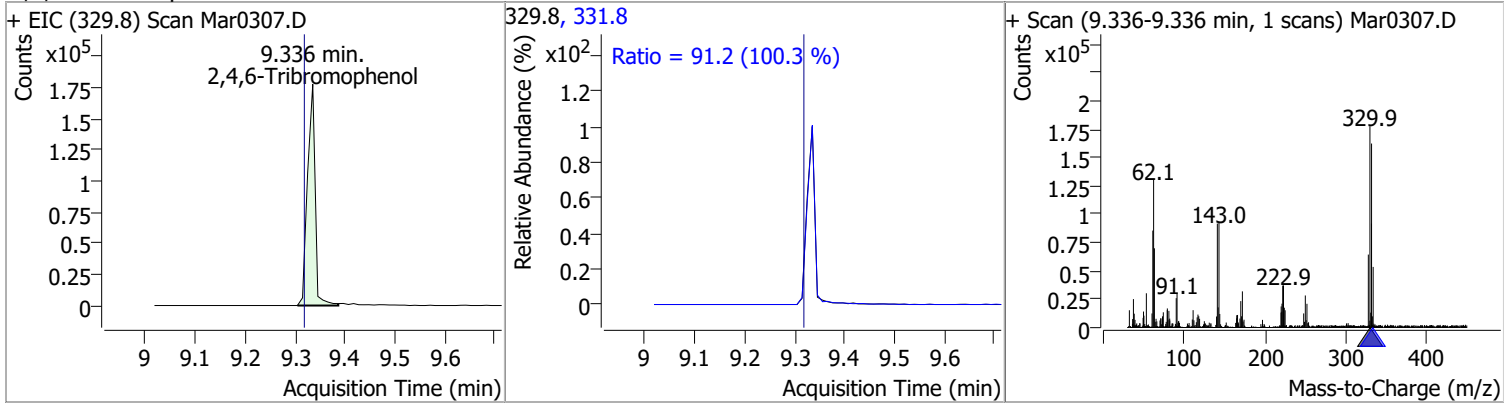


Compound	Conc.	Exp RT	QIon	Exp Ratio	QIon	Exp Ratio
Azobenzene	N.D.	9.25	51.0	48.8	182.0	26.0

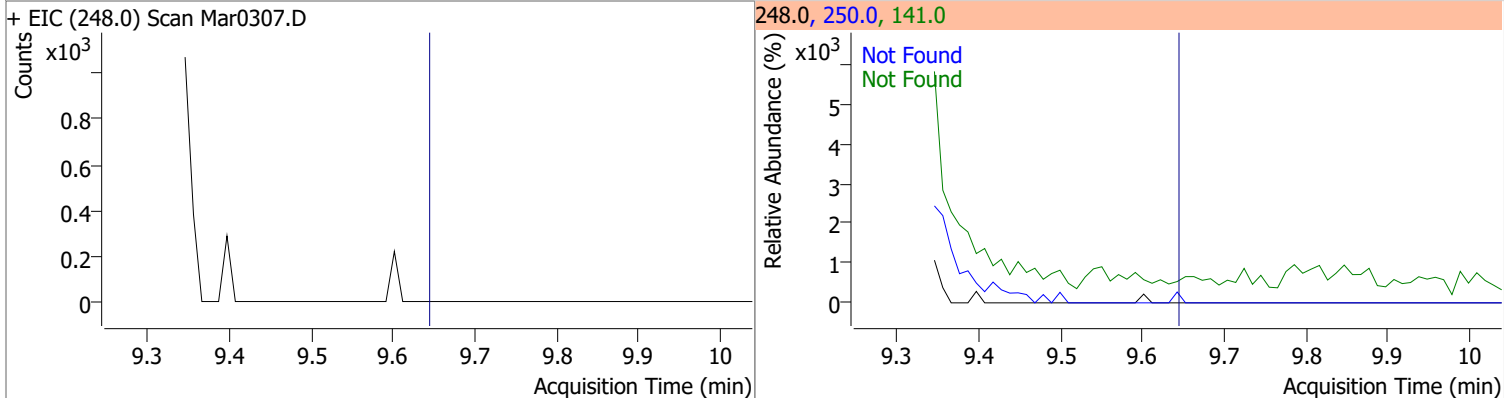


Quantitation Results Report (QT Reviewed)

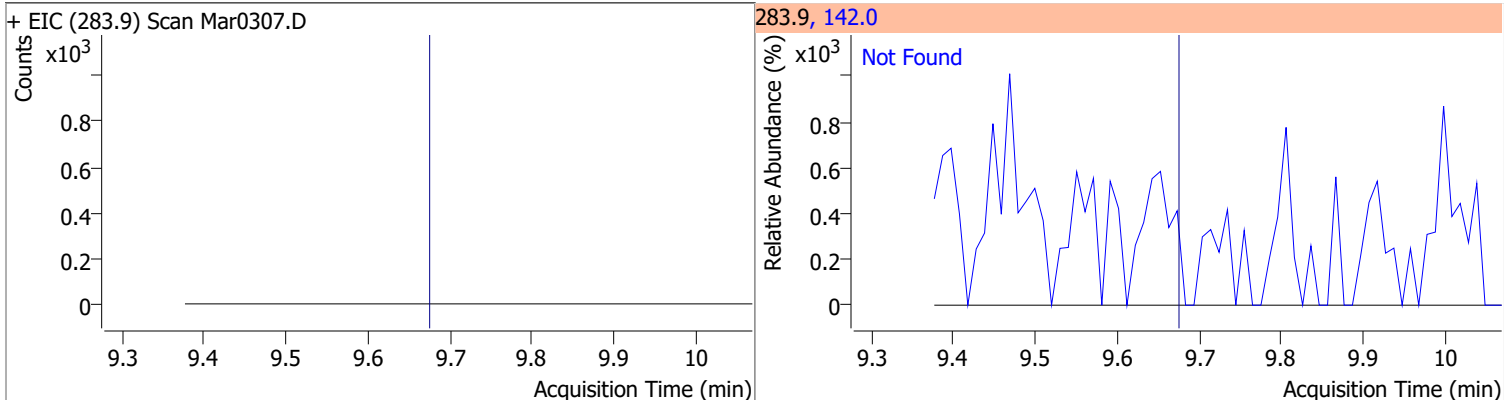
Compound	Conc.	RT	Dev(Min)	Resp.	QIon	QRatio	Lower	Upper
2,4,6-Tribromophenol	156.4256	9.34	0.01	188443	331.8	91.2	63.6	118.2



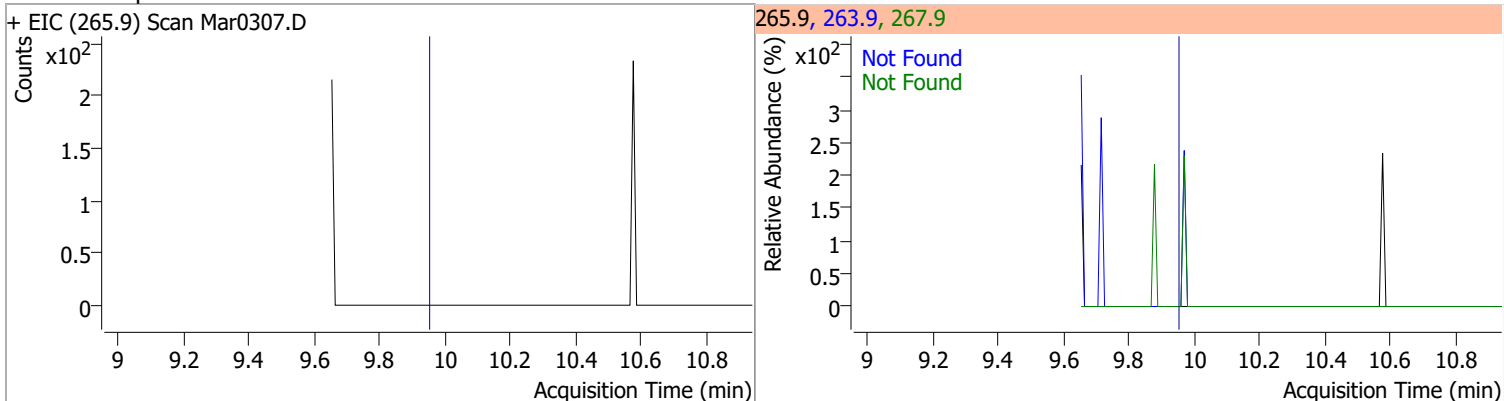
Compound	Conc.	Exp RT	QIon	Exp Ratio	QIon	Exp Ratio
4-Bromophenyl-phenylether	N.D.	9.65	141.0	100.4	250.0	99.4



Compound	Conc.	Exp RT	QIon	Exp Ratio
Hexachlorobenzene	N.D.	9.68	142.0	49.3

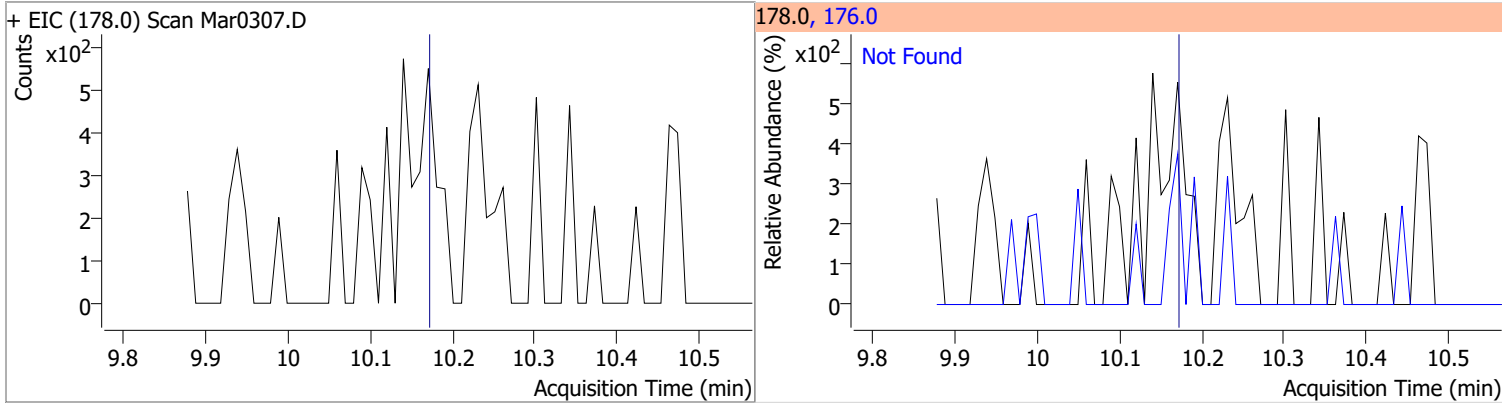


Compound	Conc.	Exp RT	QIon	Exp Ratio	QIon	Exp Ratio
Pentachlorophenol	N.D.	9.96	263.9	63.1	267.9	62.4

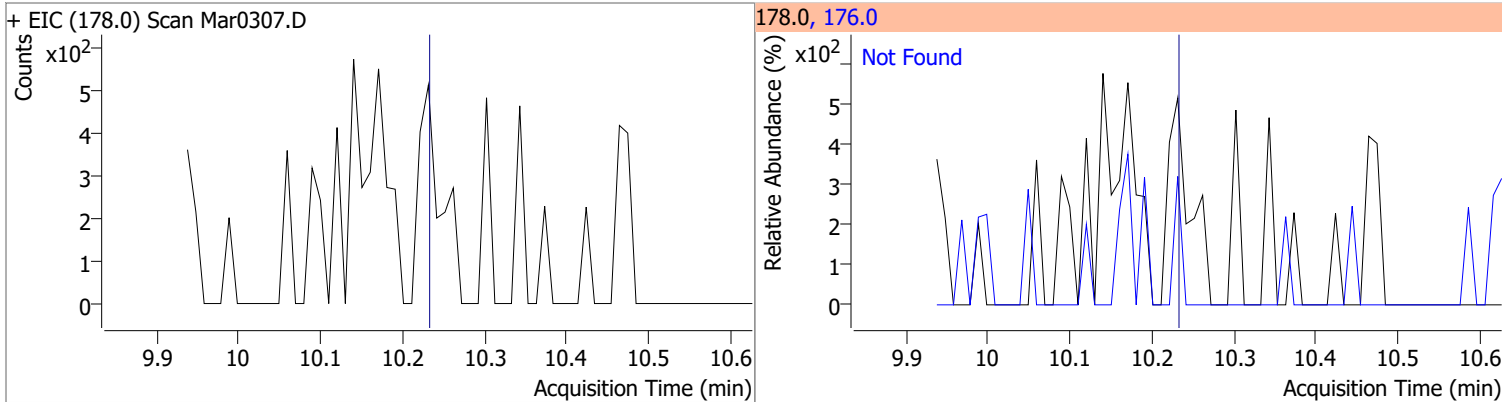


Quantitation Results Report (QT Reviewed)

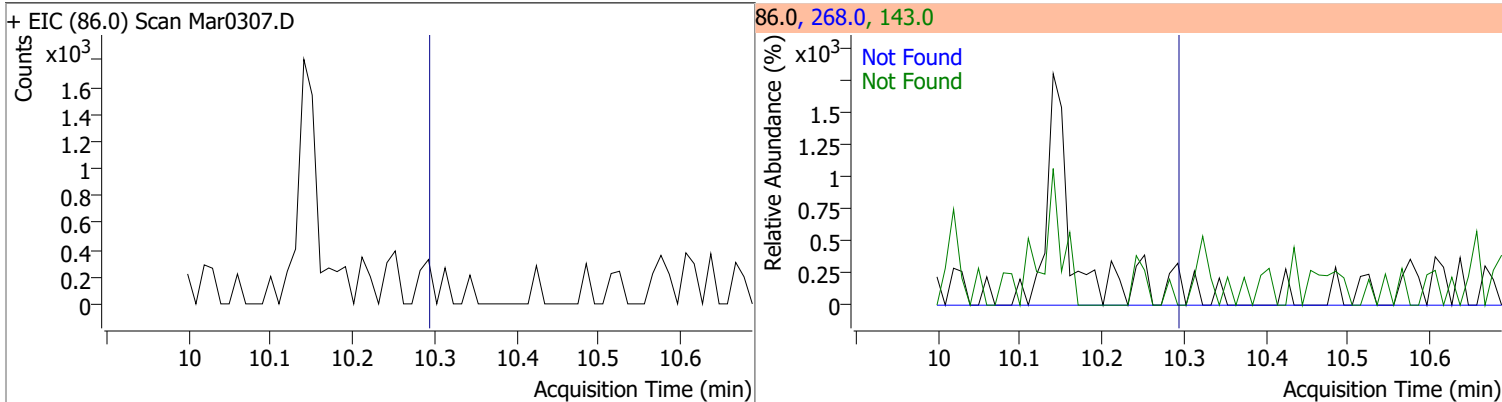
Compound	Conc.	Exp RT	QIon	Exp Ratio
Phenanthrene	N.D.	10.18	176.0	18.9



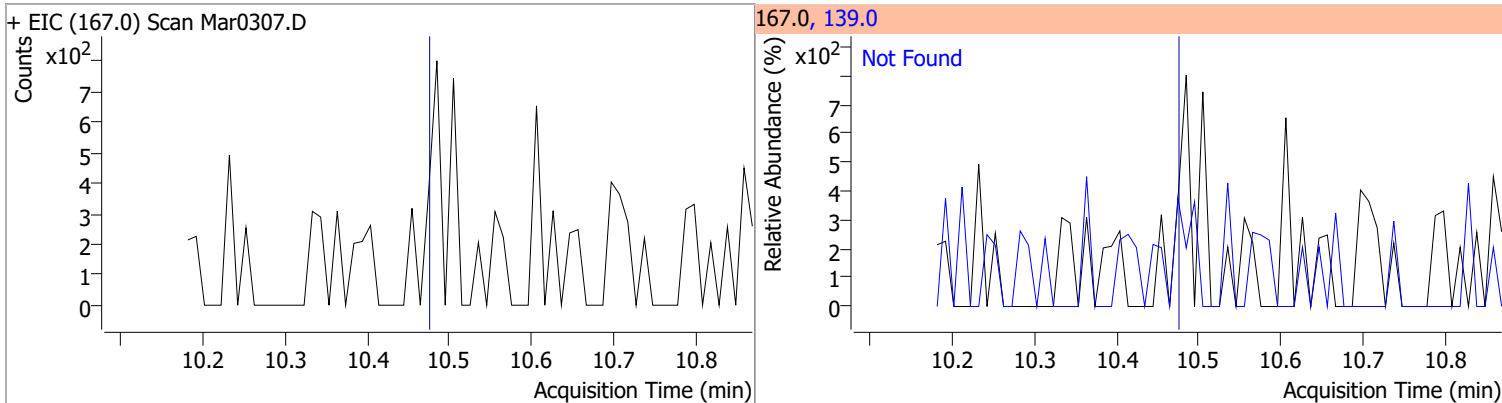
Compound	Conc.	Exp RT	QIon	Exp Ratio
Anthracene	N.D.	10.24	176.0	18.2



Compound	Conc.	Exp RT	QIon	Exp Ratio	QIon	Exp Ratio
Triallate	N.D.	10.30	268.0	23.9	143.0	21.9

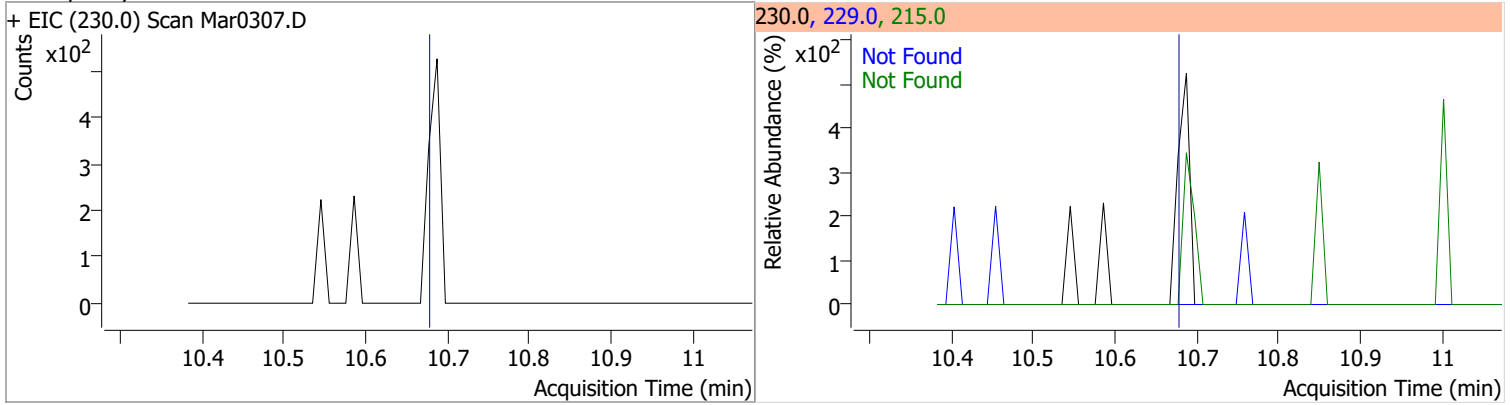


Compound	Conc.	Exp RT	QIon	Exp Ratio
Carbazole	N.D.	10.48	139.0	13.0

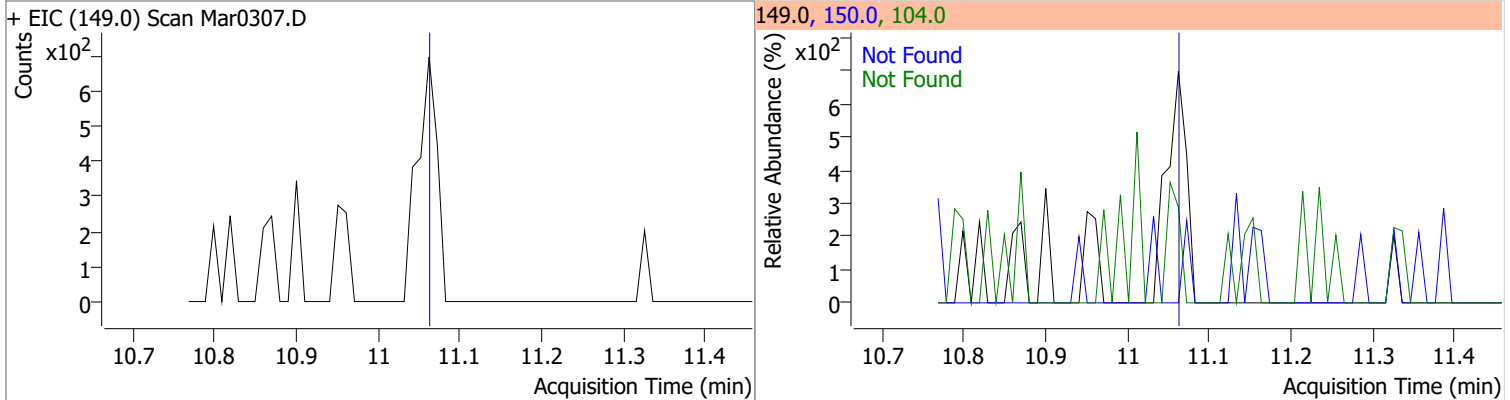


Quantitation Results Report (QT Reviewed)

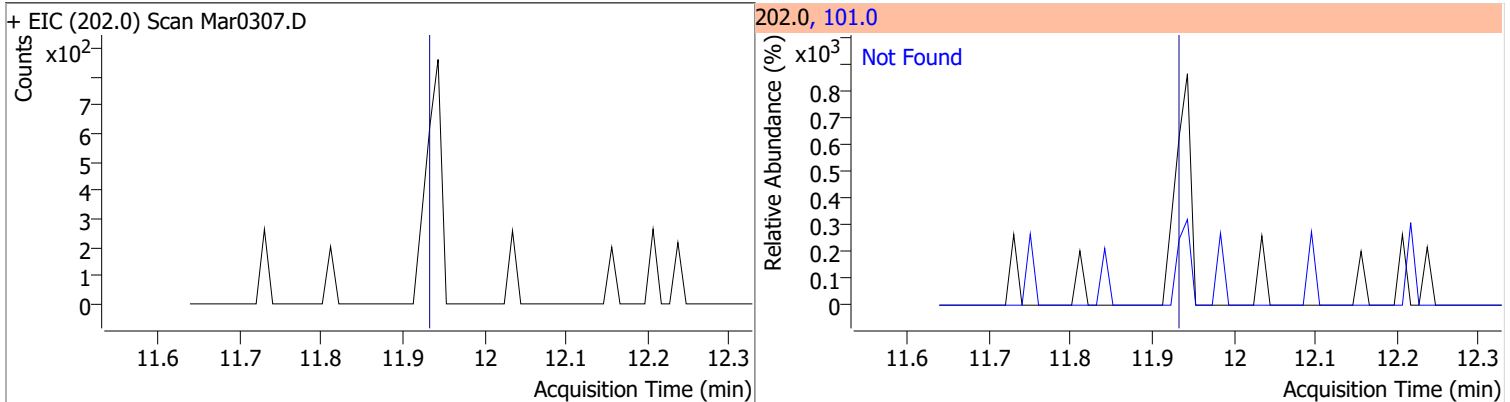
Compound	Conc.	Exp RT	QIon	Exp Ratio	QIon	Exp Ratio
o-Terphenyl	N.D.	10.69	229.0	64.7	215.0	38.5



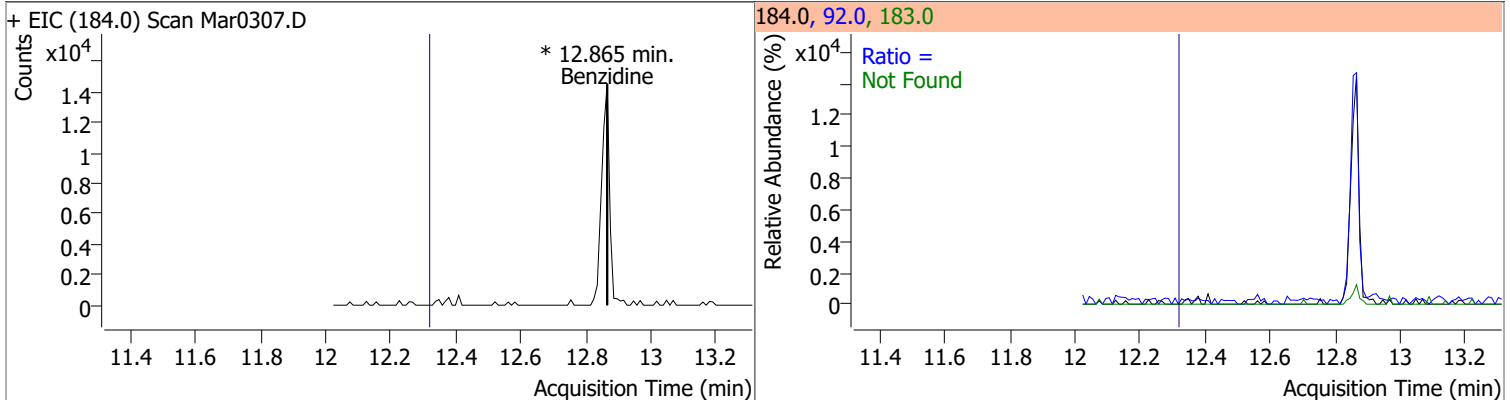
Compound	Conc.	Exp RT	QIon	Exp Ratio	QIon	Exp Ratio
Di-n-Butylphthalate	N.D.	11.07	150.0	9.1	104.0	6.2



Compound	Conc.	Exp RT	QIon	Exp Ratio
Fluoranthene	N.D.	11.94	101.0	12.7

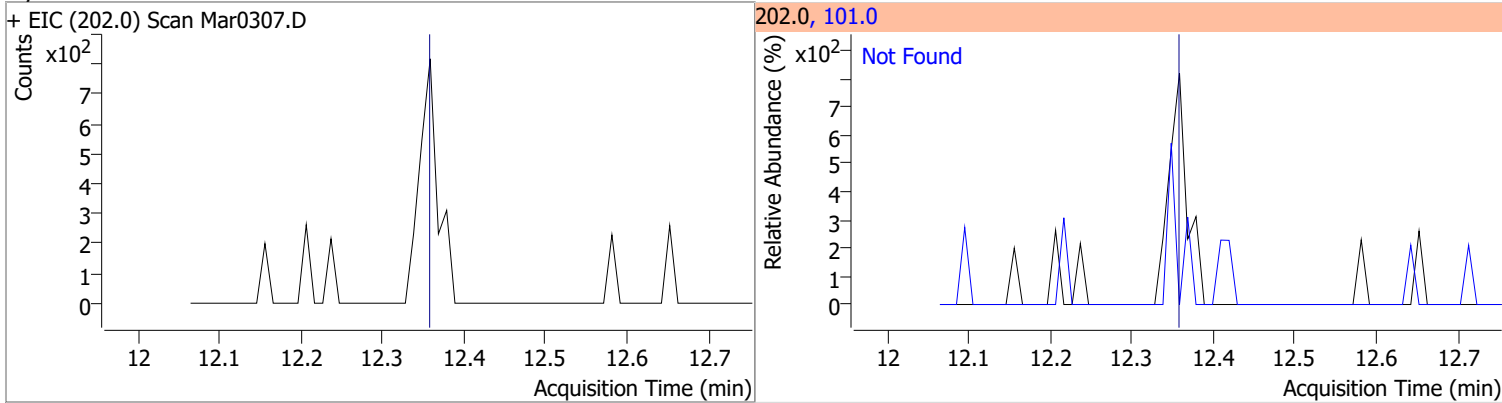


Compound	Conc.	RT	Dev(Min)	Resp.	QIon	QRatio	Lower	Upper
Benzidine		0		0	183.0		8.2	15.3
					92.0		6.4	11.9

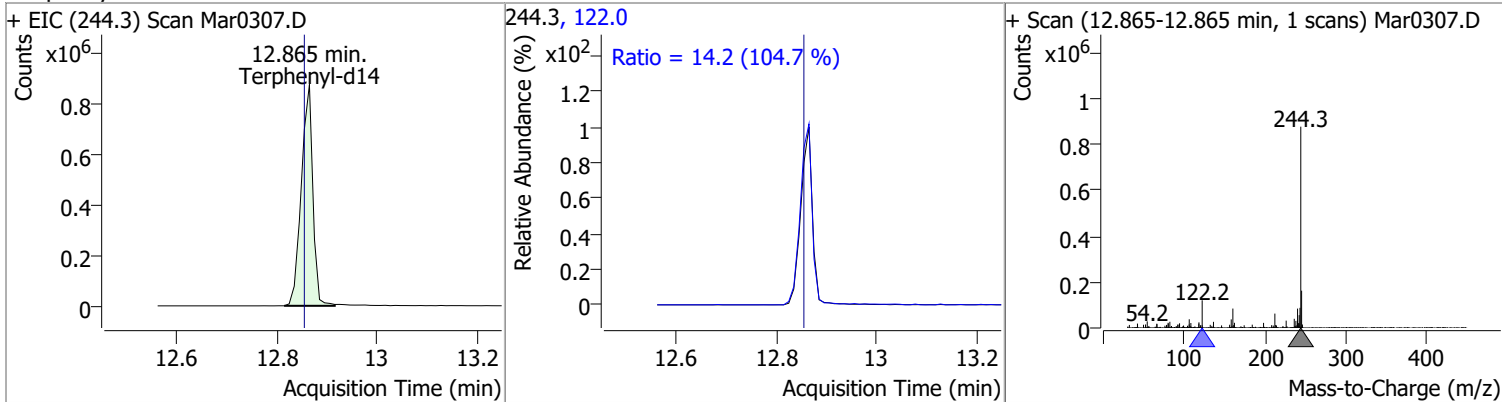


Quantitation Results Report (QT Reviewed)

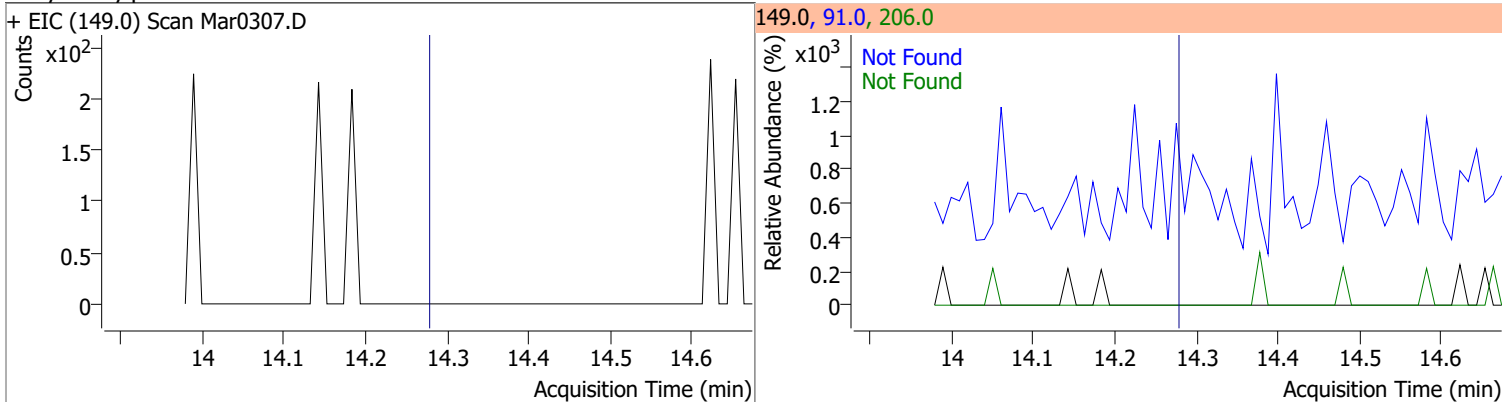
Compound	Conc.	Exp RT	QIon	Exp Ratio
Pyrene	N.D.	12.37	101.0	15.2



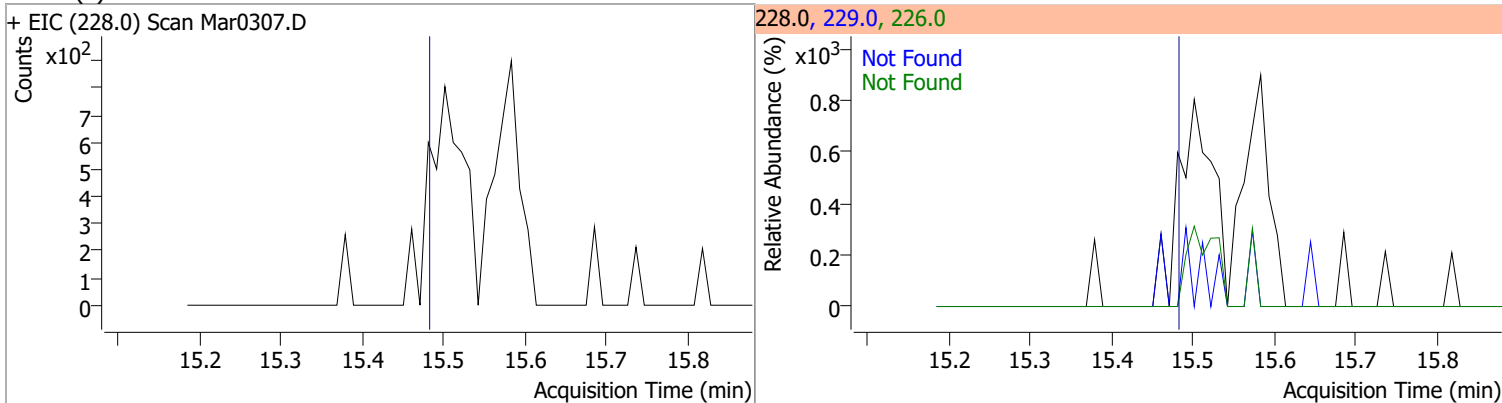
Compound	Conc.	RT	Dev(Min)	Resp.	QIon	QRatio	Lower	Upper
Terphenyl-d14	110.2741	12.86	0.00	1405665	122.0	14.2	9.5	17.6



Compound	Conc.	Exp RT	QIon	Exp Ratio	QIon	Exp Ratio
Butylbenzylphthalate	N.D.	14.30	91.0	83.4	206.0	17.7

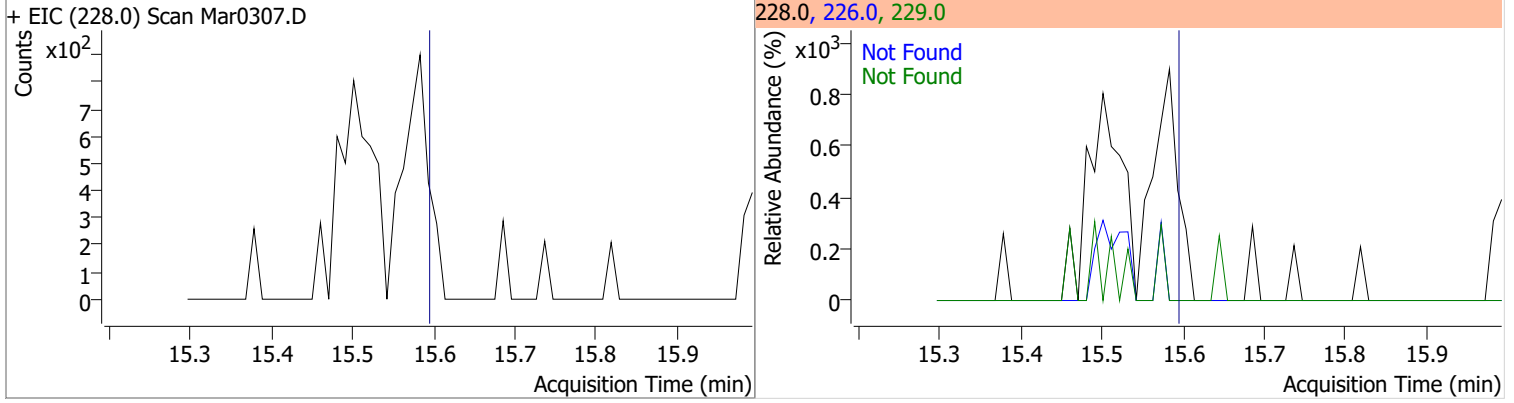


Compound	Conc.	Exp RT	QIon	Exp Ratio	QIon	Exp Ratio
Benzo(a)Anthracene	N.D.	15.50	226.0	26.4	229.0	20.9

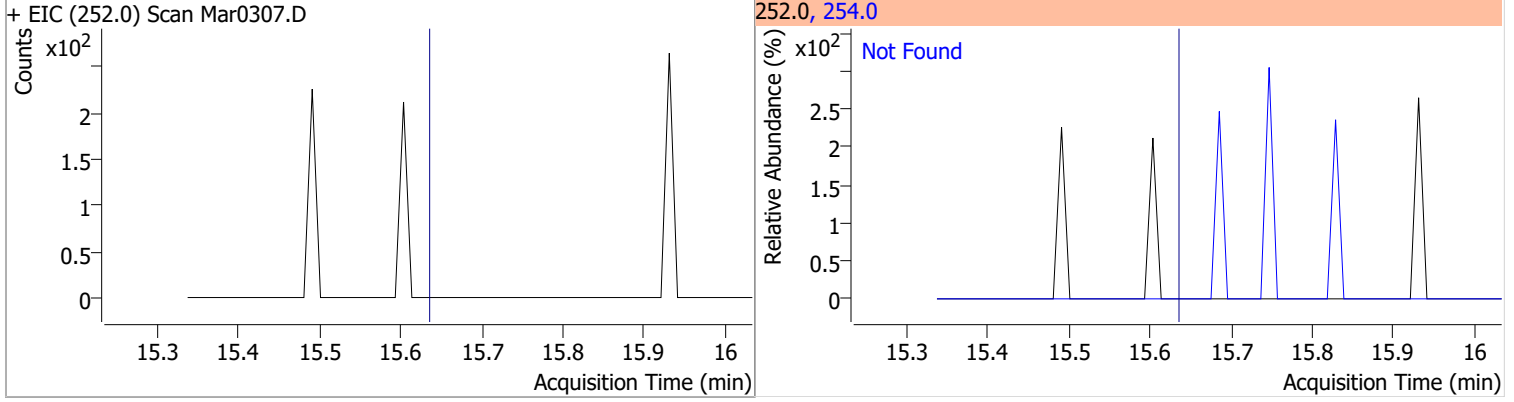


Quantitation Results Report (QT Reviewed)

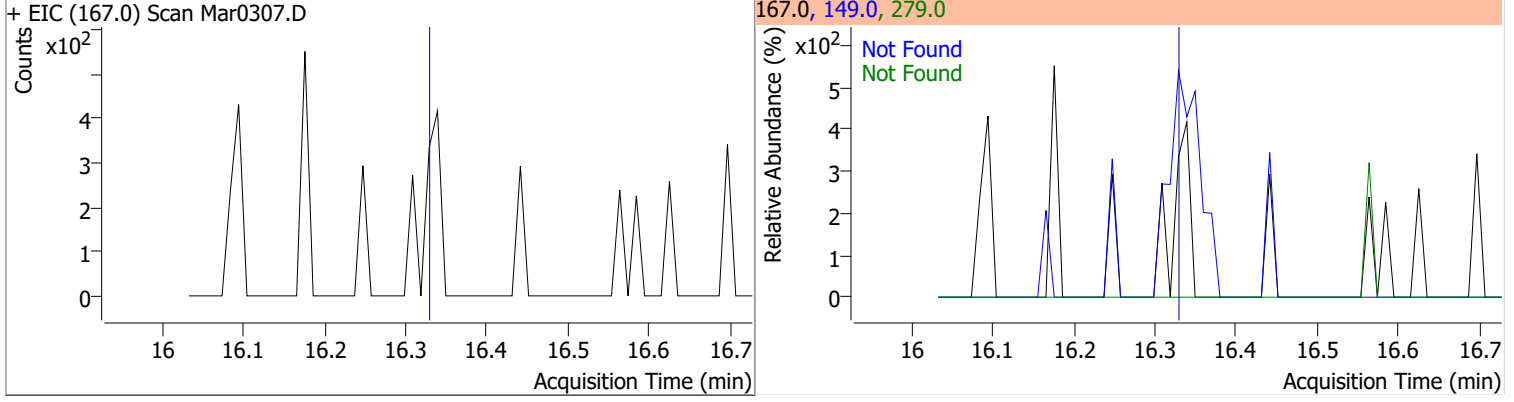
Compound	Conc.	Exp RT	QIon	Exp Ratio	QIon	Exp Ratio
Chrysene	N.D.	15.61	226.0	29.2	229.0	20.4



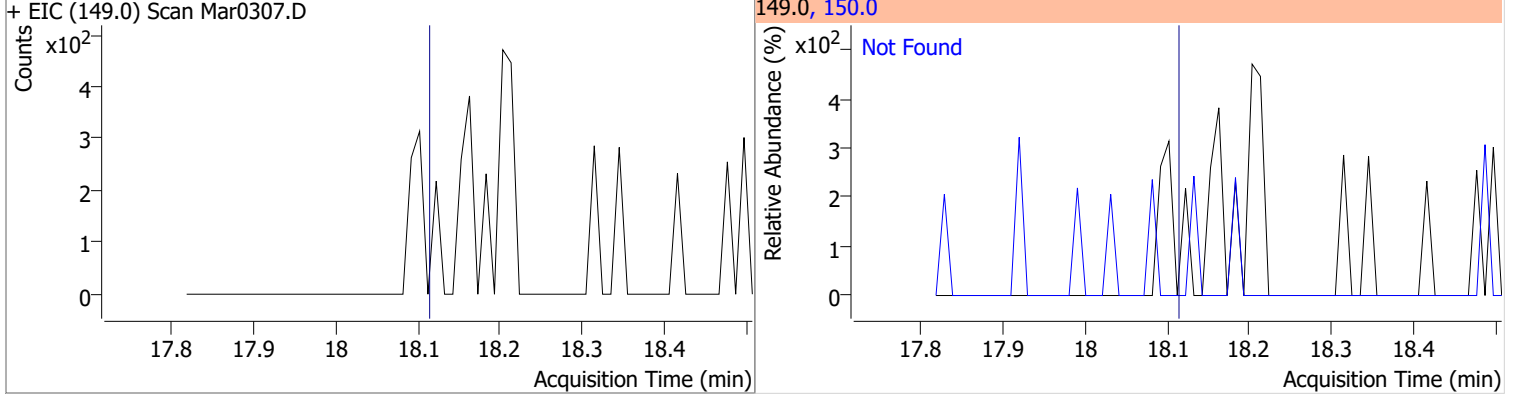
Compound	Conc.	Exp RT	QIon	Exp Ratio
3,3-Dichlorobenzidine	N.D.	15.65	254.0	64.6



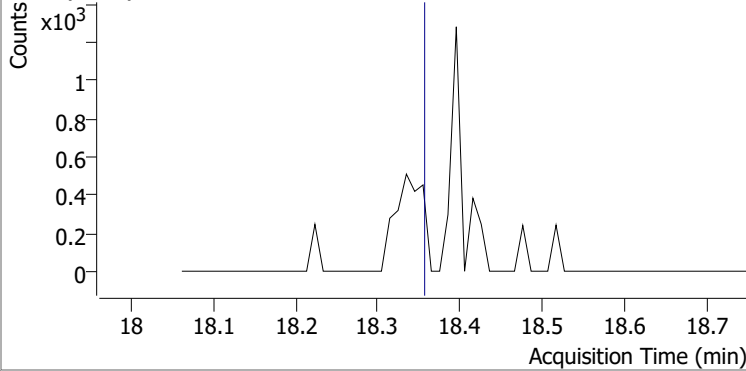
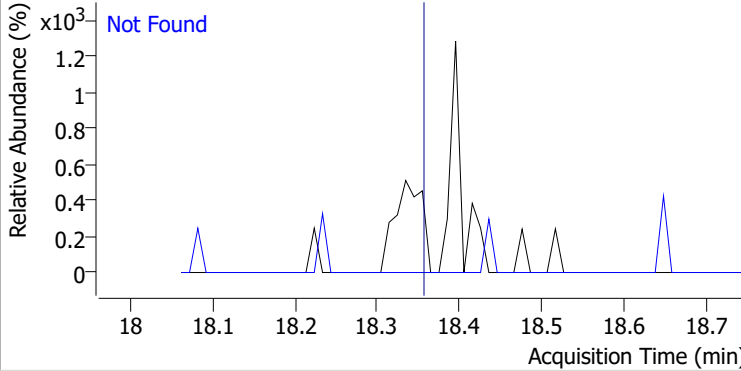
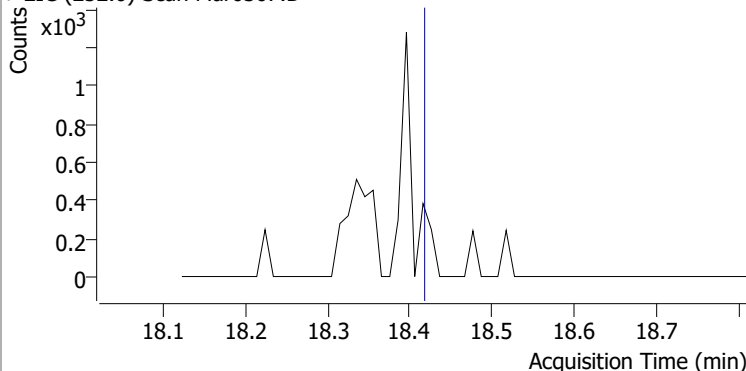
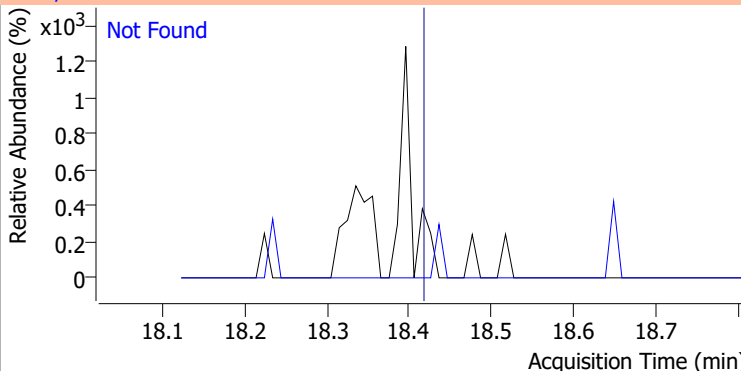
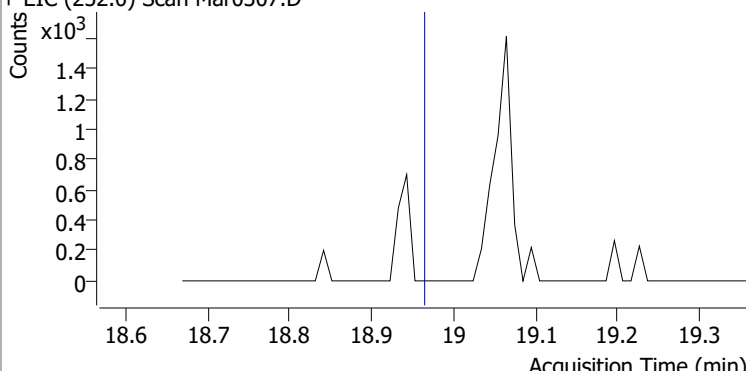
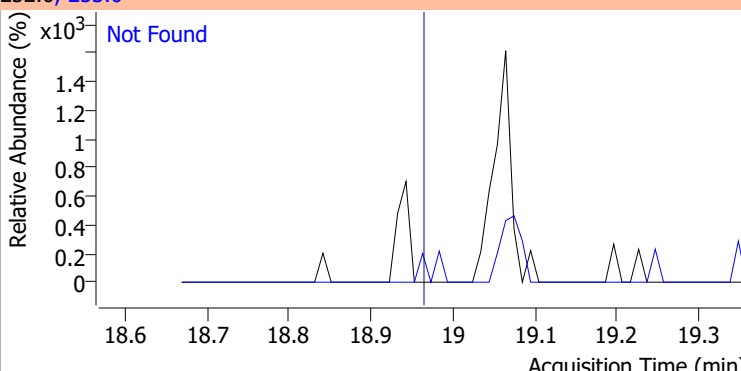
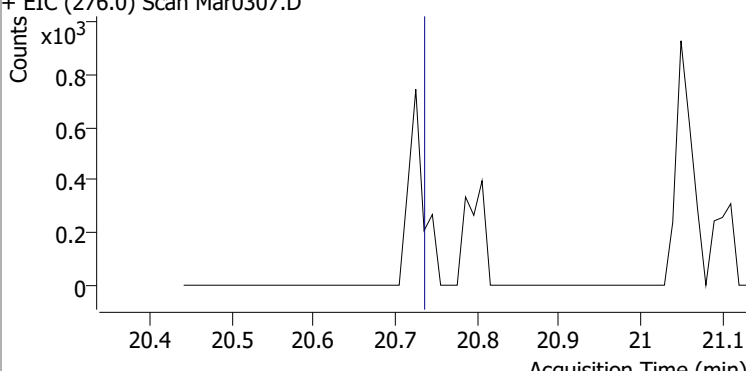
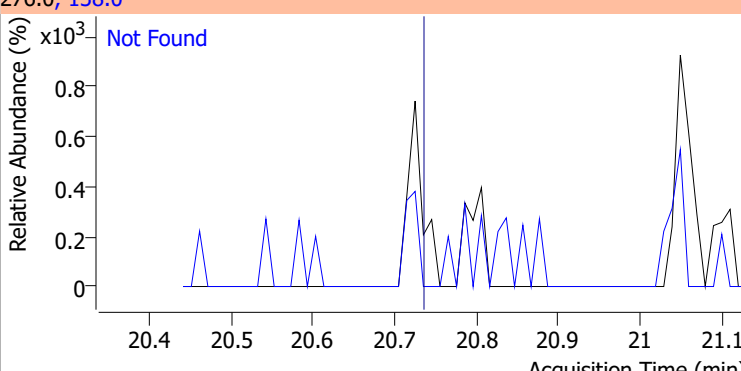
Compound	Conc.	Exp RT	QIon	Exp Ratio	QIon	Exp Ratio
bis(2-ethylhexyl)Phthalate	N.D.	16.35	149.0	391.0	279.0	13.4



Compound	Conc.	Exp RT	QIon	Exp Ratio
Di-n-octyl Phthalate	N.D.	18.12	150.0	9.5

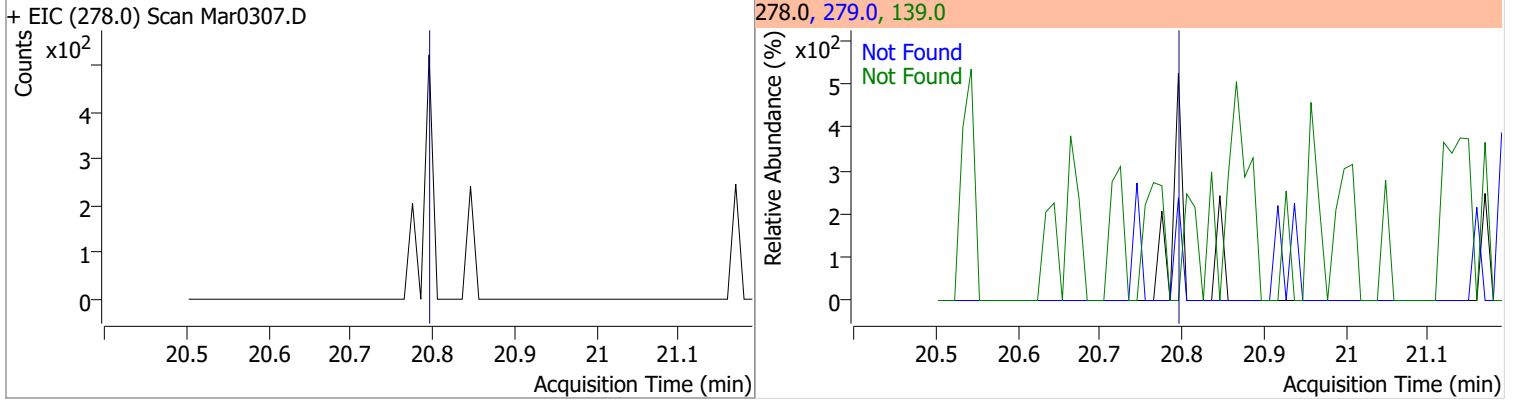


Quantitation Results Report (QT Reviewed)

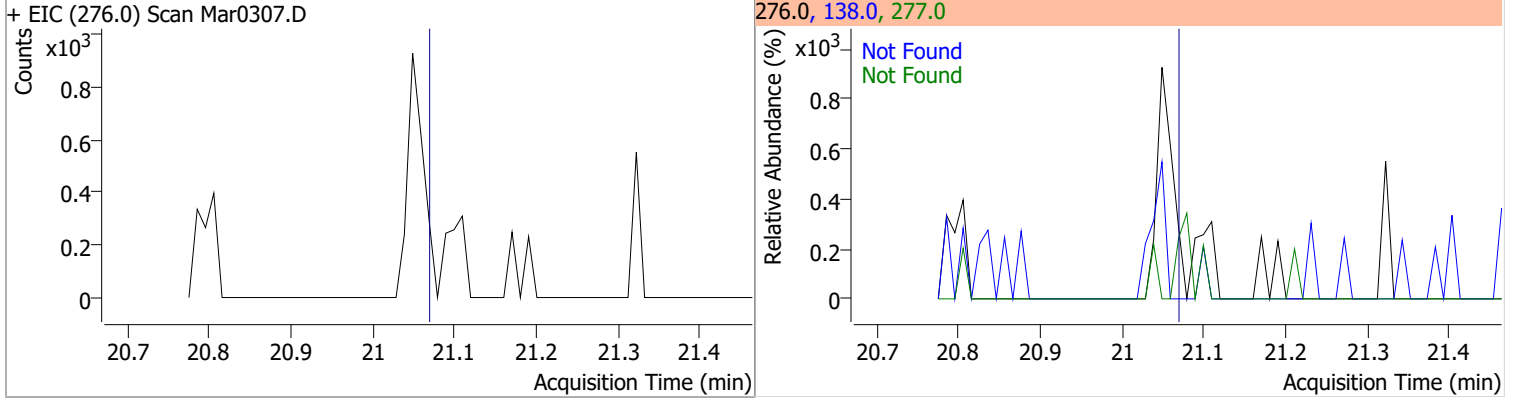
Compound	Conc.	Exp RT	QIon	Exp Ratio
Benzo(b)fluoranthene	N.D.	18.37	253.0	22.9
+ EIC (252.0) Scan Mar0307.D			252.0, 253.0	
				
Benzo(k)fluoranthene	N.D.	18.43	253.0	22.8
+ EIC (252.0) Scan Mar0307.D			252.0, 253.0	
				
Benzo(a)pyrene	N.D.	18.97	253.0	22.6
+ EIC (252.0) Scan Mar0307.D			252.0, 253.0	
				
Indeno(1,2,3-c,d)pyrene	N.D.	20.75	138.0	30.2
+ EIC (276.0) Scan Mar0307.D			276.0, 138.0	
				

Quantitation Results Report (QT Reviewed)

Compound	Conc.	Exp RT	QIon	Exp Ratio	QIon	Exp Ratio
Dibenzo(a,h)anthracene	N.D.	20.81	139.0	25.3	279.0	24.1



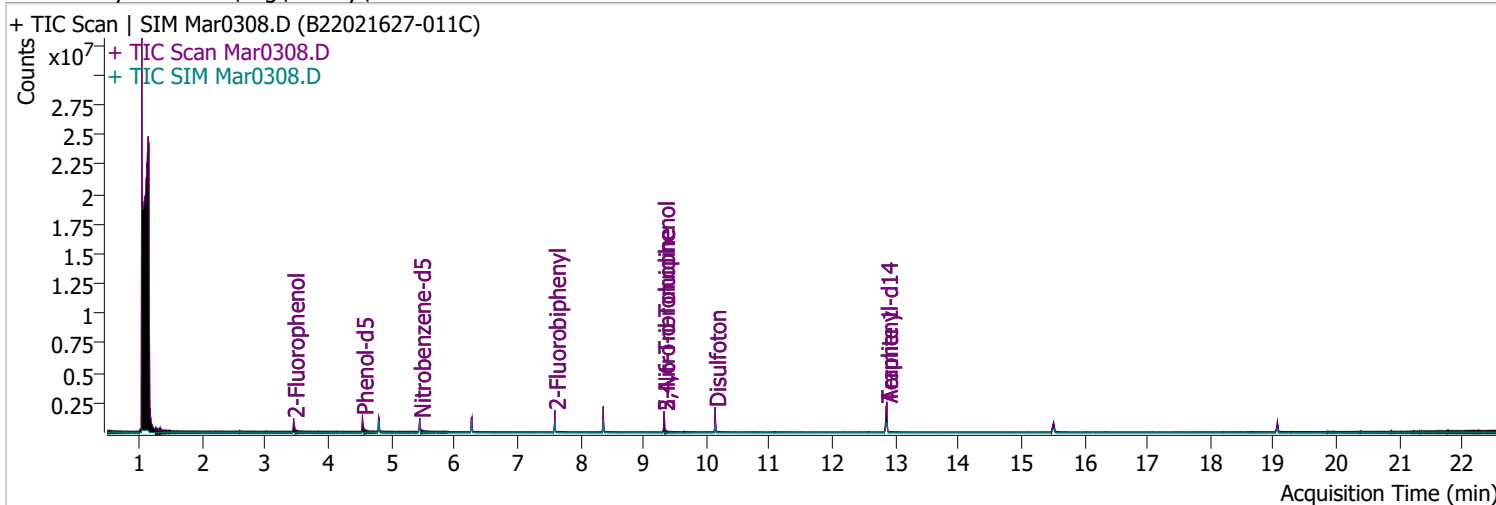
Compound	Conc.	Exp RT	QIon	Exp Ratio	QIon	Exp Ratio
Benzo(g,h,i)perylene	N.D.	21.08	138.0	32.4	277.0	23.6



Quantitation Results Report (QT Reviewed)

Data File Mar0308.D
 Acq. Method BNA+SIM.M
 Sample Name B22021627-011C
 Vial 8
 DA Method File
 Tune File dftppdsm.u
 Batch Name 030322 DoD BNA.batch.bin
 Ref Library D:\Org\Library\NIST129K.I

Operator LIMS import
 Acq. Date-Time 3/3/2022 8:15:20 PM
 Instrument Instrument #1
 Multiplier 1.00
 Comment SVOC-8270-W-LARGO
 Tune Date 2/18/2022 9:25:00 PM
 Last Calib Update 3/4/2022 9:18:32 AM



Compound	RT	QIon	Resp.	Conc.	Units	Dev(Min)
----------	----	------	-------	-------	-------	----------

Internal Standards

System Monitoring Compounds

S 2-Fluorophenol	3.449	112.0	426573	63.3681	µg/L	-0.082
Spiked Amount: 200.000	Range: 10.0 - 75.0%			Recovery = 31.68%		
S Phenol-d5	4.542	99.0	537050	61.4481	µg/L	-0.010
Spiked Amount: 200.000	Range: 10.0 - 65.0%			Recovery = 30.72%		
S Nitrobenzene-d5	5.451	82.0	286348	59.2963	µg/L	-0.020
Spiked Amount: 100.000	Range: 32.0 - 94.0%			Recovery = 59.30%		
S 2-Fluorobiphenyl	7.595	172.0	520289	39.1176	µg/L	0.000
Spiked Amount: 100.000	Range: 28.0 - 107.0%			Recovery = 39.12%		
S 2,4,6-Tribromophenol	9.325	329.8	178004	144.0206	µg/L	0.000
Spiked Amount: 200.000	Range: 25.0 - 140.0%			Recovery = 72.01%		
S Terphenyl-d14	12.865	244.3	1374120	102.4147	µg/L	0.000
Spiked Amount: 100.000	Range: 32.0 - 122.0%			Recovery = 102.41%		

Target Compounds

Target Compounds	RT	QIon	Resp.	Conc.	Units	md	QValue
T N-Nitrosodimethylamine	0.000		0	N.D.			
T Pyridine	0.000		0	N.D.			
T Aniline	0.000		0	N.D.			
T Phenol	0.000		0	N.D.			
T bis(-2-Chloroethyl)Ether	0.000		0	N.D.			
T 2-Chlorophenol	0.000		0	N.D.			
T 1,3-Dichlorobenzene	0.000		0	N.D.			
T 1,4-Dichlorobenzene	0.000		0	N.D.			
T 1,2-Dichlorobenzene	0.000		0	N.D.			
T Benzyl Alcohol	0.000		0	N.D.			
T bis(2-chloroisopropyl)Ether	0.000		0	N.D.			
T 2-Methylphenol	0.000		0	N.D.			
T N-nitroso-Di-n-propylamine	5.451	70.0	0		µg/L	md	1
T Hexachloroethane	0.000		0	N.D.			
T 4Methylphenol/3Methylphenol	0.000		0	N.D.			

Quantitation Results Report (QT Reviewed)

Compound	RT	QIon	Resp.	Conc.	Units	Dev(Min)
T Nitrobenzene	0.000		0	N.D.		
T Isophorone	0.000		0	N.D.		
T 2-Nitrophenol	0.000		0	N.D.		
T 2,4-Dimethylphenol	0.000		0	N.D.		
T bis(-2-Chloroethoxy)Methane	0.000		0	N.D.		
T 2,4-Dichlorophenol	0.000		0	N.D.		
T Benzoic Acid	0.000		0	N.D.		
T 1,2,4-Trichlorobenzene	0.000		0	N.D.		
T Naphthalene	0.000		0	N.D.		
T 4-Chlorophenol	0.000		0	N.D.		
T p-Chloroaniline	0.000		0	N.D.		
T Hexachlorobutadiene	0.000		0	N.D.		
T 4-Chloro-2-Methylphenol	0.000		0	N.D.		
T 4-Chloro-3-Methylphenol	0.000		0	N.D.		
T 2-Methylnaphthalene	0.000		0	N.D.		
T 1-Methylnaphthalene	0.000		0	N.D.		
T Hexachlorocyclopentadiene	0.000		0	N.D.		
T 2,4,6-Trichlorophenol	0.000		0	N.D.		
T 2,4,5-Trichlorophenol	0.000		0	N.D.		
T 2-Chloronaphthalene	0.000		0	N.D.		
T 2-Nitroaniline	0.000		0	N.D.		
T Dimethyl Phthalate	8.364	163.0	0		µg/L md	1
T 2,6-Dinitrotoluene	8.364	165.0	0		µg/L md	1
T Acenaphthylene	0.000		0	N.D.		
T 3-Nitroaniline	0.000		0	N.D.		
T Acenaphthene	0.000		0	N.D.		
T 2,4-Dinitrophenol	0.000		0	N.D.		
T Dibenzofuran	0.000		0	N.D.		
T 2,4-Dinitrotoluene	0.000		0	N.D.		
T 4-Nitrophenol	0.000		0	N.D.		
T Diethylphthalate	0.000		0	N.D.		
T Fluorene	0.000		0	N.D.		
T 4-Chlorophenyl-phenylether	0.000		0	N.D.		
T 4-Nitroaniline	0.000		0	N.D.		
T 4,6-Dinitro-2-methylphenol	0.000		0	N.D.		
T N-nitrosodiphenylamine	0.000		0	N.D.		
T Azobenzene	0.000		0	N.D.		
T 4-Bromophenyl-phenylether	0.000		0	N.D.		
T Hexachlorobenzene	0.000		0	N.D.		
T Pentachlorophenol	0.000		0	N.D.		
T Phenanthrene	0.000		0	N.D.		
T Anthracene	0.000		0	N.D.		
T Triallate	0.000		0	N.D.		
T Carbazole	0.000		0	N.D.		
T o-Terphenyl	0.000		0	N.D.		
T Di-n-Butylphthalate	0.000		0	N.D.		
T Fluoranthene	0.000		0	N.D.		
T Benzidine	12.865	184.0	0		µg/L md	1
T Pyrene	0.000		0	N.D.		
T Butylbenzylphthalate	0.000		0	N.D.		
T Benzo(a)Anthracene	0.000		0	N.D.		
T Chrysene	0.000		0	N.D.		
T 3,3-Dichlorobenzidine	0.000		0	N.D.		
T bis(2-ethylhexyl)Phthalate	0.000		0	N.D.		
T Di-n-octyl Phthalate	0.000		0	N.D.		

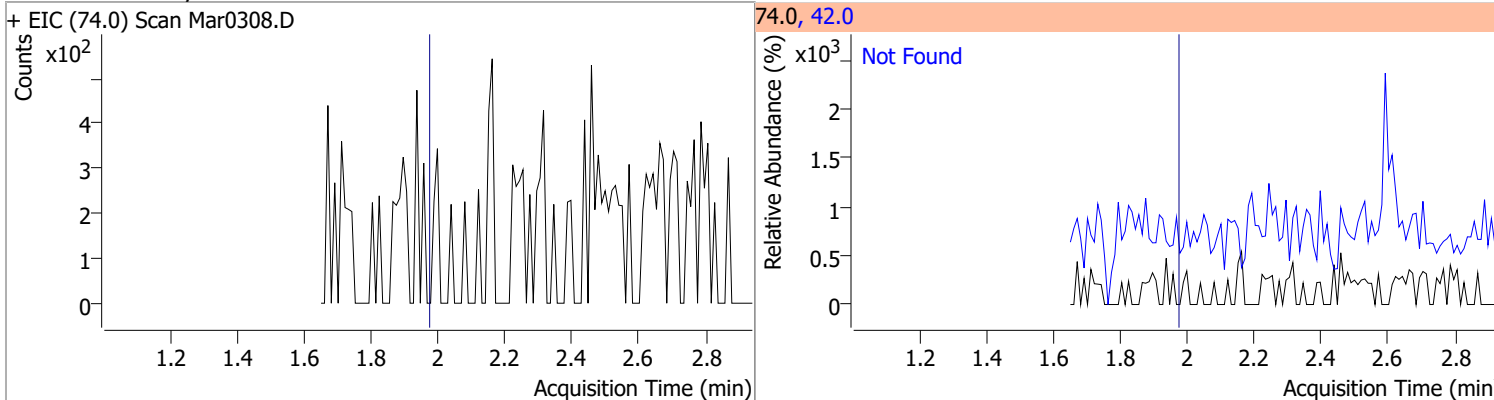
Quantitation Results Report (QT Reviewed)

Compound	RT	QIon	Resp.	Conc.	Units	Dev(Min)
T Benzo(b)fluoranthene	0.000		0	N.D.		
T Benzo(k)fluoranthene	0.000		0	N.D.		
T Benzo(a)pyrene	0.000		0	N.D.		
T Indeno(1,2,3-c,d)pyrene	0.000		0	N.D.		
T Dibenzo(a,h)anthracene	0.000		0	N.D.		
T Benzo(g,h,i)perylene	0.000		0	N.D.		

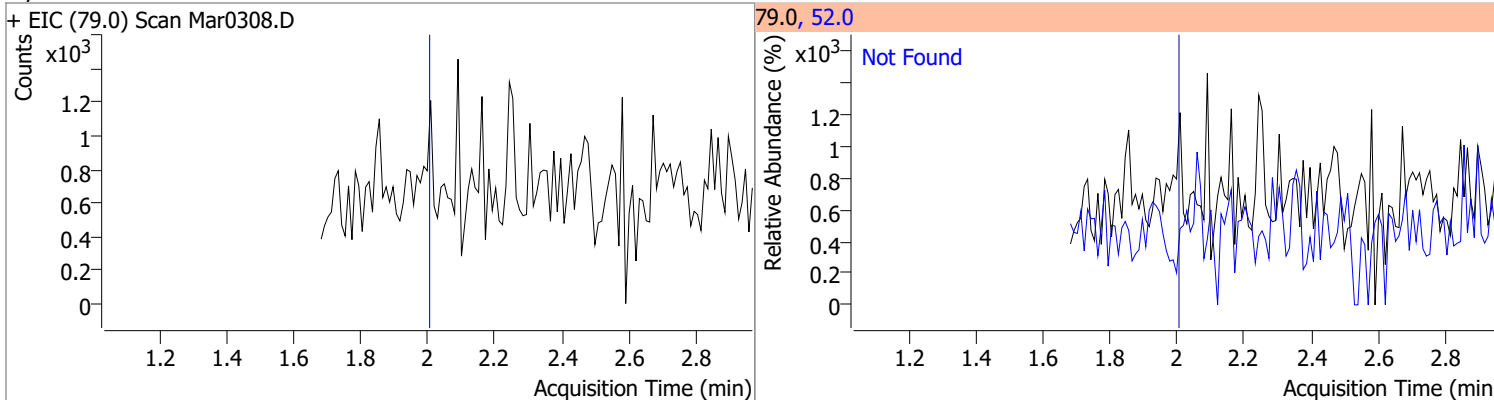
(#) = Qualifier Out of Range; (m) = Manual Integration; (+) = Area Summed; (*) = Surrogate Percent Recovery Out of Range; (d): Zeroed Peak

Quantitation Results Report (QT Reviewed)

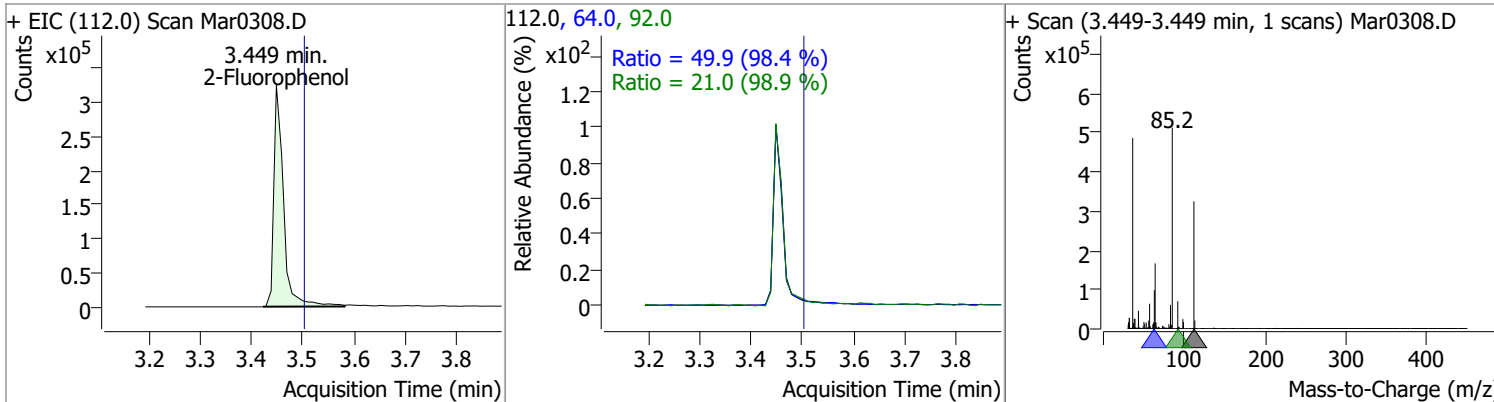
Compound	Conc.	Exp RT	QIon	Exp Ratio
N-Nitrosodimethylamine	N.D.	1.99	42.0	112.0



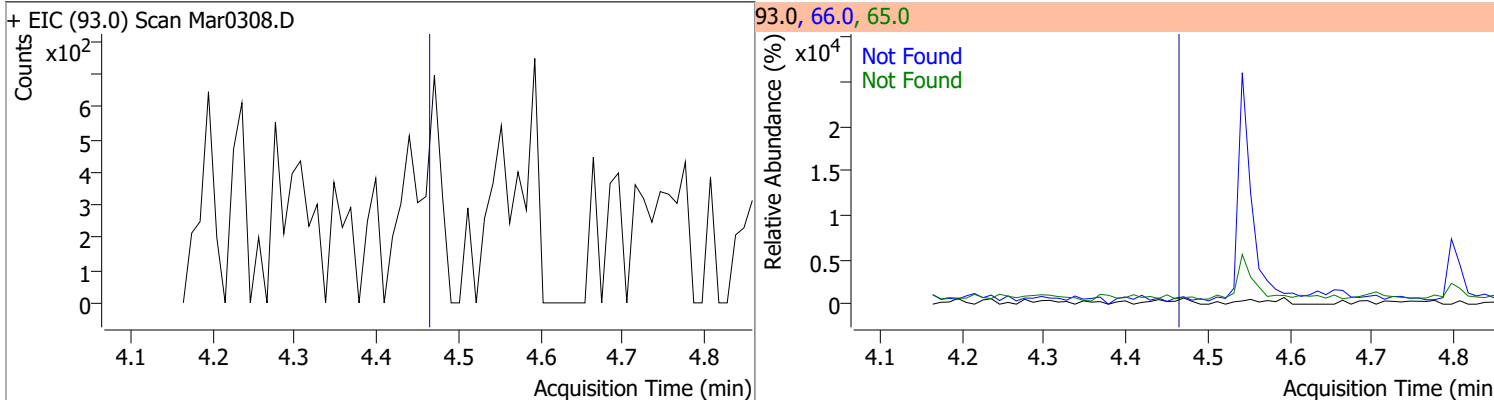
Compound	Conc.	Exp RT	QIon	Exp Ratio
Pyridine	N.D.	2.02	52.0	80.7



Compound	Conc.	RT	Dev(Min)	Resp.	QIon	QRatio	Lower	Upper
2-Fluorophenol	63.3681	3.45	-0.08	426573	64.0	49.9	35.5	65.9
					92.0	21.0	14.8	27.5

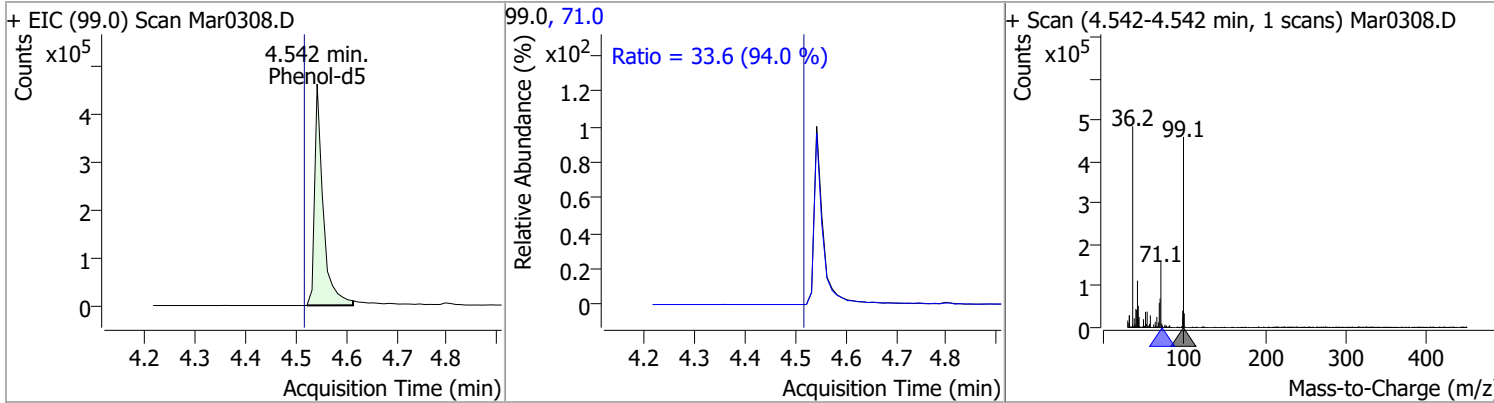


Compound	Conc.	Exp RT	QIon	Exp Ratio	QIon	Exp Ratio
Aniline	N.D.	4.50	66.0	35.4	65.0	18.8

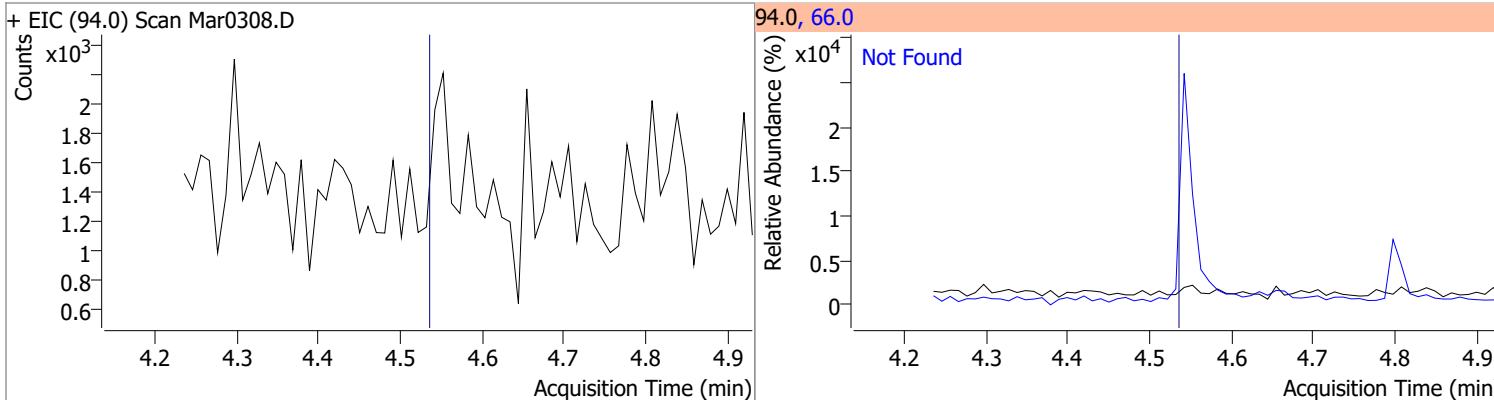


Quantitation Results Report (QT Reviewed)

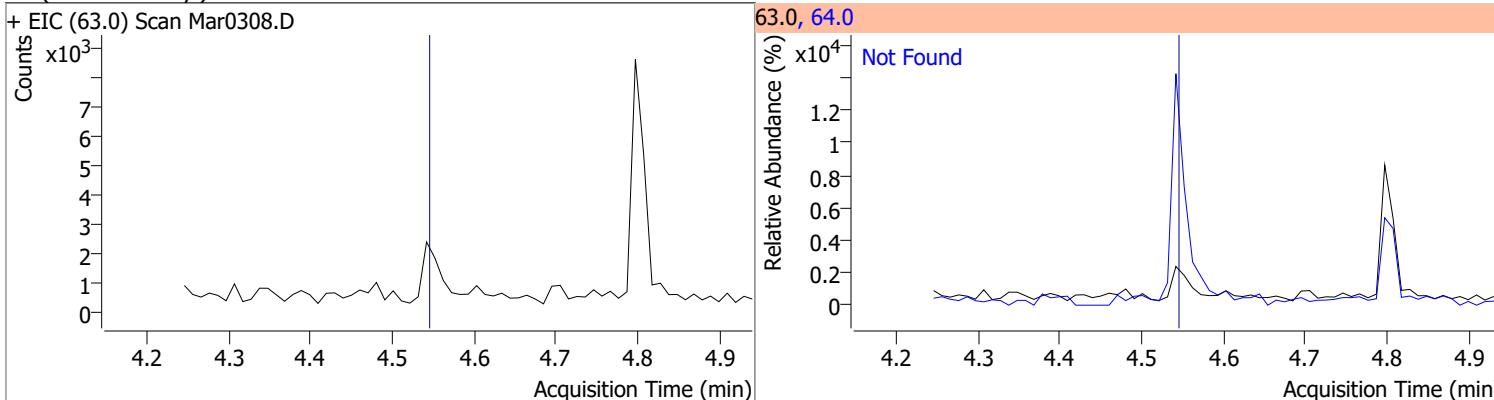
Compound	Conc.	RT	Dev(Min)	Resp.	QIon	QRatio	Lower	Upper
Phenol-d5	61.4481	4.54	-0.01	537050	71.0	33.6	25.0	46.4



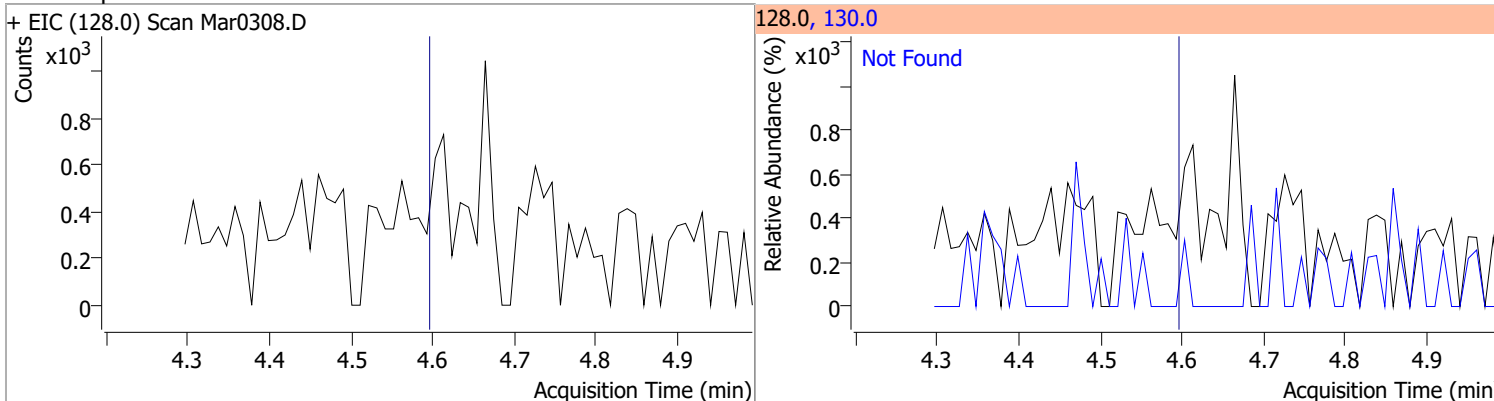
Compound	Conc.	Exp RT	QIon	Exp Ratio
Phenol	N.D.	4.57	66.0	40.4



Compound	Conc.	Exp RT	QIon	Exp Ratio
bis(-2-Chloroethyl)Ether	N.D.	4.58	64.0	10.7

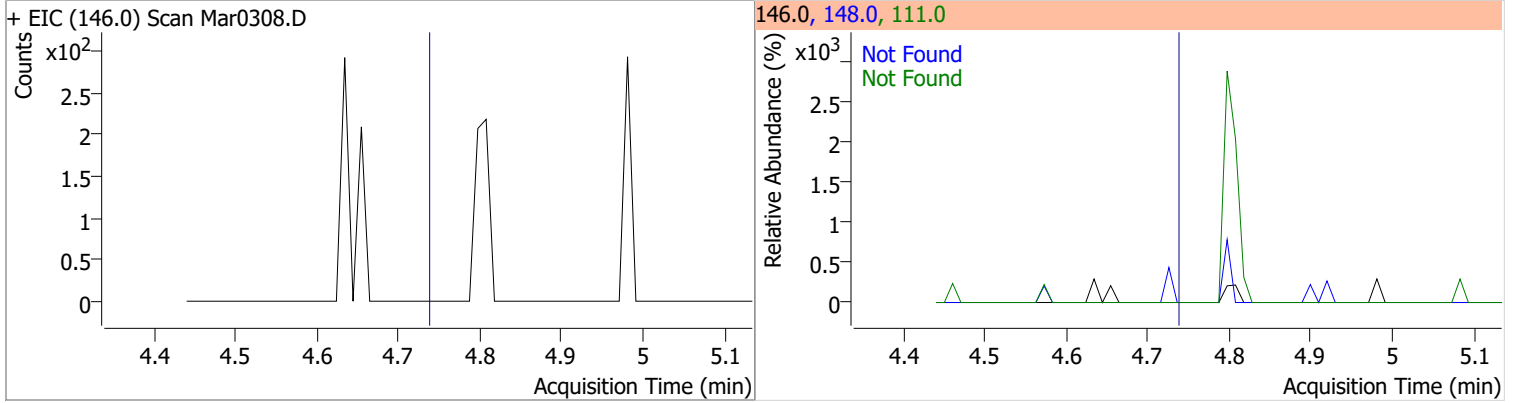


Compound	Conc.	Exp RT	QIon	Exp Ratio
2-Chlorophenol	N.D.	4.63	130.0	32.3

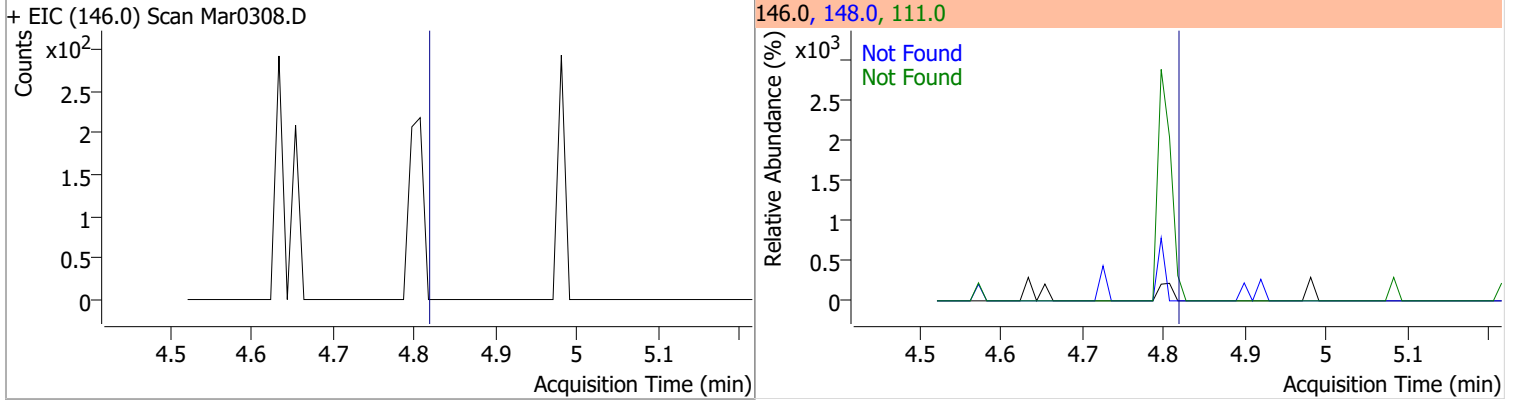


Quantitation Results Report (QT Reviewed)

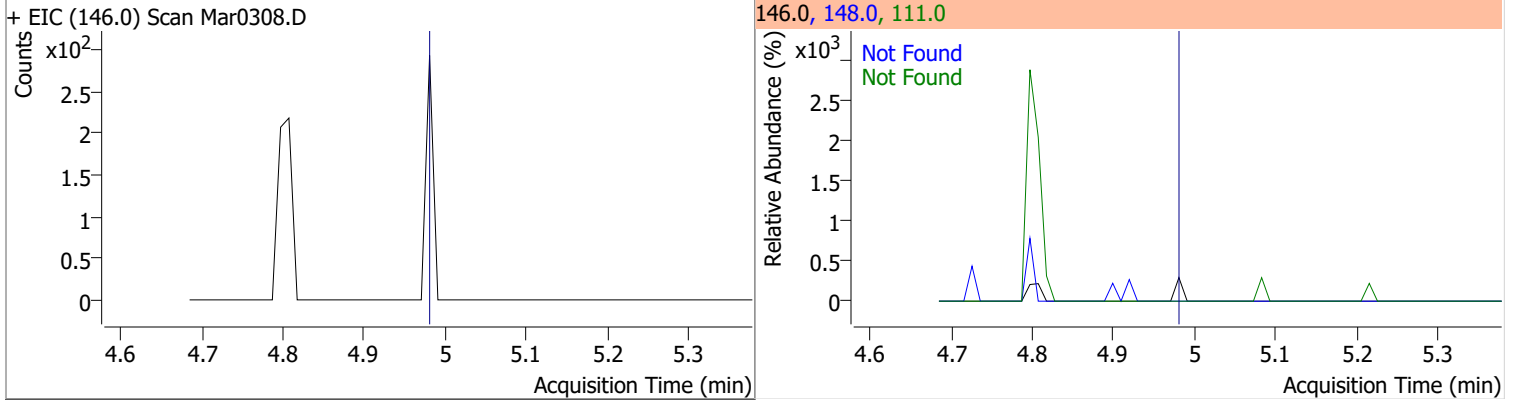
Compound	Conc.	Exp RT	QIon	Exp Ratio	QIon	Exp Ratio
1,3-Dichlorobenzene	N.D.	4.78	148.0	63.7	111.0	35.3



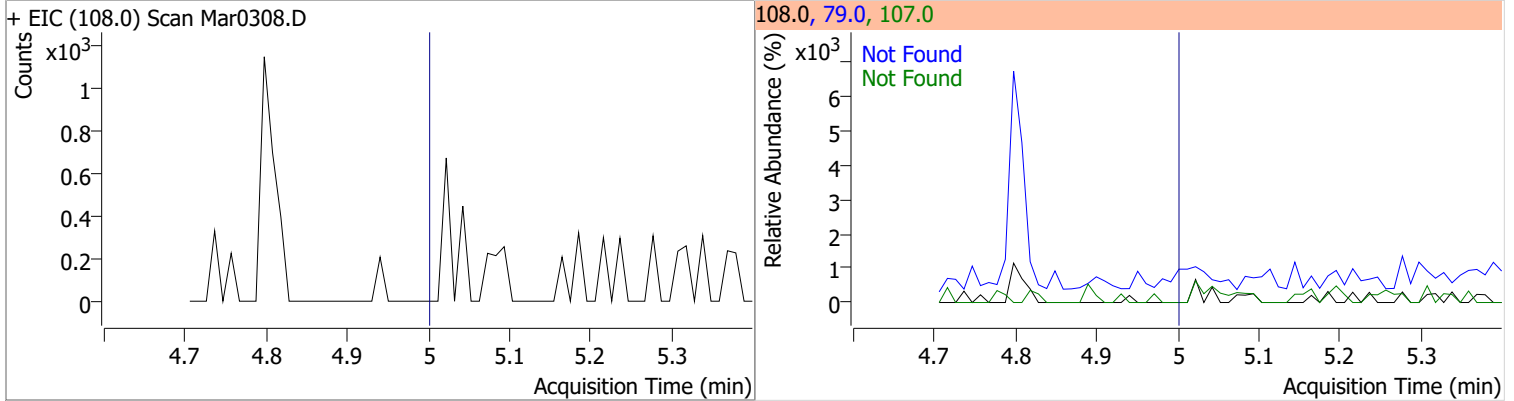
Compound	Conc.	Exp RT	QIon	Exp Ratio	QIon	Exp Ratio
1,4-Dichlorobenzene	N.D.	4.86	148.0	64.4	111.0	35.3



Compound	Conc.	Exp RT	QIon	Exp Ratio	QIon	Exp Ratio
1,2-Dichlorobenzene	N.D.	5.02	148.0	63.7	111.0	37.5

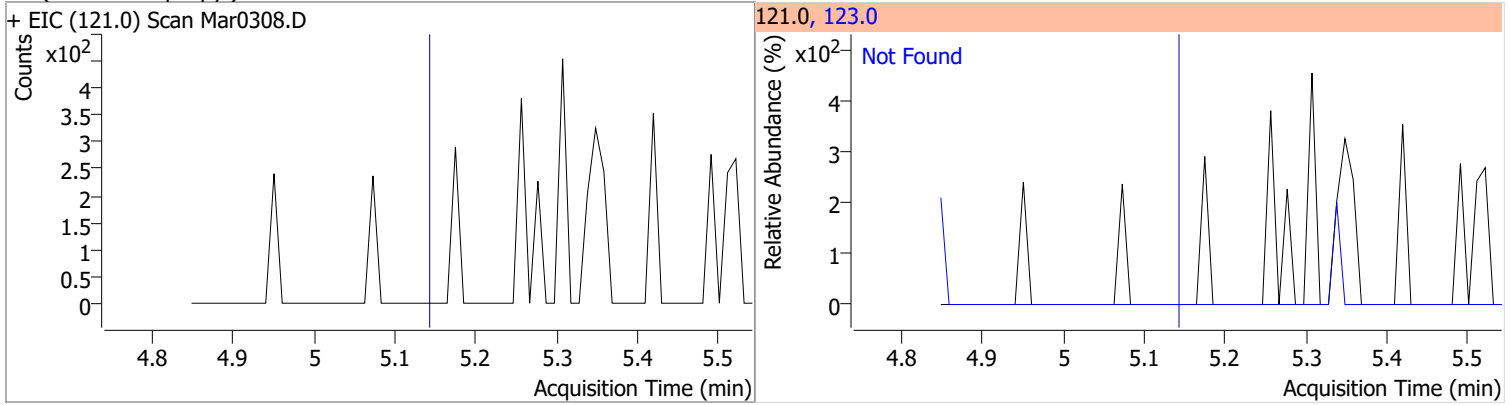


Compound	Conc.	Exp RT	QIon	Exp Ratio	QIon	Exp Ratio
Benzyl Alcohol	N.D.	5.04	79.0	118.8	107.0	68.8

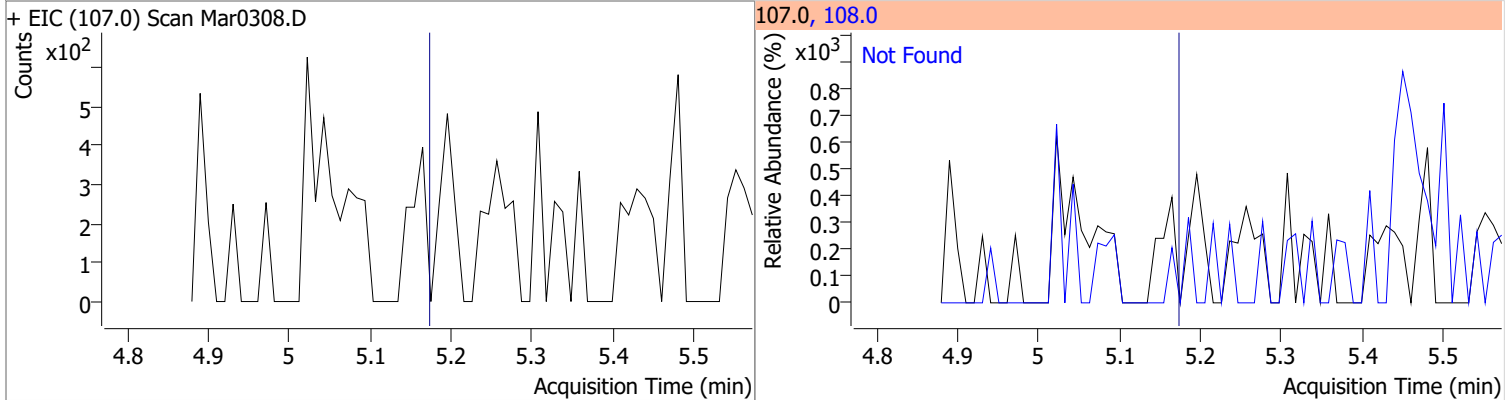


Quantitation Results Report (QT Reviewed)

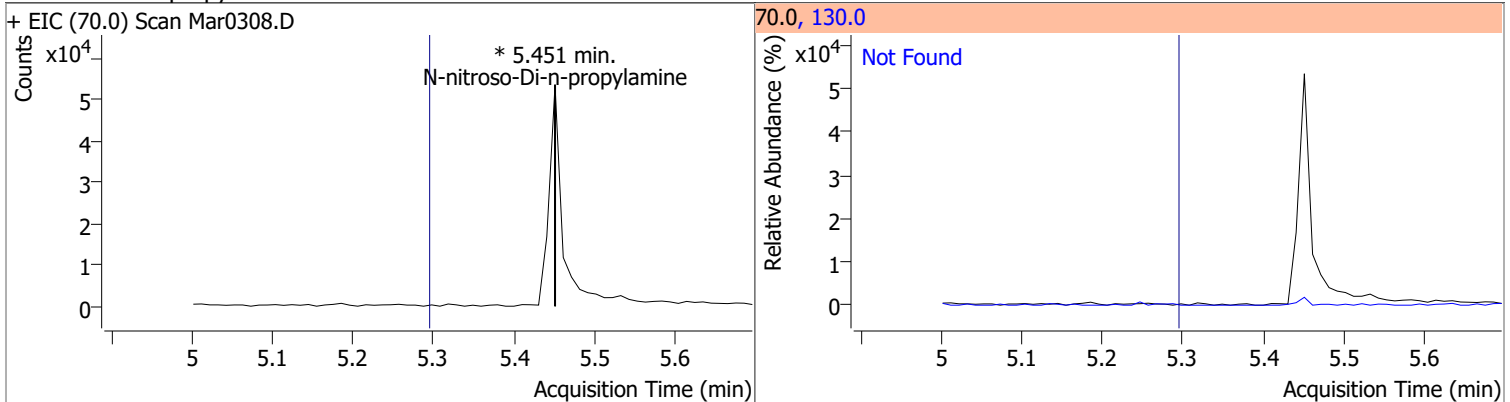
Compound	Conc.	Exp RT	QIon	Exp Ratio
bis(2-chloroisopropyl)Ether	N.D.	5.19	123.0	31.6



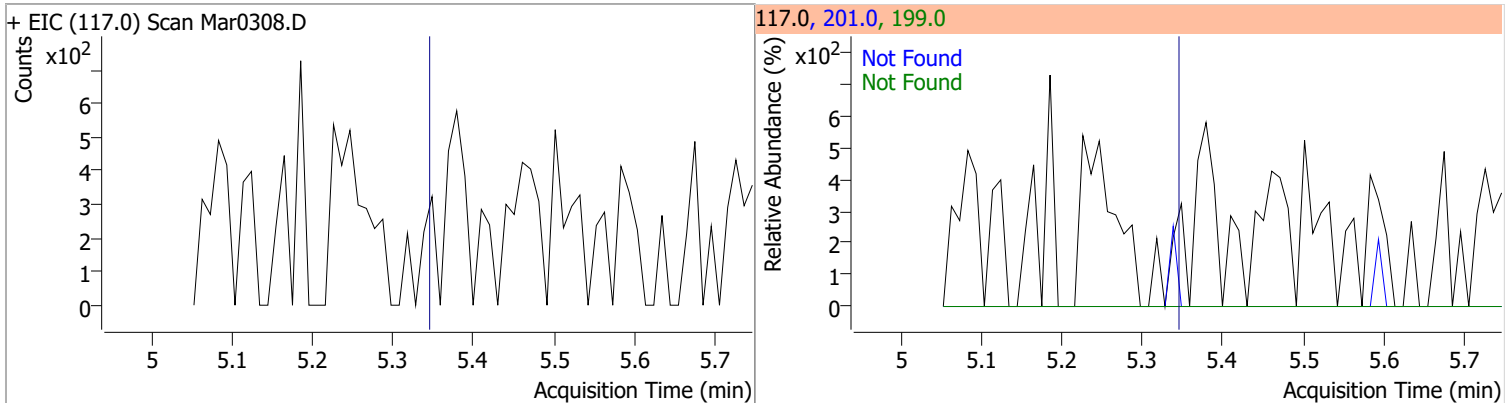
Compound	Conc.	Exp RT	QIon	Exp Ratio
2-Methylphenol	N.D.	5.22	108.0	117.4



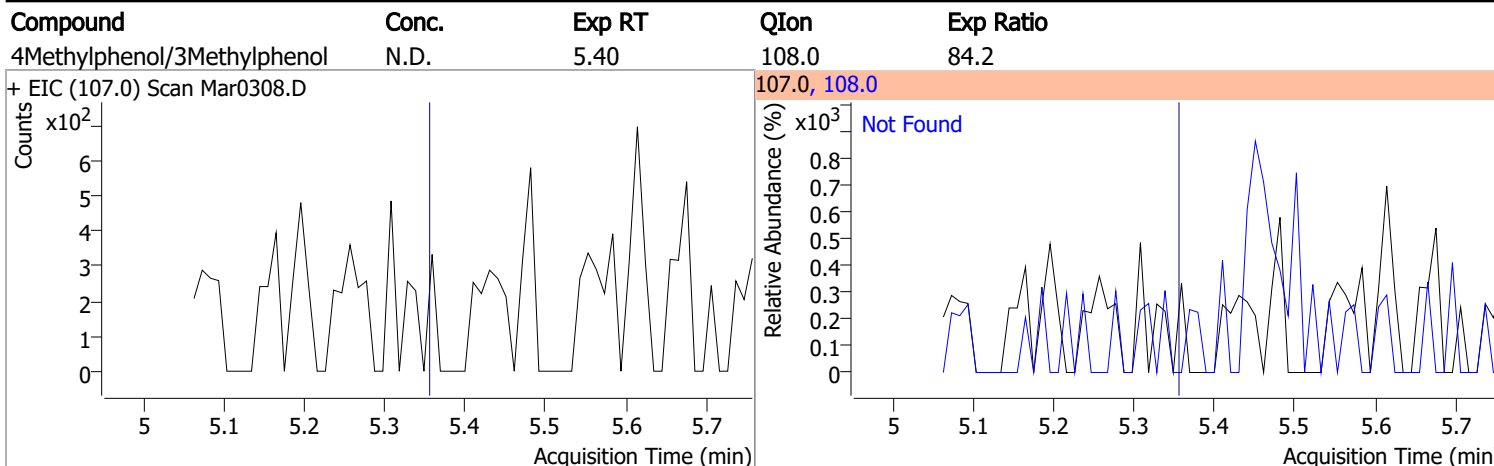
Compound	Conc.	RT	Dev(Min)	Resp.	QIon	QRatio	Lower	Upper
N-nitroso-Di-n-propylamine		0		0	130.0		0.0	34.0



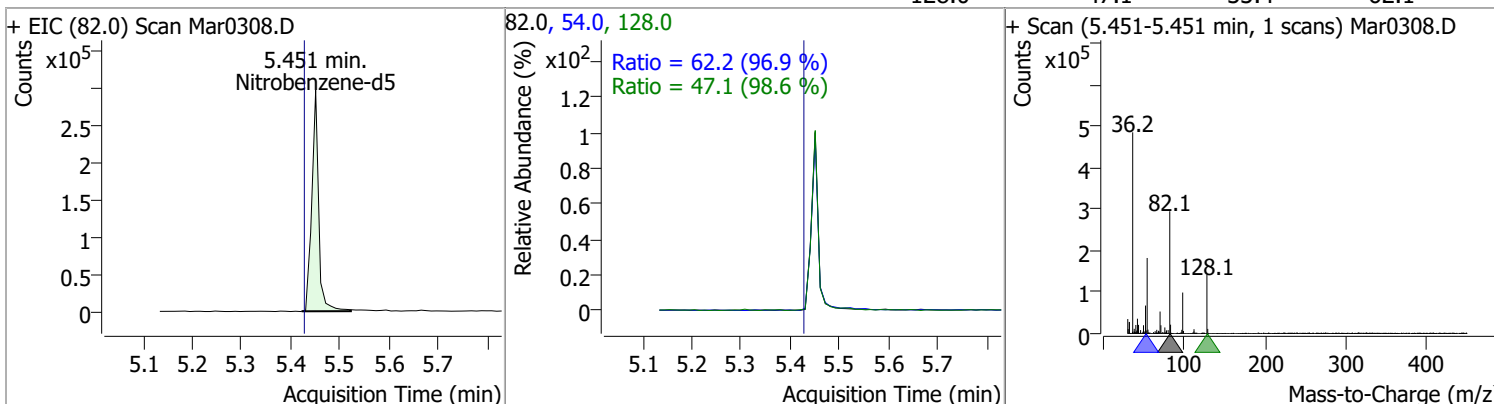
Compound	Conc.	Exp RT	QIon	Exp Ratio	QIon	Exp Ratio
Hexachloroethane	N.D.	5.39	201.0	89.1	199.0	59.3



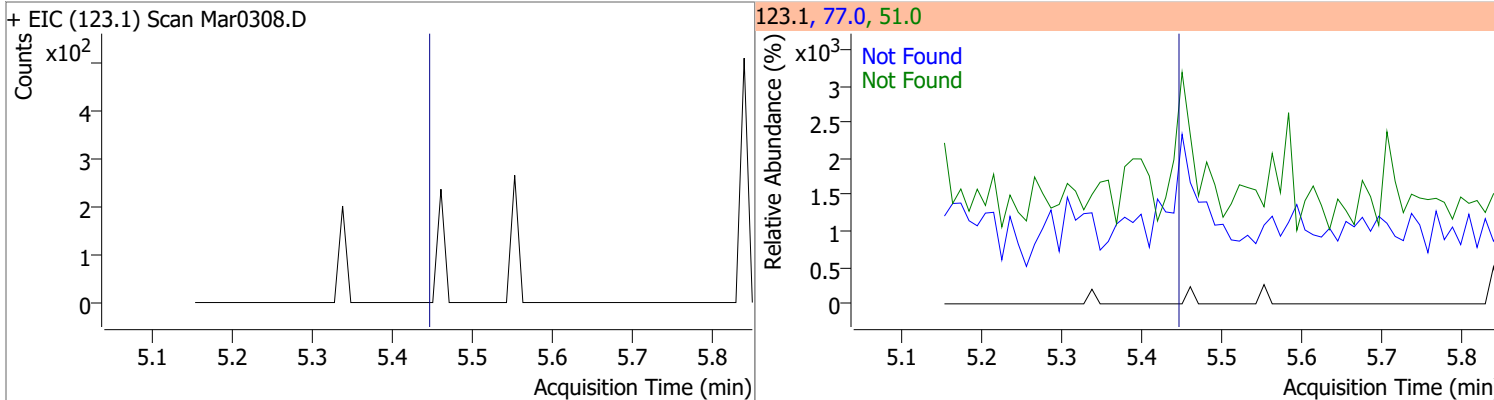
Quantitation Results Report (QT Reviewed)



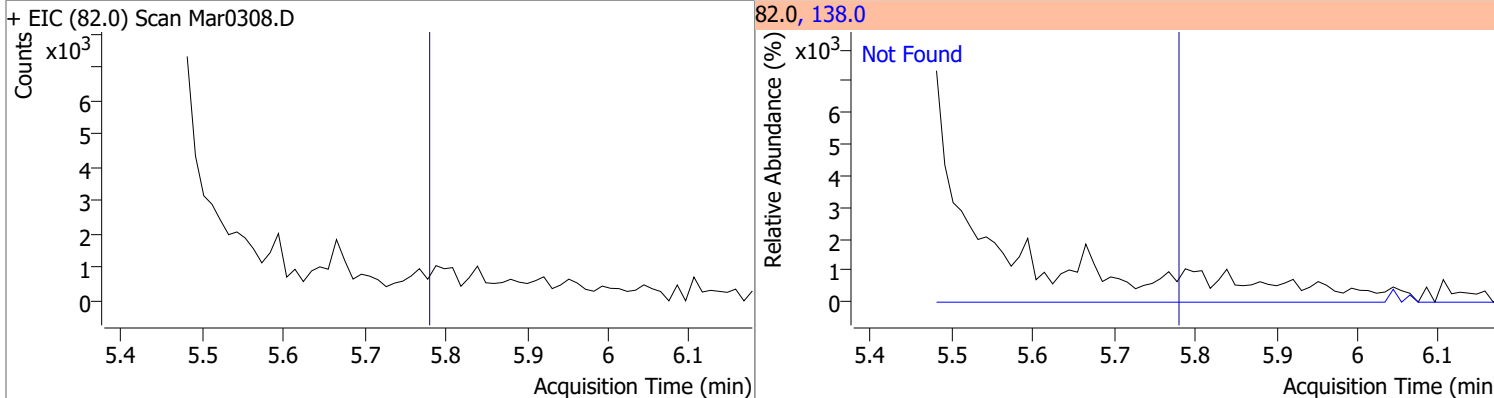
Compound	Conc.	RT	Dev(Min)	Resp.	QIon	QRatio	Lower	Upper
Nitrobenzene-d5	59.2963	5.45	-0.02	286348	54.0	62.2	44.9	83.4
					128.0	47.1	33.4	62.1



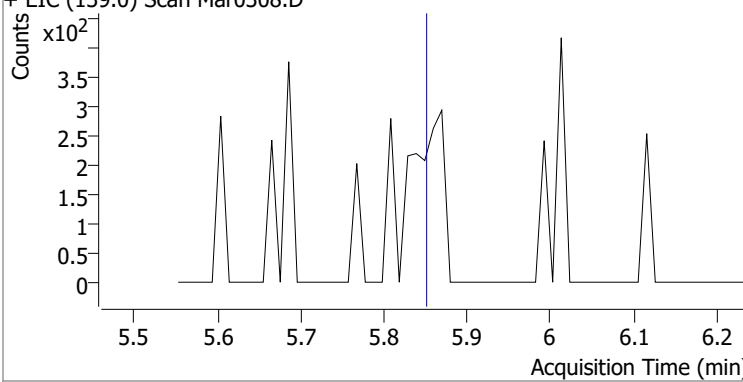
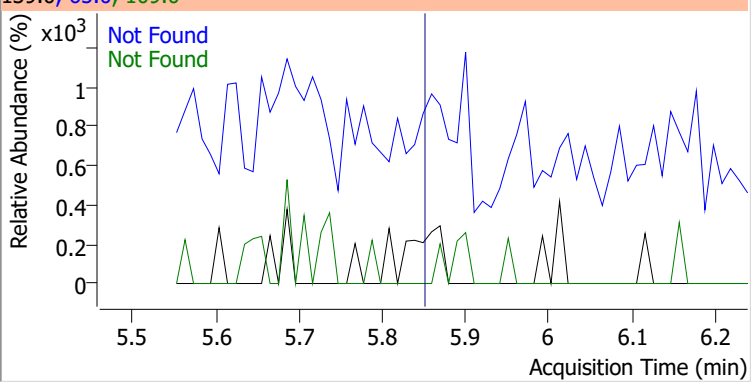
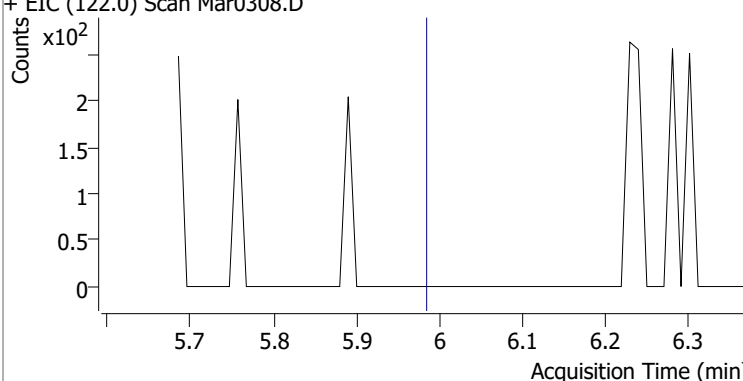
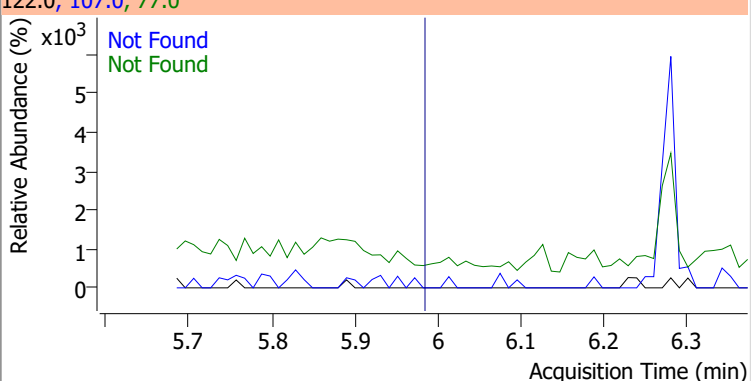
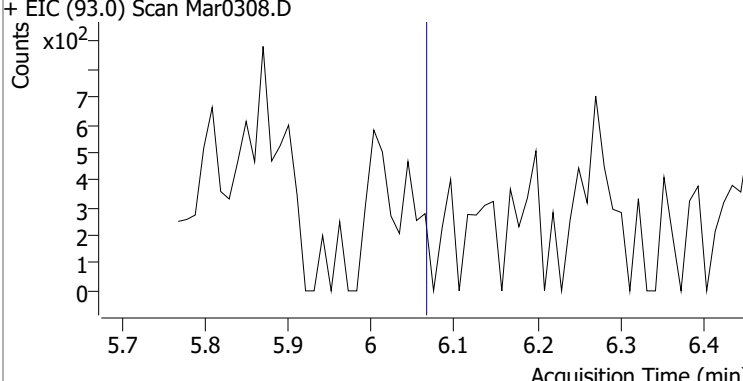
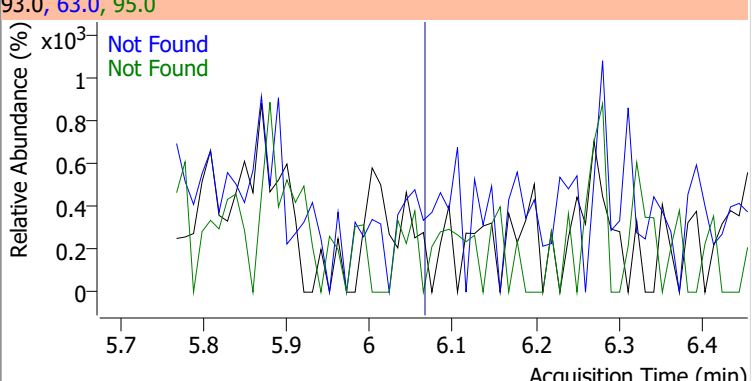
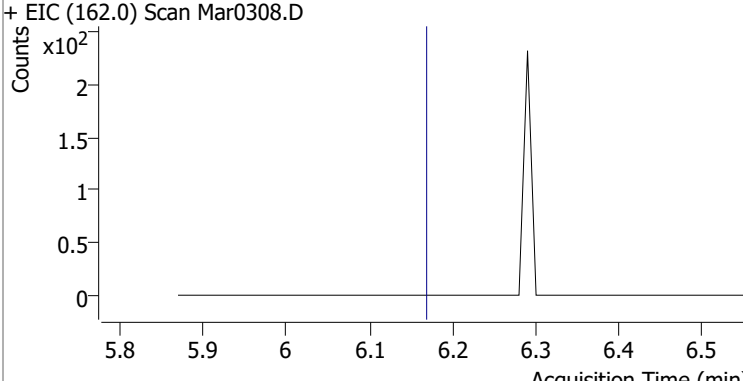
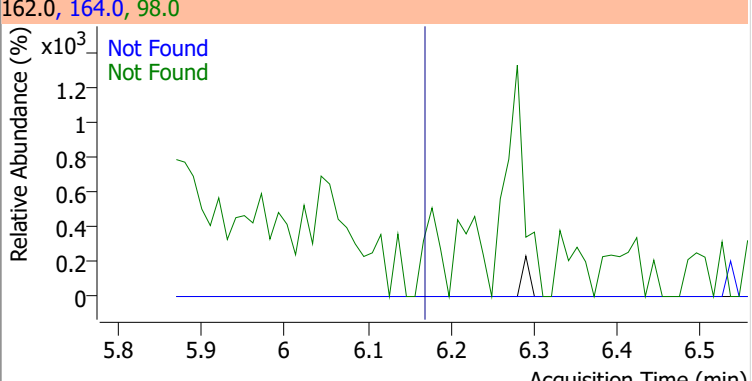
Compound	Conc.	Exp RT	QIon	Exp Ratio	QIon	Exp Ratio
Nitrobenzene	N.D.	5.49	77.0	209.6	51.0	127.5



Compound	Conc.	Exp RT	QIon	Exp Ratio
Isophorone	N.D.	5.79	138.0	20.3

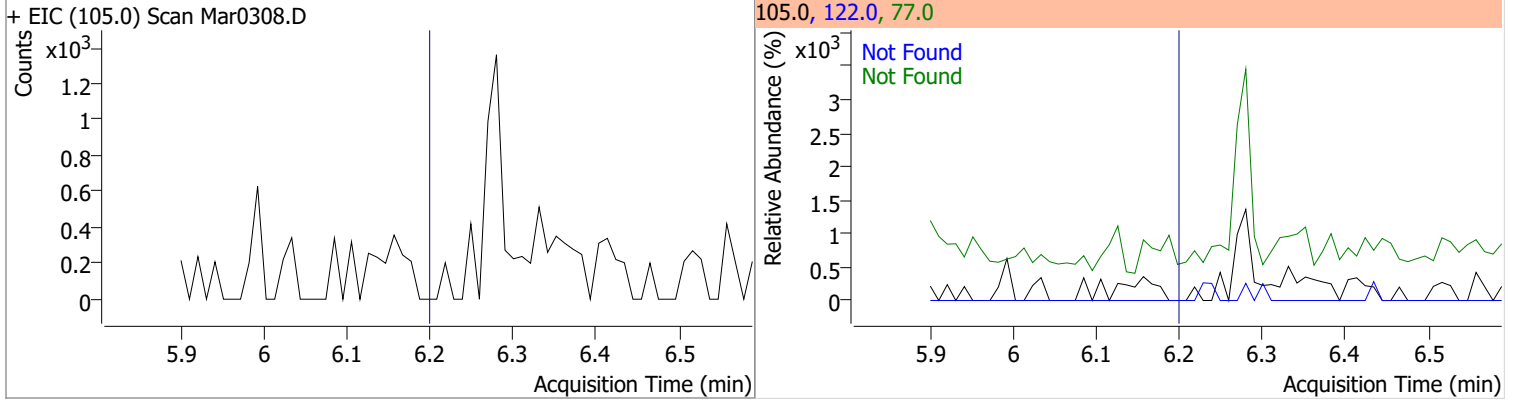


Quantitation Results Report (QT Reviewed)

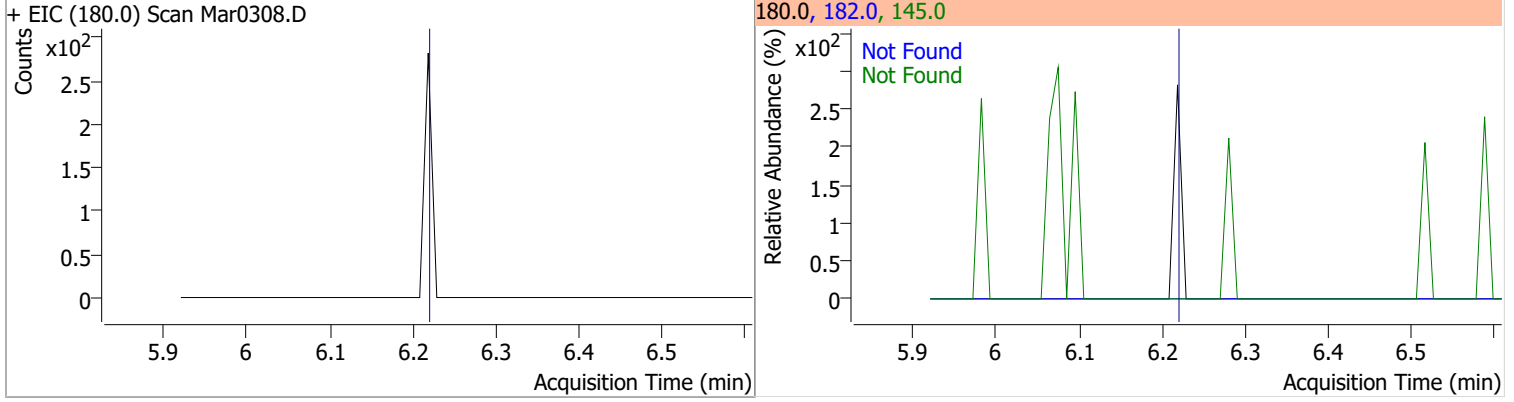
Compound	Conc.	Exp RT	QIon	Exp Ratio	QIon	Exp Ratio
2-Nitrophenol	N.D.	5.86	65.0	51.3	109.0	35.7
+ EIC (139.0) Scan Mar0308.D			139.0, 65.0, 109.0			
						
2,4-Dimethylphenol	N.D.	5.99	107.0	111.1	77.0	30.2
+ EIC (122.0) Scan Mar0308.D			122.0, 107.0, 77.0			
						
bis(-2-Chloroethoxy)Methane	N.D.	6.07	63.0	70.1	95.0	31.8
+ EIC (93.0) Scan Mar0308.D			93.0, 63.0, 95.0			
						
2,4-Dichlorophenol	N.D.	6.18	164.0	66.1	98.0	34.4
+ EIC (162.0) Scan Mar0308.D			162.0, 164.0, 98.0			
						

Quantitation Results Report (QT Reviewed)

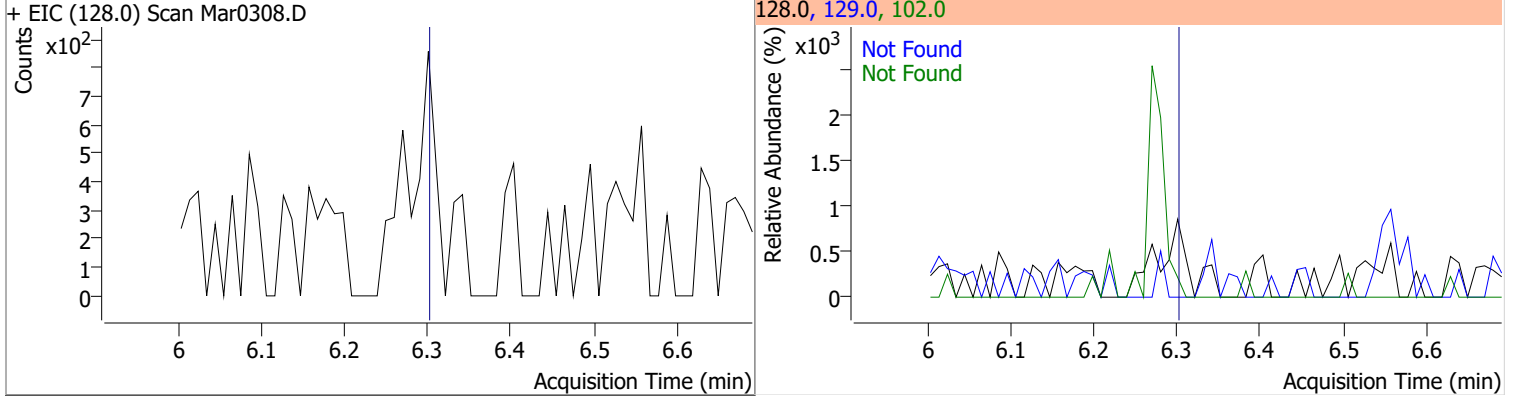
Compound	Conc.	Exp RT	QIon	Exp Ratio	QIon	Exp Ratio
Benzoic Acid	N.D.	6.21	122.0	86.4	77.0	79.5



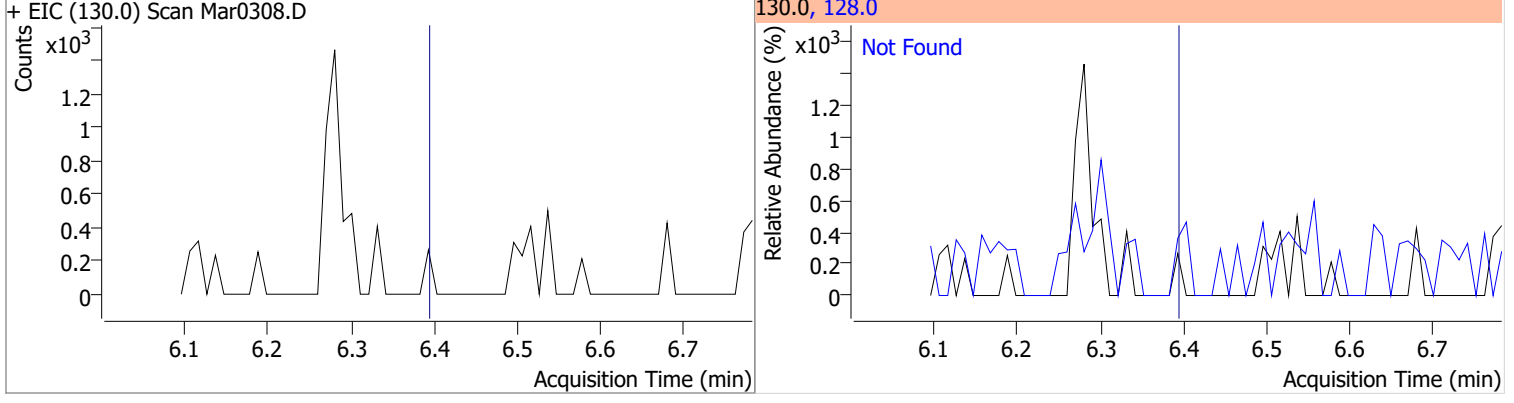
Compound	Conc.	Exp RT	QIon	Exp Ratio	QIon	Exp Ratio
1,2,4-Trichlorobenzene	N.D.	6.23	182.0	95.5	145.0	28.5



Compound	Conc.	Exp RT	QIon	Exp Ratio	QIon	Exp Ratio
Naphthalene	N.D.	6.31	129.0	11.0	102.0	9.2

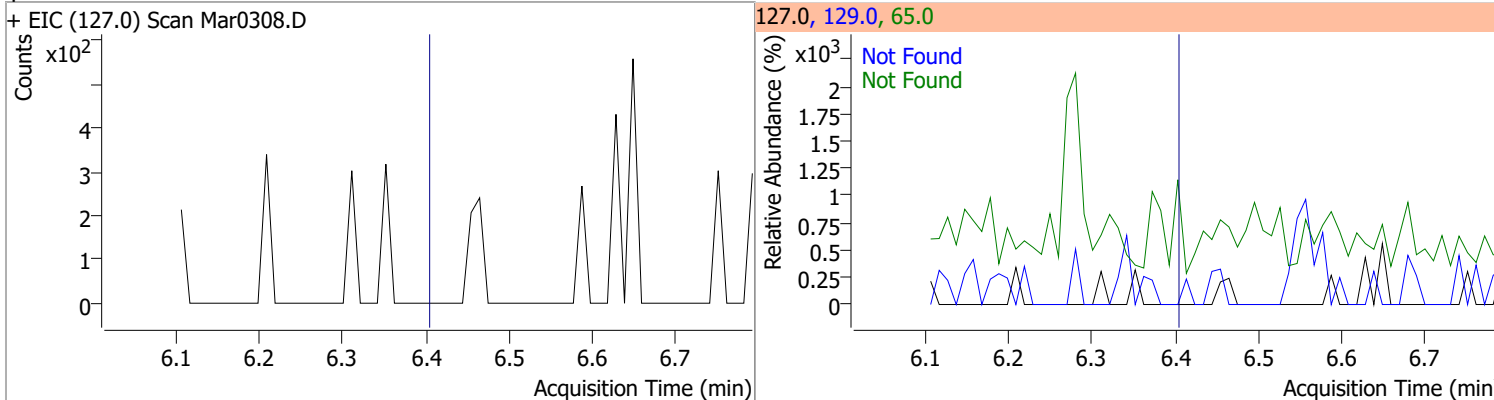


Compound	Conc.	Exp RT	QIon	Exp Ratio
4-Chlorophenol	N.D.	6.40	128.0	316.6

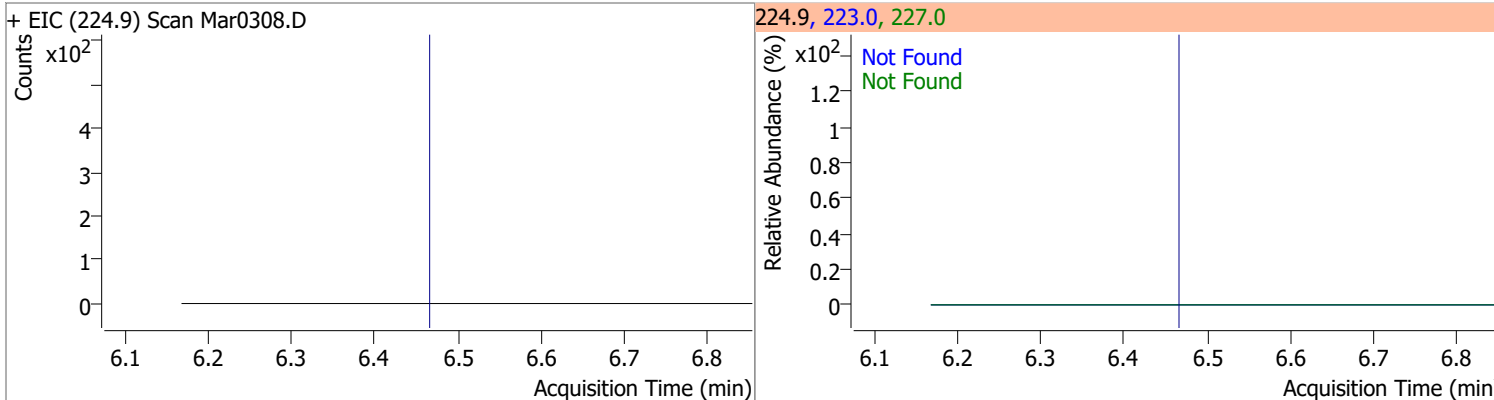


Quantitation Results Report (QT Reviewed)

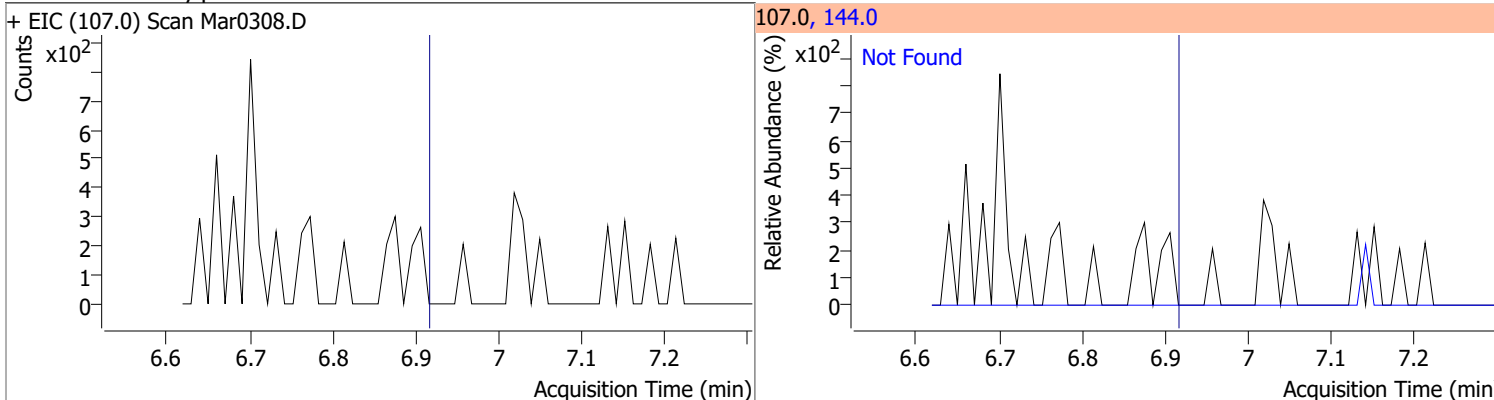
Compound	Conc.	Exp RT	QIon	Exp Ratio	QIon	Exp Ratio
p-Chloroaniline	N.D.	6.41	65.0	61.2	129.0	36.2



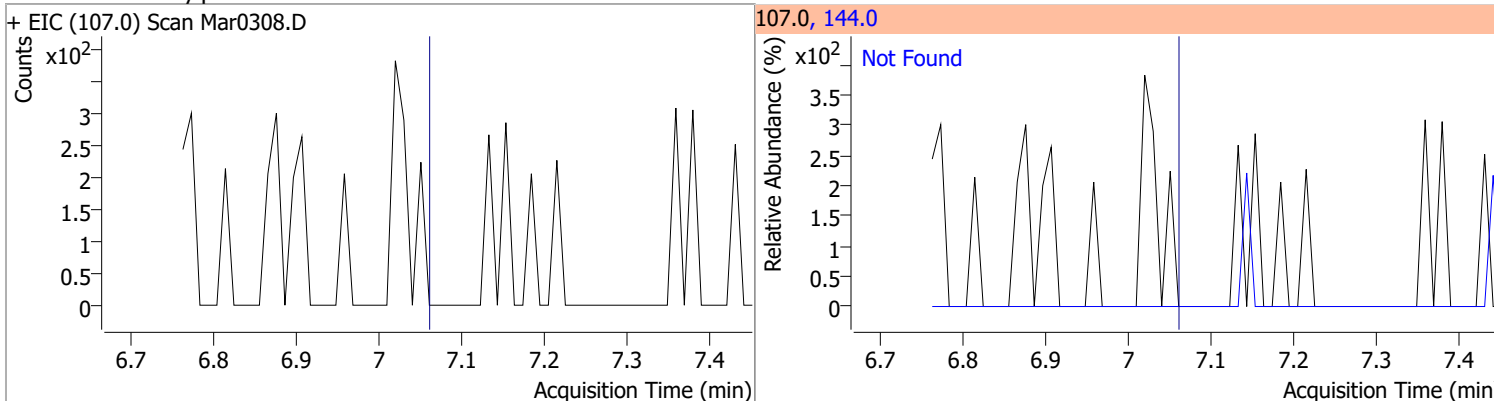
Compound	Conc.	Exp RT	QIon	Exp Ratio	QIon	Exp Ratio
Hexachlorobutadiene	N.D.	6.48	223.0	63.2	227.0	62.4



Compound	Conc.	Exp RT	QIon	Exp Ratio
4-Chloro-2-Methylphenol	N.D.	6.93	144.0	27.8



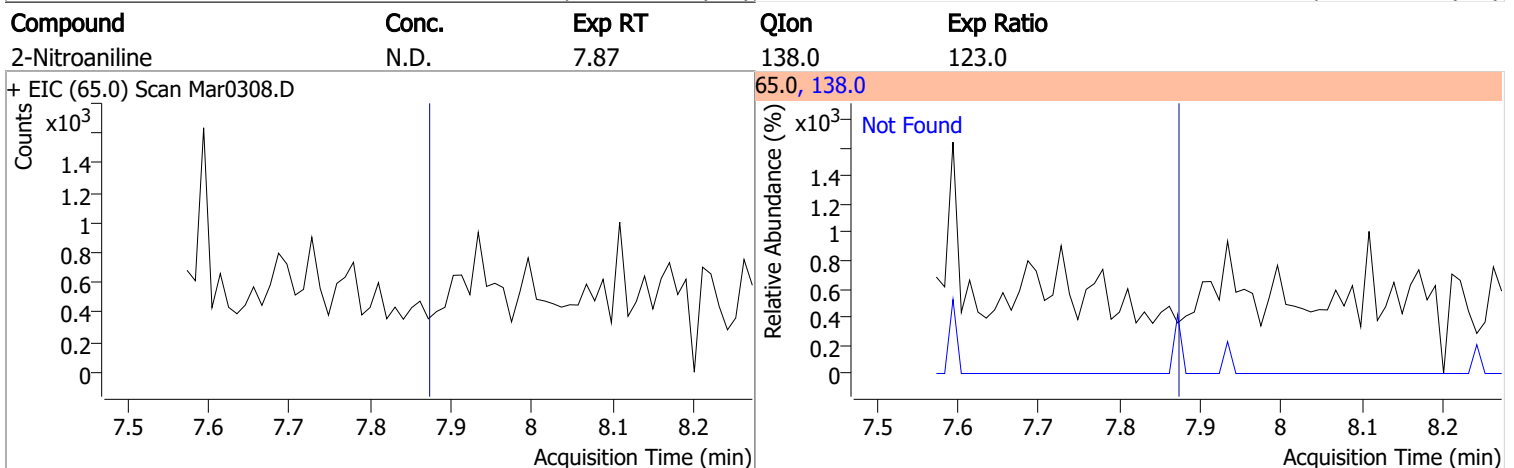
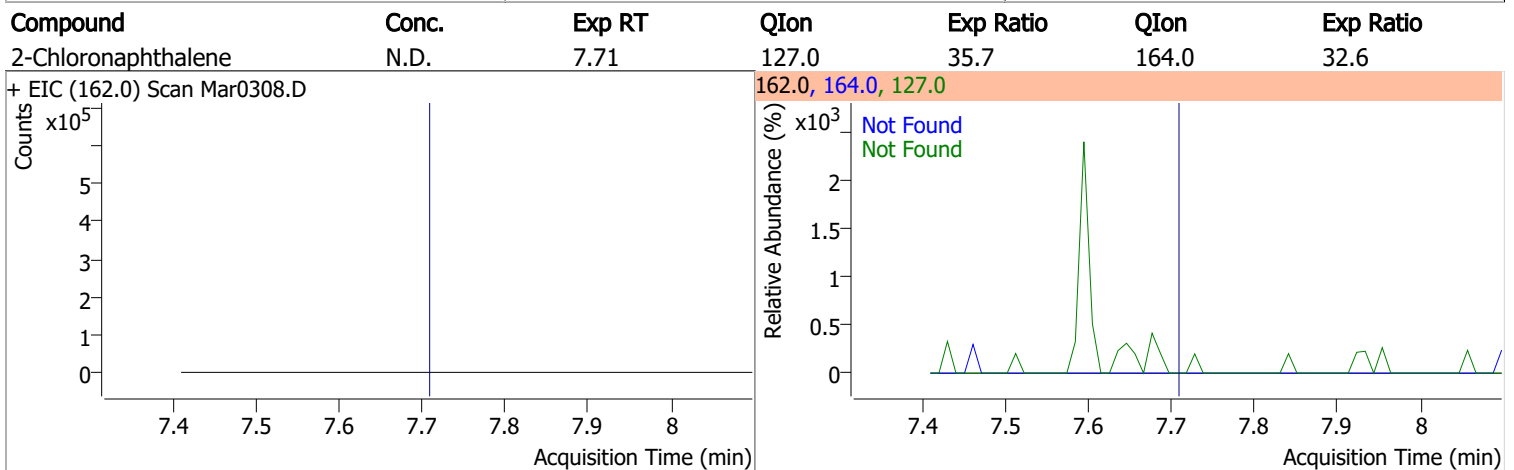
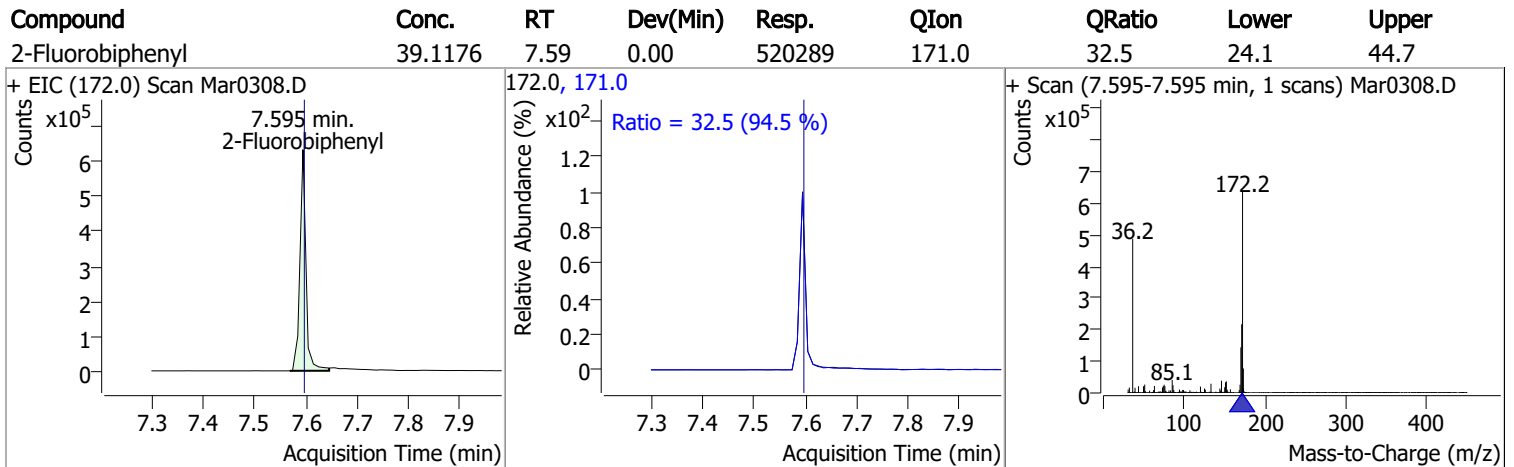
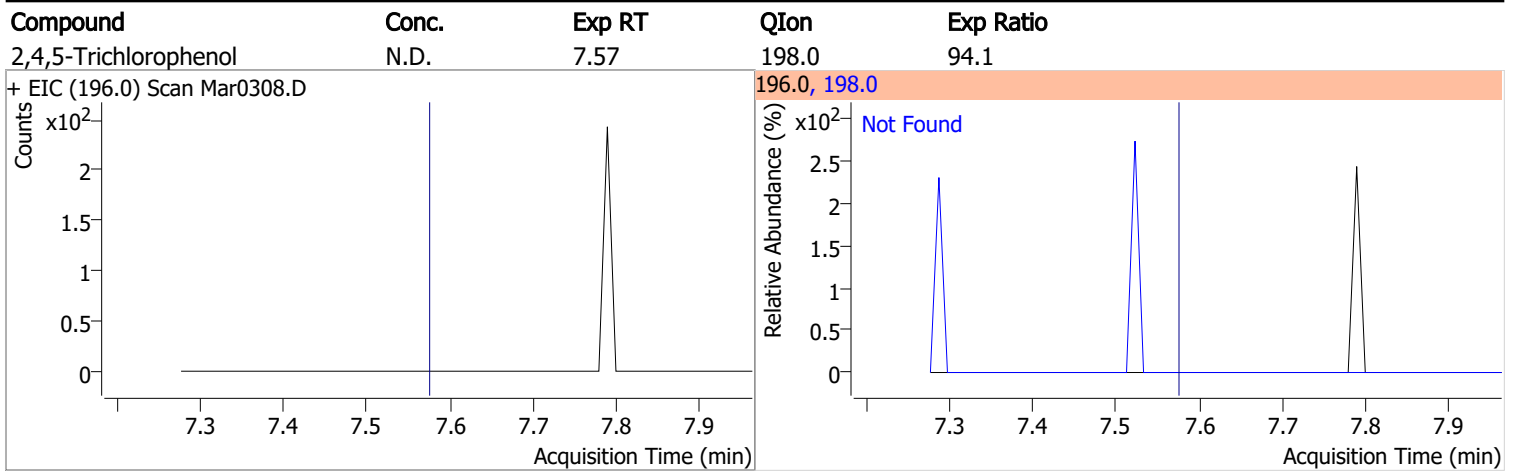
Compound	Conc.	Exp RT	QIon	Exp Ratio
4-Chloro-3-Methylphenol	N.D.	7.07	144.0	26.7



Quantitation Results Report (QT Reviewed)

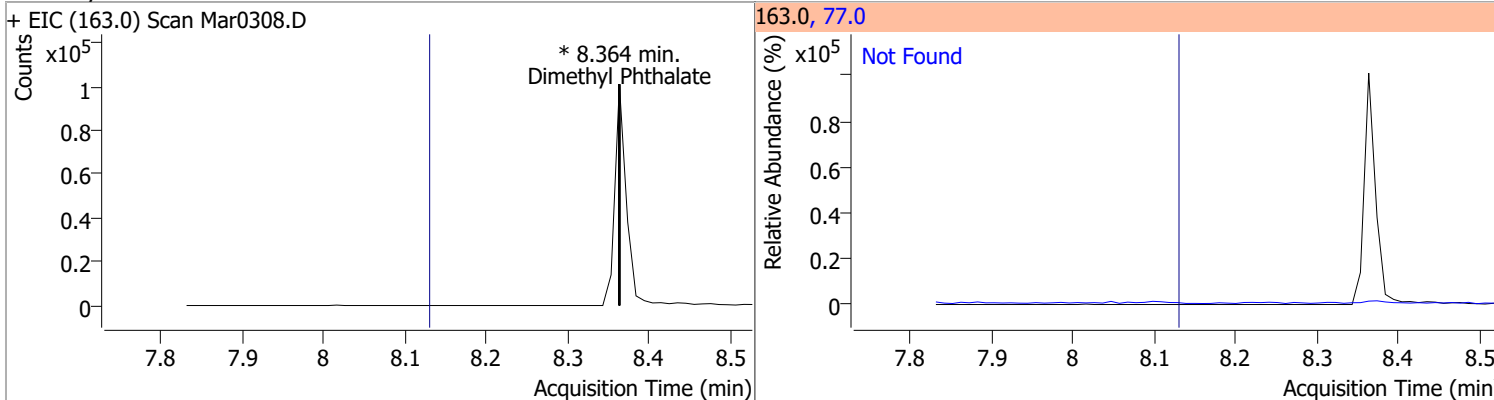
Compound	Conc.	Exp RT	QIon	Exp Ratio	QIon	Exp Ratio
2-Methylnaphthalene	N.D.	7.13	142.0	120.9	115.0	40.2
+ EIC (141.0) Scan Mar0308.D			141.0, 142.0, 115.0			
1-Methylnaphthalene	N.D.	7.25	142.0	116.0	115.0	41.9
+ EIC (141.0) Scan Mar0308.D			141.0, 142.0, 115.0			
Hexachlorocyclopentadiene	N.D.	7.33	238.9	64.2	234.9	62.1
+ EIC (236.9) Scan Mar0308.D			236.9, 238.9, 234.9			
2,4,6-Trichlorophenol	N.D.	7.51	198.0	92.6		
+ EIC (196.0) Scan Mar0308.D			196.0, 198.0			

Quantitation Results Report (QT Reviewed)

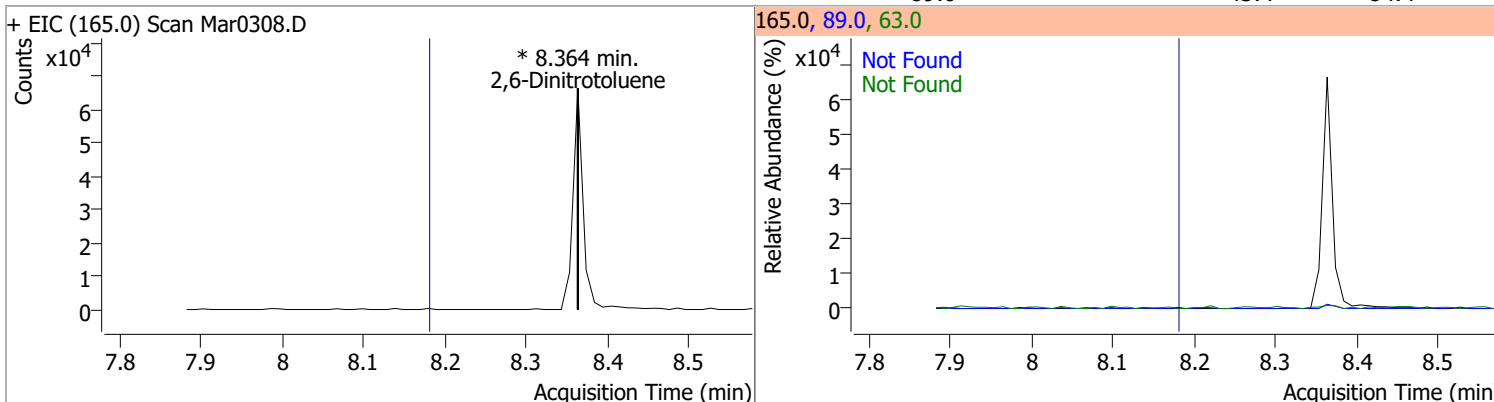


Quantitation Results Report (QT Reviewed)

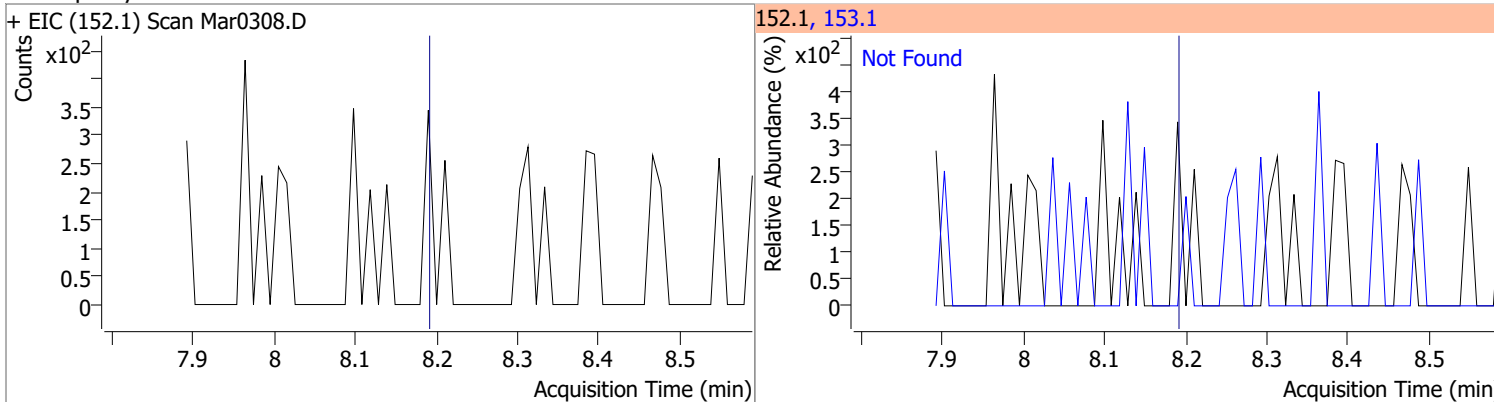
Compound	Conc.	RT	Dev(Min)	Resp.	QIon	QRatio	Lower	Upper
Dimethyl Phthalate	0	0		0	77.0		13.9	25.8



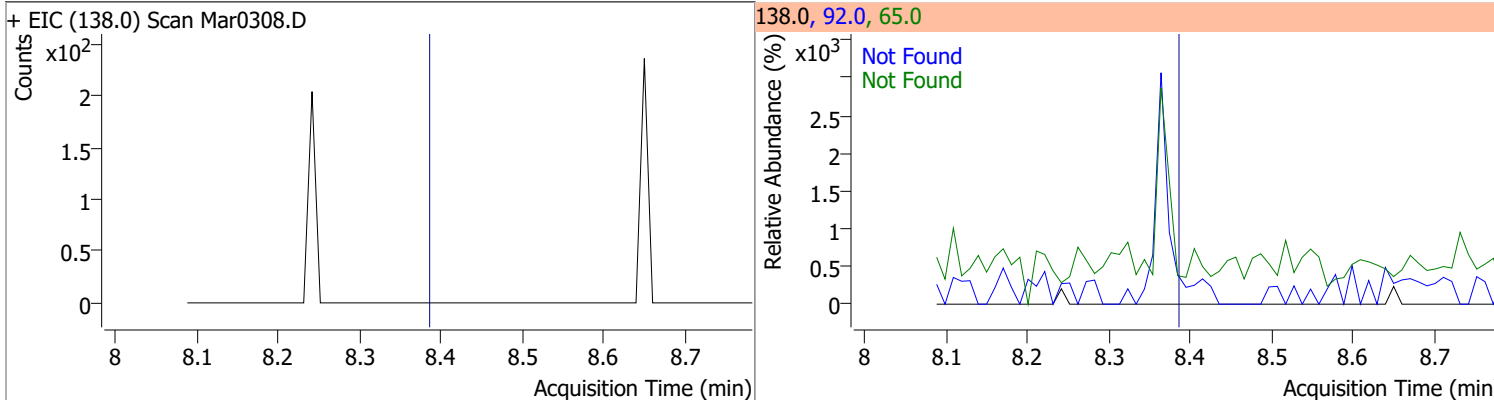
Compound	Conc.	RT	Dev(Min)	Resp.	QIon	QRatio	Lower	Upper
2,6-Dinitrotoluene	0	0		0	63.0 89.0		95.6 45.4	177.5 84.4



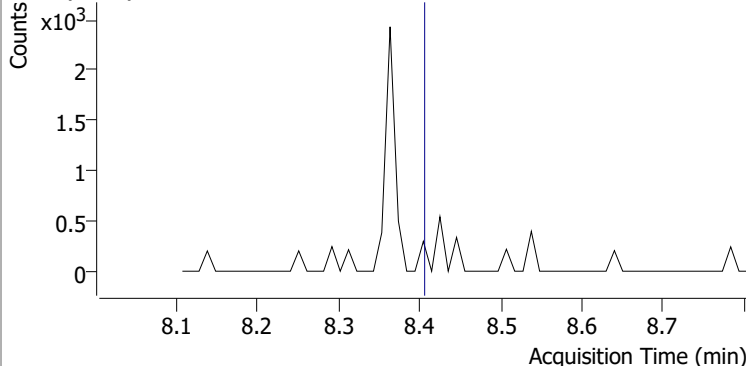
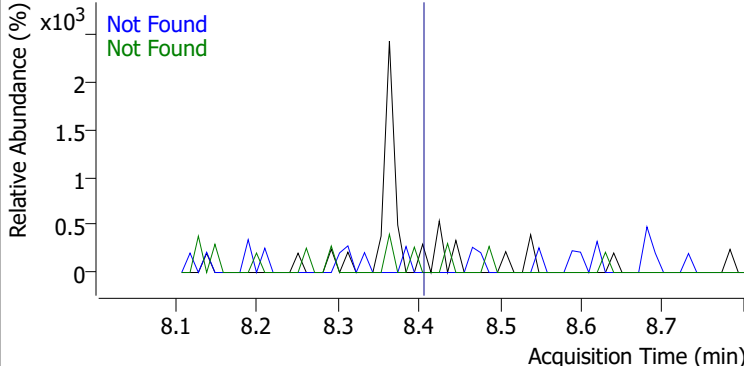
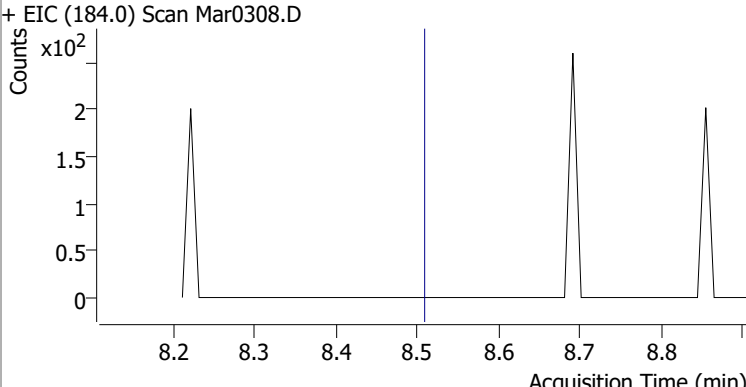
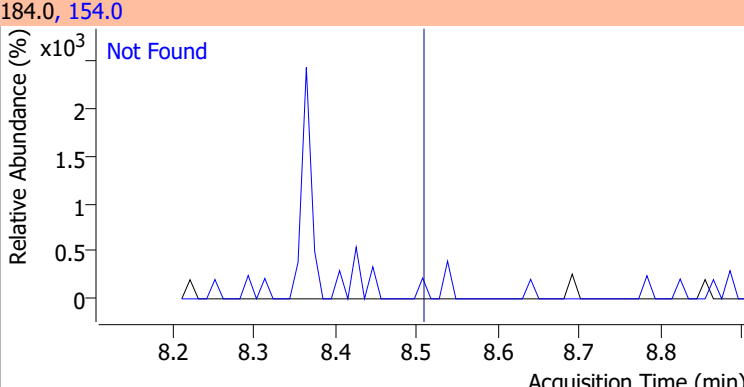
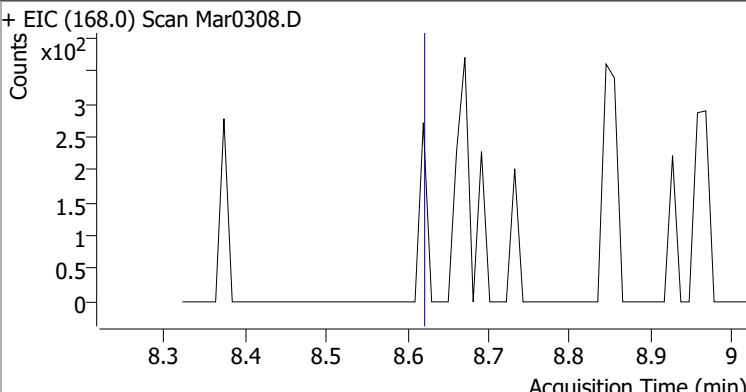
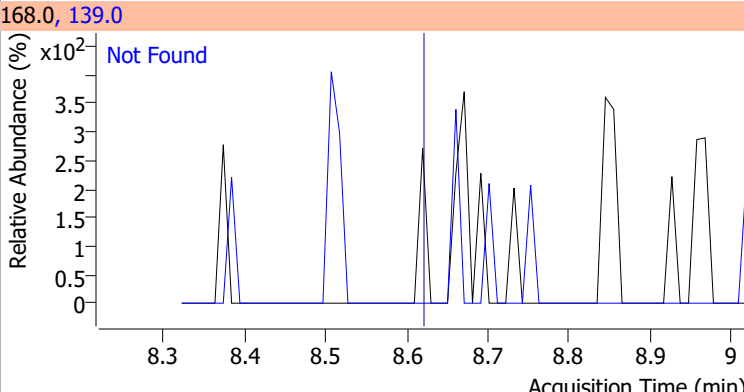
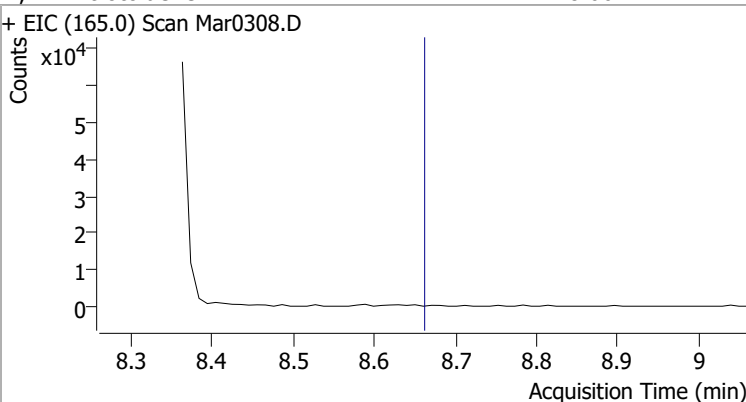
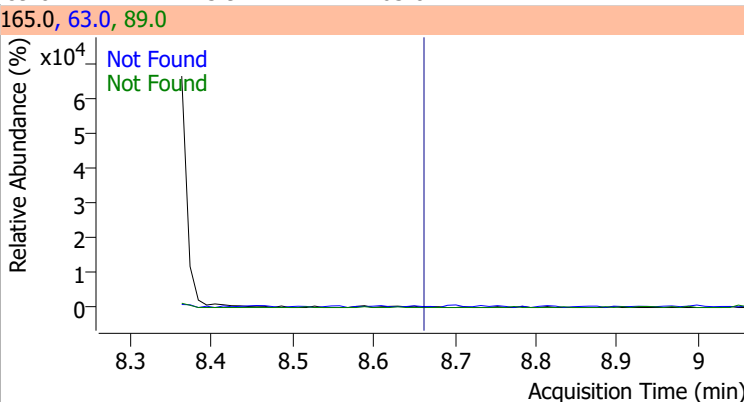
Compound	Conc.	Exp RT	QIon	Exp Ratio
Acenaphthylene	N.D.	8.19	153.1	14.0



Compound	Conc.	Exp RT	QIon	Exp Ratio	QIon	Exp Ratio
3-Nitroaniline	N.D.	8.38	65.0	131.7	92.0	112.6

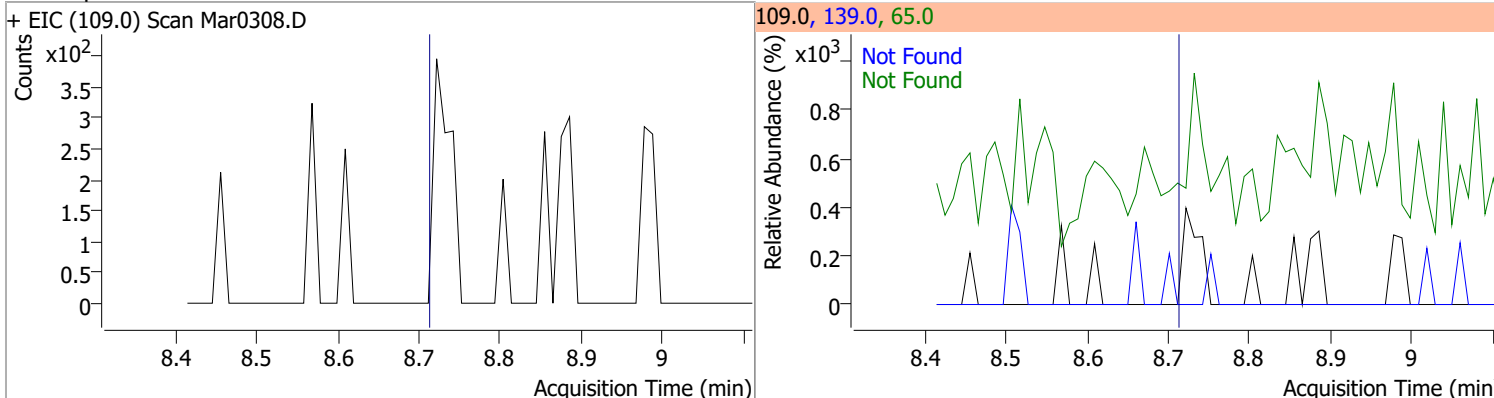


Quantitation Results Report (QT Reviewed)

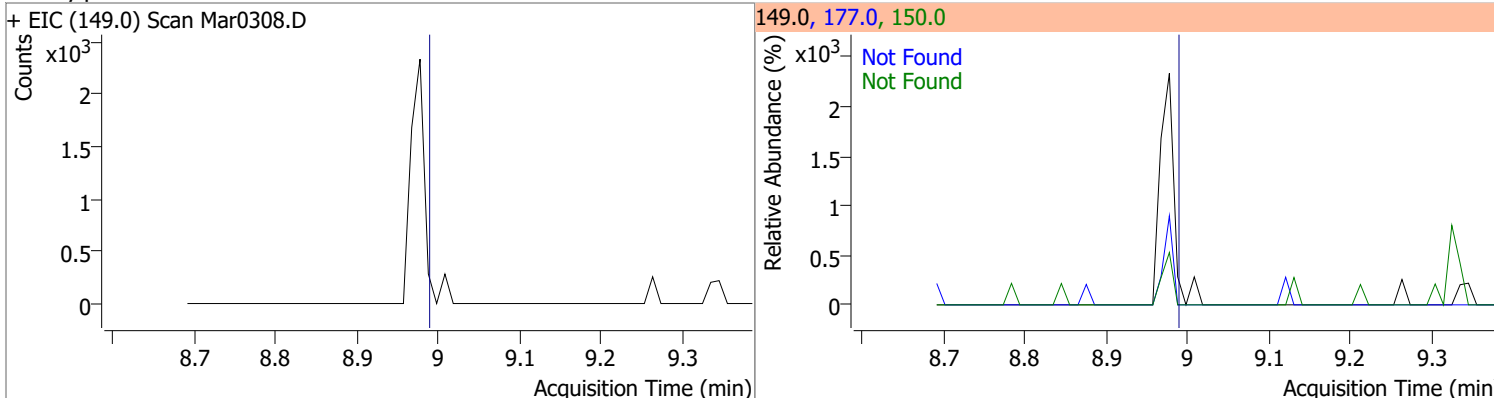
Compound	Conc.	Exp RT	QIon	Exp Ratio	QIon	Exp Ratio
Acenaphthene	N.D.	8.40	153.0	106.6	152.0	52.4
+ EIC (154.0) Scan Mar0308.D			154.0, 152.0, 153.0			
						
2,4-Dinitrophenol	N.D.	8.51	154.0	59.3		
+ EIC (184.0) Scan Mar0308.D			184.0, 154.0			
						
Dibenzofuran	N.D.	8.62	139.0	37.6		
+ EIC (168.0) Scan Mar0308.D			168.0, 139.0			
						
2,4-Dinitrotoluene	N.D.	8.66	89.0	75.9	63.0	44.1
+ EIC (165.0) Scan Mar0308.D			165.0, 63.0, 89.0			
						

Quantitation Results Report (QT Reviewed)

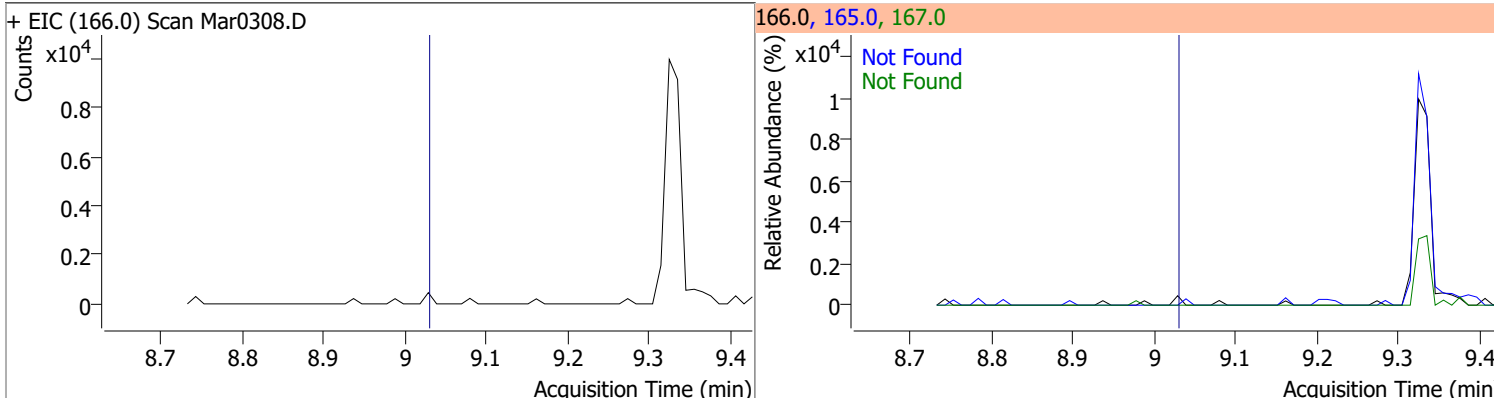
Compound	Conc.	Exp RT	QIon	Exp Ratio	QIon	Exp Ratio
4-Nitrophenol	N.D.	8.71	139.0	78.4	65.0	71.6



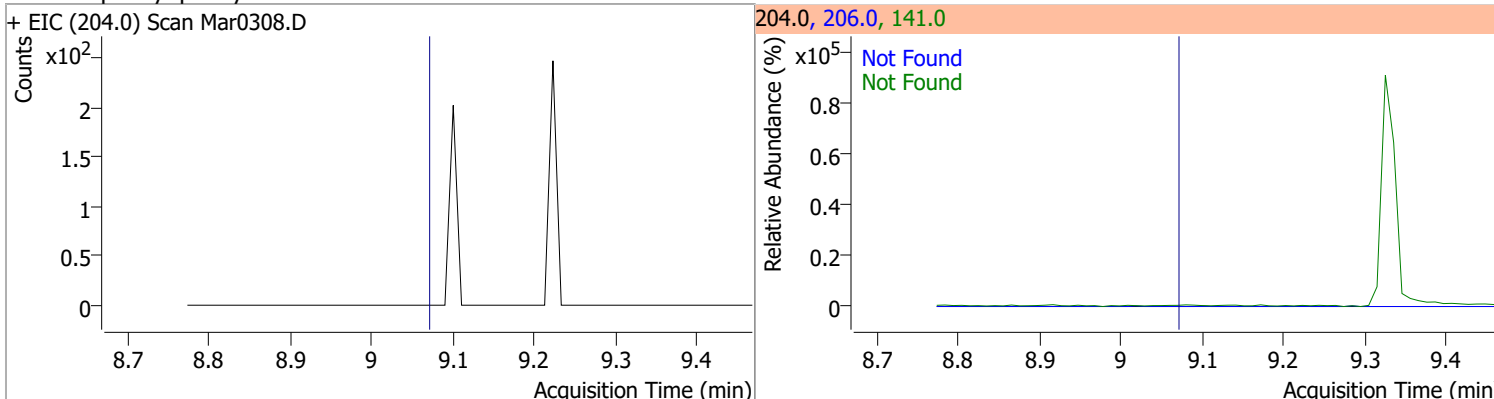
Compound	Conc.	Exp RT	QIon	Exp Ratio	QIon	Exp Ratio
Diethylphthalate	N.D.	8.99	177.0	21.3	150.0	12.7



Compound	Conc.	Exp RT	QIon	Exp Ratio	QIon	Exp Ratio
Fluorene	N.D.	9.03	165.0	94.1	167.0	13.4

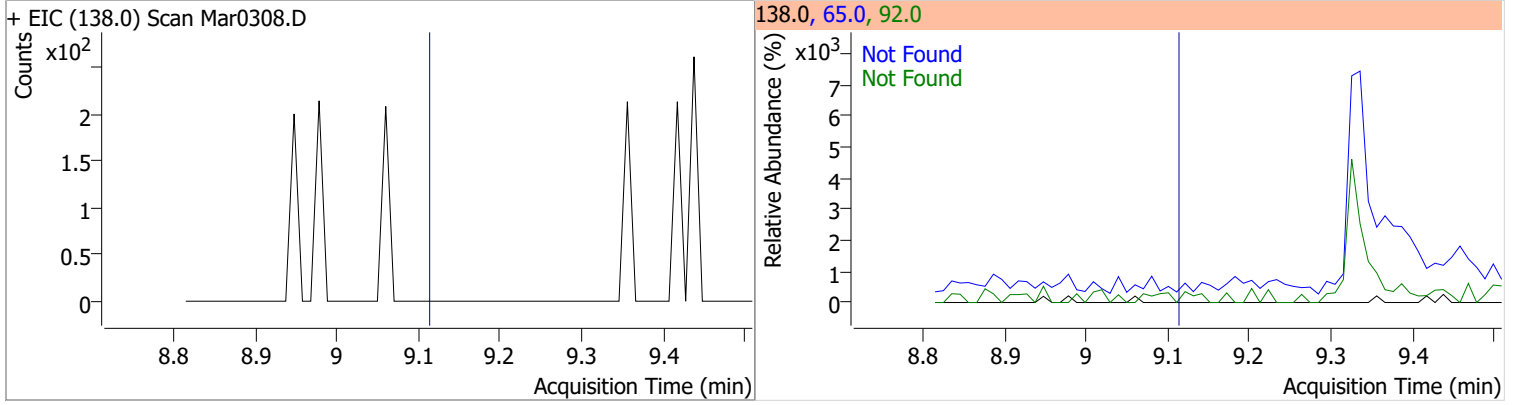


Compound	Conc.	Exp RT	QIon	Exp Ratio	QIon	Exp Ratio
4-Chlorophenyl-phenylether	N.D.	9.07	141.0	61.7	206.0	34.0

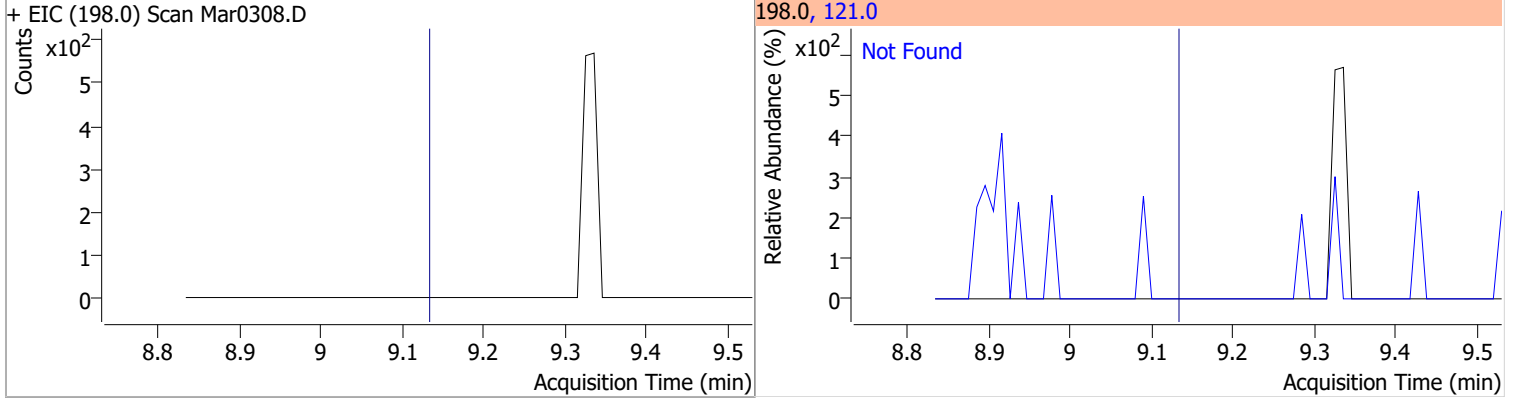


Quantitation Results Report (QT Reviewed)

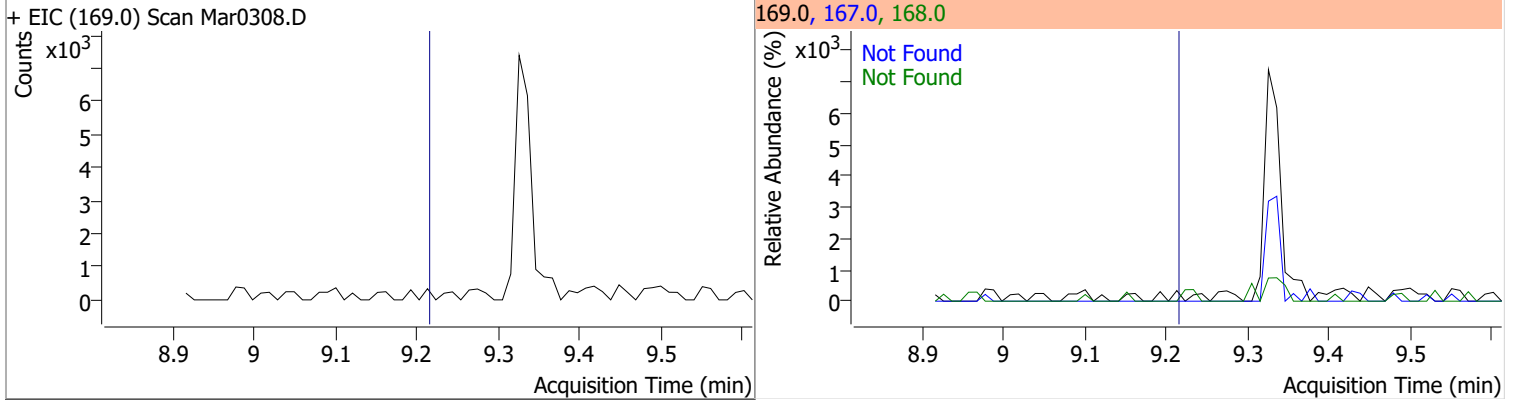
Compound	Conc.	Exp RT	QIon	Exp Ratio	QIon	Exp Ratio
4-Nitroaniline	N.D.	9.12	65.0	109.2	92.0	47.3



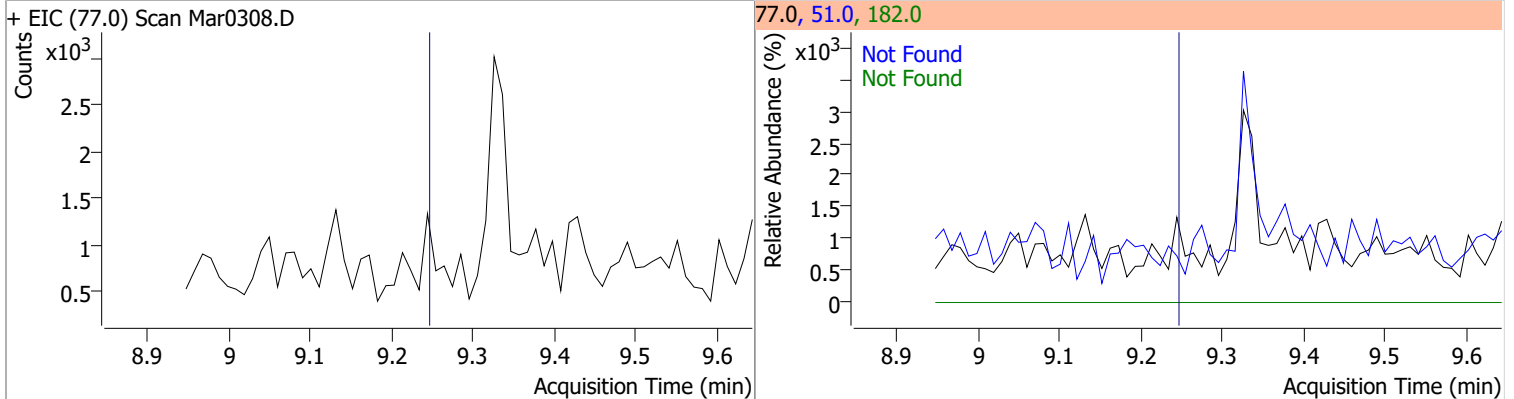
Compound	Conc.	Exp RT	QIon	Exp Ratio
4,6-Dinitro-2-methylphenol	N.D.	9.14	121.0	48.7



Compound	Conc.	Exp RT	QIon	Exp Ratio	QIon	Exp Ratio
N-nitrosodiphenylamine	N.D.	9.22	168.0	64.6	167.0	34.5

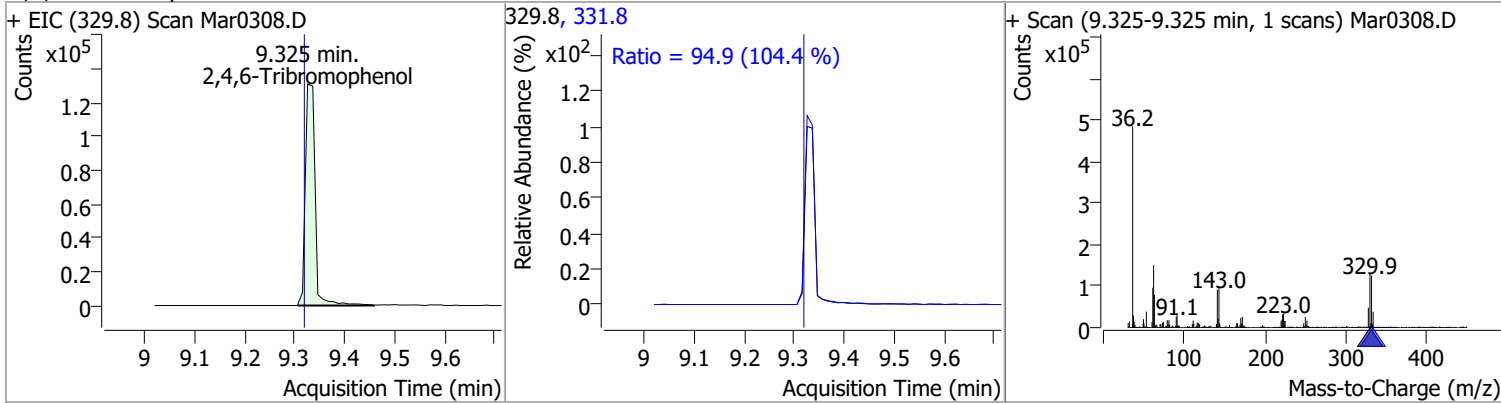


Compound	Conc.	Exp RT	QIon	Exp Ratio	QIon	Exp Ratio
Azobenzene	N.D.	9.25	51.0	48.8	182.0	26.0

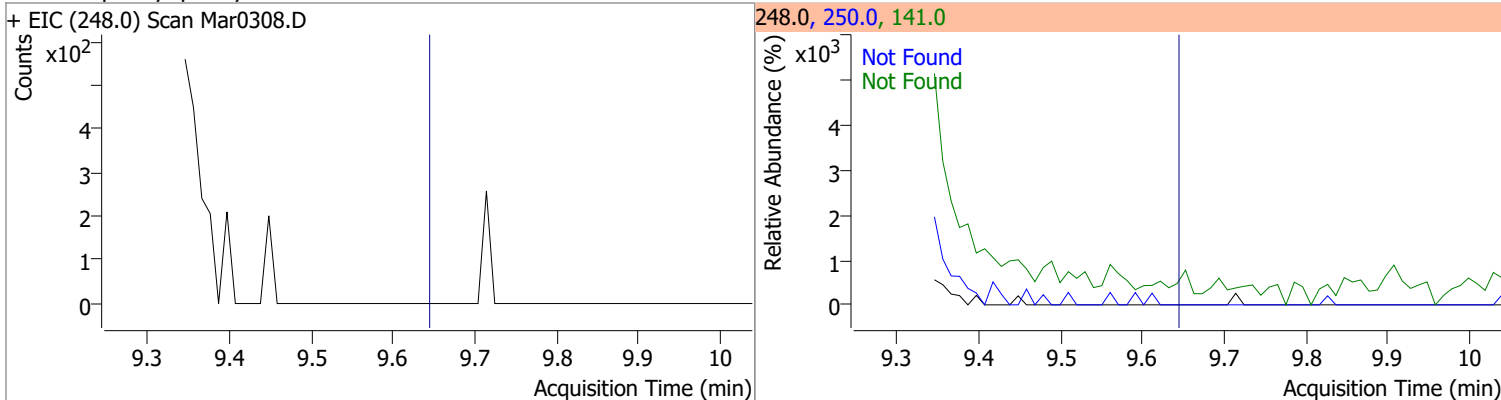


Quantitation Results Report (QT Reviewed)

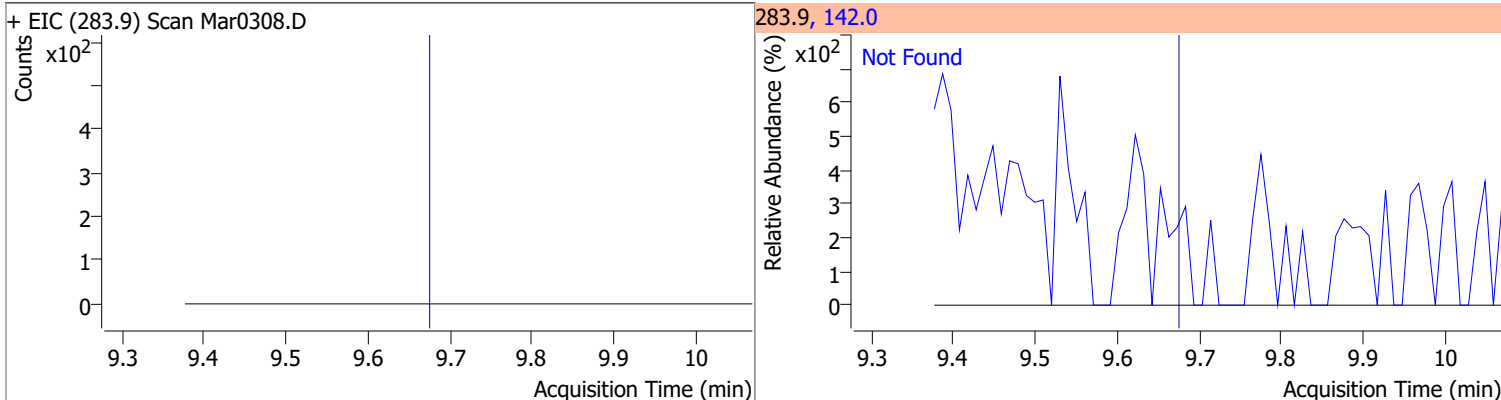
Compound	Conc.	RT	Dev(Min)	Resp.	QIon	QRatio	Lower	Upper
2,4,6-Tribromophenol	144.0206	9.33	0.00	178004	331.8	94.9	63.6	118.2



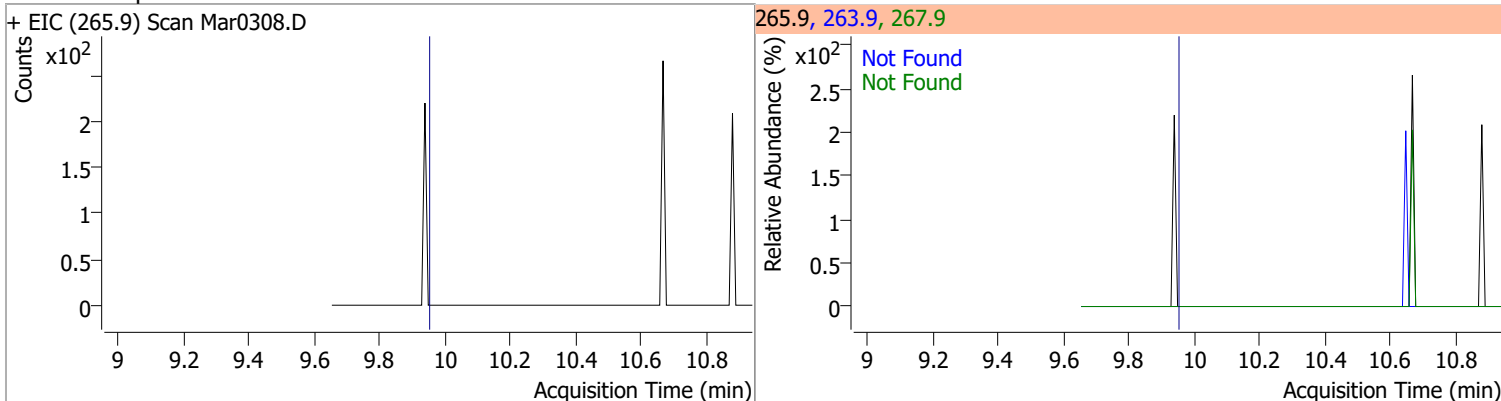
Compound	Conc.	Exp RT	QIon	Exp Ratio	QIon	Exp Ratio
4-Bromophenyl-phenylether	N.D.	9.65	141.0	100.4	250.0	99.4



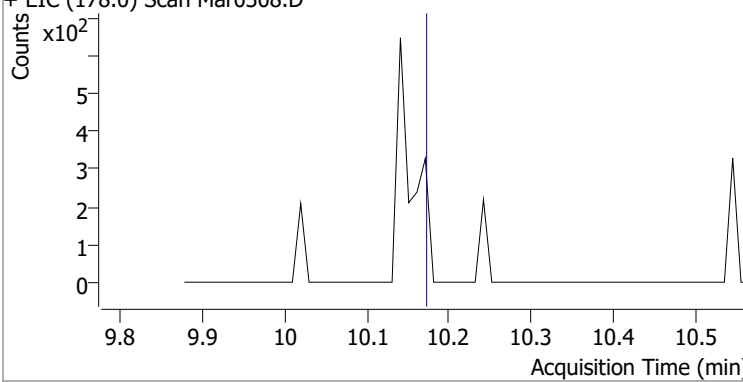
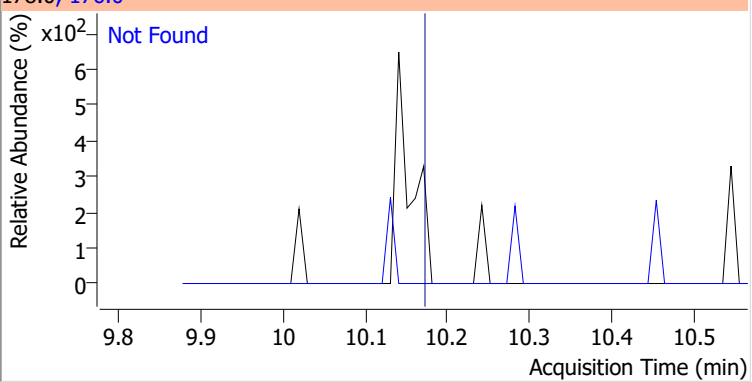
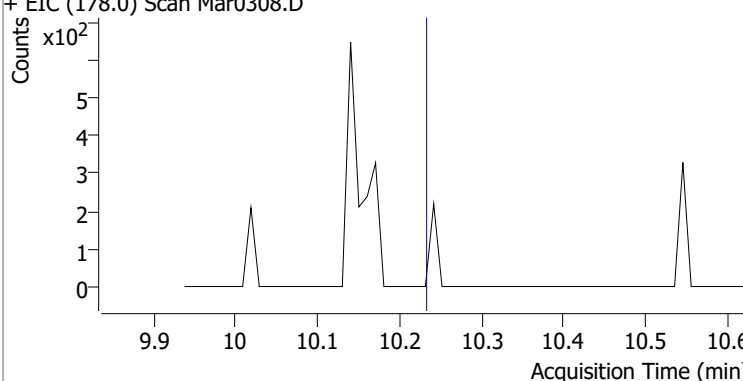
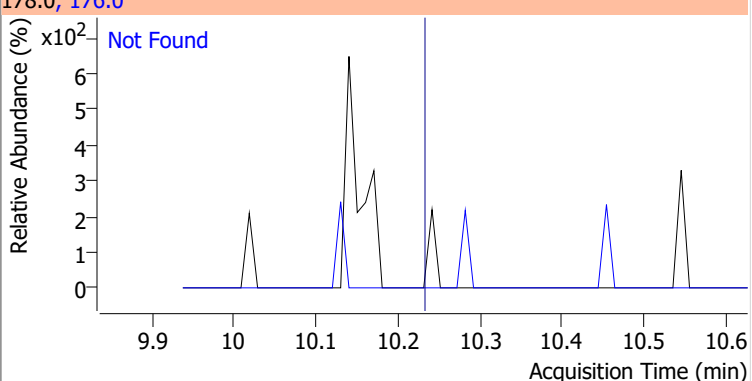
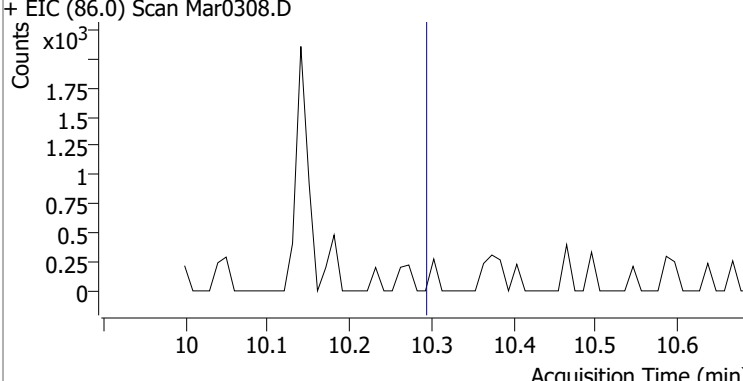
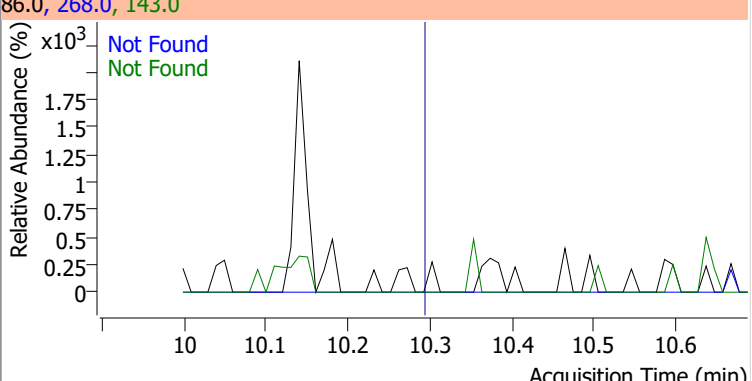
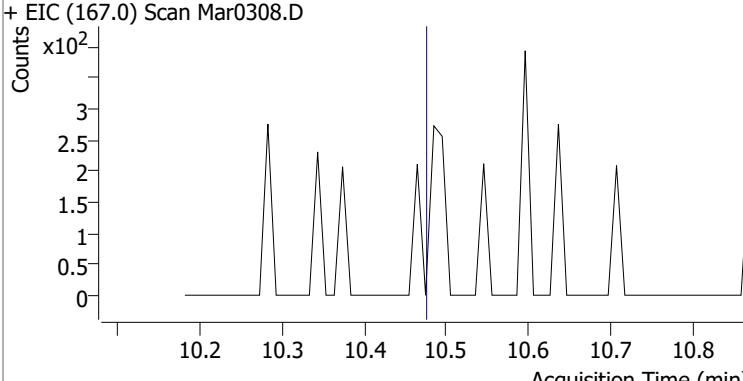
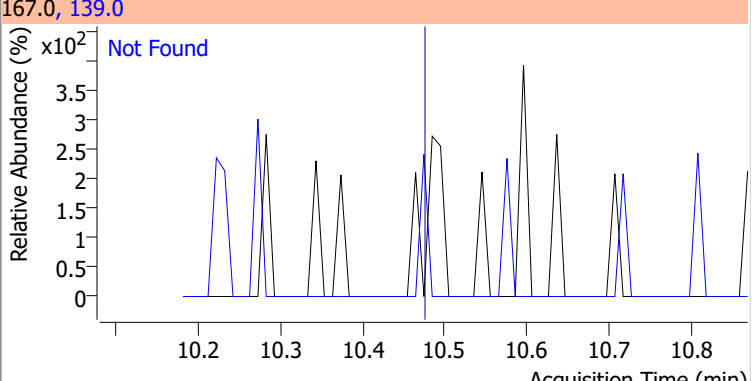
Compound	Conc.	Exp RT	QIon	Exp Ratio	QIon	Exp Ratio
Hexachlorobenzene	N.D.	9.68	142.0	49.3		



Compound	Conc.	Exp RT	QIon	Exp Ratio	QIon	Exp Ratio
Pentachlorophenol	N.D.	9.96	263.9	63.1	267.9	62.4

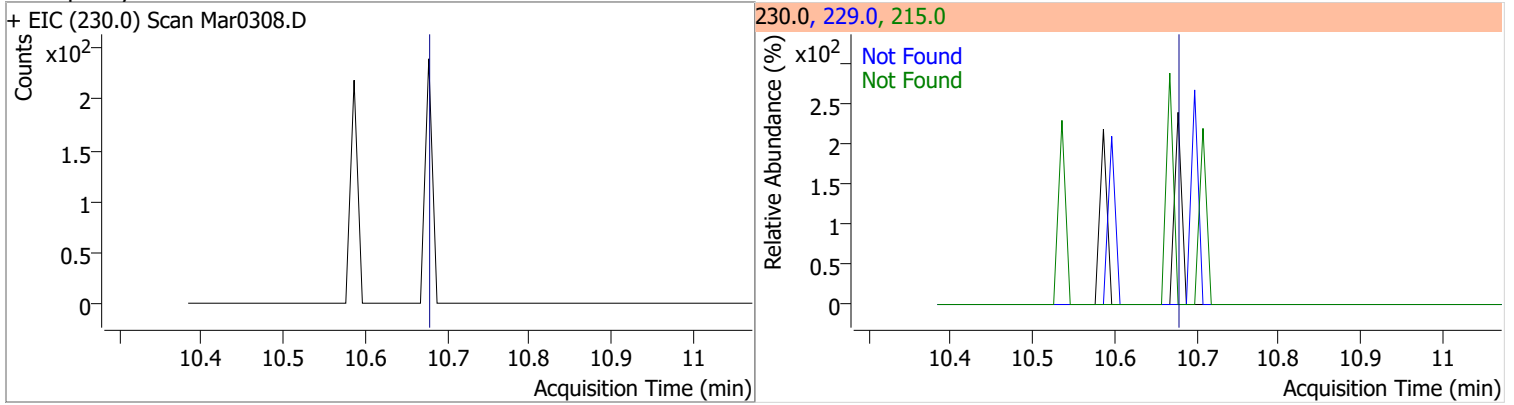


Quantitation Results Report (QT Reviewed)

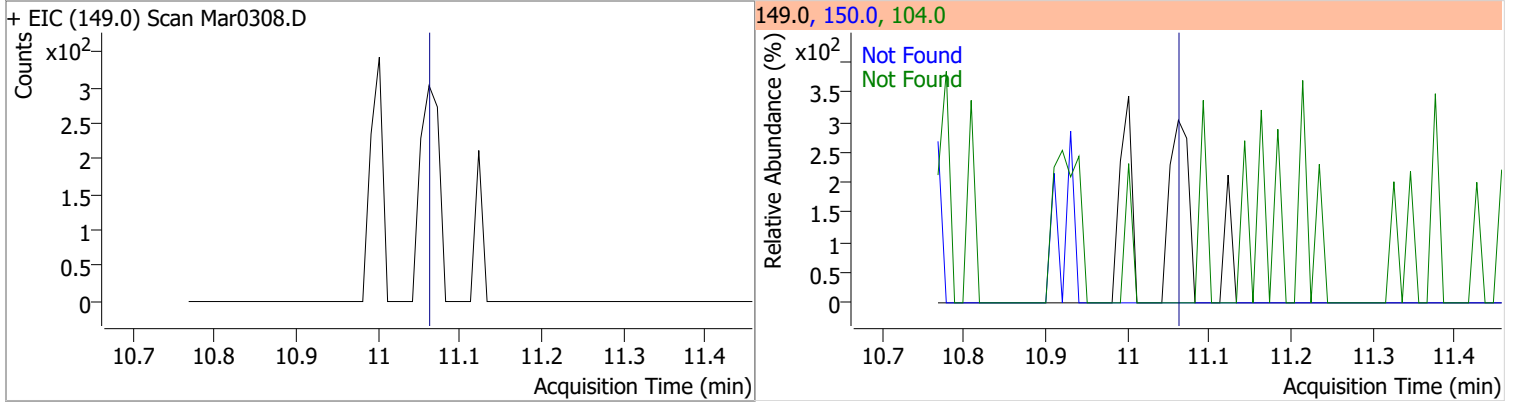
Compound	Conc.	Exp RT	QIon	Exp Ratio		
Phenanthrene	N.D.	10.18	176.0	18.9		
+ EIC (178.0) Scan Mar0308.D			178.0, 176.0			
						
Anthracene	N.D.	10.24	176.0	18.2		
+ EIC (178.0) Scan Mar0308.D			178.0, 176.0			
						
Triallate	N.D.	10.30	268.0	23.9	QIon	Exp Ratio
					143.0	21.9
+ EIC (86.0) Scan Mar0308.D			86.0, 268.0, 143.0			
						
Carbazole	N.D.	10.48	139.0	13.0		
+ EIC (167.0) Scan Mar0308.D			167.0, 139.0			
						

Quantitation Results Report (QT Reviewed)

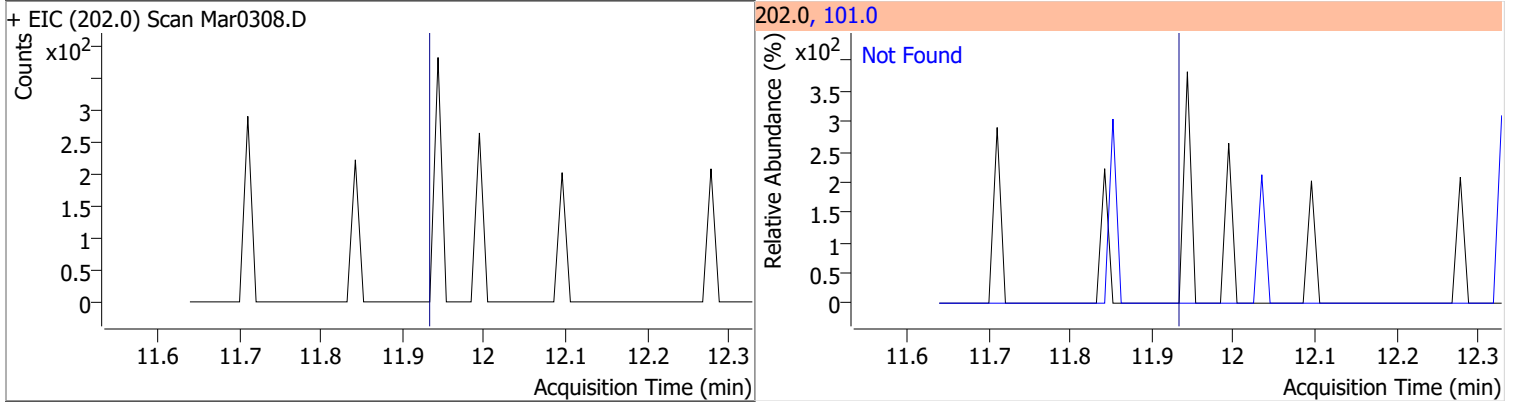
Compound	Conc.	Exp RT	QIon	Exp Ratio	QIon	Exp Ratio
o-Terphenyl	N.D.	10.69	229.0	64.7	215.0	38.5



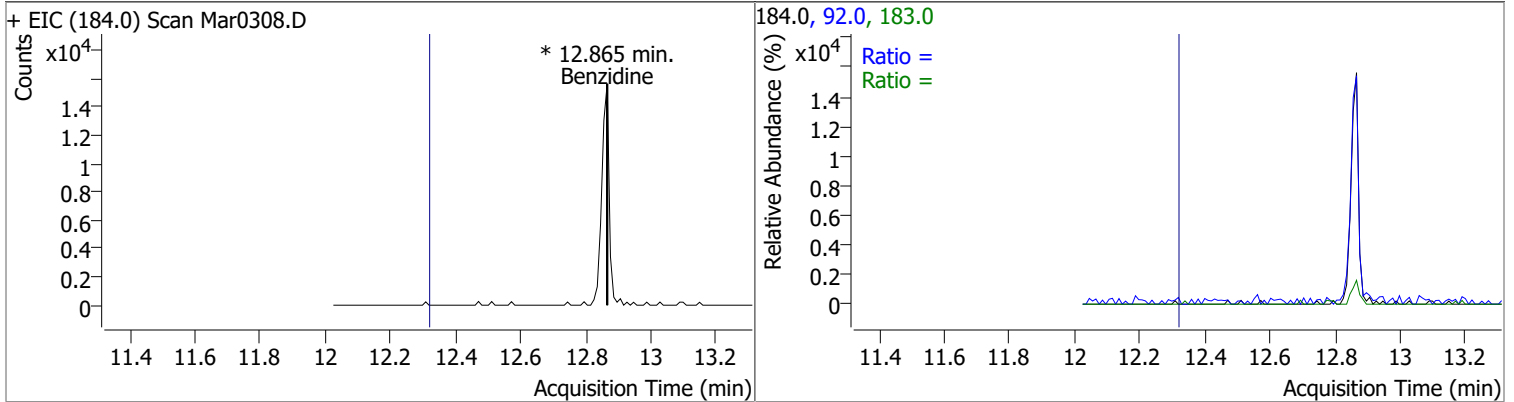
Compound	Conc.	Exp RT	QIon	Exp Ratio	QIon	Exp Ratio
Di-n-Butylphthalate	N.D.	11.07	150.0	9.1	104.0	6.2



Compound	Conc.	Exp RT	QIon	Exp Ratio
Fluoranthene	N.D.	11.94	101.0	12.7

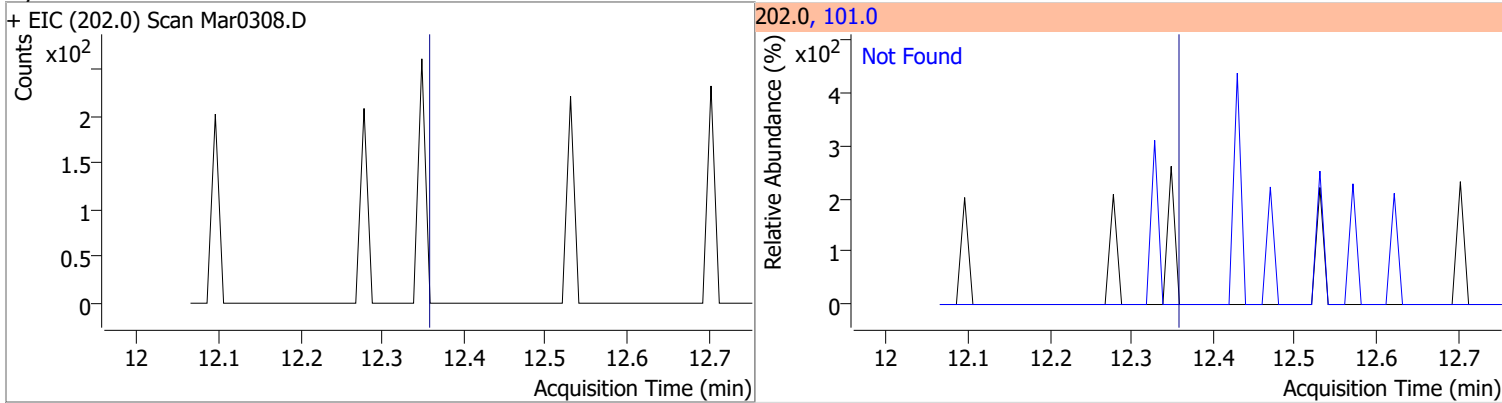


Compound	Conc.	RT	Dev(Min)	Resp.	QIon	QRatio	Lower	Upper
Benzidine		0		0	183.0		8.2	15.3
					92.0		6.4	11.9

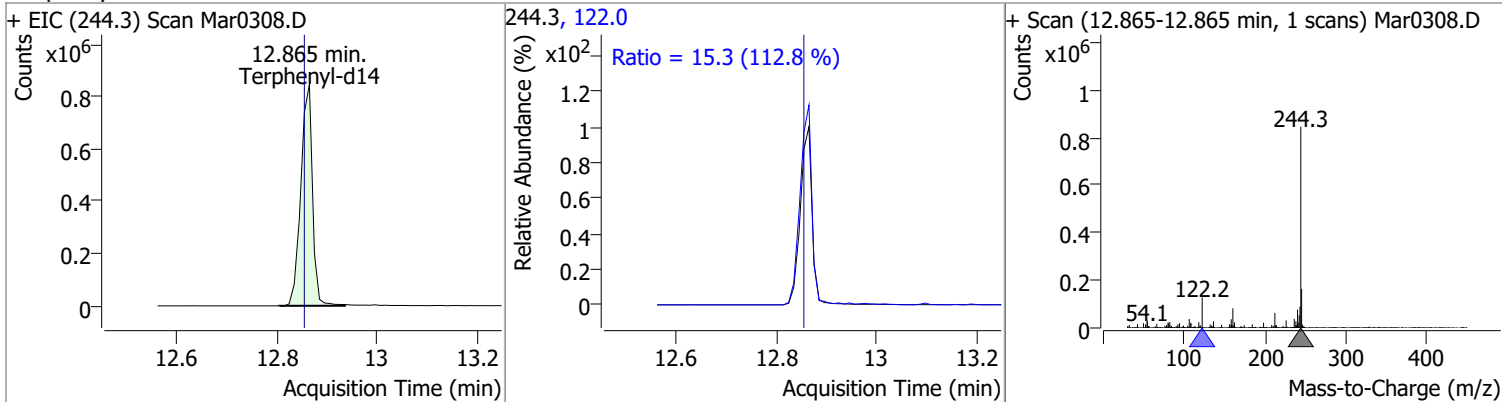


Quantitation Results Report (QT Reviewed)

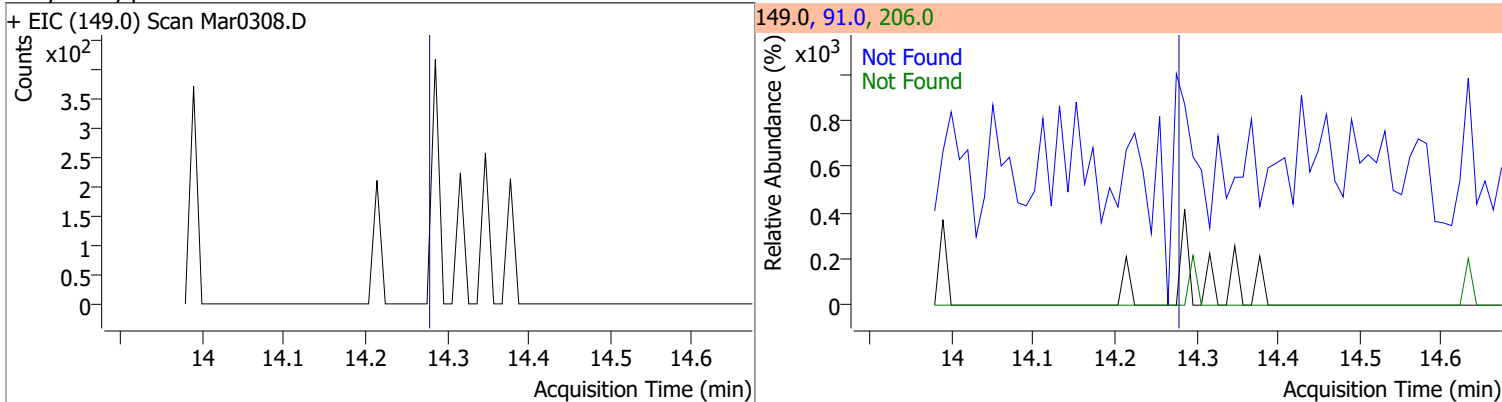
Compound	Conc.	Exp RT	QIon	Exp Ratio
Pyrene	N.D.	12.37	101.0	15.2



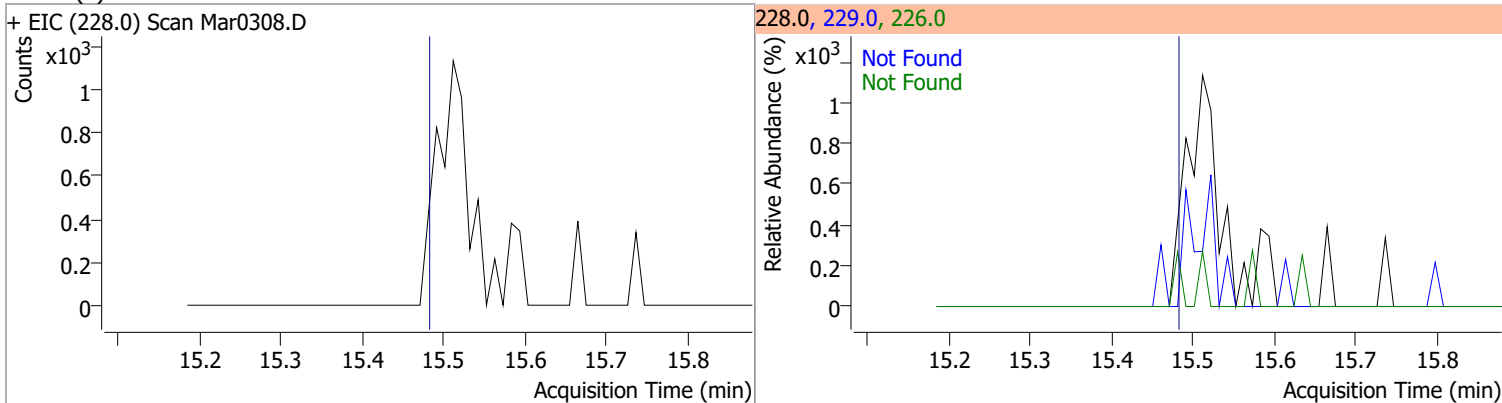
Compound	Conc.	RT	Dev(Min)	Resp.	QIon	QRatio	Lower	Upper
Terphenyl-d14	102.4147	12.87	0.00	1374120	122.0	15.3	9.5	17.6



Compound	Conc.	Exp RT	QIon	Exp Ratio	QIon	Exp Ratio
Butylbenzylphthalate	N.D.	14.30	91.0	83.4	206.0	17.7

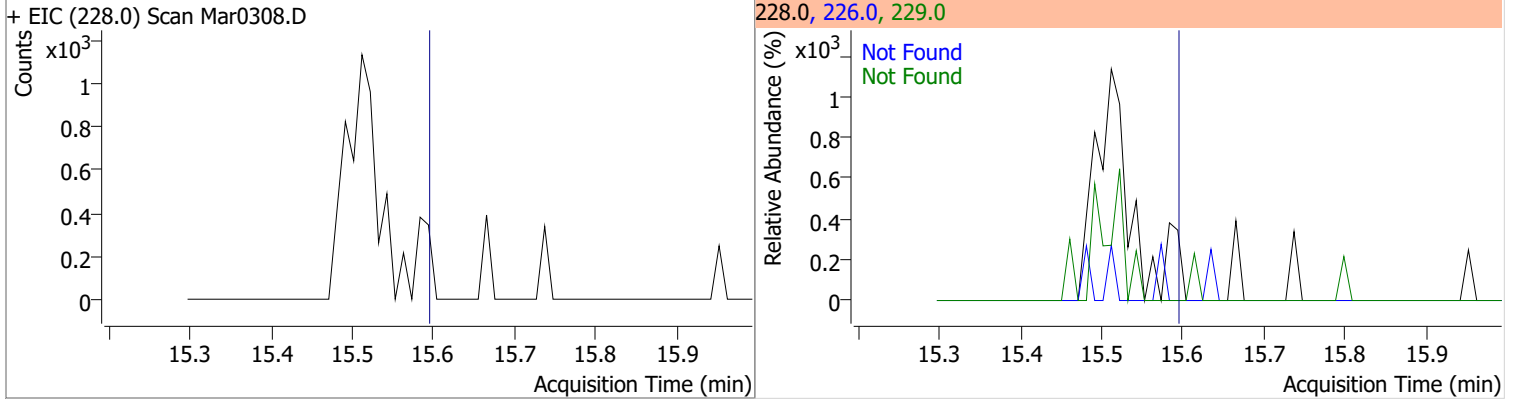


Compound	Conc.	Exp RT	QIon	Exp Ratio	QIon	Exp Ratio
Benzo(a)Anthracene	N.D.	15.50	226.0	26.4	229.0	20.9

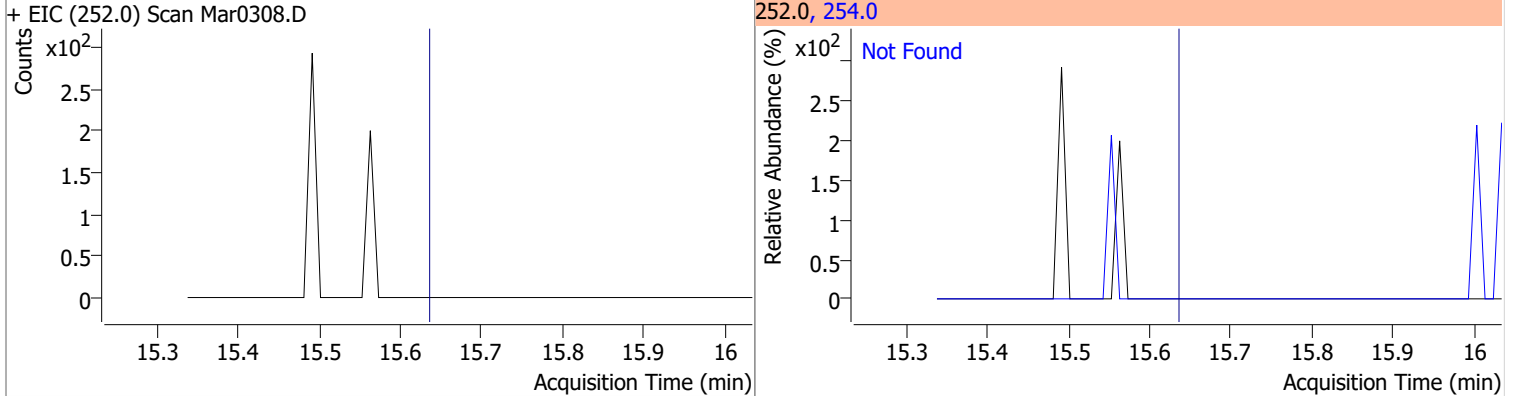


Quantitation Results Report (QT Reviewed)

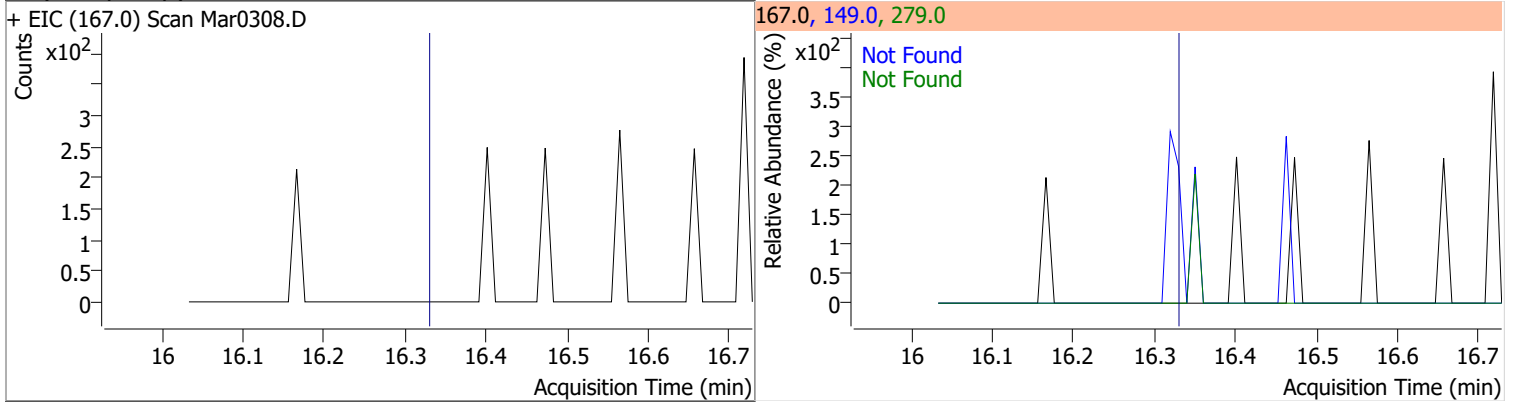
Compound	Conc.	Exp RT	QIon	Exp Ratio	QIon	Exp Ratio
Chrysene	N.D.	15.61	226.0	29.2	229.0	20.4



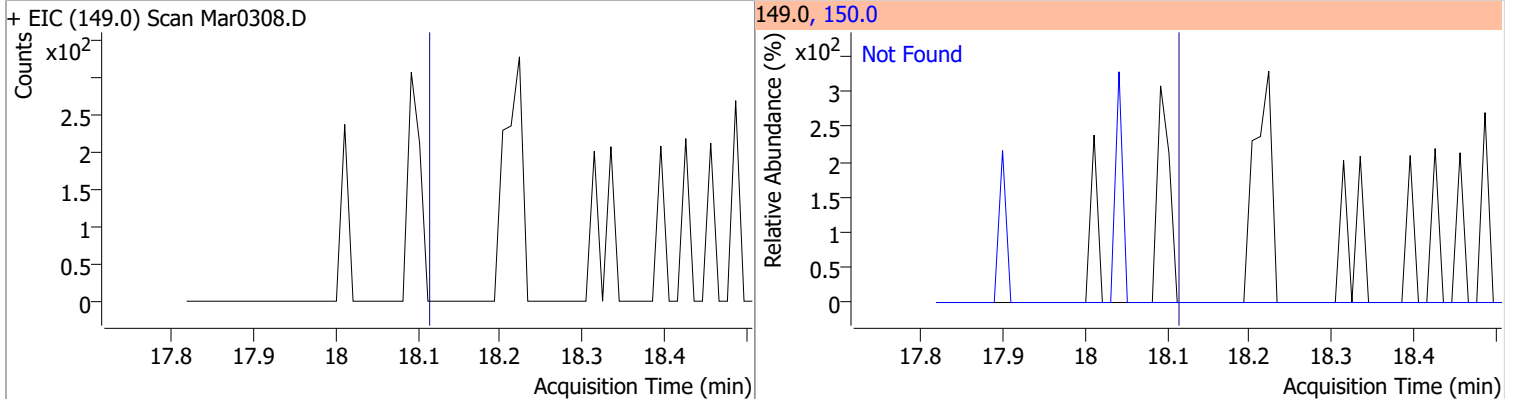
Compound	Conc.	Exp RT	QIon	Exp Ratio
3,3-Dichlorobenzidine	N.D.	15.65	254.0	64.6



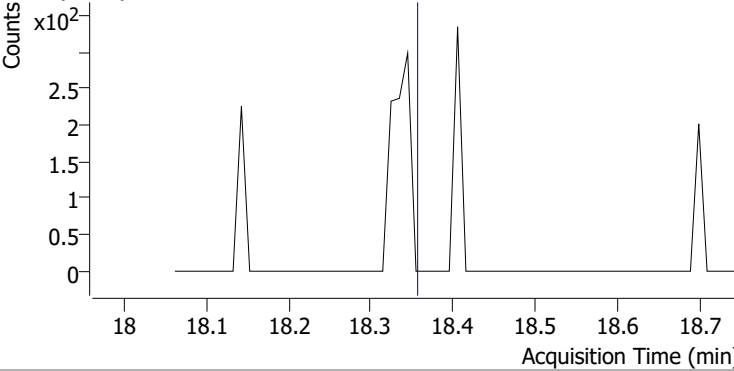
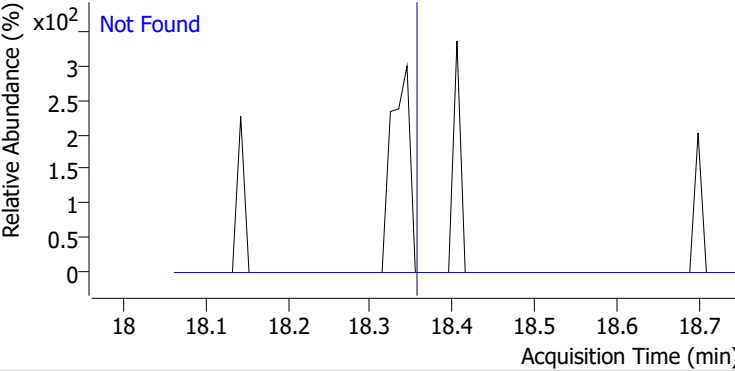
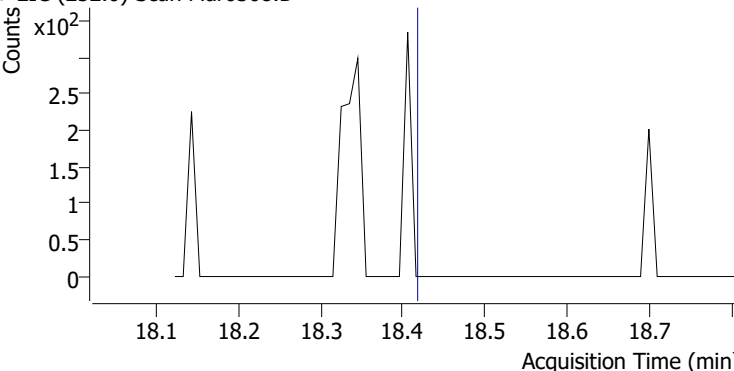
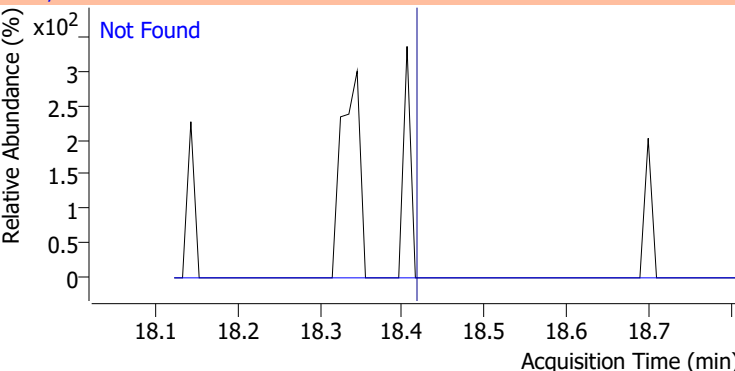
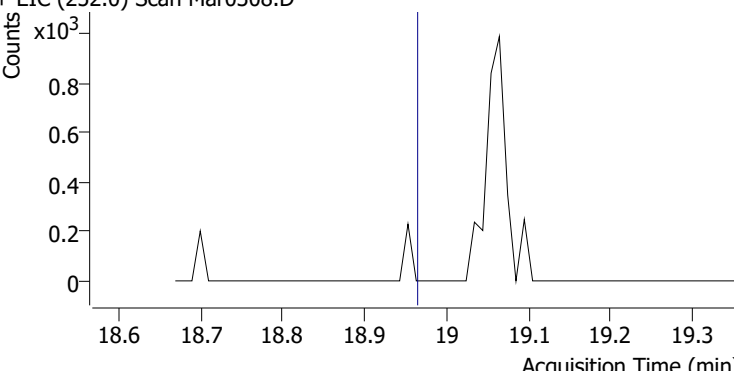
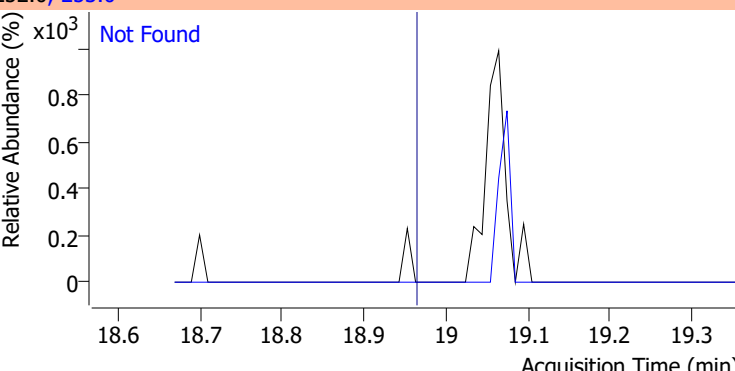
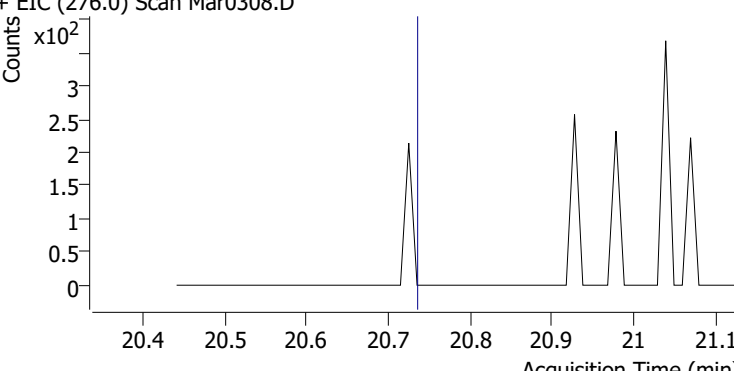
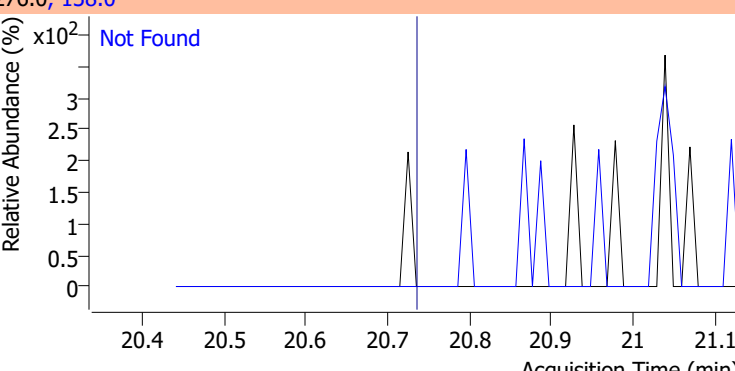
Compound	Conc.	Exp RT	QIon	Exp Ratio	QIon	Exp Ratio
bis(2-ethylhexyl)Phthalate	N.D.	16.35	149.0	391.0	279.0	13.4



Compound	Conc.	Exp RT	QIon	Exp Ratio
Di-n-octyl Phthalate	N.D.	18.12	150.0	9.5

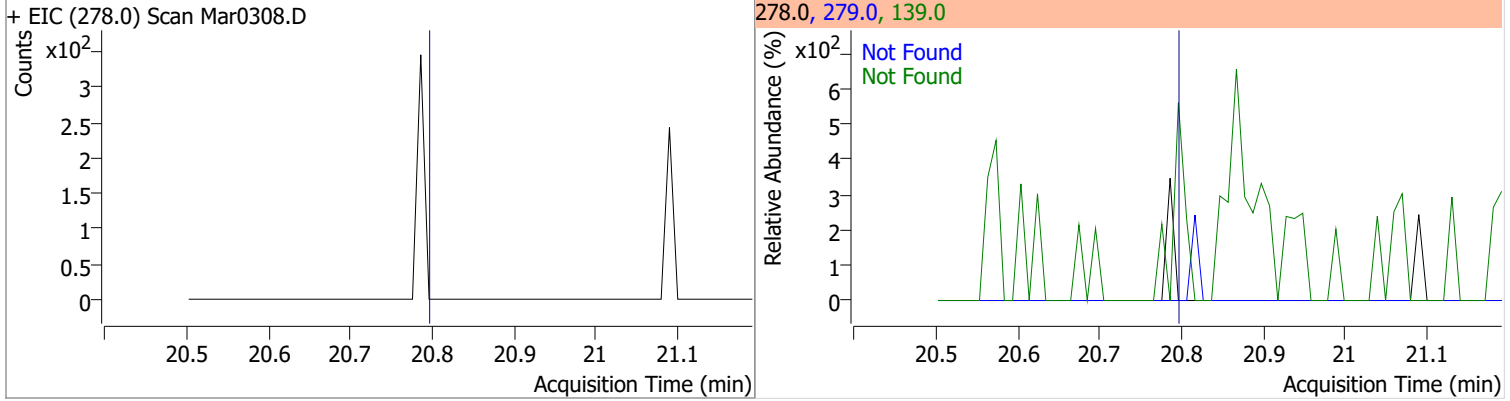


Quantitation Results Report (QT Reviewed)

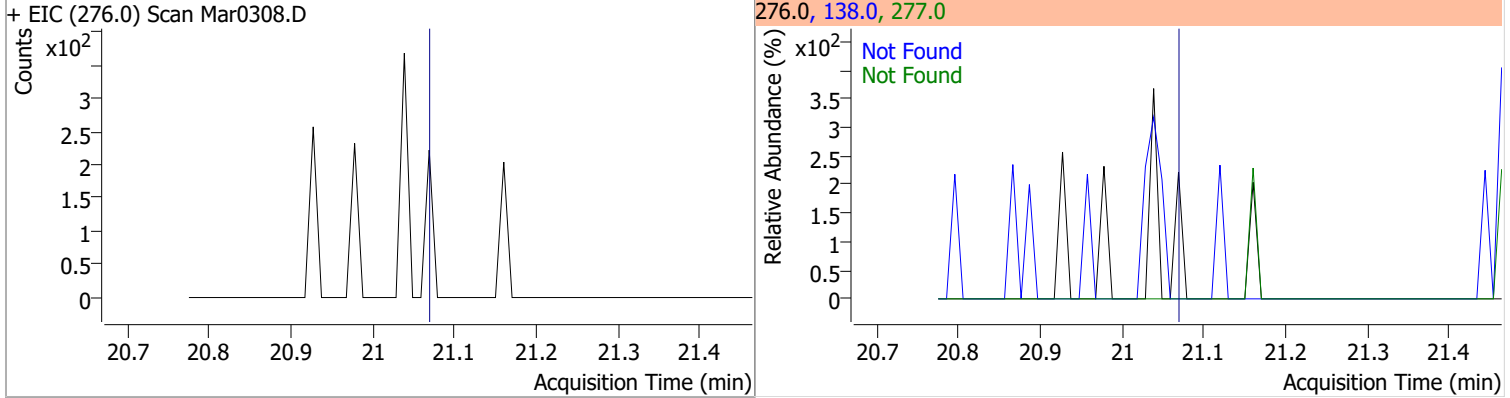
Compound	Conc.	Exp RT	QIon	Exp Ratio
Benzo(b)fluoranthene	N.D.	18.37	253.0	22.9
+ EIC (252.0) Scan Mar0308.D			252.0, 253.0	
				
Benzo(k)fluoranthene	N.D.	18.43	253.0	22.8
+ EIC (252.0) Scan Mar0308.D			252.0, 253.0	
				
Benzo(a)pyrene	N.D.	18.97	253.0	22.6
+ EIC (252.0) Scan Mar0308.D			252.0, 253.0	
				
Indeno(1,2,3-c,d)pyrene	N.D.	20.75	138.0	30.2
+ EIC (276.0) Scan Mar0308.D			276.0, 138.0	
				

Quantitation Results Report (QT Reviewed)

Compound	Conc.	Exp RT	QIon	Exp Ratio	QIon	Exp Ratio
Dibenzo(a,h)anthracene	N.D.	20.81	139.0	25.3	279.0	24.1

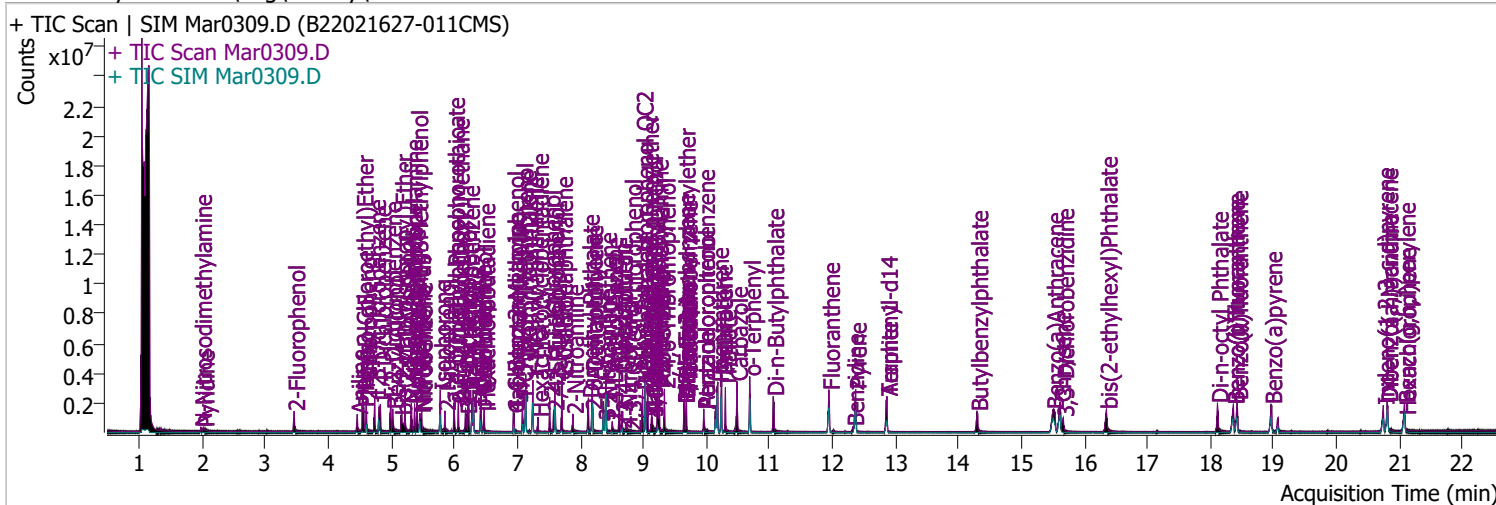


Compound	Conc.	Exp RT	QIon	Exp Ratio	QIon	Exp Ratio
Benzo(g,h,i)perylene	N.D.	21.08	138.0	32.4	277.0	23.6



Quantitation Results Report (QT Reviewed)

Data File	Mar0309.D	Operator	LIMS import
Acq. Method	BNA+SIM.M	Acq. Date-Time	3/3/2022 8:47:44 PM
Sample Name	B22021627-011CMS	Instrument	Instrument #1
Vial	9	Multiplier	1.00
DA Method File		Comment	SVOC-8270-W-LARGO
Tune File	dftppdsm.u	Tune Date	2/18/2022 9:25:00 PM
Batch Name	030322 DoD BNA.batch.bin	Last Calib Update	3/4/2022 9:18:32 AM
Ref Library	D:\Org\Library\NIST129K.I		



Compound	RT	QIon	Resp.	Conc.	Units	Dev(Min)
----------	----	------	-------	-------	-------	----------

Internal Standards

System Monitoring Compounds

S 2-Fluorophenol	3.459	112.0	505937	75.3711	µg/L	-0.072
Spiked Amount: 200.000	Range: 10.0 - 75.0%			Recovery = 37.69%		
S Phenol-d5	4.552	99.0	709742	82.2017	µg/L	0.000
Spiked Amount: 200.000	Range: 10.0 - 65.0%			Recovery = 41.10%		
S Nitrobenzene-d5	5.451	82.0	341931	71.1374	µg/L	-0.021
Spiked Amount: 100.000	Range: 32.0 - 94.0%			Recovery = 71.14%		
S 2-Fluorobiphenyl	7.594	172.0	989426	77.9867	µg/L	0.000
Spiked Amount: 100.000	Range: 28.0 - 107.0%			Recovery = 77.99%		
S 2,4,6-Tribromophenol	9.336	329.8	213913	159.9717	µg/L	0.010
Spiked Amount: 200.000	Range: 25.0 - 140.0%			Recovery = 79.99%		
S Terphenyl-d14	12.865	244.3	1357433	96.6294	µg/L	0.000
Spiked Amount: 100.000	Range: 32.0 - 122.0%			Recovery = 96.63%		

Target Compounds

Compound	RT	QIon	Resp.	Conc.	Units	QValue
T N-Nitrosodimethylamine	1.978	74.0	113175	57.3500	µg/L	89
T Pyridine	2.019	79.0	170396	34.3960	µg/L	87
T Aniline	4.460	93.0	509795	41.2127	µg/L	m 99
T Phenol	4.562	94.0	458437	47.9854	µg/L	99
T bis(-2-Chloroethyl)Ether	4.542	63.0	470247	72.2582	µg/L	97
T 2-Chlorophenol	4.603	128.0	527822	68.4740	µg/L	99
T 1,3-Dichlorobenzene	4.736	146.0	547237	54.4919	µg/L	m 99
T 1,4-Dichlorobenzene	4.828	146.0	526953	51.4990	µg/L	m 97
T 1,2-Dichlorobenzene	4.991	146.0	567053	58.1644	µg/L	99
T Benzyl Alcohol	5.022	108.0	268564	70.4254	µg/L	98
T bis(2-chloroisopropyl)Ether	5.154	121.0	168738	64.8060	µg/L	99
T 2-Methylphenol	5.216	107.0	505575	75.6300	µg/L	94
T N-nitroso-Di-n-propylamine	5.318	70.0	440959	94.2607	µg/L	97
T Hexachloroethane	5.369	117.0	138529	47.6062	µg/L	96
T 4Methylphenol/3Methylphenol	5.410	107.0	638573	69.8782	µg/L	98

Quantitation Results Report (QT Reviewed)

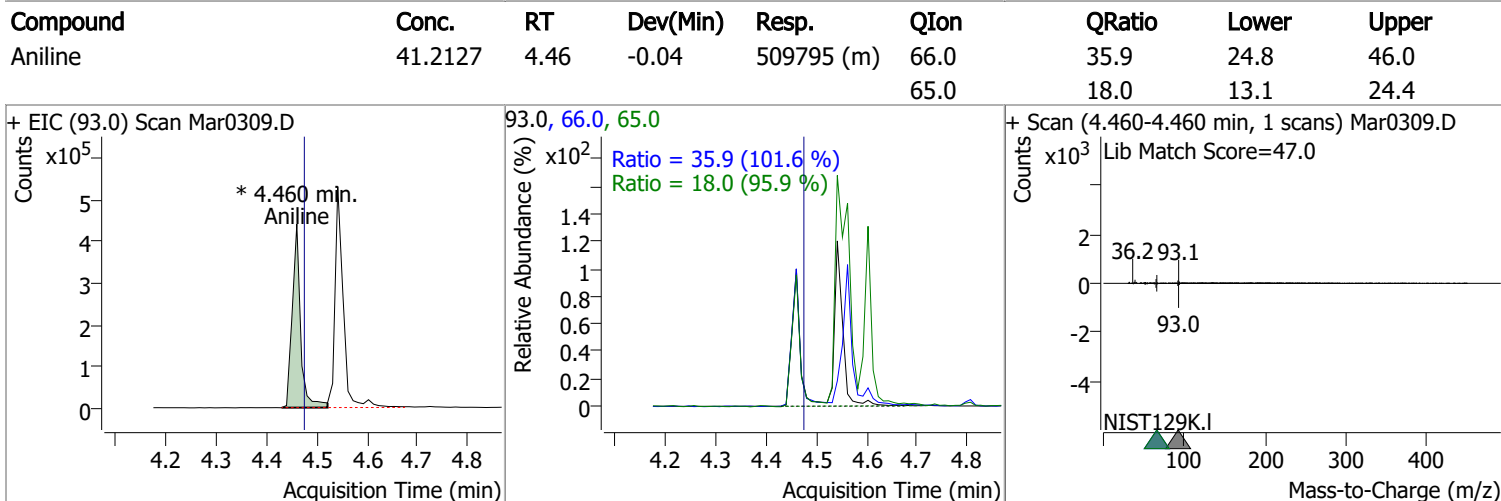
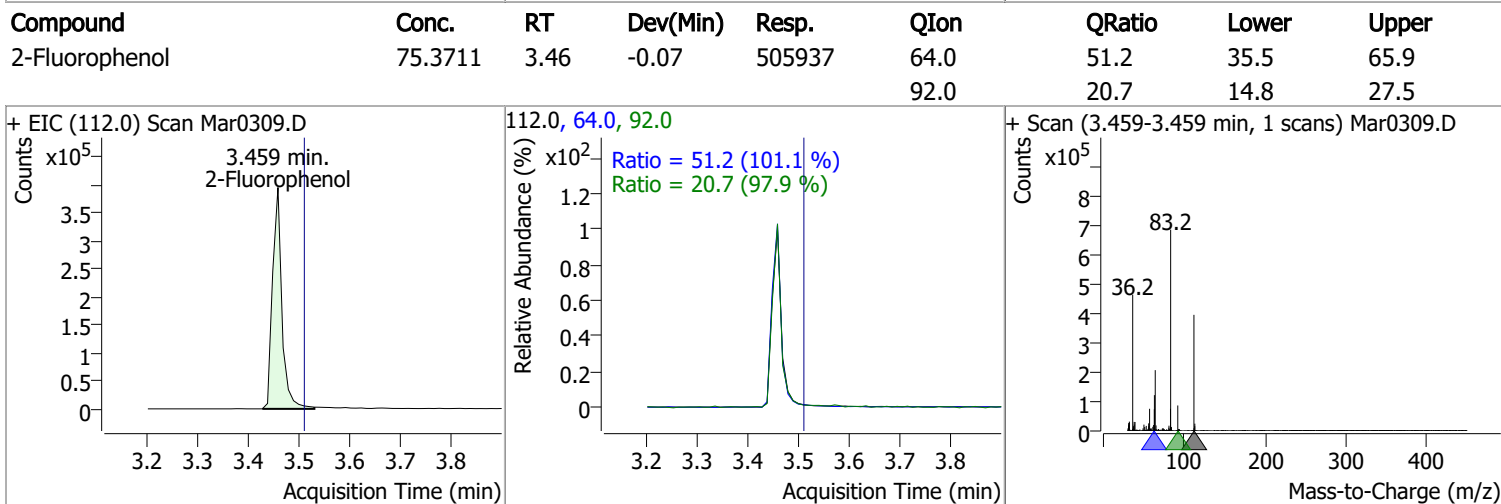
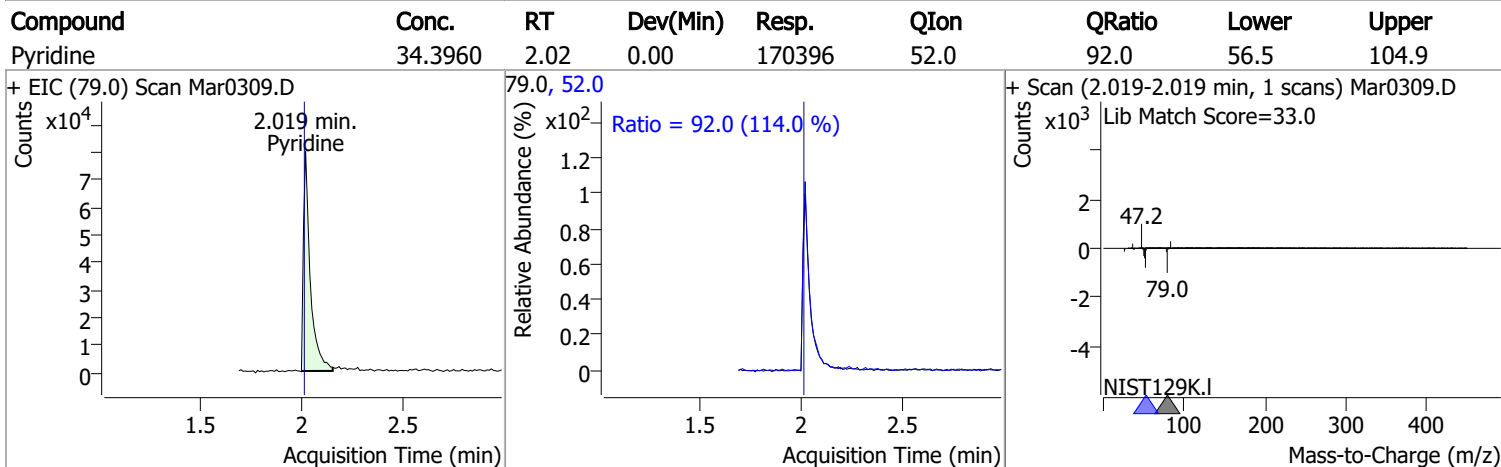
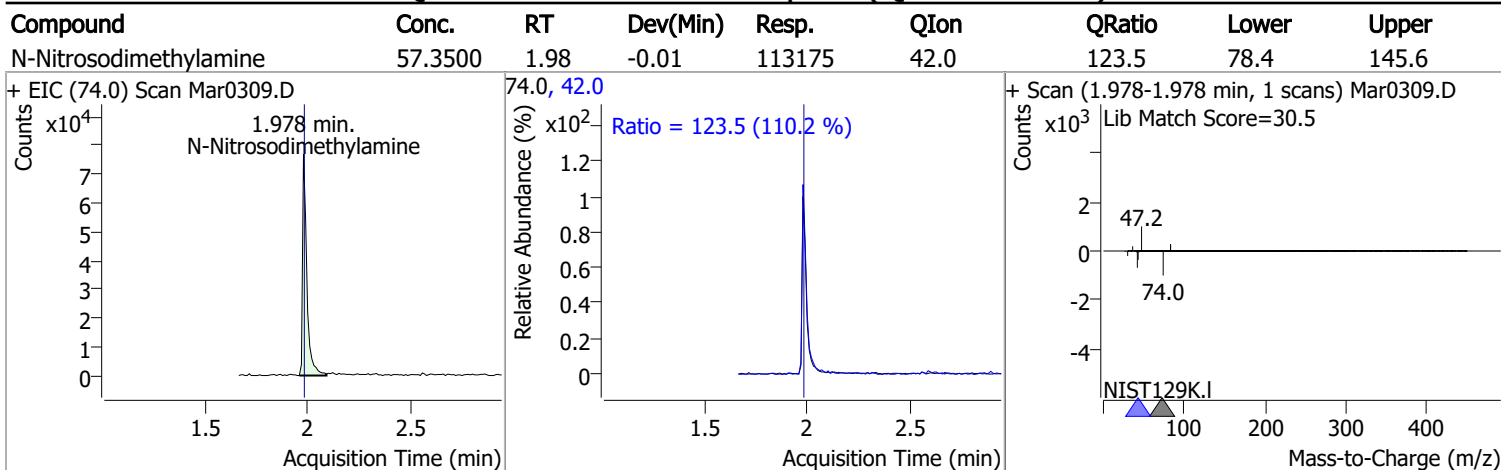
Compound	RT	QIon	Resp.	Conc.	Units	Dev(Min)
T Nitrobenzene	5.481	123.1	176851	72.4420	µg/L	99
T Isophorone	5.777	82.0	1020294	88.8457	µg/L	99
T 2-Nitrophenol	5.849	139.0	204063	79.4181	µg/L	99
T 2,4-Dimethylphenol	5.992	122.0	421481	79.0892	µg/L	97
T bis(-2-Chloroethoxy)Methane	6.064	93.0	529183	79.2239	µg/L	96
T 2,4-Dichlorophenol	6.177	162.0	371705	73.0206	µg/L	97
T Benzoic Acid	6.187	105.0	73435	31.4771	µg/L	88
T 1,2,4-Trichlorobenzene	6.229	180.0	377691	60.9613	µg/L	99
T Naphthalene	6.300	128.0	1245021	67.5721	µg/L	99
T 4-Chlorophenol	6.424	130.0	140980	73.7919	µg/L	94
T p-Chloroaniline	6.413	127.0	474864	66.4815	µg/L	99
T Hexachlorobutadiene	6.475	224.9	175209	55.5159	µg/L	99
T 4-Chloro-2-Methylphenol	6.937	107.0	367288	77.6953	µg/L	97
T 4-Chloro-3-Methylphenol	7.081	107.0	406504	82.4199	µg/L	98
T 2-Methylnaphthalene	7.132	141.0	838042	81.3244	µg/L	m 98
T 1-Methylnaphthalene	7.245	141.0	770170	76.7260	µg/L	m 95
T Hexachlorocyclopentadiene	7.327	236.9	109953	62.3091	µg/L	100
T 2,4,6-Trichlorophenol	7.512	196.0	276040	87.8585	µg/L	98
T 2,4,5-Trichlorophenol	7.574	196.0	308826	88.0237	µg/L	100
T 2-Chloronaphthalene	7.707	162.0	964205	90.5023	µg/L	98
T 2-Nitroaniline	7.882	65.0	176740	92.3561	µg/L	87
T Dimethyl Phthalate	8.128	163.0	1152132	105.0180	µg/L	100
T 2,6-Dinitrotoluene	8.180	165.0	119385	81.0573	µg/L	96
T Acenaphthylene	8.190	152.1	1415457	83.1142	µg/L	100
T 3-Nitroaniline	8.384	138.0	129122	77.3916	µg/L	98
T Acenaphthene	8.405	154.0	872222	89.9519	µg/L	98
T 2,4-Dinitrophenol	8.507	184.0	78948	99.9446	µg/L	90
T Dibenzofuran	8.619	168.0	1455850	92.2911	µg/L	99
T 2,4-Dinitrotoluene	8.660	165.0	183198	96.6871	µg/L	91
T 4-Nitrophenol	8.732	109.0	62506	37.2288	µg/L	94
T Diethylphthalate	8.988	149.0	1206117	105.5916	µg/L	99
T Fluorene	9.029	166.0	1129169	88.4118	µg/L	99
T 4-Chlorophenyl-phenylether	9.070	204.0	584173	100.1780	µg/L	98
T 4-Nitroaniline	9.131	138.0	146732	75.5367	µg/L	90
T 4,6-Dinitro-2-methylphenol	9.141	198.0	103566	85.8803	µg/L	96
T N-nitrosodiphenylamine	9.223	169.0	865723	93.9378	µg/L	97
T Azobenzene	9.254	77.0	968708	79.7448	µg/L	98
T 4-Bromophenyl-phenylether	9.653	248.0	315270	89.5658	µg/L	98
T Hexachlorobenzene	9.683	283.9	307096	86.8981	µg/L	94
T Pentachlorophenol	9.958	265.9	163920	95.7798	µg/L	98
T Phenanthrene	10.181	178.0	1723281	91.0322	µg/L	100
T Anthracene	10.242	178.0	1710913	94.9519	µg/L	100
T Triallate	10.302	86.0	378669	87.0929	µg/L	99
T Carbazole	10.485	167.0	1594382	87.1245	µg/L	99
T o-Terphenyl	10.687	230.0	877808	86.7735	µg/L	98
T Di-n-Butylphthalate	11.062	149.0	1670933	94.0004	µg/L	100
T Fluoranthene	11.943	202.0	1796568	93.7886	µg/L	97
T Benzidine	12.328	184.0	241143	34.3640	µg/L	98
T Pyrene	12.369	202.0	1846014	88.5348	µg/L	96
T Butylbenzylphthalate	14.296	149.0	546091	92.1857	µg/L	100
T Benzo(a)Anthracene	15.502	228.0	1527383	101.3562	µg/L	99
T Chrysene	15.614	228.0	1620108	96.7950	µg/L	100
T 3,3-Dichlorobenzidine	15.665	252.0	366185	69.8003	µg/L	100
T bis(2-ethylhexyl)Phthalate	16.350	167.0	190642	93.0483	µg/L	97
T Di-n-octyl Phthalate	18.112	149.0	1294917	78.5846	µg/L	100

Quantitation Results Report (QT Reviewed)

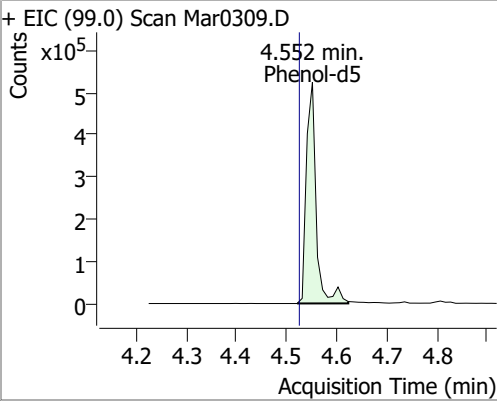
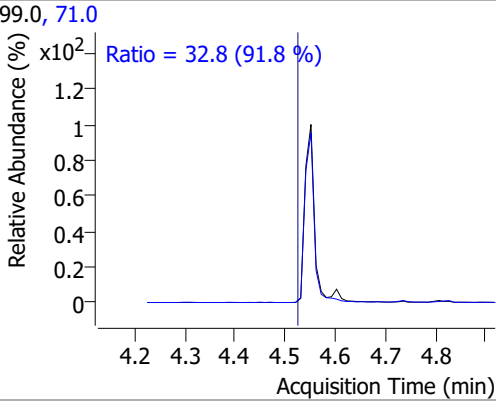
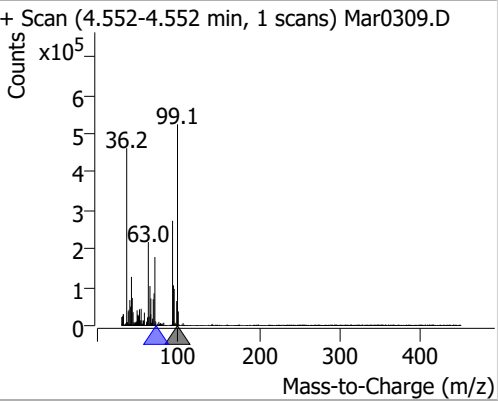
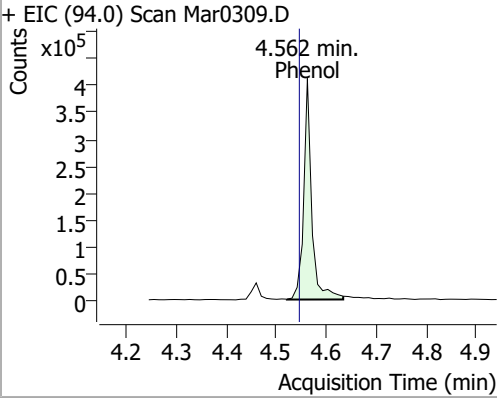
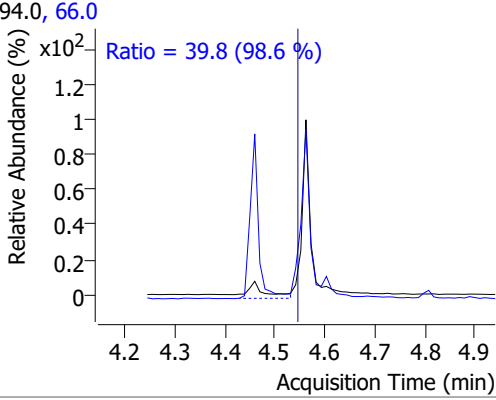
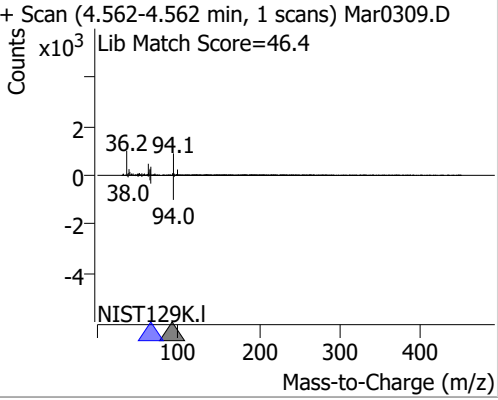
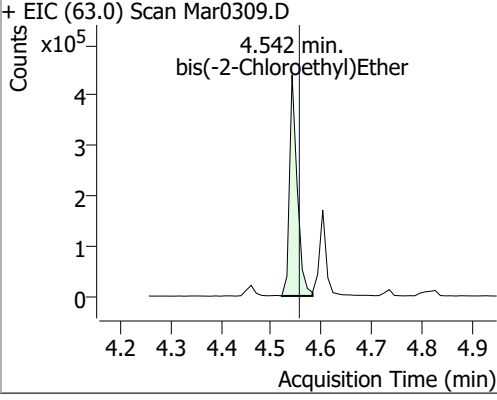
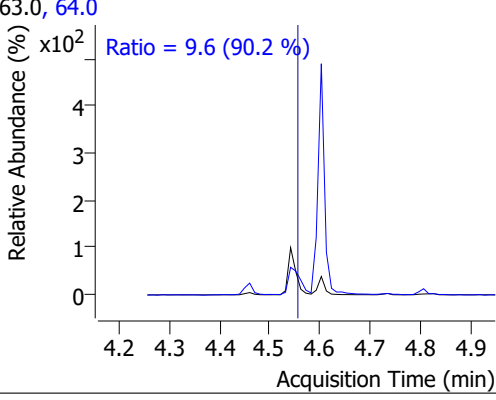
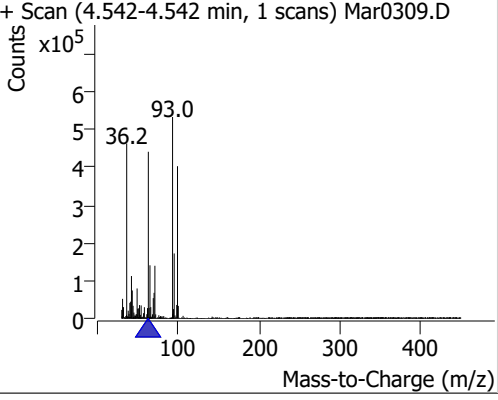
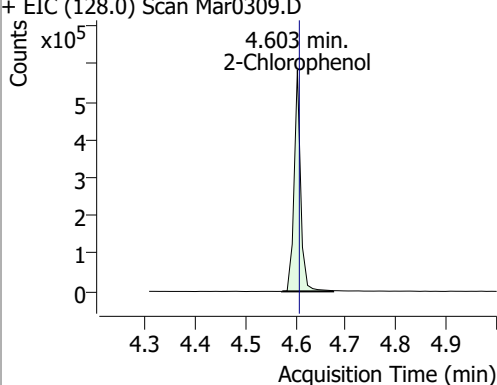
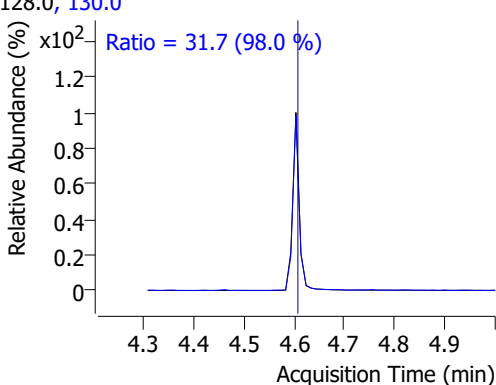
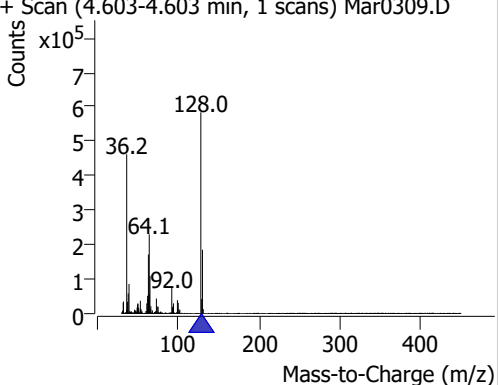
Compound	RT	QIon	Resp.	Conc.	Units	Dev(Min)
T Benzo(b)fluoranthene	18.365	252.0	1380613	75.6895	µg/L	97
T Benzo(k)fluoranthene	18.426	252.0	1446317	75.4629	µg/L	98
T Benzo(a)pyrene	18.963	252.0	1303759	75.5651	µg/L	99
T Indeno(1,2,3-c,d)pyrene	20.745	276.0	998752	68.9020	µg/L	97
T Dibenzo(a,h)anthracene	20.806	278.0	1173368	74.4514	µg/L	99
T Benzo(g,h,i)perylene	21.079	276.0	1226412	73.4549	µg/L	96

(#) = Qualifier Out of Range; (m) = Manual Integration; (+) = Area Summed; (*) = Surrogate Percent Recovery Out of Range; (d): Zeroed Peak

Quantitation Results Report (QT Reviewed)

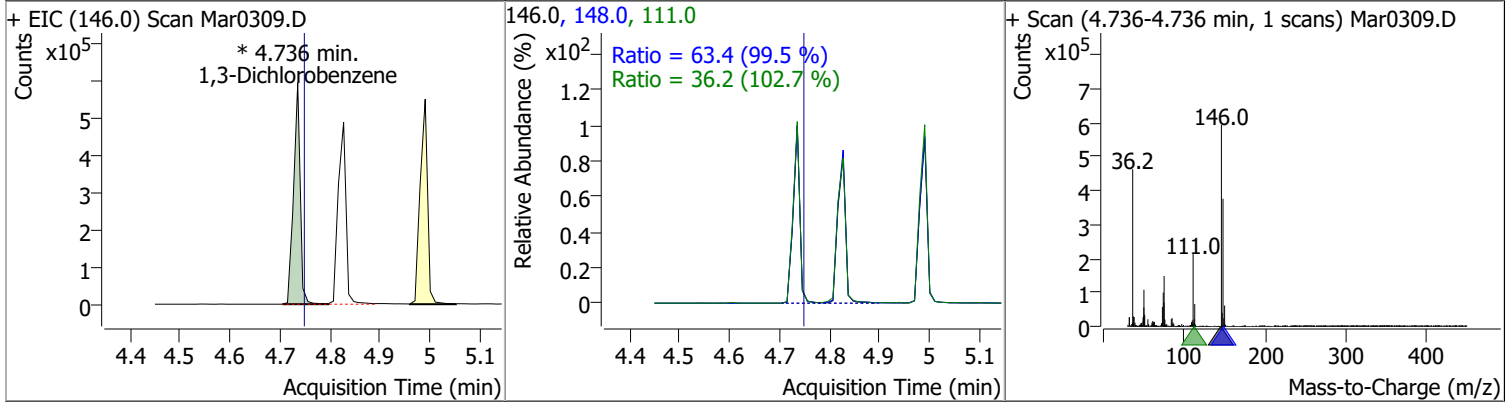


Quantitation Results Report (QT Reviewed)

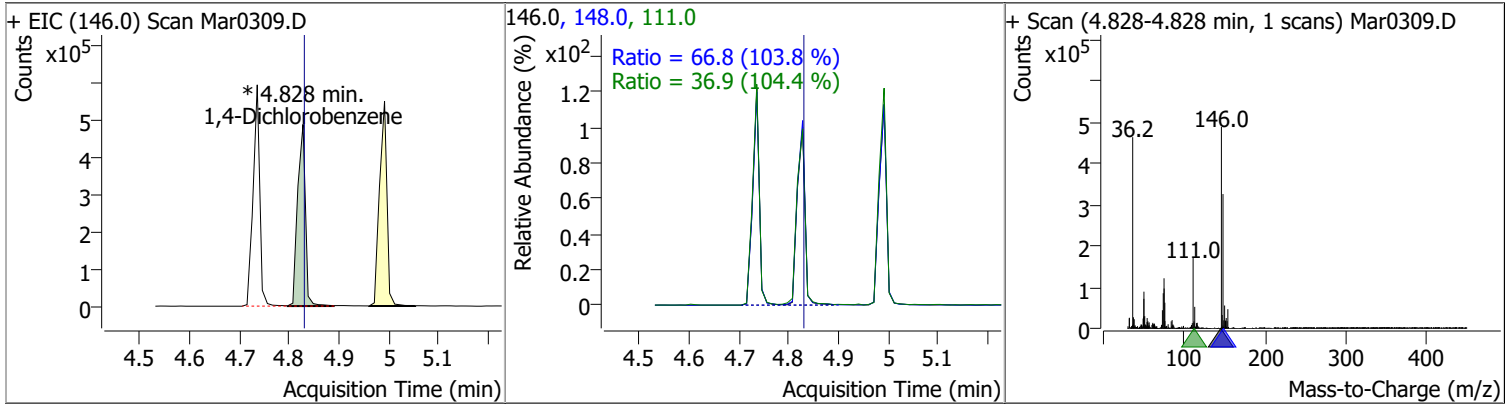
Compound	Conc.	RT	Dev(Min)	Resp.	QIon	QRatio	Lower	Upper
Phenol-d5	82.2017	4.55	0.00	709742	71.0	32.8	25.0	46.4
+ EIC (99.0) Scan Mar0309.D			99.0, 71.0			+ Scan (4.552-4.552 min, 1 scans) Mar0309.D		
								
Phenol	47.9854	4.56	-0.01	458437	66.0	39.8	28.3	52.5
+ EIC (94.0) Scan Mar0309.D			94.0, 66.0			+ Scan (4.562-4.562 min, 1 scans) Mar0309.D		
								
bis(-2-Chloroethyl)Ether	72.2582	4.54	-0.04	470247	64.0	9.6	7.5	13.9
+ EIC (63.0) Scan Mar0309.D			63.0, 64.0			+ Scan (4.542-4.542 min, 1 scans) Mar0309.D		
								
2-Chlorophenol	68.4740	4.60	-0.03	527822	130.0	31.7	22.6	42.1
+ EIC (128.0) Scan Mar0309.D			128.0, 130.0			+ Scan (4.603-4.603 min, 1 scans) Mar0309.D		
								

Quantitation Results Report (QT Reviewed)

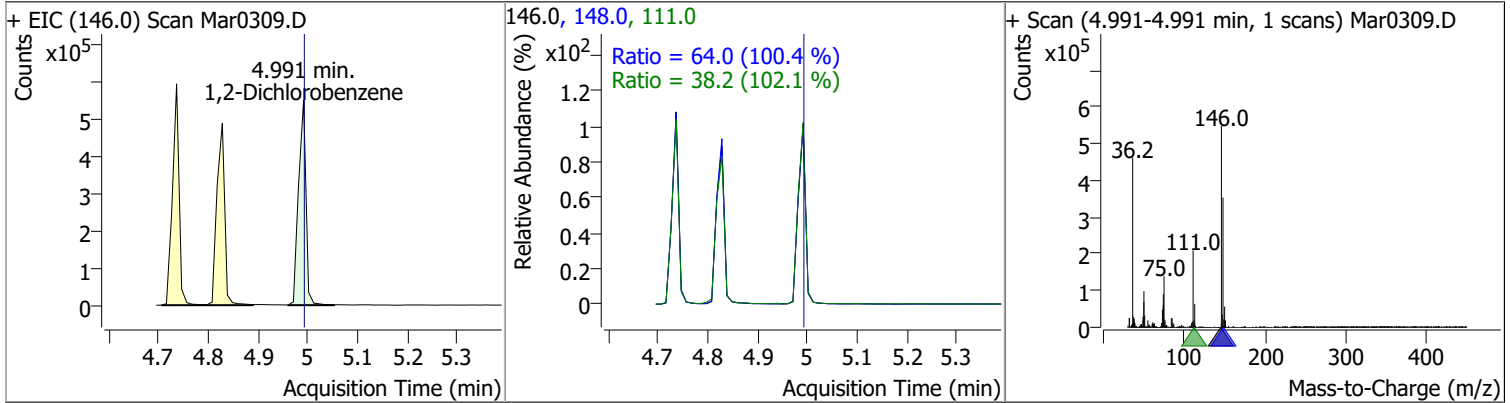
Compound	Conc.	RT	Dev(Min)	Resp.	QIon	QRatio	Lower	Upper
1,3-Dichlorobenzene	54.4919	4.74	-0.04	547237 (m)	148.0	63.4	44.6	82.9
					111.0	36.2	24.7	45.9



Compound	Conc.	RT	Dev(Min)	Resp.	QIon	QRatio	Lower	Upper
1,4-Dichlorobenzene	51.4990	4.83	-0.03	526953 (m)	148.0	66.8	45.0	83.7
					111.0	36.9	24.7	45.9

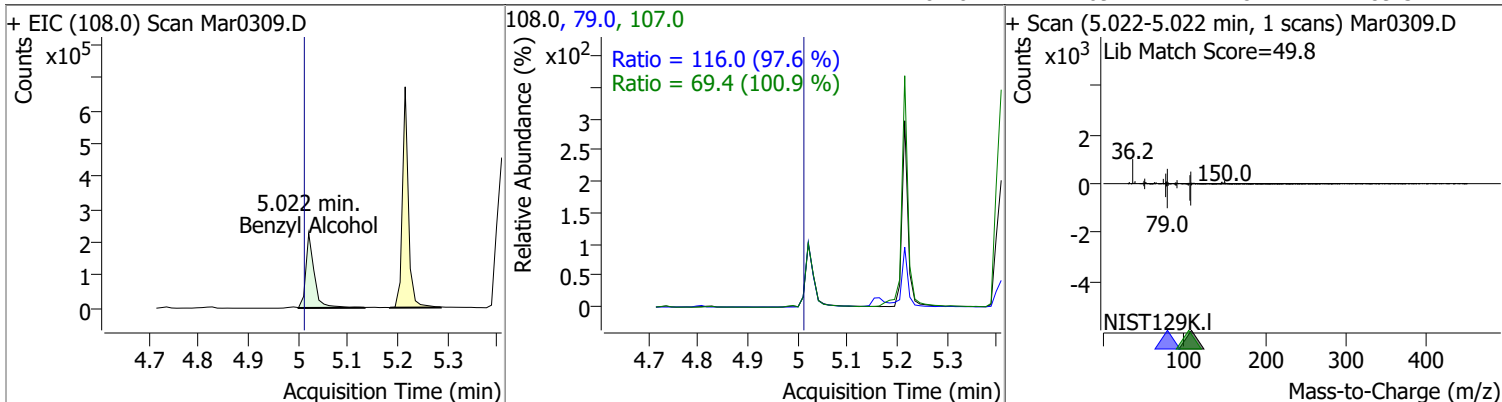


Compound	Conc.	RT	Dev(Min)	Resp.	QIon	QRatio	Lower	Upper
1,2-Dichlorobenzene	58.1644	4.99	-0.03	567053	148.0	64.0	44.6	82.8
					111.0	38.2	26.2	48.7

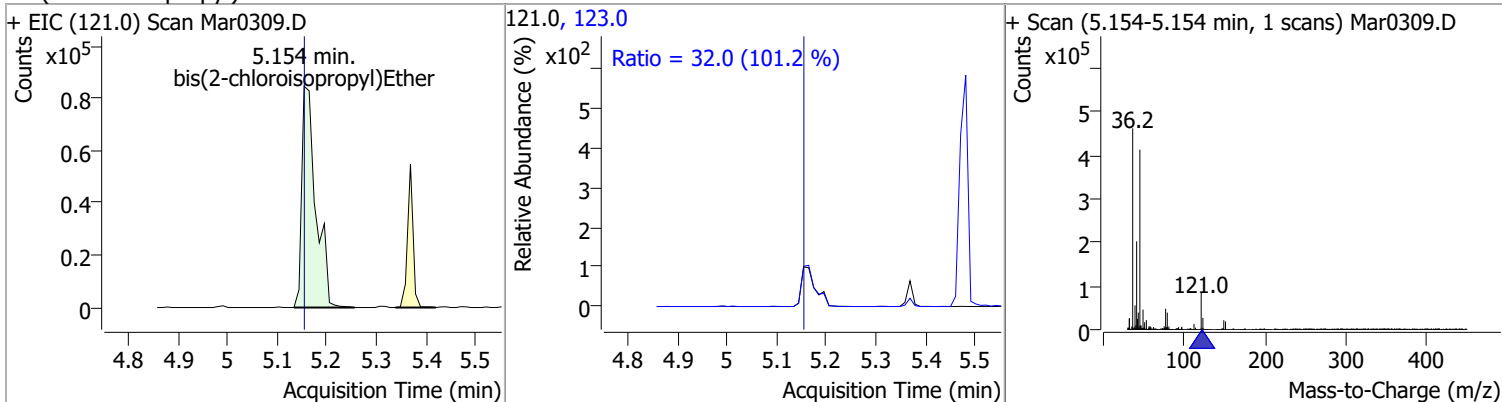


Quantitation Results Report (QT Reviewed)

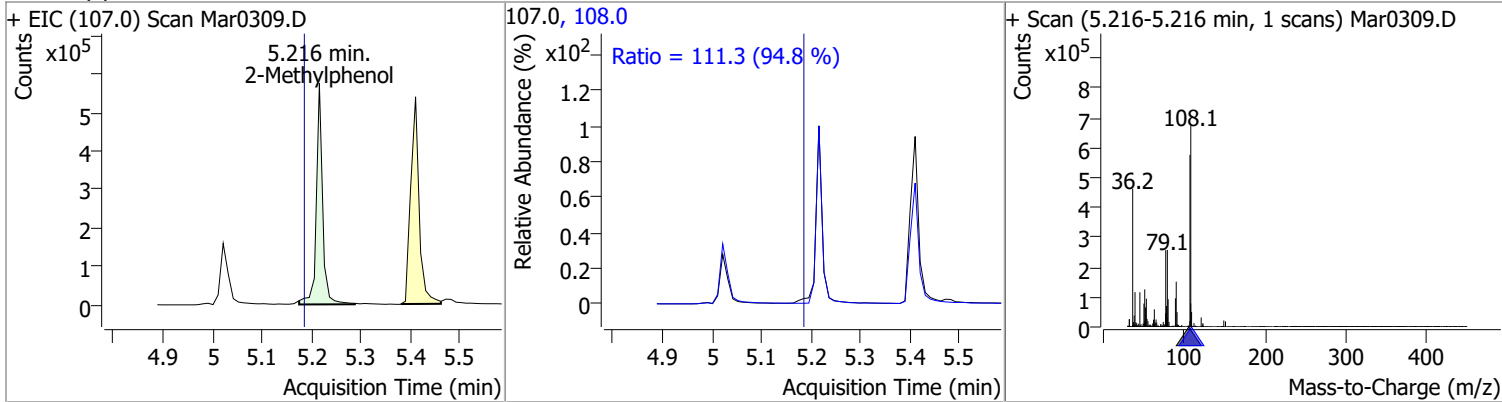
Compound	Conc.	RT	Dev(Min)	Resp.	QIon	QRatio	Lower	Upper
Benzyl Alcohol	70.4254	5.02	-0.02	268564	79.0	116.0	83.2	154.5
					107.0	69.4	48.2	89.5



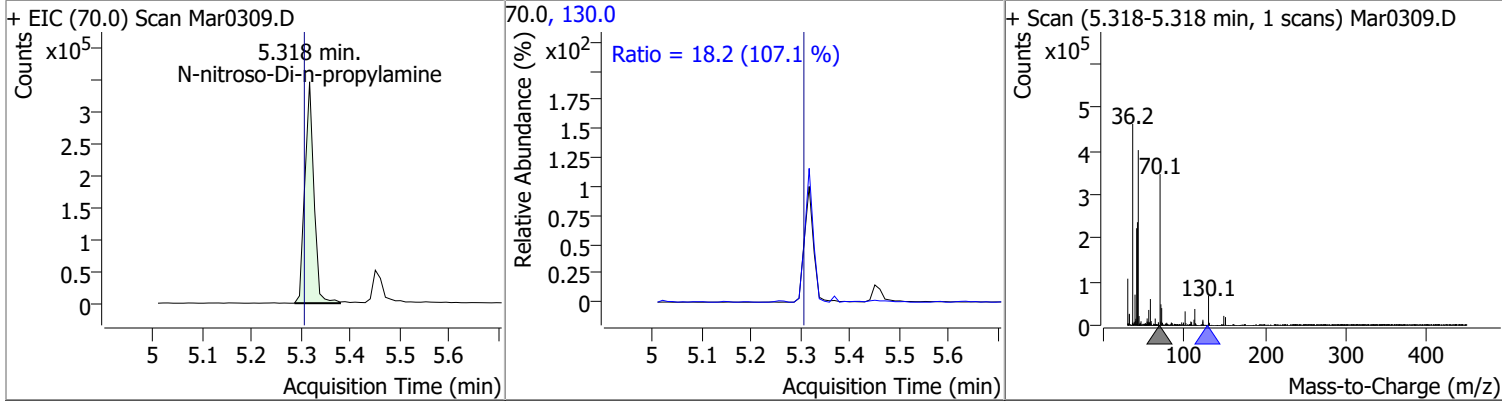
Compound	Conc.	RT	Dev(Min)	Resp.	QIon	QRatio	Lower	Upper
bis(2-chloroisopropyl)Ether	64.8060	5.15	-0.03	168738	123.0	32.0	22.1	41.1



Compound	Conc.	RT	Dev(Min)	Resp.	QIon	QRatio	Lower	Upper
2-Methylphenol	75.6300	5.22	0.00	505575	108.0	111.3	82.2	152.6

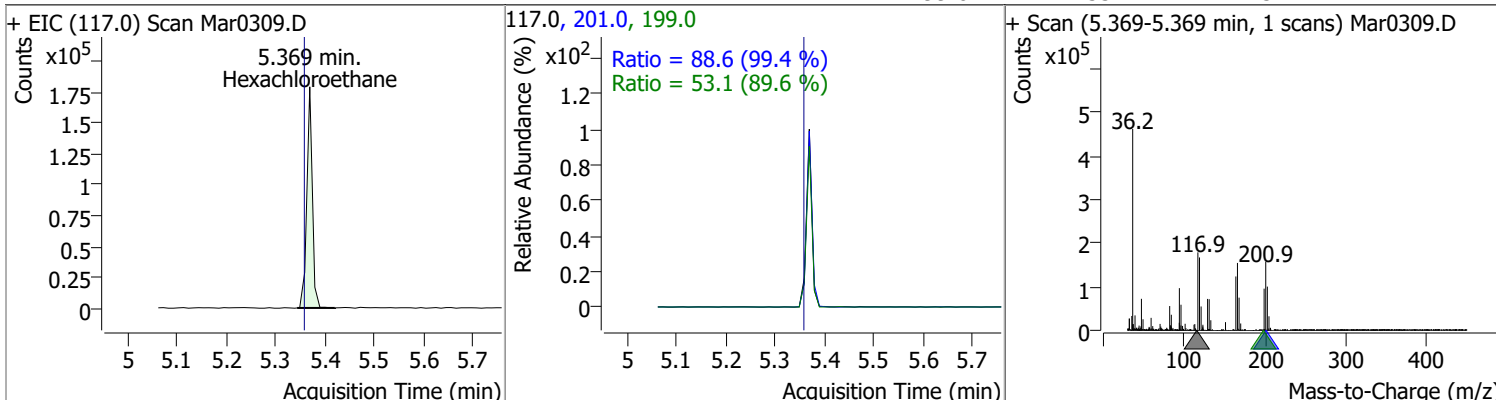


Compound	Conc.	RT	Dev(Min)	Resp.	QIon	QRatio	Lower	Upper
N-nitroso-Di-n-propylamine	94.2607	5.32	-0.02	440959	130.0	18.2	0.0	34.0

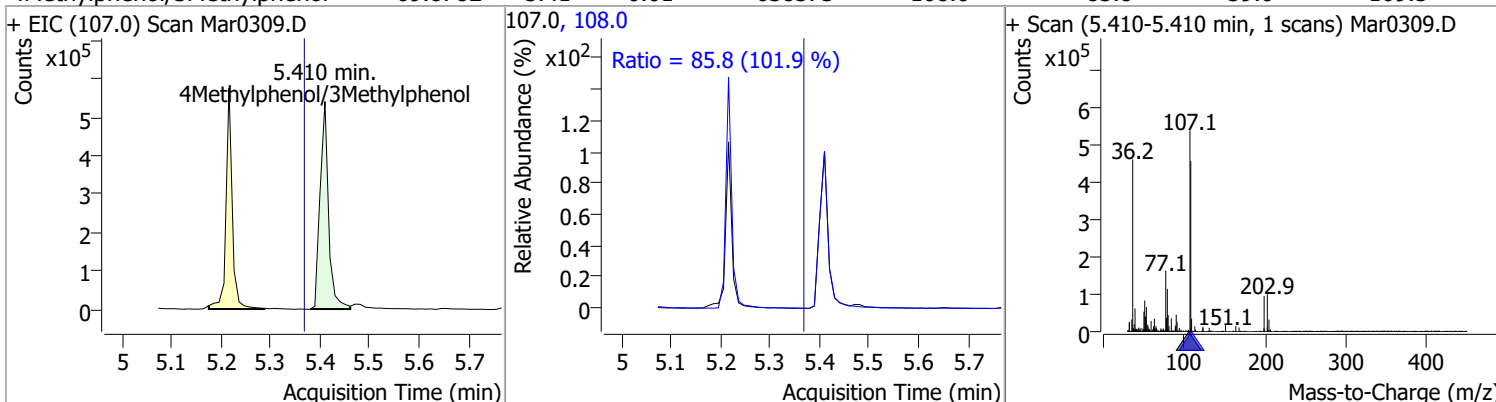


Quantitation Results Report (QT Reviewed)

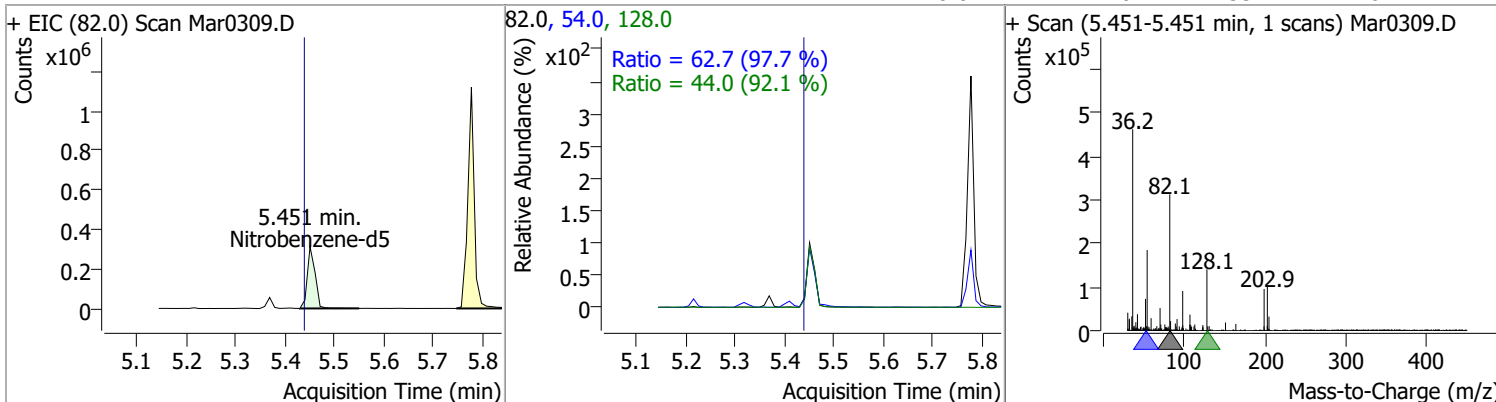
Compound	Conc.	RT	Dev(Min)	Resp.	QIon	QRatio	Lower	Upper
Hexachloroethane	47.6062	5.37	-0.02	138529	201.0	88.6	62.4	115.9
					199.0	53.1	41.5	77.1



Compound	Conc.	RT	Dev(Min)	Resp.	QIon	QRatio	Lower	Upper
4Methylphenol/3Methylphenol	69.8782	5.41	0.01	638573	108.0	85.8	59.0	109.5

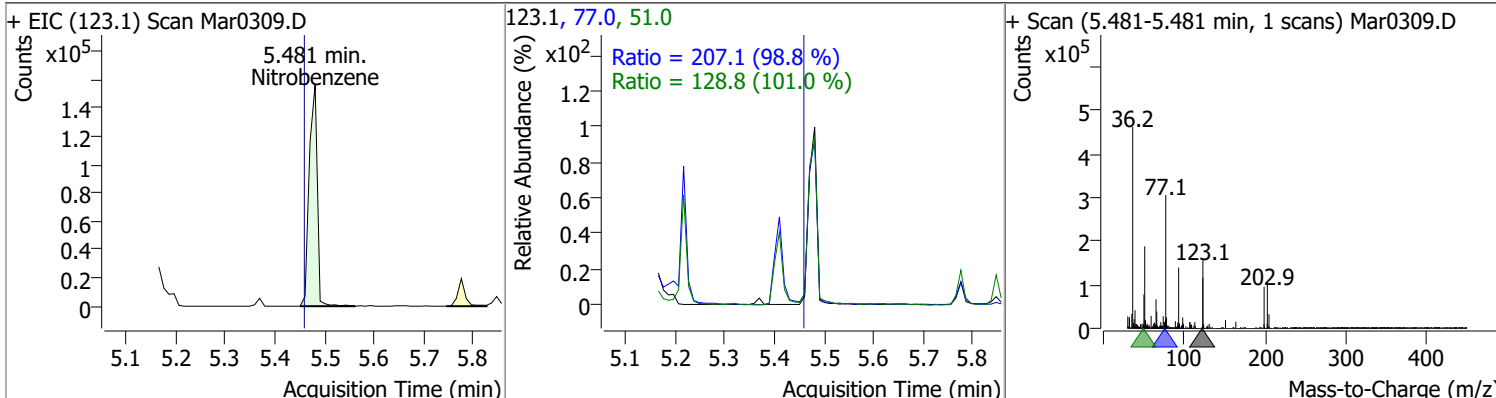


Compound	Conc.	RT	Dev(Min)	Resp.	QIon	QRatio	Lower	Upper
Nitrobenzene-d5	71.1374	5.45	-0.02	341931	54.0	62.7	44.9	83.4
					128.0	44.0	33.4	62.1

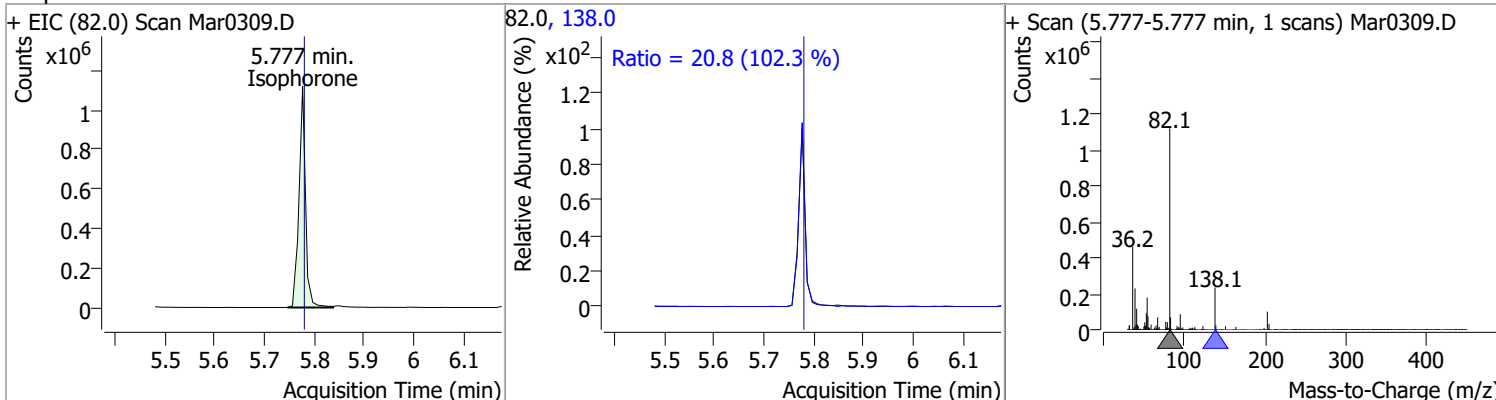


Quantitation Results Report (QT Reviewed)

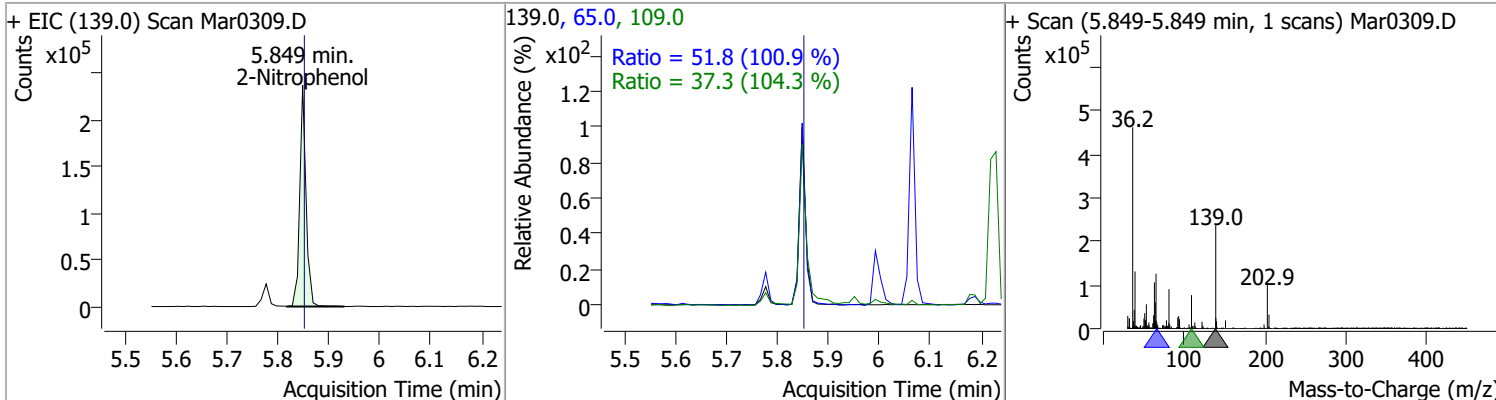
Compound	Conc.	RT	Dev(Min)	Resp.	QIon	QRatio	Lower	Upper
Nitrobenzene	72.4420	5.48	-0.01	176851	77.0	207.1	146.7	272.5
					51.0	128.8	89.2	165.7



Compound	Conc.	RT	Dev(Min)	Resp.	QIon	QRatio	Lower	Upper
Isophorone	88.8457	5.78	-0.01	1020294	138.0	20.8	14.2	26.4

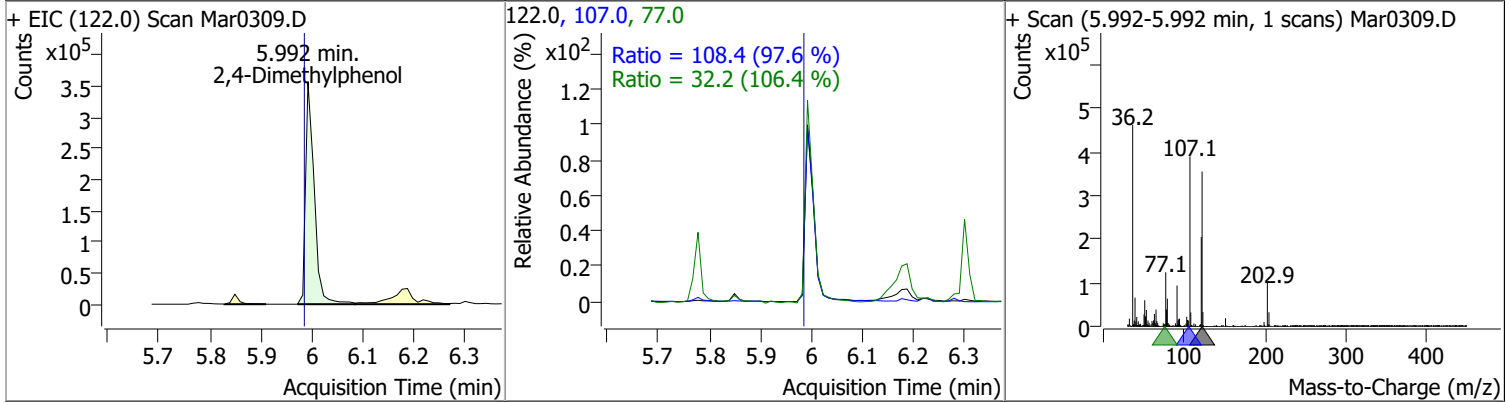


Compound	Conc.	RT	Dev(Min)	Resp.	QIon	QRatio	Lower	Upper
2-Nitrophenol	79.4181	5.85	-0.01	204063	65.0	51.8	35.9	66.7
					109.0	37.3	25.0	46.4

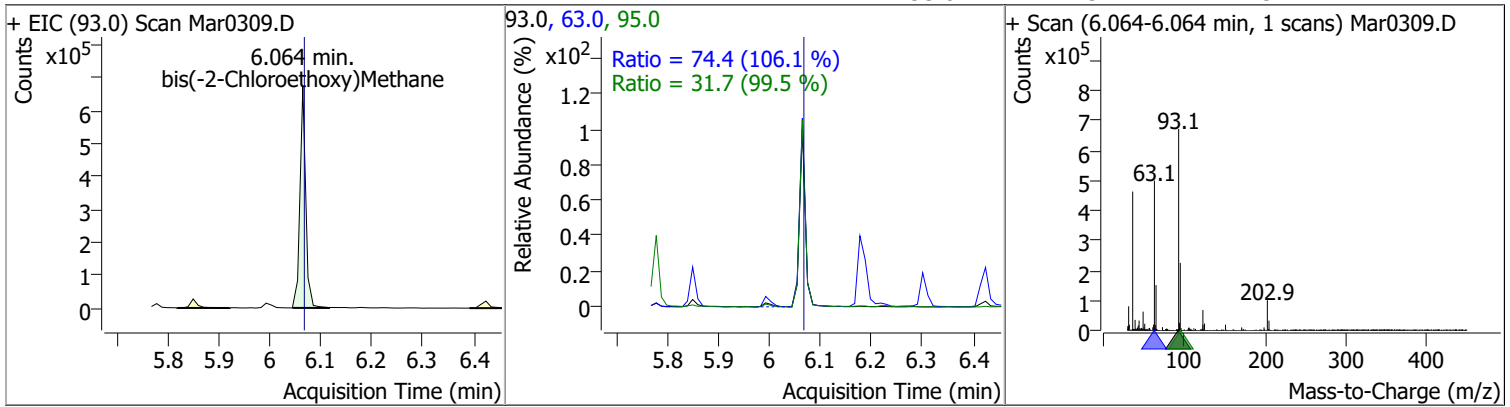


Quantitation Results Report (QT Reviewed)

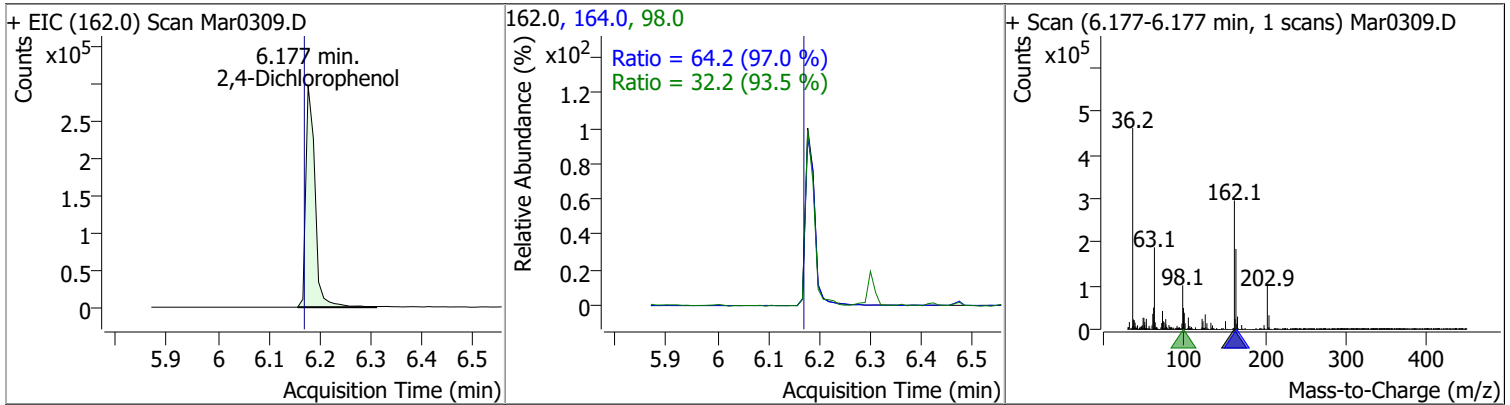
Compound	Conc.	RT	Dev(Min)	Resp.	QIon	QRatio	Lower	Upper
2,4-Dimethylphenol	79.0892	5.99	0.00	421481	107.0	108.4	77.8	144.4
					77.0	32.2	21.2	39.3



Compound	Conc.	RT	Dev(Min)	Resp.	QIon	QRatio	Lower	Upper
bis(-2-Chloroethoxy)Methane	79.2239	6.06	-0.01	529183	63.0	74.4	49.1	91.2
					95.0	31.7	22.3	41.4

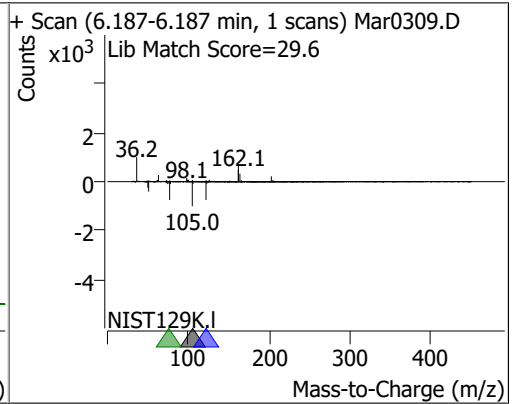
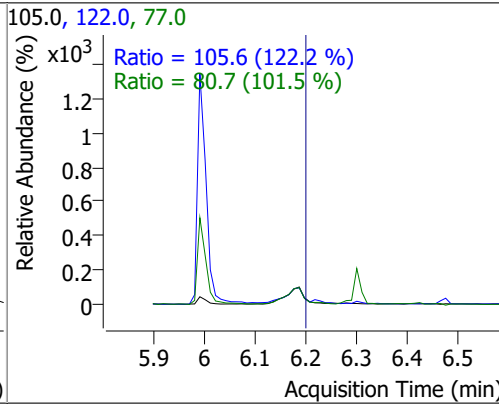
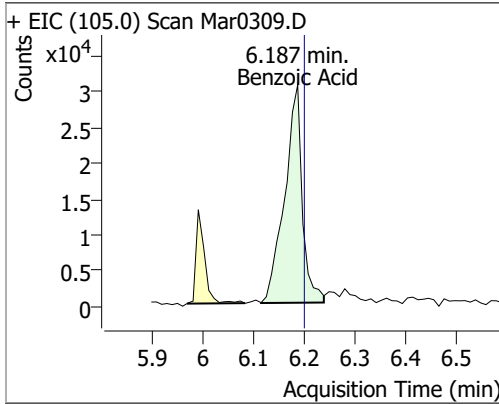


Compound	Conc.	RT	Dev(Min)	Resp.	QIon	QRatio	Lower	Upper
2,4-Dichlorophenol	73.0206	6.18	0.00	371705	164.0	64.2	46.3	86.0
					98.0	32.2	24.1	44.8

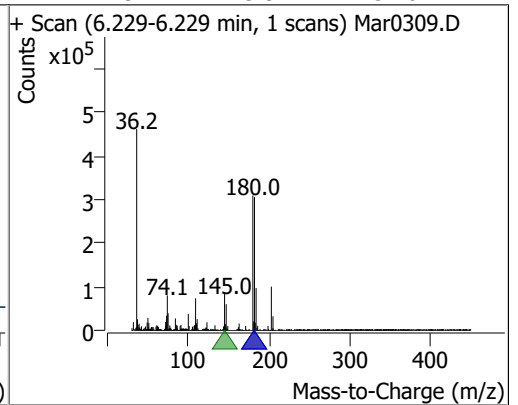
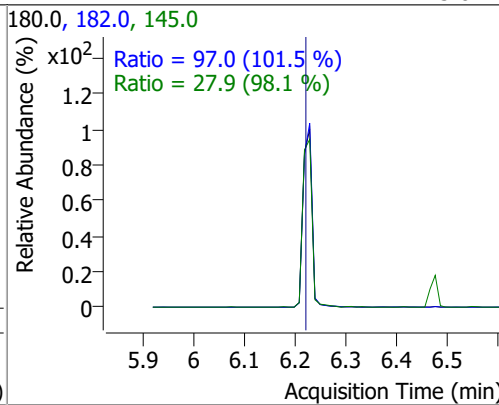
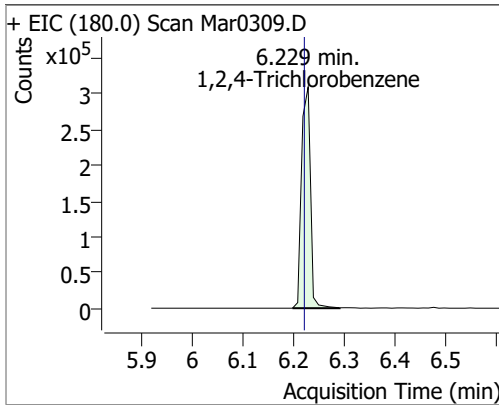


Quantitation Results Report (QT Reviewed)

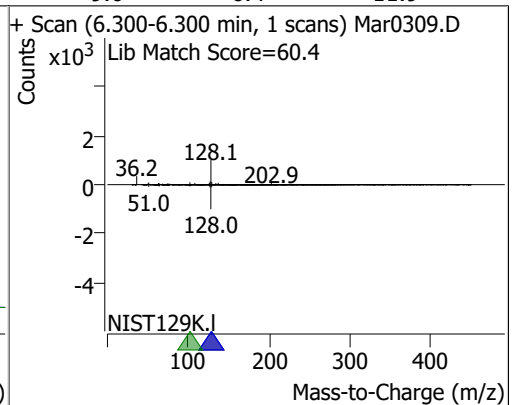
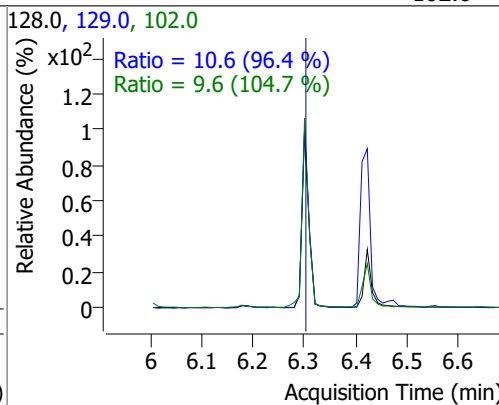
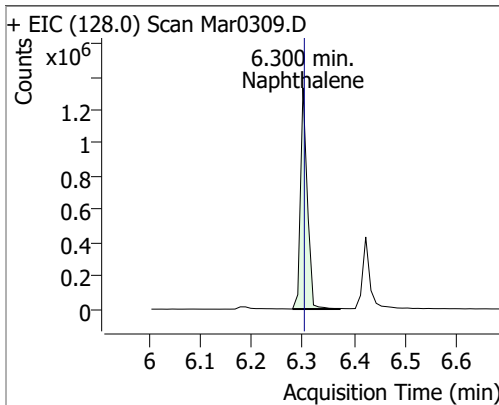
Compound	Conc.	RT	Dev(Min)	Resp.	QIon	QRatio	Lower	Upper
Benzoic Acid	31.4771	6.19	-0.02	73435	122.0	105.6	60.5	112.4
					77.0	80.7	55.7	103.4



Compound	Conc.	RT	Dev(Min)	Resp.	QIon	QRatio	Lower	Upper
1,2,4-Trichlorobenzene	60.9613	6.23	0.00	377691	182.0	97.0	66.8	124.1
					145.0	27.9	19.9	37.0

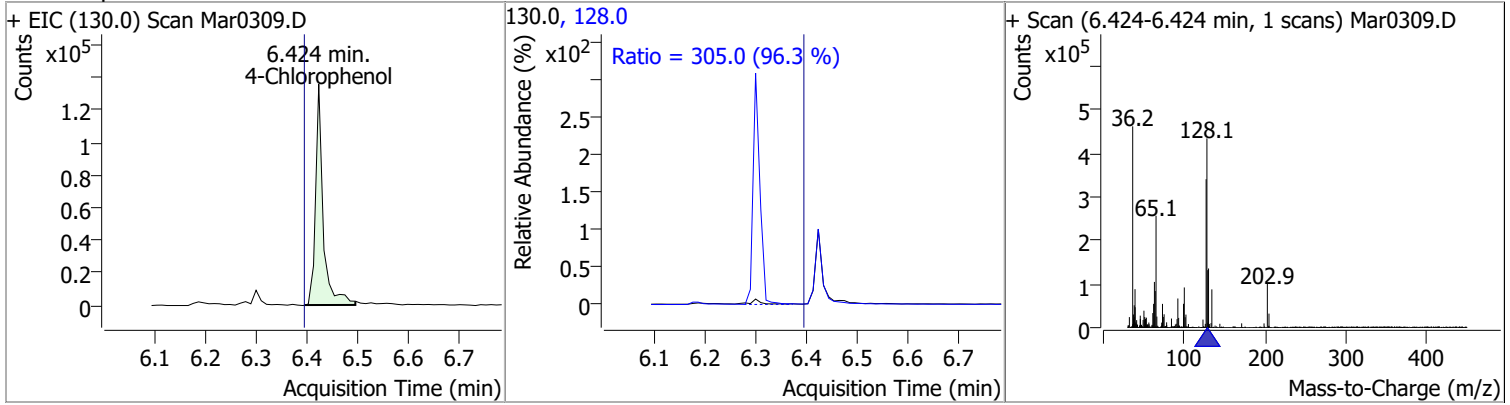


Compound	Conc.	RT	Dev(Min)	Resp.	QIon	QRatio	Lower	Upper
Naphthalene	67.5721	6.30	-0.01	1245021	129.0	10.6	7.7	14.4
					102.0	9.6	6.4	11.9

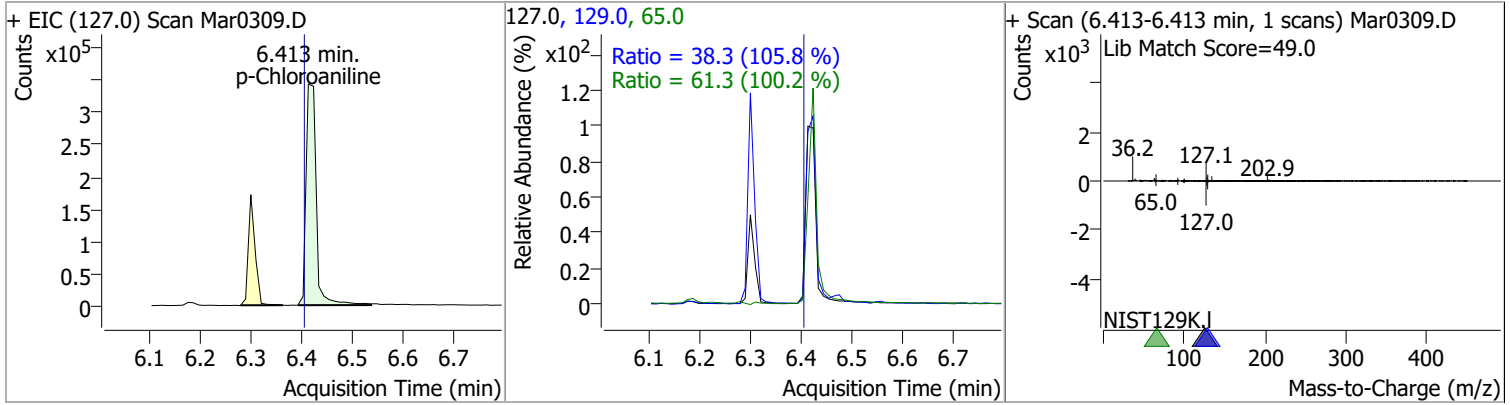


Quantitation Results Report (QT Reviewed)

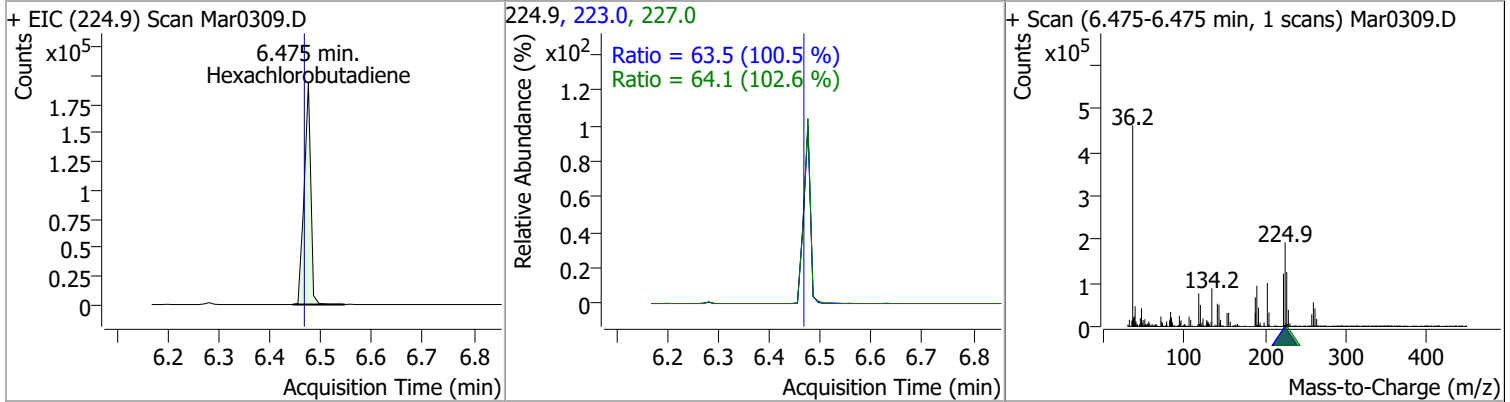
Compound	Conc.	RT	Dev(Min)	Resp.	QIon	QRatio	Lower	Upper
4-Chlorophenol	73.7919	6.42	0.02	140980	128.0	305.0	221.7	411.6



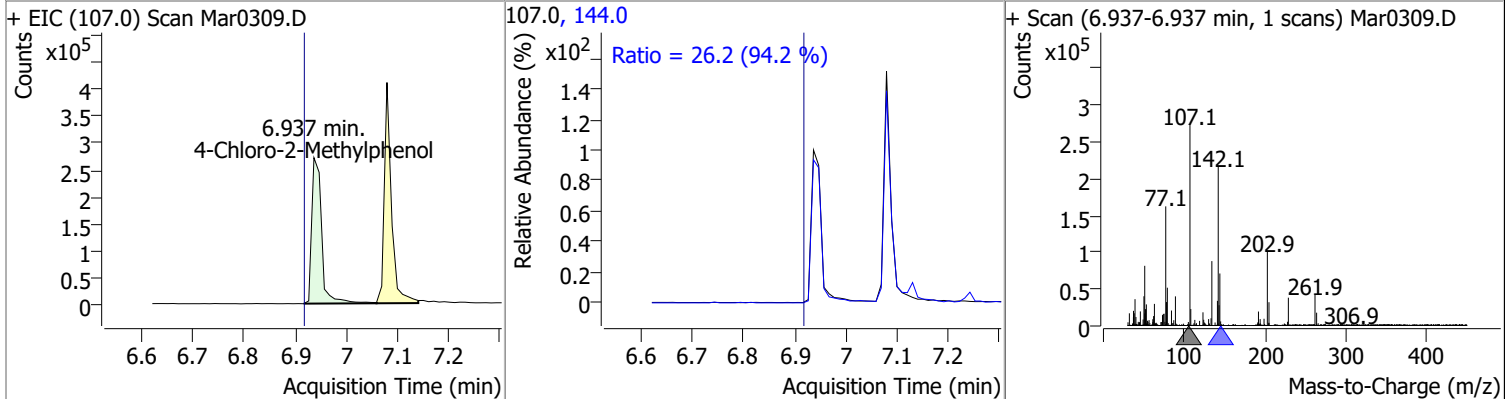
Compound	Conc.	RT	Dev(Min)	Resp.	QIon	QRatio	Lower	Upper
p-Chloroaniline	66.4815	6.41	0.00	474864	65.0	61.3	42.8	79.5
					129.0	38.3	25.3	47.1



Compound	Conc.	RT	Dev(Min)	Resp.	QIon	QRatio	Lower	Upper
Hexachlorobutadiene	55.5159	6.48	0.00	175209	223.0	63.5	44.2	82.2
					227.0	64.1	43.7	81.2

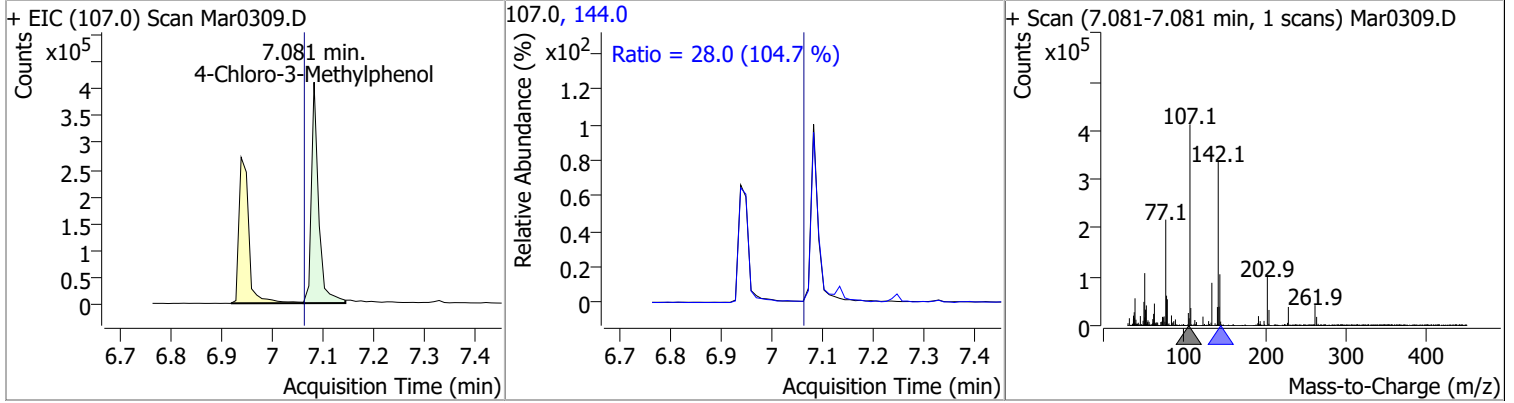


Compound	Conc.	RT	Dev(Min)	Resp.	QIon	QRatio	Lower	Upper
4-Chloro-2-Methylphenol	77.6953	6.94	0.01	367288	144.0	26.2	19.5	36.2

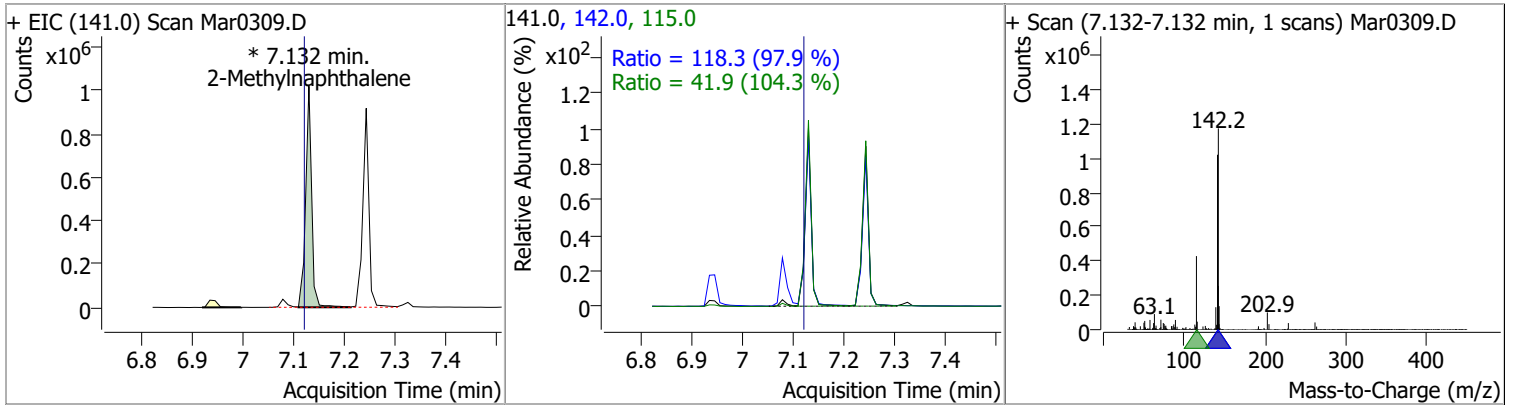


Quantitation Results Report (QT Reviewed)

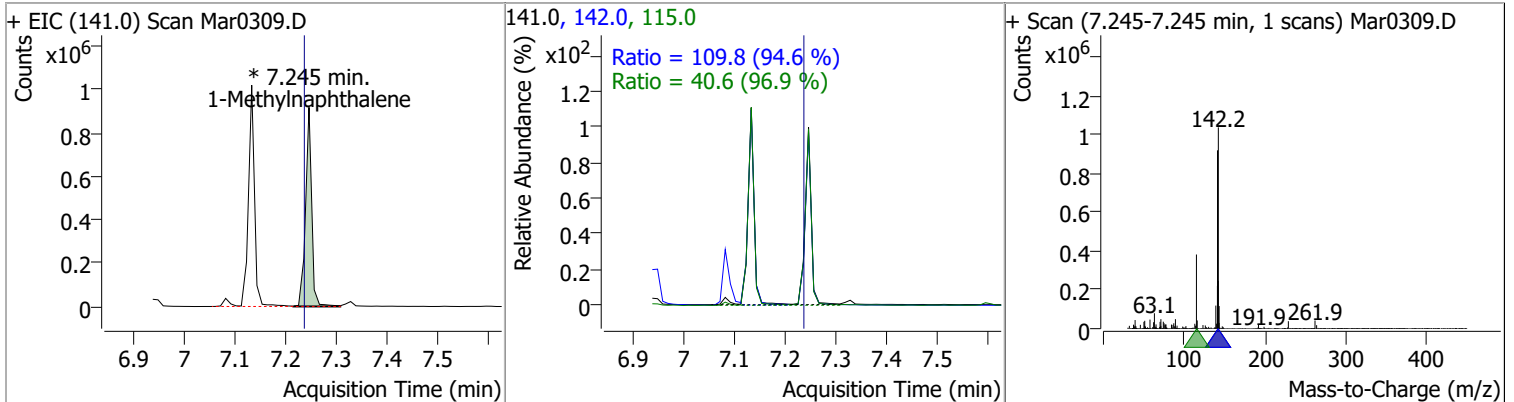
Compound	Conc.	RT	Dev(Min)	Resp.	QIon	QRatio	Lower	Upper
4-Chloro-3-Methylphenol	82.4199	7.08	0.01	406504	144.0	28.0	18.7	34.7



Compound	Conc.	RT	Dev(Min)	Resp.	QIon	QRatio	Lower	Upper
2-Methylnaphthalene	81.3244	7.13	0.00	838042 (m)	142.0	118.3	84.6	157.1
					115.0	41.9	28.1	52.2

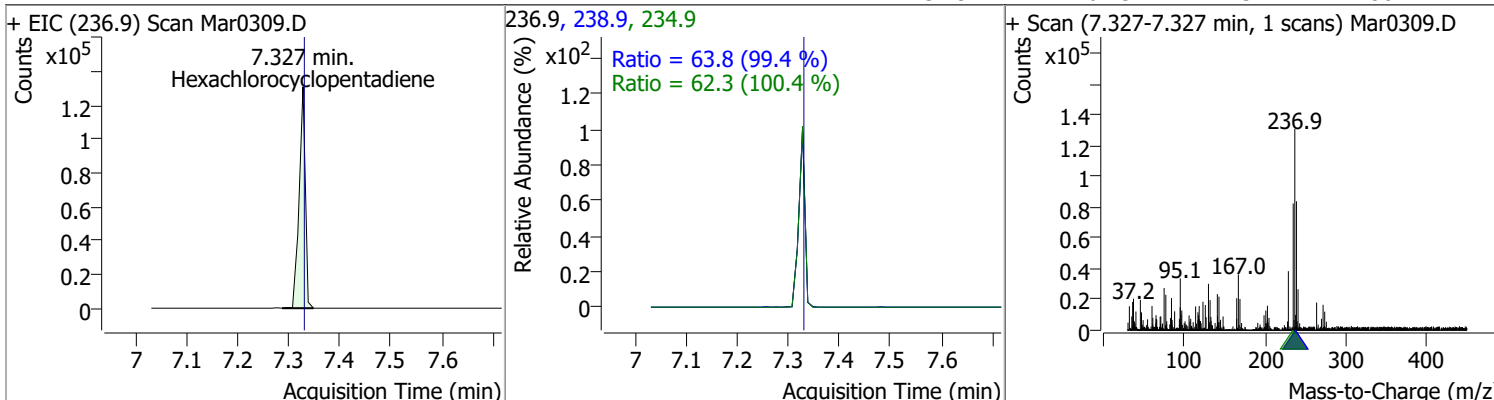


Compound	Conc.	RT	Dev(Min)	Resp.	QIon	QRatio	Lower	Upper
1-Methylnaphthalene	76.7260	7.25	0.00	770170 (m)	142.0	109.8	81.2	150.8
					115.0	40.6	29.3	54.5

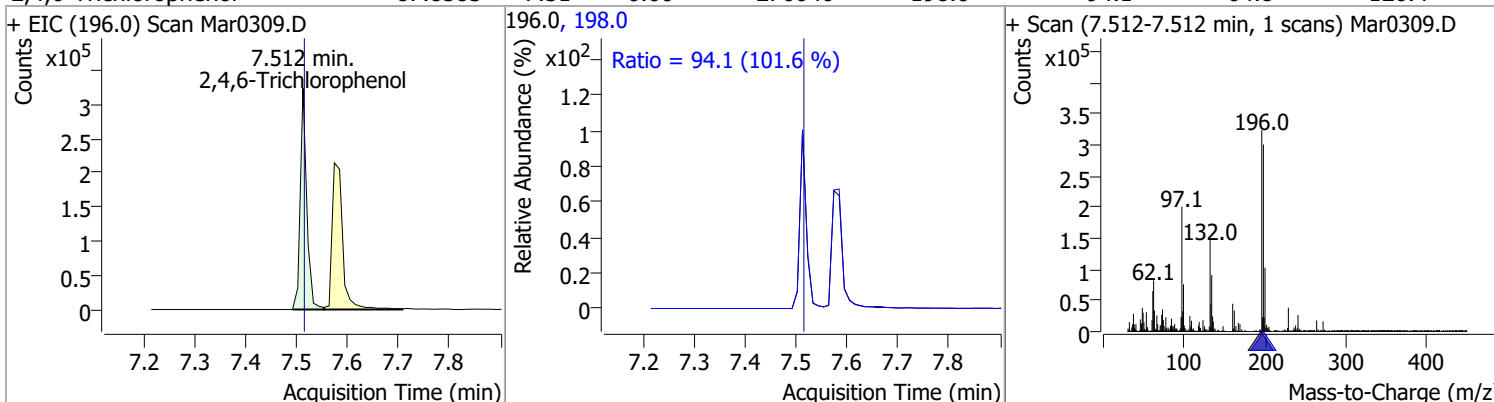


Quantitation Results Report (QT Reviewed)

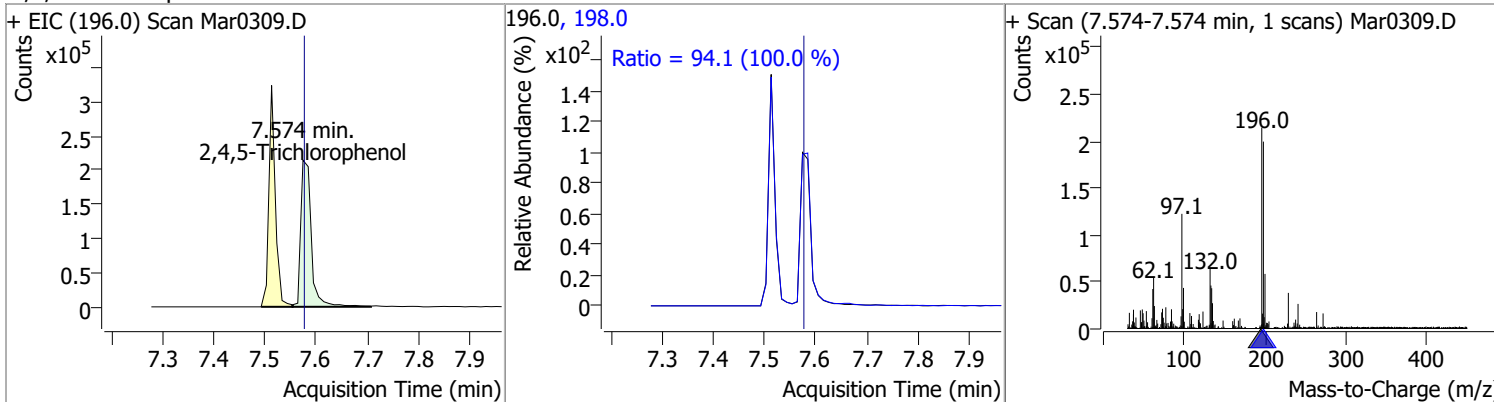
Compound	Conc.	RT	Dev(Min)	Resp.	QIon	QRatio	Lower	Upper
Hexachlorocyclopentadiene	62.3091	7.33	0.00	109953	238.9	63.8	44.9	83.5
					234.9	62.3	43.4	80.7



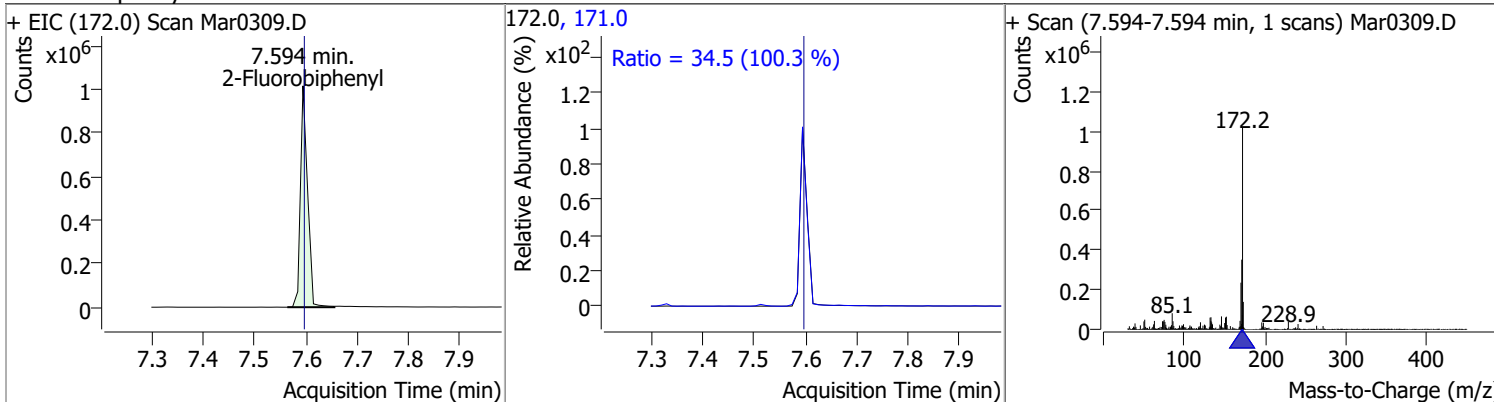
Compound	Conc.	RT	Dev(Min)	Resp.	QIon	QRatio	Lower	Upper
2,4,6-Trichlorophenol	87.8585	7.51	0.00	276040	198.0	94.1	64.8	120.4
					196.0	94.1	64.8	120.4



Compound	Conc.	RT	Dev(Min)	Resp.	QIon	QRatio	Lower	Upper
2,4,5-Trichlorophenol	88.0237	7.57	0.00	308826	198.0	94.1	65.9	122.3
					196.0	94.1	65.9	122.3

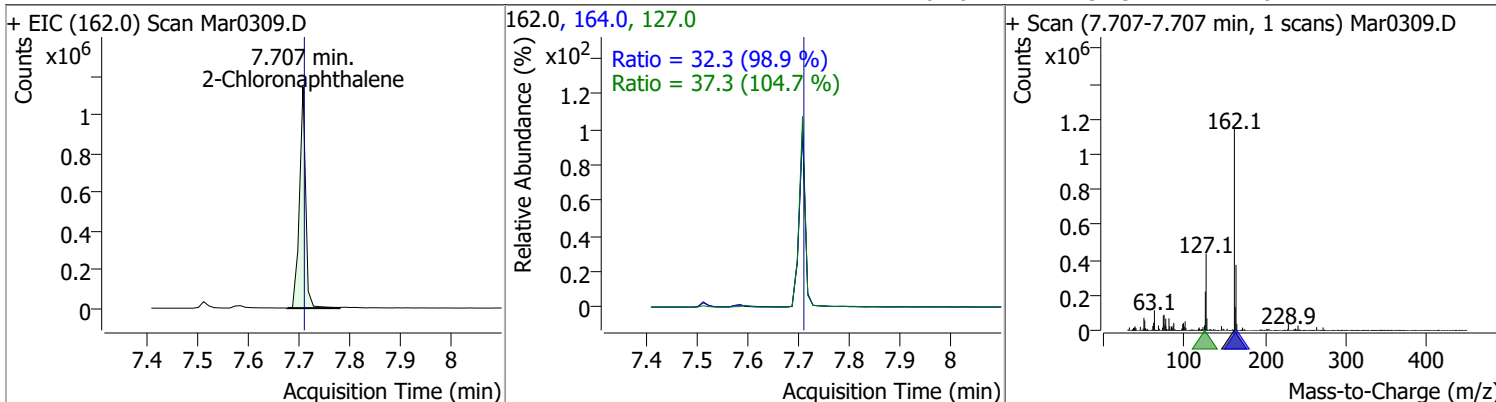


Compound	Conc.	RT	Dev(Min)	Resp.	QIon	QRatio	Lower	Upper
2-Fluorobiphenyl	77.9867	7.59	0.00	989426	171.0	34.5	24.1	44.7
					172.0	34.5	24.1	44.7

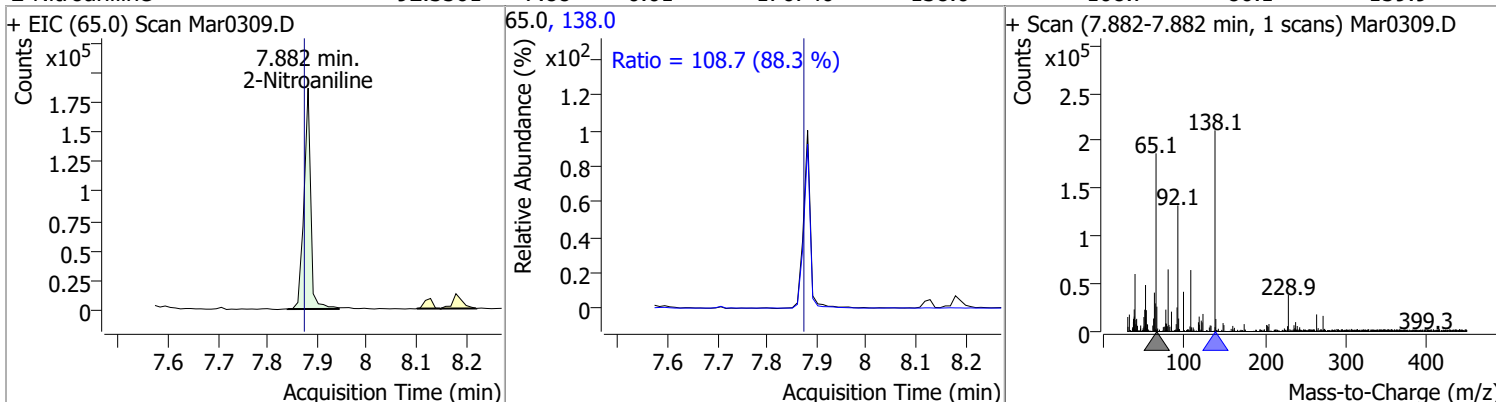


Quantitation Results Report (QT Reviewed)

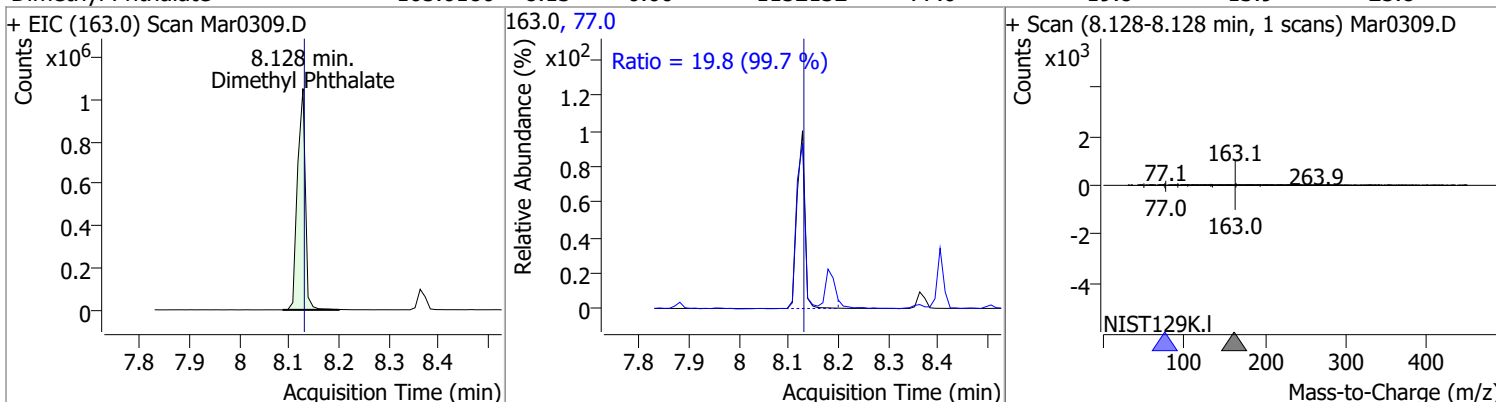
Compound	Conc.	RT	Dev(Min)	Resp.	QIon	QRatio	Lower	Upper
2-Chloronaphthalene	90.5023	7.71	0.00	964205	127.0	37.3	25.0	46.4
					164.0	32.3	22.8	42.4



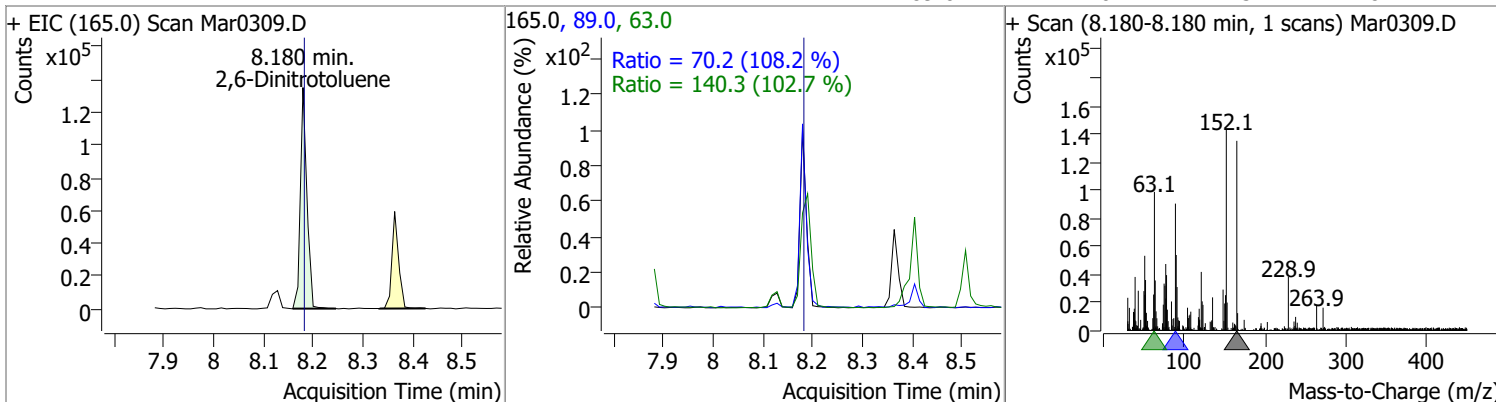
Compound	Conc.	RT	Dev(Min)	Resp.	QIon	QRatio	Lower	Upper
2-Nitroaniline	92.3561	7.88	0.01	176740	138.0	108.7	86.1	159.9



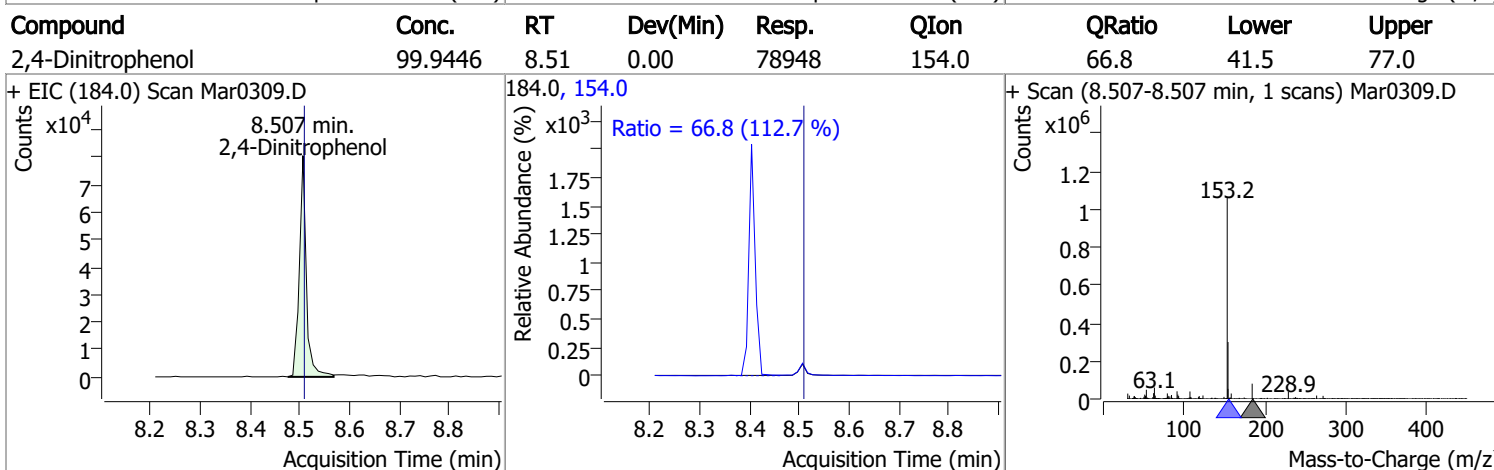
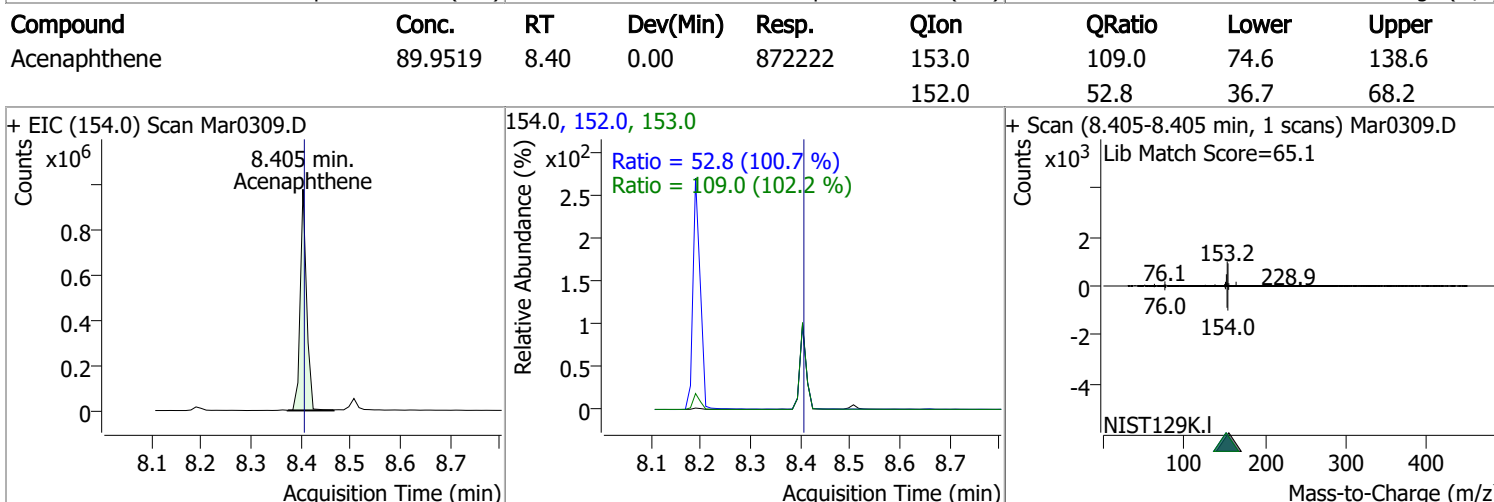
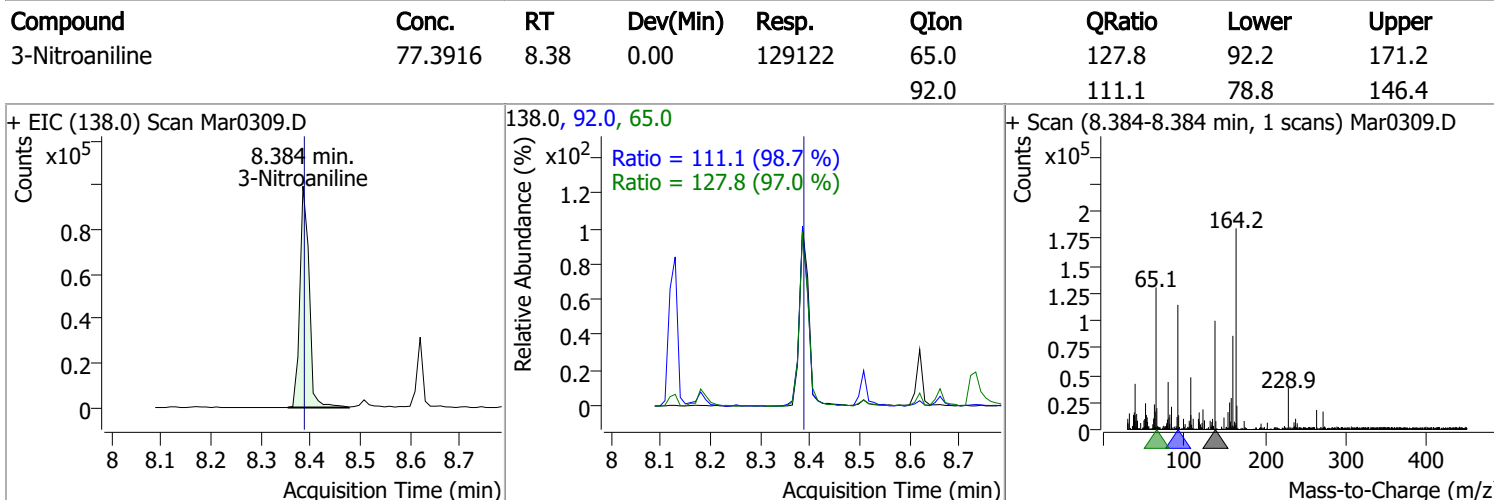
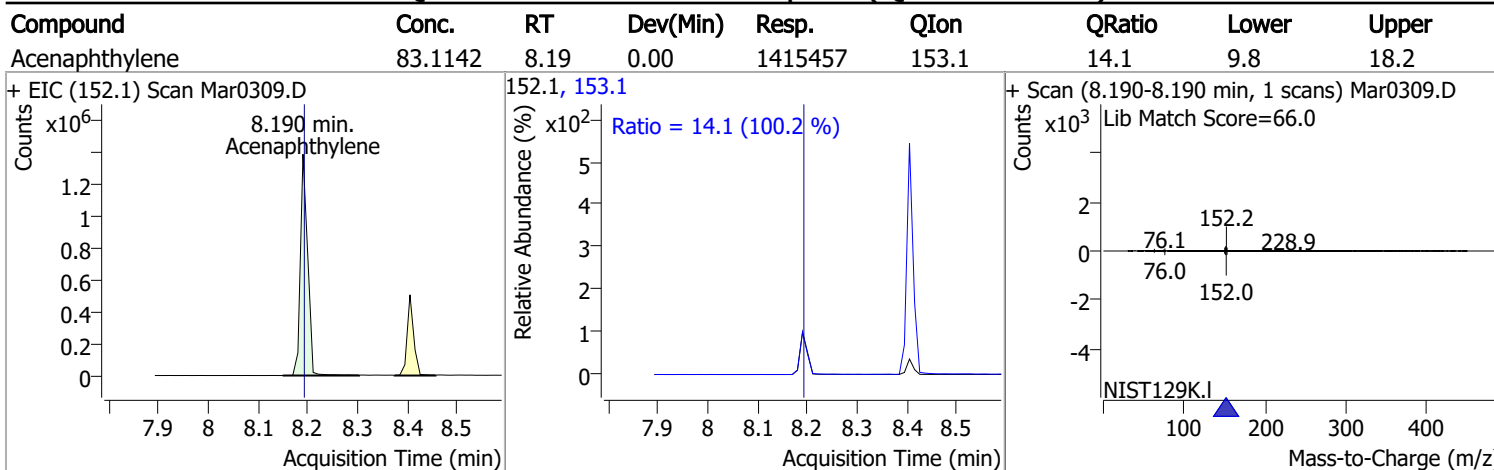
Compound	Conc.	RT	Dev(Min)	Resp.	QIon	QRatio	Lower	Upper
Dimethyl Phthalate	105.0180	8.13	0.00	1152132	77.0	19.8	13.9	25.8



Compound	Conc.	RT	Dev(Min)	Resp.	QIon	QRatio	Lower	Upper
2,6-Dinitrotoluene	81.0573	8.18	0.00	119385	63.0	140.3	95.6	177.5
					89.0	70.2	45.4	84.4

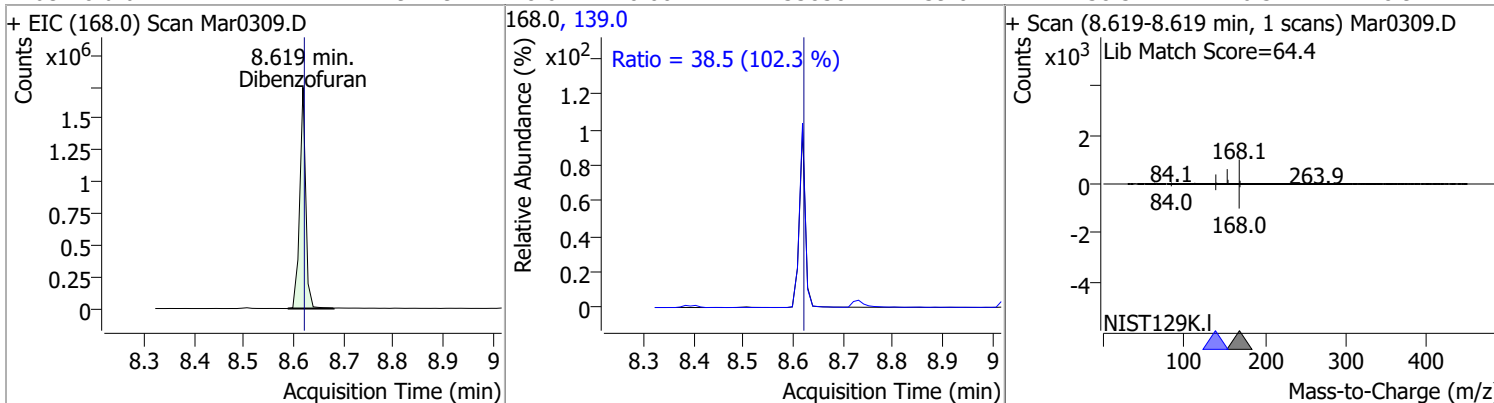


Quantitation Results Report (QT Reviewed)

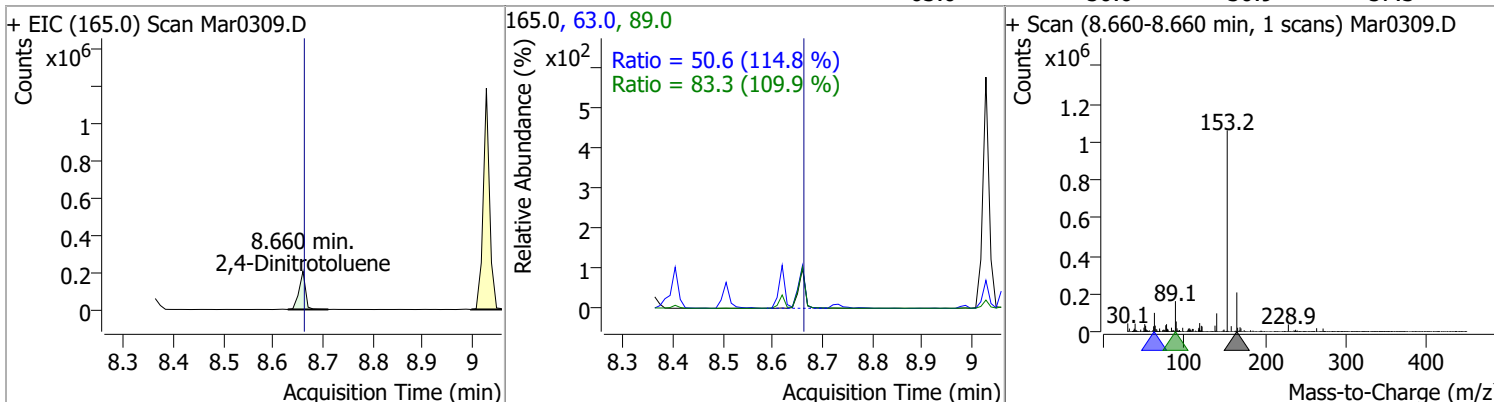


Quantitation Results Report (QT Reviewed)

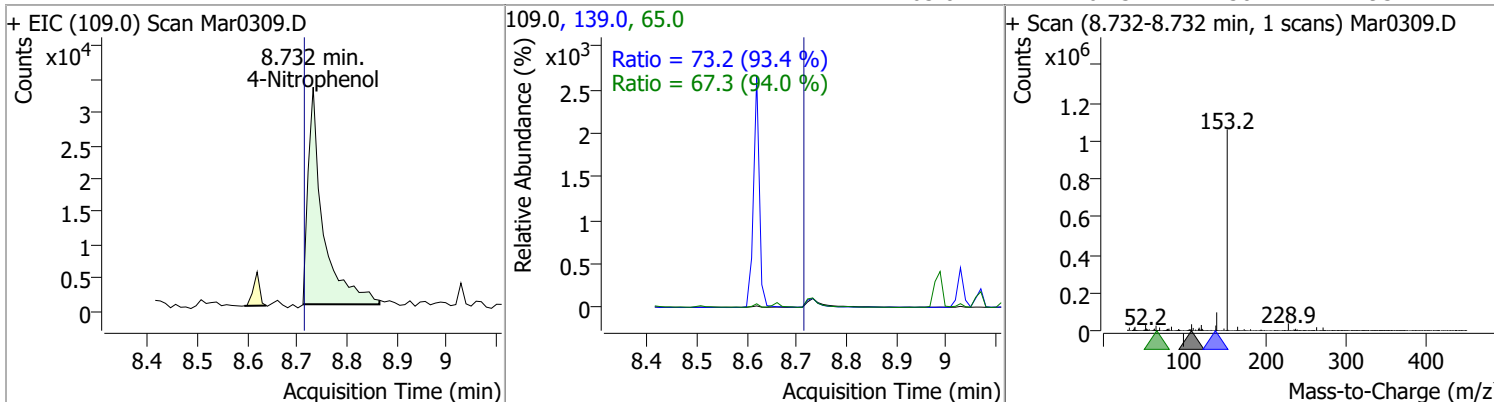
Compound	Conc.	RT	Dev(Min)	Resp.	QIon	QRatio	Lower	Upper
Dibenzofuran	92.2911	8.62	0.00	1455850	139.0	38.5	26.3	48.9



Compound	Conc.	RT	Dev(Min)	Resp.	QIon	QRatio	Lower	Upper
2,4-Dinitrotoluene	96.6871	8.66	0.00	183198	89.0	83.3	53.1	98.6
					63.0	50.6	30.9	57.3

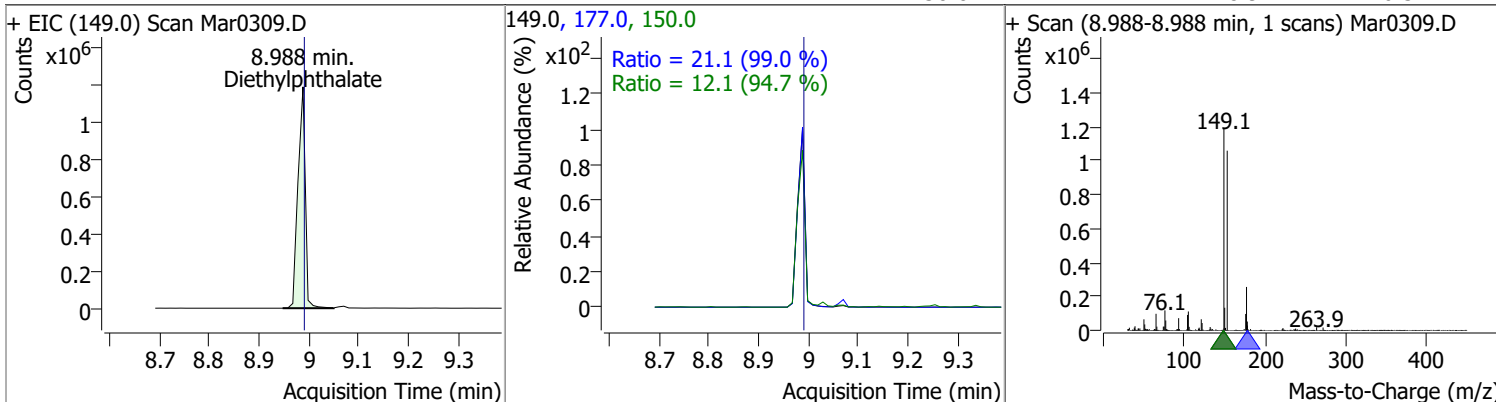


Compound	Conc.	RT	Dev(Min)	Resp.	QIon	QRatio	Lower	Upper
4-Nitrophenol	37.2288	8.73	0.02	62506	139.0	73.2	54.8	101.9
					65.0	67.3	50.1	93.1

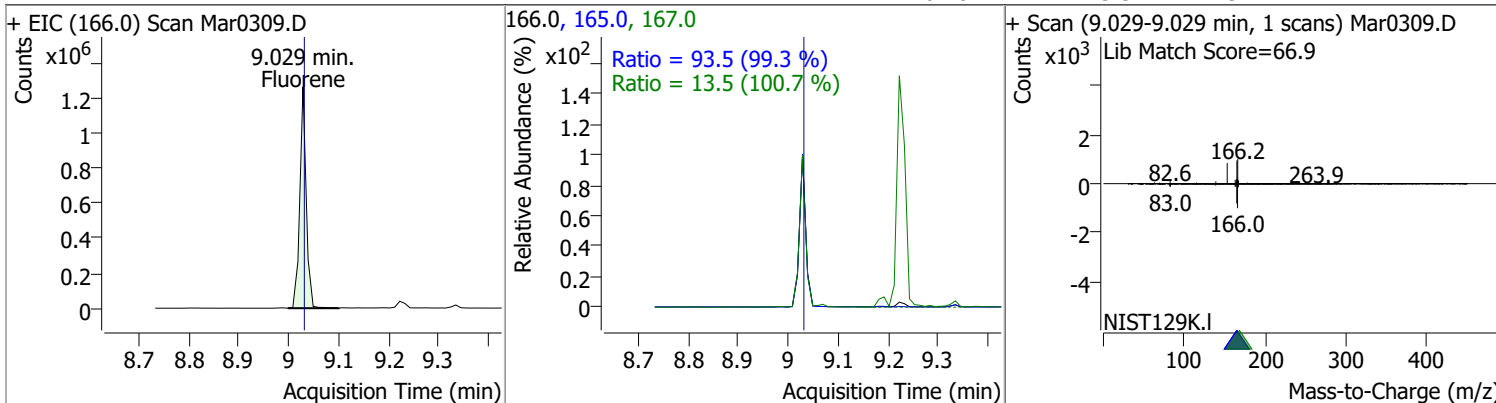


Quantitation Results Report (QT Reviewed)

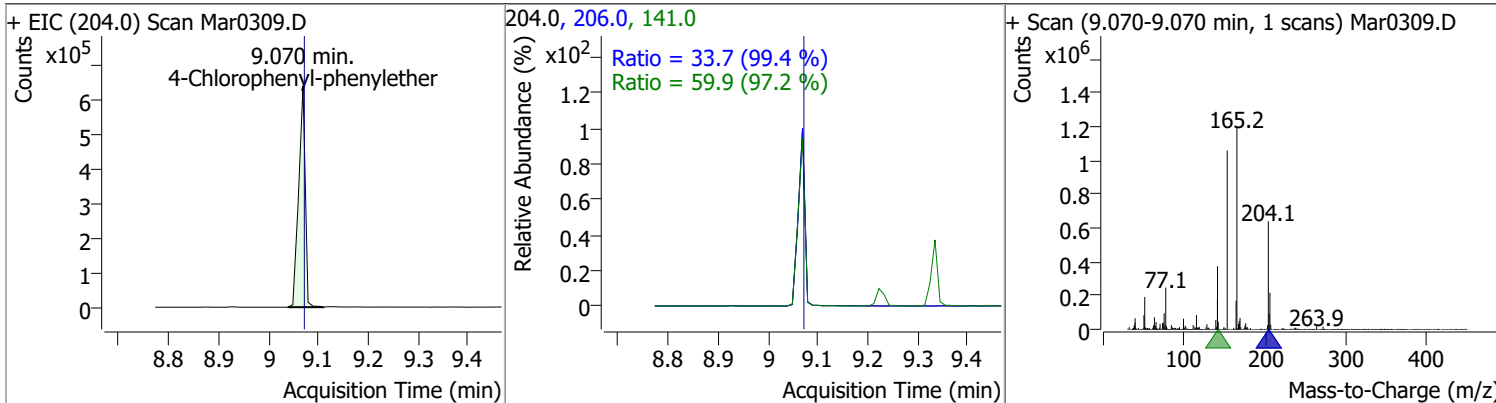
Compound	Conc.	RT	Dev(Min)	Resp.	QIon	QRatio	Lower	Upper
Diethylphthalate	105.5916	8.99	0.00	1206117	177.0	21.1	14.9	27.7
					150.0	12.1	8.9	16.5



Compound	Conc.	RT	Dev(Min)	Resp.	QIon	QRatio	Lower	Upper
Fluorene	88.4118	9.03	0.00	1129169	165.0	93.5	65.9	122.3
					167.0	13.5	9.4	17.4

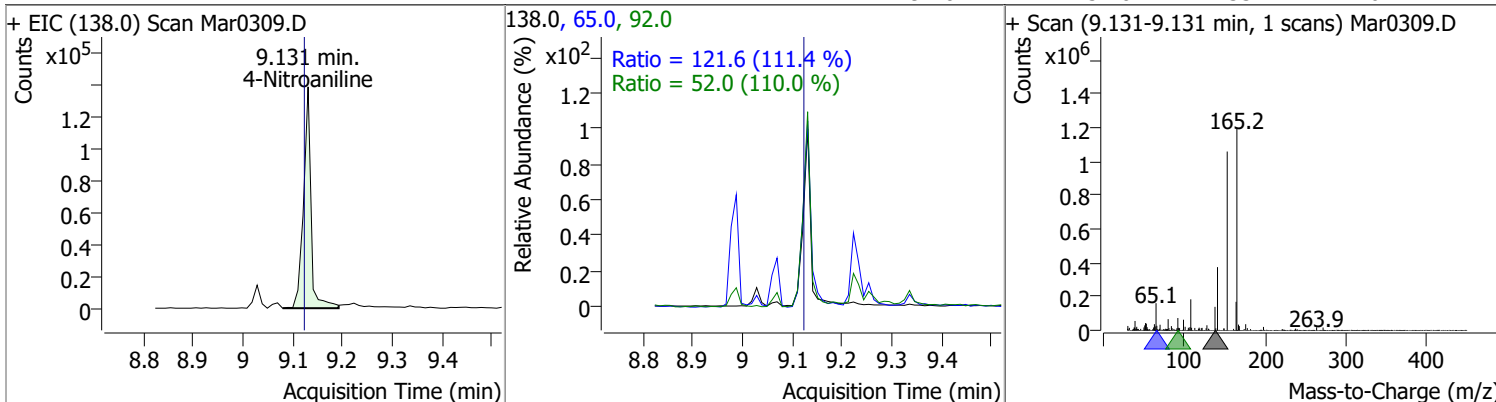


Compound	Conc.	RT	Dev(Min)	Resp.	QIon	QRatio	Lower	Upper
4-Chlorophenyl-phenylether	100.1780	9.07	0.00	584173	141.0	59.9	43.2	80.2
					206.0	33.7	23.8	44.1

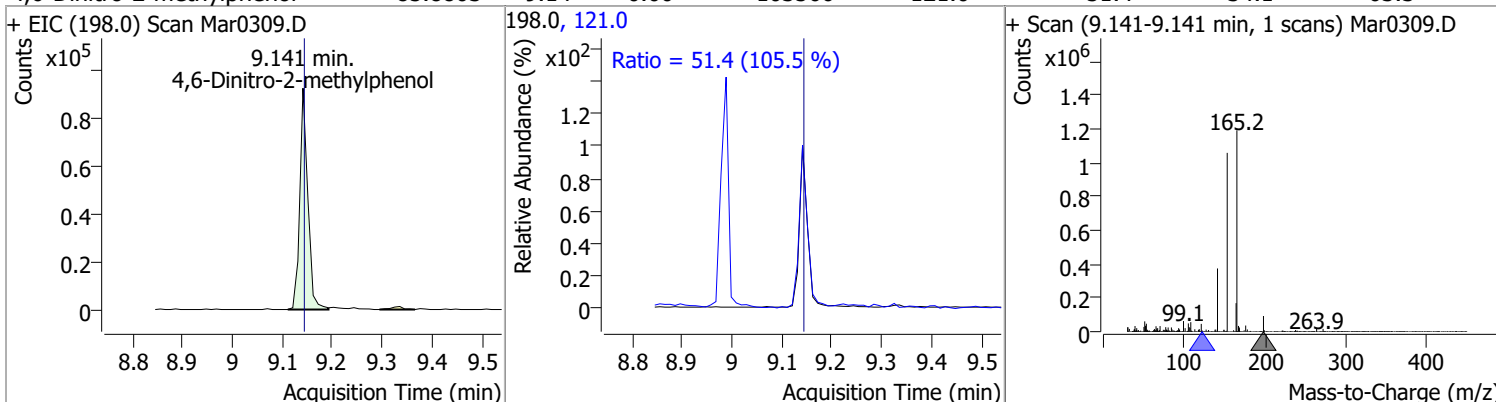


Quantitation Results Report (QT Reviewed)

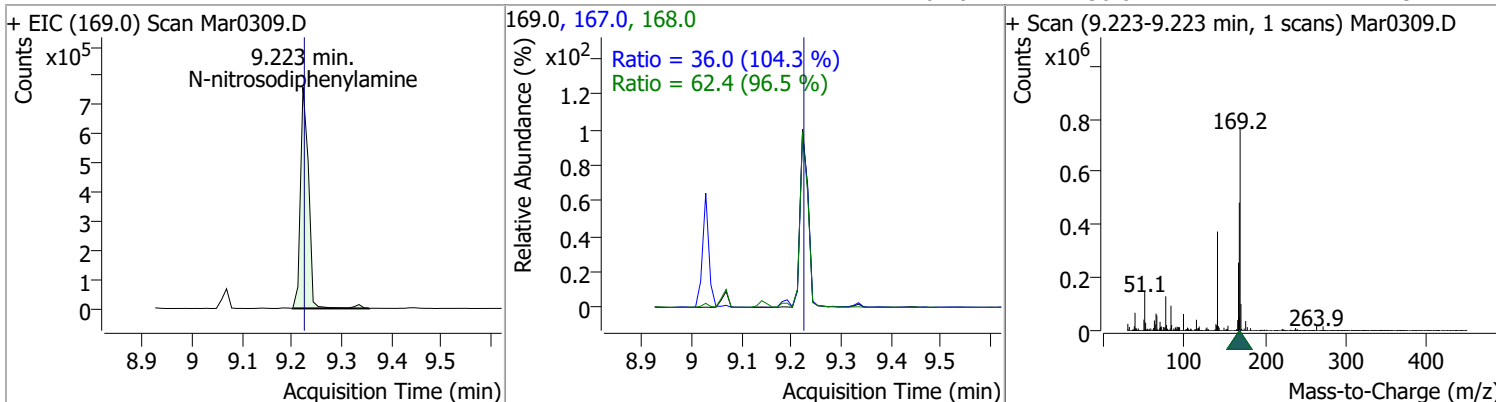
Compound	Conc.	RT	Dev(Min)	Resp.	QIon	QRatio	Lower	Upper
4-Nitroaniline	75.5367	9.13	0.01	146732	65.0	121.6	76.4	142.0
					92.0	52.0	33.1	61.4



Compound	Conc.	RT	Dev(Min)	Resp.	QIon	QRatio	Lower	Upper
4,6-Dinitro-2-methylphenol	85.8803	9.14	0.00	103566	121.0	51.4	34.1	63.3

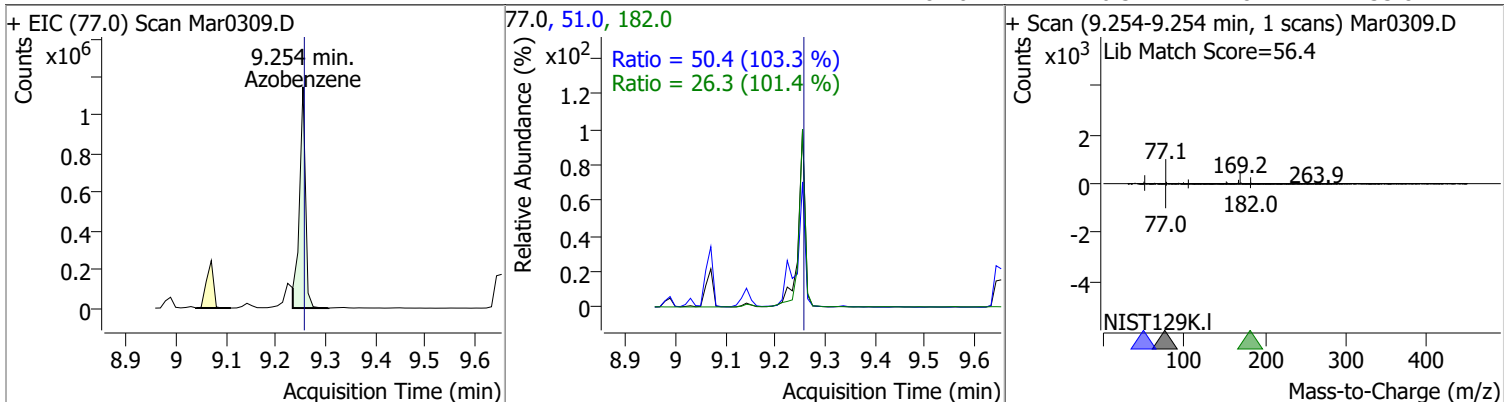


Compound	Conc.	RT	Dev(Min)	Resp.	QIon	QRatio	Lower	Upper
N-nitrosodiphenylamine	93.9378	9.22	0.00	865723	168.0	62.4	45.2	84.0
					167.0	36.0	24.2	44.9

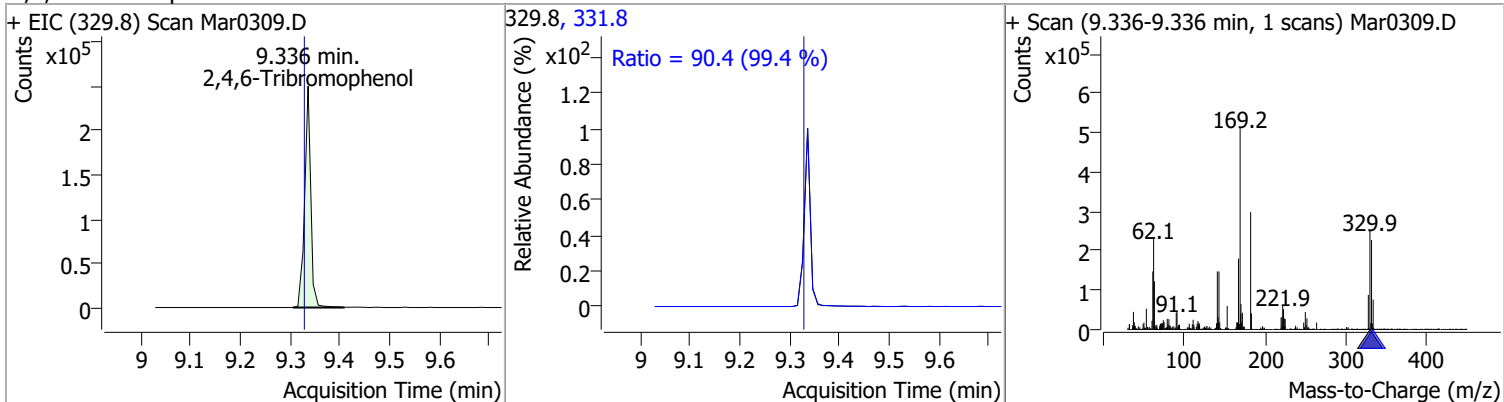


Quantitation Results Report (QT Reviewed)

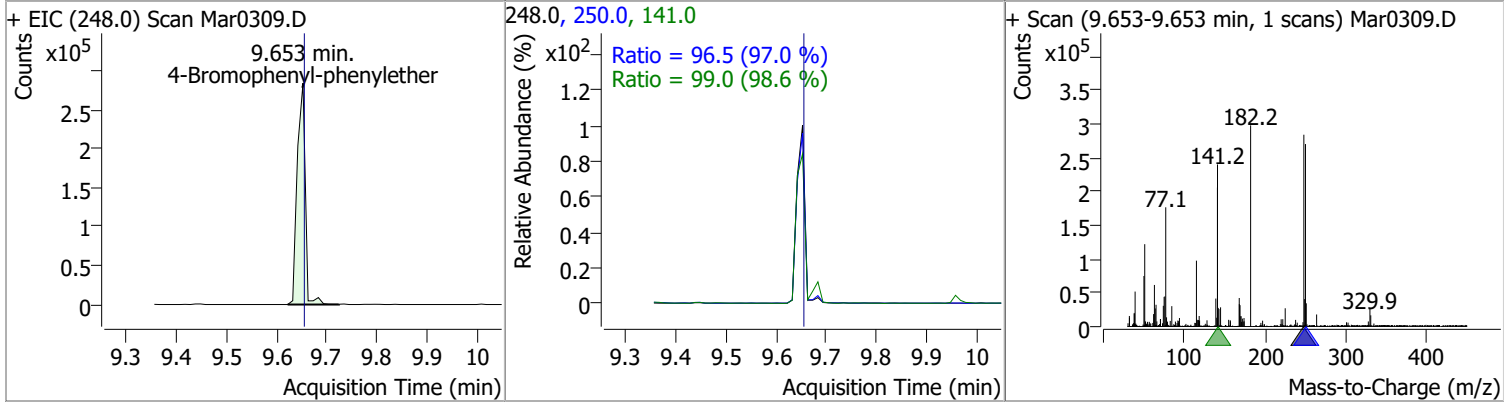
Compound	Conc.	RT	Dev(Min)	Resp.	QIon	QRatio	Lower	Upper
Azobenzene	79.7448	9.25	0.00	968708	51.0	50.4	34.2	63.5
					182.0	26.3	18.2	33.8



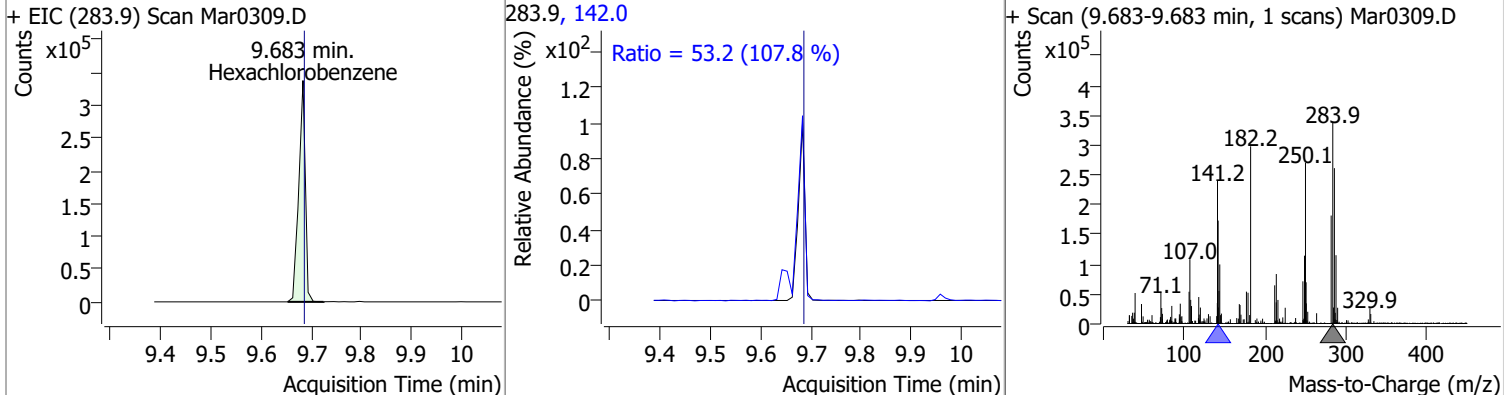
Compound	Conc.	RT	Dev(Min)	Resp.	QIon	QRatio	Lower	Upper
2,4,6-Tribromophenol	159.9717	9.34	0.01	213913	331.8	90.4	63.6	118.2



Compound	Conc.	RT	Dev(Min)	Resp.	QIon	QRatio	Lower	Upper
4-Bromophenyl-phenylether	89.5658	9.65	0.00	315270	141.0	99.0	70.3	130.5
					250.0	96.5	69.6	129.3

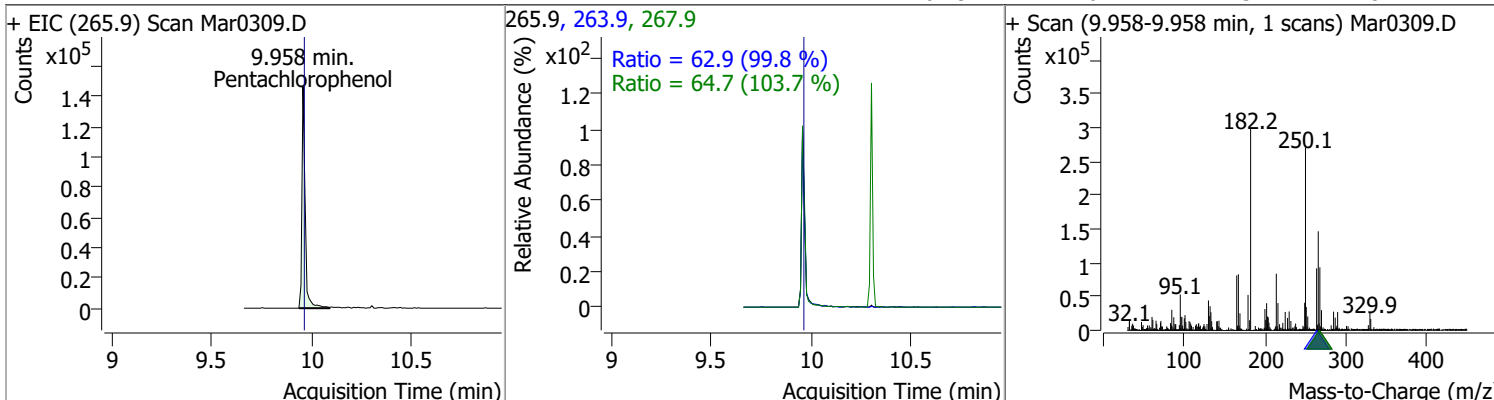


Compound	Conc.	RT	Dev(Min)	Resp.	QIon	QRatio	Lower	Upper
Hexachlorobenzene	86.8981	9.68	0.00	307096	142.0	53.2	34.5	64.1

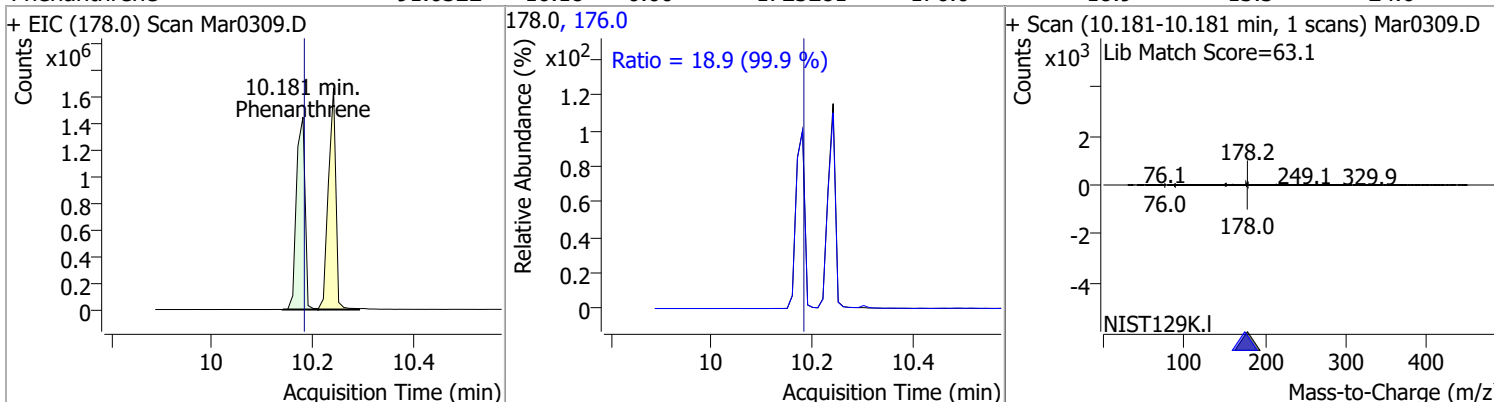


Quantitation Results Report (QT Reviewed)

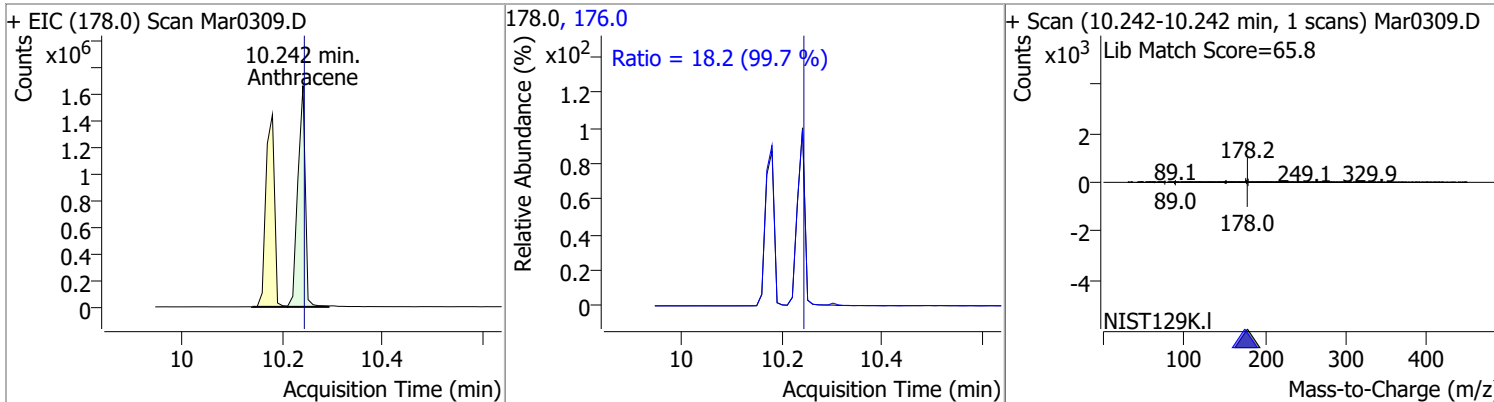
Compound	Conc.	RT	Dev(Min)	Resp.	QIon	QRatio	Lower	Upper
Pentachlorophenol	95.7798	9.96	0.00	163920	263.9	62.9	44.2	82.0
					267.9	64.7	43.7	81.1



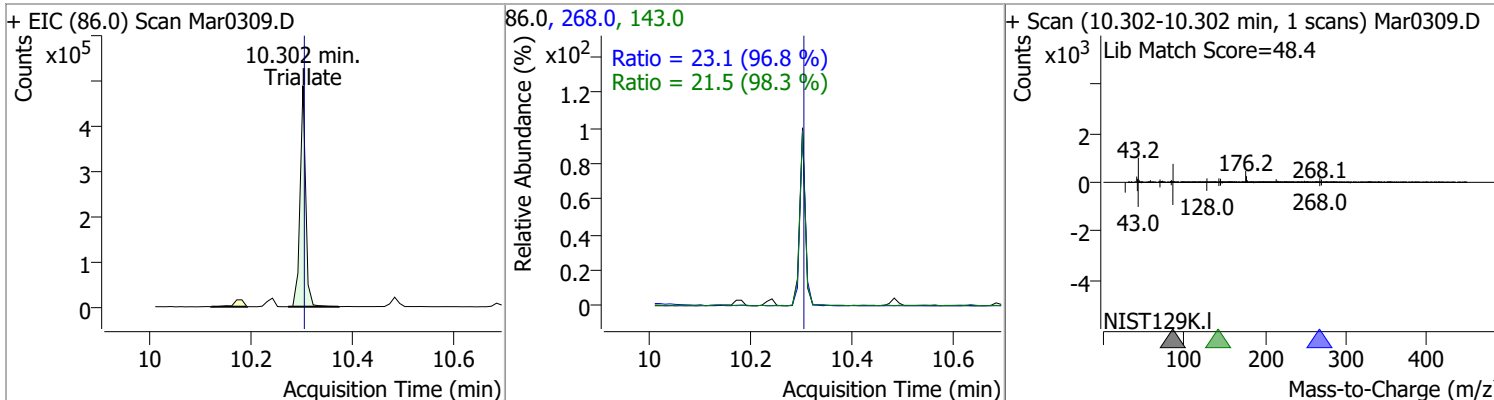
Compound	Conc.	RT	Dev(Min)	Resp.	QIon	QRatio	Lower	Upper
Phenanthrene	91.0322	10.18	0.00	1723281	176.0	18.9	13.3	24.6



Compound	Conc.	RT	Dev(Min)	Resp.	QIon	QRatio	Lower	Upper
Anthracene	94.9519	10.24	0.00	1710913	176.0	18.2	12.8	23.7

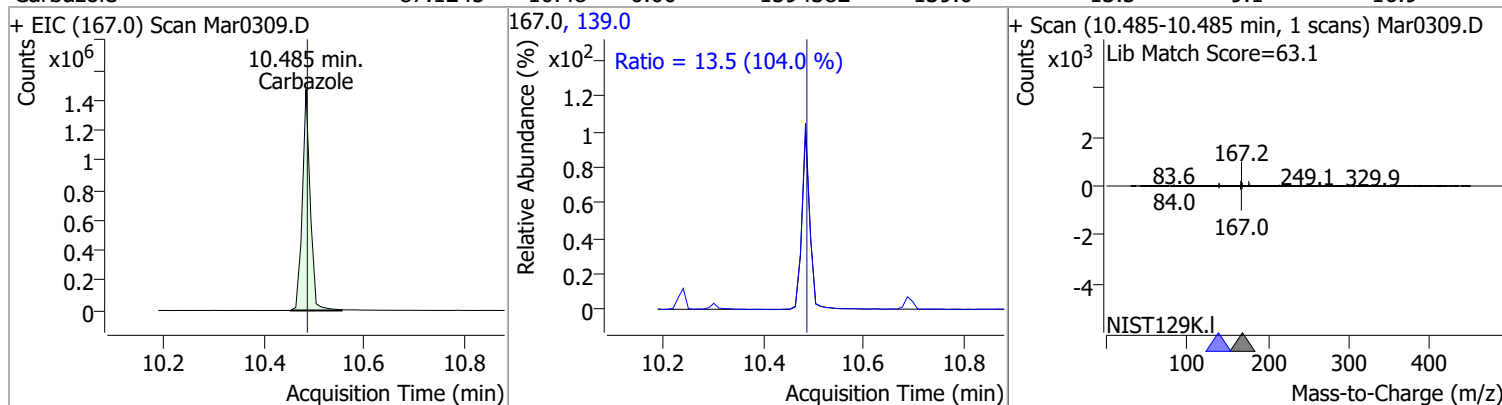


Compound	Conc.	RT	Dev(Min)	Resp.	QIon	QRatio	Lower	Upper
Triallate	87.0929	10.30	0.00	378669	268.0	23.1	16.7	31.0
					143.0	21.5	15.3	28.4

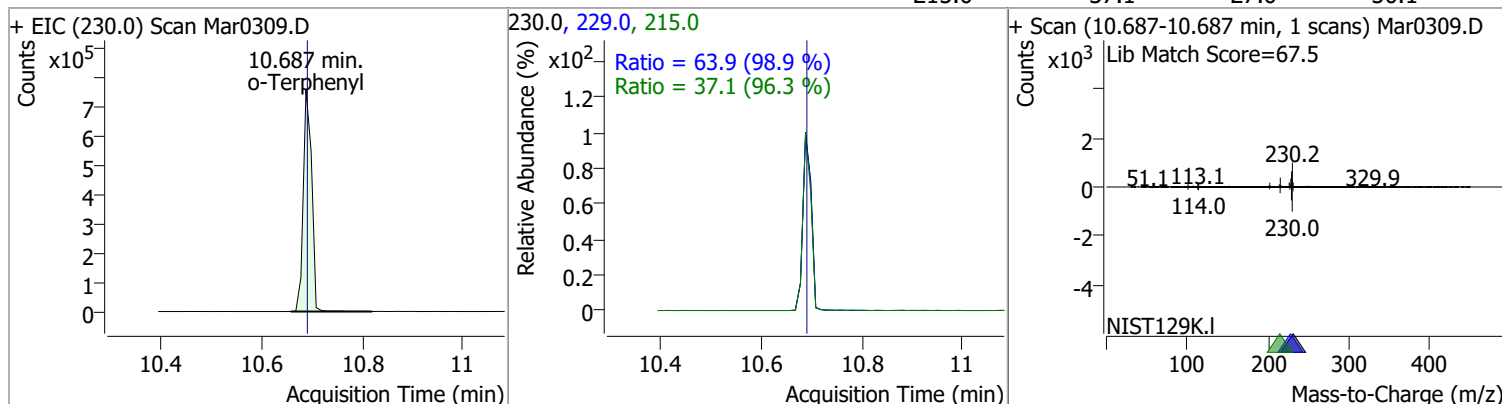


Quantitation Results Report (QT Reviewed)

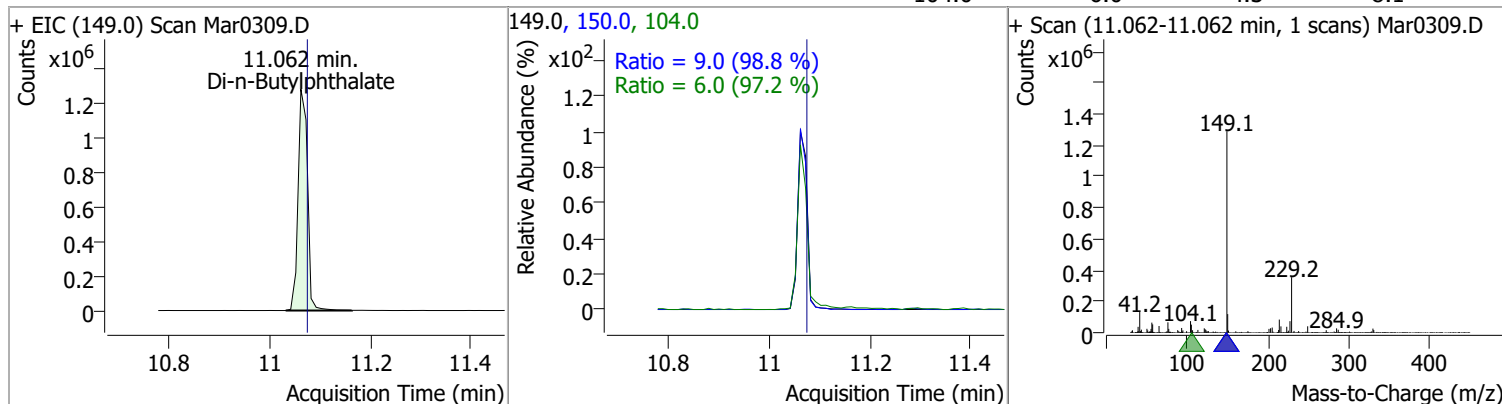
Compound	Conc.	RT	Dev(Min)	Resp.	QIon	QRatio	Lower	Upper
Carbazole	87.1245	10.48	0.00	1594382	139.0	13.5	9.1	16.9



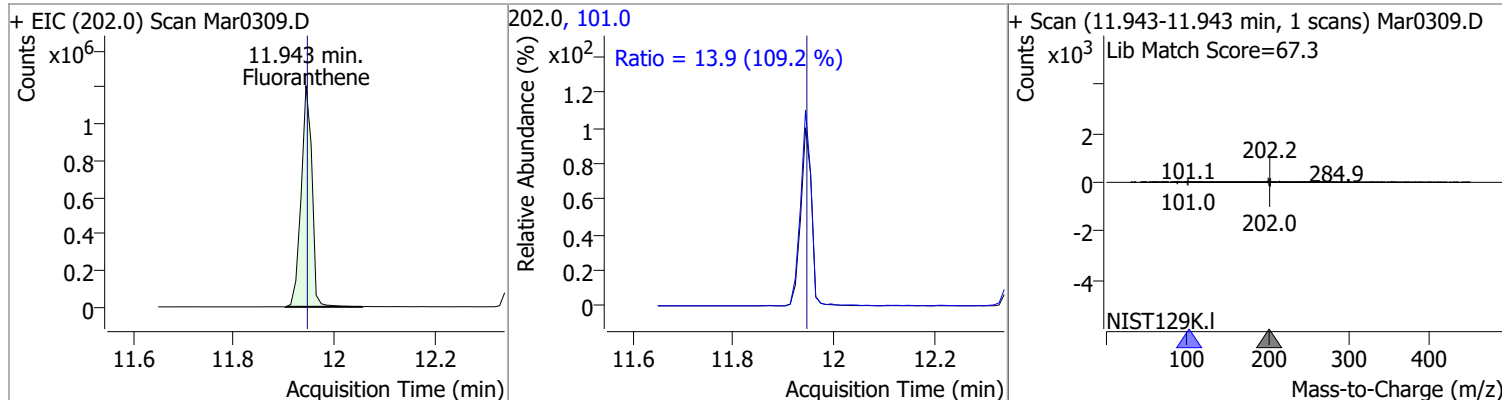
Compound	Conc.	RT	Dev(Min)	Resp.	QIon	QRatio	Lower	Upper
o-Terphenyl	86.7735	10.69	0.00	877808	229.0	63.9	45.3	84.0
					215.0	37.1	27.0	50.1



Compound	Conc.	RT	Dev(Min)	Resp.	QIon	QRatio	Lower	Upper
Di-n-Butylphthalate	94.0004	11.06	-0.01	1670933	150.0	9.0	6.4	11.8
					104.0	6.0	4.3	8.1

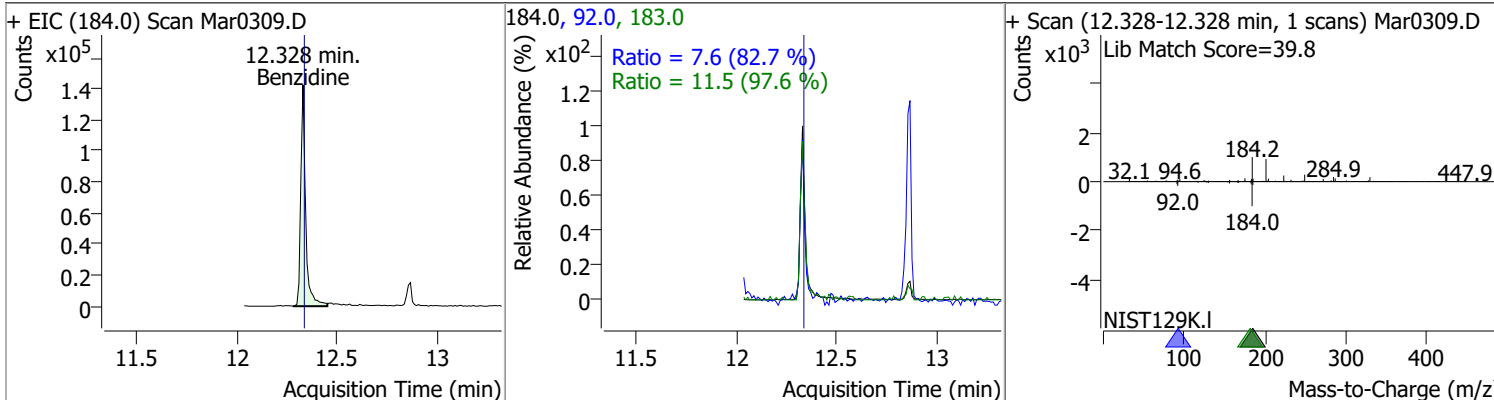


Compound	Conc.	RT	Dev(Min)	Resp.	QIon	QRatio	Lower	Upper
Fluoranthene	93.7886	11.94	0.00	1796568	101.0	13.9	8.9	16.6

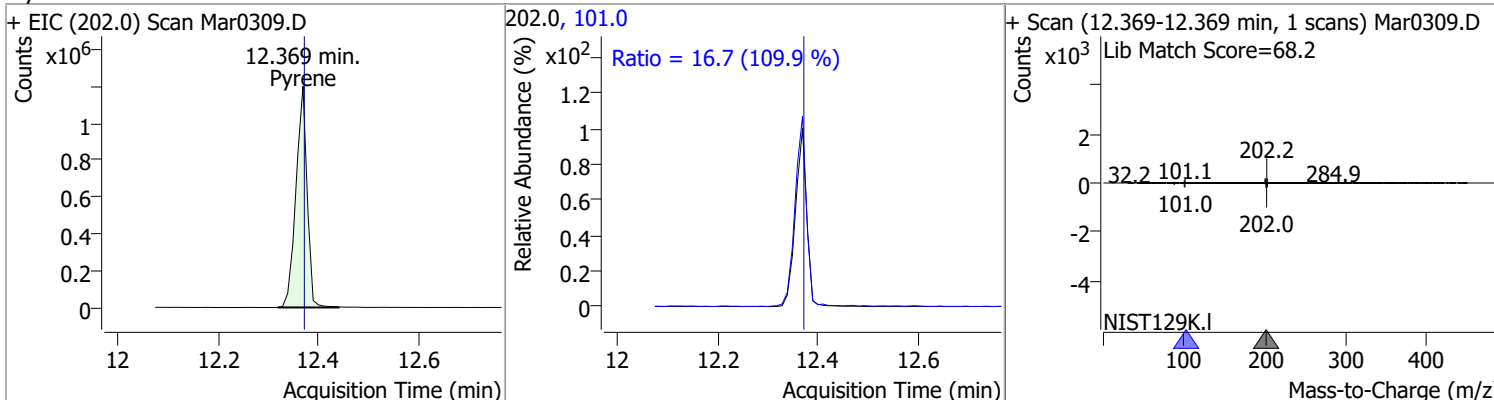


Quantitation Results Report (QT Reviewed)

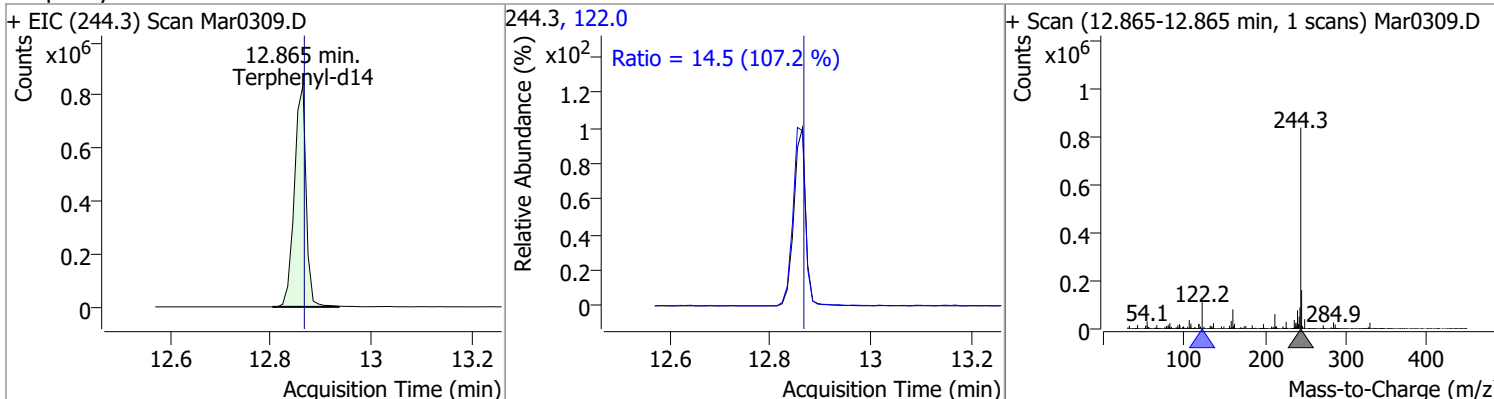
Compound	Conc.	RT	Dev(Min)	Resp.	QIon	QRatio	Lower	Upper
Benzidine	34.3640	12.33	0.00	241143	183.0	11.5	8.2	15.3
					92.0	7.6	6.4	11.9



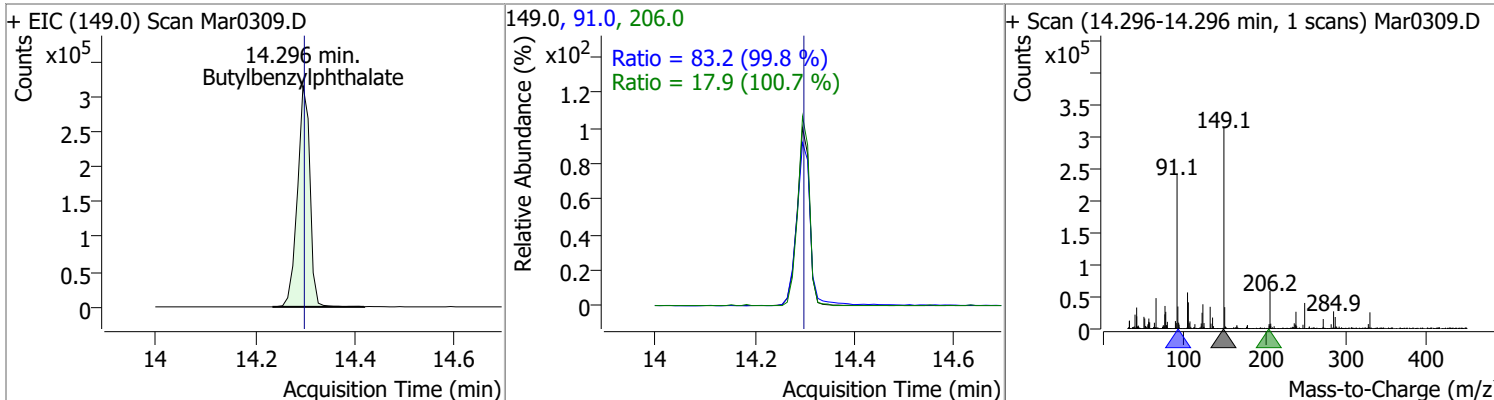
Compound	Conc.	RT	Dev(Min)	Resp.	QIon	QRatio	Lower	Upper
Pyrene	88.5348	12.37	0.00	1846014	101.0	16.7	10.6	19.7
					202.0	16.7	10.6	19.7



Compound	Conc.	RT	Dev(Min)	Resp.	QIon	QRatio	Lower	Upper
Terphenyl-d14	96.6294	12.86	0.00	1357433	122.0	14.5	9.5	17.6
					244.3	14.5	9.5	17.6

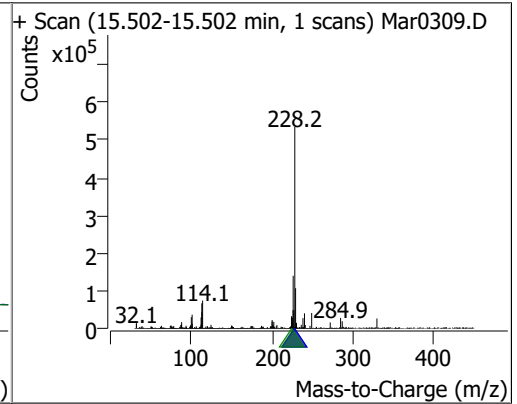
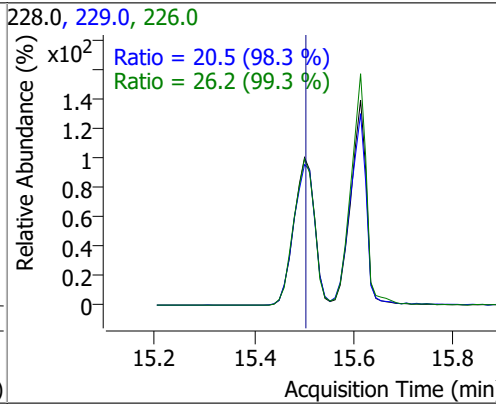
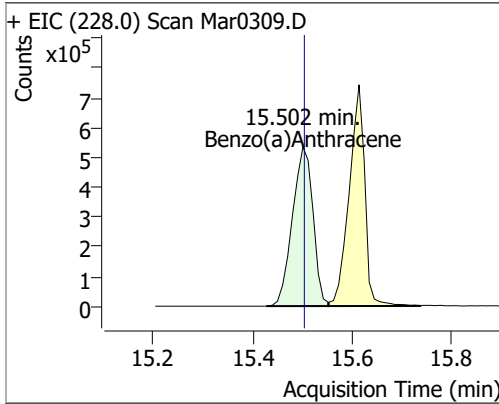


Compound	Conc.	RT	Dev(Min)	Resp.	QIon	QRatio	Lower	Upper
Butylbenzylphthalate	92.1857	14.30	0.00	546091	91.0	83.2	58.3	108.4
					206.0	17.9	12.4	23.1
					149.0	83.2	58.3	108.4

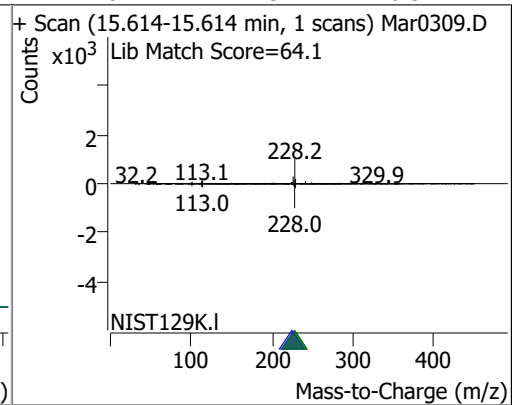
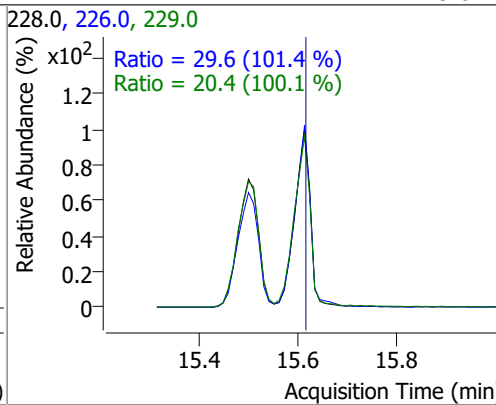
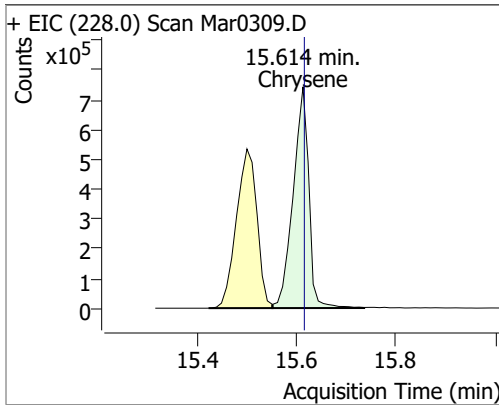


Quantitation Results Report (QT Reviewed)

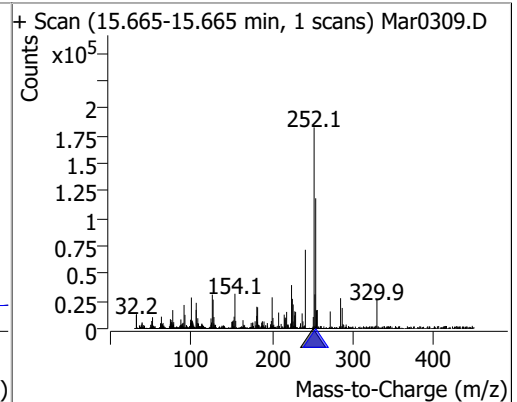
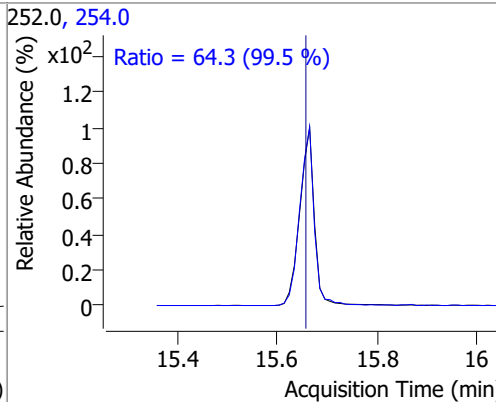
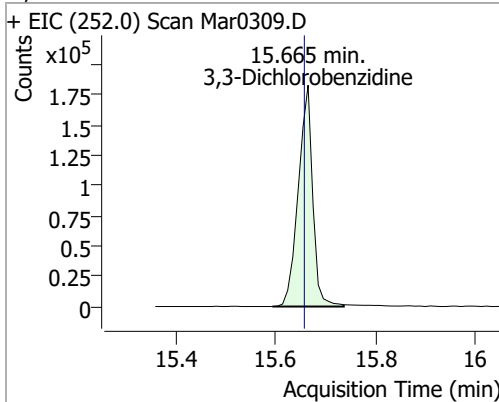
Compound	Conc.	RT	Dev(Min)	Resp.	QIon	QRatio	Lower	Upper
Benzo(a)Anthracene	101.3562	15.50	0.00	1527383	226.0	26.2	18.5	34.3
					229.0	20.5	14.6	27.2



Compound	Conc.	RT	Dev(Min)	Resp.	QIon	QRatio	Lower	Upper
Chrysene	96.7950	15.61	0.00	1620108	226.0	29.6	20.4	37.9
					229.0	20.4	14.3	26.5

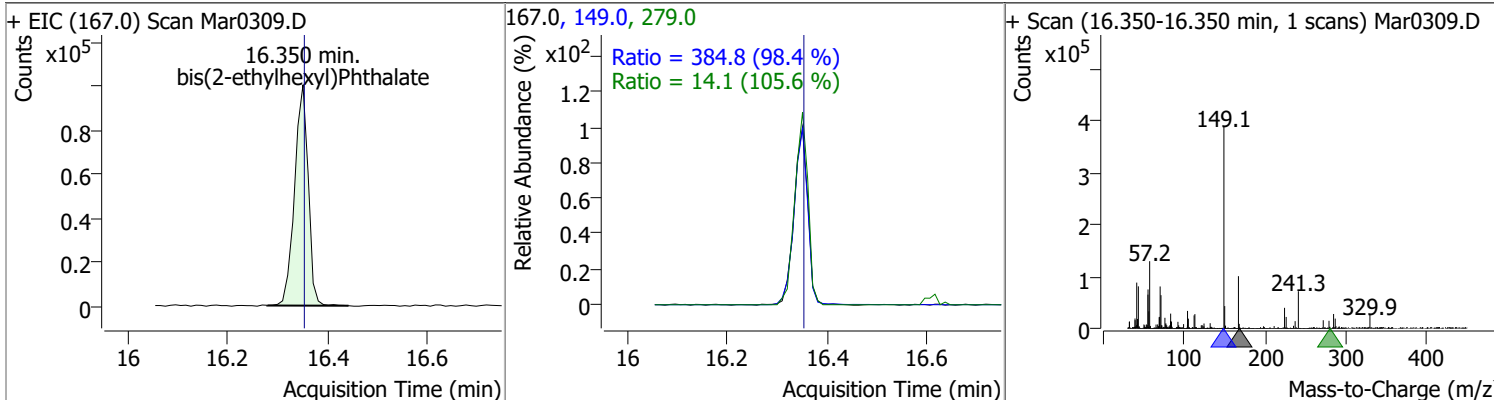


Compound	Conc.	RT	Dev(Min)	Resp.	QIon	QRatio	Lower	Upper
3,3-Dichlorobenzidine	69.8003	15.67	0.01	366185	254.0	64.3	45.2	83.9

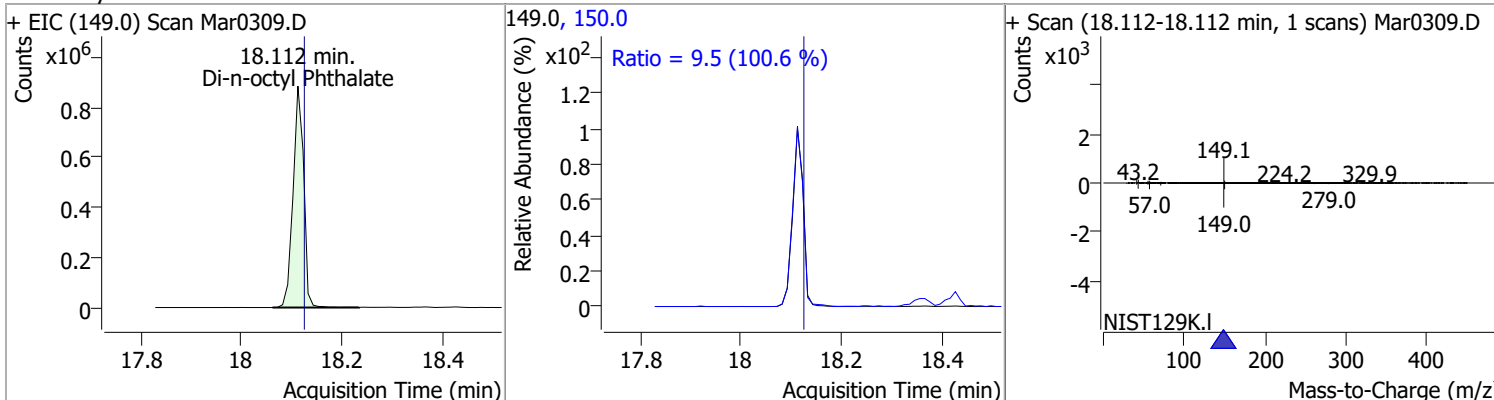


Quantitation Results Report (QT Reviewed)

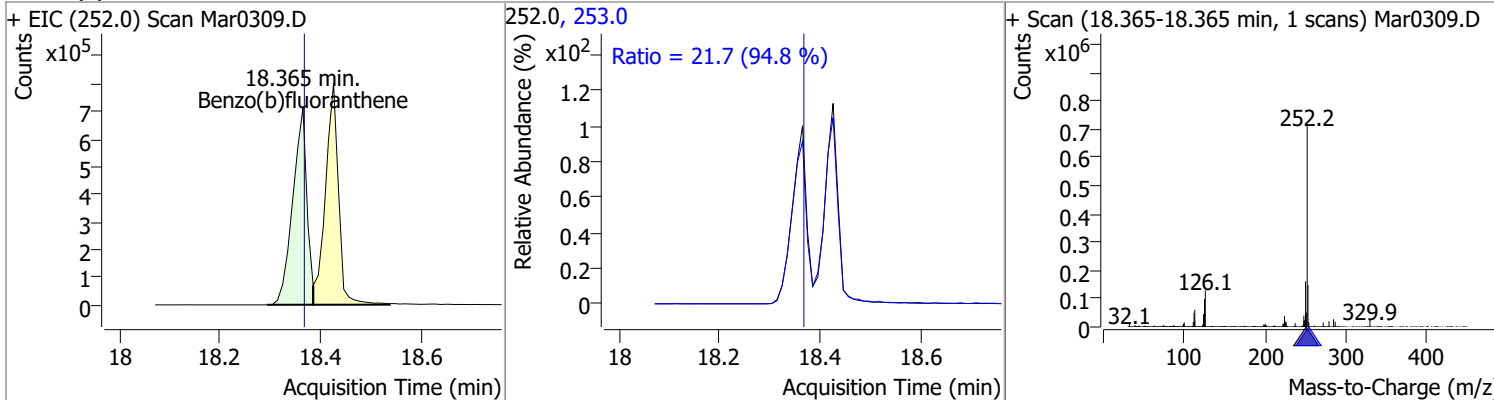
Compound	Conc.	RT	Dev(Min)	Resp.	QIon	QRatio	Lower	Upper
bis(2-ethylhexyl)Phthalate	93.0483	16.35	0.00	190642	149.0	384.8	273.7	508.3
					279.0	14.1	9.4	17.4



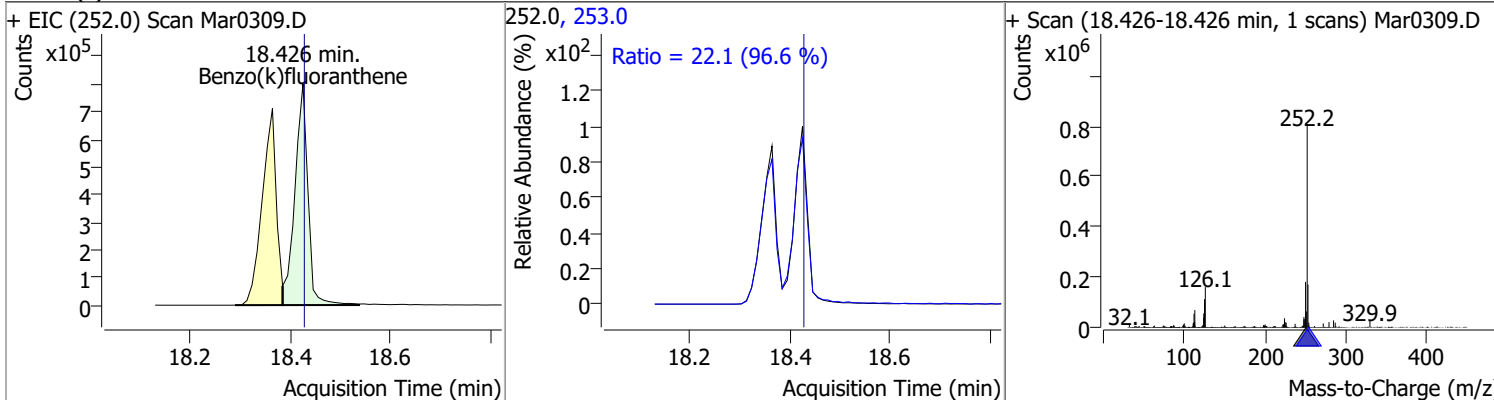
Compound	Conc.	RT	Dev(Min)	Resp.	QIon	QRatio	Lower	Upper
Di-n-octyl Phthalate	78.5846	18.11	-0.01	1294917	150.0	9.5	6.6	12.3



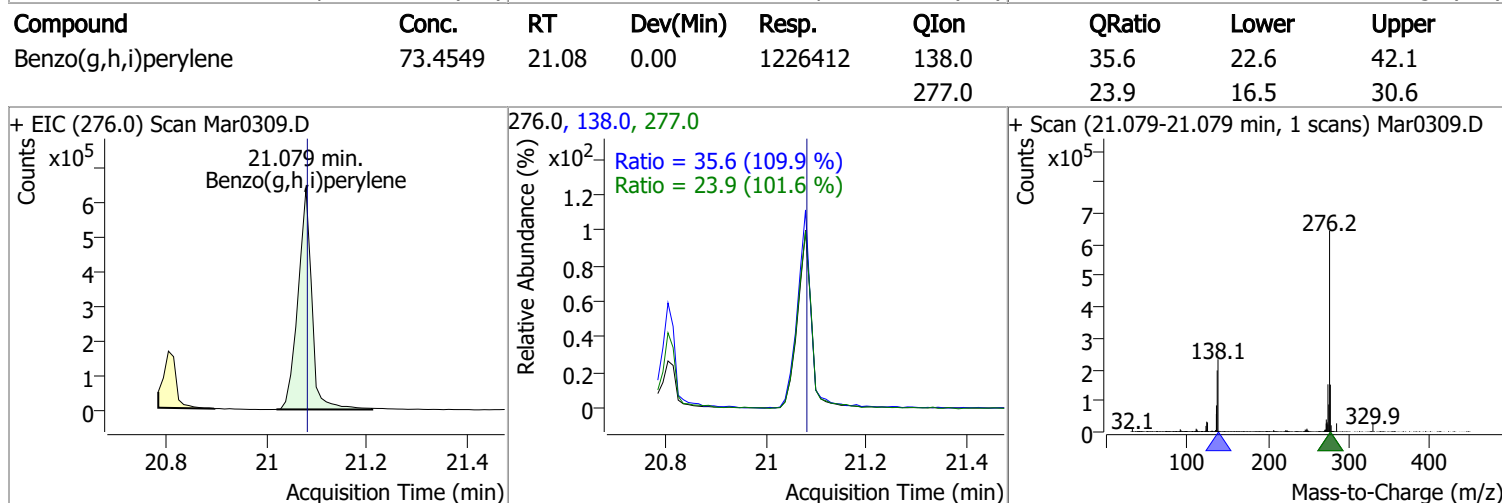
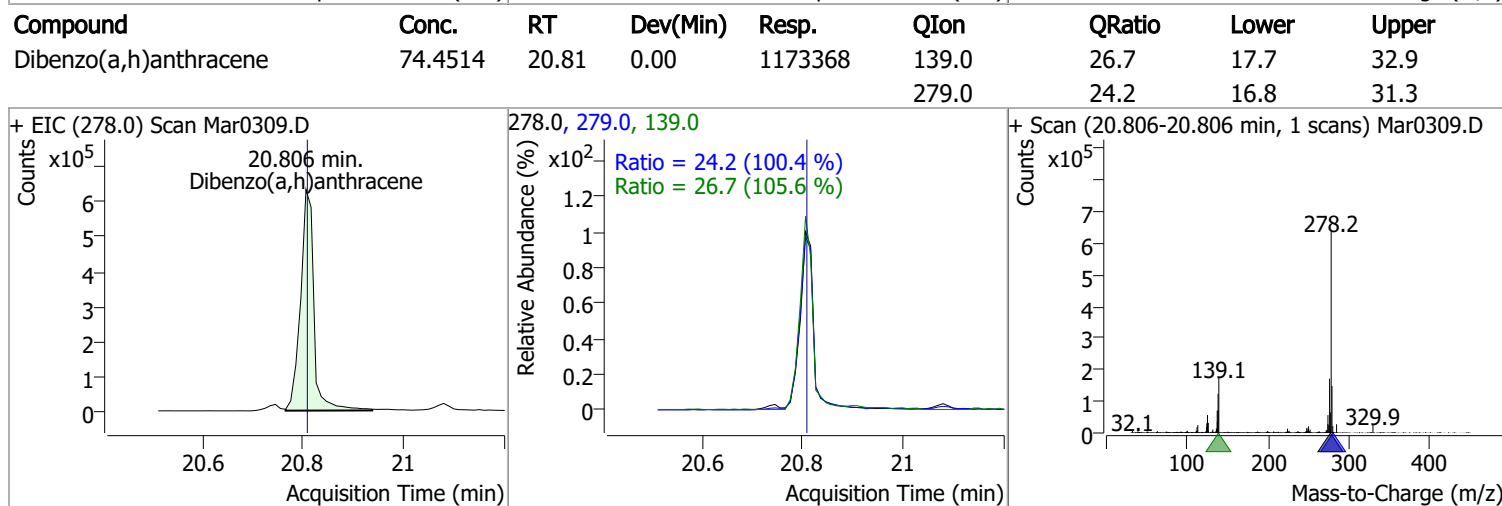
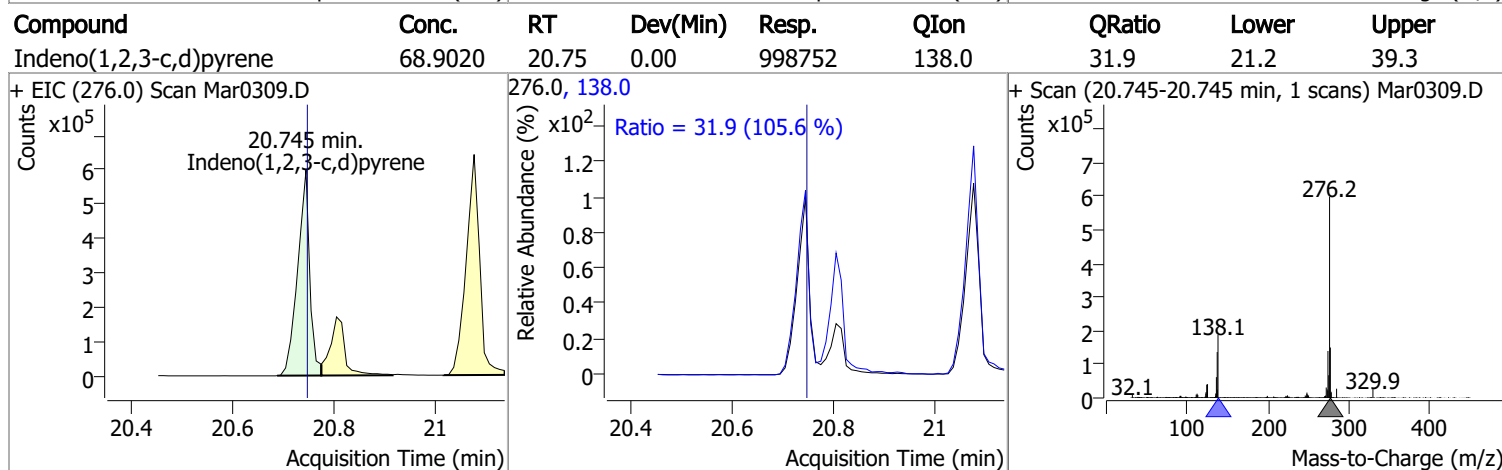
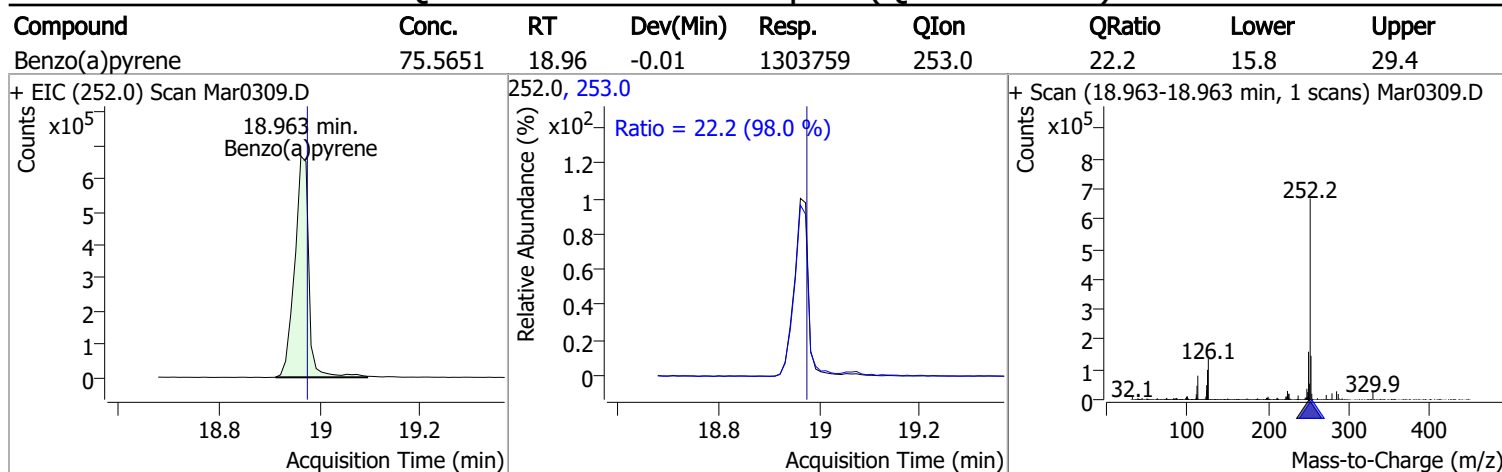
Compound	Conc.	RT	Dev(Min)	Resp.	QIon	QRatio	Lower	Upper
Benzo(b)fluoranthene	75.6895	18.37	0.00	1380613	253.0	21.7	16.0	29.7



Compound	Conc.	RT	Dev(Min)	Resp.	QIon	QRatio	Lower	Upper
Benzo(k)fluoranthene	75.4629	18.43	0.00	1446317	253.0	22.1	16.0	29.7



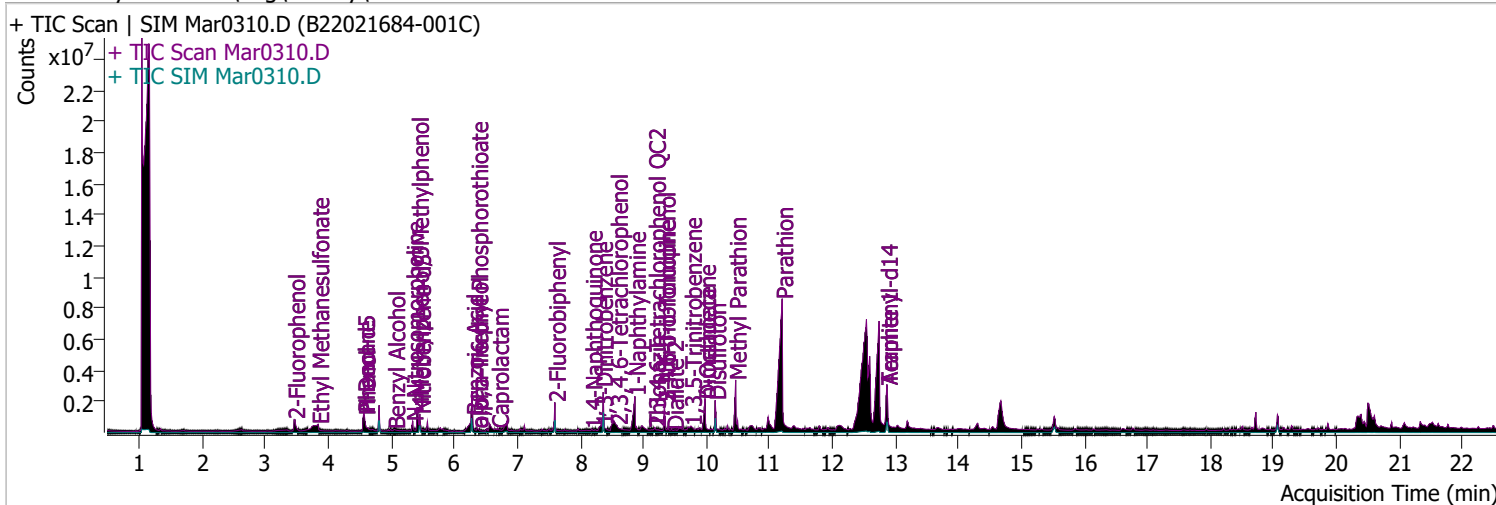
Quantitation Results Report (QT Reviewed)



Quantitation Results Report (QT Reviewed)

Data File Mar0310.D
 Acq. Method BNA+SIM.M
 Sample Name B22021684-001C
 Vial 10
 DA Method File
 Tune File dftppdsm.u
 Batch Name 030322 DoD BNA.batch.bin
 Ref Library D:\Org\Library\NIST129K.I

Operator LIMS import
 Acq. Date-Time 3/3/2022 9:20:12 PM
 Instrument Instrument #1
 Multiplier 1.00
 Comment SVOC-8270-W-LARGO
 Tune Date 2/18/2022 9:25:00 PM
 Last Calib Update 3/4/2022 9:18:32 AM



Compound	RT	QIon	Resp.	Conc.	Units	Dev(Min)
----------	----	------	-------	-------	-------	----------

Internal Standards

System Monitoring Compounds

S 2-Fluorophenol	3.459	112.0	513024	74.8779	µg/L	-0.072
Spiked Amount: 200.000	Range: 10.0 - 75.0%			Recovery = 37.44%		
S Phenol-d5	4.562	99.0	662246	75.0497	µg/L	0.010
Spiked Amount: 200.000	Range: 10.0 - 65.0%			Recovery = 37.52%		
S Nitrobenzene-d5	5.451	82.0	245630	50.5876	µg/L	-0.021
Spiked Amount: 100.000	Range: 32.0 - 94.0%			Recovery = 50.59%		
S 2-Fluorobiphenyl	7.594	172.0	406579	30.6138	µg/L	0.000
Spiked Amount: 100.000	Range: 28.0 - 107.0%			Recovery = 30.61%		
S 2,4,6-Tribromophenol	9.335	329.8	131066	116.1861	µg/L	0.010
Spiked Amount: 200.000	Range: 25.0 - 140.0%			Recovery = 58.09%		
S Terphenyl-d14	12.865	244.3	1108369	85.2102	µg/L	0.000
Spiked Amount: 100.000	Range: 32.0 - 122.0%			Recovery = 85.21%		

Target Compounds

Compound	RT	QIon	Resp.	Conc.	Units	#	md	QValue
T N-Nitrosodimethylamine	1.713	74.0	0		µg/L		md	1
T Pyridine	0.000		0	N.D.				
T Aniline	0.000		0	N.D.				
T Phenol	4.572	94.0	193901	20.6060	µg/L	#		71
T bis(-2-Chloroethyl)Ether	4.572	63.0	0		µg/L		md	1
T 2-Chlorophenol	0.000		0	N.D.				
T 1,3-Dichlorobenzene	0.000		0	N.D.				
T 1,4-Dichlorobenzene	0.000		0	N.D.				
T 1,2-Dichlorobenzene	0.000		0	N.D.				
T Benzyl Alcohol	5.042	108.0	51802	15.8193	µg/L			90
T bis(2-chloroisopropyl)Ether	0.000		0	N.D.				
T 2-Methylphenol	5.042	107.0	0		µg/L		md	1
T N-nitroso-Di-n-propylamine	5.451	70.0	0		µg/L		md	1
T Hexachloroethane	0.000		0	N.D.				
T 4Methylphenol/3Methylphenol	5.420	107.0	675570	72.5050	µg/L			100

Quantitation Results Report (QT Reviewed)

Compound	RT	QIon	Resp.	Conc.	Units	Dev(Min)
T Nitrobenzene	5.338	123.1	0		µg/L md	1
T Isophorone	0.000		0	N.D.		
T 2-Nitrophenol	0.000		0	N.D.		
T 2,4-Dimethylphenol	5.818	122.0	0		µg/L md	1
T bis(-2-Chloroethoxy)Methane	6.362	93.0	0		µg/L md	1
T 2,4-Dichlorophenol	0.000		0	N.D.		
T Benzoic Acid	6.290	105.0	512727	150.1927	µg/L	94
T 1,2,4-Trichlorobenzene	0.000		0	N.D.		
T Naphthalene	0.000		0	N.D.		
T 4-Chlorophenol	0.000		0	N.D.		
T p-Chloroaniline	0.000		0	N.D.		
T Hexachlorobutadiene	0.000		0	N.D.		
T 4-Chloro-2-Methylphenol	0.000		0	N.D.		
T 4-Chloro-3-Methylphenol	0.000		0	N.D.		
T 2-Methylnaphthalene	0.000		0	N.D.		
T 1-Methylnaphthalene	0.000		0	N.D.		
T Hexachlorocyclopentadiene	0.000		0	N.D.		
T 2,4,6-Trichlorophenol	0.000		0	N.D.		
T 2,4,5-Trichlorophenol	0.000		0	N.D.		
T 2-Chloronaphthalene	0.000		0	N.D.		
T 2-Nitroaniline	8.210	65.0	0		µg/L md	1
T Dimethyl Phthalate	8.364	163.0	0		µg/L md	1
T 2,6-Dinitrotoluene	8.364	165.0	0		µg/L md	1
T Acenaphthylene	0.000		0	N.D.		
T 3-Nitroaniline	0.000		0	N.D.		
T Acenaphthene	0.000		0	N.D.		
T 2,4-Dinitrophenol	8.527	184.0	0		µg/L md	1
T Dibenzofuran	0.000		0	N.D.		
T 2,4-Dinitrotoluene	8.558	165.0	0		µg/L md	1
T 4-Nitrophenol	8.865	109.0	0		µg/L md	1
T Diethylphthalate	0.000		0	N.D.		
T Fluorene	0.000		0	N.D.		
T 4-Chlorophenyl-phenylether	0.000		0	N.D.		
T 4-Nitroaniline	8.865	138.0	0		µg/L md	1
T 4,6-Dinitro-2-methylphenol	0.000		0	N.D.		
T N-nitrosodiphenylamine	0.000		0	N.D.		
T Azobenzene	0.000		0	N.D.		
T 4-Bromophenyl-phenylether	0.000		0	N.D.		
T Hexachlorobenzene	0.000		0	N.D.		
T Pentachlorophenol	0.000		0	N.D.		
T Phenanthrene	0.000		0	N.D.		
T Anthracene	0.000		0	N.D.		
T Triallate	0.000		0	N.D.		
T Carbazole	0.000		0	N.D.		
T o-Terphenyl	0.000		0	N.D.		
T Di-n-Butylphthalate	0.000		0	N.D.		
T Fluoranthene	0.000		0	N.D.		
T Benzidine	12.865	184.0	0		µg/L md	1
T Pyrene	0.000		0	N.D.		
T Butylbenzylphthalate	0.000		0	N.D.		
T Benzo(a)Anthracene	0.000		0	N.D.		
T Chrysene	0.000		0	N.D.		
T 3,3-Dichlorobenzidine	0.000		0	N.D.		
T bis(2-ethylhexyl)Phthalate	0.000		0	N.D.		
T Di-n-octyl Phthalate	0.000		0	N.D.		

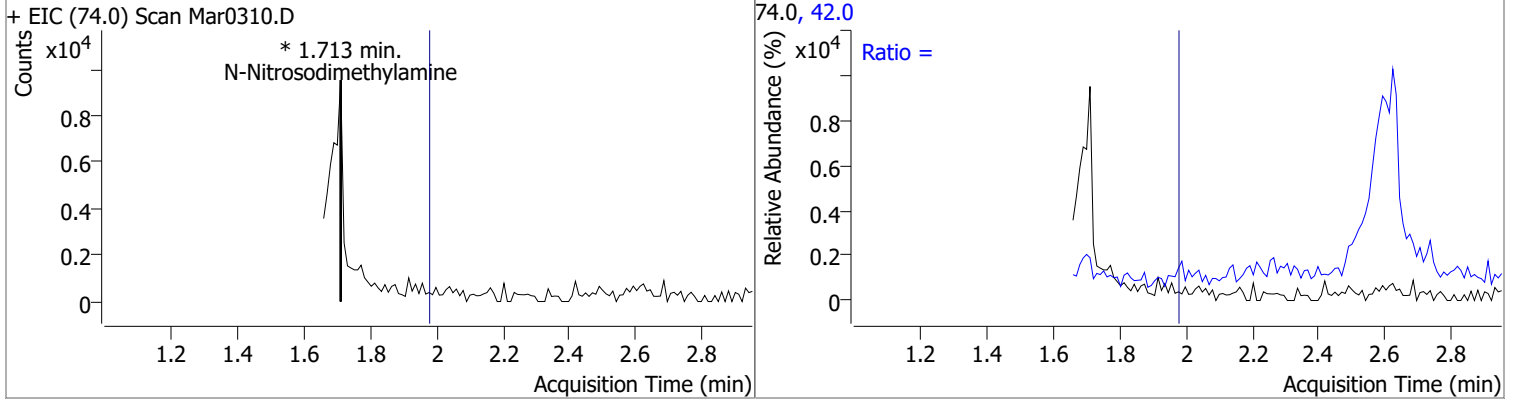
Quantitation Results Report (QT Reviewed)

Compound	RT	QIon	Resp.	Conc.	Units	Dev(Min)
T Benzo(b)fluoranthene	0.000		0	N.D.		
T Benzo(k)fluoranthene	0.000		0	N.D.		
T Benzo(a)pyrene	0.000		0	N.D.		
T Indeno(1,2,3-c,d)pyrene	0.000		0	N.D.		
T Dibenzo(a,h)anthracene	0.000		0	N.D.		
T Benzo(g,h,i)perylene	0.000		0	N.D.		

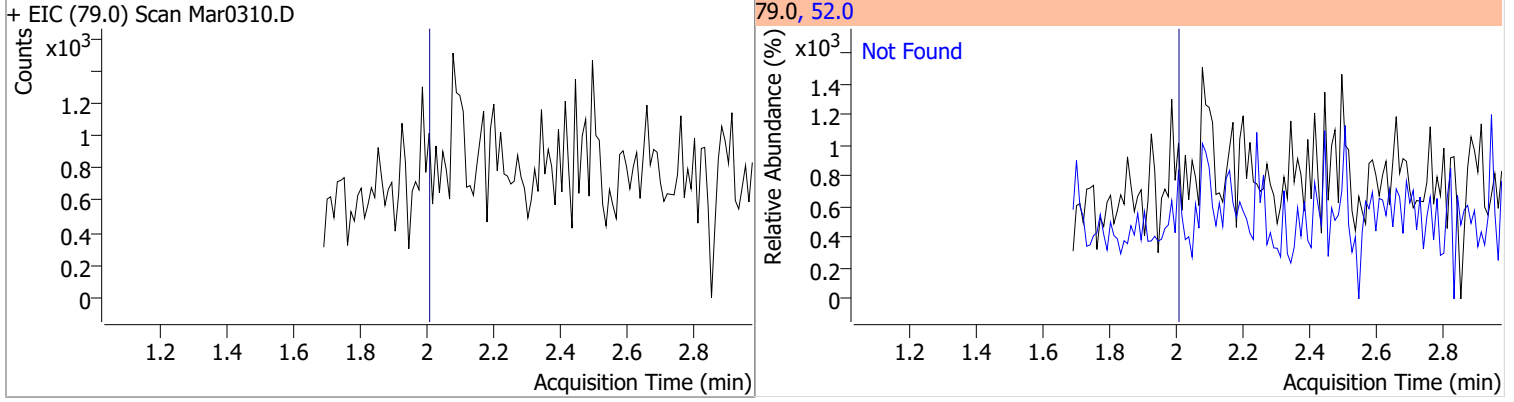
(#) = Qualifier Out of Range; (m) = Manual Integration; (+) = Area Summed; (*) = Surrogate Percent Recovery Out of Range; (d): Zeroed Peak

Quantitation Results Report (QT Reviewed)

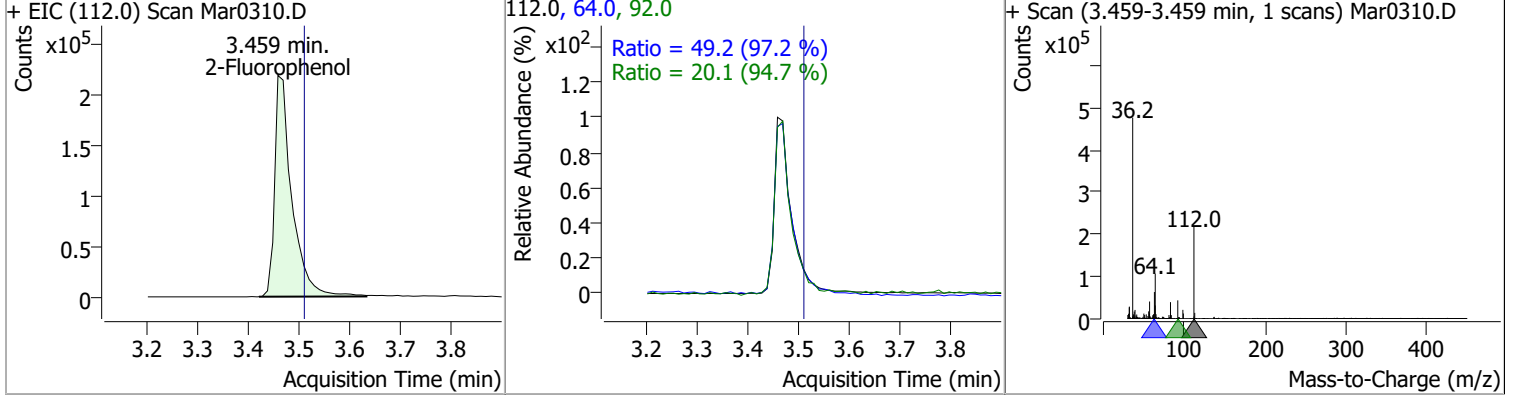
Compound	Conc.	RT	Dev(Min)	Resp.	QIon	QRatio	Lower	Upper
N-Nitrosodimethylamine		0		0	42.0		78.4	145.6



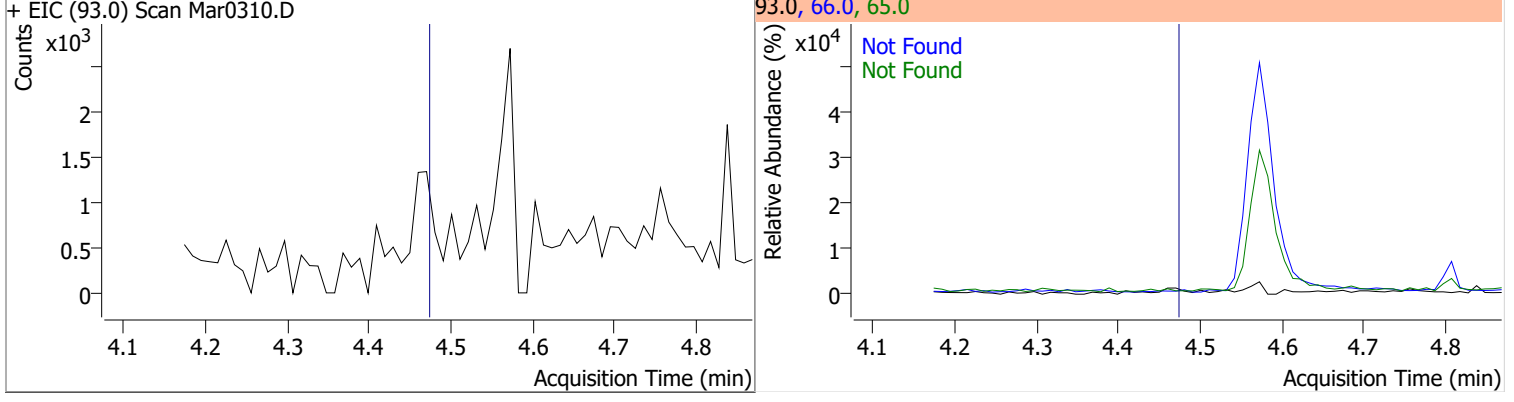
Compound	Conc.	Exp RT	QIon	Exp Ratio
Pyridine	N.D.	2.02	52.0	80.7



Compound	Conc.	RT	Dev(Min)	Resp.	QIon	QRatio	Lower	Upper
2-Fluorophenol	74.8779	3.46	-0.07	513024	64.0	49.2	35.5	65.9
					92.0	20.1	14.8	27.5

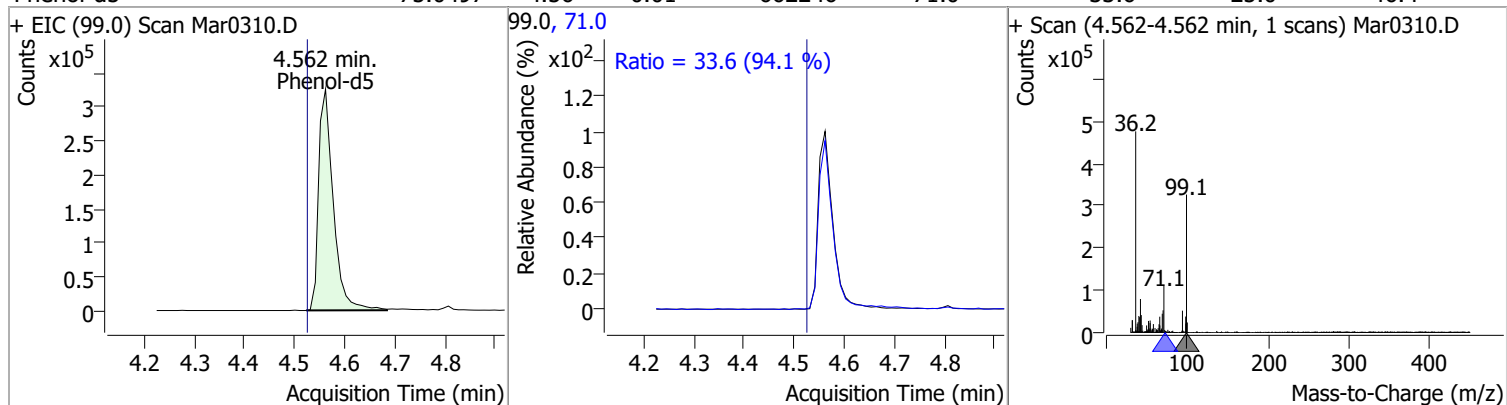


Compound	Conc.	Exp RT	QIon	Exp Ratio	QIon	Exp Ratio
Aniline	N.D.	4.50	66.0	35.4	65.0	18.8

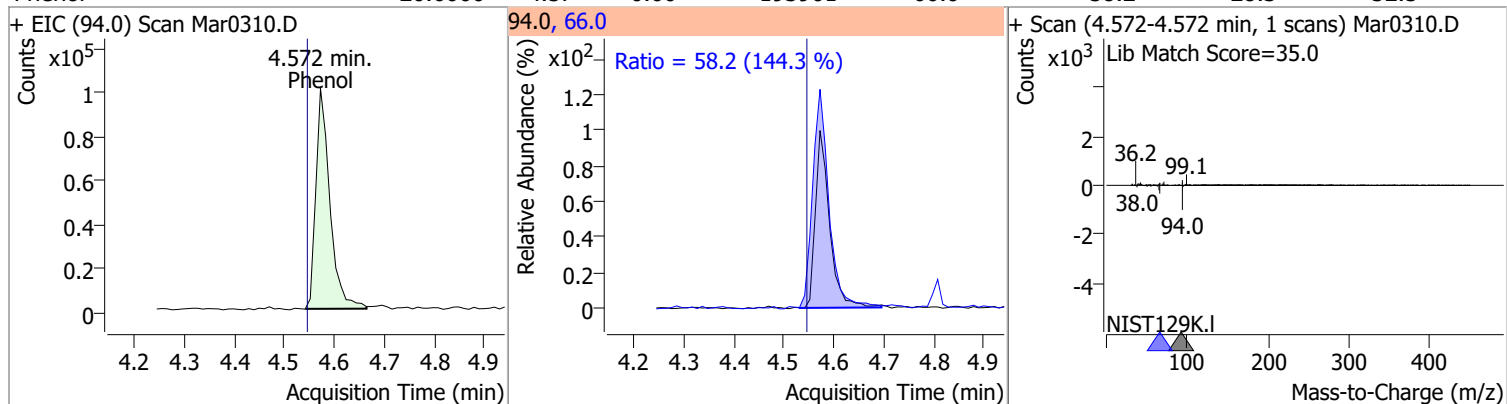


Quantitation Results Report (QT Reviewed)

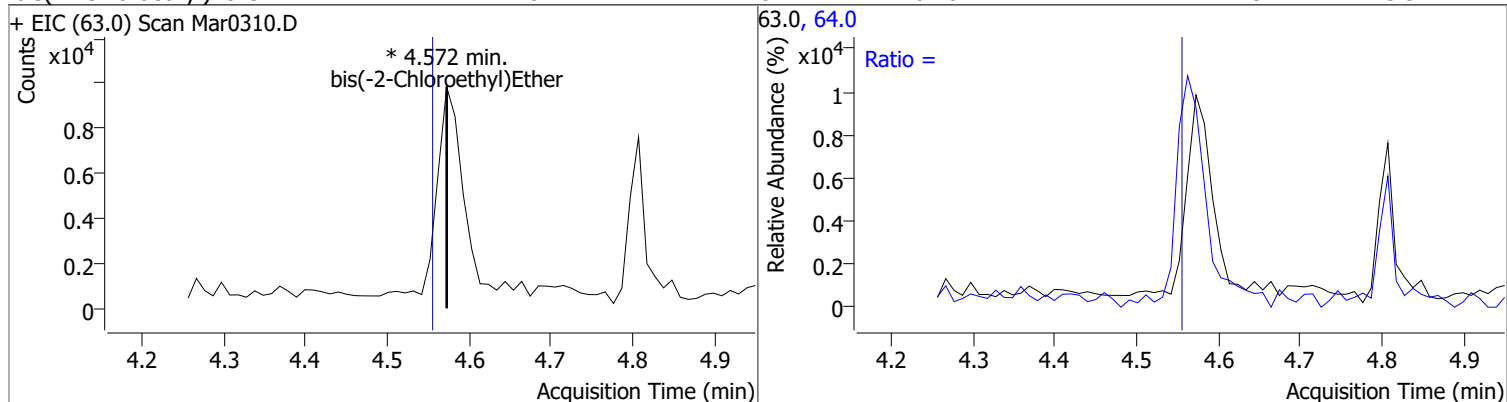
Compound	Conc.	RT	Dev(Min)	Resp.	QIon	QRatio	Lower	Upper
Phenol-d5	75.0497	4.56	0.01	662246	71.0	33.6	25.0	46.4



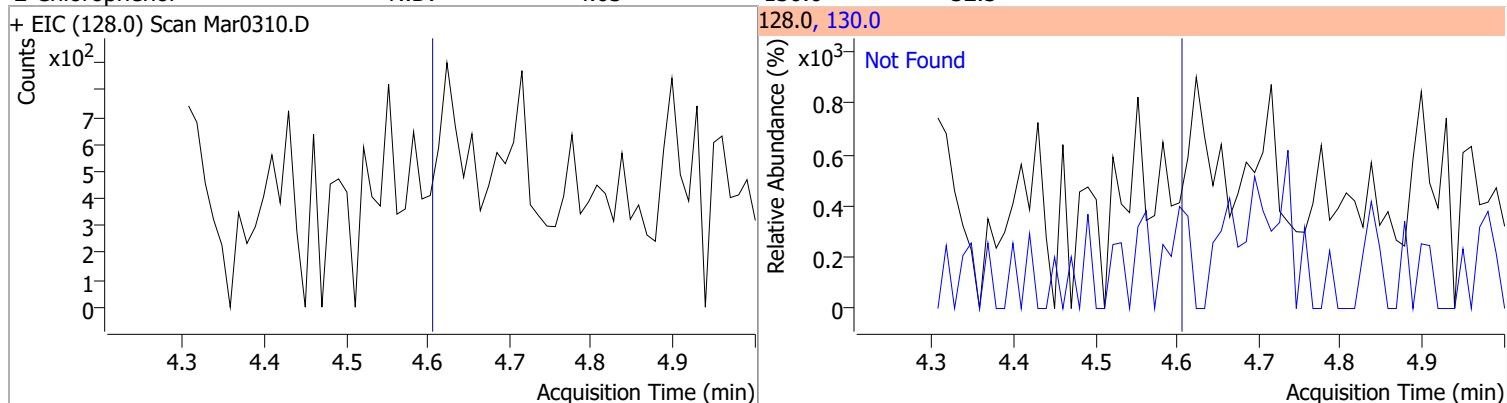
Compound	Conc.	RT	Dev(Min)	Resp.	QIon	QRatio	Lower	Upper
Phenol	20.6060	4.57	0.00	193901	66.0	58.2	28.3	52.5



Compound	Conc.	RT	Dev(Min)	Resp.	QIon	QRatio	Lower	Upper
bis(-2-Chloroethyl)Ether	0	0	0	0	64.0	7.5	7.5	13.9

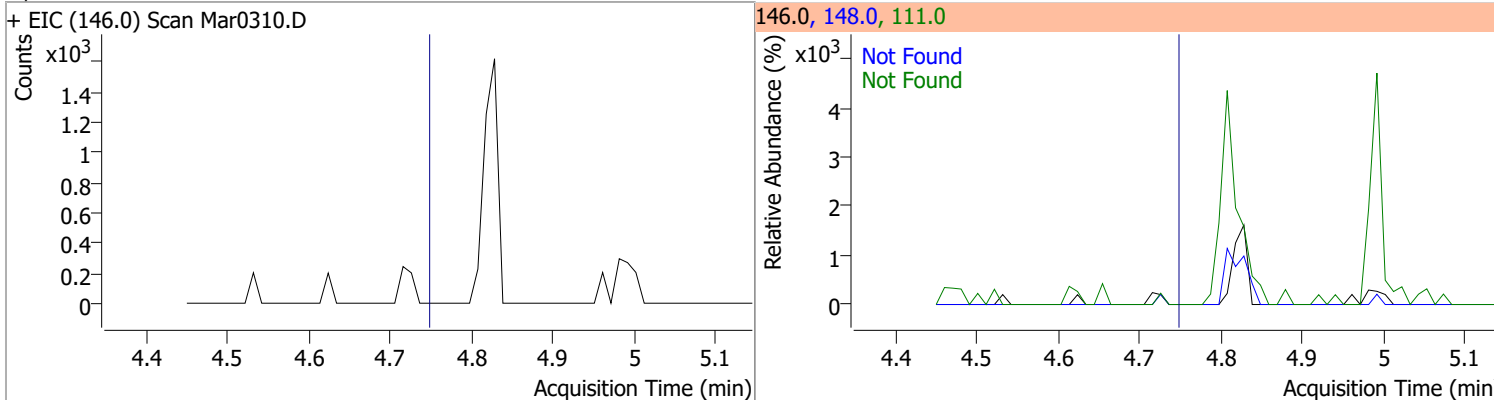


Compound	Conc.	Exp RT	QIon	Exp Ratio
2-Chlorophenol	N.D.	4.63	130.0	32.3

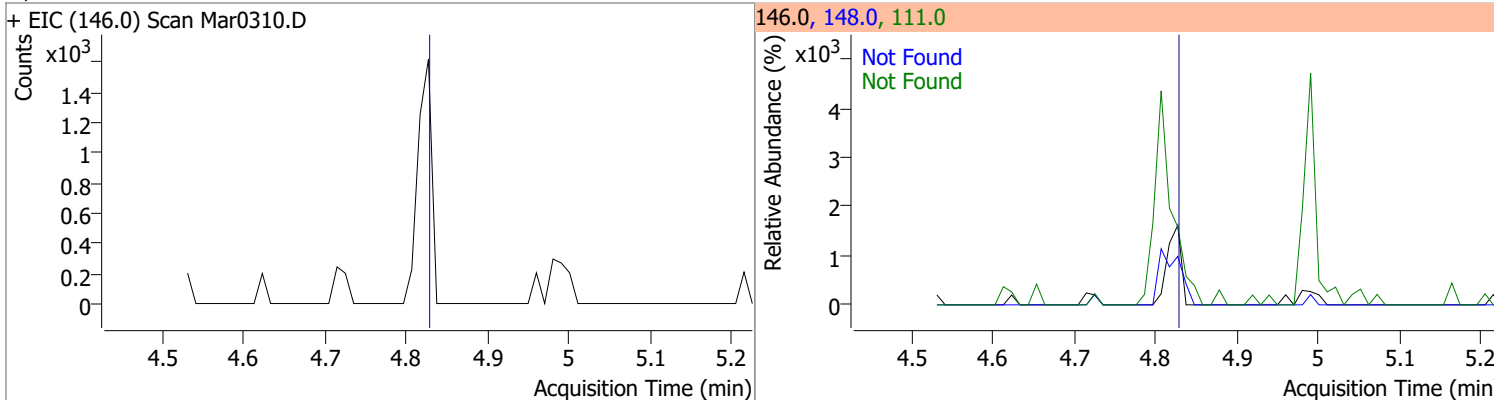


Quantitation Results Report (QT Reviewed)

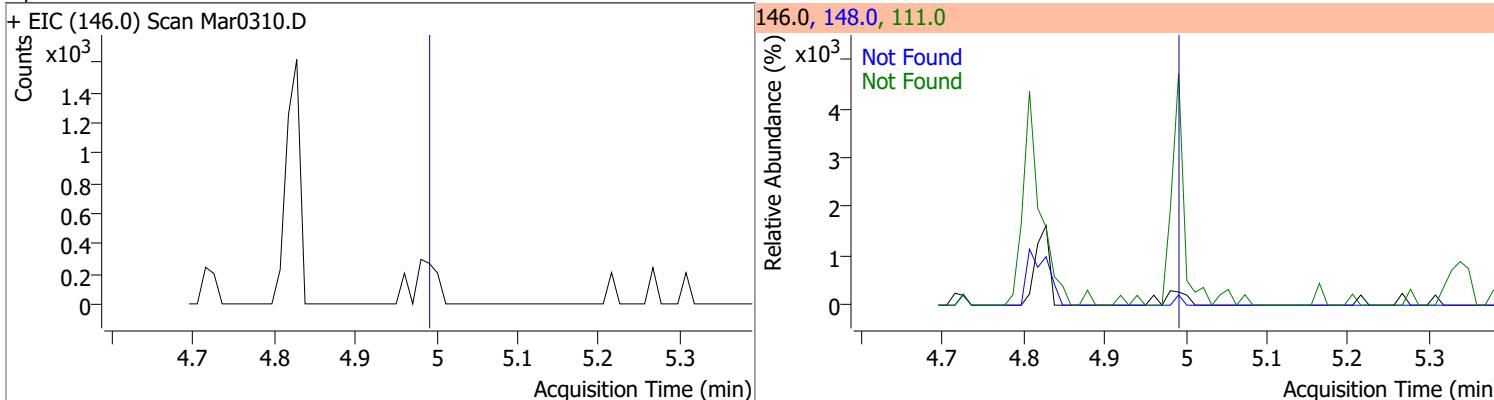
Compound	Conc.	Exp RT	QIon	Exp Ratio	QIon	Exp Ratio
1,3-Dichlorobenzene	N.D.	4.78	148.0	63.7	111.0	35.3



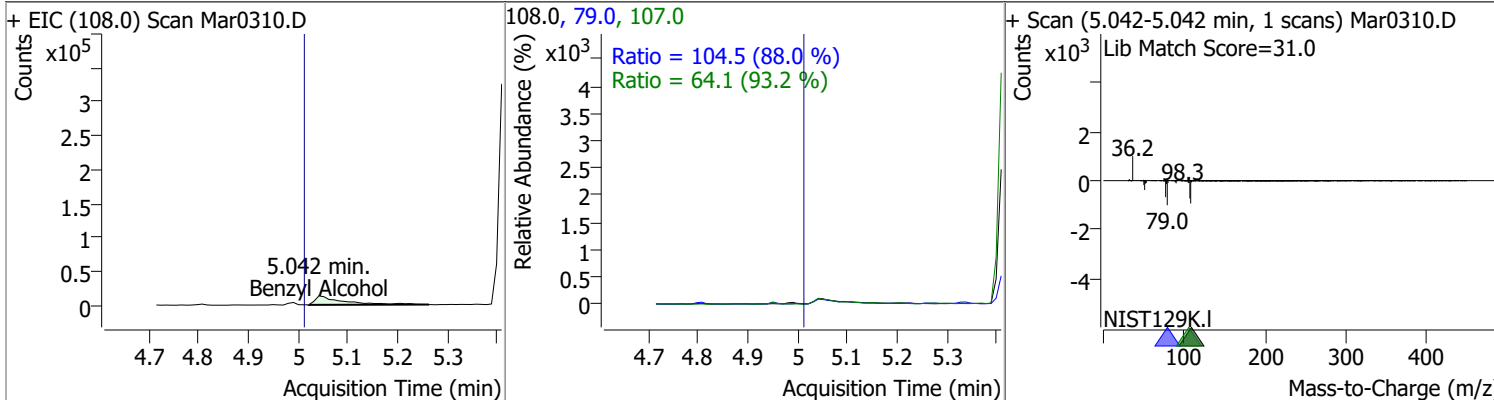
Compound	Conc.	Exp RT	QIon	Exp Ratio	QIon	Exp Ratio
1,4-Dichlorobenzene	N.D.	4.86	148.0	64.4	111.0	35.3



Compound	Conc.	Exp RT	QIon	Exp Ratio	QIon	Exp Ratio
1,2-Dichlorobenzene	N.D.	5.02	148.0	63.7	111.0	37.5

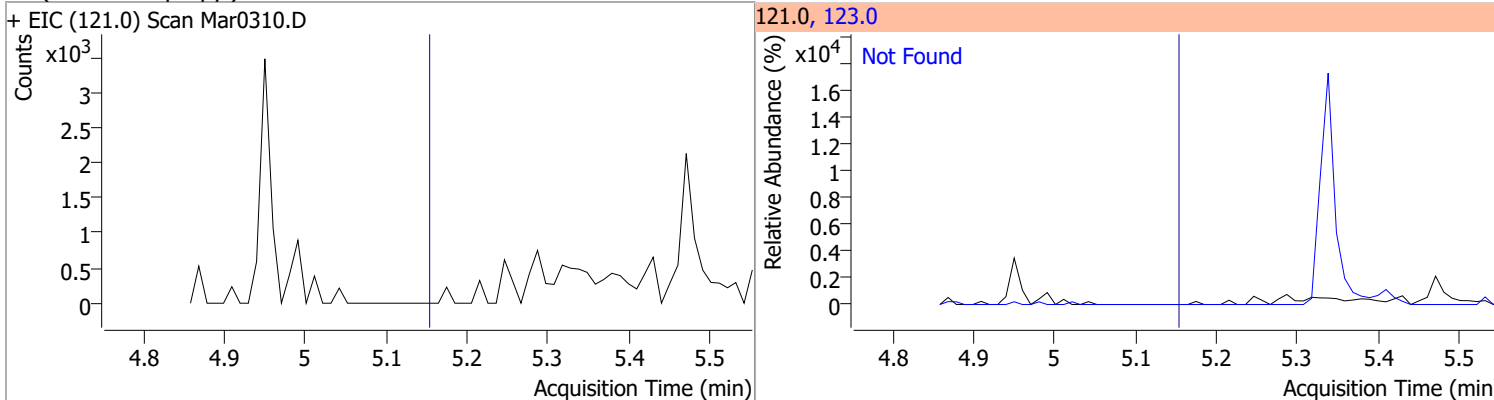


Compound	Conc.	RT	Dev(Min)	Resp.	QIon	QRatio	Lower	Upper
Benzyl Alcohol	15.8193	5.04	0.00	51802	79.0	104.5	83.2	154.5
					107.0	64.1	48.2	89.5

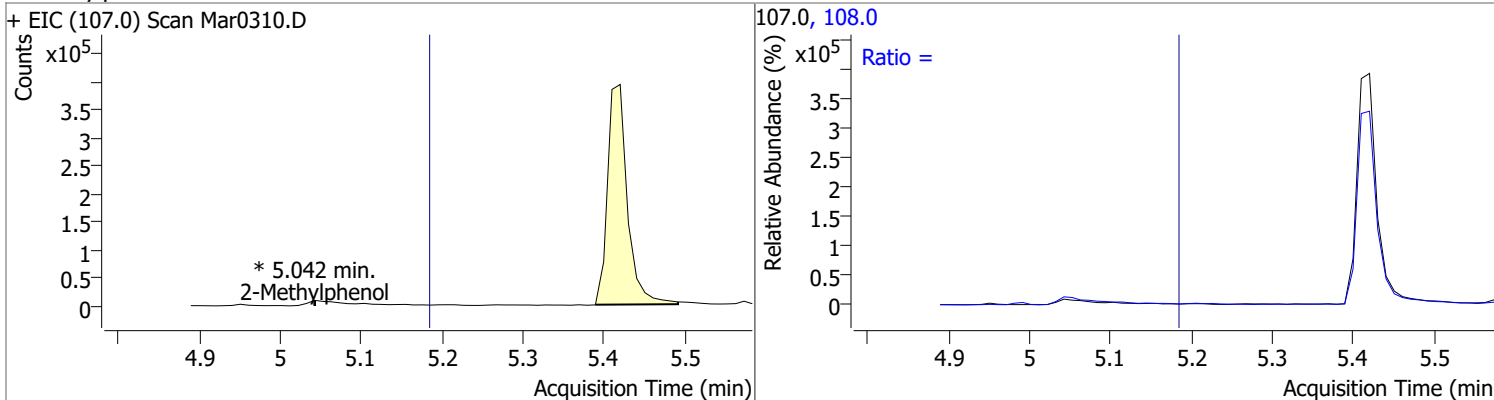


Quantitation Results Report (QT Reviewed)

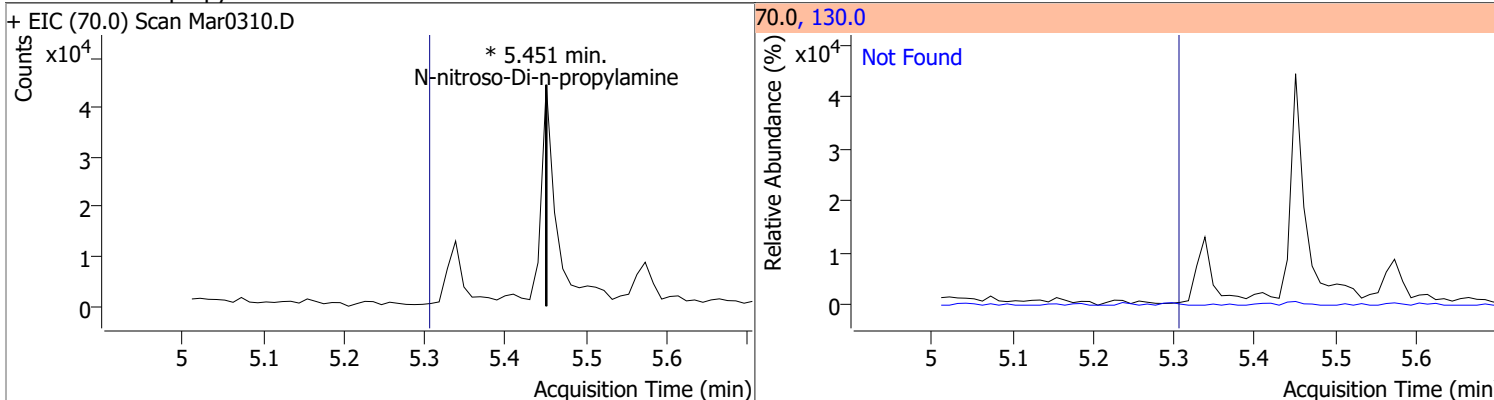
Compound	Conc.	Exp RT	QIon	Exp Ratio
bis(2-chloroisopropyl)Ether	N.D.	5.19	123.0	31.6



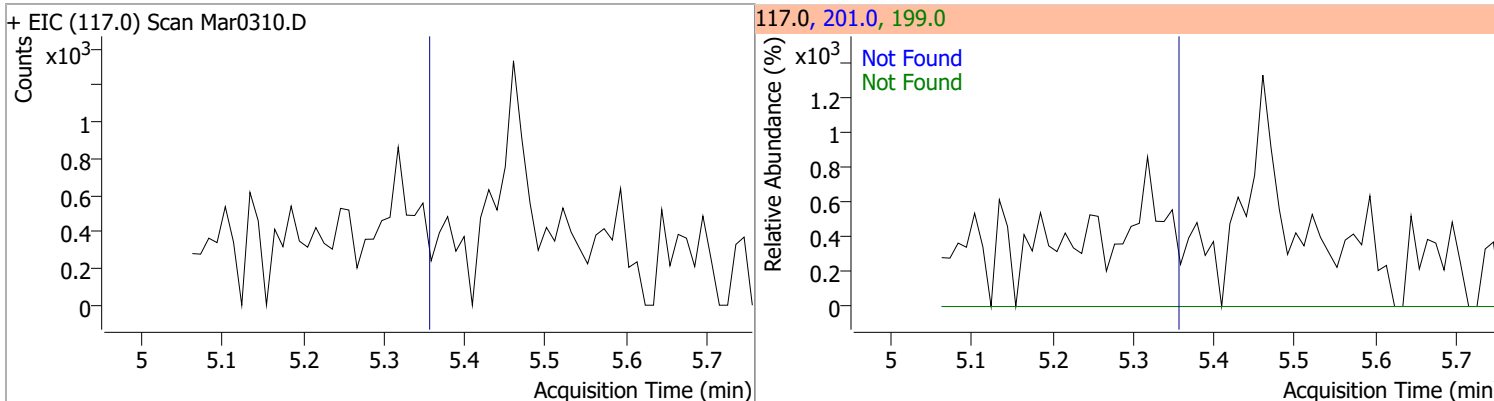
Compound	Conc.	RT	Dev(Min)	Resp.	QIon	QRatio	Lower	Upper
2-Methylphenol		0		0	108.0		82.2	152.6



Compound	Conc.	RT	Dev(Min)	Resp.	QIon	QRatio	Lower	Upper
N-nitroso-Di-n-propylamine		0		0	130.0		0.0	34.0

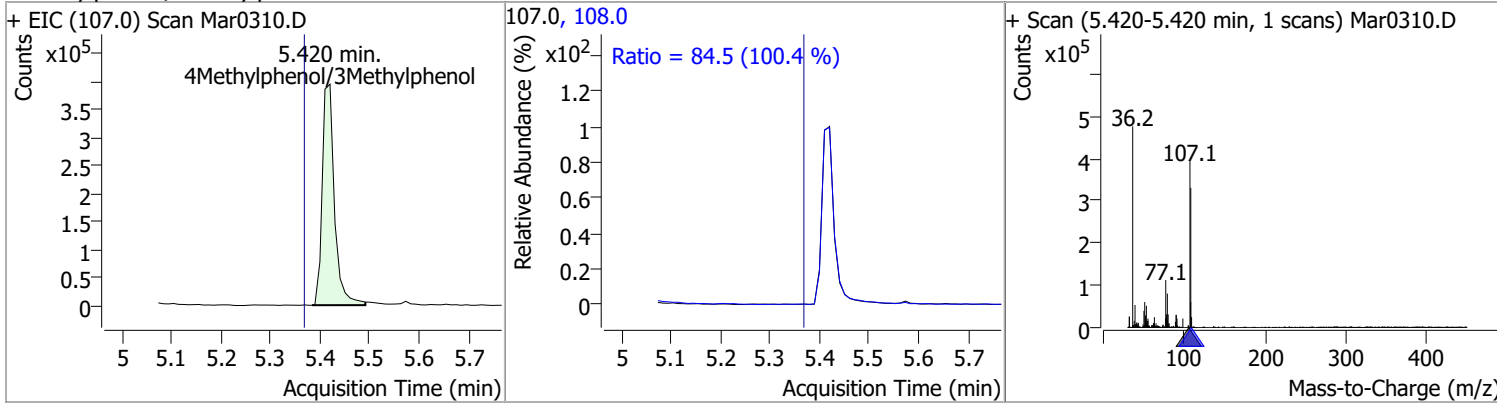


Compound	Conc.	Exp RT	QIon	Exp Ratio	QIon	Exp Ratio
Hexachloroethane	N.D.	5.39	201.0	89.1	199.0	59.3

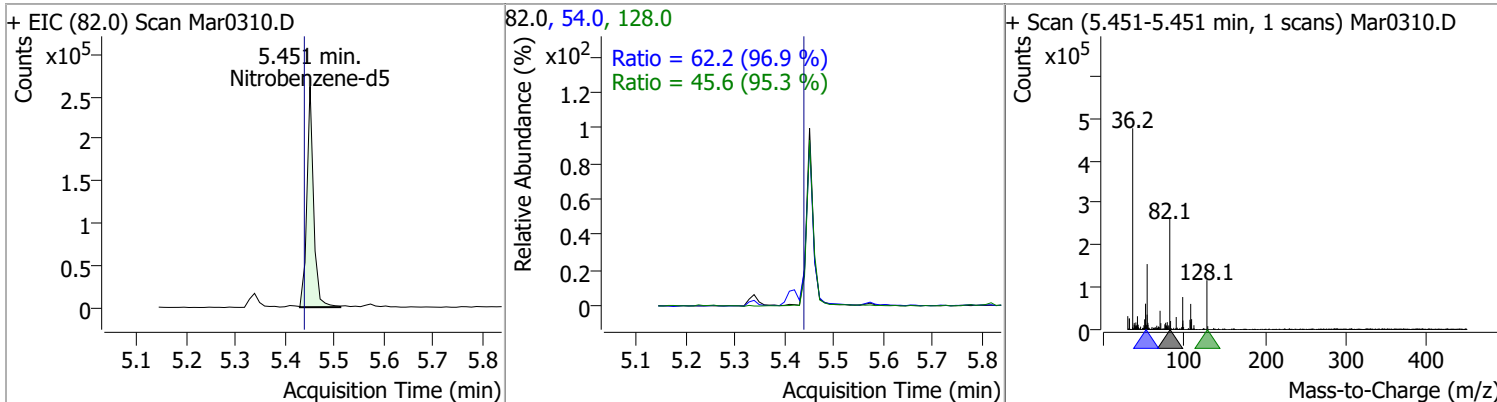


Quantitation Results Report (QT Reviewed)

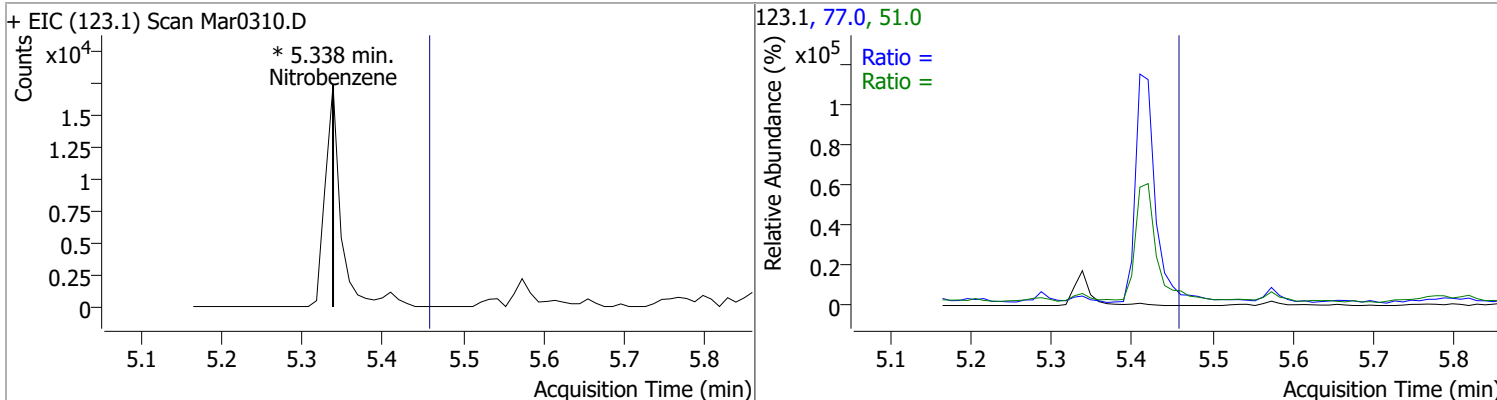
Compound	Conc.	RT	Dev(Min)	Resp.	QIon	QRatio	Lower	Upper
4Methylphenol/3Methylphenol	72.5050	5.42	0.02	675570	108.0	84.5	59.0	109.5



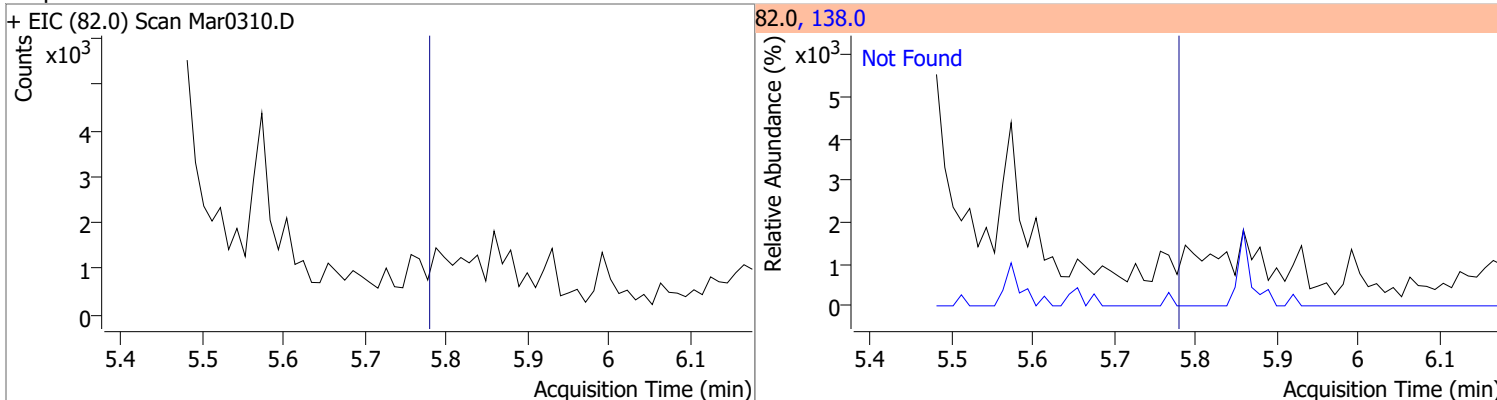
Compound	Conc.	RT	Dev(Min)	Resp.	QIon	QRatio	Lower	Upper
Nitrobenzene-d5	50.5876	5.45	-0.02	245630	54.0	62.2	44.9	83.4
					128.0	45.6	33.4	62.1



Compound	Conc.	RT	Dev(Min)	Resp.	QIon	QRatio	Lower	Upper
Nitrobenzene		0		0	77.0		146.7	272.5
					51.0		89.2	165.7

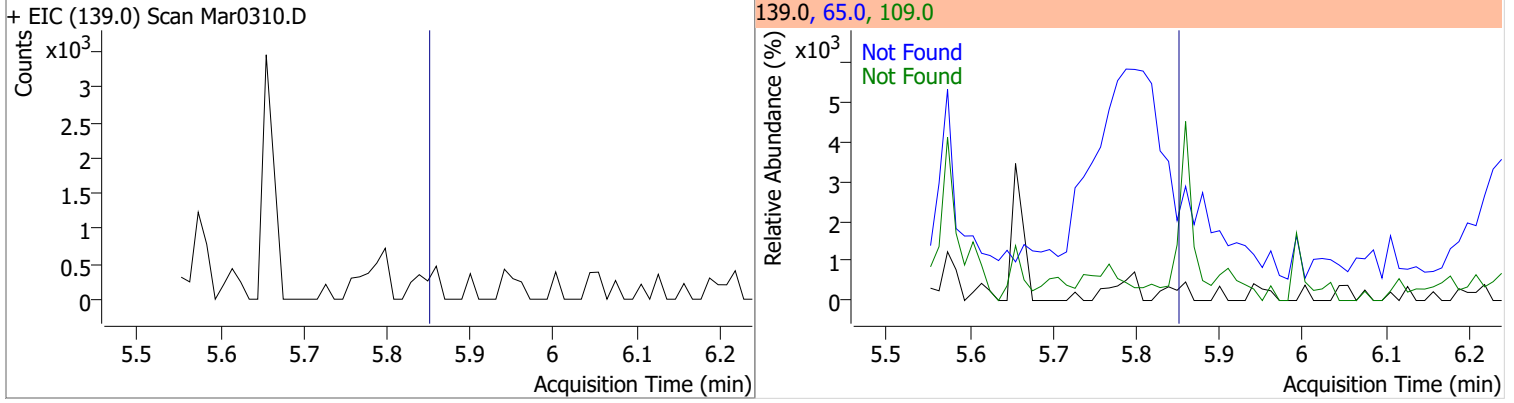


Compound	Conc.	Exp RT	QIon	Exp Ratio
Isophorone	N.D.	5.79	138.0	20.3

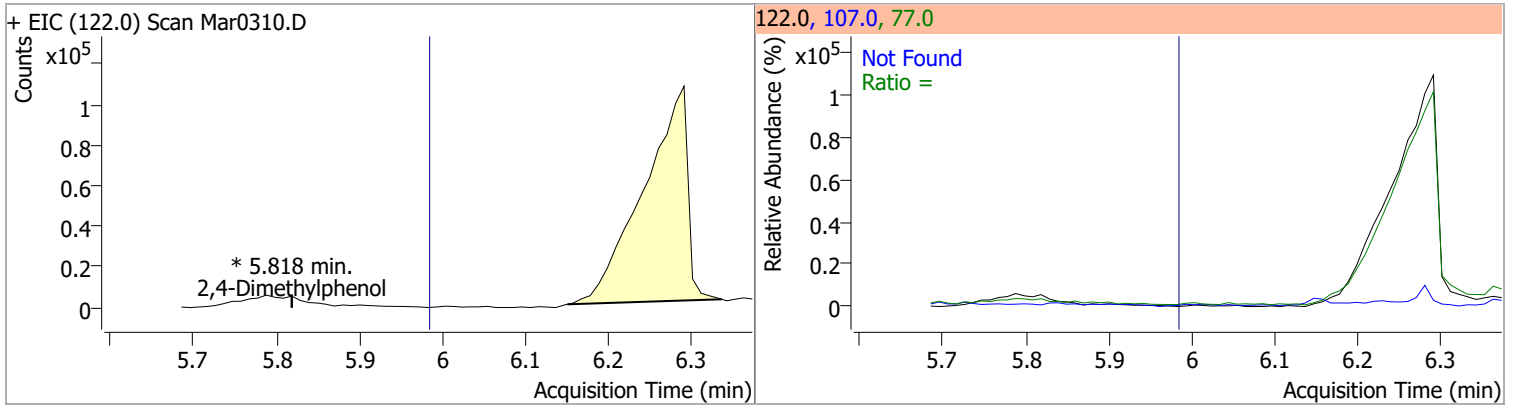


Quantitation Results Report (QT Reviewed)

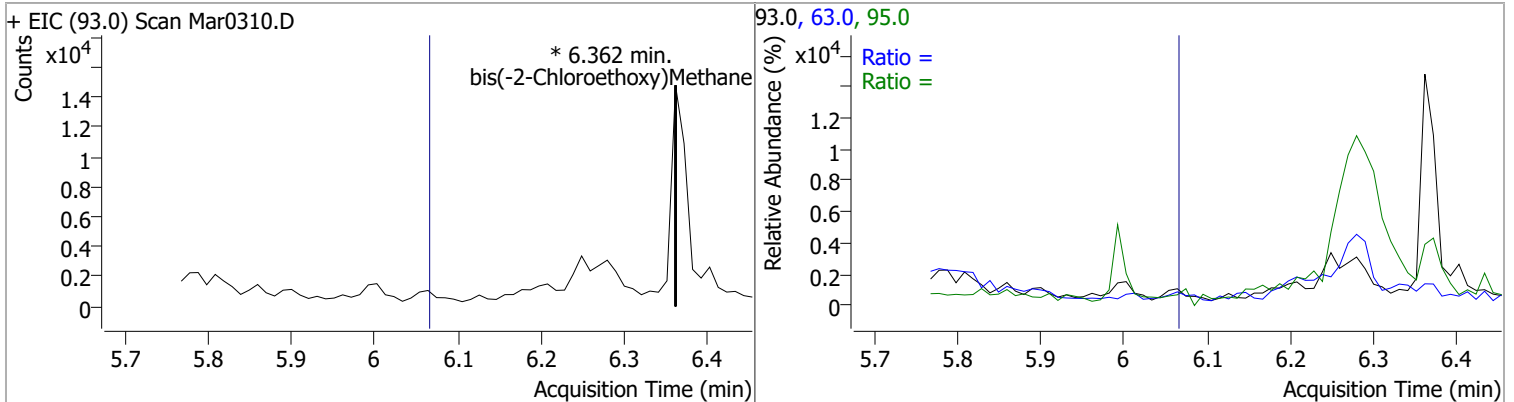
Compound	Conc.	Exp RT	QIon	Exp Ratio	QIon	Exp Ratio
2-Nitrophenol	N.D.	5.86	65.0	51.3	109.0	35.7



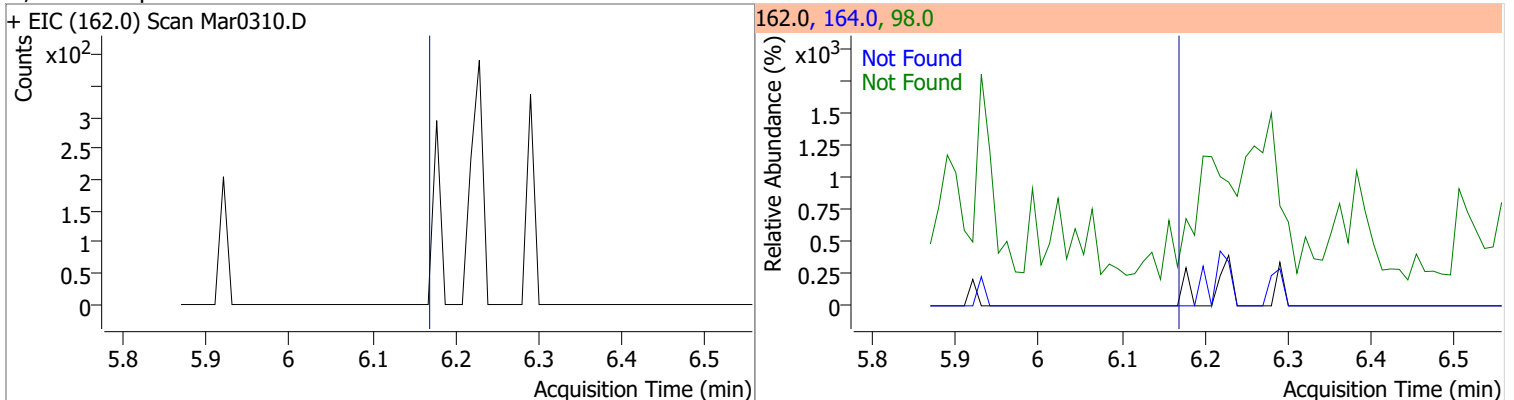
Compound	Conc.	RT	Dev(Min)	Resp.	QIon	QRatio	Lower	Upper
2,4-Dimethylphenol		0		0	107.0		77.8	144.4
					77.0		21.2	39.3



Compound	Conc.	RT	Dev(Min)	Resp.	QIon	QRatio	Lower	Upper
bis(-2-Chloroethoxy)Methane		0		0	63.0		49.1	91.2
					95.0		22.3	41.4

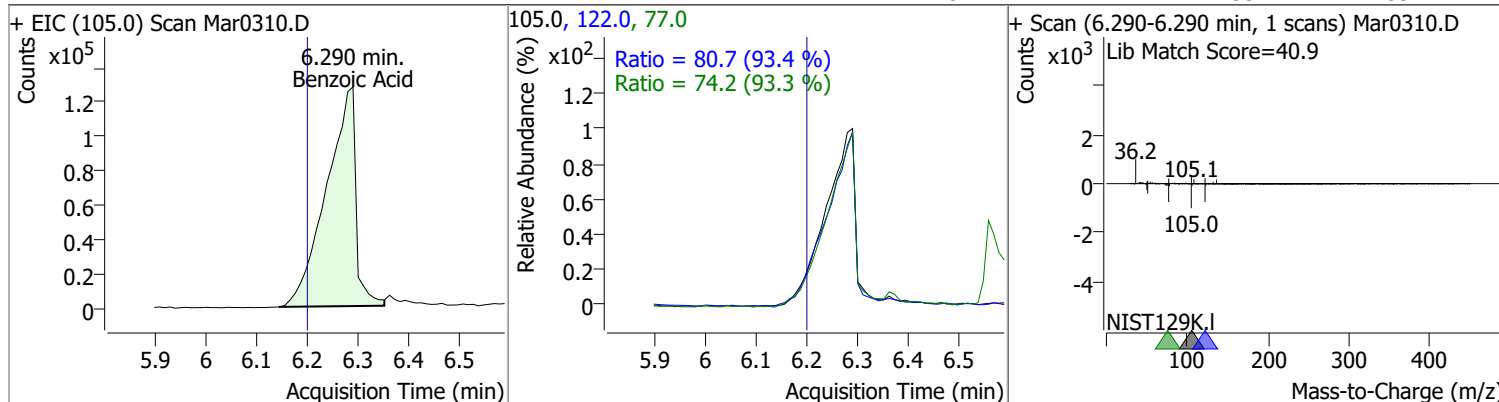


Compound	Conc.	Exp RT	QIon	Exp Ratio	QIon	Exp Ratio
2,4-Dichlorophenol	N.D.	6.18	164.0	66.1	98.0	34.4

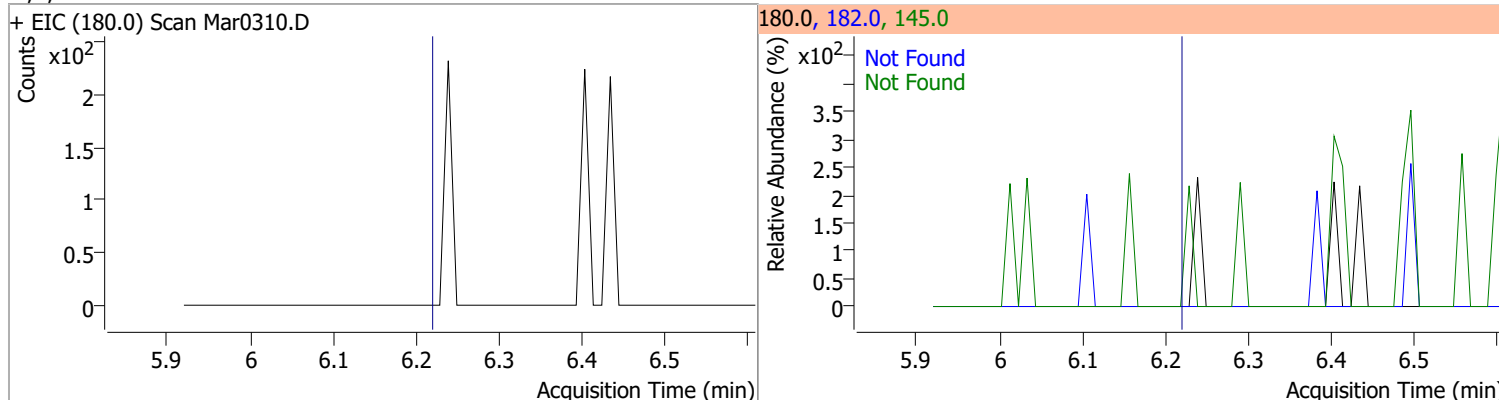


Quantitation Results Report (QT Reviewed)

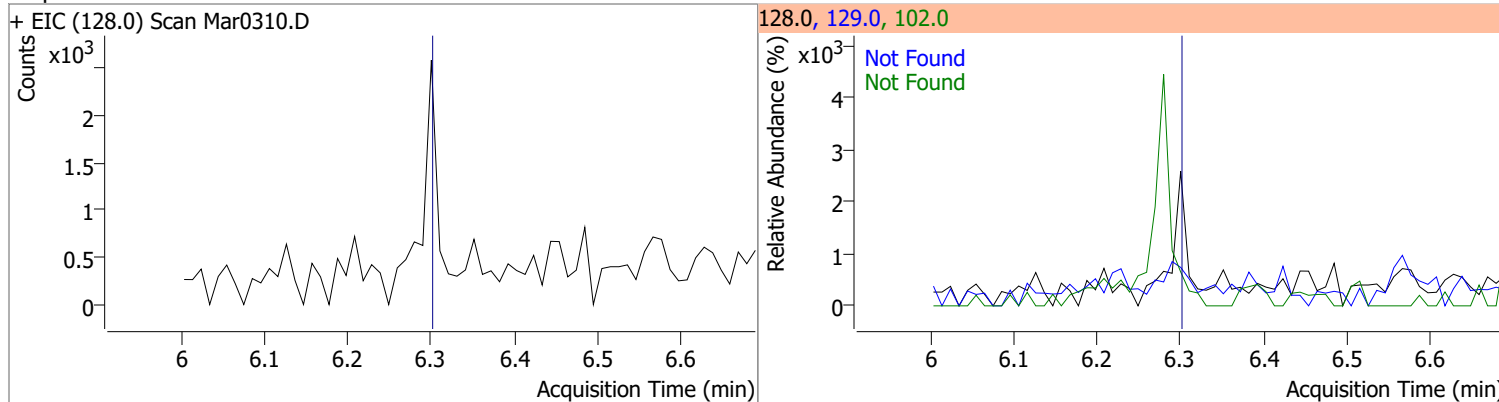
Compound	Conc.	RT	Dev(Min)	Resp.	QIon	QRatio	Lower	Upper
Benzoic Acid	150.1927	6.29	0.08	512727	122.0	80.7	60.5	112.4
					77.0	74.2	55.7	103.4



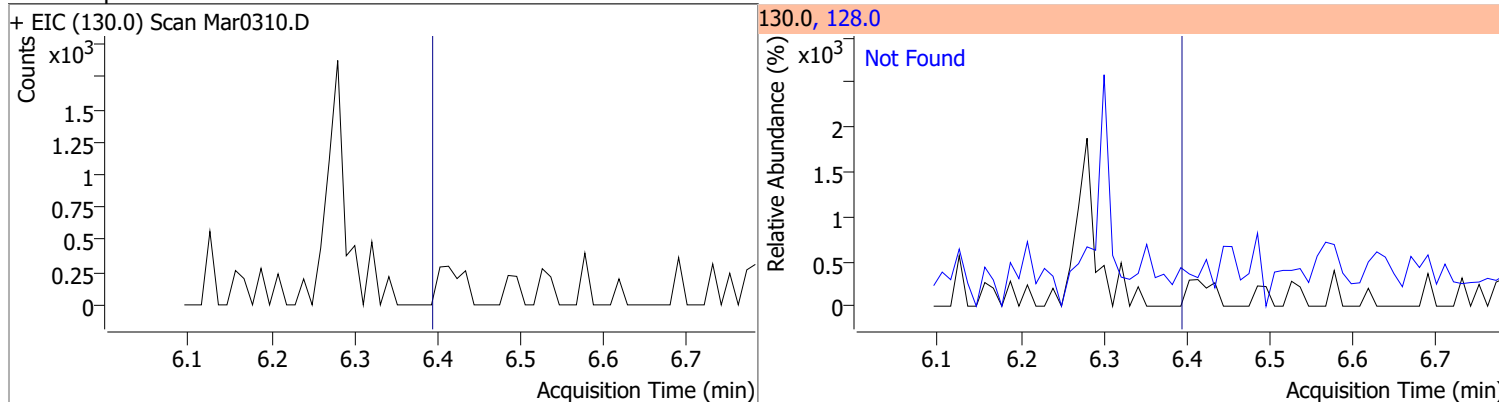
Compound	Conc.	Exp RT	QIon	Exp Ratio	QIon	Exp Ratio
1,2,4-Trichlorobenzene	N.D.	6.23	182.0	95.5	145.0	28.5



Compound	Conc.	Exp RT	QIon	Exp Ratio	QIon	Exp Ratio
Naphthalene	N.D.	6.31	129.0	11.0	102.0	9.2

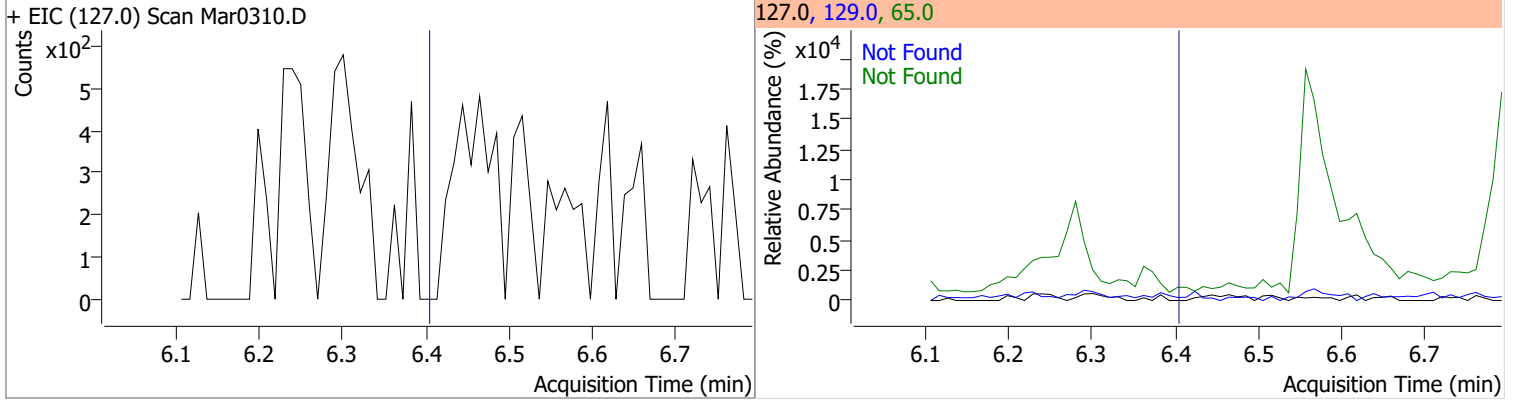


Compound	Conc.	Exp RT	QIon	Exp Ratio
4-Chlorophenol	N.D.	6.40	128.0	316.6

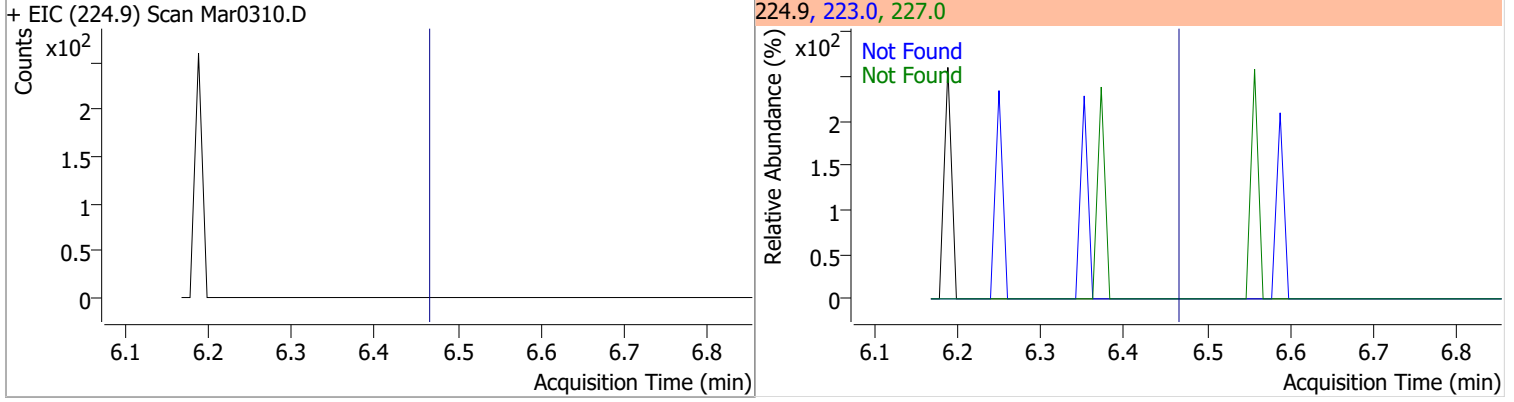


Quantitation Results Report (QT Reviewed)

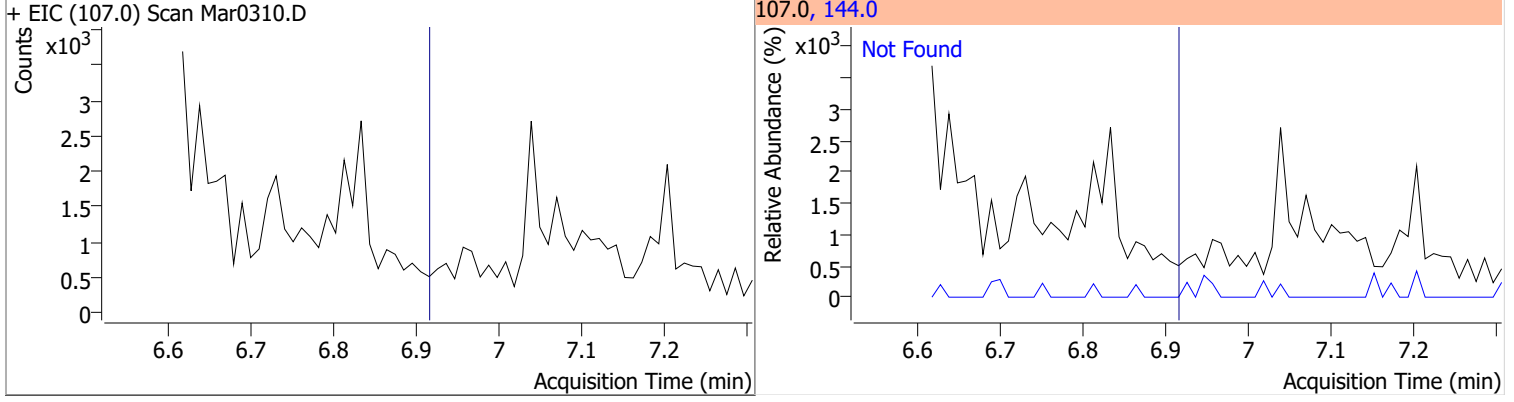
Compound	Conc.	Exp RT	QIon	Exp Ratio	QIon	Exp Ratio
p-Chloroaniline	N.D.	6.41	65.0	61.2	129.0	36.2



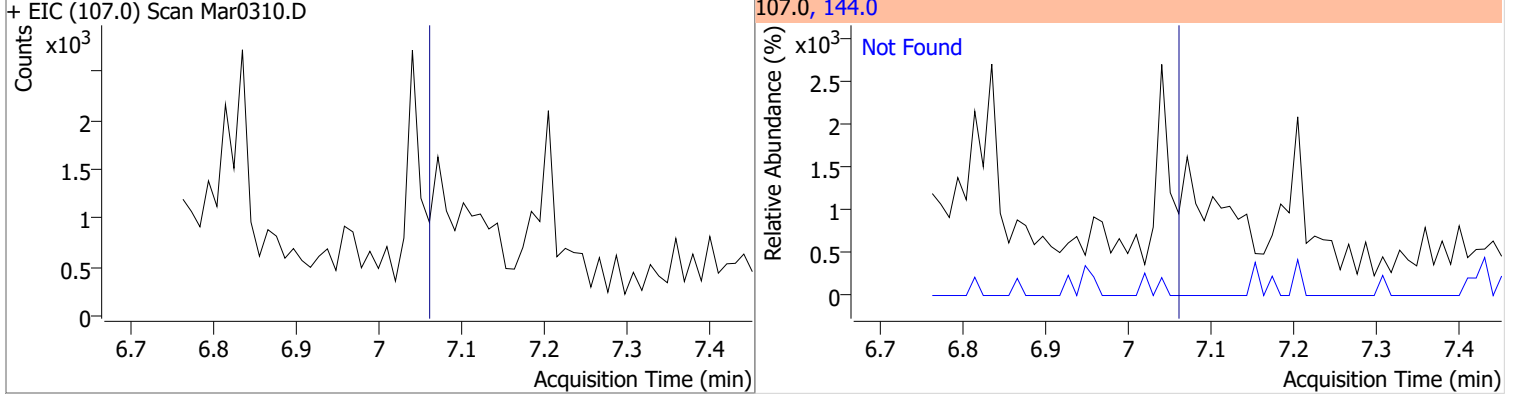
Compound	Conc.	Exp RT	QIon	Exp Ratio	QIon	Exp Ratio
Hexachlorobutadiene	N.D.	6.48	223.0	63.2	227.0	62.4



Compound	Conc.	Exp RT	QIon	Exp Ratio
4-Chloro-2-Methylphenol	N.D.	6.93	144.0	27.8

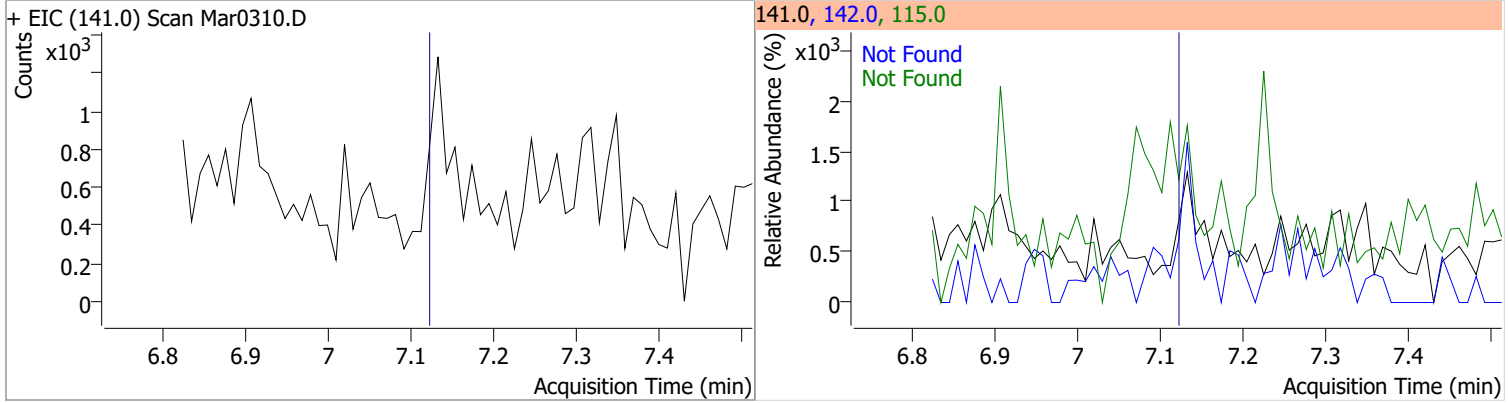


Compound	Conc.	Exp RT	QIon	Exp Ratio
4-Chloro-3-Methylphenol	N.D.	7.07	144.0	26.7

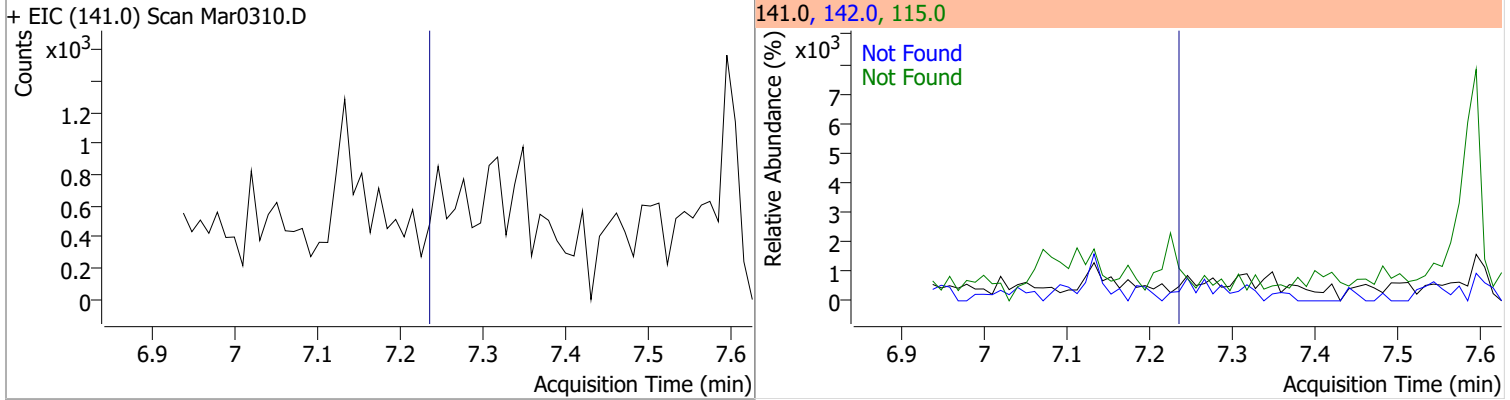


Quantitation Results Report (QT Reviewed)

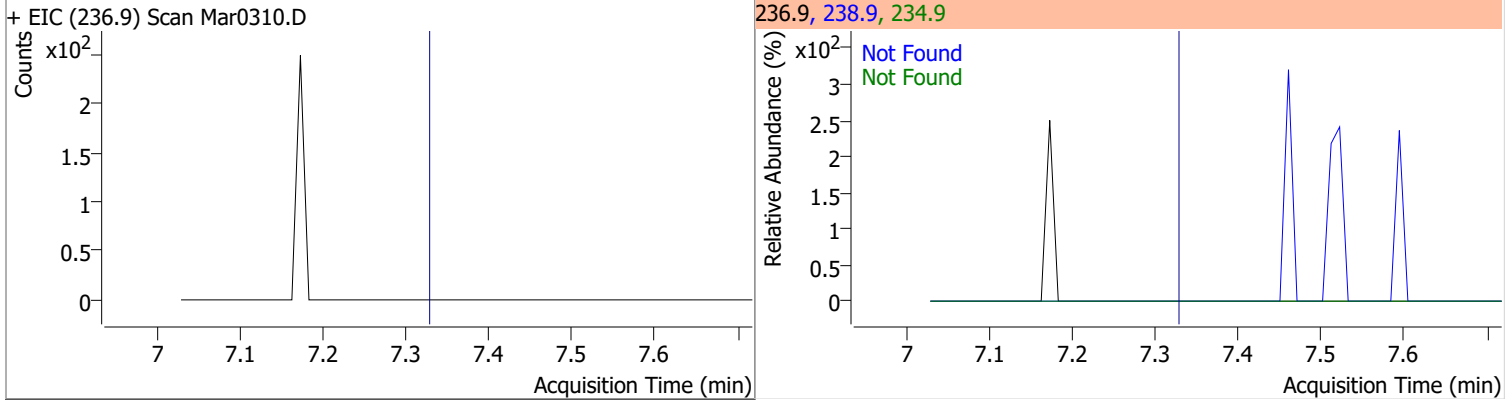
Compound	Conc.	Exp RT	QIon	Exp Ratio	QIon	Exp Ratio
2-Methylnaphthalene	N.D.	7.13	142.0	120.9	115.0	40.2



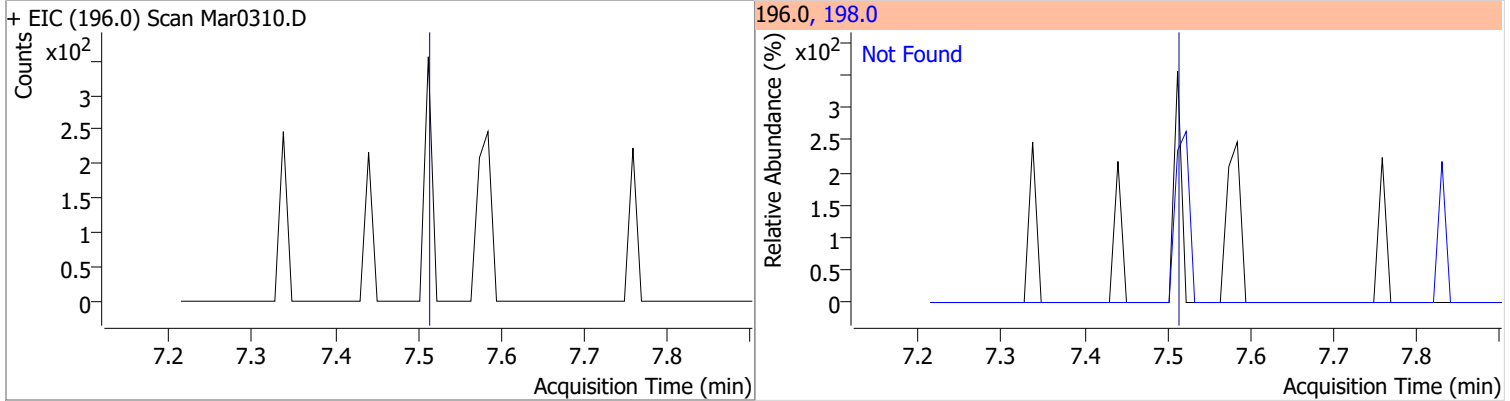
Compound	Conc.	Exp RT	QIon	Exp Ratio	QIon	Exp Ratio
1-Methylnaphthalene	N.D.	7.25	142.0	116.0	115.0	41.9



Compound	Conc.	Exp RT	QIon	Exp Ratio	QIon	Exp Ratio
Hexachlorocyclopentadiene	N.D.	7.33	238.9	64.2	234.9	62.1

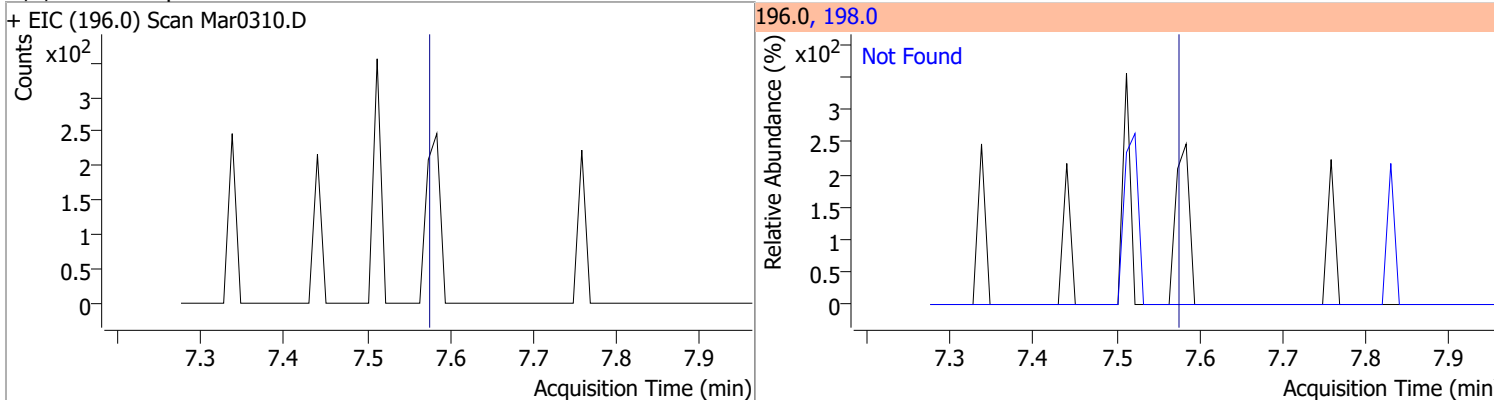


Compound	Conc.	Exp RT	QIon	Exp Ratio
2,4,6-Trichlorophenol	N.D.	7.51	198.0	92.6

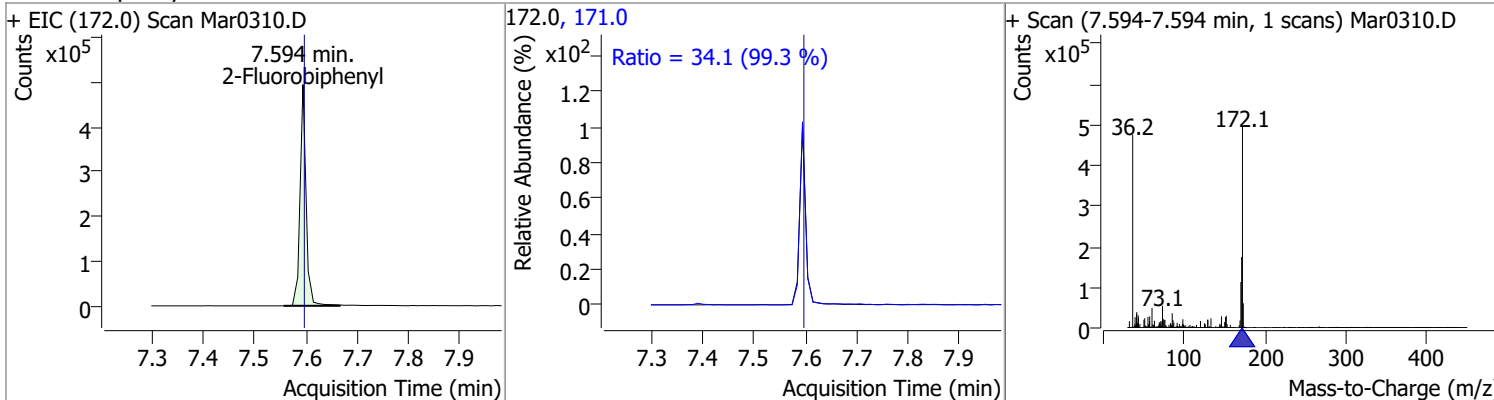


Quantitation Results Report (QT Reviewed)

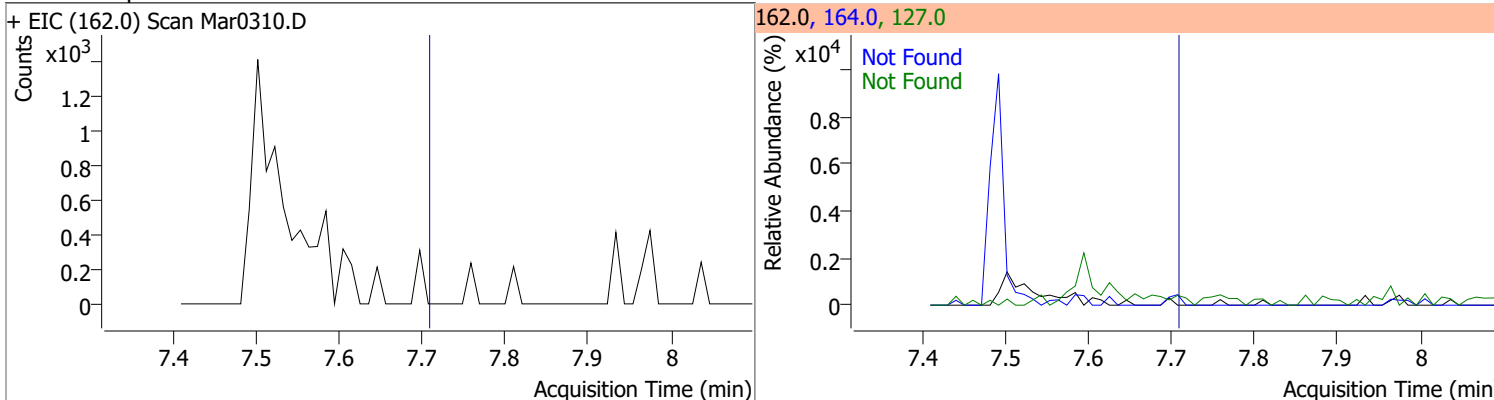
Compound	Conc.	Exp RT	QIon	Exp Ratio
2,4,5-Trichlorophenol	N.D.	7.57	198.0	94.1



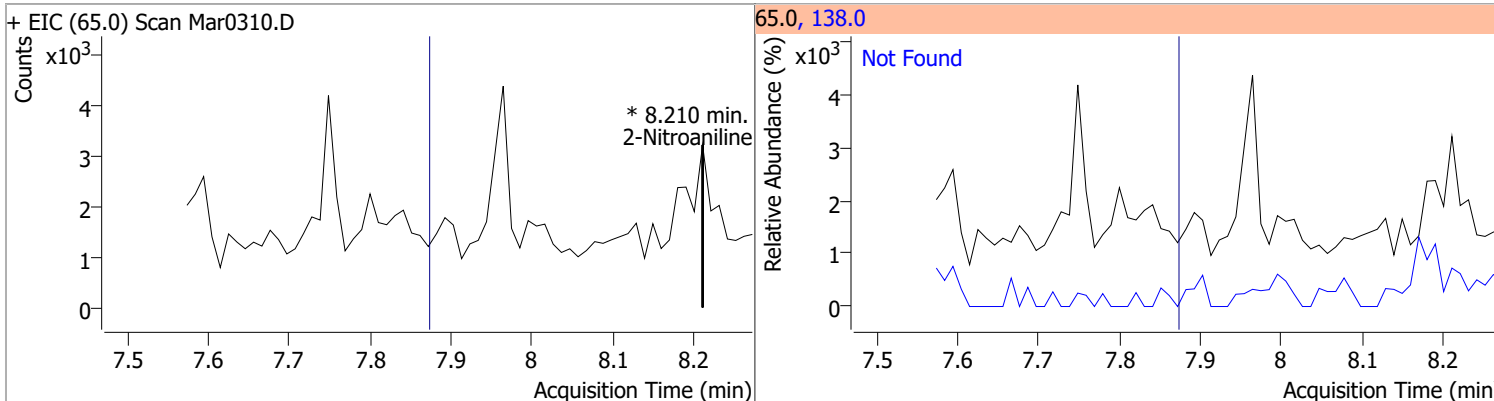
Compound	Conc.	RT	Dev(Min)	Resp.	QIon	QRatio	Lower	Upper
2-Fluorobiphenyl	30.6138	7.59	0.00	406579	171.0	34.1	24.1	44.7



Compound	Conc.	Exp RT	QIon	Exp Ratio	QIon	Exp Ratio
2-Chloronaphthalene	N.D.	7.71	127.0	35.7	164.0	32.6

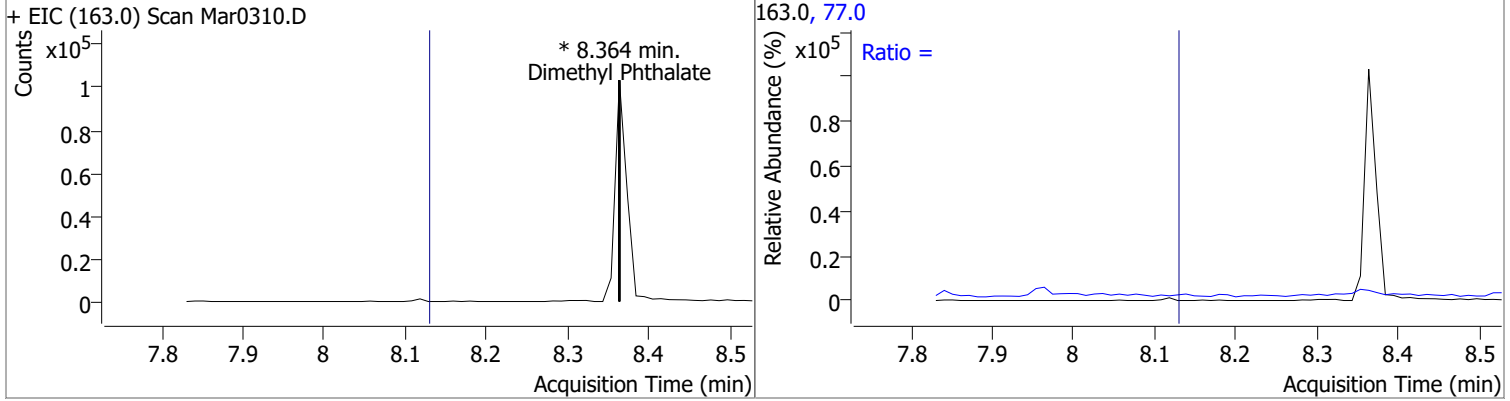


Compound	Conc.	RT	Dev(Min)	Resp.	QIon	QRatio	Lower	Upper
2-Nitroaniline		0		0	138.0		86.1	159.9

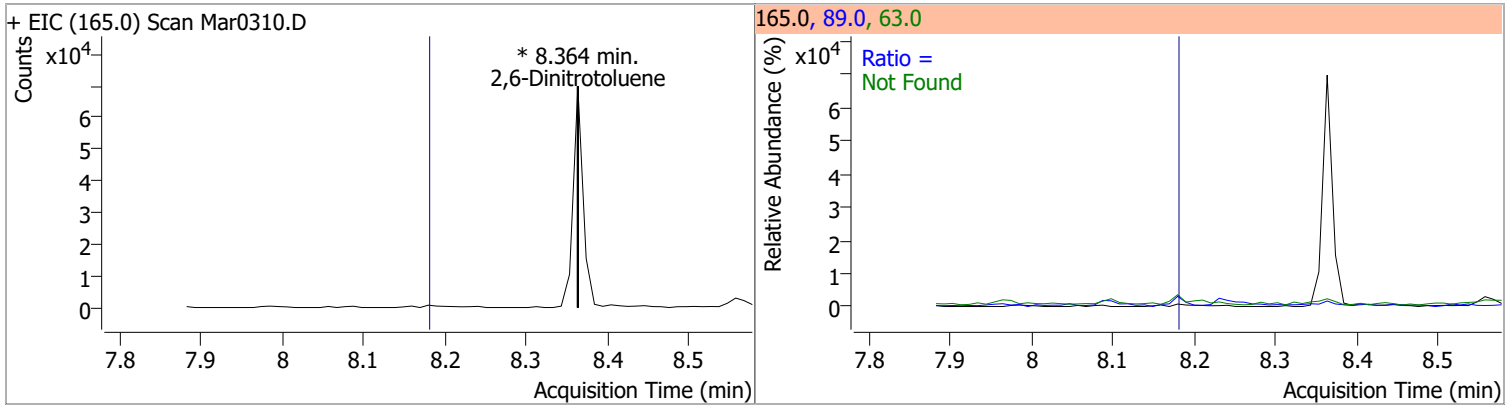


Quantitation Results Report (QT Reviewed)

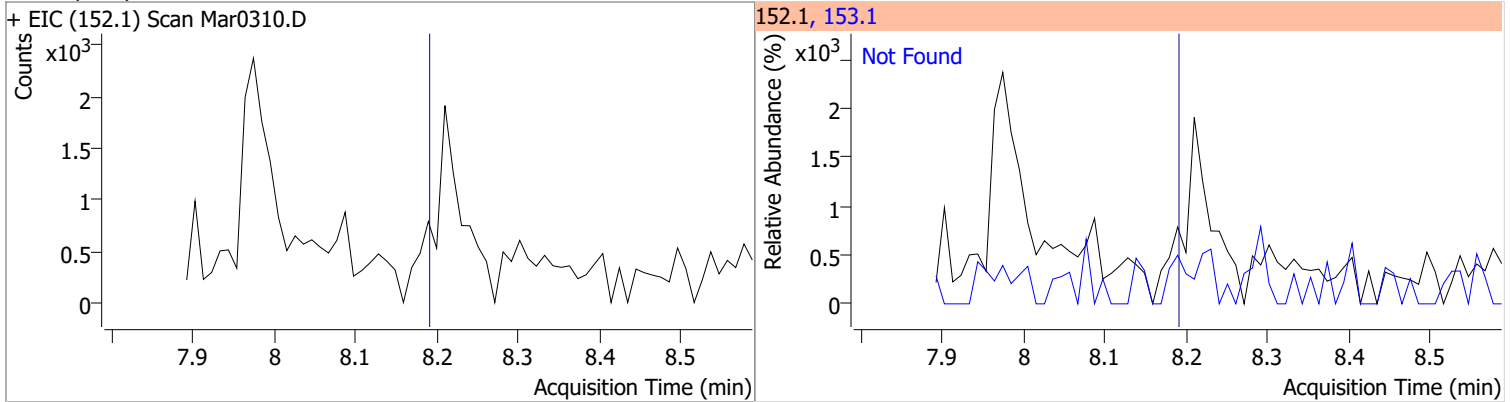
Compound	Conc.	RT	Dev(Min)	Resp.	QIon	QRatio	Lower	Upper
Dimethyl Phthalate	0	0		0	77.0		13.9	25.8



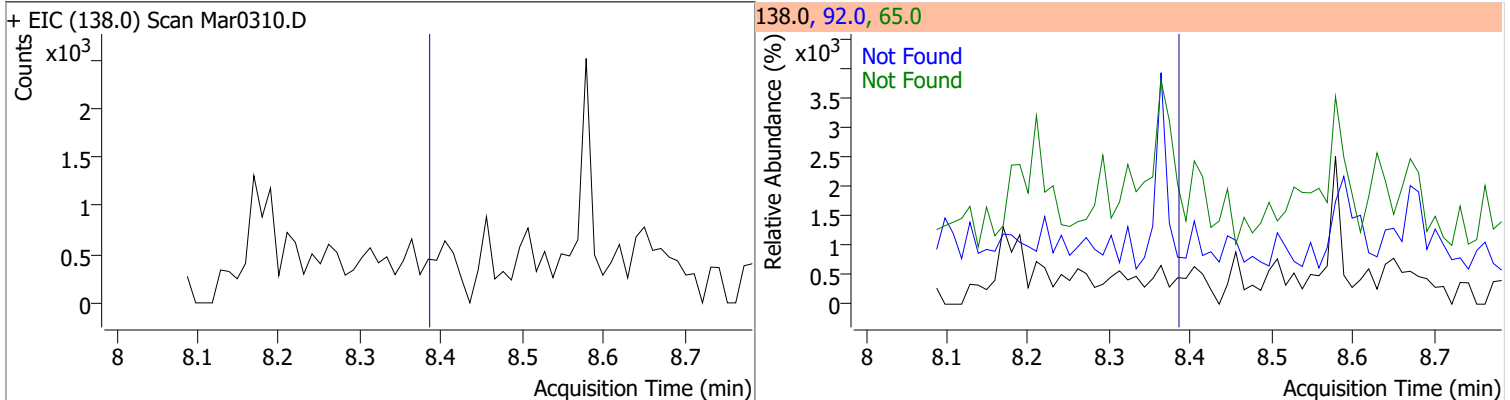
Compound	Conc.	RT	Dev(Min)	Resp.	QIon	QRatio	Lower	Upper
2,6-Dinitrotoluene	0	0		0	63.0 89.0		95.6 45.4	177.5 84.4



Compound	Conc.	Exp RT	QIon	Exp Ratio
Acenaphthylene	N.D.	8.19	153.1	14.0

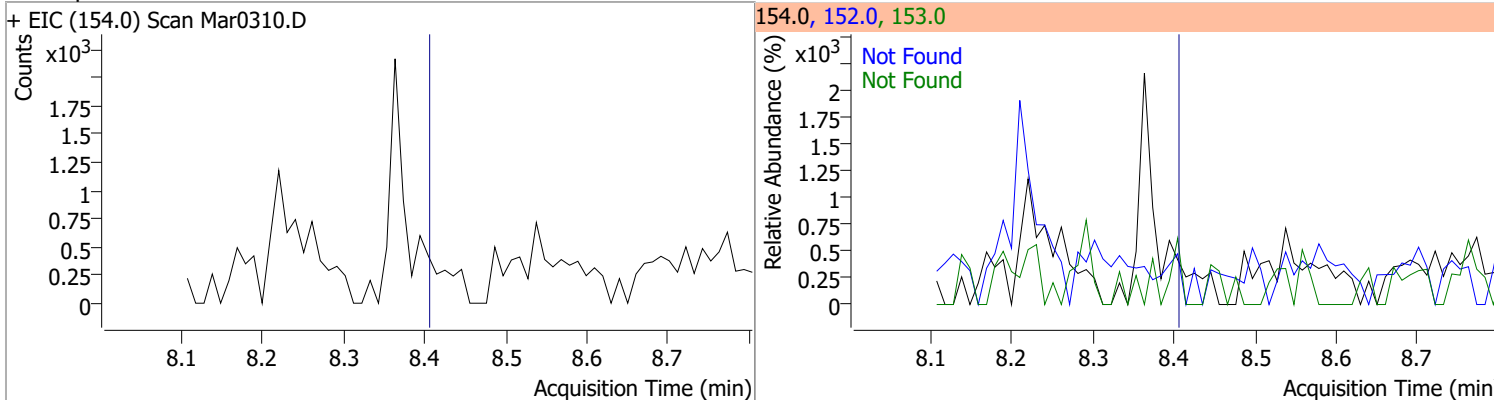


Compound	Conc.	Exp RT	QIon	Exp Ratio	QIon	Exp Ratio
3-Nitroaniline	N.D.	8.38	65.0	131.7	92.0	112.6

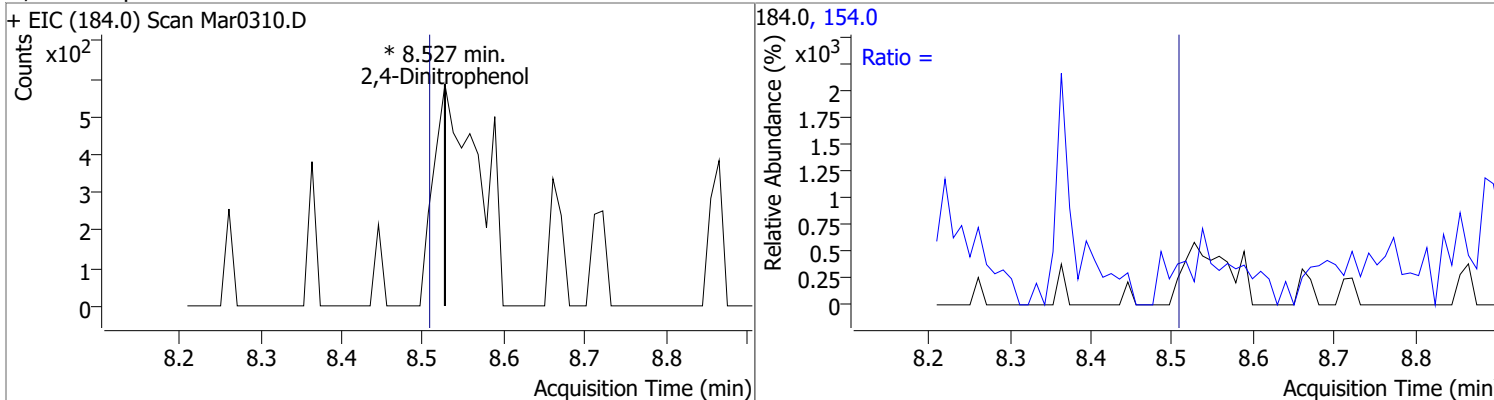


Quantitation Results Report (QT Reviewed)

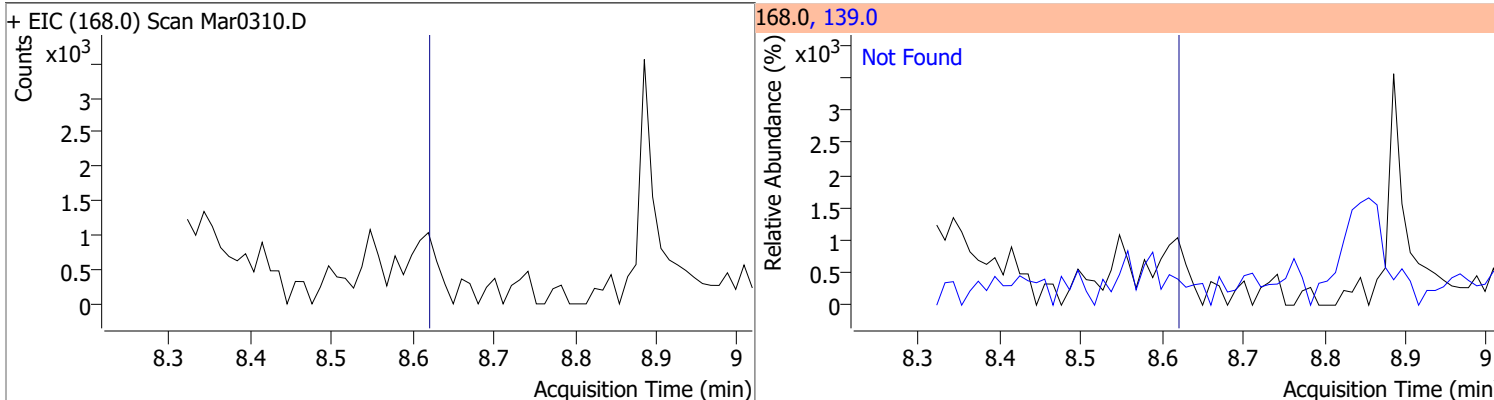
Compound	Conc.	Exp RT	QIon	Exp Ratio	QIon	Exp Ratio
Acenaphthene	N.D.	8.40	153.0	106.6	152.0	52.4



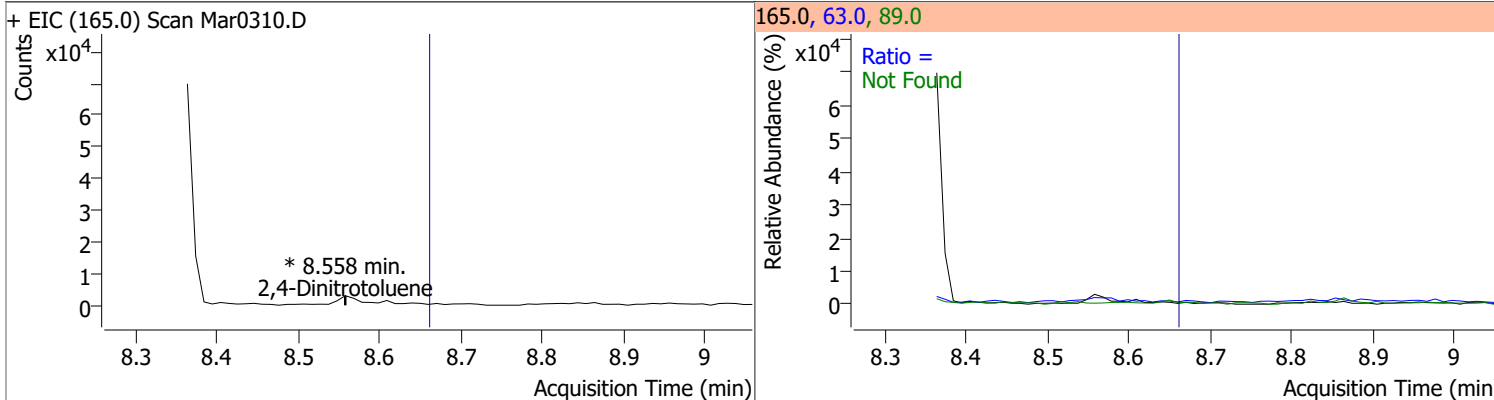
Compound	Conc.	RT	Dev(Min)	Resp.	QIon	QRatio	Lower	Upper
2,4-Dinitrophenol		0		0	154.0		41.5	77.0



Compound	Conc.	Exp RT	QIon	Exp Ratio
Dibenzofuran	N.D.	8.62	139.0	37.6

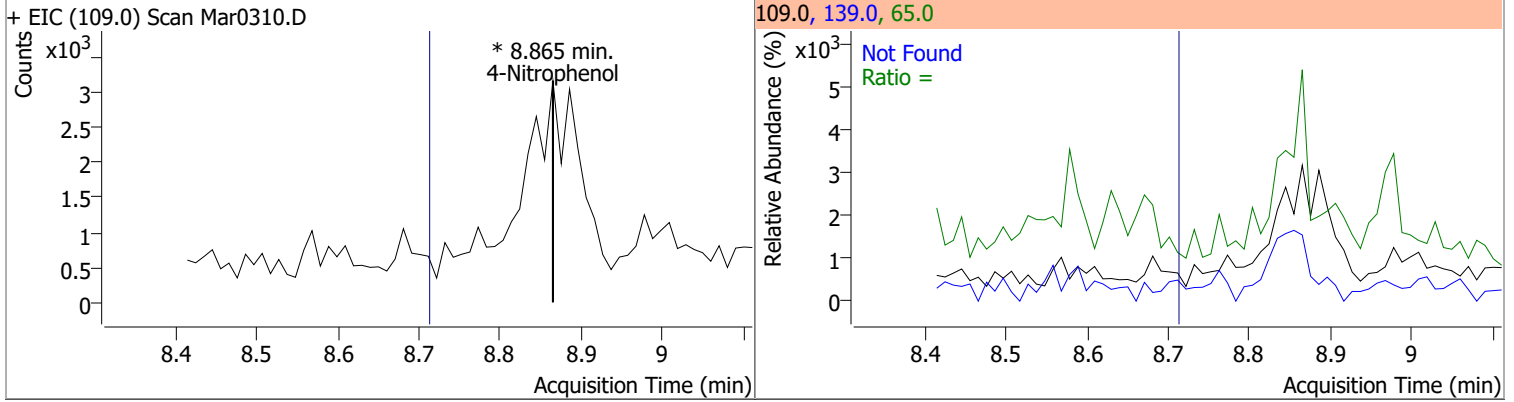


Compound	Conc.	RT	Dev(Min)	Resp.	QIon	QRatio	Lower	Upper
2,4-Dinitrotoluene		0		0	89.0		53.1	98.6
					63.0		30.9	57.3

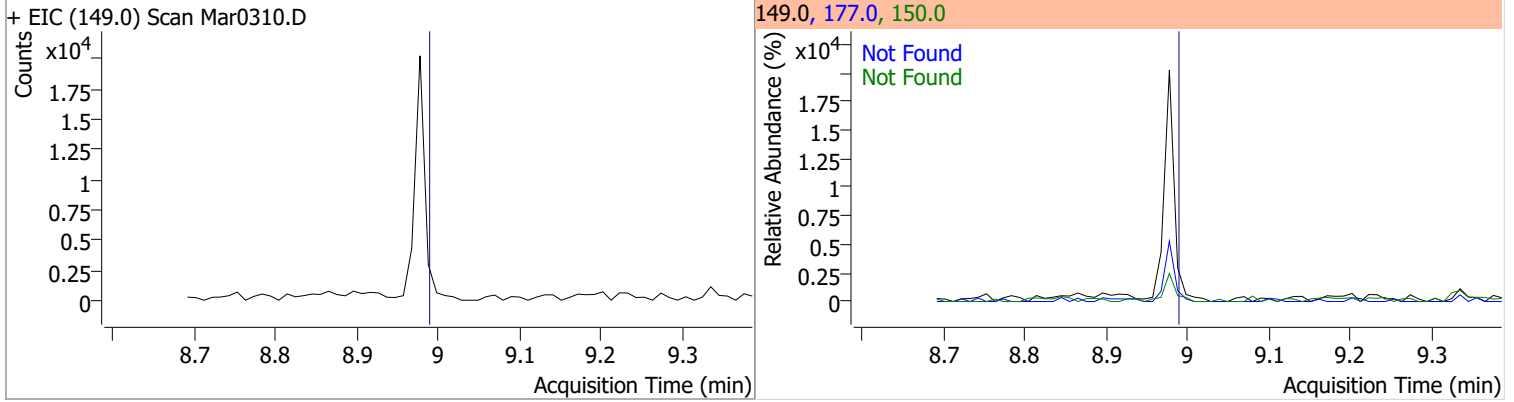


Quantitation Results Report (QT Reviewed)

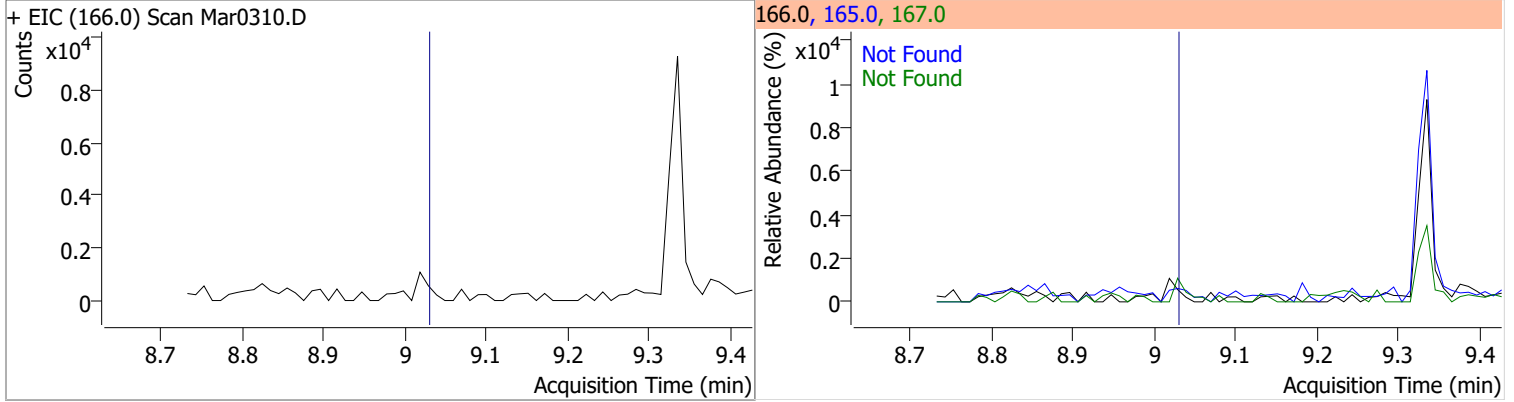
Compound	Conc.	RT	Dev(Min)	Resp.	QIon	QRatio	Lower	Upper
4-Nitrophenol		0		0	139.0		54.8	101.9
					65.0		50.1	93.1



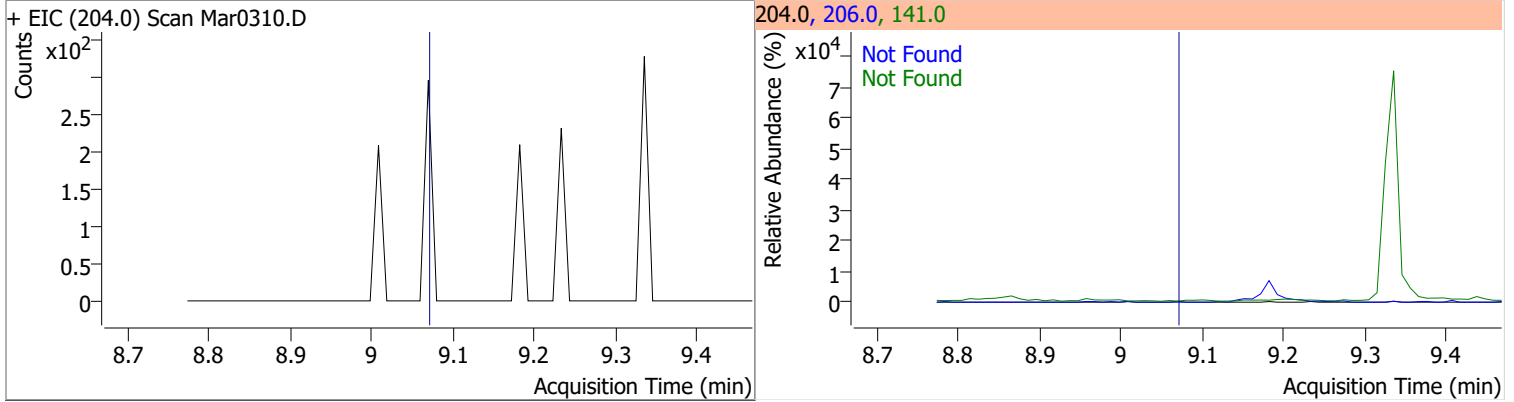
Compound	Conc.	Exp RT	QIon	Exp Ratio	QIon	Exp Ratio
Diethylphthalate	N.D.	8.99	177.0	21.3	150.0	12.7



Compound	Conc.	Exp RT	QIon	Exp Ratio	QIon	Exp Ratio
Fluorene	N.D.	9.03	165.0	94.1	167.0	13.4

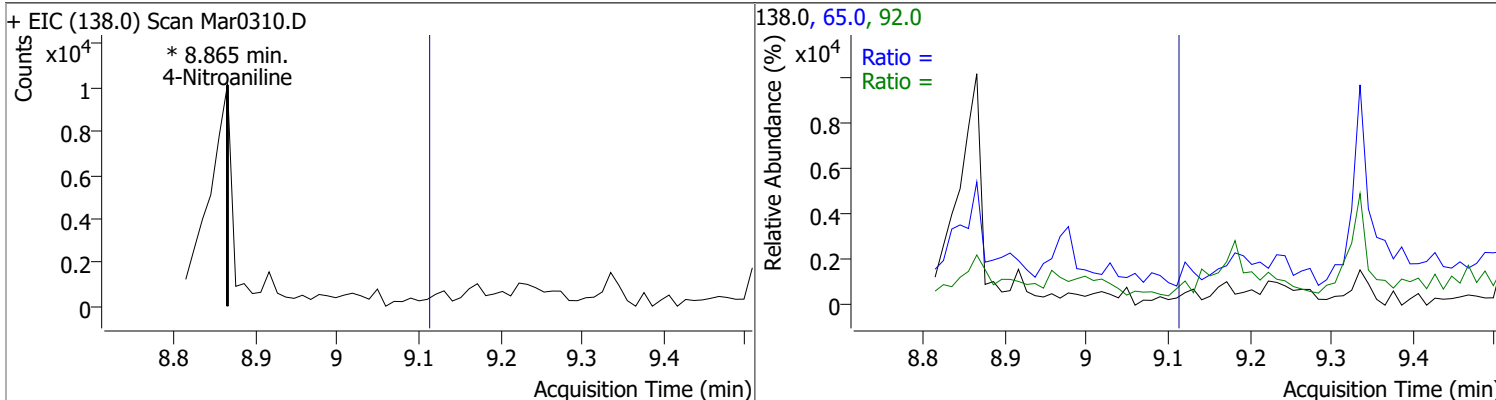


Compound	Conc.	Exp RT	QIon	Exp Ratio	QIon	Exp Ratio
4-Chlorophenyl-phenylether	N.D.	9.07	141.0	61.7	206.0	34.0

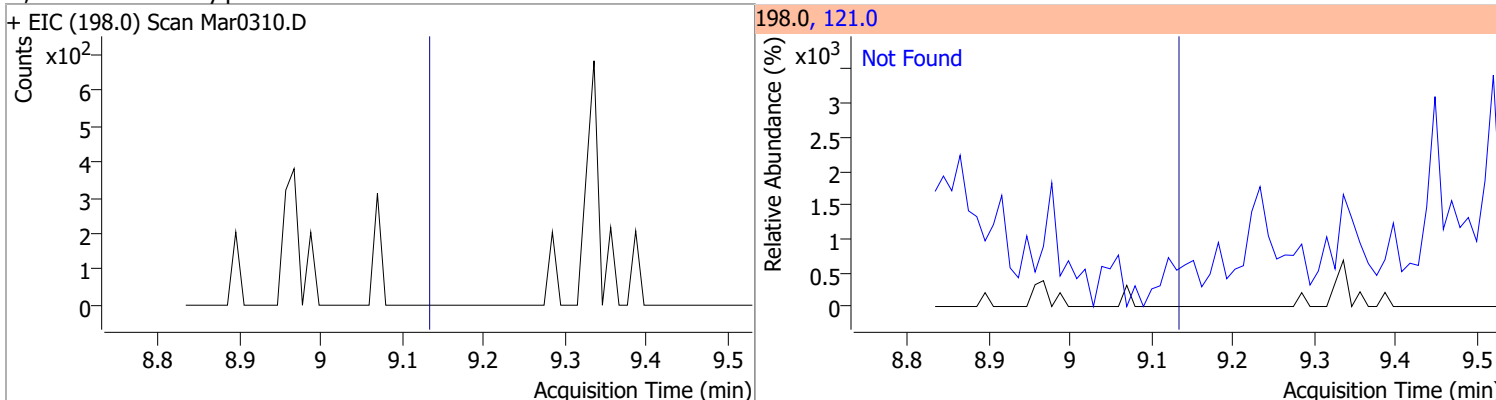


Quantitation Results Report (QT Reviewed)

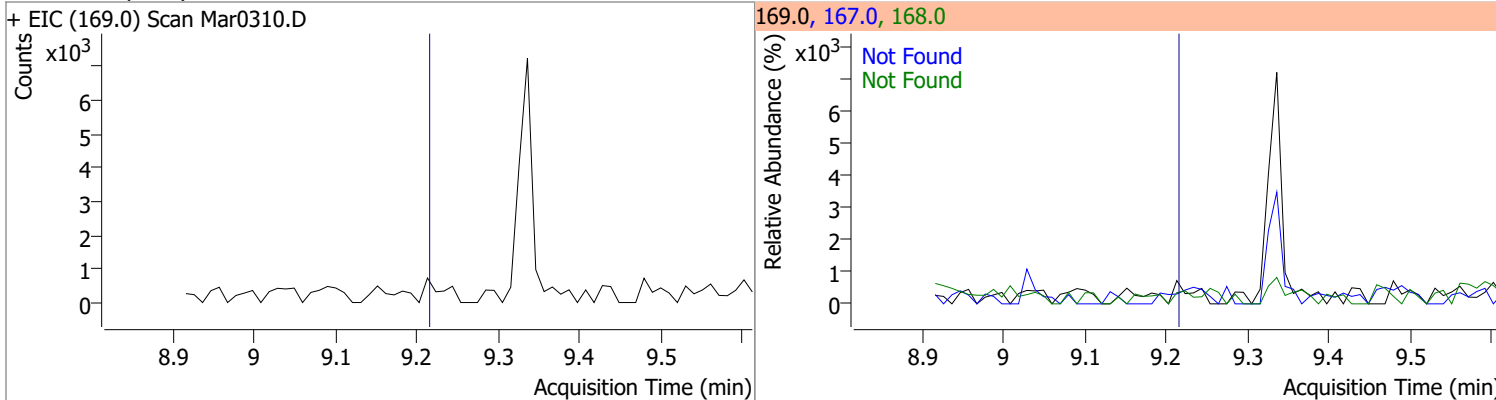
Compound	Conc.	RT	Dev(Min)	Resp.	QIon	QRatio	Lower	Upper
4-Nitroaniline	0	0		0	65.0		76.4	142.0
					92.0		33.1	61.4



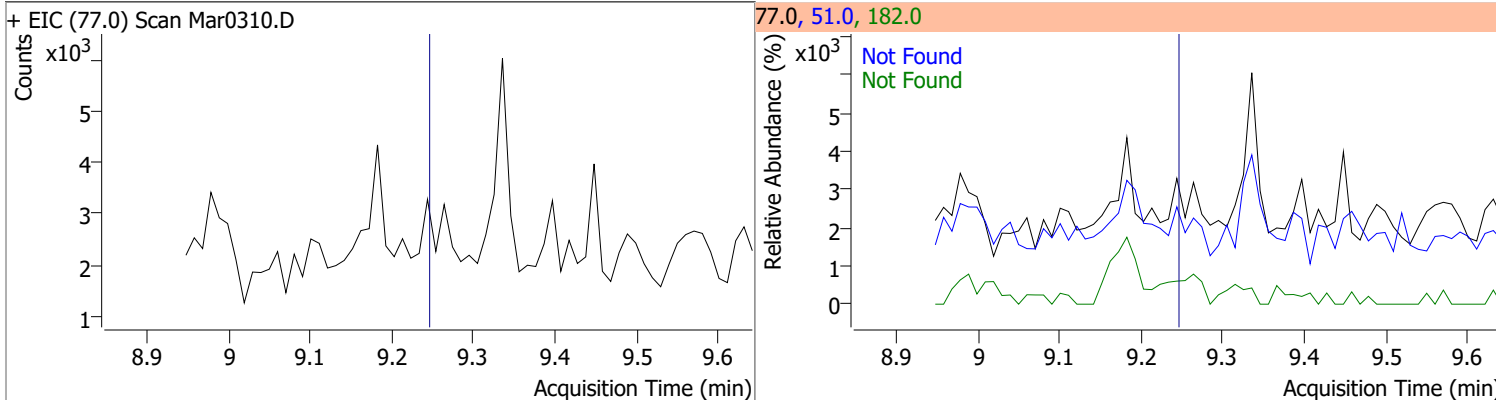
Compound	Conc.	Exp RT	QIon	Exp Ratio
4,6-Dinitro-2-methylphenol	N.D.	9.14	121.0	48.7



Compound	Conc.	Exp RT	QIon	Exp Ratio	QIon	Exp Ratio
N-nitrosodiphenylamine	N.D.	9.22	168.0	64.6	167.0	34.5

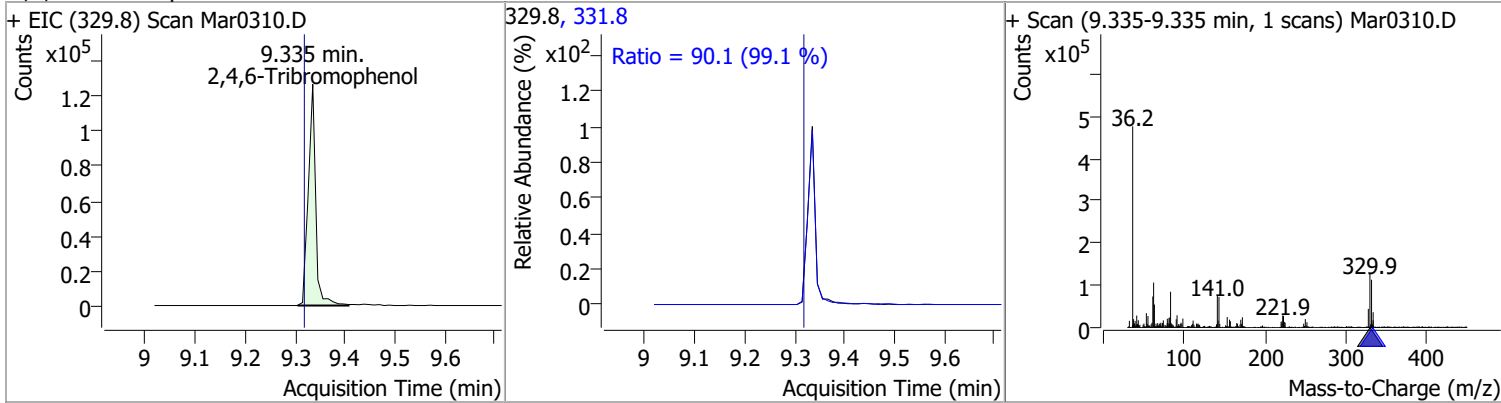


Compound	Conc.	Exp RT	QIon	Exp Ratio	QIon	Exp Ratio
Azobenzene	N.D.	9.25	51.0	48.8	182.0	26.0

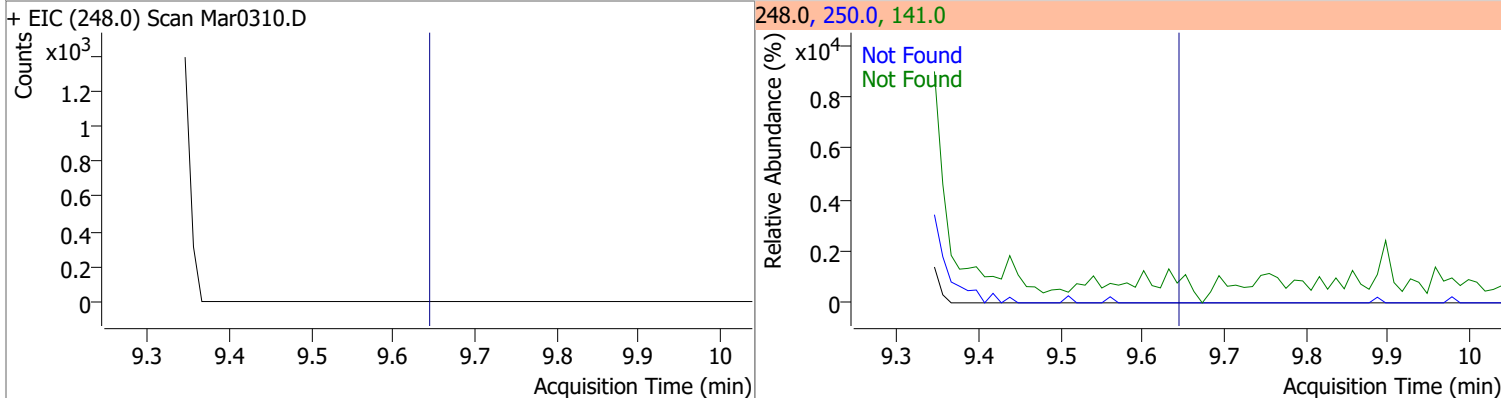


Quantitation Results Report (QT Reviewed)

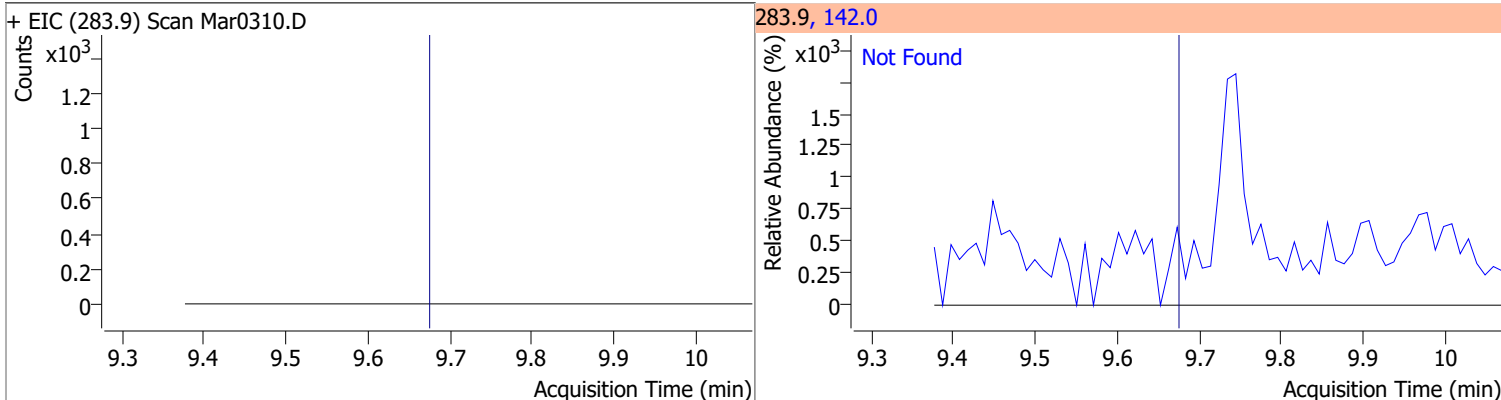
Compound	Conc.	RT	Dev(Min)	Resp.	QIon	QRatio	Lower	Upper
2,4,6-Tribromophenol	116.1861	9.34	0.01	131066	331.8	90.1	63.6	118.2



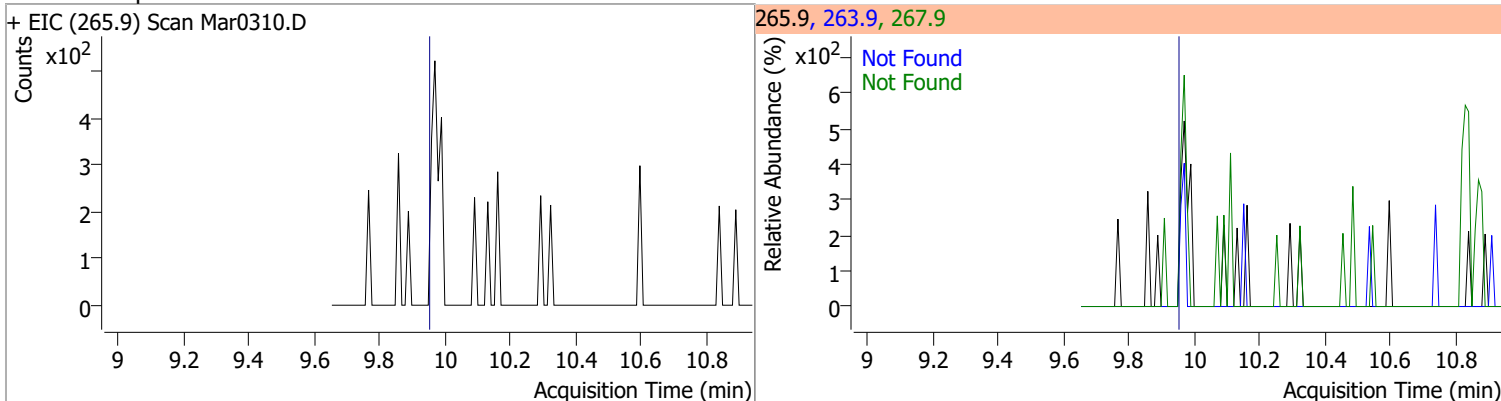
Compound	Conc.	Exp RT	QIon	Exp Ratio	QIon	Exp Ratio
4-Bromophenyl-phenylether	N.D.	9.65	141.0	100.4	250.0	99.4



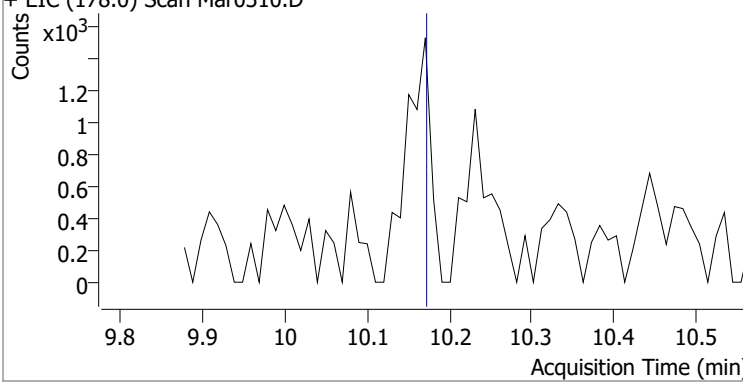
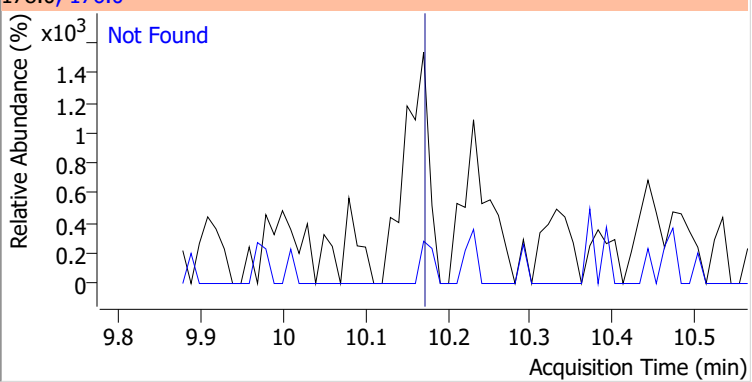
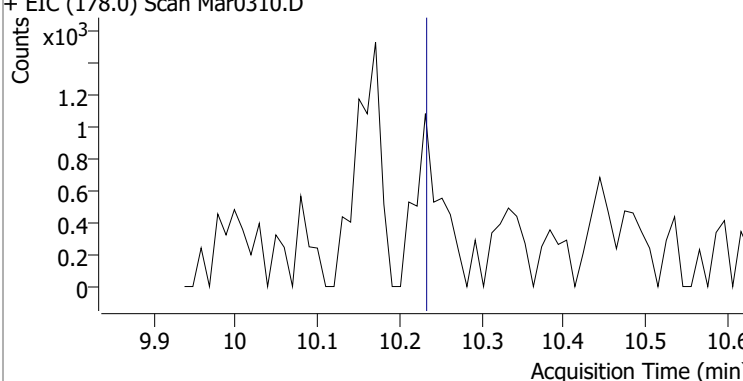
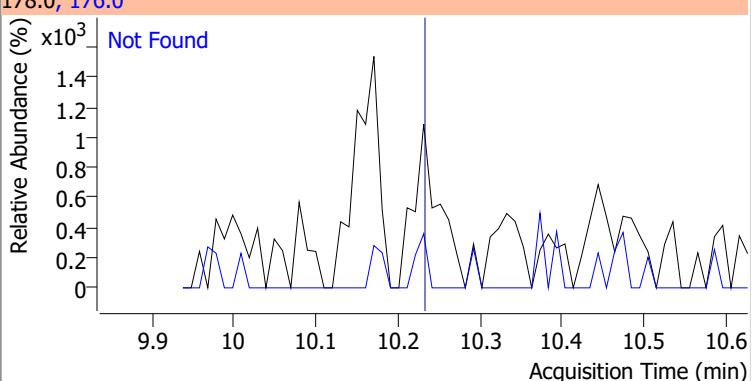
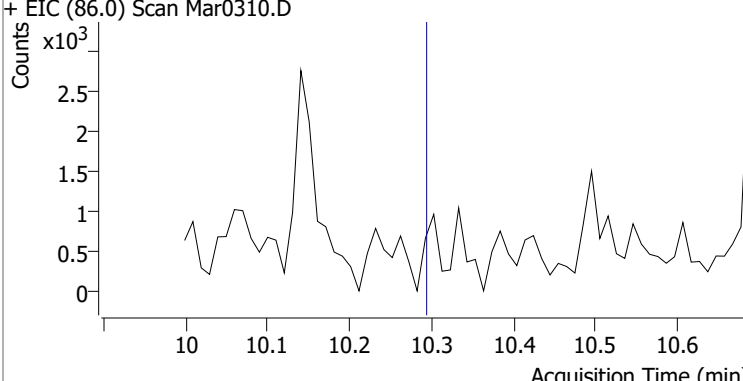
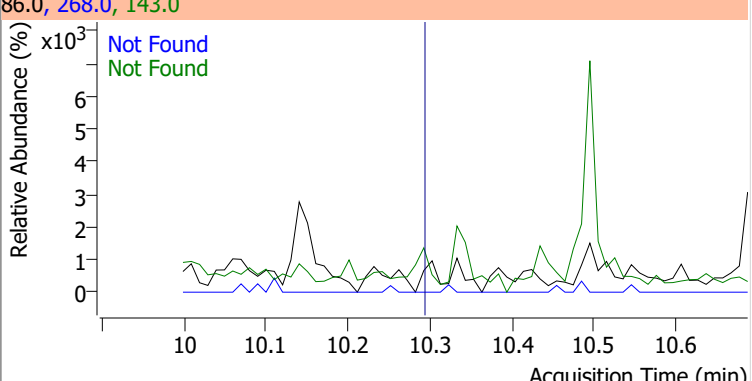
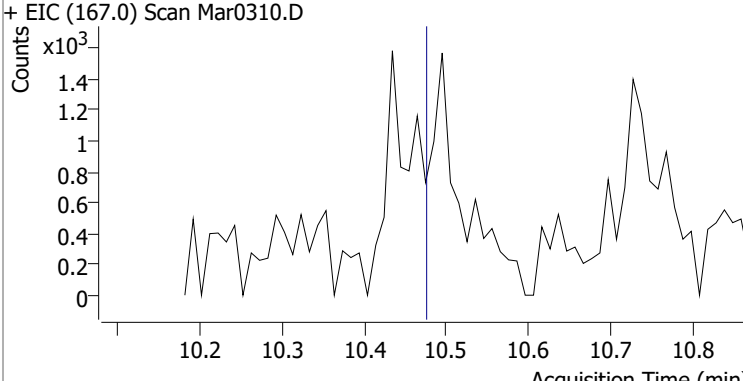
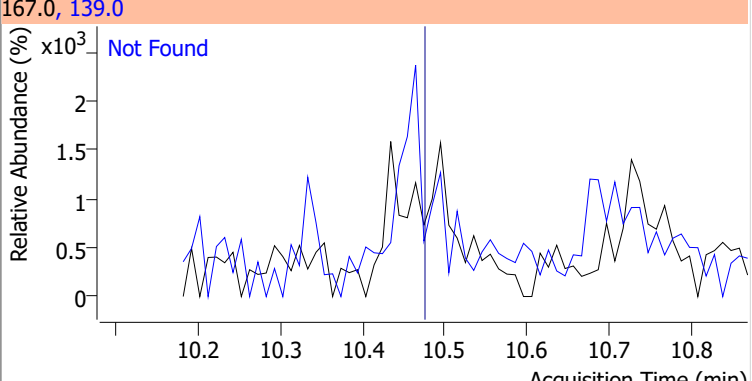
Compound	Conc.	Exp RT	QIon	Exp Ratio	QIon	Exp Ratio
Hexachlorobenzene	N.D.	9.68	142.0	49.3		



Compound	Conc.	Exp RT	QIon	Exp Ratio	QIon	Exp Ratio
Pentachlorophenol	N.D.	9.96	263.9	63.1	267.9	62.4

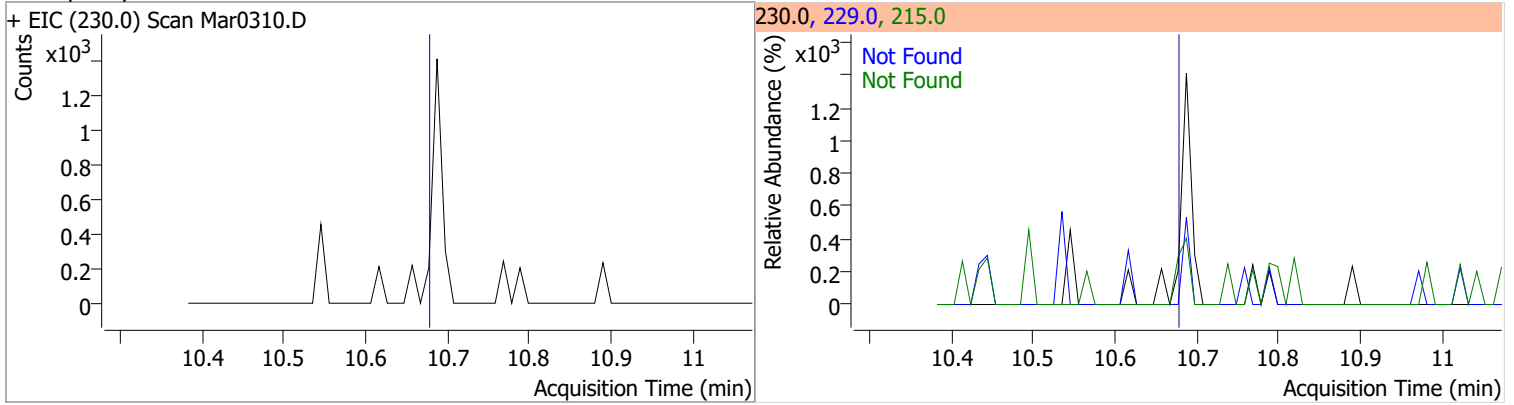


Quantitation Results Report (QT Reviewed)

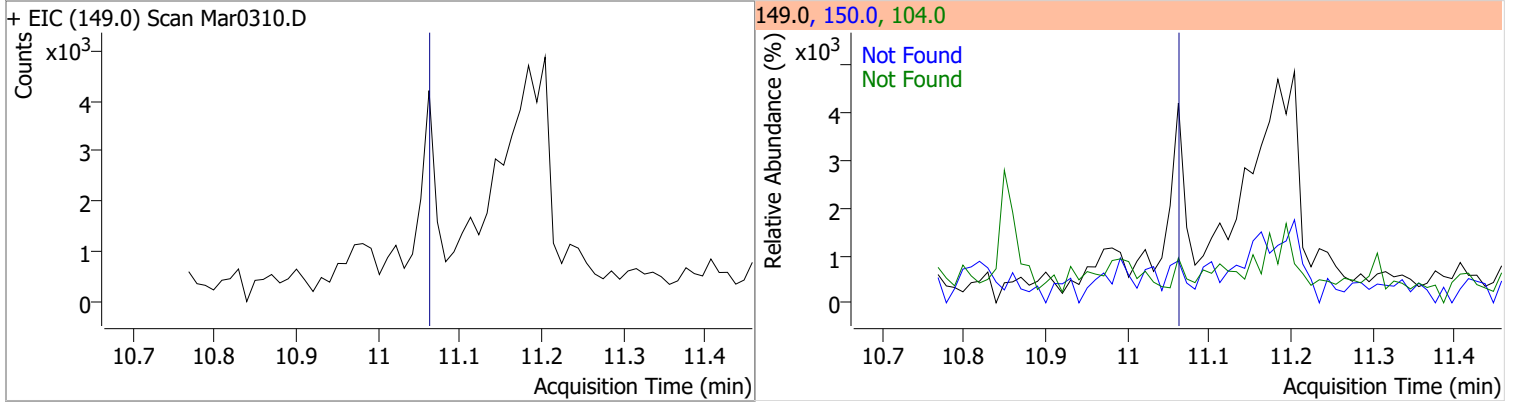
Compound	Conc.	Exp RT	QIon	Exp Ratio		
Phenanthrene	N.D.	10.18	176.0	18.9		
+ EIC (178.0) Scan Mar0310.D			178.0, 176.0			
						
Anthracene	N.D.	10.24	176.0	18.2		
+ EIC (178.0) Scan Mar0310.D			178.0, 176.0			
						
Triallate	N.D.	10.30	268.0	23.9	QIon 143.0	Exp Ratio 21.9
+ EIC (86.0) Scan Mar0310.D			86.0, 268.0, 143.0			
						
Carbazole	N.D.	10.48	139.0	13.0		
+ EIC (167.0) Scan Mar0310.D			167.0, 139.0			
						

Quantitation Results Report (QT Reviewed)

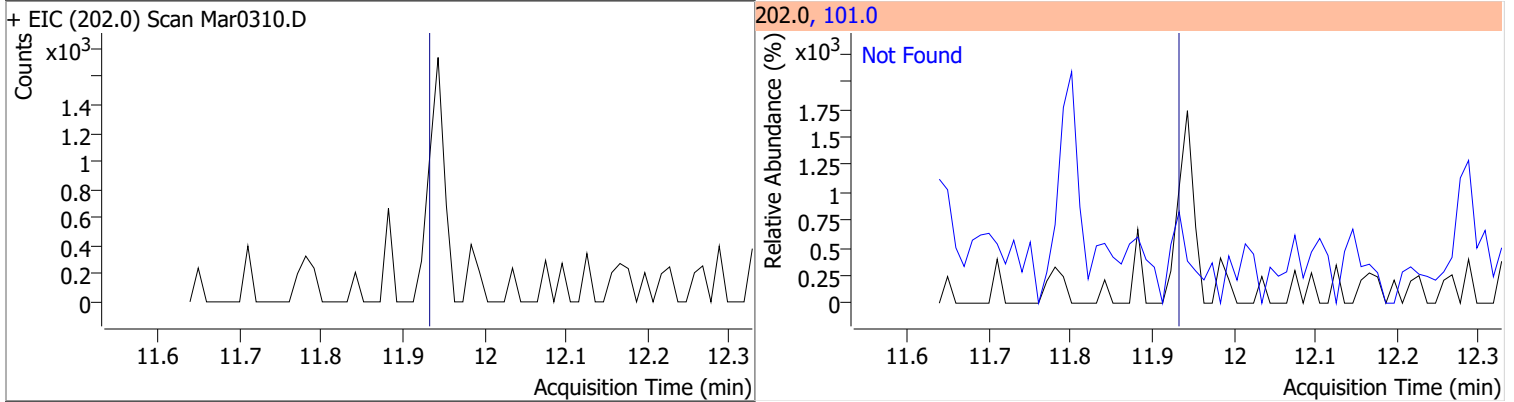
Compound	Conc.	Exp RT	QIon	Exp Ratio	QIon	Exp Ratio
o-Terphenyl	N.D.	10.69	229.0	64.7	215.0	38.5



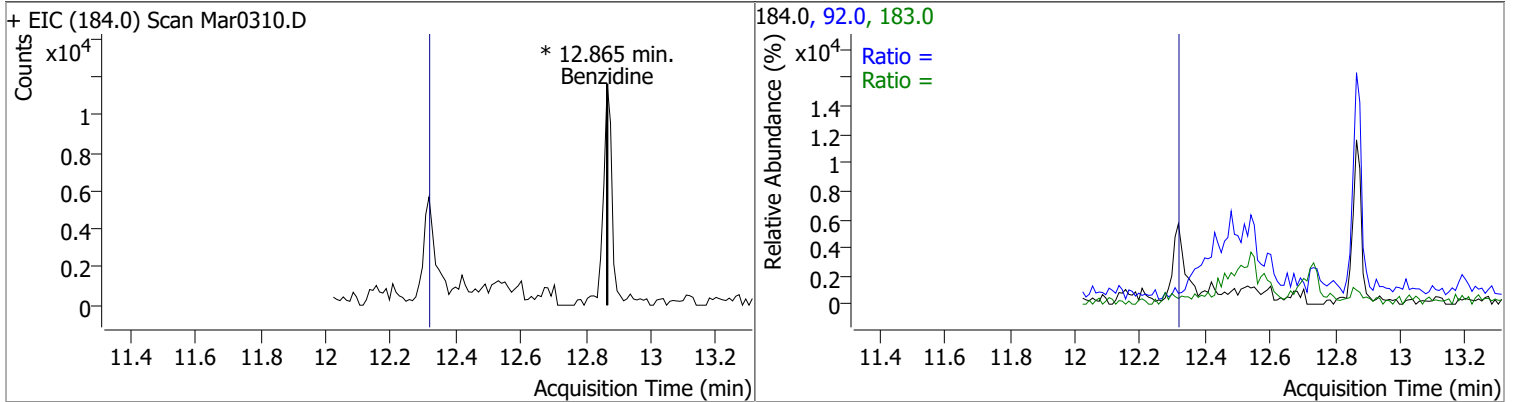
Compound	Conc.	Exp RT	QIon	Exp Ratio	QIon	Exp Ratio
Di-n-Butylphthalate	N.D.	11.07	150.0	9.1	104.0	6.2



Compound	Conc.	Exp RT	QIon	Exp Ratio
Fluoranthene	N.D.	11.94	101.0	12.7

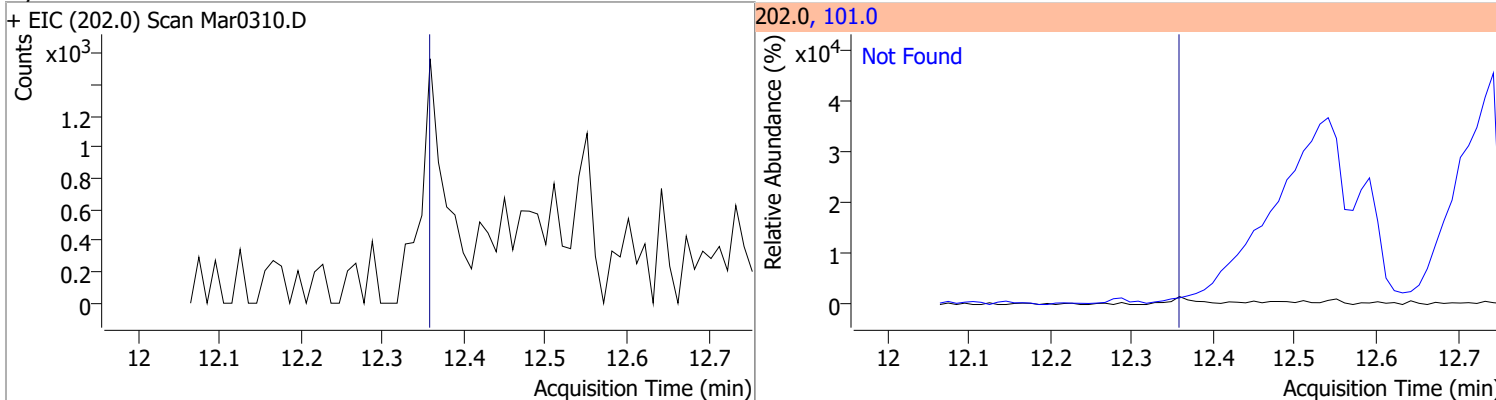


Compound	Conc.	RT	Dev(Min)	Resp.	QIon	QRatio	Lower	Upper
Benzidine		0		0	183.0		8.2	15.3
					92.0		6.4	11.9

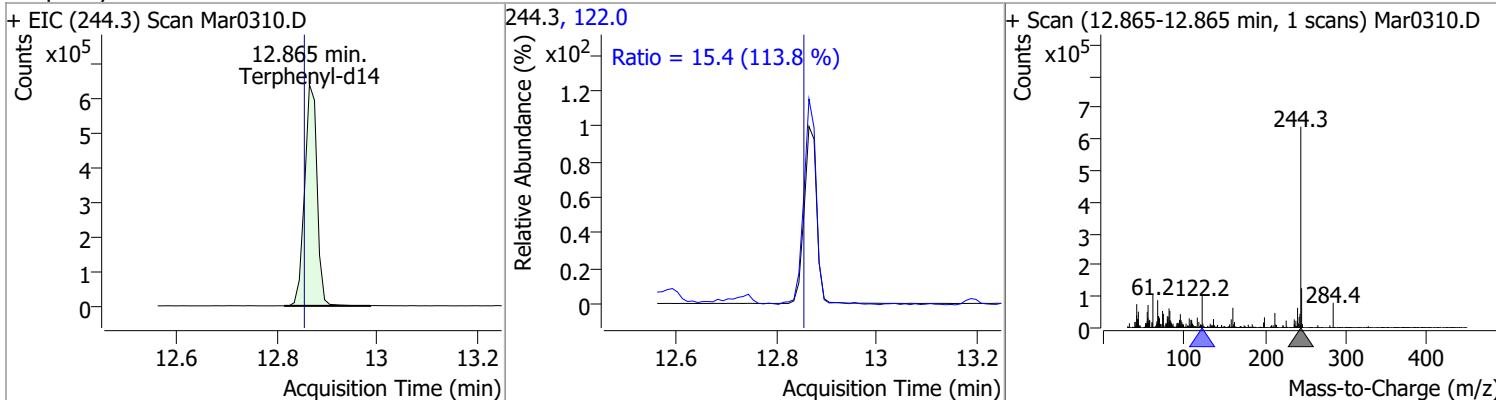


Quantitation Results Report (QT Reviewed)

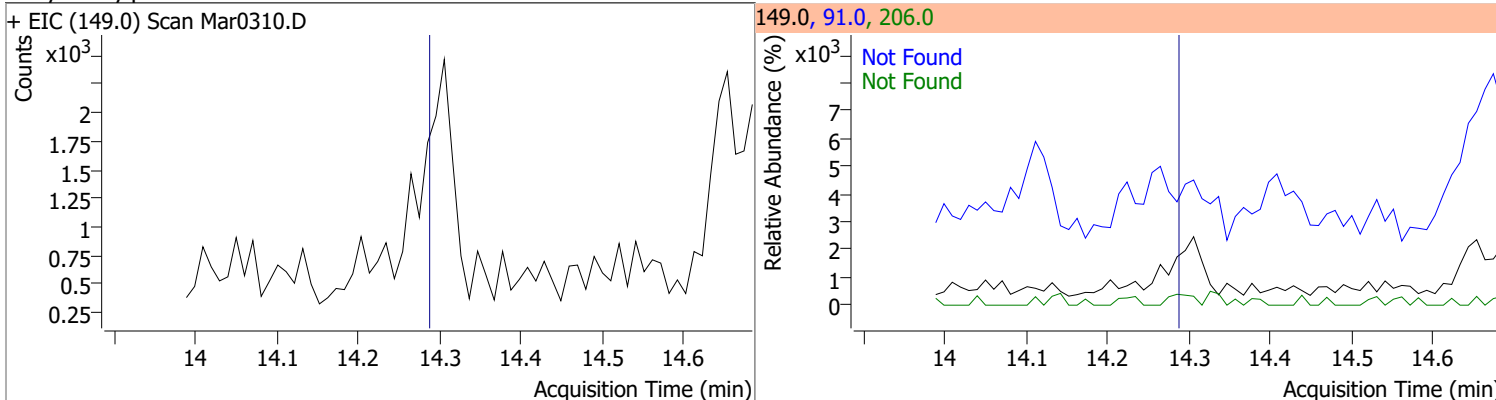
Compound	Conc.	Exp RT	QIon	Exp Ratio
Pyrene	N.D.	12.37	101.0	15.2



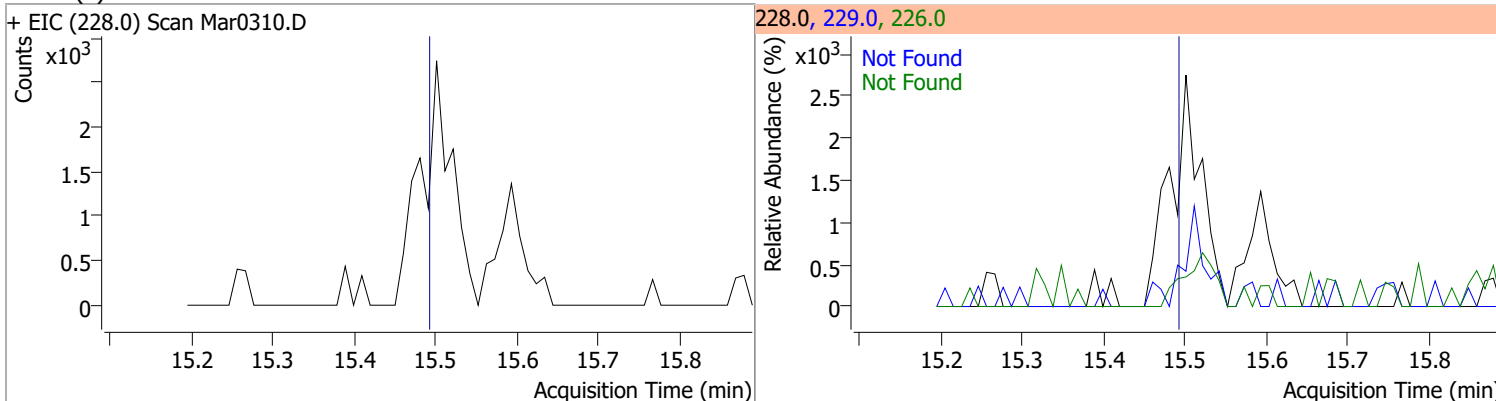
Compound	Conc.	RT	Dev(Min)	Resp.	QIon	QRatio	Lower	Upper
Terphenyl-d14	85.2102	12.86	0.00	1108369	122.0	15.4	9.5	17.6



Compound	Conc.	Exp RT	QIon	Exp Ratio	QIon	Exp Ratio
Butylbenzylphthalate	N.D.	14.30	91.0	83.4	206.0	17.7

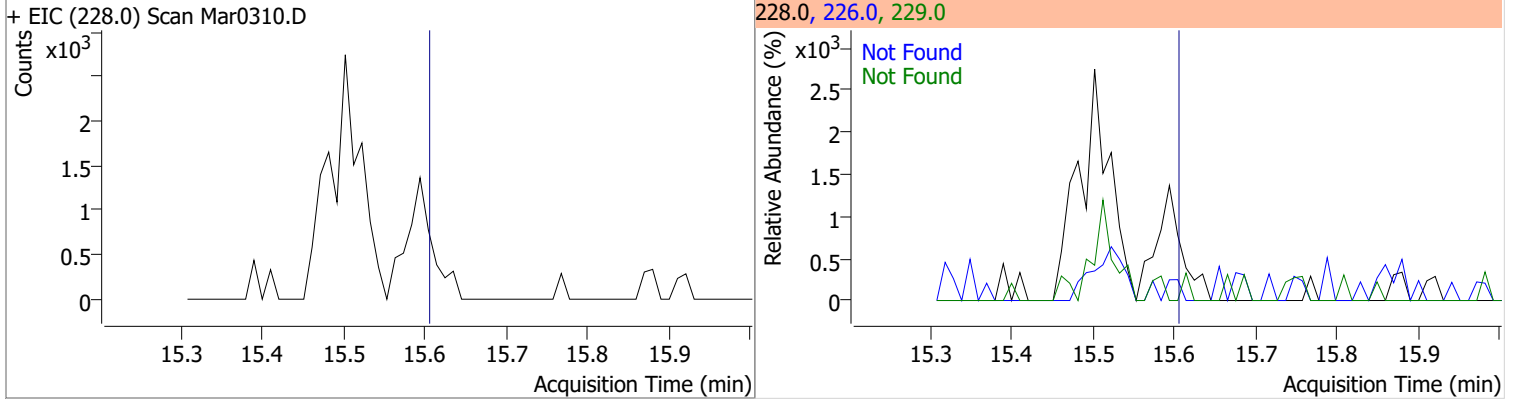


Compound	Conc.	Exp RT	QIon	Exp Ratio	QIon	Exp Ratio
Benzo(a)Anthracene	N.D.	15.50	226.0	26.4	229.0	20.9

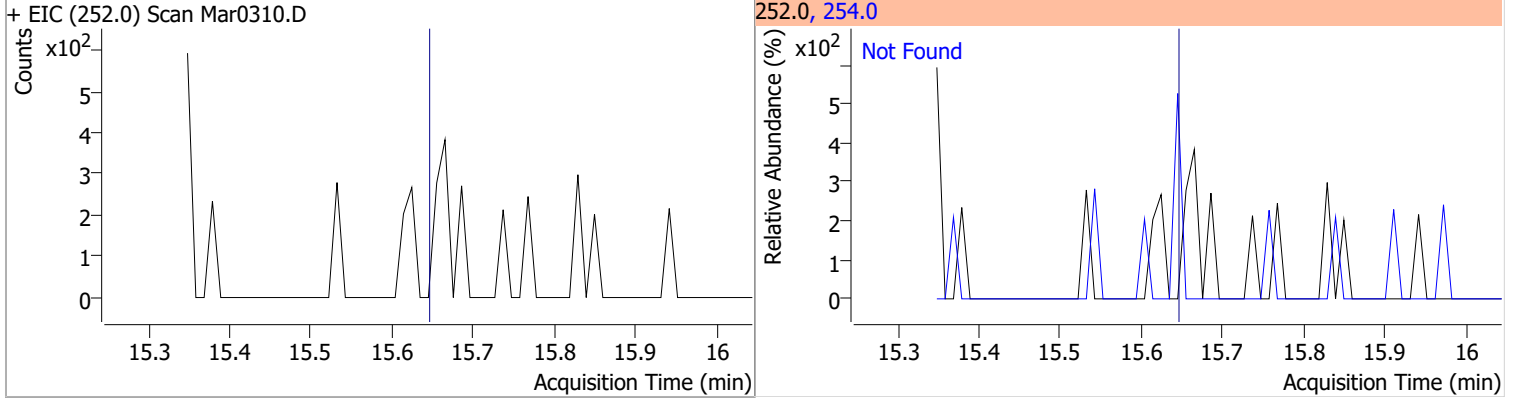


Quantitation Results Report (QT Reviewed)

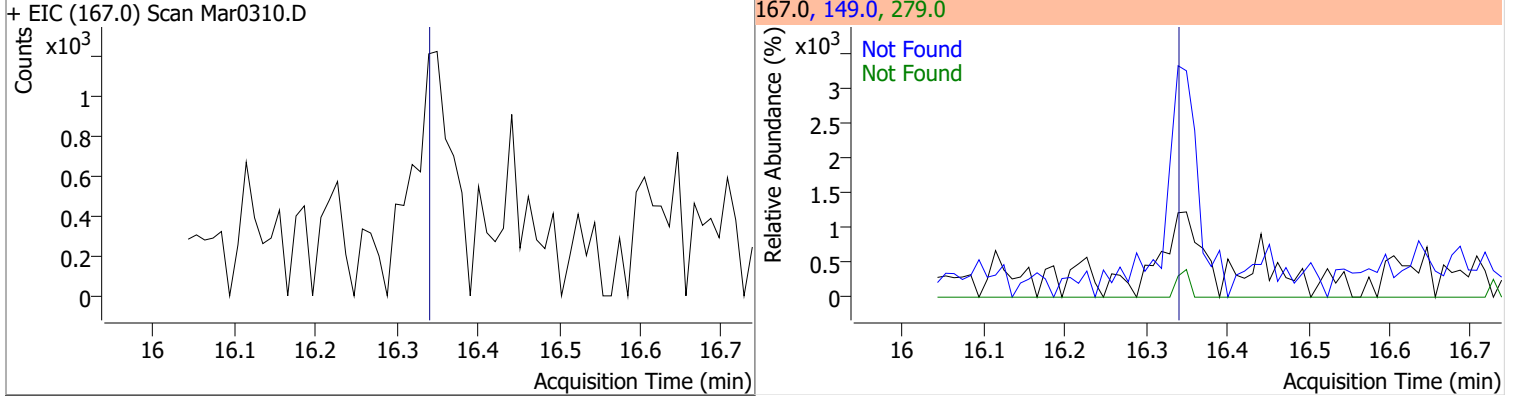
Compound	Conc.	Exp RT	QIon	Exp Ratio	QIon	Exp Ratio
Chrysene	N.D.	15.61	226.0	29.2	229.0	20.4



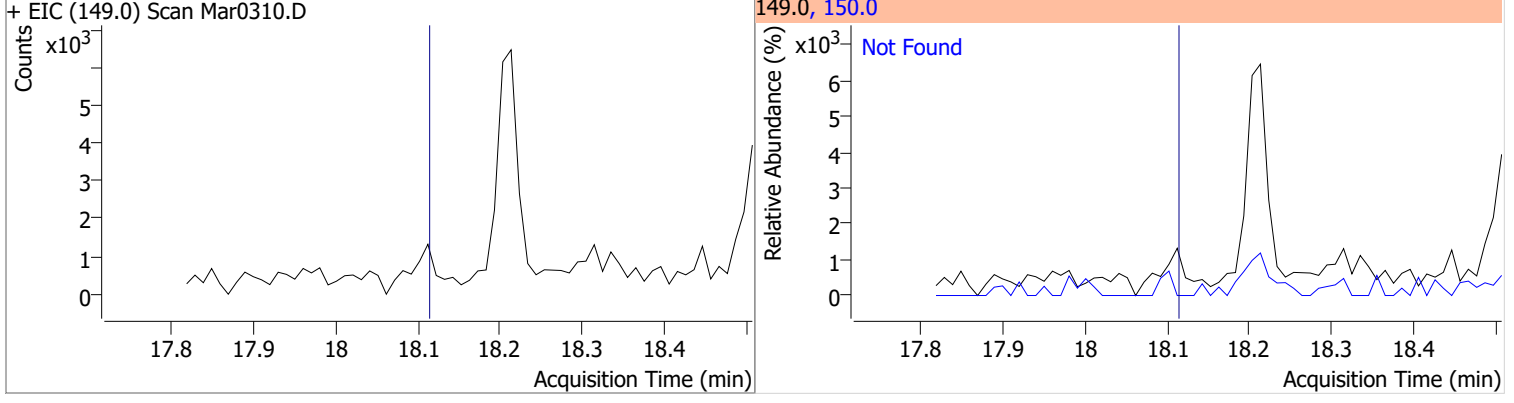
Compound	Conc.	Exp RT	QIon	Exp Ratio
3,3-Dichlorobenzidine	N.D.	15.65	254.0	64.6



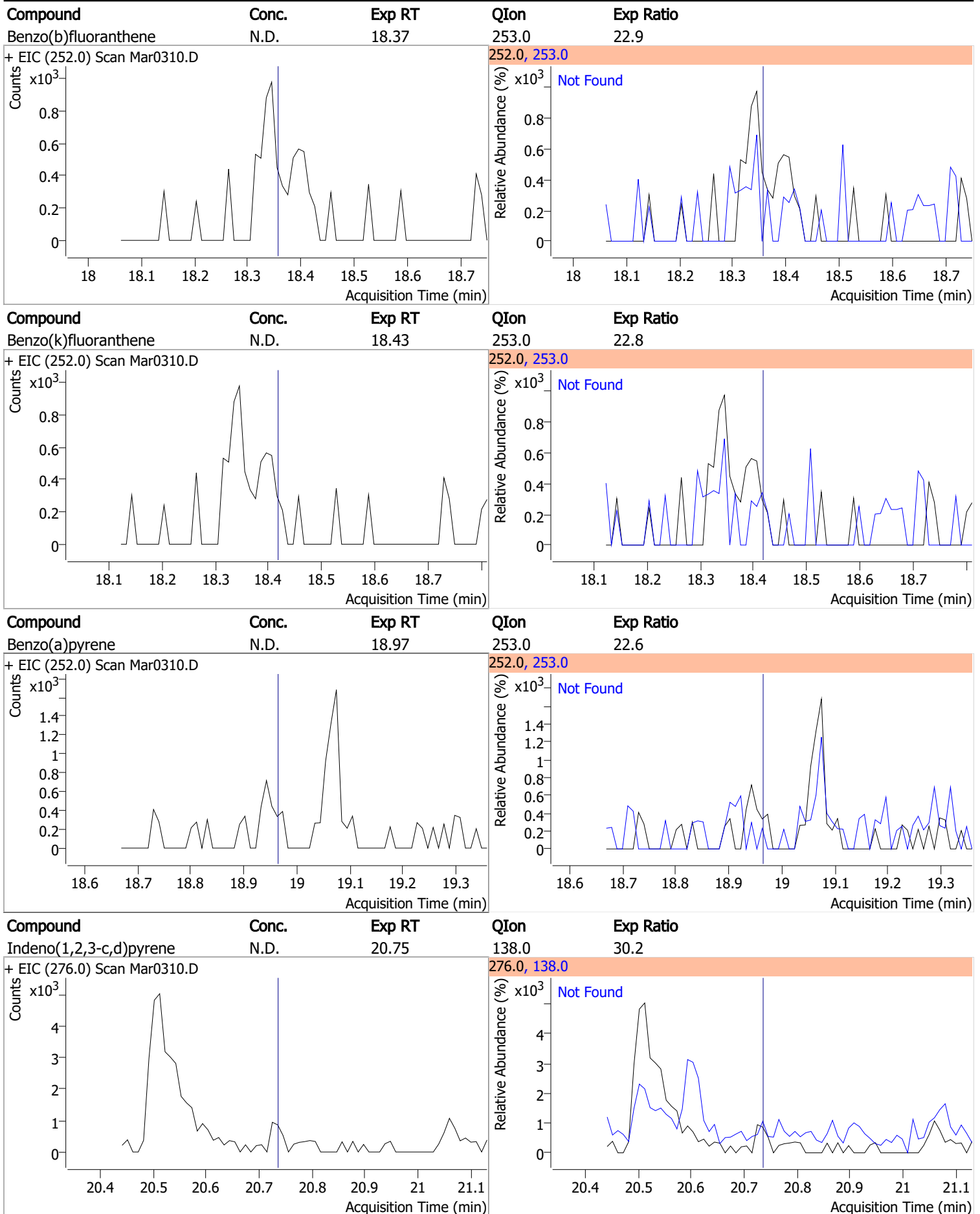
Compound	Conc.	Exp RT	QIon	Exp Ratio	QIon	Exp Ratio
bis(2-ethylhexyl)Phthalate	N.D.	16.35	149.0	391.0	279.0	13.4



Compound	Conc.	Exp RT	QIon	Exp Ratio
Di-n-octyl Phthalate	N.D.	18.12	150.0	9.5

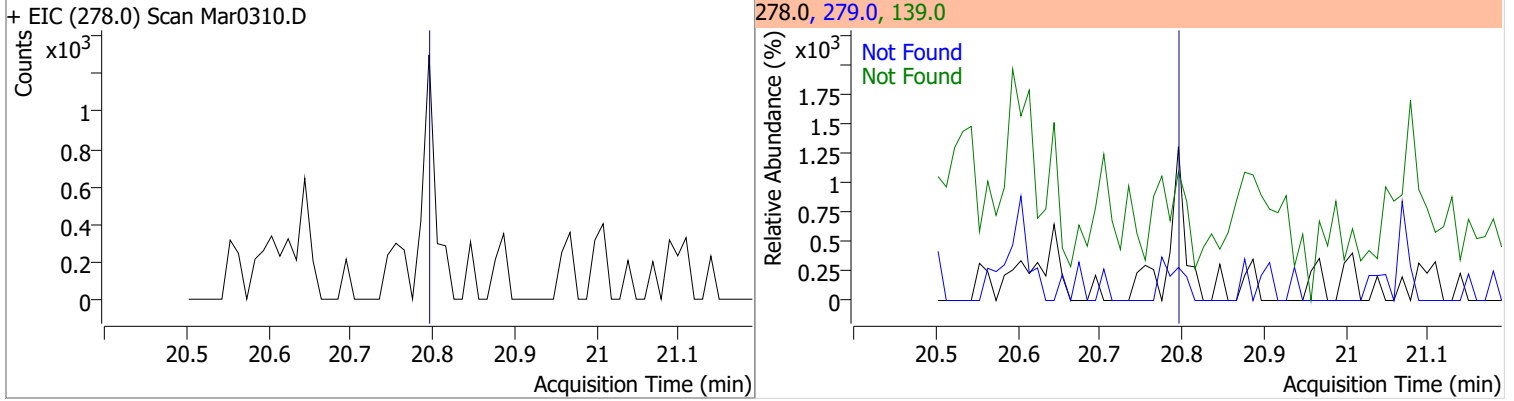


Quantitation Results Report (QT Reviewed)

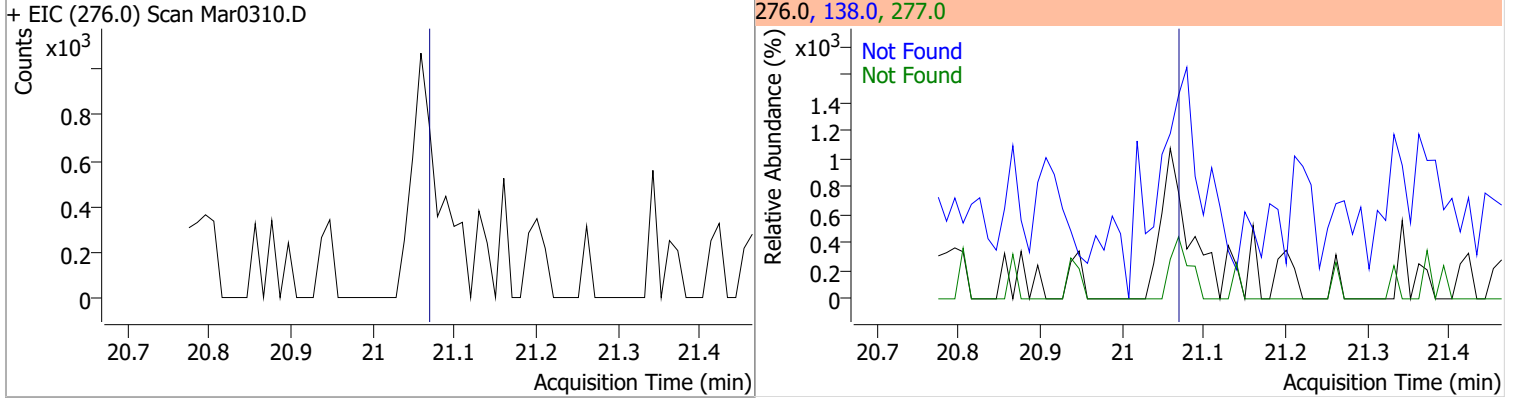


Quantitation Results Report (QT Reviewed)

Compound	Conc.	Exp RT	QIon	Exp Ratio	QIon	Exp Ratio
Dibenzo(a,h)anthracene	N.D.	20.81	139.0	25.3	279.0	24.1

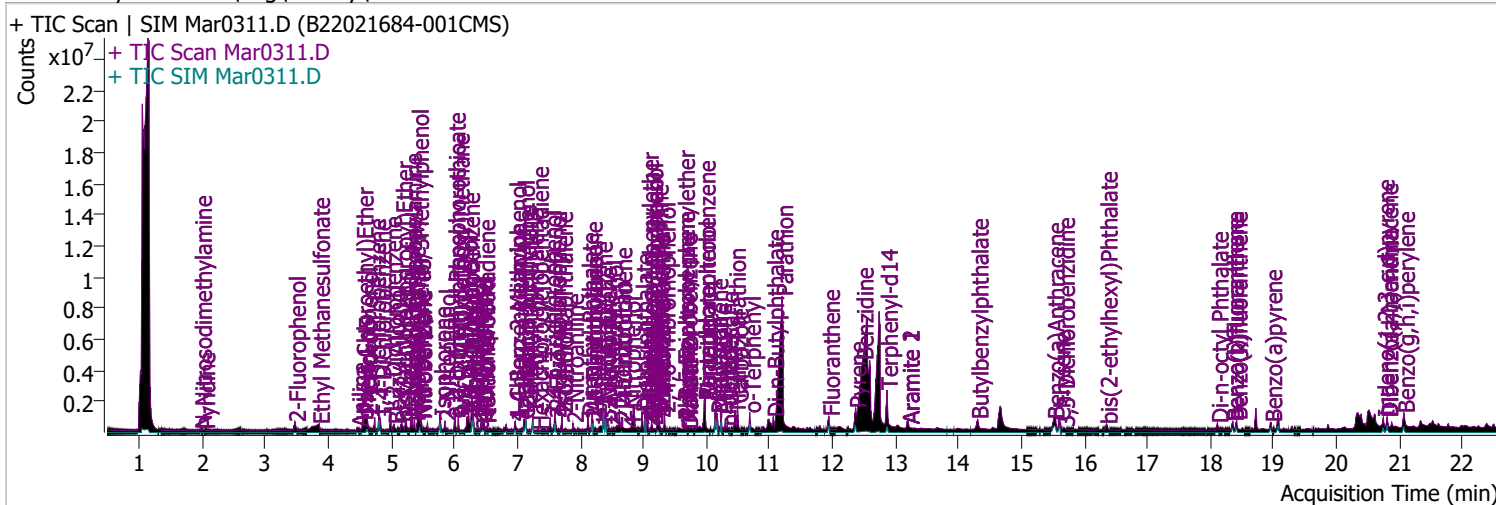


Compound	Conc.	Exp RT	QIon	Exp Ratio	QIon	Exp Ratio
Benzo(g,h,i)perylene	N.D.	21.08	138.0	32.4	277.0	23.6



Quantitation Results Report (QT Reviewed)

Data File	Mar0311.D	Operator	LIMS import
Acq. Method	BNA+SIM.M	Acq. Date-Time	3/3/2022 9:52:31 PM
Sample Name	B22021684-001CMS	Instrument	Instrument #1
Vial	11	Multiplier	1.00
DA Method File		Comment	SVOC-8270-W-LARGO
Tune File	dftppdsm.u	Tune Date	2/18/2022 9:25:00 PM
Batch Name	030322 DoD BNA.batch.bin	Last Calib Update	3/4/2022 9:18:32 AM
Ref Library	D:\Org\Library\NIST129K.I		



Compound	RT	QIon	Resp.	Conc.	Units	Dev(Min)
----------	----	------	-------	-------	-------	----------

Internal Standards

System Monitoring Compounds

S 2-Fluorophenol	3.469	112.0	356530	53.5292	µg/L	-0.061
Spiked Amount: 200.000	Range: 10.0 - 75.0%			Recovery = 26.76%		
S Phenol-d5	4.572	99.0	431711	49.6351	µg/L	0.020
Spiked Amount: 200.000	Range: 10.0 - 65.0%			Recovery = 24.82%		
S Nitrobenzene-d5	5.451	82.0	162932	34.4983	µg/L	-0.020
Spiked Amount: 100.000	Range: 32.0 - 94.0%			Recovery = 34.50%		
S 2-Fluorobiphenyl	7.595	172.0	297921	22.1732	µg/L	0.000
Spiked Amount: 100.000	Range: 28.0 - 107.0%			Recovery = 22.17%		*
S 2,4,6-Tribromophenol	9.336	329.8	76499	72.8592	µg/L	0.010
Spiked Amount: 200.000	Range: 25.0 - 140.0%			Recovery = 36.43%		
S Terphenyl-d14	12.865	244.3	526245	39.1655	µg/L	0.000
Spiked Amount: 100.000	Range: 32.0 - 122.0%			Recovery = 39.17%		

Target Compounds

Compound	RT	QIon	Resp.	Conc.	Units	QValue
T N-Nitrosodimethylamine	1.978	74.0	55318	29.1154	µg/L	99
T Pyridine	2.029	79.0	94274	19.3101	µg/L	97
T Aniline	4.470	93.0	189495	15.7912	µg/L	97
T Phenol	4.583	94.0	436538	45.4601	µg/L	93
T bis(-2-Chloroethyl)Ether	4.542	63.0	207523	31.8300	µg/L	# 84
T 2-Chlorophenol	4.613	128.0	307650	39.4591	µg/L	99
T 1,3-Dichlorobenzene	4.736	146.0	220567	21.1854	µg/L	m 98
T 1,4-Dichlorobenzene	4.828	146.0	225326	21.0502	µg/L	m 98
T 1,2-Dichlorobenzene	4.991	146.0	238833	23.6799	µg/L	97
T Benzyl Alcohol	5.042	108.0	172552	47.5340	µg/L	94
T bis(2-chloroisopropyl)Ether	5.165	121.0	74433	28.1069	µg/L	99
T 2-Methylphenol	5.226	107.0	258935	38.4288	µg/L	98
T N-nitroso-Di-n-propylamine	5.308	70.0	209835	47.0058	µg/L	97
T Hexachloroethane	5.369	117.0	52859	18.4710	µg/L	94
T 4Methylphenol/3Methylphenol	5.420	107.0	864405	95.3318	µg/L	99

Quantitation Results Report (QT Reviewed)

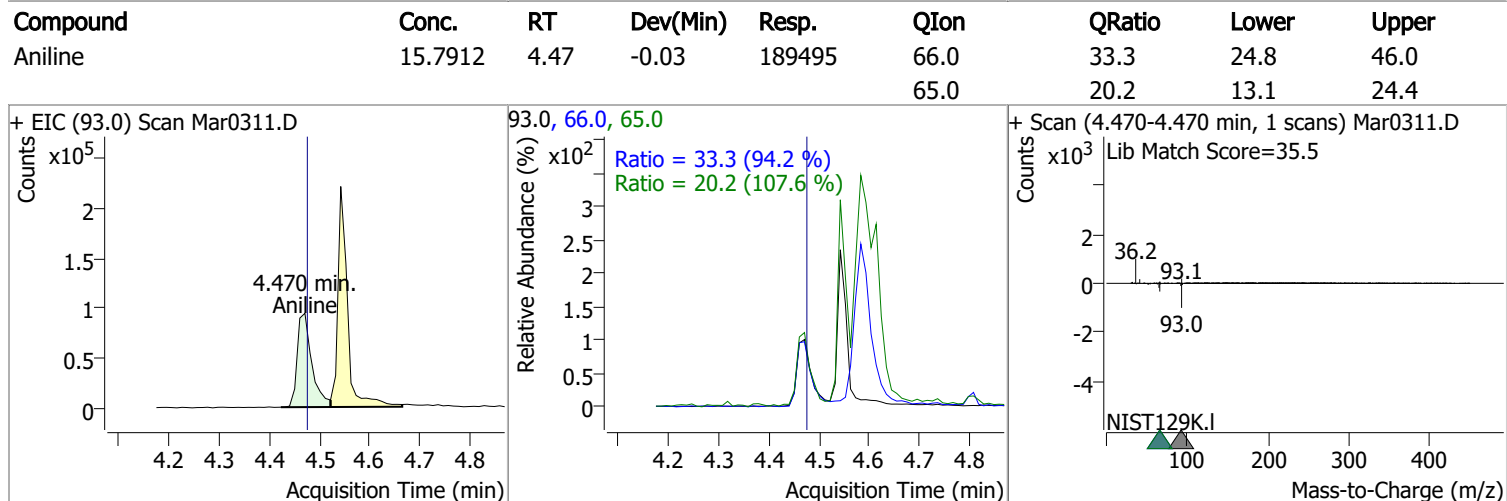
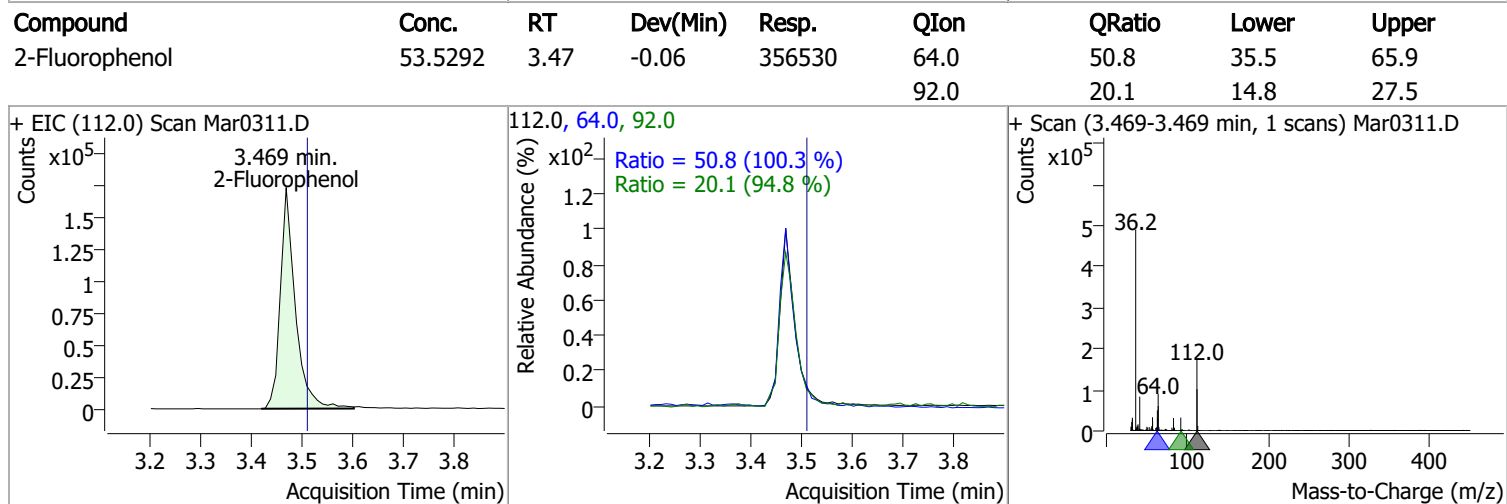
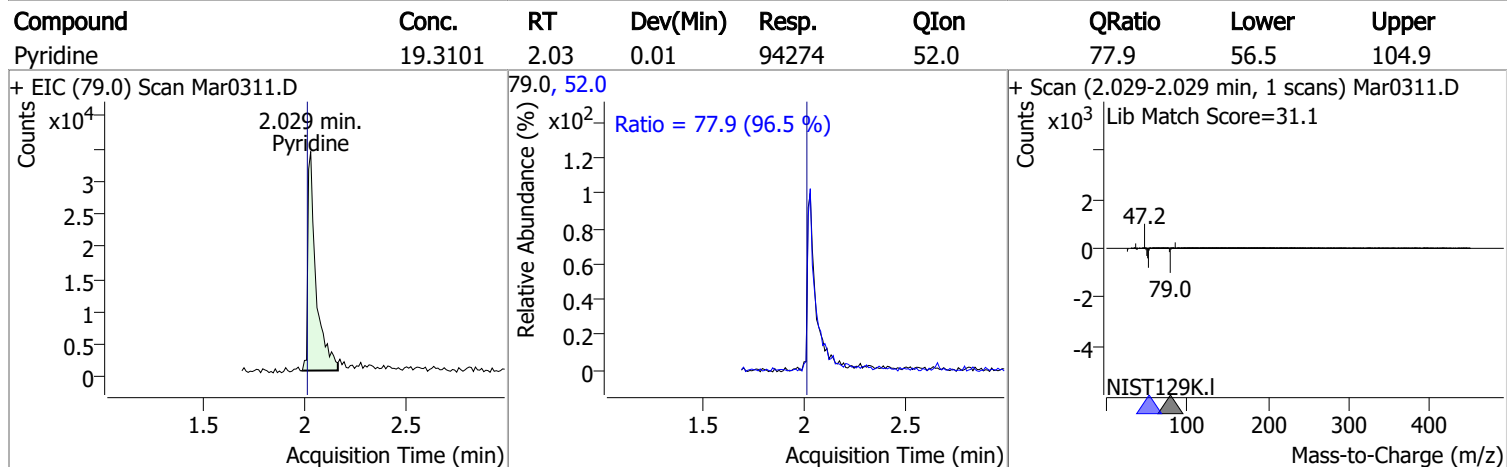
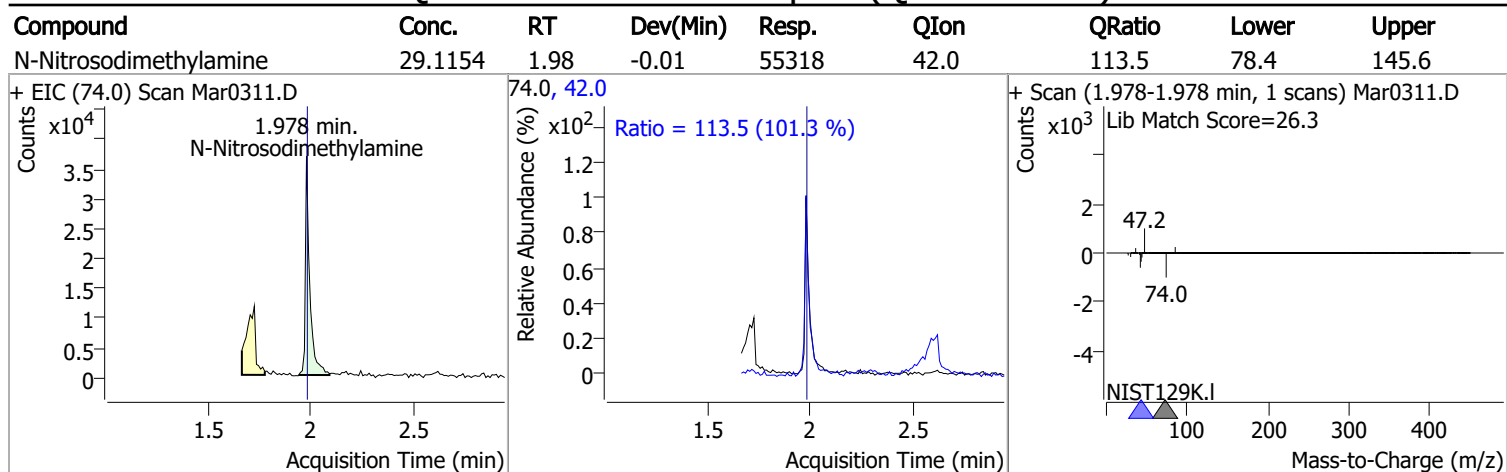
Compound	RT	QIon	Resp.	Conc.	Units	Dev(Min)
T Nitrobenzene	5.471	123.1	90730	36.7587	µg/L	99
T Isophorone	5.778	82.0	427303	38.9030	µg/L	97
T 2-Nitrophenol	5.849	139.0	93267	40.6332	µg/L	# 86
T 2,4-Dimethylphenol	6.003	122.0	223936	42.0155	µg/L	97
T bis(-2-Chloroethoxy)Methane	6.064	93.0	260586	41.0444	µg/L	97
T 2,4-Dichlorophenol	6.198	162.0	205409	41.7170	µg/L	98
T Benzoic Acid	6.270	105.0	358526	118.4039	µg/L	99
T 1,2,4-Trichlorobenzene	6.229	180.0	136548	21.9046	µg/L	97
T Naphthalene	6.301	128.0	522978	27.5501	µg/L	99
T 4-Chlorophenol	6.455	130.0	75943	40.4904	µg/L	96
T p-Chloroaniline	6.424	127.0	190903	26.9147	µg/L	84
T Hexachlorobutadiene	6.475	224.9	45208	14.8399	µg/L	97
T 4-Chloro-2-Methylphenol	6.968	107.0	185726	39.3949	µg/L	99
T 4-Chloro-3-Methylphenol	7.102	107.0	219653	45.3462	µg/L	96
T 2-Methylnaphthalene	7.132	141.0	277905	27.4193	µg/L	99
T 1-Methylnaphthalene	7.245	141.0	247549	24.5757	µg/L	m 97
T Hexachlorocyclopentadiene	7.328	236.9	10370	8.0978	µg/L	95
T 2,4,6-Trichlorophenol	7.523	196.0	122653	38.6806	µg/L	m 93
T 2,4,5-Trichlorophenol	7.605	196.0	144202	40.0691	µg/L	m 98
T 2-Chloronaphthalene	7.708	162.0	314427	28.0460	µg/L	99
T 2-Nitroaniline	7.882	65.0	80318	41.4990	µg/L	87
T Dimethyl Phthalate	8.118	163.0	456913	42.5801	µg/L	98
T 2,6-Dinitrotoluene	8.180	165.0	53937	35.9285	µg/L	m 86
T Acenaphthylene	8.190	152.1	463040	25.9773	µg/L	99
T 3-Nitroaniline	8.394	138.0	52436	32.3080	µg/L	90
T Acenaphthene	8.405	154.0	283798	26.3782	µg/L	98
T 2,4-Dinitrophenol	8.507	184.0	22189	34.5008	µg/L	91
T Dibenzofuran	8.620	168.0	435756	24.3118	µg/L	100
T 2,4-Dinitrotoluene	8.650	165.0	74977	41.9991	µg/L	97
T 4-Nitrophenol	8.783	109.0	51206	29.7383	µg/L	82
T Diethylphthalate	8.978	149.0	407092	37.2732	µg/L	100
T Fluorene	9.029	166.0	337464	24.1515	µg/L	99
T 4-Chlorophenyl-phenylether	9.070	204.0	128550	21.8863	µg/L	99
T 4-Nitroaniline	9.131	138.0	67169	38.5590	µg/L	94
T 4,6-Dinitro-2-methylphenol	9.141	198.0	23329	25.1741	µg/L	100
T N-nitrosodiphenylamine	9.223	169.0	274001	31.5375	µg/L	99
T Azobenzene	9.254	77.0	272385	25.9785	µg/L	96
T 4-Bromophenyl-phenylether	9.643	248.0	66687	22.3481	µg/L	97
T Hexachlorobenzene	9.683	283.9	65443	19.3834	µg/L	89
T Pentachlorophenol	9.968	265.9	59725	42.8980	µg/L	99
T Phenanthrene	10.171	178.0	421255	21.8481	µg/L	99
T Anthracene	10.232	178.0	421882	24.4789	µg/L	99
T Triallate	10.303	86.0	83669	23.4661	µg/L	98
T Carbazole	10.495	167.0	620039	35.7149	µg/L	100
T o-Terphenyl	10.687	230.0	192462	19.4478	µg/L	99
T Di-n-Butylphthalate	11.062	149.0	429618	30.1644	µg/L	99
T Fluoranthene	11.943	202.0	417764	22.6707	µg/L	98
T Benzidine	12.480	184.0	36803	6.6585	µg/L	#m 1
T Pyrene	12.369	202.0	455803	22.4718	µg/L	99
T Butylbenzylphthalate	14.306	149.0	166722	34.0061	µg/L	92
T Benzo(a)Anthracene	15.512	228.0	398696	25.9043	µg/L	99
T Chrysene	15.604	228.0	434519	24.5262	µg/L	99
T 3,3-Dichlorobenzidine	15.675	252.0	83106	18.4828	µg/L	98
T bis(2-ethylhexyl)Phthalate	16.350	167.0	44817	27.5242	µg/L	97
T Di-n-octyl Phthalate	18.112	149.0	266409	18.0003	µg/L	99

Quantitation Results Report (QT Reviewed)

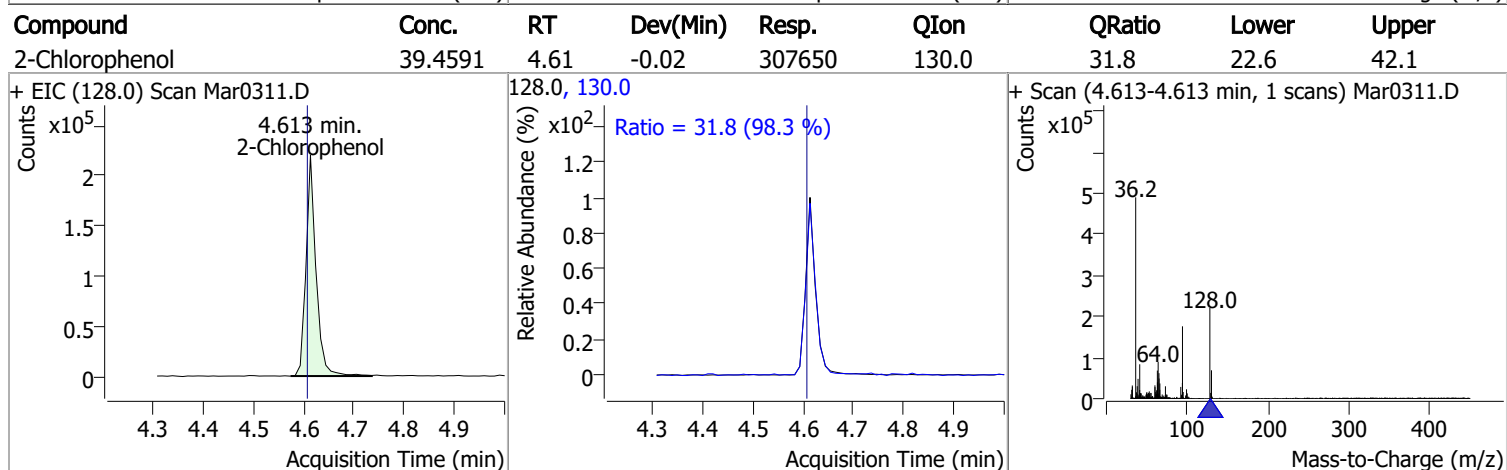
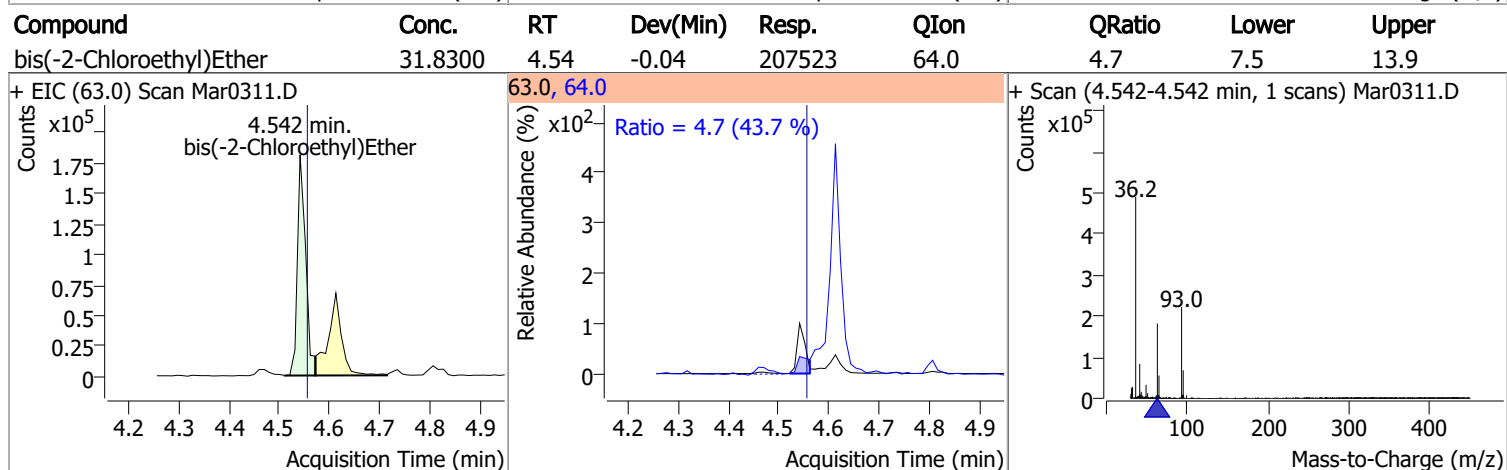
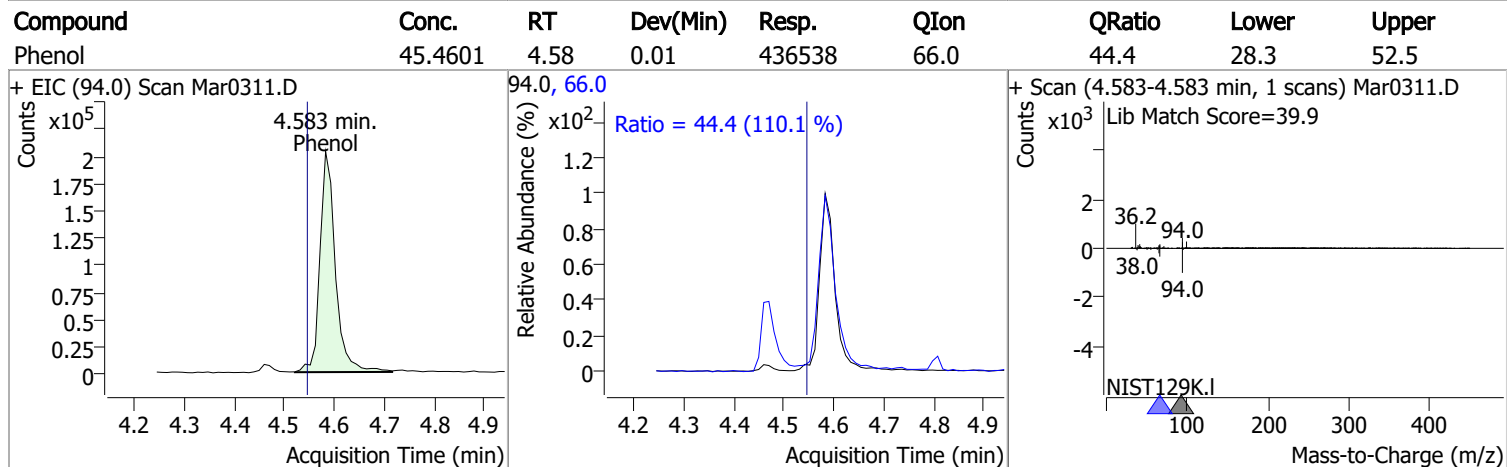
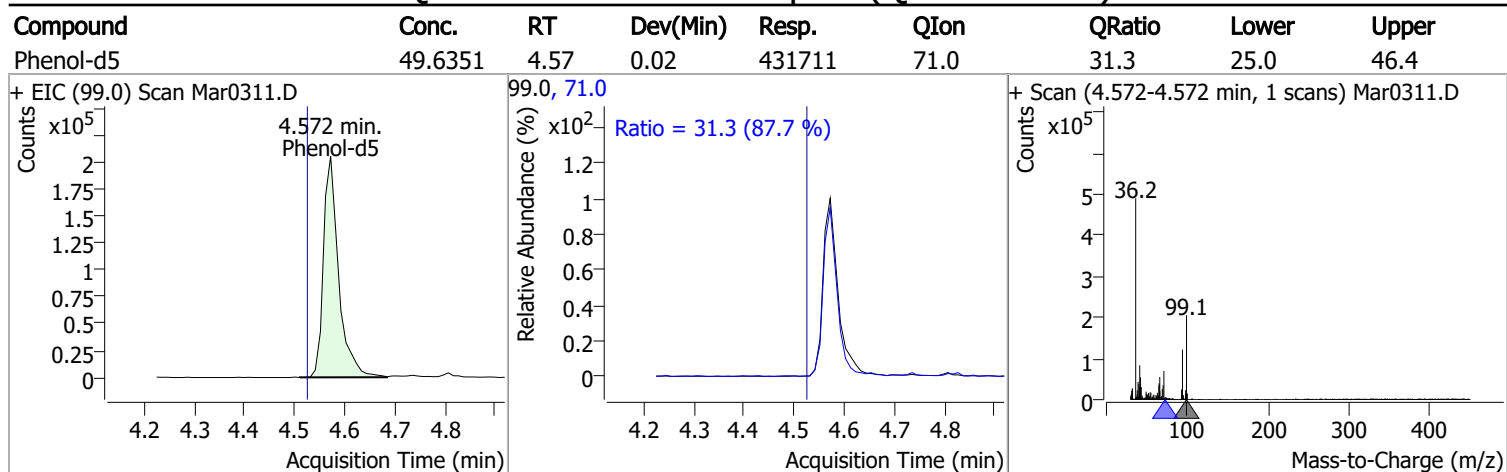
Compound	RT	QIon	Resp.	Conc.	Units	Dev(Min)
T Benzo(b)fluoranthene	18.355	252.0	320206	15.7583	µg/L	99
T Benzo(k)fluoranthene	18.416	252.0	352940	16.6953	µg/L	98
T Benzo(a)pyrene	18.963	252.0	295389	16.0951	µg/L	98
T Indeno(1,2,3-c,d)pyrene	20.745	276.0	259771	16.7834	µg/L	100
T Dibenzo(a,h)anthracene	20.806	278.0	314621	18.5725	µg/L	99
T Benzo(g,h,i)perylene	21.069	276.0	318778	17.2349	µg/L	98

(#) = Qualifier Out of Range; (m) = Manual Integration; (+) = Area Summed; (*) = Surrogate Percent Recovery Out of Range; (d): Zeroed Peak

Quantitation Results Report (QT Reviewed)

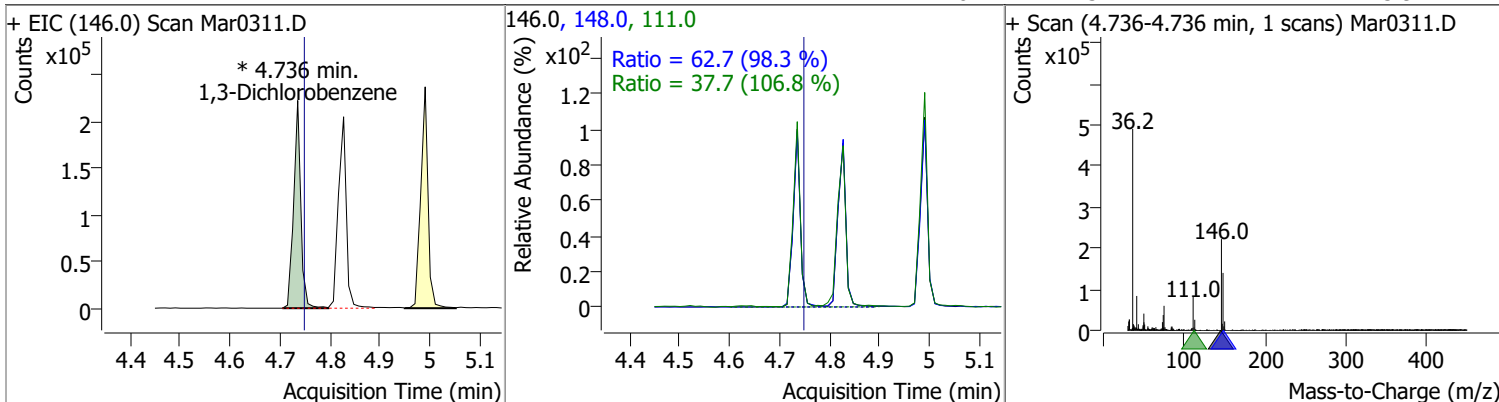


Quantitation Results Report (QT Reviewed)

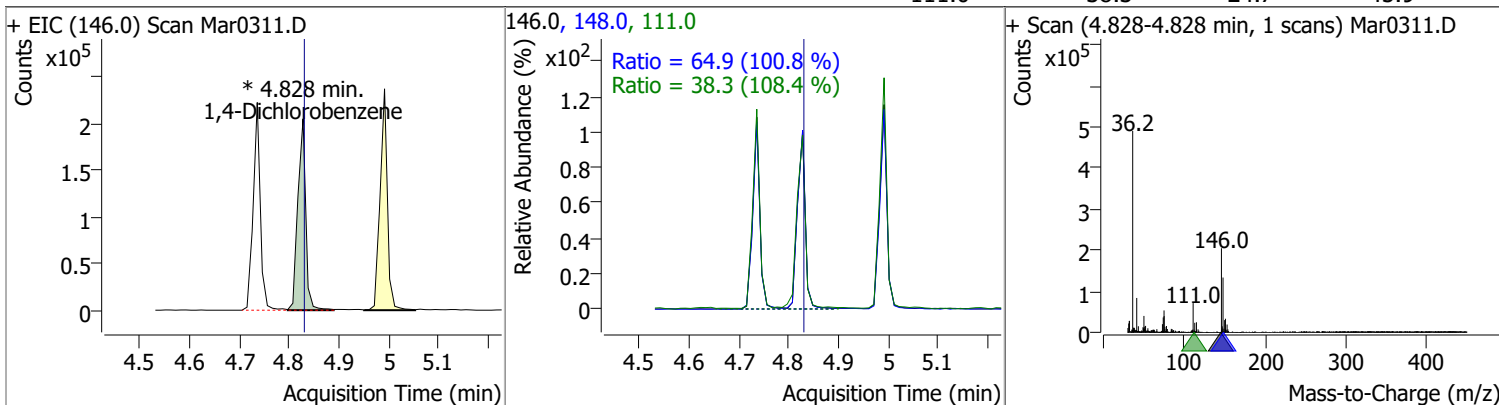


Quantitation Results Report (QT Reviewed)

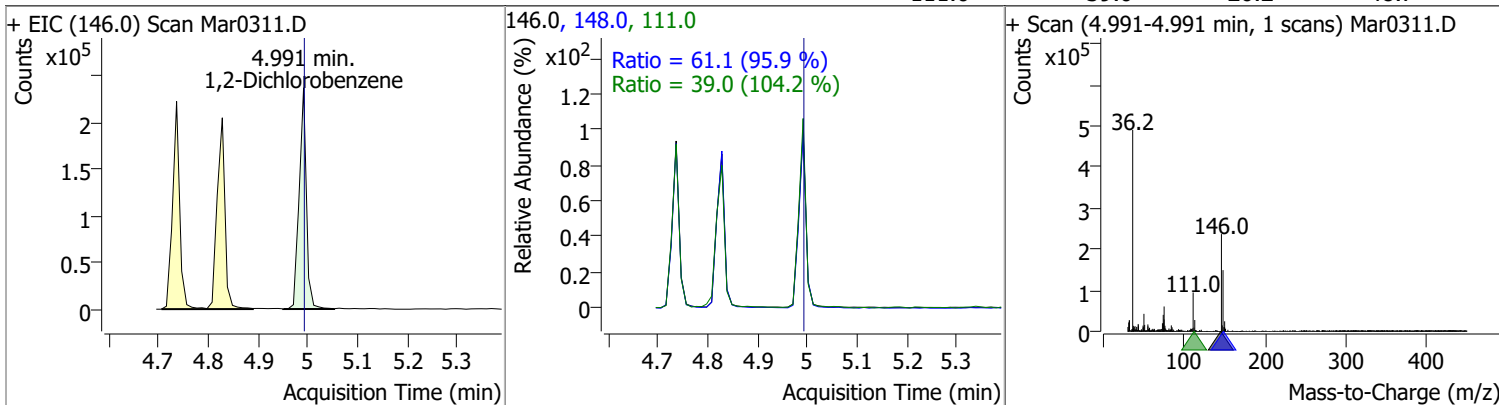
Compound	Conc.	RT	Dev(Min)	Resp.	QIon	QRatio	Lower	Upper
1,3-Dichlorobenzene	21.1854	4.74	-0.04	220567 (m)	148.0	62.7	44.6	82.9
					111.0	37.7	24.7	45.9



Compound	Conc.	RT	Dev(Min)	Resp.	QIon	QRatio	Lower	Upper
1,4-Dichlorobenzene	21.0502	4.83	-0.03	225326 (m)	148.0	64.9	45.0	83.7
					111.0	38.3	24.7	45.9

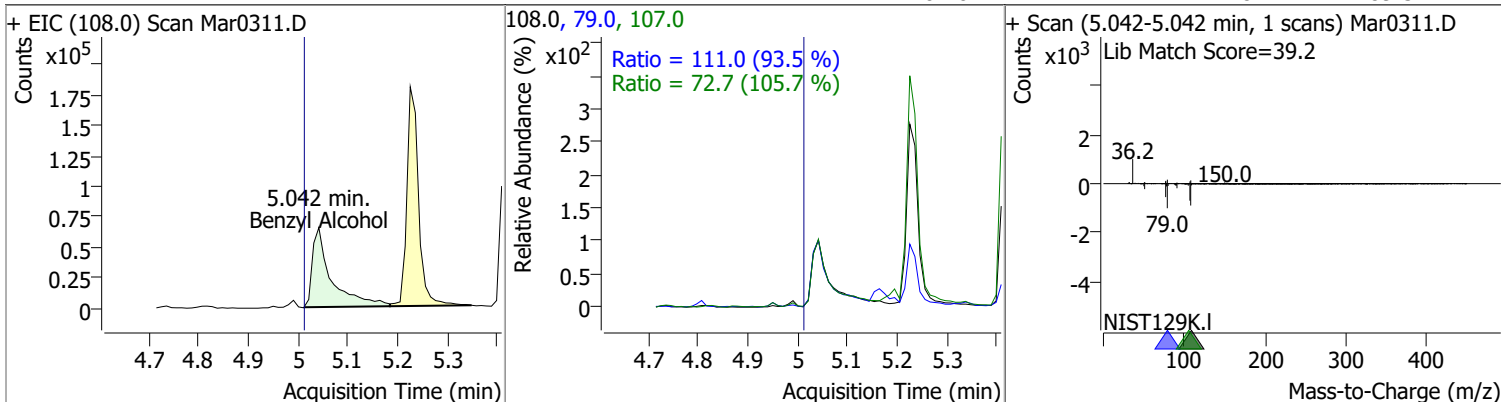


Compound	Conc.	RT	Dev(Min)	Resp.	QIon	QRatio	Lower	Upper
1,2-Dichlorobenzene	23.6799	4.99	-0.03	238833	148.0	61.1	44.6	82.8
					111.0	39.0	26.2	48.7

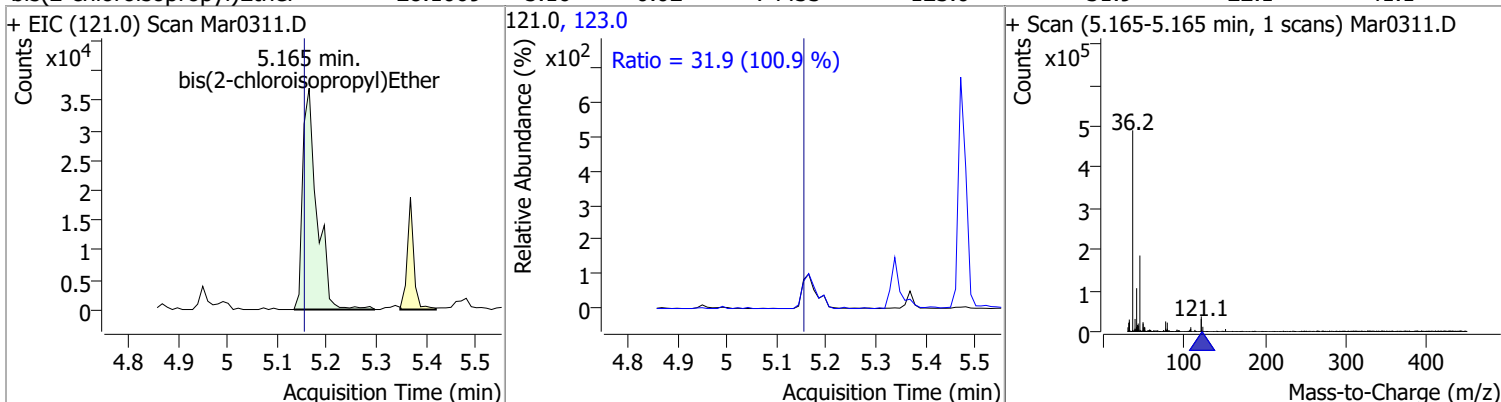


Quantitation Results Report (QT Reviewed)

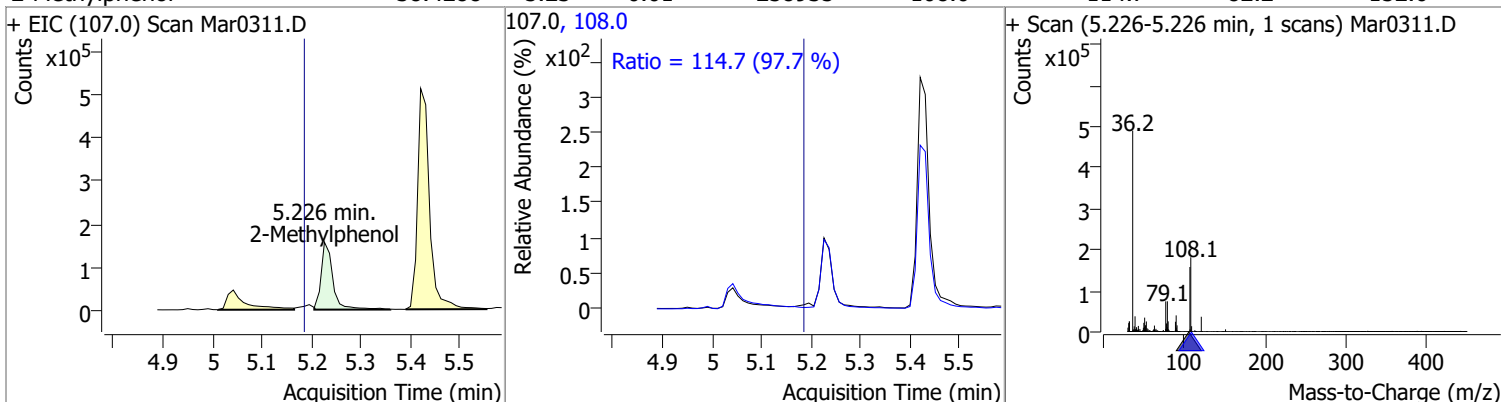
Compound	Conc.	RT	Dev(Min)	Resp.	QIon	QRatio	Lower	Upper
Benzyl Alcohol	47.5340	5.04	0.00	172552	79.0	111.0	83.2	154.5
					107.0	72.7	48.2	89.5



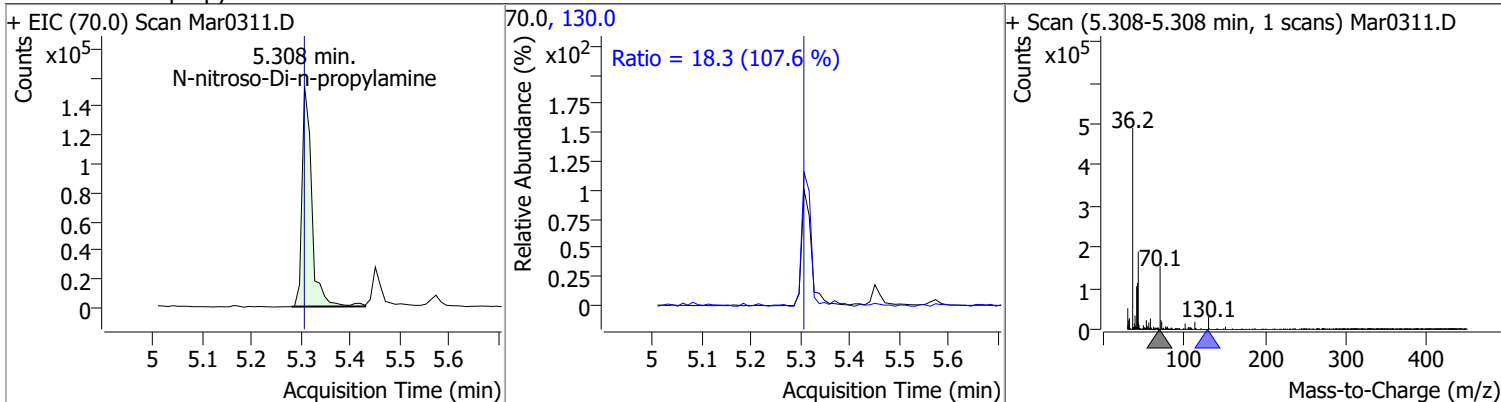
Compound	Conc.	RT	Dev(Min)	Resp.	QIon	QRatio	Lower	Upper
bis(2-chloroisopropyl)Ether	28.1069	5.16	-0.02	74433	123.0	31.9	22.1	41.1



Compound	Conc.	RT	Dev(Min)	Resp.	QIon	QRatio	Lower	Upper
2-Methylphenol	38.4288	5.23	0.01	258935	108.0	114.7	82.2	152.6

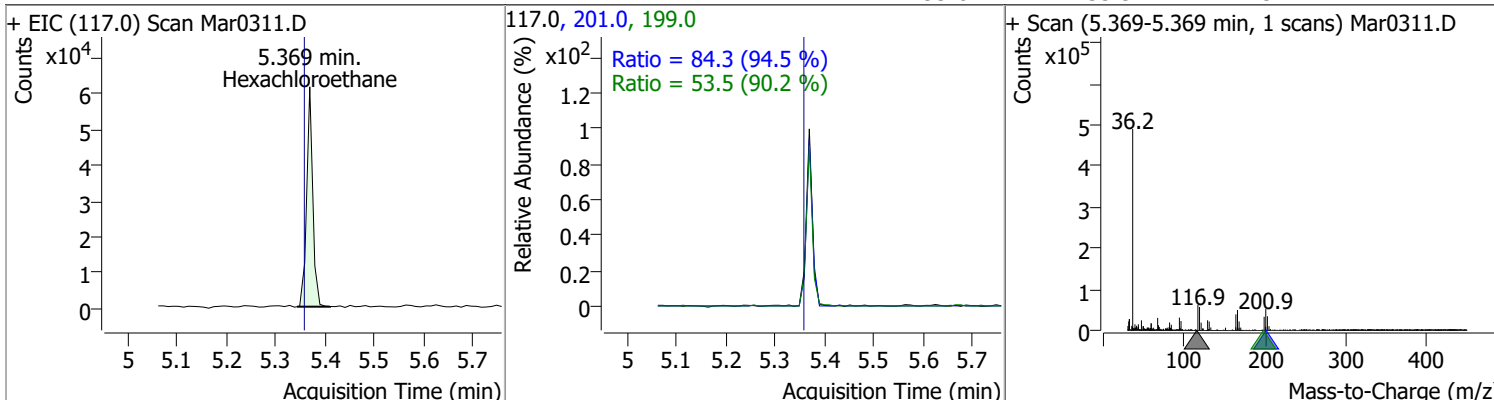


Compound	Conc.	RT	Dev(Min)	Resp.	QIon	QRatio	Lower	Upper
N-nitroso-Di-n-propylamine	47.0058	5.31	-0.03	209835	130.0	18.3	0.0	34.0

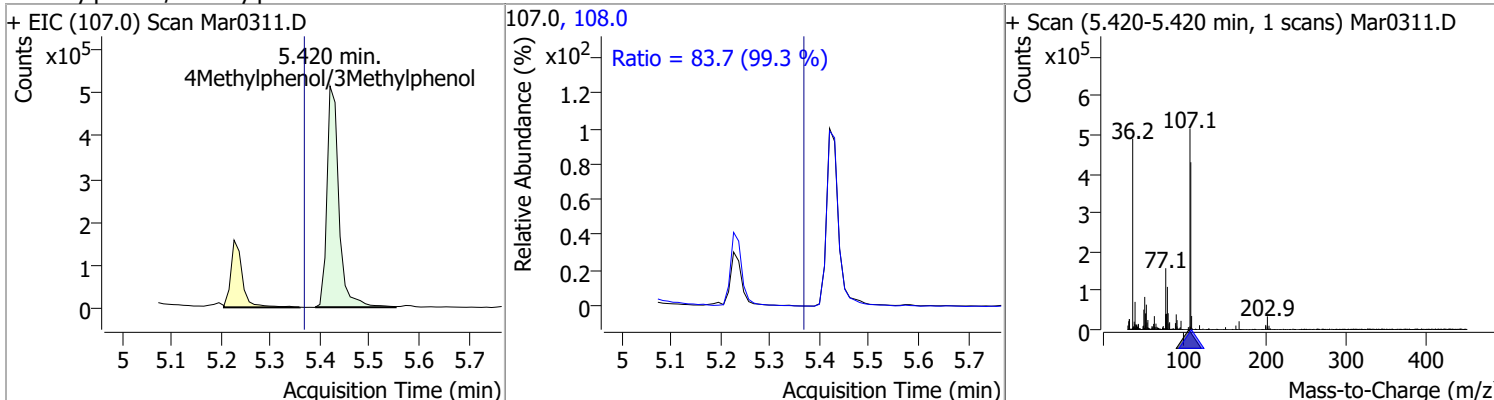


Quantitation Results Report (QT Reviewed)

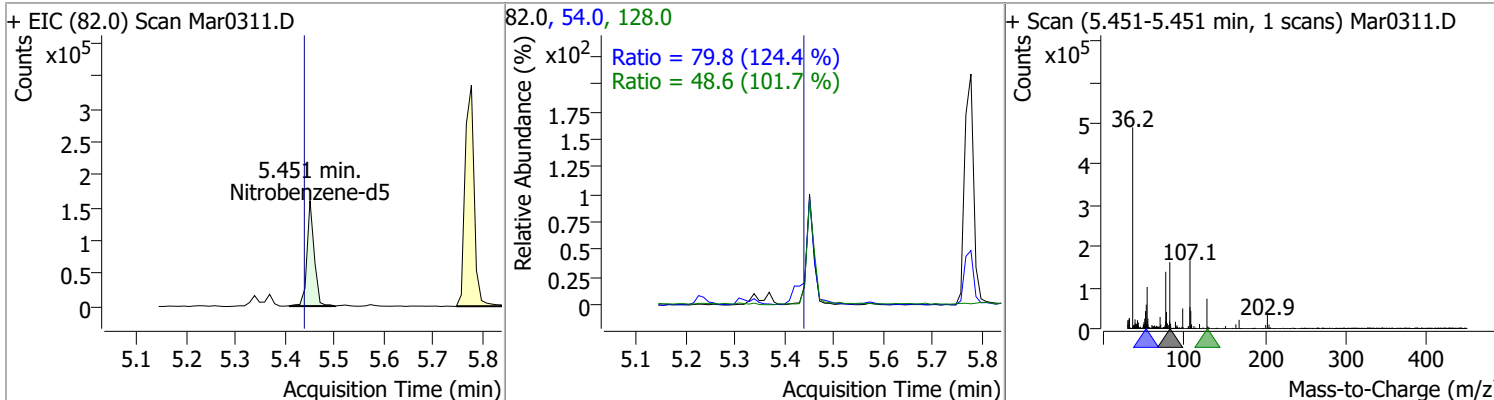
Compound	Conc.	RT	Dev(Min)	Resp.	QIon	QRatio	Lower	Upper
Hexachloroethane	18.4710	5.37	-0.02	52859	201.0	84.3	62.4	115.9
					199.0	53.5	41.5	77.1



Compound	Conc.	RT	Dev(Min)	Resp.	QIon	QRatio	Lower	Upper
4Methylphenol/3Methylphenol	95.3318	5.42	0.02	864405	108.0	83.7	59.0	109.5

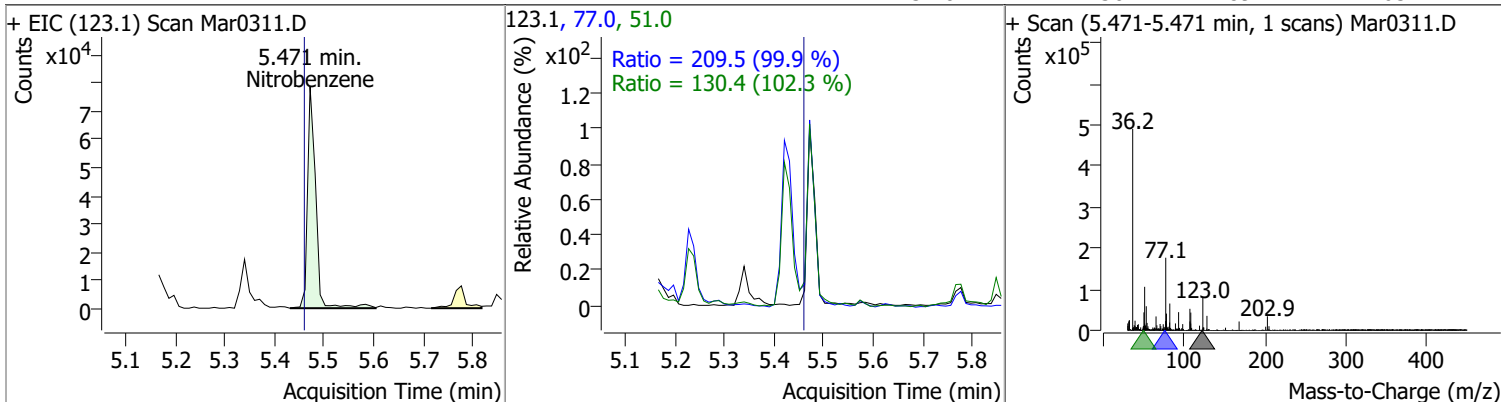


Compound	Conc.	RT	Dev(Min)	Resp.	QIon	QRatio	Lower	Upper
Nitrobenzene-d5	34.4983	5.45	-0.02	162932	54.0	79.8	44.9	83.4
					128.0	48.6	33.4	62.1

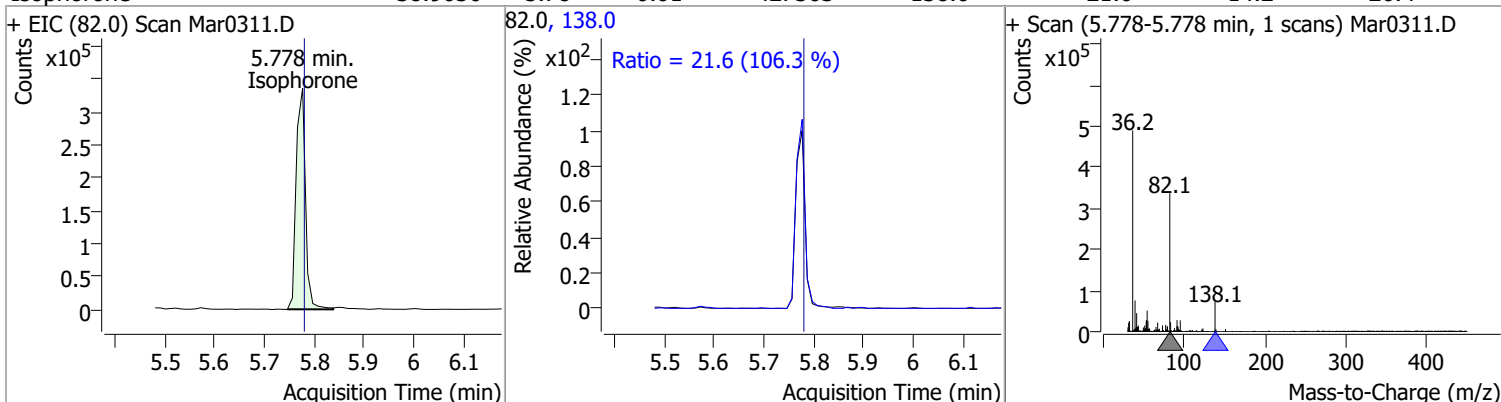


Quantitation Results Report (QT Reviewed)

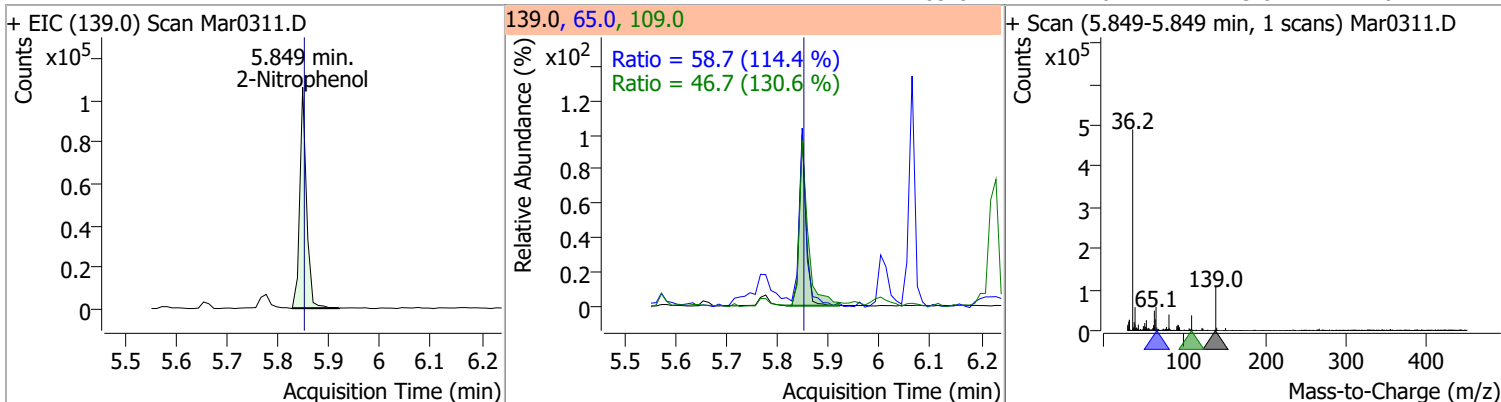
Compound	Conc.	RT	Dev(Min)	Resp.	QIon	QRatio	Lower	Upper
Nitrobenzene	36.7587	5.47	-0.02	90730	77.0	209.5	146.7	272.5
					51.0	130.4	89.2	165.7



Compound	Conc.	RT	Dev(Min)	Resp.	QIon	QRatio	Lower	Upper
Isophorone	38.9030	5.78	-0.01	427303	138.0	21.6	14.2	26.4

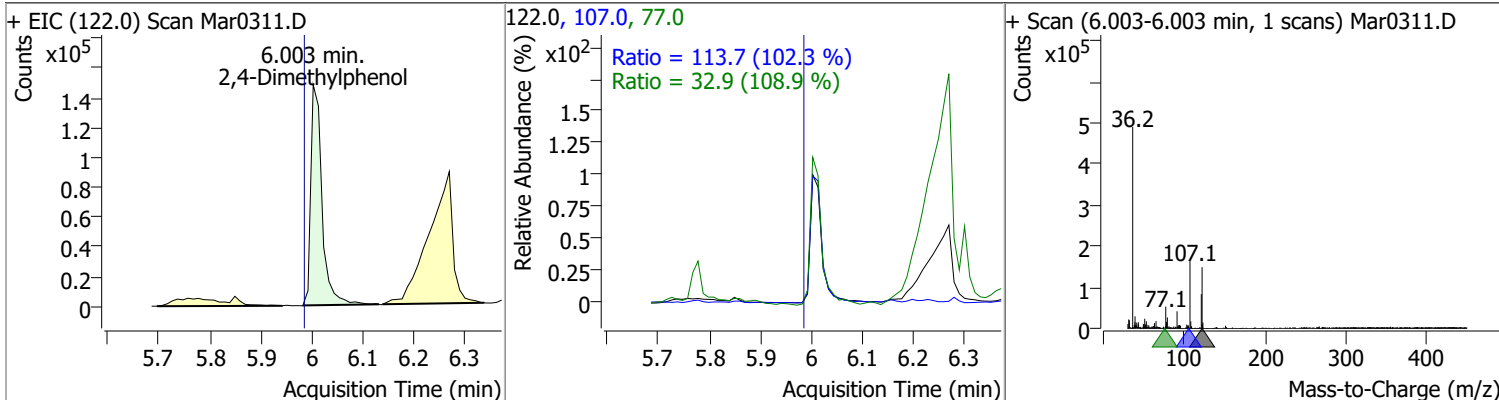


Compound	Conc.	RT	Dev(Min)	Resp.	QIon	QRatio	Lower	Upper
2-Nitrophenol	40.6332	5.85	-0.01	93267	65.0	58.7	35.9	66.7
					109.0	46.7	25.0	46.4

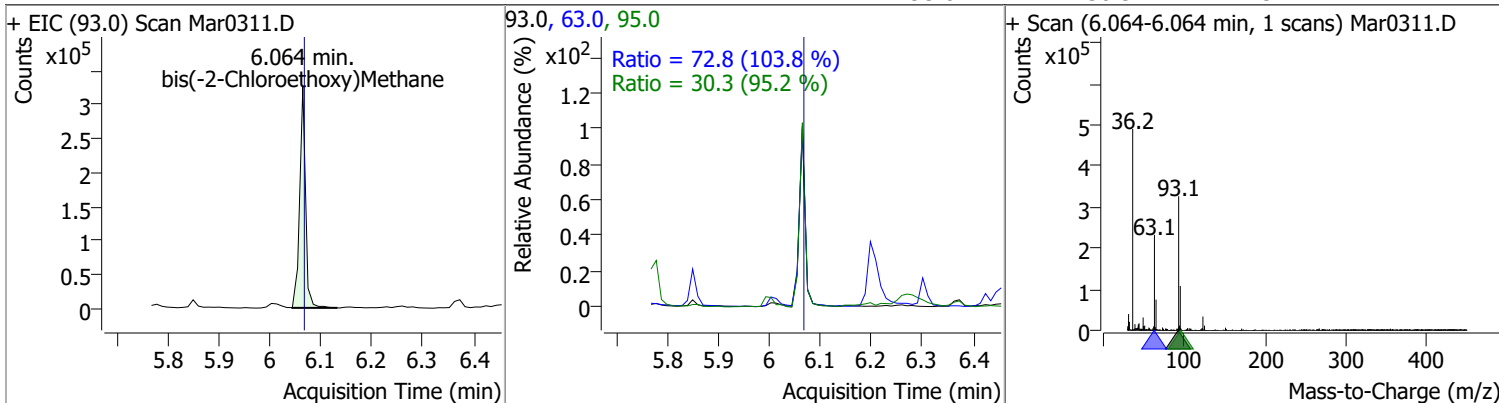


Quantitation Results Report (QT Reviewed)

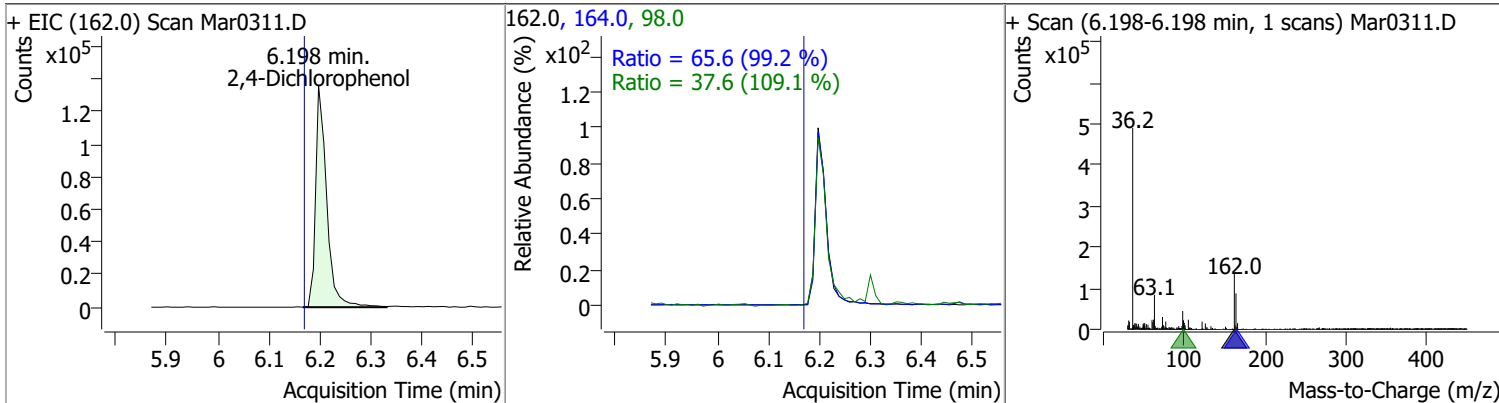
Compound	Conc.	RT	Dev(Min)	Resp.	QIon	QRatio	Lower	Upper
2,4-Dimethylphenol	42.0155	6.00	0.01	223936	107.0	113.7	77.8	144.4
					77.0	32.9	21.2	39.3



Compound	Conc.	RT	Dev(Min)	Resp.	QIon	QRatio	Lower	Upper
bis(-2-Chloroethoxy)Methane	41.0444	6.06	-0.01	260586	63.0	72.8	49.1	91.2
					95.0	30.3	22.3	41.4

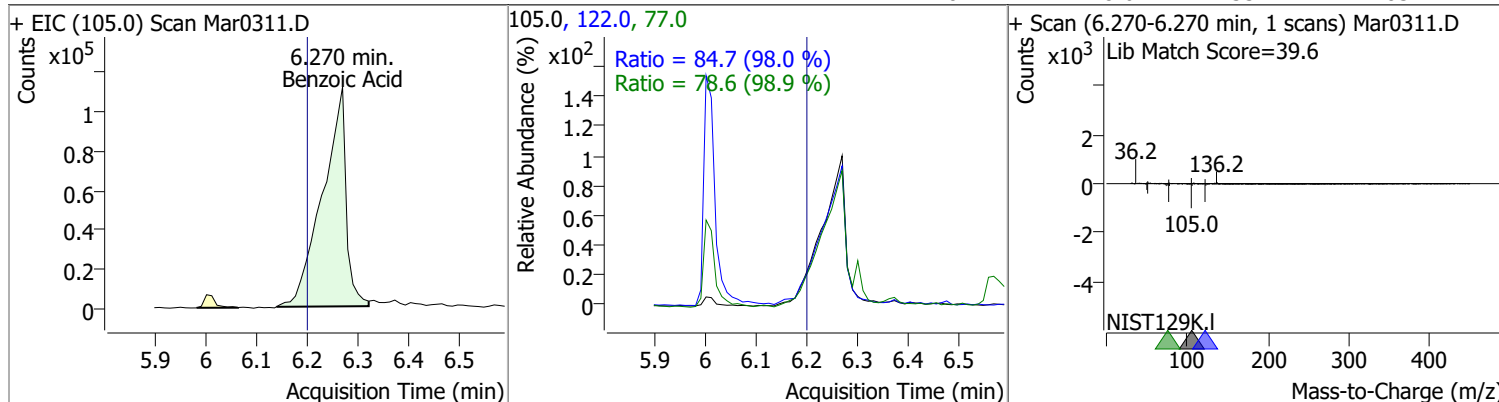


Compound	Conc.	RT	Dev(Min)	Resp.	QIon	QRatio	Lower	Upper
2,4-Dichlorophenol	41.7170	6.20	0.02	205409	164.0	65.6	46.3	86.0
					98.0	37.6	24.1	44.8

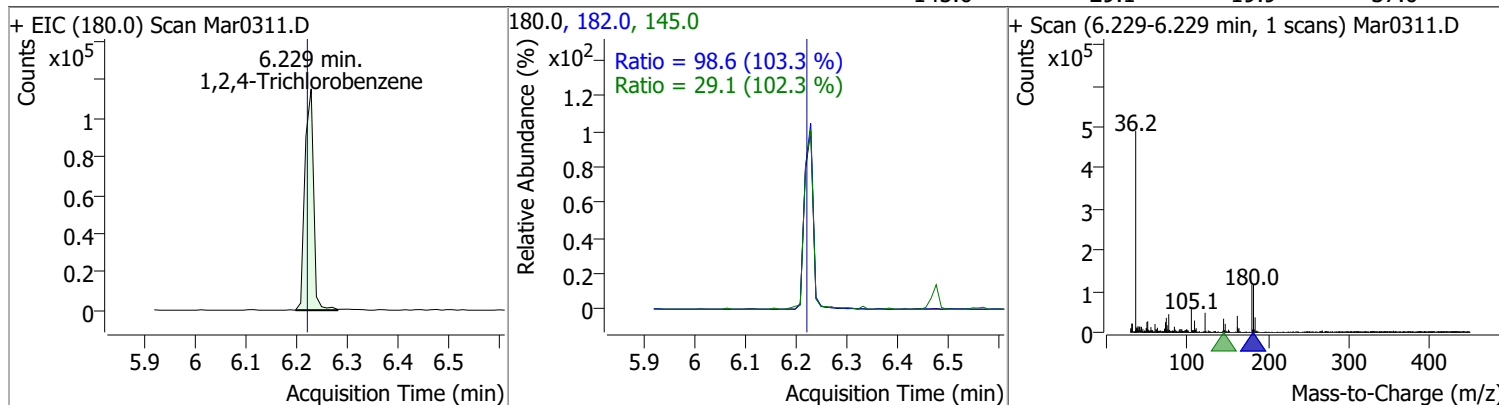


Quantitation Results Report (QT Reviewed)

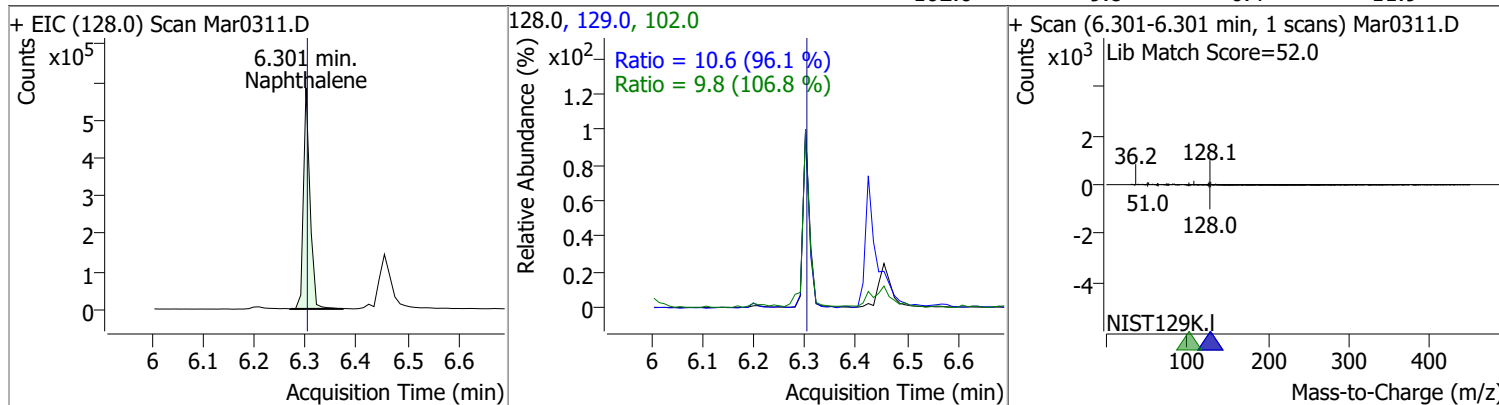
Compound	Conc.	RT	Dev(Min)	Resp.	QIon	QRatio	Lower	Upper
Benzoic Acid	118.4039	6.27	0.06	358526	122.0	84.7	60.5	112.4
					77.0	78.6	55.7	103.4



Compound	Conc.	RT	Dev(Min)	Resp.	QIon	QRatio	Lower	Upper
1,2,4-Trichlorobenzene	21.9046	6.23	0.00	136548	182.0	98.6	66.8	124.1
					145.0	29.1	19.9	37.0

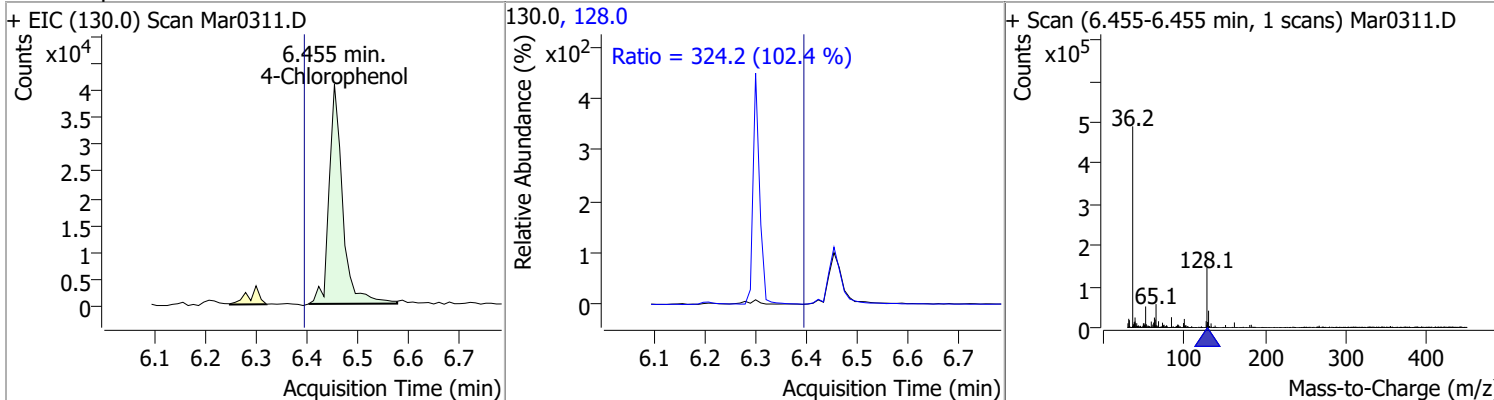


Compound	Conc.	RT	Dev(Min)	Resp.	QIon	QRatio	Lower	Upper
Naphthalene	27.5501	6.30	-0.01	522978	129.0	10.6	7.7	14.4
					102.0	9.8	6.4	11.9

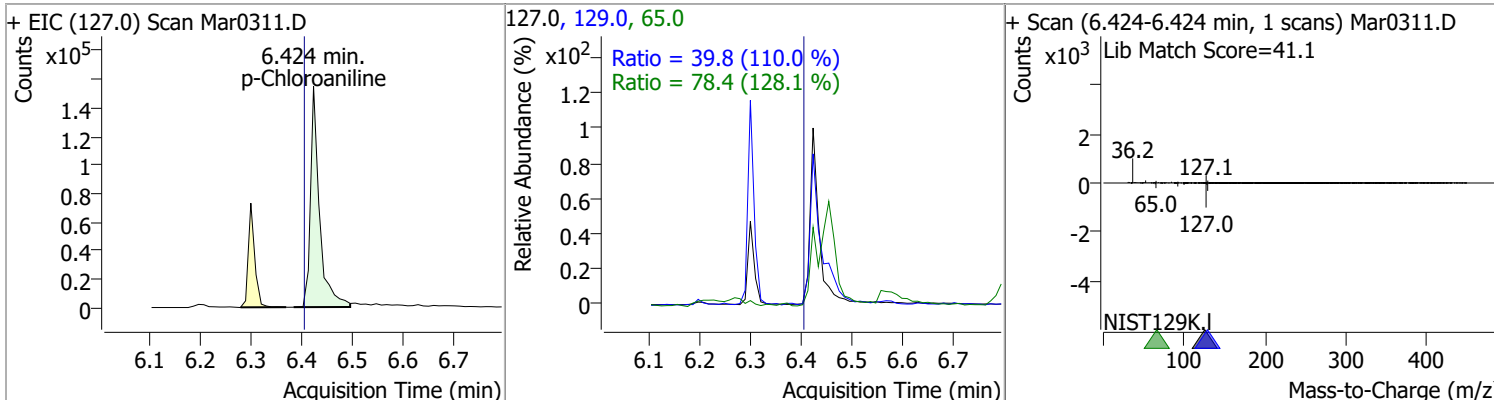


Quantitation Results Report (QT Reviewed)

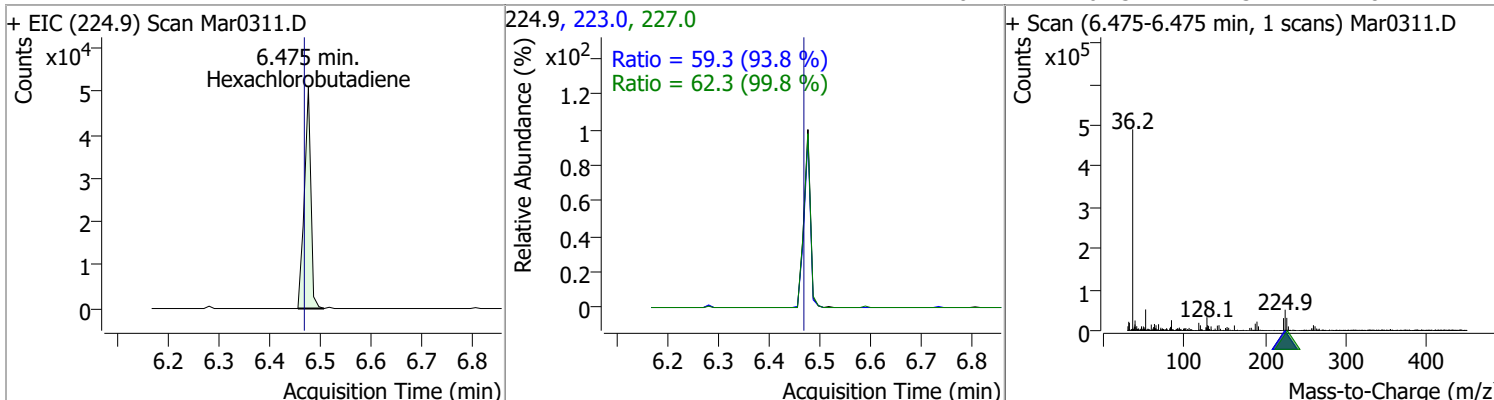
Compound	Conc.	RT	Dev(Min)	Resp.	QIon	QRatio	Lower	Upper
4-Chlorophenol	40.4904	6.45	0.05	75943	128.0	324.2	221.7	411.6



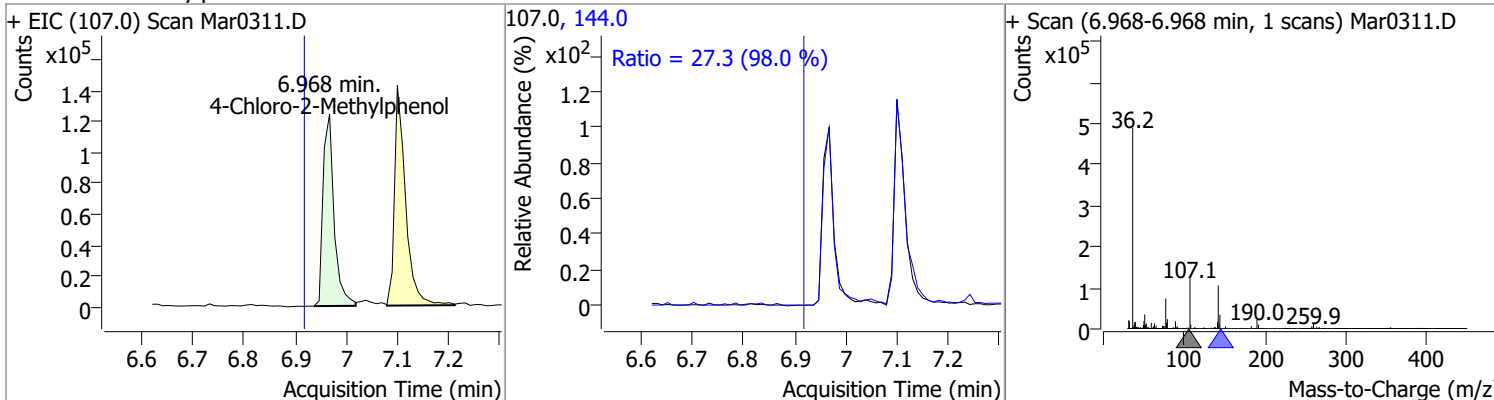
Compound	Conc.	RT	Dev(Min)	Resp.	QIon	QRatio	Lower	Upper
p-Chloroaniline	26.9147	6.42	0.01	190903	65.0	78.4	42.8	79.5
					129.0	39.8	25.3	47.1



Compound	Conc.	RT	Dev(Min)	Resp.	QIon	QRatio	Lower	Upper
Hexachlorobutadiene	14.8399	6.48	0.00	45208	223.0	59.3	44.2	82.2
					227.0	62.3	43.7	81.2



Compound	Conc.	RT	Dev(Min)	Resp.	QIon	QRatio	Lower	Upper
4-Chloro-2-Methylphenol	39.3949	6.97	0.04	185726	144.0	27.3	19.5	36.2

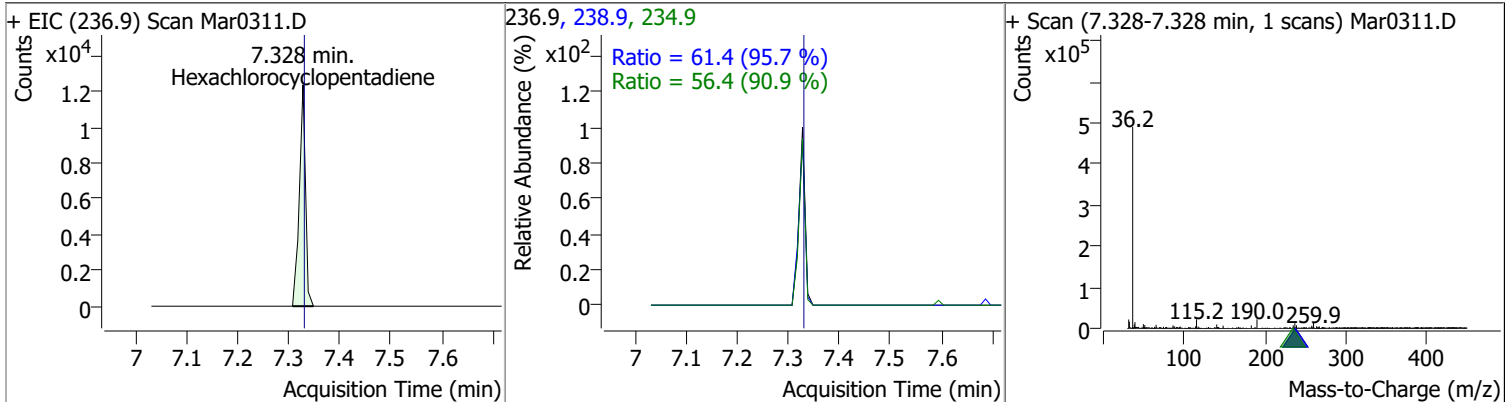


Quantitation Results Report (QT Reviewed)

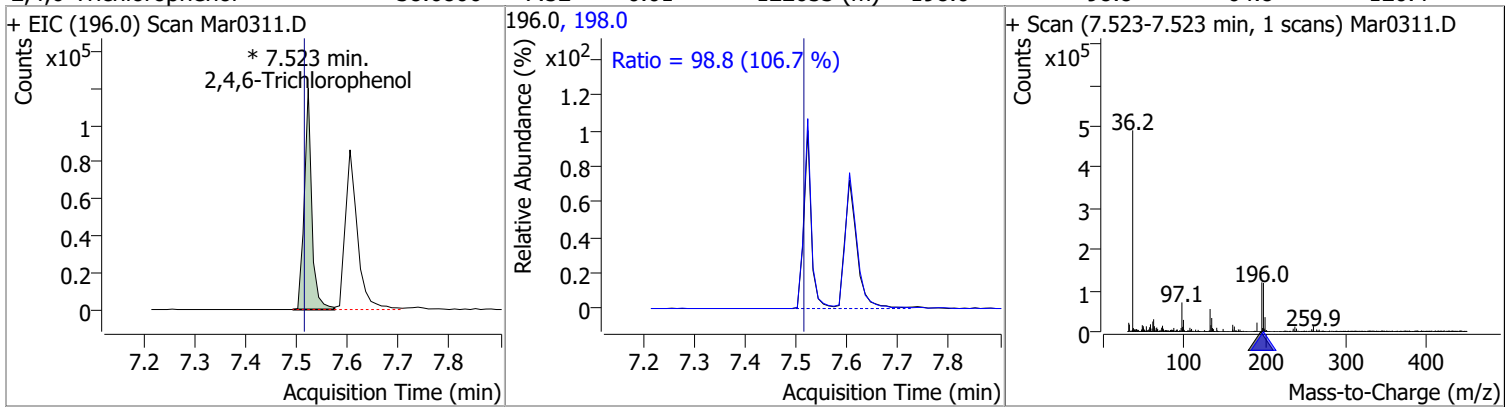
Compound	Conc.	RT	Dev(Min)	Resp.	QIon	QRatio	Lower	Upper
4-Chloro-3-Methylphenol	45.3462	7.10	0.03	219653	144.0	28.6	18.7	34.7
+ EIC (107.0) Scan Mar0311.D			107.0, 144.0			+ Scan (7.102-7.102 min, 1 scans) Mar0311.D		
2-Methylnaphthalene	27.4193	7.13	0.00	277905	142.0	120.5	84.6	157.1
+ EIC (141.0) Scan Mar0311.D			141.0, 142.0, 115.0			+ Scan (7.132-7.132 min, 1 scans) Mar0311.D		
1-Methylnaphthalene	24.5757	7.25	0.00	247549 (m)	142.0	112.2	81.2	150.8
+ EIC (141.0) Scan Mar0311.D			141.0, 142.0, 115.0			+ Scan (7.245-7.245 min, 1 scans) Mar0311.D		

Quantitation Results Report (QT Reviewed)

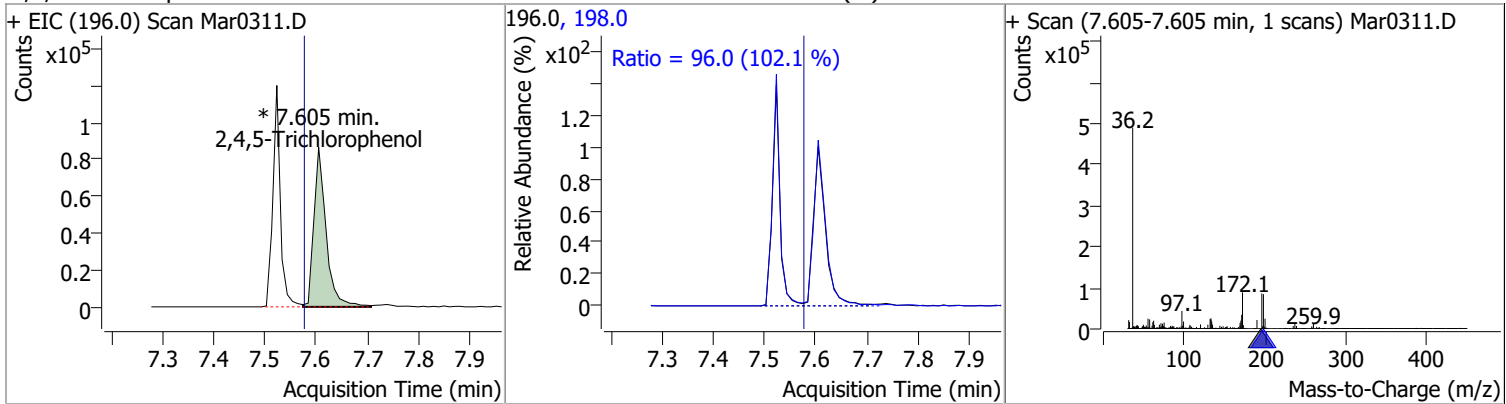
Compound	Conc.	RT	Dev(Min)	Resp.	QIon	QRatio	Lower	Upper
Hexachlorocyclopentadiene	8.0978	7.33	0.00	10370	238.9	61.4	44.9	83.5
					234.9	56.4	43.4	80.7



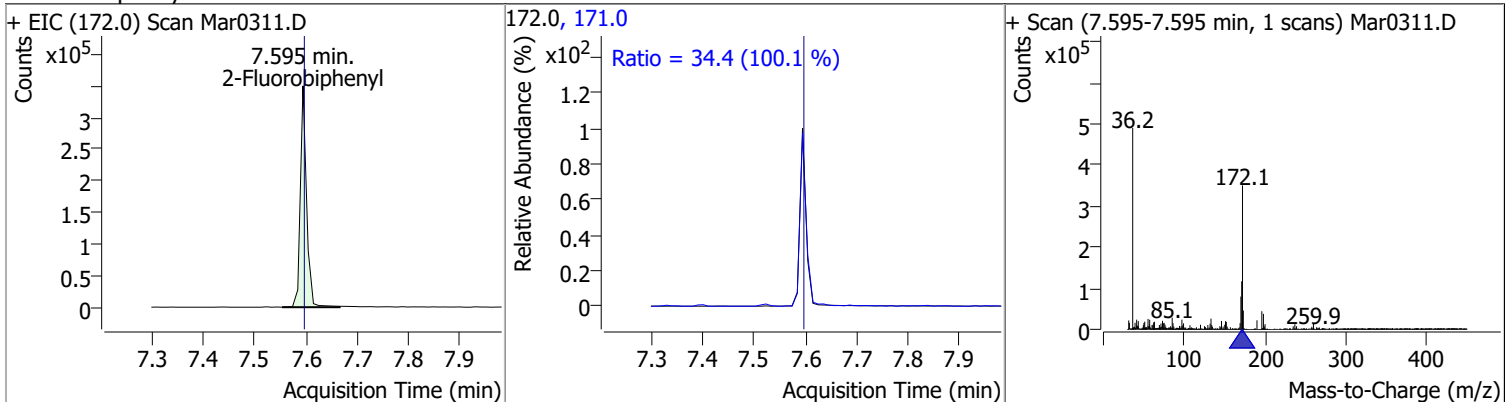
Compound	Conc.	RT	Dev(Min)	Resp.	QIon	QRatio	Lower	Upper
2,4,6-Trichlorophenol	38.6806	7.52	0.01	122653 (m)	198.0	98.8	64.8	120.4
					196.0	106.7	64.8	120.4



Compound	Conc.	RT	Dev(Min)	Resp.	QIon	QRatio	Lower	Upper
2,4,5-Trichlorophenol	40.0691	7.60	0.03	144202 (m)	198.0	96.0	65.9	122.3
					196.0	102.1	65.9	122.3

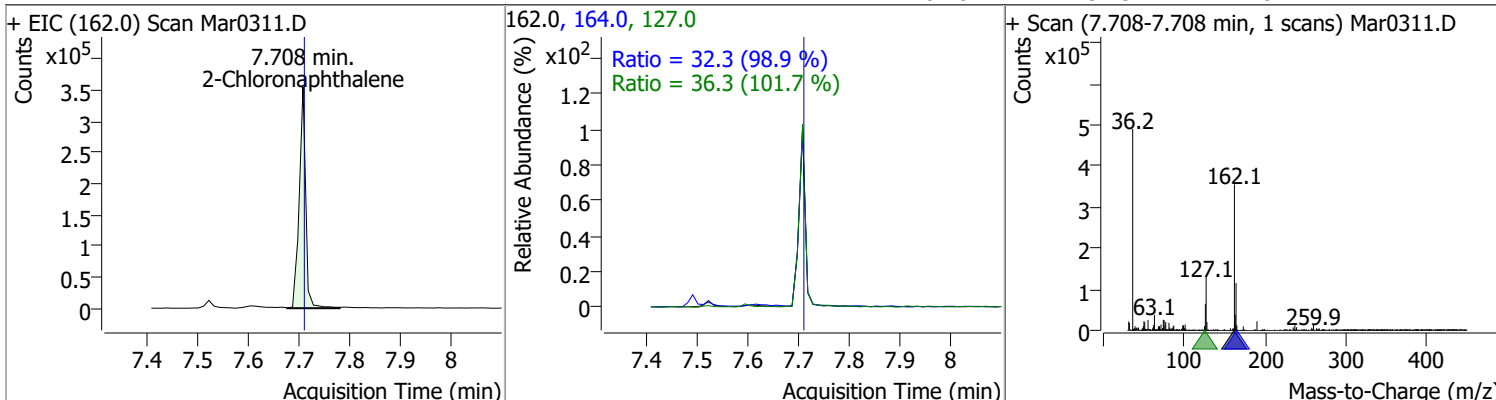


Compound	Conc.	RT	Dev(Min)	Resp.	QIon	QRatio	Lower	Upper
2-Fluorobiphenyl	22.1732	7.59	0.00	297921	171.0	34.4	24.1	44.7
					172.0	100.1	24.1	44.7

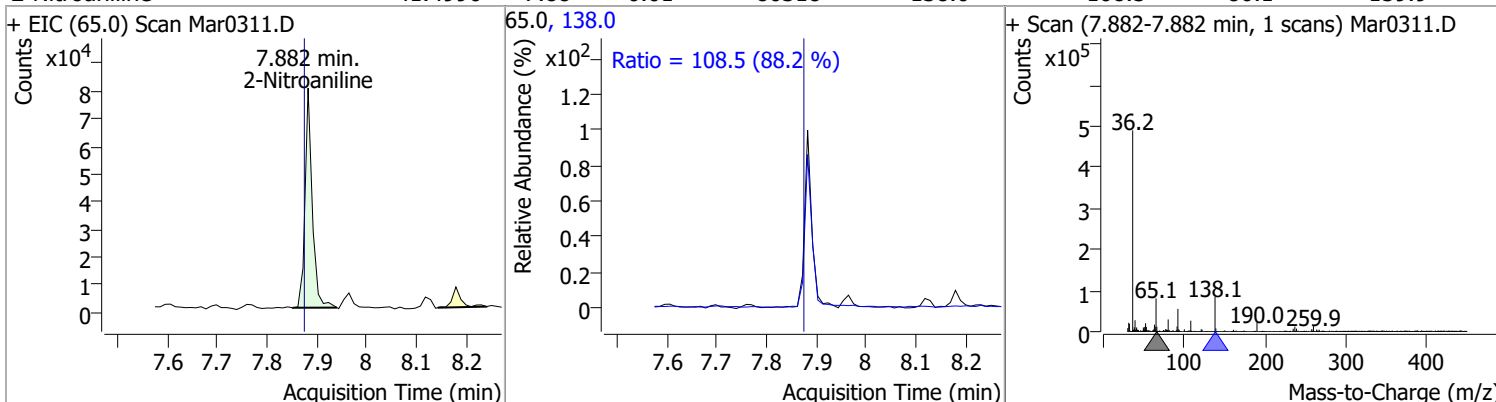


Quantitation Results Report (QT Reviewed)

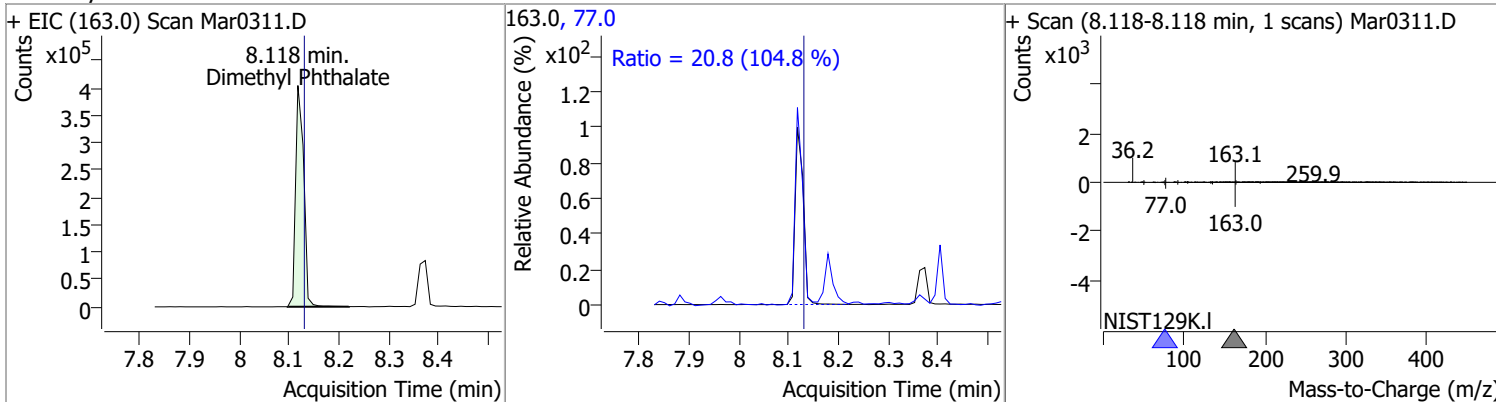
Compound	Conc.	RT	Dev(Min)	Resp.	QIon	QRatio	Lower	Upper
2-Chloronaphthalene	28.0460	7.71	0.00	314427	127.0	36.3	25.0	46.4
					164.0	32.3	22.8	42.4



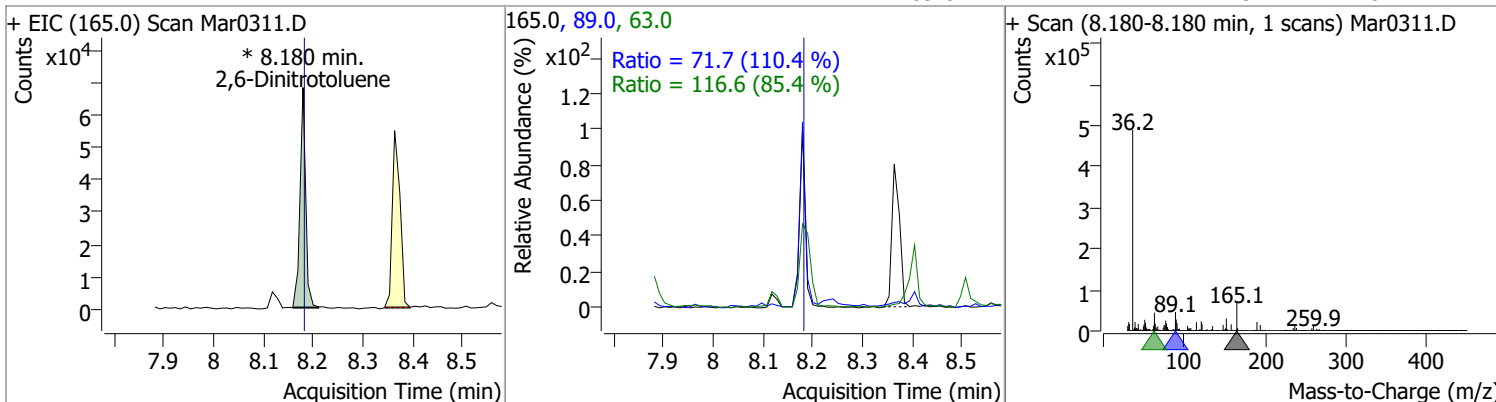
Compound	Conc.	RT	Dev(Min)	Resp.	QIon	QRatio	Lower	Upper
2-Nitroaniline	41.4990	7.88	0.01	80318	138.0	108.5	86.1	159.9



Compound	Conc.	RT	Dev(Min)	Resp.	QIon	QRatio	Lower	Upper
Dimethyl Phthalate	42.5801	8.12	-0.01	456913	77.0	20.8	13.9	25.8

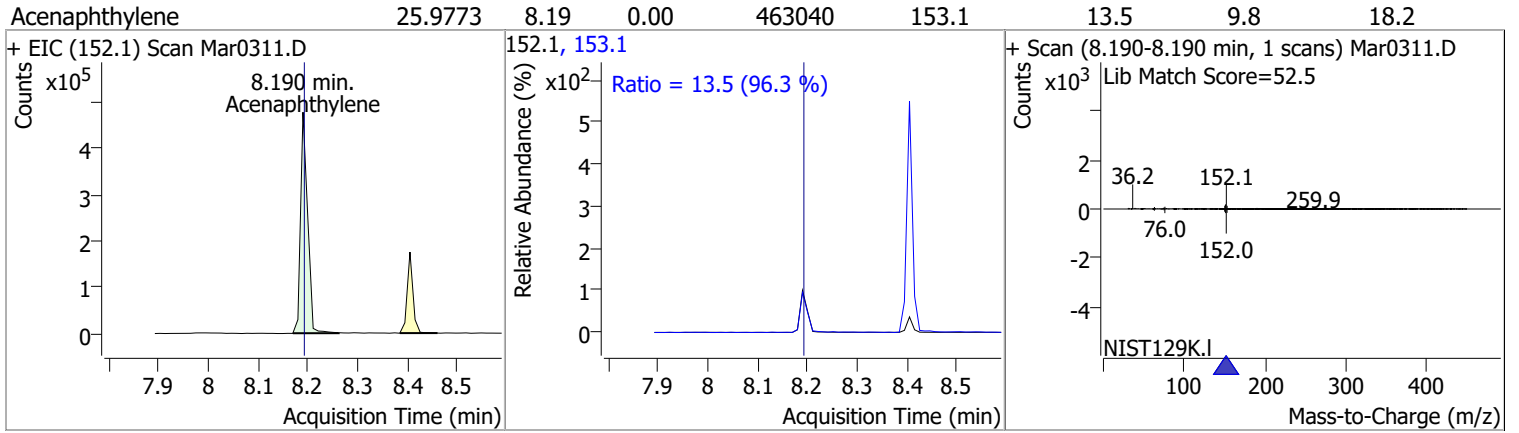


Compound	Conc.	RT	Dev(Min)	Resp.	QIon	QRatio	Lower	Upper
2,6-Dinitrotoluene	35.9285	8.18	0.00	53937 (m)	63.0	116.6	95.6	177.5
					89.0	71.7	45.4	84.4

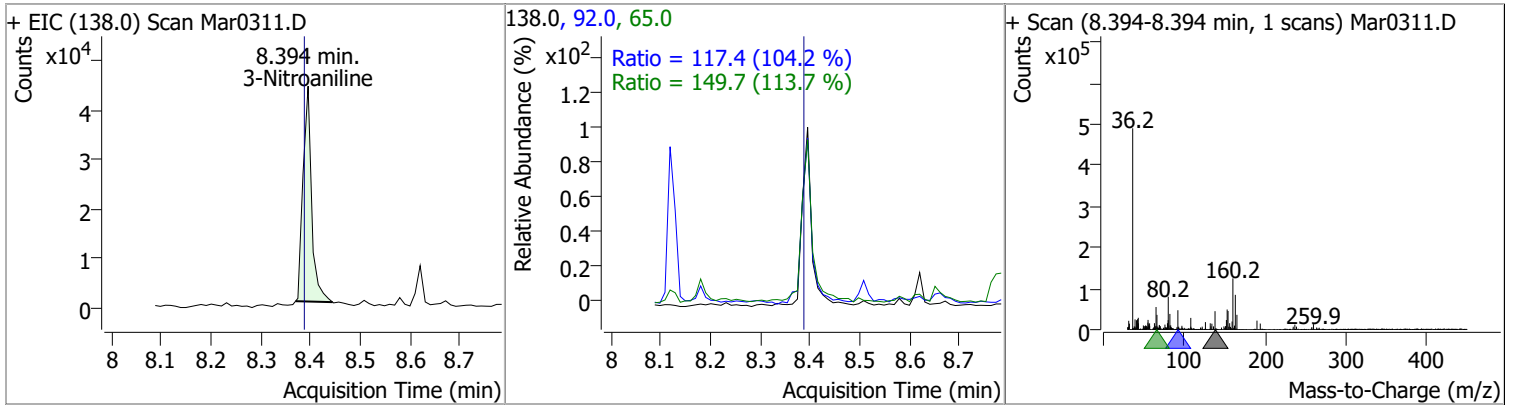


Quantitation Results Report (QT Reviewed)

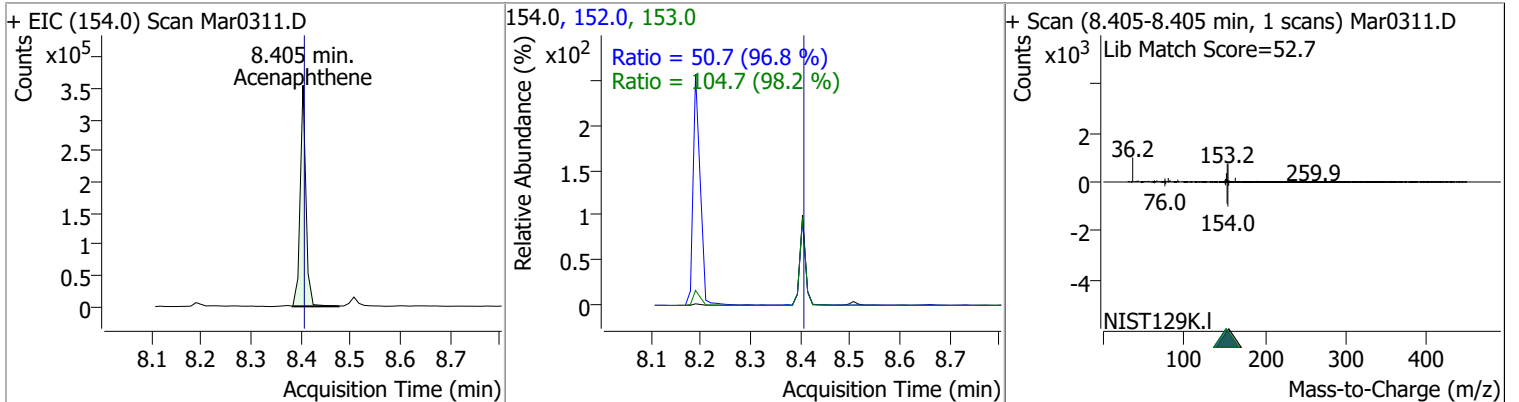
Compound	Conc.	RT	Dev(Min)	Resp.	QIon	QRatio	Lower	Upper
----------	-------	----	----------	-------	------	--------	-------	-------



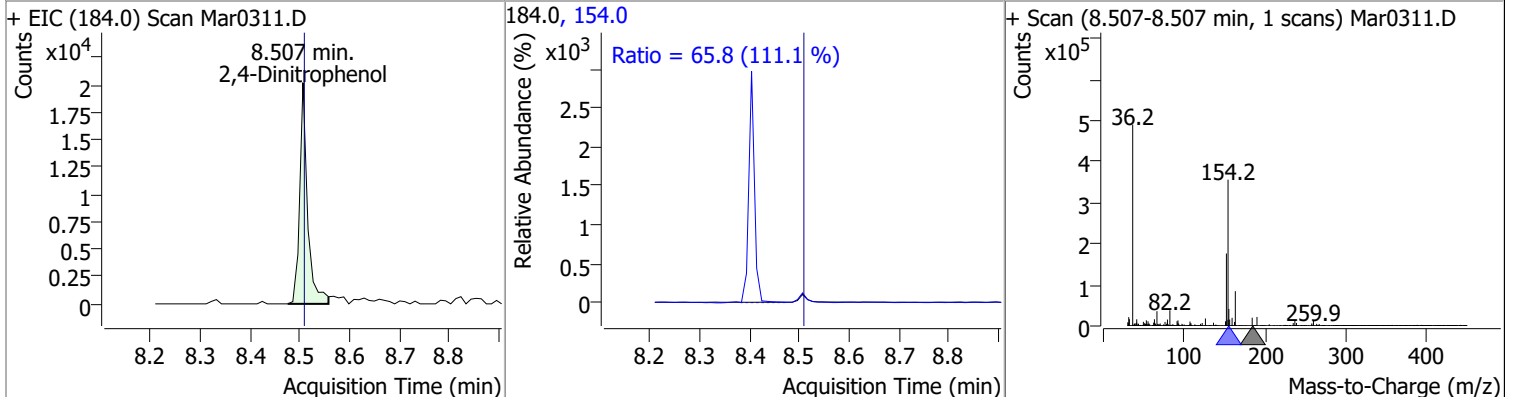
Compound	Conc.	RT	Dev(Min)	Resp.	QIon	QRatio	Lower	Upper
3-Nitroaniline	32.3080	8.39	0.01	52436	65.0	149.7	92.2	171.2
					92.0	117.4	78.8	146.4



Compound	Conc.	RT	Dev(Min)	Resp.	QIon	QRatio	Lower	Upper
Acenaphthene	26.3782	8.40	0.00	283798	153.0	104.7	74.6	138.6
					152.0	50.7	36.7	68.2

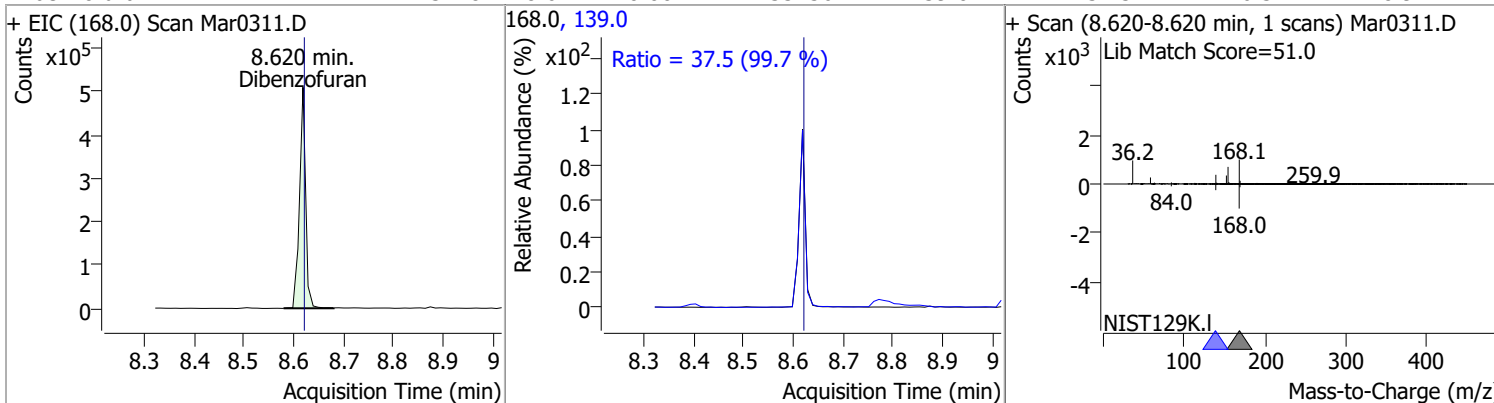


Compound	Conc.	RT	Dev(Min)	Resp.	QIon	QRatio	Lower	Upper
2,4-Dinitrophenol	34.5008	8.51	0.00	22189	154.0	65.8	41.5	77.0

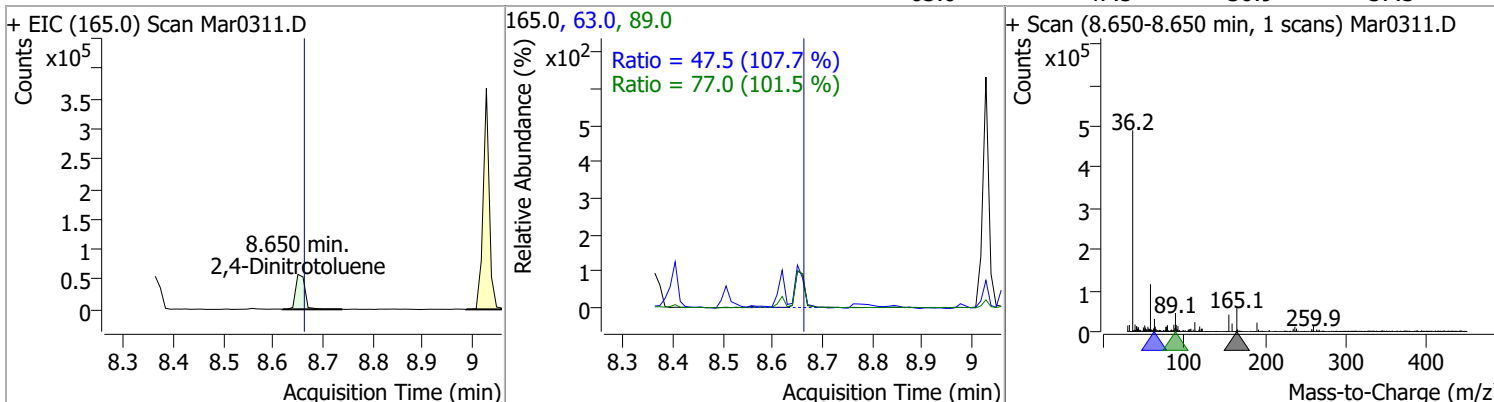


Quantitation Results Report (QT Reviewed)

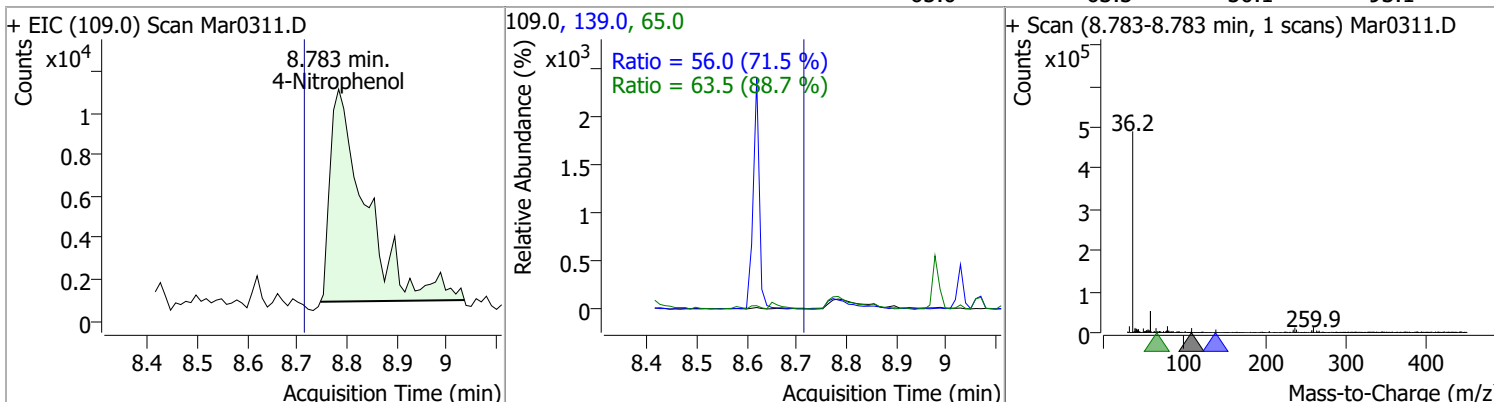
Compound	Conc.	RT	Dev(Min)	Resp.	QIon	QRatio	Lower	Upper
Dibenzofuran	24.3118	8.62	0.00	435756	139.0	37.5	26.3	48.9



Compound	Conc.	RT	Dev(Min)	Resp.	QIon	QRatio	Lower	Upper
2,4-Dinitrotoluene	41.9991	8.65	-0.01	74977	89.0	77.0	53.1	98.6
					63.0	47.5	30.9	57.3

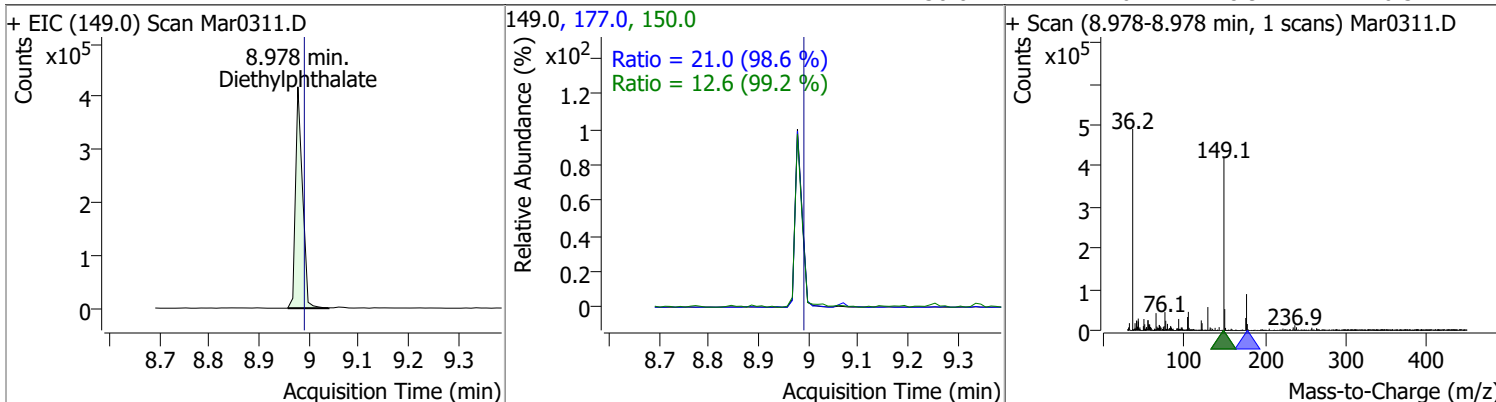


Compound	Conc.	RT	Dev(Min)	Resp.	QIon	QRatio	Lower	Upper
4-Nitrophenol	29.7383	8.78	0.07	51206	139.0	56.0	54.8	101.9
					65.0	63.5	50.1	93.1

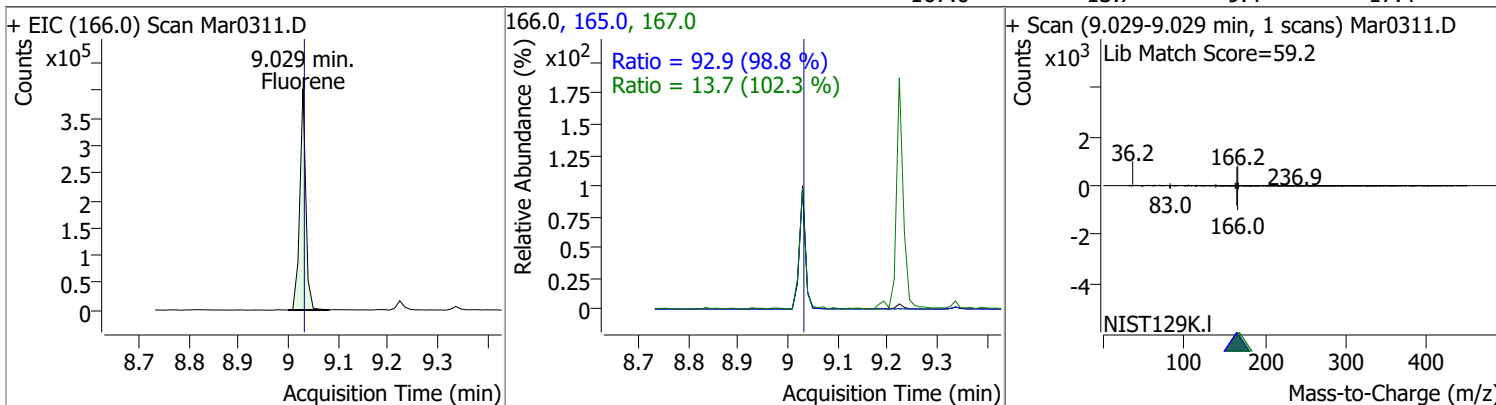


Quantitation Results Report (QT Reviewed)

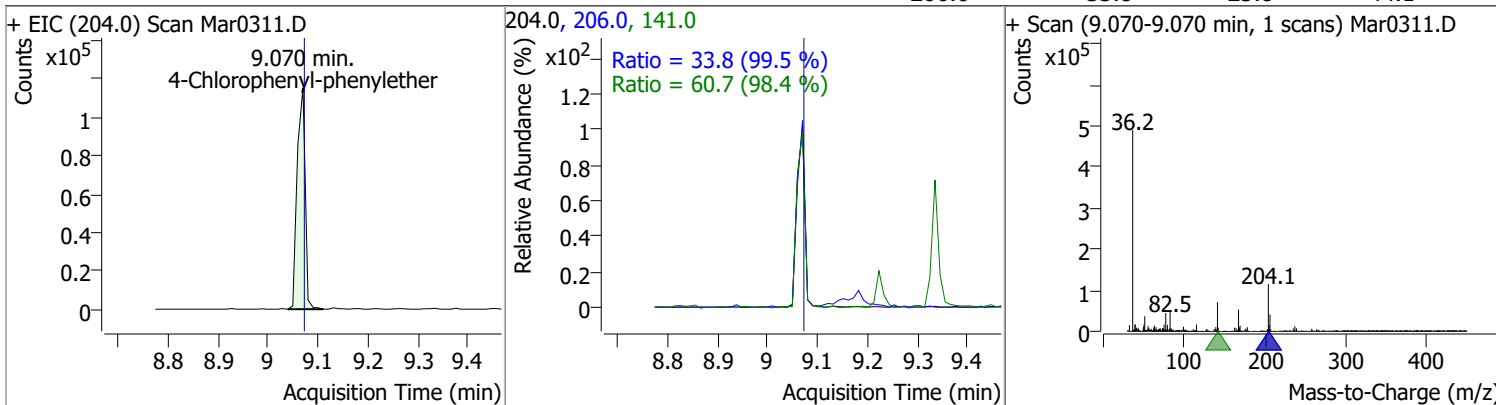
Compound	Conc.	RT	Dev(Min)	Resp.	QIon	QRatio	Lower	Upper
Diethylphthalate	37.2732	8.98	-0.01	407092	177.0	21.0	14.9	27.7
					150.0	12.6	8.9	16.5



Compound	Conc.	RT	Dev(Min)	Resp.	QIon	QRatio	Lower	Upper
Fluorene	24.1515	9.03	0.00	337464	165.0	92.9	65.9	122.3
					167.0	13.7	9.4	17.4

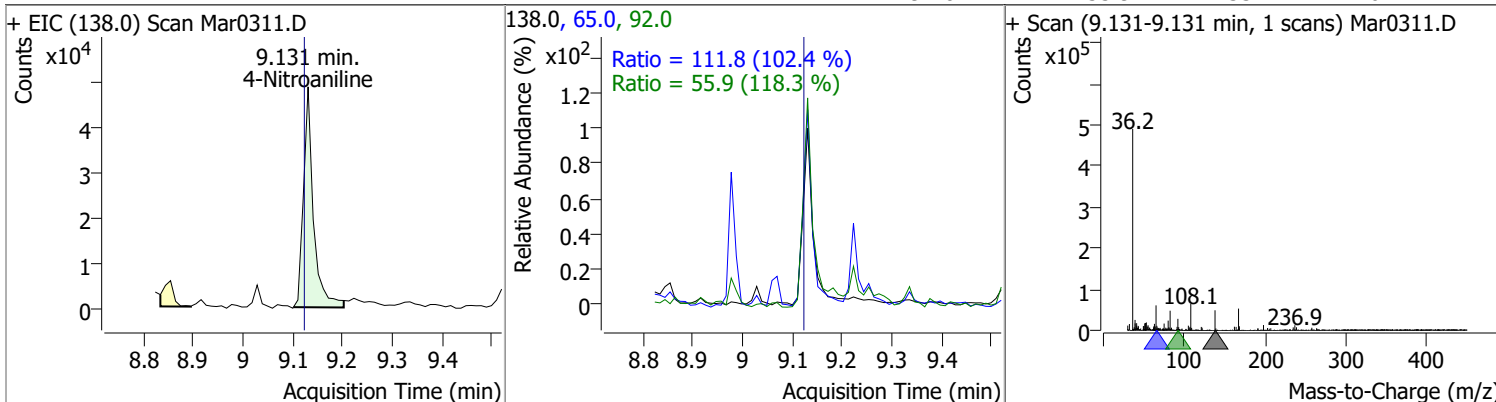


Compound	Conc.	RT	Dev(Min)	Resp.	QIon	QRatio	Lower	Upper
4-Chlorophenyl-phenylether	21.8863	9.07	0.00	128550	141.0	60.7	43.2	80.2
					206.0	33.8	23.8	44.1

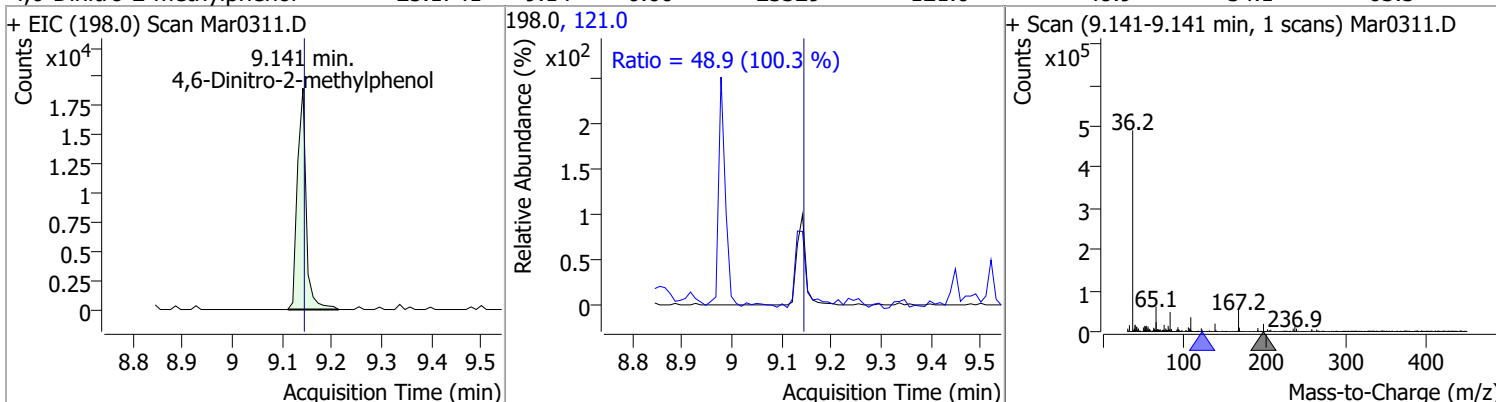


Quantitation Results Report (QT Reviewed)

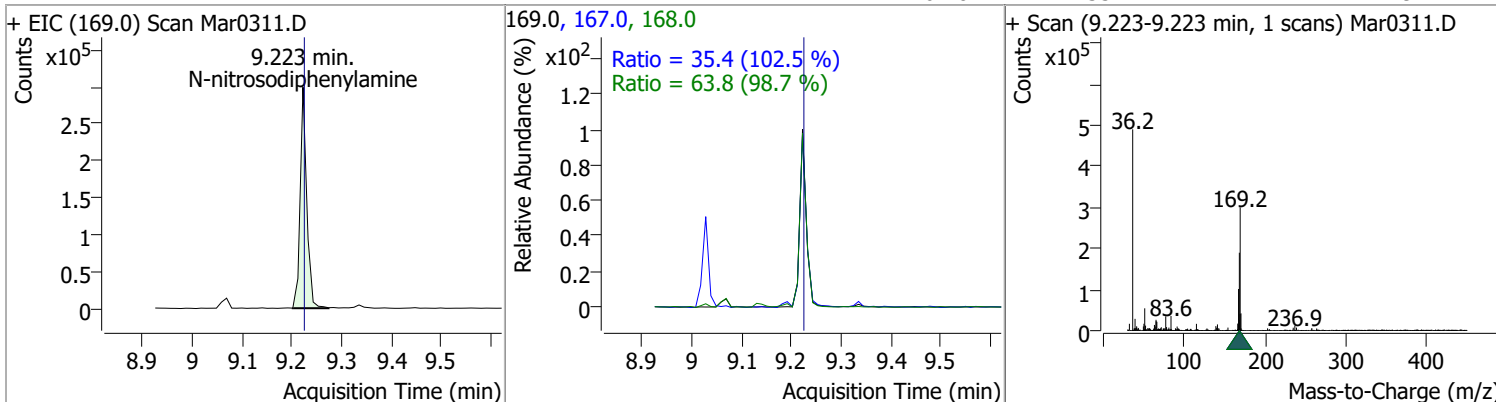
Compound	Conc.	RT	Dev(Min)	Resp.	QIon	QRatio	Lower	Upper
4-Nitroaniline	38.5590	9.13	0.01	67169	65.0	111.8	76.4	142.0
					92.0	55.9	33.1	61.4



Compound	Conc.	RT	Dev(Min)	Resp.	QIon	QRatio	Lower	Upper
4,6-Dinitro-2-methylphenol	25.1741	9.14	0.00	23329	121.0	48.9	34.1	63.3

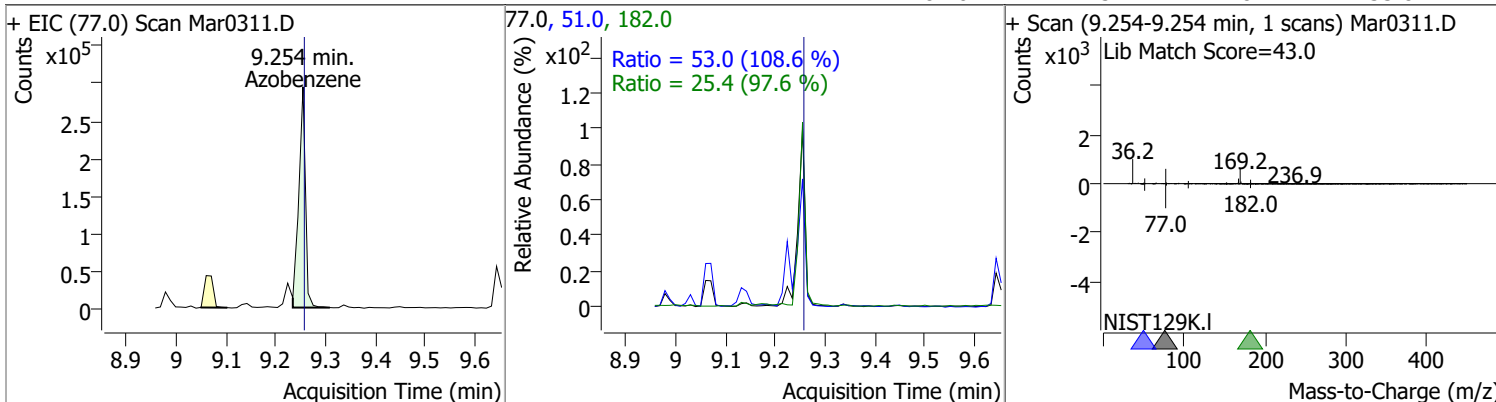


Compound	Conc.	RT	Dev(Min)	Resp.	QIon	QRatio	Lower	Upper
N-nitrosodiphenylamine	31.5375	9.22	0.00	274001	168.0	63.8	45.2	84.0
					167.0	35.4	24.2	44.9

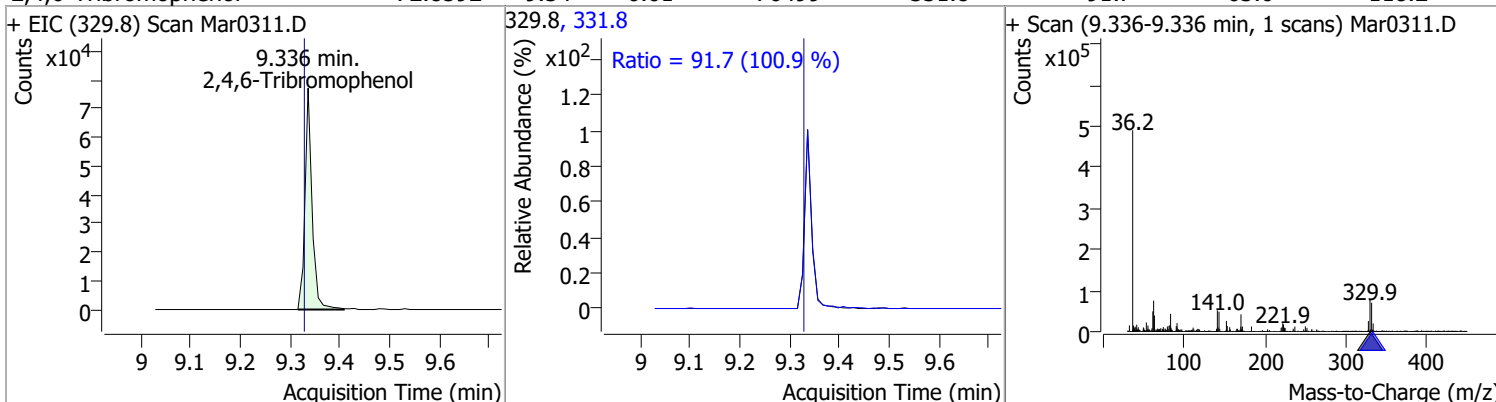


Quantitation Results Report (QT Reviewed)

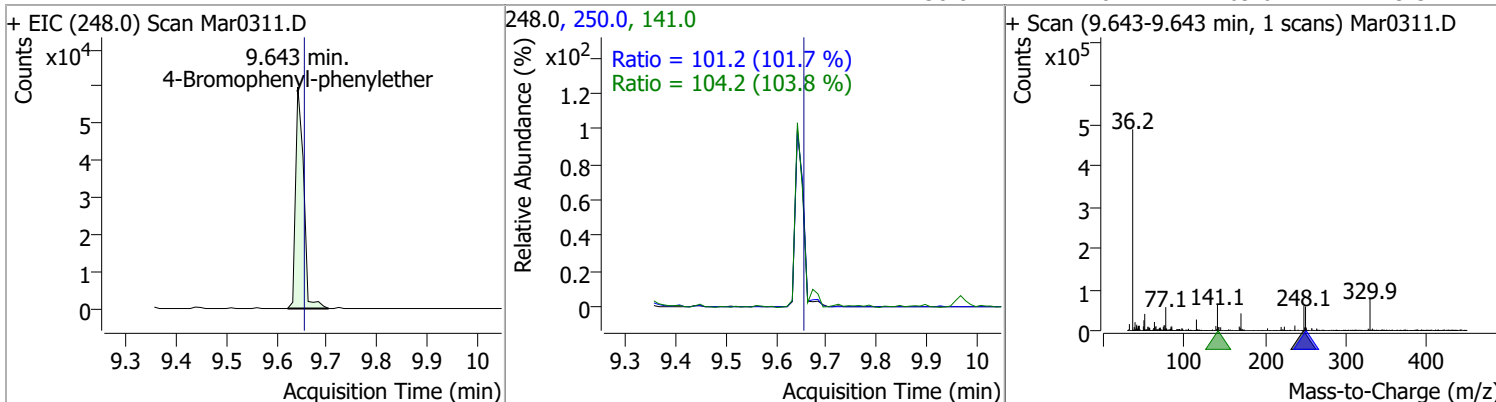
Compound	Conc.	RT	Dev(Min)	Resp.	QIon	QRatio	Lower	Upper
Azobenzene	25.9785	9.25	0.00	272385	51.0	53.0	34.2	63.5
					182.0	25.4	18.2	33.8



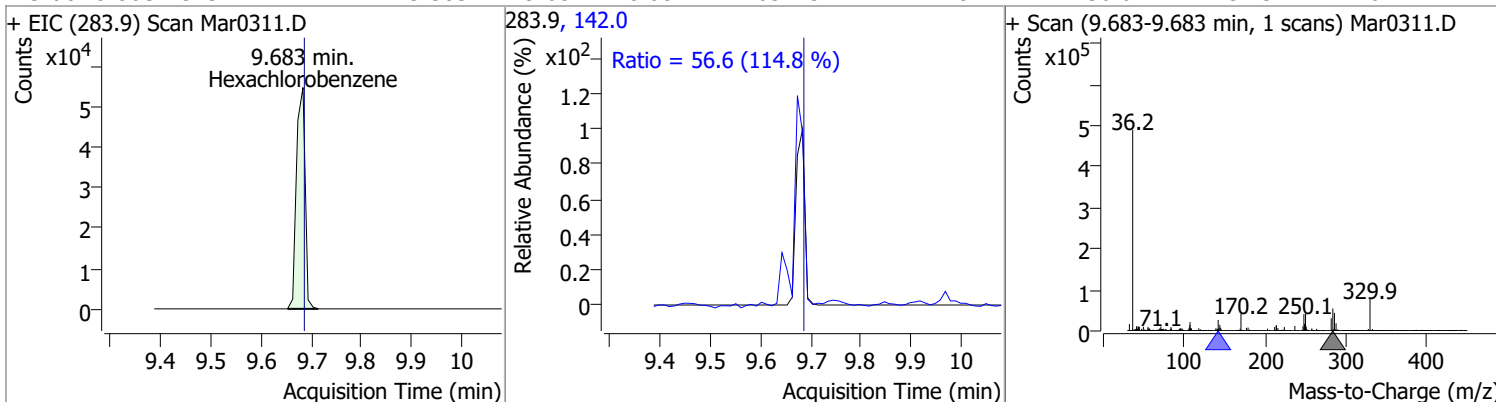
Compound	Conc.	RT	Dev(Min)	Resp.	QIon	QRatio	Lower	Upper
2,4,6-Tribromophenol	72.8592	9.34	0.01	76499	331.8	91.7	63.6	118.2



Compound	Conc.	RT	Dev(Min)	Resp.	QIon	QRatio	Lower	Upper
4-Bromophenyl-phenylether	22.3481	9.64	-0.01	66687	141.0	104.2	70.3	130.5
					250.0	101.2	69.6	129.3

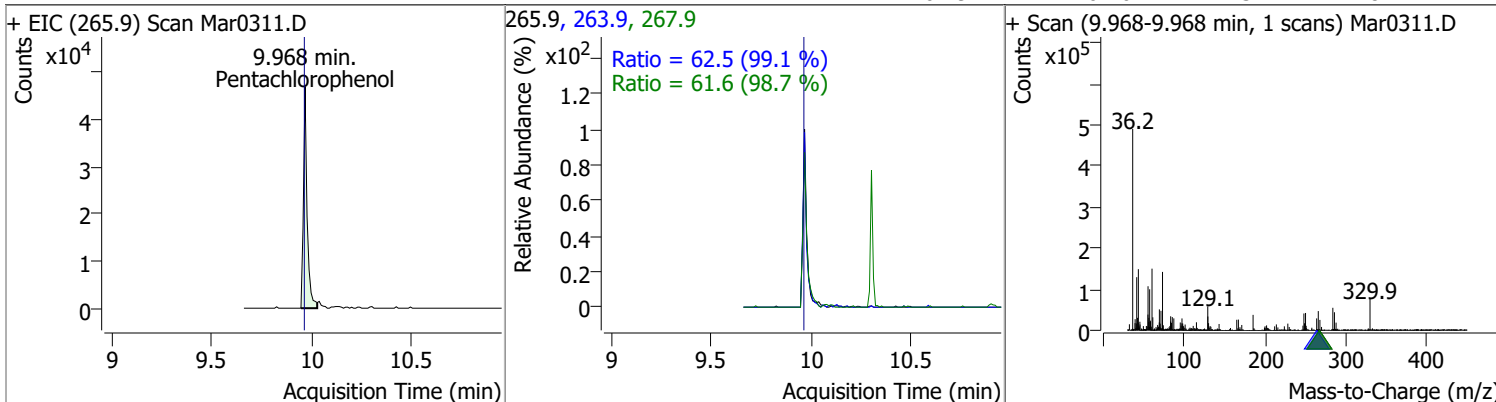


Compound	Conc.	RT	Dev(Min)	Resp.	QIon	QRatio	Lower	Upper
Hexachlorobenzene	19.3834	9.68	0.00	65443	142.0	56.6	34.5	64.1

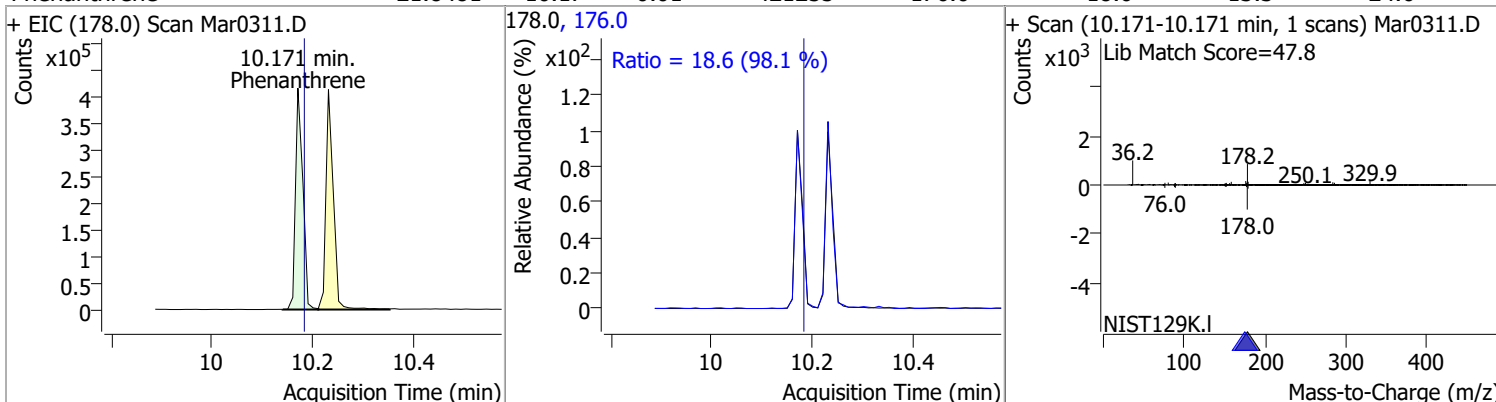


Quantitation Results Report (QT Reviewed)

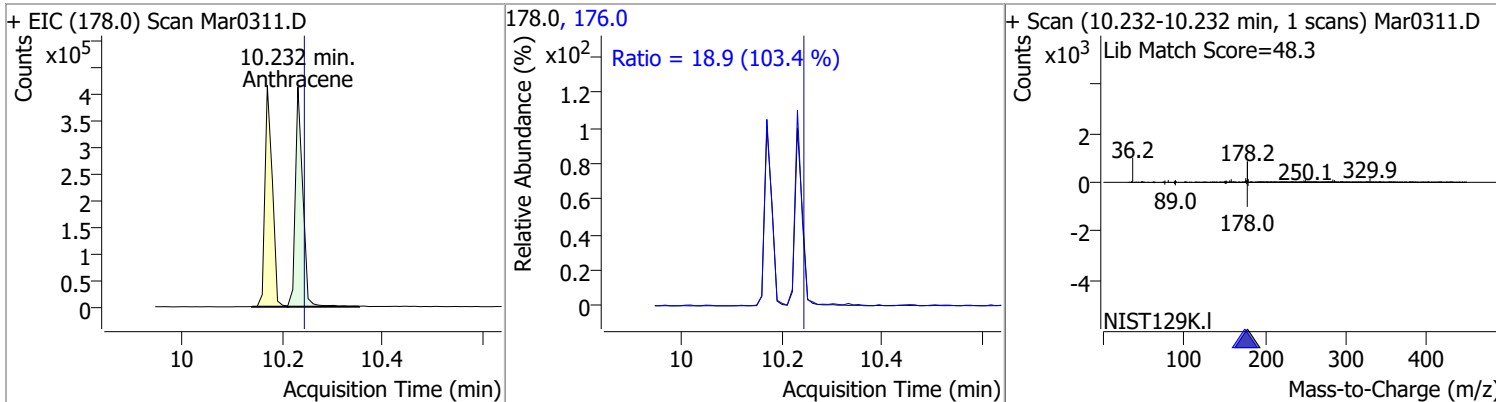
Compound	Conc.	RT	Dev(Min)	Resp.	QIon	QRatio	Lower	Upper
Pentachlorophenol	42.8980	9.97	0.01	59725	263.9	62.5	44.2	82.0
					267.9	61.6	43.7	81.1



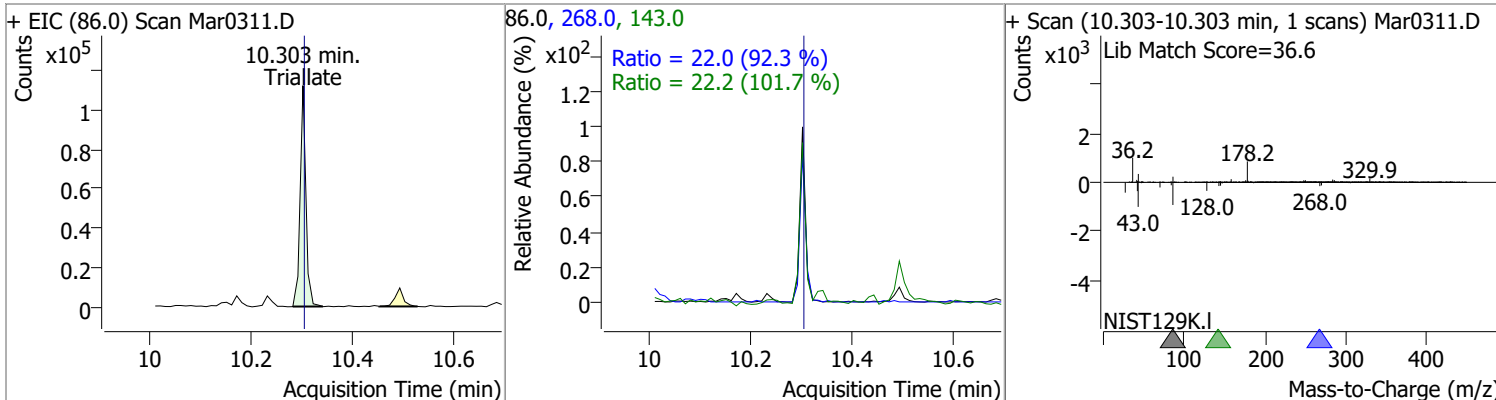
Compound	Conc.	RT	Dev(Min)	Resp.	QIon	QRatio	Lower	Upper
Phenanthrene	21.8481	10.17	-0.01	421255	176.0	18.6	13.3	24.6



Compound	Conc.	RT	Dev(Min)	Resp.	QIon	QRatio	Lower	Upper
Anthracene	24.4789	10.23	-0.01	421882	176.0	18.9	12.8	23.7

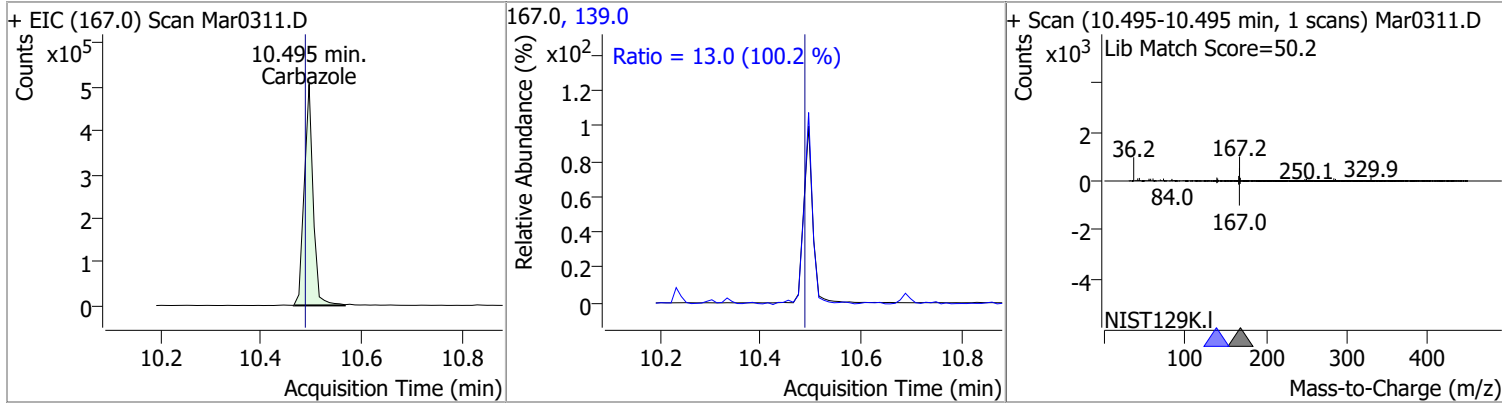


Compound	Conc.	RT	Dev(Min)	Resp.	QIon	QRatio	Lower	Upper
Triallate	23.4661	10.30	0.00	83669	268.0	22.0	16.7	31.0
					143.0	22.2	15.3	28.4

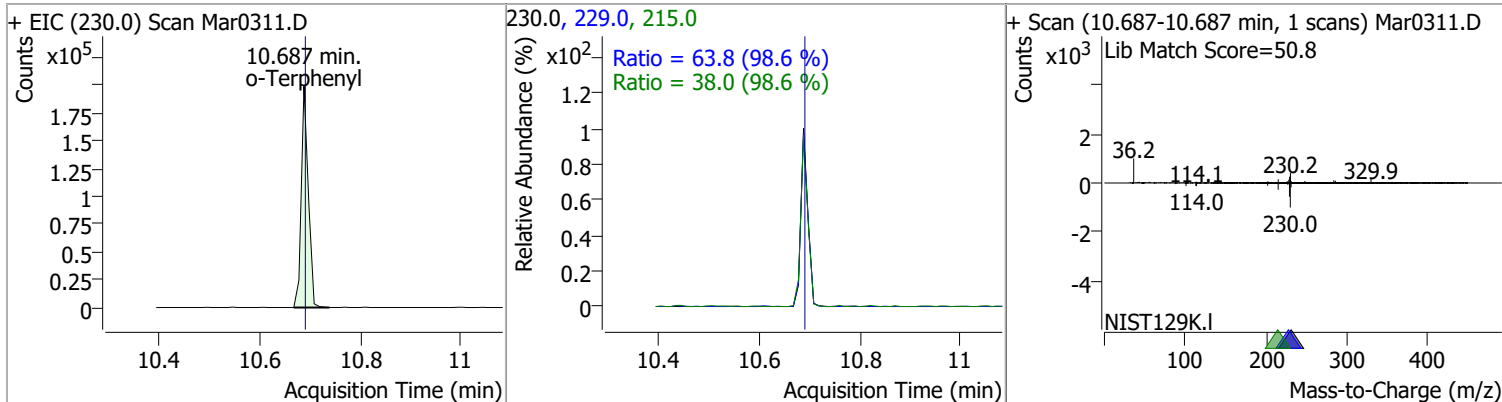


Quantitation Results Report (QT Reviewed)

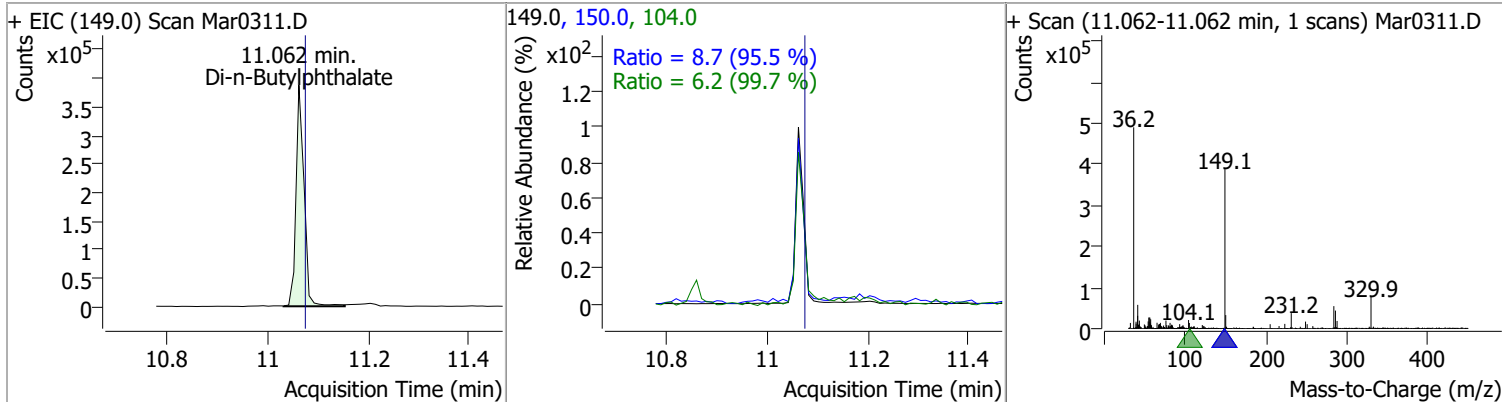
Compound	Conc.	RT	Dev(Min)	Resp.	QIon	QRatio	Lower	Upper
Carbazole	35.7149	10.49	0.01	620039	139.0	13.0	9.1	16.9



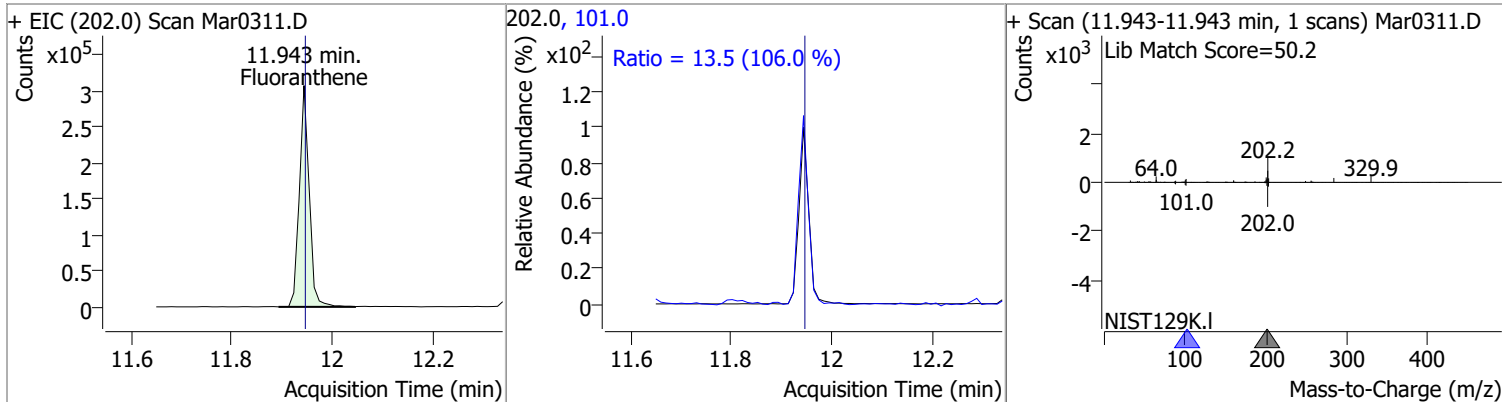
o-Terphenyl	19.4478	10.69	0.00	192462	229.0 215.0	63.8 38.0	45.3 27.0	84.0 50.1
-------------	---------	-------	------	--------	----------------	--------------	--------------	--------------



Di-n-Butylphthalate	30.1644	11.06	-0.01	429618	150.0 104.0	8.7 6.2	6.4 4.3	11.8 8.1
---------------------	---------	-------	-------	--------	----------------	------------	------------	-------------

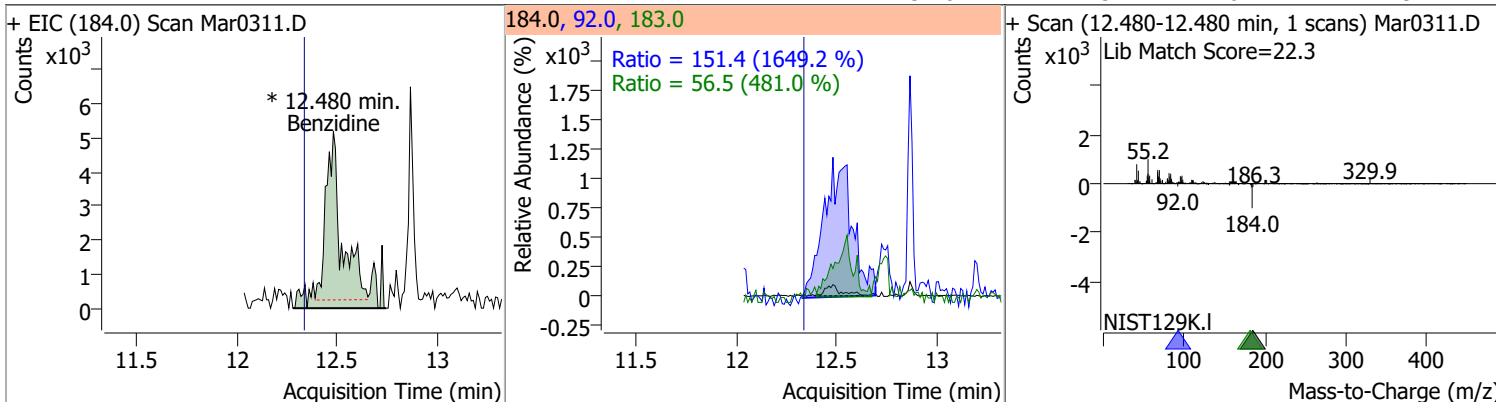


Fluoranthene	22.6707	11.94	0.00	417764	101.0	13.5	8.9	16.6
--------------	---------	-------	------	--------	-------	------	-----	------

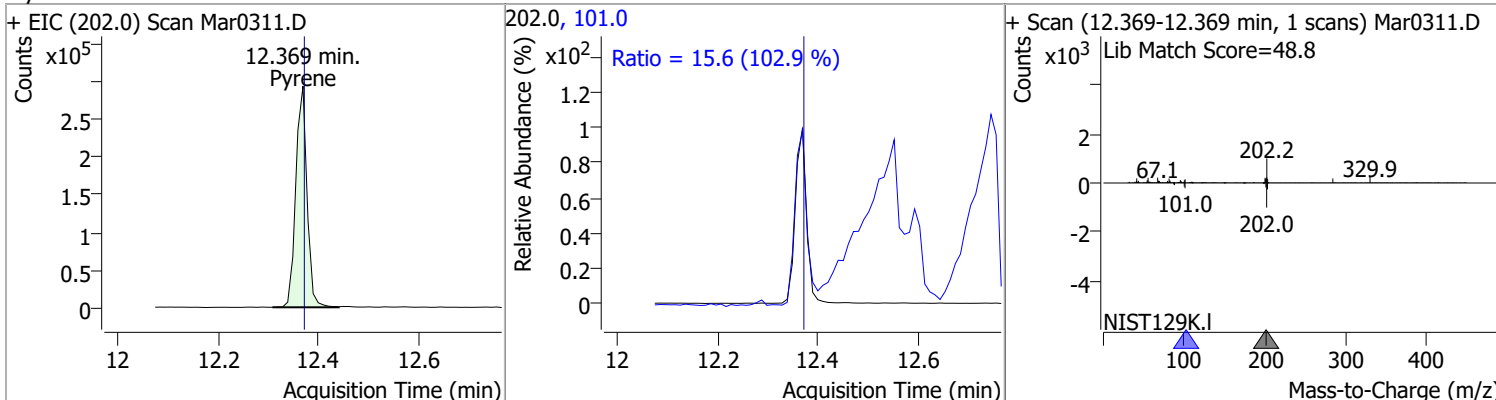


Quantitation Results Report (QT Reviewed)

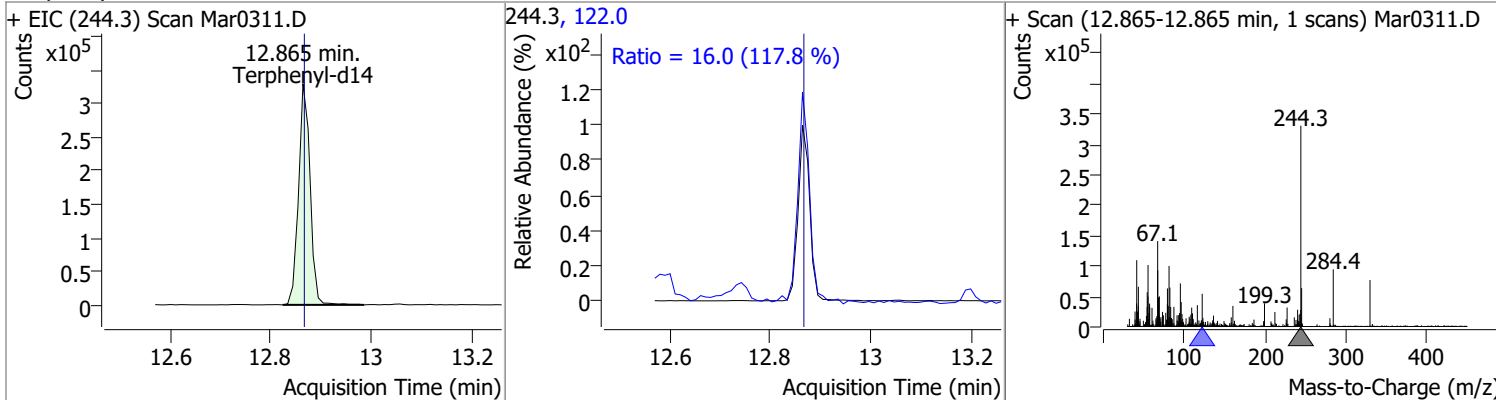
Compound	Conc.	RT	Dev(Min)	Resp.	QIon	QRatio	Lower	Upper
Benzidine	6.6585	12.48	0.15	36803 (m)	183.0	56.5	8.2	15.3
					92.0	151.4	6.4	11.9



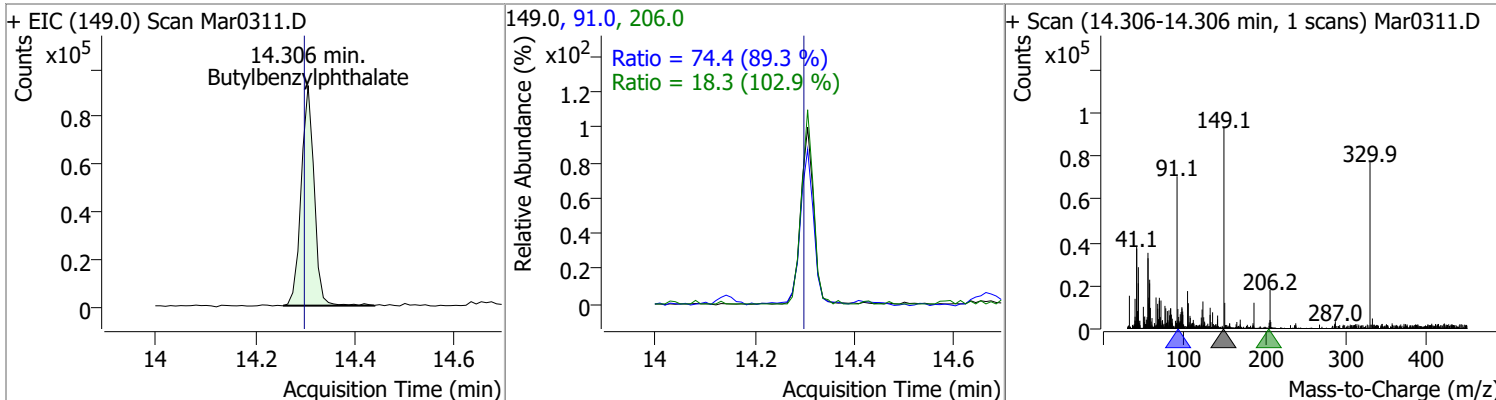
Compound	Conc.	RT	Dev(Min)	Resp.	QIon	QRatio	Lower	Upper
Pyrene	22.4718	12.37	0.00	455803	101.0	15.6	10.6	19.7



Compound	Conc.	RT	Dev(Min)	Resp.	QIon	QRatio	Lower	Upper
Terphenyl-d14	39.1655	12.87	0.00	526245	122.0	16.0	9.5	17.6

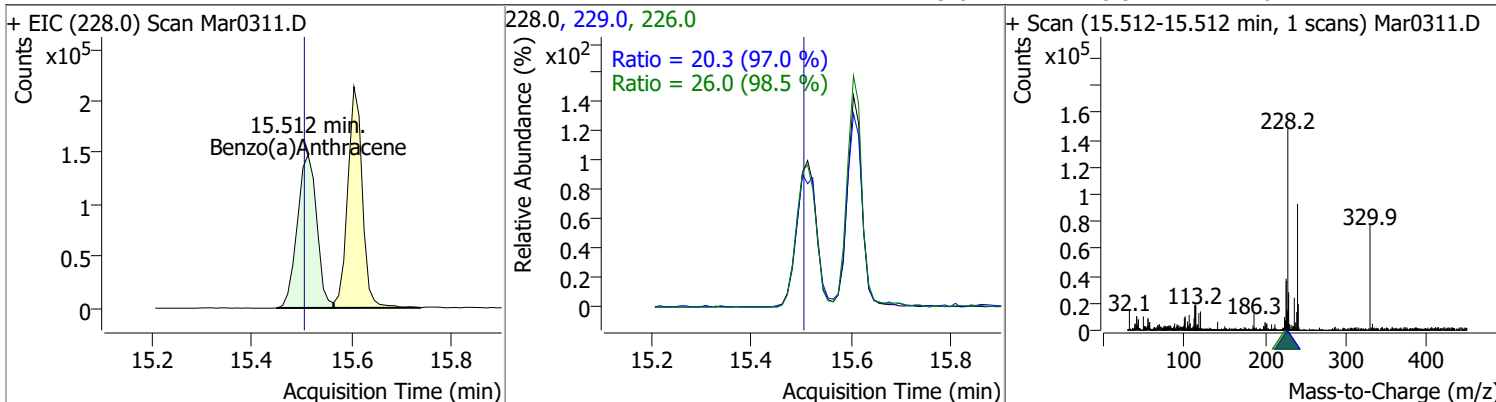


Compound	Conc.	RT	Dev(Min)	Resp.	QIon	QRatio	Lower	Upper
Butylbenzylphthalate	34.0061	14.31	0.01	166722	91.0	74.4	58.3	108.4
					206.0	18.3	12.4	23.1

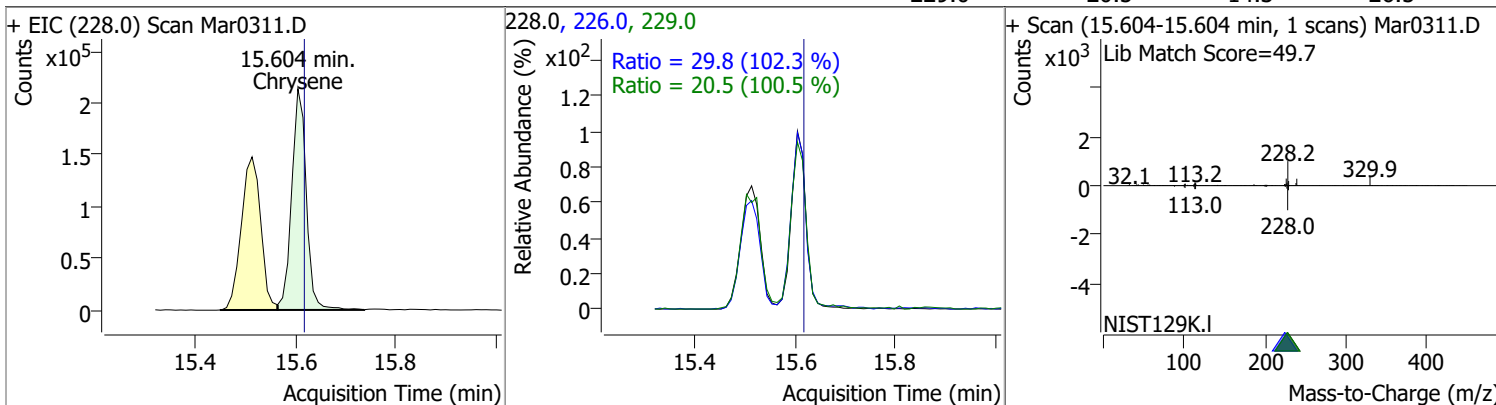


Quantitation Results Report (QT Reviewed)

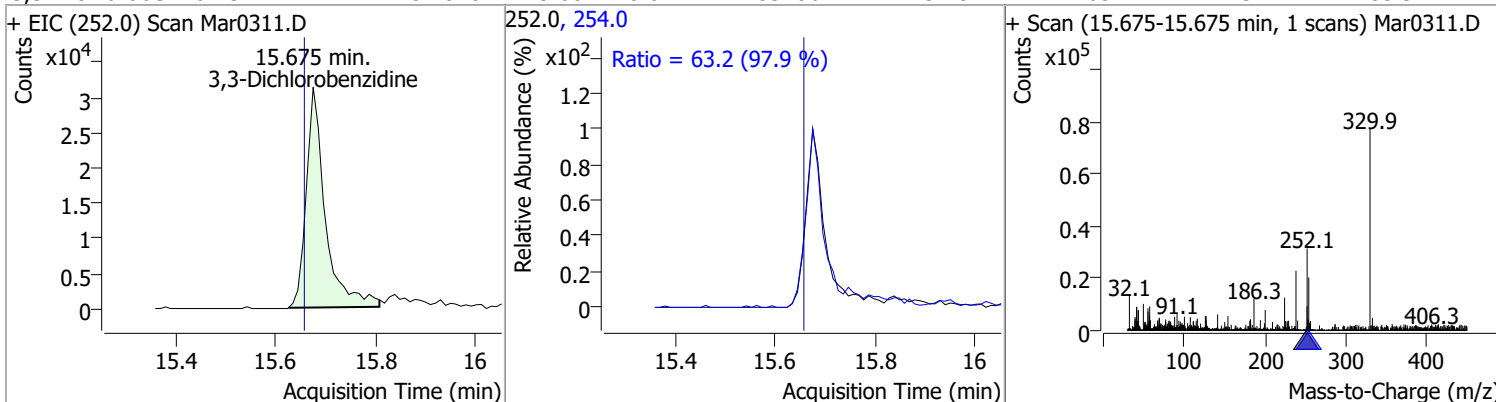
Compound	Conc.	RT	Dev(Min)	Resp.	QIon	QRatio	Lower	Upper
Benzo(a)Anthracene	25.9043	15.51	0.01	398696	226.0	26.0	18.5	34.3
					229.0	20.3	14.6	27.2



Compound	Conc.	RT	Dev(Min)	Resp.	QIon	QRatio	Lower	Upper
Chrysene	24.5262	15.60	-0.01	434519	226.0	29.8	20.4	37.9
					229.0	20.5	14.3	26.5

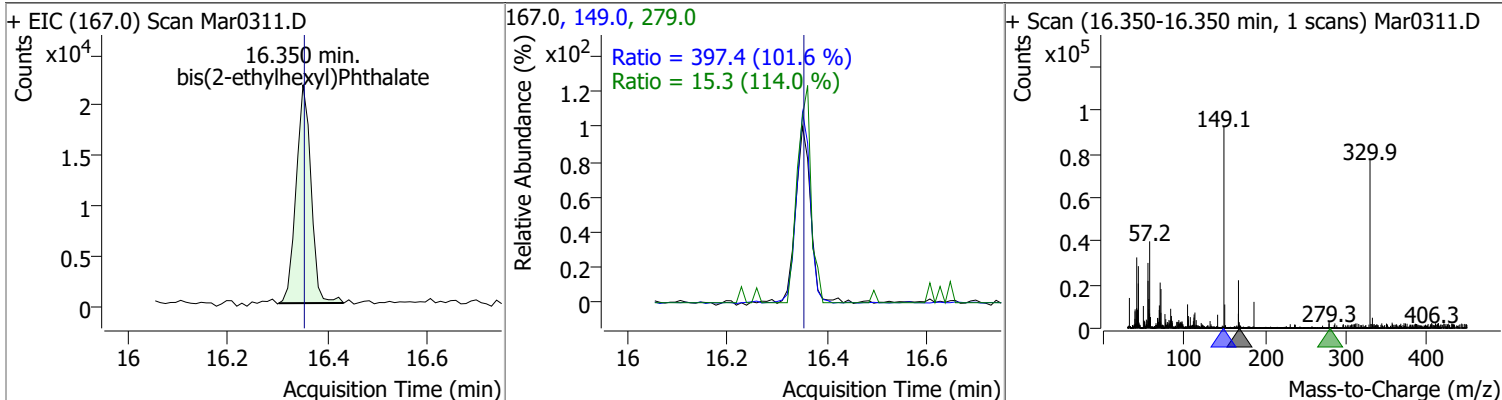


Compound	Conc.	RT	Dev(Min)	Resp.	QIon	QRatio	Lower	Upper
3,3-Dichlorobenzidine	18.4828	15.68	0.02	83106	254.0	63.2	45.2	83.9

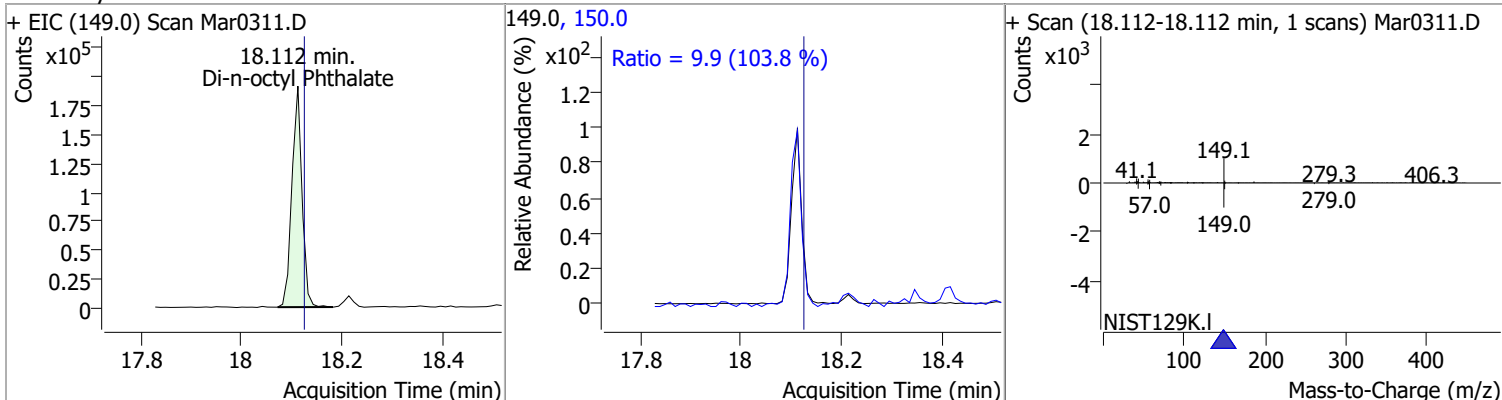


Quantitation Results Report (QT Reviewed)

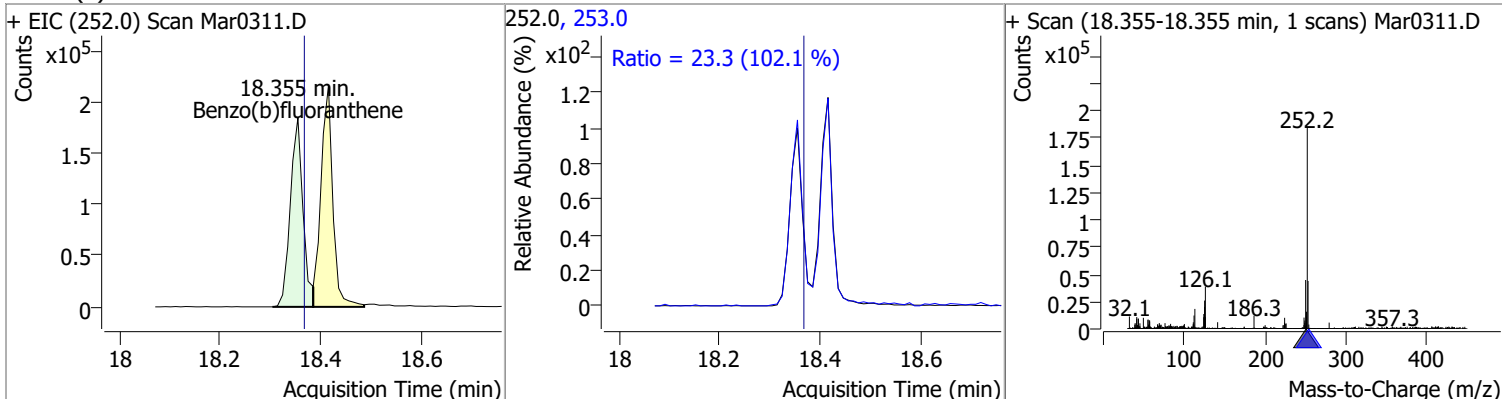
Compound	Conc.	RT	Dev(Min)	Resp.	QIon	QRatio	Lower	Upper
bis(2-ethylhexyl)Phthalate	27.5242	16.35	0.00	44817	149.0	397.4	273.7	508.3
					279.0	15.3	9.4	17.4



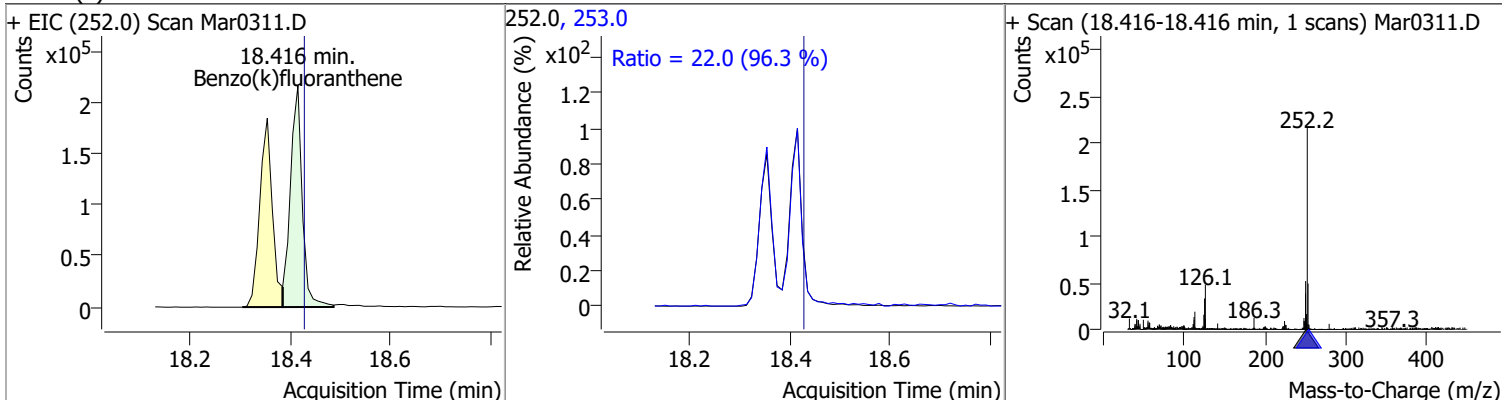
Compound	Conc.	RT	Dev(Min)	Resp.	QIon	QRatio	Lower	Upper
Di-n-octyl Phthalate	18.0003	18.11	-0.01	266409	150.0	9.9	6.6	12.3
					149.0	9.9	6.6	12.3



Compound	Conc.	RT	Dev(Min)	Resp.	QIon	QRatio	Lower	Upper
Benzo(b)fluoranthene	15.7583	18.36	-0.01	320206	253.0	23.3	16.0	29.7
					252.0	23.3	16.0	29.7

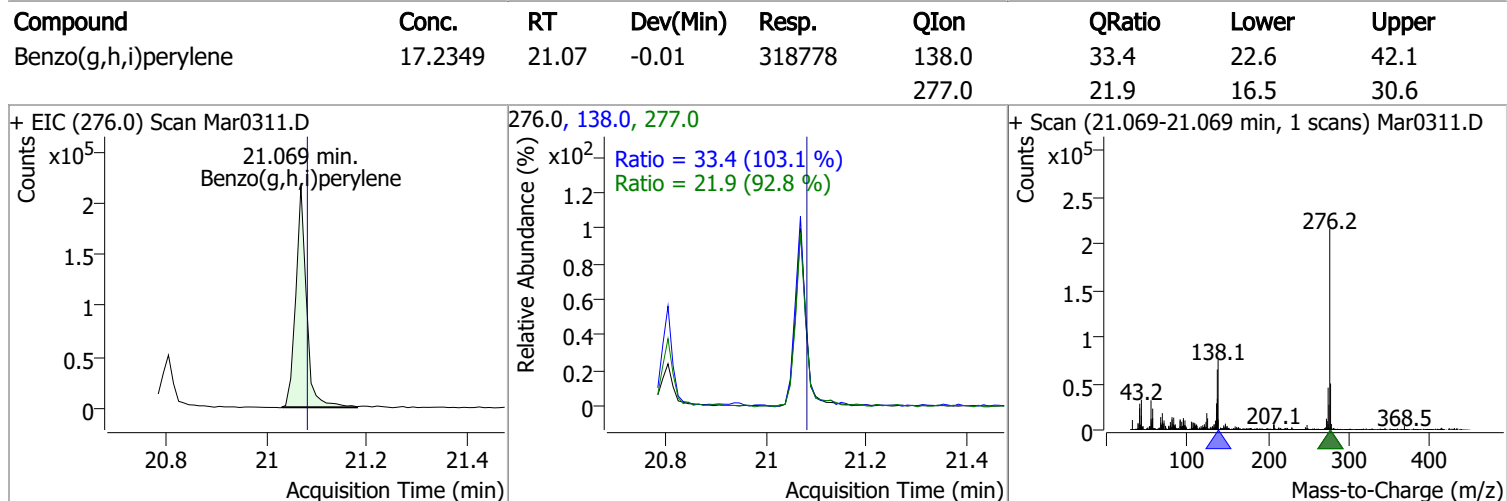
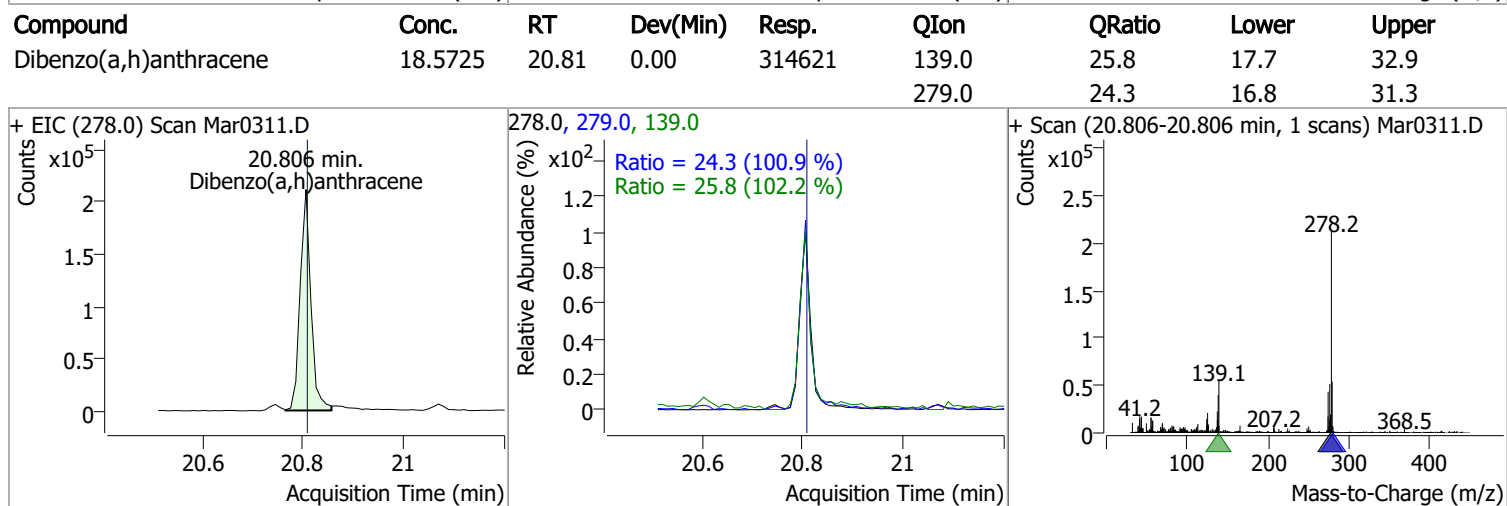
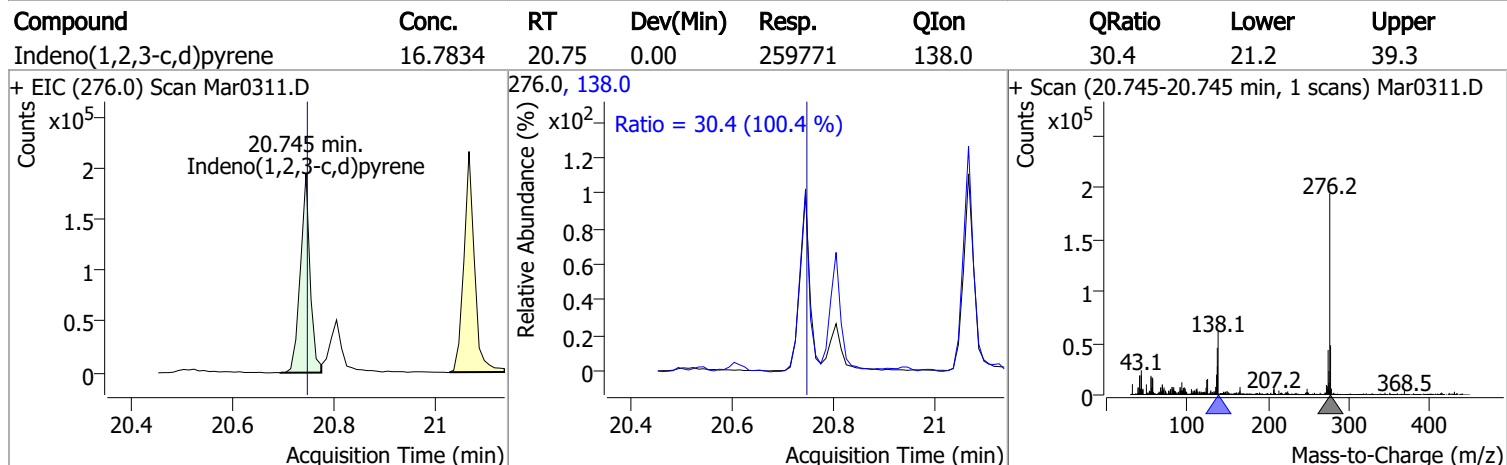
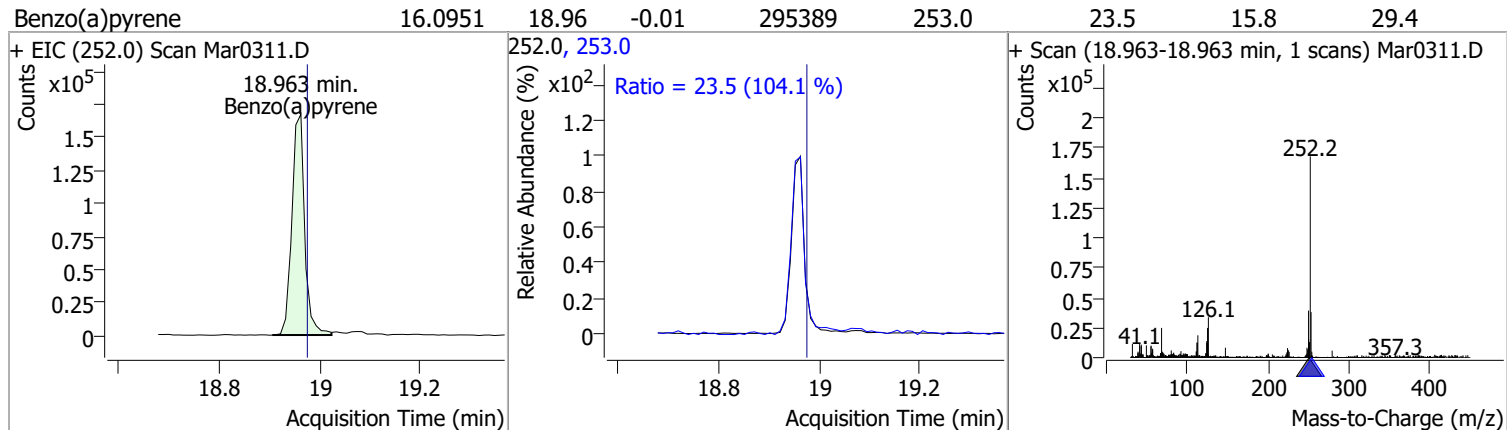


Compound	Conc.	RT	Dev(Min)	Resp.	QIon	QRatio	Lower	Upper
Benzo(k)fluoranthene	16.6953	18.42	-0.01	352940	253.0	22.0	16.0	29.7
					252.0	22.0	16.0	29.7



Quantitation Results Report (QT Reviewed)

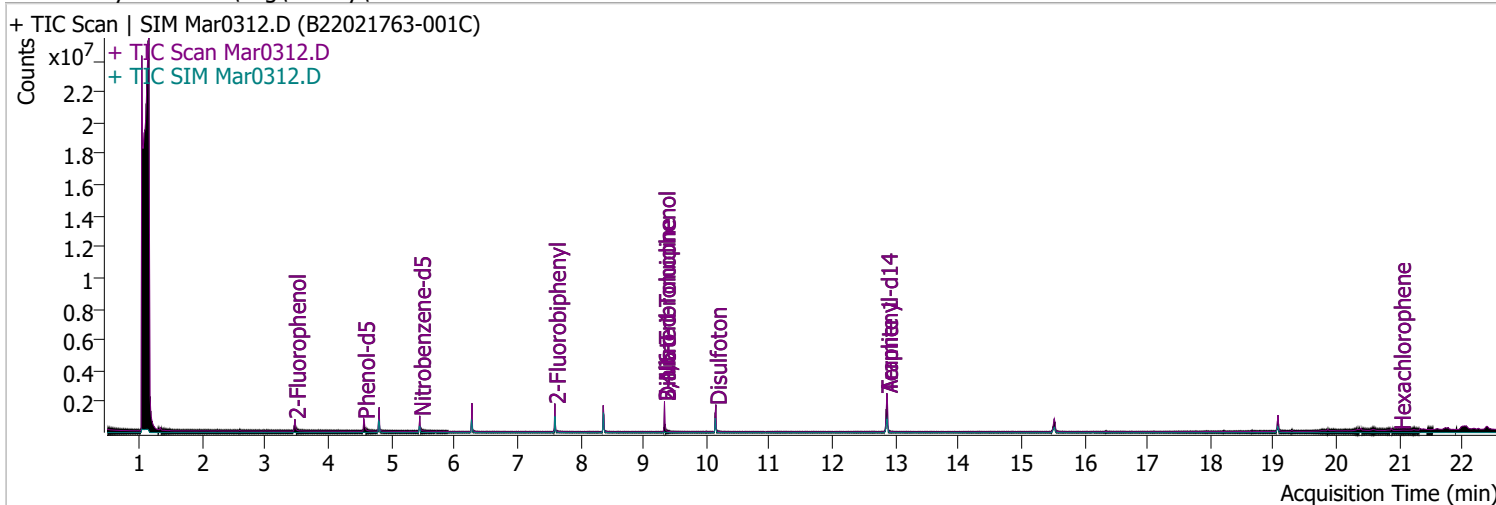
Compound	Conc.	RT	Dev(Min)	Resp.	QIon	QRatio	Lower	Upper
----------	-------	----	----------	-------	------	--------	-------	-------



Quantitation Results Report (QT Reviewed)

Data File Mar0312.D
 Acq. Method BNA+SIM.M
 Sample Name B22021763-001C
 Vial 12
 DA Method File
 Tune File dftppdsm.u
 Batch Name 030322 DoD BNA.batch.bin
 Ref Library D:\Org\Library\NIST129K.I

Operator LIMS import
 Acq. Date-Time 3/3/2022 10:24:57 PM
 Instrument Instrument #1
 Multiplier 1.00
 Comment SVOC-8270-W-LARGO
 Tune Date 2/18/2022 9:25:00 PM
 Last Calib Update 3/4/2022 9:18:32 AM



Compound	RT	QIon	Resp.	Conc.	Units	Dev(Min)
----------	----	------	-------	-------	-------	----------

Internal Standards

System Monitoring Compounds

S 2-Fluorophenol	3.470	112.0	296331	46.5705	µg/L	-0.061
Spiked Amount: 200.000	Range: 10.0 - 75.0%			Recovery = 23.29%		
S Phenol-d5	4.562	99.0	405478	48.5480	µg/L	0.010
Spiked Amount: 200.000	Range: 10.0 - 65.0%			Recovery = 24.27%		
S Nitrobenzene-d5	5.451	82.0	242539	52.6890	µg/L	-0.020
Spiked Amount: 100.000	Range: 32.0 - 94.0%			Recovery = 52.69%		
S 2-Fluorobiphenyl	7.595	172.0	529537	39.7144	µg/L	0.000
Spiked Amount: 100.000	Range: 28.0 - 107.0%			Recovery = 39.71%		
S 2,4,6-Tribromophenol	9.336	329.8	145030	123.9673	µg/L	0.010
Spiked Amount: 200.000	Range: 25.0 - 140.0%			Recovery = 61.98%		
S Terphenyl-d14	12.865	244.3	1400230	105.6095	µg/L	0.000
Spiked Amount: 100.000	Range: 32.0 - 122.0%			Recovery = 105.61%		

Target Compounds

Compound	RT	QIon	Resp.	Conc.	Units	md	QValue
T N-Nitrosodimethylamine	0.000		0	N.D.			
T Pyridine	0.000		0	N.D.			
T Aniline	0.000		0	N.D.			
T Phenol	0.000		0	N.D.			
T bis(-2-Chloroethyl)Ether	0.000		0	N.D.			
T 2-Chlorophenol	0.000		0	N.D.			
T 1,3-Dichlorobenzene	0.000		0	N.D.			
T 1,4-Dichlorobenzene	0.000		0	N.D.			
T 1,2-Dichlorobenzene	0.000		0	N.D.			
T Benzyl Alcohol	0.000		0	N.D.			
T bis(2-chloroisopropyl)Ether	0.000		0	N.D.			
T 2-Methylphenol	0.000		0	N.D.			
T N-nitroso-Di-n-propylamine	5.451	70.0	0		µg/L	md	1
T Hexachloroethane	0.000		0	N.D.			
T 4Methylphenol/3Methylphenol	0.000		0	N.D.			

Quantitation Results Report (QT Reviewed)

Compound	RT	QIon	Resp.	Conc.	Units	Dev(Min)
T Nitrobenzene	0.000		0	N.D.		
T Isophorone	0.000		0	N.D.		
T 2-Nitrophenol	0.000		0	N.D.		
T 2,4-Dimethylphenol	0.000		0	N.D.		
T bis(-2-Chloroethoxy)Methane	0.000		0	N.D.		
T 2,4-Dichlorophenol	0.000		0	N.D.		
T Benzoic Acid	0.000		0	N.D.		
T 1,2,4-Trichlorobenzene	0.000		0	N.D.		
T Naphthalene	0.000		0	N.D.		
T 4-Chlorophenol	0.000		0	N.D.		
T p-Chloroaniline	0.000		0	N.D.		
T Hexachlorobutadiene	0.000		0	N.D.		
T 4-Chloro-2-Methylphenol	0.000		0	N.D.		
T 4-Chloro-3-Methylphenol	0.000		0	N.D.		
T 2-Methylnaphthalene	0.000		0	N.D.		
T 1-Methylnaphthalene	0.000		0	N.D.		
T Hexachlorocyclopentadiene	0.000		0	N.D.		
T 2,4,6-Trichlorophenol	0.000		0	N.D.		
T 2,4,5-Trichlorophenol	0.000		0	N.D.		
T 2-Chloronaphthalene	0.000		0	N.D.		
T 2-Nitroaniline	0.000		0	N.D.		
T Dimethyl Phthalate	8.364	163.0	0		µg/L md	1
T 2,6-Dinitrotoluene	8.364	165.0	0		µg/L md	1
T Acenaphthylene	0.000		0	N.D.		
T 3-Nitroaniline	0.000		0	N.D.		
T Acenaphthene	0.000		0	N.D.		
T 2,4-Dinitrophenol	0.000		0	N.D.		
T Dibenzofuran	0.000		0	N.D.		
T 2,4-Dinitrotoluene	0.000		0	N.D.		
T 4-Nitrophenol	0.000		0	N.D.		
T Diethylphthalate	0.000		0	N.D.		
T Fluorene	0.000		0	N.D.		
T 4-Chlorophenyl-phenylether	0.000		0	N.D.		
T 4-Nitroaniline	0.000		0	N.D.		
T 4,6-Dinitro-2-methylphenol	0.000		0	N.D.		
T N-nitrosodiphenylamine	0.000		0	N.D.		
T Azobenzene	0.000		0	N.D.		
T 4-Bromophenyl-phenylether	0.000		0	N.D.		
T Hexachlorobenzene	0.000		0	N.D.		
T Pentachlorophenol	0.000		0	N.D.		
T Phenanthrene	0.000		0	N.D.		
T Anthracene	0.000		0	N.D.		
T Triallate	0.000		0	N.D.		
T Carbazole	0.000		0	N.D.		
T o-Terphenyl	0.000		0	N.D.		
T Di-n-Butylphthalate	0.000		0	N.D.		
T Fluoranthene	0.000		0	N.D.		
T Benzidine	12.865	184.0	0		µg/L md	1
T Pyrene	0.000		0	N.D.		
T Butylbenzylphthalate	0.000		0	N.D.		
T Benzo(a)Anthracene	0.000		0	N.D.		
T Chrysene	0.000		0	N.D.		
T 3,3-Dichlorobenzidine	0.000		0	N.D.		
T bis(2-ethylhexyl)Phthalate	0.000		0	N.D.		
T Di-n-octyl Phthalate	0.000		0	N.D.		

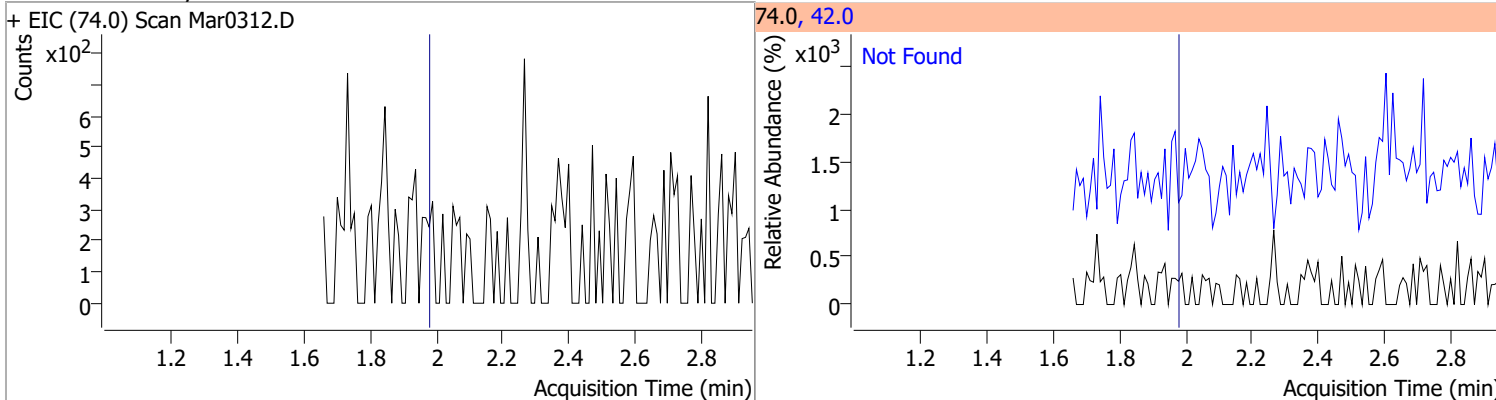
Quantitation Results Report (QT Reviewed)

Compound	RT	QIon	Resp.	Conc.	Units	Dev(Min)
T Benzo(b)fluoranthene	0.000		0	N.D.		
T Benzo(k)fluoranthene	0.000		0	N.D.		
T Benzo(a)pyrene	0.000		0	N.D.		
T Indeno(1,2,3-c,d)pyrene	0.000		0	N.D.		
T Dibenzo(a,h)anthracene	0.000		0	N.D.		
T Benzo(g,h,i)perylene	0.000		0	N.D.		

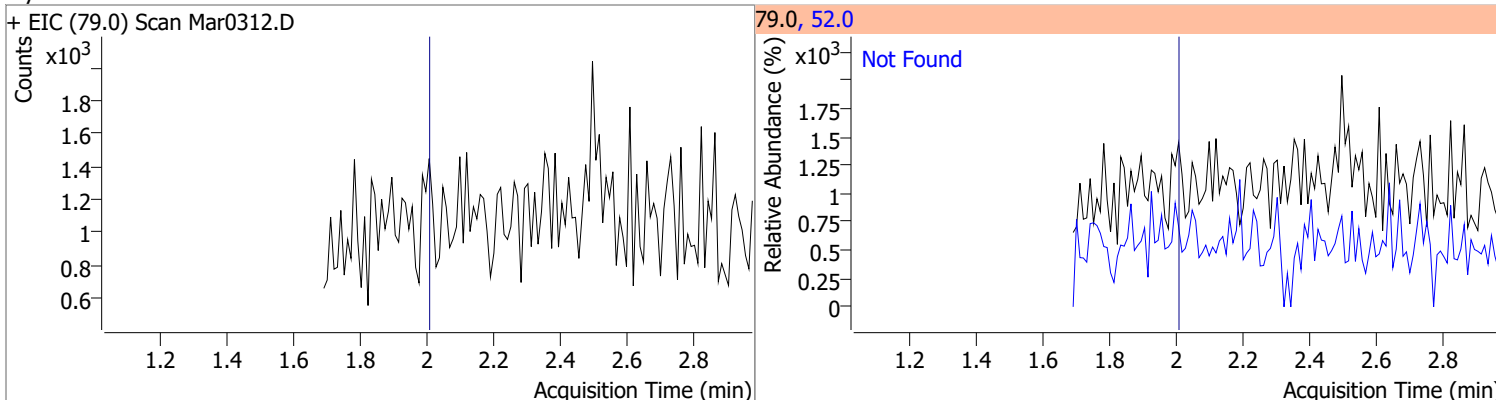
(#) = Qualifier Out of Range; (m) = Manual Integration; (+) = Area Summed; (*) = Surrogate Percent Recovery Out of Range; (d): Zeroed Peak

Quantitation Results Report (QT Reviewed)

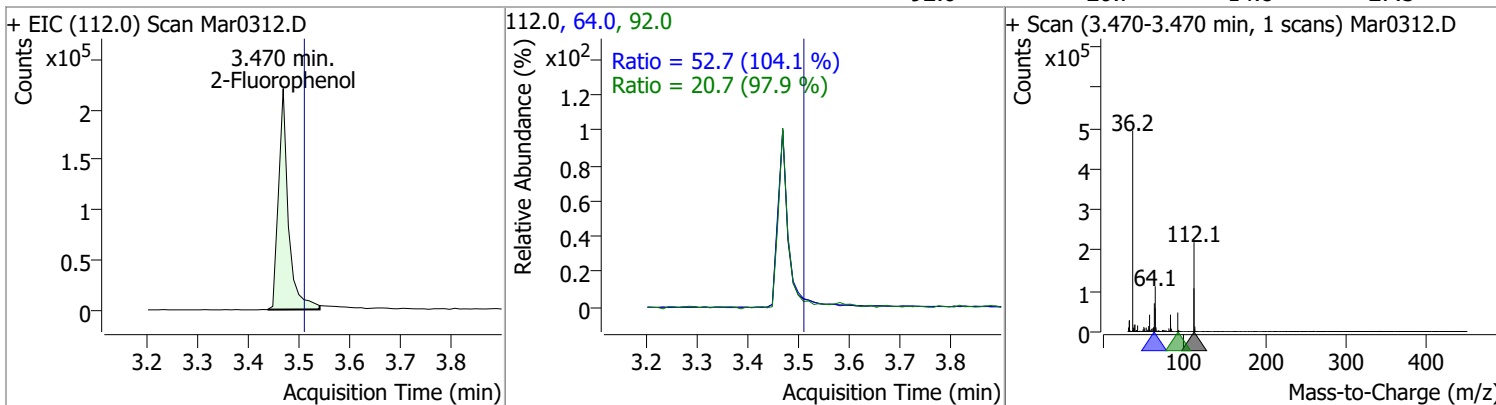
Compound	Conc.	Exp RT	QIon	Exp Ratio
N-Nitrosodimethylamine	N.D.	1.99	42.0	112.0



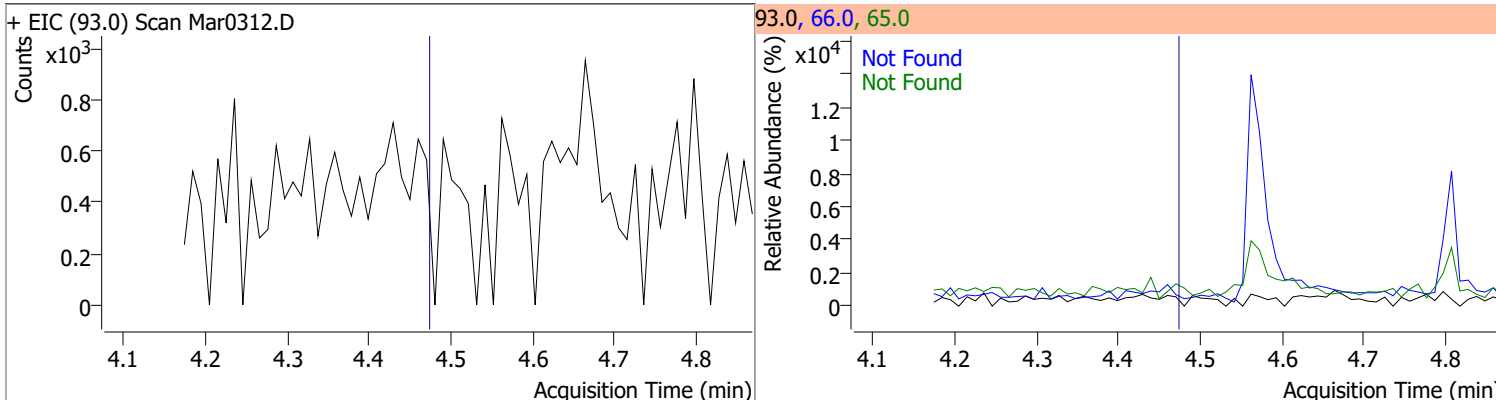
Compound	Conc.	Exp RT	QIon	Exp Ratio
Pyridine	N.D.	2.02	52.0	80.7



Compound	Conc.	RT	Dev(Min)	Resp.	QIon	QRatio	Lower	Upper
2-Fluorophenol	46.5705	3.47	-0.06	296331	64.0	52.7	35.5	65.9
					92.0	20.7	14.8	27.5

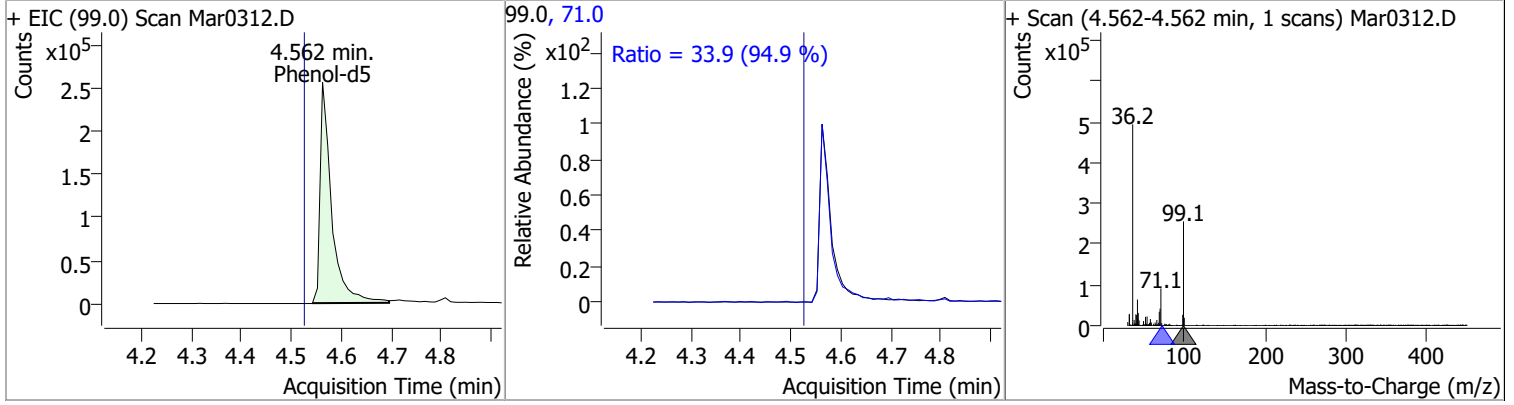


Compound	Conc.	Exp RT	QIon	Exp Ratio	QIon	Exp Ratio
Aniline	N.D.	4.50	66.0	35.4	65.0	18.8

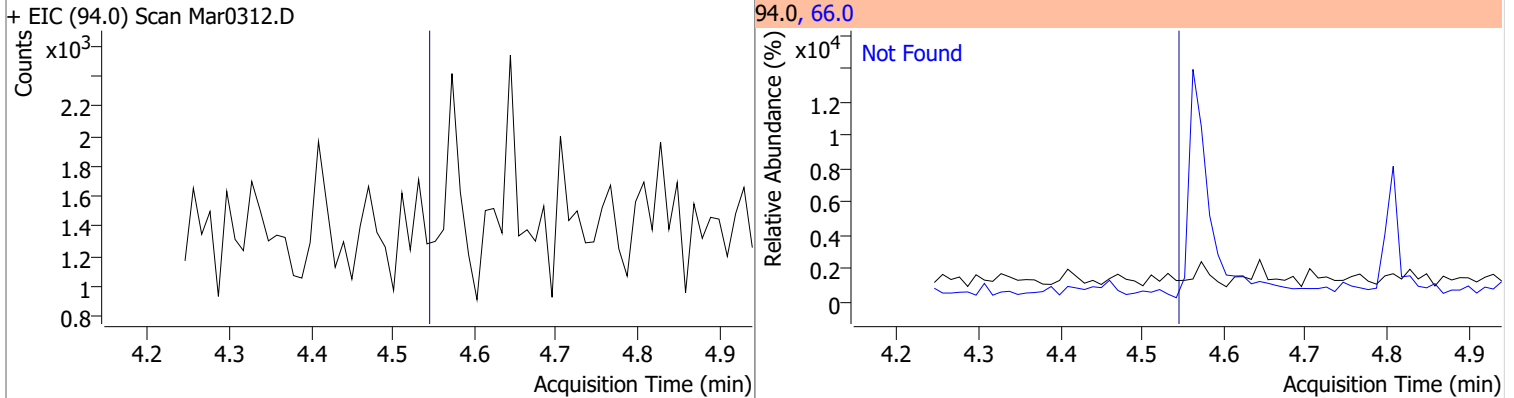


Quantitation Results Report (QT Reviewed)

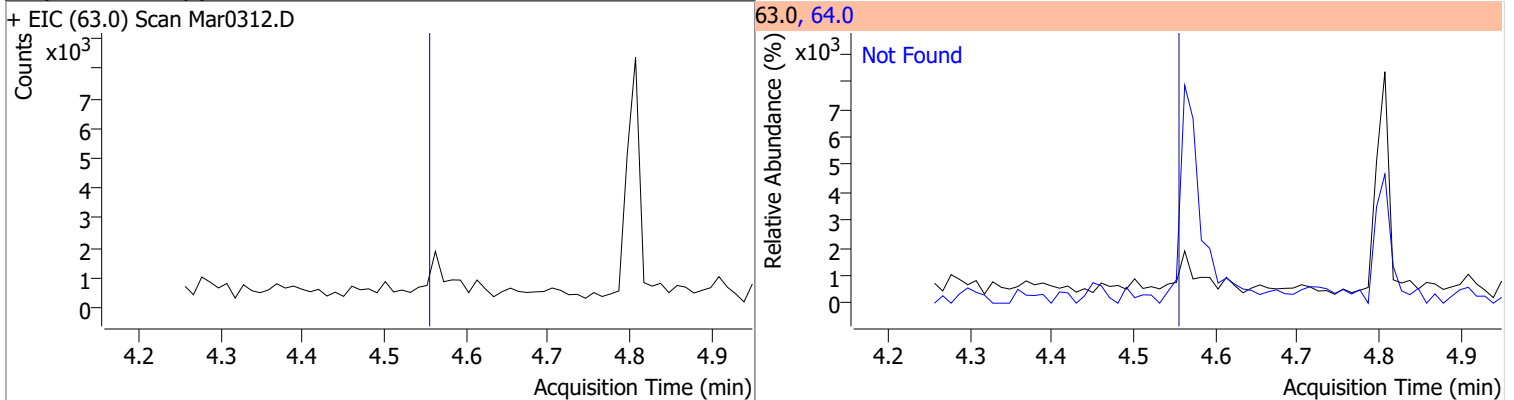
Compound	Conc.	RT	Dev(Min)	Resp.	QIon	QRatio	Lower	Upper
Phenol-d5	48.5480	4.56	0.01	405478	71.0	33.9	25.0	46.4



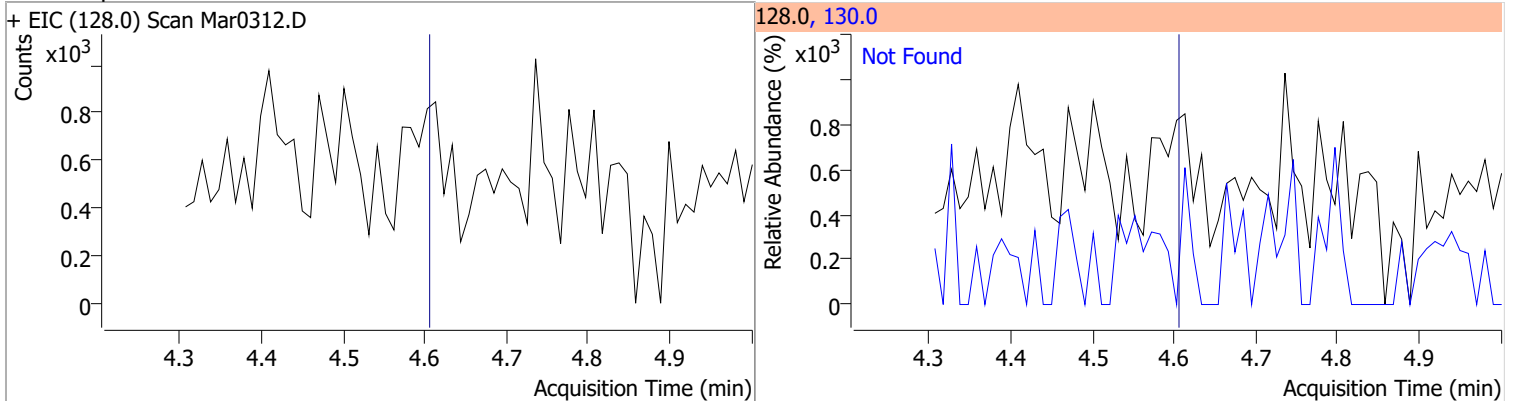
Compound	Conc.	Exp RT	QIon	Exp Ratio
Phenol	N.D.	4.57	66.0	40.4



Compound	Conc.	Exp RT	QIon	Exp Ratio
bis(-2-Chloroethyl)Ether	N.D.	4.58	64.0	10.7

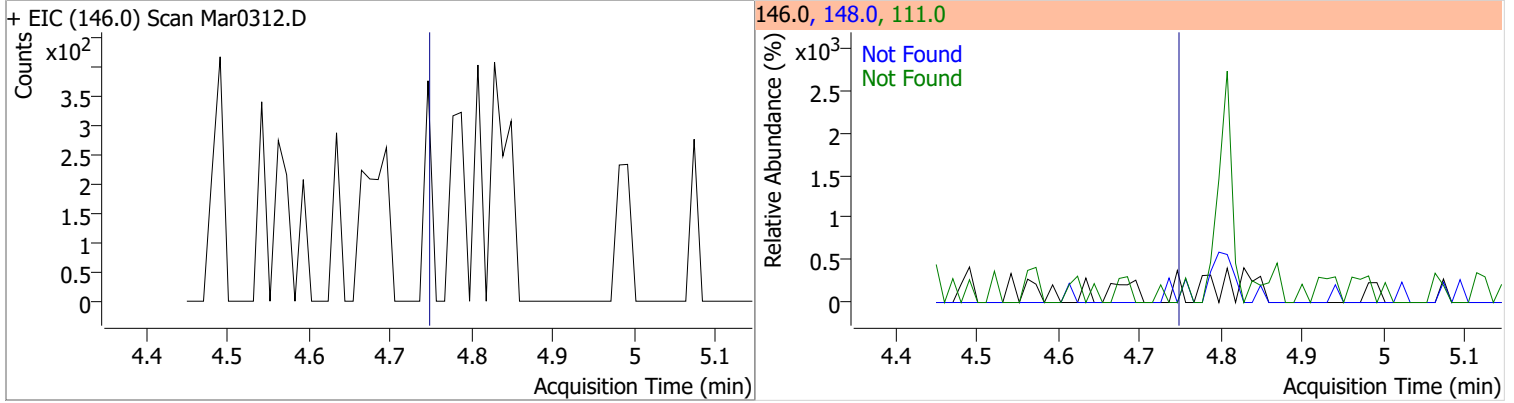


Compound	Conc.	Exp RT	QIon	Exp Ratio
2-Chlorophenol	N.D.	4.63	130.0	32.3

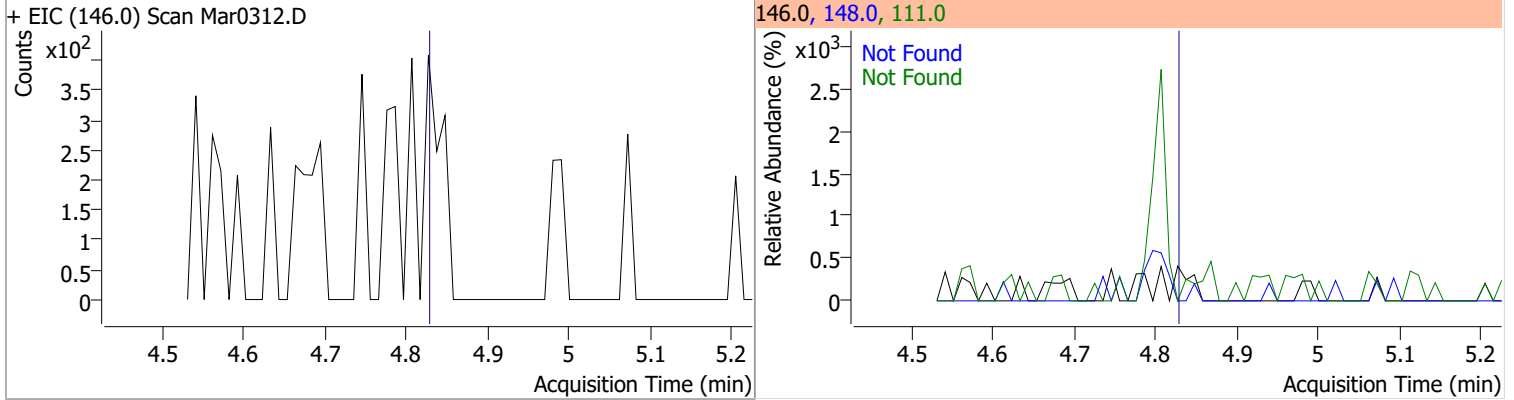


Quantitation Results Report (QT Reviewed)

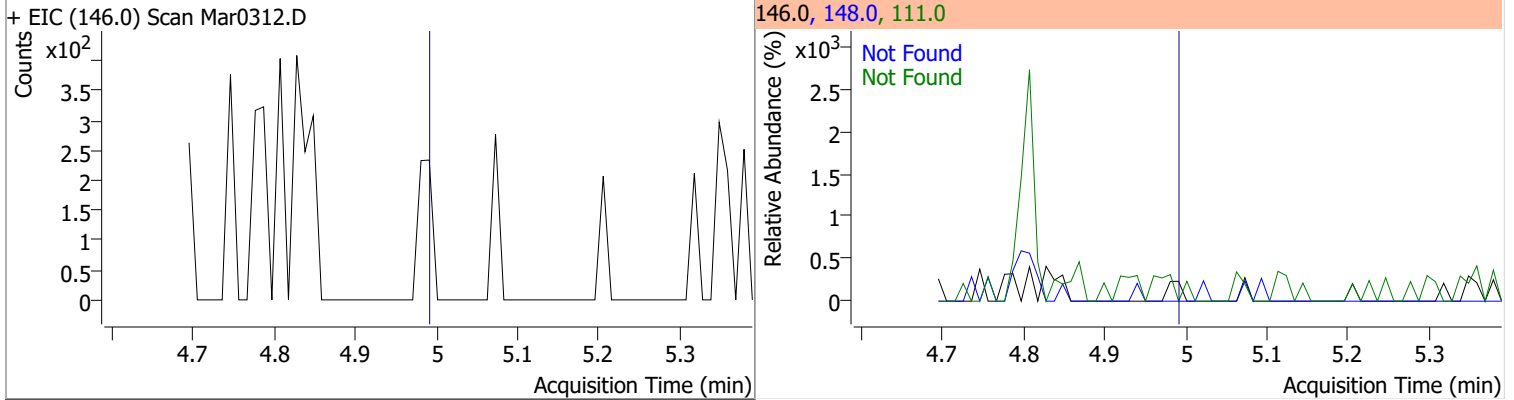
Compound	Conc.	Exp RT	QIon	Exp Ratio	QIon	Exp Ratio
1,3-Dichlorobenzene	N.D.	4.78	148.0	63.7	111.0	35.3



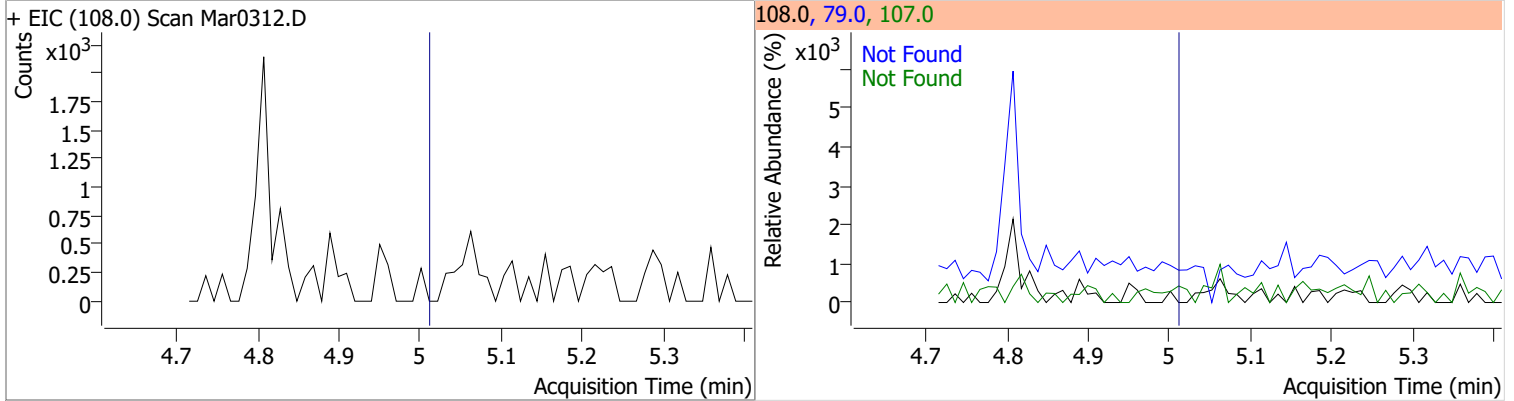
Compound	Conc.	Exp RT	QIon	Exp Ratio	QIon	Exp Ratio
1,4-Dichlorobenzene	N.D.	4.86	148.0	64.4	111.0	35.3



Compound	Conc.	Exp RT	QIon	Exp Ratio	QIon	Exp Ratio
1,2-Dichlorobenzene	N.D.	5.02	148.0	63.7	111.0	37.5

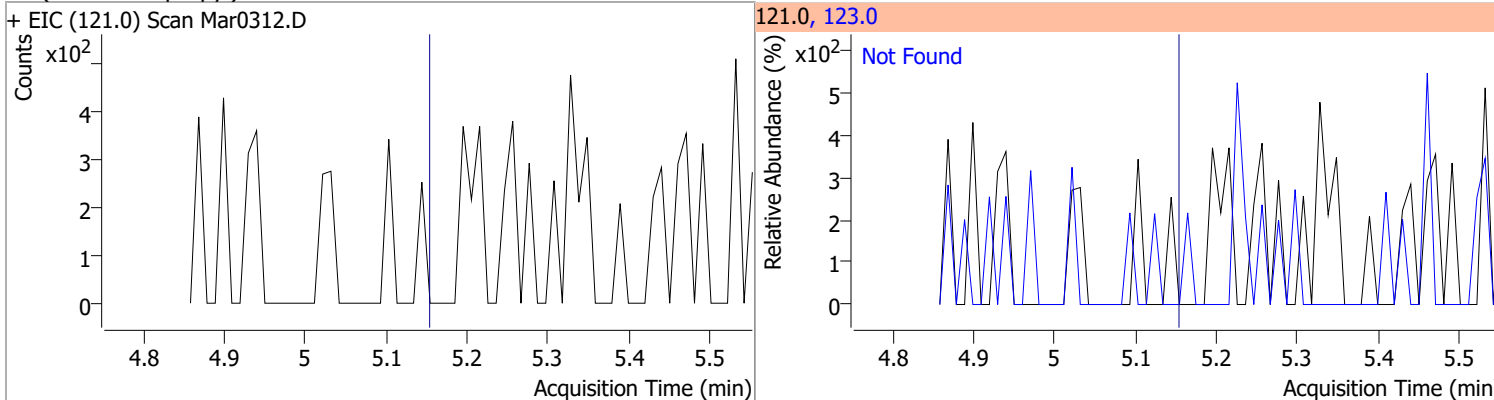


Compound	Conc.	Exp RT	QIon	Exp Ratio	QIon	Exp Ratio
Benzyl Alcohol	N.D.	5.04	79.0	118.8	107.0	68.8

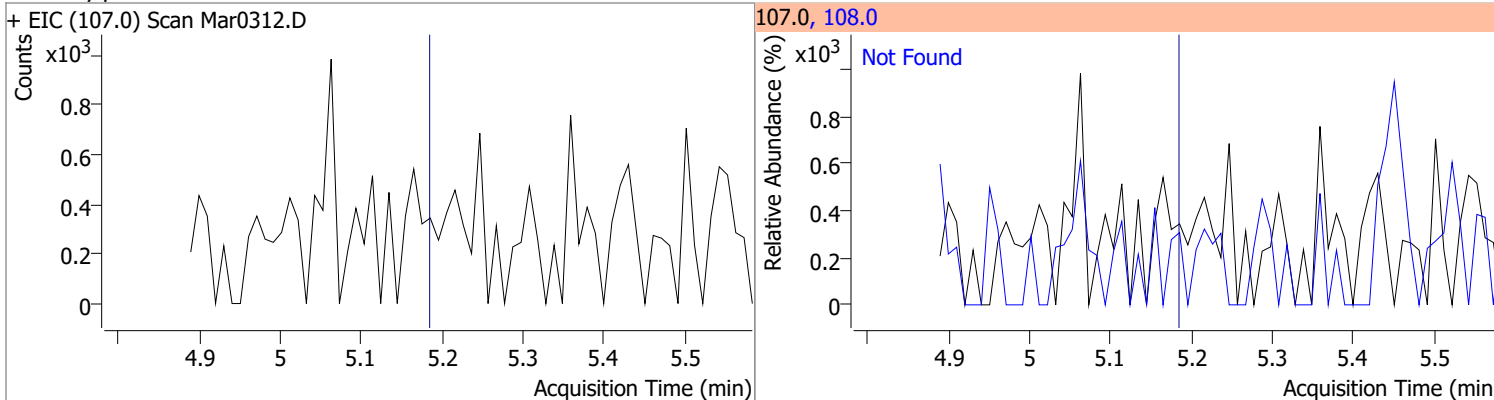


Quantitation Results Report (QT Reviewed)

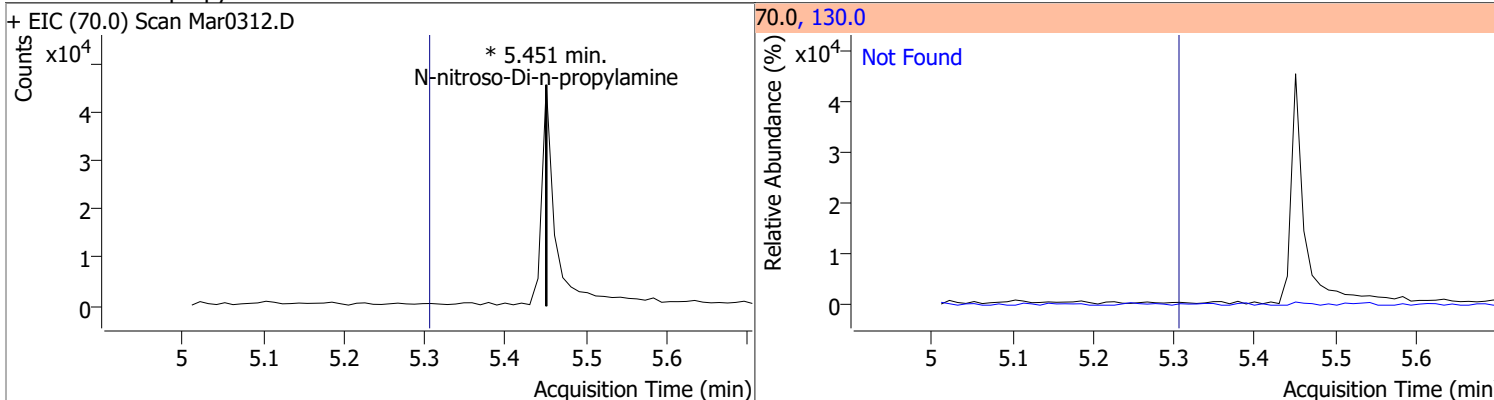
Compound	Conc.	Exp RT	QIon	Exp Ratio
bis(2-chloroisopropyl)Ether	N.D.	5.19	123.0	31.6



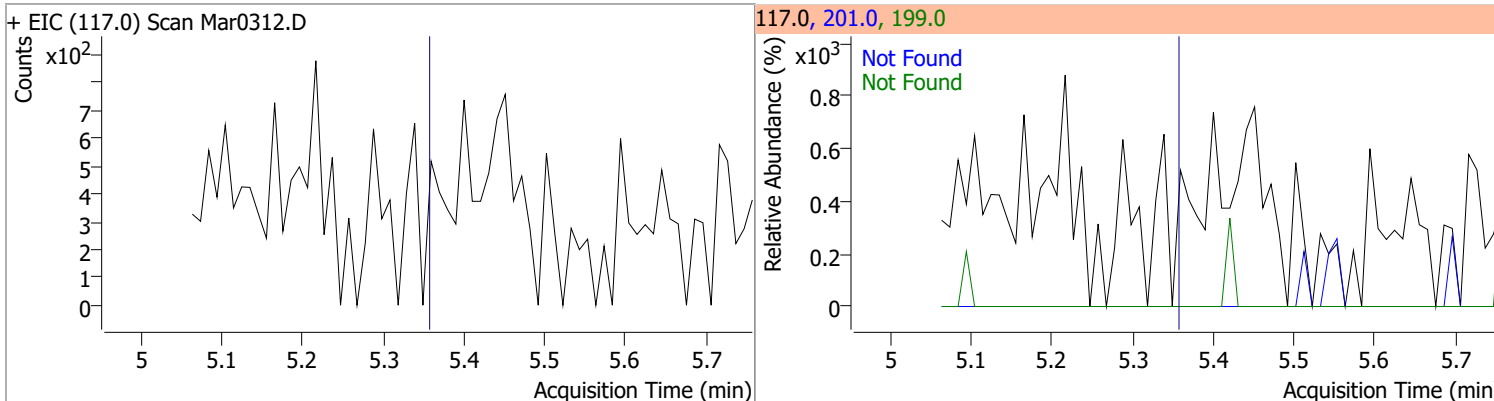
Compound	Conc.	Exp RT	QIon	Exp Ratio
2-Methylphenol	N.D.	5.22	108.0	117.4



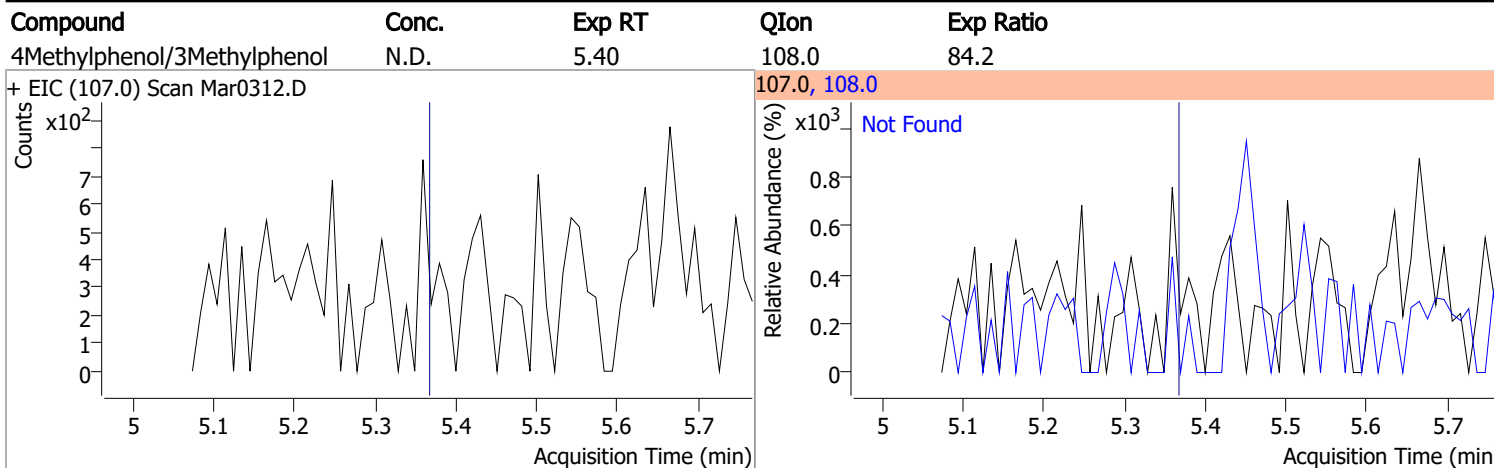
Compound	Conc.	RT	Dev(Min)	Resp.	QIon	QRatio	Lower	Upper
N-nitroso-Di-n-propylamine		0		0	130.0		0.0	34.0



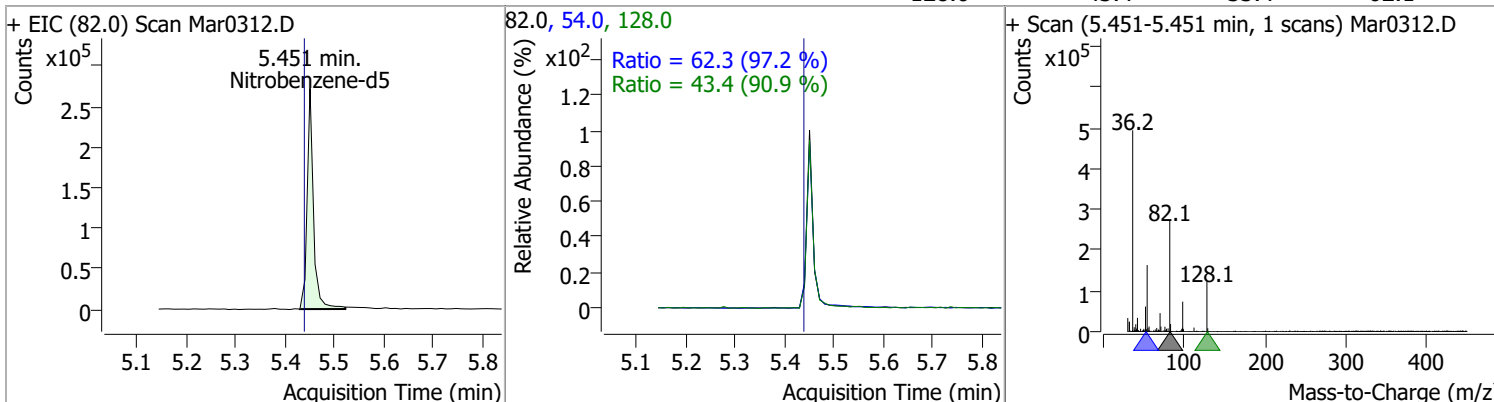
Compound	Conc.	Exp RT	QIon	Exp Ratio	QIon	Exp Ratio
Hexachloroethane	N.D.	5.39	201.0	89.1	199.0	59.3



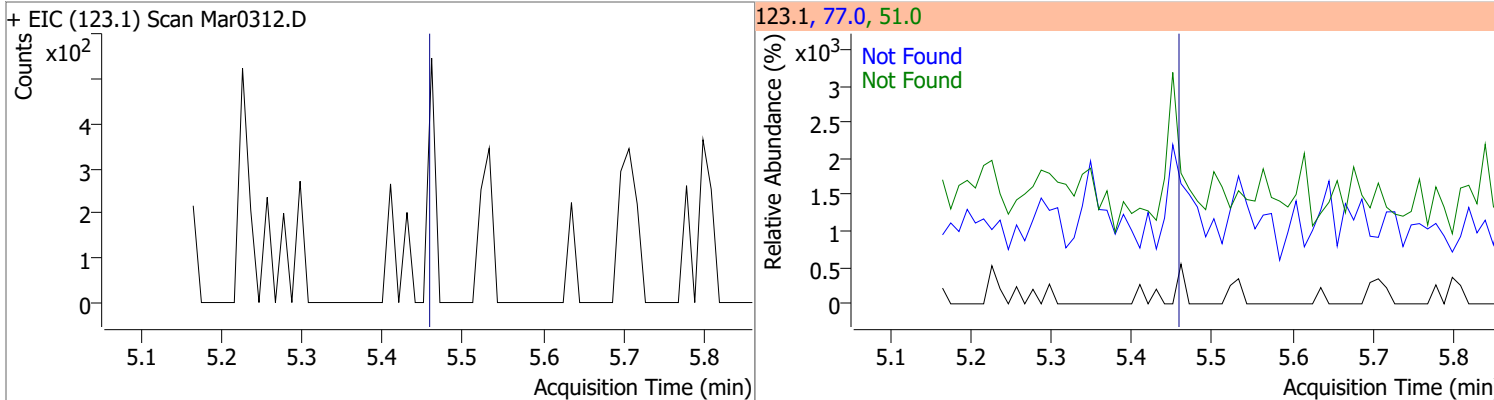
Quantitation Results Report (QT Reviewed)



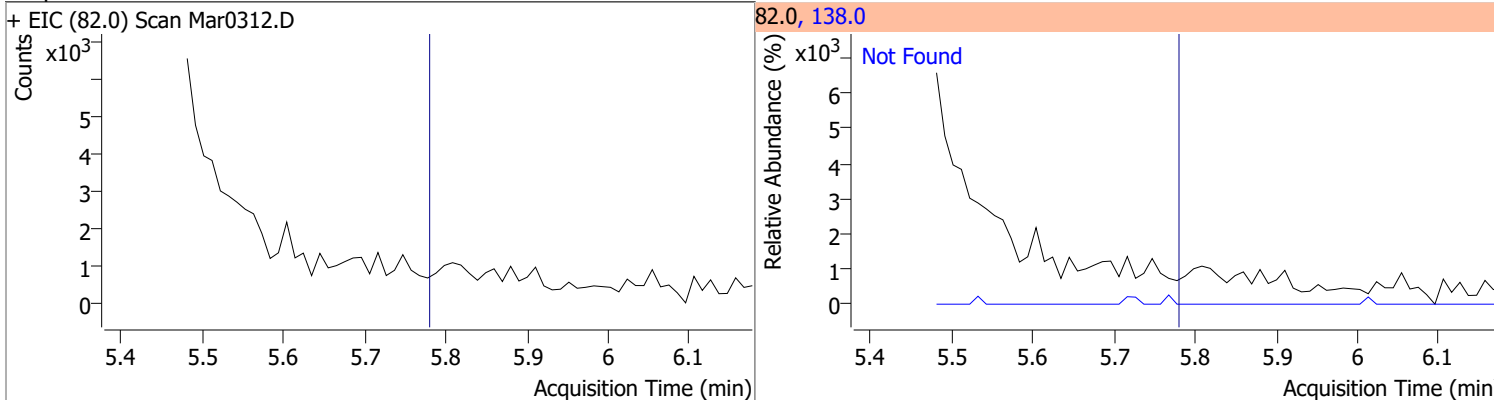
Compound	Conc.	RT	Dev(Min)	Resp.	QIon	QRatio	Lower	Upper
Nitrobenzene-d5	52.6890	5.45	-0.02	242539	54.0	62.3	44.9	83.4
					128.0	43.4	33.4	62.1



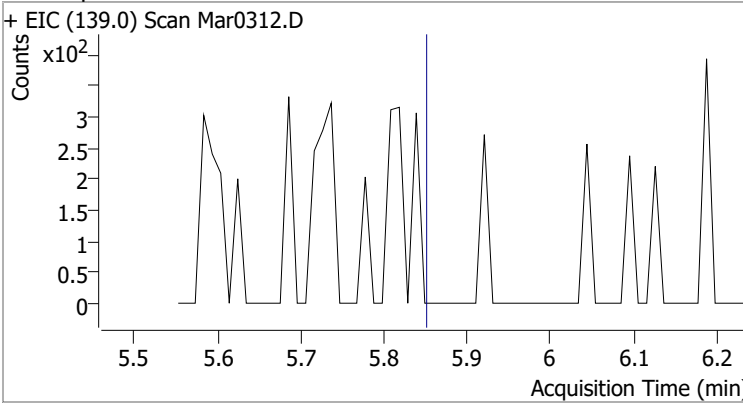
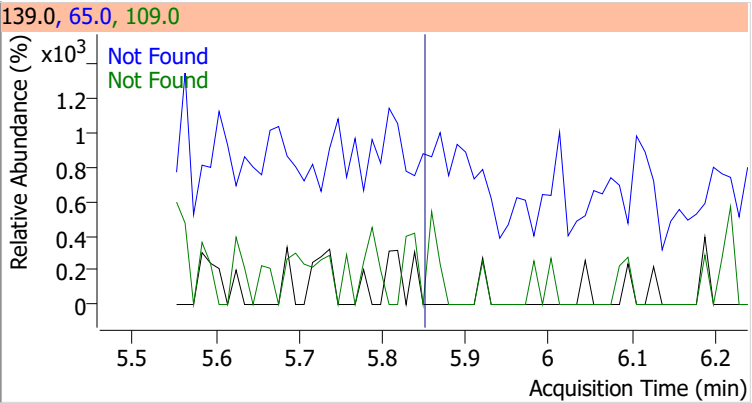
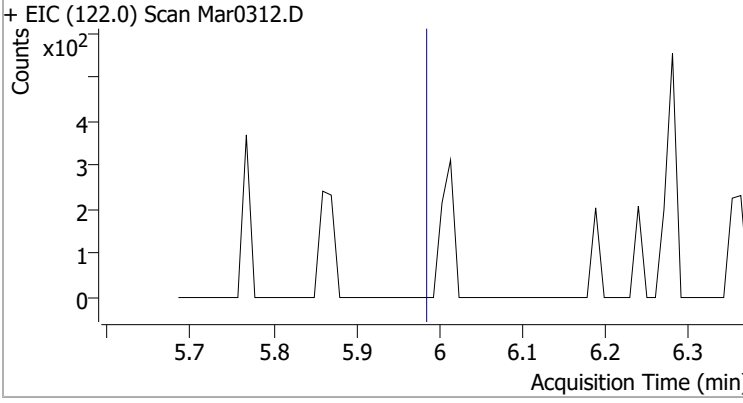
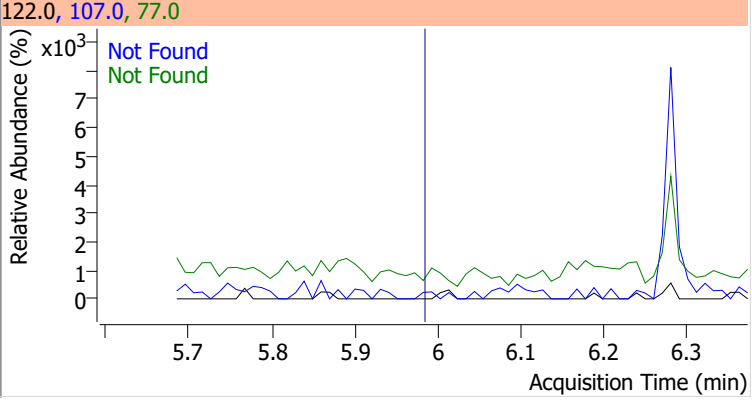
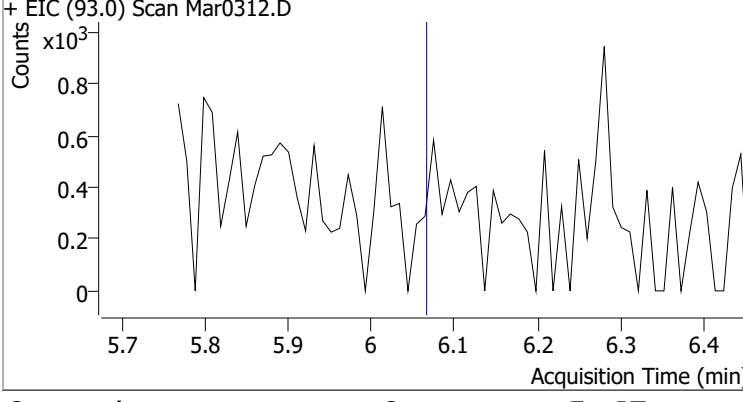
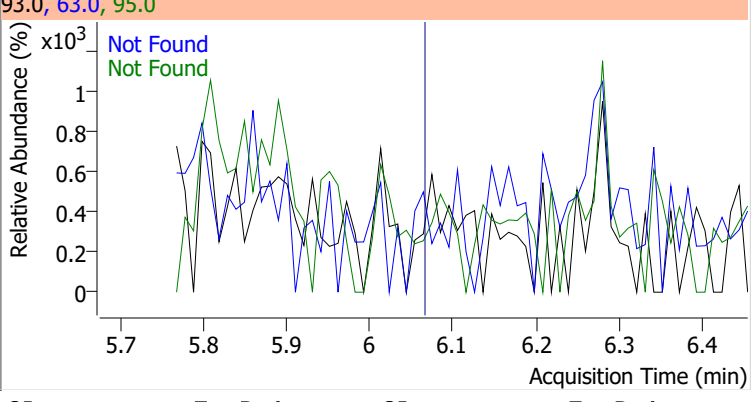
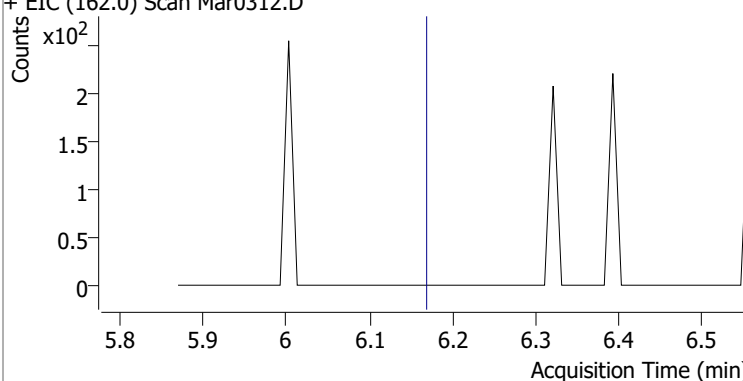
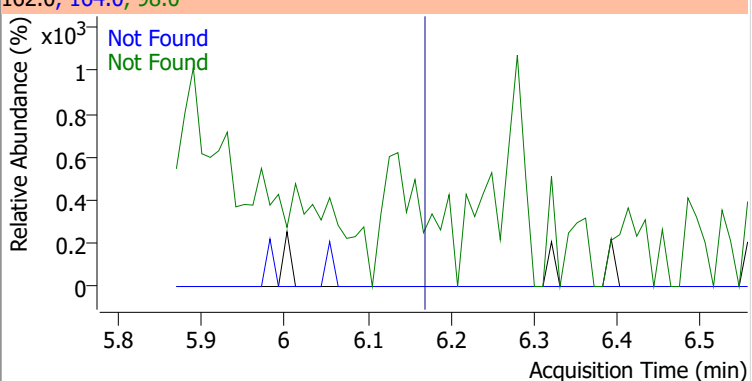
Compound	Conc.	Exp RT	QIon	Exp Ratio	QIon	Exp Ratio
Nitrobenzene	N.D.	5.49	77.0	209.6	51.0	127.5



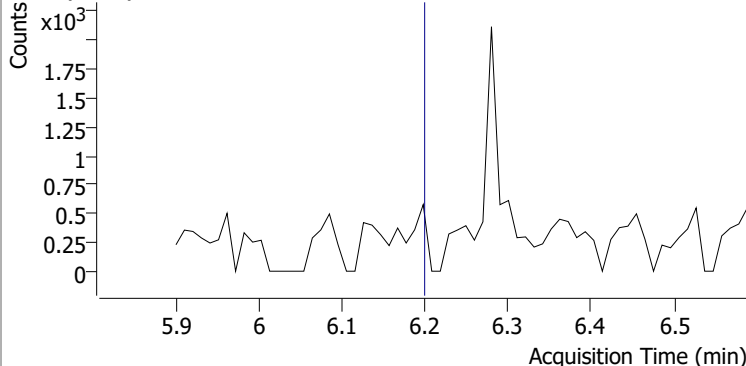
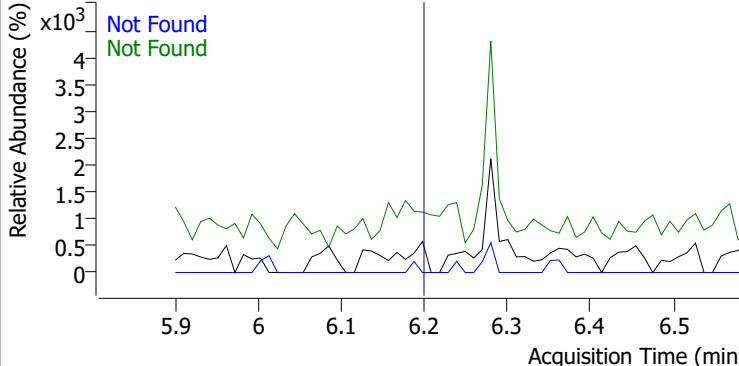
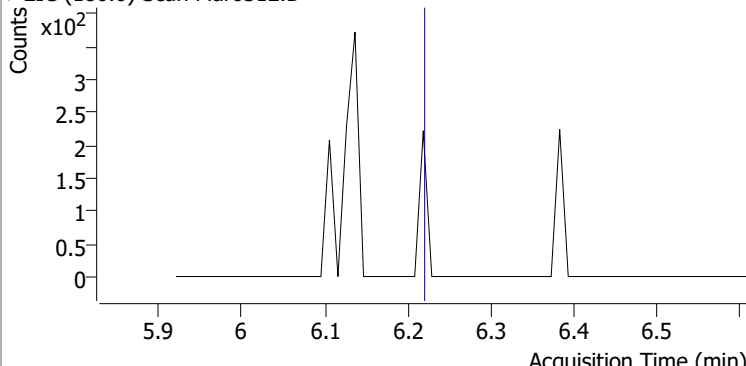
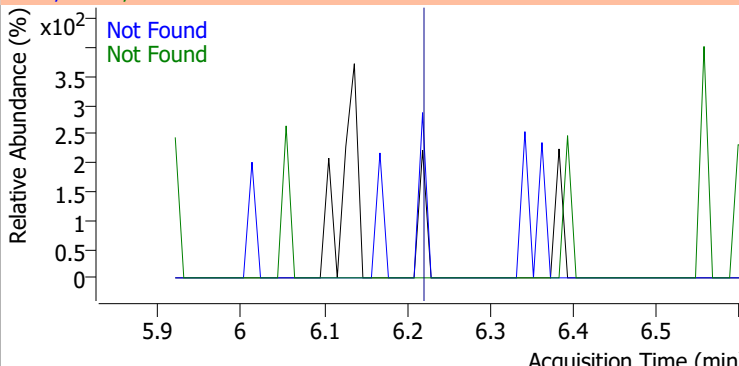
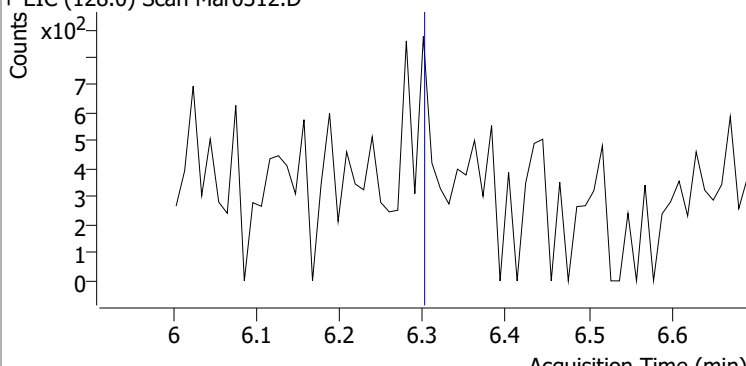
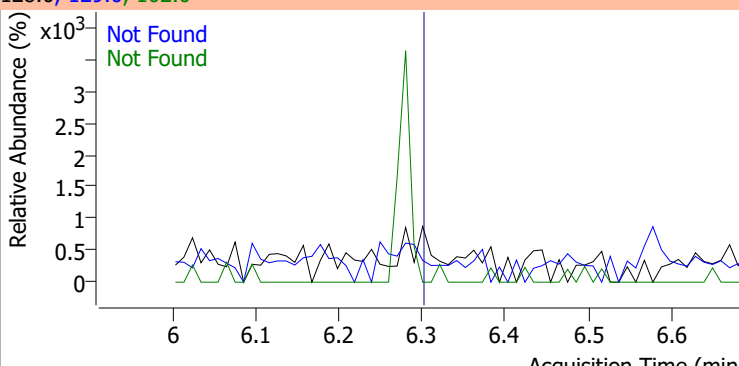
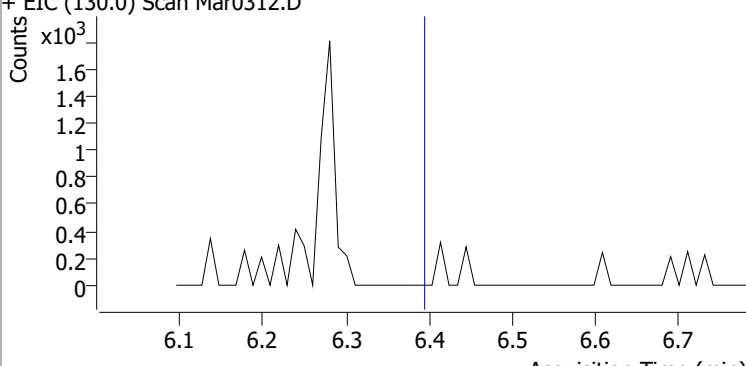
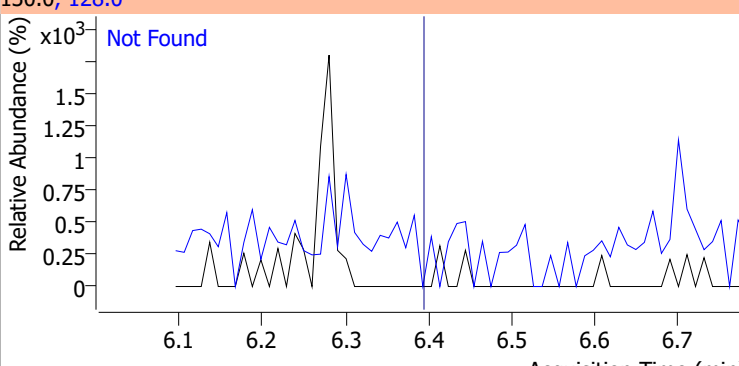
Compound	Conc.	Exp RT	QIon	Exp Ratio
Isophorone	N.D.	5.79	138.0	20.3



Quantitation Results Report (QT Reviewed)

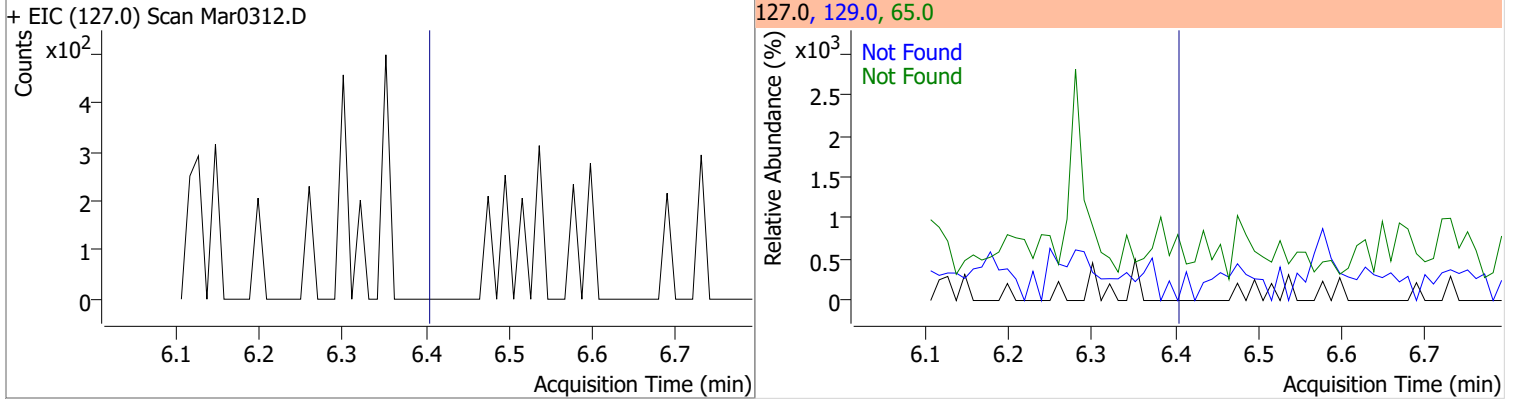
Compound	Conc.	Exp RT	QIon	Exp Ratio	QIon	Exp Ratio
2-Nitrophenol	N.D.	5.86	65.0	51.3	109.0	35.7
+ EIC (139.0) Scan Mar0312.D			139.0, 65.0, 109.0			
						
2,4-Dimethylphenol	N.D.	5.99	107.0	111.1	77.0	30.2
+ EIC (122.0) Scan Mar0312.D			122.0, 107.0, 77.0			
						
bis(-2-Chloroethoxy)Methane	N.D.	6.07	63.0	70.1	95.0	31.8
+ EIC (93.0) Scan Mar0312.D			93.0, 63.0, 95.0			
						
2,4-Dichlorophenol	N.D.	6.18	164.0	66.1	98.0	34.4
+ EIC (162.0) Scan Mar0312.D			162.0, 164.0, 98.0			
						

Quantitation Results Report (QT Reviewed)

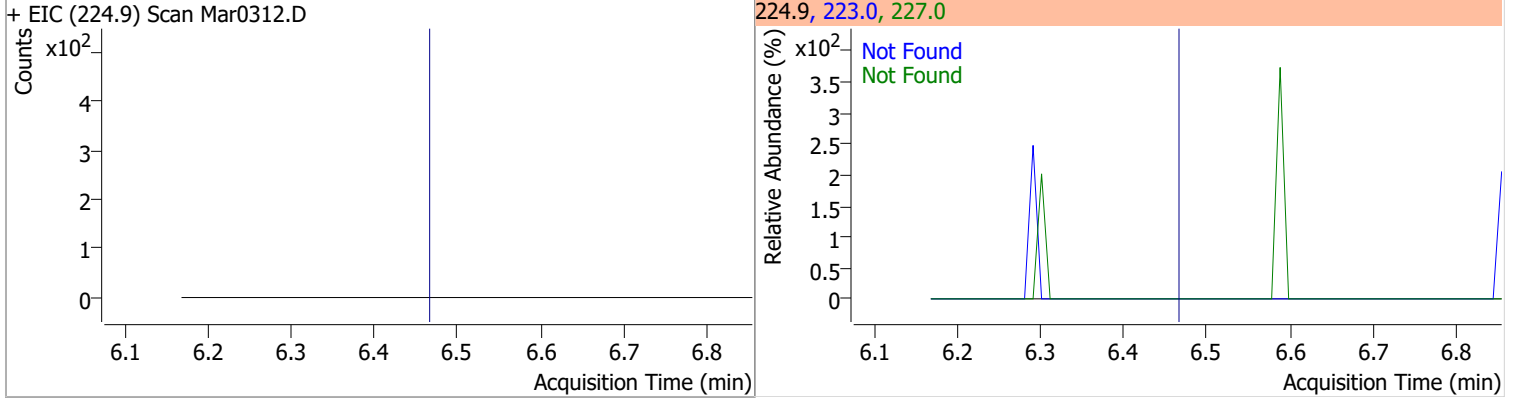
Compound	Conc.	Exp RT	QIon	Exp Ratio	QIon	Exp Ratio
Benzoic Acid	N.D.	6.21	122.0	86.4	77.0	79.5
+ EIC (105.0) Scan Mar0312.D			105.0, 122.0, 77.0			
						
1,2,4-Trichlorobenzene	N.D.	6.23	182.0	95.5	145.0	28.5
+ EIC (180.0) Scan Mar0312.D			180.0, 182.0, 145.0			
						
Naphthalene	N.D.	6.31	129.0	11.0	102.0	9.2
+ EIC (128.0) Scan Mar0312.D			128.0, 129.0, 102.0			
						
4-Chlorophenol	N.D.	6.40	128.0	316.6		
+ EIC (130.0) Scan Mar0312.D			130.0, 128.0			
						

Quantitation Results Report (QT Reviewed)

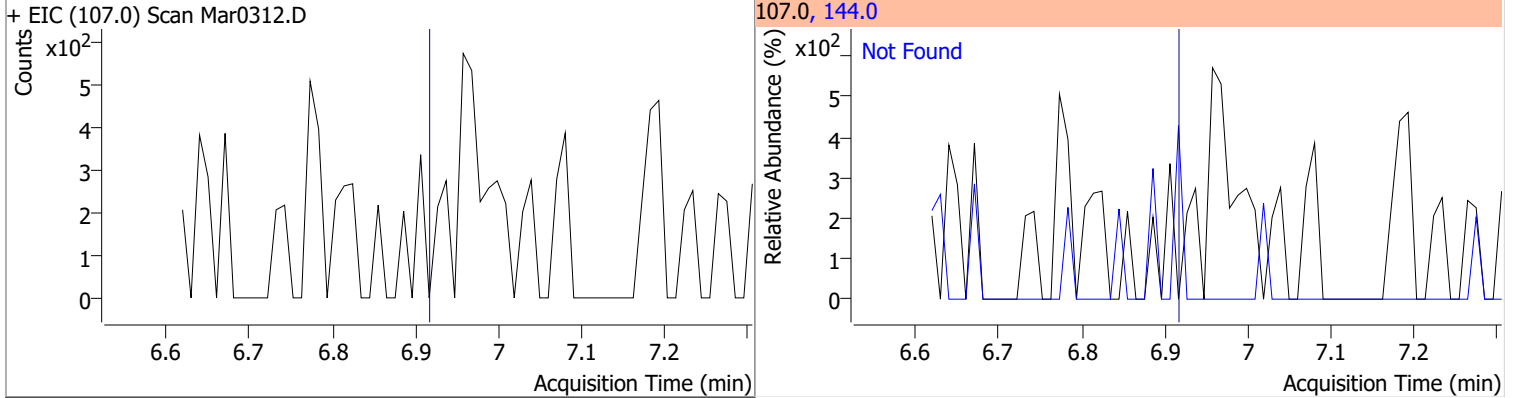
Compound	Conc.	Exp RT	QIon	Exp Ratio	QIon	Exp Ratio
p-Chloroaniline	N.D.	6.41	65.0	61.2	129.0	36.2



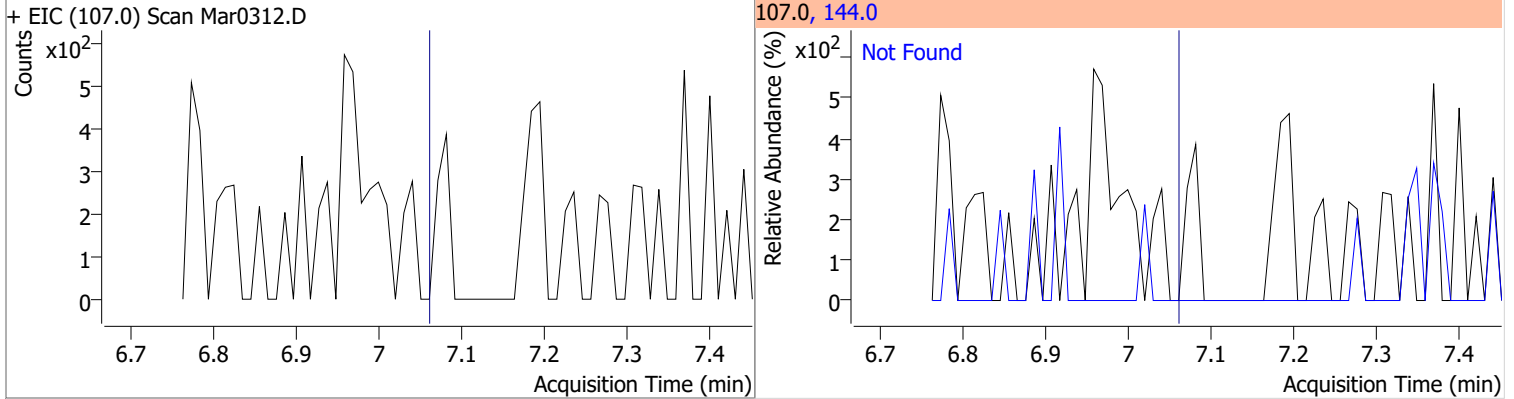
Compound	Conc.	Exp RT	QIon	Exp Ratio	QIon	Exp Ratio
Hexachlorobutadiene	N.D.	6.48	223.0	63.2	227.0	62.4



Compound	Conc.	Exp RT	QIon	Exp Ratio
4-Chloro-2-Methylphenol	N.D.	6.93	144.0	27.8



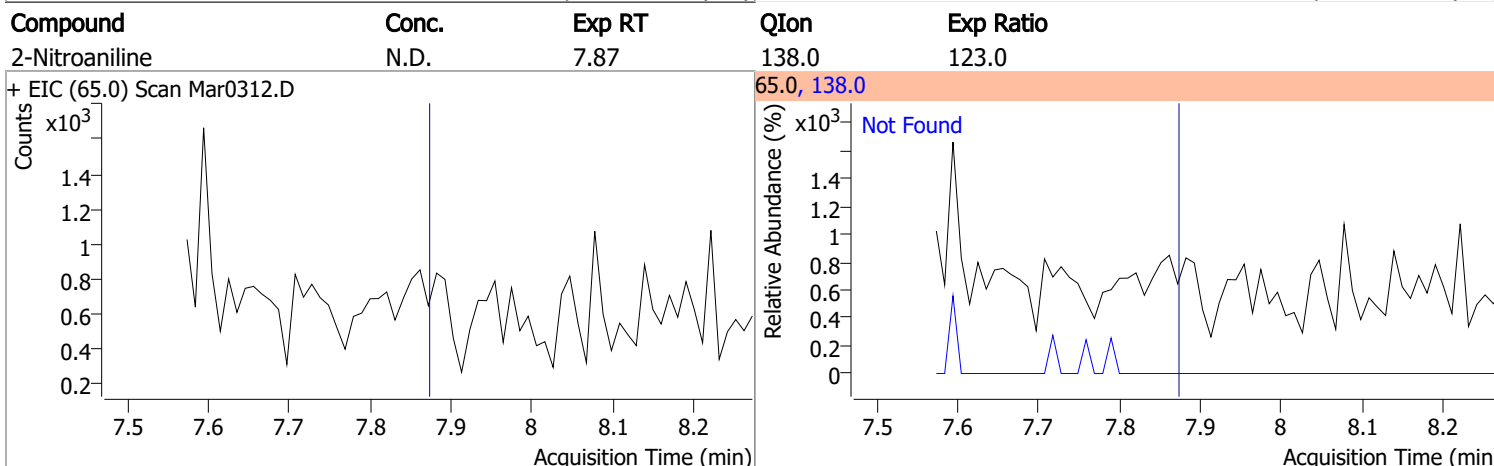
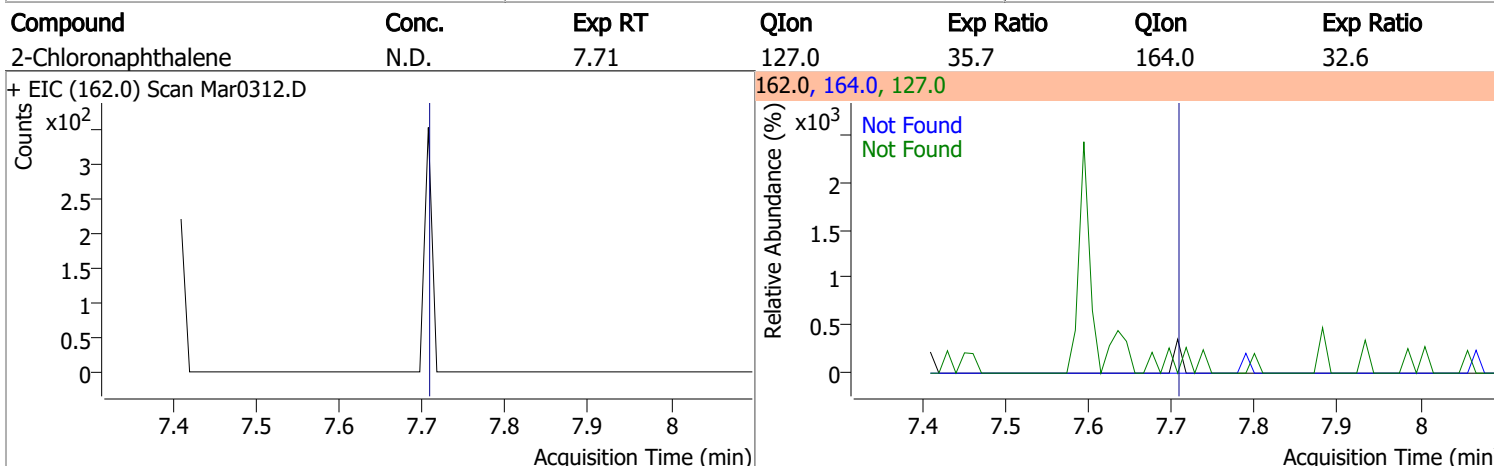
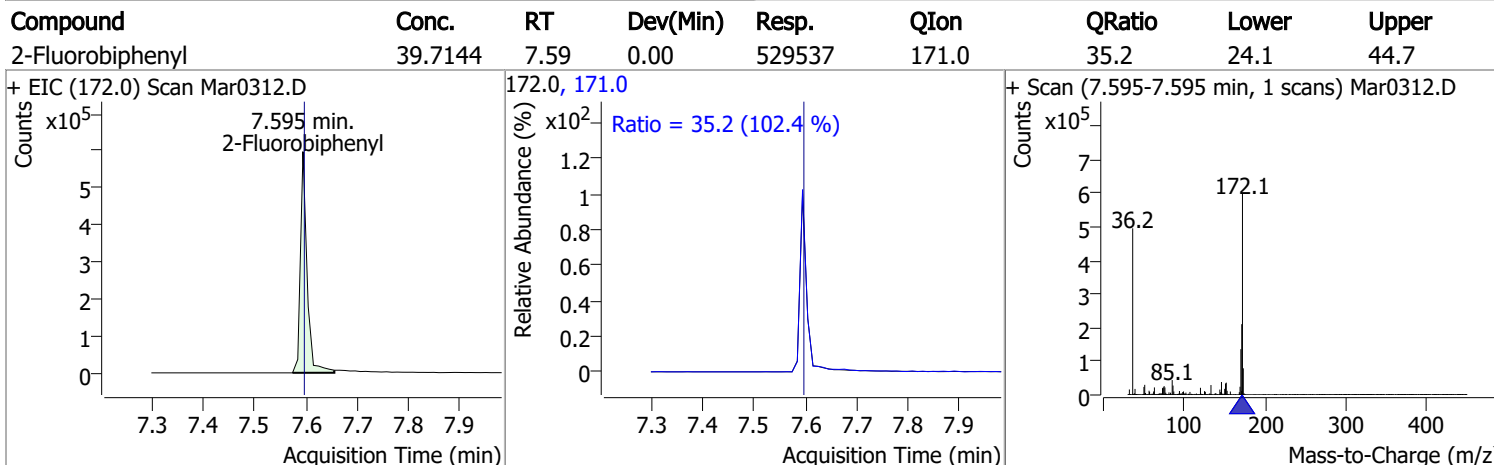
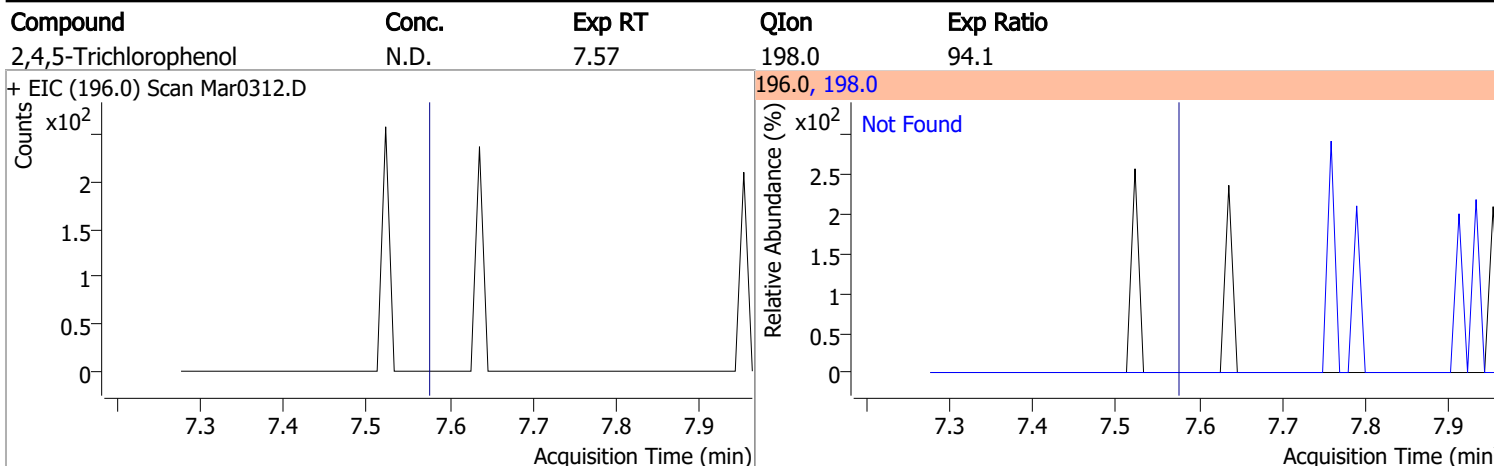
Compound	Conc.	Exp RT	QIon	Exp Ratio
4-Chloro-3-Methylphenol	N.D.	7.07	144.0	26.7



Quantitation Results Report (QT Reviewed)

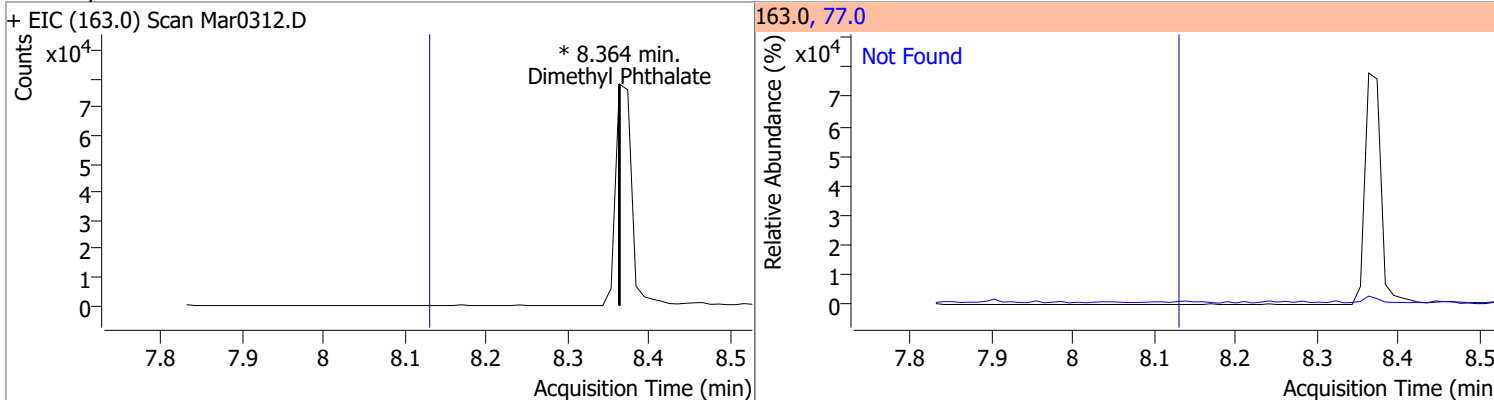
Compound	Conc.	Exp RT	QIon	Exp Ratio	QIon	Exp Ratio
2-Methylnaphthalene	N.D.	7.13	142.0	120.9	115.0	40.2
+ EIC (141.0) Scan Mar0312.D			141.0, 142.0, 115.0			
1-Methylnaphthalene	N.D.	7.25	142.0	116.0	115.0	41.9
+ EIC (141.0) Scan Mar0312.D			141.0, 142.0, 115.0			
Hexachlorocyclopentadiene	N.D.	7.33	238.9	64.2	234.9	62.1
+ EIC (236.9) Scan Mar0312.D			236.9, 238.9, 234.9			
2,4,6-Trichlorophenol	N.D.	7.51	198.0	92.6		
+ EIC (196.0) Scan Mar0312.D			196.0, 198.0			

Quantitation Results Report (QT Reviewed)

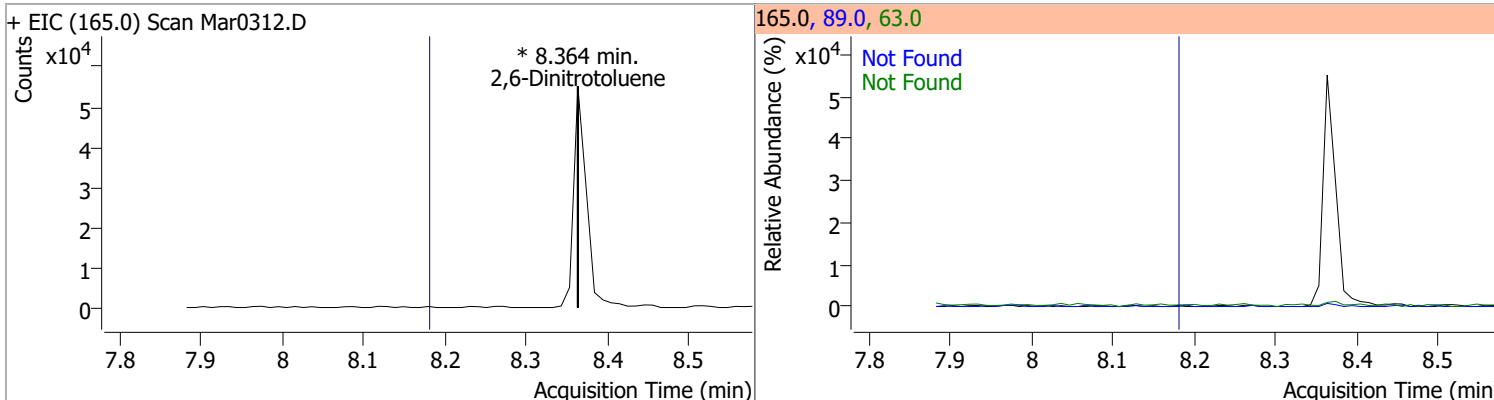


Quantitation Results Report (QT Reviewed)

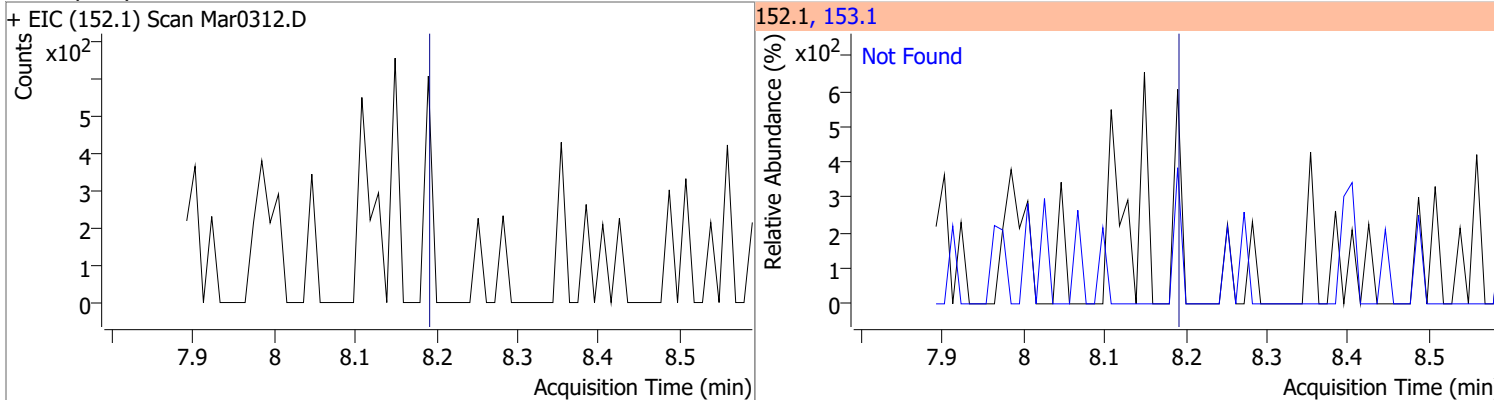
Compound	Conc.	RT	Dev(Min)	Resp.	QIon	QRatio	Lower	Upper
Dimethyl Phthalate	0	0		0	77.0		13.9	25.8



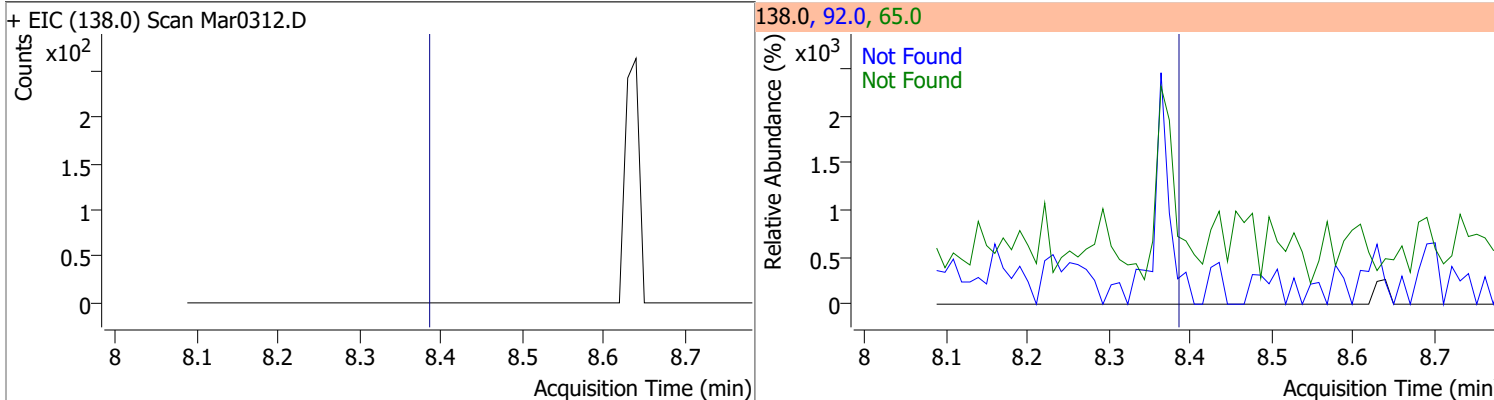
Compound	Conc.	RT	Dev(Min)	Resp.	QIon	QRatio	Lower	Upper
2,6-Dinitrotoluene	0	0		0	63.0 89.0		95.6 45.4	177.5 84.4



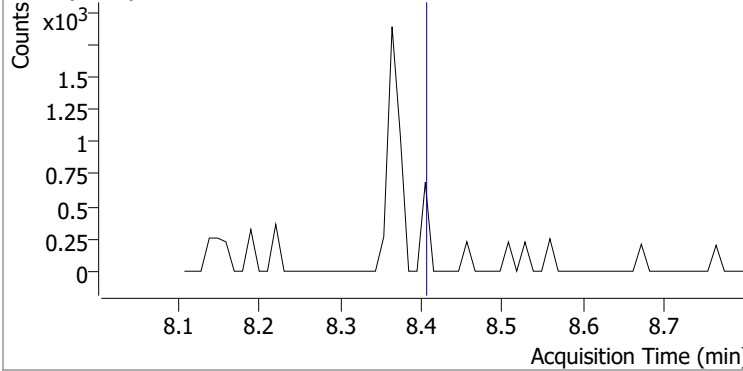
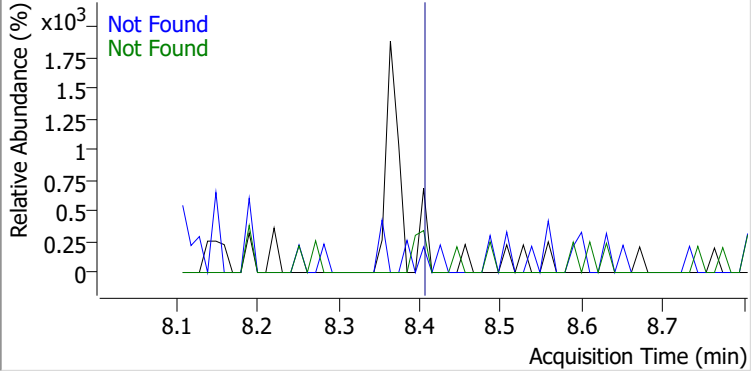
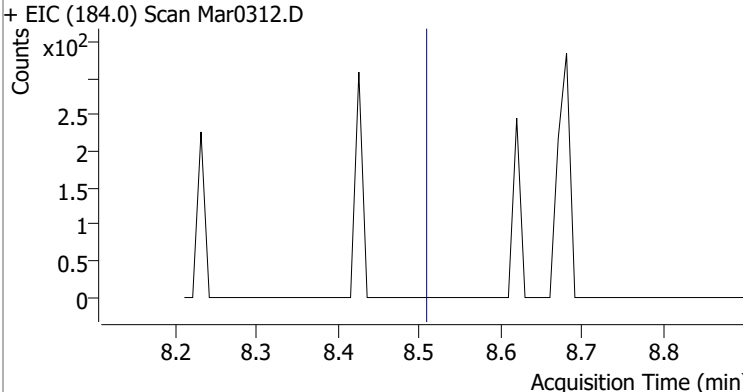
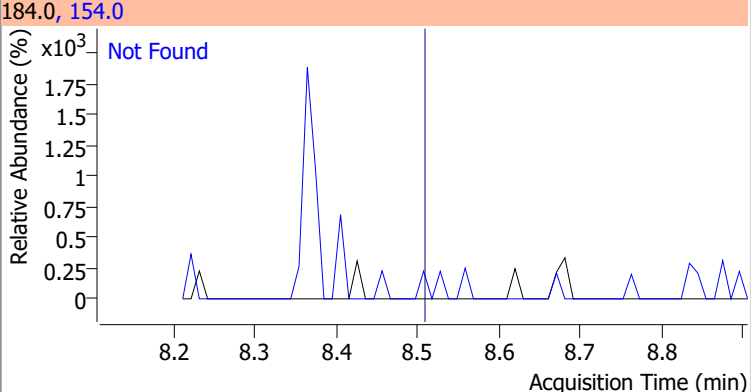
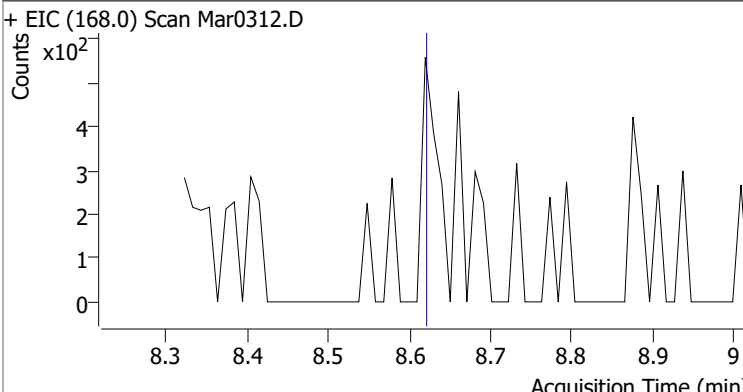
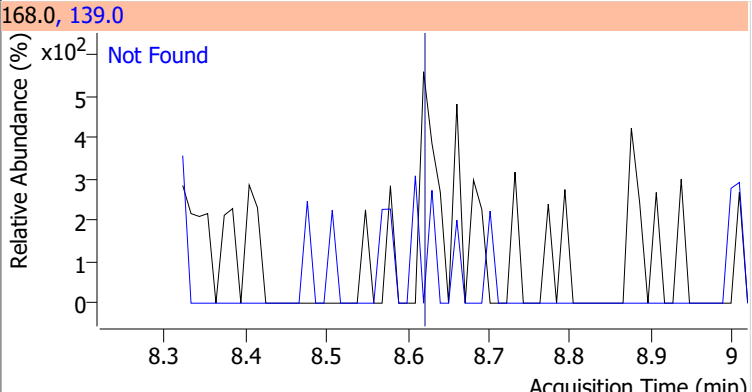
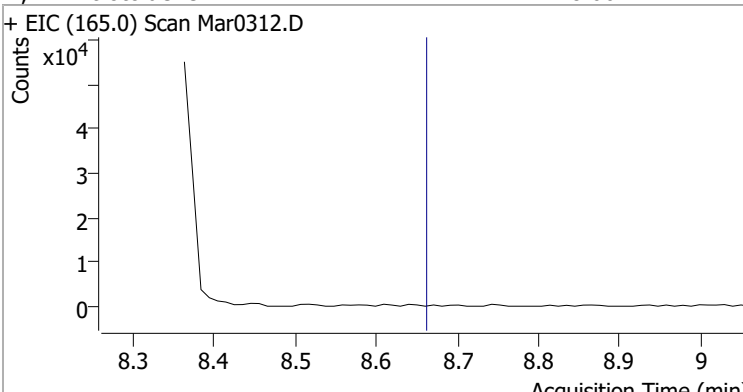
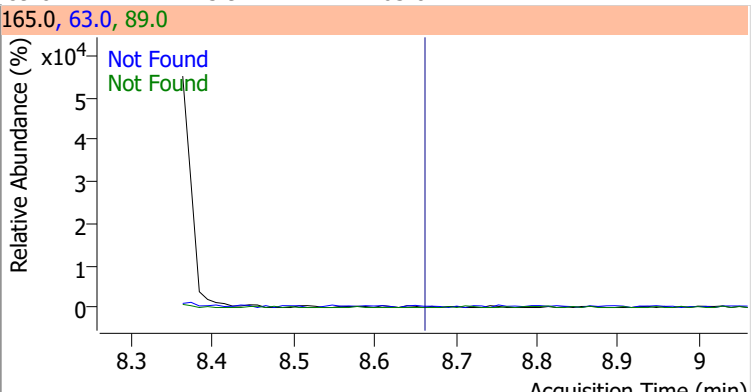
Compound	Conc.	Exp RT	QIon	Exp Ratio
Acenaphthylene	N.D.	8.19	153.1	14.0



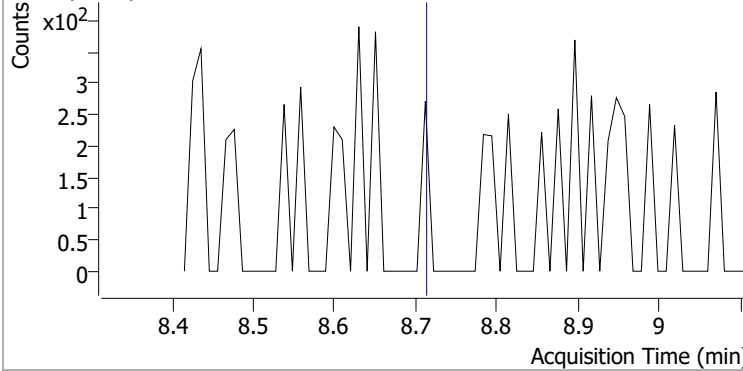
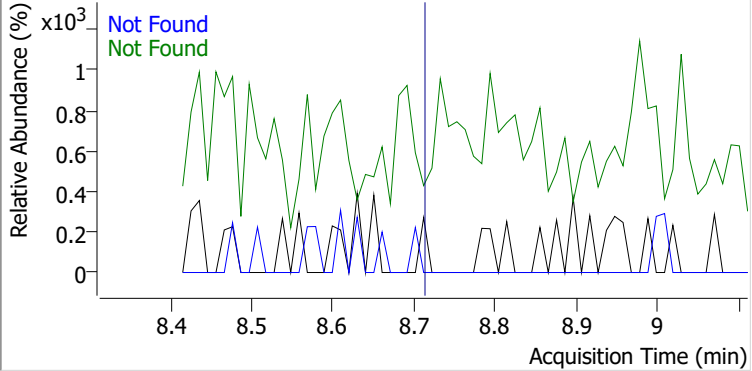
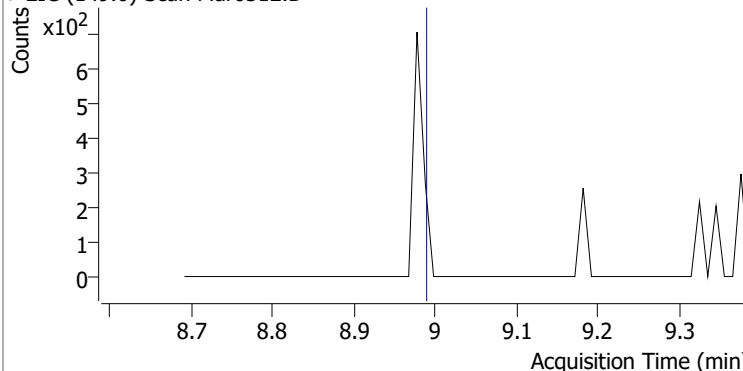
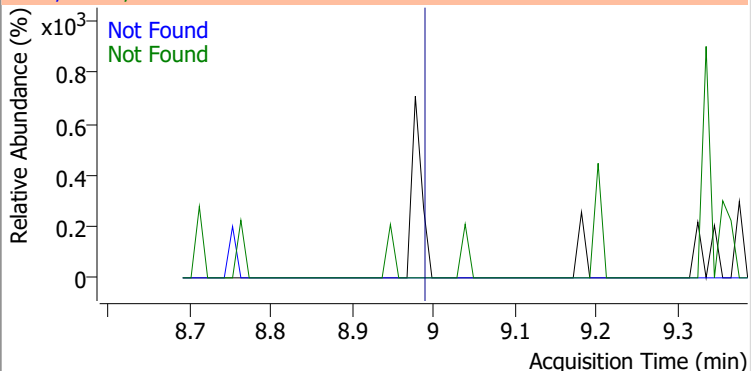
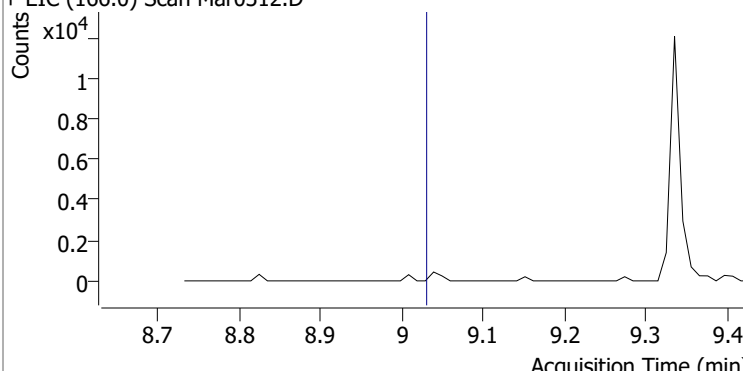
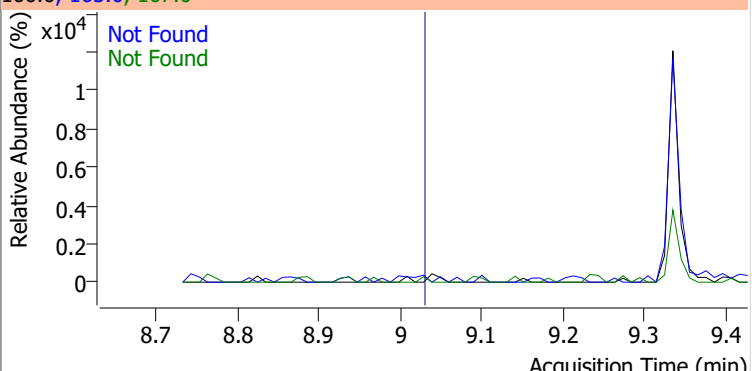
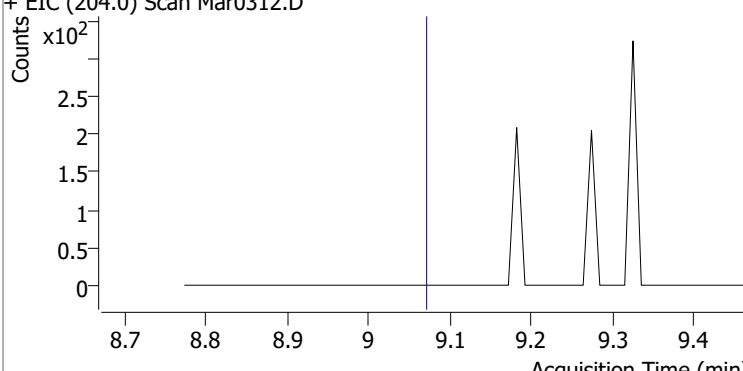
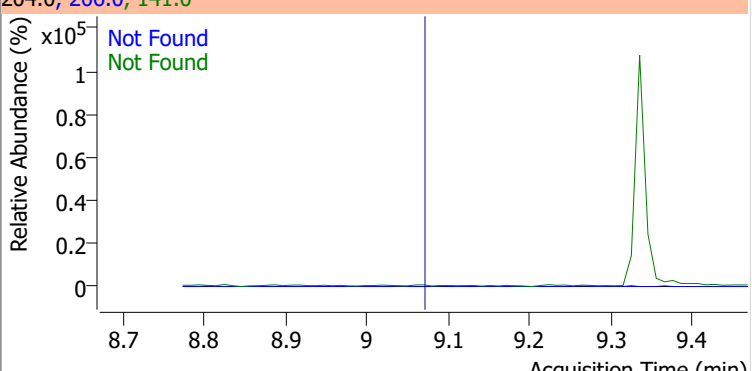
Compound	Conc.	Exp RT	QIon	Exp Ratio	QIon	Exp Ratio
3-Nitroaniline	N.D.	8.38	65.0	131.7	92.0	112.6



Quantitation Results Report (QT Reviewed)

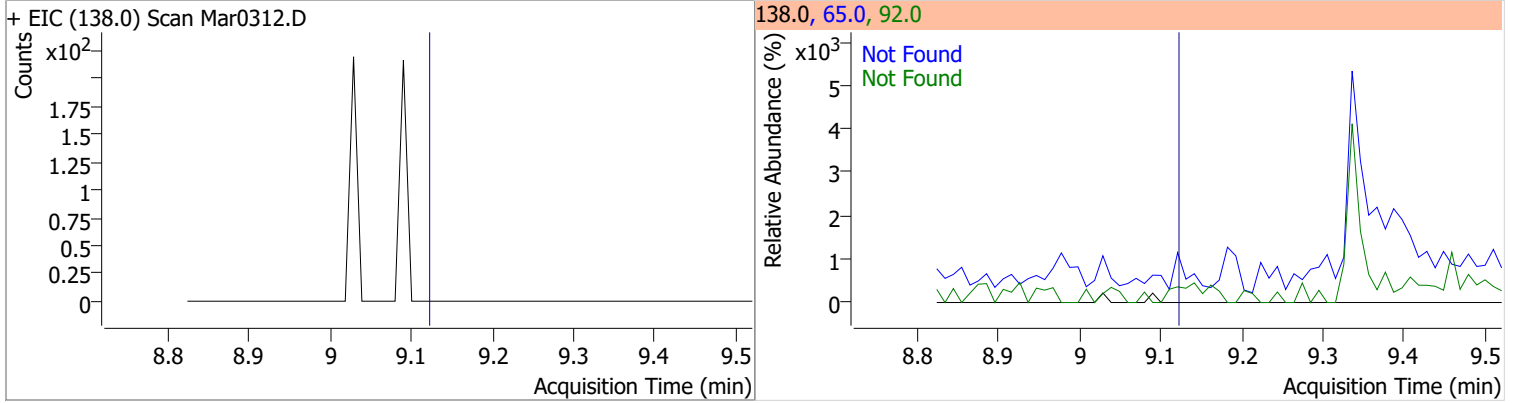
Compound	Conc.	Exp RT	QIon	Exp Ratio	QIon	Exp Ratio
Acenaphthene	N.D.	8.40	153.0	106.6	152.0	52.4
+ EIC (154.0) Scan Mar0312.D			154.0, 152.0, 153.0			
						
2,4-Dinitrophenol	N.D.	8.51	154.0	59.3		
+ EIC (184.0) Scan Mar0312.D			184.0, 154.0			
						
Dibenzofuran	N.D.	8.62	139.0	37.6		
+ EIC (168.0) Scan Mar0312.D			168.0, 139.0			
						
2,4-Dinitrotoluene	N.D.	8.66	89.0	75.9	63.0	44.1
+ EIC (165.0) Scan Mar0312.D			165.0, 63.0, 89.0			
						

Quantitation Results Report (QT Reviewed)

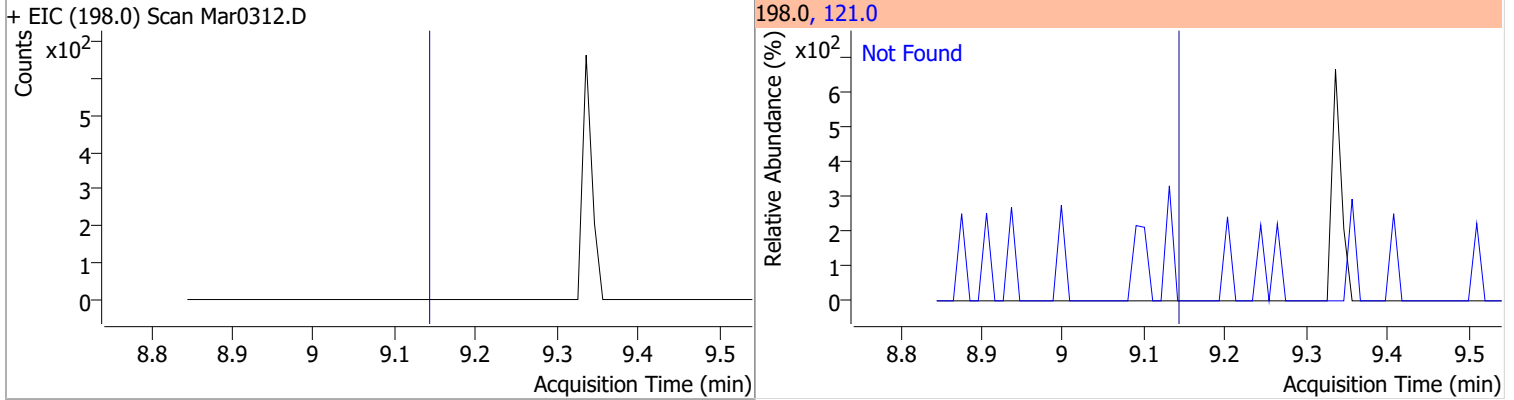
Compound	Conc.	Exp RT	QIon	Exp Ratio	QIon	Exp Ratio
4-Nitrophenol	N.D.	8.71	139.0	78.4	65.0	71.6
+ EIC (109.0) Scan Mar0312.D			109.0, 139.0, 65.0			
						
Diethylphthalate	N.D.	8.99	177.0	21.3	150.0	12.7
+ EIC (149.0) Scan Mar0312.D			149.0, 177.0, 150.0			
						
Fluorene	N.D.	9.03	165.0	94.1	167.0	13.4
+ EIC (166.0) Scan Mar0312.D			166.0, 165.0, 167.0			
						
4-Chlorophenyl-phenylether	N.D.	9.07	141.0	61.7	206.0	34.0
+ EIC (204.0) Scan Mar0312.D			204.0, 206.0, 141.0			
						

Quantitation Results Report (QT Reviewed)

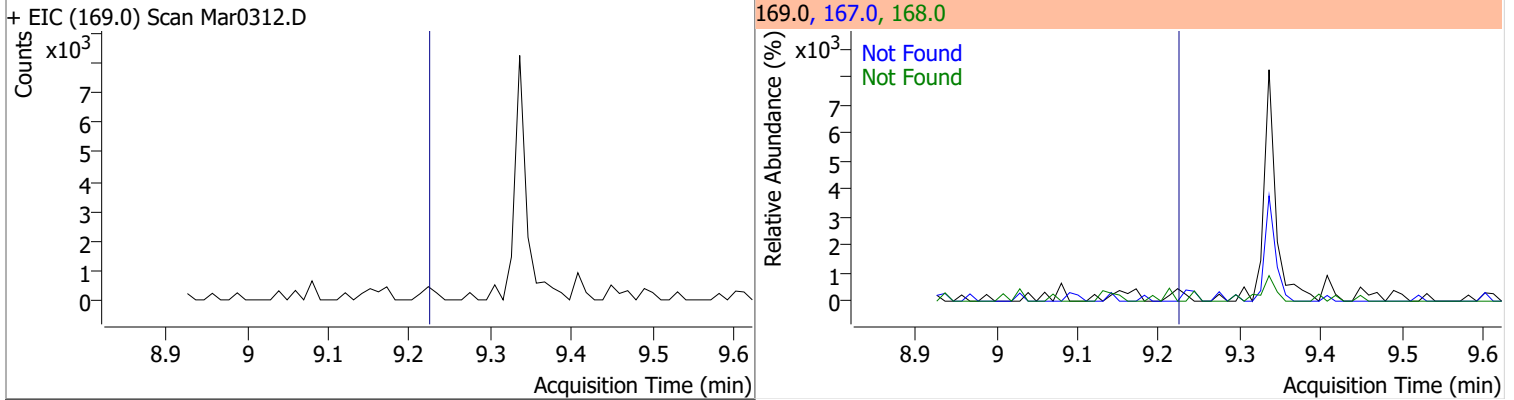
Compound	Conc.	Exp RT	QIon	Exp Ratio	QIon	Exp Ratio
4-Nitroaniline	N.D.	9.12	65.0	109.2	92.0	47.3



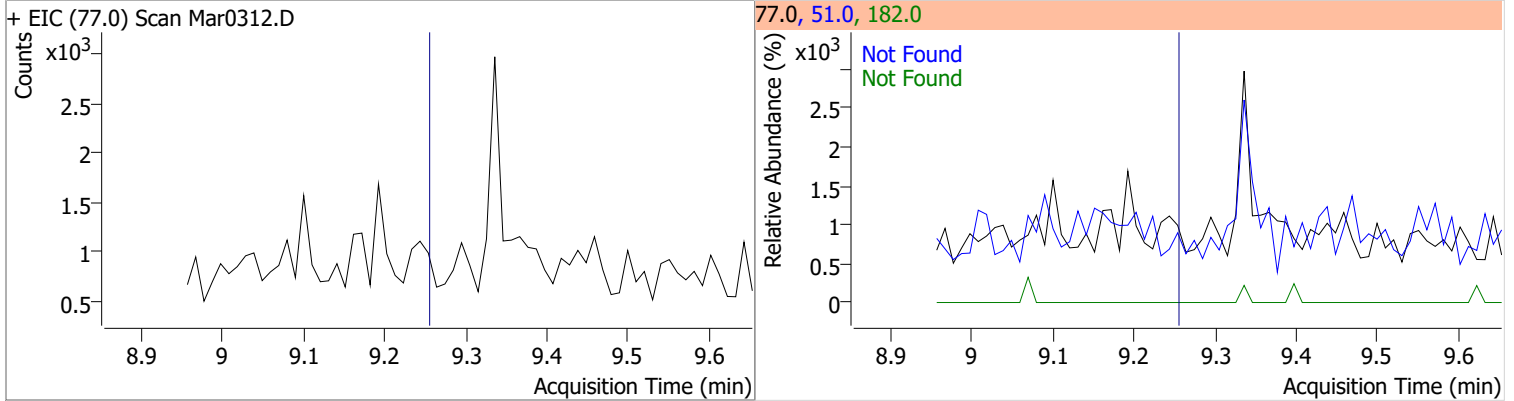
Compound	Conc.	Exp RT	QIon	Exp Ratio
4,6-Dinitro-2-methylphenol	N.D.	9.14	121.0	48.7



Compound	Conc.	Exp RT	QIon	Exp Ratio	QIon	Exp Ratio
N-nitrosodiphenylamine	N.D.	9.22	168.0	64.6	167.0	34.5

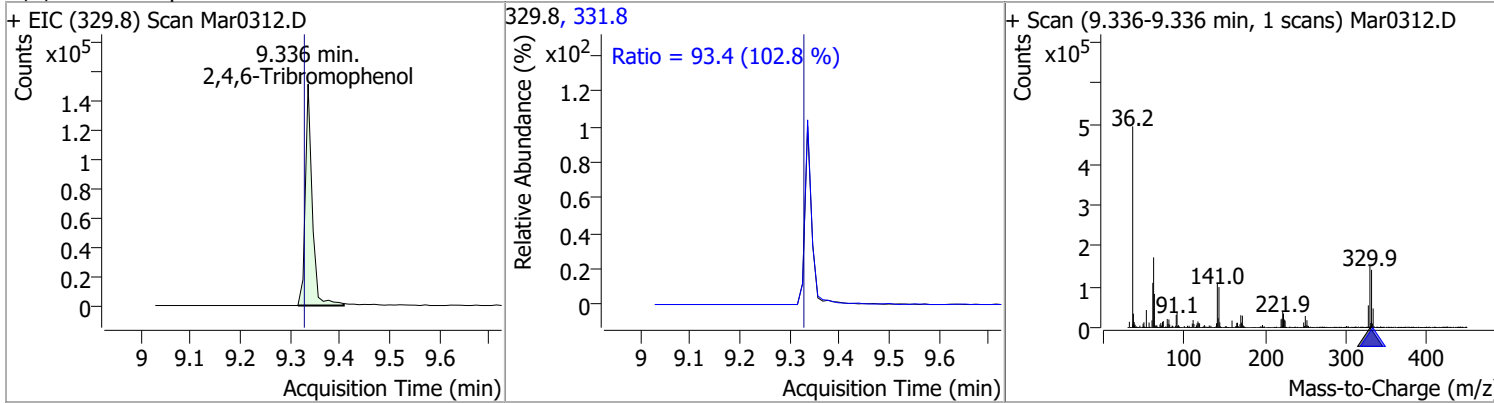


Compound	Conc.	Exp RT	QIon	Exp Ratio	QIon	Exp Ratio
Azobenzene	N.D.	9.25	51.0	48.8	182.0	26.0

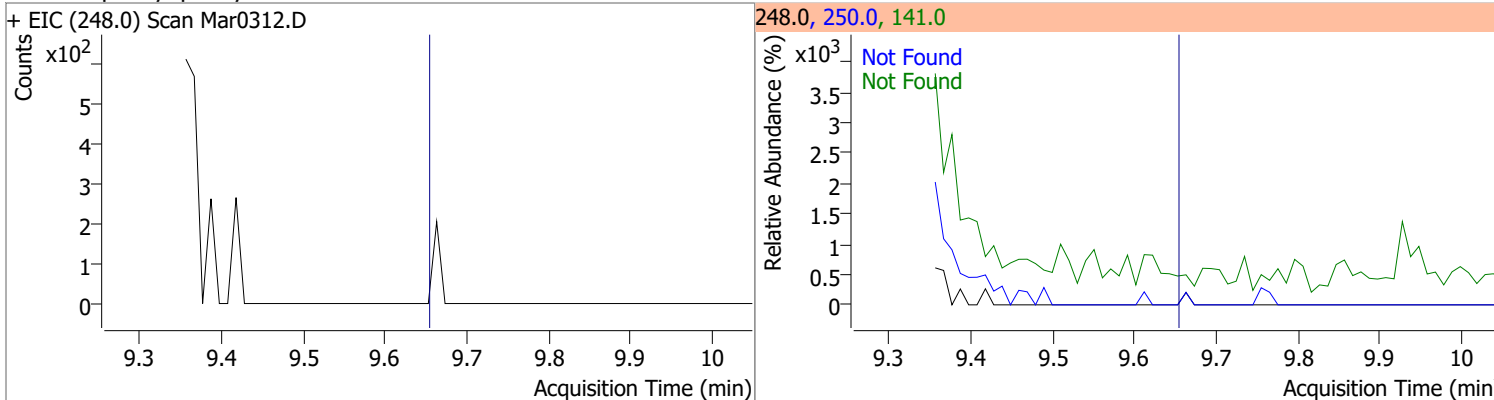


Quantitation Results Report (QT Reviewed)

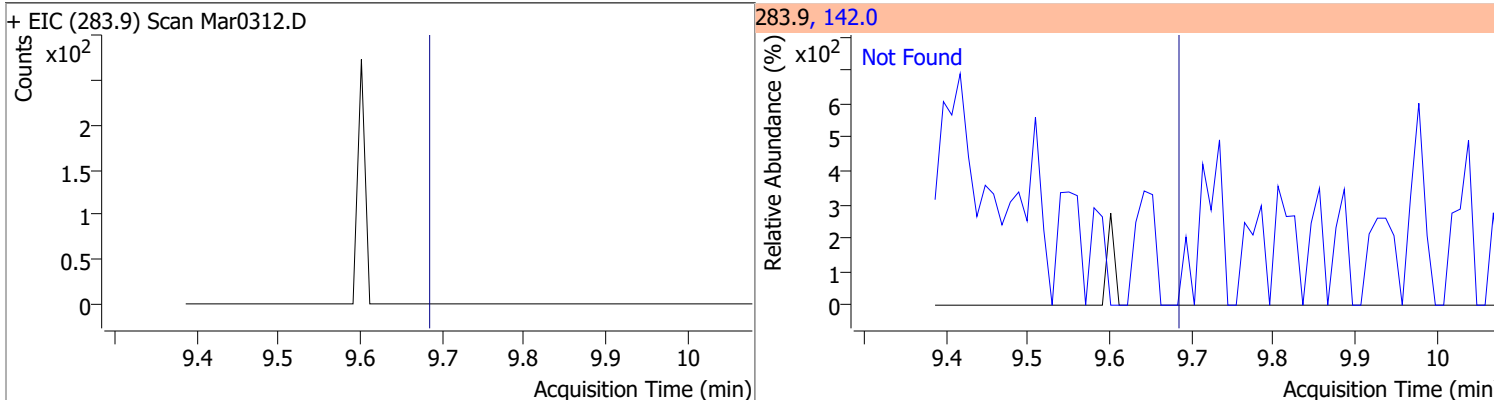
Compound	Conc.	RT	Dev(Min)	Resp.	QIon	QRatio	Lower	Upper
2,4,6-Tribromophenol	123.9673	9.34	0.01	145030	331.8	93.4	63.6	118.2



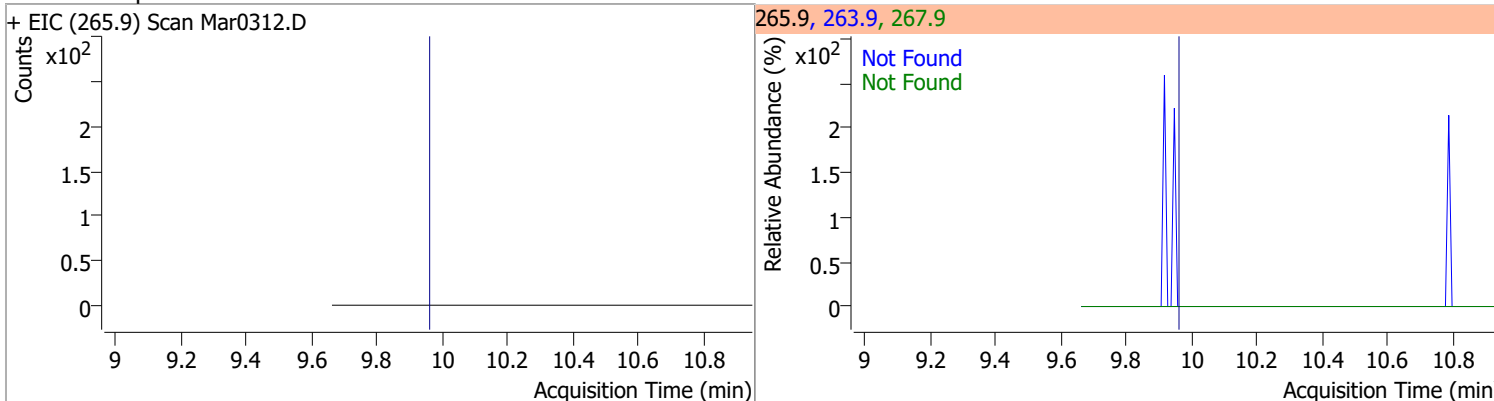
Compound	Conc.	Exp RT	QIon	Exp Ratio	QIon	Exp Ratio
4-Bromophenyl-phenylether	N.D.	9.65	141.0	100.4	250.0	99.4



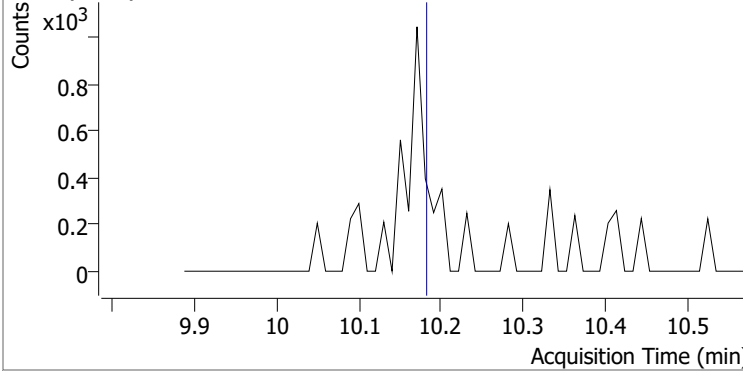
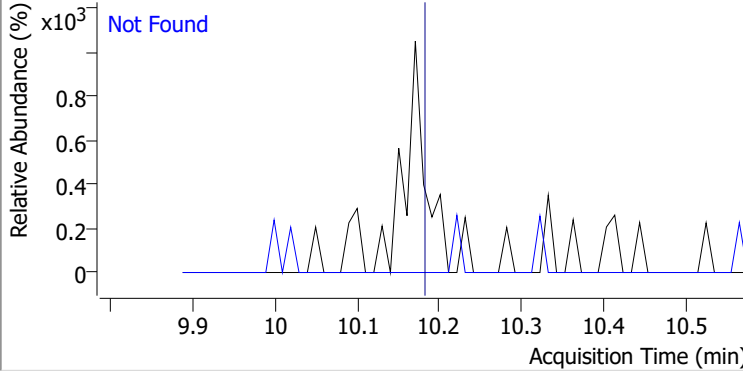
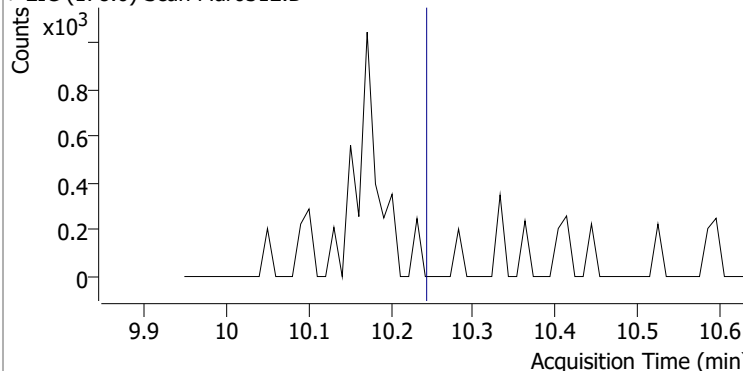
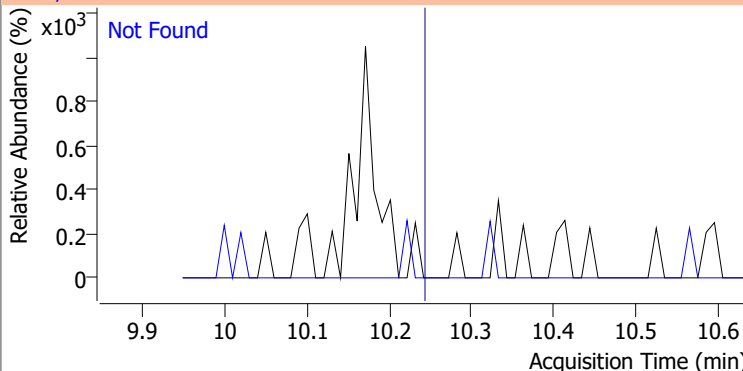
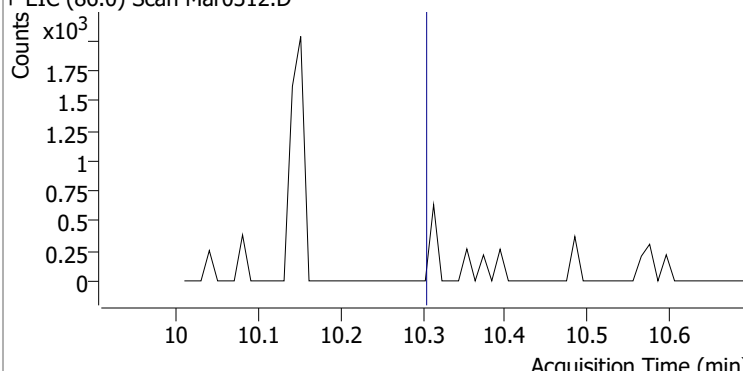
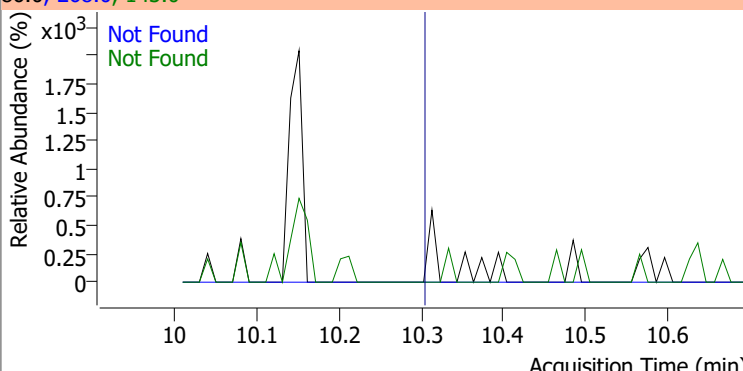
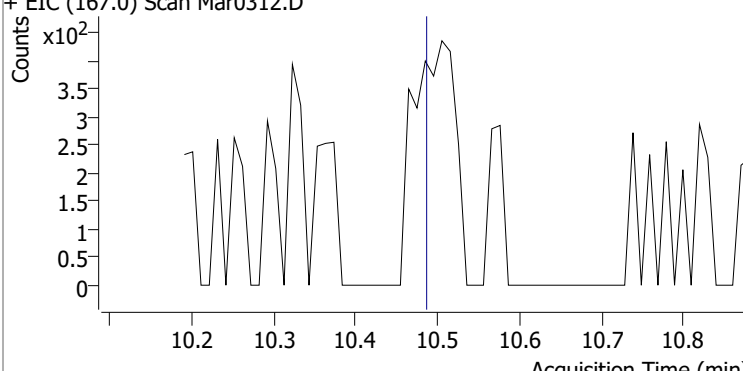
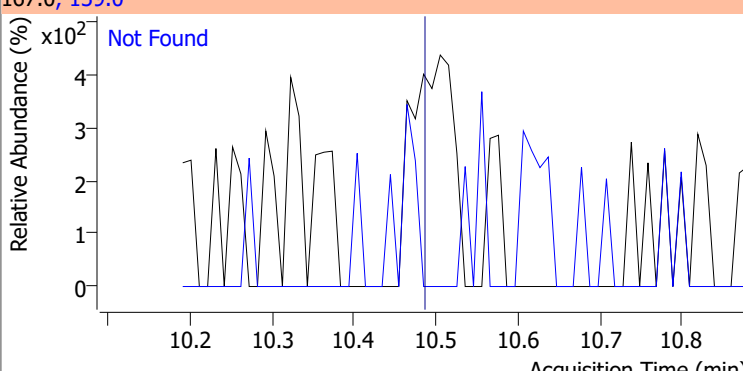
Compound	Conc.	Exp RT	QIon	Exp Ratio
Hexachlorobenzene	N.D.	9.68	142.0	49.3



Compound	Conc.	Exp RT	QIon	Exp Ratio	QIon	Exp Ratio
Pentachlorophenol	N.D.	9.96	263.9	63.1	267.9	62.4

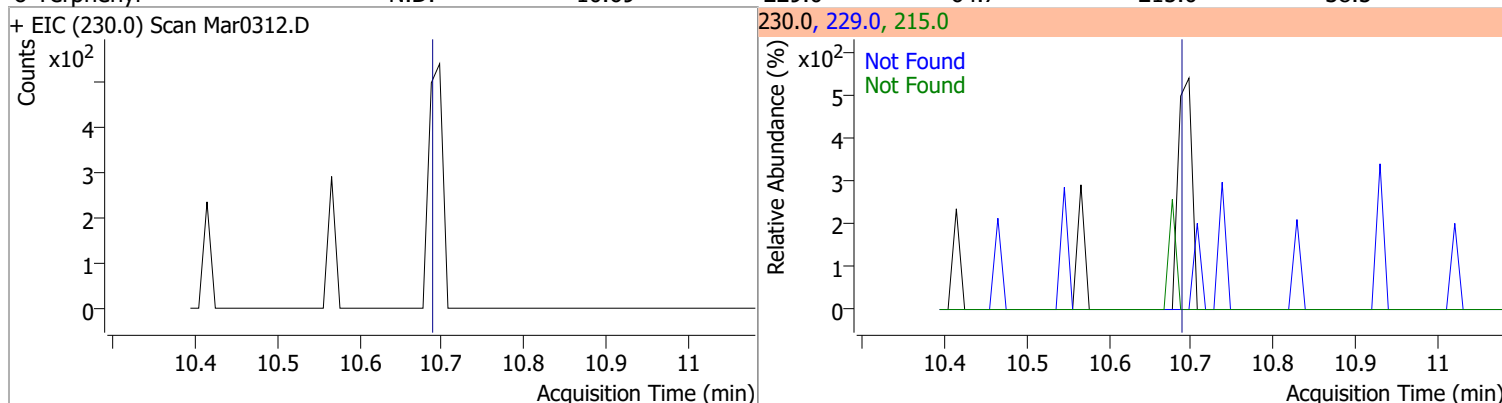


Quantitation Results Report (QT Reviewed)

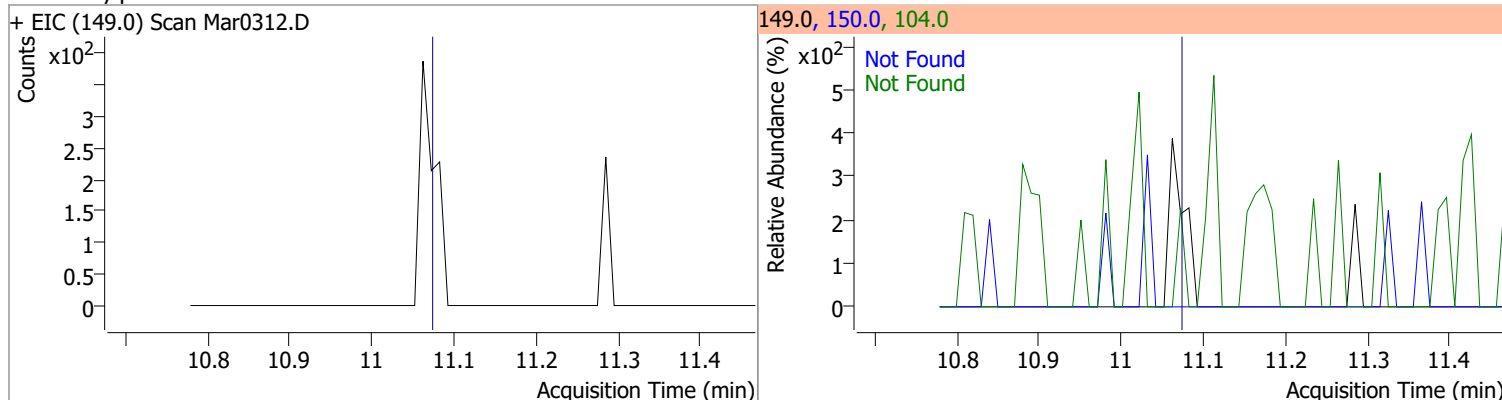
Compound	Conc.	Exp RT	QIon	Exp Ratio		
Phenanthrene	N.D.	10.18	176.0	18.9		
+ EIC (178.0) Scan Mar0312.D			178.0, 176.0			
						
Anthracene	N.D.	10.24	176.0	18.2		
+ EIC (178.0) Scan Mar0312.D			178.0, 176.0			
						
Triallate	N.D.	10.30	268.0	23.9	QIon	Exp Ratio
+ EIC (86.0) Scan Mar0312.D			86.0, 268.0, 143.0			
						
Carbazole	N.D.	10.48	139.0	13.0		
+ EIC (167.0) Scan Mar0312.D			167.0, 139.0			
						

Quantitation Results Report (QT Reviewed)

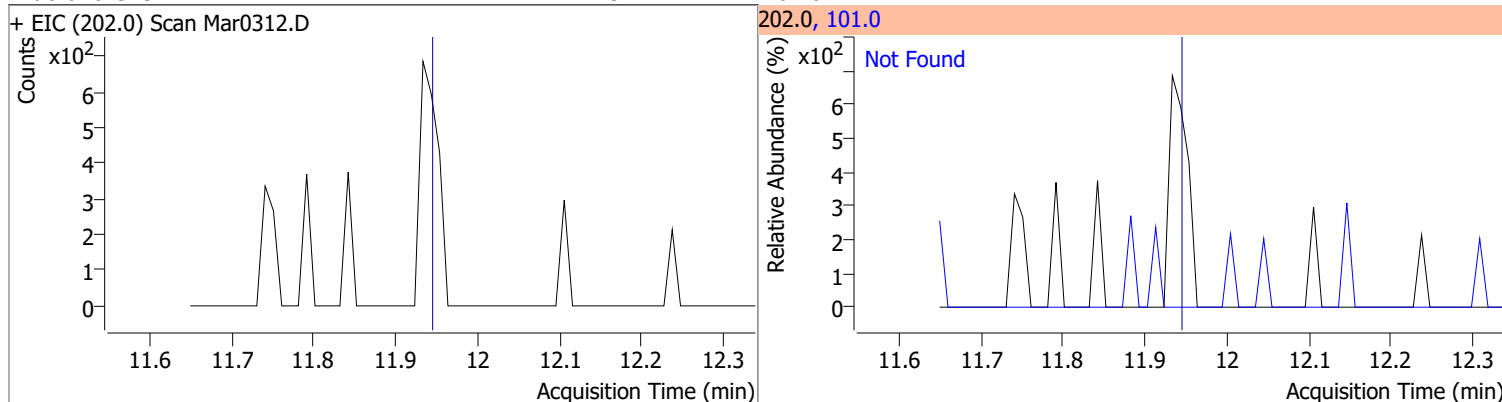
Compound	Conc.	Exp RT	QIon	Exp Ratio	QIon	Exp Ratio
o-Terphenyl	N.D.	10.69	229.0	64.7	215.0	38.5



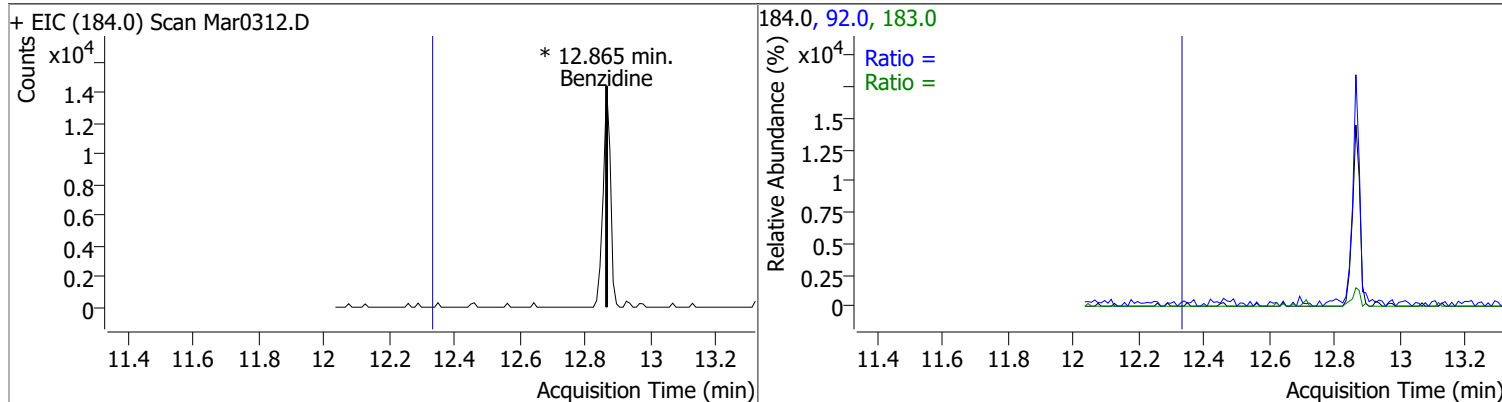
Compound	Conc.	Exp RT	QIon	Exp Ratio	QIon	Exp Ratio
Di-n-Butylphthalate	N.D.	11.07	150.0	9.1	104.0	6.2



Compound	Conc.	Exp RT	QIon	Exp Ratio
Fluoranthene	N.D.	11.94	101.0	12.7

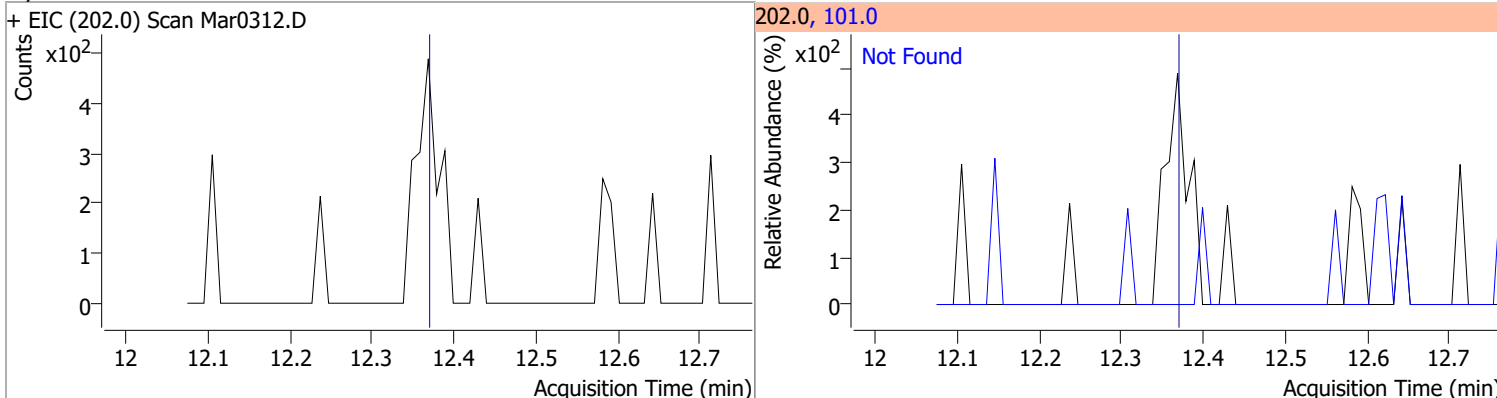


Compound	Conc.	RT	Dev(Min)	Resp.	QIon	QRatio	Lower	Upper
Benzidine		0		0	183.0		8.2	15.3
					92.0		6.4	11.9

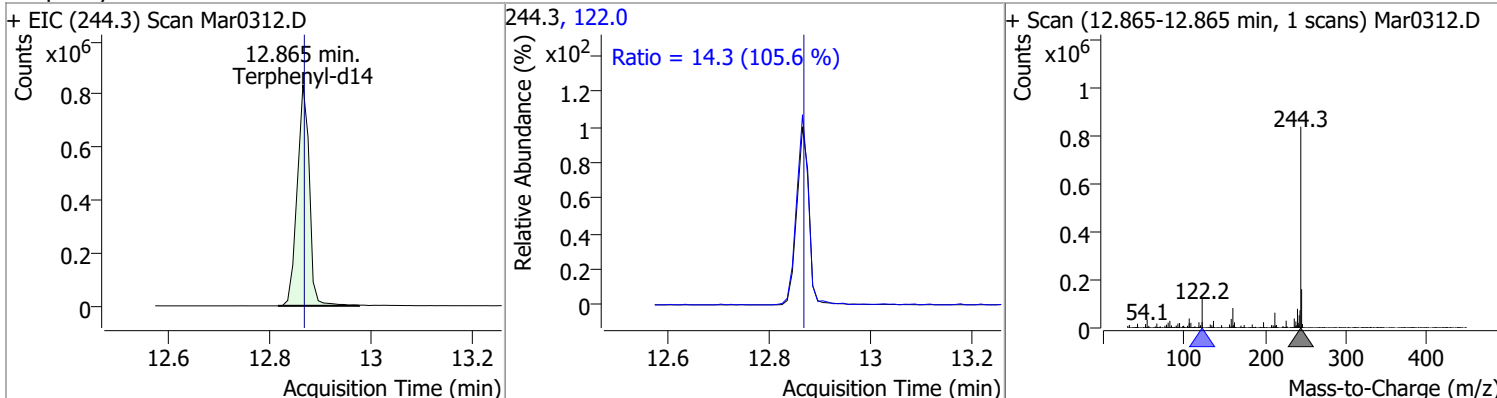


Quantitation Results Report (QT Reviewed)

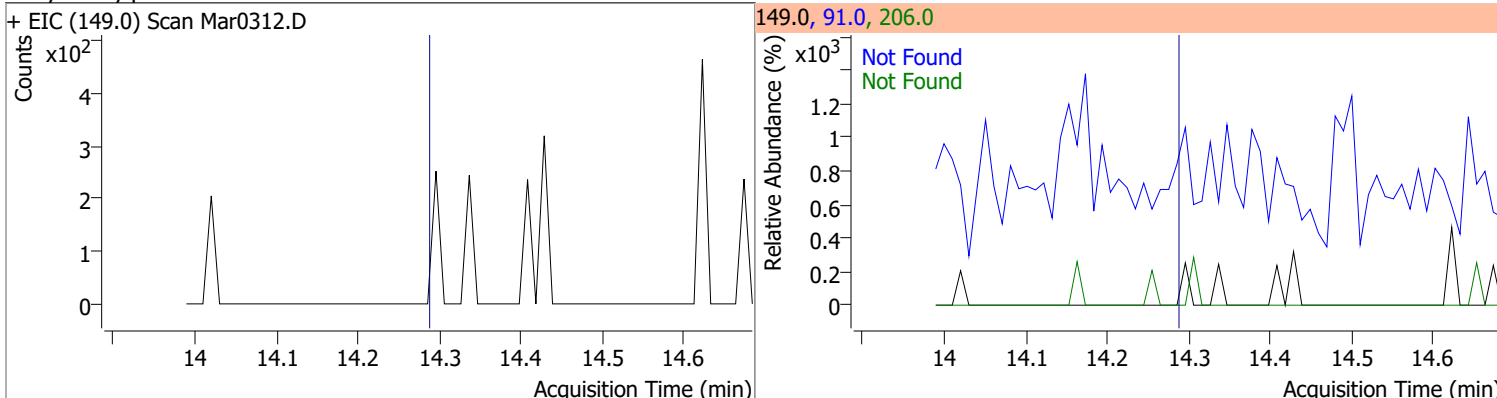
Compound	Conc.	Exp RT	QIon	Exp Ratio
Pyrene	N.D.	12.37	101.0	15.2



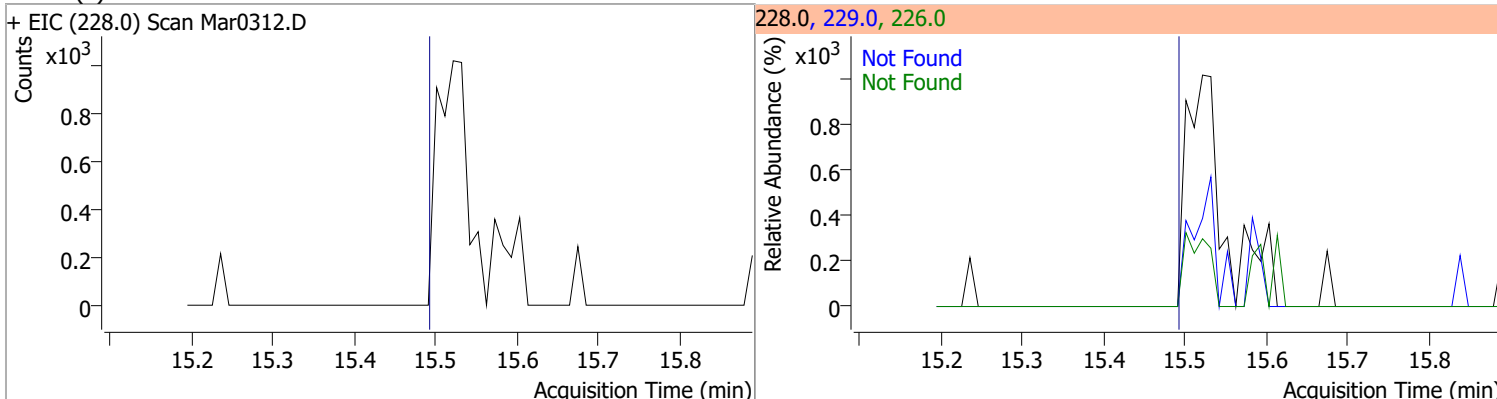
Compound	Conc.	RT	Dev(Min)	Resp.	QIon	QRatio	Lower	Upper
Terphenyl-d14	105.6095	12.87	0.00	1400230	122.0	14.3	9.5	17.6



Compound	Conc.	Exp RT	QIon	Exp Ratio	QIon	Exp Ratio
Butylbenzylphthalate	N.D.	14.30	91.0	83.4	206.0	17.7

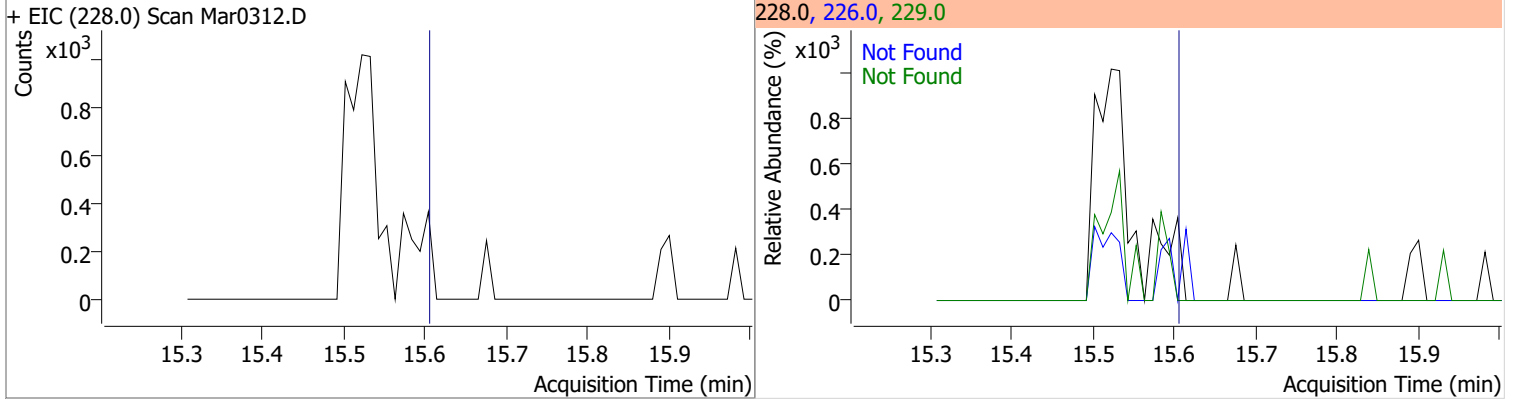


Compound	Conc.	Exp RT	QIon	Exp Ratio	QIon	Exp Ratio
Benzo(a)Anthracene	N.D.	15.50	226.0	26.4	229.0	20.9

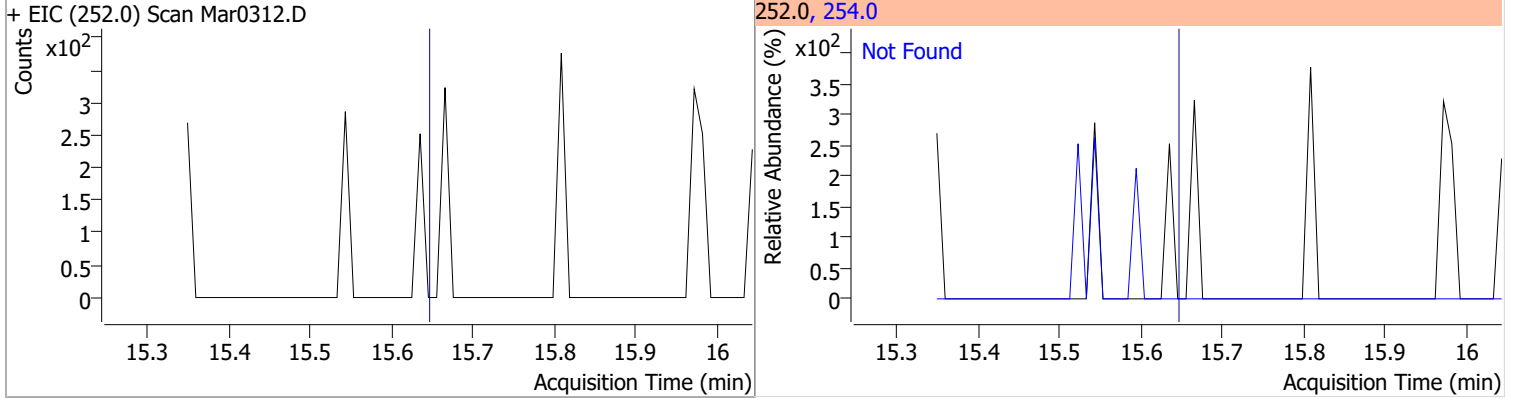


Quantitation Results Report (QT Reviewed)

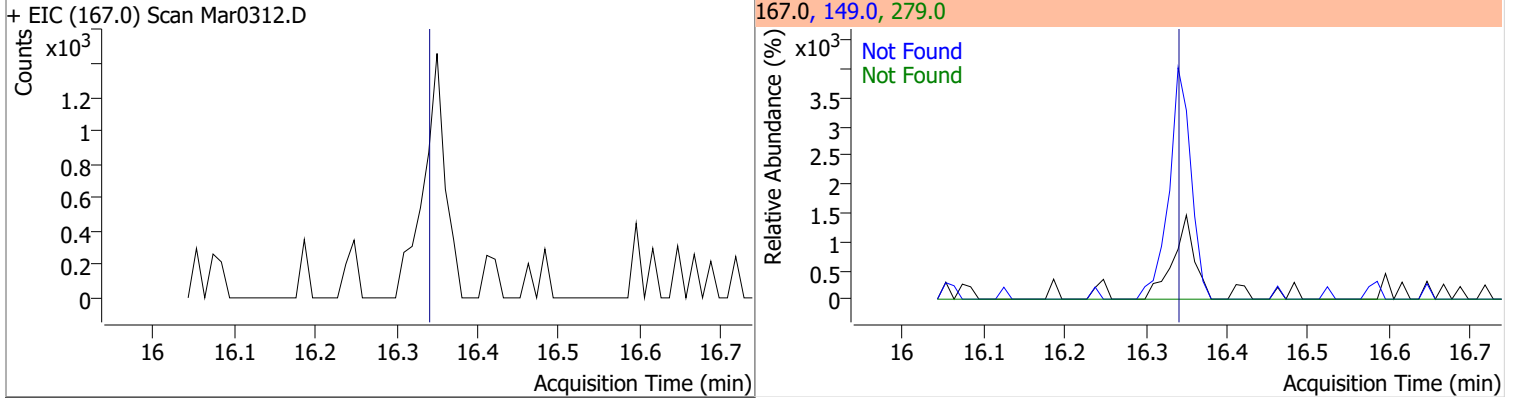
Compound	Conc.	Exp RT	QIon	Exp Ratio	QIon	Exp Ratio
Chrysene	N.D.	15.61	226.0	29.2	229.0	20.4



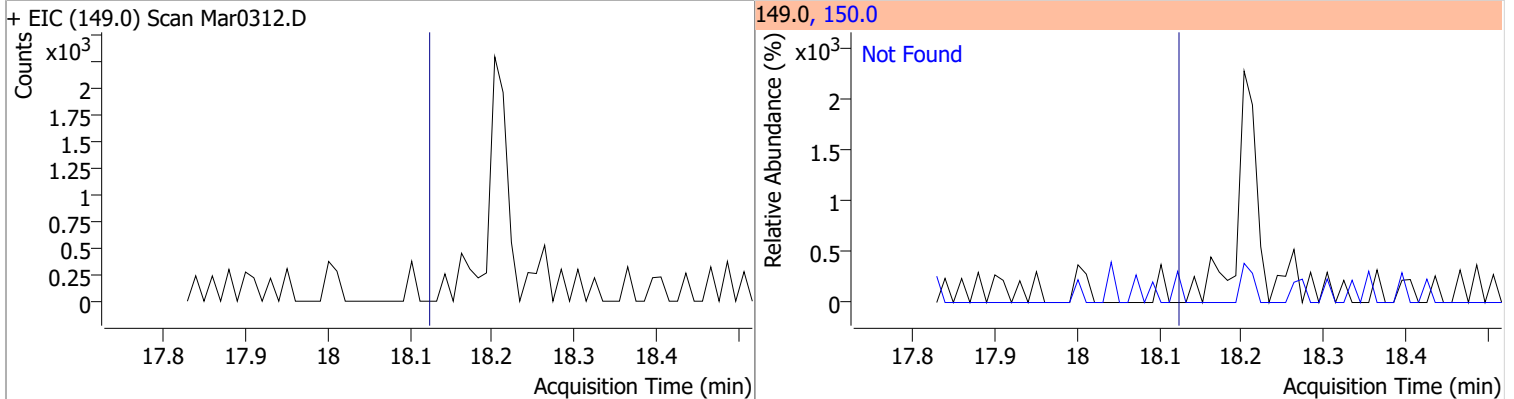
Compound	Conc.	Exp RT	QIon	Exp Ratio
3,3-Dichlorobenzidine	N.D.	15.65	254.0	64.6



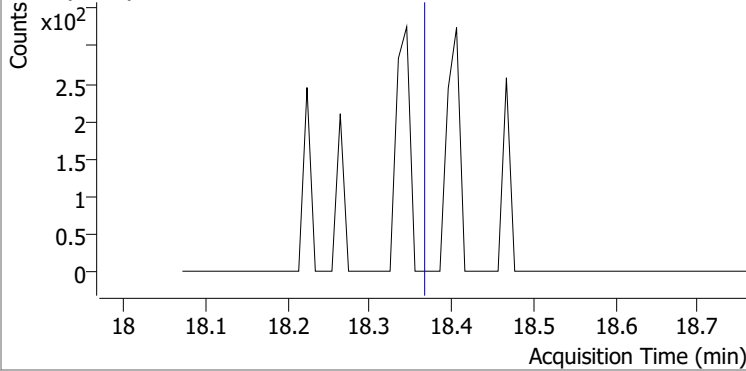
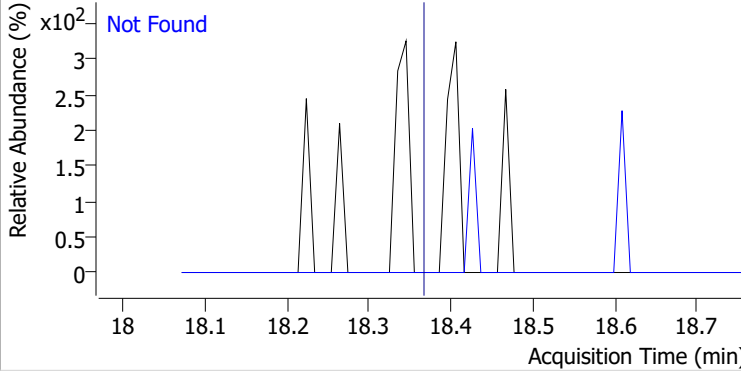
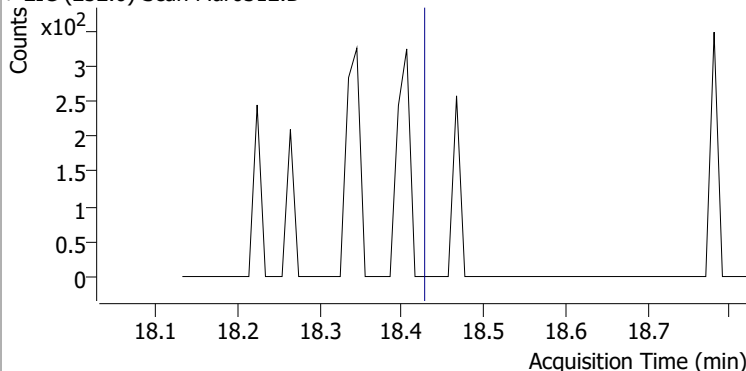
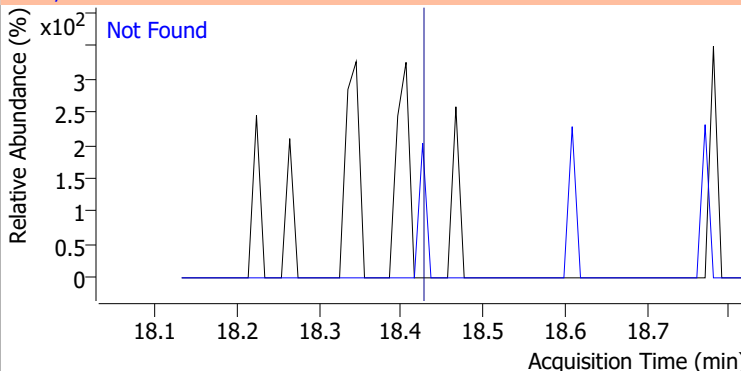
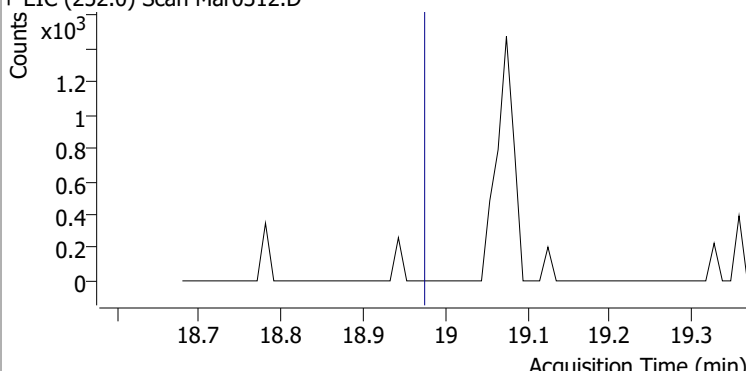
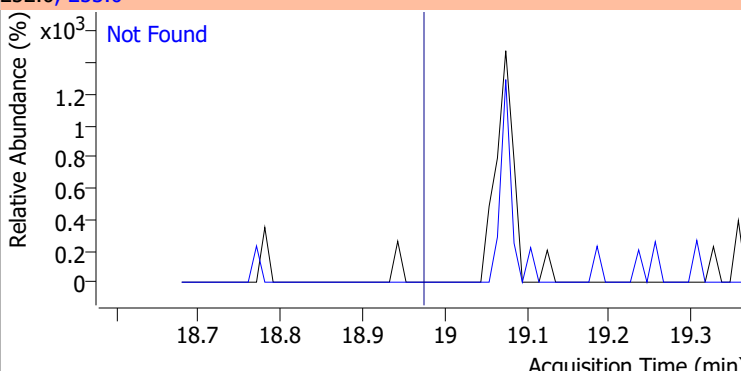
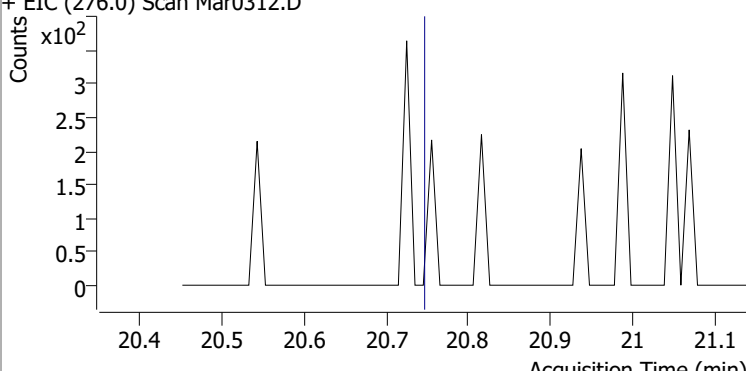
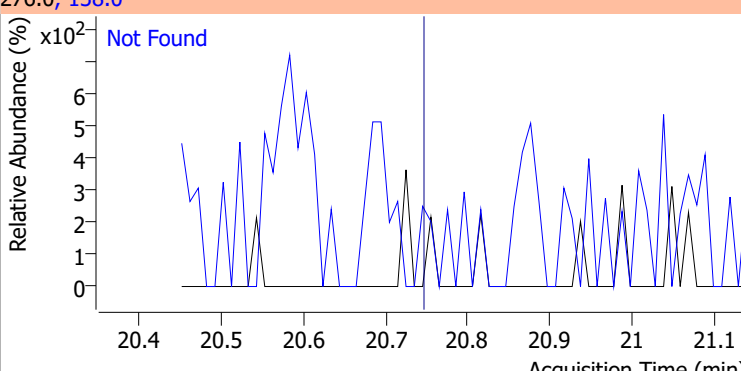
Compound	Conc.	Exp RT	QIon	Exp Ratio	QIon	Exp Ratio
bis(2-ethylhexyl)Phthalate	N.D.	16.35	149.0	391.0	279.0	13.4



Compound	Conc.	Exp RT	QIon	Exp Ratio
Di-n-octyl Phthalate	N.D.	18.12	150.0	9.5

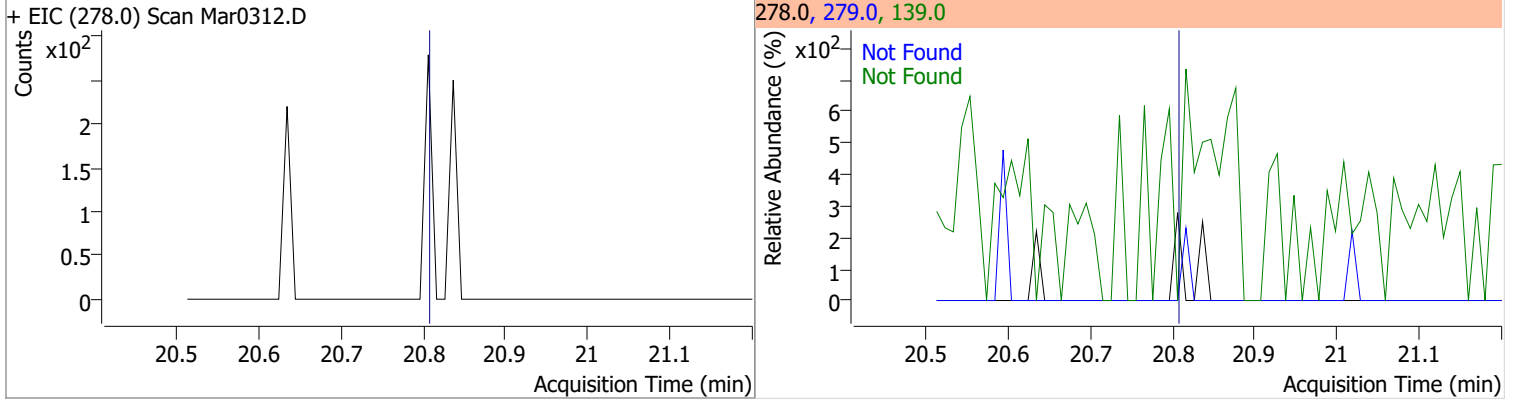


Quantitation Results Report (QT Reviewed)

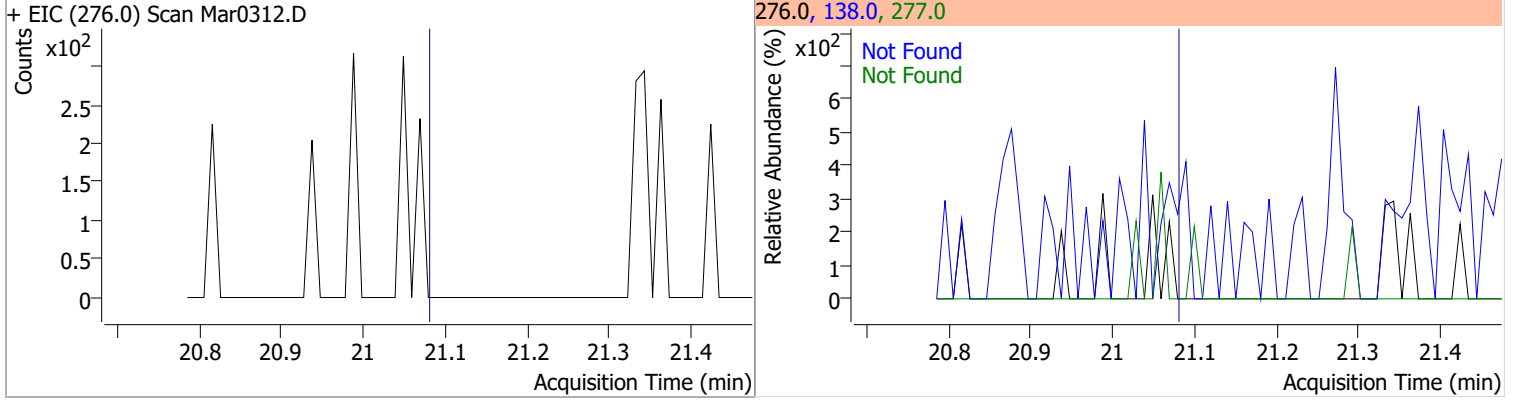
Compound	Conc.	Exp RT	QIon	Exp Ratio
Benzo(b)fluoranthene	N.D.	18.37	253.0	22.9
+ EIC (252.0) Scan Mar0312.D			252.0, 253.0	
				
Benzo(k)fluoranthene	N.D.	18.43	253.0	22.8
+ EIC (252.0) Scan Mar0312.D			252.0, 253.0	
				
Benzo(a)pyrene	N.D.	18.97	253.0	22.6
+ EIC (252.0) Scan Mar0312.D			252.0, 253.0	
				
Indeno(1,2,3-c,d)pyrene	N.D.	20.75	138.0	30.2
+ EIC (276.0) Scan Mar0312.D			276.0, 138.0	
				

Quantitation Results Report (QT Reviewed)

Compound	Conc.	Exp RT	QIon	Exp Ratio	QIon	Exp Ratio
Dibenzo(a,h)anthracene	N.D.	20.81	139.0	25.3	279.0	24.1



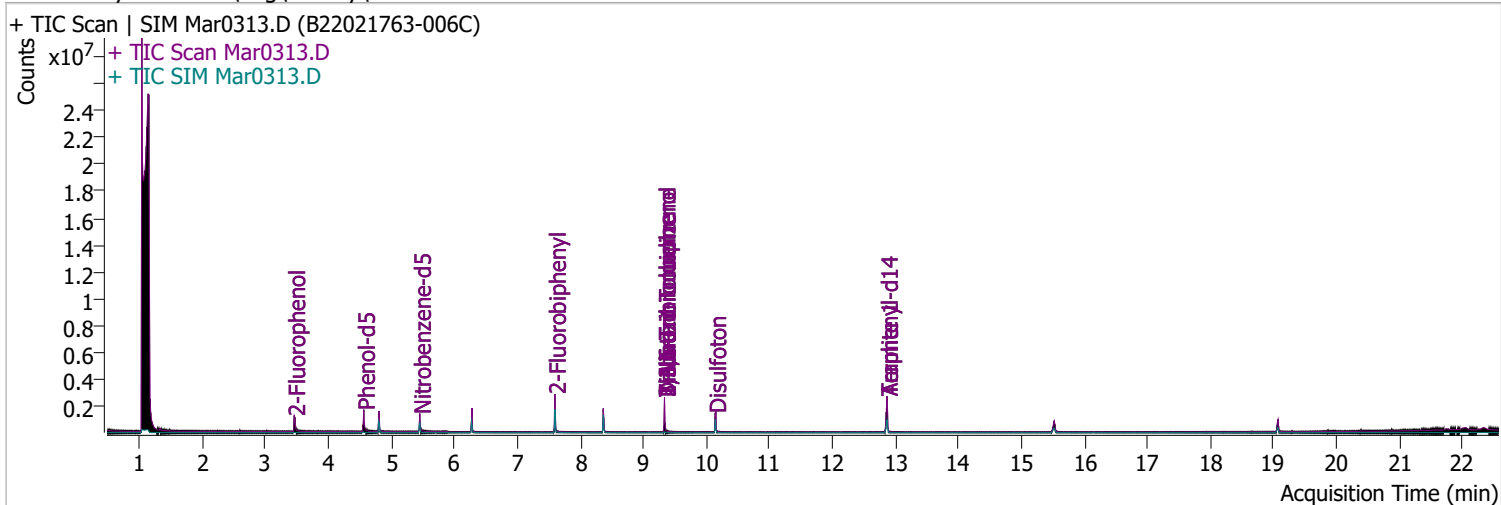
Compound	Conc.	Exp RT	QIon	Exp Ratio	QIon	Exp Ratio
Benzo(g,h,i)perylene	N.D.	21.08	138.0	32.4	277.0	23.6



Quantitation Results Report (QT Reviewed)

Data File Mar0313.D
 Acq. Method BNA+SIM.M
 Sample Name B22021763-006C
 Vial 13
 DA Method File
 Tune File dftppdsm.u
 Batch Name 030322 DoD BNA.batch.bin
 Ref Library D:\Org\Library\NIST129K.I

Operator LIMS import
 Acq. Date-Time 3/3/2022 10:57:13 PM
 Instrument Instrument #1
 Multiplier 1.00
 Comment SVOC-8270-W-LARGO
 Tune Date 2/18/2022 9:25:00 PM
 Last Calib Update 3/4/2022 9:18:32 AM



Compound	RT	QIon	Resp.	Conc.	Units	Dev(Min)
----------	----	------	-------	-------	-------	----------

Internal Standards

System Monitoring Compounds

S 2-Fluorophenol	3.459	112.0	530821	78.4206	µg/L	-0.071
Spiked Amount: 200.000	Range: 10.0 - 75.0%			Recovery = 39.21%		
S Phenol-d5	4.562	99.0	663336	76.2608	µg/L	0.010
Spiked Amount: 200.000	Range: 10.0 - 65.0%			Recovery = 38.13%		
S Nitrobenzene-d5	5.451	82.0	334778	69.2515	µg/L	-0.020
Spiked Amount: 100.000	Range: 32.0 - 94.0%			Recovery = 69.25%		
S 2-Fluorobiphenyl	7.595	172.0	900810	70.5989	µg/L	0.000
Spiked Amount: 100.000	Range: 28.0 - 107.0%			Recovery = 70.60%		
S 2,4,6-Tribromophenol	9.336	329.8	201934	153.6155	µg/L	0.010
Spiked Amount: 200.000	Range: 25.0 - 140.0%			Recovery = 76.81%		
S Terphenyl-d14	12.865	244.3	1423182	101.7323	µg/L	0.000
Spiked Amount: 100.000	Range: 32.0 - 122.0%			Recovery = 101.73%		

Target Compounds

Compound	RT	QIon	Resp.	Conc.	Units	md	QValue
T N-Nitrosodimethylamine	0.000		0	N.D.			
T Pyridine	0.000		0	N.D.			
T Aniline	0.000		0	N.D.			
T Phenol	0.000		0	N.D.			
T bis(-2-Chloroethyl)Ether	0.000		0	N.D.			
T 2-Chlorophenol	0.000		0	N.D.			
T 1,3-Dichlorobenzene	0.000		0	N.D.			
T 1,4-Dichlorobenzene	0.000		0	N.D.			
T 1,2-Dichlorobenzene	0.000		0	N.D.			
T Benzyl Alcohol	0.000		0	N.D.			
T bis(2-chloroisopropyl)Ether	0.000		0	N.D.			
T 2-Methylphenol	0.000		0	N.D.			
T N-nitroso-Di-n-propylamine	5.451	70.0	0		µg/L	md	1
T Hexachloroethane	0.000		0	N.D.			
T 4Methylphenol/3Methylphenol	0.000		0	N.D.			

Quantitation Results Report (QT Reviewed)

Compound	RT	QIon	Resp.	Conc.	Units	Dev(Min)
T Nitrobenzene	0.000		0	N.D.		
T Isophorone	0.000		0	N.D.		
T 2-Nitrophenol	0.000		0	N.D.		
T 2,4-Dimethylphenol	0.000		0	N.D.		
T bis(-2-Chloroethoxy)Methane	0.000		0	N.D.		
T 2,4-Dichlorophenol	0.000		0	N.D.		
T Benzoic Acid	0.000		0	N.D.		
T 1,2,4-Trichlorobenzene	0.000		0	N.D.		
T Naphthalene	0.000		0	N.D.		
T 4-Chlorophenol	0.000		0	N.D.		
T p-Chloroaniline	0.000		0	N.D.		
T Hexachlorobutadiene	0.000		0	N.D.		
T 4-Chloro-2-Methylphenol	0.000		0	N.D.		
T 4-Chloro-3-Methylphenol	0.000		0	N.D.		
T 2-Methylnaphthalene	0.000		0	N.D.		
T 1-Methylnaphthalene	0.000		0	N.D.		
T Hexachlorocyclopentadiene	0.000		0	N.D.		
T 2,4,6-Trichlorophenol	0.000		0	N.D.		
T 2,4,5-Trichlorophenol	0.000		0	N.D.		
T 2-Chloronaphthalene	0.000		0	N.D.		
T 2-Nitroaniline	0.000		0	N.D.		
T Dimethyl Phthalate	8.364	163.0	0		µg/L md	1
T 2,6-Dinitrotoluene	8.364	165.0	0		µg/L md	1
T Acenaphthylene	0.000		0	N.D.		
T 3-Nitroaniline	0.000		0	N.D.		
T Acenaphthene	0.000		0	N.D.		
T 2,4-Dinitrophenol	0.000		0	N.D.		
T Dibenzofuran	0.000		0	N.D.		
T 2,4-Dinitrotoluene	0.000		0	N.D.		
T 4-Nitrophenol	0.000		0	N.D.		
T Diethylphthalate	0.000		0	N.D.		
T Fluorene	0.000		0	N.D.		
T 4-Chlorophenyl-phenylether	0.000		0	N.D.		
T 4-Nitroaniline	0.000		0	N.D.		
T 4,6-Dinitro-2-methylphenol	0.000		0	N.D.		
T N-nitrosodiphenylamine	0.000		0	N.D.		
T Azobenzene	0.000		0	N.D.		
T 4-Bromophenyl-phenylether	0.000		0	N.D.		
T Hexachlorobenzene	0.000		0	N.D.		
T Pentachlorophenol	0.000		0	N.D.		
T Phenanthrene	0.000		0	N.D.		
T Anthracene	0.000		0	N.D.		
T Triallate	0.000		0	N.D.		
T Carbazole	0.000		0	N.D.		
T o-Terphenyl	0.000		0	N.D.		
T Di-n-Butylphthalate	0.000		0	N.D.		
T Fluoranthene	0.000		0	N.D.		
T Benzidine	12.865	184.0	0		µg/L md	1
T Pyrene	0.000		0	N.D.		
T Butylbenzylphthalate	0.000		0	N.D.		
T Benzo(a)Anthracene	0.000		0	N.D.		
T Chrysene	0.000		0	N.D.		
T 3,3-Dichlorobenzidine	0.000		0	N.D.		
T bis(2-ethylhexyl)Phthalate	0.000		0	N.D.		
T Di-n-octyl Phthalate	0.000		0	N.D.		

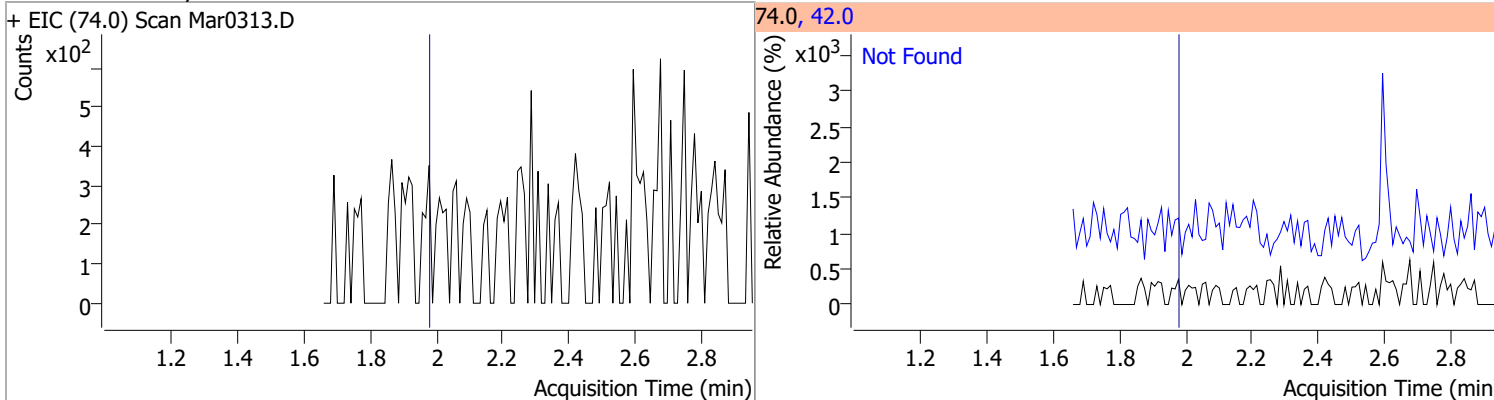
Quantitation Results Report (QT Reviewed)

Compound	RT	QIon	Resp.	Conc.	Units	Dev(Min)
T Benzo(b)fluoranthene	0.000		0	N.D.		
T Benzo(k)fluoranthene	0.000		0	N.D.		
T Benzo(a)pyrene	0.000		0	N.D.		
T Indeno(1,2,3-c,d)pyrene	0.000		0	N.D.		
T Dibenzo(a,h)anthracene	0.000		0	N.D.		
T Benzo(g,h,i)perylene	0.000		0	N.D.		

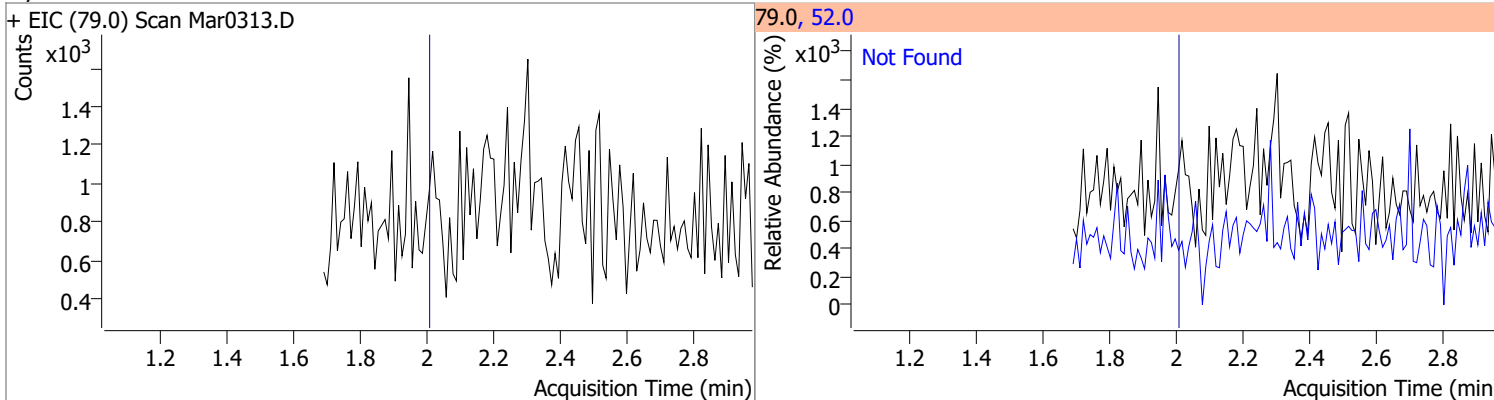
(#) = Qualifier Out of Range; (m) = Manual Integration; (+) = Area Summed; (*) = Surrogate Percent Recovery Out of Range; (d): Zeroed Peak

Quantitation Results Report (QT Reviewed)

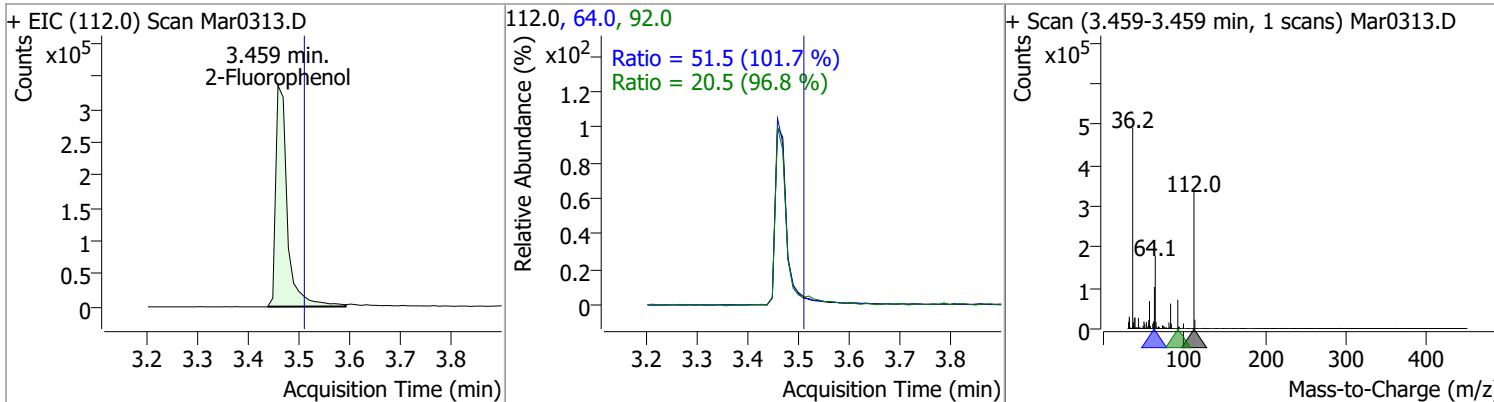
Compound	Conc.	Exp RT	QIon	Exp Ratio
N-Nitrosodimethylamine	N.D.	1.99	42.0	112.0



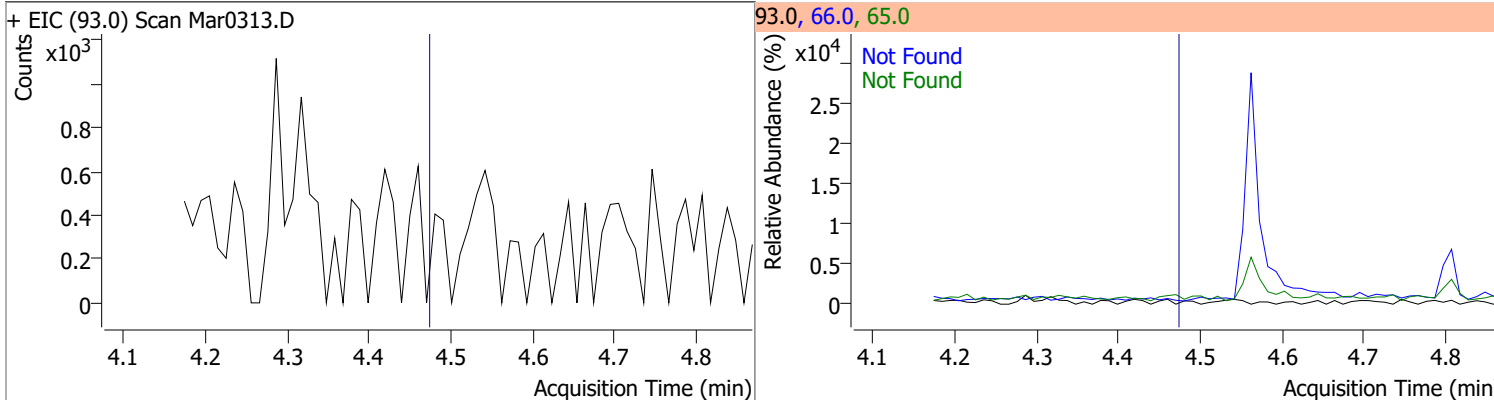
Compound	Conc.	Exp RT	QIon	Exp Ratio
Pyridine	N.D.	2.02	52.0	80.7



Compound	Conc.	RT	Dev(Min)	Resp.	QIon	QRatio	Lower	Upper
2-Fluorophenol	78.4206	3.46	-0.07	530821	64.0	51.5	35.5	65.9
					92.0	20.5	14.8	27.5

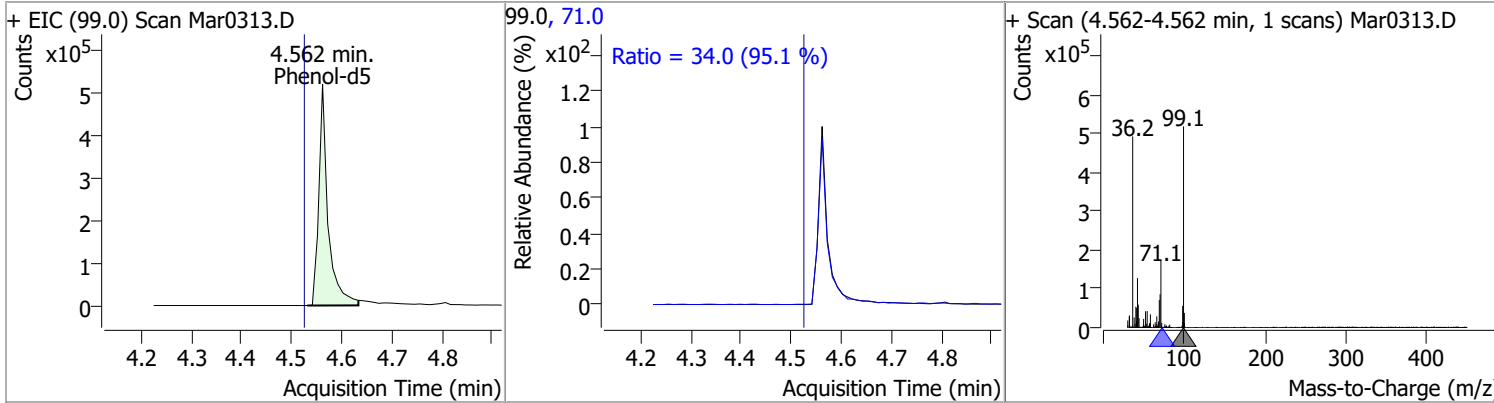


Compound	Conc.	Exp RT	QIon	Exp Ratio	QIon	Exp Ratio
Aniline	N.D.	4.50	66.0	35.4	65.0	18.8

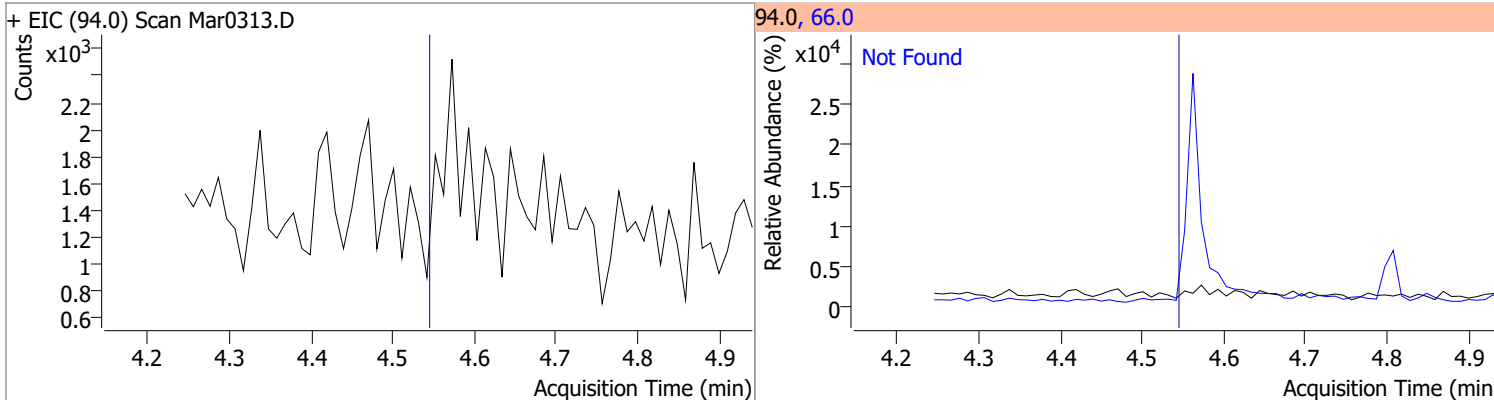


Quantitation Results Report (QT Reviewed)

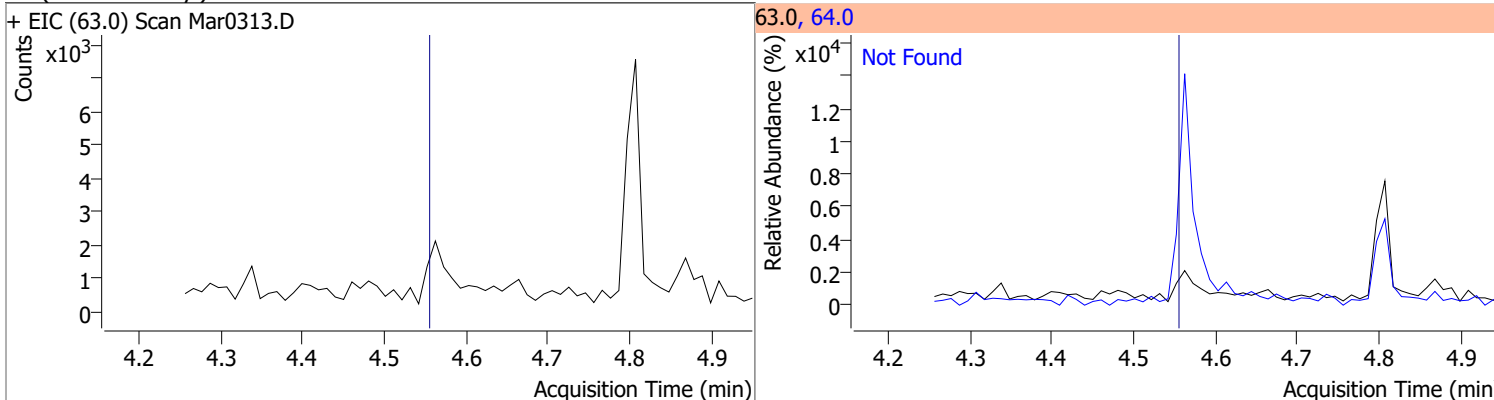
Compound	Conc.	RT	Dev(Min)	Resp.	QIon	QRatio	Lower	Upper
Phenol-d5	76.2608	4.56	0.01	663336	71.0	34.0	25.0	46.4



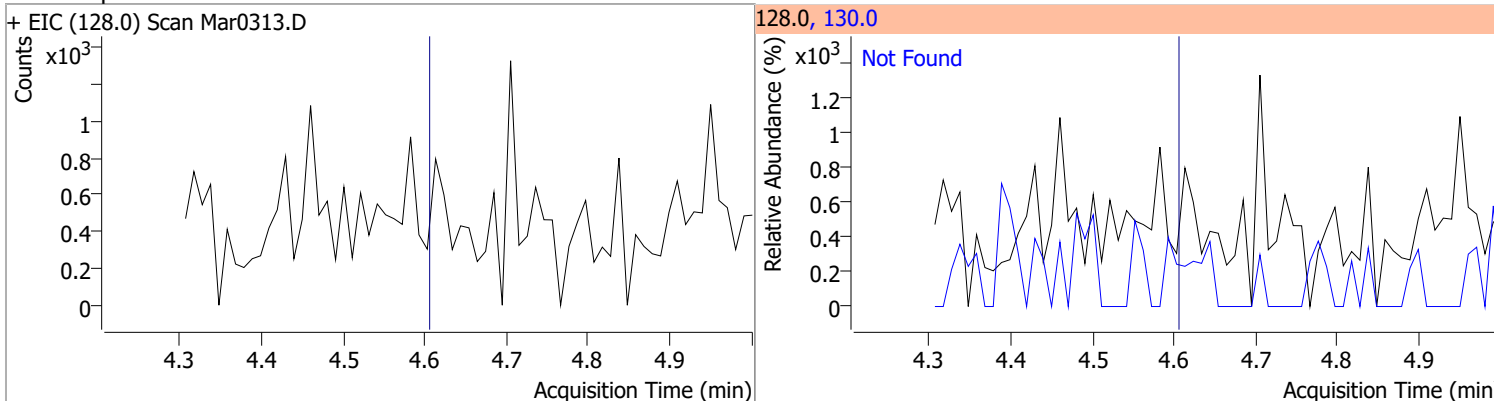
Compound	Conc.	Exp RT	QIon	Exp Ratio
Phenol	N.D.	4.57	66.0	40.4



Compound	Conc.	Exp RT	QIon	Exp Ratio
bis(-2-Chloroethyl)Ether	N.D.	4.58	64.0	10.7



Compound	Conc.	Exp RT	QIon	Exp Ratio
2-Chlorophenol	N.D.	4.63	130.0	32.3

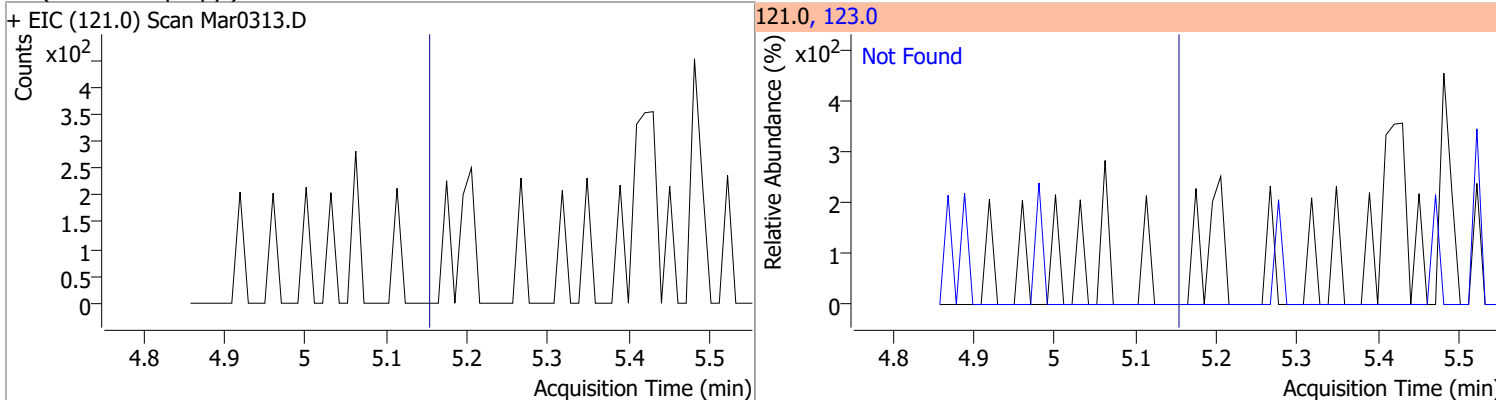


Quantitation Results Report (QT Reviewed)

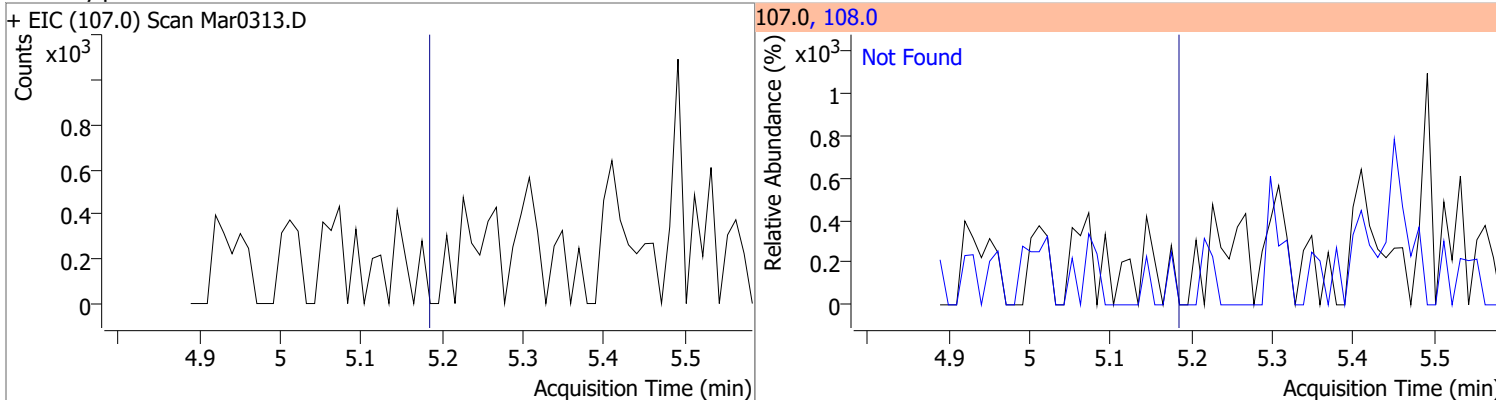
Compound	Conc.	Exp RT	QIon	Exp Ratio	QIon	Exp Ratio
1,3-Dichlorobenzene	N.D.	4.78	148.0	63.7	111.0	35.3
+ EIC (146.0) Scan Mar0313.D			146.0, 148.0, 111.0			
1,4-Dichlorobenzene	N.D.	4.86	148.0	64.4	111.0	35.3
+ EIC (146.0) Scan Mar0313.D			146.0, 148.0, 111.0			
1,2-Dichlorobenzene	N.D.	5.02	148.0	63.7	111.0	37.5
+ EIC (146.0) Scan Mar0313.D			146.0, 148.0, 111.0			
Benzyl Alcohol	N.D.	5.04	79.0	118.8	107.0	68.8
+ EIC (108.0) Scan Mar0313.D			108.0, 79.0, 107.0			

Quantitation Results Report (QT Reviewed)

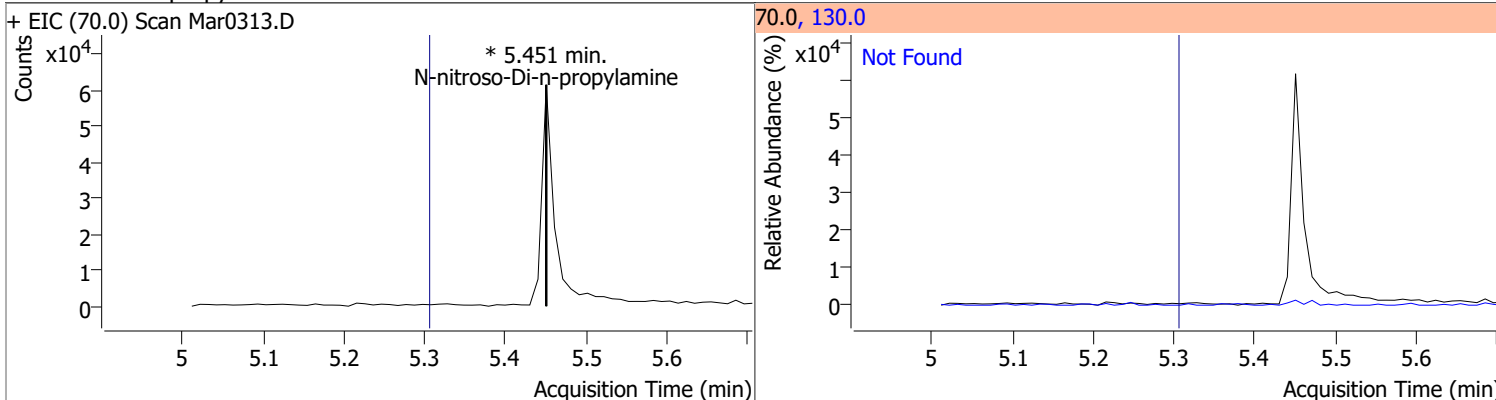
Compound	Conc.	Exp RT	QIon	Exp Ratio
bis(2-chloroisopropyl)Ether	N.D.	5.19	123.0	31.6



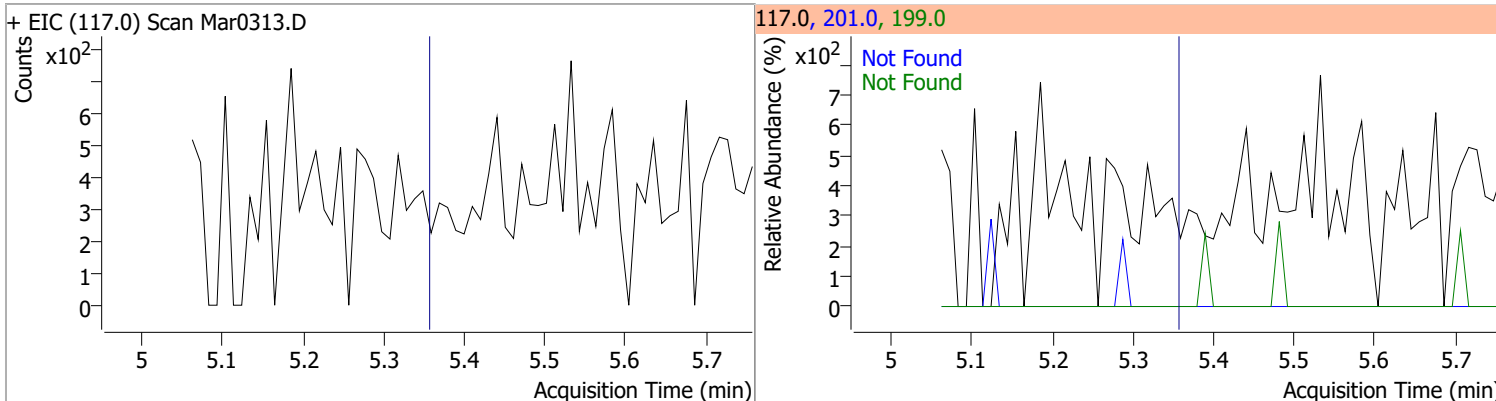
Compound	Conc.	Exp RT	QIon	Exp Ratio
2-Methylphenol	N.D.	5.22	108.0	117.4



Compound	Conc.	RT	Dev(Min)	Resp.	QIon	QRatio	Lower	Upper
N-nitroso-Di-n-propylamine		0		0	130.0		0.0	34.0

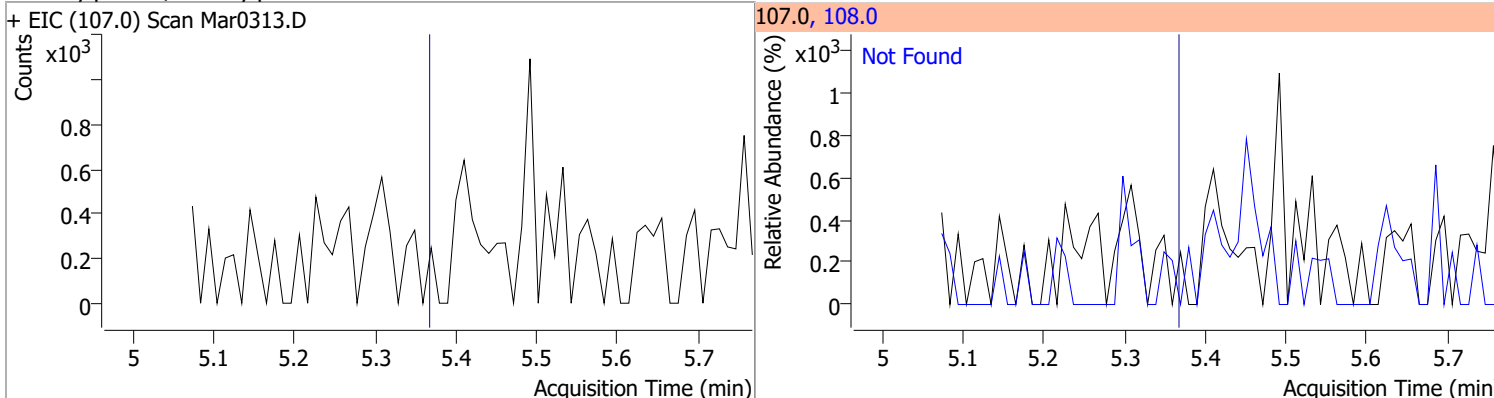


Compound	Conc.	Exp RT	QIon	Exp Ratio	QIon	Exp Ratio
Hexachloroethane	N.D.	5.39	201.0	89.1	199.0	59.3

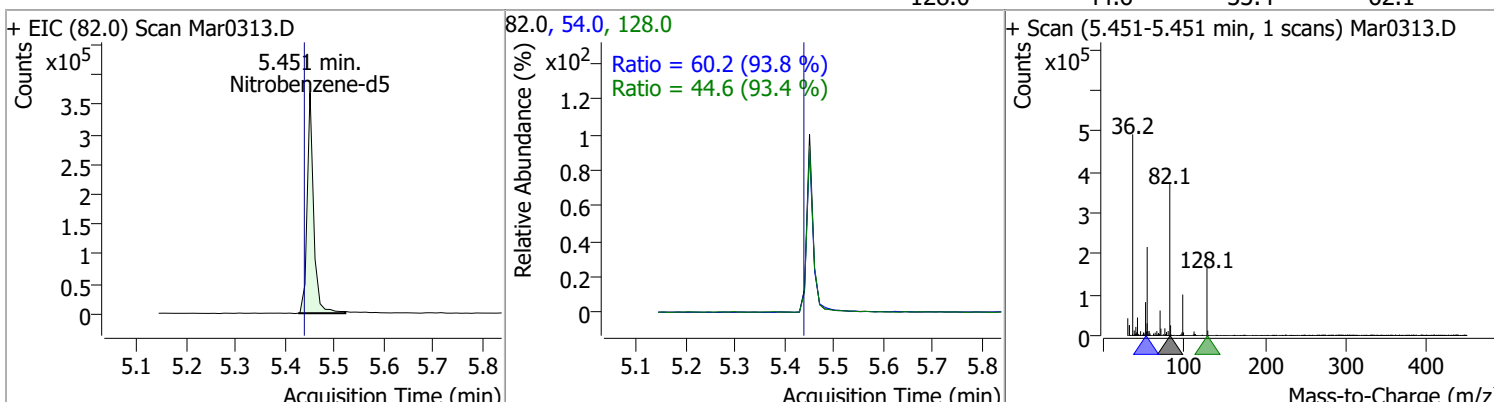


Quantitation Results Report (QT Reviewed)

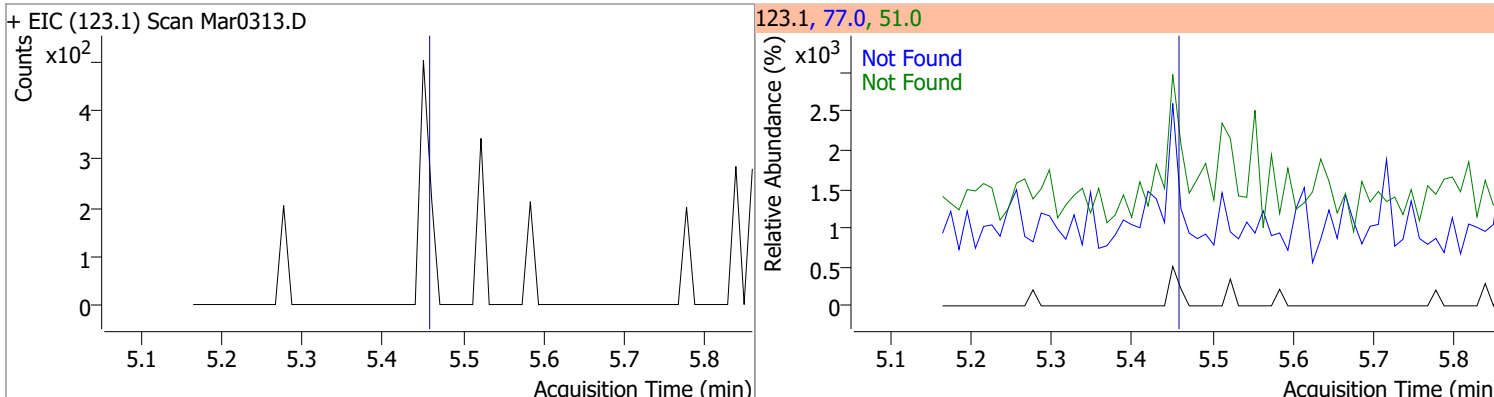
Compound	Conc.	Exp RT	QIon	Exp Ratio
4Methylphenol/3Methylphenol	N.D.	5.40	108.0	84.2



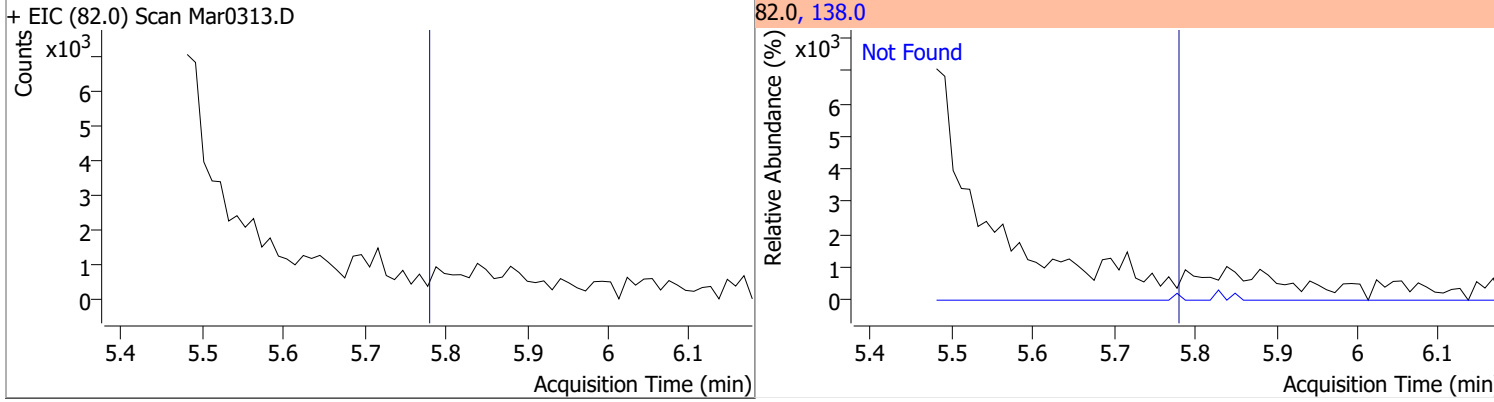
Compound	Conc.	RT	Dev(Min)	Resp.	QIon	QRatio	Lower	Upper
Nitrobenzene-d5	69.2515	5.45	-0.02	334778	54.0	60.2	44.9	83.4
					128.0	44.6	33.4	62.1



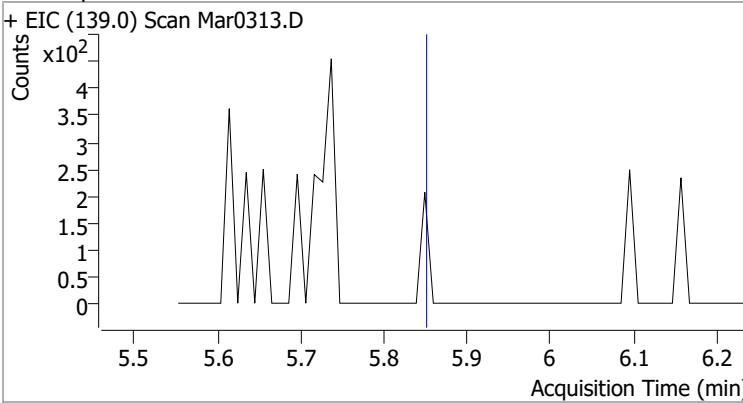
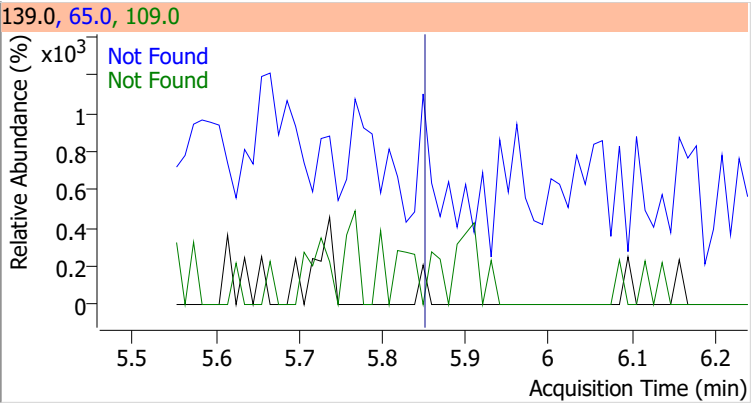
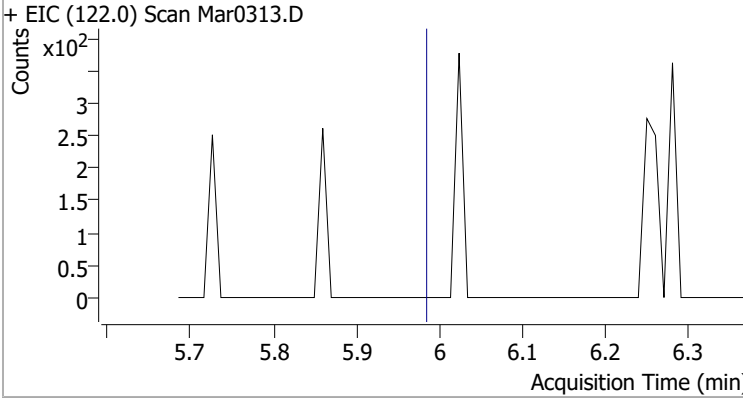
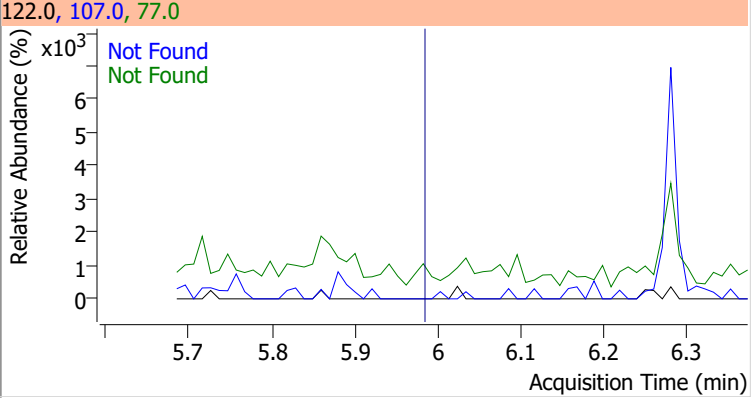
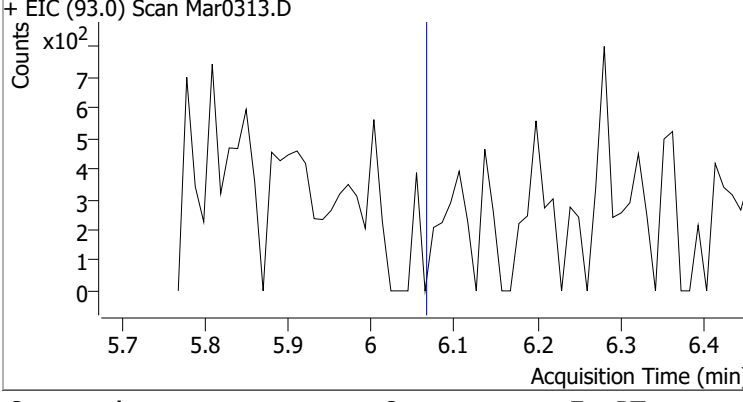
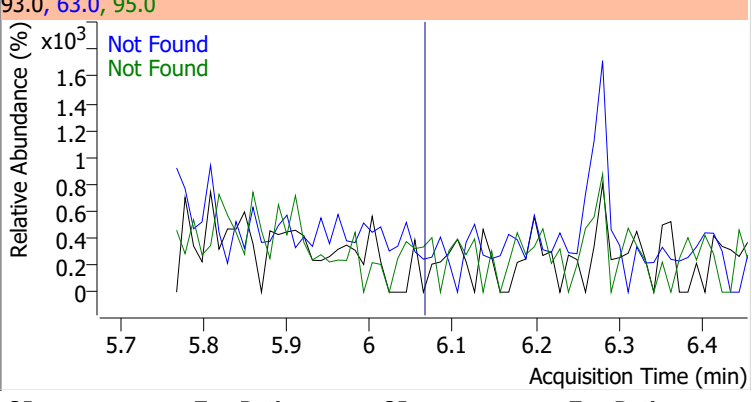
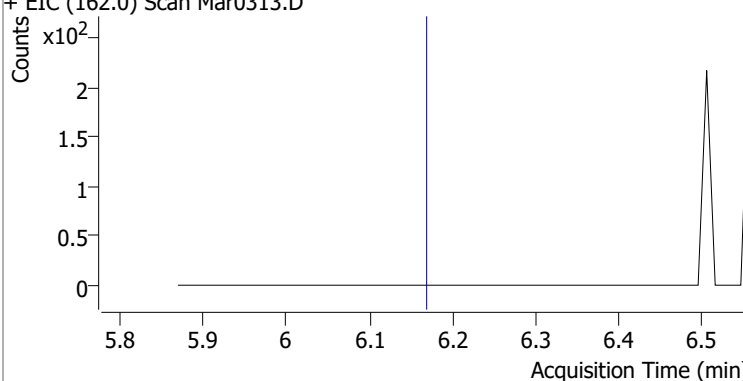
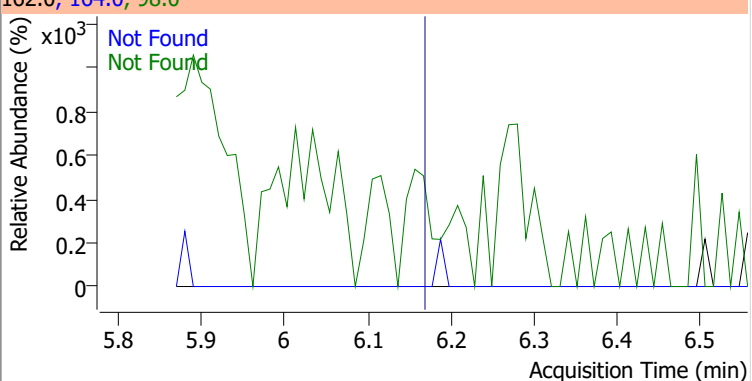
Compound	Conc.	Exp RT	QIon	Exp Ratio	QIon	Exp Ratio
Nitrobenzene	N.D.	5.49	77.0	209.6	51.0	127.5



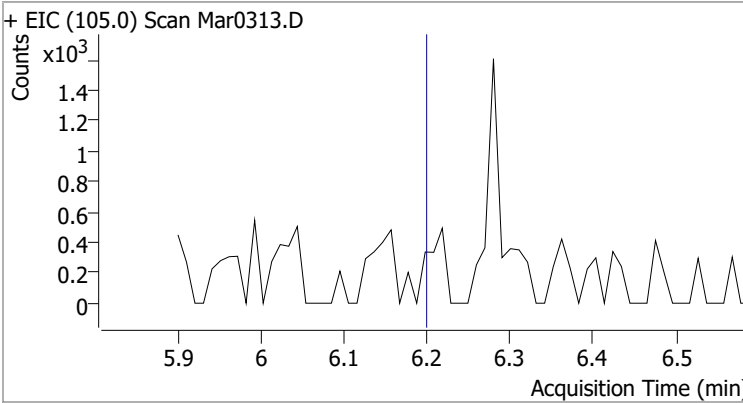
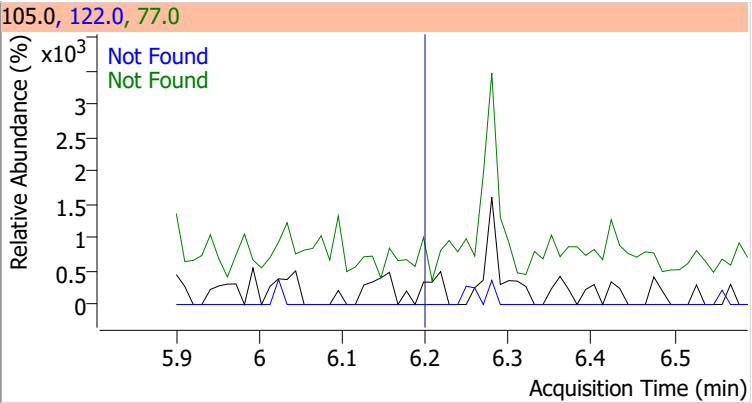
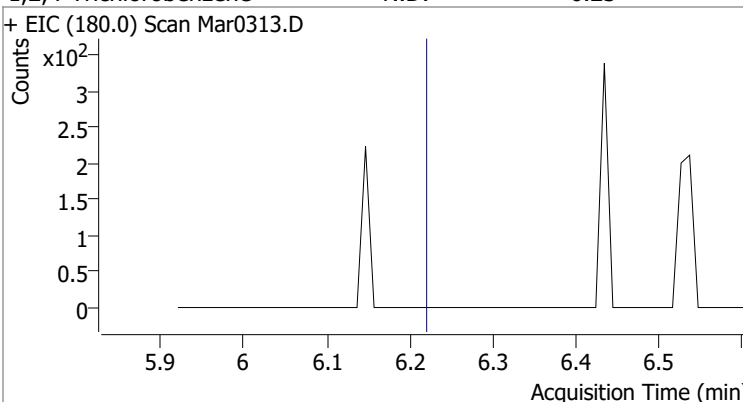
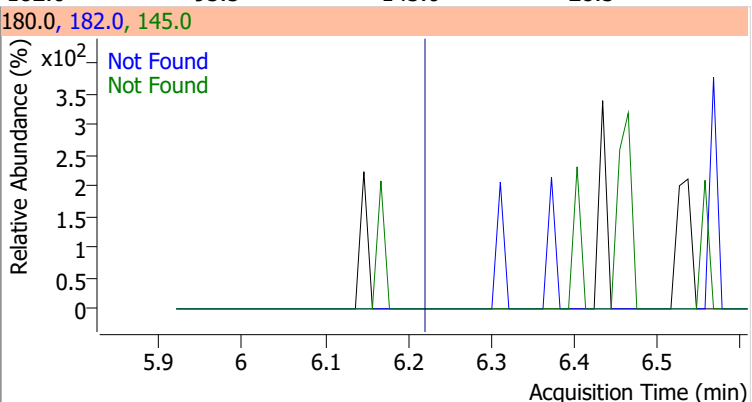
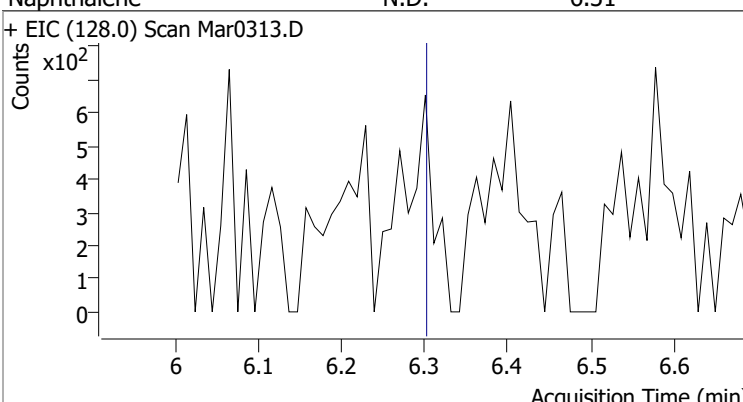
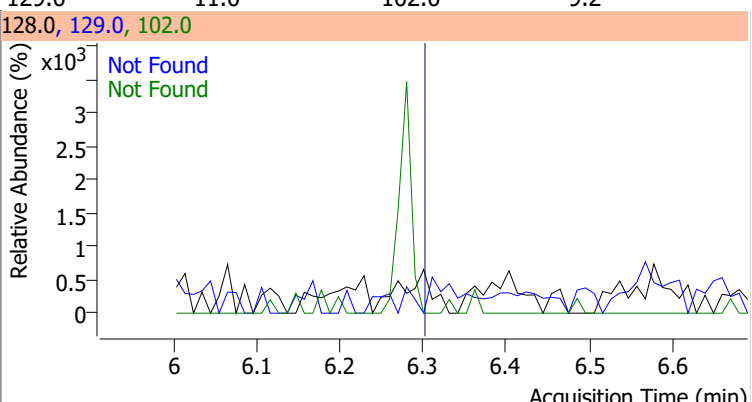
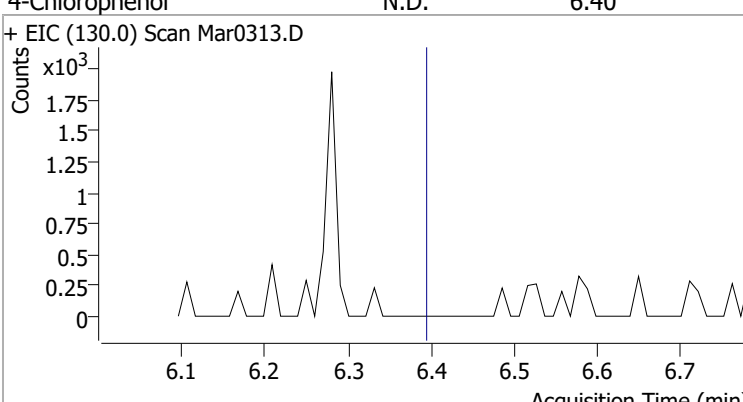
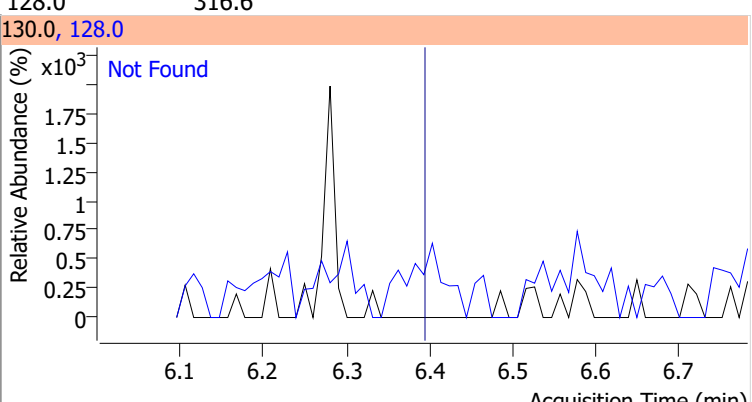
Compound	Conc.	Exp RT	QIon	Exp Ratio
Isophorone	N.D.	5.79	138.0	20.3



Quantitation Results Report (QT Reviewed)

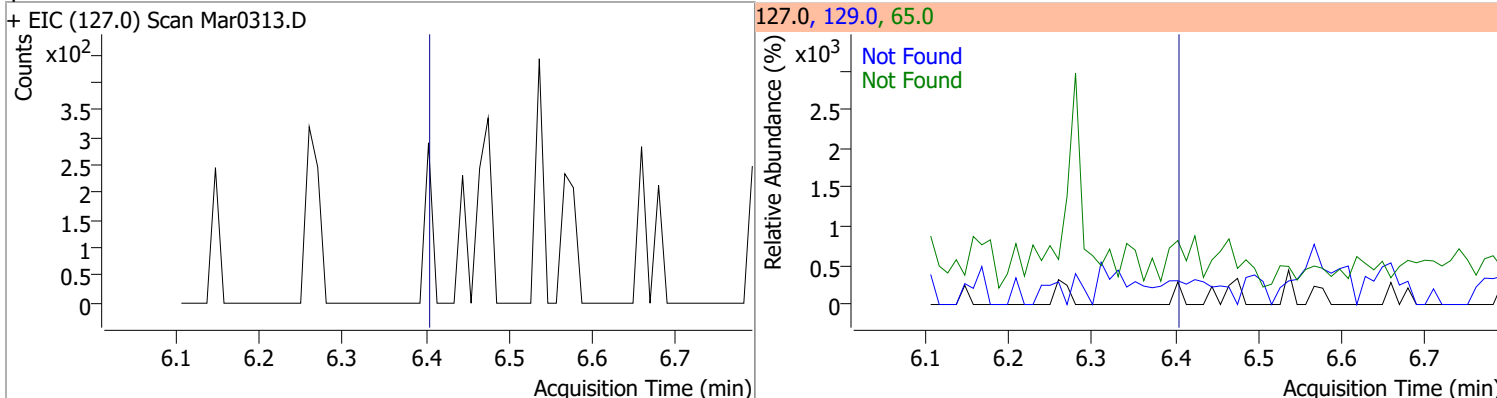
Compound	Conc.	Exp RT	QIon	Exp Ratio	QIon	Exp Ratio
2-Nitrophenol	N.D.	5.86	65.0	51.3	109.0	35.7
+ EIC (139.0) Scan Mar0313.D			139.0, 65.0, 109.0			
						
2,4-Dimethylphenol	N.D.	5.99	107.0	111.1	77.0	30.2
+ EIC (122.0) Scan Mar0313.D			122.0, 107.0, 77.0			
						
bis(-2-Chloroethoxy)Methane	N.D.	6.07	63.0	70.1	95.0	31.8
+ EIC (93.0) Scan Mar0313.D			93.0, 63.0, 95.0			
						
2,4-Dichlorophenol	N.D.	6.18	164.0	66.1	98.0	34.4
+ EIC (162.0) Scan Mar0313.D			162.0, 164.0, 98.0			
						

Quantitation Results Report (QT Reviewed)

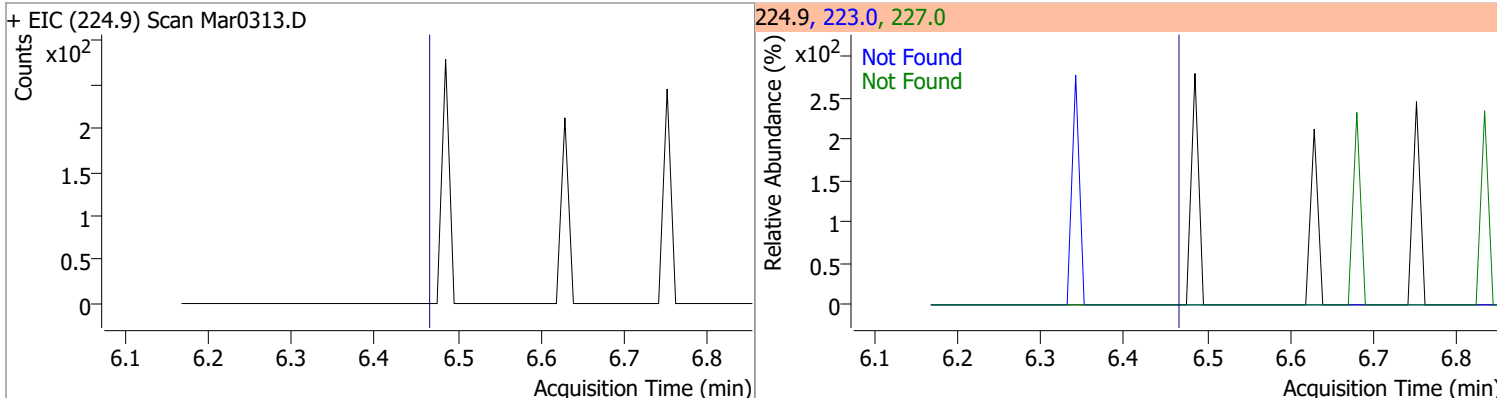
Compound	Conc.	Exp RT	QIon	Exp Ratio	QIon	Exp Ratio
Benzoic Acid	N.D.	6.21	122.0	86.4	77.0	79.5
+ EIC (105.0) Scan Mar0313.D			105.0, 122.0, 77.0			
						
1,2,4-Trichlorobenzene	N.D.	6.23	182.0	95.5	145.0	28.5
+ EIC (180.0) Scan Mar0313.D			180.0, 182.0, 145.0			
						
Naphthalene	N.D.	6.31	129.0	11.0	102.0	9.2
+ EIC (128.0) Scan Mar0313.D			128.0, 129.0, 102.0			
						
4-Chlorophenol	N.D.	6.40	128.0	316.6		
+ EIC (130.0) Scan Mar0313.D			130.0, 128.0			
						

Quantitation Results Report (QT Reviewed)

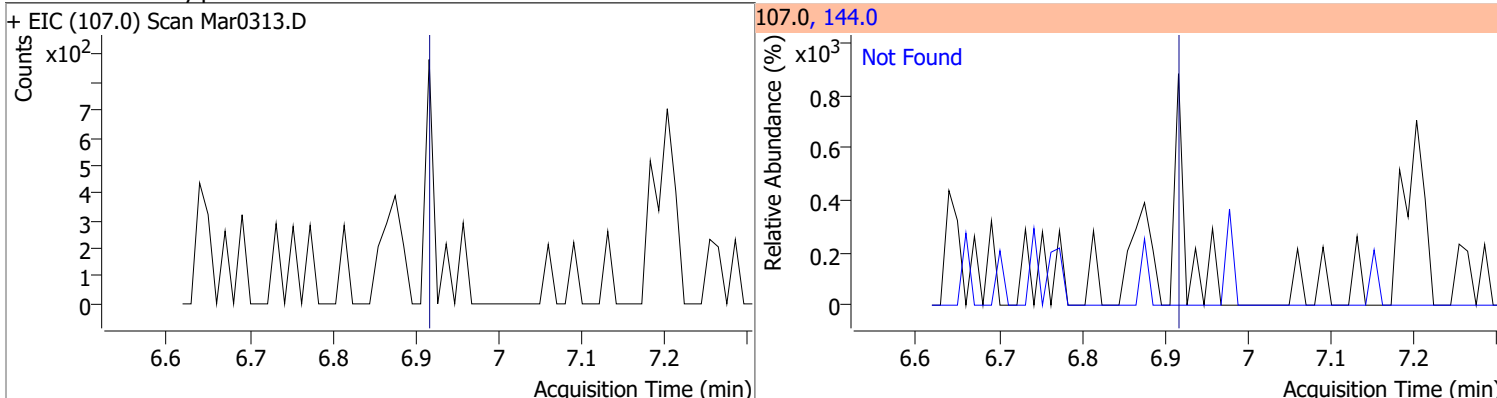
Compound	Conc.	Exp RT	QIon	Exp Ratio	QIon	Exp Ratio
p-Chloroaniline	N.D.	6.41	65.0	61.2	129.0	36.2



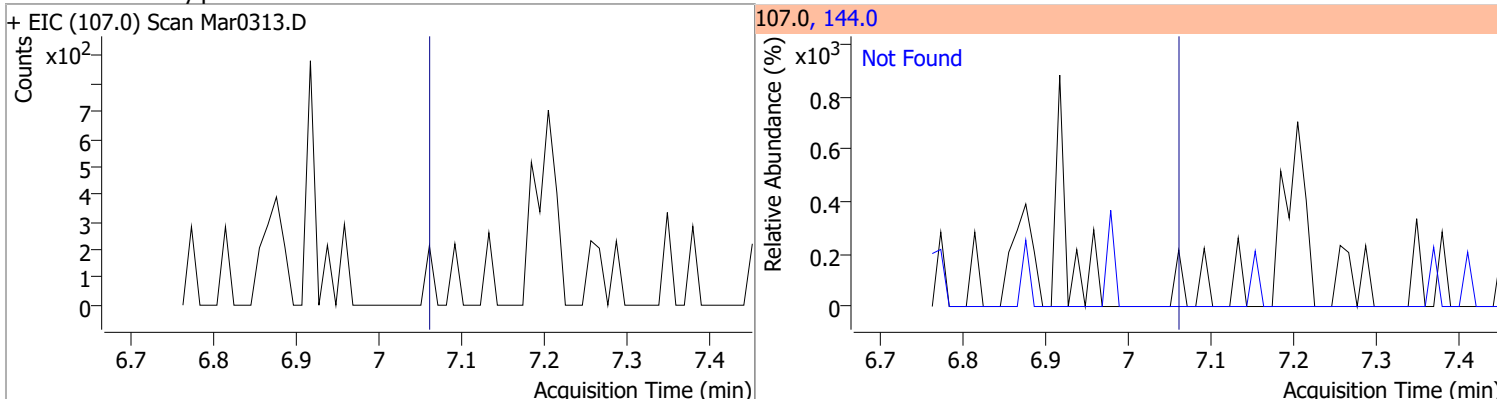
Compound	Conc.	Exp RT	QIon	Exp Ratio	QIon	Exp Ratio
Hexachlorobutadiene	N.D.	6.48	223.0	63.2	227.0	62.4



Compound	Conc.	Exp RT	QIon	Exp Ratio
4-Chloro-2-Methylphenol	N.D.	6.93	144.0	27.8

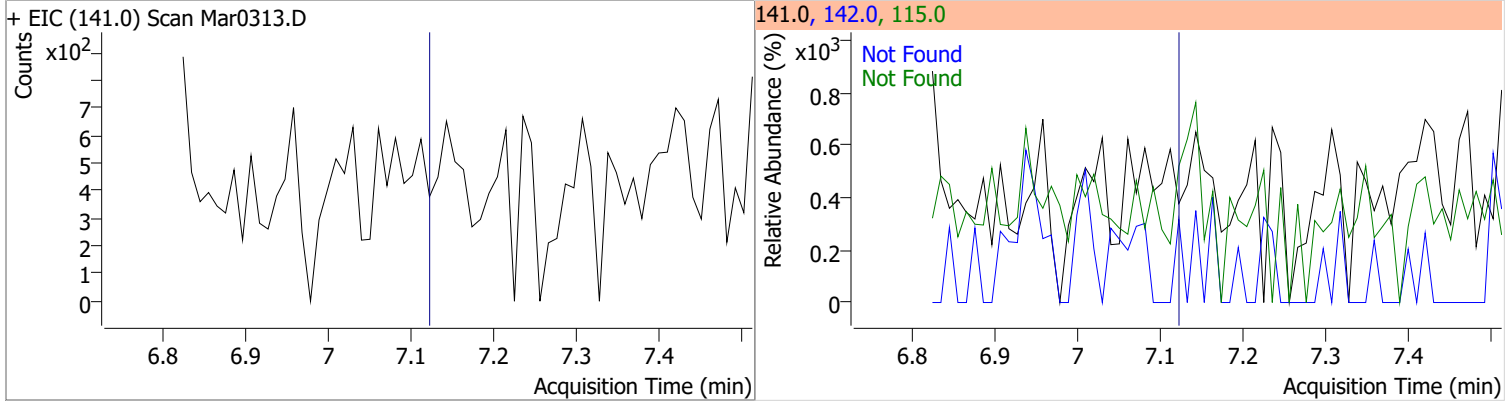


Compound	Conc.	Exp RT	QIon	Exp Ratio
4-Chloro-3-Methylphenol	N.D.	7.07	144.0	26.7

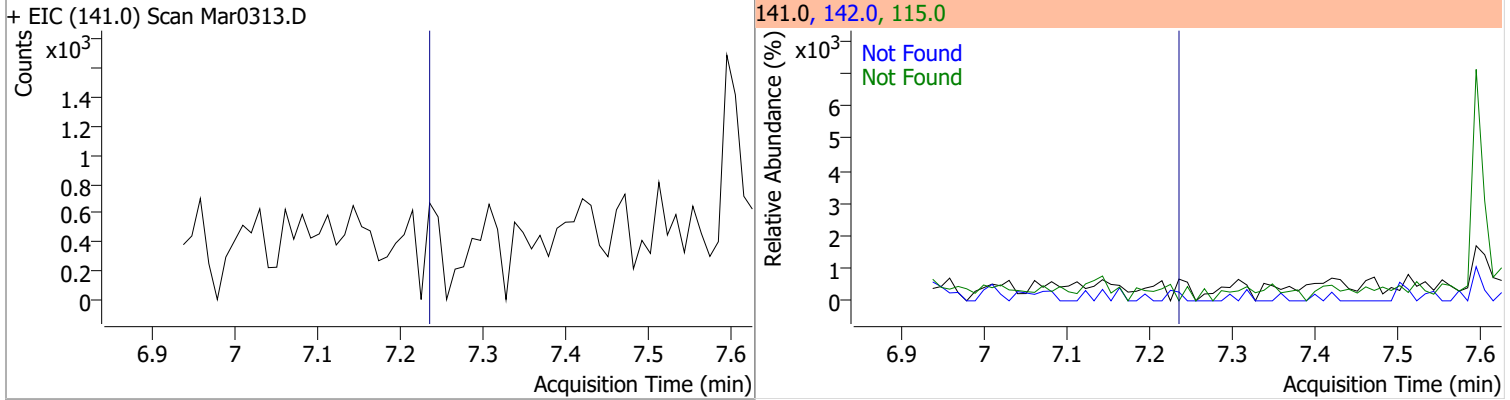


Quantitation Results Report (QT Reviewed)

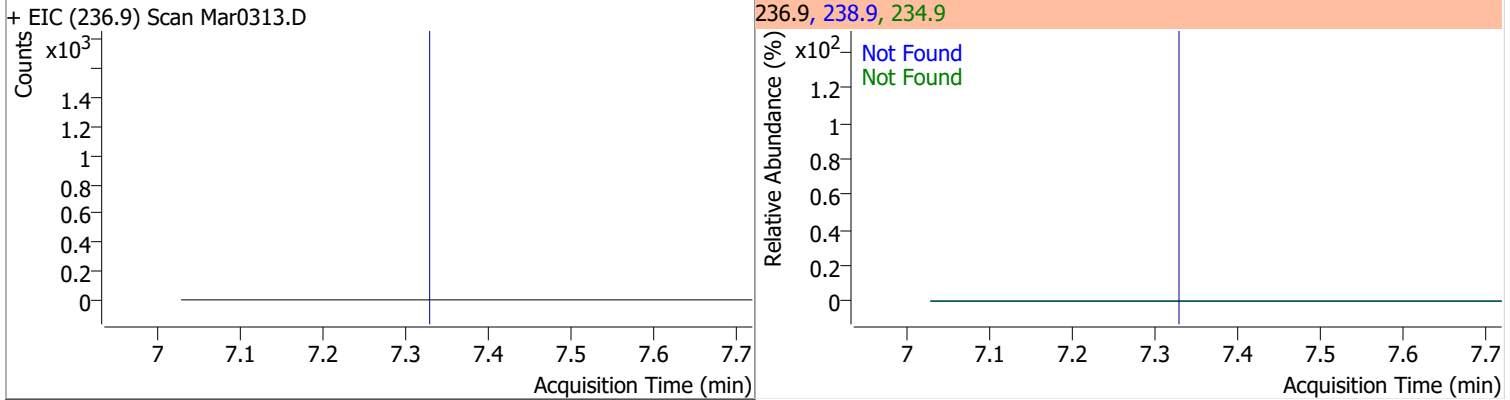
Compound	Conc.	Exp RT	QIon	Exp Ratio	QIon	Exp Ratio
2-Methylnaphthalene	N.D.	7.13	142.0	120.9	115.0	40.2



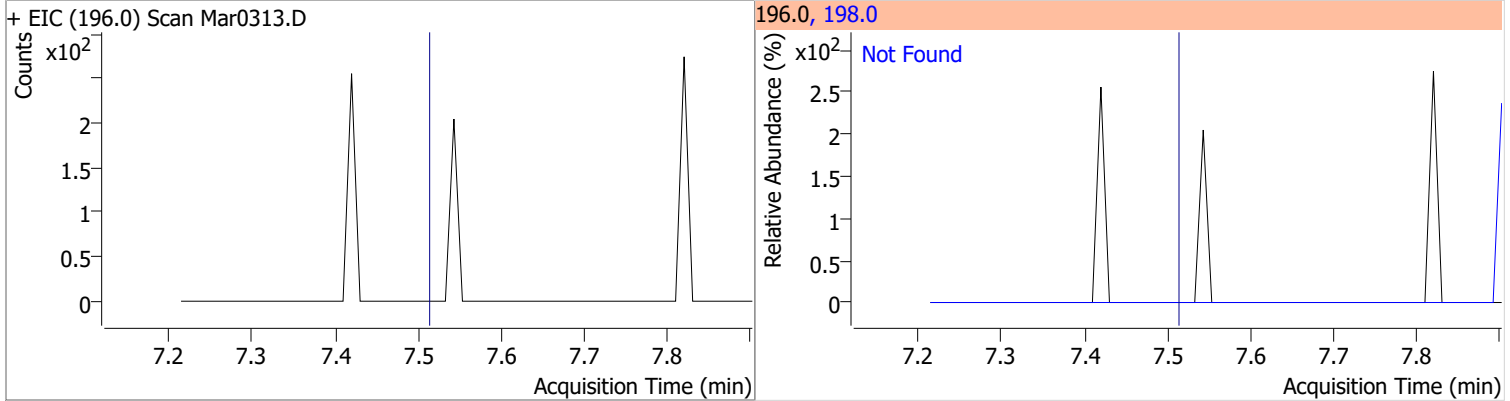
Compound	Conc.	Exp RT	QIon	Exp Ratio	QIon	Exp Ratio
1-Methylnaphthalene	N.D.	7.25	142.0	116.0	115.0	41.9



Compound	Conc.	Exp RT	QIon	Exp Ratio	QIon	Exp Ratio
Hexachlorocyclopentadiene	N.D.	7.33	238.9	64.2	234.9	62.1

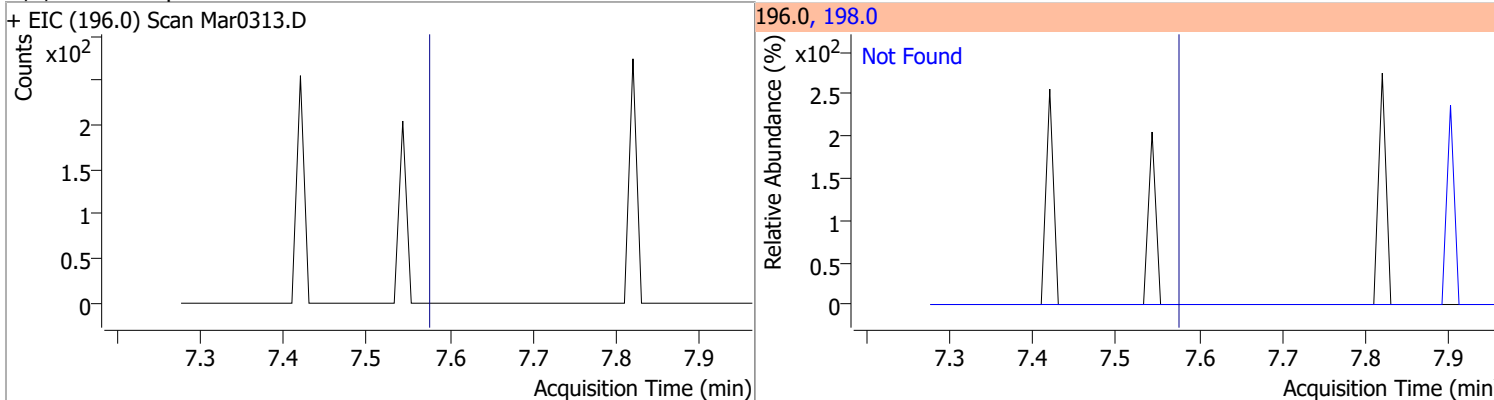


Compound	Conc.	Exp RT	QIon	Exp Ratio
2,4,6-Trichlorophenol	N.D.	7.51	198.0	92.6

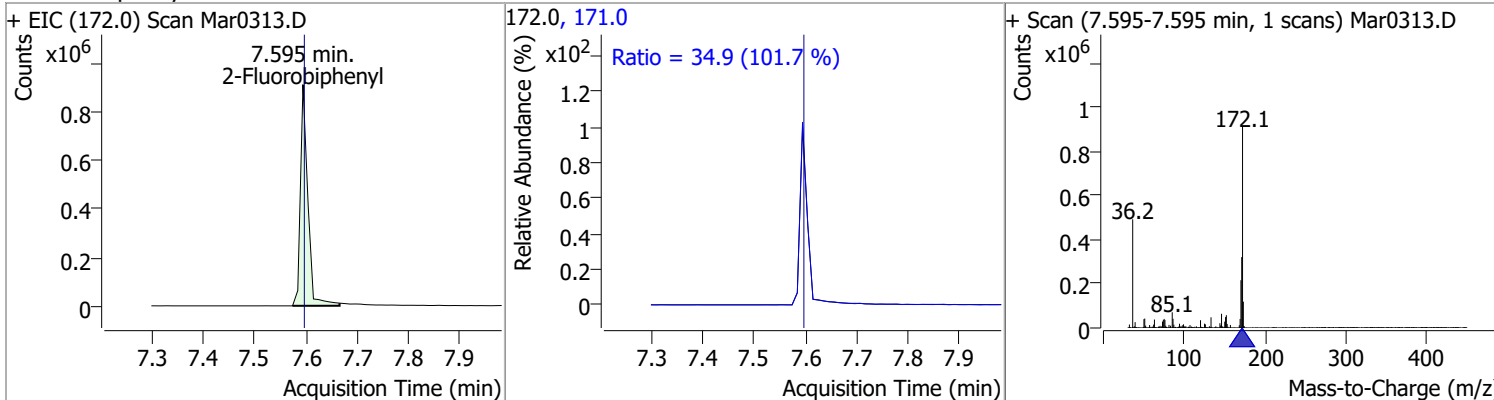


Quantitation Results Report (QT Reviewed)

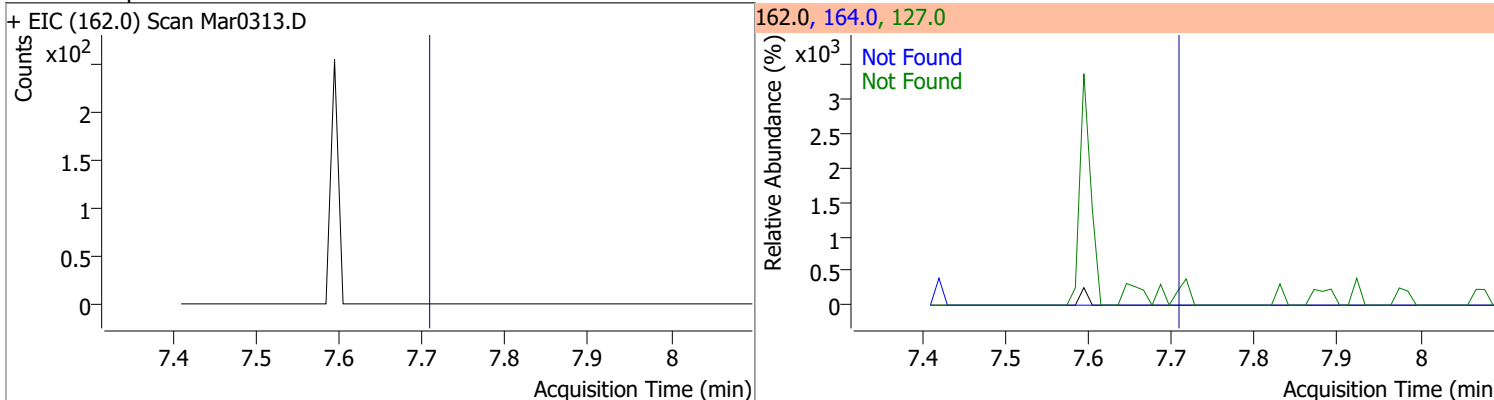
Compound	Conc.	Exp RT	QIon	Exp Ratio
2,4,5-Trichlorophenol	N.D.	7.57	198.0	94.1



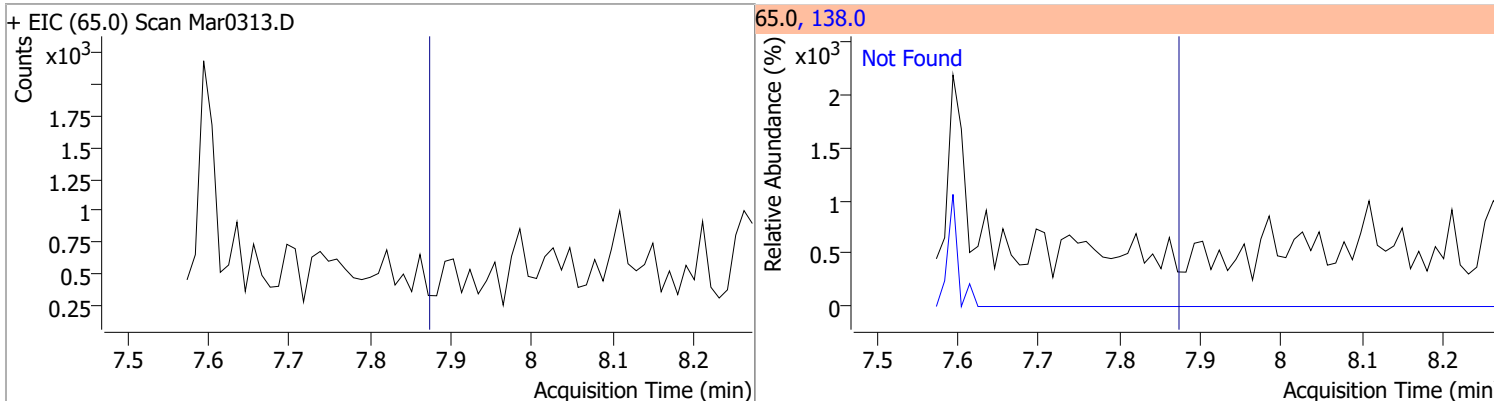
Compound	Conc.	RT	Dev(Min)	Resp.	QIon	QRatio	Lower	Upper
2-Fluorobiphenyl	70.5989	7.59	0.00	900810	171.0	34.9	24.1	44.7



Compound	Conc.	Exp RT	QIon	Exp Ratio	QIon	Exp Ratio
2-Chloronaphthalene	N.D.	7.71	127.0	35.7	164.0	32.6

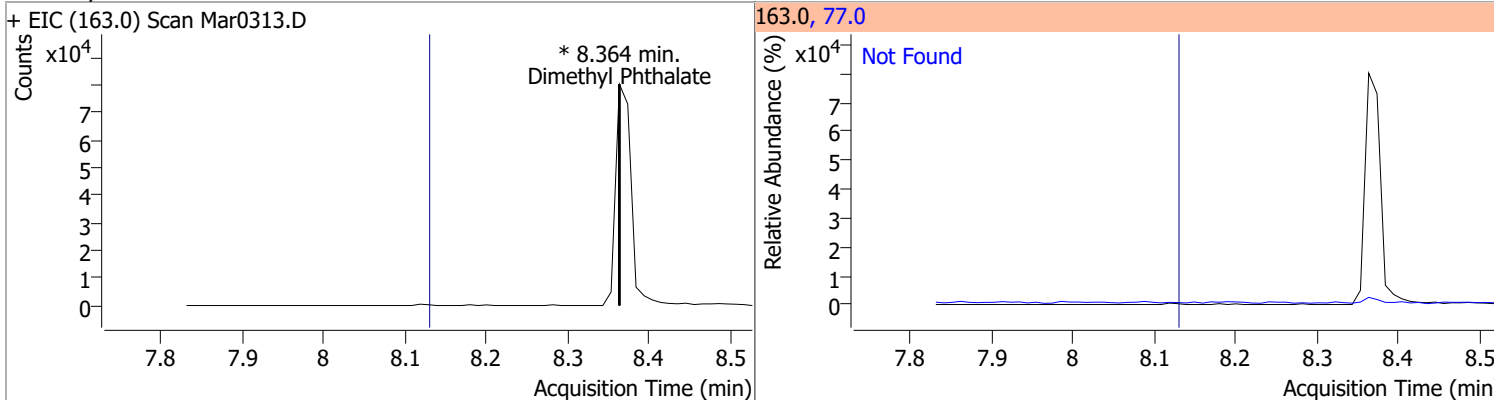


Compound	Conc.	Exp RT	QIon	Exp Ratio
2-Nitroaniline	N.D.	7.87	138.0	123.0

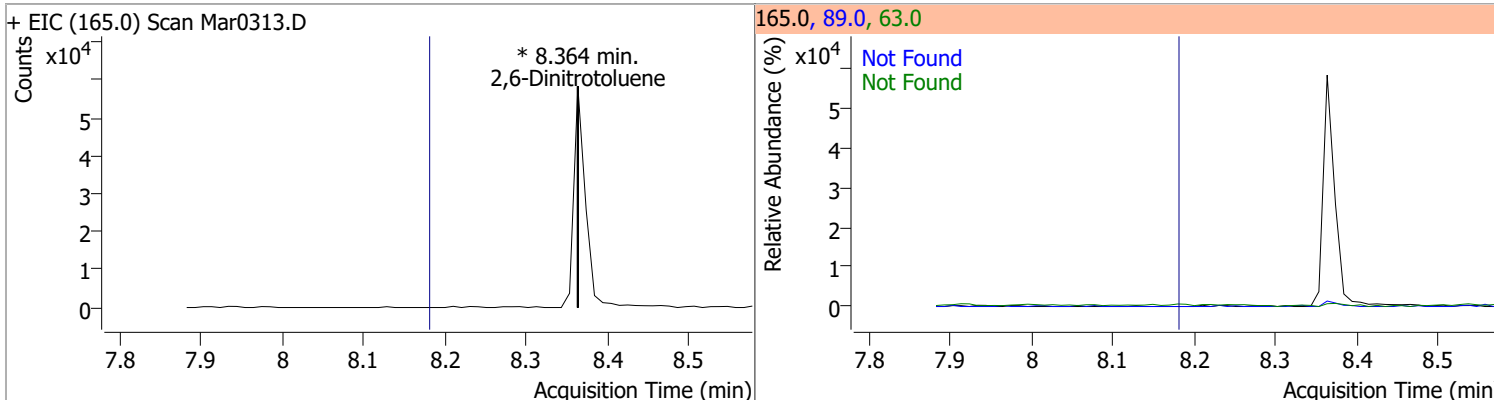


Quantitation Results Report (QT Reviewed)

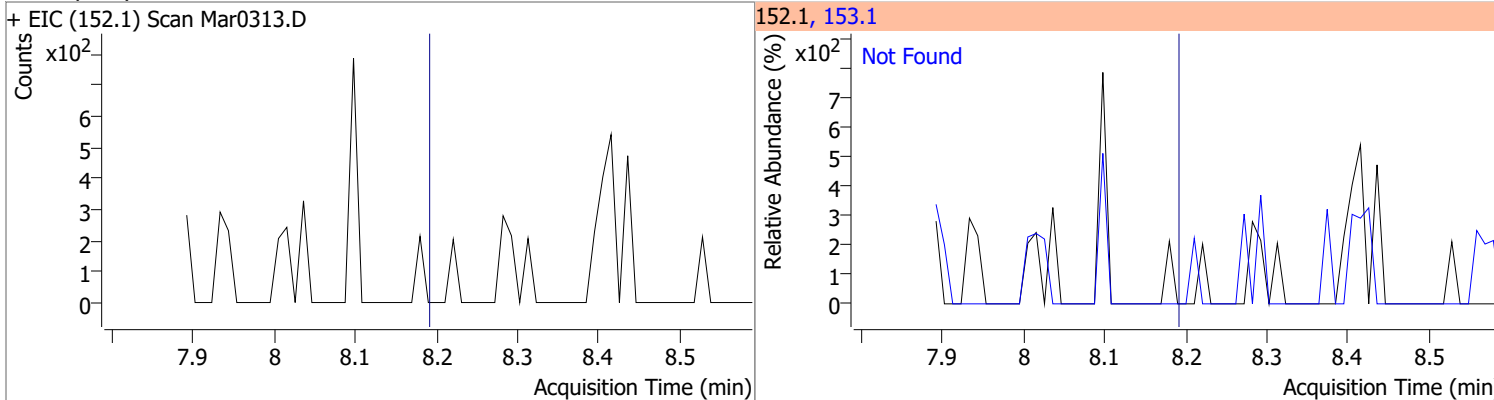
Compound	Conc.	RT	Dev(Min)	Resp.	QIon	QRatio	Lower	Upper
Dimethyl Phthalate	0	0		0	77.0		13.9	25.8



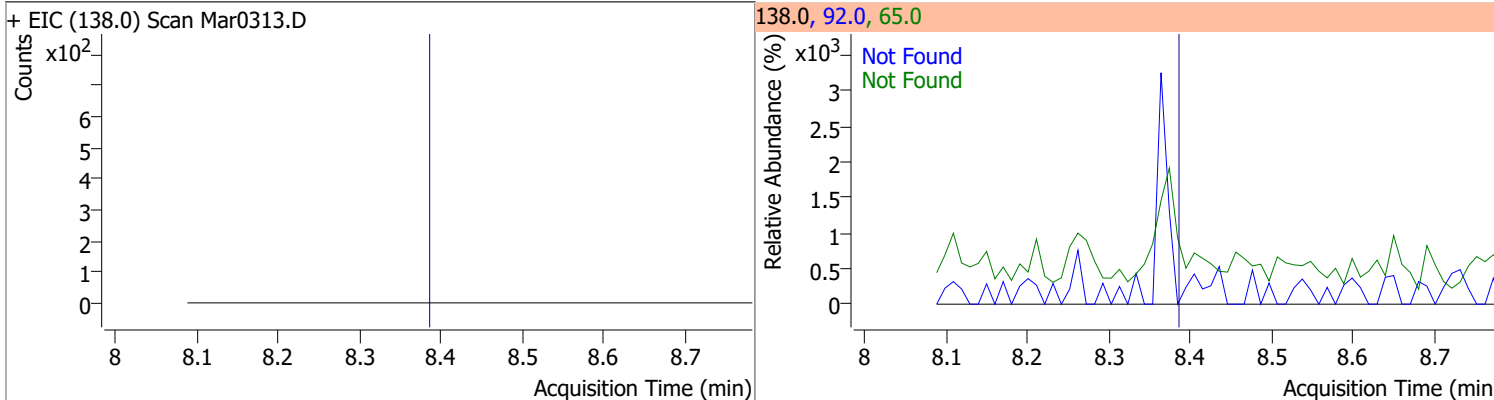
Compound	Conc.	RT	Dev(Min)	Resp.	QIon	QRatio	Lower	Upper
2,6-Dinitrotoluene	0	0		0	63.0 89.0		95.6 45.4	177.5 84.4



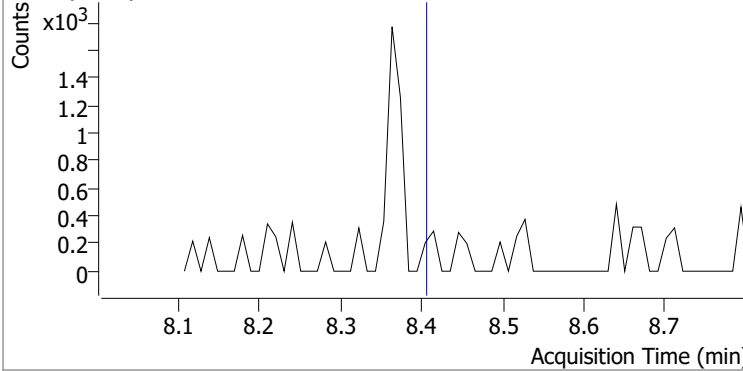
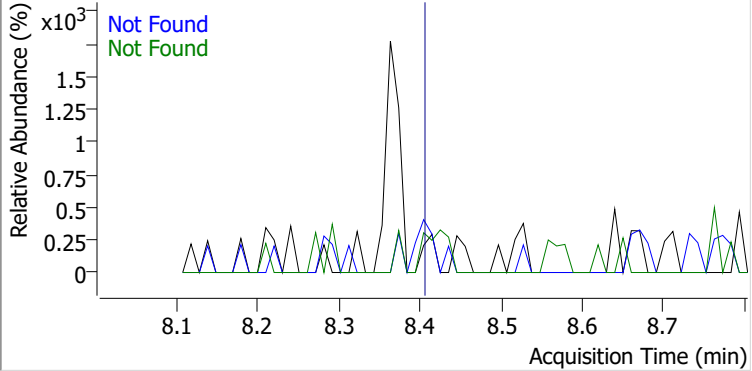
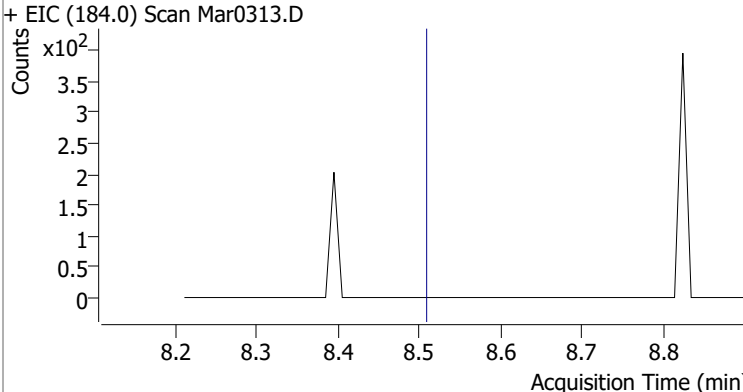
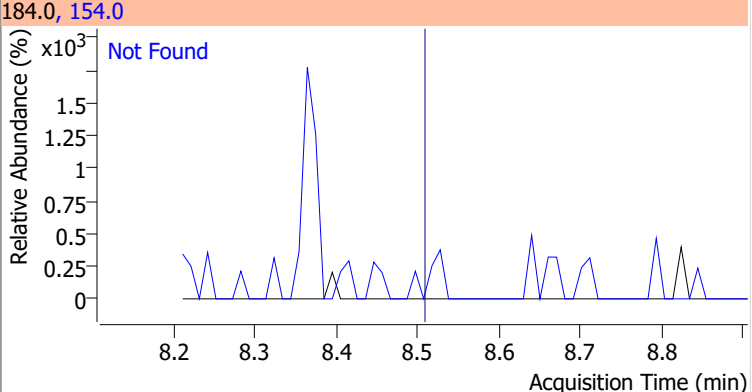
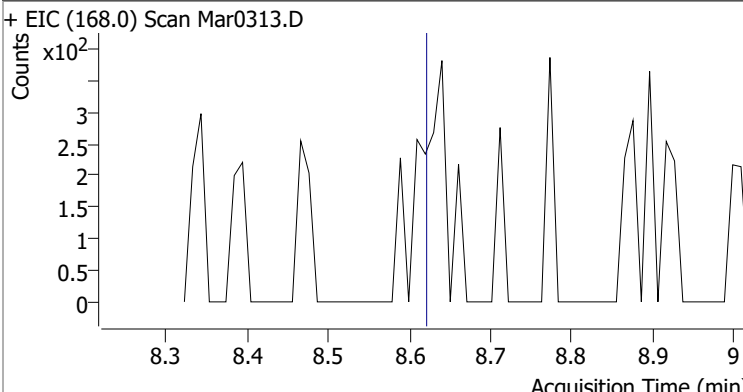
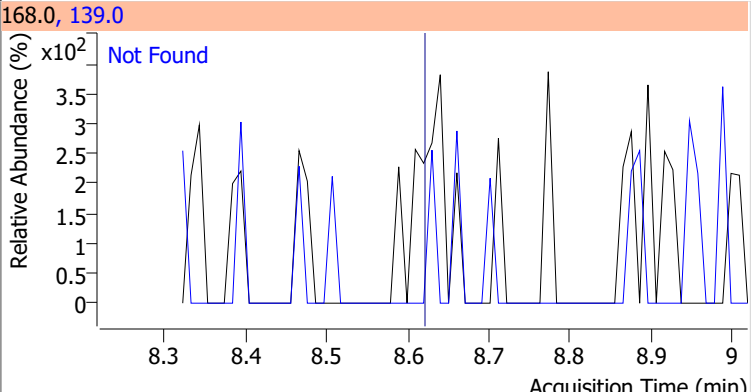
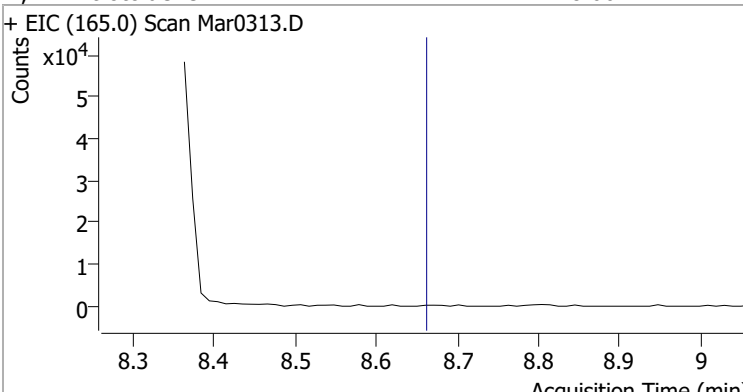
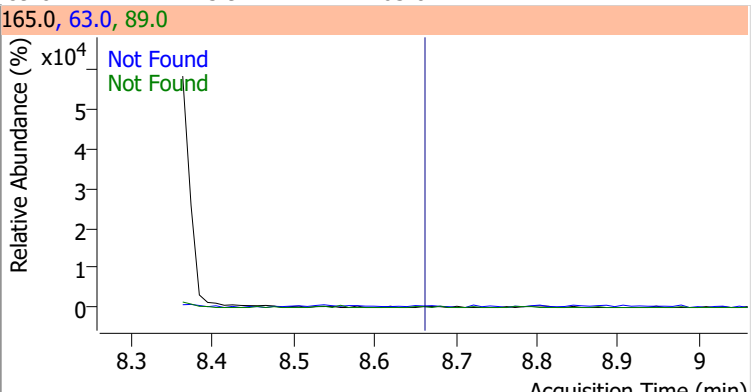
Compound	Conc.	Exp RT	QIon	Exp Ratio
Acenaphthylene	N.D.	8.19	153.1	14.0



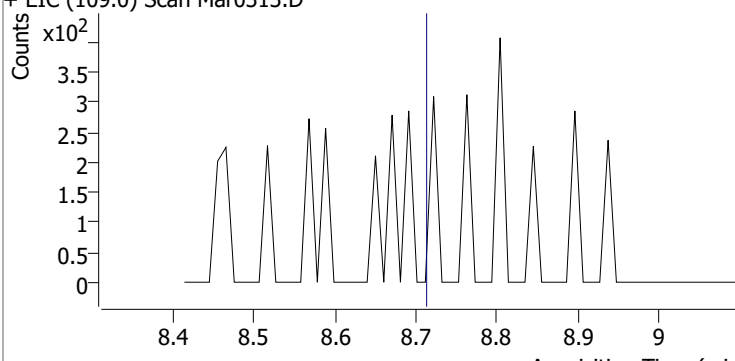
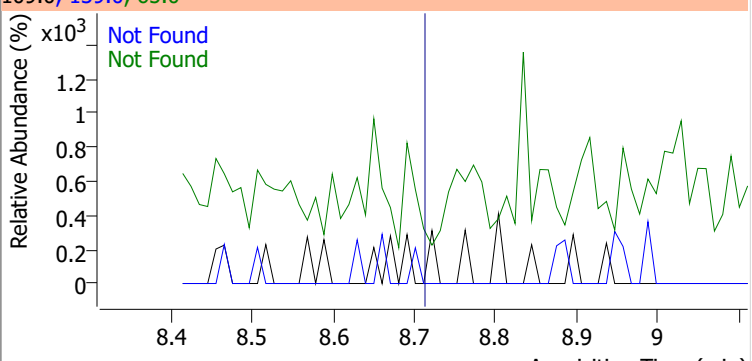
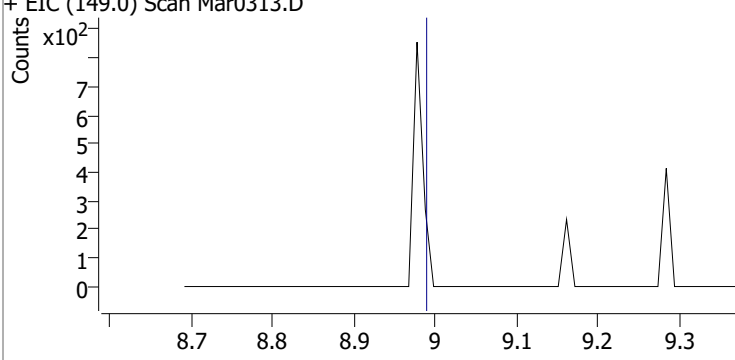
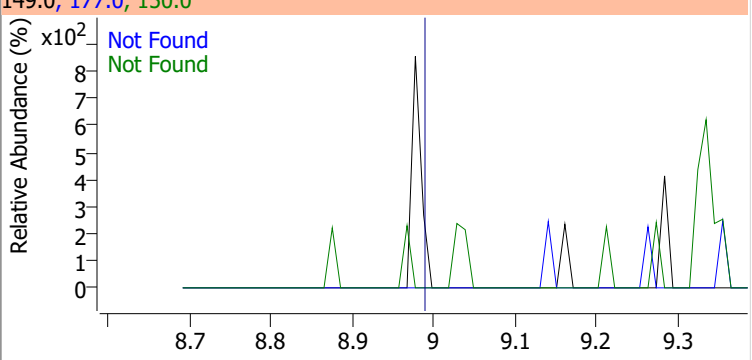
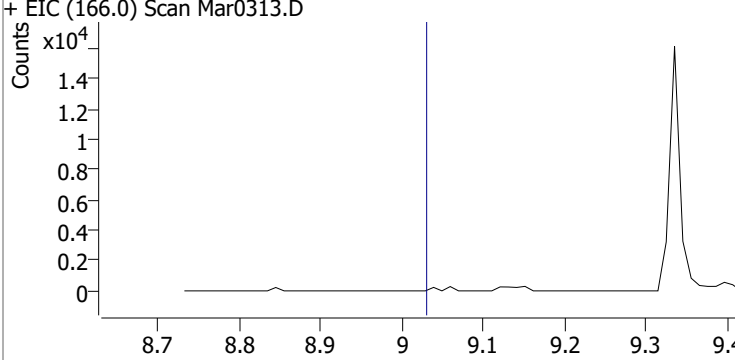
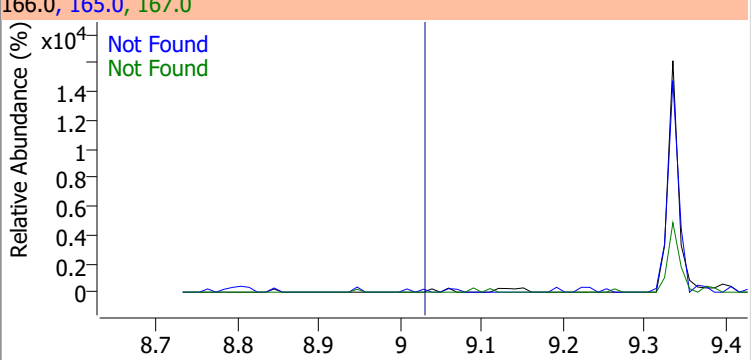
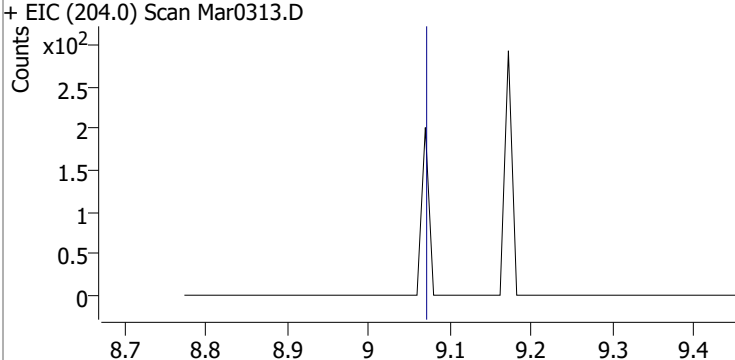
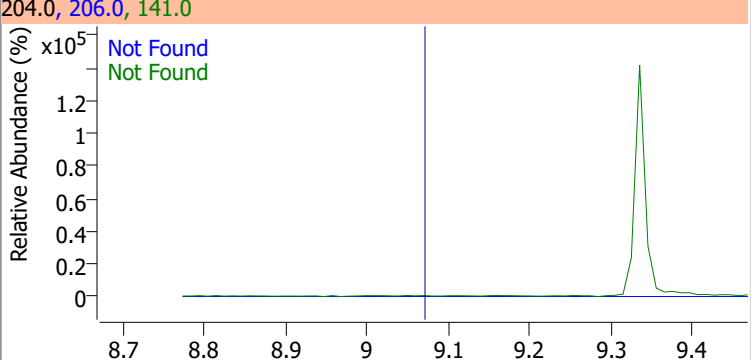
Compound	Conc.	Exp RT	QIon	Exp Ratio	QIon	Exp Ratio
3-Nitroaniline	N.D.	8.38	65.0	131.7	92.0	112.6



Quantitation Results Report (QT Reviewed)

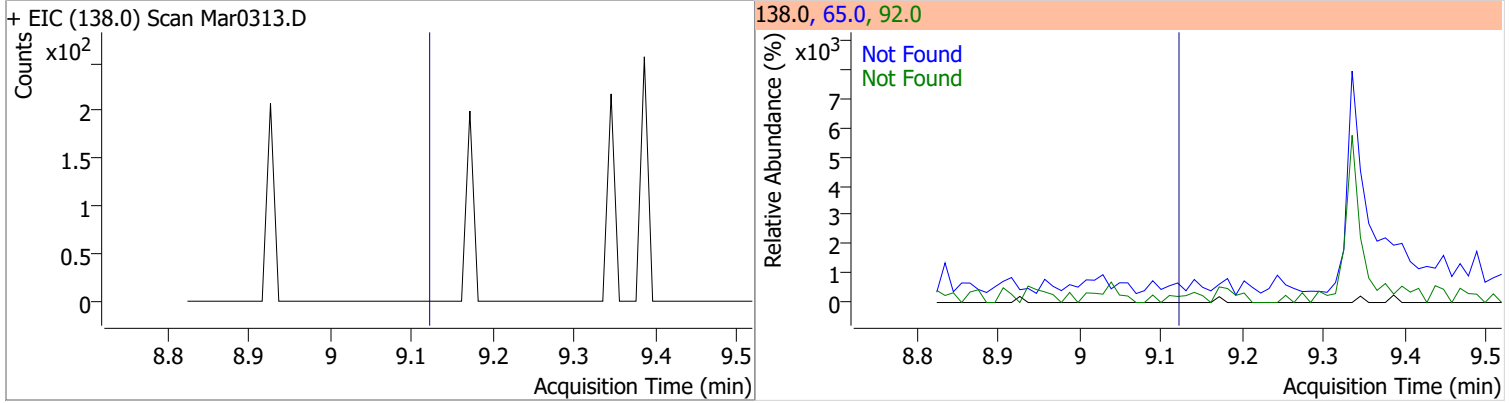
Compound	Conc.	Exp RT	QIon	Exp Ratio	QIon	Exp Ratio
Acenaphthene	N.D.	8.40	153.0	106.6	152.0	52.4
+ EIC (154.0) Scan Mar0313.D			154.0, 152.0, 153.0			
						
2,4-Dinitrophenol	N.D.	8.51	154.0	59.3		
+ EIC (184.0) Scan Mar0313.D			184.0, 154.0			
						
Dibenzofuran	N.D.	8.62	139.0	37.6		
+ EIC (168.0) Scan Mar0313.D			168.0, 139.0			
						
2,4-Dinitrotoluene	N.D.	8.66	89.0	75.9	63.0	44.1
+ EIC (165.0) Scan Mar0313.D			165.0, 63.0, 89.0			
						

Quantitation Results Report (QT Reviewed)

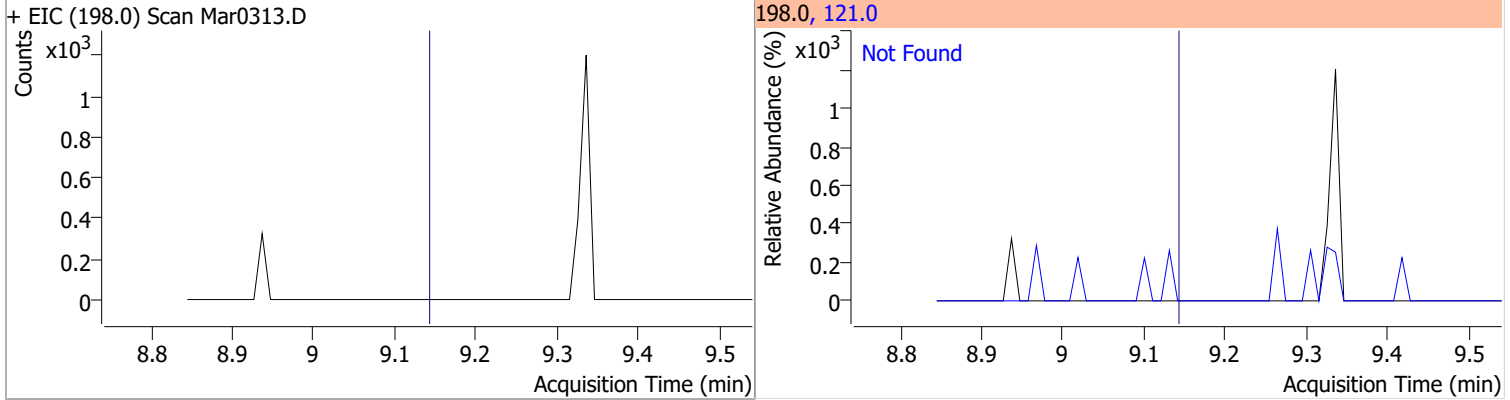
Compound	Conc.	Exp RT	QIon	Exp Ratio	QIon	Exp Ratio
4-Nitrophenol	N.D.	8.71	139.0	78.4	65.0	71.6
+ EIC (109.0) Scan Mar0313.D			109.0, 139.0, 65.0			
						
Diethylphthalate	N.D.	8.99	177.0	21.3	150.0	12.7
+ EIC (149.0) Scan Mar0313.D			149.0, 177.0, 150.0			
						
Fluorene	N.D.	9.03	165.0	94.1	167.0	13.4
+ EIC (166.0) Scan Mar0313.D			166.0, 165.0, 167.0			
						
4-Chlorophenyl-phenylether	N.D.	9.07	141.0	61.7	206.0	34.0
+ EIC (204.0) Scan Mar0313.D			204.0, 206.0, 141.0			
						

Quantitation Results Report (QT Reviewed)

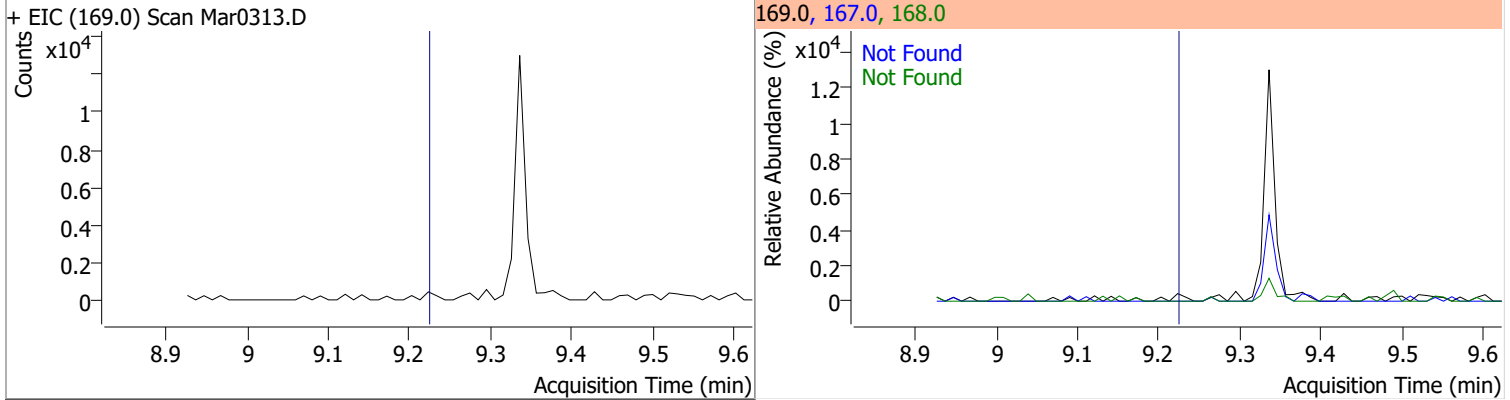
Compound	Conc.	Exp RT	QIon	Exp Ratio	QIon	Exp Ratio
4-Nitroaniline	N.D.	9.12	65.0	109.2	92.0	47.3



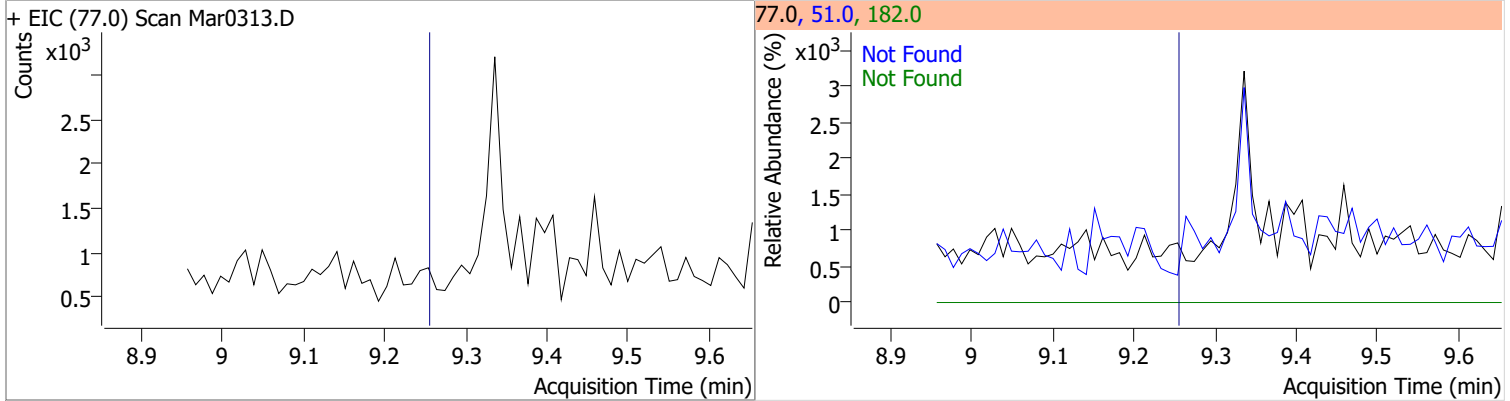
Compound	Conc.	Exp RT	QIon	Exp Ratio
4,6-Dinitro-2-methylphenol	N.D.	9.14	121.0	48.7



Compound	Conc.	Exp RT	QIon	Exp Ratio	QIon	Exp Ratio
N-nitrosodiphenylamine	N.D.	9.22	168.0	64.6	167.0	34.5

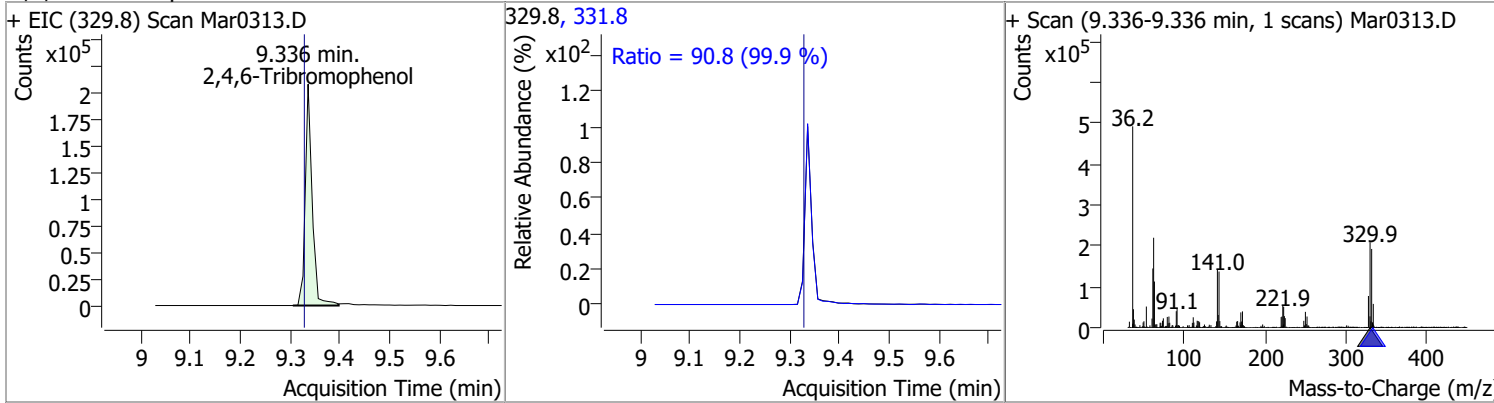


Compound	Conc.	Exp RT	QIon	Exp Ratio	QIon	Exp Ratio
Azobenzene	N.D.	9.25	51.0	48.8	182.0	26.0

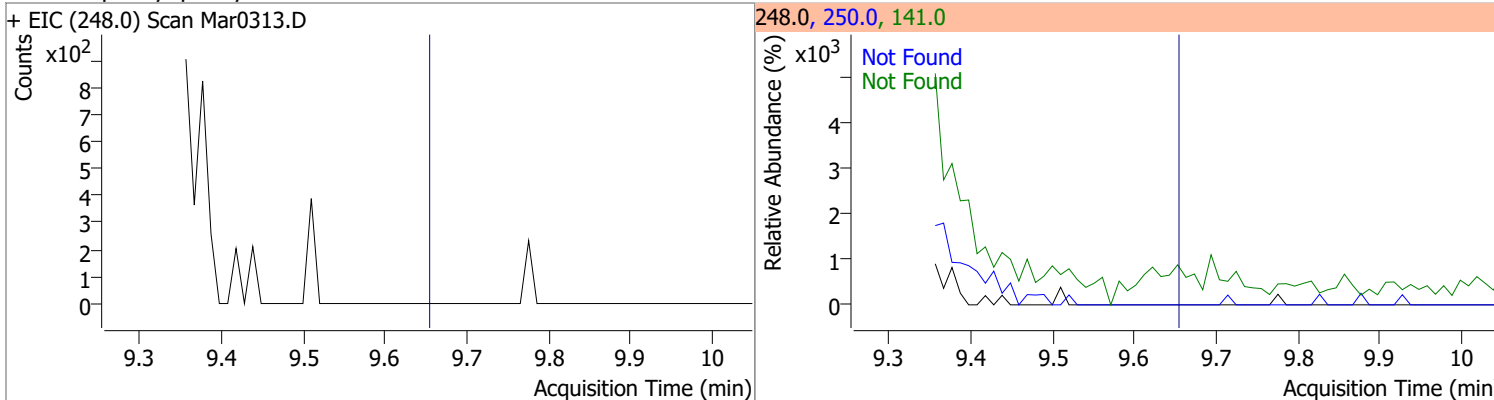


Quantitation Results Report (QT Reviewed)

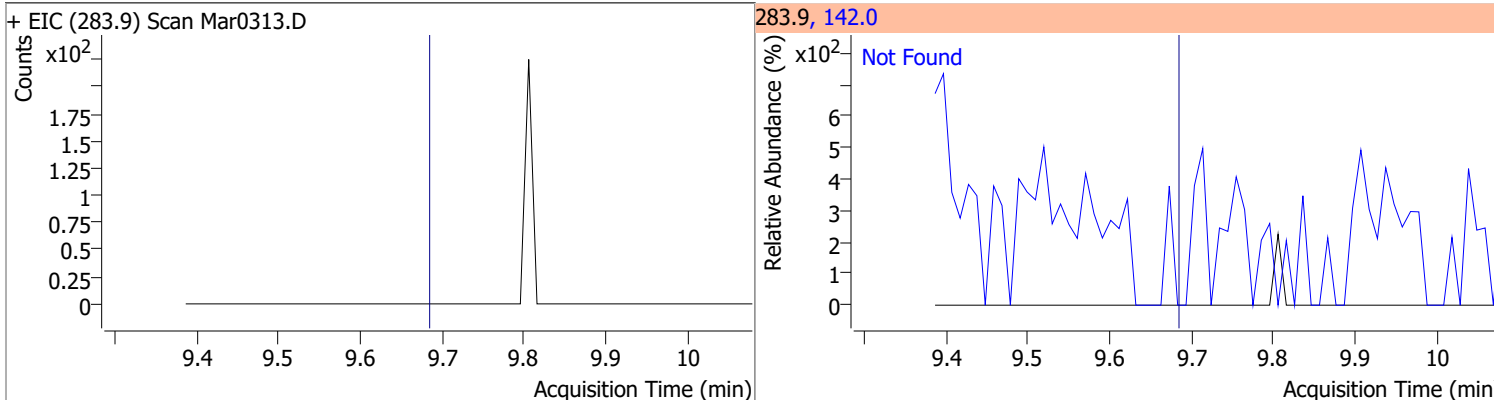
Compound	Conc.	RT	Dev(Min)	Resp.	QIon	QRatio	Lower	Upper
2,4,6-Tribromophenol	153.6155	9.34	0.01	201934	331.8	90.8	63.6	118.2



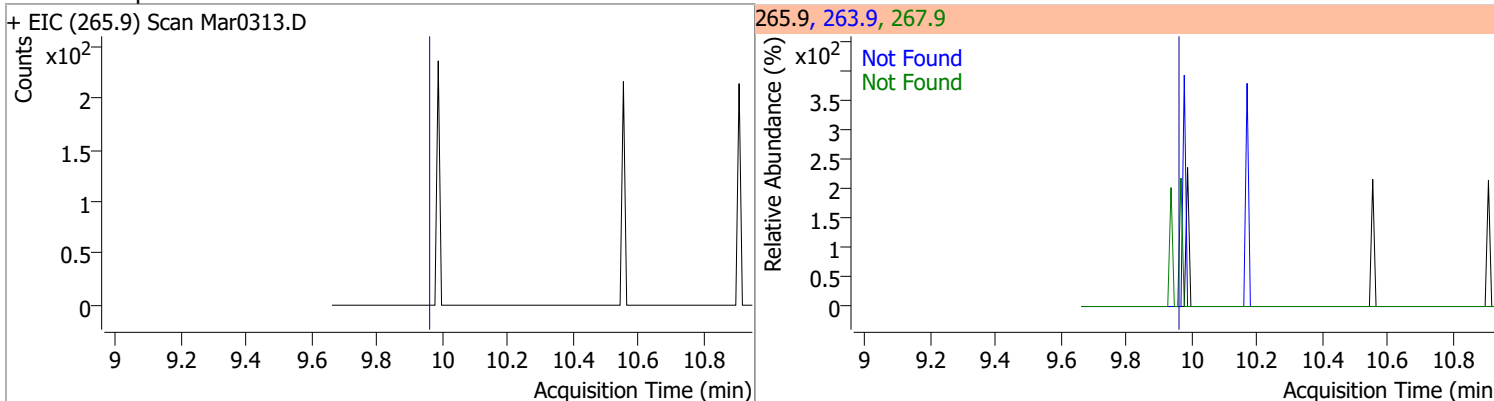
Compound	Conc.	Exp RT	QIon	Exp Ratio	QIon	Exp Ratio
4-Bromophenyl-phenylether	N.D.	9.65	141.0	100.4	250.0	99.4



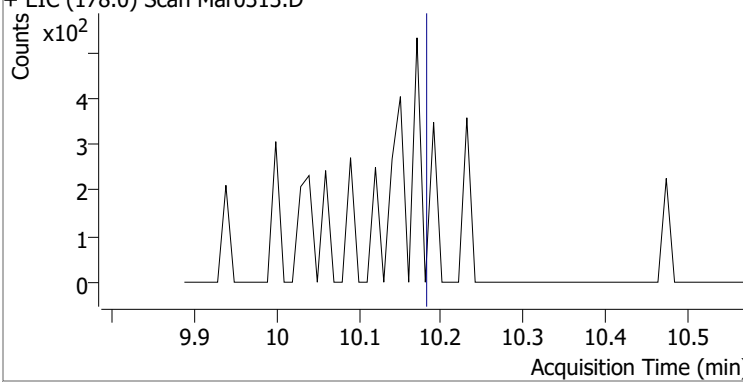
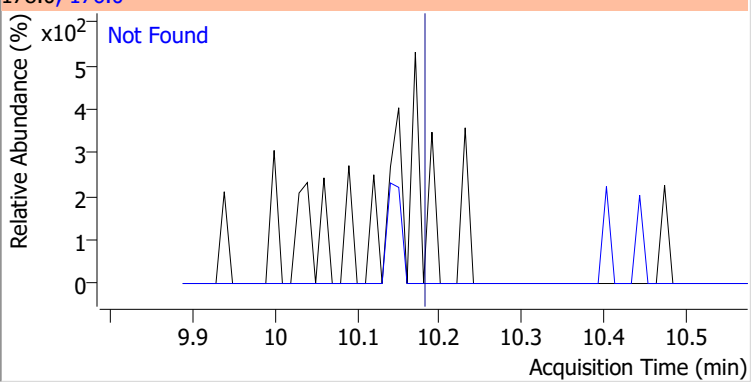
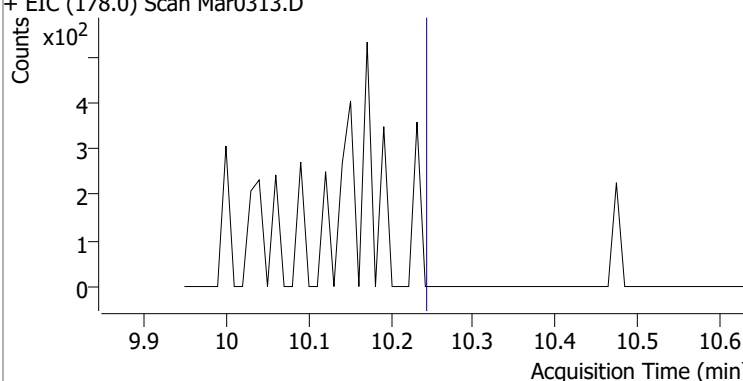
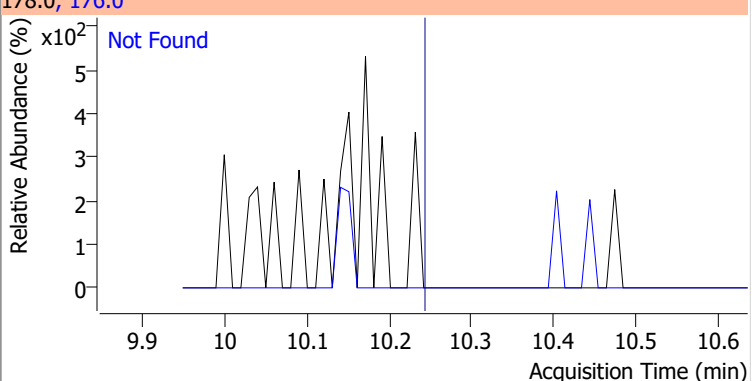
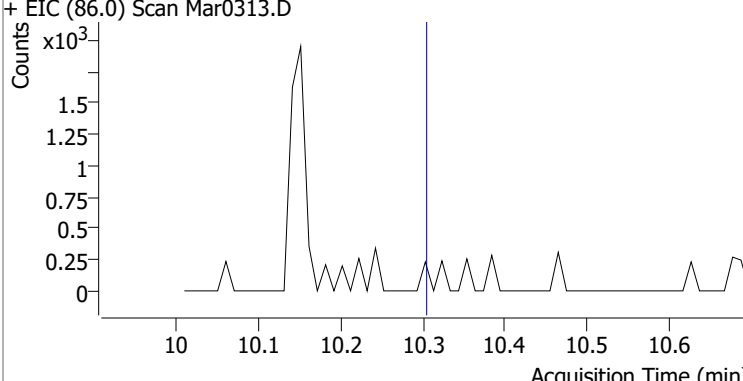
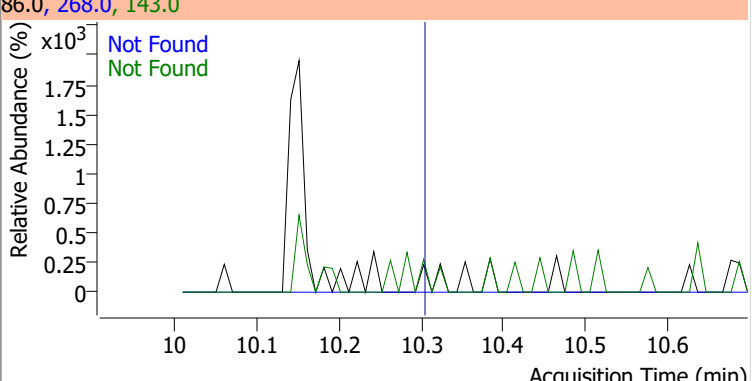
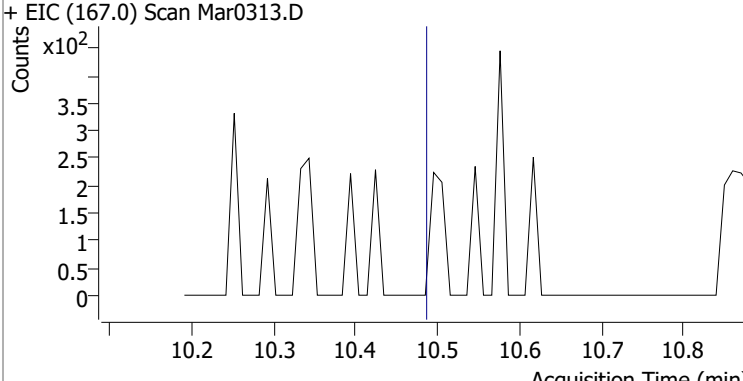
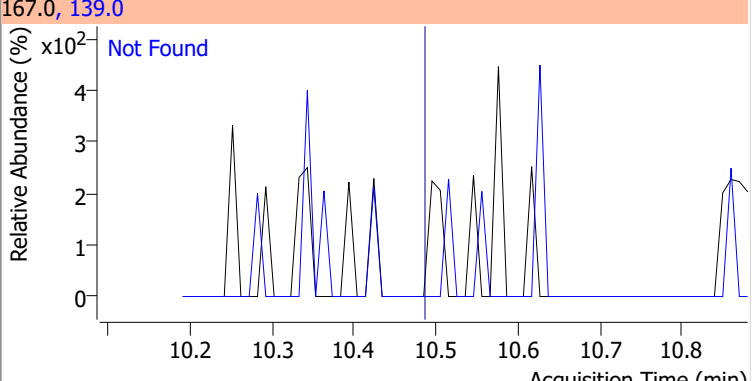
Compound	Conc.	Exp RT	QIon	Exp Ratio	QIon	Exp Ratio
Hexachlorobenzene	N.D.	9.68	142.0	49.3		



Compound	Conc.	Exp RT	QIon	Exp Ratio	QIon	Exp Ratio
Pentachlorophenol	N.D.	9.96	263.9	63.1	267.9	62.4

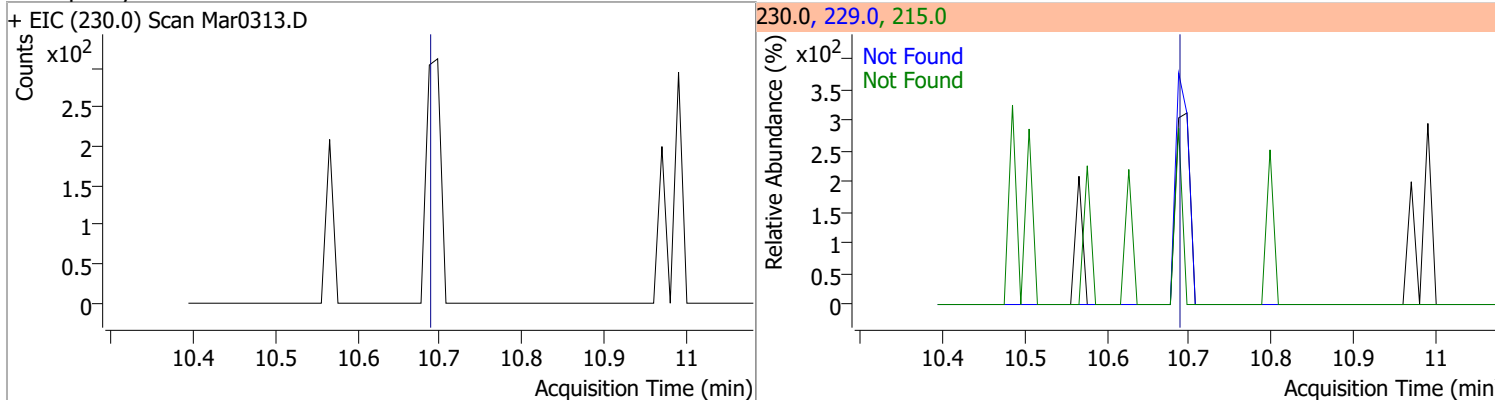


Quantitation Results Report (QT Reviewed)

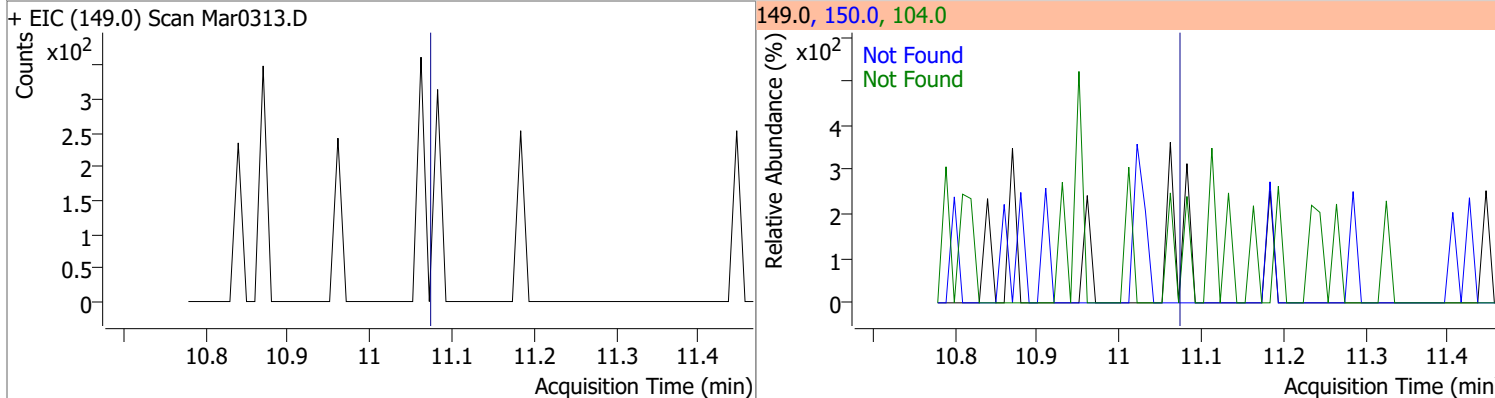
Compound	Conc.	Exp RT	QIon	Exp Ratio		
Phenanthrene	N.D.	10.18	176.0	18.9		
+ EIC (178.0) Scan Mar0313.D			178.0, 176.0			
						
Anthracene	N.D.	10.24	176.0	18.2		
+ EIC (178.0) Scan Mar0313.D			178.0, 176.0			
						
Triallate	N.D.	10.30	268.0	23.9	QIon	Exp Ratio
+ EIC (86.0) Scan Mar0313.D			86.0, 268.0, 143.0			
						
Carbazole	N.D.	10.48	139.0	13.0		
+ EIC (167.0) Scan Mar0313.D			167.0, 139.0			
						

Quantitation Results Report (QT Reviewed)

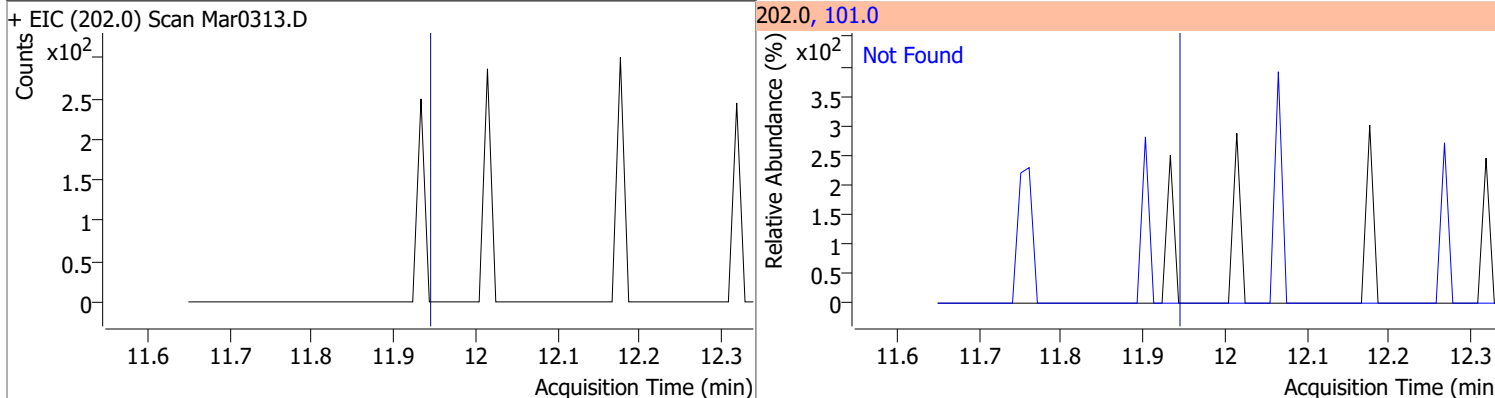
Compound	Conc.	Exp RT	QIon	Exp Ratio	QIon	Exp Ratio
o-Terphenyl	N.D.	10.69	229.0	64.7	215.0	38.5



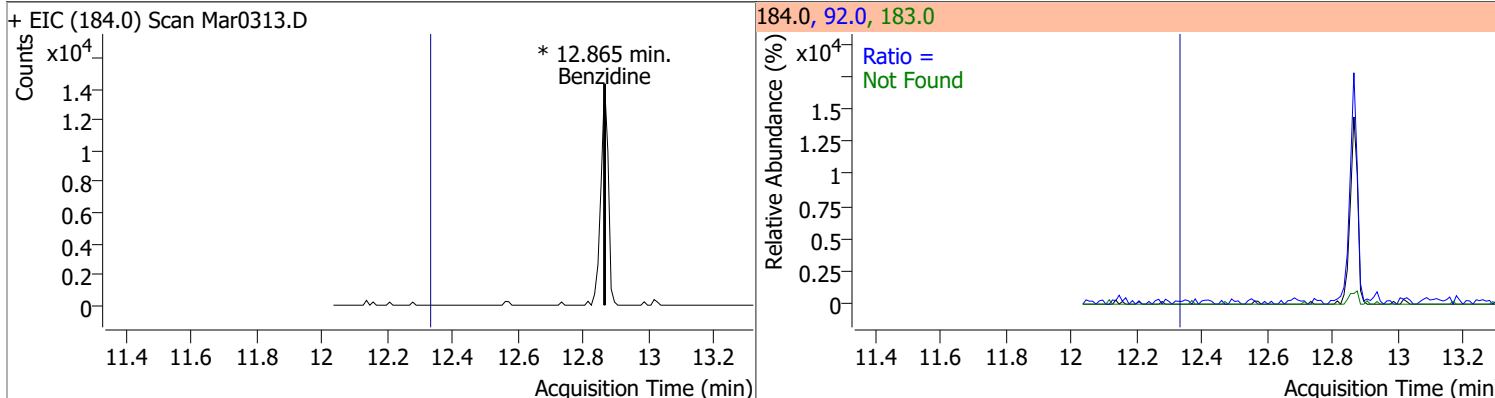
Compound	Conc.	Exp RT	QIon	Exp Ratio	QIon	Exp Ratio
Di-n-Butylphthalate	N.D.	11.07	150.0	9.1	104.0	6.2



Compound	Conc.	Exp RT	QIon	Exp Ratio
Fluoranthene	N.D.	11.94	101.0	12.7

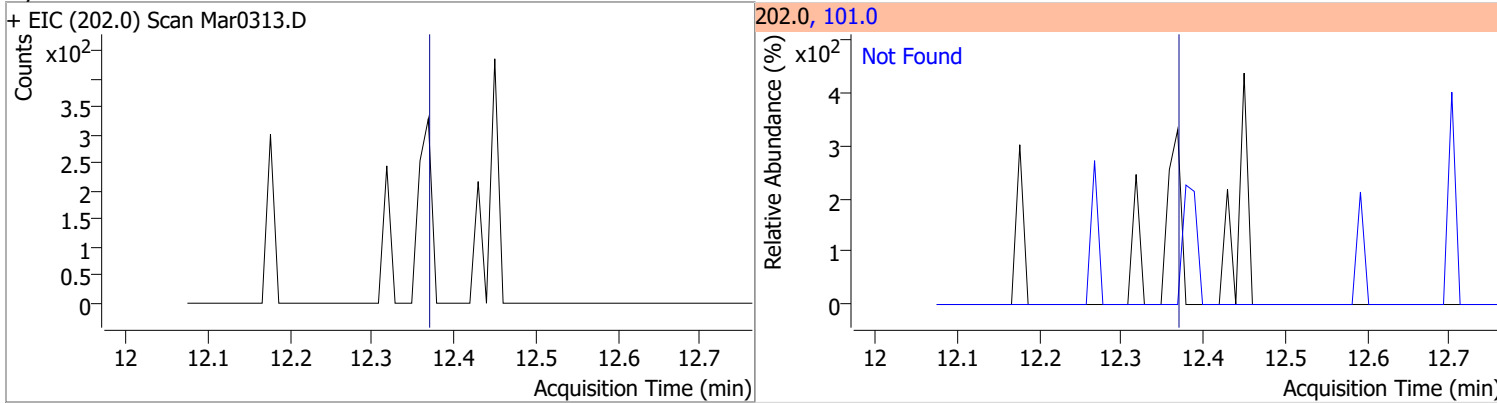


Compound	Conc.	RT	Dev(Min)	Resp.	QIon	QRatio	Lower	Upper
Benzidine		0		0	183.0		8.2	15.3
					92.0		6.4	11.9

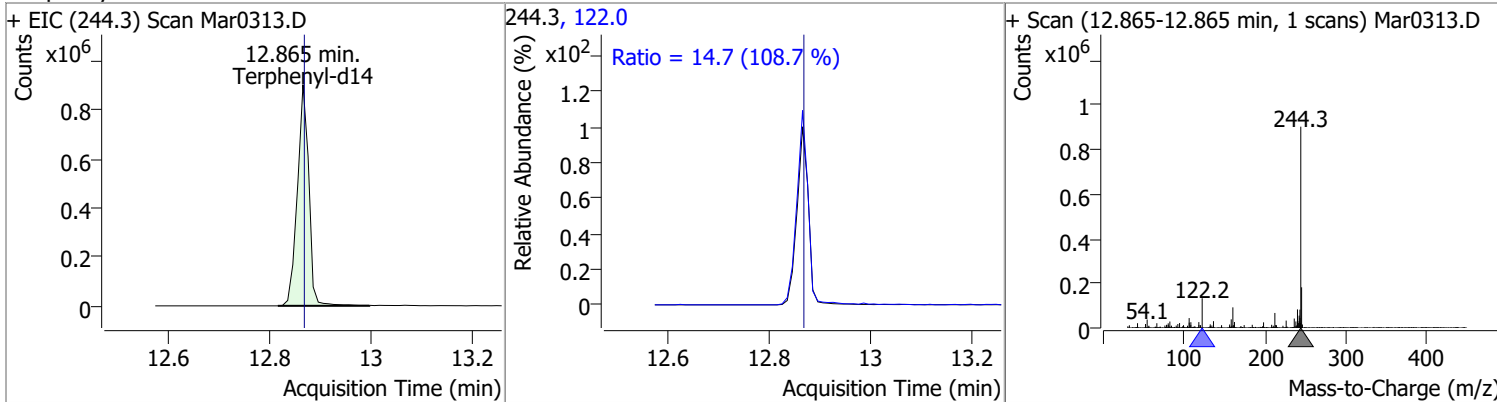


Quantitation Results Report (QT Reviewed)

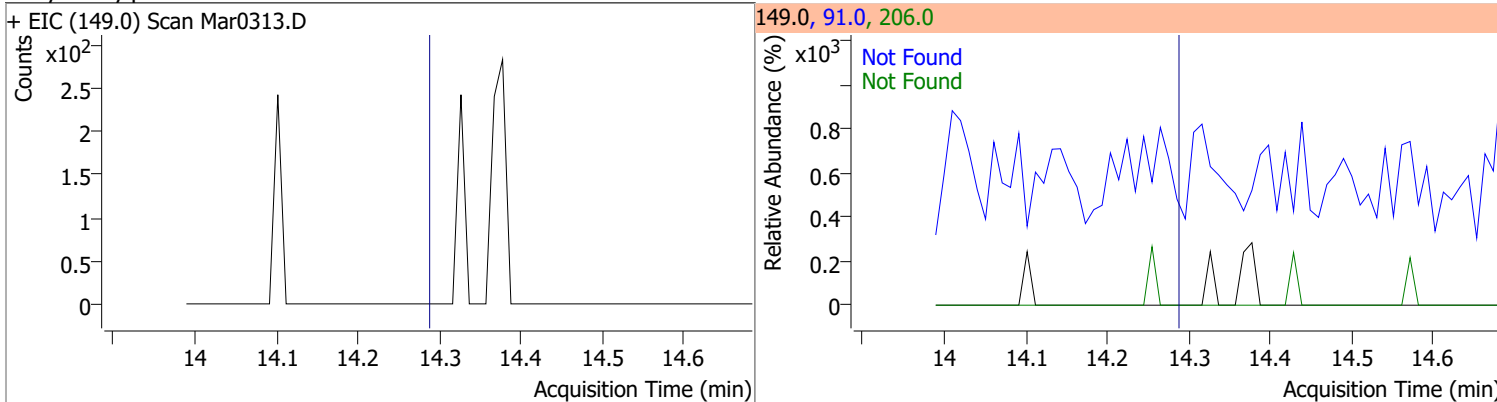
Compound	Conc.	Exp RT	QIon	Exp Ratio
Pyrene	N.D.	12.37	101.0	15.2



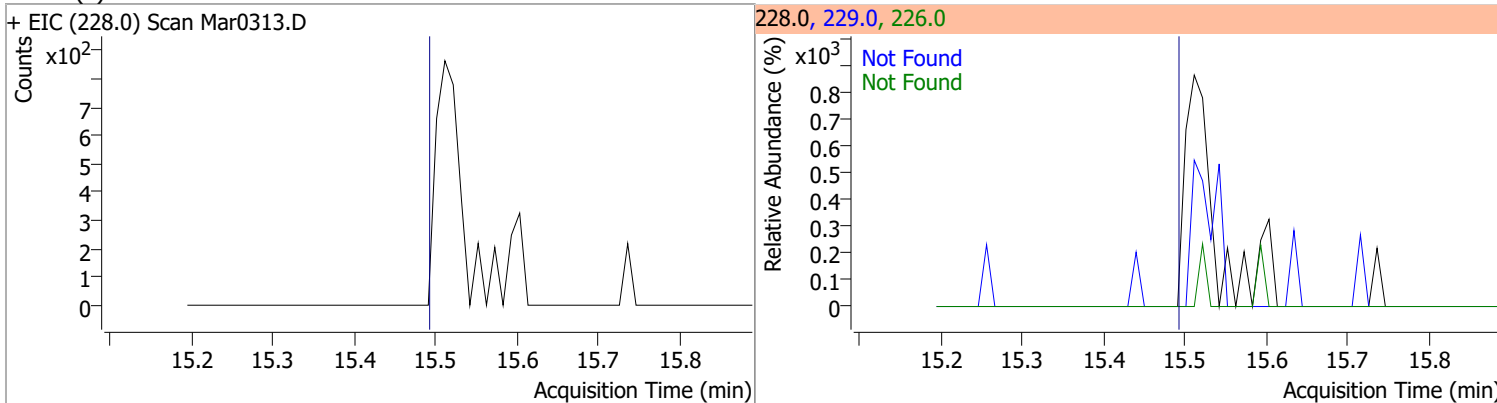
Compound	Conc.	RT	Dev(Min)	Resp.	QIon	QRatio	Lower	Upper
Terphenyl-d14	101.7323	12.87	0.00	1423182	122.0	14.7	9.5	17.6



Compound	Conc.	Exp RT	QIon	Exp Ratio	QIon	Exp Ratio
Butylbenzylphthalate	N.D.	14.30	91.0	83.4	206.0	17.7

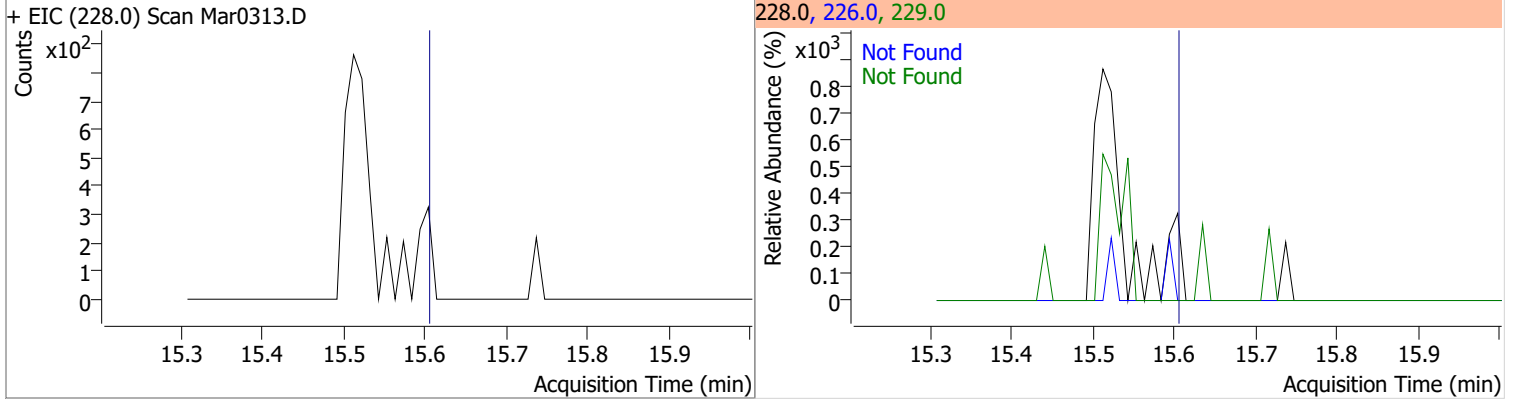


Compound	Conc.	Exp RT	QIon	Exp Ratio	QIon	Exp Ratio
Benzo(a)Anthracene	N.D.	15.50	226.0	26.4	229.0	20.9

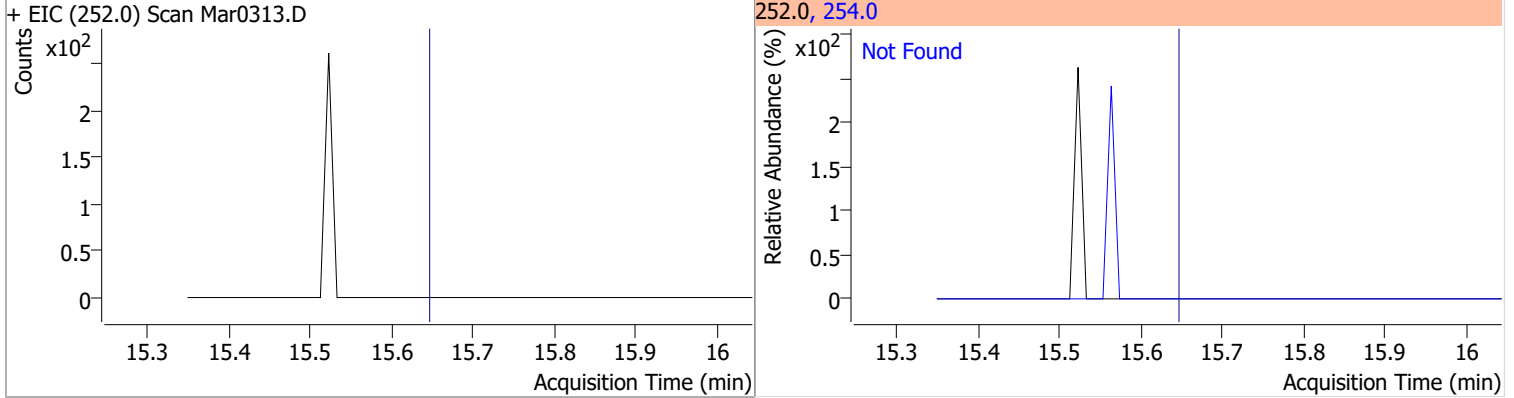


Quantitation Results Report (QT Reviewed)

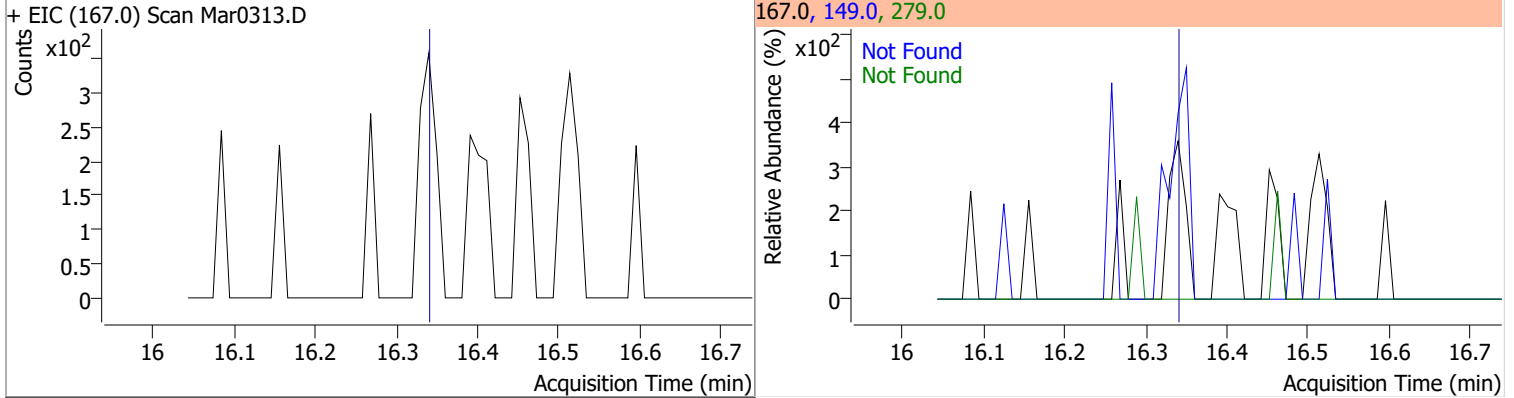
Compound	Conc.	Exp RT	QIon	Exp Ratio	QIon	Exp Ratio
Chrysene	N.D.	15.61	226.0	29.2	229.0	20.4



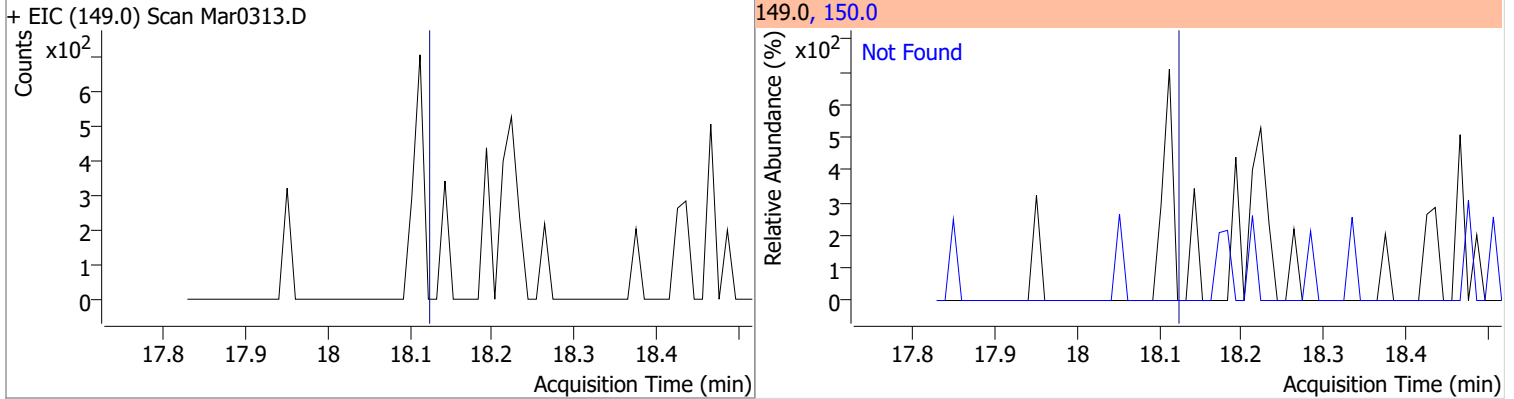
Compound	Conc.	Exp RT	QIon	Exp Ratio
3,3-Dichlorobenzidine	N.D.	15.65	254.0	64.6



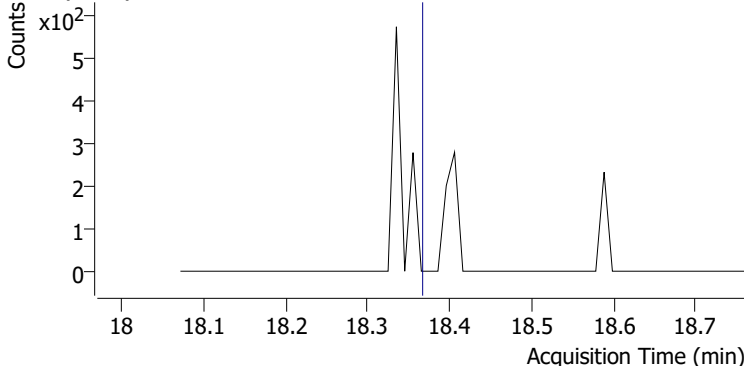
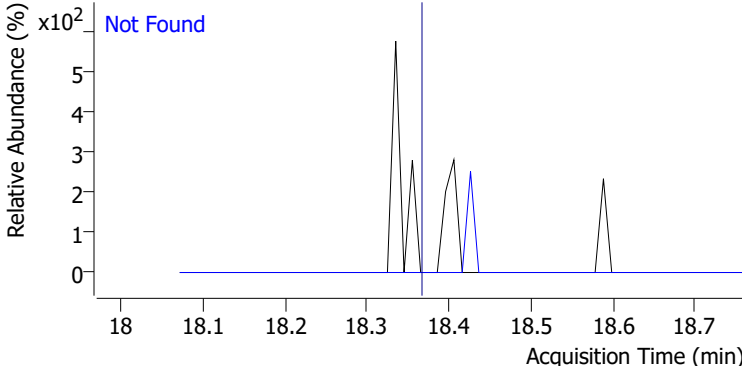
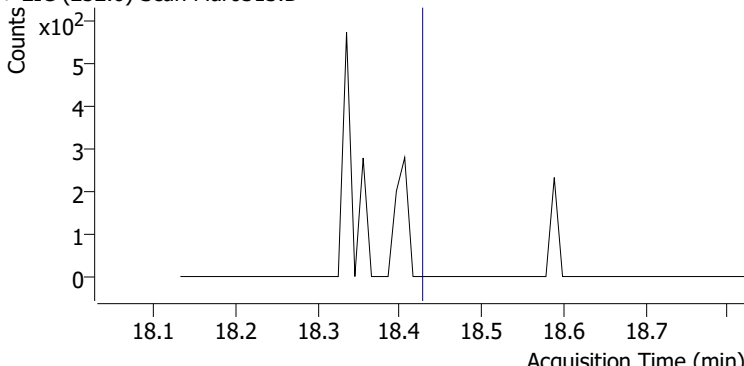
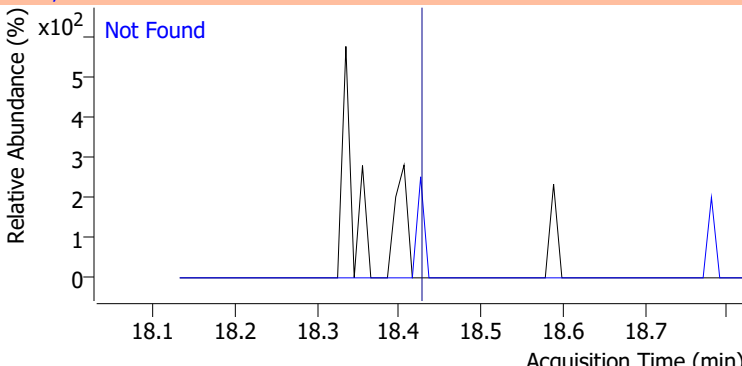
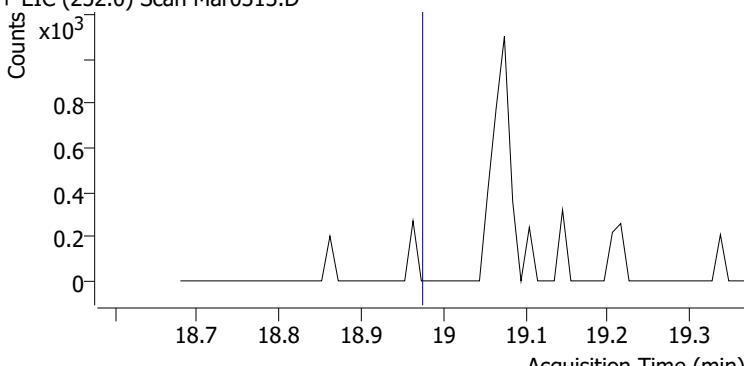
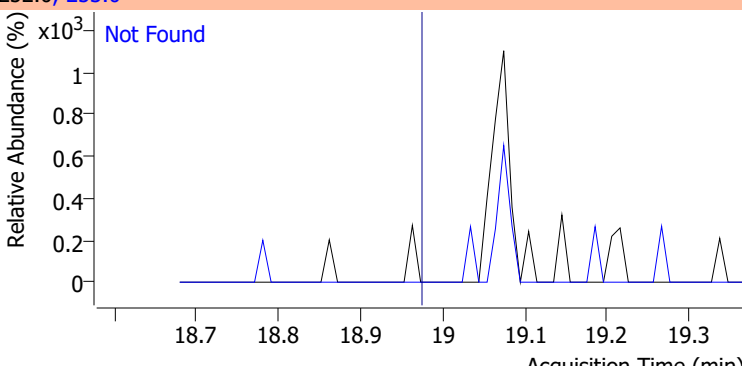
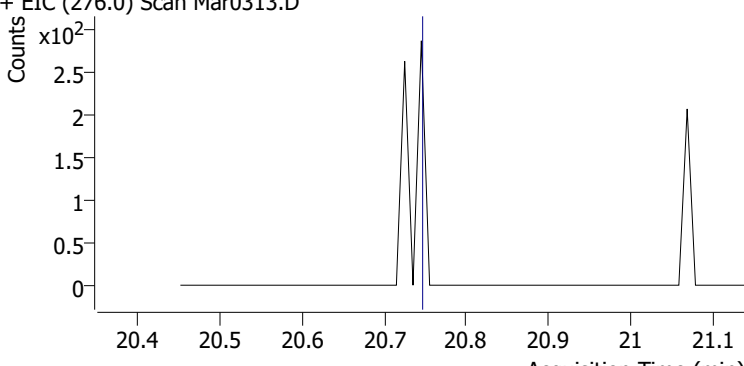
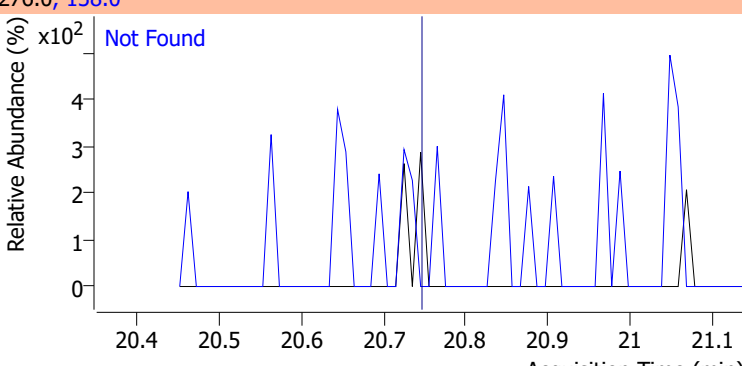
Compound	Conc.	Exp RT	QIon	Exp Ratio	QIon	Exp Ratio
bis(2-ethylhexyl)Phthalate	N.D.	16.35	149.0	391.0	279.0	13.4



Compound	Conc.	Exp RT	QIon	Exp Ratio
Di-n-octyl Phthalate	N.D.	18.12	150.0	9.5

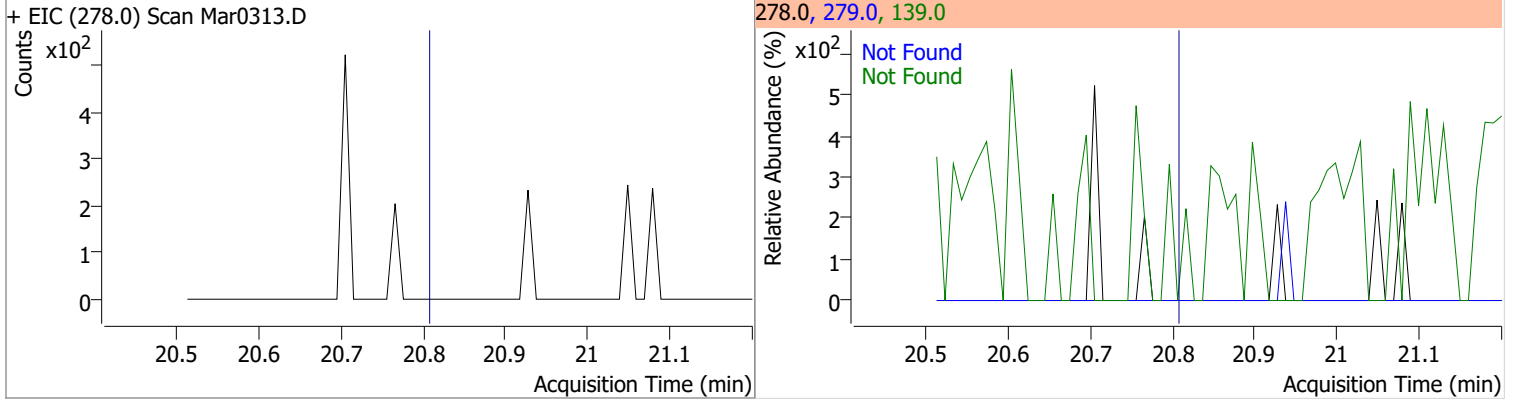


Quantitation Results Report (QT Reviewed)

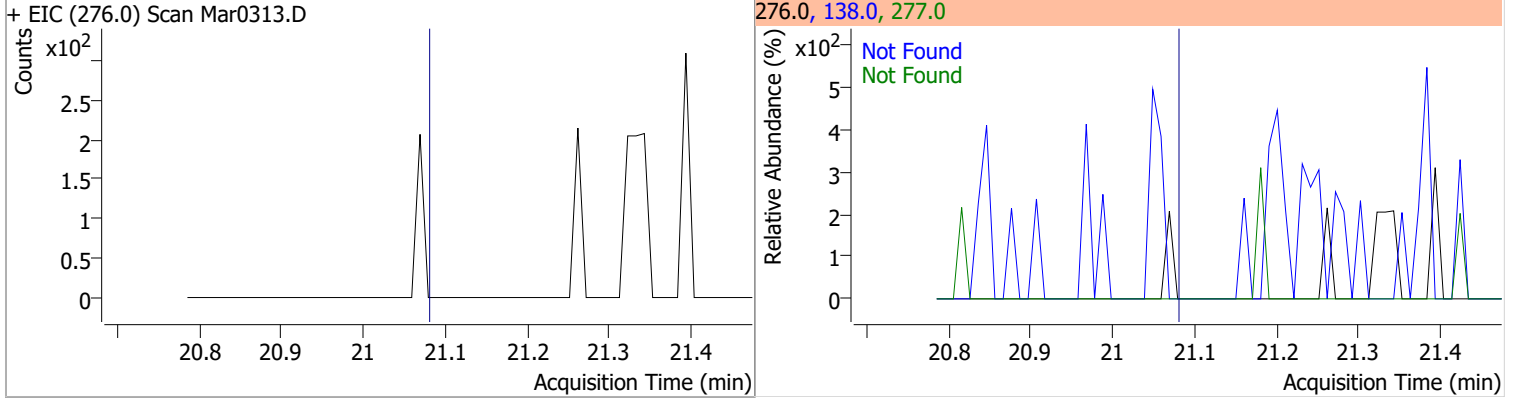
Compound	Conc.	Exp RT	QIon	Exp Ratio
Benzo(b)fluoranthene	N.D.	18.37	253.0	22.9
+ EIC (252.0) Scan Mar0313.D			252.0, 253.0	
				
Benzo(k)fluoranthene	N.D.	18.43	253.0	22.8
+ EIC (252.0) Scan Mar0313.D			252.0, 253.0	
				
Benzo(a)pyrene	N.D.	18.97	253.0	22.6
+ EIC (252.0) Scan Mar0313.D			252.0, 253.0	
				
Indeno(1,2,3-c,d)pyrene	N.D.	20.75	138.0	30.2
+ EIC (276.0) Scan Mar0313.D			276.0, 138.0	
				

Quantitation Results Report (QT Reviewed)

Compound	Conc.	Exp RT	QIon	Exp Ratio	QIon	Exp Ratio
Dibenzo(a,h)anthracene	N.D.	20.81	139.0	25.3	279.0	24.1



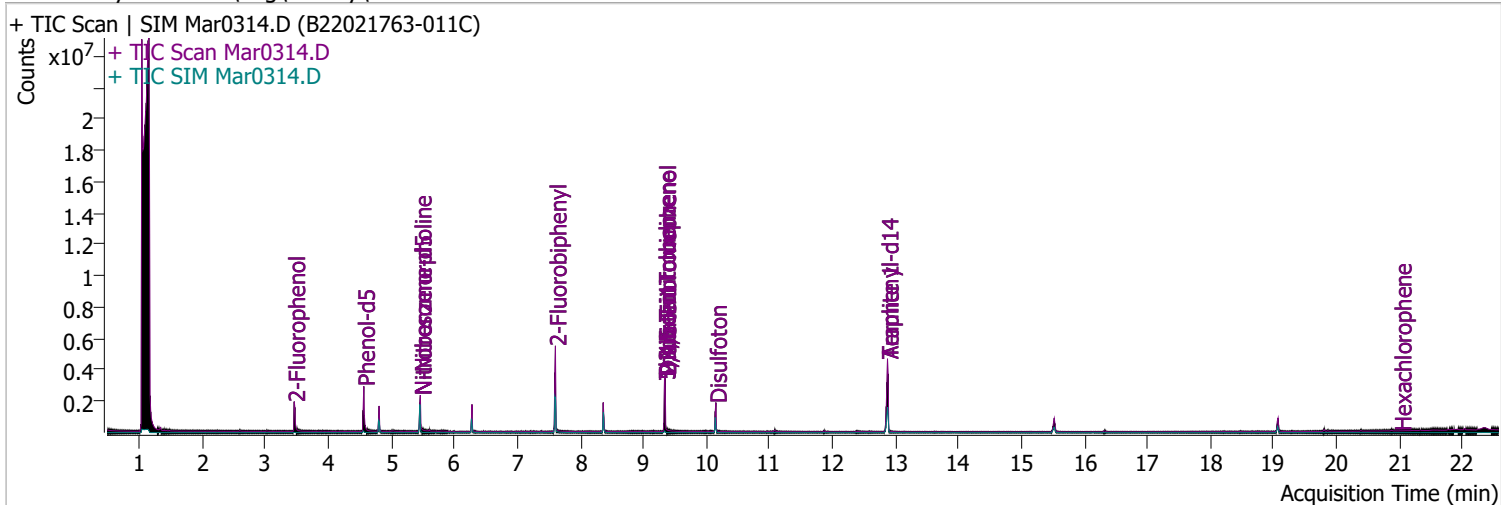
Compound	Conc.	Exp RT	QIon	Exp Ratio	QIon	Exp Ratio
Benzo(g,h,i)perylene	N.D.	21.08	138.0	32.4	277.0	23.6



Quantitation Results Report (QT Reviewed)

Data File Mar0314.D
 Acq. Method BNA+SIM.M
 Sample Name B22021763-011C
 Vial 14
 DA Method File
 Tune File dftppdsm.u
 Batch Name 030322 DoD BNA.batch.bin
 Ref Library D:\Org\Library\NIST129K.I

Operator LIMS import
 Acq. Date-Time 3/3/2022 11:29:33 PM
 Instrument Instrument #1
 Multiplier 1.00
 Comment SVOC-8270-W-LARGO
 Tune Date 2/18/2022 9:25:00 PM
 Last Calib Update 3/4/2022 9:18:32 AM



Compound	RT	QIon	Resp.	Conc.	Units	Dev(Min)
----------	----	------	-------	-------	-------	----------

Internal Standards

System Monitoring Compounds

S 2-Fluorophenol	3.459	112.0	793390	116.2629	µg/L	-0.071
Spiked Amount: 200.000	Range: 10.0 - 75.0%			Recovery = 58.13%		
S Phenol-d5	4.562	99.0	1201380	141.9959	µg/L	0.010
Spiked Amount: 200.000	Range: 10.0 - 65.0%			Recovery = 71.00%		*
S Nitrobenzene-d5	5.461	82.0	737578	150.4351	µg/L	-0.010
Spiked Amount: 100.000	Range: 32.0 - 94.0%			Recovery = 150.44%		*
S 2-Fluorobiphenyl	7.605	172.0	2026310	158.1365	µg/L	0.010
Spiked Amount: 100.000	Range: 28.0 - 107.0%			Recovery = 158.14%		*
S 2,4,6-Tribromophenol	9.346	329.8	446212	274.4012	µg/L	0.021
Spiked Amount: 200.000	Range: 25.0 - 140.0%			Recovery = 137.20%		
S Terphenyl-d14	12.875	244.3	2969975	213.7740	µg/L	0.010
Spiked Amount: 100.000	Range: 32.0 - 122.0%			Recovery = 213.77%		*

Target Compounds

Compound	RT	QIon	Resp.	Conc.	Units	Dev(Min)	QValue
T N-Nitrosodimethylamine	0.000		0	N.D.			
T Pyridine	0.000		0	N.D.			
T Aniline	0.000		0	N.D.			
T Phenol	0.000		0	N.D.			
T bis(-2-Chloroethyl)Ether	0.000		0	N.D.			
T 2-Chlorophenol	0.000		0	N.D.			
T 1,3-Dichlorobenzene	0.000		0	N.D.			
T 1,4-Dichlorobenzene	0.000		0	N.D.			
T 1,2-Dichlorobenzene	0.000		0	N.D.			
T Benzyl Alcohol	5.022	108.0	0		µg/L	md	1
T bis(2-chloroisopropyl)Ether	0.000		0	N.D.			
T 2-Methylphenol	0.000		0	N.D.			
T N-nitroso-Di-n-propylamine	5.461	70.0	0		µg/L	md	1
T Hexachloroethane	0.000		0	N.D.			
T 4Methylphenol/3Methylphenol	0.000		0	N.D.			

Quantitation Results Report (QT Reviewed)

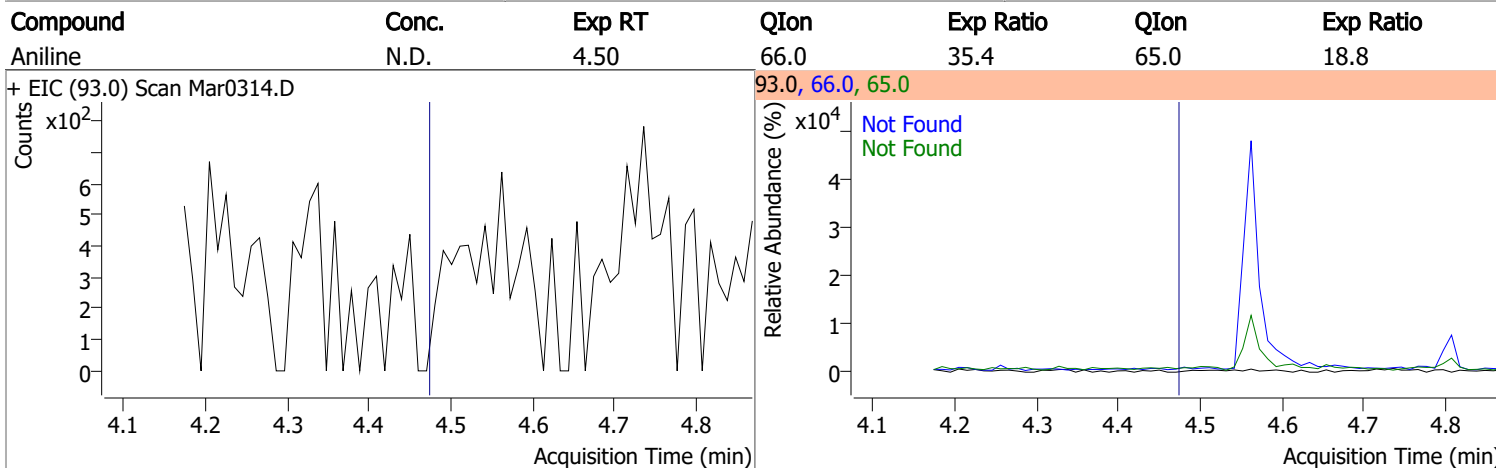
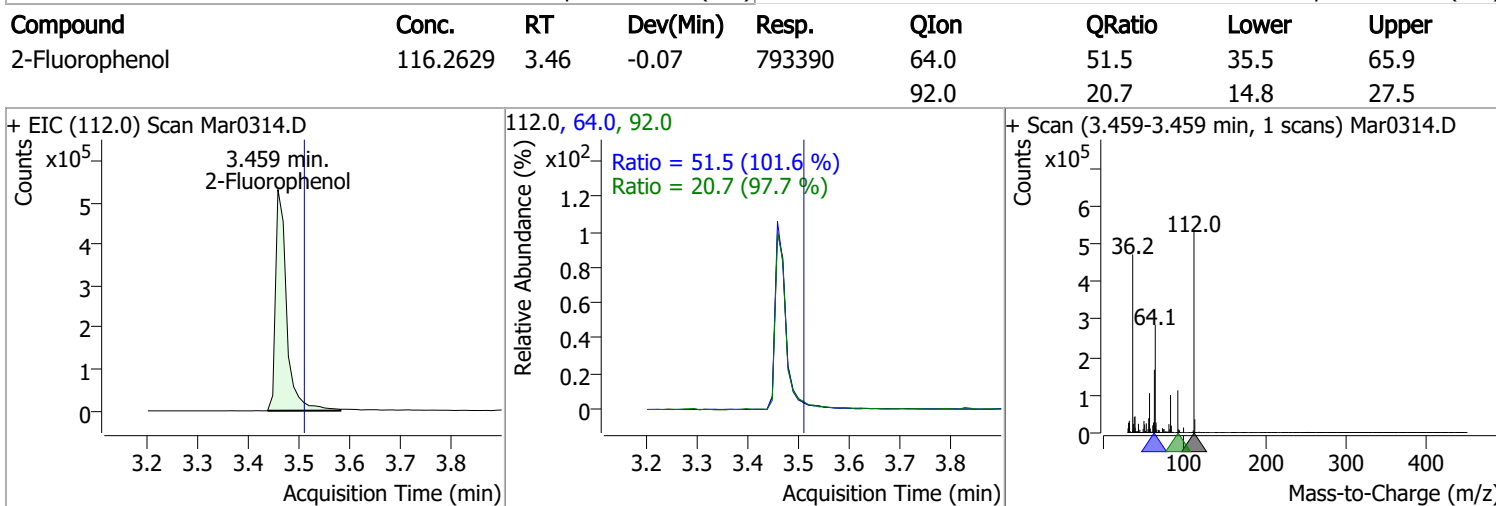
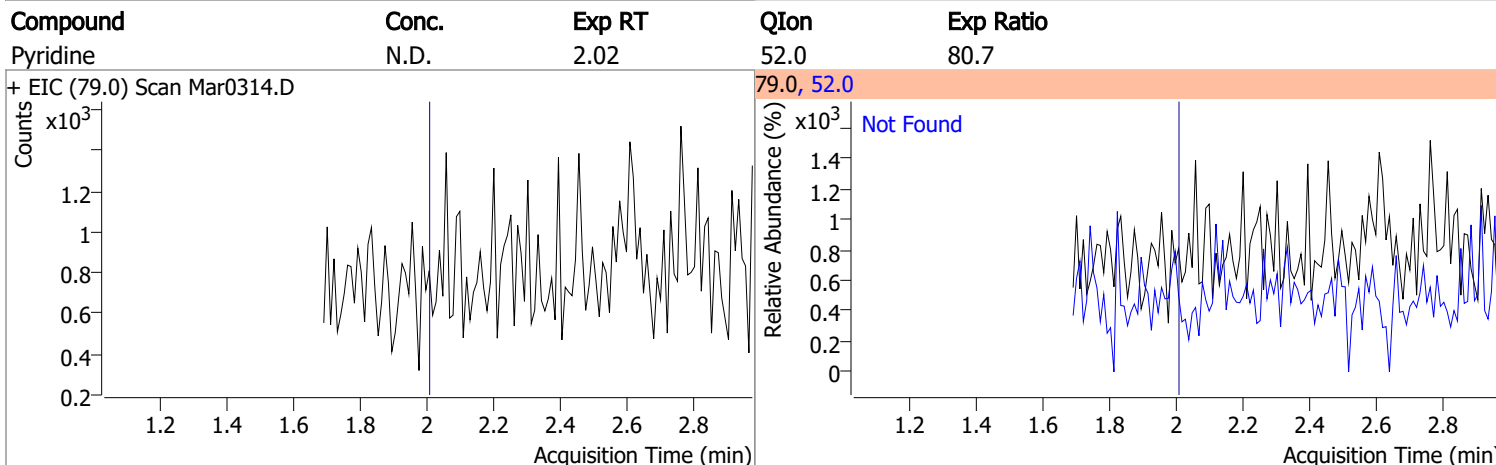
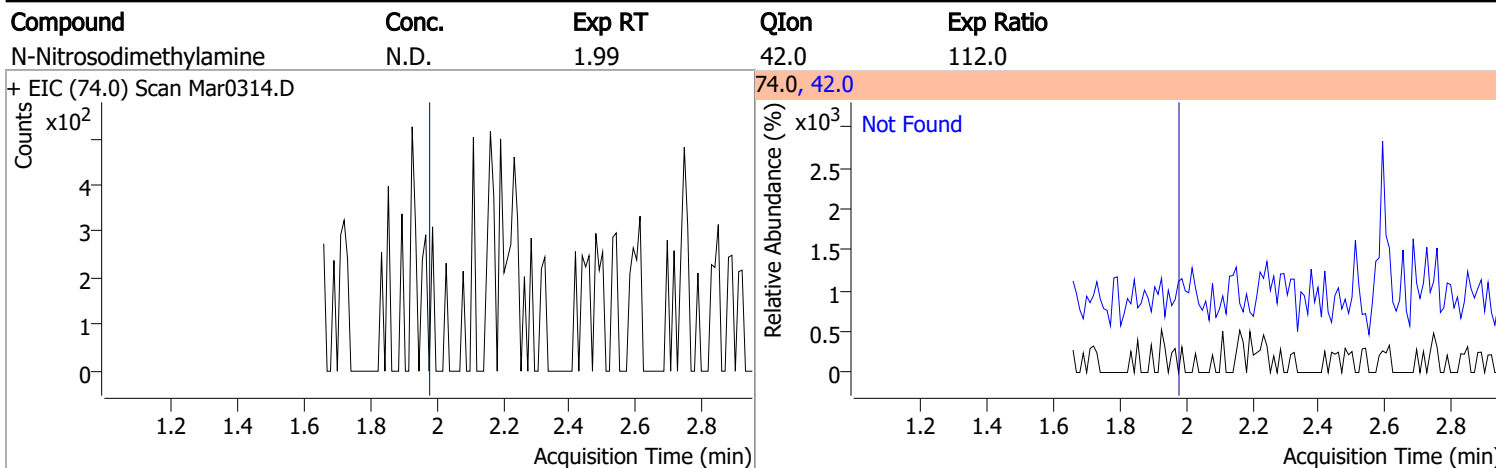
Compound	RT	QIon	Resp.	Conc.	Units	Dev(Min)
T Nitrobenzene	0.000		0	N.D.		
T Isophorone	0.000		0	N.D.		
T 2-Nitrophenol	0.000		0	N.D.		
T 2,4-Dimethylphenol	0.000		0	N.D.		
T bis(-2-Chloroethoxy)Methane	0.000		0	N.D.		
T 2,4-Dichlorophenol	0.000		0	N.D.		
T Benzoic Acid	6.321	105.0	0		µg/L md	1
T 1,2,4-Trichlorobenzene	0.000		0	N.D.		
T Naphthalene	0.000		0	N.D.		
T 4-Chlorophenol	0.000		0	N.D.		
T p-Chloroaniline	0.000		0	N.D.		
T Hexachlorobutadiene	0.000		0	N.D.		
T 4-Chloro-2-Methylphenol	0.000		0	N.D.		
T 4-Chloro-3-Methylphenol	0.000		0	N.D.		
T 2-Methylnaphthalene	0.000		0	N.D.		
T 1-Methylnaphthalene	0.000		0	N.D.		
T Hexachlorocyclopentadiene	0.000		0	N.D.		
T 2,4,6-Trichlorophenol	0.000		0	N.D.		
T 2,4,5-Trichlorophenol	0.000		0	N.D.		
T 2-Chloronaphthalene	0.000		0	N.D.		
T 2-Nitroaniline	7.605	65.0	0		µg/L md	1
T Dimethyl Phthalate	8.364	163.0	0		µg/L md	1
T 2,6-Dinitrotoluene	8.364	165.0	0		µg/L md	1
T Acenaphthylene	0.000		0	N.D.		
T 3-Nitroaniline	0.000		0	N.D.		
T Acenaphthene	0.000		0	N.D.		
T 2,4-Dinitrophenol	0.000		0	N.D.		
T Dibenzofuran	0.000		0	N.D.		
T 2,4-Dinitrotoluene	0.000		0	N.D.		
T 4-Nitrophenol	0.000		0	N.D.		
T Diethylphthalate	0.000		0	N.D.		
T Fluorene	0.000		0	N.D.		
T 4-Chlorophenyl-phenylether	0.000		0	N.D.		
T 4-Nitroaniline	0.000		0	N.D.		
T 4,6-Dinitro-2-methylphenol	9.346	198.0	0		µg/L md	1
T N-nitrosodiphenylamine	0.000		0	N.D.		
T Azobenzene	0.000		0	N.D.		
T 4-Bromophenyl-phenylether	0.000		0	N.D.		
T Hexachlorobenzene	0.000		0	N.D.		
T Pentachlorophenol	0.000		0	N.D.		
T Phenanthrene	0.000		0	N.D.		
T Anthracene	0.000		0	N.D.		
T Triallate	0.000		0	N.D.		
T Carbazole	0.000		0	N.D.		
T o-Terphenyl	0.000		0	N.D.		
T Di-n-Butylphthalate	0.000		0	N.D.		
T Fluoranthene	0.000		0	N.D.		
T Benzidine	12.875	184.0	0		µg/L md	1
T Pyrene	0.000		0	N.D.		
T Butylbenzylphthalate	0.000		0	N.D.		
T Benzo(a)Anthracene	0.000		0	N.D.		
T Chrysene	0.000		0	N.D.		
T 3,3-Dichlorobenzidine	0.000		0	N.D.		
T bis(2-ethylhexyl)Phthalate	0.000		0	N.D.		
T Di-n-octyl Phthalate	0.000		0	N.D.		

Quantitation Results Report (QT Reviewed)

Compound	RT	QIon	Resp.	Conc.	Units	Dev(Min)
T Benzo(b)fluoranthene	0.000		0	N.D.		
T Benzo(k)fluoranthene	0.000		0	N.D.		
T Benzo(a)pyrene	0.000		0	N.D.		
T Indeno(1,2,3-c,d)pyrene	0.000		0	N.D.		
T Dibenzo(a,h)anthracene	0.000		0	N.D.		
T Benzo(g,h,i)perylene	0.000		0	N.D.		

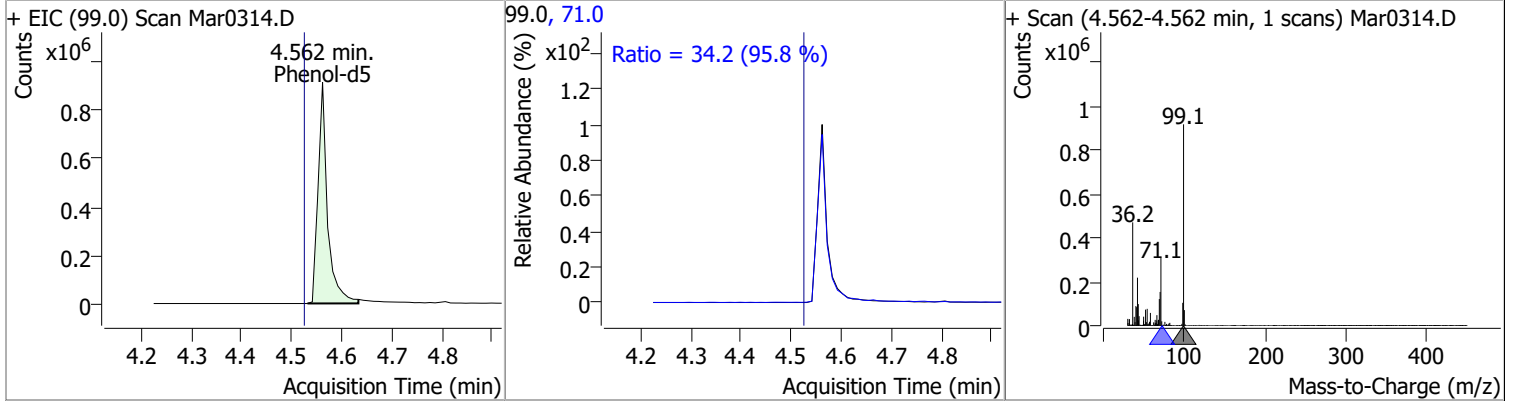
(#) = Qualifier Out of Range; (m) = Manual Integration; (+) = Area Summed; (*) = Surrogate Percent Recovery Out of Range; (d): Zeroed Peak

Quantitation Results Report (QT Reviewed)

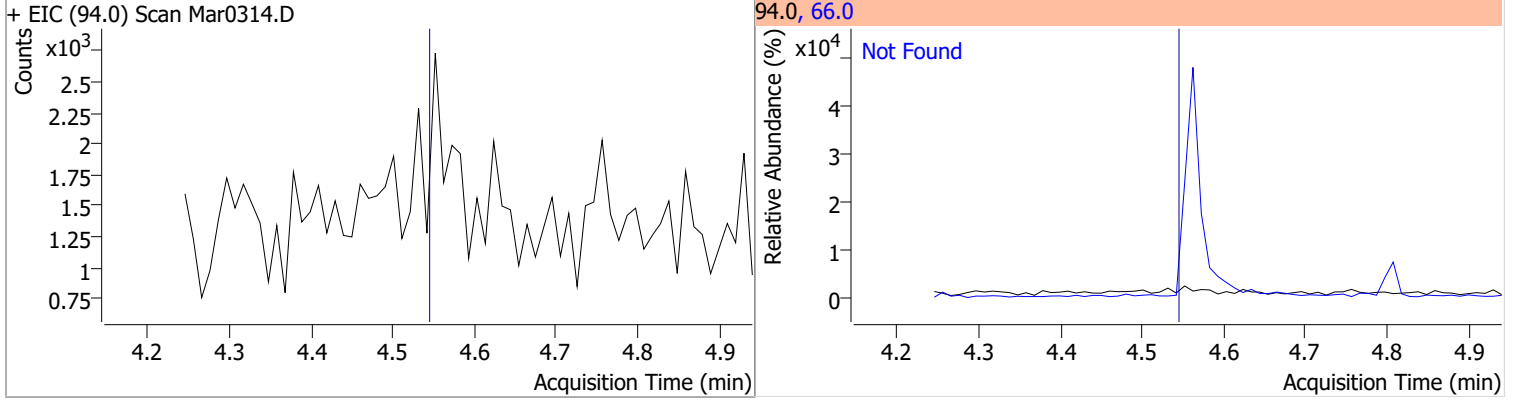


Quantitation Results Report (QT Reviewed)

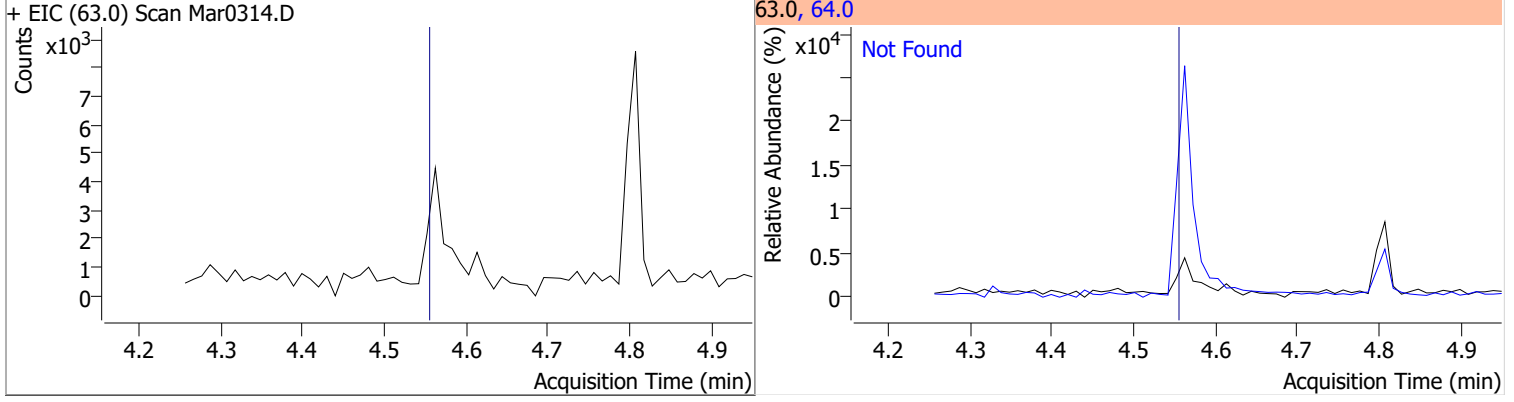
Compound	Conc.	RT	Dev(Min)	Resp.	QIon	QRatio	Lower	Upper
Phenol-d5	141.9959	4.56	0.01	1201380	71.0	34.2	25.0	46.4



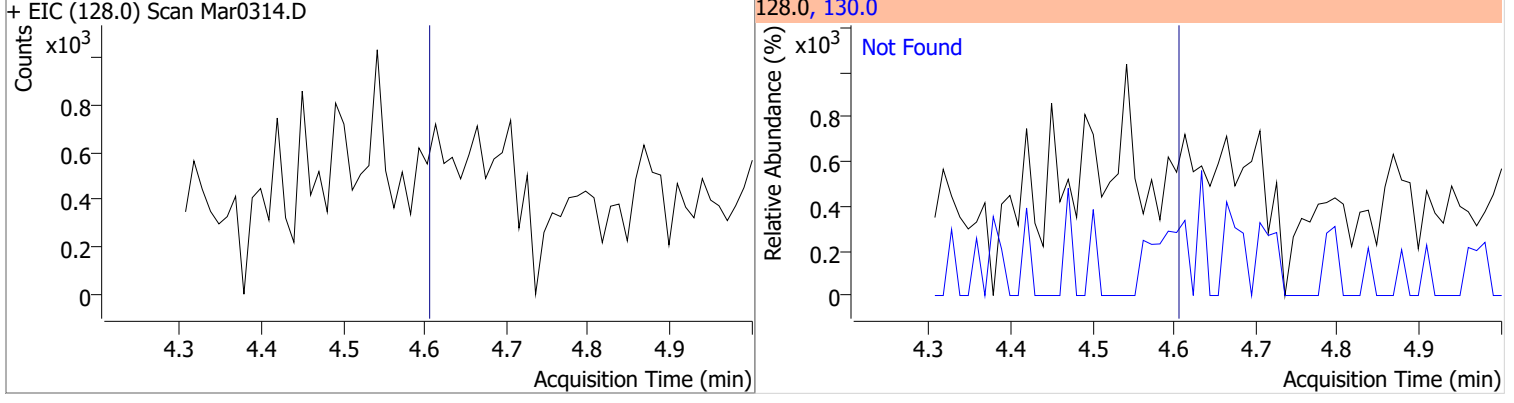
Compound	Conc.	Exp RT	QIon	Exp Ratio
Phenol	N.D.	4.57	66.0	40.4



Compound	Conc.	Exp RT	QIon	Exp Ratio
bis(-2-Chloroethyl)Ether	N.D.	4.58	64.0	10.7

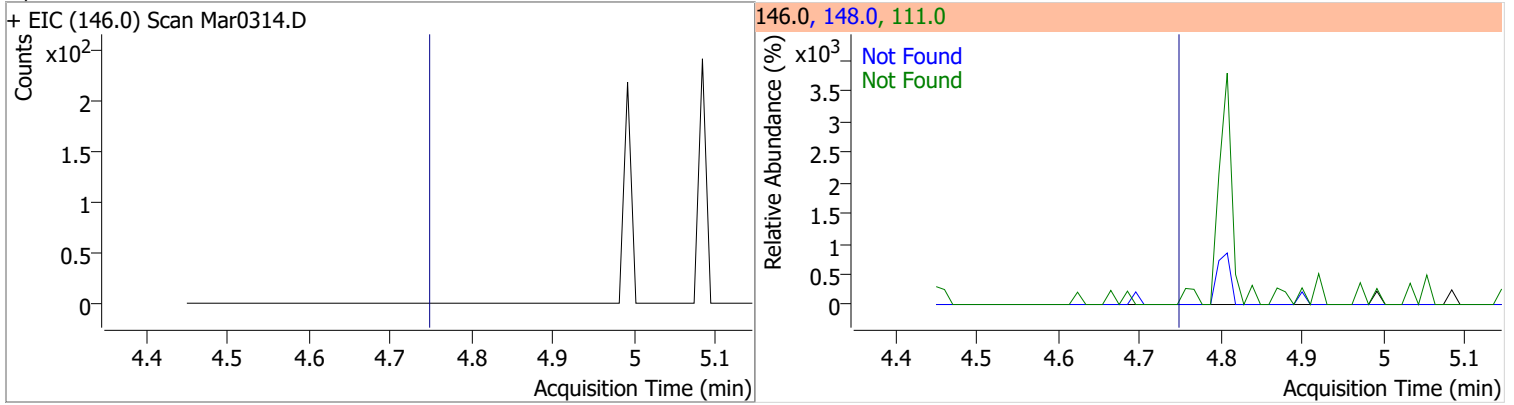


Compound	Conc.	Exp RT	QIon	Exp Ratio
2-Chlorophenol	N.D.	4.63	130.0	32.3

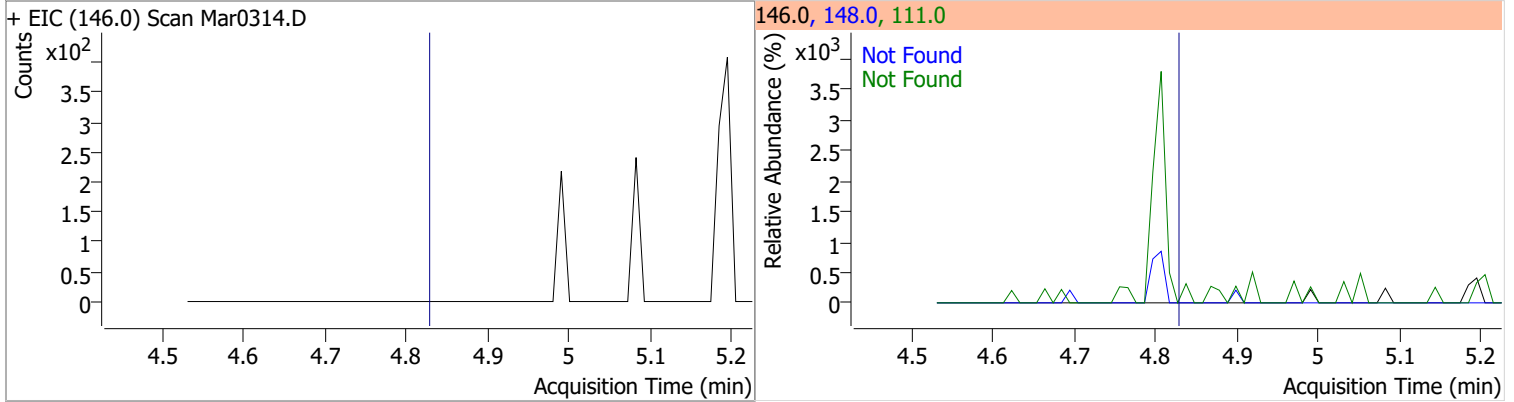


Quantitation Results Report (QT Reviewed)

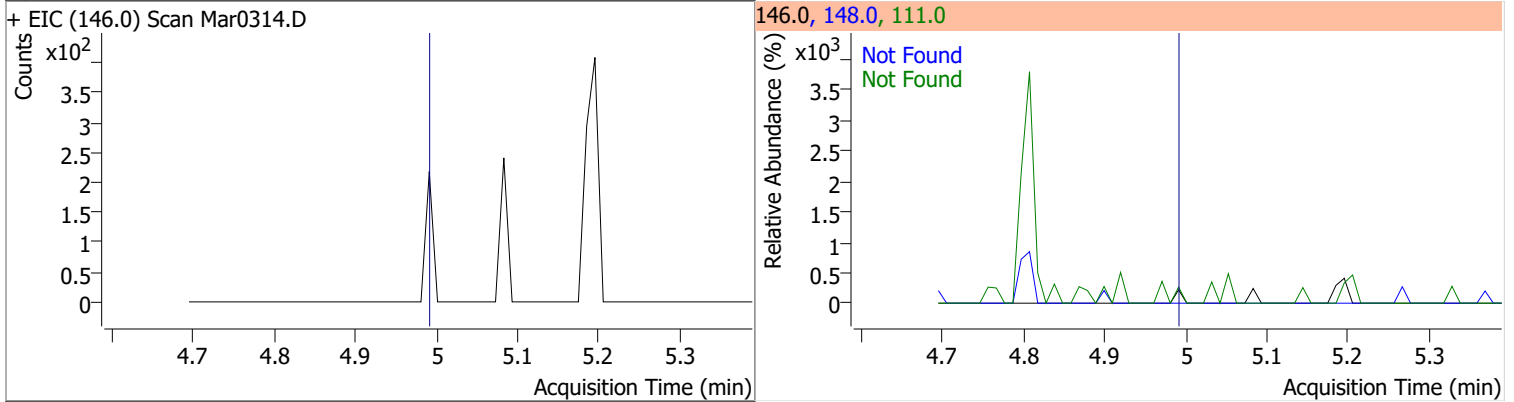
Compound	Conc.	Exp RT	QIon	Exp Ratio	QIon	Exp Ratio
1,3-Dichlorobenzene	N.D.	4.78	148.0	63.7	111.0	35.3



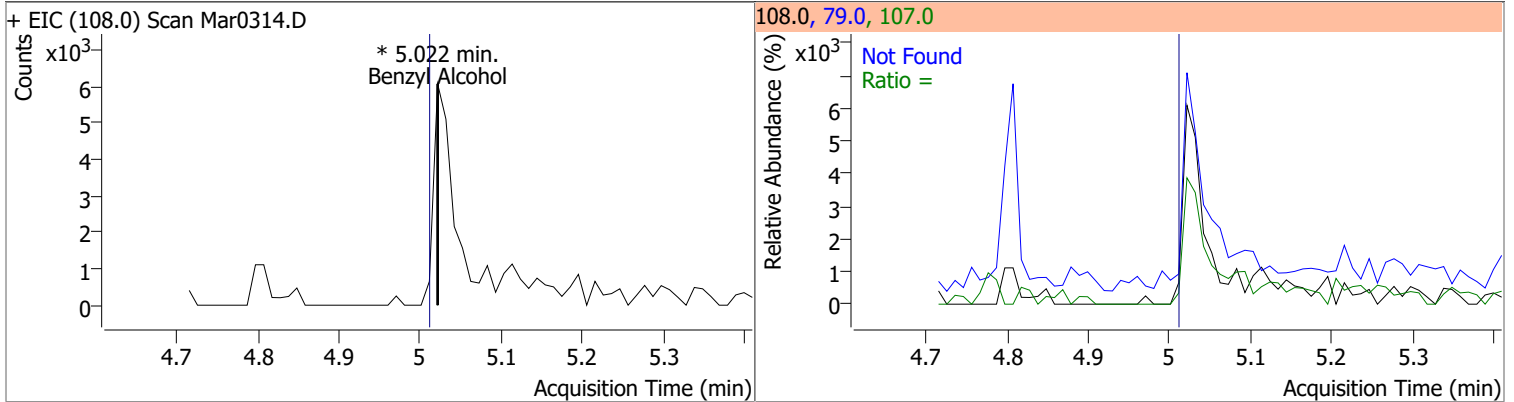
Compound	Conc.	Exp RT	QIon	Exp Ratio	QIon	Exp Ratio
1,4-Dichlorobenzene	N.D.	4.86	148.0	64.4	111.0	35.3



Compound	Conc.	Exp RT	QIon	Exp Ratio	QIon	Exp Ratio
1,2-Dichlorobenzene	N.D.	5.02	148.0	63.7	111.0	37.5

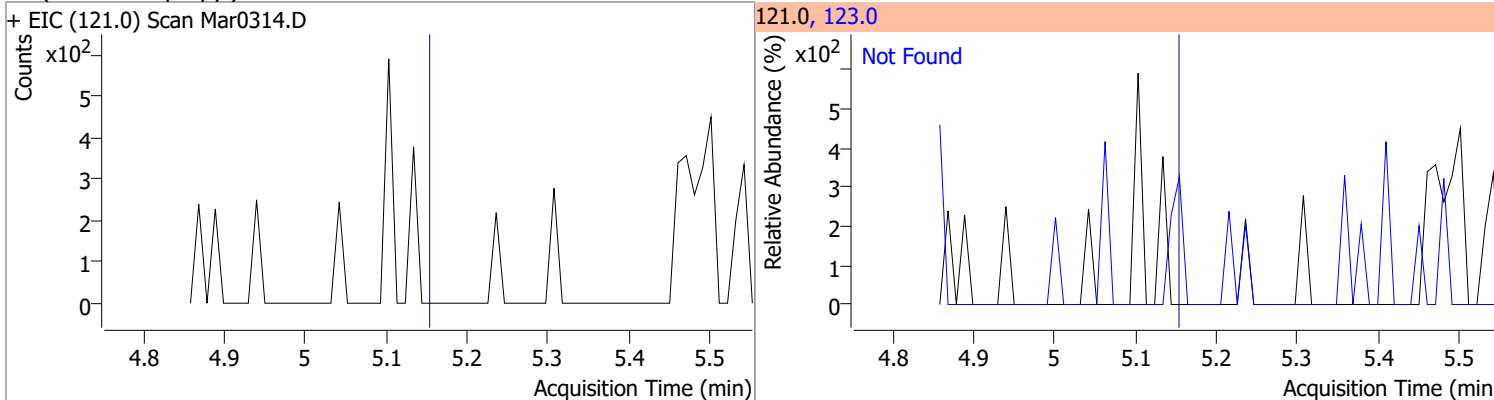


Compound	Conc.	RT	Dev(Min)	Resp.	QIon	QRatio	Lower	Upper
Benzyl Alcohol		0		0	79.0		83.2	154.5
					107.0		48.2	89.5

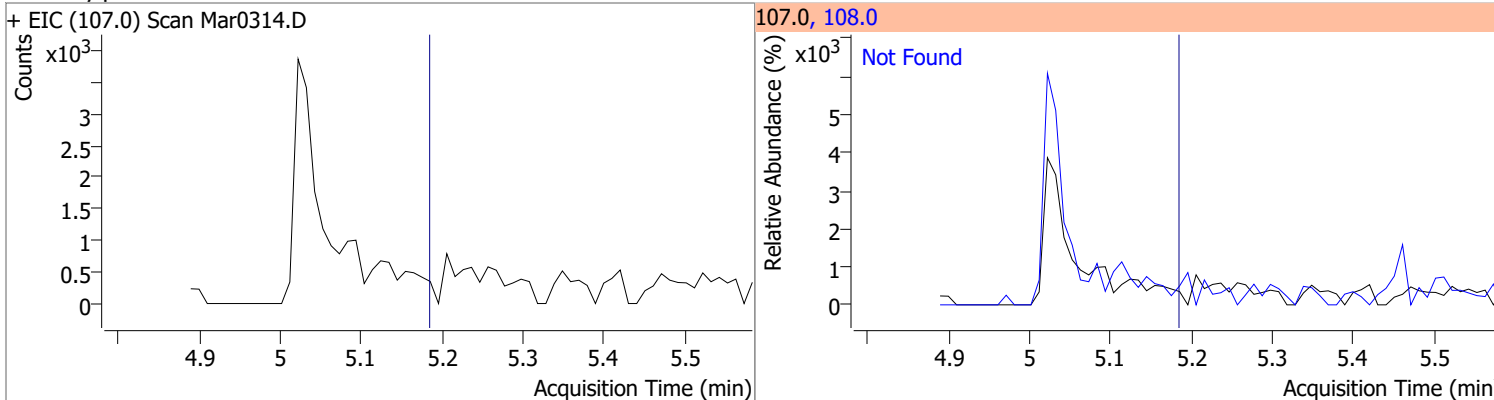


Quantitation Results Report (QT Reviewed)

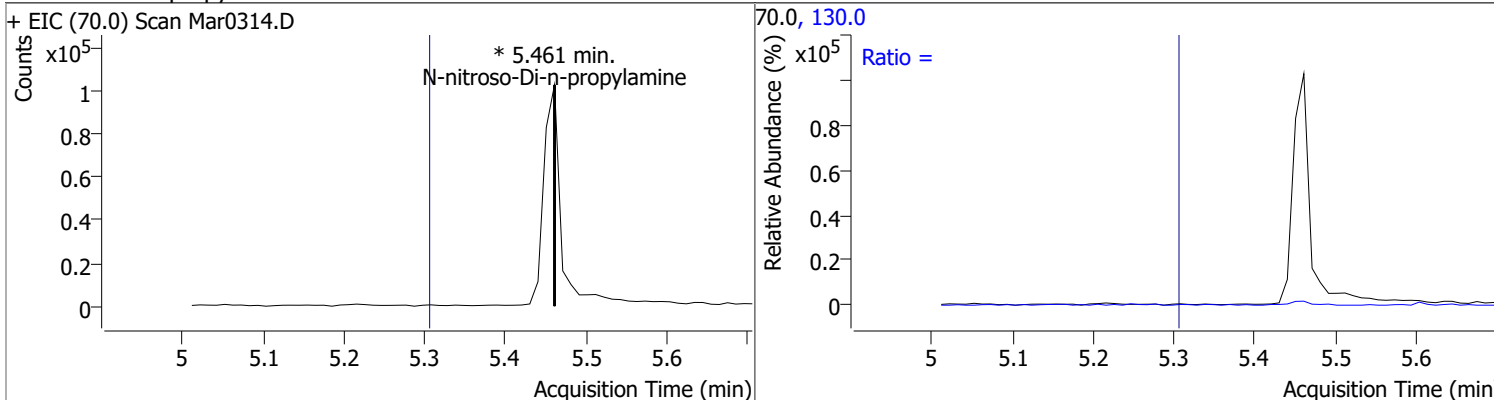
Compound	Conc.	Exp RT	QIon	Exp Ratio
bis(2-chloroisopropyl)Ether	N.D.	5.19	123.0	31.6



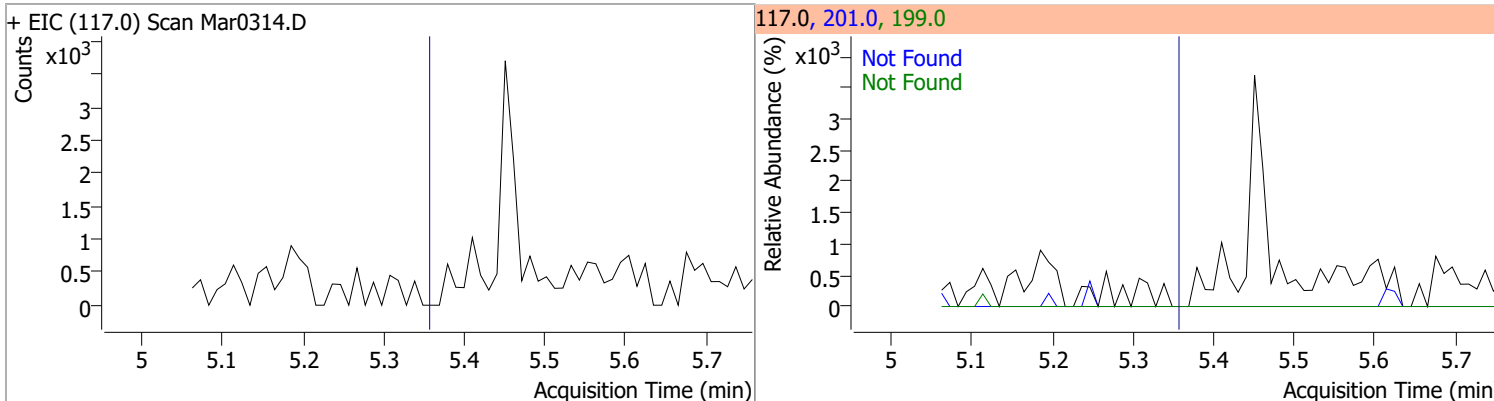
Compound	Conc.	Exp RT	QIon	Exp Ratio
2-Methylphenol	N.D.	5.22	108.0	117.4



Compound	Conc.	RT	Dev(Min)	Resp.	QIon	QRatio	Lower	Upper
N-nitroso-Di-n-propylamine		0		0	130.0		0.0	34.0

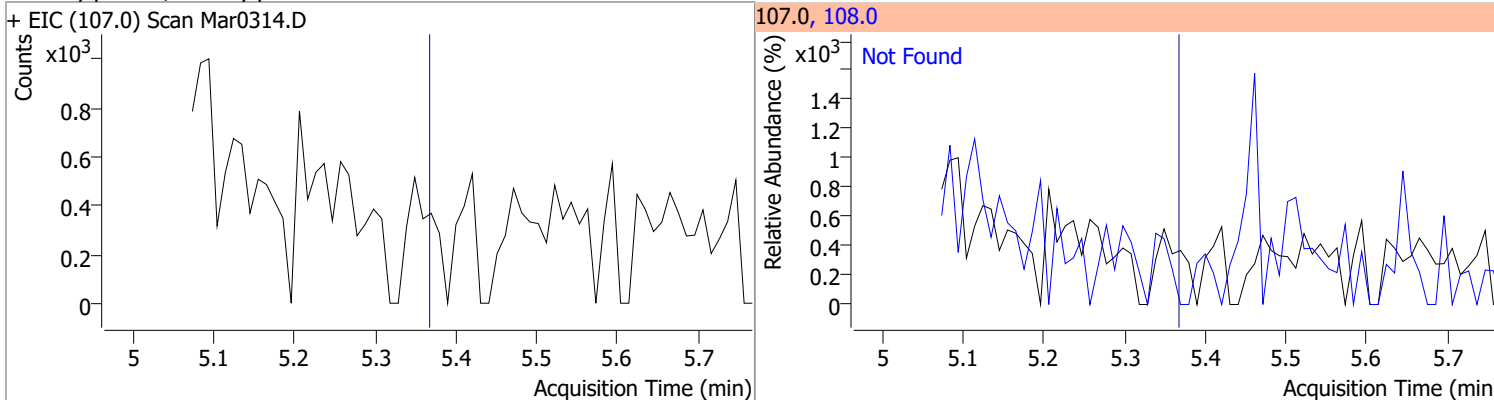


Compound	Conc.	Exp RT	QIon	Exp Ratio	QIon	Exp Ratio
Hexachloroethane	N.D.	5.39	201.0	89.1	199.0	59.3

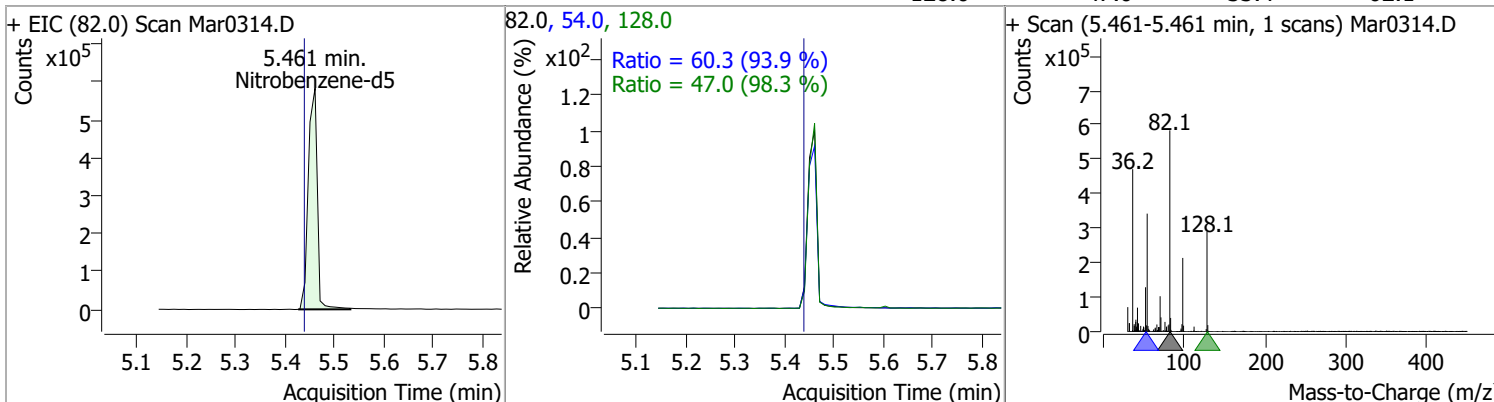


Quantitation Results Report (QT Reviewed)

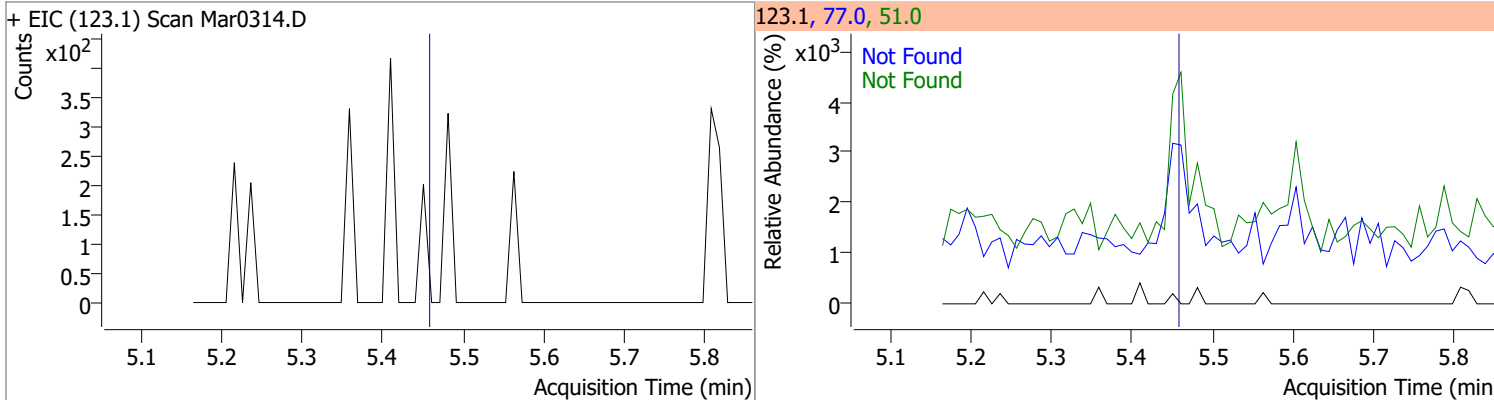
Compound	Conc.	Exp RT	QIon	Exp Ratio
4Methylphenol/3Methylphenol	N.D.	5.40	108.0	84.2



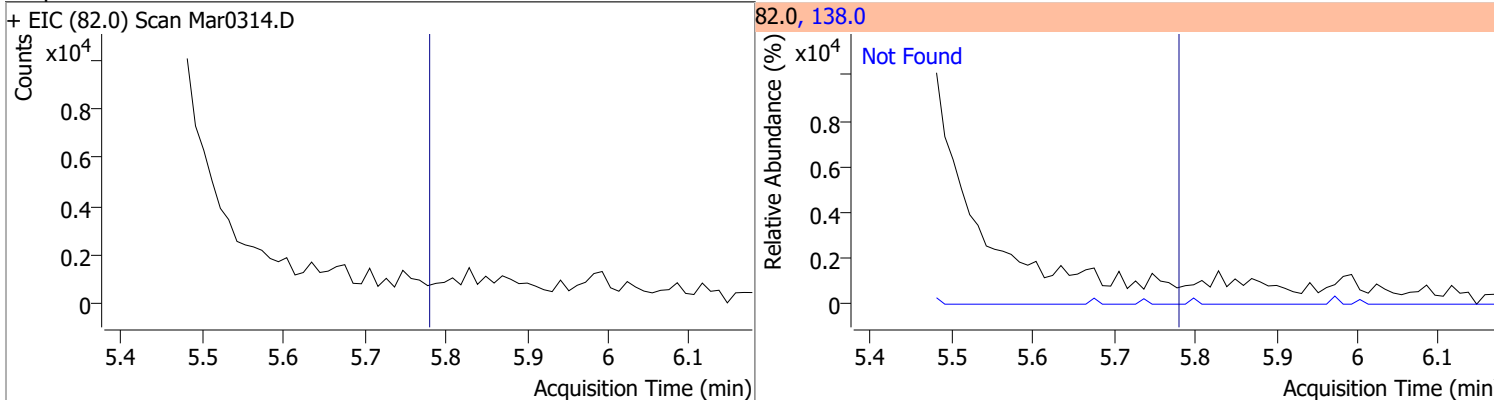
Compound	Conc.	RT	Dev(Min)	Resp.	QIon	QRatio	Lower	Upper
Nitrobenzene-d5	150.4351	5.46	-0.01	737578	54.0	60.3	44.9	83.4
					128.0	47.0	33.4	62.1



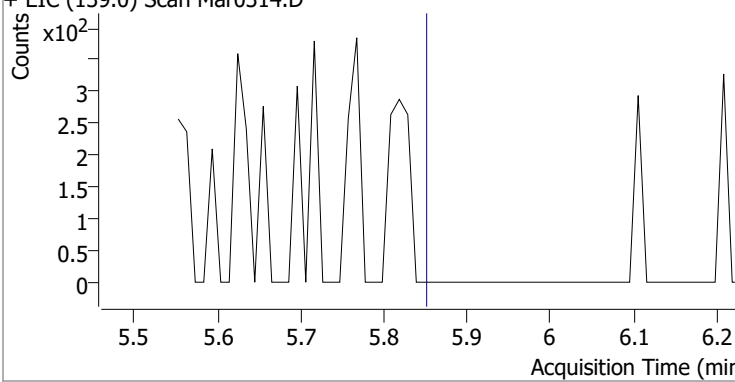
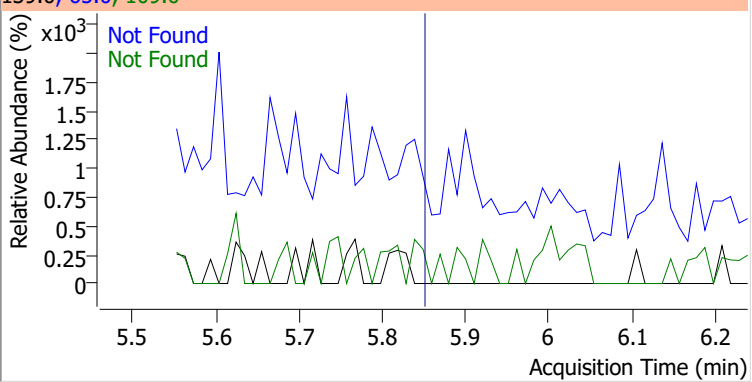
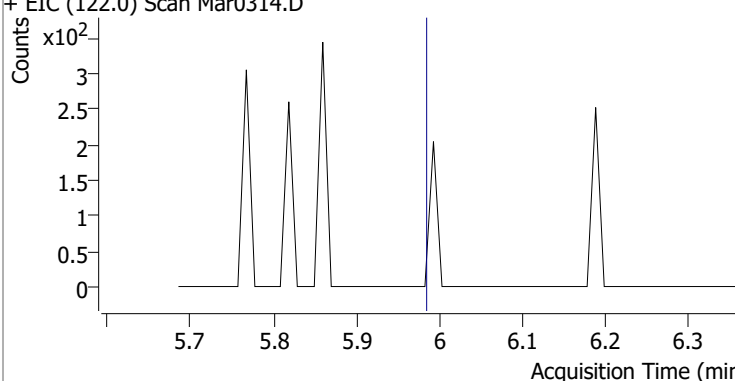
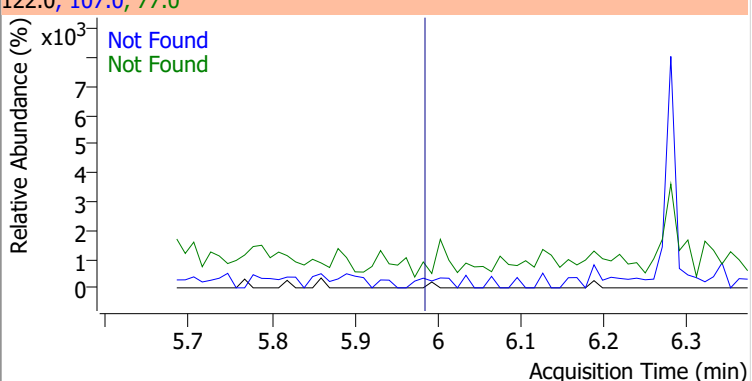
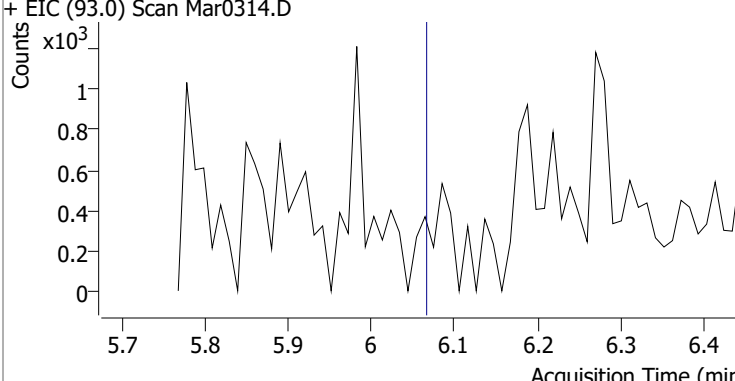
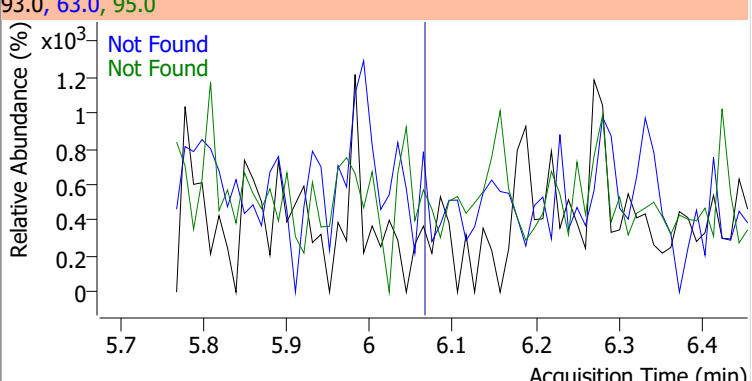
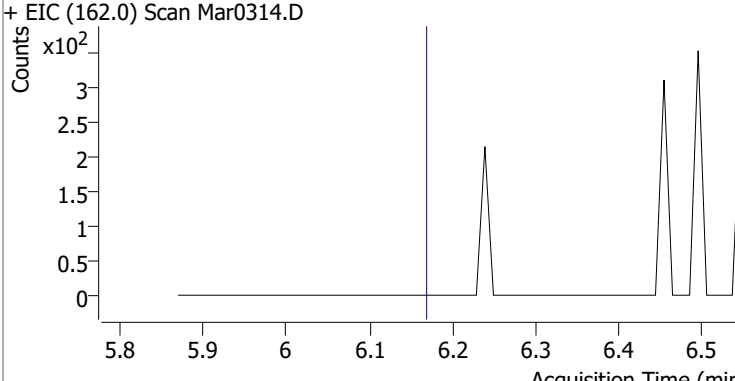
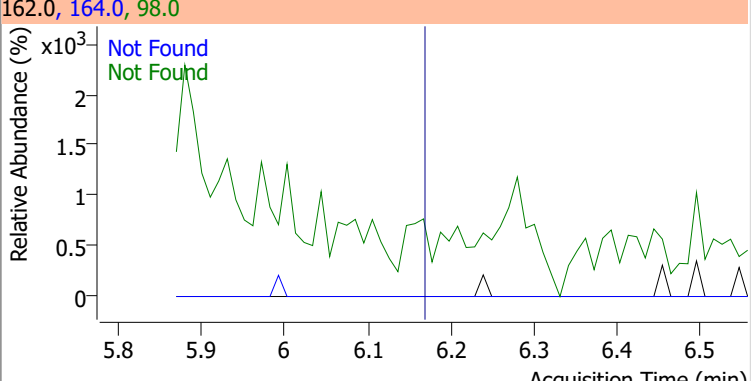
Compound	Conc.	Exp RT	QIon	Exp Ratio	QIon	Exp Ratio
Nitrobenzene	N.D.	5.49	77.0	209.6	51.0	127.5



Compound	Conc.	Exp RT	QIon	Exp Ratio
Isophorone	N.D.	5.79	138.0	20.3

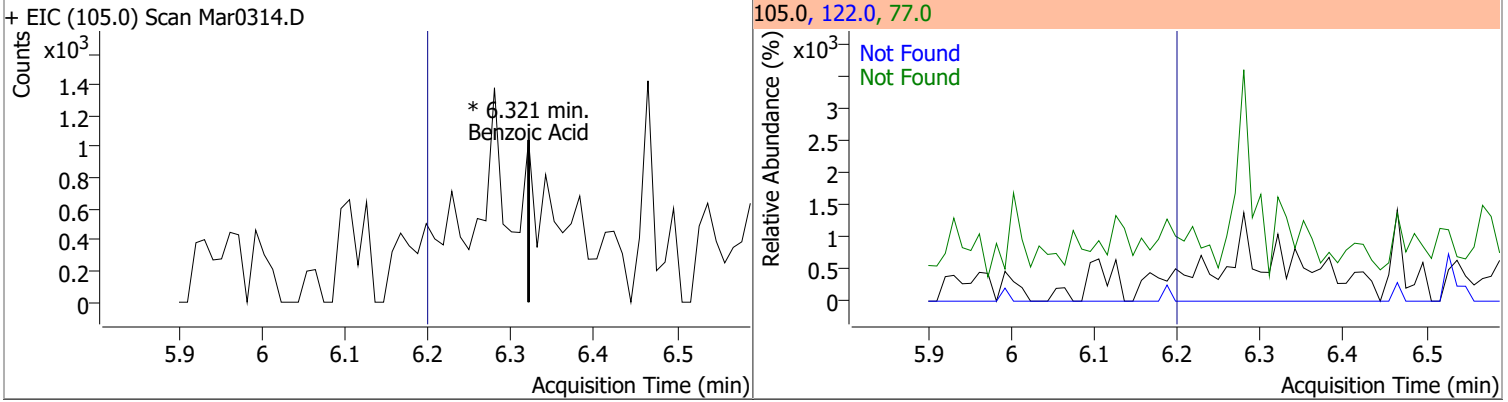


Quantitation Results Report (QT Reviewed)

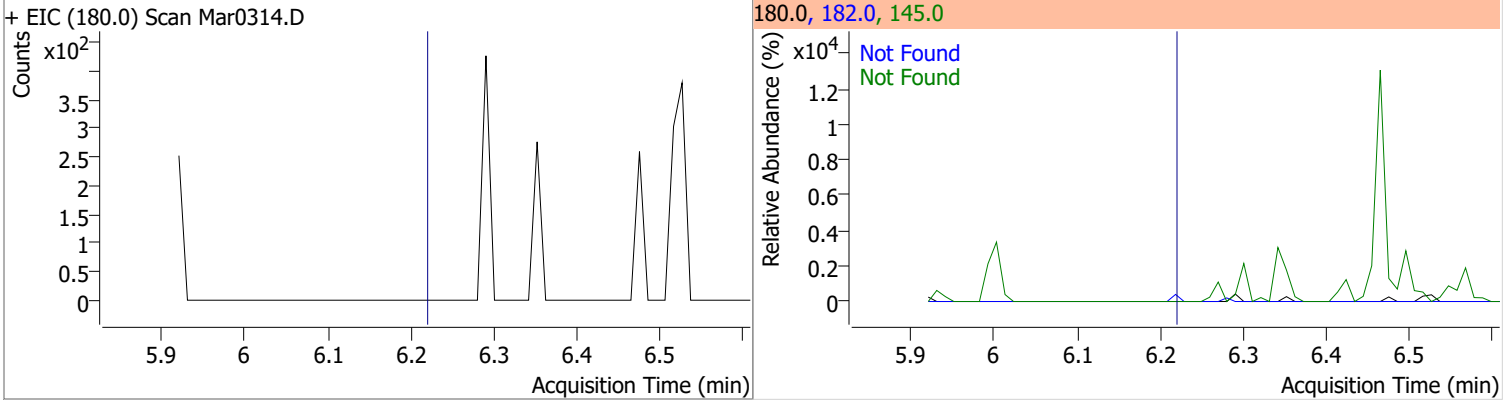
Compound	Conc.	Exp RT	QIon	Exp Ratio	QIon	Exp Ratio
2-Nitrophenol	N.D.	5.86	65.0	51.3	109.0	35.7
+ EIC (139.0) Scan Mar0314.D			139.0, 65.0, 109.0			
						
2,4-Dimethylphenol	N.D.	5.99	107.0	111.1	77.0	30.2
+ EIC (122.0) Scan Mar0314.D			122.0, 107.0, 77.0			
						
bis(-2-Chloroethoxy)Methane	N.D.	6.07	63.0	70.1	95.0	31.8
+ EIC (93.0) Scan Mar0314.D			93.0, 63.0, 95.0			
						
2,4-Dichlorophenol	N.D.	6.18	164.0	66.1	98.0	34.4
+ EIC (162.0) Scan Mar0314.D			162.0, 164.0, 98.0			
						

Quantitation Results Report (QT Reviewed)

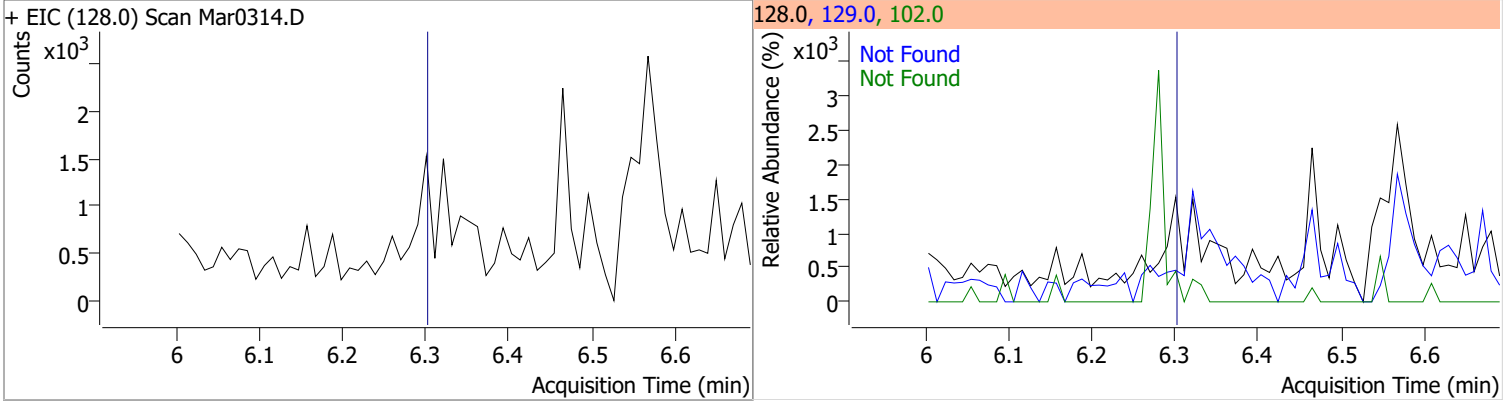
Compound	Conc.	RT	Dev(Min)	Resp.	QIon	QRatio	Lower	Upper
Benzoic Acid		0		0	122.0		60.5	112.4
					77.0		55.7	103.4



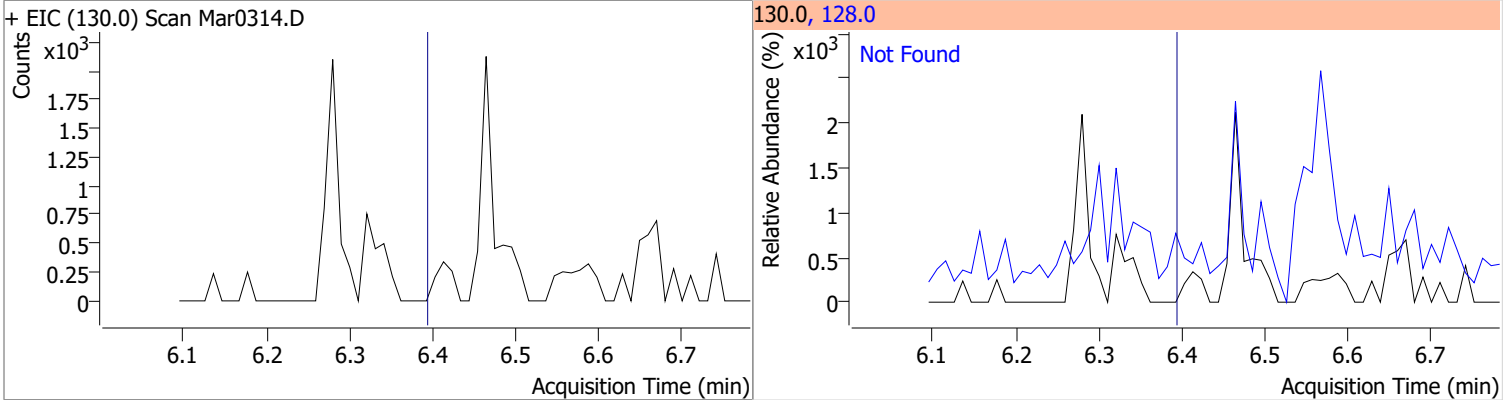
Compound	Conc.	Exp RT	QIon	Exp Ratio	QIon	Exp Ratio
1,2,4-Trichlorobenzene	N.D.	6.23	182.0	95.5	145.0	28.5



Compound	Conc.	Exp RT	QIon	Exp Ratio	QIon	Exp Ratio
Naphthalene	N.D.	6.31	129.0	11.0	102.0	9.2

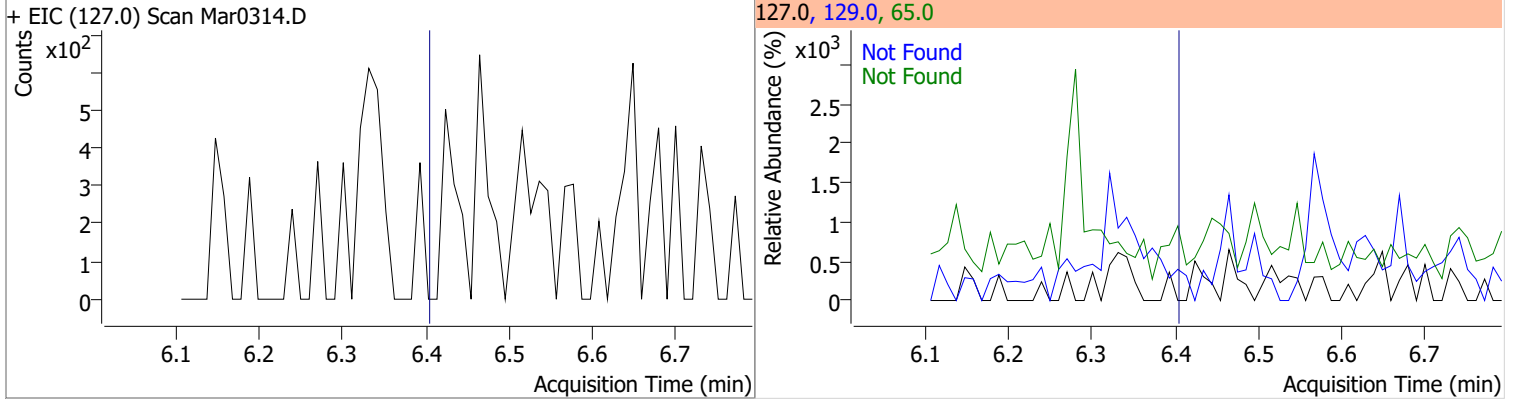


Compound	Conc.	Exp RT	QIon	Exp Ratio
4-Chlorophenol	N.D.	6.40	128.0	316.6

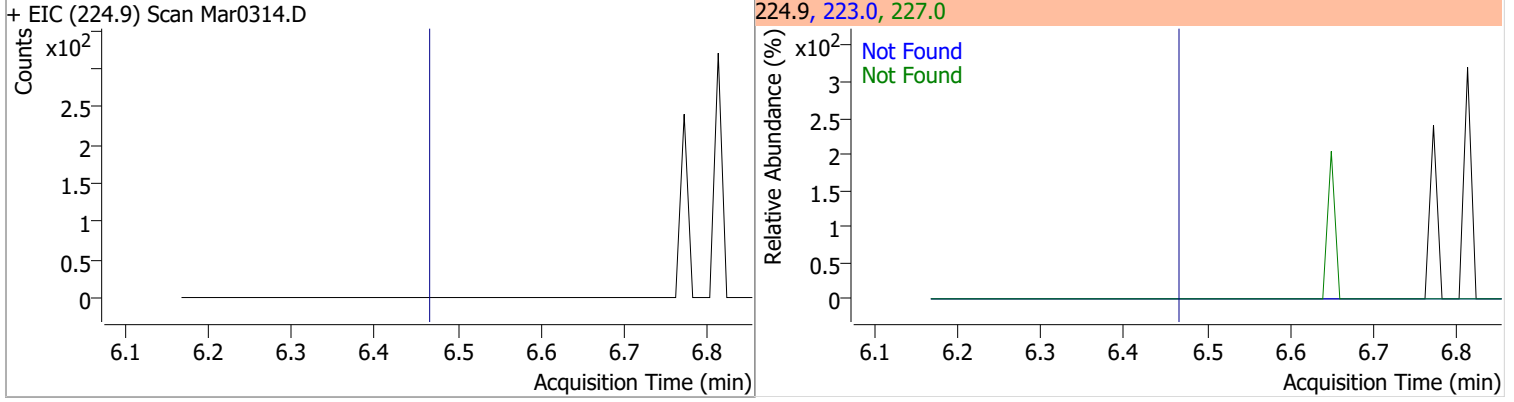


Quantitation Results Report (QT Reviewed)

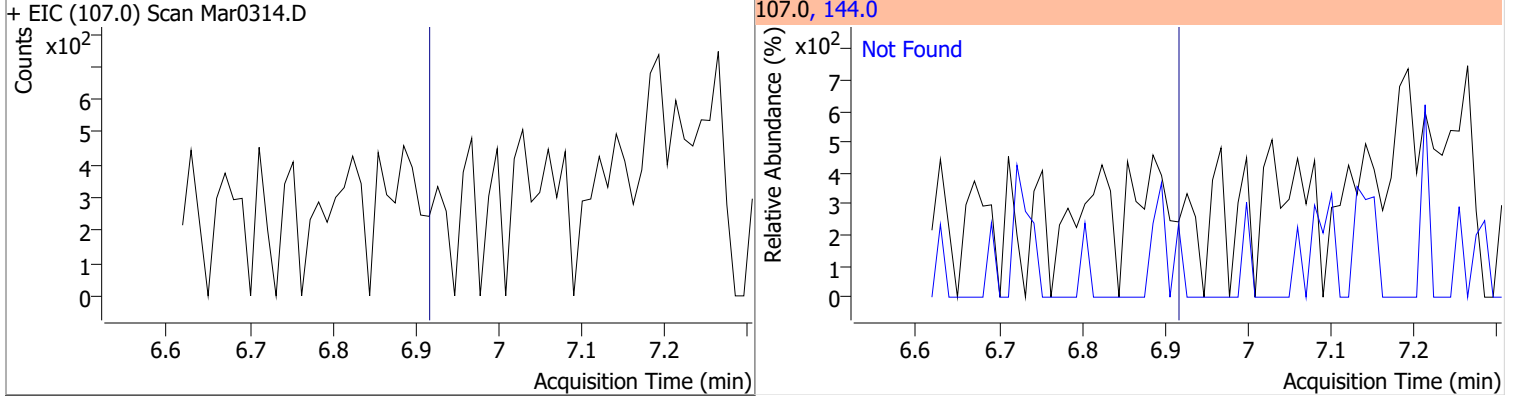
Compound	Conc.	Exp RT	QIon	Exp Ratio	QIon	Exp Ratio
p-Chloroaniline	N.D.	6.41	65.0	61.2	129.0	36.2



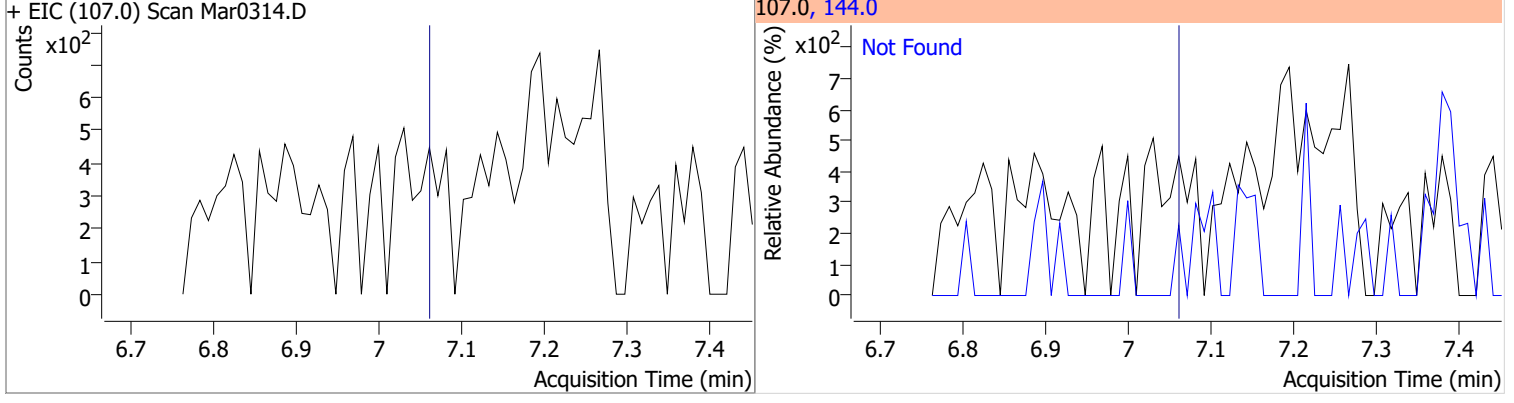
Compound	Conc.	Exp RT	QIon	Exp Ratio	QIon	Exp Ratio
Hexachlorobutadiene	N.D.	6.48	223.0	63.2	227.0	62.4



Compound	Conc.	Exp RT	QIon	Exp Ratio
4-Chloro-2-Methylphenol	N.D.	6.93	144.0	27.8

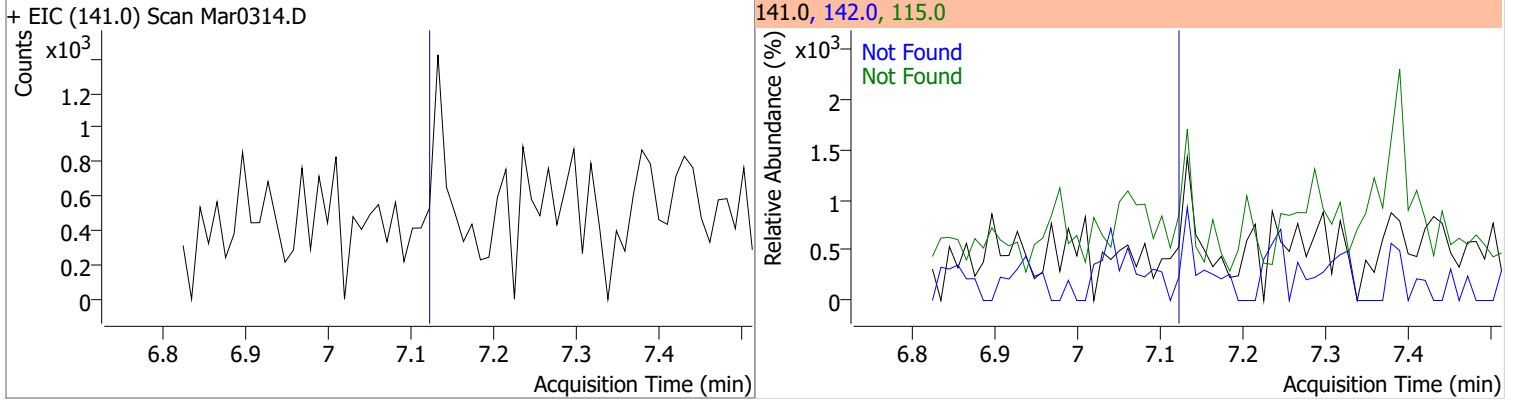


Compound	Conc.	Exp RT	QIon	Exp Ratio
4-Chloro-3-Methylphenol	N.D.	7.07	144.0	26.7

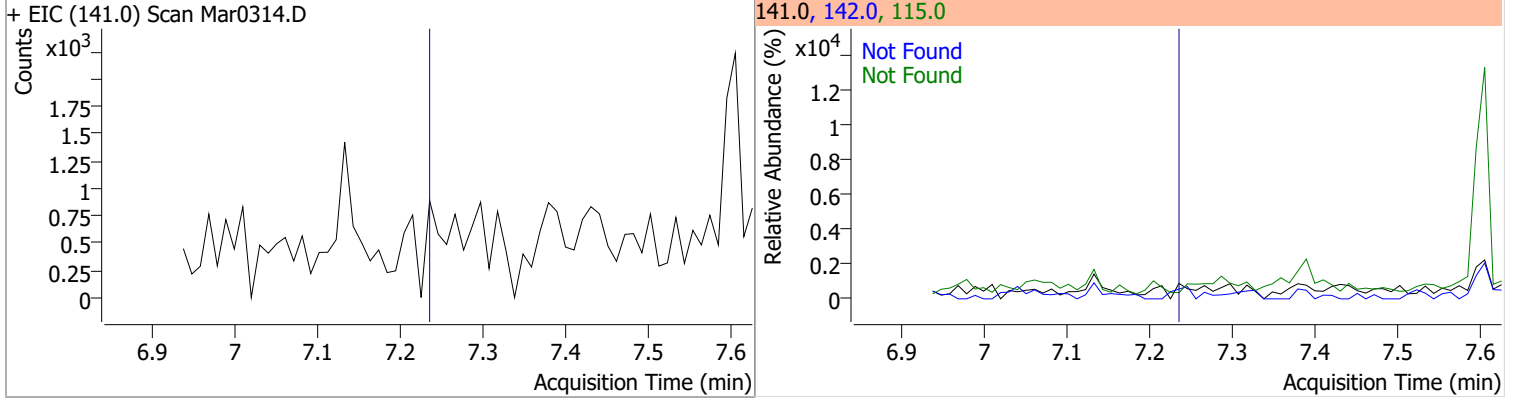


Quantitation Results Report (QT Reviewed)

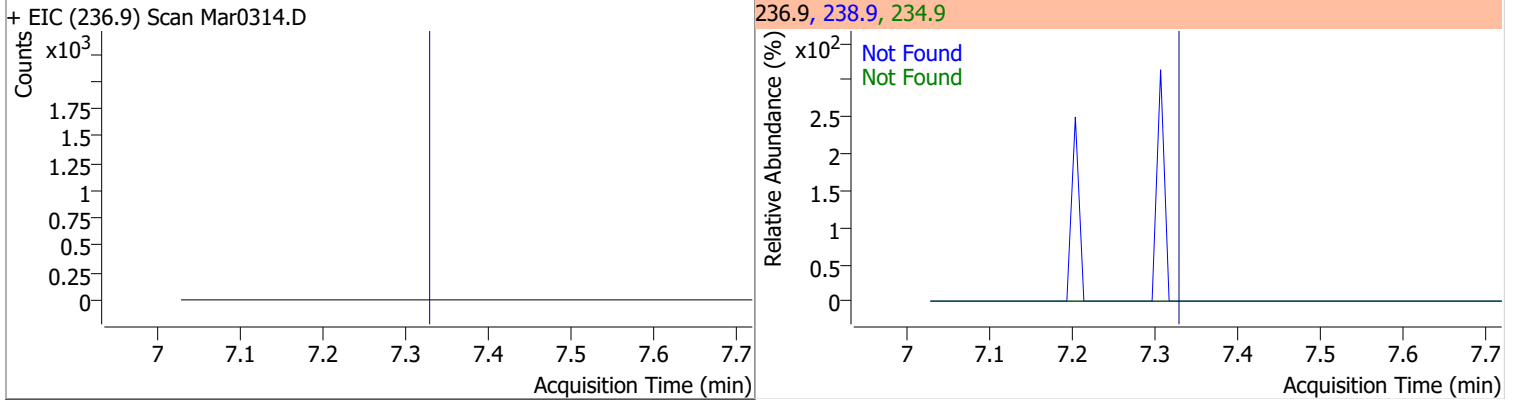
Compound	Conc.	Exp RT	QIon	Exp Ratio	QIon	Exp Ratio
2-Methylnaphthalene	N.D.	7.13	142.0	120.9	115.0	40.2



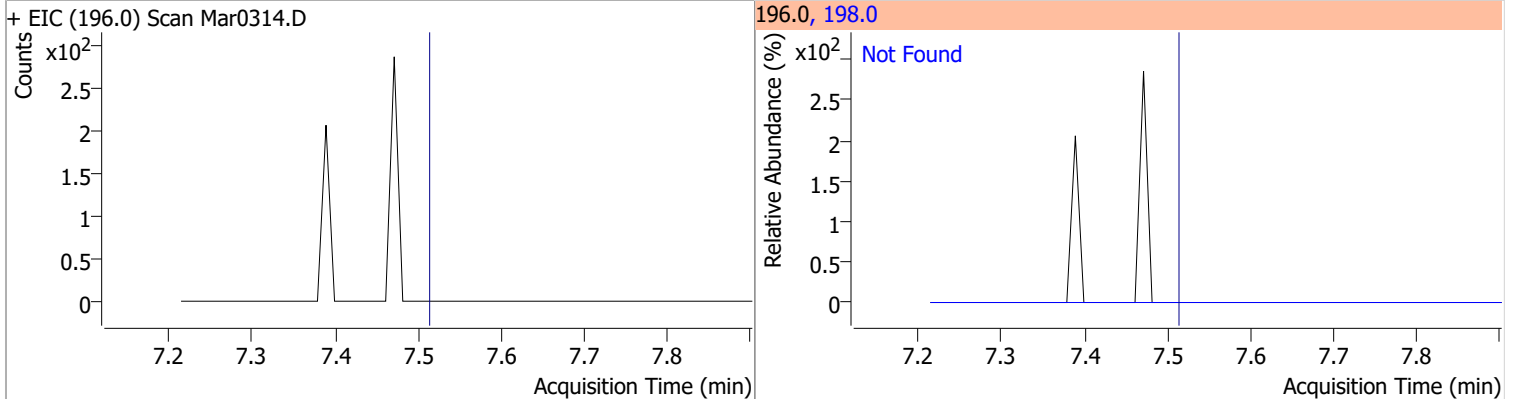
Compound	Conc.	Exp RT	QIon	Exp Ratio	QIon	Exp Ratio
1-Methylnaphthalene	N.D.	7.25	142.0	116.0	115.0	41.9



Compound	Conc.	Exp RT	QIon	Exp Ratio	QIon	Exp Ratio
Hexachlorocyclopentadiene	N.D.	7.33	238.9	64.2	234.9	62.1

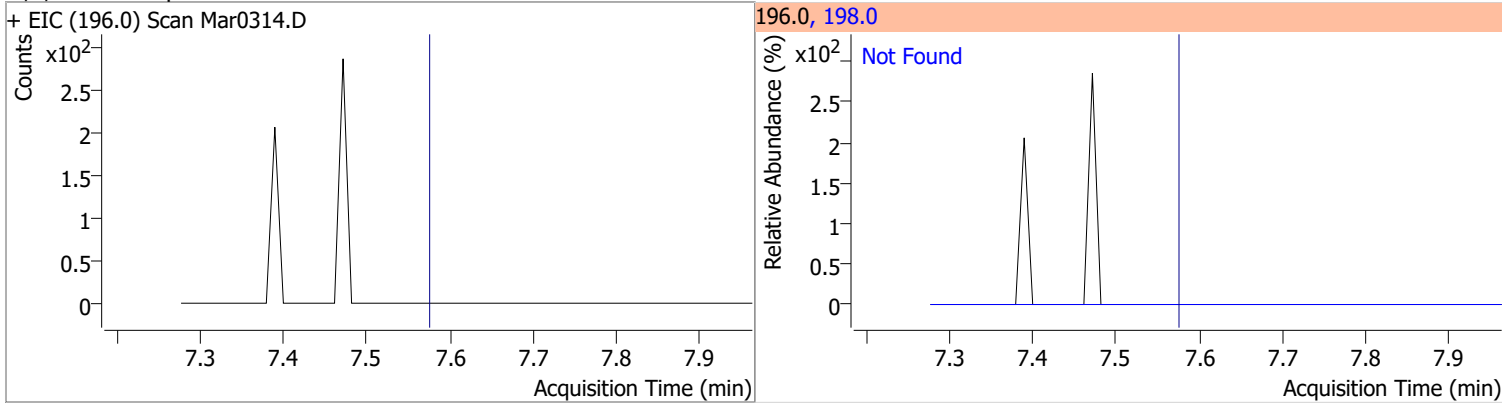


Compound	Conc.	Exp RT	QIon	Exp Ratio
2,4,6-Trichlorophenol	N.D.	7.51	198.0	92.6

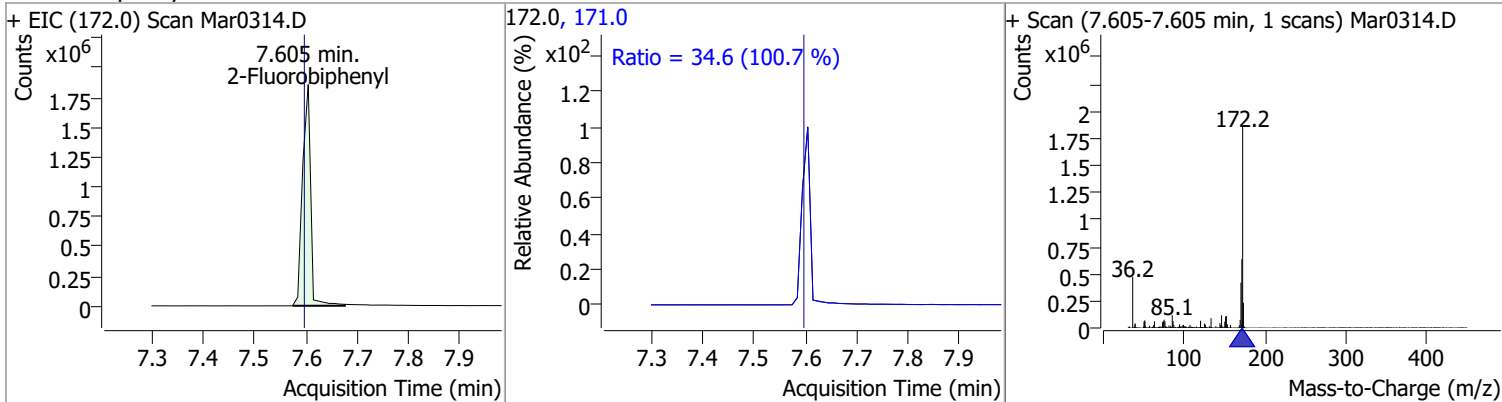


Quantitation Results Report (QT Reviewed)

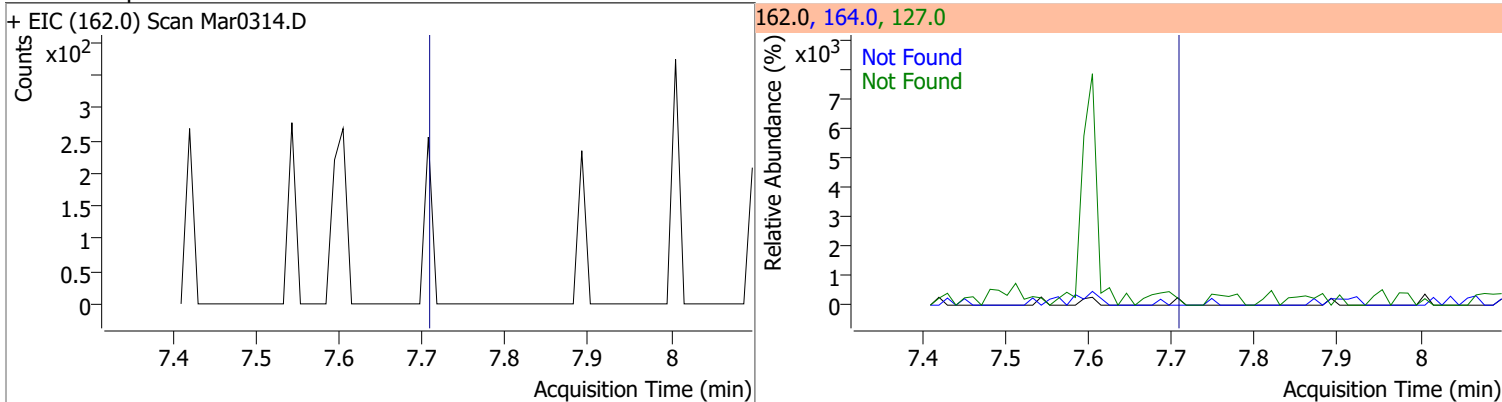
Compound	Conc.	Exp RT	QIon	Exp Ratio
2,4,5-Trichlorophenol	N.D.	7.57	198.0	94.1



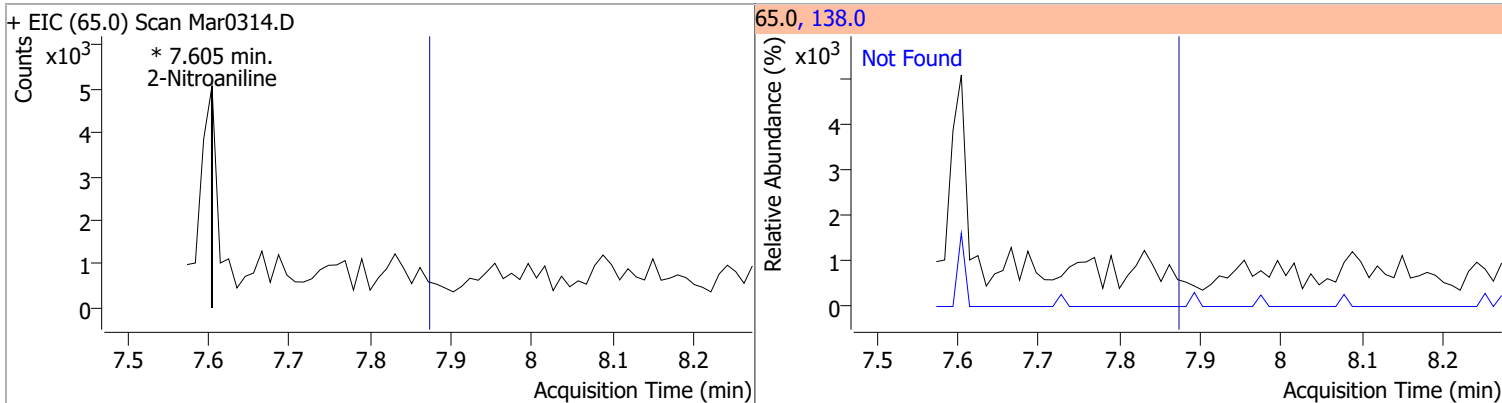
Compound	Conc.	RT	Dev(Min)	Resp.	QIon	QRatio	Lower	Upper
2-Fluorobiphenyl	158.1365	7.60	0.01	2026310	171.0	34.6	24.1	44.7



Compound	Conc.	Exp RT	QIon	Exp Ratio	QIon	Exp Ratio
2-Chloronaphthalene	N.D.	7.71	127.0	35.7	164.0	32.6

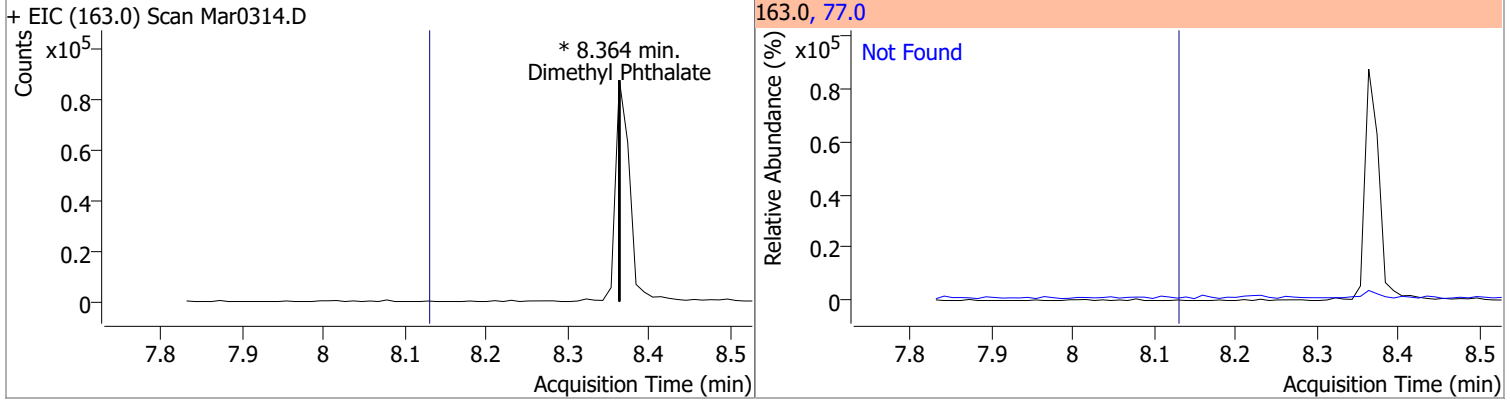


Compound	Conc.	RT	Dev(Min)	Resp.	QIon	QRatio	Lower	Upper
2-Nitroaniline	0	0		0	138.0		86.1	159.9

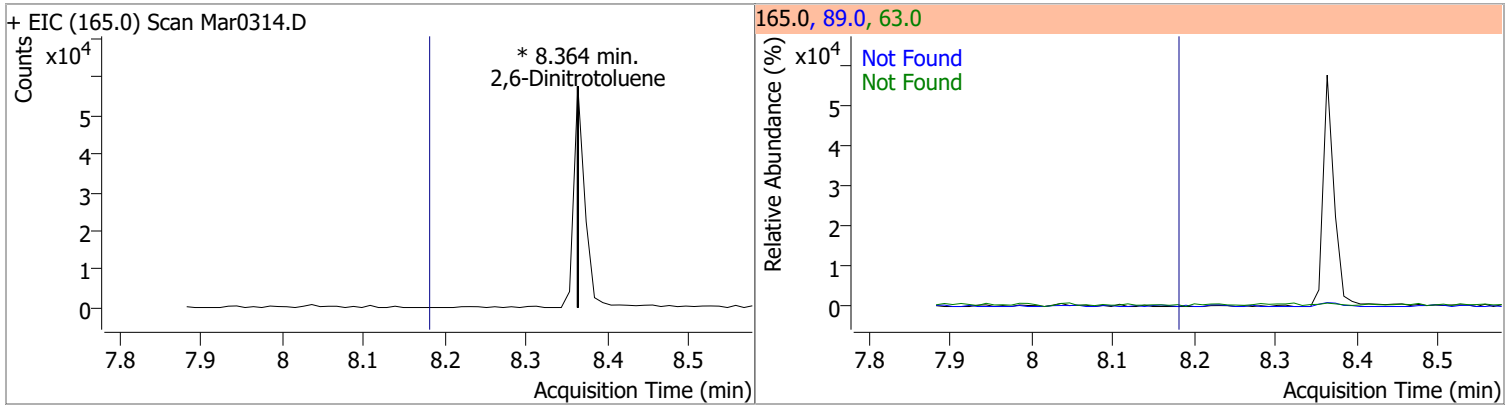


Quantitation Results Report (QT Reviewed)

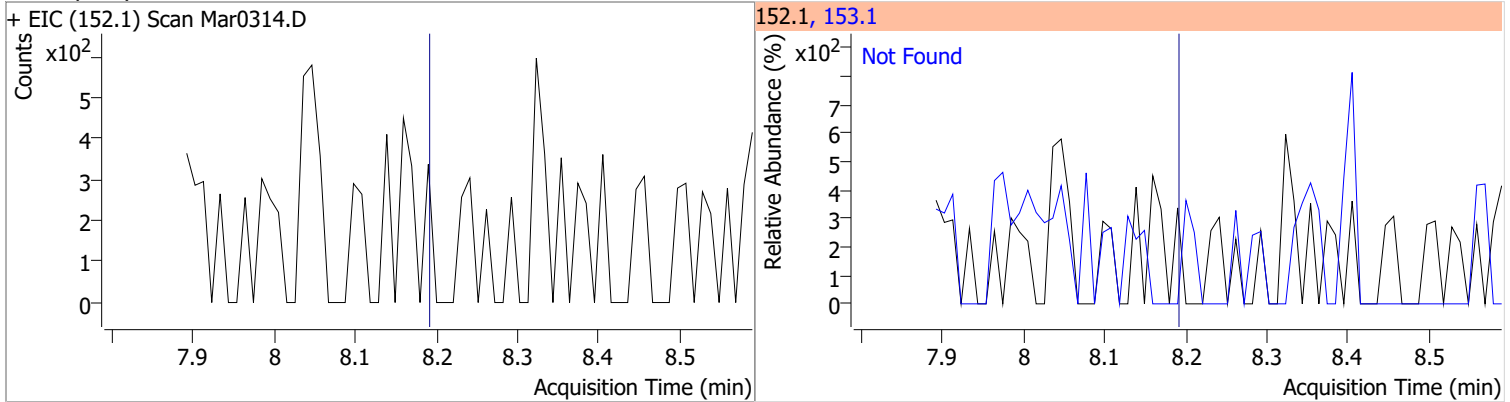
Compound	Conc.	RT	Dev(Min)	Resp.	QIon	QRatio	Lower	Upper
Dimethyl Phthalate	0	0		0	77.0		13.9	25.8



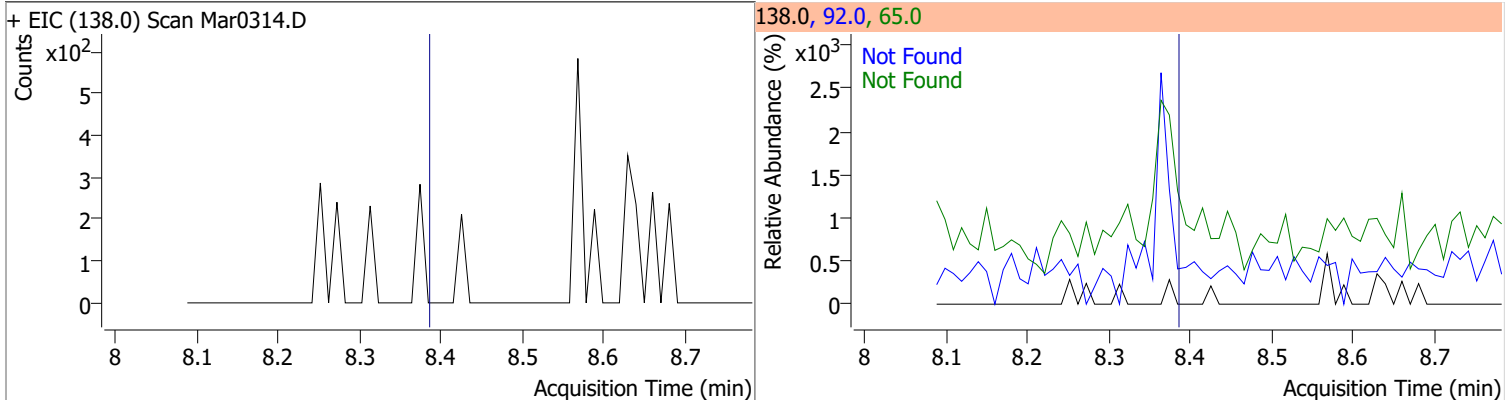
Compound	Conc.	RT	Dev(Min)	Resp.	QIon	QRatio	Lower	Upper
2,6-Dinitrotoluene	0	0		0	63.0 89.0		95.6 45.4	177.5 84.4



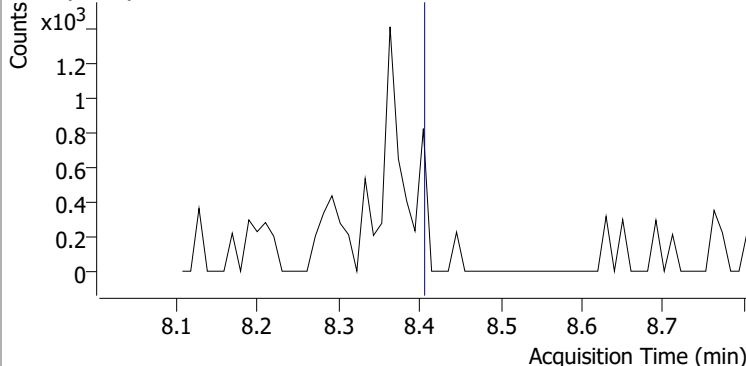
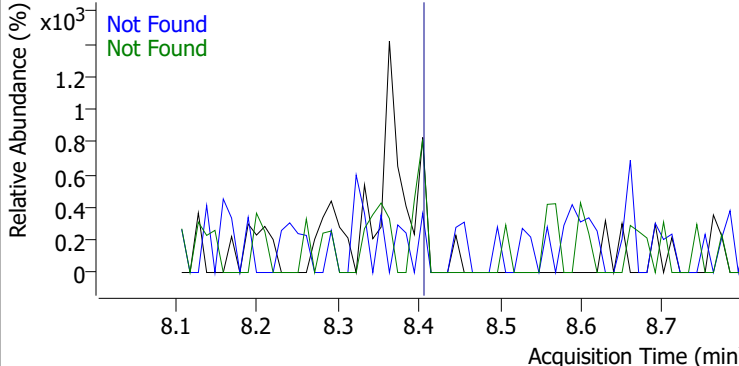
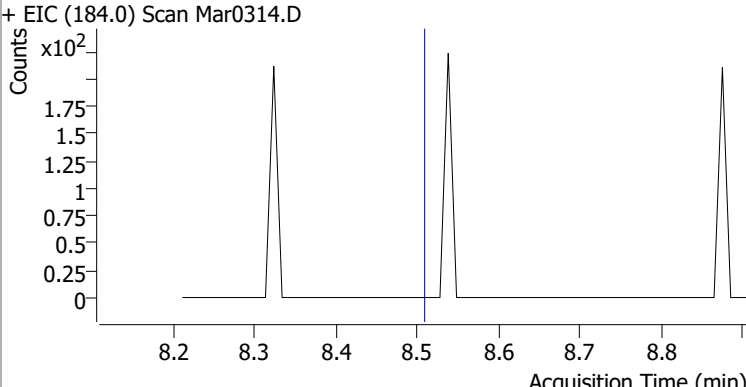
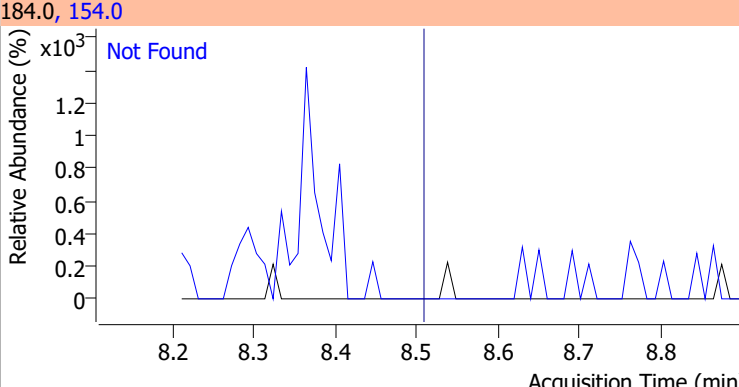
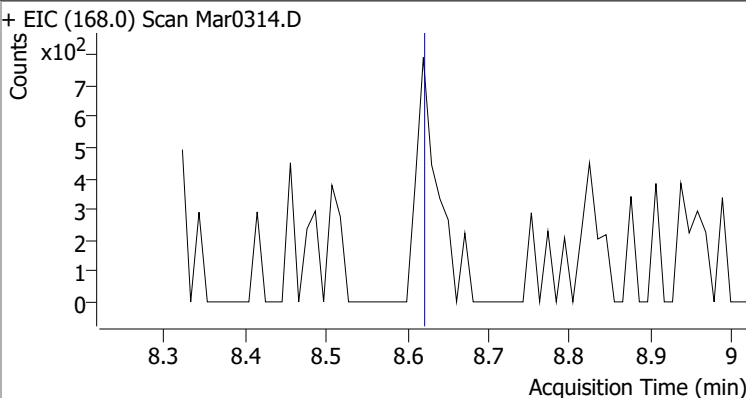
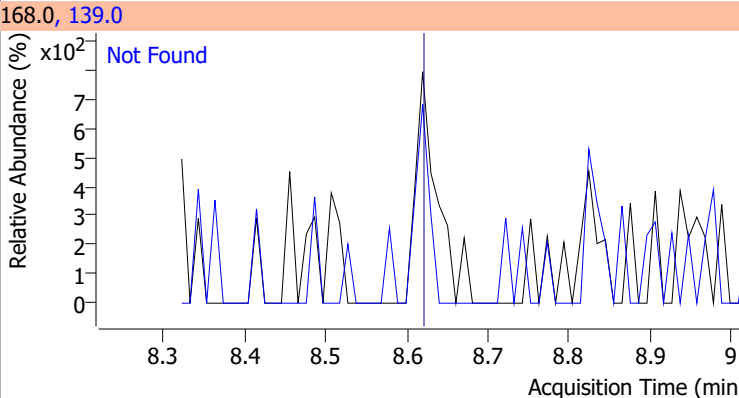
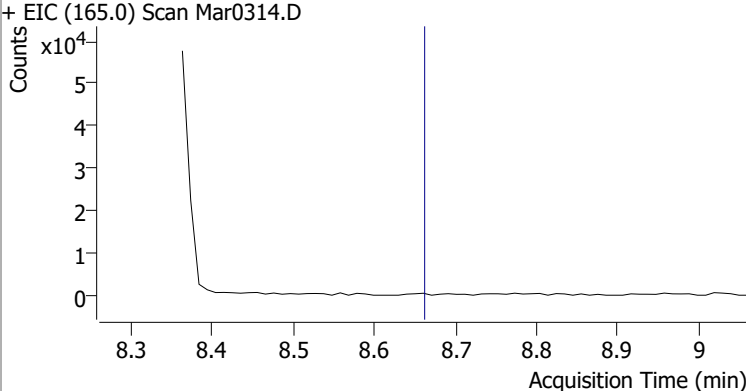
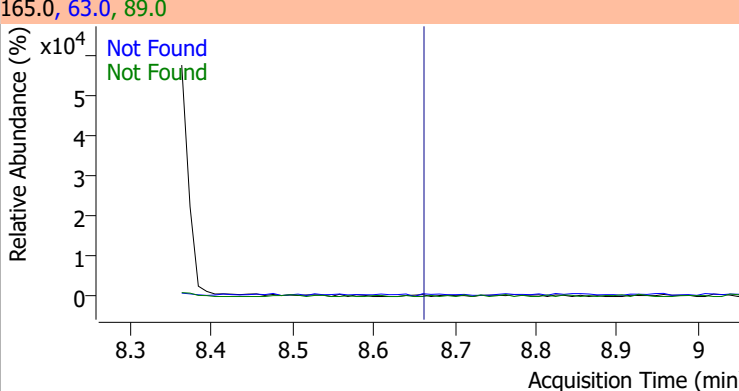
Compound	Conc.	Exp RT	QIon	Exp Ratio
Acenaphthylene	N.D.	8.19	153.1	14.0



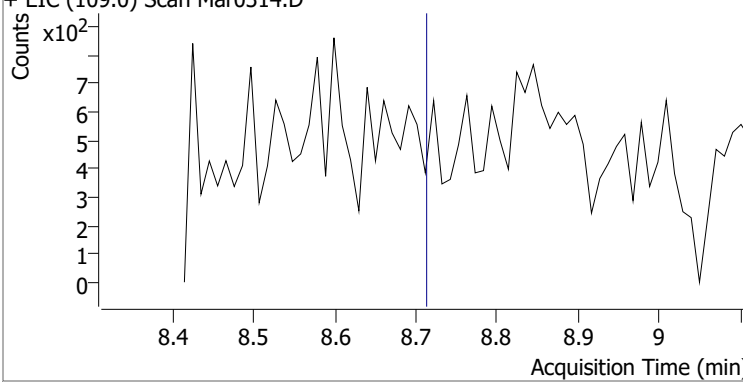
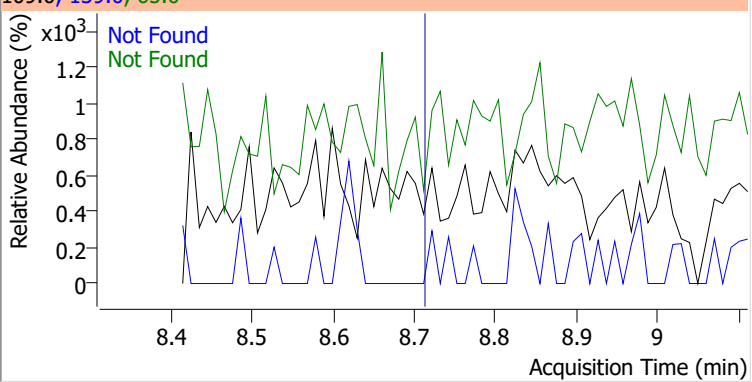
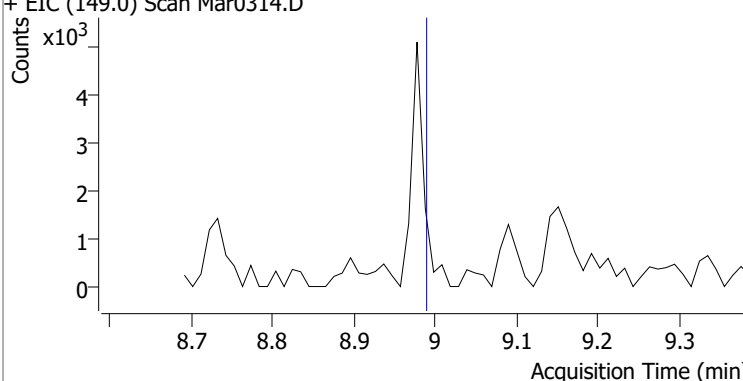
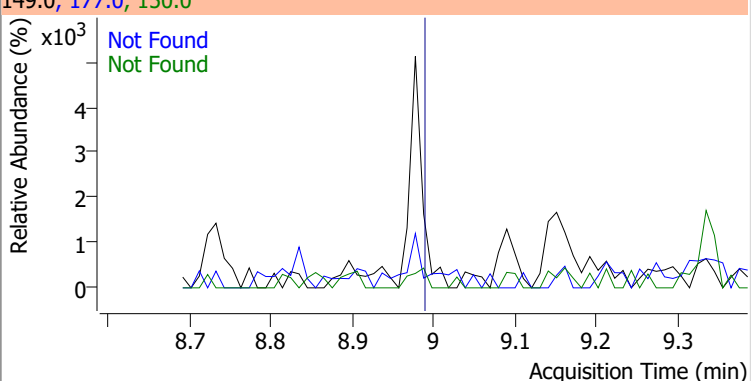
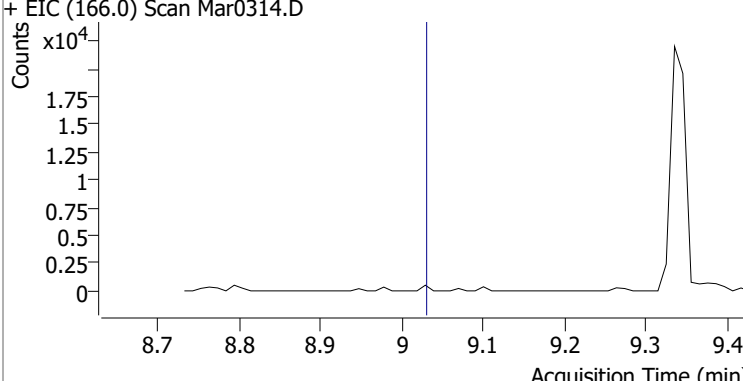
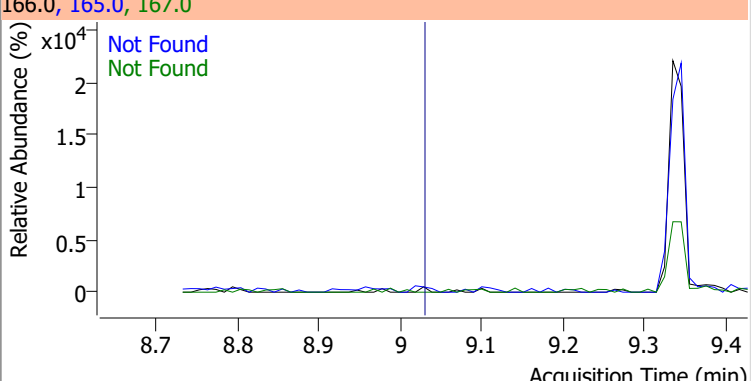
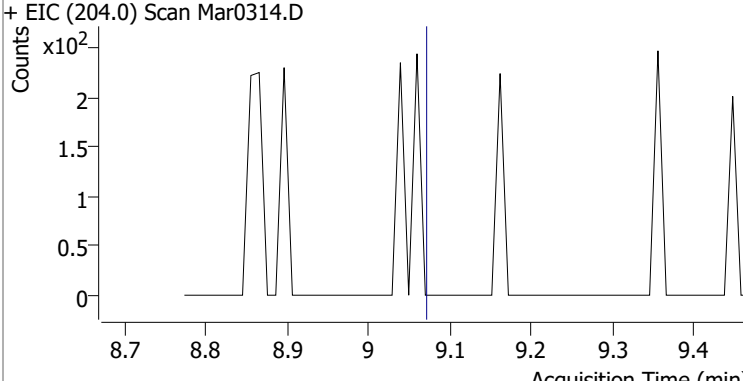
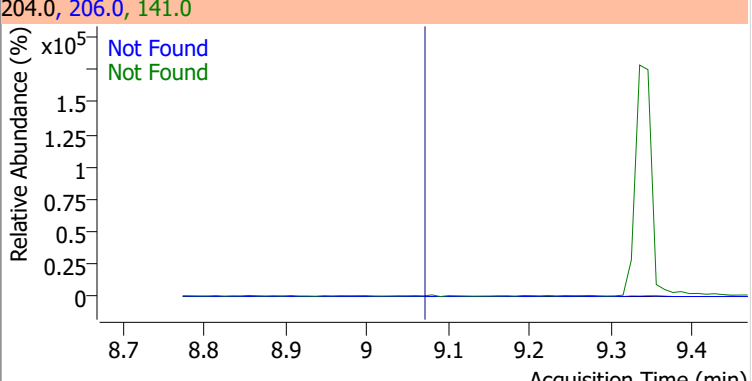
Compound	Conc.	Exp RT	QIon	Exp Ratio	QIon	Exp Ratio
3-Nitroaniline	N.D.	8.38	65.0	131.7	92.0	112.6



Quantitation Results Report (QT Reviewed)

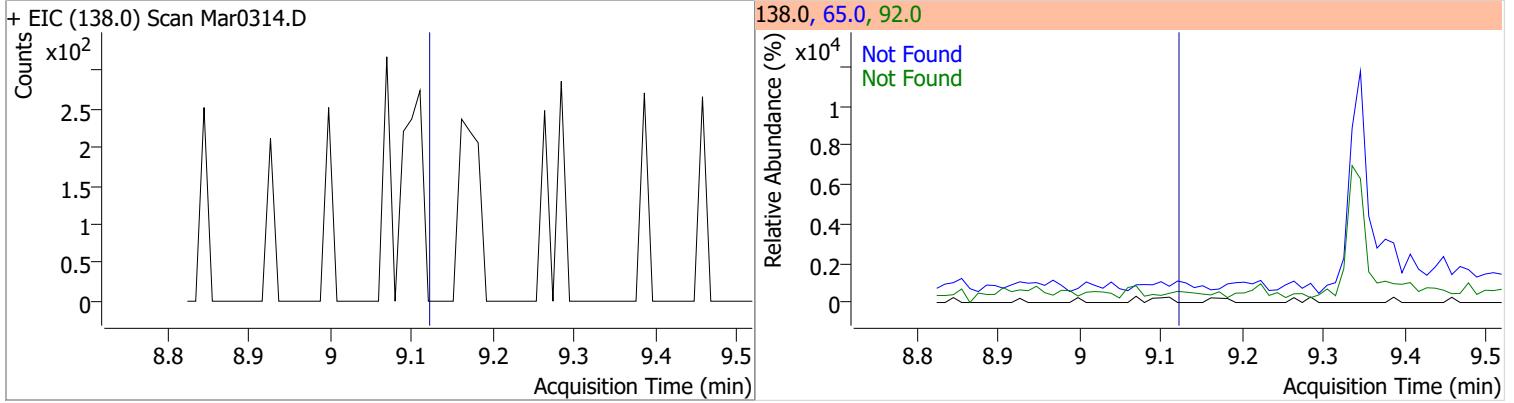
Compound	Conc.	Exp RT	QIon	Exp Ratio	QIon	Exp Ratio
Acenaphthene	N.D.	8.40	153.0	106.6	152.0	52.4
+ EIC (154.0) Scan Mar0314.D			154.0, 152.0, 153.0			
						
2,4-Dinitrophenol	N.D.	8.51	154.0	59.3		
+ EIC (184.0) Scan Mar0314.D			184.0, 154.0			
						
Dibenzofuran	N.D.	8.62	139.0	37.6		
+ EIC (168.0) Scan Mar0314.D			168.0, 139.0			
						
2,4-Dinitrotoluene	N.D.	8.66	89.0	75.9	63.0	44.1
+ EIC (165.0) Scan Mar0314.D			165.0, 63.0, 89.0			
						

Quantitation Results Report (QT Reviewed)

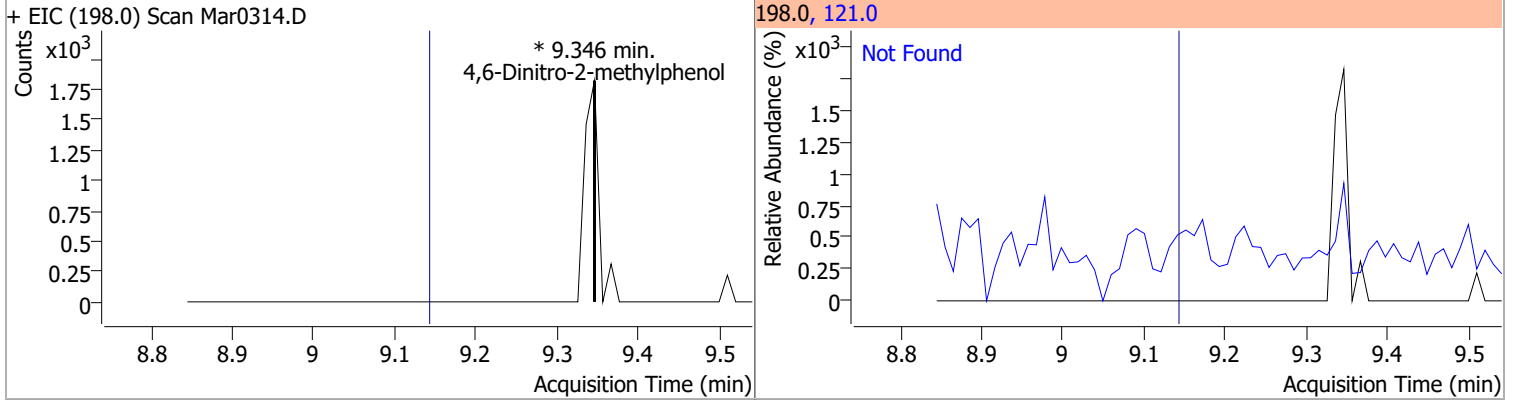
Compound	Conc.	Exp RT	QIon	Exp Ratio	QIon	Exp Ratio
4-Nitrophenol	N.D.	8.71	139.0	78.4	65.0	71.6
+ EIC (109.0) Scan Mar0314.D			109.0, 139.0, 65.0			
						
Diethylphthalate	N.D.	8.99	177.0	21.3	150.0	12.7
+ EIC (149.0) Scan Mar0314.D			149.0, 177.0, 150.0			
						
Fluorene	N.D.	9.03	165.0	94.1	167.0	13.4
+ EIC (166.0) Scan Mar0314.D			166.0, 165.0, 167.0			
						
4-Chlorophenyl-phenylether	N.D.	9.07	141.0	61.7	206.0	34.0
+ EIC (204.0) Scan Mar0314.D			204.0, 206.0, 141.0			
						

Quantitation Results Report (QT Reviewed)

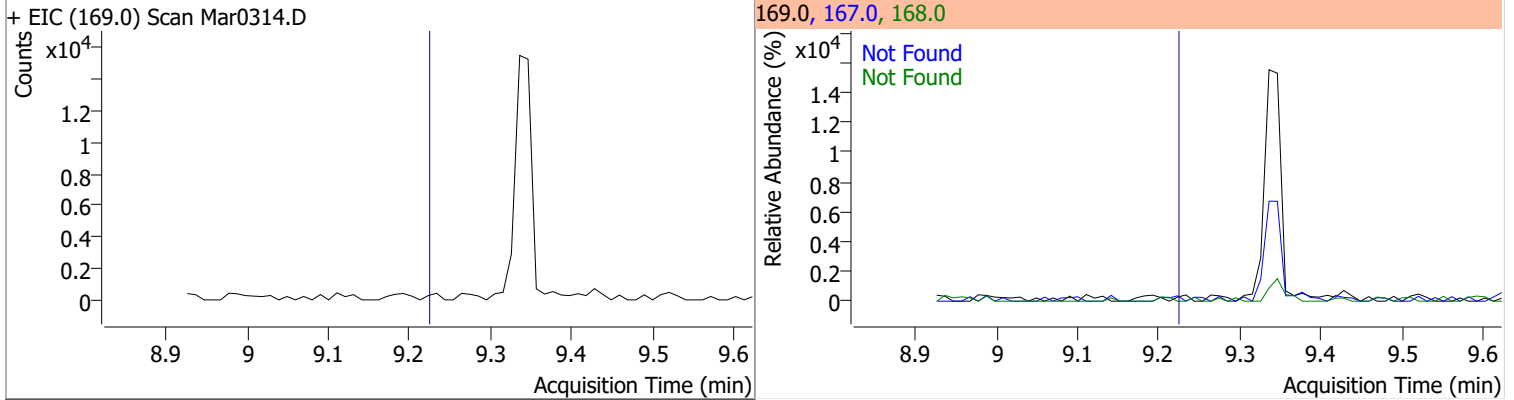
Compound	Conc.	Exp RT	QIon	Exp Ratio	QIon	Exp Ratio
4-Nitroaniline	N.D.	9.12	65.0	109.2	92.0	47.3



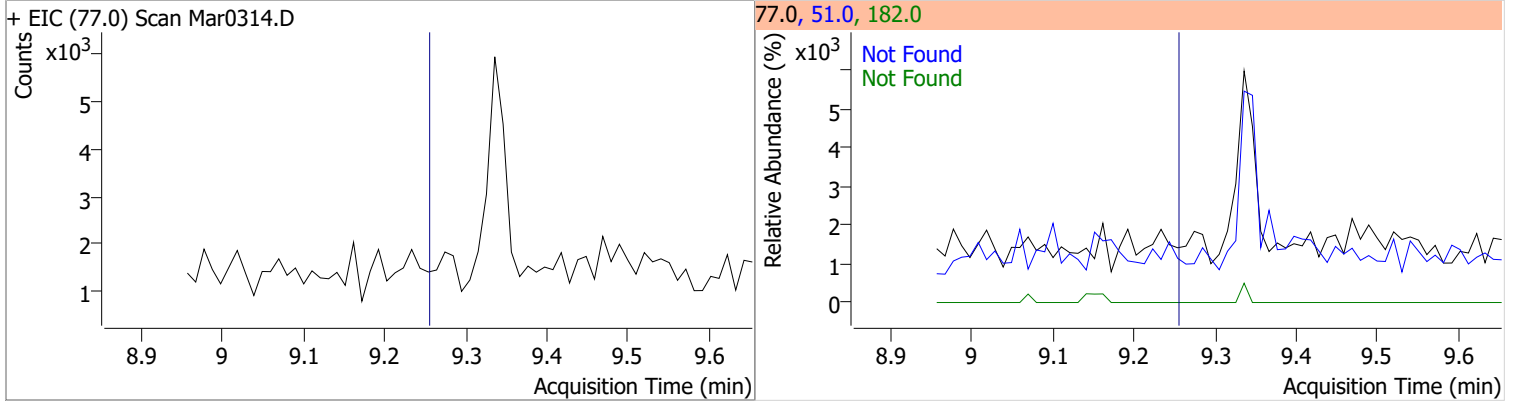
Compound	Conc.	RT	Dev(Min)	Resp.	QIon	QRatio	Lower	Upper
4,6-Dinitro-2-methylphenol		0		0	121.0		34.1	63.3



Compound	Conc.	Exp RT	QIon	Exp Ratio	QIon	Exp Ratio
N-nitrosodiphenylamine	N.D.	9.22	168.0	64.6	167.0	34.5

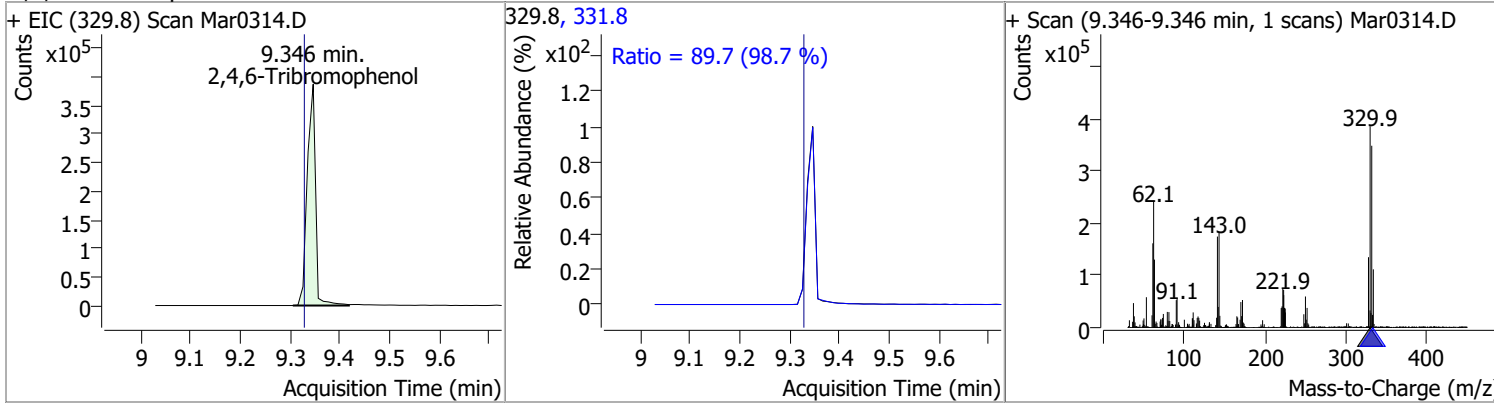


Compound	Conc.	Exp RT	QIon	Exp Ratio	QIon	Exp Ratio
Azobenzene	N.D.	9.25	51.0	48.8	182.0	26.0

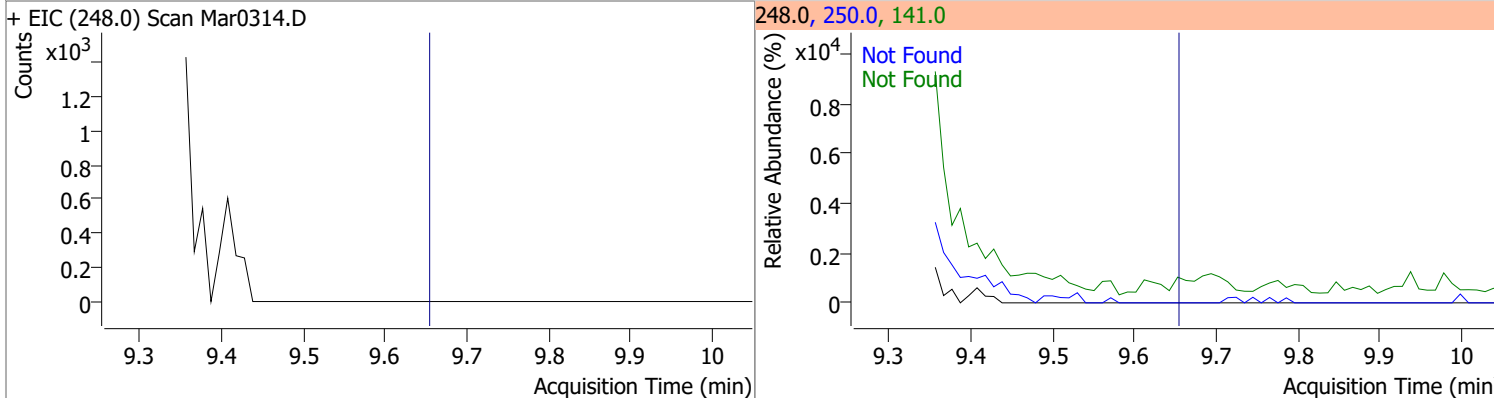


Quantitation Results Report (QT Reviewed)

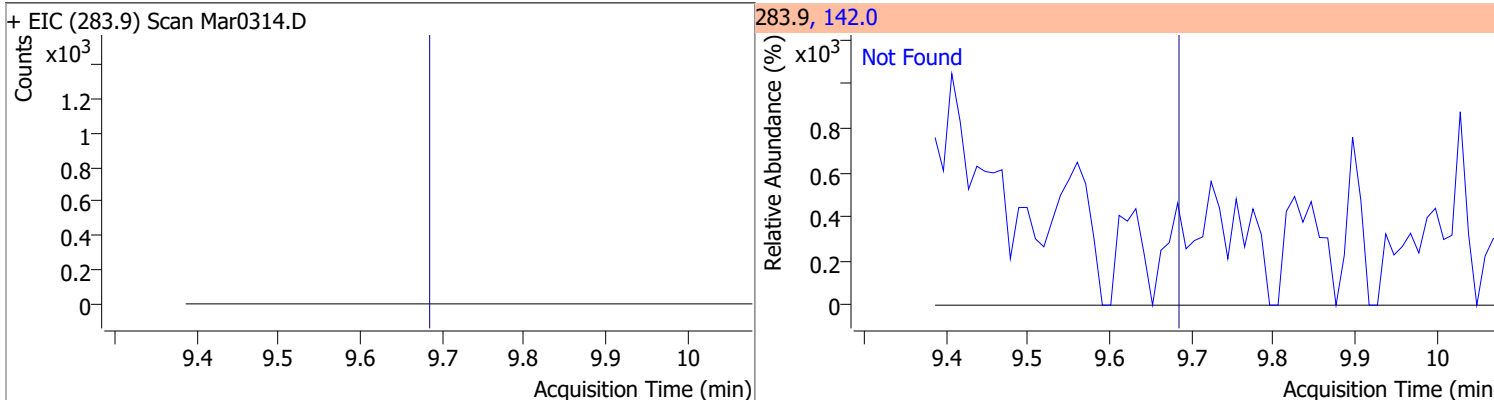
Compound	Conc.	RT	Dev(Min)	Resp.	QIon	QRatio	Lower	Upper
2,4,6-Tribromophenol	274.4012	9.35	0.02	446212	331.8	89.7	63.6	118.2



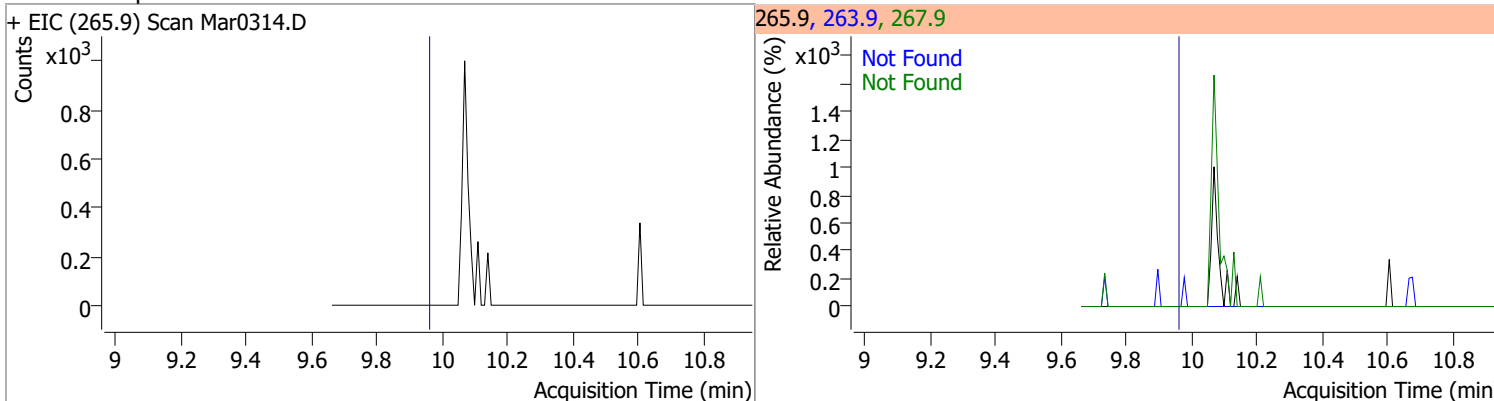
Compound	Conc.	Exp RT	QIon	Exp Ratio	QIon	Exp Ratio
4-Bromophenyl-phenylether	N.D.	9.65	141.0	100.4	250.0	99.4



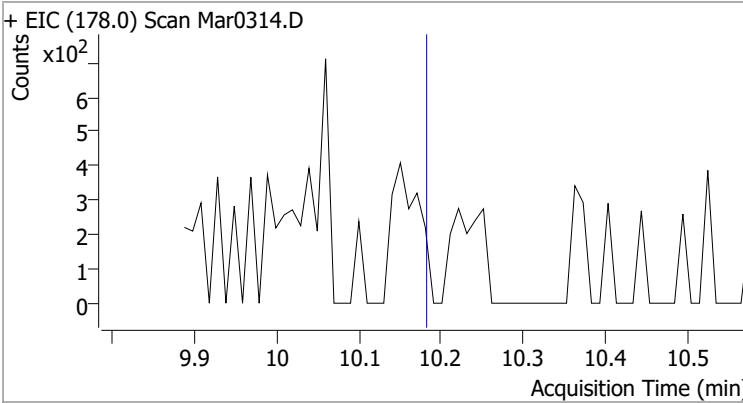
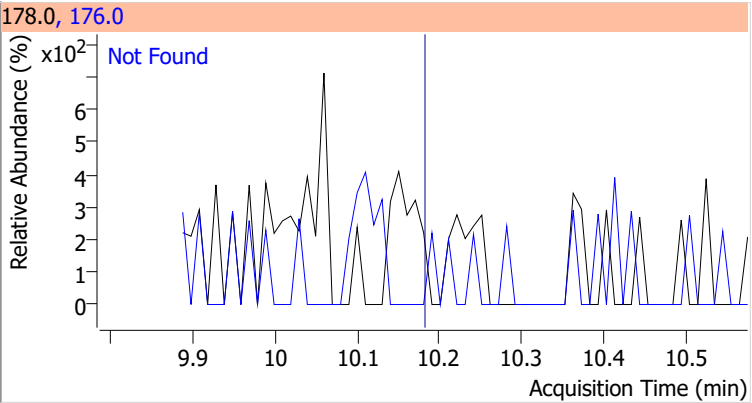
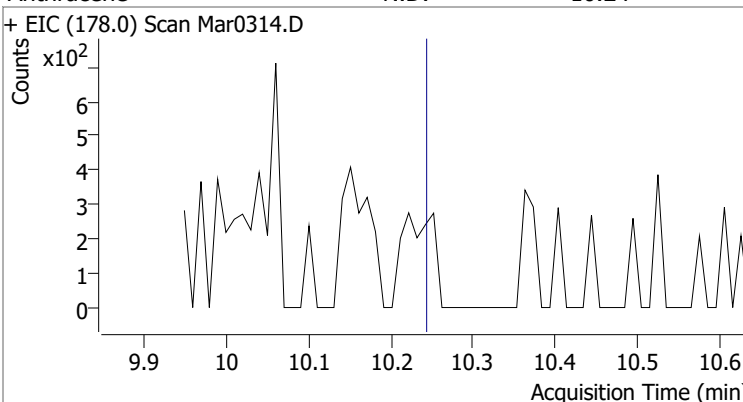
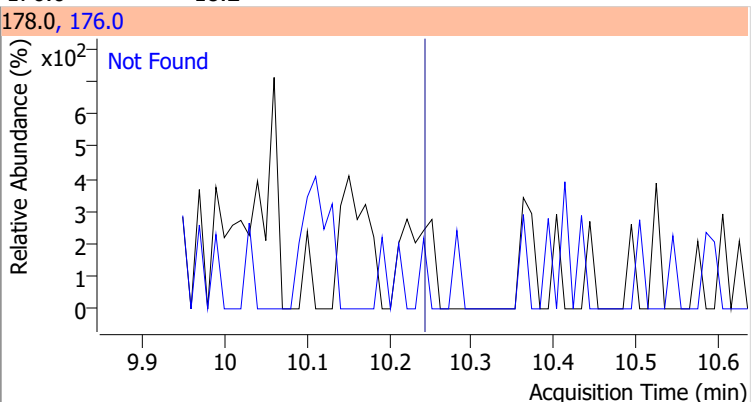
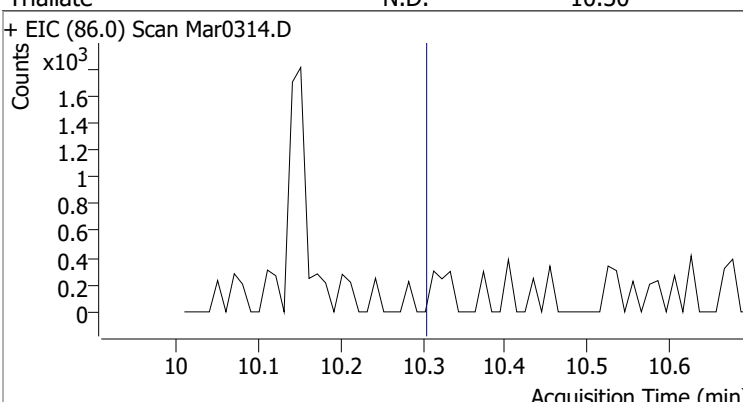
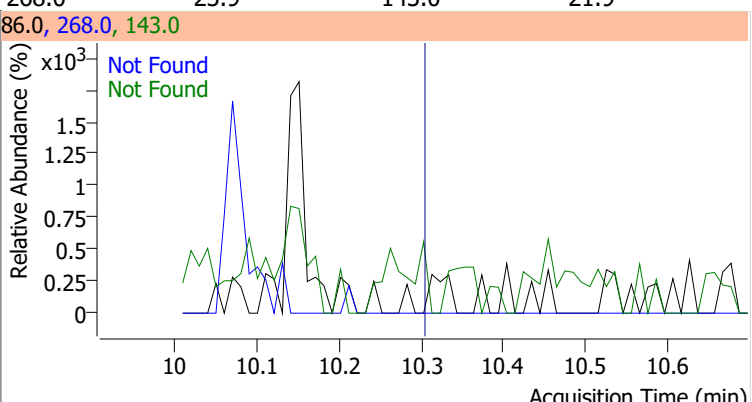
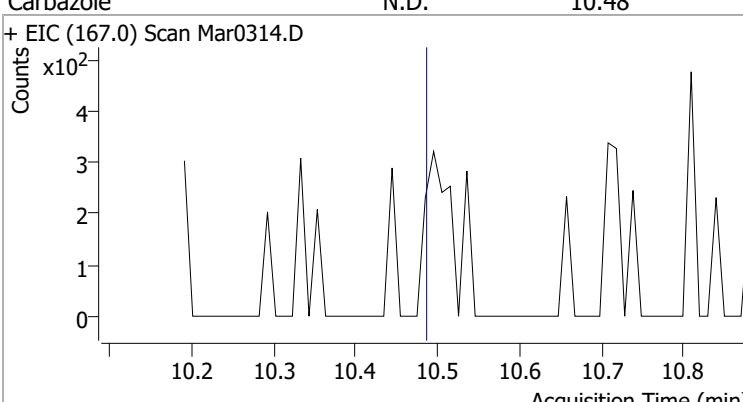
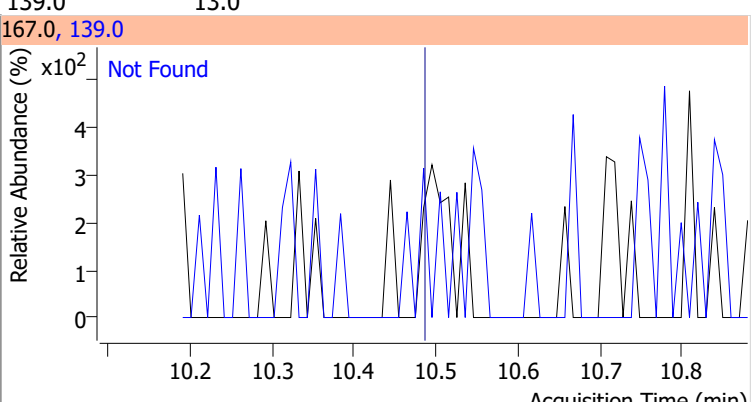
Compound	Conc.	Exp RT	QIon	Exp Ratio	QIon	Exp Ratio
Hexachlorobenzene	N.D.	9.68	142.0	49.3		



Compound	Conc.	Exp RT	QIon	Exp Ratio	QIon	Exp Ratio
Pentachlorophenol	N.D.	9.96	263.9	63.1	267.9	62.4

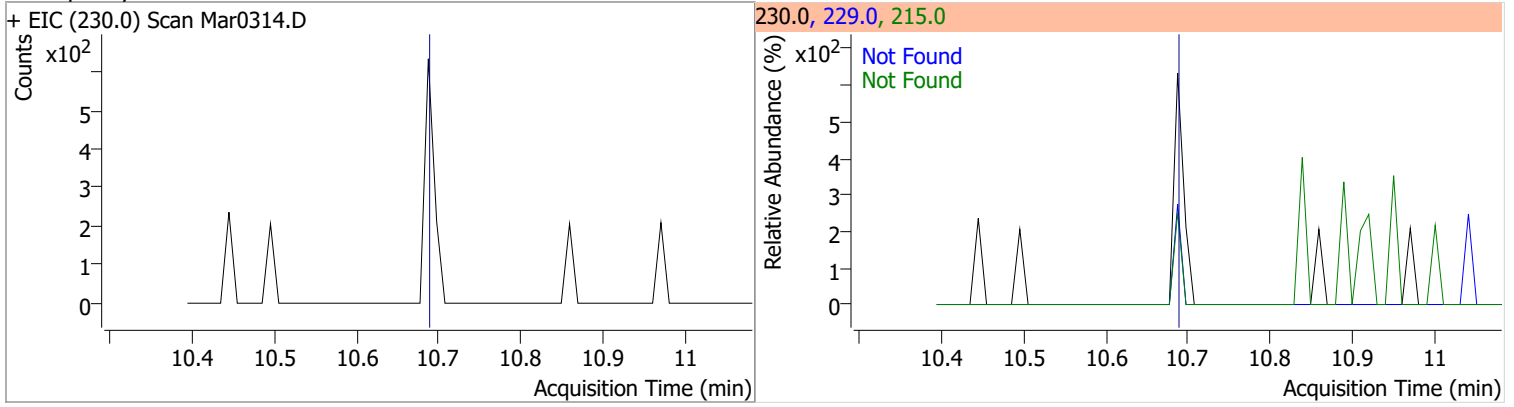


Quantitation Results Report (QT Reviewed)

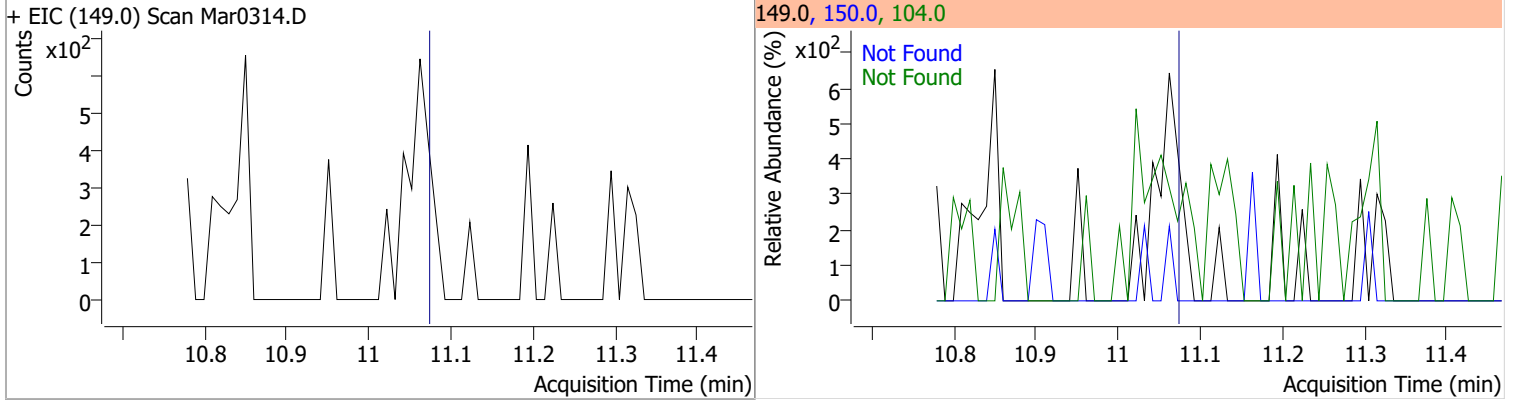
Compound	Conc.	Exp RT	QIon	Exp Ratio		
Phenanthrene	N.D.	10.18	176.0	18.9		
+ EIC (178.0) Scan Mar0314.D			178.0, 176.0			
						
Anthracene	N.D.	10.24	176.0	18.2		
+ EIC (178.0) Scan Mar0314.D			178.0, 176.0			
						
Triallate	N.D.	10.30	268.0	23.9	QIon	Exp Ratio
+ EIC (86.0) Scan Mar0314.D			86.0, 268.0, 143.0			
						
Carbazole	N.D.	10.48	139.0	13.0		
+ EIC (167.0) Scan Mar0314.D			167.0, 139.0			
						

Quantitation Results Report (QT Reviewed)

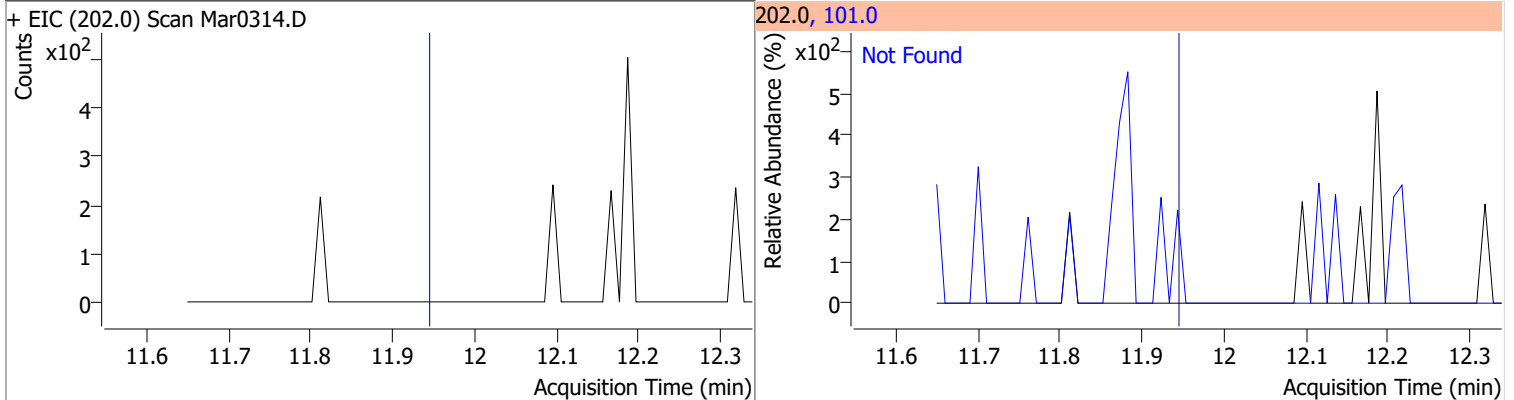
Compound	Conc.	Exp RT	QIon	Exp Ratio	QIon	Exp Ratio
o-Terphenyl	N.D.	10.69	229.0	64.7	215.0	38.5



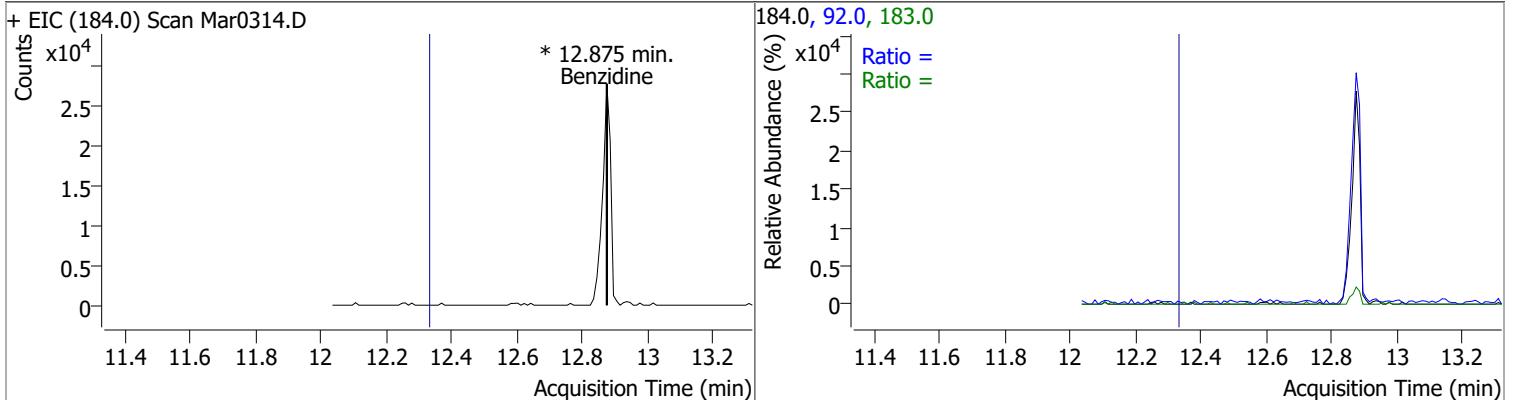
Compound	Conc.	Exp RT	QIon	Exp Ratio	QIon	Exp Ratio
Di-n-Butylphthalate	N.D.	11.07	150.0	9.1	104.0	6.2



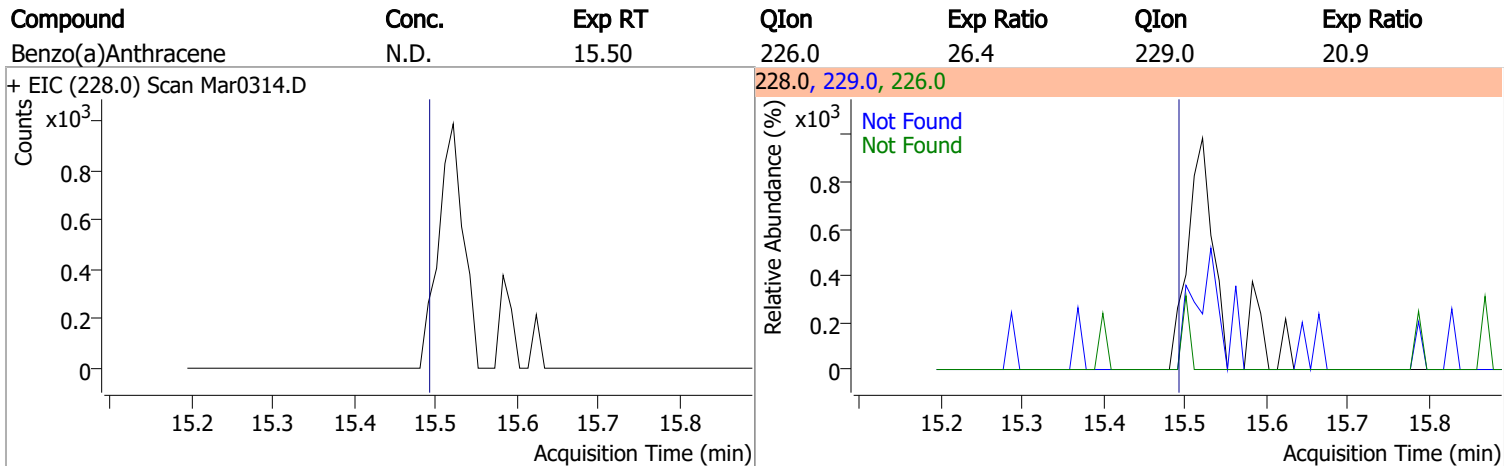
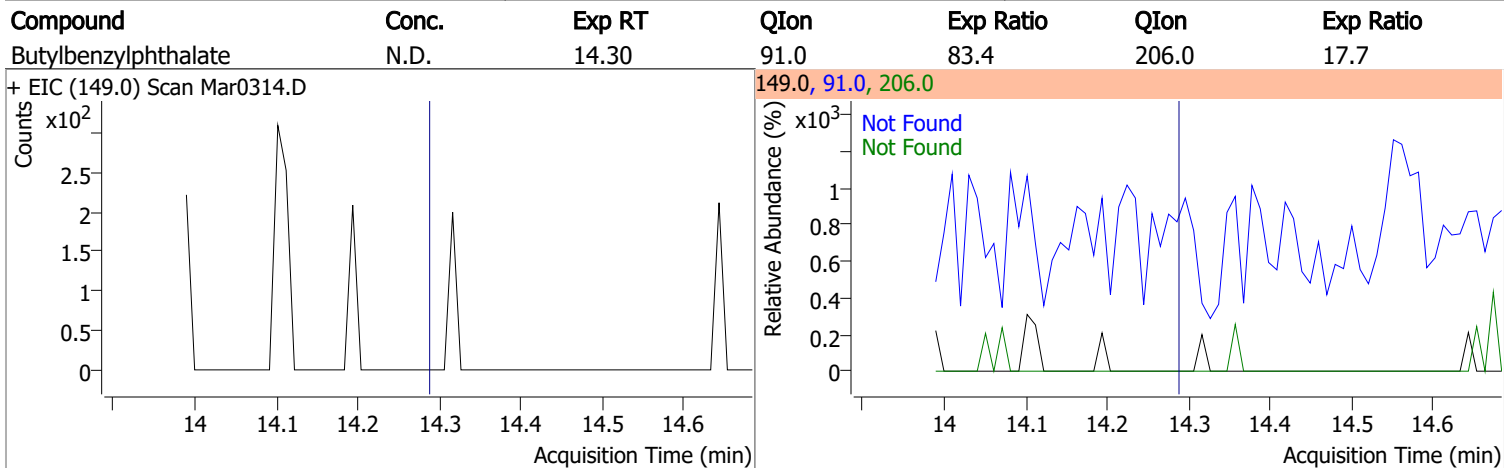
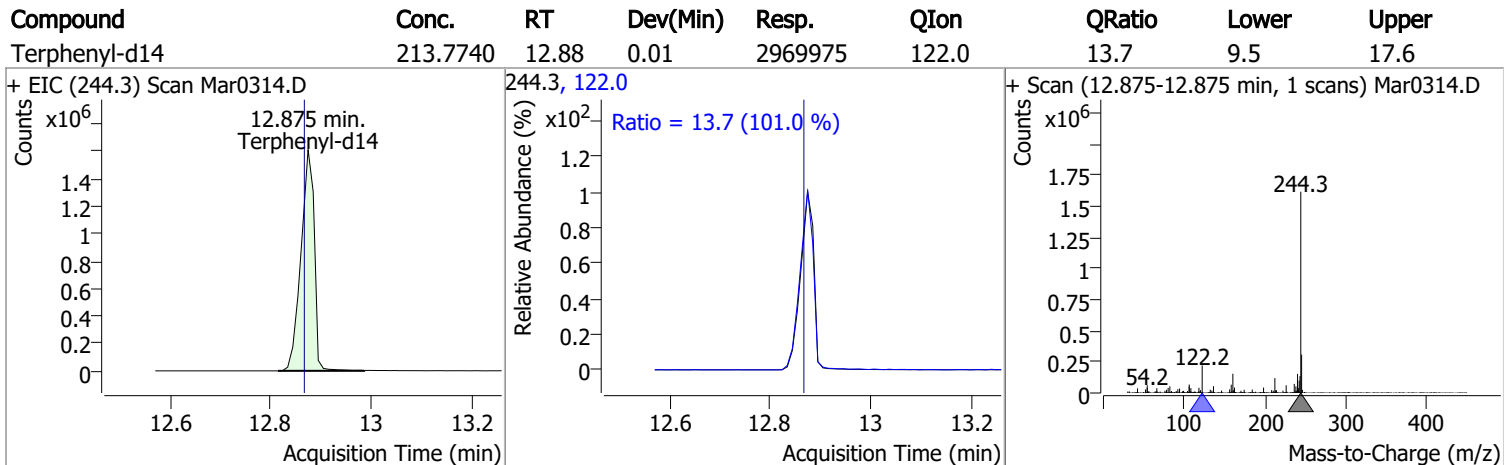
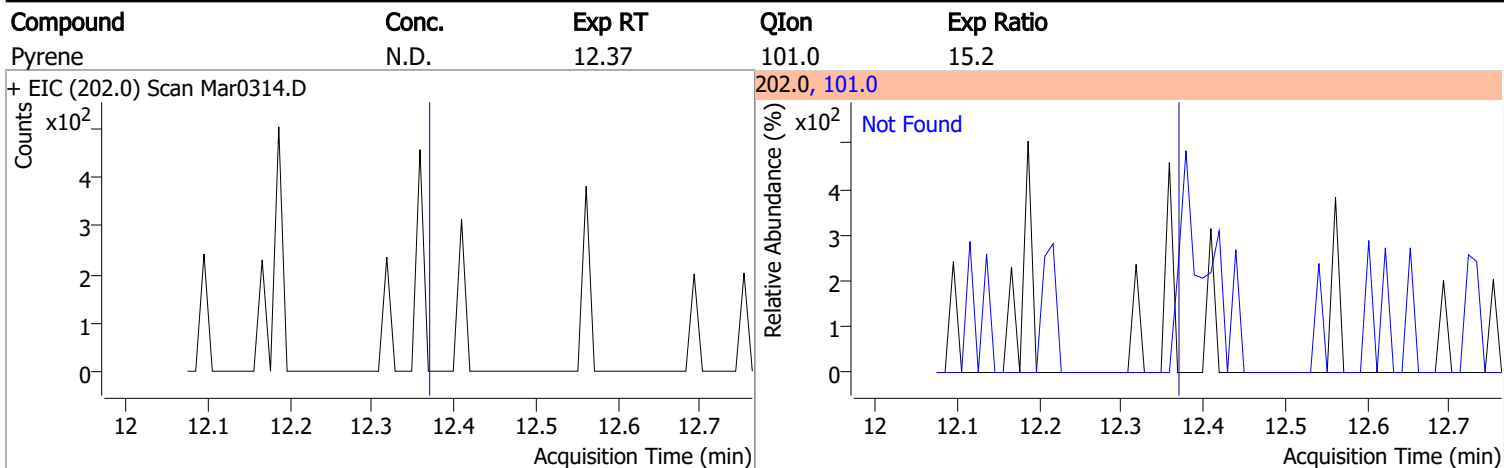
Compound	Conc.	Exp RT	QIon	Exp Ratio
Fluoranthene	N.D.	11.94	101.0	12.7



Compound	Conc.	RT	Dev(Min)	Resp.	QIon	QRatio	Lower	Upper
Benzidine		0		0	183.0		8.2	15.3
					92.0		6.4	11.9



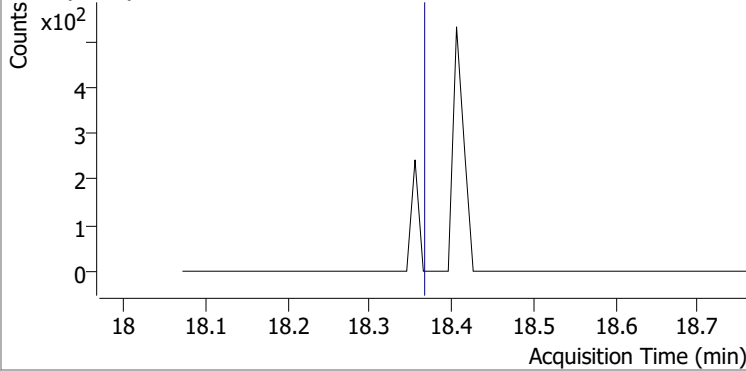
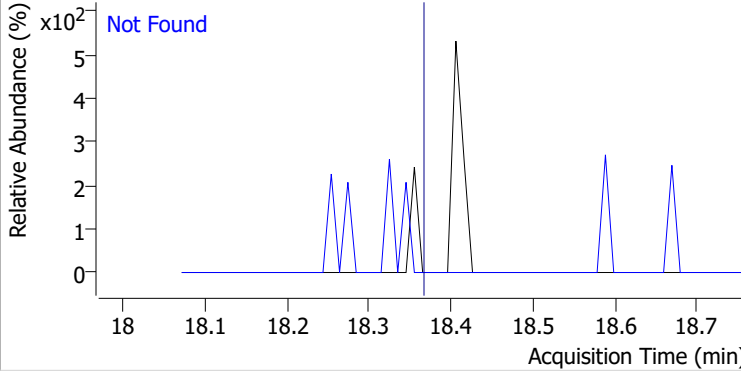
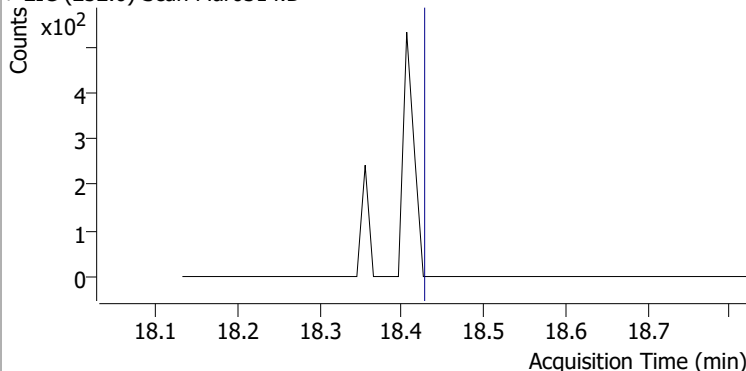
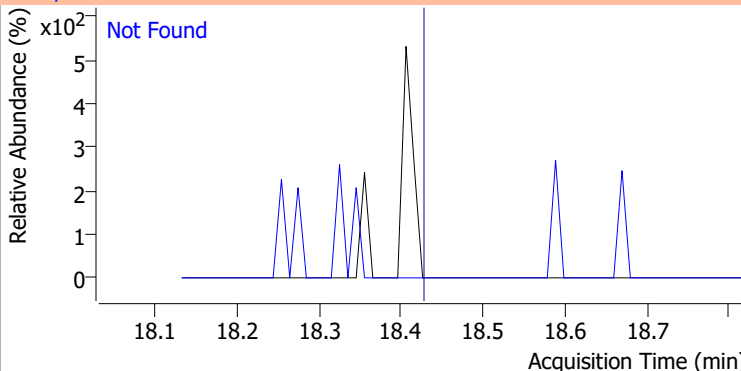
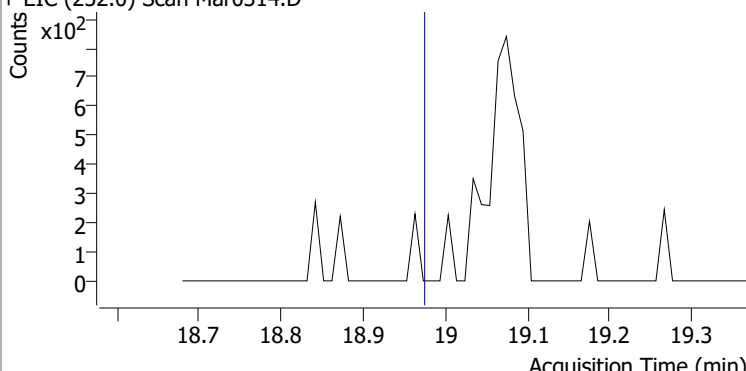
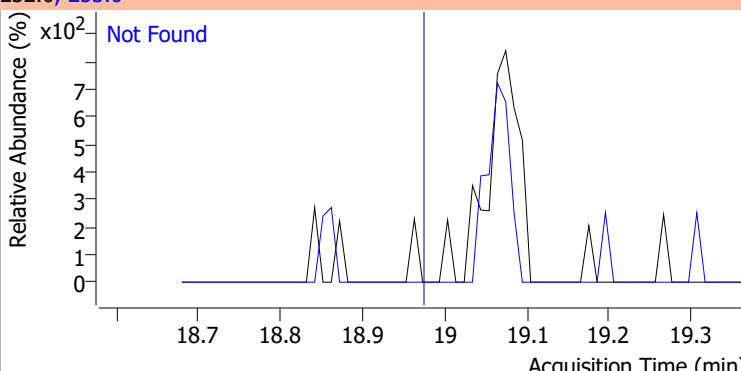
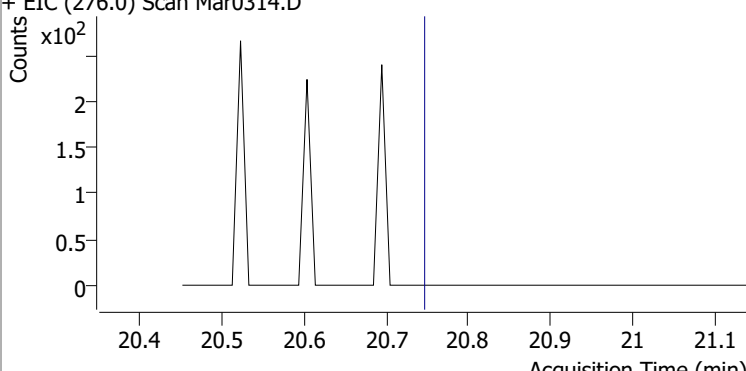
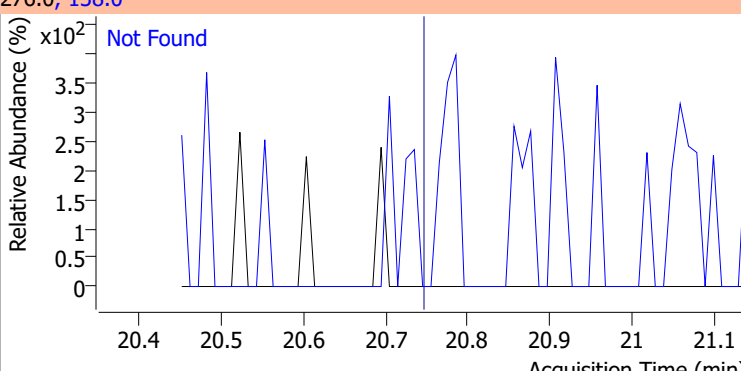
Quantitation Results Report (QT Reviewed)



Quantitation Results Report (QT Reviewed)

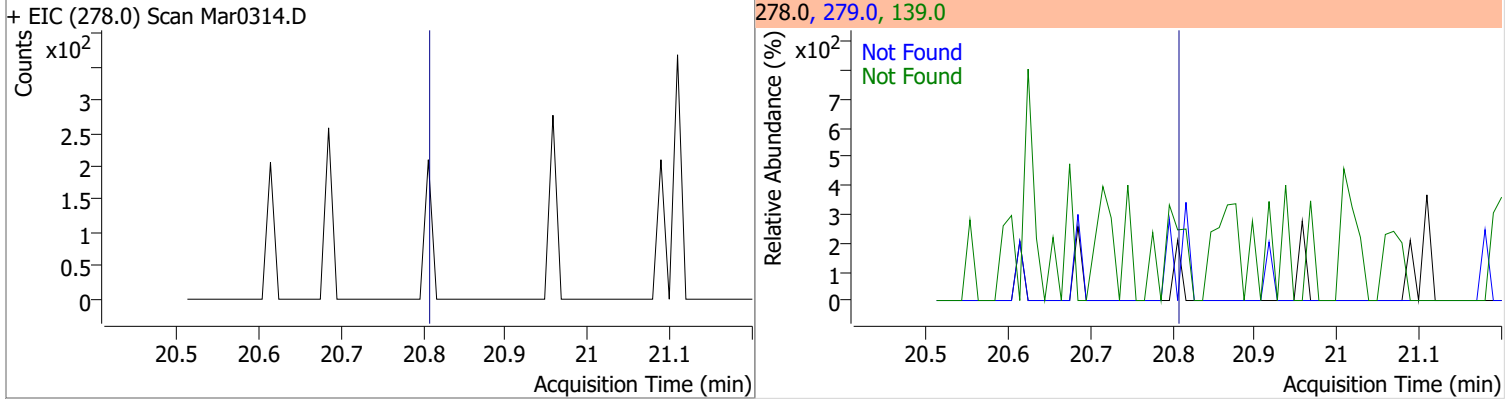
Compound	Conc.	Exp RT	QIon	Exp Ratio	QIon	Exp Ratio
Chrysene	N.D.	15.61	226.0	29.2	229.0	20.4
+ EIC (228.0) Scan Mar0314.D			228.0, 226.0, 229.0			
3,3-Dichlorobenzidine	N.D.	15.65	254.0	64.6		
+ EIC (252.0) Scan Mar0314.D			252.0, 254.0			
bis(2-ethylhexyl)Phthalate	N.D.	16.35	149.0	391.0	279.0	13.4
+ EIC (167.0) Scan Mar0314.D			167.0, 149.0, 279.0			
Di-n-octyl Phthalate	N.D.	18.12	150.0	9.5		
+ EIC (149.0) Scan Mar0314.D			149.0, 150.0			

Quantitation Results Report (QT Reviewed)

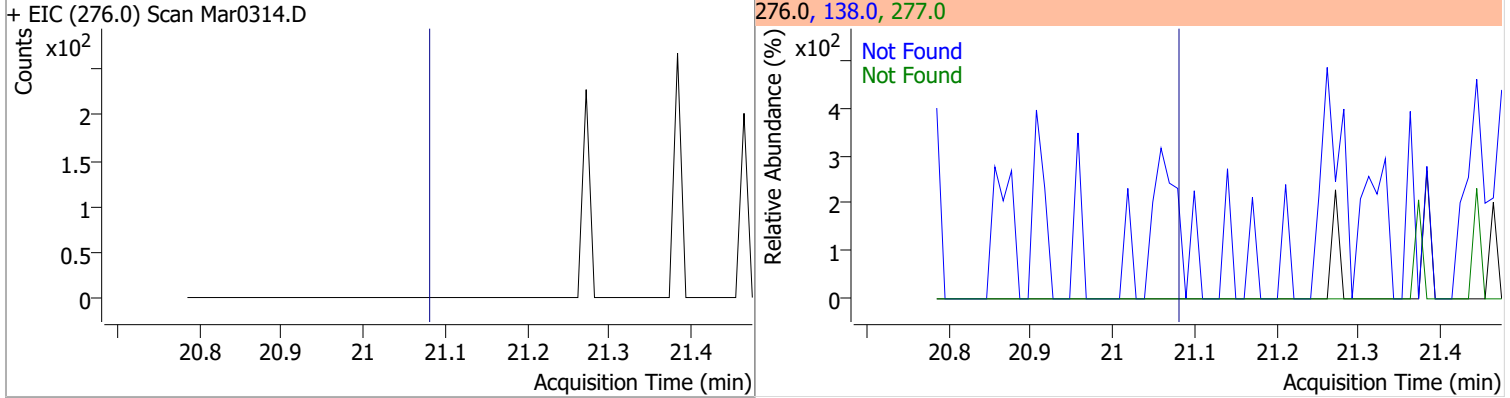
Compound	Conc.	Exp RT	QIon	Exp Ratio
Benzo(b)fluoranthene	N.D.	18.37	253.0	22.9
+ EIC (252.0) Scan Mar0314.D			252.0, 253.0	
				Not Found
Benzo(k)fluoranthene	N.D.	18.43	253.0	22.8
+ EIC (252.0) Scan Mar0314.D			252.0, 253.0	
				Not Found
Benzo(a)pyrene	N.D.	18.97	253.0	22.6
+ EIC (252.0) Scan Mar0314.D			252.0, 253.0	
				Not Found
Indeno(1,2,3-c,d)pyrene	N.D.	20.75	138.0	30.2
+ EIC (276.0) Scan Mar0314.D			276.0, 138.0	
				Not Found

Quantitation Results Report (QT Reviewed)

Compound	Conc.	Exp RT	QIon	Exp Ratio	QIon	Exp Ratio
Dibenzo(a,h)anthracene	N.D.	20.81	139.0	25.3	279.0	24.1



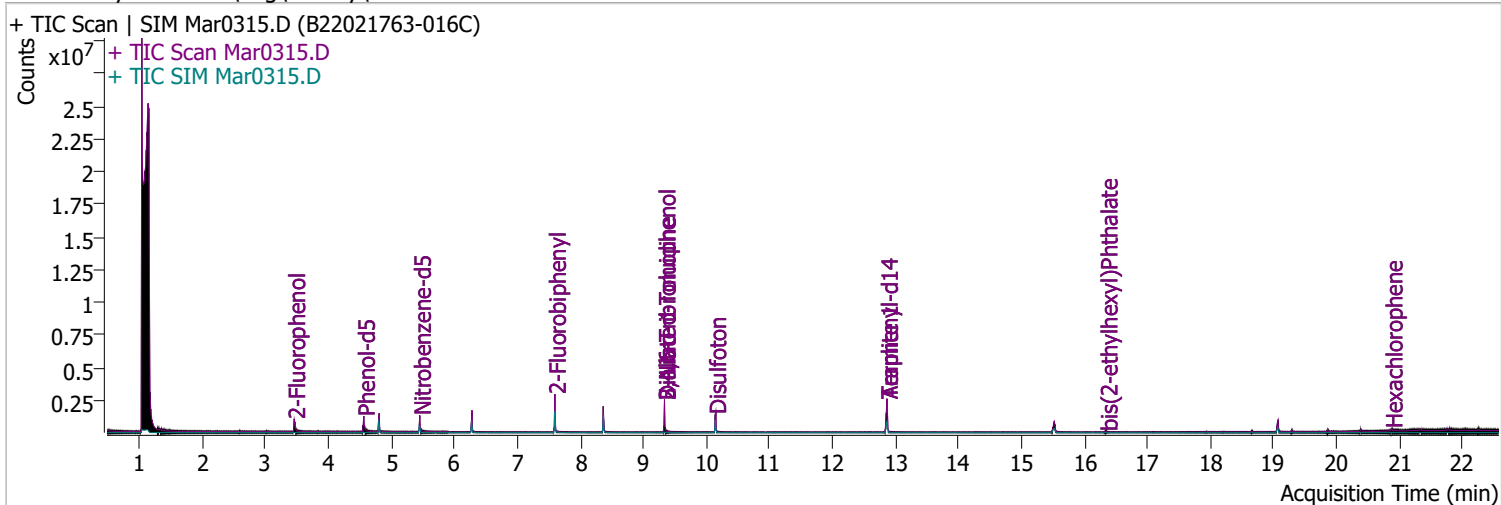
Compound	Conc.	Exp RT	QIon	Exp Ratio	QIon	Exp Ratio
Benzo(g,h,i)perylene	N.D.	21.08	138.0	32.4	277.0	23.6



Quantitation Results Report (QT Reviewed)

Data File Mar0315.D
 Acq. Method BNA+SIM.M
 Sample Name B22021763-016C
 Vial 15
 DA Method File
 Tune File dftppdsm.u
 Batch Name 030322 DoD BNA.batch.bin
 Ref Library D:\Org\Library\NIST129K.I

Operator LIMS import
 Acq. Date-Time 3/4/2022 12:01:50 AM
 Instrument Instrument #1
 Multiplier 1.00
 Comment SVOC-8270-W-LARGO
 Tune Date 2/18/2022 9:25:00 PM
 Last Calib Update 3/4/2022 9:18:32 AM



Compound	RT	QIon	Resp.	Conc.	Units	Dev(Min)
----------	----	------	-------	-------	-------	----------

Internal Standards

System Monitoring Compounds

S 2-Fluorophenol	3.459	112.0	410365	63.2187	µg/L	-0.071
Spiked Amount: 200.000	Range: 10.0 - 75.0%			Recovery = 31.61%		
S Phenol-d5	4.562	99.0	532216	63.1458	µg/L	0.010
Spiked Amount: 200.000	Range: 10.0 - 65.0%			Recovery = 31.57%		
S Nitrobenzene-d5	5.451	82.0	295615	63.3469	µg/L	-0.020
Spiked Amount: 100.000	Range: 32.0 - 94.0%			Recovery = 63.35%		
S 2-Fluorobiphenyl	7.595	172.0	791232	63.2535	µg/L	0.000
Spiked Amount: 100.000	Range: 28.0 - 107.0%			Recovery = 63.25%		
S 2,4,6-Tribromophenol	9.336	329.8	178190	145.6859	µg/L	0.010
Spiked Amount: 200.000	Range: 25.0 - 140.0%			Recovery = 72.84%		
S Terphenyl-d14	12.865	244.3	1315325	99.4080	µg/L	0.000
Spiked Amount: 100.000	Range: 32.0 - 122.0%			Recovery = 99.41%		

Target Compounds

Compound	RT	QIon	Resp.	Conc.	Units	QValue
T N-Nitrosodimethylamine	0.000		0	N.D.		
T Pyridine	0.000		0	N.D.		
T Aniline	0.000		0	N.D.		
T Phenol	0.000		0	N.D.		
T bis(-2-Chloroethyl)Ether	0.000		0	N.D.		
T 2-Chlorophenol	0.000		0	N.D.		
T 1,3-Dichlorobenzene	0.000		0	N.D.		
T 1,4-Dichlorobenzene	0.000		0	N.D.		
T 1,2-Dichlorobenzene	0.000		0	N.D.		
T Benzyl Alcohol	0.000		0	N.D.		
T bis(2-chloroisopropyl)Ether	0.000		0	N.D.		
T 2-Methylphenol	0.000		0	N.D.		
T N-nitroso-Di-n-propylamine	5.451	70.0	0		µg/L md	1
T Hexachloroethane	0.000		0	N.D.		
T 4Methylphenol/3Methylphenol	0.000		0	N.D.		

Quantitation Results Report (QT Reviewed)

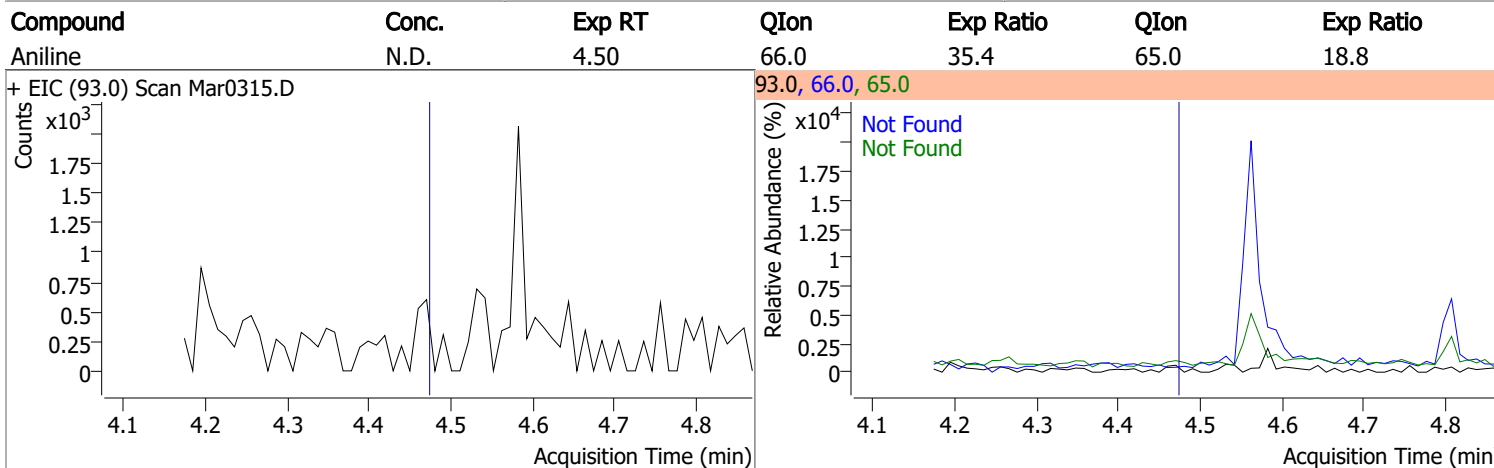
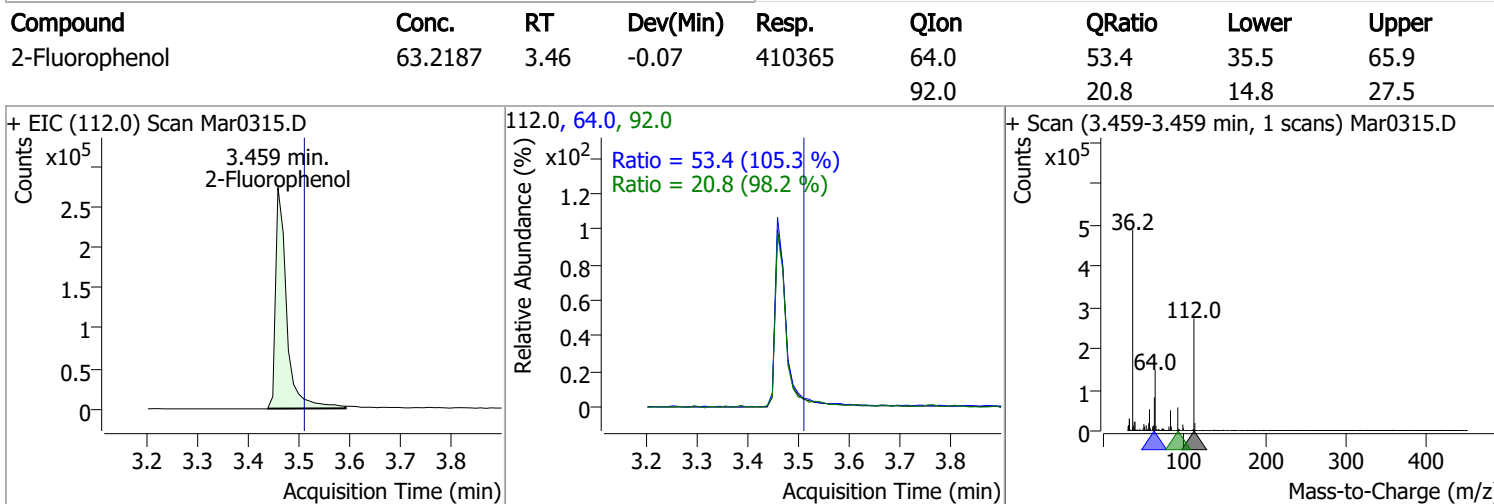
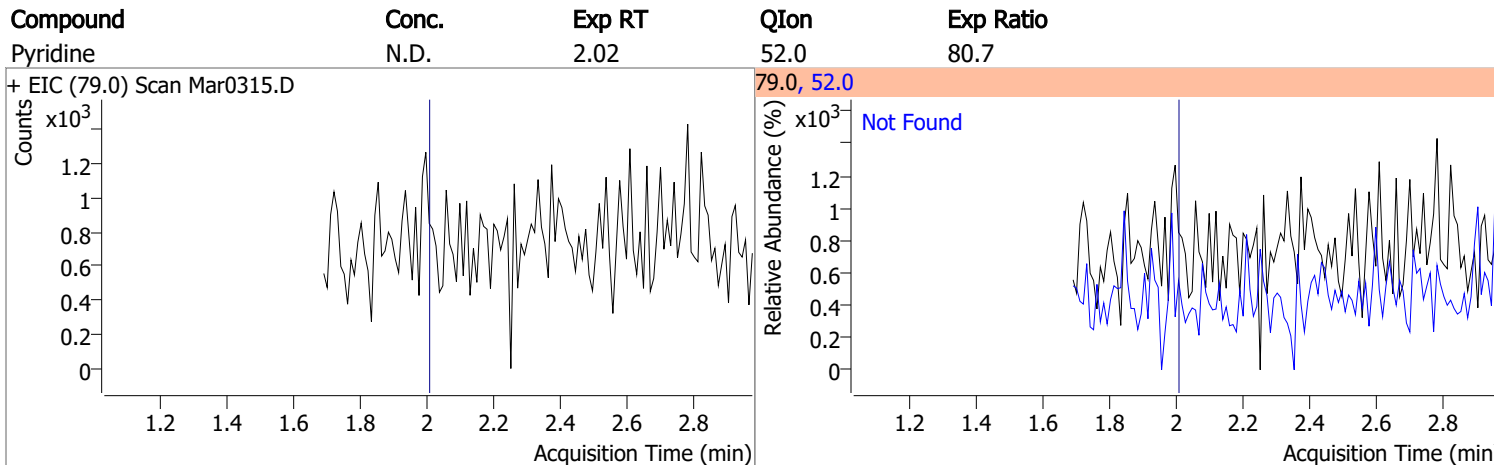
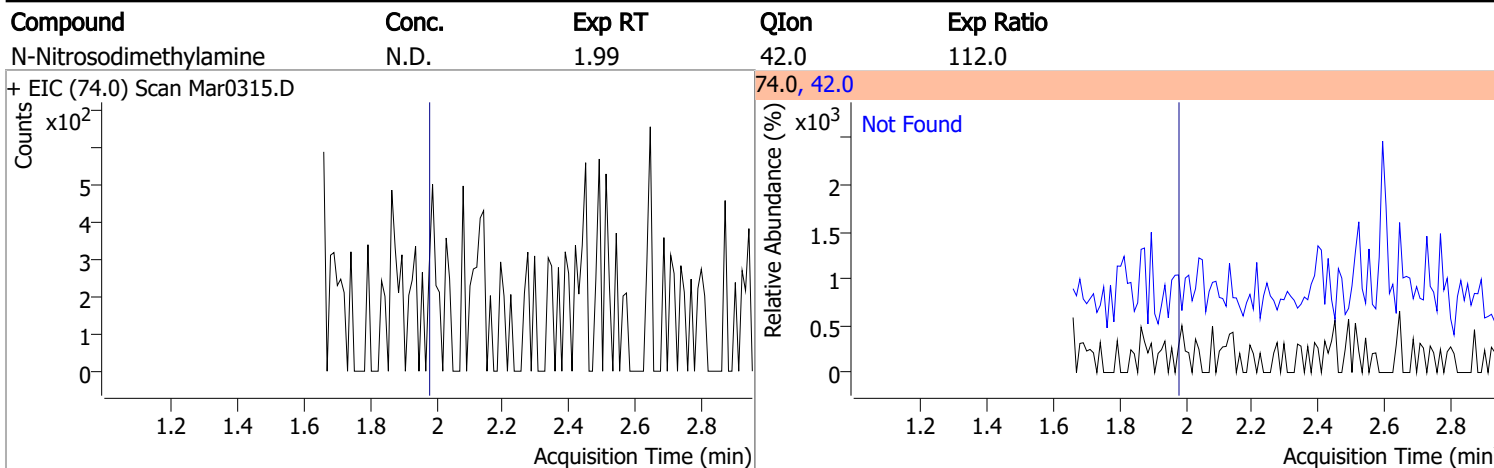
Compound	RT	QIon	Resp.	Conc.	Units	Dev(Min)
T Nitrobenzene	0.000		0	N.D.		
T Isophorone	0.000		0	N.D.		
T 2-Nitrophenol	0.000		0	N.D.		
T 2,4-Dimethylphenol	0.000		0	N.D.		
T bis(-2-Chloroethoxy)Methane	0.000		0	N.D.		
T 2,4-Dichlorophenol	0.000		0	N.D.		
T Benzoic Acid	0.000		0	N.D.		
T 1,2,4-Trichlorobenzene	0.000		0	N.D.		
T Naphthalene	0.000		0	N.D.		
T 4-Chlorophenol	0.000		0	N.D.		
T p-Chloroaniline	0.000		0	N.D.		
T Hexachlorobutadiene	0.000		0	N.D.		
T 4-Chloro-2-Methylphenol	0.000		0	N.D.		
T 4-Chloro-3-Methylphenol	0.000		0	N.D.		
T 2-Methylnaphthalene	0.000		0	N.D.		
T 1-Methylnaphthalene	0.000		0	N.D.		
T Hexachlorocyclopentadiene	0.000		0	N.D.		
T 2,4,6-Trichlorophenol	0.000		0	N.D.		
T 2,4,5-Trichlorophenol	0.000		0	N.D.		
T 2-Chloronaphthalene	0.000		0	N.D.		
T 2-Nitroaniline	0.000		0	N.D.		
T Dimethyl Phthalate	8.364	163.0	0		µg/L md	1
T 2,6-Dinitrotoluene	8.364	165.0	0		µg/L md	1
T Acenaphthylene	0.000		0	N.D.		
T 3-Nitroaniline	0.000		0	N.D.		
T Acenaphthene	0.000		0	N.D.		
T 2,4-Dinitrophenol	8.609	184.0	0		µg/L md	1
T Dibenzofuran	0.000		0	N.D.		
T 2,4-Dinitrotoluene	0.000		0	N.D.		
T 4-Nitrophenol	0.000		0	N.D.		
T Diethylphthalate	0.000		0	N.D.		
T Fluorene	0.000		0	N.D.		
T 4-Chlorophenyl-phenylether	0.000		0	N.D.		
T 4-Nitroaniline	0.000		0	N.D.		
T 4,6-Dinitro-2-methylphenol	0.000		0	N.D.		
T N-nitrosodiphenylamine	0.000		0	N.D.		
T Azobenzene	0.000		0	N.D.		
T 4-Bromophenyl-phenylether	0.000		0	N.D.		
T Hexachlorobenzene	0.000		0	N.D.		
T Pentachlorophenol	0.000		0	N.D.		
T Phenanthrene	0.000		0	N.D.		
T Anthracene	0.000		0	N.D.		
T Triallate	0.000		0	N.D.		
T Carbazole	0.000		0	N.D.		
T o-Terphenyl	0.000		0	N.D.		
T Di-n-Butylphthalate	0.000		0	N.D.		
T Fluoranthene	0.000		0	N.D.		
T Benzidine	12.865	184.0	0		µg/L md	1
T Pyrene	0.000		0	N.D.		
T Butylbenzylphthalate	0.000		0	N.D.		
T Benzo(a)Anthracene	0.000		0	N.D.		
T Chrysene	0.000		0	N.D.		
T 3,3-Dichlorobenzidine	0.000		0	N.D.		
T bis(2-ethylhexyl)Phthalate	16.350	167.0	7706	5.9193	µg/L #	97
T Di-n-octyl Phthalate	0.000		0	N.D.		

Quantitation Results Report (QT Reviewed)

Compound	RT	QIon	Resp.	Conc.	Units	Dev(Min)
T Benzo(b)fluoranthene	0.000		0	N.D.		
T Benzo(k)fluoranthene	0.000		0	N.D.		
T Benzo(a)pyrene	0.000		0	N.D.		
T Indeno(1,2,3-c,d)pyrene	0.000		0	N.D.		
T Dibenzo(a,h)anthracene	0.000		0	N.D.		
T Benzo(g,h,i)perylene	0.000		0	N.D.		

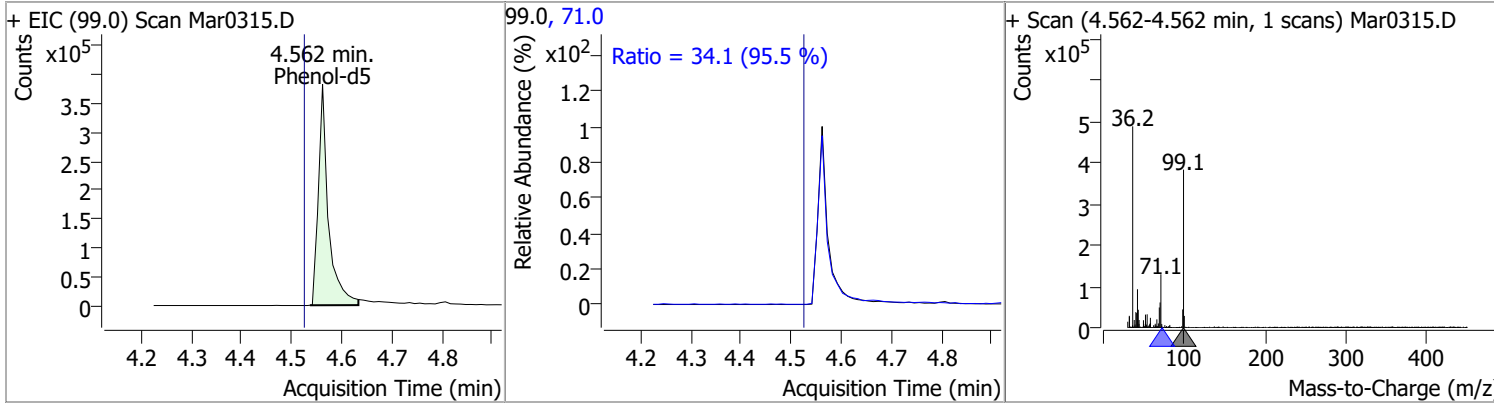
(#) = Qualifier Out of Range; (m) = Manual Integration; (+) = Area Summed; (*) = Surrogate Percent Recovery Out of Range; (d): Zeroed Peak

Quantitation Results Report (QT Reviewed)

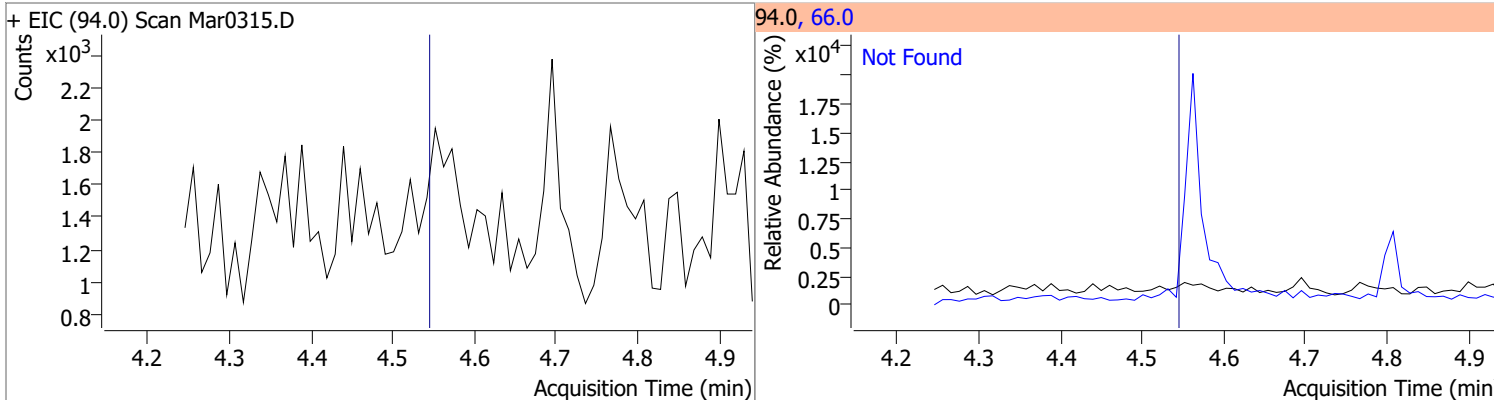


Quantitation Results Report (QT Reviewed)

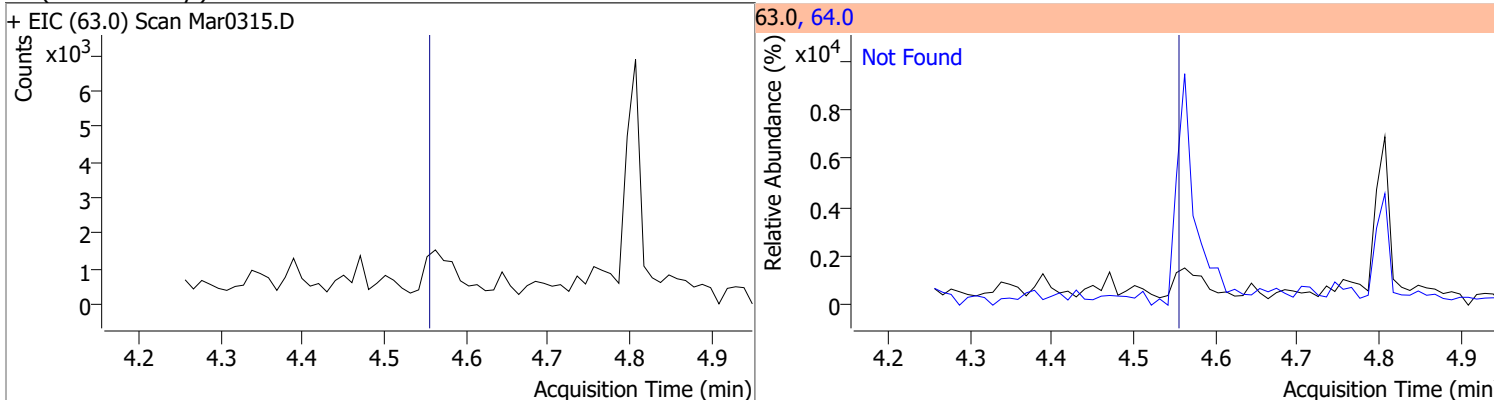
Compound	Conc.	RT	Dev(Min)	Resp.	QIon	QRatio	Lower	Upper
Phenol-d5	63.1458	4.56	0.01	532216	71.0	34.1	25.0	46.4



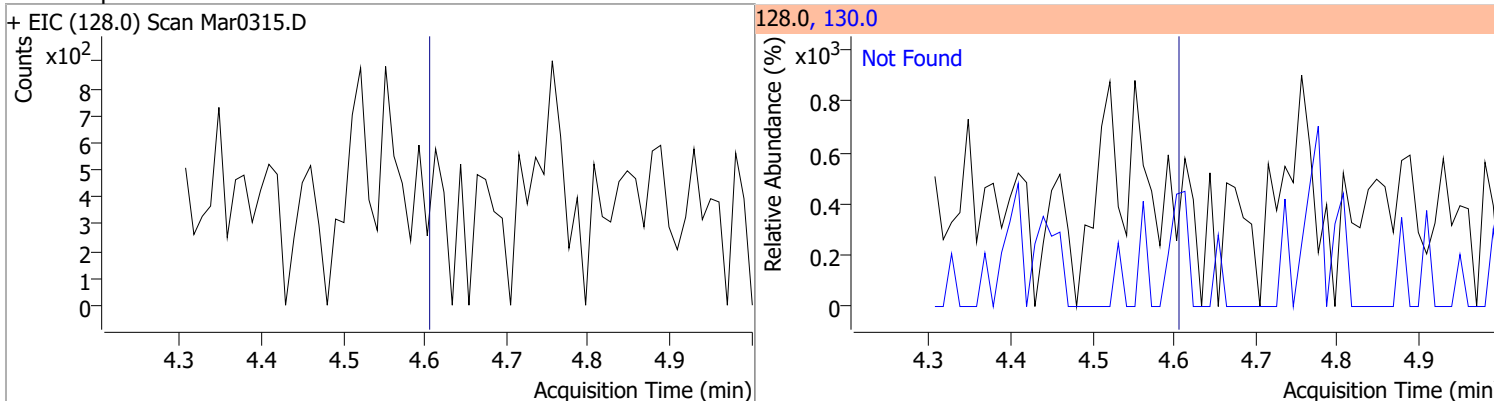
Compound	Conc.	Exp RT	QIon	Exp Ratio
Phenol	N.D.	4.57	66.0	40.4



Compound	Conc.	Exp RT	QIon	Exp Ratio
bis(-2-Chloroethyl)Ether	N.D.	4.58	64.0	10.7

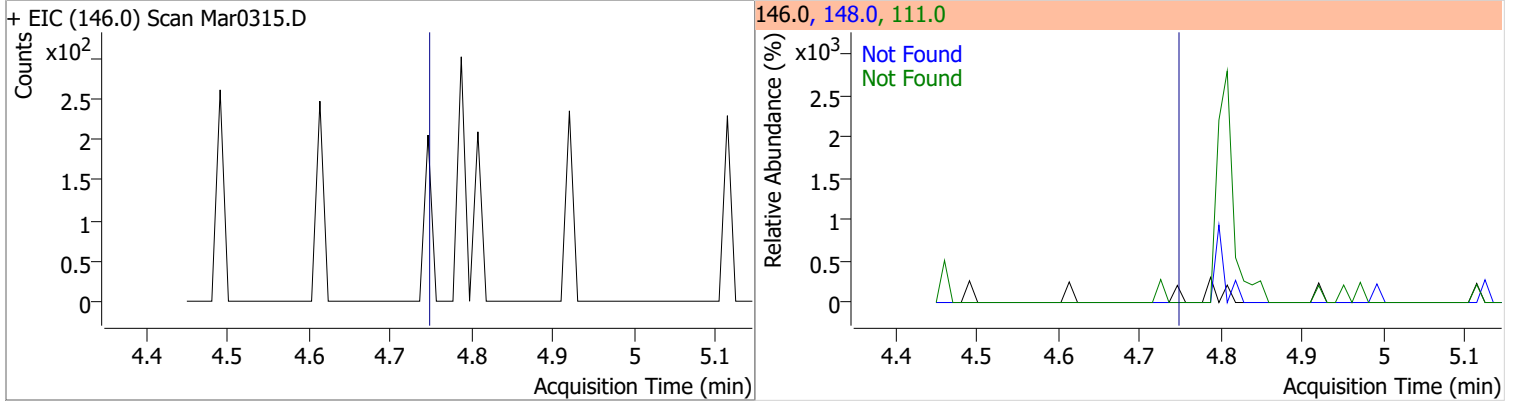


Compound	Conc.	Exp RT	QIon	Exp Ratio
2-Chlorophenol	N.D.	4.63	130.0	32.3

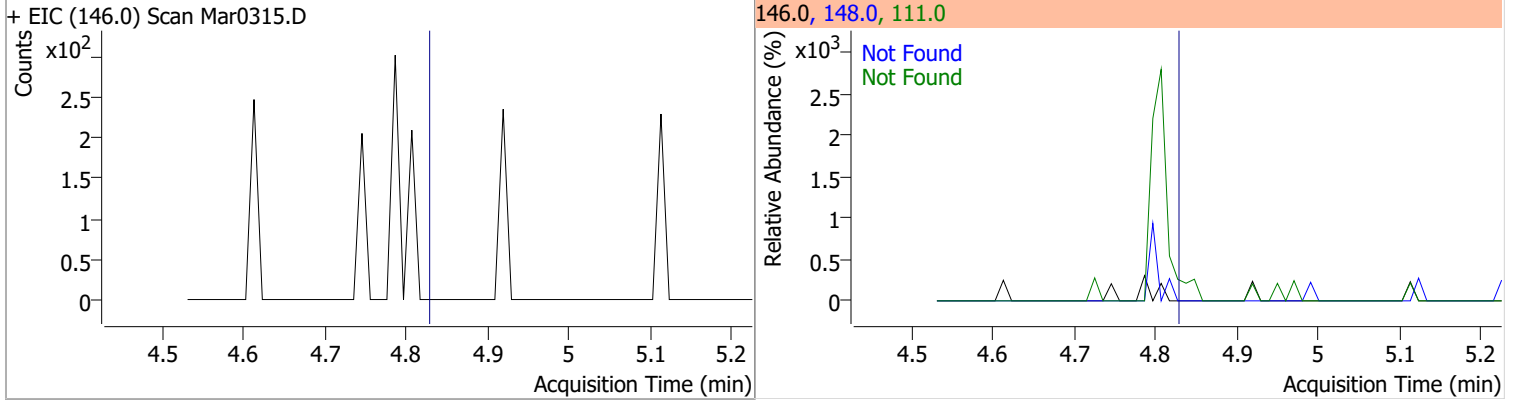


Quantitation Results Report (QT Reviewed)

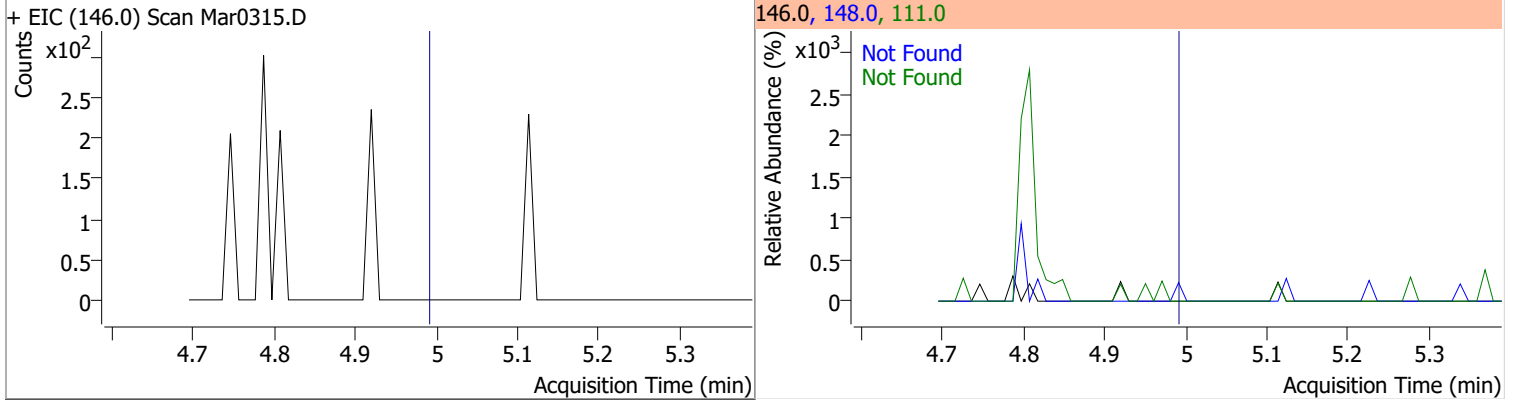
Compound	Conc.	Exp RT	QIon	Exp Ratio	QIon	Exp Ratio
1,3-Dichlorobenzene	N.D.	4.78	148.0	63.7	111.0	35.3



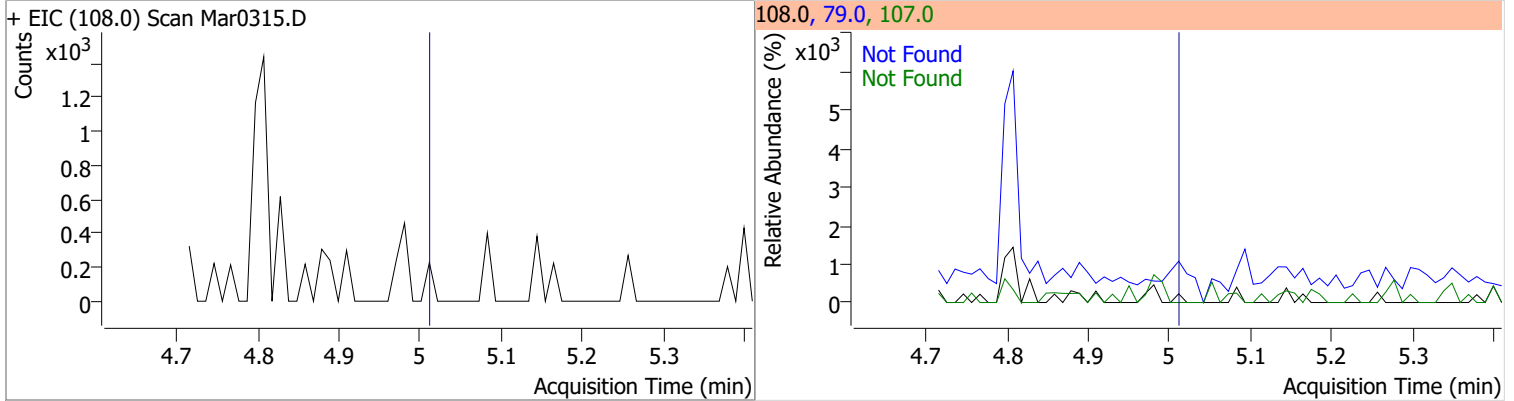
Compound	Conc.	Exp RT	QIon	Exp Ratio	QIon	Exp Ratio
1,4-Dichlorobenzene	N.D.	4.86	148.0	64.4	111.0	35.3



Compound	Conc.	Exp RT	QIon	Exp Ratio	QIon	Exp Ratio
1,2-Dichlorobenzene	N.D.	5.02	148.0	63.7	111.0	37.5

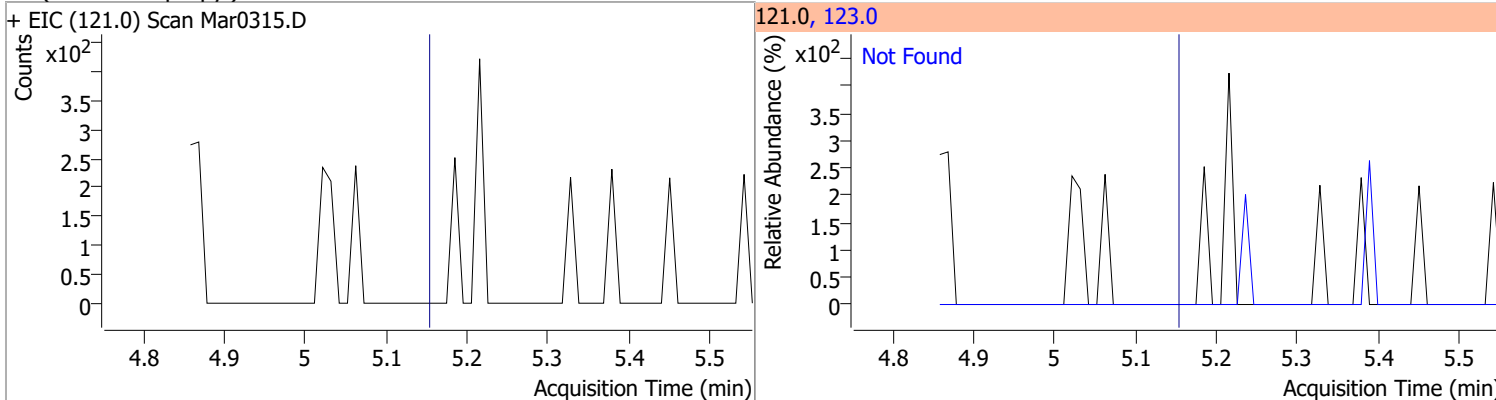


Compound	Conc.	Exp RT	QIon	Exp Ratio	QIon	Exp Ratio
Benzyl Alcohol	N.D.	5.04	79.0	118.8	107.0	68.8

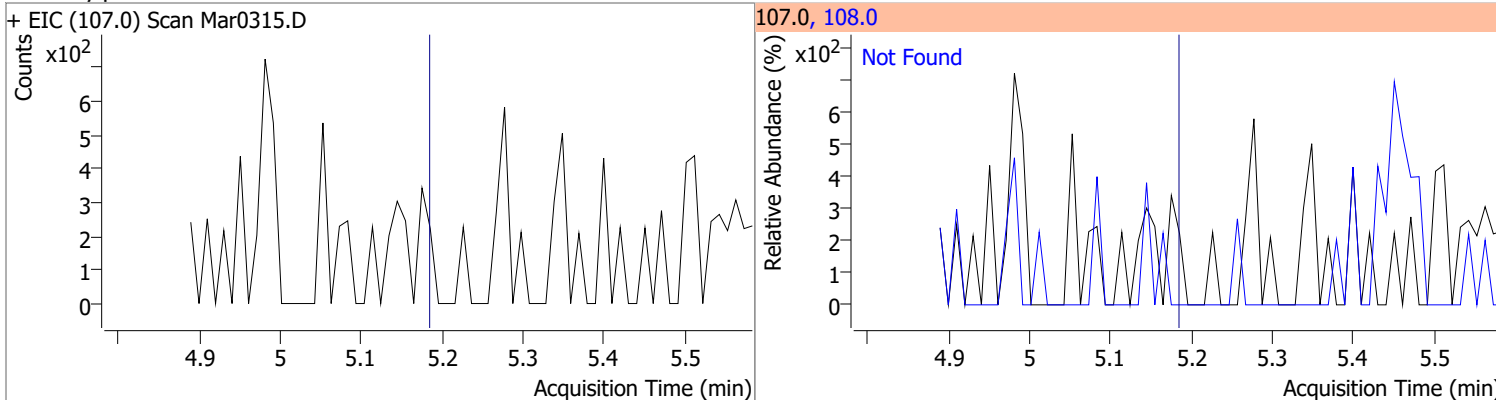


Quantitation Results Report (QT Reviewed)

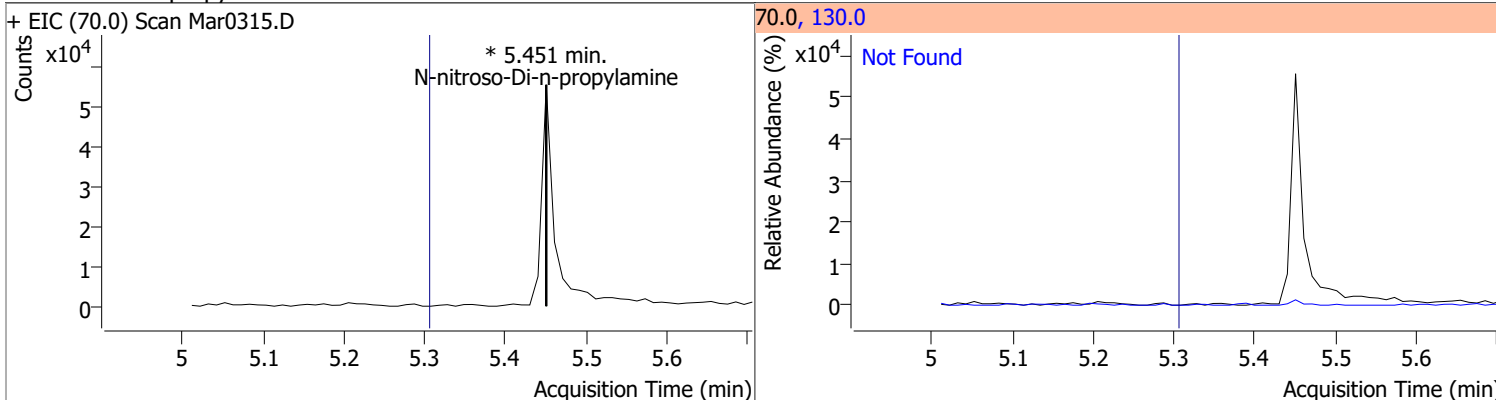
Compound	Conc.	Exp RT	QIon	Exp Ratio
bis(2-chloroisopropyl)Ether	N.D.	5.19	123.0	31.6



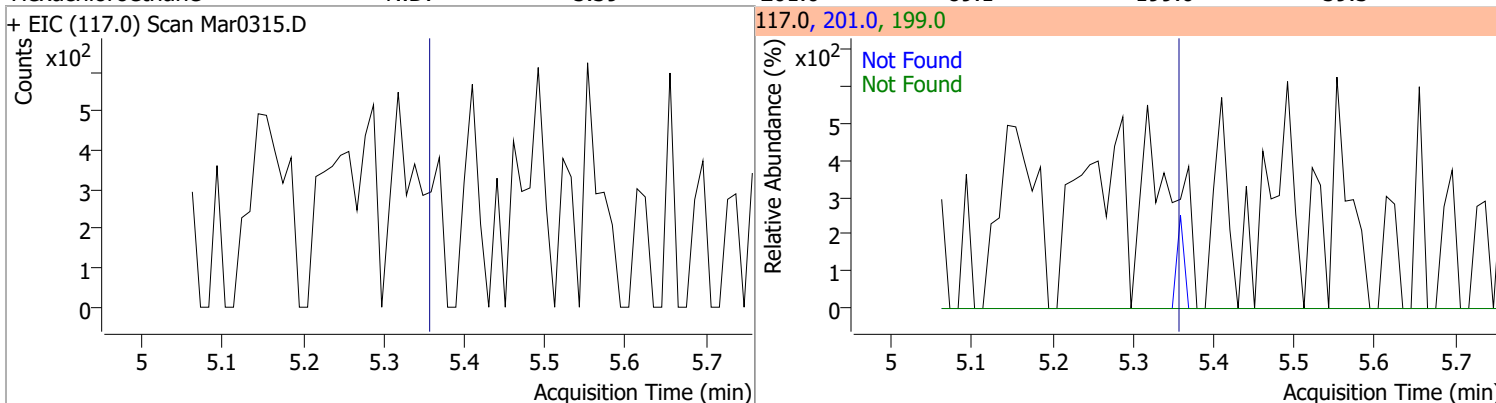
Compound	Conc.	Exp RT	QIon	Exp Ratio
2-Methylphenol	N.D.	5.22	108.0	117.4



Compound	Conc.	RT	Dev(Min)	Resp.	QIon	QRatio	Lower	Upper
N-nitroso-Di-n-propylamine		0		0	130.0		0.0	34.0

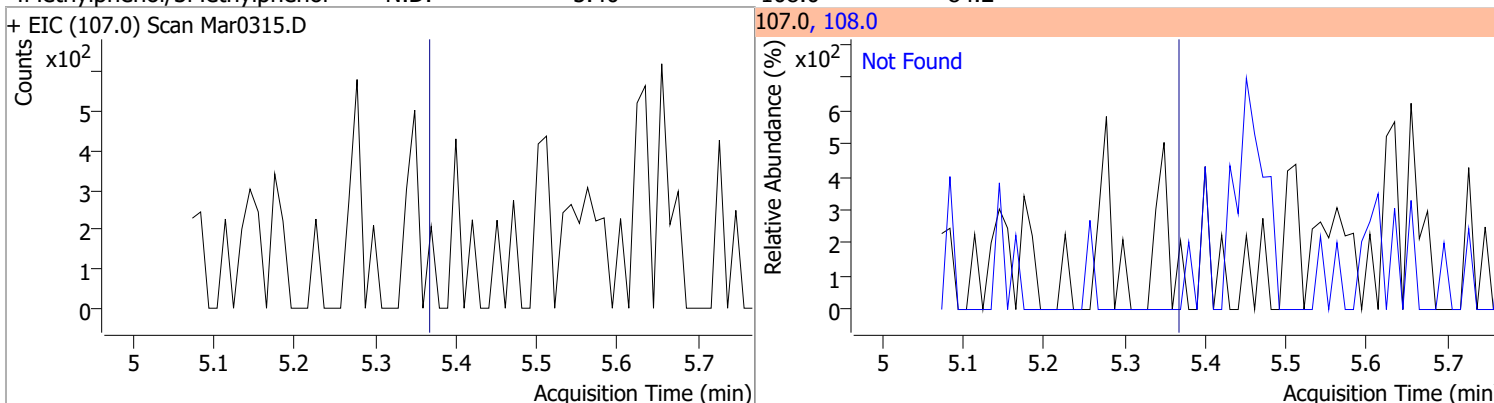


Compound	Conc.	Exp RT	QIon	Exp Ratio	QIon	Exp Ratio
Hexachloroethane	N.D.	5.39	201.0	89.1	199.0	59.3

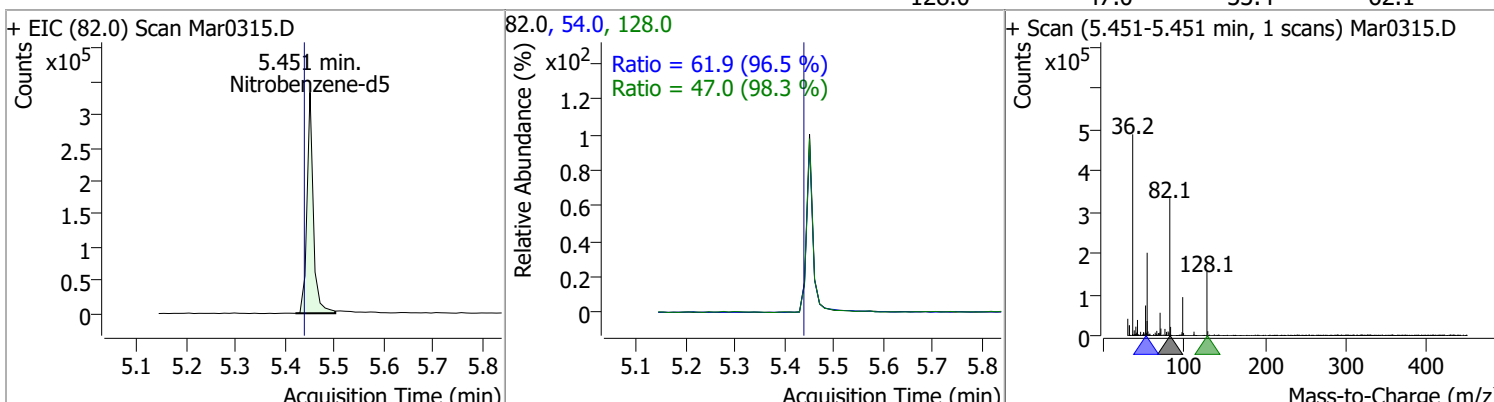


Quantitation Results Report (QT Reviewed)

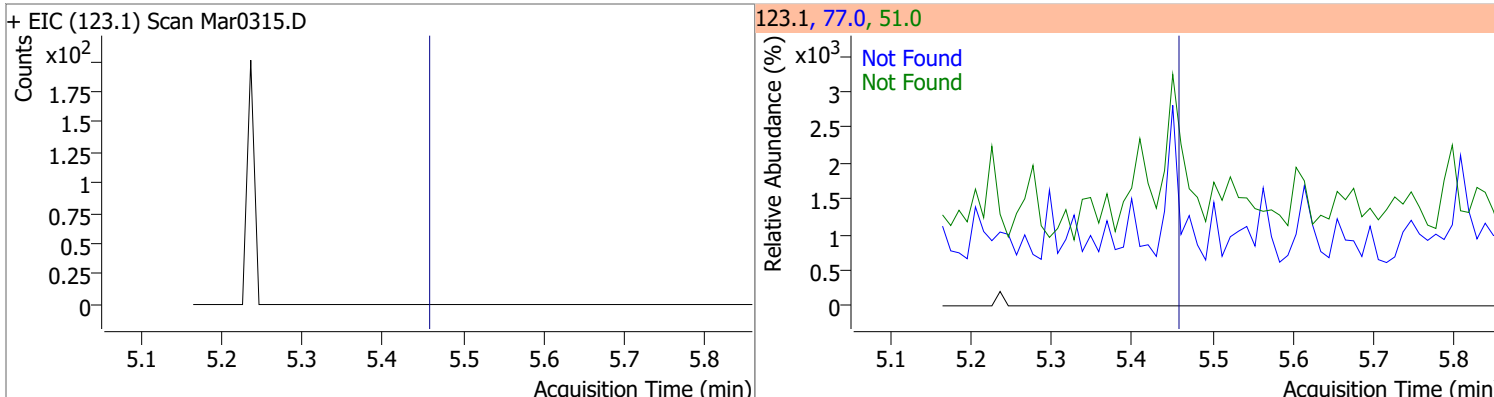
Compound	Conc.	Exp RT	QIon	Exp Ratio
4Methylphenol/3Methylphenol	N.D.	5.40	108.0	84.2



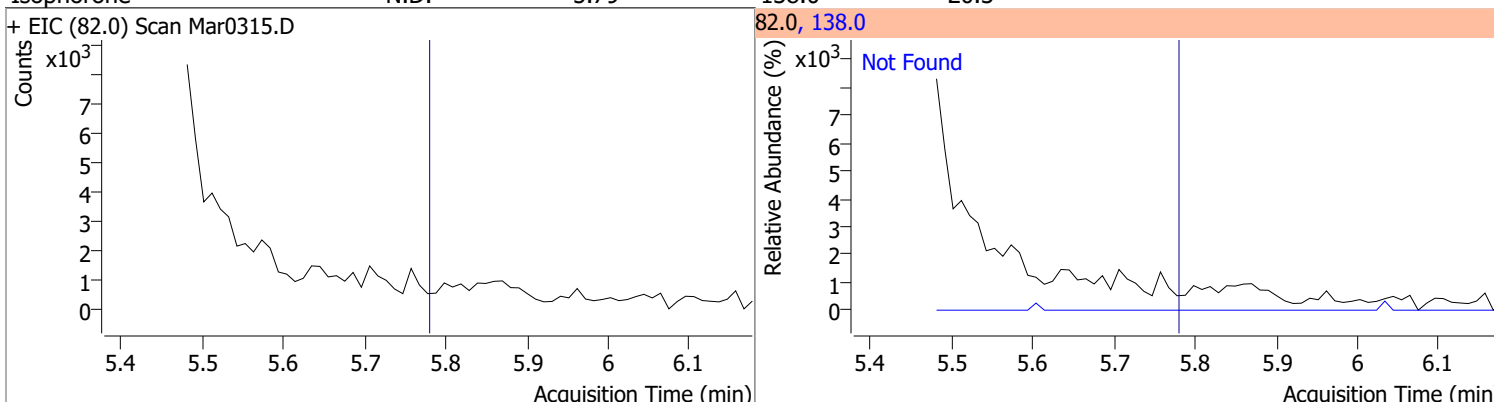
Compound	Conc.	RT	Dev(Min)	Resp.	QIon	QRatio	Lower	Upper
Nitrobenzene-d5	63.3469	5.45	-0.02	295615	54.0	61.9	44.9	83.4
					128.0	47.0	33.4	62.1



Compound	Conc.	Exp RT	QIon	Exp Ratio	QIon	Exp Ratio
Nitrobenzene	N.D.	5.49	77.0	209.6	51.0	127.5



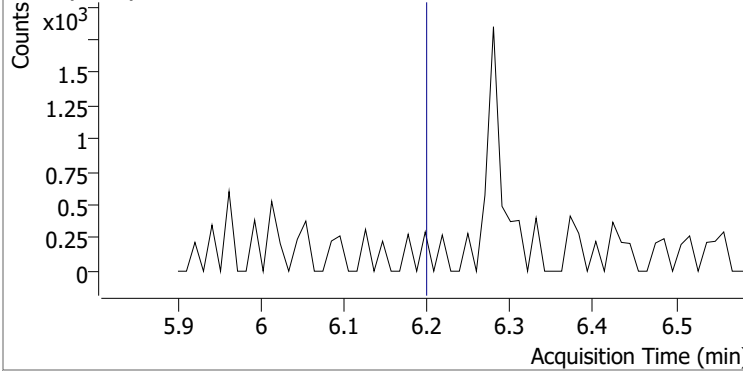
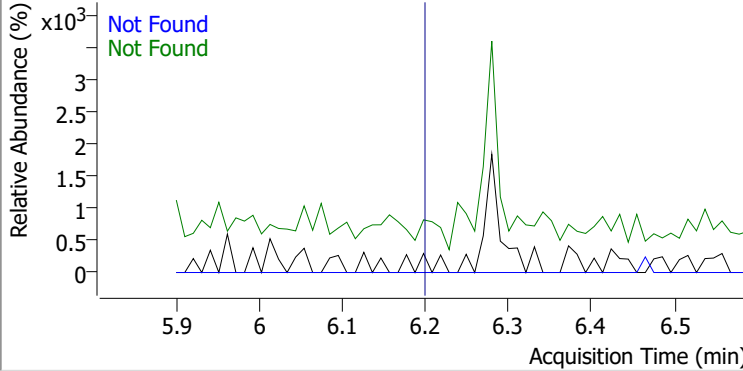
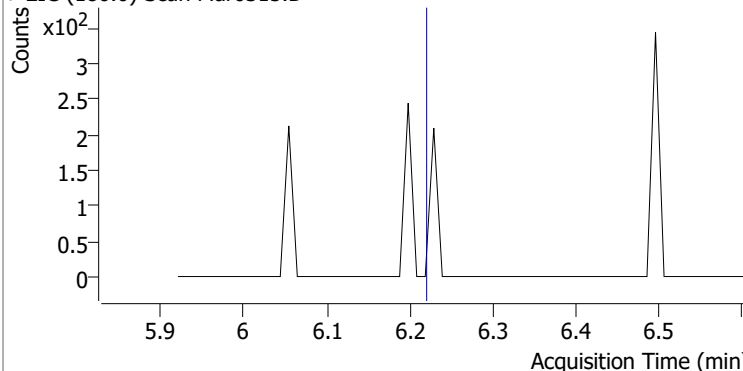
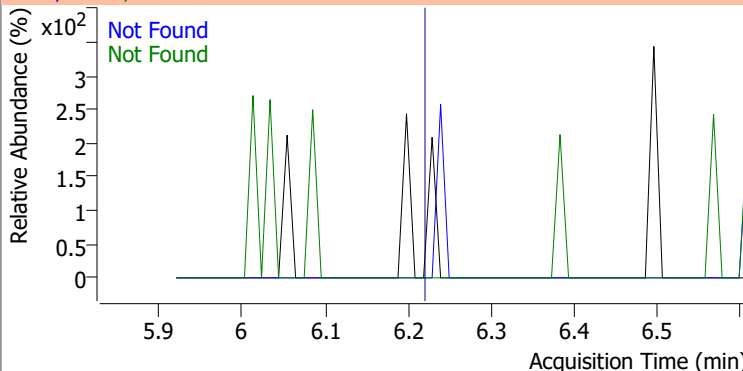
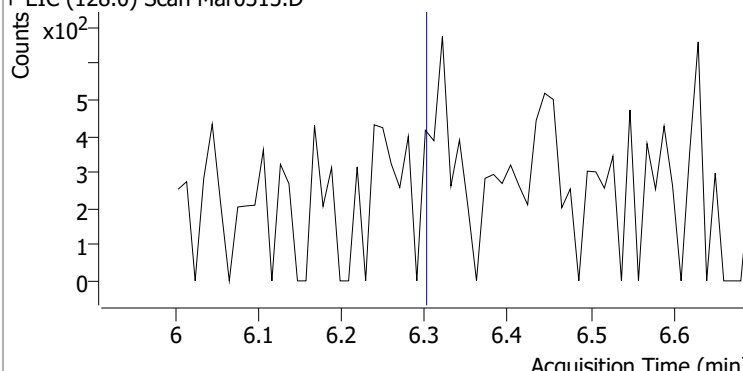
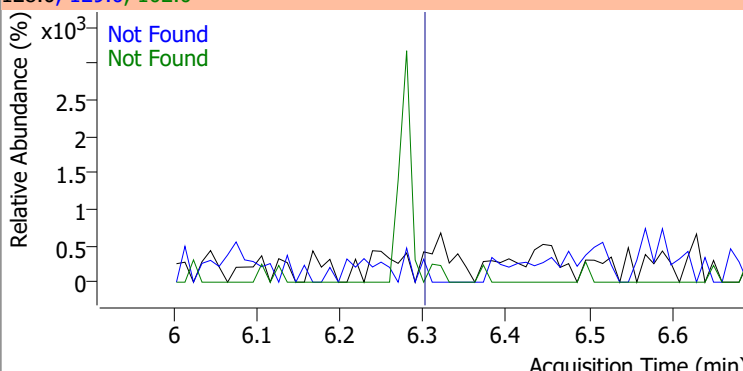
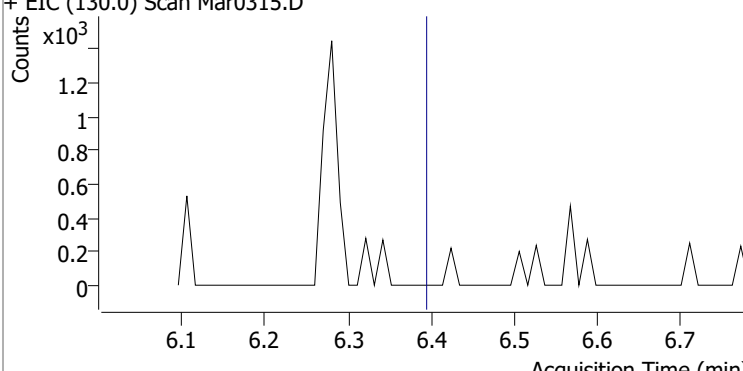
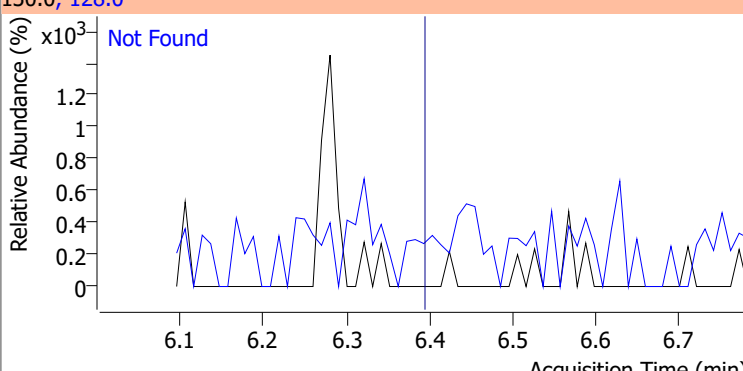
Compound	Conc.	Exp RT	QIon	Exp Ratio
Isophorone	N.D.	5.79	138.0	20.3



Quantitation Results Report (QT Reviewed)

Compound	Conc.	Exp RT	QIon	Exp Ratio	QIon	Exp Ratio
2-Nitrophenol	N.D.	5.86	65.0	51.3	109.0	35.7
+ EIC (139.0) Scan Mar0315.D			139.0, 65.0, 109.0			
2,4-Dimethylphenol	N.D.	5.99	107.0	111.1	77.0	30.2
+ EIC (122.0) Scan Mar0315.D			122.0, 107.0, 77.0			
bis(-2-Chloroethoxy)Methane	N.D.	6.07	63.0	70.1	95.0	31.8
+ EIC (93.0) Scan Mar0315.D			93.0, 63.0, 95.0			
2,4-Dichlorophenol	N.D.	6.18	164.0	66.1	98.0	34.4
+ EIC (162.0) Scan Mar0315.D			162.0, 164.0, 98.0			

Quantitation Results Report (QT Reviewed)

Compound	Conc.	Exp RT	QIon	Exp Ratio	QIon	Exp Ratio
Benzoic Acid	N.D.	6.21	122.0	86.4	77.0	79.5
+ EIC (105.0) Scan Mar0315.D			105.0, 122.0, 77.0			
						
1,2,4-Trichlorobenzene	N.D.	6.23	182.0	95.5	145.0	28.5
+ EIC (180.0) Scan Mar0315.D			180.0, 182.0, 145.0			
						
Naphthalene	N.D.	6.31	129.0	11.0	102.0	9.2
+ EIC (128.0) Scan Mar0315.D			128.0, 129.0, 102.0			
						
4-Chlorophenol	N.D.	6.40	128.0	316.6		
+ EIC (130.0) Scan Mar0315.D			130.0, 128.0			
						

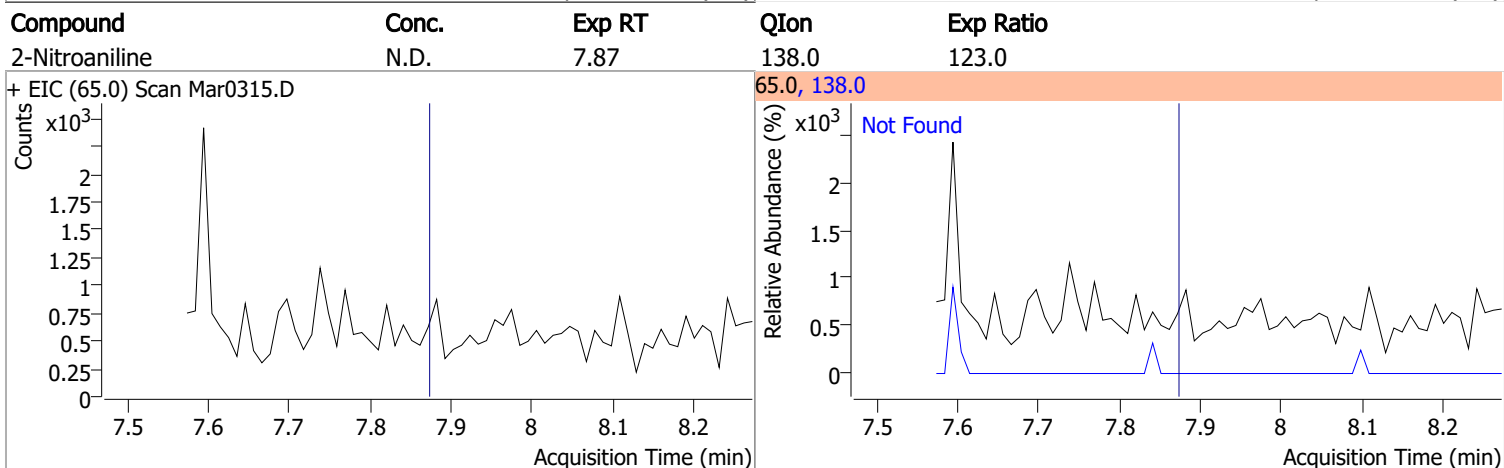
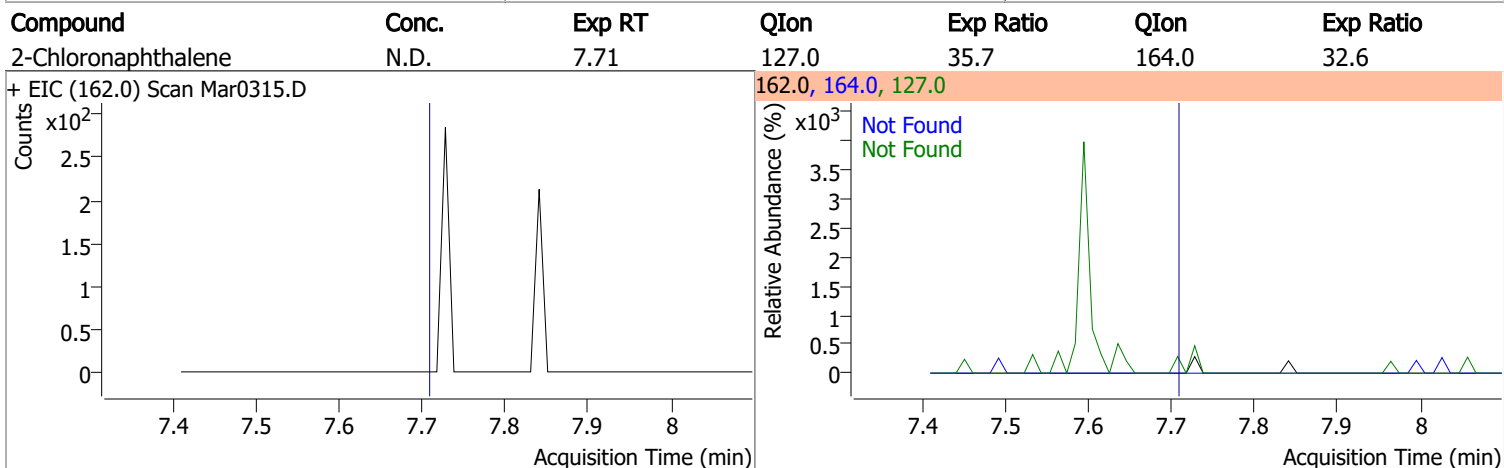
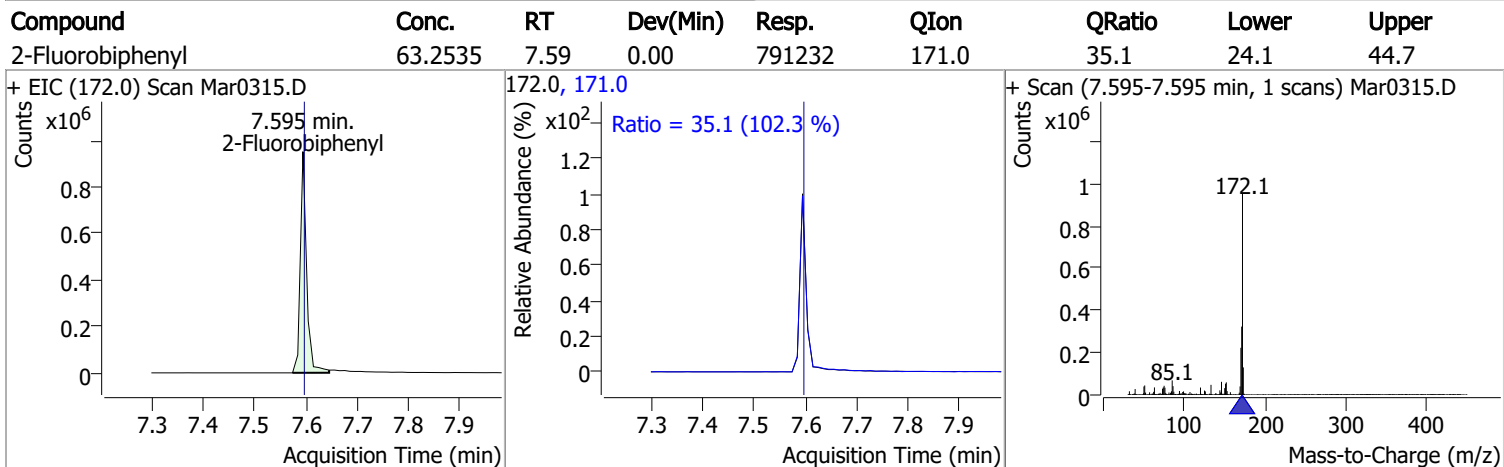
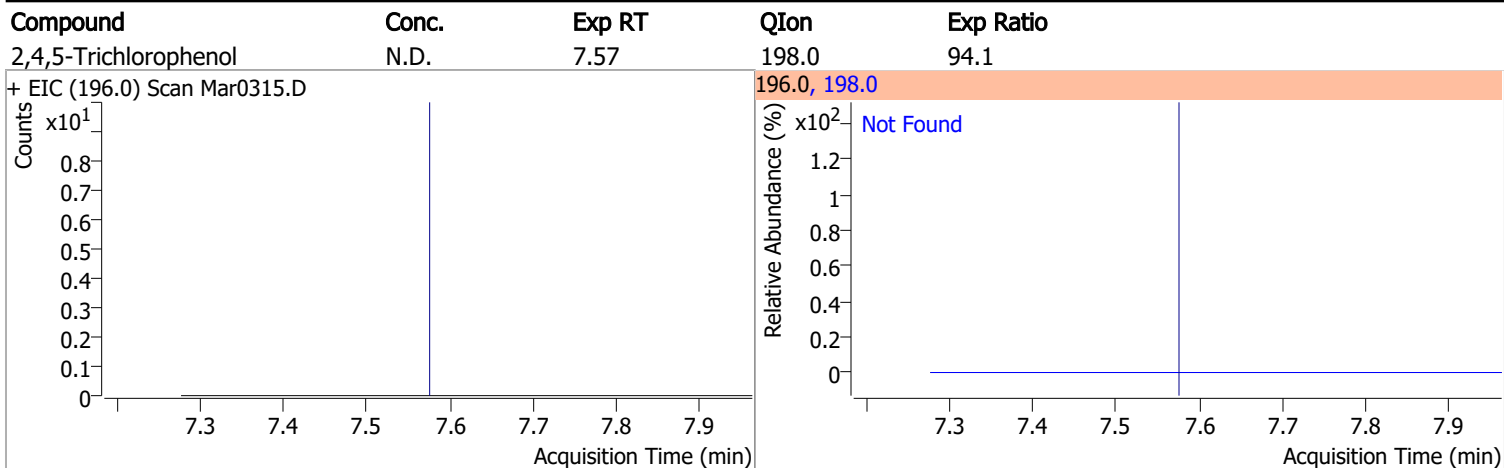
Quantitation Results Report (QT Reviewed)

Compound	Conc.	Exp RT	QIon	Exp Ratio	QIon	Exp Ratio
p-Chloroaniline	N.D.	6.41	65.0	61.2	129.0	36.2
+ EIC (127.0) Scan Mar0315.D			127.0, 129.0, 65.0			
Hexachlorobutadiene	N.D.	6.48	223.0	63.2	227.0	62.4
+ EIC (224.9) Scan Mar0315.D			224.9, 223.0, 227.0			
4-Chloro-2-Methylphenol	N.D.	6.93	144.0	27.8		
+ EIC (107.0) Scan Mar0315.D			107.0, 144.0			
4-Chloro-3-Methylphenol	N.D.	7.07	144.0	26.7		
+ EIC (107.0) Scan Mar0315.D			107.0, 144.0			

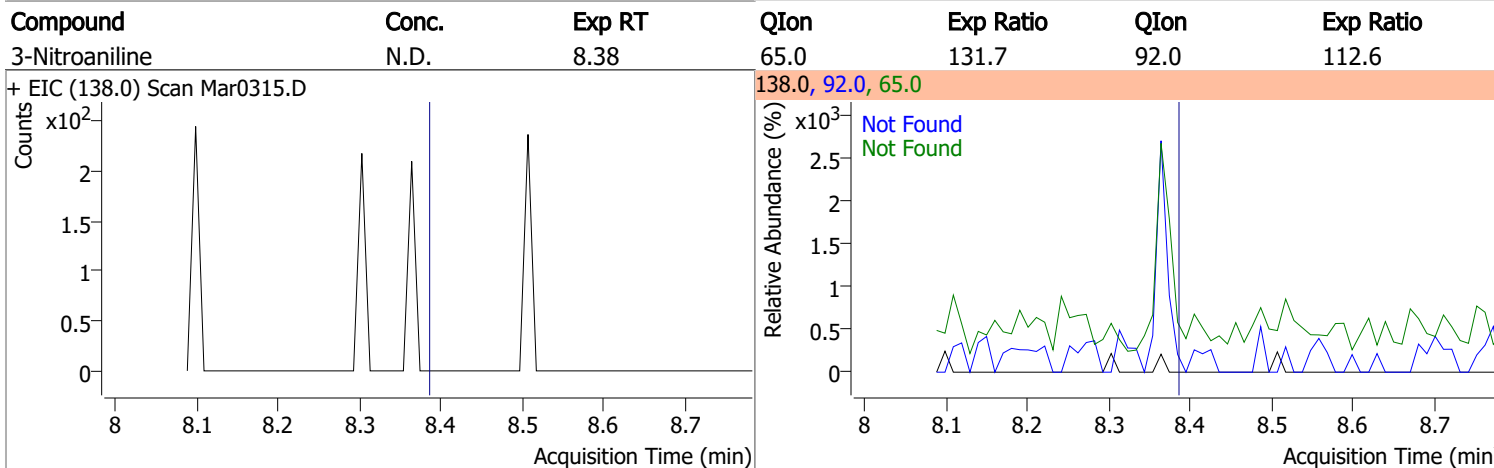
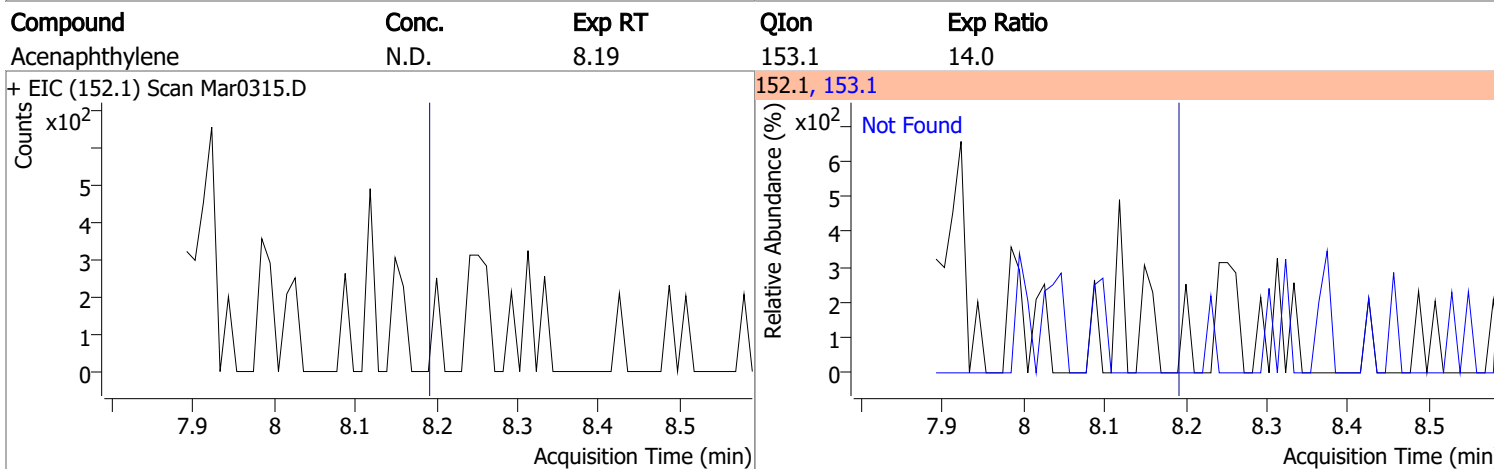
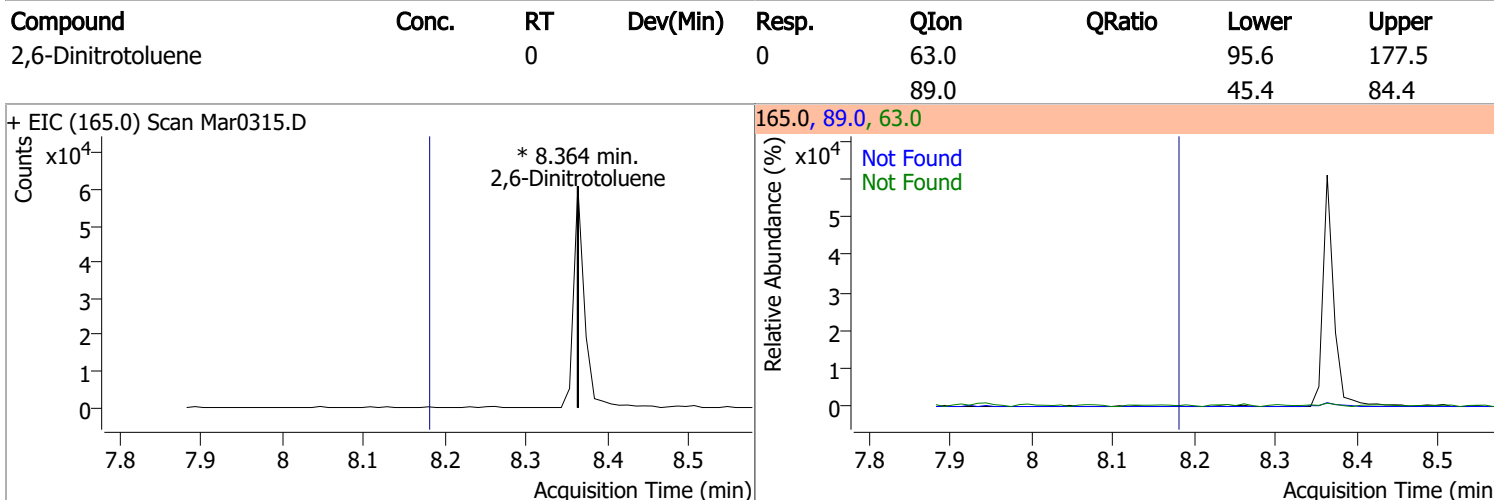
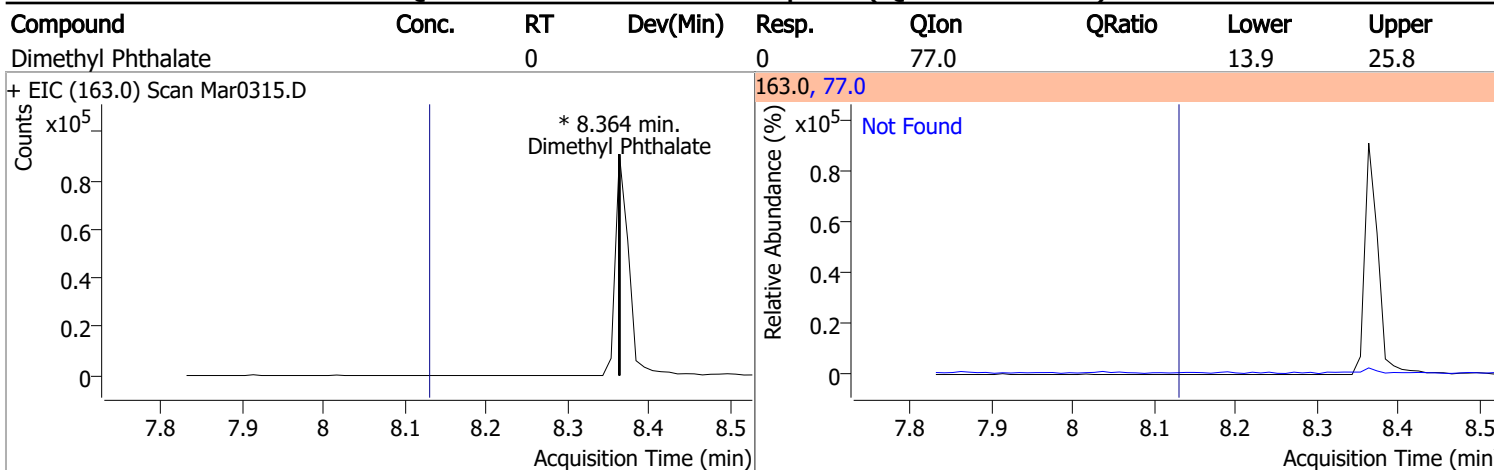
Quantitation Results Report (QT Reviewed)

Compound	Conc.	Exp RT	QIon	Exp Ratio	QIon	Exp Ratio
2-Methylnaphthalene	N.D.	7.13	142.0	120.9	115.0	40.2
+ EIC (141.0) Scan Mar0315.D			141.0, 142.0, 115.0			
1-Methylnaphthalene	N.D.	7.25	142.0	116.0	115.0	41.9
+ EIC (141.0) Scan Mar0315.D			141.0, 142.0, 115.0			
Hexachlorocyclopentadiene	N.D.	7.33	238.9	64.2	234.9	62.1
+ EIC (236.9) Scan Mar0315.D			236.9, 238.9, 234.9			
2,4,6-Trichlorophenol	N.D.	7.51	198.0	92.6		
+ EIC (196.0) Scan Mar0315.D			196.0, 198.0			

Quantitation Results Report (QT Reviewed)

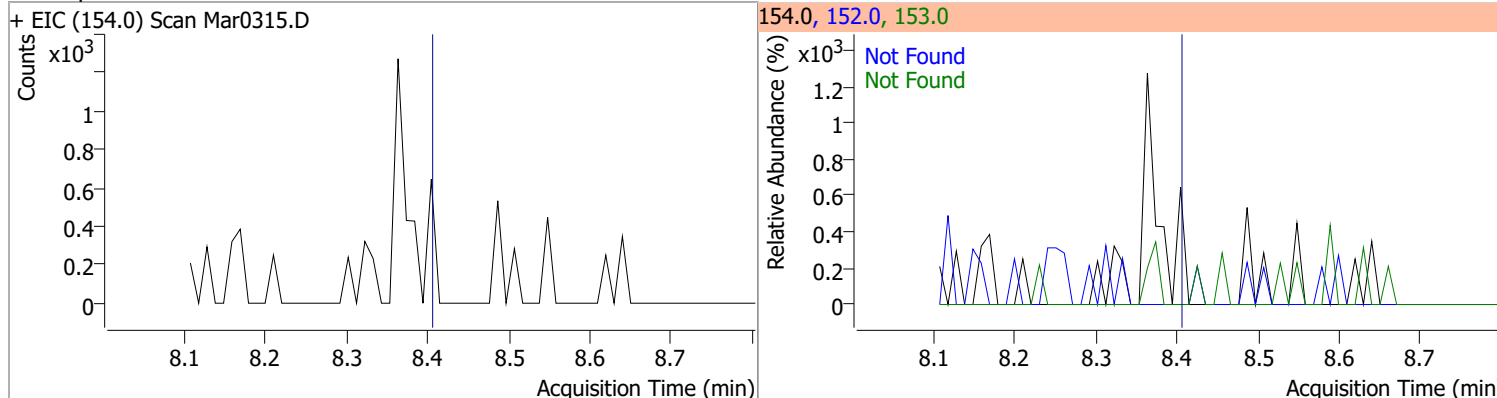


Quantitation Results Report (QT Reviewed)

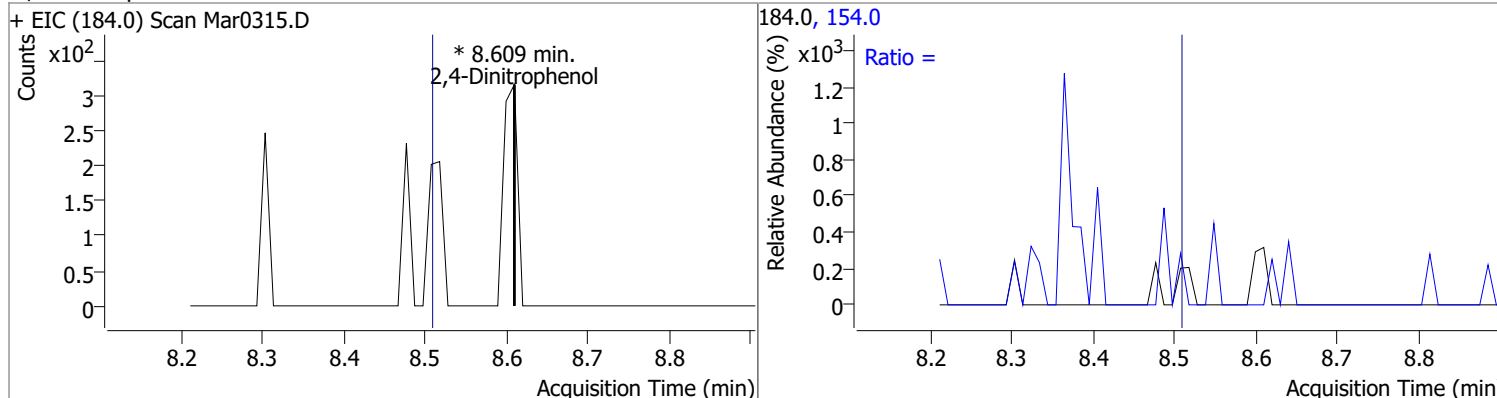


Quantitation Results Report (QT Reviewed)

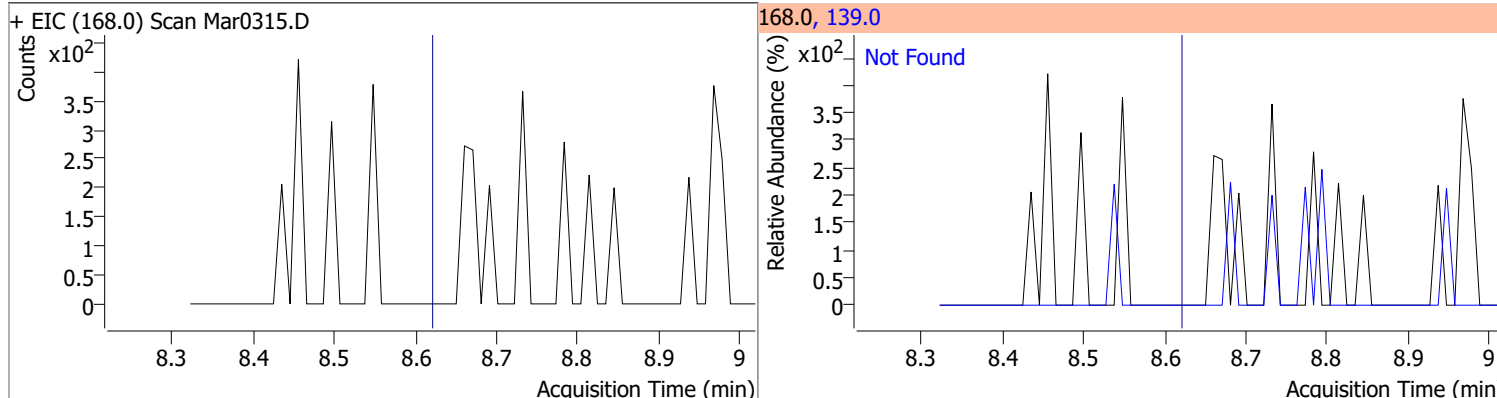
Compound	Conc.	Exp RT	QIon	Exp Ratio	QIon	Exp Ratio
Acenaphthene	N.D.	8.40	153.0	106.6	152.0	52.4



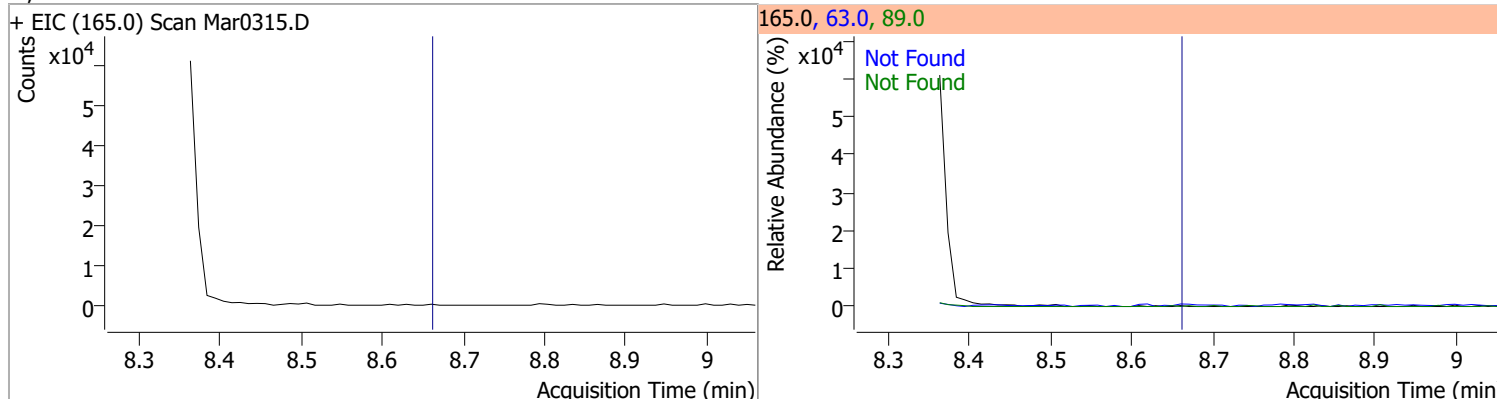
Compound	Conc.	RT	Dev(Min)	Resp.	QIon	QRatio	Lower	Upper
2,4-Dinitrophenol		0		0	154.0		41.5	77.0



Compound	Conc.	Exp RT	QIon	Exp Ratio
Dibenzofuran	N.D.	8.62	139.0	37.6

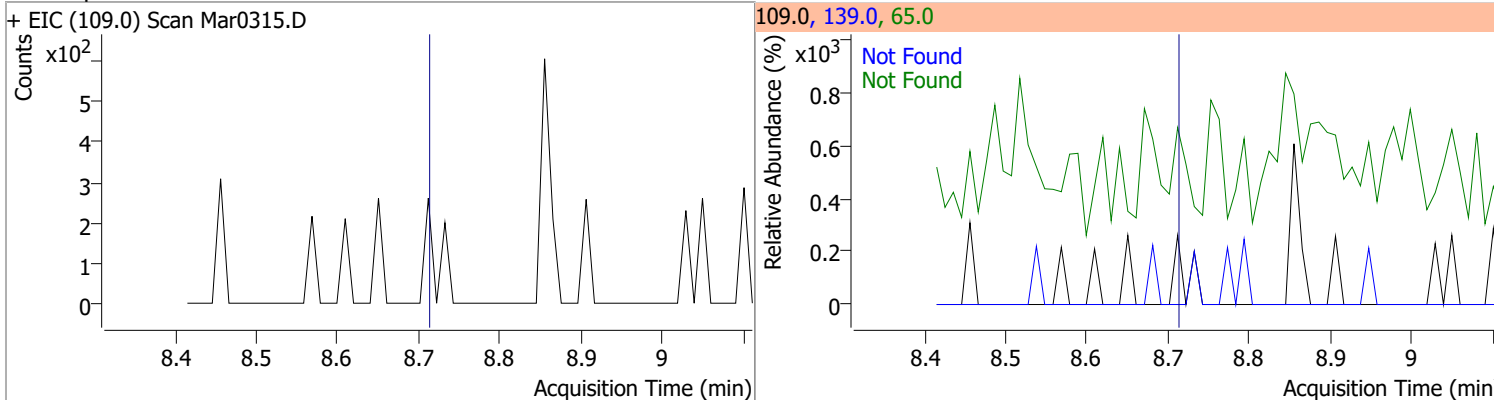


Compound	Conc.	Exp RT	QIon	Exp Ratio	QIon	Exp Ratio
2,4-Dinitrotoluene	N.D.	8.66	89.0	75.9	63.0	44.1

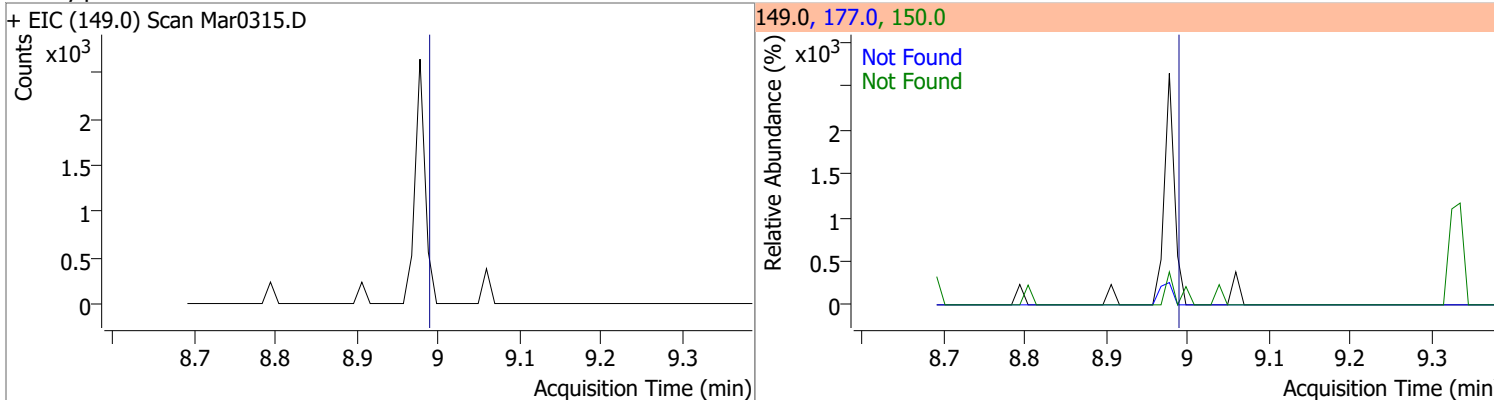


Quantitation Results Report (QT Reviewed)

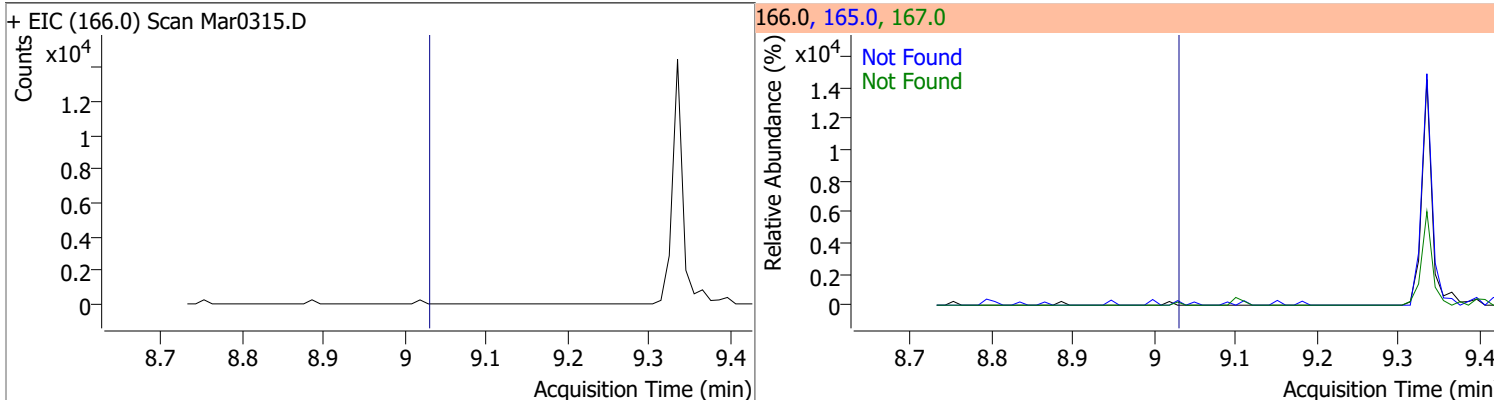
Compound	Conc.	Exp RT	QIon	Exp Ratio	QIon	Exp Ratio
4-Nitrophenol	N.D.	8.71	139.0	78.4	65.0	71.6



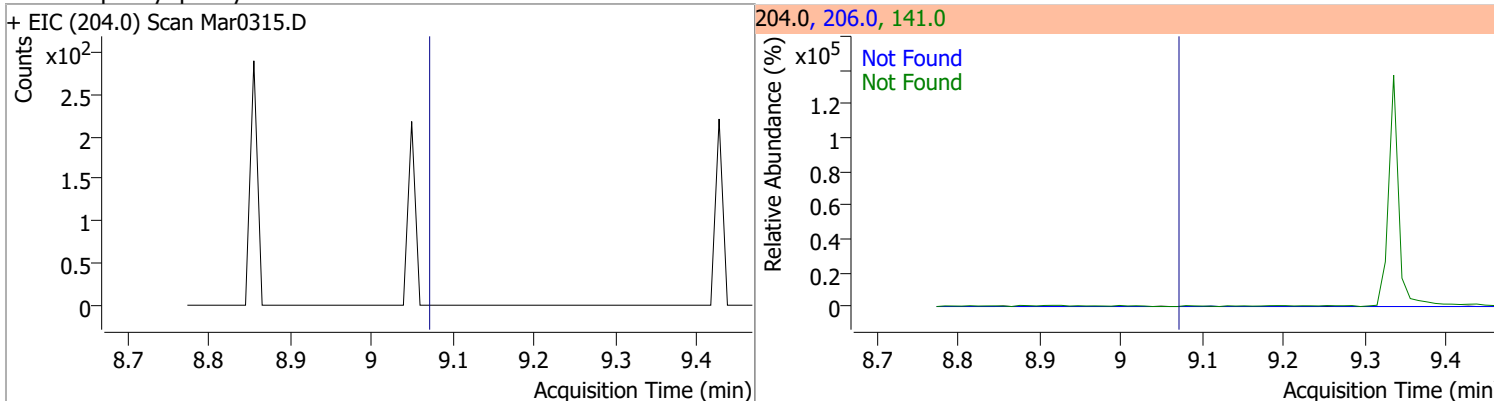
Compound	Conc.	Exp RT	QIon	Exp Ratio	QIon	Exp Ratio
Diethylphthalate	N.D.	8.99	177.0	21.3	150.0	12.7



Compound	Conc.	Exp RT	QIon	Exp Ratio	QIon	Exp Ratio
Fluorene	N.D.	9.03	165.0	94.1	167.0	13.4

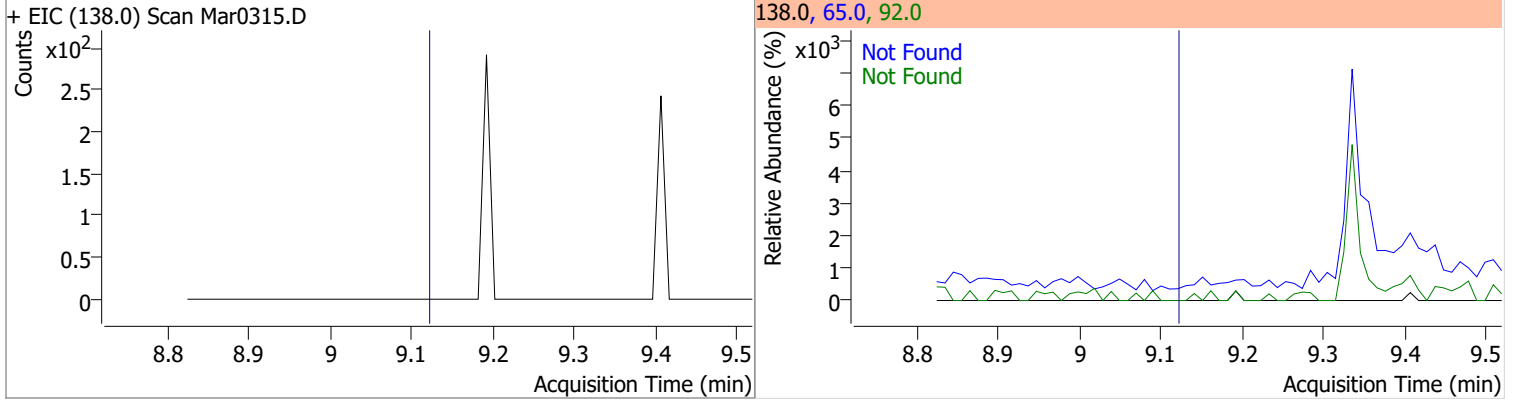


Compound	Conc.	Exp RT	QIon	Exp Ratio	QIon	Exp Ratio
4-Chlorophenyl-phenylether	N.D.	9.07	141.0	61.7	206.0	34.0

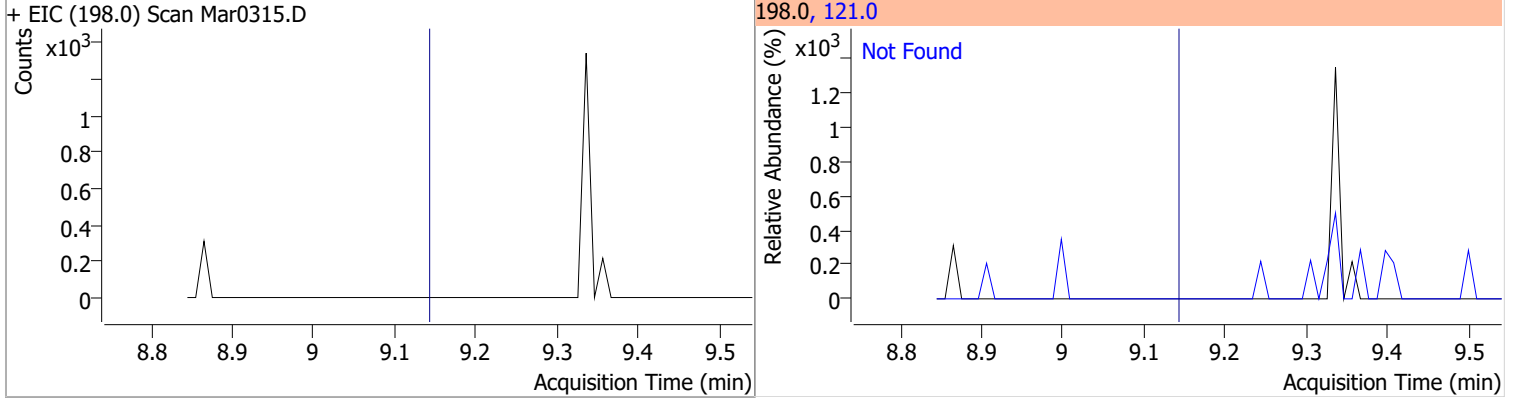


Quantitation Results Report (QT Reviewed)

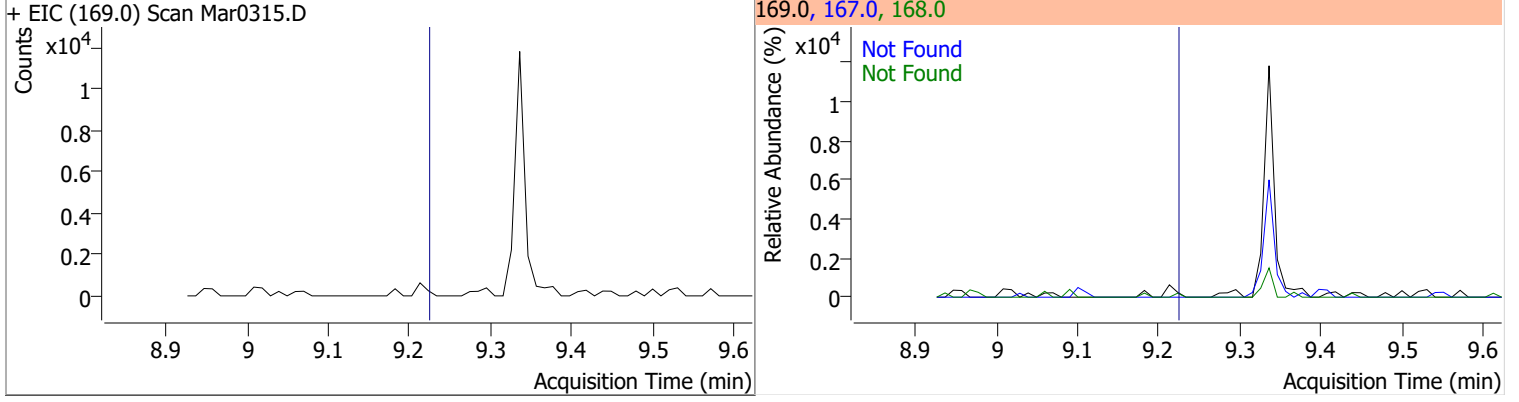
Compound	Conc.	Exp RT	QIon	Exp Ratio	QIon	Exp Ratio
4-Nitroaniline	N.D.	9.12	65.0	109.2	92.0	47.3



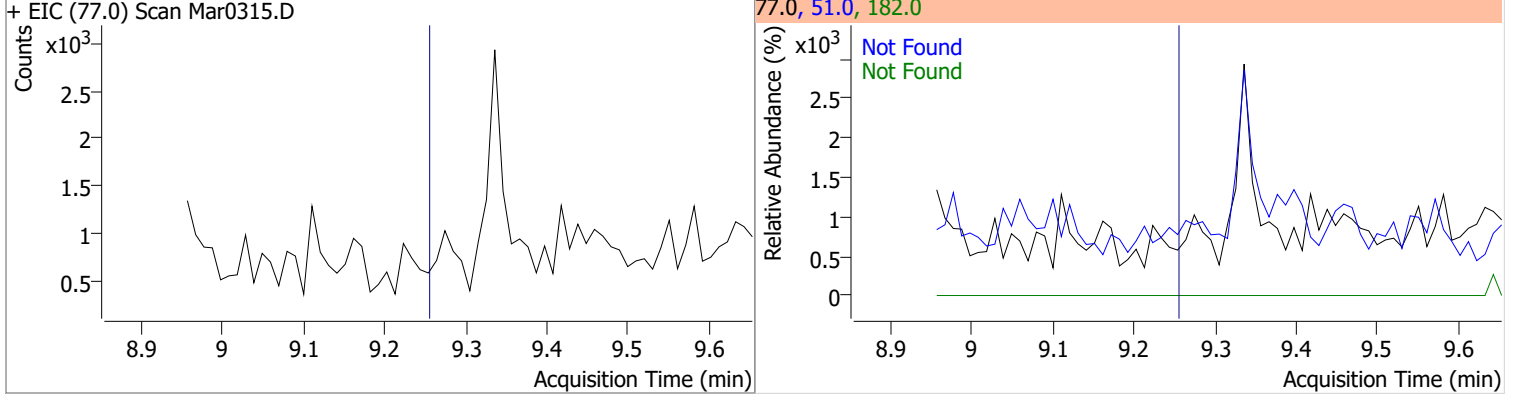
Compound	Conc.	Exp RT	QIon	Exp Ratio
4,6-Dinitro-2-methylphenol	N.D.	9.14	121.0	48.7



Compound	Conc.	Exp RT	QIon	Exp Ratio	QIon	Exp Ratio
N-nitrosodiphenylamine	N.D.	9.22	168.0	64.6	167.0	34.5

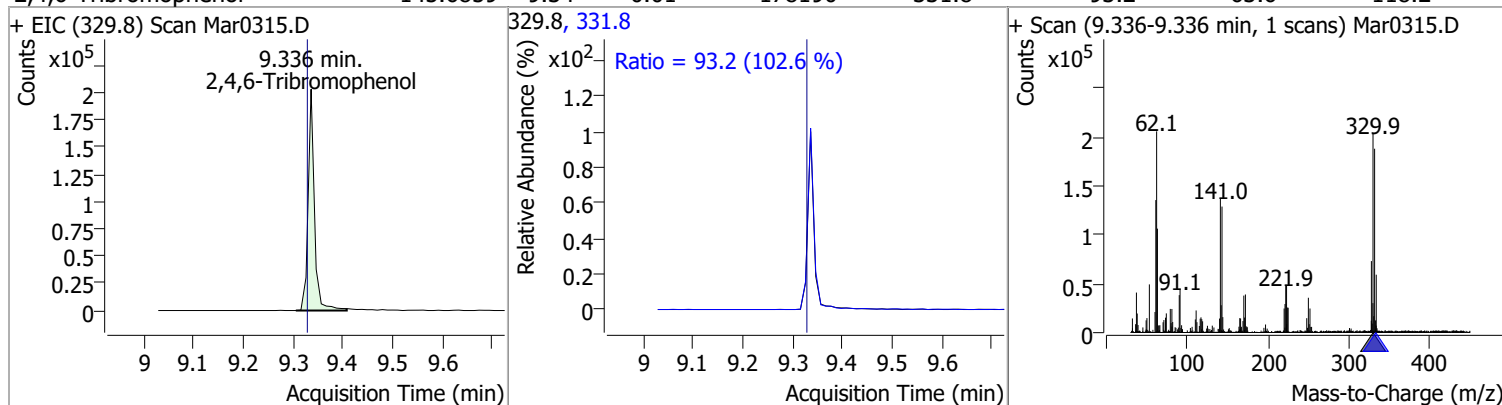


Compound	Conc.	Exp RT	QIon	Exp Ratio	QIon	Exp Ratio
Azobenzene	N.D.	9.25	51.0	48.8	182.0	26.0

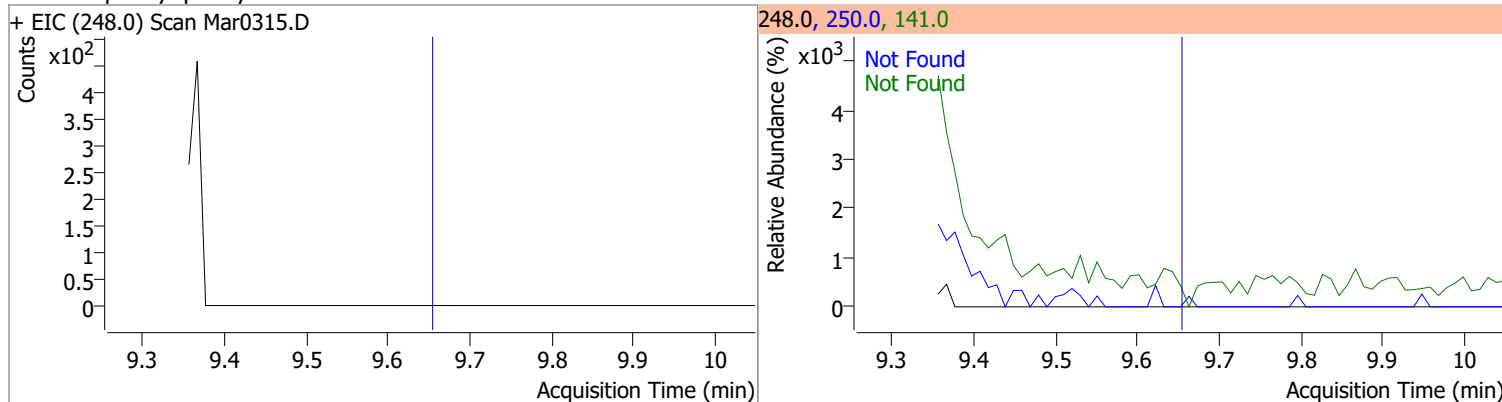


Quantitation Results Report (QT Reviewed)

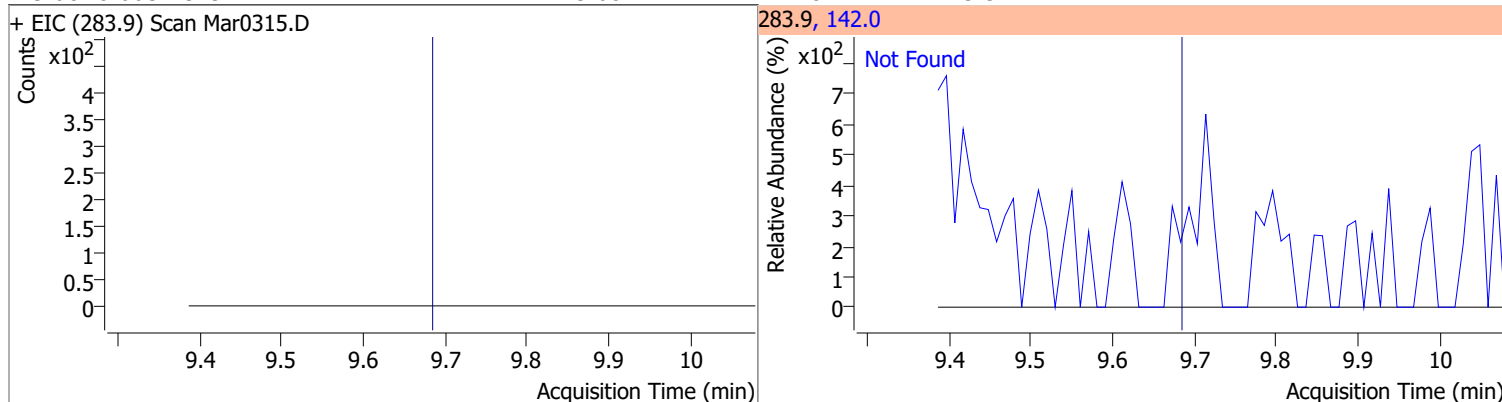
Compound	Conc.	RT	Dev(Min)	Resp.	QIon	QRatio	Lower	Upper
2,4,6-Tribromophenol	145.6859	9.34	0.01	178190	331.8	93.2	63.6	118.2



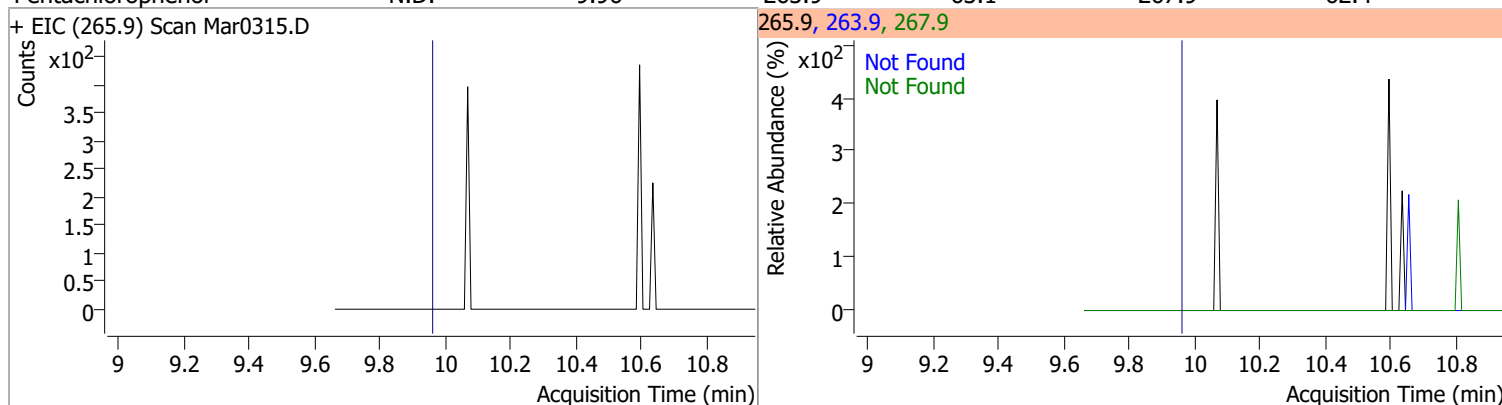
Compound	Conc.	Exp RT	QIon	Exp Ratio	QIon	Exp Ratio
4-Bromophenyl-phenylether	N.D.	9.65	141.0	100.4	250.0	99.4



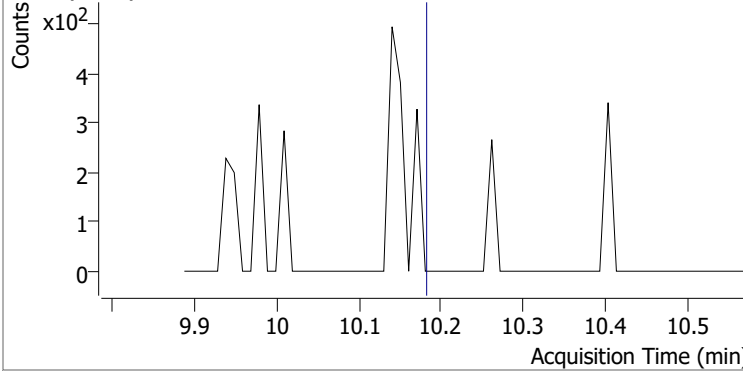
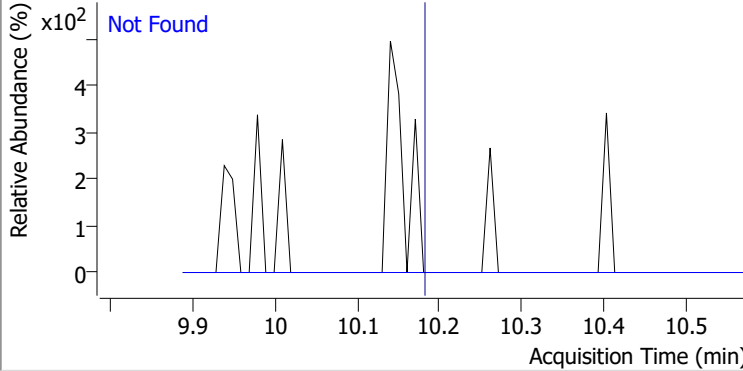
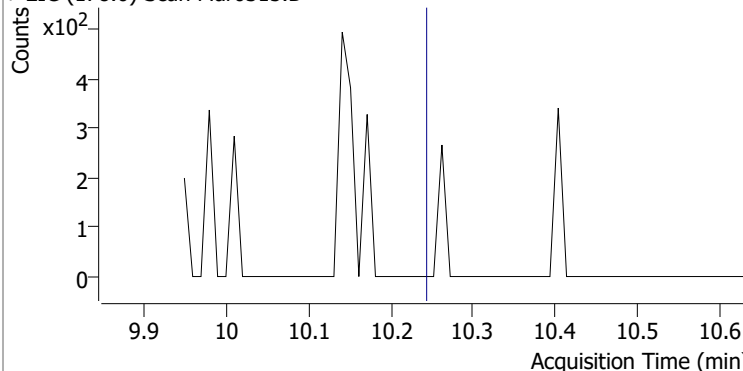
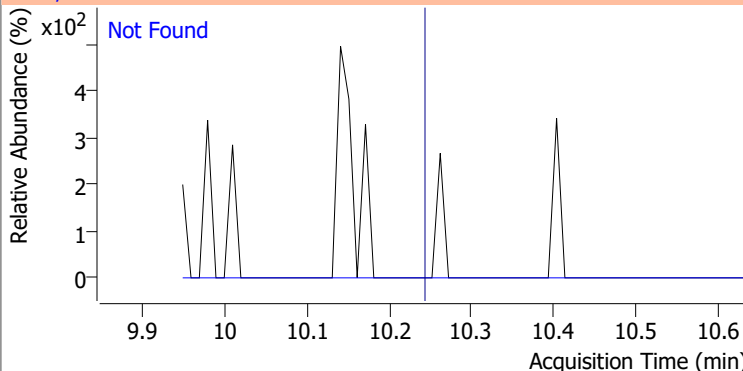
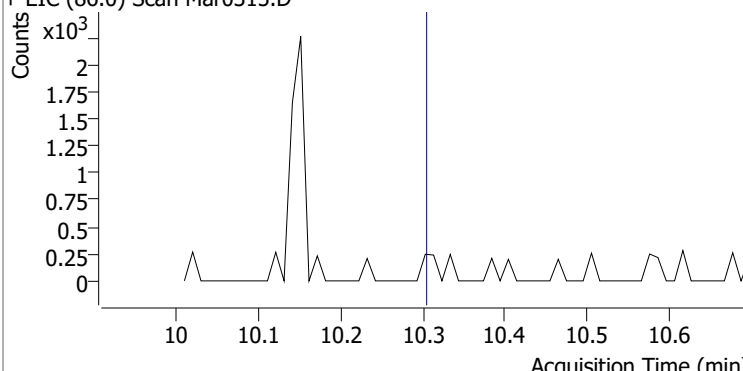
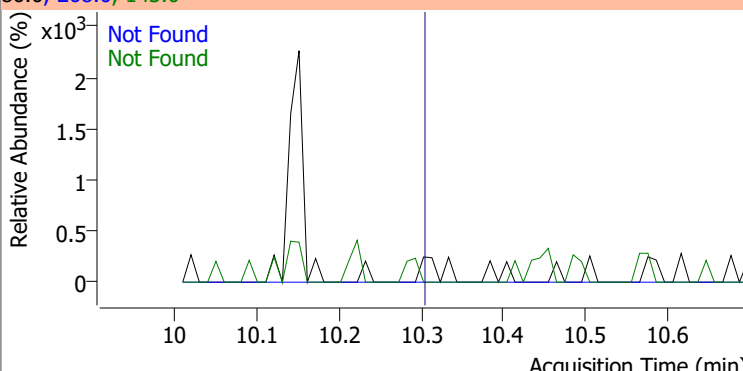
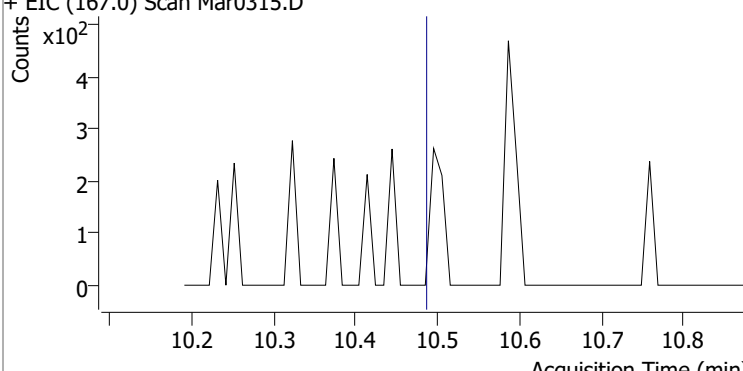
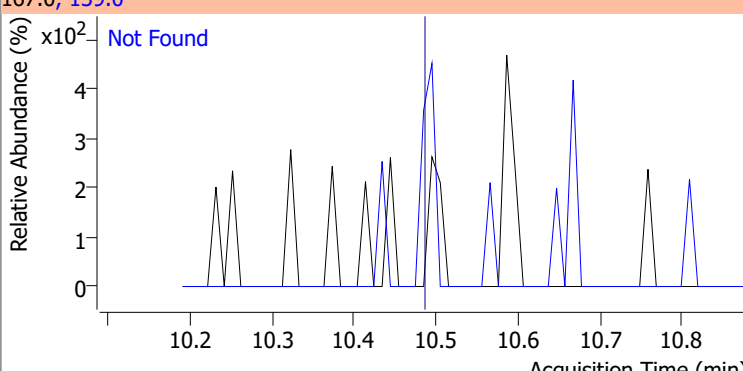
Compound	Conc.	Exp RT	QIon	Exp Ratio
Hexachlorobenzene	N.D.	9.68	142.0	49.3



Compound	Conc.	Exp RT	QIon	Exp Ratio	QIon	Exp Ratio
Pentachlorophenol	N.D.	9.96	263.9	63.1	267.9	62.4

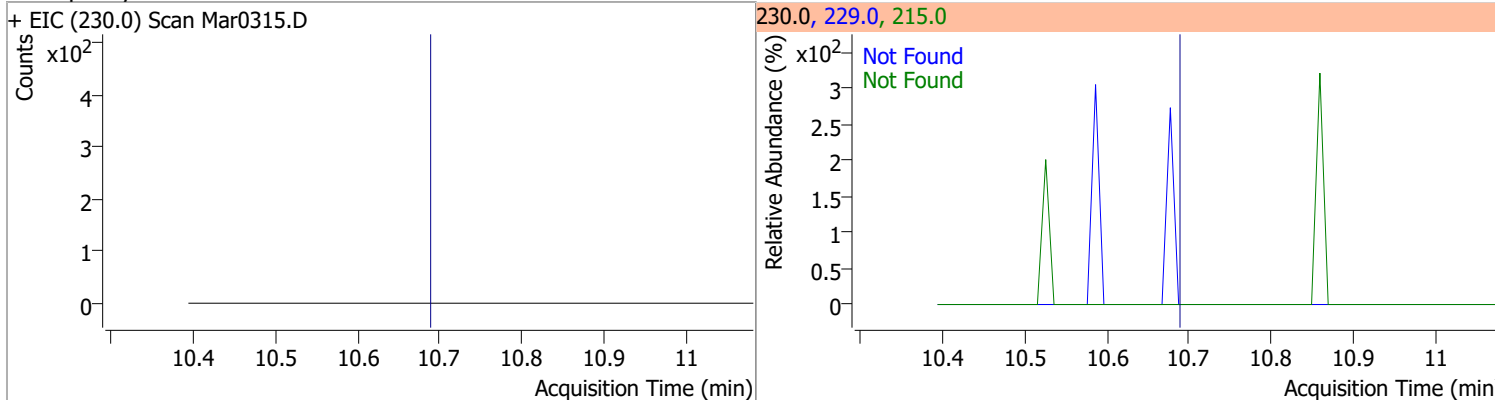


Quantitation Results Report (QT Reviewed)

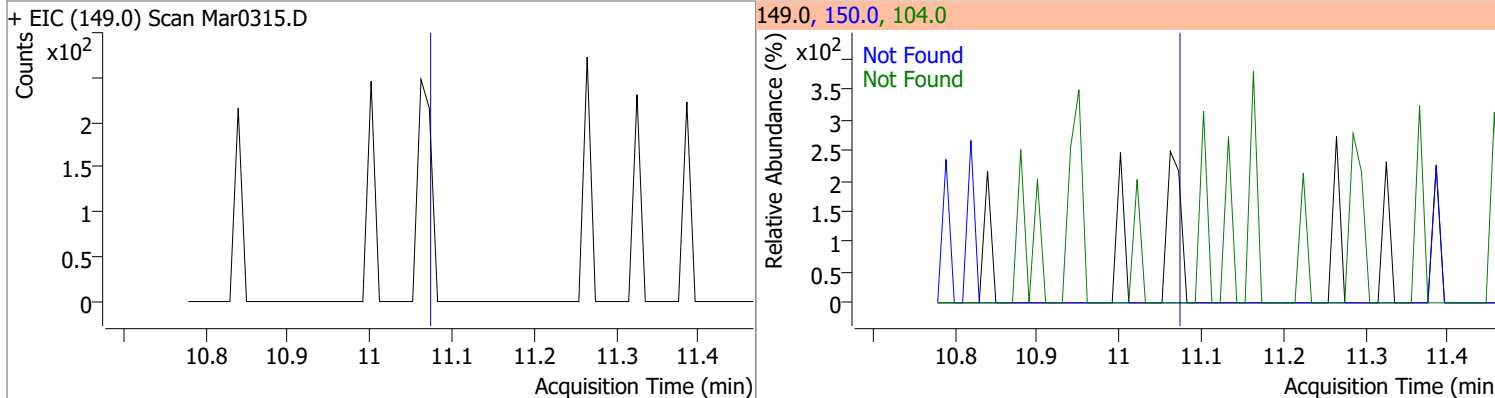
Compound	Conc.	Exp RT	QIon	Exp Ratio		
Phenanthrene	N.D.	10.18	176.0	18.9		
+ EIC (178.0) Scan Mar0315.D			178.0, 176.0			
						
Anthracene	N.D.	10.24	176.0	18.2		
+ EIC (178.0) Scan Mar0315.D			178.0, 176.0			
						
Triallate	N.D.	10.30	268.0	23.9	QIon	Exp Ratio
					143.0	21.9
+ EIC (86.0) Scan Mar0315.D			86.0, 268.0, 143.0			
						
Carbazole	N.D.	10.48	139.0	13.0		
+ EIC (167.0) Scan Mar0315.D			167.0, 139.0			
						

Quantitation Results Report (QT Reviewed)

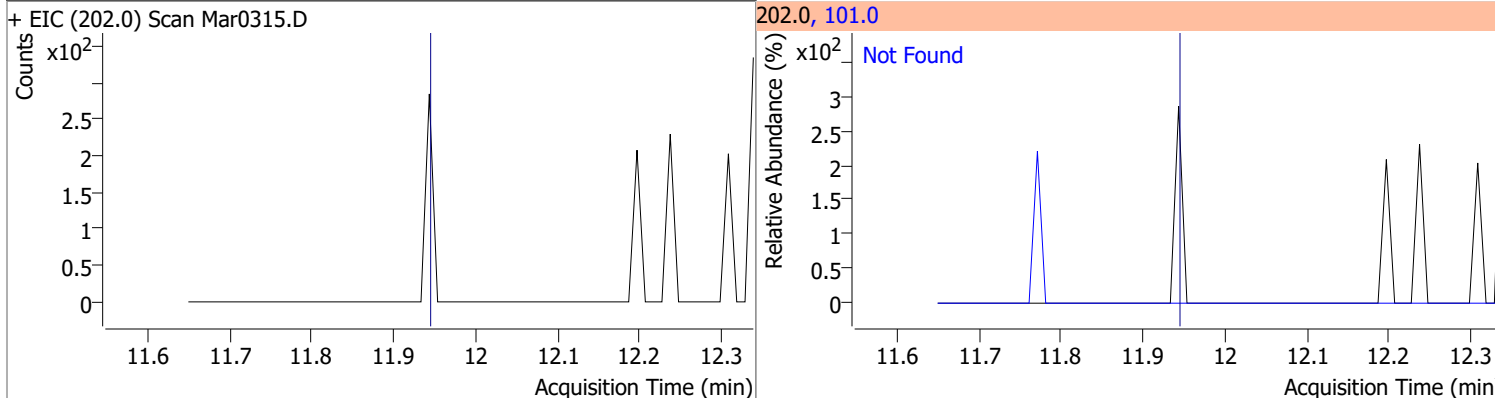
Compound	Conc.	Exp RT	QIon	Exp Ratio	QIon	Exp Ratio
o-Terphenyl	N.D.	10.69	229.0	64.7	215.0	38.5



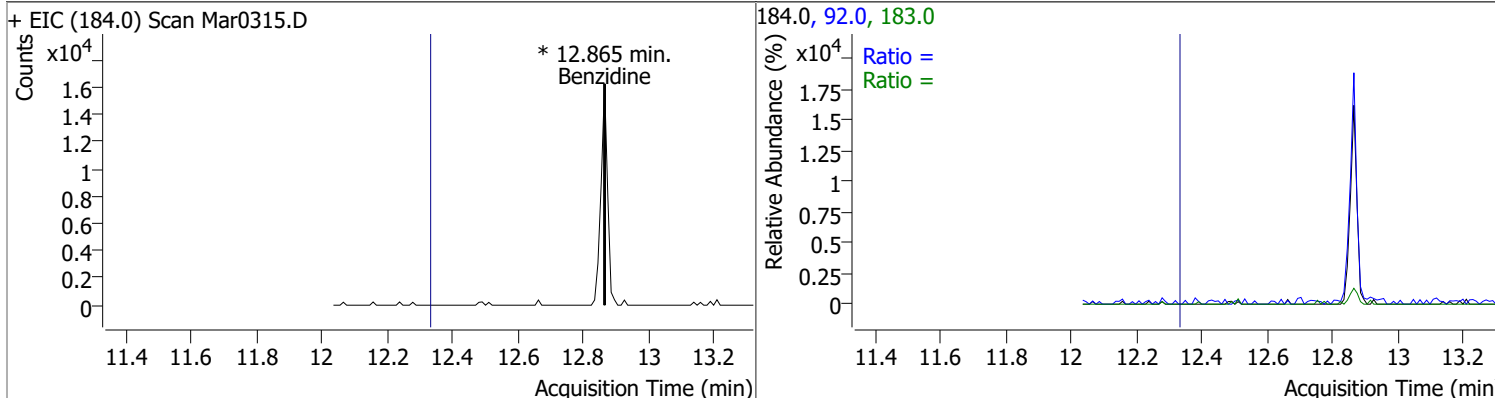
Compound	Conc.	Exp RT	QIon	Exp Ratio	QIon	Exp Ratio
Di-n-Butylphthalate	N.D.	11.07	150.0	9.1	104.0	6.2



Compound	Conc.	Exp RT	QIon	Exp Ratio
Fluoranthene	N.D.	11.94	101.0	12.7

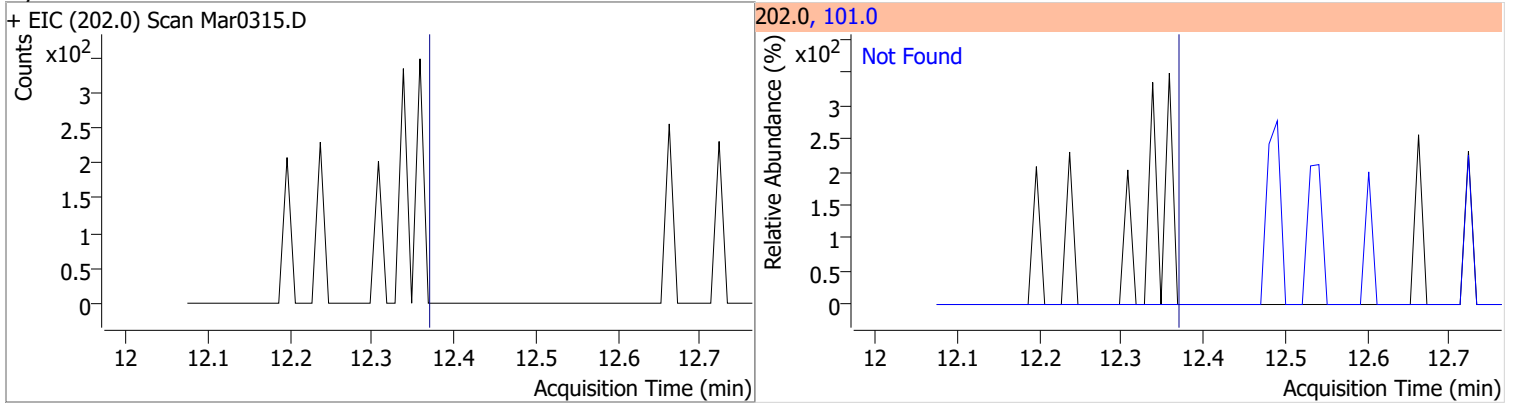


Compound	Conc.	RT	Dev(Min)	Resp.	QIon	QRatio	Lower	Upper
Benzidine		0		0	183.0		8.2	15.3
					92.0		6.4	11.9

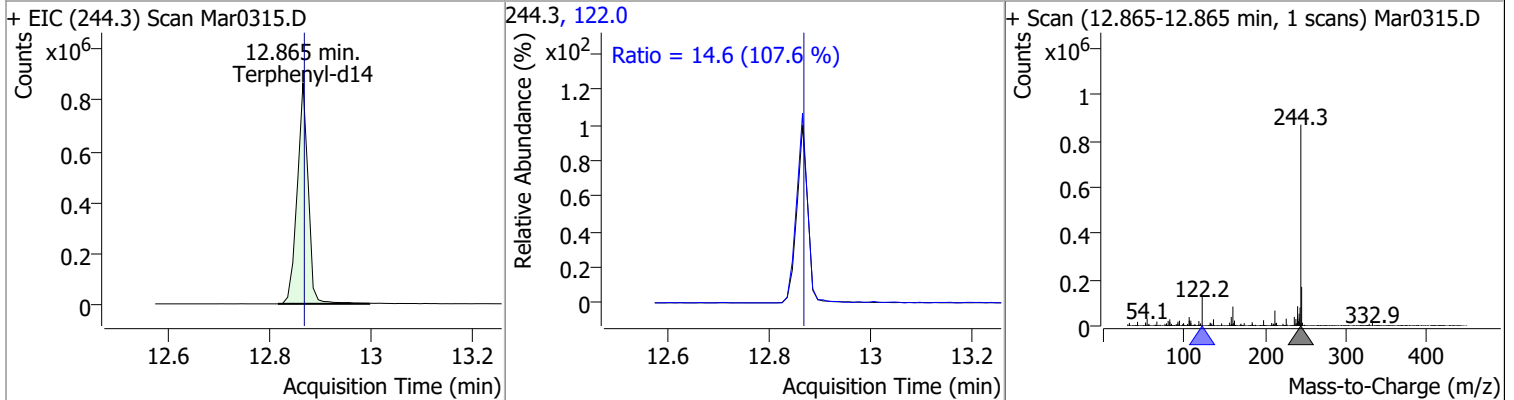


Quantitation Results Report (QT Reviewed)

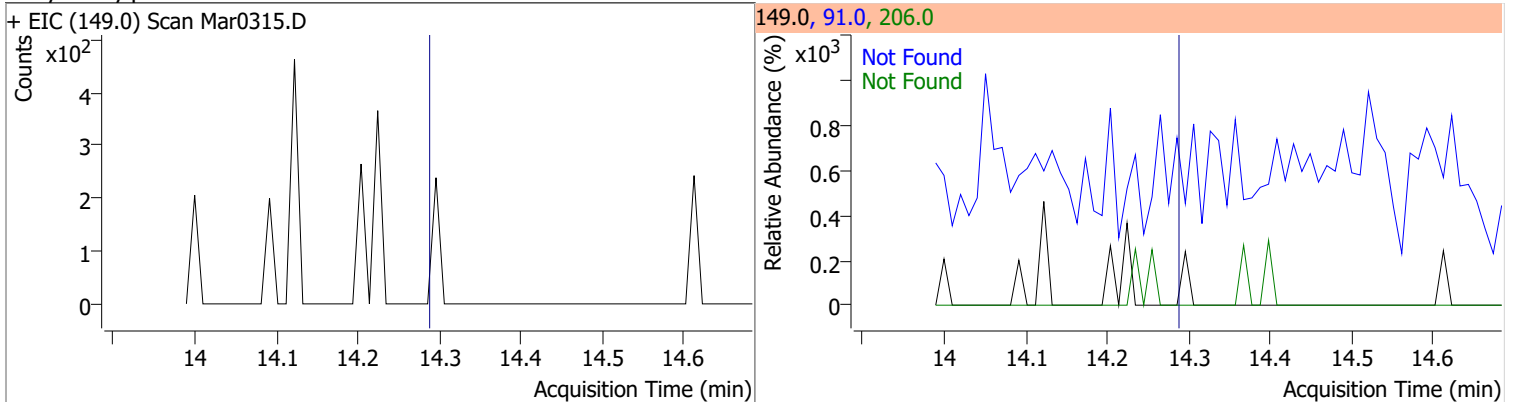
Compound	Conc.	Exp RT	QIon	Exp Ratio
Pyrene	N.D.	12.37	101.0	15.2



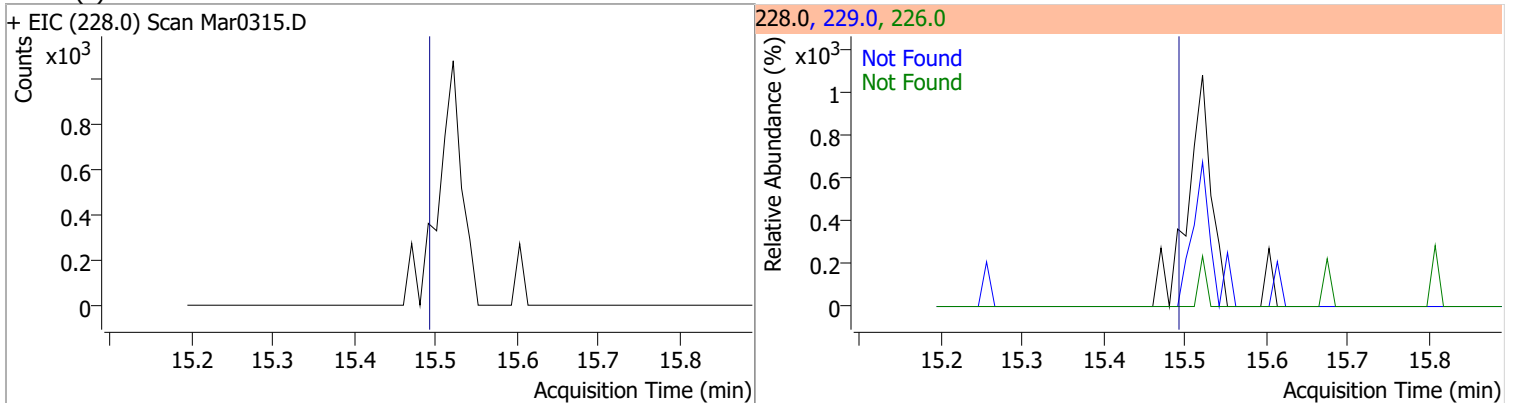
Compound	Conc.	RT	Dev(Min)	Resp.	QIon	QRatio	Lower	Upper
Terphenyl-d14	99.4080	12.87	0.00	1315325	122.0	14.6	9.5	17.6



Compound	Conc.	Exp RT	QIon	Exp Ratio	QIon	Exp Ratio
Butylbenzylphthalate	N.D.	14.30	91.0	83.4	206.0	17.7

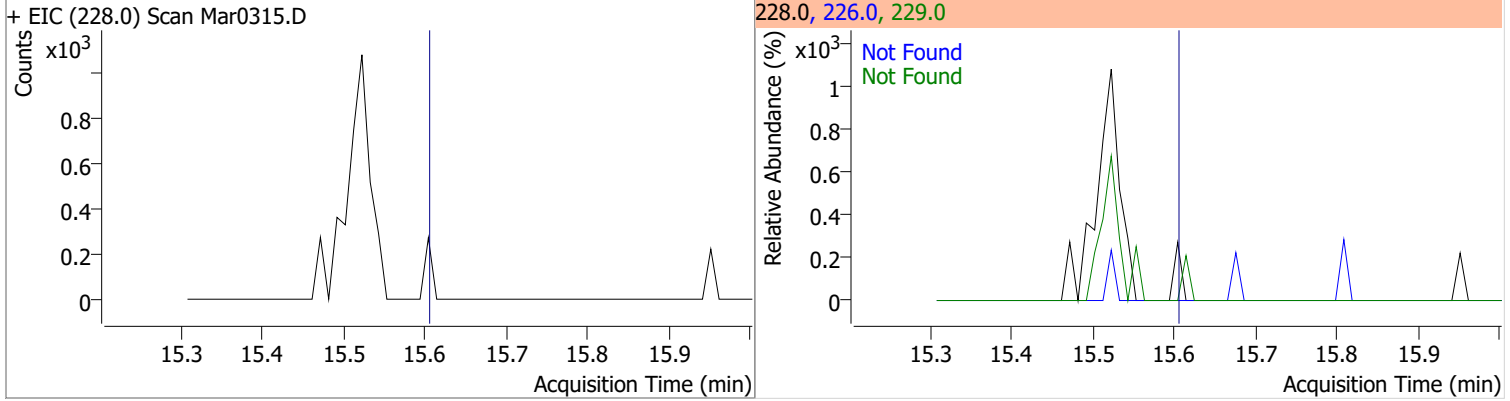


Compound	Conc.	Exp RT	QIon	Exp Ratio	QIon	Exp Ratio
Benzo(a)Anthracene	N.D.	15.50	226.0	26.4	229.0	20.9

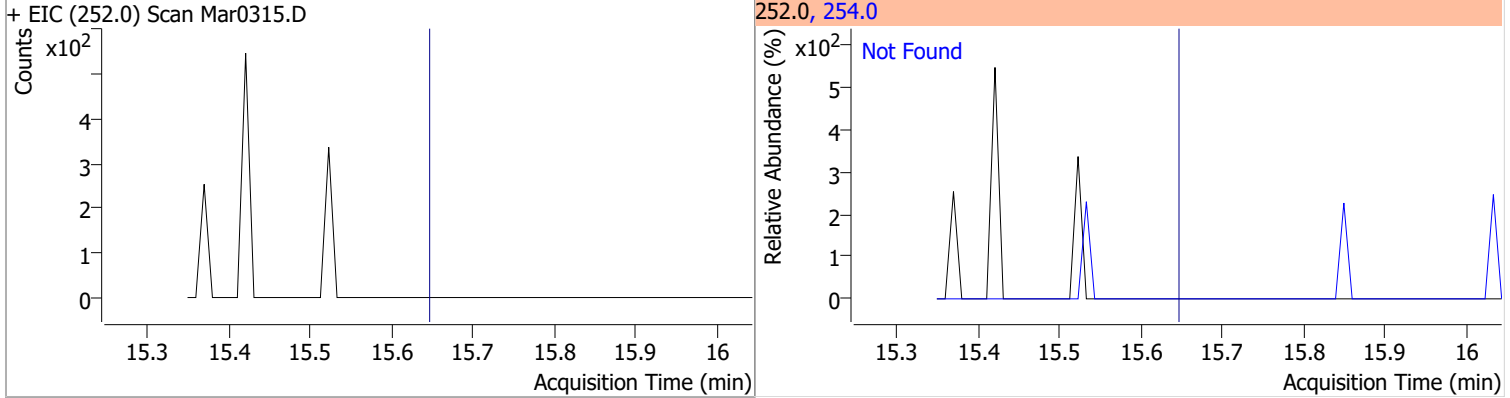


Quantitation Results Report (QT Reviewed)

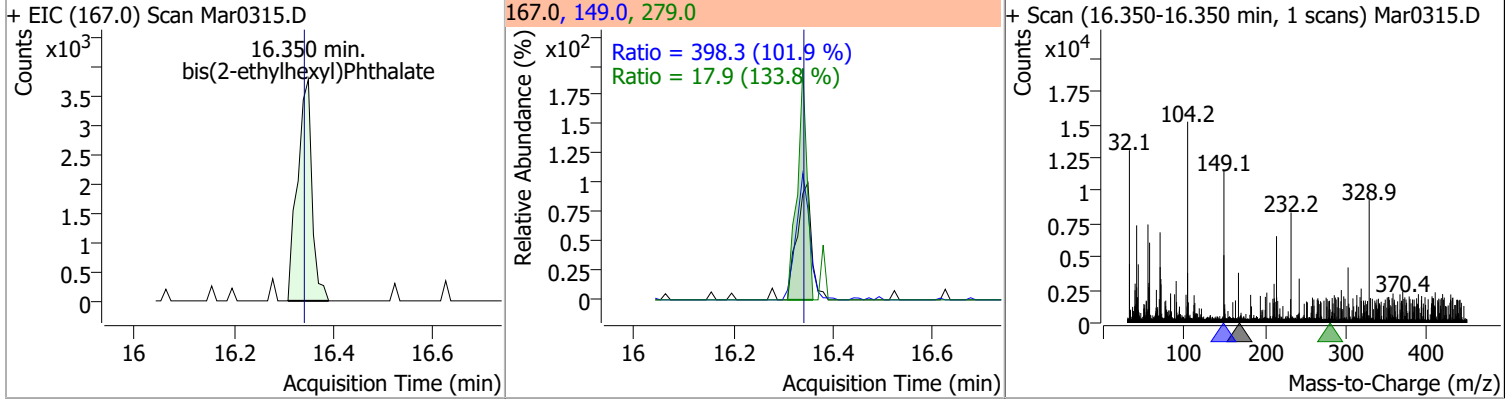
Compound	Conc.	Exp RT	QIon	Exp Ratio	QIon	Exp Ratio
Chrysene	N.D.	15.61	226.0	29.2	229.0	20.4



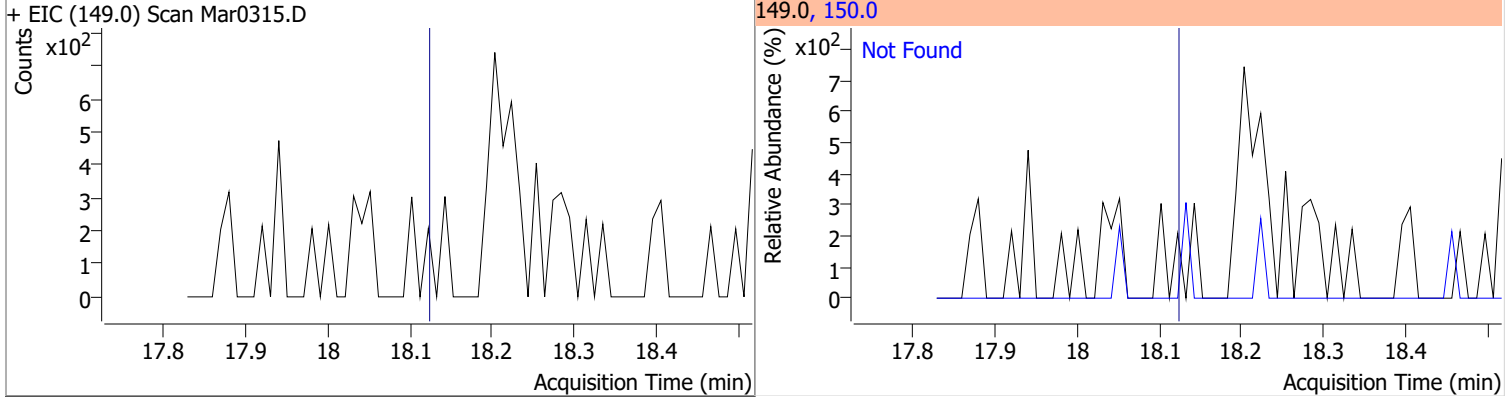
Compound	Conc.	Exp RT	QIon	Exp Ratio
3,3-Dichlorobenzidine	N.D.	15.65	254.0	64.6



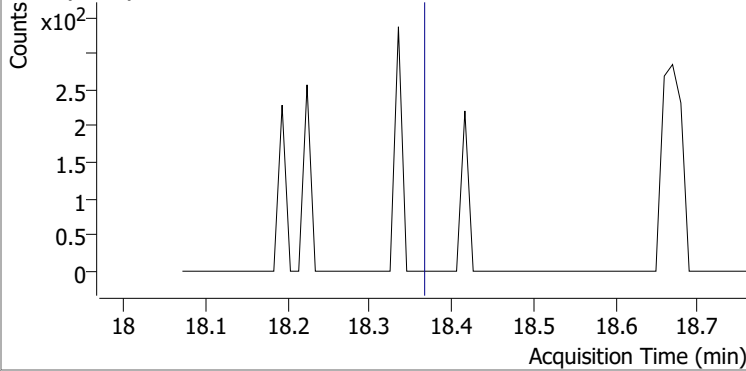
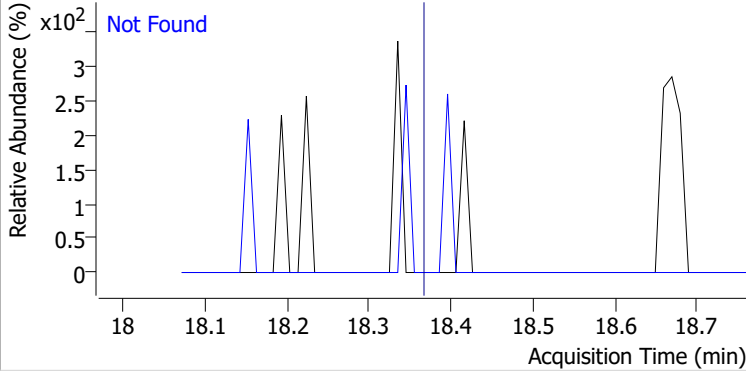
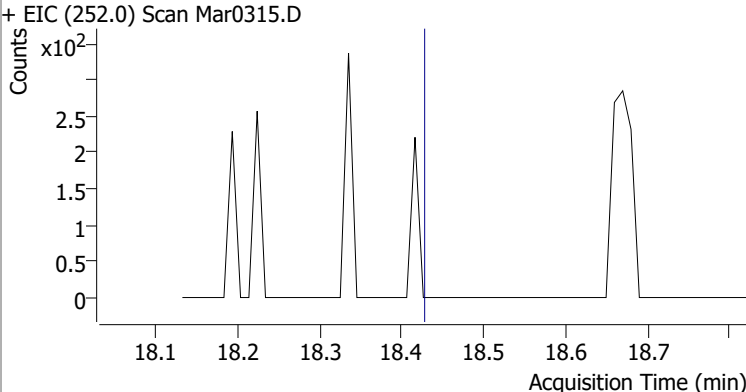
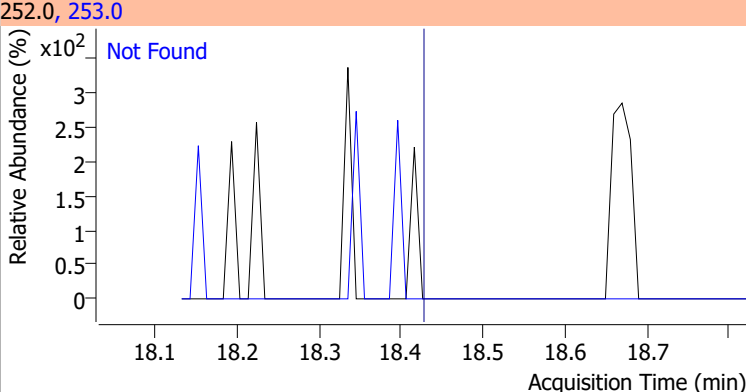
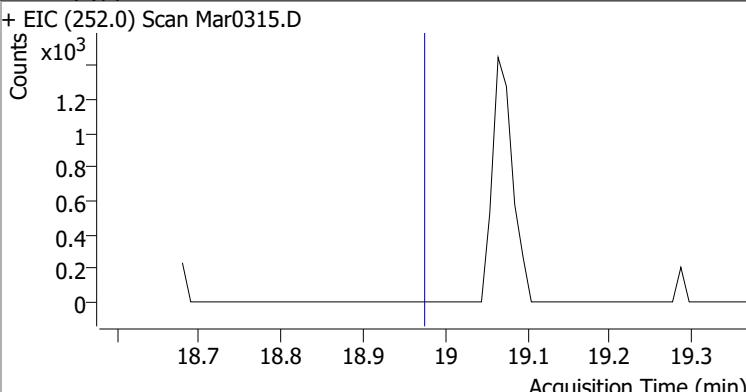
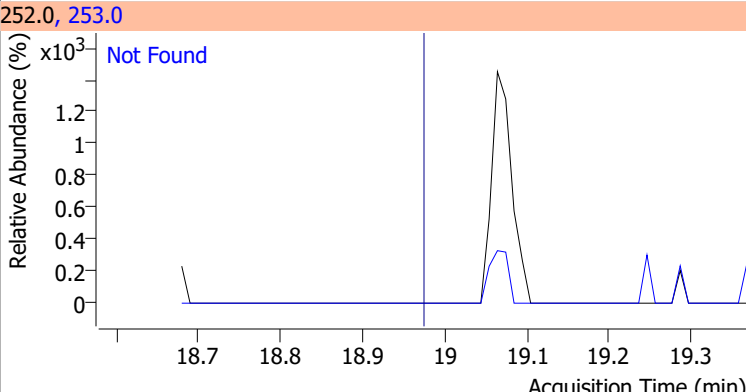
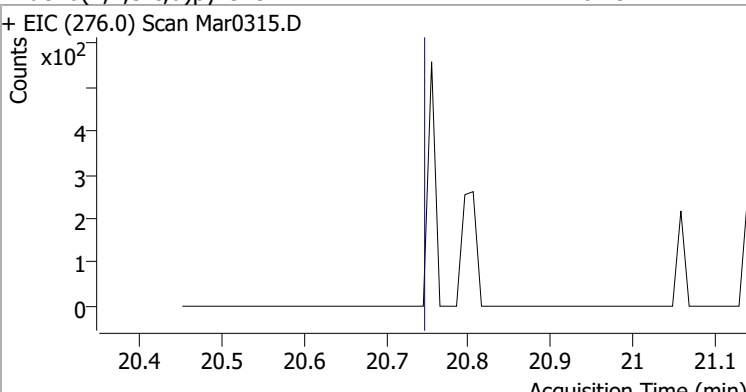
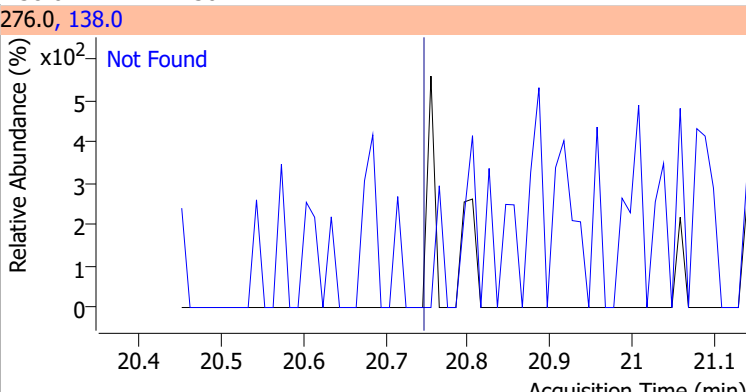
Compound	Conc.	RT	Dev(Min)	Resp.	QIon	QRatio	Lower	Upper
bis(2-ethylhexyl)Phthalate	5.9193	16.35	0.00	7706	149.0	398.3	273.7	508.3
					279.0	17.9	9.4	17.4



Compound	Conc.	Exp RT	QIon	Exp Ratio
Di-n-octyl Phthalate	N.D.	18.12	150.0	9.5

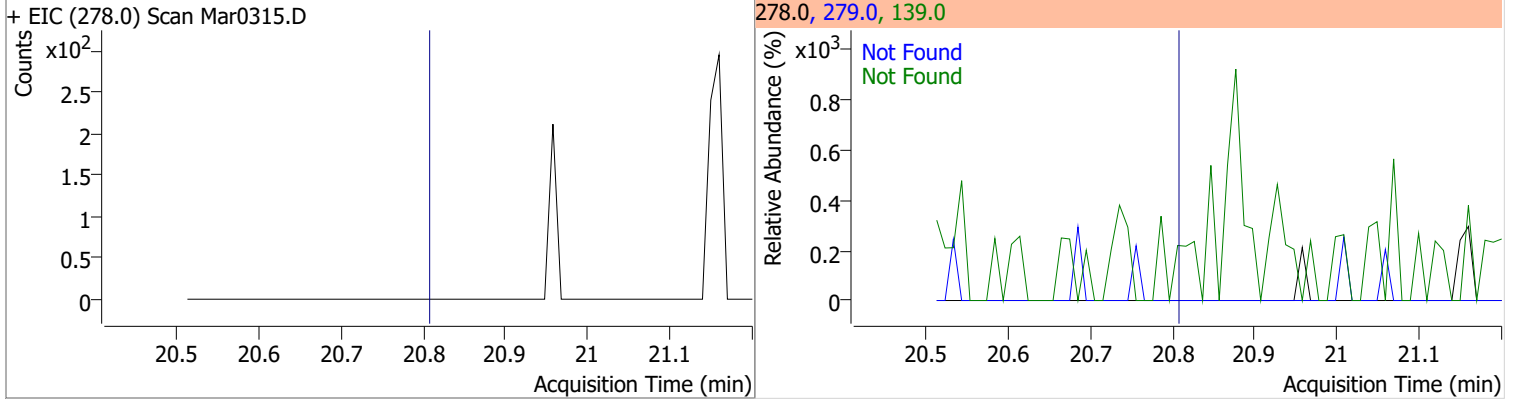


Quantitation Results Report (QT Reviewed)

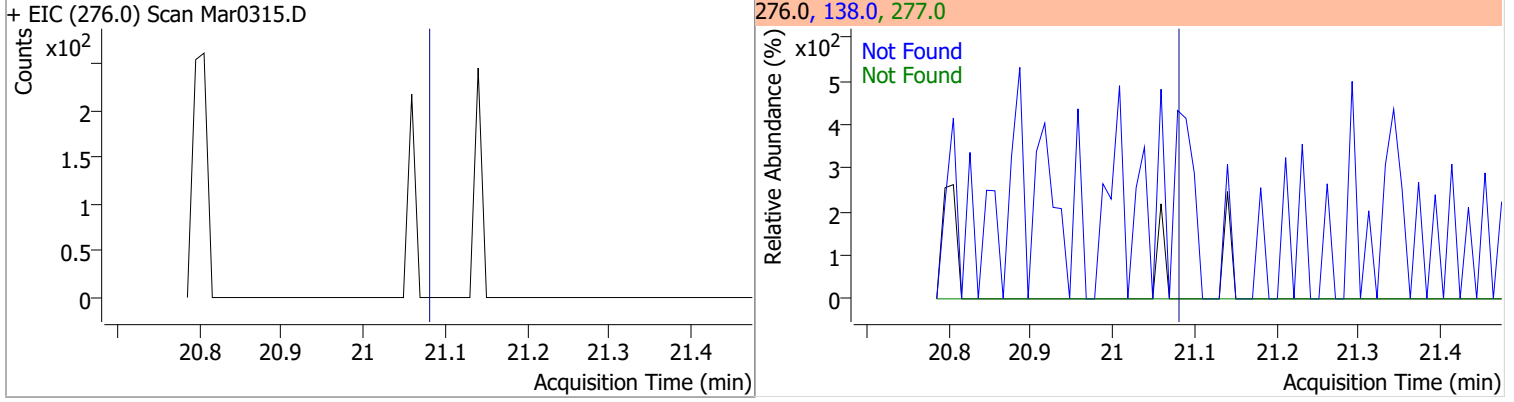
Compound	Conc.	Exp RT	QIon	Exp Ratio
Benzo(b)fluoranthene	N.D.	18.37	253.0	22.9
+ EIC (252.0) Scan Mar0315.D			252.0, 253.0	
				
Benzo(k)fluoranthene	N.D.	18.43	253.0	22.8
+ EIC (252.0) Scan Mar0315.D			252.0, 253.0	
				
Benzo(a)pyrene	N.D.	18.97	253.0	22.6
+ EIC (252.0) Scan Mar0315.D			252.0, 253.0	
				
Indeno(1,2,3-c,d)pyrene	N.D.	20.75	138.0	30.2
+ EIC (276.0) Scan Mar0315.D			276.0, 138.0	
				

Quantitation Results Report (QT Reviewed)

Compound	Conc.	Exp RT	QIon	Exp Ratio	QIon	Exp Ratio
Dibenzo(a,h)anthracene	N.D.	20.81	139.0	25.3	279.0	24.1



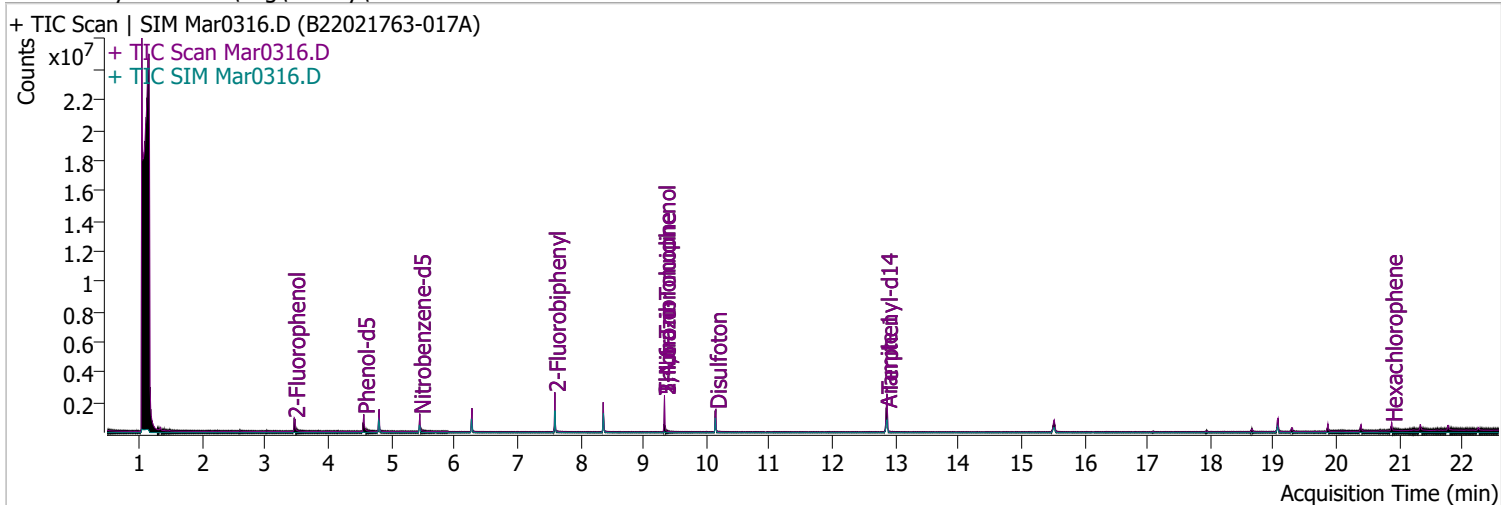
Compound	Conc.	Exp RT	QIon	Exp Ratio	QIon	Exp Ratio
Benzo(g,h,i)perylene	N.D.	21.08	138.0	32.4	277.0	23.6



Quantitation Results Report (QT Reviewed)

Data File Mar0316.D
 Acq. Method BNA+SIM.M
 Sample Name B22021763-017A
 Vial 16
 DA Method File
 Tune File dftppdsm.u
 Batch Name 030322 DoD BNA.batch.bin
 Ref Library D:\Org\Library\NIST129K.I

Operator LIMS import
 Acq. Date-Time 3/4/2022 12:34:17 AM
 Instrument Instrument #1
 Multiplier 1.00
 Comment SVOC-8270-W-LARGO
 Tune Date 2/18/2022 9:25:00 PM
 Last Calib Update 3/4/2022 9:18:32 AM



Compound	RT	QIon	Resp.	Conc.	Units	Dev(Min)
----------	----	------	-------	-------	-------	----------

Internal Standards

System Monitoring Compounds

S 2-Fluorophenol	3.459	112.0	412201	62.0964	µg/L	-0.072
Spiked Amount: 200.000	Range: 10.0 - 75.0%			Recovery = 31.05%		
S Phenol-d5	4.562	99.0	537071	62.2651	µg/L	0.010
Spiked Amount: 200.000	Range: 10.0 - 65.0%			Recovery = 31.13%		
S Nitrobenzene-d5	5.451	82.0	278501	58.4613	µg/L	-0.020
Spiked Amount: 100.000	Range: 32.0 - 94.0%			Recovery = 58.46%		
S 2-Fluorobiphenyl	7.594	172.0	717572	58.0858	µg/L	0.000
Spiked Amount: 100.000	Range: 28.0 - 107.0%			Recovery = 58.09%		
S 2,4,6-Tribromophenol	9.336	329.8	185079	152.9387	µg/L	0.010
Spiked Amount: 200.000	Range: 25.0 - 140.0%			Recovery = 76.47%		
S Terphenyl-d14	12.865	244.3	1320078	102.3597	µg/L	0.000
Spiked Amount: 100.000	Range: 32.0 - 122.0%			Recovery = 102.36%		

Target Compounds

Compound	RT	QIon	Resp.	Conc.	Units	md	QValue
T N-Nitrosodimethylamine	0.000		0	N.D.			
T Pyridine	0.000		0	N.D.			
T Aniline	0.000		0	N.D.			
T Phenol	0.000		0	N.D.			
T bis(-2-Chloroethyl)Ether	0.000		0	N.D.			
T 2-Chlorophenol	0.000		0	N.D.			
T 1,3-Dichlorobenzene	0.000		0	N.D.			
T 1,4-Dichlorobenzene	0.000		0	N.D.			
T 1,2-Dichlorobenzene	0.000		0	N.D.			
T Benzyl Alcohol	0.000		0	N.D.			
T bis(2-chloroisopropyl)Ether	0.000		0	N.D.			
T 2-Methylphenol	0.000		0	N.D.			
T N-nitroso-Di-n-propylamine	5.451	70.0	0		µg/L	md	1
T Hexachloroethane	0.000		0	N.D.			
T 4Methylphenol/3Methylphenol	0.000		0	N.D.			

Quantitation Results Report (QT Reviewed)

Compound	RT	QIon	Resp.	Conc.	Units	Dev(Min)
T Nitrobenzene	0.000		0	N.D.		
T Isophorone	0.000		0	N.D.		
T 2-Nitrophenol	0.000		0	N.D.		
T 2,4-Dimethylphenol	0.000		0	N.D.		
T bis(-2-Chloroethoxy)Methane	0.000		0	N.D.		
T 2,4-Dichlorophenol	0.000		0	N.D.		
T Benzoic Acid	0.000		0	N.D.		
T 1,2,4-Trichlorobenzene	0.000		0	N.D.		
T Naphthalene	0.000		0	N.D.		
T 4-Chlorophenol	0.000		0	N.D.		
T p-Chloroaniline	0.000		0	N.D.		
T Hexachlorobutadiene	0.000		0	N.D.		
T 4-Chloro-2-Methylphenol	0.000		0	N.D.		
T 4-Chloro-3-Methylphenol	0.000		0	N.D.		
T 2-Methylnaphthalene	0.000		0	N.D.		
T 1-Methylnaphthalene	0.000		0	N.D.		
T Hexachlorocyclopentadiene	0.000		0	N.D.		
T 2,4,6-Trichlorophenol	0.000		0	N.D.		
T 2,4,5-Trichlorophenol	0.000		0	N.D.		
T 2-Chloronaphthalene	0.000		0	N.D.		
T 2-Nitroaniline	0.000		0	N.D.		
T Dimethyl Phthalate	8.364	163.0	0		µg/L md	1
T 2,6-Dinitrotoluene	8.364	165.0	0		µg/L md	1
T Acenaphthylene	0.000		0	N.D.		
T 3-Nitroaniline	0.000		0	N.D.		
T Acenaphthene	0.000		0	N.D.		
T 2,4-Dinitrophenol	0.000		0	N.D.		
T Dibenzofuran	0.000		0	N.D.		
T 2,4-Dinitrotoluene	0.000		0	N.D.		
T 4-Nitrophenol	0.000		0	N.D.		
T Diethylphthalate	0.000		0	N.D.		
T Fluorene	0.000		0	N.D.		
T 4-Chlorophenyl-phenylether	0.000		0	N.D.		
T 4-Nitroaniline	0.000		0	N.D.		
T 4,6-Dinitro-2-methylphenol	0.000		0	N.D.		
T N-nitrosodiphenylamine	0.000		0	N.D.		
T Azobenzene	0.000		0	N.D.		
T 4-Bromophenyl-phenylether	0.000		0	N.D.		
T Hexachlorobenzene	0.000		0	N.D.		
T Pentachlorophenol	0.000		0	N.D.		
T Phenanthrene	0.000		0	N.D.		
T Anthracene	0.000		0	N.D.		
T Triallate	0.000		0	N.D.		
T Carbazole	0.000		0	N.D.		
T o-Terphenyl	0.000		0	N.D.		
T Di-n-Butylphthalate	0.000		0	N.D.		
T Fluoranthene	0.000		0	N.D.		
T Benzidine	12.865	184.0	0		µg/L md	1
T Pyrene	0.000		0	N.D.		
T Butylbenzylphthalate	0.000		0	N.D.		
T Benzo(a)Anthracene	0.000		0	N.D.		
T Chrysene	0.000		0	N.D.		
T 3,3-Dichlorobenzidine	0.000		0	N.D.		
T bis(2-ethylhexyl)Phthalate	0.000		0	N.D.		
T Di-n-octyl Phthalate	0.000		0	N.D.		

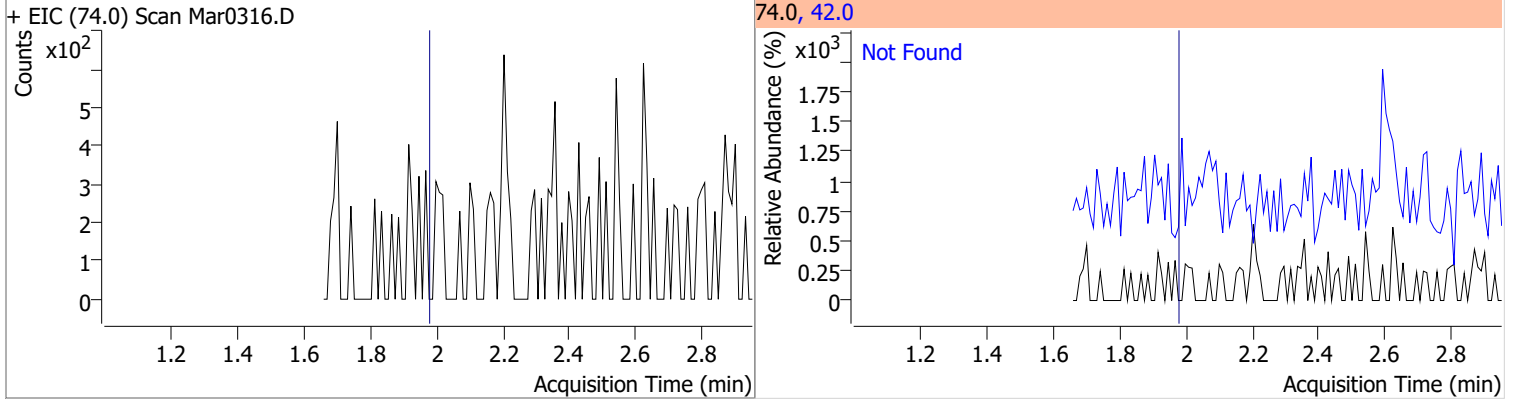
Quantitation Results Report (QT Reviewed)

Compound	RT	QIon	Resp.	Conc.	Units	Dev(Min)
T Benzo(b)fluoranthene	0.000		0	N.D.		
T Benzo(k)fluoranthene	0.000		0	N.D.		
T Benzo(a)pyrene	0.000		0	N.D.		
T Indeno(1,2,3-c,d)pyrene	0.000		0	N.D.		
T Dibenzo(a,h)anthracene	0.000		0	N.D.		
T Benzo(g,h,i)perylene	0.000		0	N.D.		

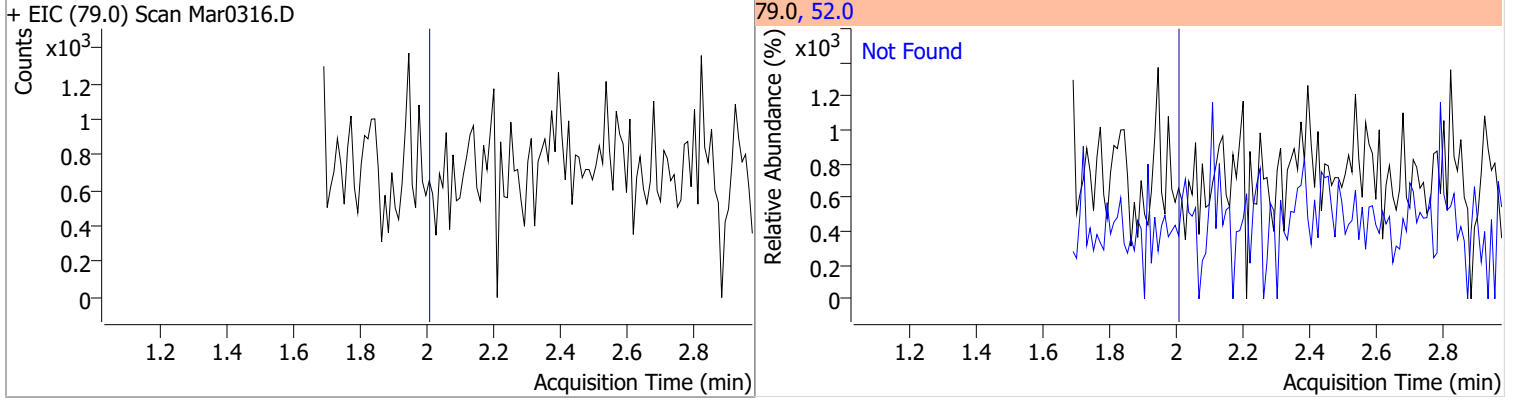
(#) = Qualifier Out of Range; (m) = Manual Integration; (+) = Area Summed; (*) = Surrogate Percent Recovery Out of Range; (d): Zeroed Peak

Quantitation Results Report (QT Reviewed)

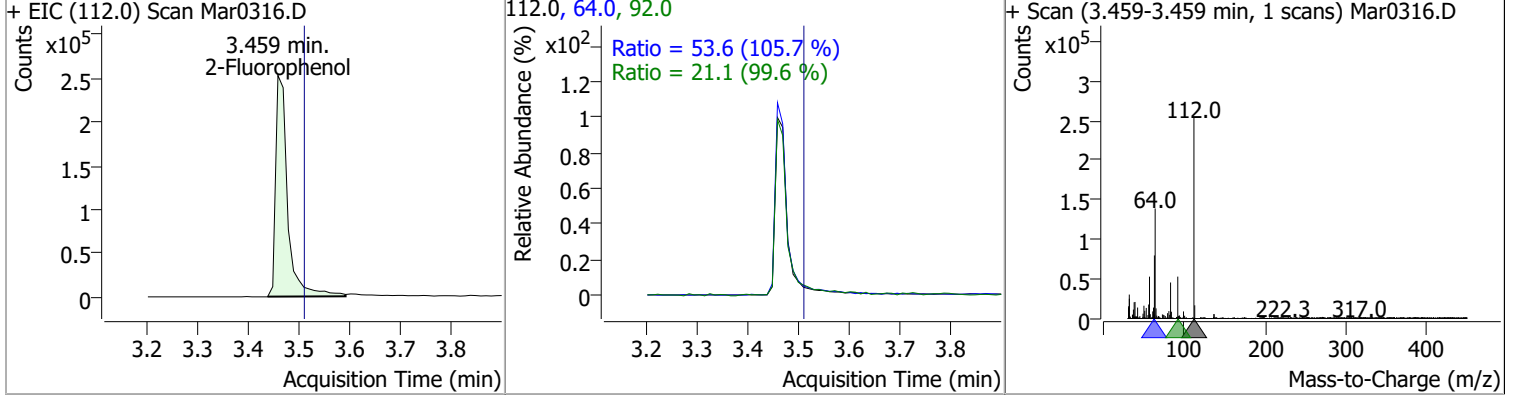
Compound	Conc.	Exp RT	QIon	Exp Ratio
N-Nitrosodimethylamine	N.D.	1.99	42.0	112.0



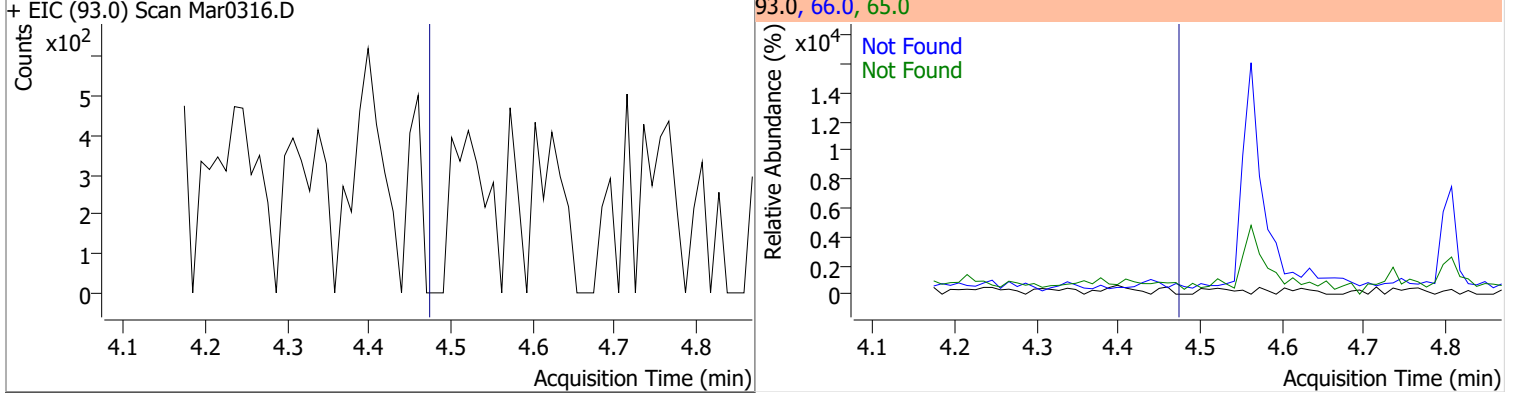
Compound	Conc.	Exp RT	QIon	Exp Ratio
Pyridine	N.D.	2.02	52.0	80.7



Compound	Conc.	RT	Dev(Min)	Resp.	QIon	QRatio	Lower	Upper
2-Fluorophenol	62.0964	3.46	-0.07	412201	64.0	53.6	35.5	65.9
					92.0	21.1	14.8	27.5

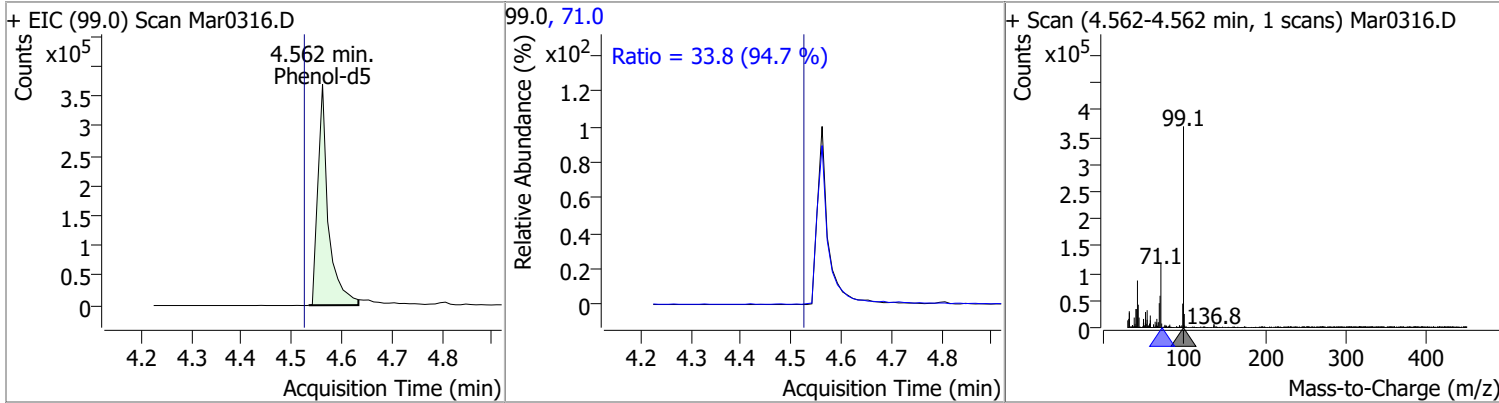


Compound	Conc.	Exp RT	QIon	Exp Ratio	QIon	Exp Ratio
Aniline	N.D.	4.50	66.0	35.4	65.0	18.8

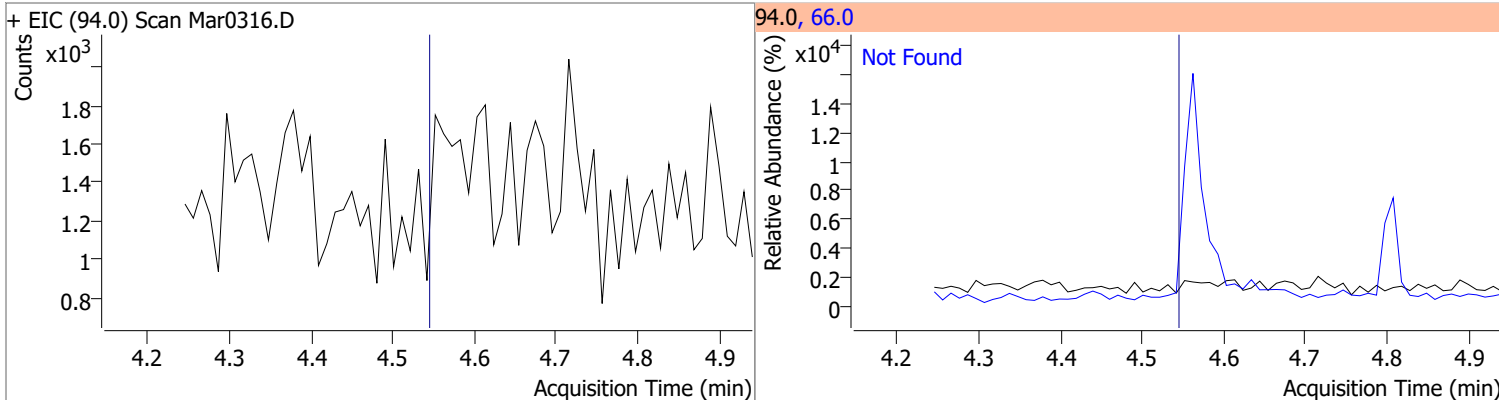


Quantitation Results Report (QT Reviewed)

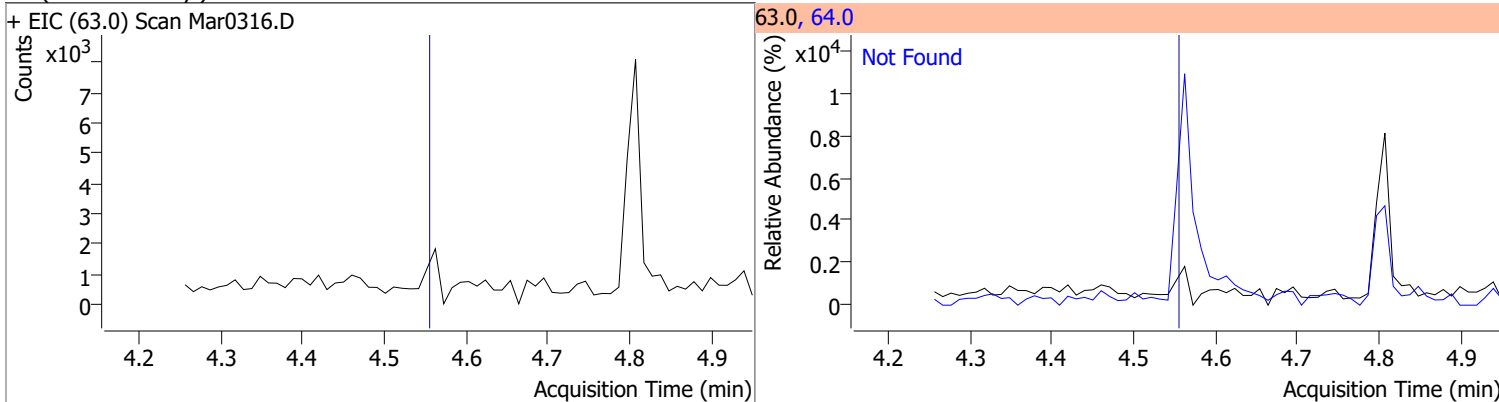
Compound	Conc.	RT	Dev(Min)	Resp.	QIon	QRatio	Lower	Upper
Phenol-d5	62.2651	4.56	0.01	537071	71.0	33.8	25.0	46.4



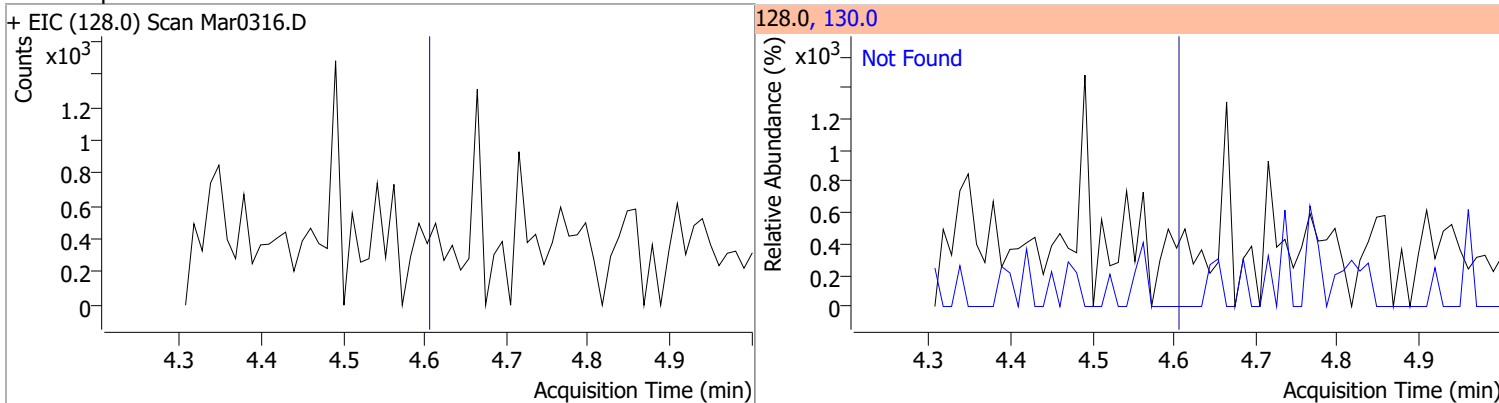
Compound	Conc.	Exp RT	QIon	Exp Ratio
Phenol	N.D.	4.57	66.0	40.4



Compound	Conc.	Exp RT	QIon	Exp Ratio
bis(-2-Chloroethyl)Ether	N.D.	4.58	64.0	10.7

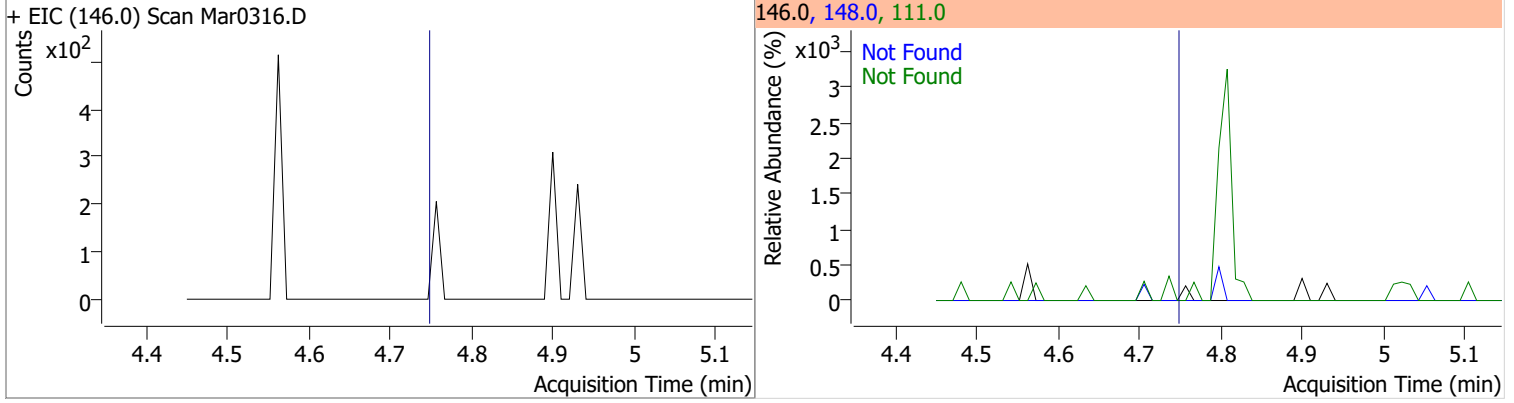


Compound	Conc.	Exp RT	QIon	Exp Ratio
2-Chlorophenol	N.D.	4.63	130.0	32.3

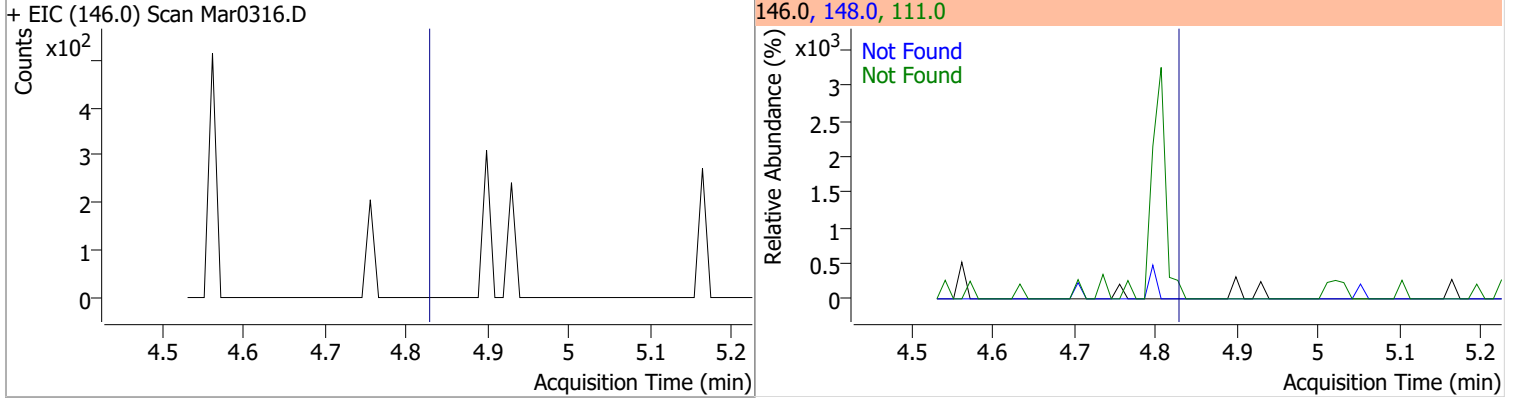


Quantitation Results Report (QT Reviewed)

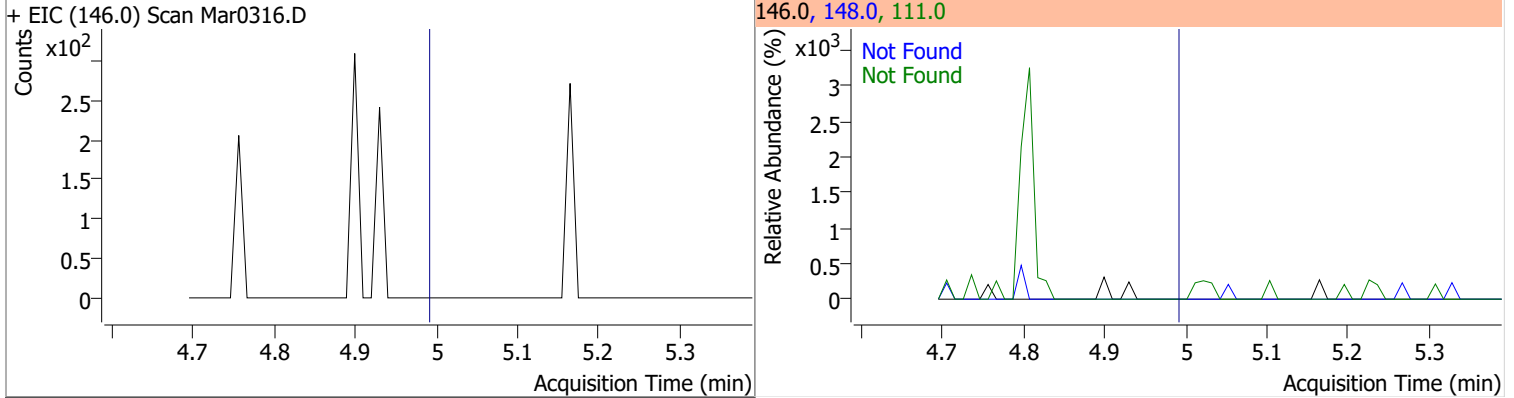
Compound	Conc.	Exp RT	QIon	Exp Ratio	QIon	Exp Ratio
1,3-Dichlorobenzene	N.D.	4.78	148.0	63.7	111.0	35.3



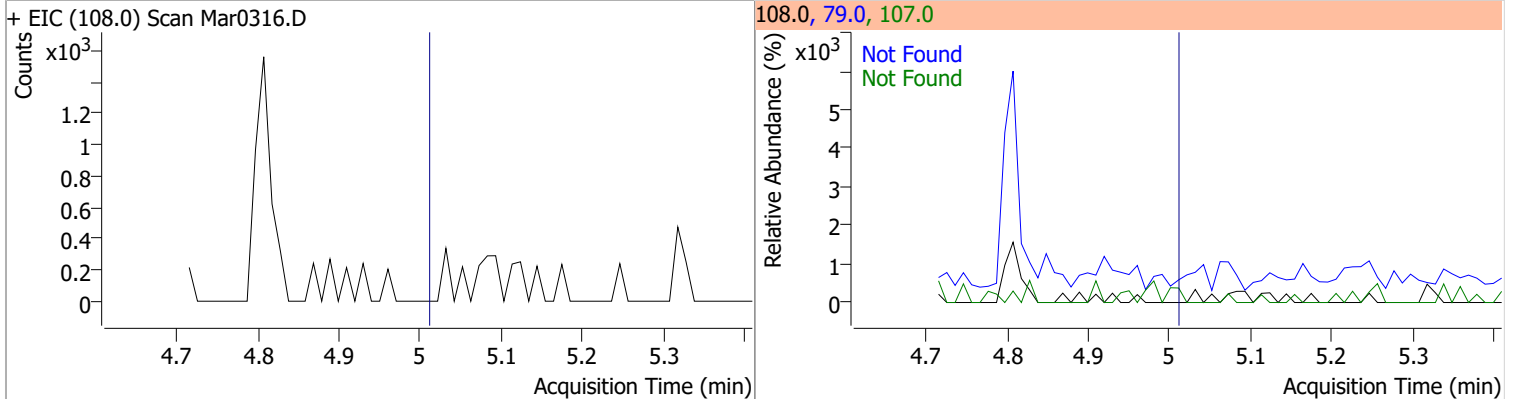
Compound	Conc.	Exp RT	QIon	Exp Ratio	QIon	Exp Ratio
1,4-Dichlorobenzene	N.D.	4.86	148.0	64.4	111.0	35.3



Compound	Conc.	Exp RT	QIon	Exp Ratio	QIon	Exp Ratio
1,2-Dichlorobenzene	N.D.	5.02	148.0	63.7	111.0	37.5

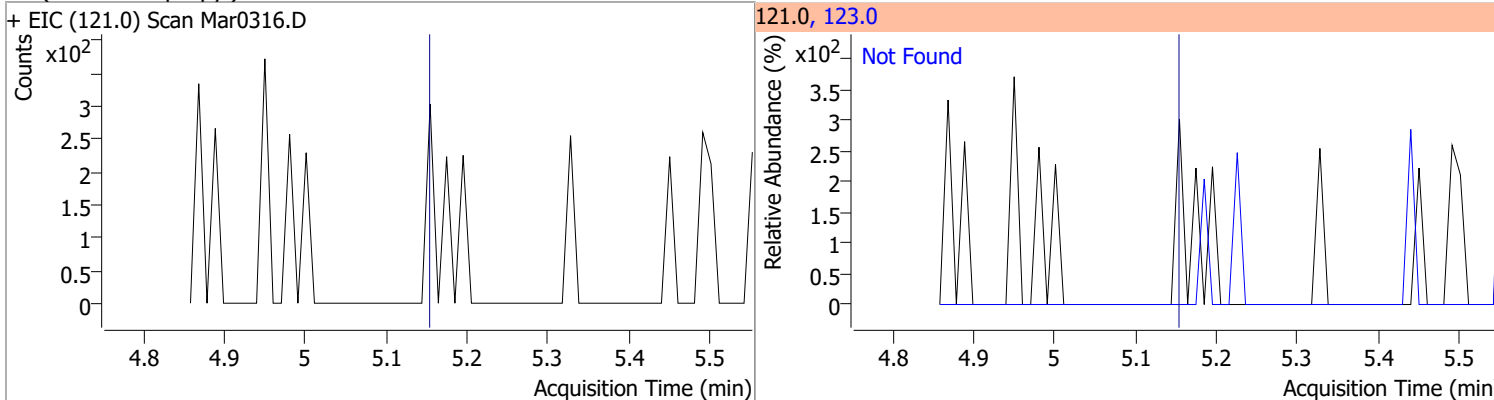


Compound	Conc.	Exp RT	QIon	Exp Ratio	QIon	Exp Ratio
Benzyl Alcohol	N.D.	5.04	79.0	118.8	107.0	68.8

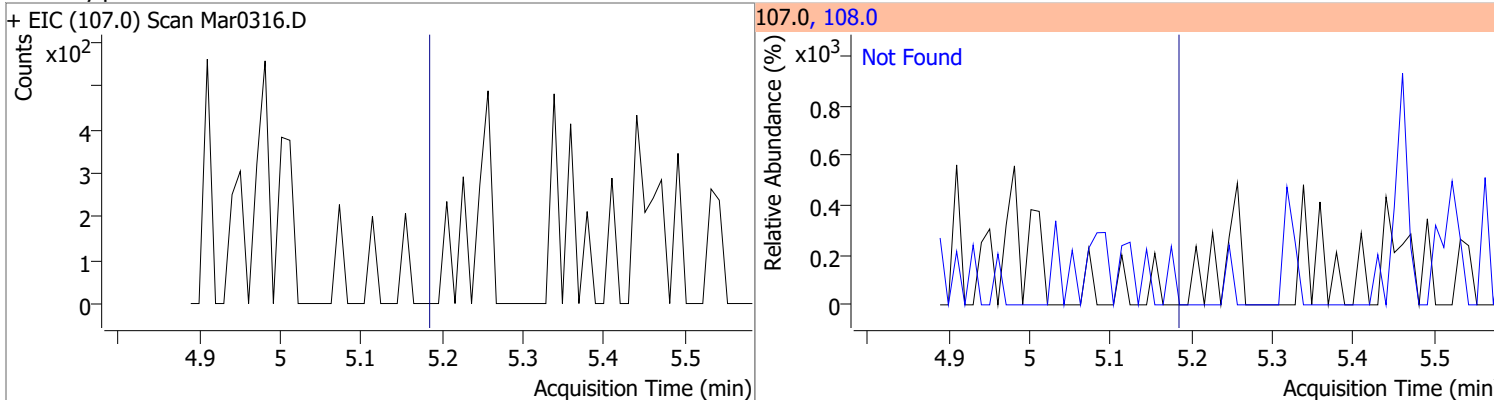


Quantitation Results Report (QT Reviewed)

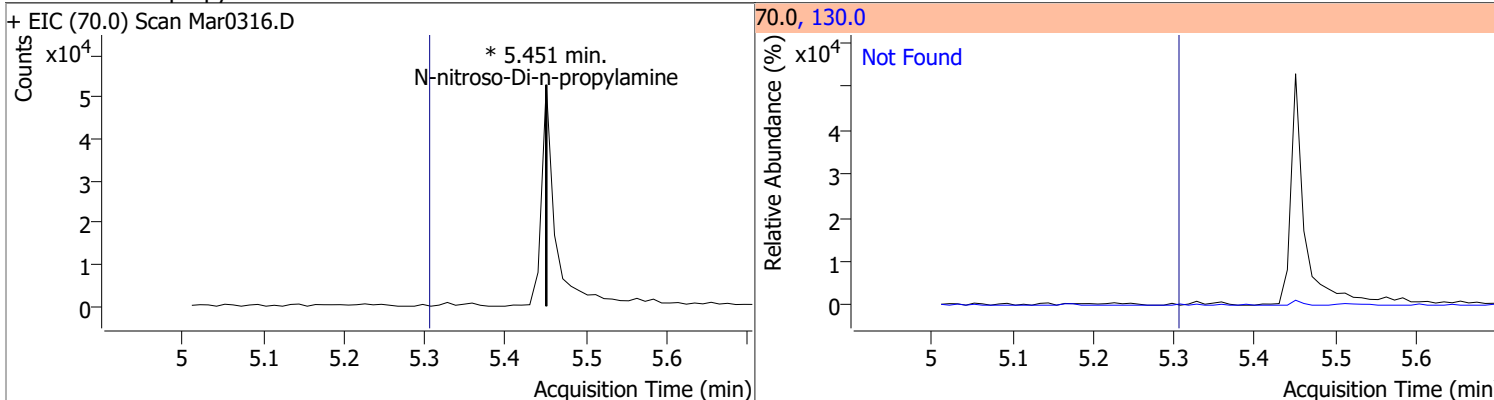
Compound	Conc.	Exp RT	QIon	Exp Ratio
bis(2-chloroisopropyl)Ether	N.D.	5.19	123.0	31.6



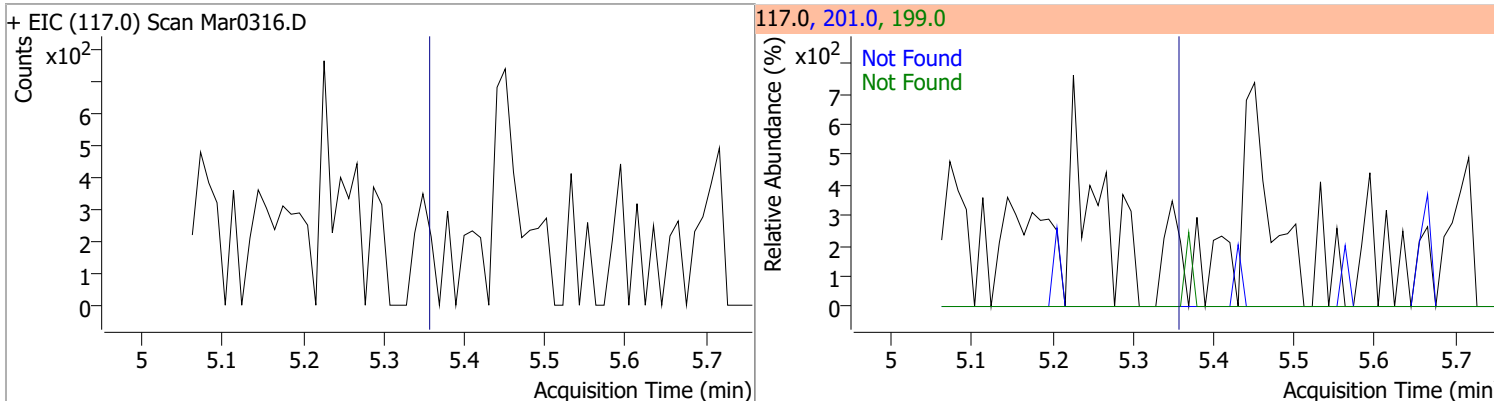
Compound	Conc.	Exp RT	QIon	Exp Ratio
2-Methylphenol	N.D.	5.22	108.0	117.4



Compound	Conc.	RT	Dev(Min)	Resp.	QIon	QRatio	Lower	Upper
N-nitroso-Di-n-propylamine		0		0	130.0		0.0	34.0

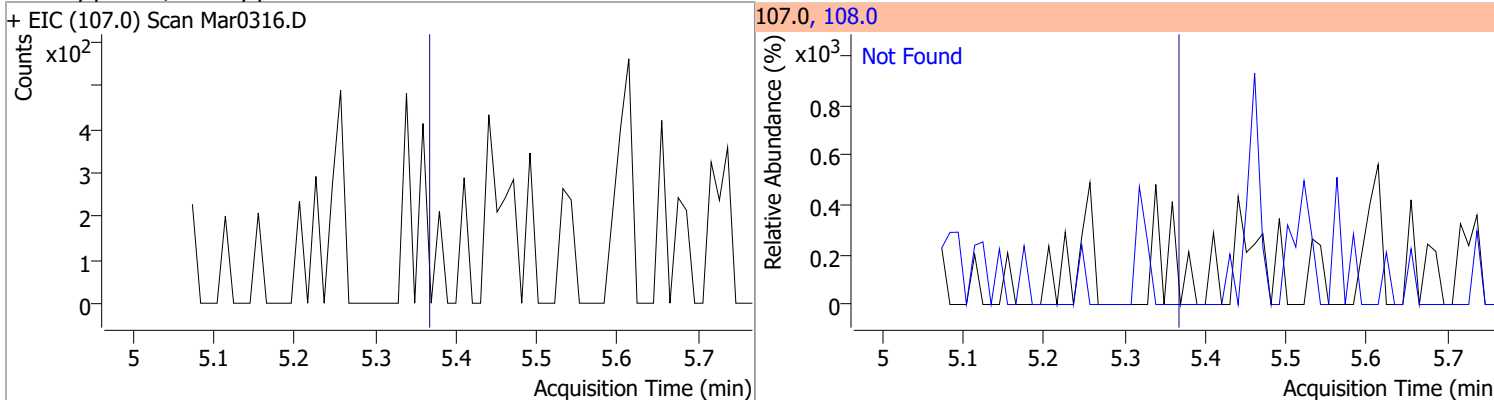


Compound	Conc.	Exp RT	QIon	Exp Ratio	QIon	Exp Ratio
Hexachloroethane	N.D.	5.39	201.0	89.1	199.0	59.3

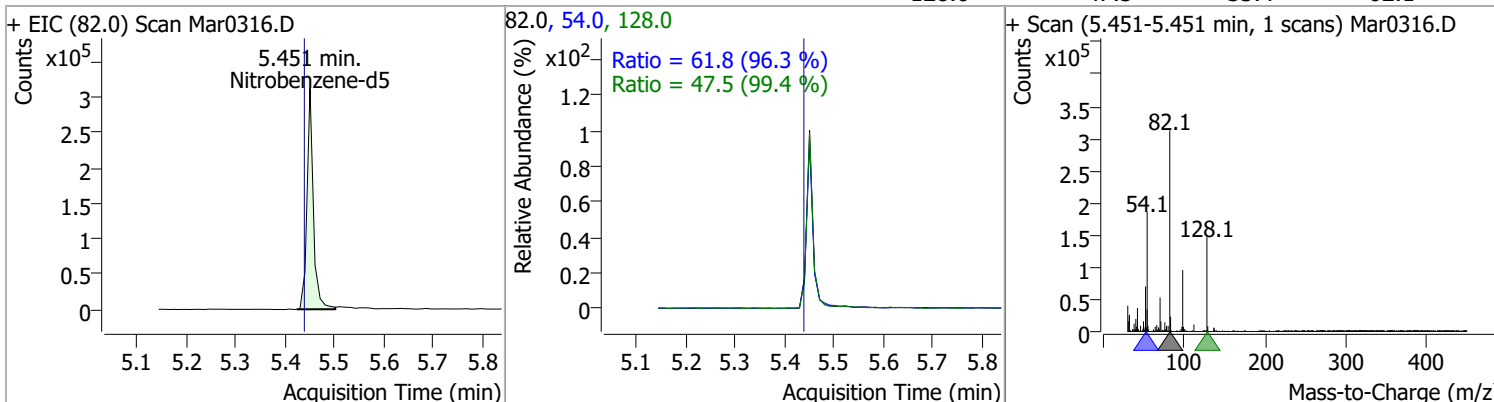


Quantitation Results Report (QT Reviewed)

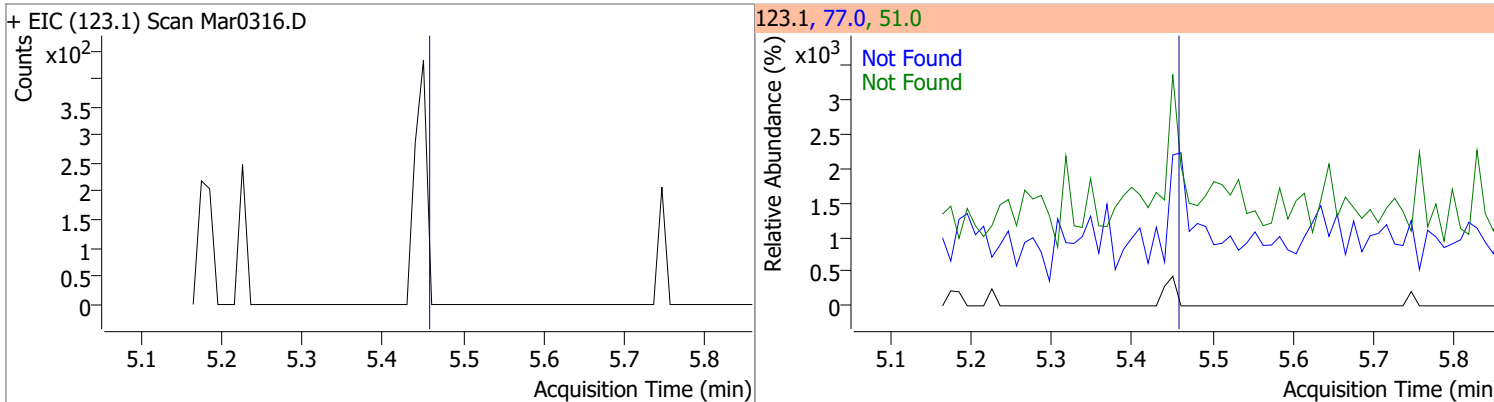
Compound	Conc.	Exp RT	QIon	Exp Ratio
4Methylphenol/3Methylphenol	N.D.	5.40	108.0	84.2



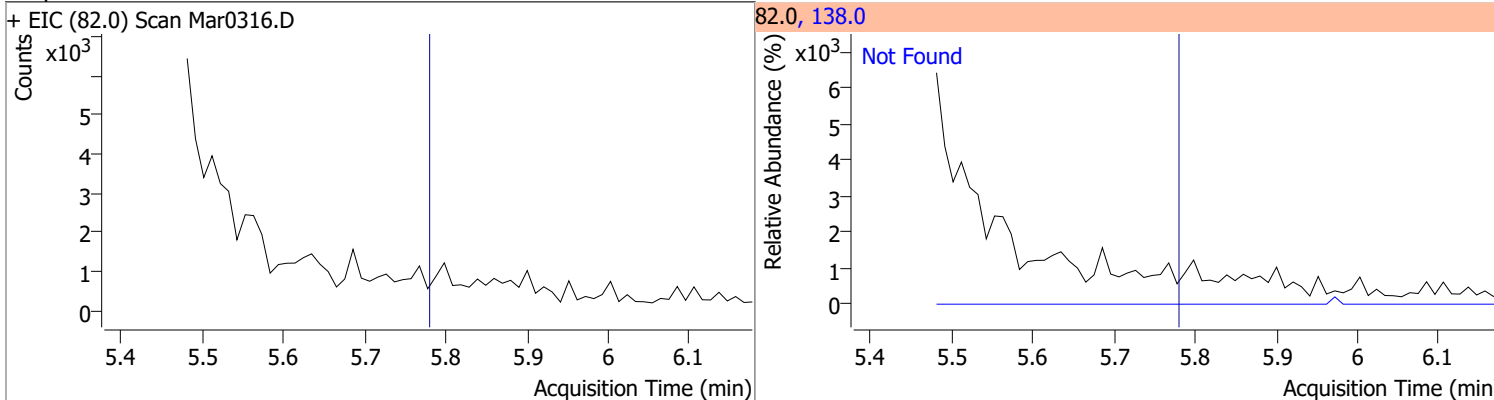
Compound	Conc.	RT	Dev(Min)	Resp.	QIon	QRatio	Lower	Upper
Nitrobenzene-d5	58.4613	5.45	-0.02	278501	54.0	61.8	44.9	83.4
					128.0	47.5	33.4	62.1



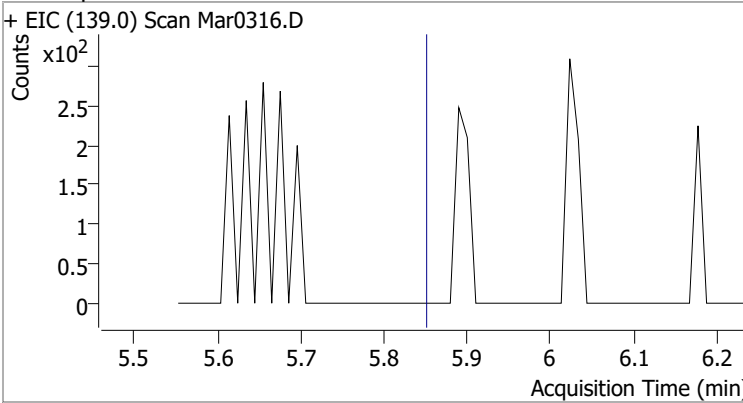
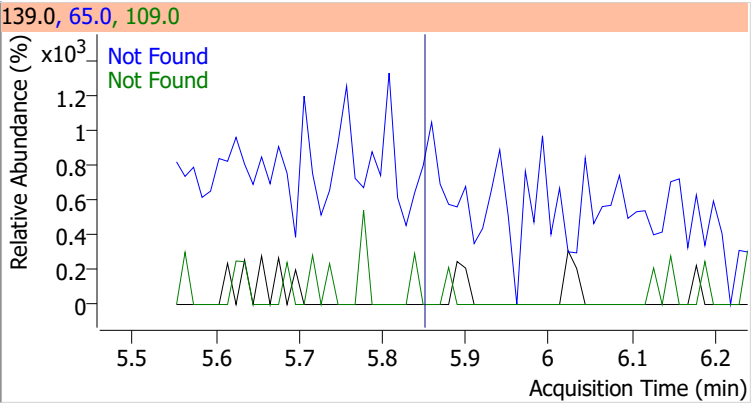
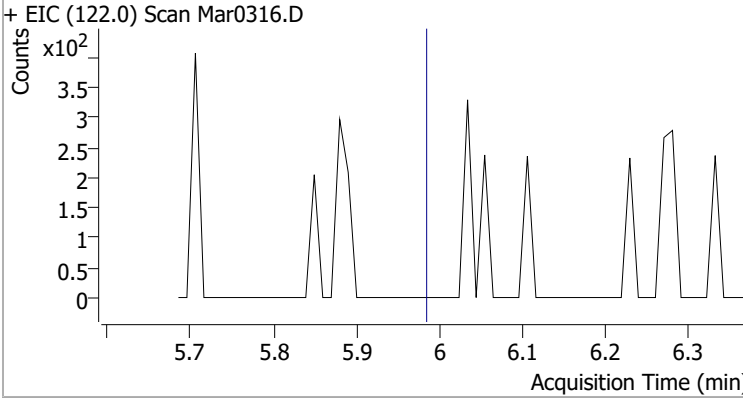
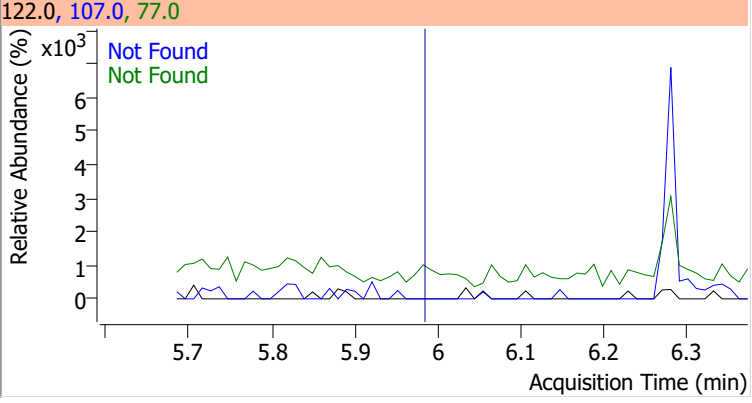
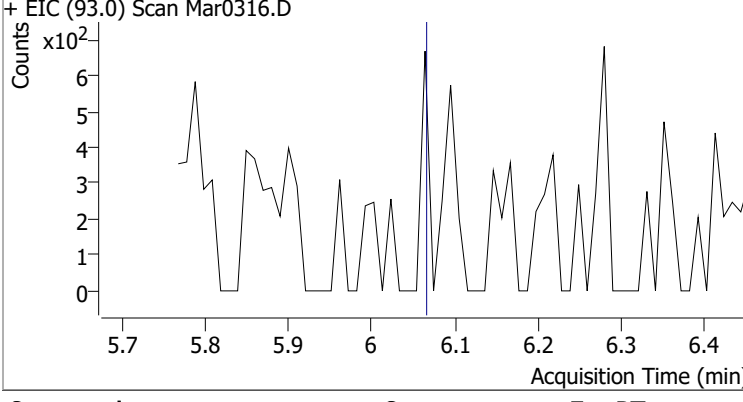
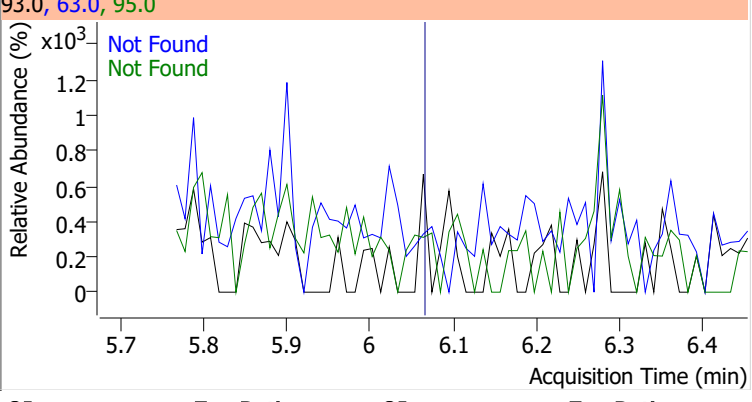
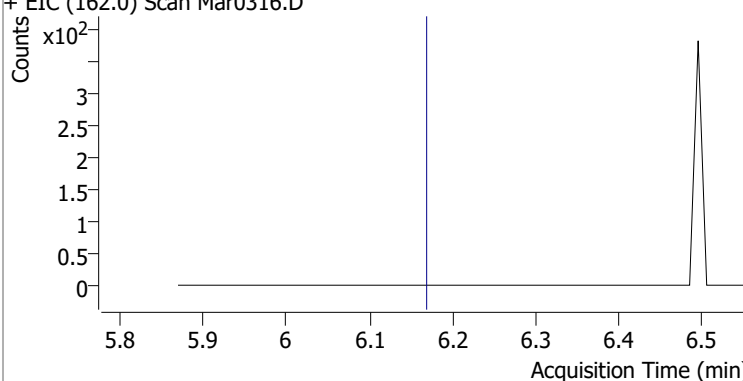
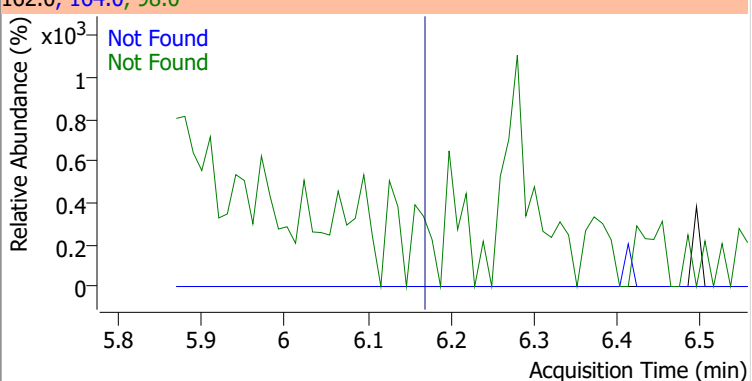
Compound	Conc.	Exp RT	QIon	Exp Ratio	QIon	Exp Ratio
Nitrobenzene	N.D.	5.49	77.0	209.6	51.0	127.5



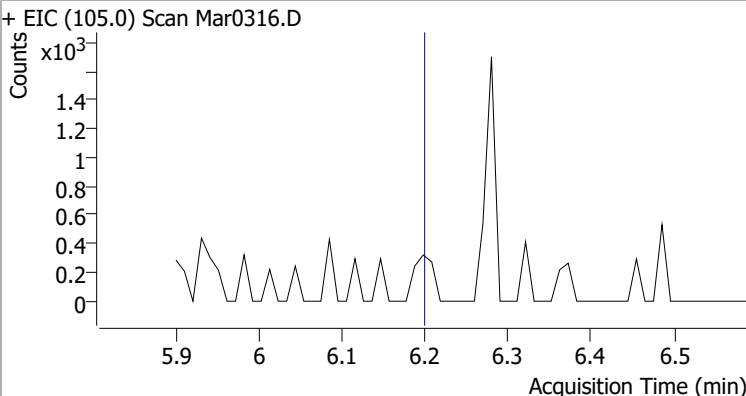
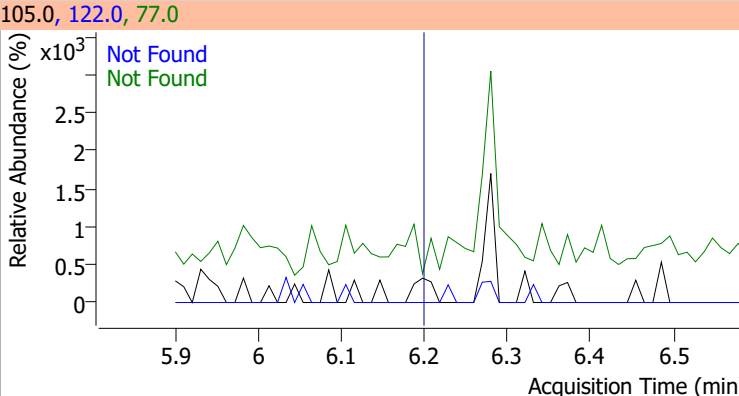
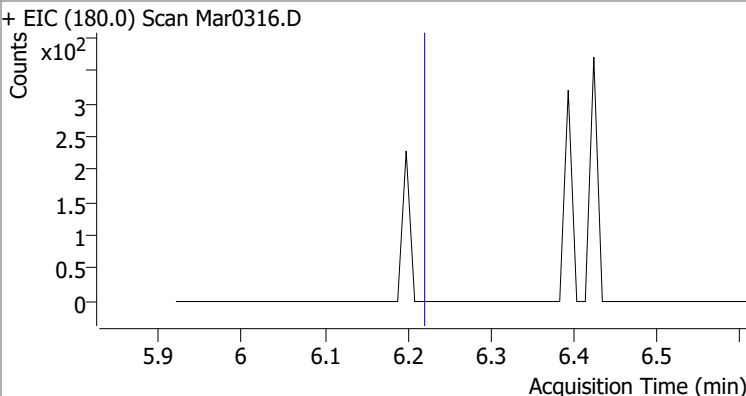
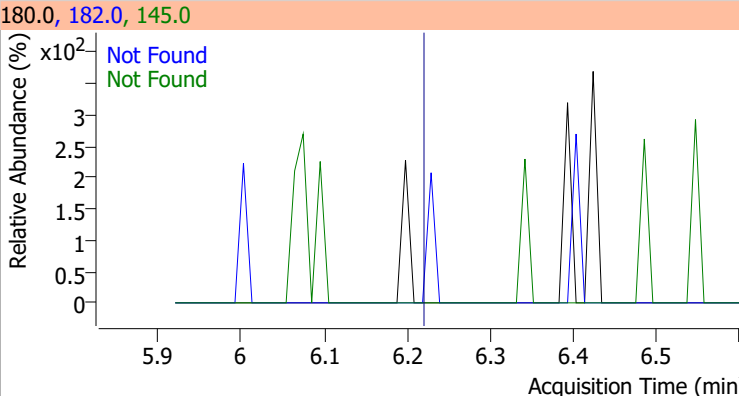
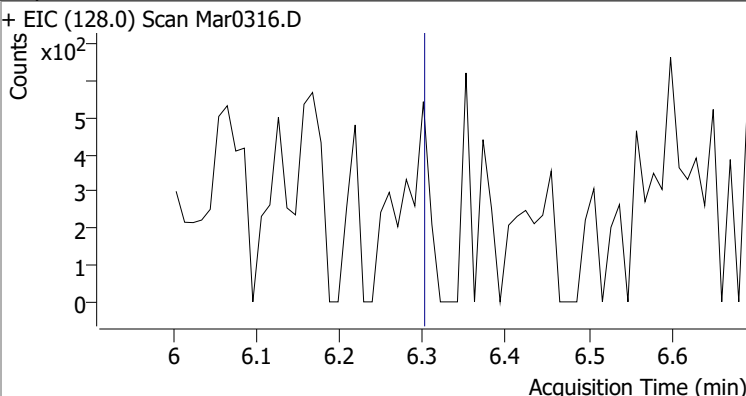
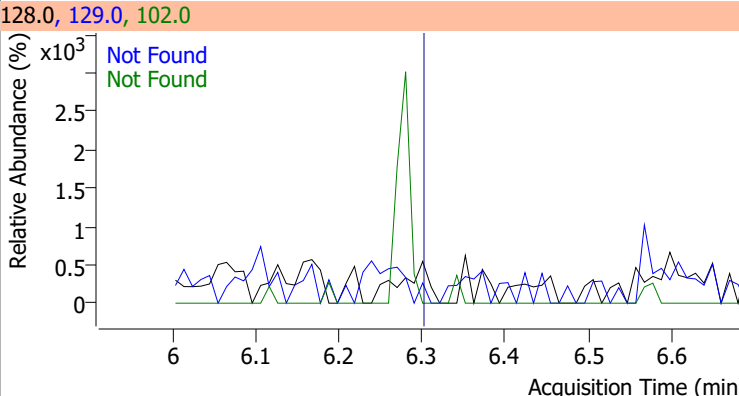
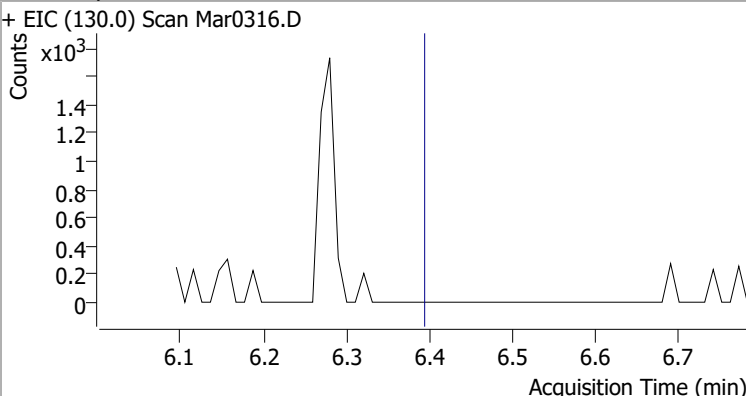
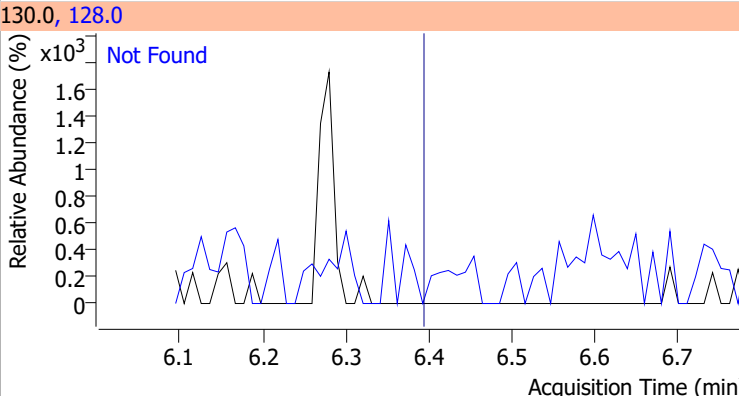
Compound	Conc.	Exp RT	QIon	Exp Ratio
Isophorone	N.D.	5.79	138.0	20.3



Quantitation Results Report (QT Reviewed)

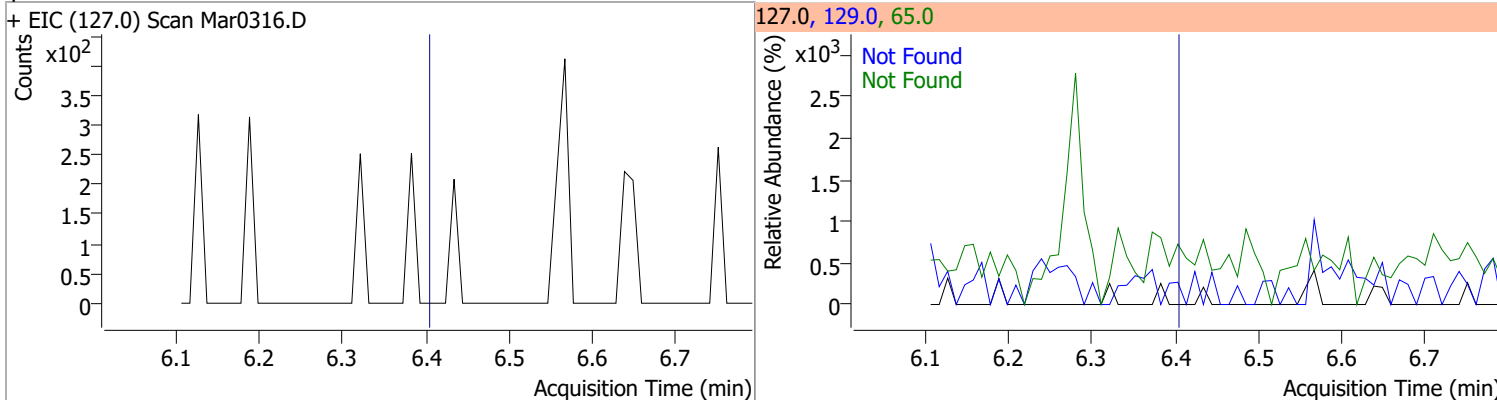
Compound	Conc.	Exp RT	QIon	Exp Ratio	QIon	Exp Ratio
2-Nitrophenol	N.D.	5.86	65.0	51.3	109.0	35.7
+ EIC (139.0) Scan Mar0316.D			139.0, 65.0, 109.0			
						
2,4-Dimethylphenol	N.D.	5.99	107.0	111.1	77.0	30.2
+ EIC (122.0) Scan Mar0316.D			122.0, 107.0, 77.0			
						
bis(-2-Chloroethoxy)Methane	N.D.	6.07	63.0	70.1	95.0	31.8
+ EIC (93.0) Scan Mar0316.D			93.0, 63.0, 95.0			
						
2,4-Dichlorophenol	N.D.	6.18	164.0	66.1	98.0	34.4
+ EIC (162.0) Scan Mar0316.D			162.0, 164.0, 98.0			
						

Quantitation Results Report (QT Reviewed)

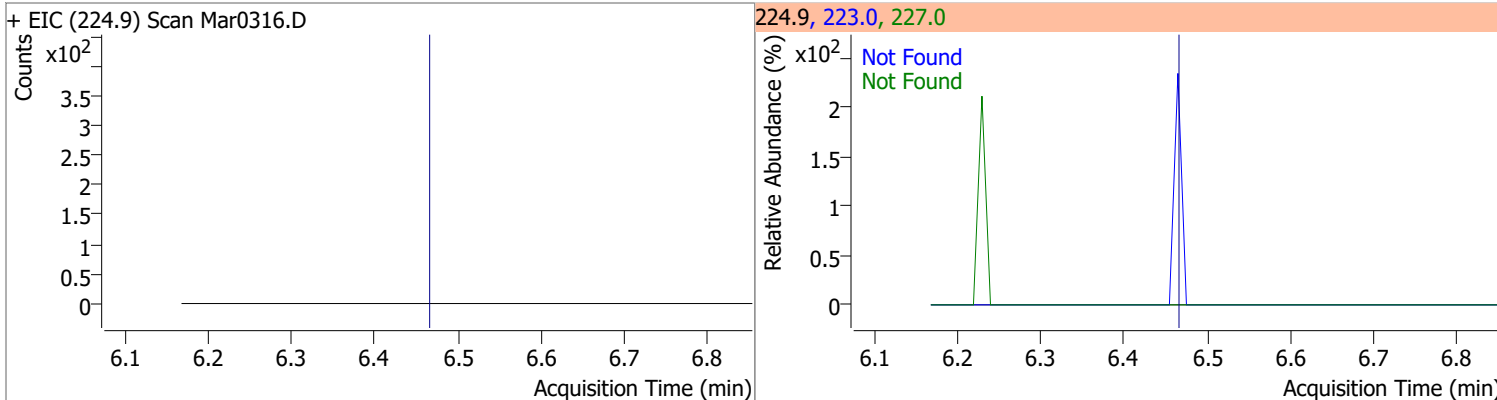
Compound	Conc.	Exp RT	QIon	Exp Ratio	QIon	Exp Ratio
Benzoic Acid	N.D.	6.21	122.0	86.4	77.0	79.5
+ EIC (105.0) Scan Mar0316.D			105.0, 122.0, 77.0			
						
1,2,4-Trichlorobenzene	N.D.	6.23	182.0	95.5	145.0	28.5
+ EIC (180.0) Scan Mar0316.D			180.0, 182.0, 145.0			
						
Naphthalene	N.D.	6.31	129.0	11.0	102.0	9.2
+ EIC (128.0) Scan Mar0316.D			128.0, 129.0, 102.0			
						
4-Chlorophenol	N.D.	6.40	128.0	316.6		
+ EIC (130.0) Scan Mar0316.D			130.0, 128.0			
						

Quantitation Results Report (QT Reviewed)

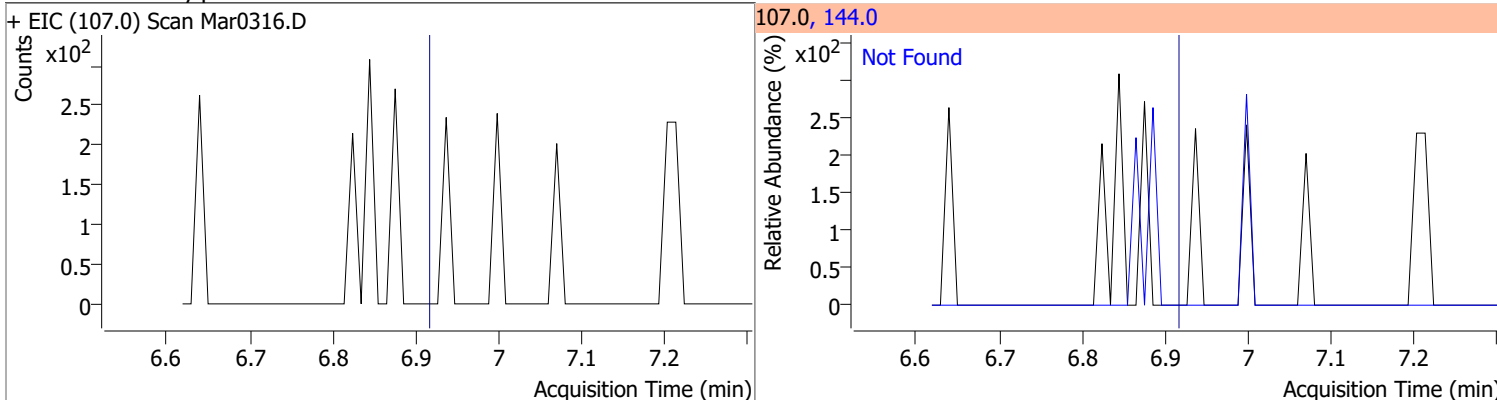
Compound	Conc.	Exp RT	QIon	Exp Ratio	QIon	Exp Ratio
p-Chloroaniline	N.D.	6.41	65.0	61.2	129.0	36.2



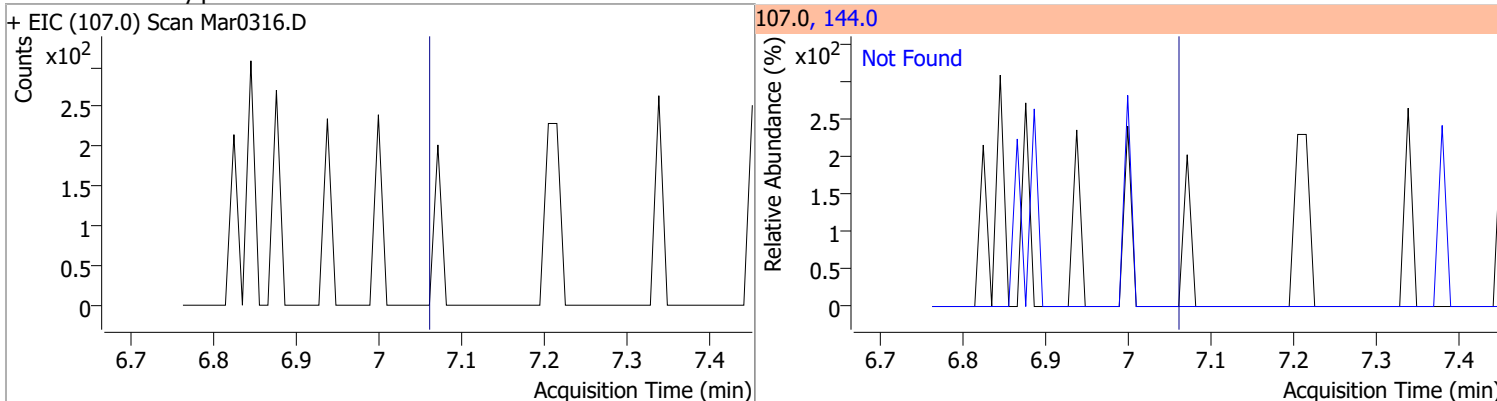
Compound	Conc.	Exp RT	QIon	Exp Ratio	QIon	Exp Ratio
Hexachlorobutadiene	N.D.	6.48	223.0	63.2	227.0	62.4



Compound	Conc.	Exp RT	QIon	Exp Ratio
4-Chloro-2-Methylphenol	N.D.	6.93	144.0	27.8



Compound	Conc.	Exp RT	QIon	Exp Ratio
4-Chloro-3-Methylphenol	N.D.	7.07	144.0	26.7

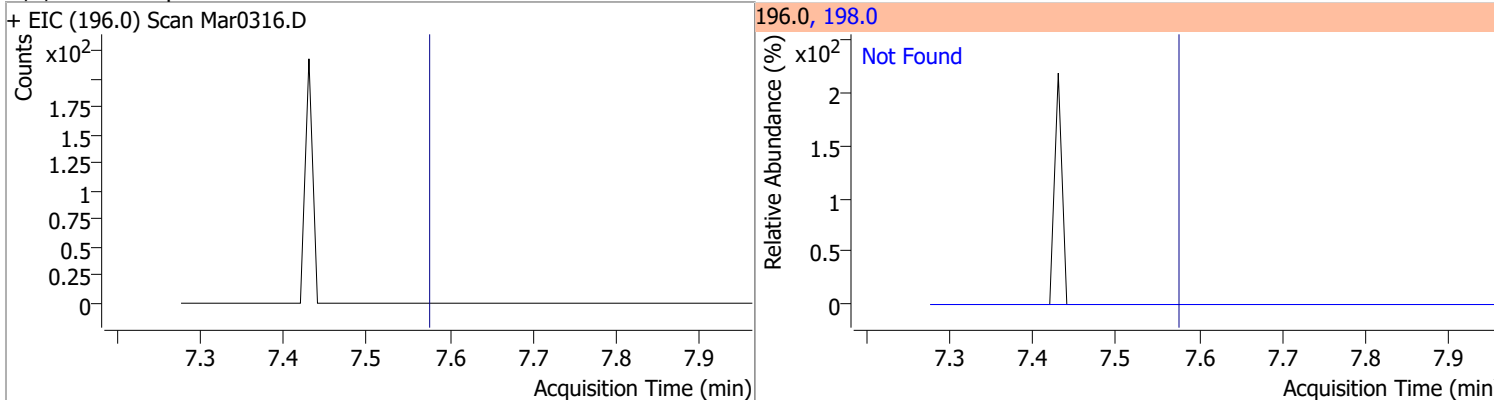


Quantitation Results Report (QT Reviewed)

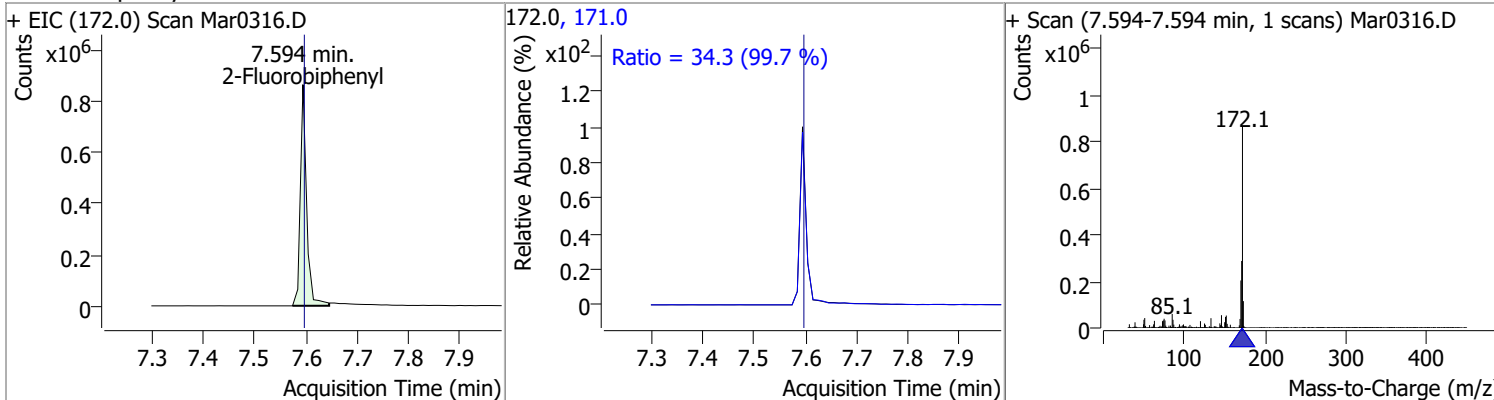
Compound	Conc.	Exp RT	QIon	Exp Ratio	QIon	Exp Ratio
2-Methylnaphthalene	N.D.	7.13	142.0	120.9	115.0	40.2
+ EIC (141.0) Scan Mar0316.D			141.0, 142.0, 115.0			
1-Methylnaphthalene	N.D.	7.25	142.0	116.0	115.0	41.9
+ EIC (141.0) Scan Mar0316.D			141.0, 142.0, 115.0			
Hexachlorocyclopentadiene	N.D.	7.33	238.9	64.2	234.9	62.1
+ EIC (236.9) Scan Mar0316.D			236.9, 238.9, 234.9			
2,4,6-Trichlorophenol	N.D.	7.51	198.0	92.6		
+ EIC (196.0) Scan Mar0316.D			196.0, 198.0			

Quantitation Results Report (QT Reviewed)

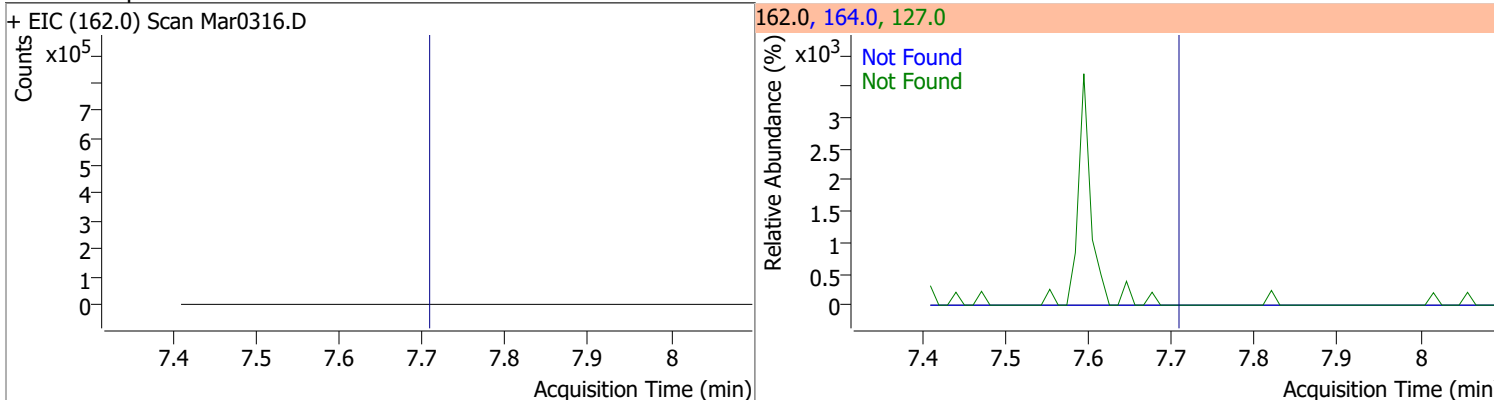
Compound	Conc.	Exp RT	QIon	Exp Ratio
2,4,5-Trichlorophenol	N.D.	7.57	198.0	94.1



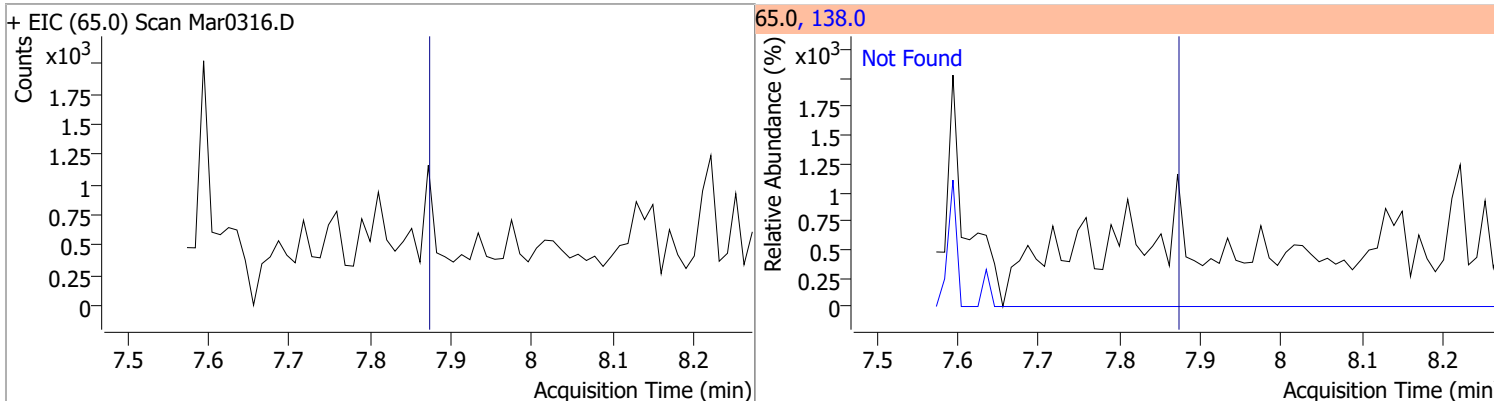
Compound	Conc.	RT	Dev(Min)	Resp.	QIon	QRatio	Lower	Upper
2-Fluorobiphenyl	58.0858	7.59	0.00	717572	171.0	34.3	24.1	44.7



Compound	Conc.	Exp RT	QIon	Exp Ratio	QIon	Exp Ratio
2-Chloronaphthalene	N.D.	7.71	127.0	35.7	164.0	32.6

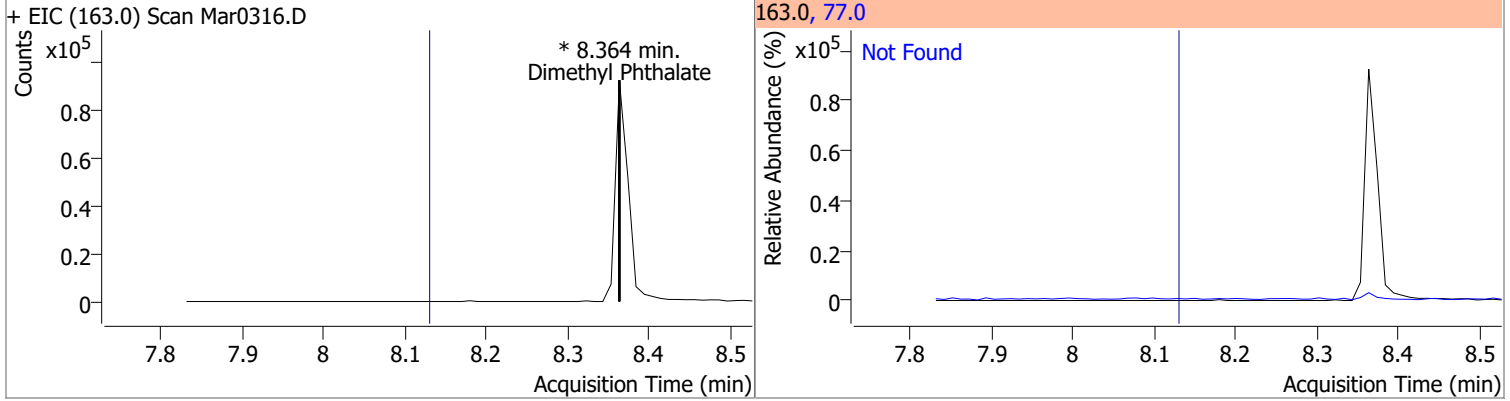


Compound	Conc.	Exp RT	QIon	Exp Ratio
2-Nitroaniline	N.D.	7.87	138.0	123.0

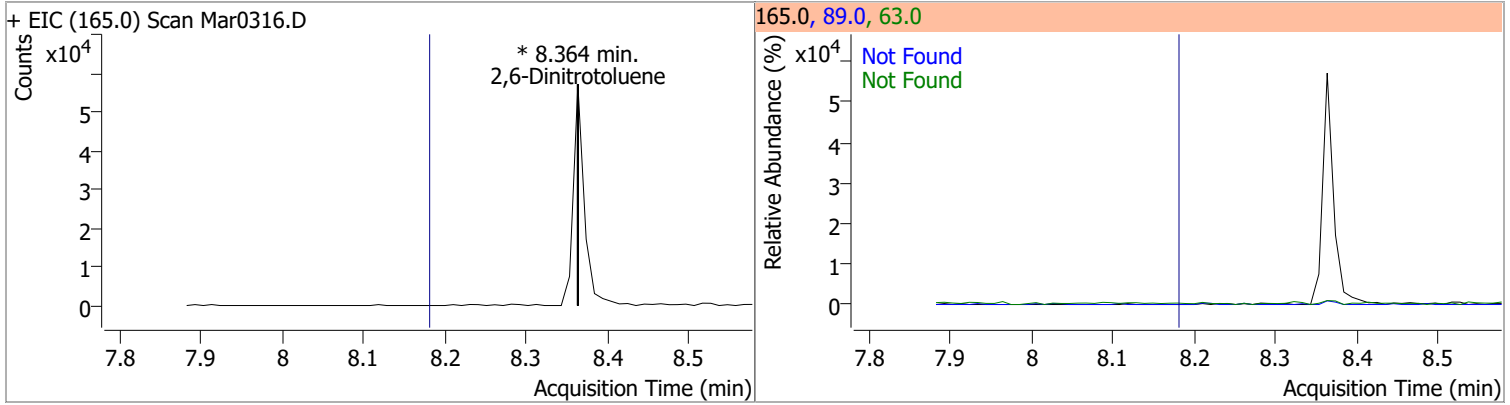


Quantitation Results Report (QT Reviewed)

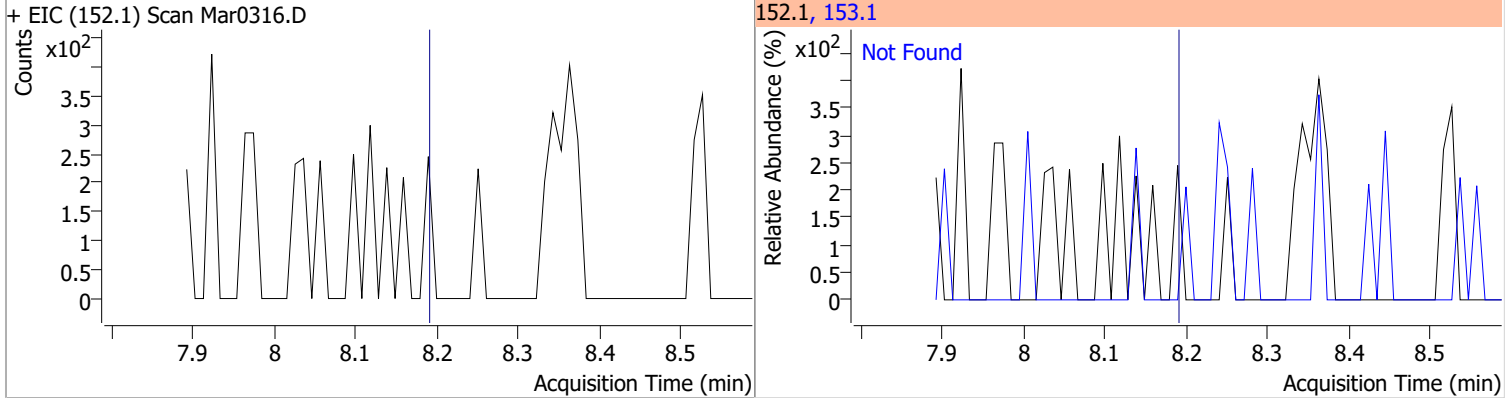
Compound	Conc.	RT	Dev(Min)	Resp.	QIon	QRatio	Lower	Upper
Dimethyl Phthalate	0	0		0	77.0		13.9	25.8



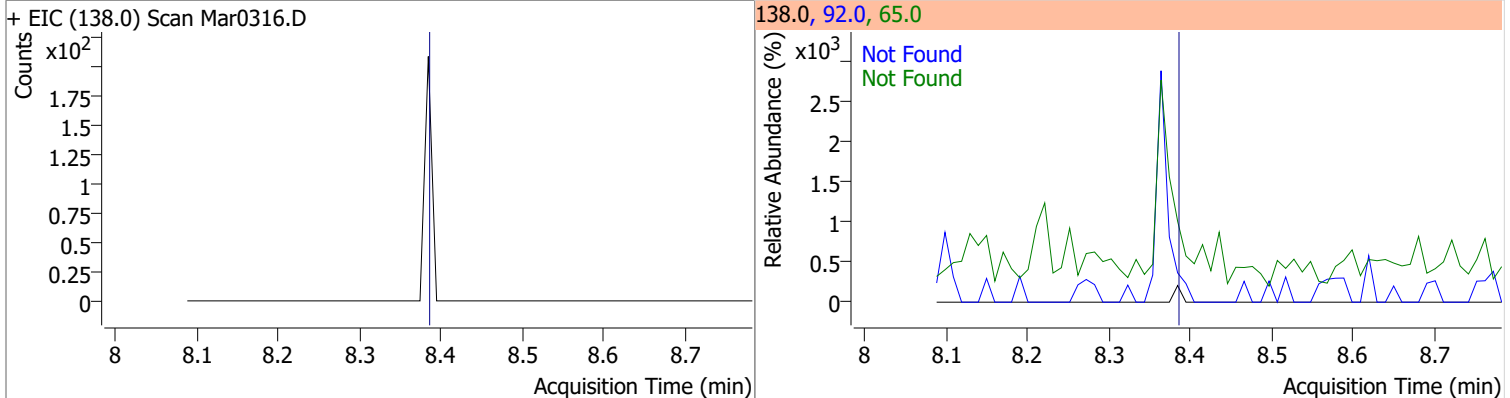
Compound	Conc.	RT	Dev(Min)	Resp.	QIon	QRatio	Lower	Upper
2,6-Dinitrotoluene	0	0		0	63.0		95.6	177.5
					89.0		45.4	84.4



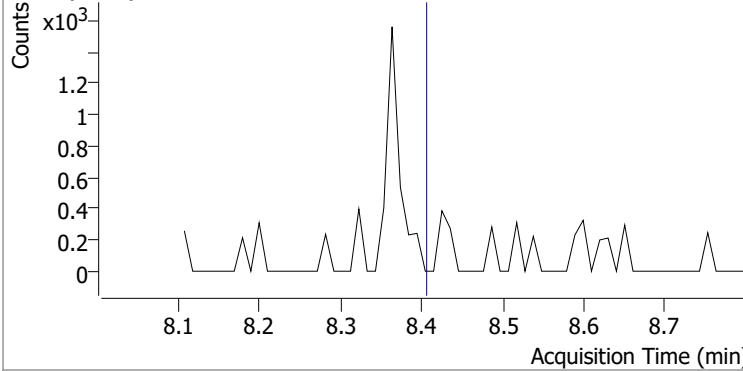
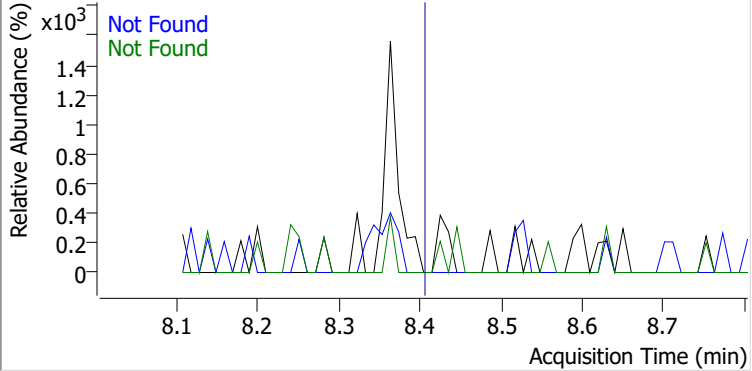
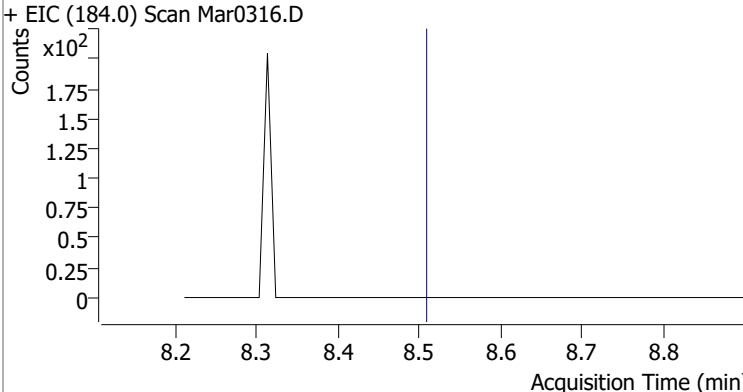
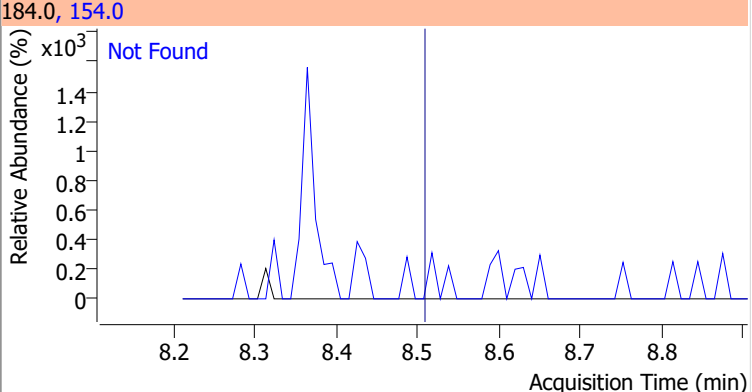
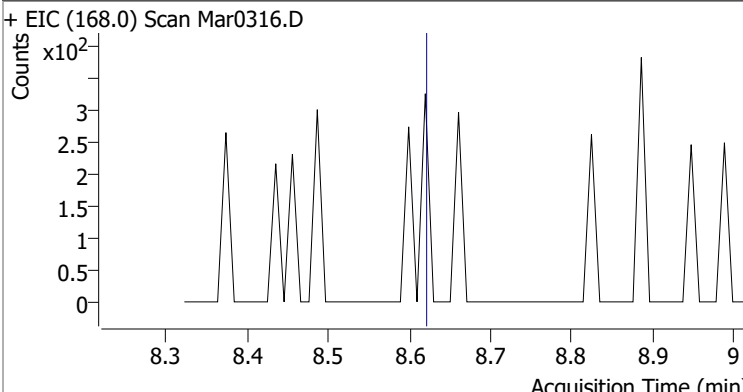
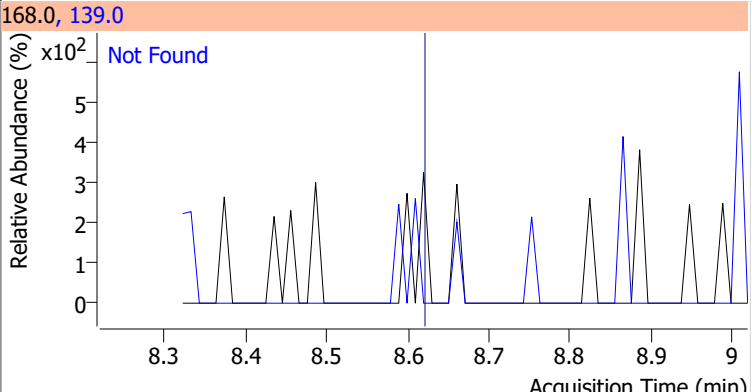
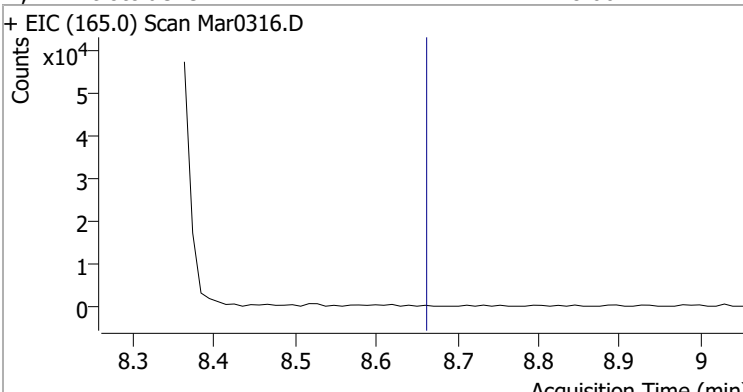
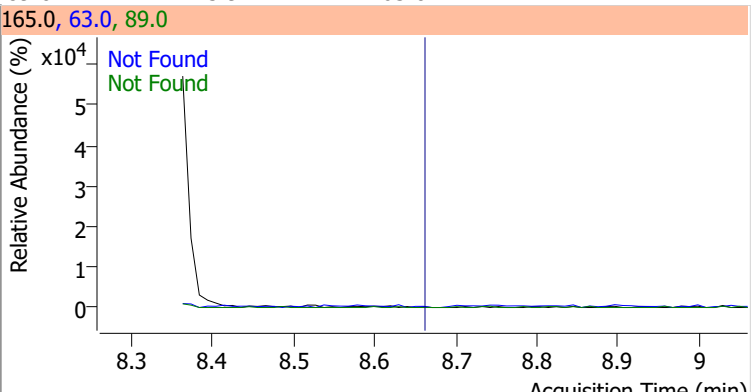
Compound	Conc.	Exp RT	QIon	Exp Ratio
Acenaphthylene	N.D.	8.19	153.1	14.0



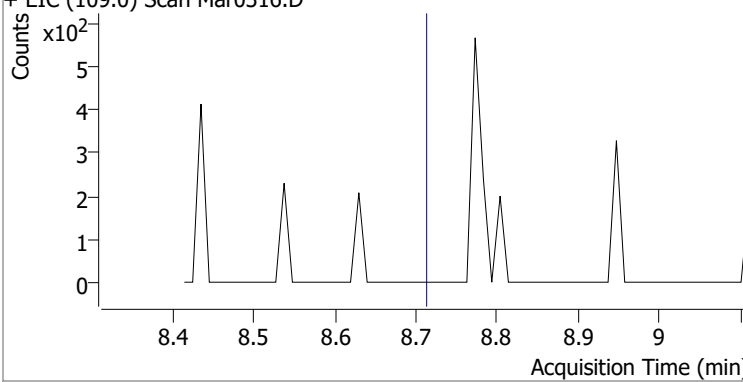
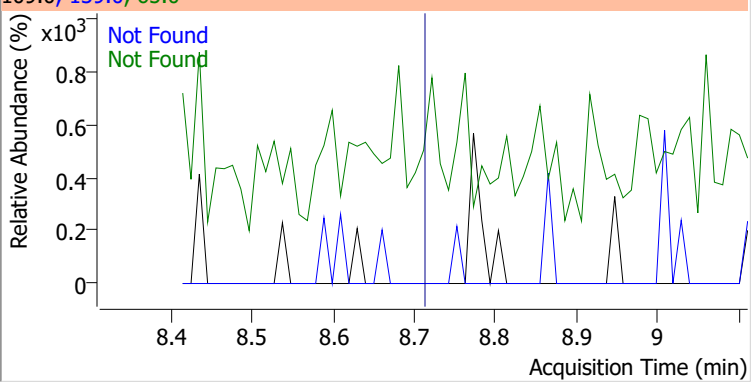
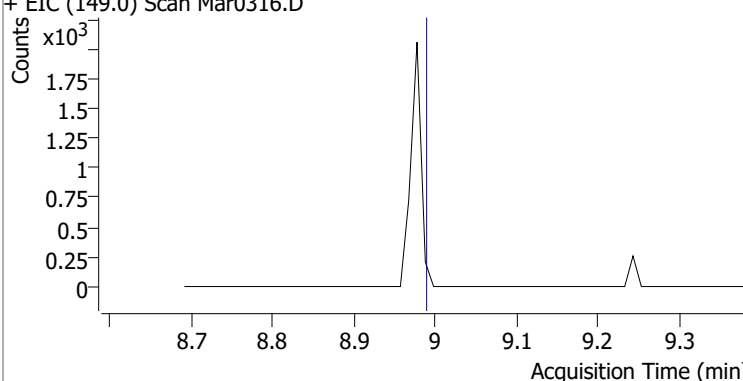
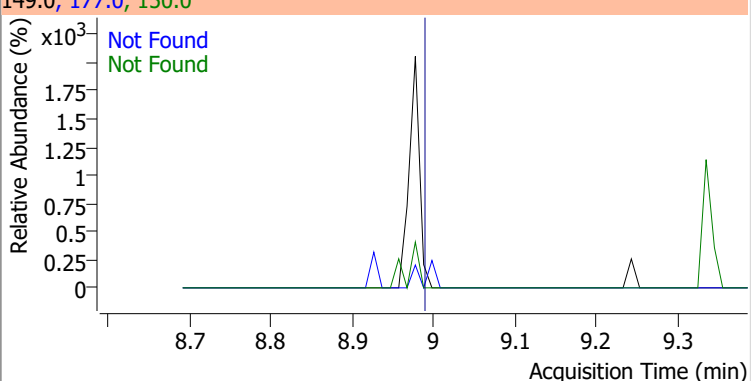
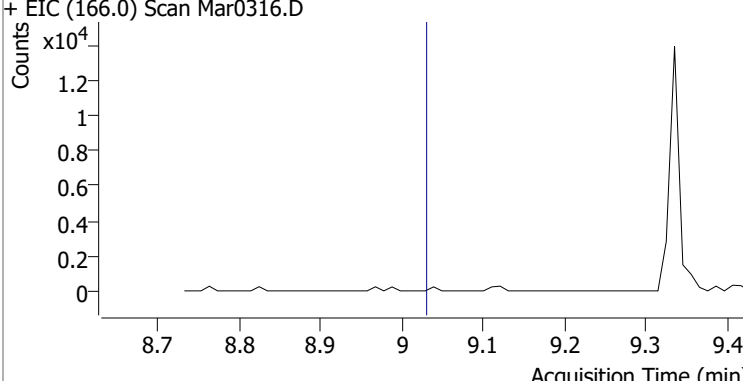
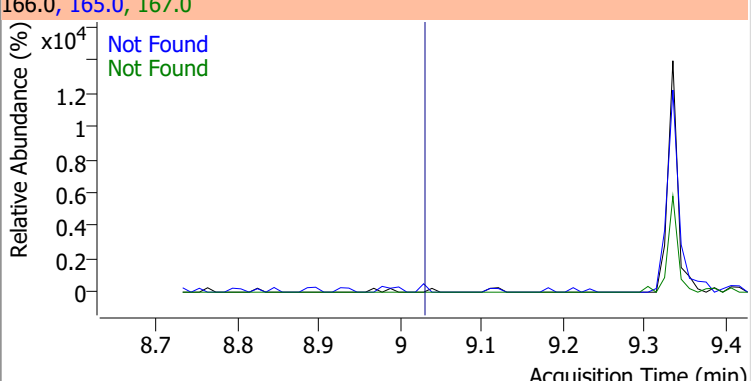
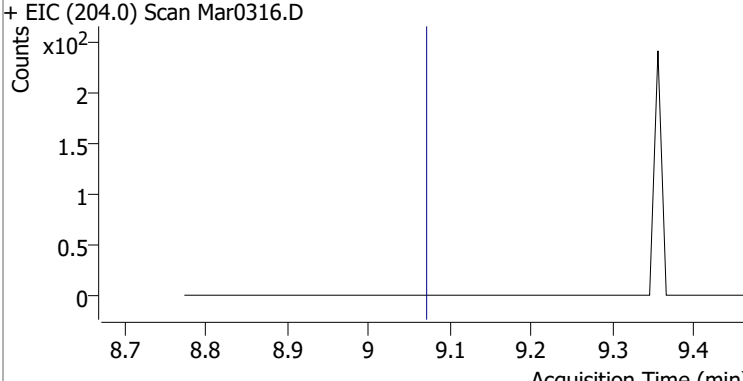
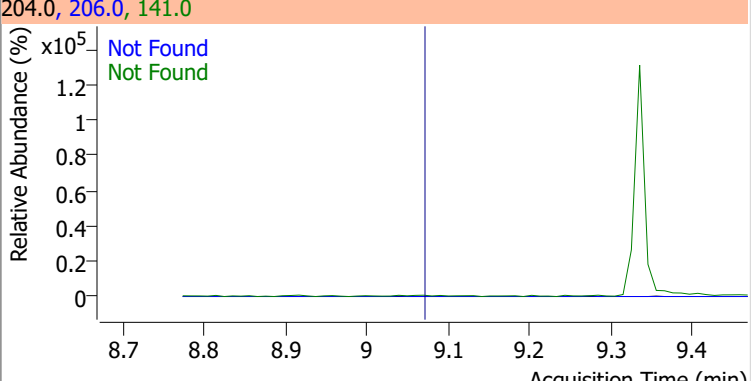
Compound	Conc.	Exp RT	QIon	Exp Ratio	QIon	Exp Ratio
3-Nitroaniline	N.D.	8.38	65.0	131.7	92.0	112.6



Quantitation Results Report (QT Reviewed)

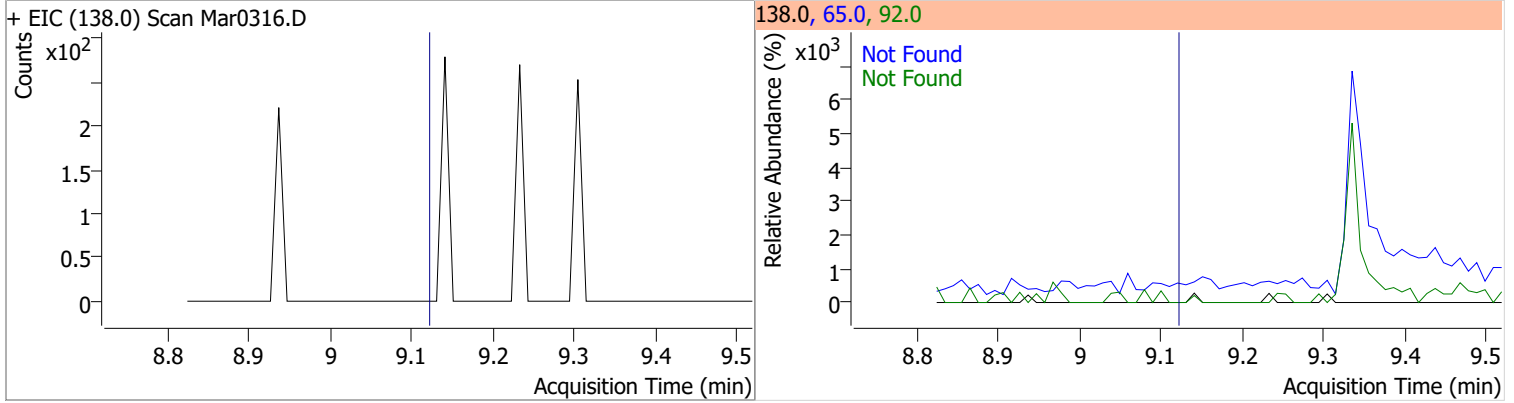
Compound	Conc.	Exp RT	QIon	Exp Ratio	QIon	Exp Ratio
Acenaphthene	N.D.	8.40	153.0	106.6	152.0	52.4
+ EIC (154.0) Scan Mar0316.D			154.0, 152.0, 153.0			
						
2,4-Dinitrophenol	N.D.	8.51	154.0	59.3		
+ EIC (184.0) Scan Mar0316.D			184.0, 154.0			
						
Dibenzofuran	N.D.	8.62	139.0	37.6		
+ EIC (168.0) Scan Mar0316.D			168.0, 139.0			
						
2,4-Dinitrotoluene	N.D.	8.66	89.0	75.9	63.0	44.1
+ EIC (165.0) Scan Mar0316.D			165.0, 63.0, 89.0			
						

Quantitation Results Report (QT Reviewed)

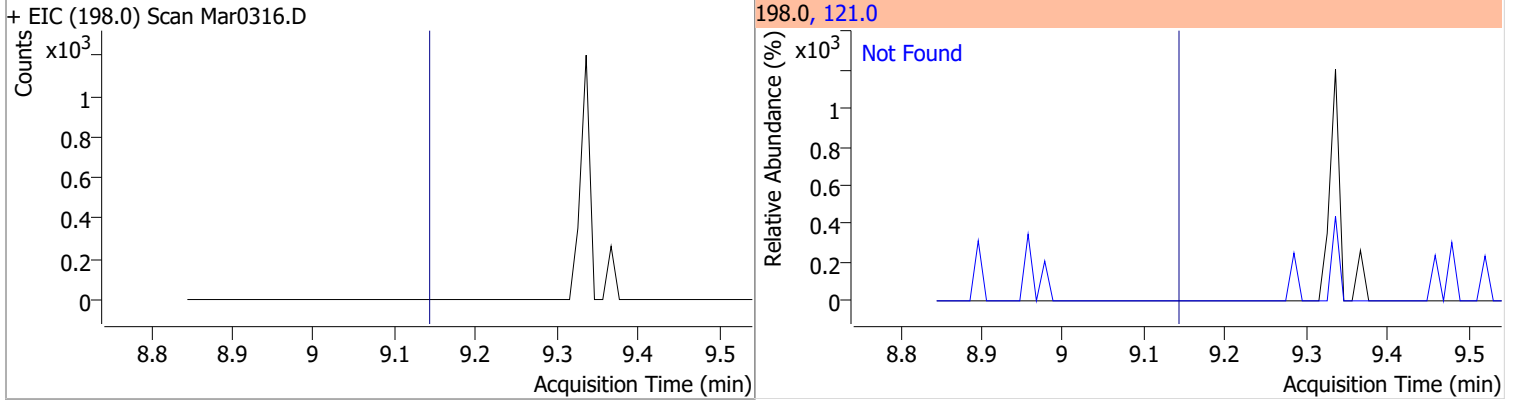
Compound	Conc.	Exp RT	QIon	Exp Ratio	QIon	Exp Ratio
4-Nitrophenol	N.D.	8.71	139.0	78.4	65.0	71.6
+ EIC (109.0) Scan Mar0316.D			109.0, 139.0, 65.0			
						
Diethylphthalate	N.D.	8.99	177.0	21.3	150.0	12.7
+ EIC (149.0) Scan Mar0316.D			149.0, 177.0, 150.0			
						
Fluorene	N.D.	9.03	165.0	94.1	167.0	13.4
+ EIC (166.0) Scan Mar0316.D			166.0, 165.0, 167.0			
						
4-Chlorophenyl-phenylether	N.D.	9.07	141.0	61.7	206.0	34.0
+ EIC (204.0) Scan Mar0316.D			204.0, 206.0, 141.0			
						

Quantitation Results Report (QT Reviewed)

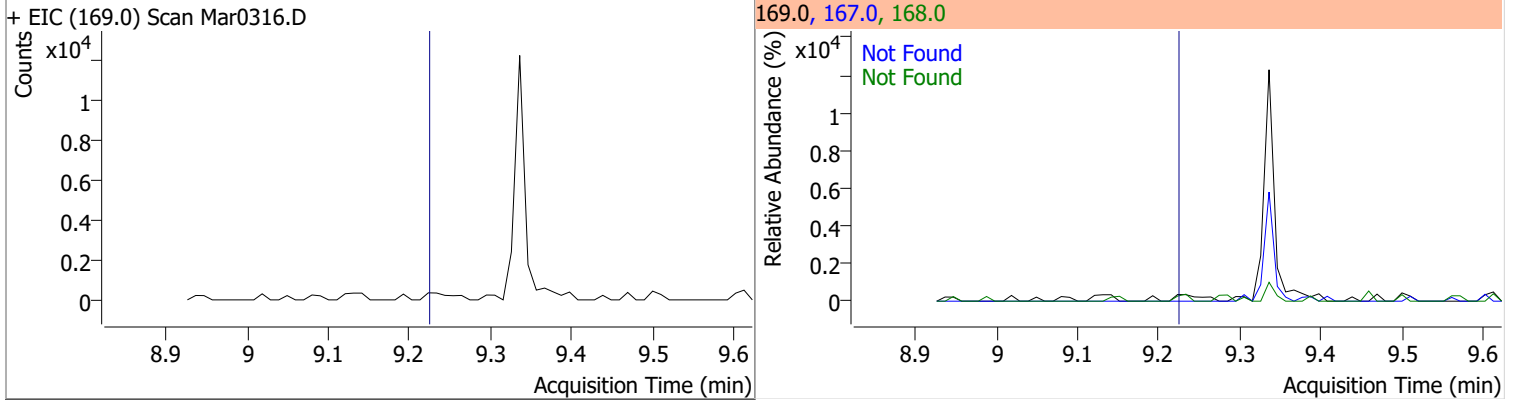
Compound	Conc.	Exp RT	QIon	Exp Ratio	QIon	Exp Ratio
4-Nitroaniline	N.D.	9.12	65.0	109.2	92.0	47.3



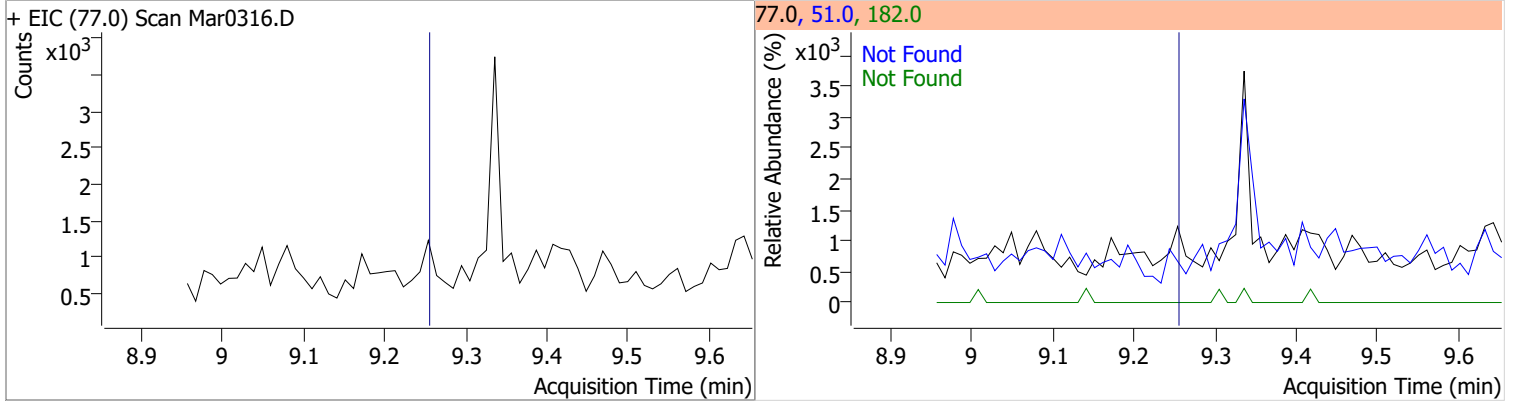
Compound	Conc.	Exp RT	QIon	Exp Ratio
4,6-Dinitro-2-methylphenol	N.D.	9.14	121.0	48.7



Compound	Conc.	Exp RT	QIon	Exp Ratio	QIon	Exp Ratio
N-nitrosodiphenylamine	N.D.	9.22	168.0	64.6	167.0	34.5

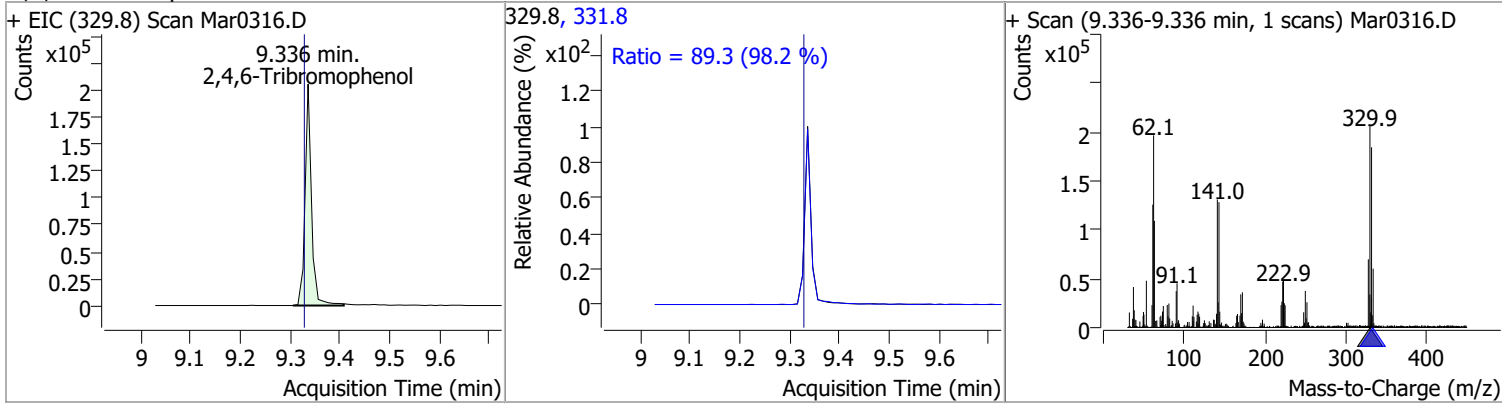


Compound	Conc.	Exp RT	QIon	Exp Ratio	QIon	Exp Ratio
Azobenzene	N.D.	9.25	51.0	48.8	182.0	26.0

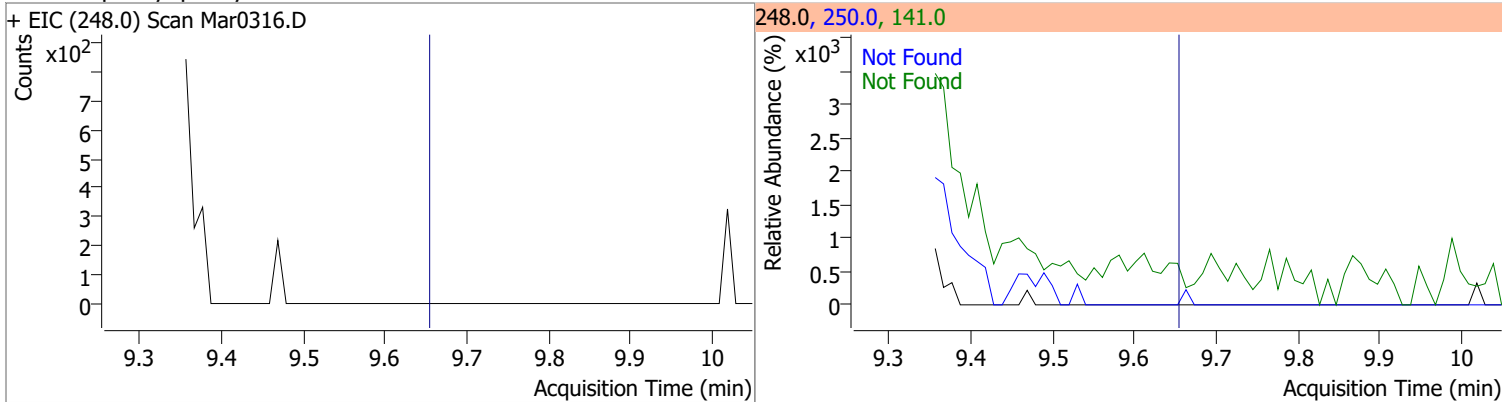


Quantitation Results Report (QT Reviewed)

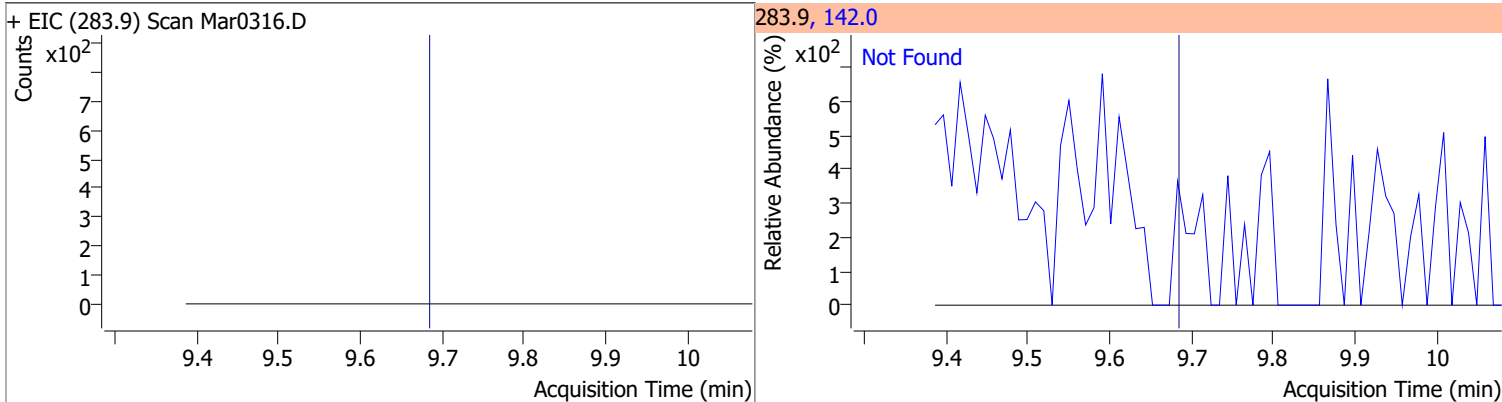
Compound	Conc.	RT	Dev(Min)	Resp.	QIon	QRatio	Lower	Upper
2,4,6-Tribromophenol	152.9387	9.34	0.01	185079	331.8	89.3	63.6	118.2



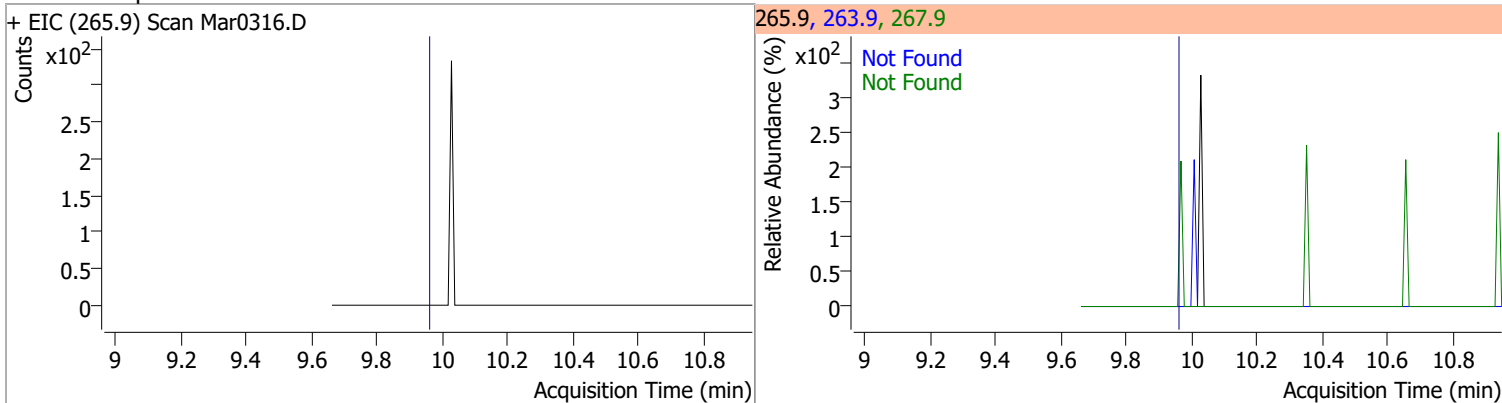
Compound	Conc.	Exp RT	QIon	Exp Ratio	QIon	Exp Ratio
4-Bromophenyl-phenylether	N.D.	9.65	141.0	100.4	250.0	99.4



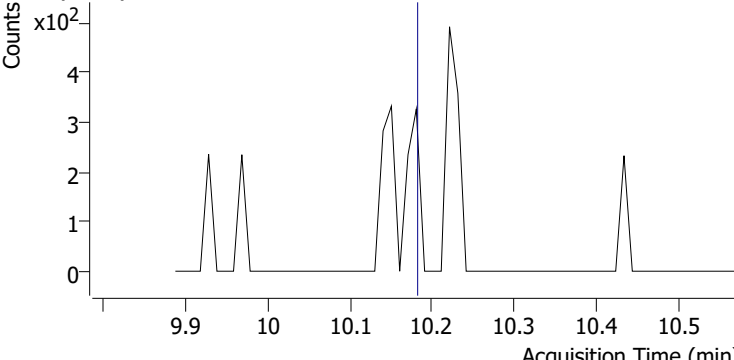
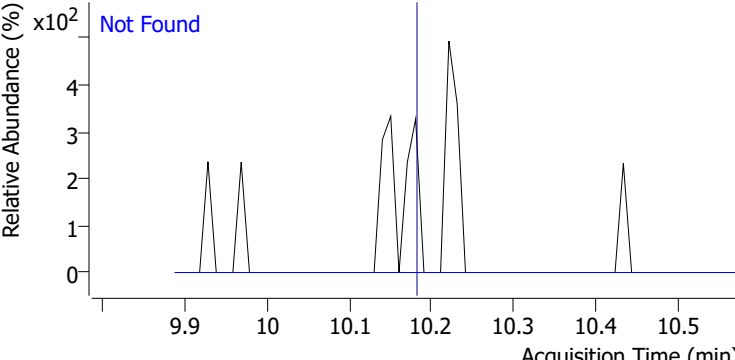
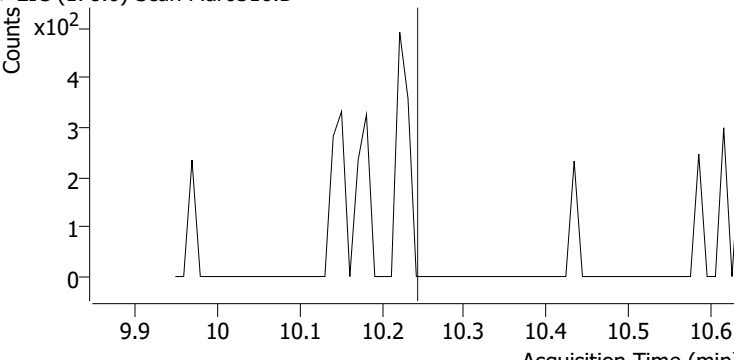
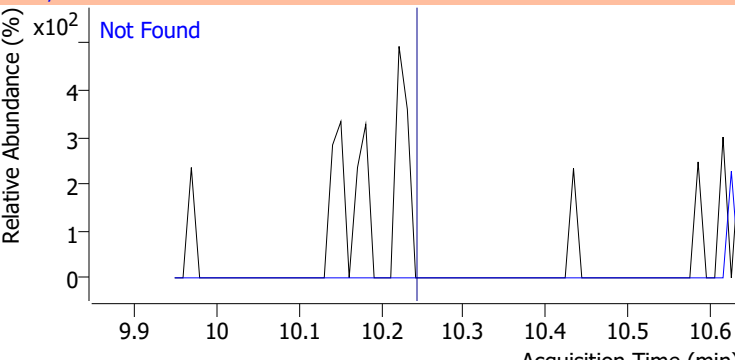
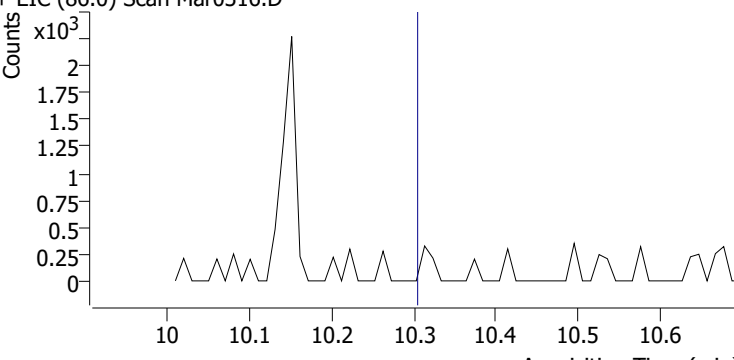
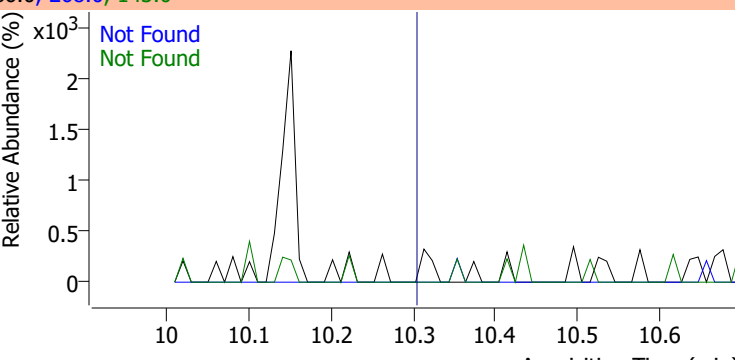
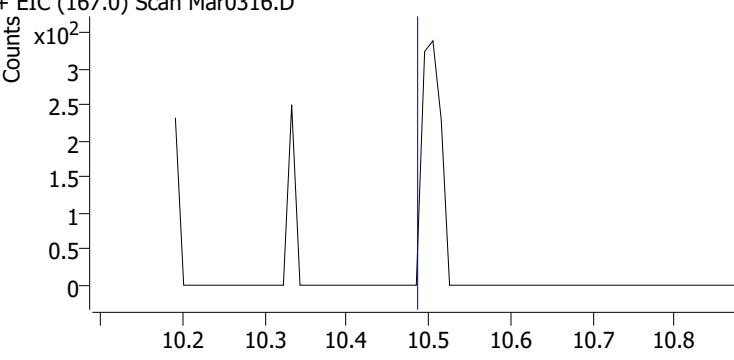
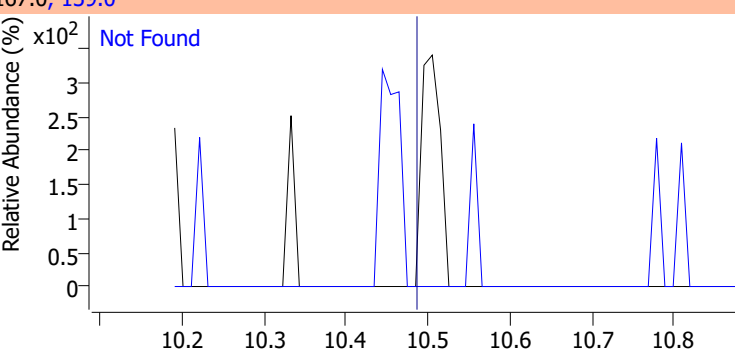
Compound	Conc.	Exp RT	QIon	Exp Ratio
Hexachlorobenzene	N.D.	9.68	142.0	49.3



Compound	Conc.	Exp RT	QIon	Exp Ratio	QIon	Exp Ratio
Pentachlorophenol	N.D.	9.96	263.9	63.1	267.9	62.4

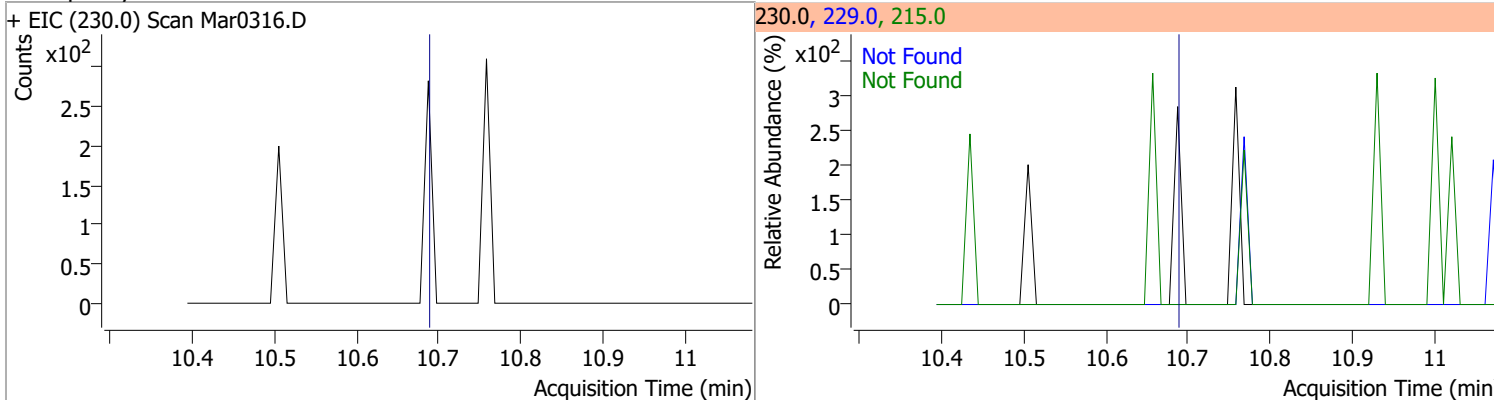


Quantitation Results Report (QT Reviewed)

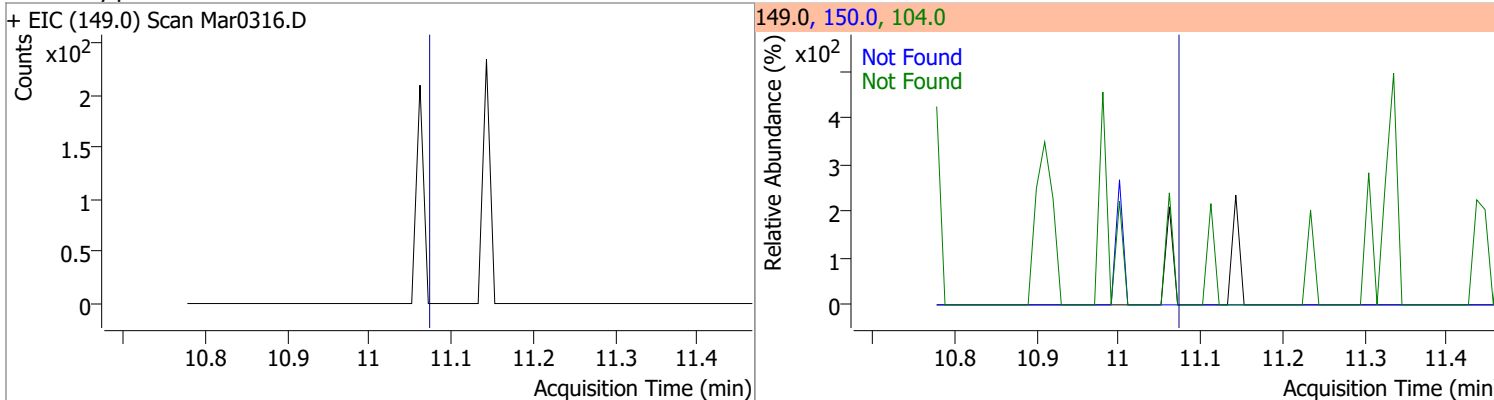
Compound	Conc.	Exp RT	QIon	Exp Ratio		
Phenanthrene	N.D.	10.18	176.0	18.9		
+ EIC (178.0) Scan Mar0316.D			178.0, 176.0			
						
Anthracene	N.D.	10.24	176.0	18.2		
+ EIC (178.0) Scan Mar0316.D			178.0, 176.0			
						
Triallate	N.D.	10.30	268.0	23.9	QIon	Exp Ratio
					143.0	21.9
+ EIC (86.0) Scan Mar0316.D			86.0, 268.0, 143.0			
						
Carbazole	N.D.	10.48	139.0	13.0		
+ EIC (167.0) Scan Mar0316.D			167.0, 139.0			
						

Quantitation Results Report (QT Reviewed)

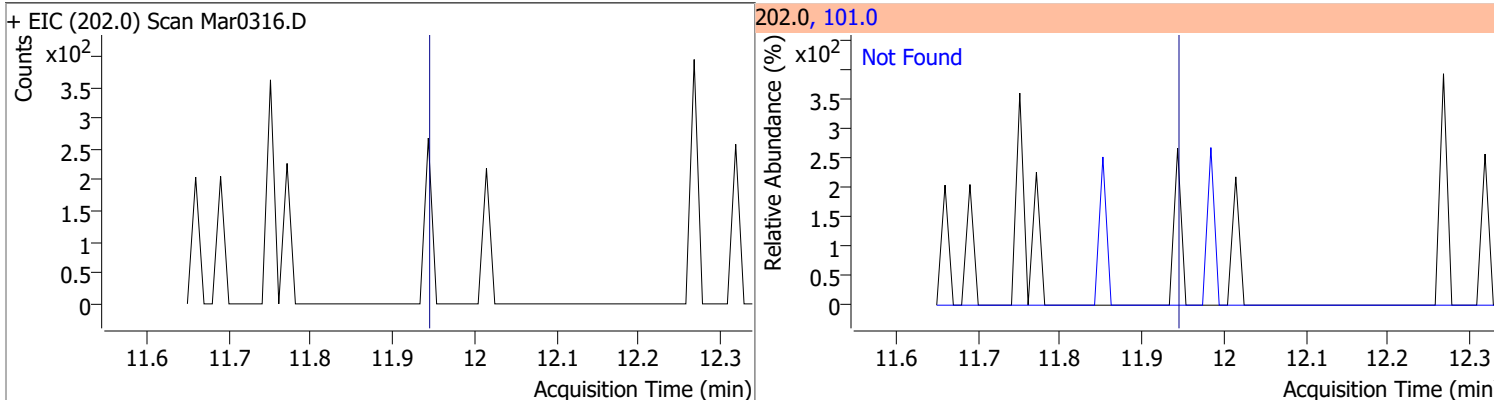
Compound	Conc.	Exp RT	QIon	Exp Ratio	QIon	Exp Ratio
o-Terphenyl	N.D.	10.69	229.0	64.7	215.0	38.5



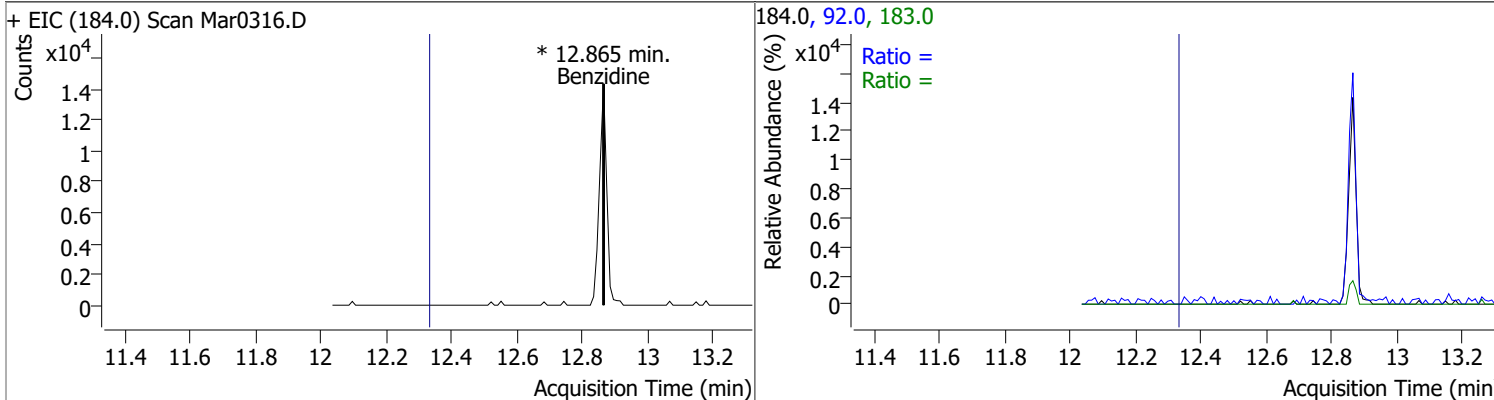
Compound	Conc.	Exp RT	QIon	Exp Ratio	QIon	Exp Ratio
Di-n-Butylphthalate	N.D.	11.07	150.0	9.1	104.0	6.2



Compound	Conc.	Exp RT	QIon	Exp Ratio
Fluoranthene	N.D.	11.94	101.0	12.7

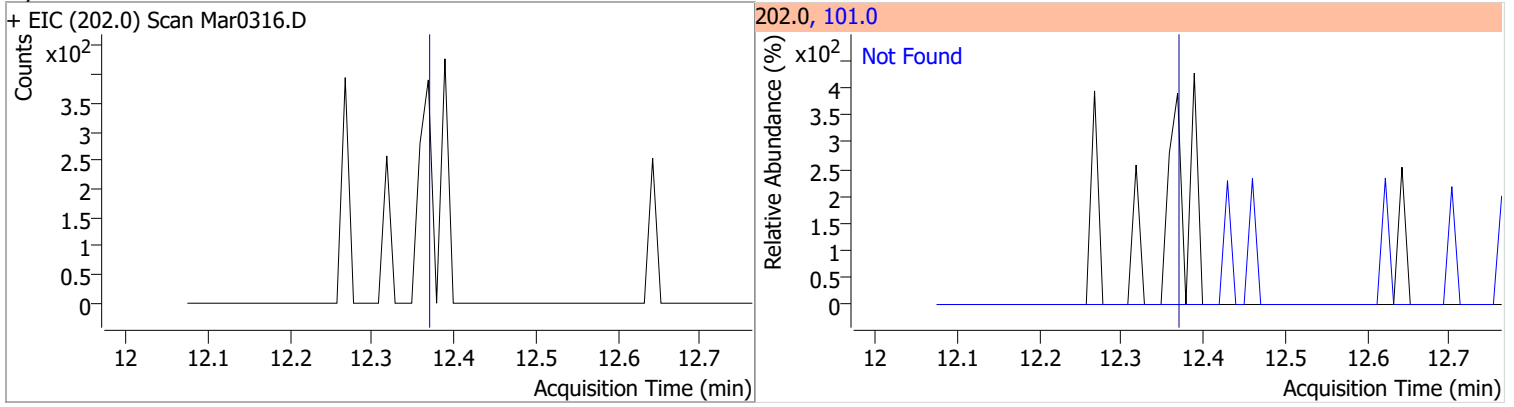


Compound	Conc.	RT	Dev(Min)	Resp.	QIon	QRatio	Lower	Upper
Benzidine		0		0	183.0		8.2	15.3
					92.0		6.4	11.9

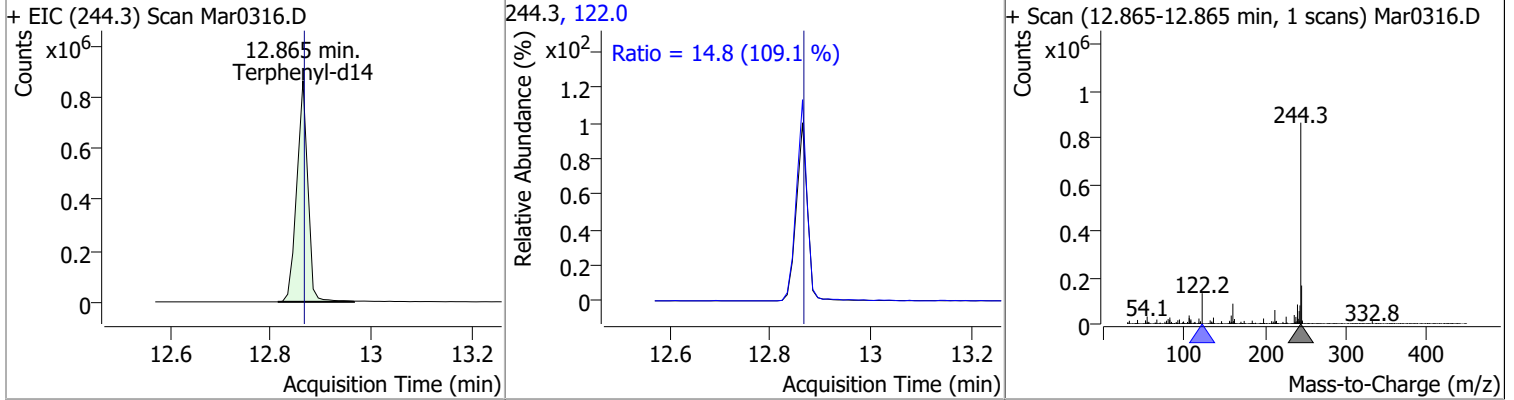


Quantitation Results Report (QT Reviewed)

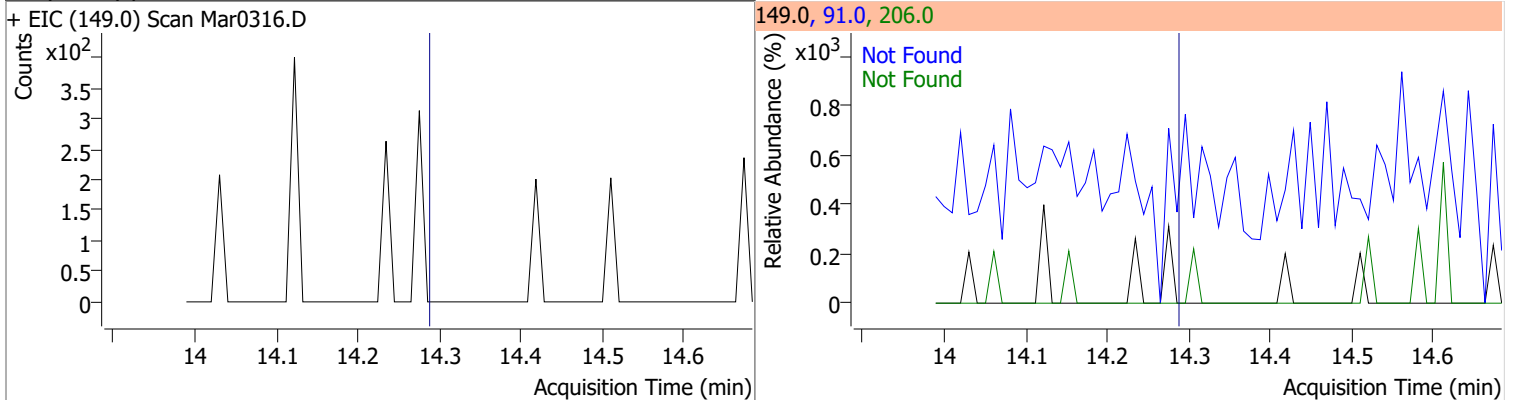
Compound	Conc.	Exp RT	QIon	Exp Ratio
Pyrene	N.D.	12.37	101.0	15.2



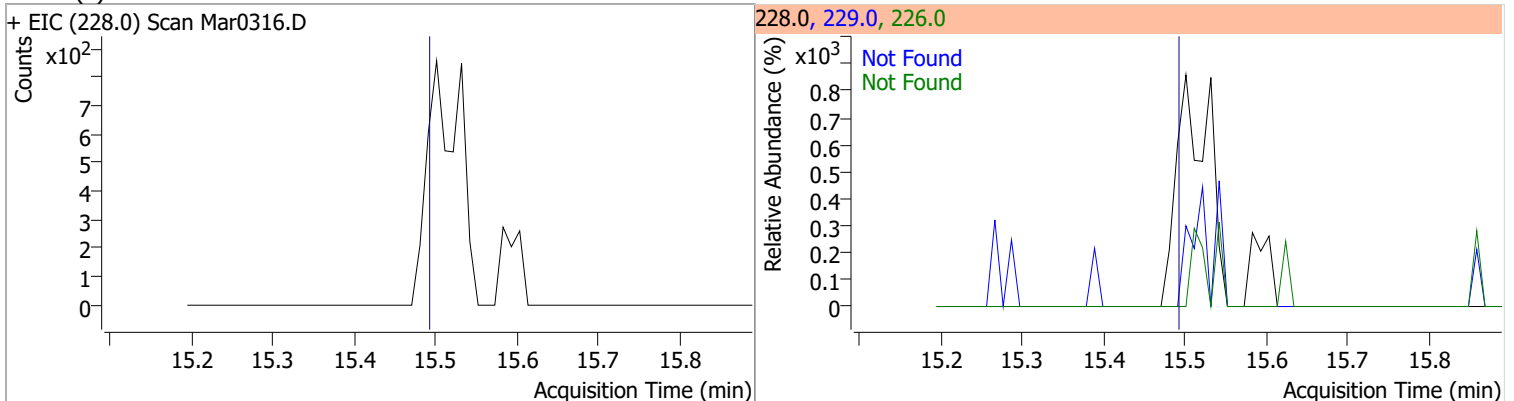
Compound	Conc.	RT	Dev(Min)	Resp.	QIon	QRatio	Lower	Upper
Terphenyl-d14	102.3597	12.87	0.00	1320078	122.0	14.8	9.5	17.6



Compound	Conc.	Exp RT	QIon	Exp Ratio	QIon	Exp Ratio
Butylbenzylphthalate	N.D.	14.30	91.0	83.4	206.0	17.7

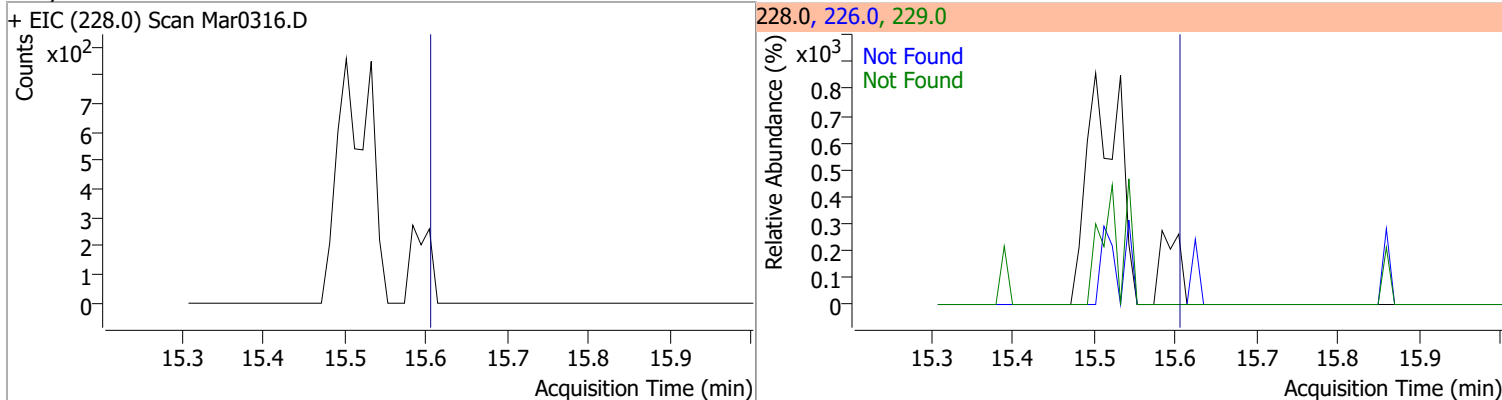


Compound	Conc.	Exp RT	QIon	Exp Ratio	QIon	Exp Ratio
Benzo(a)Anthracene	N.D.	15.50	226.0	26.4	229.0	20.9

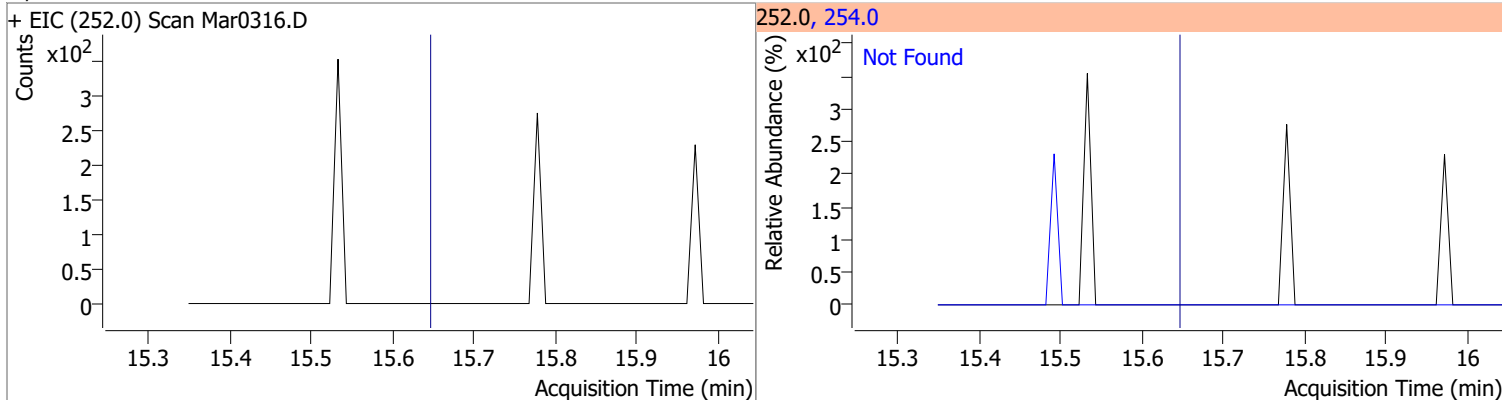


Quantitation Results Report (QT Reviewed)

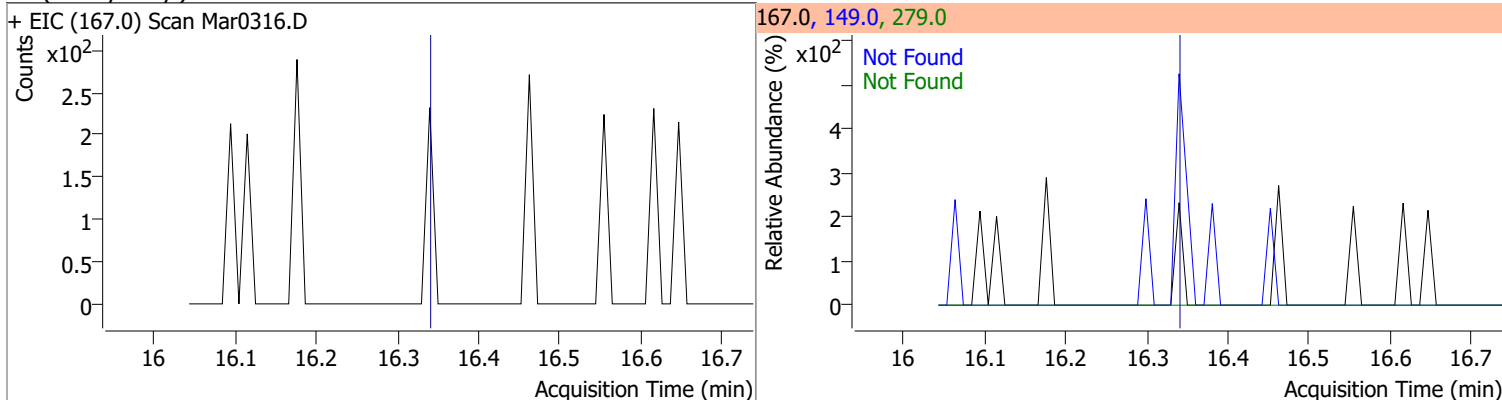
Compound	Conc.	Exp RT	QIon	Exp Ratio	QIon	Exp Ratio
Chrysene	N.D.	15.61	226.0	29.2	229.0	20.4



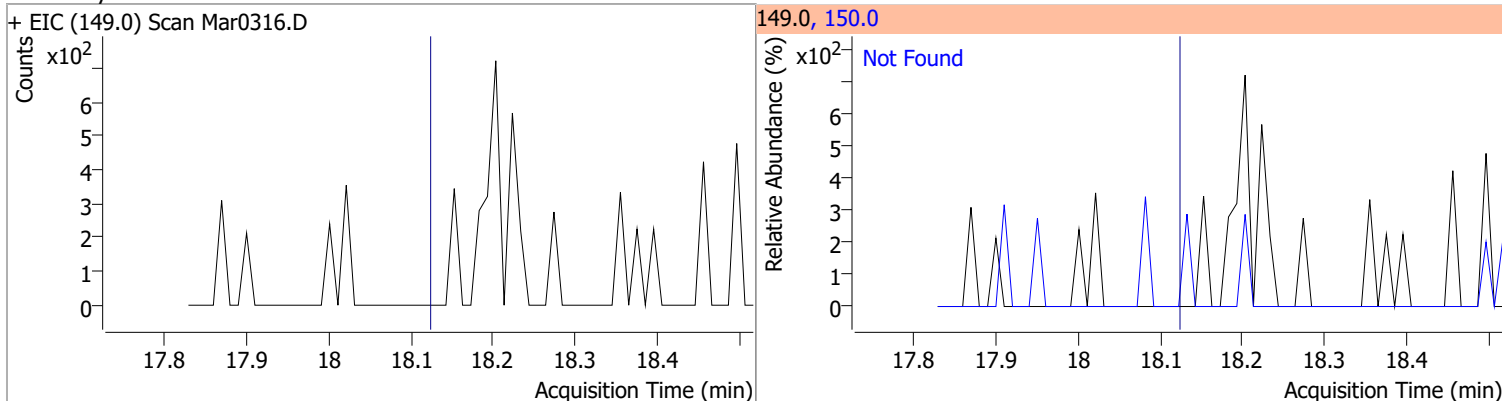
Compound	Conc.	Exp RT	QIon	Exp Ratio
3,3-Dichlorobenzidine	N.D.	15.65	254.0	64.6



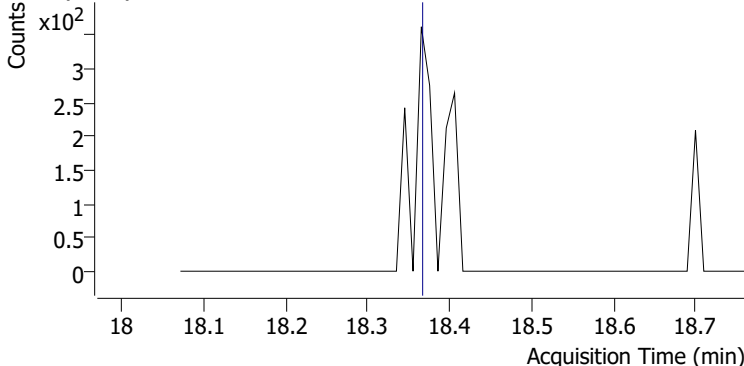
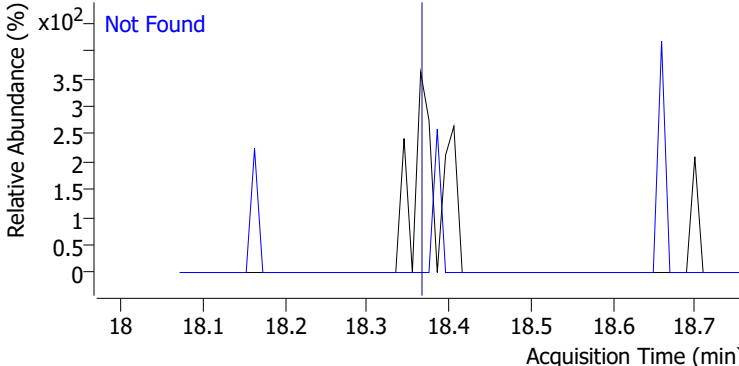
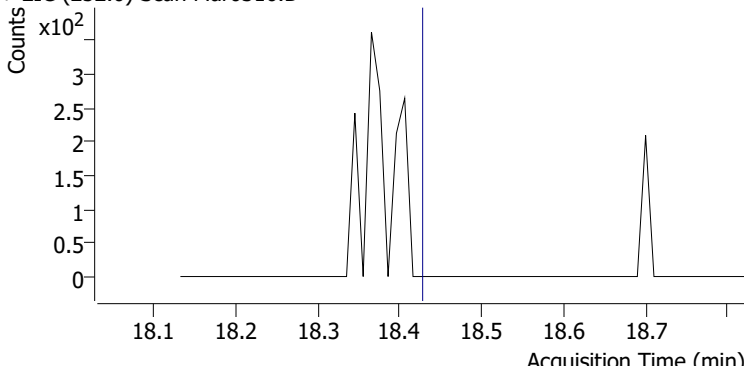
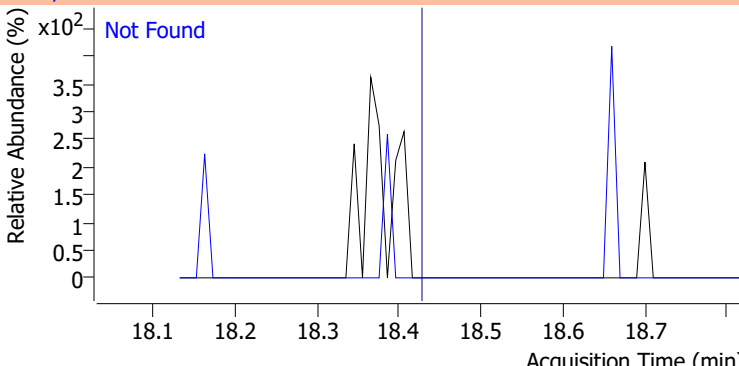
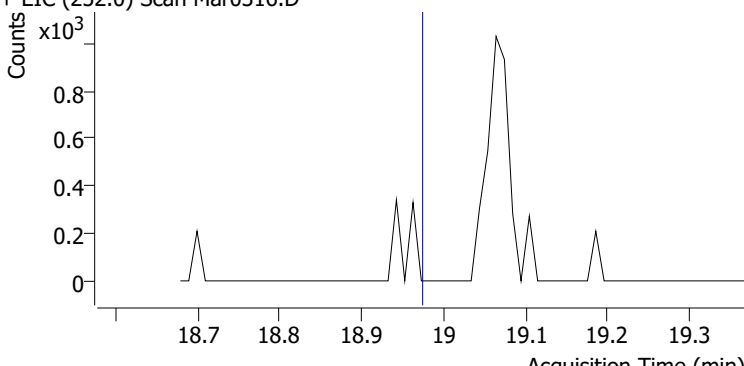
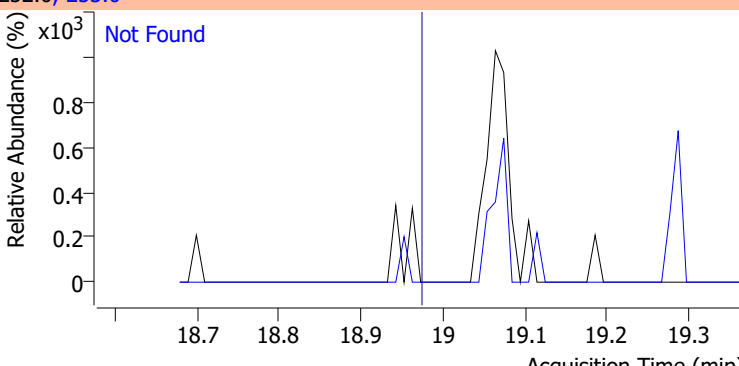
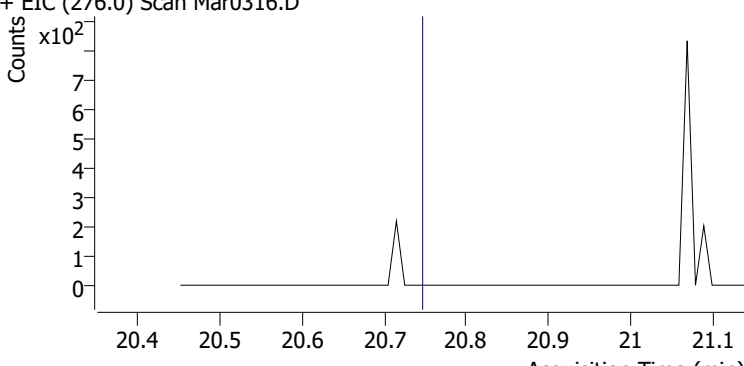
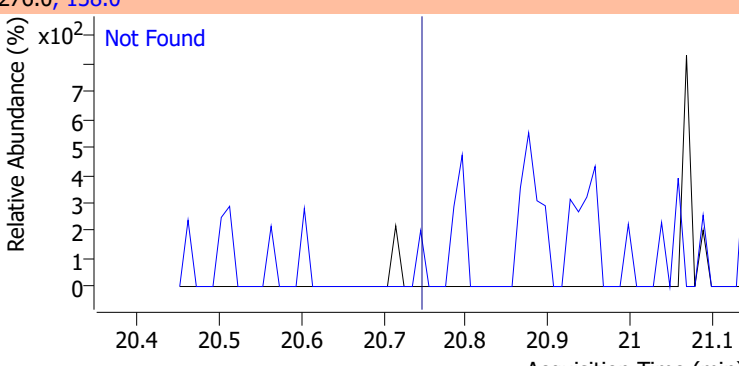
Compound	Conc.	Exp RT	QIon	Exp Ratio	QIon	Exp Ratio
bis(2-ethylhexyl)Phthalate	N.D.	16.35	149.0	391.0	279.0	13.4



Compound	Conc.	Exp RT	QIon	Exp Ratio
Di-n-octyl Phthalate	N.D.	18.12	150.0	9.5

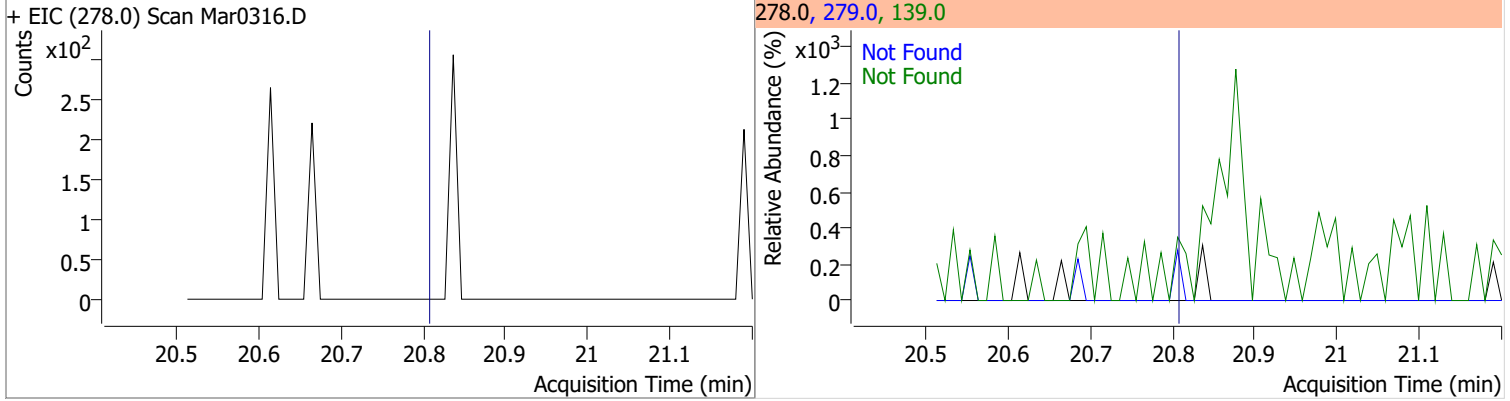


Quantitation Results Report (QT Reviewed)

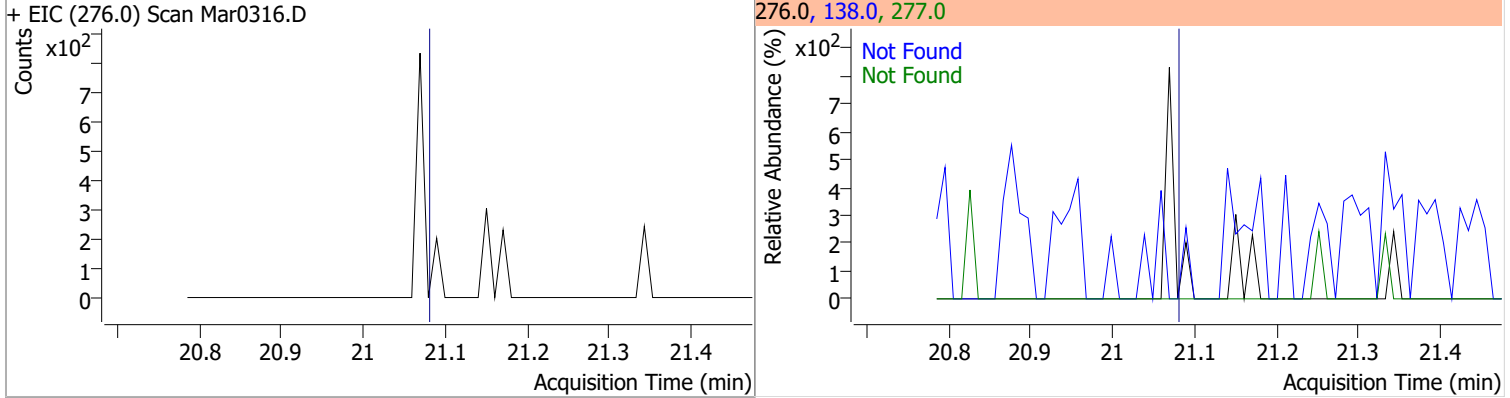
Compound	Conc.	Exp RT	QIon	Exp Ratio
Benzo(b)fluoranthene	N.D.	18.37	253.0	22.9
+ EIC (252.0) Scan Mar0316.D		252.0, 253.0		
				
Benzo(k)fluoranthene	N.D.	18.43	253.0	22.8
+ EIC (252.0) Scan Mar0316.D		252.0, 253.0		
				
Benzo(a)pyrene	N.D.	18.97	253.0	22.6
+ EIC (252.0) Scan Mar0316.D		252.0, 253.0		
				
Indeno(1,2,3-c,d)pyrene	N.D.	20.75	138.0	30.2
+ EIC (276.0) Scan Mar0316.D		276.0, 138.0		
				

Quantitation Results Report (QT Reviewed)

Compound	Conc.	Exp RT	QIon	Exp Ratio	QIon	Exp Ratio
Dibenzo(a,h)anthracene	N.D.	20.81	139.0	25.3	279.0	24.1

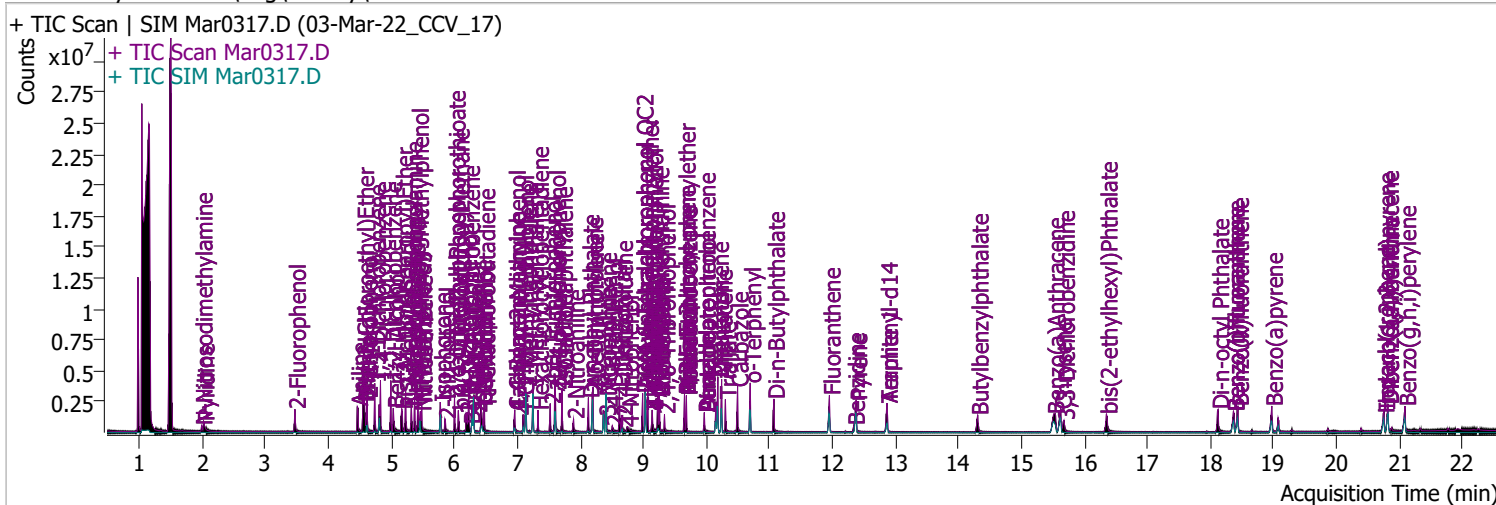


Compound	Conc.	Exp RT	QIon	Exp Ratio	QIon	Exp Ratio
Benzo(g,h,i)perylene	N.D.	21.08	138.0	32.4	277.0	23.6



Quantitation Results Report (QT Reviewed)

Data File	Mar0317.D	Operator	LIMS import
Acq. Method	BNA+SIM.M	Acq. Date-Time	3/4/2022 1:06:34 AM
Sample Name	03-Mar-22_CCV_17	Instrument	Instrument #1
Vial	17	Multiplier	1.00
DA Method File		Comment	SVOC-8270-W-LARGO
Tune File	dftppdsm.u	Tune Date	2/18/2022 9:25:00 PM
Batch Name	030322 DoD BNA.batch.bin	Last Calib Update	3/4/2022 9:18:32 AM
Ref Library	D:\Org\Library\NIST129K.I		



Compound	RT	QIon	Resp.	Conc.	Units	Dev(Min)
Internal Standards						
System Monitoring Compounds						
S 2-Fluorophenol	3.470	112.0	614419	80.2606	µg/L	-0.061
Spiked Amount: 200.000	Range: 10.0 - 75.0%			Recovery = 40.13%		
S Phenol-d5	4.562	99.0	853080	86.9546	µg/L	0.010
Spiked Amount: 200.000	Range: 10.0 - 65.0%			Recovery = 43.48%		
S Nitrobenzene-d5	5.461	82.0	426072	77.7364	µg/L	-0.010
Spiked Amount: 100.000	Range: 32.0 - 94.0%			Recovery = 77.74%		
S 2-Fluorobiphenyl	7.605	172.0	1171406	78.9531	µg/L	0.010
Spiked Amount: 100.000	Range: 28.0 - 107.0%			Recovery = 78.95%		
S 2,4,6-Tribromophenol	9.336	329.8	99156	80.4595	µg/L	0.010
Spiked Amount: 200.000	Range: 25.0 - 140.0%			Recovery = 40.23%		
S Terphenyl-d14	12.865	244.3	1195899	77.3191	µg/L	0.000
Spiked Amount: 100.000	Range: 32.0 - 122.0%			Recovery = 77.32%		
Target Compounds						
T N-Nitrosodimethylamine	1.989	74.0	209134	88.2196	µg/L	91
T Pyridine	2.019	79.0	429992	73.6725	µg/L	98
T Aniline	4.460	93.0	1029671	73.5622	µg/L	98
T Phenol	4.573	94.0	893514	81.5940	µg/L	93
T bis(-2-Chloroethyl)Ether	4.552	63.0	587084	79.4369	µg/L	98
T 2-Chlorophenol	4.613	128.0	698942	80.1692	µg/L	99
T 1,3-Dichlorobenzene	4.736	146.0	868098	77.8163	µg/L	100
T 1,4-Dichlorobenzene	4.828	146.0	867447	77.3217	µg/L	m 100
T 1,2-Dichlorobenzene	4.991	146.0	875008	80.7350	µg/L	m 99
T Benzyl Alcohol	5.032	108.0	359093	80.8960	µg/L	98
T bis(2-chloroisopropyl)Ether	5.165	121.0	229530	78.1539	µg/L	100
T 2-Methylphenol	5.226	107.0	598340	78.7622	µg/L	99
T N-nitroso-Di-n-propylamine	5.318	70.0	423323	80.6643	µg/L	93
T Hexachloroethane	5.369	117.0	252253	75.4262	µg/L	95
T 4Methylphenol/3Methylphenol	5.420	107.0	792600	76.5374	µg/L	97

Quantitation Results Report (QT Reviewed)

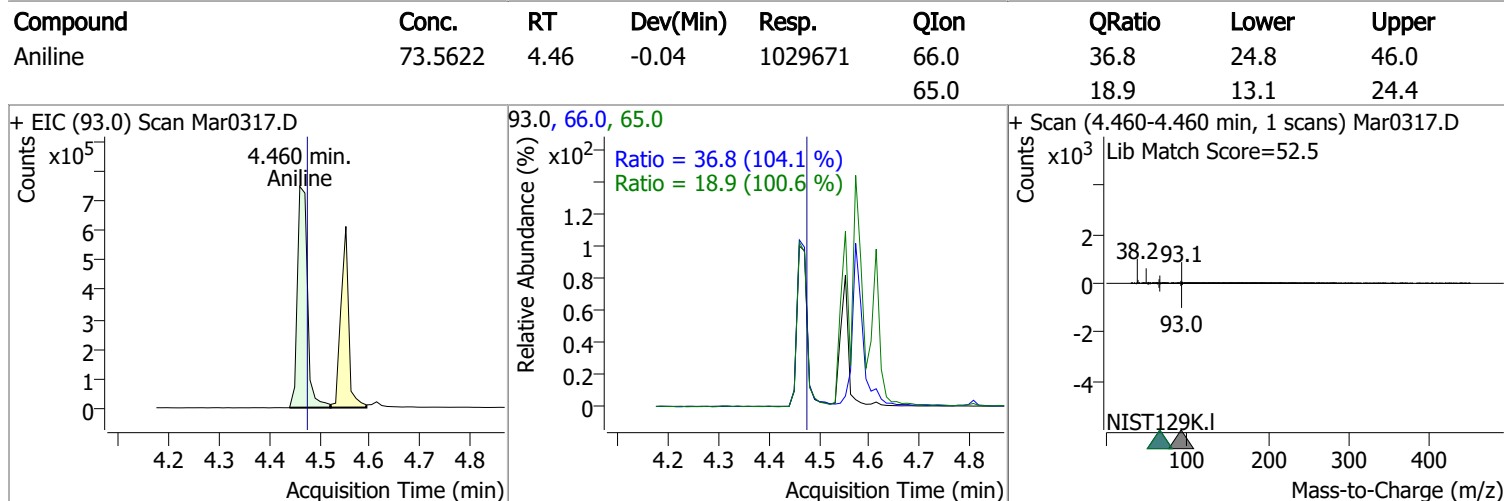
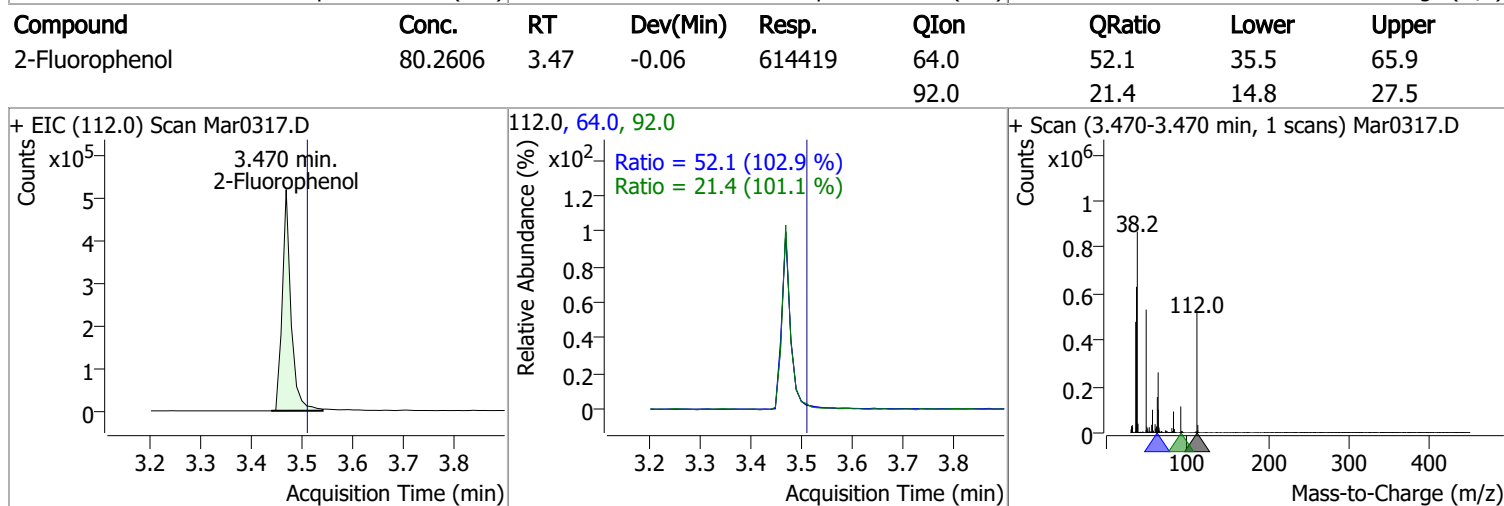
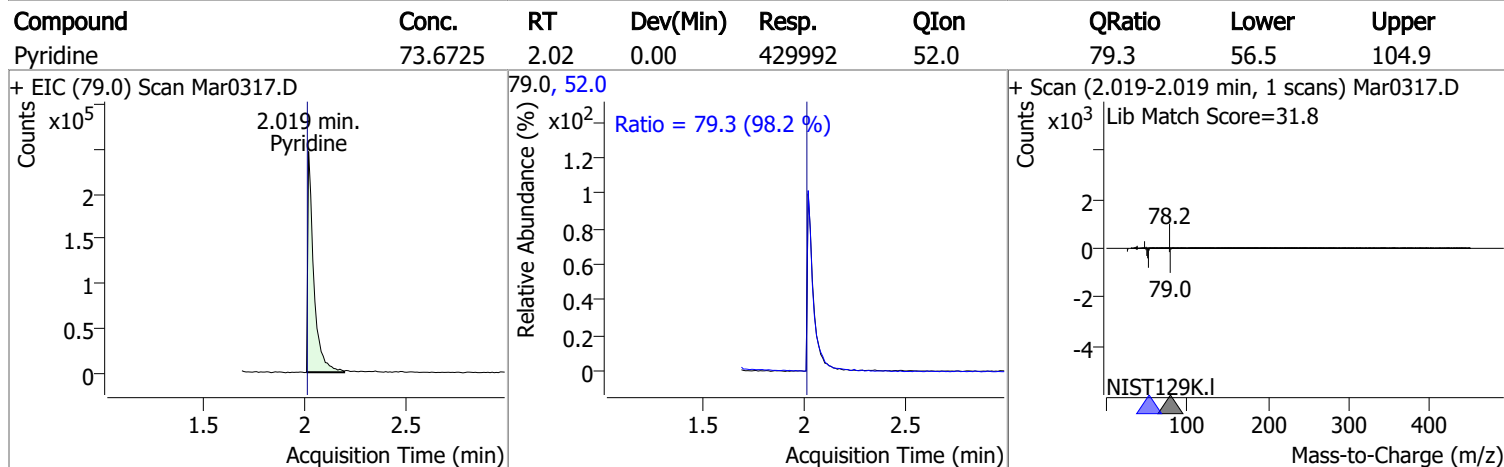
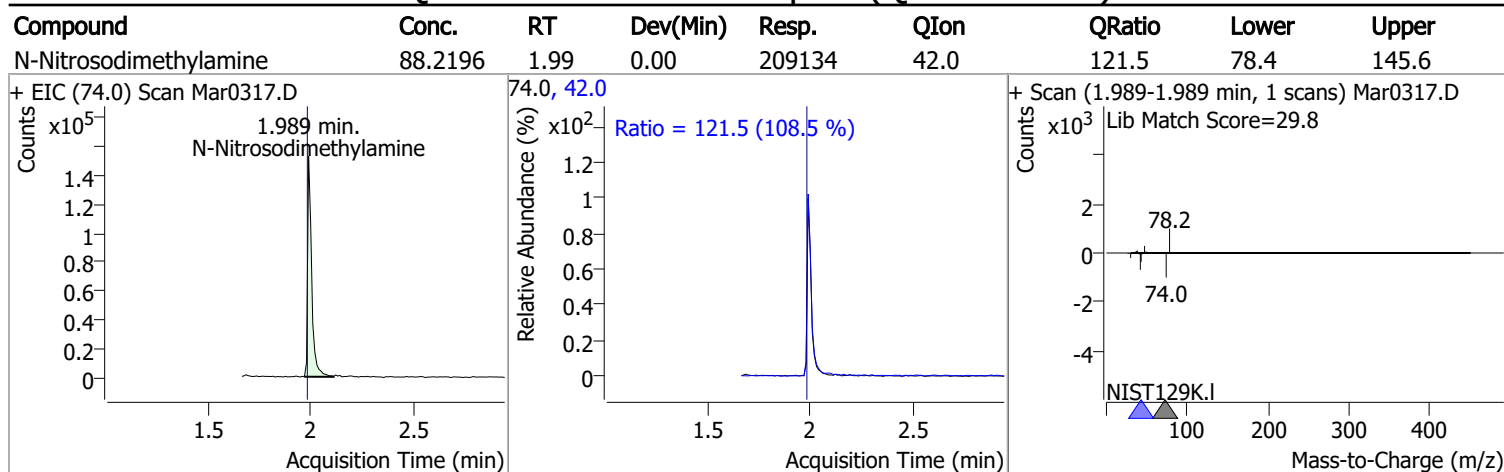
Compound	RT	QIon	Resp.	Conc.	Units	Dev(Min)
T Nitrobenzene	5.481	123.1	223528	80.9648	µg/L	98
T Isophorone	5.778	82.0	1038323	82.5689	µg/L	98
T 2-Nitrophenol	5.849	139.0	215004	76.7242	µg/L	94
T 2,4-Dimethylphenol	6.003	122.0	475315	81.4300	µg/L	98
T bis(-2-Chloroethoxy)Methane	6.064	93.0	538740	73.7895	µg/L	97
T 2,4-Dichlorophenol	6.188	162.0	442461	79.1065	µg/L	96
T Benzoic Acid	6.239	105.0	253759	82.9088	µg/L	98
T 1,2,4-Trichlorobenzene	6.229	180.0	545518	81.7792	µg/L	99
T Naphthalene	6.311	128.0	1604964	80.7460	µg/L	99
T 4-Chlorophenol	6.434	130.0	178334	84.9703	µg/L	99
T p-Chloroaniline	6.424	127.0	598014	76.7812	µg/L	99
T Hexachlorobutadiene	6.475	224.9	279879	80.3942	µg/L	98
T 4-Chloro-2-Methylphenol	6.958	107.0	404727	78.0630	µg/L	90
T 4-Chloro-3-Methylphenol	7.091	107.0	437069	80.7859	µg/L	97
T 2-Methylnaphthalene	7.132	141.0	846918	75.0637	µg/L	97
T 1-Methylnaphthalene	7.245	141.0	841808	76.4517	µg/L	97
T Hexachlorocyclopentadiene	7.328	236.9	165342	78.9265	µg/L	98
T 2,4,6-Trichlorophenol	7.523	196.0	302555	82.5598	µg/L	m 95
T 2,4,5-Trichlorophenol	7.595	196.0	317001	77.5380	µg/L	m 99
T 2-Chloronaphthalene	7.708	162.0	965700	77.5133	µg/L	99
T 2-Nitroaniline	7.892	65.0	173885	78.2443	µg/L	94
T Dimethyl Phthalate	8.129	163.0	1126824	89.1315	µg/L	100
T 2,6-Dinitrotoluene	8.190	165.0	142208	82.5346	µg/L	97
T Acenaphthylene	8.200	152.1	1688134	84.7788	µg/L	99
T 3-Nitroaniline	8.395	138.0	129016	66.9462	µg/L	99
T Acenaphthene	8.405	154.0	920842	80.5952	µg/L	98
T 2,4-Dinitrophenol	8.507	184.0	71140	81.4688	µg/L	88
T Dibenzofuran	8.620	168.0	1415877	75.1071	µg/L	100
T 2,4-Dinitrotoluene	8.661	165.0	168390	78.5115	µg/L	93
T 4-Nitrophenol	8.753	109.0	173440	81.5837	µg/L	86
T Diethylphthalate	8.988	149.0	1150620	87.7035	µg/L	100
T Fluorene	9.029	166.0	1181843	78.7356	µg/L	99
T 4-Chlorophenyl-phenylether	9.070	204.0	569184	84.0613	µg/L	99
T 4-Nitroaniline	9.141	138.0	174666	81.1241	µg/L	98
T 4,6-Dinitro-2-methylphenol	9.141	198.0	102735	78.8189	µg/L	99
T N-nitrosodiphenylamine	9.233	169.0	837957	82.8238	µg/L	99
T Azobenzene	9.254	77.0	1077869	80.5105	µg/L	94
T 4-Bromophenyl-phenylether	9.653	248.0	305732	79.9998	µg/L	99
T Hexachlorobenzene	9.684	283.9	295384	75.8446	µg/L	95
T Pentachlorophenol	9.968	265.9	150154	82.5645	µg/L	99
T Phenanthrene	10.181	178.0	1640679	77.8761	µg/L	99
T Anthracene	10.242	178.0	1536508	77.4483	µg/L	m 100
T Triallate	10.303	86.0	366815	77.8497	µg/L	98
T Carbazole	10.495	167.0	1599764	79.4823	µg/L	99
T o-Terphenyl	10.698	230.0	857319	76.7511	µg/L	98
T Di-n-Butylphthalate	11.072	149.0	1603374	83.7384	µg/L	100
T Fluoranthene	11.954	202.0	1701665	80.7633	µg/L	98
T Benzidine	12.338	184.0	434388	57.0576	µg/L	m 96
T Pyrene	12.379	202.0	1818570	79.1108	µg/L	97
T Butylbenzylphthalate	14.306	149.0	511082	77.7278	µg/L	100
T Benzo(a)Anthracene	15.512	228.0	1375927	78.5792	µg/L	100
T Chrysene	15.624	228.0	1474207	75.0428	µg/L	100
T 3,3-Dichlorobenzidine	15.675	252.0	395904	65.4995	µg/L	99
T bis(2-ethylhexyl)Phthalate	16.350	167.0	176772	78.0964	µg/L	98
T Di-n-octyl Phthalate	18.123	149.0	1226320	65.2047	µg/L	99

Quantitation Results Report (QT Reviewed)

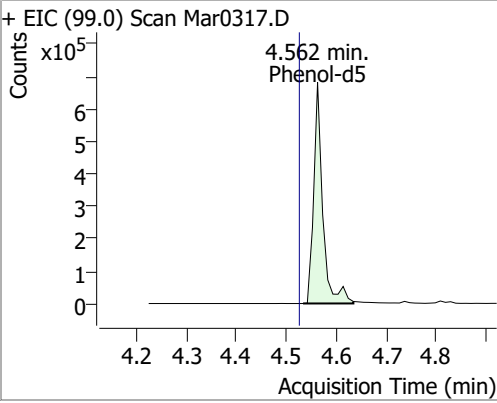
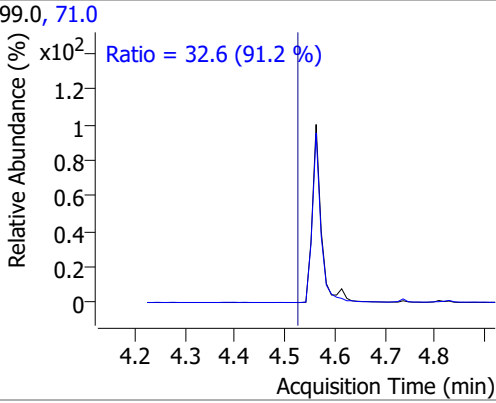
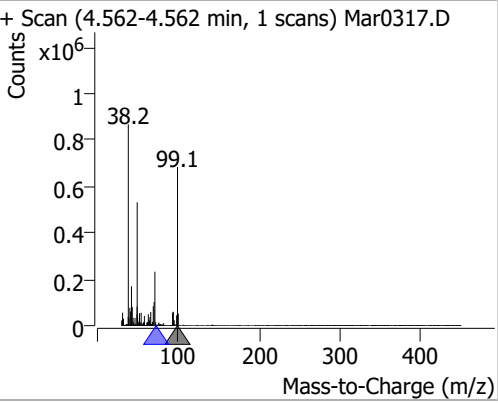
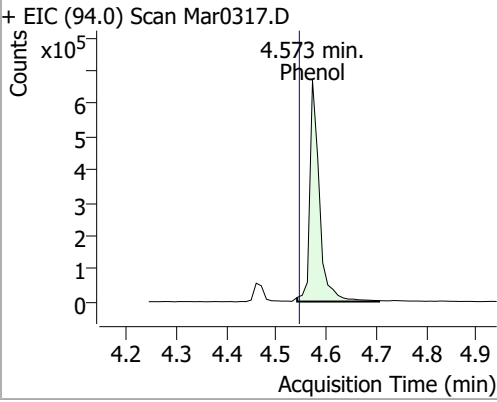
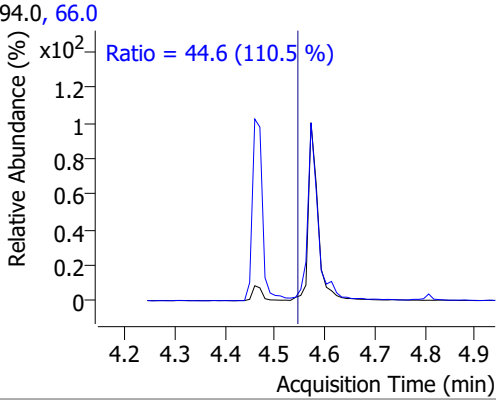
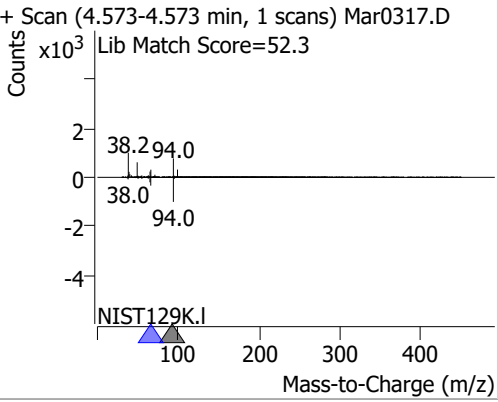
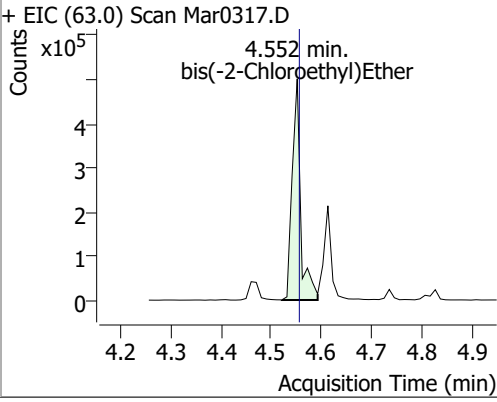
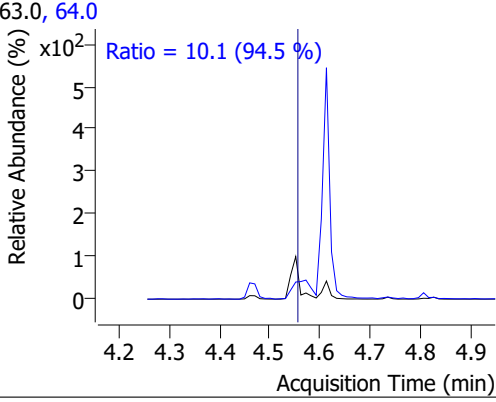
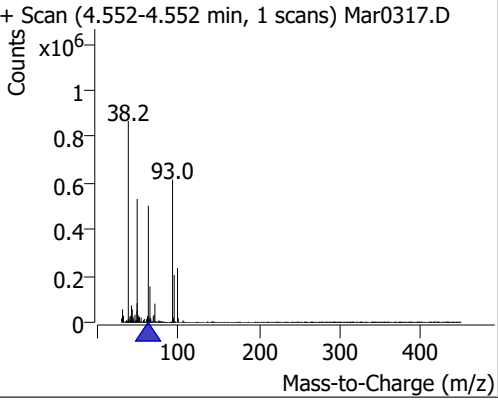
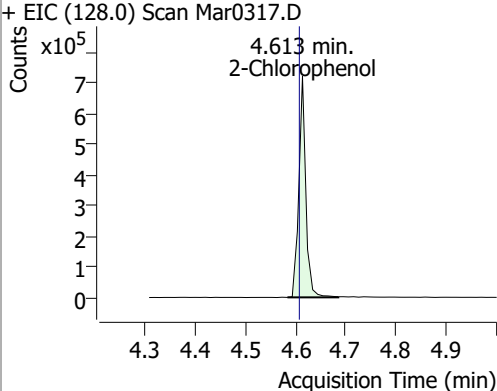
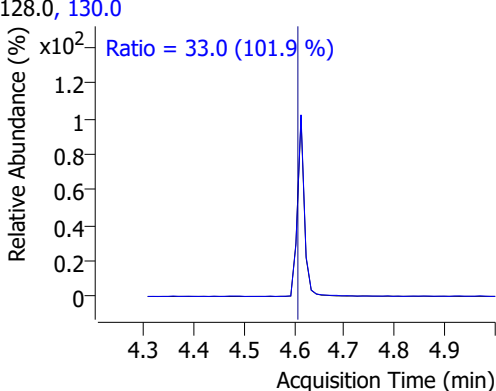
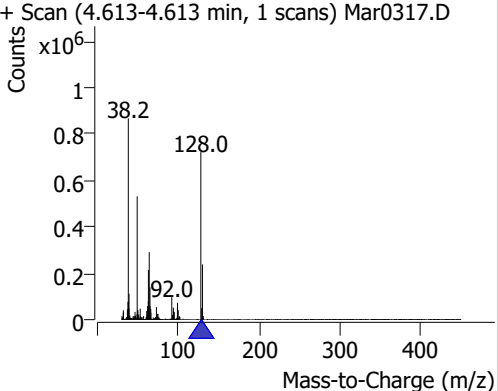
Compound	RT	QIon	Resp.	Conc.	Units	Dev(Min)
T Benzo(b)fluoranthene	18.366	252.0	1305807	59.7767	µg/L	97
T Benzo(k)fluoranthene	18.436	252.0	1373766	60.2291	µg/L	99
T Benzo(a)pyrene	18.973	252.0	1271863	61.9812	µg/L	99
T Indeno(1,2,3-c,d)pyrene	20.755	276.0	1024093	59.4067	µg/L	95
T Dibenzo(a,h)anthracene	20.816	278.0	1114883	59.5681	µg/L	100
T Benzo(g,h,i)perylene	21.090	276.0	1198408	60.3080	µg/L	98

(#) = Qualifier Out of Range; (m) = Manual Integration; (+) = Area Summed; (*) = Surrogate Percent Recovery Out of Range; (d): Zeroed Peak

Quantitation Results Report (QT Reviewed)

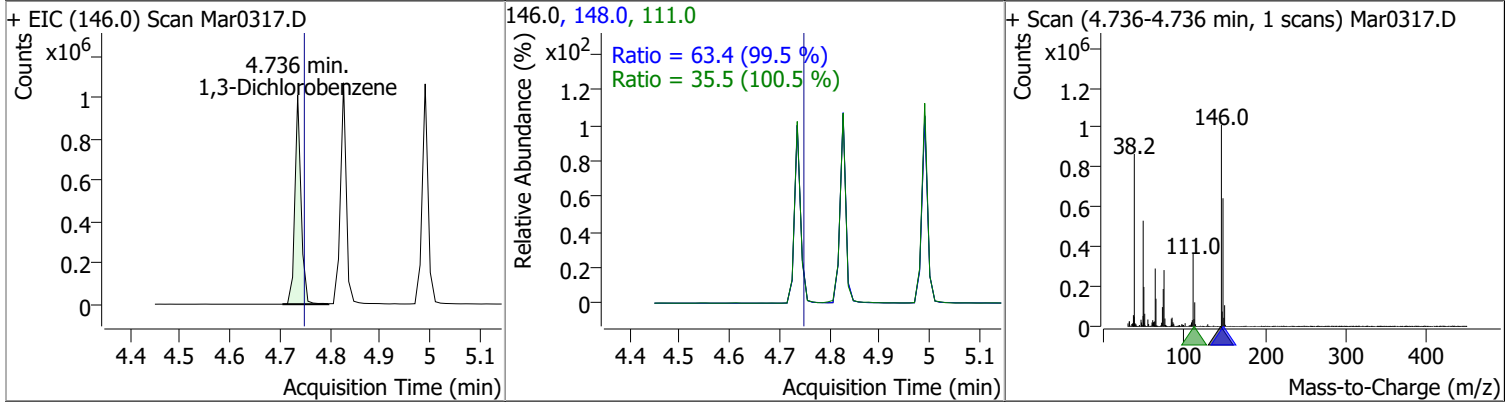


Quantitation Results Report (QT Reviewed)

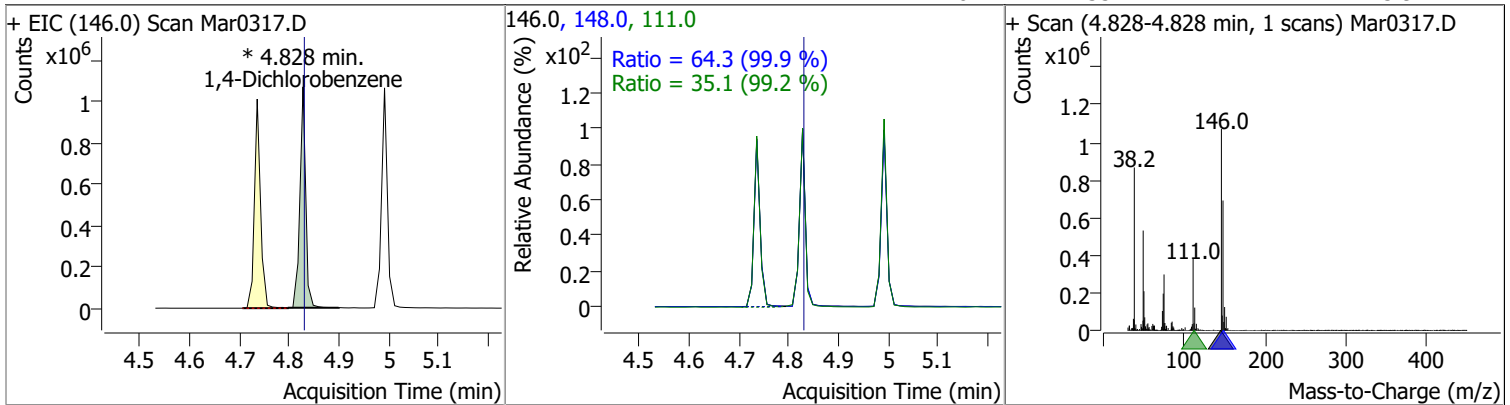
Compound	Conc.	RT	Dev(Min)	Resp.	QIon	QRatio	Lower	Upper
Phenol-d5	86.9546	4.56	0.01	853080	71.0	32.6	25.0	46.4
+ EIC (99.0) Scan Mar0317.D			99.0, 71.0			+ Scan (4.562-4.562 min, 1 scans) Mar0317.D		
		Ratio = 32.6 (91.2 %)						
Phenol	81.5940	4.57	0.00	893514	66.0	44.6	28.3	52.5
+ EIC (94.0) Scan Mar0317.D			94.0, 66.0			+ Scan (4.573-4.573 min, 1 scans) Mar0317.D		
		Ratio = 44.6 (110.5 %)						
Lib Match Score=52.3								
bis(-2-Chloroethyl)Ether	79.4369	4.55	-0.03	587084	64.0	10.1	7.5	13.9
+ EIC (63.0) Scan Mar0317.D			63.0, 64.0			+ Scan (4.552-4.552 min, 1 scans) Mar0317.D		
		Ratio = 10.1 (94.5 %)						
2-Chlorophenol	80.1692	4.61	-0.02	698942	130.0	33.0	22.6	42.1
+ EIC (128.0) Scan Mar0317.D			128.0, 130.0			+ Scan (4.613-4.613 min, 1 scans) Mar0317.D		
		Ratio = 33.0 (101.9 %)						

Quantitation Results Report (QT Reviewed)

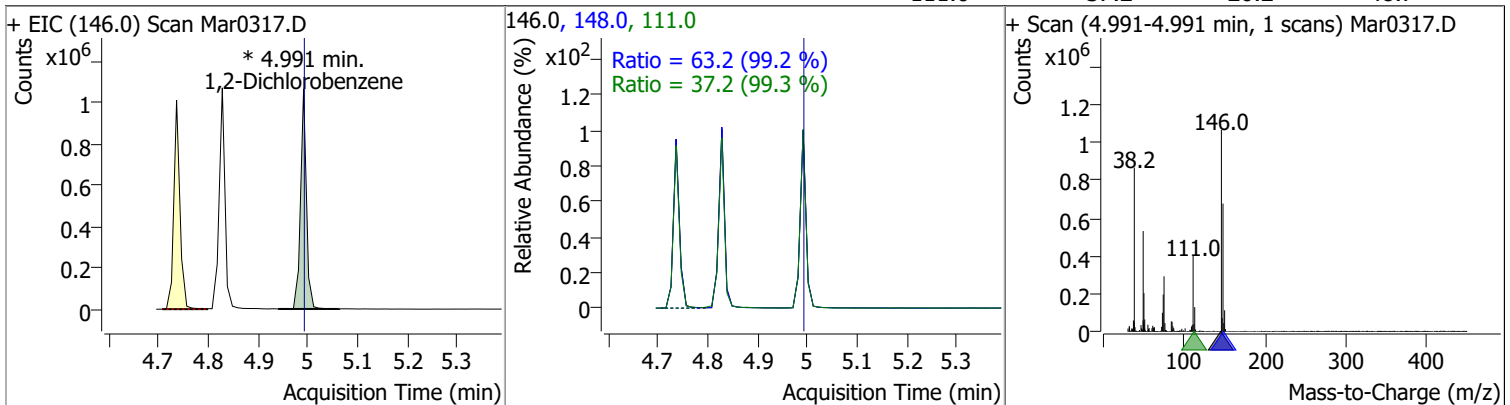
Compound	Conc.	RT	Dev(Min)	Resp.	QIon	QRatio	Lower	Upper
1,3-Dichlorobenzene	77.8163	4.74	-0.04	868098	148.0	63.4	44.6	82.9
					111.0	35.5	24.7	45.9



Compound	Conc.	RT	Dev(Min)	Resp.	QIon	QRatio	Lower	Upper
1,4-Dichlorobenzene	77.3217	4.83	-0.03	867447 (m)	148.0	64.3	45.0	83.7
					111.0	35.1	24.7	45.9

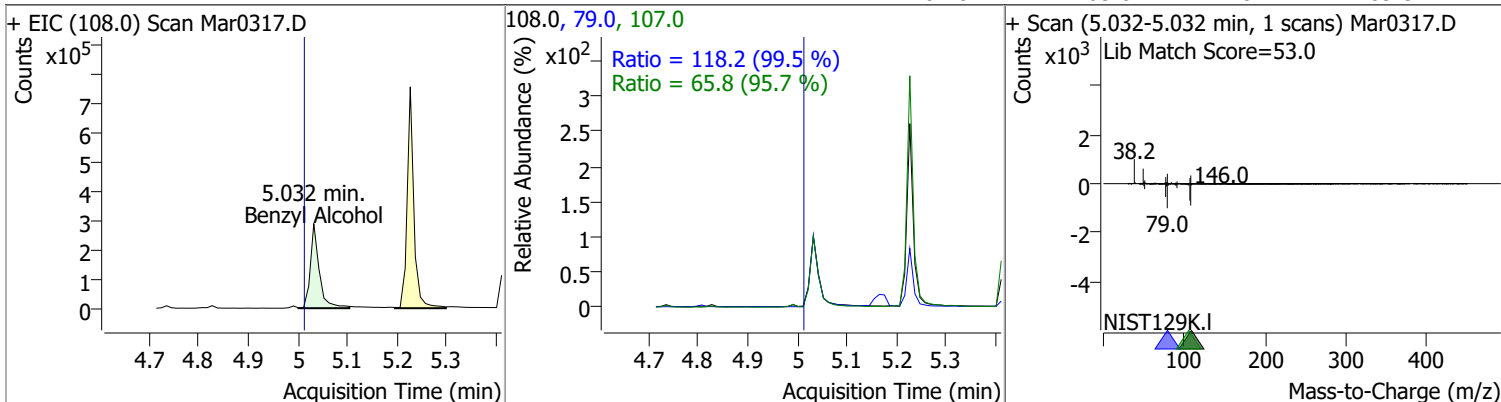


Compound	Conc.	RT	Dev(Min)	Resp.	QIon	QRatio	Lower	Upper
1,2-Dichlorobenzene	80.7350	4.99	-0.03	875008 (m)	148.0	63.2	44.6	82.8
					111.0	37.2	26.2	48.7

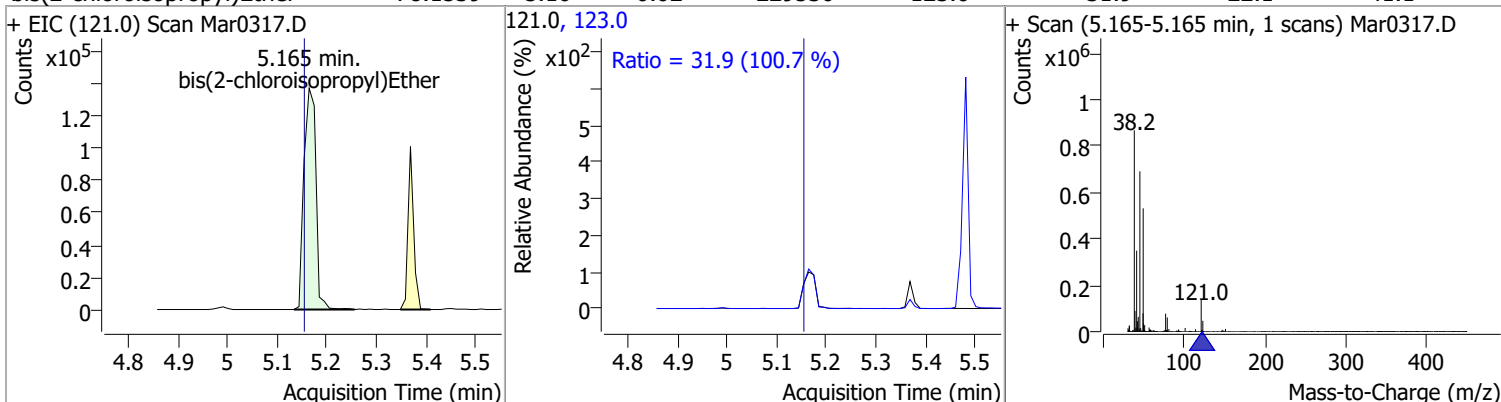


Quantitation Results Report (QT Reviewed)

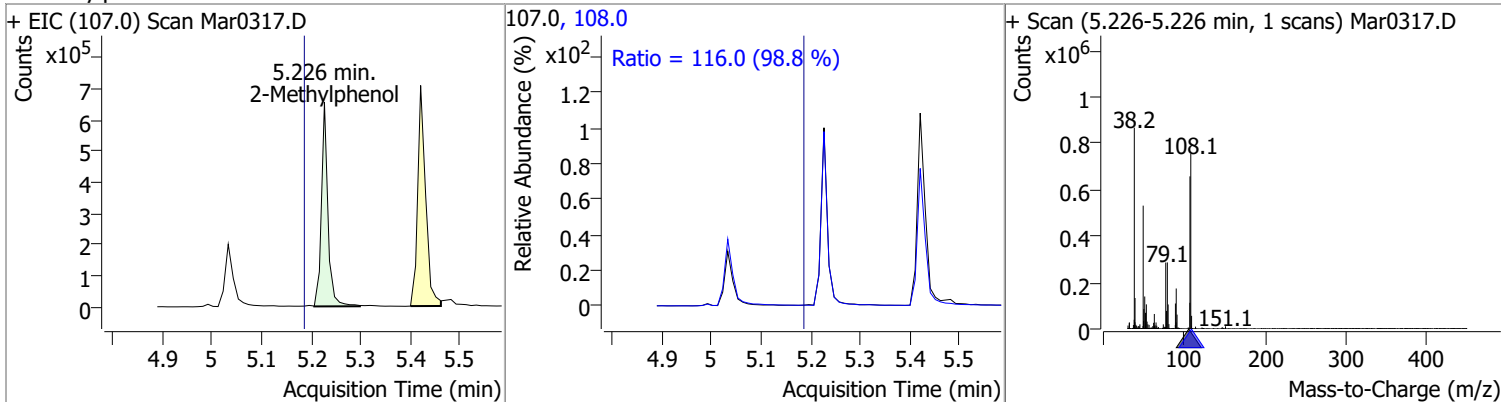
Compound	Conc.	RT	Dev(Min)	Resp.	QIon	QRatio	Lower	Upper
Benzyl Alcohol	80.8960	5.03	-0.01	359093	79.0	118.2	83.2	154.5
					107.0	65.8	48.2	89.5



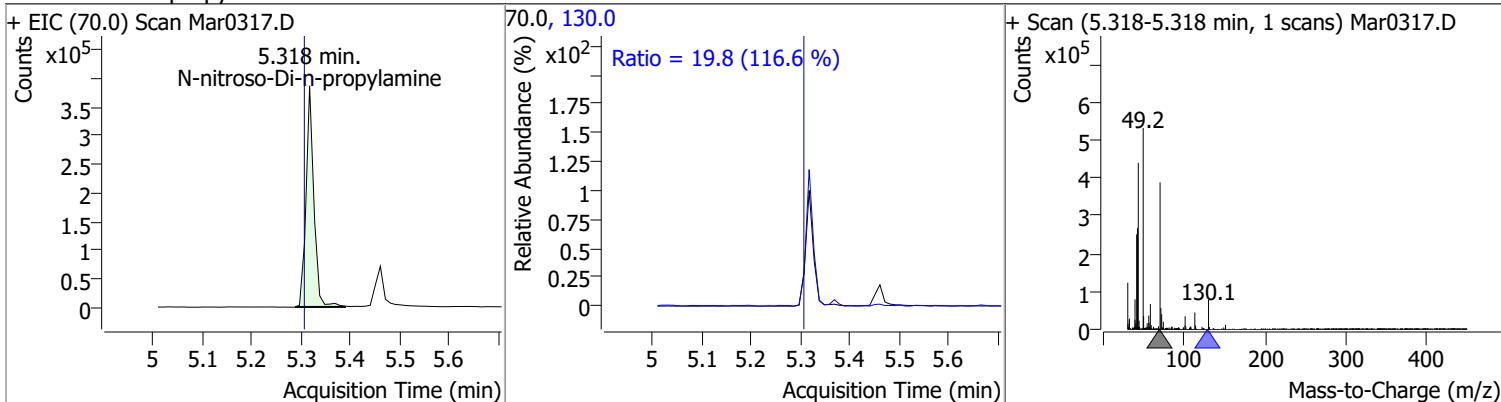
Compound	Conc.	RT	Dev(Min)	Resp.	QIon	QRatio	Lower	Upper
bis(2-chloroisopropyl)Ether	78.1539	5.16	-0.02	229530	123.0	31.9	22.1	41.1



Compound	Conc.	RT	Dev(Min)	Resp.	QIon	QRatio	Lower	Upper
2-Methylphenol	78.7622	5.23	0.01	598340	108.0	116.0	82.2	152.6

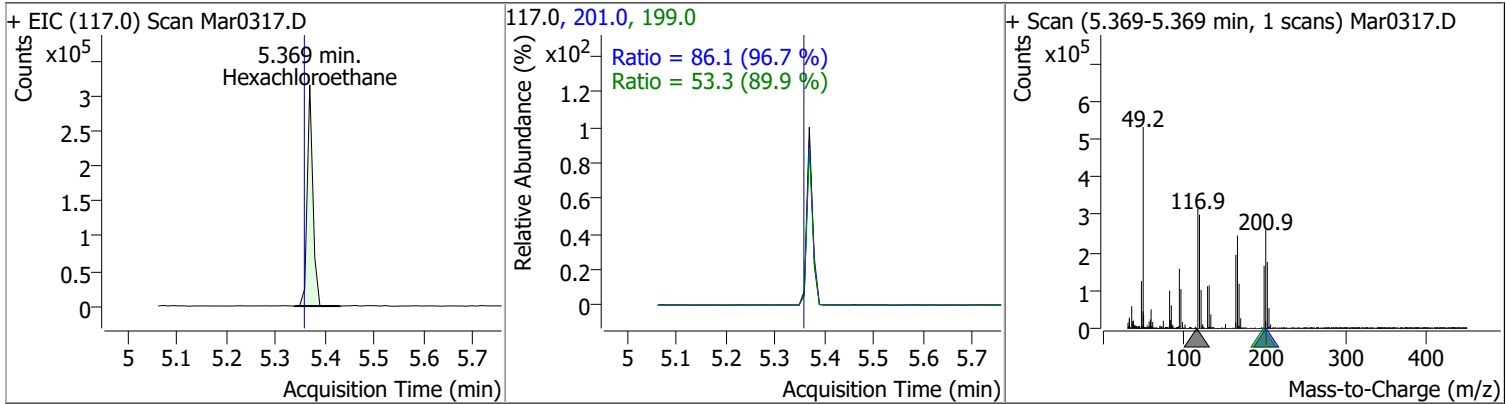


Compound	Conc.	RT	Dev(Min)	Resp.	QIon	QRatio	Lower	Upper
N-nitroso-Di-n-propylamine	80.6643	5.32	-0.02	423323	130.0	19.8	0.0	34.0

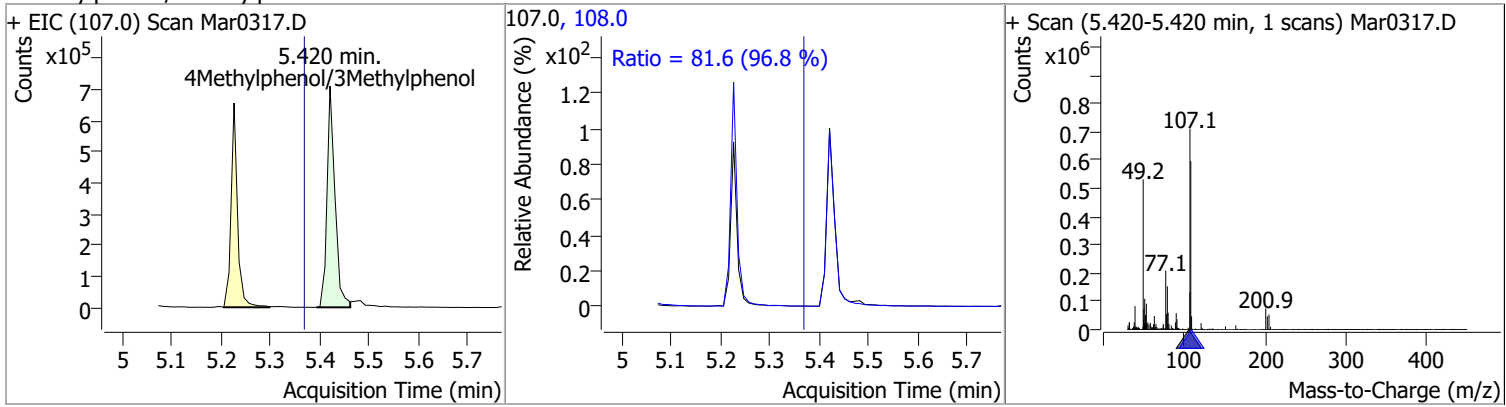


Quantitation Results Report (QT Reviewed)

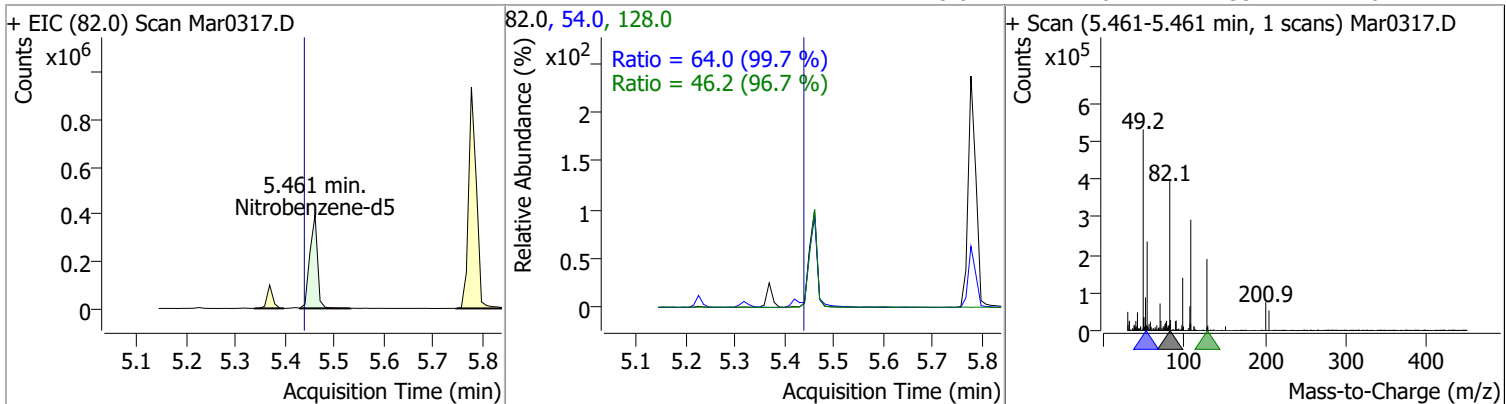
Compound	Conc.	RT	Dev(Min)	Resp.	QIon	QRatio	Lower	Upper
Hexachloroethane	75.4262	5.37	-0.02	252253	201.0	86.1	62.4	115.9
					199.0	53.3	41.5	77.1



Compound	Conc.	RT	Dev(Min)	Resp.	QIon	QRatio	Lower	Upper
4Methylphenol/3Methylphenol	76.5374	5.42	0.02	792600	108.0	81.6	59.0	109.5

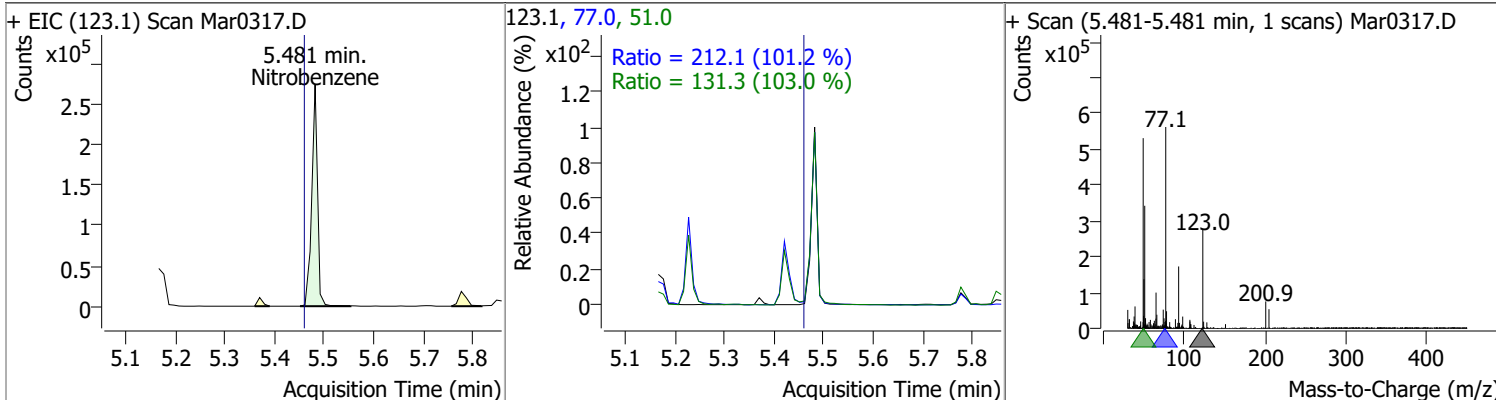


Compound	Conc.	RT	Dev(Min)	Resp.	QIon	QRatio	Lower	Upper
Nitrobenzene-d5	77.7364	5.46	-0.01	426072	54.0	64.0	44.9	83.4
					128.0	46.2	33.4	62.1

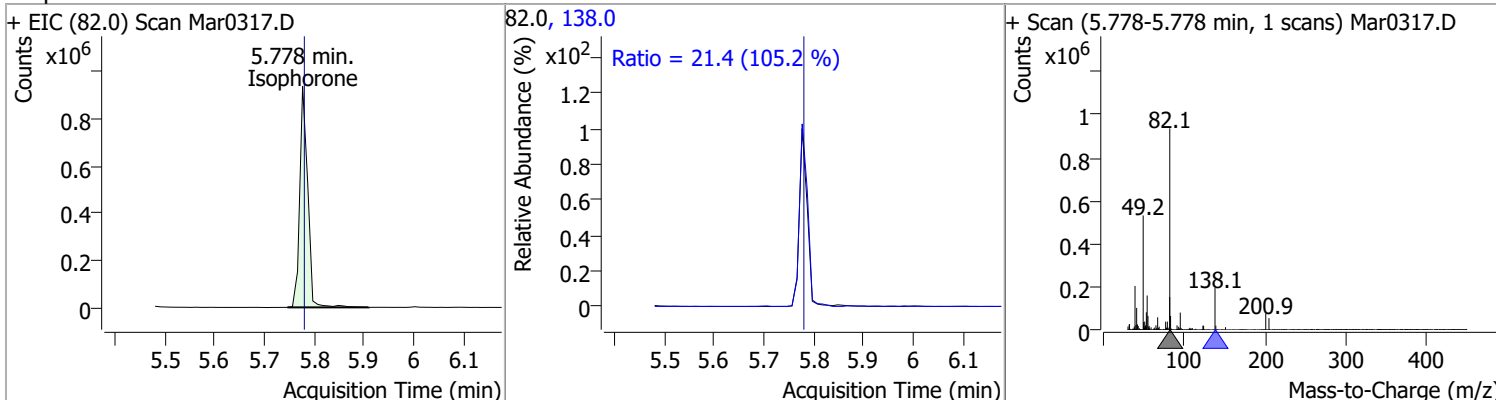


Quantitation Results Report (QT Reviewed)

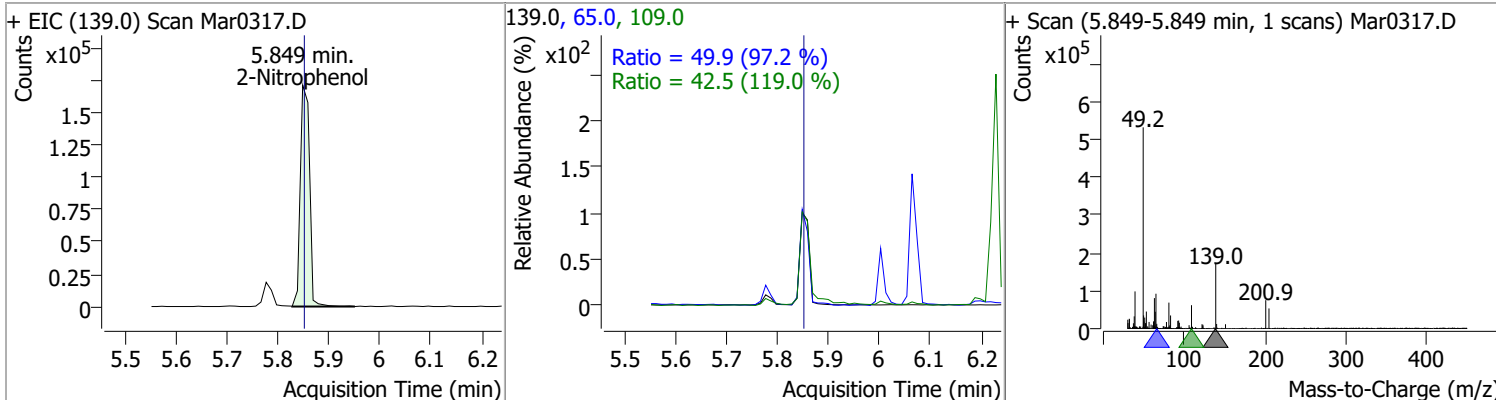
Compound	Conc.	RT	Dev(Min)	Resp.	QIon	QRatio	Lower	Upper
Nitrobenzene	80.9648	5.48	-0.01	223528	77.0	212.1	146.7	272.5
					51.0	131.3	89.2	165.7



Compound	Conc.	RT	Dev(Min)	Resp.	QIon	QRatio	Lower	Upper
Isophorone	82.5689	5.78	-0.01	1038323	138.0	21.4	14.2	26.4

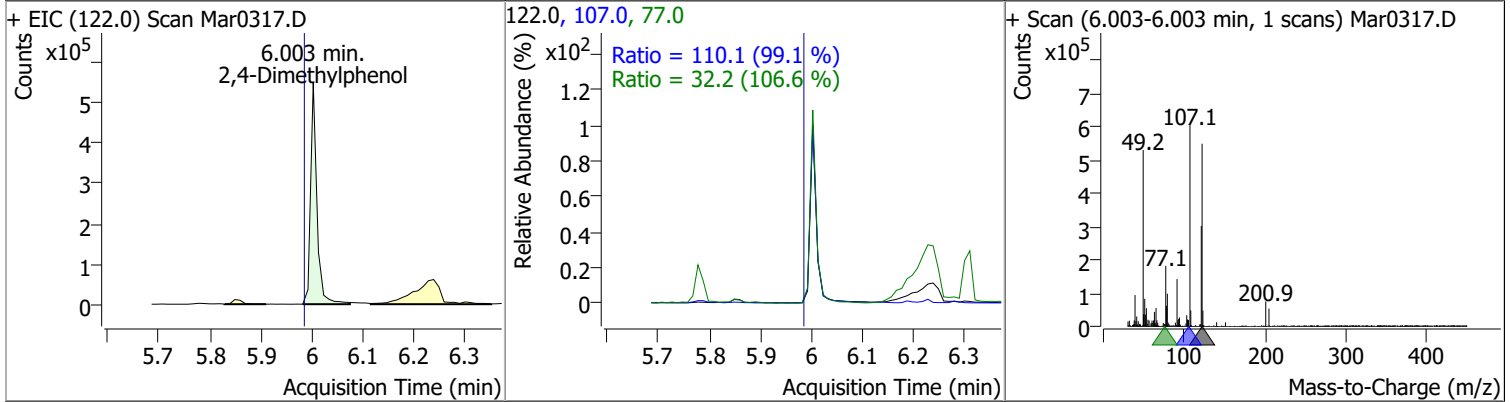


Compound	Conc.	RT	Dev(Min)	Resp.	QIon	QRatio	Lower	Upper
2-Nitrophenol	76.7242	5.85	-0.01	215004	65.0	49.9	35.9	66.7
					109.0	42.5	25.0	46.4

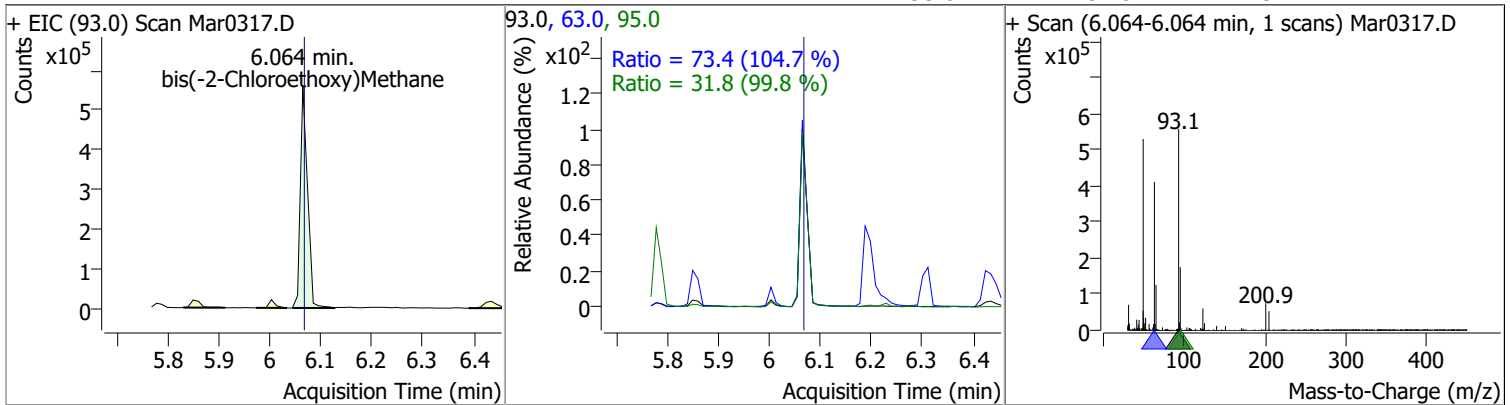


Quantitation Results Report (QT Reviewed)

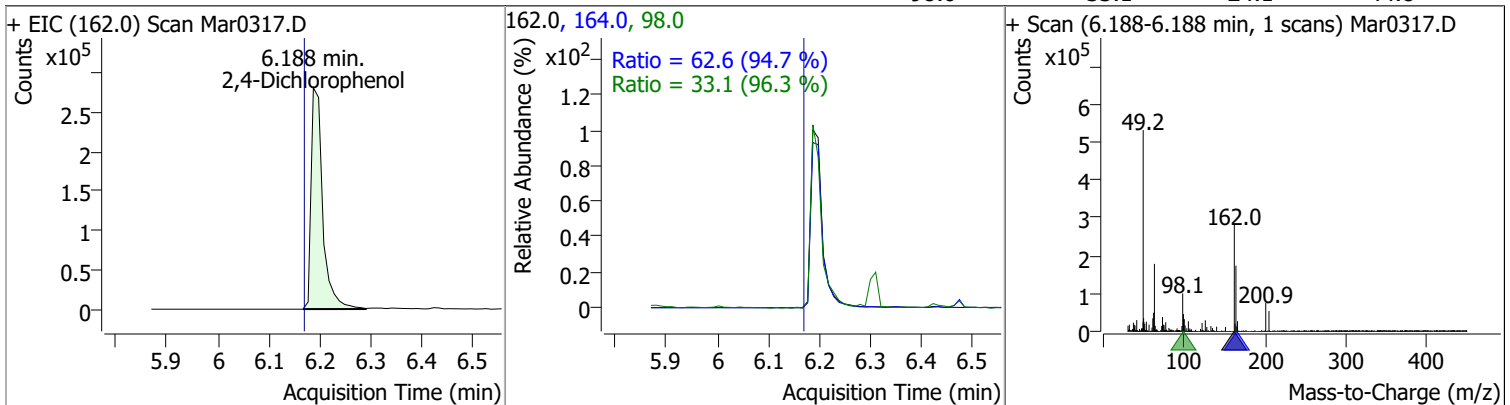
Compound	Conc.	RT	Dev(Min)	Resp.	QIon	QRatio	Lower	Upper
2,4-Dimethylphenol	81.4300	6.00	0.01	475315	107.0	110.1	77.8	144.4
					77.0	32.2	21.2	39.3



Compound	Conc.	RT	Dev(Min)	Resp.	QIon	QRatio	Lower	Upper
bis(-2-Chloroethoxy)Methane	73.7895	6.06	-0.01	538740	63.0	73.4	49.1	91.2
					95.0	31.8	22.3	41.4

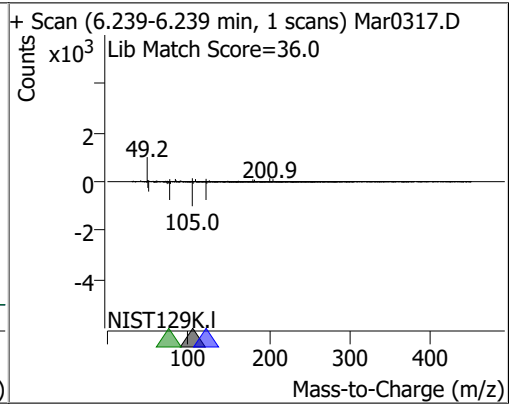
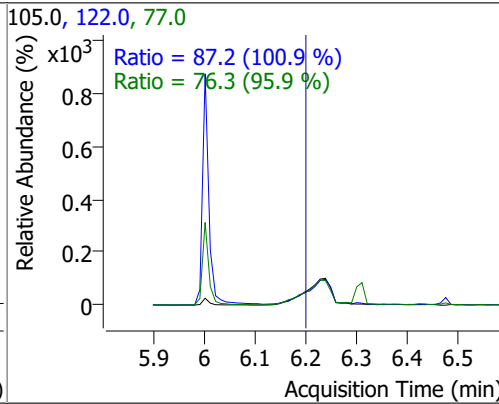
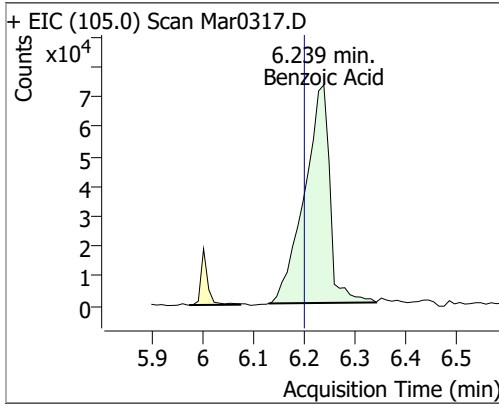


Compound	Conc.	RT	Dev(Min)	Resp.	QIon	QRatio	Lower	Upper
2,4-Dichlorophenol	79.1065	6.19	0.01	442461	164.0	62.6	46.3	86.0
					98.0	33.1	24.1	44.8

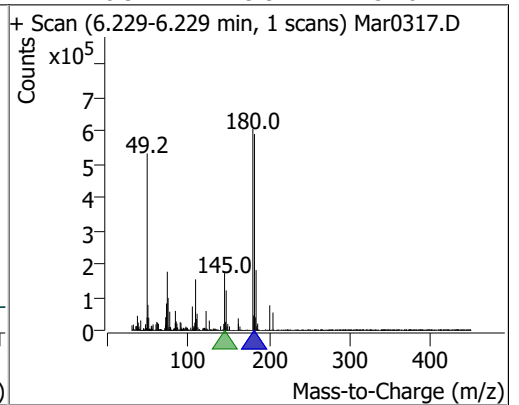
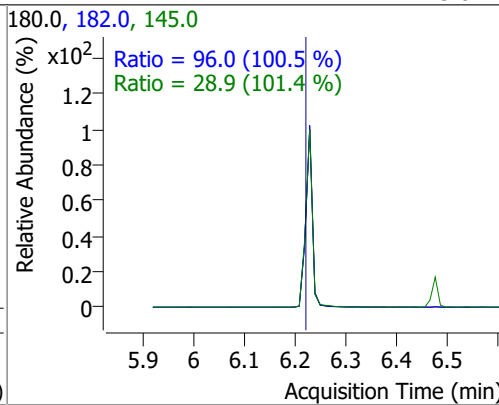
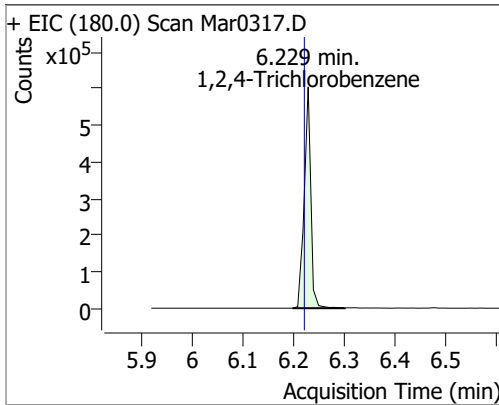


Quantitation Results Report (QT Reviewed)

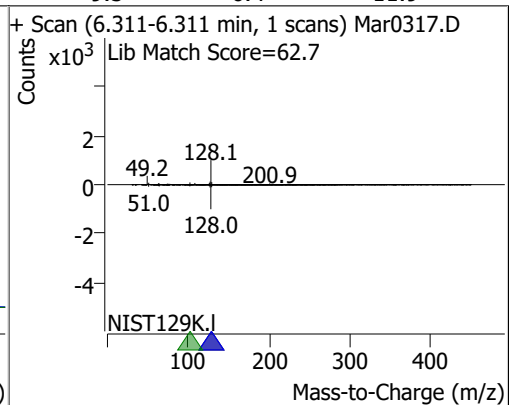
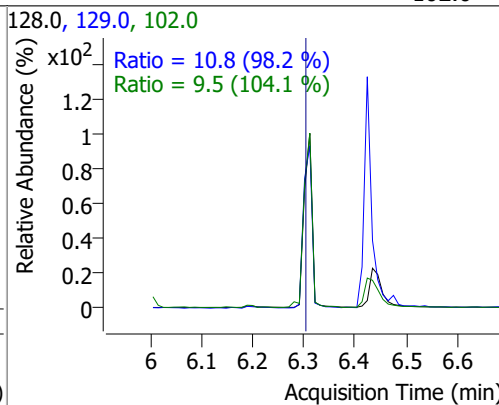
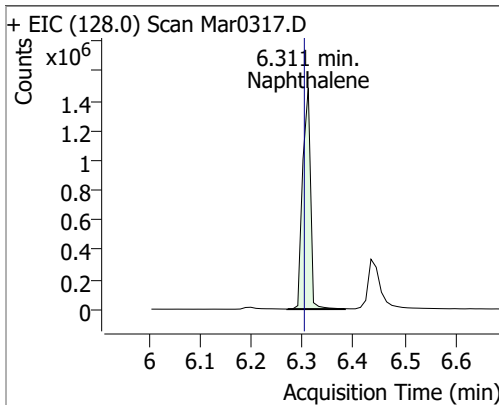
Compound	Conc.	RT	Dev(Min)	Resp.	QIon	QRatio	Lower	Upper
Benzoic Acid	82.9088	6.24	0.03	253759	122.0	87.2	60.5	112.4
					77.0	76.3	55.7	103.4



Compound	Conc.	RT	Dev(Min)	Resp.	QIon	QRatio	Lower	Upper
1,2,4-Trichlorobenzene	81.7792	6.23	0.00	545518	182.0	96.0	66.8	124.1
					145.0	28.9	19.9	37.0

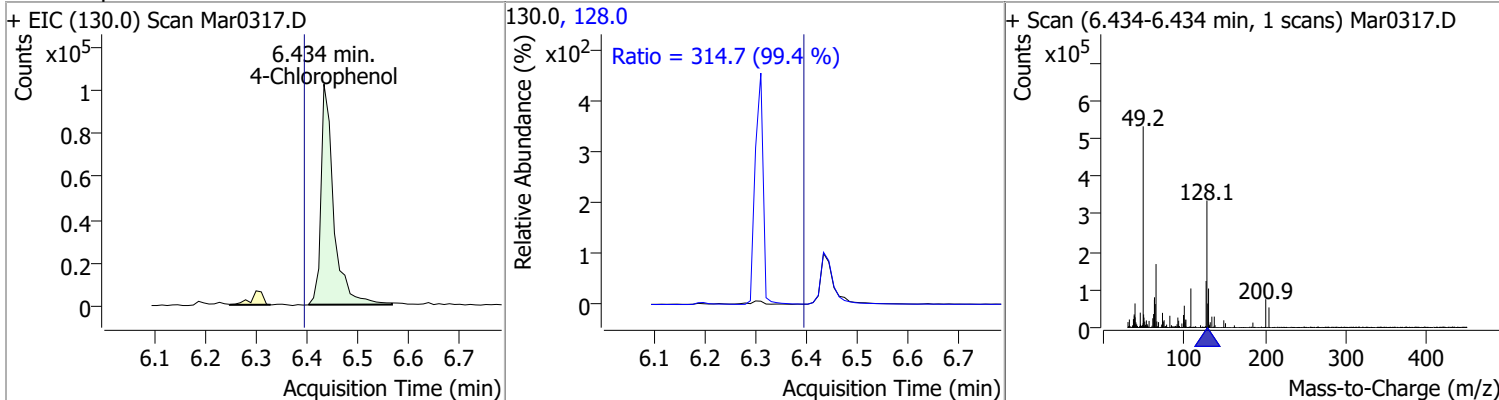


Compound	Conc.	RT	Dev(Min)	Resp.	QIon	QRatio	Lower	Upper
Naphthalene	80.7460	6.31	0.00	1604964	129.0	10.8	7.7	14.4
					102.0	9.5	6.4	11.9

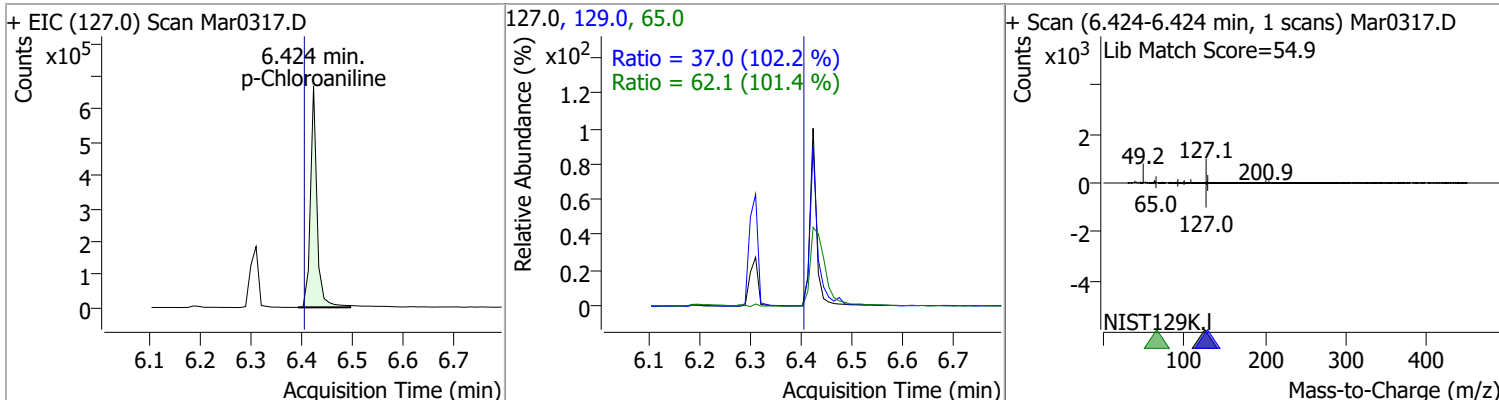


Quantitation Results Report (QT Reviewed)

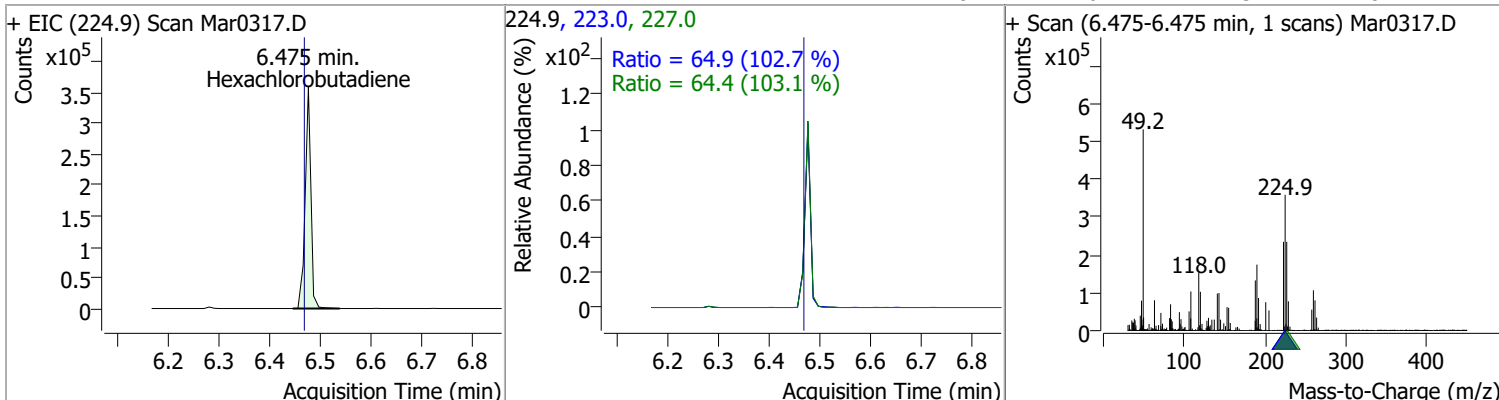
Compound	Conc.	RT	Dev(Min)	Resp.	QIon	QRatio	Lower	Upper
4-Chlorophenol	84.9703	6.43	0.03	178334	128.0	314.7	221.7	411.6



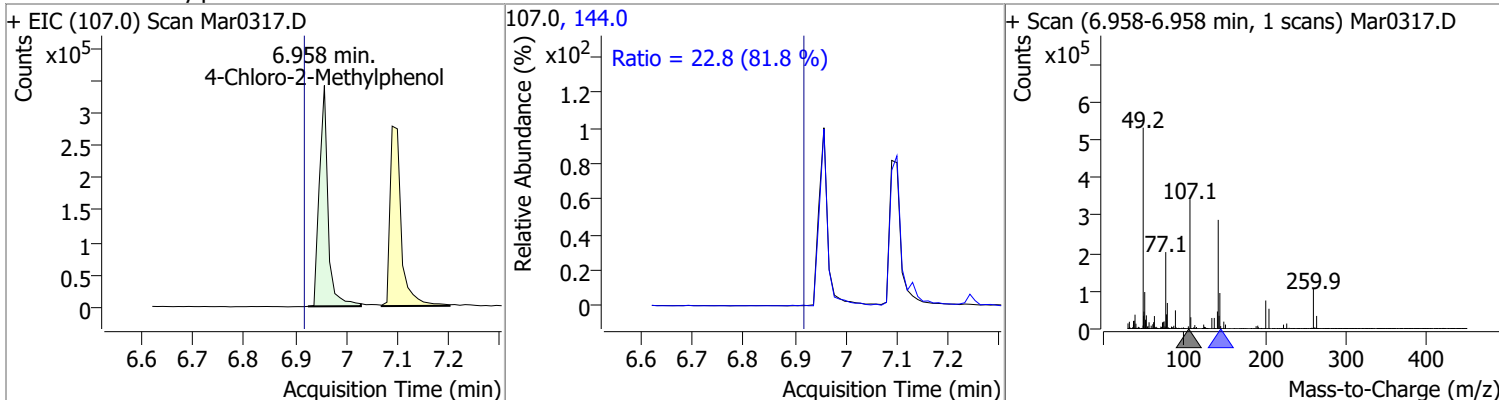
Compound	Conc.	RT	Dev(Min)	Resp.	QIon	QRatio	Lower	Upper
p-Chloroaniline	76.7812	6.42	0.01	598014	65.0	62.1	42.8	79.5
					129.0	37.0	25.3	47.1



Compound	Conc.	RT	Dev(Min)	Resp.	QIon	QRatio	Lower	Upper
Hexachlorobutadiene	80.3942	6.48	0.00	279879	223.0	64.9	44.2	82.2
					227.0	64.4	43.7	81.2

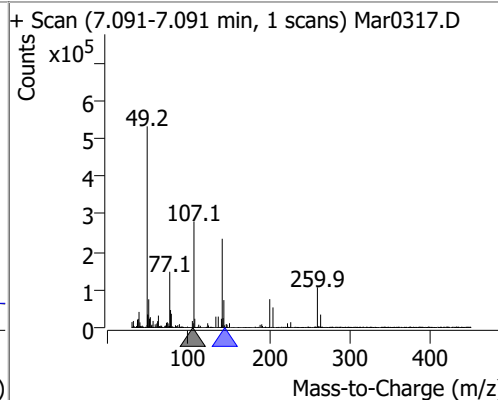
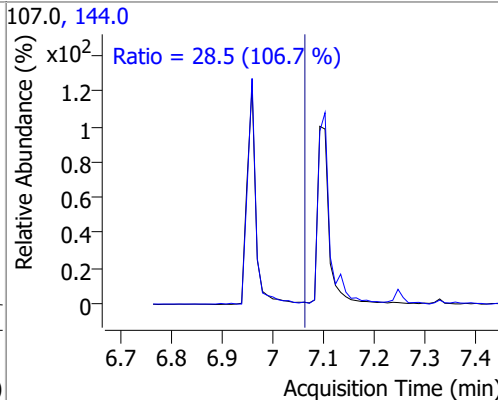
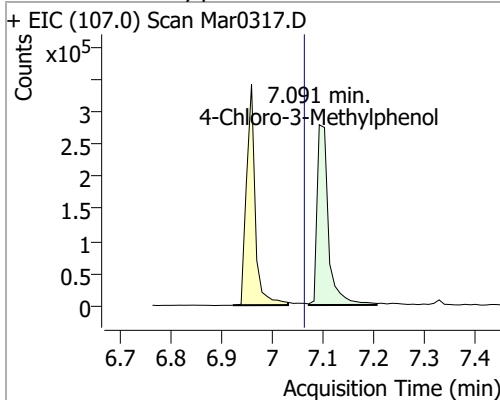


Compound	Conc.	RT	Dev(Min)	Resp.	QIon	QRatio	Lower	Upper
4-Chloro-2-Methylphenol	78.0630	6.96	0.03	404727	144.0	22.8	19.5	36.2

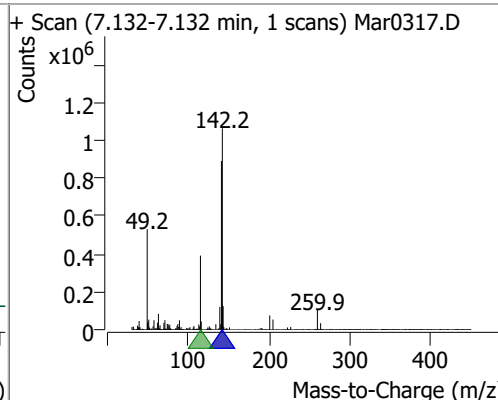
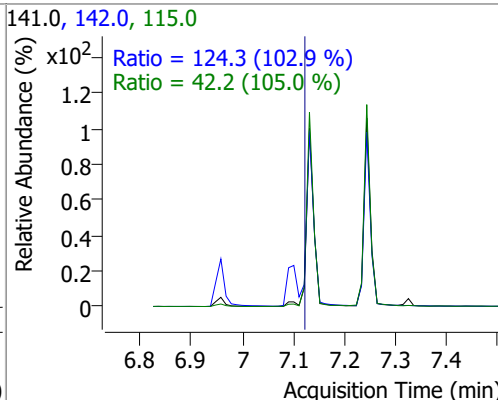
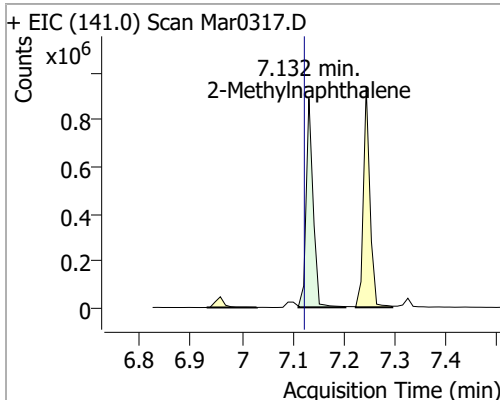


Quantitation Results Report (QT Reviewed)

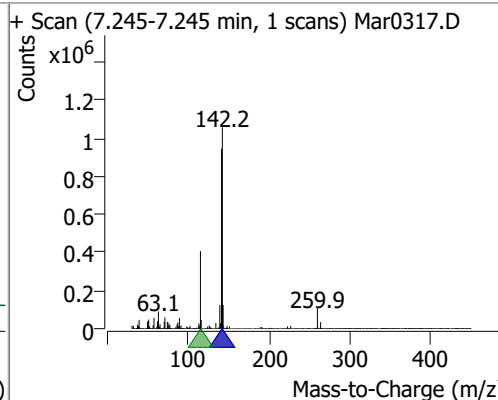
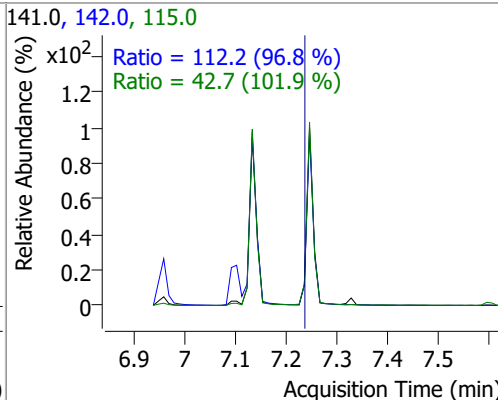
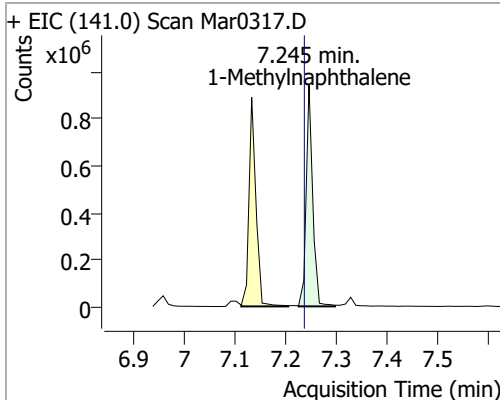
Compound	Conc.	RT	Dev(Min)	Resp.	QIon	QRatio	Lower	Upper
4-Chloro-3-Methylphenol	80.7859	7.09	0.02	437069	144.0	28.5	18.7	34.7



Compound	Conc.	RT	Dev(Min)	Resp.	QIon	QRatio	Lower	Upper
2-Methylnaphthalene	75.0637	7.13	0.00	846918	142.0	124.3	84.6	157.1
					115.0	42.2	28.1	52.2

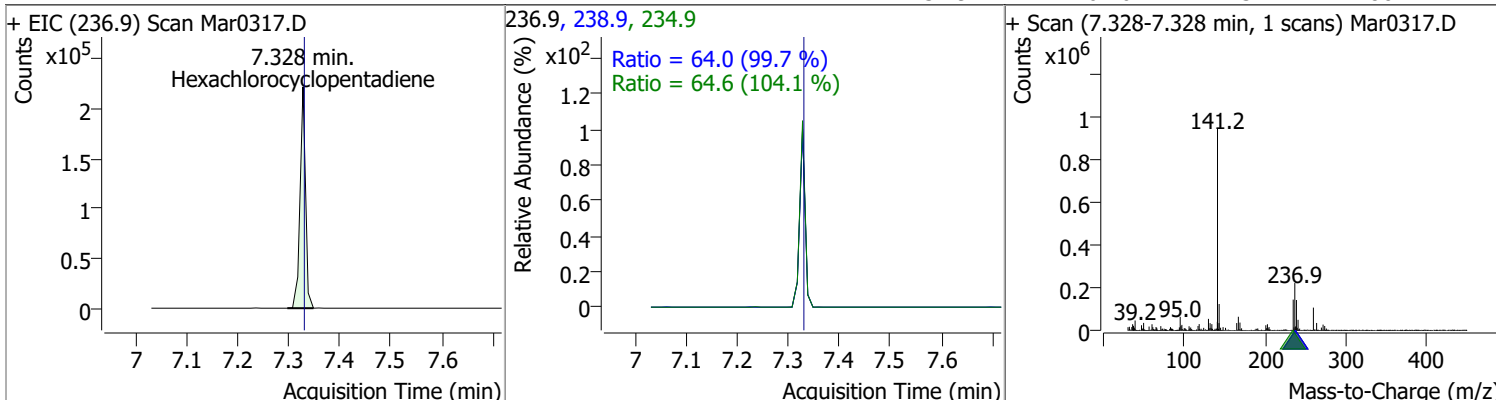


Compound	Conc.	RT	Dev(Min)	Resp.	QIon	QRatio	Lower	Upper
1-Methylnaphthalene	76.4517	7.25	0.00	841808	142.0	112.2	81.2	150.8
					115.0	42.7	29.3	54.5

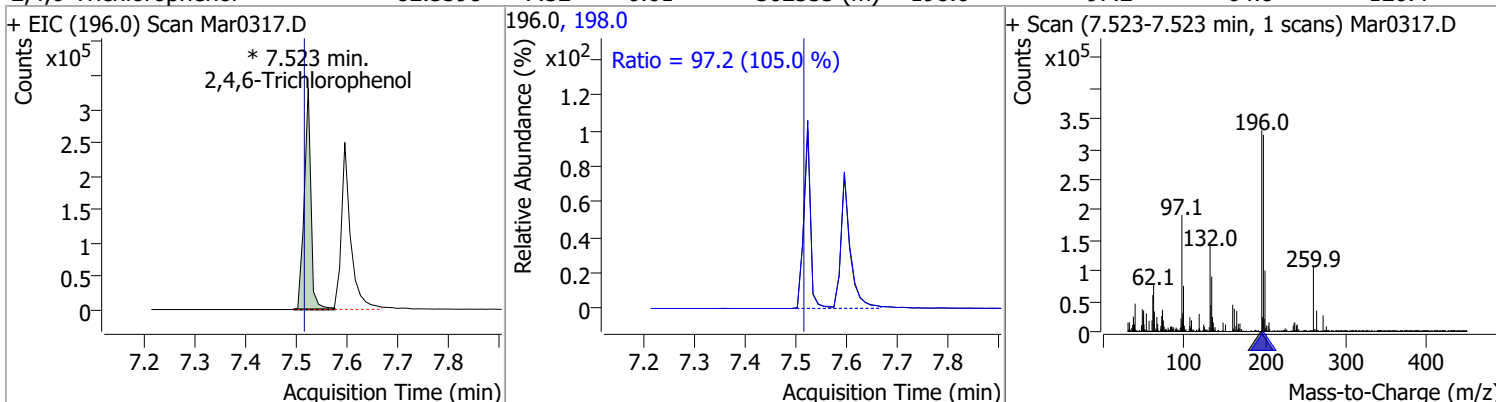


Quantitation Results Report (QT Reviewed)

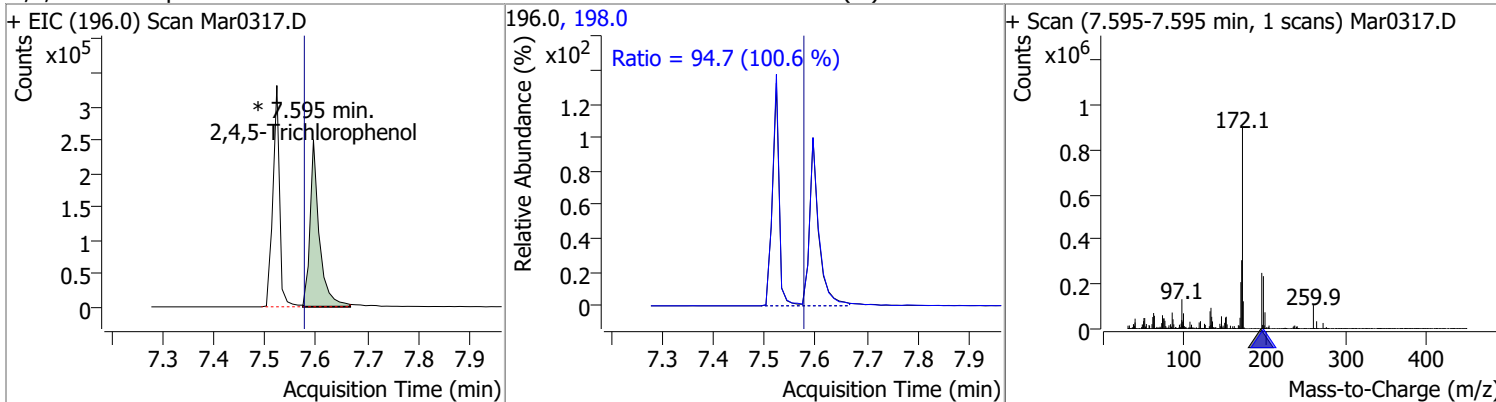
Compound	Conc.	RT	Dev(Min)	Resp.	QIon	QRatio	Lower	Upper
Hexachlorocyclopentadiene	78.9265	7.33	0.00	165342	238.9	64.0	44.9	83.5
					234.9	64.6	43.4	80.7



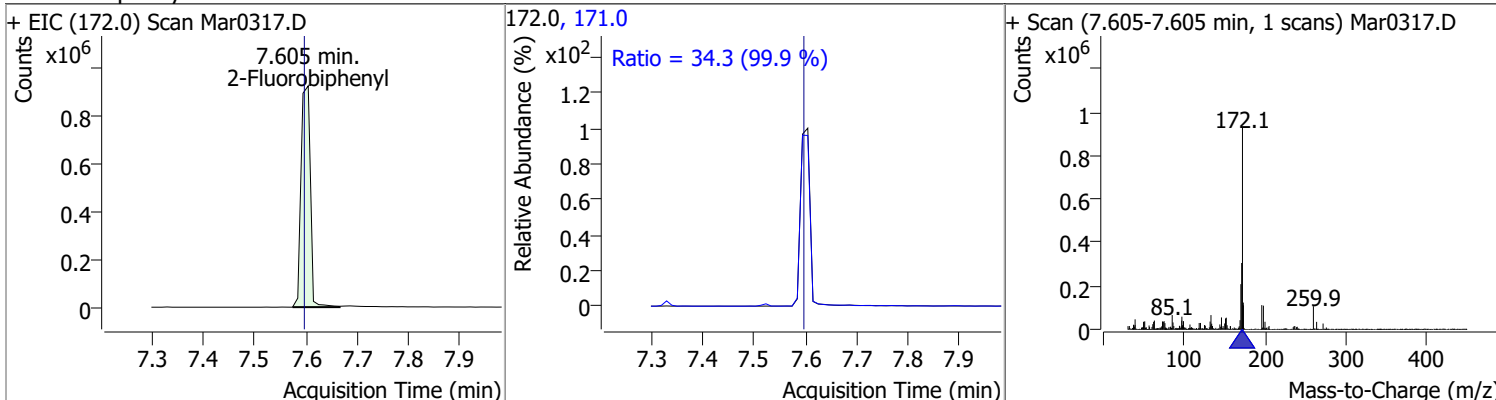
Compound	Conc.	RT	Dev(Min)	Resp.	QIon	QRatio	Lower	Upper
2,4,6-Trichlorophenol	82.5598	7.52	0.01	302555 (m)	198.0	97.2	64.8	120.4



Compound	Conc.	RT	Dev(Min)	Resp.	QIon	QRatio	Lower	Upper
2,4,5-Trichlorophenol	77.5380	7.59	0.02	317001 (m)	198.0	94.7	65.9	122.3

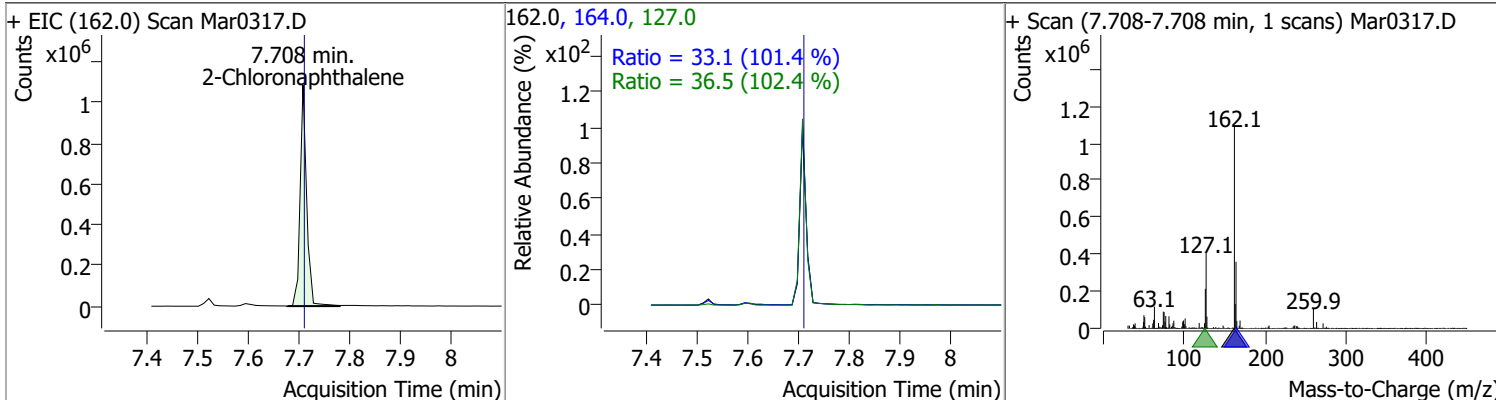


Compound	Conc.	RT	Dev(Min)	Resp.	QIon	QRatio	Lower	Upper
2-Fluorobiphenyl	78.9531	7.60	0.01	1171406	171.0	34.3	24.1	44.7

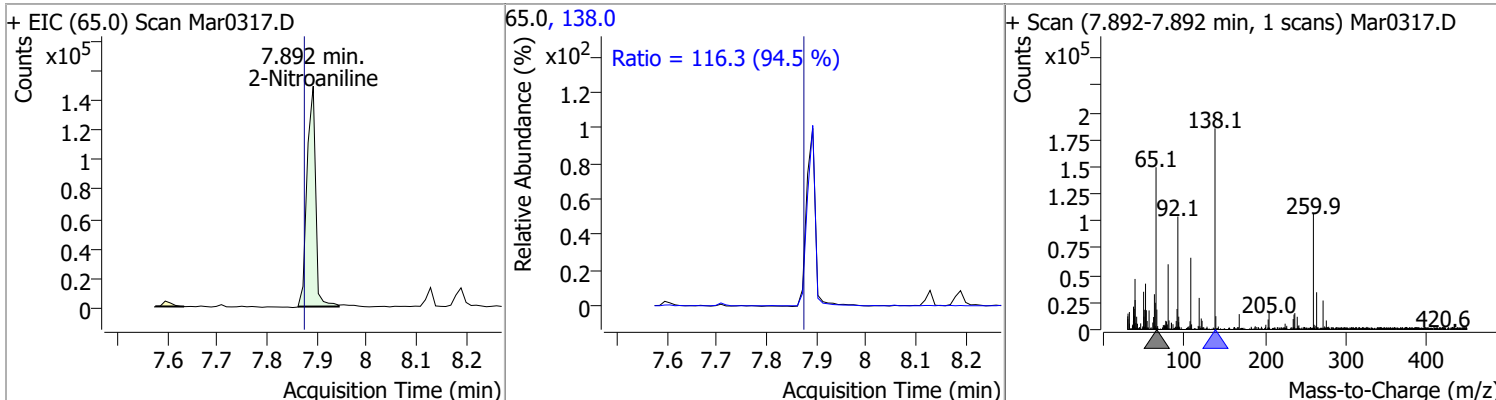


Quantitation Results Report (QT Reviewed)

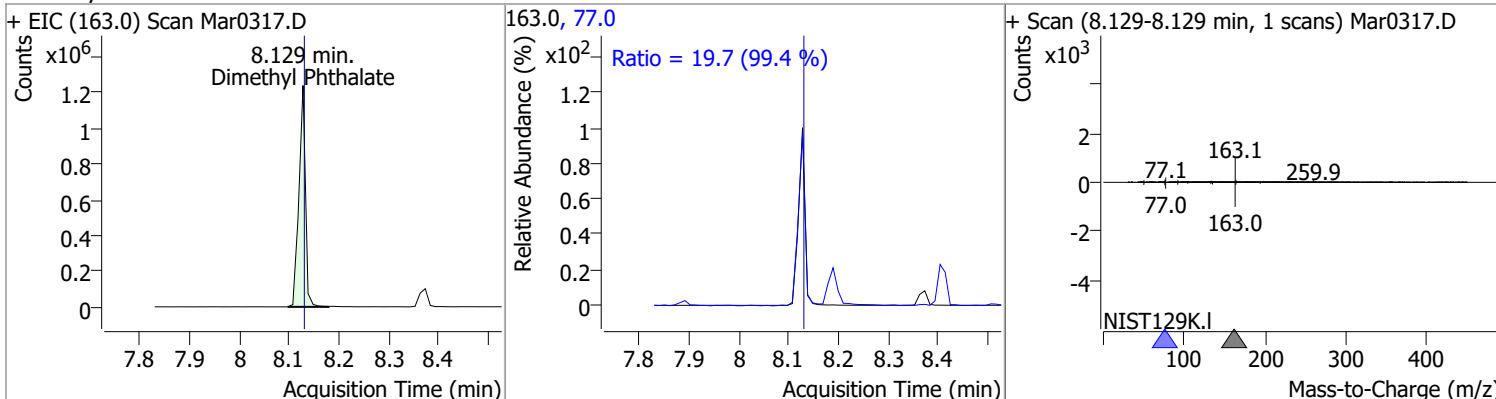
Compound	Conc.	RT	Dev(Min)	Resp.	QIon	QRatio	Lower	Upper
2-Chloronaphthalene	77.5133	7.71	0.00	965700	127.0	36.5	25.0	46.4
					164.0	33.1	22.8	42.4
								101.4 %



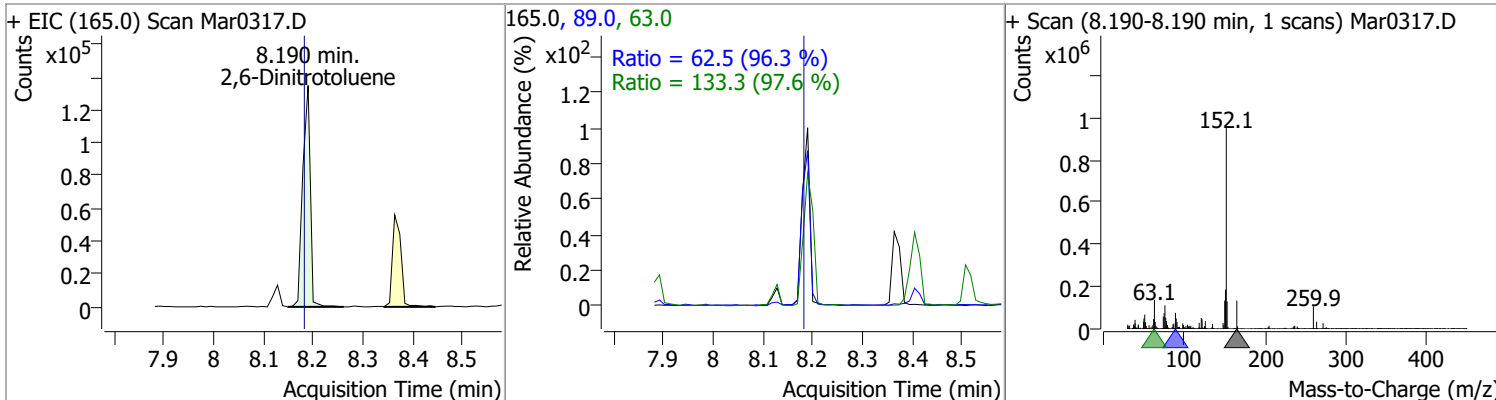
Compound	Conc.	RT	Dev(Min)	Resp.	QIon	QRatio	Lower	Upper
2-Nitroaniline	78.2443	7.89	0.02	173885	138.0	116.3	86.1	159.9



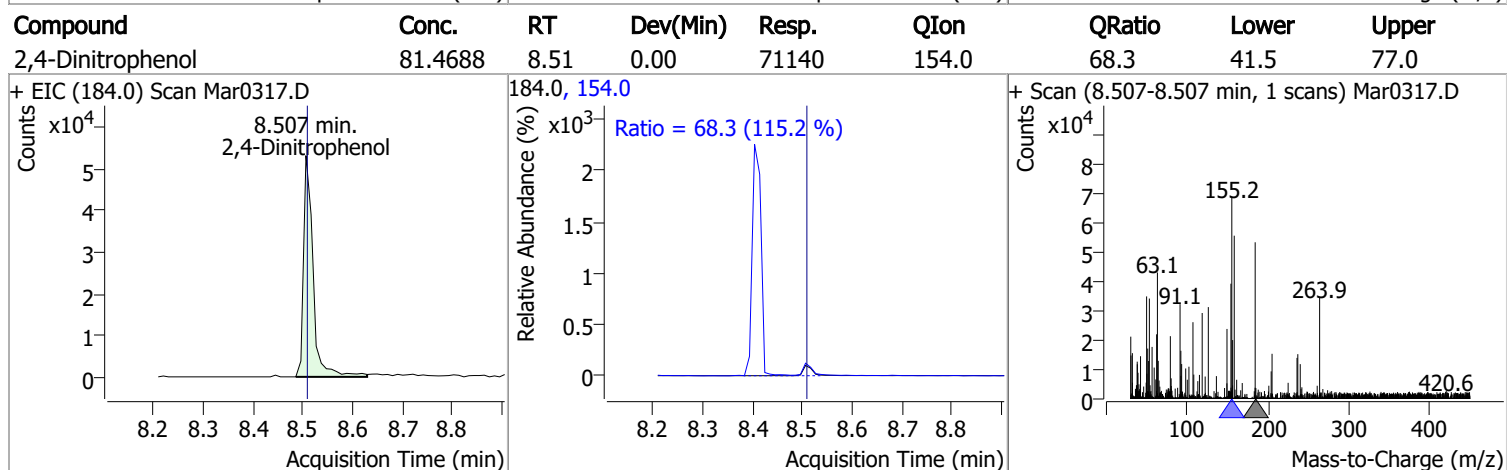
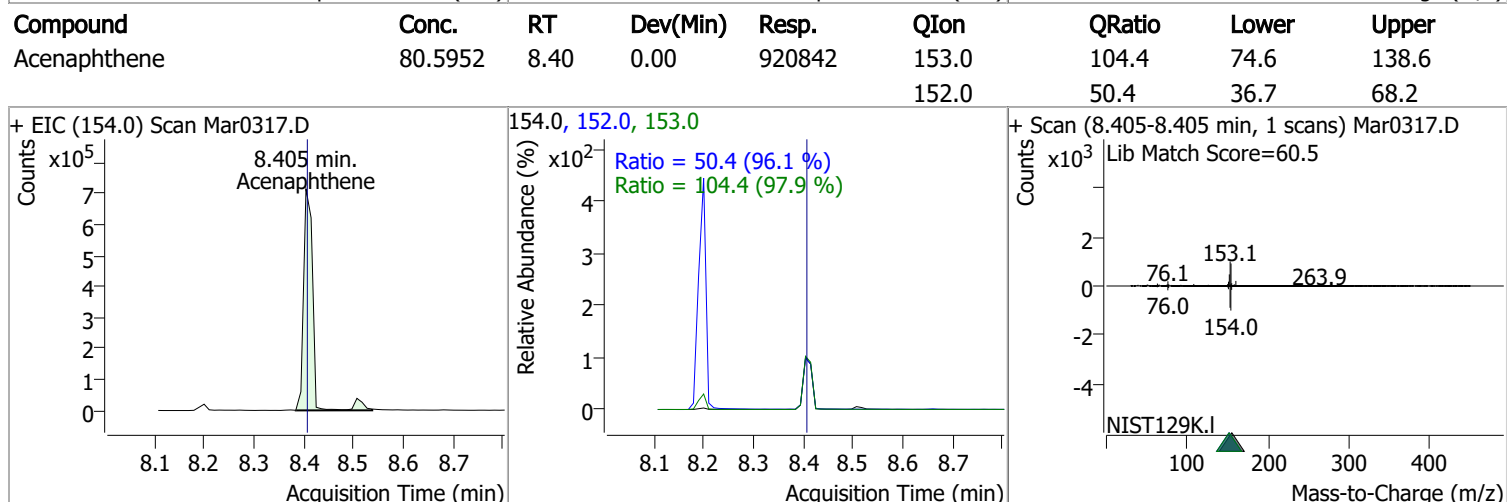
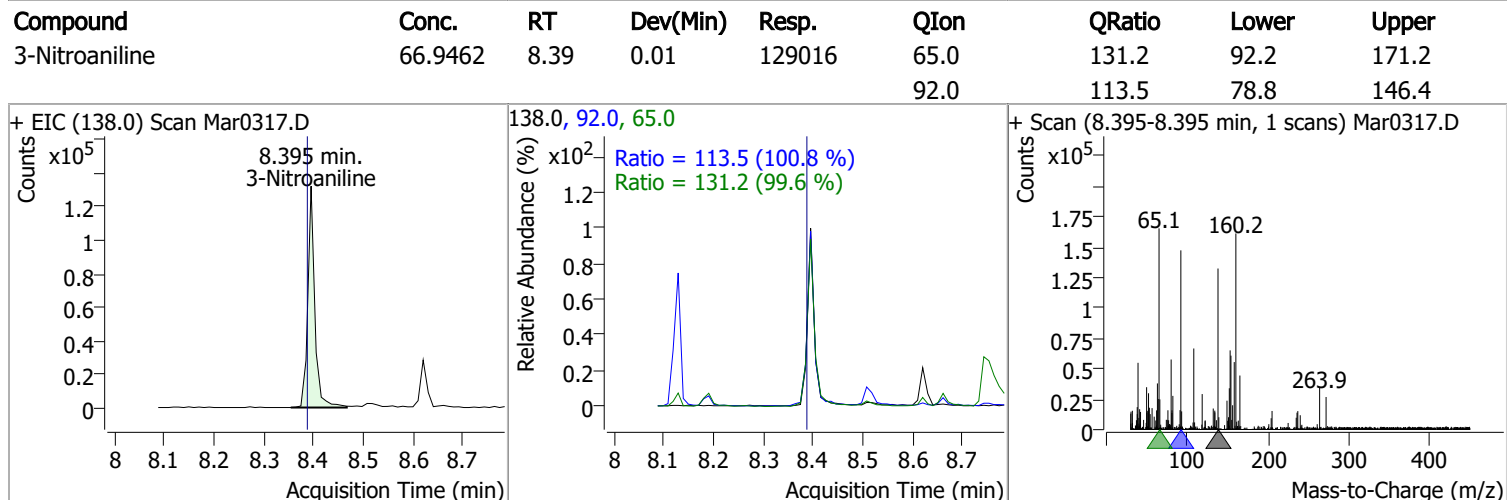
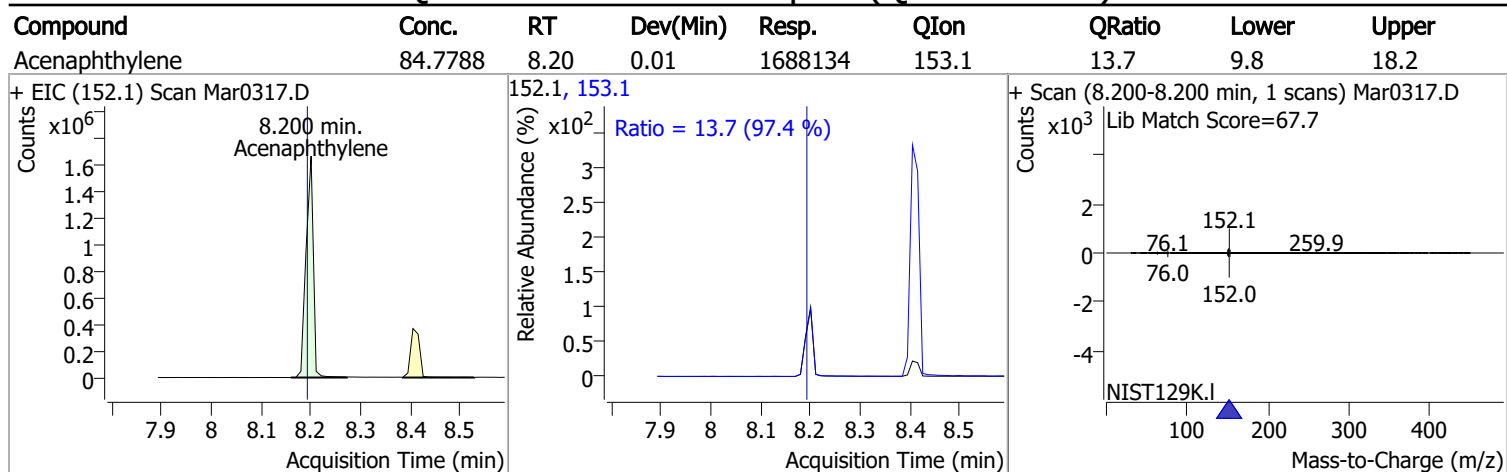
Compound	Conc.	RT	Dev(Min)	Resp.	QIon	QRatio	Lower	Upper
Dimethyl Phthalate	89.1315	8.13	0.00	1126824	77.0	19.7	13.9	25.8



Compound	Conc.	RT	Dev(Min)	Resp.	QIon	QRatio	Lower	Upper
2,6-Dinitrotoluene	82.5346	8.19	0.01	142208	63.0	133.3	95.6	177.5
					89.0	62.5	45.4	84.4
								96.3 %

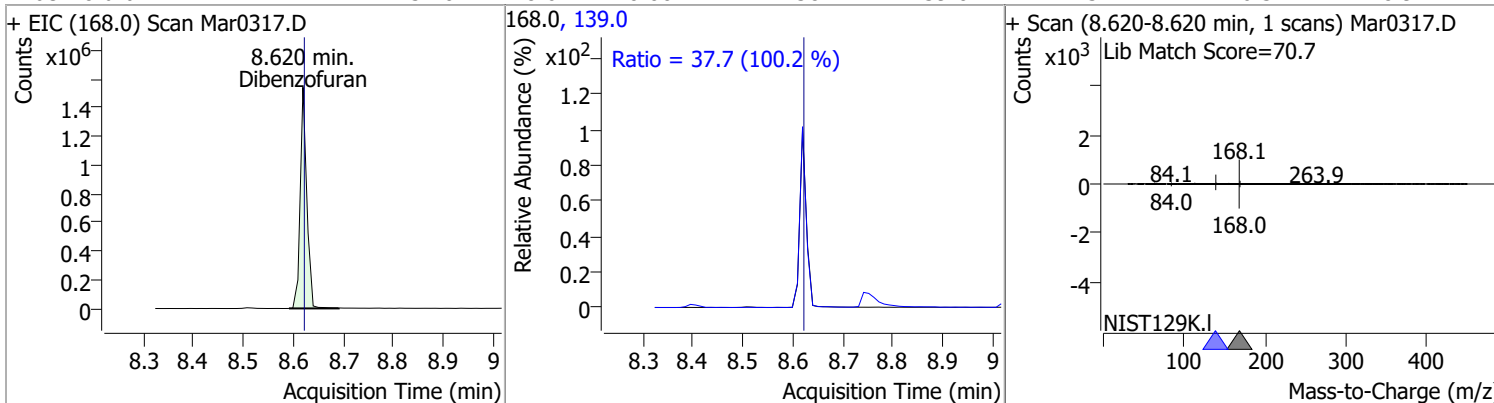


Quantitation Results Report (QT Reviewed)

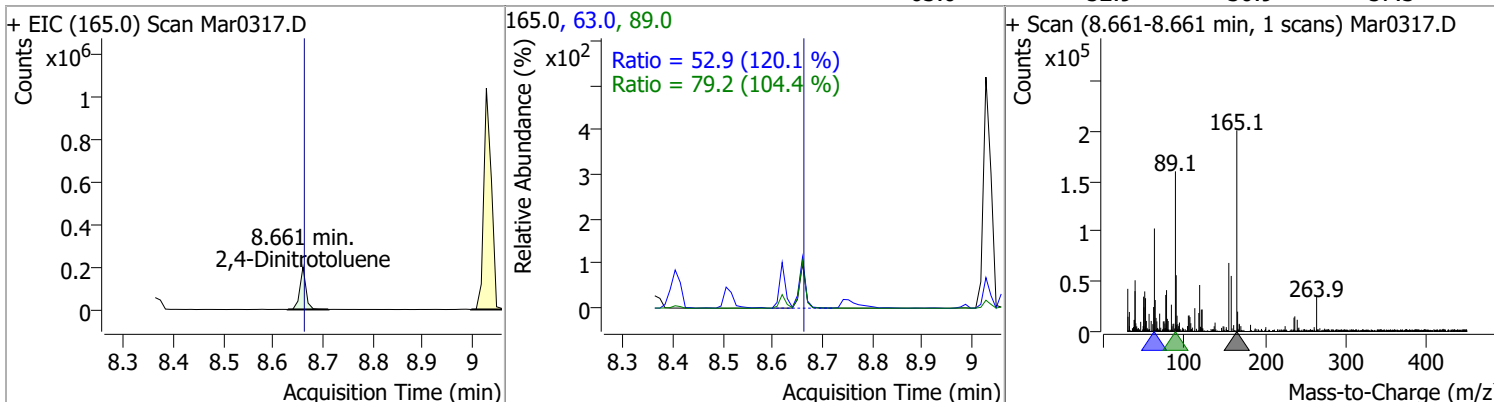


Quantitation Results Report (QT Reviewed)

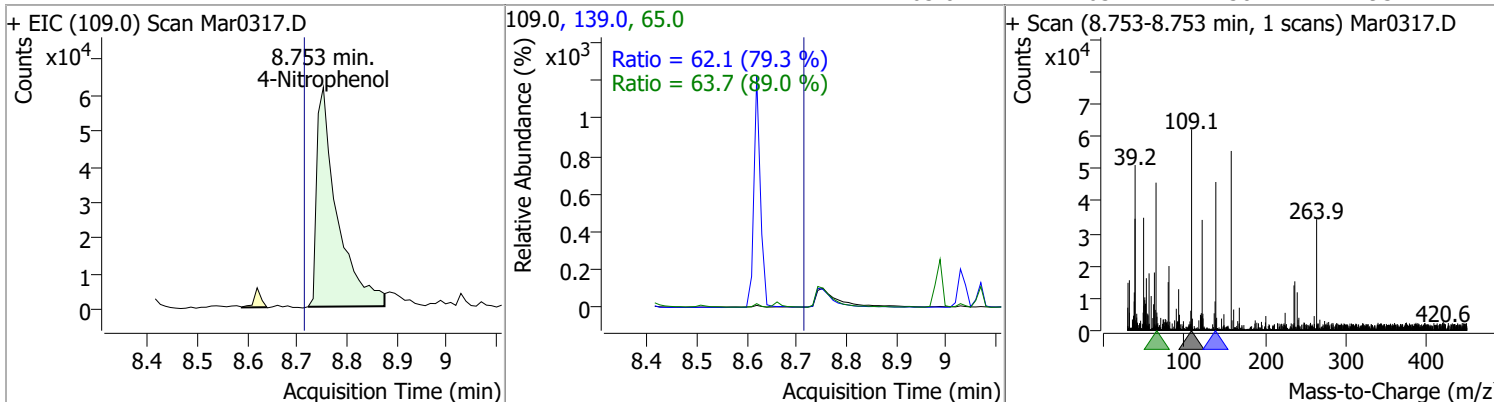
Compound	Conc.	RT	Dev(Min)	Resp.	QIon	QRatio	Lower	Upper
Dibenzofuran	75.1071	8.62	0.00	1415877	139.0	37.7	26.3	48.9



Compound	Conc.	RT	Dev(Min)	Resp.	QIon	QRatio	Lower	Upper
2,4-Dinitrotoluene	78.5115	8.66	0.00	168390	89.0	79.2	53.1	98.6
					63.0	52.9	30.9	57.3

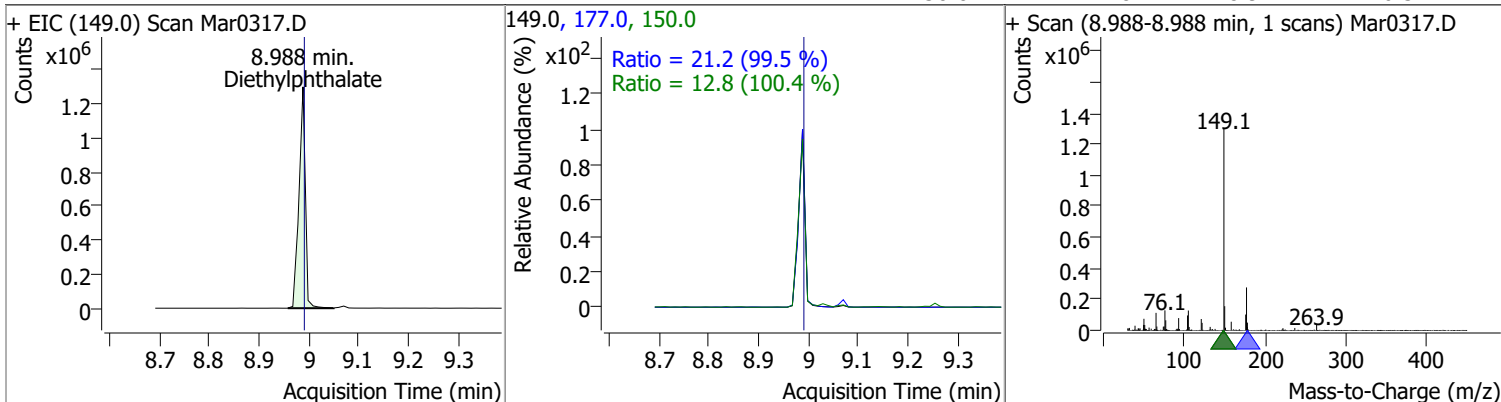


Compound	Conc.	RT	Dev(Min)	Resp.	QIon	QRatio	Lower	Upper
4-Nitrophenol	81.5837	8.75	0.04	173440	139.0	62.1	54.8	101.9
					65.0	63.7	50.1	93.1

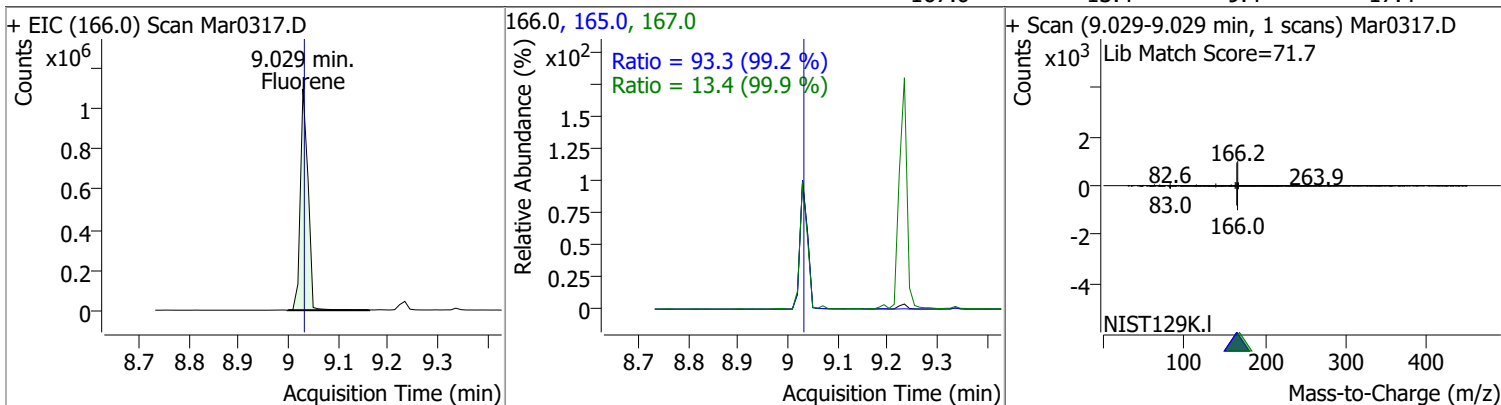


Quantitation Results Report (QT Reviewed)

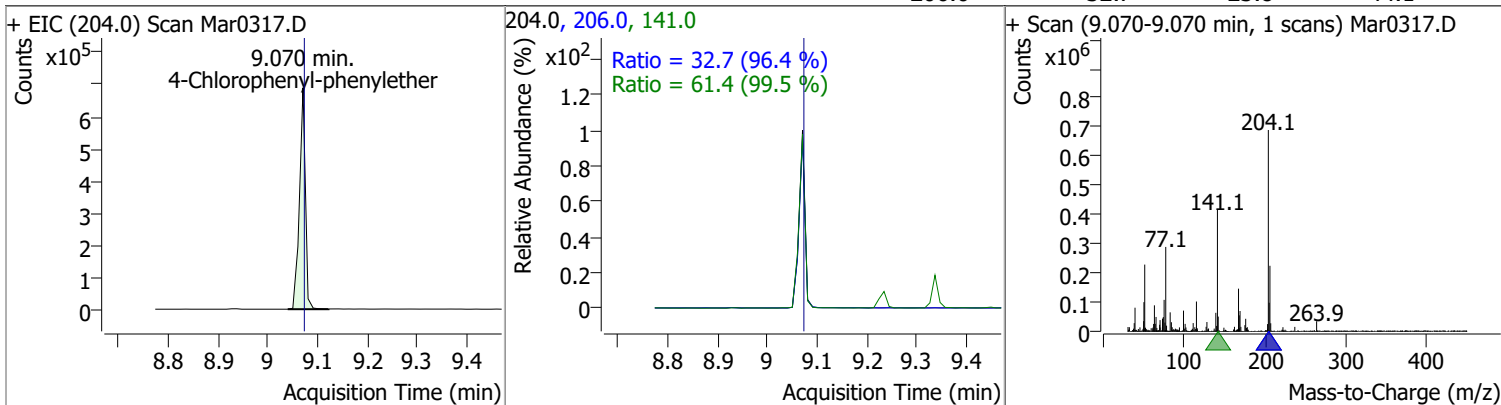
Compound	Conc.	RT	Dev(Min)	Resp.	QIon	QRatio	Lower	Upper
Diethylphthalate	87.7035	8.99	0.00	1150620	177.0	21.2	14.9	27.7
					150.0	12.8	8.9	16.5



Compound	Conc.	RT	Dev(Min)	Resp.	QIon	QRatio	Lower	Upper
Fluorene	78.7356	9.03	0.00	1181843	165.0	93.3	65.9	122.3
					167.0	13.4	9.4	17.4

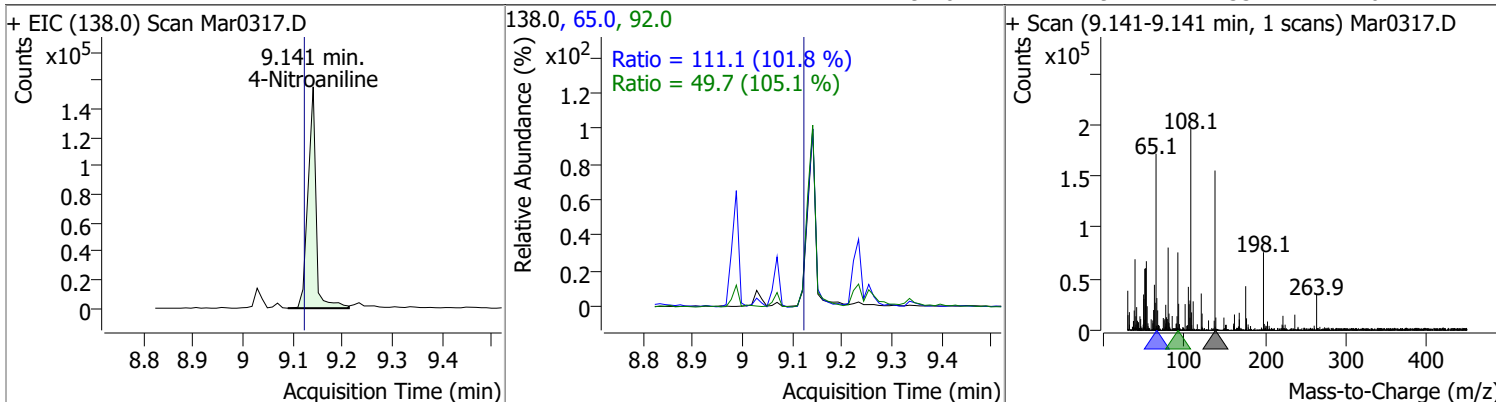


Compound	Conc.	RT	Dev(Min)	Resp.	QIon	QRatio	Lower	Upper
4-Chlorophenyl-phenylether	84.0613	9.07	0.00	569184	141.0	61.4	43.2	80.2
					206.0	32.7	23.8	44.1

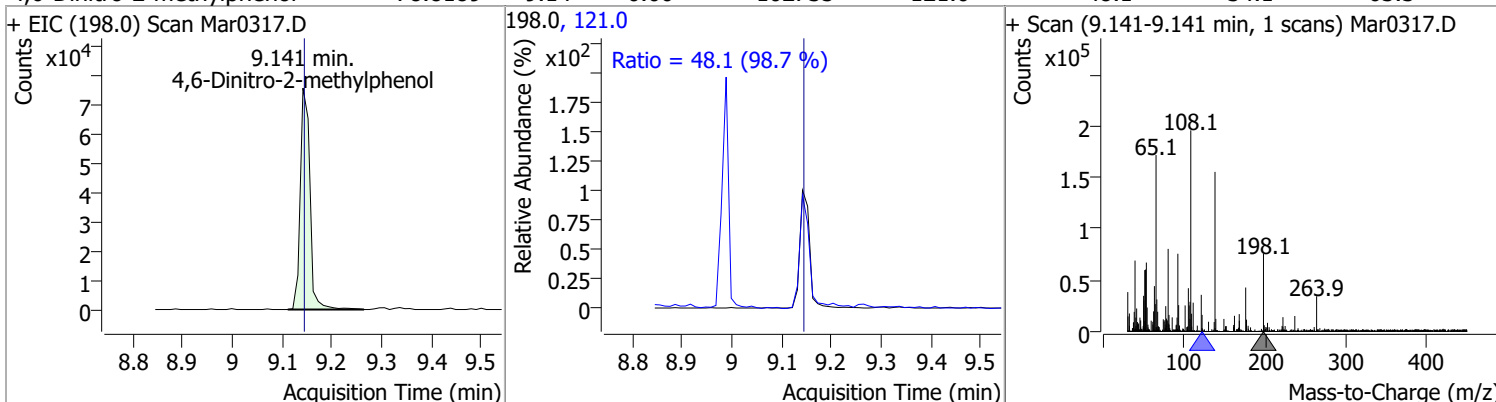


Quantitation Results Report (QT Reviewed)

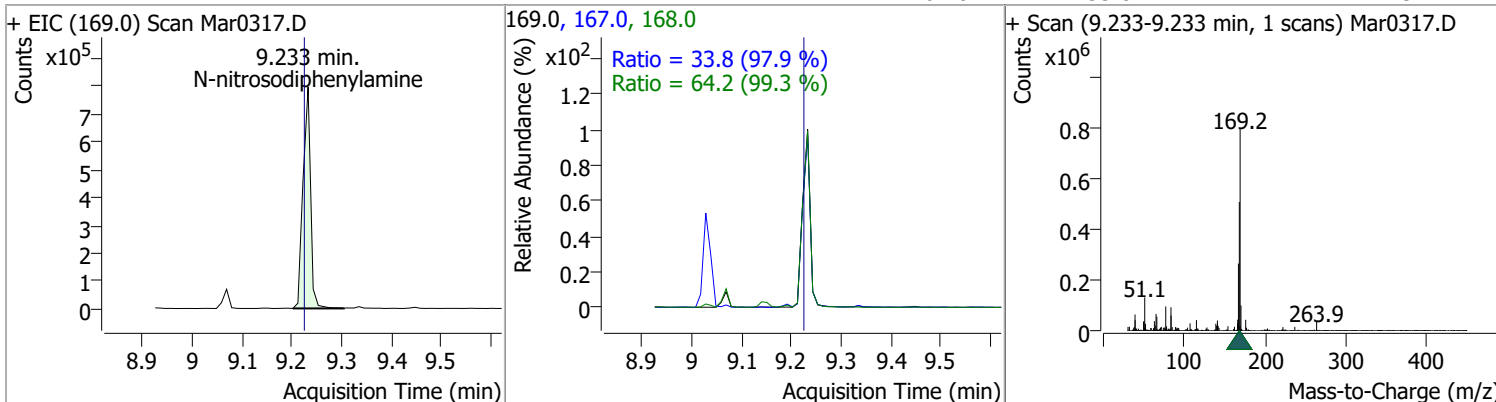
Compound	Conc.	RT	Dev(Min)	Resp.	QIon	QRatio	Lower	Upper
4-Nitroaniline	81.1241	9.14	0.02	174666	65.0	111.1	76.4	142.0
					92.0	49.7	33.1	61.4



Compound	Conc.	RT	Dev(Min)	Resp.	QIon	QRatio	Lower	Upper
4,6-Dinitro-2-methylphenol	78.8189	9.14	0.00	102735	121.0	48.1	34.1	63.3

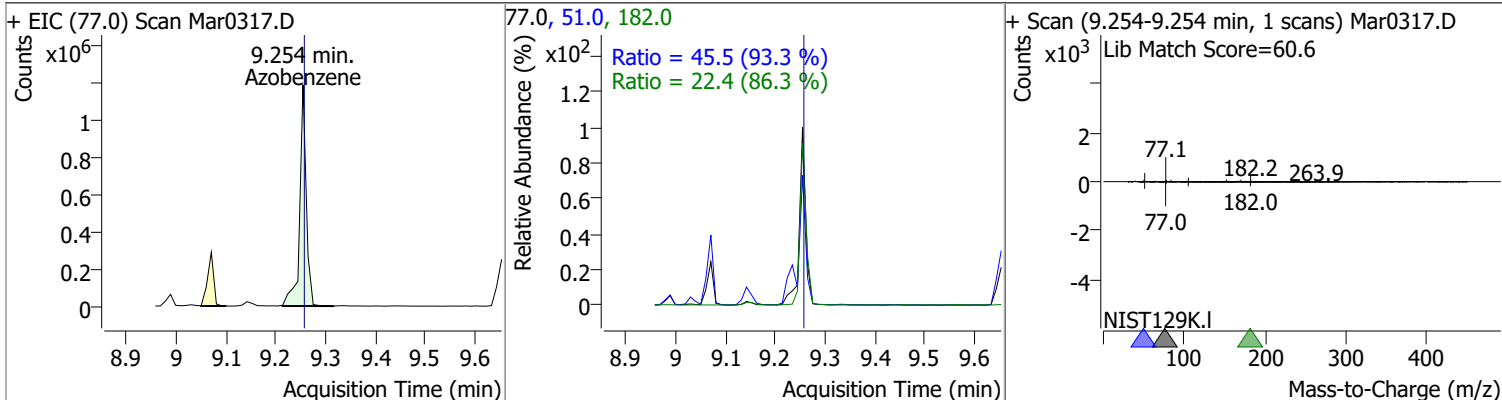


Compound	Conc.	RT	Dev(Min)	Resp.	QIon	QRatio	Lower	Upper
N-nitrosodiphenylamine	82.8238	9.23	0.01	837957	168.0	64.2	45.2	84.0
					167.0	33.8	24.2	44.9

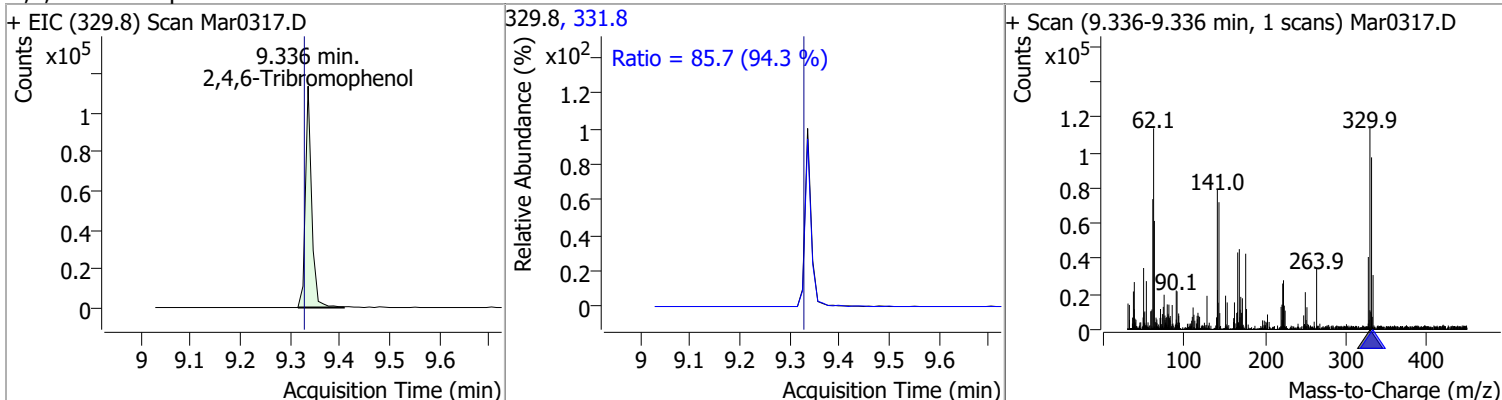


Quantitation Results Report (QT Reviewed)

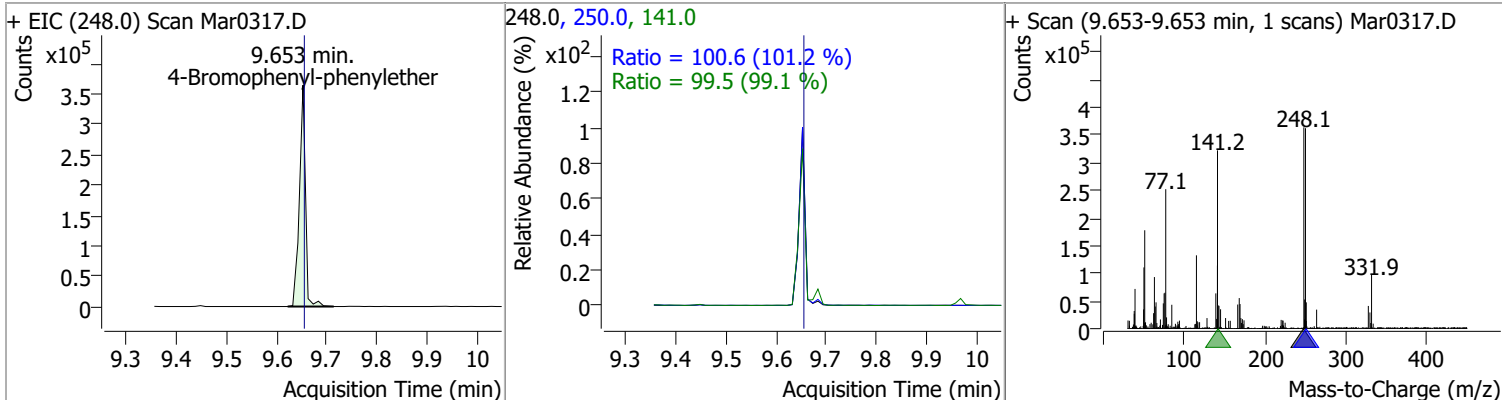
Compound	Conc.	RT	Dev(Min)	Resp.	QIon	QRatio	Lower	Upper
Azobenzene	80.5105	9.25	0.00	1077869	51.0	45.5	34.2	63.5
					182.0	22.4	18.2	33.8



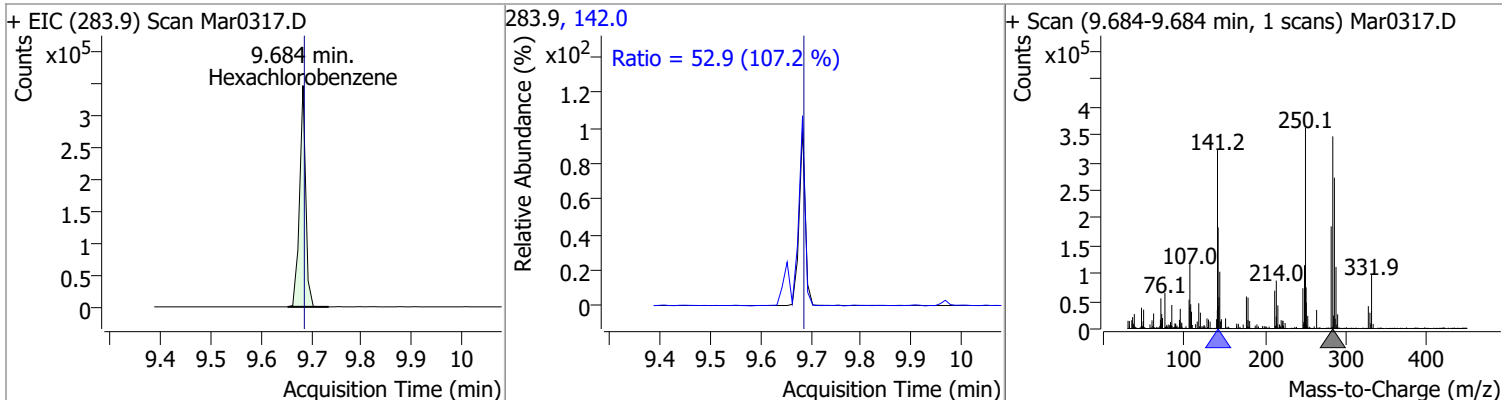
Compound	Conc.	RT	Dev(Min)	Resp.	QIon	QRatio	Lower	Upper
2,4,6-Tribromophenol	80.4595	9.34	0.01	99156	331.8	85.7	63.6	118.2



Compound	Conc.	RT	Dev(Min)	Resp.	QIon	QRatio	Lower	Upper
4-Bromophenyl-phenylether	79.9998	9.65	0.00	305732	141.0	99.5	70.3	130.5
					250.0	100.6	69.6	129.3

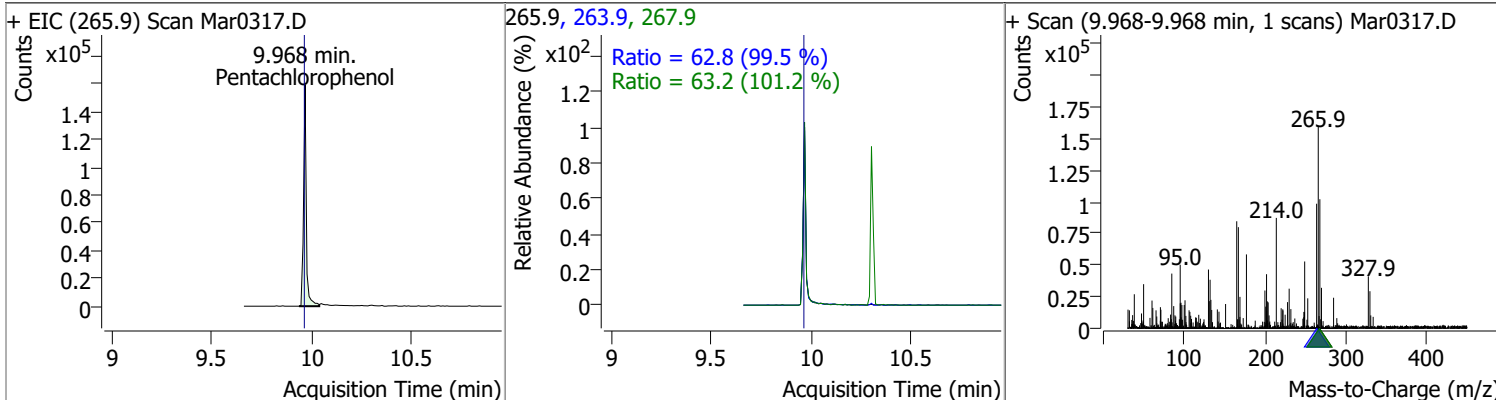


Compound	Conc.	RT	Dev(Min)	Resp.	QIon	QRatio	Lower	Upper
Hexachlorobenzene	75.8446	9.68	0.00	295384	142.0	52.9	34.5	64.1

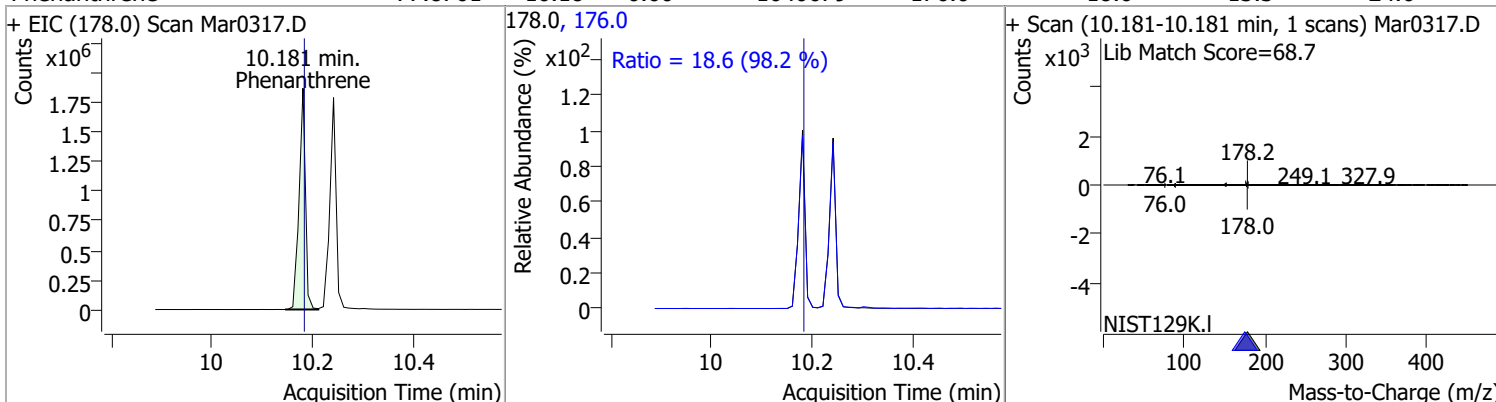


Quantitation Results Report (QT Reviewed)

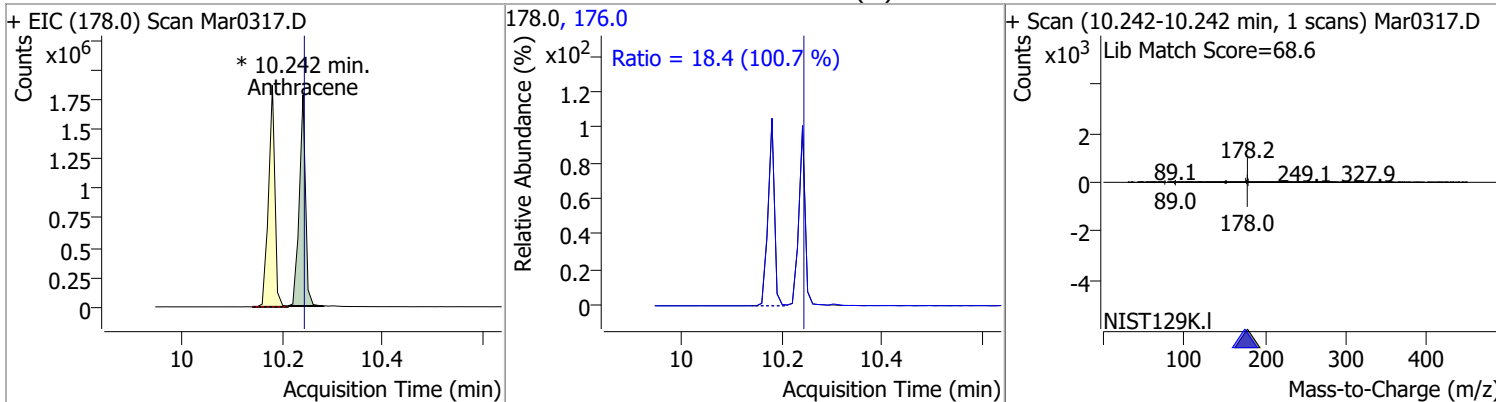
Compound	Conc.	RT	Dev(Min)	Resp.	QIon	QRatio	Lower	Upper
Pentachlorophenol	82.5645	9.97	0.01	150154	263.9	62.8	44.2	82.0
					267.9	63.2	43.7	81.1



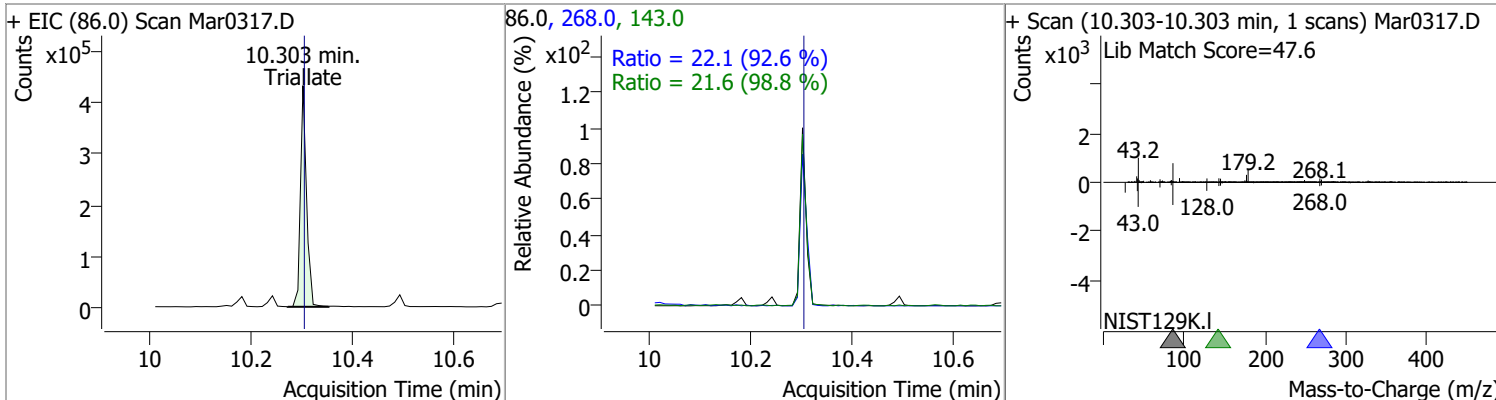
Compound	Conc.	RT	Dev(Min)	Resp.	QIon	QRatio	Lower	Upper
Phenanthrene	77.8761	10.18	0.00	1640679	176.0	18.6	13.3	24.6



Compound	Conc.	RT	Dev(Min)	Resp.	QIon	QRatio	Lower	Upper
Anthracene	77.4483	10.24	0.00	1536508 (m)	176.0	18.4	12.8	23.7

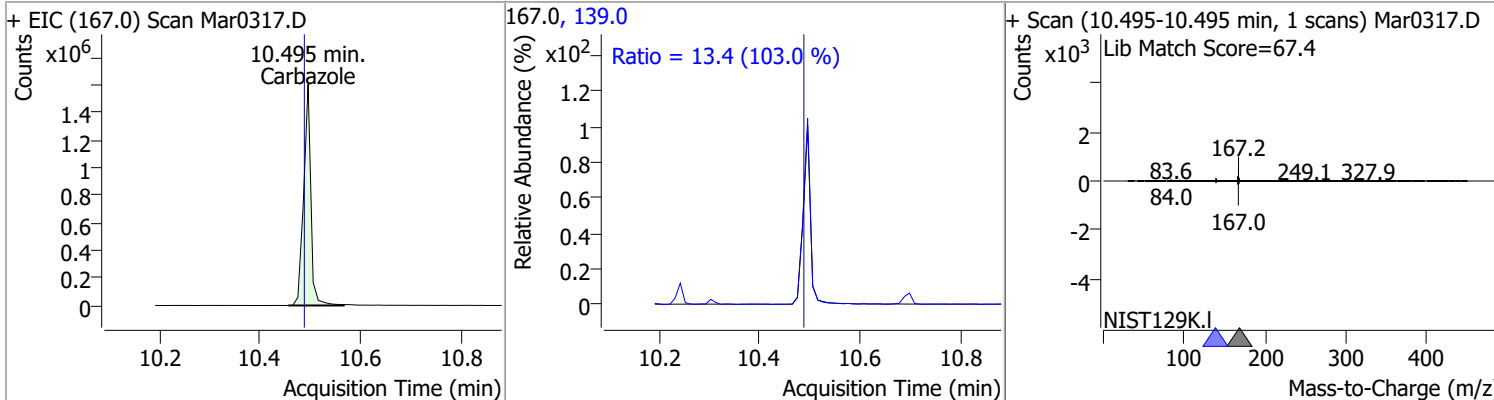


Compound	Conc.	RT	Dev(Min)	Resp.	QIon	QRatio	Lower	Upper
Triallate	77.8497	10.30	0.00	366815	268.0	22.1	16.7	31.0
					143.0	21.6	15.3	28.4

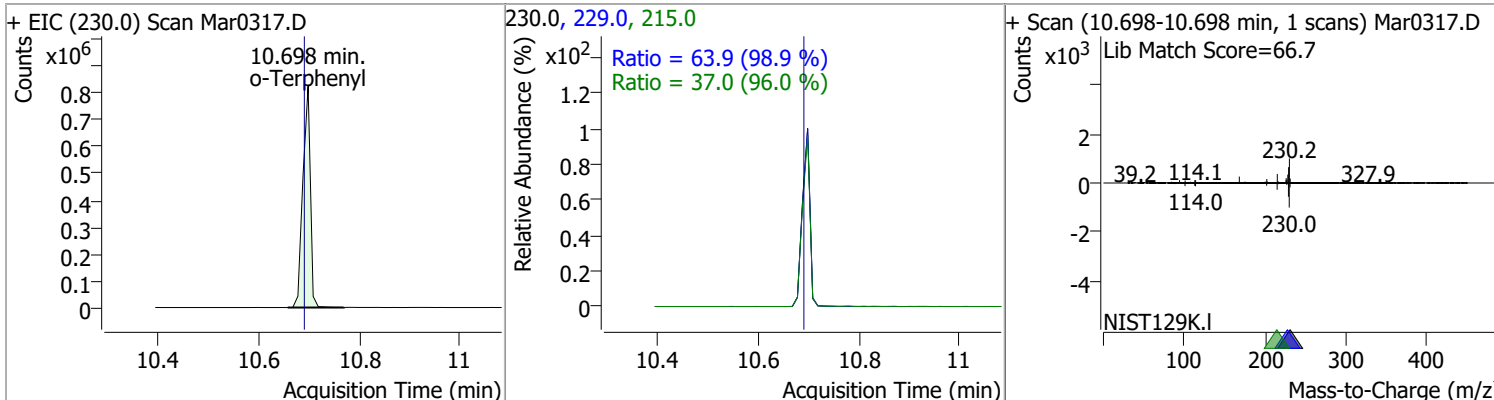


Quantitation Results Report (QT Reviewed)

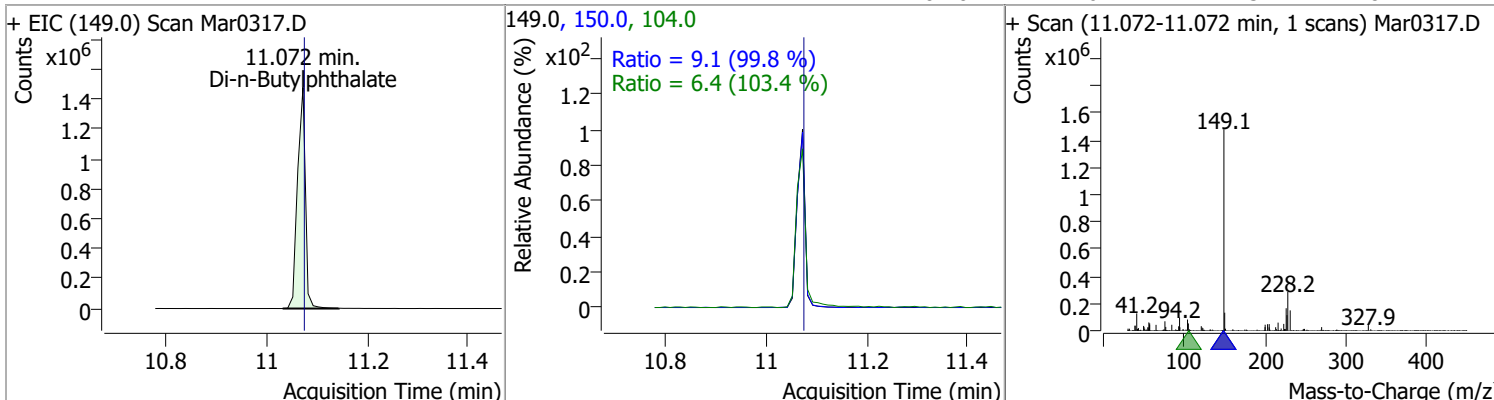
Compound	Conc.	RT	Dev(Min)	Resp.	QIon	QRatio	Lower	Upper
Carbazole	79.4823	10.50	0.01	1599764	139.0	13.4	9.1	16.9



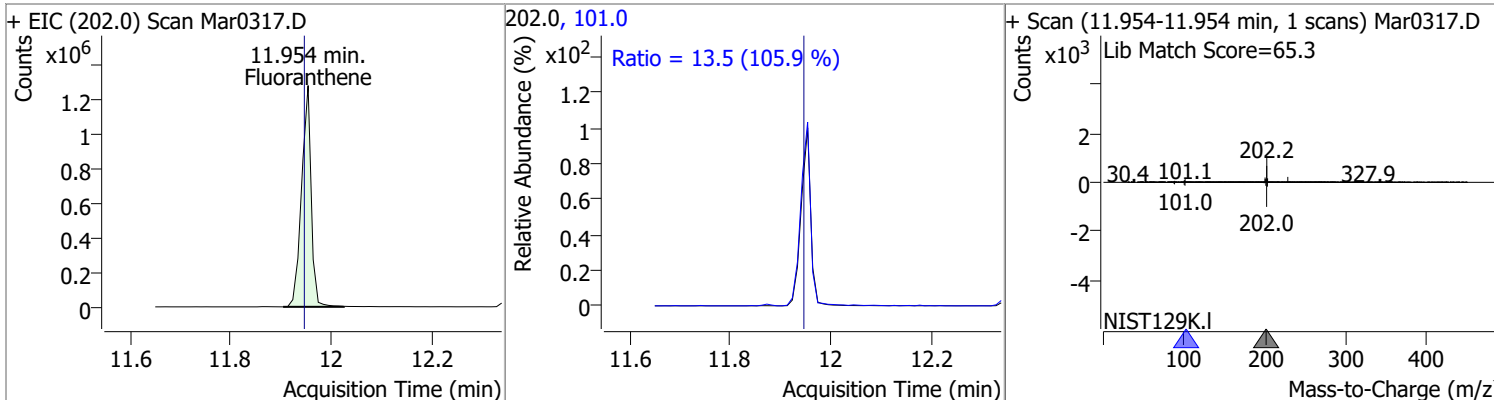
o-Terphenyl	76.7511	10.70	0.01	857319	229.0 215.0	63.9 37.0	45.3 27.0	84.0 50.1
-------------	---------	-------	------	--------	----------------	--------------	--------------	--------------



Di-n-Butylphthalate	83.7384	11.07	0.00	1603374	150.0 104.0	9.1 6.4	6.4 4.3	11.8 8.1
---------------------	---------	-------	------	---------	----------------	------------	------------	-------------

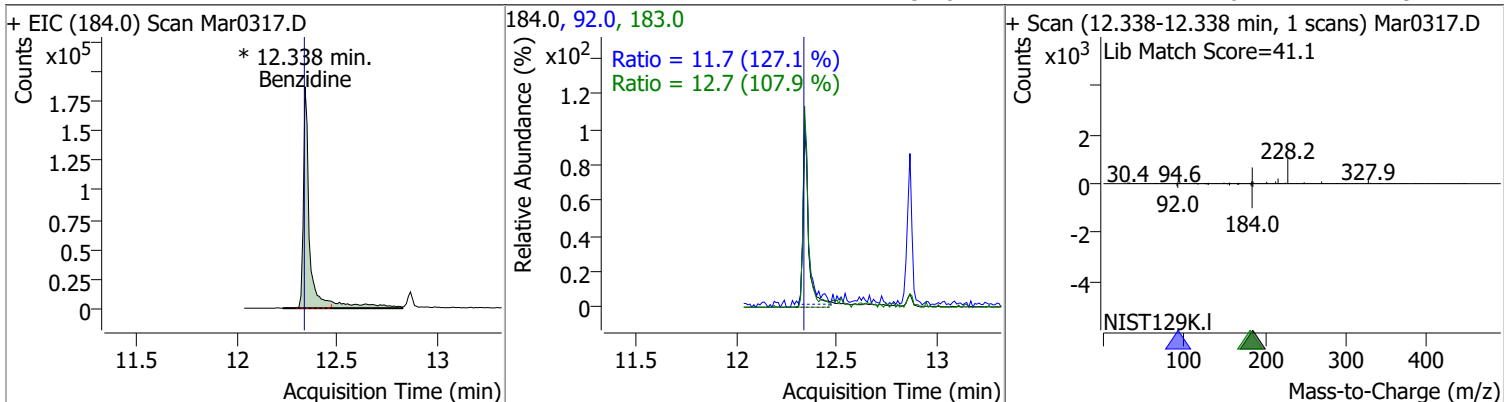


Fluoranthene	80.7633	11.95	0.01	1701665	101.0	13.5	8.9	16.6
--------------	---------	-------	------	---------	-------	------	-----	------

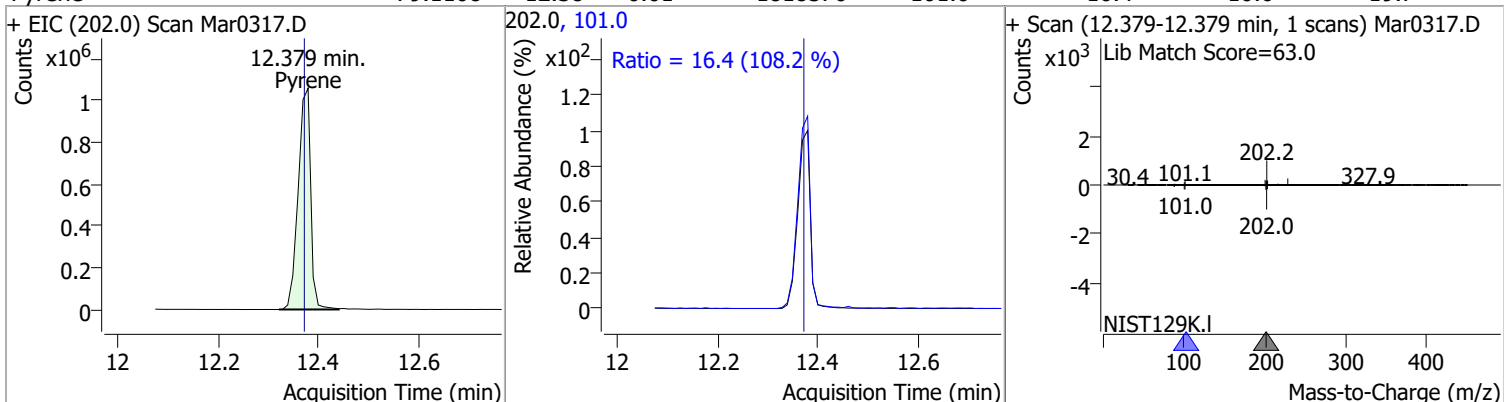


Quantitation Results Report (QT Reviewed)

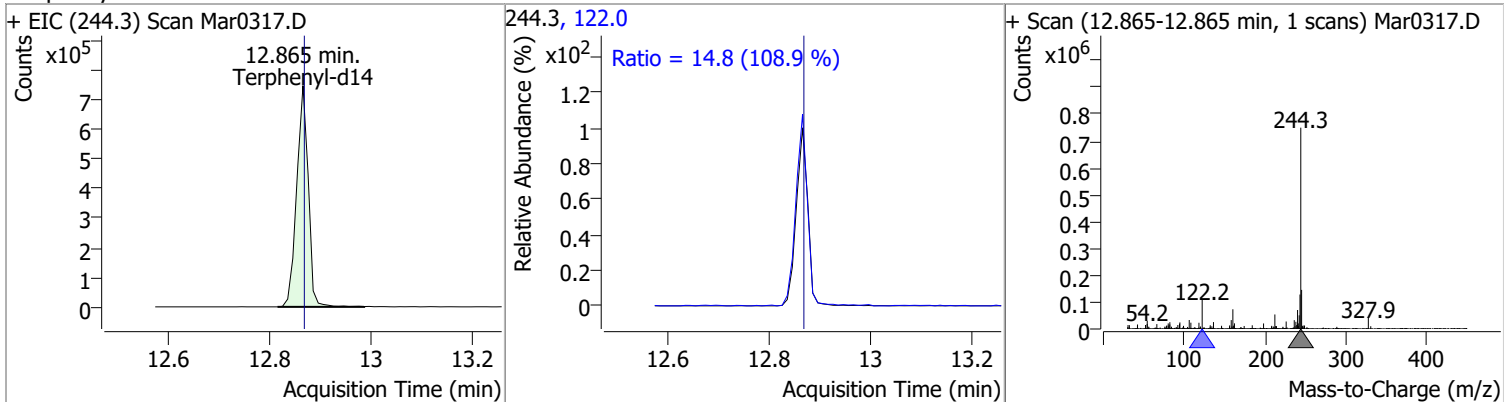
Compound	Conc.	RT	Dev(Min)	Resp.	QIon	QRatio	Lower	Upper
Benzidine	57.0576	12.34	0.01	434388 (m)	183.0	12.7	8.2	15.3
					92.0	11.7	6.4	11.9



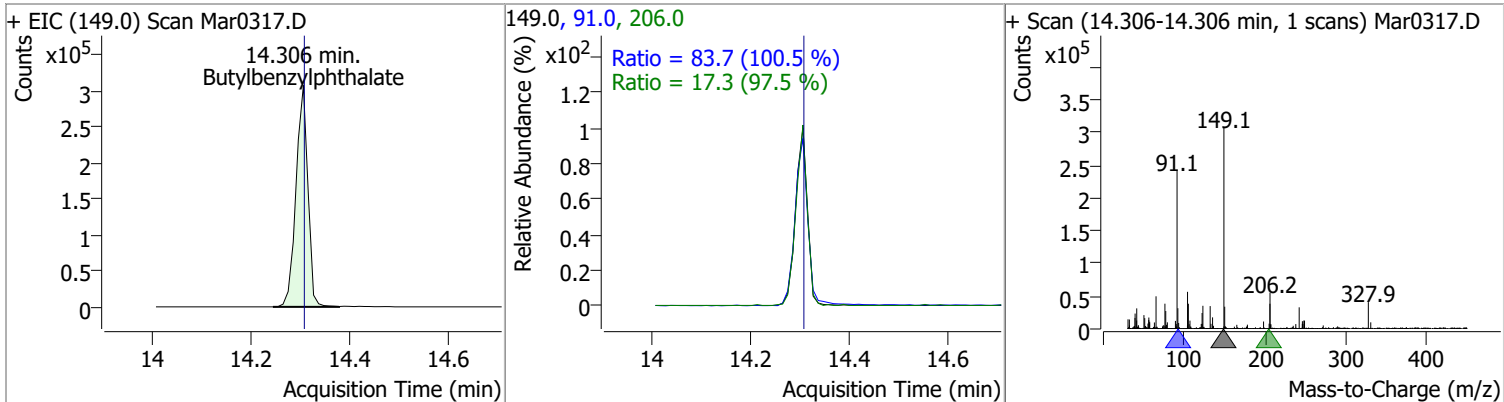
Compound	Conc.	RT	Dev(Min)	Resp.	QIon	QRatio	Lower	Upper
Pyrene	79.1108	12.38	0.01	1818570	101.0	16.4	10.6	19.7



Compound	Conc.	RT	Dev(Min)	Resp.	QIon	QRatio	Lower	Upper
Terphenyl-d14	77.3191	12.87	0.00	1195899	122.0	14.8	9.5	17.6

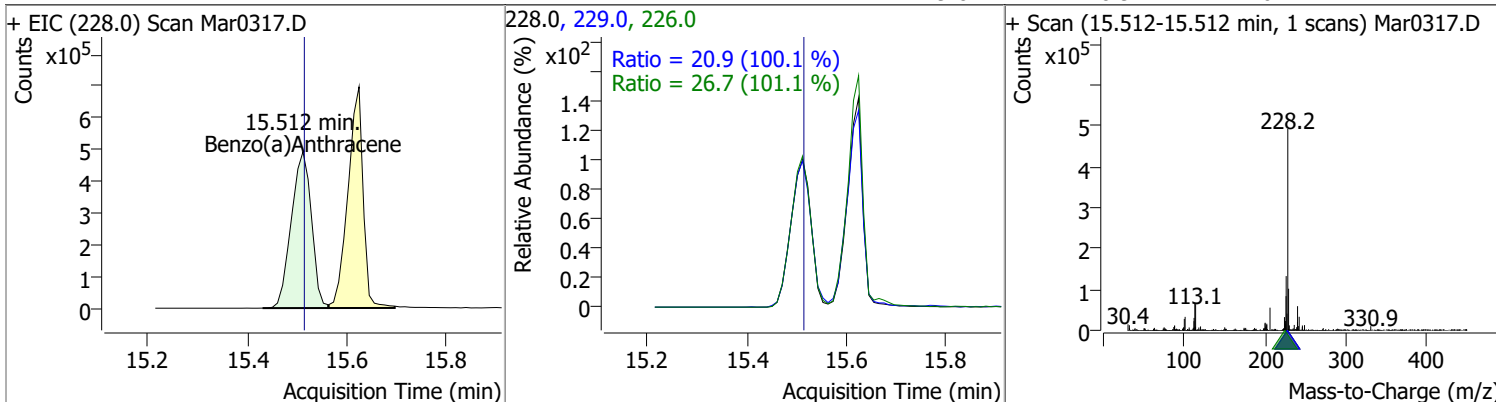


Compound	Conc.	RT	Dev(Min)	Resp.	QIon	QRatio	Lower	Upper
Butylbenzylphthalate	77.7278	14.31	0.01	511082	91.0	83.7	58.3	108.4
					206.0	17.3	12.4	23.1

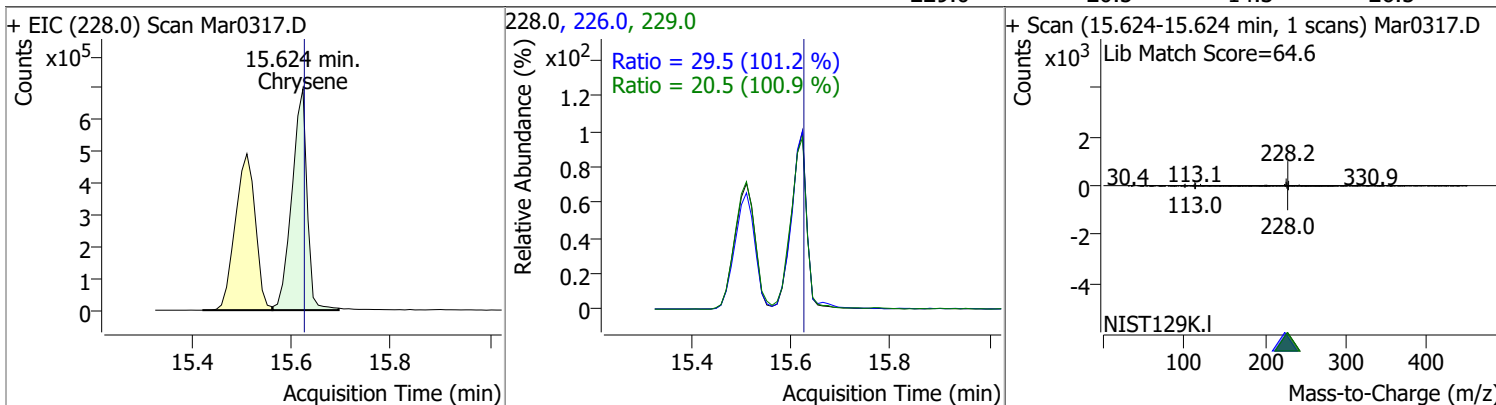


Quantitation Results Report (QT Reviewed)

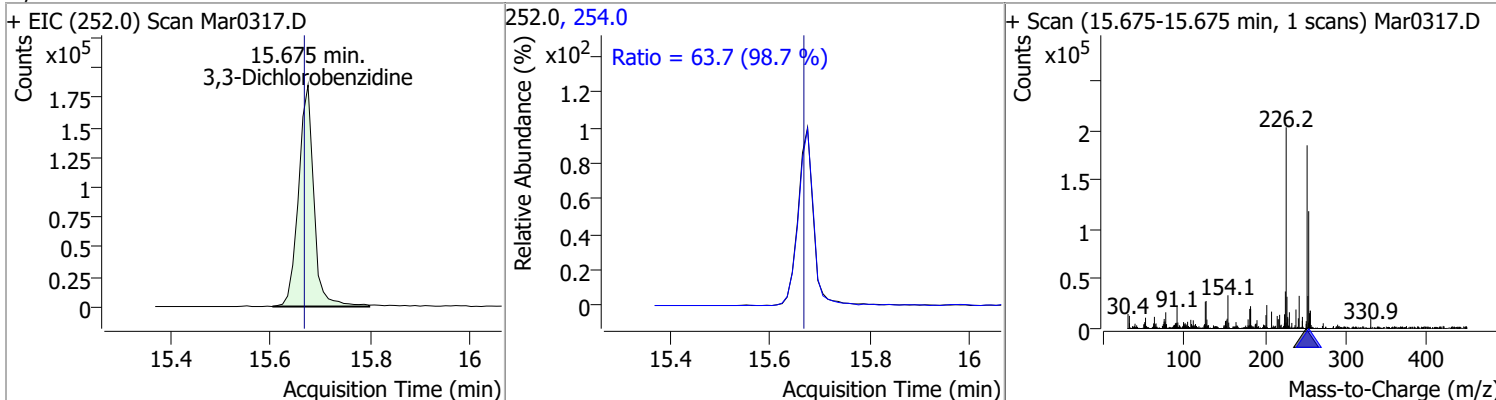
Compound	Conc.	RT	Dev(Min)	Resp.	QIon	QRatio	Lower	Upper
Benzo(a)Anthracene	78.5792	15.51	0.01	1375927	226.0	26.7	18.5	34.3
					229.0	20.9	14.6	27.2



Compound	Conc.	RT	Dev(Min)	Resp.	QIon	QRatio	Lower	Upper
Chrysene	75.0428	15.62	0.01	1474207	226.0	29.5	20.4	37.9
					229.0	20.5	14.3	26.5

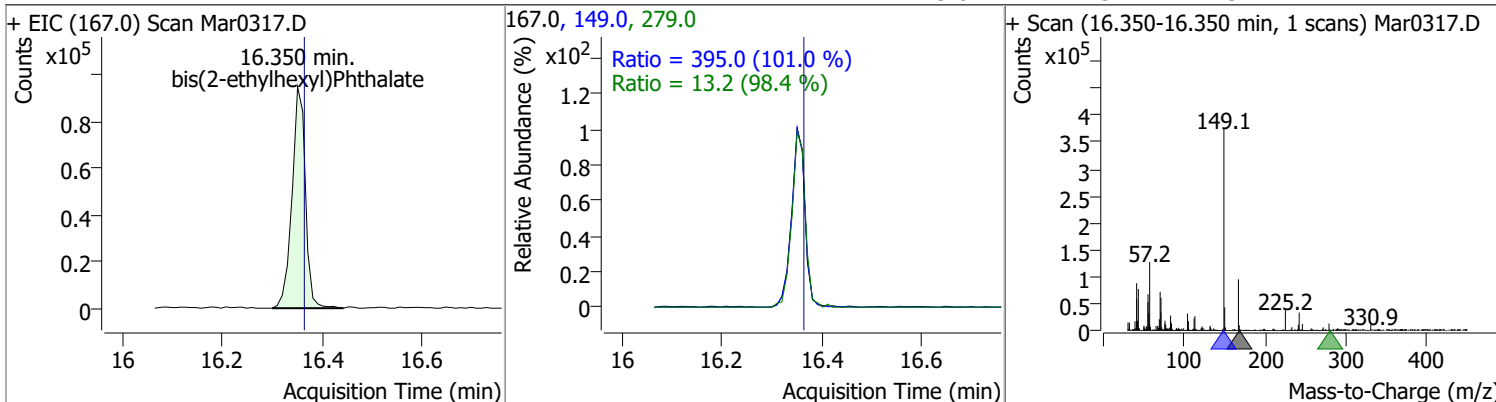


Compound	Conc.	RT	Dev(Min)	Resp.	QIon	QRatio	Lower	Upper
3,3-Dichlorobenzidine	65.4995	15.68	0.02	395904	254.0	63.7	45.2	83.9

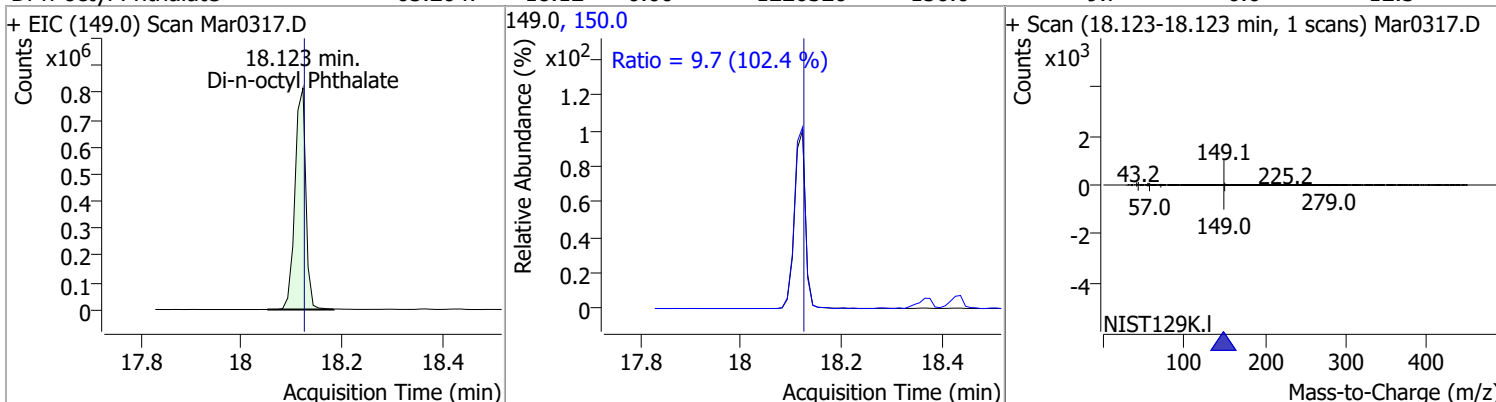


Quantitation Results Report (QT Reviewed)

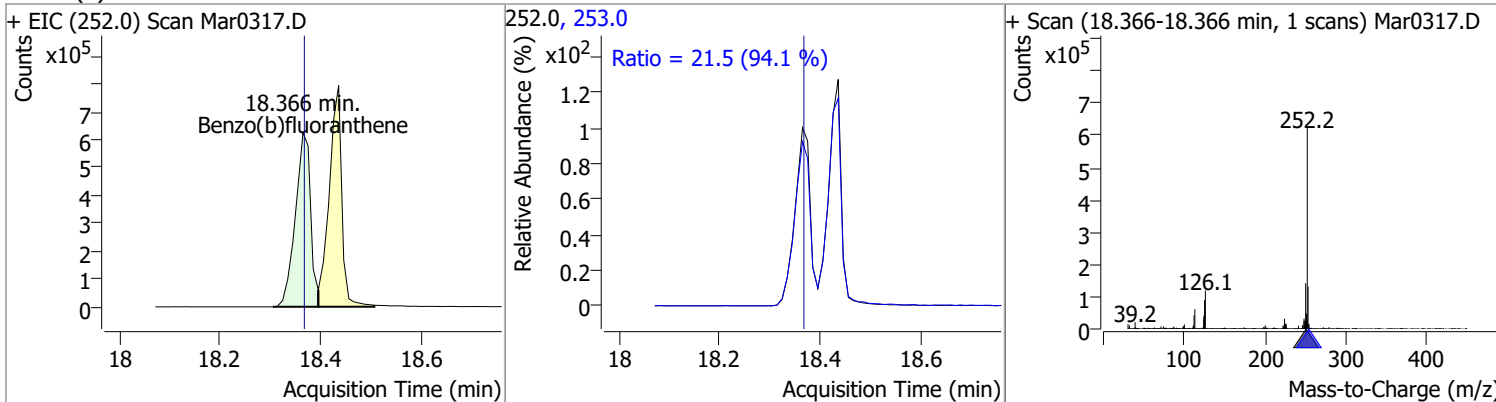
Compound	Conc.	RT	Dev(Min)	Resp.	QIon	QRatio	Lower	Upper
bis(2-ethylhexyl)Phthalate	78.0964	16.35	0.00	176772	149.0	395.0	273.7	508.3
					279.0	13.2	9.4	17.4



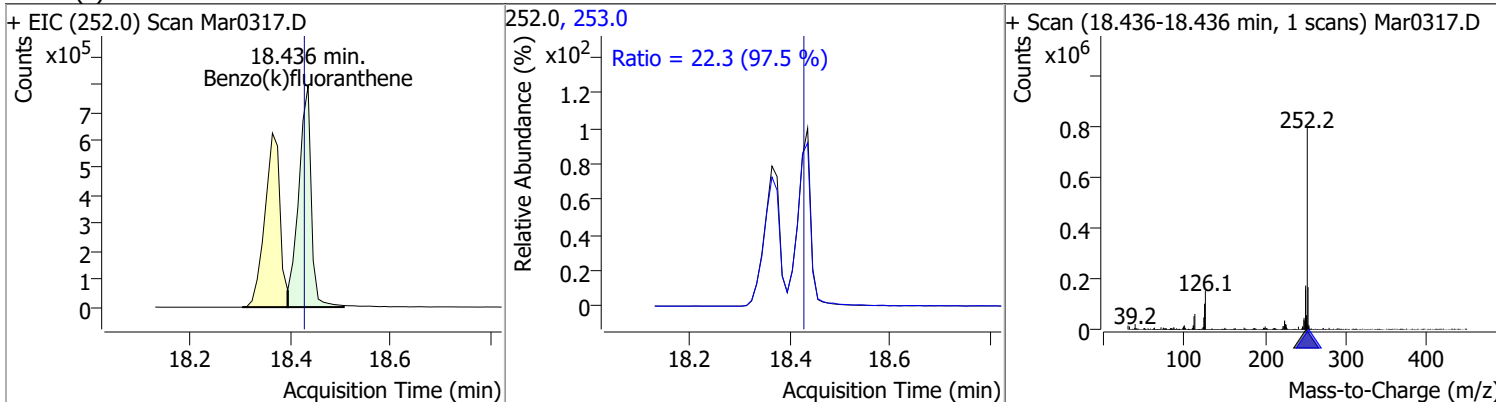
Compound	Conc.	RT	Dev(Min)	Resp.	QIon	QRatio	Lower	Upper
Di-n-octyl Phthalate	65.2047	18.12	0.00	1226320	150.0	9.7	6.6	12.3



Compound	Conc.	RT	Dev(Min)	Resp.	QIon	QRatio	Lower	Upper
Benzo(b)fluoranthene	59.7767	18.37	0.00	1305807	253.0	21.5	16.0	29.7

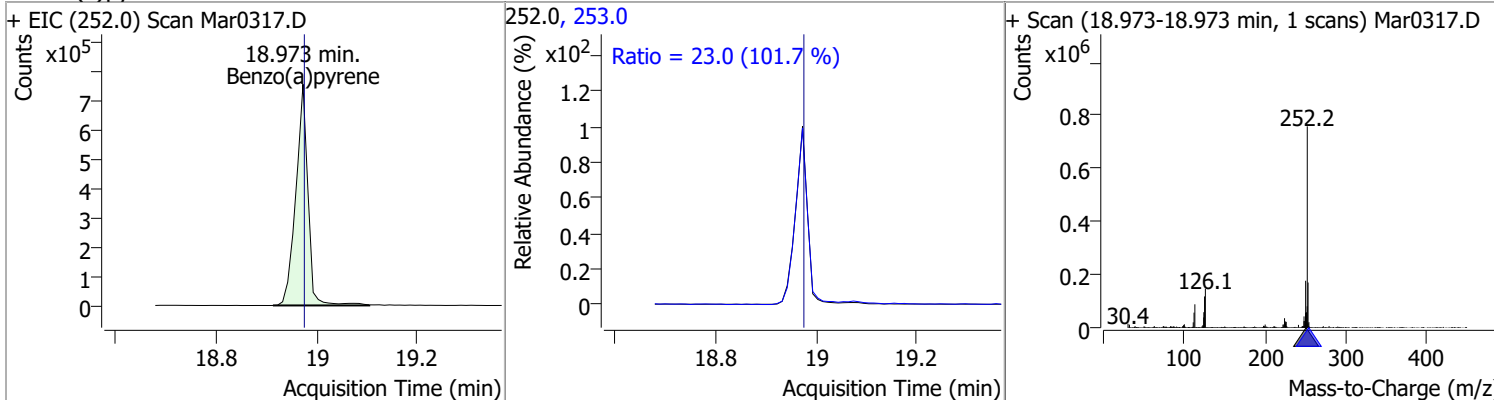


Compound	Conc.	RT	Dev(Min)	Resp.	QIon	QRatio	Lower	Upper
Benzo(k)fluoranthene	60.2291	18.44	0.01	1373766	253.0	22.3	16.0	29.7

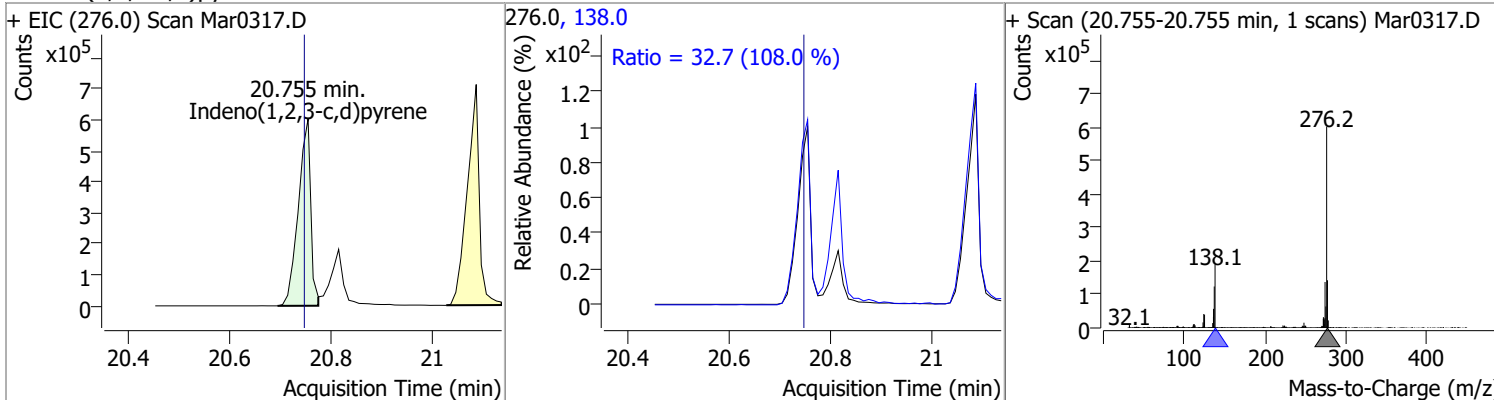


Quantitation Results Report (QT Reviewed)

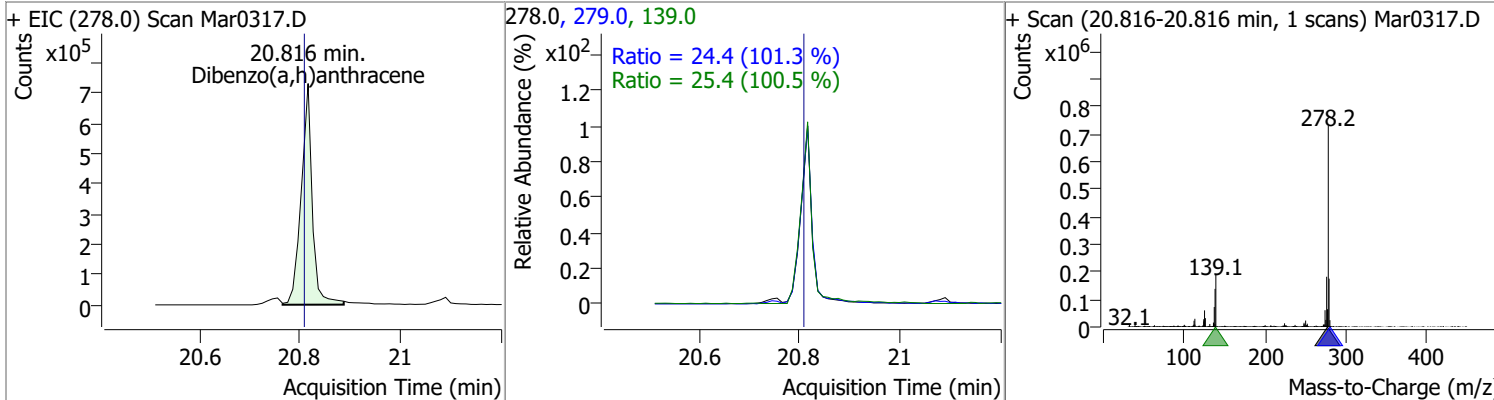
Compound	Conc.	RT	Dev(Min)	Resp.	QIon	QRatio	Lower	Upper
Benzo(a)pyrene	61.9812	18.97	0.00	1271863	253.0	23.0	15.8	29.4



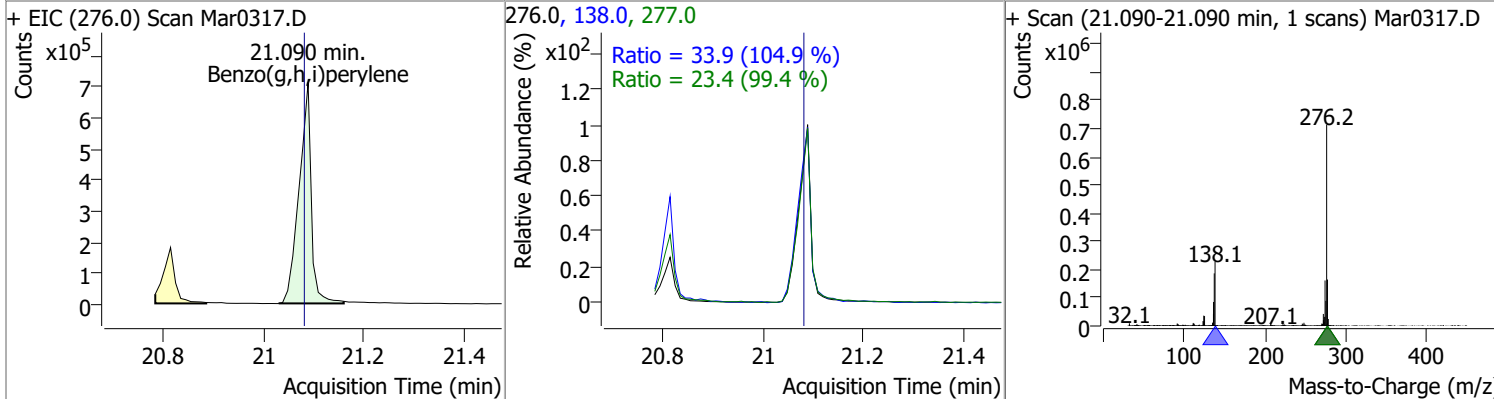
Compound	Conc.	RT	Dev(Min)	Resp.	QIon	QRatio	Lower	Upper
Indeno(1,2,3-c,d)pyrene	59.4067	20.76	0.01	1024093	138.0	32.7	21.2	39.3



Compound	Conc.	RT	Dev(Min)	Resp.	QIon	QRatio	Lower	Upper
Dibenzo(a,h)anthracene	59.5681	20.82	0.01	1114883	139.0	25.4	17.7	32.9
					279.0	24.4	16.8	31.3



Compound	Conc.	RT	Dev(Min)	Resp.	QIon	QRatio	Lower	Upper
Benzo(g,h,i)perylene	60.3080	21.09	0.01	1198408	138.0	33.9	22.6	42.1
					277.0	23.4	16.5	30.6



Audit Trail report

Batch name and path: D:\Org\Data\SV5973N.I\sd030322\DoD BNA 1\QuantResults\030322 DoD BNA.batch.bin
Quant batch version: 10.0
Quant reporting version: 10.0

Name	User	Time	Action	Reason	Comment	Succeed	Exception
CmdNewBatchTable	BL2000\sean	3/4/2022 7:51:27 AM	Create new batch \\MASSHUNTER\Org\Data\SV5973N.I\sd030322\DoD BNA 1\030322 DoD BNA.batch.bin			✓	
CmdImportSamplesFromWorklist	BL2000\sean	3/4/2022 7:54:16 AM	Add samples from worklist: \\MASSHUNTER\Org\Data\SV5973N.I\sd030322\DoD BNA 1\Mar0317.D, \\MASSHUNTER\Org\Data\SV5973N.I\sd030322\DoD BNA 1\Mar0316.D, \\MASSHUNTER\Org\Data\SV5973N.I\sd030322\DoD BNA 1\Mar0315.D, \\MASSHUNTER\Org\Data\SV5973N.I\sd030322\DoD BNA 1\Mar0314.D, \\MASSHUNTER\Org\Data\SV5973N.I\sd030322\DoD BNA 1\Mar0313.D, \\MASSHUNTER\Org\Data\SV5973N.I\sd030322\DoD BNA 1\Mar0312.D, \\MASSHUNTER\Org\Data\SV5973N.I\sd030322\DoD BNA 1\Mar0311.D, \\MASSHUNTER\Org\Data\SV5973N.I\sd030322\DoD BNA 1\Mar0310.D, \\MASSHUNTER\Org\Data\SV5973N.I\sd030322\DoD BNA 1\Mar0309.D, \\MASSHUNTER\Org\Data\SV5973N.I\sd030322\DoD BNA 1\Mar0308.D, \\MASSHUNTER\Org\Data\SV5973N.I\sd030322\DoD BNA 1\Mar0307.D, \\MASSHUNTER\Org\Data\SV5973N.I\sd030322\DoD BNA 1\Mar0306.D, \\MASSHUNTER\Org\Data\SV5973N.I\sd030322\DoD BNA 1\Mar0305.D, \\MASSHUNTER\Org\Data\SV5973N.I\sd030322\DoD BNA 1\Mar0304.D, \\MASSHUNTER\Org\Data\SV5973N.I\sd030322\DoD BNA 1\Mar0303.D, \\MASSHUNTER\Org\Data\SV5973N.I\sd030322\DoD BNA 1\Mar0302.D, \\MASSHUNTER\Org\Data\SV5973N.I\sd030322\DoD BNA 1\Mar0301.D			✓	
CmdSetSampleAttribute	BL2000\sean	3/4/2022 7:57:30 AM	Set SampleType = TuneCheck for sample Mar0301.D; previous value = Sample			✓	
CmdOpenAndApplyMethodFromBatch	BL2000\sean	3/4/2022 7:58:41 AM	Open and apply method from batch: \\MASSHUNTER\Org\Data\SV5973N.I\sd030122\App2B cal 3\030122 App2B cal.batch.bin			✓	
CmdSetSampleAttribute	BL2000\sean	3/4/2022 8:21:02 AM	Set SampleType = CC for sample Mar0302.D; previous value = Sample			✓	
CmdSetSampleAttribute	BL2000\sean	3/4/2022 8:21:08 AM	Set LevelName = CCV for sample Mar0302.D; previous value =			✓	

Audit Trail report

Name	User	Time	Action	Reason	Comment	Succeed	Exception
CmdSetSampleAttribute	BL2000\sean	3/4/2022 8:21:48 AM	Set SampleName = LCS-164073 for sample Mar0303.D; previous value = 03-Mar-22_ISTBLK_3			✓	
CmdSetSampleAttribute	BL2000\sean	3/4/2022 8:21:55 AM	Set SampleName = MBLK-164073 for sample Mar0303.D; previous value = LCS-164073			✓	
CmdSetSampleAttribute	BL2000\sean	3/4/2022 8:22:01 AM	Set SampleType = Blank for sample Mar0303.D; previous value = Sample			✓	
CmdSetSampleAttribute	BL2000\sean	3/4/2022 8:22:07 AM	Set SampleType = Matrix for sample Mar0304.D; previous value = Sample			✓	
CmdSetSampleAttribute	BL2000\sean	3/4/2022 8:22:14 AM	Set SampleType = MatrixDup for sample Mar0305.D; previous value = Sample			✓	
CmdSetSampleAttribute	BL2000\sean	3/4/2022 8:22:21 AM	Set SampleType = Matrix for sample Mar0309.D; previous value = Sample			✓	
CmdSetSampleAttribute	BL2000\sean	3/4/2022 8:22:32 AM	Set SampleType = Matrix for sample Mar0311.D; previous value = Sample			✓	
CmdSetSampleAttribute	BL2000\sean	3/4/2022 8:22:38 AM	Set Comment = SVOC-8270-W-LARGO for sample Mar0310.D; previous value = SVOC-625.1-W			✓	
CmdSetSampleAttribute	BL2000\sean	3/4/2022 8:22:40 AM	Set Comment = SVOC-8270-W-LARGO for sample Mar0311.D; previous value = SVOC-625.1-W			✓	
CmdSetSampleAttribute	BL2000\sean	3/4/2022 8:22:45 AM	Set SampleInformation = MatrixA for sample Mar0311.D; previous value =			✓	
CmdSetSampleAttribute	BL2000\sean	3/4/2022 8:22:50 AM	Set SampleInformation = MatrixA for sample Mar0309.D; previous value =			✓	
CmdSetSampleAttribute	BL2000\sean	3/4/2022 8:22:55 AM	Set SampleInformation = MatrixA for sample Mar0304.D; previous value =			✓	
CmdSetSampleAttribute	BL2000\sean	3/4/2022 8:22:57 AM	Set SampleInformation = MatrixA for sample Mar0305.D; previous value =			✓	
CmdSetSampleAttribute	BL2000\sean	3/4/2022 8:23:00 AM	Set MatrixSpikeGroup = MBLK-164073 for sample Mar0303.D; previous value =			✓	
CmdSetSampleAttribute	BL2000\sean	3/4/2022 8:23:01 AM	Set MatrixSpikeGroup = MBLK-164073 for sample Mar0304.D; previous value =			✓	
CmdSetSampleAttribute	BL2000\sean	3/4/2022 8:23:02 AM	Set MatrixSpikeGroup = MBLK-164073 for sample Mar0305.D; previous value =			✓	
CmdSetSampleAttribute	BL2000\sean	3/4/2022 8:23:08 AM	Set MatrixSpikeGroup = B22021627-011C for sample Mar0308.D; previous value =			✓	
CmdSetSampleAttribute	BL2000\sean	3/4/2022 8:23:09 AM	Set MatrixSpikeGroup = B22021627-011C for sample Mar0309.D; previous value =			✓	
CmdSetSampleAttribute	BL2000\sean	3/4/2022 8:23:12 AM	Set MatrixSpikeGroup = B22021684-001C for sample Mar0310.D; previous value =			✓	

Audit Trail report

Name	User	Time	Action	Reason	Comment	Succeed	Exception
CmdSetSampleAttribute	BL2000\sean	3/4/2022 8:23:13 AM	Set MatrixSpikeGroup = B22021684-001C for sample Mar0311.D; previous value =			✓	
CmdSetSampleAttribute	BL2000\sean	3/4/2022 8:23:25 AM	Set SampleType = CC for sample Mar0317.D; previous value = Sample			✓	
CmdSetSampleAttribute	BL2000\sean	3/4/2022 8:23:34 AM	Set LevelName = CCV for sample Mar0317.D; previous value =			✓	
CmdQuantitate	BL2000\sean	3/4/2022 8:25:31 AM	Quantitate all compounds in all samples			✓	
CmdManuallyIntegrateApplyTargetRtToQualifier	BL2000\sean	3/4/2022 8:38:53 AM	Apply target integration range 4.429-4.521 to qualifier 65.0 for compound Aniline in sample Mar0302.D, new integration is from x, y = 4.429, 1565 to 4.521, 2418 and new response = 187720; previously no peak.			✓	
CmdManuallyIntegrateDropBaseline	BL2000\sean	3/4/2022 8:38:54 AM	Drop baseline for qualifier 65.0 of compound Aniline in sample Mar0302.D to y = 1565, new integration is from x, y = 4.429, 1565 to 4.521, 1565 and new response = 190072; previous integration is from x, y = 4.429, 1565 to 4.521, 2418 and previous response = 187720.			✓	
CmdManuallyIntegrateSplit	BL2000\sean	3/4/2022 8:39:01 AM	Split peak for compound bis(-2-Chloroethyl)Ether in sample Mar0302.D and keep left peak, new integration is from x, y = 4.511, 762.439946812278 to 4.583, 789.364189074663 and new response = 499059, previous integration is from x, y = 4.511, 762 to 4.664, 820 and previous response = 670746.			✓	
CmdSetTargetCompoundAttribute	BL2000\sean	3/4/2022 8:39:02 AM	Set UserAnnotation = CO for compound bis(-2-Chloroethyl)Ether in sample Mar0302.D; previous value =			✓	
CmdManuallyIntegrateSplit	BL2000\sean	3/4/2022 8:39:03 AM	Split peak for compound bis(-2-Chloroethyl)Ether in sample Mar0302.D and keep right peak, new integration is from x, y = 4.511, 762.439946812278 to 4.583, 789.364189074663 and new response = 499059, previous integration is from x, y = 4.511, 762 to 4.583, 789 and previous response = 499059.			✓	
CmdManuallyIntegrateSplit	BL2000\sean	3/4/2022 8:39:06 AM	Split qualifier 64.0 of compound bis(-2-Chloroethyl)Ether in sample Mar0302.D and keep right peak, new integration is from x, y = 4.521, 254.579425189617 to 4.583, 284.637317141247 and new response = 53255, previous integration is from x, y = 4.409, 199 to 4.583, 285 and previous response = 81741.			✓	
CmdUpdateQualifierRatios	BL2000\sean	3/4/2022 8:41:47 AM	Update qualifier ratios for compound bis(-2-Chloroethyl)Ether;			✓	

Audit Trail report

Name	User	Time	Action	Reason	Comment	Succeed	Exception
CmdQuantitate	BL2000\sean	3/4/2022 8:43:58 AM	Quantitate all compounds in all samples			✓	
CmdSaveBatchTable	BL2000\sean	3/4/2022 8:48:55 AM	Save batch \\MASSHUNTER\Org\Data\SV5973N.I\sd030322\DoD BNA 1\QuantResults\030322 DoD BNA.batch.bin			✓	
CmdOpenBatchTable	BL2000\sean	3/4/2022 9:11:00 AM	Open batch \\MASSHUNTER\Org\Data\SV5973N.I\sd030322\DoD BNA 1\030322 DoD BNA.batch.bin			✓	
CmdManuallyIntegrateSplit	BL2000\sean	3/4/2022 9:11:58 AM	Split peak for compound 1,3-Dichlorobenzene in sample Mar0302.D and keep left peak, new integration is from x, y = 4.695, 0 to 4.797, 0 and new response = 807983, previous integration is from x, y = 4.695, 0 to 4.899, 0 and previous response = 1587653.			✓	
CmdManuallyIntegrateSplit	BL2000\sean	3/4/2022 9:12:22 AM	Split qualifier 148.0 of compound 1,3-Dichlorobenzene in sample Mar0302.D and keep left peak, new integration is from x, y = 4.705, 148.515172251547 to 4.787, 232.332470040673 and new response = 506135, previous integration is from x, y = 4.705, 149 to 4.899, 348 and previous response = 999371.			✓	
CmdManuallyIntegrateSplit	BL2000\sean	3/4/2022 9:12:23 AM	Split qualifier 111.0 of compound 1,3-Dichlorobenzene in sample Mar0302.D and keep left peak, new integration is from x, y = 4.706, 180.115375500682 to 4.777, 240.192524095275 and new response = 283404, previous integration is from x, y = 4.706, 180 to 4.889, 335 and previous response = 555241.			✓	
CmdManuallyIntegrateSplit	BL2000\sean	3/4/2022 9:13:10 AM	Split peak for compound 1,4-Dichlorobenzene in sample Mar0302.D and keep right peak, new integration is from x, y = 4.797, 280.637902971375 to 4.899, 394.763591440983 and new response = 777600, previous integration is from x, y = 4.701, 174 to 4.899, 395 and previous response = 1584213.			✓	
CmdSetTargetCompoundAttribute	BL2000\sean	3/4/2022 9:13:11 AM	Set UserAnnotation = CO for compound 1,4-Dichlorobenzene in sample Mar0302.D; previous value =			✓	

Audit Trail report

Name	User	Time	Action	Reason	Comment	Succeed	Exception
CmdManuallyIntegrateSplit	BL2000\sean	3/4/2022 9:13:14 AM	Split qualifier 148.0 of compound 1,4-Dichlorobenzene in sample Mar0302.D and keep right peak, new integration is from x, y = 4.787, 187.53022957656 to 4.899, 286.418752703006 and new response = 495225, previous integration is from x, y = 4.705, 116 to 4.899, 286 and previous response = 999899.			✓	
CmdManuallyIntegrateSplit	BL2000\sean	3/4/2022 9:13:17 AM	Split qualifier 111.0 of compound 1,4-Dichlorobenzene in sample Mar0302.D and keep right peak, new integration is from x, y = 4.777, 188.729955845259 to 4.889, 244.853645640464 and new response = 273071, previous integration is from x, y = 4.706, 153 to 4.889, 245 and previous response = 555870.			✓	
CmdManuallyIntegrateApplyTargetRtToQualifier	BL2000\sean	3/4/2022 9:13:38 AM	Apply target integration range 6.033-6.116 to qualifier 63.0 for compound bis(-2-Chloroethoxy)Methane in sample Mar0302.D, new integration is from x, y = 6.033, 1769 to 6.116, 2629 and new response = 356167; previous integration is from x, y = 5.973, 958 to 6.023, 1042 and previous response = 26122.			✓	
CmdManuallyIntegrateDropBaseline	BL2000\sean	3/4/2022 9:13:38 AM	Drop baseline for qualifier 63.0 of compound bis(-2-Chloroethoxy)Methane in sample Mar0302.D to y = 1769, new integration is from x, y = 6.033, 1769 to 6.116, 1769 and new response = 358287; previous integration is from x, y = 6.033, 1769 to 6.116, 2629 and previous response = 356167.			✓	
CmdManuallyIntegrateApplyTargetRtToQualifier	BL2000\sean	3/4/2022 9:13:48 AM	Apply target integration range 6.394-6.496 to qualifier 128.0 for compound 4-Chlorophenol in sample Mar0302.D, new integration is from x, y = 6.394, 4013 to 6.496, 9455 and new response = 452015; previously no peak.			✓	
CmdManuallyIntegrateDropBaseline	BL2000\sean	3/4/2022 9:13:49 AM	Drop baseline for qualifier 128.0 of compound 4-Chlorophenol in sample Mar0302.D to y = 4013, new integration is from x, y = 6.394, 4013 to 6.496, 4013 and new response = 468621; previous integration is from x, y = 6.394, 4013 to 6.496, 9455 and previous response = 452015.			✓	

Audit Trail report

Name	User	Time	Action	Reason	Comment	Succeed	Exception
CmdManuallyIntegrateSplit	BL2000\sean	3/4/2022 9:13:57 AM	Split peak for compound 2-Methylnaphthalene in sample Mar0302.D and keep left peak, new integration is from x, y = 7.061, 987.797971802132 to 7.214, 1294.34355273225 and new response = 823975, previous integration is from x, y = 7.061, 988 to 7.307, 1479 and previous response = 1603706.			✓	
CmdManuallyIntegrateSplit	BL2000\sean	3/4/2022 9:13:57 AM	Split peak for compound 2-Methylnaphthalene in sample Mar0302.D and keep right peak, new integration is from x, y = 7.101, 1068.04317888978 to 7.214, 1294.34355273225 and new response = 796584, previous integration is from x, y = 7.061, 988 to 7.214, 1294 and previous response = 823975.			✓	
CmdManuallyIntegrateSplit	BL2000\sean	3/4/2022 9:14:00 AM	Split qualifier 142.0 of compound 2-Methylnaphthalene in sample Mar0302.D and keep right peak, new integration is from x, y = 7.112, 1194.02374983925 to 7.153, 1332.23428351505 and new response = 941828, previous integration is from x, y = 7.050, 987 to 7.153, 1332 and previous response = 1233677.			✓	
CmdManuallyIntegrateApplyTargetRtToQualifier	BL2000\sean	3/4/2022 9:14:02 AM	Apply target integration range 7.101-7.214 to qualifier 115.0 for compound 2-Methylnaphthalene in sample Mar0302.D, new integration is from x, y = 7.101, 1203 to 7.214, 2006 and new response = 319237; previously no peak.			✓	
CmdManuallyIntegrateDropBaseline	BL2000\sean	3/4/2022 9:14:03 AM	Drop baseline for qualifier 115.0 of compound 2-Methylnaphthalene in sample Mar0302.D to y = 1203, new integration is from x, y = 7.101, 1203 to 7.214, 1203 and new response = 321958; previous integration is from x, y = 7.101, 1203 to 7.214, 2006 and previous response = 319237.			✓	
CmdManuallyIntegrateSplit	BL2000\sean	3/4/2022 9:14:08 AM	Split peak for compound 1-Methylnaphthalene in sample Mar0302.D and keep right peak, new integration is from x, y = 7.214, 1255.92529234031 to 7.307, 1375.07608808038 and new response = 781304, previous integration is from x, y = 7.062, 1059 to 7.307, 1375 and previous response = 1603991.			✓	

Audit Trail report

Name	User	Time	Action	Reason	Comment	Succeed	Exception
CmdManuallyIntegrateSplit	BL2000\sean	3/4/2022 9:14:12 AM	Split qualifier 115.0 of compound 1-Methylnaphthalene in sample Mar0302.D and keep right peak, new integration is from x, y = 7.194, 680.745125578084 to 7.317, 734.045733607992 and new response = 332788, previous integration is from x, y = 7.049, 618 to 7.317, 734 and previous response = 662409.			✓	
CmdManuallyIntegrateSplit	BL2000\sean	3/4/2022 9:14:28 AM	Split qualifier 77.0 of compound Dimethyl Phthalate in sample Mar0302.D and keep left peak, new integration is from x, y = 8.098, 1588.41148885786 to 8.159, 1622.06706581141 and new response = 168539, previous integration is from x, y = 8.098, 1588 to 8.241, 1667 and previous response = 221491.			✓	
CmdManuallyIntegrateApplyTargetRtToQualifier	BL2000\sean	3/4/2022 9:14:57 AM	Apply target integration range 8.149-8.241 to qualifier 153.1 for compound Acenaphthylene in sample Mar0302.D, new integration is from x, y = 8.149, 276 to 8.241, 1625 and new response = 177823; previously no peak.			✓	
CmdManuallyIntegrateDropBaseline	BL2000\sean	3/4/2022 9:14:58 AM	Drop baseline for qualifier 153.1 of compound Acenaphthylene in sample Mar0302.D to y = 276, new integration is from x, y = 8.149, 276 to 8.241, 276 and new response = 181550; previous integration is from x, y = 8.149, 276 to 8.241, 1625 and previous response = 177823.			✓	
CmdManuallyIntegratePeak	BL2000\sean	3/4/2022 9:15:04 AM	Manually integrate compound 2,6-Dinitrotoluene in sample Mar0302.D, from x, y = 8.149, 53213 to 8.231, 61949, result = -172401; previous integration is from x, y = 8.098, 301 to 8.149, 321 and previous response = 9937.			✓	
CmdManuallyIntegrateSnapBaseline	BL2000\sean	3/4/2022 9:15:05 AM	Snap baseline for compound 2,6-Dinitrotoluene in sample Mar0302.D, from x = 8.149 to x = 8.231, new integration is from x, y = 8.149, 348 to 8.231, 366 and new response = 108625; previous integration is from x, y = 8.149, 53213 to 8.231, 61949 and previous response = -172401.			✓	
CmdManuallyIntegrateDropBaseline	BL2000\sean	3/4/2022 9:15:05 AM	Drop baseline for compound 2,6-Dinitrotoluene in sample Mar0302.D to y = 348, new integration is from x, y = 8.149, 348 to 8.231, 348 and new response = 108669; previous integration is from x, y = 8.149, 348 to 8.231, 366 and previous response = 108625.			✓	

Audit Trail report

Name	User	Time	Action	Reason	Comment	Succeed	Exception
CmdSetTargetCompoundAttribute	BL2000\sean	3/4/2022 9:15:10 AM	Set UserAnnotation = NI for compound 2,6-Dinitrotoluene in sample Mar0302.D; previous value =			✓	
CmdManuallyIntegrateApplyTargetRtToQualifier	BL2000\sean	3/4/2022 9:15:21 AM	Apply target integration range 8.476-8.558 to qualifier 154.0 for compound 2,4-Dinitrophenol in sample Mar0302.D, new integration is from x, y = 8.476, 2629 to 8.558, 2350 and new response = 38916; previous integration is from x, y = 8.374, 671 to 8.466, 688 and previous response = 772695.			✓	
CmdManuallyIntegrateDropBaseline	BL2000\sean	3/4/2022 9:15:22 AM	Drop baseline for qualifier 154.0 of compound 2,4-Dinitrophenol in sample Mar0302.D to y = 2350, new integration is from x, y = 8.476, 2350 to 8.558, 2350 and new response = 39601; previous integration is from x, y = 8.476, 2629 to 8.558, 2350 and previous response = 38916.			✓	
CmdManuallyIntegratePeak	BL2000\sean	3/4/2022 9:15:35 AM	Manually integrate compound 2,4-Dinitrotoluene in sample Mar0302.D, from x, y = 8.630, -20897 to 8.671, -14553, result = 206448; previous integration is from x, y = 8.630, 413 to 8.732, 406 and previous response = 165489.			✓	
CmdManuallyIntegrateSnapBaseline	BL2000\sean	3/4/2022 9:15:37 AM	Snap baseline for compound 2,4-Dinitrotoluene in sample Mar0302.D, from x = 8.630 to x = 8.671, new integration is from x, y = 8.630, 445 to 8.671, 5519 and new response = 155612; previous integration is from x, y = 8.630, -20897 to 8.671, -14553 and previous response = 206448.			✓	
CmdManuallyIntegrateDropBaseline	BL2000\sean	3/4/2022 9:15:39 AM	Drop baseline for compound 2,4-Dinitrotoluene in sample Mar0302.D to y = 445, new integration is from x, y = 8.630, 445 to 8.671, 445 and new response = 161840; previous integration is from x, y = 8.630, 445 to 8.671, 5519 and previous response = 155612.			✓	
CmdSetTargetCompoundAttribute	BL2000\sean	3/4/2022 9:15:40 AM	Set UserAnnotation = BA for compound 2,4-Dinitrotoluene in sample Mar0302.D; previous value =			✓	
CmdManuallyIntegrateSplit	BL2000\sean	3/4/2022 9:15:44 AM	Split qualifier 63.0 of compound 2,4-Dinitrotoluene in sample Mar0302.D and keep right peak, new integration is from x, y = 8.640, 1416.89305925426 to 8.701, 1372.56413864033 and new response = 70822, previous integration is from x, y = 8.597, 1448 to 8.701, 1373 and previous response = 142463.			✓	

Audit Trail report

Name	User	Time	Action	Reason	Comment	Succeed	Exception
CmdManuallyIntegrateApplyTargetRtToQualifier	BL2000\sean	3/4/2022 9:15:49 AM	Apply target integration range 8.998-9.090 to qualifier 167.0 for compound Fluorene in sample Mar0302.D, new integration is from x, y = 8.998, 354 to 9.090, 317 and new response = 140728; previous integration is from x, y = 9.141, 0 to 9.356, 0 and previous response = 259036.			✓	
CmdManuallyIntegrateDropBaseline	BL2000\sean	3/4/2022 9:15:50 AM	Drop baseline for qualifier 167.0 of compound Fluorene in sample Mar0302.D to y = 317, new integration is from x, y = 8.998, 317 to 9.090, 317 and new response = 140831; previous integration is from x, y = 8.998, 354 to 9.090, 317 and previous response = 140728.			✓	
CmdSaveBatchTable	BL2000\sean	3/4/2022 9:16:50 AM	Save batch \\MASSHUNTER\Org\Data\SV5973N.I\sd030322\DoD BNA 1\QuantResults\030322 DoD BNA.batch.bin			✓	
CmdManuallyIntegrateDropBaseline	BL2000\sean	3/4/2022 9:16:56 AM	Drop baseline for compound Dibenzo(a,h)anthracene in sample Mar0302.D to y = 784, new integration is from x, y = 20.765, 784 to 20.877, 784 and new response = 874564; previous integration is from x, y = 20.765, 784 to 20.877, 1304 and previous response = 872826.			✓	
CmdManuallyIntegratePeak	BL2000\sean	3/4/2022 9:17:03 AM	Manually integrate compound Dibenzo(a,h)anthracene in sample Mar0302.D, from x, y = 20.765, 784 to 20.998, 699, result = 917372; previous integration is from x, y = 20.765, 784 to 20.877, 784 and previous response = 874564.			✓	
CmdManuallyIntegrateDropBaseline	BL2000\sean	3/4/2022 9:17:04 AM	Drop baseline for compound Dibenzo(a,h)anthracene in sample Mar0302.D to y = 699, new integration is from x, y = 20.765, 699 to 20.998, 699 and new response = 917966; previous integration is from x, y = 20.765, 784 to 20.998, 699 and previous response = 917372.			✓	
CmdSetTargetCompoundAttribute	BL2000\sean	3/4/2022 9:17:05 AM	Set UserAnnotation = BA for compound Dibenzo(a,h)anthracene in sample Mar0302.D; previous value =			✓	
CmdManuallyIntegrateDropBaseline	BL2000\sean	3/4/2022 9:17:11 AM	Drop baseline for compound Indeno(1,2,3-c,d)pyrene in sample Mar0302.D to y = 839, new integration is from x, y = 20.690, 839 to 20.775, 839 and new response = 816704; previous integration is from x, y = 20.690, 839 to 20.775, 1373 and previous response = 815341.			✓	

Audit Trail report

Name	User	Time	Action	Reason	Comment	Succeed	Exception
CmdManuallyIntegrateS napBaseline	BL2000\sean	3/4/2022 9:17:19 AM	Snap baseline for compound Perylene-d12 in sample Mar0302.D, from x = 19.013 to x = 19.175, new integration is from x, y = 19.013, 0 to 19.175, 1034 and new response = 426259; previous integration is from x, y = 19.013, 0 to 19.175, 0 and previous response = 431285.			✓	
CmdSetTargetCompoun dAttribute	BL2000\sean	3/4/2022 9:17:35 AM	Set UserAnnotation = BA for compound Indeno(1,2,3-c,d)pyrene in sample Mar0302.D; previous value =			✓	
CmdSetTargetCompoun dAttribute	BL2000\sean	3/4/2022 9:17:40 AM	Set UserAnnotation = BA for compound Indeno(1,2,3-c,d)pyrene in sample Mar0302.D; previous value = BA			✓	
CmdSetTargetCompoun dAttribute	BL2000\sean	3/4/2022 9:17:42 AM	Set UserAnnotation = BA for compound Perylene-d12 in sample Mar0302.D; previous value =			✓	
CmdSetTargetCompoun dAttribute	BL2000\sean	3/4/2022 9:17:50 AM	Set UserAnnotation = BA for compound Dibenzo(a,h)anthracene in sample Mar0302.D; previous value = BA			✓	
CmdSetTargetCompoun dAttribute	BL2000\sean	3/4/2022 9:17:53 AM	Set UserAnnotation = BA for compound Indeno(1,2,3-c,d)pyrene in sample Mar0302.D; previous value = BA			✓	
CmdSetTargetCompoun dAttribute	BL2000\sean	3/4/2022 9:17:59 AM	Set UserAnnotation = BA for compound Perylene-d12 in sample Mar0302.D; previous value = BA			✓	
CmdSaveBatchTable	BL2000\sean	3/4/2022 9:18:14 AM	Save batch \\MASSHUNTER\Org\Data\SV5973N.I\ sd030322\DoD BNA 1\QuantResults\030322 DoD BNA.batch.bin			✓	

Audit Trail report

Name	User	Time	Action	Reason	Comment	Succeed	Exception
CmdCalibrate	BL2000\sean	3/4/2022 9:18:34 AM	Replace level CCV with CC sample Mar0302.D for compounds {Terphenyl-d14, 2,4,6-Tribromophenol, 2-Fluorobiphenyl, Nitrobenzene-d5, Phenol-d5, 2-Fluorophenol, Benzo(g,h,i)perylene, Dibenzo(a,h)anthracene, Indeno(1,2,3-c,d)pyrene, Benzo(a)pyrene, Benzo(k)fluoranthene, Benzo(b)fluoranthene, Di-n-octyl Phthalate, bis(2-ethylhexyl)Phthalate, 3,3-Dichlorobenzidine, Chrysene, Benzo(a)Anthracene, Butylbenzylphthalate, Pyrene, Benzidine, Fluoranthene, Di-n-Butylphthalate, Triallate, Anthracene, Phenanthrene, Pentachlorophenol, Hexachlorobenzene, 4-Bromophenylphenylether, Azobenzene, N-nitrosodiphenylamine, 4,6-Dinitro-2-methylphenol, 4-Nitroaniline, Diethylphthalate, 4-Chlorophenylphenylether, Fluorene, 2,4-Dinitrotoluene, 4-Nitrophenol, Dibenzofuran, 2,4-Dinitrophenol, 3-Nitroaniline, Acenaphthene, 2,6-Dinitrotoluene, Acenaphthylene, Dimethyl Phthalate, 2-Nitroaniline, 2-Chloronaphthalene, 2,4,5-Trichlorophenol, 2,4,6-Trichlorophenol, Hexachlorocyclopentadiene, 4-Chloro-2-Methylphenol, 1-Methylnaphthalene, 2-Methylnaphthalene, 4-Chloro-3-Methylphenol, Hexachlorobutadiene, p-Chloroaniline, 4-Chlorophenol, Naphthalene, 1,2,4-Trichlorobenzene, 2,4-Dichlorophenol, bis(-2-Chloroethoxy)Methane, 2,4-Dimethylphenol, 2-Nitrophenol, Isophorone, Nitrobenzene, N-nitroso-Di-n-propylamine, Hexachloroethane, 4Methylphenol/3Methylphenol, 2-Methylphenol, bis(2-chloroisopropyl)Ether, Benzyl Alcohol, 1,2-Dichlorobenzene, 1,4-Dichlorobenzene, 1,3-Dichlorobenzene, 2-Chlorophenol, bis(-2-Chloroethyl)Ether, Phenol, Aniline, Pyridine, Carbazole, Benzoic Acid, o-Terphenyl, N-Nitrosodimethylamine};			✓	
CmdQuantitate	BL2000\sean	3/4/2022 9:20:43 AM	Quantitate all compounds in all samples			✓	
CmdZeroOutPeak	BL2000\sean	3/4/2022 9:22:21 AM	Zero out primary peak of compound 2,6-Dinitrotoluene in sample Mar0303.D			✓	

Audit Trail report

Name	User	Time	Action	Reason	Comment	Succeed	Exception
CmdSetTargetCompoundAttribute	BL2000\sean	3/4/2022 9:22:22 AM	Set UserAnnotation = INT for compound 2,6-Dinitrotoluene in sample Mar0303.D; previous value =			✓	
CmdZeroOutPeak	BL2000\sean	3/4/2022 9:22:25 AM	Zero out primary peak of compound N-nitroso-Di-n-propylamine in sample Mar0303.D			✓	
CmdSetTargetCompoundAttribute	BL2000\sean	3/4/2022 9:22:27 AM	Set UserAnnotation = INT for compound N-nitroso-Di-n-propylamine in sample Mar0303.D; previous value =			✓	
CmdZeroOutPeak	BL2000\sean	3/4/2022 9:22:29 AM	Zero out primary peak of compound Dimethyl Phthalate in sample Mar0303.D			✓	
CmdSetTargetCompoundAttribute	BL2000\sean	3/4/2022 9:22:31 AM	Set UserAnnotation = INT for compound Dimethyl Phthalate in sample Mar0303.D; previous value =			✓	
CmdZeroOutPeak	BL2000\sean	3/4/2022 9:22:33 AM	Zero out primary peak of compound Benzidine in sample Mar0303.D			✓	
CmdSetTargetCompoundAttribute	BL2000\sean	3/4/2022 9:22:34 AM	Set UserAnnotation = INT for compound Benzidine in sample Mar0303.D; previous value =			✓	
CmdUpdateRetentionTimes	BL2000\sean	3/4/2022 9:23:24 AM	Update retention time for compound N-Nitrosodimethylamine;			✓	
CmdQuantitate	BL2000\sean	3/4/2022 9:25:34 AM	Quantitate all compounds in all samples			✓	
CmdUpdateRetentionTimes	BL2000\sean	3/4/2022 9:26:12 AM	Update retention time for compound Pyridine;			✓	
CmdQuantitate	BL2000\sean	3/4/2022 9:29:42 AM	Quantitate all compounds in all samples			✓	
CmdSaveBatchTable	BL2000\sean	3/4/2022 9:41:55 AM	Save batch \\MASSHUNTER\Org\Data\SV5973N.I\sd030322\DoD BNA 1\QuantResults\030322 DoD BNA.batch.bin			✓	
CmdOpenBatchTable	BL2000\sean	3/4/2022 11:15:16 AM	Open batch \\MASSHUNTER\Org\Data\SV5973N.I\sd030322\DoD BNA 1\030322 DoD BNA.batch.bin			✓	
CmdManuallyIntegrateSplit	BL2000\sean	3/4/2022 11:16:34 AM	Split peak for compound Aniline in sample Mar0304.D and keep left peak, new integration is from x, y = 4.422, 479.703781135557 to 4.511, 678.223686598318 and new response = 599275, previous integration is from x, y = 4.422, 480 to 4.583, 837 and previous response = 1200003.			✓	

Audit Trail report

Name	User	Time	Action	Reason	Comment	Succeed	Exception
CmdManuallyIntegrateApplyTargetRtToQualifier	BL2000\sean	3/4/2022 11:17:05 AM	Apply target integration range 6.038-6.136 to qualifier 63.0 for compound bis(-2-Chloroethoxy)Methane in sample Mar0304.D, new integration is from x, y = 6.038, 1416 to 6.136, 1891 and new response = 410773; previous integration is from x, y = 5.973, 1189 to 6.034, 1239 and previous response = 28877.			✓	
CmdManuallyIntegrateDropBaseline	BL2000\sean	3/4/2022 11:17:06 AM	Drop baseline for qualifier 63.0 of compound bis(-2-Chloroethoxy)Methane in sample Mar0304.D to y = 1416, new integration is from x, y = 6.038, 1416 to 6.136, 1416 and new response = 412168; previous integration is from x, y = 6.038, 1416 to 6.136, 1891 and previous response = 410773.			✓	
CmdManuallyIntegrateApplyTargetRtToQualifier	BL2000\sean	3/4/2022 11:17:14 AM	Apply target integration range 6.393-6.496 to qualifier 128.0 for compound 4-Chlorophenol in sample Mar0304.D, new integration is from x, y = 6.393, 2678 to 6.496, 9320 and new response = 435711; previously no peak.			✓	
CmdManuallyIntegrateDropBaseline	BL2000\sean	3/4/2022 11:17:15 AM	Drop baseline for qualifier 128.0 of compound 4-Chlorophenol in sample Mar0304.D to y = 2678, new integration is from x, y = 6.393, 2678 to 6.496, 2678 and new response = 456175; previous integration is from x, y = 6.393, 2678 to 6.496, 9320 and previous response = 435711.			✓	
CmdManuallyIntegrateSplit	BL2000\sean	3/4/2022 11:17:25 AM	Split peak for compound 2-Methylnaphthalene in sample Mar0304.D and keep left peak, new integration is from x, y = 7.061, 1084.61607652135 to 7.215, 1449.94080965794 and new response = 903754, previous integration is from x, y = 7.061, 1085 to 7.307, 1669 and previous response = 1724695.			✓	
CmdManuallyIntegrateSplit	BL2000\sean	3/4/2022 11:17:26 AM	Split peak for compound 2-Methylnaphthalene in sample Mar0304.D and keep right peak, new integration is from x, y = 7.102, 1181.68989009815 to 7.215, 1449.94080965794 and new response = 871160, previous integration is from x, y = 7.061, 1085 to 7.215, 1450 and previous response = 903754.			✓	
CmdSetTargetCompoundAttribute	BL2000\sean	3/4/2022 11:17:27 AM	Set UserAnnotation = CO for compound 2-Methylnaphthalene in sample Mar0304.D; previous value =			✓	

Audit Trail report

Name	User	Time	Action	Reason	Comment	Succeed	Exception
CmdManuallyIntegrateSplit	BL2000\sean	3/4/2022 11:17:30 AM	Split qualifier 115.0 of compound 2-Methylnaphthalene in sample Mar0304.D and keep left peak, new integration is from x, y = 7.061, 355.044530626694 to 7.204, 574.855109436154 and new response = 372821, previous integration is from x, y = 7.061, 355 to 7.317, 748 and previous response = 720064.			✓	
CmdManuallyIntegrateSplit	BL2000\sean	3/4/2022 11:17:35 AM	Split peak for compound 1-Methylnaphthalene in sample Mar0304.D and keep right peak, new integration is from x, y = 7.215, 1336.04026892247 to 7.307, 1400.63728233903 and new response = 823379, previous integration is from x, y = 7.061, 1229 to 7.307, 1401 and previous response = 1725699.			✓	
CmdManuallyIntegrateApplyTargetRtToQualifier	BL2000\sean	3/4/2022 11:17:37 AM	Apply target integration range 7.215-7.307 to qualifier 142.0 for compound 1-Methylnaphthalene in sample Mar0304.D, new integration is from x, y = 7.215, 5860 to 7.307, 6413 and new response = 922433; previous integration is from x, y = 7.112, 2287 to 7.204, 2157 and previous response = 1050533.			✓	
CmdManuallyIntegrateApplyTargetRtToQualifier	BL2000\sean	3/4/2022 11:17:38 AM	Apply target integration range 7.215-7.307 to qualifier 115.0 for compound 1-Methylnaphthalene in sample Mar0304.D, new integration is from x, y = 7.215, 2575 to 7.307, 2511 and new response = 335232; previous integration is from x, y = 7.063, 575 to 7.317, 788 and previous response = 718211.			✓	
CmdManuallyIntegrateApplyTargetRtToQualifier	BL2000\sean	3/4/2022 11:17:55 AM	Apply target integration range 8.159-8.323 to qualifier 153.1 for compound Acenaphthylene in sample Mar0304.D, new integration is from x, y = 8.159, 0 to 8.323, 593 and new response = 211395; previously no peak.			✓	
CmdManuallyIntegrateApplyTargetRtToQualifier	BL2000\sean	3/4/2022 11:18:05 AM	Apply target integration range 8.476-8.579 to qualifier 154.0 for compound 2,4-Dinitrophenol in sample Mar0304.D, new integration is from x, y = 8.476, 2336 to 8.579, 2192 and new response = 50448; previous integration is from x, y = 8.374, 746 to 8.476, 751 and previous response = 936562.			✓	

Audit Trail report

Name	User	Time	Action	Reason	Comment	Succeed	Exception
CmdManuallyIntegrateDropBaseline	BL2000\sean	3/4/2022 11:18:06 AM	Drop baseline for qualifier 154.0 of compound 2,4-Dinitrophenol in sample Mar0304.D to y = 2192, new integration is from x, y = 8.476, 2192 to 8.579, 2192 and new response = 50890; previous integration is from x, y = 8.476, 2336 to 8.579, 2192 and previous response = 50448.			✓	
CmdManuallyIntegrateApplyTargetRtToQualifier	BL2000\sean	3/4/2022 11:18:13 AM	Apply target integration range 8.705-8.845 to qualifier 139.0 for compound 4-Nitrophenol in sample Mar0304.D, new integration is from x, y = 8.705, 1659 to 8.845, 1173 and new response = 41168; previous integration is from x, y = 8.590, 331 to 8.691, 428 and previous response = 567836.			✓	
CmdManuallyIntegrateDropBaseline	BL2000\sean	3/4/2022 11:18:14 AM	Drop baseline for qualifier 139.0 of compound 4-Nitrophenol in sample Mar0304.D to y = 1173, new integration is from x, y = 8.705, 1173 to 8.845, 1173 and new response = 43312; previous integration is from x, y = 8.705, 1659 to 8.845, 1173 and previous response = 41168.			✓	
CmdManuallyIntegrateSplit	BL2000\sean	3/4/2022 11:18:20 AM	Split qualifier 63.0 of compound 2,4-Dinitrotoluene in sample Mar0304.D and keep right peak, new integration is from x, y = 8.640, 1501.54402988054 to 8.701, 1432.5617231476 and new response = 93208, previous integration is from x, y = 8.582, 1566 to 8.701, 1433 and previous response = 172749.			✓	
CmdManuallyIntegrateApplyTargetRtToQualifier	BL2000\sean	3/4/2022 11:18:25 AM	Apply target integration range 8.998-9.100 to qualifier 167.0 for compound Fluorene in sample Mar0304.D, new integration is from x, y = 8.998, 321 to 9.100, 237 and new response = 159664; previous integration is from x, y = 9.152, 0 to 9.356, 0 and previous response = 323870.			✓	
CmdManuallyIntegrateDropBaseline	BL2000\sean	3/4/2022 11:18:26 AM	Drop baseline for qualifier 167.0 of compound Fluorene in sample Mar0304.D to y = 237, new integration is from x, y = 8.998, 237 to 9.100, 237 and new response = 159922; previous integration is from x, y = 8.998, 321 to 9.100, 237 and previous response = 159664.			✓	

Audit Trail report

Name	User	Time	Action	Reason	Comment	Succeed	Exception
CmdManuallyIntegrateSplit	BL2000\sean	3/4/2022 11:19:25 AM	Split peak for compound Aniline in sample Mar0305.D and keep left peak, new integration is from x, y = 4.430, 572.529679916444 to 4.521, 740.820695473879 and new response = 645159, previous integration is from x, y = 4.430, 573 to 4.654, 985 and previous response = 1312786.			✓	
CmdSetTargetCompoundAttribute	BL2000\sean	3/4/2022 11:19:27 AM	Set UserAnnotation = CO for compound Aniline in sample Mar0305.D; previous value =			✓	
CmdManuallyIntegrateSplit	BL2000\sean	3/4/2022 11:19:30 AM	Split qualifier 66.0 of compound Aniline in sample Mar0305.D and keep left peak, new integration is from x, y = 4.432, 1069.20965716751 to 4.521, 1196.46102951207 and new response = 229241, previous integration is from x, y = 4.432, 1069 to 4.634, 1356 and previous response = 502219.			✓	
CmdManuallyIntegrateSplit	BL2000\sean	3/4/2022 11:19:31 AM	Split qualifier 65.0 of compound Aniline in sample Mar0305.D and keep left peak, new integration is from x, y = 4.427, 960.576141588187 to 4.511, 1054.98411879825 and new response = 120080, previous integration is from x, y = 4.427, 961 to 4.583, 1136 and previous response = 420318.			✓	
CmdManuallyIntegrateSplit	BL2000\sean	3/4/2022 11:19:36 AM	Split qualifier 66.0 of compound Phenol in sample Mar0305.D and keep right peak, new integration is from x, y = 4.521, 1051.14056919253 to 4.634, 1159.10347694889 and new response = 274379, previous integration is from x, y = 4.431, 965 to 4.634, 1159 and previous response = 503993.			✓	
CmdManuallyIntegrateSplit	BL2000\sean	3/4/2022 11:19:44 AM	Split peak for compound 1,3-Dichlorobenzene in sample Mar0305.D and keep left peak, new integration is from x, y = 4.707, 304.926251059085 to 4.797, 496.518254033851 and new response = 726718, previous integration is from x, y = 4.707, 305 to 4.899, 713 and previous response = 1446165.			✓	
CmdSetTargetCompoundAttribute	BL2000\sean	3/4/2022 11:19:47 AM	Set UserAnnotation = CO for compound 1,3-Dichlorobenzene in sample Mar0305.D; previous value =			✓	
CmdManuallyIntegrateSplit	BL2000\sean	3/4/2022 11:19:49 AM	Split qualifier 148.0 of compound 1,3-Dichlorobenzene in sample Mar0305.D and keep left peak, new integration is from x, y = 4.707, 189.943641353918 to 4.777, 286.365393332592 and new response = 461574, previous integration is from x, y = 4.707, 190 to 4.899, 456 and previous response = 920225.			✓	

Audit Trail report

Name	User	Time	Action	Reason	Comment	Succeed	Exception
CmdManuallyIntegrateSplit	BL2000\sean	3/4/2022 11:19:52 AM	Split qualifier 111.0 of compound 1,3-Dichlorobenzene in sample Mar0305.D and keep left peak, new integration is from x, y = 4.695, 0 to 4.940, 0 and new response = 515564, previous integration is from x, y = 4.695, 0 to 5.052, 0 and previous response = 787766.			✓	
CmdManuallyIntegrateSplit	BL2000\sean	3/4/2022 11:19:54 AM	Split qualifier 111.0 of compound 1,3-Dichlorobenzene in sample Mar0305.D and keep left peak, new integration is from x, y = 4.695, 0 to 4.777, 0 and new response = 261225, previous integration is from x, y = 4.695, 0 to 4.940, 0 and previous response = 515564.			✓	
CmdManuallyIntegrateSplit	BL2000\sean	3/4/2022 11:19:59 AM	Split peak for compound 1,4-Dichlorobenzene in sample Mar0305.D and keep right peak, new integration is from x, y = 4.797, 338.752706499187 to 4.899, 496.168366758886 and new response = 721026, previous integration is from x, y = 4.706, 199 to 4.899, 496 and previous response = 1447970.			✓	
CmdSetTargetCompoundAttribute	BL2000\sean	3/4/2022 11:20:01 AM	Set UserAnnotation = CO for compound 1,4-Dichlorobenzene in sample Mar0305.D; previous value =			✓	
CmdManuallyIntegrateSplit	BL2000\sean	3/4/2022 11:20:04 AM	Split qualifier 148.0 of compound 1,4-Dichlorobenzene in sample Mar0305.D and keep right peak, new integration is from x, y = 4.777, 193.821505211011 to 4.899, 324.736663745793 and new response = 459705, previous integration is from x, y = 4.706, 119 to 4.899, 325 and previous response = 921352.			✓	
CmdManuallyIntegrateApplyTargetRtToQualifier	BL2000\sean	3/4/2022 11:20:06 AM	Apply target integration range 4.797-4.899 to qualifier 111.0 for compound 1,4-Dichlorobenzene in sample Mar0305.D, new integration is from x, y = 4.797, 2560 to 4.899, 628 and new response = 241426; previous integration is from x, y = 4.695, 0 to 5.052, 0 and previous response = 787766.			✓	
CmdManuallyIntegrateDropBaseline	BL2000\sean	3/4/2022 11:20:11 AM	Drop baseline for compound 1,4-Dichlorobenzene in sample Mar0305.D to y = 339, new integration is from x, y = 4.797, 339 to 4.899, 339 and new response = 721509; previous integration is from x, y = 4.797, 339 to 4.899, 496 and previous response = 721026.			✓	

Audit Trail report

Name	User	Time	Action	Reason	Comment	Succeed	Exception
CmdManuallyIntegratePeak	BL2000\sean	3/4/2022 11:20:17 AM	Manually integrate compound 1,2-Dichlorobenzene in sample Mar0305.D, from x, y = 4.950, 642014 to 5.052, 695110, result = -3357873; previous integration is from x, y = 4.706, 236 to 4.899, 288 and previous response = 1448973.			✓	
CmdManuallyIntegrateSnapBaseline	BL2000\sean	3/4/2022 11:20:18 AM	Snap baseline for compound 1,2-Dichlorobenzene in sample Mar0305.D, from x = 4.950 to x = 5.052, new integration is from x, y = 4.950, 652 to 5.052, 1120 and new response = 732980; previous integration is from x, y = 4.950, 642014 to 5.052, 695110 and previous response = -3357873.			✓	
CmdManuallyIntegrateDropBaseline	BL2000\sean	3/4/2022 11:20:19 AM	Drop baseline for compound 1,2-Dichlorobenzene in sample Mar0305.D to y = 652, new integration is from x, y = 4.950, 652 to 5.052, 652 and new response = 734413; previous integration is from x, y = 4.950, 652 to 5.052, 1120 and previous response = 732980.			✓	
CmdManuallyIntegrateDropBaseline	BL2000\sean	3/4/2022 11:20:21 AM	Drop baseline for compound 1,2-Dichlorobenzene in sample Mar0305.D to y = 652, new integration is from x, y = 4.950, 652 to 5.052, 652 and new response = 734413; previous integration is from x, y = 4.950, 652 to 5.052, 652 and previous response = 734413.			✓	
CmdSetTargetCompoundAttribute	BL2000\sean	3/4/2022 11:20:22 AM	Set UserAnnotation = CO for compound 1,2-Dichlorobenzene in sample Mar0305.D; previous value =			✓	
CmdManuallyIntegrateApplyTargetRtToQualifier	BL2000\sean	3/4/2022 11:20:24 AM	Apply target integration range 4.950-5.052 to qualifier 148.0 for compound 1,2-Dichlorobenzene in sample Mar0305.D, new integration is from x, y = 4.950, 781 to 5.052, 1045 and new response = 465565; previously no peak.			✓	
CmdManuallyIntegrateApplyTargetRtToQualifier	BL2000\sean	3/4/2022 11:20:26 AM	Apply target integration range 4.950-5.052 to qualifier 111.0 for compound 1,2-Dichlorobenzene in sample Mar0305.D, new integration is from x, y = 4.950, 537 to 5.052, 476 and new response = 268788; previous integration is from x, y = 4.951, 544 to 5.032, 476 and previous response = 268723.			✓	

Audit Trail report

Name	User	Time	Action	Reason	Comment	Succeed	Exception
CmdManuallyIntegratePeak	BL2000\sean	3/4/2022 11:20:31 AM	Manually integrate compound Benzyl Alcohol in sample Mar0305.D, from x, y = 4.971, 698056 to 5.134, 772410, result = -6907914; previous integration is from x, y = 5.175, 1610 to 5.287, 2197 and previous response = 616126.			✓	
CmdManuallyIntegrateSnapBaseline	BL2000\sean	3/4/2022 11:20:32 AM	Snap baseline for compound Benzyl Alcohol in sample Mar0305.D, from x = 4.971 to x = 5.134, new integration is from x, y = 4.971, 0 to 5.134, 2343 and new response = 289560; previous integration is from x, y = 4.971, 698056 to 5.134, 772410 and previous response = -6907914.			✓	
CmdManuallyIntegrateDropBaseline	BL2000\sean	3/4/2022 11:20:33 AM	Drop baseline for compound Benzyl Alcohol in sample Mar0305.D to y = 0, new integration is from x, y = 4.971, 0 to 5.134, 0 and new response = 301047; previous integration is from x, y = 4.971, 0 to 5.134, 2343 and previous response = 289560.			✓	
CmdSetTargetCompoundAttribute	BL2000\sean	3/4/2022 11:20:35 AM	Set UserAnnotation = CO for compound Benzyl Alcohol in sample Mar0305.D; previous value =			✓	
CmdManuallyIntegrateApplyTargetRtToQualifier	BL2000\sean	3/4/2022 11:20:37 AM	Apply target integration range 4.971-5.134 to qualifier 107.0 for compound Benzyl Alcohol in sample Mar0305.D, new integration is from x, y = 4.971, 548 to 5.134, 2037 and new response = 204190; previously no peak.			✓	
CmdManuallyIntegrateDropBaseline	BL2000\sean	3/4/2022 11:20:39 AM	Drop baseline for qualifier 107.0 of compound Benzyl Alcohol in sample Mar0305.D to y = 548, new integration is from x, y = 4.971, 548 to 5.134, 548 and new response = 211490; previous integration is from x, y = 4.971, 548 to 5.134, 2037 and previous response = 204190.			✓	
CmdManuallyIntegrateApplyTargetRtToQualifier	BL2000\sean	3/4/2022 11:21:00 AM	Apply target integration range 6.394-6.496 to qualifier 128.0 for compound 4-Chlorophenol in sample Mar0305.D, new integration is from x, y = 6.394, 2898 to 6.496, 8648 and new response = 490790; previously no peak.			✓	
CmdManuallyIntegrateDropBaseline	BL2000\sean	3/4/2022 11:21:01 AM	Drop baseline for qualifier 128.0 of compound 4-Chlorophenol in sample Mar0305.D to y = 2898, new integration is from x, y = 6.394, 2898 to 6.496, 2898 and new response = 508288; previous integration is from x, y = 6.394, 2898 to 6.496, 8648 and previous response = 490790.			✓	

Audit Trail report

Name	User	Time	Action	Reason	Comment	Succeed	Exception
CmdManuallyIntegrateSplit	BL2000\sean	3/4/2022 11:21:10 AM	Split peak for compound 2-Methylnaphthalene in sample Mar0305.D and keep left peak, new integration is from x, y = 7.061, 864.93451177205 to 7.214, 1179.92419660677 and new response = 966566, previous integration is from x, y = 7.061, 865 to 7.307, 1370 and previous response = 1798946.			✓	
CmdManuallyIntegrateSplit	BL2000\sean	3/4/2022 11:21:10 AM	Split peak for compound 2-Methylnaphthalene in sample Mar0305.D and keep right peak, new integration is from x, y = 7.101, 948.234848464856 to 7.214, 1179.92419660677 and new response = 929828, previous integration is from x, y = 7.061, 865 to 7.214, 1180 and previous response = 966566.			✓	
CmdSetTargetCompoundAttribute	BL2000\sean	3/4/2022 11:21:12 AM	Set UserAnnotation = CO for compound 2-Methylnaphthalene in sample Mar0305.D; previous value =			✓	
CmdManuallyIntegrateSplit	BL2000\sean	3/4/2022 11:21:14 AM	Split qualifier 142.0 of compound 2-Methylnaphthalene in sample Mar0305.D and keep right peak, new integration is from x, y = 7.112, 1164.06927165781 to 7.153, 1325.72743431722 and new response = 1076280, previous integration is from x, y = 7.060, 962 to 7.153, 1326 and previous response = 1448875.			✓	
CmdManuallyIntegrateApplyTargetRtToQualifier	BL2000\sean	3/4/2022 11:21:16 AM	Apply target integration range 7.101-7.214 to qualifier 115.0 for compound 2-Methylnaphthalene in sample Mar0305.D, new integration is from x, y = 7.101, 944 to 7.214, 2404 and new response = 378526; previously no peak.			✓	
CmdManuallyIntegrateDropBaseline	BL2000\sean	3/4/2022 11:21:17 AM	Drop baseline for qualifier 115.0 of compound 2-Methylnaphthalene in sample Mar0305.D to y = 944, new integration is from x, y = 7.101, 944 to 7.214, 944 and new response = 383474; previous integration is from x, y = 7.101, 944 to 7.214, 2404 and previous response = 378526.			✓	
CmdManuallyIntegrateSplit	BL2000\sean	3/4/2022 11:21:23 AM	Split peak for compound 1-Methylnaphthalene in sample Mar0305.D and keep right peak, new integration is from x, y = 7.214, 1162.37318751729 to 7.307, 1229.75345421892 and new response = 834344, previous integration is from x, y = 7.061, 1051 to 7.307, 1230 and previous response = 1798714.			✓	

Audit Trail report

Name	User	Time	Action	Reason	Comment	Succeed	Exception
CmdSetTargetCompoundAttribute	BL2000\sean	3/4/2022 11:21:24 AM	Set UserAnnotation = CO for compound 1-Methylnaphthalene in sample Mar0305.D; previous value =			✓	
CmdManuallyIntegrateSplit	BL2000\sean	3/4/2022 11:21:27 AM	Split qualifier 115.0 of compound 1-Methylnaphthalene in sample Mar0305.D and keep right peak, new integration is from x, y = 7.204, 730.817330284115 to 7.307, 815.397131558617 and new response = 361526, previous integration is from x, y = 7.066, 617 to 7.307, 815 and previous response = 751040.			✓	
CmdManuallyIntegrateApplyTargetRtToQualifier	BL2000\sean	3/4/2022 11:21:41 AM	Apply target integration range 8.149-8.312 to qualifier 153.1 for compound Acenaphthylene in sample Mar0305.D, new integration is from x, y = 8.149, 0 to 8.312, 1194 and new response = 226052; previously no peak.			✓	
CmdManuallyIntegrateDropBaseline	BL2000\sean	3/4/2022 11:21:42 AM	Drop baseline for qualifier 153.1 of compound Acenaphthylene in sample Mar0305.D to y = 0, new integration is from x, y = 8.149, 0 to 8.312, 0 and new response = 231915; previous integration is from x, y = 8.149, 0 to 8.312, 1194 and previous response = 226052.			✓	
CmdManuallyIntegrateApplyTargetRtToQualifier	BL2000\sean	3/4/2022 11:21:51 AM	Apply target integration range 8.476-8.568 to qualifier 154.0 for compound 2,4-Dinitrophenol in sample Mar0305.D, new integration is from x, y = 8.476, 3076 to 8.568, 2776 and new response = 46432; previous integration is from x, y = 8.374, 455 to 8.476, 487 and previous response = 971236.			✓	
CmdManuallyIntegrateDropBaseline	BL2000\sean	3/4/2022 11:21:52 AM	Drop baseline for qualifier 154.0 of compound 2,4-Dinitrophenol in sample Mar0305.D to y = 2776, new integration is from x, y = 8.476, 2776 to 8.568, 2776 and new response = 47261; previous integration is from x, y = 8.476, 3076 to 8.568, 2776 and previous response = 46432.			✓	
CmdManuallyIntegrateApplyTargetRtToQualifier	BL2000\sean	3/4/2022 11:21:58 AM	Apply target integration range 8.703-8.865 to qualifier 139.0 for compound 4-Nitrophenol in sample Mar0305.D, new integration is from x, y = 8.703, 1075 to 8.865, 1148 and new response = 47261; previous integration is from x, y = 8.589, 0 to 8.681, 0 and previous response = 608157.			✓	

Audit Trail report

Name	User	Time	Action	Reason	Comment	Succeed	Exception
CmdManuallyIntegrateDropBaseline	BL2000\sean	3/4/2022 11:21:59 AM	Drop baseline for qualifier 139.0 of compound 4-Nitrophenol in sample Mar0305.D to y = 1075, new integration is from x, y = 8.703, 1075 to 8.865, 1075 and new response = 47615; previous integration is from x, y = 8.703, 1075 to 8.865, 1148 and previous response = 47261.			✓	
CmdManuallyIntegrateSplit	BL2000\sean	3/4/2022 11:22:04 AM	Split qualifier 63.0 of compound 2,4-Dinitrotoluene in sample Mar0305.D and keep right peak, new integration is from x, y = 8.640, 1515.24174200824 to 8.701, 1418.34045011185 and new response = 93851, previous integration is from x, y = 8.589, 1596 to 8.701, 1418 and previous response = 177590.			✓	
CmdManuallyIntegratePeak	BL2000\sean	3/4/2022 11:22:28 AM	Manually integrate compound Anthracene in sample Mar0305.D, from x, y = 10.140, 1549815 to 10.323, 1523688, result = -12916539; previous integration is from x, y = 10.130, 0 to 10.211, 0 and previous response = 1956356.			✓	
CmdManuallyIntegrateSnapBaseline	BL2000\sean	3/4/2022 11:22:29 AM	Snap baseline for compound Anthracene in sample Mar0305.D, from x = 10.140 to x = 10.323, new integration is from x, y = 10.140, 571 to 10.323, 4634 and new response = 3863981; previous integration is from x, y = 10.140, 1549815 to 10.323, 1523688 and previous response = -12916539.			✓	
CmdManuallyIntegrateDropBaseline	BL2000\sean	3/4/2022 11:22:30 AM	Drop baseline for compound Anthracene in sample Mar0305.D to y = 571, new integration is from x, y = 10.140, 571 to 10.323, 571 and new response = 3886202; previous integration is from x, y = 10.140, 571 to 10.323, 4634 and previous response = 3863981.			✓	
CmdManuallyIntegrateSplit	BL2000\sean	3/4/2022 11:22:31 AM	Split peak for compound Anthracene in sample Mar0305.D and keep right peak, new integration is from x, y = 10.211, 571 to 10.323, 571 and new response = 1932577, previous integration is from x, y = 10.140, 571 to 10.323, 571 and previous response = 3886202.			✓	
CmdSetTargetCompoundAttribute	BL2000\sean	3/4/2022 11:22:32 AM	Set UserAnnotation = CO for compound Anthracene in sample Mar0305.D; previous value =			✓	

Audit Trail report

Name	User	Time	Action	Reason	Comment	Succeed	Exception
CmdManuallyIntegrateApplyTargetRtToQualifier	BL2000\sean	3/4/2022 11:22:40 AM	Apply target integration range 10.211-10.323 to qualifier 176.0 for compound Anthracene in sample Mar0305.D, new integration is from x, y = 10.211, 1521 to 10.323, 1119 and new response = 340647; previously no peak.			✓	
CmdManuallyIntegrateDropBaseline	BL2000\sean	3/4/2022 11:22:41 AM	Drop baseline for qualifier 176.0 of compound Anthracene in sample Mar0305.D to y = 1119, new integration is from x, y = 10.211, 1119 to 10.323, 1119 and new response = 341990; previous integration is from x, y = 10.211, 1521 to 10.323, 1119 and previous response = 340647.			✓	
CmdSaveBatchTable	BL2000\sean	3/4/2022 11:24:51 AM	Save batch \\MASSHUNTER\Org\Data\SV5973N.I\sd030322\DoD BNA 1\QuantResults\030322 DoD BNA.batch.bin			✓	
CmdZeroOutPeak	BL2000\sean	3/4/2022 11:25:13 AM	Zero out primary peak of compound 2,6-Dinitrotoluene in sample Mar0306.D			✓	
CmdSetTargetCompoundAttribute	BL2000\sean	3/4/2022 11:25:14 AM	Set UserAnnotation = INT for compound 2,6-Dinitrotoluene in sample Mar0306.D; previous value =			✓	
CmdZeroOutPeak	BL2000\sean	3/4/2022 11:25:16 AM	Zero out primary peak of compound N-nitroso-Di-n-propylamine in sample Mar0306.D			✓	
CmdSetTargetCompoundAttribute	BL2000\sean	3/4/2022 11:25:17 AM	Set UserAnnotation = INT for compound N-nitroso-Di-n-propylamine in sample Mar0306.D; previous value =			✓	
CmdZeroOutPeak	BL2000\sean	3/4/2022 11:25:19 AM	Zero out primary peak of compound Dimethyl Phthalate in sample Mar0306.D			✓	
CmdSetTargetCompoundAttribute	BL2000\sean	3/4/2022 11:25:20 AM	Set UserAnnotation = INT for compound Dimethyl Phthalate in sample Mar0306.D; previous value =			✓	
CmdZeroOutPeak	BL2000\sean	3/4/2022 11:25:22 AM	Zero out primary peak of compound Benzyl Alcohol in sample Mar0306.D			✓	
CmdClearManualIntegration	BL2000\sean	3/4/2022 11:25:28 AM	Clear manual integration of target signal for compound Benzyl Alcohol in sample Mar0306.D			✓	
CmdManuallyIntegrateApplyTargetRtToQualifier	BL2000\sean	3/4/2022 11:25:32 AM	Apply target integration range 4.991-5.236 to qualifier 79.0 for compound Benzyl Alcohol in sample Mar0306.D, new integration is from x, y = 4.991, 571 to 5.236, 689 and new response = 16567; previously no peak.			✓	

Audit Trail report

Name	User	Time	Action	Reason	Comment	Succeed	Exception
CmdManuallyIntegrateDropBaseline	BL2000\sean	3/4/2022 11:25:33 AM	Drop baseline for qualifier 79.0 of compound Benzyl Alcohol in sample Mar0306.D to y = 571, new integration is from x, y = 4.991, 571 to 5.236, 571 and new response = 17435; previous integration is from x, y = 4.991, 571 to 5.236, 689 and previous response = 16567.			✓	
CmdZeroOutPeak	BL2000\sean	3/4/2022 11:26:02 AM	Zero out primary peak of compound Benzyl Alcohol in sample Mar0306.D			✓	
CmdSetTargetCompoundAttribute	BL2000\sean	3/4/2022 11:26:03 AM	Set UserAnnotation = INT for compound Benzyl Alcohol in sample Mar0306.D; previous value =			✓	
CmdZeroOutPeak	BL2000\sean	3/4/2022 11:26:06 AM	Zero out primary peak of compound Benzidine in sample Mar0306.D			✓	
CmdSetTargetCompoundAttribute	BL2000\sean	3/4/2022 11:26:07 AM	Set UserAnnotation = INT for compound Benzidine in sample Mar0306.D; previous value =			✓	
CmdZeroOutPeak	BL2000\sean	3/4/2022 11:26:09 AM	Zero out primary peak of compound 4,6-Dinitro-2-methylphenol in sample Mar0306.D			✓	
CmdSetTargetCompoundAttribute	BL2000\sean	3/4/2022 11:26:10 AM	Set UserAnnotation = INT for compound 4,6-Dinitro-2-methylphenol in sample Mar0306.D; previous value =			✓	
CmdZeroOutPeak	BL2000\sean	3/4/2022 11:26:20 AM	Zero out primary peak of compound 2,6-Dinitrotoluene in sample Mar0307.D			✓	
CmdSetTargetCompoundAttribute	BL2000\sean	3/4/2022 11:26:21 AM	Set UserAnnotation = INT for compound 2,6-Dinitrotoluene in sample Mar0307.D; previous value =			✓	
CmdZeroOutPeak	BL2000\sean	3/4/2022 11:26:23 AM	Zero out primary peak of compound N-nitroso-Di-n-propylamine in sample Mar0307.D			✓	
CmdSetTargetCompoundAttribute	BL2000\sean	3/4/2022 11:26:25 AM	Set UserAnnotation = INT for compound N-nitroso-Di-n-propylamine in sample Mar0307.D; previous value =			✓	
CmdZeroOutPeak	BL2000\sean	3/4/2022 11:26:27 AM	Zero out primary peak of compound Dimethyl Phthalate in sample Mar0307.D			✓	
CmdSetTargetCompoundAttribute	BL2000\sean	3/4/2022 11:26:28 AM	Set UserAnnotation = INT for compound Dimethyl Phthalate in sample Mar0307.D; previous value =			✓	
CmdZeroOutPeak	BL2000\sean	3/4/2022 11:26:31 AM	Zero out primary peak of compound Benzidine in sample Mar0307.D			✓	
CmdSetTargetCompoundAttribute	BL2000\sean	3/4/2022 11:26:32 AM	Set UserAnnotation = INT for compound Benzidine in sample Mar0307.D; previous value =			✓	
CmdZeroOutPeak	BL2000\sean	3/4/2022 11:26:34 AM	Zero out primary peak of compound 2,4-Dinitrophenol in sample Mar0307.D			✓	

Audit Trail report

Name	User	Time	Action	Reason	Comment	Succeed	Exception
CmdSetTargetCompoundAttribute	BL2000\sean	3/4/2022 11:26:35 AM	Set UserAnnotation = INT for compound 2,4-Dinitrophenol in sample Mar0307.D; previous value =			✓	
CmdZeroOutPeak	BL2000\sean	3/4/2022 11:26:38 AM	Zero out primary peak of compound 4,6-Dinitro-2-methylphenol in sample Mar0307.D			✓	
CmdSetTargetCompoundAttribute	BL2000\sean	3/4/2022 11:26:39 AM	Set UserAnnotation = INT for compound 4,6-Dinitro-2-methylphenol in sample Mar0307.D; previous value =			✓	
CmdZeroOutPeak	BL2000\sean	3/4/2022 11:26:47 AM	Zero out primary peak of compound Benzidine in sample Mar0308.D			✓	
CmdSetTargetCompoundAttribute	BL2000\sean	3/4/2022 11:26:47 AM	Set UserAnnotation = INT for compound Benzidine in sample Mar0308.D; previous value =			✓	
CmdZeroOutPeak	BL2000\sean	3/4/2022 11:26:50 AM	Zero out primary peak of compound Dimethyl Phthalate in sample Mar0308.D			✓	
CmdSetTargetCompoundAttribute	BL2000\sean	3/4/2022 11:26:51 AM	Set UserAnnotation = INT for compound Dimethyl Phthalate in sample Mar0308.D; previous value =			✓	
CmdZeroOutPeak	BL2000\sean	3/4/2022 11:26:53 AM	Zero out primary peak of compound N-nitroso-Di-n-propylamine in sample Mar0308.D			✓	
CmdSetTargetCompoundAttribute	BL2000\sean	3/4/2022 11:26:54 AM	Set UserAnnotation = INT for compound N-nitroso-Di-n-propylamine in sample Mar0308.D; previous value =			✓	
CmdZeroOutPeak	BL2000\sean	3/4/2022 11:26:57 AM	Zero out primary peak of compound 2,6-Dinitrotoluene in sample Mar0308.D			✓	
CmdSetTargetCompoundAttribute	BL2000\sean	3/4/2022 11:26:58 AM	Set UserAnnotation = INT for compound 2,6-Dinitrotoluene in sample Mar0308.D; previous value =			✓	
CmdManuallyIntegrateSplit	BL2000\sean	3/4/2022 11:27:26 AM	Split peak for compound Aniline in sample Mar0309.D and keep left peak, new integration is from x, y = 4.430, 484.72671427625 to 4.521, 672.409739876259 and new response = 509795, previous integration is from x, y = 4.430, 485 to 4.674, 987 and previous response = 1113382.			✓	
CmdSetTargetCompoundAttribute	BL2000\sean	3/4/2022 11:27:28 AM	Set UserAnnotation = CO for compound Aniline in sample Mar0309.D; previous value =			✓	
CmdManuallyIntegrateSplit	BL2000\sean	3/4/2022 11:27:31 AM	Split qualifier 65.0 of compound Aniline in sample Mar0309.D and keep left peak, new integration is from x, y = 4.432, 836.739906522267 to 4.521, 952.045016499031 and new response = 91765, previous integration is from x, y = 4.432, 837 to 4.726, 1216 and previous response = 461833.			✓	

Audit Trail report

Name	User	Time	Action	Reason	Comment	Succeed	Exception
CmdManuallyIntegrateApplyTargetRtToQualifier	BL2000\sean	3/4/2022 11:27:37 AM	Apply target integration range 4.521-4.634 to qualifier 66.0 for compound Phenol in sample Mar0309.D, new integration is from x, y = 4.521, 5063 to 4.634, 4542 and new response = 202366; previous integration is from x, y = 4.429, 738 to 4.531, 851 and previous response = 183383.			✓	
CmdManuallyIntegrateDropBaseline	BL2000\sean	3/4/2022 11:27:38 AM	Drop baseline for qualifier 66.0 of compound Phenol in sample Mar0309.D to y = 4542, new integration is from x, y = 4.521, 4542 to 4.634, 4542 and new response = 204122; previous integration is from x, y = 4.521, 5063 to 4.634, 4542 and previous response = 202366.			✓	
CmdManuallyIntegrateSplit	BL2000\sean	3/4/2022 11:27:39 AM	Split qualifier 66.0 of compound Phenol in sample Mar0309.D and keep left peak, new integration is from x, y = 4.521, 4542 to 4.583, 4542 and new response = 182531, previous integration is from x, y = 4.521, 4542 to 4.634, 4542 and previous response = 204122.			✓	
CmdManuallyIntegrateSplit	BL2000\sean	3/4/2022 11:27:49 AM	Split peak for compound 1,3-Dichlorobenzene in sample Mar0309.D and keep left peak, new integration is from x, y = 4.705, 0 to 4.797, 0 and new response = 547237, previous integration is from x, y = 4.705, 0 to 4.889, 0 and previous response = 1076044.			✓	
CmdSetTargetCompoundAttribute	BL2000\sean	3/4/2022 11:27:51 AM	Set UserAnnotation = CO for compound 1,3-Dichlorobenzene in sample Mar0309.D; previous value =			✓	
CmdManuallyIntegrateApplyTargetRtToQualifier	BL2000\sean	3/4/2022 11:27:53 AM	Apply target integration range 4.705-4.797 to qualifier 148.0 for compound 1,3-Dichlorobenzene in sample Mar0309.D, new integration is from x, y = 4.705, 0 to 4.797, 1864 and new response = 341792; previously no peak.			✓	
CmdManuallyIntegrateDropBaseline	BL2000\sean	3/4/2022 11:27:55 AM	Drop baseline for qualifier 148.0 of compound 1,3-Dichlorobenzene in sample Mar0309.D to y = 0, new integration is from x, y = 4.705, 0 to 4.797, 0 and new response = 346932; previous integration is from x, y = 4.705, 0 to 4.797, 1864 and previous response = 341792.			✓	

Audit Trail report

Name	User	Time	Action	Reason	Comment	Succeed	Exception
CmdManuallyIntegrateSplit	BL2000\sean	3/4/2022 11:28:00 AM	Split peak for compound 1,4-Dichlorobenzene in sample Mar0309.D and keep right peak, new integration is from x, y = 4.797, 283.615942698341 to 4.889, 388.489659101437 and new response = 526953, previous integration is from x, y = 4.706, 179 to 4.889, 388 and previous response = 1071773.			✓	
CmdSetTargetCompoundAttribute	BL2000\sean	3/4/2022 11:28:01 AM	Set UserAnnotation = CO for compound 1,4-Dichlorobenzene in sample Mar0309.D; previous value =			✓	
CmdManuallyIntegrateSplit	BL2000\sean	3/4/2022 11:28:04 AM	Split qualifier 148.0 of compound 1,4-Dichlorobenzene in sample Mar0309.D and keep right peak, new integration is from x, y = 4.787, 147.735097726099 to 4.899, 229.661213595969 and new response = 351955, previous integration is from x, y = 4.705, 88 to 4.899, 230 and previous response = 696773.			✓	
CmdManuallyIntegrateApplyTargetRtToQualifier	BL2000\sean	3/4/2022 11:28:10 AM	Apply target integration range 5.001-5.134 to qualifier 107.0 for compound Benzyl Alcohol in sample Mar0309.D, new integration is from x, y = 5.001, 694 to 5.134, 2308 and new response = 179976; previously no peak.			✓	
CmdManuallyIntegrateDropBaseline	BL2000\sean	3/4/2022 11:28:11 AM	Drop baseline for qualifier 107.0 of compound Benzyl Alcohol in sample Mar0309.D to y = 694, new integration is from x, y = 5.001, 694 to 5.134, 694 and new response = 186404; previous integration is from x, y = 5.001, 694 to 5.134, 2308 and previous response = 179976.			✓	
CmdManuallyIntegrateApplyTargetRtToQualifier	BL2000\sean	3/4/2022 11:28:27 AM	Apply target integration range 6.044-6.116 to qualifier 63.0 for compound bis(-2-Chloroethoxy)Methane in sample Mar0309.D, new integration is from x, y = 6.044, 1316 to 6.116, 3251 and new response = 389470; previous integration is from x, y = 5.975, 1012 to 6.044, 1074 and previous response = 28380.			✓	
CmdManuallyIntegrateDropBaseline	BL2000\sean	3/4/2022 11:28:28 AM	Drop baseline for qualifier 63.0 of compound bis(-2-Chloroethoxy)Methane in sample Mar0309.D to y = 1316, new integration is from x, y = 6.044, 1316 to 6.116, 1316 and new response = 393642; previous integration is from x, y = 6.044, 1316 to 6.116, 3251 and previous response = 389470.			✓	

Audit Trail report

Name	User	Time	Action	Reason	Comment	Succeed	Exception
CmdManuallyIntegrateApplyTargetRtToQualifier	BL2000\sean	3/4/2022 11:28:36 AM	Apply target integration range 6.396-6.496 to qualifier 128.0 for compound 4-Chlorophenol in sample Mar0309.D, new integration is from x, y = 6.396, 3039 to 6.496, 6419 and new response = 419858; previous integration is from x, y = 6.280, 630 to 6.372, 789 and previous response = 1246610.			✓	
CmdManuallyIntegrateDropBaseline	BL2000\sean	3/4/2022 11:28:37 AM	Drop baseline for qualifier 128.0 of compound 4-Chlorophenol in sample Mar0309.D to y = 3039, new integration is from x, y = 6.396, 3039 to 6.496, 3039 and new response = 429932; previous integration is from x, y = 6.396, 3039 to 6.496, 6419 and previous response = 419858.			✓	
CmdManuallyIntegrateSplit	BL2000\sean	3/4/2022 11:28:46 AM	Split peak for compound 2-Methylnaphthalene in sample Mar0309.D and keep left peak, new integration is from x, y = 7.054, 905.738981900931 to 7.214, 1235.67951890664 and new response = 871951, previous integration is from x, y = 7.054, 906 to 7.307, 1426 and previous response = 1640215.			✓	
CmdManuallyIntegrateSplit	BL2000\sean	3/4/2022 11:28:47 AM	Split peak for compound 2-Methylnaphthalene in sample Mar0309.D and keep right peak, new integration is from x, y = 7.112, 1024.27382174746 to 7.214, 1235.67951890664 and new response = 838042, previous integration is from x, y = 7.054, 906 to 7.214, 1236 and previous response = 871951.			✓	
CmdSetTargetCompoundAttribute	BL2000\sean	3/4/2022 11:28:48 AM	Set UserAnnotation = CO for compound 2-Methylnaphthalene in sample Mar0309.D; previous value =			✓	
CmdManuallyIntegrateSplit	BL2000\sean	3/4/2022 11:28:51 AM	Split qualifier 115.0 of compound 2-Methylnaphthalene in sample Mar0309.D and keep left peak, new integration is from x, y = 7.101, 734.511757683776 to 7.204, 860.129922149815 and new response = 351371, previous integration is from x, y = 7.101, 735 to 7.307, 986 and previous response = 670403.			✓	
CmdManuallyIntegrateSplit	BL2000\sean	3/4/2022 11:28:55 AM	Split peak for compound 1-Methylnaphthalene in sample Mar0309.D and keep right peak, new integration is from x, y = 7.214, 966.553886055331 to 7.307, 1007.55554506715 and new response = 770170, previous integration is from x, y = 7.054, 895 to 7.307, 1008 and previous response = 1643441.			✓	

Audit Trail report

Name	User	Time	Action	Reason	Comment	Succeed	Exception
CmdSetTargetCompoundAttribute	BL2000\sean	3/4/2022 11:28:56 AM	Set UserAnnotation = CO for compound 1-Methylnaphthalene in sample Mar0309.D; previous value =			✓	
CmdManuallyIntegrateApplyTargetRtToQualifier	BL2000\sean	3/4/2022 11:28:58 AM	Apply target integration range 7.214-7.307 to qualifier 142.0 for compound 1-Methylnaphthalene in sample Mar0309.D, new integration is from x, y = 7.214, 5447 to 7.307, 6005 and new response = 845264; previous integration is from x, y = 7.112, 2458 to 7.204, 2224 and previous response = 985592.			✓	
CmdManuallyIntegrateApplyTargetRtToQualifier	BL2000\sean	3/4/2022 11:29:00 AM	Apply target integration range 7.214-7.307 to qualifier 115.0 for compound 1-Methylnaphthalene in sample Mar0309.D, new integration is from x, y = 7.214, 2070 to 7.307, 1860 and new response = 312621; previous integration is from x, y = 7.062, 421 to 7.307, 600 and previous response = 680464.			✓	
CmdManuallyIntegrateSplit	BL2000\sean	3/4/2022 11:29:14 AM	Split qualifier 77.0 of compound Dimethyl Phthalate in sample Mar0309.D and keep left peak, new integration is from x, y = 8.098, 1366.39669371083 to 8.159, 1449.03450295377 and new response = 227805, previous integration is from x, y = 8.098, 1366 to 8.200, 1504 and previous response = 286062.			✓	
CmdManuallyIntegrateApplyTargetRtToQualifier	BL2000\sean	3/4/2022 11:29:18 AM	Apply target integration range 8.149-8.302 to qualifier 153.1 for compound Acenaphthylene in sample Mar0309.D, new integration is from x, y = 8.149, 0 to 8.302, 1392 and new response = 192516; previously no peak.			✓	
CmdManuallyIntegrateDropBaseline	BL2000\sean	3/4/2022 11:29:19 AM	Drop baseline for qualifier 153.1 of compound Acenaphthylene in sample Mar0309.D to y = 0, new integration is from x, y = 8.149, 0 to 8.302, 0 and new response = 198924; previous integration is from x, y = 8.149, 0 to 8.302, 1392 and previous response = 192516.			✓	
CmdManuallyIntegrateApplyTargetRtToQualifier	BL2000\sean	3/4/2022 11:29:28 AM	Apply target integration range 8.476-8.568 to qualifier 154.0 for compound 2,4-Dinitrophenol in sample Mar0309.D, new integration is from x, y = 8.476, 3559 to 8.568, 1894 and new response = 48104; previous integration is from x, y = 8.374, 606 to 8.466, 635 and previous response = 870849.			✓	

Audit Trail report

Name	User	Time	Action	Reason	Comment	Succeed	Exception
CmdManuallyIntegrateDropBaseline	BL2000\sean	3/4/2022 11:29:29 AM	Drop baseline for qualifier 154.0 of compound 2,4-Dinitrophenol in sample Mar0309.D to y = 1894, new integration is from x, y = 8.476, 1894 to 8.568, 1894 and new response = 52703; previous integration is from x, y = 8.476, 3559 to 8.568, 1894 and previous response = 48104.			✓	
CmdManuallyIntegrateApplyTargetRtToQualifier	BL2000\sean	3/4/2022 11:29:35 AM	Apply target integration range 8.712-8.865 to qualifier 139.0 for compound 4-Nitrophenol in sample Mar0309.D, new integration is from x, y = 8.712, 1508 to 8.865, 903 and new response = 42947; previously no peak.			✓	
CmdManuallyIntegrateDropBaseline	BL2000\sean	3/4/2022 11:29:36 AM	Drop baseline for qualifier 139.0 of compound 4-Nitrophenol in sample Mar0309.D to y = 903, new integration is from x, y = 8.712, 903 to 8.865, 903 and new response = 45732; previous integration is from x, y = 8.712, 1508 to 8.865, 903 and previous response = 42947.			✓	
CmdManuallyIntegrateSplit	BL2000\sean	3/4/2022 11:29:43 AM	Split qualifier 63.0 of compound 2,4-Dinitrotoluene in sample Mar0309.D and keep right peak, new integration is from x, y = 8.640, 1366.13022741527 to 8.711, 1294.62233915341 and new response = 92687, previous integration is from x, y = 8.589, 1417 to 8.711, 1295 and previous response = 173640.			✓	
CmdManuallyIntegrateApplyTargetRtToQualifier	BL2000\sean	3/4/2022 11:29:48 AM	Apply target integration range 8.998-9.100 to qualifier 167.0 for compound Fluorene in sample Mar0309.D, new integration is from x, y = 8.998, 219 to 9.100, 407 and new response = 151718; previous integration is from x, y = 9.141, 0 to 9.356, 0 and previous response = 316086.			✓	
CmdManuallyIntegrateDropBaseline	BL2000\sean	3/4/2022 11:29:49 AM	Drop baseline for qualifier 167.0 of compound Fluorene in sample Mar0309.D to y = 219, new integration is from x, y = 8.998, 219 to 9.100, 219 and new response = 152295; previous integration is from x, y = 8.998, 219 to 9.100, 407 and previous response = 151718.			✓	
CmdZeroOutPeak	BL2000\sean	3/4/2022 11:30:56 AM	Zero out primary peak of compound 2,6-Dinitrotoluene in sample Mar0310.D			✓	
CmdZeroOutPeak	BL2000\sean	3/4/2022 11:31:07 AM	Zero out primary peak of compound N-Nitrosodimethylamine in sample Mar0310.D			✓	

Audit Trail report

Name	User	Time	Action	Reason	Comment	Succeed	Exception
CmdZeroOutPeak	BL2000\sean	3/4/2022 11:31:09 AM	Zero out primary peak of compound N-nitroso-Di-n-propylamine in sample Mar0310.D			✓	
CmdZeroOutPeak	BL2000\sean	3/4/2022 11:31:11 AM	Zero out primary peak of compound 4-Nitroaniline in sample Mar0310.D			✓	
CmdSetTargetCompoundAttribute	BL2000\sean	3/4/2022 11:31:15 AM	Set UserAnnotation = INT for compound N-Nitrosodimethylamine in sample Mar0310.D; previous value =			✓	
CmdSetTargetCompoundAttribute	BL2000\sean	3/4/2022 11:31:17 AM	Set UserAnnotation = INT for compound N-nitroso-Di-n-propylamine in sample Mar0310.D; previous value =			✓	
CmdSetTargetCompoundAttribute	BL2000\sean	3/4/2022 11:31:19 AM	Set UserAnnotation = INT for compound 4-Nitroaniline in sample Mar0310.D; previous value =			✓	
CmdZeroOutPeak	BL2000\sean	3/4/2022 11:31:22 AM	Zero out primary peak of compound Dimethyl Phthalate in sample Mar0310.D			✓	
CmdSetTargetCompoundAttribute	BL2000\sean	3/4/2022 11:31:23 AM	Set UserAnnotation = INT for compound Dimethyl Phthalate in sample Mar0310.D; previous value =			✓	
CmdZeroOutPeak	BL2000\sean	3/4/2022 11:31:25 AM	Zero out primary peak of compound Nitrobenzene in sample Mar0310.D			✓	
CmdSetTargetCompoundAttribute	BL2000\sean	3/4/2022 11:31:26 AM	Set UserAnnotation = INT for compound Nitrobenzene in sample Mar0310.D; previous value =			✓	
CmdZeroOutPeak	BL2000\sean	3/4/2022 11:31:29 AM	Zero out primary peak of compound 4-Nitrophenol in sample Mar0310.D			✓	
CmdSetTargetCompoundAttribute	BL2000\sean	3/4/2022 11:31:30 AM	Set UserAnnotation = INT for compound 4-Nitrophenol in sample Mar0310.D; previous value =			✓	
CmdZeroOutPeak	BL2000\sean	3/4/2022 11:31:33 AM	Zero out primary peak of compound 2,4-Dinitrophenol in sample Mar0310.D			✓	
CmdSetTargetCompoundAttribute	BL2000\sean	3/4/2022 11:31:34 AM	Set UserAnnotation = INT for compound 2,4-Dinitrophenol in sample Mar0310.D; previous value =			✓	
CmdZeroOutPeak	BL2000\sean	3/4/2022 11:31:37 AM	Zero out primary peak of compound 2,4-Dimethylphenol in sample Mar0310.D			✓	
CmdSetTargetCompoundAttribute	BL2000\sean	3/4/2022 11:31:38 AM	Set UserAnnotation = INT for compound 2,4-Dimethylphenol in sample Mar0310.D; previous value =			✓	
CmdZeroOutPeak	BL2000\sean	3/4/2022 11:31:42 AM	Zero out primary peak of compound 2-Methylphenol in sample Mar0310.D			✓	
CmdSetTargetCompoundAttribute	BL2000\sean	3/4/2022 11:31:44 AM	Set UserAnnotation = INT for compound 2-Methylphenol in sample Mar0310.D; previous value =			✓	
CmdZeroOutPeak	BL2000\sean	3/4/2022 11:31:46 AM	Zero out primary peak of compound 2,4-Dinitrotoluene in sample Mar0310.D			✓	

Audit Trail report

Name	User	Time	Action	Reason	Comment	Succeed	Exception
CmdSetTargetCompoundAttribute	BL2000\sean	3/4/2022 11:31:47 AM	Set UserAnnotation = INT for compound 2,4-Dinitrotoluene in sample Mar0310.D; previous value =			✓	
CmdZeroOutPeak	BL2000\sean	3/4/2022 11:31:50 AM	Zero out primary peak of compound 2-Nitroaniline in sample Mar0310.D			✓	
CmdSetTargetCompoundAttribute	BL2000\sean	3/4/2022 11:31:52 AM	Set UserAnnotation = INT for compound 2-Nitroaniline in sample Mar0310.D; previous value =			✓	
CmdZeroOutPeak	BL2000\sean	3/4/2022 11:31:55 AM	Zero out primary peak of compound Benzidine in sample Mar0310.D			✓	
CmdSetTargetCompoundAttribute	BL2000\sean	3/4/2022 11:31:56 AM	Set UserAnnotation = INT for compound Benzidine in sample Mar0310.D; previous value =			✓	
CmdZeroOutPeak	BL2000\sean	3/4/2022 11:31:59 AM	Zero out primary peak of compound bis(-2-Chloroethoxy)Methane in sample Mar0310.D			✓	
CmdSetTargetCompoundAttribute	BL2000\sean	3/4/2022 11:32:00 AM	Set UserAnnotation = INT for compound bis(-2-Chloroethoxy)Methane in sample Mar0310.D; previous value =			✓	
CmdZeroOutPeak	BL2000\sean	3/4/2022 11:32:03 AM	Zero out primary peak of compound bis(-2-Chloroethyl)Ether in sample Mar0310.D			✓	
CmdSetTargetCompoundAttribute	BL2000\sean	3/4/2022 11:32:05 AM	Set UserAnnotation = INT for compound bis(-2-Chloroethyl)Ether in sample Mar0310.D; previous value =			✓	
CmdManuallyIntegrateApplyTargetRtToQualifier	BL2000\sean	3/4/2022 11:32:22 AM	Apply target integration range 4.422-4.521 to qualifier 65.0 for compound Aniline in sample Mar0311.D, new integration is from x, y = 4.422, 744 to 4.521, 2190 and new response = 33969; previously no peak.			✓	
CmdManuallyIntegrateDropBaseline	BL2000\sean	3/4/2022 11:32:23 AM	Drop baseline for qualifier 65.0 of compound Aniline in sample Mar0311.D to y = 744, new integration is from x, y = 4.422, 744 to 4.521, 744 and new response = 38264; previous integration is from x, y = 4.422, 744 to 4.521, 2190 and previous response = 33969.			✓	
CmdManuallyIntegratePeak	BL2000\sean	3/4/2022 11:32:24 AM	Manually integrate compound Aniline in sample Mar0311.D, from x, y = 4.675, 236275 to 4.695, 236275, result = -285865; previous integration is from x, y = 4.422, 666 to 4.521, 861 and previous response = 189495.			✓	
CmdClearManualIntegration	BL2000\sean	3/4/2022 11:32:28 AM	Clear manual integration of target signal for compound Aniline in sample Mar0311.D			✓	

Audit Trail report

Name	User	Time	Action	Reason	Comment	Succeed	Exception
CmdManuallyIntegrateApplyTargetRtToQualifier	BL2000\sean	3/4/2022 11:32:40 AM	Apply target integration range 4.511-4.572 to qualifier 64.0 for compound bis(-2-Chloroethyl)Ether in sample Mar0311.D, new integration is from x, y = 4.511, 501 to 4.572, 9786 and new response = -2523; previous integration is from x, y = 4.443, 412 to 4.511, 422 and previous response = 5252.			✓	
CmdSaveBatchTable	BL2000\sean	3/4/2022 11:32:45 AM	Save batch \\MASSHUNTER\Org\Data\SV5973N.I\sd030322\DoD BNA 1\QuantResults\030322 DoD BNA.batch.bin			✓	
CmdManuallyIntegrateQualifierPeak	BL2000\sean	3/4/2022 11:32:54 AM	Manually integrate qualifier 64.0 of compound bis(-2-Chloroethyl)Ether in sample Mar0311.D, from x, y = 4.521, 612 to 4.562, 493, result = 9864; previous integration is from x, y = 4.511, 501 to 4.572, 9786 and previous response = -2523.			✓	
CmdManuallyIntegrateSnapBaseline	BL2000\sean	3/4/2022 11:32:56 AM	Snap baseline for qualifier 64.0 of compound bis(-2-Chloroethyl)Ether in sample Mar0311.D from x = 4.521 to x = 4.562, new integration is from x, y = 4.521, 612 to 4.562, 5971 and new response = 3151; previous integration is from x, y = 4.521, 612 to 4.562, 493 and previous response = 9864.			✓	
CmdManuallyIntegrateDropBaseline	BL2000\sean	3/4/2022 11:32:57 AM	Drop baseline for qualifier 64.0 of compound bis(-2-Chloroethyl)Ether in sample Mar0311.D to y = 612, new integration is from x, y = 4.521, 612 to 4.562, 612 and new response = 9719; previous integration is from x, y = 4.521, 612 to 4.562, 5971 and previous response = 3151.			✓	
CmdManuallyIntegrateQualifierPeak	BL2000\sean	3/4/2022 11:33:02 AM	Manually integrate qualifier 64.0 of compound bis(-2-Chloroethyl)Ether in sample Mar0311.D, from x, y = 4.583, 182 to 4.675, 444, result = 5252; previous integration is from x, y = 4.521, 612 to 4.562, 612 and previous response = 9719.			✓	
CmdManuallyIntegrateQualifierPeak	BL2000\sean	3/4/2022 11:33:05 AM	Manually integrate qualifier 64.0 of compound bis(-2-Chloroethyl)Ether in sample Mar0311.D, from x, y = 4.521, 612 to 4.583, 1428, result = 18446; previous integration is from x, y = 4.443, 412 to 4.511, 422 and previous response = 5252.			✓	

Audit Trail report

Name	User	Time	Action	Reason	Comment	Succeed	Exception
CmdManuallyIntegrateDropBaseline	BL2000\sean	3/4/2022 11:33:06 AM	Drop baseline for qualifier 64.0 of compound bis(-2-Chloroethyl)Ether in sample Mar0311.D to y = 612, new integration is from x, y = 4.521, 612 to 4.583, 612 and new response = 19947; previous integration is from x, y = 4.521, 612 to 4.583, 1428 and previous response = 18446.			✓	
CmdManuallyIntegrateQualifierPeak	BL2000\sean	3/4/2022 11:33:10 AM	Manually integrate qualifier 64.0 of compound bis(-2-Chloroethyl)Ether in sample Mar0311.D, from x, y = 4.521, 612 to 4.562, 649, result = 9673; previous integration is from x, y = 4.521, 612 to 4.583, 612 and previous response = 19947.			✓	
CmdManuallyIntegrateSplit	BL2000\sean	3/4/2022 11:33:19 AM	Split peak for compound 1,3-Dichlorobenzene in sample Mar0311.D and keep left peak, new integration is from x, y = 4.705, 0 to 4.797, 0 and new response = 220567, previous integration is from x, y = 4.705, 0 to 4.889, 0 and previous response = 445893.			✓	
CmdSetTargetCompoundAttribute	BL2000\sean	3/4/2022 11:33:20 AM	Set UserAnnotation = CO for compound 1,3-Dichlorobenzene in sample Mar0311.D; previous value =			✓	
CmdManuallyIntegrateSplit	BL2000\sean	3/4/2022 11:33:23 AM	Split qualifier 148.0 of compound 1,3-Dichlorobenzene in sample Mar0311.D and keep left peak, new integration is from x, y = 4.705, 0 to 4.787, 0 and new response = 138238, previous integration is from x, y = 4.705, 0 to 4.889, 0 and previous response = 285384.			✓	
CmdManuallyIntegrateSplit	BL2000\sean	3/4/2022 11:33:25 AM	Split qualifier 111.0 of compound 1,3-Dichlorobenzene in sample Mar0311.D and keep left peak, new integration is from x, y = 4.603, 19.9341166921331 to 4.767, 104.983733558204 and new response = 83089, previous integration is from x, y = 4.603, 20 to 4.899, 174 and previous response = 168251.			✓	
CmdManuallyIntegrateSplit	BL2000\sean	3/4/2022 11:33:29 AM	Split peak for compound 1,4-Dichlorobenzene in sample Mar0311.D and keep right peak, new integration is from x, y = 4.797, 0 to 4.889, 0 and new response = 225326, previous integration is from x, y = 4.705, 0 to 4.889, 0 and previous response = 445893.			✓	
CmdSetTargetCompoundAttribute	BL2000\sean	3/4/2022 11:33:30 AM	Set UserAnnotation = CO for compound 1,4-Dichlorobenzene in sample Mar0311.D; previous value =			✓	

Audit Trail report

Name	User	Time	Action	Reason	Comment	Succeed	Exception
CmdManuallyIntegrateSplit	BL2000\sean	3/4/2022 11:33:34 AM	Split qualifier 148.0 of compound 1,4-Dichlorobenzene in sample Mar0311.D and keep right peak, new integration is from x, y = 4.787, 130.825190819934 to 4.889, 191.316955484083 and new response = 146159, previous integration is from x, y = 4.705, 83 to 4.889, 191 and previous response = 282975.			✓	
CmdManuallyIntegrateSplit	BL2000\sean	3/4/2022 11:33:36 AM	Split qualifier 111.0 of compound 1,4-Dichlorobenzene in sample Mar0311.D and keep right peak, new integration is from x, y = 4.767, 0 to 4.899, 0 and new response = 86274, previous integration is from x, y = 4.654, 0 to 4.899, 0 and previous response = 168390.			✓	
CmdManuallyIntegrateApplyTargetRtToQualifier	BL2000\sean	3/4/2022 11:33:40 AM	Apply target integration range 4.950-5.052 to qualifier 148.0 for compound 1,2-Dichlorobenzene in sample Mar0311.D, new integration is from x, y = 4.950, 395 to 5.052, 835 and new response = 145922; previously no peak.			✓	
CmdSetTargetCompoundAttribute	BL2000\sean	3/4/2022 11:33:46 AM	Set UserAnnotation = CO for compound 1,4-Dichlorobenzene in sample Mar0311.D; previous value = CO			✓	
CmdSetTargetCompoundAttribute	BL2000\sean	3/4/2022 11:33:49 AM	Set UserAnnotation = CO for compound 1,3-Dichlorobenzene in sample Mar0311.D; previous value = CO			✓	
CmdManuallyIntegrateApplyTargetRtToQualifier	BL2000\sean	3/4/2022 11:33:55 AM	Apply target integration range 5.012-5.185 to qualifier 107.0 for compound Benzyl Alcohol in sample Mar0311.D, new integration is from x, y = 5.012, 595 to 5.185, 8373 and new response = 85125; previously no peak.			✓	
CmdManuallyIntegrateDropBaseline	BL2000\sean	3/4/2022 11:33:57 AM	Drop baseline for qualifier 107.0 of compound Benzyl Alcohol in sample Mar0311.D to y = 595, new integration is from x, y = 5.012, 595 to 5.185, 595 and new response = 125475; previous integration is from x, y = 5.012, 595 to 5.185, 8373 and previous response = 85125.			✓	
CmdManuallyIntegrateApplyTargetRtToQualifier	BL2000\sean	3/4/2022 11:34:19 AM	Apply target integration range 6.404-6.578 to qualifier 128.0 for compound 4-Chlorophenol in sample Mar0311.D, new integration is from x, y = 6.404, 1363 to 6.578, 2609 and new response = 239667; previously no peak.			✓	

Audit Trail report

Name	User	Time	Action	Reason	Comment	Succeed	Exception
CmdManuallyIntegrateDropBaseline	BL2000\sean	3/4/2022 11:34:20 AM	Drop baseline for qualifier 128.0 of compound 4-Chlorophenol in sample Mar0311.D to y = 1363, new integration is from x, y = 6.404, 1363 to 6.578, 1363 and new response = 246175; previous integration is from x, y = 6.404, 1363 to 6.578, 2609 and previous response = 239667.			✓	
CmdManuallyIntegrateSplit	BL2000\sean	3/4/2022 11:34:32 AM	Split qualifier 142.0 of compound 2-Methylnaphthalene in sample Mar0311.D and keep right peak, new integration is from x, y = 7.081, 597.401758360011 to 7.184, 746.808005914527 and new response = 506721, previous integration is from x, y = 7.081, 597 to 7.184, 747 and previous response = 506721.			✓	
CmdManuallyIntegrateSplit	BL2000\sean	3/4/2022 11:34:35 AM	Split qualifier 115.0 of compound 2-Methylnaphthalene in sample Mar0311.D and keep left peak, new integration is from x, y = 7.044, 688.752046118987 to 7.204, 669.295513459613 and new response = 118010, previous integration is from x, y = 7.044, 689 to 7.297, 658 and previous response = 222310.			✓	
CmdManuallyIntegrateQualifierPeak	BL2000\sean	3/4/2022 11:34:39 AM	Manually integrate qualifier 142.0 of compound 2-Methylnaphthalene in sample Mar0311.D, from x, y = 7.122, 22845 to 7.184, 747, result = 294072; previous integration is from x, y = 7.081, 597 to 7.184, 747 and previous response = 506721.			✓	
CmdManuallyIntegrateDropBaseline	BL2000\sean	3/4/2022 11:34:41 AM	Drop baseline for qualifier 142.0 of compound 2-Methylnaphthalene in sample Mar0311.D to y = 747, new integration is from x, y = 7.122, 747 to 7.184, 747 and new response = 334932; previous integration is from x, y = 7.122, 22845 to 7.184, 747 and previous response = 294072.			✓	
CmdManuallyIntegratePeak	BL2000\sean	3/4/2022 11:34:46 AM	Manually integrate compound 1-Methylnaphthalene in sample Mar0311.D, from x, y = 7.194, 179591 to 7.317, 153922, result = -969136; previous integration is from x, y = 7.112, 663 to 7.204, 701 and previous response = 277597.			✓	

Audit Trail report

Name	User	Time	Action	Reason	Comment	Succeed	Exception
CmdManuallyIntegrateSnapBaseline	BL2000\sean	3/4/2022 11:34:48 AM	Snap baseline for compound 1-Methylnaphthalene in sample Mar0311.D, from x = 7.194 to x = 7.317, new integration is from x, y = 7.194, 2342 to 7.317, 2206 and new response = 247046; previous integration is from x, y = 7.194, 179591 to 7.317, 153922 and previous response = -969136.			✓	
CmdManuallyIntegrateDropBaseline	BL2000\sean	3/4/2022 11:34:49 AM	Drop baseline for compound 1-Methylnaphthalene in sample Mar0311.D to y = 2206, new integration is from x, y = 7.194, 2206 to 7.317, 2206 and new response = 247549; previous integration is from x, y = 7.194, 2342 to 7.317, 2206 and previous response = 247046.			✓	
CmdSetTargetCompoundAttribute	BL2000\sean	3/4/2022 11:34:50 AM	Set UserAnnotation = CO for compound 1-Methylnaphthalene in sample Mar0311.D; previous value =			✓	
CmdManuallyIntegrateApplyTargetRtToQualifier	BL2000\sean	3/4/2022 11:34:52 AM	Apply target integration range 7.194-7.317 to qualifier 142.0 for compound 1-Methylnaphthalene in sample Mar0311.D, new integration is from x, y = 7.194, 3210 to 7.317, 2137 and new response = 277668; previous integration is from x, y = 7.081, 1219 to 7.184, 1122 and previous response = 499224.			✓	
CmdManuallyIntegrateApplyTargetRtToQualifier	BL2000\sean	3/4/2022 11:34:54 AM	Apply target integration range 7.194-7.317 to qualifier 115.0 for compound 1-Methylnaphthalene in sample Mar0311.D, new integration is from x, y = 7.194, 1452 to 7.317, 1051 and new response = 100854; previous integration is from x, y = 7.042, 633 to 7.297, 590 and previous response = 223231.			✓	
CmdManuallyIntegrateSplit	BL2000\sean	3/4/2022 11:35:03 AM	Split peak for compound 2,4,6-Trichlorophenol in sample Mar0311.D and keep left peak, new integration is from x, y = 7.492, 0 to 7.574, 0 and new response = 122653, previous integration is from x, y = 7.492, 0 to 7.708, 0 and previous response = 266856.			✓	
CmdSetTargetCompoundAttribute	BL2000\sean	3/4/2022 11:35:05 AM	Set UserAnnotation = CO for compound 2,4,6-Trichlorophenol in sample Mar0311.D; previous value =			✓	

Audit Trail report

Name	User	Time	Action	Reason	Comment	Succeed	Exception
CmdManuallyIntegrateSplit	BL2000\sean	3/4/2022 11:35:07 AM	Split qualifier 198.0 of compound 2,4,6-Trichlorophenol in sample Mar0311.D and keep left peak, new integration is from x, y = 7.492, 0 to 7.574, 0 and new response = 121217, previous integration is from x, y = 7.492, 0 to 7.728, 0 and previous response = 259721.			✓	
CmdManuallyIntegrateSplit	BL2000\sean	3/4/2022 11:35:12 AM	Split peak for compound 2,4,5-Trichlorophenol in sample Mar0311.D and keep right peak, new integration is from x, y = 7.574, 0 to 7.708, 0 and new response = 144202, previous integration is from x, y = 7.492, 0 to 7.708, 0 and previous response = 266856.			✓	
CmdSetTargetCompoundAttribute	BL2000\sean	3/4/2022 11:35:14 AM	Set UserAnnotation = CO for compound 2,4,5-Trichlorophenol in sample Mar0311.D; previous value =			✓	
CmdManuallyIntegrateSplit	BL2000\sean	3/4/2022 11:35:16 AM	Split qualifier 198.0 of compound 2,4,5-Trichlorophenol in sample Mar0311.D and keep right peak, new integration is from x, y = 7.574, 0 to 7.728, 0 and new response = 138504, previous integration is from x, y = 7.492, 0 to 7.728, 0 and previous response = 259721.			✓	
CmdManuallyIntegrateSplit	BL2000\sean	3/4/2022 11:35:25 AM	Split qualifier 77.0 of compound Dimethyl Phthalate in sample Mar0311.D and keep left peak, new integration is from x, y = 8.094, 2145.59135115655 to 8.159, 2164.90538053413 and new response = 94962, previous integration is from x, y = 8.094, 2146 to 8.221, 2183 and previous response = 121396.			✓	
CmdManuallyIntegratePeak	BL2000\sean	3/4/2022 11:35:31 AM	Manually integrate compound 2,6-Dinitrotoluene in sample Mar0311.D, from x, y = 8.159, 14942 to 8.210, 18820, result = 3332; previous integration is from x, y = 8.344, 406 to 8.394, 429 and previous response = 57984.			✓	
CmdManuallyIntegrateSnapBaseline	BL2000\sean	3/4/2022 11:35:33 AM	Snap baseline for compound 2,6-Dinitrotoluene in sample Mar0311.D, from x = 8.159 to x = 8.210, new integration is from x, y = 8.159, 397 to 8.210, 643 and new response = 53559; previous integration is from x, y = 8.159, 14942 to 8.210, 18820 and previous response = 3332.			✓	

Audit Trail report

Name	User	Time	Action	Reason	Comment	Succeed	Exception
CmdManuallyIntegrateDropBaseline	BL2000\sean	3/4/2022 11:35:34 AM	Drop baseline for compound 2,6-Dinitrotoluene in sample Mar0311.D to y = 397, new integration is from x, y = 8.159, 397 to 8.210, 397 and new response = 53937; previous integration is from x, y = 8.159, 397 to 8.210, 643 and previous response = 53559.			✓	
CmdSetTargetCompoundAttribute	BL2000\sean	3/4/2022 11:35:35 AM	Set UserAnnotation = NI for compound 2,6-Dinitrotoluene in sample Mar0311.D; previous value =			✓	
CmdManuallyIntegrateApplyTargetRtToQualifier	BL2000\sean	3/4/2022 11:35:45 AM	Apply target integration range 8.476-8.558 to qualifier 154.0 for compound 2,4-Dinitrophenol in sample Mar0311.D, new integration is from x, y = 8.476, 927 to 8.558, 910 and new response = 14567; previous integration is from x, y = 8.384, 370 to 8.476, 449 and previous response = 283154.			✓	
CmdManuallyIntegrateDropBaseline	BL2000\sean	3/4/2022 11:35:46 AM	Drop baseline for qualifier 154.0 of compound 2,4-Dinitrophenol in sample Mar0311.D to y = 910, new integration is from x, y = 8.476, 910 to 8.558, 910 and new response = 14609; previous integration is from x, y = 8.476, 927 to 8.558, 910 and previous response = 14567.			✓	
CmdManuallyIntegrateSplit	BL2000\sean	3/4/2022 11:35:55 AM	Split qualifier 63.0 of compound 2,4-Dinitrotoluene in sample Mar0311.D and keep right peak, new integration is from x, y = 8.630, 1337.09062178357 to 8.691, 1282.49986119424 and new response = 35600, previous integration is from x, y = 8.548, 1410 to 8.691, 1282 and previous response = 60345.			✓	
CmdManuallyIntegrateApplyTargetRtToQualifier	BL2000\sean	3/4/2022 11:36:01 AM	Apply target integration range 8.999-9.080 to qualifier 167.0 for compound Fluorene in sample Mar0311.D, new integration is from x, y = 8.999, 0 to 9.080, 0 and new response = 46225; previous integration is from x, y = 9.172, 0 to 9.295, 0 and previous response = 99661.			✓	
CmdManuallyIntegrateDropBaseline	BL2000\sean	3/4/2022 11:36:02 AM	Drop baseline for qualifier 167.0 of compound Fluorene in sample Mar0311.D to y = 0, new integration is from x, y = 8.999, 0 to 9.080, 0 and new response = 46225; previous integration is from x, y = 8.999, 0 to 9.080, 0 and previous response = 46225.			✓	

Audit Trail report

Name	User	Time	Action	Reason	Comment	Succeed	Exception
CmdManuallyIntegratePeak	BL2000\sean	3/4/2022 11:36:39 AM	Manually integrate compound Benzidine in sample Mar0311.D, from x, y = 12.278, 0 to 12.744, 0, result = 36803; previous integration is from x, y = 12.389, 239 to 12.652, 252 and previous response = 26832.			✓	
CmdZeroOutPeak	BL2000\sean	3/4/2022 11:37:11 AM	Zero out primary peak of compound 2,6-Dinitrotoluene in sample Mar0312.D			✓	
CmdSetTargetCompoundAttribute	BL2000\sean	3/4/2022 11:37:13 AM	Set UserAnnotation = INT for compound 2,6-Dinitrotoluene in sample Mar0312.D; previous value =			✓	
CmdZeroOutPeak	BL2000\sean	3/4/2022 11:37:18 AM	Zero out primary peak of compound N-nitroso-Di-n-propylamine in sample Mar0312.D			✓	
CmdSetTargetCompoundAttribute	BL2000\sean	3/4/2022 11:37:19 AM	Set UserAnnotation = INT for compound N-nitroso-Di-n-propylamine in sample Mar0312.D; previous value =			✓	
CmdZeroOutPeak	BL2000\sean	3/4/2022 11:37:22 AM	Zero out primary peak of compound Dimethyl Phthalate in sample Mar0312.D			✓	
CmdSetTargetCompoundAttribute	BL2000\sean	3/4/2022 11:37:23 AM	Set UserAnnotation = INT for compound Dimethyl Phthalate in sample Mar0312.D; previous value =			✓	
CmdZeroOutPeak	BL2000\sean	3/4/2022 11:37:27 AM	Zero out primary peak of compound Benzidine in sample Mar0312.D			✓	
CmdSetTargetCompoundAttribute	BL2000\sean	3/4/2022 11:37:28 AM	Set UserAnnotation = INT for compound Benzidine in sample Mar0312.D; previous value =			✓	
CmdZeroOutPeak	BL2000\sean	3/4/2022 11:37:46 AM	Zero out primary peak of compound 2,6-Dinitrotoluene in sample Mar0313.D			✓	
CmdSetTargetCompoundAttribute	BL2000\sean	3/4/2022 11:37:48 AM	Set UserAnnotation = INT for compound 2,6-Dinitrotoluene in sample Mar0313.D; previous value =			✓	
CmdZeroOutPeak	BL2000\sean	3/4/2022 11:37:50 AM	Zero out primary peak of compound N-nitroso-Di-n-propylamine in sample Mar0313.D			✓	
CmdSetTargetCompoundAttribute	BL2000\sean	3/4/2022 11:37:51 AM	Set UserAnnotation = INT for compound N-nitroso-Di-n-propylamine in sample Mar0313.D; previous value =			✓	
CmdZeroOutPeak	BL2000\sean	3/4/2022 11:37:54 AM	Zero out primary peak of compound Dimethyl Phthalate in sample Mar0313.D			✓	
CmdSetTargetCompoundAttribute	BL2000\sean	3/4/2022 11:37:55 AM	Set UserAnnotation = INT for compound Dimethyl Phthalate in sample Mar0313.D; previous value =			✓	
CmdZeroOutPeak	BL2000\sean	3/4/2022 11:37:57 AM	Zero out primary peak of compound Benzidine in sample Mar0313.D			✓	

Audit Trail report

Name	User	Time	Action	Reason	Comment	Succeed	Exception
CmdSetTargetCompoundAttribute	BL2000\sean	3/4/2022 11:37:59 AM	Set UserAnnotation = INT for compound Benzidine in sample Mar0313.D; previous value =			✓	
CmdZeroOutPeak	BL2000\sean	3/4/2022 11:38:12 AM	Zero out primary peak of compound 2,6-Dinitrotoluene in sample Mar0314.D			✓	
CmdZeroOutPeak	BL2000\sean	3/4/2022 11:38:13 AM	Zero out primary peak of compound 2,6-Dinitrotoluene in sample Mar0314.D			✓	
CmdSetTargetCompoundAttribute	BL2000\sean	3/4/2022 11:38:15 AM	Set UserAnnotation = INT for compound 2,6-Dinitrotoluene in sample Mar0314.D; previous value =			✓	
CmdZeroOutPeak	BL2000\sean	3/4/2022 11:38:17 AM	Zero out primary peak of compound N-nitroso-Di-n-propylamine in sample Mar0314.D			✓	
CmdSetTargetCompoundAttribute	BL2000\sean	3/4/2022 11:38:18 AM	Set UserAnnotation = INT for compound N-nitroso-Di-n-propylamine in sample Mar0314.D; previous value =			✓	
CmdZeroOutPeak	BL2000\sean	3/4/2022 11:38:20 AM	Zero out primary peak of compound Dimethyl Phthalate in sample Mar0314.D			✓	
CmdSetTargetCompoundAttribute	BL2000\sean	3/4/2022 11:38:21 AM	Set UserAnnotation = INT for compound Dimethyl Phthalate in sample Mar0314.D; previous value =			✓	
CmdZeroOutPeak	BL2000\sean	3/4/2022 11:38:23 AM	Zero out primary peak of compound Benzidine in sample Mar0314.D			✓	
CmdSetTargetCompoundAttribute	BL2000\sean	3/4/2022 11:38:24 AM	Set UserAnnotation = INT for compound Benzidine in sample Mar0314.D; previous value =			✓	
CmdZeroOutPeak	BL2000\sean	3/4/2022 11:38:26 AM	Zero out primary peak of compound Benzoic Acid in sample Mar0314.D			✓	
CmdSetTargetCompoundAttribute	BL2000\sean	3/4/2022 11:38:27 AM	Set UserAnnotation = INT for compound Benzoic Acid in sample Mar0314.D; previous value =			✓	
CmdZeroOutPeak	BL2000\sean	3/4/2022 11:38:30 AM	Zero out primary peak of compound Benzyl Alcohol in sample Mar0314.D			✓	
CmdSetTargetCompoundAttribute	BL2000\sean	3/4/2022 11:38:32 AM	Set UserAnnotation = INT for compound Benzyl Alcohol in sample Mar0314.D; previous value =			✓	
CmdClearManualIntegration	BL2000\sean	3/4/2022 11:38:35 AM	Clear manual integration of target signal for compound Benzyl Alcohol in sample Mar0314.D			✓	
CmdSetTargetCompoundAttribute	BL2000\sean	3/4/2022 11:38:35 AM	Set UserAnnotation = for compound Benzyl Alcohol in sample Mar0314.D; previous value = INT			✓	
CmdZeroOutPeak	BL2000\sean	3/4/2022 11:38:41 AM	Zero out primary peak of compound Benzyl Alcohol in sample Mar0314.D			✓	
CmdSetTargetCompoundAttribute	BL2000\sean	3/4/2022 11:38:42 AM	Set UserAnnotation = INT for compound Benzyl Alcohol in sample Mar0314.D; previous value =			✓	

Audit Trail report

Name	User	Time	Action	Reason	Comment	Succeed	Exception
CmdZeroOutPeak	BL2000\sean	3/4/2022 11:38:44 AM	Zero out primary peak of compound 2-Nitroaniline in sample Mar0314.D			✓	
CmdSetTargetCompoundAttribute	BL2000\sean	3/4/2022 11:38:46 AM	Set UserAnnotation = INT for compound 2-Nitroaniline in sample Mar0314.D; previous value =			✓	
CmdZeroOutPeak	BL2000\sean	3/4/2022 11:38:49 AM	Zero out primary peak of compound 4,6-Dinitro-2-methylphenol in sample Mar0314.D			✓	
CmdSetTargetCompoundAttribute	BL2000\sean	3/4/2022 11:38:50 AM	Set UserAnnotation = INT for compound 4,6-Dinitro-2-methylphenol in sample Mar0314.D; previous value =			✓	
CmdZeroOutPeak	BL2000\sean	3/4/2022 11:39:00 AM	Zero out primary peak of compound 2,6-Dinitrotoluene in sample Mar0315.D			✓	
CmdSetTargetCompoundAttribute	BL2000\sean	3/4/2022 11:39:01 AM	Set UserAnnotation = INT for compound 2,6-Dinitrotoluene in sample Mar0315.D; previous value =			✓	
CmdZeroOutPeak	BL2000\sean	3/4/2022 11:39:03 AM	Zero out primary peak of compound N-nitroso-Di-n-propylamine in sample Mar0315.D			✓	
CmdSetTargetCompoundAttribute	BL2000\sean	3/4/2022 11:39:04 AM	Set UserAnnotation = INT for compound N-nitroso-Di-n-propylamine in sample Mar0315.D; previous value =			✓	
CmdZeroOutPeak	BL2000\sean	3/4/2022 11:39:06 AM	Zero out primary peak of compound Dimethyl Phthalate in sample Mar0315.D			✓	
CmdSetTargetCompoundAttribute	BL2000\sean	3/4/2022 11:39:07 AM	Set UserAnnotation = INT for compound Dimethyl Phthalate in sample Mar0315.D; previous value =			✓	
CmdZeroOutPeak	BL2000\sean	3/4/2022 11:39:09 AM	Zero out primary peak of compound bis(2-ethylhexyl)Phthalate in sample Mar0315.D			✓	
CmdClearManualIntegration	BL2000\sean	3/4/2022 11:39:11 AM	Clear manual integration of target signal for compound bis(2-ethylhexyl)Phthalate in sample Mar0315.D			✓	
CmdZeroOutPeak	BL2000\sean	3/4/2022 11:39:15 AM	Zero out primary peak of compound Benzidine in sample Mar0315.D			✓	
CmdSetTargetCompoundAttribute	BL2000\sean	3/4/2022 11:39:16 AM	Set UserAnnotation = INT for compound Benzidine in sample Mar0315.D; previous value =			✓	
CmdZeroOutPeak	BL2000\sean	3/4/2022 11:39:19 AM	Zero out primary peak of compound 2,4-Dinitrophenol in sample Mar0315.D			✓	
CmdSetTargetCompoundAttribute	BL2000\sean	3/4/2022 11:39:20 AM	Set UserAnnotation = INT for compound 2,4-Dinitrophenol in sample Mar0315.D; previous value =			✓	
CmdZeroOutPeak	BL2000\sean	3/4/2022 11:39:33 AM	Zero out primary peak of compound 2,6-Dinitrotoluene in sample Mar0316.D			✓	

Audit Trail report

Name	User	Time	Action	Reason	Comment	Succeed	Exception
CmdSetTargetCompoundAttribute	BL2000\sean	3/4/2022 11:39:34 AM	Set UserAnnotation = INT for compound 2,6-Dinitrotoluene in sample Mar0316.D; previous value =			✓	
CmdZeroOutPeak	BL2000\sean	3/4/2022 11:39:38 AM	Zero out primary peak of compound N-nitroso-Di-n-propylamine in sample Mar0316.D			✓	
CmdSetTargetCompoundAttribute	BL2000\sean	3/4/2022 11:39:38 AM	Set UserAnnotation = INT for compound N-nitroso-Di-n-propylamine in sample Mar0316.D; previous value =			✓	
CmdZeroOutPeak	BL2000\sean	3/4/2022 11:39:41 AM	Zero out primary peak of compound Dimethyl Phthalate in sample Mar0316.D			✓	
CmdSetTargetCompoundAttribute	BL2000\sean	3/4/2022 11:39:42 AM	Set UserAnnotation = INT for compound Dimethyl Phthalate in sample Mar0316.D; previous value =			✓	
CmdZeroOutPeak	BL2000\sean	3/4/2022 11:39:44 AM	Zero out primary peak of compound Benzidine in sample Mar0316.D			✓	
CmdSetTargetCompoundAttribute	BL2000\sean	3/4/2022 11:39:44 AM	Set UserAnnotation = INT for compound Benzidine in sample Mar0316.D; previous value =			✓	
CmdManuallyIntegratePeak	BL2000\sean	3/4/2022 11:40:11 AM	Manually integrate compound 1,4-Dichlorobenzene in sample Mar0317.D, from x, y = 4.797, 709563 to 4.899, 754940, result = -3606198; previous integration is from x, y = 4.706, 119 to 4.797, 209 and previous response = 866916.			✓	
CmdManuallyIntegrateSnapBaseline	BL2000\sean	3/4/2022 11:40:12 AM	Snap baseline for compound 1,4-Dichlorobenzene in sample Mar0317.D, from x = 4.797 to x = 4.899, new integration is from x, y = 4.797, 2218 to 4.899, 2907 and new response = 865336; previous integration is from x, y = 4.797, 709563 to 4.899, 754940 and previous response = -3606198.			✓	
CmdManuallyIntegrateDropBaseline	BL2000\sean	3/4/2022 11:40:13 AM	Drop baseline for compound 1,4-Dichlorobenzene in sample Mar0317.D to y = 2218, new integration is from x, y = 4.797, 2218 to 4.899, 2218 and new response = 867447; previous integration is from x, y = 4.797, 2218 to 4.899, 2907 and previous response = 865336.			✓	
CmdManuallyIntegrateQualifierPeak	BL2000\sean	3/4/2022 11:40:15 AM	Manually integrate qualifier 111.0 of compound 1,4-Dichlorobenzene in sample Mar0317.D from x, y = 4.532, 340767 to 4.542, 347735; result = 0			✓	

Audit Trail report

Name	User	Time	Action	Reason	Comment	Succeed	Exception
CmdManuallyIntegrateApplyTargetRtToQualifier	BL2000\sean	3/4/2022 11:40:15 AM	Apply target integration range 4.797-4.899 to qualifier 111.0 for compound 1,4-Dichlorobenzene in sample Mar0317.D, new integration is from x, y = 4.797, 2601 to 4.899, 866 and new response = 304158; previously no peak.			✓	
CmdManuallyIntegrateApplyTargetRtToQualifier	BL2000\sean	3/4/2022 11:40:18 AM	Apply target integration range 4.797-4.899 to qualifier 148.0 for compound 1,4-Dichlorobenzene in sample Mar0317.D, new integration is from x, y = 4.797, 1551 to 4.899, 1900 and new response = 557836; previously no peak.			✓	
CmdManuallyIntegratePeak	BL2000\sean	3/4/2022 11:40:22 AM	Manually integrate compound 1,2-Dichlorobenzene in sample Mar0317.D, from x, y = 4.940, 671750 to 5.063, 603685, result = -3805935; previous integration is from x, y = 4.707, 153 to 4.797, 212 and previous response = 866834.			✓	
CmdManuallyIntegrateSnapBaseline	BL2000\sean	3/4/2022 11:40:24 AM	Snap baseline for compound 1,2-Dichlorobenzene in sample Mar0317.D, from x = 4.940 to x = 5.063, new integration is from x, y = 4.940, 1114 to 5.063, 1677 and new response = 872938; previous integration is from x, y = 4.940, 671750 to 5.063, 603685 and previous response = -3805935.			✓	
CmdManuallyIntegrateDropBaseline	BL2000\sean	3/4/2022 11:40:24 AM	Drop baseline for compound 1,2-Dichlorobenzene in sample Mar0317.D to y = 1114, new integration is from x, y = 4.940, 1114 to 5.063, 1114 and new response = 875008; previous integration is from x, y = 4.940, 1114 to 5.063, 1677 and previous response = 872938.			✓	
CmdSetTargetCompoundAttribute	BL2000\sean	3/4/2022 11:40:26 AM	Set UserAnnotation = CO for compound 1,2-Dichlorobenzene in sample Mar0317.D; previous value =			✓	
CmdManuallyIntegrateApplyTargetRtToQualifier	BL2000\sean	3/4/2022 11:40:28 AM	Apply target integration range 4.940-5.063 to qualifier 148.0 for compound 1,2-Dichlorobenzene in sample Mar0317.D, new integration is from x, y = 4.940, 753 to 5.063, 1006 and new response = 552993; previously no peak.			✓	
CmdManuallyIntegrateApplyTargetRtToQualifier	BL2000\sean	3/4/2022 11:40:29 AM	Apply target integration range 4.940-5.063 to qualifier 111.0 for compound 1,2-Dichlorobenzene in sample Mar0317.D, new integration is from x, y = 4.940, 529 to 5.063, 578 and new response = 325589; previously no peak.			✓	

Audit Trail report

Name	User	Time	Action	Reason	Comment	Succeed	Exception
CmdSetTargetCompoundAttribute	BL2000\sean	3/4/2022 11:40:36 AM	Set UserAnnotation = CO for compound 1,4-Dichlorobenzene in sample Mar0317.D; previous value =			✓	
CmdManuallyIntegrateApplyTargetRtToQualifier	BL2000\sean	3/4/2022 11:40:42 AM	Apply target integration range 5.001-5.104 to qualifier 107.0 for compound Benzyl Alcohol in sample Mar0317.D, new integration is from x, y = 5.001, 1552 to 5.104, 3101 and new response = 231701; previously no peak.			✓	
CmdManuallyIntegrateDropBaseline	BL2000\sean	3/4/2022 11:40:43 AM	Drop baseline for qualifier 107.0 of compound Benzyl Alcohol in sample Mar0317.D to y = 1552, new integration is from x, y = 5.001, 1552 to 5.104, 1552 and new response = 236447; previous integration is from x, y = 5.001, 1552 to 5.104, 3101 and previous response = 231701.			✓	
CmdManuallyIntegrateApplyTargetRtToQualifier	BL2000\sean	3/4/2022 11:41:04 AM	Apply target integration range 6.404-6.568 to qualifier 128.0 for compound 4-Chlorophenol in sample Mar0317.D, new integration is from x, y = 6.404, 2694 to 6.568, 4189 and new response = 553919; previously no peak.			✓	
CmdManuallyIntegrateDropBaseline	BL2000\sean	3/4/2022 11:41:05 AM	Drop baseline for qualifier 128.0 of compound 4-Chlorophenol in sample Mar0317.D to y = 2694, new integration is from x, y = 6.404, 2694 to 6.568, 2694 and new response = 561274; previous integration is from x, y = 6.404, 2694 to 6.568, 4189 and previous response = 553919.			✓	
CmdManuallyIntegrateSplit	BL2000\sean	3/4/2022 11:41:19 AM	Split peak for compound 2,4,6-Trichlorophenol in sample Mar0317.D and keep left peak, new integration is from x, y = 7.493, 111.875151517233 to 7.574, 192.216748343437 and new response = 302555, previous integration is from x, y = 7.493, 112 to 7.666, 284 and previous response = 618742.			✓	
CmdSetTargetCompoundAttribute	BL2000\sean	3/4/2022 11:41:21 AM	Set UserAnnotation = CO for compound 2,4,6-Trichlorophenol in sample Mar0317.D; previous value =			✓	
CmdManuallyIntegrateSplit	BL2000\sean	3/4/2022 11:41:22 AM	Split qualifier 198.0 of compound 2,4,6-Trichlorophenol in sample Mar0317.D and keep left peak, new integration is from x, y = 7.492, 0.0546976686791822 to 7.574, 48.8972337793497 and new response = 294185, previous integration is from x, y = 7.492, 0 to 7.666, 104 and previous response = 594191.			✓	

Audit Trail report

Name	User	Time	Action	Reason	Comment	Succeed	Exception
CmdManuallyIntegrateSplit	BL2000\sean	3/4/2022 11:41:27 AM	Split peak for compound 2,4,5-Trichlorophenol in sample Mar0317.D and keep right peak, new integration is from x, y = 7.574, 117.620495276627 to 7.666, 173.566518361038 and new response = 317001, previous integration is from x, y = 7.492, 68 to 7.666, 174 and previous response = 619517.			✓	
CmdSetTargetCompoundAttribute	BL2000\sean	3/4/2022 11:41:28 AM	Set UserAnnotation = CO for compound 2,4,5-Trichlorophenol in sample Mar0317.D; previous value =			✓	
CmdManuallyIntegrateSplit	BL2000\sean	3/4/2022 11:41:30 AM	Split qualifier 198.0 of compound 2,4,5-Trichlorophenol in sample Mar0317.D and keep right peak, new integration is from x, y = 7.574, 90.1138263887216 to 7.666, 133.347037279846 and new response = 300267, previous integration is from x, y = 7.492, 52 to 7.666, 133 and previous response = 593798.			✓	
CmdManuallyIntegrateApplyTargetRtToQualifier	BL2000\sean	3/4/2022 11:41:38 AM	Apply target integration range 8.159-8.272 to qualifier 153.1 for compound Acenaphthylene in sample Mar0317.D, new integration is from x, y = 8.159, 0 to 8.272, 1544 and new response = 230642; previously no peak.			✓	
CmdManuallyIntegrateSplit	BL2000\sean	3/4/2022 11:41:46 AM	Split qualifier 154.0 of compound 2,4-Dinitrophenol in sample Mar0317.D and keep right peak, new integration is from x, y = 8.476, 774.597267635336 to 8.538, 773.6641927661 and new response = 48556, previous integration is from x, y = 8.384, 776 to 8.538, 774 and previous response = 918777.			✓	

Audit Trail report

Name	User	Time	Action	Reason	Comment	Succeed	Exception
CmdSelectPeak	BL2000\sean	3/4/2022 11:41:51 AM	Select peak for qualifier 139.0 of compound 4-Nitrophenol in sample Mar0317.D				Agilent.MassSpectrometry.DataAnalysis.Quantitative.ApplicationCommandException: Manual peak selection failed ---> System.ApplicationException: Cannot find qualifier peak with id=0 in target qualifier : QualifierIon[batchId = 0, sampleId = 16, compoundId = 92, qualifierId = 0, MZ = 139] at Agilent.MassSpectrometry.DataAnalysis.Quantitative.Analysis.QualifierIon.SelectPeak(Int16 peakId) at Agilent.MassSpectrometry.DataAnalysis.Quantitative.CmdSelectPeak.Do() --- End of inner exception stack trace --- at Agilent.MassSpectrometry.DataAnalysis.Quantitative.CmdSelectPeak.Do() at Agilent.MassSpectrometry.CommandModel.CommandHistory.Invoke(ICommand cmd) at Agilent.MassSpectrometry.DataAnalysis.Quantitative.AppCommandContext._Invoke(ICommand cmd)
CmdManuallyIntegrateApplyTargetRtToQualifier	BL2000\sean	3/4/2022 11:41:55 AM	Apply target integration range 8.722-8.875 to qualifier 139.0 for compound 4-Nitrophenol in sample Mar0317.D, new integration is from x, y = 8.722, 1312 to 8.875, 2207 and new response = 103622; previously no peak.			✓	
CmdManuallyIntegrateDropBaseline	BL2000\sean	3/4/2022 11:41:55 AM	Drop baseline for qualifier 139.0 of compound 4-Nitrophenol in sample Mar0317.D to y = 1312, new integration is from x, y = 8.722, 1312 to 8.875, 1312 and new response = 107743; previous integration is from x, y = 8.722, 1312 to 8.875, 2207 and previous response = 103622.			✓	
CmdManuallyIntegrateSplit	BL2000\sean	3/4/2022 11:42:00 AM	Split qualifier 63.0 of compound 2,4-Dinitrotoluene in sample Mar0317.D and keep right peak, new integration is from x, y = 8.599, 1353.73186146762 to 8.722, 1315.36942324333 and new response = 160412, previous integration is from x, y = 8.599, 1354 to 8.722, 1315 and previous response = 160412.			✓	

Audit Trail report

Name	User	Time	Action	Reason	Comment	Succeed	Exception
CmdManuallyIntegrateSplit	BL2000\sean	3/4/2022 11:42:04 AM	Split qualifier 63.0 of compound 2,4-Dinitrotoluene in sample Mar0317.D and keep right peak, new integration is from x, y = 8.599, 1353.73186146762 to 8.722, 1315.36942324333 and new response = 160412, previous integration is from x, y = 8.599, 1354 to 8.722, 1315 and previous response = 160412.			✓	
CmdManuallyIntegrateQualifierPeak	BL2000\sean	3/4/2022 11:42:08 AM	Manually integrate qualifier 63.0 of compound 2,4-Dinitrotoluene in sample Mar0317.D, from x, y = 8.640, 3018 to 8.722, 1315, result = 84954; previous integration is from x, y = 8.599, 1354 to 8.722, 1315 and previous response = 160412.			✓	
CmdManuallyIntegrateDropBaseline	BL2000\sean	3/4/2022 11:42:10 AM	Drop baseline for qualifier 63.0 of compound 2,4-Dinitrotoluene in sample Mar0317.D to y = 1315, new integration is from x, y = 8.640, 1315 to 8.722, 1315 and new response = 89135; previous integration is from x, y = 8.640, 3018 to 8.722, 1315 and previous response = 84954.			✓	
CmdManuallyIntegratePeak	BL2000\sean	3/4/2022 11:42:27 AM	Manually integrate compound Anthracene in sample Mar0317.D, from x, y = 10.211, 580232 to 10.282, 616774, result = -979074; previous integration is from x, y = 10.141, 0 to 10.211, 0 and previous response = 1642377.			✓	
CmdManuallyIntegrateSnapBaseline	BL2000\sean	3/4/2022 11:42:29 AM	Snap baseline for compound Anthracene in sample Mar0317.D, from x = 10.211 to x = 10.282, new integration is from x, y = 10.211, 7158 to 10.282, 8902 and new response = 1532798; previous integration is from x, y = 10.211, 580232 to 10.282, 616774 and previous response = -979074.			✓	
CmdManuallyIntegrateDropBaseline	BL2000\sean	3/4/2022 11:42:29 AM	Drop baseline for compound Anthracene in sample Mar0317.D to y = 7158, new integration is from x, y = 10.211, 7158 to 10.282, 7158 and new response = 1536508; previous integration is from x, y = 10.211, 7158 to 10.282, 8902 and previous response = 1532798.			✓	
CmdManuallyIntegrateDropBaseline	BL2000\sean	3/4/2022 11:42:30 AM	Drop baseline for compound Anthracene in sample Mar0317.D to y = 7158, new integration is from x, y = 10.211, 7158 to 10.282, 7158 and new response = 1536508; previous integration is from x, y = 10.211, 7158 to 10.282, 7158 and previous response = 1536508.			✓	

Audit Trail report

Name	User	Time	Action	Reason	Comment	Succeed	Exception
CmdSetTargetCompoundAttribute	BL2000\sean	3/4/2022 11:42:32 AM	Set UserAnnotation = CO for compound Anthracene in sample Mar0317.D; previous value =			✓	
CmdManuallyIntegrateApplyTargetRtToQualifier	BL2000\sean	3/4/2022 11:42:34 AM	Apply target integration range 10.211-10.282 to qualifier 176.0 for compound Anthracene in sample Mar0317.D, new integration is from x, y = 10.211, 1497 to 10.282, 2184 and new response = 280595; previously no peak.			✓	
CmdManuallyIntegrateDropBaseline	BL2000\sean	3/4/2022 11:42:35 AM	Drop baseline for qualifier 176.0 of compound Anthracene in sample Mar0317.D to y = 1497, new integration is from x, y = 10.211, 1497 to 10.282, 1497 and new response = 282056; previous integration is from x, y = 10.211, 1497 to 10.282, 2184 and previous response = 280595.			✓	
CmdManuallyIntegratePeak	BL2000\sean	3/4/2022 11:42:50 AM	Manually integrate compound Benzidine in sample Mar0317.D, from x, y = 12.227, 0 to 12.825, -57, result = 435419; previous integration is from x, y = 12.298, 0 to 12.470, 0 and previous response = 372633.			✓	
CmdManuallyIntegrateSnapBaseline	BL2000\sean	3/4/2022 11:42:51 AM	Snap baseline for compound Benzidine in sample Mar0317.D, from x = 12.227 to x = 12.825, new integration is from x, y = 12.227, 0 to 12.825, 875 and new response = 418702; previous integration is from x, y = 12.227, 0 to 12.825, -57 and previous response = 435419.			✓	
CmdManuallyIntegrateDropBaseline	BL2000\sean	3/4/2022 11:42:52 AM	Drop baseline for compound Benzidine in sample Mar0317.D to y = 0, new integration is from x, y = 12.227, 0 to 12.825, 0 and new response = 434388; previous integration is from x, y = 12.227, 0 to 12.825, 875 and previous response = 418702.			✓	
CmdManuallyIntegrateApplyTargetRtToQualifier	BL2000\sean	3/4/2022 11:42:55 AM	Apply target integration range 12.227-12.825 to qualifier 92.0 for compound Benzidine in sample Mar0317.D, new integration is from x, y = 12.227, 348 to 12.825, 435 and new response = 39098; previous integration is from x, y = 12.308, 276 to 12.470, 294 and previous response = 35189.			✓	
CmdManuallyIntegrateDropBaseline	BL2000\sean	3/4/2022 11:42:56 AM	Drop baseline for qualifier 92.0 of compound Benzidine in sample Mar0317.D to y = 348, new integration is from x, y = 12.227, 348 to 12.825, 348 and new response = 40657; previous integration is from x, y = 12.227, 348 to 12.825, 435 and previous response = 39098.			✓	

Audit Trail report

Name	User	Time	Action	Reason	Comment	Succeed	Exception
CmdManuallyIntegrateApplyTargetRtToQualifier	BL2000\sean	3/4/2022 11:42:59 AM	Apply target integration range 12.227-12.825 to qualifier 183.0 for compound Benzidine in sample Mar0317.D, new integration is from x, y = 12.227, 0 to 12.825, 215 and new response = 51141; previous integration is from x, y = 12.308, 0 to 12.460, 0 and previous response = 46134.			✓	
CmdManuallyIntegrateDropBaseline	BL2000\sean	3/4/2022 11:43:00 AM	Drop baseline for qualifier 183.0 of compound Benzidine in sample Mar0317.D to y = 0, new integration is from x, y = 12.227, 0 to 12.825, 0 and new response = 54996; previous integration is from x, y = 12.227, 0 to 12.825, 215 and previous response = 51141.			✓	
CmdManuallyIntegrateQualifierPeak	BL2000\sean	3/4/2022 11:43:07 AM	Manually integrate qualifier 92.0 of compound Benzidine in sample Mar0317.D, from x, y = 12.247, 0 to 12.470, 1, result = 38977; previous integration is from x, y = 12.227, 348 to 12.825, 348 and previous response = 40657.			✓	
CmdManuallyIntegrateQualifierPeak	BL2000\sean	3/4/2022 11:43:20 AM	Manually integrate qualifier 92.0 of compound Benzidine in sample Mar0317.D, from x, y = 12.247, 0 to 12.744, 146, result = 48528; previous integration is from x, y = 12.247, 0 to 12.470, 1 and previous response = 38977.			✓	
CmdManuallyIntegrateDropBaseline	BL2000\sean	3/4/2022 11:43:21 AM	Drop baseline for qualifier 92.0 of compound Benzidine in sample Mar0317.D to y = 0, new integration is from x, y = 12.247, 0 to 12.744, 0 and new response = 50700; previous integration is from x, y = 12.247, 0 to 12.744, 146 and previous response = 48528.			✓	
CmdManuallyIntegrateSnapBaseline	BL2000\sean	3/4/2022 11:43:59 AM	Snap baseline for compound Perylene-d12 in sample Mar0317.D, from x = 19.024 to x = 19.186, new integration is from x, y = 19.024, 0 to 19.186, 761 and new response = 545265; previous integration is from x, y = 19.024, 0 to 19.186, 0 and previous response = 548963.			✓	
CmdSetTargetCompoundAttribute	BL2000\sean	3/4/2022 11:44:09 AM	Set UserAnnotation = BA for compound Perylene-d12 in sample Mar0317.D; previous value =			✓	
CmdSaveBatchTable	BL2000\sean	3/4/2022 11:44:14 AM	Save batch \\MASSHUNTER\Org\Data\SV5973N.I\sd030322\DoD BNA 1\QuantResults\030322 DoD BNA.batch.bin			✓	

Audit Trail report

Name	User	Time	Action	Reason	Comment	Succeed	Exception
CmdManuallyIntegrateQualifierPeak	BL2000\sean	3/4/2022 11:44:51 AM	Manually integrate qualifier 92.0 of compound Benzidine in sample Mar0302.D, from x, y = 12.257, 0 to 12.470, 56, result = 51294; previous integration is from x, y = 12.288, 398 to 12.409, 392 and previous response = 45900.			✓	
CmdManuallyIntegrateDropBaseline	BL2000\sean	3/4/2022 11:44:53 AM	Drop baseline for qualifier 92.0 of compound Benzidine in sample Mar0302.D to y = 0, new integration is from x, y = 12.257, 0 to 12.470, 0 and new response = 51652; previous integration is from x, y = 12.257, 0 to 12.470, 56 and previous response = 51294.			✓	
CmdUpdateQualifierRatios	BL2000\sean	3/4/2022 11:45:21 AM	Update qualifier ratios for compound Benzidine;			✓	
CmdQuantitate	BL2000\sean	3/4/2022 11:47:36 AM	Quantitate all compounds in all samples			✓	
CmdSaveBatchTable	BL2000\sean	3/4/2022 11:49:31 AM	Save batch \\MASSHUNTER\Org\Data\SV5973N.I\sd030322\DoD BNA 1\QuantResults\030322 DoD BNA.batch.bin			✓	
CmdSetSampleAttribute	BL2000\sean	3/4/2022 11:49:39 AM	Set SampleApproved = True for sample Mar0317.D; previous value = False			✓	
CmdSetSampleAttribute	BL2000\sean	3/4/2022 11:49:40 AM	Set SampleApproved = True for sample Mar0316.D; previous value = False			✓	
CmdSetSampleAttribute	BL2000\sean	3/4/2022 11:49:41 AM	Set SampleApproved = True for sample Mar0315.D; previous value = False			✓	
CmdSetSampleAttribute	BL2000\sean	3/4/2022 11:49:42 AM	Set SampleApproved = True for sample Mar0314.D; previous value = False			✓	
CmdSetSampleAttribute	BL2000\sean	3/4/2022 11:49:43 AM	Set SampleApproved = True for sample Mar0313.D; previous value = False			✓	
CmdSetSampleAttribute	BL2000\sean	3/4/2022 11:49:44 AM	Set SampleApproved = True for sample Mar0312.D; previous value = False			✓	
CmdSetSampleAttribute	BL2000\sean	3/4/2022 11:49:44 AM	Set SampleApproved = True for sample Mar0311.D; previous value = False			✓	
CmdSetSampleAttribute	BL2000\sean	3/4/2022 11:49:45 AM	Set SampleApproved = True for sample Mar0310.D; previous value = False			✓	
CmdSetSampleAttribute	BL2000\sean	3/4/2022 11:49:47 AM	Set SampleApproved = True for sample Mar0309.D; previous value = False			✓	

Audit Trail report

Name	User	Time	Action	Reason	Comment	Succeed	Exception
CmdSetSampleAttribute	BL2000\sean	3/4/2022 11:49:48 AM	Set SampleApproved = True for sample Mar0308.D; previous value = False			✓	
CmdSetSampleAttribute	BL2000\sean	3/4/2022 11:49:50 AM	Set SampleApproved = True for sample Mar0307.D; previous value = False			✓	
CmdSetSampleAttribute	BL2000\sean	3/4/2022 11:49:50 AM	Set SampleApproved = True for sample Mar0306.D; previous value = False			✓	
CmdSetSampleAttribute	BL2000\sean	3/4/2022 11:49:51 AM	Set SampleApproved = True for sample Mar0305.D; previous value = False			✓	
CmdSetSampleAttribute	BL2000\sean	3/4/2022 11:49:52 AM	Set SampleApproved = True for sample Mar0304.D; previous value = False			✓	
CmdSetSampleAttribute	BL2000\sean	3/4/2022 11:49:52 AM	Set SampleApproved = True for sample Mar0303.D; previous value = False			✓	
CmdSetSampleAttribute	BL2000\sean	3/4/2022 11:49:53 AM	Set SampleApproved = True for sample Mar0302.D; previous value = False			✓	
CmdSetSampleAttribute	BL2000\sean	3/4/2022 11:49:54 AM	Set SampleApproved = True for sample Mar0301.D; previous value = False			✓	
CmdSaveBatchTable	BL2000\sean	3/4/2022 11:50:52 AM	Save batch \\MASSHUNTER\Org\Data\SV5973N.I\sd030322\DoD BNA 1\QuantResults\030322 DoD BNA.batch.bin			✓	
GenerateReport	BL2000\sean	3/4/2022 11:51:50 AM	Generates report - Method: \\MASSHUNTER\Org\reports\LevelIV_Reports\Tests_for_LevelIV\CC_mid_rpt.m, Output Path: \\MASSHUNTER\Org\Data\SV5973N.I\sd030322\DoD BNA 1\QuantReports\030322 DoD BNA			✓	
GenerateReport	BL2000\sean	3/4/2022 11:52:43 AM	Generates report - Method: \\MASSHUNTER\Org\reports\LevelIV_Reports\Tests_for_LevelIV\CC_mid_rpt.m, Output Path: \\MASSHUNTER\Org\Data\SV5973N.I\sd030322\DoD BNA 1\QuantReports\030322 DoD BNA-1			✓	
GenerateReport	BL2000\sean	3/4/2022 12:21:14 PM	Generates report - Method: \\MASSHUNTER\Org\reports\LevelIV_Reports\Tests_for_LevelIV\02_Env_Qntrslts_wGrphcs+Chrmtrgm+AuditTrail.m, Output Path: \\MASSHUNTER\Org\Data\SV5973N.I\sd030322\DoD BNA 1\QuantReports\030322 DoD BNA-2			✓	
CmdOpenBatchTable	BL2000\sean	3/8/2022 11:25:14 AM	Open batch D:\Org\Data\SV5973N.I\sd030322\DoD BNA 1\030322 DoD BNA.batch.bin			✓	

Audit Trail report

Name	User	Time	Action	Reason	Comment	Succeed	Exception
CmdQuantitate	BL2000\sean	3/8/2022 11:27:27 AM	Quantitate all compounds in all samples			✓	
CmdSaveBatchTable	BL2000\sean	3/8/2022 11:40:14 AM	Save batch D:\Org\Data\SV5973N.I\sd030322\Do D BNA 1\QuantResults\030322 DoD BNA.batch.bin			✓	

Continuing Calibration Report

Batch Name \\MASSHUNTER\Org\Data\SV5973N.I\sd030322\DoD BNA 1\QuantResults\030322 DoD BNA.batch.bin
Method File
Daily CC \\MASSHUNTER\Org\Data\SV5973N.I\sd030322\DoD BNA 1Mar0302.D

Level name	Injection Time	Calibration Files
1	2/19/2022 11:48:03 AM	\\MASSHUNTER\Org\Data\SV5973N.I\sd021822\DoD BNA cal 1\Feb1808.D
2	2/19/2022 11:15:42 AM	\\MASSHUNTER\Org\Data\SV5973N.I\sd021822\DoD BNA cal 1\Feb1807.D
3	2/19/2022 10:43:35 AM	\\MASSHUNTER\Org\Data\SV5973N.I\sd021822\DoD BNA cal 1\Feb1806.D
4	2/19/2022 9:57:53 AM	\\MASSHUNTER\Org\Data\SV5973N.I\sd021822\DoD BNA cal 1\Feb1805.D
5	2/19/2022 9:25:44 AM	\\MASSHUNTER\Org\Data\SV5973N.I\sd021822\DoD BNA cal 1\Feb1804.D
6	2/19/2022 8:53:27 AM	\\MASSHUNTER\Org\Data\SV5973N.I\sd021822\DoD BNA cal 1\Feb1803.D
7	2/19/2022 8:21:26 AM	\\MASSHUNTER\Org\Data\SV5973N.I\sd021822\DoD BNA cal 1\Feb1802.D
CCV	3/3/2022 5:00:47 PM	\\MASSHUNTER\Org\Data\SV5973N.I\sd030322\DoD BNA 1\Mar0302.D <=====

ISTD Compound:	Avg Resp	Mid Resp	CC Resp	Area%	A/M
1,4-Dichlorobenzene-d4	349222	362851	287923	79.35	M
Naphthalene-d8	1013729	1062572	820290	77.20	M
Acenaphthene-d10	558272	582178	409681	70.37	M
Phenanthrene-d10	990554	1023524	808560	79.00	M
Chrysene-d12	720048	738511	576533	78.07	M
Perylene-d12	459625	469307	426259	90.83	M

Target Compound	AvgRF/R2	CC RF	Exp. Conc	Calc. Conc	%Dev	Area%	Curve Fit
-----ISTD-----							
1,4-Dichlorobenzene-d4							
N-Nitrosodimethylamine	0.9982	0.3315	75.00	85.47	-13.96	151.86	Quadratic
Pyridine	0.9984	0.8695	75.00	89.50	-19.33	148.83	Quadratic
2-Fluorophenol	0.9992	0.9474	75.00	75.48	-0.64	123.25	Quadratic
Aniline	0.9988	1.8804	75.00	81.96	-9.28	132.34	Quadratic
Phenol-d5	0.9995	1.3602	75.00	84.29	-12.38	135.81	Quadratic
Phenol	0.9987	1.5406	75.00	85.54	-14.06	140.85	Quadratic
bis(-2-Chloroethyl)Ether	0.9996	0.9244	75.00	76.03	-1.37	124.06	Quadratic
2-Chlorophenol	0.9991	0.9922	75.00	68.85	8.20	113.43	Quadratic
1,3-Dichlorobenzene	0.9991	1.4967	75.00	81.95	-9.26	131.78	Quadratic
1,4-Dichlorobenzene	0.9990	1.4404	75.00	78.19	-4.25	125.04	Quadratic
1,2-Dichlorobenzene	0.9998	1.4713	75.00	82.74	-10.32	129.86	Quadratic
Benzyl Alcohol	0.9973	0.5667	75.00	78.12	-4.16	143.54	Quadratic
bis(2-chloroisopropyl)Ether	0.9984	0.3764	75.00	77.95	-3.93	126.49	Quadratic
2-Methylphenol	0.9983	0.9617	75.00	76.97	-2.62	124.75	Quadratic
N-nitroso-Di-n-propylamine	0.9994	0.7019	75.00	81.29	-8.39	128.25	Quadratic
Hexachloroethane	0.9987	0.4045	75.00	73.60	1.86	123.42	Quadratic
4Methylphenol/3Methylphenol	0.9990	1.2668	75.00	74.31	0.92	121.24	Quadratic
Nitrobenzene-d5	0.9990	0.6240	75.00	69.48	7.36	116.31	Quadratic
Nitrobenzene	0.9943	0.3164	75.00	69.19	7.75	111.40	Quadratic
-----ISTD-----							
Naphthalene-d8							
Isophorone	0.9986	0.6436	75.00	87.09	-16.12	143.58	Quadratic
2-Nitrophenol	0.9966	0.1251	75.00	76.17	-1.56	131.94	Quadratic
2,4-Dimethylphenol	0.9946	0.2509	75.00	72.85	2.87	124.10	Quadratic
bis(-2-Chloroethoxy)Methane	0.9977	0.3259	75.00	75.93	-1.24	118.25	Quadratic
2,4-Dichlorophenol	0.9975	0.2176	75.00	66.51	11.31	110.54	Quadratic
Benzoic Acid	0.9948	0.1356	75.00	76.85	-2.47	138.17	Quadratic
1,2,4-Trichlorobenzene	0.9993	0.3035	75.00	77.19	-2.93	122.32	Quadratic
Naphthalene	0.9979	0.8588	75.00	72.87	2.83	118.97	Quadratic
4-Chlorophenol	0.9994	0.1006	75.00	81.72	-8.96	132.39	Quadratic
p-Chloroaniline	0.9987	0.3616	75.00	79.21	-5.61	122.71	Quadratic
Hexachlorobutadiene	0.9987	0.1570	75.00	76.87	-2.49	128.38	Quadratic
4-Chloro-2-Methylphenol	0.9965	0.2217	75.00	72.65	3.13	124.43	Quadratic

Continuing Calibration Report

Target Compound	AvgRF/R2	CC RF	Exp. Conc	Calc. Conc	%Dev	Area%	Curve Fit
4-Chloro-3-Methylphenol	0.2382	0.2307	75.00	72.66	3.12	113.79	Avg RF
2-Methylnaphthalene	0.9998	0.5179	75.00	78.14	-4.18	118.77	Quadratic
1-Methylnaphthalene	0.9993	0.5080	75.00	78.60	-4.80	116.24	Quadratic
Acenaphthene-d10	-----ISTD-----						
Hexachlorocyclopentadiene	0.9982	0.1904	75.00	84.38	-12.50	129.44	Quadratic
2,4,6-Trichlorophenol	0.9939	0.2907	75.00	74.27	0.98	119.83	Quadratic
2,4,5-Trichlorophenol	0.9986	0.3218	75.00	73.47	2.03	110.68	Quadratic
2-Fluorobiphenyl	0.9986	1.2998	75.00	81.65	-8.86	118.79	Quadratic
2-Chloronaphthalene	1.0024	1.2316	75.00	92.15	-22.86	130.22	Avg RF
2-Nitroaniline	0.9911	0.1908	75.00	79.96	-6.62	120.66	Quadratic
Dimethyl Phthalate	0.9976	1.1553	75.00	85.49	-13.98	134.77	Quadratic
2,6-Dinitrotoluene	0.9930	0.1415	75.00	76.66	-2.22	117.25	Quadratic
Acenaphthylene	0.9997	1.7143	75.00	80.22	-6.96	110.14	Quadratic
3-Nitroaniline	0.9942	0.1550	75.00	74.29	0.95	119.84	Quadratic
Acenaphthene	0.9995	1.0060	75.00	82.18	-9.58	111.25	Quadratic
2,4-Dinitrophenol	0.9987	0.0897	75.00	92.52	-23.36	157.23	Quadratic
Dibenzofuran	0.9969	1.7464	75.00	87.74	-16.98	129.63	Quadratic
2,4-Dinitrotoluene	0.9989	0.2107	75.00	89.72	-19.63	139.66	Quadratic
4-Nitrophenol	0.9972	0.1600	75.00	71.17	5.11	113.10	Quadratic
Diethylphthalate	0.9968	1.0961	75.00	78.66	-4.88	125.63	Quadratic
Fluorene	0.9988	1.4076	75.00	87.83	-17.10	121.27	Quadratic
4-Chlorophenyl-phenylether	0.9957	0.6251	75.00	85.98	-14.64	133.44	Quadratic
Phenanthrene-d10	-----ISTD-----						
4-Nitroaniline	0.9926	0.0923	75.00	73.53	1.95	135.26	Quadratic
4,6-Dinitro-2-methylphenol	0.9985	0.0645	75.00	83.15	-10.87	143.70	Quadratic
N-nitrosodiphenylamine	0.9998	0.4689	75.00	78.89	-5.19	126.14	Quadratic
Azobenzene	0.9991	0.5958	75.00	76.11	-1.48	119.22	Quadratic
2,4,6-Tribromophenol	0.9995	0.0508	75.00	71.71	4.38	123.55	Quadratic
4-Bromophenyl-phenylether	0.9969	0.1719	75.00	76.86	-2.48	121.13	Quadratic
Hexachlorobenzene	0.9959	0.1804	75.00	78.81	-5.08	131.49	Quadratic
Pentachlorophenol	0.9986	0.0739	75.00	71.37	4.84	122.14	Quadratic
Phenanthrene	0.9974	0.9564	75.00	77.15	-2.87	124.78	Quadratic
Anthracene	0.8750	0.9672	75.00	82.90	-10.54	134.20	Avg RF
Triallate	0.9997	0.1981	75.00	72.22	3.71	117.57	Quadratic
Carbazole	1.0000	0.9051	75.00	76.51	-2.01	122.08	Quadratic
o-Terphenyl	0.9973	0.5180	75.00	78.92	-5.22	128.85	Quadratic
Di-n-Butylphthalate	0.9987	0.7817	75.00	71.40	4.80	122.09	Quadratic
Fluoranthene	0.9997	1.0163	75.00	82.02	-9.36	131.06	Quadratic
Benzidine	0.9992	0.3710	75.00	85.90	-14.53	130.78	Quadratic
Pyrene	0.9996	1.1140	75.00	82.45	-9.93	129.11	Quadratic
Terphenyl-d14	0.6821	0.7210	75.00	79.27	-5.70	128.42	Avg RF
Chrysene-d12	-----ISTD-----						
Butylbenzylphthalate	0.9985	0.3859	75.00	75.50	-0.67	136.71	Quadratic
Benzo(a)Anthracene	1.0282	1.1495	75.00	83.85	-11.80	131.59	Avg RF
Chrysene	0.9996	1.2616	75.00	82.31	-9.74	129.87	Quadratic
3,3-Dichlorobenzidine	0.9980	0.3441	75.00	71.82	4.24	124.08	Quadratic
bis(2-ethylhexyl)Phthalate	0.9986	0.1327	75.00	75.57	-0.76	137.26	Quadratic
Perylene-d12	-----ISTD-----						
Di-n-octyl Phthalate	0.9982	1.2224	75.00	66.24	11.68	138.20	Quadratic
Benzo(b)fluoranthene	0.9994	1.4272	75.00	67.01	10.65	125.59	Quadratic
Benzo(k)fluoranthene	0.9991	1.5671	75.00	70.30	6.27	130.99	Quadratic
Benzo(a)pyrene	0.9994	1.3762	75.00	68.58	8.57	125.97	Quadratic
Indeno(1,2,3-c,d)pyrene	0.9983	1.0219	75.00	60.60	19.19	114.72	Quadratic
Dibenzo(a,h)anthracene	0.9990	1.1486	75.00	62.72	16.38	119.62	Quadratic
Benzo(g,h,i)perylene	0.9993	1.2283	75.00	63.21	15.72	119.30	Quadratic

A -- against Average; M -- against Mid Point; P -- against Previous CC in the Method;

Continuing Calibration Report

Batch Name D:\Org\Data\SV5973N.I\sd030322\DoD BNA 1\QuantResults\030322 DoD BNA.batch.bin
Method File
Daily CC \\MASSHUNTER\Org\Data\SV5973N.I\sd030322\DoD BNA 1Mar0317.D

Level name	Injection Time	Calibration Files
1	2/19/2022 11:48:03 AM	\\MASSHUNTER\Org\Data\SV5973N.I\sd021822\DoD BNA cal 1\Feb1808.D
2	2/19/2022 11:15:42 AM	\\MASSHUNTER\Org\Data\SV5973N.I\sd021822\DoD BNA cal 1\Feb1807.D
3	2/19/2022 10:43:35 AM	\\MASSHUNTER\Org\Data\SV5973N.I\sd021822\DoD BNA cal 1\Feb1806.D
4	2/19/2022 9:57:53 AM	\\MASSHUNTER\Org\Data\SV5973N.I\sd021822\DoD BNA cal 1\Feb1805.D
5	2/19/2022 9:25:44 AM	\\MASSHUNTER\Org\Data\SV5973N.I\sd021822\DoD BNA cal 1\Feb1804.D
6	2/19/2022 8:53:27 AM	\\MASSHUNTER\Org\Data\SV5973N.I\sd021822\DoD BNA cal 1\Feb1803.D
7	2/19/2022 8:21:26 AM	\\MASSHUNTER\Org\Data\SV5973N.I\sd021822\DoD BNA cal 1\Feb1802.D
CCV	3/3/2022 5:00:47 PM	\\MASSHUNTER\Org\Data\SV5973N.I\sd030322\DoD BNA 1\Mar0302.D <=====

ISTD Compound:	Avg Resp	Mid Resp	CC Resp	Area%	A/M
1,4-Dichlorobenzene-d4	349222	362851	324387	89.40	M
Naphthalene-d8	1013729	1062572	908628	85.51	M
Acenaphthene-d10	558272	582178	497140	85.39	M
Phenanthrene-d10	990554	1023524	906982	88.61	M
Chrysene-d12	720048	738511	681222	92.24	M
Perylene-d12	459625	469307	545265	116.19	M

Target Compound	AvgRF/R2	CC RF	Exp. Conc	Calc. Conc	%Dev	Area%	Curve Fit
-----ISTD-----							
1,4-Dichlorobenzene-d4							
N-Nitrosodimethylamine	0.9982	0.3438	75.00	88.22	-17.63	177.46	Quadratic
Pyridine	0.9984	0.7070	75.00	73.67	1.77	136.33	Quadratic
2-Fluorophenol	0.9992	1.0102	75.00	80.26	-7.01	148.07	Quadratic
Aniline	0.9988	1.6929	75.00	73.56	1.92	134.23	Quadratic
Phenol-d5	0.9995	1.4026	75.00	86.95	-15.94	157.77	Quadratic
Phenol	0.9987	1.4691	75.00	81.59	-8.79	151.31	Quadratic
bis(-2-Chloroethyl)Ether	0.9996	0.9652	75.00	79.44	-5.92	145.95	Quadratic
2-Chlorophenol	0.9991	1.1492	75.00	80.17	-6.89	148.01	Quadratic
1,3-Dichlorobenzene	0.9991	1.4273	75.00	77.82	-3.76	141.58	Quadratic
1,4-Dichlorobenzene	0.9990	1.4262	75.00	77.32	-3.10	139.49	Quadratic
1,2-Dichlorobenzene	0.9998	1.4386	75.00	80.73	-7.65	143.06	Quadratic
Benzyl Alcohol	0.9973	0.5904	75.00	80.90	-7.86	168.49	Quadratic
bis(2-chloroisopropyl)Ether	0.9984	0.3774	75.00	78.15	-4.21	142.87	Quadratic
2-Methylphenol	0.9983	0.9837	75.00	78.76	-5.02	143.76	Quadratic
N-nitroso-Di-n-propylamine	0.9994	0.6960	75.00	80.66	-7.55	143.28	Quadratic
Hexachloroethane	0.9987	0.4147	75.00	75.43	-0.57	142.58	Quadratic
4Methylphenol/3Methylphenol	0.9990	1.3031	75.00	76.54	-2.05	140.52	Quadratic
Nitrobenzene-d5	0.9990	0.7005	75.00	77.74	-3.65	147.12	Quadratic
Nitrobenzene	0.9943	0.3675	75.00	80.96	-7.95	145.78	Quadratic
-----ISTD-----							
Naphthalene-d8							
Isophorone	0.9986	0.6095	75.00	82.57	-10.09	150.60	Quadratic
2-Nitrophenol	0.9966	0.1262	75.00	76.72	-2.30	147.40	Quadratic
2,4-Dimethylphenol	0.9946	0.2790	75.00	81.43	-8.57	152.84	Quadratic
bis(-2-Chloroethoxy)Methane	0.9977	0.3162	75.00	73.79	1.61	127.11	Quadratic
2,4-Dichlorophenol	0.9975	0.2597	75.00	79.11	-5.48	146.17	Quadratic
Benzoic Acid	0.9948	0.1489	75.00	82.91	-10.55	168.18	Quadratic
1,2,4-Trichlorobenzene	0.9993	0.3202	75.00	81.78	-9.04	142.94	Quadratic
Naphthalene	0.9979	0.9421	75.00	80.75	-7.66	144.57	Quadratic
4-Chlorophenol	0.9994	0.1047	75.00	84.97	-13.29	152.56	Quadratic
p-Chloroaniline	0.9987	0.3510	75.00	76.78	-2.37	131.95	Quadratic
Hexachlorobutadiene	0.9987	0.1643	75.00	80.39	-7.19	148.84	Quadratic
4-Chloro-2-Methylphenol	0.9965	0.2376	75.00	78.06	-4.08	147.71	Quadratic

Continuing Calibration Report

Target Compound	AvgRF/R2	CC RF	Exp. Conc	Calc. Conc	%Dev	Area%	Curve Fit
4-Chloro-3-Methylphenol	0.2382	0.2565	75.00	80.79	-7.71	140.14	Avg RF
2-Methylnaphthalene	0.9998	0.4971	75.00	75.06	-0.08	126.27	Quadratic
1-Methylnaphthalene	0.9993	0.4941	75.00	76.45	-1.94	125.24	Quadratic
Acenaphthene-d10	-----ISTD-----						
Hexachlorocyclopentadiene	0.9982	0.1774	75.00	78.93	-5.24	146.32	Quadratic
2,4,6-Trichlorophenol	0.9939	0.3246	75.00	82.56	-10.08	162.38	Quadratic
2,4,5-Trichlorophenol	0.9986	0.3401	75.00	77.54	-3.38	141.95	Quadratic
2-Fluorobiphenyl	0.9986	1.2567	75.00	78.95	-5.27	139.37	Quadratic
2-Chloronaphthalene	1.0024	1.0360	75.00	77.51	-3.35	132.93	Avg RF
2-Nitroaniline	0.9911	0.1865	75.00	78.24	-4.33	143.13	Quadratic
Dimethyl Phthalate	0.9976	1.2089	75.00	89.13	-18.84	171.13	Quadratic
2,6-Dinitrotoluene	0.9930	0.1526	75.00	82.53	-10.05	153.44	Quadratic
Acenaphthylene	0.9997	1.8110	75.00	84.78	-13.04	141.20	Quadratic
3-Nitroaniline	0.9942	0.1384	75.00	66.95	10.74	129.90	Quadratic
Acenaphthene	0.9995	0.9879	75.00	80.60	-7.46	132.56	Quadratic
2,4-Dinitrophenol	0.9987	0.0763	75.00	81.47	-8.63	162.33	Quadratic
Dibenzofuran	0.9969	1.5190	75.00	75.11	-0.14	136.81	Quadratic
2,4-Dinitrotoluene	0.9989	0.1806	75.00	78.51	-4.68	145.31	Quadratic
4-Nitrophenol	0.9972	0.1861	75.00	81.58	-8.78	159.55	Quadratic
Diethylphthalate	0.9968	1.2344	75.00	87.70	-16.94	171.69	Quadratic
Fluorene	0.9988	1.2679	75.00	78.74	-4.98	132.55	Quadratic
4-Chlorophenyl-phenylether	0.9957	0.6106	75.00	84.06	-12.08	158.18	Quadratic
Phenanthrene-d10	-----ISTD-----						
4-Nitroaniline	0.9926	0.1027	75.00	81.12	-8.17	168.92	Quadratic
4,6-Dinitro-2-methylphenol	0.9985	0.0604	75.00	78.82	-5.09	151.05	Quadratic
N-nitrosodiphenylamine	0.9998	0.4927	75.00	82.82	-10.43	148.70	Quadratic
Azobenzene	0.9991	0.6338	75.00	80.51	-7.35	142.27	Quadratic
2,4,6-Tribromophenol	0.9995	0.0583	75.00	80.46	-7.28	159.02	Quadratic
4-Bromophenyl-phenylether	0.9969	0.1798	75.00	80.00	-6.67	142.09	Quadratic
Hexachlorobenzene	0.9959	0.1737	75.00	75.84	-1.13	141.98	Quadratic
Pentachlorophenol	0.9986	0.0883	75.00	82.56	-10.09	163.64	Quadratic
Phenanthrene	0.9974	0.9648	75.00	77.88	-3.83	141.20	Quadratic
Anthracene	0.8750	0.9035	75.00	77.45	-3.26	140.63	Avg RF
Triallate	0.9997	0.2157	75.00	77.85	-3.80	143.61	Quadratic
Carbazole	1.0000	0.9407	75.00	79.48	-5.98	142.33	Quadratic
o-Terphenyl	0.9973	0.5041	75.00	76.75	-2.33	140.65	Quadratic
Di-n-Butylphthalate	0.9987	0.9428	75.00	83.74	-11.65	165.17	Quadratic
Fluoranthene	0.9997	1.0006	75.00	80.76	-7.68	144.75	Quadratic
Benzidine	0.9992	0.2554	75.00	57.06	23.92	101.00	Quadratic
Pyrene	0.9996	1.0694	75.00	79.11	-5.48	139.03	Quadratic
Terphenyl-d14	0.6821	0.7032	75.00	77.32	-3.09	140.50	Avg RF
Chrysene-d12	-----ISTD-----						
Butylbenzylphthalate	0.9985	0.4001	75.00	77.73	-3.64	167.51	Quadratic
Benzo(a)Anthracene	1.0282	1.0772	75.00	78.58	-4.77	145.70	Avg RF
Chrysene	0.9996	1.1542	75.00	75.04	-0.06	140.38	Quadratic
3,3-Dichlorobenzidine	0.9980	0.3100	75.00	65.50	12.67	132.06	Quadratic
bis(2-ethylhexyl)Phthalate	0.9986	0.1384	75.00	78.10	-4.13	169.10	Quadratic
Perylene-d12	-----ISTD-----						
Di-n-octyl Phthalate	0.9982	1.1995	75.00	65.20	13.06	173.47	Quadratic
Benzo(b)fluoranthene	0.9994	1.2772	75.00	59.78	20.30	143.77	Quadratic
Benzo(k)fluoranthene	0.9991	1.3437	75.00	60.23	19.69	143.67	Quadratic
Benzo(a)pyrene	0.9994	1.2440	75.00	61.98	17.36	145.66	Quadratic
Indeno(1,2,3-c,d)pyrene	0.9983	1.0017	75.00	59.41	20.79	143.85	Quadratic
Dibenzo(a,h)anthracene	0.9990	1.0905	75.00	59.57	20.58	145.28	Quadratic
Benzo(g,h,i)perylene	0.9993	1.1722	75.00	60.31	19.59	145.64	Quadratic

A -- against Average; M -- against Mid Point; P -- against Previous CC in the Method;

Energy Laboratories Inc

ANALYTICAL RUN Summary

09-Mar-22

Run ID SV5973N.I_220307A

Run Start Date: 3/7/2022
Analyst: Sean McGrew
Ical: 0
Column ID: XT1-5
Comments:

Std ID	Std Name	Std Amount	Std Units	Samp Amount	Samp Units	SampType	Expiration Date
dcmv14	DCM						12/12/2023
sv100507	BNA mix	37.5	ul	62.5	ul	CCV	3/31/2022
sv100516	BNA Internals 2000 ug/mL	2	ul	100	ul	all HL SVO	6/30/2023
sv100714	BNA 2nd source 200 ug/mL	37.5	ul	62.5	ul	ICV	10/1/2022
sv83311	DFTPP 1000 ug/mL	50	ul	50	ul	TUNE	10/31/2022
sv90820	BNA 2nd source short (new)	37.5	ul	62.5	ul	ICV	3/16/2023

Seq No	Lab ID	Test Code	Sample Typ	File ID	Analysis Date	DF	Batch ID	Prep Date	SPKref	RPDref	pmoist					
15073998	Mar0701_D_TU	SVOC-8270-DF	TUNE	√5973N.I.s030723	7/2022 11:54:0	1	R375744		0	0						
Analyte	T	Units	RAW	Final	Text	Spike	SPKref	RPDref	MDL	PQL	UQL	%REC	LOW	HIGH	%RPD	Q
127, % of mass 198	A	%	50.2	50.2		100	0	0	0	0.01	0	50%	40	60	0%	
197, % of mass 198	A	%	0	0		100	0	0	0	0.01	0	0%	0	0.99	0%	
198, Base Peak	A	%	100	100		100	0	0	0	0.01	0	100%	100	100	0%	
199, % of mass 198	A	%	6.7	6.7		100	0	0	0	0.01	0	7%	5	9	0%	
275, % of mass 198	A	%	29.5	29.5		100	0	0	0	0.01	0	30%	10	30	0%	
365, % of mass 198	A	%	4.3	4.3		100	0	0	0	0.01	0	4%	1	99.99	0%	
441, % of mass 443	A	%	80.8	80.8		100	0	0	0	0.01	0	81%	0.01	150	0%	
442, % of mass 198	A	%	74.5	74.5		100	0	0	0	0.01	0	75%	40	100	0%	
443, % of mass 442	A	%	19.2	19.2		100	0	0	0	0.01	0	19%	17	23	0%	
51, % of mass 198	A	%	34	34		100	0	0	0	0.01	0	34%	30	60	0%	
68, % of mass 69	A	%	0.1	0.1		100	0	0	0	0.01	0	0%	0	1.99	0%	
70, % of mass 69	A	%	0.6	0.6		100	0	0	0	0.01	0	1%	0	1.99	0%	

Seq No	Lab ID	Test Code	Sample Typ	File ID	Analysis Date	DF	Batch ID	Prep Date	SPKref	RPDref	pmoist					
15073999	07-Mar-22_CAL	SVOC-8270-W-	ICAL	√5973N.L\sd030723	7/2022 12:15:4	1	R375744		0	0						
Analyte	T	Units	RAW	Final	Text	Spike	SPKref	RPDref	MDL	PQL	UQL	%REC	LOW	HIGH	%RPD	Q
1,2,4-Trichlorobenzene	A	ug/L	146.82712	146.82712		150	0	0	1.9	10	150	98%	80	120	0%	
1,2-Dichlorobenzene	A	ug/L	146.56437	146.56437		150	0	0	1.97	10	150	98%	80	120	0%	
1,3-Dichlorobenzene	A	ug/L	147.59085	147.59085		150	0	0	2.13	10	150	98%	80	120	0%	
1,4-Dichlorobenzene	A	ug/L	150.18599	150.18599		150	0	0	2.02	10	150	100%	80	120	0%	
1-Methylnaphthalene	A	ug/L	144.41174	144.41174		150	0	0	2.39	10	150	96%	80	120	0%	
2,2'-Oxybis(1-Chloropropane)	A	ug/L	148.73587	148.73587		150	0	0	1.45	10	150	99%	80	120	0%	
2,4,5-Trichlorophenol	A	ug/L	145.98236	145.98236		150	0	0	2.23	10	150	97%	80	120	0%	
2,4,6-Trichlorophenol	A	ug/L	150.15929	150.15929		150	0	0	2.64	10	150	100%	80	120	0%	
2,4-Dichlorophenol	A	ug/L	144.45855	144.45855		150	0	0	1.69	10	150	96%	80	120	0%	
2,4-Dimethylphenol	A	ug/L	141.03818	141.03818		150	0	0	1.69	10	150	94%	80	120	0%	
2,4-Dinitrophenol	A	ug/L	147.21712	147.21712		150	0	0	4.26	10	150	98%	80	120	0%	
2,4-Dinitrotoluene	A	ug/L	152.48192	152.48192		150	0	0	3.04	10	150	102%	80	120	0%	
2,6-Dinitrotoluene	A	ug/L	142.04997	142.04997		150	0	0	3.2	10	150	95%	80	120	0%	
2-Chloronaphthalene	A	ug/L	140.62824	140.62824		150	0	0	2.14	10	150	94%	80	120	0%	
2-Chlorophenol	A	ug/L	138.0481	138.0481		150	0	0	2.48	10	150	92%	80	120	0%	
2-Methylnaphthalene	A	ug/L	147.39913	147.39913		150	0	0	1.92	10	150	98%	80	120	0%	
2-Nitroaniline	A	ug/L	146.9169	146.9169		150	0	0	2.4	10	150	98%	80	120	0%	
2-Nitrophenol	A	ug/L	149.22989	149.22989		150	0	0	2.36	10	150	99%	80	120	0%	
3,3'-Dichlorobenzidine	A	ug/L	146.22449	146.22449		150	0	0	2.11	10	150	97%	80	120	0%	
3-Nitroaniline	A	ug/L	142.01552	142.01552		150	0	0	2.77	10	150	95%	80	120	0%	
4,6-Dinitro-2-methylphenol	A	ug/L	146.13239	146.13239		150	0	0	2.33	10	150	97%	80	120	0%	
4-Bromophenyl phenyl ether	A	ug/L	148.10137	148.10137		150	0	0	1.74	10	150	99%	80	120	0%	
4-Chloro-2-methylphenol	A	ug/L	144.80612	144.80612		150	0	0	1.6	10	150	97%	80	120	0%	
4-Chloro-3-methylphenol	A	ug/L	148.5736	148.5736		150	0	0	1.46	10	150	99%	80	120	0%	
4-Chlorophenol	A	ug/L	146.99635	146.99635		150	0	0	2.64	10	150	98%	80	120	0%	
4-Chlorophenyl phenyl ether	A	ug/L	144.70375	144.70375		150	0	0	2.03	10	150	96%	80	120	0%	
4-Nitroaniline	A	ug/L	147.41289	147.41289		150	0	0	1.63	10	150	98%	80	120	0%	
4-Nitrophenol	A	ug/L	148.89254	148.89254		150	0	0	2.5	10	150	99%	80	120	0%	
Acenaphthene	A	ug/L	150.5765	150.5765		150	0	0	1.89	10	150	100%	80	120	0%	
Acenaphthylene	A	ug/L	146.70283	146.70283		150	0	0	1.57	10	150	98%	80	120	0%	
Aniline	A	ug/L	146.72136	146.72136		150	0	0	3.74	10	150	98%	80	120	0%	
Anthracene	A	ug/L	148.84	148.84		150	0	0	1.23	10	150	99%	80	120	0%	
Azobenzene	A	ug/L	151.79662	151.79662		150	0	0	1.09	10	150	101%	80	120	0%	
Benzidine	A	ug/L	144.24514	144.24514		150	0	0	6.72	10	150	96%	80	120	0%	
Benzo(a)anthracene	A	ug/L	145.24753	145.24753		150	0	0	0.856	10	150	97%	80	120	0%	

Seq No	Lab ID	Test Code	Sample Typ	File ID	Analysis Date	DF	Batch ID	Prep Date	SPKref	RPDref	pmoist					
15073999	07-Mar-22_CAL	SVOC-8270-W-	ICAL	√5973N.L\sd030723	7/2022 12:15:4	1	R375744		0	0						
Analyte	T	Units	RAW	Final	Text	Spike	SPKref	RPDref	MDL	PQL	UQL	%REC	LOW	HIGH	%RPD	Q
Benzo(a)pyrene	A	ug/L	148.366	148.366		150	0	0	1.24	10	150	99%	80	120	0%	
Benzo(b)fluoranthene	A	ug/L	157.46747	157.46747		150	0	0	0.903	10	150	105%	80	120	0%	
Benzo(g,h,i)perylene	A	ug/L	152.71936	152.71936		150	0	0	1.01	10	150	102%	80	120	0%	
Benzo(k)fluoranthene	A	ug/L	152.35647	152.35647		150	0	0	0.97	10	150	102%	80	120	0%	
Benzoic acid	A	ug/L	147.91278	147.91278		150	0	0	1.51	10	150	99%	80	120	0%	
Benzyl alcohol	A	ug/L	146.05783	146.05783		150	0	0	3.13	10	150	97%	80	120	0%	
bis(-2-chloroethoxy)Methane	A	ug/L	142.21488	142.21488		150	0	0	1.36	10	150	95%	80	120	0%	
bis(-2-chloroethyl)Ether	A	ug/L	145.25655	145.25655		150	0	0	2.57	10	150	97%	80	120	0%	
bis(2-chloroisopropyl)Ether	A	ug/L	148.73587	148.73587		150	0	0	1.49	10	150	99%	80	120	0%	
bis(2-ethylhexyl)Phthalate	A	ug/L	147.85848	147.85848		150	0	0	1.91	10	150	99%	80	120	0%	
Butylbenzylphthalate	A	ug/L	148.25467	148.25467		150	0	0	1.57	10	150	99%	80	120	0%	
Carbazole	A	ug/L	144.48555	144.48555		150	0	0	0.842	10	150	96%	80	120	0%	
Chrysene	A	ug/L	150.26026	150.26026		150	0	0	1.17	10	150	100%	80	120	0%	
Di-n-butyl phthalate	A	ug/L	147.20043	147.20043		150	0	0	0.932	10	150	98%	80	120	0%	
Di-n-octyl phthalate	A	ug/L	148.99271	148.99271		150	0	0	1.34	10	150	99%	80	120	0%	
Dibenzo(a,h)anthracene	A	ug/L	151.9051	151.9051		150	0	0	1.17	10	150	101%	80	120	0%	
Dibenzofuran	A	ug/L	152.87744	152.87744		150	0	0	1.74	10	150	102%	80	120	0%	
Diethyl phthalate	A	ug/L	147.48475	147.48475		150	0	0	2.18	10	150	98%	80	120	0%	
Dimethyl phthalate	A	ug/L	145.41688	145.41688		150	0	0	1.72	10	150	97%	80	120	0%	
Fluoranthene	A	ug/L	151.06548	151.06548		150	0	0	0.883	10	150	101%	80	120	0%	
Fluorene	A	ug/L	151.98844	151.98844		150	0	0	1.82	10	150	101%	80	120	0%	
Hexachlorobenzene	A	ug/L	149.36388	149.36388		150	0	0	1.33	10	150	100%	80	120	0%	
Hexachlorobutadiene	A	ug/L	147.6569	147.6569		150	0	0	2.32	10	150	98%	80	120	0%	
Hexachlorocyclopentadiene	A	ug/L	147.76123	147.76123		150	0	0	2.97	10	150	99%	80	120	0%	
Hexachloroethane	A	ug/L	147.63106	147.63106		150	0	0	1.79	10	150	98%	80	120	0%	
Indeno(1,2,3-cd)pyrene	A	ug/L	148.65875	148.65875		150	0	0	1.25	10	150	99%	80	120	0%	
Isophorone	A	ug/L	146.86723	146.86723		150	0	0	1.67	10	150	98%	80	120	0%	
m+p-Cresols	A	ug/L	143.69956	143.69956		150	0	0	1.78	10	150	96%	80	120	0%	
n-Nitroso-di-n-propylamine	A	ug/L	141.3443	141.3443		150	0	0	1.54	10	150	94%	80	120	0%	
n-Nitrosodimethylamine	A	ug/L	148.31897	148.31897		150	0	0	1.53	10	150	99%	80	120	0%	
n-Nitrosodiphenylamine	A	ug/L	146.23904	146.23904		150	0	0	1.16	10	150	97%	80	120	0%	
Naphthalene	A	ug/L	147.25535	147.25535		150	0	0	1.74	10	150	98%	80	120	0%	
Nitrobenzene	A	ug/L	149.09787	149.09787		150	0	0	2.31	10	150	99%	80	120	0%	
o-Cresol	A	ug/L	147.19614	147.19614		150	0	0	1.83	10	150	98%	80	120	0%	
p-Chloroaniline	A	ug/L	147.28536	147.28536		150	0	0	1.52	10	150	98%	80	120	0%	

Seq No	Lab ID	Test Code	Sample Typ	File ID	Analysis Date	DF	Batch ID	Prep Date	SPKref	RPDref	pmoist					
15073999	07-Mar-22_CAL	SVOC-8270-W-	ICAL	√5973N.1\sd030723	7/2022 12:15:4	1	R375744		0	0						
Analyte	T	Units	RAW	Final	Text	Spike	SPKref	RPDref	MDL	PQL	UQL	%REC	LOW	HIGH	%RPD	Q
Pentachlorophenol	A	ug/L	148.43768	148.43768		150	0	0	4.24	10	150	99%	80	120	0%	
Phenanthrene	A	ug/L	148.75488	148.75488		150	0	0	0.784	10	150	99%	80	120	0%	
Phenol	A	ug/L	149.67476	149.67476		150	0	0	1.46	10	150	100%	80	120	0%	
Pyrene	A	ug/L	150.76567	150.76567		150	0	0	0.921	10	150	101%	80	120	0%	
Pyridine	A	ug/L	147.39343	147.39343		150	0	0	3.22	10	150	98%	80	120	0%	
Triallate	A	ug/L	151.0829	151.0829		150	0	0	1.51	10	150	101%	80	120	0%	
1,4-Dichlorobenzene-d4	I	ug/L	40	40		0	0	0	0	10	150	0%			0%	
Acenaphthene-d10	I	ug/L	40	40		0	0	0	0	10	150	0%			0%	
Chrysene-d12	I	ug/L	40	40		0	0	0	0	10	150	0%			0%	
Naphthalene-d8	I	ug/L	40	40		0	0	0	0	10	150	0%			0%	
Perylene-d12	I	ug/L	40	40		0	0	0	0	10	150	0%			0%	
Phenanthrene-d10	I	ug/L	40	40		0	0	0	0	10	150	0%			0%	
2,4,6-Tribromophenol	S	ug/L	144.05442	144.05442		150	0	0	2.88	10	0	96%	80	120	0%	
2-Fluorobiphenyl	S	ug/L	149.64509	149.64509		150	0	0	0.724	10	0	100%	80	120	0%	
2-Fluorophenol	S	ug/L	141.69022	141.69022		150	0	0	3.52	10	0	94%	80	120	0%	
Nitrobenzene-d5	S	ug/L	146.41757	146.41757		150	0	0	2.34	10	0	98%	80	120	0%	
Phenol-d5	S	ug/L	148.06641	148.06641		150	0	0	2.06	10	0	99%	80	120	0%	
Terphenyl-d14	S	ug/L	151.50697	151.50697		150	0	0	1.17	10	0	101%	80	120	0%	
4-Chloroaniline	X	ug/L	147.28536	147.28536		150	0	0	1.61	10	150	98%	80	120	0%	
o-Terphenyl	X	ug/L	149.0305	149.0305		150	0	0	1.27	10	150	99%	80	120	0%	

Seq No	Lab ID	Test Code	Sample Typ	File ID	Analysis Date	DF	Batch ID	Prep Date	SPKref	RPDref	pmoist					
15074000	07-Mar-22_CAL	SVOC-8270-W-	ICAL	√5973N.1\sd030723	7/2022 12:47:5	1	R375744		0	0						
Analyte	T	Units	RAW	Final	Text	Spike	SPKref	RPDref	MDL	PQL	UQL	%REC	LOW	HIGH	%RPD	Q
1,2,4-Trichlorobenzene	A	ug/L	123.09711	123.09711		120	0	0	1.9	10	150	103%	80	120	0%	
1,2-Dichlorobenzene	A	ug/L	122.03763	122.03763		120	0	0	1.97	10	150	102%	80	120	0%	
1,3-Dichlorobenzene	A	ug/L	121.65084	121.65084		120	0	0	2.13	10	150	101%	80	120	0%	
1,4-Dichlorobenzene	A	ug/L	119.21921	119.21921		120	0	0	2.02	10	150	99%	80	120	0%	
1-Methylnaphthalene	A	ug/L	125.33821	125.33821		120	0	0	2.39	10	150	104%	80	120	0%	
2,2'-Oxybis(1-Chloropropane)	A	ug/L	120.10822	120.10822		120	0	0	1.45	10	150	100%	80	120	0%	
2,4,5-Trichlorophenol	A	ug/L	126.06297	126.06297		120	0	0	2.23	10	150	105%	80	120	0%	
2,4,6-Trichlorophenol	A	ug/L	120.54459	120.54459		120	0	0	2.64	10	150	100%	80	120	0%	
2,4-Dichlorophenol	A	ug/L	129.68266	129.68266		120	0	0	1.69	10	150	108%	80	120	0%	
2,4-Dimethylphenol	A	ug/L	125.42034	125.42034		120	0	0	1.69	10	150	105%	80	120	0%	

Seq No	Lab ID	Test Code	Sample Typ	File ID	Analysis Date	DF	Batch ID	Prep Date	SPKref	RPDref	pmoist					
15074000	07-Mar-22_CAL	SVOC-8270-W-	ICAL	√5973N.L\sd030723	7/2022 12:47:5	1	R375744		0	0						
Analyte	T	Units	RAW	Final	Text	Spike	SPKref	RPDref	MDL	PQL	UQL	%REC	LOW	HIGH	%RPD	Q
2,4-Dinitrophenol	A	ug/L	123.81596	123.81596		120	0	0	4.26	10	150	103%	80	120	0%	
2,4-Dinitrotoluene	A	ug/L	113.73482	113.73482		120	0	0	3.04	10	150	95%	80	120	0%	
2,6-Dinitrotoluene	A	ug/L	136.01242	136.01242		120	0	0	3.2	10	150	113%	80	120	0%	
2-Chloronaphthalene	A	ug/L	120.1287	120.1287		120	0	0	2.14	10	150	100%	80	120	0%	
2-Chlorophenol	A	ug/L	119.43248	119.43248		120	0	0	2.48	10	150	100%	80	120	0%	
2-Methylnaphthalene	A	ug/L	121.95295	121.95295		120	0	0	1.92	10	150	102%	80	120	0%	
2-Nitroaniline	A	ug/L	118.31814	118.31814		120	0	0	2.4	10	150	99%	80	120	0%	
2-Nitrophenol	A	ug/L	122.13916	122.13916		120	0	0	2.36	10	150	102%	80	120	0%	
3,3'-Dichlorobenzidine	A	ug/L	123.21257	123.21257		120	0	0	2.11	10	150	103%	80	120	0%	
3-Nitroaniline	A	ug/L	132.12238	132.12238		120	0	0	2.77	10	150	110%	80	120	0%	
4,6-Dinitro-2-methylphenol	A	ug/L	124.43676	124.43676		120	0	0	2.33	10	150	104%	80	120	0%	
4-Bromophenyl phenyl ether	A	ug/L	126.34414	126.34414		120	0	0	1.74	10	150	105%	80	120	0%	
4-Chloro-2-methylphenol	A	ug/L	123.49941	123.49941		120	0	0	1.6	10	150	103%	80	120	0%	
4-Chloro-3-methylphenol	A	ug/L	120.69139	120.69139		120	0	0	1.46	10	150	101%	80	120	0%	
4-Chlorophenol	A	ug/L	124.48857	124.48857		120	0	0	2.64	10	150	104%	80	120	0%	
4-Chlorophenyl phenyl ether	A	ug/L	124.86315	124.86315		120	0	0	2.03	10	150	104%	80	120	0%	
4-Nitroaniline	A	ug/L	129.12108	129.12108		120	0	0	1.63	10	150	108%	80	120	0%	
4-Nitrophenol	A	ug/L	123.21316	123.21316		120	0	0	2.5	10	150	103%	80	120	0%	
Acenaphthene	A	ug/L	124.78164	124.78164		120	0	0	1.89	10	150	104%	80	120	0%	
Acenaphthylene	A	ug/L	126.76742	126.76742		120	0	0	1.57	10	150	106%	80	120	0%	
Aniline	A	ug/L	123.55443	123.55443		120	0	0	3.74	10	150	103%	80	120	0%	
Anthracene	A	ug/L	117.34284	117.34284		120	0	0	1.23	10	150	98%	80	120	0%	
Azobenzene	A	ug/L	116.65691	116.65691		120	0	0	1.09	10	150	97%	80	120	0%	
Benzidine	A	ug/L	133.96124	133.96124		120	0	0	6.72	10	150	112%	80	120	0%	
Benzo(a)anthracene	A	ug/L	123.63928	123.63928		120	0	0	0.856	10	150	103%	80	120	0%	
Benzo(a)pyrene	A	ug/L	122.13749	122.13749		120	0	0	1.24	10	150	102%	80	120	0%	
Benzo(b)fluoranthene	A	ug/L	125.57231	125.57231		120	0	0	0.903	10	150	105%	80	120	0%	
Benzo(g,h,i)perylene	A	ug/L	115.98434	115.98434		120	0	0	1.01	10	150	97%	80	120	0%	
Benzo(k)fluoranthene	A	ug/L	115.42296	115.42296		120	0	0	0.97	10	150	96%	80	120	0%	
Benzoic acid	A	ug/L	120.17453	120.17453		120	0	0	1.51	10	150	100%	80	120	0%	
Benzyl alcohol	A	ug/L	124.00769	124.00769		120	0	0	3.13	10	150	103%	80	120	0%	
bis(-2-chloroethoxy)Methane	A	ug/L	129.25046	129.25046		120	0	0	1.36	10	150	108%	80	120	0%	
bis(-2-chloroethyl)Ether	A	ug/L	117.92759	117.92759		120	0	0	2.57	10	150	98%	80	120	0%	
bis(2-chloroisopropyl)Ether	A	ug/L	120.10822	120.10822		120	0	0	1.49	10	150	100%	80	120	0%	
bis(2-ethylhexyl)Phthalate	A	ug/L	121.51201	121.51201		120	0	0	1.91	10	150	101%	80	120	0%	

Seq No	Lab ID	Test Code	Sample Typ	File ID	Analysis Date	DF	Batch ID	Prep Date	SPKref	RPDref	pmoist					
15074000	07-Mar-22_CAL	SVOC-8270-W-	ICAL	√5973N.L\sd030723	7/2022 12:47:5	1	R375744		0	0						
Analyte	T	Units	RAW	Final	Text	Spike	SPKref	RPDref	MDL	PQL	UQL	%REC	LOW	HIGH	%RPD	Q
Butylbenzylphthalate	A	ug/L	121.42411	121.42411		120	0	0	1.57	10	150	101%	80	120	0%	
Carbazole	A	ug/L	122.71681	122.71681		120	0	0	0.842	10	150	102%	80	120	0%	
Chrysene	A	ug/L	119.36026	119.36026		120	0	0	1.17	10	150	99%	80	120	0%	
Di-n-butyl phthalate	A	ug/L	120.27503	120.27503		120	0	0	0.932	10	150	100%	80	120	0%	
Di-n-octyl phthalate	A	ug/L	121.10521	121.10521		120	0	0	1.34	10	150	101%	80	120	0%	
Dibenzo(a,h)anthracene	A	ug/L	115.29909	115.29909		120	0	0	1.17	10	150	96%	80	120	0%	
Dibenzofuran	A	ug/L	118.54656	118.54656		120	0	0	1.74	10	150	99%	80	120	0%	
Diethyl phthalate	A	ug/L	119.26229	119.26229		120	0	0	2.18	10	150	99%	80	120	0%	
Dimethyl phthalate	A	ug/L	122.72868	122.72868		120	0	0	1.72	10	150	102%	80	120	0%	
Fluoranthene	A	ug/L	117.83455	117.83455		120	0	0	0.883	10	150	98%	80	120	0%	
Fluorene	A	ug/L	120.9916	120.9916		120	0	0	1.82	10	150	101%	80	120	0%	
Hexachlorobenzene	A	ug/L	114.41943	114.41943		120	0	0	1.33	10	150	95%	80	120	0%	
Hexachlorobutadiene	A	ug/L	122.75902	122.75902		120	0	0	2.32	10	150	102%	80	120	0%	
Hexachlorocyclopentadiene	A	ug/L	124.45411	124.45411		120	0	0	2.97	10	150	104%	80	120	0%	
Hexachloroethane	A	ug/L	122.15615	122.15615		120	0	0	1.79	10	150	102%	80	120	0%	
Indeno(1,2,3-cd)pyrene	A	ug/L	122.31232	122.31232		120	0	0	1.25	10	150	102%	80	120	0%	
Isophorone	A	ug/L	123.18447	123.18447		120	0	0	1.67	10	150	103%	80	120	0%	
m+p-Cresols	A	ug/L	125.84672	125.84672		120	0	0	1.78	10	150	105%	80	120	0%	
n-Nitroso-di-n-propylamine	A	ug/L	127.36134	127.36134		120	0	0	1.54	10	150	106%	80	120	0%	
n-Nitrosodimethylamine	A	ug/L	121.89205	121.89205		120	0	0	1.53	10	150	102%	80	120	0%	
n-Nitrosodiphenylamine	A	ug/L	123.24818	123.24818		120	0	0	1.16	10	150	103%	80	120	0%	
Naphthalene	A	ug/L	120.04536	120.04536		120	0	0	1.74	10	150	100%	80	120	0%	
Nitrobenzene	A	ug/L	117.89169	117.89169		120	0	0	2.31	10	150	98%	80	120	0%	
o-Cresol	A	ug/L	123.29699	123.29699		120	0	0	1.83	10	150	103%	80	120	0%	
p-Chloroaniline	A	ug/L	120.46942	120.46942		120	0	0	1.52	10	150	100%	80	120	0%	
Pentachlorophenol	A	ug/L	118.9833	118.9833		120	0	0	4.24	10	150	99%	80	120	0%	
Phenanthrene	A	ug/L	117.24939	117.24939		120	0	0	0.784	10	150	98%	80	120	0%	
Phenol	A	ug/L	120.16278	120.16278		120	0	0	1.46	10	150	100%	80	120	0%	
Pyrene	A	ug/L	118.52731	118.52731		120	0	0	0.921	10	150	99%	80	120	0%	
Pyridine	A	ug/L	122.84191	122.84191		120	0	0	3.22	10	150	102%	80	120	0%	
Triallate	A	ug/L	118.96291	118.96291		120	0	0	1.51	10	150	99%	80	120	0%	
1,4-Dichlorobenzene-d4	I	ug/L	40	40		0	0	0	0	10	150	0%			0%	
Acenaphthene-d10	I	ug/L	40	40		0	0	0	0	10	150	0%			0%	
Chrysene-d12	I	ug/L	40	40		0	0	0	0	10	150	0%			0%	
Naphthalene-d8	I	ug/L	40	40		0	0	0	0	10	150	0%			0%	

Seq No	Lab ID	Test Code	Sample Typ	File ID	Analysis Date	DF	Batch ID	Prep Date	SPKref	RPDref	pmoist					
15074000	07-Mar-22_CAL	SVOC-8270-W-	ICAL	√5973N.1\sd030723/7/2022	12:47:5	1	R375744		0	0						
Analyte	T	Units	RAW	Final	Text	Spike	SPKref	RPDref	MDL	PQL	UQL	%REC	LOW	HIGH	%RPD	Q
Perylene-d12	I	ug/L	40	40		0	0	0	0	10	150	0%			0%	
Phenanthrene-d10	I	ug/L	40	40		0	0	0	0	10	150	0%			0%	
2,4,6-Tribromophenol	S	ug/L	125.60743	125.60743		120	0	0	2.88	10	0	105%	80	120	0%	
2-Fluorobiphenyl	S	ug/L	123.66132	123.66132		120	0	0	0.724	10	0	103%	80	120	0%	
2-Fluorophenol	S	ug/L	120.01978	120.01978		120	0	0	3.52	10	0	100%	80	120	0%	
Nitrobenzene-d5	S	ug/L	121.62572	121.62572		120	0	0	2.34	10	0	101%	80	120	0%	
Phenol-d5	S	ug/L	121.61038	121.61038		120	0	0	2.06	10	0	101%	80	120	0%	
Terphenyl-d14	S	ug/L	119.16393	119.16393		120	0	0	1.17	10	0	99%	80	120	0%	
4-Chloroaniline	X	ug/L	120.46942	120.46942		120	0	0	1.61	10	150	100%	80	120	0%	
o-Terphenyl	X	ug/L	118.59064	118.59064		120	0	0	1.27	10	150	99%	80	120	0%	

Seq No	Lab ID	Test Code	Sample Typ	File ID	Analysis Date	DF	Batch ID	Prep Date	SPKref	RPDref	pmoist					
15074001	07-Mar-22_CAL	SVOC-8270-W-	ICAL	√5973N.1\sd030723/7/2022	1:20:13	1	R375744		0	0						
Analyte	T	Units	RAW	Final	Text	Spike	SPKref	RPDref	MDL	PQL	UQL	%REC	LOW	HIGH	%RPD	Q
1,2,4-Trichlorobenzene	A	ug/L	102.15907	102.15907		100	0	0	1.9	10	150	102%	80	120	0%	
1,2-Dichlorobenzene	A	ug/L	104.18654	104.18654		100	0	0	1.97	10	150	104%	80	120	0%	
1,3-Dichlorobenzene	A	ug/L	103.07329	103.07329		100	0	0	2.13	10	150	103%	80	120	0%	
1,4-Dichlorobenzene	A	ug/L	101.16505	101.16505		100	0	0	2.02	10	150	101%	80	120	0%	
1-Methylnaphthalene	A	ug/L	101.1465	101.1465		100	0	0	2.39	10	150	101%	80	120	0%	
2,2'-Oxybis(1-Chloropropane)	A	ug/L	102.08473	102.08473		100	0	0	1.45	10	150	102%	80	120	0%	
2,4,5-Trichlorophenol	A	ug/L	100.21383	100.21383		100	0	0	2.23	10	150	100%	80	120	0%	
2,4,6-Trichlorophenol	A	ug/L	98.44844	98.44844		100	0	0	2.64	10	150	98%	80	120	0%	
2,4-Dichlorophenol	A	ug/L	95.76532	95.76532		100	0	0	1.69	10	150	96%	80	120	0%	
2,4-Dimethylphenol	A	ug/L	106.40007	106.40007		100	0	0	1.69	10	150	106%	80	120	0%	
2,4-Dinitrophenol	A	ug/L	100.86506	100.86506		100	0	0	4.26	10	150	101%	80	120	0%	
2,4-Dinitrotoluene	A	ug/L	101.24464	101.24464		100	0	0	3.04	10	150	101%	80	120	0%	
2,6-Dinitrotoluene	A	ug/L	95.97605	95.97605		100	0	0	3.2	10	150	96%	80	120	0%	
2-Chloronaphthalene	A	ug/L	97.25765	97.25765		100	0	0	2.14	10	150	97%	80	120	0%	
2-Chlorophenol	A	ug/L	101.63752	101.63752		100	0	0	2.48	10	150	102%	80	120	0%	
2-Methylnaphthalene	A	ug/L	100.99229	100.99229		100	0	0	1.92	10	150	101%	80	120	0%	
2-Nitroaniline	A	ug/L	107.30531	107.30531		100	0	0	2.4	10	150	107%	80	120	0%	
2-Nitrophenol	A	ug/L	99.42461	99.42461		100	0	0	2.36	10	150	99%	80	120	0%	
3,3'-Dichlorobenzidine	A	ug/L	103.35306	103.35306		100	0	0	2.11	10	150	103%	80	120	0%	
3-Nitroaniline	A	ug/L	99.37819	99.37819		100	0	0	2.77	10	150	99%	80	120	0%	

Seq No	Lab ID	Test Code	Sample Typ	File ID	Analysis Date	DF	Batch ID	Prep Date	SPKref	RPDref	pmoist					
15074001	07-Mar-22_CAL	SVOC-8270-W-	ICAL	√5973N.L\sd030723	7/2022 1:20:13	1	R375744		0	0						
Analyte	T	Units	RAW	Final	Text	Spike	SPKref	RPDref	MDL	PQL	UQL	%REC	LOW	HIGH	%RPD	Q
4,6-Dinitro-2-methylphenol	A	ug/L	100.55774	100.55774		100	0	0	2.33	10	150	101%	80	120	0%	
4-Bromophenyl phenyl ether	A	ug/L	103.08842	103.08842		100	0	0	1.74	10	150	103%	80	120	0%	
4-Chloro-2-methylphenol	A	ug/L	101.40113	101.40113		100	0	0	1.6	10	150	101%	80	120	0%	
4-Chloro-3-methylphenol	A	ug/L	101.35725	101.35725		100	0	0	1.46	10	150	101%	80	120	0%	
4-Chlorophenol	A	ug/L	100.27765	100.27765		100	0	0	2.64	10	150	100%	80	120	0%	
4-Chlorophenyl phenyl ether	A	ug/L	104.89717	104.89717		100	0	0	2.03	10	150	105%	80	120	0%	
4-Nitroaniline	A	ug/L	89.92429	89.92429		100	0	0	1.63	10	150	90%	80	120	0%	
4-Nitrophenol	A	ug/L	98.20241	98.20241		100	0	0	2.5	10	150	98%	80	120	0%	
Acenaphthene	A	ug/L	92.61518	92.61518		100	0	0	1.89	10	150	93%	80	120	0%	
Acenaphthylene	A	ug/L	99.15894	99.15894		100	0	0	1.57	10	150	99%	80	120	0%	
Aniline	A	ug/L	104.18343	104.18343		100	0	0	3.74	10	150	104%	80	120	0%	
Anthracene	A	ug/L	104.91469	104.91469		100	0	0	1.23	10	150	105%	80	120	0%	
Azobenzene	A	ug/L	100.50439	100.50439		100	0	0	1.09	10	150	101%	80	120	0%	
Benzidine	A	ug/L	91.01333	91.01333		100	0	0	6.72	10	150	91%	80	120	0%	
Benzo(a)anthracene	A	ug/L	101.58315	101.58315		100	0	0	0.856	10	150	102%	80	120	0%	
Benzo(a)pyrene	A	ug/L	101.48681	101.48681		100	0	0	1.24	10	150	101%	80	120	0%	
Benzo(b)fluoranthene	A	ug/L	99.39283	99.39283		100	0	0	0.903	10	150	99%	80	120	0%	
Benzo(g,h,i)perylene	A	ug/L	100.24607	100.24607		100	0	0	1.01	10	150	100%	80	120	0%	
Benzo(k)fluoranthene	A	ug/L	102.1616	102.1616		100	0	0	0.97	10	150	102%	80	120	0%	
Benzoic acid	A	ug/L	103.35493	103.35493		100	0	0	1.51	10	150	103%	80	120	0%	
Benzyl alcohol	A	ug/L	103.14557	103.14557		100	0	0	3.13	10	150	103%	80	120	0%	
bis(-2-chloroethoxy)Methane	A	ug/L	104.21653	104.21653		100	0	0	1.36	10	150	104%	80	120	0%	
bis(-2-chloroethyl)Ether	A	ug/L	103.11367	103.11367		100	0	0	2.57	10	150	103%	80	120	0%	
bis(2-chloroisopropyl)Ether	A	ug/L	102.08473	102.08473		100	0	0	1.49	10	150	102%	80	120	0%	
bis(2-ethylhexyl)Phthalate	A	ug/L	102.76934	102.76934		100	0	0	1.91	10	150	103%	80	120	0%	
Butylbenzylphthalate	A	ug/L	102.59303	102.59303		100	0	0	1.57	10	150	103%	80	120	0%	
Carbazole	A	ug/L	101.21905	101.21905		100	0	0	0.842	10	150	101%	80	120	0%	
Chrysene	A	ug/L	100.99656	100.99656		100	0	0	1.17	10	150	101%	80	120	0%	
Di-n-butyl phthalate	A	ug/L	105.529	105.529		100	0	0	0.932	10	150	106%	80	120	0%	
Di-n-octyl phthalate	A	ug/L	101.40631	101.40631		100	0	0	1.34	10	150	101%	80	120	0%	
Dibenzo(a,h)anthracene	A	ug/L	102.83341	102.83341		100	0	0	1.17	10	150	103%	80	120	0%	
Dibenzofuran	A	ug/L	96.57473	96.57473		100	0	0	1.74	10	150	97%	80	120	0%	
Diethyl phthalate	A	ug/L	106.59817	106.59817		100	0	0	2.18	10	150	107%	80	120	0%	
Dimethyl phthalate	A	ug/L	105.36361	105.36361		100	0	0	1.72	10	150	105%	80	120	0%	
Fluoranthene	A	ug/L	101.30376	101.30376		100	0	0	0.883	10	150	101%	80	120	0%	

Seq No	Lab ID	Test Code	Sample Typ	File ID	Analysis Date	DF	Batch ID	Prep Date	SPKref	RPDref	pmoist					
15074001	07-Mar-22_CAL	SVOC-8270-W-	ICAL	√5973N.L\sd030723	7/2022 1:20:13	1	R375744		0	0						
Analyte	T	Units	RAW	Final	Text	Spike	SPKref	RPDref	MDL	PQL	UQL	%REC	LOW	HIGH	%RPD	Q
Fluorene	A	ug/L	95.60452	95.60452		100	0	0	1.82	10	150	96%	80	120	0%	
Hexachlorobenzene	A	ug/L	100.13045	100.13045		100	0	0	1.33	10	150	100%	80	120	0%	
Hexachlorobutadiene	A	ug/L	100.75271	100.75271		100	0	0	2.32	10	150	101%	80	120	0%	
Hexachlorocyclopentadiene	A	ug/L	98.92818	98.92818		100	0	0	2.97	10	150	99%	80	120	0%	
Hexachloroethane	A	ug/L	102.75925	102.75925		100	0	0	1.79	10	150	103%	80	120	0%	
Indeno(1,2,3-cd)pyrene	A	ug/L	100.49071	100.49071		100	0	0	1.25	10	150	100%	80	120	0%	
Isophorone	A	ug/L	100.78123	100.78123		100	0	0	1.67	10	150	101%	80	120	0%	
m+p-Cresols	A	ug/L	102.13508	102.13508		100	0	0	1.78	10	150	102%	80	120	0%	
n-Nitroso-di-n-propylamine	A	ug/L	104.27313	104.27313		100	0	0	1.54	10	150	104%	80	120	0%	
n-Nitrosodimethylamine	A	ug/L	101.6868	101.6868		100	0	0	1.53	10	150	102%	80	120	0%	
n-Nitrosodiphenylamine	A	ug/L	103.44839	103.44839		100	0	0	1.16	10	150	103%	80	120	0%	
Naphthalene	A	ug/L	104.66302	104.66302		100	0	0	1.74	10	150	105%	80	120	0%	
Nitrobenzene	A	ug/L	102.31695	102.31695		100	0	0	2.31	10	150	102%	80	120	0%	
o-Cresol	A	ug/L	100.1973	100.1973		100	0	0	1.83	10	150	100%	80	120	0%	
p-Chloroaniline	A	ug/L	100.04498	100.04498		100	0	0	1.52	10	150	100%	80	120	0%	
Pentachlorophenol	A	ug/L	103.97338	103.97338		100	0	0	4.24	10	150	104%	80	120	0%	
Phenanthrene	A	ug/L	105.31482	105.31482		100	0	0	0.784	10	150	105%	80	120	0%	
Phenol	A	ug/L	100.38268	100.38268		100	0	0	1.46	10	150	100%	80	120	0%	
Pyrene	A	ug/L	101.30112	101.30112		100	0	0	0.921	10	150	101%	80	120	0%	
Pyridine	A	ug/L	101.12248	101.12248		100	0	0	3.22	10	150	101%	80	120	0%	
Triallate	A	ug/L	99.03048	99.03048		100	0	0	1.51	10	150	99%	80	120	0%	
1,4-Dichlorobenzene-d4	I	ug/L	40	40		0	0	0	0	10	150	0%			0%	
Acenaphthene-d10	I	ug/L	40	40		0	0	0	0	10	150	0%			0%	
Chrysene-d12	I	ug/L	40	40		0	0	0	0	10	150	0%			0%	
Naphthalene-d8	I	ug/L	40	40		0	0	0	0	10	150	0%			0%	
Perylene-d12	I	ug/L	40	40		0	0	0	0	10	150	0%			0%	
Phenanthrene-d10	I	ug/L	40	40		0	0	0	0	10	150	0%			0%	
2,4,6-Tribromophenol	S	ug/L	104.92755	104.92755		100	0	0	2.88	10	0	105%	80	120	0%	
2-Fluorobiphenyl	S	ug/L	96.76506	96.76506		100	0	0	0.724	10	0	97%	80	120	0%	
2-Fluorophenol	S	ug/L	101.22049	101.22049		100	0	0	3.52	10	0	101%	80	120	0%	
Nitrobenzene-d5	S	ug/L	104.48524	104.48524		100	0	0	2.34	10	0	104%	80	120	0%	
Phenol-d5	S	ug/L	97.75845	97.75845		100	0	0	2.06	10	0	98%	80	120	0%	
Terphenyl-d14	S	ug/L	98.84503	98.84503		100	0	0	1.17	10	0	99%	80	120	0%	
4-Chloroaniline	X	ug/L	100.04498	100.04498		100	0	0	1.61	10	150	100%	80	120	0%	
o-Terphenyl	X	ug/L	104.51101	104.51101		100	0	0	1.27	10	150	105%	80	120	0%	

Seq No	Lab ID	Test Code	Sample Typ	File ID	Analysis Date	DF	Batch ID	Prep Date	SPKref	RPDref	pmoist					
15074002	07-Mar-22_CAL	SVOC-8270-W-	ICAL	√5973N.L\sd030723	7/2022 1:52:29	1	R375744		0	0						
Analyte	T	Units	RAW	Final	Text	Spike	SPKref	RPDref	MDL	PQL	UQL	%REC	LOW	HIGH	%RPD	Q
1,2,4-Trichlorobenzene	A	ug/L	73.67951	73.67951		75	0	0	1.9	10	150	98%	80	120	0%	
1,2-Dichlorobenzene	A	ug/L	74.6971	74.6971		75	0	0	1.97	10	150	100%	80	120	0%	
1,3-Dichlorobenzene	A	ug/L	74.2631	74.2631		75	0	0	2.13	10	150	99%	80	120	0%	
1,4-Dichlorobenzene	A	ug/L	74.70617	74.70617		75	0	0	2.02	10	150	100%	80	120	0%	
1-Methylnaphthalene	A	ug/L	76.48607	76.48607		75	0	0	2.39	10	150	102%	80	120	0%	
2,2'-Oxybis(1-Chloropropane)	A	ug/L	76.45452	76.45452		75	0	0	1.45	10	150	102%	80	120	0%	
2,4,5-Trichlorophenol	A	ug/L	73.95476	73.95476		75	0	0	2.23	10	150	99%	80	120	0%	
2,4,6-Trichlorophenol	A	ug/L	75.3751	75.3751		75	0	0	2.64	10	150	101%	80	120	0%	
2,4-Dichlorophenol	A	ug/L	76.56777	76.56777		75	0	0	1.69	10	150	102%	80	120	0%	
2,4-Dimethylphenol	A	ug/L	76.03645	76.03645		75	0	0	1.69	10	150	101%	80	120	0%	
2,4-Dinitrophenol	A	ug/L	73.91215	73.91215		75	0	0	4.26	10	150	99%	80	120	0%	
2,4-Dinitrotoluene	A	ug/L	79.3049	79.3049		75	0	0	3.04	10	150	106%	80	120	0%	
2,6-Dinitrotoluene	A	ug/L	69.99562	69.99562		75	0	0	3.2	10	150	93%	80	120	0%	
2-Chloronaphthalene	A	ug/L	79.36482	79.36482		75	0	0	2.14	10	150	106%	80	120	0%	
2-Chlorophenol	A	ug/L	75.13748	75.13748		75	0	0	2.48	10	150	100%	80	120	0%	
2-Methylnaphthalene	A	ug/L	76.74943	76.74943		75	0	0	1.92	10	150	102%	80	120	0%	
2-Nitroaniline	A	ug/L	76.93029	76.93029		75	0	0	2.4	10	150	103%	80	120	0%	
2-Nitrophenol	A	ug/L	72.77347	72.77347		75	0	0	2.36	10	150	97%	80	120	0%	
3,3'-Dichlorobenzidine	A	ug/L	74.55048	74.55048		75	0	0	2.11	10	150	99%	80	120	0%	
3-Nitroaniline	A	ug/L	73.41458	73.41458		75	0	0	2.77	10	150	98%	80	120	0%	
4,6-Dinitro-2-methylphenol	A	ug/L	77.11406	77.11406		75	0	0	2.33	10	150	103%	80	120	0%	
4-Bromophenyl phenyl ether	A	ug/L	74.29685	74.29685		75	0	0	1.74	10	150	99%	80	120	0%	
4-Chloro-2-methylphenol	A	ug/L	74.37883	74.37883		75	0	0	1.6	10	150	99%	80	120	0%	
4-Chloro-3-methylphenol	A	ug/L	74.43238	74.43238		75	0	0	1.46	10	150	99%	80	120	0%	
4-Chlorophenol	A	ug/L	73.6802	73.6802		75	0	0	2.64	10	150	98%	80	120	0%	
4-Chlorophenyl phenyl ether	A	ug/L	72.99713	72.99713		75	0	0	2.03	10	150	97%	80	120	0%	
4-Nitroaniline	A	ug/L	78.30354	78.30354		75	0	0	1.63	10	150	104%	80	120	0%	
4-Nitrophenol	A	ug/L	73.79772	73.79772		75	0	0	2.5	10	150	98%	80	120	0%	
Acenaphthene	A	ug/L	73.15494	73.15494		75	0	0	1.89	10	150	98%	80	120	0%	
Acenaphthylene	A	ug/L	71.08548	71.08548		75	0	0	1.57	10	150	95%	80	120	0%	
Aniline	A	ug/L	75.82985	75.82985		75	0	0	3.74	10	150	101%	80	120	0%	
Anthracene	A	ug/L	76.53216	76.53216		75	0	0	1.23	10	150	102%	80	120	0%	
Azobenzene	A	ug/L	75.1212	75.1212		75	0	0	1.09	10	150	100%	80	120	0%	
Benzidine	A	ug/L	76.4767	76.4767		75	0	0	6.72	10	150	102%	80	120	0%	
Benzo(a)anthracene	A	ug/L	72.61634	72.61634		75	0	0	0.856	10	150	97%	80	120	0%	

Seq No	Lab ID	Test Code	Sample Typ	File ID	Analysis Date	DF	Batch ID	Prep Date	SPKref	RPDref	pmoist					
15074002	07-Mar-22_CAL	SVOC-8270-W-	ICAL	√5973N.L\sd030723	7/2022 1:52:29	1	R375744		0	0						
Analyte	T	Units	RAW	Final	Text	Spike	SPKref	RPDref	MDL	PQL	UQL	%REC	LOW	HIGH	%RPD	Q
Benzo(a)pyrene	A	ug/L	72.25603	72.25603		75	0	0	1.24	10	150	96%	80	120	0%	
Benzo(b)fluoranthene	A	ug/L	74.80244	74.80244		75	0	0	0.903	10	150	100%	80	120	0%	
Benzo(g,h,i)perylene	A	ug/L	73.63762	73.63762		75	0	0	1.01	10	150	98%	80	120	0%	
Benzo(k)fluoranthene	A	ug/L	72.79623	72.79623		75	0	0	0.97	10	150	97%	80	120	0%	
Benzoic acid	A	ug/L	76.31648	76.31648		75	0	0	1.51	10	150	102%	80	120	0%	
Benzyl alcohol	A	ug/L	72.75049	72.75049		75	0	0	3.13	10	150	97%	80	120	0%	
bis(-2-chloroethoxy)Methane	A	ug/L	70.88656	70.88656		75	0	0	1.36	10	150	95%	80	120	0%	
bis(-2-chloroethyl)Ether	A	ug/L	78.12461	78.12461		75	0	0	2.57	10	150	104%	80	120	0%	
bis(2-chloroisopropyl)Ether	A	ug/L	76.45452	76.45452		75	0	0	1.49	10	150	102%	80	120	0%	
bis(2-ethylhexyl)Phthalate	A	ug/L	74.54256	74.54256		75	0	0	1.91	10	150	99%	80	120	0%	
Butylbenzylphthalate	A	ug/L	72.9396	72.9396		75	0	0	1.57	10	150	97%	80	120	0%	
Carbazole	A	ug/L	71.00938	71.00938		75	0	0	0.842	10	150	95%	80	120	0%	
Chrysene	A	ug/L	74.00544	74.00544		75	0	0	1.17	10	150	99%	80	120	0%	
Di-n-butyl phthalate	A	ug/L	73.79032	73.79032		75	0	0	0.932	10	150	98%	80	120	0%	
Di-n-octyl phthalate	A	ug/L	72.93344	72.93344		75	0	0	1.34	10	150	97%	80	120	0%	
Dibenzo(a,h)anthracene	A	ug/L	74.11237	74.11237		75	0	0	1.17	10	150	99%	80	120	0%	
Dibenzofuran	A	ug/L	74.16891	74.16891		75	0	0	1.74	10	150	99%	80	120	0%	
Diethyl phthalate	A	ug/L	73.21928	73.21928		75	0	0	2.18	10	150	98%	80	120	0%	
Dimethyl phthalate	A	ug/L	74.37583	74.37583		75	0	0	1.72	10	150	99%	80	120	0%	
Fluoranthene	A	ug/L	74.11132	74.11132		75	0	0	0.883	10	150	99%	80	120	0%	
Fluorene	A	ug/L	72.47761	72.47761		75	0	0	1.82	10	150	97%	80	120	0%	
Hexachlorobenzene	A	ug/L	74.62737	74.62737		75	0	0	1.33	10	150	100%	80	120	0%	
Hexachlorobutadiene	A	ug/L	74.82111	74.82111		75	0	0	2.32	10	150	100%	80	120	0%	
Hexachlorocyclopentadiene	A	ug/L	73.79331	73.79331		75	0	0	2.97	10	150	98%	80	120	0%	
Hexachloroethane	A	ug/L	72.8737	72.8737		75	0	0	1.79	10	150	97%	80	120	0%	
Indeno(1,2,3-cd)pyrene	A	ug/L	72.04291	72.04291		75	0	0	1.25	10	150	96%	80	120	0%	
Isophorone	A	ug/L	75.60574	75.60574		75	0	0	1.67	10	150	101%	80	120	0%	
m+p-Cresols	A	ug/L	75.99786	75.99786		75	0	0	1.78	10	150	101%	80	120	0%	
n-Nitroso-di-n-propylamine	A	ug/L	75.86879	75.86879		75	0	0	1.54	10	150	101%	80	120	0%	
n-Nitrosodimethylamine	A	ug/L	71.77386	71.77386		75	0	0	1.53	10	150	96%	80	120	0%	
n-Nitrosodiphenylamine	A	ug/L	72.11817	72.11817		75	0	0	1.16	10	150	96%	80	120	0%	
Naphthalene	A	ug/L	75.48404	75.48404		75	0	0	1.74	10	150	101%	80	120	0%	
Nitrobenzene	A	ug/L	78.34346	78.34346		75	0	0	2.31	10	150	104%	80	120	0%	
o-Cresol	A	ug/L	76.54542	76.54542		75	0	0	1.83	10	150	102%	80	120	0%	
p-Chloroaniline	A	ug/L	78.62965	78.62965		75	0	0	1.52	10	150	105%	80	120	0%	

Seq No	Lab ID	Test Code	Sample Typ	File ID	Analysis Date	DF	Batch ID	Prep Date	SPKref	RPDref	pmoist					
15074002	07-Mar-22_CAL	SVOC-8270-W-	ICAL	√5973N.1\sd030723/7/2022	1:52:29	1	R375744		0	0						
Analyte	T	Units	RAW	Final	Text	Spike	SPKref	RPDref	MDL	PQL	UQL	%REC	LOW	HIGH	%RPD	Q
Pentachlorophenol	A	ug/L	76.09907	76.09907		75	0	0	4.24	10	150	101%	80	120	0%	
Phenanthrene	A	ug/L	75.92001	75.92001		75	0	0	0.784	10	150	101%	80	120	0%	
Phenol	A	ug/L	75.26694	75.26694		75	0	0	1.46	10	150	100%	80	120	0%	
Pyrene	A	ug/L	73.35061	73.35061		75	0	0	0.921	10	150	98%	80	120	0%	
Pyridine	A	ug/L	74.02658	74.02658		75	0	0	3.22	10	150	99%	80	120	0%	
Triallate	A	ug/L	73.94384	73.94384		75	0	0	1.51	10	150	99%	80	120	0%	
1,4-Dichlorobenzene-d4	I	ug/L	40	40		0	0	0	0	10	150	0%			0%	
Acenaphthene-d10	I	ug/L	40	40		0	0	0	0	10	150	0%			0%	
Chrysene-d12	I	ug/L	40	40		0	0	0	0	10	150	0%			0%	
Naphthalene-d8	I	ug/L	40	40		0	0	0	0	10	150	0%			0%	
Perylene-d12	I	ug/L	40	40		0	0	0	0	10	150	0%			0%	
Phenanthrene-d10	I	ug/L	40	40		0	0	0	0	10	150	0%			0%	
2,4,6-Tribromophenol	S	ug/L	72.391	72.391		75	0	0	2.88	10	0	97%	80	120	0%	
2-Fluorobiphenyl	S	ug/L	72.01972	72.01972		75	0	0	0.724	10	0	96%	80	120	0%	
2-Fluorophenol	S	ug/L	74.08025	74.08025		75	0	0	3.52	10	0	99%	80	120	0%	
Nitrobenzene-d5	S	ug/L	74.74398	74.74398		75	0	0	2.34	10	0	100%	80	120	0%	
Phenol-d5	S	ug/L	77.06336	77.06336		75	0	0	2.06	10	0	103%	80	120	0%	
Terphenyl-d14	S	ug/L	73.56381	73.56381		75	0	0	1.17	10	0	98%	80	120	0%	
4-Chloroaniline	X	ug/L	78.62965	78.62965		75	0	0	1.61	10	150	105%	80	120	0%	
o-Terphenyl	X	ug/L	73.75721	73.75721		75	0	0	1.27	10	150	98%	80	120	0%	

Seq No	Lab ID	Test Code	Sample Typ	File ID	Analysis Date	DF	Batch ID	Prep Date	SPKref	RPDref	pmoist					
15074003	07-Mar-22_CAL	SVOC-8270-W-	ICAL	√5973N.1\sd030723/7/2022	2:24:40	1	R375744		0	0						
Analyte	T	Units	RAW	Final	Text	Spike	SPKref	RPDref	MDL	PQL	UQL	%REC	LOW	HIGH	%RPD	Q
1,2,4-Trichlorobenzene	A	ug/L	49.34811	49.34811		50	0	0	1.9	10	150	99%	80	120	0%	
1,2-Dichlorobenzene	A	ug/L	47.57606	47.57606		50	0	0	1.97	10	150	95%	80	120	0%	
1,3-Dichlorobenzene	A	ug/L	48.11431	48.11431		50	0	0	2.13	10	150	96%	80	120	0%	
1,4-Dichlorobenzene	A	ug/L	49.34489	49.34489		50	0	0	2.02	10	150	99%	80	120	0%	
1-Methylnaphthalene	A	ug/L	47.40937	47.40937		50	0	0	2.39	10	150	95%	80	120	0%	
2,2'-Oxybis(1-Chloropropane)	A	ug/L	47.03548	47.03548		50	0	0	1.45	10	150	94%	80	120	0%	
2,4,5-Trichlorophenol	A	ug/L	48.5997	48.5997		50	0	0	2.23	10	150	97%	80	120	0%	
2,4,6-Trichlorophenol	A	ug/L	50.86136	50.86136		50	0	0	2.64	10	150	102%	80	120	0%	
2,4-Dichlorophenol	A	ug/L	49.11675	49.11675		50	0	0	1.69	10	150	98%	80	120	0%	
2,4-Dimethylphenol	A	ug/L	46.25364	46.25364		50	0	0	1.69	10	150	93%	80	120	0%	

Seq No	Lab ID	Test Code	Sample Typ	File ID	Analysis Date	DF	Batch ID	Prep Date	SPKref	RPDref	pmoist					
15074003	07-Mar-22_CAL	SVOC-8270-W-	ICAL	√5973N.L\sd030723	7/2022 2:24:40	1	R375744		0	0						
Analyte	T	Units	RAW	Final	Text	Spike	SPKref	RPDref	MDL	PQL	UQL	%REC	LOW	HIGH	%RPD	Q
2,4-Dinitrophenol	A	ug/L	49.84085	49.84085		50	0	0	4.26	10	150	100%	80	120	0%	
2,4-Dinitrotoluene	A	ug/L	48.52428	48.52428		50	0	0	3.04	10	150	97%	80	120	0%	
2,6-Dinitrotoluene	A	ug/L	50.83164	50.83164		50	0	0	3.2	10	150	102%	80	120	0%	
2-Chloronaphthalene	A	ug/L	52.01592	52.01592		50	0	0	2.14	10	150	104%	80	120	0%	
2-Chlorophenol	A	ug/L	51.0766	51.0766		50	0	0	2.48	10	150	102%	80	120	0%	
2-Methylnaphthalene	A	ug/L	48.00387	48.00387		50	0	0	1.92	10	150	96%	80	120	0%	
2-Nitroaniline	A	ug/L	46.55537	46.55537		50	0	0	2.4	10	150	93%	80	120	0%	
2-Nitrophenol	A	ug/L	51.74331	51.74331		50	0	0	2.36	10	150	103%	80	120	0%	
3,3'-Dichlorobenzidine	A	ug/L	48.1529	48.1529		50	0	0	2.11	10	150	96%	80	120	0%	
3-Nitroaniline	A	ug/L	48.73485	48.73485		50	0	0	2.77	10	150	97%	80	120	0%	
4,6-Dinitro-2-methylphenol	A	ug/L	47.57321	47.57321		50	0	0	2.33	10	150	95%	80	120	0%	
4-Bromophenyl phenyl ether	A	ug/L	48.01589	48.01589		50	0	0	1.74	10	150	96%	80	120	0%	
4-Chloro-2-methylphenol	A	ug/L	50.90275	50.90275		50	0	0	1.6	10	150	102%	80	120	0%	
4-Chloro-3-methylphenol	A	ug/L	50.6743	50.6743		50	0	0	1.46	10	150	101%	80	120	0%	
4-Chlorophenol	A	ug/L	49.75647	49.75647		50	0	0	2.64	10	150	100%	80	120	0%	
4-Chlorophenyl phenyl ether	A	ug/L	47.62135	47.62135		50	0	0	2.03	10	150	95%	80	120	0%	
4-Nitroaniline	A	ug/L	50.93951	50.93951		50	0	0	1.63	10	150	102%	80	120	0%	
4-Nitrophenol	A	ug/L	51.03958	51.03958		50	0	0	2.5	10	150	102%	80	120	0%	
Acenaphthene	A	ug/L	54.12455	54.12455		50	0	0	1.89	10	150	108%	80	120	0%	
Acenaphthylene	A	ug/L	51.19567	51.19567		50	0	0	1.57	10	150	102%	80	120	0%	
Aniline	A	ug/L	50.21802	50.21802		50	0	0	3.74	10	150	100%	80	120	0%	
Anthracene	A	ug/L	47.35524	47.35524		50	0	0	1.23	10	150	95%	80	120	0%	
Azobenzene	A	ug/L	51.38041	51.38041		50	0	0	1.09	10	150	103%	80	120	0%	
Benzidine	A	ug/L	49.52976	49.52976		50	0	0	6.72	10	150	99%	80	120	0%	
Benzo(a)anthracene	A	ug/L	50.61515	50.61515		50	0	0	0.856	10	150	101%	80	120	0%	
Benzo(a)pyrene	A	ug/L	51.1928	51.1928		50	0	0	1.24	10	150	102%	80	120	0%	
Benzo(b)fluoranthene	A	ug/L	50.56379	50.56379		50	0	0	0.903	10	150	101%	80	120	0%	
Benzo(g,h,i)perylene	A	ug/L	52.68612	52.68612		50	0	0	1.01	10	150	105%	80	120	0%	
Benzo(k)fluoranthene	A	ug/L	52.83919	52.83919		50	0	0	0.97	10	150	106%	80	120	0%	
Benzoic acid	A	ug/L	48.05753	48.05753		50	0	0	1.51	10	150	96%	80	120	0%	
Benzyl alcohol	A	ug/L	49.15116	49.15116		50	0	0	3.13	10	150	98%	80	120	0%	
bis(-2-chloroethoxy)Methane	A	ug/L	48.69619	48.69619		50	0	0	1.36	10	150	97%	80	120	0%	
bis(-2-chloroethyl)Ether	A	ug/L	51.74113	51.74113		50	0	0	2.57	10	150	103%	80	120	0%	
bis(2-chloroisopropyl)Ether	A	ug/L	47.03548	47.03548		50	0	0	1.49	10	150	94%	80	120	0%	
bis(2-ethylhexyl)Phthalate	A	ug/L	48.42975	48.42975		50	0	0	1.91	10	150	97%	80	120	0%	

Seq No	Lab ID	Test Code	Sample Typ	File ID	Analysis Date	DF	Batch ID	Prep Date	SPKref	RPDref	pmoist					
15074003	07-Mar-22_CAL	SVOC-8270-W-	ICAL	√5973N.L\sd030723	7/2022 2:24:40	1	R375744		0	0						
Analyte	T	Units	RAW	Final	Text	Spike	SPKref	RPDref	MDL	PQL	UQL	%REC	LOW	HIGH	%RPD	Q
Butylbenzylphthalate	A	ug/L	50.15261	50.15261		50	0	0	1.57	10	150	100%	80	120	0%	
Carbazole	A	ug/L	49.78591	49.78591		50	0	0	0.842	10	150	100%	80	120	0%	
Chrysene	A	ug/L	50.22934	50.22934		50	0	0	1.17	10	150	100%	80	120	0%	
Di-n-butyl phthalate	A	ug/L	49.06457	49.06457		50	0	0	0.932	10	150	98%	80	120	0%	
Di-n-octyl phthalate	A	ug/L	50.9976	50.9976		50	0	0	1.34	10	150	102%	80	120	0%	
Dibenzo(a,h)anthracene	A	ug/L	51.04619	51.04619		50	0	0	1.17	10	150	102%	80	120	0%	
Dibenzofuran	A	ug/L	53.01902	53.01902		50	0	0	1.74	10	150	106%	80	120	0%	
Diethyl phthalate	A	ug/L	49.16362	49.16362		50	0	0	2.18	10	150	98%	80	120	0%	
Dimethyl phthalate	A	ug/L	47.56267	47.56267		50	0	0	1.72	10	150	95%	80	120	0%	
Fluoranthene	A	ug/L	50.74539	50.74539		50	0	0	0.883	10	150	101%	80	120	0%	
Fluorene	A	ug/L	53.90021	53.90021		50	0	0	1.82	10	150	108%	80	120	0%	
Hexachlorobenzene	A	ug/L	48.96816	48.96816		50	0	0	1.33	10	150	98%	80	120	0%	
Hexachlorobutadiene	A	ug/L	48.94754	48.94754		50	0	0	2.32	10	150	98%	80	120	0%	
Hexachlorocyclopentadiene	A	ug/L	50.2244	50.2244		50	0	0	2.97	10	150	100%	80	120	0%	
Hexachloroethane	A	ug/L	49.72089	49.72089		50	0	0	1.79	10	150	99%	80	120	0%	
Indeno(1,2,3-cd)pyrene	A	ug/L	52.16086	52.16086		50	0	0	1.25	10	150	104%	80	120	0%	
Isophorone	A	ug/L	49.2616	49.2616		50	0	0	1.67	10	150	99%	80	120	0%	
m+p-Cresols	A	ug/L	47.7093	47.7093		50	0	0	1.78	10	150	95%	80	120	0%	
n-Nitroso-di-n-propylamine	A	ug/L	46.26191	46.26191		50	0	0	1.54	10	150	93%	80	120	0%	
n-Nitrosodimethylamine	A	ug/L	52.09834	52.09834		50	0	0	1.53	10	150	104%	80	120	0%	
n-Nitrosodiphenylamine	A	ug/L	50.4815	50.4815		50	0	0	1.16	10	150	101%	80	120	0%	
Naphthalene	A	ug/L	47.56729	47.56729		50	0	0	1.74	10	150	95%	80	120	0%	
Nitrobenzene	A	ug/L	47.73424	47.73424		50	0	0	2.31	10	150	95%	80	120	0%	
o-Cresol	A	ug/L	47.54724	47.54724		50	0	0	1.83	10	150	95%	80	120	0%	
p-Chloroaniline	A	ug/L	49.67862	49.67862		50	0	0	1.52	10	150	99%	80	120	0%	
Pentachlorophenol	A	ug/L	47.90532	47.90532		50	0	0	4.24	10	150	96%	80	120	0%	
Phenanthrene	A	ug/L	47.86141	47.86141		50	0	0	0.784	10	150	96%	80	120	0%	
Phenol	A	ug/L	49.37651	49.37651		50	0	0	1.46	10	150	99%	80	120	0%	
Pyrene	A	ug/L	51.12969	51.12969		50	0	0	0.921	10	150	102%	80	120	0%	
Pyridine	A	ug/L	50.65123	50.65123		50	0	0	3.22	10	150	101%	80	120	0%	
Triallate	A	ug/L	52.9154	52.9154		50	0	0	1.51	10	150	106%	80	120	0%	
1,4-Dichlorobenzene-d4	I	ug/L	40	40		0	0	0	0	10	150	0%			0%	
Acenaphthene-d10	I	ug/L	40	40		0	0	0	0	10	150	0%			0%	
Chrysene-d12	I	ug/L	40	40		0	0	0	0	10	150	0%			0%	
Naphthalene-d8	I	ug/L	40	40		0	0	0	0	10	150	0%			0%	

Seq No	Lab ID	Test Code	Sample Typ	File ID	Analysis Date	DF	Batch ID	Prep Date	SPKref	RPDref	pmoist					
15074003	07-Mar-22_CAL	SVOC-8270-W-	ICAL	√5973N.1\sd030723/7/2022	2:24:40	1	R375744		0	0						
Analyte	T	Units	RAW	Final	Text	Spike	SPKref	RPDref	MDL	PQL	UQL	%REC	LOW	HIGH	%RPD	Q
Perylene-d12	I	ug/L	40	40		0	0	0	0	10	150	0%			0%	
Phenanthrene-d10	I	ug/L	40	40		0	0	0	0	10	150	0%			0%	
2,4,6-Tribromophenol	S	ug/L	48.74837	48.74837		50	0	0	2.88	10	0	97%	80	120	0%	
2-Fluorobiphenyl	S	ug/L	53.05905	53.05905		50	0	0	0.724	10	0	106%	80	120	0%	
2-Fluorophenol	S	ug/L	51.10885	51.10885		50	0	0	3.52	10	0	102%	80	120	0%	
Nitrobenzene-d5	S	ug/L	48.19886	48.19886		50	0	0	2.34	10	0	96%	80	120	0%	
Phenol-d5	S	ug/L	51.11629	51.11629		50	0	0	2.06	10	0	102%	80	120	0%	
Terphenyl-d14	S	ug/L	50.35712	50.35712		50	0	0	1.17	10	0	101%	80	120	0%	
4-Chloroaniline	X	ug/L	49.67862	49.67862		50	0	0	1.61	10	150	99%	80	120	0%	
o-Terphenyl	X	ug/L	48.99006	48.99006		50	0	0	1.27	10	150	98%	80	120	0%	

Seq No	Lab ID	Test Code	Sample Typ	File ID	Analysis Date	DF	Batch ID	Prep Date	SPKref	RPDref	pmoist					
15074004	07-Mar-22_CAL	SVOC-8270-W-	ICAL	√5973N.1\sd030723/7/2022	2:56:41	1	R375744		0	0						
Analyte	T	Units	RAW	Final	Text	Spike	SPKref	RPDref	MDL	PQL	UQL	%REC	LOW	HIGH	%RPD	Q
1,2,4-Trichlorobenzene	A	ug/L	9.75953	9.75953		10	0	0	1.9	10	150	98%	80	120	0%	
1,2-Dichlorobenzene	A	ug/L	9.77964	9.77964		10	0	0	1.97	10	150	98%	80	120	0%	
1,3-Dichlorobenzene	A	ug/L	10.38907	10.38907		10	0	0	2.13	10	150	104%	80	120	0%	
1,4-Dichlorobenzene	A	ug/L	10.56214	10.56214		10	0	0	2.02	10	150	106%	80	120	0%	
1-Methylnaphthalene	A	ug/L	9.89263	9.89263		10	0	0	2.39	10	150	99%	80	120	0%	
2,2'-Oxybis(1-Chloropropane)	A	ug/L	10.7921	10.7921		10	0	0	1.45	10	150	108%	80	120	0%	
2,4,5-Trichlorophenol	A	ug/L	10.20445	10.20445		10	0	0	2.23	10	150	102%	80	120	0%	
2,4,6-Trichlorophenol	A	ug/L	9.43896	9.43896		10	0	0	2.64	10	150	94%	80	120	0%	
2,4-Dichlorophenol	A	ug/L	9.20392	9.20392		10	0	0	1.69	10	150	92%	80	120	0%	
2,4-Dimethylphenol	A	ug/L	9.20009	9.20009		10	0	0	1.69	10	150	92%	80	120	0%	
2,4-Dinitrophenol	A	ug/L	8.55026	8.55026		10	0	0	4.26	10	150	86%	80	120	0%	
2,4-Dinitrotoluene	A	ug/L	9.35741	9.35741		10	0	0	3.04	10	150	94%	80	120	0%	
2,6-Dinitrotoluene	A	ug/L	9.83617	9.83617		10	0	0	3.2	10	150	98%	80	120	0%	
2-Chloronaphthalene	A	ug/L	9.65979	9.65979		10	0	0	2.14	10	150	97%	80	120	0%	
2-Chlorophenol	A	ug/L	10.33289	10.33289		10	0	0	2.48	10	150	103%	80	120	0%	
2-Methylnaphthalene	A	ug/L	9.72892	9.72892		10	0	0	1.92	10	150	97%	80	120	0%	
2-Nitroaniline	A	ug/L	8.09271	8.09271		10	0	0	2.4	10	150	81%	80	120	0%	
2-Nitrophenol	A	ug/L	9.54259	9.54259		10	0	0	2.36	10	150	95%	80	120	0%	
3,3'-Dichlorobenzidine	A	ug/L	8.99325	8.99325		10	0	0	2.11	10	150	90%	80	120	0%	
3-Nitroaniline	A	ug/L	8.80812	8.80812		10	0	0	2.77	10	150	88%	80	120	0%	

Seq No	Lab ID	Test Code	Sample Typ	File ID	Analysis Date	DF	Batch ID	Prep Date	SPKref	RPDref	pmoist					
15074004	07-Mar-22_CAL	SVOC-8270-W-	ICAL	√5973N.L\sd030723	7/2022 2:56:41	1	R375744		0	0						
Analyte	T	Units	RAW	Final	Text	Spike	SPKref	RPDref	MDL	PQL	UQL	%REC	LOW	HIGH	%RPD	Q
4,6-Dinitro-2-methylphenol	A	ug/L	8.31309	8.31309		10	0	0	2.33	10	150	83%	80	120	0%	
4-Bromophenyl phenyl ether	A	ug/L	9.89975	9.89975		10	0	0	1.74	10	150	99%	80	120	0%	
4-Chloro-2-methylphenol	A	ug/L	9.91062	9.91062		10	0	0	1.6	10	150	99%	80	120	0%	
4-Chloro-3-methylphenol	A	ug/L	8.86425	8.86425		10	0	0	1.46	10	150	89%	80	120	0%	
4-Chlorophenol	A	ug/L	9.64477	9.64477		10	0	0	2.64	10	150	96%	80	120	0%	
4-Chlorophenyl phenyl ether	A	ug/L	9.68053	9.68053		10	0	0	2.03	10	150	97%	80	120	0%	
4-Nitroaniline	A	ug/L	8.3032	8.3032		10	0	0	1.63	10	150	83%	80	120	0%	
4-Nitrophenol	A	ug/L	9.69405	9.69405		10	0	0	2.5	10	150	97%	80	120	0%	
Acenaphthene	A	ug/L	9.70404	9.70404		10	0	0	1.89	10	150	97%	80	120	0%	
Acenaphthylene	A	ug/L	10.03671	10.03671		10	0	0	1.57	10	150	100%	80	120	0%	
Aniline	A	ug/L	9.7676	9.7676		10	0	0	3.74	10	150	98%	80	120	0%	
Anthracene	A	ug/L	9.9399	9.9399		10	0	0	1.23	10	150	99%	80	120	0%	
Azobenzene	A	ug/L	9.361	9.361		10	0	0	1.09	10	150	94%	80	120	0%	
Benzidine	A	ug/L	9.48805	9.48805		10	0	0	6.72	10	150	95%	80	120	0%	
Benzo(a)anthracene	A	ug/L	9.58396	9.58396		10	0	0	0.856	10	150	96%	80	120	0%	
Benzo(a)pyrene	A	ug/L	9.25254	9.25254		10	0	0	1.24	10	150	93%	80	120	0%	
Benzo(b)fluoranthene	A	ug/L	9.15356	9.15356		10	0	0	0.903	10	150	92%	80	120	0%	
Benzo(g,h,i)perylene	A	ug/L	9.71746	9.71746		10	0	0	1.01	10	150	97%	80	120	0%	
Benzo(k)fluoranthene	A	ug/L	9.18285	9.18285		10	0	0	0.97	10	150	92%	80	120	0%	
Benzoic acid	A	ug/L	8.34165	8.34165		10	0	0	1.51	10	150	83%	80	120	0%	
Benzyl alcohol	A	ug/L	9.77393	9.77393		10	0	0	3.13	10	150	98%	80	120	0%	
bis(-2-chloroethoxy)Methane	A	ug/L	9.57745	9.57745		10	0	0	1.36	10	150	96%	80	120	0%	
bis(-2-chloroethyl)Ether	A	ug/L	9.53874	9.53874		10	0	0	2.57	10	150	95%	80	120	0%	
bis(2-chloroisopropyl)Ether	A	ug/L	10.7921	10.7921		10	0	0	1.49	10	150	108%	80	120	0%	
bis(2-ethylhexyl)Phthalate	A	ug/L	9.50702	9.50702		10	0	0	1.91	10	150	95%	80	120	0%	
Butylbenzylphthalate	A	ug/L	9.22679	9.22679		10	0	0	1.57	10	150	92%	80	120	0%	
Carbazole	A	ug/L	9.90008	9.90008		10	0	0	0.842	10	150	99%	80	120	0%	
Chrysene	A	ug/L	10.23309	10.23309		10	0	0	1.17	10	150	102%	80	120	0%	
Di-n-butyl phthalate	A	ug/L	8.50616	8.50616		10	0	0	0.932	10	150	85%	80	120	0%	
Di-n-octyl phthalate	A	ug/L	9.16448	9.16448		10	0	0	1.34	10	150	92%	80	120	0%	
Dibenzo(a,h)anthracene	A	ug/L	9.71207	9.71207		10	0	0	1.17	10	150	97%	80	120	0%	
Dibenzofuran	A	ug/L	9.83954	9.83954		10	0	0	1.74	10	150	98%	80	120	0%	
Diethyl phthalate	A	ug/L	8.75925	8.75925		10	0	0	2.18	10	150	88%	80	120	0%	
Dimethyl phthalate	A	ug/L	9.17593	9.17593		10	0	0	1.72	10	150	92%	80	120	0%	
Fluoranthene	A	ug/L	9.93432	9.93432		10	0	0	0.883	10	150	99%	80	120	0%	

Seq No	Lab ID	Test Code	Sample Typ	File ID	Analysis Date	DF	Batch ID	Prep Date	SPKref	RPDref	pmoist					
15074004	07-Mar-22_CAL	SVOC-8270-W-	ICAL	√5973N.L\sd030723	7/2022 2:56:41	1	R375744		0	0						
Analyte	T	Units	RAW	Final	Text	Spike	SPKref	RPDref	MDL	PQL	UQL	%REC	LOW	HIGH	%RPD	Q
Fluorene	A	ug/L	10.19579	10.19579		10	0	0	1.82	10	150	102%	80	120	0%	
Hexachlorobenzene	A	ug/L	10.30781	10.30781		10	0	0	1.33	10	150	103%	80	120	0%	
Hexachlorobutadiene	A	ug/L	10.03997	10.03997		10	0	0	2.32	10	150	100%	80	120	0%	
Hexachlorocyclopentadiene	A	ug/L	9.53223	9.53223		10	0	0	2.97	10	150	95%	80	120	0%	
Hexachloroethane	A	ug/L	9.72274	9.72274		10	0	0	1.79	10	150	97%	80	120	0%	
Indeno(1,2,3-cd)pyrene	A	ug/L	8.99157	8.99157		10	0	0	1.25	10	150	90%	80	120	0%	
Isophorone	A	ug/L	8.87816	8.87816		10	0	0	1.67	10	150	89%	80	120	0%	
m+p-Cresols	A	ug/L	9.17885	9.17885		10	0	0	1.78	10	150	92%	80	120	0%	
n-Nitroso-di-n-propylamine	A	ug/L	9.54538	9.54538		10	0	0	1.54	10	150	95%	80	120	0%	
n-Nitrosodimethylamine	A	ug/L	8.86087	8.86087		10	0	0	1.53	10	150	89%	80	120	0%	
n-Nitrosodiphenylamine	A	ug/L	9.13794	9.13794		10	0	0	1.16	10	150	91%	80	120	0%	
Naphthalene	A	ug/L	9.85976	9.85976		10	0	0	1.74	10	150	99%	80	120	0%	
Nitrobenzene	A	ug/L	9.31484	9.31484		10	0	0	2.31	10	150	93%	80	120	0%	
o-Cresol	A	ug/L	10.24927	10.24927		10	0	0	1.83	10	150	102%	80	120	0%	
p-Chloroaniline	A	ug/L	9.85431	9.85431		10	0	0	1.52	10	150	99%	80	120	0%	
Pentachlorophenol	A	ug/L	9.22988	9.22988		10	0	0	4.24	10	150	92%	80	120	0%	
Phenanthrene	A	ug/L	9.75976	9.75976		10	0	0	0.784	10	150	98%	80	120	0%	
Phenol	A	ug/L	10.18783	10.18783		10	0	0	1.46	10	150	102%	80	120	0%	
Pyrene	A	ug/L	9.91954	9.91954		10	0	0	0.921	10	150	99%	80	120	0%	
Pyridine	A	ug/L	8.36719	8.36719		10	0	0	3.22	10	150	84%	80	120	0%	
Triallate	A	ug/L	8.65005	8.65005		10	0	0	1.51	10	150	87%	80	120	0%	
1,4-Dichlorobenzene-d4	I	ug/L	40	40		0	0	0	0	10	150	0%			0%	
Acenaphthene-d10	I	ug/L	40	40		0	0	0	0	10	150	0%			0%	
Chrysene-d12	I	ug/L	40	40		0	0	0	0	10	150	0%			0%	
Naphthalene-d8	I	ug/L	40	40		0	0	0	0	10	150	0%			0%	
Perylene-d12	I	ug/L	40	40		0	0	0	0	10	150	0%			0%	
Phenanthrene-d10	I	ug/L	40	40		0	0	0	0	10	150	0%			0%	
2,4,6-Tribromophenol	S	ug/L	8.734	8.734		10	0	0	2.88	10	0	87%	80	120	0%	
2-Fluorobiphenyl	S	ug/L	9.96491	9.96491		10	0	0	0.724	10	0	100%	80	120	0%	
2-Fluorophenol	S	ug/L	9.99159	9.99159		10	0	0	3.52	10	0	100%	80	120	0%	
Nitrobenzene-d5	S	ug/L	9.19076	9.19076		10	0	0	2.34	10	0	92%	80	120	0%	
Phenol-d5	S	ug/L	9.88262	9.88262		10	0	0	2.06	10	0	99%	80	120	0%	
Terphenyl-d14	S	ug/L	9.85327	9.85327		10	0	0	1.17	10	0	99%	80	120	0%	
4-Chloroaniline	X	ug/L	9.85431	9.85431		10	0	0	1.61	10	150	99%	80	120	0%	
o-Terphenyl	X	ug/L	10.14735	10.14735		10	0	0	1.27	10	150	101%	80	120	0%	

Seq No	Lab ID	Test Code	Sample Typ	File ID	Analysis Date	DF	Batch ID	Prep Date	SPKref	RPDref	pmoist					
15074005	07-Mar-22_CAL	SVOC-8270-W-	ICAL	√5973N.L\sd030723/7/2022	3:28:51	1	R375744		0	0						
Analyte	T	Units	RAW	Final	Text	Spike	SPKref	RPDref	MDL	PQL	UQL	%REC	LOW	HIGH	%RPD	Q
1,2,4-Trichlorobenzene	A	ug/L	4.11449	4.11449		4	0	0	1.9	10	150	103%	80	120	0%	
1,2-Dichlorobenzene	A	ug/L	4.15429	4.15429		4	0	0	1.97	10	150	104%	80	120	0%	
1,3-Dichlorobenzene	A	ug/L	3.92095	3.92095		4	0	0	2.13	10	150	98%	80	120	0%	
1,4-Dichlorobenzene	A	ug/L	3.81776	3.81776		4	0	0	2.02	10	150	95%	80	120	0%	
1-Methylnaphthalene	A	ug/L	4.0974	4.0974		4	0	0	2.39	10	150	102%	80	120	0%	
2,2'-Oxybis(1-Chloropropane)	A	ug/L	3.78949	3.78949		4	0	0	1.45	10	150	95%	80	120	0%	
2,4,5-Trichlorophenol	A	ug/L	3.9825	3.9825		4	0	0	2.23	10	150	100%	80	120	0%	
2,4,6-Trichlorophenol	A	ug/L	4.1754	4.1754		4	0	0	2.64	10	150	104%	80	120	0%	
2,4-Dichlorophenol	A	ug/L	4.30635	4.30635		4	0	0	1.69	10	150	108%	80	120	0%	
2,4-Dimethylphenol	A	ug/L	4.37329	4.37329		4	0	0	1.69	10	150	109%	80	120	0%	
2,4-Dinitrophenol	A	ug/L	4.56288	4.56288		4	0	0	4.26	10	150	114%	80	120	0%	
2,4-Dinitrotoluene	A	ug/L	4.2332	4.2332		4	0	0	3.04	10	150	106%	80	120	0%	
2,6-Dinitrotoluene	A	ug/L	4.09893	4.09893		4	0	0	3.2	10	150	102%	80	120	0%	
2-Chloronaphthalene	A	ug/L	4.09734	4.09734		4	0	0	2.14	10	150	102%	80	120	0%	
2-Chlorophenol	A	ug/L	4.04552	4.04552		4	0	0	2.48	10	150	101%	80	120	0%	
2-Methylnaphthalene	A	ug/L	4.13995	4.13995		4	0	0	1.92	10	150	103%	80	120	0%	
2-Nitroaniline	A	ug/L	4.77777	4.77777		4	0	0	2.4	10	150	119%	80	120	0%	
2-Nitrophenol	A	ug/L	4.13381	4.13381		4	0	0	2.36	10	150	103%	80	120	0%	
3,3'-Dichlorobenzidine	A	ug/L	4.43251	4.43251		4	0	0	2.11	10	150	111%	80	120	0%	
3-Nitroaniline	A	ug/L	4.49519	4.49519		4	0	0	2.77	10	150	112%	80	120	0%	
4,6-Dinitro-2-methylphenol	A	ug/L	4.6859	4.6859		4	0	0	2.33	10	150	117%	80	120	0%	
4-Bromophenyl phenyl ether	A	ug/L	3.95195	3.95195		4	0	0	1.74	10	150	99%	80	120	0%	
4-Chloro-2-methylphenol	A	ug/L	3.96247	3.96247		4	0	0	1.6	10	150	99%	80	120	0%	
4-Chloro-3-methylphenol	A	ug/L	4.39186	4.39186		4	0	0	1.46	10	150	110%	80	120	0%	
4-Chlorophenol	A	ug/L	4.15119	4.15119		4	0	0	2.64	10	150	104%	80	120	0%	
4-Chlorophenyl phenyl ether	A	ug/L	4.20725	4.20725		4	0	0	2.03	10	150	105%	80	120	0%	
4-Nitroaniline	A	ug/L	4.58063	4.58063		4	0	0	1.63	10	150	115%	80	120	0%	
4-Nitrophenol	A	ug/L	4.09679	4.09679		4	0	0	2.5	10	150	102%	80	120	0%	
Acenaphthene	A	ug/L	4.00522	4.00522		4	0	0	1.89	10	150	100%	80	120	0%	
Acenaphthylene	A	ug/L	3.99255	3.99255		4	0	0	1.57	10	150	100%	80	120	0%	
Aniline	A	ug/L	3.83287	3.83287		4	0	0	3.74	10	150	96%	80	120	0%	
Anthracene	A	ug/L	4.07848	4.07848		4	0	0	1.23	10	150	102%	80	120	0%	
Azobenzene	A	ug/L	4.18052	4.18052		4	0	0	1.09	10	150	105%	80	120	0%	
Benzidine	A	ug/L	4.20859	4.20859		4	0	0	6.72	10	150	105%	80	120	0%	
Benzo(a)anthracene	A	ug/L	4.18643	4.18643		4	0	0	0.856	10	150	105%	80	120	0%	

Seq No	Lab ID	Test Code	Sample Typ	File ID	Analysis Date	DF	Batch ID	Prep Date	SPKref	RPDref	pmoist					
15074005	07-Mar-22_CAL	SVOC-8270-W-	ICAL	√5973N.L\sd030723	7/2022 3:28:51	1	R375744		0	0						
Analyte	T	Units	RAW	Final	Text	Spike	SPKref	RPDref	MDL	PQL	UQL	%REC	LOW	HIGH	%RPD	Q
Benzo(a)pyrene	A	ug/L	4.26174	4.26174		4	0	0	1.24	10	150	107%	80	120	0%	
Benzo(b)fluoranthene	A	ug/L	3.94342	3.94342		4	0	0	0.903	10	150	99%	80	120	0%	
Benzo(g,h,i)perylene	A	ug/L	4.01997	4.01997		4	0	0	1.01	10	150	100%	80	120	0%	
Benzo(k)fluoranthene	A	ug/L	4.21864	4.21864		4	0	0	0.97	10	150	105%	80	120	0%	
Benzoic acid	A	ug/L	4.66196	4.66196		4	0	0	1.51	10	150	117%	80	120	0%	
Benzyl alcohol	A	ug/L	4.12471	4.12471		4	0	0	3.13	10	150	103%	80	120	0%	
bis(-2-chloroethoxy)Methane	A	ug/L	4.22631	4.22631		4	0	0	1.36	10	150	106%	80	120	0%	
bis(-2-chloroethyl)Ether	A	ug/L	3.94959	3.94959		4	0	0	2.57	10	150	99%	80	120	0%	
bis(2-chloroisopropyl)Ether	A	ug/L	3.78949	3.78949		4	0	0	1.49	10	150	95%	80	120	0%	
bis(2-ethylhexyl)Phthalate	A	ug/L	4.24368	4.24368		4	0	0	1.91	10	150	106%	80	120	0%	
Butylbenzylphthalate	A	ug/L	4.30204	4.30204		4	0	0	1.57	10	150	108%	80	120	0%	
Carbazole	A	ug/L	4.27766	4.27766		4	0	0	0.842	10	150	107%	80	120	0%	
Chrysene	A	ug/L	3.91602	3.91602		4	0	0	1.17	10	150	98%	80	120	0%	
Di-n-butyl phthalate	A	ug/L	4.57948	4.57948		4	0	0	0.932	10	150	114%	80	120	0%	
Di-n-octyl phthalate	A	ug/L	4.29836	4.29836		4	0	0	1.34	10	150	107%	80	120	0%	
Dibenzo(a,h)anthracene	A	ug/L	4.06923	4.06923		4	0	0	1.17	10	150	102%	80	120	0%	
Dibenzofuran	A	ug/L	3.9758	3.9758		4	0	0	1.74	10	150	99%	80	120	0%	
Diethyl phthalate	A	ug/L	4.48485	4.48485		4	0	0	2.18	10	150	112%	80	120	0%	
Dimethyl phthalate	A	ug/L	4.37454	4.37454		4	0	0	1.72	10	150	109%	80	120	0%	
Fluoranthene	A	ug/L	4.00567	4.00567		4	0	0	0.883	10	150	100%	80	120	0%	
Fluorene	A	ug/L	3.83247	3.83247		4	0	0	1.82	10	150	96%	80	120	0%	
Hexachlorobenzene	A	ug/L	4.17706	4.17706		4	0	0	1.33	10	150	104%	80	120	0%	
Hexachlorobutadiene	A	ug/L	4.01847	4.01847		4	0	0	2.32	10	150	100%	80	120	0%	
Hexachlorocyclopentadiene	A	ug/L	4.18737	4.18737		4	0	0	2.97	10	150	105%	80	120	0%	
Hexachloroethane	A	ug/L	4.12732	4.12732		4	0	0	1.79	10	150	103%	80	120	0%	
Indeno(1,2,3-cd)pyrene	A	ug/L	4.32641	4.32641		4	0	0	1.25	10	150	108%	80	120	0%	
Isophorone	A	ug/L	4.42217	4.42217		4	0	0	1.67	10	150	111%	80	120	0%	
m+p-Cresols	A	ug/L	4.3494	4.3494		4	0	0	1.78	10	150	109%	80	120	0%	
n-Nitroso-di-n-propylamine	A	ug/L	4.25625	4.25625		4	0	0	1.54	10	150	106%	80	120	0%	
n-Nitrosodimethylamine	A	ug/L	4.3747	4.3747		4	0	0	1.53	10	150	109%	80	120	0%	
n-Nitrosodiphenylamine	A	ug/L	4.31589	4.31589		4	0	0	1.16	10	150	108%	80	120	0%	
Naphthalene	A	ug/L	4.11125	4.11125		4	0	0	1.74	10	150	103%	80	120	0%	
Nitrobenzene	A	ug/L	4.28006	4.28006		4	0	0	2.31	10	150	107%	80	120	0%	
o-Cresol	A	ug/L	3.97169	3.97169		4	0	0	1.83	10	150	99%	80	120	0%	
p-Chloroaniline	A	ug/L	3.94535	3.94535		4	0	0	1.52	10	150	99%	80	120	0%	

Seq No	Lab ID	Test Code	Sample Typ	File ID	Analysis Date	DF	Batch ID	Prep Date	SPKref	RPDref	pmoist					
15074005	07-Mar-22_CAL	SVOC-8270-W-	ICAL	√5973N.1\sd030723/7/2022	3:28:51	1	R375744		0	0						
Analyte	T	Units	RAW	Final	Text	Spike	SPKref	RPDref	MDL	PQL	UQL	%REC	LOW	HIGH	%RPD	Q
Pentachlorophenol	A	ug/L	4.33271	4.33271		4	0	0	4.24	10	150	108%	80	120	0%	
Phenanthrene	A	ug/L	4.13223	4.13223		4	0	0	0.784	10	150	103%	80	120	0%	
Phenol	A	ug/L	3.94846	3.94846		4	0	0	1.46	10	150	99%	80	120	0%	
Pyrene	A	ug/L	4.00642	4.00642		4	0	0	0.921	10	150	100%	80	120	0%	
Pyridine	A	ug/L	4.58204	4.58204		4	0	0	3.22	10	150	115%	80	120	0%	
Triallate	A	ug/L	4.40504	4.40504		4	0	0	1.51	10	150	110%	80	120	0%	
1,4-Dichlorobenzene-d4	I	ug/L	40	40		0	0	0	0	10	150	0%			0%	
Acenaphthene-d10	I	ug/L	40	40		0	0	0	0	10	150	0%			0%	
Chrysene-d12	I	ug/L	40	40		0	0	0	0	10	150	0%			0%	
Naphthalene-d8	I	ug/L	40	40		0	0	0	0	10	150	0%			0%	
Perylene-d12	I	ug/L	40	40		0	0	0	0	10	150	0%			0%	
Phenanthrene-d10	I	ug/L	40	40		0	0	0	0	10	150	0%			0%	
2,4,6-Tribromophenol	S	ug/L	4.51954	4.51954		4	0	0	2.88	10	0	113%	80	120	0%	
2-Fluorobiphenyl	S	ug/L	3.94949	3.94949		4	0	0	0.724	10	0	99%	80	120	0%	
2-Fluorophenol	S	ug/L	4.13582	4.13582		4	0	0	3.52	10	0	103%	80	120	0%	
Nitrobenzene-d5	S	ug/L	4.34395	4.34395		4	0	0	2.34	10	0	109%	80	120	0%	
Phenol-d5	S	ug/L	3.93515	3.93515		4	0	0	2.06	10	0	98%	80	120	0%	
Terphenyl-d14	S	ug/L	4.1406	4.1406		4	0	0	1.17	10	0	104%	80	120	0%	
4-Chloroaniline	X	ug/L	3.94535	3.94535		4	0	0	1.61	10	150	99%	80	120	0%	
o-Terphenyl	X	ug/L	3.98116	3.98116		4	0	0	1.27	10	150	100%	80	120	0%	

Seq No	Lab ID	Test Code	Sample Typ	File ID	Analysis Date	DF	Batch ID	Prep Date	SPKref	RPDref	pmoist					
15074006	07-Mar-22_CC	SVOC-8270-W-	ICV	√5973N.1\sd030723/7/2022	4:01:02	1	R375744		0	0						
Analyte	T	Units	RAW	Final	Text	Spike	SPKref	RPDref	MDL	PQL	UQL	%REC	LOW	HIGH	%RPD	Q
1,2,4-Trichlorobenzene	A	ug/L	76.41585	76.41585		75	0	0	1.9	10	150	102%	70	130	0%	
1,2-Dichlorobenzene	A	ug/L	78.17674	78.17674		75	0	0	1.97	10	150	104%	70	130	0%	
1,3-Dichlorobenzene	A	ug/L	79.3294	79.3294		75	0	0	2.13	10	150	106%	70	130	0%	
1,4-Dichlorobenzene	A	ug/L	78.87815	78.87815		75	0	0	2.02	10	150	105%	70	130	0%	
1-Methylnaphthalene	A	ug/L	75.08623	75.08623		75	0	0	2.39	10	150	100%	70	130	0%	
2,2'-Oxybis(1-Chloropropane)	A	ug/L	65.29227	65.29227		75	0	0	1.45	10	150	87%	70	130	0%	
2,4,5-Trichlorophenol	A	ug/L	77.58777	77.58777		75	0	0	2.23	10	150	103%	70	130	0%	
2,4,6-Trichlorophenol	A	ug/L	81.75862	81.75862		75	0	0	2.64	10	150	109%	70	130	0%	
2,4-Dichlorophenol	A	ug/L	80.63784	80.63784		75	0	0	1.69	10	150	108%	70	130	0%	
2,4-Dimethylphenol	A	ug/L	77.47887	77.47887		75	0	0	1.69	10	150	103%	70	130	0%	

Seq No	Lab ID	Test Code	Sample Typ	File ID	Analysis Date	DF	Batch ID	Prep Date	SPKref	RPDref	pmoist					
15074006	07-Mar-22_CC	SVOC-8270-W-	ICV	√5973N.L\sd030723	7/2022 4:01:02	1	R375744		0	0						
Analyte	T	Units	RAW	Final	Text	Spike	SPKref	RPDref	MDL	PQL	UQL	%REC	LOW	HIGH	%RPD	Q
2,4-Dinitrophenol	A	ug/L	75.92141	75.92141		75	0	0	4.26	10	150	101%	70	130	0%	
2,4-Dinitrotoluene	A	ug/L	78.52978	78.52978		75	0	0	3.04	10	150	105%	70	130	0%	
2,6-Dinitrotoluene	A	ug/L	75.32166	75.32166		75	0	0	3.2	10	150	100%	70	130	0%	
2-Chloronaphthalene	A	ug/L	82.48531	82.48531		75	0	0	2.14	10	150	110%	70	130	0%	
2-Chlorophenol	A	ug/L	83.60439	83.60439		75	0	0	2.48	10	150	111%	70	130	0%	
2-Methylnaphthalene	A	ug/L	82.62872	82.62872		75	0	0	1.92	10	150	110%	70	130	0%	
2-Nitroaniline	A	ug/L	76.29686	76.29686		75	0	0	2.4	10	150	102%	70	130	0%	
2-Nitrophenol	A	ug/L	75.6606	75.6606		75	0	0	2.36	10	150	101%	70	130	0%	
3,3'-Dichlorobenzidine	A	ug/L	65.85659	65.85659		75	0	0	2.11	10	150	88%	70	130	0%	
3-Nitroaniline	A	ug/L	76.91435	76.91435		75	0	0	2.77	10	150	103%	70	130	0%	
4,6-Dinitro-2-methylphenol	A	ug/L	72.45947	72.45947		75	0	0	2.33	10	150	97%	70	130	0%	
4-Bromophenyl phenyl ether	A	ug/L	73.42659	73.42659		75	0	0	1.74	10	150	98%	70	130	0%	
4-Chloro-2-methylphenol	A	ug/L	71.40685	71.40685		75	0	0	1.6	10	150	95%	70	130	0%	
4-Chloro-3-methylphenol	A	ug/L	79.00977	79.00977		75	0	0	1.46	10	150	105%	70	130	0%	
4-Chlorophenol	A	ug/L	79.04854	79.04854		75	0	0	2.64	10	150	105%	70	130	0%	
4-Chlorophenyl phenyl ether	A	ug/L	77.4408	77.4408		75	0	0	2.03	10	150	103%	70	130	0%	
4-Nitroaniline	A	ug/L	82.32686	82.32686		75	0	0	1.63	10	150	110%	70	130	0%	
4-Nitrophenol	A	ug/L	77.07506	77.07506		75	0	0	2.5	10	150	103%	70	130	0%	
Acenaphthene	A	ug/L	82.26788	82.26788		75	0	0	1.89	10	150	110%	70	130	0%	
Acenaphthylene	A	ug/L	72.07571	72.07571		75	0	0	1.57	10	150	96%	70	130	0%	
Aniline	A	ug/L	47.76147	47.76147		75	0	0	3.74	10	150	64%	70	130	0%	S
Anthracene	A	ug/L	76.00284	76.00284		75	0	0	1.23	10	150	101%	70	130	0%	
Azobenzene	A	ug/L	76.60563	76.60563		75	0	0	1.09	10	150	102%	70	130	0%	
Benzidine	A	ug/L	64.24662	64.24662		75	0	0	6.72	10	150	86%	70	130	0%	
Benzo(a)anthracene	A	ug/L	80.82159	80.82159		75	0	0	0.856	10	150	108%	70	130	0%	
Benzo(a)pyrene	A	ug/L	78.14055	78.14055		75	0	0	1.24	10	150	104%	70	130	0%	
Benzo(b)fluoranthene	A	ug/L	75.75	75.75		75	0	0	0.903	10	150	101%	70	130	0%	
Benzo(g,h,i)perylene	A	ug/L	79.91268	79.91268		75	0	0	1.01	10	150	107%	70	130	0%	
Benzo(k)fluoranthene	A	ug/L	76.5273	76.5273		75	0	0	0.97	10	150	102%	70	130	0%	
Benzoic acid	A	ug/L	85.96354	85.96354		75	0	0	1.51	10	150	115%	70	130	0%	
Benzyl alcohol	A	ug/L	71.5371	71.5371		75	0	0	3.13	10	150	95%	70	130	0%	
bis(-2-chloroethoxy)Methane	A	ug/L	69.02849	69.02849		75	0	0	1.36	10	150	92%	70	130	0%	
bis(-2-chloroethyl)Ether	A	ug/L	79.51775	79.51775		75	0	0	2.57	10	150	106%	70	130	0%	
bis(2-chloroisopropyl)Ether	A	ug/L	65.29227	65.29227		75	0	0	1.49	10	150	87%	70	130	0%	
bis(2-ethylhexyl)Phthalate	A	ug/L	84.68741	84.68741		75	0	0	1.91	10	150	113%	70	130	0%	

Seq No	Lab ID	Test Code	Sample Typ	File ID	Analysis Date	DF	Batch ID	Prep Date	SPKref	RPDref	pmoist					
15074006	07-Mar-22_CC	SVOC-8270-W-	ICV	√5973N.L\sd030723	7/2022 4:01:02	1	R375744		0	0						
Analyte	T	Units	RAW	Final	Text	Spike	SPKref	RPDref	MDL	PQL	UQL	%REC	LOW	HIGH	%RPD	Q
Butylbenzylphthalate	A	ug/L	81.16982	81.16982		75	0	0	1.57	10	150	108%	70	130	0%	
Carbazole	A	ug/L	74.33879	74.33879		75	0	0	0.842	10	150	99%	70	130	0%	
Chrysene	A	ug/L	79.20108	79.20108		75	0	0	1.17	10	150	106%	70	130	0%	
Di-n-butyl phthalate	A	ug/L	76.83649	76.83649		75	0	0	0.932	10	150	102%	70	130	0%	
Di-n-octyl phthalate	A	ug/L	80.44612	80.44612		75	0	0	1.34	10	150	107%	70	130	0%	
Dibenzo(a,h)anthracene	A	ug/L	82.26658	82.26658		75	0	0	1.17	10	150	110%	70	130	0%	
Dibenzofuran	A	ug/L	78.88242	78.88242		75	0	0	1.74	10	150	105%	70	130	0%	
Diethyl phthalate	A	ug/L	78.47549	78.47549		75	0	0	2.18	10	150	105%	70	130	0%	
Dimethyl phthalate	A	ug/L	77.12222	77.12222		75	0	0	1.72	10	150	103%	70	130	0%	
Fluoranthene	A	ug/L	75.2409	75.2409		75	0	0	0.883	10	150	100%	70	130	0%	
Fluorene	A	ug/L	77.13496	77.13496		75	0	0	1.82	10	150	103%	70	130	0%	
Hexachlorobenzene	A	ug/L	71.28412	71.28412		75	0	0	1.33	10	150	95%	70	130	0%	
Hexachlorobutadiene	A	ug/L	75.87032	75.87032		75	0	0	2.32	10	150	101%	70	130	0%	
Hexachlorocyclopentadiene	A	ug/L	72.4903	72.4903		75	0	0	2.97	10	150	97%	70	130	0%	
Hexachloroethane	A	ug/L	79.92077	79.92077		75	0	0	1.79	10	150	107%	70	130	0%	
Indeno(1,2,3-cd)pyrene	A	ug/L	76.7542	76.7542		75	0	0	1.25	10	150	102%	70	130	0%	
Isophorone	A	ug/L	69.34571	69.34571		75	0	0	1.67	10	150	92%	70	130	0%	
m+p-Cresols	A	ug/L	78.27846	78.27846		75	0	0	1.78	10	150	104%	70	130	0%	
n-Nitroso-di-n-propylamine	A	ug/L	82.38474	82.38474		75	0	0	1.54	10	150	110%	70	130	0%	
n-Nitrosodimethylamine	A	ug/L	84.429	84.429		75	0	0	1.53	10	150	113%	70	130	0%	
n-Nitrosodiphenylamine	A	ug/L	76.57279	76.57279		75	0	0	1.16	10	150	102%	70	130	0%	
Naphthalene	A	ug/L	77.32205	77.32205		75	0	0	1.74	10	150	103%	70	130	0%	
Nitrobenzene	A	ug/L	80.6543	80.6543		75	0	0	2.31	10	150	108%	70	130	0%	
o-Cresol	A	ug/L	76.55631	76.55631		75	0	0	1.83	10	150	102%	70	130	0%	
p-Chloroaniline	A	ug/L	75.47095	75.47095		75	0	0	1.52	10	150	101%	70	130	0%	
Pentachlorophenol	A	ug/L	78.12642	78.12642		75	0	0	4.24	10	150	104%	70	130	0%	
Phenanthrene	A	ug/L	77.08483	77.08483		75	0	0	0.784	10	150	103%	70	130	0%	
Phenol	A	ug/L	77.7377	77.7377		75	0	0	1.46	10	150	104%	70	130	0%	
Pyrene	A	ug/L	73.11992	73.11992		75	0	0	0.921	10	150	97%	70	130	0%	
Pyridine	A	ug/L	80.20457	80.20457		75	0	0	3.22	10	150	107%	70	130	0%	
Triallate	A	ug/L	80.39543	80.39543		75	0	0	1.51	10	150	107%	70	130	0%	
1,4-Dichlorobenzene-d4	I	ug/L	40	40		0	0	0	0	10	150	0%	70	130	0%	
Acenaphthene-d10	I	ug/L	40	40		0	0	0	0	10	150	0%	70	130	0%	
Chrysene-d12	I	ug/L	40	40		0	0	0	0	10	150	0%	70	130	0%	
Naphthalene-d8	I	ug/L	40	40		0	0	0	0	10	150	0%	70	130	0%	

Seq No	Lab ID	Test Code	Sample Typ	File ID	Analysis Date	DF	Batch ID	Prep Date	SPKref	RPDref	pmoist					
15074006	07-Mar-22_CC	SVOC-8270-W-	ICV	√5973N.1sd030723	7/2022 4:01:02	1	R375744		0	0						
Analyte	T	Units	RAW	Final	Text	Spike	SPKref	RPDref	MDL	PQL	UQL	%REC	LOW	HIGH	%RPD	Q
Perylene-d12	I	ug/L	40	40		0	0	0	0	10	150	0%	70	130	0%	
Phenanthrene-d10	I	ug/L	40	40		0	0	0	0	10	150	0%	70	130	0%	
2,4,6-Tribromophenol	S	ug/L	70.02508	70.02508		75	0	0	2.88	10	0	93%	70	130	0%	
2-Fluorobiphenyl	S	ug/L	72.70661	72.70661		75	0	0	0.724	10	0	97%	70	130	0%	
2-Fluorophenol	S	ug/L	76.66858	76.66858		75	0	0	3.52	10	0	102%	70	130	0%	
Nitrobenzene-d5	S	ug/L	73.51753	73.51753		75	0	0	2.34	10	0	98%	70	130	0%	
Phenol-d5	S	ug/L	80.3632	80.3632		75	0	0	2.06	10	0	107%	70	130	0%	
Terphenyl-d14	S	ug/L	68.72656	68.72656		75	0	0	1.17	10	0	92%	70	130	0%	
4-Chloroaniline	X	ug/L	75.47095	75.47095		75	0	0	1.61	10	150	101%	70	130	0%	
o-Terphenyl	X	ug/L	73.21582	73.21582		75	0	0	1.27	10	150	98%	70	130	0%	

Seq No	Lab ID	Test Code	Sample Typ	File ID	Analysis Date	DF	Batch ID	Prep Date	SPKref	RPDref	pmoist					
15074007	07-Mar-22_CC	SVOC-8270-W-	ICV	√5973N.1sd030723	7/2022 4:33:12	1	R375744		0	0						
Analyte	T	Units	RAW	Final	Text	Spike	SPKref	RPDref	MDL	PQL	UQL	%REC	LOW	HIGH	%RPD	Q
1,2,4-Trichlorobenzene	A	ug/L	0	0		75	0	0	1.9	10	150	0%	70	130	0%	S
1,2-Dichlorobenzene	A	ug/L	0	0		75	0	0	1.97	10	150	0%	70	130	0%	S
1,3-Dichlorobenzene	A	ug/L	0	0		75	0	0	2.13	10	150	0%	70	130	0%	S
1,4-Dichlorobenzene	A	ug/L	0	0		75	0	0	2.02	10	150	0%	70	130	0%	S
1-Methylnaphthalene	A	ug/L	0	0		75	0	0	2.39	10	150	0%	70	130	0%	S
2,2'-Oxybis(1-Chloropropane)	A	ug/L	0	0		75	0	0	1.45	10	150	0%	70	130	0%	S
2,4,5-Trichlorophenol	A	ug/L	0	0		75	0	0	2.23	10	150	0%	70	130	0%	S
2,4,6-Trichlorophenol	A	ug/L	0	0		75	0	0	2.64	10	150	0%	70	130	0%	S
2,4-Dichlorophenol	A	ug/L	0	0		75	0	0	1.69	10	150	0%	70	130	0%	S
2,4-Dimethylphenol	A	ug/L	0	0		75	0	0	1.69	10	150	0%	70	130	0%	S
2,4-Dinitrophenol	A	ug/L	0	0		75	0	0	4.26	10	150	0%	70	130	0%	S
2,4-Dinitrotoluene	A	ug/L	0	0		75	0	0	3.04	10	150	0%	70	130	0%	S
2,6-Dinitrotoluene	A	ug/L	0	0		75	0	0	3.2	10	150	0%	70	130	0%	S
2-Chloronaphthalene	A	ug/L	0	0		75	0	0	2.14	10	150	0%	70	130	0%	S
2-Chlorophenol	A	ug/L	0	0		75	0	0	2.48	10	150	0%	70	130	0%	S
2-Methylnaphthalene	A	ug/L	0	0		75	0	0	1.92	10	150	0%	70	130	0%	S
2-Nitroaniline	A	ug/L	0	0		75	0	0	2.4	10	150	0%	70	130	0%	S
2-Nitrophenol	A	ug/L	0	0		75	0	0	2.36	10	150	0%	70	130	0%	S
3,3'-Dichlorobenzidine	A	ug/L	79.3133	79.3133		75	0	0	2.11	10	150	106%	70	130	0%	
3-Nitroaniline	A	ug/L	0	0		75	0	0	2.77	10	150	0%	70	130	0%	S

Seq No	Lab ID	Test Code	Sample Typ	File ID	Analysis Date	DF	Batch ID	Prep Date	SPKref	RPDref	pmoist					
15074007	07-Mar-22_CCV	SVOC-8270-W-	ICV	√5973N.L\sd030723	7/2022 4:33:12	1	R375744		0	0						
Analyte	T	Units	RAW	Final	Text	Spike	SPKref	RPDref	MDL	PQL	UQL	%REC	LOW	HIGH	%RPD	Q
4,6-Dinitro-2-methylphenol	A	ug/L	0	0		75	0	0	2.33	10	150	0%	70	130	0%	S
4-Bromophenyl phenyl ether	A	ug/L	0	0		75	0	0	1.74	10	150	0%	70	130	0%	S
4-Chloro-2-methylphenol	A	ug/L	0	0		75	0	0	1.6	10	150	0%	70	130	0%	S
4-Chloro-3-methylphenol	A	ug/L	0	0		75	0	0	1.46	10	150	0%	70	130	0%	S
4-Chlorophenol	A	ug/L	0	0		75	0	0	2.64	10	150	0%	70	130	0%	S
4-Chlorophenyl phenyl ether	A	ug/L	0	0		75	0	0	2.03	10	150	0%	70	130	0%	S
4-Nitroaniline	A	ug/L	0	0		75	0	0	1.63	10	150	0%	70	130	0%	S
4-Nitrophenol	A	ug/L	0	0		75	0	0	2.5	10	150	0%	70	130	0%	S
Acenaphthene	A	ug/L	0	0		75	0	0	1.89	10	150	0%	70	130	0%	S
Acenaphthylene	A	ug/L	0	0		75	0	0	1.57	10	150	0%	70	130	0%	S
Aniline	A	ug/L	72.28069	72.28069		75	0	0	3.74	10	150	96%	70	130	0%	
Anthracene	A	ug/L	0	0		75	0	0	1.23	10	150	0%	70	130	0%	S
Azobenzene	A	ug/L	0	0		75	0	0	1.09	10	150	0%	70	130	0%	S
Benzidine	A	ug/L	114.08721	114.08721		75	0	0	6.72	10	150	152%	70	130	0%	S
Benzo(a)anthracene	A	ug/L	0	0		75	0	0	0.856	10	150	0%	70	130	0%	S
Benzo(a)pyrene	A	ug/L	0	0		75	0	0	1.24	10	150	0%	70	130	0%	S
Benzo(b)fluoranthene	A	ug/L	0	0		75	0	0	0.903	10	150	0%	70	130	0%	S
Benzo(g,h,i)perylene	A	ug/L	0	0		75	0	0	1.01	10	150	0%	70	130	0%	S
Benzo(k)fluoranthene	A	ug/L	0	0		75	0	0	0.97	10	150	0%	70	130	0%	S
Benzoic acid	A	ug/L	0	0		75	0	0	1.51	10	150	0%	70	130	0%	S
Benzyl alcohol	A	ug/L	0	0		75	0	0	3.13	10	150	0%	70	130	0%	S
bis(-2-chloroethoxy)Methane	A	ug/L	0	0		75	0	0	1.36	10	150	0%	70	130	0%	S
bis(-2-chloroethyl)Ether	A	ug/L	0	0		75	0	0	2.57	10	150	0%	70	130	0%	S
bis(2-chloroisopropyl)Ether	A	ug/L	0	0		75	0	0	1.49	10	150	0%	70	130	0%	S
bis(2-ethylhexyl)Phthalate	A	ug/L	0	0		75	0	0	1.91	10	150	0%	70	130	0%	S
Butylbenzylphthalate	A	ug/L	0	0		75	0	0	1.57	10	150	0%	70	130	0%	S
Carbazole	A	ug/L	0	0		75	0	0	0.842	10	150	0%	70	130	0%	S
Chrysene	A	ug/L	0	0		75	0	0	1.17	10	150	0%	70	130	0%	S
Di-n-butyl phthalate	A	ug/L	0	0		75	0	0	0.932	10	150	0%	70	130	0%	S
Di-n-octyl phthalate	A	ug/L	0	0		75	0	0	1.34	10	150	0%	70	130	0%	S
Dibenzo(a,h)anthracene	A	ug/L	0	0		75	0	0	1.17	10	150	0%	70	130	0%	S
Dibenzofuran	A	ug/L	0	0		75	0	0	1.74	10	150	0%	70	130	0%	S
Diethyl phthalate	A	ug/L	0	0		75	0	0	2.18	10	150	0%	70	130	0%	S
Dimethyl phthalate	A	ug/L	0	0		75	0	0	1.72	10	150	0%	70	130	0%	S
Fluoranthene	A	ug/L	0	0		75	0	0	0.883	10	150	0%	70	130	0%	S

Seq No	Lab ID	Test Code	Sample Typ	File ID	Analysis Date	DF	Batch ID	Prep Date	SPKref	RPDref	pmoist					
15074007	07-Mar-22_CC	SVOC-8270-W-	ICV	√5973N.L\sd030723	7/2022 4:33:12	1	R375744		0	0						
Analyte	T	Units	RAW	Final	Text	Spike	SPKref	RPDref	MDL	PQL	UQL	%REC	LOW	HIGH	%RPD	Q
Fluorene	A	ug/L	0	0		75	0	0	1.82	10	150	0%	70	130	0%	S
Hexachlorobenzene	A	ug/L	0	0		75	0	0	1.33	10	150	0%	70	130	0%	S
Hexachlorobutadiene	A	ug/L	0	0		75	0	0	2.32	10	150	0%	70	130	0%	S
Hexachlorocyclopentadiene	A	ug/L	0	0		75	0	0	2.97	10	150	0%	70	130	0%	S
Hexachloroethane	A	ug/L	0	0		75	0	0	1.79	10	150	0%	70	130	0%	S
Indeno(1,2,3-cd)pyrene	A	ug/L	0	0		75	0	0	1.25	10	150	0%	70	130	0%	S
Isophorone	A	ug/L	0	0		75	0	0	1.67	10	150	0%	70	130	0%	S
m+p-Cresols	A	ug/L	0	0		75	0	0	1.78	10	150	0%	70	130	0%	S
n-Nitroso-di-n-propylamine	A	ug/L	0	0		75	0	0	1.54	10	150	0%	70	130	0%	S
n-Nitrosodimethylamine	A	ug/L	0	0		75	0	0	1.53	10	150	0%	70	130	0%	S
n-Nitrosodiphenylamine	A	ug/L	0	0		75	0	0	1.16	10	150	0%	70	130	0%	S
Naphthalene	A	ug/L	0	0		75	0	0	1.74	10	150	0%	70	130	0%	S
Nitrobenzene	A	ug/L	0	0		75	0	0	2.31	10	150	0%	70	130	0%	S
o-Cresol	A	ug/L	0	0		75	0	0	1.83	10	150	0%	70	130	0%	S
p-Chloroaniline	A	ug/L	69.33521	69.33521		75	0	0	1.52	10	150	92%	70	130	0%	
Pentachlorophenol	A	ug/L	0	0		75	0	0	4.24	10	150	0%	70	130	0%	S
Phenanthrene	A	ug/L	0	0		75	0	0	0.784	10	150	0%	70	130	0%	S
Phenol	A	ug/L	0	0		75	0	0	1.46	10	150	0%	70	130	0%	S
Pyrene	A	ug/L	0	0		75	0	0	0.921	10	150	0%	70	130	0%	S
Pyridine	A	ug/L	65.11799	65.11799		75	0	0	3.22	10	150	87%	70	130	0%	
Triallate	A	ug/L	0	0		75	0	0	1.51	10	150	0%	70	130	0%	S
1,4-Dichlorobenzene-d4	I	ug/L	40	40		0	0	0	0	10	150	0%	70	130	0%	
Acenaphthene-d10	I	ug/L	40	40		0	0	0	0	10	150	0%	70	130	0%	
Chrysene-d12	I	ug/L	40	40		0	0	0	0	10	150	0%	70	130	0%	
Naphthalene-d8	I	ug/L	40	40		0	0	0	0	10	150	0%	70	130	0%	
Perylene-d12	I	ug/L	40	40		0	0	0	0	10	150	0%	70	130	0%	
Phenanthrene-d10	I	ug/L	40	40		0	0	0	0	10	150	0%	70	130	0%	
2,4,6-Tribromophenol	S	ug/L	0	0		75	0	0	2.88	10	0	0%	70	130	0%	S
2-Fluorobiphenyl	S	ug/L	0	0		75	0	0	0.724	10	0	0%	70	130	0%	S
2-Fluorophenol	S	ug/L	0	0		75	0	0	3.52	10	0	0%	70	130	0%	S
Nitrobenzene-d5	S	ug/L	0	0		75	0	0	2.34	10	0	0%	70	130	0%	S
Phenol-d5	S	ug/L	0	0		75	0	0	2.06	10	0	0%	70	130	0%	S
Terphenyl-d14	S	ug/L	0	0		75	0	0	1.17	10	0	0%	70	130	0%	S
4-Chloroaniline	X	ug/L	69.33521	69.33521		75	0	0	1.61	10	150	92%	70	130	0%	
o-Terphenyl	X	ug/L	0	0		75	0	0	1.27	10	150	0%	70	130	0%	S

Seq No	Lab ID	Test Code	Sample Typ	File ID	Analysis Date	DF	Batch ID	Prep Date	SPKref	RPDref	pmoist					
15074008	07-Mar-22_CC	SVOC-8270-W-	CCV	√5973N.L\sd030723	7/2022 4:01:02	1	R375744		0	0						
Analyte	T	Units	RAW	Final	Text	Spike	SPKref	RPDref	MDL	PQL	UQL	%REC	LOW	HIGH	%RPD	Q
1,2,4-Trichlorobenzene	A	ug/L	76.41585	76.41585		75	0	0	1.9	10	150	102%	70	130	0%	
1,2-Dichlorobenzene	A	ug/L	78.17674	78.17674		75	0	0	1.97	10	150	104%	70	130	0%	
1,3-Dichlorobenzene	A	ug/L	79.3294	79.3294		75	0	0	2.13	10	150	106%	70	130	0%	
1,4-Dichlorobenzene	A	ug/L	78.87815	78.87815		75	0	0	2.02	10	150	105%	80	120	0%	
1-Methylnaphthalene	A	ug/L	75.08623	75.08623		75	0	0	2.39	10	150	100%	70	130	0%	
2,2'-Oxybis(1-Chloropropane)	A	ug/L	65.29227	65.29227		75	0	0	1.45	10	150	87%	70	130	0%	
2,4,5-Trichlorophenol	A	ug/L	77.58777	77.58777		75	0	0	2.23	10	150	103%	70	130	0%	
2,4,6-Trichlorophenol	A	ug/L	81.75862	81.75862		75	0	0	2.64	10	150	109%	80	120	0%	
2,4-Dichlorophenol	A	ug/L	80.63784	80.63784		75	0	0	1.69	10	150	108%	80	120	0%	
2,4-Dimethylphenol	A	ug/L	77.47887	77.47887		75	0	0	1.69	10	150	103%	70	130	0%	
2,4-Dinitrophenol	A	ug/L	75.92141	75.92141		75	0	0	4.26	10	150	101%	70	130	0%	
2,4-Dinitrotoluene	A	ug/L	78.52978	78.52978		75	0	0	3.04	10	150	105%	70	130	0%	
2,6-Dinitrotoluene	A	ug/L	75.32166	75.32166		75	0	0	3.2	10	150	100%	70	130	0%	
2-Chloronaphthalene	A	ug/L	82.48531	82.48531		75	0	0	2.14	10	150	110%	70	130	0%	
2-Chlorophenol	A	ug/L	83.60439	83.60439		75	0	0	2.48	10	150	111%	70	130	0%	
2-Methylnaphthalene	A	ug/L	82.62872	82.62872		75	0	0	1.92	10	150	110%	70	130	0%	
2-Nitroaniline	A	ug/L	76.29686	76.29686		75	0	0	2.4	10	150	102%	70	130	0%	
2-Nitrophenol	A	ug/L	75.6606	75.6606		75	0	0	2.36	10	150	101%	80	120	0%	
3,3'-Dichlorobenzidine	A	ug/L	65.85659	65.85659		75	0	0	2.11	10	150	88%	70	130	0%	
3-Nitroaniline	A	ug/L	76.91435	76.91435		75	0	0	2.77	10	150	103%	70	130	0%	
4,6-Dinitro-2-methylphenol	A	ug/L	72.45947	72.45947		75	0	0	2.33	10	150	97%	70	130	0%	
4-Bromophenyl phenyl ether	A	ug/L	73.42659	73.42659		75	0	0	1.74	10	150	98%	70	130	0%	
4-Chloro-2-methylphenol	A	ug/L	71.40685	71.40685		75	0	0	1.6	10	150	95%	70	130	0%	
4-Chloro-3-methylphenol	A	ug/L	79.00977	79.00977		75	0	0	1.46	10	150	105%	80	120	0%	
4-Chlorophenol	A	ug/L	79.04854	79.04854		75	0	0	2.64	10	150	105%	70	130	0%	
4-Chlorophenyl phenyl ether	A	ug/L	77.4408	77.4408		75	0	0	2.03	10	150	103%	70	130	0%	
4-Nitroaniline	A	ug/L	82.32686	82.32686		75	0	0	1.63	10	150	110%	70	130	0%	
4-Nitrophenol	A	ug/L	77.07506	77.07506		75	0	0	2.5	10	150	103%	70	130	0%	
Acenaphthene	A	ug/L	82.26788	82.26788		75	0	0	1.89	10	150	110%	80	120	0%	
Acenaphthylene	A	ug/L	72.07571	72.07571		75	0	0	1.57	10	150	96%	70	130	0%	
Aniline	A	ug/L	47.76147	47.76147		75	0	0	3.74	10	150	64%	70	130	0%	S
Anthracene	A	ug/L	76.00284	76.00284		75	0	0	1.23	10	150	101%	70	130	0%	
Azobenzene	A	ug/L	76.60563	76.60563		75	0	0	1.09	10	150	102%	70	130	0%	
Benzidine	A	ug/L	64.24662	64.24662		75	0	0	6.72	10	150	86%	70	130	0%	
Benzo(a)anthracene	A	ug/L	80.82159	80.82159		75	0	0	0.856	10	150	108%	70	130	0%	

Seq No	Lab ID	Test Code	Sample Typ	File ID	Analysis Date	DF	Batch ID	Prep Date	SPKref	RPDref	pmoist					
15074008	07-Mar-22_CC	SVOC-8270-W-	CCV	√5973N.L\sd030723	7/2022 4:01:02	1	R375744		0	0						
Analyte	T	Units	RAW	Final	Text	Spike	SPKref	RPDref	MDL	PQL	UQL	%REC	LOW	HIGH	%RPD	Q
Benzo(a)pyrene	A	ug/L	78.14055	78.14055		75	0	0	1.24	10	150	104%	80	120	0%	
Benzo(b)fluoranthene	A	ug/L	75.75	75.75		75	0	0	0.903	10	150	101%	70	130	0%	
Benzo(g,h,i)perylene	A	ug/L	79.91268	79.91268		75	0	0	1.01	10	150	107%	70	130	0%	
Benzo(k)fluoranthene	A	ug/L	76.5273	76.5273		75	0	0	0.97	10	150	102%	70	130	0%	
Benzoic acid	A	ug/L	85.96354	85.96354		75	0	0	1.51	10	150	115%	70	130	0%	
Benzyl alcohol	A	ug/L	71.5371	71.5371		75	0	0	3.13	10	150	95%	70	130	0%	
bis(-2-chloroethoxy)Methane	A	ug/L	69.02849	69.02849		75	0	0	1.36	10	150	92%	70	130	0%	
bis(-2-chloroethyl)Ether	A	ug/L	79.51775	79.51775		75	0	0	2.57	10	150	106%	70	130	0%	
bis(2-chloroisopropyl)Ether	A	ug/L	65.29227	65.29227		75	0	0	1.49	10	150	87%	70	130	0%	
bis(2-ethylhexyl)Phthalate	A	ug/L	84.68741	84.68741		75	0	0	1.91	10	150	113%	70	130	0%	
Butylbenzylphthalate	A	ug/L	81.16982	81.16982		75	0	0	1.57	10	150	108%	70	130	0%	
Carbazole	A	ug/L	74.33879	74.33879		75	0	0	0.842	10	150	99%	70	130	0%	
Chrysene	A	ug/L	79.20108	79.20108		75	0	0	1.17	10	150	106%	70	130	0%	
Di-n-butyl phthalate	A	ug/L	76.83649	76.83649		75	0	0	0.932	10	150	102%	70	130	0%	
Di-n-octyl phthalate	A	ug/L	80.44612	80.44612		75	0	0	1.34	10	150	107%	80	120	0%	
Dibenzo(a,h)anthracene	A	ug/L	82.26658	82.26658		75	0	0	1.17	10	150	110%	70	130	0%	
Dibenzofuran	A	ug/L	78.88242	78.88242		75	0	0	1.74	10	150	105%	70	130	0%	
Diethyl phthalate	A	ug/L	78.47549	78.47549		75	0	0	2.18	10	150	105%	70	130	0%	
Dimethyl phthalate	A	ug/L	77.12222	77.12222		75	0	0	1.72	10	150	103%	70	130	0%	
Fluoranthene	A	ug/L	75.2409	75.2409		75	0	0	0.883	10	150	100%	80	120	0%	
Fluorene	A	ug/L	77.13496	77.13496		75	0	0	1.82	10	150	103%	70	130	0%	
Hexachlorobenzene	A	ug/L	71.28412	71.28412		75	0	0	1.33	10	150	95%	70	130	0%	
Hexachlorobutadiene	A	ug/L	75.87032	75.87032		75	0	0	2.32	10	150	101%	80	120	0%	
Hexachlorocyclopentadiene	A	ug/L	72.4903	72.4903		75	0	0	2.97	10	150	97%	70	130	0%	
Hexachloroethane	A	ug/L	79.92077	79.92077		75	0	0	1.79	10	150	107%	70	130	0%	
Indeno(1,2,3-cd)pyrene	A	ug/L	76.7542	76.7542		75	0	0	1.25	10	150	102%	70	130	0%	
Isophorone	A	ug/L	69.34571	69.34571		75	0	0	1.67	10	150	92%	70	130	0%	
m+p-Cresols	A	ug/L	78.27846	78.27846		75	0	0	1.78	10	150	104%	70	130	0%	
n-Nitroso-di-n-propylamine	A	ug/L	82.38474	82.38474		75	0	0	1.54	10	150	110%	70	130	0%	
n-Nitrosodimethylamine	A	ug/L	84.429	84.429		75	0	0	1.53	10	150	113%	70	130	0%	
n-Nitrosodiphenylamine	A	ug/L	76.57279	76.57279		75	0	0	1.16	10	150	102%	80	120	0%	
Naphthalene	A	ug/L	77.32205	77.32205		75	0	0	1.74	10	150	103%	70	130	0%	
Nitrobenzene	A	ug/L	80.6543	80.6543		75	0	0	2.31	10	150	108%	70	130	0%	
o-Cresol	A	ug/L	76.55631	76.55631		75	0	0	1.83	10	150	102%	70	130	0%	
p-Chloroaniline	A	ug/L	75.47095	75.47095		75	0	0	1.52	10	150	101%	70	130	0%	

Seq No	Lab ID	Test Code	Sample Typ	File ID	Analysis Date	DF	Batch ID	Prep Date	SPKref	RPDref	pmoist					
15074008	07-Mar-22_CC	SVOC-8270-W-	CCV	√5973N.1	sd030723/7/2022 4:01:02	1	R375744		0	0						
Analyte	T	Units	RAW	Final	Text	Spike	SPKref	RPDref	MDL	PQL	UQL	%REC	LOW	HIGH	%RPD	Q
Pentachlorophenol	A	ug/L	78.12642	78.12642		75	0	0	4.24	10	150	104%	80	120	0%	
Phenanthrene	A	ug/L	77.08483	77.08483		75	0	0	0.784	10	150	103%	70	130	0%	
Phenol	A	ug/L	77.7377	77.7377		75	0	0	1.46	10	150	104%	80	120	0%	
Pyrene	A	ug/L	73.11992	73.11992		75	0	0	0.921	10	150	97%	70	130	0%	
Pyridine	A	ug/L	80.20457	80.20457		75	0	0	3.22	10	150	107%	70	130	0%	
Triallate	A	ug/L	80.39543	80.39543		75	0	0	1.51	10	150	107%	70	130	0%	
1,4-Dichlorobenzene-d4	I	ug/L	40	40		0	0	0	0	10	150	0%	70	130	0%	
Acenaphthene-d10	I	ug/L	40	40		0	0	0	0	10	150	0%	70	130	0%	
Chrysene-d12	I	ug/L	40	40		0	0	0	0	10	150	0%	70	130	0%	
Naphthalene-d8	I	ug/L	40	40		0	0	0	0	10	150	0%	70	130	0%	
Perylene-d12	I	ug/L	40	40		0	0	0	0	10	150	0%	70	130	0%	
Phenanthrene-d10	I	ug/L	40	40		0	0	0	0	10	150	0%	70	130	0%	
2,4,6-Tribromophenol	S	ug/L	70.02508	70.02508		75	0	0	2.88	10	0	93%	70	130	0%	
2-Fluorobiphenyl	S	ug/L	72.70661	72.70661		75	0	0	0.724	10	0	97%	70	130	0%	
2-Fluorophenol	S	ug/L	76.66858	76.66858		75	0	0	3.52	10	0	102%	70	130	0%	
Nitrobenzene-d5	S	ug/L	73.51753	73.51753		75	0	0	2.34	10	0	98%	70	130	0%	
Phenol-d5	S	ug/L	80.3632	80.3632		75	0	0	2.06	10	0	107%	70	130	0%	
Terphenyl-d14	S	ug/L	68.72656	68.72656		75	0	0	1.17	10	0	92%	70	130	0%	
4-Chloroaniline	X	ug/L	75.47095	75.47095		75	0	0	1.61	10	150	101%	70	130	0%	
o-Terphenyl	X	ug/L	73.21582	73.21582		75	0	0	1.27	10	150	98%	70	130	0%	

Seq No	Lab ID	Test Code	Sample Typ	File ID	Analysis Date	DF	Batch ID	Prep Date	SPKref	RPDref	pmoist					
15074009	07-Mar-22_CC	SVOC-8270-W-	CCV	√5973N.1	sd030723/7/2022 4:33:12	1	R375744		0	0						
Analyte	T	Units	RAW	Final	Text	Spike	SPKref	RPDref	MDL	PQL	UQL	%REC	LOW	HIGH	%RPD	Q
1,2,4-Trichlorobenzene	A	ug/L	0	0		75	0	0	1.9	10	150	0%	70	130	0%	S
1,2-Dichlorobenzene	A	ug/L	0	0		75	0	0	1.97	10	150	0%	70	130	0%	S
1,3-Dichlorobenzene	A	ug/L	0	0		75	0	0	2.13	10	150	0%	70	130	0%	S
1,4-Dichlorobenzene	A	ug/L	0	0		75	0	0	2.02	10	150	0%	80	120	0%	S
1-Methylnaphthalene	A	ug/L	0	0		75	0	0	2.39	10	150	0%	70	130	0%	S
2,2'-Oxybis(1-Chloropropane)	A	ug/L	0	0		75	0	0	1.45	10	150	0%	70	130	0%	S
2,4,5-Trichlorophenol	A	ug/L	0	0		75	0	0	2.23	10	150	0%	70	130	0%	S
2,4,6-Trichlorophenol	A	ug/L	0	0		75	0	0	2.64	10	150	0%	80	120	0%	S
2,4-Dichlorophenol	A	ug/L	0	0		75	0	0	1.69	10	150	0%	80	120	0%	S
2,4-Dimethylphenol	A	ug/L	0	0		75	0	0	1.69	10	150	0%	70	130	0%	S

Seq No	Lab ID	Test Code	Sample Typ	File ID	Analysis Date	DF	Batch ID	Prep Date	SPKref	RPDref	pmoist					
15074009	07-Mar-22_CC	SVOC-8270-W-	CCV	√5973N.L\sd030723	7/2022 4:33:12	1	R375744		0	0						
Analyte	T	Units	RAW	Final	Text	Spike	SPKref	RPDref	MDL	PQL	UQL	%REC	LOW	HIGH	%RPD	Q
2,4-Dinitrophenol	A	ug/L	0	0		75	0	0	4.26	10	150	0%	70	130	0%	S
2,4-Dinitrotoluene	A	ug/L	0	0		75	0	0	3.04	10	150	0%	70	130	0%	S
2,6-Dinitrotoluene	A	ug/L	0	0		75	0	0	3.2	10	150	0%	70	130	0%	S
2-Chloronaphthalene	A	ug/L	0	0		75	0	0	2.14	10	150	0%	70	130	0%	S
2-Chlorophenol	A	ug/L	0	0		75	0	0	2.48	10	150	0%	70	130	0%	S
2-Methylnaphthalene	A	ug/L	0	0		75	0	0	1.92	10	150	0%	70	130	0%	S
2-Nitroaniline	A	ug/L	0	0		75	0	0	2.4	10	150	0%	70	130	0%	S
2-Nitrophenol	A	ug/L	0	0		75	0	0	2.36	10	150	0%	80	120	0%	S
3,3'-Dichlorobenzidine	A	ug/L	79.3133	79.3133		75	0	0	2.11	10	150	106%	70	130	0%	
3-Nitroaniline	A	ug/L	0	0		75	0	0	2.77	10	150	0%	70	130	0%	S
4,6-Dinitro-2-methylphenol	A	ug/L	0	0		75	0	0	2.33	10	150	0%	70	130	0%	S
4-Bromophenyl phenyl ether	A	ug/L	0	0		75	0	0	1.74	10	150	0%	70	130	0%	S
4-Chloro-2-methylphenol	A	ug/L	0	0		75	0	0	1.6	10	150	0%	70	130	0%	S
4-Chloro-3-methylphenol	A	ug/L	0	0		75	0	0	1.46	10	150	0%	80	120	0%	S
4-Chlorophenol	A	ug/L	0	0		75	0	0	2.64	10	150	0%	70	130	0%	S
4-Chlorophenyl phenyl ether	A	ug/L	0	0		75	0	0	2.03	10	150	0%	70	130	0%	S
4-Nitroaniline	A	ug/L	0	0		75	0	0	1.63	10	150	0%	70	130	0%	S
4-Nitrophenol	A	ug/L	0	0		75	0	0	2.5	10	150	0%	70	130	0%	S
Acenaphthene	A	ug/L	0	0		75	0	0	1.89	10	150	0%	80	120	0%	S
Acenaphthylene	A	ug/L	0	0		75	0	0	1.57	10	150	0%	70	130	0%	S
Aniline	A	ug/L	72.28069	72.28069		75	0	0	3.74	10	150	96%	70	130	0%	
Anthracene	A	ug/L	0	0		75	0	0	1.23	10	150	0%	70	130	0%	S
Azobenzene	A	ug/L	0	0		75	0	0	1.09	10	150	0%	70	130	0%	S
Benzidine	A	ug/L	114.08721	114.08721		75	0	0	6.72	10	150	152%	70	130	0%	S
Benzo(a)anthracene	A	ug/L	0	0		75	0	0	0.856	10	150	0%	70	130	0%	S
Benzo(a)pyrene	A	ug/L	0	0		75	0	0	1.24	10	150	0%	80	120	0%	S
Benzo(b)fluoranthene	A	ug/L	0	0		75	0	0	0.903	10	150	0%	70	130	0%	S
Benzo(g,h,i)perylene	A	ug/L	0	0		75	0	0	1.01	10	150	0%	70	130	0%	S
Benzo(k)fluoranthene	A	ug/L	0	0		75	0	0	0.97	10	150	0%	70	130	0%	S
Benzoic acid	A	ug/L	0	0		75	0	0	1.51	10	150	0%	70	130	0%	S
Benzyl alcohol	A	ug/L	0	0		75	0	0	3.13	10	150	0%	70	130	0%	S
bis(-2-chloroethoxy)Methane	A	ug/L	0	0		75	0	0	1.36	10	150	0%	70	130	0%	S
bis(-2-chloroethyl)Ether	A	ug/L	0	0		75	0	0	2.57	10	150	0%	70	130	0%	S
bis(2-chloroisopropyl)Ether	A	ug/L	0	0		75	0	0	1.49	10	150	0%	70	130	0%	S
bis(2-ethylhexyl)Phthalate	A	ug/L	0	0		75	0	0	1.91	10	150	0%	70	130	0%	S

Seq No	Lab ID	Test Code	Sample Typ	File ID	Analysis Date	DF	Batch ID	Prep Date	SPKref	RPDref	pmoist					
15074009	07-Mar-22_CC	SVOC-8270-W-	CCV	√5973N.L\sd030723	7/2022 4:33:12	1	R375744		0	0						
Analyte	T	Units	RAW	Final	Text	Spike	SPKref	RPDref	MDL	PQL	UQL	%REC	LOW	HIGH	%RPD	Q
Butylbenzylphthalate	A	ug/L	0	0		75	0	0	1.57	10	150	0%	70	130	0%	S
Carbazole	A	ug/L	0	0		75	0	0	0.842	10	150	0%	70	130	0%	S
Chrysene	A	ug/L	0	0		75	0	0	1.17	10	150	0%	70	130	0%	S
Di-n-butyl phthalate	A	ug/L	0	0		75	0	0	0.932	10	150	0%	70	130	0%	S
Di-n-octyl phthalate	A	ug/L	0	0		75	0	0	1.34	10	150	0%	80	120	0%	S
Dibenzo(a,h)anthracene	A	ug/L	0	0		75	0	0	1.17	10	150	0%	70	130	0%	S
Dibenzofuran	A	ug/L	0	0		75	0	0	1.74	10	150	0%	70	130	0%	S
Diethyl phthalate	A	ug/L	0	0		75	0	0	2.18	10	150	0%	70	130	0%	S
Dimethyl phthalate	A	ug/L	0	0		75	0	0	1.72	10	150	0%	70	130	0%	S
Fluoranthene	A	ug/L	0	0		75	0	0	0.883	10	150	0%	80	120	0%	S
Fluorene	A	ug/L	0	0		75	0	0	1.82	10	150	0%	70	130	0%	S
Hexachlorobenzene	A	ug/L	0	0		75	0	0	1.33	10	150	0%	70	130	0%	S
Hexachlorobutadiene	A	ug/L	0	0		75	0	0	2.32	10	150	0%	80	120	0%	S
Hexachlorocyclopentadiene	A	ug/L	0	0		75	0	0	2.97	10	150	0%	70	130	0%	S
Hexachloroethane	A	ug/L	0	0		75	0	0	1.79	10	150	0%	70	130	0%	S
Indeno(1,2,3-cd)pyrene	A	ug/L	0	0		75	0	0	1.25	10	150	0%	70	130	0%	S
Isophorone	A	ug/L	0	0		75	0	0	1.67	10	150	0%	70	130	0%	S
m+p-Cresols	A	ug/L	0	0		75	0	0	1.78	10	150	0%	70	130	0%	S
n-Nitroso-di-n-propylamine	A	ug/L	0	0		75	0	0	1.54	10	150	0%	70	130	0%	S
n-Nitrosodimethylamine	A	ug/L	0	0		75	0	0	1.53	10	150	0%	70	130	0%	S
n-Nitrosodiphenylamine	A	ug/L	0	0		75	0	0	1.16	10	150	0%	80	120	0%	S
Naphthalene	A	ug/L	0	0		75	0	0	1.74	10	150	0%	70	130	0%	S
Nitrobenzene	A	ug/L	0	0		75	0	0	2.31	10	150	0%	70	130	0%	S
o-Cresol	A	ug/L	0	0		75	0	0	1.83	10	150	0%	70	130	0%	S
p-Chloroaniline	A	ug/L	69.33521	69.33521		75	0	0	1.52	10	150	92%	70	130	0%	
Pentachlorophenol	A	ug/L	0	0		75	0	0	4.24	10	150	0%	80	120	0%	S
Phenanthrene	A	ug/L	0	0		75	0	0	0.784	10	150	0%	70	130	0%	S
Phenol	A	ug/L	0	0		75	0	0	1.46	10	150	0%	80	120	0%	S
Pyrene	A	ug/L	0	0		75	0	0	0.921	10	150	0%	70	130	0%	S
Pyridine	A	ug/L	65.11799	65.11799		75	0	0	3.22	10	150	87%	70	130	0%	
Triallate	A	ug/L	0	0		75	0	0	1.51	10	150	0%	70	130	0%	S
1,4-Dichlorobenzene-d4	I	ug/L	40	40		0	0	0	0	10	150	0%	70	130	0%	
Acenaphthene-d10	I	ug/L	40	40		0	0	0	0	10	150	0%	70	130	0%	
Chrysene-d12	I	ug/L	40	40		0	0	0	0	10	150	0%	70	130	0%	
Naphthalene-d8	I	ug/L	40	40		0	0	0	0	10	150	0%	70	130	0%	

Seq No	Lab ID	Test Code	Sample Typ	File ID	Analysis Date	DF	Batch ID	Prep Date	SPKref	RPDref	pmoist					
15074009	07-Mar-22_CC	SVOC-8270-W-	CCV	√5973N.1	sd030723/7/2022 4:33:12	1	R375744		0	0						
Analyte	T	Units	RAW	Final	Text	Spike	SPKref	RPDref	MDL	PQL	UQL	%REC	LOW	HIGH	%RPD	Q
Perylene-d12	I	ug/L	40	40		0	0	0	0	10	150	0%	70	130	0%	
Phenanthrene-d10	I	ug/L	40	40		0	0	0	0	10	150	0%	70	130	0%	
2,4,6-Tribromophenol	S	ug/L	0	0		75	0	0	2.88	10	0	0%	70	130	0%	S
2-Fluorobiphenyl	S	ug/L	0	0		75	0	0	0.724	10	0	0%	70	130	0%	S
2-Fluorophenol	S	ug/L	0	0		75	0	0	3.52	10	0	0%	70	130	0%	S
Nitrobenzene-d5	S	ug/L	0	0		75	0	0	2.34	10	0	0%	70	130	0%	S
Phenol-d5	S	ug/L	0	0		75	0	0	2.06	10	0	0%	70	130	0%	S
Terphenyl-d14	S	ug/L	0	0		75	0	0	1.17	10	0	0%	70	130	0%	S
4-Chloroaniline	X	ug/L	69.33521	69.33521		75	0	0	1.61	10	150	92%	70	130	0%	
o-Terphenyl	X	ug/L	0	0		75	0	0	1.27	10	150	0%	70	130	0%	S

Seq No	Lab ID	Test Code	Sample Typ	File ID	Analysis Date	DF	Batch ID	Prep Date	SPKref	RPDref	pmoist					
15074010	07-Mar-22_IST	SVOC-8270-W-	SAMP	√5973N.1	sd030723/7/2022 5:05:21	1	R375744		0	0						
Analyte	T	Units	RAW	Final	Text	Spike	SPKref	RPDref	MDL	PQL	UQL	%REC	LOW	HIGH	%RPD	Q
1,2,4-Trichlorobenzene	A	ug/L	0	0		0	0	0	1.9	10	150	0%	0	0	0%	
1,2-Dichlorobenzene	A	ug/L	0	0		0	0	0	1.97	10	150	0%	0	0	0%	
1,3-Dichlorobenzene	A	ug/L	0	0		0	0	0	2.13	10	150	0%	0	0	0%	
1,4-Dichlorobenzene	A	ug/L	0	0		0	0	0	2.02	10	150	0%	0	0	0%	
1-Methylnaphthalene	A	ug/L	0	0		0	0	0	2.39	10	150	0%	0	0	0%	
2,2'-Oxybis(1-Chloropropane)	A	ug/L	0	0		0	0	0	1.45	10	150	0%	0	0	0%	
2,4,5-Trichlorophenol	A	ug/L	0	0		0	0	0	2.23	10	150	0%	0	0	0%	
2,4,6-Trichlorophenol	A	ug/L	0	0		0	0	0	2.64	10	150	0%	0	0	0%	
2,4-Dichlorophenol	A	ug/L	0	0		0	0	0	1.69	10	150	0%	0	0	0%	
2,4-Dimethylphenol	A	ug/L	0	0		0	0	0	1.69	10	150	0%	0	0	0%	
2,4-Dinitrophenol	A	ug/L	0	0		0	0	0	4.26	10	150	0%	0	0	0%	
2,4-Dinitrotoluene	A	ug/L	0	0		0	0	0	3.04	10	150	0%	0	0	0%	
2,6-Dinitrotoluene	A	ug/L	0	0		0	0	0	3.2	10	150	0%	0	0	0%	
2-Chloronaphthalene	A	ug/L	0	0		0	0	0	2.14	10	150	0%	0	0	0%	
2-Chlorophenol	A	ug/L	0	0		0	0	0	2.48	10	150	0%	0	0	0%	
2-Methylnaphthalene	A	ug/L	0	0		0	0	0	1.92	10	150	0%	0	0	0%	
2-Nitroaniline	A	ug/L	0	0		0	0	0	2.4	10	150	0%	0	0	0%	
2-Nitrophenol	A	ug/L	0	0		0	0	0	2.36	10	150	0%	0	0	0%	
3,3'-Dichlorobenzidine	A	ug/L	0	0		0	0	0	2.11	10	150	0%	0	0	0%	
3-Nitroaniline	A	ug/L	0	0		0	0	0	2.77	10	150	0%	0	0	0%	

Seq No	Lab ID	Test Code	Sample Typ	File ID	Analysis Date	DF	Batch ID	Prep Date	SPKref	RPDref	pmoist					
15074010	07-Mar-22_IST	SVOC-8270-W-	SAMP	√5973N.L\sd030723	7/2022 5:05:21	1	R375744		0	0						
Analyte	T	Units	RAW	Final	Text	Spike	SPKref	RPDref	MDL	PQL	UQL	%REC	LOW	HIGH	%RPD	Q
4,6-Dinitro-2-methylphenol	A	ug/L	0	0		0	0	0	2.33	10	150	0%	0	0	0%	
4-Bromophenyl phenyl ether	A	ug/L	0	0		0	0	0	1.74	10	150	0%	0	0	0%	
4-Chloro-2-methylphenol	A	ug/L	0	0		0	0	0	1.6	10	150	0%	0	0	0%	
4-Chloro-3-methylphenol	A	ug/L	0	0		0	0	0	1.46	10	150	0%	0	0	0%	
4-Chlorophenol	A	ug/L	0	0		0	0	0	2.64	10	150	0%	0	0	0%	
4-Chlorophenyl phenyl ether	A	ug/L	0	0		0	0	0	2.03	10	150	0%	0	0	0%	
4-Nitroaniline	A	ug/L	0	0		0	0	0	1.63	10	150	0%	0	0	0%	
4-Nitrophenol	A	ug/L	0	0		0	0	0	2.5	10	150	0%	0	0	0%	
Acenaphthene	A	ug/L	0	0		0	0	0	1.89	10	150	0%	0	0	0%	
Acenaphthylene	A	ug/L	0	0		0	0	0	1.57	10	150	0%	0	0	0%	
Aniline	A	ug/L	0	0		0	0	0	3.74	10	150	0%	0	0	0%	
Anthracene	A	ug/L	0	0		0	0	0	1.23	10	150	0%	0	0	0%	
Azobenzene	A	ug/L	0	0		0	0	0	1.09	10	150	0%	0	0	0%	
Benzidine	A	ug/L	0	0		0	0	0	6.72	10	150	0%	0	0	0%	
Benzo(a)anthracene	A	ug/L	0	0		0	0	0	0.856	10	150	0%	0	0	0%	
Benzo(a)pyrene	A	ug/L	0	0		0	0	0	1.24	10	150	0%	0	0	0%	
Benzo(b)fluoranthene	A	ug/L	0	0		0	0	0	0.903	10	150	0%	0	0	0%	
Benzo(g,h,i)perylene	A	ug/L	0	0		0	0	0	1.01	10	150	0%	0	0	0%	
Benzo(k)fluoranthene	A	ug/L	0	0		0	0	0	0.97	10	150	0%	0	0	0%	
Benzoic acid	A	ug/L	0	0		0	0	0	1.51	10	150	0%	0	0	0%	
Benzyl alcohol	A	ug/L	0	0		0	0	0	3.13	10	150	0%	0	0	0%	
bis(-2-chloroethoxy)Methane	A	ug/L	0	0		0	0	0	1.36	10	150	0%	0	0	0%	
bis(-2-chloroethyl)Ether	A	ug/L	0	0		0	0	0	2.57	10	150	0%	0	0	0%	
bis(2-chloroisopropyl)Ether	A	ug/L	0	0		0	0	0	1.49	10	150	0%	0	0	0%	
bis(2-ethylhexyl)Phthalate	A	ug/L	0	0		0	0	0	1.91	10	150	0%	0	0	0%	
Butylbenzylphthalate	A	ug/L	0	0		0	0	0	1.57	10	150	0%	0	0	0%	
Carbazole	A	ug/L	0	0		0	0	0	0.842	10	150	0%	0	0	0%	
Chrysene	A	ug/L	0	0		0	0	0	1.17	10	150	0%	0	0	0%	
Di-n-butyl phthalate	A	ug/L	0	0		0	0	0	0.932	10	150	0%	0	0	0%	
Di-n-octyl phthalate	A	ug/L	0	0		0	0	0	1.34	10	150	0%	0	0	0%	
Dibenzo(a,h)anthracene	A	ug/L	0	0		0	0	0	1.17	10	150	0%	0	0	0%	
Dibenzofuran	A	ug/L	0	0		0	0	0	1.74	10	150	0%	0	0	0%	
Diethyl phthalate	A	ug/L	0	0		0	0	0	2.18	10	150	0%	0	0	0%	
Dimethyl phthalate	A	ug/L	0	0		0	0	0	1.72	10	150	0%	0	0	0%	
Fluoranthene	A	ug/L	0	0		0	0	0	0.883	10	150	0%	0	0	0%	

Seq No	Lab ID	Test Code	Sample Typ	File ID	Analysis Date	DF	Batch ID	Prep Date	SPKref	RPDref	pmoist					
15074010	07-Mar-22_IST	SVOC-8270-W-	SAMP	√5973N.L\sd030723	7/2022 5:05:21	1	R375744		0	0						
Analyte	T	Units	RAW	Final	Text	Spike	SPKref	RPDref	MDL	PQL	UQL	%REC	LOW	HIGH	%RPD	Q
Fluorene	A	ug/L	0	0		0	0	0	1.82	10	150	0%	0	0	0%	
Hexachlorobenzene	A	ug/L	0	0		0	0	0	1.33	10	150	0%	0	0	0%	
Hexachlorobutadiene	A	ug/L	0	0		0	0	0	2.32	10	150	0%	0	0	0%	
Hexachlorocyclopentadiene	A	ug/L	0	0		0	0	0	2.97	10	150	0%	0	0	0%	
Hexachloroethane	A	ug/L	0	0		0	0	0	1.79	10	150	0%	0	0	0%	
Indeno(1,2,3-cd)pyrene	A	ug/L	0	0		0	0	0	1.25	10	150	0%	0	0	0%	
Isophorone	A	ug/L	0	0		0	0	0	1.67	10	150	0%	0	0	0%	
m+p-Cresols	A	ug/L	0	0		0	0	0	1.78	10	150	0%	0	0	0%	
n-Nitroso-di-n-propylamine	A	ug/L	0	0		0	0	0	1.54	10	150	0%	0	0	0%	
n-Nitrosodimethylamine	A	ug/L	0	0		0	0	0	1.53	10	150	0%	0	0	0%	
n-Nitrosodiphenylamine	A	ug/L	0	0		0	0	0	1.16	10	150	0%	0	0	0%	
Naphthalene	A	ug/L	0	0		0	0	0	1.74	10	150	0%	0	0	0%	
Nitrobenzene	A	ug/L	0	0		0	0	0	2.31	10	150	0%	0	0	0%	
o-Cresol	A	ug/L	0	0		0	0	0	1.83	10	150	0%	0	0	0%	
p-Chloroaniline	A	ug/L	0	0		0	0	0	1.52	10	150	0%	0	0	0%	
Pentachlorophenol	A	ug/L	0	0		0	0	0	4.24	10	150	0%	0	0	0%	
Phenanthrene	A	ug/L	0	0		0	0	0	0.784	10	150	0%	0	0	0%	
Phenol	A	ug/L	0	0		0	0	0	1.46	10	150	0%	0	0	0%	
Pyrene	A	ug/L	0	0		0	0	0	0.921	10	150	0%	0	0	0%	
Pyridine	A	ug/L	0	0		0	0	0	3.22	10	150	0%	0	0	0%	
Triallate	A	ug/L	0	0		0	0	0	1.51	10	150	0%	0	0	0%	
1,4-Dichlorobenzene-d4	I	ug/L	40	40		0	0	0	0	10	150	0%	0	0	0%	
Acenaphthene-d10	I	ug/L	40	40		0	0	0	0	10	150	0%	0	0	0%	
Chrysene-d12	I	ug/L	40	40		0	0	0	0	10	150	0%	0	0	0%	
Naphthalene-d8	I	ug/L	40	40		0	0	0	0	10	150	0%	0	0	0%	
Perylene-d12	I	ug/L	40	40		0	0	0	0	10	150	0%	0	0	0%	
Phenanthrene-d10	I	ug/L	40	40		0	0	0	0	10	150	0%	0	0	0%	
2,4,6-Tribromophenol	S	ug/L	0	0		200	0	0	2.88	10	0	0%	25	140	0%	S
2-Fluorobiphenyl	S	ug/L	0	0		100	0	0	0.724	10	0	0%	28	107	0%	S
2-Fluorophenol	S	ug/L	0	0		200	0	0	3.52	10	0	0%	10	75	0%	S
Nitrobenzene-d5	S	ug/L	0	0		100	0	0	2.34	10	0	0%	32	94	0%	S
Phenol-d5	S	ug/L	0	0		200	0	0	2.06	10	0	0%	10	65	0%	S
Terphenyl-d14	S	ug/L	0	0		100	0	0	1.17	10	0	0%	32	122	0%	S
4-Chloroaniline	X	ug/L	0	0		0	0	0	1.61	10	150	0%	0	0	0%	
o-Terphenyl	X	ug/L	0	0		0	0	0	1.27	10	150	0%	0	0	0%	

Seq No	Lab ID	Test Code	Sample Typ	File ID	Analysis Date	DF	Batch ID	Prep Date	SPKref	RPDref	pmoist					
15074011	B22021627-011	SVOC-8270-W-	SAMP	√5973N.1sd030723	7/2022 5:37:26	1	164073	2/28/2022 8:	0	0						
Analyte	T	Units	RAW	Final	Text	Spike	SPKref	RPDref	MDL	PQL	UQL	%REC	LOW	HIGH	%RPD	Q
15074012	B22021763-001	SVOC-8270-W-	SAMP	√5973N.1sd030723	7/2022 6:09:41	1	164073	2/28/2022 2:	0	0						
Analyte	T	Units	RAW	Final	Text	Spike	SPKref	RPDref	MDL	PQL	UQL	%REC	LOW	HIGH	%RPD	Q
15074013	B22021763-011	SVOC-8270-W-	SAMP	√5973N.1sd030723	7/2022 6:41:51	1	164073	2/28/2022 2:	0	0						
Analyte	T	Units	RAW	Final	Text	Spike	SPKref	RPDref	MDL	PQL	UQL	%REC	LOW	HIGH	%RPD	Q
15074014	B22021763-011	SVOC-8270-W-	SAMP	√5973N.1sd030723	7/2022 7:14:09	2	164073	2/28/2022 2:	0	0						
Analyte	T	Units	RAW	Final	Text	Spike	SPKref	RPDref	MDL	PQL	UQL	%REC	LOW	HIGH	%RPD	Q
2,4,6-Tribromophenol	S	ug/L	148.88976	283.486103		380.8	0	0	5.48352	10	0	74%	43	140	0%	
2-Fluorobiphenyl	S	ug/L	75.59109	143.925435		190.4	0	0	1.378496	10	0	76%	44	119	0%	
2-Fluorophenol	S	ug/L	53.58771	102.031		380.8	0	0	6.70208	10	0	27%	19	119	0%	
Nitrobenzene-d5	S	ug/L	68.16525	129.786636		190.4	0	0	4.45536	10	0	68%	44	120	0%	
Phenol-d5	S	ug/L	62.0959	118.230594		380.8	0	0	3.92224	10	0	31%	10	65	0%	
Terphenyl-d14	S	ug/L	99.41436	189.284941		190.4	0	0	2.22768	10	0	99%	50	134	0%	
15074015	B22021763-016	SVOC-8270-W-	SAMP	√5973N.1sd030723	7/2022 7:46:17	1	164073	2/28/2022 2:	0	0						
Analyte	T	Units	RAW	Final	Text	Spike	SPKref	RPDref	MDL	PQL	UQL	%REC	LOW	HIGH	%RPD	Q
15074017	B22011129-001	SVOC-8270-W-	SAMP	√5973N.1sd030723	7/2022 8:50:42	1	163072	1/19/2022 3:	0	0						
Analyte	T	Units	RAW	Final	Text	Spike	SPKref	RPDref	MDL	PQL	UQL	%REC	LOW	HIGH	%RPD	Q

Seq No	Lab ID	Test Code	Sample Typ	File ID	Analysis Date	DF	Batch ID	Prep Date	SPKref	RPDref	pmoist					
15074018	B22010755-001	SVOC-8270-W-	SAMP	√5973N.1\sd030723/7/2022	9:22:58	1	162956	1/14/2022 2:	0	0						
Analyte	T	Units	RAW	Final	Text	Spike	SPKref	RPDref	MDL	PQL	UQL	%REC	LOW	HIGH	%RPD	Q

Seq No	Lab ID	Test Code	Sample Typ	File ID	Analysis Date	DF	Batch ID	Prep Date	SPKref	RPDref	pmoist					
15074019	B21122090-001	SVOC-8270-W-	SAMP	√5973N.1\sd030723/7/2022	9:55:09	1	162577	12/29/2021	0	0						
Analyte	T	Units	RAW	Final	Text	Spike	SPKref	RPDref	MDL	PQL	UQL	%REC	LOW	HIGH	%RPD	Q

Seq No	Lab ID	Test Code	Sample Typ	File ID	Analysis Date	DF	Batch ID	Prep Date	SPKref	RPDref	pmoist					
15074020	07-Mar-22_CCV	SVOC-8270-W-	CCV	√5973N.1\sd030723/7/2022	10:27:2	1	R375744		0	0						
Analyte	T	Units	RAW	Final	Text	Spike	SPKref	RPDref	MDL	PQL	UQL	%REC	LOW	HIGH	%RPD	Q

1,2,4-Trichlorobenzene	A	ug/L	77.32447	77.32447		75	0	0	1.9	10	150	103%	50	150	0%	
1,2-Dichlorobenzene	A	ug/L	82.18888	82.18888		75	0	0	1.97	10	150	110%	50	150	0%	
1,3-Dichlorobenzene	A	ug/L	81.82038	81.82038		75	0	0	2.13	10	150	109%	50	150	0%	
1,4-Dichlorobenzene	A	ug/L	78.29637	78.29637		75	0	0	2.02	10	150	104%	50	150	0%	
1-Methylnaphthalene	A	ug/L	76.71293	76.71293		75	0	0	2.39	10	150	102%	50	150	0%	
2,2'-Oxybis(1-Chloropropane)	A	ug/L	79.30401	79.30401		75	0	0	1.45	10	150	106%	50	150	0%	
2,4,5-Trichlorophenol	A	ug/L	81.74463	81.74463		75	0	0	2.23	10	150	109%	50	150	0%	
2,4,6-Trichlorophenol	A	ug/L	77.3822	77.3822		75	0	0	2.64	10	150	103%	50	150	0%	
2,4-Dichlorophenol	A	ug/L	86.46582	86.46582		75	0	0	1.69	10	150	115%	50	150	0%	
2,4-Dimethylphenol	A	ug/L	79.69627	79.69627		75	0	0	1.69	10	150	106%	50	150	0%	
2,4-Dinitrophenol	A	ug/L	77.19516	77.19516		75	0	0	4.26	10	150	103%	50	150	0%	
2,4-Dinitrotoluene	A	ug/L	81.51004	81.51004		75	0	0	3.04	10	150	109%	50	150	0%	
2,6-Dinitrotoluene	A	ug/L	69.88923	69.88923		75	0	0	3.2	10	150	93%	50	150	0%	
2-Chloronaphthalene	A	ug/L	81.33193	81.33193		75	0	0	2.14	10	150	108%	50	150	0%	
2-Chlorophenol	A	ug/L	84.61412	84.61412		75	0	0	2.48	10	150	113%	50	150	0%	
2-Methylnaphthalene	A	ug/L	79.81434	79.81434		75	0	0	1.92	10	150	106%	50	150	0%	
2-Nitroaniline	A	ug/L	86.00316	86.00316		75	0	0	2.4	10	150	115%	50	150	0%	
2-Nitrophenol	A	ug/L	82.20777	82.20777		75	0	0	2.36	10	150	110%	50	150	0%	
3,3'-Dichlorobenzidine	A	ug/L	83.54181	83.54181		75	0	0	2.11	10	150	111%	50	150	0%	
3-Nitroaniline	A	ug/L	71.37135	71.37135		75	0	0	2.77	10	150	95%	50	150	0%	
4,6-Dinitro-2-methylphenol	A	ug/L	74.71816	74.71816		75	0	0	2.33	10	150	100%	50	150	0%	
4-Bromophenyl phenyl ether	A	ug/L	73.96467	73.96467		75	0	0	1.74	10	150	99%	50	150	0%	
4-Chloro-2-methylphenol	A	ug/L	82.66894	82.66894		75	0	0	1.6	10	150	110%	50	150	0%	
4-Chloro-3-methylphenol	A	ug/L	81.34033	81.34033		75	0	0	1.46	10	150	108%	50	150	0%	

Seq No	Lab ID	Test Code	Sample Typ	File ID	Analysis Date	DF	Batch ID	Prep Date	SPKref	RPDref	pmoist					
15074020	07-Mar-22_CC	SVOC-8270-W-	CCV	√5973N.L\sd030723	7/2022 10:27:2	1	R375744		0	0						
Analyte	T	Units	RAW	Final	Text	Spike	SPKref	RPDref	MDL	PQL	UQL	%REC	LOW	HIGH	%RPD	Q
4-Chlorophenol	A	ug/L	79.78345	79.78345		75	0	0	2.64	10	150	106%	50	150	0%	
4-Chlorophenyl phenyl ether	A	ug/L	75.6029	75.6029		75	0	0	2.03	10	150	101%	50	150	0%	
4-Nitroaniline	A	ug/L	85.01657	85.01657		75	0	0	1.63	10	150	113%	50	150	0%	
4-Nitrophenol	A	ug/L	80.46691	80.46691		75	0	0	2.5	10	150	107%	50	150	0%	
Acenaphthene	A	ug/L	74.69223	74.69223		75	0	0	1.89	10	150	100%	50	150	0%	
Acenaphthylene	A	ug/L	74.15257	74.15257		75	0	0	1.57	10	150	99%	50	150	0%	
Aniline	A	ug/L	78.73983	78.73983		75	0	0	3.74	10	150	105%	50	150	0%	
Anthracene	A	ug/L	83.14461	83.14461		75	0	0	1.23	10	150	111%	50	150	0%	
Azobenzene	A	ug/L	82.07385	82.07385		75	0	0	1.09	10	150	109%	50	150	0%	
Benzidine	A	ug/L	65.92948	65.92948		75	0	0	6.72	10	150	88%	50	150	0%	
Benzo(a)anthracene	A	ug/L	76.79964	76.79964		75	0	0	0.856	10	150	102%	50	150	0%	
Benzo(a)pyrene	A	ug/L	77.12588	77.12588		75	0	0	1.24	10	150	103%	50	150	0%	
Benzo(b)fluoranthene	A	ug/L	78.7099	78.7099		75	0	0	0.903	10	150	105%	50	150	0%	
Benzo(g,h,i)perylene	A	ug/L	82.24294	82.24294		75	0	0	1.01	10	150	110%	50	150	0%	
Benzo(k)fluoranthene	A	ug/L	75.95228	75.95228		75	0	0	0.97	10	150	101%	50	150	0%	
Benzoic acid	A	ug/L	92.33622	92.33622		75	0	0	1.51	10	150	123%	50	150	0%	
Benzyl alcohol	A	ug/L	80.38324	80.38324		75	0	0	3.13	10	150	107%	50	150	0%	
bis(-2-chloroethoxy)Methane	A	ug/L	80.31314	80.31314		75	0	0	1.36	10	150	107%	50	150	0%	
bis(-2-chloroethyl)Ether	A	ug/L	81.96746	81.96746		75	0	0	2.57	10	150	109%	50	150	0%	
bis(2-chloroisopropyl)Ether	A	ug/L	79.30401	79.30401		75	0	0	1.49	10	150	106%	50	150	0%	
bis(2-ethylhexyl)Phthalate	A	ug/L	85.2544	85.2544		75	0	0	1.91	10	150	114%	50	150	0%	
Butylbenzylphthalate	A	ug/L	85.79149	85.79149		75	0	0	1.57	10	150	114%	50	150	0%	
Carbazole	A	ug/L	72.53677	72.53677		75	0	0	0.842	10	150	97%	50	150	0%	
Chrysene	A	ug/L	77.81594	77.81594		75	0	0	1.17	10	150	104%	50	150	0%	
Di-n-butyl phthalate	A	ug/L	81.57099	81.57099		75	0	0	0.932	10	150	109%	50	150	0%	
Di-n-octyl phthalate	A	ug/L	85.50434	85.50434		75	0	0	1.34	10	150	114%	50	150	0%	
Dibenzo(a,h)anthracene	A	ug/L	80.7118	80.7118		75	0	0	1.17	10	150	108%	50	150	0%	
Dibenzofuran	A	ug/L	75.14096	75.14096		75	0	0	1.74	10	150	100%	50	150	0%	
Diethyl phthalate	A	ug/L	76.97142	76.97142		75	0	0	2.18	10	150	103%	50	150	0%	
Dimethyl phthalate	A	ug/L	74.94304	74.94304		75	0	0	1.72	10	150	100%	50	150	0%	
Fluoranthene	A	ug/L	76.96649	76.96649		75	0	0	0.883	10	150	103%	50	150	0%	
Fluorene	A	ug/L	73.44851	73.44851		75	0	0	1.82	10	150	98%	50	150	0%	
Hexachlorobenzene	A	ug/L	76.02849	76.02849		75	0	0	1.33	10	150	101%	50	150	0%	
Hexachlorobutadiene	A	ug/L	78.0199	78.0199		75	0	0	2.32	10	150	104%	50	150	0%	
Hexachlorocyclopentadiene	A	ug/L	77.97392	77.97392		75	0	0	2.97	10	150	104%	50	150	0%	

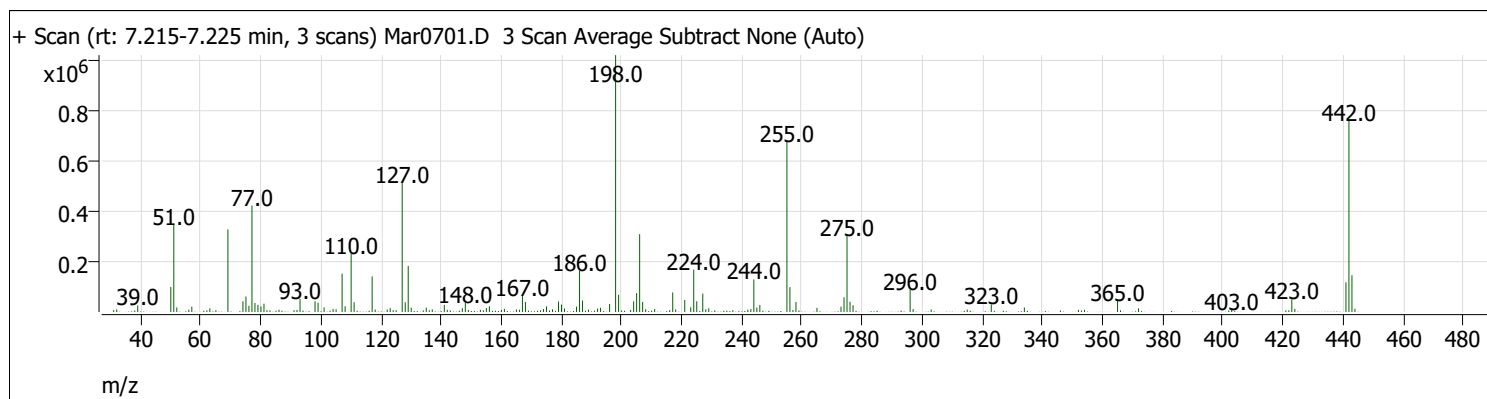
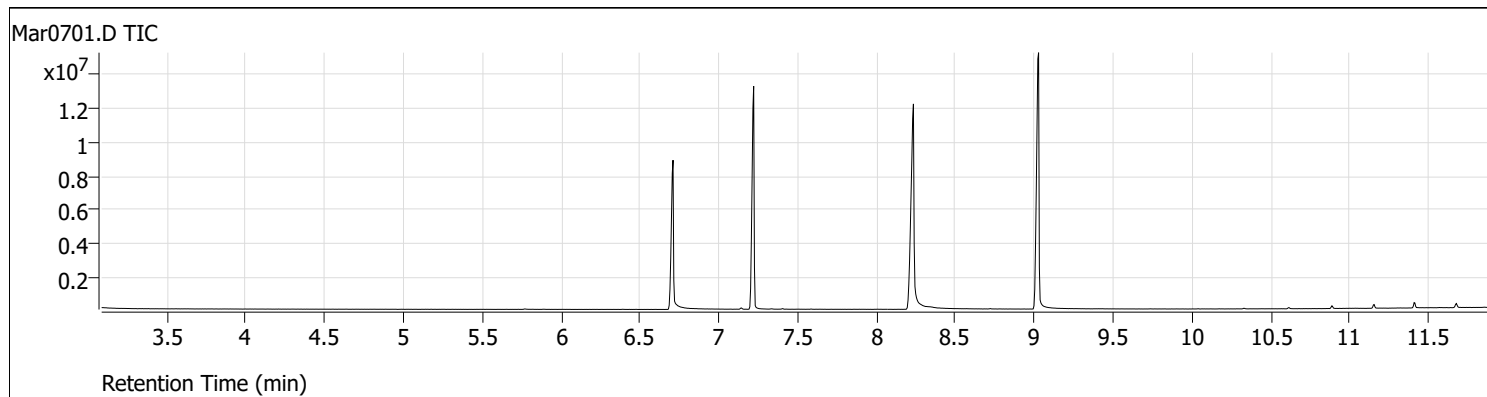
Seq No	Lab ID	Test Code	Sample Typ	File ID	Analysis Date	DF	Batch ID	Prep Date	SPKref	RPDref	pmoist					
15074020	07-Mar-22_CC	SVOC-8270-W-	CCV	√5973N.L\sd030723	7/2022 10:27:2	1	R375744		0	0						
Analyte	T	Units	RAW	Final	Text	Spike	SPKref	RPDref	MDL	PQL	UQL	%REC	LOW	HIGH	%RPD	Q
Hexachloroethane	A	ug/L	80.41751	80.41751		75	0	0	1.79	10	150	107%	50	150	0%	
Indeno(1,2,3-cd)pyrene	A	ug/L	81.73981	81.73981		75	0	0	1.25	10	150	109%	50	150	0%	
Isophorone	A	ug/L	73.53845	73.53845		75	0	0	1.67	10	150	98%	50	150	0%	
m+p-Cresols	A	ug/L	81.56022	81.56022		75	0	0	1.78	10	150	109%	50	150	0%	
n-Nitroso-di-n-propylamine	A	ug/L	74.79044	74.79044		75	0	0	1.54	10	150	100%	50	150	0%	
n-Nitrosodimethylamine	A	ug/L	78.73516	78.73516		75	0	0	1.53	10	150	105%	50	150	0%	
n-Nitrosodiphenylamine	A	ug/L	76.75919	76.75919		75	0	0	1.16	10	150	102%	50	150	0%	
Naphthalene	A	ug/L	80.97398	80.97398		75	0	0	1.74	10	150	108%	50	150	0%	
Nitrobenzene	A	ug/L	83.34176	83.34176		75	0	0	2.31	10	150	111%	50	150	0%	
o-Cresol	A	ug/L	77.7754	77.7754		75	0	0	1.83	10	150	104%	50	150	0%	
o-Terphenyl	A	ug/L	74.08012	74.08012		75	0	0	1.27	10	150	99%	50	150	0%	
p-Chloroaniline	A	ug/L	78.62863	78.62863		75	0	0	1.52	10	150	105%	50	150	0%	
Pentachlorophenol	A	ug/L	82.58081	82.58081		75	0	0	4.24	10	150	110%	50	150	0%	
Phenanthrene	A	ug/L	78.58719	78.58719		75	0	0	0.784	10	150	105%	50	150	0%	
Phenol	A	ug/L	77.4962	77.4962		75	0	0	1.46	10	150	103%	50	150	0%	
Pyrene	A	ug/L	76.31682	76.31682		75	0	0	0.921	10	150	102%	50	150	0%	
Pyridine	A	ug/L	75.56762	75.56762		75	0	0	3.22	10	150	101%	50	150	0%	
Triallate	A	ug/L	83.40186	83.40186		75	0	0	1.51	10	150	111%	50	150	0%	
1,4-Dichlorobenzene-d4	I	ug/L	40	40		0	0	0	0	10	150	0%	50	150	0%	
Acenaphthene-d10	I	ug/L	40	40		0	0	0	0	10	150	0%	50	150	0%	
Chrysene-d12	I	ug/L	40	40		0	0	0	0	10	150	0%	50	150	0%	
Naphthalene-d8	I	ug/L	40	40		0	0	0	0	10	150	0%	50	150	0%	
Perylene-d12	I	ug/L	40	40		0	0	0	0	10	150	0%	50	150	0%	
Phenanthrene-d10	I	ug/L	40	40		0	0	0	0	10	150	0%	50	150	0%	
2,4,6-Tribromophenol	S	ug/L	80.64696	80.64696		75	0	0	2.88	10	0	108%	50	150	0%	
2-Fluorobiphenyl	S	ug/L	73.49544	73.49544		75	0	0	0.724	10	0	98%	50	150	0%	
2-Fluorophenol	S	ug/L	80.70349	80.70349		75	0	0	3.52	10	0	108%	50	150	0%	
Nitrobenzene-d5	S	ug/L	81.54542	81.54542		75	0	0	2.34	10	0	109%	50	150	0%	
Phenol-d5	S	ug/L	83.64106	83.64106		75	0	0	2.06	10	0	112%	50	150	0%	
Terphenyl-d14	S	ug/L	73.63847	73.63847		75	0	0	1.17	10	0	98%	50	150	0%	
4-Chloroaniline	X	ug/L	78.62863	78.62863		75	0	0	1.61	10	150	105%	50	150	0%	

Write Sequence Insert Entries(Have the first cell for entries selected)

File Name	Sample Name	Line No.	Test Code	Multiplier	Divisor	Method Name
Mar0701.d	07-Mar-22_TUNE_1	1			1	1 5973NTUN.M
Mar0702.d	07-Mar-22_CAL_7	2	SVOC-8270-W-LARGO	1	1	1 BNA+SIM.M
Mar0703.d	07-Mar-22_CAL_6	3	SVOC-8270-W-LARGO	1	1	1 BNA+SIM.M
Mar0704.d	07-Mar-22_CAL_5	4	SVOC-8270-W-LARGO	1	1	1 BNA+SIM.M
Mar0705.d	07-Mar-22_CAL_4	5	SVOC-8270-W-LARGO	1	1	1 BNA+SIM.M
Mar0706.d	07-Mar-22_CAL_3	6	SVOC-8270-W-LARGO	1	1	1 BNA+SIM.M
Mar0707.d	07-Mar-22_CAL_2	7	SVOC-8270-W-LARGO	1	1	1 BNA+SIM.M
Mar0708.d	07-Mar-22_CAL_1	8	SVOC-8270-W-LARGO	1	1	1 BNA+SIM.M
Mar0709.d	07-Mar-22_CCV_9	9	SVOC-8270-W-LARGO	1	1	1 BNA+SIM.M
Mar0710.d	07-Mar-22_CCV_10	10	SVOC-8270-W-LARGO	1	1	1 BNA+SIM.M
Mar0711.d	07-Mar-22_ISTBLK_11	11	SVOC-8270-W-LARGO	1	1	1 BNA+SIM.M
Mar0712.d	B22021627-011C	12	SVOC-8270-W-LARGO	1	1	1 BNA+SIM.M
Mar0713.d	B22021763-001C	13	SVOC-8270-W-LARGO	1	1	1 BNA+SIM.M
Mar0714.d	B22021763-011C	14	SVOC-8270-W-LARGO	1	1	1 BNA+SIM.M
Mar0715.d	B22021763-011C	15	SVOC-8270-W-LARGO	2	1	1 BNA+SIM.M
Mar0716.d	B22021763-016C	16	SVOC-8270-W-LARGO	1	1	1 BNA+SIM.M
Mar0717.d	B22021415-006C	17	SVOC-8270-W-LARGO	1	1	1 BNA+SIM.M
Mar0718.d	B22011129-001C	18	SVOC-8270-W-LARGO	1	1	1 BNA+SIM.M
Mar0719.d	B22010755-001C	19	SVOC-8270-W-LARGO	1	1	1 BNA+SIM.M
Mar0720.d	B21122090-001C	20	SVOC-8270-W-LARGO	1	1	1 BNA+SIM.M
Mar0721.d	07-Mar-22_CCV_21	21	SVOC-8270-W-LARGO	1	1	1 BNA+SIM.M

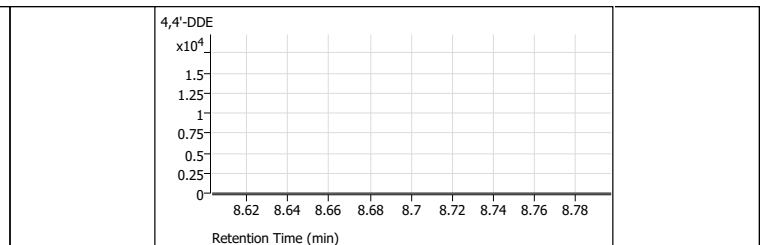
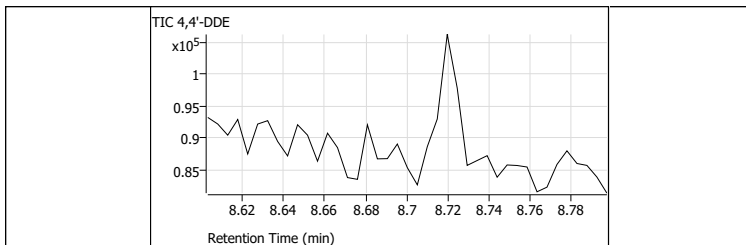
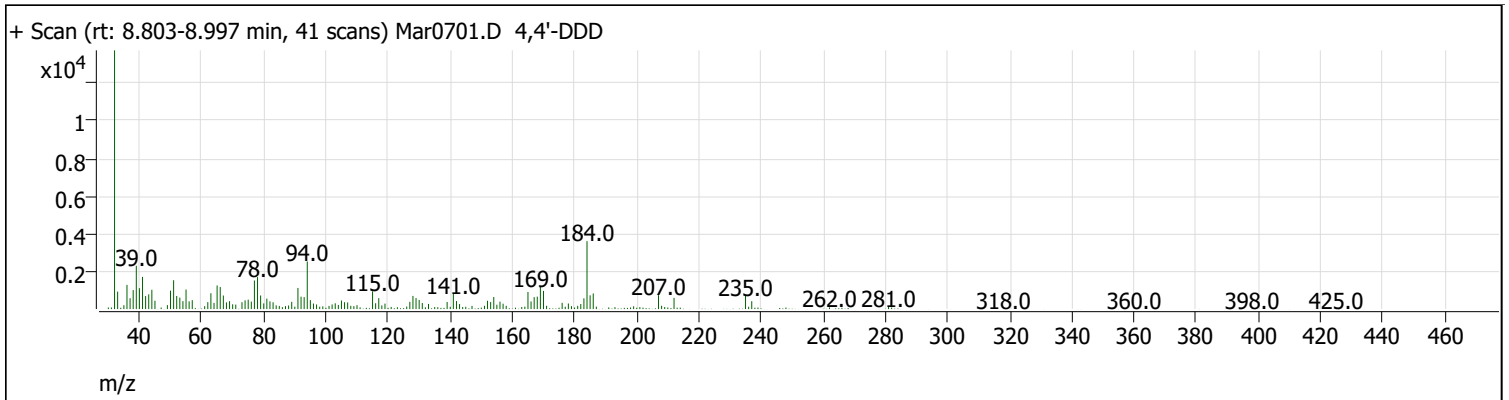
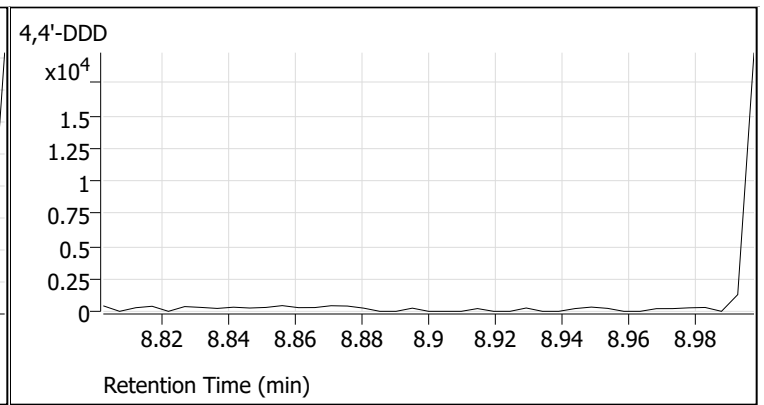
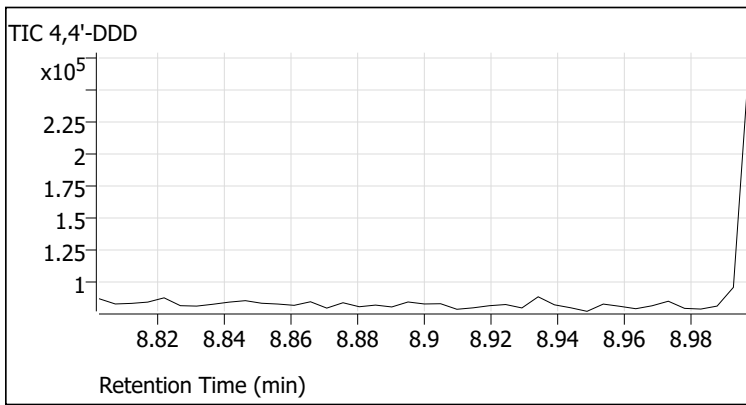
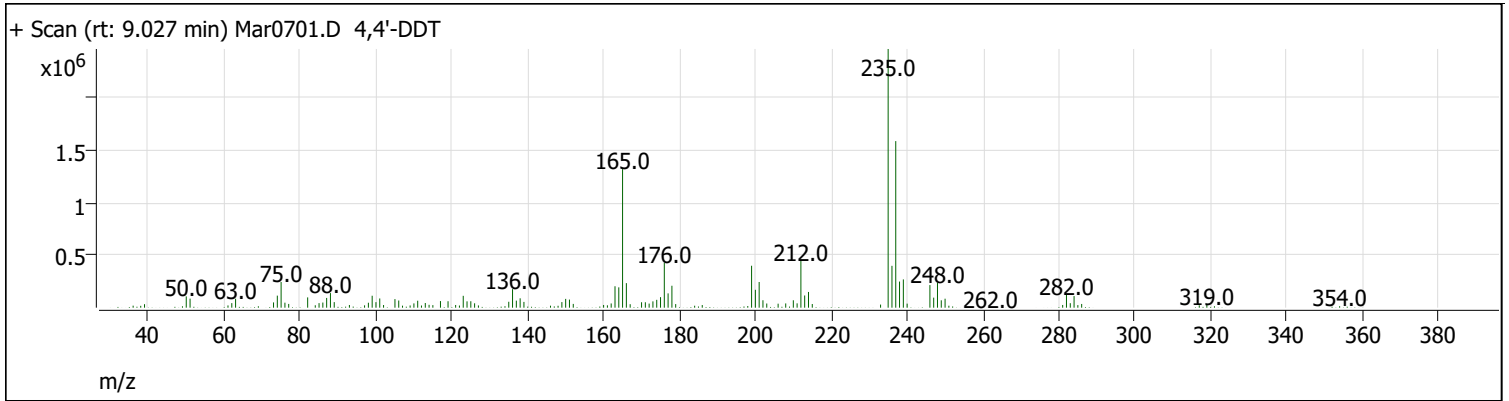
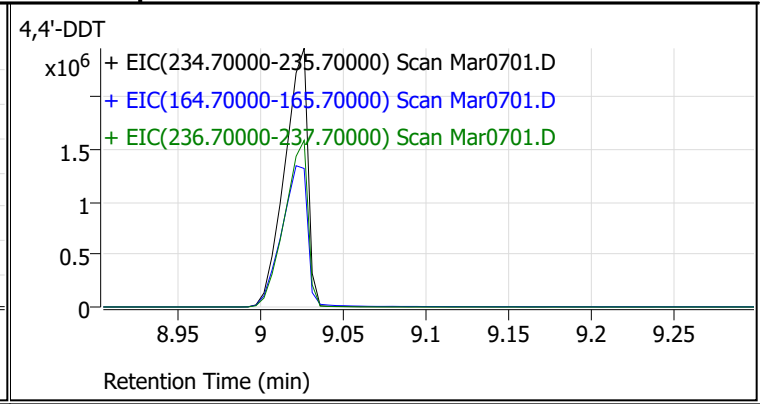
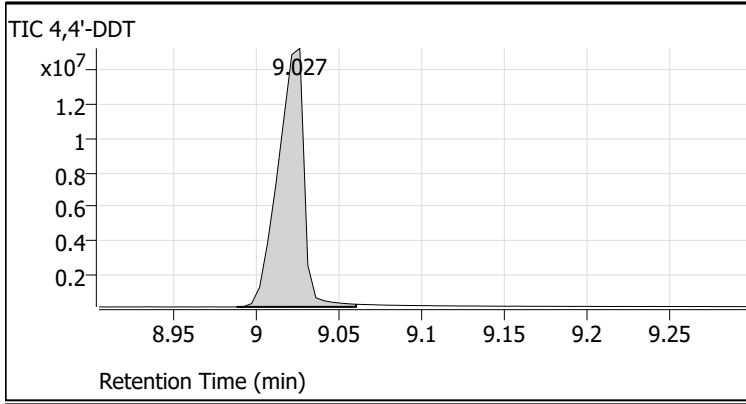
Tune Evaluation Report

Data Path: \\MASSHUNTER\Org\Data\SV5973N.I\sd030722\DoD BNA cal 1\Mar0701.D
 Acq on: 3/7/2022 11:54:37 AM
 Operator: LIMS import
 Sample: 07-Mar-22_TUNE_1
 Inst Name: Instrument #1
 ALS Vial: 1
 Method: \\MASSHUNTER\Org\Data\SV5973N.I\DFTPP5973N625.m



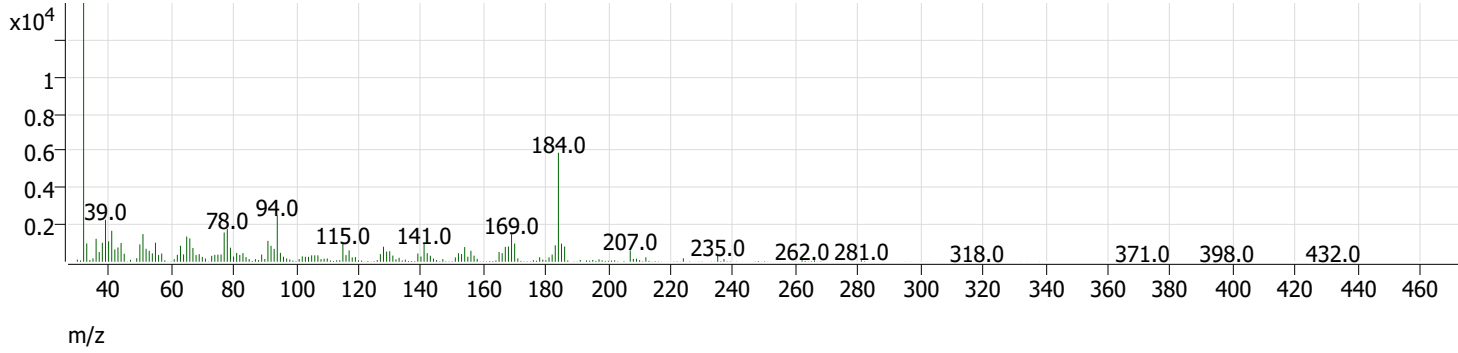
Target Mass	Rel. To Mass	Lower Limit%	Upper Limit%	Rel. Abn%	Raw Abn	Pass/Fail
51	198	30	60	34.0	346848	Pass
68	69	0	2	0.1	389	Pass
70	69	0	2	0.6	2032	Pass
127	198	40	60	50.2	511296	Pass
197	198	0	1	0.0	0	Pass
198	198	100	100	100.0	1019008	Pass
199	198	5	9	6.7	68379	Pass
275	198	10	30	29.5	300477	Pass
365	198	1	100	4.3	43584	Pass
441	443	1E-10	150	80.8	117901	Pass
442	198	40	100	74.5	758891	Pass
443	442	17	23	19.2	145973	Pass
69	69	100	100	100.0	327443	Pass

Tune Evaluation Report



Tune Evaluation Report

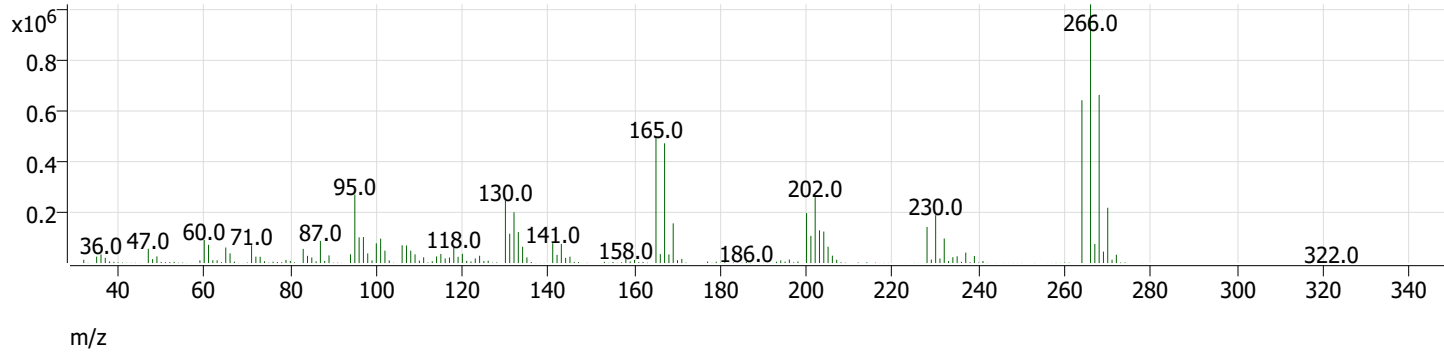
+ Scan (rt: 8.603-8.798 min, 41 scans) Mar0701.D 4,4'-DDE



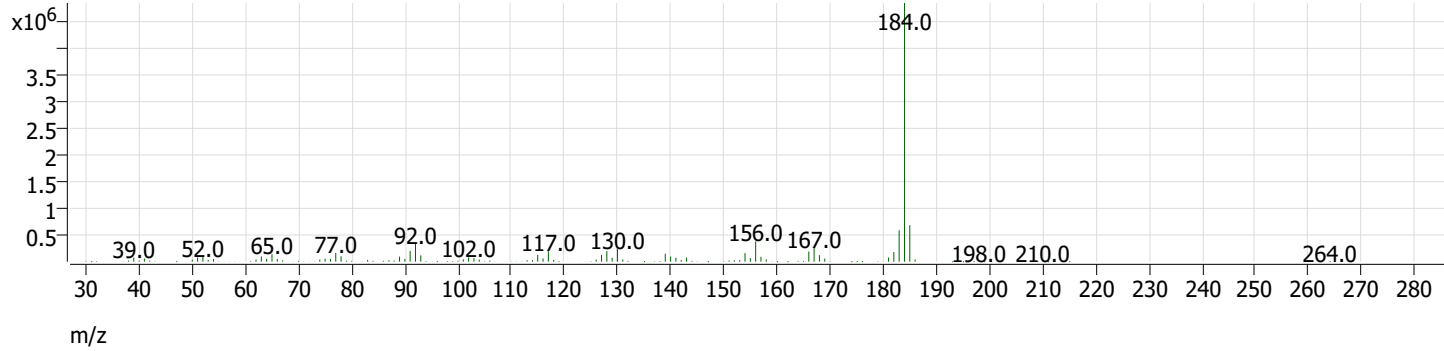
Compound Name	Expected RT	Observed RT	TIC Area	Breakdown %	Pass/Fail
4,4'-DDT	9.100	9.027	16826633	0.0	Pass
4,4'-DDD	8.900	0.000	0		
4,4'-DDE	8.700	0.000	0		

Tune Evaluation Report

+ Scan (rt: 6.709 min) Mar0701.D Pentachlorophenol



+ Scan (rt: 8.233 min) Mar0701.D Benzidine



Compound Name	Expected RT	Observed RT	Tailing Factor	PGF	Pass/Fail
Pentachlorophenol	6.900	6.709	0.4	6.6	Pass
Benzidine	8.500	8.233	0.4	4.9	Pass

Quantitative Analysis Results Summary Report

Batch Path	D:\Org\Data\SV5973N.I\sd030722\DoD BNA cal 1\QuantResults\030722 DoD BNA cal.batch.bin	Analyst Name	BL2000\sean
Analysis Time	3/8/2022 12:49 PM	Reporter Name	BL2000\sean
Report Time	3/8/2022 12:55:15 PM	Batch State	Processed
Last Calib Update	3/8/2022 10:28 AM	Quant Report Version	10.0
Quant Batch Version	10.0		

Sequence Table

Data File	sample Name	Sample Type	Vial Position	Inj Vol	Level	Acq Method File
Mar0702.D	07-Mar-22_CAL_7	Cal	2	0	7	BNA+SIM.M
Mar0703.D	07-Mar-22_CAL_6	Cal	3	0	6	BNA+SIM.M
Mar0704.D	07-Mar-22_CAL_5	Cal	4	0	5	BNA+SIM.M
Mar0705.D	07-Mar-22_CAL_4	Cal	5	0	4	BNA+SIM.M
Mar0706.D	07-Mar-22_CAL_3	Cal	6	0	3	BNA+SIM.M
Mar0707.D	07-Mar-22_CAL_2	Cal	7	0	2	BNA+SIM.M
Mar0708.D	07-Mar-22_CAL_1	Cal	8	0	1	BNA+SIM.M
Mar0709.D	07-Mar-22_CCV_9	QC	9	0	ICV	BNA+SIM.M

Quantitation Results

Compound: N-Nitrosodimethylamine

Data File	Sample Type	ISTD	RT	Resp	ISTD Resp	Resp Ratio	Final Conc	Exp. Conc	Accuracy
Mar0702.D	Calibration	1,4-Dichlorobenzene-d4	1.907	399045	302659	1.3185	148.3190	150.0000	98.9
Mar0703.D	Calibration	1,4-Dichlorobenzene-d4	1.907	337335	309511	1.0899	121.8920	120.0000	101.6
Mar0704.D	Calibration	1,4-Dichlorobenzene-d4	1.907	277916	304567	0.9125	101.6868	100.0000	101.7
Mar0705.D	Calibration	1,4-Dichlorobenzene-d4	1.897	190154	294512	0.6457	71.7739	75.0000	95.7
Mar0706.D	Calibration	1,4-Dichlorobenzene-d4	1.907	143780	307612	0.4674	52.0983	50.0000	104.2
Mar0707.D	Calibration	1,4-Dichlorobenzene-d4	1.897	19322	283863	0.0681	8.8609	10.0000	88.6
Mar0708.D	Calibration	1,4-Dichlorobenzene-d4	1.897	7228	277645	0.0260	4.3747	4.0000	109.4
Mar0709.D	QC	1,4-Dichlorobenzene-d4	1.897	230820	304046	0.7592	84.4290	75.0000	112.6

Compound: Pyridine

Data File	Sample Type	ISTD	RT	Resp	ISTD Resp	Resp Ratio	Final Conc	Exp. Conc	Accuracy
Mar0702.D	Calibration	1,4-Dichlorobenzene-d4	1.937	1005738	302659	3.3230	147.3934	150.0000	98.3
Mar0703.D	Calibration	1,4-Dichlorobenzene-d4	1.938	849418	309511	2.7444	122.8419	120.0000	102.4
Mar0704.D	Calibration	1,4-Dichlorobenzene-d4	1.937	682660	304567	2.2414	101.1225	100.0000	101.1
Mar0705.D	Calibration	1,4-Dichlorobenzene-d4	1.927	478769	294512	1.6256	74.0266	75.0000	98.7
Mar0706.D	Calibration	1,4-Dichlorobenzene-d4	1.937	339868	307612	1.1049	50.6512	50.0000	101.3
Mar0707.D	Calibration	1,4-Dichlorobenzene-d4	1.937	53196	283863	0.1874	8.3672	10.0000	83.7
Mar0708.D	Calibration	1,4-Dichlorobenzene-d4	1.937	29657	277645	0.1068	4.5820	4.0000	114.6
Mar0709.D	QC	1,4-Dichlorobenzene-d4	1.927	536609	304046	1.7649	80.2046	75.0000	106.9

Compound: 2-Fluorophenol

Data File	Sample Type	ISTD	RT	Resp	ISTD Resp	Resp Ratio	Final Conc	Exp. Conc	Accuracy
Mar0702.D	Calibration	1,4-Dichlorobenzene-d4	3.418	1072936	302659	3.5450	141.6902	150.0000	94.5
Mar0703.D	Calibration	1,4-Dichlorobenzene-d4	3.418	929415	309511	3.0028	120.0198	120.0000	100.0
Mar0704.D	Calibration	1,4-Dichlorobenzene-d4	3.418	771315	304567	2.5325	101.2205	100.0000	101.2

Quantitative Analysis Results Summary Report

Compound: 2-Fluorophenol

Data File	Sample Type	ISTD	RT	Resp	ISTD Resp	Resp Ratio	Final Conc	Exp. Conc	Accuracy
Mar0705.D	Calibration	1,4-Dichlorobenzene-d4	3.418	545866	294512	1.8535	74.0802	75.0000	98.8
Mar0706.D	Calibration	1,4-Dichlorobenzene-d4	3.418	393351	307612	1.2787	51.1089	50.0000	102.2
Mar0707.D	Calibration	1,4-Dichlorobenzene-d4	3.418	70962	283863	0.2500	9.9916	10.0000	99.9
Mar0708.D	Calibration	1,4-Dichlorobenzene-d4	3.418	28730	277645	0.1035	4.1358	4.0000	103.4
Mar0709.D	QC	1,4-Dichlorobenzene-d4	3.418	583227	304046	1.9182	76.6686	75.0000	102.2

Compound: Aniline

Data File	Sample Type	ISTD	RT	Resp	ISTD Resp	Resp Ratio	Final Conc	Exp. Conc	Accuracy
Mar0702.D	Calibration	1,4-Dichlorobenzene-d4	4.450	1960742	302659	6.4784	146.7214	150.0000	97.8
Mar0703.D	Calibration	1,4-Dichlorobenzene-d4	4.450	1688528	309511	5.4555	123.5544	120.0000	103.0
Mar0704.D	Calibration	1,4-Dichlorobenzene-d4	4.440	1401055	304567	4.6002	104.1834	100.0000	104.2
Mar0705.D	Calibration	1,4-Dichlorobenzene-d4	4.440	986091	294512	3.3482	75.8298	75.0000	101.1
Mar0706.D	Calibration	1,4-Dichlorobenzene-d4	4.440	682082	307612	2.2173	50.2180	50.0000	100.4
Mar0707.D	Calibration	1,4-Dichlorobenzene-d4	4.440	122425	283863	0.4313	9.7676	10.0000	97.7
Mar0708.D	Calibration	1,4-Dichlorobenzene-d4	4.440	46988	277645	0.1692	3.8329	4.0000	95.8
Mar0709.D	QC	1,4-Dichlorobenzene-d4	4.440	641197	304046	2.1089	47.7615	75.0000	63.7

Compound: bis(-2-Chloroethyl)Ether

Data File	Sample Type	ISTD	RT	Resp	ISTD Resp	Resp Ratio	Final Conc	Exp. Conc	Accuracy
Mar0702.D	Calibration	1,4-Dichlorobenzene-d4	4.531	1006353	302659	3.3250	145.2565	150.0000	96.8
Mar0703.D	Calibration	1,4-Dichlorobenzene-d4	4.532	835512	309511	2.6995	117.9276	120.0000	98.3
Mar0704.D	Calibration	1,4-Dichlorobenzene-d4	4.532	718887	304567	2.3604	103.1137	100.0000	103.1
Mar0705.D	Calibration	1,4-Dichlorobenzene-d4	4.532	526687	294512	1.7883	78.1246	75.0000	104.2
Mar0706.D	Calibration	1,4-Dichlorobenzene-d4	4.531	364335	307612	1.1844	51.7411	50.0000	103.5
Mar0707.D	Calibration	1,4-Dichlorobenzene-d4	4.521	61981	283863	0.2183	9.5387	10.0000	95.4
Mar0708.D	Calibration	1,4-Dichlorobenzene-d4	4.521	25102	277645	0.0904	3.9496	4.0000	98.7
Mar0709.D	QC	1,4-Dichlorobenzene-d4	4.532	553433	304046	1.8202	79.5178	75.0000	106.0

Compound: Phenol-d5

Data File	Sample Type	ISTD	RT	Resp	ISTD Resp	Resp Ratio	Final Conc	Exp. Conc	Accuracy
Mar0702.D	Calibration	1,4-Dichlorobenzene-d4	4.531	1445102	302659	4.7747	148.0664	150.0000	98.7
Mar0703.D	Calibration	1,4-Dichlorobenzene-d4	4.532	1213767	309511	3.9216	121.6104	120.0000	101.3
Mar0704.D	Calibration	1,4-Dichlorobenzene-d4	4.532	960120	304567	3.1524	97.7585	100.0000	97.8
Mar0705.D	Calibration	1,4-Dichlorobenzene-d4	4.532	731880	294512	2.4851	77.0634	75.0000	102.8
Mar0706.D	Calibration	1,4-Dichlorobenzene-d4	4.531	507050	307612	1.6483	51.1163	50.0000	102.2
Mar0707.D	Calibration	1,4-Dichlorobenzene-d4	4.532	90463	283863	0.3187	9.8826	10.0000	98.8
Mar0708.D	Calibration	1,4-Dichlorobenzene-d4	4.532	35232	277645	0.1269	3.9352	4.0000	98.4
Mar0709.D	QC	1,4-Dichlorobenzene-d4	4.532	787926	304046	2.5915	80.3632	75.0000	107.2

Compound: Phenol

Data File	Sample Type	ISTD	RT	Resp	ISTD Resp	Resp Ratio	Final Conc	Exp. Conc	Accuracy
Mar0702.D	Calibration	1,4-Dichlorobenzene-d4	4.552	1650516	302659	5.4534	149.6748	150.0000	99.8

Quantitative Analysis Results Summary Report

Compound: Phenol

Data File	Sample Type	ISTD	RT	Resp	ISTD Resp	Resp Ratio	Final Conc	Exp. Conc	Accuracy
Mar0703.D	Calibration	1,4-Dichlorobenzene-d4	4.552	1361702	309511	4.3995	120.1628	120.0000	100.1
Mar0704.D	Calibration	1,4-Dichlorobenzene-d4	4.542	1122564	304567	3.6858	100.3827	100.0000	100.4
Mar0705.D	Calibration	1,4-Dichlorobenzene-d4	4.542	816065	294512	2.7709	75.2669	75.0000	100.4
Mar0706.D	Calibration	1,4-Dichlorobenzene-d4	4.542	559169	307612	1.8178	49.3765	50.0000	98.8
Mar0707.D	Calibration	1,4-Dichlorobenzene-d4	4.542	100965	283863	0.3557	10.1878	10.0000	101.9
Mar0708.D	Calibration	1,4-Dichlorobenzene-d4	4.542	33523	277645	0.1207	3.9485	4.0000	98.7
Mar0709.D	QC	1,4-Dichlorobenzene-d4	4.542	869977	304046	2.8613	77.7377	75.0000	103.7

Compound: 2-Chlorophenol

Data File	Sample Type	ISTD	RT	Resp	ISTD Resp	Resp Ratio	Final Conc	Exp. Conc	Accuracy
Mar0702.D	Calibration	1,4-Dichlorobenzene-d4	4.593	1082370	302659	3.5762	138.0481	150.0000	92.0
Mar0703.D	Calibration	1,4-Dichlorobenzene-d4	4.593	957614	309511	3.0940	119.4325	120.0000	99.5
Mar0704.D	Calibration	1,4-Dichlorobenzene-d4	4.593	801916	304567	2.6330	101.6375	100.0000	101.6
Mar0705.D	Calibration	1,4-Dichlorobenzene-d4	4.583	573260	294512	1.9465	75.1375	75.0000	100.2
Mar0706.D	Calibration	1,4-Dichlorobenzene-d4	4.583	407021	307612	1.3232	51.0766	50.0000	102.2
Mar0707.D	Calibration	1,4-Dichlorobenzene-d4	4.583	75984	283863	0.2677	10.3329	10.0000	103.3
Mar0708.D	Calibration	1,4-Dichlorobenzene-d4	4.583	29097	277645	0.1048	4.0455	4.0000	101.1
Mar0709.D	QC	1,4-Dichlorobenzene-d4	4.583	658507	304046	2.1658	83.6044	75.0000	111.5

Compound: 1,3-Dichlorobenzene

Data File	Sample Type	ISTD	RT	Resp	ISTD Resp	Resp Ratio	Final Conc	Exp. Conc	Accuracy
Mar0702.D	Calibration	1,4-Dichlorobenzene-d4	4.715	1521208	302659	5.0261	147.5909	150.0000	98.4
Mar0703.D	Calibration	1,4-Dichlorobenzene-d4	4.726	1288885	309511	4.1643	121.6508	120.0000	101.4
Mar0704.D	Calibration	1,4-Dichlorobenzene-d4	4.726	1079165	304567	3.5433	103.0733	100.0000	103.1
Mar0705.D	Calibration	1,4-Dichlorobenzene-d4	4.715	758104	294512	2.5741	74.2631	75.0000	99.0
Mar0706.D	Calibration	1,4-Dichlorobenzene-d4	4.715	519244	307612	1.6880	48.1143	50.0000	96.2
Mar0707.D	Calibration	1,4-Dichlorobenzene-d4	4.715	113181	283863	0.3987	10.3891	10.0000	103.9
Mar0708.D	Calibration	1,4-Dichlorobenzene-d4	4.715	48971	277645	0.1764	3.9209	4.0000	98.0
Mar0709.D	QC	1,4-Dichlorobenzene-d4	4.715	834630	304046	2.7451	79.3294	75.0000	105.8

Compound: 1,4-Dichlorobenzene

Data File	Sample Type	ISTD	RT	Resp	ISTD Resp	Resp Ratio	Final Conc	Exp. Conc	Accuracy
Mar0702.D	Calibration	1,4-Dichlorobenzene-d4	4.807	1530489	302659	5.0568	150.1860	150.0000	100.1
Mar0703.D	Calibration	1,4-Dichlorobenzene-d4	4.807	1254523	309511	4.0532	119.2192	120.0000	99.3
Mar0704.D	Calibration	1,4-Dichlorobenzene-d4	4.807	1053697	304567	3.4597	101.1651	100.0000	101.2
Mar0705.D	Calibration	1,4-Dichlorobenzene-d4	4.807	759383	294512	2.5784	74.7062	75.0000	99.6
Mar0706.D	Calibration	1,4-Dichlorobenzene-d4	4.807	529458	307612	1.7212	49.3449	50.0000	98.7
Mar0707.D	Calibration	1,4-Dichlorobenzene-d4	4.807	109688	283863	0.3864	10.5621	10.0000	105.6
Mar0708.D	Calibration	1,4-Dichlorobenzene-d4	4.807	42021	277645	0.1513	3.8178	4.0000	95.4
Mar0709.D	QC	1,4-Dichlorobenzene-d4	4.807	826484	304046	2.7183	78.8781	75.0000	105.2

Quantitative Analysis Results Summary Report

Compound: 1,2-Dichlorobenzene

Data File	Sample Type	ISTD	RT	Resp	ISTD Resp	Resp Ratio	Final Conc	Exp. Conc	Accuracy
Mar0702.D	Calibration	1,4-Dichlorobenzene-d4	4.981	1544251	302659	5.1023	146.5644	150.0000	97.7
Mar0703.D	Calibration	1,4-Dichlorobenzene-d4	4.981	1313149	309511	4.2427	122.0376	120.0000	101.7
Mar0704.D	Calibration	1,4-Dichlorobenzene-d4	4.981	1102399	304567	3.6196	104.1865	100.0000	104.2
Mar0705.D	Calibration	1,4-Dichlorobenzene-d4	4.971	764246	294512	2.5950	74.6971	75.0000	99.6
Mar0706.D	Calibration	1,4-Dichlorobenzene-d4	4.971	509972	307612	1.6578	47.5761	50.0000	95.2
Mar0707.D	Calibration	1,4-Dichlorobenzene-d4	4.971	102236	283863	0.3602	9.7796	10.0000	97.8
Mar0708.D	Calibration	1,4-Dichlorobenzene-d4	4.971	46603	277645	0.1679	4.1543	4.0000	103.9
Mar0709.D	QC	1,4-Dichlorobenzene-d4	4.971	825653	304046	2.7156	78.1767	75.0000	104.2

Compound: Benzyl Alcohol

Data File	Sample Type	ISTD	RT	Resp	ISTD Resp	Resp Ratio	Final Conc	Exp. Conc	Accuracy
Mar0702.D	Calibration	1,4-Dichlorobenzene-d4	5.022	666377	302659	2.2017	146.0578	150.0000	97.4
Mar0703.D	Calibration	1,4-Dichlorobenzene-d4	5.022	583069	309511	1.8838	124.0077	120.0000	103.3
Mar0704.D	Calibration	1,4-Dichlorobenzene-d4	5.022	480478	304567	1.5776	103.1456	100.0000	103.1
Mar0705.D	Calibration	1,4-Dichlorobenzene-d4	5.012	330391	294512	1.1218	72.7505	75.0000	97.0
Mar0706.D	Calibration	1,4-Dichlorobenzene-d4	5.012	233836	307612	0.7602	49.1512	50.0000	98.3
Mar0707.D	Calibration	1,4-Dichlorobenzene-d4	5.001	40172	283863	0.1415	9.7739	10.0000	97.7
Mar0708.D	Calibration	1,4-Dichlorobenzene-d4	5.001	14217	277645	0.0512	4.1247	4.0000	103.1
Mar0709.D	QC	1,4-Dichlorobenzene-d4	5.012	335484	304046	1.1034	71.5371	75.0000	95.4

Compound: bis(2-chloroisopropyl)Ether

Data File	Sample Type	ISTD	RT	Resp	ISTD Resp	Resp Ratio	Final Conc	Exp. Conc	Accuracy
Mar0702.D	Calibration	1,4-Dichlorobenzene-d4	5.154	418476	302659	1.3827	148.7359	150.0000	99.2
Mar0703.D	Calibration	1,4-Dichlorobenzene-d4	5.155	345936	309511	1.1177	120.1082	120.0000	100.1
Mar0704.D	Calibration	1,4-Dichlorobenzene-d4	5.155	289543	304567	0.9507	102.0847	100.0000	102.1
Mar0705.D	Calibration	1,4-Dichlorobenzene-d4	5.155	209963	294512	0.7129	76.4545	75.0000	101.9
Mar0706.D	Calibration	1,4-Dichlorobenzene-d4	5.154	135244	307612	0.4397	47.0355	50.0000	94.1
Mar0707.D	Calibration	1,4-Dichlorobenzene-d4	5.144	29089	283863	0.1025	10.7921	10.0000	107.9
Mar0708.D	Calibration	1,4-Dichlorobenzene-d4	5.144	10345	277645	0.0373	3.7895	4.0000	94.7
Mar0709.D	QC	1,4-Dichlorobenzene-d4	5.155	185250	304046	0.6093	65.2923	75.0000	87.1

Compound: 2-Methylphenol

Data File	Sample Type	ISTD	RT	Resp	ISTD Resp	Resp Ratio	Final Conc	Exp. Conc	Accuracy
Mar0702.D	Calibration	1,4-Dichlorobenzene-d4	5.216	1039817	302659	3.4356	147.1961	150.0000	98.1
Mar0703.D	Calibration	1,4-Dichlorobenzene-d4	5.216	901290	309511	2.9120	123.2970	120.0000	102.7
Mar0704.D	Calibration	1,4-Dichlorobenzene-d4	5.206	728562	304567	2.3921	100.1973	100.0000	100.2
Mar0705.D	Calibration	1,4-Dichlorobenzene-d4	5.206	543624	294512	1.8458	76.5454	75.0000	102.1
Mar0706.D	Calibration	1,4-Dichlorobenzene-d4	5.206	355832	307612	1.1568	47.5472	50.0000	95.1
Mar0707.D	Calibration	1,4-Dichlorobenzene-d4	5.195	67880	283863	0.2391	10.2493	10.0000	102.5
Mar0708.D	Calibration	1,4-Dichlorobenzene-d4	5.195	22551	277645	0.0812	3.9717	4.0000	99.3
Mar0709.D	QC	1,4-Dichlorobenzene-d4	5.206	561300	304046	1.8461	76.5563	75.0000	102.1

Quantitative Analysis Results Summary Report

Compound: N-nitroso-Di-n-propylamine

Data File	Sample Type	ISTD	RT	Resp	ISTD Resp	Resp Ratio	Final Conc	Exp. Conc	Accuracy
Mar0702.D	Calibration	1,4-Dichlorobenzene-d4	5.328	705193	302659	2.3300	141.3443	150.0000	94.2
Mar0703.D	Calibration	1,4-Dichlorobenzene-d4	5.328	665254	309511	2.1494	127.3613	120.0000	106.1
Mar0704.D	Calibration	1,4-Dichlorobenzene-d4	5.318	556241	304567	1.8263	104.2731	100.0000	104.3
Mar0705.D	Calibration	1,4-Dichlorobenzene-d4	5.318	408355	294512	1.3865	75.8688	75.0000	101.2
Mar0706.D	Calibration	1,4-Dichlorobenzene-d4	5.308	270202	307612	0.8784	46.2619	50.0000	92.5
Mar0707.D	Calibration	1,4-Dichlorobenzene-d4	5.298	50427	283863	0.1776	9.5454	10.0000	95.5
Mar0708.D	Calibration	1,4-Dichlorobenzene-d4	5.297	19509	277645	0.0703	4.2563	4.0000	106.4
Mar0709.D	QC	1,4-Dichlorobenzene-d4	5.318	453505	304046	1.4916	82.3847	75.0000	109.8

Compound: Hexachloroethane

Data File	Sample Type	ISTD	RT	Resp	ISTD Resp	Resp Ratio	Final Conc	Exp. Conc	Accuracy
Mar0702.D	Calibration	1,4-Dichlorobenzene-d4	5.359	440065	302659	1.4540	147.6311	150.0000	98.4
Mar0703.D	Calibration	1,4-Dichlorobenzene-d4	5.359	370009	309511	1.1955	122.1561	120.0000	101.8
Mar0704.D	Calibration	1,4-Dichlorobenzene-d4	5.359	304886	304567	1.0010	102.7592	100.0000	102.8
Mar0705.D	Calibration	1,4-Dichlorobenzene-d4	5.359	207816	294512	0.7056	72.8737	75.0000	97.2
Mar0706.D	Calibration	1,4-Dichlorobenzene-d4	5.359	147715	307612	0.4802	49.7209	50.0000	99.4
Mar0707.D	Calibration	1,4-Dichlorobenzene-d4	5.359	27769	283863	0.0978	9.7227	10.0000	97.2
Mar0708.D	Calibration	1,4-Dichlorobenzene-d4	5.359	12508	277645	0.0451	4.1273	4.0000	103.2
Mar0709.D	QC	1,4-Dichlorobenzene-d4	5.359	235587	304046	0.7748	79.9208	75.0000	106.6

Compound: 4Methylphenol/3Methylphenol

Data File	Sample Type	ISTD	RT	Resp	ISTD Resp	Resp Ratio	Final Conc	Exp. Conc	Accuracy
Mar0702.D	Calibration	1,4-Dichlorobenzene-d4	5.400	1330895	302659	4.3973	143.6996	150.0000	95.8
Mar0703.D	Calibration	1,4-Dichlorobenzene-d4	5.400	1222321	309511	3.9492	125.8467	120.0000	104.9
Mar0704.D	Calibration	1,4-Dichlorobenzene-d4	5.400	1007580	304567	3.3082	102.1351	100.0000	102.1
Mar0705.D	Calibration	1,4-Dichlorobenzene-d4	5.389	748423	294512	2.5412	75.9979	75.0000	101.3
Mar0706.D	Calibration	1,4-Dichlorobenzene-d4	5.389	504367	307612	1.6396	47.7093	50.0000	95.4
Mar0707.D	Calibration	1,4-Dichlorobenzene-d4	5.390	82908	283863	0.2921	9.1789	10.0000	91.8
Mar0708.D	Calibration	1,4-Dichlorobenzene-d4	5.389	31498	277645	0.1134	4.3494	4.0000	108.7
Mar0709.D	QC	1,4-Dichlorobenzene-d4	5.389	793768	304046	2.6107	78.2785	75.0000	104.4

Compound: Nitrobenzene-d5

Data File	Sample Type	ISTD	RT	Resp	ISTD Resp	Resp Ratio	Final Conc	Exp. Conc	Accuracy
Mar0702.D	Calibration	1,4-Dichlorobenzene-d4	5.451	686977	302659	2.2698	146.4176	150.0000	97.6
Mar0703.D	Calibration	1,4-Dichlorobenzene-d4	5.451	587528	309511	1.8982	121.6257	120.0000	101.4
Mar0704.D	Calibration	1,4-Dichlorobenzene-d4	5.451	498829	304567	1.6378	104.4852	100.0000	104.5
Mar0705.D	Calibration	1,4-Dichlorobenzene-d4	5.441	347265	294512	1.1791	74.7440	75.0000	99.7
Mar0706.D	Calibration	1,4-Dichlorobenzene-d4	5.440	234513	307612	0.7624	48.1989	50.0000	96.4
Mar0707.D	Calibration	1,4-Dichlorobenzene-d4	5.441	38999	283863	0.1374	9.1908	10.0000	91.9
Mar0708.D	Calibration	1,4-Dichlorobenzene-d4	5.430	16295	277645	0.0587	4.3440	4.0000	108.6
Mar0709.D	QC	1,4-Dichlorobenzene-d4	5.441	352699	304046	1.1600	73.5175	75.0000	98.0

Quantitative Analysis Results Summary Report

Compound: Nitrobenzene

Data File	Sample Type	ISTD	RT	Resp	ISTD Resp	Resp Ratio	Final Conc	Exp. Conc	Accuracy
Mar0702.D	Calibration	1,4-Dichlorobenzene-d4	5.471	330747	302659	1.0928	149.0979	150.0000	99.4
Mar0703.D	Calibration	1,4-Dichlorobenzene-d4	5.471	276254	309511	0.8926	117.8917	120.0000	98.2
Mar0704.D	Calibration	1,4-Dichlorobenzene-d4	5.471	239619	304567	0.7868	102.3169	100.0000	102.3
Mar0705.D	Calibration	1,4-Dichlorobenzene-d4	5.471	181506	294512	0.6163	78.3435	75.0000	104.5
Mar0706.D	Calibration	1,4-Dichlorobenzene-d4	5.461	118503	307612	0.3852	47.7342	50.0000	95.5
Mar0707.D	Calibration	1,4-Dichlorobenzene-d4	5.461	20984	283863	0.0739	9.3148	10.0000	93.1
Mar0708.D	Calibration	1,4-Dichlorobenzene-d4	5.461	8709	277645	0.0314	4.2801	4.0000	107.0
Mar0709.D	QC	1,4-Dichlorobenzene-d4	5.471	192500	304046	0.6331	80.6543	75.0000	107.5

Compound: Isophorone

Data File	Sample Type	ISTD	RT	Resp	ISTD Resp	Resp Ratio	Final Conc	Exp. Conc	Accuracy
Mar0702.D	Calibration	Naphthalene-d8	5.777	1926147	862417	2.2334	146.8672	150.0000	97.9
Mar0703.D	Calibration	Naphthalene-d8	5.778	1640279	868258	1.8892	123.1845	120.0000	102.7
Mar0704.D	Calibration	Naphthalene-d8	5.767	1380132	886352	1.5571	100.7812	100.0000	100.8
Mar0705.D	Calibration	Naphthalene-d8	5.767	1001436	851196	1.1765	75.6057	75.0000	100.8
Mar0706.D	Calibration	Naphthalene-d8	5.757	670763	871312	0.7698	49.2616	50.0000	98.5
Mar0707.D	Calibration	Naphthalene-d8	5.757	108374	835416	0.1297	8.8782	10.0000	88.8
Mar0708.D	Calibration	Naphthalene-d8	5.747	46492	803596	0.0579	4.4222	4.0000	110.6
Mar0709.D	QC	Naphthalene-d8	5.767	954539	883303	1.0806	69.3457	75.0000	92.5

Compound: 2-Nitrophenol

Data File	Sample Type	ISTD	RT	Resp	ISTD Resp	Resp Ratio	Final Conc	Exp. Conc	Accuracy
Mar0702.D	Calibration	Naphthalene-d8	5.849	417853	862417	0.4845	149.2299	150.0000	99.5
Mar0703.D	Calibration	Naphthalene-d8	5.849	336086	868258	0.3871	122.1392	120.0000	101.8
Mar0704.D	Calibration	Naphthalene-d8	5.839	273497	886352	0.3086	99.4246	100.0000	99.4
Mar0705.D	Calibration	Naphthalene-d8	5.839	187380	851196	0.2201	72.7735	75.0000	97.0
Mar0706.D	Calibration	Naphthalene-d8	5.839	133464	871312	0.1532	51.7433	50.0000	103.5
Mar0707.D	Calibration	Naphthalene-d8	5.839	21972	835416	0.0263	9.5426	10.0000	95.4
Mar0708.D	Calibration	Naphthalene-d8	5.839	8649	803596	0.0108	4.1338	4.0000	103.3
Mar0709.D	QC	Naphthalene-d8	5.839	202739	883303	0.2295	75.6606	75.0000	100.9

Compound: 2,4-Dimethylphenol

Data File	Sample Type	ISTD	RT	Resp	ISTD Resp	Resp Ratio	Final Conc	Exp. Conc	Accuracy
Mar0702.D	Calibration	Naphthalene-d8	5.992	739264	862417	0.8572	141.0382	150.0000	94.0
Mar0703.D	Calibration	Naphthalene-d8	5.993	682811	868258	0.7864	125.4203	120.0000	104.5
Mar0704.D	Calibration	Naphthalene-d8	5.992	613219	886352	0.6918	106.4001	100.0000	106.4
Mar0705.D	Calibration	Naphthalene-d8	5.992	444190	851196	0.5218	76.0364	75.0000	101.4
Mar0706.D	Calibration	Naphthalene-d8	5.982	289578	871312	0.3323	46.2536	50.0000	92.5
Mar0707.D	Calibration	Naphthalene-d8	5.982	54430	835416	0.0652	9.2001	10.0000	92.0
Mar0708.D	Calibration	Naphthalene-d8	5.982	22324	803596	0.0278	4.3733	4.0000	109.3
Mar0709.D	QC	Naphthalene-d8	5.992	468546	883303	0.5304	77.4789	75.0000	103.3

Quantitative Analysis Results Summary Report

Compound: bis(-2-Chloroethoxy)Methane

Data File	Sample Type	ISTD	RT	Resp	ISTD Resp	Resp Ratio	Final Conc	Exp. Conc	Accuracy
Mar0702.D	Calibration	Naphthalene-d8	6.064	1008556	862417	1.1695	142.2149	150.0000	94.8
Mar0703.D	Calibration	Naphthalene-d8	6.064	927607	868258	1.0684	129.2505	120.0000	107.7
Mar0704.D	Calibration	Naphthalene-d8	6.064	770652	886352	0.8695	104.2165	100.0000	104.2
Mar0705.D	Calibration	Naphthalene-d8	6.054	508296	851196	0.5972	70.8866	75.0000	94.5
Mar0706.D	Calibration	Naphthalene-d8	6.054	358196	871312	0.4111	48.6962	50.0000	97.4
Mar0707.D	Calibration	Naphthalene-d8	6.054	61693	835416	0.0738	9.5775	10.0000	95.8
Mar0708.D	Calibration	Naphthalene-d8	6.054	21532	803596	0.0268	4.2263	4.0000	105.7
Mar0709.D	QC	Naphthalene-d8	6.054	513836	883303	0.5817	69.0285	75.0000	92.0

Compound: 2,4-Dichlorophenol

Data File	Sample Type	ISTD	RT	Resp	ISTD Resp	Resp Ratio	Final Conc	Exp. Conc	Accuracy
Mar0702.D	Calibration	Naphthalene-d8	6.177	662068	862417	0.7677	144.4586	150.0000	96.3
Mar0703.D	Calibration	Naphthalene-d8	6.177	609297	868258	0.7017	129.6827	120.0000	108.1
Mar0704.D	Calibration	Naphthalene-d8	6.177	477863	886352	0.5391	95.7653	100.0000	95.8
Mar0705.D	Calibration	Naphthalene-d8	6.177	374656	851196	0.4402	76.5678	75.0000	102.1
Mar0706.D	Calibration	Naphthalene-d8	6.177	252591	871312	0.2899	49.1168	50.0000	98.2
Mar0707.D	Calibration	Naphthalene-d8	6.177	44384	835416	0.0531	9.2039	10.0000	92.0
Mar0708.D	Calibration	Naphthalene-d8	6.177	18145	803596	0.0226	4.3063	4.0000	107.7
Mar0709.D	QC	Naphthalene-d8	6.177	407694	883303	0.4616	80.6378	75.0000	107.5

Compound: Benzoic Acid

Data File	Sample Type	ISTD	RT	Resp	ISTD Resp	Resp Ratio	Final Conc	Exp. Conc	Accuracy
Mar0702.D	Calibration	Naphthalene-d8	6.270	479399	862417	0.5559	147.9128	150.0000	98.6
Mar0703.D	Calibration	Naphthalene-d8	6.260	374391	868258	0.4312	120.1745	120.0000	100.1
Mar0704.D	Calibration	Naphthalene-d8	6.249	319177	886352	0.3601	103.3549	100.0000	103.4
Mar0705.D	Calibration	Naphthalene-d8	6.218	215301	851196	0.2529	76.3165	75.0000	101.8
Mar0706.D	Calibration	Naphthalene-d8	6.198	130988	871312	0.1503	48.0575	50.0000	96.1
Mar0707.D	Calibration	Naphthalene-d8	6.136	18680	835416	0.0224	8.3416	10.0000	83.4
Mar0708.D	Calibration	Naphthalene-d8	6.126	9211	803596	0.0115	4.6620	4.0000	116.5
Mar0709.D	QC	Naphthalene-d8	6.229	256304	883303	0.2902	85.9635	75.0000	114.6

Compound: 1,2,4-Trichlorobenzene

Data File	Sample Type	ISTD	RT	Resp	ISTD Resp	Resp Ratio	Final Conc	Exp. Conc	Accuracy
Mar0702.D	Calibration	Naphthalene-d8	6.218	895223	862417	1.0380	146.8271	150.0000	97.9
Mar0703.D	Calibration	Naphthalene-d8	6.219	773440	868258	0.8908	123.0971	120.0000	102.6
Mar0704.D	Calibration	Naphthalene-d8	6.218	668570	886352	0.7543	102.1591	100.0000	102.2
Mar0705.D	Calibration	Naphthalene-d8	6.218	475585	851196	0.5587	73.6795	75.0000	98.2
Mar0706.D	Calibration	Naphthalene-d8	6.218	333365	871312	0.3826	49.3481	50.0000	98.7
Mar0707.D	Calibration	Naphthalene-d8	6.208	65356	835416	0.0782	9.7595	10.0000	97.6
Mar0708.D	Calibration	Naphthalene-d8	6.208	26546	803596	0.0330	4.1145	4.0000	102.9
Mar0709.D	QC	Naphthalene-d8	6.218	510559	883303	0.5780	76.4158	75.0000	101.9

Quantitative Analysis Results Summary Report

Compound: Naphthalene

Data File	Sample Type	ISTD	RT	Resp	ISTD Resp	Resp Ratio	Final Conc	Exp. Conc	Accuracy
Mar0702.D	Calibration	Naphthalene-d8	6.300	2659334	862417	3.0836	147.2554	150.0000	98.2
Mar0703.D	Calibration	Naphthalene-d8	6.301	2240034	868258	2.5799	120.0454	120.0000	100.0
Mar0704.D	Calibration	Naphthalene-d8	6.300	2023085	886352	2.2825	104.6630	100.0000	104.7
Mar0705.D	Calibration	Naphthalene-d8	6.301	1441132	851196	1.6931	75.4840	75.0000	100.6
Mar0706.D	Calibration	Naphthalene-d8	6.290	956910	871312	1.0982	47.5673	50.0000	95.1
Mar0707.D	Calibration	Naphthalene-d8	6.290	206197	835416	0.2468	9.8598	10.0000	98.6
Mar0708.D	Calibration	Naphthalene-d8	6.290	90145	803596	0.1122	4.1113	4.0000	102.8
Mar0709.D	QC	Naphthalene-d8	6.301	1529147	883303	1.7312	77.3220	75.0000	103.1

Compound: p-Chloroaniline

Data File	Sample Type	ISTD	RT	Resp	ISTD Resp	Resp Ratio	Final Conc	Exp. Conc	Accuracy
Mar0702.D	Calibration	Naphthalene-d8	6.413	1087767	862417	1.2613	147.2854	150.0000	98.2
Mar0703.D	Calibration	Naphthalene-d8	6.414	895745	868258	1.0317	120.4694	120.0000	100.4
Mar0704.D	Calibration	Naphthalene-d8	6.413	759382	886352	0.8568	100.0450	100.0000	100.0
Mar0705.D	Calibration	Naphthalene-d8	6.414	573159	851196	0.6734	78.6297	75.0000	104.8
Mar0706.D	Calibration	Naphthalene-d8	6.413	370683	871312	0.4254	49.6786	50.0000	99.4
Mar0707.D	Calibration	Naphthalene-d8	6.403	70500	835416	0.0844	9.8543	10.0000	98.5
Mar0708.D	Calibration	Naphthalene-d8	6.413	27151	803596	0.0338	3.9453	4.0000	98.6
Mar0709.D	QC	Naphthalene-d8	6.413	570885	883303	0.6463	75.4710	75.0000	100.6

Compound: 4-Chlorophenol

Data File	Sample Type	ISTD	RT	Resp	ISTD Resp	Resp Ratio	Final Conc	Exp. Conc	Accuracy
Mar0702.D	Calibration	Naphthalene-d8	6.424	322569	862417	0.3740	146.9963	150.0000	98.0
Mar0703.D	Calibration	Naphthalene-d8	6.424	274517	868258	0.3162	124.4886	120.0000	103.7
Mar0704.D	Calibration	Naphthalene-d8	6.424	225418	886352	0.2543	100.2776	100.0000	100.3
Mar0705.D	Calibration	Naphthalene-d8	6.424	159036	851196	0.1868	73.6802	75.0000	98.2
Mar0706.D	Calibration	Naphthalene-d8	6.413	110268	871312	0.1266	49.7565	50.0000	99.5
Mar0707.D	Calibration	Naphthalene-d8	6.424	22020	835416	0.0264	9.6448	10.0000	96.4
Mar0708.D	Calibration	Naphthalene-d8	6.424	10222	803596	0.0127	4.1512	4.0000	103.8
Mar0709.D	QC	Naphthalene-d8	6.413	177032	883303	0.2004	79.0485	75.0000	105.4

Compound: Hexachlorobutadiene

Data File	Sample Type	ISTD	RT	Resp	ISTD Resp	Resp Ratio	Final Conc	Exp. Conc	Accuracy
Mar0702.D	Calibration	Naphthalene-d8	6.465	447017	862417	0.5183	147.6569	150.0000	98.4
Mar0703.D	Calibration	Naphthalene-d8	6.465	381076	868258	0.4389	122.7590	120.0000	102.3
Mar0704.D	Calibration	Naphthalene-d8	6.465	324471	886352	0.3661	100.7527	100.0000	100.8
Mar0705.D	Calibration	Naphthalene-d8	6.465	235879	851196	0.2771	74.8211	75.0000	99.8
Mar0706.D	Calibration	Naphthalene-d8	6.465	161158	871312	0.1850	48.9475	50.0000	97.9
Mar0707.D	Calibration	Naphthalene-d8	6.465	33417	835416	0.0400	10.0400	10.0000	100.4
Mar0708.D	Calibration	Naphthalene-d8	6.465	13565	803596	0.0169	4.0185	4.0000	100.5
Mar0709.D	QC	Naphthalene-d8	6.465	248014	883303	0.2808	75.8703	75.0000	101.2

Quantitative Analysis Results Summary Report

Compound: 4-Chloro-2-Methylphenol

Data File	Sample Type	ISTD	RT	Resp	ISTD Resp	Resp Ratio	Final Conc	Exp. Conc	Accuracy
Mar0702.D	Calibration	Naphthalene-d8	6.937	705555	862417	0.8181	144.8061	150.0000	96.5
Mar0703.D	Calibration	Naphthalene-d8	6.937	605815	868258	0.6977	123.4994	120.0000	102.9
Mar0704.D	Calibration	Naphthalene-d8	6.937	507780	886352	0.5729	101.4011	100.0000	101.4
Mar0705.D	Calibration	Naphthalene-d8	6.937	357689	851196	0.4202	74.3788	75.0000	99.2
Mar0706.D	Calibration	Naphthalene-d8	6.937	250577	871312	0.2876	50.9028	50.0000	101.8
Mar0707.D	Calibration	Naphthalene-d8	6.937	46777	835416	0.0560	9.9106	10.0000	99.1
Mar0708.D	Calibration	Naphthalene-d8	6.947	17990	803596	0.0224	3.9625	4.0000	99.1
Mar0709.D	QC	Naphthalene-d8	6.937	356349	883303	0.4034	71.4069	75.0000	95.2

Compound: 4-Chloro-3-Methylphenol

Data File	Sample Type	ISTD	RT	Resp	ISTD Resp	Resp Ratio	Final Conc	Exp. Conc	Accuracy
Mar0702.D	Calibration	Naphthalene-d8	7.081	717427	862417	0.8319	148.5736	150.0000	99.0
Mar0703.D	Calibration	Naphthalene-d8	7.081	599942	868258	0.6910	120.6914	120.0000	100.6
Mar0704.D	Calibration	Naphthalene-d8	7.081	522287	886352	0.5893	101.3573	100.0000	101.4
Mar0705.D	Calibration	Naphthalene-d8	7.081	376338	851196	0.4421	74.4324	75.0000	99.2
Mar0706.D	Calibration	Naphthalene-d8	7.081	267508	871312	0.3070	50.6743	50.0000	101.3
Mar0707.D	Calibration	Naphthalene-d8	7.081	47787	835416	0.0572	8.8643	10.0000	88.6
Mar0708.D	Calibration	Naphthalene-d8	7.081	23762	803596	0.0296	4.3919	4.0000	109.8
Mar0709.D	QC	Naphthalene-d8	7.081	413024	883303	0.4676	79.0098	75.0000	105.3

Compound: 2-Methylnaphthalene

Data File	Sample Type	ISTD	RT	Resp	ISTD Resp	Resp Ratio	Final Conc	Exp. Conc	Accuracy
Mar0702.D	Calibration	Naphthalene-d8	7.132	1526463	862417	1.7700	147.3991	150.0000	98.3
Mar0703.D	Calibration	Naphthalene-d8	7.133	1306974	868258	1.5053	121.9530	120.0000	101.6
Mar0704.D	Calibration	Naphthalene-d8	7.132	1129797	886352	1.2747	100.9923	100.0000	101.0
Mar0705.D	Calibration	Naphthalene-d8	7.132	845869	851196	0.9937	76.7494	75.0000	102.3
Mar0706.D	Calibration	Naphthalene-d8	7.132	558459	871312	0.6409	48.0039	50.0000	96.0
Mar0707.D	Calibration	Naphthalene-d8	7.122	115280	835416	0.1380	9.7289	10.0000	97.3
Mar0708.D	Calibration	Naphthalene-d8	7.122	49323	803596	0.0614	4.1400	4.0000	103.5
Mar0709.D	QC	Naphthalene-d8	7.132	939186	883303	1.0633	82.6287	75.0000	110.2

Compound: 1-Methylnaphthalene

Data File	Sample Type	ISTD	RT	Resp	ISTD Resp	Resp Ratio	Final Conc	Exp. Conc	Accuracy
Mar0702.D	Calibration	Naphthalene-d8	7.245	1408106	862417	1.6327	144.4117	150.0000	96.3
Mar0703.D	Calibration	Naphthalene-d8	7.245	1280676	868258	1.4750	125.3382	120.0000	104.4
Mar0704.D	Calibration	Naphthalene-d8	7.245	1107632	886352	1.2497	101.1465	100.0000	101.1
Mar0705.D	Calibration	Naphthalene-d8	7.245	843419	851196	0.9909	76.4861	75.0000	102.0
Mar0706.D	Calibration	Naphthalene-d8	7.245	564621	871312	0.6480	47.4094	50.0000	94.8
Mar0707.D	Calibration	Naphthalene-d8	7.235	121414	835416	0.1453	9.8926	10.0000	98.9
Mar0708.D	Calibration	Naphthalene-d8	7.235	49523	803596	0.0616	4.0974	4.0000	102.4
Mar0709.D	QC	Naphthalene-d8	7.245	861479	883303	0.9753	75.0862	75.0000	100.1

Quantitative Analysis Results Summary Report

Compound: Hexachlorocyclopentadiene

Data File	Sample Type	ISTD	RT	Resp	ISTD Resp	Resp Ratio	Final Conc	Exp. Conc	Accuracy
Mar0702.D	Calibration	Acenaphthene-d10	7.327	316510	454028	0.6971	147.7612	150.0000	98.5
Mar0703.D	Calibration	Acenaphthene-d10	7.328	259616	462944	0.5608	124.4541	120.0000	103.7
Mar0704.D	Calibration	Acenaphthene-d10	7.327	204767	484298	0.4228	98.9282	100.0000	98.9
Mar0705.D	Calibration	Acenaphthene-d10	7.327	140644	471164	0.2985	73.7933	75.0000	98.4
Mar0706.D	Calibration	Acenaphthene-d10	7.317	92455	480622	0.1924	50.2244	50.0000	100.4
Mar0707.D	Calibration	Acenaphthene-d10	7.317	15980	486403	0.0329	9.5322	10.0000	95.3
Mar0708.D	Calibration	Acenaphthene-d10	7.317	6771	479001	0.0141	4.1874	4.0000	104.7
Mar0709.D	QC	Acenaphthene-d10	7.327	143803	491849	0.2924	72.4903	75.0000	96.7

Compound: 2,4,6-Trichlorophenol

Data File	Sample Type	ISTD	RT	Resp	ISTD Resp	Resp Ratio	Final Conc	Exp. Conc	Accuracy
Mar0702.D	Calibration	Acenaphthene-d10	7.512	455042	454028	1.0022	150.1593	150.0000	100.1
Mar0703.D	Calibration	Acenaphthene-d10	7.512	379958	462944	0.8207	120.5446	120.0000	100.5
Mar0704.D	Calibration	Acenaphthene-d10	7.512	329167	484298	0.6797	98.4484	100.0000	98.4
Mar0705.D	Calibration	Acenaphthene-d10	7.512	248408	471164	0.5272	75.3751	75.0000	100.5
Mar0706.D	Calibration	Acenaphthene-d10	7.512	172774	480622	0.3595	50.8614	50.0000	101.7
Mar0707.D	Calibration	Acenaphthene-d10	7.512	30415	486403	0.0625	9.4390	10.0000	94.4
Mar0708.D	Calibration	Acenaphthene-d10	7.512	11296	479001	0.0236	4.1754	4.0000	104.4
Mar0709.D	QC	Acenaphthene-d10	7.512	280318	491849	0.5699	81.7586	75.0000	109.0

Compound: 2,4,5-Trichlorophenol

Data File	Sample Type	ISTD	RT	Resp	ISTD Resp	Resp Ratio	Final Conc	Exp. Conc	Accuracy
Mar0702.D	Calibration	Acenaphthene-d10	7.574	524035	454028	1.1542	145.9824	150.0000	97.3
Mar0703.D	Calibration	Acenaphthene-d10	7.574	461292	462944	0.9964	126.0630	120.0000	105.1
Mar0704.D	Calibration	Acenaphthene-d10	7.574	383376	484298	0.7916	100.2138	100.0000	100.2
Mar0705.D	Calibration	Acenaphthene-d10	7.574	274892	471164	0.5834	73.9548	75.0000	98.6
Mar0706.D	Calibration	Acenaphthene-d10	7.574	183749	480622	0.3823	48.5997	50.0000	97.2
Mar0707.D	Calibration	Acenaphthene-d10	7.584	37726	486403	0.0776	10.2044	10.0000	102.0
Mar0708.D	Calibration	Acenaphthene-d10	7.584	13486	479001	0.0282	3.9825	4.0000	99.6
Mar0709.D	QC	Acenaphthene-d10	7.574	301130	491849	0.6122	77.5878	75.0000	103.5

Compound: 2-Fluorobiphenyl

Data File	Sample Type	ISTD	RT	Resp	ISTD Resp	Resp Ratio	Final Conc	Exp. Conc	Accuracy
Mar0702.D	Calibration	Acenaphthene-d10	7.605	2228213	454028	4.9077	149.6451	150.0000	99.8
Mar0703.D	Calibration	Acenaphthene-d10	7.605	1826677	462944	3.9458	123.6613	120.0000	103.1
Mar0704.D	Calibration	Acenaphthene-d10	7.594	1453080	484298	3.0004	96.7651	100.0000	96.8
Mar0705.D	Calibration	Acenaphthene-d10	7.595	1025130	471164	2.1757	72.0197	75.0000	96.0
Mar0706.D	Calibration	Acenaphthene-d10	7.594	756093	480622	1.5732	53.0590	50.0000	106.1
Mar0707.D	Calibration	Acenaphthene-d10	7.595	144982	486403	0.2981	9.9649	10.0000	99.6
Mar0708.D	Calibration	Acenaphthene-d10	7.594	62520	479001	0.1305	3.9495	4.0000	98.7
Mar0709.D	QC	Acenaphthene-d10	7.595	1081108	491849	2.1980	72.7066	75.0000	96.9

Quantitative Analysis Results Summary Report

Compound: 2-Chloronaphthalene

Data File	Sample Type	ISTD	RT	Resp	ISTD Resp	Resp Ratio	Final Conc	Exp. Conc	Accuracy
Mar0702.D	Calibration	Acenaphthene-d10	7.707	1670999	454028	3.6804	140.6282	150.0000	93.8
Mar0703.D	Calibration	Acenaphthene-d10	7.708	1455447	462944	3.1439	120.1287	120.0000	100.1
Mar0704.D	Calibration	Acenaphthene-d10	7.707	1232701	484298	2.5453	97.2576	100.0000	97.3
Mar0705.D	Calibration	Acenaphthene-d10	7.707	978635	471164	2.0771	79.3648	75.0000	105.8
Mar0706.D	Calibration	Acenaphthene-d10	7.707	654277	480622	1.3613	52.0159	50.0000	104.0
Mar0707.D	Calibration	Acenaphthene-d10	7.697	122966	486403	0.2528	9.6598	10.0000	96.6
Mar0708.D	Calibration	Acenaphthene-d10	7.697	51364	479001	0.1072	4.0973	4.0000	102.4
Mar0709.D	QC	Acenaphthene-d10	7.707	1061767	491849	2.1587	82.4853	75.0000	110.0

Compound: 2-Nitroaniline

Data File	Sample Type	ISTD	RT	Resp	ISTD Resp	Resp Ratio	Final Conc	Exp. Conc	Accuracy
Mar0702.D	Calibration	Acenaphthene-d10	7.882	286190	454028	0.6303	146.9169	150.0000	97.9
Mar0703.D	Calibration	Acenaphthene-d10	7.882	229684	462944	0.4961	118.3181	120.0000	98.6
Mar0704.D	Calibration	Acenaphthene-d10	7.882	215898	484298	0.4458	107.3053	100.0000	107.3
Mar0705.D	Calibration	Acenaphthene-d10	7.882	146435	471164	0.3108	76.9303	75.0000	102.6
Mar0706.D	Calibration	Acenaphthene-d10	7.872	87206	480622	0.1814	46.5554	50.0000	93.1
Mar0707.D	Calibration	Acenaphthene-d10	7.872	12530	486403	0.0258	8.0927	10.0000	80.9
Mar0708.D	Calibration	Acenaphthene-d10	7.872	6115	479001	0.0128	4.7778	4.0000	119.4
Mar0709.D	QC	Acenaphthene-d10	7.882	151509	491849	0.3080	76.2969	75.0000	101.7

Compound: Dimethyl Phthalate

Data File	Sample Type	ISTD	RT	Resp	ISTD Resp	Resp Ratio	Final Conc	Exp. Conc	Accuracy
Mar0702.D	Calibration	Acenaphthene-d10	8.128	1819450	454028	4.0074	145.4169	150.0000	96.9
Mar0703.D	Calibration	Acenaphthene-d10	8.129	1562093	462944	3.3743	122.7287	120.0000	102.3
Mar0704.D	Calibration	Acenaphthene-d10	8.128	1399740	484298	2.8902	105.3636	100.0000	105.4
Mar0705.D	Calibration	Acenaphthene-d10	8.118	955374	471164	2.0277	74.3758	75.0000	99.2
Mar0706.D	Calibration	Acenaphthene-d10	8.118	616420	480622	1.2825	47.5627	50.0000	95.1
Mar0707.D	Calibration	Acenaphthene-d10	8.118	105896	486403	0.2177	9.1759	10.0000	91.8
Mar0708.D	Calibration	Acenaphthene-d10	8.118	40565	479001	0.0847	4.3745	4.0000	109.4
Mar0709.D	QC	Acenaphthene-d10	8.118	1034888	491849	2.1041	77.1222	75.0000	102.8

Compound: 2,6-Dinitrotoluene

Data File	Sample Type	ISTD	RT	Resp	ISTD Resp	Resp Ratio	Final Conc	Exp. Conc	Accuracy
Mar0702.D	Calibration	Acenaphthene-d10	8.190	230320	454028	0.5073	142.0500	150.0000	94.7
Mar0703.D	Calibration	Acenaphthene-d10	8.190	224094	462944	0.4841	136.0124	120.0000	113.3
Mar0704.D	Calibration	Acenaphthene-d10	8.180	161573	484298	0.3336	95.9760	100.0000	96.0
Mar0705.D	Calibration	Acenaphthene-d10	8.180	112742	471164	0.2393	69.9956	75.0000	93.3
Mar0706.D	Calibration	Acenaphthene-d10	8.180	82356	480622	0.1714	50.8316	50.0000	101.7
Mar0707.D	Calibration	Acenaphthene-d10	8.169	14960	486403	0.0308	9.8362	10.0000	98.4
Mar0708.D	Calibration	Acenaphthene-d10	8.169	5554	479001	0.0116	4.0989	4.0000	102.5
Mar0709.D	QC	Acenaphthene-d10	8.180	127101	491849	0.2584	75.3217	75.0000	100.4

Quantitative Analysis Results Summary Report

Compound: Acenaphthylene

Data File	Sample Type	ISTD	RT	Resp	ISTD Resp	Resp Ratio	Final Conc	Exp. Conc	Accuracy
Mar0702.D	Calibration	Acenaphthene-d10	8.200	2885913	454028	6.3562	146.7028	150.0000	97.8
Mar0703.D	Calibration	Acenaphthene-d10	8.200	2506745	462944	5.4148	126.7674	120.0000	105.6
Mar0704.D	Calibration	Acenaphthene-d10	8.190	2010967	484298	4.1523	99.1589	100.0000	99.2
Mar0705.D	Calibration	Acenaphthene-d10	8.190	1374792	471164	2.9179	71.0855	75.0000	94.8
Mar0706.D	Calibration	Acenaphthene-d10	8.190	996481	480622	2.0733	51.1957	50.0000	102.4
Mar0707.D	Calibration	Acenaphthene-d10	8.190	196901	486403	0.4048	10.0367	10.0000	100.4
Mar0708.D	Calibration	Acenaphthene-d10	8.190	80847	479001	0.1688	3.9926	4.0000	99.8
Mar0709.D	QC	Acenaphthene-d10	8.190	1456149	491849	2.9606	72.0757	75.0000	96.1

Compound: 3-Nitroaniline

Data File	Sample Type	ISTD	RT	Resp	ISTD Resp	Resp Ratio	Final Conc	Exp. Conc	Accuracy
Mar0702.D	Calibration	Acenaphthene-d10	8.394	245339	454028	0.5404	142.0155	150.0000	94.7
Mar0703.D	Calibration	Acenaphthene-d10	8.395	232160	462944	0.5015	132.1224	120.0000	110.1
Mar0704.D	Calibration	Acenaphthene-d10	8.384	180914	484298	0.3736	99.3782	100.0000	99.4
Mar0705.D	Calibration	Acenaphthene-d10	8.384	128595	471164	0.2729	73.4146	75.0000	97.9
Mar0706.D	Calibration	Acenaphthene-d10	8.384	85522	480622	0.1779	48.7349	50.0000	97.5
Mar0707.D	Calibration	Acenaphthene-d10	8.374	12469	486403	0.0256	8.8081	10.0000	88.1
Mar0708.D	Calibration	Acenaphthene-d10	8.374	4448	479001	0.0093	4.4952	4.0000	112.4
Mar0709.D	QC	Acenaphthene-d10	8.384	140891	491849	0.2865	76.9143	75.0000	102.6

Compound: Acenaphthene

Data File	Sample Type	ISTD	RT	Resp	ISTD Resp	Resp Ratio	Final Conc	Exp. Conc	Accuracy
Mar0702.D	Calibration	Acenaphthene-d10	8.415	1647785	454028	3.6293	150.5765	150.0000	100.4
Mar0703.D	Calibration	Acenaphthene-d10	8.405	1376514	462944	2.9734	124.7816	120.0000	104.0
Mar0704.D	Calibration	Acenaphthene-d10	8.405	1054523	484298	2.1774	92.6152	100.0000	92.6
Mar0705.D	Calibration	Acenaphthene-d10	8.405	804597	471164	1.7077	73.1549	75.0000	97.5
Mar0706.D	Calibration	Acenaphthene-d10	8.405	604104	480622	1.2569	54.1245	50.0000	108.2
Mar0707.D	Calibration	Acenaphthene-d10	8.394	115704	486403	0.2379	9.7040	10.0000	97.0
Mar0708.D	Calibration	Acenaphthene-d10	8.394	52928	479001	0.1105	4.0052	4.0000	100.1
Mar0709.D	QC	Acenaphthene-d10	8.405	947570	491849	1.9265	82.2679	75.0000	109.7

Compound: 2,4-Dinitrophenol

Data File	Sample Type	ISTD	RT	Resp	ISTD Resp	Resp Ratio	Final Conc	Exp. Conc	Accuracy
Mar0702.D	Calibration	Acenaphthene-d10	8.517	150158	454028	0.3307	147.2171	150.0000	98.1
Mar0703.D	Calibration	Acenaphthene-d10	8.507	121907	462944	0.2633	123.8160	120.0000	103.2
Mar0704.D	Calibration	Acenaphthene-d10	8.507	98000	484298	0.2024	100.8651	100.0000	100.9
Mar0705.D	Calibration	Acenaphthene-d10	8.507	64655	471164	0.1372	73.9121	75.0000	98.5
Mar0706.D	Calibration	Acenaphthene-d10	8.497	40840	480622	0.0850	49.8408	50.0000	99.7
Mar0707.D	Calibration	Acenaphthene-d10	8.497	4058	486403	0.0083	8.5503	10.0000	85.5
Mar0708.D	Calibration	Acenaphthene-d10	8.507	868	479001	0.0018	4.5629	4.0000	114.1
Mar0709.D	QC	Acenaphthene-d10	8.507	69763	491849	0.1418	75.9214	75.0000	101.2

Quantitative Analysis Results Summary Report

Compound: Dibenzofuran

Data File	Sample Type	ISTD	RT	Resp	ISTD Resp	Resp Ratio	Final Conc	Exp. Conc	Accuracy
Mar0702.D	Calibration	Acenaphthene-d10	8.619	2625770	454028	5.7833	152.8774	150.0000	101.9
Mar0703.D	Calibration	Acenaphthene-d10	8.620	2081781	462944	4.4968	118.5466	120.0000	98.8
Mar0704.D	Calibration	Acenaphthene-d10	8.619	1777771	484298	3.6708	96.5747	100.0000	96.6
Mar0705.D	Calibration	Acenaphthene-d10	8.620	1331669	471164	2.8263	74.1689	75.0000	98.9
Mar0706.D	Calibration	Acenaphthene-d10	8.619	974320	480622	2.0272	53.0190	50.0000	106.0
Mar0707.D	Calibration	Acenaphthene-d10	8.609	189540	486403	0.3897	9.8395	10.0000	98.4
Mar0708.D	Calibration	Acenaphthene-d10	8.609	79839	479001	0.1667	3.9758	4.0000	99.4
Mar0709.D	QC	Acenaphthene-d10	8.619	1477600	491849	3.0042	78.8824	75.0000	105.2

Compound: 2,4-Dinitrotoluene

Data File	Sample Type	ISTD	RT	Resp	ISTD Resp	Resp Ratio	Final Conc	Exp. Conc	Accuracy
Mar0702.D	Calibration	Acenaphthene-d10	8.671	348195	454028	0.7669	152.4819	150.0000	101.7
Mar0703.D	Calibration	Acenaphthene-d10	8.661	245389	462944	0.5301	113.7348	120.0000	94.8
Mar0704.D	Calibration	Acenaphthene-d10	8.660	222665	484298	0.4598	101.2446	100.0000	101.2
Mar0705.D	Calibration	Acenaphthene-d10	8.660	161815	471164	0.3434	79.3049	75.0000	105.7
Mar0706.D	Calibration	Acenaphthene-d10	8.650	93997	480622	0.1956	48.5243	50.0000	97.0
Mar0707.D	Calibration	Acenaphthene-d10	8.650	16212	486403	0.0333	9.3574	10.0000	93.6
Mar0708.D	Calibration	Acenaphthene-d10	8.650	6826	479001	0.0143	4.2332	4.0000	105.8
Mar0709.D	QC	Acenaphthene-d10	8.660	166980	491849	0.3395	78.5298	75.0000	104.7

Compound: 4-Nitrophenol

Data File	Sample Type	ISTD	RT	Resp	ISTD Resp	Resp Ratio	Final Conc	Exp. Conc	Accuracy
Mar0702.D	Calibration	Acenaphthene-d10	8.732	353347	454028	0.7782	148.8925	150.0000	99.3
Mar0703.D	Calibration	Acenaphthene-d10	8.732	278282	462944	0.6011	123.2132	120.0000	102.7
Mar0704.D	Calibration	Acenaphthene-d10	8.722	215891	484298	0.4458	98.2024	100.0000	98.2
Mar0705.D	Calibration	Acenaphthene-d10	8.722	146326	471164	0.3106	73.7977	75.0000	98.4
Mar0706.D	Calibration	Acenaphthene-d10	8.722	95653	480622	0.1990	51.0396	50.0000	102.1
Mar0707.D	Calibration	Acenaphthene-d10	8.732	15714	486403	0.0323	9.6941	10.0000	96.9
Mar0708.D	Calibration	Acenaphthene-d10	8.783	6371	479001	0.0133	4.0968	4.0000	102.4
Mar0709.D	QC	Acenaphthene-d10	8.722	161219	491849	0.3278	77.0751	75.0000	102.8

Compound: Diethylphthalate

Data File	Sample Type	ISTD	RT	Resp	ISTD Resp	Resp Ratio	Final Conc	Exp. Conc	Accuracy
Mar0702.D	Calibration	Acenaphthene-d10	8.988	1880452	454028	4.1417	147.4847	150.0000	98.3
Mar0703.D	Calibration	Acenaphthene-d10	8.988	1531021	462944	3.3071	119.2623	120.0000	99.4
Mar0704.D	Calibration	Acenaphthene-d10	8.988	1422859	484298	2.9380	106.5982	100.0000	106.6
Mar0705.D	Calibration	Acenaphthene-d10	8.988	933288	471164	1.9808	73.2193	75.0000	97.6
Mar0706.D	Calibration	Acenaphthene-d10	8.977	627322	480622	1.3052	49.1636	50.0000	98.3
Mar0707.D	Calibration	Acenaphthene-d10	8.978	95980	486403	0.1973	8.7592	10.0000	87.6
Mar0708.D	Calibration	Acenaphthene-d10	8.977	39320	479001	0.0821	4.4849	4.0000	112.1
Mar0709.D	QC	Acenaphthene-d10	8.988	1047647	491849	2.1300	78.4755	75.0000	104.6

Quantitative Analysis Results Summary Report

Compound: Fluorene

Data File	Sample Type	ISTD	RT	Resp	ISTD Resp	Resp Ratio	Final Conc	Exp. Conc	Accuracy
Mar0702.D	Calibration	Acenaphthene-d10	9.039	2208997	454028	4.8653	151.9884	150.0000	101.3
Mar0703.D	Calibration	Acenaphthene-d10	9.029	1765724	462944	3.8141	120.9916	120.0000	100.8
Mar0704.D	Calibration	Acenaphthene-d10	9.029	1442377	484298	2.9783	95.6045	100.0000	95.6
Mar0705.D	Calibration	Acenaphthene-d10	9.029	1053784	471164	2.2366	72.4776	75.0000	96.6
Mar0706.D	Calibration	Acenaphthene-d10	9.029	795114	480622	1.6543	53.9002	50.0000	107.8
Mar0707.D	Calibration	Acenaphthene-d10	9.019	161699	486403	0.3324	10.1958	10.0000	102.0
Mar0708.D	Calibration	Acenaphthene-d10	9.018	69725	479001	0.1456	3.8325	4.0000	95.8
Mar0709.D	QC	Acenaphthene-d10	9.029	1172772	491849	2.3844	77.1350	75.0000	102.8

Compound: 4-Chlorophenyl-phenylether

Data File	Sample Type	ISTD	RT	Resp	ISTD Resp	Resp Ratio	Final Conc	Exp. Conc	Accuracy
Mar0702.D	Calibration	Acenaphthene-d10	9.069	957003	454028	2.1078	144.7037	150.0000	96.5
Mar0703.D	Calibration	Acenaphthene-d10	9.070	837321	462944	1.8087	124.8631	120.0000	104.1
Mar0704.D	Calibration	Acenaphthene-d10	9.070	731758	484298	1.5110	104.8972	100.0000	104.9
Mar0705.D	Calibration	Acenaphthene-d10	9.070	491016	471164	1.0421	72.9971	75.0000	97.3
Mar0706.D	Calibration	Acenaphthene-d10	9.059	324517	480622	0.6752	47.6213	50.0000	95.2
Mar0707.D	Calibration	Acenaphthene-d10	9.059	66401	486403	0.1365	9.6805	10.0000	96.8
Mar0708.D	Calibration	Acenaphthene-d10	9.059	28638	479001	0.0598	4.2073	4.0000	105.2
Mar0709.D	QC	Acenaphthene-d10	9.070	544446	491849	1.1069	77.4408	75.0000	103.3

Compound: 4-Nitroaniline

Data File	Sample Type	ISTD	RT	Resp	ISTD Resp	Resp Ratio	Final Conc	Exp. Conc	Accuracy
Mar0702.D	Calibration	Phenanthrene-d10	9.141	286977	849269	0.3379	147.4129	150.0000	98.3
Mar0703.D	Calibration	Phenanthrene-d10	9.141	256281	896372	0.2859	129.1211	120.0000	107.6
Mar0704.D	Calibration	Phenanthrene-d10	9.131	164526	894166	0.1840	89.9243	100.0000	89.9
Mar0705.D	Calibration	Phenanthrene-d10	9.131	135064	864236	0.1563	78.3035	75.0000	104.4
Mar0706.D	Calibration	Phenanthrene-d10	9.121	81817	856549	0.0955	50.9395	50.0000	101.9
Mar0707.D	Calibration	Phenanthrene-d10	9.111	11083	823611	0.0135	8.3032	10.0000	83.0
Mar0708.D	Calibration	Phenanthrene-d10	9.110	5636	802740	0.0070	4.5806	4.0000	114.5
Mar0709.D	QC	Phenanthrene-d10	9.131	150848	910105	0.1657	82.3269	75.0000	109.8

Compound: 4,6-Dinitro-2-methylphenol

Data File	Sample Type	ISTD	RT	Resp	ISTD Resp	Resp Ratio	Final Conc	Exp. Conc	Accuracy
Mar0702.D	Calibration	Phenanthrene-d10	9.151	202642	849269	0.2386	146.1324	150.0000	97.4
Mar0703.D	Calibration	Phenanthrene-d10	9.152	176400	896372	0.1968	124.4368	120.0000	103.7
Mar0704.D	Calibration	Phenanthrene-d10	9.141	136985	894166	0.1532	100.5577	100.0000	100.6
Mar0705.D	Calibration	Phenanthrene-d10	9.141	97550	864236	0.1129	77.1141	75.0000	102.8
Mar0706.D	Calibration	Phenanthrene-d10	9.141	56149	856549	0.0656	47.5732	50.0000	95.1
Mar0707.D	Calibration	Phenanthrene-d10	9.131	7154	823611	0.0087	8.3131	10.0000	83.1
Mar0708.D	Calibration	Phenanthrene-d10	9.131	3034	802740	0.0038	4.6859	4.0000	117.1
Mar0709.D	QC	Phenanthrene-d10	9.141	95706	910105	0.1052	72.4595	75.0000	96.6

Quantitative Analysis Results Summary Report

Compound: N-nitrosodiphenylamine

Data File	Sample Type	ISTD	RT	Resp	ISTD Resp	Resp Ratio	Final Conc	Exp. Conc	Accuracy
Mar0702.D	Calibration	Phenanthrene-d10	9.233	1336798	849269	1.5741	146.2390	150.0000	97.5
Mar0703.D	Calibration	Phenanthrene-d10	9.233	1218045	896372	1.3589	123.2482	120.0000	102.7
Mar0704.D	Calibration	Phenanthrene-d10	9.233	1040740	894166	1.1639	103.4484	100.0000	103.4
Mar0705.D	Calibration	Phenanthrene-d10	9.223	723617	864236	0.8373	72.1182	75.0000	96.2
Mar0706.D	Calibration	Phenanthrene-d10	9.223	512834	856549	0.5987	50.4815	50.0000	101.0
Mar0707.D	Calibration	Phenanthrene-d10	9.223	93334	823611	0.1133	9.1379	10.0000	91.4
Mar0708.D	Calibration	Phenanthrene-d10	9.223	43496	802740	0.0542	4.3159	4.0000	107.9
Mar0709.D	QC	Phenanthrene-d10	9.223	805525	910105	0.8851	76.5728	75.0000	102.1

Compound: Azobenzene

Data File	Sample Type	ISTD	RT	Resp	ISTD Resp	Resp Ratio	Final Conc	Exp. Conc	Accuracy
Mar0702.D	Calibration	Phenanthrene-d10	9.264	2022815	849269	2.3818	151.7966	150.0000	101.2
Mar0703.D	Calibration	Phenanthrene-d10	9.254	1554629	896372	1.7344	116.6569	120.0000	97.2
Mar0704.D	Calibration	Phenanthrene-d10	9.254	1301564	894166	1.4556	100.5044	100.0000	100.5
Mar0705.D	Calibration	Phenanthrene-d10	9.254	900202	864236	1.0416	75.1212	75.0000	100.2
Mar0706.D	Calibration	Phenanthrene-d10	9.254	583294	856549	0.6810	51.3804	50.0000	102.8
Mar0707.D	Calibration	Phenanthrene-d10	9.244	87023	823611	0.1057	9.3610	10.0000	93.6
Mar0708.D	Calibration	Phenanthrene-d10	9.243	32353	802740	0.0403	4.1805	4.0000	104.5
Mar0709.D	QC	Phenanthrene-d10	9.254	969279	910105	1.0650	76.6056	75.0000	102.1

Compound: 2,4,6-Tribromophenol

Data File	Sample Type	ISTD	RT	Resp	ISTD Resp	Resp Ratio	Final Conc	Exp. Conc	Accuracy
Mar0702.D	Calibration	Phenanthrene-d10	9.335	163390	849269	0.1924	144.0544	150.0000	96.0
Mar0703.D	Calibration	Phenanthrene-d10	9.336	149853	896372	0.1672	125.6074	120.0000	104.7
Mar0704.D	Calibration	Phenanthrene-d10	9.336	124363	894166	0.1391	104.9276	100.0000	104.9
Mar0705.D	Calibration	Phenanthrene-d10	9.336	82310	864236	0.0952	72.3910	75.0000	96.5
Mar0706.D	Calibration	Phenanthrene-d10	9.325	54528	856549	0.0637	48.7484	50.0000	97.5
Mar0707.D	Calibration	Phenanthrene-d10	9.325	8847	823611	0.0107	8.7340	10.0000	87.3
Mar0708.D	Calibration	Phenanthrene-d10	9.325	4180	802740	0.0052	4.5195	4.0000	113.0
Mar0709.D	QC	Phenanthrene-d10	9.336	83793	910105	0.0921	70.0251	75.0000	93.4

Compound: 4-Bromophenyl-phenylether

Data File	Sample Type	ISTD	RT	Resp	ISTD Resp	Resp Ratio	Final Conc	Exp. Conc	Accuracy
Mar0702.D	Calibration	Phenanthrene-d10	9.653	556046	849269	0.6547	148.1014	150.0000	98.7
Mar0703.D	Calibration	Phenanthrene-d10	9.653	500668	896372	0.5585	126.3441	120.0000	105.3
Mar0704.D	Calibration	Phenanthrene-d10	9.653	407507	894166	0.4557	103.0884	100.0000	103.1
Mar0705.D	Calibration	Phenanthrene-d10	9.643	283863	864236	0.3285	74.2968	75.0000	99.1
Mar0706.D	Calibration	Phenanthrene-d10	9.642	181821	856549	0.2123	48.0159	50.0000	96.0
Mar0707.D	Calibration	Phenanthrene-d10	9.643	36046	823611	0.0438	9.8998	10.0000	99.0
Mar0708.D	Calibration	Phenanthrene-d10	9.642	14025	802740	0.0175	3.9520	4.0000	98.8
Mar0709.D	QC	Phenanthrene-d10	9.643	295428	910105	0.3246	73.4266	75.0000	97.9

Quantitative Analysis Results Summary Report

Compound: Hexachlorobenzene

Data File	Sample Type	ISTD	RT	Resp	ISTD Resp	Resp Ratio	Final Conc	Exp. Conc	Accuracy
Mar0702.D	Calibration	Phenanthrene-d10	9.683	551458	849269	0.6493	149.3639	150.0000	99.6
Mar0703.D	Calibration	Phenanthrene-d10	9.684	445871	896372	0.4974	114.4194	120.0000	95.3
Mar0704.D	Calibration	Phenanthrene-d10	9.683	389229	894166	0.4353	100.1304	100.0000	100.1
Mar0705.D	Calibration	Phenanthrene-d10	9.683	280383	864236	0.3244	74.6274	75.0000	99.5
Mar0706.D	Calibration	Phenanthrene-d10	9.673	182342	856549	0.2129	48.9682	50.0000	97.9
Mar0707.D	Calibration	Phenanthrene-d10	9.673	36907	823611	0.0448	10.3078	10.0000	103.1
Mar0708.D	Calibration	Phenanthrene-d10	9.673	14577	802740	0.0182	4.1771	4.0000	104.4
Mar0709.D	QC	Phenanthrene-d10	9.683	282037	910105	0.3099	71.2841	75.0000	95.0

Compound: Pentachlorophenol

Data File	Sample Type	ISTD	RT	Resp	ISTD Resp	Resp Ratio	Final Conc	Exp. Conc	Accuracy
Mar0702.D	Calibration	Phenanthrene-d10	9.968	261294	849269	0.3077	148.4377	150.0000	99.0
Mar0703.D	Calibration	Phenanthrene-d10	9.968	215944	896372	0.2409	118.9833	120.0000	99.2
Mar0704.D	Calibration	Phenanthrene-d10	9.958	185855	894166	0.2079	103.9734	100.0000	104.0
Mar0705.D	Calibration	Phenanthrene-d10	9.958	128078	864236	0.1482	76.0991	75.0000	101.5
Mar0706.D	Calibration	Phenanthrene-d10	9.958	77216	856549	0.0901	47.9053	50.0000	95.8
Mar0707.D	Calibration	Phenanthrene-d10	9.958	11745	823611	0.0143	9.2299	10.0000	92.3
Mar0708.D	Calibration	Phenanthrene-d10	9.958	3982	802740	0.0050	4.3327	4.0000	108.3
Mar0709.D	QC	Phenanthrene-d10	9.958	138756	910105	0.1525	78.1264	75.0000	104.2

Compound: Phenanthrene

Data File	Sample Type	ISTD	RT	Resp	ISTD Resp	Resp Ratio	Final Conc	Exp. Conc	Accuracy
Mar0702.D	Calibration	Phenanthrene-d10	10.181	2776313	849269	3.2691	148.7549	150.0000	99.2
Mar0703.D	Calibration	Phenanthrene-d10	10.181	2396283	896372	2.6733	117.2494	120.0000	97.7
Mar0704.D	Calibration	Phenanthrene-d10	10.181	2176599	894166	2.4342	105.3148	100.0000	105.3
Mar0705.D	Calibration	Phenanthrene-d10	10.181	1567644	864236	1.8139	75.9200	75.0000	101.2
Mar0706.D	Calibration	Phenanthrene-d10	10.171	1010795	856549	1.1801	47.8614	50.0000	95.7
Mar0707.D	Calibration	Phenanthrene-d10	10.171	209326	823611	0.2542	9.7598	10.0000	97.6
Mar0708.D	Calibration	Phenanthrene-d10	10.171	89130	802740	0.1110	4.1322	4.0000	103.3
Mar0709.D	QC	Phenanthrene-d10	10.171	1673992	910105	1.8393	77.0848	75.0000	102.8

Compound: Anthracene

Data File	Sample Type	ISTD	RT	Resp	ISTD Resp	Resp Ratio	Final Conc	Exp. Conc	Accuracy
Mar0702.D	Calibration	Phenanthrene-d10	10.242	2680985	849269	3.1568	148.8400	150.0000	99.2
Mar0703.D	Calibration	Phenanthrene-d10	10.242	2299930	896372	2.5658	117.3428	120.0000	97.8
Mar0704.D	Calibration	Phenanthrene-d10	10.242	2075741	894166	2.3214	104.9147	100.0000	104.9
Mar0705.D	Calibration	Phenanthrene-d10	10.242	1503366	864236	1.7395	76.5322	75.0000	102.0
Mar0706.D	Calibration	Phenanthrene-d10	10.232	948112	856549	1.1069	47.3552	50.0000	94.7
Mar0707.D	Calibration	Phenanthrene-d10	10.232	201386	823611	0.2445	9.9399	10.0000	99.4
Mar0708.D	Calibration	Phenanthrene-d10	10.232	83655	802740	0.1042	4.0785	4.0000	102.0
Mar0709.D	QC	Phenanthrene-d10	10.242	1572995	910105	1.7284	76.0028	75.0000	101.3

Quantitative Analysis Results Summary Report

Compound: Triallate

Data File	Sample Type	ISTD	RT	Resp	ISTD Resp	Resp Ratio	Final Conc	Exp. Conc	Accuracy
Mar0702.D	Calibration	Phenanthrene-d10	10.302	674530	849269	0.7942	151.0829	150.0000	100.7
Mar0703.D	Calibration	Phenanthrene-d10	10.303	537937	896372	0.6001	118.9629	120.0000	99.1
Mar0704.D	Calibration	Phenanthrene-d10	10.302	434919	894166	0.4864	99.0305	100.0000	99.0
Mar0705.D	Calibration	Phenanthrene-d10	10.303	302990	864236	0.3506	73.9438	75.0000	98.6
Mar0706.D	Calibration	Phenanthrene-d10	10.302	208176	856549	0.2430	52.9154	50.0000	105.8
Mar0707.D	Calibration	Phenanthrene-d10	10.303	29165	823611	0.0354	8.6500	10.0000	86.5
Mar0708.D	Calibration	Phenanthrene-d10	10.302	13515	802740	0.0168	4.4050	4.0000	110.1
Mar0709.D	QC	Phenanthrene-d10	10.303	350147	910105	0.3847	80.3954	75.0000	107.2

Compound: Carbazole

Data File	Sample Type	ISTD	RT	Resp	ISTD Resp	Resp Ratio	Final Conc	Exp. Conc	Accuracy
Mar0702.D	Calibration	Phenanthrene-d10	10.495	2778300	849269	3.2714	144.4856	150.0000	96.3
Mar0703.D	Calibration	Phenanthrene-d10	10.495	2490588	896372	2.7785	122.7168	120.0000	102.3
Mar0704.D	Calibration	Phenanthrene-d10	10.495	2049227	894166	2.2918	101.2190	100.0000	101.2
Mar0705.D	Calibration	Phenanthrene-d10	10.485	1389497	864236	1.6078	71.0094	75.0000	94.7
Mar0706.D	Calibration	Phenanthrene-d10	10.485	965535	856549	1.1272	49.7859	50.0000	99.6
Mar0707.D	Calibration	Phenanthrene-d10	10.475	184617	823611	0.2242	9.9001	10.0000	99.0
Mar0708.D	Calibration	Phenanthrene-d10	10.475	77748	802740	0.0969	4.2777	4.0000	106.9
Mar0709.D	QC	Phenanthrene-d10	10.485	1531851	910105	1.6832	74.3388	75.0000	99.1

Compound: o-Terphenyl

Data File	Sample Type	ISTD	RT	Resp	ISTD Resp	Resp Ratio	Final Conc	Exp. Conc	Accuracy
Mar0702.D	Calibration	Phenanthrene-d10	10.697	1526760	849269	1.7977	149.0305	150.0000	99.4
Mar0703.D	Calibration	Phenanthrene-d10	10.698	1306542	896372	1.4576	118.5906	120.0000	98.8
Mar0704.D	Calibration	Phenanthrene-d10	10.697	1158587	894166	1.2957	104.5110	100.0000	104.5
Mar0705.D	Calibration	Phenanthrene-d10	10.687	805602	864236	0.9322	73.7572	75.0000	98.3
Mar0706.D	Calibration	Phenanthrene-d10	10.687	539115	856549	0.6294	48.9901	50.0000	98.0
Mar0707.D	Calibration	Phenanthrene-d10	10.687	112583	823611	0.1367	10.1474	10.0000	101.5
Mar0708.D	Calibration	Phenanthrene-d10	10.687	45328	802740	0.0565	3.9812	4.0000	99.5
Mar0709.D	QC	Phenanthrene-d10	10.687	842423	910105	0.9256	73.2158	75.0000	97.6

Compound: Di-n-Butylphthalate

Data File	Sample Type	ISTD	RT	Resp	ISTD Resp	Resp Ratio	Final Conc	Exp. Conc	Accuracy
Mar0702.D	Calibration	Phenanthrene-d10	11.072	2732798	849269	3.2178	147.2004	150.0000	98.1
Mar0703.D	Calibration	Phenanthrene-d10	11.072	2308762	896372	2.5757	120.2750	120.0000	100.2
Mar0704.D	Calibration	Phenanthrene-d10	11.072	1996648	894166	2.2330	105.5290	100.0000	105.5
Mar0705.D	Calibration	Phenanthrene-d10	11.062	1310972	864236	1.5169	73.7903	75.0000	98.4
Mar0706.D	Calibration	Phenanthrene-d10	11.062	838971	856549	0.9795	49.0646	50.0000	98.1
Mar0707.D	Calibration	Phenanthrene-d10	11.062	112503	823611	0.1366	8.5062	10.0000	85.1
Mar0708.D	Calibration	Phenanthrene-d10	11.062	46194	802740	0.0575	4.5795	4.0000	114.5
Mar0709.D	QC	Phenanthrene-d10	11.062	1441936	910105	1.5844	76.8365	75.0000	102.4

Quantitative Analysis Results Summary Report

Compound: Fluoranthene

Data File	Sample Type	ISTD	RT	Resp	ISTD Resp	Resp Ratio	Final Conc	Exp. Conc	Accuracy
Mar0702.D	Calibration	Phenanthrene-d10	11.953	3075067	849269	3.6208	151.0655	150.0000	100.7
Mar0703.D	Calibration	Phenanthrene-d10	11.954	2539806	896372	2.8334	117.8345	120.0000	98.2
Mar0704.D	Calibration	Phenanthrene-d10	11.953	2182399	894166	2.4407	101.3038	100.0000	101.3
Mar0705.D	Calibration	Phenanthrene-d10	11.943	1549773	864236	1.7932	74.1113	75.0000	98.8
Mar0706.D	Calibration	Phenanthrene-d10	11.943	1058180	856549	1.2354	50.7454	50.0000	101.5
Mar0707.D	Calibration	Phenanthrene-d10	11.933	212365	823611	0.2578	9.9343	10.0000	99.3
Mar0708.D	Calibration	Phenanthrene-d10	11.933	92711	802740	0.1155	4.0057	4.0000	100.1
Mar0709.D	QC	Phenanthrene-d10	11.943	1656539	910105	1.8202	75.2409	75.0000	100.3

Compound: Benzidine

Data File	Sample Type	ISTD	RT	Resp	ISTD Resp	Resp Ratio	Final Conc	Exp. Conc	Accuracy
Mar0702.D	Calibration	Phenanthrene-d10	12.338	913596	849269	1.0757	144.2451	150.0000	96.2
Mar0703.D	Calibration	Phenanthrene-d10	12.339	892145	896372	0.9953	133.9612	120.0000	111.6
Mar0704.D	Calibration	Phenanthrene-d10	12.338	593281	894166	0.6635	91.0133	100.0000	91.0
Mar0705.D	Calibration	Phenanthrene-d10	12.338	477708	864236	0.5528	76.4767	75.0000	102.0
Mar0706.D	Calibration	Phenanthrene-d10	12.328	299385	856549	0.3495	49.5298	50.0000	99.1
Mar0707.D	Calibration	Phenanthrene-d10	12.328	43248	823611	0.0525	9.4880	10.0000	94.9
Mar0708.D	Calibration	Phenanthrene-d10	12.328	11072	802740	0.0138	4.2086	4.0000	105.2
Mar0709.D	QC	Phenanthrene-d10	12.328	418814	910105	0.4602	64.2466	75.0000	85.7

Compound: Pyrene

Data File	Sample Type	ISTD	RT	Resp	ISTD Resp	Resp Ratio	Final Conc	Exp. Conc	Accuracy
Mar0702.D	Calibration	Phenanthrene-d10	12.379	3339363	849269	3.9320	150.7657	150.0000	100.5
Mar0703.D	Calibration	Phenanthrene-d10	12.379	2778952	896372	3.1002	118.5273	120.0000	98.8
Mar0704.D	Calibration	Phenanthrene-d10	12.379	2373870	894166	2.6548	101.3011	100.0000	101.3
Mar0705.D	Calibration	Phenanthrene-d10	12.369	1668708	864236	1.9308	73.3506	75.0000	97.8
Mar0706.D	Calibration	Phenanthrene-d10	12.359	1159837	856549	1.3541	51.1297	50.0000	102.3
Mar0707.D	Calibration	Phenanthrene-d10	12.349	231975	823611	0.2817	9.9195	10.0000	99.2
Mar0708.D	Calibration	Phenanthrene-d10	12.359	102334	802740	0.1275	4.0064	4.0000	100.2
Mar0709.D	QC	Phenanthrene-d10	12.369	1751830	910105	1.9249	73.1199	75.0000	97.5

Compound: Terphenyl-d14

Data File	Sample Type	ISTD	RT	Resp	ISTD Resp	Resp Ratio	Final Conc	Exp. Conc	Accuracy
Mar0702.D	Calibration	Phenanthrene-d10	12.875	2287435	849269	2.6934	151.5070	150.0000	101.0
Mar0703.D	Calibration	Phenanthrene-d10	12.865	1898909	896372	2.1184	119.1639	120.0000	99.3
Mar0704.D	Calibration	Phenanthrene-d10	12.865	1571245	894166	1.7572	98.8450	100.0000	98.8
Mar0705.D	Calibration	Phenanthrene-d10	12.865	1130231	864236	1.3078	73.5638	75.0000	98.1
Mar0706.D	Calibration	Phenanthrene-d10	12.855	766803	856549	0.8952	50.3571	50.0000	100.7
Mar0707.D	Calibration	Phenanthrene-d10	12.855	144269	823611	0.1752	9.8533	10.0000	98.5
Mar0708.D	Calibration	Phenanthrene-d10	12.855	59089	802740	0.0736	4.1406	4.0000	103.5
Mar0709.D	QC	Phenanthrene-d10	12.865	1111955	910105	1.2218	68.7266	75.0000	91.6

Quantitative Analysis Results Summary Report

Compound: Butylbenzylphthalate

Data File	Sample Type	ISTD	RT	Resp	ISTD Resp	Resp Ratio	Final Conc	Exp. Conc	Accuracy
Mar0702.D	Calibration	Chrysene-d12	14.316	1000067	651499	1.5350	148.2547	150.0000	98.8
Mar0703.D	Calibration	Chrysene-d12	14.306	794821	663383	1.1981	121.4241	120.0000	101.2
Mar0704.D	Calibration	Chrysene-d12	14.306	641388	656496	0.9770	102.5930	100.0000	102.6
Mar0705.D	Calibration	Chrysene-d12	14.306	419546	641183	0.6543	72.9396	75.0000	97.3
Mar0706.D	Calibration	Chrysene-d12	14.296	268646	628187	0.4277	50.1526	50.0000	100.3
Mar0707.D	Calibration	Chrysene-d12	14.286	39525	590500	0.0669	9.2268	10.0000	92.3
Mar0708.D	Calibration	Chrysene-d12	14.285	16013	581284	0.0275	4.3020	4.0000	107.6
Mar0709.D	QC	Chrysene-d12	14.296	472479	637842	0.7407	81.1698	75.0000	108.2

Compound: Benzo(a)Anthracene

Data File	Sample Type	ISTD	RT	Resp	ISTD Resp	Resp Ratio	Final Conc	Exp. Conc	Accuracy
Mar0702.D	Calibration	Chrysene-d12	15.522	2570761	651499	3.9459	145.2475	150.0000	96.8
Mar0703.D	Calibration	Chrysene-d12	15.522	2228229	663383	3.3589	123.6393	120.0000	103.0
Mar0704.D	Calibration	Chrysene-d12	15.512	1811726	656496	2.7597	101.5832	100.0000	101.6
Mar0705.D	Calibration	Chrysene-d12	15.512	1264897	641183	1.9728	72.6163	75.0000	96.8
Mar0706.D	Calibration	Chrysene-d12	15.502	863790	628187	1.3751	50.6151	50.0000	101.2
Mar0707.D	Calibration	Chrysene-d12	15.481	153746	590500	0.2604	9.5840	10.0000	95.8
Mar0708.D	Calibration	Chrysene-d12	15.481	66111	581284	0.1137	4.1864	4.0000	104.7
Mar0709.D	QC	Chrysene-d12	15.502	1400488	637842	2.1957	80.8216	75.0000	107.8

Compound: Chrysene

Data File	Sample Type	ISTD	RT	Resp	ISTD Resp	Resp Ratio	Final Conc	Exp. Conc	Accuracy
Mar0702.D	Calibration	Chrysene-d12	15.634	2793380	651499	4.2876	150.2603	150.0000	100.2
Mar0703.D	Calibration	Chrysene-d12	15.635	2279329	663383	3.4359	119.3603	120.0000	99.5
Mar0704.D	Calibration	Chrysene-d12	15.624	1919357	656496	2.9236	100.9966	100.0000	101.0
Mar0705.D	Calibration	Chrysene-d12	15.614	1386500	641183	2.1624	74.0054	75.0000	98.7
Mar0706.D	Calibration	Chrysene-d12	15.604	932035	628187	1.4837	50.2293	50.0000	100.5
Mar0707.D	Calibration	Chrysene-d12	15.583	191736	590500	0.3247	10.2331	10.0000	102.3
Mar0708.D	Calibration	Chrysene-d12	15.583	81187	581284	0.1397	3.9160	4.0000	97.9
Mar0709.D	QC	Chrysene-d12	15.614	1473229	637842	2.3097	79.2011	75.0000	105.6

Compound: 3,3-Dichlorobenzidine

Data File	Sample Type	ISTD	RT	Resp	ISTD Resp	Resp Ratio	Final Conc	Exp. Conc	Accuracy
Mar0702.D	Calibration	Chrysene-d12	15.685	799903	651499	1.2278	146.2245	150.0000	97.5
Mar0703.D	Calibration	Chrysene-d12	15.676	671466	663383	1.0122	123.2126	120.0000	102.7
Mar0704.D	Calibration	Chrysene-d12	15.675	546464	656496	0.8324	103.3531	100.0000	103.4
Mar0705.D	Calibration	Chrysene-d12	15.665	373157	641183	0.5820	74.5505	75.0000	99.4
Mar0706.D	Calibration	Chrysene-d12	15.655	228175	628187	0.3632	48.1529	50.0000	96.3
Mar0707.D	Calibration	Chrysene-d12	15.645	34043	590500	0.0577	8.9933	10.0000	89.9
Mar0708.D	Calibration	Chrysene-d12	15.645	13679	581284	0.0235	4.4325	4.0000	110.8
Mar0709.D	QC	Chrysene-d12	15.665	324535	637842	0.5088	65.8566	75.0000	87.8

Quantitative Analysis Results Summary Report

Compound: bis(2-ethylhexyl)Phthalate

Data File	Sample Type	ISTD	RT	Resp	ISTD Resp	Resp Ratio	Final Conc	Exp. Conc	Accuracy
Mar0702.D	Calibration	Chrysene-d12	16.360	347958	651499	0.5341	147.8585	150.0000	98.6
Mar0703.D	Calibration	Chrysene-d12	16.360	277336	663383	0.4181	121.5120	120.0000	101.3
Mar0704.D	Calibration	Chrysene-d12	16.360	223791	656496	0.3409	102.7693	100.0000	102.8
Mar0705.D	Calibration	Chrysene-d12	16.350	149439	641183	0.2331	74.5426	75.0000	99.4
Mar0706.D	Calibration	Chrysene-d12	16.350	89407	628187	0.1423	48.4298	50.0000	96.9
Mar0707.D	Calibration	Chrysene-d12	16.340	13658	590500	0.0231	9.5070	10.0000	95.1
Mar0708.D	Calibration	Chrysene-d12	16.340	4933	581284	0.0085	4.2437	4.0000	106.1
Mar0709.D	QC	Chrysene-d12	16.350	172635	637842	0.2707	84.6874	75.0000	112.9

Compound: Di-n-octyl Phthalate

Data File	Sample Type	ISTD	RT	Resp	ISTD Resp	Resp Ratio	Final Conc	Exp. Conc	Accuracy
Mar0702.D	Calibration	Perylene-d12	18.132	2353432	462933	5.0837	148.9927	150.0000	99.3
Mar0703.D	Calibration	Perylene-d12	18.123	1931576	499225	3.8692	121.1052	120.0000	100.9
Mar0704.D	Calibration	Perylene-d12	18.122	1499945	486448	3.0835	101.4063	100.0000	101.4
Mar0705.D	Calibration	Perylene-d12	18.122	988670	481443	2.0536	72.9334	75.0000	97.2
Mar0706.D	Calibration	Perylene-d12	18.112	633096	470584	1.3453	50.9976	50.0000	102.0
Mar0707.D	Calibration	Perylene-d12	18.102	90850	453395	0.2004	9.1645	10.0000	91.6
Mar0708.D	Calibration	Perylene-d12	18.102	37517	442883	0.0847	4.2984	4.0000	107.5
Mar0709.D	QC	Perylene-d12	18.112	1111923	480694	2.3132	80.4461	75.0000	107.3

Compound: Benzo(b)fluoranthene

Data File	Sample Type	ISTD	RT	Resp	ISTD Resp	Resp Ratio	Final Conc	Exp. Conc	Accuracy
Mar0702.D	Calibration	Perylene-d12	18.386	2419121	462933	5.2256	157.4675	150.0000	105.0
Mar0703.D	Calibration	Perylene-d12	18.376	2080361	499225	4.1672	125.5723	120.0000	104.6
Mar0704.D	Calibration	Perylene-d12	18.376	1604503	486448	3.2984	99.3928	100.0000	99.4
Mar0705.D	Calibration	Perylene-d12	18.365	1195116	481443	2.4824	74.8024	75.0000	99.7
Mar0706.D	Calibration	Perylene-d12	18.355	789633	470584	1.6780	50.5638	50.0000	101.1
Mar0707.D	Calibration	Perylene-d12	18.345	137726	453395	0.3038	9.1536	10.0000	91.5
Mar0708.D	Calibration	Perylene-d12	18.335	57958	442883	0.1309	3.9434	4.0000	98.6
Mar0709.D	QC	Perylene-d12	18.365	1208371	480694	2.5138	75.7500	75.0000	101.0

Compound: Benzo(k)fluoranthene

Data File	Sample Type	ISTD	RT	Resp	ISTD Resp	Resp Ratio	Final Conc	Exp. Conc	Accuracy
Mar0702.D	Calibration	Perylene-d12	18.456	2666708	462933	5.7605	152.3565	150.0000	101.6
Mar0703.D	Calibration	Perylene-d12	18.447	2115657	499225	4.2379	115.4230	120.0000	96.2
Mar0704.D	Calibration	Perylene-d12	18.436	1805310	486448	3.7112	102.1616	100.0000	102.2
Mar0705.D	Calibration	Perylene-d12	18.426	1243376	481443	2.5826	72.7962	75.0000	97.1
Mar0706.D	Calibration	Perylene-d12	18.416	868315	470584	1.8452	52.8392	50.0000	105.7
Mar0707.D	Calibration	Perylene-d12	18.406	143096	453395	0.3156	9.1828	10.0000	91.8
Mar0708.D	Calibration	Perylene-d12	18.396	65963	442883	0.1489	4.2186	4.0000	105.5
Mar0709.D	QC	Perylene-d12	18.426	1308988	480694	2.7231	76.5273	75.0000	102.0

Quantitative Analysis Results Summary Report

Compound: Benzo(a)pyrene

Data File	Sample Type	ISTD	RT	Resp	ISTD Resp	Resp Ratio	Final Conc	Exp. Conc	Accuracy
Mar0702.D	Calibration	Perylene-d12	18.993	2351325	462933	5.0792	148.3660	150.0000	98.9
Mar0703.D	Calibration	Perylene-d12	18.983	2023835	499225	4.0540	122.1375	120.0000	101.8
Mar0704.D	Calibration	Perylene-d12	18.983	1597775	486448	3.2846	101.4868	100.0000	101.5
Mar0705.D	Calibration	Perylene-d12	18.973	1084448	481443	2.2525	72.2560	75.0000	96.3
Mar0706.D	Calibration	Perylene-d12	18.963	729491	470584	1.5502	51.1928	50.0000	102.4
Mar0707.D	Calibration	Perylene-d12	18.953	115625	453395	0.2550	9.2525	10.0000	92.5
Mar0708.D	Calibration	Perylene-d12	18.943	48740	442883	0.1101	4.2617	4.0000	106.5
Mar0709.D	QC	Perylene-d12	18.973	1180054	480694	2.4549	78.1406	75.0000	104.2

Compound: Indeno(1,2,3-c,d)pyrene

Data File	Sample Type	ISTD	RT	Resp	ISTD Resp	Resp Ratio	Final Conc	Exp. Conc	Accuracy
Mar0702.D	Calibration	Perylene-d12	20.765	1768405	462933	3.8200	148.6588	150.0000	99.1
Mar0703.D	Calibration	Perylene-d12	20.766	1544455	499225	3.0937	122.3123	120.0000	101.9
Mar0704.D	Calibration	Perylene-d12	20.755	1219542	486448	2.5070	100.4907	100.0000	100.5
Mar0705.D	Calibration	Perylene-d12	20.745	848527	481443	1.7625	72.0429	75.0000	96.1
Mar0706.D	Calibration	Perylene-d12	20.745	590910	470584	1.2557	52.1609	50.0000	104.3
Mar0707.D	Calibration	Perylene-d12	20.725	87918	453395	0.1939	8.9916	10.0000	89.9
Mar0708.D	Calibration	Perylene-d12	20.725	36461	442883	0.0823	4.3264	4.0000	108.2
Mar0709.D	QC	Perylene-d12	20.745	905719	480694	1.8842	76.7542	75.0000	102.3

Compound: Dibenzo(a,h)anthracene

Data File	Sample Type	ISTD	RT	Resp	ISTD Resp	Resp Ratio	Final Conc	Exp. Conc	Accuracy
Mar0702.D	Calibration	Perylene-d12	20.826	2057456	462933	4.4444	151.9051	150.0000	101.3
Mar0703.D	Calibration	Perylene-d12	20.826	1594162	499225	3.1933	115.2991	120.0000	96.1
Mar0704.D	Calibration	Perylene-d12	20.816	1358834	486448	2.7934	102.8334	100.0000	102.8
Mar0705.D	Calibration	Perylene-d12	20.816	925621	481443	1.9226	74.1124	75.0000	98.8
Mar0706.D	Calibration	Perylene-d12	20.806	599682	470584	1.2743	51.0462	50.0000	102.1
Mar0707.D	Calibration	Perylene-d12	20.796	102690	453395	0.2265	9.7121	10.0000	97.1
Mar0708.D	Calibration	Perylene-d12	20.796	41975	442883	0.0948	4.0692	4.0000	101.7
Mar0709.D	QC	Perylene-d12	20.816	1039573	480694	2.1626	82.2666	75.0000	109.7

Compound: Benzo(g,h,i)perylene

Data File	Sample Type	ISTD	RT	Resp	ISTD Resp	Resp Ratio	Final Conc	Exp. Conc	Accuracy
Mar0702.D	Calibration	Perylene-d12	21.099	2256864	462933	4.8751	152.7194	150.0000	101.8
Mar0703.D	Calibration	Perylene-d12	21.100	1767280	499225	3.5401	115.9843	120.0000	96.7
Mar0704.D	Calibration	Perylene-d12	21.089	1459488	486448	3.0003	100.2461	100.0000	100.2
Mar0705.D	Calibration	Perylene-d12	21.079	1026300	481443	2.1317	73.6376	75.0000	98.2
Mar0706.D	Calibration	Perylene-d12	21.079	699610	470584	1.4867	52.6861	50.0000	105.4
Mar0707.D	Calibration	Perylene-d12	21.059	122881	453395	0.2710	9.7175	10.0000	97.2
Mar0708.D	Calibration	Perylene-d12	21.049	53436	442883	0.1207	4.0200	4.0000	100.5
Mar0709.D	QC	Perylene-d12	21.079	1120772	480694	2.3316	79.9127	75.0000	106.6

Initial Calibration Report - Instrument #1

Method Path
 Method File
 Batch Name D:\Org\Data\SV5973N.I\sd030722\DoD BNA cal 1\QuantResults\030722 DoD BNA cal.batch.bin
 Last Calib Update 3/8/2022 10:28:55 AM

Level Name	Calibration Files	Acq. Date-Time	Level Last Update Time
7	\\MASSHUNTER\Org\Data\SV5973N.I\sd030722\DoD BNA cal 1\Mar0702.D	3/7/2022 12:15:45 PM	3/8/2022 10:28:55 AM
6	\\MASSHUNTER\Org\Data\SV5973N.I\sd030722\DoD BNA cal 1\Mar0703.D	3/7/2022 12:47:55 PM	3/8/2022 10:28:55 AM
5	\\MASSHUNTER\Org\Data\SV5973N.I\sd030722\DoD BNA cal 1\Mar0704.D	3/7/2022 1:20:13 PM	3/8/2022 10:28:55 AM
4	\\MASSHUNTER\Org\Data\SV5973N.I\sd030722\DoD BNA cal 1\Mar0705.D	3/7/2022 1:52:29 PM	3/8/2022 10:28:55 AM
3	\\MASSHUNTER\Org\Data\SV5973N.I\sd030722\DoD BNA cal 1\Mar0706.D	3/7/2022 2:24:40 PM	3/8/2022 10:28:55 AM
2	\\MASSHUNTER\Org\Data\SV5973N.I\sd030722\DoD BNA cal 1\Mar0707.D	3/7/2022 2:56:41 PM	3/8/2022 10:28:55 AM
1	\\MASSHUNTER\Org\Data\SV5973N.I\sd030722\DoD BNA cal 1\Mar0708.D	3/7/2022 3:28:51 PM	3/8/2022 10:28:55 AM

Compound	Curve Fit	7	6	5	4	3	2	1	Avg RF	%RSD
I 1,4-Dichlorobenzene-d4										
----- ISTD -----										
T N-Nitrosodimethylamine	Quadratic	0.3516	0.3633	0.3650	0.3444	0.3739	0.2723	0.2603	0.3330	14.013
T Pyridine	Quadratic	0.8861	0.9148	0.8966	0.8670	0.8839	0.7496	1.0682	0.8952	10.450
S 2-Fluorophenol	Avg RF	0.9453	1.0009	1.0130	0.9885	1.0230	0.9999	1.0348	1.0008	2.891
T Aniline	Avg RF	1.7276	1.8185	1.8401	1.7857	1.7739	1.7251	1.6924	1.7662	3.037
T bis(-2-Chloroethyl)Ether	Avg RF	0.8867	0.8998	0.9441	0.9538	0.9475	0.8734	0.9041	0.9156	3.536
S Phenol-d5	Avg RF	1.2733	1.3072	1.2610	1.3254	1.3187	1.2747	1.2690	1.2899	2.043
T Phenol	Quadratic	1.4542	1.4665	1.4743	1.4778	1.4542	1.4227	1.2074	1.4225	6.789
T 2-Chlorophenol	Avg RF	0.9537	1.0313	1.0532	1.0381	1.0585	1.0707	1.0480	1.0362	3.729
T 1,3-Dichlorobenzene	Quadratic	1.3403	1.3881	1.4173	1.3729	1.3504	1.5949	1.7638	1.4611	10.872
T 1,4-Dichlorobenzene	Quadratic	1.3485	1.3511	1.3839	1.3752	1.3770	1.5456	1.5135	1.4135	5.723
T 1,2-Dichlorobenzene	Quadratic	1.3606	1.4142	1.4478	1.3840	1.3263	1.4406	1.6785	1.4360	8.035
T Benzyl Alcohol	Quadratic	0.5871	0.6279	0.6310	0.5983	0.6081	0.5661	0.5121	0.5901	6.979
T bis(2-chloroisopropyl)Ether	Quadratic	0.3687	0.3726	0.3803	0.3802	0.3517	0.4099	0.3726	0.3766	4.661
T 2-Methylphenol	Quadratic	0.9162	0.9707	0.9568	0.9845	0.9254	0.9565	0.8122	0.9318	6.212
T N-nitroso-Di-n-propylamine	Quadratic	0.6213	0.7165	0.7305	0.7395	0.7027	0.7106	0.7027	0.7034	5.505
T Hexachloroethane	Quadratic	0.3877	0.3985	0.4004	0.3763	0.3842	0.3913	0.4505	0.3984	6.124
T 4Methylphenol/3Methylphenol	Quadratic	1.1726	1.3164	1.3233	1.3553	1.3117	1.1683	1.1345	1.2546	7.316
S Nitrobenzene-d5	Quadratic	0.6053	0.6327	0.6551	0.6289	0.6099	0.5496	0.5869	0.6098	5.649
T Nitrobenzene	Quadratic	0.2914	0.2975	0.3147	0.3287	0.3082	0.2957	0.3137	0.3071	4.280
I Naphthalene-d8										
----- ISTD -----										
T Isophorone	Quadratic	0.5956	0.6297	0.6228	0.6275	0.6159	0.5189	0.5786	0.5984	6.632
T 2-Nitrophenol	Quadratic	0.1292	0.1290	0.1234	0.1174	0.1225	0.1052	0.1076	0.1192	8.095
T 2,4-Dimethylphenol	Quadratic	0.2286	0.2621	0.2767	0.2783	0.2659	0.2606	0.2778	0.2643	6.607
T bis(-2-Chloroethoxy)Methane	Quadratic	0.3119	0.3561	0.3478	0.3185	0.3289	0.2954	0.2679	0.3181	9.530
T 2,4-Dichlorophenol	Quadratic	0.2047	0.2339	0.2157	0.2347	0.2319	0.2125	0.2258	0.2228	5.319
T Benzoic Acid	Quadratic	0.1482	0.1437	0.1440	0.1349	0.1203	0.0894	0.1146	0.1279	16.548 #
T 1,2,4-Trichlorobenzene	Quadratic	0.2768	0.2969	0.3017	0.2980	0.3061	0.3129	0.3303	0.3033	5.393
T Naphthalene	Quadratic	0.8223	0.8600	0.9130	0.9030	0.8786	0.9873	1.1218	0.9266	10.806
T p-Chloroaniline	Avg RF	0.3363	0.3439	0.3427	0.3591	0.3403	0.3376	0.3379	0.3425	2.282

Initial Calibration Report - Instrument #1

Compound	Curve Fit	7	6	5	4	3	2	1	Avg RF	%RSD
T 4-Chlorophenol	Quadratic	0.0997	0.1054	0.1017	0.0996	0.1012	0.1054	0.1272	0.1058	9.219
T Hexachlorobutadiene	Quadratic	0.1382	0.1463	0.1464	0.1478	0.1480	0.1600	0.1688	0.1508	6.759
T 4-Chloro-2-Methylphenol	Avg RF	0.2182	0.2326	0.2292	0.2241	0.2301	0.2240	0.2239	0.2260	2.163
T 4-Chloro-3-Methylphenol	Quadratic	0.2218	0.2303	0.2357	0.2358	0.2456	0.2288	0.2957	0.2420	10.250
T 2-Methylnaphthalene	Quadratic	0.4720	0.5018	0.5099	0.5300	0.5128	0.5520	0.6138	0.5274	8.591
T 1-Methylnaphthalene	Quadratic	0.4354	0.4917	0.4999	0.5285	0.5184	0.5813	0.6163	0.5245	11.367
I Acenaphthene-d10										
----- ISTD -----										
T Hexachlorocyclopentadiene	Quadratic	0.1859	0.1869	0.1691	0.1592	0.1539	0.1314	0.1414	0.1611	13.100
T 2,4,6-Trichlorophenol	Quadratic	0.2673	0.2736	0.2719	0.2812	0.2876	0.2501	0.2358	0.2668	6.756
T 2,4,5-Trichlorophenol	Quadratic	0.3078	0.3321	0.3166	0.3112	0.3059	0.3102	0.2815	0.3093	4.876
S 2-Fluorobiphenyl	Quadratic	1.3087	1.3153	1.2002	1.1604	1.2564	1.1923	1.3052	1.2483	5.132
T 2-Chloronaphthalene	Avg RF	0.9814	1.0480	1.0181	1.1078	1.0890	1.0112	1.0723	1.0468	4.363
T 2-Nitroaniline	Quadratic	0.1681	0.1654	0.1783	0.1658	0.1452	0.1030	0.1277	0.1505	17.872 #
T Dimethyl Phthalate	Quadratic	1.0686	1.1248	1.1561	1.0814	1.0260	0.8709	0.8469	1.0250	11.797
T 2,6-Dinitrotoluene	Quadratic	0.1353	0.1614	0.1334	0.1276	0.1371	0.1230	0.1159	0.1334	10.796
T Acenaphthylene	Quadratic	1.6950	1.8049	1.6609	1.5562	1.6587	1.6192	1.6878	1.6690	4.568
T 3-Nitroaniline	Quadratic	0.1441	0.1672	0.1494	0.1456	0.1424	0.1025	0.0929	0.1349	19.899 #
T Acenaphthene	Quadratic	0.9678	0.9911	0.8710	0.9108	1.0055	0.9515	1.1050	0.9718	7.697
T 2,4-Dinitrophenol	Quadratic	0.0882	0.0878	0.0809	0.0732	0.0680	0.0334	0.0181	0.0642	43.024 #
T Dibenzofuran	Quadratic	1.5422	1.4989	1.4683	1.5074	1.6218	1.5587	1.6668	1.5520	4.555
T 2,4-Dinitrotoluene	Quadratic	0.2045	0.1767	0.1839	0.1832	0.1565	0.1333	0.1425	0.1687	15.067 #
T 4-Nitrophenol	Quadratic	0.2075	0.2004	0.1783	0.1656	0.1592	0.1292	0.1330	0.1676	18.107 #
T Diethylphthalate	Quadratic	1.1045	1.1024	1.1752	1.0564	1.0442	0.7893	0.8209	1.0133	14.664
T Fluorene	Quadratic	1.2974	1.2714	1.1913	1.1928	1.3235	1.3298	1.4556	1.2945	7.022
T 4-Chlorophenyl-phenylether	Quadratic	0.5621	0.6029	0.6044	0.5558	0.5402	0.5461	0.5979	0.5728	4.895
I Phenanthrene-d10										
----- ISTD -----										
T 4-Nitroaniline	Quadratic	0.0901	0.0953	0.0736	0.0833	0.0764	0.0538	0.0702	0.0775	17.776 #
T 4,6-Dinitro-2-methylphenol	Quadratic	0.0636	0.0656	0.0613	0.0602	0.0524	0.0347	0.0378	0.0537	23.493 #
T N-nitrosodiphenylamine	Quadratic	0.4197	0.4530	0.4656	0.4466	0.4790	0.4533	0.5418	0.4656	8.211
T Azobenzene	Quadratic	0.6352	0.5781	0.5822	0.5555	0.5448	0.4226	0.4030	0.5316	16.217 #
S 2,4,6-Tribromophenol	Quadratic	0.0513	0.0557	0.0556	0.0508	0.0509	0.0430	0.0521	0.0513	8.293
T 4-Bromophenyl-phenylether	Avg RF	0.1746	0.1862	0.1823	0.1752	0.1698	0.1751	0.1747	0.1768	3.114
T Hexachlorobenzene	Avg RF	0.1732	0.1658	0.1741	0.1730	0.1703	0.1792	0.1816	0.1739	3.039
T Pentachlorophenol	Quadratic	0.0820	0.0803	0.0831	0.0790	0.0721	0.0570	0.0496	0.0719	18.565 #
T Phenanthrene	Quadratic	0.8718	0.8911	0.9737	0.9674	0.9441	1.0166	1.1103	0.9679	8.266
T Anthracene	Quadratic	0.8418	0.8553	0.9286	0.9278	0.8855	0.9781	1.0421	0.9227	7.645
T Triallate	Quadratic	0.2118	0.2000	0.1946	0.1870	0.1944	0.1416	0.1684	0.1854	12.618
T Carbazole	Avg RF	0.8724	0.9262	0.9167	0.8575	0.9018	0.8966	0.9685	0.9057	4.037
T o-Terphenyl	Quadratic	0.4794	0.4859	0.5183	0.4971	0.5035	0.5468	0.5647	0.5137	6.178
T Di-n-Butylphthalate	Quadratic	0.8581	0.8586	0.8932	0.8090	0.7836	0.5464	0.5755	0.7606	18.571 #
T Fluoranthene	Quadratic	0.9656	0.9445	0.9763	0.9564	0.9883	1.0314	1.1549	1.0025	7.264
T Benzidine	Quadratic	0.2869	0.3318	0.2654	0.2948	0.2796	0.2100	0.1379	0.2581	24.947 #
T Pyrene	Quadratic	1.0485	1.0334	1.0619	1.0298	1.0833	1.1266	1.2748	1.0941	7.895

Initial Calibration Report - Instrument #1

Compound	Curve Fit	7	6	5	4	3	2	1	Avg RF	%RSD
S Terphenyl-d14	Avg RF	0.7182	0.7061	0.7029	0.6975	0.7162	0.7007	0.7361	0.7111	1.894
I Chrysene-d12										
T Butylbenzylphthalate	Quadratic	0.4093	0.3994	0.3908	0.3490	0.3421	0.2677	0.2755	0.3477	16.593 #
T Benzo(a)Anthracene	Avg RF	1.0522	1.1196	1.1039	1.0521	1.1000	1.0415	1.1373	1.0867	3.473
T Chrysene	Quadratic	1.1434	1.1453	1.1695	1.1533	1.1870	1.2988	1.3967	1.2134	8.010
T 3,3-Dichlorobenzidine	Quadratic	0.3274	0.3374	0.3330	0.3104	0.2906	0.2306	0.2353	0.2950	15.321 #
T bis(2-ethylhexyl)Phthalate	Quadratic	0.1424	0.1394	0.1364	0.1243	0.1139	0.0925	0.0849	0.1191	19.346 #
I Perylene-d12										
T Di-n-octyl Phthalate	Quadratic	1.3557	1.2897	1.2334	1.0952	1.0763	0.8015	0.8471	1.0998	19.387 #
T Benzo(b)fluoranthene	Avg RF	1.3935	1.3891	1.3194	1.3239	1.3424	1.2151	1.3086	1.3274	4.504
T Benzo(k)fluoranthene	Quadratic	1.5361	1.4126	1.4845	1.3774	1.4762	1.2624	1.4894	1.4341	6.424
T Benzo(a)pyrene	Quadratic	1.3545	1.3513	1.3138	1.2013	1.2401	1.0201	1.1005	1.2260	10.471
T Indeno(1,2,3-c,d)pyrene	Quadratic	1.0187	1.0312	1.0028	0.9400	1.0046	0.7756	0.8233	0.9423	10.894
T Dibenzo(a,h)anthracene	Quadratic	1.1852	1.0644	1.1174	1.0254	1.0195	0.9060	0.9478	1.0379	9.202
T Benzo(g,h,i)perylene	Quadratic	1.3000	1.1800	1.2001	1.1369	1.1893	1.0841	1.2065	1.1853	5.603

(RedFont and #) = Outlier Flag; (I) = Internal Standard; (T) = Target; (S) = Surrogate; (M) = Matrix Spike

Compounds with Curve fitting not using Avg Response Factor:

Compound	Curve Fit	Curve Fit Formula	Curve Fit R2
T N-Nitrosodimethylamine	Quadratic	$y = -0.004487 * x^2 + 0.376278 * x - 0.015067$	0.998787
T Pyridine	Quadratic	$y = 0.014166 * x^2 + 0.846999 * x + 0.009606$	0.998758
T Phenol	Quadratic	$y = -0.012170 * x^2 + 1.510484 * x - 0.028243$	0.999960
T 1,3-Dichlorobenzene	Quadratic	$y = -0.007206 * x^2 + 1.377548 * x + 0.041416$	0.999365
T 1,4-Dichlorobenzene	Quadratic	$y = -0.015342 * x^2 + 1.399649 * x + 0.017898$	0.999820
T 1,2-Dichlorobenzene	Quadratic	$y = 0.005417 * x^2 + 1.365568 * x + 0.025968$	0.998911
T Benzyl Alcohol	Quadratic	$y = -0.009801 * x^2 + 0.642871 * x - 0.014982$	0.998991
T bis(2-chloroisopropyl)Ether	Quadratic	$y = -3.578428E-004 * x^2 + 0.372649 * x + 0.001958$	0.999147
T 2-Methylphenol	Quadratic	$y = -0.020256 * x^2 + 1.013368 * x - 0.019197$	0.999272
T N-nitroso-Di-n-propylamine	Quadratic	$y = -0.046352 * x^2 + 0.828072 * x - 0.017320$	0.997377
T Hexachloroethane	Quadratic	$y = 0.004479 * x^2 + 0.375735 * x + 0.006233$	0.999392
T 4Methylphenol/3Methylphenol	Quadratic	$y = -0.074272 * x^2 + 1.504576 * x - 0.049276$	0.998396
S Nitrobenzene-d5	Quadratic	$y = -0.007858 * x^2 + 0.652144 * x - 0.012040$	0.998831
T Nitrobenzene	Quadratic	$y = -0.012849 * x^2 + 0.342445 * x - 0.005127$	0.998963
T Isophorone	Quadratic	$y = -0.009922 * x^2 + 0.648450 * x - 0.013712$	0.999129
T 2-Nitrophenol	Quadratic	$y = 0.004494 * x^2 + 0.113373 * x - 0.001002$	0.999473
T 2,4-Dimethylphenol	Quadratic	$y = -0.020312 * x^2 + 0.316601 * x - 0.006592$	0.997158
T bis(-2-Chloroethoxy)Methane	Quadratic	$y = -0.006178 * x^2 + 0.353850 * x - 0.010523$	0.996351
T 2,4-Dichlorophenol	Quadratic	$y = -0.010893 * x^2 + 0.253169 * x - 0.004550$	0.997492
T Benzoic Acid	Quadratic	$y = 0.009619 * x^2 + 0.115328 * x - 0.002109$	0.998582
T 1,2,4-Trichlorobenzene	Quadratic	$y = -0.011258 * x^2 + 0.324167 * x - 1.907956E-004$	0.999515
T Naphthalene	Quadratic	$y = -0.031023 * x^2 + 0.947723 * x + 0.015097$	0.999095
T 4-Chlorophenol	Quadratic	$y = 5.483091E-004 * x^2 + 0.099103 * x + 0.002430$	0.999281
T Hexachlorobutadiene	Quadratic	$y = -0.004052 * x^2 + 0.155005 * x + 0.001349$	0.999719
T 4-Chloro-3-Methylphenol	Quadratic	$y = -0.007029 * x^2 + 0.249464 * x + 0.002264$	0.999389
T 2-Methylnaphthalene	Quadratic	$y = -0.020702 * x^2 + 0.555497 * x + 0.004106$	0.999490
T 1-Methylnaphthalene	Quadratic	$y = -0.038622 * x^2 + 0.591278 * x + 0.001464$	0.998966
T Hexachlorocyclopentadiene	Quadratic	$y = 0.014527 * x^2 + 0.135095 * x - 1.654201E-004$	0.999030
T 2,4,6-Trichlorophenol	Quadratic	$y = -0.007912 * x^2 + 0.298680 * x - 0.007510$	0.999780
T 2,4,5-Trichlorophenol	Quadratic	$y = -1.297914E-004 * x^2 + 0.317681 * x - 0.003474$	0.998790
S 2-Fluorobiphenyl	Quadratic	$y = 0.056533 * x^2 + 1.094460 * x + 0.021907$	0.998548
T 2-Nitroaniline	Quadratic	$y = 0.004899 * x^2 + 0.155214 * x - 0.005843$	0.996329
T Dimethyl Phthalate	Quadratic	$y = 0.001245 * x^2 + 1.107817 * x - 0.036483$	0.998155
T 2,6-Dinitrotoluene	Quadratic	$y = 0.003063 * x^2 + 0.132536 * x - 0.002019$	0.991074
T Acenaphthylene	Quadratic	$y = 0.050413 * x^2 + 1.544348 * x + 0.014132$	0.997952
T 3-Nitroaniline	Quadratic	$y = 8.488270E-004 * x^2 + 0.151363 * x - 0.007736$	0.994930
T Acenaphthene	Quadratic	$y = 0.018800 * x^2 + 0.887633 * x + 0.021429$	0.996943
T 2,4-Dinitrophenol	Quadratic	$y = 0.007706 * x^2 + 0.062987 * x - 0.005474$	0.998726
T Dibenzofuran	Quadratic	$y = -0.003465 * x^2 + 1.522396 * x + 0.015394$	0.999018
T 2,4-Dinitrotoluene	Quadratic	$y = 0.015130 * x^2 + 0.143800 * x - 0.001137$	0.997577
T 4-Nitrophenol	Quadratic	$y = 0.021693 * x^2 + 0.128350 * x - 7.260859E-005$	0.999310
T Diethylphthalate	Quadratic	$y = 0.016479 * x^2 + 1.072953 * x - 0.038421$	0.998024
T Fluorene	Quadratic	$y = 0.028089 * x^2 + 1.164849 * x + 0.033700$	0.998339

Initial Calibration Report - Instrument #1

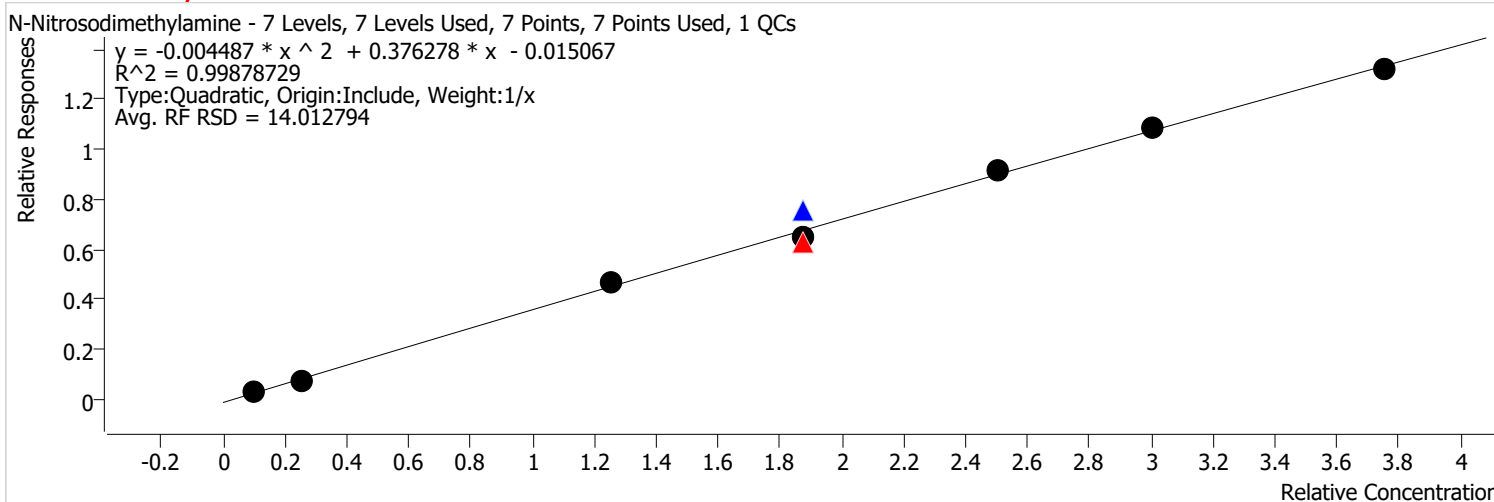
T 4-Chlorophenyl-phenylether	Quadratic	$y = 0.006618 * x^2 + 0.558442 * x + 9.757314E-004$	0.997806
T 4-Nitroaniline	Quadratic	$y = 0.006761 * x^2 + 0.066975 * x - 7.372001E-004$	0.992636
T 4,6-Dinitro-2-methylphenol	Quadratic	$y = 0.003569 * x^2 + 0.052952 * x - 0.002473$	0.997811
T N-nitrosodiphenylamine	Quadratic	$y = -0.018148 * x^2 + 0.496673 * x + 8.062270E-004$	0.998820
T Azobenzene	Quadratic	$y = 0.036465 * x^2 + 0.492297 * x - 0.011546$	0.999388
S 2,4,6-Tribromophenol	Quadratic	$y = 3.335742E-004 * x^2 + 0.052420 * x - 7.203280E-004$	0.997145
T Pentachlorophenol	Quadratic	$y = 0.002316 * x^2 + 0.075178 * x - 0.003210$	0.999012
T Phenanthrene	Quadratic	$y = -0.041400 * x^2 + 1.031693 * x + 0.004894$	0.998967
T Anthracene	Quadratic	$y = -0.032825 * x^2 + 0.968974 * x + 0.005755$	0.998886
T Triallate	Quadratic	$y = 0.010384 * x^2 + 0.171639 * x - 0.002191$	0.999019
T o-Terphenyl	Quadratic	$y = -0.011592 * x^2 + 0.524528 * x + 0.004376$	0.999368
T Di-n-Butylphthalate	Quadratic	$y = 0.023381 * x^2 + 0.797625 * x - 0.034078$	0.998175
T Fluoranthene	Quadratic	$y = -0.001982 * x^2 + 0.961133 * x + 0.019263$	0.999782
T Benzidine	Quadratic	$y = 0.002966 * x^2 + 0.292329 * x - 0.016997$	0.992653
T Pyrene	Quadratic	$y = -0.001699 * x^2 + 1.043527 * x + 0.022977$	0.999740
T Butylbenzylphthalate	Quadratic	$y = 0.028472 * x^2 + 0.310290 * x - 0.006154$	0.999316
T Chrysene	Quadratic	$y = -0.010820 * x^2 + 1.175454 * x + 0.024696$	0.999911
T 3,3-Dichlorobenzidine	Quadratic	$y = 0.011802 * x^2 + 0.295274 * x - 0.009332$	0.998579
T bis(2-ethylhexyl)Phthalate	Quadratic	$y = 0.010151 * x^2 + 0.107793 * x - 0.003064$	0.999338
T Di-n-octyl Phthalate	Quadratic	$y = 0.123341 * x^2 + 0.909281 * x - 0.014424$	0.999503
T Benzo(k)fluoranthene	Quadratic	$y = 0.048120 * x^2 + 1.326859 * x + 0.008465$	0.998455
T Benzo(a)pyrene	Quadratic	$y = 0.062517 * x^2 + 1.140774 * x - 0.012200$	0.999248
T Indeno(1,2,3-c,d)pyrene	Quadratic	$y = 0.022658 * x^2 + 0.949195 * x - 0.020604$	0.998989
T Dibenzo(a,h)anthracene	Quadratic	$y = 0.068415 * x^2 + 0.910105 * x + 0.001483$	0.998883
T Benzo(g,h,i)perylene	Quadratic	$y = 0.062449 * x^2 + 1.034247 * x + 0.016082$	0.998912

(RedFont and #) = Outlier Flag; (I) = Internal Standard; (T) = Target; (S) = Surrogate; (M) = Matrix Spike

Calibration Report

Batch Path	D:\Org\Data\SV5973N.I\sd030722\DoD BNA cal 1\QuantResults\030722 DoD BNA cal.batch.bin	Analyst Name	BL2000\sean
Analysis Time	3/8/2022 12:49 PM	Reporter Name	BL2000\sean
Report Time	3/8/2022 12:55:04 PM	Batch State	Processed
Last Calib Update	3/8/2022 10:28 AM	Quant Report Version	10.0
Quant Batch Version	10.0		

N-Nitrosodimethylamine %RSE = 8.1

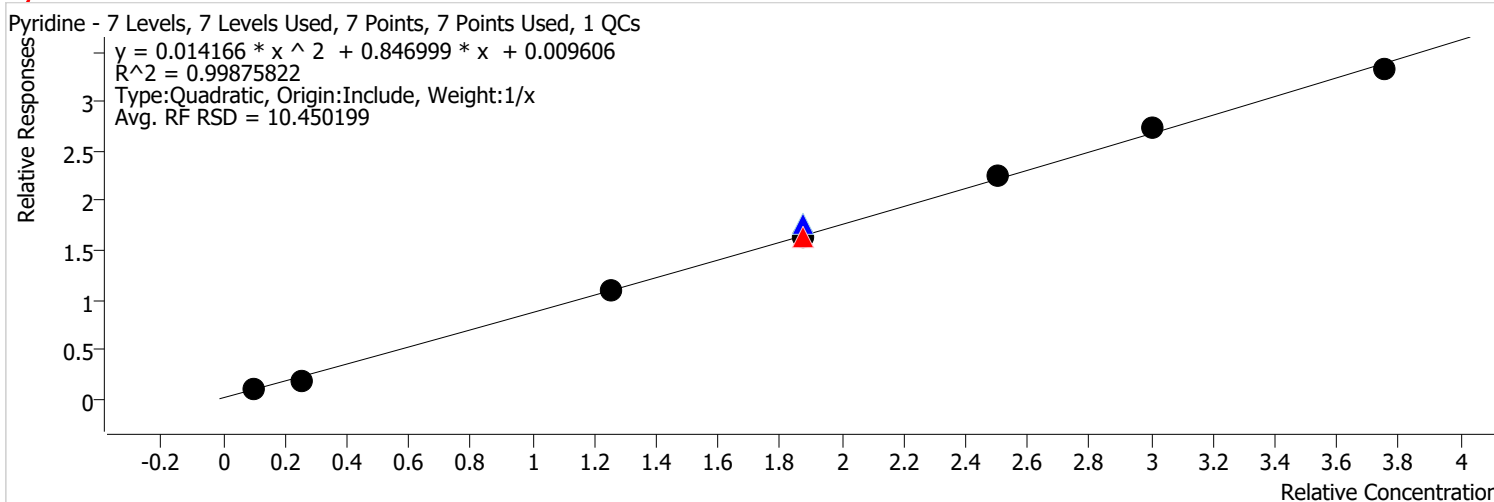


Calibration STD Path	Cal Type	Level	Enabled	Resp.	Exp. Conc	Resp. Factor	Level RSD
\\MASSHUNTER\Org\Data\SV5973N.I\sd030722\DoD BNA cal 1\Mar0708.D	Calibration	1	x	7228	4.0000	0.2603	
\\MASSHUNTER\Org\Data\SV5973N.I\sd030722\DoD BNA cal 1\Mar0707.D	Calibration	2	x	19322	10.0000	0.2723	
\\MASSHUNTER\Org\Data\SV5973N.I\sd030722\DoD BNA cal 1\Mar0706.D	Calibration	3	x	143780	50.0000	0.3739	
\\MASSHUNTER\Org\Data\SV5973N.I\sd030322\DoD BNA 1\Mar0302.D	CC	CCV	x	180039	75.0000	0.3335	
\\MASSHUNTER\Org\Data\SV5973N.I\sd030722\DoD BNA cal 1\Mar0709.D	QC	ICV	x	230820	75.0000	0.4049	
\\MASSHUNTER\Org\Data\SV5973N.I\sd030722\DoD BNA cal 1\Mar0705.D	Calibration	4	x	190154	75.0000	0.3444	
\\MASSHUNTER\Org\Data\SV5973N.I\sd030722\DoD BNA cal 1\Mar0704.D	Calibration	5	x	277916	100.0000	0.3650	
\\MASSHUNTER\Org\Data\SV5973N.I\sd030722\DoD BNA cal 1\Mar0703.D	Calibration	6	x	337335	120.0000	0.3633	
\\MASSHUNTER\Org\Data\SV5973N.I\sd030722\DoD BNA cal 1\Mar0702.D	Calibration	7	x	399045	150.0000	0.3516	

Calibration Report

Batch Path	D:\Org\Data\SV5973N.I\sd030722\DoD BNA cal 1\QuantResults\030722 DoD BNA cal.batch.bin	Analyst Name	BL2000\sean
Analysis Time	3/8/2022 12:49 PM	Reporter Name	BL2000\sean
Report Time	3/8/2022 12:55:07 PM	Batch State	Processed
Last Calib Update	3/8/2022 10:28 AM	Quant Report Version	10.0
Quant Batch Version	10.0		

Pyridine %RSE = 11.1

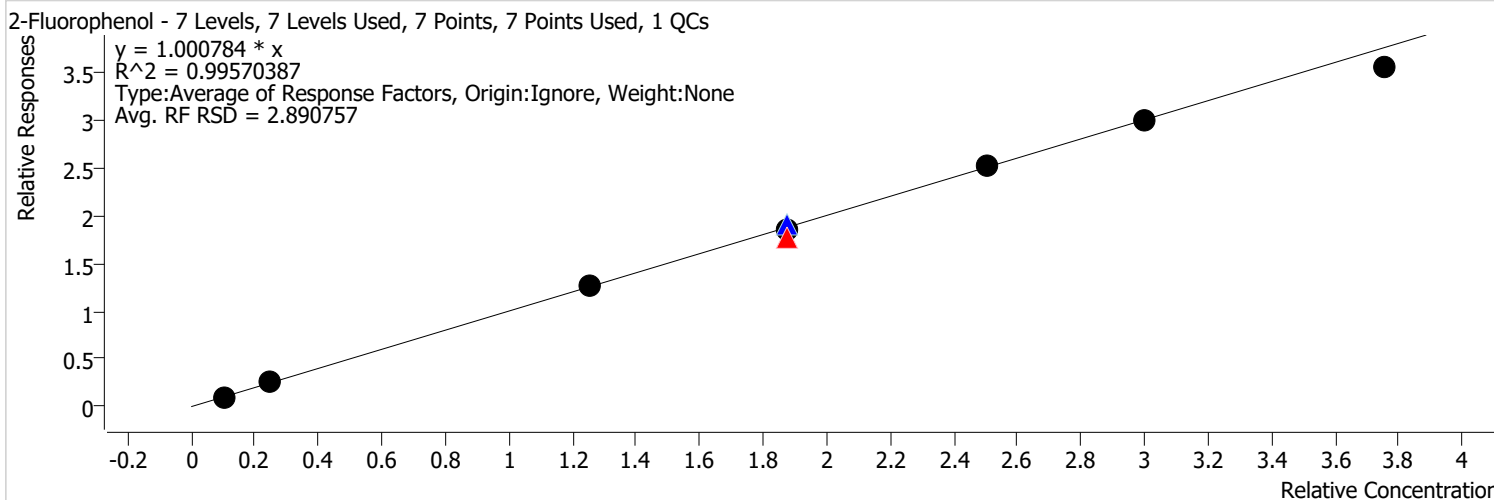


Calibration STD Path	Cal Type	Level	Enabled	Resp.	Exp. Conc	Resp. Factor	Level RSD
\\MASSHUNTER\Org\Data\SV5973N.I\sd030722\DoD BNA cal 1\Mar0708.D	Calibration	1	x	29657	4.0000	1.0682	
\\MASSHUNTER\Org\Data\SV5973N.I\sd030722\DoD BNA cal 1\Mar0707.D	Calibration	2	x	53196	10.0000	0.7496	
\\MASSHUNTER\Org\Data\SV5973N.I\sd030722\DoD BNA cal 1\Mar0706.D	Calibration	3	x	339868	50.0000	0.8839	
\\MASSHUNTER\Org\Data\SV5973N.I\sd030322\DoD BNA 1\Mar0302.D	CC	CCV	x	467967	75.0000	0.8668	
\\MASSHUNTER\Org\Data\SV5973N.I\sd030722\DoD BNA cal 1\Mar0709.D	QC	ICV	x	536609	75.0000	0.9413	
\\MASSHUNTER\Org\Data\SV5973N.I\sd030722\DoD BNA cal 1\Mar0705.D	Calibration	4	x	478769	75.0000	0.8670	
\\MASSHUNTER\Org\Data\SV5973N.I\sd030722\DoD BNA cal 1\Mar0704.D	Calibration	5	x	682660	100.0000	0.8966	
\\MASSHUNTER\Org\Data\SV5973N.I\sd030722\DoD BNA cal 1\Mar0703.D	Calibration	6	x	849418	120.0000	0.9148	
\\MASSHUNTER\Org\Data\SV5973N.I\sd030722\DoD BNA cal 1\Mar0702.D	Calibration	7	x	1005738	150.0000	0.8861	

Calibration Report

Batch Path	D:\Org\Data\SV5973N.I\sd030722\DoD BNA cal 1\QuantResults\030722 DoD BNA cal.batch.bin	Analyst Name	BL2000\sean
Analysis Time	3/8/2022 12:49 PM	Reporter Name	BL2000\sean
Report Time	3/8/2022 12:55:07 PM	Batch State	Processed
Last Calib Update	3/8/2022 10:28 AM	Quant Report Version	10.0
Quant Batch Version	10.0		

2-Fluorophenol %RSE =



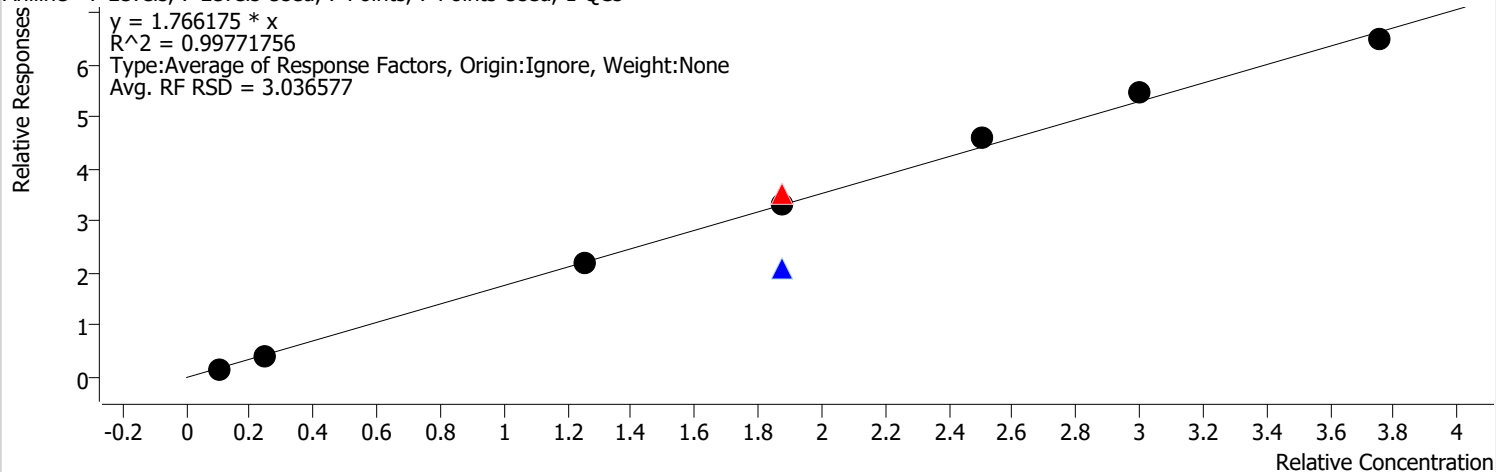
Calibration STD Path	Cal Type	Level	Enabled	Resp.	Exp. Conc	Resp. Factor	Level RSD
\\MASSHUNTER\Org\Data\SV5973N.I\sd030722\DoD BNA cal 1\Mar0708.D	Calibration	1	x	28730	4.0000	1.0348	
\\MASSHUNTER\Org\Data\SV5973N.I\sd030722\DoD BNA cal 1\Mar0707.D	Calibration	2	x	70962	10.0000	0.9999	
\\MASSHUNTER\Org\Data\SV5973N.I\sd030722\DoD BNA cal 1\Mar0706.D	Calibration	3	x	393351	50.0000	1.0230	
\\MASSHUNTER\Org\Data\SV5973N.I\sd030322\DoD BNA 1\Mar0302.D	CC	CCV	x	511450	75.0000	0.9474	
\\MASSHUNTER\Org\Data\SV5973N.I\sd030722\DoD BNA cal 1\Mar0709.D	QC	ICV	x	583227	75.0000	1.0230	
\\MASSHUNTER\Org\Data\SV5973N.I\sd030722\DoD BNA cal 1\Mar0705.D	Calibration	4	x	545866	75.0000	0.9885	
\\MASSHUNTER\Org\Data\SV5973N.I\sd030722\DoD BNA cal 1\Mar0704.D	Calibration	5	x	771315	100.0000	1.0130	
\\MASSHUNTER\Org\Data\SV5973N.I\sd030722\DoD BNA cal 1\Mar0703.D	Calibration	6	x	929415	120.0000	1.0009	
\\MASSHUNTER\Org\Data\SV5973N.I\sd030722\DoD BNA cal 1\Mar0702.D	Calibration	7	x	1072936	150.0000	0.9453	

Calibration Report

Batch Path	D:\Org\Data\SV5973N.I\sd030722\DoD BNA cal 1\QuantResults\030722 DoD BNA cal.batch.bin	Analyst Name	BL2000\sean
Analysis Time	3/8/2022 12:49 PM	Reporter Name	BL2000\sean
Report Time	3/8/2022 12:55:07 PM	Batch State	Processed
Last Calib Update	3/8/2022 10:28 AM	Quant Report Version	10.0
Quant Batch Version	10.0		

Aniline %RSE = 3.0

Aniline - 7 Levels, 7 Levels Used, 7 Points, 7 Points Used, 1 QCs

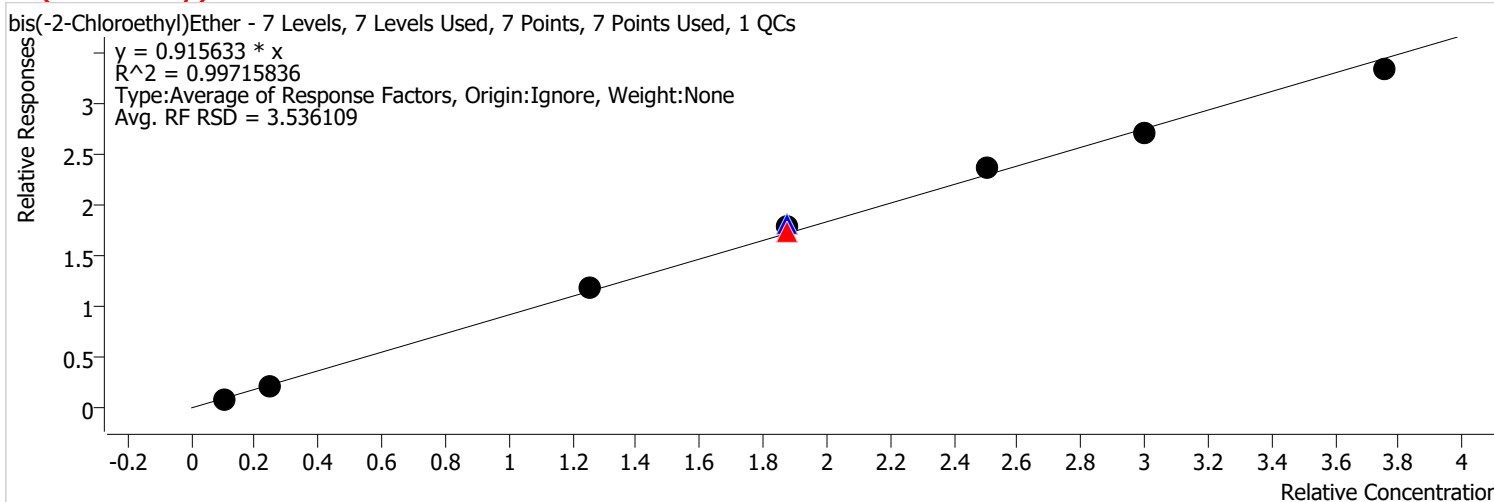


Calibration STD Path	Cal Type	Level	Enabled	Resp.	Exp. Conc	Resp. Factor	Level RSD
\\MASSHUNTER\Org\Data\SV5973N.I\sd030722\DoD BNA cal 1\Mar0708.D	Calibration	1	x	46988	4.0000	1.6924	
\\MASSHUNTER\Org\Data\SV5973N.I\sd030722\DoD BNA cal 1\Mar0707.D	Calibration	2	x	122425	10.0000	1.7251	
\\MASSHUNTER\Org\Data\SV5973N.I\sd030722\DoD BNA cal 1\Mar0706.D	Calibration	3	x	682082	50.0000	1.7739	
\\MASSHUNTER\Org\Data\SV5973N.I\sd030322\DoD BNA 1\Mar0302.D	CC	CCV	x	1015159	75.0000	1.8804	
\\MASSHUNTER\Org\Data\SV5973N.I\sd030722\DoD BNA cal 1\Mar0709.D	QC	ICV	x	641197	75.0000	1.1247	
\\MASSHUNTER\Org\Data\SV5973N.I\sd030722\DoD BNA cal 1\Mar0705.D	Calibration	4	x	986091	75.0000	1.7857	
\\MASSHUNTER\Org\Data\SV5973N.I\sd030722\DoD BNA cal 1\Mar0704.D	Calibration	5	x	1401055	100.0000	1.8401	
\\MASSHUNTER\Org\Data\SV5973N.I\sd030722\DoD BNA cal 1\Mar0703.D	Calibration	6	x	1688528	120.0000	1.8185	
\\MASSHUNTER\Org\Data\SV5973N.I\sd030722\DoD BNA cal 1\Mar0702.D	Calibration	7	x	1960742	150.0000	1.7276	

Calibration Report

Batch Path	D:\Org\Data\SV5973N.I\sd030722\DoD BNA cal 1\QuantResults\030722 DoD BNA cal.batch.bin	Analyst Name	BL2000\sean
Analysis Time	3/8/2022 12:49 PM	Reporter Name	BL2000\sean
Report Time	3/8/2022 12:55:07 PM	Batch State	Processed
Last Calib Update	3/8/2022 10:28 AM	Quant Report Version	10.0
Quant Batch Version	10.0		

bis(-2-Chloroethyl)Ether %RSE = 3.5

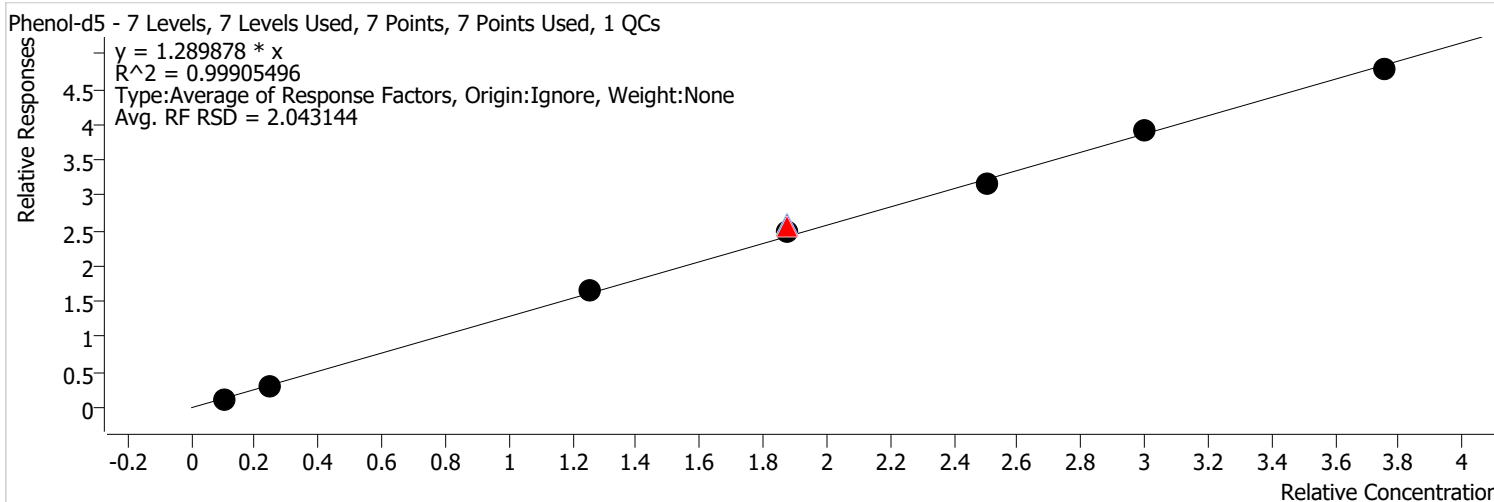


Calibration STD Path	Cal Type	Level	Enabled	Resp.	Exp. Conc	Resp. Factor	Level RSD
\\MASSHUNTER\Org\Data\SV5973N.I\sd030722\DoD BNA cal 1\Mar0708.D	Calibration	1	x	25102	4.0000	0.9041	
\\MASSHUNTER\Org\Data\SV5973N.I\sd030722\DoD BNA cal 1\Mar0707.D	Calibration	2	x	61981	10.0000	0.8734	
\\MASSHUNTER\Org\Data\SV5973N.I\sd030722\DoD BNA cal 1\Mar0706.D	Calibration	3	x	364335	50.0000	0.9475	
\\MASSHUNTER\Org\Data\SV5973N.I\sd030322\DoD BNA 1\Mar0302.D	CC	CCV	x	499059	75.0000	0.9244	
\\MASSHUNTER\Org\Data\SV5973N.I\sd030722\DoD BNA cal 1\Mar0709.D	QC	ICV	x	553433	75.0000	0.9708	
\\MASSHUNTER\Org\Data\SV5973N.I\sd030722\DoD BNA cal 1\Mar0705.D	Calibration	4	x	526687	75.0000	0.9538	
\\MASSHUNTER\Org\Data\SV5973N.I\sd030722\DoD BNA cal 1\Mar0704.D	Calibration	5	x	718887	100.0000	0.9441	
\\MASSHUNTER\Org\Data\SV5973N.I\sd030722\DoD BNA cal 1\Mar0703.D	Calibration	6	x	835512	120.0000	0.8998	
\\MASSHUNTER\Org\Data\SV5973N.I\sd030722\DoD BNA cal 1\Mar0702.D	Calibration	7	x	1006353	150.0000	0.8867	

Calibration Report

Batch Path	D:\Org\Data\SV5973N.I\sd030722\DoD BNA cal 1\QuantResults\030722 DoD BNA cal.batch.bin	Analyst Name	BL2000\sean
Analysis Time	3/8/2022 12:49 PM	Reporter Name	BL2000\sean
Report Time	3/8/2022 12:55:07 PM	Batch State	Processed
Last Calib Update	3/8/2022 10:28 AM	Quant Report Version	10.0
Quant Batch Version	10.0		

Phenol-d5 %RSE =

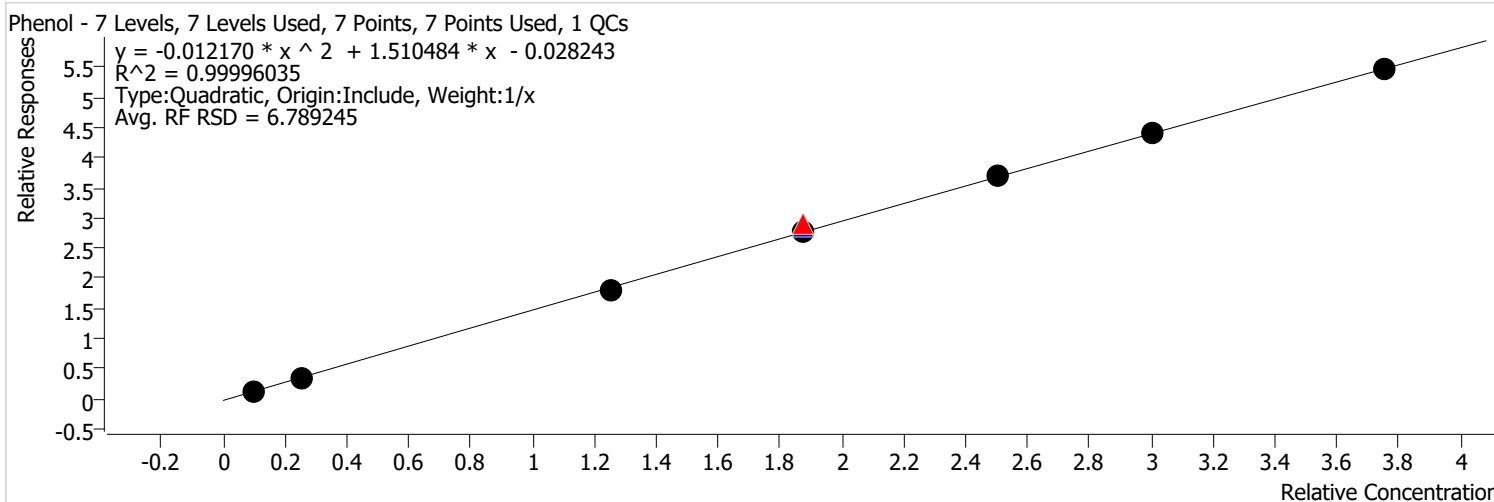


Calibration STD Path	Cal Type	Level	Enabled	Resp.	Exp. Conc	Resp. Factor	Level RSD
\\MASSHUNTER\Org\Data\SV5973N.I\sd030722\DoD BNA cal 1\Mar0708.D	Calibration	1	x	35232	4.0000	1.2690	
\\MASSHUNTER\Org\Data\SV5973N.I\sd030722\DoD BNA cal 1\Mar0707.D	Calibration	2	x	90463	10.0000	1.2747	
\\MASSHUNTER\Org\Data\SV5973N.I\sd030722\DoD BNA cal 1\Mar0706.D	Calibration	3	x	507050	50.0000	1.3187	
\\MASSHUNTER\Org\Data\SV5973N.I\sd030322\DoD BNA 1\Mar0302.D	CC	CCV	x	734300	75.0000	1.3602	
\\MASSHUNTER\Org\Data\SV5973N.I\sd030722\DoD BNA cal 1\Mar0709.D	QC	ICV	x	787926	75.0000	1.3821	
\\MASSHUNTER\Org\Data\SV5973N.I\sd030722\DoD BNA cal 1\Mar0705.D	Calibration	4	x	731880	75.0000	1.3254	
\\MASSHUNTER\Org\Data\SV5973N.I\sd030722\DoD BNA cal 1\Mar0704.D	Calibration	5	x	960120	100.0000	1.2610	
\\MASSHUNTER\Org\Data\SV5973N.I\sd030722\DoD BNA cal 1\Mar0703.D	Calibration	6	x	1213767	120.0000	1.3072	
\\MASSHUNTER\Org\Data\SV5973N.I\sd030722\DoD BNA cal 1\Mar0702.D	Calibration	7	x	1445102	150.0000	1.2733	

Calibration Report

Batch Path	D:\Org\Data\SV5973N.I\sd030722\DoD BNA cal 1\QuantResults\030722 DoD BNA cal.batch.bin	Analyst Name	BL2000\sean
Analysis Time	3/8/2022 12:49 PM	Reporter Name	BL2000\sean
Report Time	3/8/2022 12:55:07 PM	Batch State	Processed
Last Calib Update	3/8/2022 10:28 AM	Quant Report Version	10.0
Quant Batch Version	10.0		

Phenol %RSE = 1.3

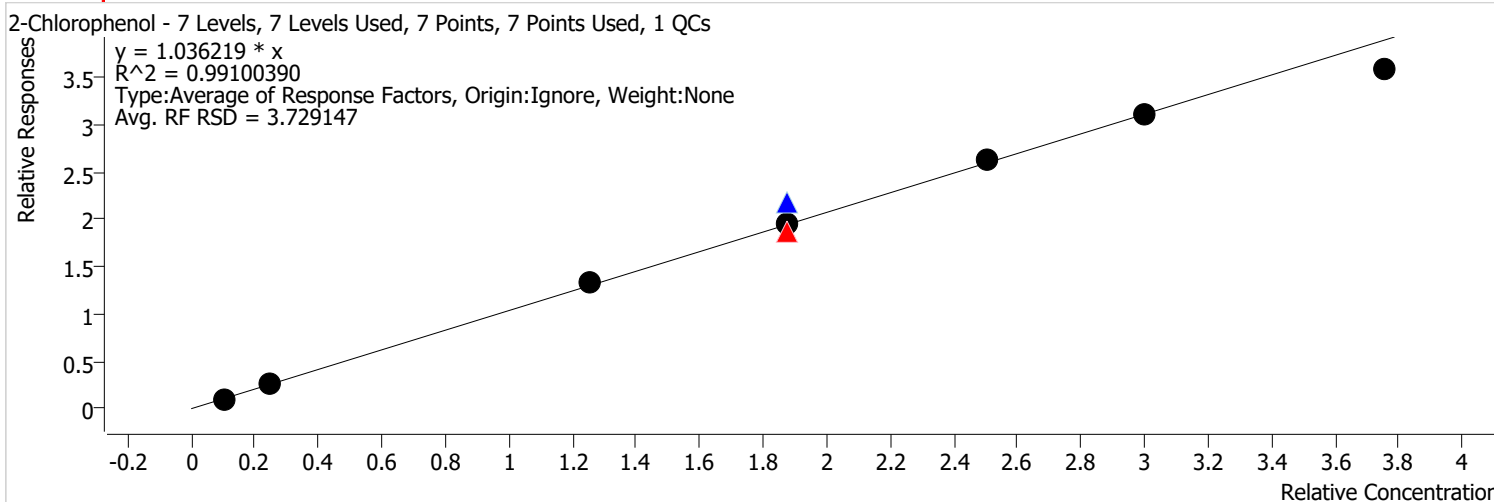


Calibration STD Path	Cal Type	Level	Enabled	Resp.	Exp. Conc	Resp. Factor	Level RSD
\\MASSHUNTER\Org\Data\SV5973N.I\sd030722\DoD BNA cal 1\Mar0708.D	Calibration	1	x	33523	4.0000	1.2074	
\\MASSHUNTER\Org\Data\SV5973N.I\sd030722\DoD BNA cal 1\Mar0707.D	Calibration	2	x	100965	10.0000	1.4227	
\\MASSHUNTER\Org\Data\SV5973N.I\sd030722\DoD BNA cal 1\Mar0706.D	Calibration	3	x	559169	50.0000	1.4542	
\\MASSHUNTER\Org\Data\SV5973N.I\sd030322\DoD BNA 1\Mar0302.D	CC	CCV	x	831726	75.0000	1.5406	
\\MASSHUNTER\Org\Data\SV5973N.I\sd030722\DoD BNA cal 1\Mar0709.D	QC	ICV	x	869977	75.0000	1.5260	
\\MASSHUNTER\Org\Data\SV5973N.I\sd030722\DoD BNA cal 1\Mar0705.D	Calibration	4	x	816065	75.0000	1.4778	
\\MASSHUNTER\Org\Data\SV5973N.I\sd030722\DoD BNA cal 1\Mar0704.D	Calibration	5	x	1122564	100.0000	1.4743	
\\MASSHUNTER\Org\Data\SV5973N.I\sd030722\DoD BNA cal 1\Mar0703.D	Calibration	6	x	1361702	120.0000	1.4665	
\\MASSHUNTER\Org\Data\SV5973N.I\sd030722\DoD BNA cal 1\Mar0702.D	Calibration	7	x	1650516	150.0000	1.4542	

Calibration Report

Batch Path	D:\Org\Data\SV5973N.I\sd030722\DoD BNA cal 1\QuantResults\030722 DoD BNA cal.batch.bin	Analyst Name	BL2000\sean
Analysis Time	3/8/2022 12:49 PM	Reporter Name	BL2000\sean
Report Time	3/8/2022 12:55:07 PM	Batch State	Processed
Last Calib Update	3/8/2022 10:28 AM	Quant Report Version	10.0
Quant Batch Version	10.0		

2-Chlorophenol %RSE = 3.7

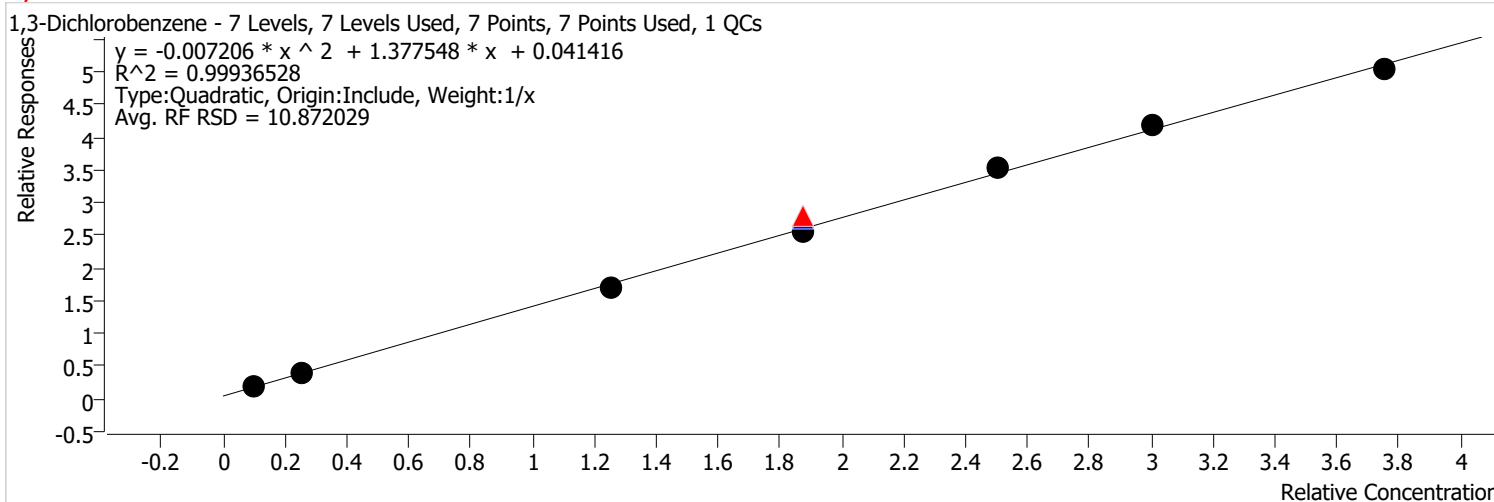


Calibration STD Path	Cal Type	Level	Enabled	Resp.	Exp. Conc	Resp. Factor	Level RSD
\\MASSHUNTER\Org\Data\SV5973N.I\sd030722\DoD BNA cal 1\Mar0708.D	Calibration	1	x	29097	4.0000	1.0480	
\\MASSHUNTER\Org\Data\SV5973N.I\sd030722\DoD BNA cal 1\Mar0707.D	Calibration	2	x	75984	10.0000	1.0707	
\\MASSHUNTER\Org\Data\SV5973N.I\sd030722\DoD BNA cal 1\Mar0706.D	Calibration	3	x	407021	50.0000	1.0585	
\\MASSHUNTER\Org\Data\SV5973N.I\sd030322\DoD BNA 1\Mar0302.D	CC	CCV	x	535621	75.0000	0.9922	
\\MASSHUNTER\Org\Data\SV5973N.I\sd030722\DoD BNA cal 1\Mar0709.D	QC	ICV	x	658507	75.0000	1.1551	
\\MASSHUNTER\Org\Data\SV5973N.I\sd030722\DoD BNA cal 1\Mar0705.D	Calibration	4	x	573260	75.0000	1.0381	
\\MASSHUNTER\Org\Data\SV5973N.I\sd030722\DoD BNA cal 1\Mar0704.D	Calibration	5	x	801916	100.0000	1.0532	
\\MASSHUNTER\Org\Data\SV5973N.I\sd030722\DoD BNA cal 1\Mar0703.D	Calibration	6	x	957614	120.0000	1.0313	
\\MASSHUNTER\Org\Data\SV5973N.I\sd030722\DoD BNA cal 1\Mar0702.D	Calibration	7	x	1082370	150.0000	0.9537	

Calibration Report

Batch Path	D:\Org\Data\SV5973N.I\sd030722\DoD BNA cal 1\QuantResults\030722 DoD BNA cal.batch.bin	Analyst Name	BL2000\sean
Analysis Time	3/8/2022 12:49 PM	Reporter Name	BL2000\sean
Report Time	3/8/2022 12:55:07 PM	Batch State	Processed
Last Calib Update	3/8/2022 10:28 AM	Quant Report Version	10.0
Quant Batch Version	10.0		

1,3-Dichlorobenzene %RSE = 3.5

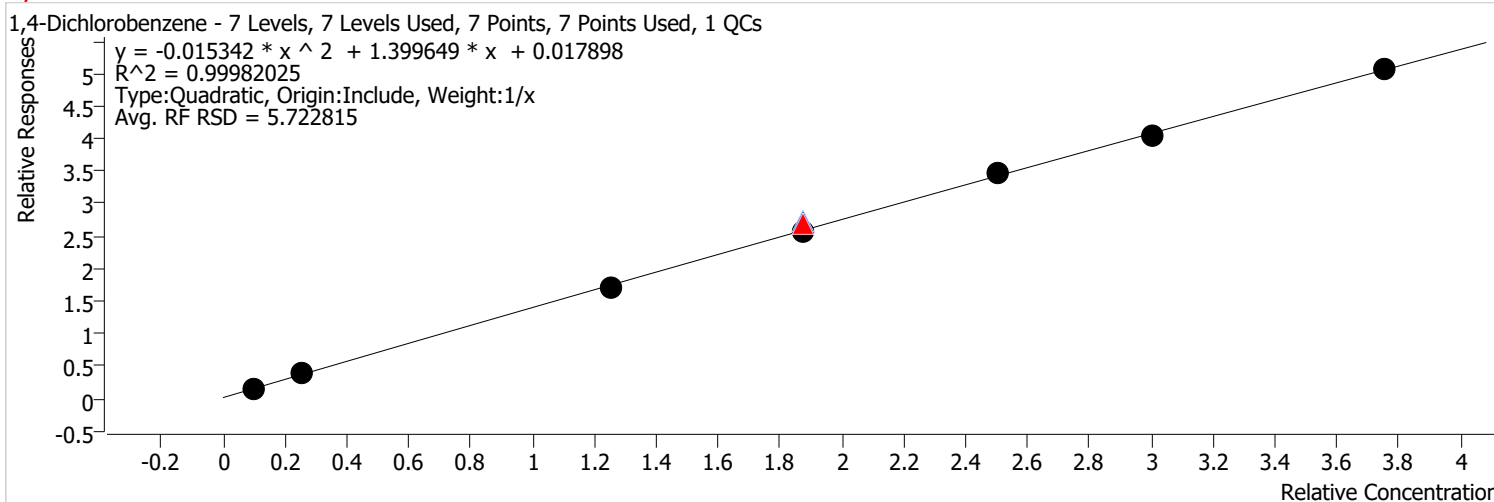


Calibration STD Path	Cal Type	Level	Enabled	Resp.	Exp. Conc	Resp. Factor	Level RSD
\\MASSHUNTER\Org\Data\SV5973N.I\sd030722\DoD BNA cal 1\Mar0708.D	Calibration	1	x	48971	4.0000	1.7638	
\\MASSHUNTER\Org\Data\SV5973N.I\sd030722\DoD BNA cal 1\Mar0707.D	Calibration	2	x	113181	10.0000	1.5949	
\\MASSHUNTER\Org\Data\SV5973N.I\sd030722\DoD BNA cal 1\Mar0706.D	Calibration	3	x	519244	50.0000	1.3504	
\\MASSHUNTER\Org\Data\SV5973N.I\sd030322\DoD BNA 1\Mar0302.D	CC	CCV	x	807983	75.0000	1.4967	
\\MASSHUNTER\Org\Data\SV5973N.I\sd030722\DoD BNA cal 1\Mar0709.D	QC	ICV	x	834630	75.0000	1.4640	
\\MASSHUNTER\Org\Data\SV5973N.I\sd030722\DoD BNA cal 1\Mar0705.D	Calibration	4	x	758104	75.0000	1.3729	
\\MASSHUNTER\Org\Data\SV5973N.I\sd030722\DoD BNA cal 1\Mar0704.D	Calibration	5	x	1079165	100.0000	1.4173	
\\MASSHUNTER\Org\Data\SV5973N.I\sd030722\DoD BNA cal 1\Mar0703.D	Calibration	6	x	1288885	120.0000	1.3881	
\\MASSHUNTER\Org\Data\SV5973N.I\sd030722\DoD BNA cal 1\Mar0702.D	Calibration	7	x	1521208	150.0000	1.3403	

Calibration Report

Batch Path	D:\Org\Data\SV5973N.I\sd030722\DoD BNA cal 1\QuantResults\030722 DoD BNA cal.batch.bin	Analyst Name	BL2000\sean
Analysis Time	3/8/2022 12:49 PM	Reporter Name	BL2000\sean
Report Time	3/8/2022 12:55:07 PM	Batch State	Processed
Last Calib Update	3/8/2022 10:28 AM	Quant Report Version	10.0
Quant Batch Version	10.0		

1,4-Dichlorobenzene %RSE = 3.7

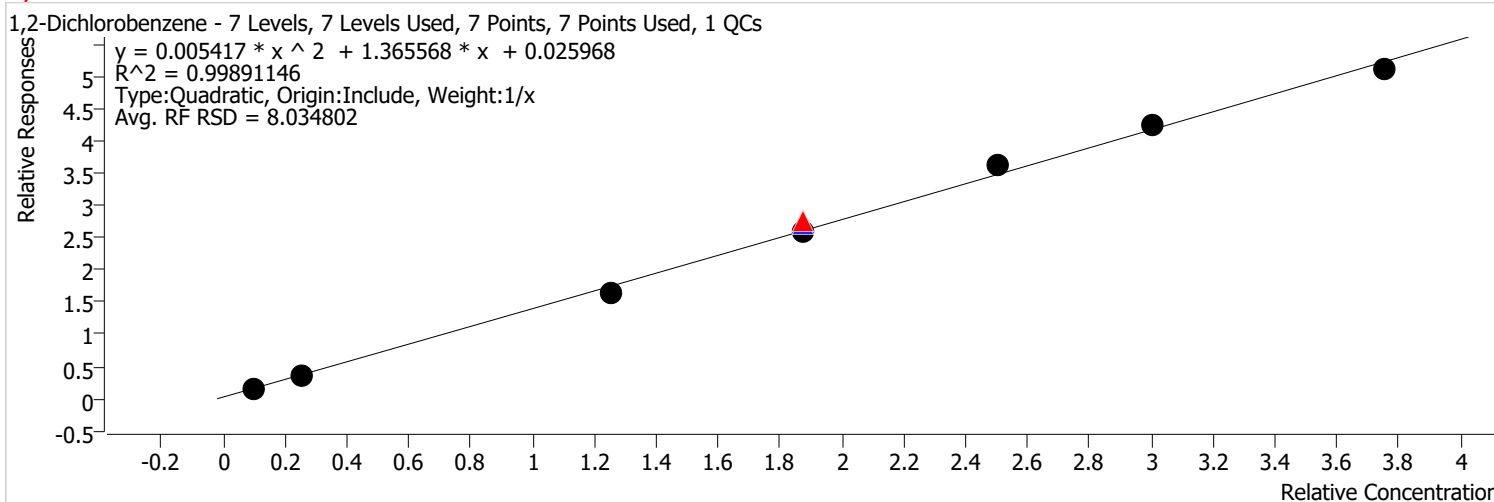


Calibration STD Path	Cal Type	Level	Enabled	Resp.	Exp. Conc	Resp. Factor	Level RSD
\\MASSHUNTER\Org\Data\SV5973N.I\sd030722\DoD BNA cal 1\Mar0708.D	Calibration	1	x	42021	4.0000	1.5135	
\\MASSHUNTER\Org\Data\SV5973N.I\sd030722\DoD BNA cal 1\Mar0707.D	Calibration	2	x	109688	10.0000	1.5456	
\\MASSHUNTER\Org\Data\SV5973N.I\sd030722\DoD BNA cal 1\Mar0706.D	Calibration	3	x	529458	50.0000	1.3770	
\\MASSHUNTER\Org\Data\SV5973N.I\sd030322\DoD BNA 1\Mar0302.D	CC	CCV	x	777600	75.0000	1.4404	
\\MASSHUNTER\Org\Data\SV5973N.I\sd030722\DoD BNA cal 1\Mar0709.D	QC	ICV	x	826484	75.0000	1.4498	
\\MASSHUNTER\Org\Data\SV5973N.I\sd030722\DoD BNA cal 1\Mar0705.D	Calibration	4	x	759383	75.0000	1.3752	
\\MASSHUNTER\Org\Data\SV5973N.I\sd030722\DoD BNA cal 1\Mar0704.D	Calibration	5	x	1053697	100.0000	1.3839	
\\MASSHUNTER\Org\Data\SV5973N.I\sd030722\DoD BNA cal 1\Mar0703.D	Calibration	6	x	1254523	120.0000	1.3511	
\\MASSHUNTER\Org\Data\SV5973N.I\sd030722\DoD BNA cal 1\Mar0702.D	Calibration	7	x	1530489	150.0000	1.3485	

Calibration Report

Batch Path	D:\Org\Data\SV5973N.I\sd030722\DoD BNA cal 1\QuantResults\030722 DoD BNA cal.batch.bin	Analyst Name	BL2000\sean
Analysis Time	3/8/2022 12:49 PM	Reporter Name	BL2000\sean
Report Time	3/8/2022 12:55:07 PM	Batch State	Processed
Last Calib Update	3/8/2022 10:28 AM	Quant Report Version	10.0
Quant Batch Version	10.0		

1,2-Dichlorobenzene %RSE = 4.2

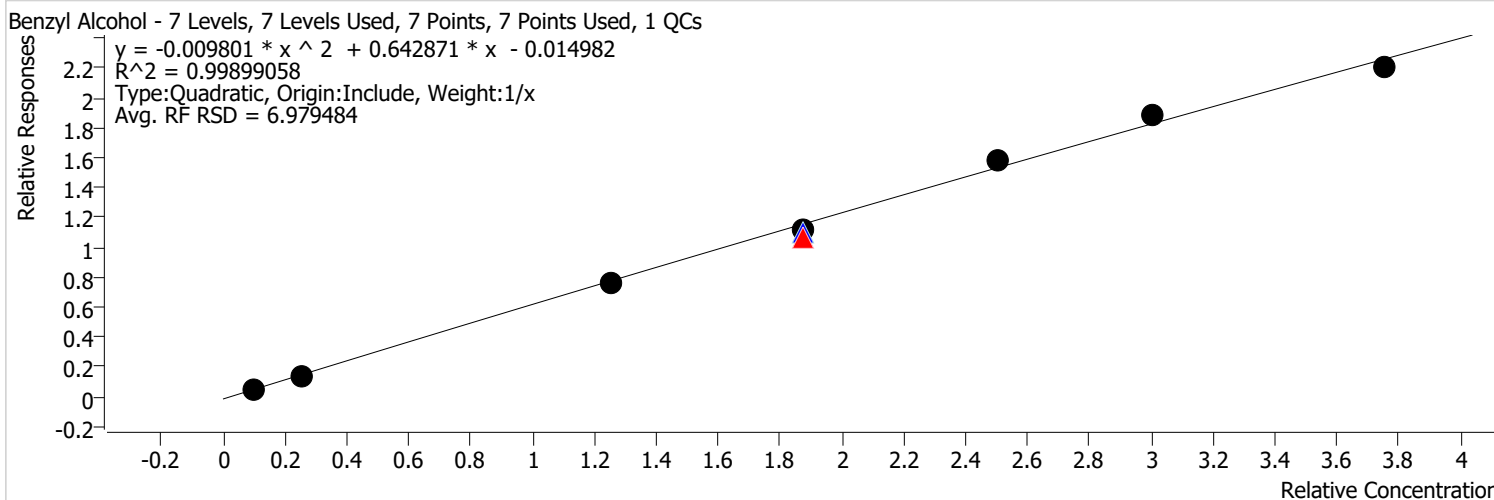


Calibration STD Path	Cal Type	Level	Enabled	Resp.	Exp. Conc	Resp. Factor	Level RSD
\\MASSHUNTER\Org\Data\SV5973N.I\sd030722\DoD BNA cal 1\Mar0708.D	Calibration	1	x	46603	4.0000	1.6785	
\\MASSHUNTER\Org\Data\SV5973N.I\sd030722\DoD BNA cal 1\Mar0707.D	Calibration	2	x	102236	10.0000	1.4406	
\\MASSHUNTER\Org\Data\SV5973N.I\sd030722\DoD BNA cal 1\Mar0706.D	Calibration	3	x	509972	50.0000	1.3263	
\\MASSHUNTER\Org\Data\SV5973N.I\sd030322\DoD BNA 1\Mar0302.D	CC	CCV	x	794298	75.0000	1.4713	
\\MASSHUNTER\Org\Data\SV5973N.I\sd030722\DoD BNA cal 1\Mar0709.D	QC	ICV	x	825653	75.0000	1.4483	
\\MASSHUNTER\Org\Data\SV5973N.I\sd030722\DoD BNA cal 1\Mar0705.D	Calibration	4	x	764246	75.0000	1.3840	
\\MASSHUNTER\Org\Data\SV5973N.I\sd030722\DoD BNA cal 1\Mar0704.D	Calibration	5	x	1102399	100.0000	1.4478	
\\MASSHUNTER\Org\Data\SV5973N.I\sd030722\DoD BNA cal 1\Mar0703.D	Calibration	6	x	1313149	120.0000	1.4142	
\\MASSHUNTER\Org\Data\SV5973N.I\sd030722\DoD BNA cal 1\Mar0702.D	Calibration	7	x	1544251	150.0000	1.3606	

Calibration Report

Batch Path	D:\Org\Data\SV5973N.I\sd030722\DoD BNA cal 1\QuantResults\030722 DoD BNA cal.batch.bin	Analyst Name	BL2000\sean
Analysis Time	3/8/2022 12:49 PM	Reporter Name	BL2000\sean
Report Time	3/8/2022 12:55:07 PM	Batch State	Processed
Last Calib Update	3/8/2022 10:28 AM	Quant Report Version	10.0
Quant Batch Version	10.0		

Benzyl Alcohol %RSE = 3.7

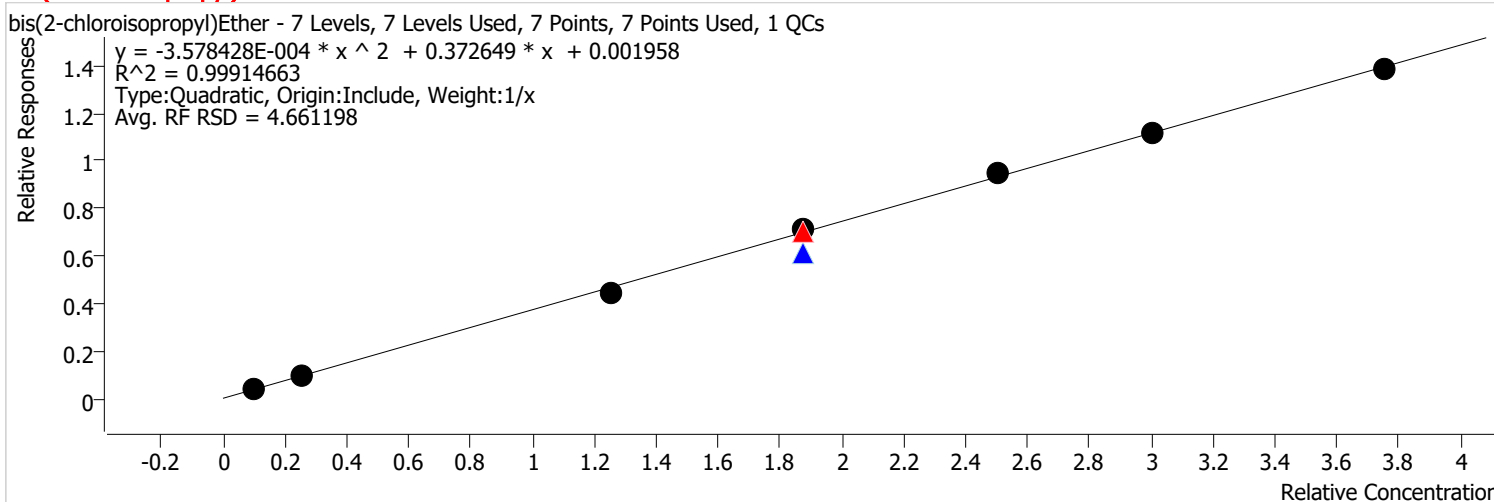


Calibration STD Path	Cal Type	Level	Enabled	Resp.	Exp. Conc	Resp. Factor	Level RSD
\\MASSHUNTER\Org\Data\SV5973N.I\sd030722\DoD BNA cal 1\Mar0708.D	Calibration	1	x	14217	4.0000	0.5121	
\\MASSHUNTER\Org\Data\SV5973N.I\sd030722\DoD BNA cal 1\Mar0707.D	Calibration	2	x	40172	10.0000	0.5661	
\\MASSHUNTER\Org\Data\SV5973N.I\sd030722\DoD BNA cal 1\Mar0706.D	Calibration	3	x	233836	50.0000	0.6081	
\\MASSHUNTER\Org\Data\SV5973N.I\sd030322\DoD BNA 1\Mar0302.D	CC	CCV	x	305916	75.0000	0.5667	
\\MASSHUNTER\Org\Data\SV5973N.I\sd030722\DoD BNA cal 1\Mar0709.D	QC	ICV	x	335484	75.0000	0.5885	
\\MASSHUNTER\Org\Data\SV5973N.I\sd030722\DoD BNA cal 1\Mar0705.D	Calibration	4	x	330391	75.0000	0.5983	
\\MASSHUNTER\Org\Data\SV5973N.I\sd030722\DoD BNA cal 1\Mar0704.D	Calibration	5	x	480478	100.0000	0.6310	
\\MASSHUNTER\Org\Data\SV5973N.I\sd030722\DoD BNA cal 1\Mar0703.D	Calibration	6	x	583069	120.0000	0.6279	
\\MASSHUNTER\Org\Data\SV5973N.I\sd030722\DoD BNA cal 1\Mar0702.D	Calibration	7	x	666377	150.0000	0.5871	

Calibration Report

Batch Path	D:\Org\Data\SV5973N.I\sd030722\DoD BNA cal 1\QuantResults\030722 DoD BNA cal.batch.bin	Analyst Name	BL2000\sean
Analysis Time	3/8/2022 12:49 PM	Reporter Name	BL2000\sean
Report Time	3/8/2022 12:55:07 PM	Batch State	Processed
Last Calib Update	3/8/2022 10:28 AM	Quant Report Version	10.0
Quant Batch Version	10.0		

bis(2-chloroisopropyl)Ether %RSE = 5.8



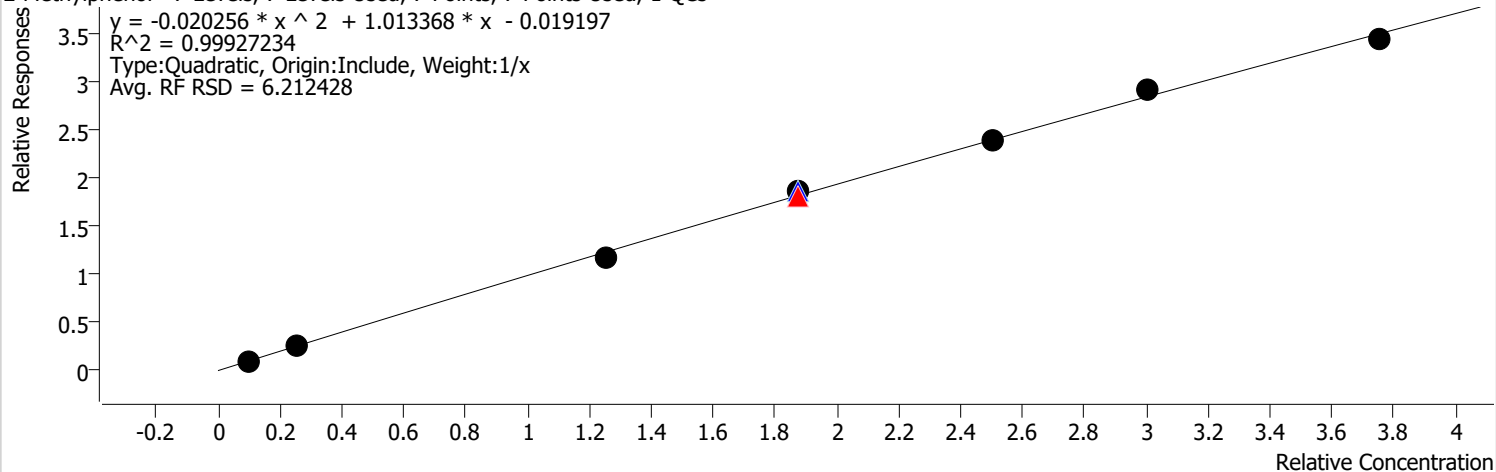
Calibration STD Path	Cal Type	Level	Enabled	Resp.	Exp. Conc	Resp. Factor	Level RSD
\\MASSHUNTER\Org\Data\SV5973N.I\sd030722\DoD BNA cal 1\Mar0708.D	Calibration	1	x	10345	4.0000	0.3726	
\\MASSHUNTER\Org\Data\SV5973N.I\sd030722\DoD BNA cal 1\Mar0707.D	Calibration	2	x	29089	10.0000	0.4099	
\\MASSHUNTER\Org\Data\SV5973N.I\sd030722\DoD BNA cal 1\Mar0706.D	Calibration	3	x	135244	50.0000	0.3517	
\\MASSHUNTER\Org\Data\SV5973N.I\sd030322\DoD BNA 1\Mar0302.D	CC	CCV	x	203221	75.0000	0.3764	
\\MASSHUNTER\Org\Data\SV5973N.I\sd030722\DoD BNA cal 1\Mar0709.D	QC	ICV	x	185250	75.0000	0.3250	
\\MASSHUNTER\Org\Data\SV5973N.I\sd030722\DoD BNA cal 1\Mar0705.D	Calibration	4	x	209963	75.0000	0.3802	
\\MASSHUNTER\Org\Data\SV5973N.I\sd030722\DoD BNA cal 1\Mar0704.D	Calibration	5	x	289543	100.0000	0.3803	
\\MASSHUNTER\Org\Data\SV5973N.I\sd030722\DoD BNA cal 1\Mar0703.D	Calibration	6	x	345936	120.0000	0.3726	
\\MASSHUNTER\Org\Data\SV5973N.I\sd030722\DoD BNA cal 1\Mar0702.D	Calibration	7	x	418476	150.0000	0.3687	

Calibration Report

Batch Path	D:\Org\Data\SV5973N.I\sd030722\DoD BNA cal 1\QuantResults\030722 DoD BNA cal.batch.bin	Analyst Name	BL2000\sean
Analysis Time	3/8/2022 12:49 PM	Reporter Name	BL2000\sean
Report Time	3/8/2022 12:55:08 PM	Batch State	Processed
Last Calib Update	3/8/2022 10:28 AM	Quant Report Version	10.0
Quant Batch Version	10.0		

2-Methylphenol %RSE = 3.4

2-Methylphenol - 7 Levels, 7 Levels Used, 7 Points, 7 Points Used, 1 QCs

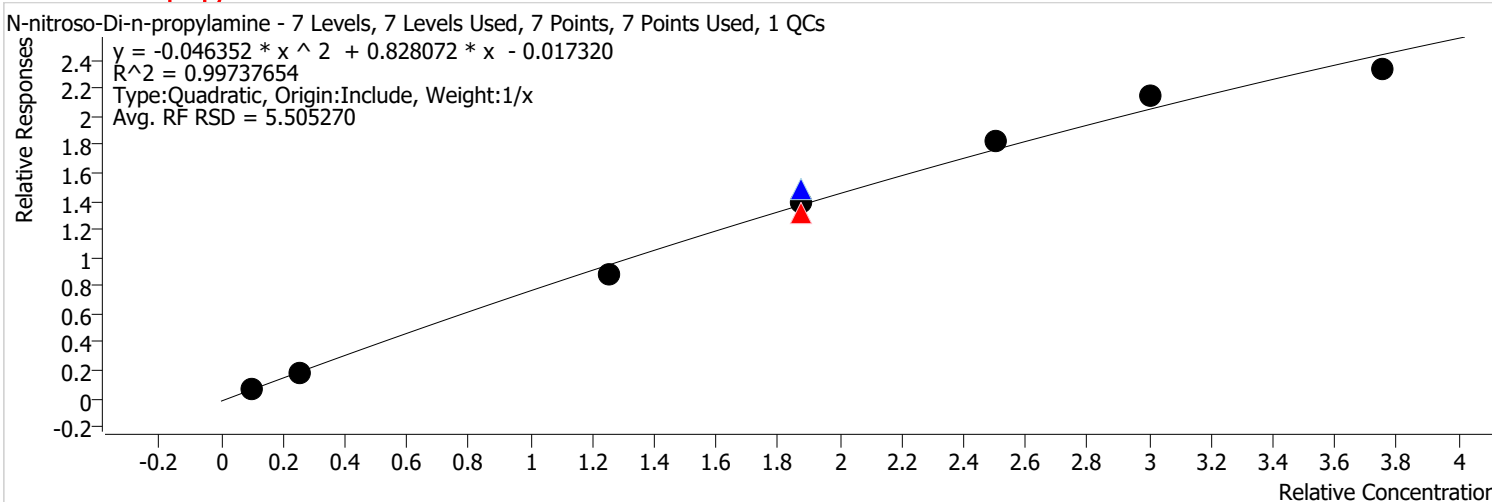


Calibration STD Path	Cal Type	Level	Enabled	Resp.	Exp. Conc	Resp. Factor	Level RSD
\\MASSHUNTER\Org\Data\SV5973N.I\sd030722\DoD BNA cal 1\Mar0708.D	Calibration	1	x	22551	4.0000	0.8122	
\\MASSHUNTER\Org\Data\SV5973N.I\sd030722\DoD BNA cal 1\Mar0707.D	Calibration	2	x	67880	10.0000	0.9565	
\\MASSHUNTER\Org\Data\SV5973N.I\sd030722\DoD BNA cal 1\Mar0706.D	Calibration	3	x	355832	50.0000	0.9254	
\\MASSHUNTER\Org\Data\SV5973N.I\sd030322\DoD BNA 1\Mar0302.D	CC	CCV	x	519184	75.0000	0.9617	
\\MASSHUNTER\Org\Data\SV5973N.I\sd030722\DoD BNA cal 1\Mar0709.D	QC	ICV	x	561300	75.0000	0.9846	
\\MASSHUNTER\Org\Data\SV5973N.I\sd030722\DoD BNA cal 1\Mar0705.D	Calibration	4	x	543624	75.0000	0.9845	
\\MASSHUNTER\Org\Data\SV5973N.I\sd030722\DoD BNA cal 1\Mar0704.D	Calibration	5	x	728562	100.0000	0.9568	
\\MASSHUNTER\Org\Data\SV5973N.I\sd030722\DoD BNA cal 1\Mar0703.D	Calibration	6	x	901290	120.0000	0.9707	
\\MASSHUNTER\Org\Data\SV5973N.I\sd030722\DoD BNA cal 1\Mar0702.D	Calibration	7	x	1039817	150.0000	0.9162	

Calibration Report

Batch Path	D:\Org\Data\SV5973N.I\sd030722\DoD BNA cal 1\QuantResults\030722 DoD BNA cal.batch.bin	Analyst Name	BL2000\sean
Analysis Time	3/8/2022 12:49 PM	Reporter Name	BL2000\sean
Report Time	3/8/2022 12:55:08 PM	Batch State	Processed
Last Calib Update	3/8/2022 10:28 AM	Quant Report Version	10.0
Quant Batch Version	10.0		

N-nitroso-Di-n-propylamine %RSE = 7.2

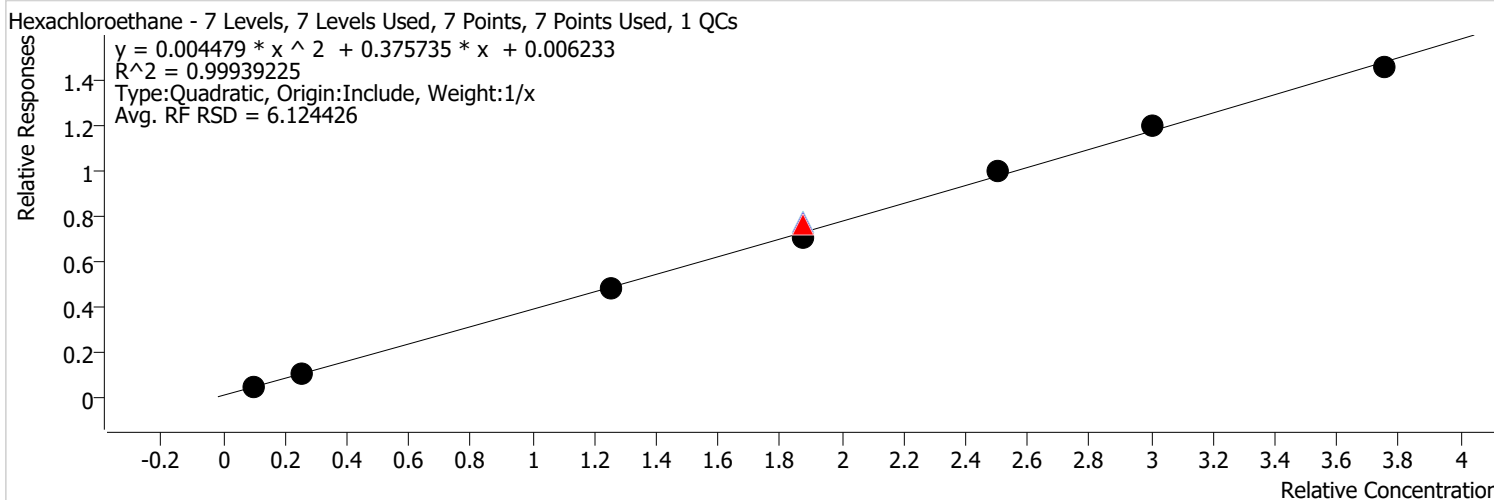


Calibration STD Path	Cal Type	Level	Enabled	Resp.	Exp. Conc	Resp. Factor	Level RSD
\\MASSHUNTER\Org\Data\SV5973N.I\sd030722\DoD BNA cal 1\Mar0708.D	Calibration	1	x	19509	4.0000	0.7027	
\\MASSHUNTER\Org\Data\SV5973N.I\sd030722\DoD BNA cal 1\Mar0707.D	Calibration	2	x	50427	10.0000	0.7106	
\\MASSHUNTER\Org\Data\SV5973N.I\sd030722\DoD BNA cal 1\Mar0706.D	Calibration	3	x	270202	50.0000	0.7027	
\\MASSHUNTER\Org\Data\SV5973N.I\sd030322\DoD BNA 1\Mar0302.D	CC	CCV	x	378910	75.0000	0.7019	
\\MASSHUNTER\Org\Data\SV5973N.I\sd030722\DoD BNA cal 1\Mar0709.D	QC	ICV	x	453505	75.0000	0.7955	
\\MASSHUNTER\Org\Data\SV5973N.I\sd030722\DoD BNA cal 1\Mar0705.D	Calibration	4	x	408355	75.0000	0.7395	
\\MASSHUNTER\Org\Data\SV5973N.I\sd030722\DoD BNA cal 1\Mar0704.D	Calibration	5	x	556241	100.0000	0.7305	
\\MASSHUNTER\Org\Data\SV5973N.I\sd030722\DoD BNA cal 1\Mar0703.D	Calibration	6	x	665254	120.0000	0.7165	
\\MASSHUNTER\Org\Data\SV5973N.I\sd030722\DoD BNA cal 1\Mar0702.D	Calibration	7	x	705193	150.0000	0.6213	

Calibration Report

Batch Path	D:\Org\Data\SV5973N.I\sd030722\DoD BNA cal 1\QuantResults\030722 DoD BNA cal.batch.bin	Analyst Name	BL2000\sean
Analysis Time	3/8/2022 12:49 PM	Reporter Name	BL2000\sean
Report Time	3/8/2022 12:55:08 PM	Batch State	Processed
Last Calib Update	3/8/2022 10:28 AM	Quant Report Version	10.0
Quant Batch Version	10.0		

Hexachloroethane %RSE = 3.1

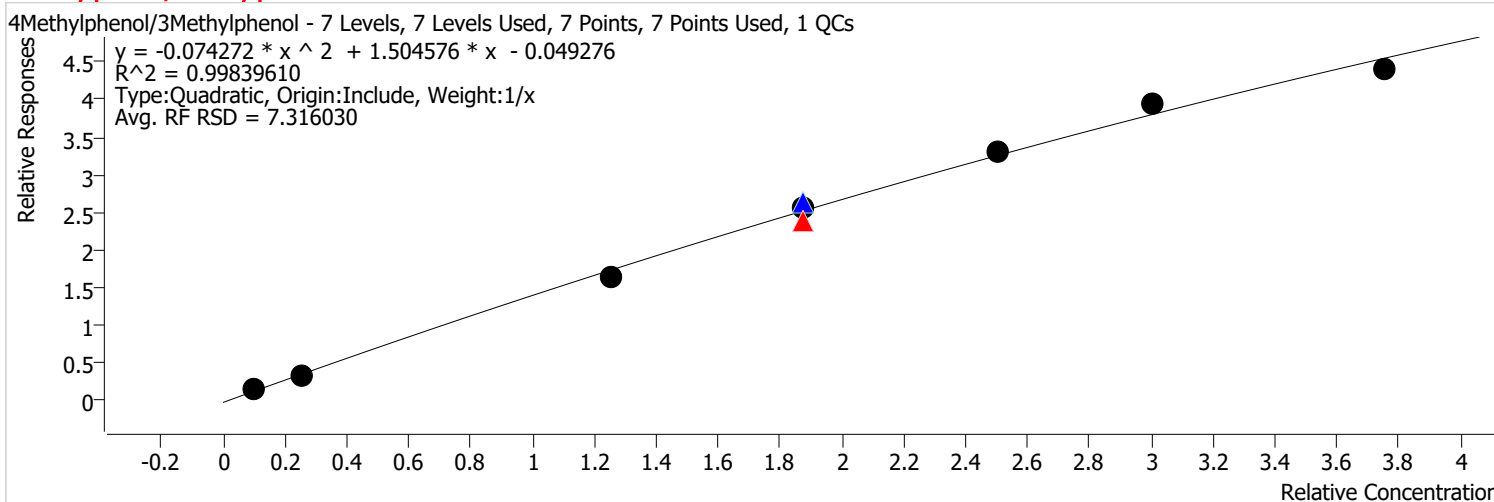


Calibration STD Path	Cal Type	Level	Enabled	Resp.	Exp. Conc	Resp. Factor	Level RSD
\\MASSHUNTER\Org\Data\SV5973N.I\sd030722\DoD BNA cal 1\Mar0708.D	Calibration	1	x	12508	4.0000	0.4505	
\\MASSHUNTER\Org\Data\SV5973N.I\sd030722\DoD BNA cal 1\Mar0707.D	Calibration	2	x	27769	10.0000	0.3913	
\\MASSHUNTER\Org\Data\SV5973N.I\sd030722\DoD BNA cal 1\Mar0706.D	Calibration	3	x	147715	50.0000	0.3842	
\\MASSHUNTER\Org\Data\SV5973N.I\sd030322\DoD BNA 1\Mar0302.D	CC	CCV	x	218349	75.0000	0.4045	
\\MASSHUNTER\Org\Data\SV5973N.I\sd030722\DoD BNA cal 1\Mar0709.D	QC	ICV	x	235587	75.0000	0.4132	
\\MASSHUNTER\Org\Data\SV5973N.I\sd030722\DoD BNA cal 1\Mar0705.D	Calibration	4	x	207816	75.0000	0.3763	
\\MASSHUNTER\Org\Data\SV5973N.I\sd030722\DoD BNA cal 1\Mar0704.D	Calibration	5	x	304886	100.0000	0.4004	
\\MASSHUNTER\Org\Data\SV5973N.I\sd030722\DoD BNA cal 1\Mar0703.D	Calibration	6	x	370009	120.0000	0.3985	
\\MASSHUNTER\Org\Data\SV5973N.I\sd030722\DoD BNA cal 1\Mar0702.D	Calibration	7	x	440065	150.0000	0.3877	

Calibration Report

Batch Path	D:\Org\Data\SV5973N.I\sd030722\DoD BNA cal 1\QuantResults\030722 DoD BNA cal.batch.bin	Analyst Name	BL2000\sean
Analysis Time	3/8/2022 12:49 PM	Reporter Name	BL2000\sean
Report Time	3/8/2022 12:55:08 PM	Batch State	Processed
Last Calib Update	3/8/2022 10:28 AM	Quant Report Version	10.0
Quant Batch Version	10.0		

4Methylphenol/3Methylphenol %RSE = 7.3

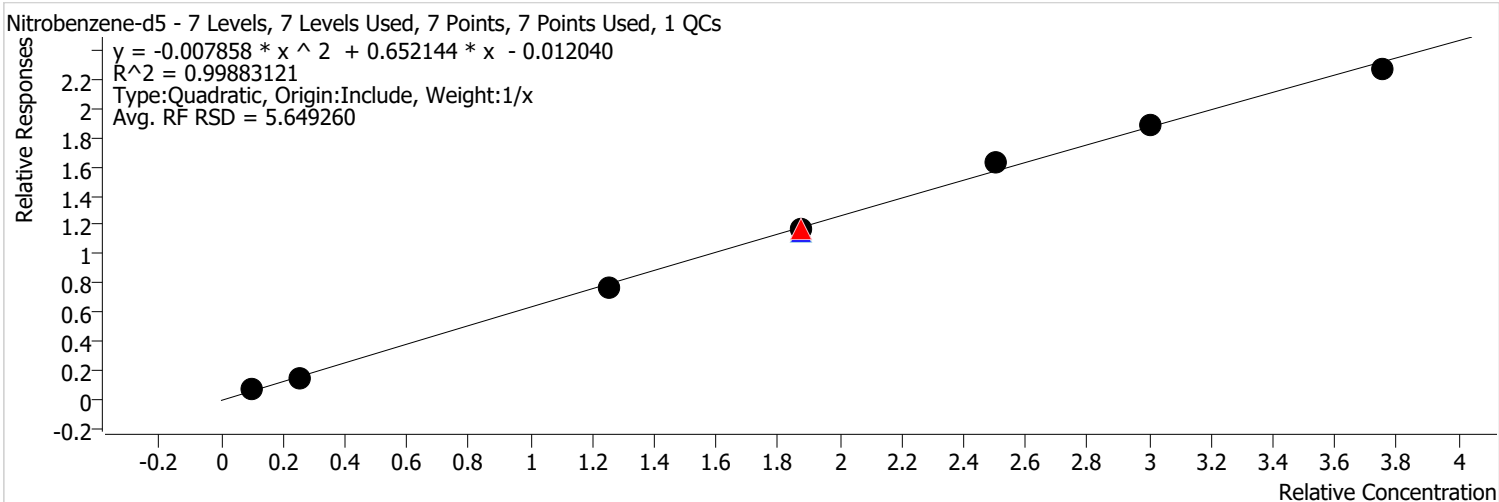


Calibration STD Path	Cal Type	Level	Enabled	Resp.	Exp. Conc	Resp. Factor	Level RSD
\\MASSHUNTER\Org\Data\SV5973N.I\sd030722\DoD BNA cal 1\Mar0708.D	Calibration	1	x	31498	4.0000	1.1345	
\\MASSHUNTER\Org\Data\SV5973N.I\sd030722\DoD BNA cal 1\Mar0707.D	Calibration	2	x	82908	10.0000	1.1683	
\\MASSHUNTER\Org\Data\SV5973N.I\sd030722\DoD BNA cal 1\Mar0706.D	Calibration	3	x	504367	50.0000	1.3117	
\\MASSHUNTER\Org\Data\SV5973N.I\sd030322\DoD BNA 1\Mar0302.D	CC	CCV	x	683864	75.0000	1.2668	
\\MASSHUNTER\Org\Data\SV5973N.I\sd030722\DoD BNA cal 1\Mar0709.D	QC	ICV	x	793768	75.0000	1.3924	
\\MASSHUNTER\Org\Data\SV5973N.I\sd030722\DoD BNA cal 1\Mar0705.D	Calibration	4	x	748423	75.0000	1.3553	
\\MASSHUNTER\Org\Data\SV5973N.I\sd030722\DoD BNA cal 1\Mar0704.D	Calibration	5	x	1007580	100.0000	1.3233	
\\MASSHUNTER\Org\Data\SV5973N.I\sd030722\DoD BNA cal 1\Mar0703.D	Calibration	6	x	1222321	120.0000	1.3164	
\\MASSHUNTER\Org\Data\SV5973N.I\sd030722\DoD BNA cal 1\Mar0702.D	Calibration	7	x	1330895	150.0000	1.1726	

Calibration Report

Batch Path	D:\Org\Data\SV5973N.I\sd030722\DoD BNA cal 1\QuantResults\030722 DoD BNA cal.batch.bin	Analyst Name	BL2000\sean
Analysis Time	3/8/2022 12:49 PM	Reporter Name	BL2000\sean
Report Time	3/8/2022 12:55:08 PM	Batch State	Processed
Last Calib Update	3/8/2022 10:28 AM	Quant Report Version	10.0
Quant Batch Version	10.0		

Nitrobenzene-d5 %RSE =

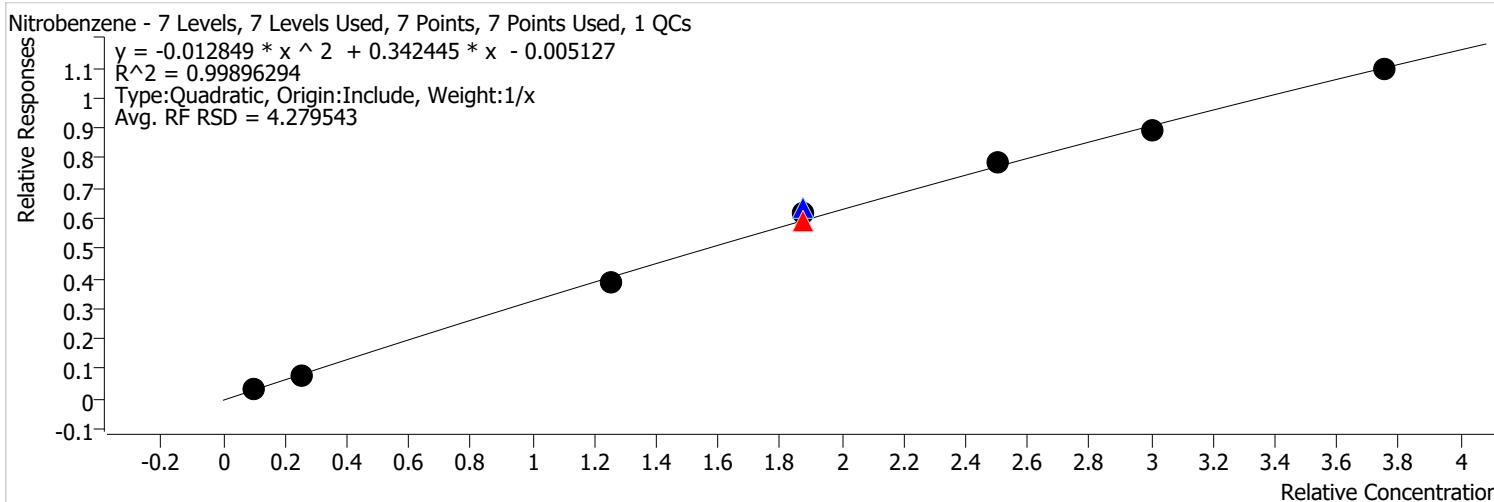


Calibration STD Path	Cal Type	Level	Enabled	Resp.	Exp. Conc	Resp. Factor	Level RSD
\\MASSHUNTER\Org\Data\SV5973N.I\sd030722\DoD BNA cal 1\Mar0708.D	Calibration	1	x	16295	4.0000	0.5869	
\\MASSHUNTER\Org\Data\SV5973N.I\sd030722\DoD BNA cal 1\Mar0707.D	Calibration	2	x	38999	10.0000	0.5496	
\\MASSHUNTER\Org\Data\SV5973N.I\sd030722\DoD BNA cal 1\Mar0706.D	Calibration	3	x	234513	50.0000	0.6099	
\\MASSHUNTER\Org\Data\SV5973N.I\sd030322\DoD BNA 1\Mar0302.D	CC	CCV	x	336849	75.0000	0.6240	
\\MASSHUNTER\Org\Data\SV5973N.I\sd030722\DoD BNA cal 1\Mar0709.D	QC	ICV	x	352699	75.0000	0.6187	
\\MASSHUNTER\Org\Data\SV5973N.I\sd030722\DoD BNA cal 1\Mar0705.D	Calibration	4	x	347265	75.0000	0.6289	
\\MASSHUNTER\Org\Data\SV5973N.I\sd030722\DoD BNA cal 1\Mar0704.D	Calibration	5	x	498829	100.0000	0.6551	
\\MASSHUNTER\Org\Data\SV5973N.I\sd030722\DoD BNA cal 1\Mar0703.D	Calibration	6	x	587528	120.0000	0.6327	
\\MASSHUNTER\Org\Data\SV5973N.I\sd030722\DoD BNA cal 1\Mar0702.D	Calibration	7	x	686977	150.0000	0.6053	

Calibration Report

Batch Path	D:\Org\Data\SV5973N.I\sd030722\DoD BNA cal 1\QuantResults\030722 DoD BNA cal.batch.bin	Analyst Name	BL2000\sean
Analysis Time	3/8/2022 12:49 PM	Reporter Name	BL2000\sean
Report Time	3/8/2022 12:55:08 PM	Batch State	Processed
Last Calib Update	3/8/2022 10:28 AM	Quant Report Version	10.0
Quant Batch Version	10.0		

Nitrobenzene %RSE = 6.0

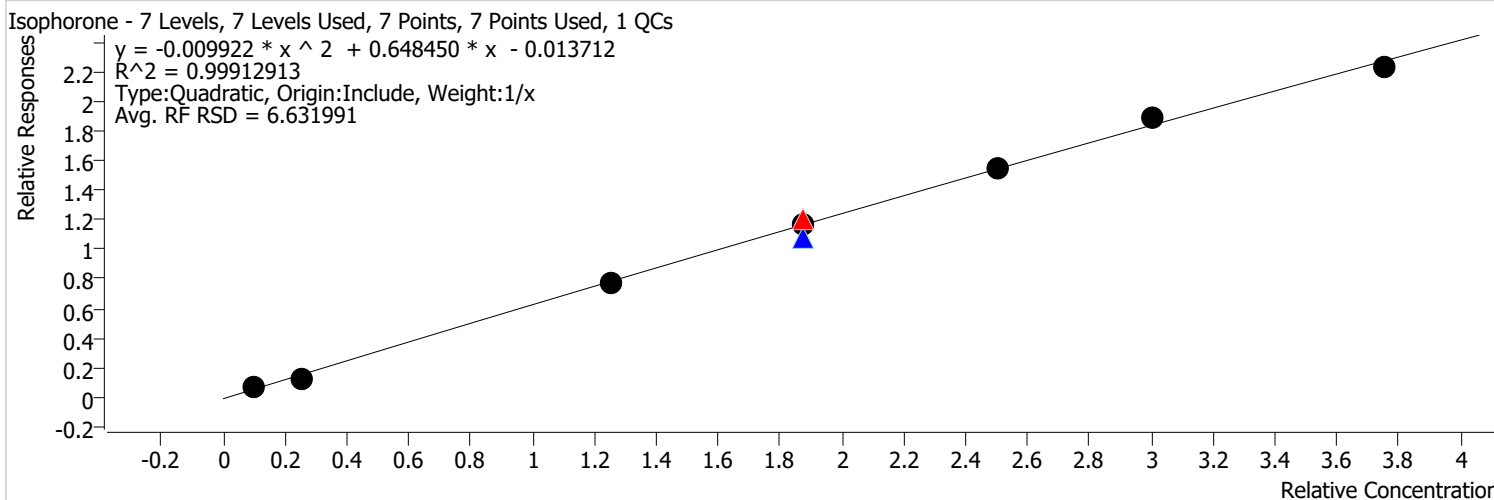


Calibration STD Path	Cal Type	Level	Enabled	Resp.	Exp. Conc	Resp. Factor	Level RSD
\\MASSHUNTER\Org\Data\SV5973N.I\sd030722\DoD BNA cal 1\Mar0708.D	Calibration	1	x	8709	4.0000	0.3137	
\\MASSHUNTER\Org\Data\SV5973N.I\sd030722\DoD BNA cal 1\Mar0707.D	Calibration	2	x	20984	10.0000	0.2957	
\\MASSHUNTER\Org\Data\SV5973N.I\sd030722\DoD BNA cal 1\Mar0706.D	Calibration	3	x	118503	50.0000	0.3082	
\\MASSHUNTER\Org\Data\SV5973N.I\sd030322\DoD BNA 1\Mar0302.D	CC	CCV	x	170805	75.0000	0.3164	
\\MASSHUNTER\Org\Data\SV5973N.I\sd030722\DoD BNA cal 1\Mar0709.D	QC	ICV	x	192500	75.0000	0.3377	
\\MASSHUNTER\Org\Data\SV5973N.I\sd030722\DoD BNA cal 1\Mar0705.D	Calibration	4	x	181506	75.0000	0.3287	
\\MASSHUNTER\Org\Data\SV5973N.I\sd030722\DoD BNA cal 1\Mar0704.D	Calibration	5	x	239619	100.0000	0.3147	
\\MASSHUNTER\Org\Data\SV5973N.I\sd030722\DoD BNA cal 1\Mar0703.D	Calibration	6	x	276254	120.0000	0.2975	
\\MASSHUNTER\Org\Data\SV5973N.I\sd030722\DoD BNA cal 1\Mar0702.D	Calibration	7	x	330747	150.0000	0.2914	

Calibration Report

Batch Path	D:\Org\Data\SV5973N.I\sd030722\DoD BNA cal 1\QuantResults\030722 DoD BNA cal.batch.bin	Analyst Name	BL2000\sean
Analysis Time	3/8/2022 12:49 PM	Reporter Name	BL2000\sean
Report Time	3/8/2022 12:55:08 PM	Batch State	Processed
Last Calib Update	3/8/2022 10:28 AM	Quant Report Version	10.0
Quant Batch Version	10.0		

Isophorone %RSE = 7.9



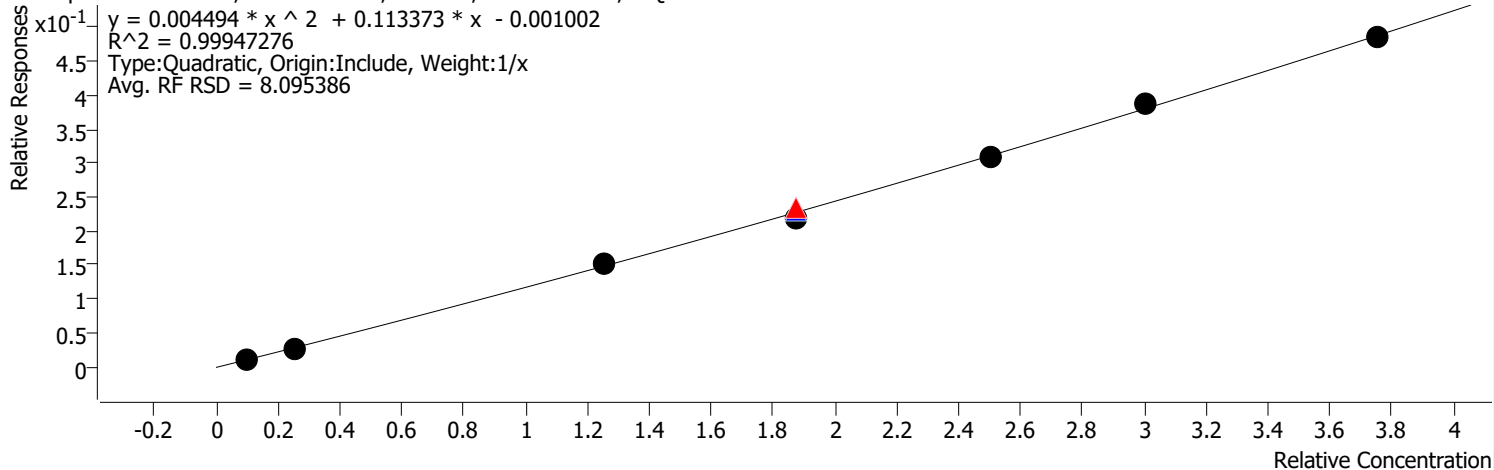
Calibration STD Path	Cal Type	Level	Enabled	Resp.	Exp. Conc	Resp. Factor	Level RSD
\\MASSHUNTER\Org\Data\SV5973N.I\sd030722\DoD BNA cal 1\Mar0708.D	Calibration	1	x	46492	4.0000	0.5786	
\\MASSHUNTER\Org\Data\SV5973N.I\sd030722\DoD BNA cal 1\Mar0707.D	Calibration	2	x	108374	10.0000	0.5189	
\\MASSHUNTER\Org\Data\SV5973N.I\sd030722\DoD BNA cal 1\Mar0706.D	Calibration	3	x	670763	50.0000	0.6159	
\\MASSHUNTER\Org\Data\SV5973N.I\sd030322\DoD BNA 1\Mar0302.D	CC	CCV	x	989927	75.0000	0.6436	
\\MASSHUNTER\Org\Data\SV5973N.I\sd030722\DoD BNA cal 1\Mar0709.D	QC	ICV	x	954539	75.0000	0.5763	
\\MASSHUNTER\Org\Data\SV5973N.I\sd030722\DoD BNA cal 1\Mar0705.D	Calibration	4	x	1001436	75.0000	0.6275	
\\MASSHUNTER\Org\Data\SV5973N.I\sd030722\DoD BNA cal 1\Mar0704.D	Calibration	5	x	1380132	100.0000	0.6228	
\\MASSHUNTER\Org\Data\SV5973N.I\sd030722\DoD BNA cal 1\Mar0703.D	Calibration	6	x	1640279	120.0000	0.6297	
\\MASSHUNTER\Org\Data\SV5973N.I\sd030722\DoD BNA cal 1\Mar0702.D	Calibration	7	x	1926147	150.0000	0.5956	

Calibration Report

Batch Path	D:\Org\Data\SV5973N.I\sd030722\DoD BNA cal 1\QuantResults\030722 DoD BNA cal.batch.bin	Analyst Name	BL2000\sean
Analysis Time	3/8/2022 12:49 PM	Reporter Name	BL2000\sean
Report Time	3/8/2022 12:55:08 PM	Batch State	Processed
Last Calib Update	3/8/2022 10:28 AM	Quant Report Version	10.0
Quant Batch Version	10.0		

2-Nitrophenol %RSE = 3.8

2-Nitrophenol - 7 Levels, 7 Levels Used, 7 Points, 7 Points Used, 1 QCs

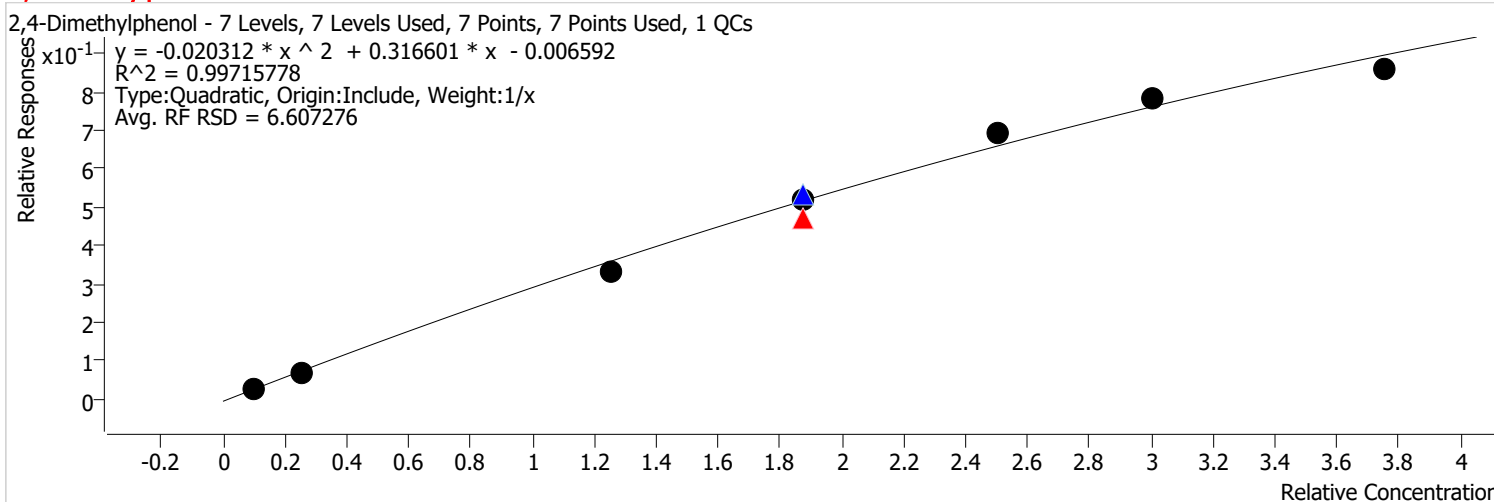


Calibration STD Path	Cal Type	Level	Enabled	Resp.	Exp. Conc	Resp. Factor	Level RSD
\\MASSHUNTER\Org\Data\SV5973N.I\sd030722\DoD BNA cal 1\Mar0708.D	Calibration	1	x	8649	4.0000	0.1076	
\\MASSHUNTER\Org\Data\SV5973N.I\sd030722\DoD BNA cal 1\Mar0707.D	Calibration	2	x	21972	10.0000	0.1052	
\\MASSHUNTER\Org\Data\SV5973N.I\sd030722\DoD BNA cal 1\Mar0706.D	Calibration	3	x	133464	50.0000	0.1225	
\\MASSHUNTER\Org\Data\SV5973N.I\sd030322\DoD BNA 1\Mar0302.D	CC	CCV	x	192459	75.0000	0.1251	
\\MASSHUNTER\Org\Data\SV5973N.I\sd030722\DoD BNA cal 1\Mar0709.D	QC	ICV	x	202739	75.0000	0.1224	
\\MASSHUNTER\Org\Data\SV5973N.I\sd030722\DoD BNA cal 1\Mar0705.D	Calibration	4	x	187380	75.0000	0.1174	
\\MASSHUNTER\Org\Data\SV5973N.I\sd030722\DoD BNA cal 1\Mar0704.D	Calibration	5	x	273497	100.0000	0.1234	
\\MASSHUNTER\Org\Data\SV5973N.I\sd030722\DoD BNA cal 1\Mar0703.D	Calibration	6	x	336086	120.0000	0.1290	
\\MASSHUNTER\Org\Data\SV5973N.I\sd030722\DoD BNA cal 1\Mar0702.D	Calibration	7	x	417853	150.0000	0.1292	

Calibration Report

Batch Path	D:\Org\Data\SV5973N.I\sd030722\DoD BNA cal 1\QuantResults\030722 DoD BNA cal.batch.bin	Analyst Name	BL2000\sean
Analysis Time	3/8/2022 12:49 PM	Reporter Name	BL2000\sean
Report Time	3/8/2022 12:55:08 PM	Batch State	Processed
Last Calib Update	3/8/2022 10:28 AM	Quant Report Version	10.0
Quant Batch Version	10.0		

2,4-Dimethylphenol %RSE = 8.7

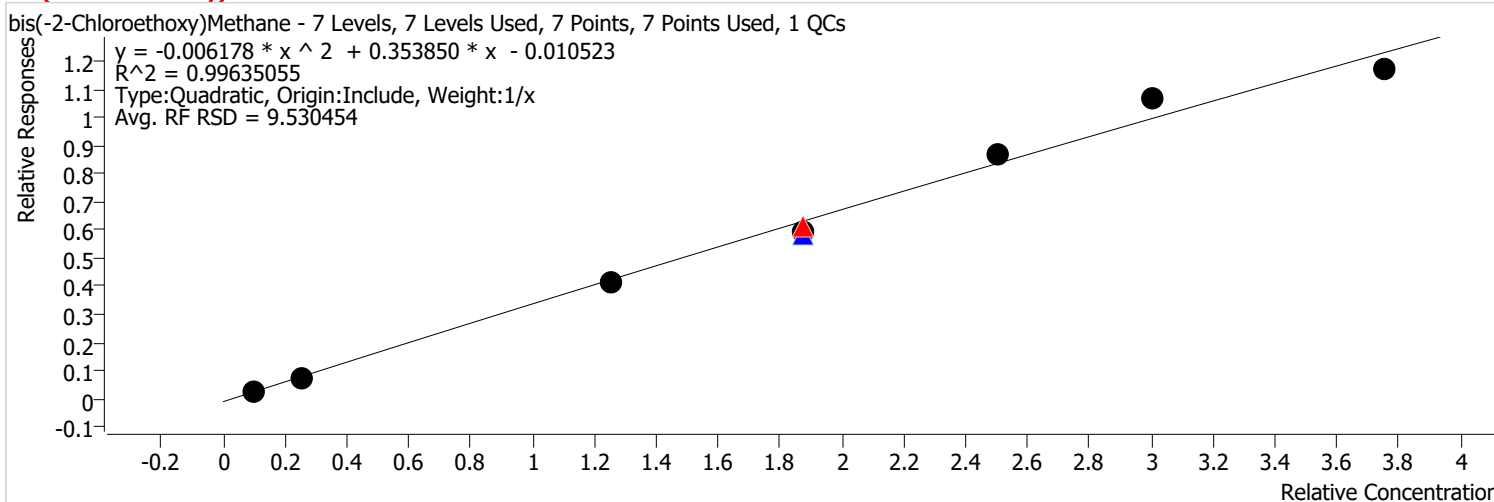


Calibration STD Path	Cal Type	Level	Enabled	Resp.	Exp. Conc	Resp. Factor	Level RSD
\\MASSHUNTER\Org\Data\SV5973N.I\sd030722\DoD BNA cal 1\Mar0708.D	Calibration	1	x	22324	4.0000	0.2778	
\\MASSHUNTER\Org\Data\SV5973N.I\sd030722\DoD BNA cal 1\Mar0707.D	Calibration	2	x	54430	10.0000	0.2606	
\\MASSHUNTER\Org\Data\SV5973N.I\sd030722\DoD BNA cal 1\Mar0706.D	Calibration	3	x	289578	50.0000	0.2659	
\\MASSHUNTER\Org\Data\SV5973N.I\sd030322\DoD BNA 1\Mar0302.D	CC	CCV	x	385945	75.0000	0.2509	
\\MASSHUNTER\Org\Data\SV5973N.I\sd030722\DoD BNA cal 1\Mar0709.D	QC	ICV	x	468546	75.0000	0.2829	
\\MASSHUNTER\Org\Data\SV5973N.I\sd030722\DoD BNA cal 1\Mar0705.D	Calibration	4	x	444190	75.0000	0.2783	
\\MASSHUNTER\Org\Data\SV5973N.I\sd030722\DoD BNA cal 1\Mar0704.D	Calibration	5	x	613219	100.0000	0.2767	
\\MASSHUNTER\Org\Data\SV5973N.I\sd030722\DoD BNA cal 1\Mar0703.D	Calibration	6	x	682811	120.0000	0.2621	
\\MASSHUNTER\Org\Data\SV5973N.I\sd030722\DoD BNA cal 1\Mar0702.D	Calibration	7	x	739264	150.0000	0.2286	

Calibration Report

Batch Path	D:\Org\Data\SV5973N.I\sd030722\DoD BNA cal 1\QuantResults\030722 DoD BNA cal.batch.bin	Analyst Name	BL2000\sean
Analysis Time	3/8/2022 12:49 PM	Reporter Name	BL2000\sean
Report Time	3/8/2022 12:55:08 PM	Batch State	Processed
Last Calib Update	3/8/2022 10:28 AM	Quant Report Version	10.0
Quant Batch Version	10.0		

bis(-2-Chloroethoxy)Methane %RSE = 6.9

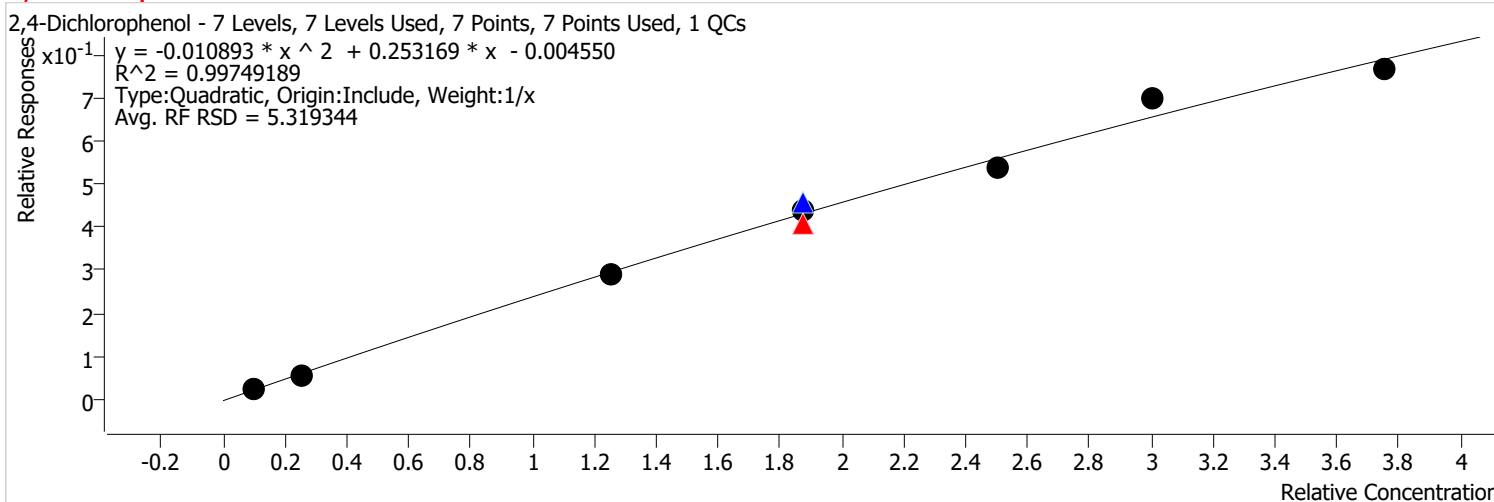


Calibration STD Path	Cal Type	Level	Enabled	Resp.	Exp. Conc	Resp. Factor	Level RSD
\\MASSHUNTER\Org\Data\SV5973N.I\sd030722\DoD BNA cal 1\Mar0708.D	Calibration	1	x	21532	4.0000	0.2679	
\\MASSHUNTER\Org\Data\SV5973N.I\sd030722\DoD BNA cal 1\Mar0707.D	Calibration	2	x	61693	10.0000	0.2954	
\\MASSHUNTER\Org\Data\SV5973N.I\sd030722\DoD BNA cal 1\Mar0706.D	Calibration	3	x	358196	50.0000	0.3289	
\\MASSHUNTER\Org\Data\SV5973N.I\sd030322\DoD BNA 1\Mar0302.D	CC	CCV	x	501173	75.0000	0.3259	
\\MASSHUNTER\Org\Data\SV5973N.I\sd030722\DoD BNA cal 1\Mar0709.D	QC	ICV	x	513836	75.0000	0.3103	
\\MASSHUNTER\Org\Data\SV5973N.I\sd030722\DoD BNA cal 1\Mar0705.D	Calibration	4	x	508296	75.0000	0.3185	
\\MASSHUNTER\Org\Data\SV5973N.I\sd030722\DoD BNA cal 1\Mar0704.D	Calibration	5	x	770652	100.0000	0.3478	
\\MASSHUNTER\Org\Data\SV5973N.I\sd030722\DoD BNA cal 1\Mar0703.D	Calibration	6	x	927607	120.0000	0.3561	
\\MASSHUNTER\Org\Data\SV5973N.I\sd030722\DoD BNA cal 1\Mar0702.D	Calibration	7	x	1008556	150.0000	0.3119	

Calibration Report

Batch Path	D:\Org\Data\SV5973N.I\sd030722\DoD BNA cal 1\QuantResults\030722 DoD BNA cal.batch.bin	Analyst Name	BL2000\sean
Analysis Time	3/8/2022 12:49 PM	Reporter Name	BL2000\sean
Report Time	3/8/2022 12:55:08 PM	Batch State	Processed
Last Calib Update	3/8/2022 10:28 AM	Quant Report Version	10.0
Quant Batch Version	10.0		

2,4-Dichlorophenol %RSE = 7.5

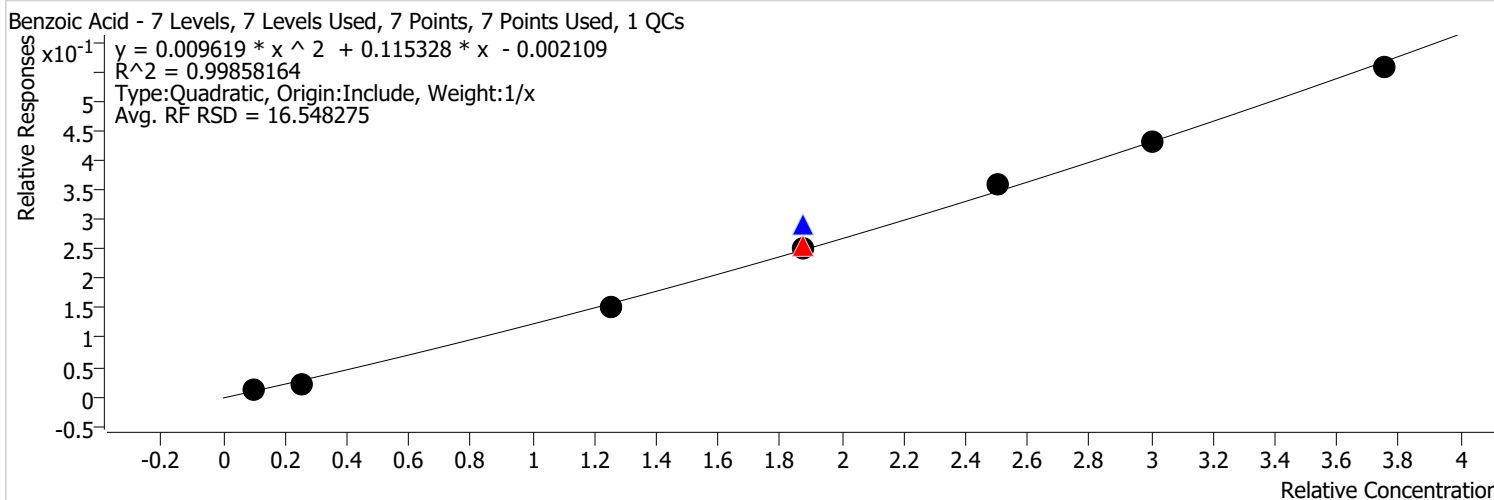


Calibration STD Path	Cal Type	Level	Enabled	Resp.	Exp. Conc	Resp. Factor	Level RSD
\\MASSHUNTER\Org\Data\SV5973N.I\sd030722\DoD BNA cal 1\Mar0708.D	Calibration	1	x	18145	4.0000	0.2258	
\\MASSHUNTER\Org\Data\SV5973N.I\sd030722\DoD BNA cal 1\Mar0707.D	Calibration	2	x	44384	10.0000	0.2125	
\\MASSHUNTER\Org\Data\SV5973N.I\sd030722\DoD BNA cal 1\Mar0706.D	Calibration	3	x	252591	50.0000	0.2319	
\\MASSHUNTER\Org\Data\SV5973N.I\sd030322\DoD BNA 1\Mar0302.D	CC	CCV	x	334603	75.0000	0.2176	
\\MASSHUNTER\Org\Data\SV5973N.I\sd030722\DoD BNA cal 1\Mar0709.D	QC	ICV	x	407694	75.0000	0.2462	
\\MASSHUNTER\Org\Data\SV5973N.I\sd030722\DoD BNA cal 1\Mar0705.D	Calibration	4	x	374656	75.0000	0.2347	
\\MASSHUNTER\Org\Data\SV5973N.I\sd030722\DoD BNA cal 1\Mar0704.D	Calibration	5	x	477863	100.0000	0.2157	
\\MASSHUNTER\Org\Data\SV5973N.I\sd030722\DoD BNA cal 1\Mar0703.D	Calibration	6	x	609297	120.0000	0.2339	
\\MASSHUNTER\Org\Data\SV5973N.I\sd030722\DoD BNA cal 1\Mar0702.D	Calibration	7	x	662068	150.0000	0.2047	

Calibration Report

Batch Path	D:\Org\Data\SV5973N.I\sd030722\DoD BNA cal 1\QuantResults\030722 DoD BNA cal.batch.bin	Analyst Name	BL2000\sean
Analysis Time	3/8/2022 12:49 PM	Reporter Name	BL2000\sean
Report Time	3/8/2022 12:55:08 PM	Batch State	Processed
Last Calib Update	3/8/2022 10:28 AM	Quant Report Version	10.0
Quant Batch Version	10.0		

Benzoic Acid %RSE = 12.0

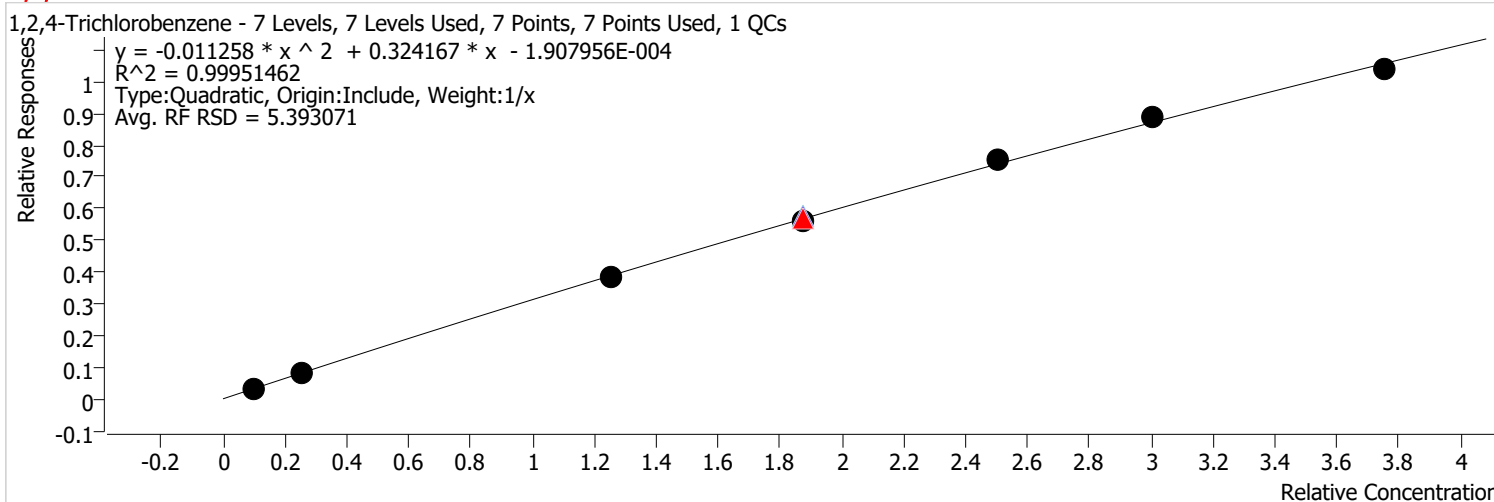


Calibration STD Path	Cal Type	Level	Enabled	Resp.	Exp. Conc	Resp. Factor	Level RSD
\\MASSHUNTER\Org\Data\SV5973N.I\sd030722\DoD BNA cal 1\Mar0708.D	Calibration	1	x	9211	4.0000	0.1146	
\\MASSHUNTER\Org\Data\SV5973N.I\sd030722\DoD BNA cal 1\Mar0707.D	Calibration	2	x	18680	10.0000	0.0894	
\\MASSHUNTER\Org\Data\SV5973N.I\sd030722\DoD BNA cal 1\Mar0706.D	Calibration	3	x	130988	50.0000	0.1203	
\\MASSHUNTER\Org\Data\SV5973N.I\sd030322\DoD BNA 1\Mar0302.D	CC	CCV	x	208488	75.0000	0.1356	
\\MASSHUNTER\Org\Data\SV5973N.I\sd030722\DoD BNA cal 1\Mar0709.D	QC	ICV	x	256304	75.0000	0.1548	
\\MASSHUNTER\Org\Data\SV5973N.I\sd030722\DoD BNA cal 1\Mar0705.D	Calibration	4	x	215301	75.0000	0.1349	
\\MASSHUNTER\Org\Data\SV5973N.I\sd030722\DoD BNA cal 1\Mar0704.D	Calibration	5	x	319177	100.0000	0.1440	
\\MASSHUNTER\Org\Data\SV5973N.I\sd030722\DoD BNA cal 1\Mar0703.D	Calibration	6	x	374391	120.0000	0.1437	
\\MASSHUNTER\Org\Data\SV5973N.I\sd030722\DoD BNA cal 1\Mar0702.D	Calibration	7	x	479399	150.0000	0.1482	

Calibration Report

Batch Path	D:\Org\Data\SV5973N.I\sd030722\DoD BNA cal 1\QuantResults\030722 DoD BNA cal.batch.bin	Analyst Name	BL2000\sean
Analysis Time	3/8/2022 12:49 PM	Reporter Name	BL2000\sean
Report Time	3/8/2022 12:55:09 PM	Batch State	Processed
Last Calib Update	3/8/2022 10:28 AM	Quant Report Version	10.0
Quant Batch Version	10.0		

1,2,4-Trichlorobenzene %RSE = 2.9

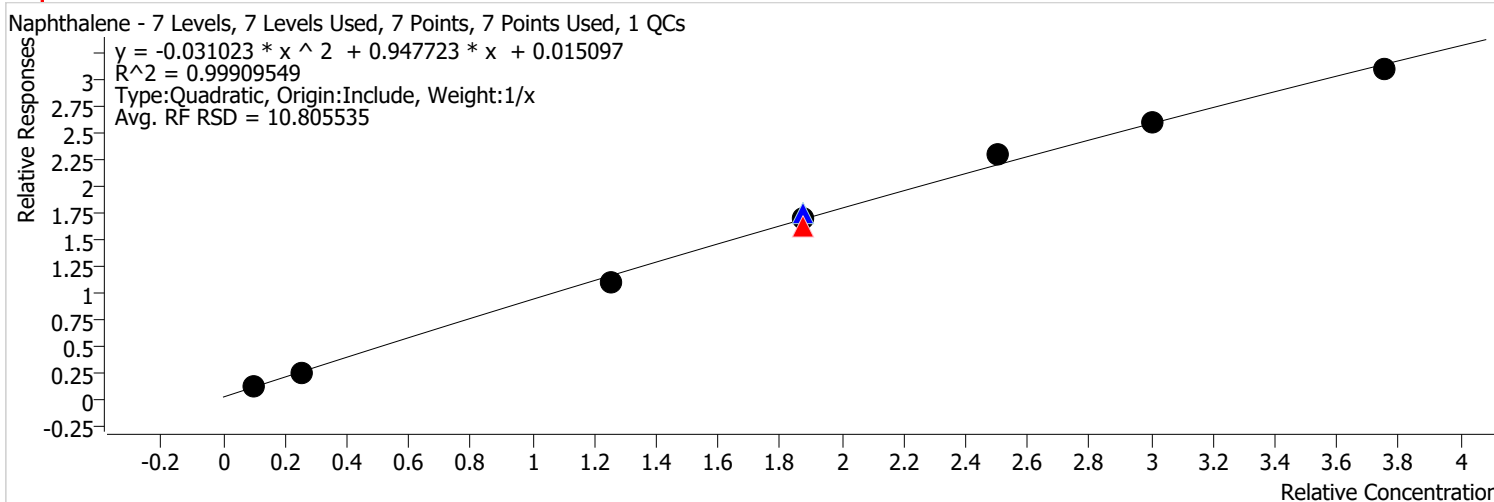


Calibration STD Path	Cal Type	Level	Enabled	Resp.	Exp. Conc	Resp. Factor	Level RSD
\\MASSHUNTER\Org\Data\SV5973N.I\sd030722\DoD BNA cal 1\Mar0708.D	Calibration	1	x	26546	4.0000	0.3303	
\\MASSHUNTER\Org\Data\SV5973N.I\sd030722\DoD BNA cal 1\Mar0707.D	Calibration	2	x	65356	10.0000	0.3129	
\\MASSHUNTER\Org\Data\SV5973N.I\sd030722\DoD BNA cal 1\Mar0706.D	Calibration	3	x	333365	50.0000	0.3061	
\\MASSHUNTER\Org\Data\SV5973N.I\sd030322\DoD BNA 1\Mar0302.D	CC	CCV	x	466842	75.0000	0.3035	
\\MASSHUNTER\Org\Data\SV5973N.I\sd030722\DoD BNA cal 1\Mar0709.D	QC	ICV	x	510559	75.0000	0.3083	
\\MASSHUNTER\Org\Data\SV5973N.I\sd030722\DoD BNA cal 1\Mar0705.D	Calibration	4	x	475585	75.0000	0.2980	
\\MASSHUNTER\Org\Data\SV5973N.I\sd030722\DoD BNA cal 1\Mar0704.D	Calibration	5	x	668570	100.0000	0.3017	
\\MASSHUNTER\Org\Data\SV5973N.I\sd030722\DoD BNA cal 1\Mar0703.D	Calibration	6	x	773440	120.0000	0.2969	
\\MASSHUNTER\Org\Data\SV5973N.I\sd030722\DoD BNA cal 1\Mar0702.D	Calibration	7	x	895223	150.0000	0.2768	

Calibration Report

Batch Path	D:\Org\Data\SV5973N.I\sd030722\DoD BNA cal 1\QuantResults\030722 DoD BNA cal.batch.bin	Analyst Name	BL2000\sean
Analysis Time	3/8/2022 12:49 PM	Reporter Name	BL2000\sean
Report Time	3/8/2022 12:55:09 PM	Batch State	Processed
Last Calib Update	3/8/2022 10:28 AM	Quant Report Version	10.0
Quant Batch Version	10.0		

Naphthalene %RSE = 3.8



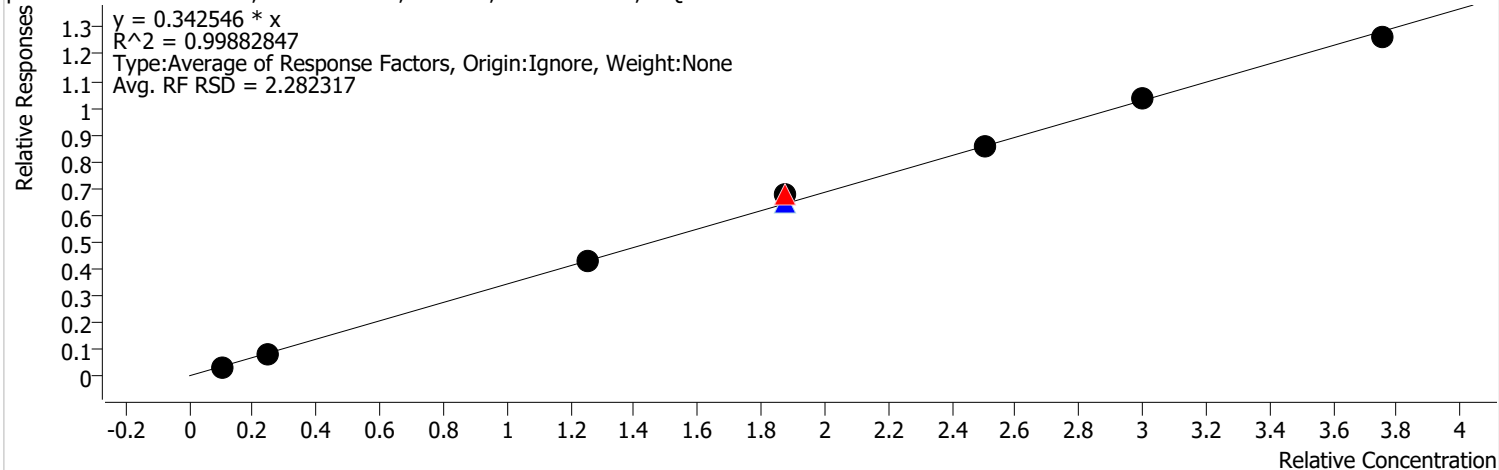
Calibration STD Path	Cal Type	Level	Enabled	Resp.	Exp. Conc	Resp. Factor	Level RSD
\\MASSHUNTER\Org\Data\SV5973N.I\sd030722\DoD BNA cal 1\Mar0708.D	Calibration	1	x	90145	4.0000	1.1218	
\\MASSHUNTER\Org\Data\SV5973N.I\sd030722\DoD BNA cal 1\Mar0707.D	Calibration	2	x	206197	10.0000	0.9873	
\\MASSHUNTER\Org\Data\SV5973N.I\sd030722\DoD BNA cal 1\Mar0706.D	Calibration	3	x	956910	50.0000	0.8786	
\\MASSHUNTER\Org\Data\SV5973N.I\sd030322\DoD BNA 1\Mar0302.D	CC	CCV	x	1320841	75.0000	0.8588	
\\MASSHUNTER\Org\Data\SV5973N.I\sd030722\DoD BNA cal 1\Mar0709.D	QC	ICV	x	1529147	75.0000	0.9233	
\\MASSHUNTER\Org\Data\SV5973N.I\sd030722\DoD BNA cal 1\Mar0705.D	Calibration	4	x	1441132	75.0000	0.9030	
\\MASSHUNTER\Org\Data\SV5973N.I\sd030722\DoD BNA cal 1\Mar0704.D	Calibration	5	x	2023085	100.0000	0.9130	
\\MASSHUNTER\Org\Data\SV5973N.I\sd030722\DoD BNA cal 1\Mar0703.D	Calibration	6	x	2240034	120.0000	0.8600	
\\MASSHUNTER\Org\Data\SV5973N.I\sd030722\DoD BNA cal 1\Mar0702.D	Calibration	7	x	2659334	150.0000	0.8223	

Calibration Report

Batch Path	D:\Org\Data\SV5973N.I\sd030722\DoD BNA cal 1\QuantResults\030722 DoD BNA cal.batch.bin	Analyst Name	BL2000\sean
Analysis Time	3/8/2022 12:49 PM	Reporter Name	BL2000\sean
Report Time	3/8/2022 12:55:09 PM	Batch State	Processed
Last Calib Update	3/8/2022 10:28 AM	Quant Report Version	10.0
Quant Batch Version	10.0		

p-Chloroaniline %RSE = 2.3

p-Chloroaniline - 7 Levels, 7 Levels Used, 7 Points, 7 Points Used, 1 QCs

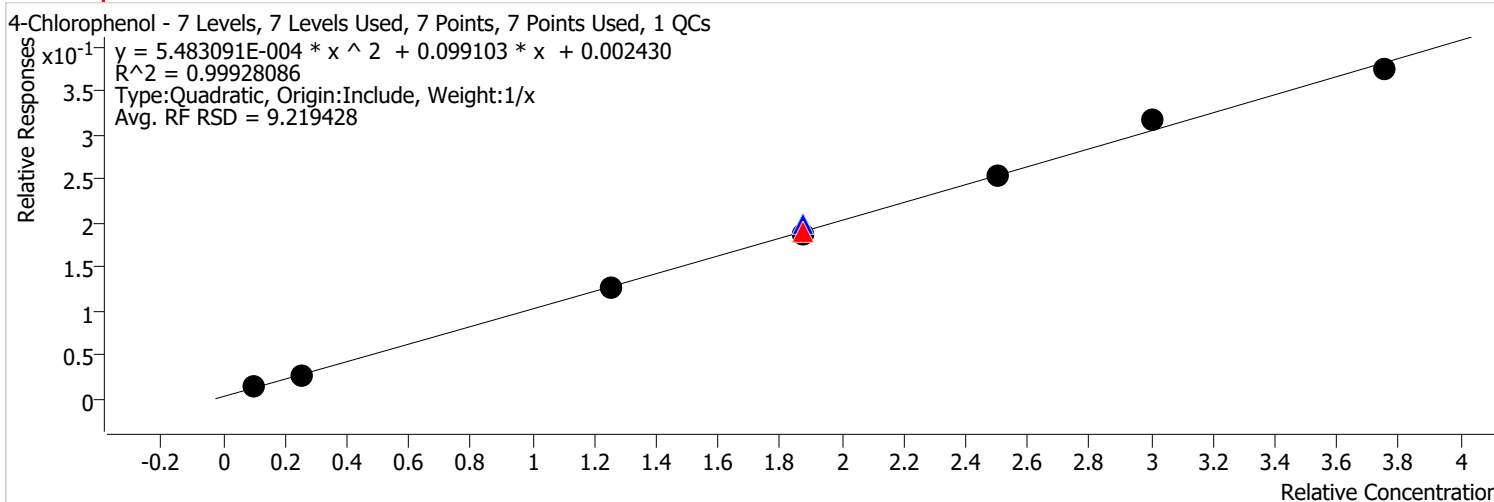


Calibration STD Path	Cal Type	Level	Enabled	Resp.	Exp. Conc	Resp. Factor	Level RSD
\\MASSHUNTER\Org\Data\SV5973N.I\sd030722\DoD BNA cal 1\Mar0708.D	Calibration	1	x	27151	4.0000	0.3379	
\\MASSHUNTER\Org\Data\SV5973N.I\sd030722\DoD BNA cal 1\Mar0707.D	Calibration	2	x	70500	10.0000	0.3376	
\\MASSHUNTER\Org\Data\SV5973N.I\sd030722\DoD BNA cal 1\Mar0706.D	Calibration	3	x	370683	50.0000	0.3403	
\\MASSHUNTER\Org\Data\SV5973N.I\sd030322\DoD BNA 1\Mar0302.D	CC	CCV	x	556130	75.0000	0.3616	
\\MASSHUNTER\Org\Data\SV5973N.I\sd030722\DoD BNA cal 1\Mar0709.D	QC	ICV	x	570885	75.0000	0.3447	
\\MASSHUNTER\Org\Data\SV5973N.I\sd030722\DoD BNA cal 1\Mar0705.D	Calibration	4	x	573159	75.0000	0.3591	
\\MASSHUNTER\Org\Data\SV5973N.I\sd030722\DoD BNA cal 1\Mar0704.D	Calibration	5	x	759382	100.0000	0.3427	
\\MASSHUNTER\Org\Data\SV5973N.I\sd030722\DoD BNA cal 1\Mar0703.D	Calibration	6	x	895745	120.0000	0.3439	
\\MASSHUNTER\Org\Data\SV5973N.I\sd030722\DoD BNA cal 1\Mar0702.D	Calibration	7	x	1087767	150.0000	0.3363	

Calibration Report

Batch Path	D:\Org\Data\SV5973N.I\sd030722\DoD BNA cal 1\QuantResults\030722 DoD BNA cal.batch.bin	Analyst Name	BL2000\sean
Analysis Time	3/8/2022 12:49 PM	Reporter Name	BL2000\sean
Report Time	3/8/2022 12:55:09 PM	Batch State	Processed
Last Calib Update	3/8/2022 10:28 AM	Quant Report Version	10.0
Quant Batch Version	10.0		

4-Chlorophenol %RSE = 3.5

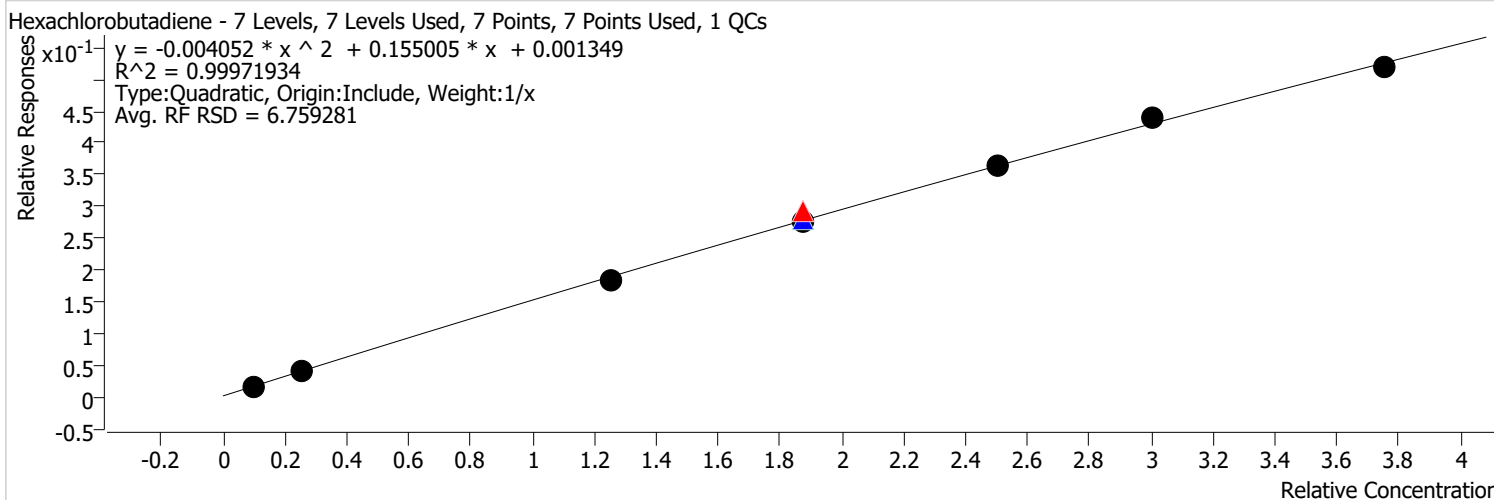


Calibration STD Path	Cal Type	Level	Enabled	Resp.	Exp. Conc	Resp. Factor	Level RSD
\\MASSHUNTER\Org\Data\SV5973N.I\sd030722\DoD BNA cal 1\Mar0708.D	Calibration	1	x	10222	4.0000	0.1272	
\\MASSHUNTER\Org\Data\SV5973N.I\sd030722\DoD BNA cal 1\Mar0707.D	Calibration	2	x	22020	10.0000	0.1054	
\\MASSHUNTER\Org\Data\SV5973N.I\sd030722\DoD BNA cal 1\Mar0706.D	Calibration	3	x	110268	50.0000	0.1012	
\\MASSHUNTER\Org\Data\SV5973N.I\sd030322\DoD BNA 1\Mar0302.D	CC	CCV	x	154760	75.0000	0.1006	
\\MASSHUNTER\Org\Data\SV5973N.I\sd030722\DoD BNA cal 1\Mar0709.D	QC	ICV	x	177032	75.0000	0.1069	
\\MASSHUNTER\Org\Data\SV5973N.I\sd030722\DoD BNA cal 1\Mar0705.D	Calibration	4	x	159036	75.0000	0.0996	
\\MASSHUNTER\Org\Data\SV5973N.I\sd030722\DoD BNA cal 1\Mar0704.D	Calibration	5	x	225418	100.0000	0.1017	
\\MASSHUNTER\Org\Data\SV5973N.I\sd030722\DoD BNA cal 1\Mar0703.D	Calibration	6	x	274517	120.0000	0.1054	
\\MASSHUNTER\Org\Data\SV5973N.I\sd030722\DoD BNA cal 1\Mar0702.D	Calibration	7	x	322569	150.0000	0.0997	

Calibration Report

Batch Path	D:\Org\Data\SV5973N.I\sd030722\DoD BNA cal 1\QuantResults\030722 DoD BNA cal.batch.bin	Analyst Name	BL2000\sean
Analysis Time	3/8/2022 12:49 PM	Reporter Name	BL2000\sean
Report Time	3/8/2022 12:55:09 PM	Batch State	Processed
Last Calib Update	3/8/2022 10:28 AM	Quant Report Version	10.0
Quant Batch Version	10.0		

Hexachlorobutadiene %RSE = 1.8

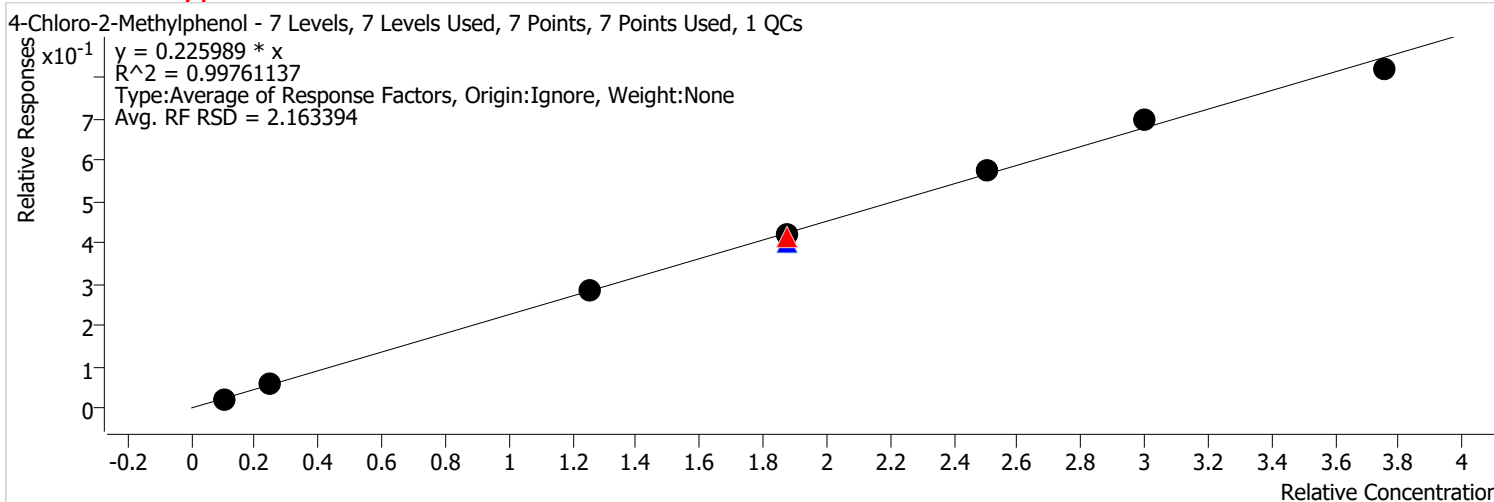


Calibration STD Path	Cal Type	Level	Enabled	Resp.	Exp. Conc	Resp. Factor	Level RSD
\\MASSHUNTER\Org\Data\SV5973N.I\sd030722\DoD BNA cal 1\Mar0708.D	Calibration	1	x	13565	4.0000	0.1688	
\\MASSHUNTER\Org\Data\SV5973N.I\sd030722\DoD BNA cal 1\Mar0707.D	Calibration	2	x	33417	10.0000	0.1600	
\\MASSHUNTER\Org\Data\SV5973N.I\sd030722\DoD BNA cal 1\Mar0706.D	Calibration	3	x	161158	50.0000	0.1480	
\\MASSHUNTER\Org\Data\SV5973N.I\sd030322\DoD BNA 1\Mar0302.D	CC	CCV	x	241403	75.0000	0.1570	
\\MASSHUNTER\Org\Data\SV5973N.I\sd030722\DoD BNA cal 1\Mar0709.D	QC	ICV	x	248014	75.0000	0.1497	
\\MASSHUNTER\Org\Data\SV5973N.I\sd030722\DoD BNA cal 1\Mar0705.D	Calibration	4	x	235879	75.0000	0.1478	
\\MASSHUNTER\Org\Data\SV5973N.I\sd030722\DoD BNA cal 1\Mar0704.D	Calibration	5	x	324471	100.0000	0.1464	
\\MASSHUNTER\Org\Data\SV5973N.I\sd030722\DoD BNA cal 1\Mar0703.D	Calibration	6	x	381076	120.0000	0.1463	
\\MASSHUNTER\Org\Data\SV5973N.I\sd030722\DoD BNA cal 1\Mar0702.D	Calibration	7	x	447017	150.0000	0.1382	

Calibration Report

Batch Path	D:\Org\Data\SV5973N.I\sd030722\DoD BNA cal 1\QuantResults\030722 DoD BNA cal.batch.bin	Analyst Name	BL2000\sean
Analysis Time	3/8/2022 12:49 PM	Reporter Name	BL2000\sean
Report Time	3/8/2022 12:55:09 PM	Batch State	Processed
Last Calib Update	3/8/2022 10:28 AM	Quant Report Version	10.0
Quant Batch Version	10.0		

4-Chloro-2-Methylphenol %RSE = 2.2

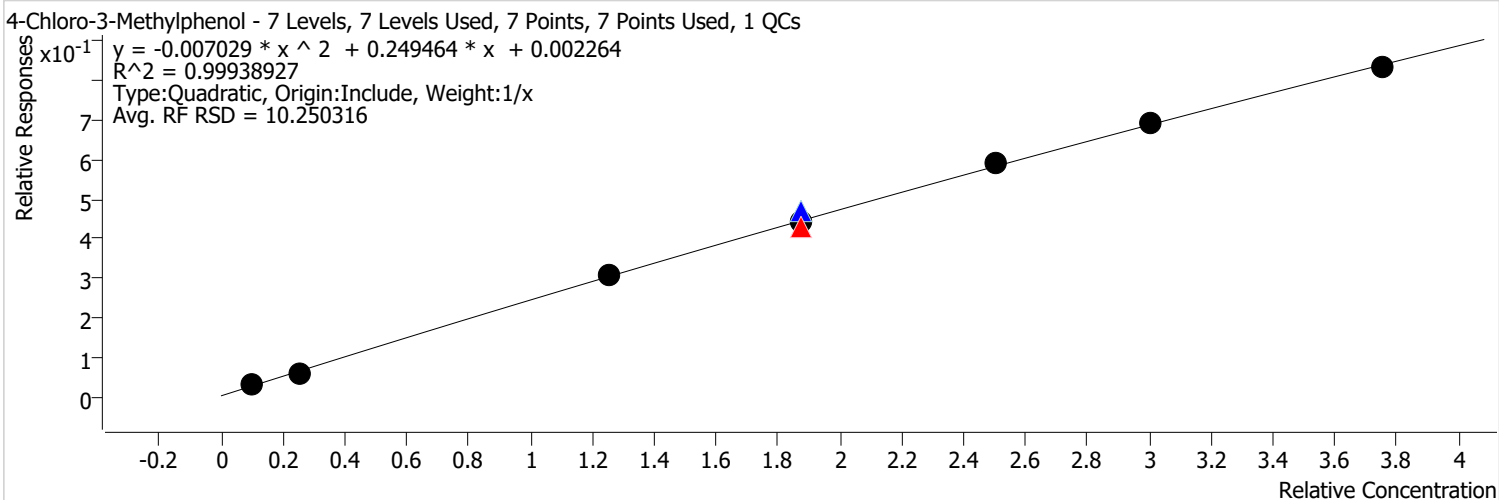


Calibration STD Path	Cal Type	Level	Enabled	Resp.	Exp. Conc	Resp. Factor	Level RSD
\\MASSHUNTER\Org\Data\SV5973N.I\sd030722\DoD BNA cal 1\Mar0708.D	Calibration	1	x	17990	4.0000	0.2239	
\\MASSHUNTER\Org\Data\SV5973N.I\sd030722\DoD BNA cal 1\Mar0707.D	Calibration	2	x	46777	10.0000	0.2240	
\\MASSHUNTER\Org\Data\SV5973N.I\sd030722\DoD BNA cal 1\Mar0706.D	Calibration	3	x	250577	50.0000	0.2301	
\\MASSHUNTER\Org\Data\SV5973N.I\sd030322\DoD BNA 1\Mar0302.D	CC	CCV	x	340941	75.0000	0.2217	
\\MASSHUNTER\Org\Data\SV5973N.I\sd030722\DoD BNA cal 1\Mar0709.D	QC	ICV	x	356349	75.0000	0.2152	
\\MASSHUNTER\Org\Data\SV5973N.I\sd030722\DoD BNA cal 1\Mar0705.D	Calibration	4	x	357689	75.0000	0.2241	
\\MASSHUNTER\Org\Data\SV5973N.I\sd030722\DoD BNA cal 1\Mar0704.D	Calibration	5	x	507780	100.0000	0.2292	
\\MASSHUNTER\Org\Data\SV5973N.I\sd030722\DoD BNA cal 1\Mar0703.D	Calibration	6	x	605815	120.0000	0.2326	
\\MASSHUNTER\Org\Data\SV5973N.I\sd030722\DoD BNA cal 1\Mar0702.D	Calibration	7	x	705555	150.0000	0.2182	

Calibration Report

Batch Path	D:\Org\Data\SV5973N.I\sd030722\DoD BNA cal 1\QuantResults\030722 DoD BNA cal.batch.bin	Analyst Name	BL2000\sean
Analysis Time	3/8/2022 12:49 PM	Reporter Name	BL2000\sean
Report Time	3/8/2022 12:55:09 PM	Batch State	Processed
Last Calib Update	3/8/2022 10:28 AM	Quant Report Version	10.0
Quant Batch Version	10.0		

4-Chloro-3-Methylphenol %RSE = 7.6



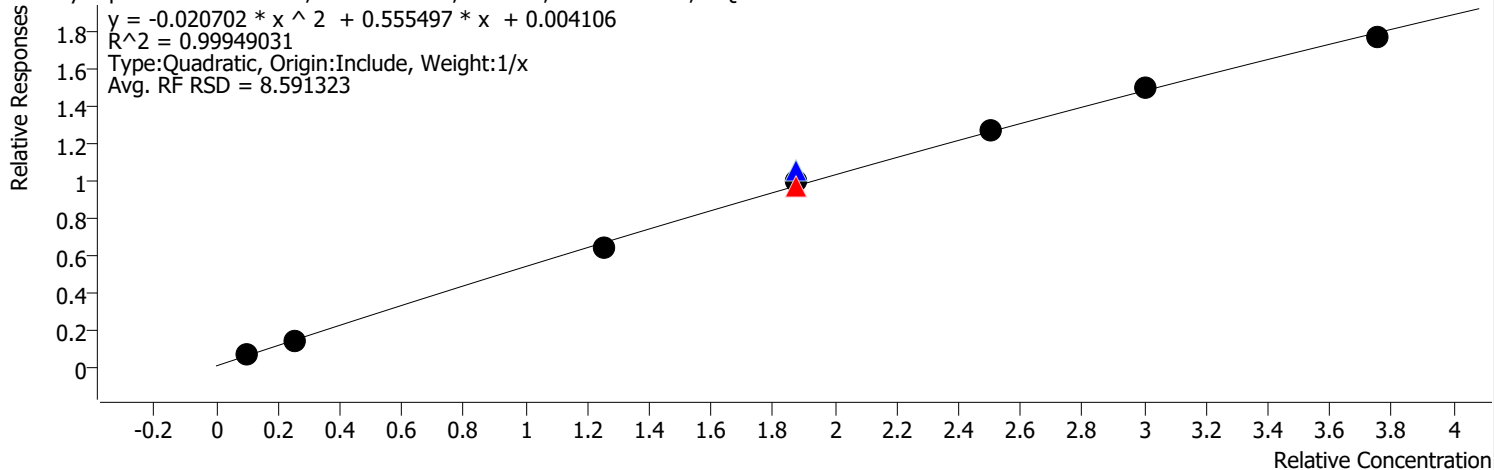
Calibration STD Path	Cal Type	Level	Enabled	Resp.	Exp. Conc	Resp. Factor	Level RSD
\\MASSHUNTER\Org\Data\SV5973N.I\sd030722\DoD BNA cal 1\Mar0708.D	Calibration	1	x	23762	4.0000	0.2957	
\\MASSHUNTER\Org\Data\SV5973N.I\sd030722\DoD BNA cal 1\Mar0707.D	Calibration	2	x	47787	10.0000	0.2288	
\\MASSHUNTER\Org\Data\SV5973N.I\sd030722\DoD BNA cal 1\Mar0706.D	Calibration	3	x	267508	50.0000	0.2456	
\\MASSHUNTER\Org\Data\SV5973N.I\sd030322\DoD BNA 1\Mar0302.D	CC	CCV	x	354894	75.0000	0.2307	
\\MASSHUNTER\Org\Data\SV5973N.I\sd030722\DoD BNA cal 1\Mar0709.D	QC	ICV	x	413024	75.0000	0.2494	
\\MASSHUNTER\Org\Data\SV5973N.I\sd030722\DoD BNA cal 1\Mar0705.D	Calibration	4	x	376338	75.0000	0.2358	
\\MASSHUNTER\Org\Data\SV5973N.I\sd030722\DoD BNA cal 1\Mar0704.D	Calibration	5	x	522287	100.0000	0.2357	
\\MASSHUNTER\Org\Data\SV5973N.I\sd030722\DoD BNA cal 1\Mar0703.D	Calibration	6	x	599942	120.0000	0.2303	
\\MASSHUNTER\Org\Data\SV5973N.I\sd030722\DoD BNA cal 1\Mar0702.D	Calibration	7	x	717427	150.0000	0.2218	

Calibration Report

Batch Path	D:\Org\Data\SV5973N.I\sd030722\DoD BNA cal 1\QuantResults\030722 DoD BNA cal.batch.bin	Analyst Name	BL2000\sean
Analysis Time	3/8/2022 12:49 PM	Reporter Name	BL2000\sean
Report Time	3/8/2022 12:55:09 PM	Batch State	Processed
Last Calib Update	3/8/2022 10:28 AM	Quant Report Version	10.0
Quant Batch Version	10.0		

2-Methylnaphthalene %RSE = 3.4

2-Methylnaphthalene - 7 Levels, 7 Levels Used, 7 Points, 7 Points Used, 1 QCs

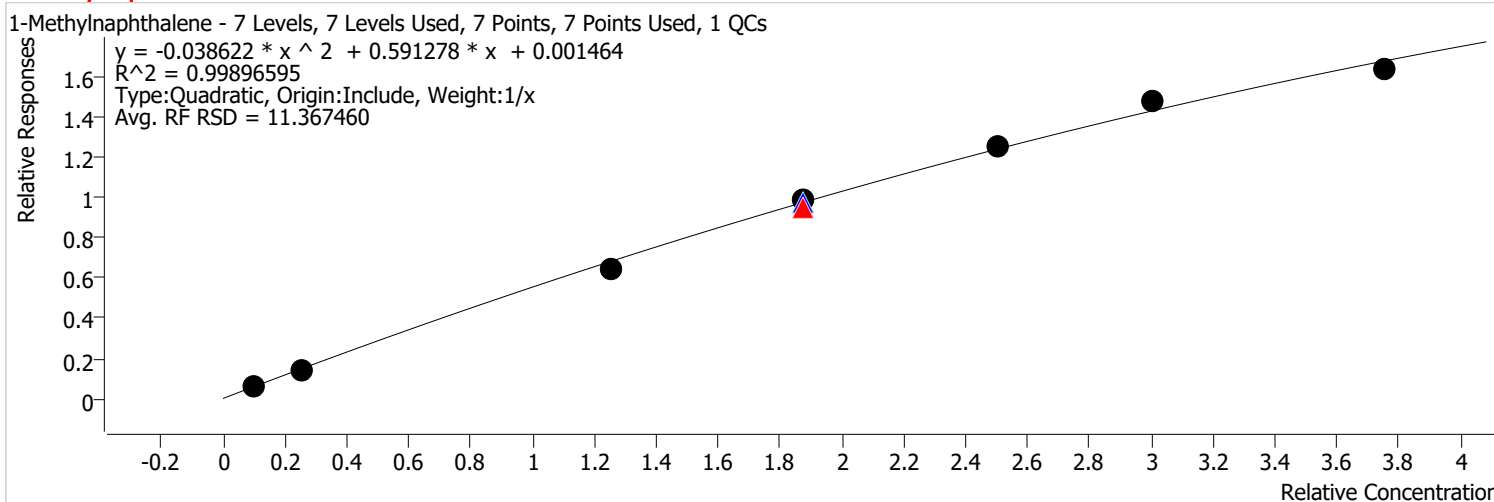


Calibration STD Path	Cal Type	Level	Enabled	Resp.	Exp. Conc	Resp. Factor	Level RSD
\\MASSHUNTER\Org\Data\SV5973N.I\sd030722\DoD BNA cal 1\Mar0708.D	Calibration	1	x	49323	4.0000	0.6138	
\\MASSHUNTER\Org\Data\SV5973N.I\sd030722\DoD BNA cal 1\Mar0707.D	Calibration	2	x	115280	10.0000	0.5520	
\\MASSHUNTER\Org\Data\SV5973N.I\sd030722\DoD BNA cal 1\Mar0706.D	Calibration	3	x	558459	50.0000	0.5128	
\\MASSHUNTER\Org\Data\SV5973N.I\sd030322\DoD BNA 1\Mar0302.D	CC	CCV	x	796584	75.0000	0.5179	
\\MASSHUNTER\Org\Data\SV5973N.I\sd030722\DoD BNA cal 1\Mar0709.D	QC	ICV	x	939186	75.0000	0.5671	
\\MASSHUNTER\Org\Data\SV5973N.I\sd030722\DoD BNA cal 1\Mar0705.D	Calibration	4	x	845869	75.0000	0.5300	
\\MASSHUNTER\Org\Data\SV5973N.I\sd030722\DoD BNA cal 1\Mar0704.D	Calibration	5	x	1129797	100.0000	0.5099	
\\MASSHUNTER\Org\Data\SV5973N.I\sd030722\DoD BNA cal 1\Mar0703.D	Calibration	6	x	1306974	120.0000	0.5018	
\\MASSHUNTER\Org\Data\SV5973N.I\sd030722\DoD BNA cal 1\Mar0702.D	Calibration	7	x	1526463	150.0000	0.4720	

Calibration Report

Batch Path	D:\Org\Data\SV5973N.I\sd030722\DoD BNA cal 1\QuantResults\030722 DoD BNA cal.batch.bin	Analyst Name	BL2000\sean
Analysis Time	3/8/2022 12:49 PM	Reporter Name	BL2000\sean
Report Time	3/8/2022 12:55:09 PM	Batch State	Processed
Last Calib Update	3/8/2022 10:28 AM	Quant Report Version	10.0
Quant Batch Version	10.0		

1-Methylnaphthalene %RSE = 4.3

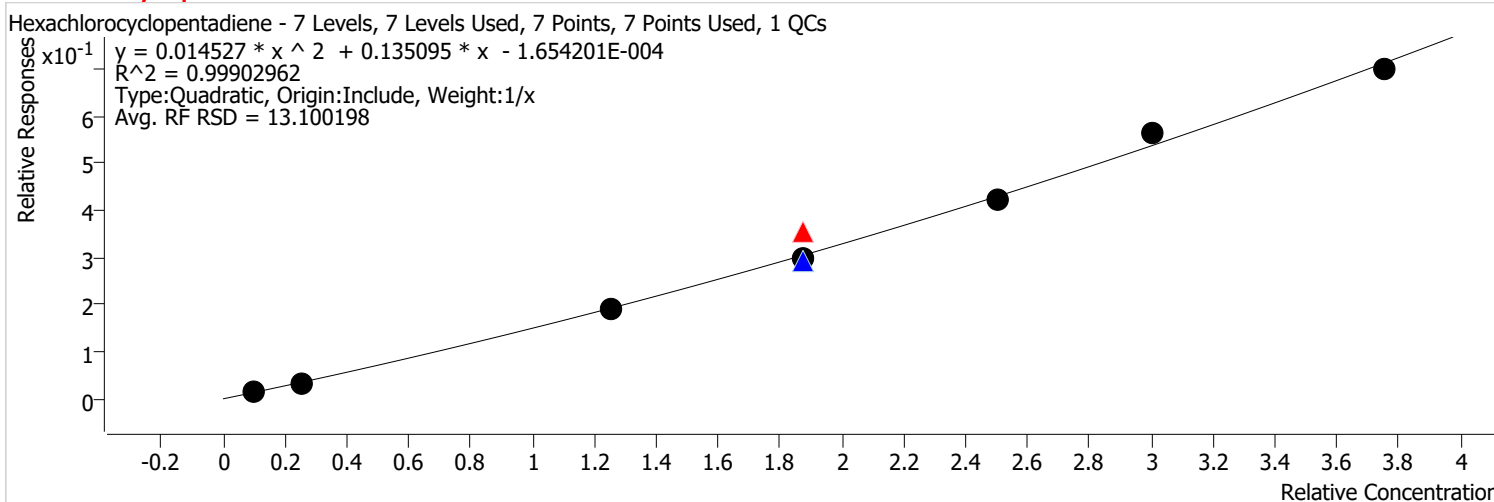


Calibration STD Path	Cal Type	Level	Enabled	Resp.	Exp. Conc	Resp. Factor	Level RSD
\\MASSHUNTER\Org\Data\SV5973N.I\sd030722\DoD BNA cal 1\Mar0708.D	Calibration	1	x	49523	4.0000	0.6163	
\\MASSHUNTER\Org\Data\SV5973N.I\sd030722\DoD BNA cal 1\Mar0707.D	Calibration	2	x	121414	10.0000	0.5813	
\\MASSHUNTER\Org\Data\SV5973N.I\sd030722\DoD BNA cal 1\Mar0706.D	Calibration	3	x	564621	50.0000	0.5184	
\\MASSHUNTER\Org\Data\SV5973N.I\sd030322\DoD BNA 1\Mar0302.D	CC	CCV	x	781304	75.0000	0.5080	
\\MASSHUNTER\Org\Data\SV5973N.I\sd030722\DoD BNA cal 1\Mar0709.D	QC	ICV	x	861479	75.0000	0.5202	
\\MASSHUNTER\Org\Data\SV5973N.I\sd030722\DoD BNA cal 1\Mar0705.D	Calibration	4	x	843419	75.0000	0.5285	
\\MASSHUNTER\Org\Data\SV5973N.I\sd030722\DoD BNA cal 1\Mar0704.D	Calibration	5	x	1107632	100.0000	0.4999	
\\MASSHUNTER\Org\Data\SV5973N.I\sd030722\DoD BNA cal 1\Mar0703.D	Calibration	6	x	1280676	120.0000	0.4917	
\\MASSHUNTER\Org\Data\SV5973N.I\sd030722\DoD BNA cal 1\Mar0702.D	Calibration	7	x	1408106	150.0000	0.4354	

Calibration Report

Batch Path	D:\Org\Data\SV5973N.I\sd030722\DoD BNA cal 1\QuantResults\030722 DoD BNA cal.batch.bin	Analyst Name	BL2000\sean
Analysis Time	3/8/2022 12:49 PM	Reporter Name	BL2000\sean
Report Time	3/8/2022 12:55:09 PM	Batch State	Processed
Last Calib Update	3/8/2022 10:28 AM	Quant Report Version	10.0
Quant Batch Version	10.0		

Hexachlorocyclopentadiene %RSE = 4.0

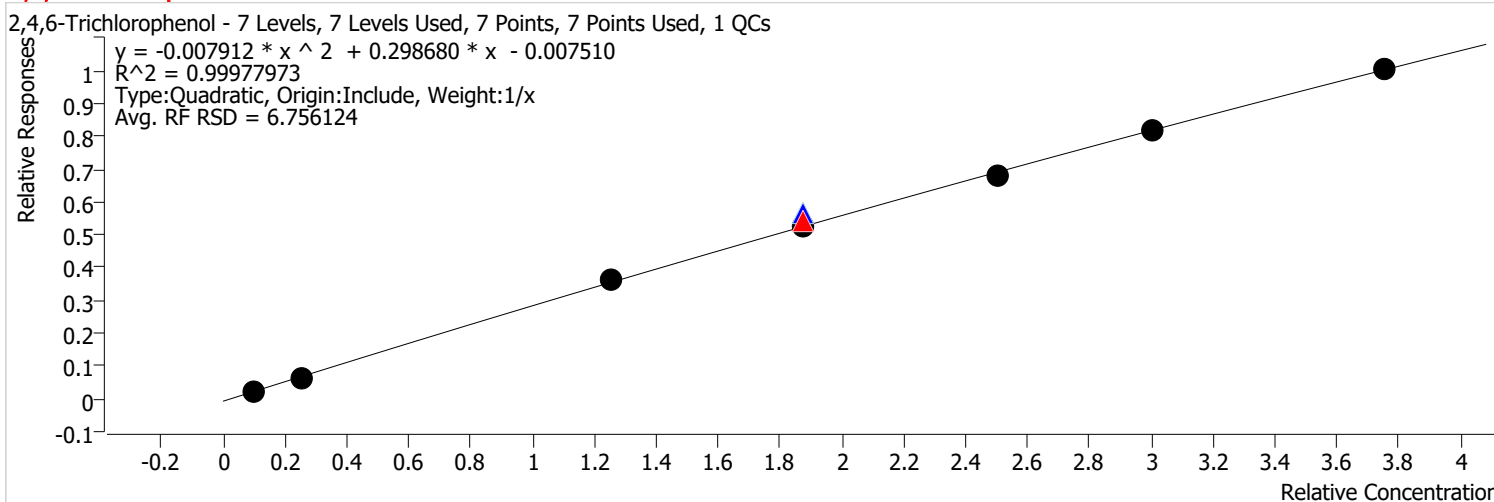


Calibration STD Path	Cal Type	Level	Enabled	Resp.	Exp. Conc	Resp. Factor	Level RSD
\\MASSHUNTER\Org\Data\SV5973N.I\sd030722\DoD BNA cal 1\Mar0708.D	Calibration	1	x	6771	4.0000	0.1414	
\\MASSHUNTER\Org\Data\SV5973N.I\sd030722\DoD BNA cal 1\Mar0707.D	Calibration	2	x	15980	10.0000	0.1314	
\\MASSHUNTER\Org\Data\SV5973N.I\sd030722\DoD BNA cal 1\Mar0706.D	Calibration	3	x	92455	50.0000	0.1539	
\\MASSHUNTER\Org\Data\SV5973N.I\sd030322\DoD BNA 1\Mar0302.D	CC	CCV	x	146268	75.0000	0.1904	
\\MASSHUNTER\Org\Data\SV5973N.I\sd030722\DoD BNA cal 1\Mar0709.D	QC	ICV	x	143803	75.0000	0.1559	
\\MASSHUNTER\Org\Data\SV5973N.I\sd030722\DoD BNA cal 1\Mar0705.D	Calibration	4	x	140644	75.0000	0.1592	
\\MASSHUNTER\Org\Data\SV5973N.I\sd030722\DoD BNA cal 1\Mar0704.D	Calibration	5	x	204767	100.0000	0.1691	
\\MASSHUNTER\Org\Data\SV5973N.I\sd030722\DoD BNA cal 1\Mar0703.D	Calibration	6	x	259616	120.0000	0.1869	
\\MASSHUNTER\Org\Data\SV5973N.I\sd030722\DoD BNA cal 1\Mar0702.D	Calibration	7	x	316510	150.0000	0.1859	

Calibration Report

Batch Path	D:\Org\Data\SV5973N.I\sd030722\DoD BNA cal 1\QuantResults\030722 DoD BNA cal.batch.bin	Analyst Name	BL2000\sean
Analysis Time	3/8/2022 12:49 PM	Reporter Name	BL2000\sean
Report Time	3/8/2022 12:55:09 PM	Batch State	Processed
Last Calib Update	3/8/2022 10:28 AM	Quant Report Version	10.0
Quant Batch Version	10.0		

2,4,6-Trichlorophenol %RSE = 3.8

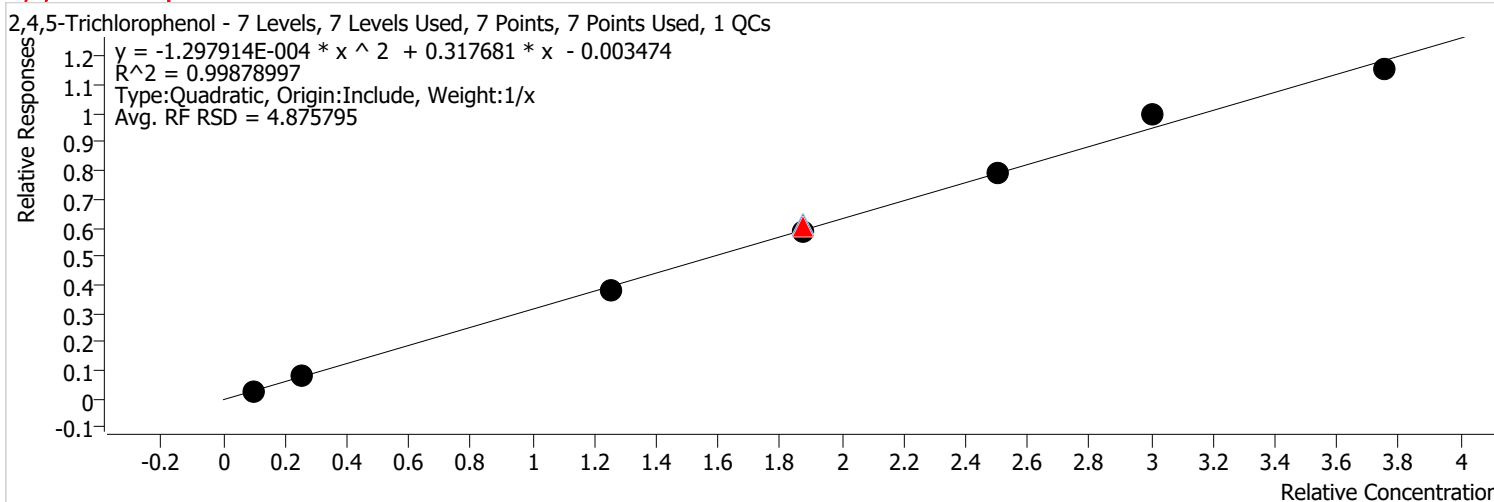


Calibration STD Path	Cal Type	Level	Enabled	Resp.	Exp. Conc	Resp. Factor	Level RSD
\\MASSHUNTER\Org\Data\SV5973N.I\sd030722\DoD BNA cal 1\Mar0708.D	Calibration	1	x	11296	4.0000	0.2358	
\\MASSHUNTER\Org\Data\SV5973N.I\sd030722\DoD BNA cal 1\Mar0707.D	Calibration	2	x	30415	10.0000	0.2501	
\\MASSHUNTER\Org\Data\SV5973N.I\sd030722\DoD BNA cal 1\Mar0706.D	Calibration	3	x	172774	50.0000	0.2876	
\\MASSHUNTER\Org\Data\SV5973N.I\sd030322\DoD BNA 1\Mar0302.D	CC	CCV	x	223280	75.0000	0.2907	
\\MASSHUNTER\Org\Data\SV5973N.I\sd030722\DoD BNA cal 1\Mar0709.D	QC	ICV	x	280318	75.0000	0.3040	
\\MASSHUNTER\Org\Data\SV5973N.I\sd030722\DoD BNA cal 1\Mar0705.D	Calibration	4	x	248408	75.0000	0.2812	
\\MASSHUNTER\Org\Data\SV5973N.I\sd030722\DoD BNA cal 1\Mar0704.D	Calibration	5	x	329167	100.0000	0.2719	
\\MASSHUNTER\Org\Data\SV5973N.I\sd030722\DoD BNA cal 1\Mar0703.D	Calibration	6	x	379958	120.0000	0.2736	
\\MASSHUNTER\Org\Data\SV5973N.I\sd030722\DoD BNA cal 1\Mar0702.D	Calibration	7	x	455042	150.0000	0.2673	

Calibration Report

Batch Path	D:\Org\Data\SV5973N.I\sd030722\DoD BNA cal 1\QuantResults\030722 DoD BNA cal.batch.bin	Analyst Name	BL2000\sean
Analysis Time	3/8/2022 12:49 PM	Reporter Name	BL2000\sean
Report Time	3/8/2022 12:55:09 PM	Batch State	Processed
Last Calib Update	3/8/2022 10:28 AM	Quant Report Version	10.0
Quant Batch Version	10.0		

2,4,5-Trichlorophenol %RSE = 3.4

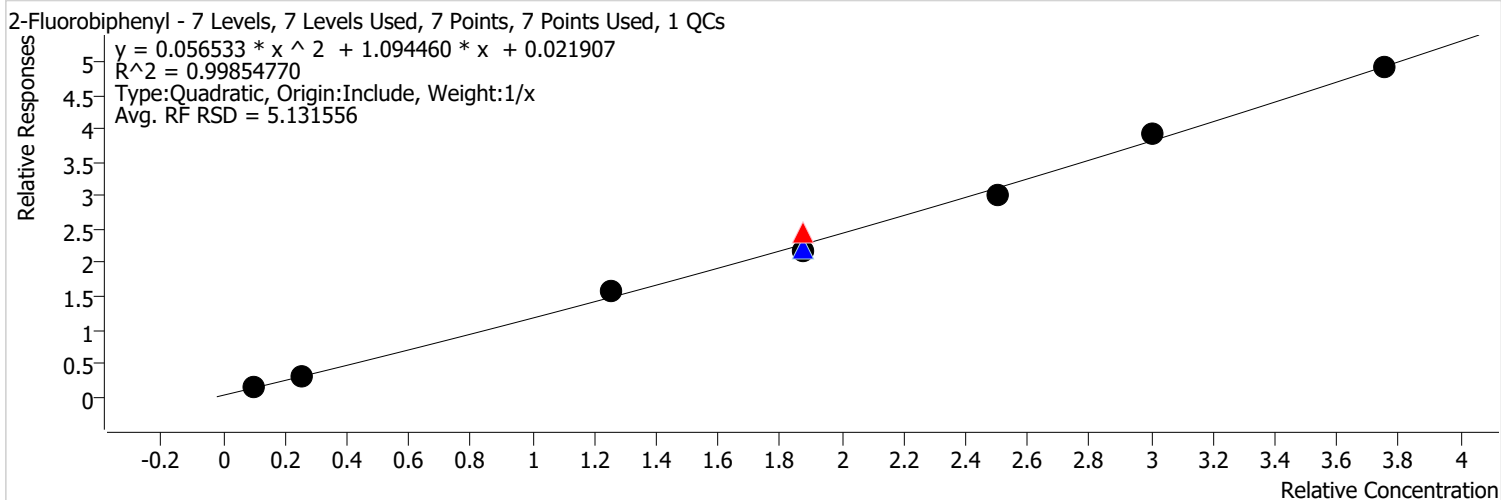


Calibration STD Path	Cal Type	Level	Enabled	Resp.	Exp. Conc	Resp. Factor	Level RSD
\\MASSHUNTER\Org\Data\SV5973N.I\sd030722\DoD BNA cal 1\Mar0708.D	Calibration	1	x	13486	4.0000	0.2815	
\\MASSHUNTER\Org\Data\SV5973N.I\sd030722\DoD BNA cal 1\Mar0707.D	Calibration	2	x	37726	10.0000	0.3102	
\\MASSHUNTER\Org\Data\SV5973N.I\sd030722\DoD BNA cal 1\Mar0706.D	Calibration	3	x	183749	50.0000	0.3059	
\\MASSHUNTER\Org\Data\SV5973N.I\sd030322\DoD BNA 1\Mar0302.D	CC	CCV	x	247162	75.0000	0.3218	
\\MASSHUNTER\Org\Data\SV5973N.I\sd030722\DoD BNA cal 1\Mar0709.D	QC	ICV	x	301130	75.0000	0.3265	
\\MASSHUNTER\Org\Data\SV5973N.I\sd030722\DoD BNA cal 1\Mar0705.D	Calibration	4	x	274892	75.0000	0.3112	
\\MASSHUNTER\Org\Data\SV5973N.I\sd030722\DoD BNA cal 1\Mar0704.D	Calibration	5	x	383376	100.0000	0.3166	
\\MASSHUNTER\Org\Data\SV5973N.I\sd030722\DoD BNA cal 1\Mar0703.D	Calibration	6	x	461292	120.0000	0.3321	
\\MASSHUNTER\Org\Data\SV5973N.I\sd030722\DoD BNA cal 1\Mar0702.D	Calibration	7	x	524035	150.0000	0.3078	

Calibration Report

Batch Path	D:\Org\Data\SV5973N.I\sd030722\DoD BNA cal 1\QuantResults\030722 DoD BNA cal.batch.bin	Analyst Name	BL2000\sean
Analysis Time	3/8/2022 12:49 PM	Reporter Name	BL2000\sean
Report Time	3/8/2022 12:55:09 PM	Batch State	Processed
Last Calib Update	3/8/2022 10:28 AM	Quant Report Version	10.0
Quant Batch Version	10.0		

2-Fluorobiphenyl %RSE =

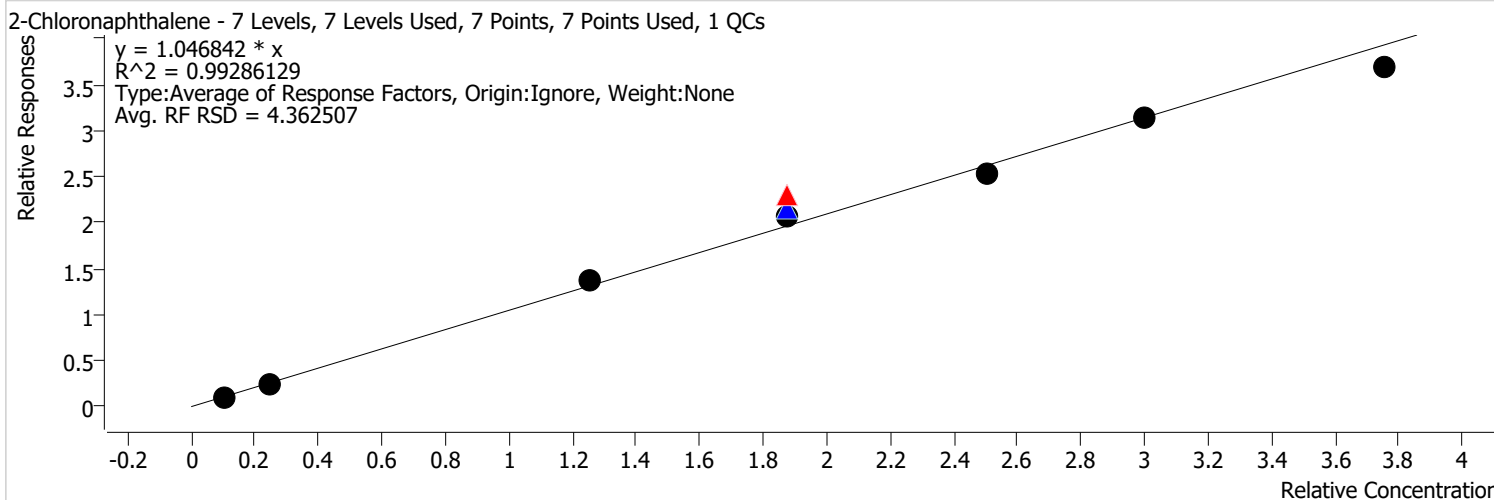


Calibration STD Path	Cal Type	Level	Enabled	Resp.	Exp. Conc	Resp. Factor	Level RSD
\\MASSHUNTER\Org\Data\SV5973N.I\sd030722\DoD BNA cal 1\Mar0708.D	Calibration	1	x	62520	4.0000	1.3052	
\\MASSHUNTER\Org\Data\SV5973N.I\sd030722\DoD BNA cal 1\Mar0707.D	Calibration	2	x	144982	10.0000	1.1923	
\\MASSHUNTER\Org\Data\SV5973N.I\sd030722\DoD BNA cal 1\Mar0706.D	Calibration	3	x	754815	50.0000	1.2564	
\\MASSHUNTER\Org\Data\SV5973N.I\sd030322\DoD BNA 1\Mar0302.D	CC	CCV	x	998406	75.0000	1.2998	
\\MASSHUNTER\Org\Data\SV5973N.I\sd030722\DoD BNA cal 1\Mar0709.D	QC	ICV	x	1081108	75.0000	1.1723	
\\MASSHUNTER\Org\Data\SV5973N.I\sd030722\DoD BNA cal 1\Mar0705.D	Calibration	4	x	1025130	75.0000	1.1604	
\\MASSHUNTER\Org\Data\SV5973N.I\sd030722\DoD BNA cal 1\Mar0704.D	Calibration	5	x	1453080	100.0000	1.2002	
\\MASSHUNTER\Org\Data\SV5973N.I\sd030722\DoD BNA cal 1\Mar0703.D	Calibration	6	x	1826677	120.0000	1.3153	
\\MASSHUNTER\Org\Data\SV5973N.I\sd030722\DoD BNA cal 1\Mar0702.D	Calibration	7	x	2228213	150.0000	1.3087	

Calibration Report

Batch Path	D:\Org\Data\SV5973N.I\sd030722\DoD BNA cal 1\QuantResults\030722 DoD BNA cal.batch.bin	Analyst Name	BL2000\sean
Analysis Time	3/8/2022 12:49 PM	Reporter Name	BL2000\sean
Report Time	3/8/2022 12:55:09 PM	Batch State	Processed
Last Calib Update	3/8/2022 10:28 AM	Quant Report Version	10.0
Quant Batch Version	10.0		

2-Chloronaphthalene %RSE = 4.4

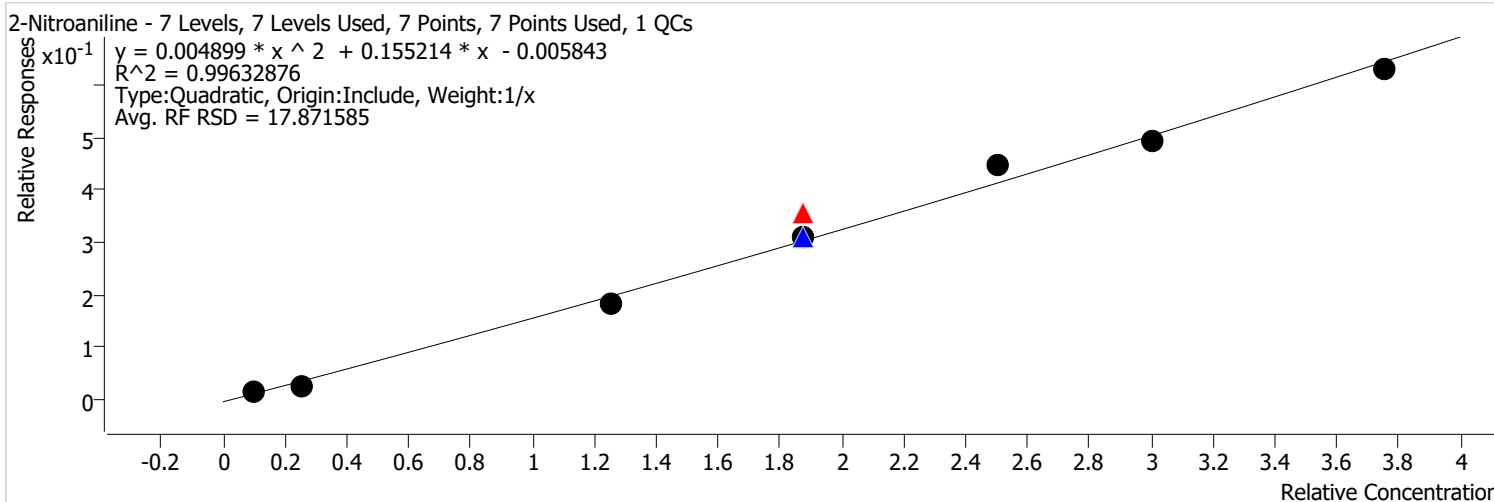


Calibration STD Path	Cal Type	Level	Enabled	Resp.	Exp. Conc	Resp. Factor	Level RSD
\\MASSHUNTER\Org\Data\SV5973N.I\sd030722\DoD BNA cal 1\Mar0708.D	Calibration	1	x	51364	4.0000	1.0723	
\\MASSHUNTER\Org\Data\SV5973N.I\sd030722\DoD BNA cal 1\Mar0707.D	Calibration	2	x	122966	10.0000	1.0112	
\\MASSHUNTER\Org\Data\SV5973N.I\sd030722\DoD BNA cal 1\Mar0706.D	Calibration	3	x	654277	50.0000	1.0890	
\\MASSHUNTER\Org\Data\SV5973N.I\sd030322\DoD BNA 1\Mar0302.D	CC	CCV	x	946044	75.0000	1.2316	
\\MASSHUNTER\Org\Data\SV5973N.I\sd030722\DoD BNA cal 1\Mar0709.D	QC	ICV	x	1061767	75.0000	1.1513	
\\MASSHUNTER\Org\Data\SV5973N.I\sd030722\DoD BNA cal 1\Mar0705.D	Calibration	4	x	978635	75.0000	1.1078	
\\MASSHUNTER\Org\Data\SV5973N.I\sd030722\DoD BNA cal 1\Mar0704.D	Calibration	5	x	1232701	100.0000	1.0181	
\\MASSHUNTER\Org\Data\SV5973N.I\sd030722\DoD BNA cal 1\Mar0703.D	Calibration	6	x	1455447	120.0000	1.0480	
\\MASSHUNTER\Org\Data\SV5973N.I\sd030722\DoD BNA cal 1\Mar0702.D	Calibration	7	x	1670999	150.0000	0.9814	

Calibration Report

Batch Path	D:\Org\Data\SV5973N.I\sd030722\DoD BNA cal 1\QuantResults\030722 DoD BNA cal.batch.bin	Analyst Name	BL2000\sean
Analysis Time	3/8/2022 12:49 PM	Reporter Name	BL2000\sean
Report Time	3/8/2022 12:55:10 PM	Batch State	Processed
Last Calib Update	3/8/2022 10:28 AM	Quant Report Version	10.0
Quant Batch Version	10.0		

2-Nitroaniline %RSE = 14.6

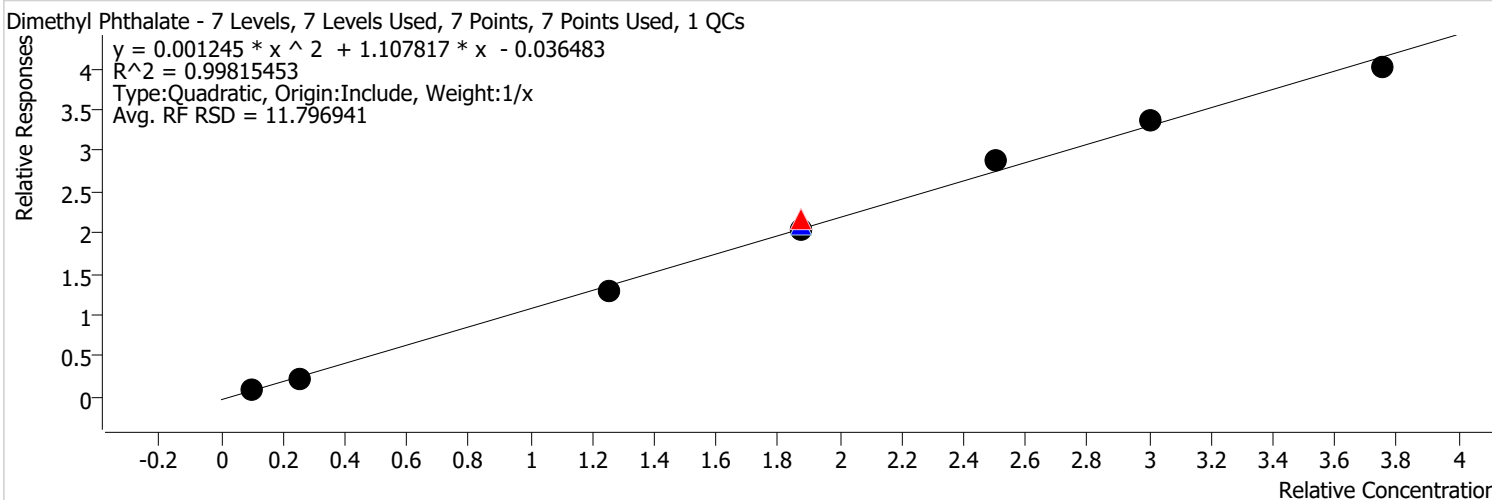


Calibration STD Path	Cal Type	Level	Enabled	Resp.	Exp. Conc	Resp. Factor	Level RSD
\\MASSHUNTER\Org\Data\SV5973N.I\sd030722\DoD BNA cal 1\Mar0708.D	Calibration	1	x	6115	4.0000	0.1277	
\\MASSHUNTER\Org\Data\SV5973N.I\sd030722\DoD BNA cal 1\Mar0707.D	Calibration	2	x	12530	10.0000	0.1030	
\\MASSHUNTER\Org\Data\SV5973N.I\sd030722\DoD BNA cal 1\Mar0706.D	Calibration	3	x	87206	50.0000	0.1452	
\\MASSHUNTER\Org\Data\SV5973N.I\sd030322\DoD BNA 1\Mar0302.D	CC	CCV	x	146579	75.0000	0.1908	
\\MASSHUNTER\Org\Data\SV5973N.I\sd030722\DoD BNA cal 1\Mar0709.D	QC	ICV	x	151509	75.0000	0.1643	
\\MASSHUNTER\Org\Data\SV5973N.I\sd030722\DoD BNA cal 1\Mar0705.D	Calibration	4	x	146435	75.0000	0.1658	
\\MASSHUNTER\Org\Data\SV5973N.I\sd030722\DoD BNA cal 1\Mar0704.D	Calibration	5	x	215898	100.0000	0.1783	
\\MASSHUNTER\Org\Data\SV5973N.I\sd030722\DoD BNA cal 1\Mar0703.D	Calibration	6	x	229684	120.0000	0.1654	
\\MASSHUNTER\Org\Data\SV5973N.I\sd030722\DoD BNA cal 1\Mar0702.D	Calibration	7	x	286190	150.0000	0.1681	

Calibration Report

Batch Path	D:\Org\Data\SV5973N.I\sd030722\DoD BNA cal 1\QuantResults\030722 DoD BNA cal.batch.bin	Analyst Name	BL2000\sean
Analysis Time	3/8/2022 12:49 PM	Reporter Name	BL2000\sean
Report Time	3/8/2022 12:55:10 PM	Batch State	Processed
Last Calib Update	3/8/2022 10:28 AM	Quant Report Version	10.0
Quant Batch Version	10.0		

Dimethyl Phthalate %RSE = 7.5

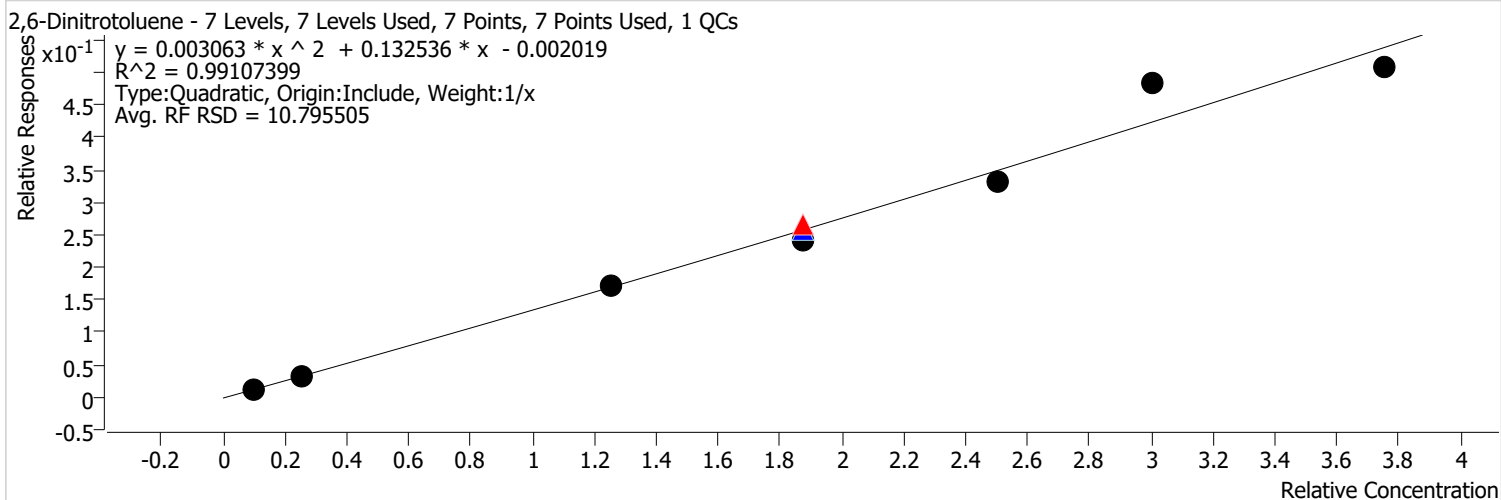


Calibration STD Path	Cal Type	Level	Enabled	Resp.	Exp. Conc	Resp. Factor	Level RSD
\\MASSHUNTER\Org\Data\SV5973N.I\sd030722\DoD BNA cal 1\Mar0708.D	Calibration	1	x	40565	4.0000	0.8469	
\\MASSHUNTER\Org\Data\SV5973N.I\sd030722\DoD BNA cal 1\Mar0707.D	Calibration	2	x	105896	10.0000	0.8709	
\\MASSHUNTER\Org\Data\SV5973N.I\sd030722\DoD BNA cal 1\Mar0706.D	Calibration	3	x	616420	50.0000	1.0260	
\\MASSHUNTER\Org\Data\SV5973N.I\sd030322\DoD BNA 1\Mar0302.D	CC	CCV	x	887444	75.0000	1.1553	
\\MASSHUNTER\Org\Data\SV5973N.I\sd030722\DoD BNA cal 1\Mar0709.D	QC	ICV	x	1034888	75.0000	1.1222	
\\MASSHUNTER\Org\Data\SV5973N.I\sd030722\DoD BNA cal 1\Mar0705.D	Calibration	4	x	955374	75.0000	1.0814	
\\MASSHUNTER\Org\Data\SV5973N.I\sd030722\DoD BNA cal 1\Mar0704.D	Calibration	5	x	1399740	100.0000	1.1561	
\\MASSHUNTER\Org\Data\SV5973N.I\sd030722\DoD BNA cal 1\Mar0703.D	Calibration	6	x	1562093	120.0000	1.1248	
\\MASSHUNTER\Org\Data\SV5973N.I\sd030722\DoD BNA cal 1\Mar0702.D	Calibration	7	x	1819450	150.0000	1.0686	

Calibration Report

Batch Path	D:\Org\Data\SV5973N.I\sd030722\DoD BNA cal 1\QuantResults\030722 DoD BNA cal.batch.bin	Analyst Name	BL2000\sean
Analysis Time	3/8/2022 12:49 PM	Reporter Name	BL2000\sean
Report Time	3/8/2022 12:55:10 PM	Batch State	Processed
Last Calib Update	3/8/2022 10:28 AM	Quant Report Version	10.0
Quant Batch Version	10.0		

2,6-Dinitrotoluene %RSE = 8.3



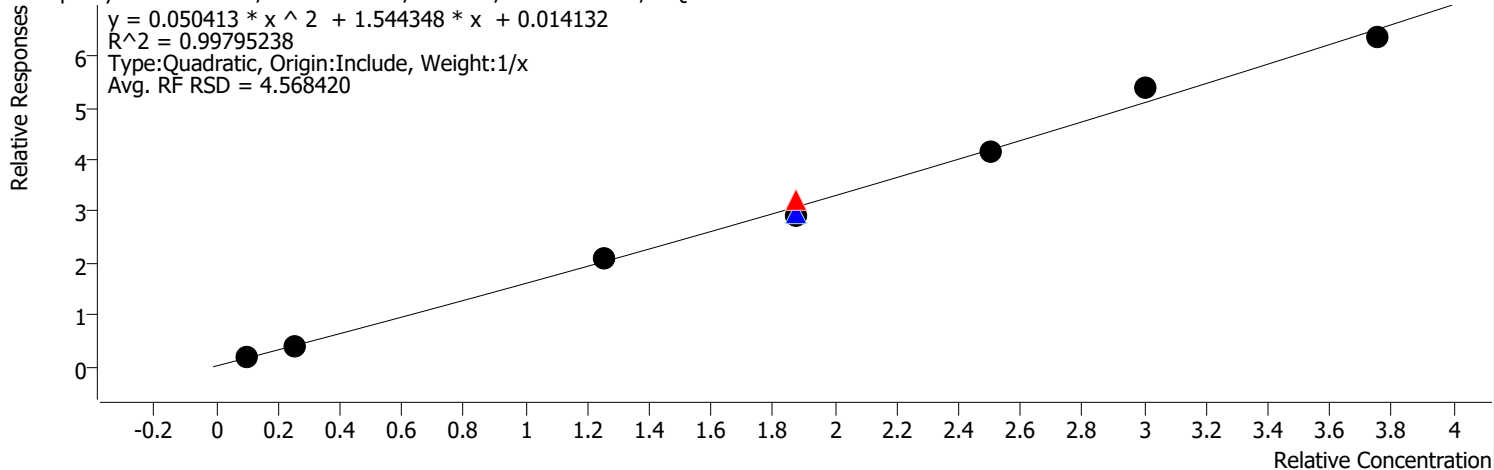
Calibration STD Path	Cal Type	Level	Enabled	Resp.	Exp. Conc	Resp. Factor	Level RSD
\\MASSHUNTER\Org\Data\SV5973N.I\sd030722\DoD BNA cal 1\Mar0708.D	Calibration	1	x	5554	4.0000	0.1159	
\\MASSHUNTER\Org\Data\SV5973N.I\sd030722\DoD BNA cal 1\Mar0707.D	Calibration	2	x	14960	10.0000	0.1230	
\\MASSHUNTER\Org\Data\SV5973N.I\sd030722\DoD BNA cal 1\Mar0706.D	Calibration	3	x	82356	50.0000	0.1371	
\\MASSHUNTER\Org\Data\SV5973N.I\sd030322\DoD BNA 1\Mar0302.D	CC	CCV	x	108669	75.0000	0.1415	
\\MASSHUNTER\Org\Data\SV5973N.I\sd030722\DoD BNA cal 1\Mar0709.D	QC	ICV	x	127101	75.0000	0.1378	
\\MASSHUNTER\Org\Data\SV5973N.I\sd030722\DoD BNA cal 1\Mar0705.D	Calibration	4	x	112742	75.0000	0.1276	
\\MASSHUNTER\Org\Data\SV5973N.I\sd030722\DoD BNA cal 1\Mar0704.D	Calibration	5	x	161573	100.0000	0.1334	
\\MASSHUNTER\Org\Data\SV5973N.I\sd030722\DoD BNA cal 1\Mar0703.D	Calibration	6	x	224094	120.0000	0.1614	
\\MASSHUNTER\Org\Data\SV5973N.I\sd030722\DoD BNA cal 1\Mar0702.D	Calibration	7	x	230320	150.0000	0.1353	

Calibration Report

Batch Path	D:\Org\Data\SV5973N.I\sd030722\DoD BNA cal 1\QuantResults\030722 DoD BNA cal.batch.bin	Analyst Name	BL2000\sean
Analysis Time	3/8/2022 12:49 PM	Reporter Name	BL2000\sean
Report Time	3/8/2022 12:55:10 PM	Batch State	Processed
Last Calib Update	3/8/2022 10:28 AM	Quant Report Version	10.0
Quant Batch Version	10.0		

Acenaphthylene %RSE = 4.2

Acenaphthylene - 7 Levels, 7 Levels Used, 7 Points, 7 Points Used, 1 QCs

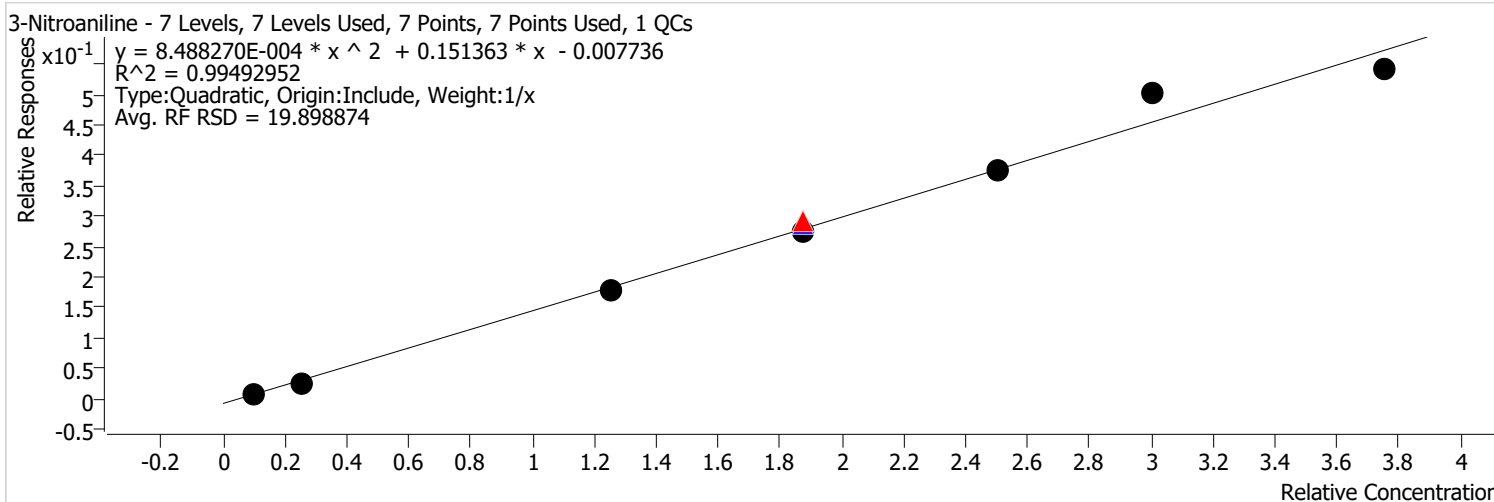


Calibration STD Path	Cal Type	Level	Enabled	Resp.	Exp. Conc	Resp. Factor	Level RSD
\\MASSHUNTER\Org\Data\SV5973N.I\sd030722\DoD BNA cal 1\Mar0708.D	Calibration	1	x	80847	4.0000	1.6878	
\\MASSHUNTER\Org\Data\SV5973N.I\sd030722\DoD BNA cal 1\Mar0707.D	Calibration	2	x	196901	10.0000	1.6192	
\\MASSHUNTER\Org\Data\SV5973N.I\sd030722\DoD BNA cal 1\Mar0706.D	Calibration	3	x	996481	50.0000	1.6587	
\\MASSHUNTER\Org\Data\SV5973N.I\sd030322\DoD BNA 1\Mar0302.D	CC	CCV	x	1316821	75.0000	1.7143	
\\MASSHUNTER\Org\Data\SV5973N.I\sd030722\DoD BNA cal 1\Mar0709.D	QC	ICV	x	1456149	75.0000	1.5790	
\\MASSHUNTER\Org\Data\SV5973N.I\sd030722\DoD BNA cal 1\Mar0705.D	Calibration	4	x	1374792	75.0000	1.5562	
\\MASSHUNTER\Org\Data\SV5973N.I\sd030722\DoD BNA cal 1\Mar0704.D	Calibration	5	x	2010967	100.0000	1.6609	
\\MASSHUNTER\Org\Data\SV5973N.I\sd030722\DoD BNA cal 1\Mar0703.D	Calibration	6	x	2506745	120.0000	1.8049	
\\MASSHUNTER\Org\Data\SV5973N.I\sd030722\DoD BNA cal 1\Mar0702.D	Calibration	7	x	2885913	150.0000	1.6950	

Calibration Report

Batch Path	D:\Org\Data\SV5973N.I\sd030722\DoD BNA cal 1\QuantResults\030722 DoD BNA cal.batch.bin	Analyst Name	BL2000\sean
Analysis Time	3/8/2022 12:49 PM	Reporter Name	BL2000\sean
Report Time	3/8/2022 12:55:10 PM	Batch State	Processed
Last Calib Update	3/8/2022 10:28 AM	Quant Report Version	10.0
Quant Batch Version	10.0		

3-Nitroaniline %RSE = 10.5



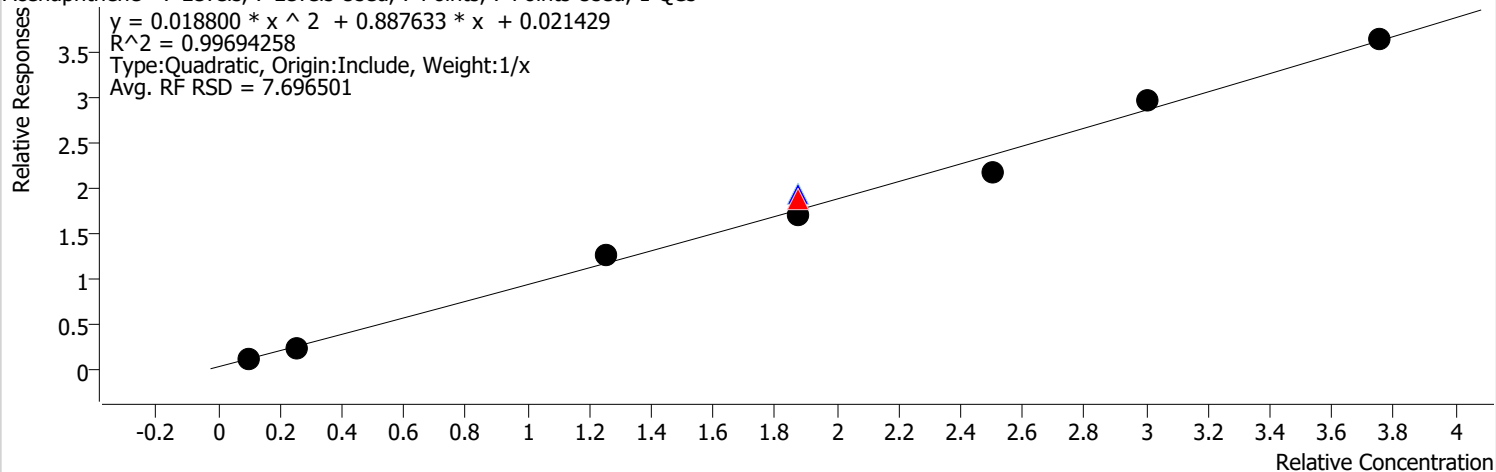
Calibration STD Path	Cal Type	Level	Enabled	Resp.	Exp. Conc	Resp. Factor	Level RSD
\\MASSHUNTER\Org\Data\SV5973N.I\sd030722\DoD BNA cal 1\Mar0708.D	Calibration	1	x	4448	4.0000	0.0929	
\\MASSHUNTER\Org\Data\SV5973N.I\sd030722\DoD BNA cal 1\Mar0707.D	Calibration	2	x	12469	10.0000	0.1025	
\\MASSHUNTER\Org\Data\SV5973N.I\sd030722\DoD BNA cal 1\Mar0706.D	Calibration	3	x	85522	50.0000	0.1424	
\\MASSHUNTER\Org\Data\SV5973N.I\sd030322\DoD BNA 1\Mar0302.D	CC	CCV	x	119027	75.0000	0.1550	
\\MASSHUNTER\Org\Data\SV5973N.I\sd030722\DoD BNA cal 1\Mar0709.D	QC	ICV	x	140891	75.0000	0.1528	
\\MASSHUNTER\Org\Data\SV5973N.I\sd030722\DoD BNA cal 1\Mar0705.D	Calibration	4	x	128595	75.0000	0.1456	
\\MASSHUNTER\Org\Data\SV5973N.I\sd030722\DoD BNA cal 1\Mar0704.D	Calibration	5	x	180914	100.0000	0.1494	
\\MASSHUNTER\Org\Data\SV5973N.I\sd030722\DoD BNA cal 1\Mar0703.D	Calibration	6	x	232160	120.0000	0.1672	
\\MASSHUNTER\Org\Data\SV5973N.I\sd030722\DoD BNA cal 1\Mar0702.D	Calibration	7	x	245339	150.0000	0.1441	

Calibration Report

Batch Path	D:\Org\Data\SV5973N.I\sd030722\DoD BNA cal 1\QuantResults\030722 DoD BNA cal.batch.bin	Analyst Name	BL2000\sean
Analysis Time	3/8/2022 12:49 PM	Reporter Name	BL2000\sean
Report Time	3/8/2022 12:55:10 PM	Batch State	Processed
Last Calib Update	3/8/2022 10:28 AM	Quant Report Version	10.0
Quant Batch Version	10.0		

Acenaphthene %RSE = 6.2

Acenaphthene - 7 Levels, 7 Levels Used, 7 Points, 7 Points Used, 1 QCs

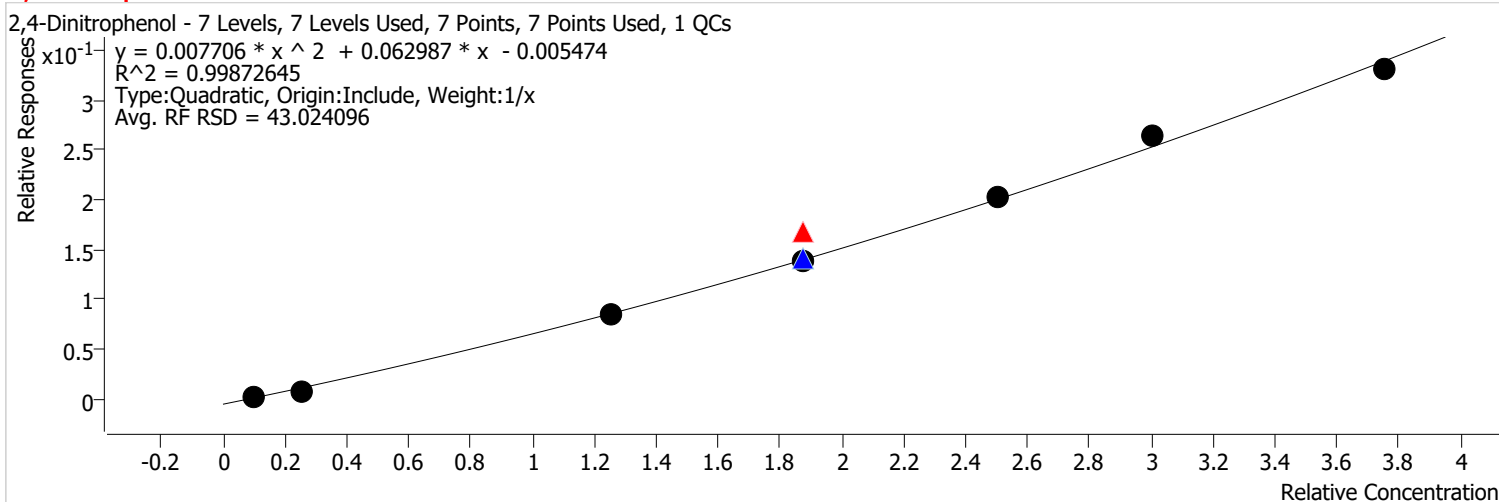


Calibration STD Path	Cal Type	Level	Enabled	Resp.	Exp. Conc	Resp. Factor	Level RSD
\\MASSHUNTER\Org\Data\SV5973N.I\sd030722\DoD BNA cal 1\Mar0708.D	Calibration	1	x	52928	4.0000	1.1050	
\\MASSHUNTER\Org\Data\SV5973N.I\sd030722\DoD BNA cal 1\Mar0707.D	Calibration	2	x	115704	10.0000	0.9515	
\\MASSHUNTER\Org\Data\SV5973N.I\sd030722\DoD BNA cal 1\Mar0706.D	Calibration	3	x	604104	50.0000	1.0055	
\\MASSHUNTER\Org\Data\SV5973N.I\sd030322\DoD BNA 1\Mar0302.D	CC	CCV	x	772784	75.0000	1.0060	
\\MASSHUNTER\Org\Data\SV5973N.I\sd030722\DoD BNA cal 1\Mar0709.D	QC	ICV	x	947570	75.0000	1.0275	
\\MASSHUNTER\Org\Data\SV5973N.I\sd030722\DoD BNA cal 1\Mar0705.D	Calibration	4	x	804597	75.0000	0.9108	
\\MASSHUNTER\Org\Data\SV5973N.I\sd030722\DoD BNA cal 1\Mar0704.D	Calibration	5	x	1054523	100.0000	0.8710	
\\MASSHUNTER\Org\Data\SV5973N.I\sd030722\DoD BNA cal 1\Mar0703.D	Calibration	6	x	1376514	120.0000	0.9911	
\\MASSHUNTER\Org\Data\SV5973N.I\sd030722\DoD BNA cal 1\Mar0702.D	Calibration	7	x	1647785	150.0000	0.9678	

Calibration Report

Batch Path	D:\Org\Data\SV5973N.I\sd030722\DoD BNA cal 1\QuantResults\030722 DoD BNA cal.batch.bin	Analyst Name	BL2000\sean
Analysis Time	3/8/2022 12:49 PM	Reporter Name	BL2000\sean
Report Time	3/8/2022 12:55:10 PM	Batch State	Processed
Last Calib Update	3/8/2022 10:28 AM	Quant Report Version	10.0
Quant Batch Version	10.0		

2,4-Dinitrophenol %RSE = 10.3

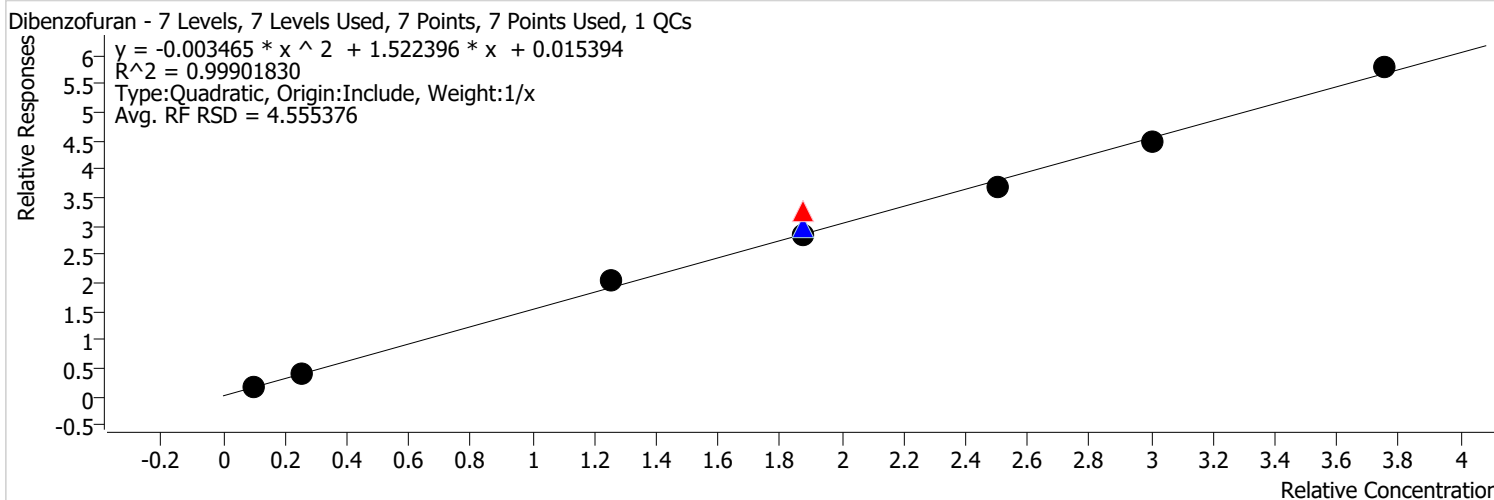


Calibration STD Path	Cal Type	Level	Enabled	Resp.	Exp. Conc	Resp. Factor	Level RSD
\\MASSHUNTER\Org\Data\SV5973N.I\sd030722\DoD BNA cal 1\Mar0708.D	Calibration	1	x	868	4.0000	0.0181	
\\MASSHUNTER\Org\Data\SV5973N.I\sd030722\DoD BNA cal 1\Mar0707.D	Calibration	2	x	4058	10.0000	0.0334	
\\MASSHUNTER\Org\Data\SV5973N.I\sd030722\DoD BNA cal 1\Mar0706.D	Calibration	3	x	40840	50.0000	0.0680	
\\MASSHUNTER\Org\Data\SV5973N.I\sd030322\DoD BNA 1\Mar0302.D	CC	CCV	x	68902	75.0000	0.0897	
\\MASSHUNTER\Org\Data\SV5973N.I\sd030722\DoD BNA cal 1\Mar0709.D	QC	ICV	x	69763	75.0000	0.0756	
\\MASSHUNTER\Org\Data\SV5973N.I\sd030722\DoD BNA cal 1\Mar0705.D	Calibration	4	x	64655	75.0000	0.0732	
\\MASSHUNTER\Org\Data\SV5973N.I\sd030722\DoD BNA cal 1\Mar0704.D	Calibration	5	x	98000	100.0000	0.0809	
\\MASSHUNTER\Org\Data\SV5973N.I\sd030722\DoD BNA cal 1\Mar0703.D	Calibration	6	x	121907	120.0000	0.0878	
\\MASSHUNTER\Org\Data\SV5973N.I\sd030722\DoD BNA cal 1\Mar0702.D	Calibration	7	x	150158	150.0000	0.0882	

Calibration Report

Batch Path	D:\Org\Data\SV5973N.I\sd030722\DoD BNA cal 1\QuantResults\030722 DoD BNA cal.batch.bin	Analyst Name	BL2000\sean
Analysis Time	3/8/2022 12:49 PM	Reporter Name	BL2000\sean
Report Time	3/8/2022 12:55:10 PM	Batch State	Processed
Last Calib Update	3/8/2022 10:28 AM	Quant Report Version	10.0
Quant Batch Version	10.0		

Dibenzofuran %RSE = 3.8

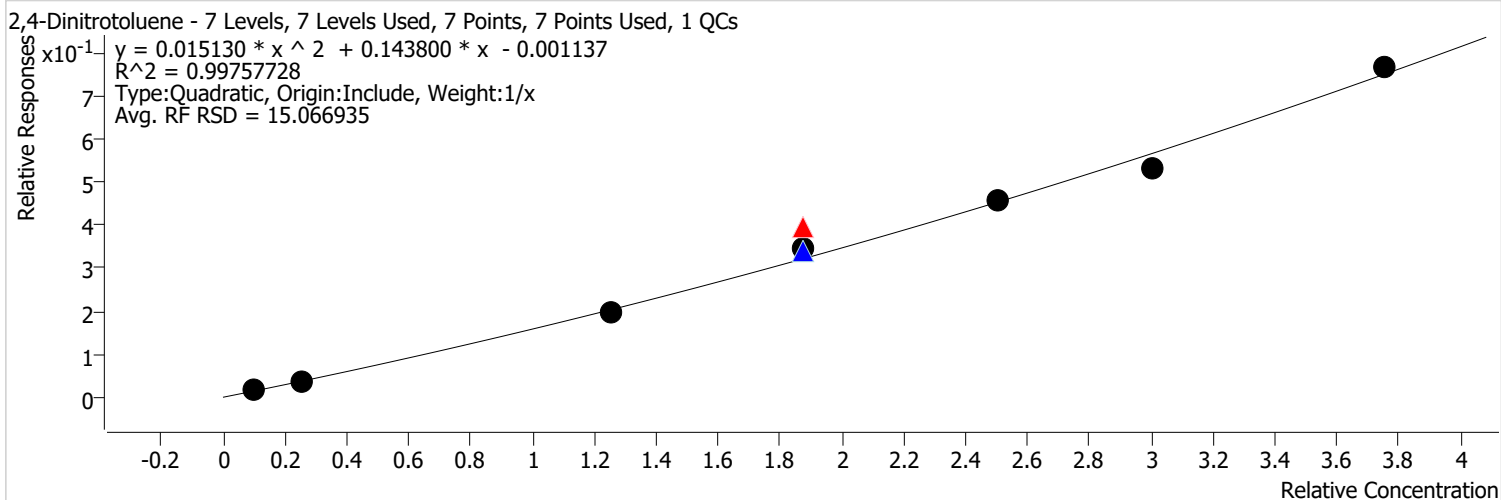


Calibration STD Path	Cal Type	Level	Enabled	Resp.	Exp. Conc	Resp. Factor	Level RSD
\\MASSHUNTER\Org\Data\SV5973N.I\sd030722\DoD BNA cal 1\Mar0708.D	Calibration	1	x	79839	4.0000	1.6668	
\\MASSHUNTER\Org\Data\SV5973N.I\sd030722\DoD BNA cal 1\Mar0707.D	Calibration	2	x	189540	10.0000	1.5587	
\\MASSHUNTER\Org\Data\SV5973N.I\sd030722\DoD BNA cal 1\Mar0706.D	Calibration	3	x	974320	50.0000	1.6218	
\\MASSHUNTER\Org\Data\SV5973N.I\sd030322\DoD BNA 1\Mar0302.D	CC	CCV	x	1341524	75.0000	1.7464	
\\MASSHUNTER\Org\Data\SV5973N.I\sd030722\DoD BNA cal 1\Mar0709.D	QC	ICV	x	1477600	75.0000	1.6022	
\\MASSHUNTER\Org\Data\SV5973N.I\sd030722\DoD BNA cal 1\Mar0705.D	Calibration	4	x	1331669	75.0000	1.5074	
\\MASSHUNTER\Org\Data\SV5973N.I\sd030722\DoD BNA cal 1\Mar0704.D	Calibration	5	x	1777771	100.0000	1.4683	
\\MASSHUNTER\Org\Data\SV5973N.I\sd030722\DoD BNA cal 1\Mar0703.D	Calibration	6	x	2081781	120.0000	1.4989	
\\MASSHUNTER\Org\Data\SV5973N.I\sd030722\DoD BNA cal 1\Mar0702.D	Calibration	7	x	2625770	150.0000	1.5422	

Calibration Report

Batch Path	D:\Org\Data\SV5973N.I\sd030722\DoD BNA cal 1\QuantResults\030722 DoD BNA cal.batch.bin	Analyst Name	BL2000\sean
Analysis Time	3/8/2022 12:49 PM	Reporter Name	BL2000\sean
Report Time	3/8/2022 12:55:10 PM	Batch State	Processed
Last Calib Update	3/8/2022 10:28 AM	Quant Report Version	10.0
Quant Batch Version	10.0		

2,4-Dinitrotoluene %RSE = 6.1

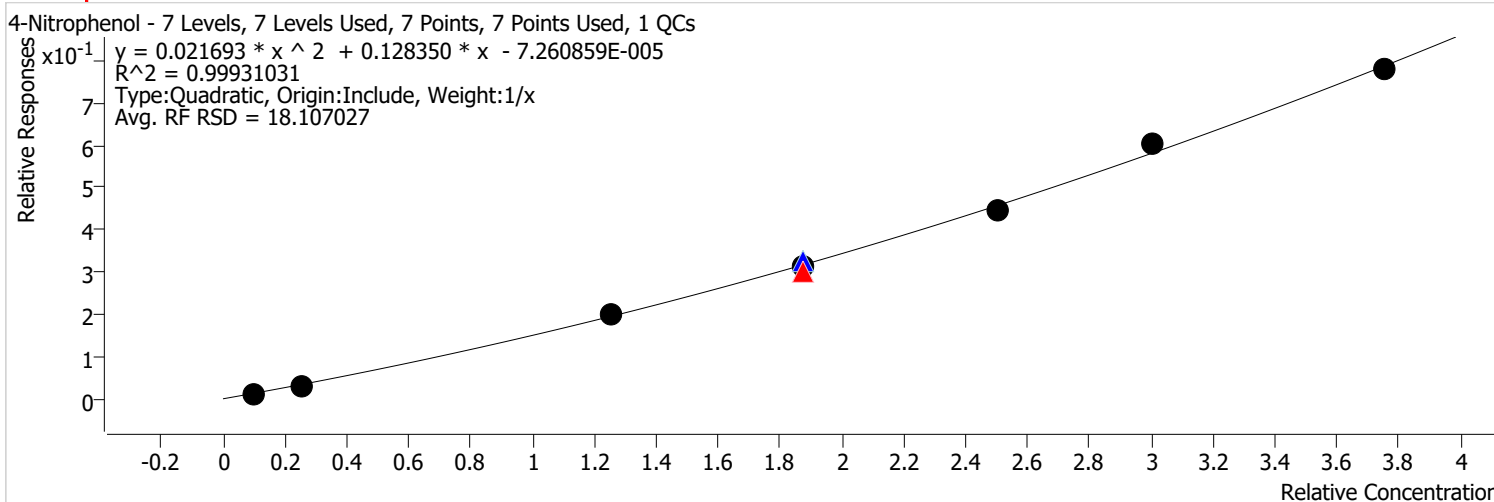


Calibration STD Path	Cal Type	Level	Enabled	Resp.	Exp. Conc	Resp. Factor	Level RSD
\\MASSHUNTER\Org\Data\SV5973N.I\sd030722\DoD BNA cal 1\Mar0708.D	Calibration	1	x	6826	4.0000	0.1425	
\\MASSHUNTER\Org\Data\SV5973N.I\sd030722\DoD BNA cal 1\Mar0707.D	Calibration	2	x	16212	10.0000	0.1333	
\\MASSHUNTER\Org\Data\SV5973N.I\sd030722\DoD BNA cal 1\Mar0706.D	Calibration	3	x	93997	50.0000	0.1565	
\\MASSHUNTER\Org\Data\SV5973N.I\sd030322\DoD BNA 1\Mar0302.D	CC	CCV	x	161840	75.0000	0.2107	
\\MASSHUNTER\Org\Data\SV5973N.I\sd030722\DoD BNA cal 1\Mar0709.D	QC	ICV	x	166980	75.0000	0.1811	
\\MASSHUNTER\Org\Data\SV5973N.I\sd030722\DoD BNA cal 1\Mar0705.D	Calibration	4	x	161815	75.0000	0.1832	
\\MASSHUNTER\Org\Data\SV5973N.I\sd030722\DoD BNA cal 1\Mar0704.D	Calibration	5	x	222665	100.0000	0.1839	
\\MASSHUNTER\Org\Data\SV5973N.I\sd030722\DoD BNA cal 1\Mar0703.D	Calibration	6	x	245389	120.0000	0.1767	
\\MASSHUNTER\Org\Data\SV5973N.I\sd030722\DoD BNA cal 1\Mar0702.D	Calibration	7	x	348195	150.0000	0.2045	

Calibration Report

Batch Path	D:\Org\Data\SV5973N.I\sd030722\DoD BNA cal 1\QuantResults\030722 DoD BNA cal.batch.bin	Analyst Name	BL2000\sean
Analysis Time	3/8/2022 12:49 PM	Reporter Name	BL2000\sean
Report Time	3/8/2022 12:55:10 PM	Batch State	Processed
Last Calib Update	3/8/2022 10:28 AM	Quant Report Version	10.0
Quant Batch Version	10.0		

4-Nitrophenol %RSE = 2.9

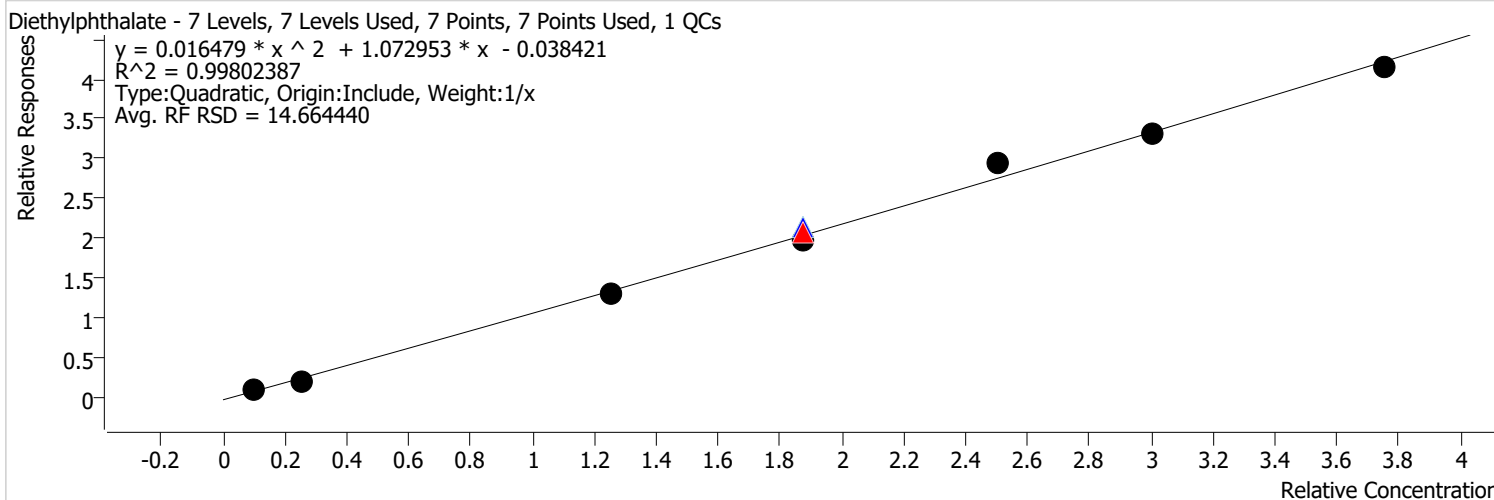


Calibration STD Path	Cal Type	Level	Enabled	Resp.	Exp. Conc	Resp. Factor	Level RSD
\\MASSHUNTER\Org\Data\SV5973N.I\sd030722\DoD BNA cal 1\Mar0708.D	Calibration	1	x	6371	4.0000	0.1330	
\\MASSHUNTER\Org\Data\SV5973N.I\sd030722\DoD BNA cal 1\Mar0707.D	Calibration	2	x	15714	10.0000	0.1292	
\\MASSHUNTER\Org\Data\SV5973N.I\sd030722\DoD BNA cal 1\Mar0706.D	Calibration	3	x	95653	50.0000	0.1592	
\\MASSHUNTER\Org\Data\SV5973N.I\sd030322\DoD BNA 1\Mar0302.D	CC	CCV	x	122942	75.0000	0.1600	
\\MASSHUNTER\Org\Data\SV5973N.I\sd030722\DoD BNA cal 1\Mar0709.D	QC	ICV	x	161219	75.0000	0.1748	
\\MASSHUNTER\Org\Data\SV5973N.I\sd030722\DoD BNA cal 1\Mar0705.D	Calibration	4	x	146326	75.0000	0.1656	
\\MASSHUNTER\Org\Data\SV5973N.I\sd030722\DoD BNA cal 1\Mar0704.D	Calibration	5	x	215891	100.0000	0.1783	
\\MASSHUNTER\Org\Data\SV5973N.I\sd030722\DoD BNA cal 1\Mar0703.D	Calibration	6	x	278282	120.0000	0.2004	
\\MASSHUNTER\Org\Data\SV5973N.I\sd030722\DoD BNA cal 1\Mar0702.D	Calibration	7	x	353347	150.0000	0.2075	

Calibration Report

Batch Path	D:\Org\Data\SV5973N.I\sd030722\DoD BNA cal 1\QuantResults\030722 DoD BNA cal.batch.bin	Analyst Name	BL2000\sean
Analysis Time	3/8/2022 12:49 PM	Reporter Name	BL2000\sean
Report Time	3/8/2022 12:55:10 PM	Batch State	Processed
Last Calib Update	3/8/2022 10:28 AM	Quant Report Version	10.0
Quant Batch Version	10.0		

Diethylphthalate %RSE = 9.4

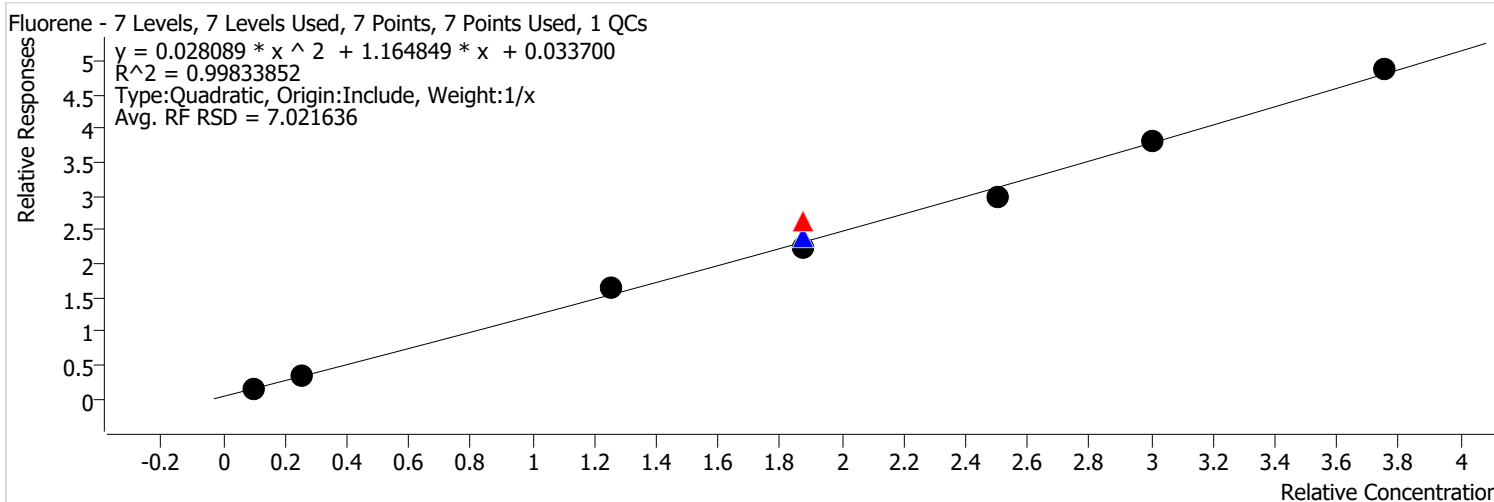


Calibration STD Path	Cal Type	Level	Enabled	Resp.	Exp. Conc	Resp. Factor	Level RSD
\\MASSHUNTER\Org\Data\SV5973N.I\sd030722\DoD BNA cal 1\Mar0708.D	Calibration	1	x	39320	4.0000	0.8209	
\\MASSHUNTER\Org\Data\SV5973N.I\sd030722\DoD BNA cal 1\Mar0707.D	Calibration	2	x	95980	10.0000	0.7893	
\\MASSHUNTER\Org\Data\SV5973N.I\sd030722\DoD BNA cal 1\Mar0706.D	Calibration	3	x	627322	50.0000	1.0442	
\\MASSHUNTER\Org\Data\SV5973N.I\sd030322\DoD BNA 1\Mar0302.D	CC	CCV	x	841993	75.0000	1.0961	
\\MASSHUNTER\Org\Data\SV5973N.I\sd030722\DoD BNA cal 1\Mar0709.D	QC	ICV	x	1047647	75.0000	1.1360	
\\MASSHUNTER\Org\Data\SV5973N.I\sd030722\DoD BNA cal 1\Mar0705.D	Calibration	4	x	933288	75.0000	1.0564	
\\MASSHUNTER\Org\Data\SV5973N.I\sd030722\DoD BNA cal 1\Mar0704.D	Calibration	5	x	1422859	100.0000	1.1752	
\\MASSHUNTER\Org\Data\SV5973N.I\sd030722\DoD BNA cal 1\Mar0703.D	Calibration	6	x	1531021	120.0000	1.1024	
\\MASSHUNTER\Org\Data\SV5973N.I\sd030722\DoD BNA cal 1\Mar0702.D	Calibration	7	x	1880452	150.0000	1.1045	

Calibration Report

Batch Path	D:\Org\Data\SV5973N.I\sd030722\DoD BNA cal 1\QuantResults\030722 DoD BNA cal.batch.bin	Analyst Name	BL2000\sean
Analysis Time	3/8/2022 12:49 PM	Reporter Name	BL2000\sean
Report Time	3/8/2022 12:55:10 PM	Batch State	Processed
Last Calib Update	3/8/2022 10:28 AM	Quant Report Version	10.0
Quant Batch Version	10.0		

Fluorene %RSE = 5.4

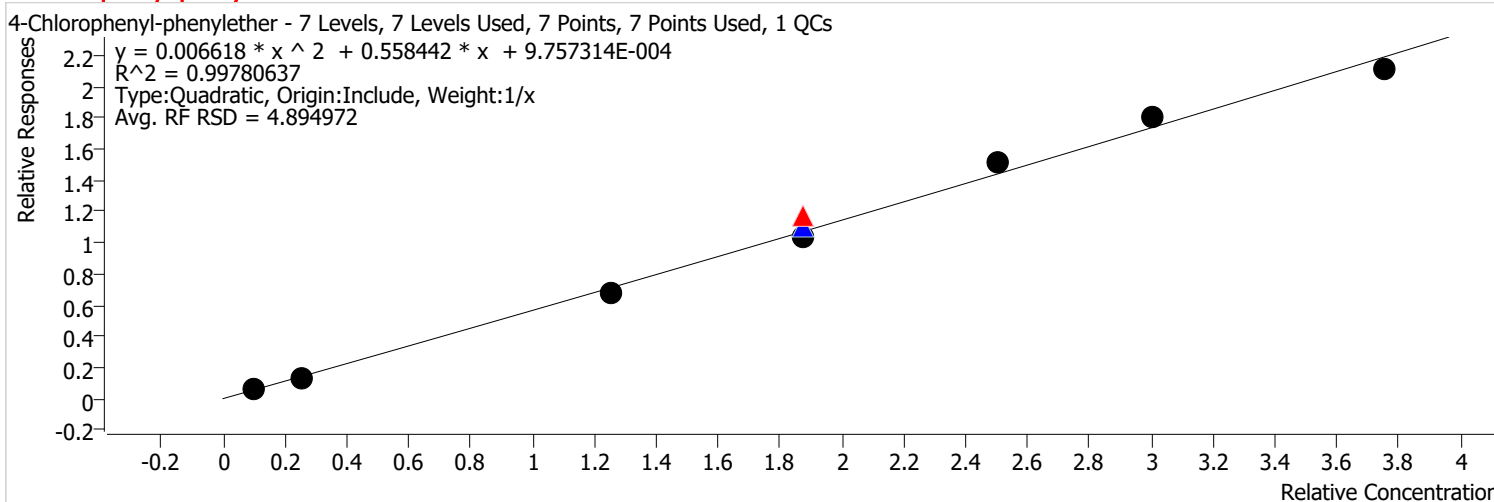


Calibration STD Path	Cal Type	Level	Enabled	Resp.	Exp. Conc	Resp. Factor	Level RSD
\\MASSHUNTER\Org\Data\SV5973N.I\sd030722\DoD BNA cal 1\Mar0708.D	Calibration	1	x	69725	4.0000	1.4556	
\\MASSHUNTER\Org\Data\SV5973N.I\sd030722\DoD BNA cal 1\Mar0707.D	Calibration	2	x	161699	10.0000	1.3298	
\\MASSHUNTER\Org\Data\SV5973N.I\sd030722\DoD BNA cal 1\Mar0706.D	Calibration	3	x	795114	50.0000	1.3235	
\\MASSHUNTER\Org\Data\SV5973N.I\sd030322\DoD BNA 1\Mar0302.D	CC	CCV	x	1081269	75.0000	1.4076	
\\MASSHUNTER\Org\Data\SV5973N.I\sd030722\DoD BNA cal 1\Mar0709.D	QC	ICV	x	1172772	75.0000	1.2717	
\\MASSHUNTER\Org\Data\SV5973N.I\sd030722\DoD BNA cal 1\Mar0705.D	Calibration	4	x	1053784	75.0000	1.1928	
\\MASSHUNTER\Org\Data\SV5973N.I\sd030722\DoD BNA cal 1\Mar0704.D	Calibration	5	x	1442377	100.0000	1.1913	
\\MASSHUNTER\Org\Data\SV5973N.I\sd030722\DoD BNA cal 1\Mar0703.D	Calibration	6	x	1765724	120.0000	1.2714	
\\MASSHUNTER\Org\Data\SV5973N.I\sd030722\DoD BNA cal 1\Mar0702.D	Calibration	7	x	2208997	150.0000	1.2974	

Calibration Report

Batch Path	D:\Org\Data\SV5973N.I\sd030722\DoD BNA cal 1\QuantResults\030722 DoD BNA cal.batch.bin	Analyst Name	BL2000\sean
Analysis Time	3/8/2022 12:49 PM	Reporter Name	BL2000\sean
Report Time	3/8/2022 12:55:10 PM	Batch State	Processed
Last Calib Update	3/8/2022 10:28 AM	Quant Report Version	10.0
Quant Batch Version	10.0		

4-Chlorophenyl-phenylether %RSE = 5.5

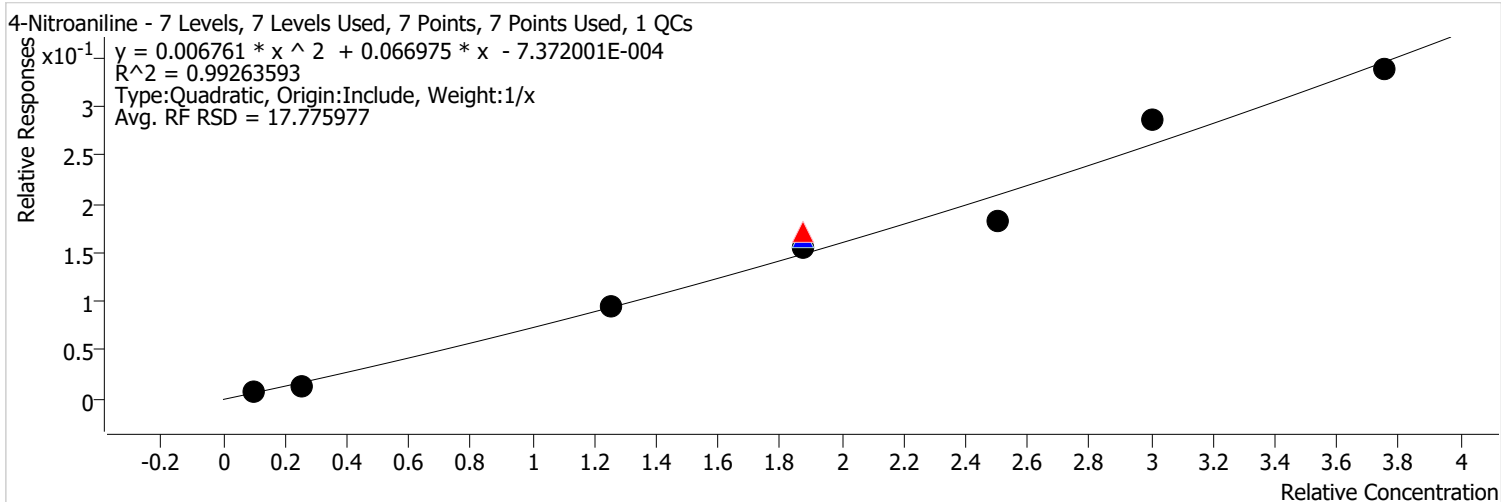


Calibration STD Path	Cal Type	Level	Enabled	Resp.	Exp. Conc	Resp. Factor	Level RSD
\\MASSHUNTER\Org\Data\SV5973N.I\sd030722\DoD BNA cal 1\Mar0708.D	Calibration	1	x	28638	4.0000	0.5979	
\\MASSHUNTER\Org\Data\SV5973N.I\sd030722\DoD BNA cal 1\Mar0707.D	Calibration	2	x	66401	10.0000	0.5461	
\\MASSHUNTER\Org\Data\SV5973N.I\sd030722\DoD BNA cal 1\Mar0706.D	Calibration	3	x	324517	50.0000	0.5402	
\\MASSHUNTER\Org\Data\SV5973N.I\sd030322\DoD BNA 1\Mar0302.D	CC	CCV	x	480161	75.0000	0.6251	
\\MASSHUNTER\Org\Data\SV5973N.I\sd030722\DoD BNA cal 1\Mar0709.D	QC	ICV	x	544446	75.0000	0.5904	
\\MASSHUNTER\Org\Data\SV5973N.I\sd030722\DoD BNA cal 1\Mar0705.D	Calibration	4	x	491016	75.0000	0.5558	
\\MASSHUNTER\Org\Data\SV5973N.I\sd030722\DoD BNA cal 1\Mar0704.D	Calibration	5	x	731758	100.0000	0.6044	
\\MASSHUNTER\Org\Data\SV5973N.I\sd030722\DoD BNA cal 1\Mar0703.D	Calibration	6	x	837321	120.0000	0.6029	
\\MASSHUNTER\Org\Data\SV5973N.I\sd030722\DoD BNA cal 1\Mar0702.D	Calibration	7	x	957003	150.0000	0.5621	

Calibration Report

Batch Path	D:\Org\Data\SV5973N.I\sd030722\DoD BNA cal 1\QuantResults\030722 DoD BNA cal.batch.bin	Analyst Name	BL2000\sean
Analysis Time	3/8/2022 12:49 PM	Reporter Name	BL2000\sean
Report Time	3/8/2022 12:55:11 PM	Batch State	Processed
Last Calib Update	3/8/2022 10:28 AM	Quant Report Version	10.0
Quant Batch Version	10.0		

4-Nitroaniline %RSE = 13.1

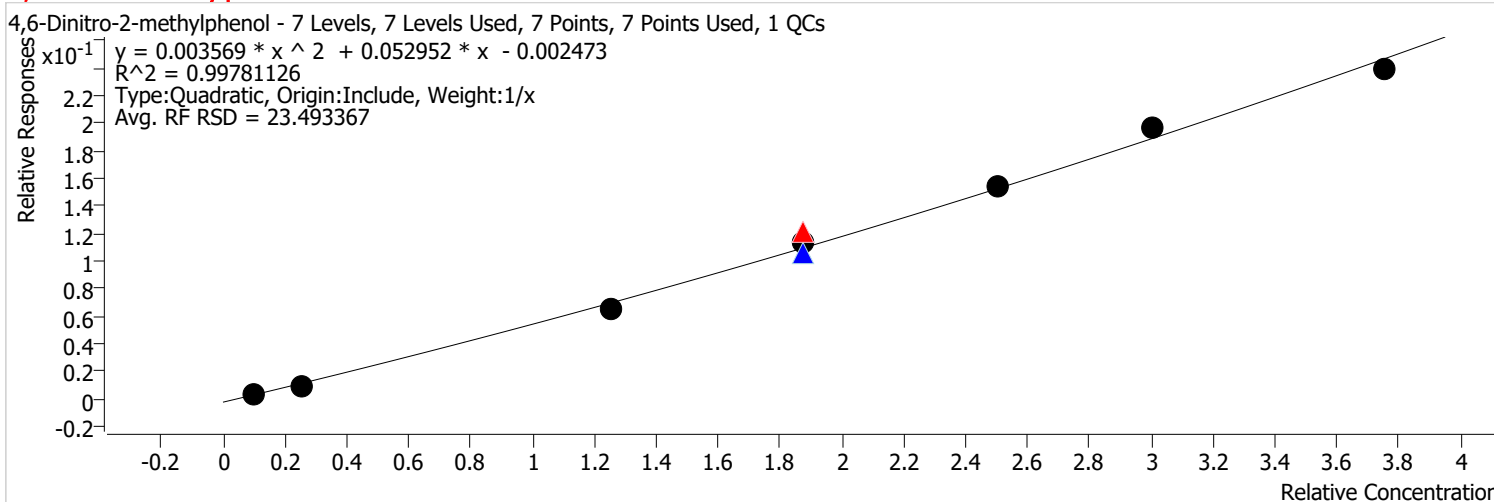


Calibration STD Path	Cal Type	Level	Enabled	Resp.	Exp. Conc	Resp. Factor	Level RSD
\\MASSHUNTER\Org\Data\SV5973N.I\sd030722\DoD BNA cal 1\Mar0708.D	Calibration	1	x	5636	4.0000	0.0702	
\\MASSHUNTER\Org\Data\SV5973N.I\sd030722\DoD BNA cal 1\Mar0707.D	Calibration	2	x	11083	10.0000	0.0538	
\\MASSHUNTER\Org\Data\SV5973N.I\sd030722\DoD BNA cal 1\Mar0706.D	Calibration	3	x	81817	50.0000	0.0764	
\\MASSHUNTER\Org\Data\SV5973N.I\sd030322\DoD BNA 1\Mar0302.D	CC	CCV	x	139859	75.0000	0.0923	
\\MASSHUNTER\Org\Data\SV5973N.I\sd030722\DoD BNA cal 1\Mar0709.D	QC	ICV	x	150848	75.0000	0.0884	
\\MASSHUNTER\Org\Data\SV5973N.I\sd030722\DoD BNA cal 1\Mar0705.D	Calibration	4	x	135064	75.0000	0.0833	
\\MASSHUNTER\Org\Data\SV5973N.I\sd030722\DoD BNA cal 1\Mar0704.D	Calibration	5	x	164526	100.0000	0.0736	
\\MASSHUNTER\Org\Data\SV5973N.I\sd030722\DoD BNA cal 1\Mar0703.D	Calibration	6	x	256281	120.0000	0.0953	
\\MASSHUNTER\Org\Data\SV5973N.I\sd030722\DoD BNA cal 1\Mar0702.D	Calibration	7	x	286977	150.0000	0.0901	

Calibration Report

Batch Path	D:\Org\Data\SV5973N.I\sd030722\DoD BNA cal 1\QuantResults\030722 DoD BNA cal.batch.bin	Analyst Name	BL2000\sean
Analysis Time	3/8/2022 12:49 PM	Reporter Name	BL2000\sean
Report Time	3/8/2022 12:55:11 PM	Batch State	Processed
Last Calib Update	3/8/2022 10:28 AM	Quant Report Version	10.0
Quant Batch Version	10.0		

4,6-Dinitro-2-methylphenol %RSE = 12.6

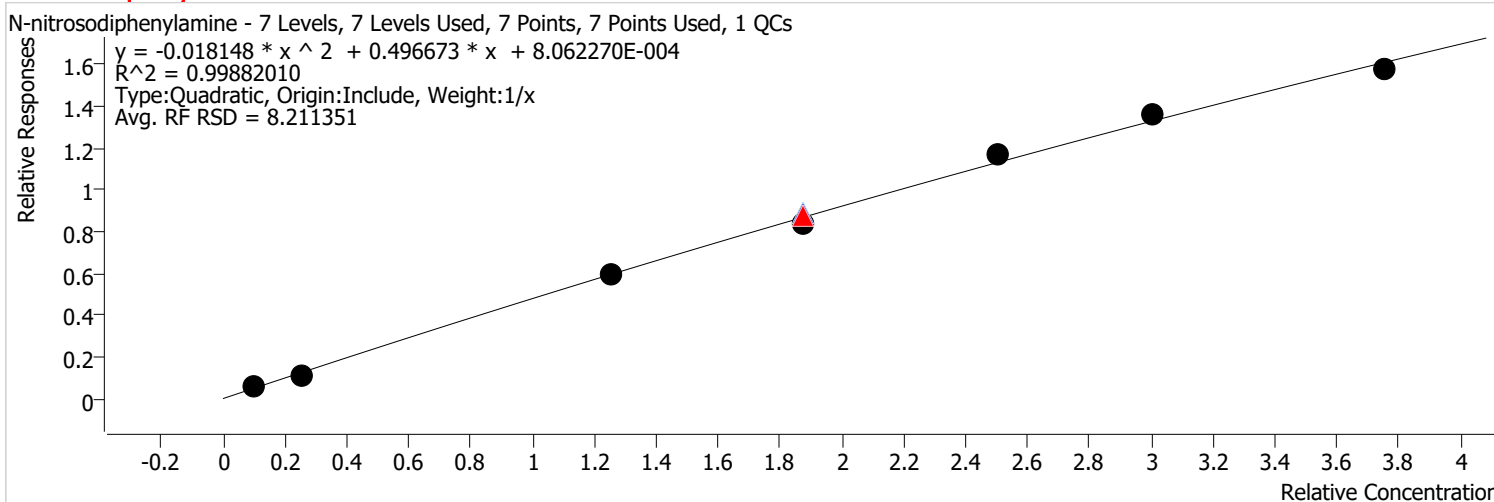


Calibration STD Path	Cal Type	Level	Enabled	Resp.	Exp. Conc	Resp. Factor	Level RSD
\\MASSHUNTER\Org\Data\SV5973N.I\sd030722\DoD BNA cal 1\Mar0708.D	Calibration	1	x	3034	4.0000	0.0378	
\\MASSHUNTER\Org\Data\SV5973N.I\sd030722\DoD BNA cal 1\Mar0707.D	Calibration	2	x	7154	10.0000	0.0347	
\\MASSHUNTER\Org\Data\SV5973N.I\sd030722\DoD BNA cal 1\Mar0706.D	Calibration	3	x	56149	50.0000	0.0524	
\\MASSHUNTER\Org\Data\SV5973N.I\sd030322\DoD BNA 1\Mar0302.D	CC	CCV	x	97735	75.0000	0.0645	
\\MASSHUNTER\Org\Data\SV5973N.I\sd030722\DoD BNA cal 1\Mar0709.D	QC	ICV	x	95706	75.0000	0.0561	
\\MASSHUNTER\Org\Data\SV5973N.I\sd030722\DoD BNA cal 1\Mar0705.D	Calibration	4	x	97550	75.0000	0.0602	
\\MASSHUNTER\Org\Data\SV5973N.I\sd030722\DoD BNA cal 1\Mar0704.D	Calibration	5	x	136985	100.0000	0.0613	
\\MASSHUNTER\Org\Data\SV5973N.I\sd030722\DoD BNA cal 1\Mar0703.D	Calibration	6	x	176400	120.0000	0.0656	
\\MASSHUNTER\Org\Data\SV5973N.I\sd030722\DoD BNA cal 1\Mar0702.D	Calibration	7	x	202642	150.0000	0.0636	

Calibration Report

Batch Path	D:\Org\Data\SV5973N.I\sd030722\DoD BNA cal 1\QuantResults\030722 DoD BNA cal.batch.bin	Analyst Name	BL2000\sean
Analysis Time	3/8/2022 12:49 PM	Reporter Name	BL2000\sean
Report Time	3/8/2022 12:55:11 PM	Batch State	Processed
Last Calib Update	3/8/2022 10:28 AM	Quant Report Version	10.0
Quant Batch Version	10.0		

N-nitrosodiphenylamine %RSE = 6.7



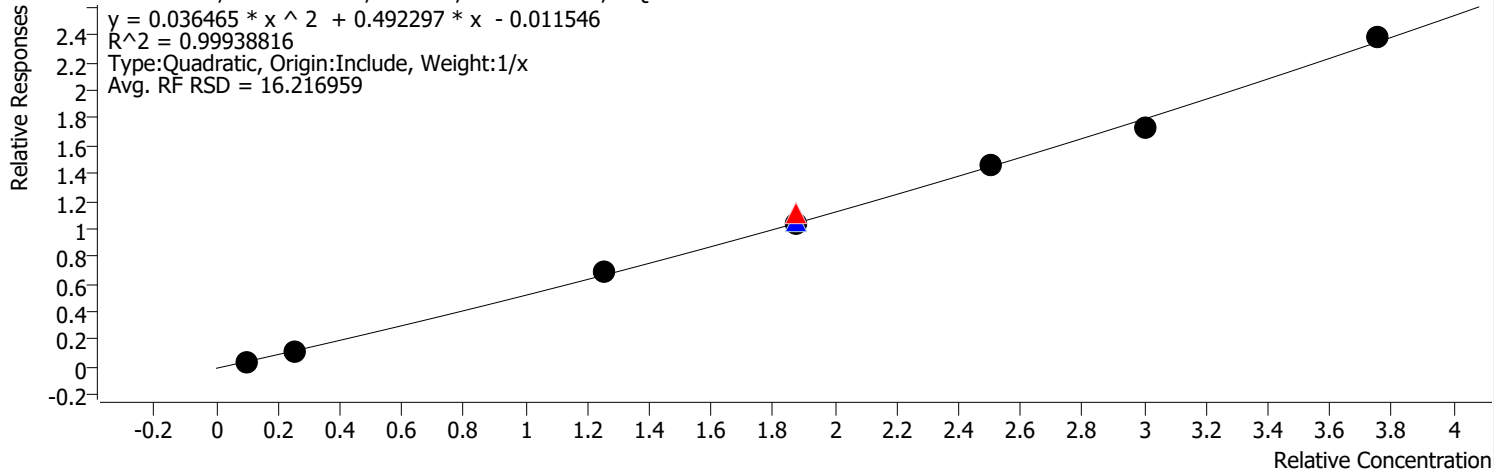
Calibration STD Path	Cal Type	Level	Enabled	Resp.	Exp. Conc	Resp. Factor	Level RSD
\\MASSHUNTER\Org\Data\SV5973N.I\sd030722\DoD BNA cal 1\Mar0708.D	Calibration	1	x	43496	4.0000	0.5418	
\\MASSHUNTER\Org\Data\SV5973N.I\sd030722\DoD BNA cal 1\Mar0707.D	Calibration	2	x	93334	10.0000	0.4533	
\\MASSHUNTER\Org\Data\SV5973N.I\sd030722\DoD BNA cal 1\Mar0706.D	Calibration	3	x	512834	50.0000	0.4790	
\\MASSHUNTER\Org\Data\SV5973N.I\sd030322\DoD BNA 1\Mar0302.D	CC	CCV	x	710822	75.0000	0.4689	
\\MASSHUNTER\Org\Data\SV5973N.I\sd030722\DoD BNA cal 1\Mar0709.D	QC	ICV	x	805525	75.0000	0.4720	
\\MASSHUNTER\Org\Data\SV5973N.I\sd030722\DoD BNA cal 1\Mar0705.D	Calibration	4	x	723617	75.0000	0.4466	
\\MASSHUNTER\Org\Data\SV5973N.I\sd030722\DoD BNA cal 1\Mar0704.D	Calibration	5	x	1040740	100.0000	0.4656	
\\MASSHUNTER\Org\Data\SV5973N.I\sd030722\DoD BNA cal 1\Mar0703.D	Calibration	6	x	1218045	120.0000	0.4530	
\\MASSHUNTER\Org\Data\SV5973N.I\sd030722\DoD BNA cal 1\Mar0702.D	Calibration	7	x	1336798	150.0000	0.4197	

Calibration Report

Batch Path	D:\Org\Data\SV5973N.I\sd030722\DoD BNA cal 1\QuantResults\030722 DoD BNA cal.batch.bin	Analyst Name	BL2000\sean
Analysis Time	3/8/2022 12:49 PM	Reporter Name	BL2000\sean
Report Time	3/8/2022 12:55:11 PM	Batch State	Processed
Last Calib Update	3/8/2022 10:28 AM	Quant Report Version	10.0
Quant Batch Version	10.0		

Azobenzene %RSE = 4.4

Azobenzene - 7 Levels, 7 Levels Used, 7 Points, 7 Points Used, 1 QCs

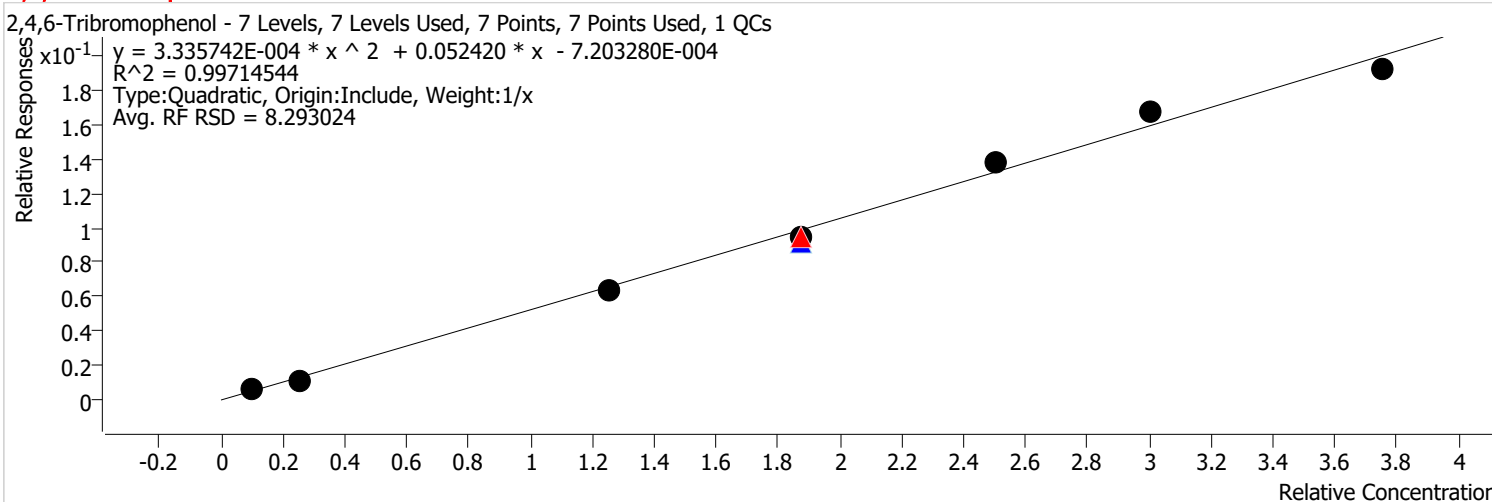


Calibration STD Path	Cal Type	Level	Enabled	Resp.	Exp. Conc	Resp. Factor	Level RSD
\\MASSHUNTER\Org\Data\SV5973N.I\sd030722\DoD BNA cal 1\Mar0708.D	Calibration	1	x	32353	4.0000	0.4030	
\\MASSHUNTER\Org\Data\SV5973N.I\sd030722\DoD BNA cal 1\Mar0707.D	Calibration	2	x	87023	10.0000	0.4226	
\\MASSHUNTER\Org\Data\SV5973N.I\sd030722\DoD BNA cal 1\Mar0706.D	Calibration	3	x	583294	50.0000	0.5448	
\\MASSHUNTER\Org\Data\SV5973N.I\sd030322\DoD BNA 1\Mar0302.D	CC	CCV	x	903250	75.0000	0.5958	
\\MASSHUNTER\Org\Data\SV5973N.I\sd030722\DoD BNA cal 1\Mar0709.D	QC	ICV	x	969279	75.0000	0.5680	
\\MASSHUNTER\Org\Data\SV5973N.I\sd030722\DoD BNA cal 1\Mar0705.D	Calibration	4	x	900202	75.0000	0.5555	
\\MASSHUNTER\Org\Data\SV5973N.I\sd030722\DoD BNA cal 1\Mar0704.D	Calibration	5	x	1301564	100.0000	0.5822	
\\MASSHUNTER\Org\Data\SV5973N.I\sd030722\DoD BNA cal 1\Mar0703.D	Calibration	6	x	1554629	120.0000	0.5781	
\\MASSHUNTER\Org\Data\SV5973N.I\sd030722\DoD BNA cal 1\Mar0702.D	Calibration	7	x	2022815	150.0000	0.6352	

Calibration Report

Batch Path	D:\Org\Data\SV5973N.I\sd030722\DoD BNA cal 1\QuantResults\030722 DoD BNA cal.batch.bin	Analyst Name	BL2000\sean
Analysis Time	3/8/2022 12:49 PM	Reporter Name	BL2000\sean
Report Time	3/8/2022 12:55:11 PM	Batch State	Processed
Last Calib Update	3/8/2022 10:28 AM	Quant Report Version	10.0
Quant Batch Version	10.0		

2,4,6-Tribromophenol %RSE =

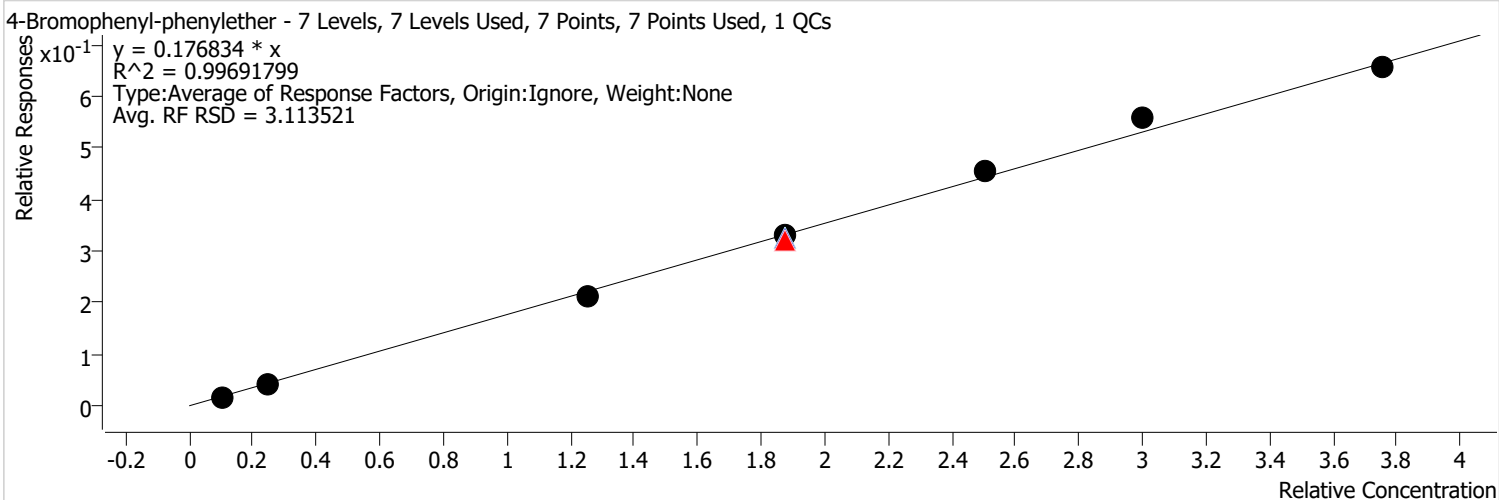


Calibration STD Path	Cal Type	Level	Enabled	Resp.	Exp. Conc	Resp. Factor	Level RSD
\\MASSHUNTER\Org\Data\SV5973N.I\sd030722\DoD BNA cal 1\Mar0708.D	Calibration	1	x	4180	4.0000	0.0521	
\\MASSHUNTER\Org\Data\SV5973N.I\sd030722\DoD BNA cal 1\Mar0707.D	Calibration	2	x	8847	10.0000	0.0430	
\\MASSHUNTER\Org\Data\SV5973N.I\sd030722\DoD BNA cal 1\Mar0706.D	Calibration	3	x	54528	50.0000	0.0509	
\\MASSHUNTER\Org\Data\SV5973N.I\sd030322\DoD BNA 1\Mar0302.D	CC	CCV	x	77036	75.0000	0.0508	
\\MASSHUNTER\Org\Data\SV5973N.I\sd030722\DoD BNA cal 1\Mar0709.D	QC	ICV	x	83793	75.0000	0.0491	
\\MASSHUNTER\Org\Data\SV5973N.I\sd030722\DoD BNA cal 1\Mar0705.D	Calibration	4	x	82310	75.0000	0.0508	
\\MASSHUNTER\Org\Data\SV5973N.I\sd030722\DoD BNA cal 1\Mar0704.D	Calibration	5	x	124363	100.0000	0.0556	
\\MASSHUNTER\Org\Data\SV5973N.I\sd030722\DoD BNA cal 1\Mar0703.D	Calibration	6	x	149853	120.0000	0.0557	
\\MASSHUNTER\Org\Data\SV5973N.I\sd030722\DoD BNA cal 1\Mar0702.D	Calibration	7	x	163390	150.0000	0.0513	

Calibration Report

Batch Path	D:\Org\Data\SV5973N.I\sd030722\DoD BNA cal 1\QuantResults\030722 DoD BNA cal.batch.bin	Analyst Name	BL2000\sean
Analysis Time	3/8/2022 12:49 PM	Reporter Name	BL2000\sean
Report Time	3/8/2022 12:55:11 PM	Batch State	Processed
Last Calib Update	3/8/2022 10:28 AM	Quant Report Version	10.0
Quant Batch Version	10.0		

4-Bromophenyl-phenylether %RSE = 3.1

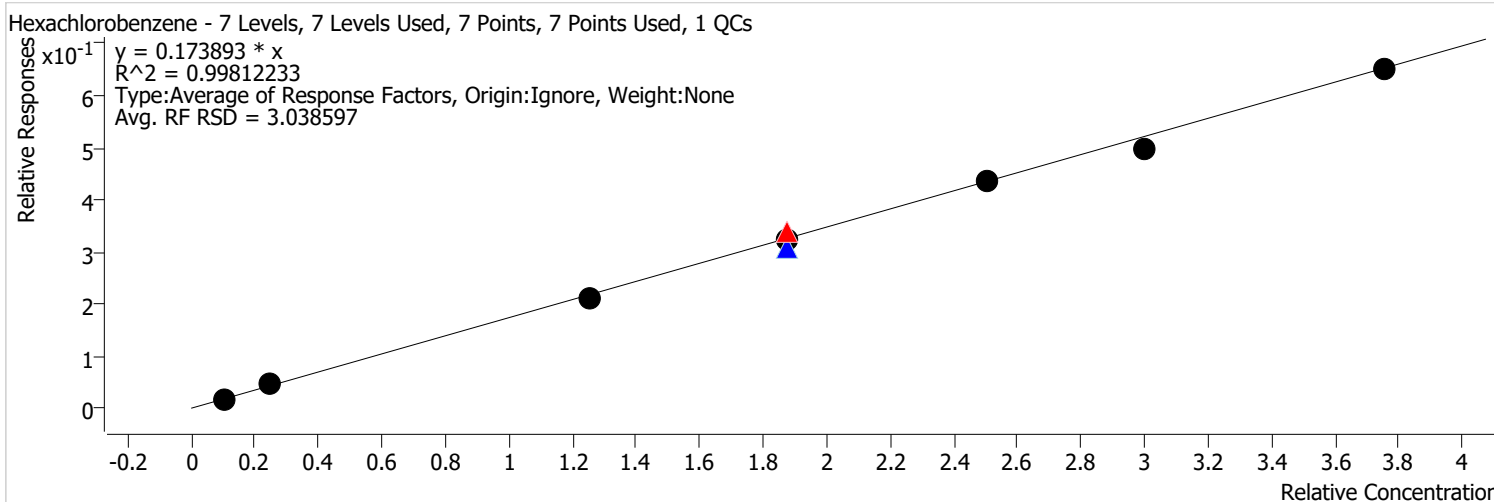


Calibration STD Path	Cal Type	Level	Enabled	Resp.	Exp. Conc	Resp. Factor	Level RSD
\\MASSHUNTER\Org\Data\SV5973N.I\sd030722\DoD BNA cal 1\Mar0708.D	Calibration	1	x	14025	4.0000	0.1747	
\\MASSHUNTER\Org\Data\SV5973N.I\sd030722\DoD BNA cal 1\Mar0707.D	Calibration	2	x	36046	10.0000	0.1751	
\\MASSHUNTER\Org\Data\SV5973N.I\sd030722\DoD BNA cal 1\Mar0706.D	Calibration	3	x	181821	50.0000	0.1698	
\\MASSHUNTER\Org\Data\SV5973N.I\sd030322\DoD BNA 1\Mar0302.D	CC	CCV	x	260629	75.0000	0.1719	
\\MASSHUNTER\Org\Data\SV5973N.I\sd030722\DoD BNA cal 1\Mar0709.D	QC	ICV	x	295428	75.0000	0.1731	
\\MASSHUNTER\Org\Data\SV5973N.I\sd030722\DoD BNA cal 1\Mar0705.D	Calibration	4	x	283863	75.0000	0.1752	
\\MASSHUNTER\Org\Data\SV5973N.I\sd030722\DoD BNA cal 1\Mar0704.D	Calibration	5	x	407507	100.0000	0.1823	
\\MASSHUNTER\Org\Data\SV5973N.I\sd030722\DoD BNA cal 1\Mar0703.D	Calibration	6	x	500668	120.0000	0.1862	
\\MASSHUNTER\Org\Data\SV5973N.I\sd030722\DoD BNA cal 1\Mar0702.D	Calibration	7	x	556046	150.0000	0.1746	

Calibration Report

Batch Path	D:\Org\Data\SV5973N.I\sd030722\DoD BNA cal 1\QuantResults\030722 DoD BNA cal.batch.bin	Analyst Name	BL2000\sean
Analysis Time	3/8/2022 12:49 PM	Reporter Name	BL2000\sean
Report Time	3/8/2022 12:55:11 PM	Batch State	Processed
Last Calib Update	3/8/2022 10:28 AM	Quant Report Version	10.0
Quant Batch Version	10.0		

Hexachlorobenzene %RSE = 3.0

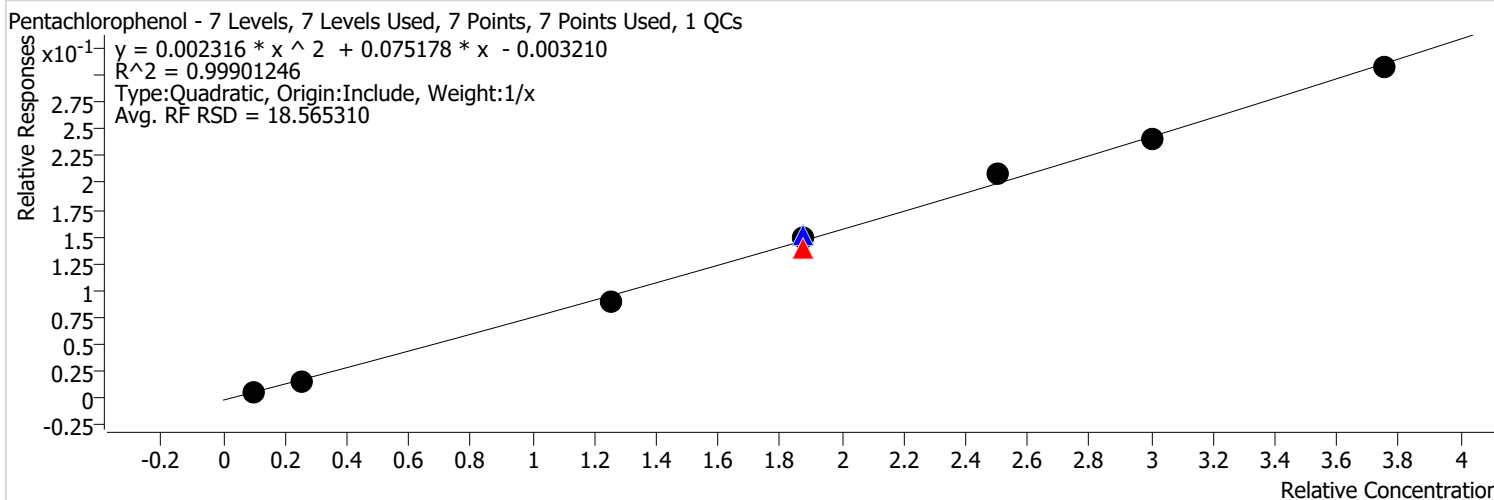


Calibration STD Path	Cal Type	Level	Enabled	Resp.	Exp. Conc	Resp. Factor	Level RSD
\\MASSHUNTER\Org\Data\SV5973N.I\sd030722\DoD BNA cal 1\Mar0708.D	Calibration	1	x	14577	4.0000	0.1816	
\\MASSHUNTER\Org\Data\SV5973N.I\sd030722\DoD BNA cal 1\Mar0707.D	Calibration	2	x	36907	10.0000	0.1792	
\\MASSHUNTER\Org\Data\SV5973N.I\sd030722\DoD BNA cal 1\Mar0706.D	Calibration	3	x	182342	50.0000	0.1703	
\\MASSHUNTER\Org\Data\SV5973N.I\sd030322\DoD BNA 1\Mar0302.D	CC	CCV	x	273556	75.0000	0.1804	
\\MASSHUNTER\Org\Data\SV5973N.I\sd030722\DoD BNA cal 1\Mar0709.D	QC	ICV	x	282037	75.0000	0.1653	
\\MASSHUNTER\Org\Data\SV5973N.I\sd030722\DoD BNA cal 1\Mar0705.D	Calibration	4	x	280383	75.0000	0.1730	
\\MASSHUNTER\Org\Data\SV5973N.I\sd030722\DoD BNA cal 1\Mar0704.D	Calibration	5	x	389229	100.0000	0.1741	
\\MASSHUNTER\Org\Data\SV5973N.I\sd030722\DoD BNA cal 1\Mar0703.D	Calibration	6	x	445871	120.0000	0.1658	
\\MASSHUNTER\Org\Data\SV5973N.I\sd030722\DoD BNA cal 1\Mar0702.D	Calibration	7	x	551458	150.0000	0.1732	

Calibration Report

Batch Path	D:\Org\Data\SV5973N.I\sd030722\DoD BNA cal 1\QuantResults\030722 DoD BNA cal.batch.bin	Analyst Name	BL2000\sean
Analysis Time	3/8/2022 12:49 PM	Reporter Name	BL2000\sean
Report Time	3/8/2022 12:55:11 PM	Batch State	Processed
Last Calib Update	3/8/2022 10:28 AM	Quant Report Version	10.0
Quant Batch Version	10.0		

Pentachlorophenol %RSE = 6.4



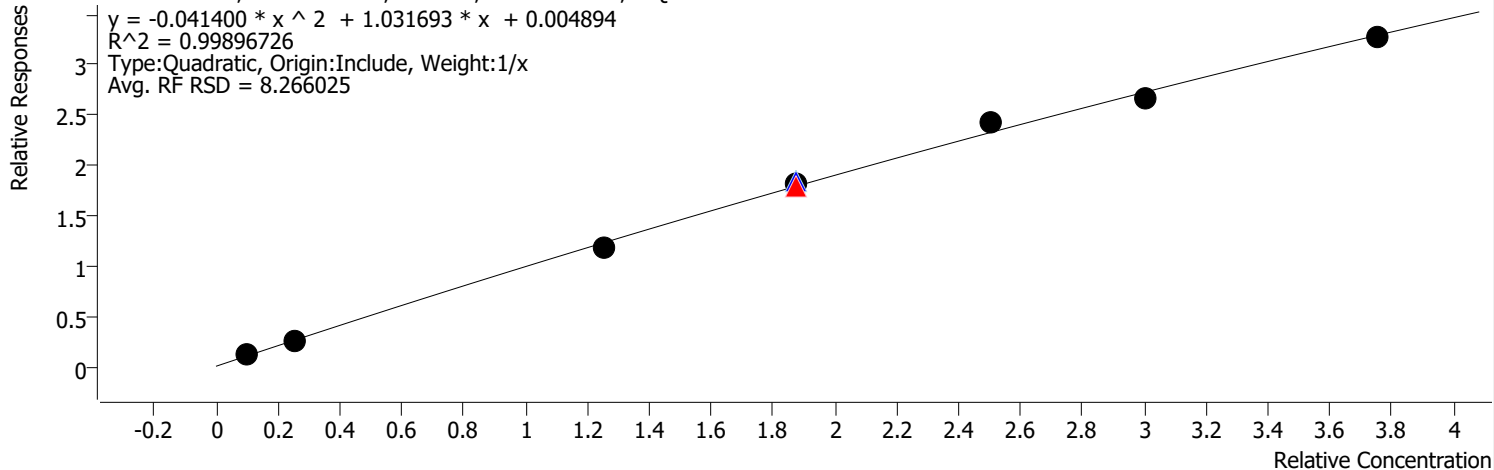
Calibration STD Path	Cal Type	Level	Enabled	Resp.	Exp. Conc	Resp. Factor	Level RSD
\\MASSHUNTER\Org\Data\SV5973N.I\sd030722\DoD BNA cal 1\Mar0708.D	Calibration	1	x	3982	4.0000	0.0496	
\\MASSHUNTER\Org\Data\SV5973N.I\sd030722\DoD BNA cal 1\Mar0707.D	Calibration	2	x	11745	10.0000	0.0570	
\\MASSHUNTER\Org\Data\SV5973N.I\sd030722\DoD BNA cal 1\Mar0706.D	Calibration	3	x	77216	50.0000	0.0721	
\\MASSHUNTER\Org\Data\SV5973N.I\sd030322\DoD BNA 1\Mar0302.D	CC	CCV	x	112073	75.0000	0.0739	
\\MASSHUNTER\Org\Data\SV5973N.I\sd030722\DoD BNA cal 1\Mar0709.D	QC	ICV	x	138756	75.0000	0.0813	
\\MASSHUNTER\Org\Data\SV5973N.I\sd030722\DoD BNA cal 1\Mar0705.D	Calibration	4	x	128078	75.0000	0.0790	
\\MASSHUNTER\Org\Data\SV5973N.I\sd030722\DoD BNA cal 1\Mar0704.D	Calibration	5	x	185855	100.0000	0.0831	
\\MASSHUNTER\Org\Data\SV5973N.I\sd030722\DoD BNA cal 1\Mar0703.D	Calibration	6	x	215944	120.0000	0.0803	
\\MASSHUNTER\Org\Data\SV5973N.I\sd030722\DoD BNA cal 1\Mar0702.D	Calibration	7	x	261294	150.0000	0.0820	

Calibration Report

Batch Path	D:\Org\Data\SV5973N.I\sd030722\DoD BNA cal 1\QuantResults\030722 DoD BNA cal.batch.bin	Analyst Name	BL2000\sean
Analysis Time	3/8/2022 12:49 PM	Reporter Name	BL2000\sean
Report Time	3/8/2022 12:55:11 PM	Batch State	Processed
Last Calib Update	3/8/2022 10:28 AM	Quant Report Version	10.0
Quant Batch Version	10.0		

Phenanthrene %RSE = 4.2

Phenanthrene - 7 Levels, 7 Levels Used, 7 Points, 7 Points Used, 1 QCs



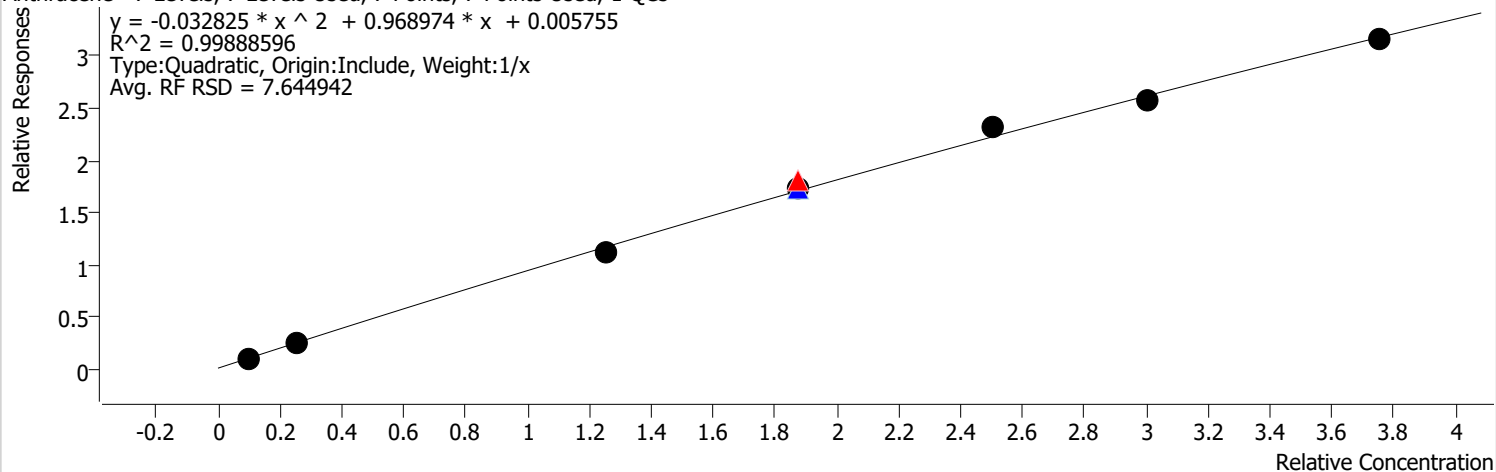
Calibration STD Path	Cal Type	Level	Enabled	Resp.	Exp. Conc	Resp. Factor	Level RSD
\\MASSHUNTER\Org\Data\SV5973N.I\sd030722\DoD BNA cal 1\Mar0708.D	Calibration	1	x	89130	4.0000	1.1103	
\\MASSHUNTER\Org\Data\SV5973N.I\sd030722\DoD BNA cal 1\Mar0707.D	Calibration	2	x	209326	10.0000	1.0166	
\\MASSHUNTER\Org\Data\SV5973N.I\sd030722\DoD BNA cal 1\Mar0706.D	Calibration	3	x	1010795	50.0000	0.9441	
\\MASSHUNTER\Org\Data\SV5973N.I\sd030322\DoD BNA 1\Mar0302.D	CC	CCV	x	1449921	75.0000	0.9564	
\\MASSHUNTER\Org\Data\SV5973N.I\sd030722\DoD BNA cal 1\Mar0709.D	QC	ICV	x	1673992	75.0000	0.9810	
\\MASSHUNTER\Org\Data\SV5973N.I\sd030722\DoD BNA cal 1\Mar0705.D	Calibration	4	x	1567644	75.0000	0.9674	
\\MASSHUNTER\Org\Data\SV5973N.I\sd030722\DoD BNA cal 1\Mar0704.D	Calibration	5	x	2176599	100.0000	0.9737	
\\MASSHUNTER\Org\Data\SV5973N.I\sd030722\DoD BNA cal 1\Mar0703.D	Calibration	6	x	2396283	120.0000	0.8911	
\\MASSHUNTER\Org\Data\SV5973N.I\sd030722\DoD BNA cal 1\Mar0702.D	Calibration	7	x	2776313	150.0000	0.8718	

Calibration Report

Batch Path	D:\Org\Data\SV5973N.I\sd030722\DoD BNA cal 1\QuantResults\030722 DoD BNA cal.batch.bin	Analyst Name	BL2000\sean
Analysis Time	3/8/2022 12:49 PM	Reporter Name	BL2000\sean
Report Time	3/8/2022 12:55:11 PM	Batch State	Processed
Last Calib Update	3/8/2022 10:28 AM	Quant Report Version	10.0
Quant Batch Version	10.0		

Anthracene %RSE = 4.1

Anthracene - 7 Levels, 7 Levels Used, 7 Points, 7 Points Used, 1 QCs

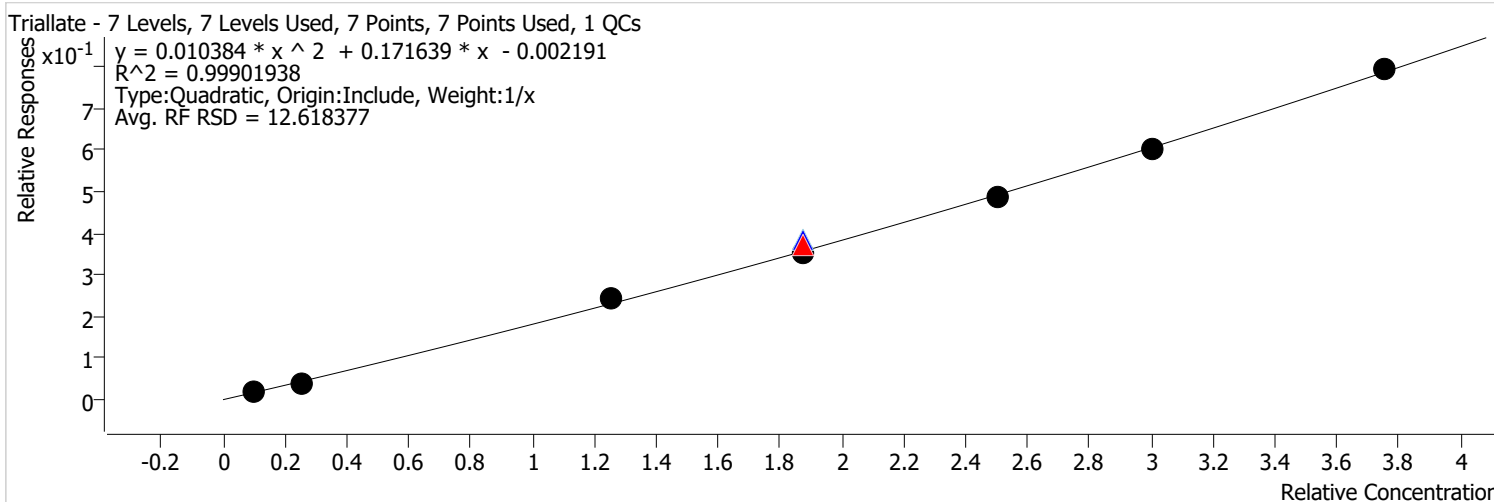


Calibration STD Path	Cal Type	Level	Enabled	Resp.	Exp. Conc	Resp. Factor	Level RSD
\\MASSHUNTER\Org\Data\SV5973N.I\sd030722\DoD BNA cal 1\Mar0708.D	Calibration	1	x	83655	4.0000	1.0421	
\\MASSHUNTER\Org\Data\SV5973N.I\sd030722\DoD BNA cal 1\Mar0707.D	Calibration	2	x	201386	10.0000	0.9781	
\\MASSHUNTER\Org\Data\SV5973N.I\sd030722\DoD BNA cal 1\Mar0706.D	Calibration	3	x	948112	50.0000	0.8855	
\\MASSHUNTER\Org\Data\SV5973N.I\sd030322\DoD BNA 1\Mar0302.D	CC	CCV	x	1466260	75.0000	0.9672	
\\MASSHUNTER\Org\Data\SV5973N.I\sd030722\DoD BNA cal 1\Mar0709.D	QC	ICV	x	1572995	75.0000	0.9218	
\\MASSHUNTER\Org\Data\SV5973N.I\sd030722\DoD BNA cal 1\Mar0705.D	Calibration	4	x	1503366	75.0000	0.9278	
\\MASSHUNTER\Org\Data\SV5973N.I\sd030722\DoD BNA cal 1\Mar0704.D	Calibration	5	x	2075741	100.0000	0.9286	
\\MASSHUNTER\Org\Data\SV5973N.I\sd030722\DoD BNA cal 1\Mar0703.D	Calibration	6	x	2299930	120.0000	0.8553	
\\MASSHUNTER\Org\Data\SV5973N.I\sd030722\DoD BNA cal 1\Mar0702.D	Calibration	7	x	2680985	150.0000	0.8418	

Calibration Report

Batch Path	D:\Org\Data\SV5973N.I\sd030722\DoD BNA cal 1\QuantResults\030722 DoD BNA cal.batch.bin	Analyst Name	BL2000\sean
Analysis Time	3/8/2022 12:49 PM	Reporter Name	BL2000\sean
Report Time	3/8/2022 12:55:11 PM	Batch State	Processed
Last Calib Update	3/8/2022 10:28 AM	Quant Report Version	10.0
Quant Batch Version	10.0		

Triallate %RSE = 9.0

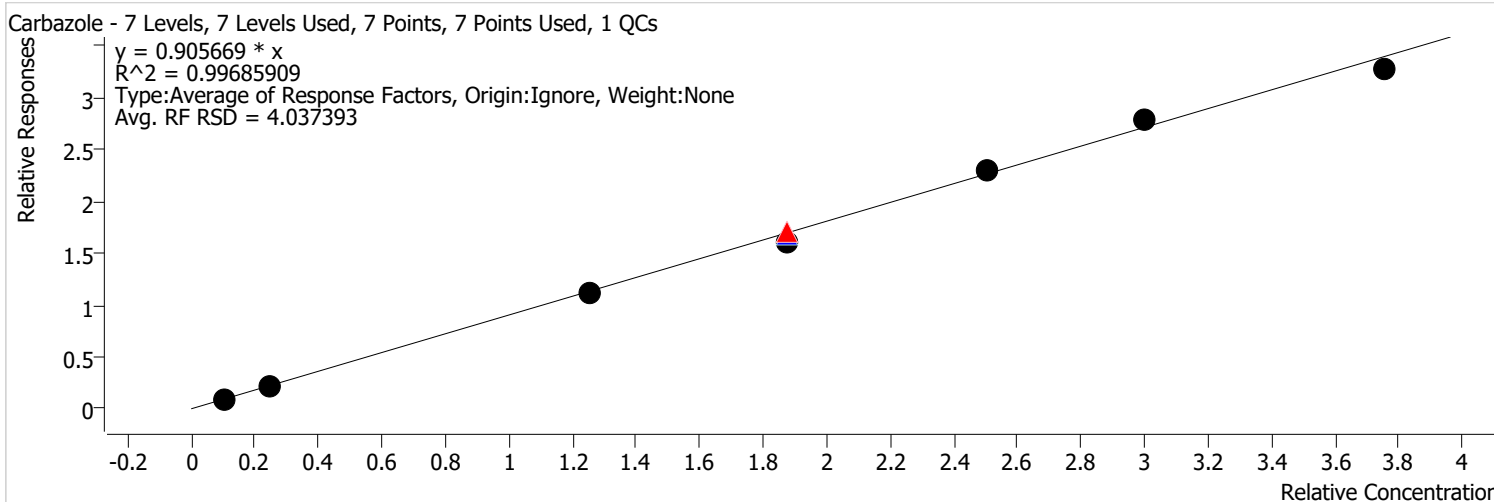


Calibration STD Path	Cal Type	Level	Enabled	Resp.	Exp. Conc	Resp. Factor	Level RSD
\\MASSHUNTER\Org\Data\SV5973N.I\sd030722\DoD BNA cal 1\Mar0708.D	Calibration	1	x	13515	4.0000	0.1684	
\\MASSHUNTER\Org\Data\SV5973N.I\sd030722\DoD BNA cal 1\Mar0707.D	Calibration	2	x	29165	10.0000	0.1416	
\\MASSHUNTER\Org\Data\SV5973N.I\sd030722\DoD BNA cal 1\Mar0706.D	Calibration	3	x	208176	50.0000	0.1944	
\\MASSHUNTER\Org\Data\SV5973N.I\sd030322\DoD BNA 1\Mar0302.D	CC	CCV	x	300313	75.0000	0.1981	
\\MASSHUNTER\Org\Data\SV5973N.I\sd030722\DoD BNA cal 1\Mar0709.D	QC	ICV	x	350147	75.0000	0.2052	
\\MASSHUNTER\Org\Data\SV5973N.I\sd030722\DoD BNA cal 1\Mar0705.D	Calibration	4	x	302990	75.0000	0.1870	
\\MASSHUNTER\Org\Data\SV5973N.I\sd030722\DoD BNA cal 1\Mar0704.D	Calibration	5	x	434919	100.0000	0.1946	
\\MASSHUNTER\Org\Data\SV5973N.I\sd030722\DoD BNA cal 1\Mar0703.D	Calibration	6	x	537937	120.0000	0.2000	
\\MASSHUNTER\Org\Data\SV5973N.I\sd030722\DoD BNA cal 1\Mar0702.D	Calibration	7	x	674530	150.0000	0.2118	

Calibration Report

Batch Path	D:\Org\Data\SV5973N.I\sd030722\DoD BNA cal 1\QuantResults\030722 DoD BNA cal.batch.bin	Analyst Name	BL2000\sean
Analysis Time	3/8/2022 12:49 PM	Reporter Name	BL2000\sean
Report Time	3/8/2022 12:55:11 PM	Batch State	Processed
Last Calib Update	3/8/2022 10:28 AM	Quant Report Version	10.0
Quant Batch Version	10.0		

Carbazole %RSE = 4.0

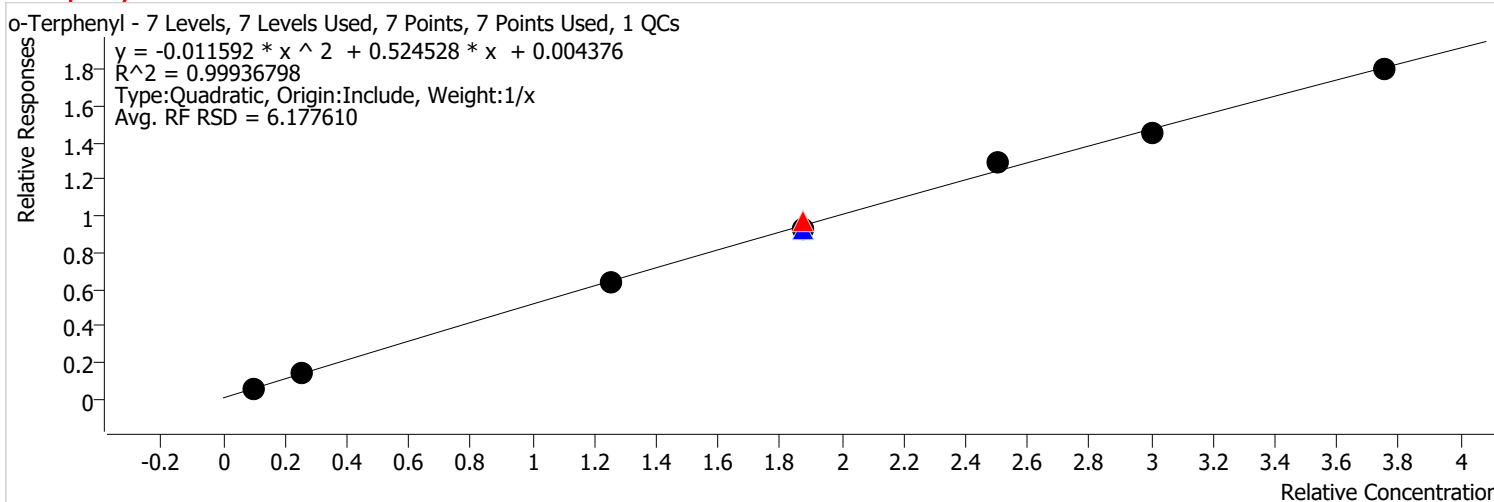


Calibration STD Path	Cal Type	Level	Enabled	Resp.	Exp. Conc	Resp. Factor	Level RSD
\\MASSHUNTER\Org\Data\SV5973N.I\sd030722\DoD BNA cal 1\Mar0708.D	Calibration	1	x	77748	4.0000	0.9685	
\\MASSHUNTER\Org\Data\SV5973N.I\sd030722\DoD BNA cal 1\Mar0707.D	Calibration	2	x	184617	10.0000	0.8966	
\\MASSHUNTER\Org\Data\SV5973N.I\sd030722\DoD BNA cal 1\Mar0706.D	Calibration	3	x	965535	50.0000	0.9018	
\\MASSHUNTER\Org\Data\SV5973N.I\sd030322\DoD BNA 1\Mar0302.D	CC	CCV	x	1372181	75.0000	0.9051	
\\MASSHUNTER\Org\Data\SV5973N.I\sd030722\DoD BNA cal 1\Mar0709.D	QC	ICV	x	1531851	75.0000	0.8977	
\\MASSHUNTER\Org\Data\SV5973N.I\sd030722\DoD BNA cal 1\Mar0705.D	Calibration	4	x	1389497	75.0000	0.8575	
\\MASSHUNTER\Org\Data\SV5973N.I\sd030722\DoD BNA cal 1\Mar0704.D	Calibration	5	x	2049227	100.0000	0.9167	
\\MASSHUNTER\Org\Data\SV5973N.I\sd030722\DoD BNA cal 1\Mar0703.D	Calibration	6	x	2490588	120.0000	0.9262	
\\MASSHUNTER\Org\Data\SV5973N.I\sd030722\DoD BNA cal 1\Mar0702.D	Calibration	7	x	2778300	150.0000	0.8724	

Calibration Report

Batch Path	D:\Org\Data\SV5973N.I\sd030722\DoD BNA cal 1\QuantResults\030722 DoD BNA cal.batch.bin	Analyst Name	BL2000\sean
Analysis Time	3/8/2022 12:49 PM	Reporter Name	BL2000\sean
Report Time	3/8/2022 12:55:11 PM	Batch State	Processed
Last Calib Update	3/8/2022 10:28 AM	Quant Report Version	10.0
Quant Batch Version	10.0		

o-Terphenyl %RSE = 2.8

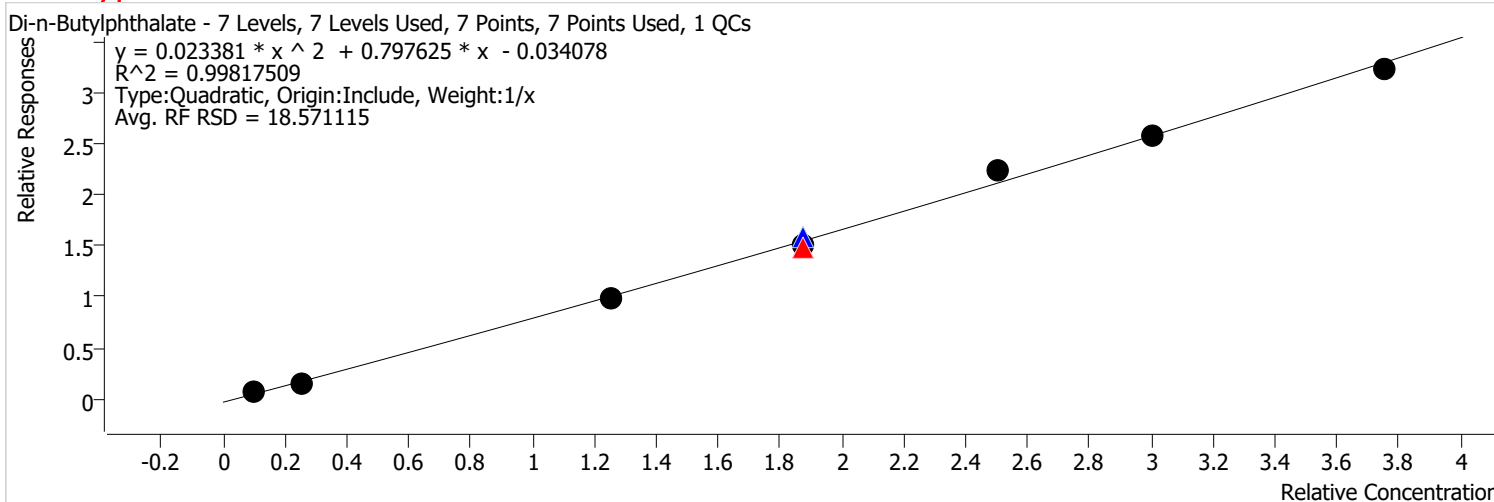


Calibration STD Path	Cal Type	Level	Enabled	Resp.	Exp. Conc	Resp. Factor	Level RSD
\\MASSHUNTER\Org\Data\SV5973N.I\sd030722\DoD BNA cal 1\Mar0708.D	Calibration	1	x	45328	4.0000	0.5647	
\\MASSHUNTER\Org\Data\SV5973N.I\sd030722\DoD BNA cal 1\Mar0707.D	Calibration	2	x	112583	10.0000	0.5468	
\\MASSHUNTER\Org\Data\SV5973N.I\sd030722\DoD BNA cal 1\Mar0706.D	Calibration	3	x	539115	50.0000	0.5035	
\\MASSHUNTER\Org\Data\SV5973N.I\sd030322\DoD BNA 1\Mar0302.D	CC	CCV	x	785355	75.0000	0.5180	
\\MASSHUNTER\Org\Data\SV5973N.I\sd030722\DoD BNA cal 1\Mar0709.D	QC	ICV	x	842423	75.0000	0.4937	
\\MASSHUNTER\Org\Data\SV5973N.I\sd030722\DoD BNA cal 1\Mar0705.D	Calibration	4	x	805602	75.0000	0.4971	
\\MASSHUNTER\Org\Data\SV5973N.I\sd030722\DoD BNA cal 1\Mar0704.D	Calibration	5	x	1158587	100.0000	0.5183	
\\MASSHUNTER\Org\Data\SV5973N.I\sd030722\DoD BNA cal 1\Mar0703.D	Calibration	6	x	1306542	120.0000	0.4859	
\\MASSHUNTER\Org\Data\SV5973N.I\sd030722\DoD BNA cal 1\Mar0702.D	Calibration	7	x	1526760	150.0000	0.4794	

Calibration Report

Batch Path	D:\Org\Data\SV5973N.I\sd030722\DoD BNA cal 1\QuantResults\030722 DoD BNA cal.batch.bin	Analyst Name	BL2000\sean
Analysis Time	3/8/2022 12:49 PM	Reporter Name	BL2000\sean
Report Time	3/8/2022 12:55:11 PM	Batch State	Processed
Last Calib Update	3/8/2022 10:28 AM	Quant Report Version	10.0
Quant Batch Version	10.0		

Di-n-Butylphthalate %RSE = 10.9

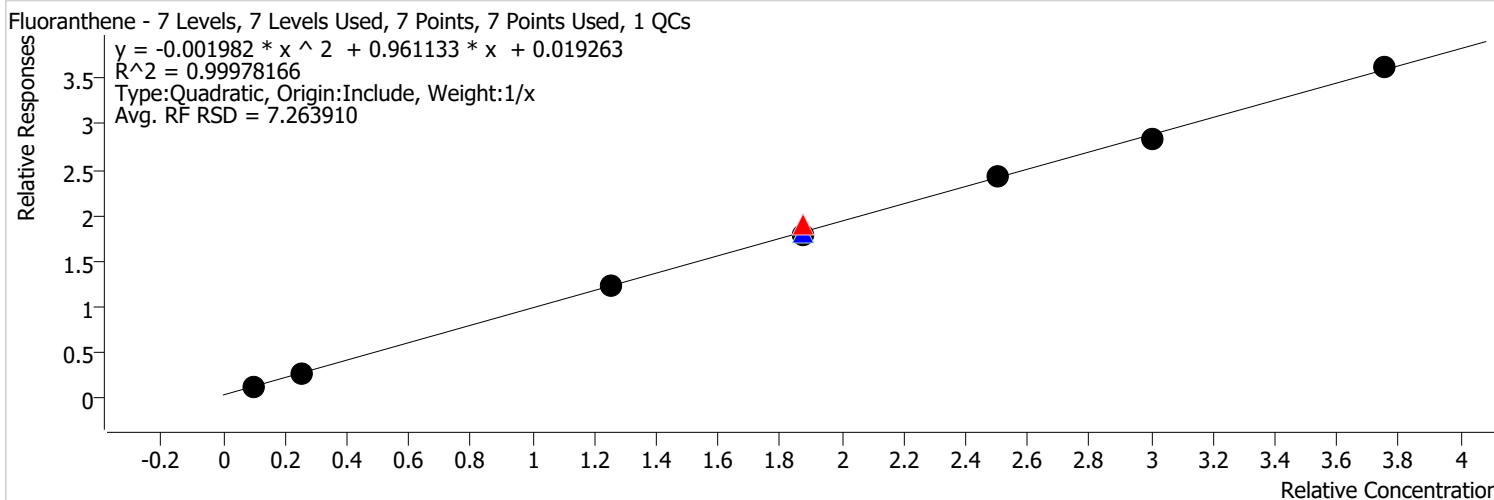


Calibration STD Path	Cal Type	Level	Enabled	Resp.	Exp. Conc	Resp. Factor	Level RSD
\\MASSHUNTER\Org\Data\SV5973N.I\sd030722\DoD BNA cal 1\Mar0708.D	Calibration	1	x	46194	4.0000	0.5755	
\\MASSHUNTER\Org\Data\SV5973N.I\sd030722\DoD BNA cal 1\Mar0707.D	Calibration	2	x	112503	10.0000	0.5464	
\\MASSHUNTER\Org\Data\SV5973N.I\sd030722\DoD BNA cal 1\Mar0706.D	Calibration	3	x	838971	50.0000	0.7836	
\\MASSHUNTER\Org\Data\SV5973N.I\sd030322\DoD BNA 1\Mar0302.D	CC	CCV	x	1185169	75.0000	0.7817	
\\MASSHUNTER\Org\Data\SV5973N.I\sd030722\DoD BNA cal 1\Mar0709.D	QC	ICV	x	1441936	75.0000	0.8450	
\\MASSHUNTER\Org\Data\SV5973N.I\sd030722\DoD BNA cal 1\Mar0705.D	Calibration	4	x	1310972	75.0000	0.8090	
\\MASSHUNTER\Org\Data\SV5973N.I\sd030722\DoD BNA cal 1\Mar0704.D	Calibration	5	x	1996648	100.0000	0.8932	
\\MASSHUNTER\Org\Data\SV5973N.I\sd030722\DoD BNA cal 1\Mar0703.D	Calibration	6	x	2308762	120.0000	0.8586	
\\MASSHUNTER\Org\Data\SV5973N.I\sd030722\DoD BNA cal 1\Mar0702.D	Calibration	7	x	2732798	150.0000	0.8581	

Calibration Report

Batch Path	D:\Org\Data\SV5973N.I\sd030722\DoD BNA cal 1\QuantResults\030722 DoD BNA cal.batch.bin	Analyst Name	BL2000\sean
Analysis Time	3/8/2022 12:49 PM	Reporter Name	BL2000\sean
Report Time	3/8/2022 12:55:12 PM	Batch State	Processed
Last Calib Update	3/8/2022 10:28 AM	Quant Report Version	10.0
Quant Batch Version	10.0		

Fluoranthene %RSE = 1.5

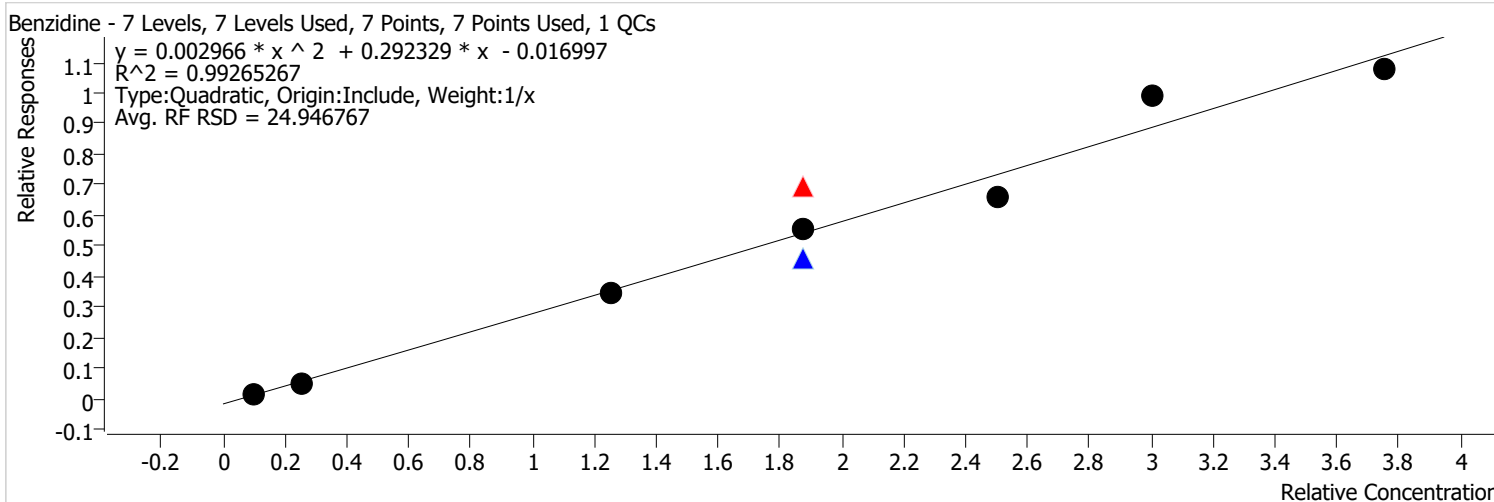


Calibration STD Path	Cal Type	Level	Enabled	Resp.	Exp. Conc	Resp. Factor	Level RSD
\\MASSHUNTER\Org\Data\SV5973N.I\sd030722\DoD BNA cal 1\Mar0708.D	Calibration	1	x	92711	4.0000	1.1549	
\\MASSHUNTER\Org\Data\SV5973N.I\sd030722\DoD BNA cal 1\Mar0707.D	Calibration	2	x	212365	10.0000	1.0314	
\\MASSHUNTER\Org\Data\SV5973N.I\sd030722\DoD BNA cal 1\Mar0706.D	Calibration	3	x	1058180	50.0000	0.9883	
\\MASSHUNTER\Org\Data\SV5973N.I\sd030322\DoD BNA 1\Mar0302.D	CC	CCV	x	1540705	75.0000	1.0163	
\\MASSHUNTER\Org\Data\SV5973N.I\sd030722\DoD BNA cal 1\Mar0709.D	QC	ICV	x	1656539	75.0000	0.9708	
\\MASSHUNTER\Org\Data\SV5973N.I\sd030722\DoD BNA cal 1\Mar0705.D	Calibration	4	x	1549773	75.0000	0.9564	
\\MASSHUNTER\Org\Data\SV5973N.I\sd030722\DoD BNA cal 1\Mar0704.D	Calibration	5	x	2182399	100.0000	0.9763	
\\MASSHUNTER\Org\Data\SV5973N.I\sd030722\DoD BNA cal 1\Mar0703.D	Calibration	6	x	2539806	120.0000	0.9445	
\\MASSHUNTER\Org\Data\SV5973N.I\sd030722\DoD BNA cal 1\Mar0702.D	Calibration	7	x	3075067	150.0000	0.9656	

Calibration Report

Batch Path	D:\Org\Data\SV5973N.I\sd030722\DoD BNA cal 1\QuantResults\030722 DoD BNA cal.batch.bin	Analyst Name	BL2000\sean
Analysis Time	3/8/2022 12:49 PM	Reporter Name	BL2000\sean
Report Time	3/8/2022 12:55:12 PM	Batch State	Processed
Last Calib Update	3/8/2022 10:28 AM	Quant Report Version	10.0
Quant Batch Version	10.0		

Benzidine %RSE = 8.5

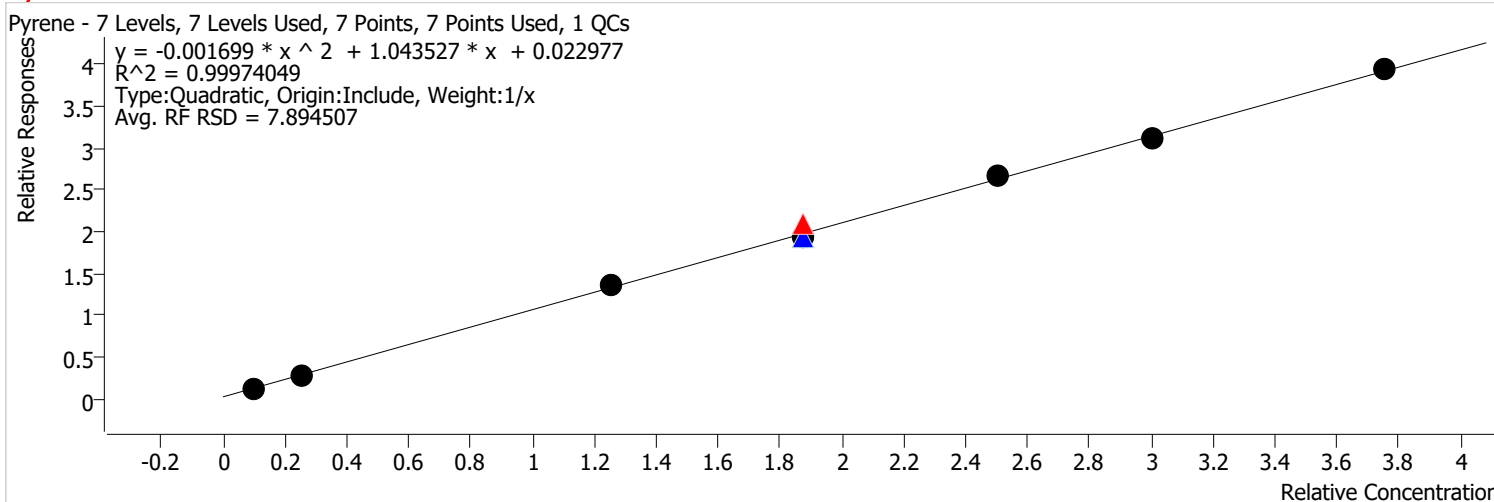


Calibration STD Path	Cal Type	Level	Enabled	Resp.	Exp. Conc	Resp. Factor	Level RSD
\\MASSHUNTER\Org\Data\SV5973N.I\sd030722\DoD BNA cal 1\Mar0708.D	Calibration	1	x	11072	4.0000	0.1379	
\\MASSHUNTER\Org\Data\SV5973N.I\sd030722\DoD BNA cal 1\Mar0707.D	Calibration	2	x	43248	10.0000	0.2100	
\\MASSHUNTER\Org\Data\SV5973N.I\sd030722\DoD BNA cal 1\Mar0706.D	Calibration	3	x	299385	50.0000	0.2796	
\\MASSHUNTER\Org\Data\SV5973N.I\sd030322\DoD BNA 1\Mar0302.D	CC	CCV	x	562488	75.0000	0.3710	
\\MASSHUNTER\Org\Data\SV5973N.I\sd030722\DoD BNA cal 1\Mar0709.D	QC	ICV	x	418814	75.0000	0.2454	
\\MASSHUNTER\Org\Data\SV5973N.I\sd030722\DoD BNA cal 1\Mar0705.D	Calibration	4	x	477708	75.0000	0.2948	
\\MASSHUNTER\Org\Data\SV5973N.I\sd030722\DoD BNA cal 1\Mar0704.D	Calibration	5	x	593281	100.0000	0.2654	
\\MASSHUNTER\Org\Data\SV5973N.I\sd030722\DoD BNA cal 1\Mar0703.D	Calibration	6	x	892145	120.0000	0.3318	
\\MASSHUNTER\Org\Data\SV5973N.I\sd030722\DoD BNA cal 1\Mar0702.D	Calibration	7	x	913596	150.0000	0.2869	

Calibration Report

Batch Path	D:\Org\Data\SV5973N.I\sd030722\DoD BNA cal 1\QuantResults\030722 DoD BNA cal.batch.bin	Analyst Name	BL2000\sean
Analysis Time	3/8/2022 12:49 PM	Reporter Name	BL2000\sean
Report Time	3/8/2022 12:55:12 PM	Batch State	Processed
Last Calib Update	3/8/2022 10:28 AM	Quant Report Version	10.0
Quant Batch Version	10.0		

Pyrene %RSE = 1.9

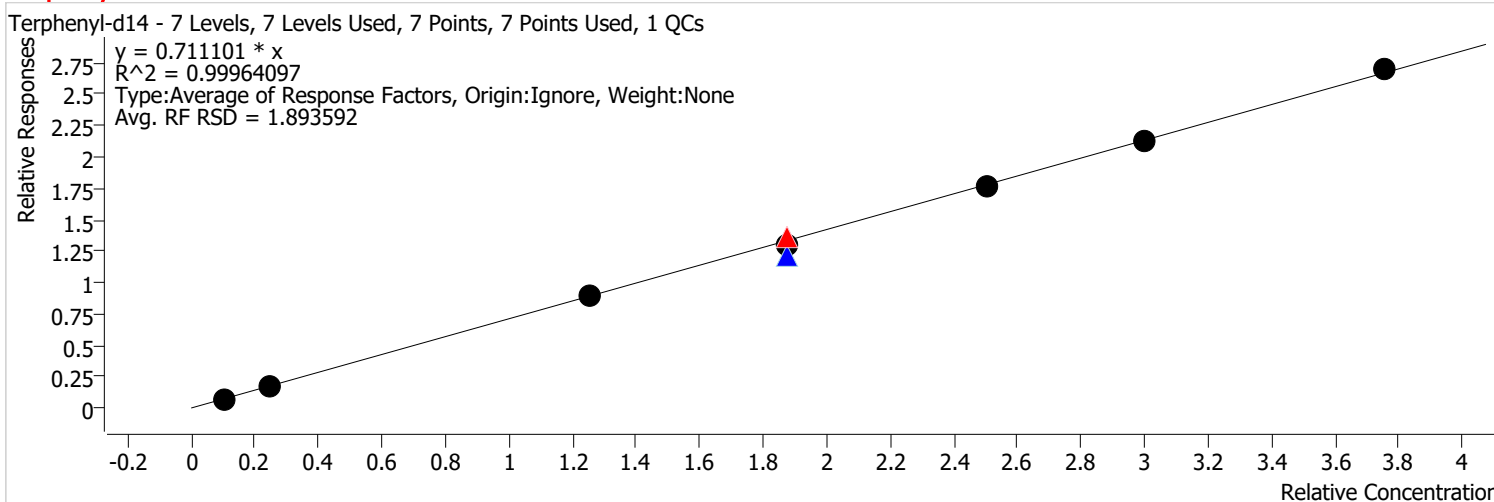


Calibration STD Path	Cal Type	Level	Enabled	Resp.	Exp. Conc	Resp. Factor	Level RSD
\\MASSHUNTER\Org\Data\SV5973N.I\sd030722\DoD BNA cal 1\Mar0708.D	Calibration	1	x	102334	4.0000	1.2748	
\\MASSHUNTER\Org\Data\SV5973N.I\sd030722\DoD BNA cal 1\Mar0707.D	Calibration	2	x	231975	10.0000	1.1266	
\\MASSHUNTER\Org\Data\SV5973N.I\sd030722\DoD BNA cal 1\Mar0706.D	Calibration	3	x	1159837	50.0000	1.0833	
\\MASSHUNTER\Org\Data\SV5973N.I\sd030322\DoD BNA 1\Mar0302.D	CC	CCV	x	1688815	75.0000	1.1140	
\\MASSHUNTER\Org\Data\SV5973N.I\sd030722\DoD BNA cal 1\Mar0709.D	QC	ICV	x	1751830	75.0000	1.0266	
\\MASSHUNTER\Org\Data\SV5973N.I\sd030722\DoD BNA cal 1\Mar0705.D	Calibration	4	x	1668708	75.0000	1.0298	
\\MASSHUNTER\Org\Data\SV5973N.I\sd030722\DoD BNA cal 1\Mar0704.D	Calibration	5	x	2373870	100.0000	1.0619	
\\MASSHUNTER\Org\Data\SV5973N.I\sd030722\DoD BNA cal 1\Mar0703.D	Calibration	6	x	2778952	120.0000	1.0334	
\\MASSHUNTER\Org\Data\SV5973N.I\sd030722\DoD BNA cal 1\Mar0702.D	Calibration	7	x	3339363	150.0000	1.0485	

Calibration Report

Batch Path	D:\Org\Data\SV5973N.I\sd030722\DoD BNA cal 1\QuantResults\030722 DoD BNA cal.batch.bin	Analyst Name	BL2000\sean
Analysis Time	3/8/2022 12:49 PM	Reporter Name	BL2000\sean
Report Time	3/8/2022 12:55:12 PM	Batch State	Processed
Last Calib Update	3/8/2022 10:28 AM	Quant Report Version	10.0
Quant Batch Version	10.0		

Terphenyl-d14 %RSE =

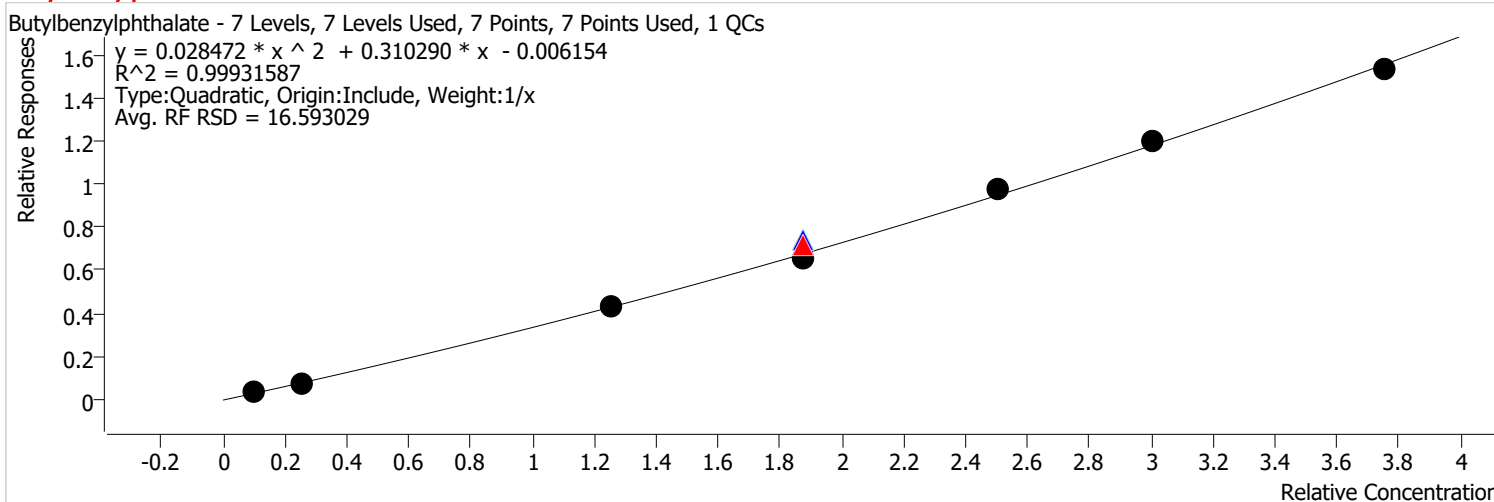


Calibration STD Path	Cal Type	Level	Enabled	Resp.	Exp. Conc	Resp. Factor	Level RSD
\\MASSHUNTER\Org\Data\SV5973N.I\sd030722\DoD BNA cal 1\Mar0708.D	Calibration	1	x	59089	4.0000	0.7361	
\\MASSHUNTER\Org\Data\SV5973N.I\sd030722\DoD BNA cal 1\Mar0707.D	Calibration	2	x	144269	10.0000	0.7007	
\\MASSHUNTER\Org\Data\SV5973N.I\sd030722\DoD BNA cal 1\Mar0706.D	Calibration	3	x	766803	50.0000	0.7162	
\\MASSHUNTER\Org\Data\SV5973N.I\sd030322\DoD BNA 1\Mar0302.D	CC	CCV	x	1093069	75.0000	0.7210	
\\MASSHUNTER\Org\Data\SV5973N.I\sd030722\DoD BNA cal 1\Mar0709.D	QC	ICV	x	1111955	75.0000	0.6516	
\\MASSHUNTER\Org\Data\SV5973N.I\sd030722\DoD BNA cal 1\Mar0705.D	Calibration	4	x	1130231	75.0000	0.6975	
\\MASSHUNTER\Org\Data\SV5973N.I\sd030722\DoD BNA cal 1\Mar0704.D	Calibration	5	x	1571245	100.0000	0.7029	
\\MASSHUNTER\Org\Data\SV5973N.I\sd030722\DoD BNA cal 1\Mar0703.D	Calibration	6	x	1898909	120.0000	0.7061	
\\MASSHUNTER\Org\Data\SV5973N.I\sd030722\DoD BNA cal 1\Mar0702.D	Calibration	7	x	2287435	150.0000	0.7182	

Calibration Report

Batch Path	D:\Org\Data\SV5973N.I\sd030722\DoD BNA cal 1\QuantResults\030722 DoD BNA cal.batch.bin	Analyst Name	BL2000\sean
Analysis Time	3/8/2022 12:49 PM	Reporter Name	BL2000\sean
Report Time	3/8/2022 12:55:12 PM	Batch State	Processed
Last Calib Update	3/8/2022 10:28 AM	Quant Report Version	10.0
Quant Batch Version	10.0		

Butylbenzylphthalate %RSE = 5.8



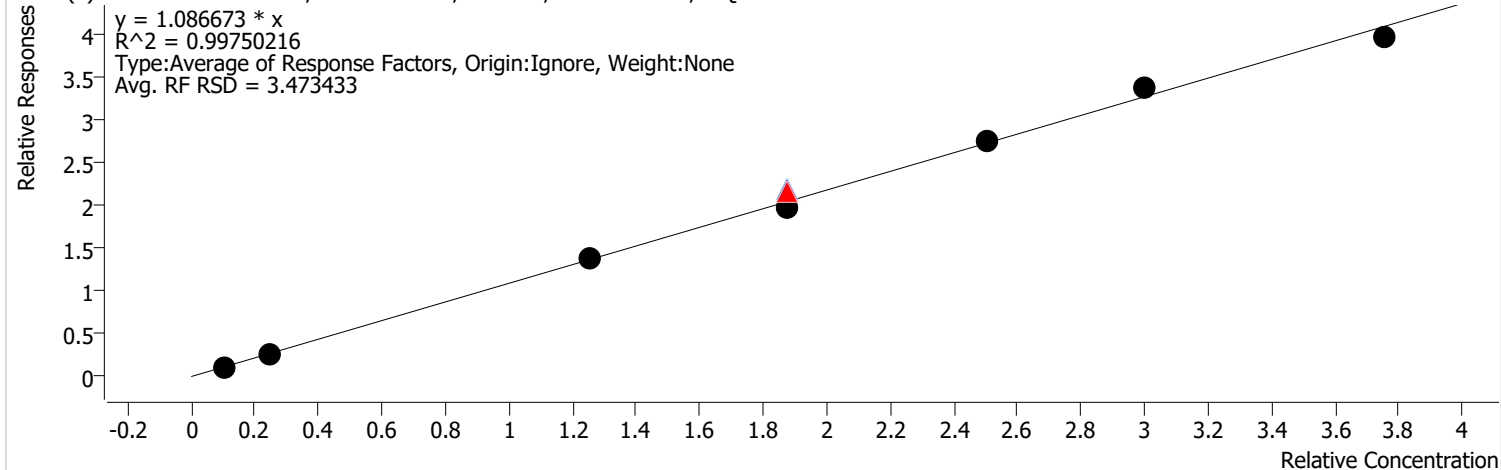
Calibration STD Path	Cal Type	Level	Enabled	Resp.	Exp. Conc	Resp. Factor	Level RSD
\\MASSHUNTER\Org\Data\SV5973N.I\sd030722\DoD BNA cal 1\Mar0708.D	Calibration	1	x	16013	4.0000	0.2755	
\\MASSHUNTER\Org\Data\SV5973N.I\sd030722\DoD BNA cal 1\Mar0707.D	Calibration	2	x	39525	10.0000	0.2677	
\\MASSHUNTER\Org\Data\SV5973N.I\sd030722\DoD BNA cal 1\Mar0706.D	Calibration	3	x	268646	50.0000	0.3421	
\\MASSHUNTER\Org\Data\SV5973N.I\sd030322\DoD BNA 1\Mar0302.D	CC	CCV	x	417107	75.0000	0.3859	
\\MASSHUNTER\Org\Data\SV5973N.I\sd030722\DoD BNA cal 1\Mar0709.D	QC	ICV	x	472479	75.0000	0.3951	
\\MASSHUNTER\Org\Data\SV5973N.I\sd030722\DoD BNA cal 1\Mar0705.D	Calibration	4	x	419546	75.0000	0.3490	
\\MASSHUNTER\Org\Data\SV5973N.I\sd030722\DoD BNA cal 1\Mar0704.D	Calibration	5	x	641388	100.0000	0.3908	
\\MASSHUNTER\Org\Data\SV5973N.I\sd030722\DoD BNA cal 1\Mar0703.D	Calibration	6	x	794821	120.0000	0.3994	
\\MASSHUNTER\Org\Data\SV5973N.I\sd030722\DoD BNA cal 1\Mar0702.D	Calibration	7	x	1000067	150.0000	0.4093	

Calibration Report

Batch Path	D:\Org\Data\SV5973N.I\sd030722\DoD BNA cal 1\QuantResults\030722 DoD BNA cal.batch.bin	Analyst Name	BL2000\sean
Analysis Time	3/8/2022 12:49 PM	Reporter Name	BL2000\sean
Report Time	3/8/2022 12:55:12 PM	Batch State	Processed
Last Calib Update	3/8/2022 10:28 AM	Quant Report Version	10.0
Quant Batch Version	10.0		

Benzo(a)Anthracene %RSE = 3.5

Benzo(a)Anthracene - 7 Levels, 7 Levels Used, 7 Points, 7 Points Used, 1 QCs

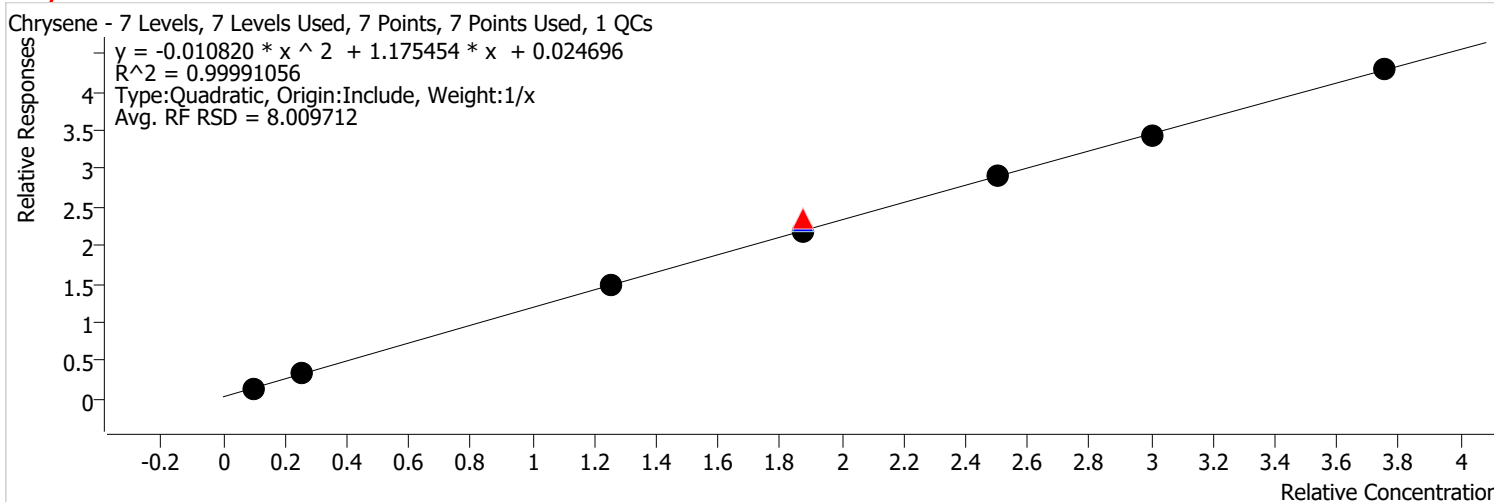


Calibration STD Path	Cal Type	Level	Enabled	Resp.	Exp. Conc	Resp. Factor	Level RSD
\\MASSHUNTER\Org\Data\SV5973N.I\sd030722\DoD BNA cal 1\Mar0708.D	Calibration	1	x	66111	4.0000	1.1373	
\\MASSHUNTER\Org\Data\SV5973N.I\sd030722\DoD BNA cal 1\Mar0707.D	Calibration	2	x	153746	10.0000	1.0415	
\\MASSHUNTER\Org\Data\SV5973N.I\sd030722\DoD BNA cal 1\Mar0706.D	Calibration	3	x	863790	50.0000	1.1000	
\\MASSHUNTER\Org\Data\SV5973N.I\sd030322\DoD BNA 1\Mar0302.D	CC	CCV	x	1242632	75.0000	1.1495	
\\MASSHUNTER\Org\Data\SV5973N.I\sd030722\DoD BNA cal 1\Mar0709.D	QC	ICV	x	1400488	75.0000	1.1710	
\\MASSHUNTER\Org\Data\SV5973N.I\sd030722\DoD BNA cal 1\Mar0705.D	Calibration	4	x	1264897	75.0000	1.0521	
\\MASSHUNTER\Org\Data\SV5973N.I\sd030722\DoD BNA cal 1\Mar0704.D	Calibration	5	x	1811726	100.0000	1.1039	
\\MASSHUNTER\Org\Data\SV5973N.I\sd030722\DoD BNA cal 1\Mar0703.D	Calibration	6	x	2228229	120.0000	1.1196	
\\MASSHUNTER\Org\Data\SV5973N.I\sd030722\DoD BNA cal 1\Mar0702.D	Calibration	7	x	2570761	150.0000	1.0522	

Calibration Report

Batch Path	D:\Org\Data\SV5973N.I\sd030722\DoD BNA cal 1\QuantResults\030722 DoD BNA cal.batch.bin	Analyst Name	BL2000\sean
Analysis Time	3/8/2022 12:49 PM	Reporter Name	BL2000\sean
Report Time	3/8/2022 12:55:12 PM	Batch State	Processed
Last Calib Update	3/8/2022 10:28 AM	Quant Report Version	10.0
Quant Batch Version	10.0		

Chrysene %RSE = 1.8

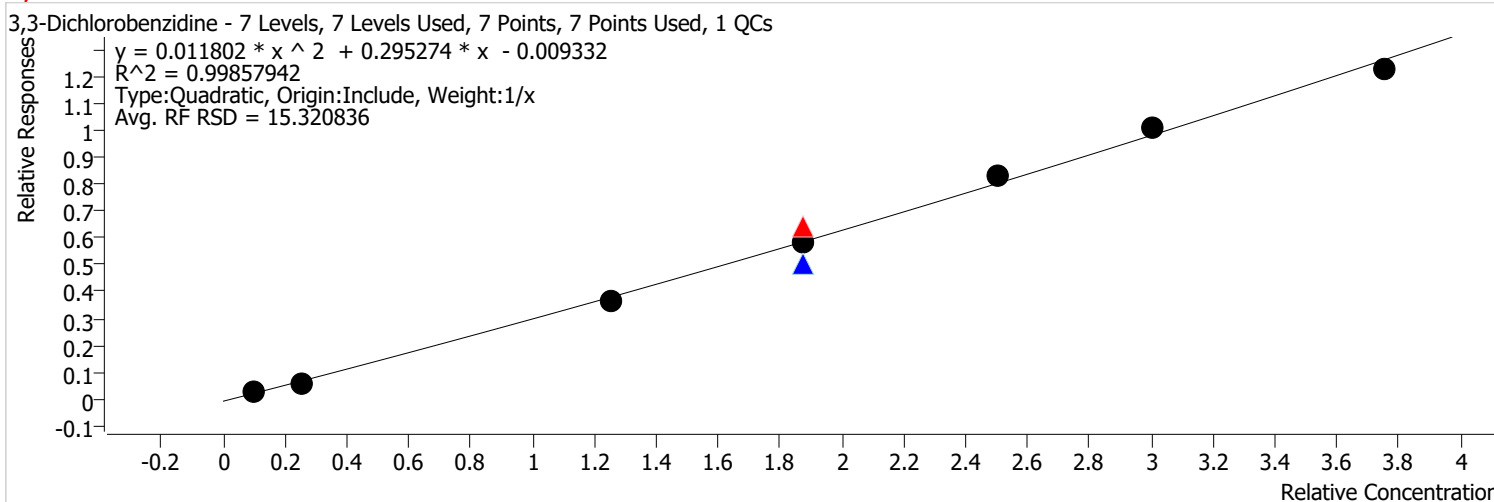


Calibration STD Path	Cal Type	Level	Enabled	Resp.	Exp. Conc	Resp. Factor	Level RSD
\\MASSHUNTER\Org\Data\SV5973N.I\sd030722\DoD BNA cal 1\Mar0708.D	Calibration	1	x	81187	4.0000	1.3967	
\\MASSHUNTER\Org\Data\SV5973N.I\sd030722\DoD BNA cal 1\Mar0707.D	Calibration	2	x	191736	10.0000	1.2988	
\\MASSHUNTER\Org\Data\SV5973N.I\sd030722\DoD BNA cal 1\Mar0706.D	Calibration	3	x	932035	50.0000	1.1870	
\\MASSHUNTER\Org\Data\SV5973N.I\sd030322\DoD BNA 1\Mar0302.D	CC	CCV	x	1363829	75.0000	1.2616	
\\MASSHUNTER\Org\Data\SV5973N.I\sd030722\DoD BNA cal 1\Mar0709.D	QC	ICV	x	1473229	75.0000	1.2318	
\\MASSHUNTER\Org\Data\SV5973N.I\sd030722\DoD BNA cal 1\Mar0705.D	Calibration	4	x	1386500	75.0000	1.1533	
\\MASSHUNTER\Org\Data\SV5973N.I\sd030722\DoD BNA cal 1\Mar0704.D	Calibration	5	x	1919357	100.0000	1.1695	
\\MASSHUNTER\Org\Data\SV5973N.I\sd030722\DoD BNA cal 1\Mar0703.D	Calibration	6	x	2279329	120.0000	1.1453	
\\MASSHUNTER\Org\Data\SV5973N.I\sd030722\DoD BNA cal 1\Mar0702.D	Calibration	7	x	2793380	150.0000	1.1434	

Calibration Report

Batch Path	D:\Org\Data\SV5973N.I\sd030722\DoD BNA cal 1\QuantResults\030722 DoD BNA cal.batch.bin	Analyst Name	BL2000\sean
Analysis Time	3/8/2022 12:49 PM	Reporter Name	BL2000\sean
Report Time	3/8/2022 12:55:12 PM	Batch State	Processed
Last Calib Update	3/8/2022 10:28 AM	Quant Report Version	10.0
Quant Batch Version	10.0		

3,3-Dichlorobenzidine %RSE = 8.0

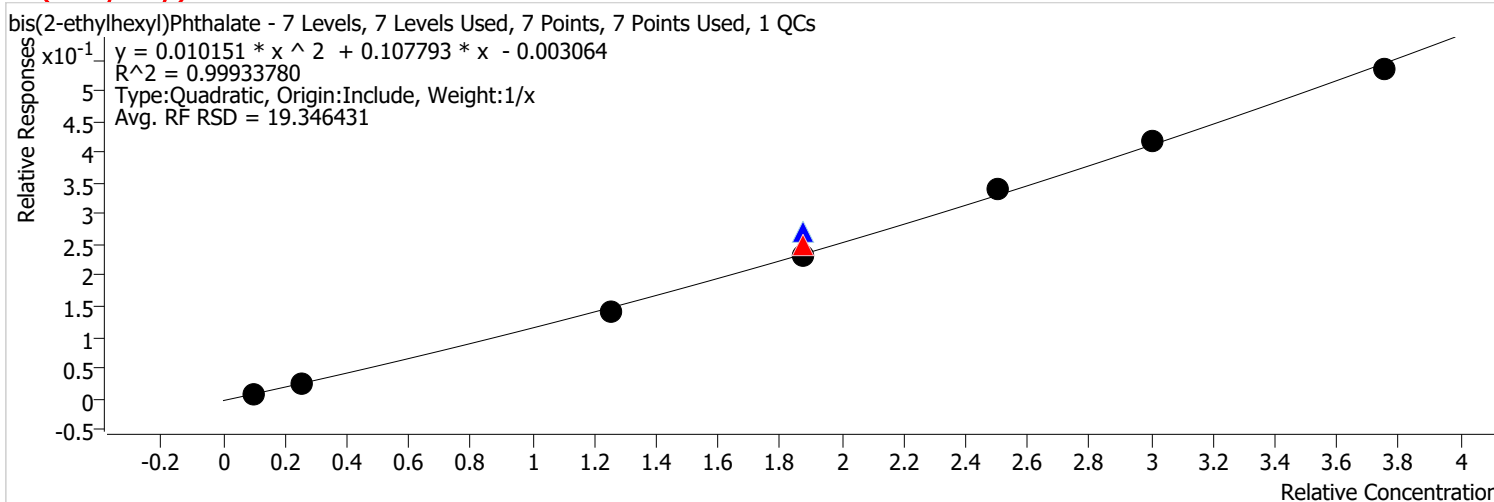


Calibration STD Path	Cal Type	Level	Enabled	Resp.	Exp. Conc	Resp. Factor	Level RSD
\\MASSHUNTER\Org\Data\SV5973N.I\sd030722\DoD BNA cal 1\Mar0708.D	Calibration	1	x	13679	4.0000	0.2353	
\\MASSHUNTER\Org\Data\SV5973N.I\sd030722\DoD BNA cal 1\Mar0707.D	Calibration	2	x	34043	10.0000	0.2306	
\\MASSHUNTER\Org\Data\SV5973N.I\sd030722\DoD BNA cal 1\Mar0706.D	Calibration	3	x	228175	50.0000	0.2906	
\\MASSHUNTER\Org\Data\SV5973N.I\sd030322\DoD BNA 1\Mar0302.D	CC	CCV	x	371964	75.0000	0.3441	
\\MASSHUNTER\Org\Data\SV5973N.I\sd030722\DoD BNA cal 1\Mar0709.D	QC	ICV	x	324535	75.0000	0.2714	
\\MASSHUNTER\Org\Data\SV5973N.I\sd030722\DoD BNA cal 1\Mar0705.D	Calibration	4	x	373157	75.0000	0.3104	
\\MASSHUNTER\Org\Data\SV5973N.I\sd030722\DoD BNA cal 1\Mar0704.D	Calibration	5	x	546464	100.0000	0.3330	
\\MASSHUNTER\Org\Data\SV5973N.I\sd030722\DoD BNA cal 1\Mar0703.D	Calibration	6	x	671466	120.0000	0.3374	
\\MASSHUNTER\Org\Data\SV5973N.I\sd030722\DoD BNA cal 1\Mar0702.D	Calibration	7	x	799903	150.0000	0.3274	

Calibration Report

Batch Path	D:\Org\Data\SV5973N.I\sd030722\DoD BNA cal 1\QuantResults\030722 DoD BNA cal.batch.bin	Analyst Name	BL2000\sean
Analysis Time	3/8/2022 12:49 PM	Reporter Name	BL2000\sean
Report Time	3/8/2022 12:55:12 PM	Batch State	Processed
Last Calib Update	3/8/2022 10:28 AM	Quant Report Version	10.0
Quant Batch Version	10.0		

bis(2-ethylhexyl)Phthalate %RSE = 4.6

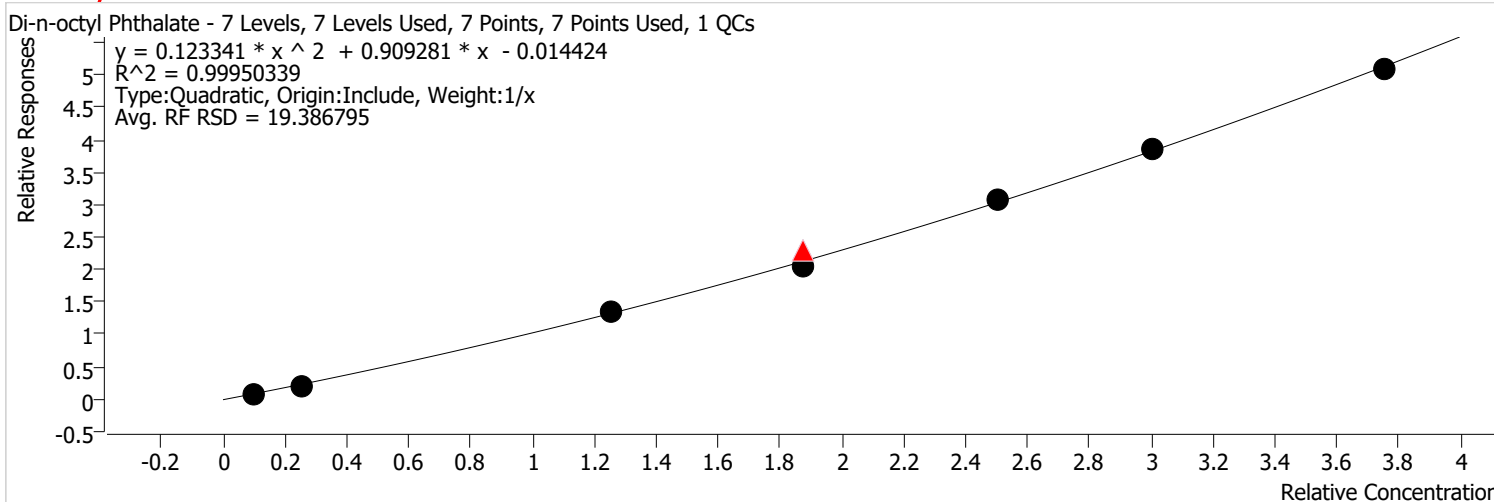


Calibration STD Path	Cal Type	Level	Enabled	Resp.	Exp. Conc	Resp. Factor	Level RSD
\\MASSHUNTER\Org\Data\SV5973N.I\sd030722\DoD BNA cal 1\Mar0708.D	Calibration	1	x	4933	4.0000	0.0849	
\\MASSHUNTER\Org\Data\SV5973N.I\sd030722\DoD BNA cal 1\Mar0707.D	Calibration	2	x	13658	10.0000	0.0925	
\\MASSHUNTER\Org\Data\SV5973N.I\sd030722\DoD BNA cal 1\Mar0706.D	Calibration	3	x	89407	50.0000	0.1139	
\\MASSHUNTER\Org\Data\SV5973N.I\sd030322\DoD BNA 1\Mar0302.D	CC	CCV	x	143487	75.0000	0.1327	
\\MASSHUNTER\Org\Data\SV5973N.I\sd030722\DoD BNA cal 1\Mar0709.D	QC	ICV	x	172635	75.0000	0.1443	
\\MASSHUNTER\Org\Data\SV5973N.I\sd030722\DoD BNA cal 1\Mar0705.D	Calibration	4	x	149439	75.0000	0.1243	
\\MASSHUNTER\Org\Data\SV5973N.I\sd030722\DoD BNA cal 1\Mar0704.D	Calibration	5	x	223791	100.0000	0.1364	
\\MASSHUNTER\Org\Data\SV5973N.I\sd030722\DoD BNA cal 1\Mar0703.D	Calibration	6	x	277336	120.0000	0.1394	
\\MASSHUNTER\Org\Data\SV5973N.I\sd030722\DoD BNA cal 1\Mar0702.D	Calibration	7	x	347958	150.0000	0.1424	

Calibration Report

Batch Path	D:\Org\Data\SV5973N.I\sd030722\DoD BNA cal 1\QuantResults\030722 DoD BNA cal.batch.bin	Analyst Name	BL2000\sean
Analysis Time	3/8/2022 12:49 PM	Reporter Name	BL2000\sean
Report Time	3/8/2022 12:55:12 PM	Batch State	Processed
Last Calib Update	3/8/2022 10:28 AM	Quant Report Version	10.0
Quant Batch Version	10.0		

Di-n-octyl Phthalate %RSE = 5.9



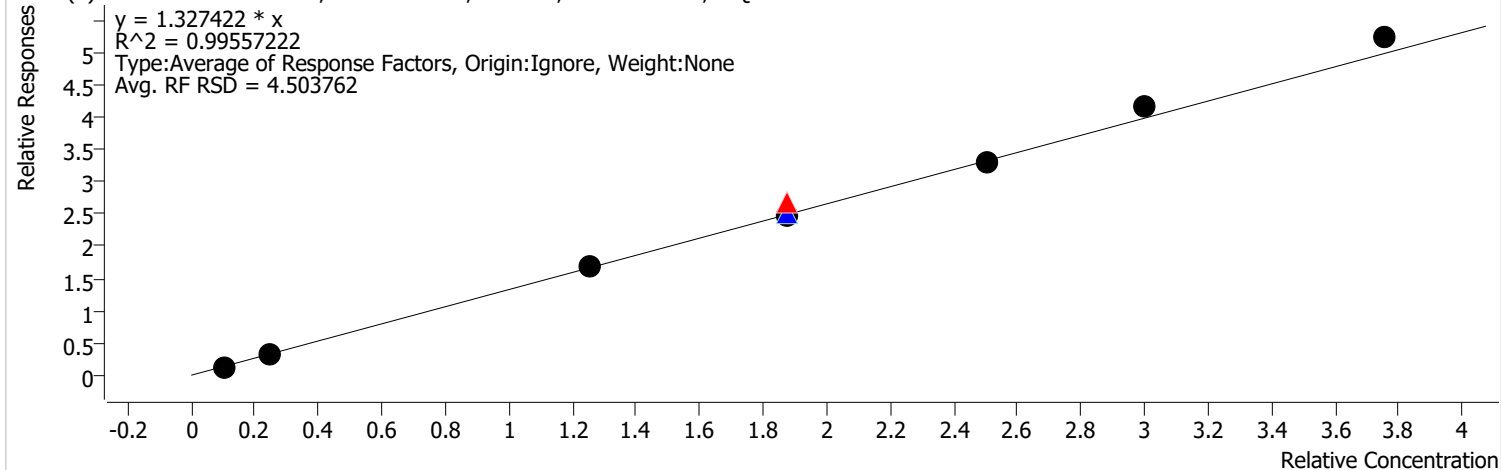
Calibration STD Path	Cal Type	Level	Enabled	Resp.	Exp. Conc	Resp. Factor	Level RSD
\\MASSHUNTER\Org\Data\SV5973N.I\sd030722\DoD BNA cal 1\Mar0708.D	Calibration	1	x	37517	4.0000	0.8471	
\\MASSHUNTER\Org\Data\SV5973N.I\sd030722\DoD BNA cal 1\Mar0707.D	Calibration	2	x	90850	10.0000	0.8015	
\\MASSHUNTER\Org\Data\SV5973N.I\sd030722\DoD BNA cal 1\Mar0706.D	Calibration	3	x	633096	50.0000	1.0763	
\\MASSHUNTER\Org\Data\SV5973N.I\sd030322\DoD BNA 1\Mar0302.D	CC	CCV	x	976969	75.0000	1.2224	
\\MASSHUNTER\Org\Data\SV5973N.I\sd030722\DoD BNA cal 1\Mar0709.D	QC	ICV	x	1111923	75.0000	1.2337	
\\MASSHUNTER\Org\Data\SV5973N.I\sd030722\DoD BNA cal 1\Mar0705.D	Calibration	4	x	988670	75.0000	1.0952	
\\MASSHUNTER\Org\Data\SV5973N.I\sd030722\DoD BNA cal 1\Mar0704.D	Calibration	5	x	1499945	100.0000	1.2334	
\\MASSHUNTER\Org\Data\SV5973N.I\sd030722\DoD BNA cal 1\Mar0703.D	Calibration	6	x	1931576	120.0000	1.2897	
\\MASSHUNTER\Org\Data\SV5973N.I\sd030722\DoD BNA cal 1\Mar0702.D	Calibration	7	x	2353432	150.0000	1.3557	

Calibration Report

Batch Path	D:\Org\Data\SV5973N.I\sd030722\DoD BNA cal 1\QuantResults\030722 DoD BNA cal.batch.bin	Analyst Name	BL2000\sean
Analysis Time	3/8/2022 12:49 PM	Reporter Name	BL2000\sean
Report Time	3/8/2022 12:55:12 PM	Batch State	Processed
Last Calib Update	3/8/2022 10:28 AM	Quant Report Version	10.0
Quant Batch Version	10.0		

Benzo(b)fluoranthene %RSE = 4.5

Benzo(b)fluoranthene - 7 Levels, 7 Levels Used, 7 Points, 7 Points Used, 1 QCs



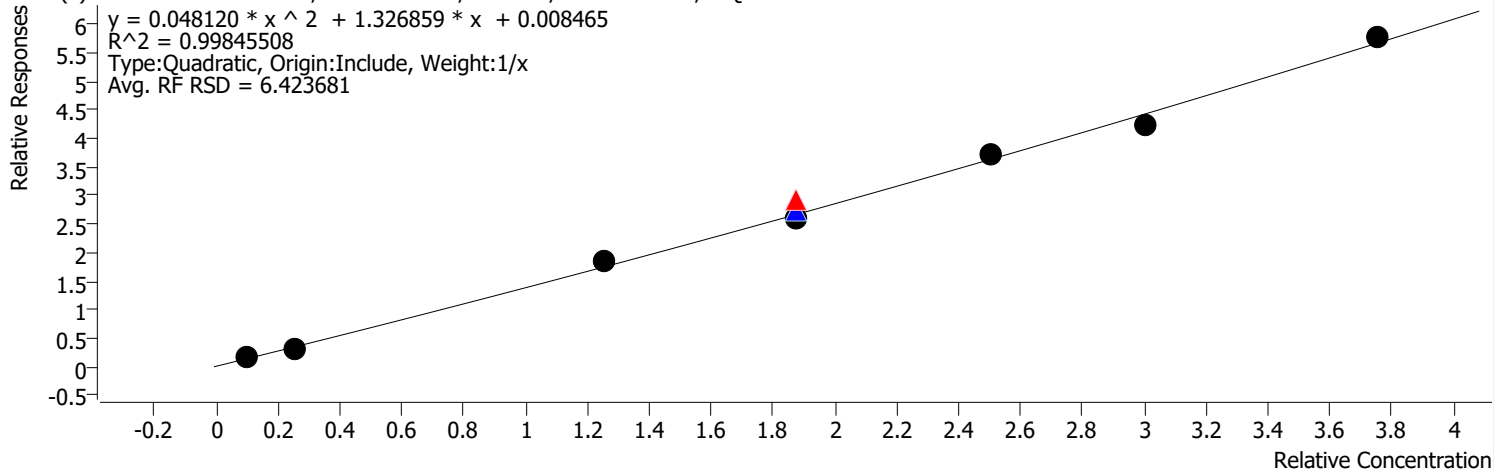
Calibration STD Path	Cal Type	Level	Enabled	Resp.	Exp. Conc	Resp. Factor	Level RSD
\\MASSHUNTER\Org\Data\SV5973N.I\sd030722\DoD BNA cal 1\Mar0708.D	Calibration	1	x	57958	4.0000	1.3086	
\\MASSHUNTER\Org\Data\SV5973N.I\sd030722\DoD BNA cal 1\Mar0707.D	Calibration	2	x	137726	10.0000	1.2151	
\\MASSHUNTER\Org\Data\SV5973N.I\sd030722\DoD BNA cal 1\Mar0706.D	Calibration	3	x	789633	50.0000	1.3424	
\\MASSHUNTER\Org\Data\SV5973N.I\sd030322\DoD BNA 1\Mar0302.D	CC	CCV	x	1140667	75.0000	1.4272	
\\MASSHUNTER\Org\Data\SV5973N.I\sd030722\DoD BNA cal 1\Mar0709.D	QC	ICV	x	1208371	75.0000	1.3407	
\\MASSHUNTER\Org\Data\SV5973N.I\sd030722\DoD BNA cal 1\Mar0705.D	Calibration	4	x	1195116	75.0000	1.3239	
\\MASSHUNTER\Org\Data\SV5973N.I\sd030722\DoD BNA cal 1\Mar0704.D	Calibration	5	x	1604503	100.0000	1.3194	
\\MASSHUNTER\Org\Data\SV5973N.I\sd030722\DoD BNA cal 1\Mar0703.D	Calibration	6	x	2080361	120.0000	1.3891	
\\MASSHUNTER\Org\Data\SV5973N.I\sd030722\DoD BNA cal 1\Mar0702.D	Calibration	7	x	2419121	150.0000	1.3935	

Calibration Report

Batch Path	D:\Org\Data\SV5973N.I\sd030722\DoD BNA cal 1\QuantResults\030722 DoD BNA cal.batch.bin	Analyst Name	BL2000\sean
Analysis Time	3/8/2022 12:49 PM	Reporter Name	BL2000\sean
Report Time	3/8/2022 12:55:12 PM	Batch State	Processed
Last Calib Update	3/8/2022 10:28 AM	Quant Report Version	10.0
Quant Batch Version	10.0		

Benzo(k)fluoranthene %RSE = 6.3

Benzo(k)fluoranthene - 7 Levels, 7 Levels Used, 7 Points, 7 Points Used, 1 QCs

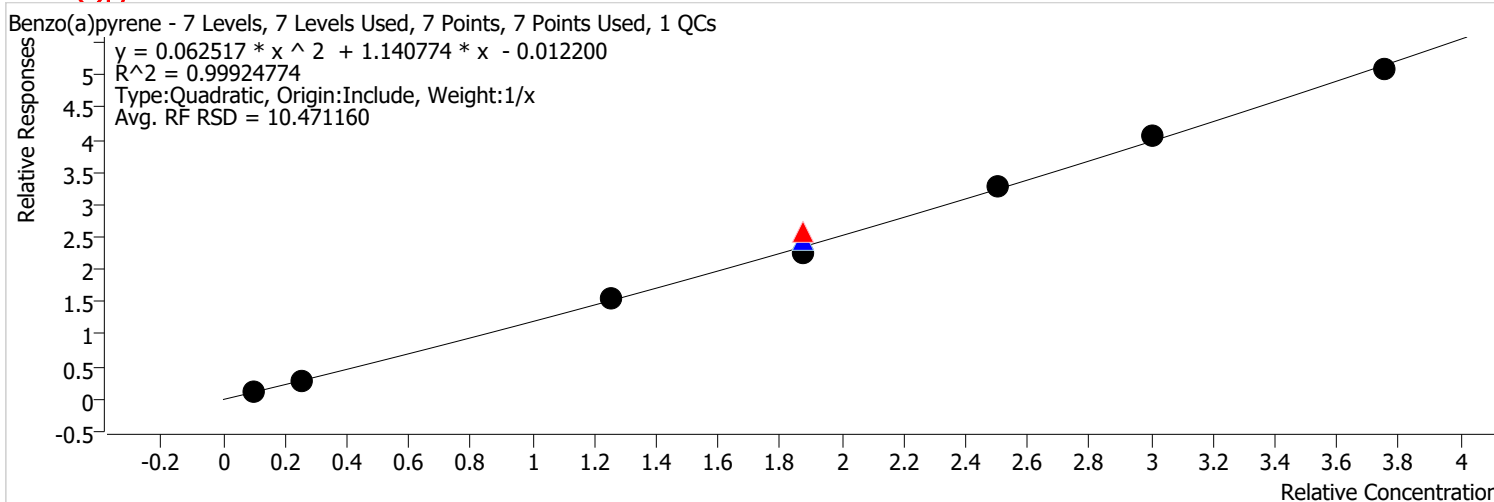


Calibration STD Path	Cal Type	Level	Enabled	Resp.	Exp. Conc	Resp. Factor	Level RSD
\\MASSHUNTER\Org\Data\SV5973N.I\sd030722\DoD BNA cal 1\Mar0708.D	Calibration	1	x	65963	4.0000	1.4894	
\\MASSHUNTER\Org\Data\SV5973N.I\sd030722\DoD BNA cal 1\Mar0707.D	Calibration	2	x	143096	10.0000	1.2624	
\\MASSHUNTER\Org\Data\SV5973N.I\sd030722\DoD BNA cal 1\Mar0706.D	Calibration	3	x	868315	50.0000	1.4762	
\\MASSHUNTER\Org\Data\SV5973N.I\sd030322\DoD BNA 1\Mar0302.D	CC	CCV	x	1252503	75.0000	1.5671	
\\MASSHUNTER\Org\Data\SV5973N.I\sd030722\DoD BNA cal 1\Mar0709.D	QC	ICV	x	1308988	75.0000	1.4523	
\\MASSHUNTER\Org\Data\SV5973N.I\sd030722\DoD BNA cal 1\Mar0705.D	Calibration	4	x	1243376	75.0000	1.3774	
\\MASSHUNTER\Org\Data\SV5973N.I\sd030722\DoD BNA cal 1\Mar0704.D	Calibration	5	x	1805310	100.0000	1.4845	
\\MASSHUNTER\Org\Data\SV5973N.I\sd030722\DoD BNA cal 1\Mar0703.D	Calibration	6	x	2115657	120.0000	1.4126	
\\MASSHUNTER\Org\Data\SV5973N.I\sd030722\DoD BNA cal 1\Mar0702.D	Calibration	7	x	2666708	150.0000	1.5361	

Calibration Report

Batch Path	D:\Org\Data\SV5973N.I\sd030722\DoD BNA cal 1\QuantResults\030722 DoD BNA cal.batch.bin	Analyst Name	BL2000\sean
Analysis Time	3/8/2022 12:49 PM	Reporter Name	BL2000\sean
Report Time	3/8/2022 12:55:12 PM	Batch State	Processed
Last Calib Update	3/8/2022 10:28 AM	Quant Report Version	10.0
Quant Batch Version	10.0		

Benzo(a)pyrene %RSE = 5.6

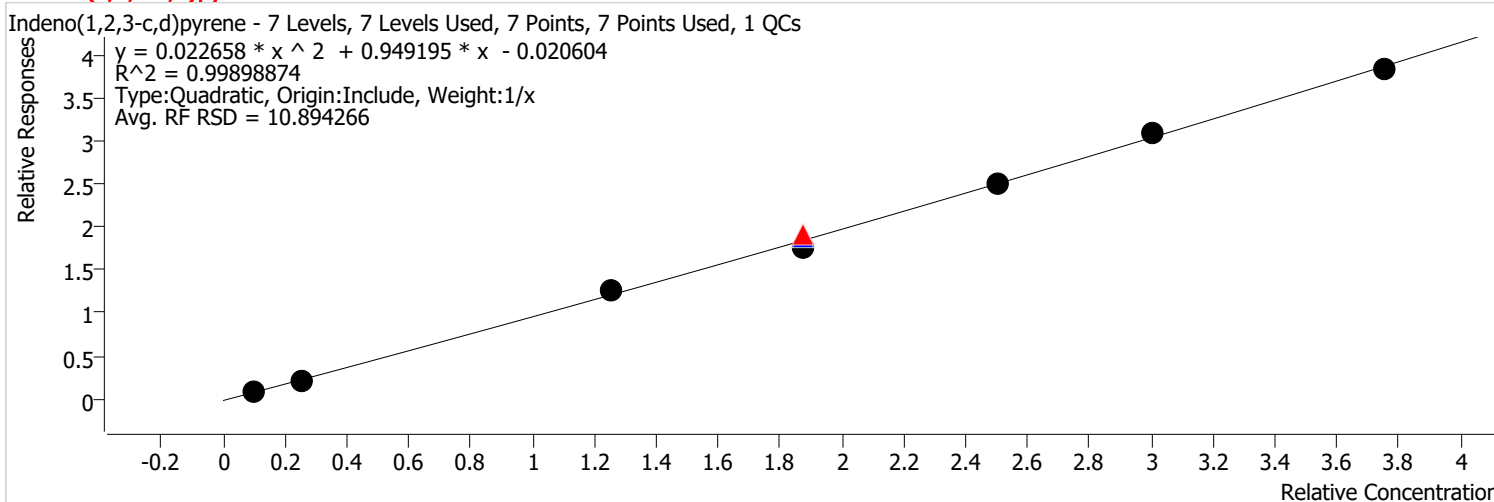


Calibration STD Path	Cal Type	Level	Enabled	Resp.	Exp. Conc	Resp. Factor	Level RSD
\\MASSHUNTER\Org\Data\SV5973N.I\sd030722\DoD BNA cal 1\Mar0708.D	Calibration	1	x	48740	4.0000	1.1005	
\\MASSHUNTER\Org\Data\SV5973N.I\sd030722\DoD BNA cal 1\Mar0707.D	Calibration	2	x	115625	10.0000	1.0201	
\\MASSHUNTER\Org\Data\SV5973N.I\sd030722\DoD BNA cal 1\Mar0706.D	Calibration	3	x	729491	50.0000	1.2401	
\\MASSHUNTER\Org\Data\SV5973N.I\sd030322\DoD BNA 1\Mar0302.D	CC	CCV	x	1099896	75.0000	1.3762	
\\MASSHUNTER\Org\Data\SV5973N.I\sd030722\DoD BNA cal 1\Mar0709.D	QC	ICV	x	1180054	75.0000	1.3093	
\\MASSHUNTER\Org\Data\SV5973N.I\sd030722\DoD BNA cal 1\Mar0705.D	Calibration	4	x	1084448	75.0000	1.2013	
\\MASSHUNTER\Org\Data\SV5973N.I\sd030722\DoD BNA cal 1\Mar0704.D	Calibration	5	x	1597775	100.0000	1.3138	
\\MASSHUNTER\Org\Data\SV5973N.I\sd030722\DoD BNA cal 1\Mar0703.D	Calibration	6	x	2023835	120.0000	1.3513	
\\MASSHUNTER\Org\Data\SV5973N.I\sd030722\DoD BNA cal 1\Mar0702.D	Calibration	7	x	2351325	150.0000	1.3545	

Calibration Report

Batch Path	D:\Org\Data\SV5973N.I\sd030722\DoD BNA cal 1\QuantResults\030722 DoD BNA cal.batch.bin	Analyst Name	BL2000\sean
Analysis Time	3/8/2022 12:49 PM	Reporter Name	BL2000\sean
Report Time	3/8/2022 12:55:12 PM	Batch State	Processed
Last Calib Update	3/8/2022 10:28 AM	Quant Report Version	10.0
Quant Batch Version	10.0		

Indeno(1,2,3-c,d)pyrene %RSE = 7.2

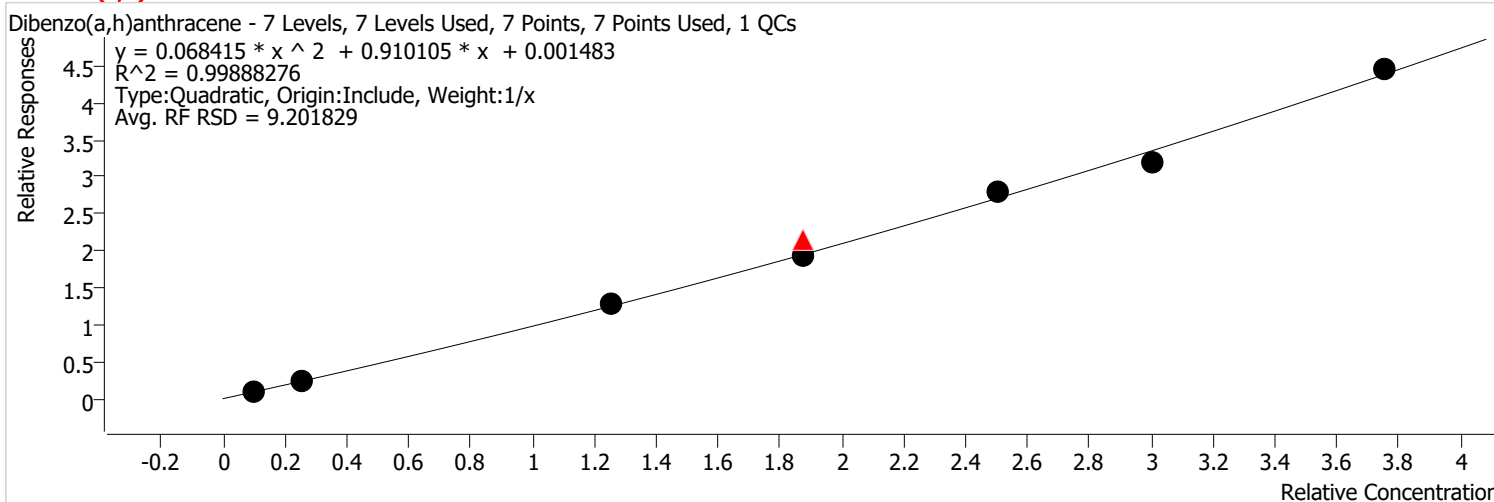


Calibration STD Path	Cal Type	Level	Enabled	Resp.	Exp. Conc	Resp. Factor	Level RSD
\\MASSHUNTER\Org\Data\SV5973N.I\sd030722\DoD BNA cal 1\Mar0708.D	Calibration	1	x	36461	4.0000	0.8233	
\\MASSHUNTER\Org\Data\SV5973N.I\sd030722\DoD BNA cal 1\Mar0707.D	Calibration	2	x	87918	10.0000	0.7756	
\\MASSHUNTER\Org\Data\SV5973N.I\sd030722\DoD BNA cal 1\Mar0706.D	Calibration	3	x	590910	50.0000	1.0046	
\\MASSHUNTER\Org\Data\SV5973N.I\sd030322\DoD BNA 1\Mar0302.D	CC	CCV	x	816704	75.0000	1.0219	
\\MASSHUNTER\Org\Data\SV5973N.I\sd030722\DoD BNA cal 1\Mar0709.D	QC	ICV	x	905719	75.0000	1.0049	
\\MASSHUNTER\Org\Data\SV5973N.I\sd030722\DoD BNA cal 1\Mar0705.D	Calibration	4	x	848527	75.0000	0.9400	
\\MASSHUNTER\Org\Data\SV5973N.I\sd030722\DoD BNA cal 1\Mar0704.D	Calibration	5	x	1219542	100.0000	1.0028	
\\MASSHUNTER\Org\Data\SV5973N.I\sd030722\DoD BNA cal 1\Mar0703.D	Calibration	6	x	1544455	120.0000	1.0312	
\\MASSHUNTER\Org\Data\SV5973N.I\sd030722\DoD BNA cal 1\Mar0702.D	Calibration	7	x	1768405	150.0000	1.0187	

Calibration Report

Batch Path	D:\Org\Data\SV5973N.I\sd030722\DoD BNA cal 1\QuantResults\030722 DoD BNA cal.batch.bin	Analyst Name	BL2000\sean
Analysis Time	3/8/2022 12:49 PM	Reporter Name	BL2000\sean
Report Time	3/8/2022 12:55:13 PM	Batch State	Processed
Last Calib Update	3/8/2022 10:28 AM	Quant Report Version	10.0
Quant Batch Version	10.0		

Dibenzo(a,h)anthracene %RSE = 3.2

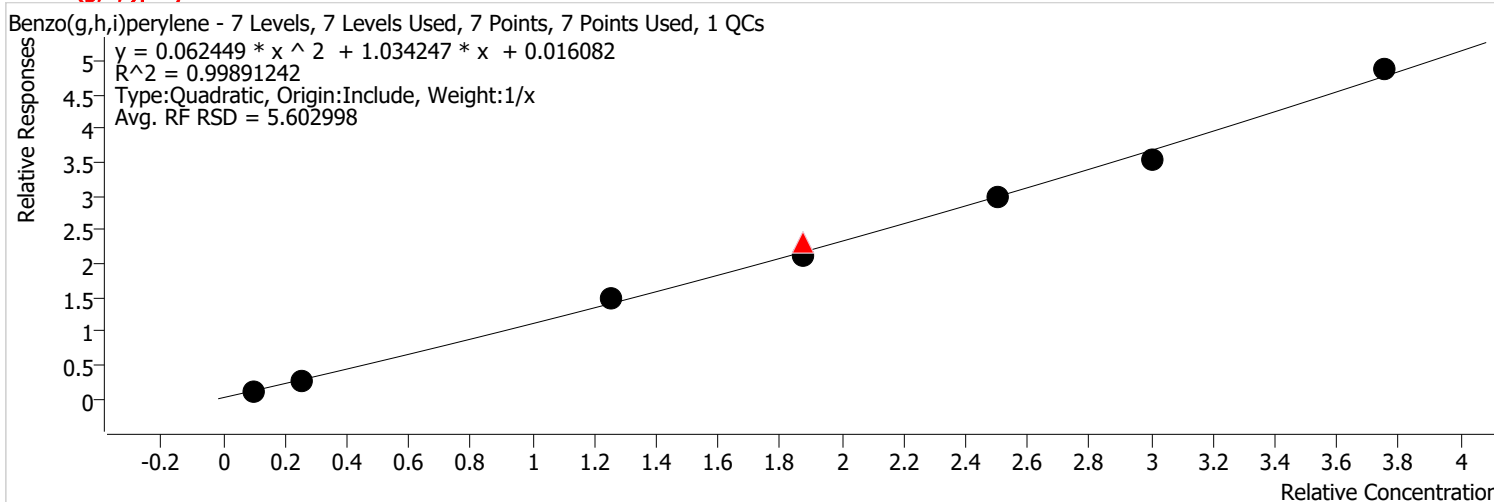


Calibration STD Path	Cal Type	Level	Enabled	Resp.	Exp. Conc	Resp. Factor	Level RSD
\\MASSHUNTER\Org\Data\SV5973N.I\sd030722\DoD BNA cal 1\Mar0708.D	Calibration	1	x	41975	4.0000	0.9478	
\\MASSHUNTER\Org\Data\SV5973N.I\sd030722\DoD BNA cal 1\Mar0707.D	Calibration	2	x	102690	10.0000	0.9060	
\\MASSHUNTER\Org\Data\SV5973N.I\sd030722\DoD BNA cal 1\Mar0706.D	Calibration	3	x	599682	50.0000	1.0195	
\\MASSHUNTER\Org\Data\SV5973N.I\sd030322\DoD BNA 1\Mar0302.D	CC	CCV	x	917966	75.0000	1.1486	
\\MASSHUNTER\Org\Data\SV5973N.I\sd030722\DoD BNA cal 1\Mar0709.D	QC	ICV	x	1039573	75.0000	1.1534	
\\MASSHUNTER\Org\Data\SV5973N.I\sd030722\DoD BNA cal 1\Mar0705.D	Calibration	4	x	925621	75.0000	1.0254	
\\MASSHUNTER\Org\Data\SV5973N.I\sd030722\DoD BNA cal 1\Mar0704.D	Calibration	5	x	1358834	100.0000	1.1174	
\\MASSHUNTER\Org\Data\SV5973N.I\sd030722\DoD BNA cal 1\Mar0703.D	Calibration	6	x	1594162	120.0000	1.0644	
\\MASSHUNTER\Org\Data\SV5973N.I\sd030722\DoD BNA cal 1\Mar0702.D	Calibration	7	x	2057456	150.0000	1.1852	

Calibration Report

Batch Path	D:\Org\Data\SV5973N.I\sd030722\DoD BNA cal 1\QuantResults\030722 DoD BNA cal.batch.bin	Analyst Name	BL2000\sean
Analysis Time	3/8/2022 12:49 PM	Reporter Name	BL2000\sean
Report Time	3/8/2022 12:55:13 PM	Batch State	Processed
Last Calib Update	3/8/2022 10:28 AM	Quant Report Version	10.0
Quant Batch Version	10.0		

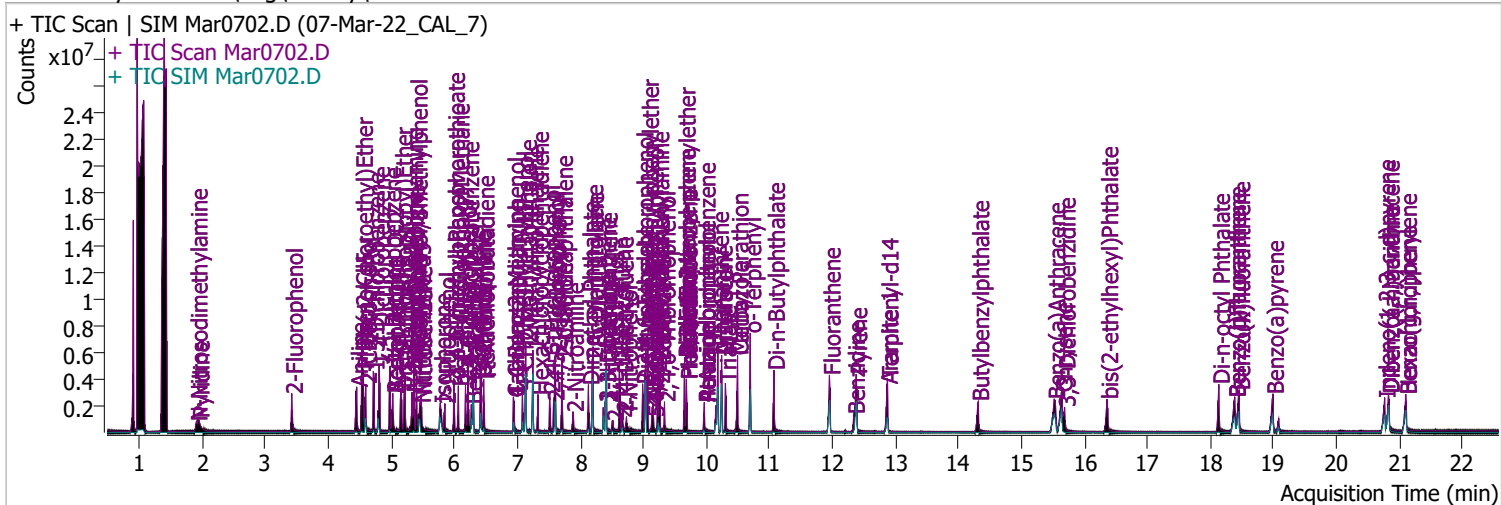
Benzo(g,h,i)perylene %RSE = 3.7



Calibration STD Path	Cal Type	Level	Enabled	Resp.	Exp. Conc	Resp. Factor	Level RSD
\\MASSHUNTER\Org\Data\SV5973N.I\sd030722\DoD BNA cal 1\Mar0708.D	Calibration	1	x	53436	4.0000	1.2065	
\\MASSHUNTER\Org\Data\SV5973N.I\sd030722\DoD BNA cal 1\Mar0707.D	Calibration	2	x	122881	10.0000	1.0841	
\\MASSHUNTER\Org\Data\SV5973N.I\sd030722\DoD BNA cal 1\Mar0706.D	Calibration	3	x	699610	50.0000	1.1893	
\\MASSHUNTER\Org\Data\SV5973N.I\sd030322\DoD BNA 1\Mar0302.D	CC	CCV	x	981685	75.0000	1.2283	
\\MASSHUNTER\Org\Data\SV5973N.I\sd030722\DoD BNA cal 1\Mar0709.D	QC	ICV	x	1120772	75.0000	1.2435	
\\MASSHUNTER\Org\Data\SV5973N.I\sd030722\DoD BNA cal 1\Mar0705.D	Calibration	4	x	1026300	75.0000	1.1369	
\\MASSHUNTER\Org\Data\SV5973N.I\sd030722\DoD BNA cal 1\Mar0704.D	Calibration	5	x	1459488	100.0000	1.2001	
\\MASSHUNTER\Org\Data\SV5973N.I\sd030722\DoD BNA cal 1\Mar0703.D	Calibration	6	x	1767280	120.0000	1.1800	
\\MASSHUNTER\Org\Data\SV5973N.I\sd030722\DoD BNA cal 1\Mar0702.D	Calibration	7	x	2256864	150.0000	1.3000	

Quantitation Results Report (QT Reviewed)

Data File	Mar0702.D	Operator	LIMS import
Acq. Method	BNA+SIM.M	Acq. Date-Time	3/7/2022 12:15:45 PM
Sample Name	07-Mar-22_CAL_7	Instrument	Instrument #1
Vial	2	Multiplier	1.00
DA Method File		Comment	SVOC-8270-W-LARGO
Tune File	dftppdsm.u	Tune Date	2/18/2022 9:25:00 PM
Batch Name	030722 DoD BNA cal.batch.bin	Last Calib Update	3/8/2022 10:28:55 AM
Ref Library	D:\Org\Library\NIST129K.I		



Compound	RT	QIon	Resp.	Conc.	Units	Dev(Min)
----------	----	------	-------	-------	-------	----------

Internal Standards

System Monitoring Compounds

S 2-Fluorophenol	3.418	112.0	1072936	141.6902	µg/L	0.000
Spiked Amount: 200.000	Range: 10.0 - 75.0%			Recovery = 70.85%		
S Phenol-d5	4.531	99.0	1445102	148.0664	µg/L	0.000
Spiked Amount: 200.000	Range: 10.0 - 65.0%			Recovery = 74.03%		*
S Nitrobenzene-d5	5.451	82.0	686977	146.4176	µg/L	0.010
Spiked Amount: 100.000	Range: 32.0 - 94.0%			Recovery = 146.42%		*
S 2-Fluorobiphenyl	7.605	172.0	2228213	149.6451	µg/L	0.010
Spiked Amount: 100.000	Range: 28.0 - 107.0%			Recovery = 149.65%		*
S 2,4,6-Tribromophenol	9.335	329.8	163390	144.0544	µg/L	0.000
Spiked Amount: 200.000	Range: 25.0 - 140.0%			Recovery = 72.03%		
S Terphenyl-d14	12.875	244.3	2287435	151.5070	µg/L	0.010
Spiked Amount: 100.000	Range: 32.0 - 122.0%			Recovery = 151.51%		*

Target Compounds

Compound	RT	QIon	Resp.	Conc.	Units	QValue
T N-Nitrosodimethylamine	1.907	74.0	399045	148.3190	µg/L	97
T Pyridine	1.937	79.0	1005738	147.3934	µg/L	99
T Aniline	4.450	93.0	1960742	146.7214	µg/L	100
T bis(-2-Chloroethyl)Ether	4.531	63.0	1006353	145.2565	µg/L	98
T Phenol	4.552	94.0	1650516	149.6748	µg/L	99
T 2-Chlorophenol	4.593	128.0	1082370	138.0481	µg/L	100
T 1,3-Dichlorobenzene	4.715	146.0	1521208	147.5909	µg/L	99
T 1,4-Dichlorobenzene	4.807	146.0	1530489	150.1860	µg/L	100
T 1,2-Dichlorobenzene	4.981	146.0	1544251	146.5644	µg/L	97
T Benzyl Alcohol	5.022	108.0	666377	146.0578	µg/L	98
T bis(2-chloroisopropyl)Ether	5.154	121.0	418476	148.7359	µg/L	99
T 2-Methylphenol	5.216	107.0	1039817	147.1961	µg/L	97
T N-nitroso-Di-n-propylamine	5.328	70.0	705193	141.3443	µg/L	97
T Hexachloroethane	5.359	117.0	440065	147.6311	µg/L	96
T 4Methylphenol/3Methylphenol	5.400	107.0	1330895	143.6996	µg/L	96

Quantitation Results Report (QT Reviewed)

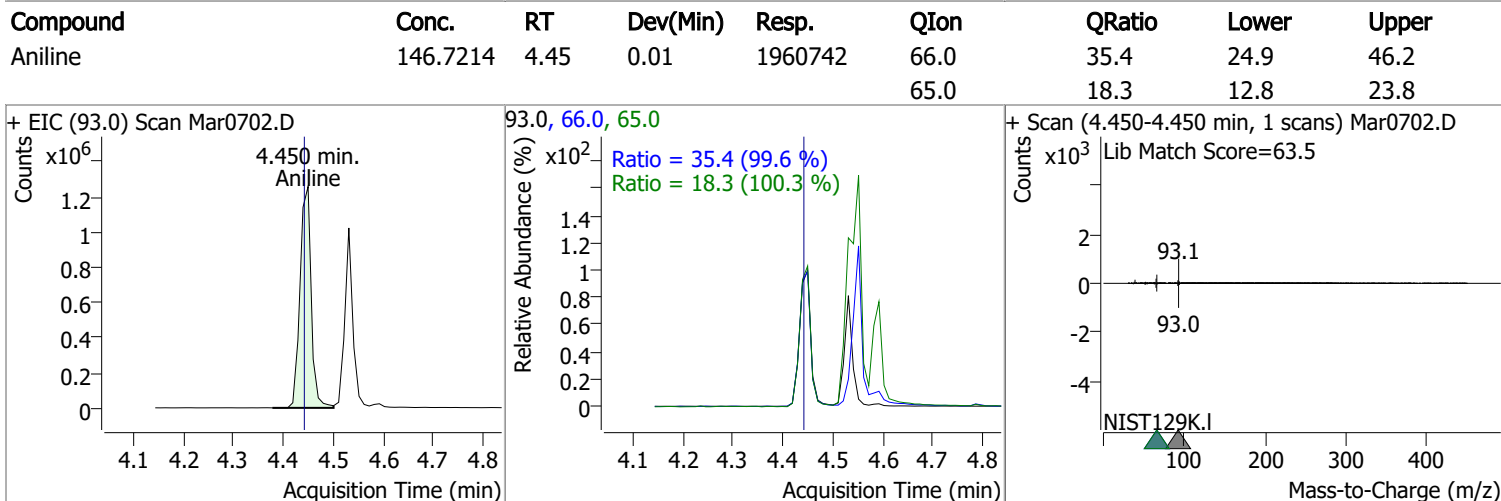
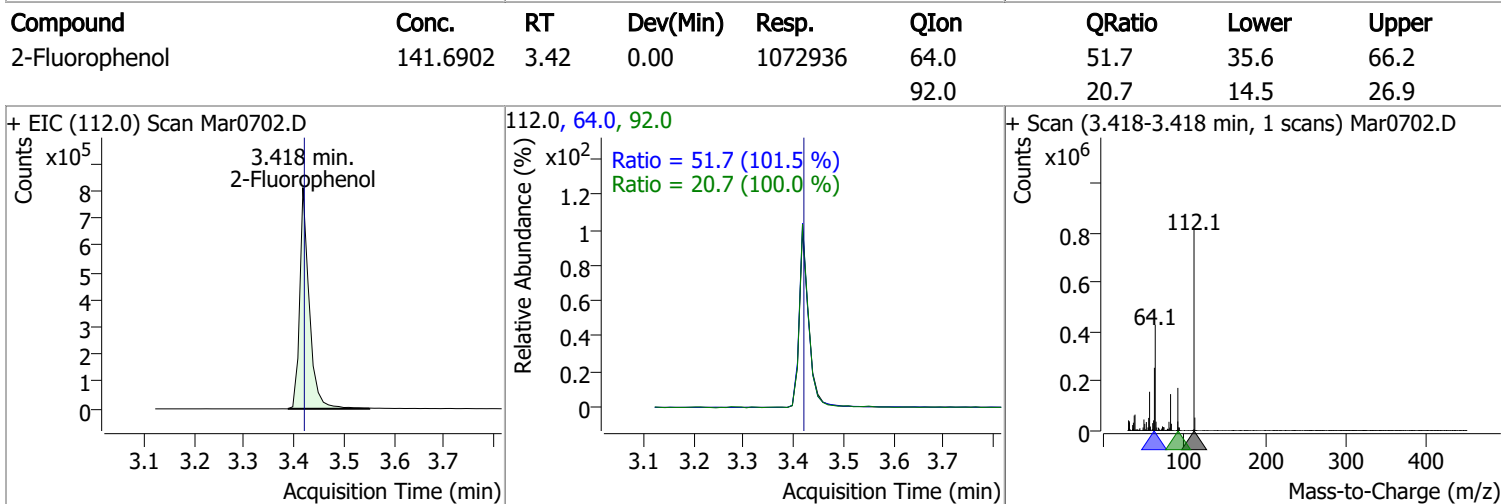
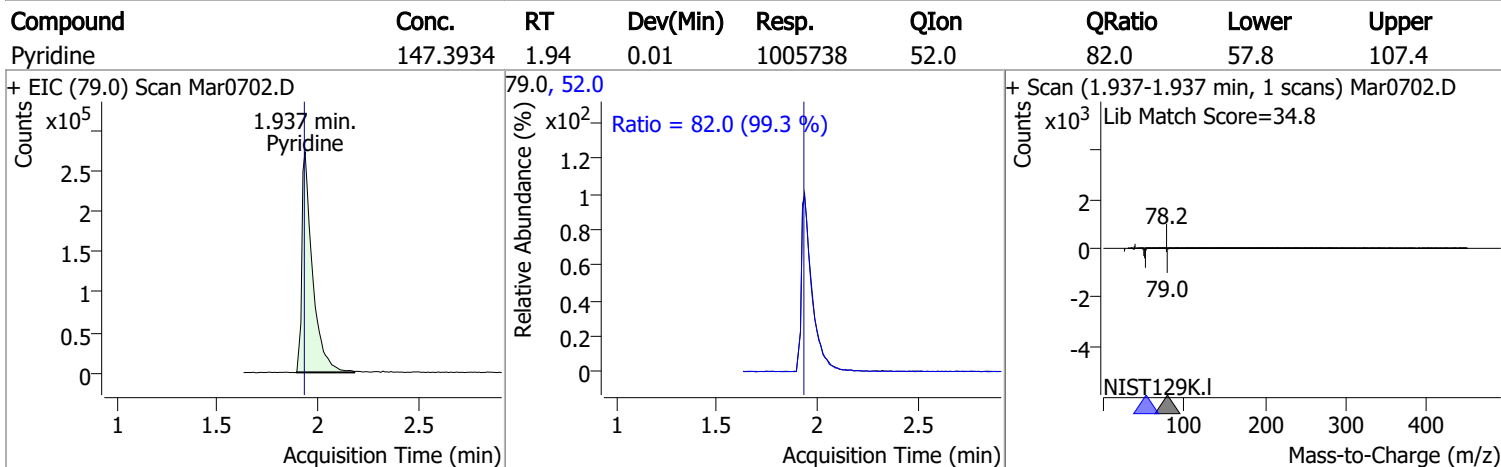
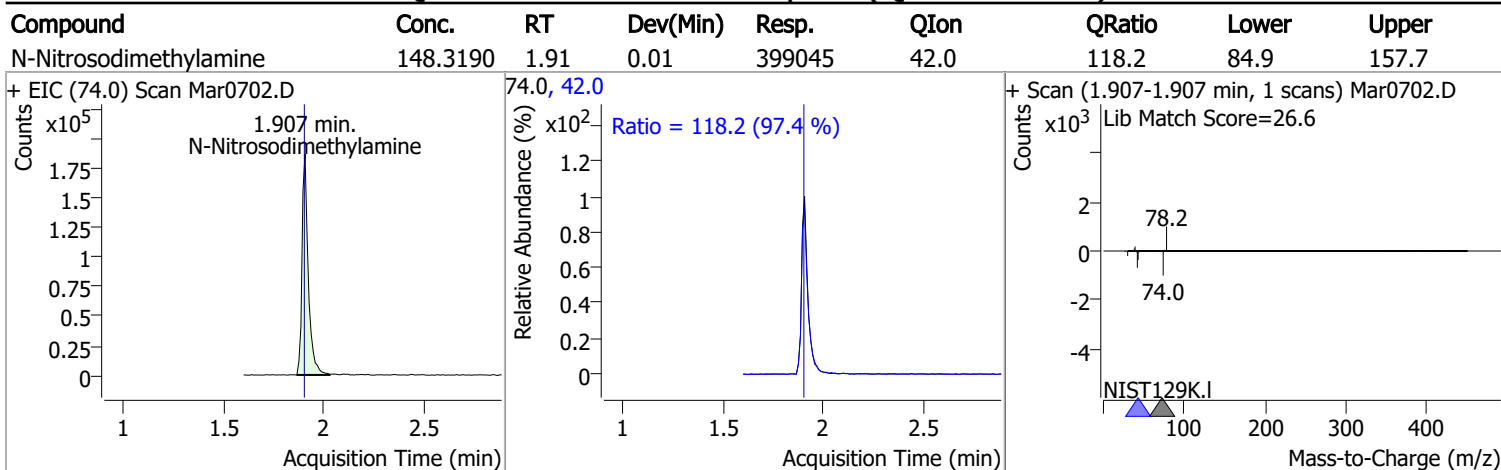
Compound	RT	QIon	Resp.	Conc.	Units	Dev(Min)
T Nitrobenzene	5.471	123.1	330747	149.0979	µg/L	98
T Isophorone	5.777	82.0	1926147	146.8672	µg/L	100
T 2-Nitrophenol	5.849	139.0	417853	149.2299	µg/L	96
T 2,4-Dimethylphenol	5.992	122.0	739264	141.0382	µg/L	97
T bis(-2-Chloroethoxy)Methane	6.064	93.0	1008556	142.2149	µg/L	98
T 2,4-Dichlorophenol	6.177	162.0	662068	144.4586	µg/L	95
T Benzoic Acid	6.270	105.0	479399	147.9128	µg/L	# 86
T 1,2,4-Trichlorobenzene	6.218	180.0	895223	146.8271	µg/L	100
T Naphthalene	6.300	128.0	2659334	147.2554	µg/L	99
T p-Chloroaniline	6.413	127.0	1087767	147.2854	µg/L	98
T 4-Chlorophenol	6.424	130.0	322569	146.9963	µg/L	92
T Hexachlorobutadiene	6.465	224.9	447017	147.6569	µg/L	99
T 4-Chloro-2-Methylphenol	6.937	107.0	705555	144.8061	µg/L	97
T 4-Chloro-3-Methylphenol	7.081	107.0	717427	148.5736	µg/L	99
T 2-Methylnaphthalene	7.132	141.0	1526463	147.3991	µg/L	97
T 1-Methylnaphthalene	7.245	141.0	1408106	144.4117	µg/L	m 97
T Hexachlorocyclopentadiene	7.327	236.9	316510	147.7612	µg/L	97
T 2,4,6-Trichlorophenol	7.512	196.0	455042	150.1593	µg/L	94
T 2,4,5-Trichlorophenol	7.574	196.0	524035	145.9824	µg/L	97
T 2-Chloronaphthalene	7.707	162.0	1670999	140.6282	µg/L	99
T 2-Nitroaniline	7.882	65.0	286190	146.9169	µg/L	100
T Dimethyl Phthalate	8.128	163.0	1819450	145.4169	µg/L	100
T 2,6-Dinitrotoluene	8.190	165.0	230320	142.0500	µg/L	m 99
T Acenaphthylene	8.200	152.1	2885913	146.7028	µg/L	99
T 3-Nitroaniline	8.394	138.0	245339	142.0155	µg/L	97
T Acenaphthene	8.415	154.0	1647785	150.5765	µg/L	100
T 2,4-Dinitrophenol	8.517	184.0	150158	147.2171	µg/L	94
T Dibenzofuran	8.619	168.0	2625770	152.8774	µg/L	100
T 2,4-Dinitrotoluene	8.671	165.0	348195	152.4819	µg/L	94
T 4-Nitrophenol	8.732	109.0	353347	148.8925	µg/L	91
T Diethylphthalate	8.988	149.0	1880452	147.4847	µg/L	99
T Fluorene	9.039	166.0	2208997	151.9884	µg/L	98
T 4-Chlorophenyl-phenylether	9.069	204.0	957003	144.7037	µg/L	96
T 4-Nitroaniline	9.141	138.0	286977	147.4129	µg/L	99
T 4,6-Dinitro-2-methylphenol	9.151	198.0	202642	146.1324	µg/L	98
T N-nitrosodiphenylamine	9.233	169.0	1336798	146.2390	µg/L	97
T Azobenzene	9.264	77.0	2022815	151.7966	µg/L	96
T 4-Bromophenyl-phenylether	9.653	248.0	556046	148.1014	µg/L	96
T Hexachlorobenzene	9.683	283.9	551458	149.3639	µg/L	96
T Pentachlorophenol	9.968	265.9	261294	148.4377	µg/L	96
T Phenanthrene	10.181	178.0	2776313	148.7549	µg/L	m 100
T Anthracene	10.242	178.0	2680985	148.8400	µg/L	m 99
T Triallate	10.302	86.0	674530	151.0829	µg/L	98
T Carbazole	10.495	167.0	2778300	144.4856	µg/L	99
T o-Terphenyl	10.697	230.0	1526760	149.0305	µg/L	98
T Di-n-Butylphthalate	11.072	149.0	2732798	147.2004	µg/L	99
T Fluoranthene	11.953	202.0	3075067	151.0655	µg/L	99
T Benzidine	12.338	184.0	913596	144.2451	µg/L	97
T Pyrene	12.379	202.0	3339363	150.7657	µg/L	98
T Butylbenzylphthalate	14.316	149.0	1000067	148.2547	µg/L	91
T Benzo(a)Anthracene	15.522	228.0	2570761	145.2475	µg/L	100
T Chrysene	15.634	228.0	2793380	150.2603	µg/L	100
T 3,3-Dichlorobenzidine	15.685	252.0	799903	146.2245	µg/L	100
T bis(2-ethylhexyl)Phthalate	16.360	167.0	347958	147.8585	µg/L	99
T Di-n-octyl Phthalate	18.132	149.0	2353432	148.9927	µg/L	99

Quantitation Results Report (QT Reviewed)

Compound	RT	QIon	Resp.	Conc.	Units	Dev(Min)
T Benzo(b)fluoranthene	18.386	252.0	2419121	157.4675	µg/L	100
T Benzo(k)fluoranthene	18.456	252.0	2666708	152.3565	µg/L	99
T Benzo(a)pyrene	18.993	252.0	2351325	148.3660	µg/L	99
T Indeno(1,2,3-c,d)pyrene	20.765	276.0	1768405	148.6588	µg/L	94
T Dibenzo(a,h)anthracene	20.826	278.0	2057456	151.9051	µg/L	98
T Benzo(g,h,i)perylene	21.099	276.0	2256864	152.7194	µg/L	97

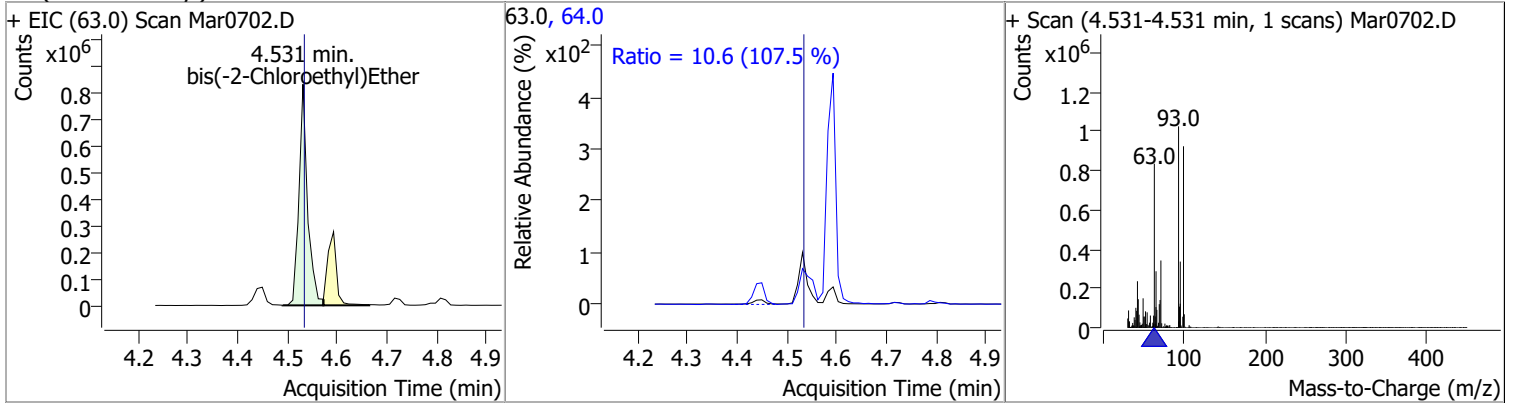
(#) = Qualifier Out of Range; (m) = Manual Integration; (+) = Area Summed; (*) = Surrogate Percent Recovery Out of Range; (d): Zeroed Peak

Quantitation Results Report (QT Reviewed)

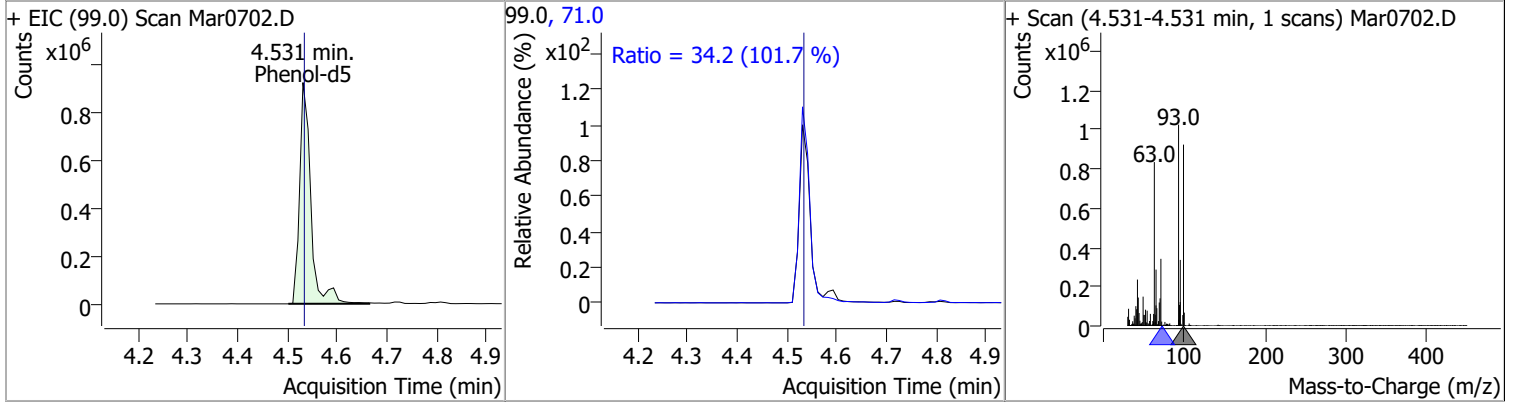


Quantitation Results Report (QT Reviewed)

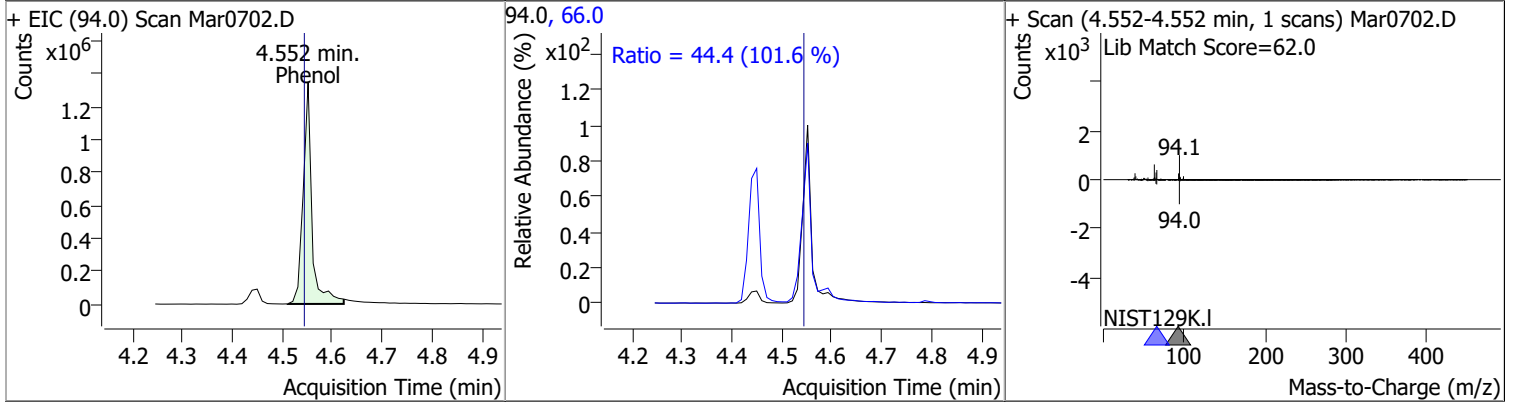
Compound	Conc.	RT	Dev(Min)	Resp.	QIon	QRatio	Lower	Upper
bis(-2-Chloroethyl)Ether	145.2565	4.53	0.00	1006353	64.0	10.6	6.9	12.8



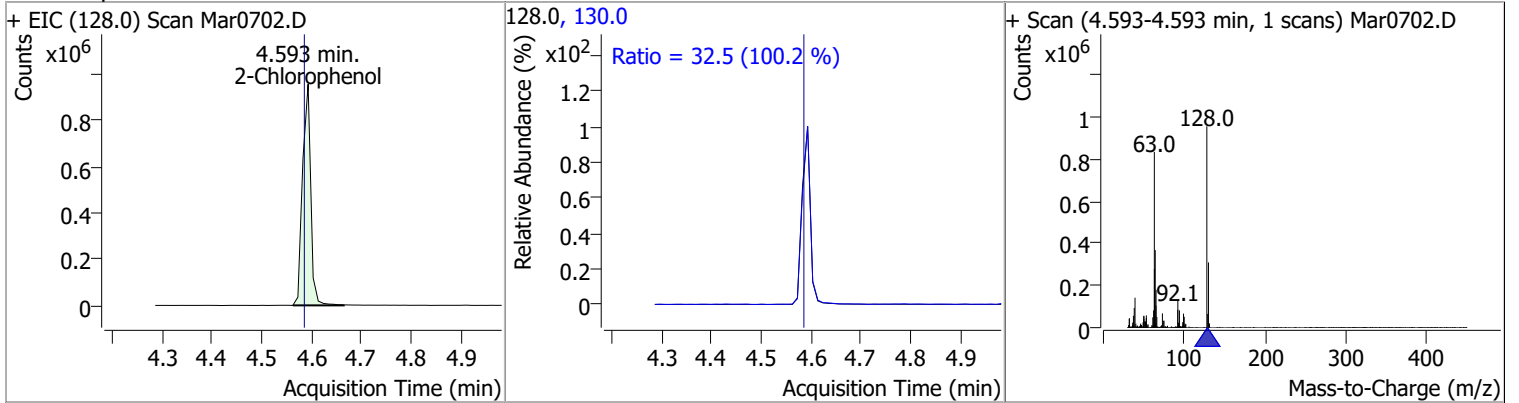
Compound	Conc.	RT	Dev(Min)	Resp.	QIon	QRatio	Lower	Upper
Phenol-d5	148.0664	4.53	0.00	1445102	71.0	34.2	23.5	43.7



Compound	Conc.	RT	Dev(Min)	Resp.	QIon	QRatio	Lower	Upper
Phenol	149.6748	4.55	0.01	1650516	66.0	44.4	30.6	56.8

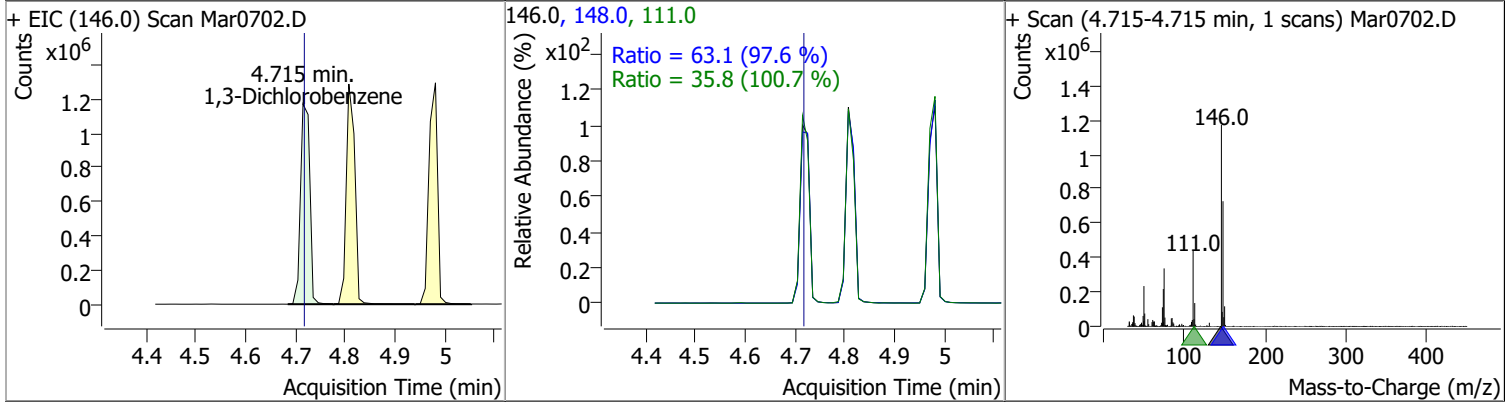


Compound	Conc.	RT	Dev(Min)	Resp.	QIon	QRatio	Lower	Upper
2-Chlorophenol	138.0481	4.59	0.01	1082370	130.0	32.5	22.7	42.2

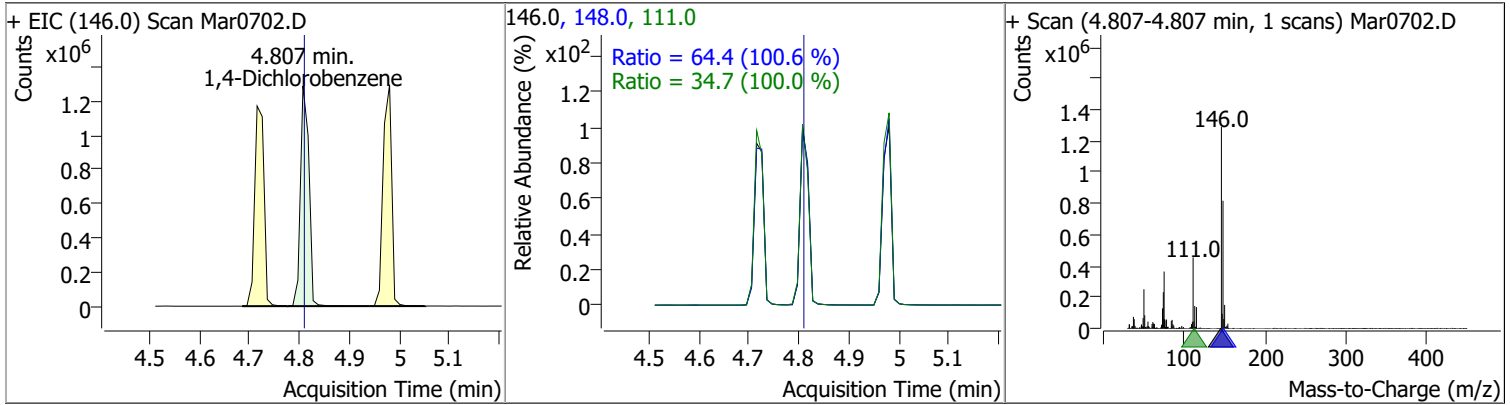


Quantitation Results Report (QT Reviewed)

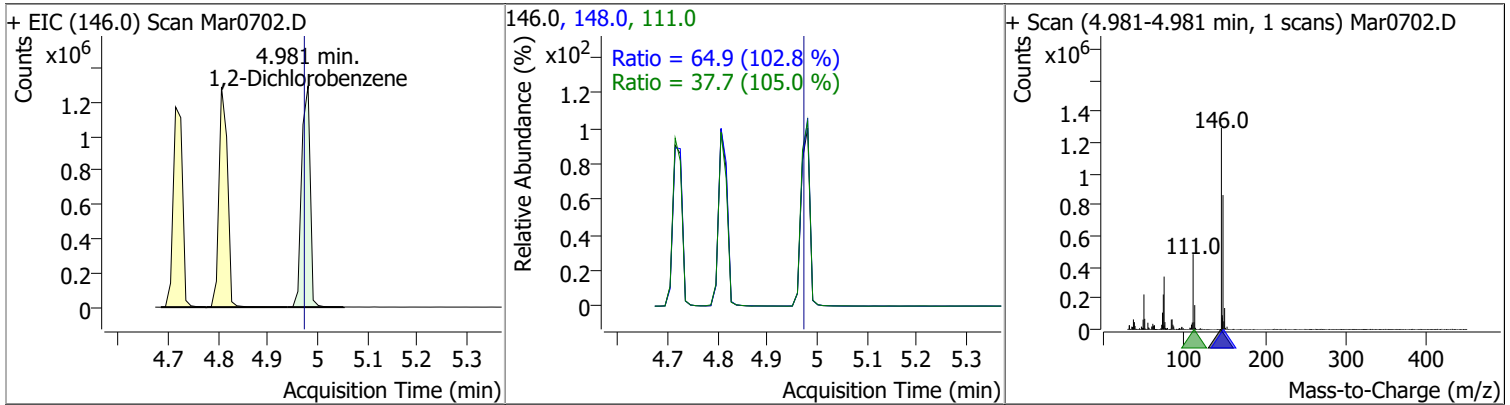
Compound	Conc.	RT	Dev(Min)	Resp.	QIon	QRatio	Lower	Upper
1,3-Dichlorobenzene	147.5909	4.72	0.00	1521208	148.0	63.1	45.2	84.0
					111.0	35.8	24.9	46.2



Compound	Conc.	RT	Dev(Min)	Resp.	QIon	QRatio	Lower	Upper
1,4-Dichlorobenzene	150.1860	4.81	0.00	1530489	148.0	64.4	44.8	83.2
					111.0	34.7	24.3	45.1

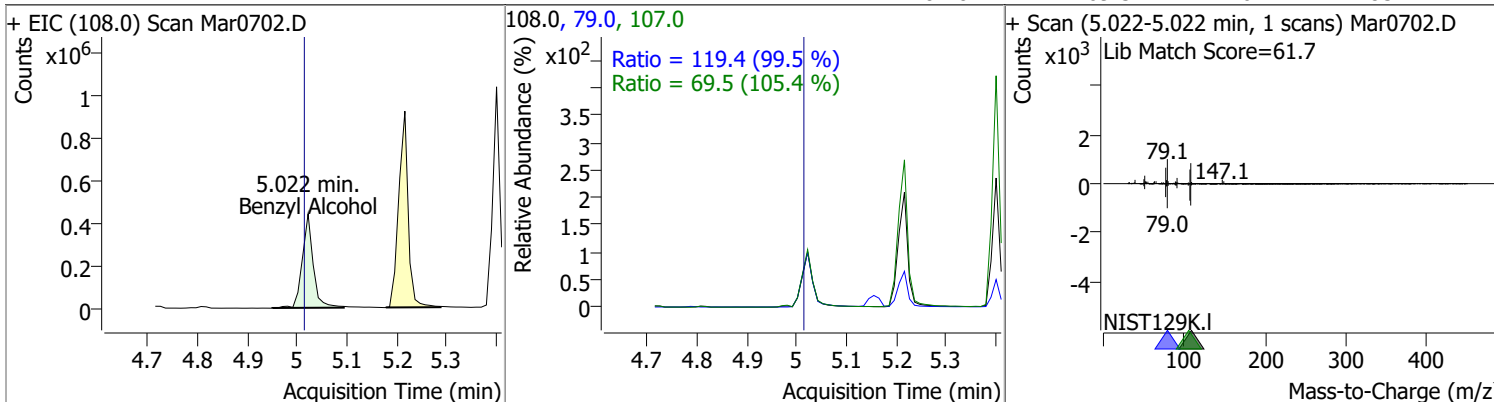


Compound	Conc.	RT	Dev(Min)	Resp.	QIon	QRatio	Lower	Upper
1,2-Dichlorobenzene	146.5644	4.98	0.01	1544251	148.0	64.9	44.2	82.0
					111.0	37.7	25.1	46.7

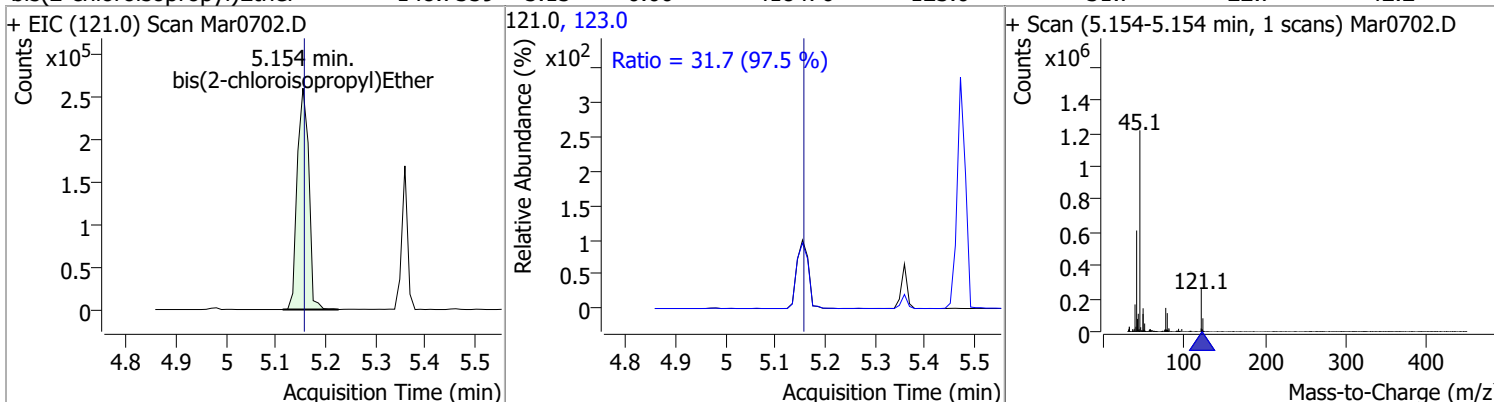


Quantitation Results Report (QT Reviewed)

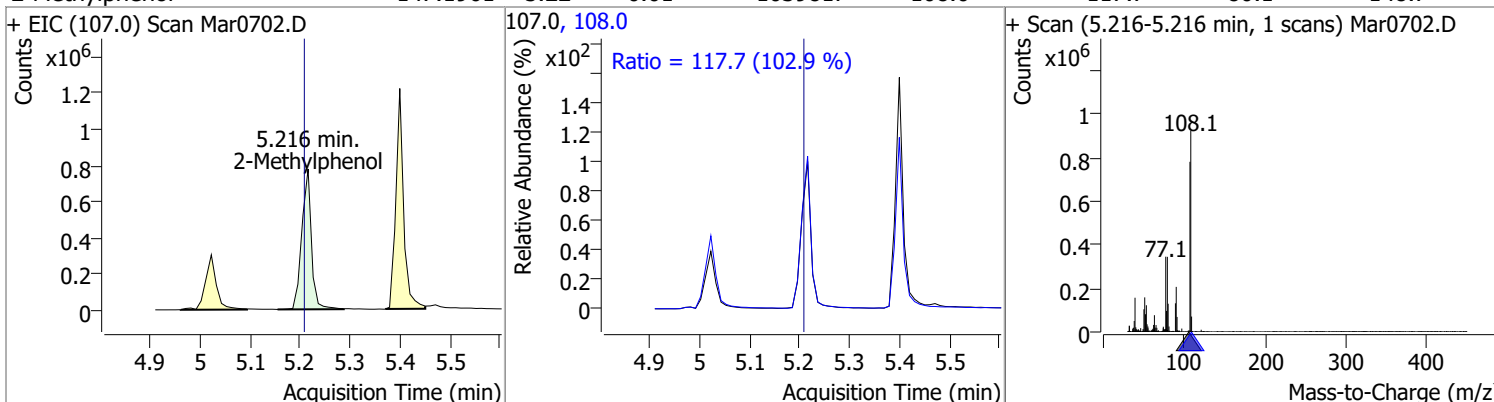
Compound	Conc.	RT	Dev(Min)	Resp.	QIon	QRatio	Lower	Upper
Benzyl Alcohol	146.0578	5.02	0.01	666377	79.0	119.4	84.0	156.0
					107.0	69.5	46.2	85.7



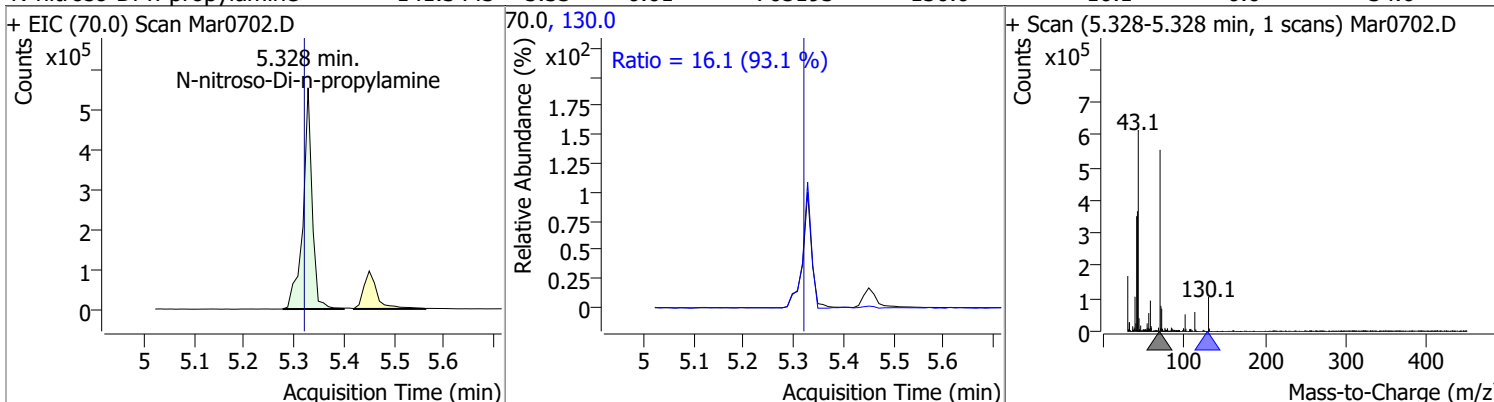
Compound	Conc.	RT	Dev(Min)	Resp.	QIon	QRatio	Lower	Upper
bis(2-chloroisopropyl)Ether	148.7359	5.15	0.00	418476	123.0	31.7	22.7	42.2



Compound	Conc.	RT	Dev(Min)	Resp.	QIon	QRatio	Lower	Upper
2-Methylphenol	147.1961	5.22	0.01	1039817	108.0	117.7	80.1	148.7

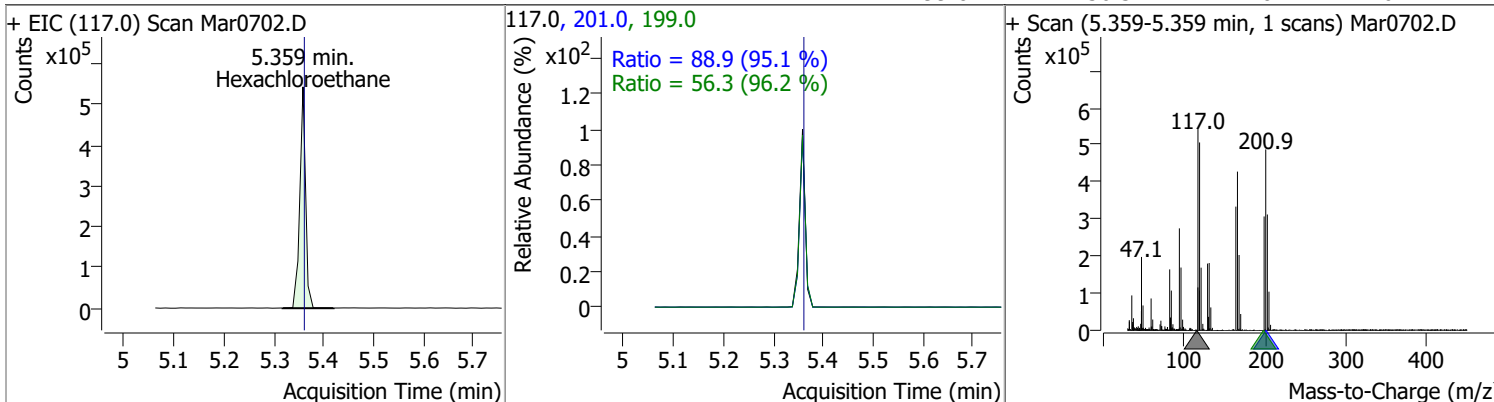


Compound	Conc.	RT	Dev(Min)	Resp.	QIon	QRatio	Lower	Upper
N-nitroso-Di-n-propylamine	141.3443	5.33	0.01	705193	130.0	16.1	0.0	34.6

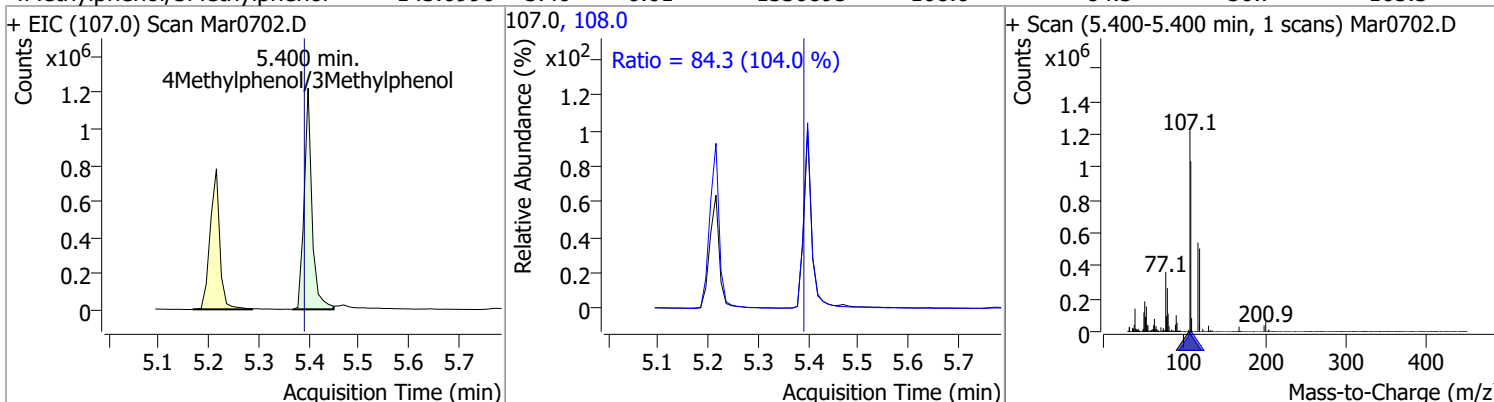


Quantitation Results Report (QT Reviewed)

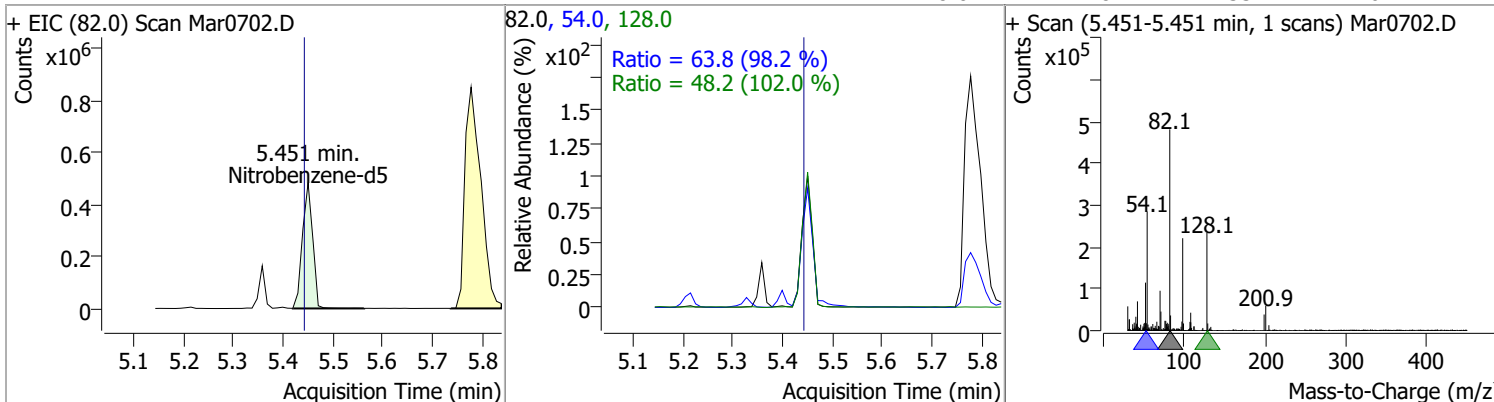
Compound	Conc.	RT	Dev(Min)	Resp.	QIon	QRatio	Lower	Upper
Hexachloroethane	147.6311	5.36	0.00	440065	201.0	88.9	65.4	121.5
					199.0	56.3	41.0	76.1



Compound	Conc.	RT	Dev(Min)	Resp.	QIon	QRatio	Lower	Upper
4Methylphenol/3Methylphenol	143.6996	5.40	0.01	1330895	108.0	84.3	56.7	105.3

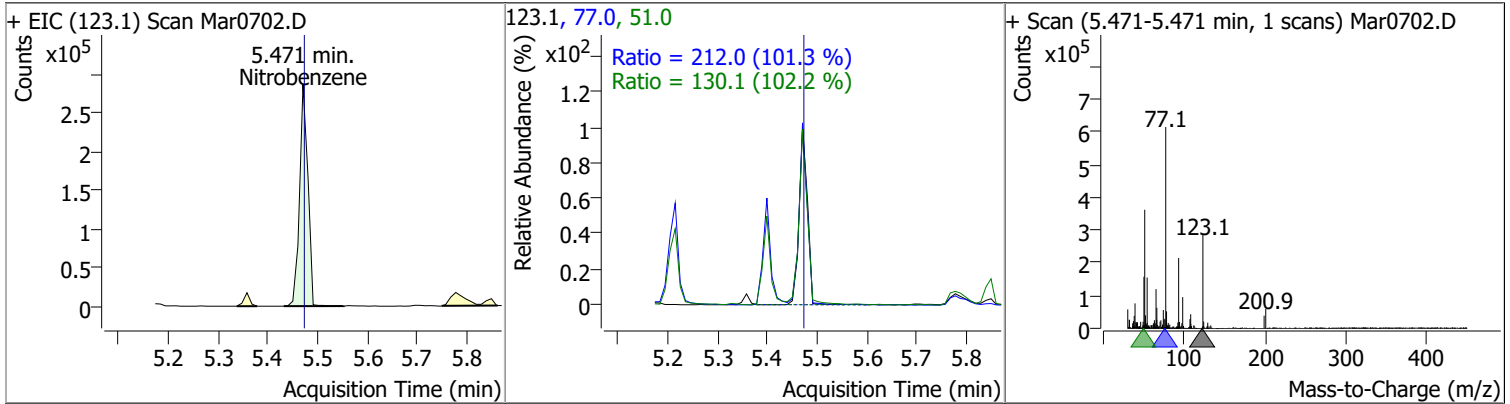


Compound	Conc.	RT	Dev(Min)	Resp.	QIon	QRatio	Lower	Upper
Nitrobenzene-d5	146.4176	5.45	0.01	686977	54.0	63.8	45.4	84.4
					128.0	48.2	33.1	61.4

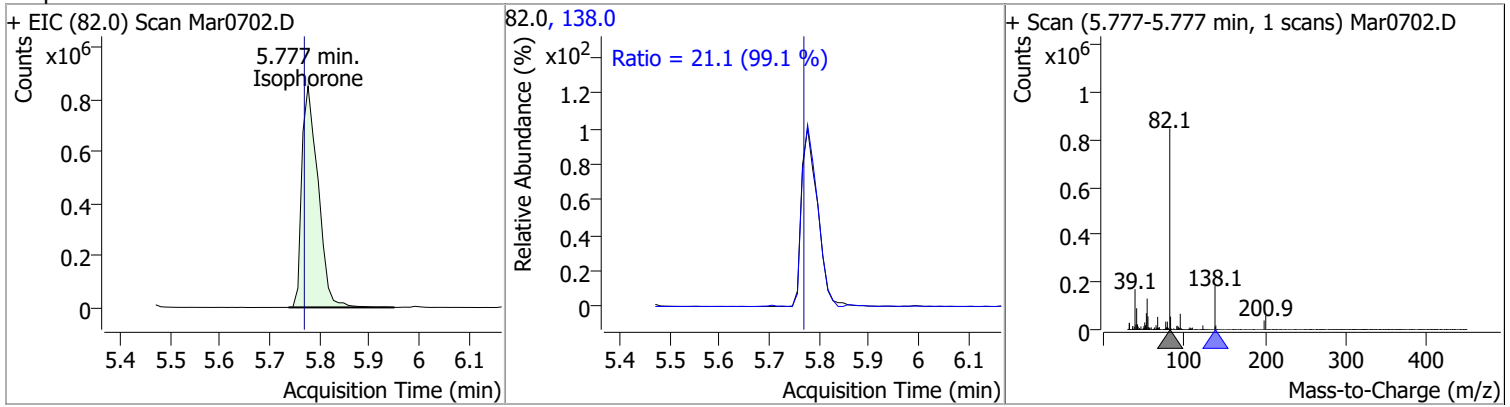


Quantitation Results Report (QT Reviewed)

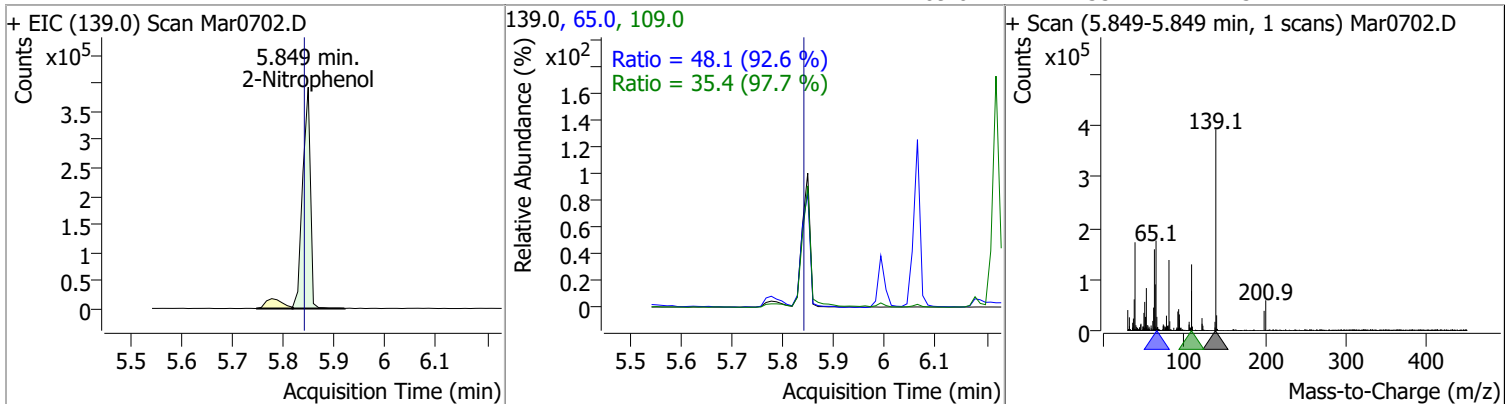
Compound	Conc.	RT	Dev(Min)	Resp.	QIon	QRatio	Lower	Upper
Nitrobenzene	149.0979	5.47	0.00	330747	77.0	212.0	146.4	272.0
					51.0	130.1	89.1	165.4



Compound	Conc.	RT	Dev(Min)	Resp.	QIon	QRatio	Lower	Upper
Isophorone	146.8672	5.78	0.01	1926147	138.0	21.1	14.9	27.6

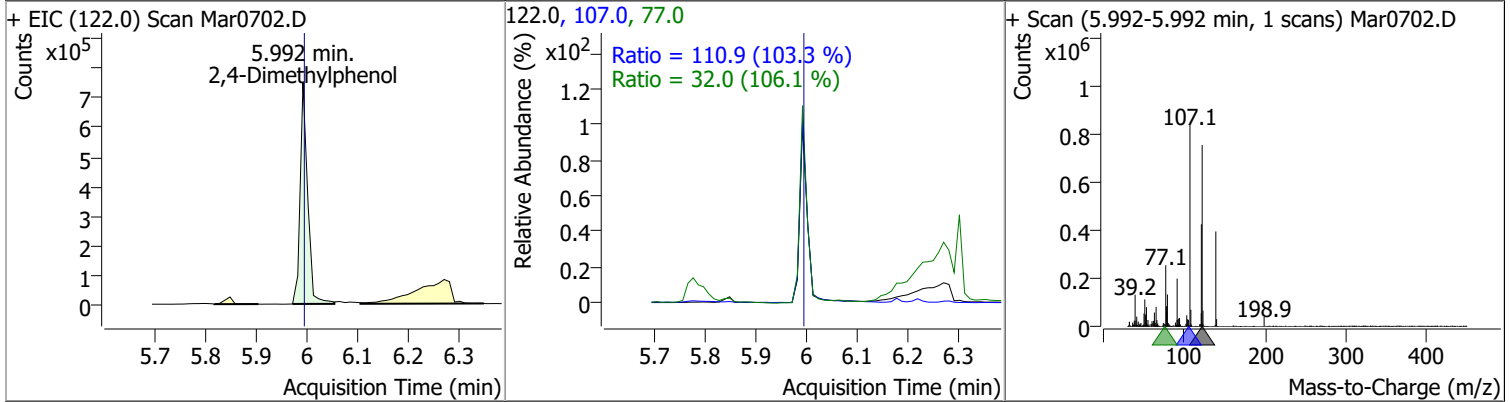


Compound	Conc.	RT	Dev(Min)	Resp.	QIon	QRatio	Lower	Upper
2-Nitrophenol	149.2299	5.85	0.01	417853	65.0	48.1	36.4	67.6
					109.0	35.4	25.4	47.1

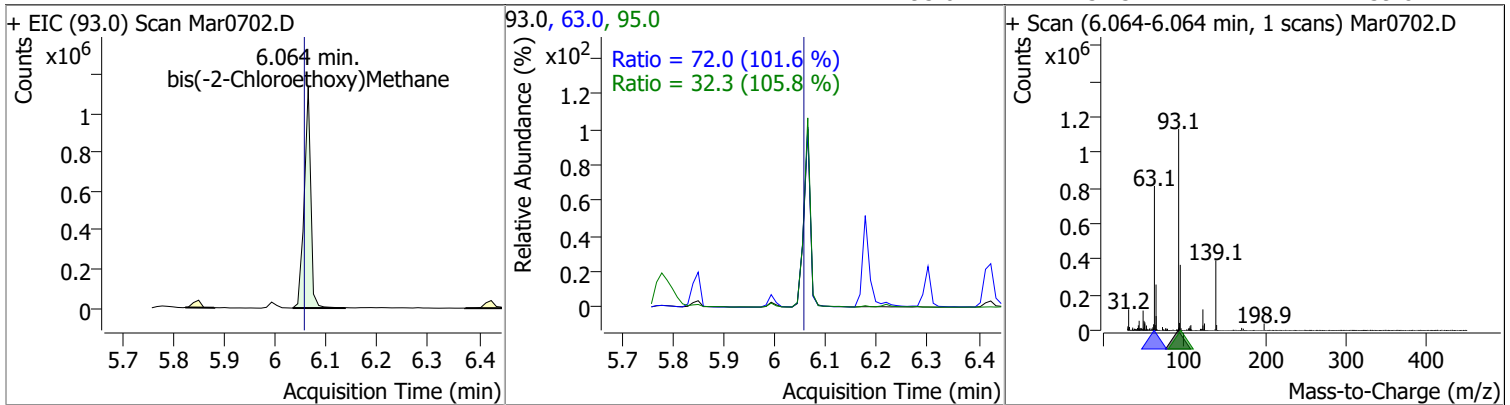


Quantitation Results Report (QT Reviewed)

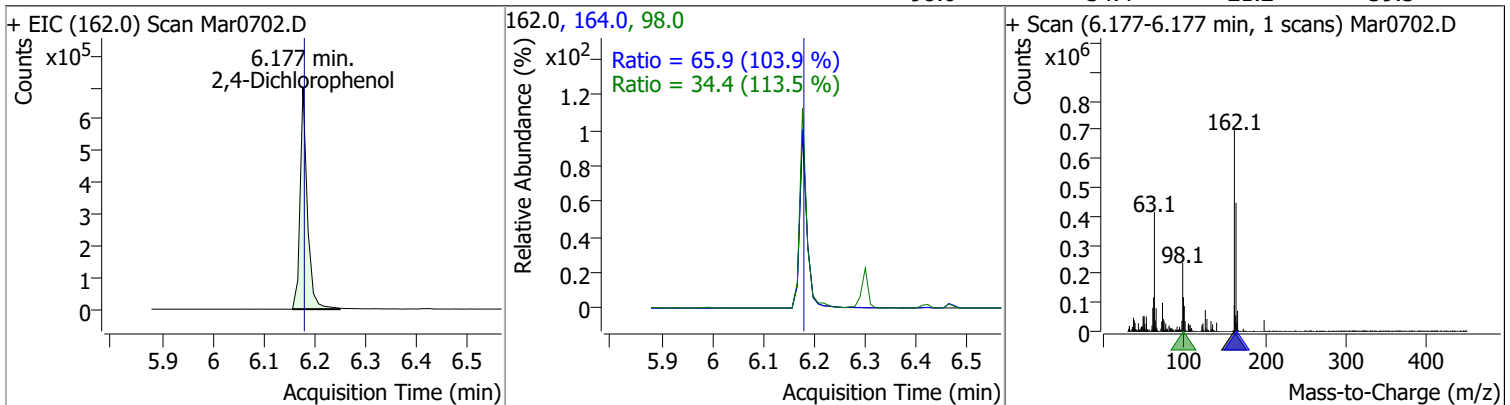
Compound	Conc.	RT	Dev(Min)	Resp.	QIon	QRatio	Lower	Upper
2,4-Dimethylphenol	141.0382	5.99	0.00	739264	107.0	110.9	75.1	139.5
					77.0	32.0	21.1	39.2



Compound	Conc.	RT	Dev(Min)	Resp.	QIon	QRatio	Lower	Upper
bis(-2-Chloroethoxy)Methane	142.2149	6.06	0.01	1008556	63.0	72.0	49.6	92.2
					95.0	32.3	21.4	39.8

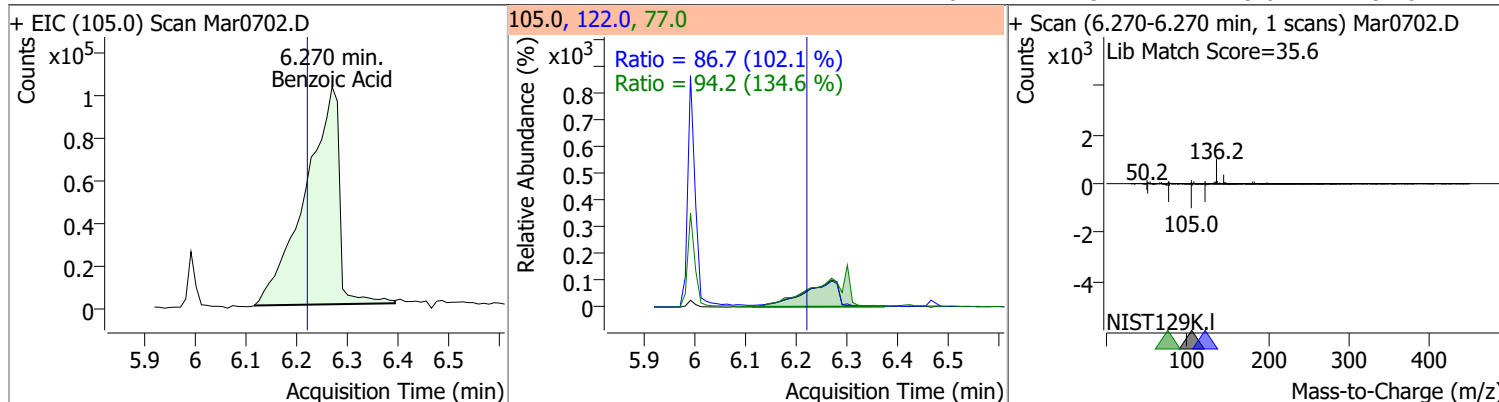


Compound	Conc.	RT	Dev(Min)	Resp.	QIon	QRatio	Lower	Upper
2,4-Dichlorophenol	144.4586	6.18	0.00	662068	164.0	65.9	44.4	82.4
					98.0	34.4	21.2	39.3

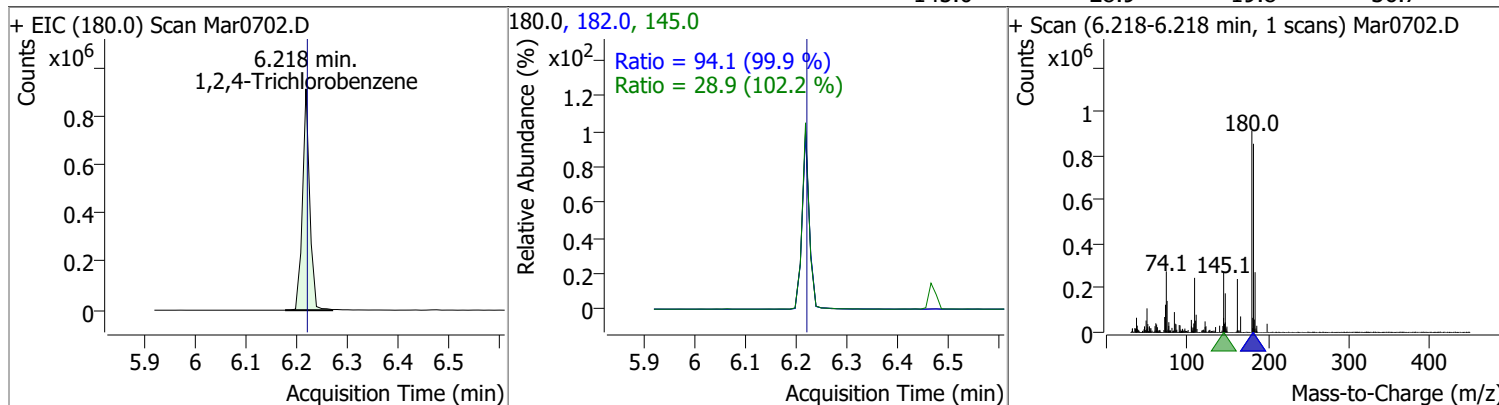


Quantitation Results Report (QT Reviewed)

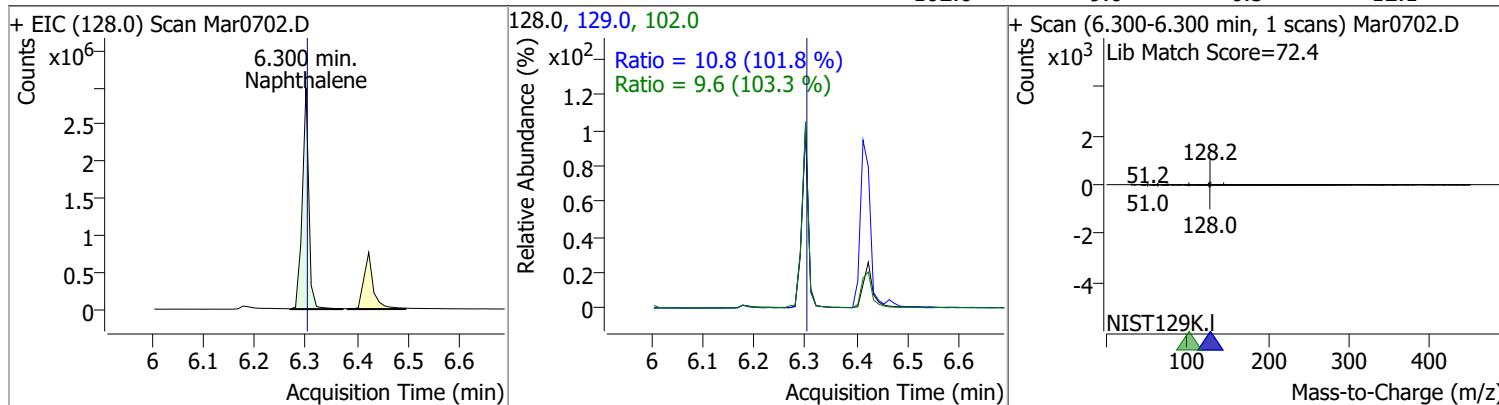
Compound	Conc.	RT	Dev(Min)	Resp.	QIon	QRatio	Lower	Upper
Benzoic Acid	147.9128	6.27	0.05	479399	122.0	86.7	59.4	110.4
					77.0	94.2	49.0	91.0



Compound	Conc.	RT	Dev(Min)	Resp.	QIon	QRatio	Lower	Upper
1,2,4-Trichlorobenzene	146.8271	6.22	0.00	895223	182.0	94.1	66.0	122.5
					145.0	28.9	19.8	36.7

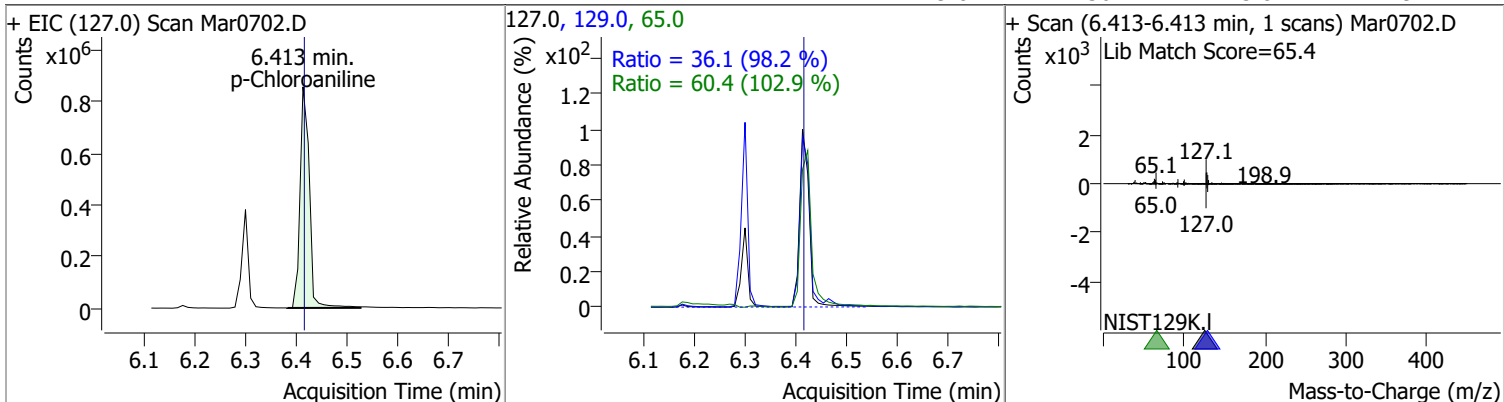


Compound	Conc.	RT	Dev(Min)	Resp.	QIon	QRatio	Lower	Upper
Naphthalene	147.2554	6.30	0.00	2659334	129.0	10.8	7.4	13.8
					102.0	9.6	6.5	12.1

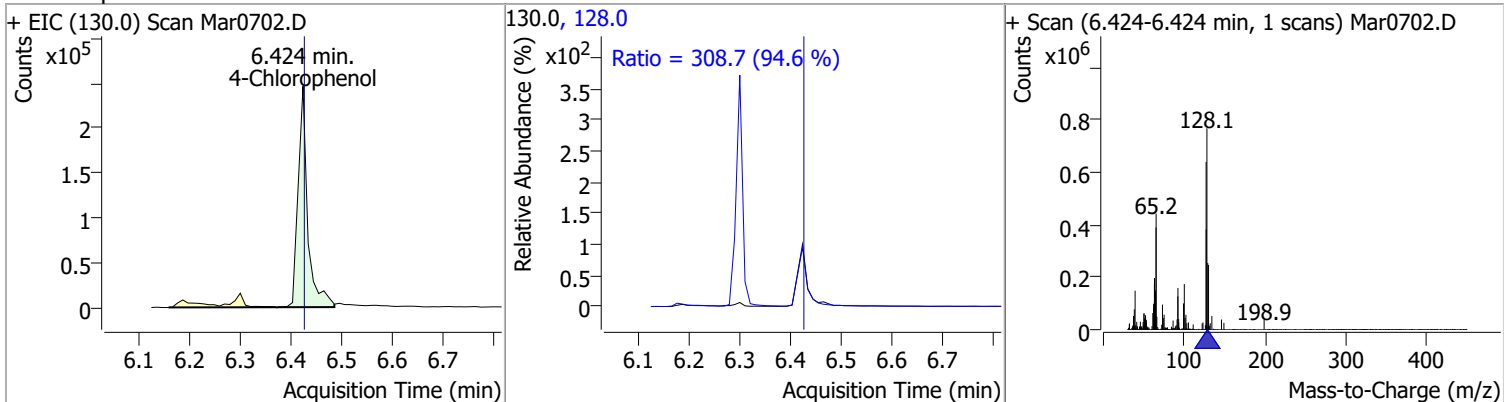


Quantitation Results Report (QT Reviewed)

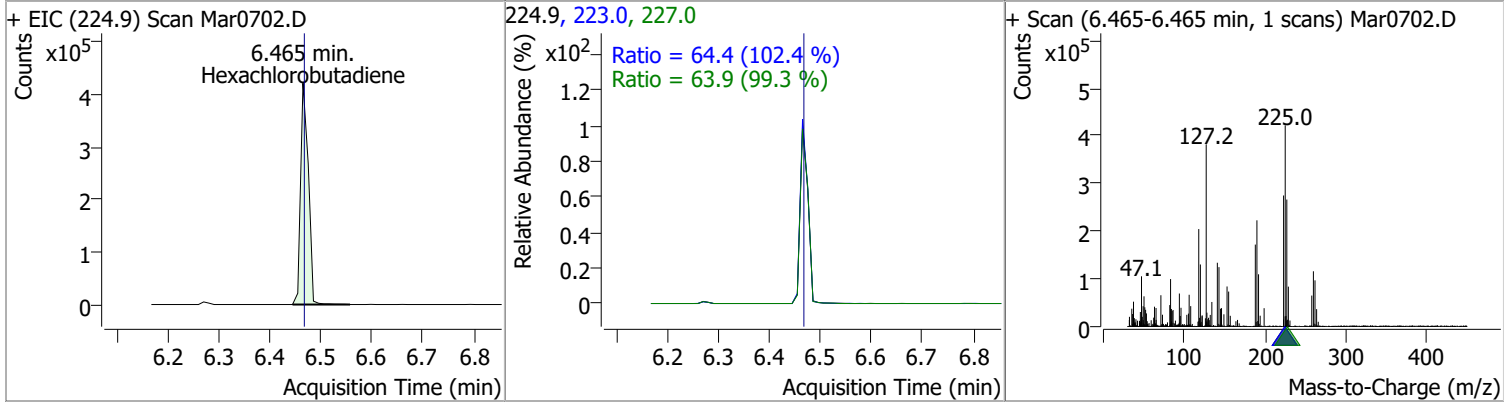
Compound	Conc.	RT	Dev(Min)	Resp.	QIon	QRatio	Lower	Upper
p-Chloroaniline	147.2854	6.41	0.00	1087767	65.0	60.4	41.0	76.2
					129.0	36.1	25.8	47.9



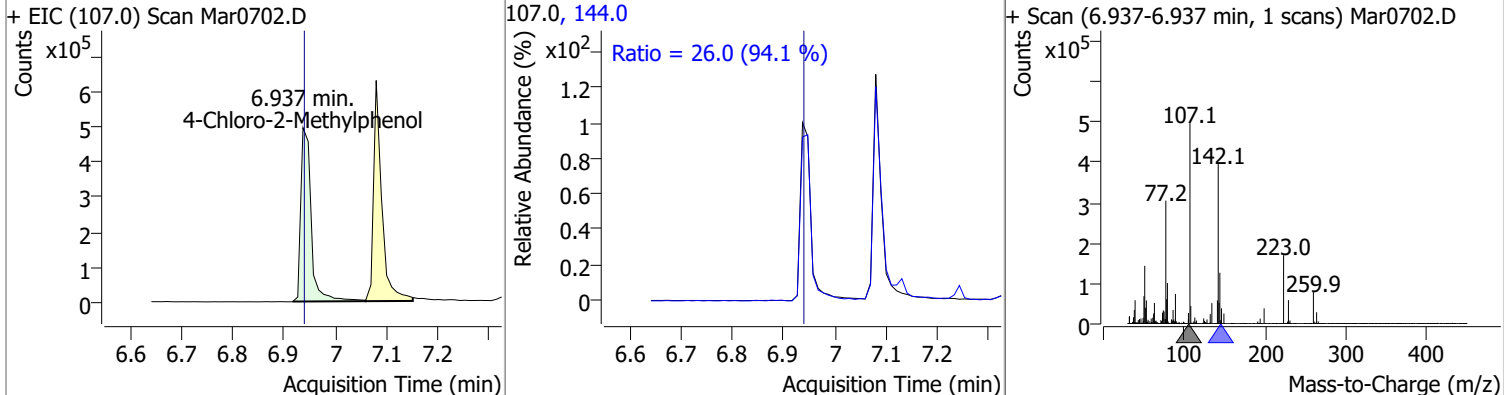
Compound	Conc.	RT	Dev(Min)	Resp.	QIon	QRatio	Lower	Upper
4-Chlorophenol	146.9963	6.42	0.00	322569	128.0	308.7	228.3	424.1



Compound	Conc.	RT	Dev(Min)	Resp.	QIon	QRatio	Lower	Upper
Hexachlorobutadiene	147.6569	6.46	0.00	447017	227.0	63.9	45.1	83.7
					223.0	64.4	44.0	81.7

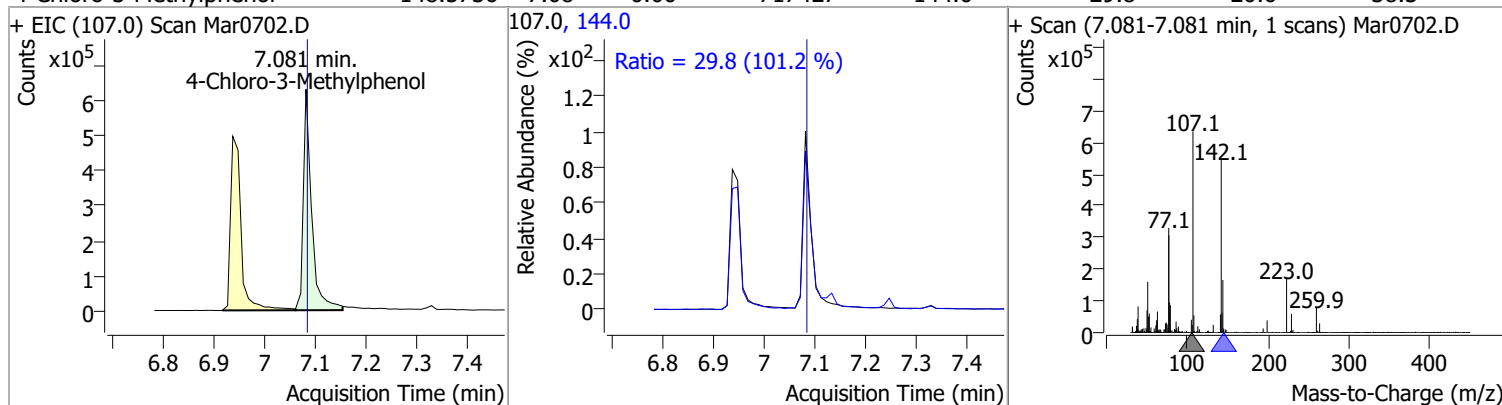


Compound	Conc.	RT	Dev(Min)	Resp.	QIon	QRatio	Lower	Upper
4-Chloro-2-Methylphenol	144.8061	6.94	0.00	705555	144.0	26.0	19.4	36.0

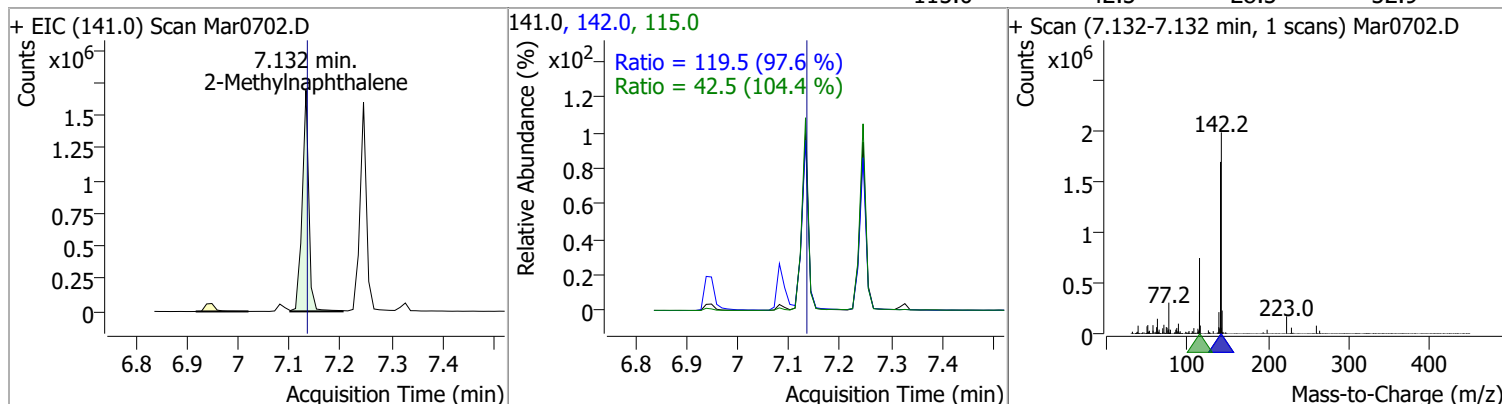


Quantitation Results Report (QT Reviewed)

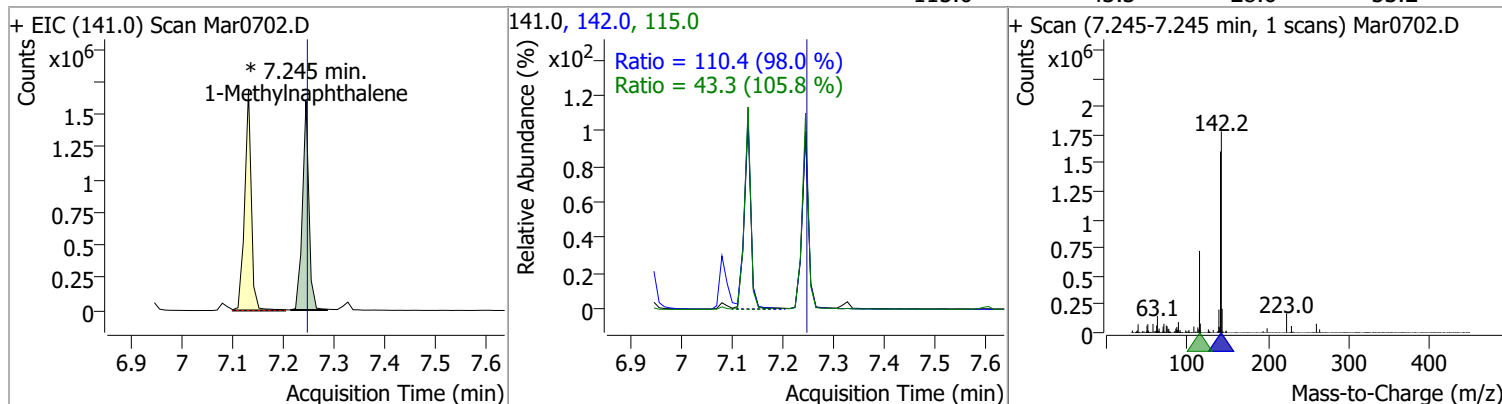
Compound	Conc.	RT	Dev(Min)	Resp.	QIon	QRatio	Lower	Upper
4-Chloro-3-Methylphenol	148.5736	7.08	0.00	717427	144.0	29.8	20.6	38.3



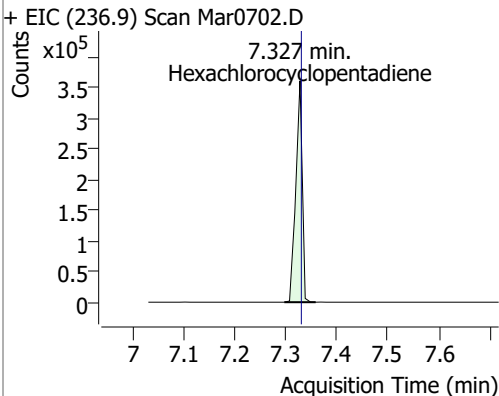
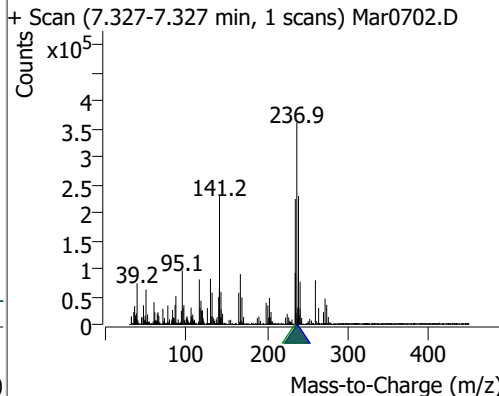
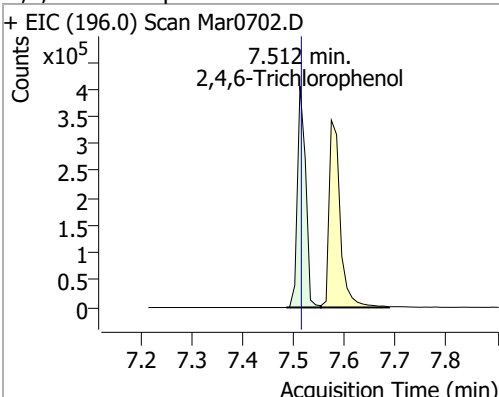
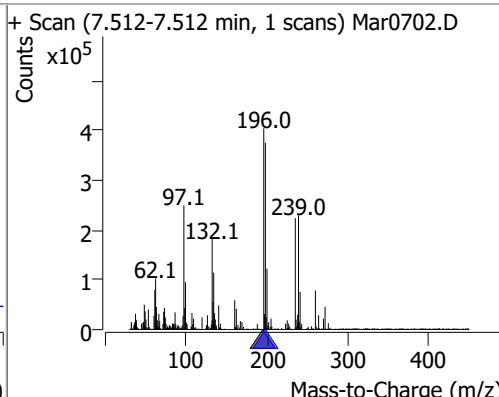
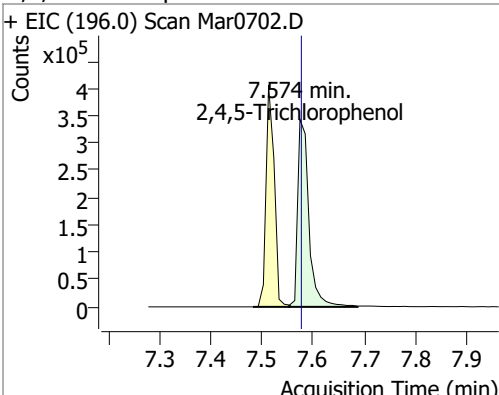
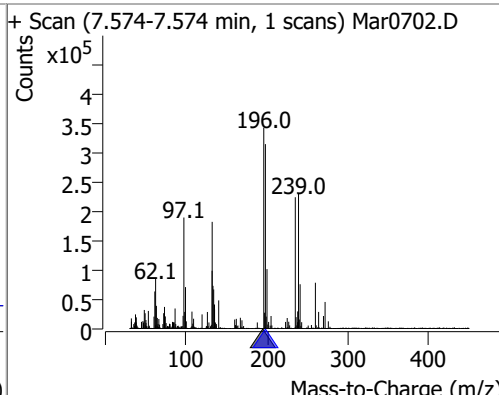
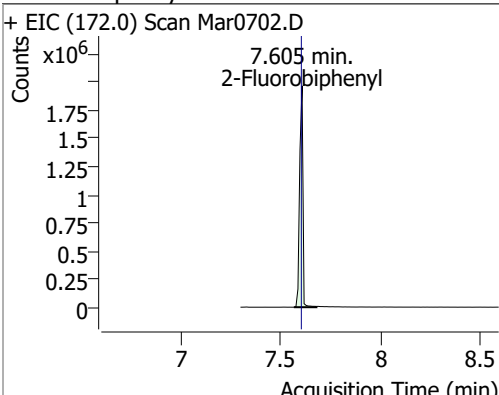
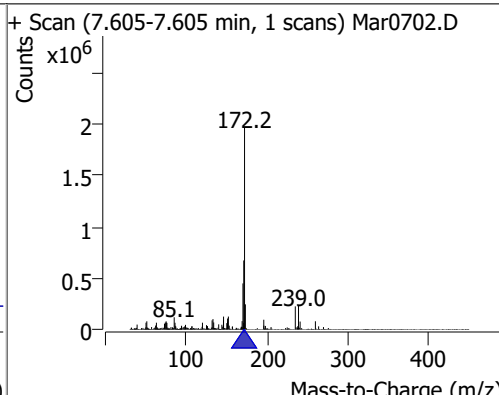
Compound	Conc.	RT	Dev(Min)	Resp.	QIon	QRatio	Lower	Upper
2-Methylnaphthalene	147.3991	7.13	0.00	1526463	142.0	119.5	85.7	159.2
					115.0	42.5	28.5	52.9



Compound	Conc.	RT	Dev(Min)	Resp.	QIon	QRatio	Lower	Upper
1-Methylnaphthalene	144.4117	7.25	0.00	1408106 (m)	142.0	110.4	78.8	146.3
					115.0	43.3	28.6	53.2

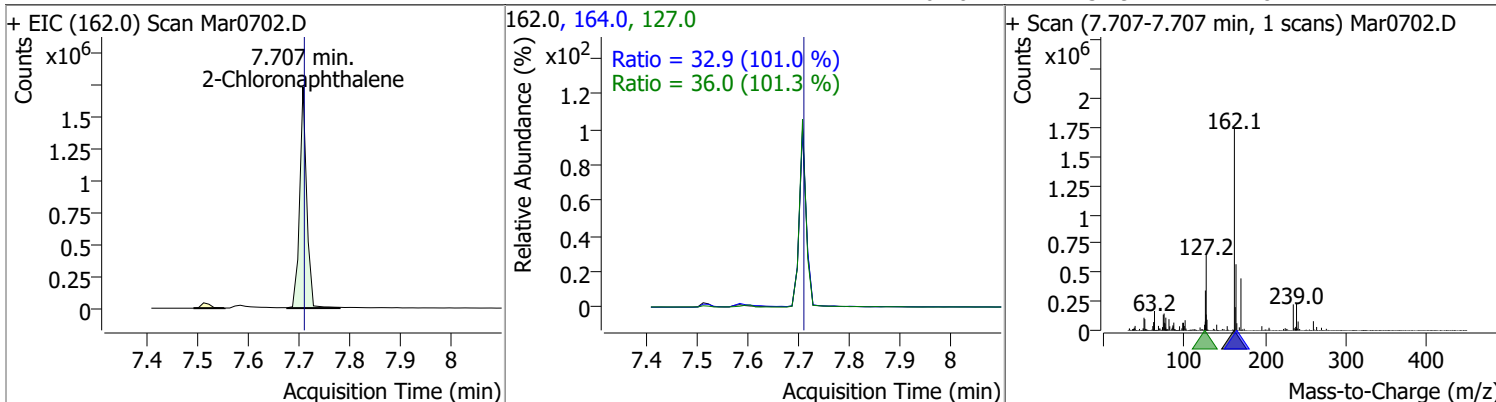


Quantitation Results Report (QT Reviewed)

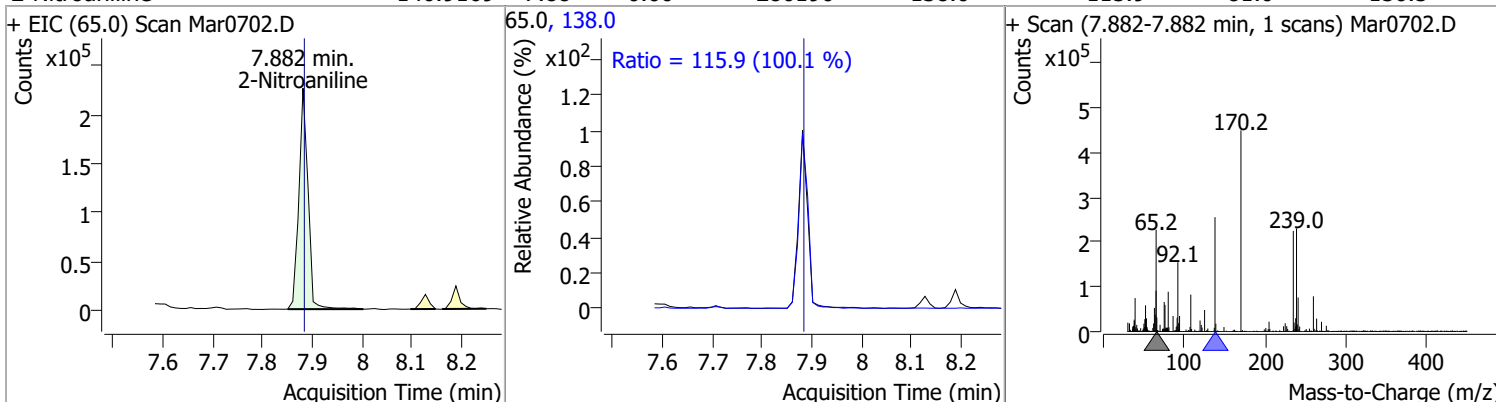
Compound	Conc.	RT	Dev(Min)	Resp.	QIon	QRatio	Lower	Upper
Hexachlorocyclopentadiene	147.7612	7.33	0.00	316510	234.9	62.5	42.3	78.6
					238.9	62.9	41.8	77.6
+ EIC (236.9) Scan Mar0702.D 			236.9, 238.9, 234.9 Ratio = 62.9 (105.4 %) Ratio = 62.5 (103.3 %)			+ Scan (7.327-7.327 min, 1 scans) Mar0702.D 		
2,4,6-Trichlorophenol	150.1593	7.51	0.00	455042	198.0	91.6	68.1	126.4
+ EIC (196.0) Scan Mar0702.D 			196.0, 198.0 Ratio = 91.6 (94.2 %)			+ Scan (7.512-7.512 min, 1 scans) Mar0702.D 		
2,4,5-Trichlorophenol	145.9824	7.57	0.00	524035	198.0	93.8	67.7	125.8
+ EIC (196.0) Scan Mar0702.D 			196.0, 198.0 Ratio = 93.8 (97.0 %)			+ Scan (7.574-7.574 min, 1 scans) Mar0702.D 		
2-Fluorobiphenyl	149.6451	7.60	0.01	2228213	171.0	34.3	23.6	43.9
+ EIC (172.0) Scan Mar0702.D 			172.0, 171.0 Ratio = 34.3 (101.5 %)			+ Scan (7.605-7.605 min, 1 scans) Mar0702.D 		

Quantitation Results Report (QT Reviewed)

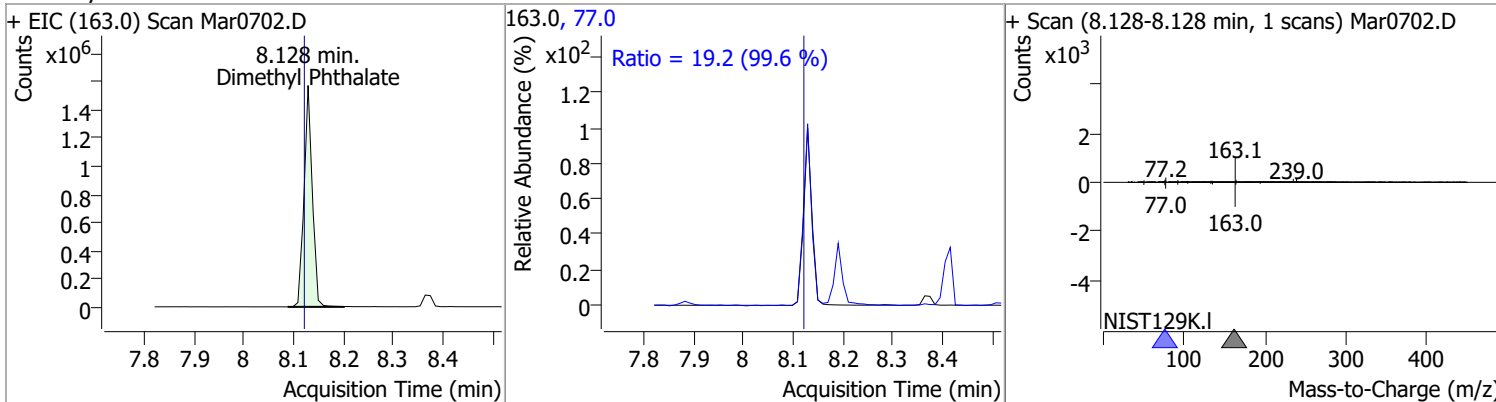
Compound	Conc.	RT	Dev(Min)	Resp.	QIon	QRatio	Lower	Upper
2-Chloronaphthalene	140.6282	7.71	0.00	1670999	127.0	36.0	24.9	46.2
					164.0	32.9	22.8	42.4



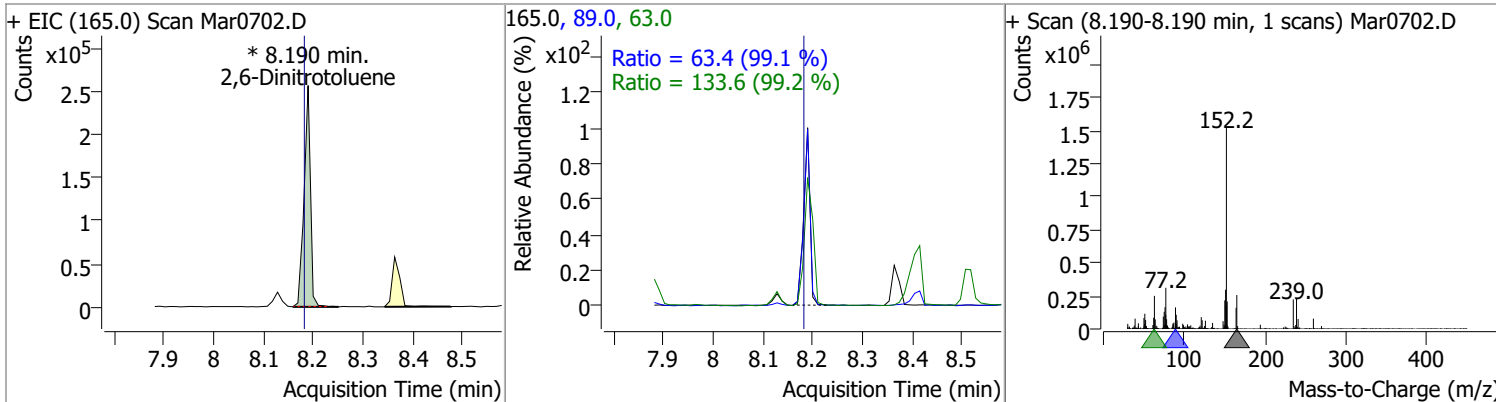
Compound	Conc.	RT	Dev(Min)	Resp.	QIon	QRatio	Lower	Upper
2-Nitroaniline	146.9169	7.88	0.00	286190	138.0	115.9	81.0	150.5



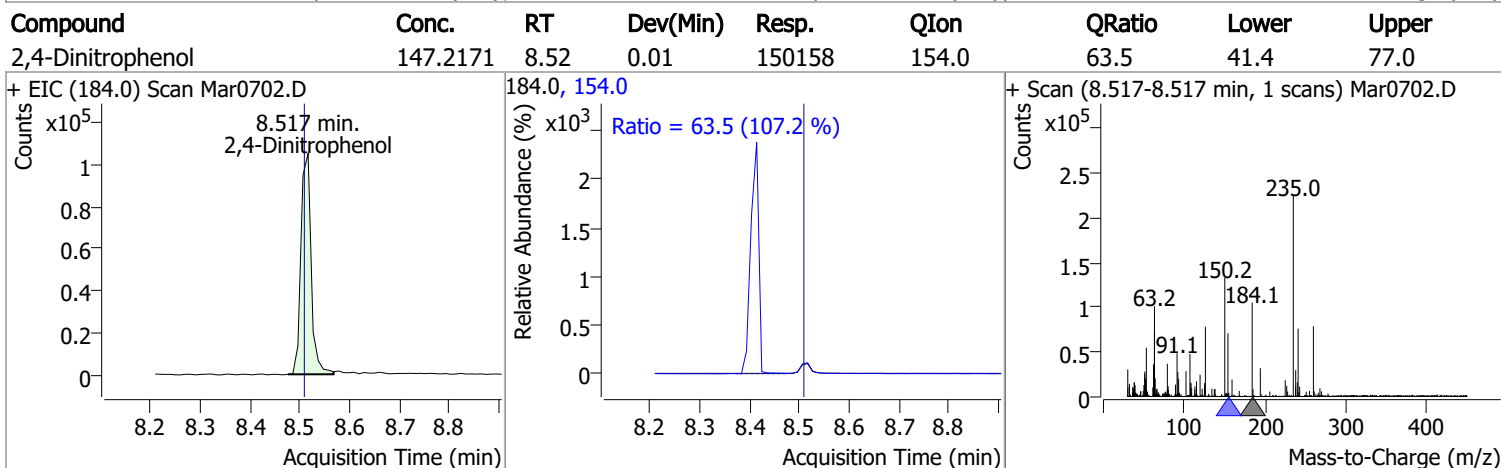
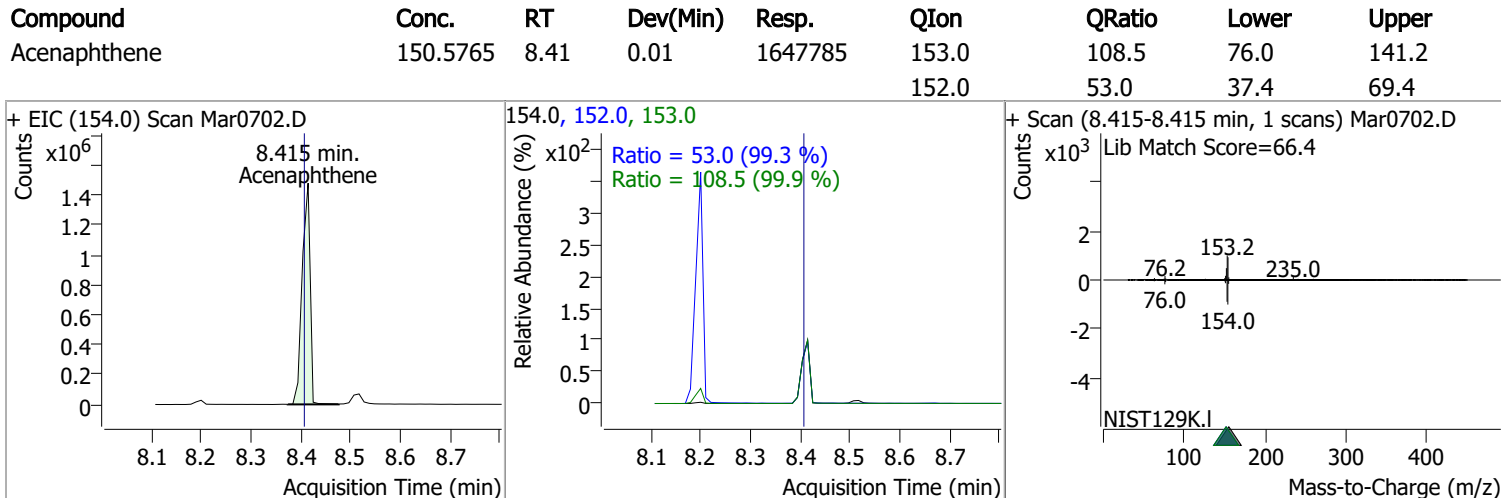
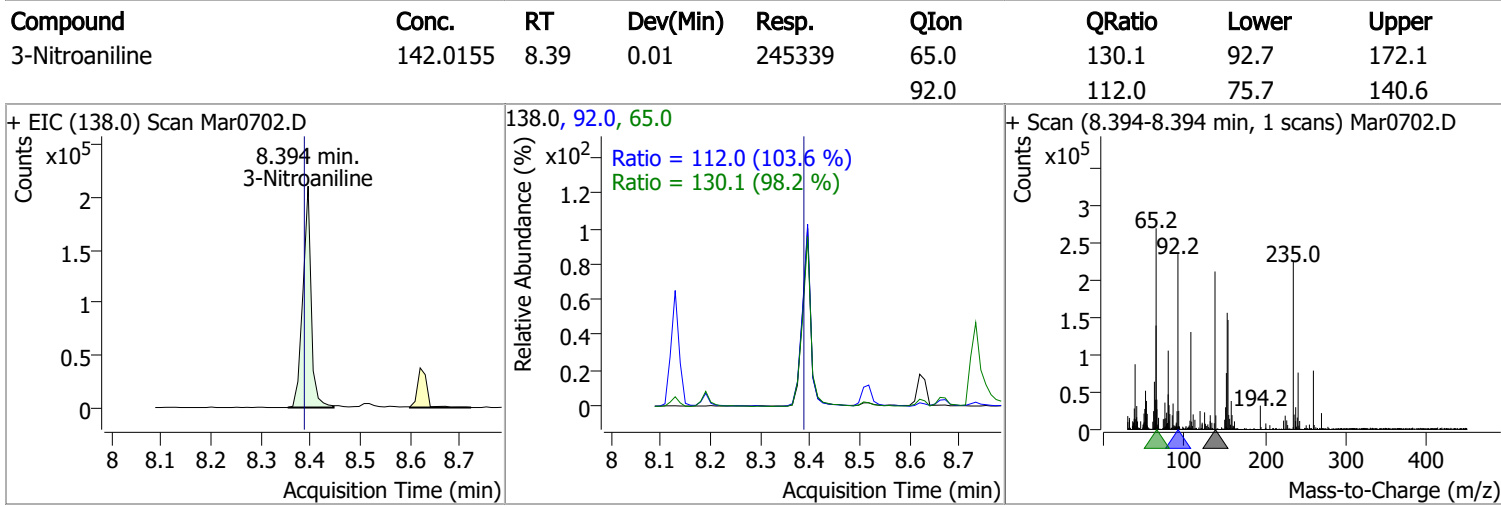
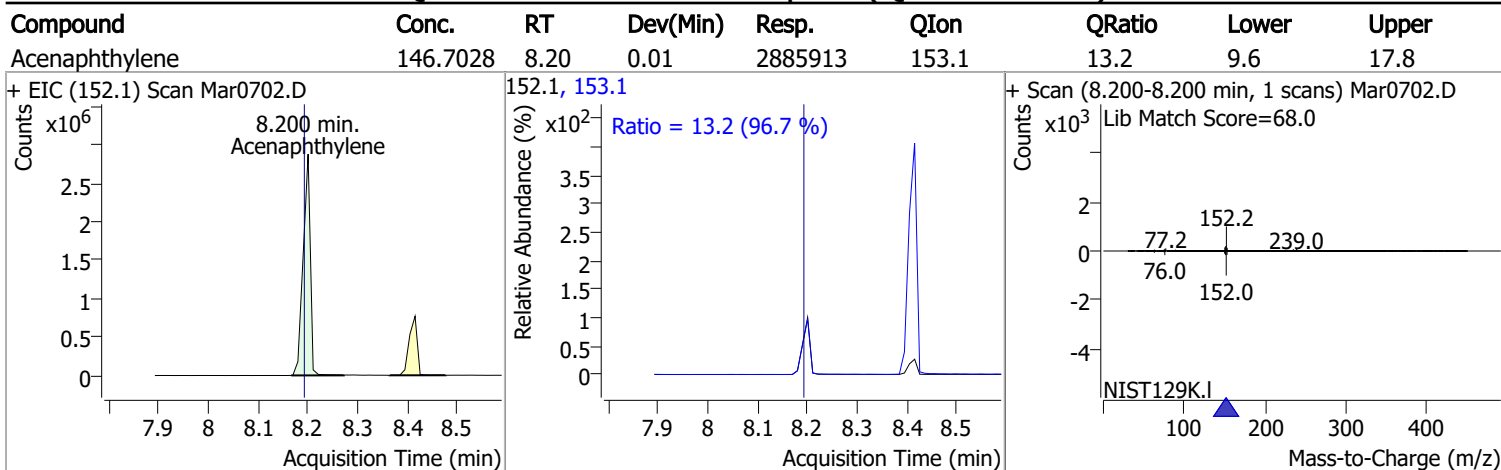
Compound	Conc.	RT	Dev(Min)	Resp.	QIon	QRatio	Lower	Upper
Dimethyl Phthalate	145.4169	8.13	0.01	1819450	77.0	19.2	13.5	25.0



Compound	Conc.	RT	Dev(Min)	Resp.	QIon	QRatio	Lower	Upper
2,6-Dinitrotoluene	142.0500	8.19	0.01	230320 (m)	63.0	133.6	94.3	175.1
					89.0	63.4	44.8	83.2

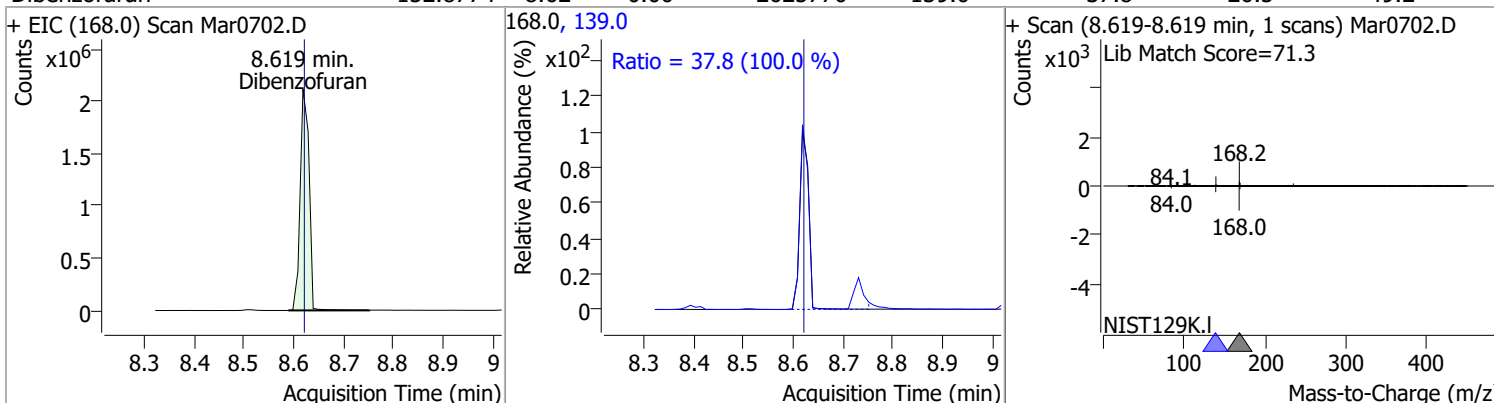


Quantitation Results Report (QT Reviewed)

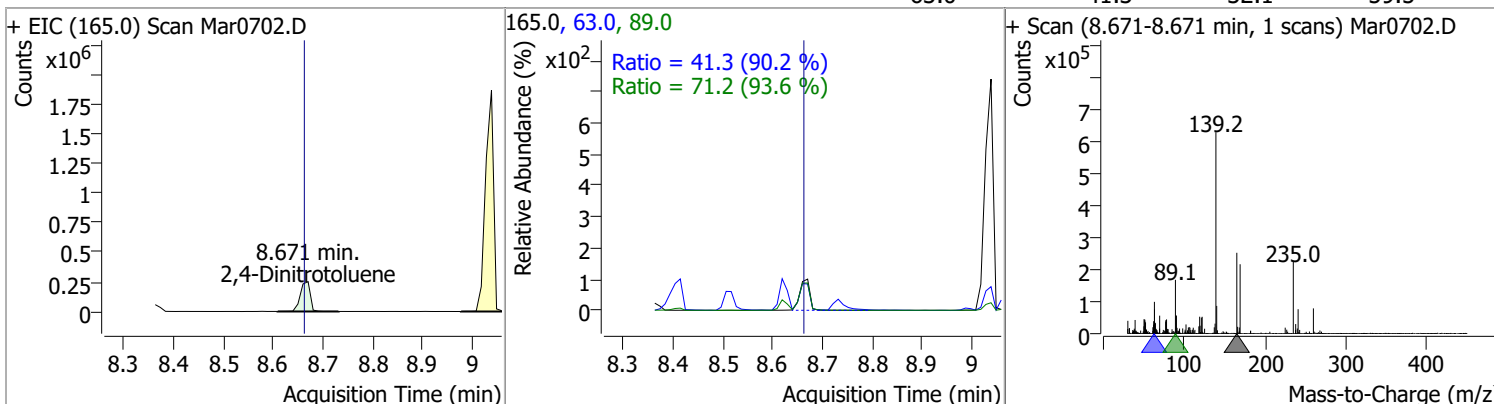


Quantitation Results Report (QT Reviewed)

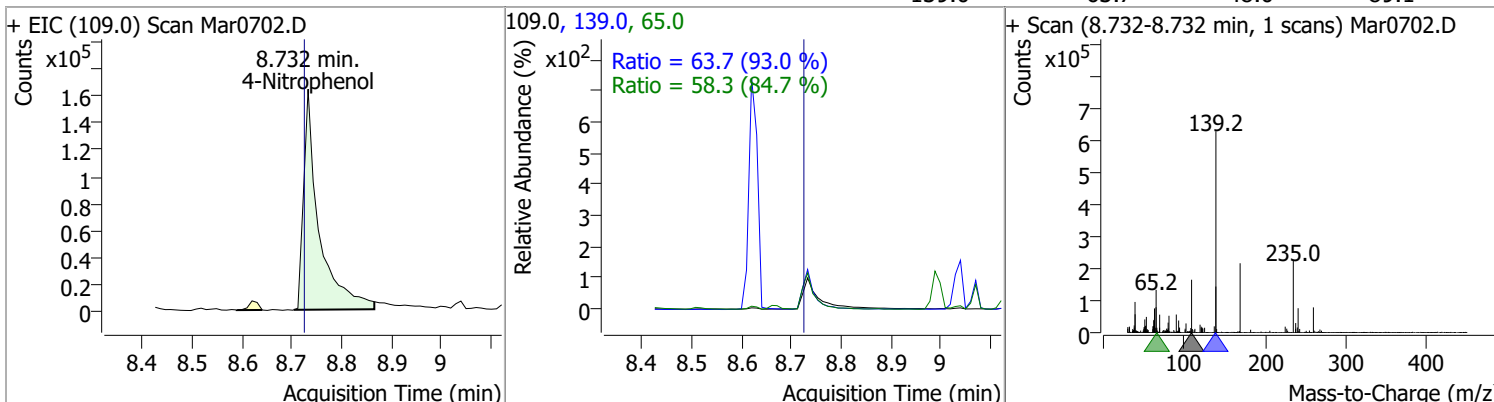
Compound	Conc.	RT	Dev(Min)	Resp.	QIon	QRatio	Lower	Upper
Dibenzofuran	152.8774	8.62	0.00	2625770	139.0	37.8	26.5	49.2



Compound	Conc.	RT	Dev(Min)	Resp.	QIon	QRatio	Lower	Upper
2,4-Dinitrotoluene	152.4819	8.67	0.01	348195	89.0	71.2	53.2	98.8
					63.0	41.3	32.1	59.5

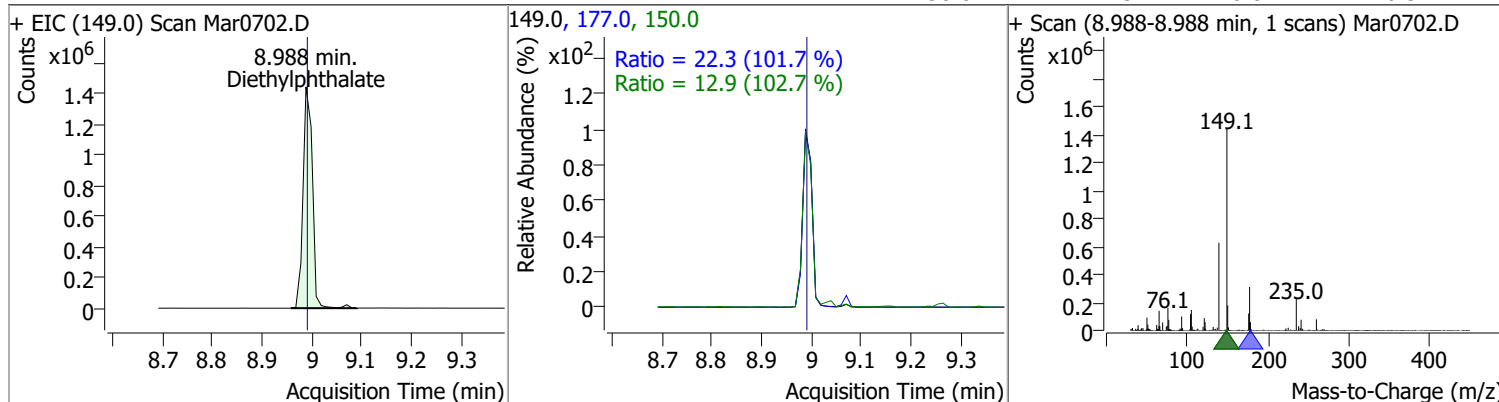


Compound	Conc.	RT	Dev(Min)	Resp.	QIon	QRatio	Lower	Upper
4-Nitrophenol	148.8925	8.73	0.01	353347	65.0	58.3	48.2	89.6
					139.0	63.7	48.0	89.1

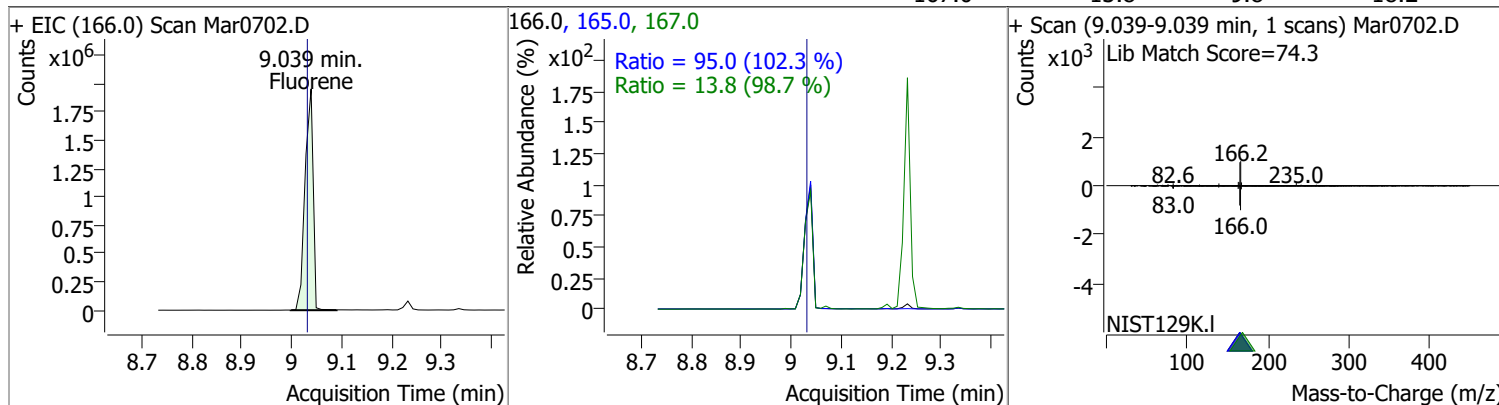


Quantitation Results Report (QT Reviewed)

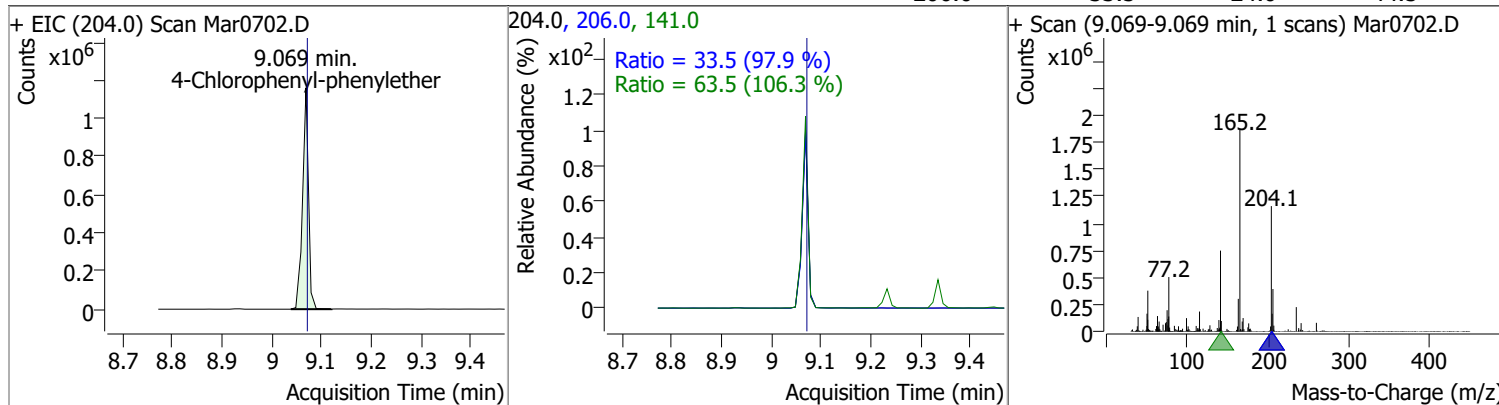
Compound	Conc.	RT	Dev(Min)	Resp.	QIon	QRatio	Lower	Upper
Diethylphthalate	147.4847	8.99	0.00	1880452	177.0	22.3	15.3	28.5
					150.0	12.9	8.8	16.3



Compound	Conc.	RT	Dev(Min)	Resp.	QIon	QRatio	Lower	Upper
Fluorene	151.9884	9.04	0.01	2208997	165.0	95.0	65.0	120.6
					167.0	13.8	9.8	18.2

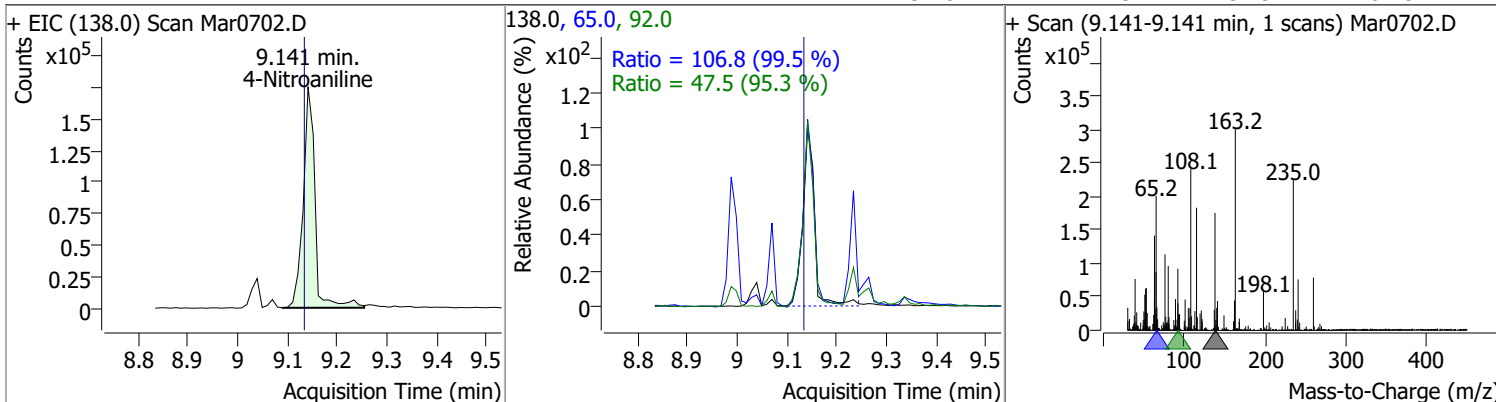


Compound	Conc.	RT	Dev(Min)	Resp.	QIon	QRatio	Lower	Upper
4-Chlorophenyl-phenylether	144.7037	9.07	0.00	957003	141.0	63.5	41.8	77.7
					206.0	33.5	24.0	44.5

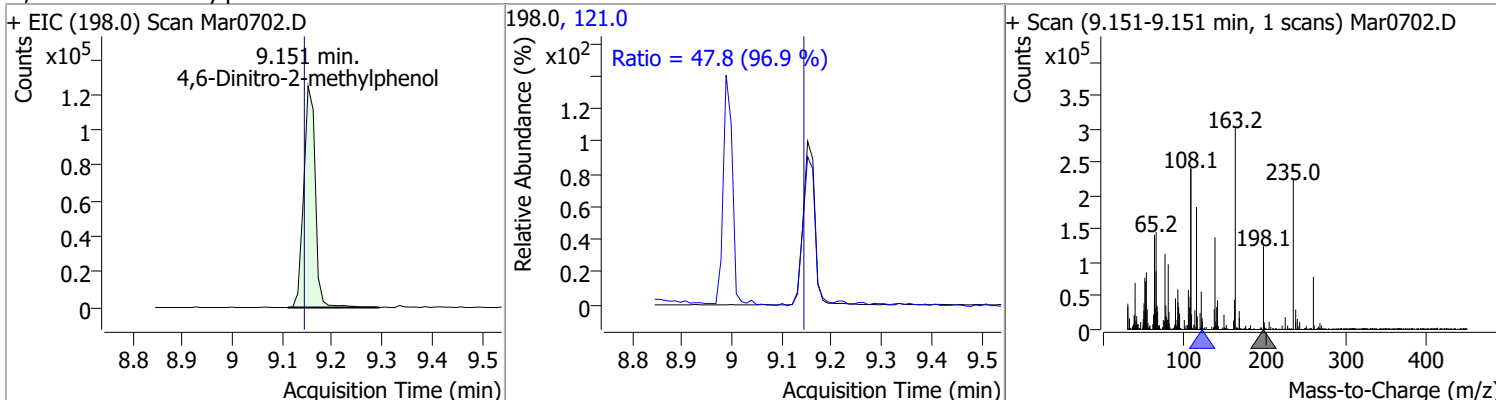


Quantitation Results Report (QT Reviewed)

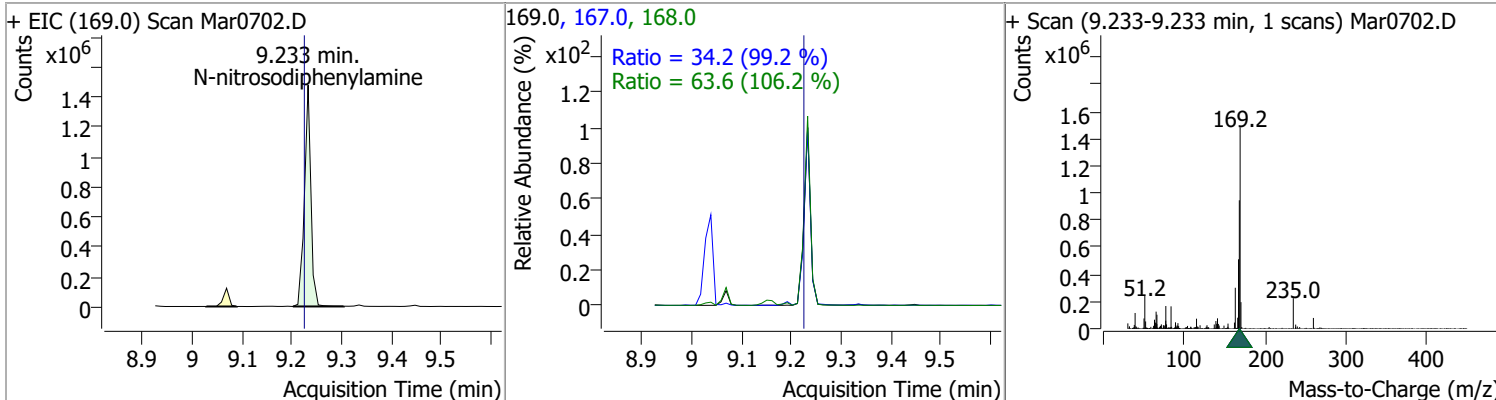
Compound	Conc.	RT	Dev(Min)	Resp.	QIon	QRatio	Lower	Upper
4-Nitroaniline	147.4129	9.14	0.01	286977	65.0	106.8	75.1	139.5
					92.0	47.5	34.9	64.8



Compound	Conc.	RT	Dev(Min)	Resp.	QIon	QRatio	Lower	Upper
4,6-Dinitro-2-methylphenol	146.1324	9.15	0.01	202642	121.0	47.8	34.6	64.2

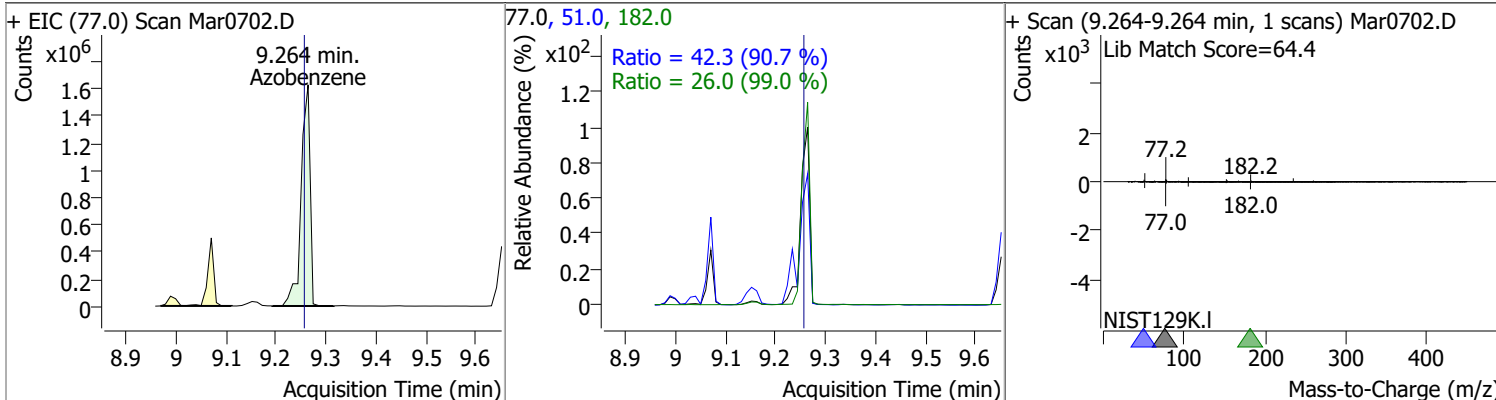


Compound	Conc.	RT	Dev(Min)	Resp.	QIon	QRatio	Lower	Upper
N-nitrosodiphenylamine	146.2390	9.23	0.01	1336798	168.0	63.6	41.9	77.8
					167.0	34.2	24.1	44.8

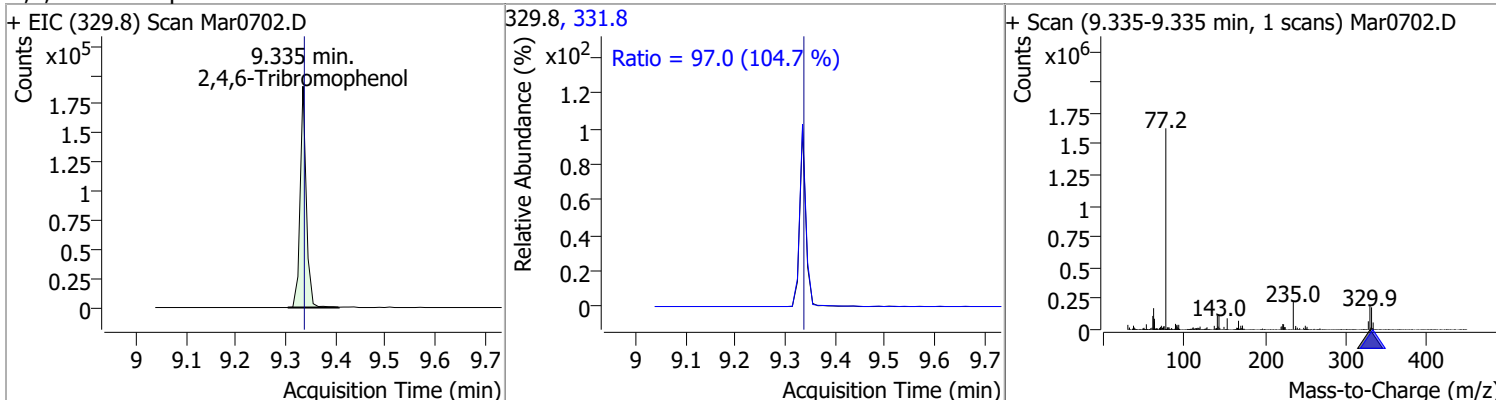


Quantitation Results Report (QT Reviewed)

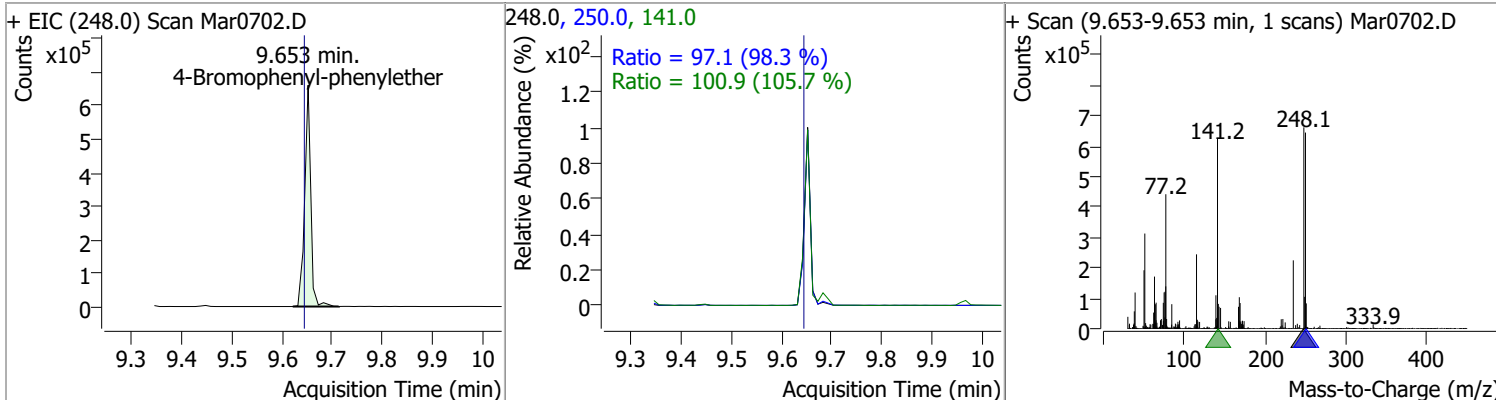
Compound	Conc.	RT	Dev(Min)	Resp.	QIon	QRatio	Lower	Upper
Azobenzene	151.7966	9.26	0.01	2022815	51.0	42.3	32.6	60.6
					182.0	26.0	18.4	34.2



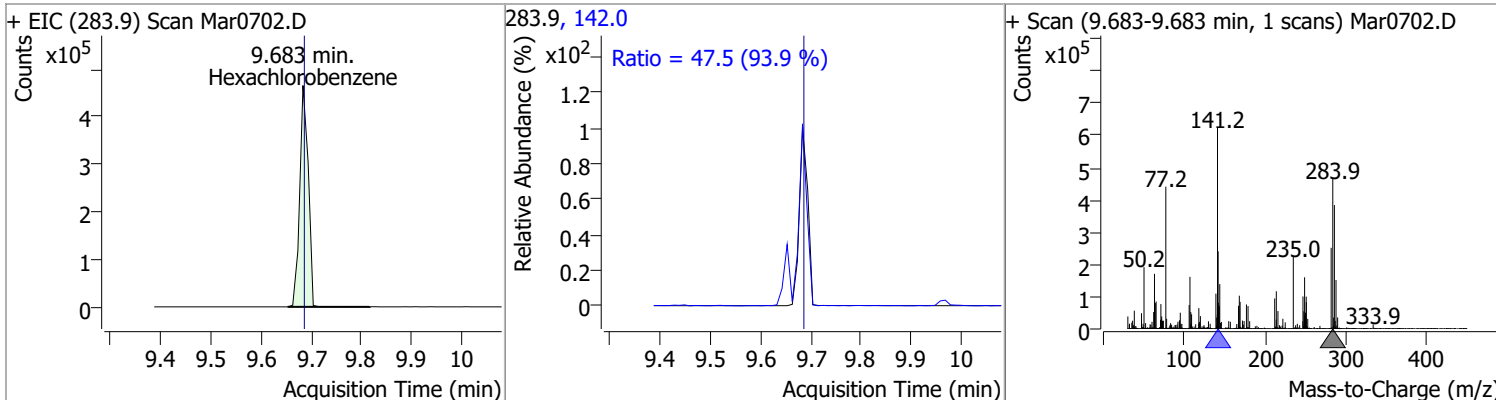
Compound	Conc.	RT	Dev(Min)	Resp.	QIon	QRatio	Lower	Upper
2,4,6-Tribromophenol	144.0544	9.34	0.00	163390	331.8	97.0	64.9	120.4



Compound	Conc.	RT	Dev(Min)	Resp.	QIon	QRatio	Lower	Upper
4-Bromophenyl-phenylether	148.1014	9.65	0.01	556046	250.0	97.1	69.2	128.5
					141.0	100.9	66.8	124.1

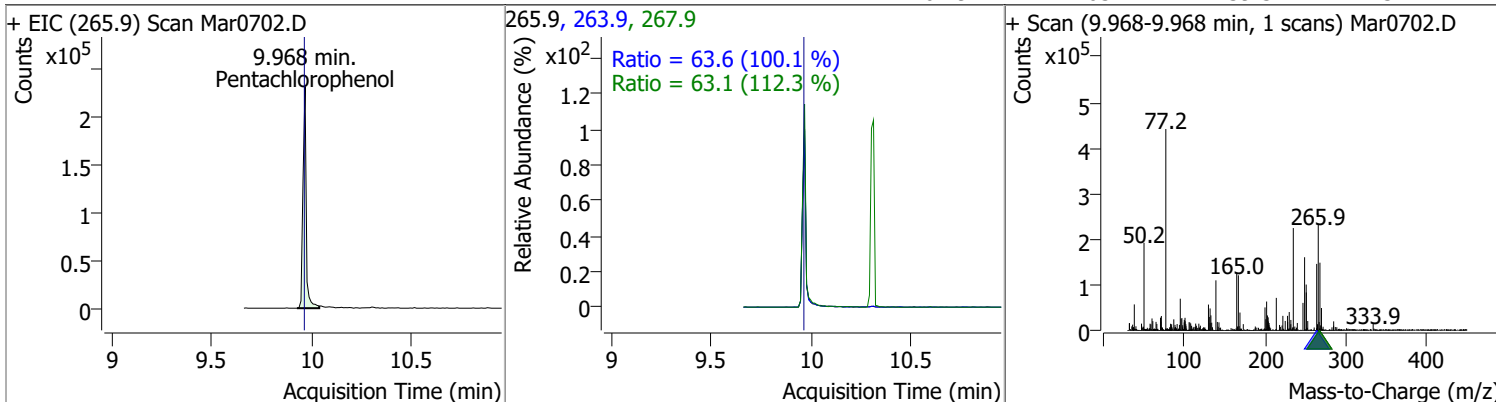


Compound	Conc.	RT	Dev(Min)	Resp.	QIon	QRatio	Lower	Upper
Hexachlorobenzene	149.3639	9.68	0.00	551458	142.0	47.5	35.4	65.7

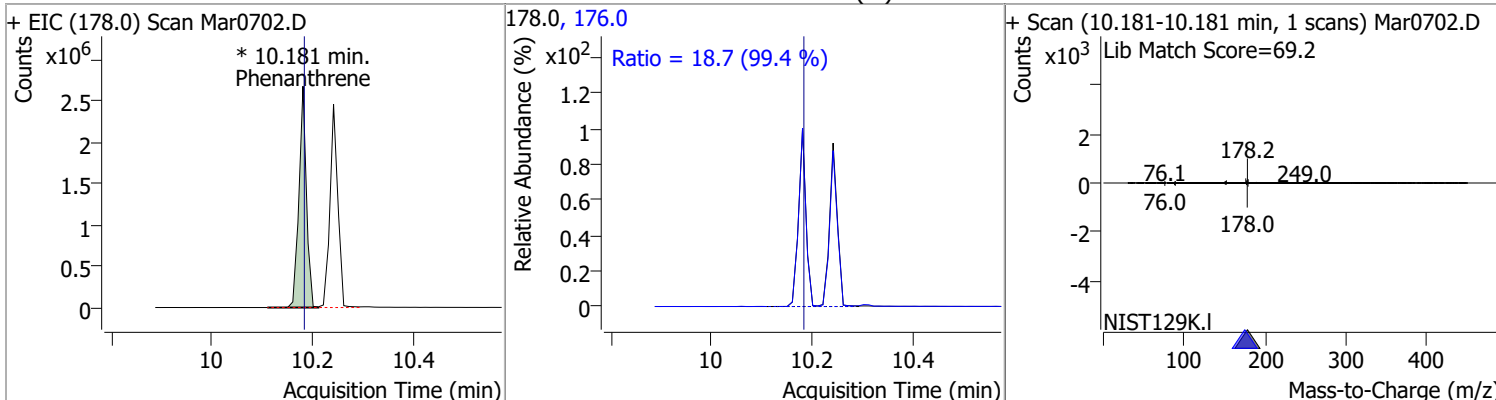


Quantitation Results Report (QT Reviewed)

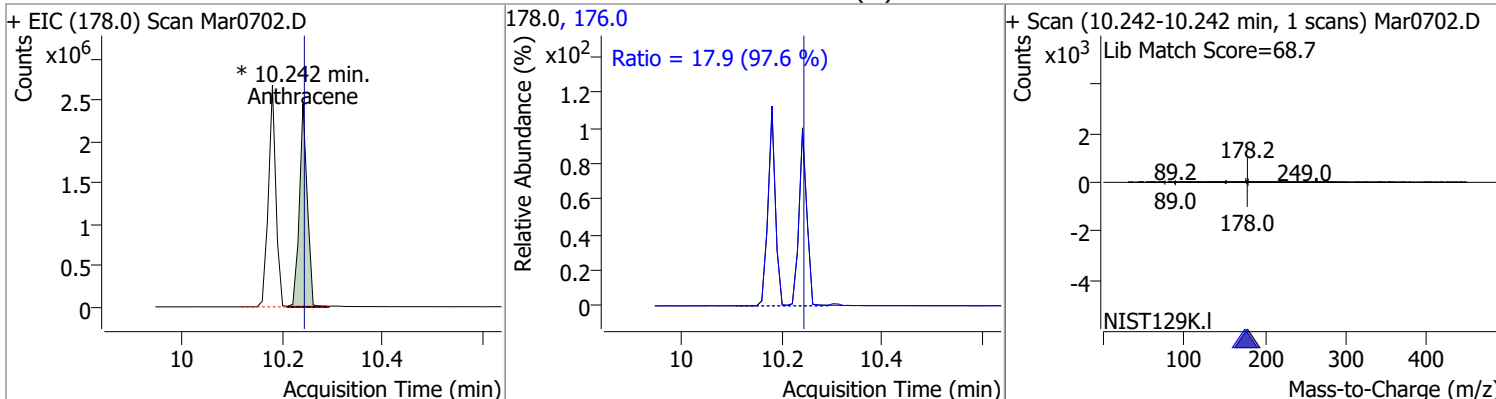
Compound	Conc.	RT	Dev(Min)	Resp.	QIon	QRatio	Lower	Upper
Pentachlorophenol	148.4377	9.97	0.01	261294	263.9	63.6	44.5	82.6
					267.9	63.1	39.3	73.1



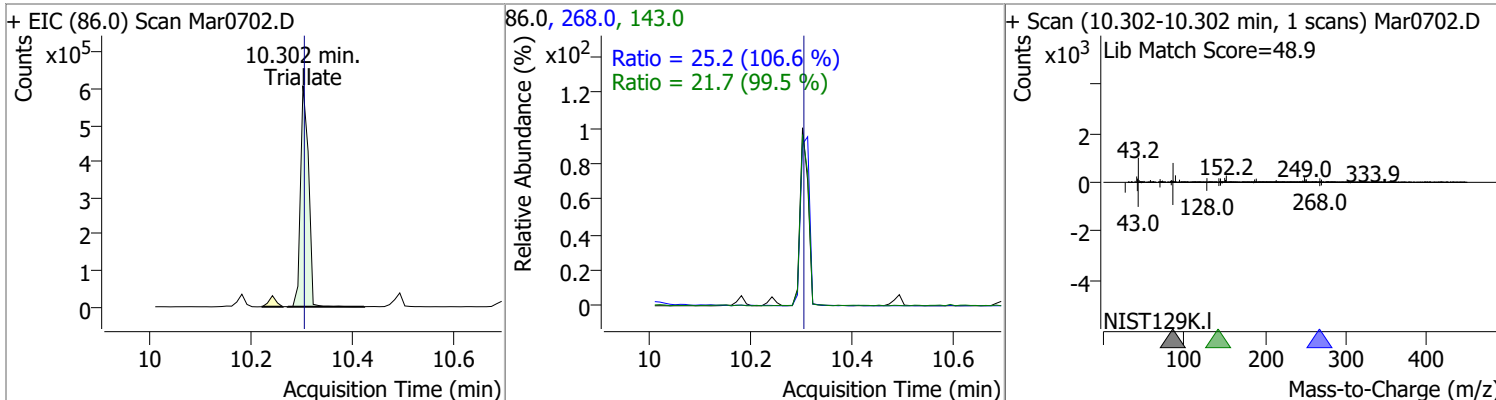
Compound	Conc.	RT	Dev(Min)	Resp.	QIon	QRatio	Lower	Upper
Phenanthrene	148.7549	10.18	0.00	2776313 (m)	176.0	18.7	13.2	24.5



Compound	Conc.	RT	Dev(Min)	Resp.	QIon	QRatio	Lower	Upper
Anthracene	148.8400	10.24	0.00	2680985 (m)	176.0	17.9	12.8	23.8

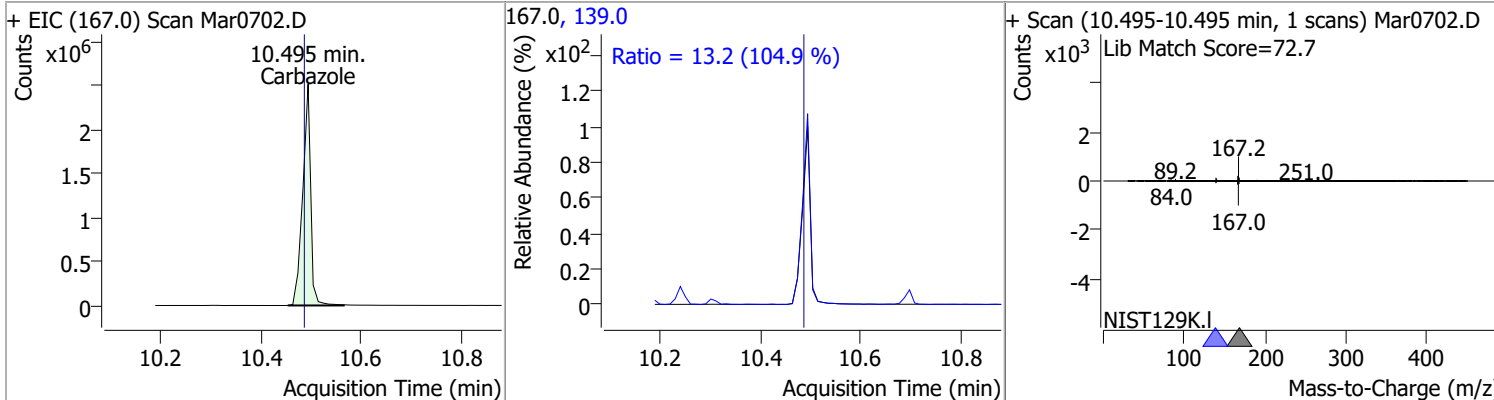


Compound	Conc.	RT	Dev(Min)	Resp.	QIon	QRatio	Lower	Upper
Triallate	151.0829	10.30	0.00	674530	268.0	25.2	16.6	30.8
					143.0	21.7	15.3	28.3

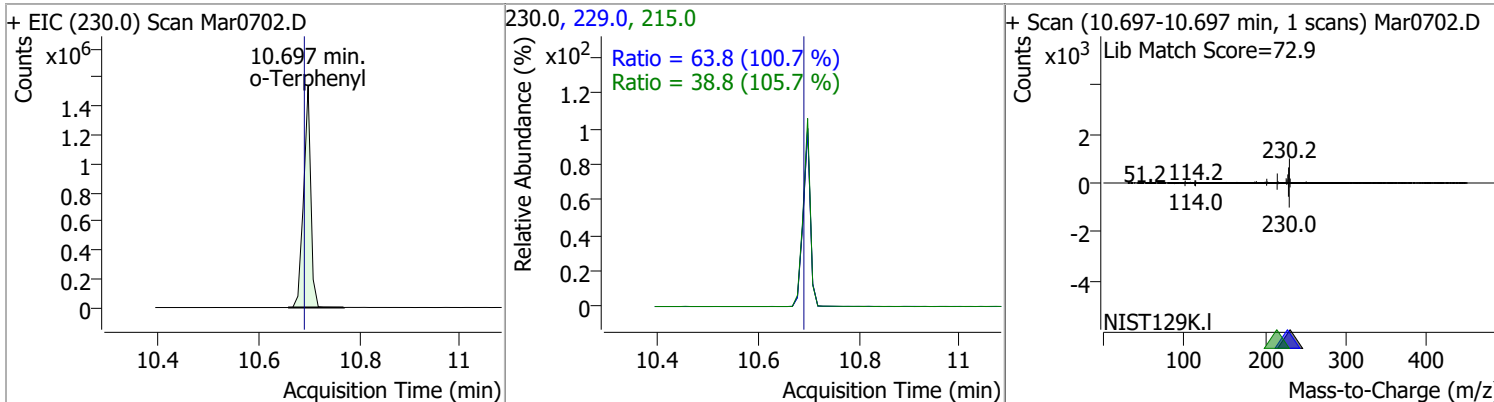


Quantitation Results Report (QT Reviewed)

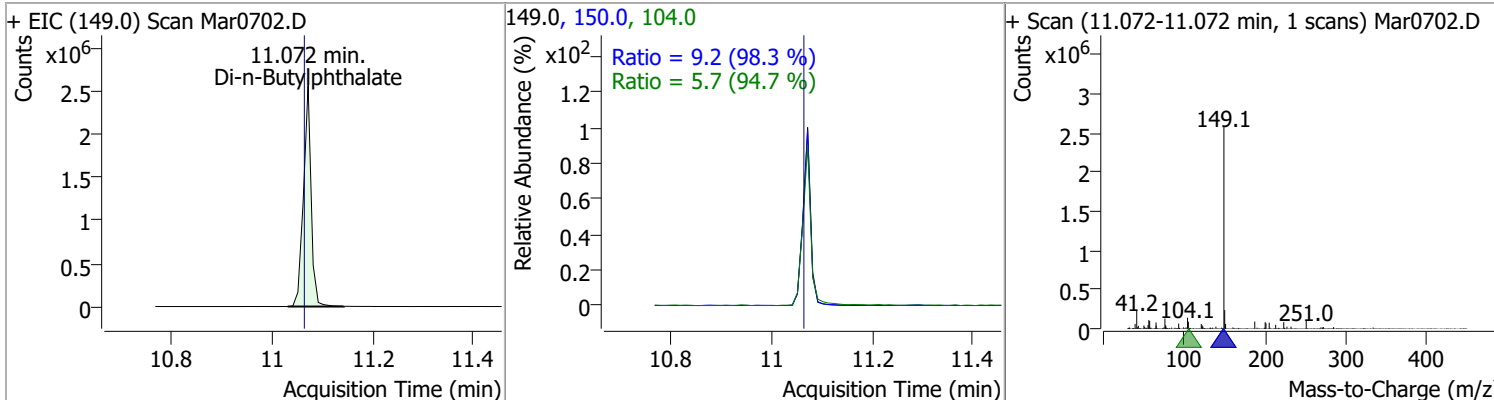
Compound	Conc.	RT	Dev(Min)	Resp.	QIon	QRatio	Lower	Upper
Carbazole	144.4856	10.49	0.01	2778300	139.0	13.2	8.8	16.3



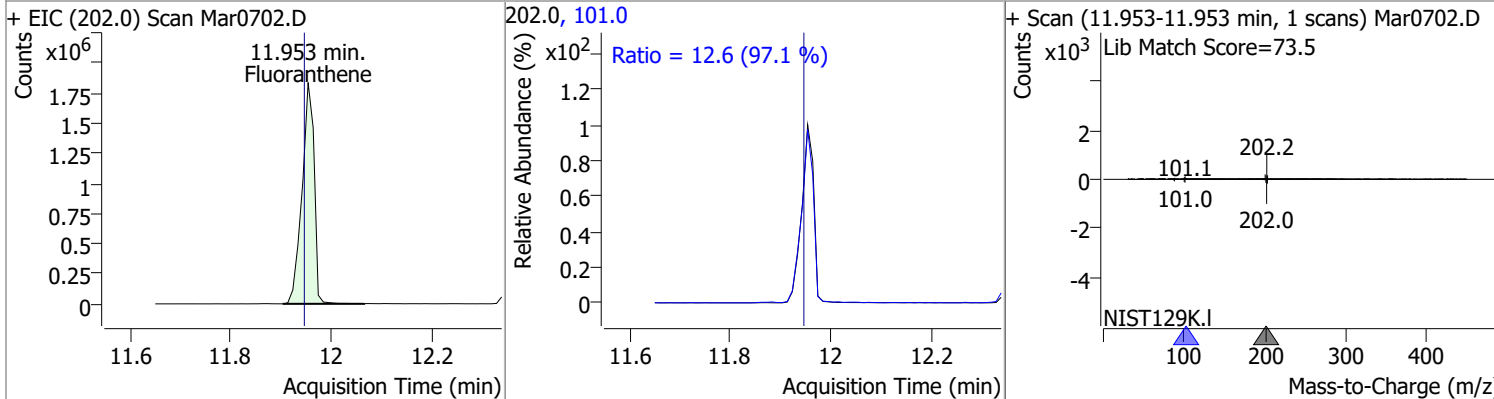
o-Terphenyl	149.0305	10.70	0.01	1526760	229.0 215.0	63.8 38.8	44.4 25.7	82.4 47.7
-------------	----------	-------	------	---------	----------------	--------------	--------------	--------------



Di-n-Butylphthalate	147.2004	11.07	0.01	2732798	150.0 104.0	9.2 5.7	6.5 4.2	12.1 7.9
---------------------	----------	-------	------	---------	----------------	------------	------------	-------------

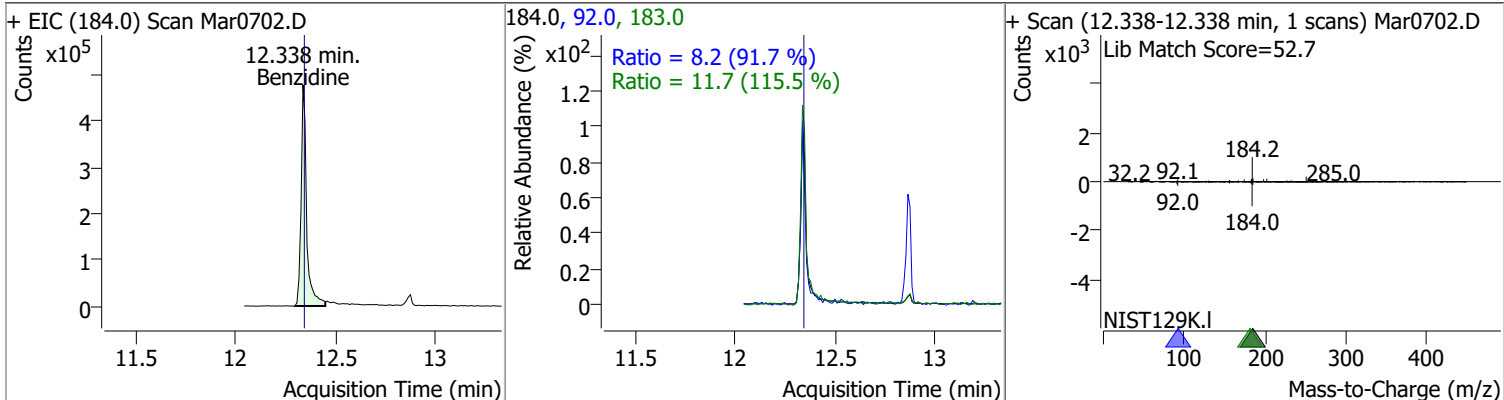


Fluoranthene	151.0655	11.95	0.01	3075067	101.0	12.6	9.1	16.9
--------------	----------	-------	------	---------	-------	------	-----	------

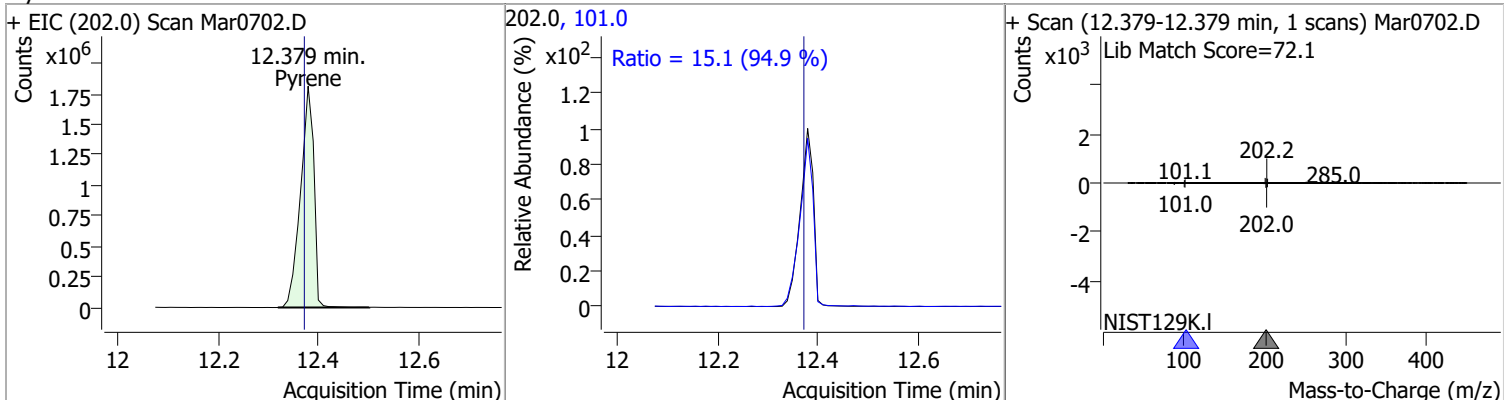


Quantitation Results Report (QT Reviewed)

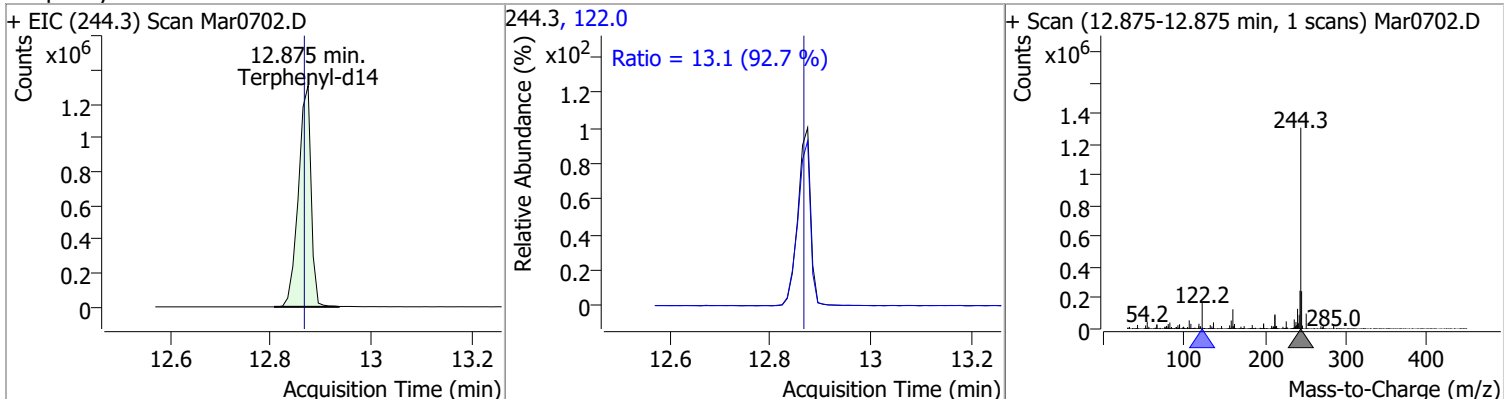
Compound	Conc.	RT	Dev(Min)	Resp.	QIon	QRatio	Lower	Upper
Benzidine	144.2451	12.34	0.00	913596	183.0	11.7	7.1	13.1
					92.0	8.2	6.3	11.7



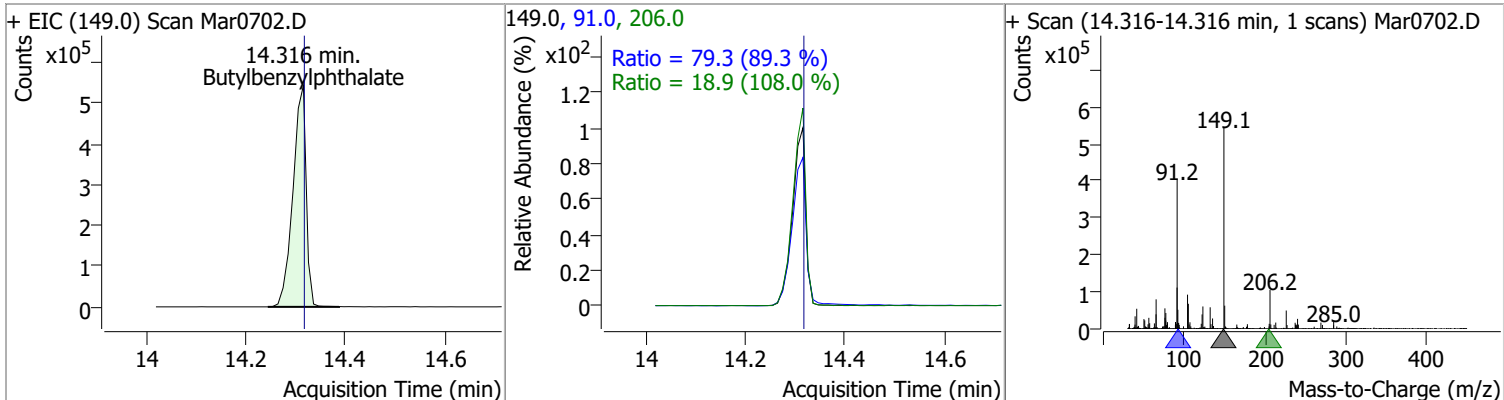
Compound	Conc.	RT	Dev(Min)	Resp.	QIon	QRatio	Lower	Upper
Pyrene	150.7657	12.38	0.01	3339363	101.0	15.1	11.1	20.6



Compound	Conc.	RT	Dev(Min)	Resp.	QIon	QRatio	Lower	Upper
Terphenyl-d14	151.5070	12.88	0.01	2287435	122.0	13.1	9.9	18.4

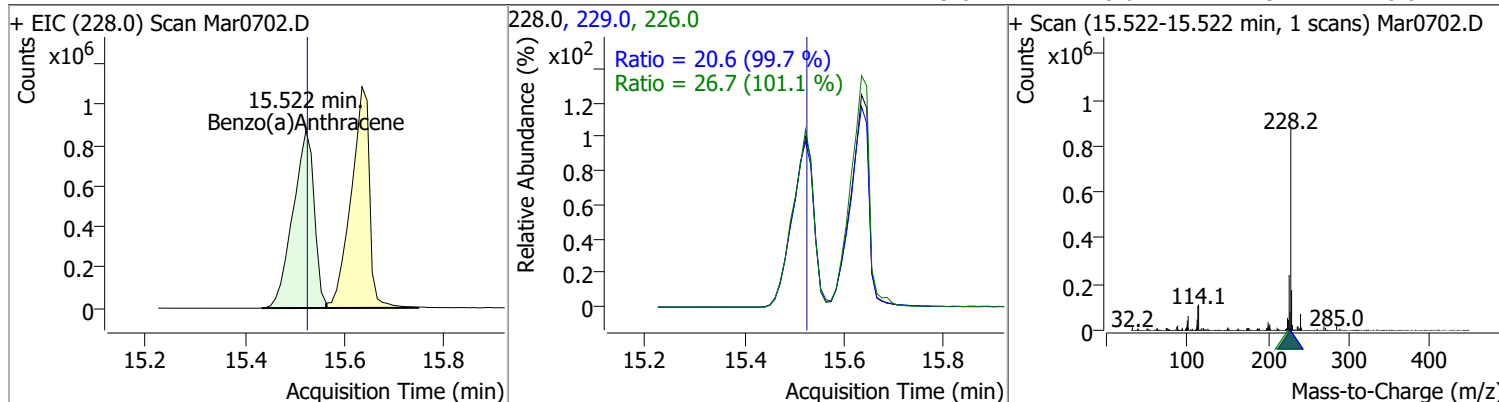


Compound	Conc.	RT	Dev(Min)	Resp.	QIon	QRatio	Lower	Upper
Butylbenzylphthalate	148.2547	14.32	0.01	1000067	91.0	79.3	62.2	115.4
					206.0	18.9	12.2	22.7

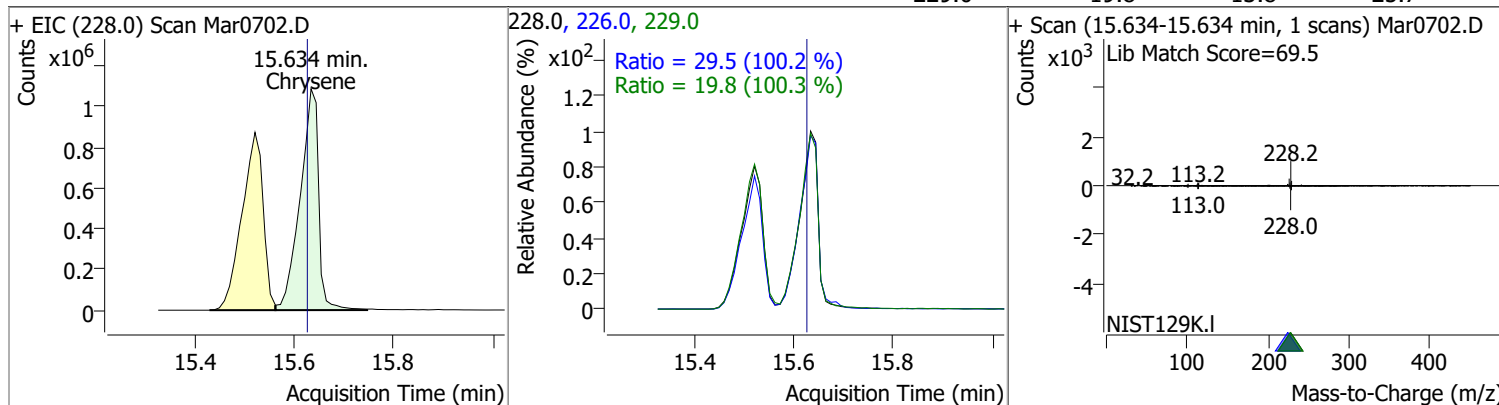


Quantitation Results Report (QT Reviewed)

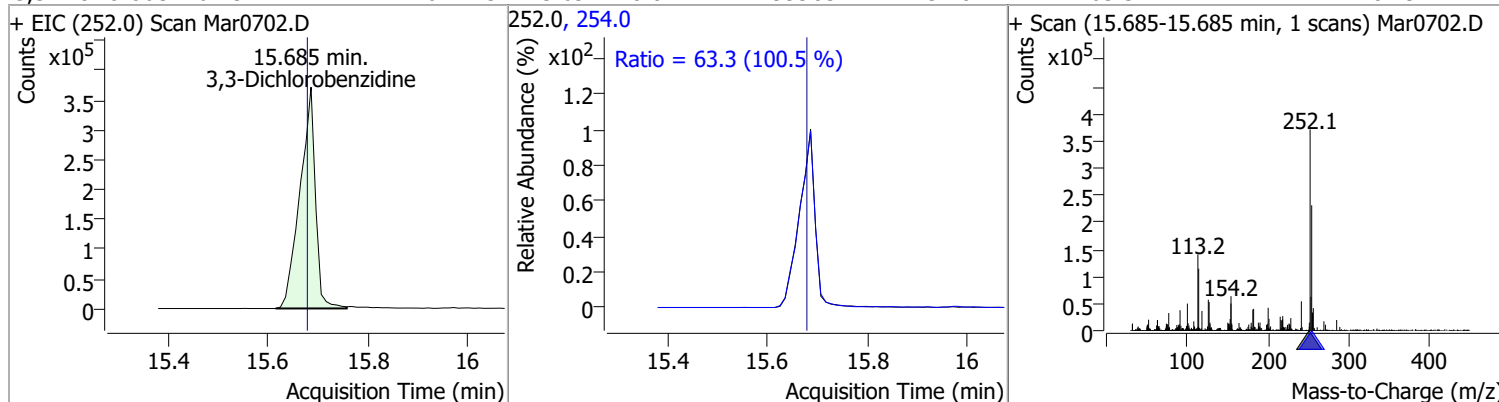
Compound	Conc.	RT	Dev(Min)	Resp.	QIon	QRatio	Lower	Upper
Benzo(a)Anthracene	145.2475	15.52	0.01	2570761	226.0	26.7	18.5	34.3
					229.0	20.6	14.5	26.8



Compound	Conc.	RT	Dev(Min)	Resp.	QIon	QRatio	Lower	Upper
Chrysene	150.2603	15.63	0.02	2793380	226.0	29.5	20.6	38.3
					229.0	19.8	13.8	25.7

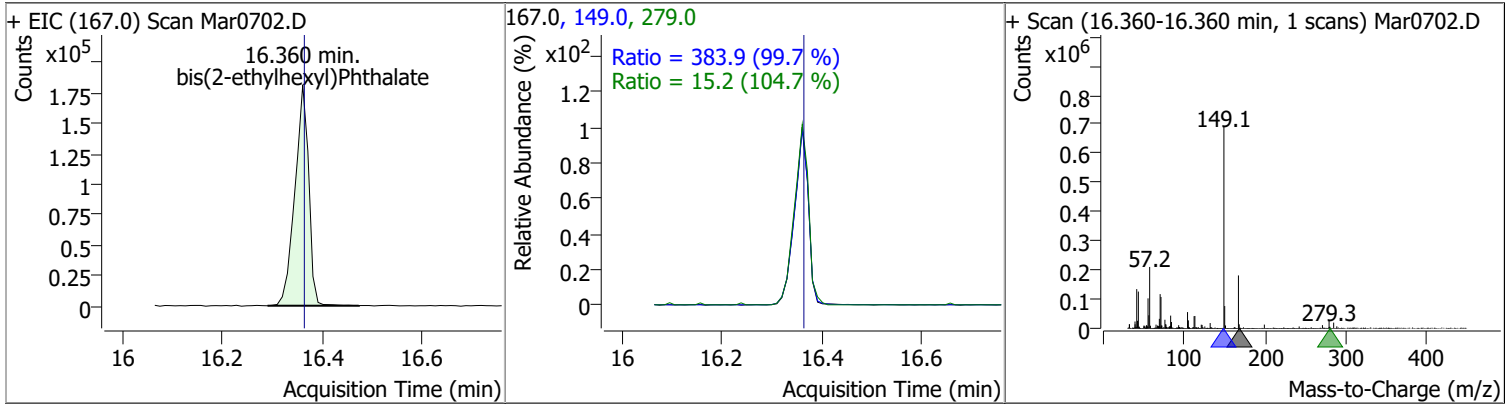


Compound	Conc.	RT	Dev(Min)	Resp.	QIon	QRatio	Lower	Upper
3,3-Dichlorobenzidine	146.2245	15.69	0.02	799903	254.0	63.3	44.1	81.9

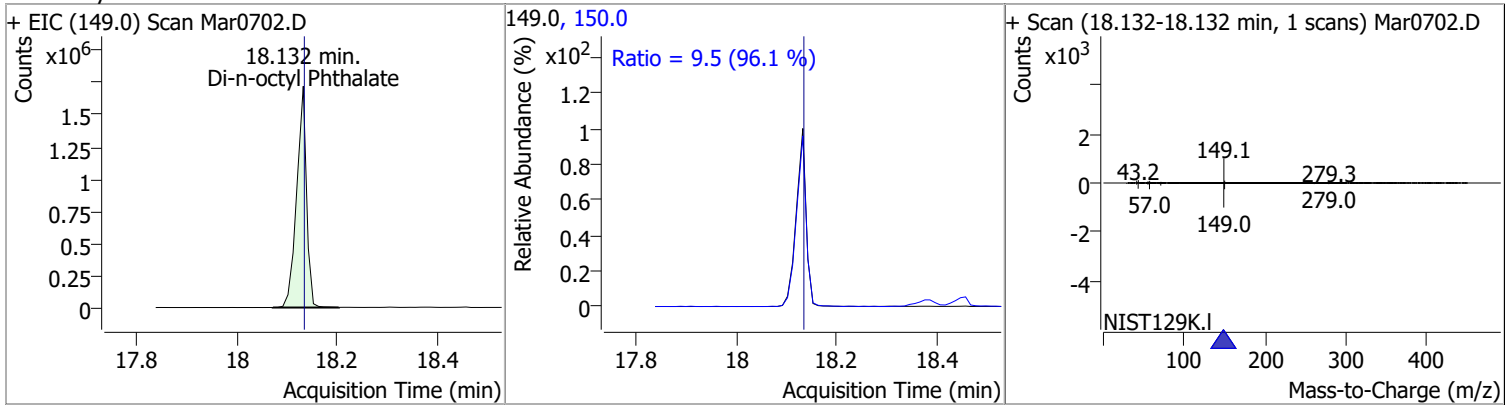


Quantitation Results Report (QT Reviewed)

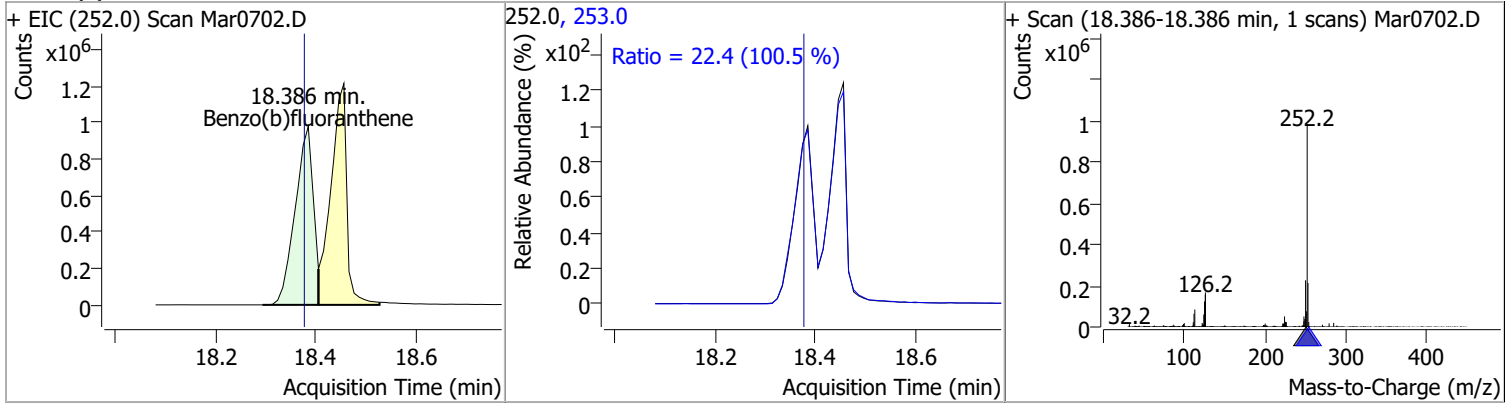
Compound	Conc.	RT	Dev(Min)	Resp.	QIon	QRatio	Lower	Upper
bis(2-ethylhexyl)Phthalate	147.8585	16.36	0.01	347958	149.0 279.0	383.9 15.2	269.6 10.2	500.6 18.9



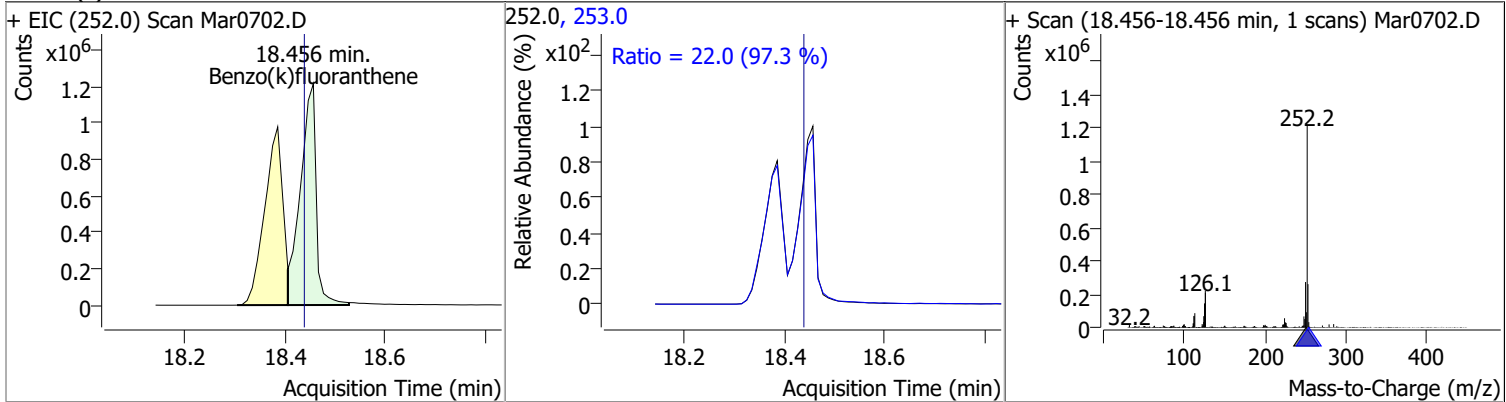
Compound	Conc.	RT	Dev(Min)	Resp.	QIon	QRatio	Lower	Upper
Di-n-octyl Phthalate	148.9927	18.13	0.01	2353432	150.0	9.5	6.9	12.9



Compound	Conc.	RT	Dev(Min)	Resp.	QIon	QRatio	Lower	Upper
Benzo(b)fluoranthene	157.4675	18.39	0.02	2419121	253.0	22.4	15.6	29.0

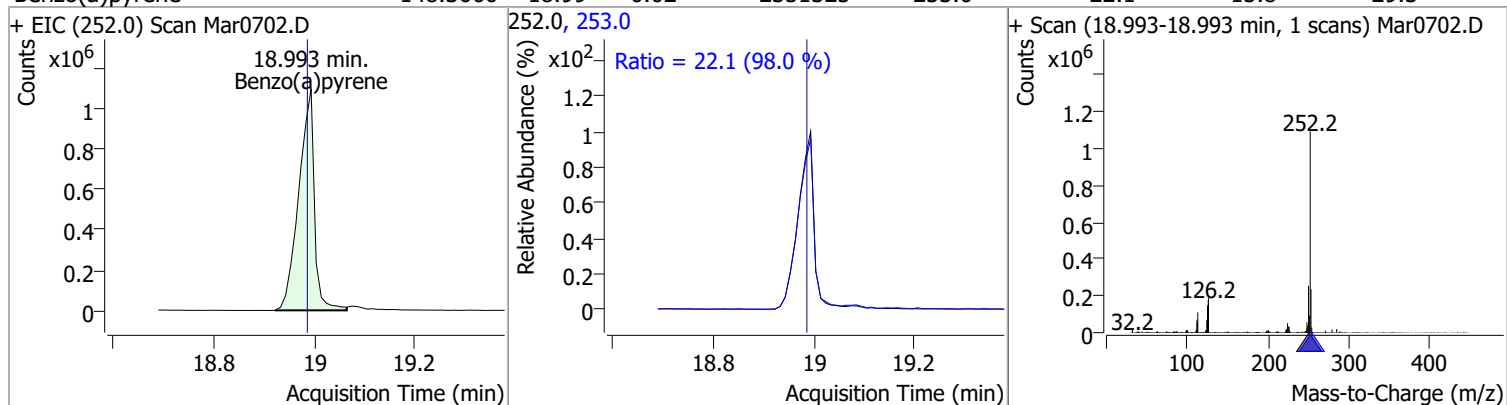


Compound	Conc.	RT	Dev(Min)	Resp.	QIon	QRatio	Lower	Upper
Benzo(k)fluoranthene	152.3565	18.46	0.03	2666708	253.0	22.0	15.8	29.4

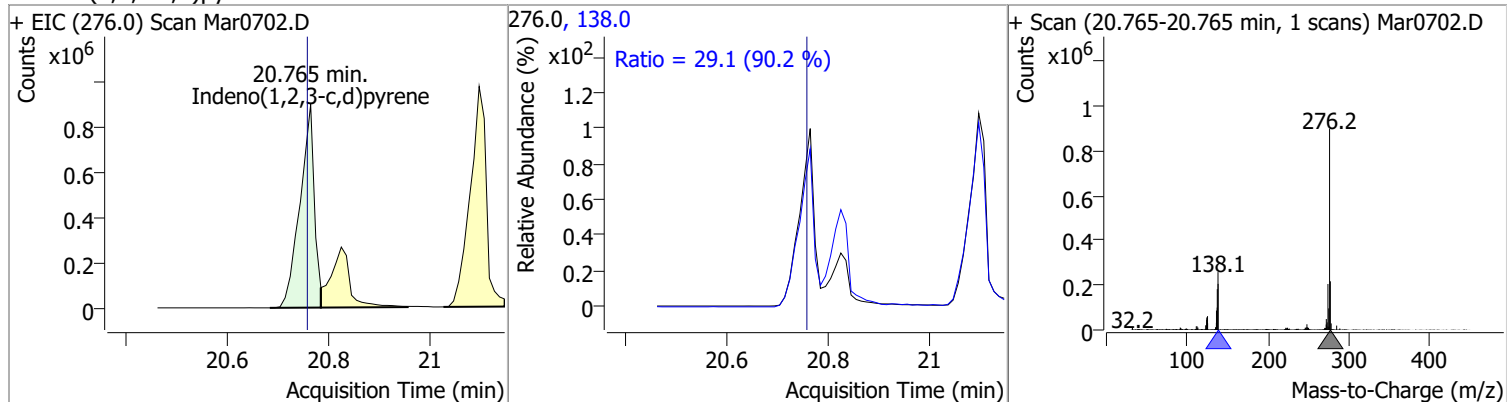


Quantitation Results Report (QT Reviewed)

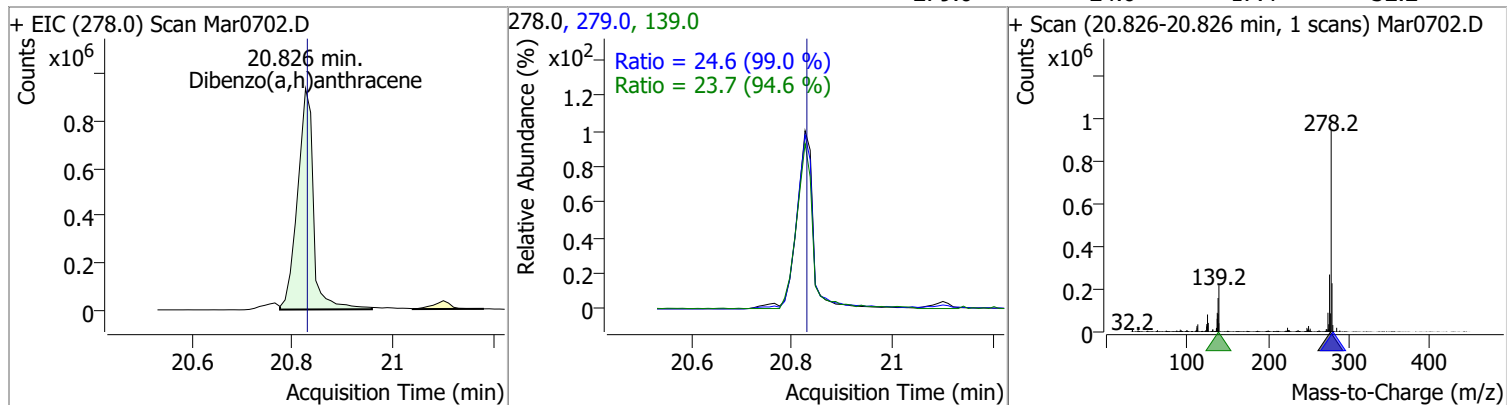
Compound	Conc.	RT	Dev(Min)	Resp.	QIon	QRatio	Lower	Upper
Benzo(a)pyrene	148.3660	18.99	0.02	2351325	253.0	22.1	15.8	29.3



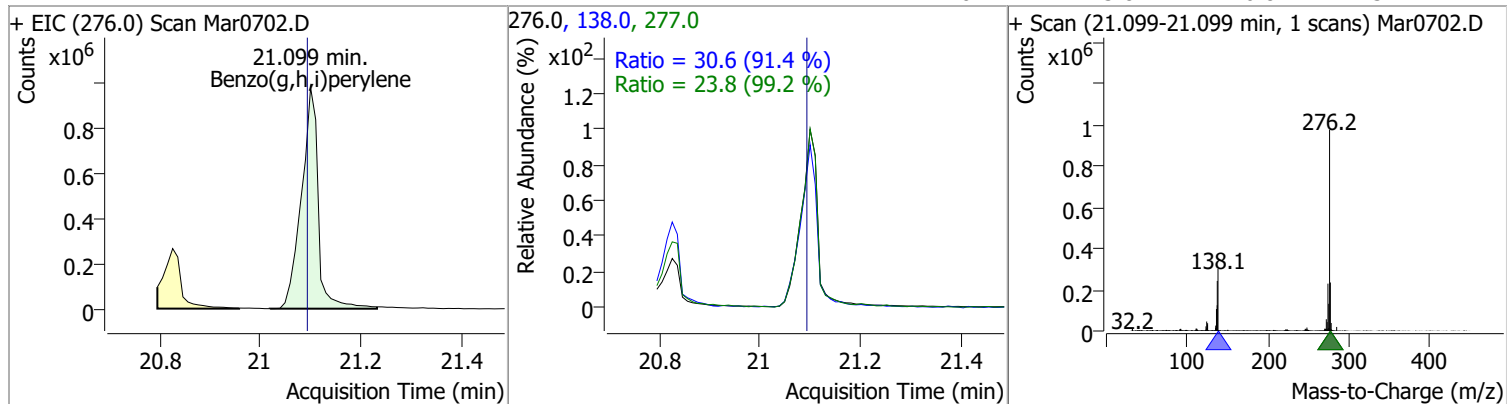
Compound	Conc.	RT	Dev(Min)	Resp.	QIon	QRatio	Lower	Upper
Indeno(1,2,3-c,d)pyrene	148.6588	20.77	0.02	1768405	138.0	29.1	22.6	41.9



Compound	Conc.	RT	Dev(Min)	Resp.	QIon	QRatio	Lower	Upper
Dibenzo(a,h)anthracene	151.9051	20.83	0.01	2057456	139.0	23.7	17.5	32.6
					279.0	24.6	17.4	32.2

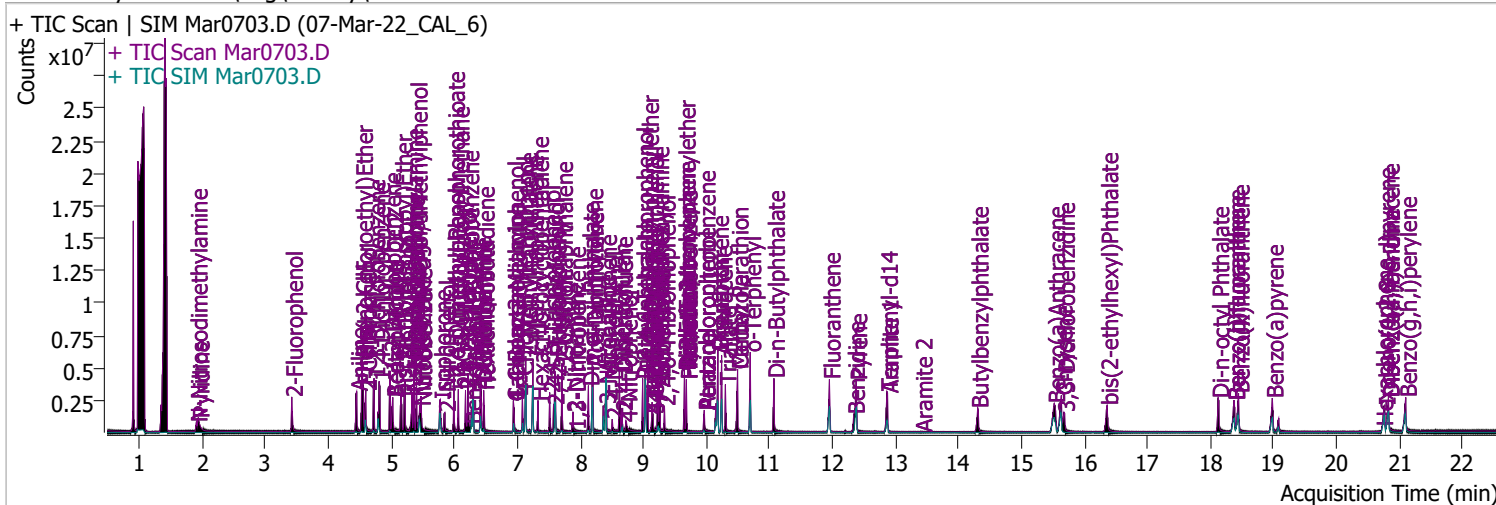


Compound	Conc.	RT	Dev(Min)	Resp.	QIon	QRatio	Lower	Upper
Benzo(g,h,i)perylene	152.7194	21.10	0.02	2256864	138.0	30.6	23.5	43.6
					277.0	23.8	16.8	31.1



Quantitation Results Report (QT Reviewed)

Data File	Mar0703.D	Operator	LIMS import
Acq. Method	BNA+SIM.M	Acq. Date-Time	3/7/2022 12:47:55 PM
Sample Name	07-Mar-22_CAL_6	Instrument	Instrument #1
Vial	3	Multiplier	1.00
DA Method File		Comment	SVOC-8270-W-LARGO
Tune File	dftppdsm.u	Tune Date	2/18/2022 9:25:00 PM
Batch Name	030722 DoD BNA cal.batch.bin	Last Calib Update	3/8/2022 10:28:55 AM
Ref Library	D:\Org\Library\NIST129K.l		



Compound	RT	QIon	Resp.	Conc.	Units	Dev(Min)
----------	----	------	-------	-------	-------	----------

Internal Standards

System Monitoring Compounds

S 2-Fluorophenol	3.418	112.0	929415	120.0198	µg/L	0.000
Spiked Amount: 200.000	Range: 10.0 - 75.0%			Recovery = 60.01%		
S Phenol-d5	4.532	99.0	1213767	121.6104	µg/L	0.000
Spiked Amount: 200.000	Range: 10.0 - 65.0%			Recovery = 60.81%		
S Nitrobenzene-d5	5.451	82.0	587528	121.6257	µg/L	0.010
Spiked Amount: 100.000	Range: 32.0 - 94.0%			Recovery = 121.63%		*
S 2-Fluorobiphenyl	7.605	172.0	1826677	123.6613	µg/L	0.010
Spiked Amount: 100.000	Range: 28.0 - 107.0%			Recovery = 123.66%		*
S 2,4,6-Tribromophenol	9.336	329.8	149853	125.6074	µg/L	0.000
Spiked Amount: 200.000	Range: 25.0 - 140.0%			Recovery = 62.80%		
S Terphenyl-d14	12.865	244.3	1898909	119.1639	µg/L	0.000
Spiked Amount: 100.000	Range: 32.0 - 122.0%			Recovery = 119.16%		

Target Compounds

Compound	RT	QIon	Resp.	Conc.	Units	QValue
T N-Nitrosodimethylamine	1.907	74.0	337335	121.8920	µg/L	99
T Pyridine	1.938	79.0	849418	122.8419	µg/L	98
T Aniline	4.450	93.0	1688528	123.5544	µg/L	99
T bis(-2-Chloroethyl)Ether	4.532	63.0	835512	117.9276	µg/L	97
T Phenol	4.552	94.0	1361702	120.1628	µg/L	100
T 2-Chlorophenol	4.593	128.0	957614	119.4325	µg/L	99
T 1,3-Dichlorobenzene	4.726	146.0	1288885	121.6508	µg/L	99
T 1,4-Dichlorobenzene	4.807	146.0	1254523	119.2192	µg/L	99
T 1,2-Dichlorobenzene	4.981	146.0	1313149	122.0376	µg/L	99
T Benzyl Alcohol	5.022	108.0	583069	124.0077	µg/L	98
T bis(2-chloroisopropyl)Ether	5.155	121.0	345936	120.1082	µg/L	99
T 2-Methylphenol	5.216	107.0	901290	123.2970	µg/L	97
T N-nitroso-Di-n-propylamine	5.328	70.0	665254	127.3613	µg/L	100
T Hexachloroethane	5.359	117.0	370009	122.1561	µg/L	95
T 4Methylphenol/3Methylphenol	5.400	107.0	1222321	125.8467	µg/L	96

Quantitation Results Report (QT Reviewed)

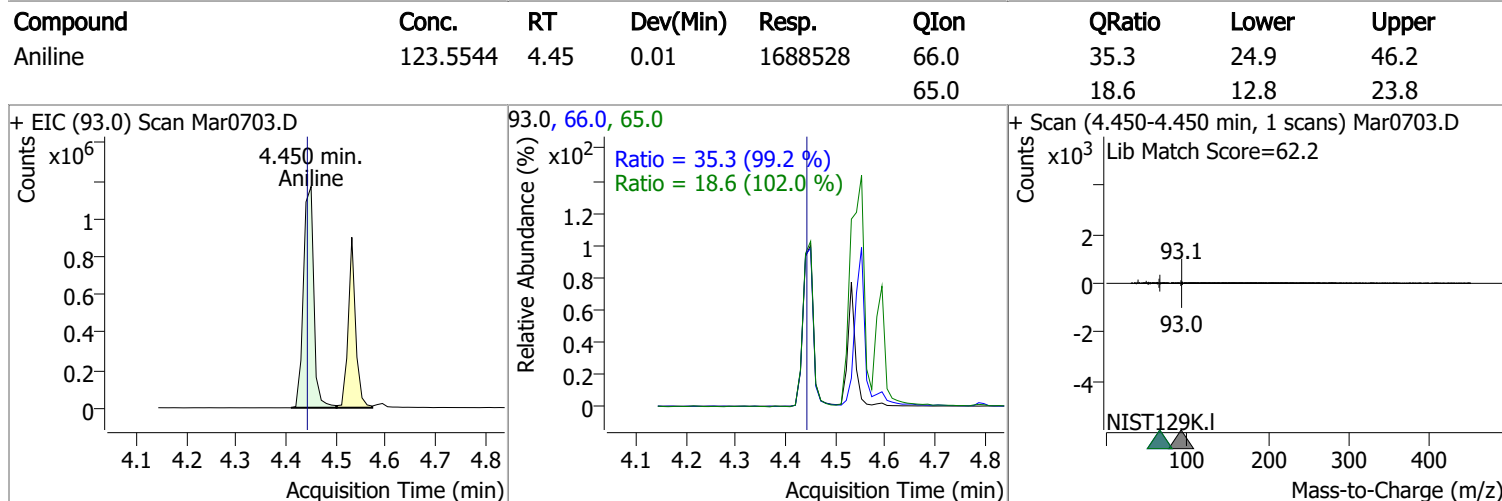
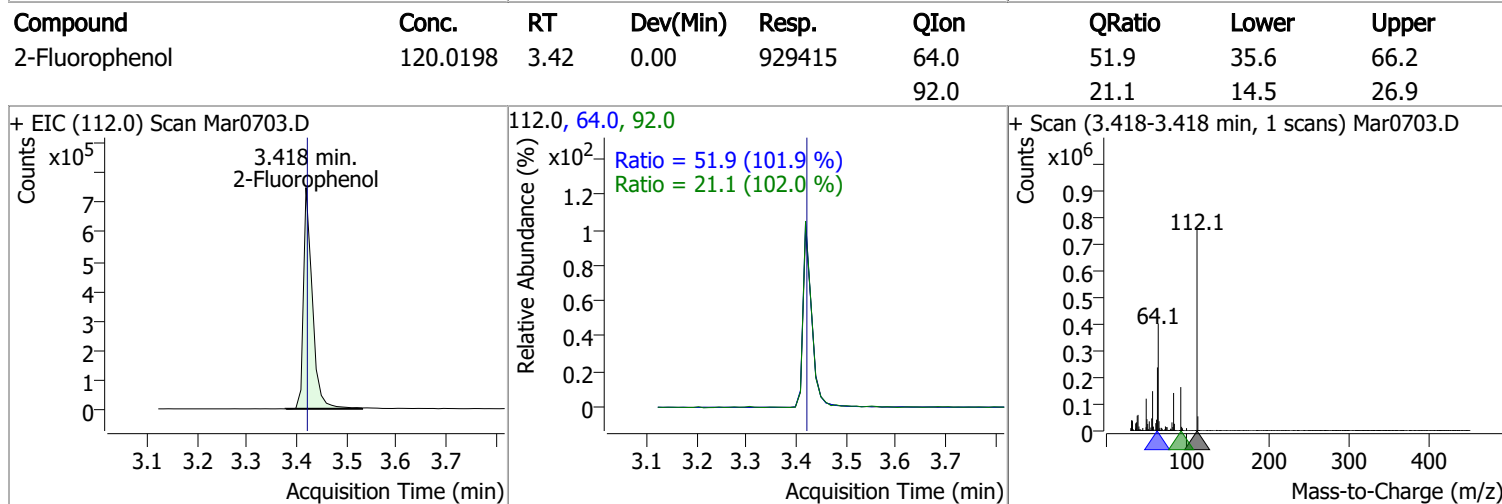
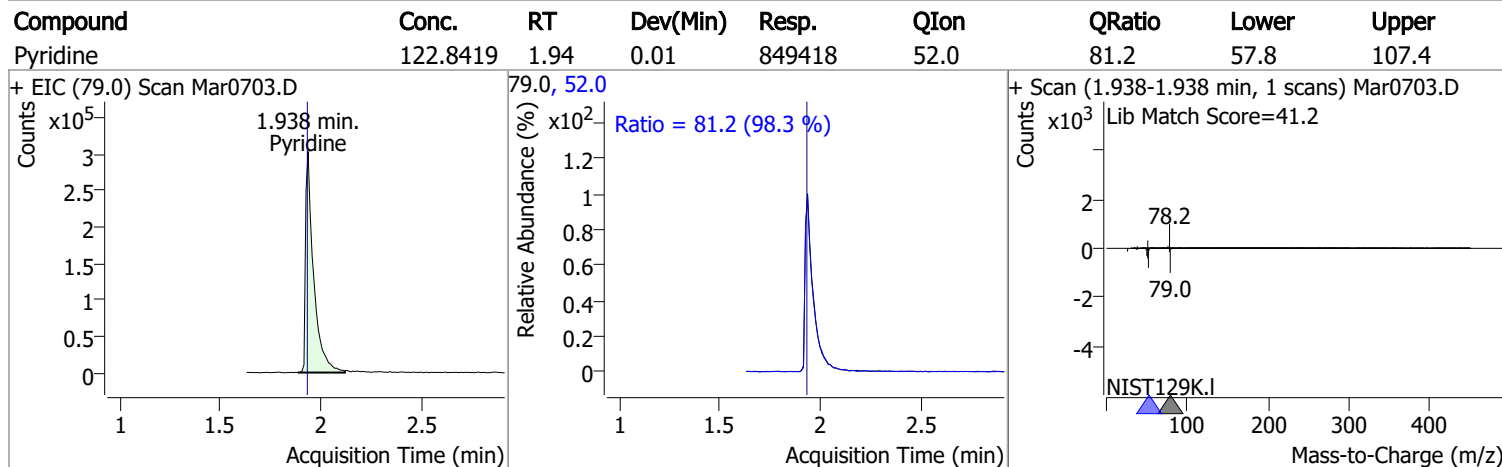
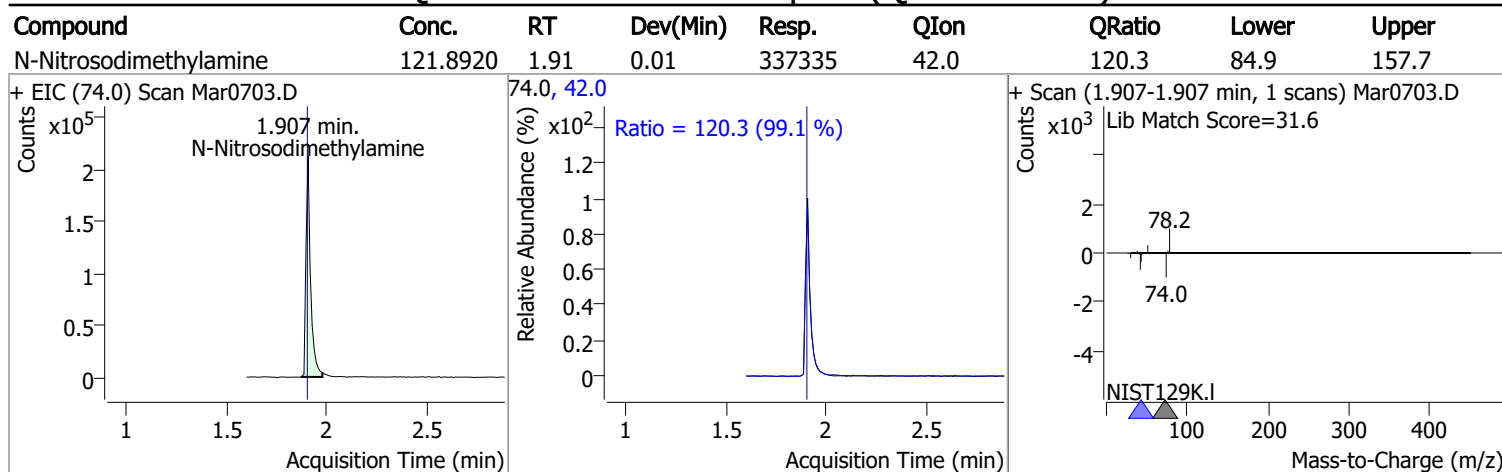
Compound	RT	QIon	Resp.	Conc.	Units	Dev(Min)
T Nitrobenzene	5.471	123.1	276254	117.8917	µg/L	97
T Isophorone	5.778	82.0	1640279	123.1845	µg/L	100
T 2-Nitrophenol	5.849	139.0	336086	122.1392	µg/L	95
T 2,4-Dimethylphenol	5.993	122.0	682811	125.4203	µg/L	96
T bis(-2-Chloroethoxy)Methane	6.064	93.0	927607	129.2505	µg/L	99
T 2,4-Dichlorophenol	6.177	162.0	609297	129.6827	µg/L	99
T Benzoic Acid	6.260	105.0	374391	120.1745	µg/L	97
T 1,2,4-Trichlorobenzene	6.219	180.0	773440	123.0971	µg/L	100
T Naphthalene	6.301	128.0	2240034	120.0454	µg/L	99
T p-Chloroaniline	6.414	127.0	895745	120.4694	µg/L	95
T 4-Chlorophenol	6.424	130.0	274517	124.4886	µg/L	90
T Hexachlorobutadiene	6.465	224.9	381076	122.7590	µg/L	100
T 4-Chloro-2-Methylphenol	6.937	107.0	605815	123.4994	µg/L	100
T 4-Chloro-3-Methylphenol	7.081	107.0	599942	120.6914	µg/L	99
T 2-Methylnaphthalene	7.133	141.0	1306974	121.9530	µg/L	m 98
T 1-Methylnaphthalene	7.245	141.0	1280676	125.3382	µg/L	m 99
T Hexachlorocyclopentadiene	7.328	236.9	259616	124.4541	µg/L	97
T 2,4,6-Trichlorophenol	7.512	196.0	379958	120.5446	µg/L	99
T 2,4,5-Trichlorophenol	7.574	196.0	461292	126.0630	µg/L	98
T 2-Chloronaphthalene	7.708	162.0	1455447	120.1287	µg/L	99
T 2-Nitroaniline	7.882	65.0	229684	118.3181	µg/L	97
T Dimethyl Phthalate	8.129	163.0	1562093	122.7287	µg/L	100
T 2,6-Dinitrotoluene	8.190	165.0	224094	136.0124	µg/L	94
T Acenaphthylene	8.200	152.1	2506745	126.7674	µg/L	100
T 3-Nitroaniline	8.395	138.0	232160	132.1224	µg/L	97
T Acenaphthene	8.405	154.0	1376514	124.7816	µg/L	m 99
T 2,4-Dinitrophenol	8.507	184.0	121907	123.8160	µg/L	94
T Dibenzofuran	8.620	168.0	2081781	118.5466	µg/L	99
T 2,4-Dinitrotoluene	8.661	165.0	245389	113.7348	µg/L	99
T 4-Nitrophenol	8.732	109.0	278282	123.2132	µg/L	94
T Diethylphthalate	8.988	149.0	1531021	119.2623	µg/L	99
T Fluorene	9.029	166.0	1765724	120.9916	µg/L	99
T 4-Chlorophenyl-phenylether	9.070	204.0	837321	124.8631	µg/L	98
T 4-Nitroaniline	9.141	138.0	256281	129.1211	µg/L	99
T 4,6-Dinitro-2-methylphenol	9.152	198.0	176400	124.4368	µg/L	94
T N-nitrosodiphenylamine	9.233	169.0	1218045	123.2482	µg/L	97
T Azobenzene	9.254	77.0	1554629	116.6569	µg/L	96
T 4-Bromophenyl-phenylether	9.653	248.0	500668	126.3441	µg/L	99
T Hexachlorobenzene	9.684	283.9	445871	114.4194	µg/L	96
T Pentachlorophenol	9.968	265.9	215944	118.9833	µg/L	95
T Phenanthrene	10.181	178.0	2396283	117.2494	µg/L	99
T Anthracene	10.242	178.0	2299930	117.3428	µg/L	m 100
T Triallate	10.303	86.0	537937	118.9629	µg/L	98
T Carbazole	10.495	167.0	2490588	122.7168	µg/L	99
T o-Terphenyl	10.698	230.0	1306542	118.5906	µg/L	99
T Di-n-Butylphthalate	11.072	149.0	2308762	120.2750	µg/L	99
T Fluoranthene	11.954	202.0	2539806	117.8345	µg/L	100
T Benzidine	12.339	184.0	892145	133.9612	µg/L	96
T Pyrene	12.379	202.0	2778952	118.5273	µg/L	98
T Butylbenzylphthalate	14.306	149.0	794821	121.4241	µg/L	94
T Benzo(a)Anthracene	15.522	228.0	2228229	123.6393	µg/L	100
T Chrysene	15.635	228.0	2279329	119.3603	µg/L	100
T 3,3-Dichlorobenzidine	15.676	252.0	671466	123.2126	µg/L	97
T bis(2-ethylhexyl)Phthalate	16.360	167.0	277336	121.5120	µg/L	97
T Di-n-octyl Phthalate	18.123	149.0	1931576	121.1052	µg/L	99

Quantitation Results Report (QT Reviewed)

Compound	RT	QIon	Resp.	Conc.	Units	Dev(Min)
T Benzo(b)fluoranthene	18.376	252.0	2080361	125.5723	µg/L	99
T Benzo(k)fluoranthene	18.447	252.0	2115657	115.4230	µg/L	99
T Benzo(a)pyrene	18.983	252.0	2023835	122.1375	µg/L	100
T Indeno(1,2,3-c,d)pyrene	20.766	276.0	1544455	122.3123	µg/L	96
T Dibenzo(a,h)anthracene	20.826	278.0	1594162	115.2991	µg/L	99
T Benzo(g,h,i)perylene	21.100	276.0	1767280	115.9843	µg/L	98

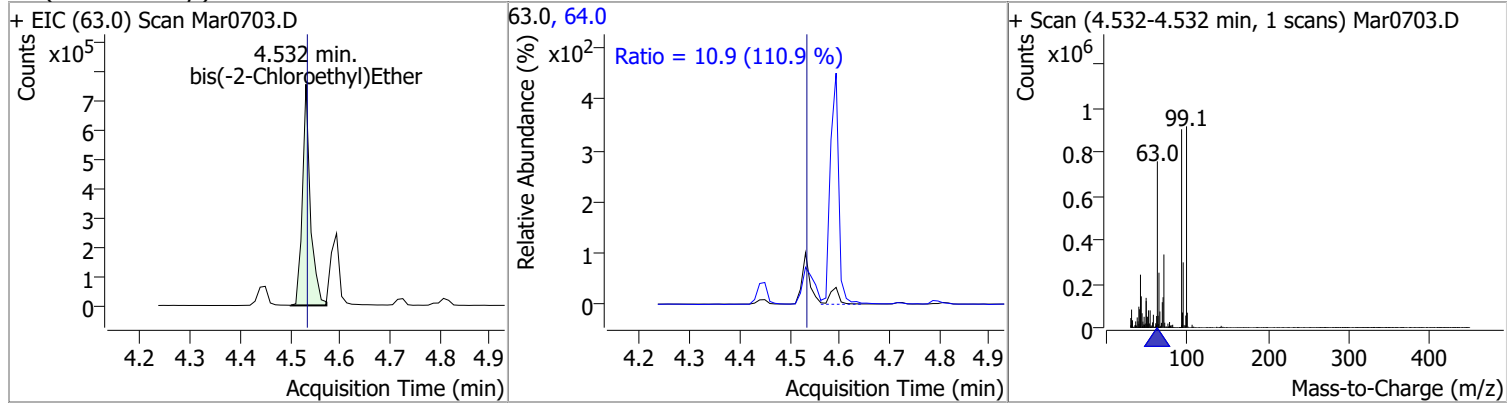
(#) = Qualifier Out of Range; (m) = Manual Integration; (+) = Area Summed; (*) = Surrogate Percent Recovery Out of Range; (d): Zeroed Peak

Quantitation Results Report (QT Reviewed)

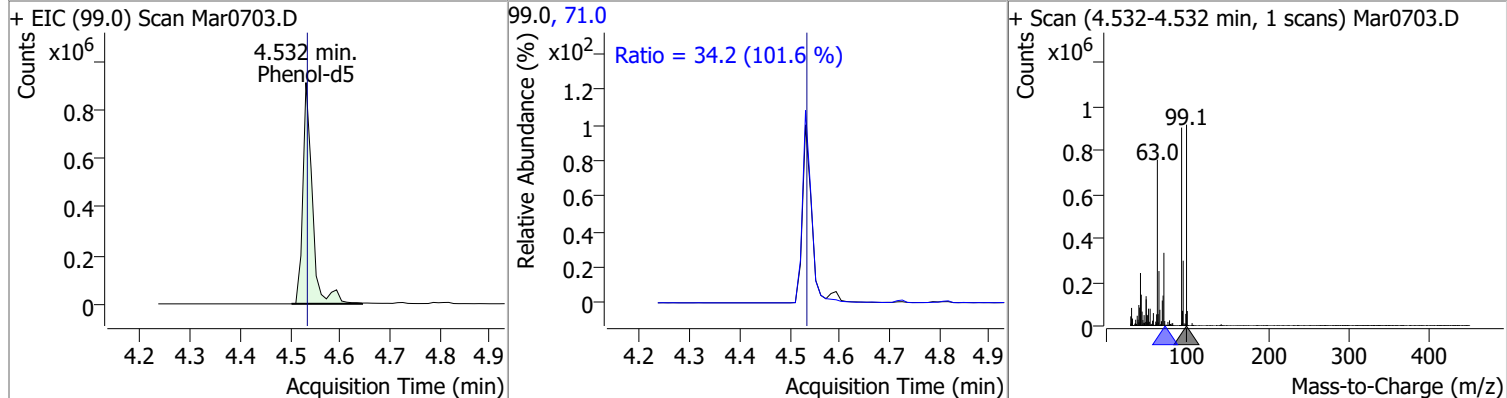


Quantitation Results Report (QT Reviewed)

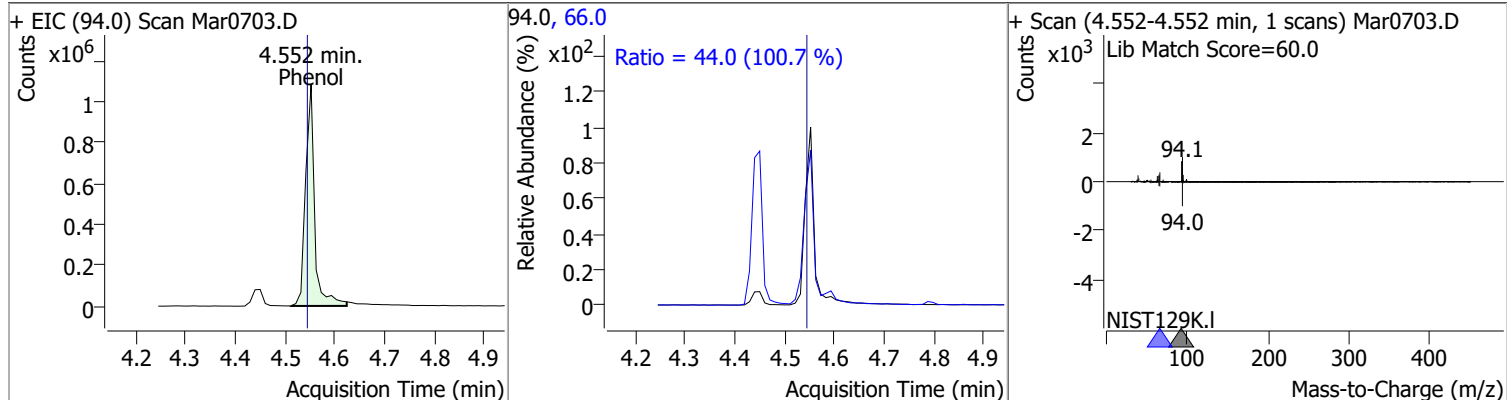
Compound	Conc.	RT	Dev(Min)	Resp.	QIon	QRatio	Lower	Upper
bis(-2-Chloroethyl)Ether	117.9276	4.53	0.00	835512	64.0	10.9	6.9	12.8



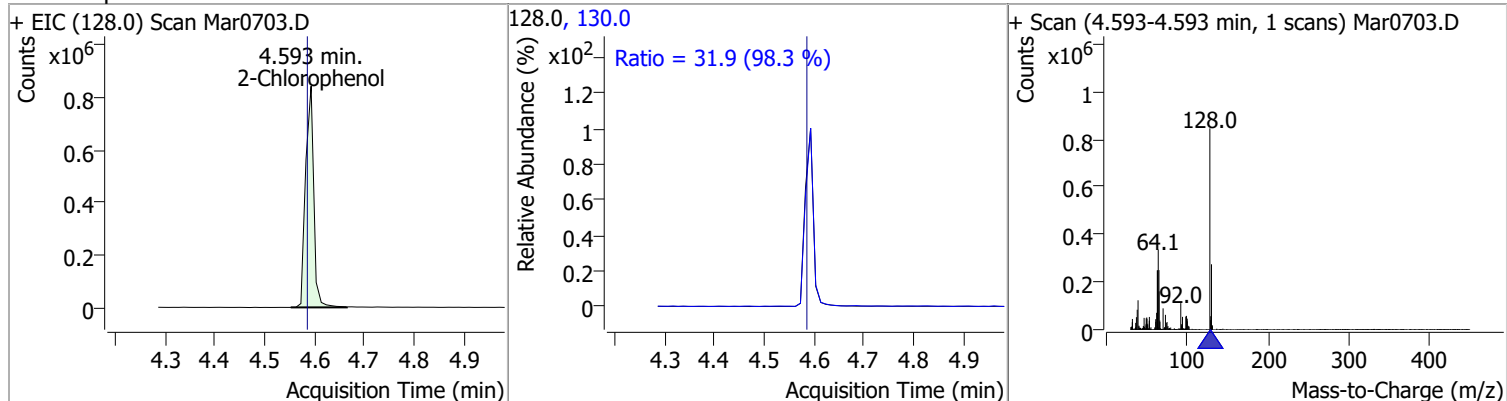
Compound	Conc.	RT	Dev(Min)	Resp.	QIon	QRatio	Lower	Upper
Phenol-d5	121.6104	4.53	0.00	1213767	71.0	34.2	23.5	43.7



Compound	Conc.	RT	Dev(Min)	Resp.	QIon	QRatio	Lower	Upper
Phenol	120.1628	4.55	0.01	1361702	66.0	44.0	30.6	56.8

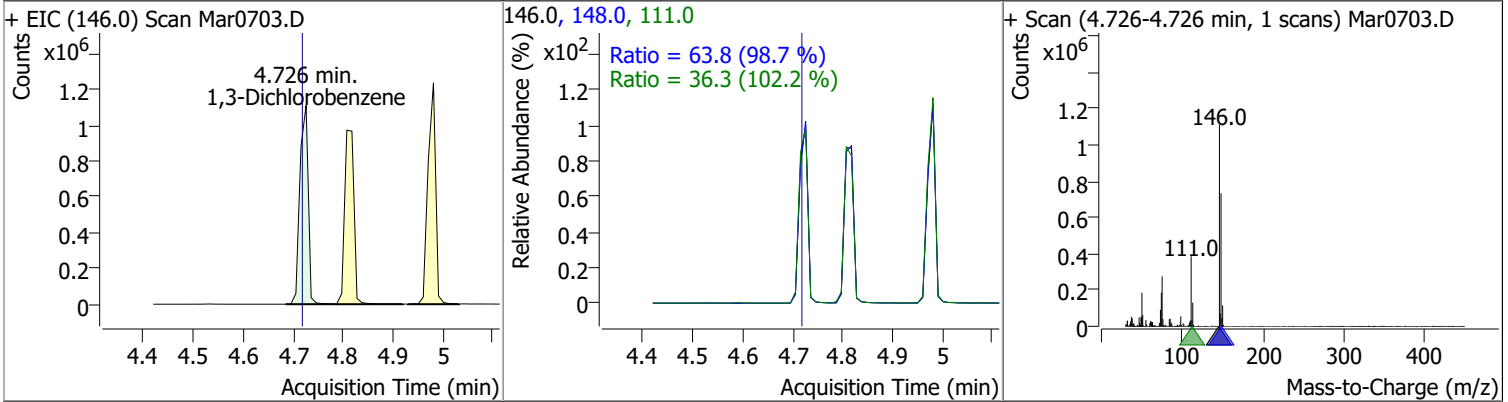


Compound	Conc.	RT	Dev(Min)	Resp.	QIon	QRatio	Lower	Upper
2-Chlorophenol	119.4325	4.59	0.01	957614	130.0	31.9	22.7	42.2

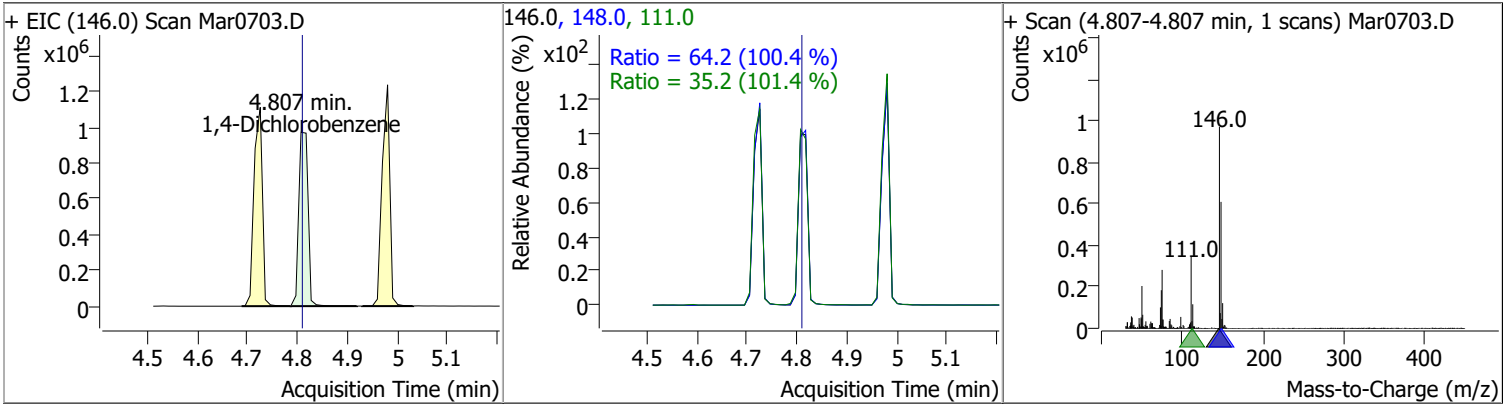


Quantitation Results Report (QT Reviewed)

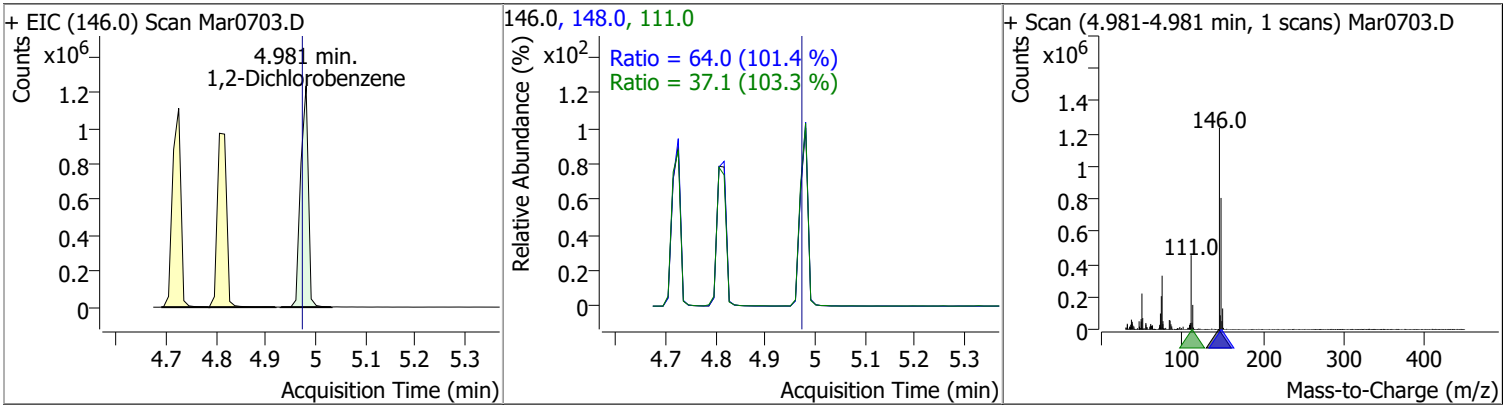
Compound	Conc.	RT	Dev(Min)	Resp.	QIon	QRatio	Lower	Upper
1,3-Dichlorobenzene	121.6508	4.73	0.01	1288885	148.0	63.8	45.2	84.0
					111.0	36.3	24.9	46.2



Compound	Conc.	RT	Dev(Min)	Resp.	QIon	QRatio	Lower	Upper
1,4-Dichlorobenzene	119.2192	4.81	0.00	1254523	148.0	64.2	44.8	83.2
					111.0	35.2	24.3	45.1

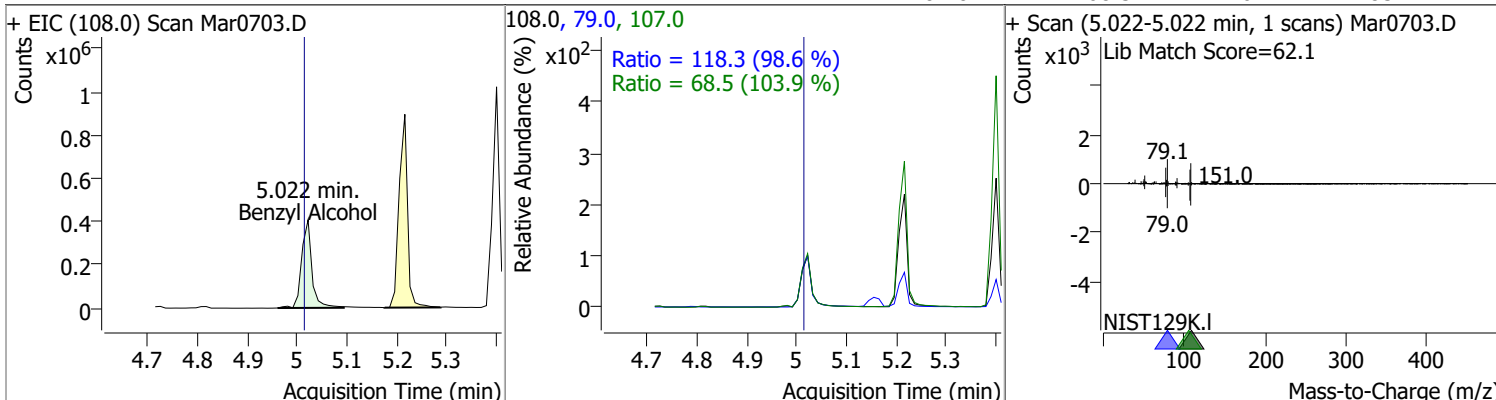


Compound	Conc.	RT	Dev(Min)	Resp.	QIon	QRatio	Lower	Upper
1,2-Dichlorobenzene	122.0376	4.98	0.01	1313149	148.0	64.0	44.2	82.0
					111.0	37.1	25.1	46.7

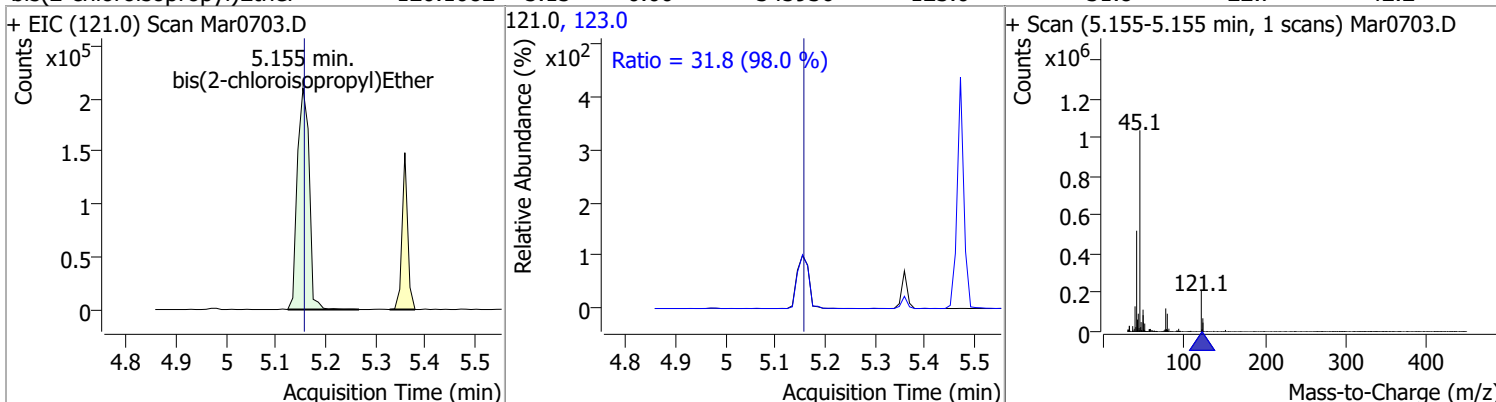


Quantitation Results Report (QT Reviewed)

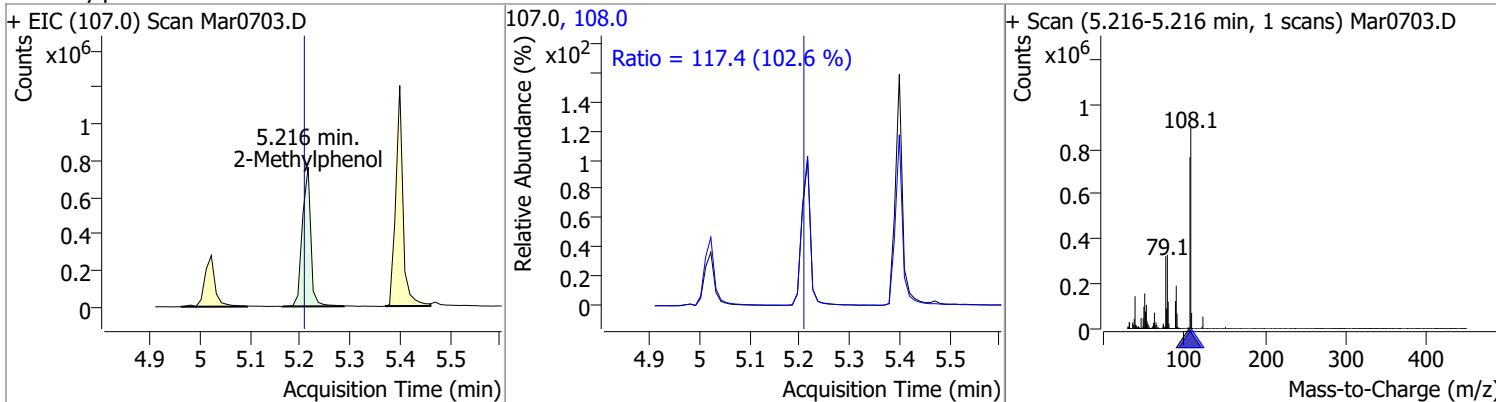
Compound	Conc.	RT	Dev(Min)	Resp.	QIon	QRatio	Lower	Upper
Benzyl Alcohol	124.0077	5.02	0.01	583069	79.0	118.3	84.0	156.0
					107.0	68.5	46.2	85.7



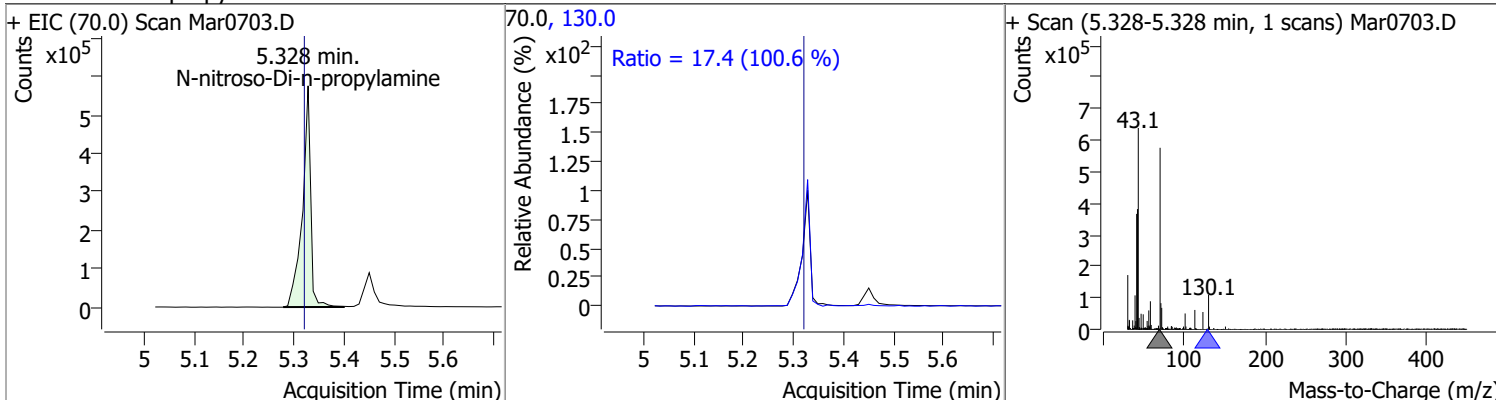
Compound	Conc.	RT	Dev(Min)	Resp.	QIon	QRatio	Lower	Upper
bis(2-chloroisopropyl)Ether	120.1082	5.15	0.00	345936	123.0	31.8	22.7	42.2



Compound	Conc.	RT	Dev(Min)	Resp.	QIon	QRatio	Lower	Upper
2-Methylphenol	123.2970	5.22	0.01	901290	108.0	117.4	80.1	148.7

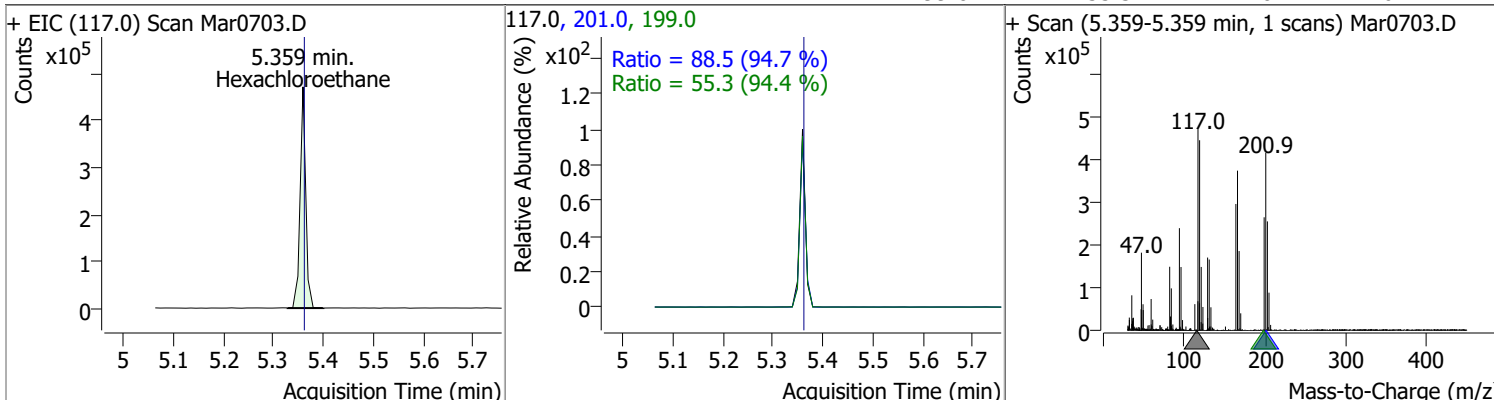


Compound	Conc.	RT	Dev(Min)	Resp.	QIon	QRatio	Lower	Upper
N-nitroso-Di-n-propylamine	127.3613	5.33	0.01	665254	130.0	17.4	0.0	34.6

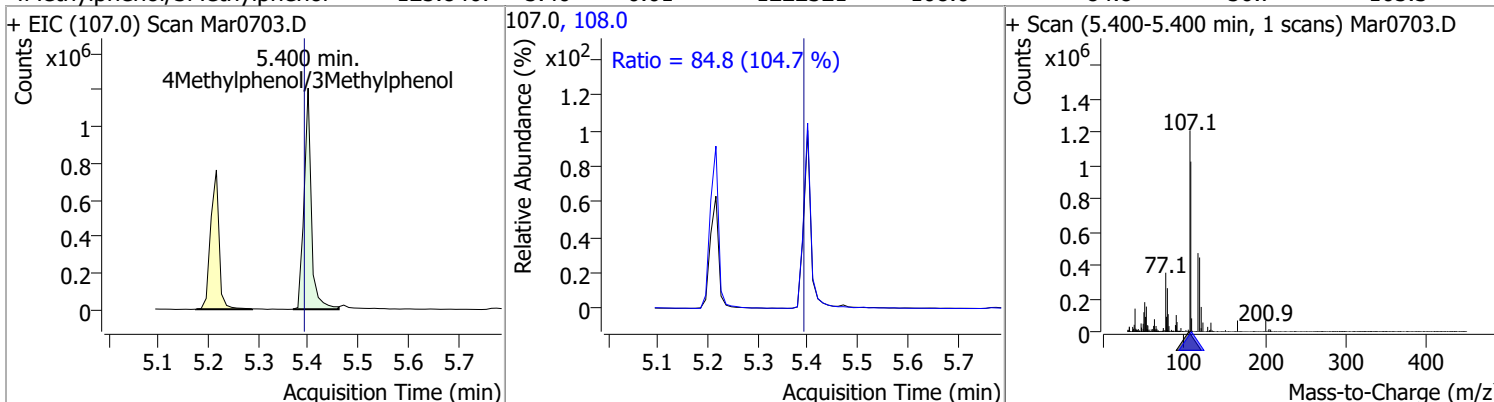


Quantitation Results Report (QT Reviewed)

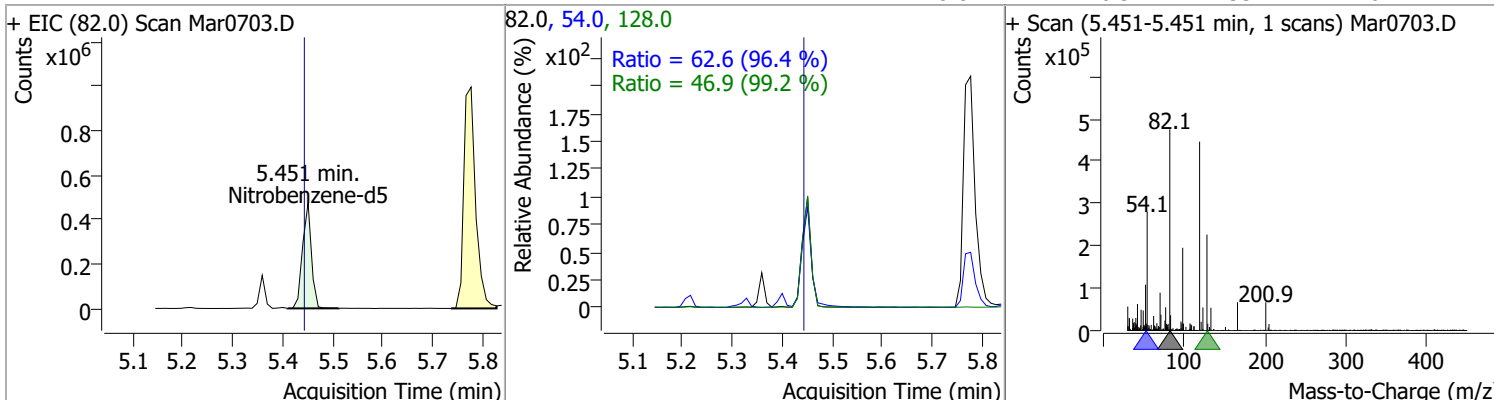
Compound	Conc.	RT	Dev(Min)	Resp.	QIon	QRatio	Lower	Upper
Hexachloroethane	122.1561	5.36	0.00	370009	201.0	88.5	65.4	121.5
					199.0	55.3	41.0	76.1



Compound	Conc.	RT	Dev(Min)	Resp.	QIon	QRatio	Lower	Upper
4Methylphenol/3Methylphenol	125.8467	5.40	0.01	1222321	108.0	84.8	56.7	105.3

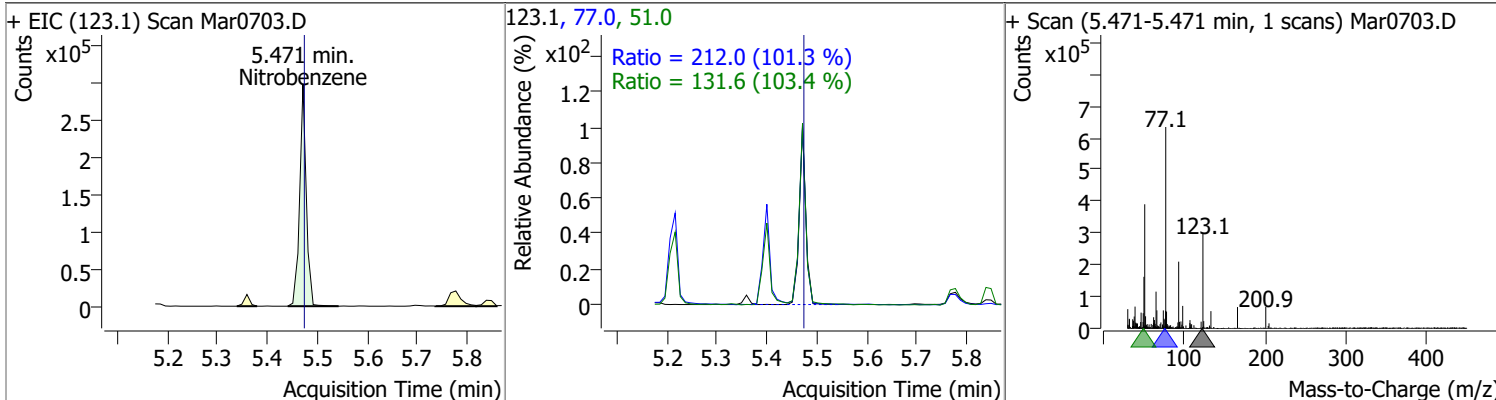


Compound	Conc.	RT	Dev(Min)	Resp.	QIon	QRatio	Lower	Upper
Nitrobenzene-d5	121.6257	5.45	0.01	587528	54.0	62.6	45.4	84.4
					128.0	46.9	33.1	61.4

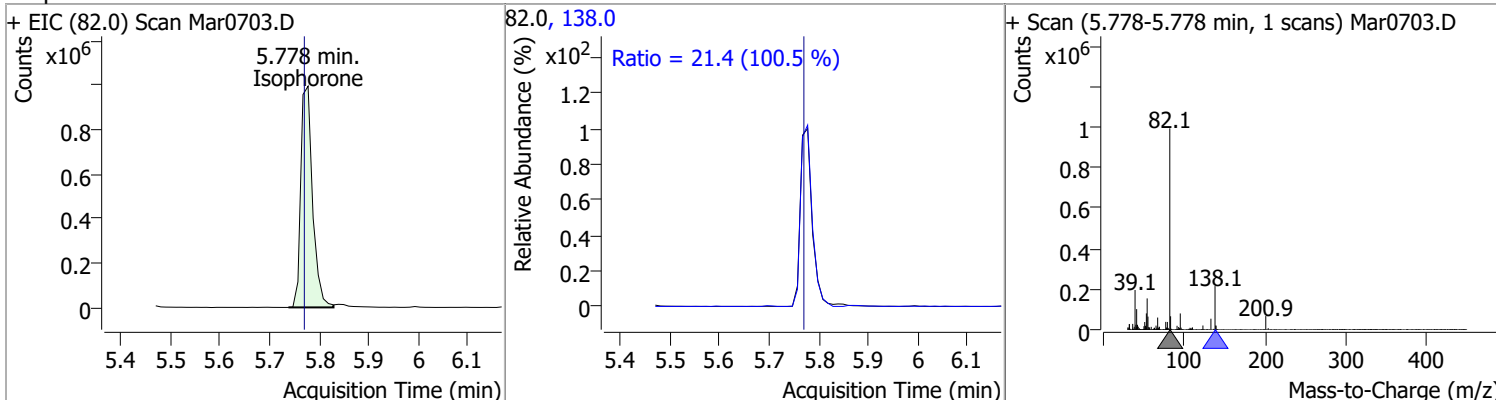


Quantitation Results Report (QT Reviewed)

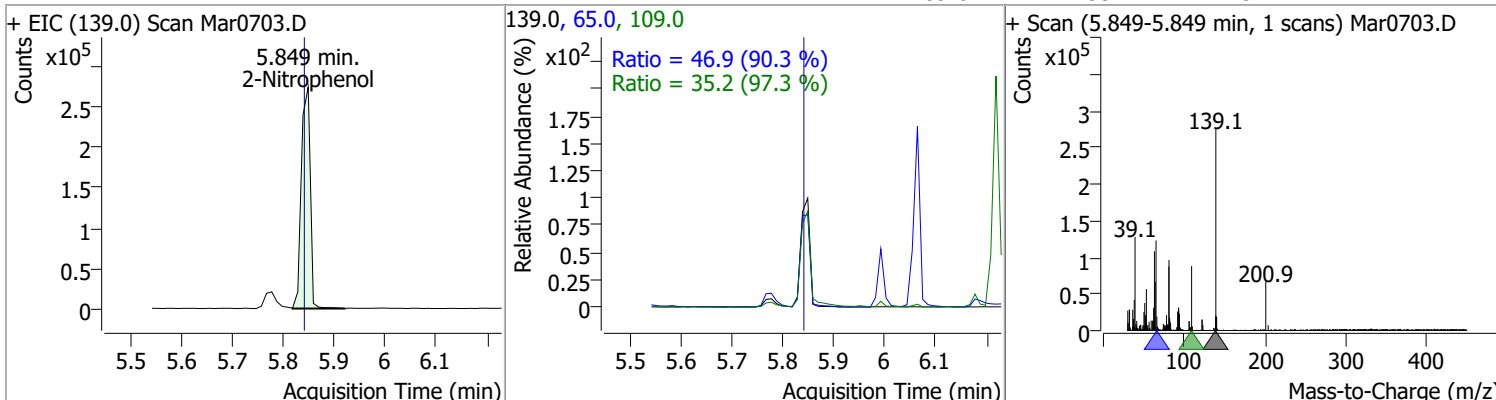
Compound	Conc.	RT	Dev(Min)	Resp.	QIon	QRatio	Lower	Upper
Nitrobenzene	117.8917	5.47	0.00	276254	77.0	212.0	146.4	272.0
					51.0	131.6	89.1	165.4



Compound	Conc.	RT	Dev(Min)	Resp.	QIon	QRatio	Lower	Upper
Isophorone	123.1845	5.78	0.01	1640279	138.0	21.4	14.9	27.6

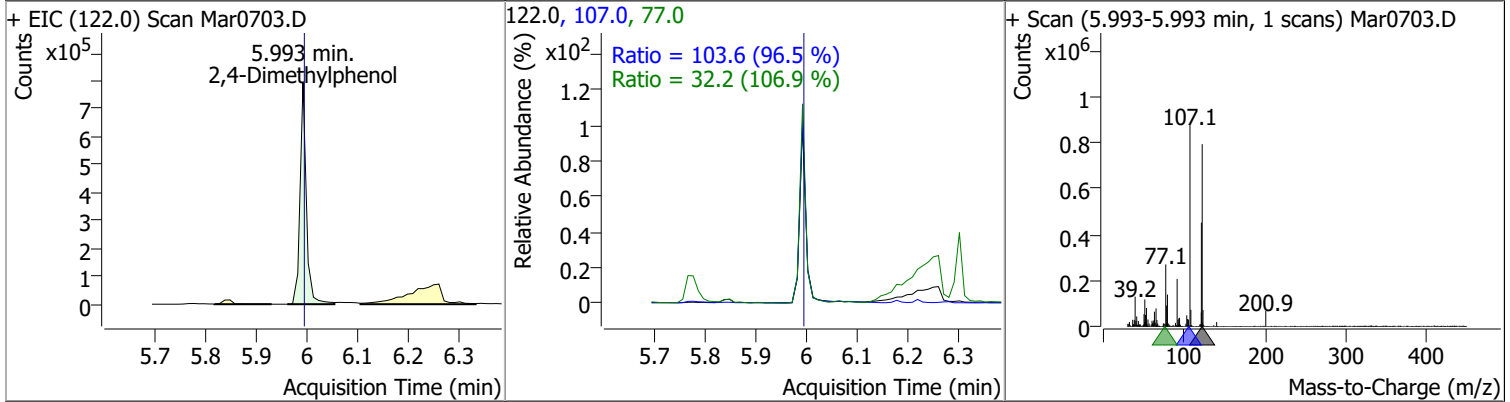


Compound	Conc.	RT	Dev(Min)	Resp.	QIon	QRatio	Lower	Upper
2-Nitrophenol	122.1392	5.85	0.01	336086	65.0	46.9	36.4	67.6
					109.0	35.2	25.4	47.1

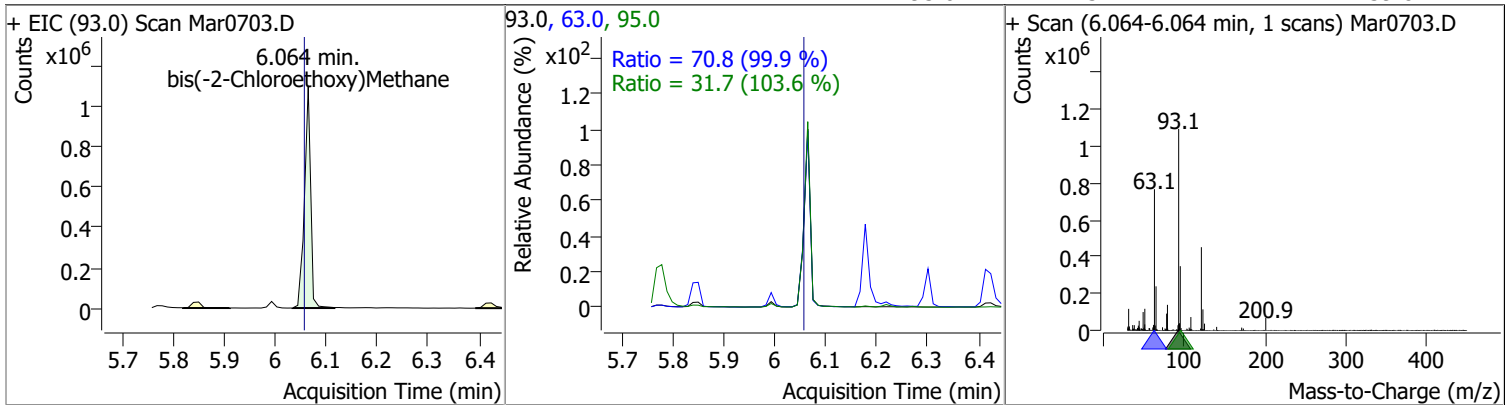


Quantitation Results Report (QT Reviewed)

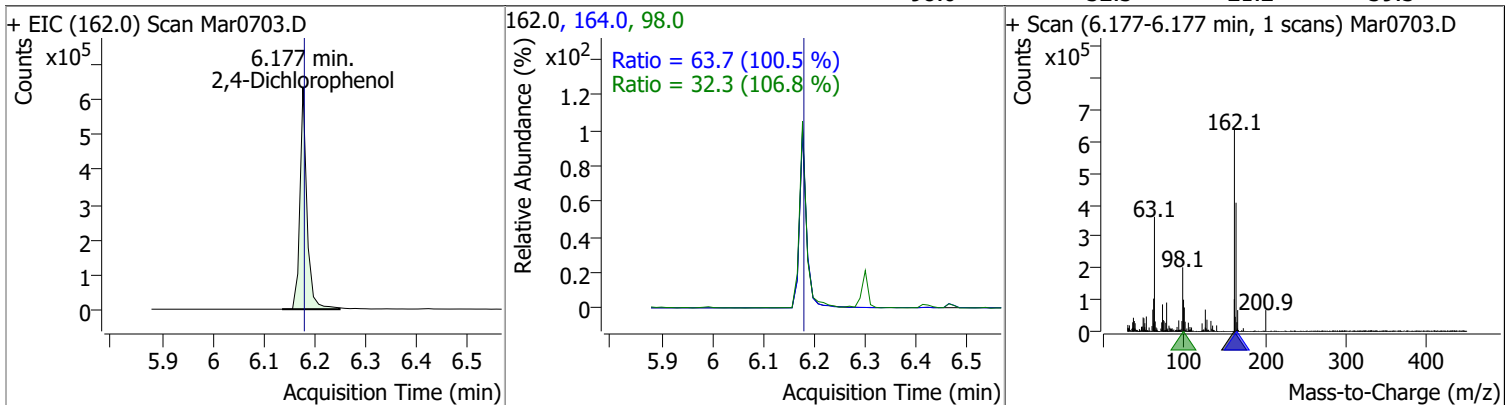
Compound	Conc.	RT	Dev(Min)	Resp.	QIon	QRatio	Lower	Upper
2,4-Dimethylphenol	125.4203	5.99	0.00	682811	107.0	103.6	75.1	139.5
					77.0	32.2	21.1	39.2



Compound	Conc.	RT	Dev(Min)	Resp.	QIon	QRatio	Lower	Upper
bis(-2-Chloroethoxy)Methane	129.2505	6.06	0.01	927607	63.0	70.8	49.6	92.2
					95.0	31.7	21.4	39.8

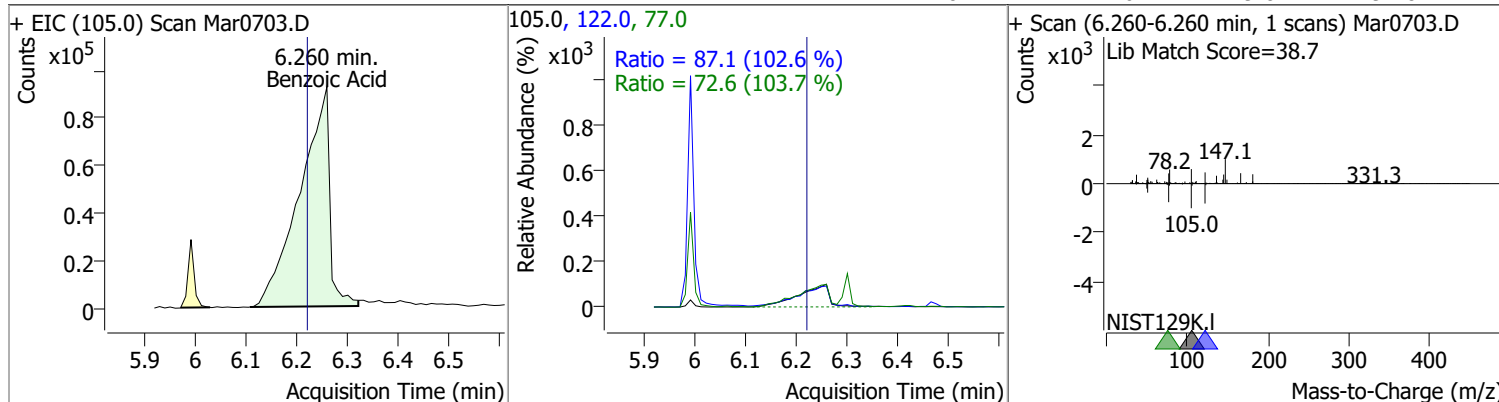


Compound	Conc.	RT	Dev(Min)	Resp.	QIon	QRatio	Lower	Upper
2,4-Dichlorophenol	129.6827	6.18	0.00	609297	164.0	63.7	44.4	82.4
					98.0	32.3	21.2	39.3

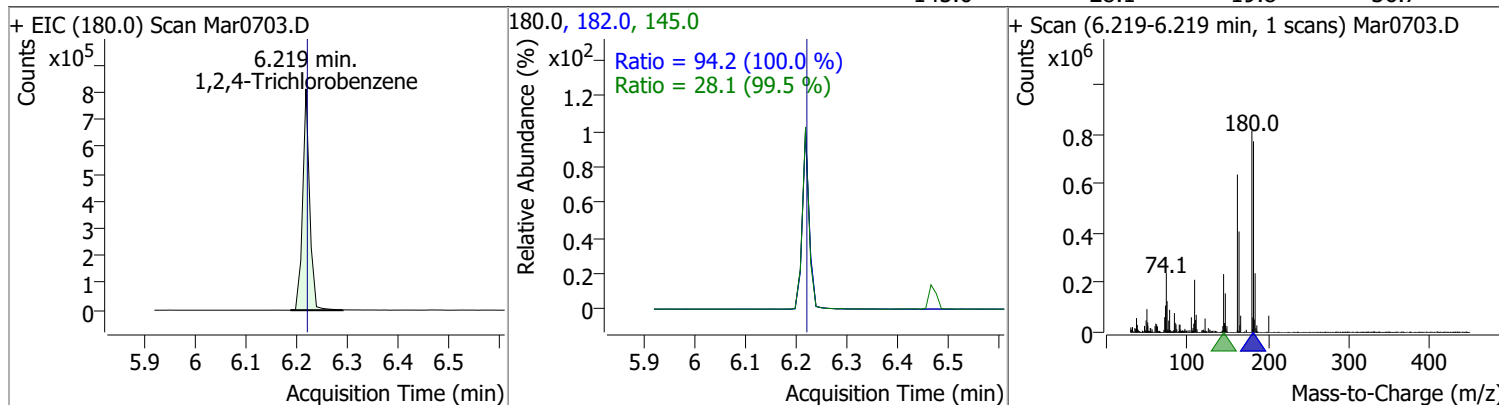


Quantitation Results Report (QT Reviewed)

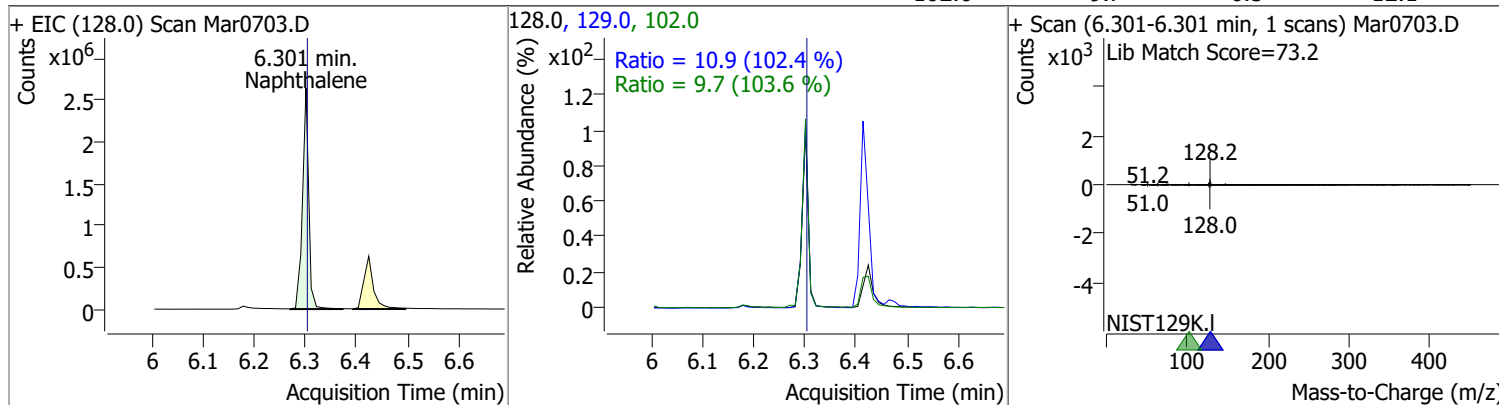
Compound	Conc.	RT	Dev(Min)	Resp.	QIon	QRatio	Lower	Upper
Benzoic Acid	120.1745	6.26	0.04	374391	122.0	87.1	59.4	110.4
					77.0	72.6	49.0	91.0



Compound	Conc.	RT	Dev(Min)	Resp.	QIon	QRatio	Lower	Upper
1,2,4-Trichlorobenzene	123.0971	6.22	0.00	773440	182.0	94.2	66.0	122.5
					145.0	28.1	19.8	36.7

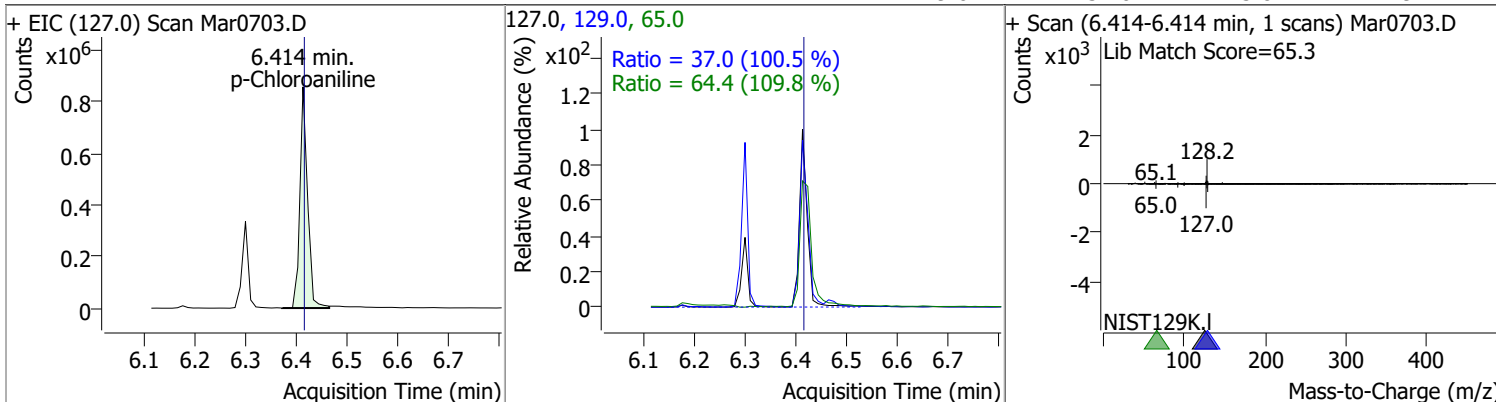


Compound	Conc.	RT	Dev(Min)	Resp.	QIon	QRatio	Lower	Upper
Naphthalene	120.0454	6.30	0.00	2240034	129.0	10.9	7.4	13.8
					102.0	9.7	6.5	12.1

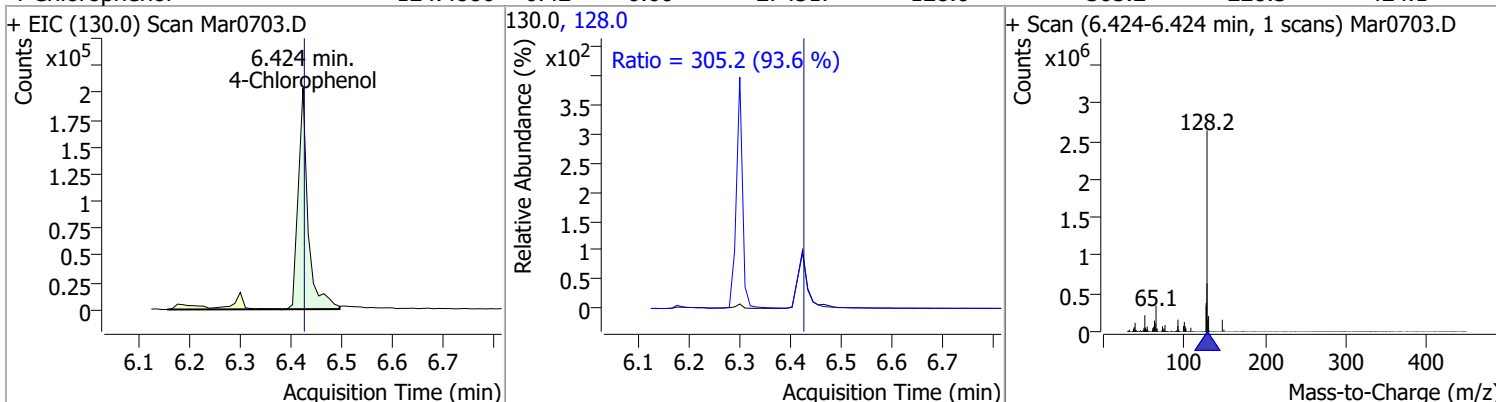


Quantitation Results Report (QT Reviewed)

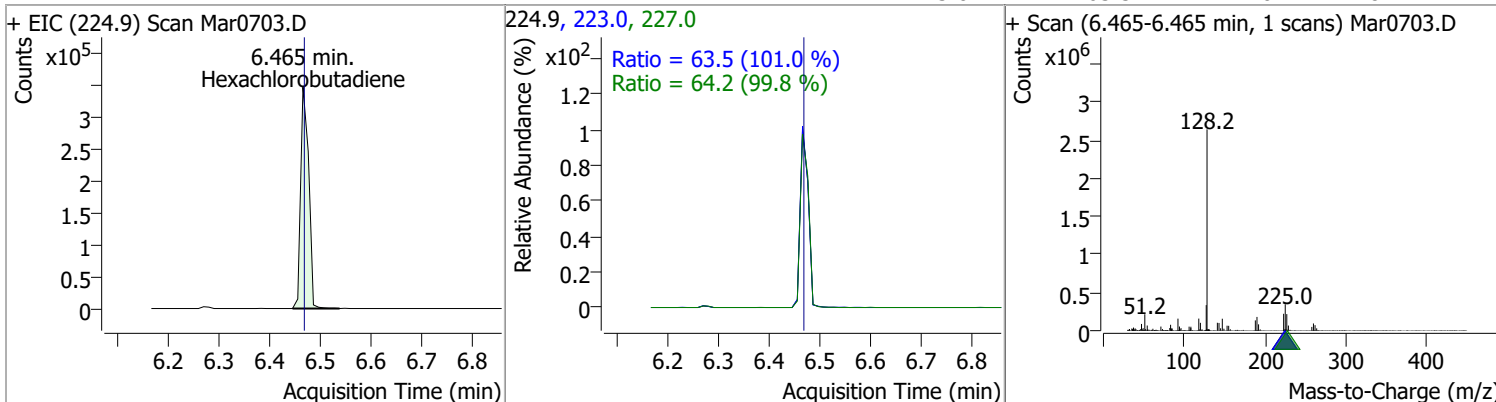
Compound	Conc.	RT	Dev(Min)	Resp.	QIon	QRatio	Lower	Upper
p-Chloroaniline	120.4694	6.41	0.00	895745	65.0	64.4	41.0	76.2
					129.0	37.0	25.8	47.9



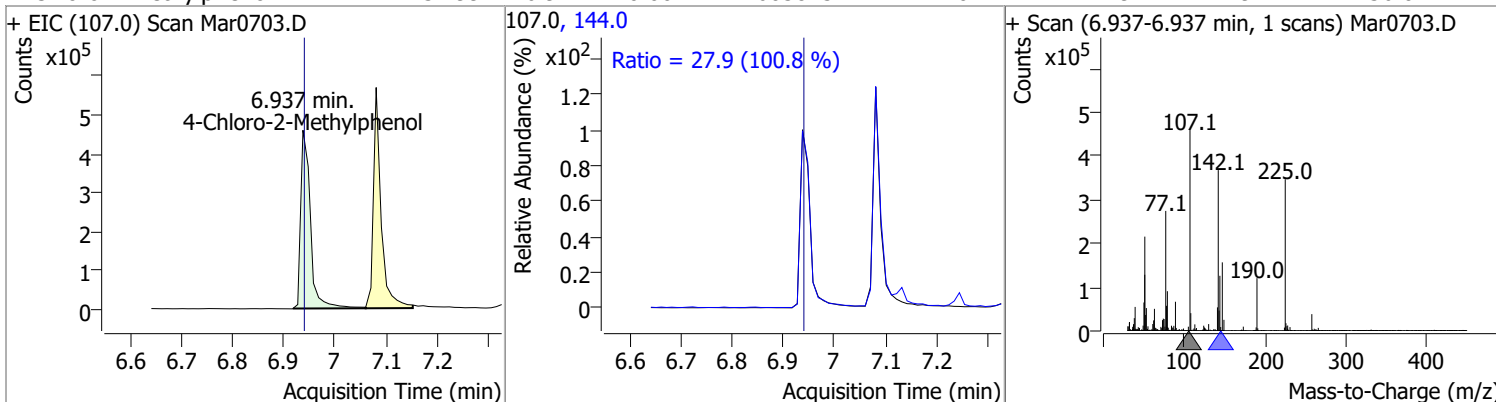
Compound	Conc.	RT	Dev(Min)	Resp.	QIon	QRatio	Lower	Upper
4-Chlorophenol	124.4886	6.42	0.00	274517	128.0	305.2	228.3	424.1



Compound	Conc.	RT	Dev(Min)	Resp.	QIon	QRatio	Lower	Upper
Hexachlorobutadiene	122.7590	6.46	0.00	381076	227.0	64.2	45.1	83.7
					223.0	63.5	44.0	81.7

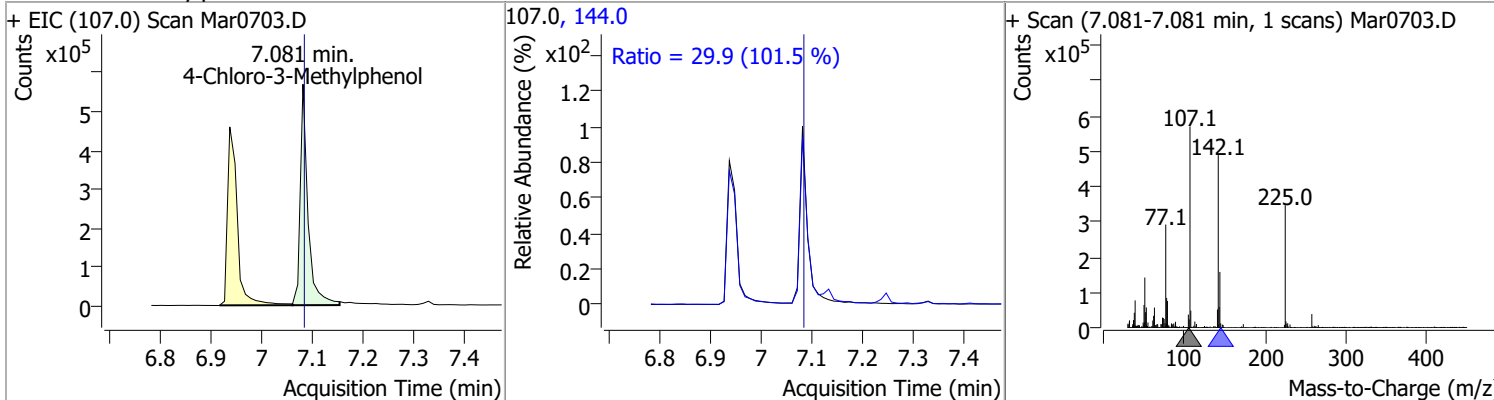


Compound	Conc.	RT	Dev(Min)	Resp.	QIon	QRatio	Lower	Upper
4-Chloro-2-Methylphenol	123.4994	6.94	0.00	605815	144.0	27.9	19.4	36.0

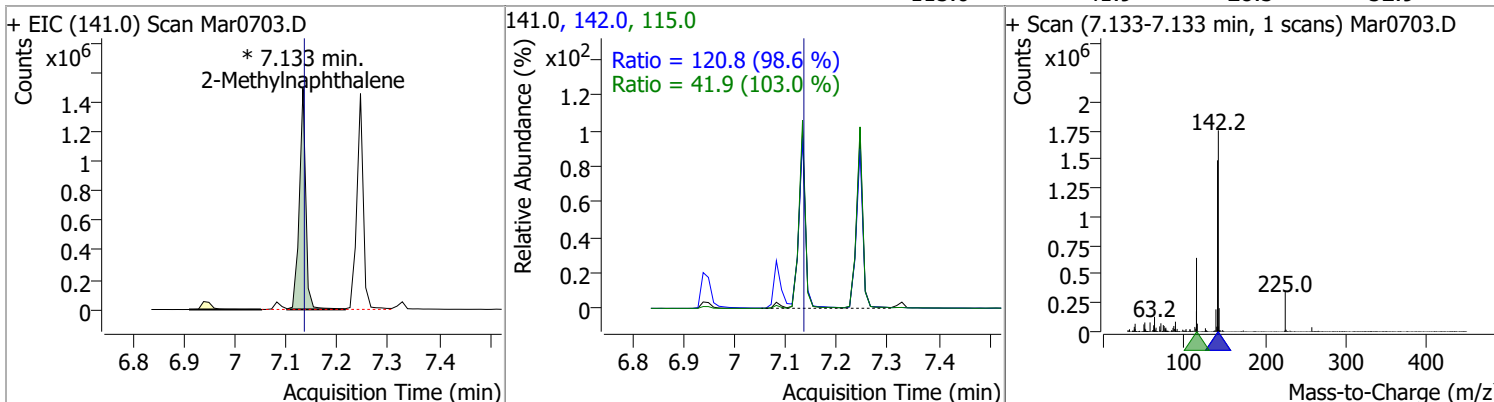


Quantitation Results Report (QT Reviewed)

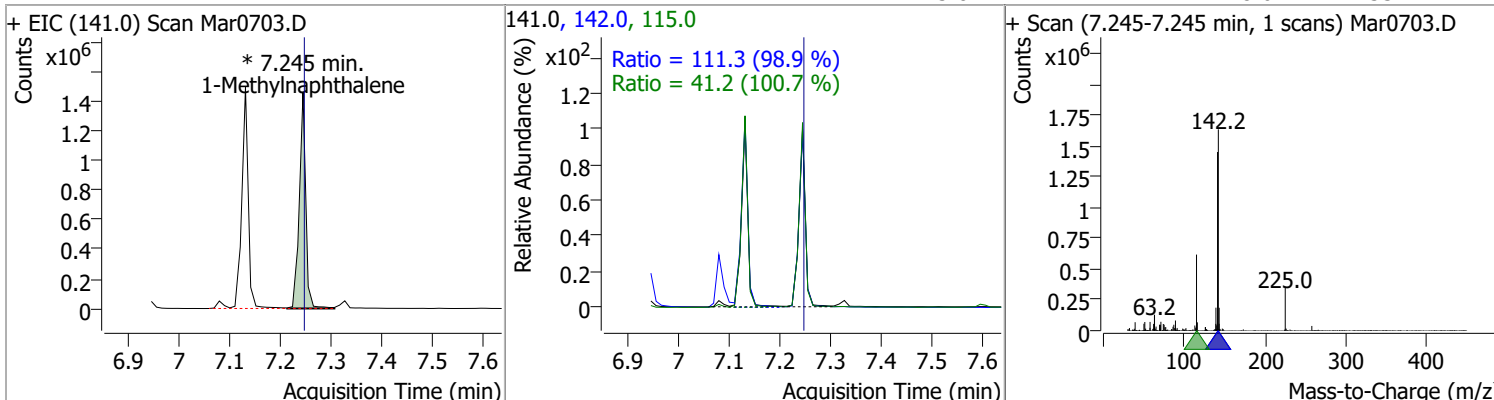
Compound	Conc.	RT	Dev(Min)	Resp.	QIon	QRatio	Lower	Upper
4-Chloro-3-Methylphenol	120.6914	7.08	0.00	599942	144.0	29.9	20.6	38.3



Compound	Conc.	RT	Dev(Min)	Resp.	QIon	QRatio	Lower	Upper
2-Methylnaphthalene	121.9530	7.13	0.00	1306974 (m)	142.0	120.8	85.7	159.2
					115.0	41.9	28.5	52.9

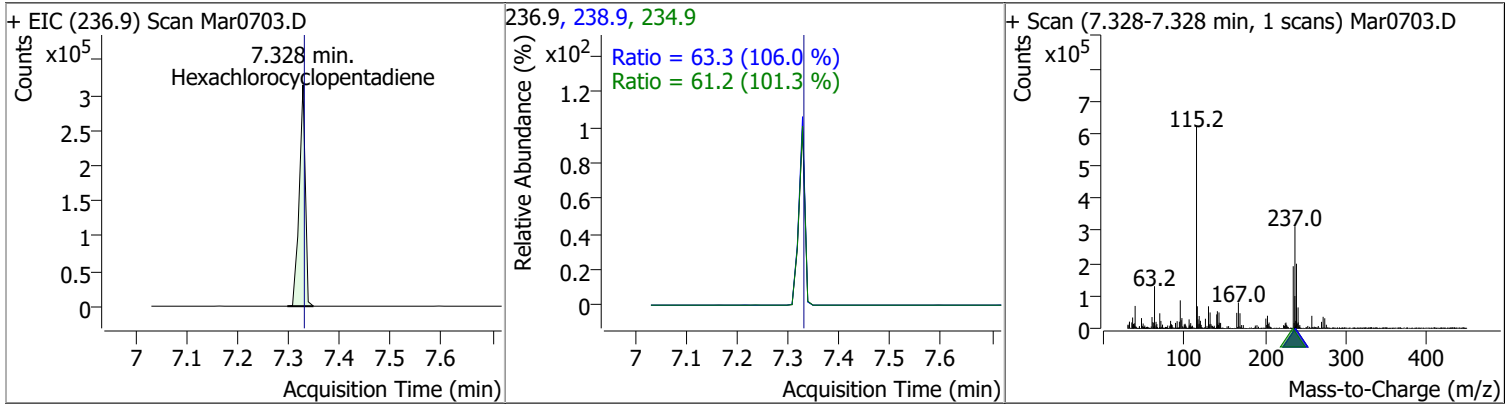


Compound	Conc.	RT	Dev(Min)	Resp.	QIon	QRatio	Lower	Upper
1-Methylnaphthalene	125.3382	7.25	0.00	1280676 (m)	142.0	111.3	78.8	146.3
					115.0	41.2	28.6	53.2

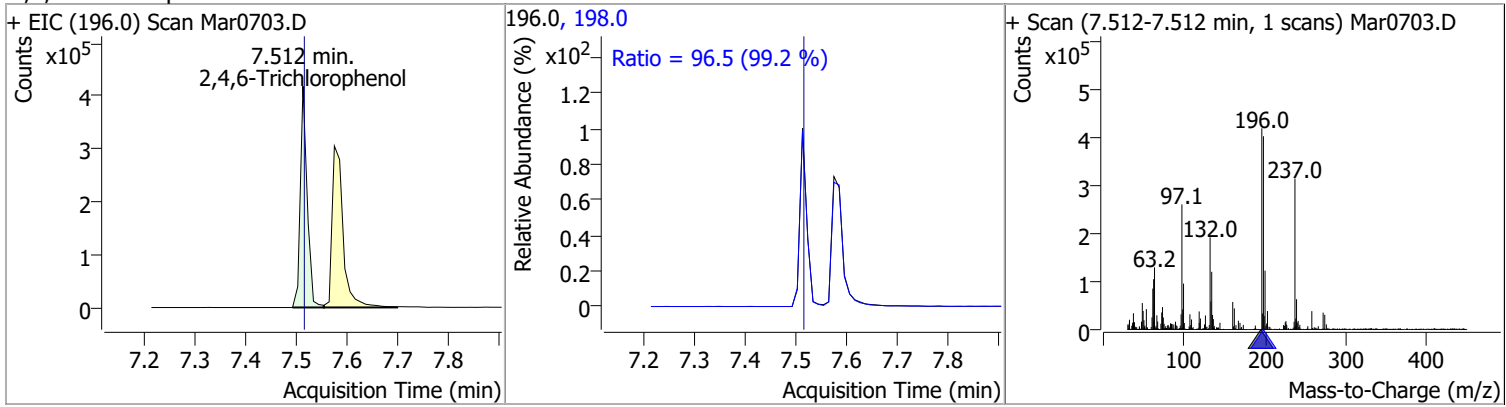


Quantitation Results Report (QT Reviewed)

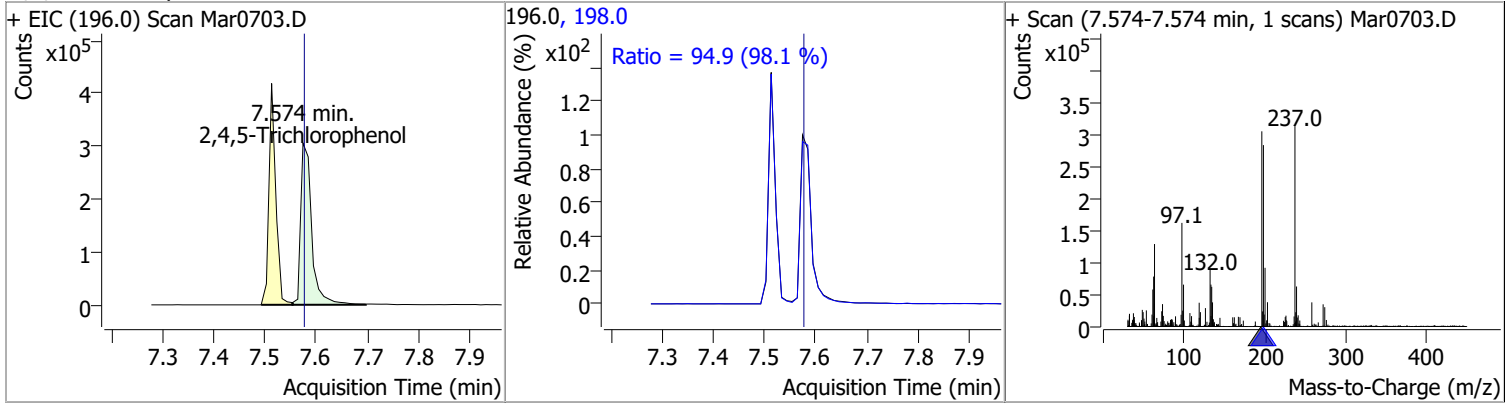
Compound	Conc.	RT	Dev(Min)	Resp.	QIon	QRatio	Lower	Upper
Hexachlorocyclopentadiene	124.4541	7.33	0.00	259616	234.9	61.2	42.3	78.6
					238.9	63.3	41.8	77.6



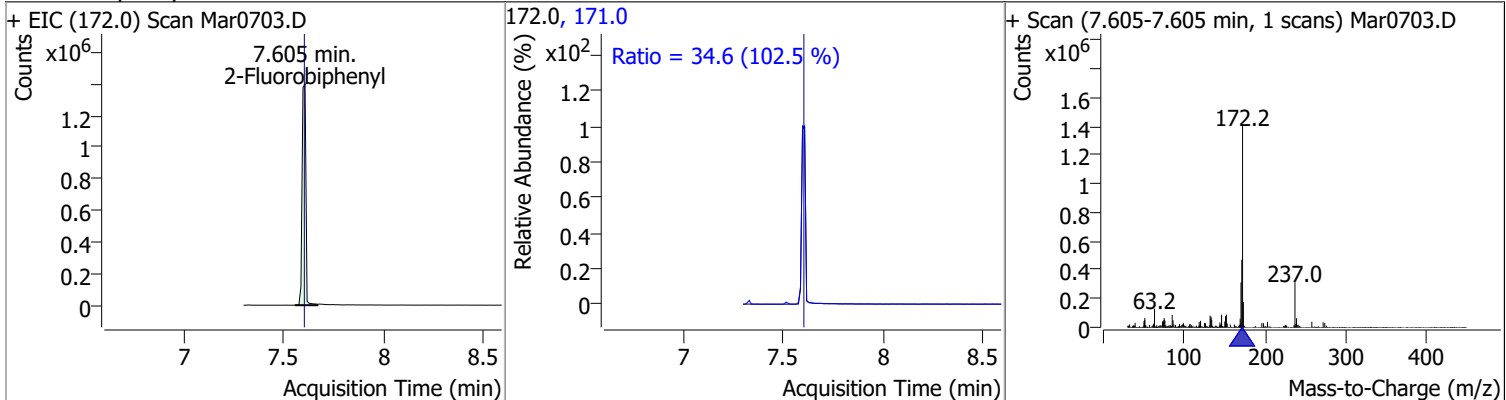
Compound	Conc.	RT	Dev(Min)	Resp.	QIon	QRatio	Lower	Upper
2,4,6-Trichlorophenol	120.5446	7.51	0.00	379958	198.0	96.5	68.1	126.4



Compound	Conc.	RT	Dev(Min)	Resp.	QIon	QRatio	Lower	Upper
2,4,5-Trichlorophenol	126.0630	7.57	0.00	461292	198.0	94.9	67.7	125.8

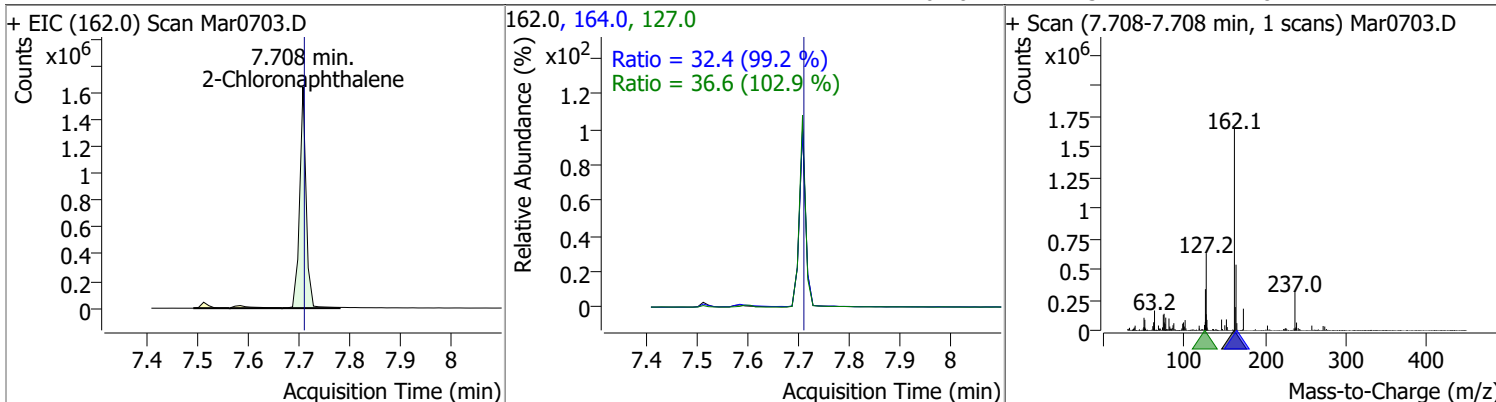


Compound	Conc.	RT	Dev(Min)	Resp.	QIon	QRatio	Lower	Upper
2-Fluorobiphenyl	123.6613	7.60	0.01	1826677	171.0	34.6	23.6	43.9

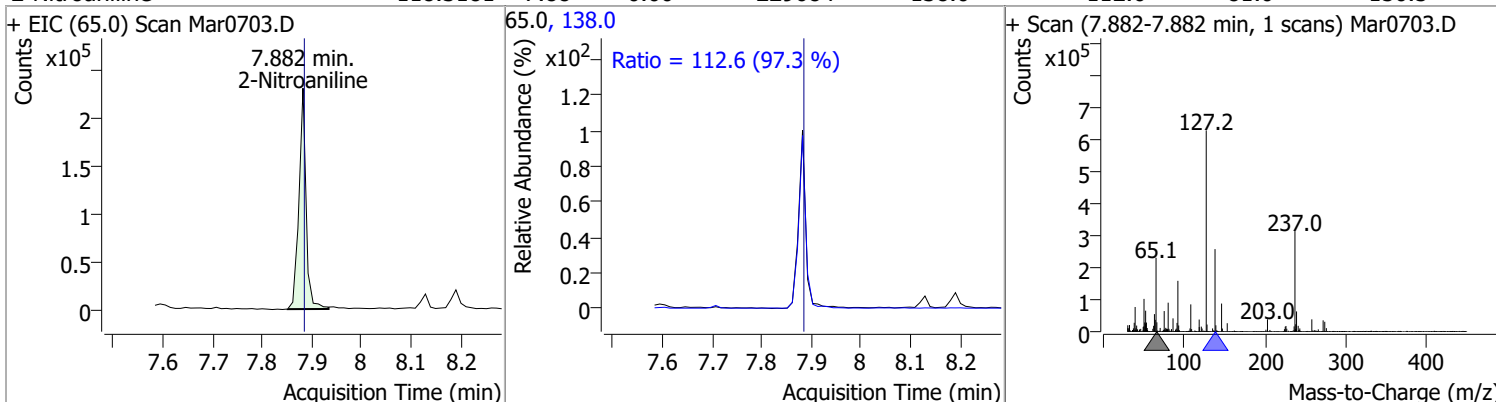


Quantitation Results Report (QT Reviewed)

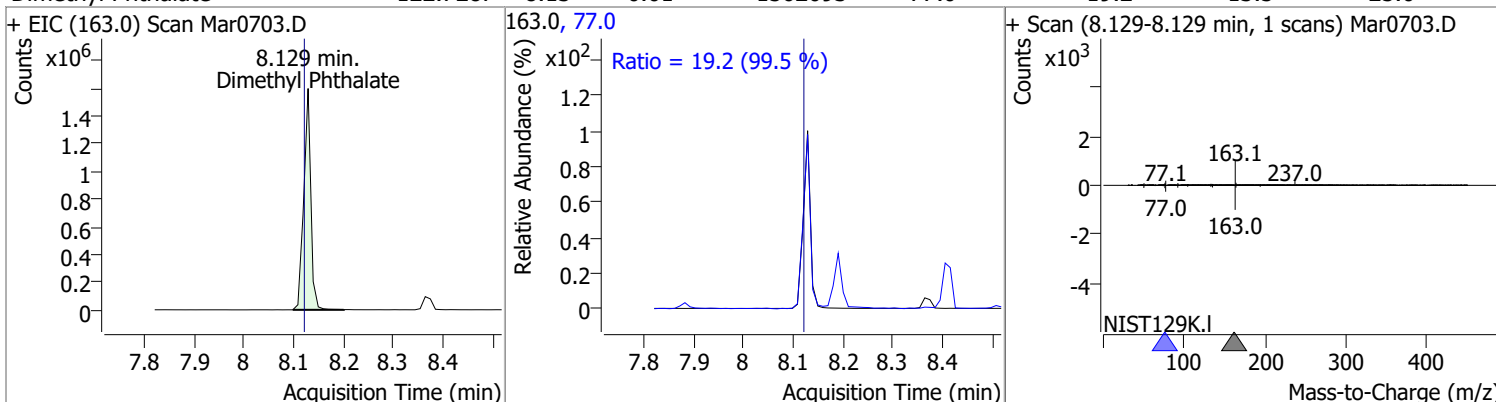
Compound	Conc.	RT	Dev(Min)	Resp.	QIon	QRatio	Lower	Upper
2-Chloronaphthalene	120.1287	7.71	0.00	1455447	127.0	36.6	24.9	46.2
					164.0	32.4	22.8	42.4



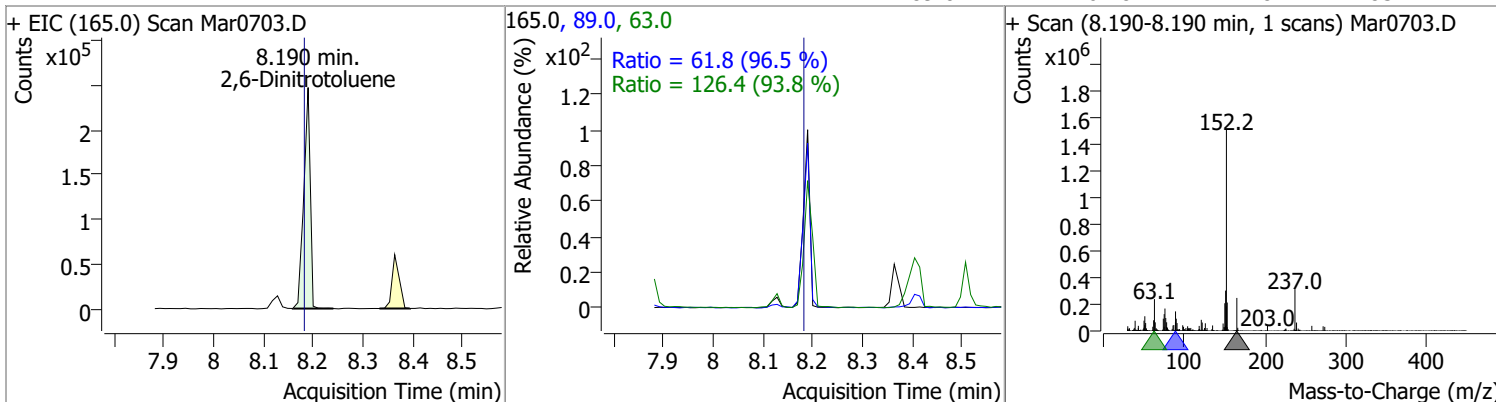
Compound	Conc.	RT	Dev(Min)	Resp.	QIon	QRatio	Lower	Upper
2-Nitroaniline	118.3181	7.88	0.00	229684	138.0	112.6	81.0	150.5



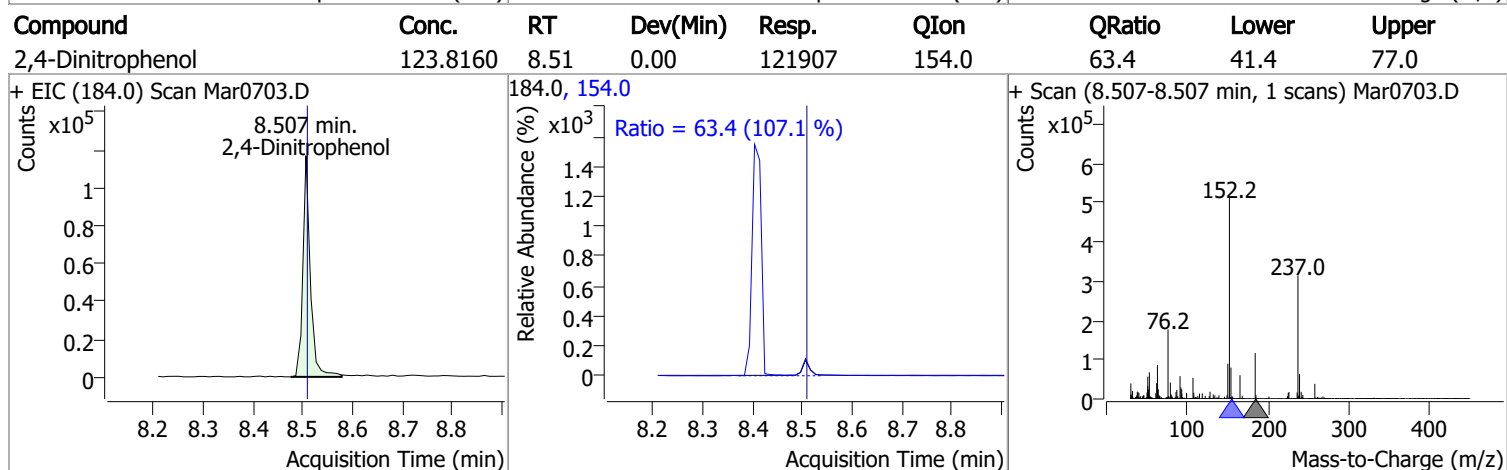
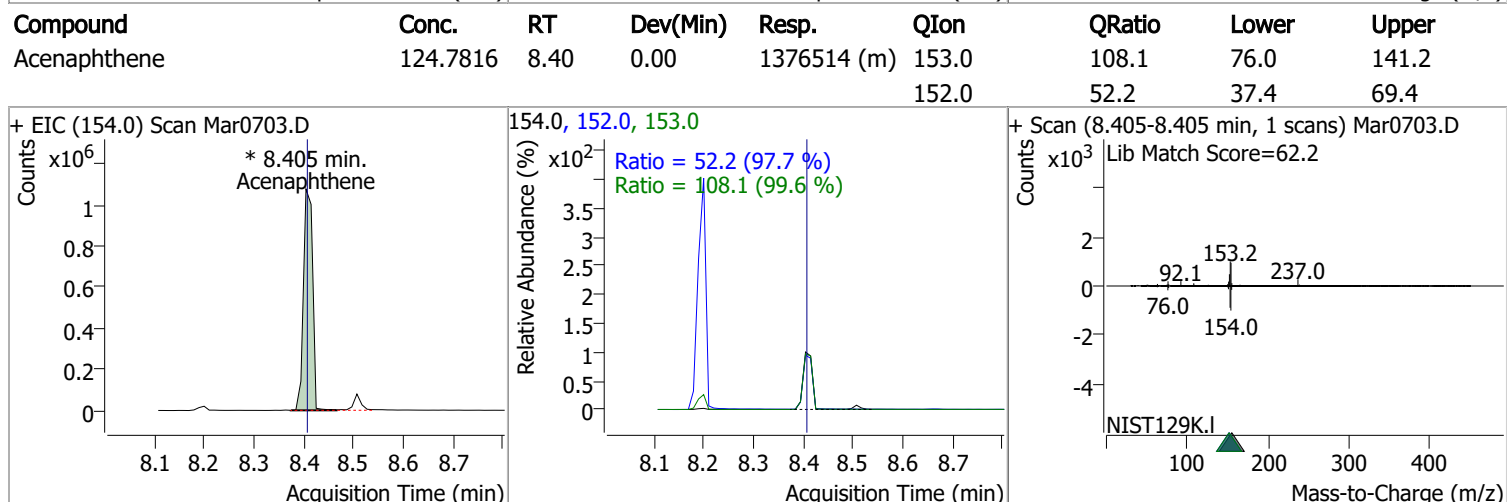
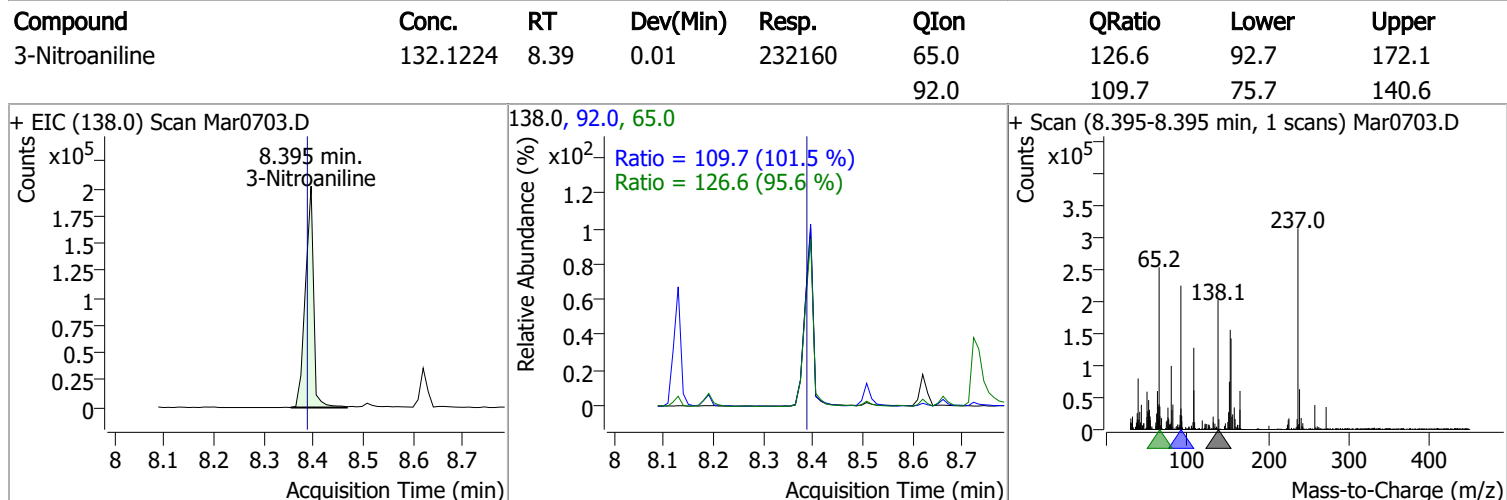
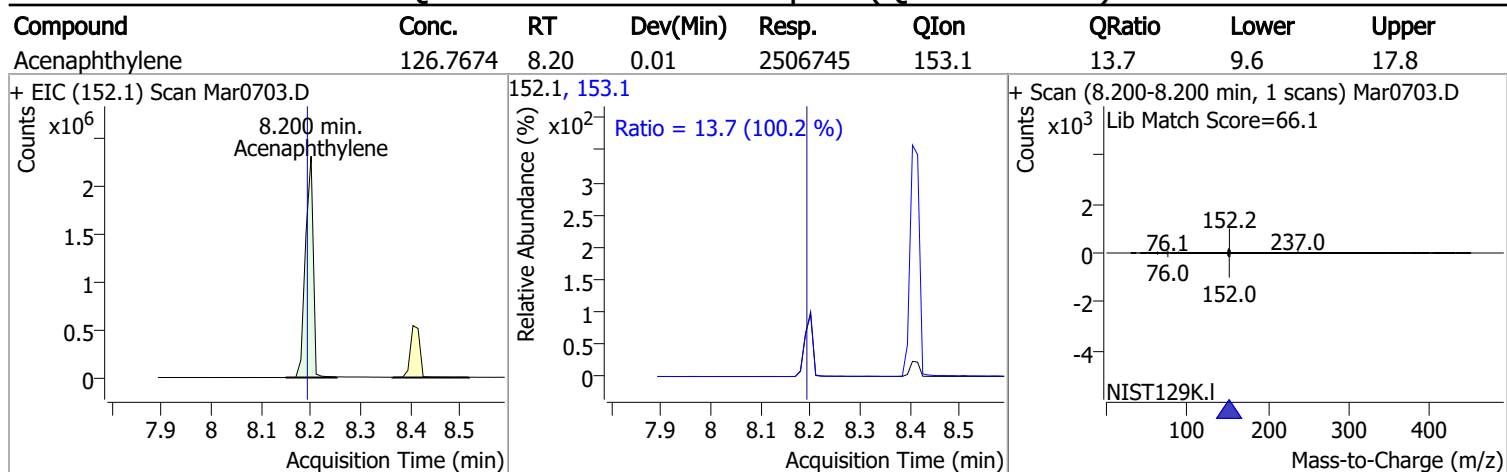
Compound	Conc.	RT	Dev(Min)	Resp.	QIon	QRatio	Lower	Upper
Dimethyl Phthalate	122.7287	8.13	0.01	1562093	77.0	19.2	13.5	25.0



Compound	Conc.	RT	Dev(Min)	Resp.	QIon	QRatio	Lower	Upper
2,6-Dinitrotoluene	136.0124	8.19	0.01	224094	63.0	126.4	94.3	175.1
					89.0	61.8	44.8	83.2

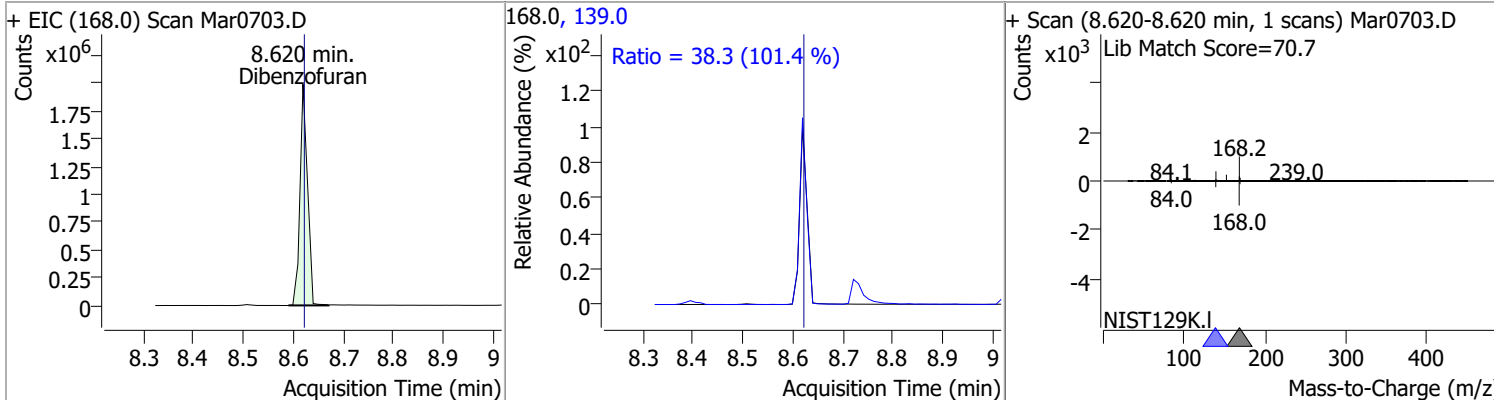


Quantitation Results Report (QT Reviewed)

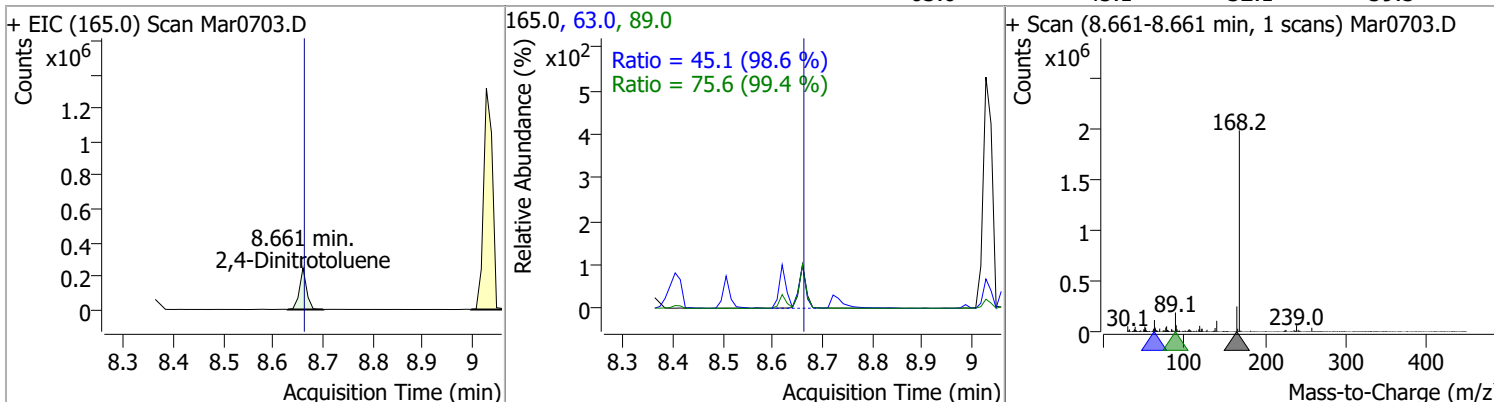


Quantitation Results Report (QT Reviewed)

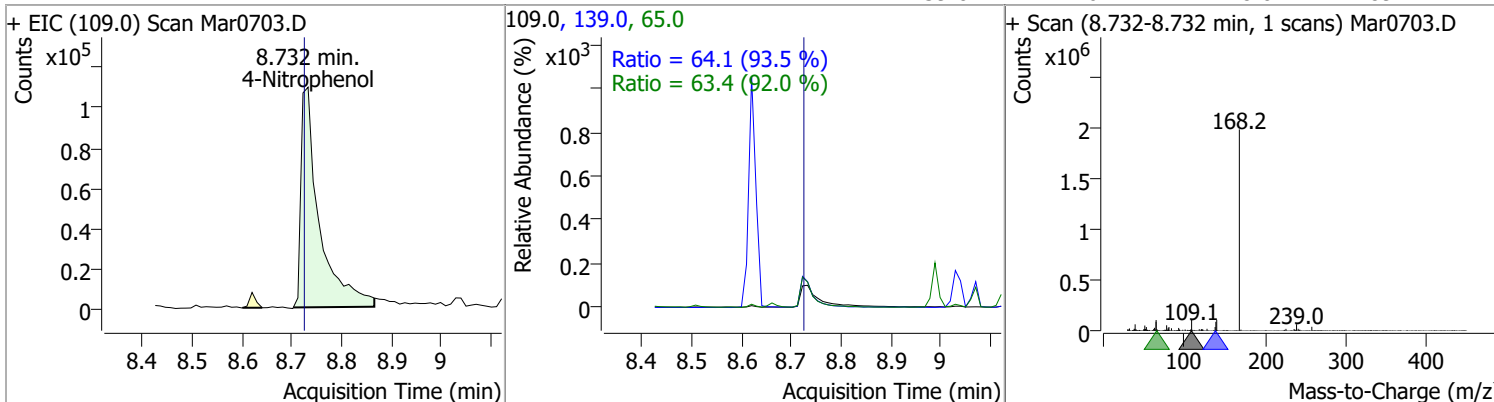
Compound	Conc.	RT	Dev(Min)	Resp.	QIon	QRatio	Lower	Upper
Dibenzofuran	118.5466	8.62	0.00	2081781	139.0	38.3	26.5	49.2



Compound	Conc.	RT	Dev(Min)	Resp.	QIon	QRatio	Lower	Upper
2,4-Dinitrotoluene	113.7348	8.66	0.00	245389	89.0	75.6	53.2	98.8
					63.0	45.1	32.1	59.5

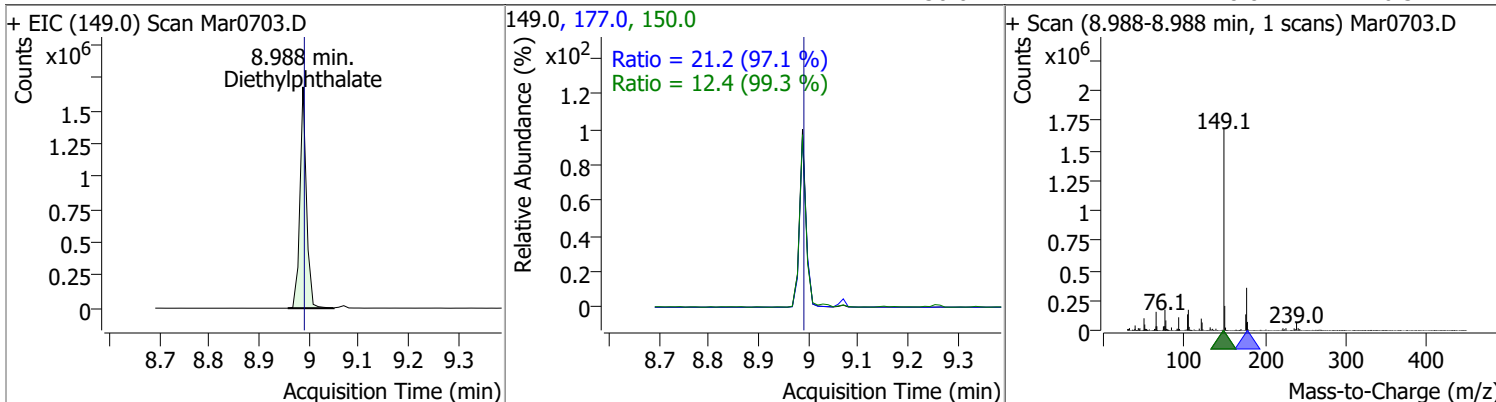


Compound	Conc.	RT	Dev(Min)	Resp.	QIon	QRatio	Lower	Upper
4-Nitrophenol	123.2132	8.73	0.01	278282	65.0	63.4	48.2	89.6
					139.0	64.1	48.0	89.1

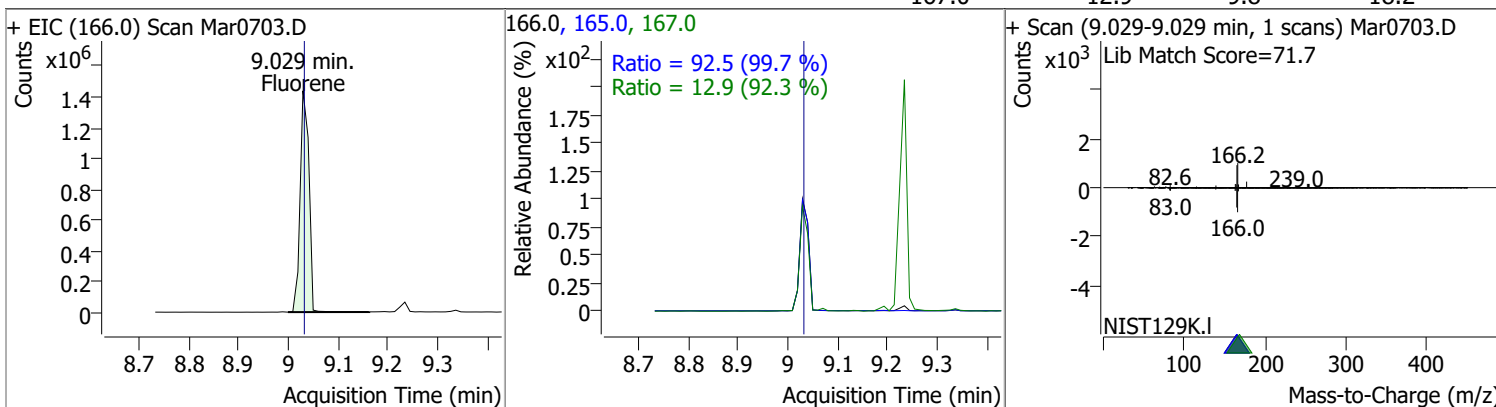


Quantitation Results Report (QT Reviewed)

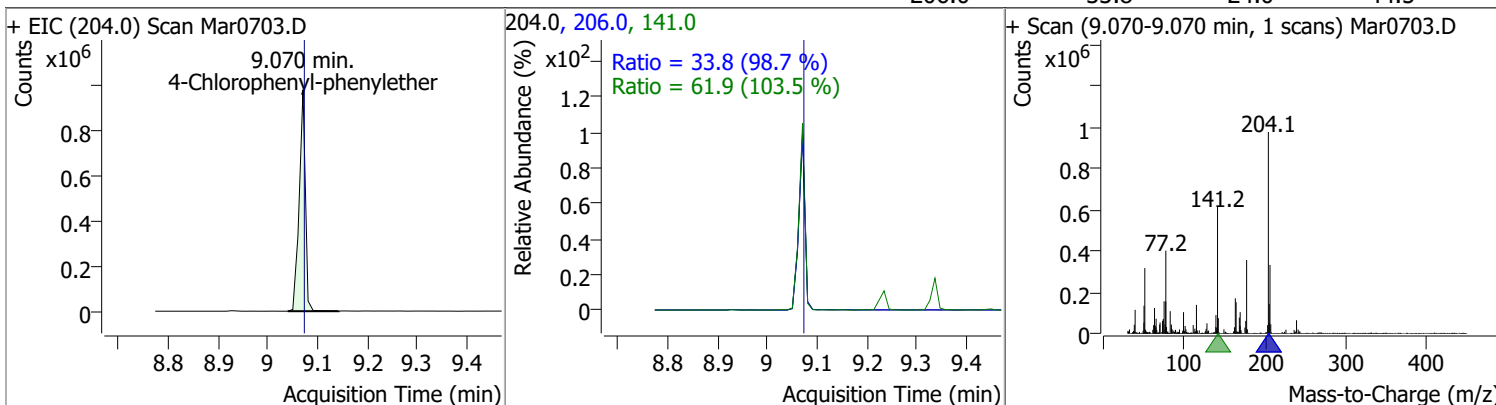
Compound	Conc.	RT	Dev(Min)	Resp.	QIon	QRatio	Lower	Upper
Diethylphthalate	119.2623	8.99	0.00	1531021	177.0	21.2	15.3	28.5
					150.0	12.4	8.8	16.3



Compound	Conc.	RT	Dev(Min)	Resp.	QIon	QRatio	Lower	Upper
Fluorene	120.9916	9.03	0.00	1765724	165.0	92.5	65.0	120.6
					167.0	12.9	9.8	18.2

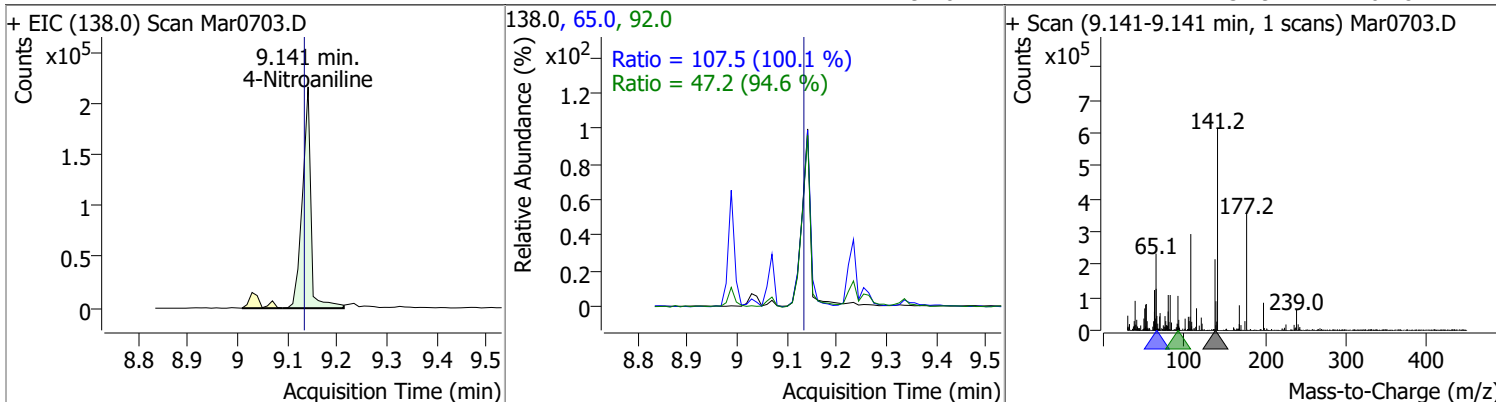


Compound	Conc.	RT	Dev(Min)	Resp.	QIon	QRatio	Lower	Upper
4-Chlorophenyl-phenylether	124.8631	9.07	0.00	837321	141.0	61.9	41.8	77.7
					206.0	33.8	24.0	44.5

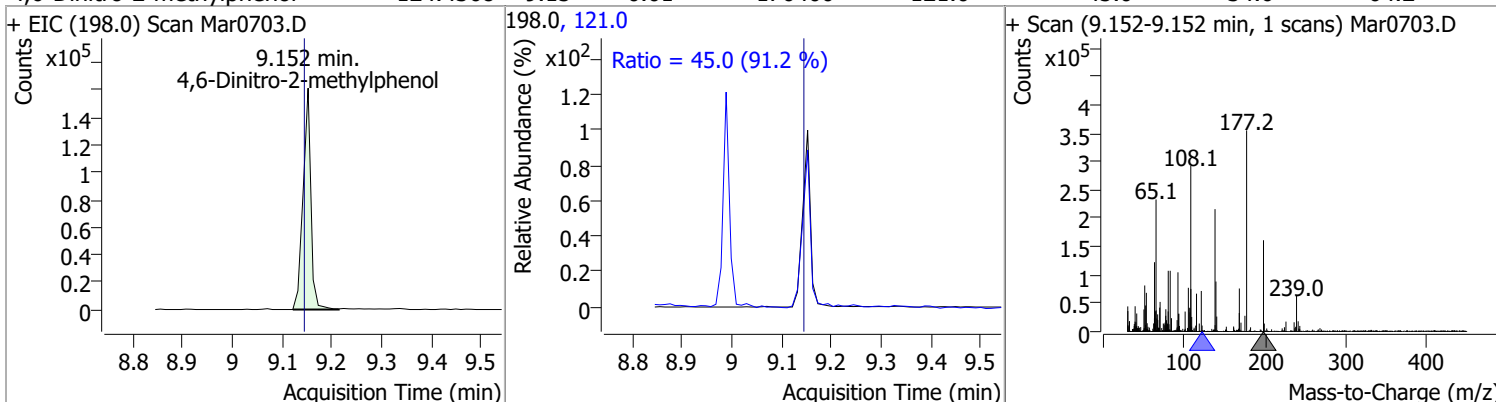


Quantitation Results Report (QT Reviewed)

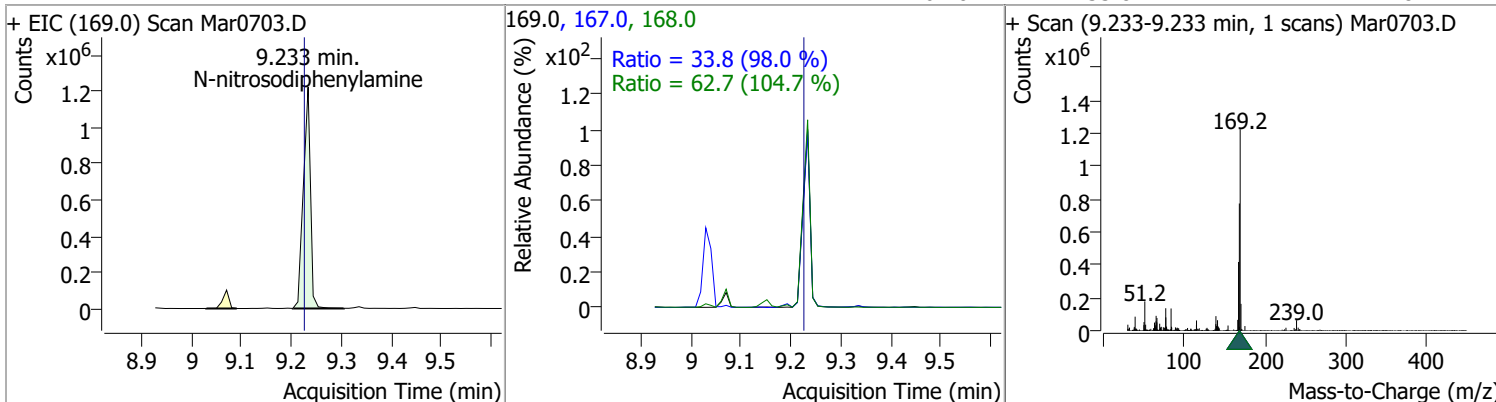
Compound	Conc.	RT	Dev(Min)	Resp.	QIon	QRatio	Lower	Upper
4-Nitroaniline	129.1211	9.14	0.01	256281	65.0	107.5	75.1	139.5
					92.0	47.2	34.9	64.8



Compound	Conc.	RT	Dev(Min)	Resp.	QIon	QRatio	Lower	Upper
4,6-Dinitro-2-methylphenol	124.4368	9.15	0.01	176400	121.0	45.0	34.6	64.2

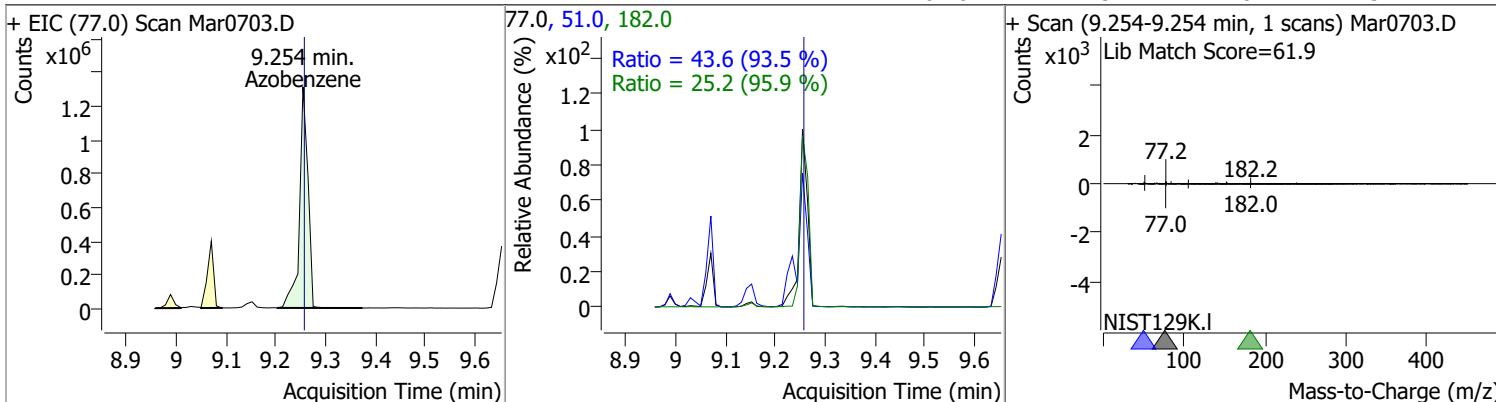


Compound	Conc.	RT	Dev(Min)	Resp.	QIon	QRatio	Lower	Upper
N-nitrosodiphenylamine	123.2482	9.23	0.01	1218045	168.0	62.7	41.9	77.8
					167.0	33.8	24.1	44.8

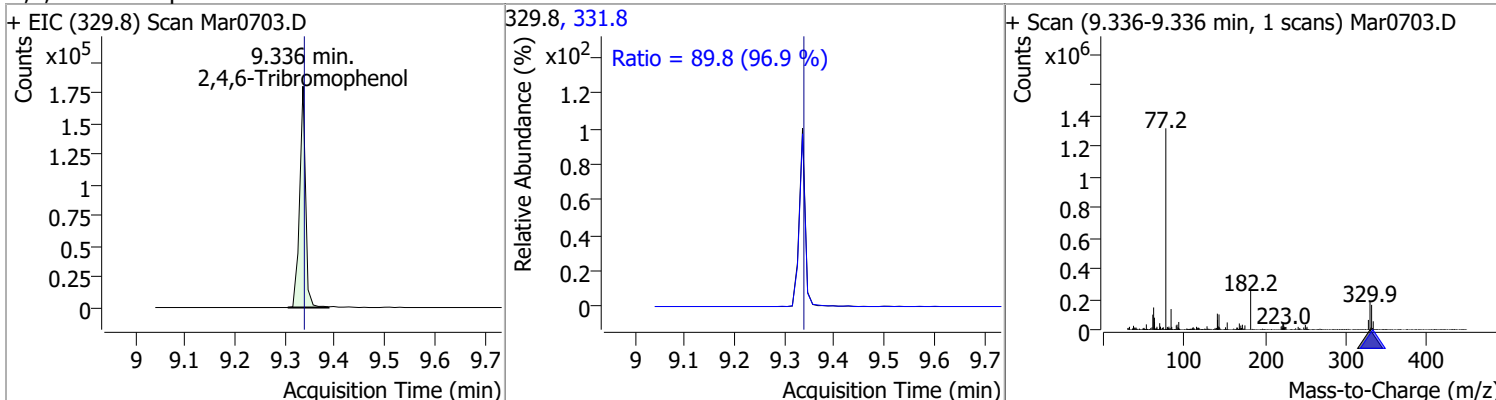


Quantitation Results Report (QT Reviewed)

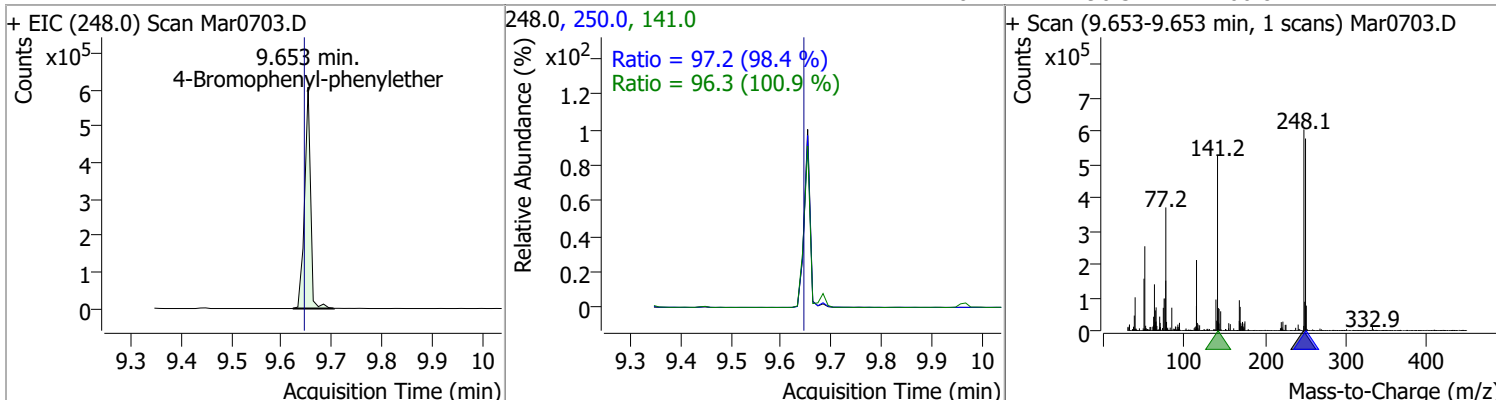
Compound	Conc.	RT	Dev(Min)	Resp.	QIon	QRatio	Lower	Upper
Azobenzene	116.6569	9.25	0.00	1554629	51.0	43.6	32.6	60.6
					182.0	25.2	18.4	34.2



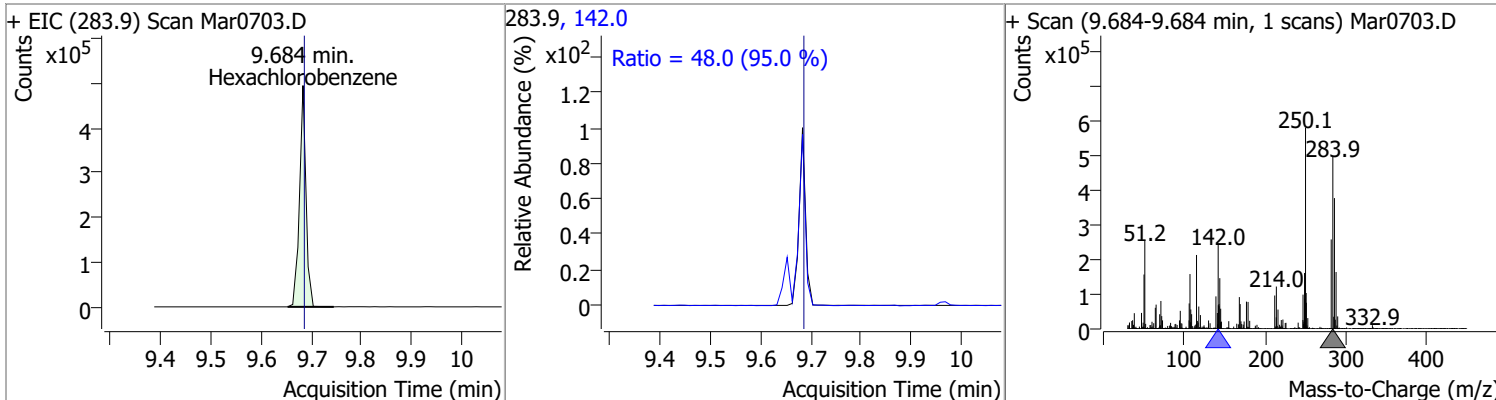
Compound	Conc.	RT	Dev(Min)	Resp.	QIon	QRatio	Lower	Upper
2,4,6-Tribromophenol	125.6074	9.34	0.00	149853	331.8	89.8	64.9	120.4



Compound	Conc.	RT	Dev(Min)	Resp.	QIon	QRatio	Lower	Upper
4-Bromophenyl-phenylether	126.3441	9.65	0.01	500668	250.0	97.2	69.2	128.5
					141.0	96.3	66.8	124.1

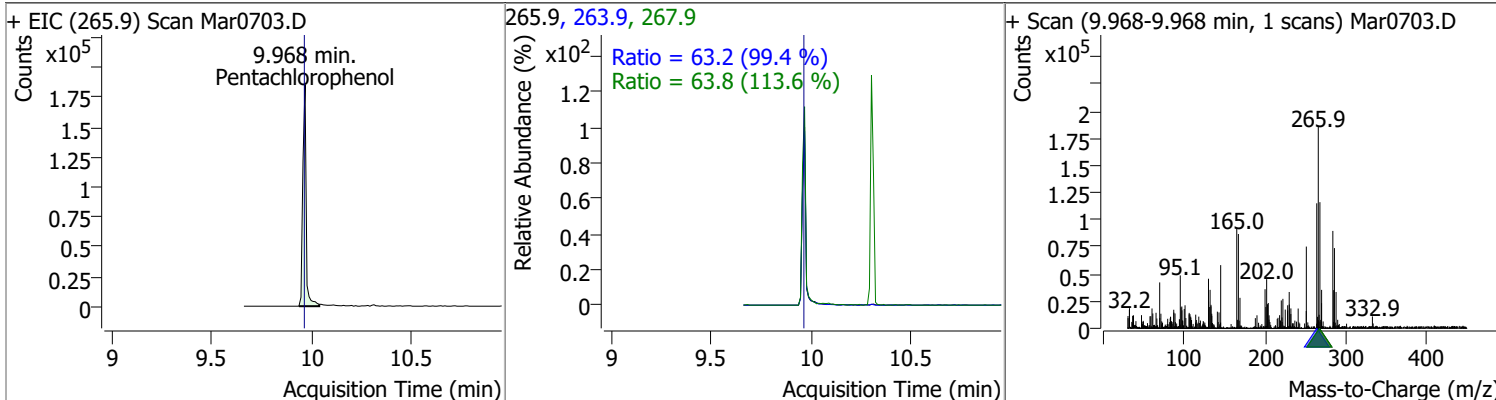


Compound	Conc.	RT	Dev(Min)	Resp.	QIon	QRatio	Lower	Upper
Hexachlorobenzene	114.4194	9.68	0.00	445871	142.0	48.0	35.4	65.7

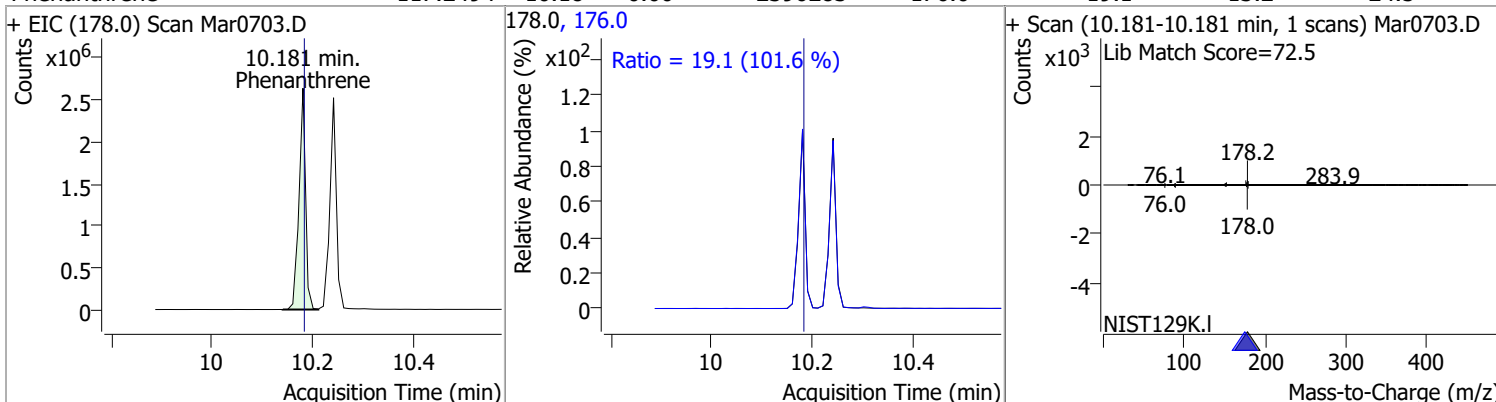


Quantitation Results Report (QT Reviewed)

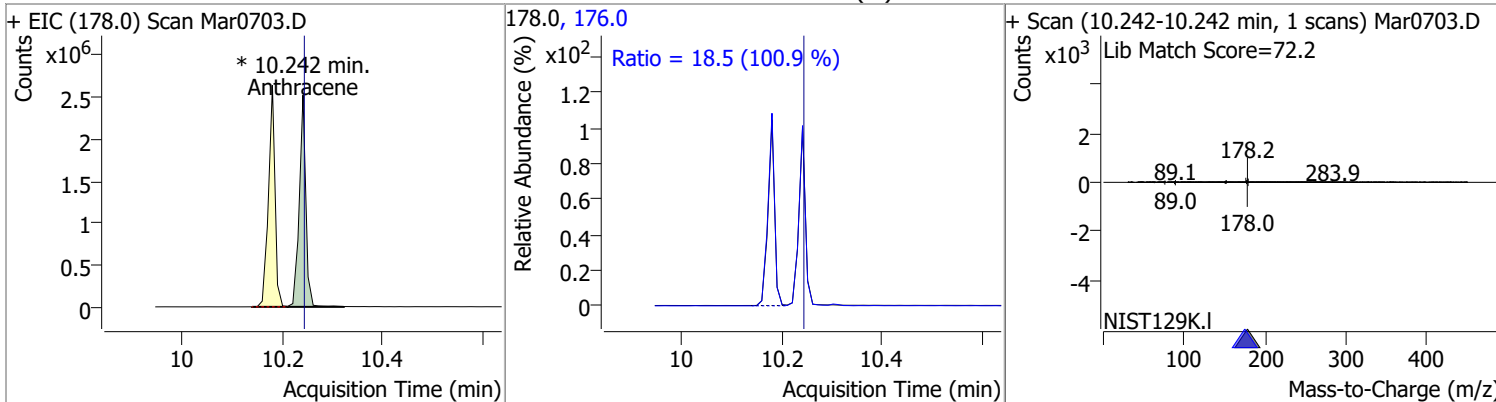
Compound	Conc.	RT	Dev(Min)	Resp.	QIon	QRatio	Lower	Upper
Pentachlorophenol	118.9833	9.97	0.01	215944	263.9	63.2	44.5	82.6
					267.9	63.8	39.3	73.1



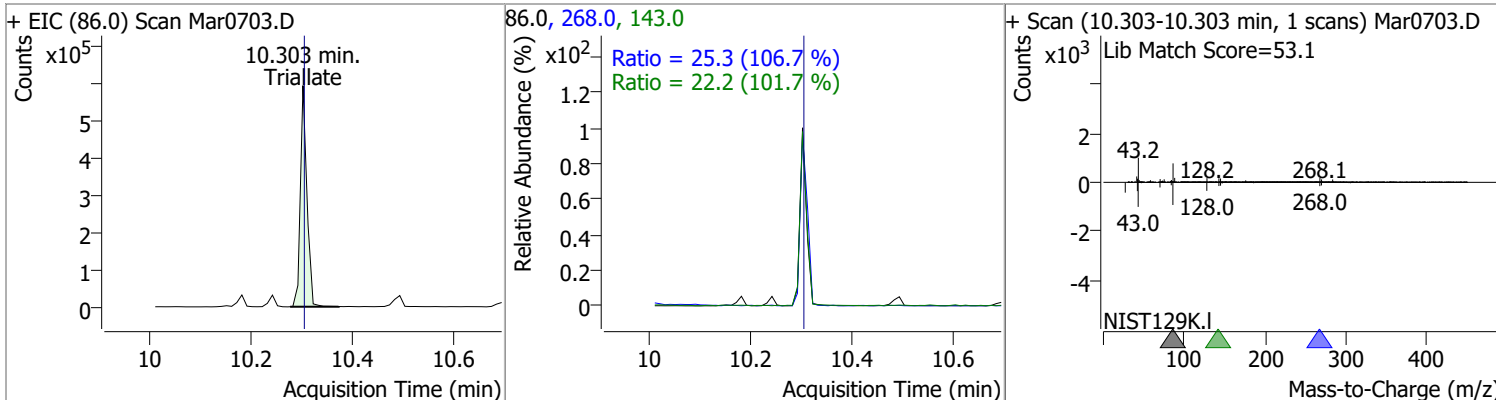
Compound	Conc.	RT	Dev(Min)	Resp.	QIon	QRatio	Lower	Upper
Phenanthrene	117.2494	10.18	0.00	2396283	176.0	19.1	13.2	24.5



Compound	Conc.	RT	Dev(Min)	Resp.	QIon	QRatio	Lower	Upper
Anthracene	117.3428	10.24	0.00	2299930 (m)	176.0	18.5	12.8	23.8

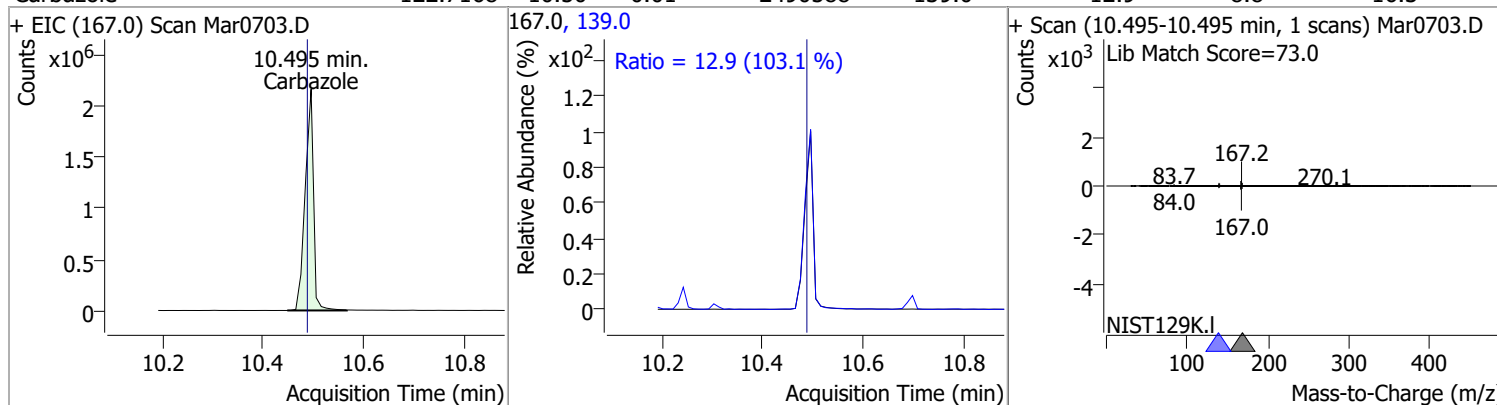


Compound	Conc.	RT	Dev(Min)	Resp.	QIon	QRatio	Lower	Upper
Triallate	118.9629	10.30	0.00	537937	268.0	25.3	16.6	30.8
					143.0	22.2	15.3	28.3

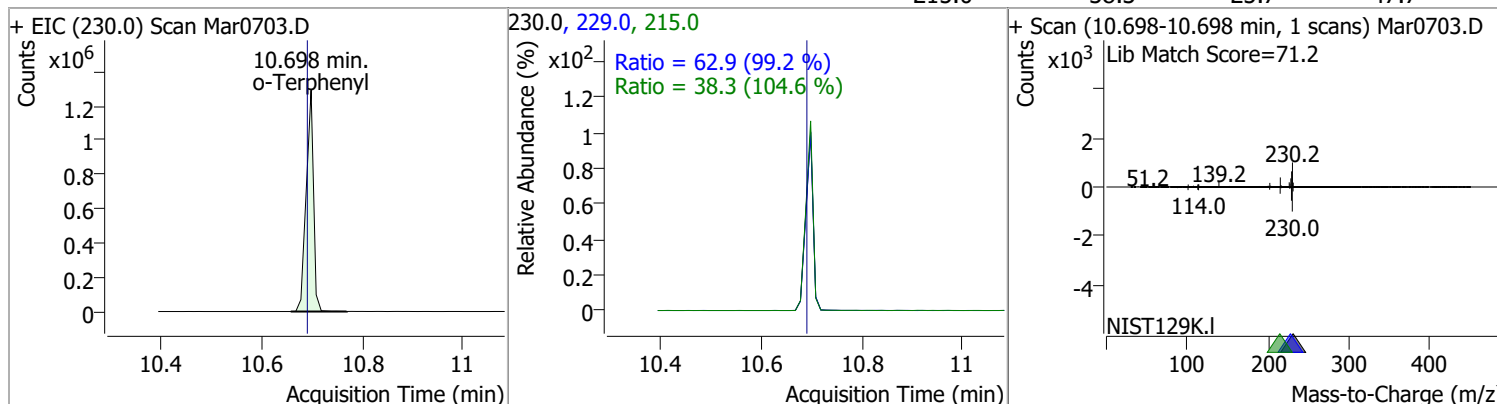


Quantitation Results Report (QT Reviewed)

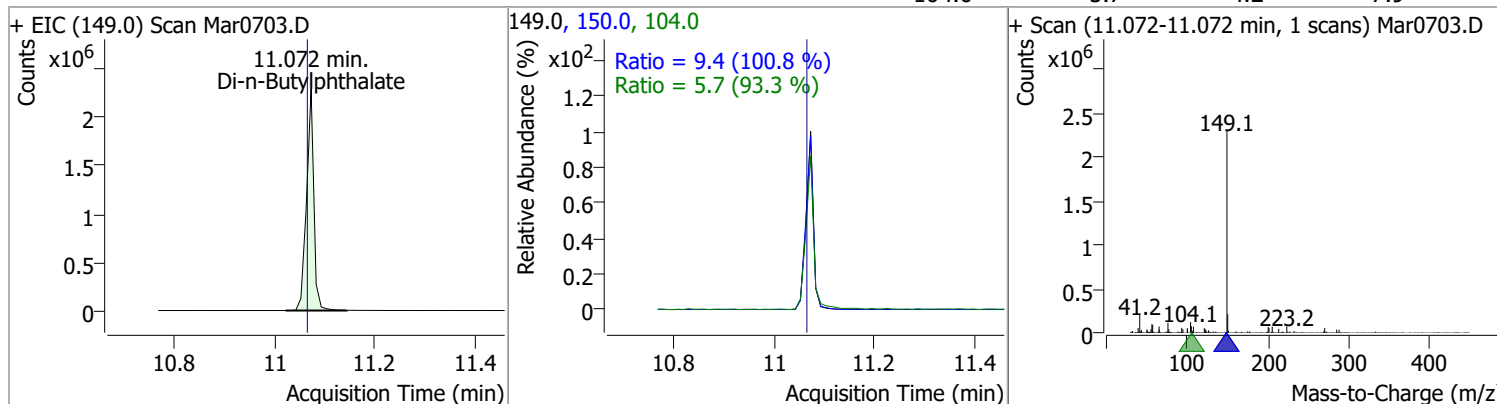
Compound	Conc.	RT	Dev(Min)	Resp.	QIon	QRatio	Lower	Upper
Carbazole	122.7168	10.50	0.01	2490588	139.0	12.9	8.8	16.3



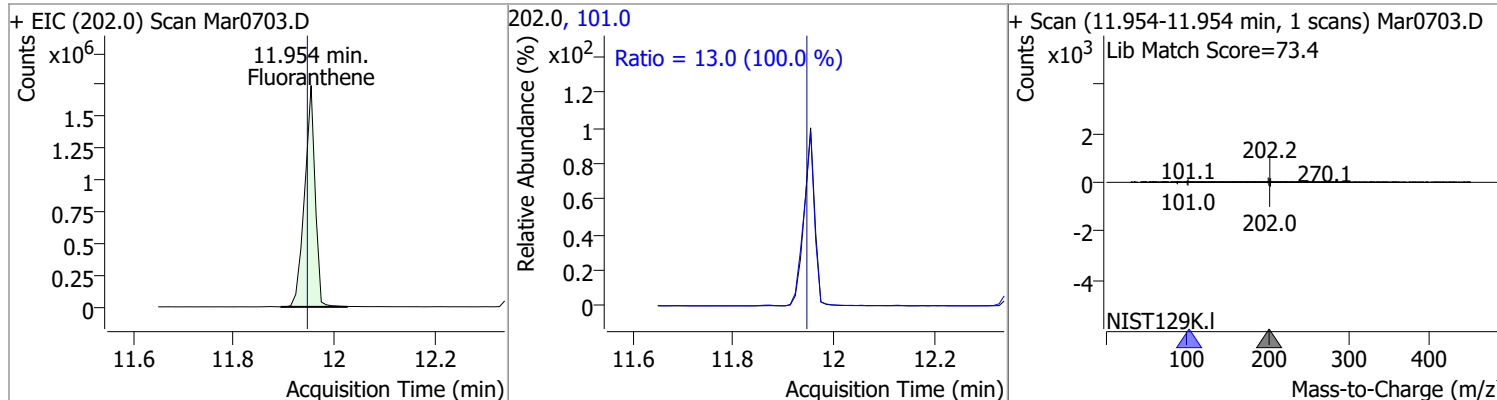
o-Terphenyl	118.5906	10.70	0.01	1306542	229.0 215.0	62.9 38.3	44.4 25.7	82.4 47.7
-------------	----------	-------	------	---------	----------------	--------------	--------------	--------------



Di-n-Butylphthalate	120.2750	11.07	0.01	2308762	150.0 104.0	9.4 5.7	6.5 4.2	12.1 7.9
---------------------	----------	-------	------	---------	----------------	------------	------------	-------------

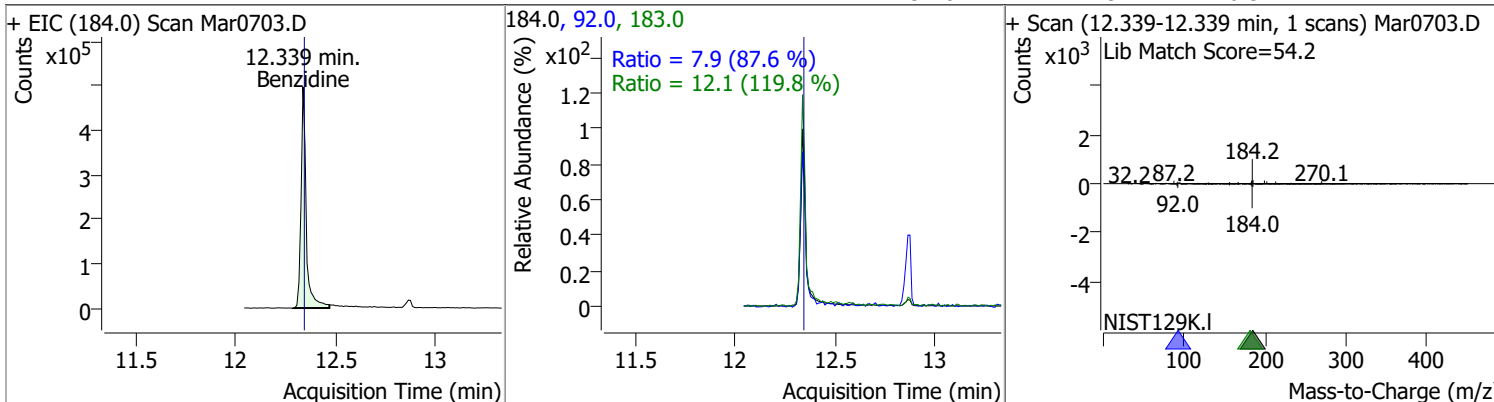


Fluoranthene	117.8345	11.95	0.01	2539806	101.0	13.0	9.1	16.9
--------------	----------	-------	------	---------	-------	------	-----	------

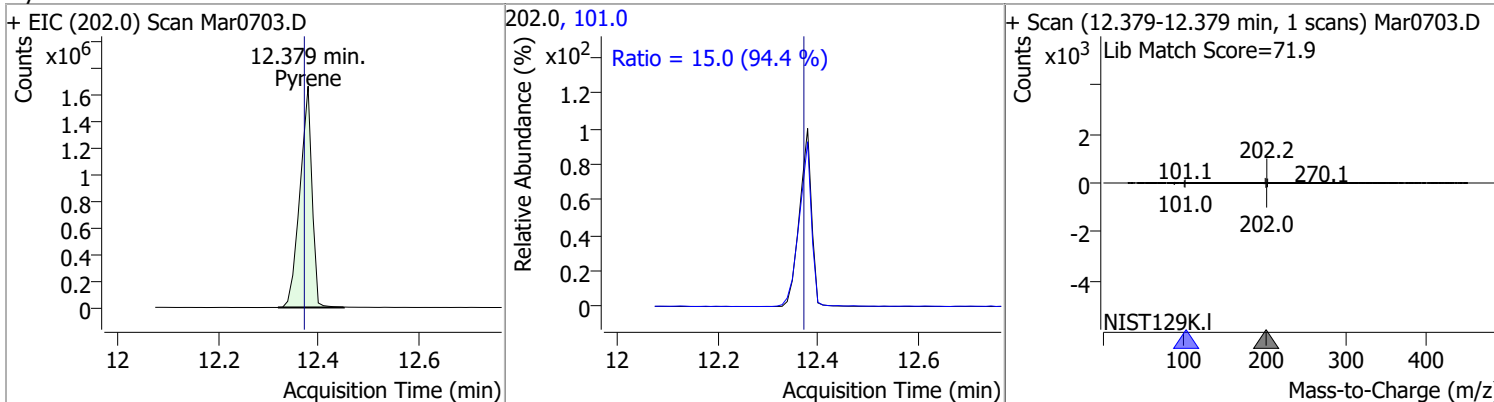


Quantitation Results Report (QT Reviewed)

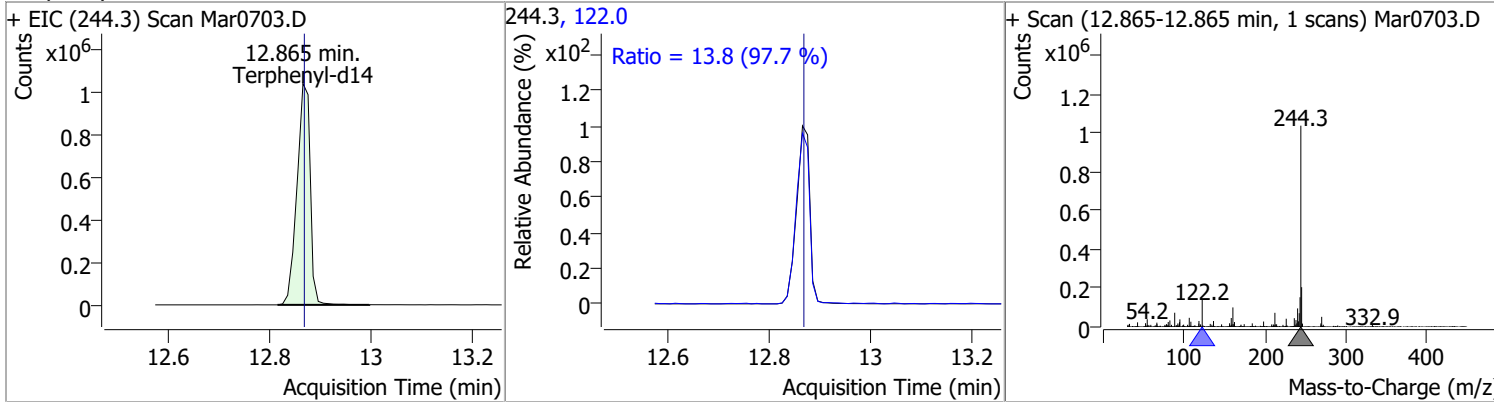
Compound	Conc.	RT	Dev(Min)	Resp.	QIon	QRatio	Lower	Upper
Benzidine	133.9612	12.34	0.00	892145	183.0	12.1	7.1	13.1
					92.0	7.9	6.3	11.7



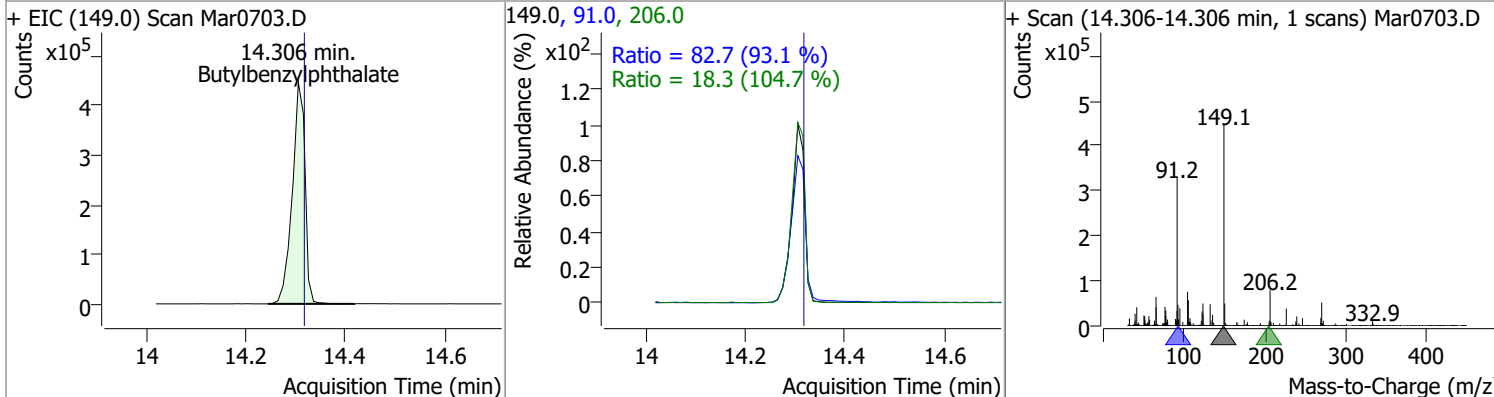
Compound	Conc.	RT	Dev(Min)	Resp.	QIon	QRatio	Lower	Upper
Pyrene	118.5273	12.38	0.01	2778952	101.0	15.0	11.1	20.6



Compound	Conc.	RT	Dev(Min)	Resp.	QIon	QRatio	Lower	Upper
Terphenyl-d14	119.1639	12.87	0.00	1898909	122.0	13.8	9.9	18.4

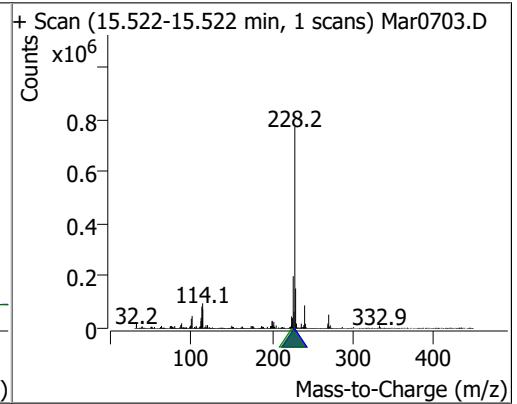
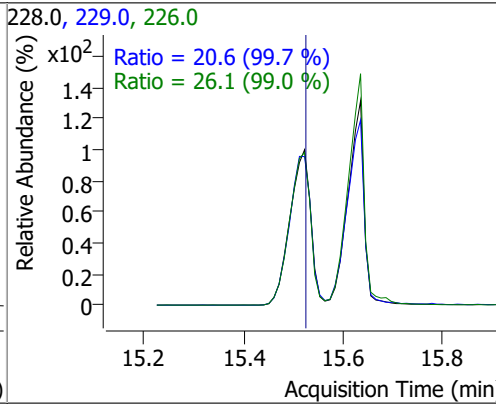
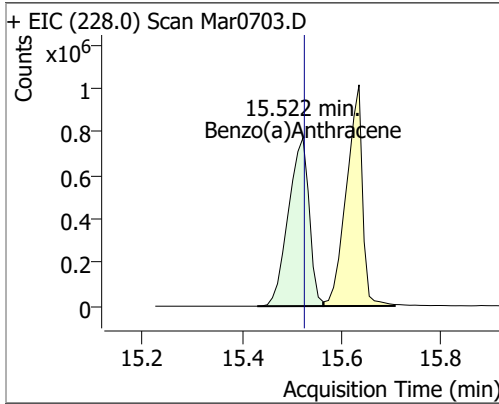


Compound	Conc.	RT	Dev(Min)	Resp.	QIon	QRatio	Lower	Upper
Butylbenzylphthalate	121.4241	14.31	0.00	794821	91.0	82.7	62.2	115.4
					206.0	18.3	12.2	22.7

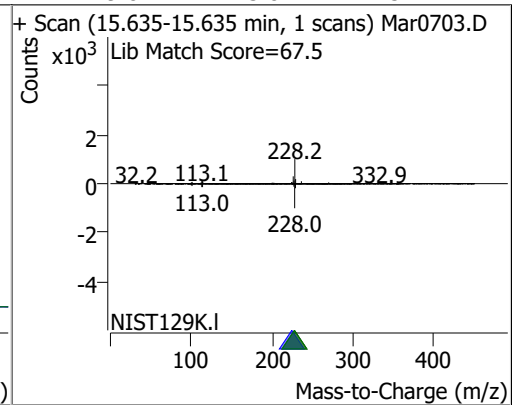
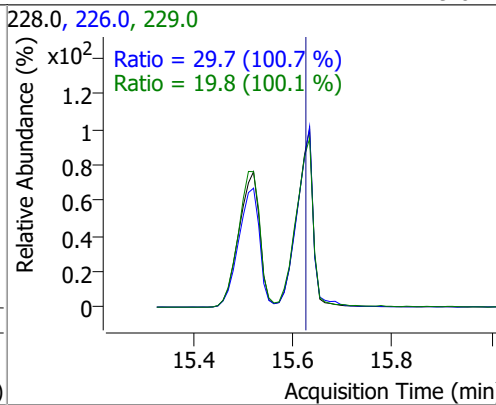
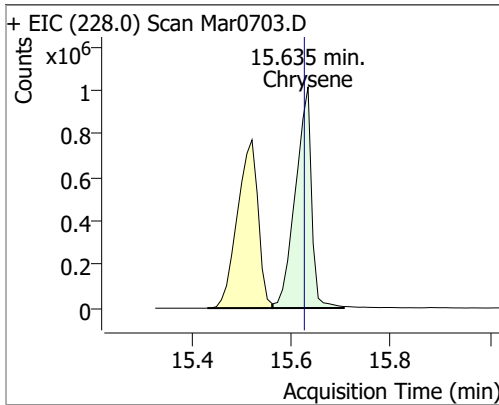


Quantitation Results Report (QT Reviewed)

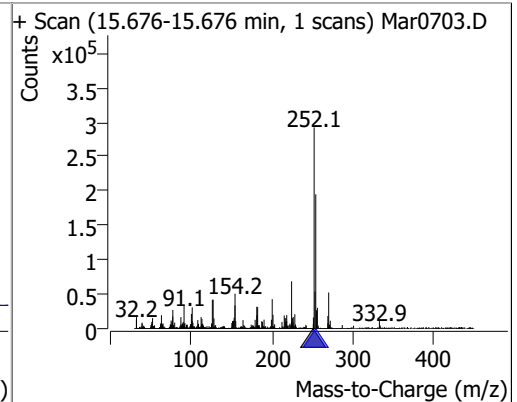
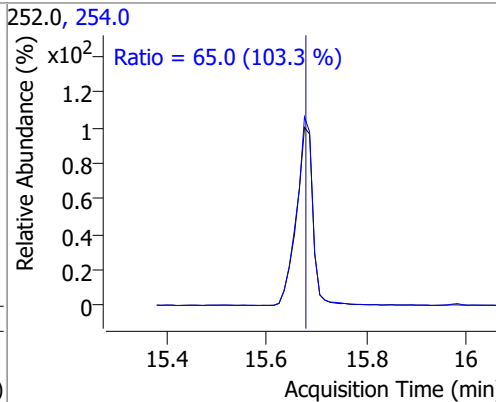
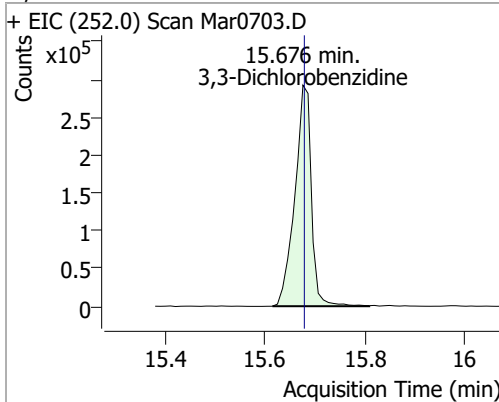
Compound	Conc.	RT	Dev(Min)	Resp.	QIon	QRatio	Lower	Upper
Benzo(a)Anthracene	123.6393	15.52	0.01	2228229	226.0	26.1	18.5	34.3
					229.0	20.6	14.5	26.8



Compound	Conc.	RT	Dev(Min)	Resp.	QIon	QRatio	Lower	Upper
Chrysene	119.3603	15.63	0.02	2279329	226.0	29.7	20.6	38.3
					229.0	19.8	13.8	25.7

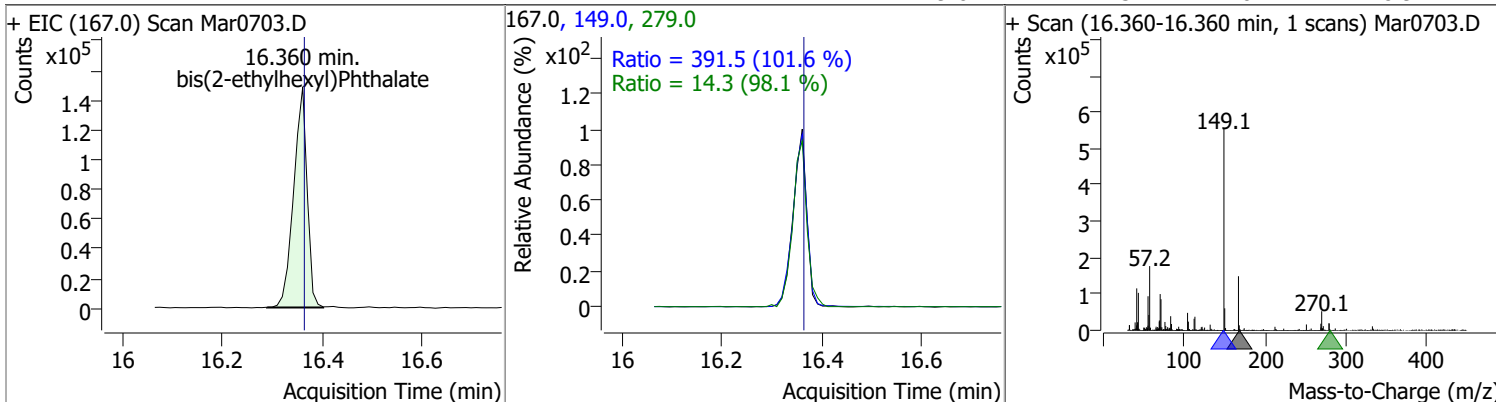


Compound	Conc.	RT	Dev(Min)	Resp.	QIon	QRatio	Lower	Upper
3,3-Dichlorobenzidine	123.2126	15.68	0.01	671466	254.0	65.0	44.1	81.9

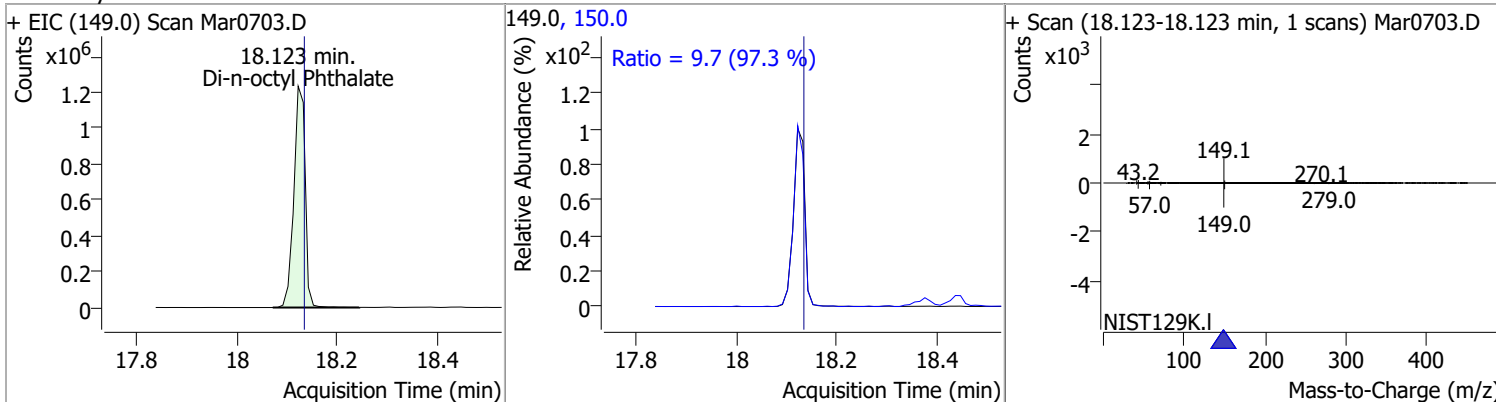


Quantitation Results Report (QT Reviewed)

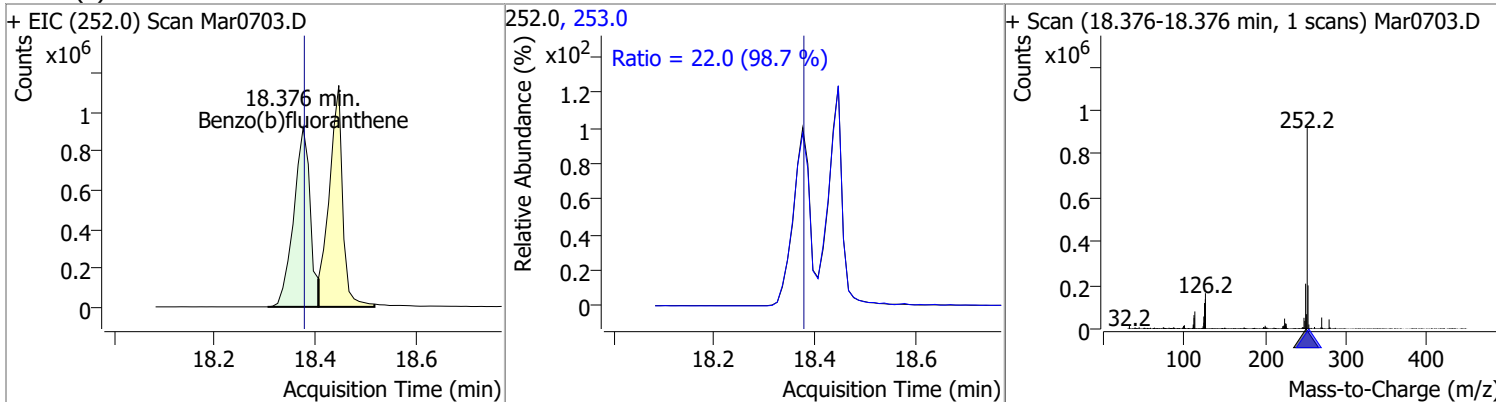
Compound	Conc.	RT	Dev(Min)	Resp.	QIon	QRatio	Lower	Upper
bis(2-ethylhexyl)Phthalate	121.5120	16.36	0.01	277336	149.0	391.5	269.6	500.6
					279.0	14.3	10.2	18.9



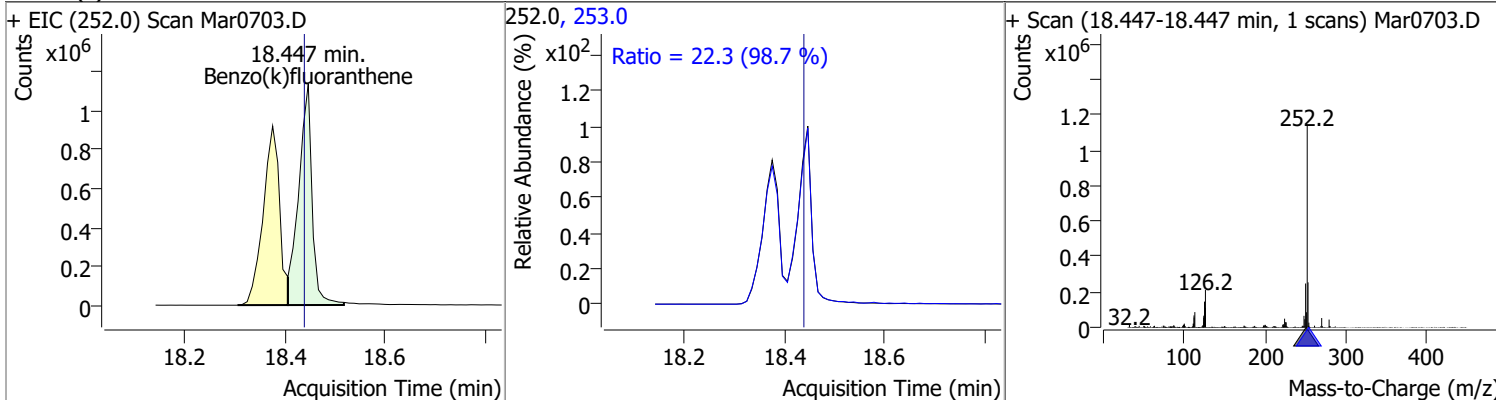
Compound	Conc.	RT	Dev(Min)	Resp.	QIon	QRatio	Lower	Upper
Di-n-octyl Phthalate	121.1052	18.12	0.00	1931576	150.0	9.7	6.9	12.9



Compound	Conc.	RT	Dev(Min)	Resp.	QIon	QRatio	Lower	Upper
Benzo(b)fluoranthene	125.5723	18.38	0.01	2080361	253.0	22.0	15.6	29.0

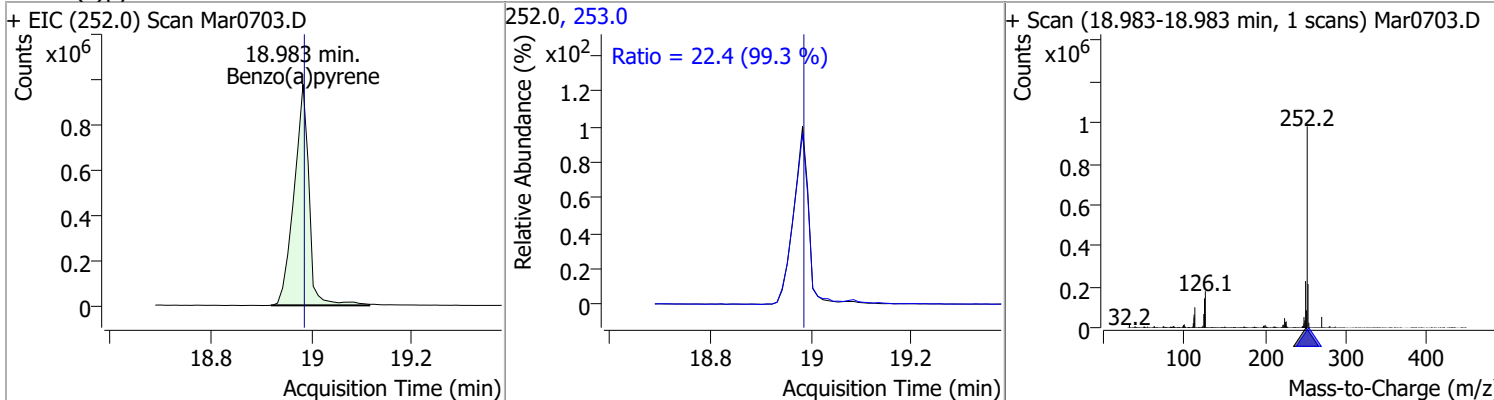


Compound	Conc.	RT	Dev(Min)	Resp.	QIon	QRatio	Lower	Upper
Benzo(k)fluoranthene	115.4230	18.45	0.02	2115657	253.0	22.3	15.8	29.4

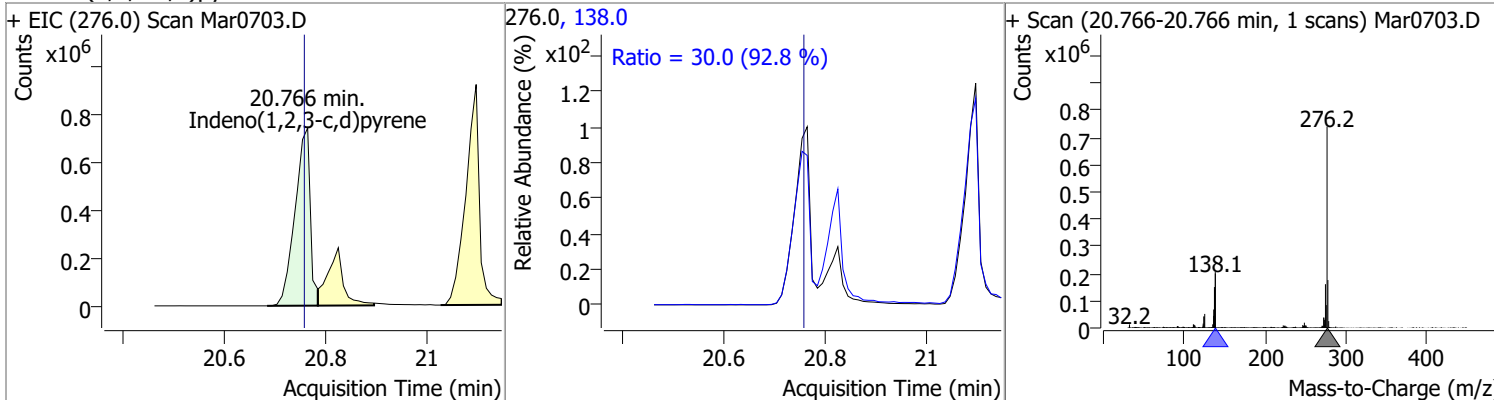


Quantitation Results Report (QT Reviewed)

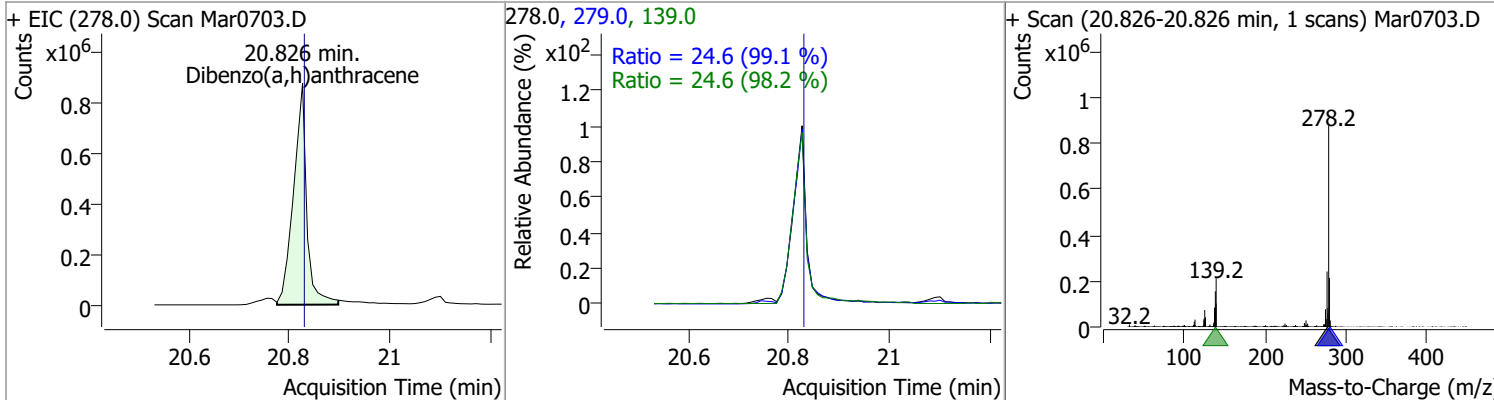
Compound	Conc.	RT	Dev(Min)	Resp.	QIon	QRatio	Lower	Upper
Benzo(a)pyrene	122.1375	18.98	0.01	2023835	253.0	22.4	15.8	29.3



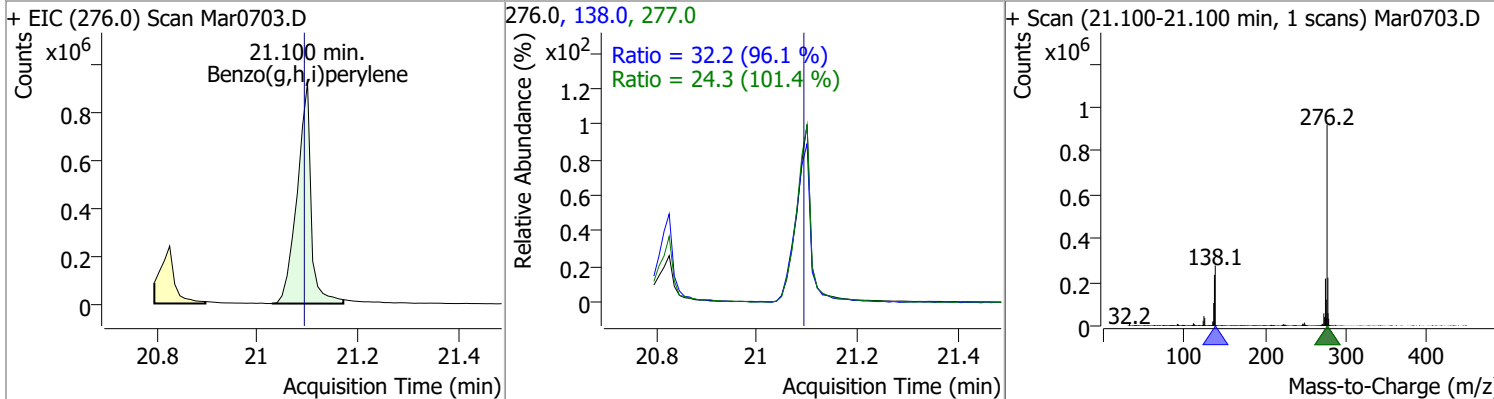
Compound	Conc.	RT	Dev(Min)	Resp.	QIon	QRatio	Lower	Upper
Indeno(1,2,3-c,d)pyrene	122.3123	20.77	0.02	1544455	138.0	30.0	22.6	41.9



Compound	Conc.	RT	Dev(Min)	Resp.	QIon	QRatio	Lower	Upper
Dibenzo(a,h)anthracene	115.2991	20.83	0.01	1594162	139.0	24.6	17.5	32.6
					279.0	24.6	17.4	32.2

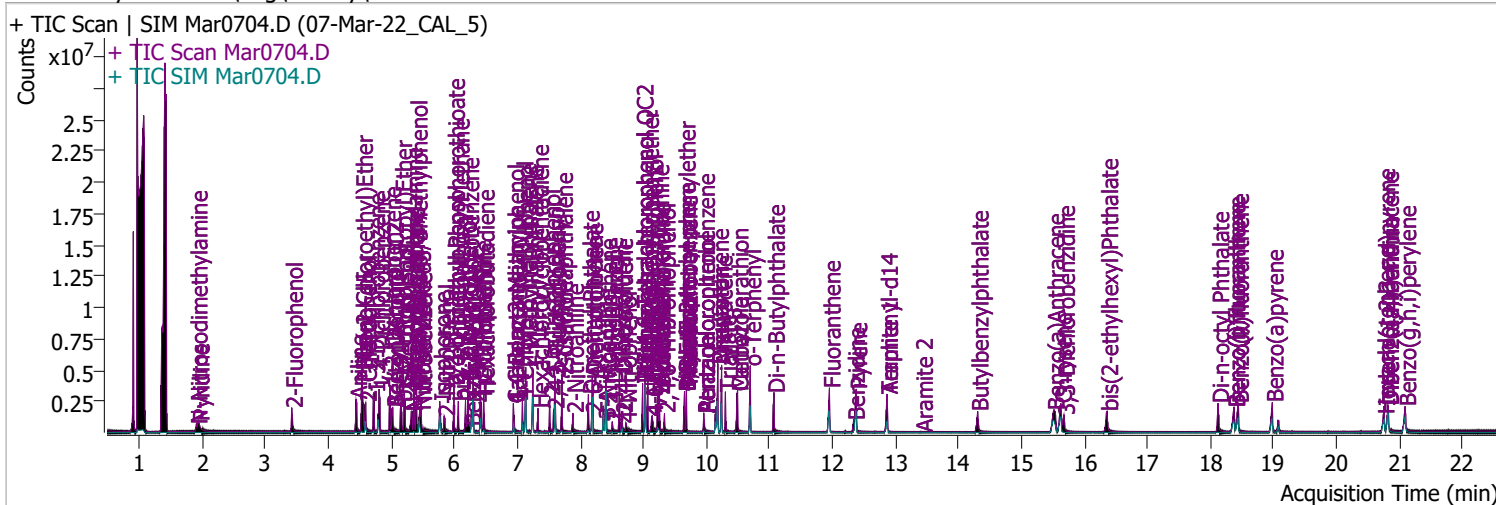


Compound	Conc.	RT	Dev(Min)	Resp.	QIon	QRatio	Lower	Upper
Benzo(g,h,i)perylene	115.9843	21.10	0.02	1767280	138.0	32.2	23.5	43.6
					277.0	24.3	16.8	31.1



Quantitation Results Report (QT Reviewed)

Data File	Mar0704.D	Operator	LIMS import
Acq. Method	BNA+SIM.M	Acq. Date-Time	3/7/2022 1:20:13 PM
Sample Name	07-Mar-22_CAL_5	Instrument	Instrument #1
Vial	4	Multiplier	1.00
DA Method File		Comment	SVOC-8270-W-LARGO
Tune File	dftppdsm.u	Tune Date	2/18/2022 9:25:00 PM
Batch Name	030722 DoD BNA cal.batch.bin	Last Calib Update	3/8/2022 10:28:55 AM
Ref Library	D:\Org\Library\NIST129K.I		



Compound	RT	QIon	Resp.	Conc.	Units	Dev(Min)
----------	----	------	-------	-------	-------	----------

Internal Standards

System Monitoring Compounds

S 2-Fluorophenol	3.418	112.0	771315	101.2205	µg/L	0.000
Spiked Amount: 200.000	Range: 10.0 - 75.0%			Recovery = 50.61%		
S Phenol-d5	4.532	99.0	960120	97.7585	µg/L	0.000
Spiked Amount: 200.000	Range: 10.0 - 65.0%			Recovery = 48.88%		
S Nitrobenzene-d5	5.451	82.0	498829	104.4852	µg/L	0.010
Spiked Amount: 100.000	Range: 32.0 - 94.0%			Recovery = 104.49% *		
S 2-Fluorobiphenyl	7.594	172.0	1453080	96.7651	µg/L	0.000
Spiked Amount: 100.000	Range: 28.0 - 107.0%			Recovery = 96.77%		
S 2,4,6-Tribromophenol	9.336	329.8	124363	104.9276	µg/L	0.000
Spiked Amount: 200.000	Range: 25.0 - 140.0%			Recovery = 52.46%		
S Terphenyl-d14	12.865	244.3	1571245	98.8450	µg/L	0.000
Spiked Amount: 100.000	Range: 32.0 - 122.0%			Recovery = 98.85%		

Target Compounds

Compound	RT	QIon	Resp.	Conc.	Units	Dev(Min)	QValue
T N-Nitrosodimethylamine	1.907	74.0	277916	101.6868	µg/L		98
T Pyridine	1.937	79.0	682660	101.1225	µg/L		100
T Aniline	4.440	93.0	1401055	104.1834	µg/L	m	99
T bis(-2-Chloroethyl)Ether	4.532	63.0	718887	103.1137	µg/L		99
T Phenol	4.542	94.0	1122564	100.3827	µg/L		99
T 2-Chlorophenol	4.593	128.0	801916	101.6375	µg/L		100
T 1,3-Dichlorobenzene	4.726	146.0	1079165	103.0733	µg/L		99
T 1,4-Dichlorobenzene	4.807	146.0	1053697	101.1651	µg/L		99
T 1,2-Dichlorobenzene	4.981	146.0	1102399	104.1865	µg/L		99
T Benzyl Alcohol	5.022	108.0	480478	103.1456	µg/L		98
T bis(2-chloroisopropyl)Ether	5.155	121.0	289543	102.0847	µg/L		100
T 2-Methylphenol	5.206	107.0	728562	100.1973	µg/L		98
T N-nitroso-Di-n-propylamine	5.318	70.0	556241	104.2731	µg/L		100
T Hexachloroethane	5.359	117.0	304886	102.7592	µg/L		96
T 4Methylphenol/3Methylphenol	5.400	107.0	1007580	102.1351	µg/L		96

Quantitation Results Report (QT Reviewed)

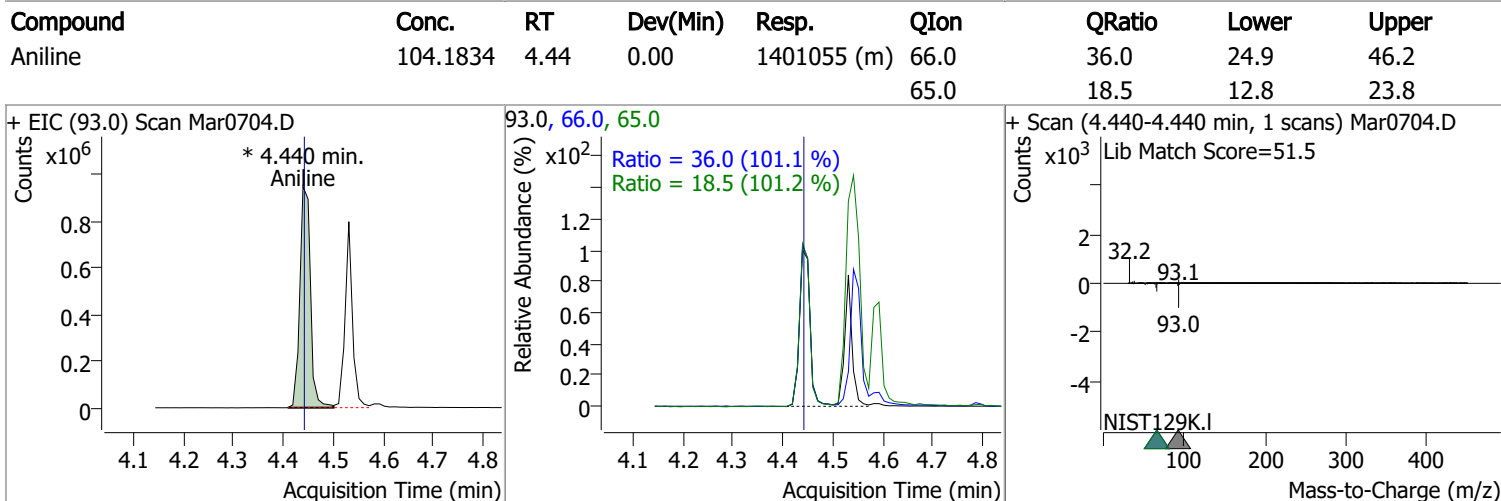
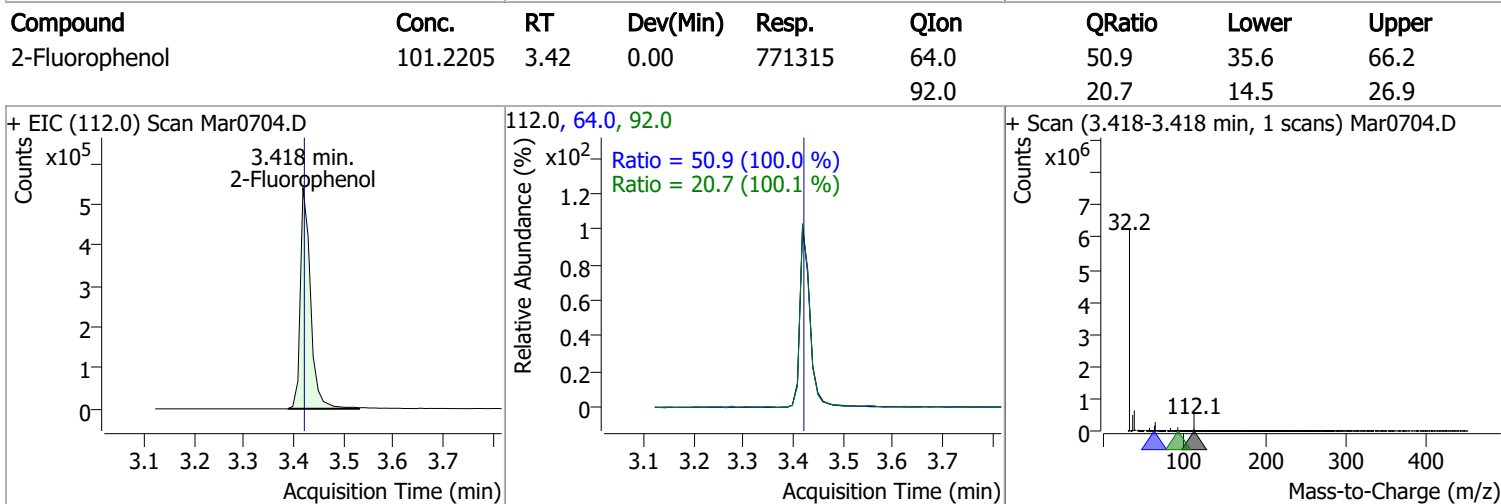
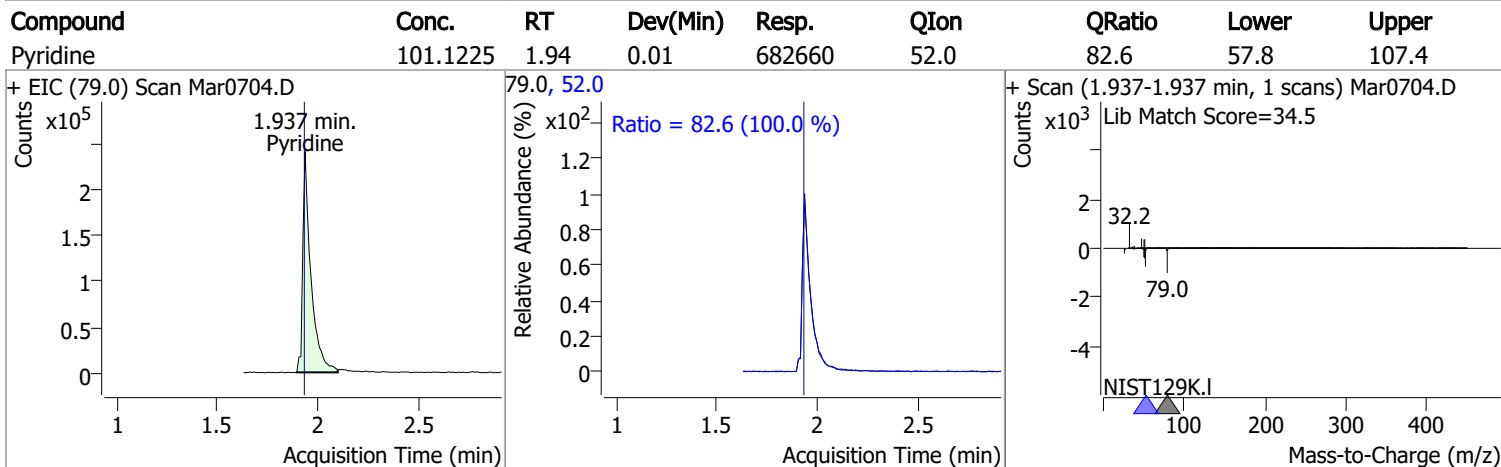
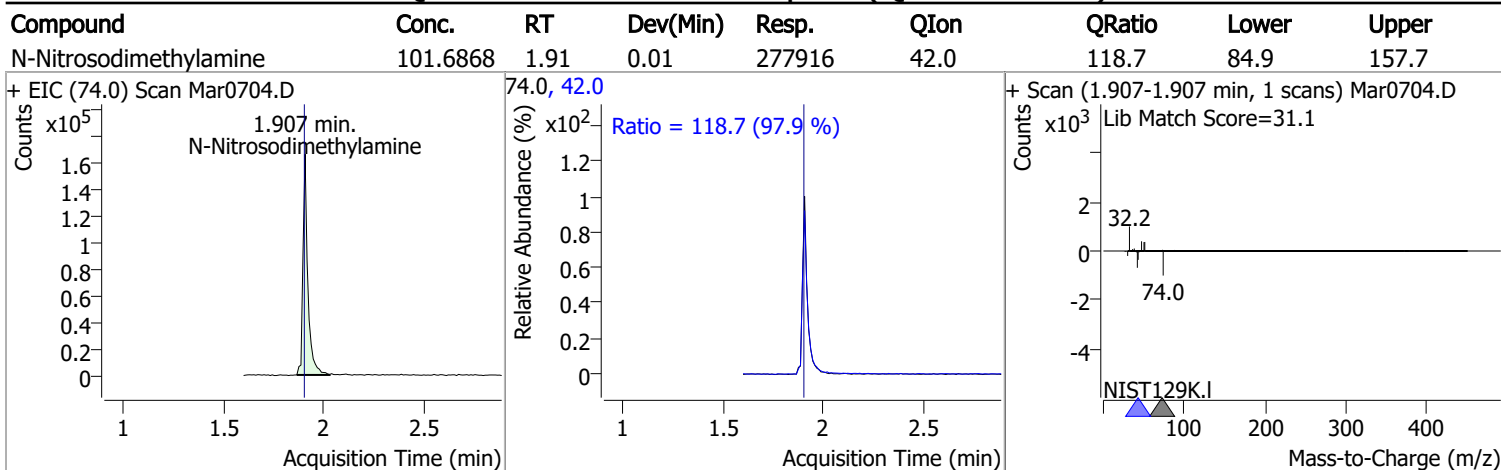
Compound	RT	QIon	Resp.	Conc.	Units	Dev(Min)
T Nitrobenzene	5.471	123.1	239619	102.3169	µg/L	96
T Isophorone	5.767	82.0	1380132	100.7812	µg/L	99
T 2-Nitrophenol	5.839	139.0	273497	99.4246	µg/L	96
T 2,4-Dimethylphenol	5.992	122.0	613219	106.4001	µg/L	95
T bis(-2-Chloroethoxy)Methane	6.064	93.0	770652	104.2165	µg/L	99
T 2,4-Dichlorophenol	6.177	162.0	477863	95.7653	µg/L	95
T Benzoic Acid	6.249	105.0	319177	103.3549	µg/L	96
T 1,2,4-Trichlorobenzene	6.218	180.0	668570	102.1591	µg/L	100
T Naphthalene	6.300	128.0	2023085	104.6630	µg/L	99
T p-Chloroaniline	6.413	127.0	759382	100.0450	µg/L	97
T 4-Chlorophenol	6.424	130.0	225418	100.2776	µg/L	94
T Hexachlorobutadiene	6.465	224.9	324471	100.7527	µg/L	98
T 4-Chloro-2-Methylphenol	6.937	107.0	507780	101.4011	µg/L	100
T 4-Chloro-3-Methylphenol	7.081	107.0	522287	101.3573	µg/L	99
T 2-Methylnaphthalene	7.132	141.0	1129797	100.9923	µg/L	99
T 1-Methylnaphthalene	7.245	141.0	1107632	101.1465	µg/L	m 98
T Hexachlorocyclopentadiene	7.327	236.9	204767	98.9282	µg/L	96
T 2,4,6-Trichlorophenol	7.512	196.0	329167	98.4484	µg/L	98
T 2,4,5-Trichlorophenol	7.574	196.0	383376	100.2138	µg/L	100
T 2-Chloronaphthalene	7.707	162.0	1232701	97.2576	µg/L	99
T 2-Nitroaniline	7.882	65.0	215898	107.3053	µg/L	93
T Dimethyl Phthalate	8.128	163.0	1399740	105.3636	µg/L	97
T 2,6-Dinitrotoluene	8.180	165.0	161573	95.9760	µg/L	98
T Acenaphthylene	8.190	152.1	2010967	99.1589	µg/L	99
T 3-Nitroaniline	8.384	138.0	180914	99.3782	µg/L	96
T Acenaphthene	8.405	154.0	1054523	92.6152	µg/L	98
T 2,4-Dinitrophenol	8.507	184.0	98000	100.8651	µg/L	89
T Dibenzofuran	8.619	168.0	1777771	96.5747	µg/L	100
T 2,4-Dinitrotoluene	8.660	165.0	222665	101.2446	µg/L	97
T 4-Nitrophenol	8.722	109.0	215891	98.2024	µg/L	96
T Diethylphthalate	8.988	149.0	1422859	106.5982	µg/L	99
T Fluorene	9.029	166.0	1442377	95.6045	µg/L	100
T 4-Chlorophenyl-phenylether	9.070	204.0	731758	104.8972	µg/L	99
T 4-Nitroaniline	9.131	138.0	164526	89.9243	µg/L	93
T 4,6-Dinitro-2-methylphenol	9.141	198.0	136985	100.5577	µg/L	97
T N-nitrosodiphenylamine	9.233	169.0	1040740	103.4484	µg/L	97
T Azobenzene	9.254	77.0	1301564	100.5044	µg/L	96
T 4-Bromophenyl-phenylether	9.653	248.0	407507	103.0884	µg/L	99
T Hexachlorobenzene	9.683	283.9	389229	100.1304	µg/L	100
T Pentachlorophenol	9.958	265.9	185855	103.9734	µg/L	95
T Phenanthrene	10.181	178.0	2176599	105.3148	µg/L	100
T Anthracene	10.242	178.0	2075741	104.9147	µg/L	m 99
T Triallate	10.302	86.0	434919	99.0305	µg/L	99
T Carbazole	10.495	167.0	2049227	101.2190	µg/L	100
T o-Terphenyl	10.697	230.0	1158587	104.5110	µg/L	99
T Di-n-Butylphthalate	11.072	149.0	1996648	105.5290	µg/L	99
T Fluoranthene	11.953	202.0	2182399	101.3038	µg/L	100
T Benzidine	12.338	184.0	593281	91.0133	µg/L	96
T Pyrene	12.379	202.0	2373870	101.3011	µg/L	99
T Butylbenzylphthalate	14.306	149.0	641388	102.5930	µg/L	95
T Benzo(a)Anthracene	15.512	228.0	1811726	101.5832	µg/L	99
T Chrysene	15.624	228.0	1919357	100.9966	µg/L	99
T 3,3-Dichlorobenzidine	15.675	252.0	546464	103.3531	µg/L	96
T bis(2-ethylhexyl)Phthalate	16.360	167.0	223791	102.7693	µg/L	98
T Di-n-octyl Phthalate	18.122	149.0	1499945	101.4063	µg/L	100

Quantitation Results Report (QT Reviewed)

Compound	RT	QIon	Resp.	Conc.	Units	Dev(Min)
T Benzo(b)fluoranthene	18.376	252.0	1604503	99.3928	µg/L	99
T Benzo(k)fluoranthene	18.436	252.0	1805310	102.1616	µg/L	100
T Benzo(a)pyrene	18.983	252.0	1597775	101.4868	µg/L	99
T Indeno(1,2,3-c,d)pyrene	20.755	276.0	1219542	100.4907	µg/L	95
T Dibenzo(a,h)anthracene	20.816	278.0	1358834	102.8334	µg/L	99
T Benzo(g,h,i)perylene	21.089	276.0	1459488	100.2461	µg/L	99

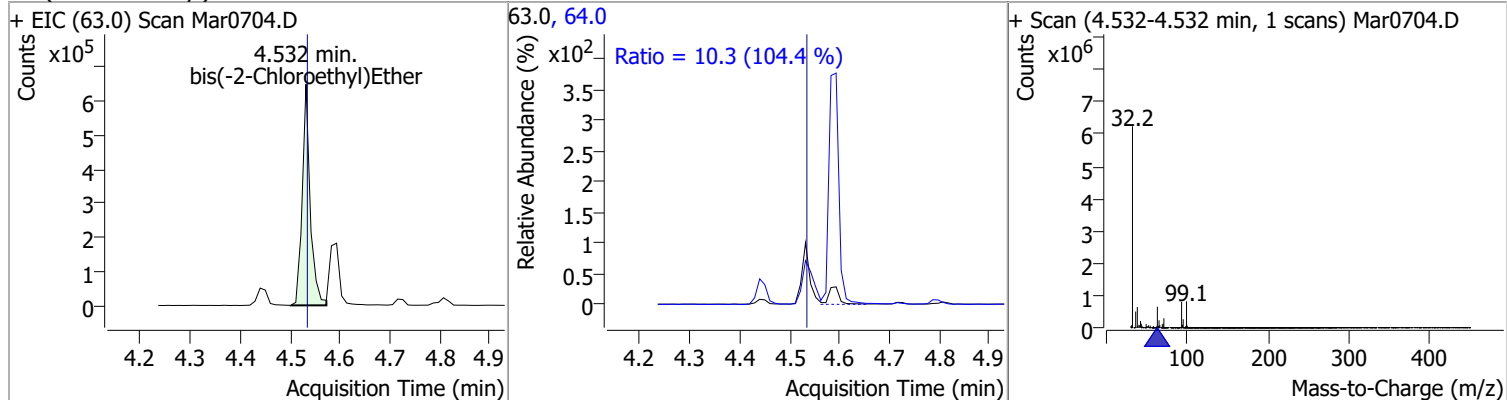
(#) = Qualifier Out of Range; (m) = Manual Integration; (+) = Area Summed; (*) = Surrogate Percent Recovery Out of Range; (d): Zeroed Peak

Quantitation Results Report (QT Reviewed)

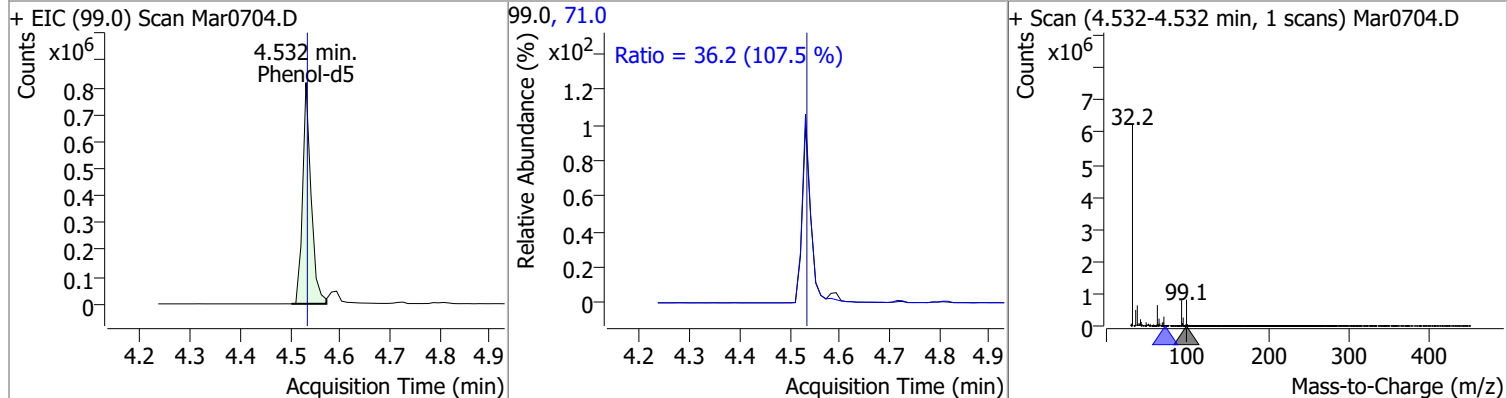


Quantitation Results Report (QT Reviewed)

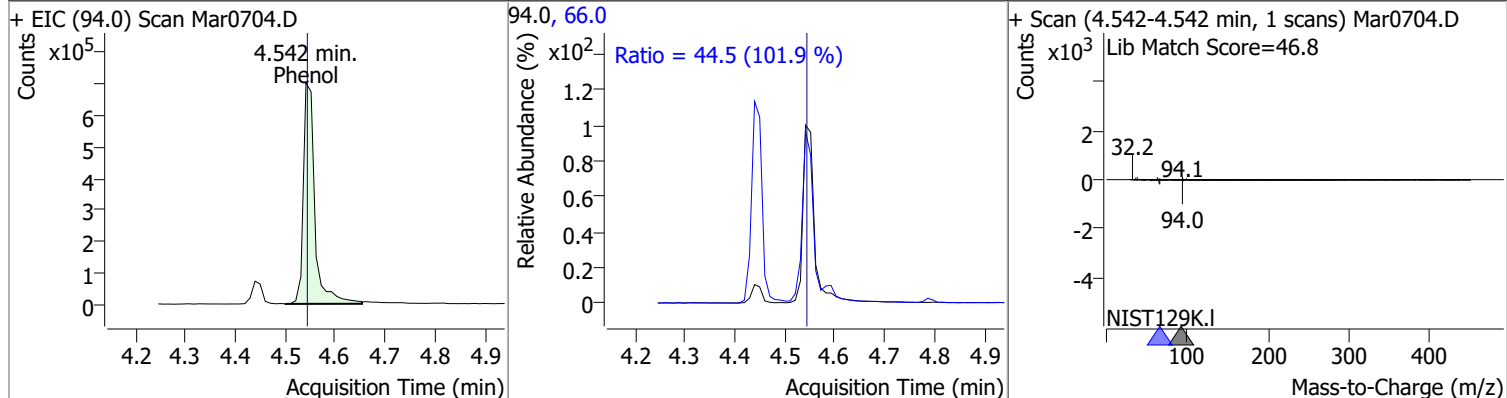
Compound	Conc.	RT	Dev(Min)	Resp.	QIon	QRatio	Lower	Upper
bis(-2-Chloroethyl)Ether	103.1137	4.53	0.00	718887	64.0	10.3	6.9	12.8



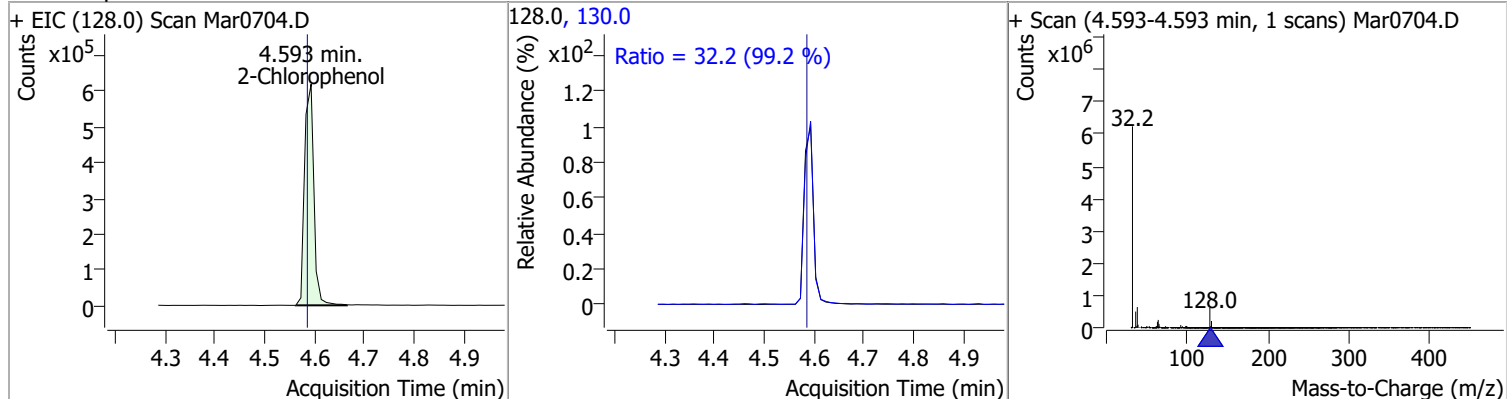
Compound	Conc.	RT	Dev(Min)	Resp.	QIon	QRatio	Lower	Upper
Phenol-d5	97.7585	4.53	0.00	960120	71.0	36.2	23.5	43.7



Compound	Conc.	RT	Dev(Min)	Resp.	QIon	QRatio	Lower	Upper
Phenol	100.3827	4.54	0.00	1122564	66.0	44.5	30.6	56.8

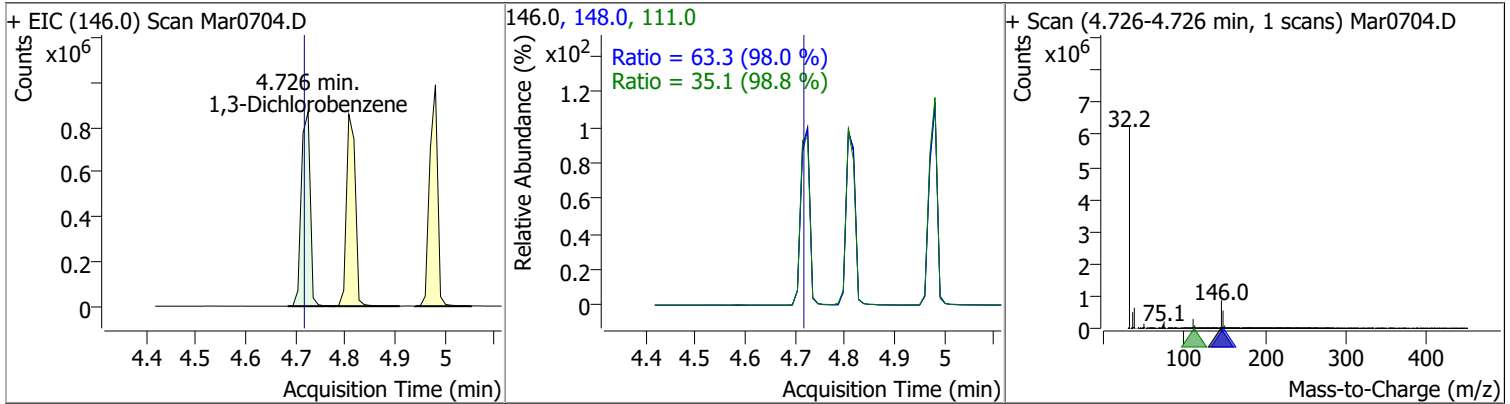


Compound	Conc.	RT	Dev(Min)	Resp.	QIon	QRatio	Lower	Upper
2-Chlorophenol	101.6375	4.59	0.01	801916	130.0	32.2	22.7	42.2

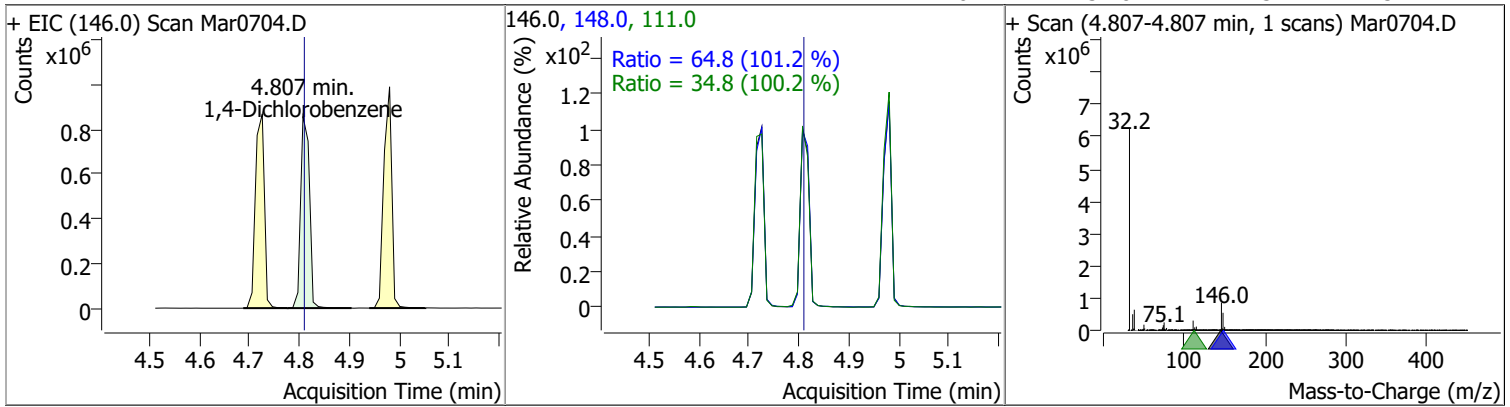


Quantitation Results Report (QT Reviewed)

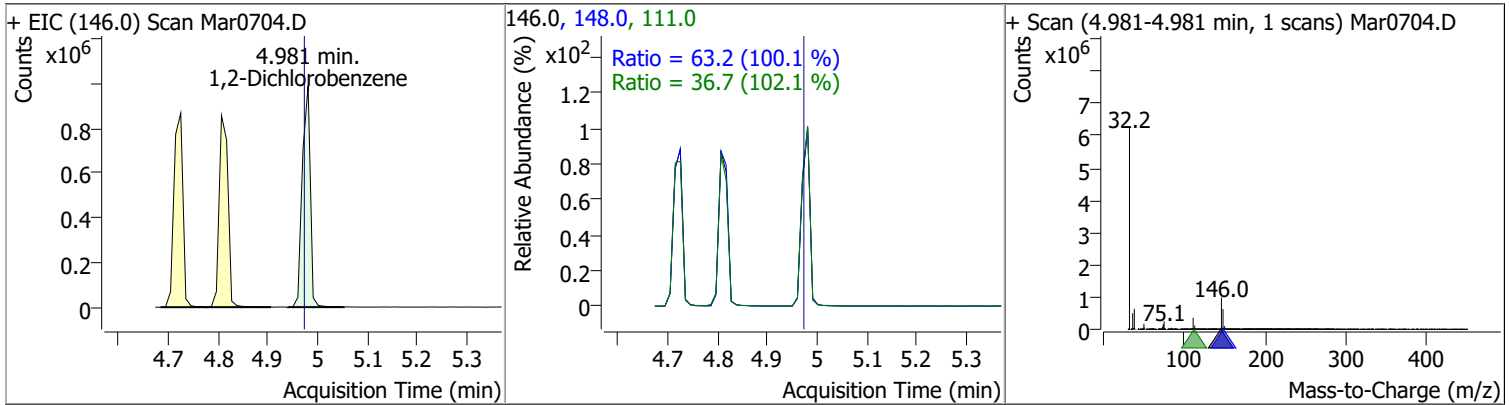
Compound	Conc.	RT	Dev(Min)	Resp.	QIon	QRatio	Lower	Upper
1,3-Dichlorobenzene	103.0733	4.73	0.01	1079165	148.0	63.3	45.2	84.0
					111.0	35.1	24.9	46.2



Compound	Conc.	RT	Dev(Min)	Resp.	QIon	QRatio	Lower	Upper
1,4-Dichlorobenzene	101.1651	4.81	0.00	1053697	148.0	64.8	44.8	83.2
					111.0	34.8	24.3	45.1

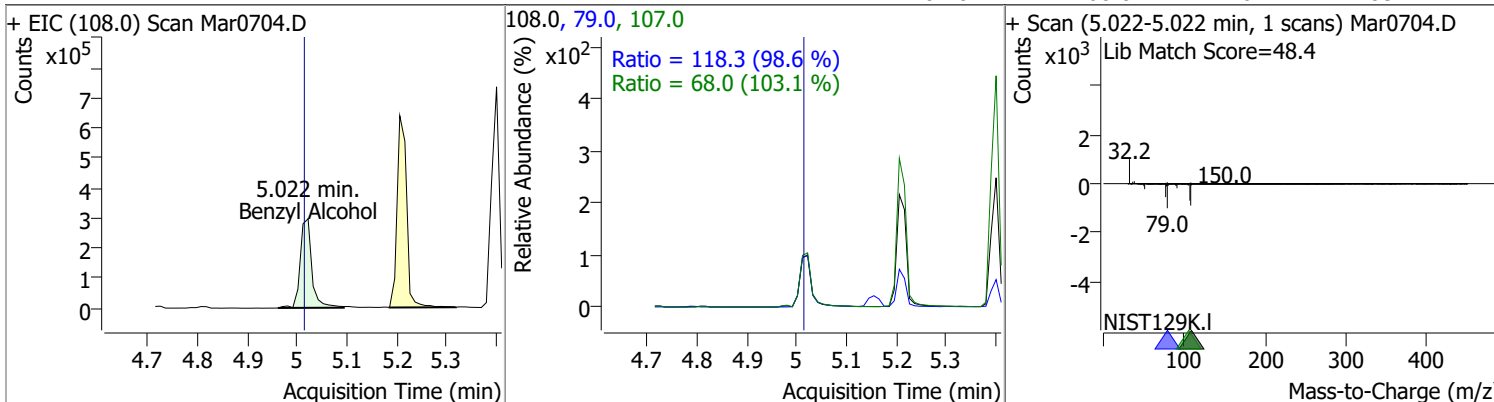


Compound	Conc.	RT	Dev(Min)	Resp.	QIon	QRatio	Lower	Upper
1,2-Dichlorobenzene	104.1865	4.98	0.01	1102399	148.0	63.2	44.2	82.0
					111.0	36.7	25.1	46.7

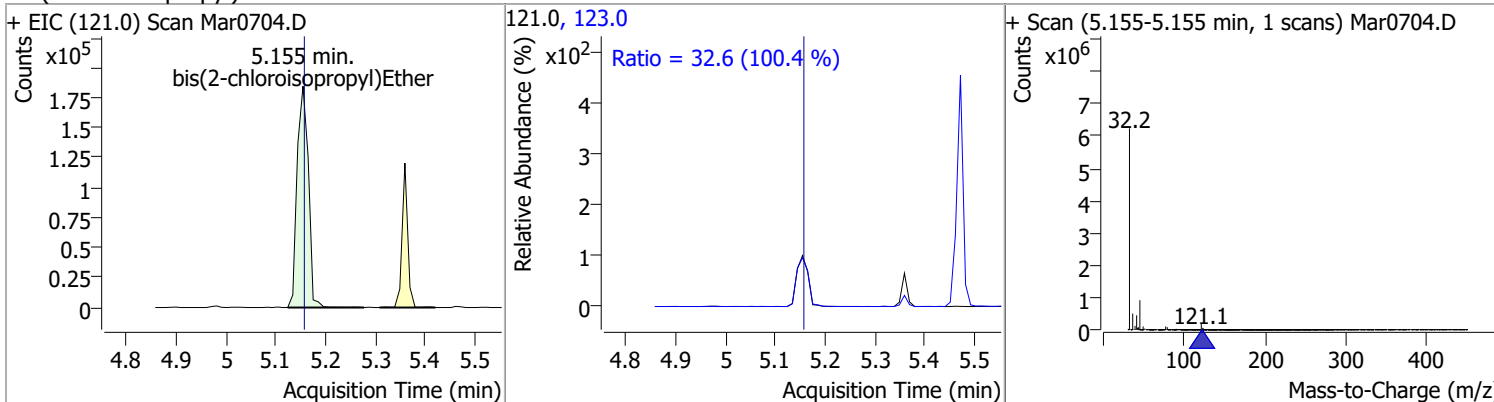


Quantitation Results Report (QT Reviewed)

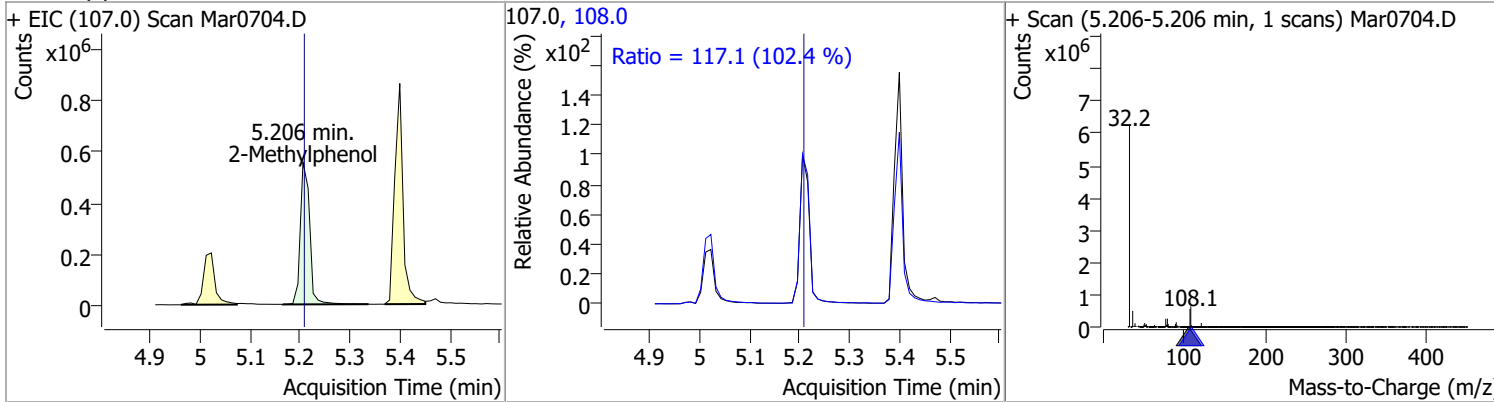
Compound	Conc.	RT	Dev(Min)	Resp.	QIon	QRatio	Lower	Upper
Benzyl Alcohol	103.1456	5.02	0.01	480478	79.0	118.3	84.0	156.0
					107.0	68.0	46.2	85.7



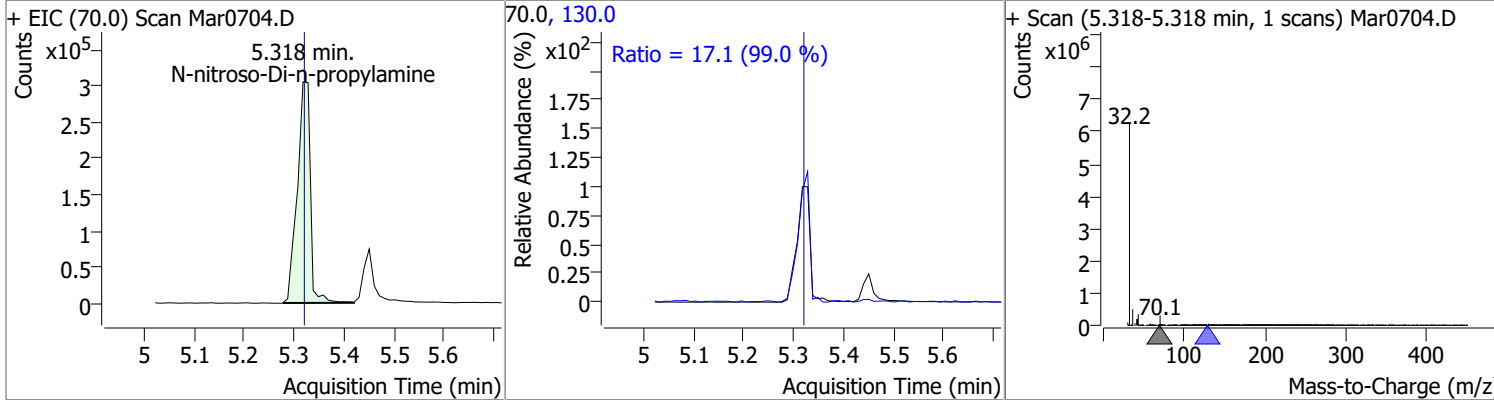
Compound	Conc.	RT	Dev(Min)	Resp.	QIon	QRatio	Lower	Upper
bis(2-chloroisopropyl)Ether	102.0847	5.15	0.00	289543	123.0	32.6	22.7	42.2



Compound	Conc.	RT	Dev(Min)	Resp.	QIon	QRatio	Lower	Upper
2-Methylphenol	100.1973	5.21	0.00	728562	108.0	117.1	80.1	148.7

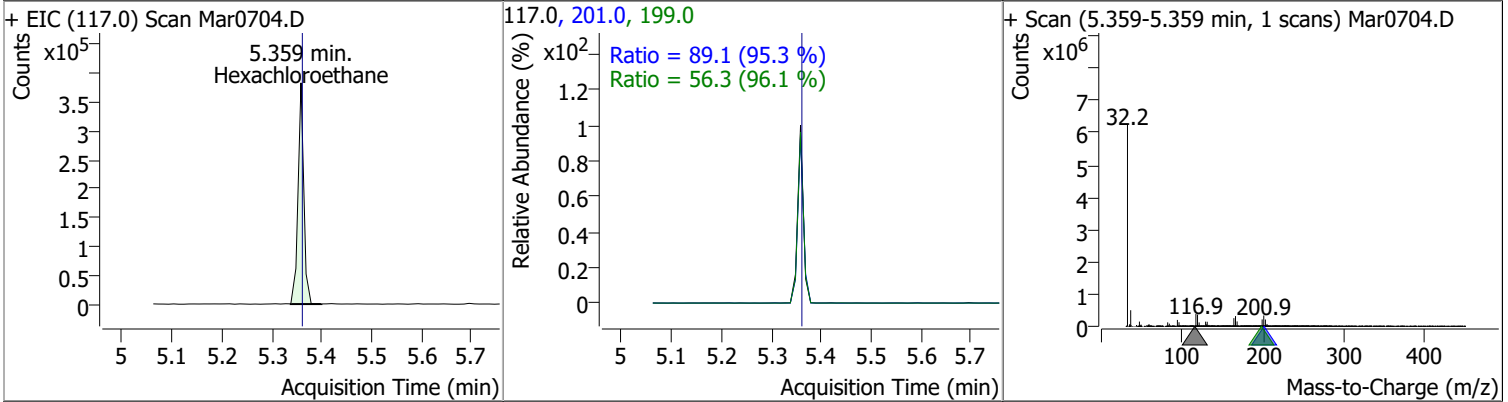


Compound	Conc.	RT	Dev(Min)	Resp.	QIon	QRatio	Lower	Upper
N-nitroso-Di-n-propylamine	104.2731	5.32	0.00	556241	130.0	17.1	0.0	34.6

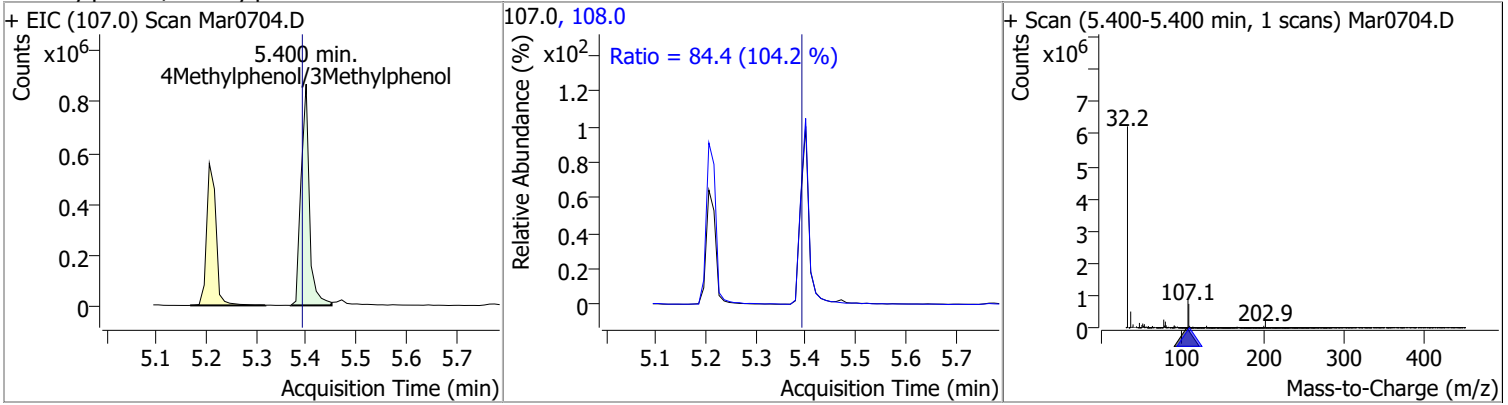


Quantitation Results Report (QT Reviewed)

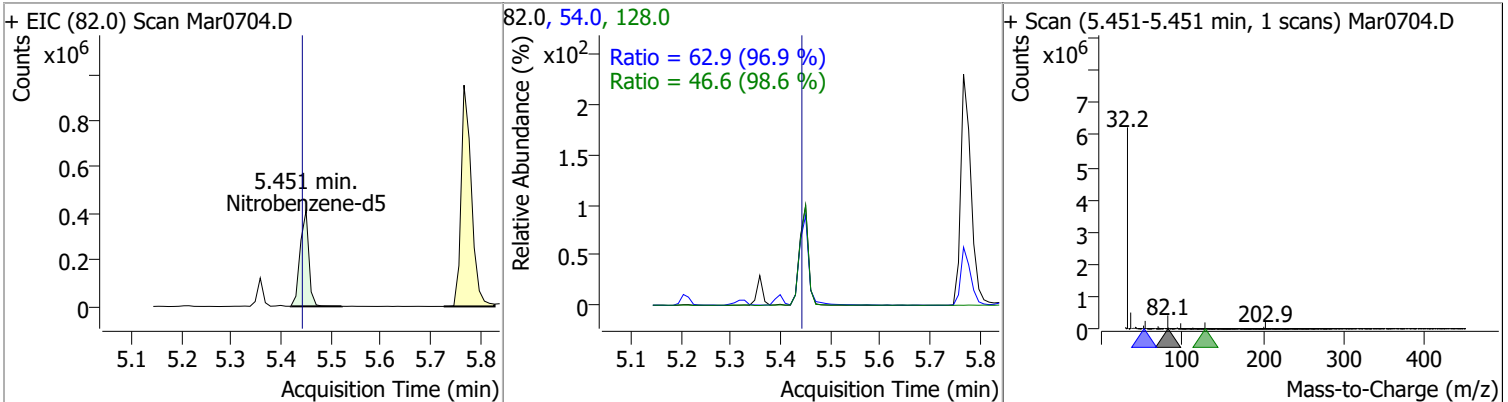
Compound	Conc.	RT	Dev(Min)	Resp.	QIon	QRatio	Lower	Upper
Hexachloroethane	102.7592	5.36	0.00	304886	201.0	89.1	65.4	121.5
					199.0	56.3	41.0	76.1



Compound	Conc.	RT	Dev(Min)	Resp.	QIon	QRatio	Lower	Upper
4Methylphenol/3Methylphenol	102.1351	5.40	0.01	1007580	108.0	84.4	56.7	105.3

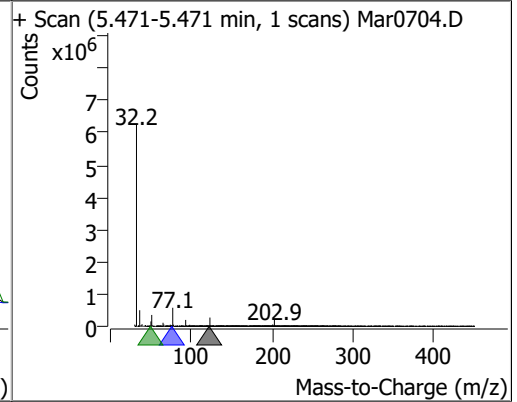
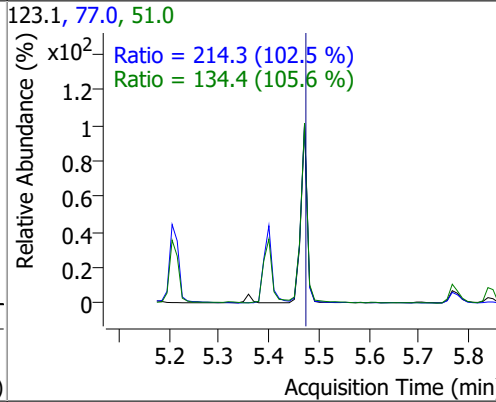
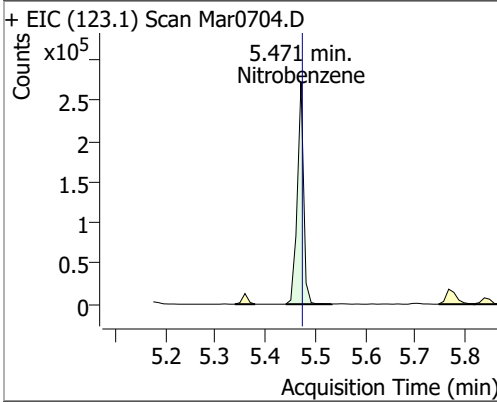


Compound	Conc.	RT	Dev(Min)	Resp.	QIon	QRatio	Lower	Upper
Nitrobenzene-d5	104.4852	5.45	0.01	498829	54.0	62.9	45.4	84.4
					128.0	46.6	33.1	61.4

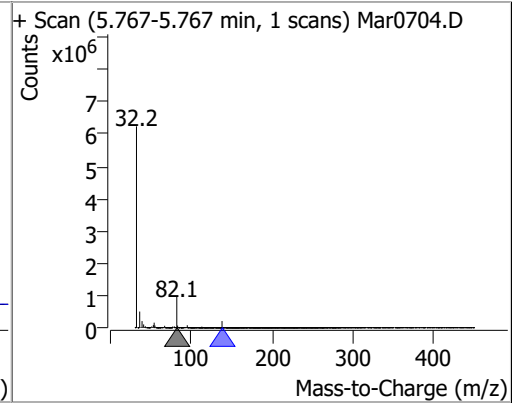
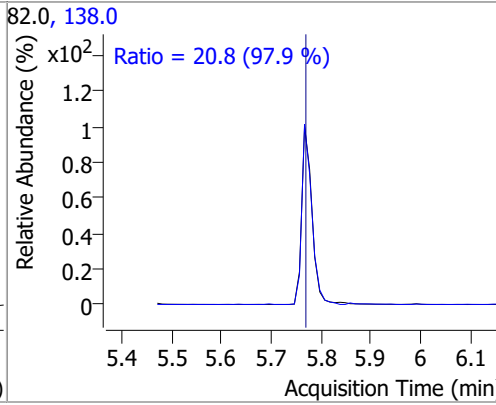
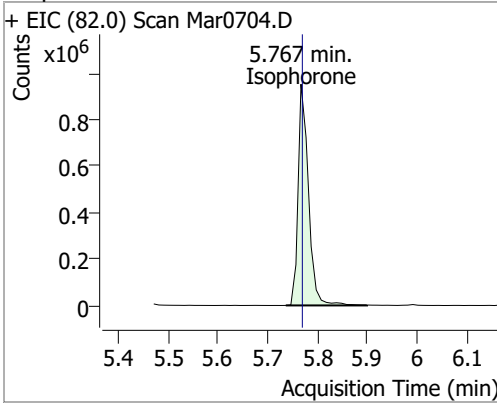


Quantitation Results Report (QT Reviewed)

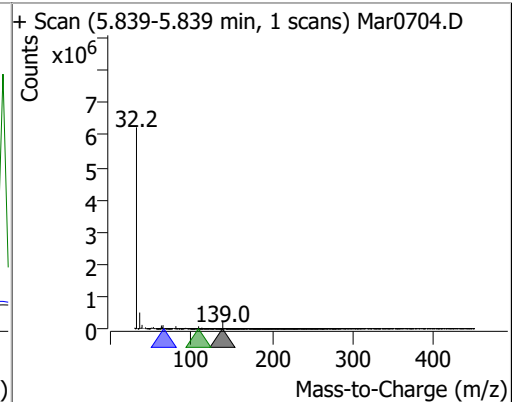
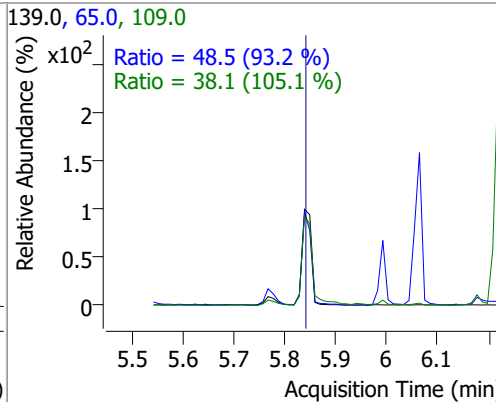
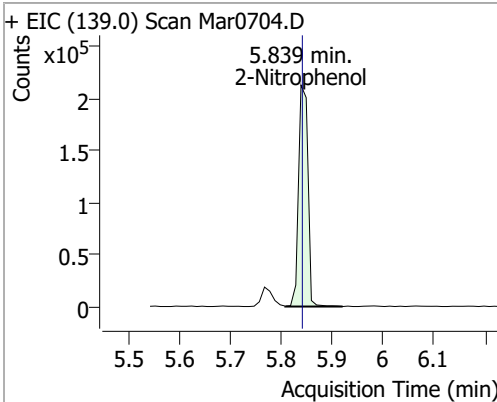
Compound	Conc.	RT	Dev(Min)	Resp.	QIon	QRatio	Lower	Upper
Nitrobenzene	102.3169	5.47	0.00	239619	77.0	214.3	146.4	272.0
					51.0	134.4	89.1	165.4



Compound	Conc.	RT	Dev(Min)	Resp.	QIon	QRatio	Lower	Upper
Isophorone	100.7812	5.77	0.00	1380132	138.0	20.8	14.9	27.6

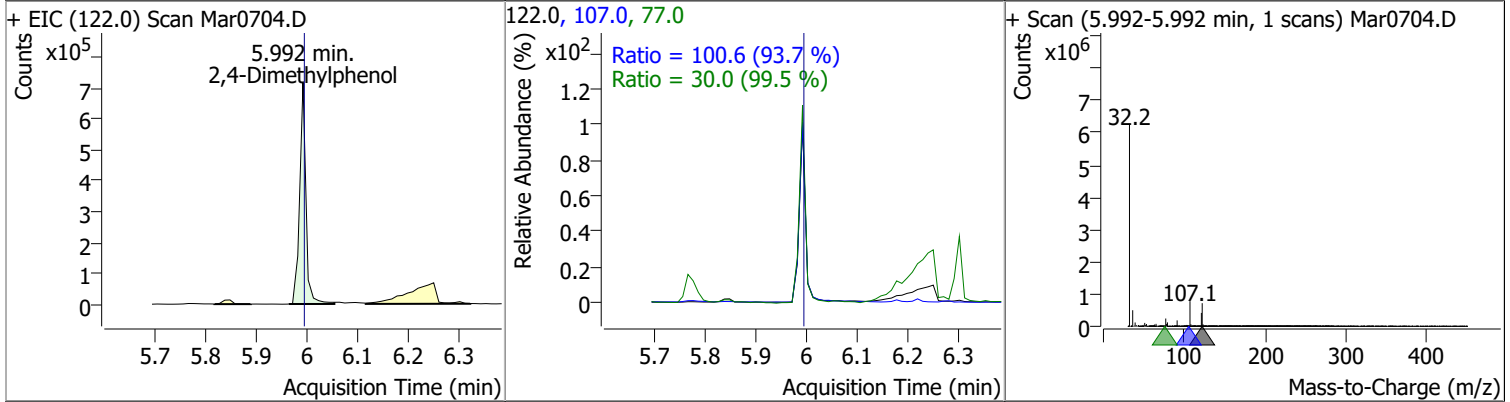


Compound	Conc.	RT	Dev(Min)	Resp.	QIon	QRatio	Lower	Upper
2-Nitrophenol	99.4246	5.84	0.00	273497	65.0	48.5	36.4	67.6
					109.0	38.1	25.4	47.1

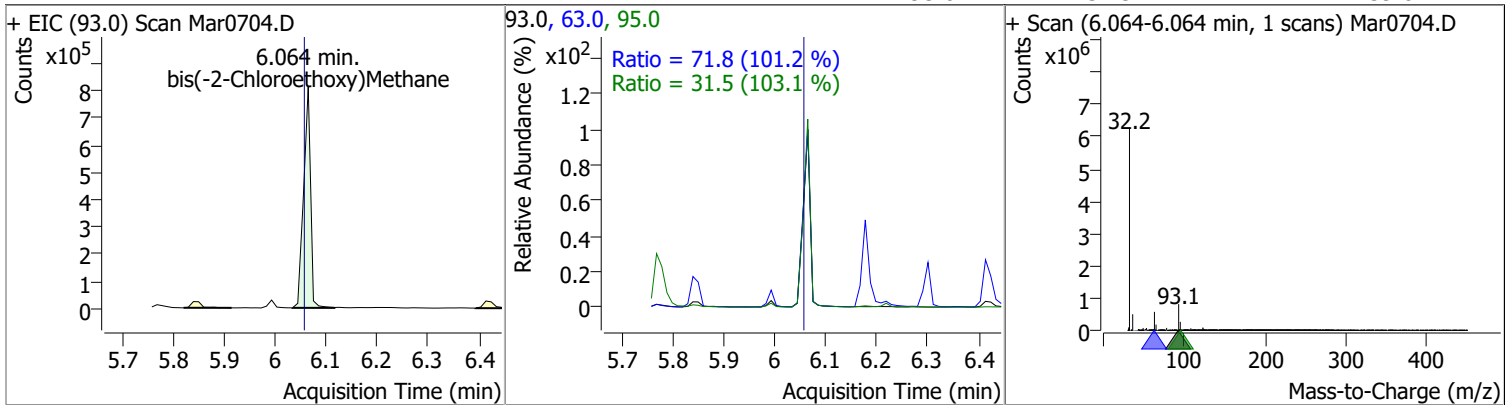


Quantitation Results Report (QT Reviewed)

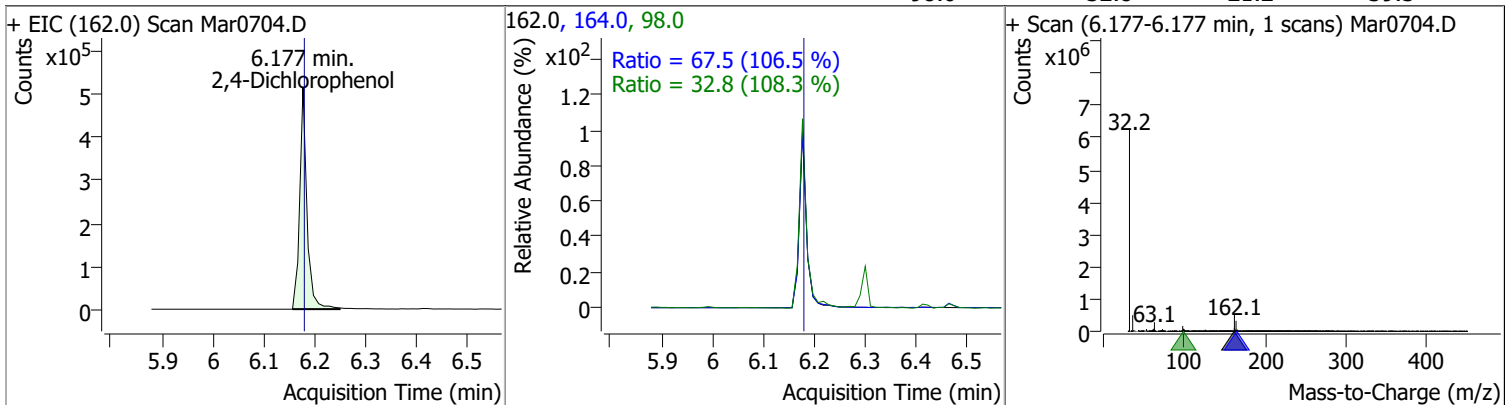
Compound	Conc.	RT	Dev(Min)	Resp.	QIon	QRatio	Lower	Upper
2,4-Dimethylphenol	106.4001	5.99	0.00	613219	107.0	100.6	75.1	139.5
					77.0	30.0	21.1	39.2



Compound	Conc.	RT	Dev(Min)	Resp.	QIon	QRatio	Lower	Upper
bis(-2-Chloroethoxy)Methane	104.2165	6.06	0.01	770652	63.0	71.8	49.6	92.2
					95.0	31.5	21.4	39.8

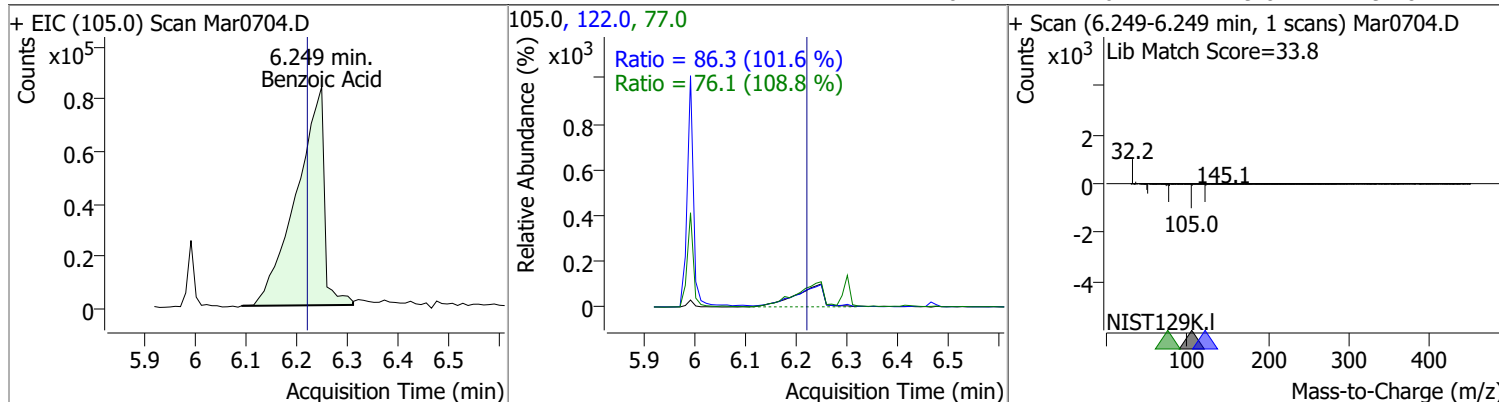


Compound	Conc.	RT	Dev(Min)	Resp.	QIon	QRatio	Lower	Upper
2,4-Dichlorophenol	95.7653	6.18	0.00	477863	164.0	67.5	44.4	82.4
					98.0	32.8	21.2	39.3

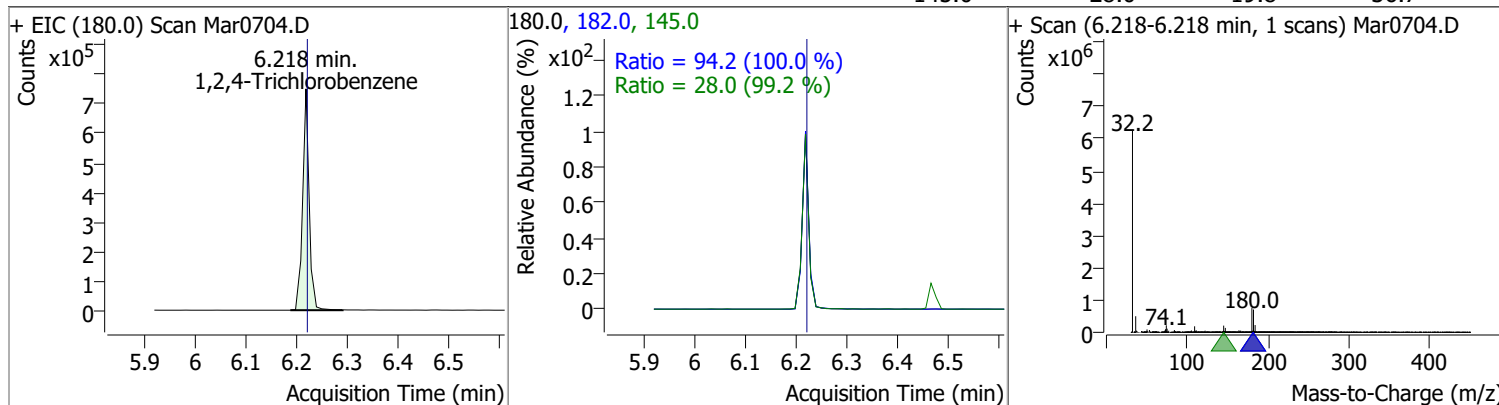


Quantitation Results Report (QT Reviewed)

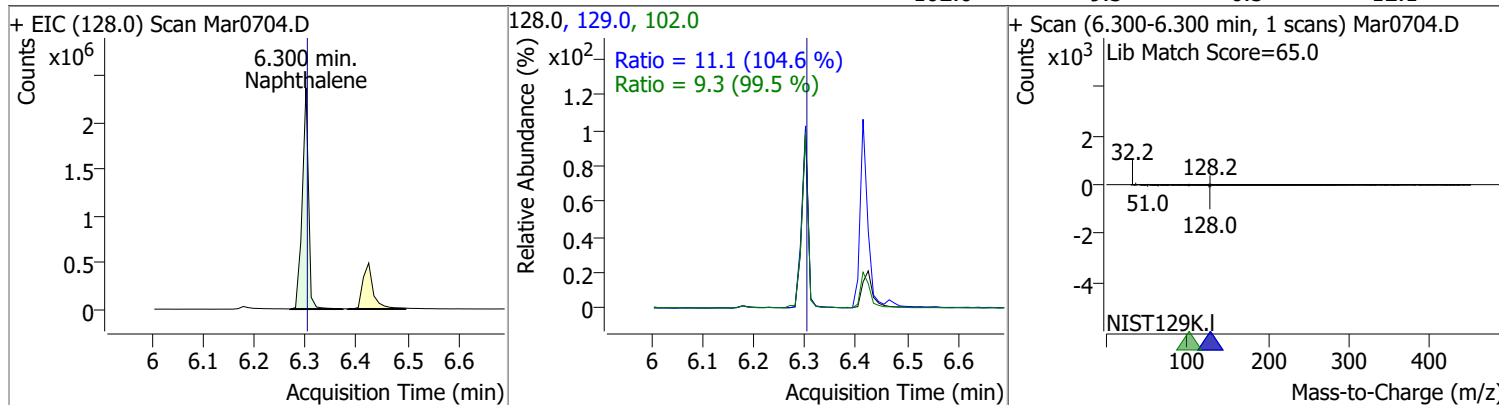
Compound	Conc.	RT	Dev(Min)	Resp.	QIon	QRatio	Lower	Upper
Benzoic Acid	103.3549	6.25	0.03	319177	122.0	86.3	59.4	110.4
					77.0	76.1	49.0	91.0



Compound	Conc.	RT	Dev(Min)	Resp.	QIon	QRatio	Lower	Upper
1,2,4-Trichlorobenzene	102.1591	6.22	0.00	668570	182.0	94.2	66.0	122.5
					145.0	28.0	19.8	36.7

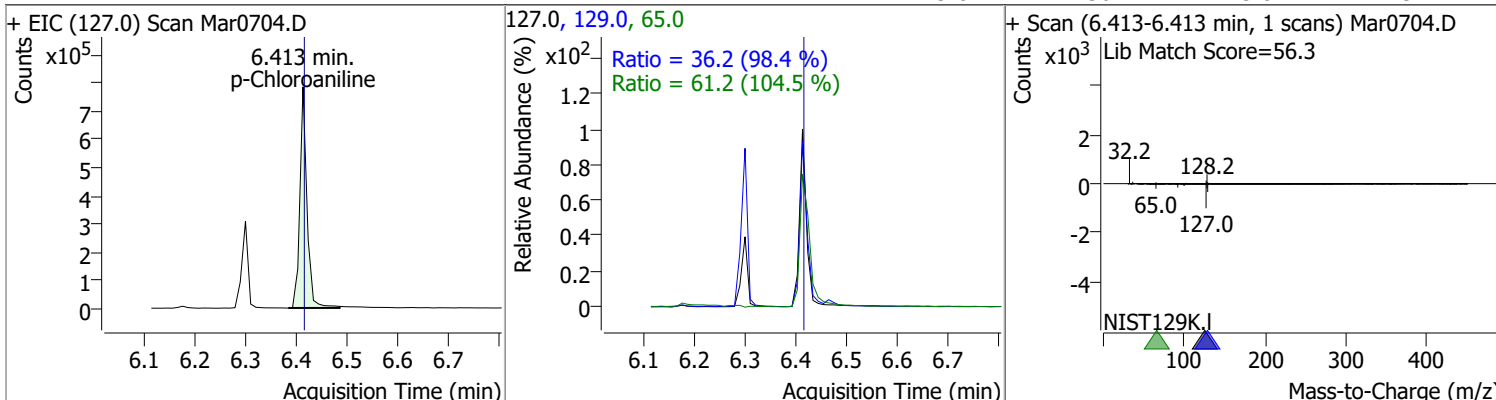


Compound	Conc.	RT	Dev(Min)	Resp.	QIon	QRatio	Lower	Upper
Naphthalene	104.6630	6.30	0.00	2023085	129.0	11.1	7.4	13.8
					102.0	9.3	6.5	12.1

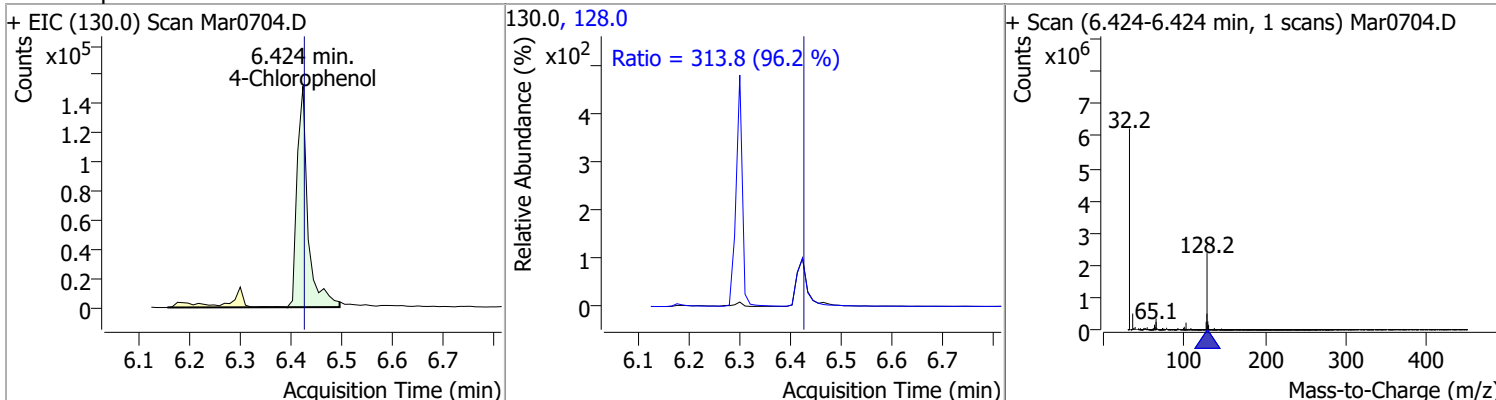


Quantitation Results Report (QT Reviewed)

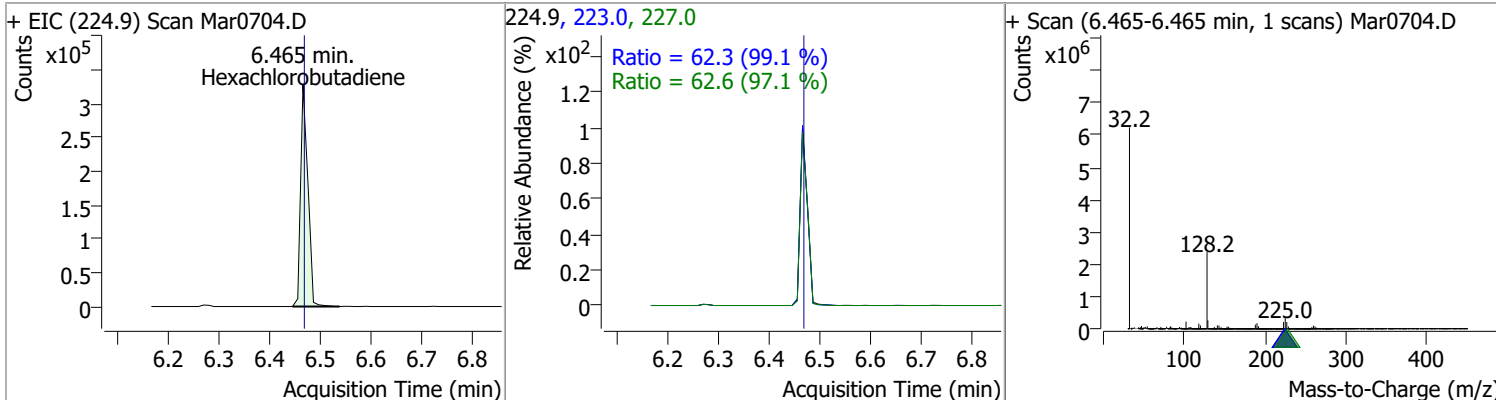
Compound	Conc.	RT	Dev(Min)	Resp.	QIon	QRatio	Lower	Upper
p-Chloroaniline	100.0450	6.41	0.00	759382	65.0	61.2	41.0	76.2
					129.0	36.2	25.8	47.9



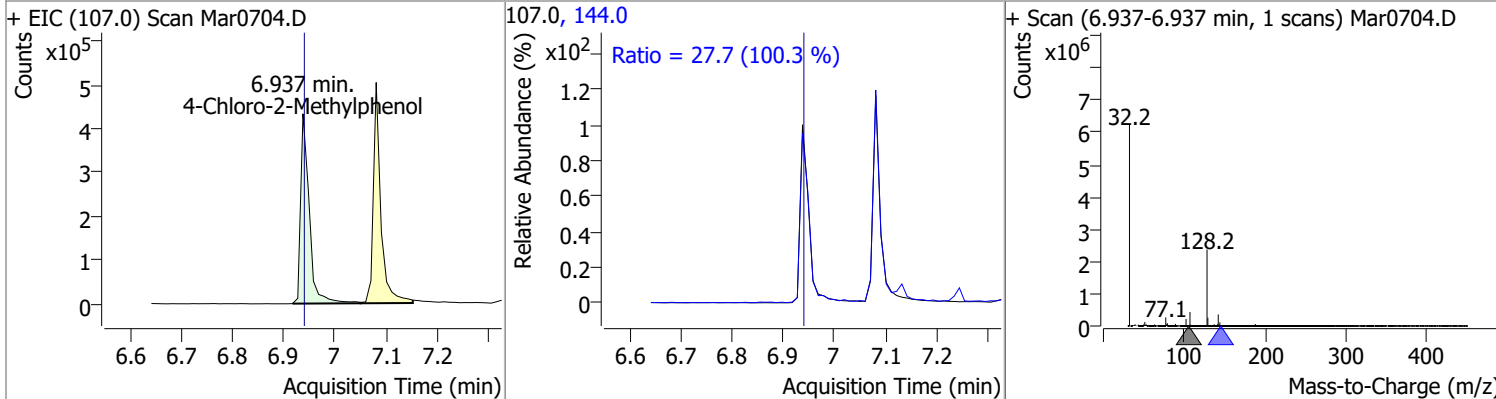
Compound	Conc.	RT	Dev(Min)	Resp.	QIon	QRatio	Lower	Upper
4-Chlorophenol	100.2776	6.42	0.00	225418	128.0	313.8	228.3	424.1



Compound	Conc.	RT	Dev(Min)	Resp.	QIon	QRatio	Lower	Upper
Hexachlorobutadiene	100.7527	6.46	0.00	324471	227.0	62.6	45.1	83.7
					223.0	62.3	44.0	81.7

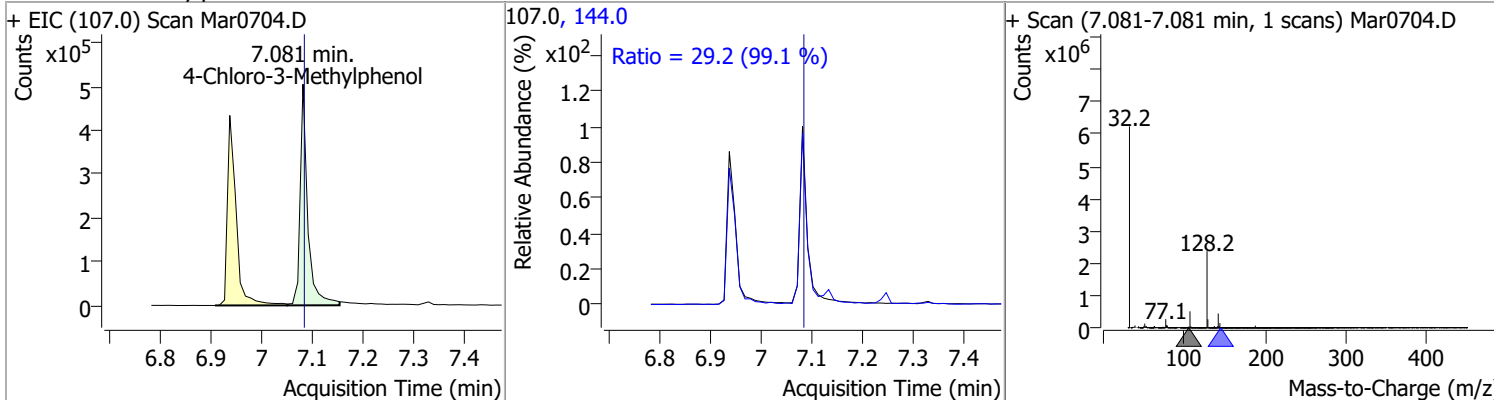


Compound	Conc.	RT	Dev(Min)	Resp.	QIon	QRatio	Lower	Upper
4-Chloro-2-Methylphenol	101.4011	6.94	0.00	507780	144.0	27.7	19.4	36.0

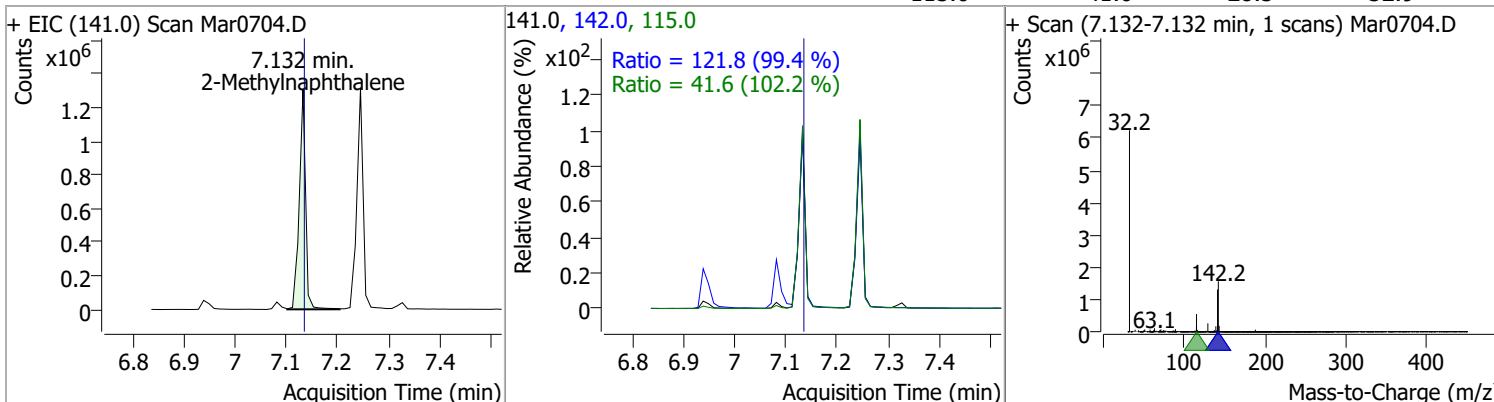


Quantitation Results Report (QT Reviewed)

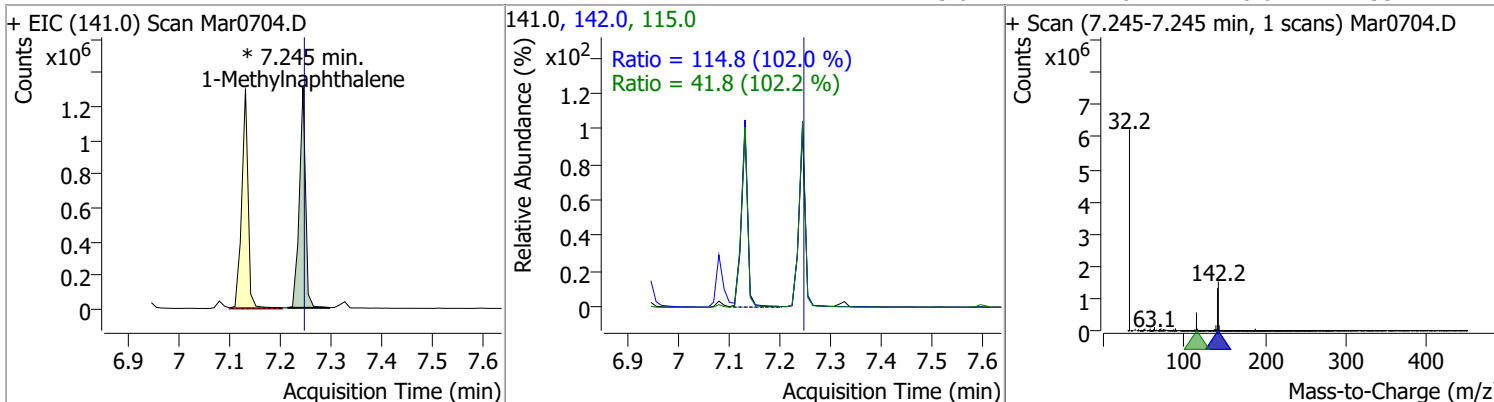
Compound	Conc.	RT	Dev(Min)	Resp.	QIon	QRatio	Lower	Upper
4-Chloro-3-Methylphenol	101.3573	7.08	0.00	522287	144.0	29.2	20.6	38.3



Compound	Conc.	RT	Dev(Min)	Resp.	QIon	QRatio	Lower	Upper
2-Methylnaphthalene	100.9923	7.13	0.00	1129797	142.0	121.8	85.7	159.2
					115.0	41.6	28.5	52.9

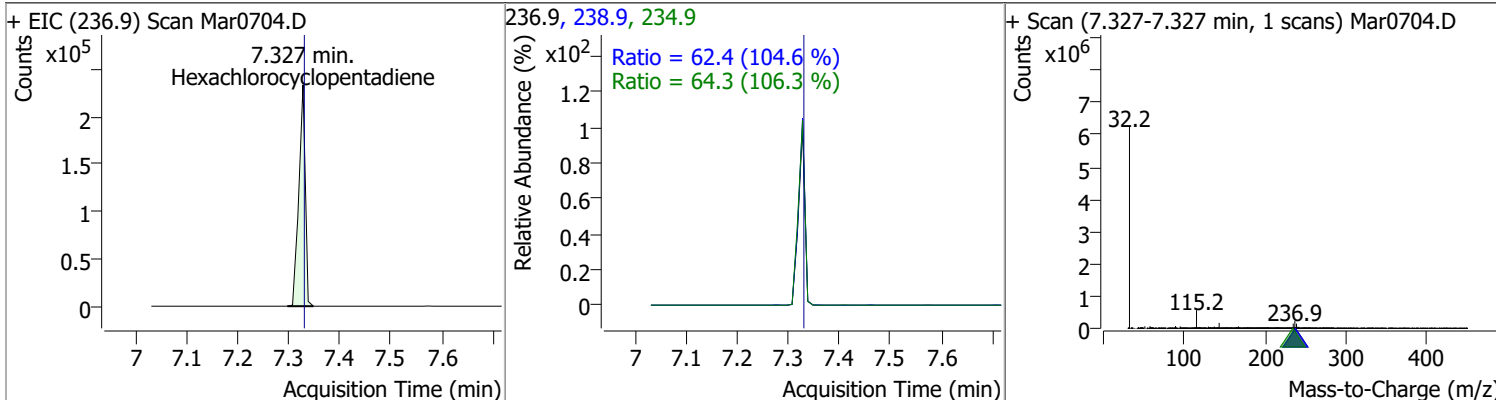


Compound	Conc.	RT	Dev(Min)	Resp.	QIon	QRatio	Lower	Upper
1-Methylnaphthalene	101.1465	7.25	0.00	1107632 (m)	142.0	114.8	78.8	146.3
					115.0	41.8	28.6	53.2

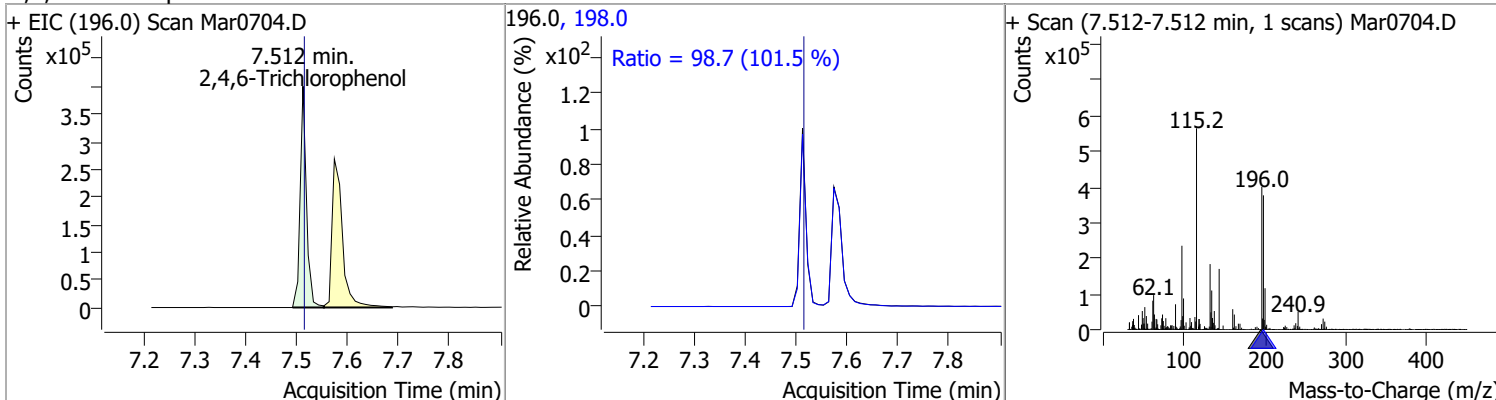


Quantitation Results Report (QT Reviewed)

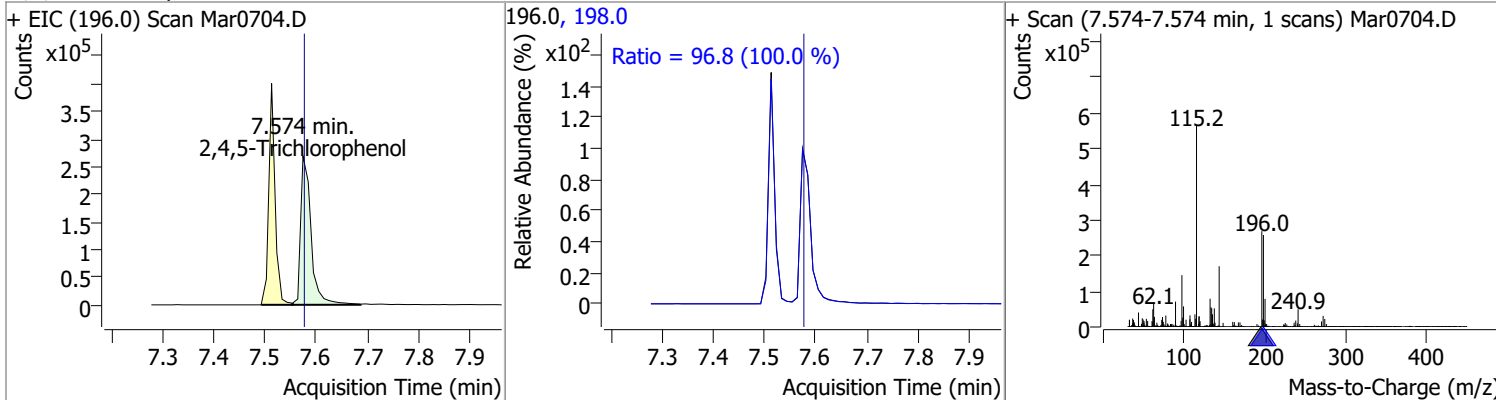
Compound	Conc.	RT	Dev(Min)	Resp.	QIon	QRatio	Lower	Upper
Hexachlorocyclopentadiene	98.9282	7.33	0.00	204767	234.9	64.3	42.3	78.6
					238.9	62.4	41.8	77.6



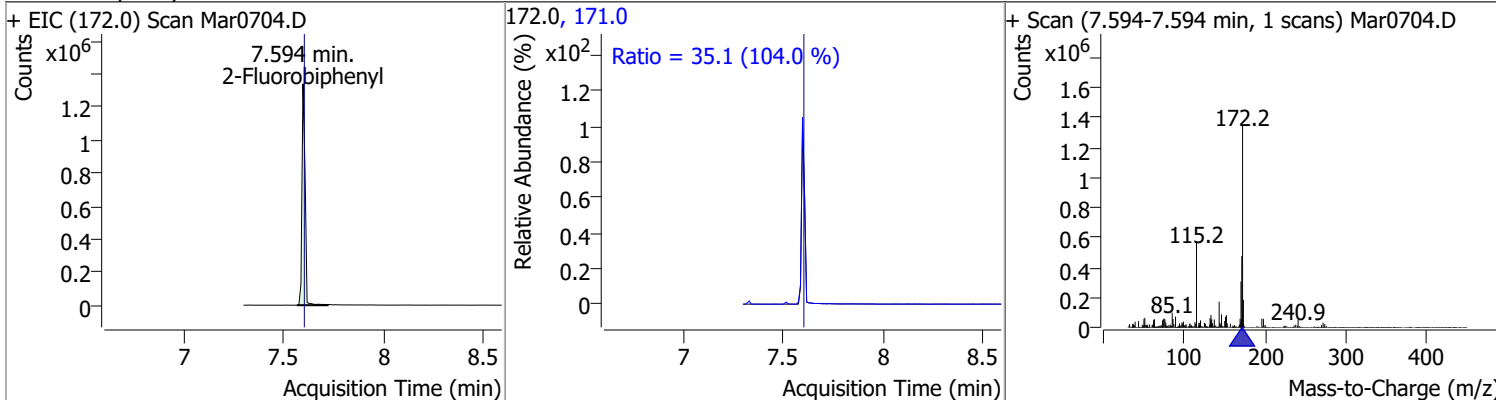
Compound	Conc.	RT	Dev(Min)	Resp.	QIon	QRatio	Lower	Upper
2,4,6-Trichlorophenol	98.4484	7.51	0.00	329167	198.0	98.7	68.1	126.4



Compound	Conc.	RT	Dev(Min)	Resp.	QIon	QRatio	Lower	Upper
2,4,5-Trichlorophenol	100.2138	7.57	0.00	383376	198.0	96.8	67.7	125.8

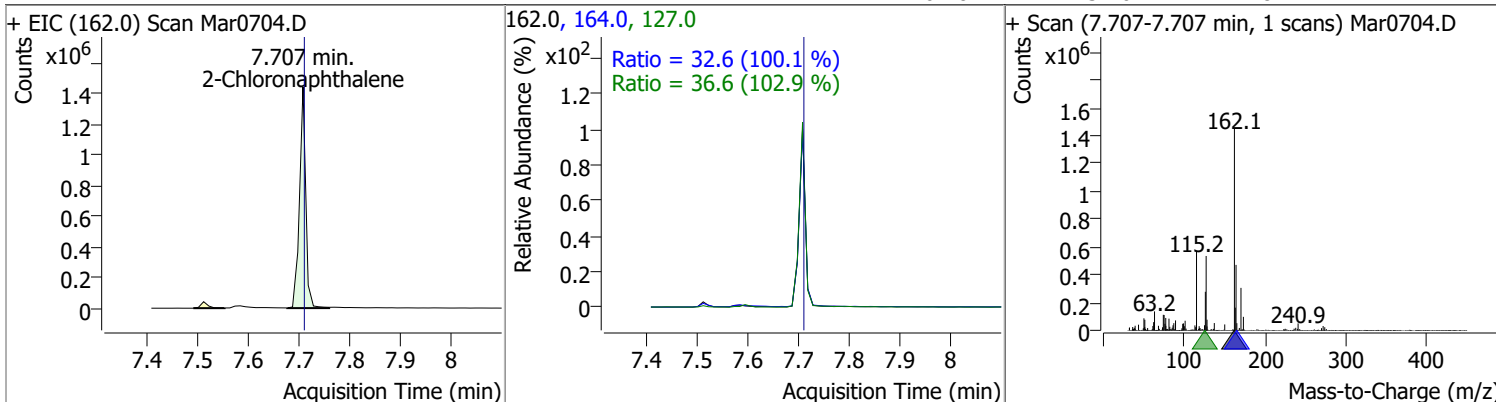


Compound	Conc.	RT	Dev(Min)	Resp.	QIon	QRatio	Lower	Upper
2-Fluorobiphenyl	96.7651	7.59	0.00	1453080	171.0	35.1	23.6	43.9

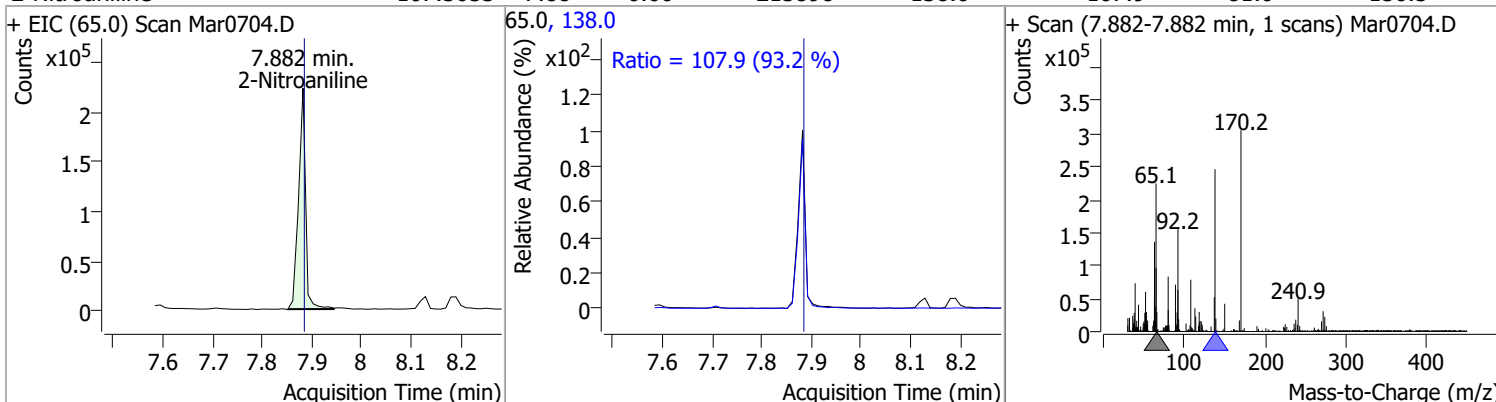


Quantitation Results Report (QT Reviewed)

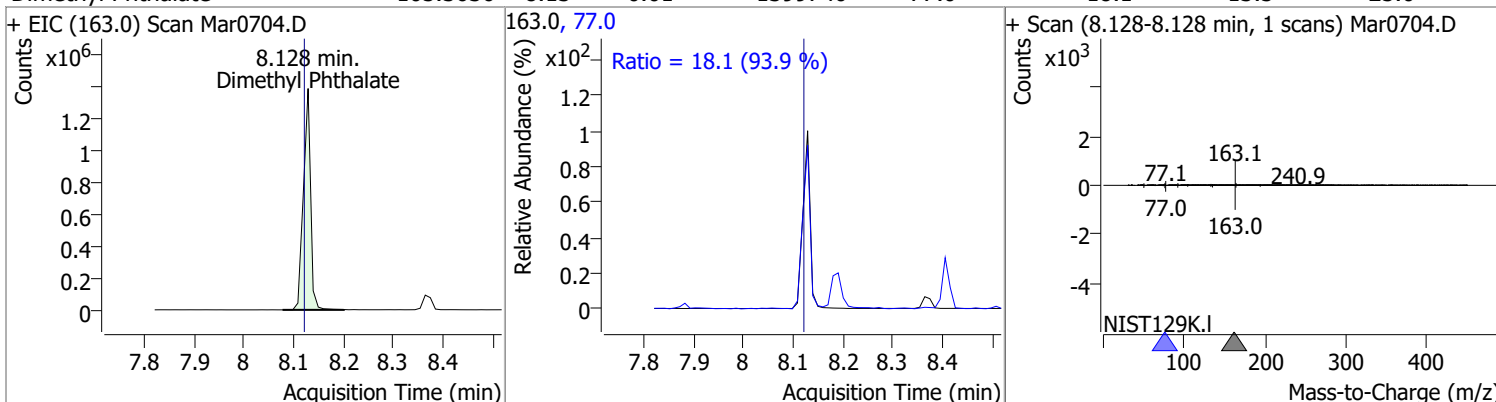
Compound	Conc.	RT	Dev(Min)	Resp.	QIon	QRatio	Lower	Upper
2-Chloronaphthalene	97.2576	7.71	0.00	1232701	127.0	36.6	24.9	46.2
					164.0	32.6	22.8	42.4



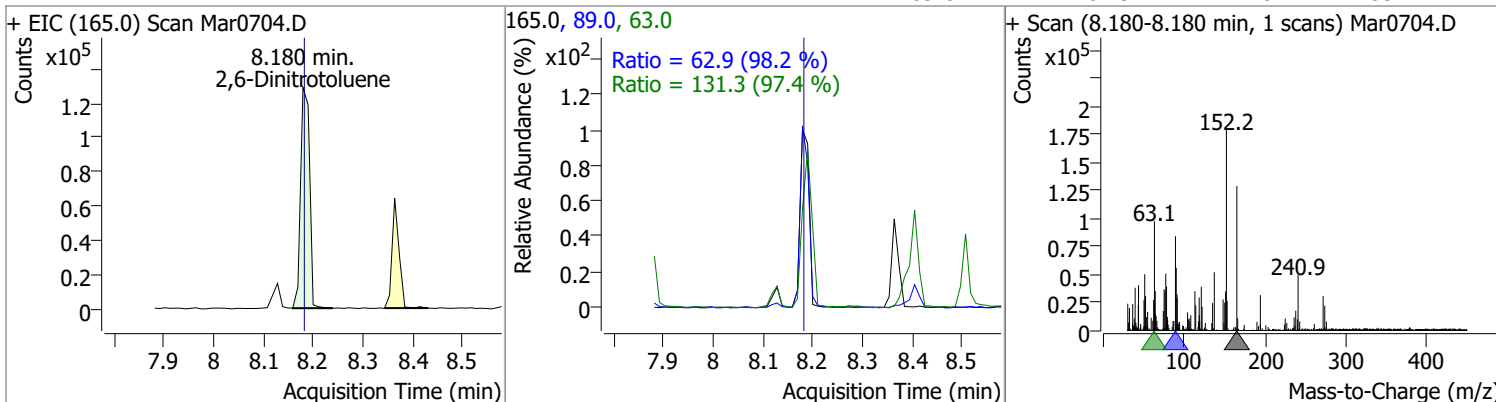
Compound	Conc.	RT	Dev(Min)	Resp.	QIon	QRatio	Lower	Upper
2-Nitroaniline	107.3053	7.88	0.00	215898	138.0	107.9	81.0	150.5



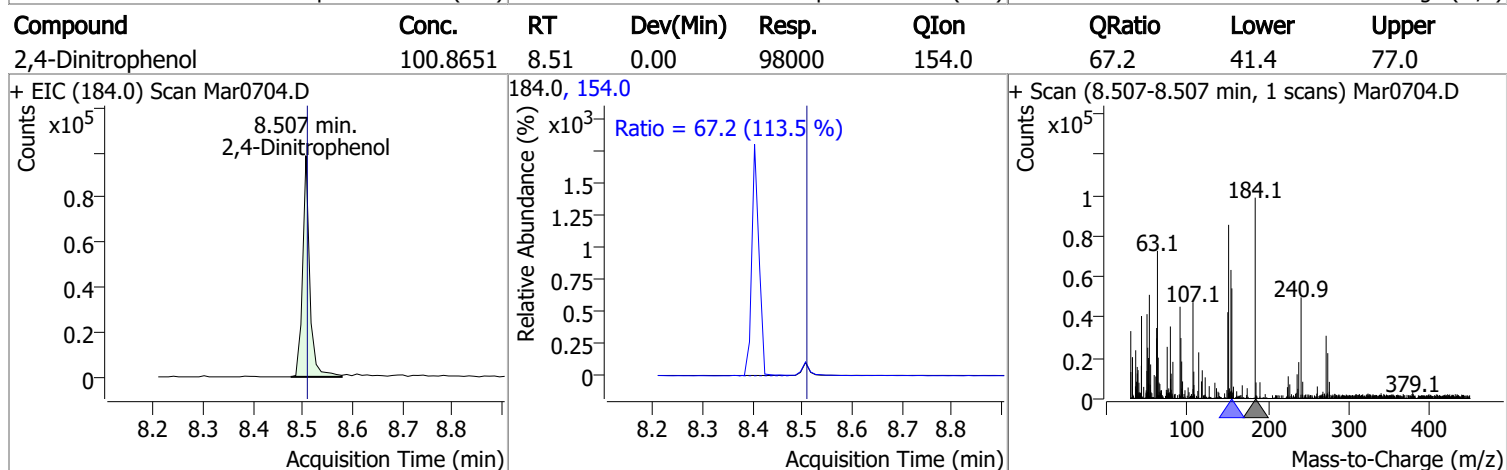
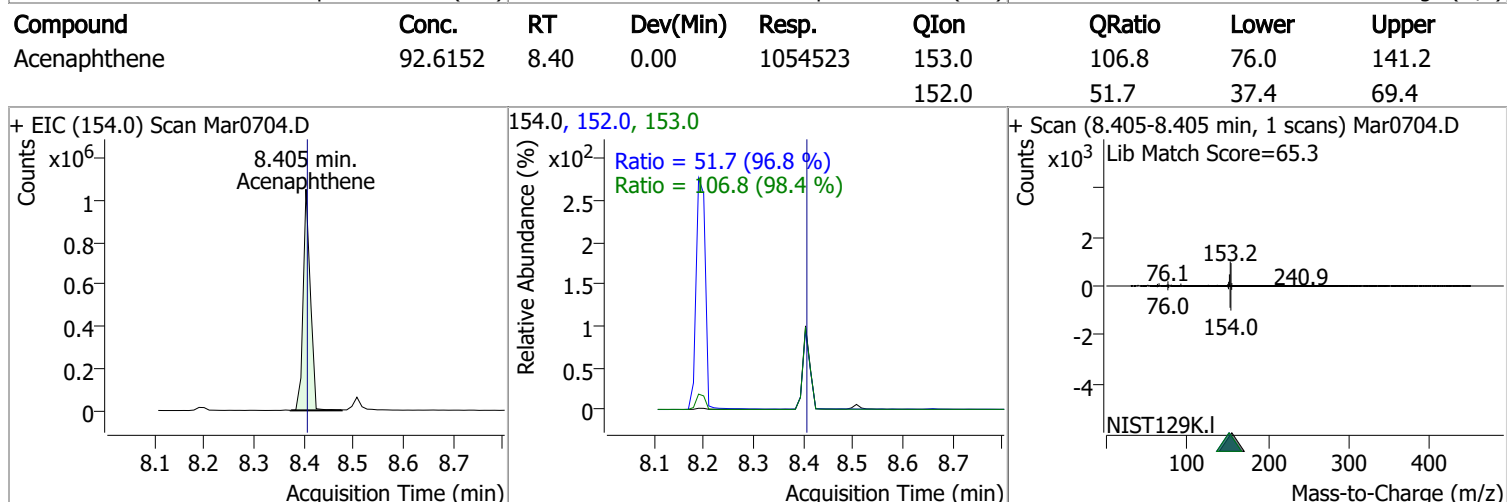
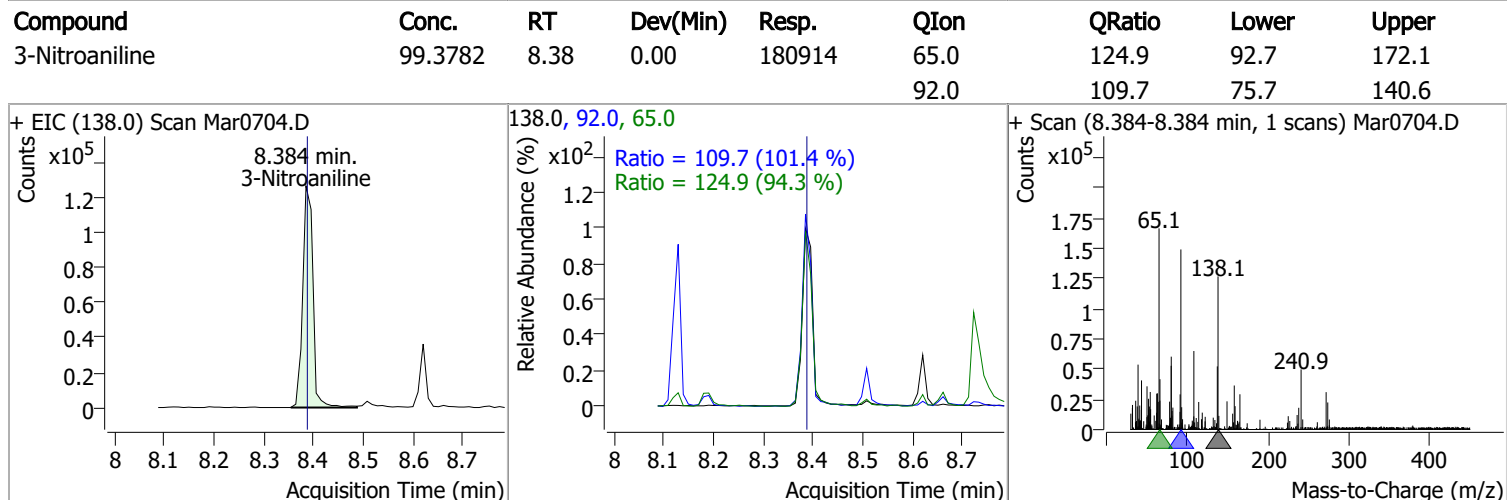
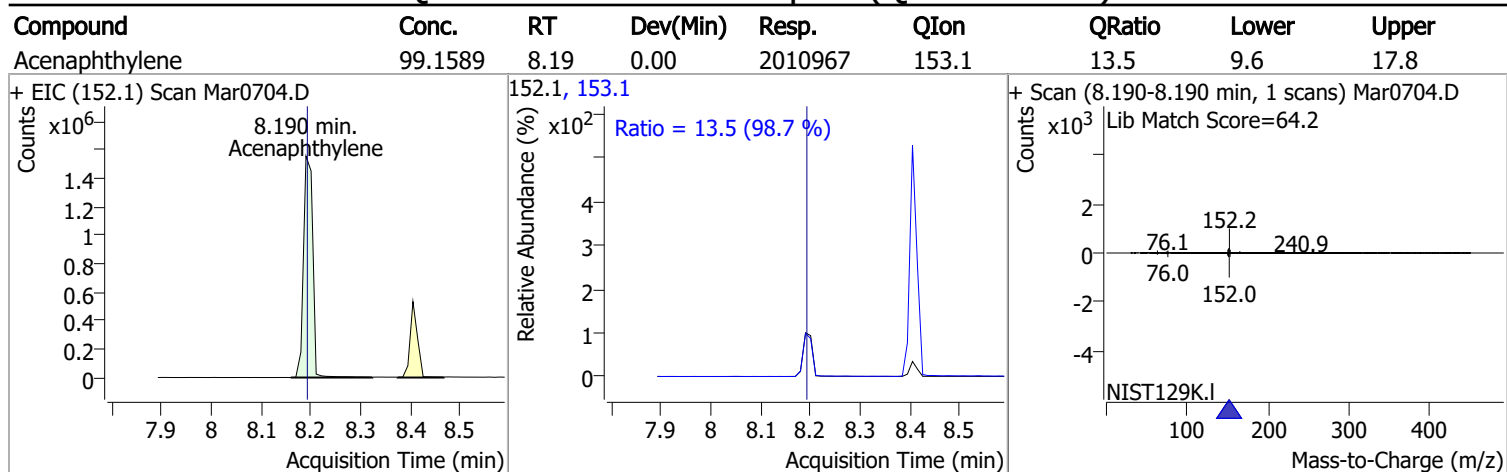
Compound	Conc.	RT	Dev(Min)	Resp.	QIon	QRatio	Lower	Upper
Dimethyl Phthalate	105.3636	8.13	0.01	1399740	77.0	18.1	13.5	25.0



Compound	Conc.	RT	Dev(Min)	Resp.	QIon	QRatio	Lower	Upper
2,6-Dinitrotoluene	95.9760	8.18	0.00	161573	63.0	131.3	94.3	175.1
					89.0	62.9	44.8	83.2

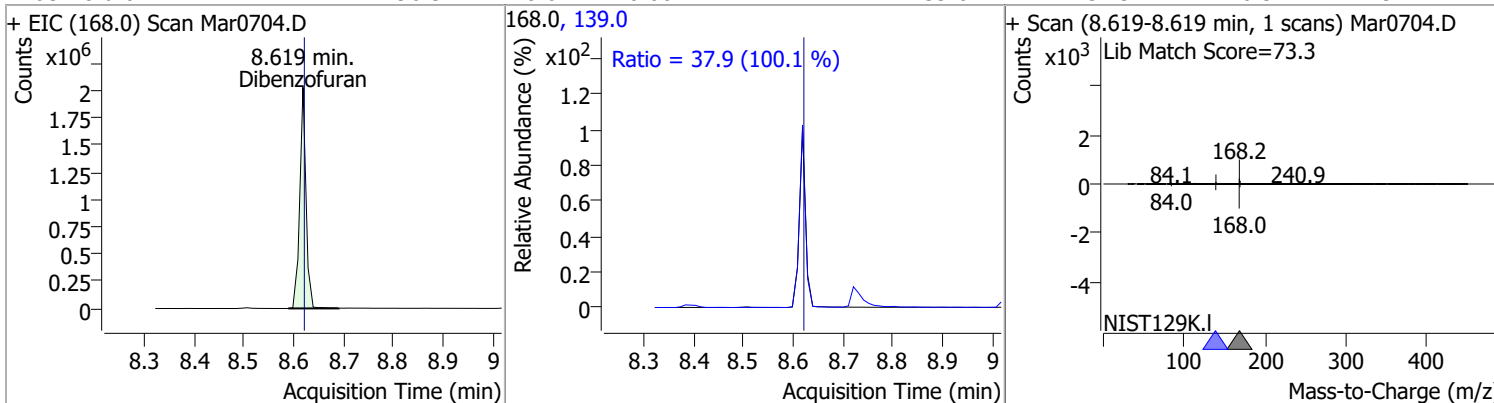


Quantitation Results Report (QT Reviewed)

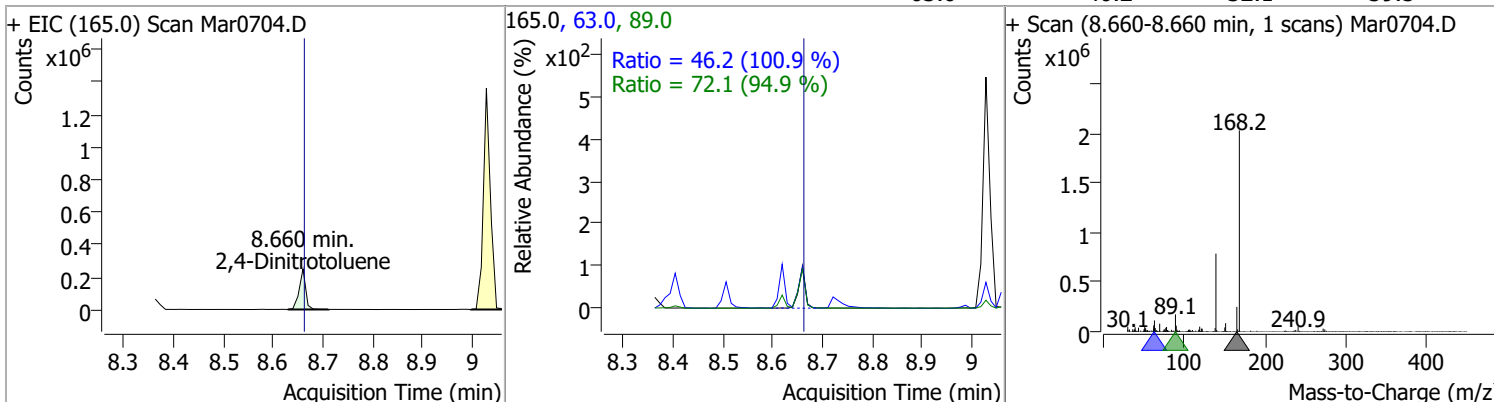


Quantitation Results Report (QT Reviewed)

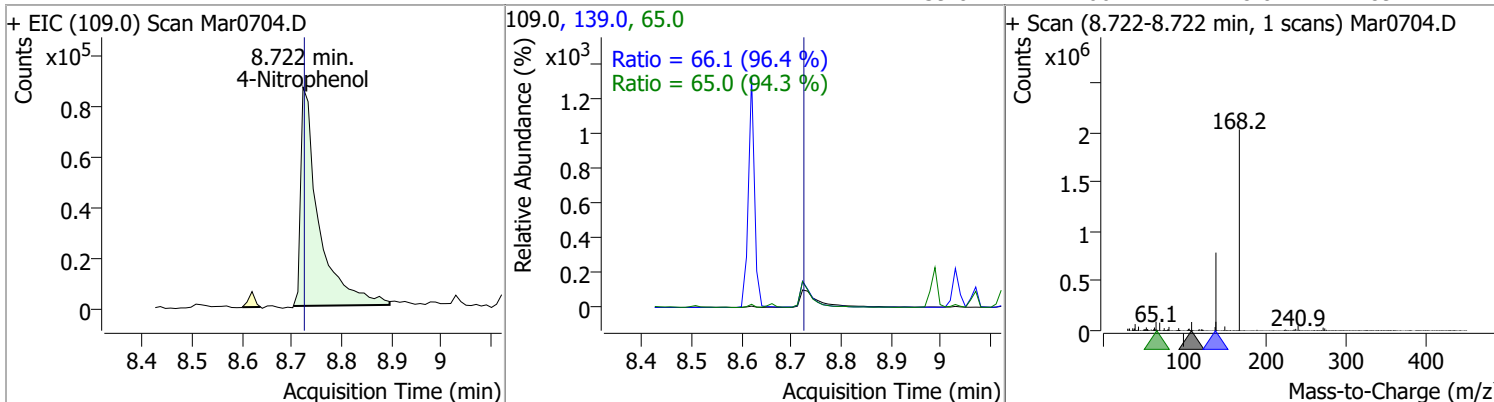
Compound	Conc.	RT	Dev(Min)	Resp.	QIon	QRatio	Lower	Upper
Dibenzofuran	96.5747	8.62	0.00	1777771	139.0	37.9	26.5	49.2



Compound	Conc.	RT	Dev(Min)	Resp.	QIon	QRatio	Lower	Upper
2,4-Dinitrotoluene	101.2446	8.66	0.00	222665	89.0	72.1	53.2	98.8
					63.0	46.2	32.1	59.5

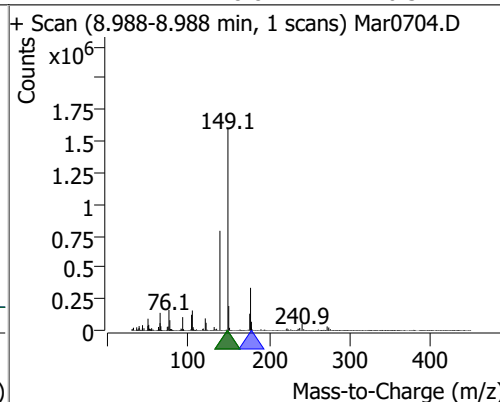
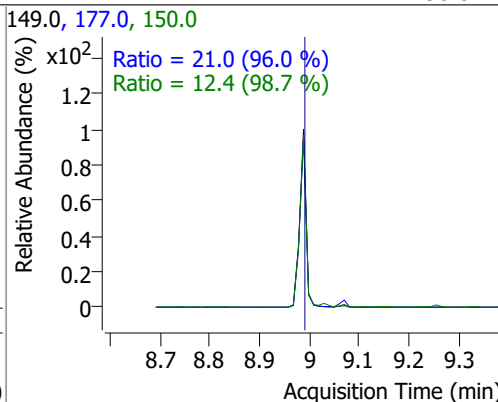
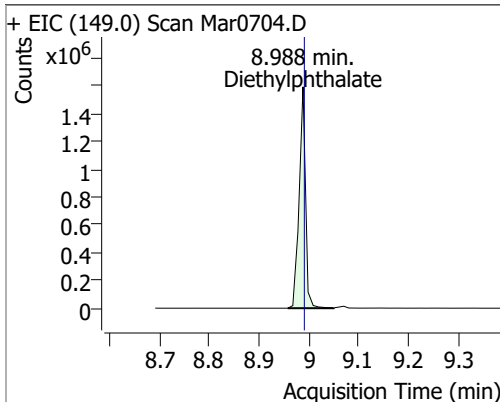


Compound	Conc.	RT	Dev(Min)	Resp.	QIon	QRatio	Lower	Upper
4-Nitrophenol	98.2024	8.72	0.00	215891	65.0	65.0	48.2	89.6
					139.0	66.1	48.0	89.1

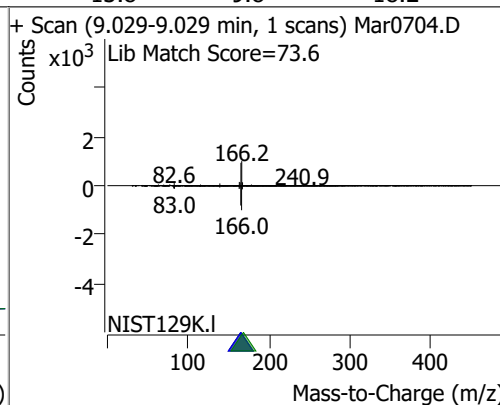
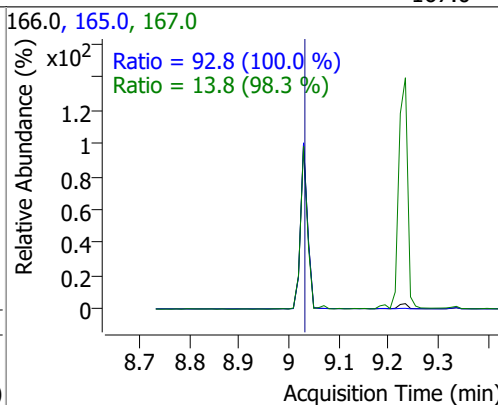
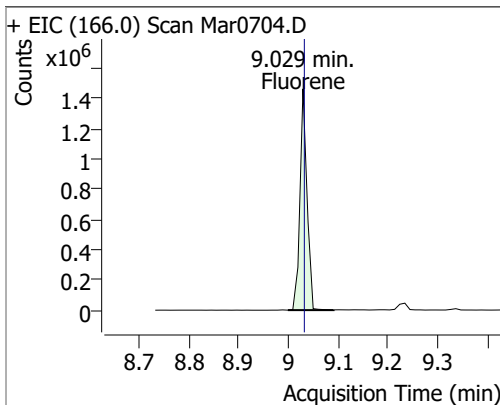


Quantitation Results Report (QT Reviewed)

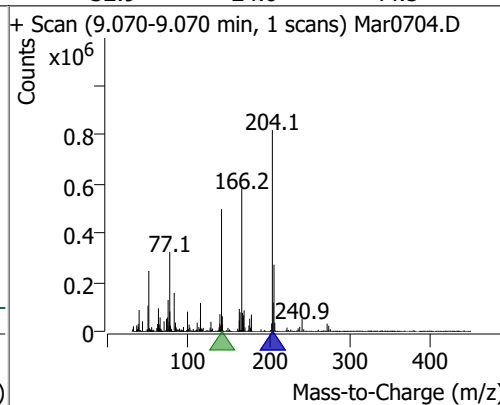
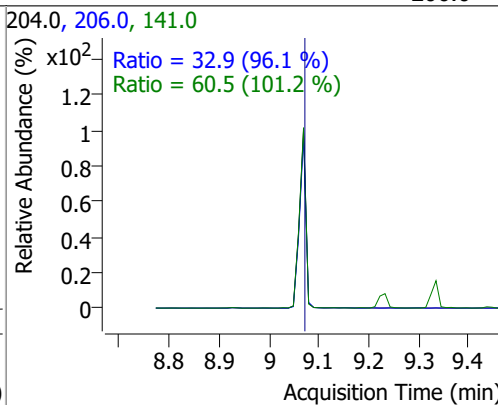
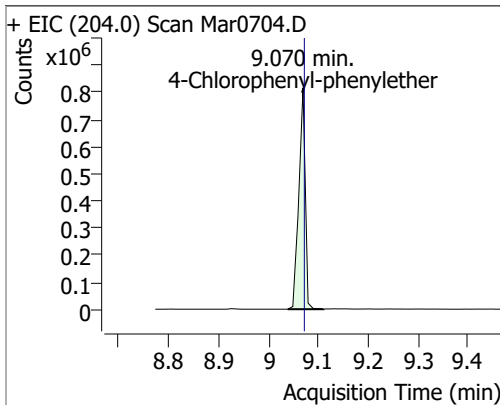
Compound	Conc.	RT	Dev(Min)	Resp.	QIon	QRatio	Lower	Upper
Diethylphthalate	106.5982	8.99	0.00	1422859	177.0	21.0	15.3	28.5
					150.0	12.4	8.8	16.3



Compound	Conc.	RT	Dev(Min)	Resp.	QIon	QRatio	Lower	Upper
Fluorene	95.6045	9.03	0.00	1442377	165.0	92.8	65.0	120.6
					167.0	13.8	9.8	18.2

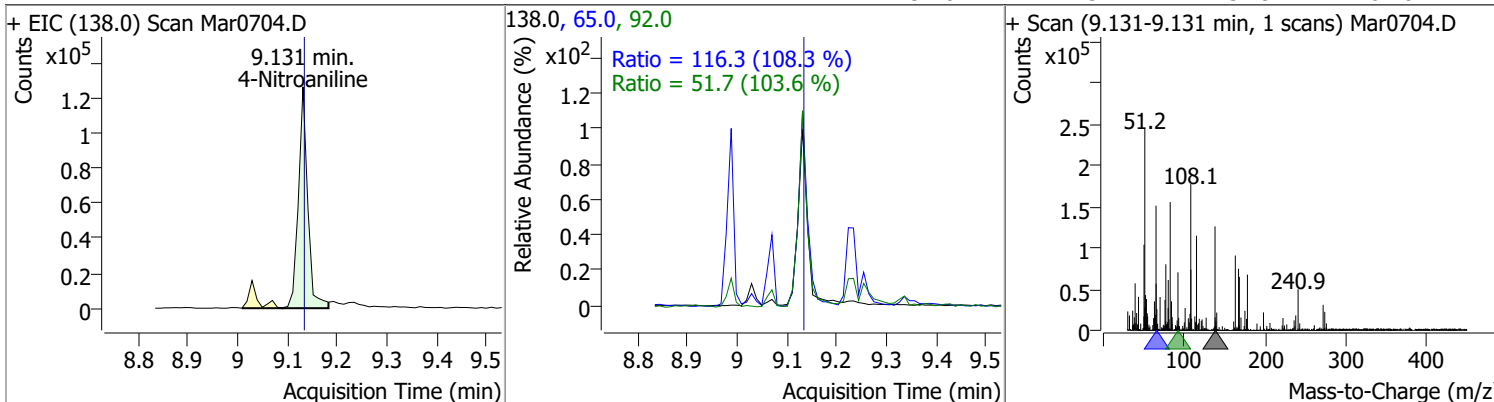


Compound	Conc.	RT	Dev(Min)	Resp.	QIon	QRatio	Lower	Upper
4-Chlorophenyl-phenylether	104.8972	9.07	0.00	731758	141.0	60.5	41.8	77.7
					206.0	32.9	24.0	44.5

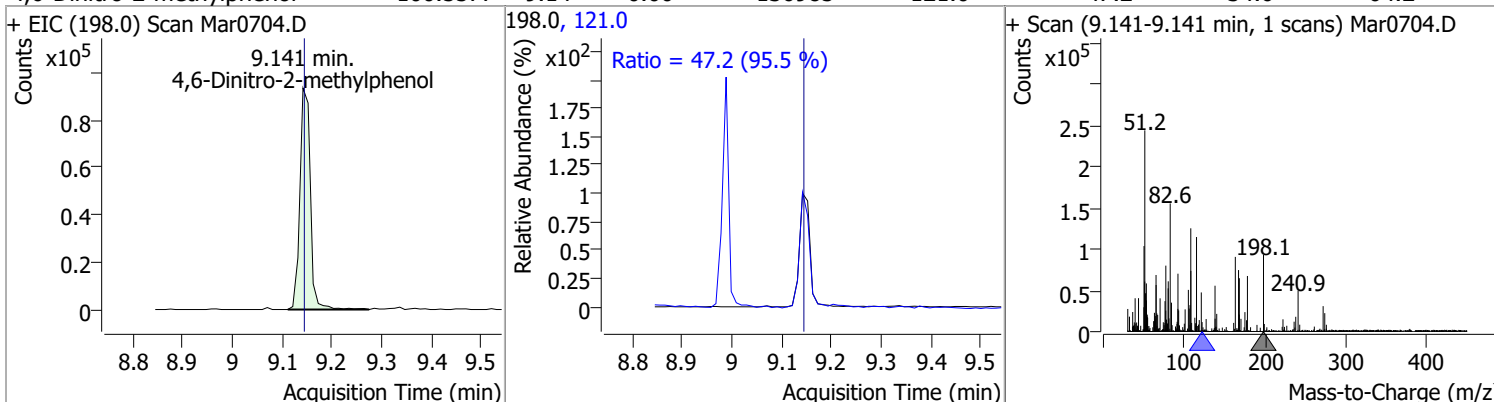


Quantitation Results Report (QT Reviewed)

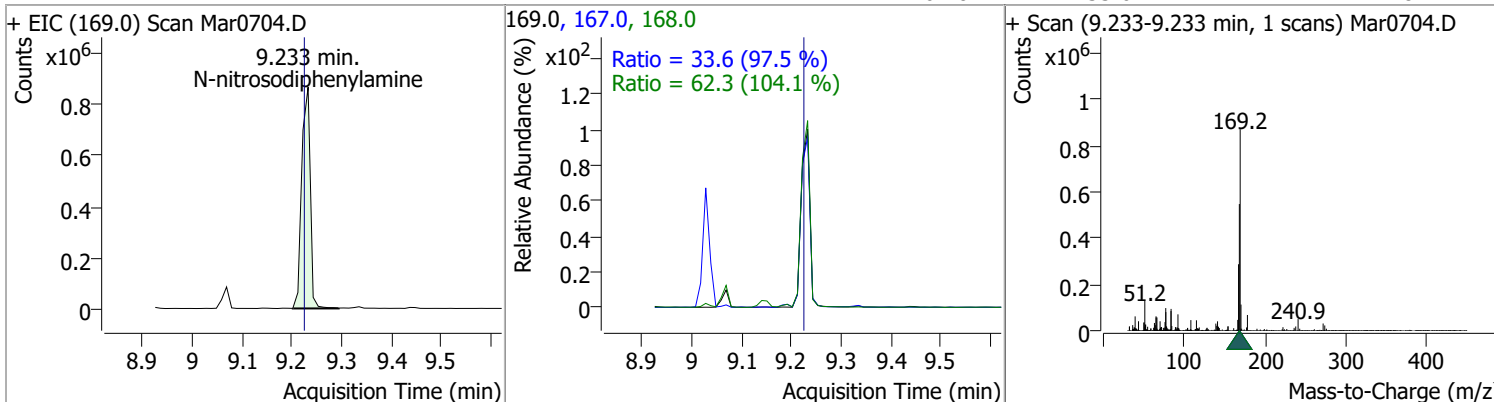
Compound	Conc.	RT	Dev(Min)	Resp.	QIon	QRatio	Lower	Upper
4-Nitroaniline	89.9243	9.13	0.00	164526	65.0	116.3	75.1	139.5
					92.0	51.7	34.9	64.8



Compound	Conc.	RT	Dev(Min)	Resp.	QIon	QRatio	Lower	Upper
4,6-Dinitro-2-methylphenol	100.5577	9.14	0.00	136985	121.0	47.2	34.6	64.2

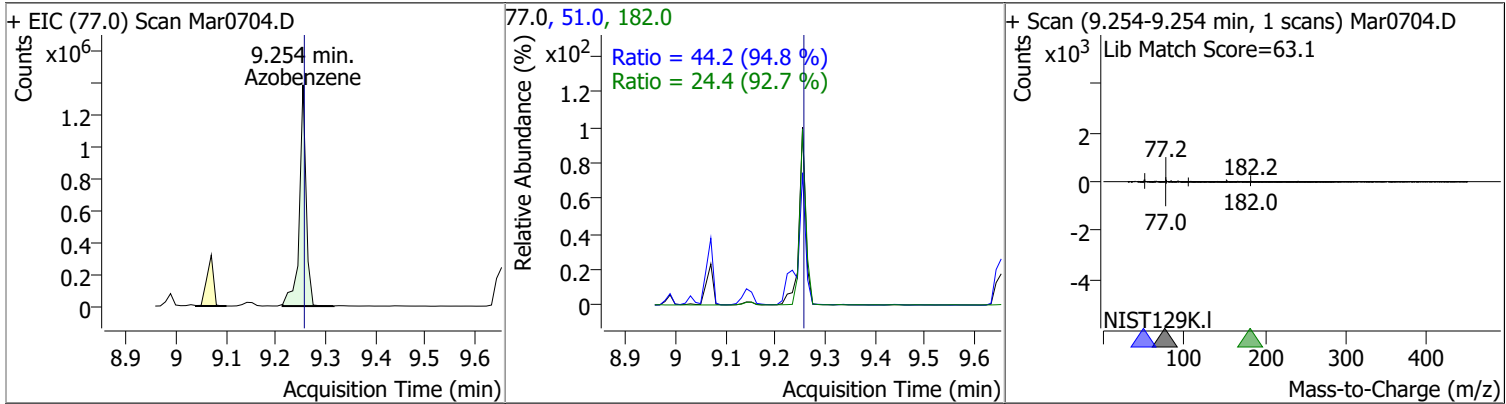


Compound	Conc.	RT	Dev(Min)	Resp.	QIon	QRatio	Lower	Upper
N-nitrosodiphenylamine	103.4484	9.23	0.01	1040740	168.0	62.3	41.9	77.8
					167.0	33.6	24.1	44.8

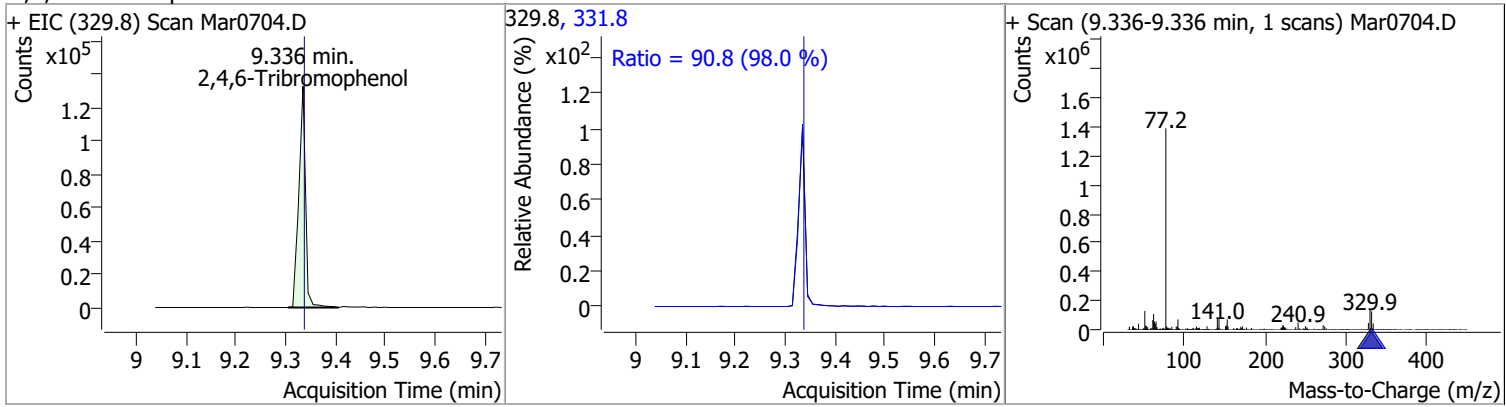


Quantitation Results Report (QT Reviewed)

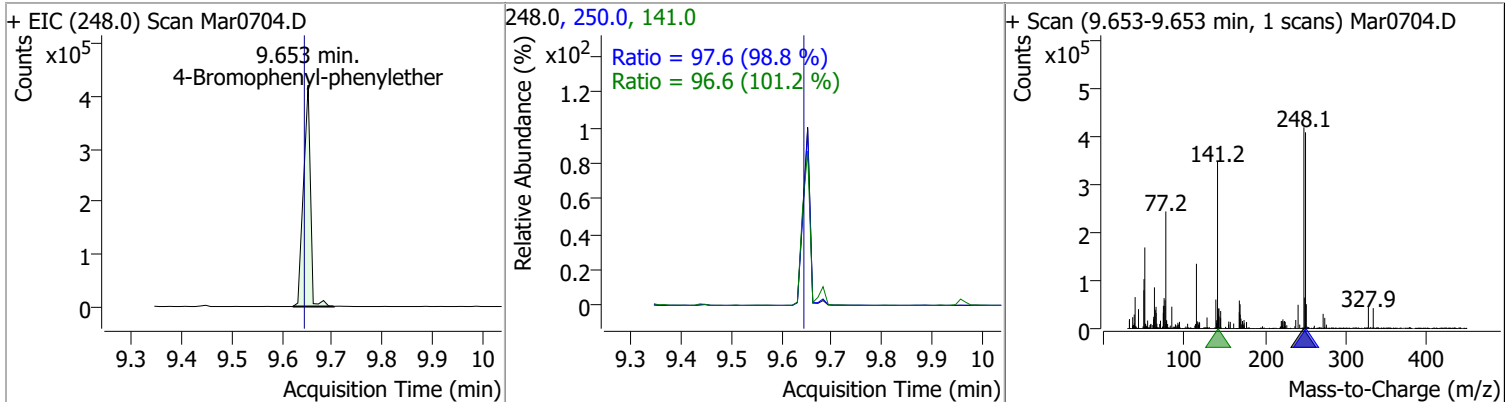
Compound	Conc.	RT	Dev(Min)	Resp.	QIon	QRatio	Lower	Upper
Azobenzene	100.5044	9.25	0.00	1301564	51.0	44.2	32.6	60.6
					182.0	24.4	18.4	34.2



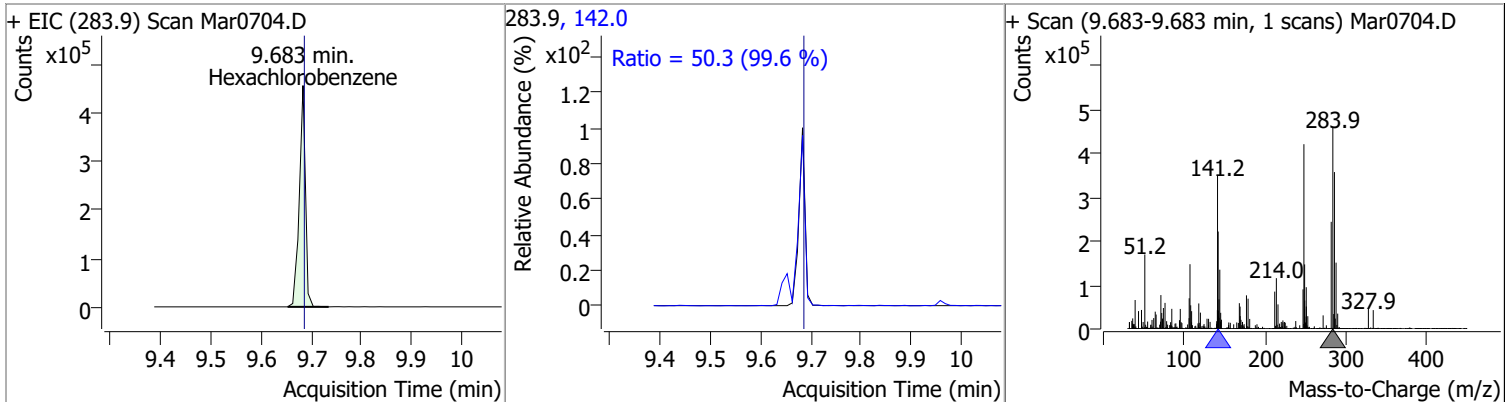
Compound	Conc.	RT	Dev(Min)	Resp.	QIon	QRatio	Lower	Upper
2,4,6-Tribromophenol	104.9276	9.34	0.00	124363	331.8	90.8	64.9	120.4



Compound	Conc.	RT	Dev(Min)	Resp.	QIon	QRatio	Lower	Upper
4-Bromophenyl-phenylether	103.0884	9.65	0.01	407507	250.0	97.6	69.2	128.5
					141.0	96.6	66.8	124.1

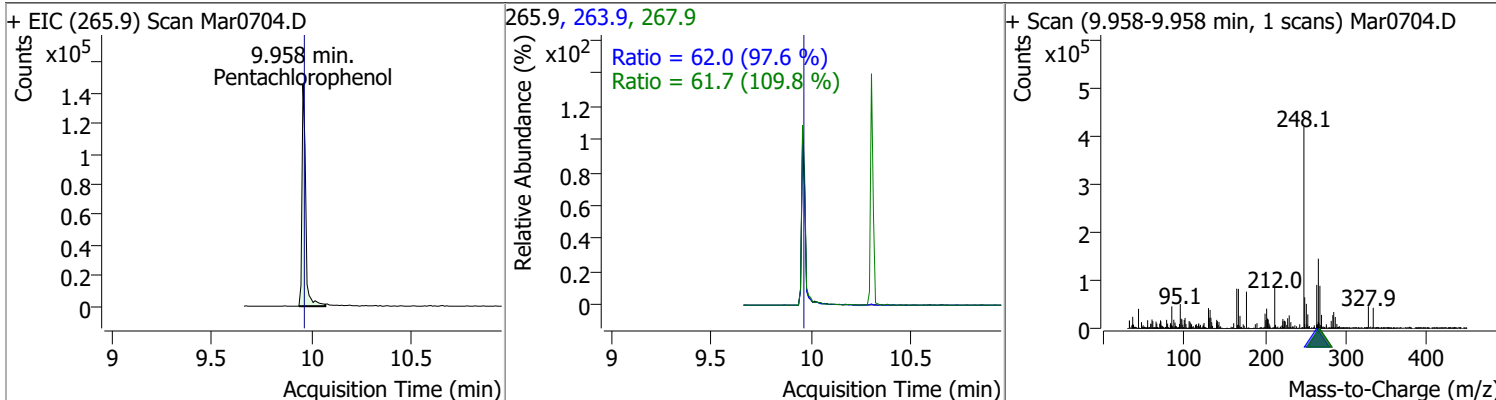


Compound	Conc.	RT	Dev(Min)	Resp.	QIon	QRatio	Lower	Upper
Hexachlorobenzene	100.1304	9.68	0.00	389229	142.0	50.3	35.4	65.7

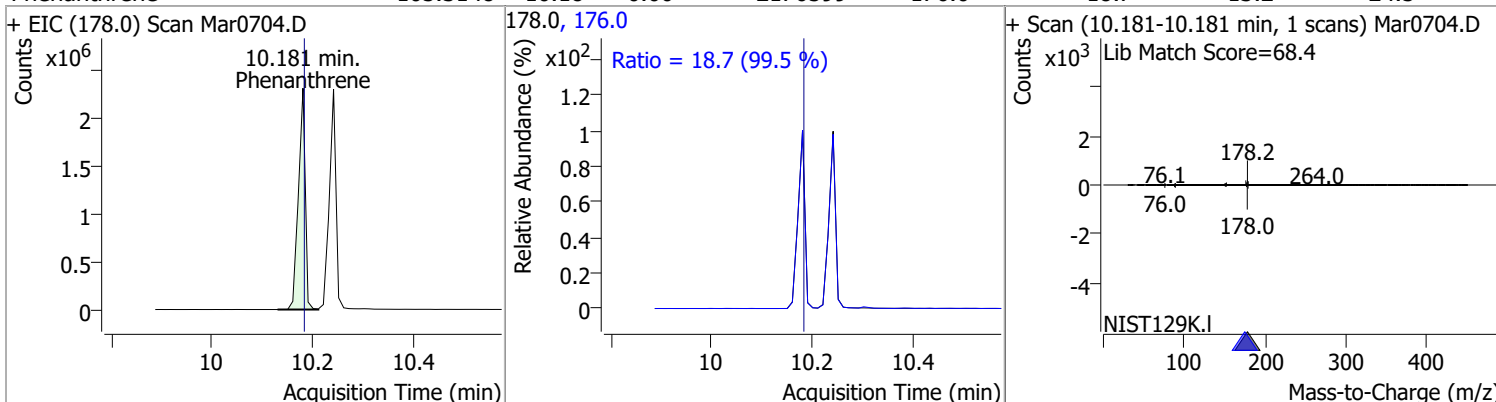


Quantitation Results Report (QT Reviewed)

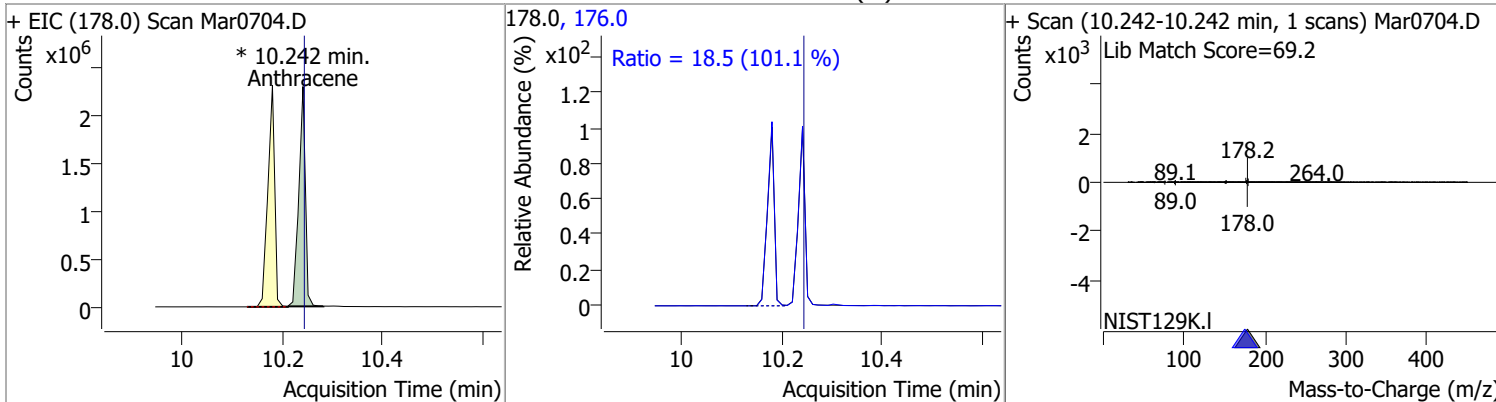
Compound	Conc.	RT	Dev(Min)	Resp.	QIon	QRatio	Lower	Upper
Pentachlorophenol	103.9734	9.96	0.00	185855	263.9	62.0	44.5	82.6
					267.9	61.7	39.3	73.1



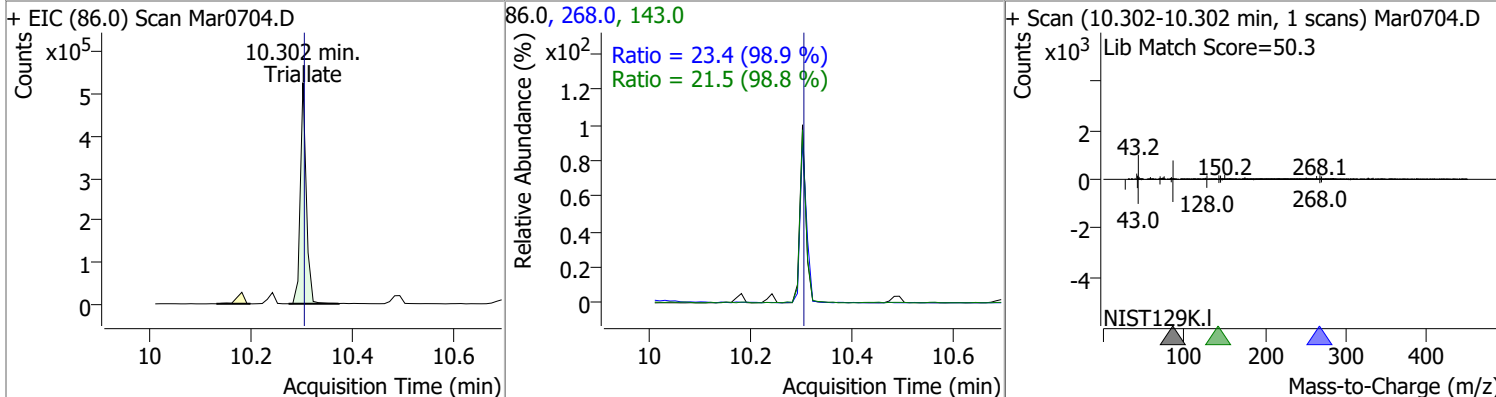
Compound	Conc.	RT	Dev(Min)	Resp.	QIon	QRatio	Lower	Upper
Phenanthrene	105.3148	10.18	0.00	2176599	176.0	18.7	13.2	24.5



Compound	Conc.	RT	Dev(Min)	Resp.	QIon	QRatio	Lower	Upper
Anthracene	104.9147	10.24	0.00	2075741 (m)	176.0	18.5	12.8	23.8

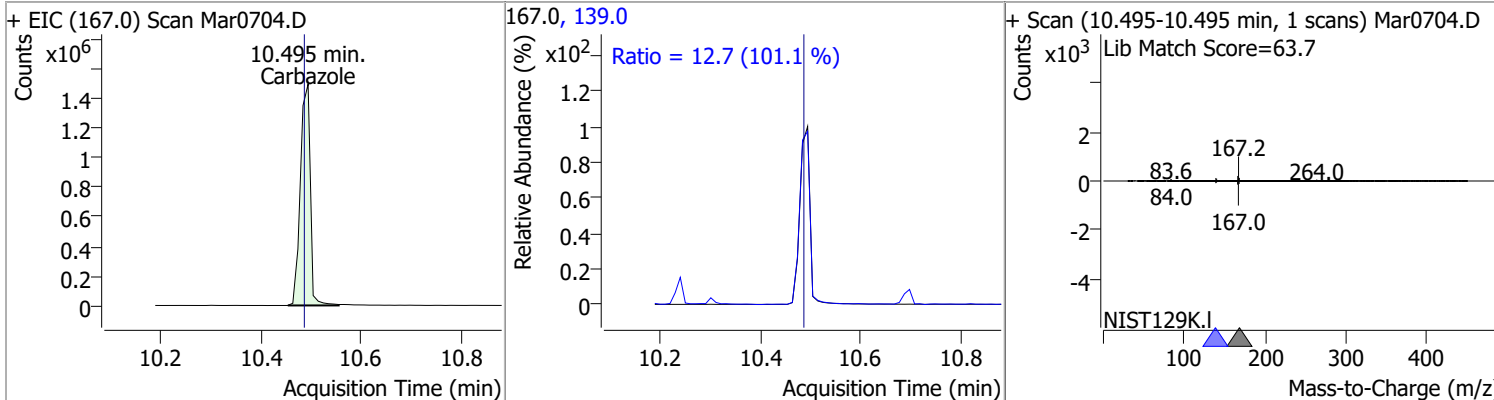


Compound	Conc.	RT	Dev(Min)	Resp.	QIon	QRatio	Lower	Upper
Triallate	99.0305	10.30	0.00	434919	268.0	23.4	16.6	30.8
					143.0	21.5	15.3	28.3

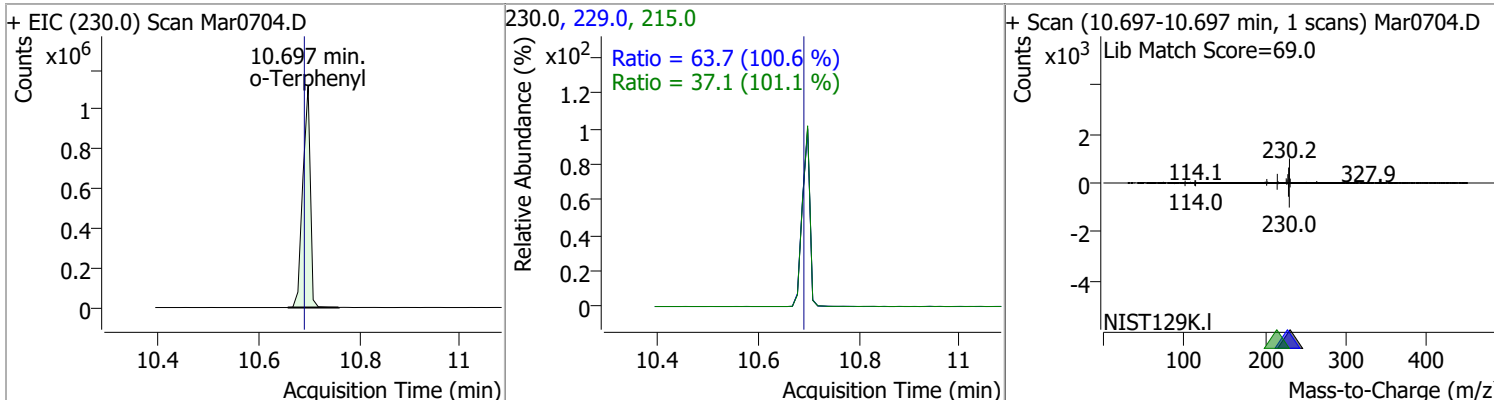


Quantitation Results Report (QT Reviewed)

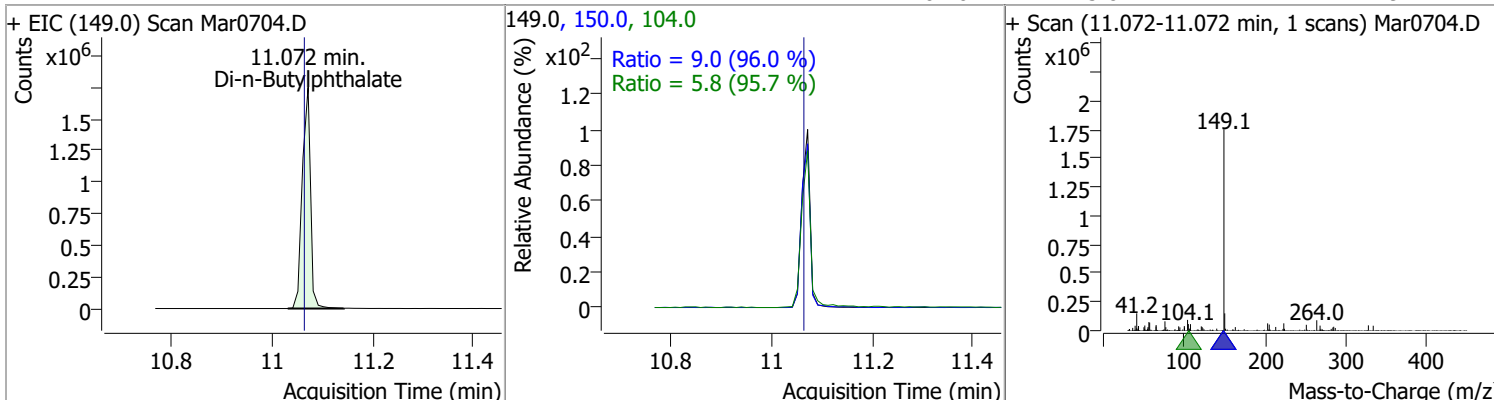
Compound	Conc.	RT	Dev(Min)	Resp.	QIon	QRatio	Lower	Upper
Carbazole	101.2190	10.49	0.01	2049227	139.0	12.7	8.8	16.3



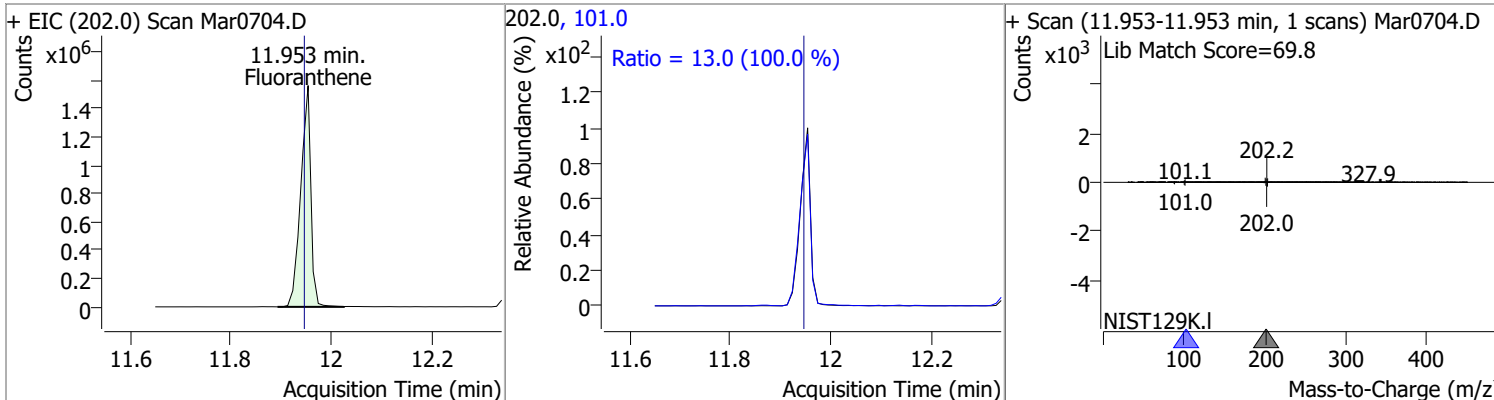
Compound	Conc.	RT	Dev(Min)	Resp.	QIon	QRatio	Lower	Upper
o-Terphenyl	104.5110	10.70	0.01	1158587	229.0	63.7	44.4	82.4
					215.0	37.1	25.7	47.7



Compound	Conc.	RT	Dev(Min)	Resp.	QIon	QRatio	Lower	Upper
Di-n-Butylphthalate	105.5290	11.07	0.01	1996648	150.0	9.0	6.5	12.1
					104.0	5.8	4.2	7.9

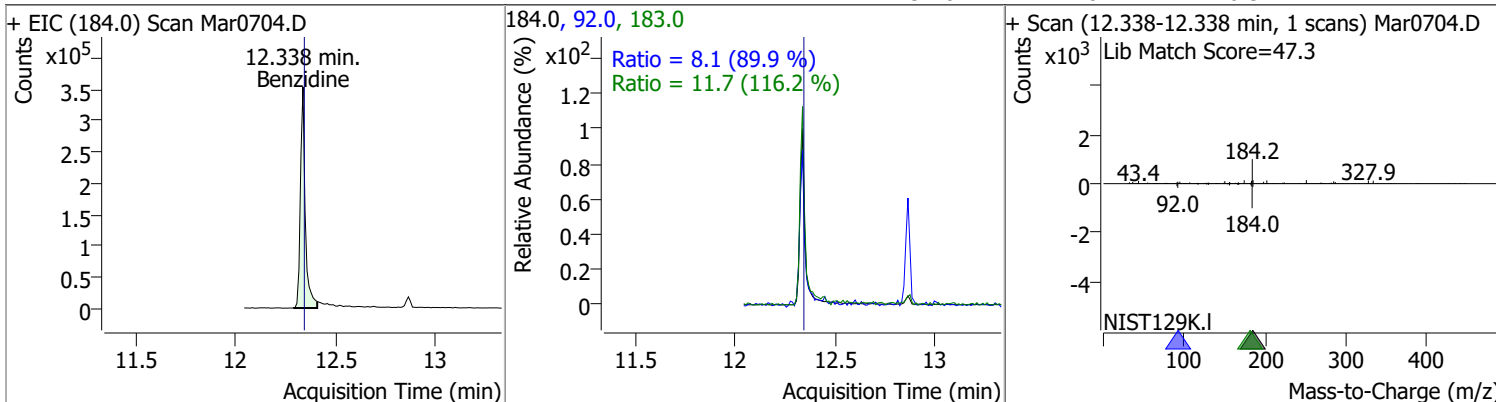


Compound	Conc.	RT	Dev(Min)	Resp.	QIon	QRatio	Lower	Upper
Fluoranthene	101.3038	11.95	0.01	2182399	101.0	13.0	9.1	16.9

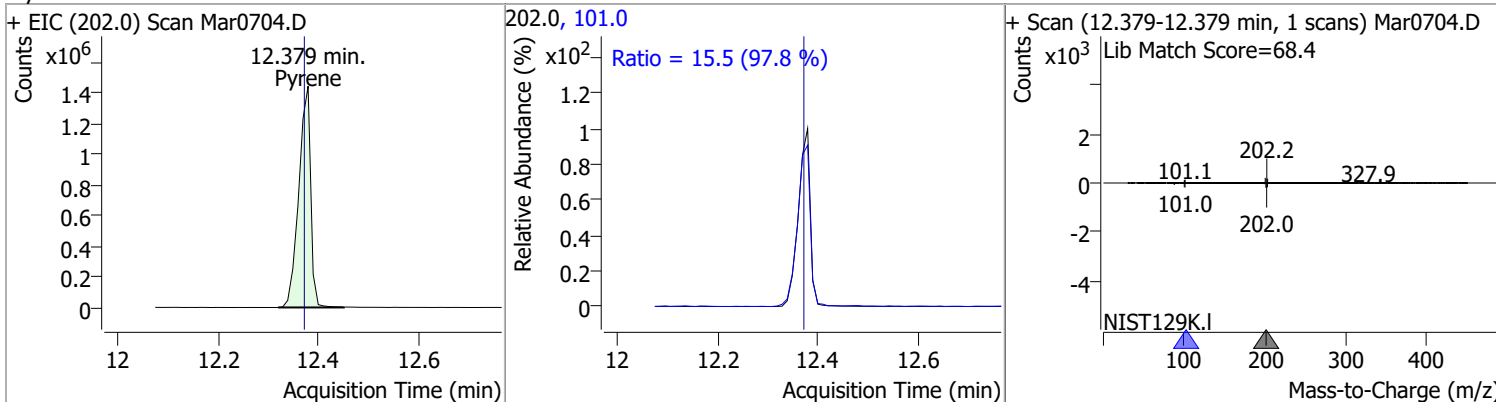


Quantitation Results Report (QT Reviewed)

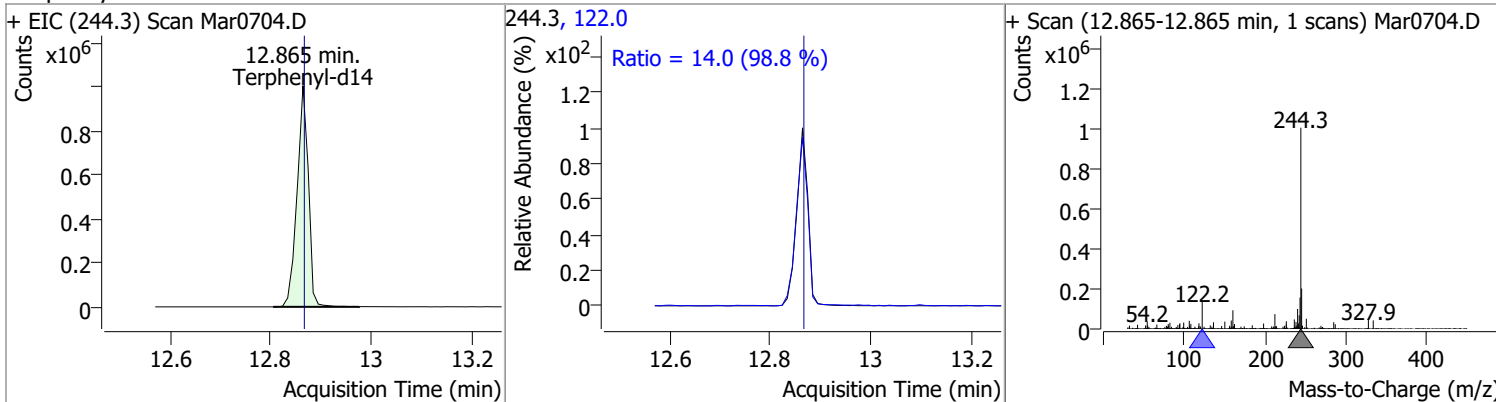
Compound	Conc.	RT	Dev(Min)	Resp.	QIon	QRatio	Lower	Upper
Benzidine	91.0133	12.34	0.00	593281	183.0	11.7	7.1	13.1
					92.0	8.1	6.3	11.7



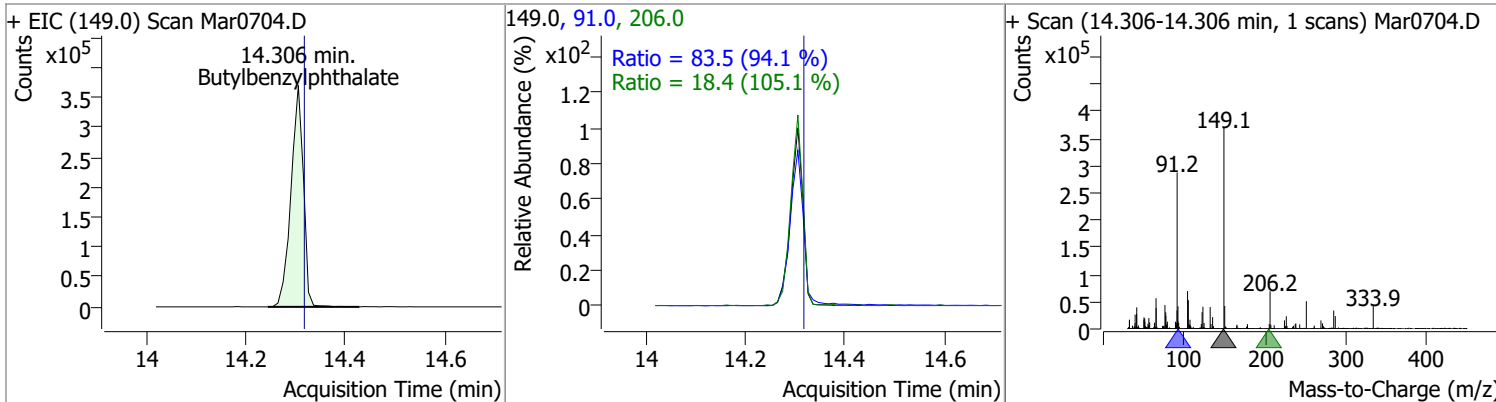
Compound	Conc.	RT	Dev(Min)	Resp.	QIon	QRatio	Lower	Upper
Pyrene	101.3011	12.38	0.01	2373870	101.0	15.5	11.1	20.6



Compound	Conc.	RT	Dev(Min)	Resp.	QIon	QRatio	Lower	Upper
Terphenyl-d14	98.8450	12.87	0.00	1571245	122.0	14.0	9.9	18.4

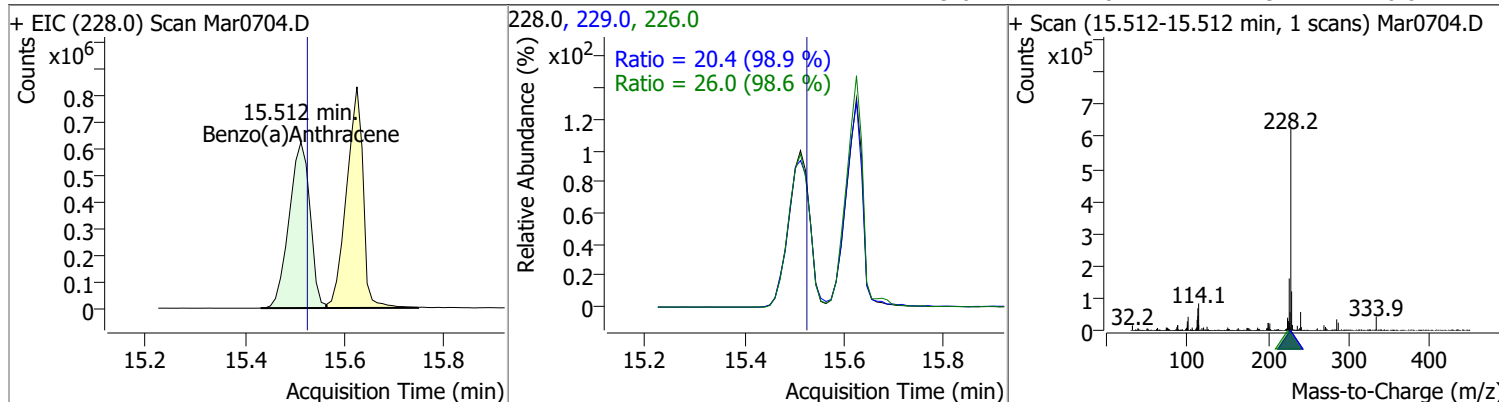


Compound	Conc.	RT	Dev(Min)	Resp.	QIon	QRatio	Lower	Upper
Butylbenzylphthalate	102.5930	14.31	0.00	641388	91.0	83.5	62.2	115.4
					206.0	18.4	12.2	22.7

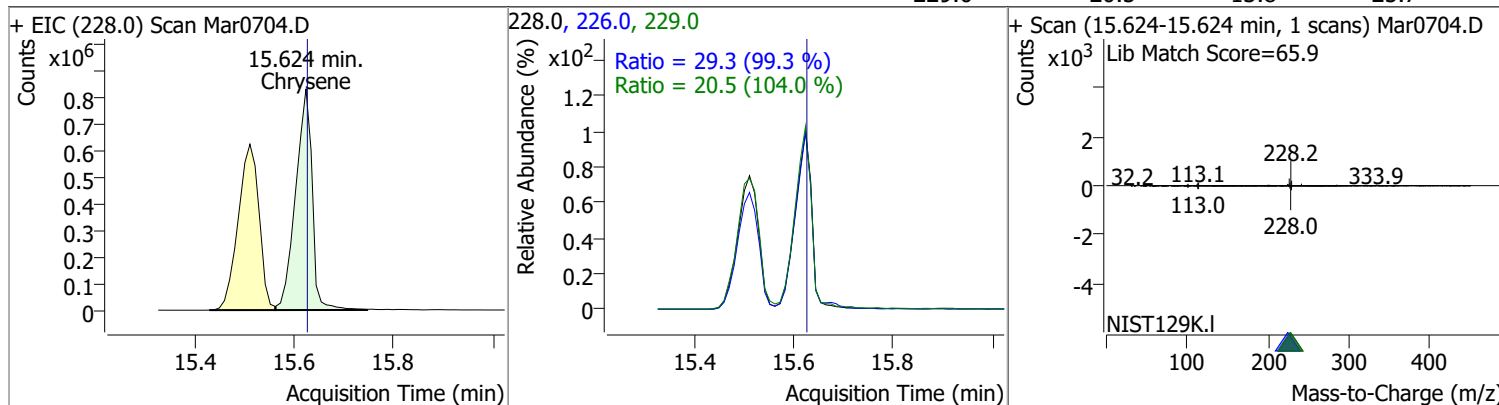


Quantitation Results Report (QT Reviewed)

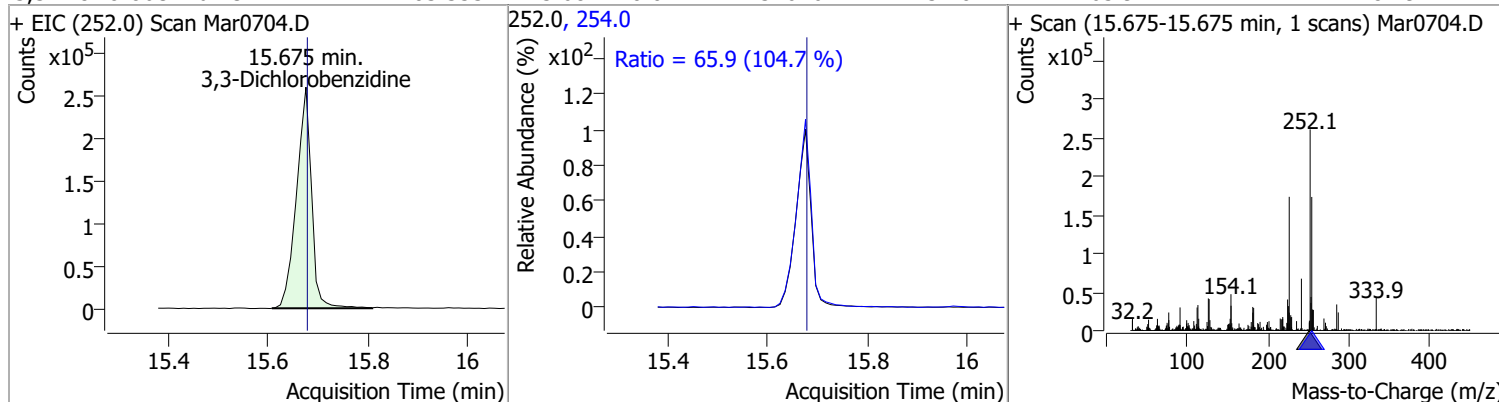
Compound	Conc.	RT	Dev(Min)	Resp.	QIon	QRatio	Lower	Upper
Benzo(a)Anthracene	101.5832	15.51	0.00	1811726	226.0	26.0	18.5	34.3
					229.0	20.4	14.5	26.8



Compound	Conc.	RT	Dev(Min)	Resp.	QIon	QRatio	Lower	Upper
Chrysene	100.9966	15.62	0.01	1919357	226.0	29.3	20.6	38.3
					229.0	20.5	13.8	25.7

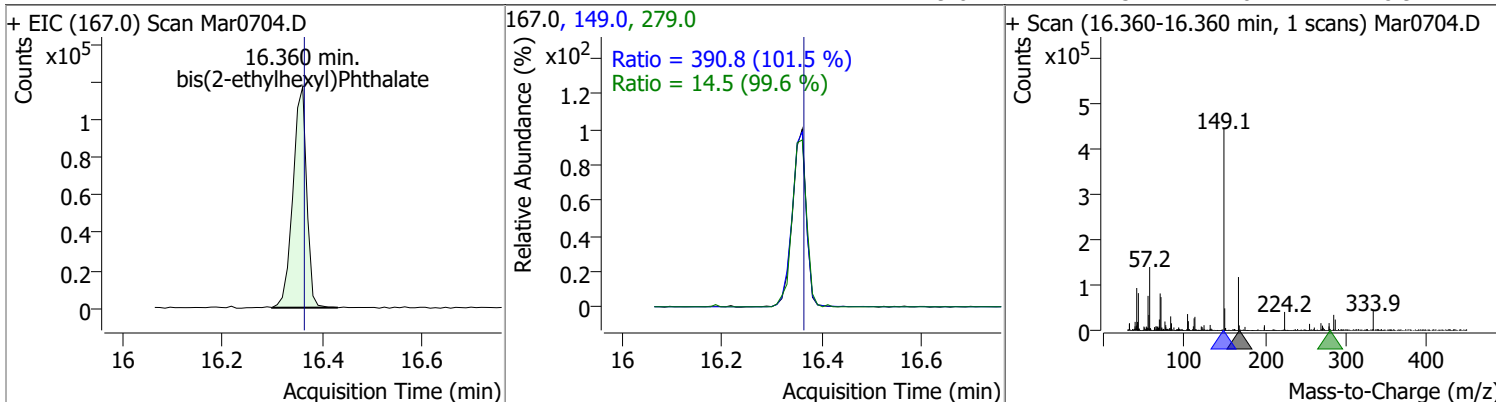


Compound	Conc.	RT	Dev(Min)	Resp.	QIon	QRatio	Lower	Upper
3,3-Dichlorobenzidine	103.3531	15.68	0.01	546464	254.0	65.9	44.1	81.9

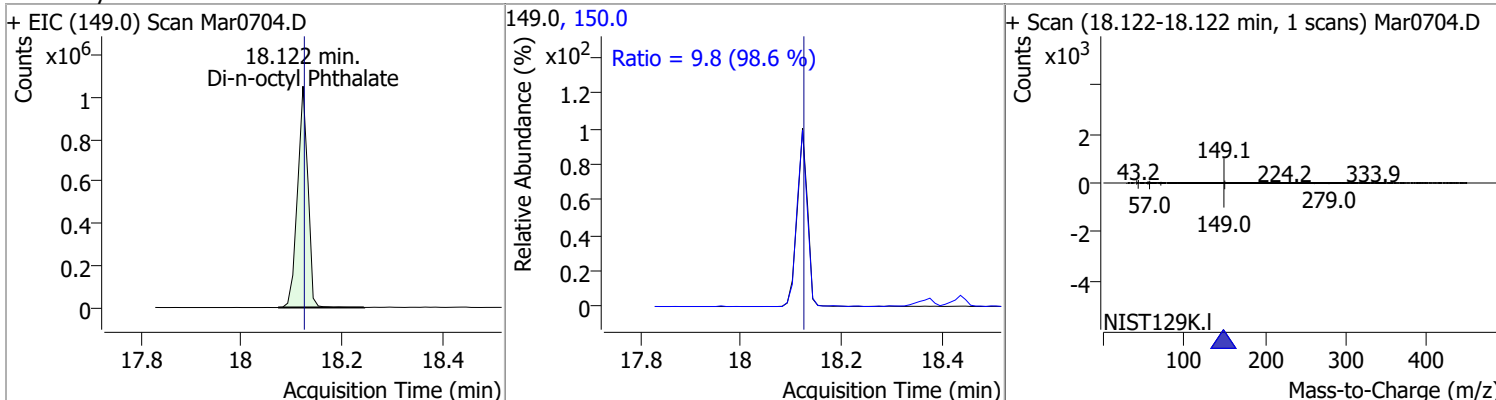


Quantitation Results Report (QT Reviewed)

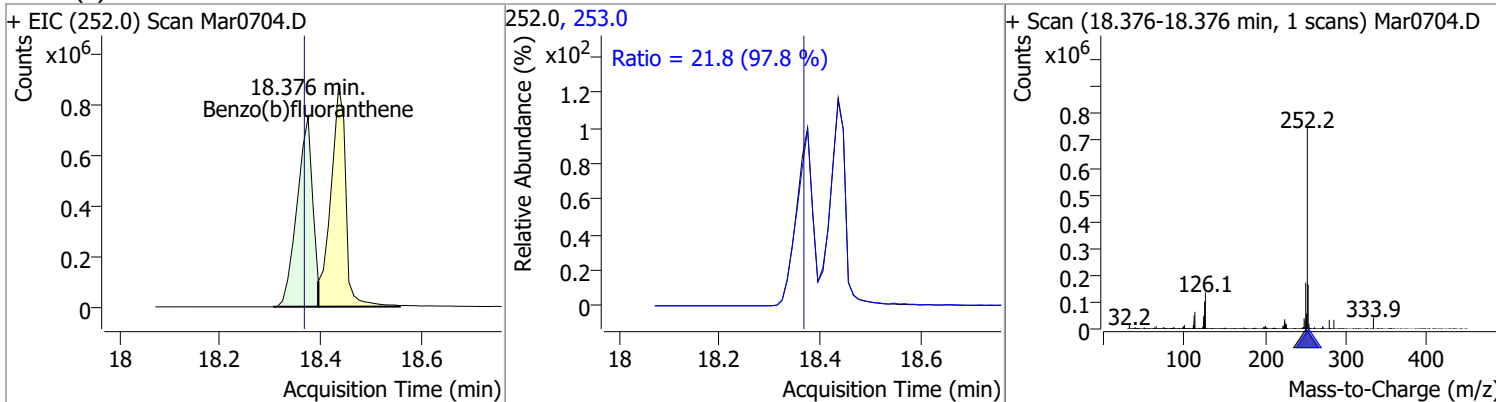
Compound	Conc.	RT	Dev(Min)	Resp.	QIon	QRatio	Lower	Upper
bis(2-ethylhexyl)Phthalate	102.7693	16.36	0.01	223791	149.0	390.8	269.6	500.6
					279.0	14.5	10.2	18.9



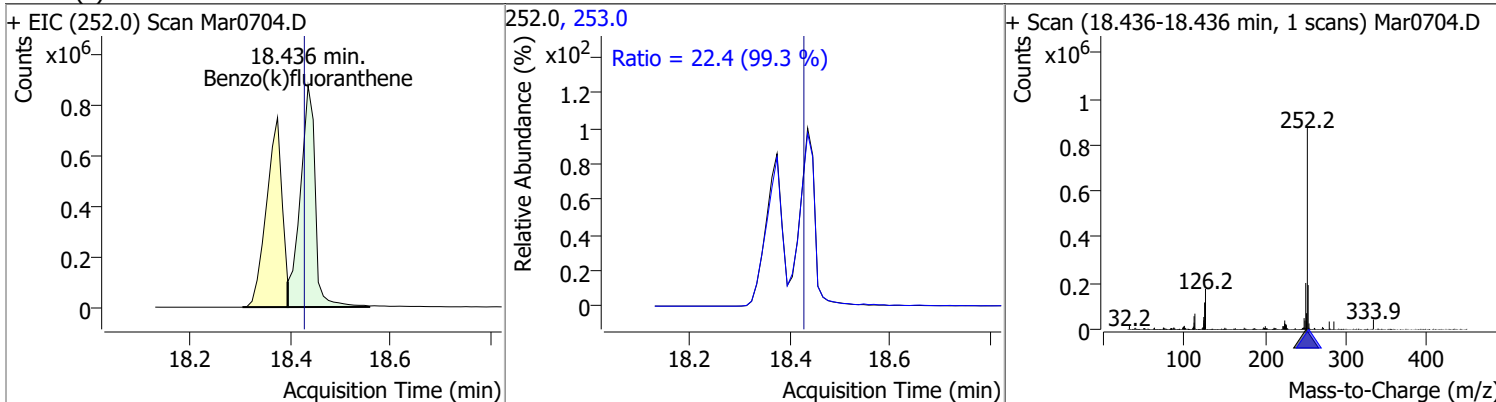
Compound	Conc.	RT	Dev(Min)	Resp.	QIon	QRatio	Lower	Upper
Di-n-octyl Phthalate	101.4063	18.12	0.00	1499945	150.0	9.8	6.9	12.9



Compound	Conc.	RT	Dev(Min)	Resp.	QIon	QRatio	Lower	Upper
Benzo(b)fluoranthene	99.3928	18.38	0.01	1604503	253.0	21.8	15.6	29.0

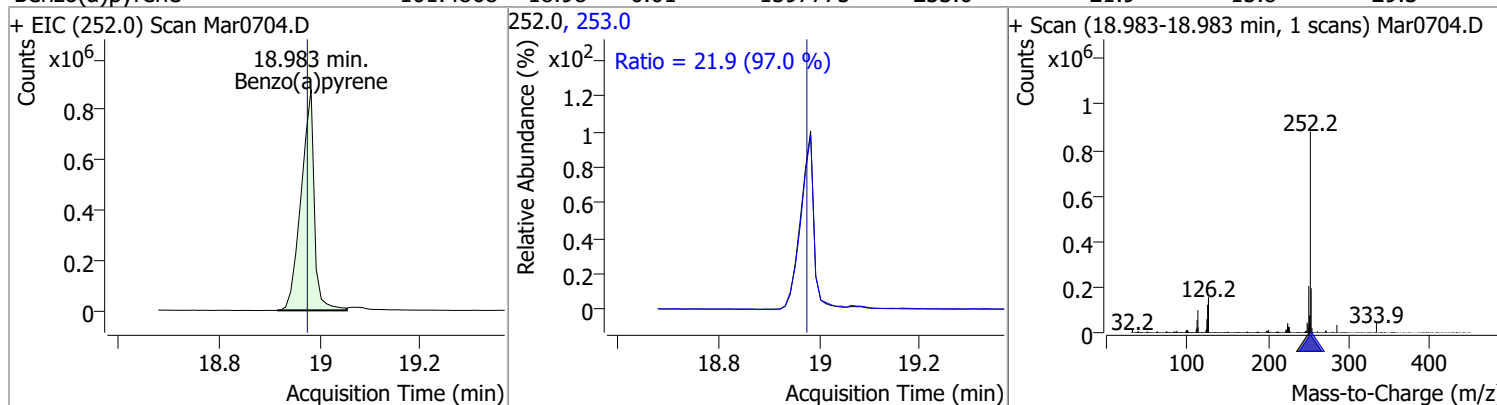


Compound	Conc.	RT	Dev(Min)	Resp.	QIon	QRatio	Lower	Upper
Benzo(k)fluoranthene	102.1616	18.44	0.01	1805310	253.0	22.4	15.8	29.4

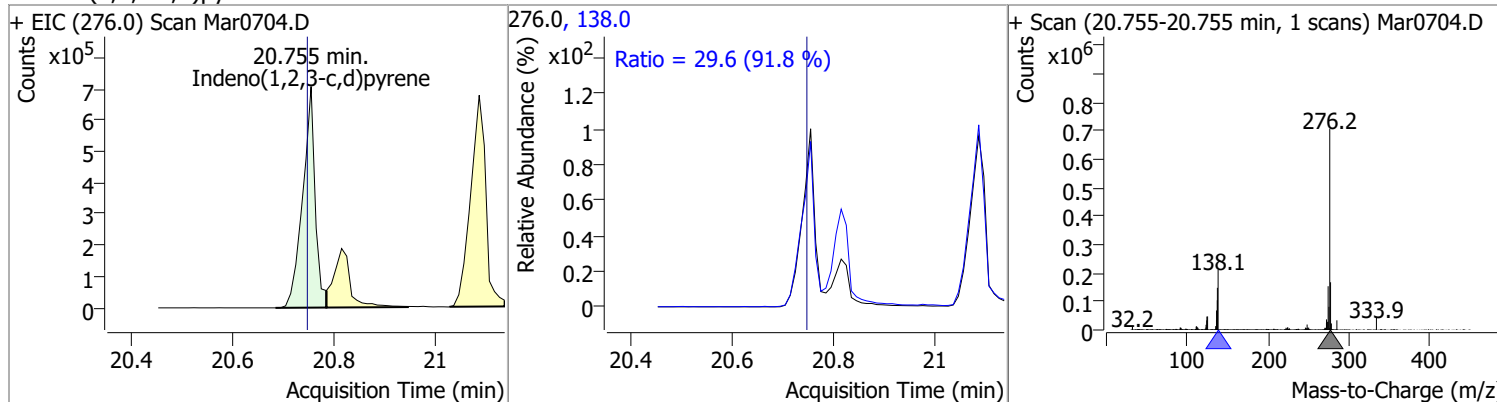


Quantitation Results Report (QT Reviewed)

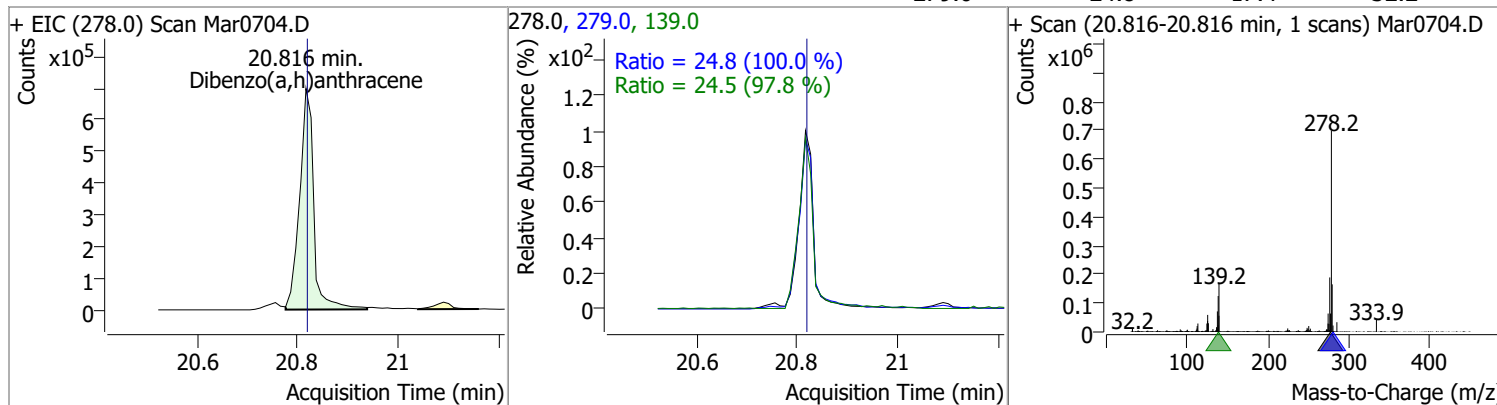
Compound	Conc.	RT	Dev(Min)	Resp.	QIon	QRatio	Lower	Upper
Benzo(a)pyrene	101.4868	18.98	0.01	1597775	253.0	21.9	15.8	29.3



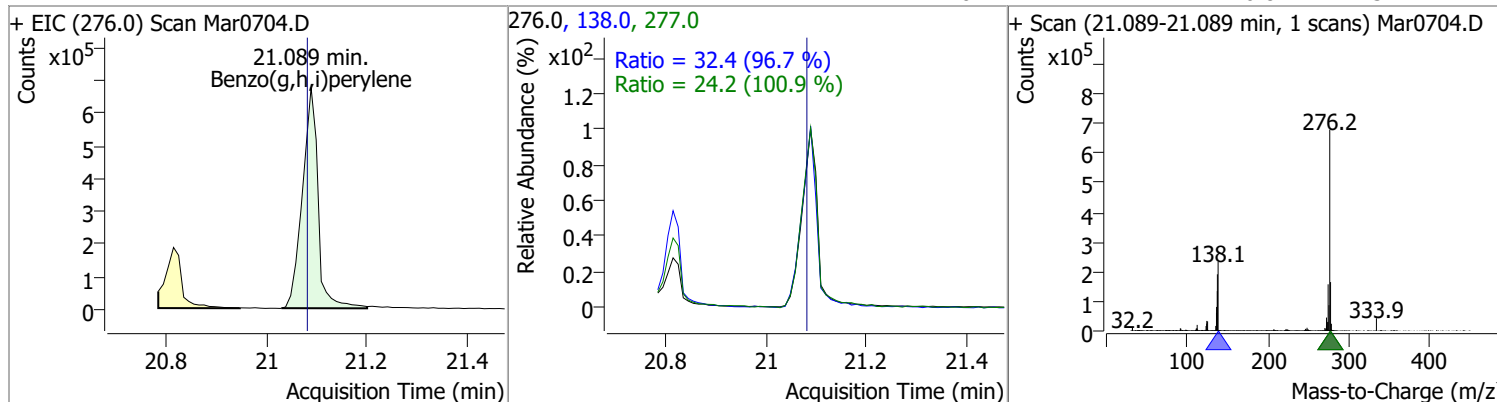
Compound	Conc.	RT	Dev(Min)	Resp.	QIon	QRatio	Lower	Upper
Indeno(1,2,3-c,d)pyrene	100.4907	20.76	0.01	1219542	138.0	29.6	22.6	41.9



Compound	Conc.	RT	Dev(Min)	Resp.	QIon	QRatio	Lower	Upper
Dibenzo(a,h)anthracene	102.8334	20.82	0.00	1358834	139.0	24.5	17.5	32.6
					279.0	24.8	17.4	32.2

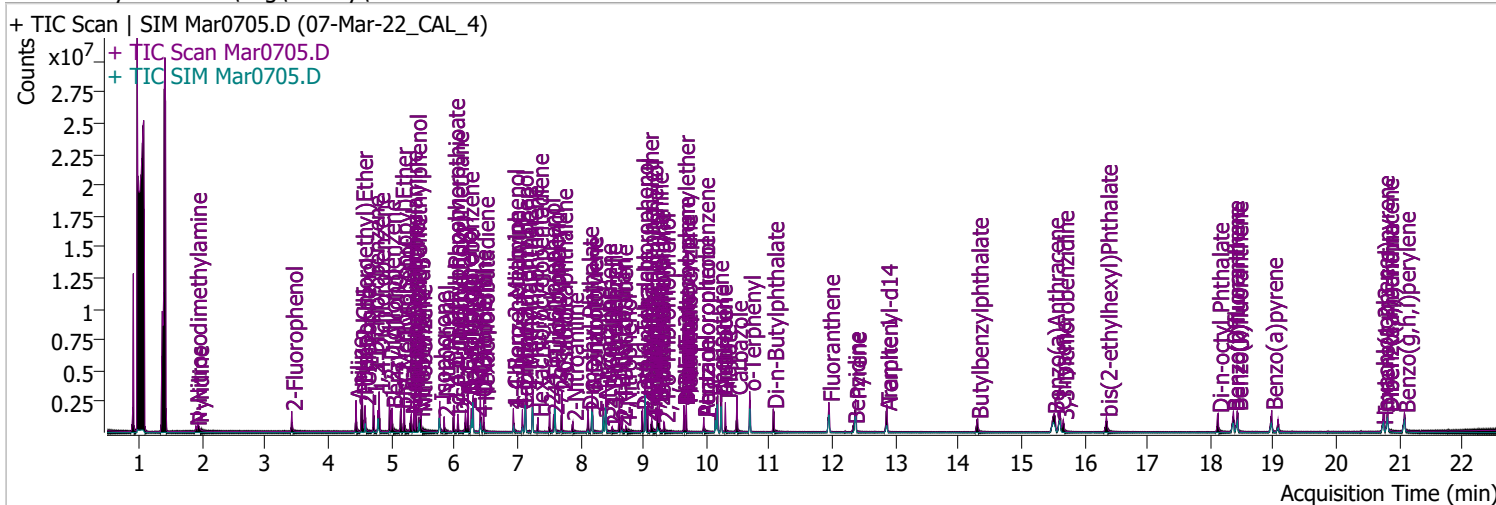


Compound	Conc.	RT	Dev(Min)	Resp.	QIon	QRatio	Lower	Upper
Benzo(g,h,i)perylene	100.2461	21.09	0.01	1459488	138.0	32.4	23.5	43.6
					277.0	24.2	16.8	31.1



Quantitation Results Report (QT Reviewed)

Data File	Mar0705.D	Operator	LIMS import
Acq. Method	BNA+SIM.M	Acq. Date-Time	3/7/2022 1:52:29 PM
Sample Name	07-Mar-22_CAL_4	Instrument	Instrument #1
Vial	5	Multiplier	1.00
DA Method File		Comment	SVOC-8270-W-LARGO
Tune File	dftppdsm.u	Tune Date	2/18/2022 9:25:00 PM
Batch Name	030722 DoD BNA cal.batch.bin	Last Calib Update	3/8/2022 10:28:55 AM
Ref Library	D:\Org\Library\NIST129K.l		



Compound	RT	QIon	Resp.	Conc.	Units	Dev(Min)
----------	----	------	-------	-------	-------	----------

Internal Standards

System Monitoring Compounds

S 2-Fluorophenol	3.418	112.0	545866	74.0802	µg/L	0.000
Spiked Amount: 200.000	Range: 10.0 - 75.0%			Recovery = 37.04%		
S Phenol-d5	4.532	99.0	731880	77.0634	µg/L	0.000
Spiked Amount: 200.000	Range: 10.0 - 65.0%			Recovery = 38.53%		
S Nitrobenzene-d5	5.441	82.0	347265	74.7440	µg/L	0.000
Spiked Amount: 100.000	Range: 32.0 - 94.0%			Recovery = 74.74%		
S 2-Fluorobiphenyl	7.595	172.0	1025130	72.0197	µg/L	0.000
Spiked Amount: 100.000	Range: 28.0 - 107.0%			Recovery = 72.02%		
S 2,4,6-Tribromophenol	9.336	329.8	82310	72.3910	µg/L	0.000
Spiked Amount: 200.000	Range: 25.0 - 140.0%			Recovery = 36.20%		
S Terphenyl-d14	12.865	244.3	1130231	73.5638	µg/L	0.000
Spiked Amount: 100.000	Range: 32.0 - 122.0%			Recovery = 73.56%		

Target Compounds

Compound	RT	QIon	Resp.	Conc.	Units	QValue
T N-Nitrosodimethylamine	1.897	74.0	190154	71.7739	µg/L	100
T Pyridine	1.927	79.0	478769	74.0266	µg/L	100
T Aniline	4.440	93.0	986091	75.8298	µg/L	100
T bis(-2-Chloroethyl)Ether	4.532	63.0	526687	78.1246	µg/L	m 100
T Phenol	4.542	94.0	816065	75.2669	µg/L	100
T 2-Chlorophenol	4.583	128.0	573260	75.1375	µg/L	100
T 1,3-Dichlorobenzene	4.715	146.0	758104	74.2631	µg/L	m 100
T 1,4-Dichlorobenzene	4.807	146.0	759383	74.7062	µg/L	100
T 1,2-Dichlorobenzene	4.971	146.0	764246	74.6971	µg/L	100
T Benzyl Alcohol	5.012	108.0	330391	72.7505	µg/L	100
T bis(2-chloroisopropyl)Ether	5.155	121.0	209963	76.4545	µg/L	100
T 2-Methylphenol	5.206	107.0	543624	76.5454	µg/L	m 100
T N-nitroso-Di-n-propylamine	5.318	70.0	408355	75.8688	µg/L	100
T Hexachloroethane	5.359	117.0	207816	72.8737	µg/L	100
T 4Methylphenol/3Methylphenol	5.389	107.0	748423	75.9979	µg/L	100

Quantitation Results Report (QT Reviewed)

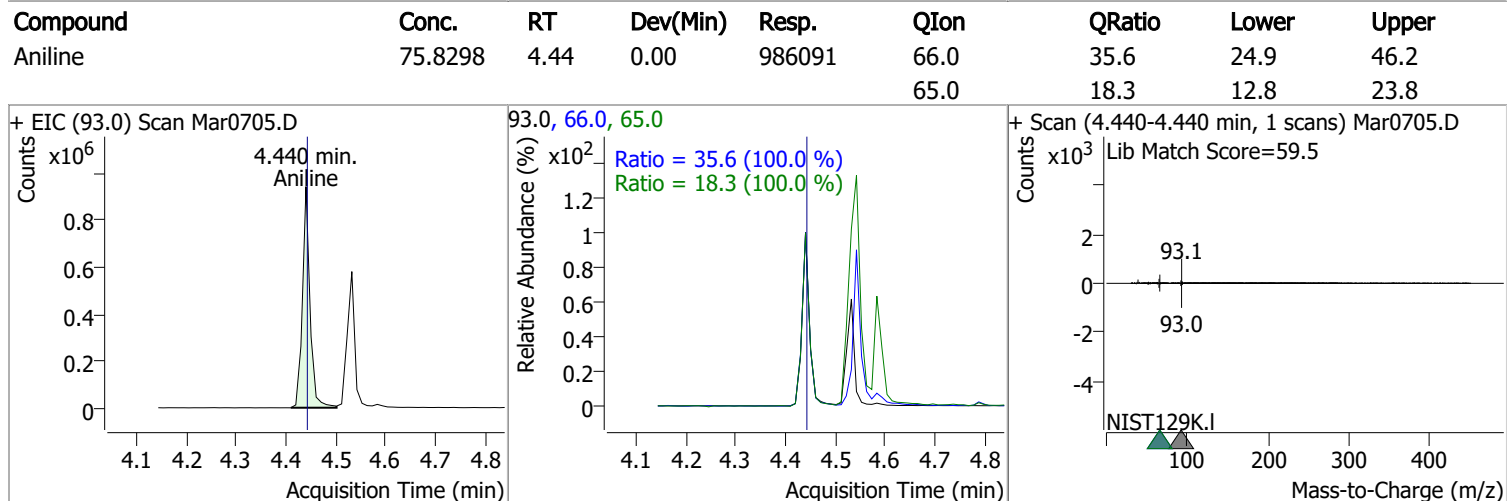
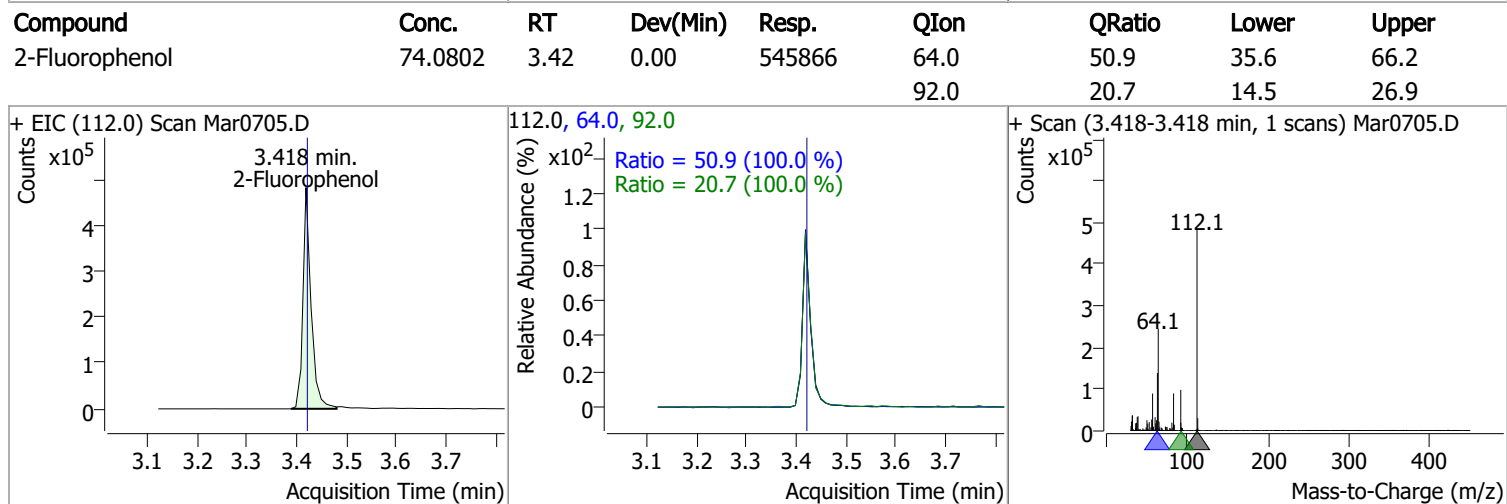
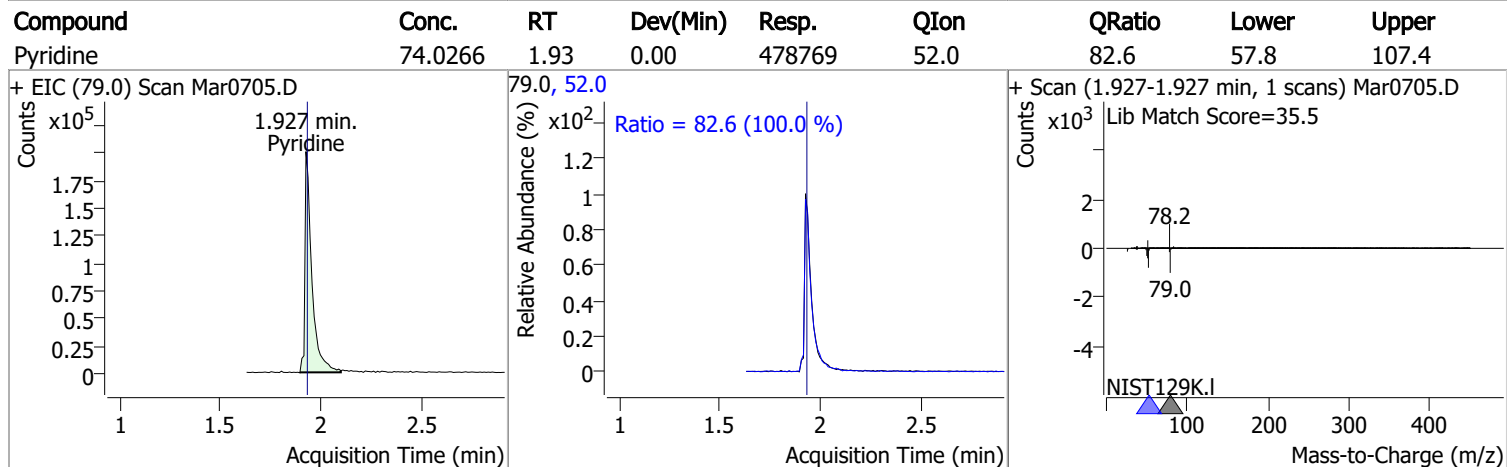
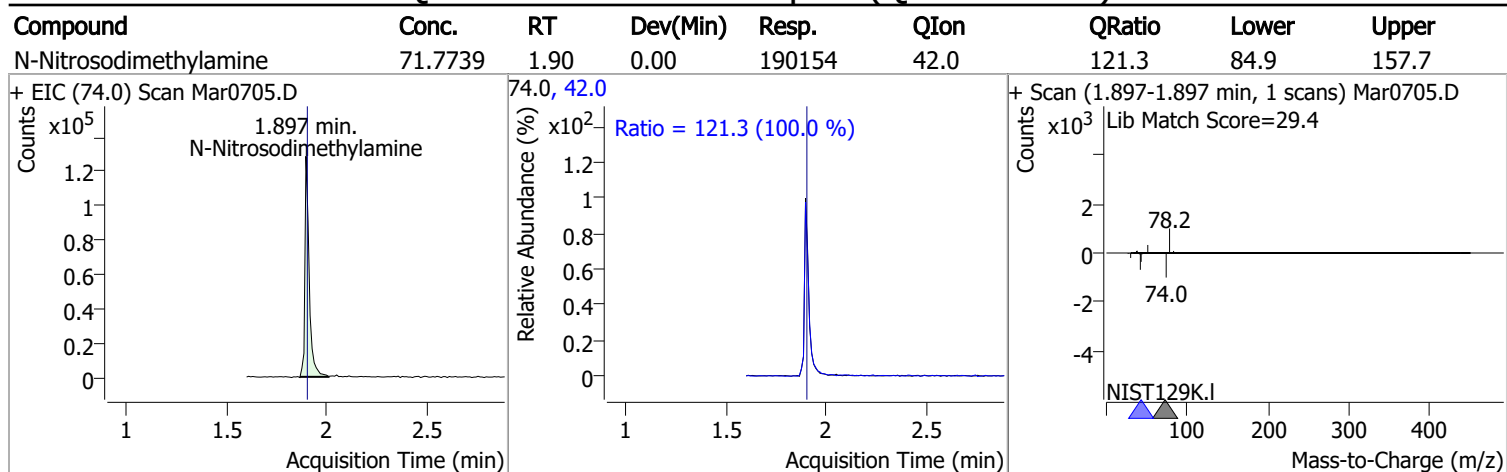
Compound	RT	QIon	Resp.	Conc.	Units	Dev(Min)
T Nitrobenzene	5.471	123.1	181506	78.3435	µg/L	100
T Isophorone	5.767	82.0	1001436	75.6057	µg/L	100
T 2-Nitrophenol	5.839	139.0	187380	72.7735	µg/L	100
T 2,4-Dimethylphenol	5.992	122.0	444190	76.0364	µg/L	100
T bis(-2-Chloroethoxy)Methane	6.054	93.0	508296	70.8866	µg/L	100
T 2,4-Dichlorophenol	6.177	162.0	374656	76.5678	µg/L	100
T Benzoic Acid	6.218	105.0	215301	76.3165	µg/L	100
T 1,2,4-Trichlorobenzene	6.218	180.0	475585	73.6795	µg/L	100
T Naphthalene	6.301	128.0	1441132	75.4840	µg/L	100
T p-Chloroaniline	6.414	127.0	573159	78.6297	µg/L	100
T 4-Chlorophenol	6.424	130.0	159036	73.6802	µg/L	100
T Hexachlorobutadiene	6.465	224.9	235879	74.8211	µg/L	100
T 4-Chloro-2-Methylphenol	6.937	107.0	357689	74.3788	µg/L	100
T 4-Chloro-3-Methylphenol	7.081	107.0	376338	74.4324	µg/L	100
T 2-Methylnaphthalene	7.132	141.0	845869	76.7494	µg/L	100
T 1-Methylnaphthalene	7.245	141.0	843419	76.4861	µg/L	m 100
T Hexachlorocyclopentadiene	7.327	236.9	140644	73.7933	µg/L	100
T 2,4,6-Trichlorophenol	7.512	196.0	248408	75.3751	µg/L	m 100
T 2,4,5-Trichlorophenol	7.574	196.0	274892	73.9548	µg/L	m 100
T 2-Chloronaphthalene	7.707	162.0	978635	79.3648	µg/L	100
T 2-Nitroaniline	7.882	65.0	146435	76.9303	µg/L	100
T Dimethyl Phthalate	8.118	163.0	955374	74.3758	µg/L	100
T 2,6-Dinitrotoluene	8.180	165.0	112742	69.9956	µg/L	m 100
T Acenaphthylene	8.190	152.1	1374792	71.0855	µg/L	100
T 3-Nitroaniline	8.384	138.0	128595	73.4146	µg/L	100
T Acenaphthene	8.405	154.0	804597	73.1549	µg/L	100
T 2,4-Dinitrophenol	8.507	184.0	64655	73.9121	µg/L	100
T Dibenzofuran	8.620	168.0	1331669	74.1689	µg/L	100
T 2,4-Dinitrotoluene	8.660	165.0	161815	79.3049	µg/L	99
T 4-Nitrophenol	8.722	109.0	146326	73.7977	µg/L	100
T Diethylphthalate	8.988	149.0	933288	73.2193	µg/L	100
T Fluorene	9.029	166.0	1053784	72.4776	µg/L	100
T 4-Chlorophenyl-phenylether	9.070	204.0	491016	72.9971	µg/L	100
T 4-Nitroaniline	9.131	138.0	135064	78.3035	µg/L	100
T 4,6-Dinitro-2-methylphenol	9.141	198.0	97550	77.1141	µg/L	100
T N-nitrosodiphenylamine	9.223	169.0	723617	72.1182	µg/L	100
T Azobenzene	9.254	77.0	900202	75.1212	µg/L	100
T 4-Bromophenyl-phenylether	9.643	248.0	283863	74.2968	µg/L	100
T Hexachlorobenzene	9.683	283.9	280383	74.6274	µg/L	100
T Pentachlorophenol	9.958	265.9	128078	76.0991	µg/L	m 100
T Phenanthrene	10.181	178.0	1567644	75.9200	µg/L	100
T Anthracene	10.242	178.0	1503366	76.5322	µg/L	100
T Triallate	10.303	86.0	302990	73.9438	µg/L	100
T Carbazole	10.485	167.0	1389497	71.0094	µg/L	100
T o-Terphenyl	10.687	230.0	805602	73.7572	µg/L	100
T Di-n-Butylphthalate	11.062	149.0	1310972	73.7903	µg/L	100
T Fluoranthene	11.943	202.0	1549773	74.1113	µg/L	100
T Benzidine	12.338	184.0	477708	76.4767	µg/L	m 100
T Pyrene	12.369	202.0	1668708	73.3506	µg/L	100
T Butylbenzylphthalate	14.306	149.0	419546	72.9396	µg/L	100
T Benzo(a)Anthracene	15.512	228.0	1264897	72.6163	µg/L	100
T Chrysene	15.614	228.0	1386500	74.0054	µg/L	100
T 3,3-Dichlorobenzidine	15.665	252.0	373157	74.5505	µg/L	100
T bis(2-ethylhexyl)Phthalate	16.350	167.0	149439	74.5426	µg/L	100
T Di-n-octyl Phthalate	18.122	149.0	988670	72.9334	µg/L	100

Quantitation Results Report (QT Reviewed)

Compound	RT	QIon	Resp.	Conc.	Units	Dev(Min)
T Benzo(b)fluoranthene	18.365	252.0	1195116	74.8024	µg/L	100
T Benzo(k)fluoranthene	18.426	252.0	1243376	72.7962	µg/L	100
T Benzo(a)pyrene	18.973	252.0	1084448	72.2560	µg/L	100
T Indeno(1,2,3-c,d)pyrene	20.745	276.0	848527	72.0429	µg/L	100
T Dibenzo(a,h)anthracene	20.816	278.0	925621	74.1124	µg/L	100
T Benzo(g,h,i)perylene	21.079	276.0	1026300	73.6376	µg/L	100

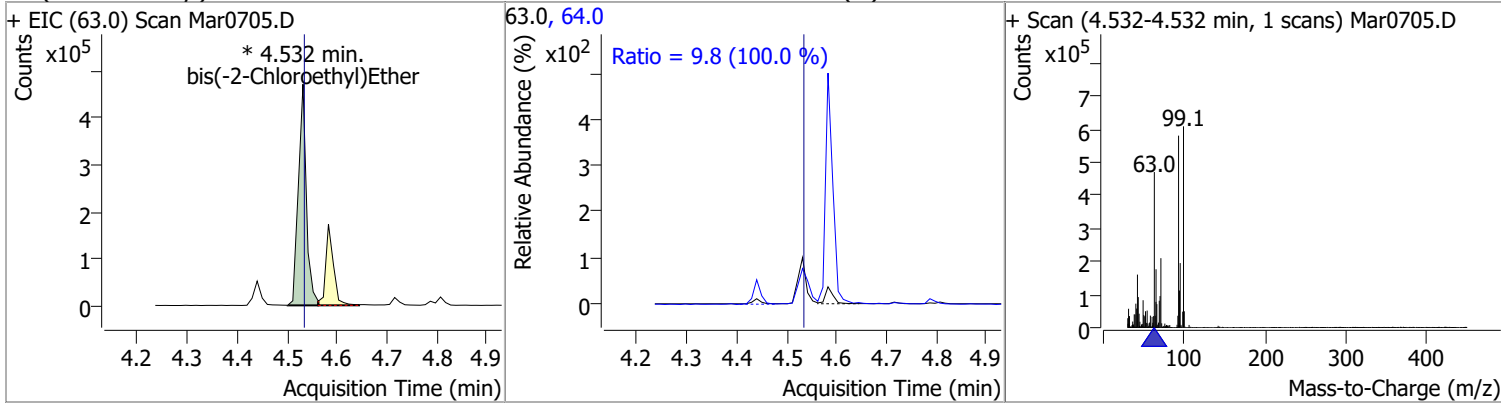
(#) = Qualifier Out of Range; (m) = Manual Integration; (+) = Area Summed; (*) = Surrogate Percent Recovery Out of Range; (d): Zeroed Peak

Quantitation Results Report (QT Reviewed)

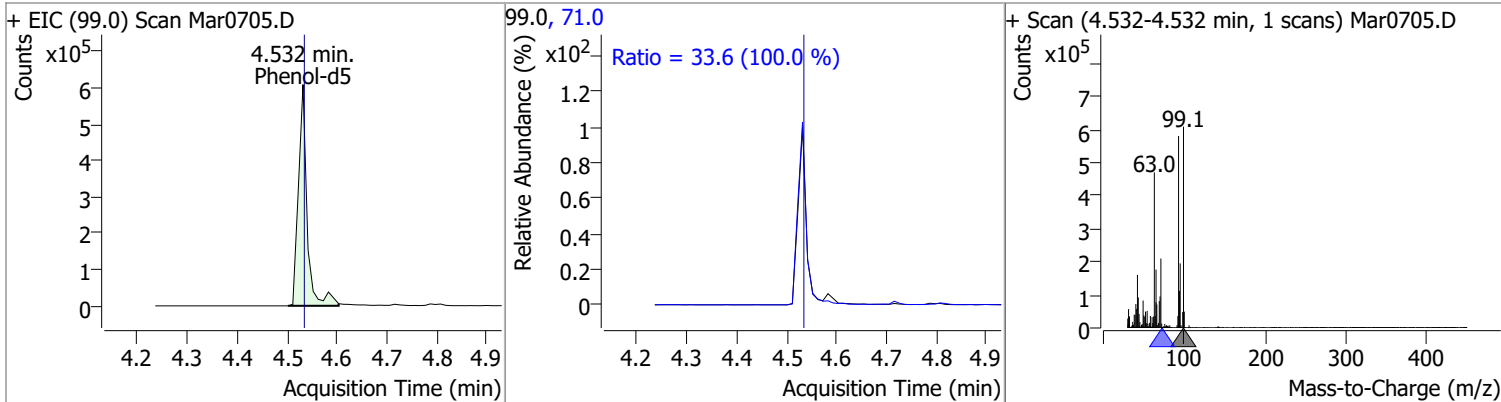


Quantitation Results Report (QT Reviewed)

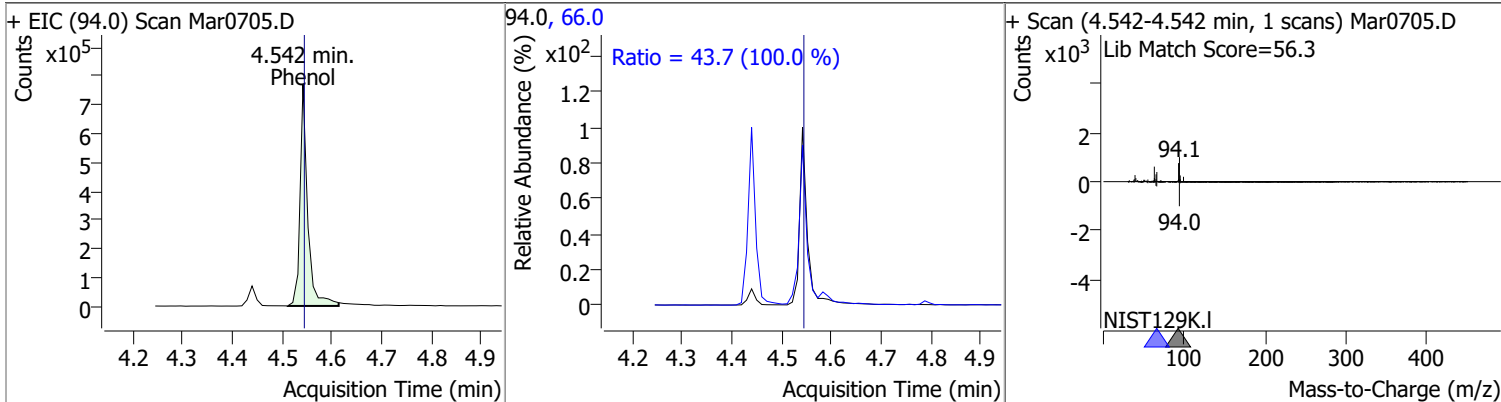
Compound	Conc.	RT	Dev(Min)	Resp.	QIon	QRatio	Lower	Upper
bis(-2-Chloroethyl)Ether	78.1246	4.53	0.00	526687 (m)	64.0	9.8	6.9	12.8



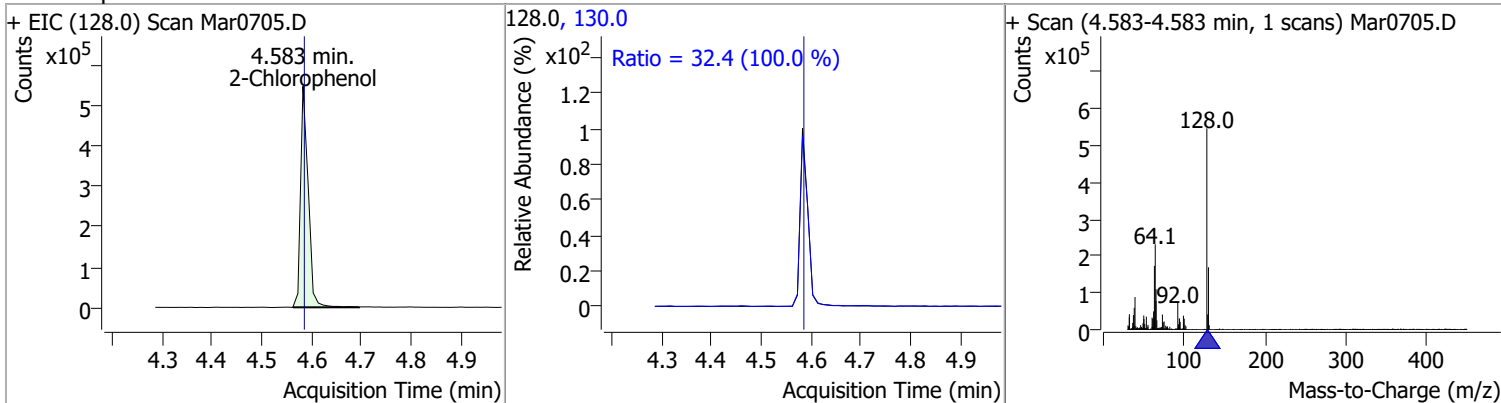
Compound	Conc.	RT	Dev(Min)	Resp.	QIon	QRatio	Lower	Upper
Phenol-d5	77.0634	4.53	0.00	731880	71.0	33.6	23.5	43.7



Compound	Conc.	RT	Dev(Min)	Resp.	QIon	QRatio	Lower	Upper
Phenol	75.2669	4.54	0.00	816065	66.0	43.7	30.6	56.8

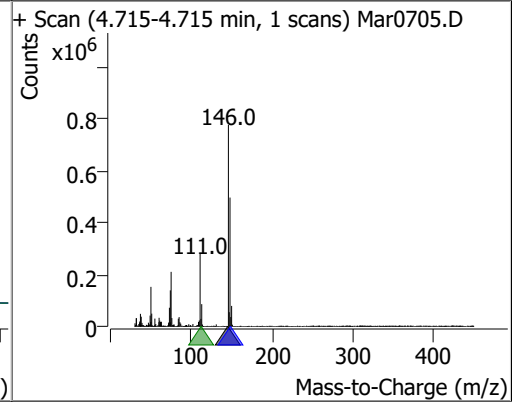
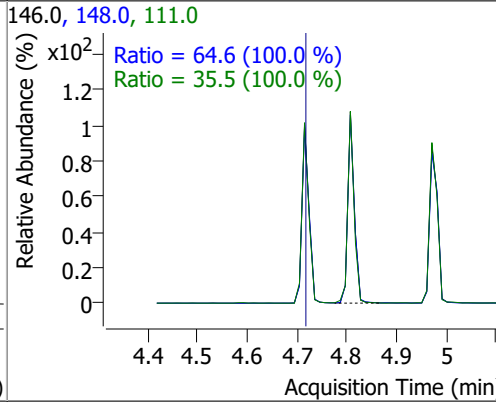
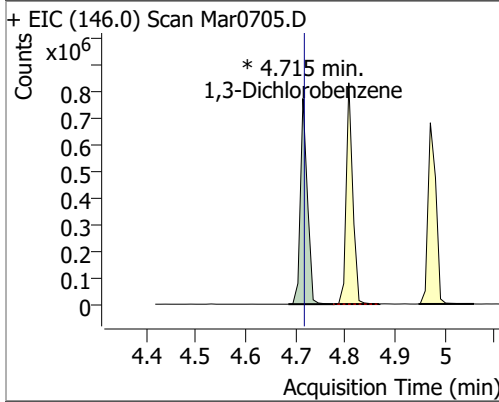


Compound	Conc.	RT	Dev(Min)	Resp.	QIon	QRatio	Lower	Upper
2-Chlorophenol	75.1375	4.58	0.00	573260	130.0	32.4	22.7	42.2

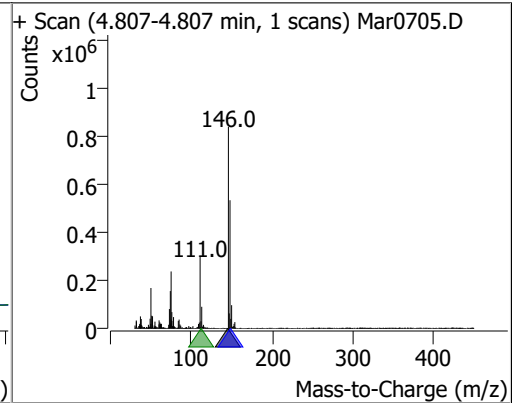
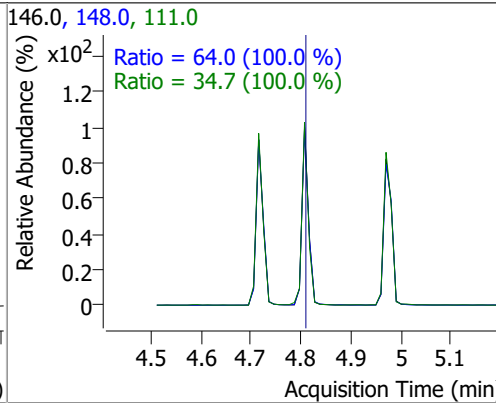
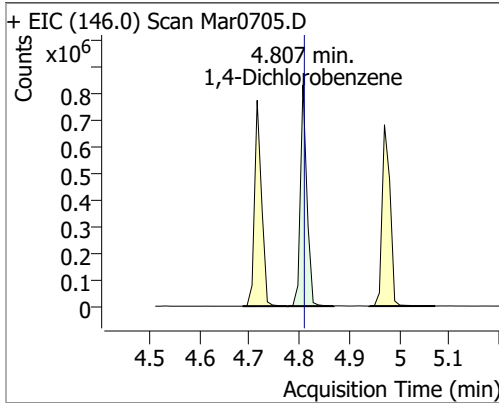


Quantitation Results Report (QT Reviewed)

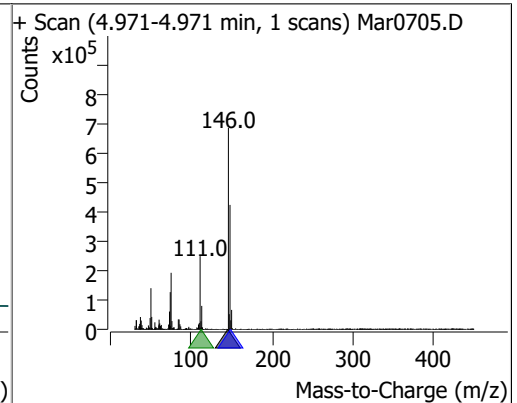
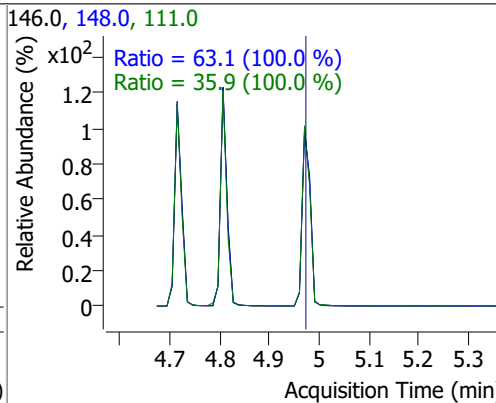
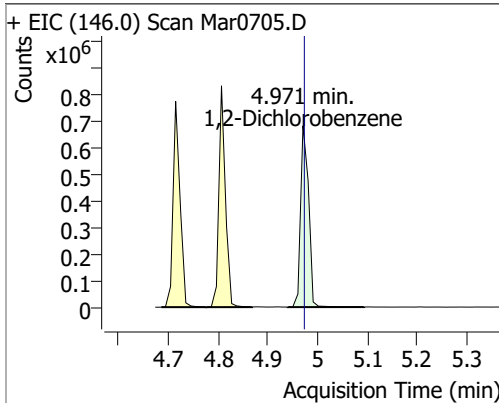
Compound	Conc.	RT	Dev(Min)	Resp.	QIon	QRatio	Lower	Upper
1,3-Dichlorobenzene	74.2631	4.72	0.00	758104 (m)	148.0	64.6	45.2	84.0
					111.0	35.5	24.9	46.2



Compound	Conc.	RT	Dev(Min)	Resp.	QIon	QRatio	Lower	Upper
1,4-Dichlorobenzene	74.7062	4.81	0.00	759383	148.0	64.0	44.8	83.2
					111.0	34.7	24.3	45.1

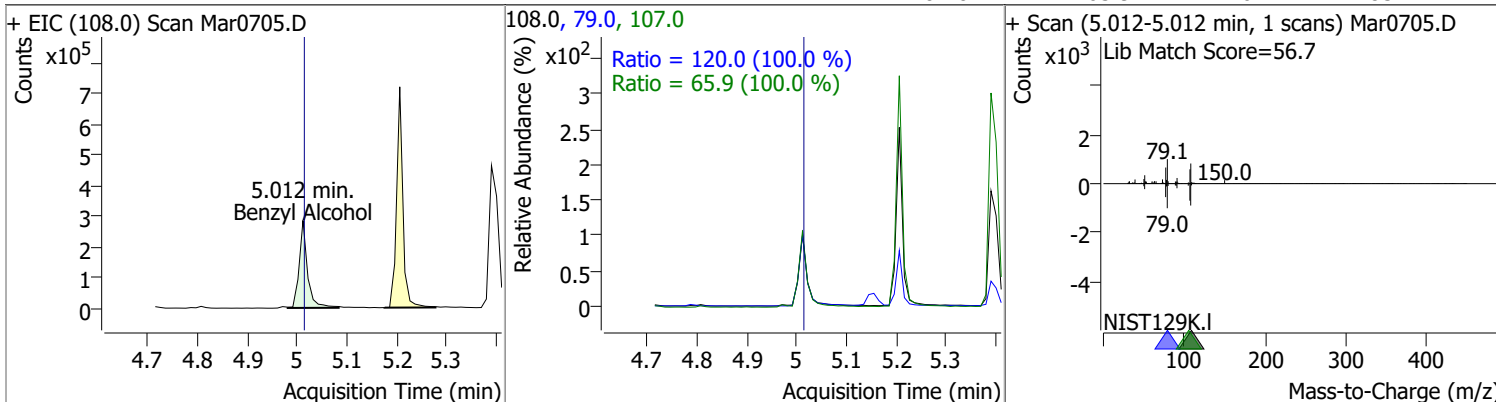


Compound	Conc.	RT	Dev(Min)	Resp.	QIon	QRatio	Lower	Upper
1,2-Dichlorobenzene	74.6971	4.97	0.00	764246	148.0	63.1	44.2	82.0
					111.0	35.9	25.1	46.7

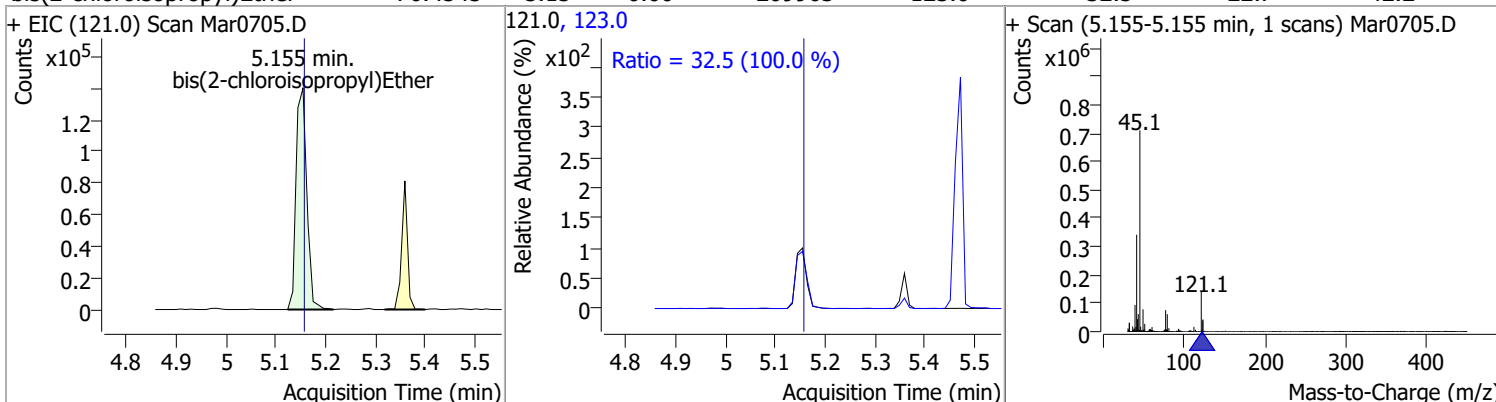


Quantitation Results Report (QT Reviewed)

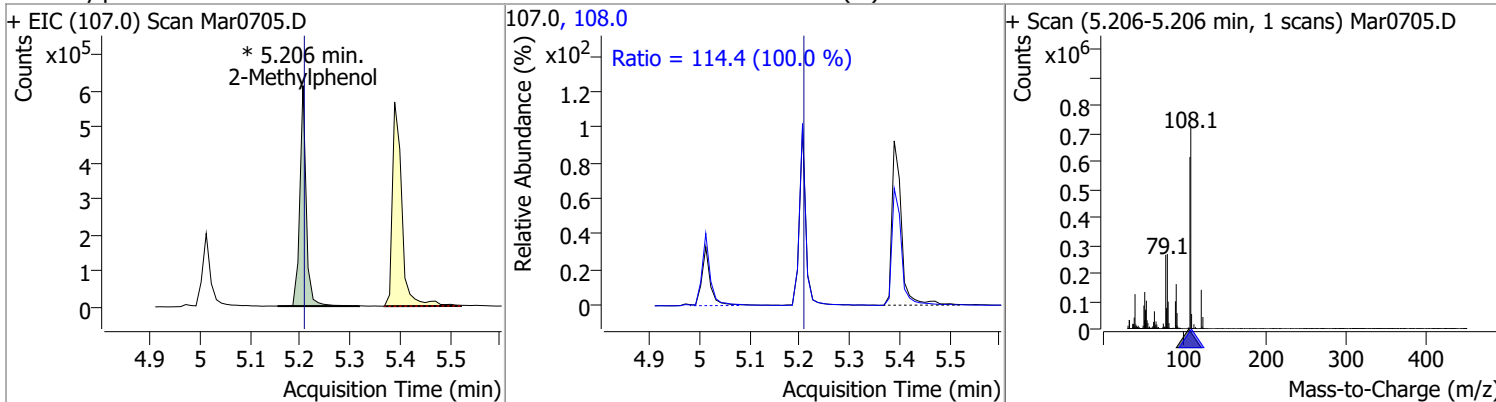
Compound	Conc.	RT	Dev(Min)	Resp.	QIon	QRatio	Lower	Upper
Benzyl Alcohol	72.7505	5.01	0.00	330391	79.0	120.0	84.0	156.0
					107.0	65.9	46.2	85.7



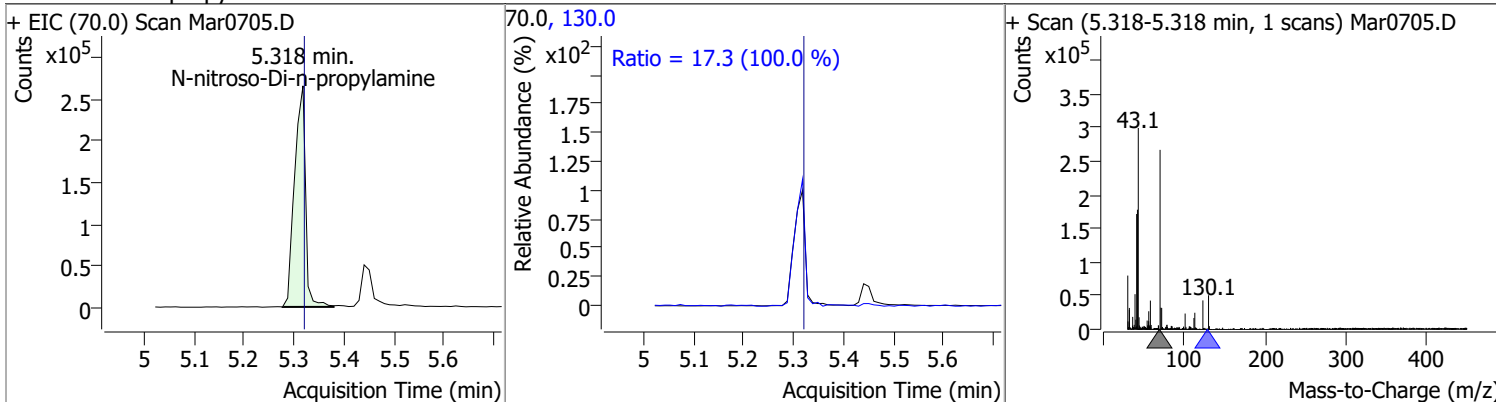
Compound	Conc.	RT	Dev(Min)	Resp.	QIon	QRatio	Lower	Upper
bis(2-chloroisopropyl)Ether	76.4545	5.15	0.00	209963	123.0	32.5	22.7	42.2



Compound	Conc.	RT	Dev(Min)	Resp.	QIon	QRatio	Lower	Upper
2-Methylphenol	76.5454	5.21	0.00	543624 (m)	108.0	114.4	80.1	148.7

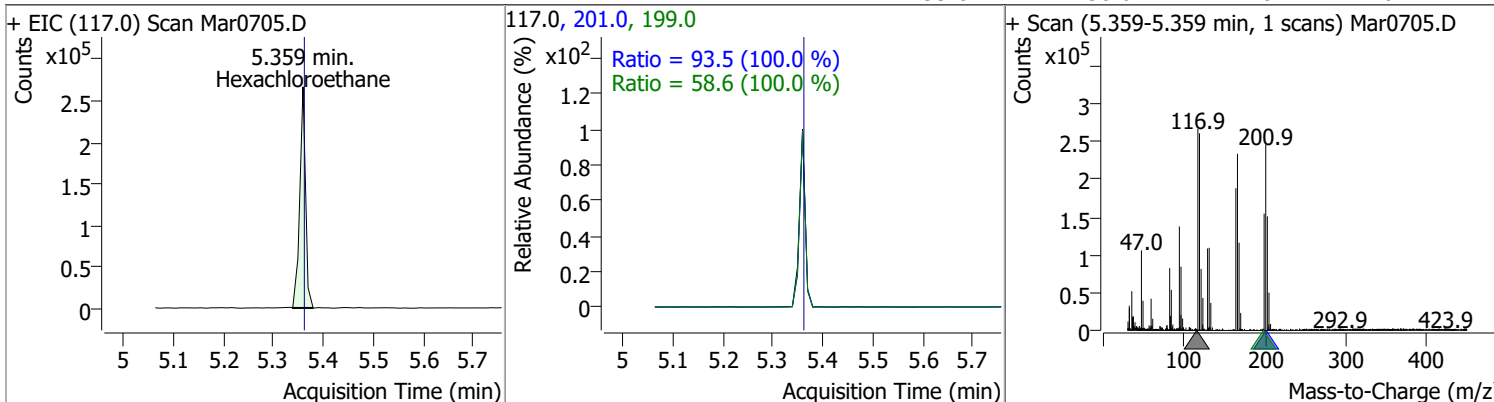


Compound	Conc.	RT	Dev(Min)	Resp.	QIon	QRatio	Lower	Upper
N-nitroso-Di-n-propylamine	75.8688	5.32	0.00	408355	130.0	17.3	0.0	34.6

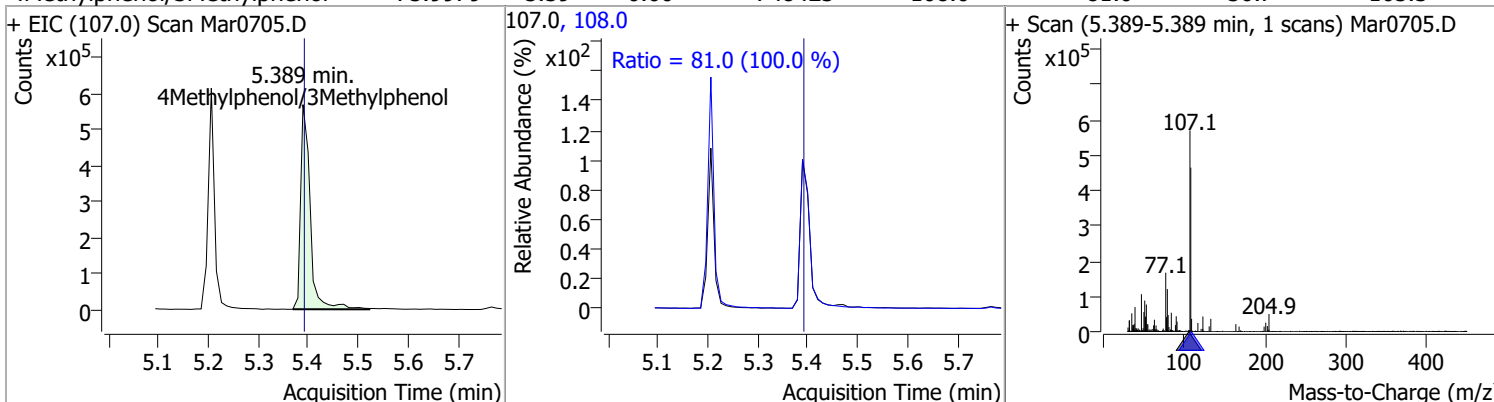


Quantitation Results Report (QT Reviewed)

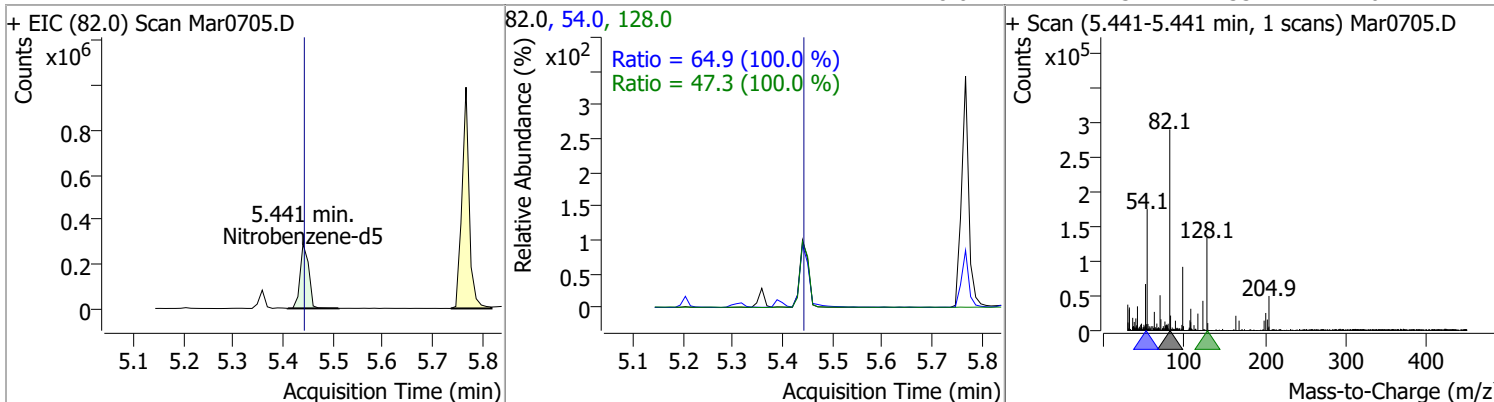
Compound	Conc.	RT	Dev(Min)	Resp.	QIon	QRatio	Lower	Upper
Hexachloroethane	72.8737	5.36	0.00	207816	201.0	93.5	65.4	121.5
					199.0	58.6	41.0	76.1



Compound	Conc.	RT	Dev(Min)	Resp.	QIon	QRatio	Lower	Upper
4Methylphenol/3Methylphenol	75.9979	5.39	0.00	748423	108.0	81.0	56.7	105.3

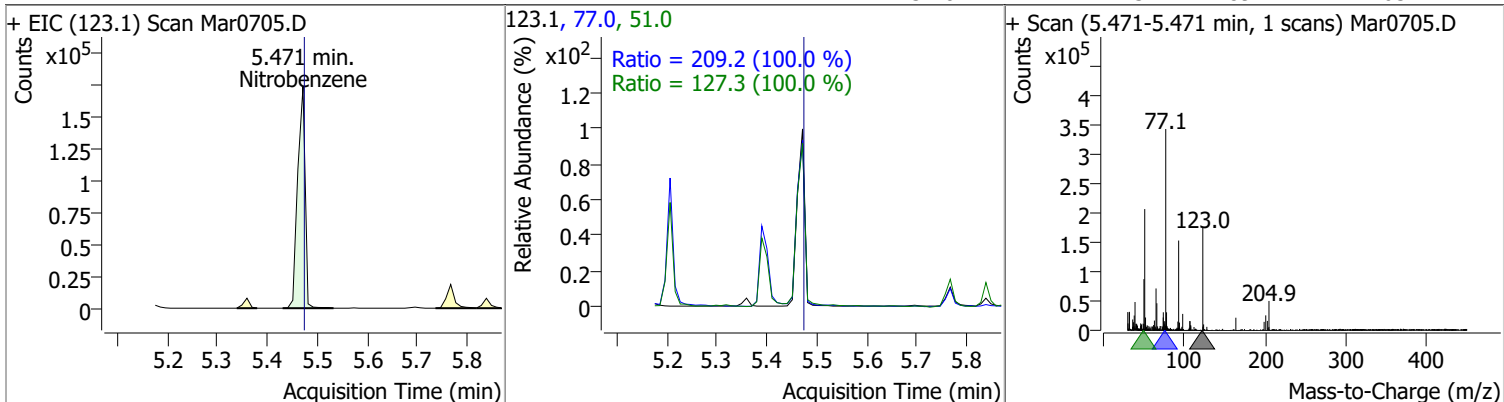


Compound	Conc.	RT	Dev(Min)	Resp.	QIon	QRatio	Lower	Upper
Nitrobenzene-d5	74.7440	5.44	0.00	347265	54.0	64.9	45.4	84.4
					128.0	47.3	33.1	61.4

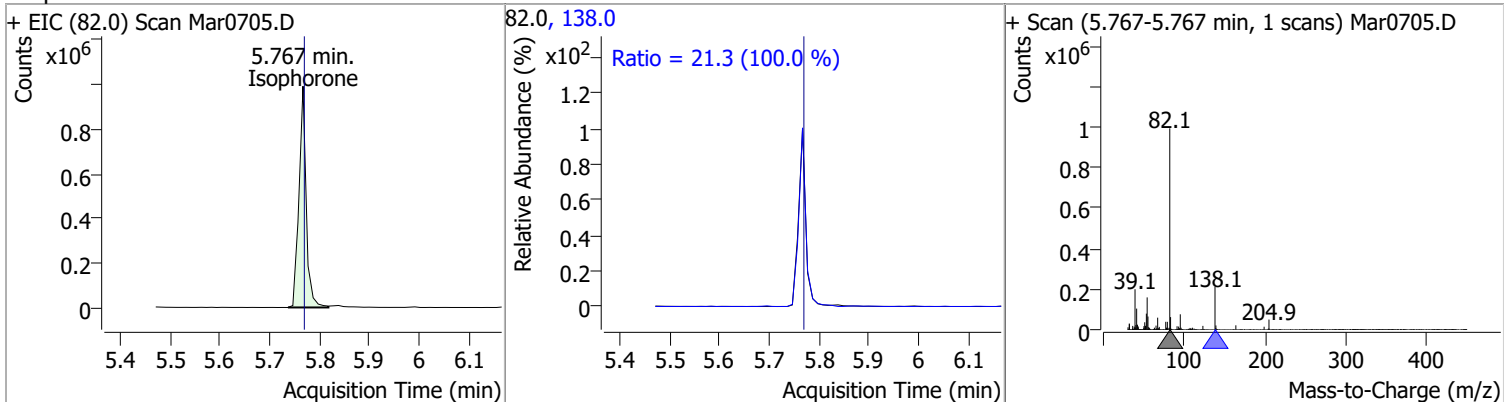


Quantitation Results Report (QT Reviewed)

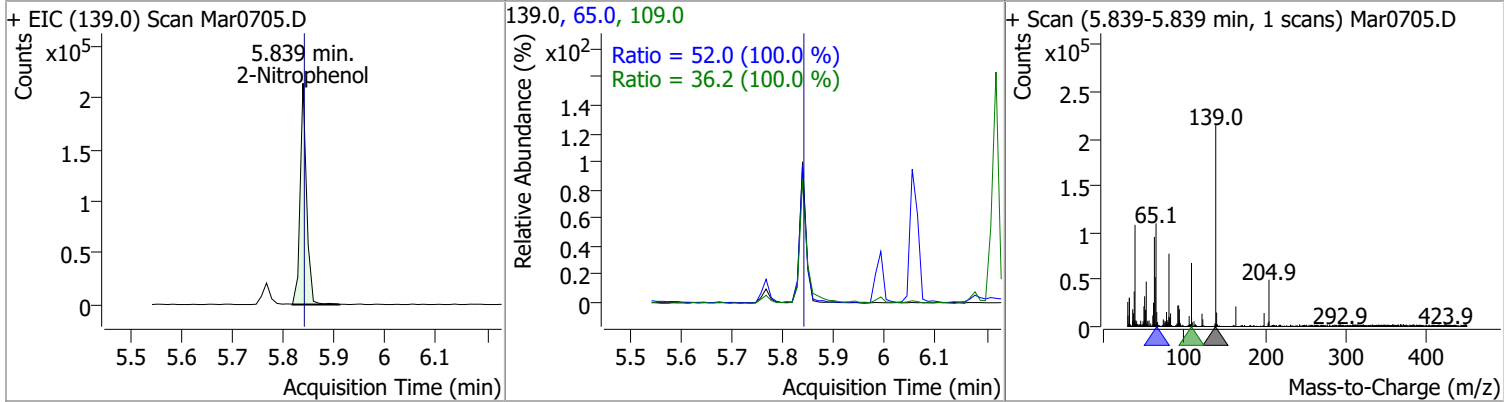
Compound	Conc.	RT	Dev(Min)	Resp.	QIon	QRatio	Lower	Upper
Nitrobenzene	78.3435	5.47	0.00	181506	77.0	209.2	146.4	272.0
					51.0	127.3	89.1	165.4



Compound	Conc.	RT	Dev(Min)	Resp.	QIon	QRatio	Lower	Upper
Isophorone	75.6057	5.77	0.00	1001436	138.0	21.3	14.9	27.6

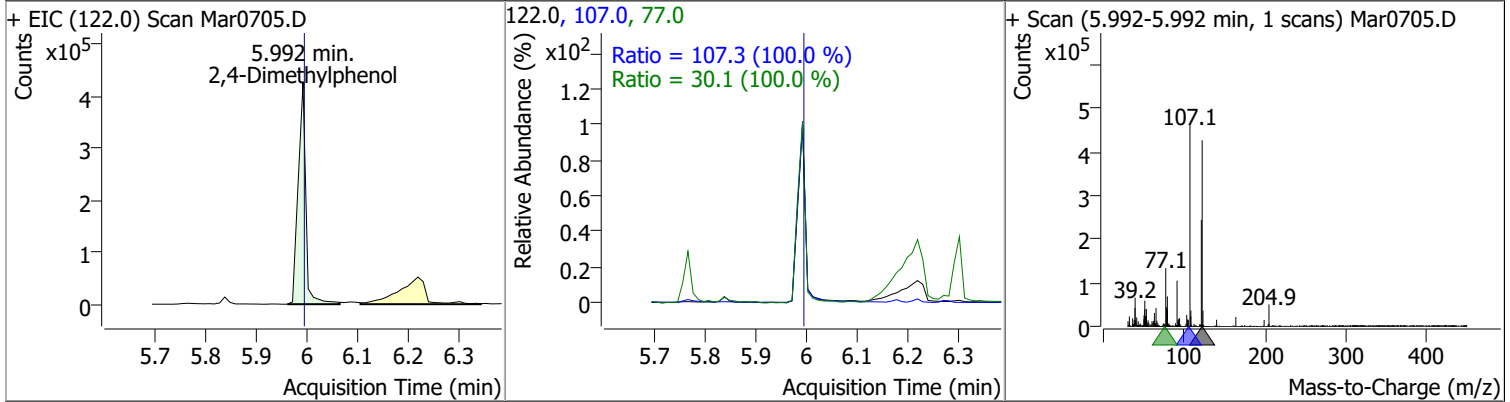


Compound	Conc.	RT	Dev(Min)	Resp.	QIon	QRatio	Lower	Upper
2-Nitrophenol	72.7735	5.84	0.00	187380	65.0	52.0	36.4	67.6
					109.0	36.2	25.4	47.1

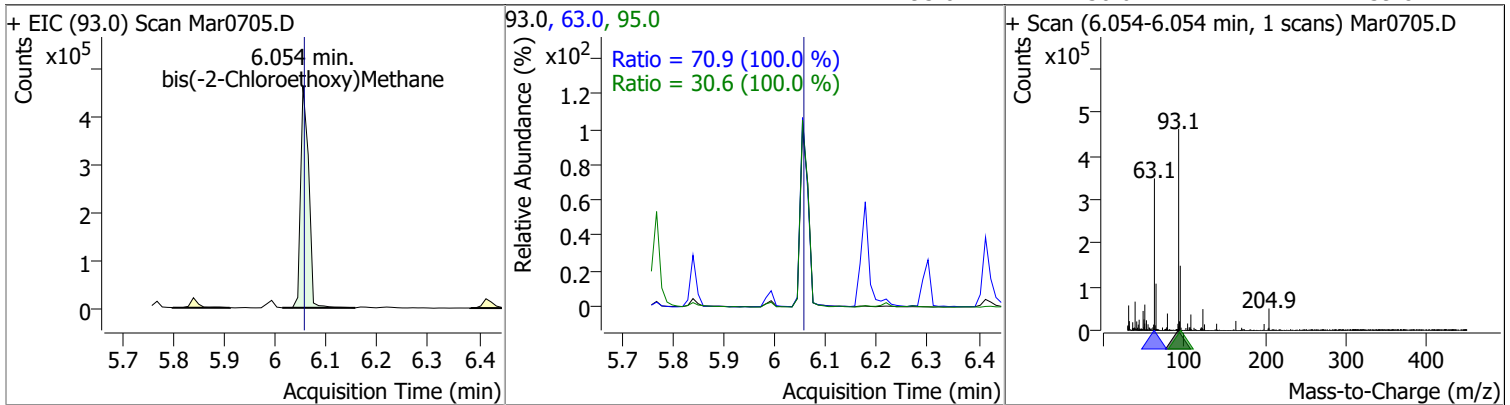


Quantitation Results Report (QT Reviewed)

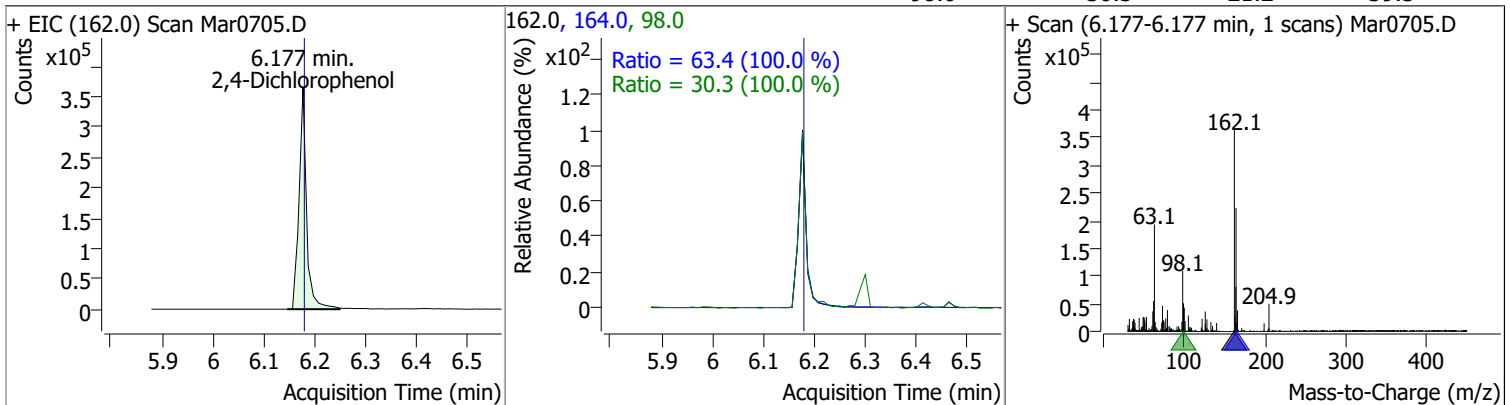
Compound	Conc.	RT	Dev(Min)	Resp.	QIon	QRatio	Lower	Upper
2,4-Dimethylphenol	76.0364	5.99	0.00	444190	107.0	107.3	75.1	139.5
					77.0	30.1	21.1	39.2



Compound	Conc.	RT	Dev(Min)	Resp.	QIon	QRatio	Lower	Upper
bis(-2-Chloroethoxy)Methane	70.8866	6.05	0.00	508296	63.0	70.9	49.6	92.2
					95.0	30.6	21.4	39.8

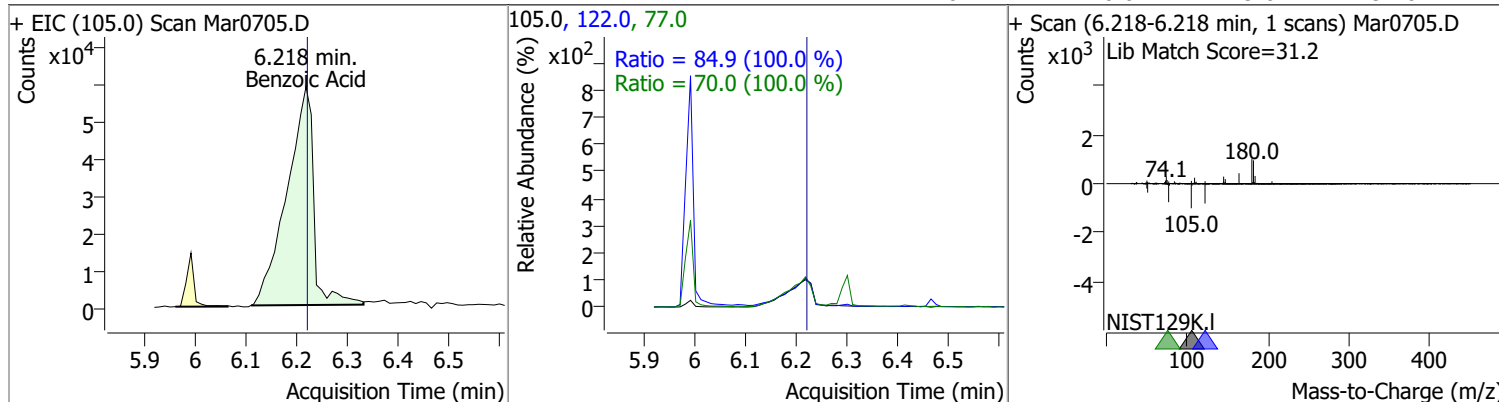


Compound	Conc.	RT	Dev(Min)	Resp.	QIon	QRatio	Lower	Upper
2,4-Dichlorophenol	76.5678	6.18	0.00	374656	164.0	63.4	44.4	82.4
					98.0	30.3	21.2	39.3

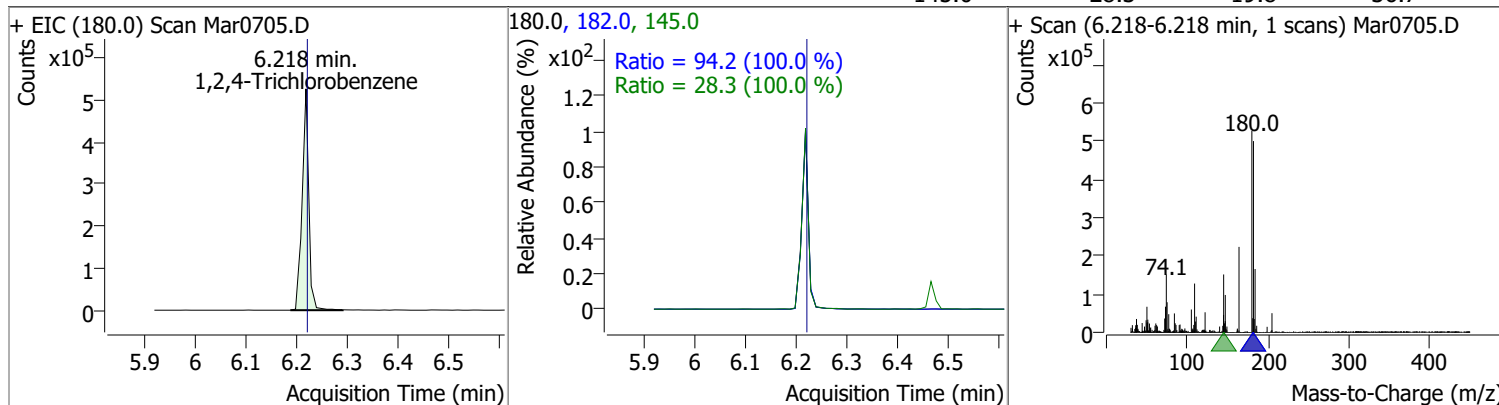


Quantitation Results Report (QT Reviewed)

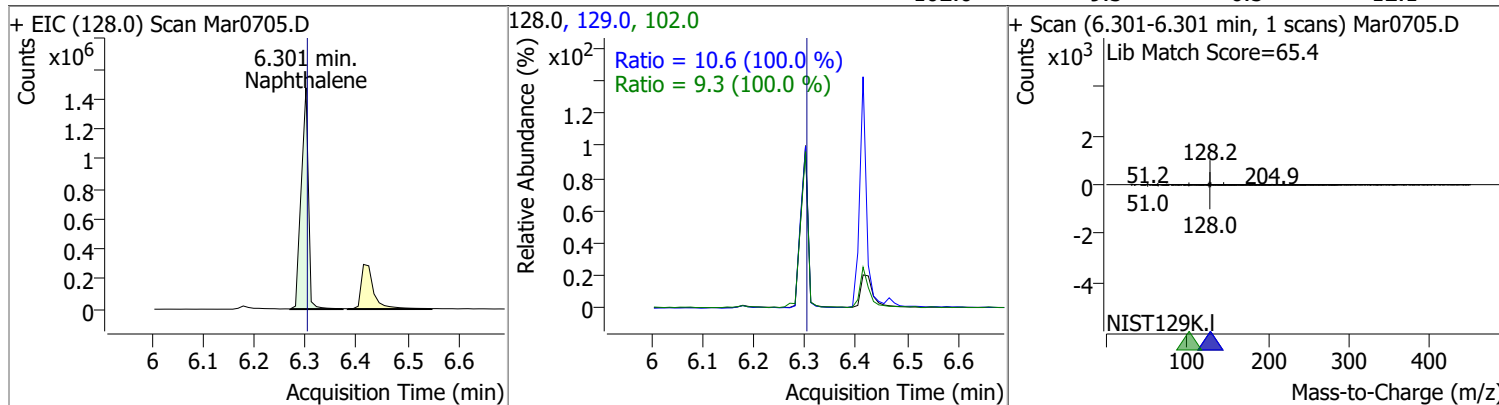
Compound	Conc.	RT	Dev(Min)	Resp.	QIon	QRatio	Lower	Upper
Benzoic Acid	76.3165	6.22	0.00	215301	122.0	84.9	59.4	110.4
					77.0	70.0	49.0	91.0



Compound	Conc.	RT	Dev(Min)	Resp.	QIon	QRatio	Lower	Upper
1,2,4-Trichlorobenzene	73.6795	6.22	0.00	475585	182.0	94.2	66.0	122.5
					145.0	28.3	19.8	36.7

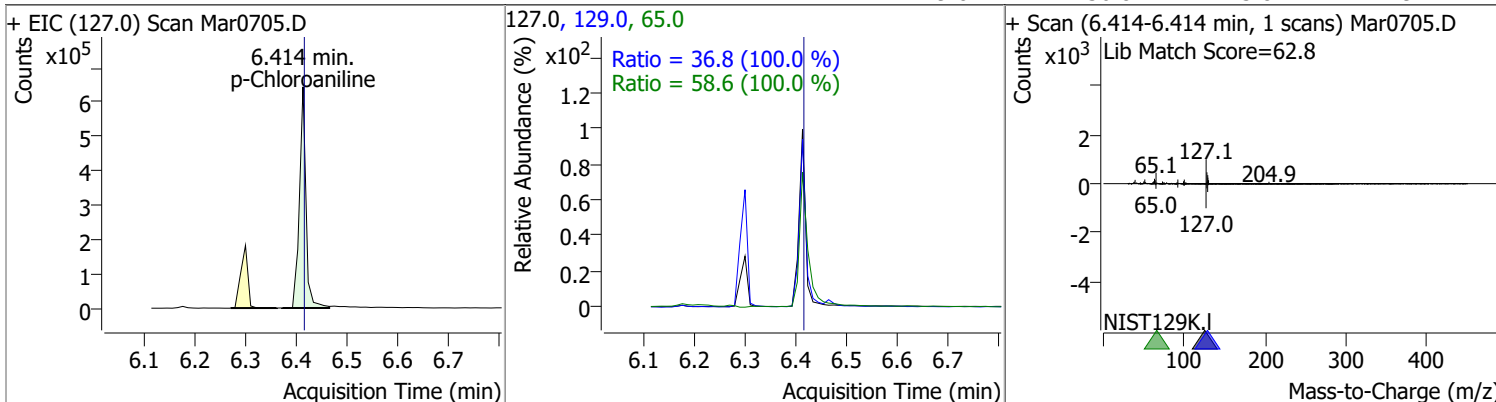


Compound	Conc.	RT	Dev(Min)	Resp.	QIon	QRatio	Lower	Upper
Naphthalene	75.4840	6.30	0.00	1441132	129.0	10.6	7.4	13.8
					102.0	9.3	6.5	12.1

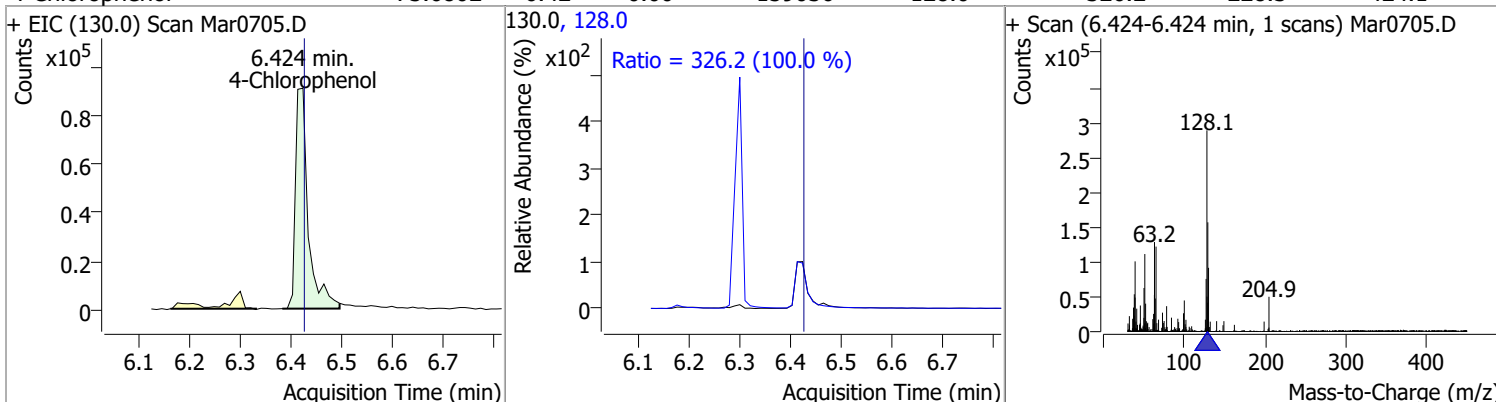


Quantitation Results Report (QT Reviewed)

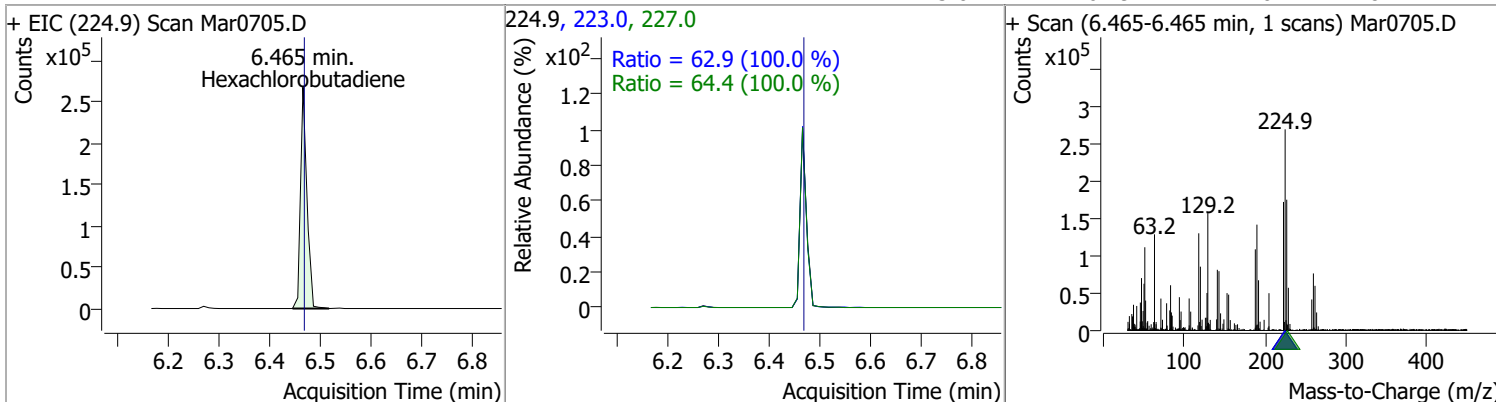
Compound	Conc.	RT	Dev(Min)	Resp.	QIon	QRatio	Lower	Upper
p-Chloroaniline	78.6297	6.41	0.00	573159	65.0	58.6	41.0	76.2
					129.0	36.8	25.8	47.9



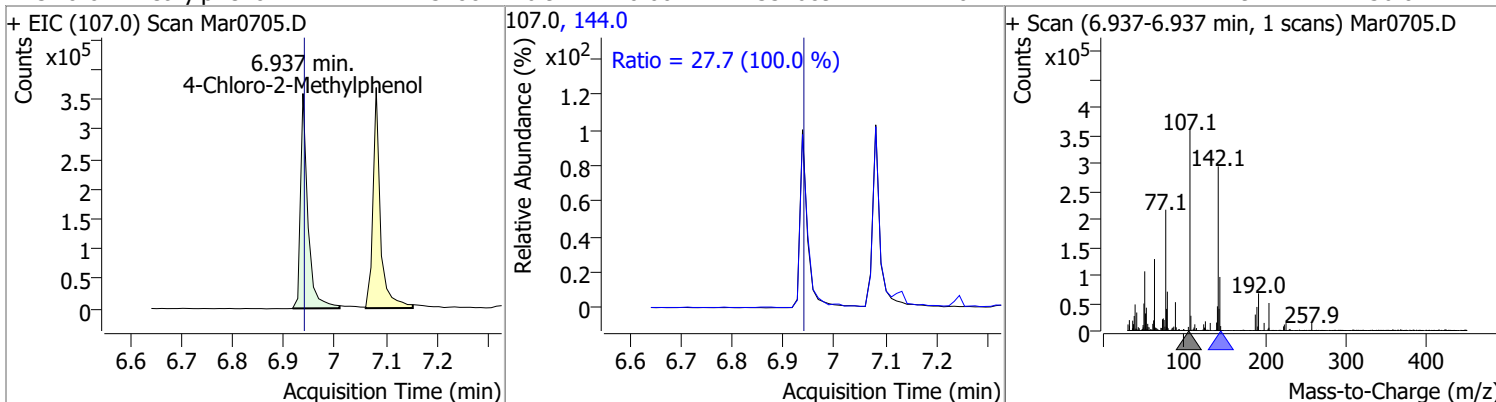
Compound	Conc.	RT	Dev(Min)	Resp.	QIon	QRatio	Lower	Upper
4-Chlorophenol	73.6802	6.42	0.00	159036	128.0	326.2	228.3	424.1



Compound	Conc.	RT	Dev(Min)	Resp.	QIon	QRatio	Lower	Upper
Hexachlorobutadiene	74.8211	6.46	0.00	235879	227.0	64.4	45.1	83.7
					223.0	62.9	44.0	81.7

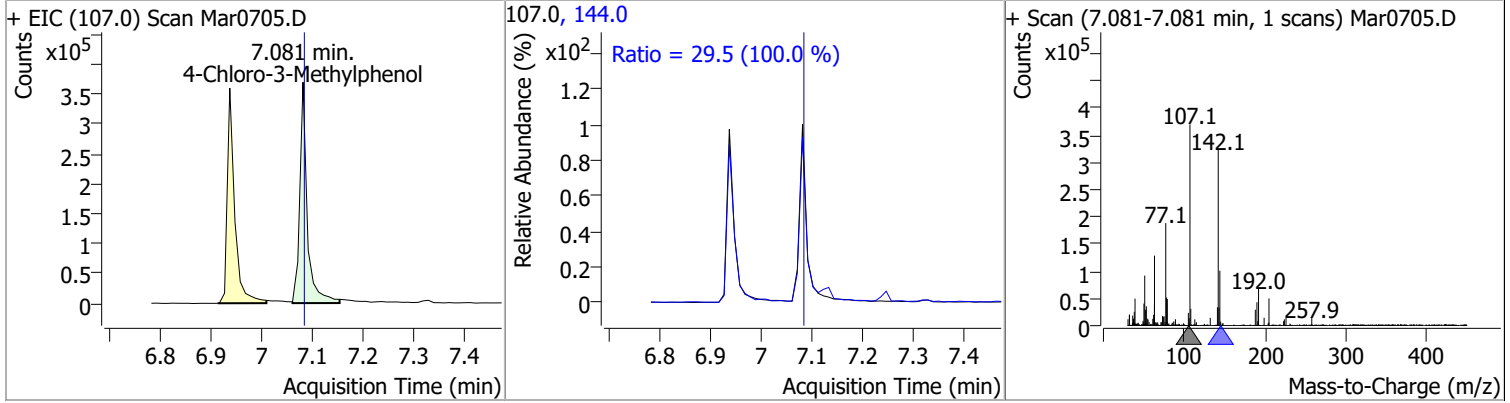


Compound	Conc.	RT	Dev(Min)	Resp.	QIon	QRatio	Lower	Upper
4-Chloro-2-Methylphenol	74.3788	6.94	0.00	357689	144.0	27.7	19.4	36.0

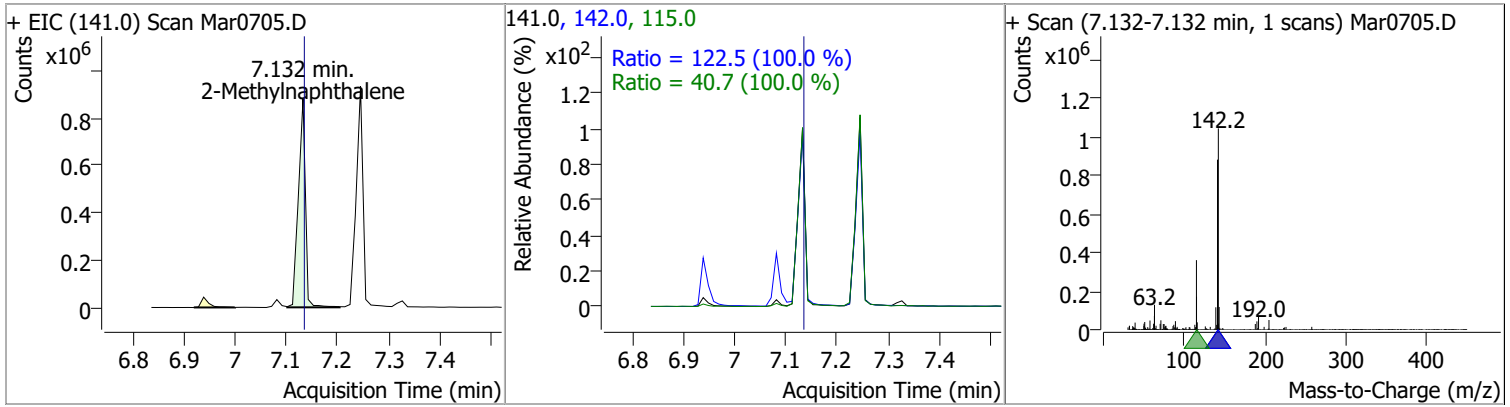


Quantitation Results Report (QT Reviewed)

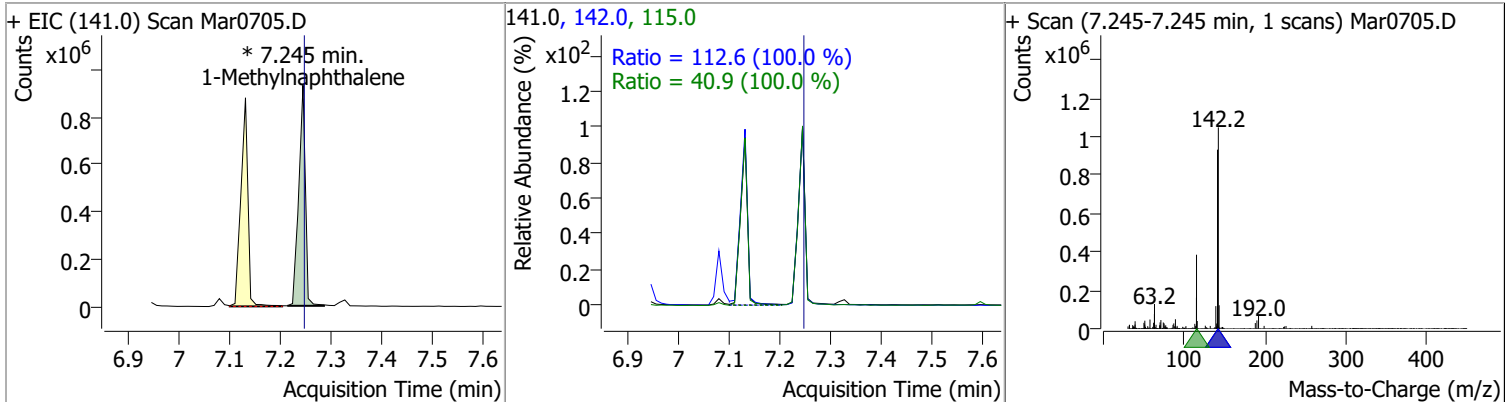
Compound	Conc.	RT	Dev(Min)	Resp.	QIon	QRatio	Lower	Upper
4-Chloro-3-Methylphenol	74.4324	7.08	0.00	376338	144.0	29.5	20.6	38.3



Compound	Conc.	RT	Dev(Min)	Resp.	QIon	QRatio	Lower	Upper
2-Methylnaphthalene	76.7494	7.13	0.00	845869	142.0	122.5	85.7	159.2
					115.0	40.7	28.5	52.9

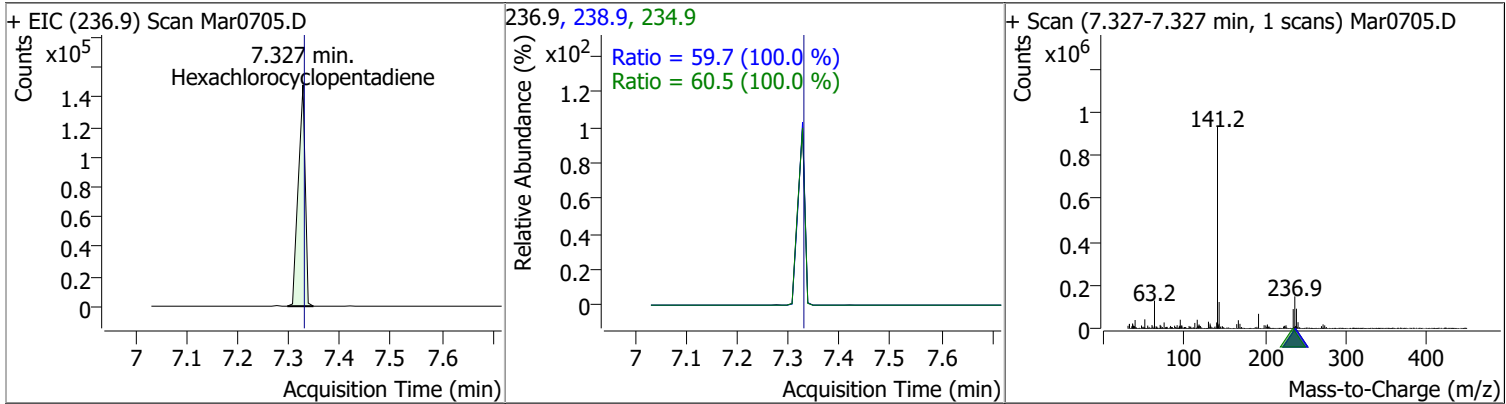


Compound	Conc.	RT	Dev(Min)	Resp.	QIon	QRatio	Lower	Upper
1-Methylnaphthalene	76.4861	7.25	0.00	843419 (m)	142.0	112.6	78.8	146.3
					115.0	40.9	28.6	53.2

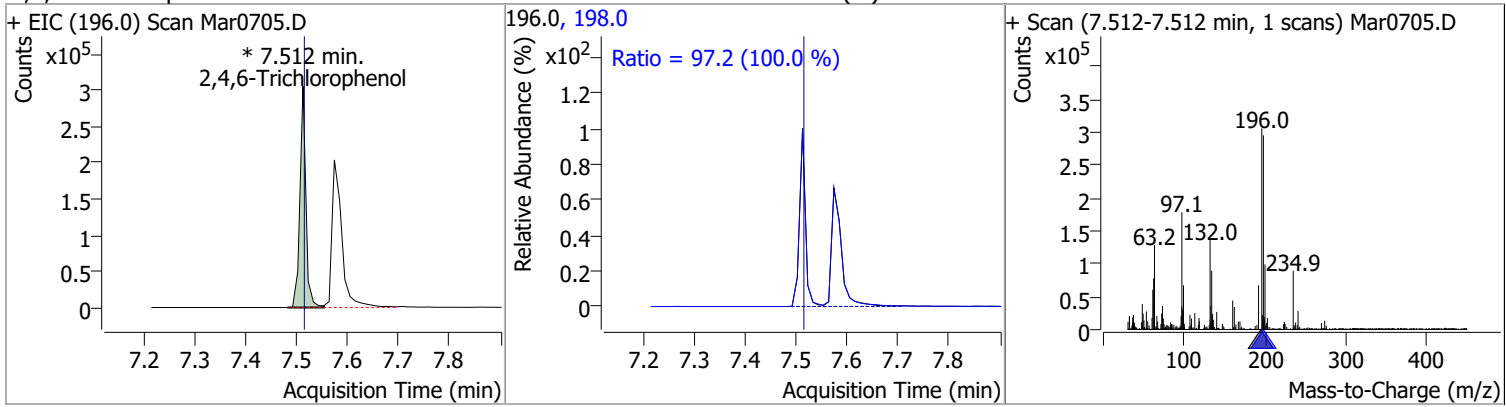


Quantitation Results Report (QT Reviewed)

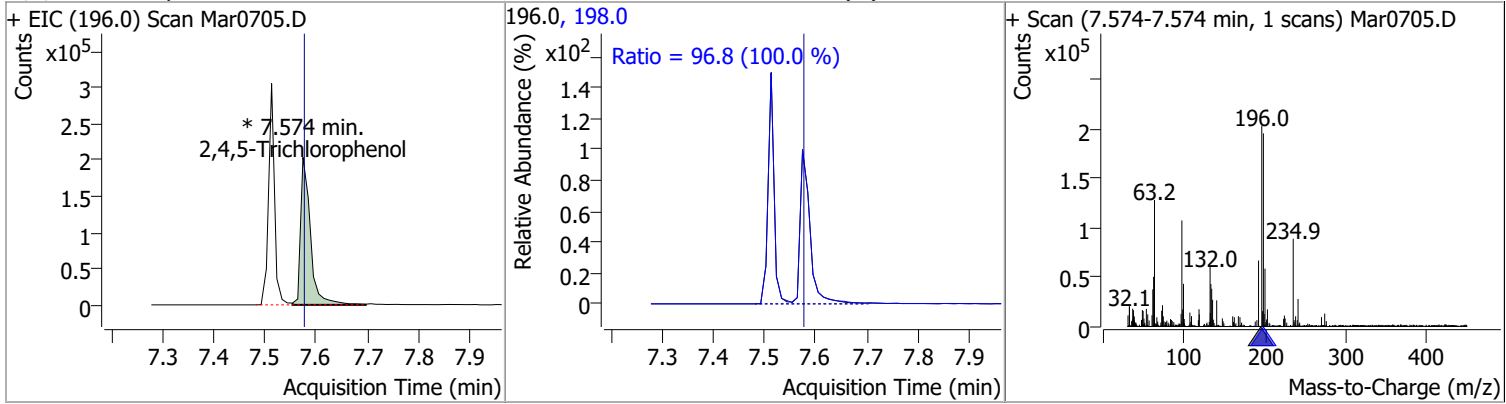
Compound	Conc.	RT	Dev(Min)	Resp.	QIon	QRatio	Lower	Upper
Hexachlorocyclopentadiene	73.7933	7.33	0.00	140644	234.9	60.5	42.3	78.6
					238.9	59.7	41.8	77.6



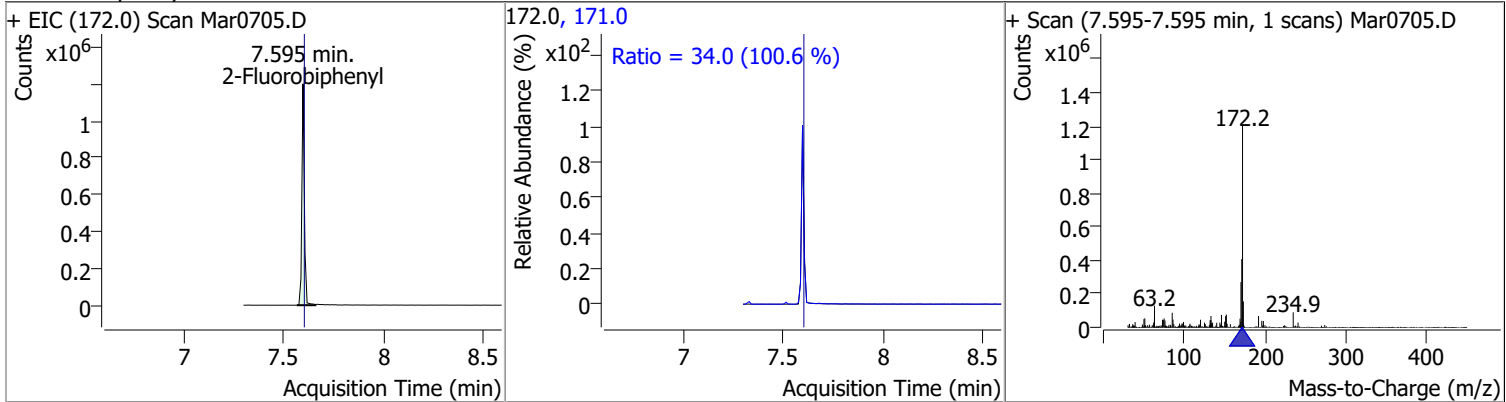
Compound	Conc.	RT	Dev(Min)	Resp.	QIon	QRatio	Lower	Upper
2,4,6-Trichlorophenol	75.3751	7.51	0.00	248408 (m)	198.0	97.2	68.1	126.4



Compound	Conc.	RT	Dev(Min)	Resp.	QIon	QRatio	Lower	Upper
2,4,5-Trichlorophenol	73.9548	7.57	0.00	274892 (m)	198.0	96.8	67.7	125.8

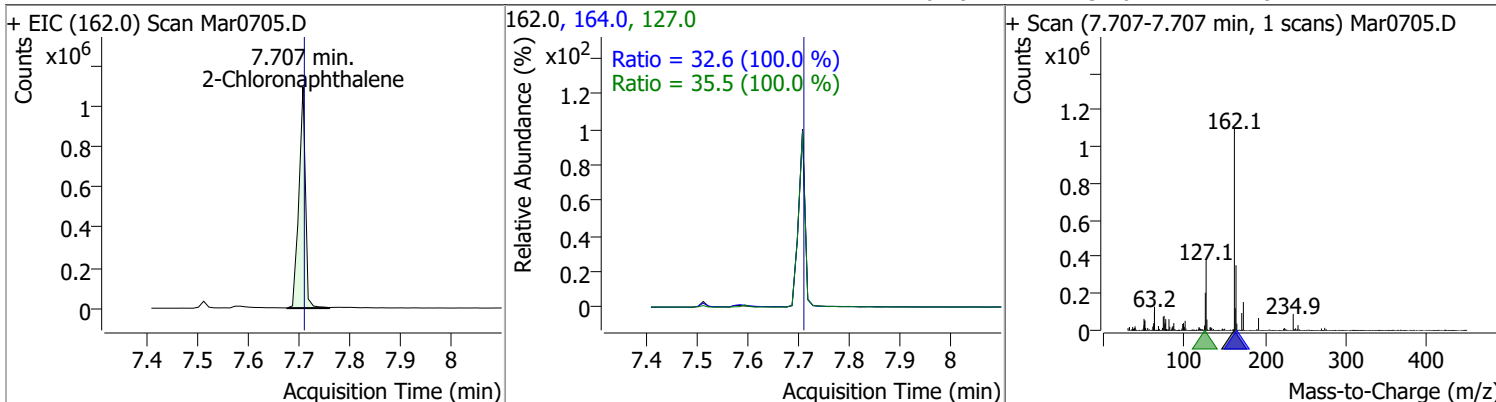


Compound	Conc.	RT	Dev(Min)	Resp.	QIon	QRatio	Lower	Upper
2-Fluorobiphenyl	72.0197	7.59	0.00	1025130	171.0	34.0	23.6	43.9

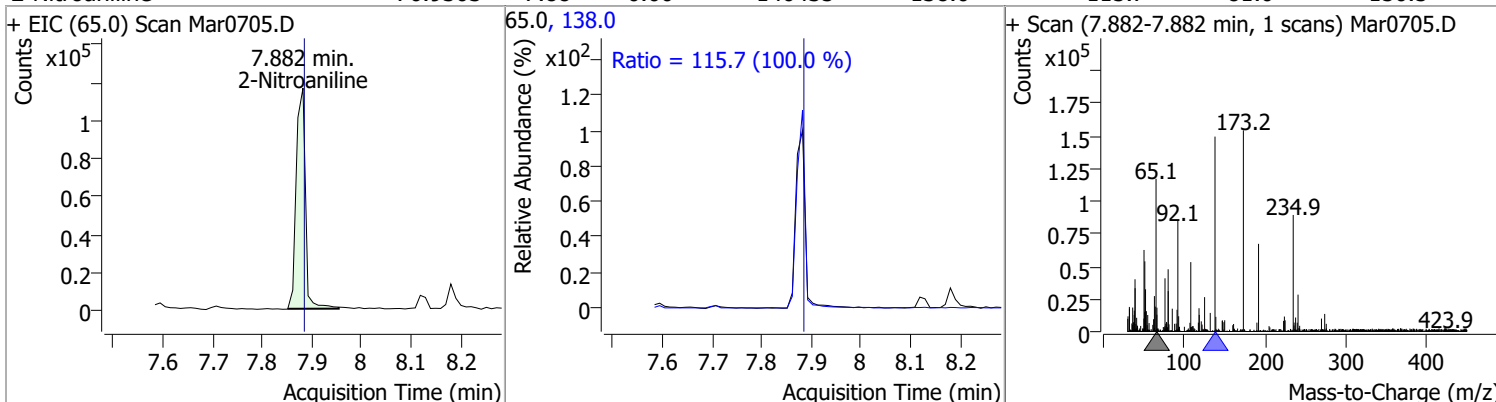


Quantitation Results Report (QT Reviewed)

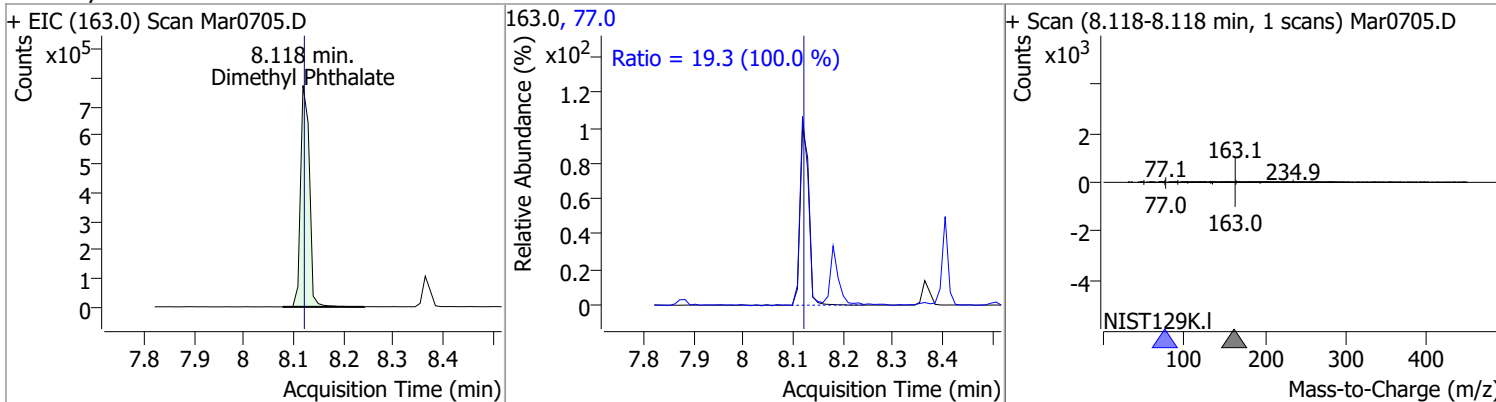
Compound	Conc.	RT	Dev(Min)	Resp.	QIon	QRatio	Lower	Upper
2-Chloronaphthalene	79.3648	7.71	0.00	978635	127.0	35.5	24.9	46.2
					164.0	32.6	22.8	42.4



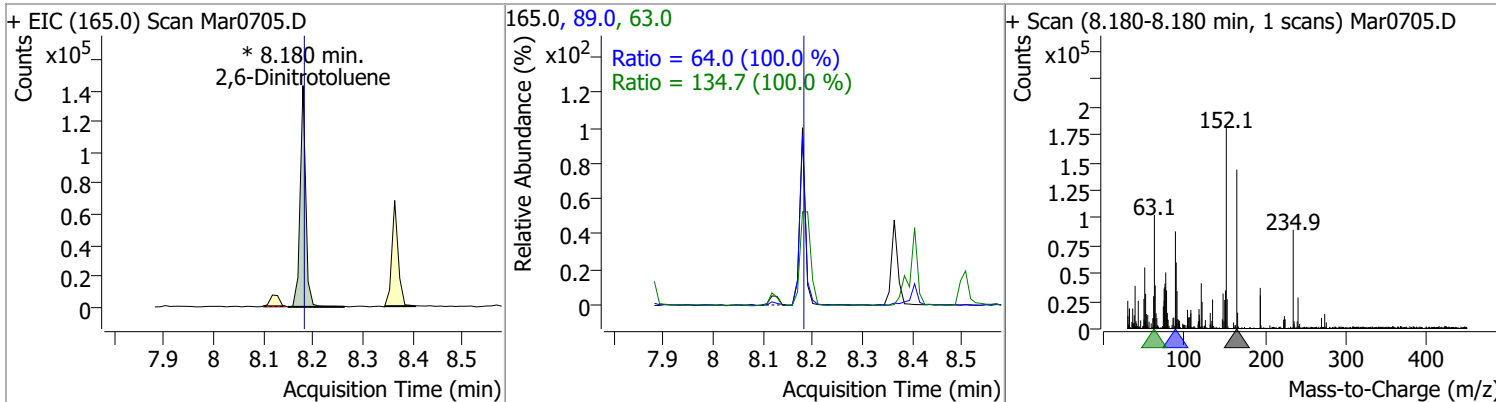
Compound	Conc.	RT	Dev(Min)	Resp.	QIon	QRatio	Lower	Upper
2-Nitroaniline	76.9303	7.88	0.00	146435	138.0	115.7	81.0	150.5



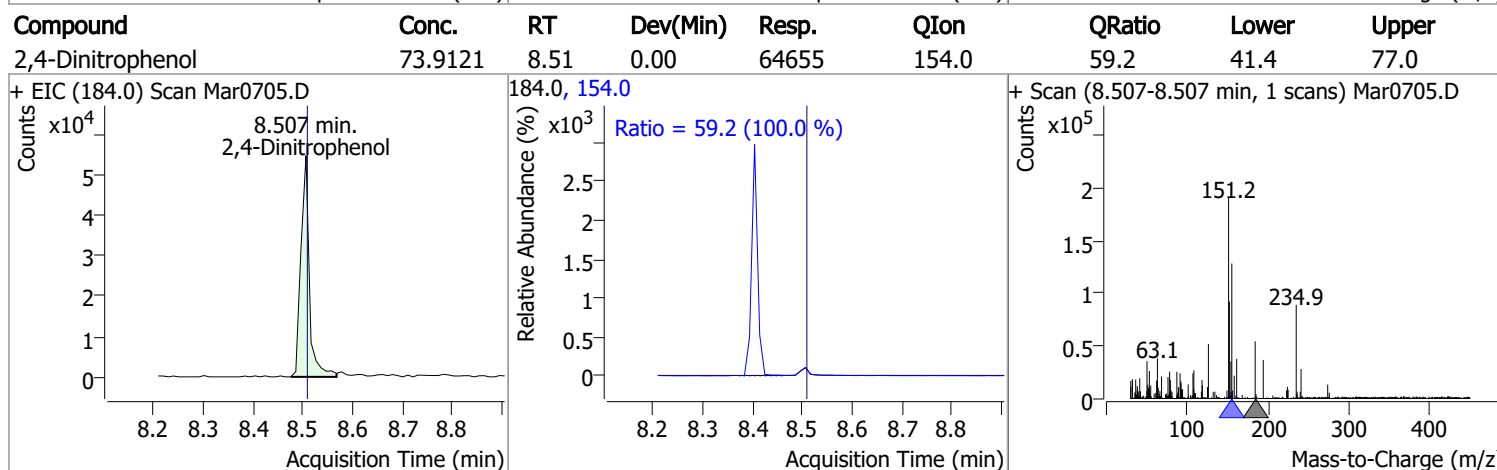
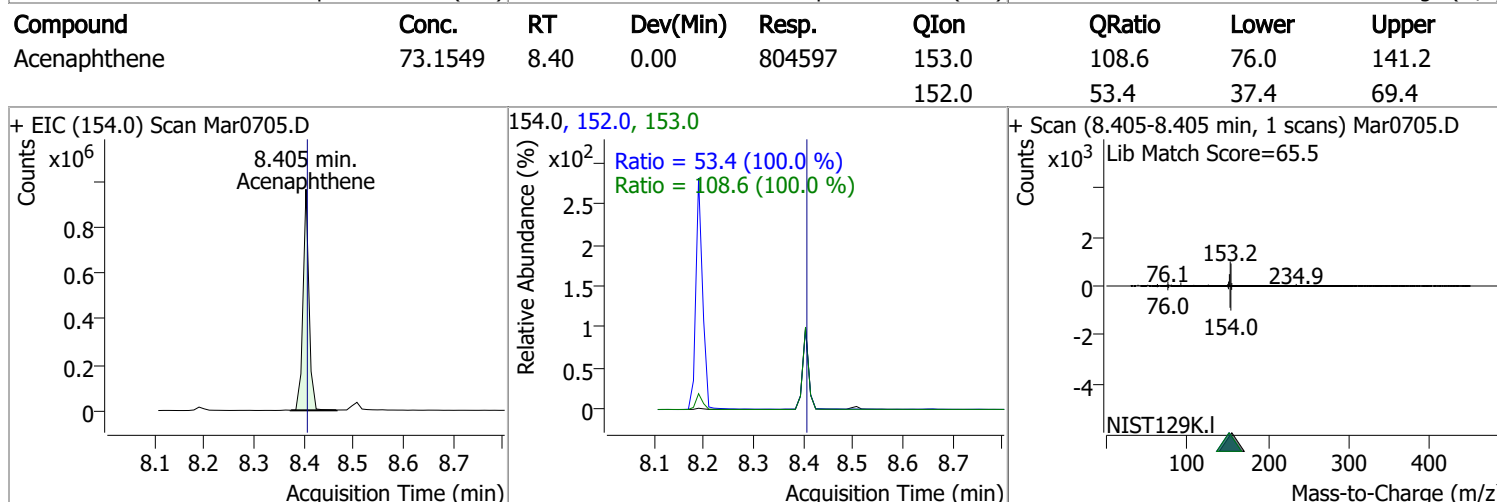
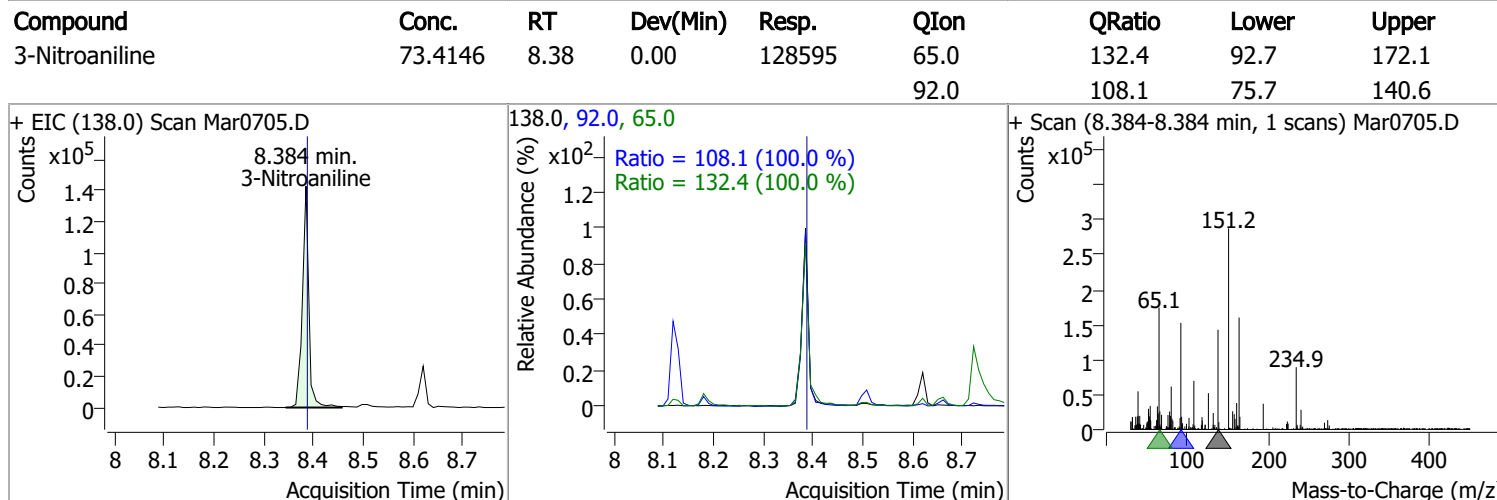
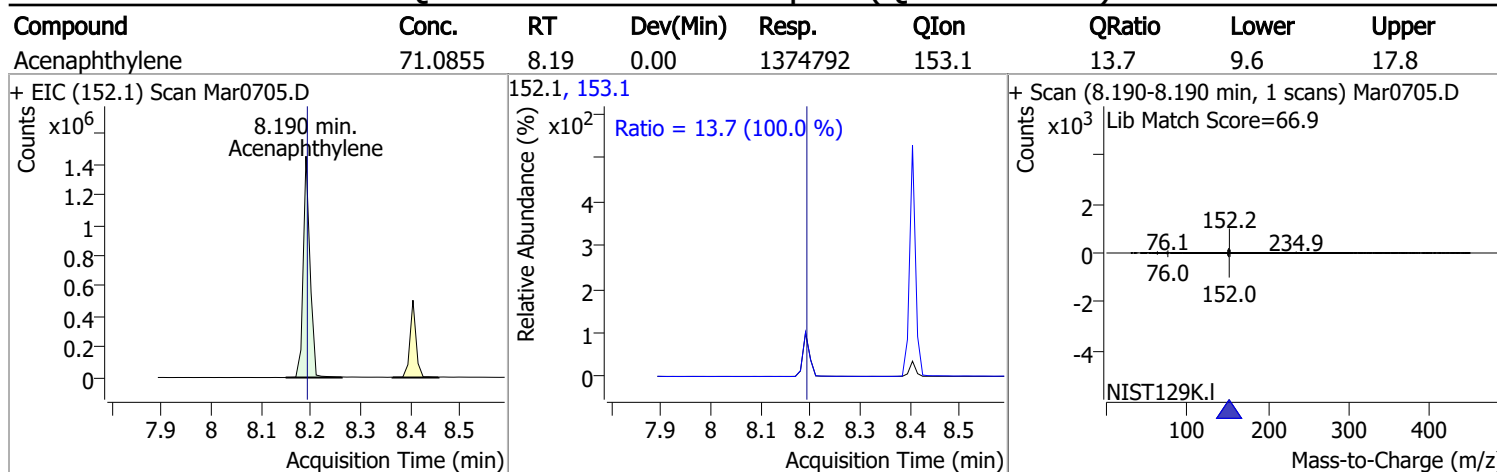
Compound	Conc.	RT	Dev(Min)	Resp.	QIon	QRatio	Lower	Upper
Dimethyl Phthalate	74.3758	8.12	0.00	955374	77.0	19.3	13.5	25.0



Compound	Conc.	RT	Dev(Min)	Resp.	QIon	QRatio	Lower	Upper
2,6-Dinitrotoluene	69.9956	8.18	0.00	112742 (m)	63.0	134.7	94.3	175.1
					89.0	64.0	44.8	83.2

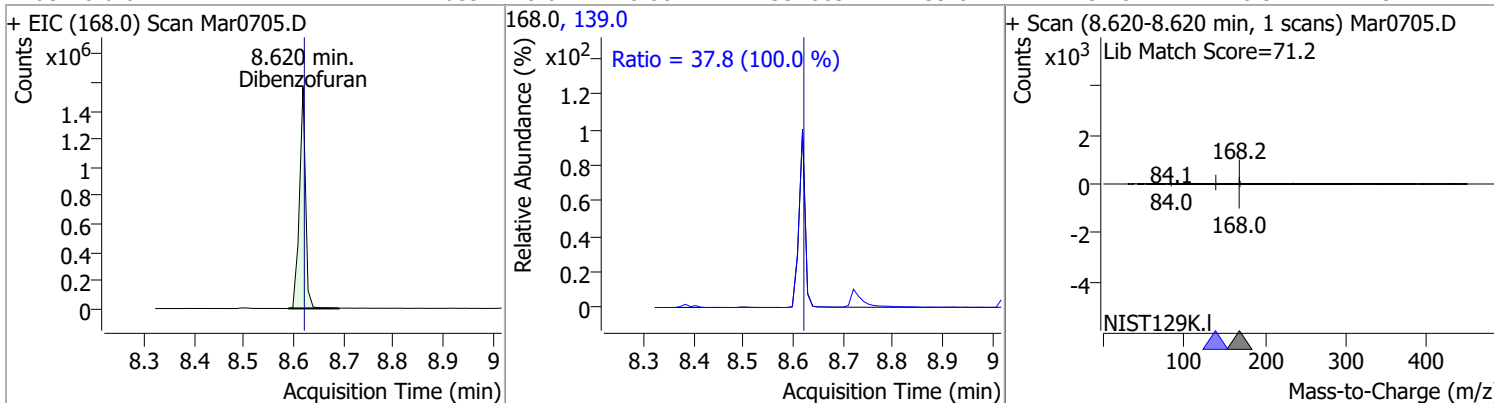


Quantitation Results Report (QT Reviewed)

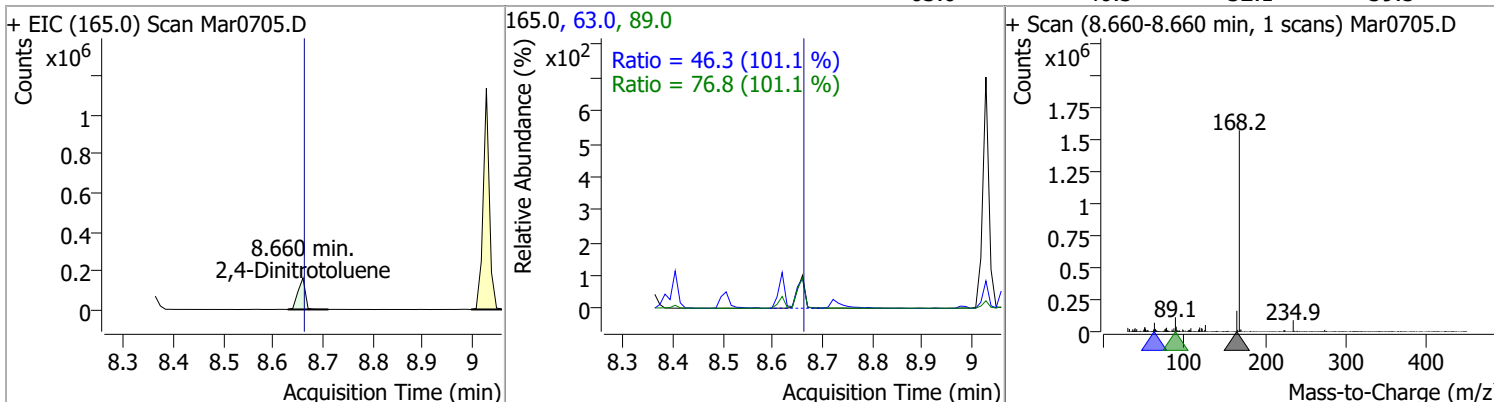


Quantitation Results Report (QT Reviewed)

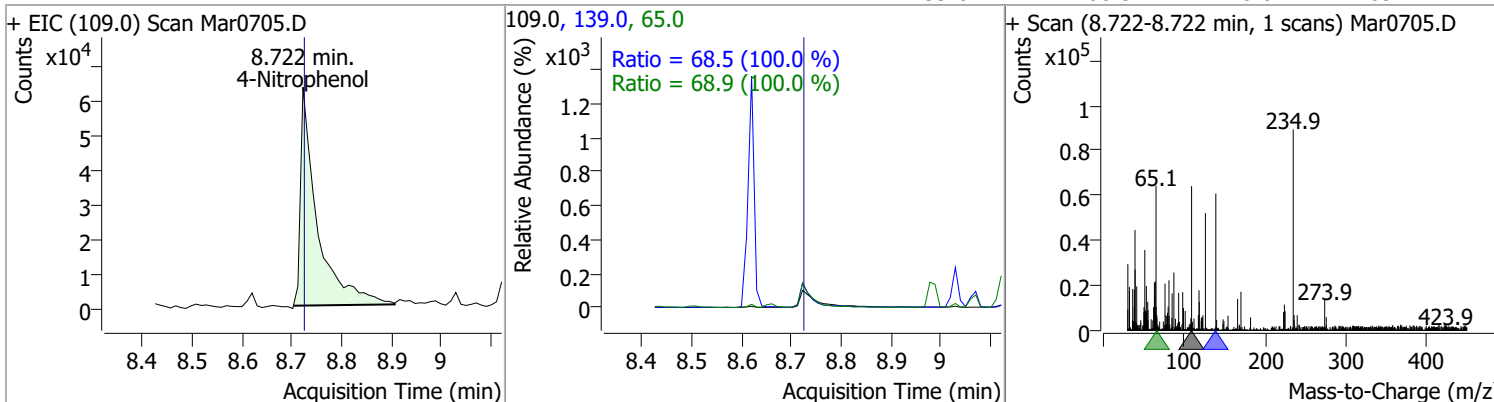
Compound	Conc.	RT	Dev(Min)	Resp.	QIon	QRatio	Lower	Upper
Dibenzofuran	74.1689	8.62	0.00	1331669	139.0	37.8	26.5	49.2



Compound	Conc.	RT	Dev(Min)	Resp.	QIon	QRatio	Lower	Upper
2,4-Dinitrotoluene	79.3049	8.66	0.00	161815	89.0	76.8	53.2	98.8
					63.0	46.3	32.1	59.5

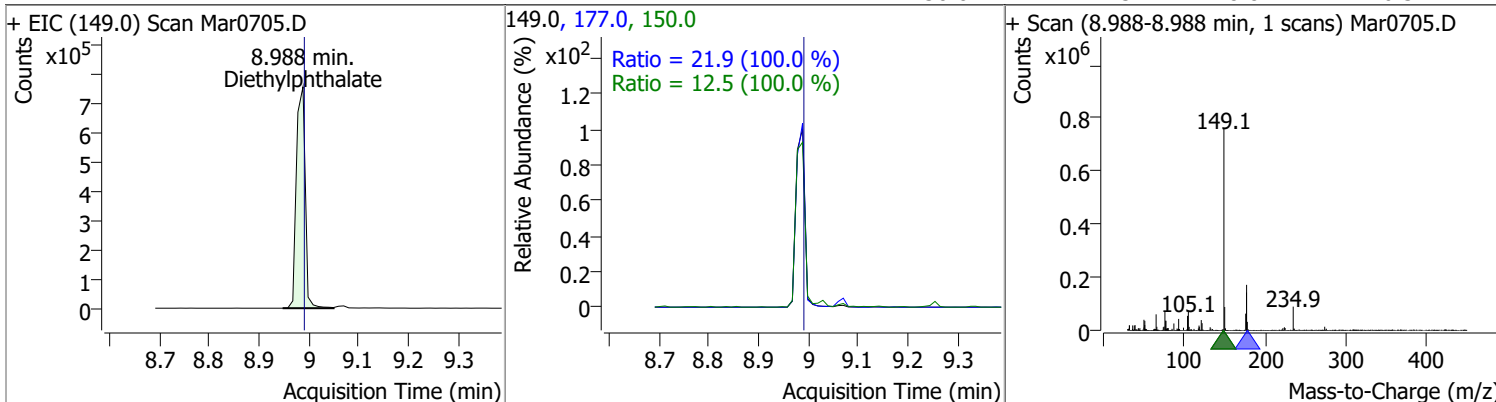


Compound	Conc.	RT	Dev(Min)	Resp.	QIon	QRatio	Lower	Upper
4-Nitrophenol	73.7977	8.72	0.00	146326	65.0	68.9	48.2	89.6
					139.0	68.5	48.0	89.1

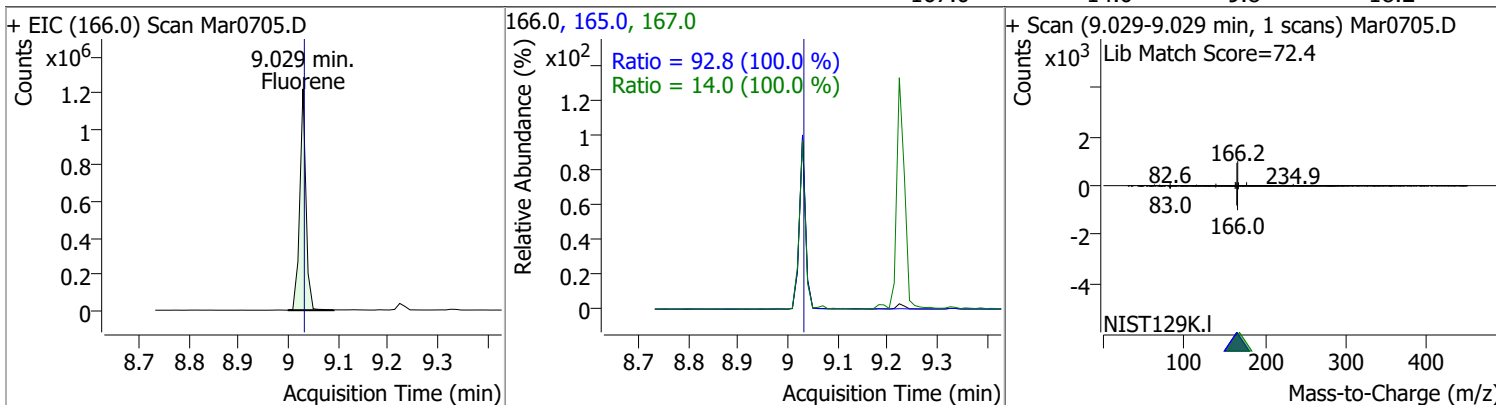


Quantitation Results Report (QT Reviewed)

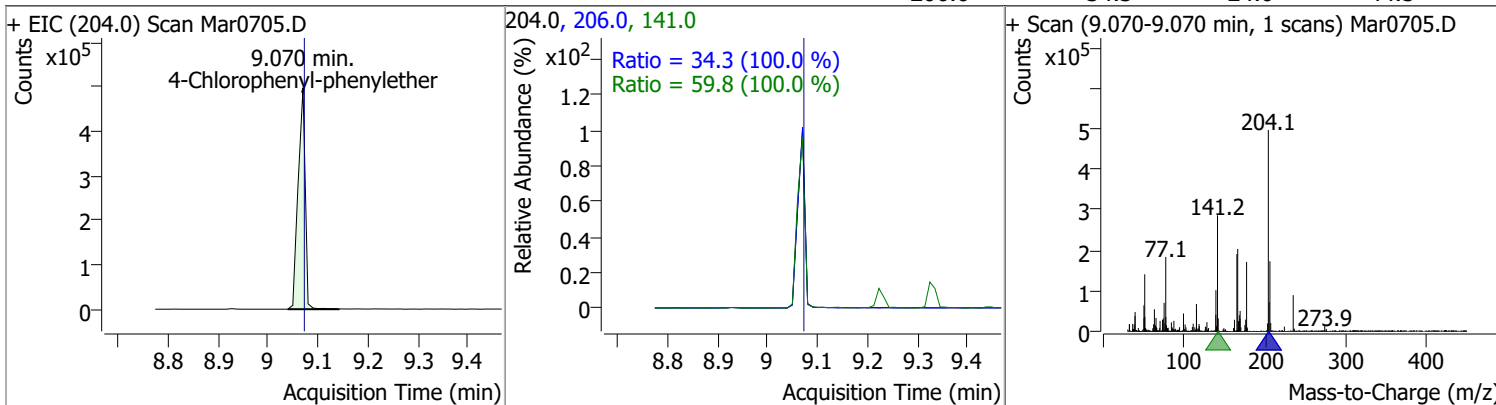
Compound	Conc.	RT	Dev(Min)	Resp.	QIon	QRatio	Lower	Upper
Diethylphthalate	73.2193	8.99	0.00	933288	177.0	21.9	15.3	28.5
					150.0	12.5	8.8	16.3



Compound	Conc.	RT	Dev(Min)	Resp.	QIon	QRatio	Lower	Upper
Fluorene	72.4776	9.03	0.00	1053784	165.0	92.8	65.0	120.6
					167.0	14.0	9.8	18.2

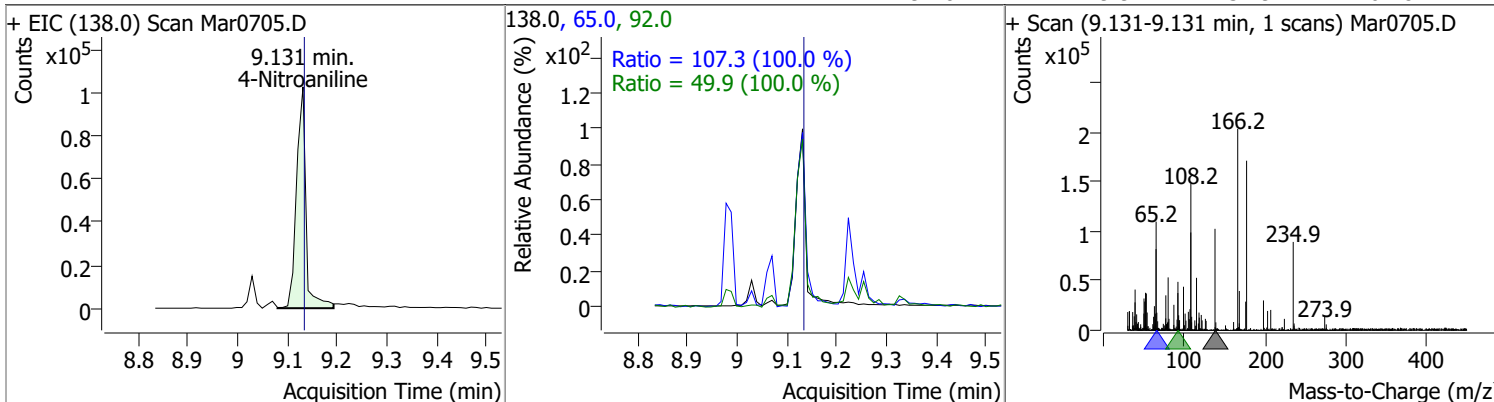


Compound	Conc.	RT	Dev(Min)	Resp.	QIon	QRatio	Lower	Upper
4-Chlorophenyl-phenylether	72.9971	9.07	0.00	491016	141.0	59.8	41.8	77.7
					206.0	34.3	24.0	44.5

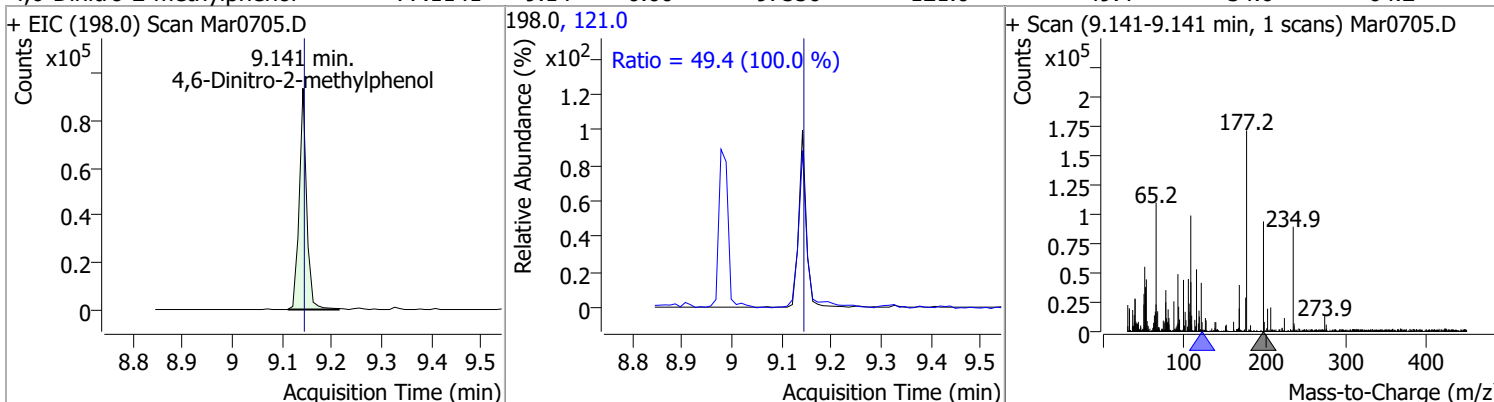


Quantitation Results Report (QT Reviewed)

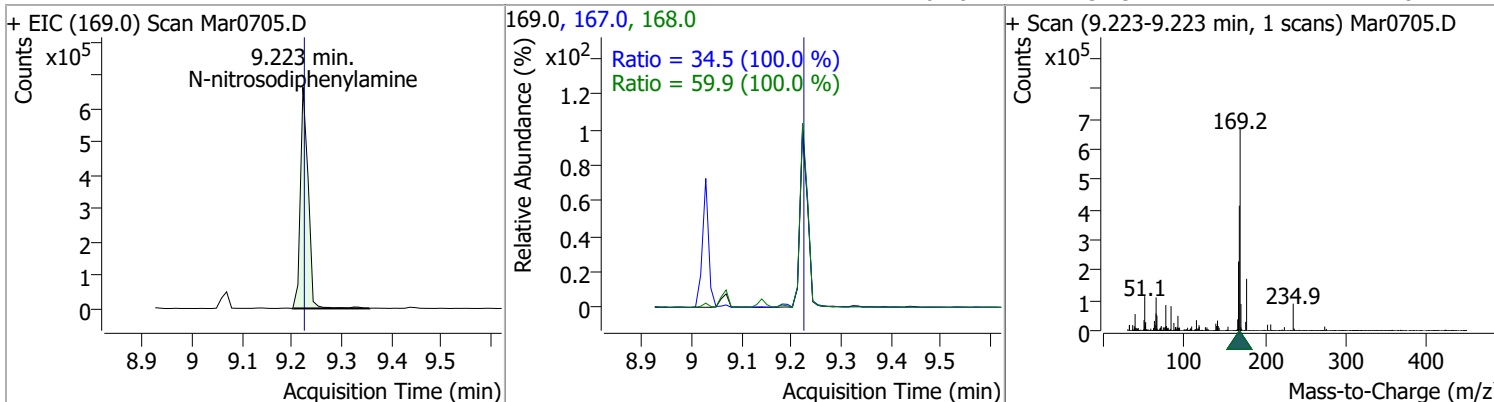
Compound	Conc.	RT	Dev(Min)	Resp.	QIon	QRatio	Lower	Upper
4-Nitroaniline	78.3035	9.13	0.00	135064	65.0	107.3	75.1	139.5
					92.0	49.9	34.9	64.8



Compound	Conc.	RT	Dev(Min)	Resp.	QIon	QRatio	Lower	Upper
4,6-Dinitro-2-methylphenol	77.1141	9.14	0.00	97550	121.0	49.4	34.6	64.2

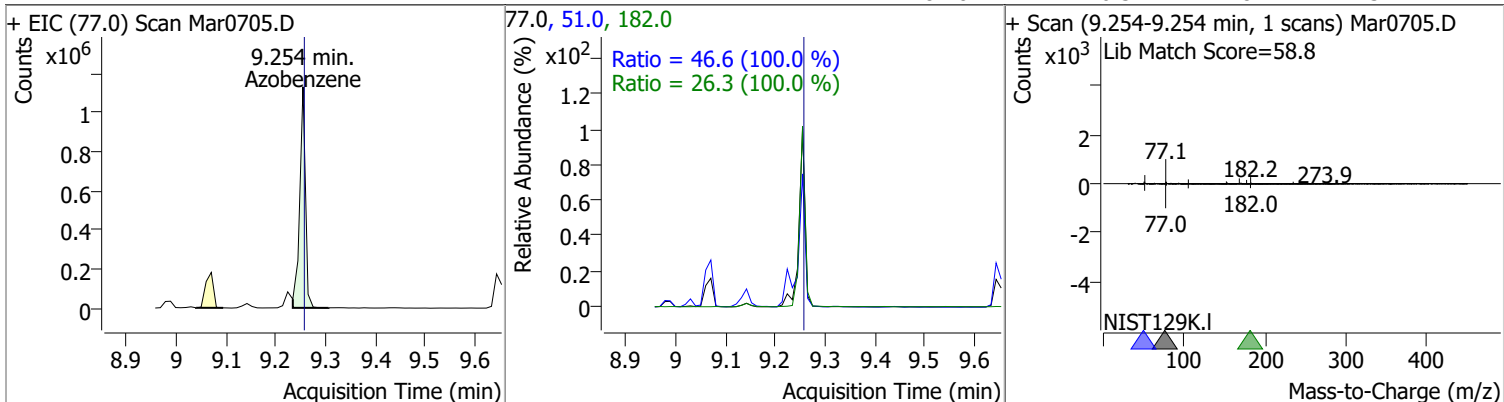


Compound	Conc.	RT	Dev(Min)	Resp.	QIon	QRatio	Lower	Upper
N-nitrosodiphenylamine	72.1182	9.22	0.00	723617	168.0	59.9	41.9	77.8
					167.0	34.5	24.1	44.8

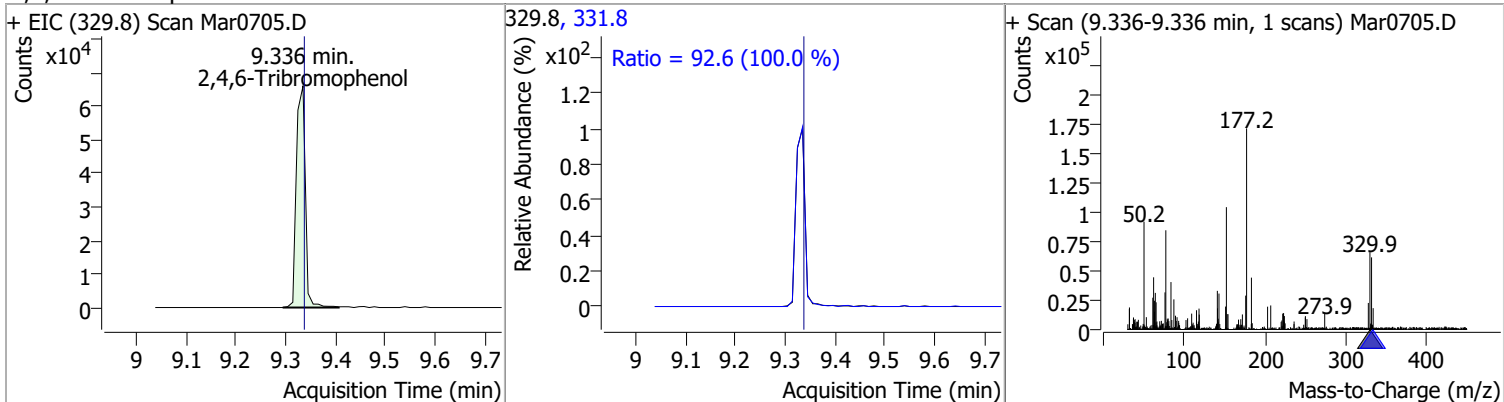


Quantitation Results Report (QT Reviewed)

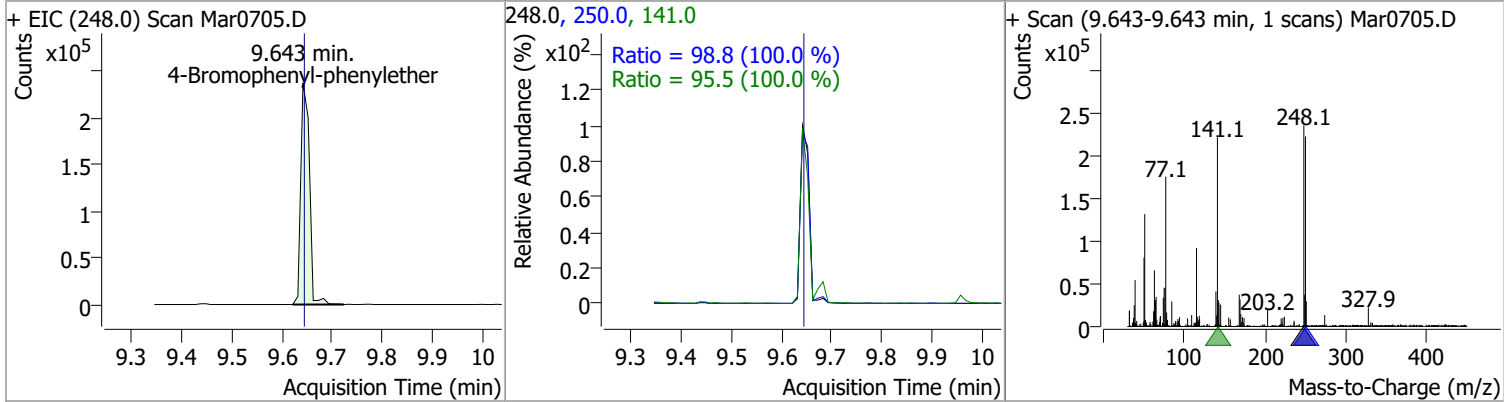
Compound	Conc.	RT	Dev(Min)	Resp.	QIon	QRatio	Lower	Upper
Azobenzene	75.1212	9.25	0.00	900202	51.0	46.6	32.6	60.6
					182.0	26.3	18.4	34.2



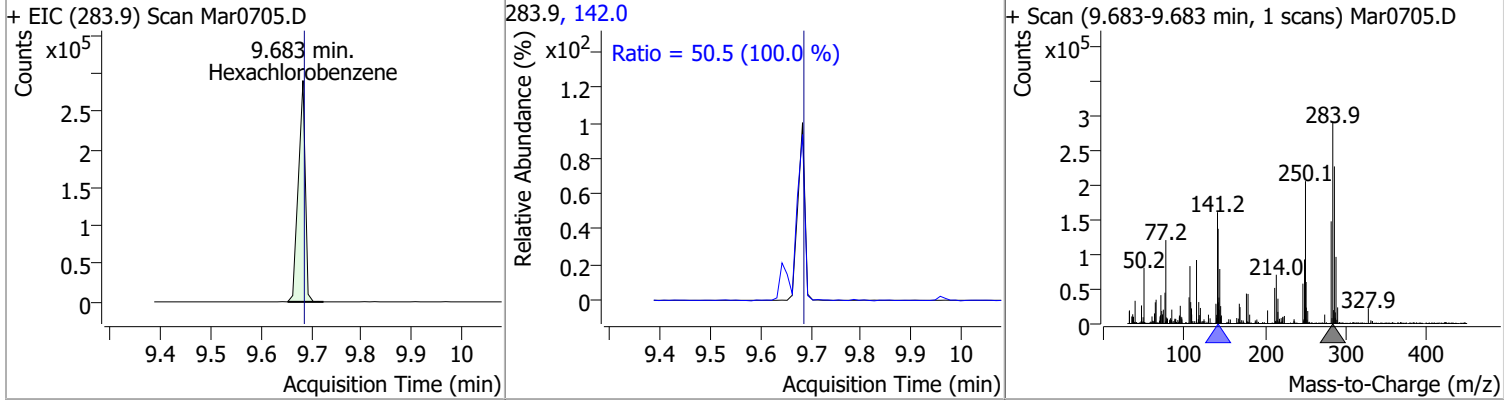
Compound	Conc.	RT	Dev(Min)	Resp.	QIon	QRatio	Lower	Upper
2,4,6-Tribromophenol	72.3910	9.34	0.00	82310	331.8	92.6	64.9	120.4



Compound	Conc.	RT	Dev(Min)	Resp.	QIon	QRatio	Lower	Upper
4-Bromophenyl-phenylether	74.2968	9.64	0.00	283863	250.0	98.8	69.2	128.5
					141.0	95.5	66.8	124.1

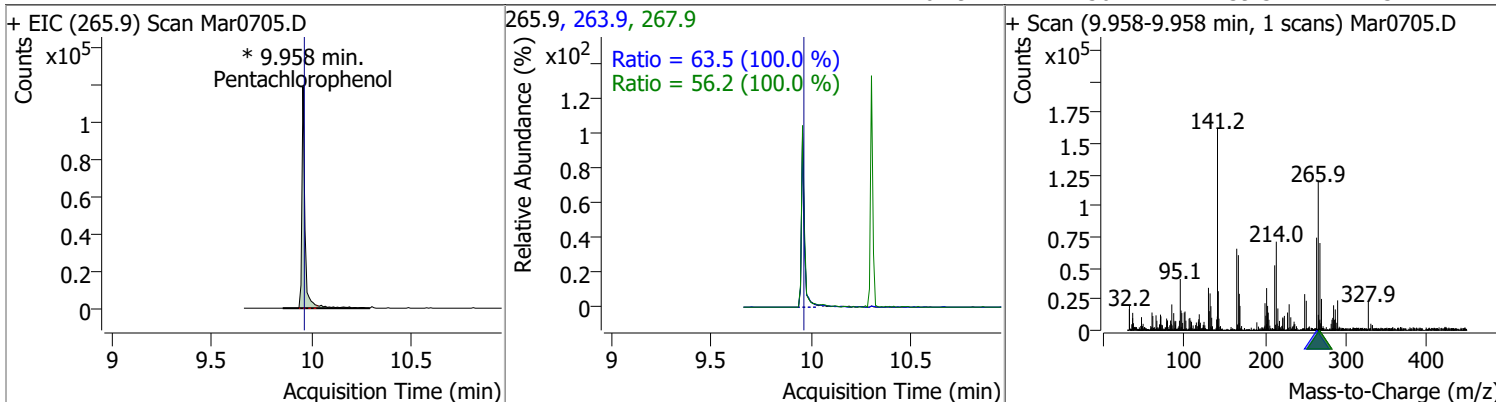


Compound	Conc.	RT	Dev(Min)	Resp.	QIon	QRatio	Lower	Upper
Hexachlorobenzene	74.6274	9.68	0.00	280383	142.0	50.5	35.4	65.7

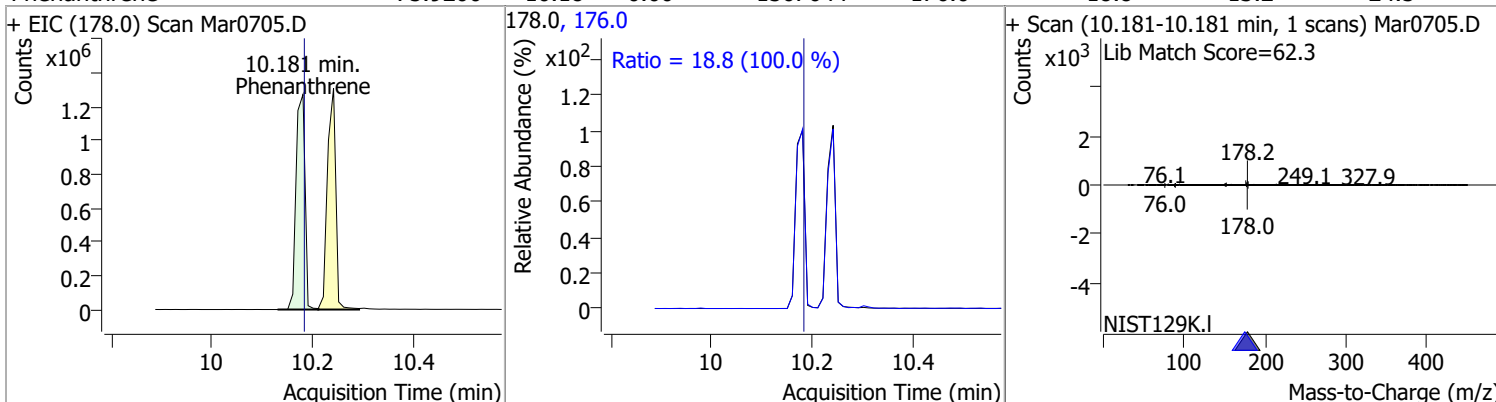


Quantitation Results Report (QT Reviewed)

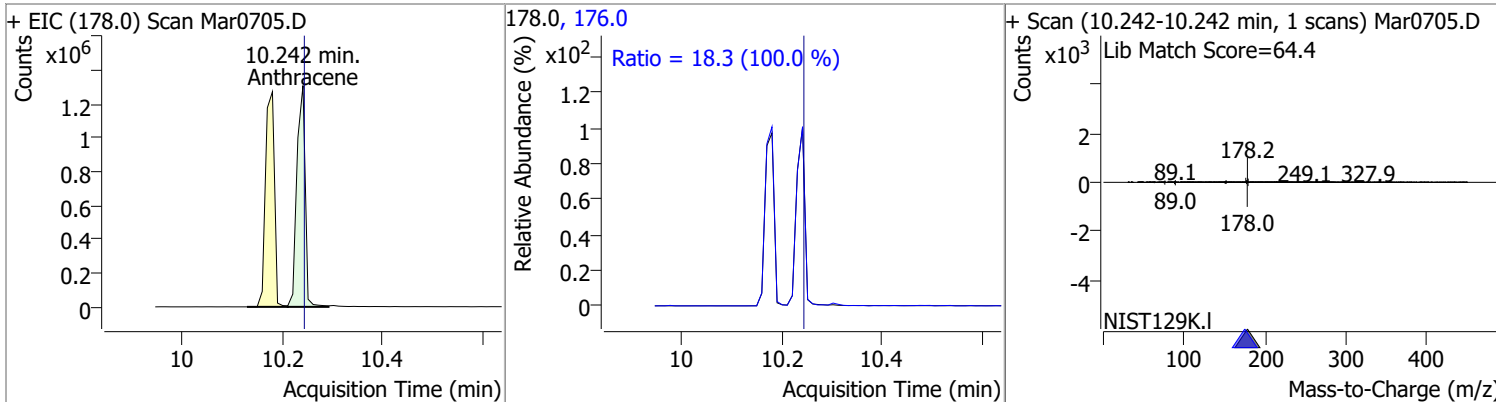
Compound	Conc.	RT	Dev(Min)	Resp.	QIon	QRatio	Lower	Upper
Pentachlorophenol	76.0991	9.96	0.00	128078 (m)	263.9	63.5	44.5	82.6
					267.9	56.2	39.3	73.1



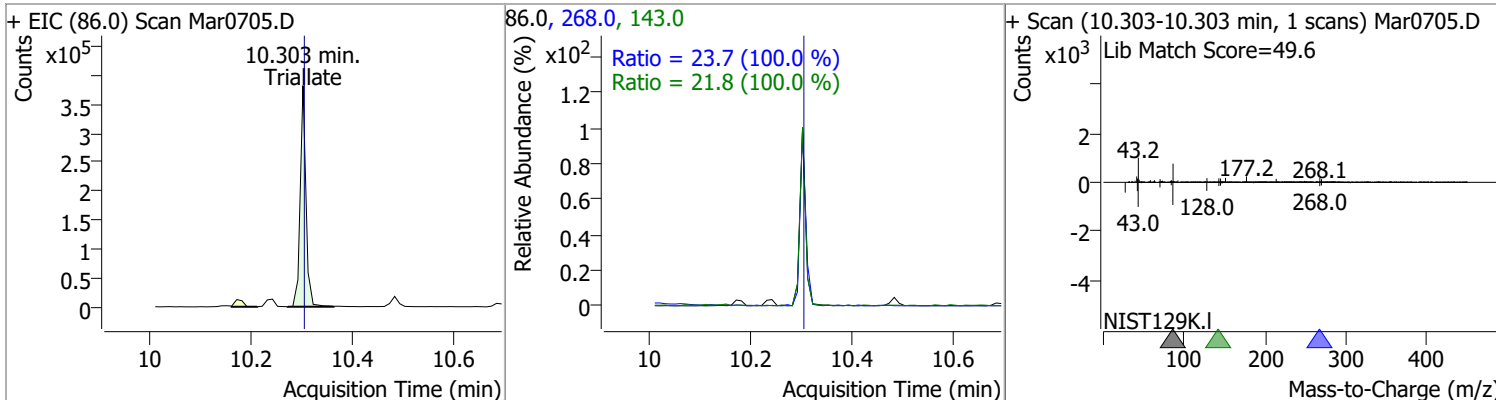
Compound	Conc.	RT	Dev(Min)	Resp.	QIon	QRatio	Lower	Upper
Phenanthrene	75.9200	10.18	0.00	1567644	176.0	18.8	13.2	24.5



Compound	Conc.	RT	Dev(Min)	Resp.	QIon	QRatio	Lower	Upper
Anthracene	76.5322	10.24	0.00	1503366	176.0	18.3	12.8	23.8

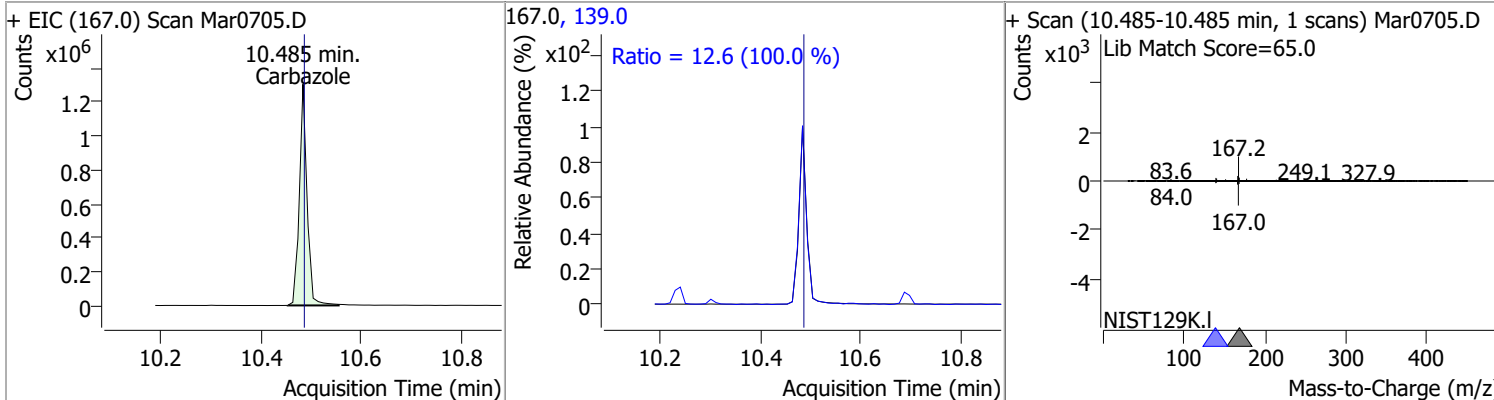


Compound	Conc.	RT	Dev(Min)	Resp.	QIon	QRatio	Lower	Upper
Triallate	73.9438	10.30	0.00	302990	268.0	23.7	16.6	30.8
					143.0	21.8	15.3	28.3

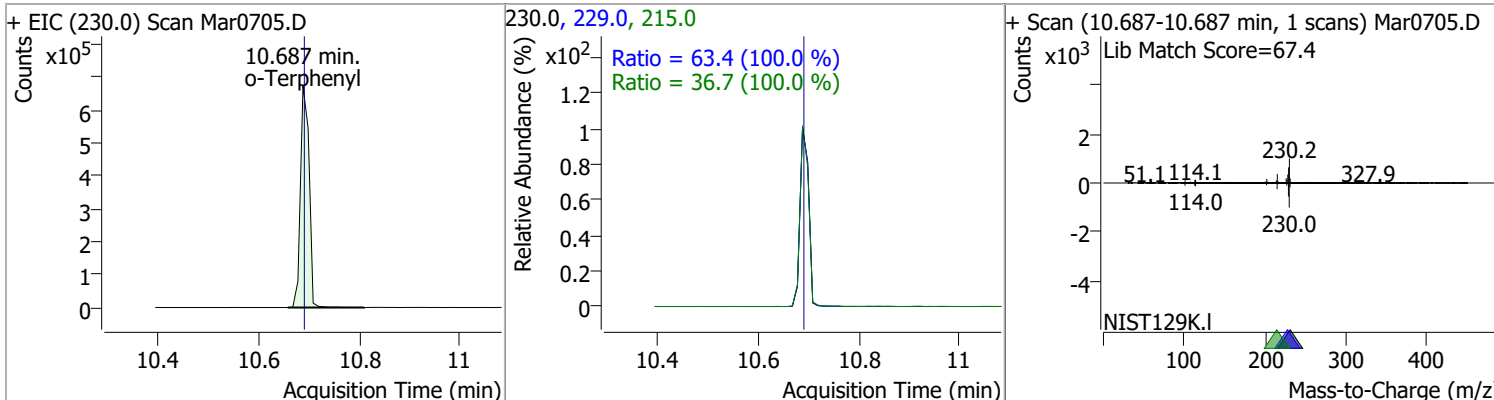


Quantitation Results Report (QT Reviewed)

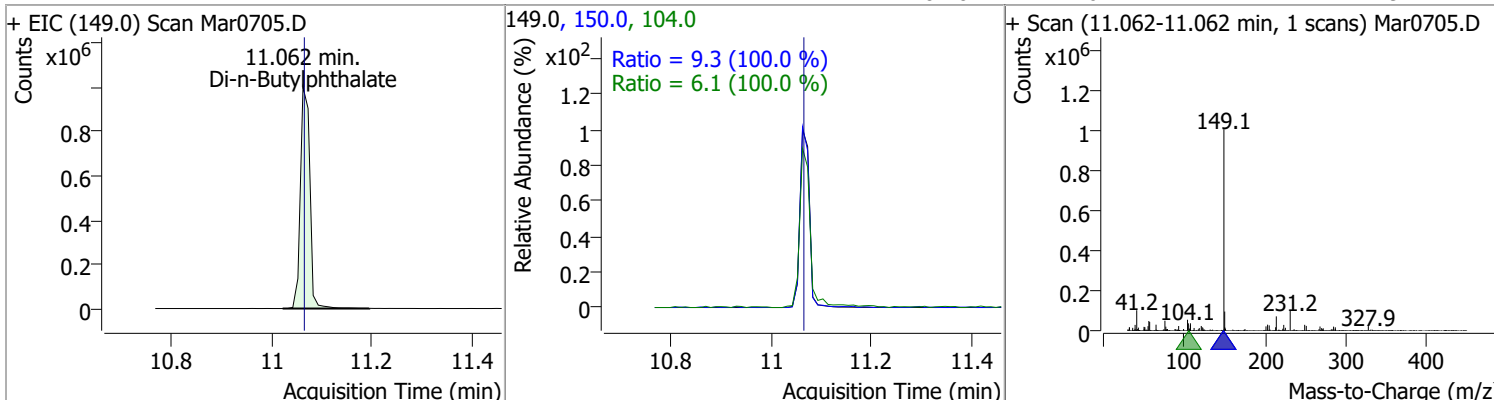
Compound	Conc.	RT	Dev(Min)	Resp.	QIon	QRatio	Lower	Upper
Carbazole	71.0094	10.48	0.00	1389497	139.0	12.6	8.8	16.3



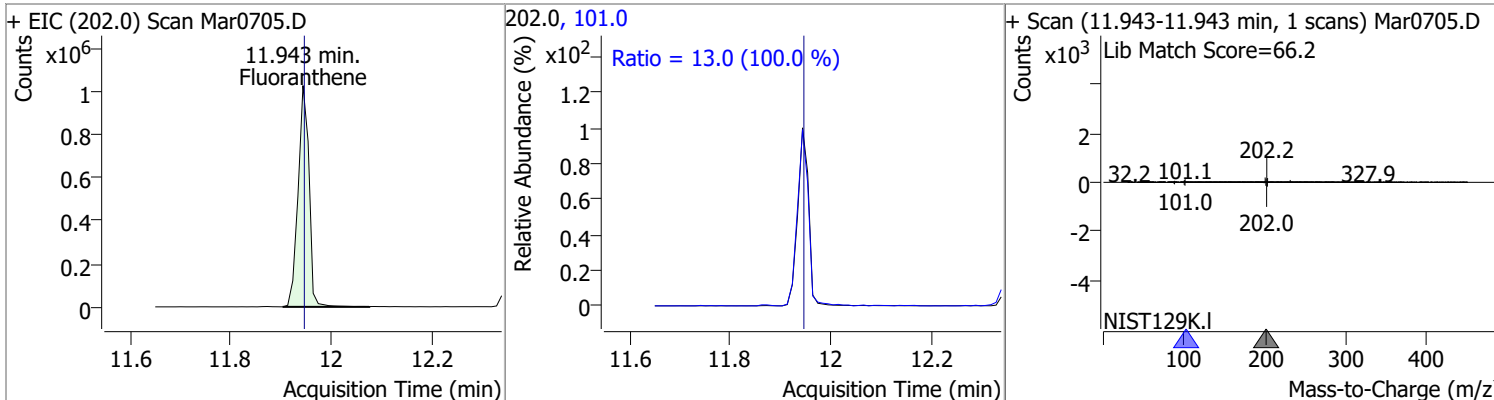
o-Terphenyl	73.7572	10.69	0.00	805602	229.0	63.4	44.4	82.4
					215.0	36.7	25.7	47.7



Di-n-Butylphthalate	73.7903	11.06	0.00	1310972	150.0	9.3	6.5	12.1
					104.0	6.1	4.2	7.9

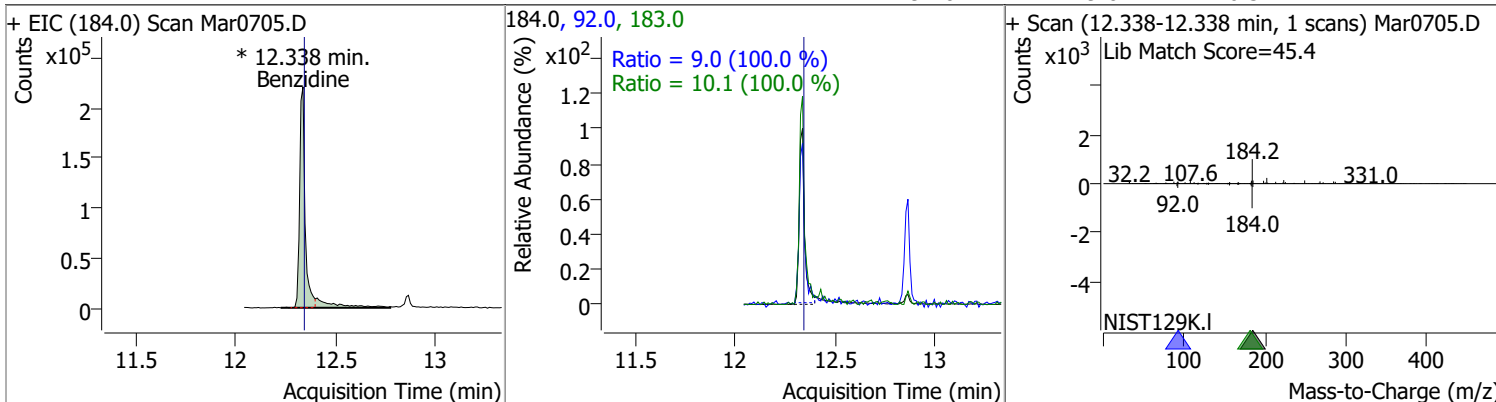


Fluoranthene	74.1113	11.94	0.00	1549773	101.0	13.0	9.1	16.9
--------------	---------	-------	------	---------	-------	------	-----	------

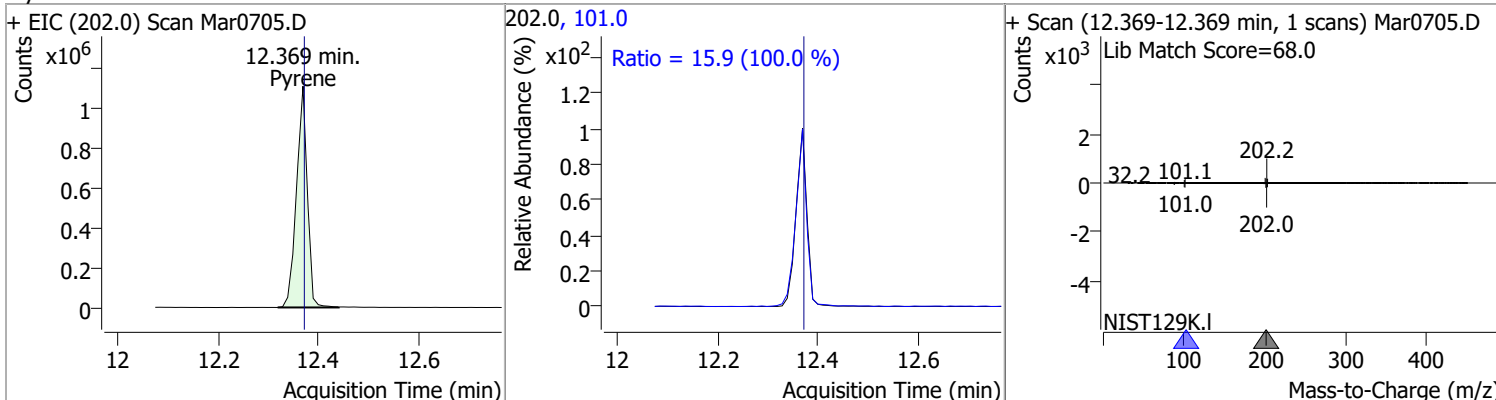


Quantitation Results Report (QT Reviewed)

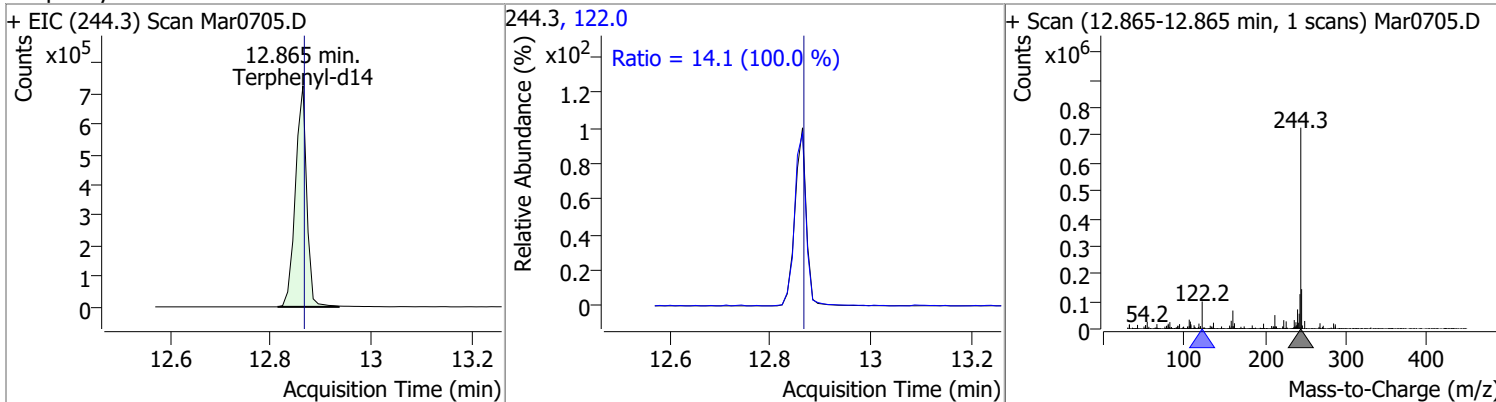
Compound	Conc.	RT	Dev(Min)	Resp.	QIon	QRatio	Lower	Upper
Benzidine	76.4767	12.34	0.00	477708 (m)	183.0	10.1	7.1	13.1
					92.0	9.0	6.3	11.7



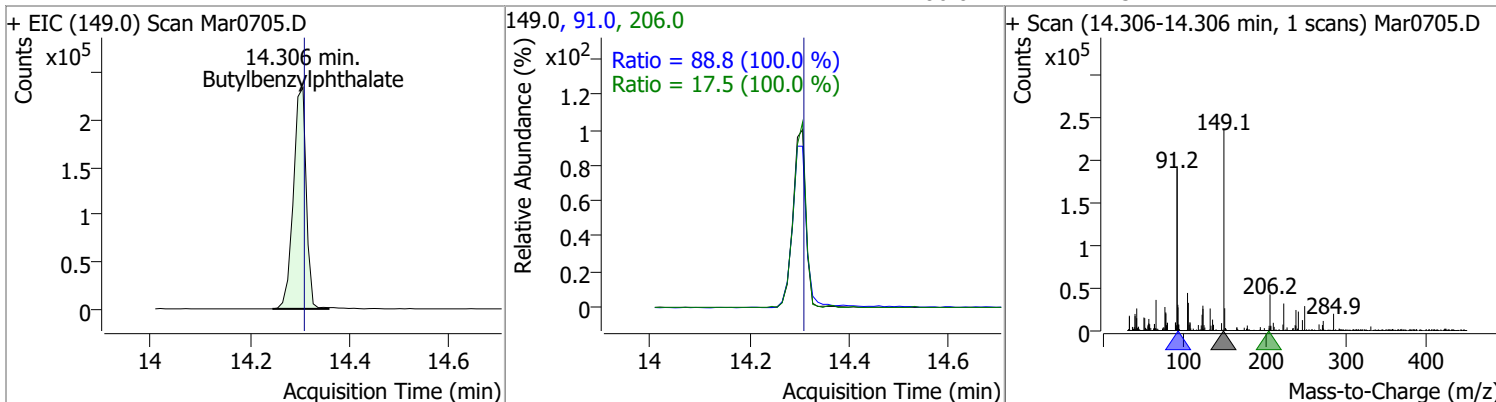
Compound	Conc.	RT	Dev(Min)	Resp.	QIon	QRatio	Lower	Upper
Pyrene	73.3506	12.37	0.00	1668708	101.0	15.9	11.1	20.6



Compound	Conc.	RT	Dev(Min)	Resp.	QIon	QRatio	Lower	Upper
Terphenyl-d14	73.5638	12.87	0.00	1130231	122.0	14.1	9.9	18.4

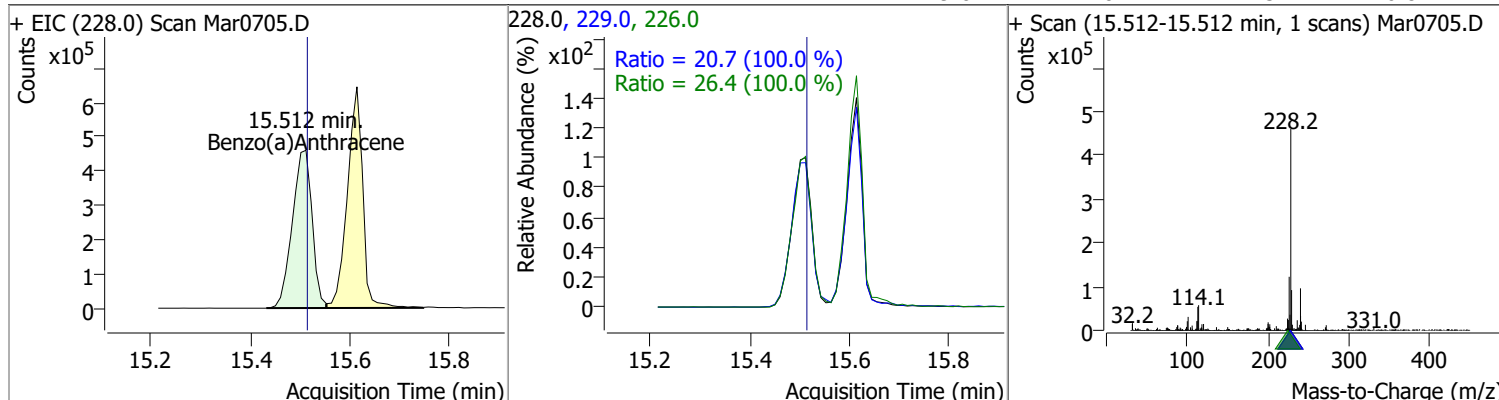


Compound	Conc.	RT	Dev(Min)	Resp.	QIon	QRatio	Lower	Upper
Butylbenzylphthalate	72.9396	14.31	0.00	419546	91.0	88.8	62.2	115.4
					206.0	17.5	12.2	22.7

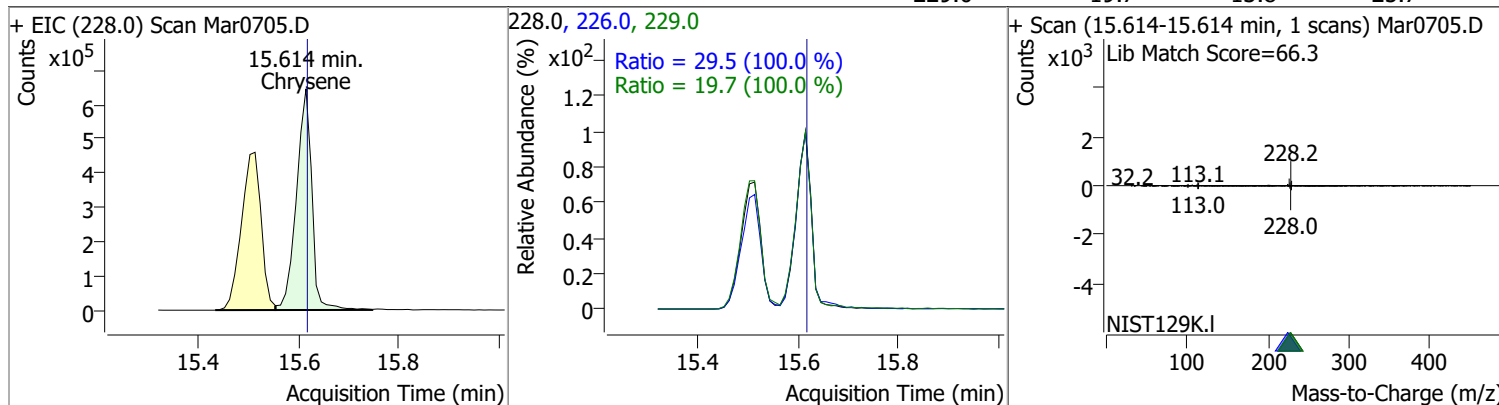


Quantitation Results Report (QT Reviewed)

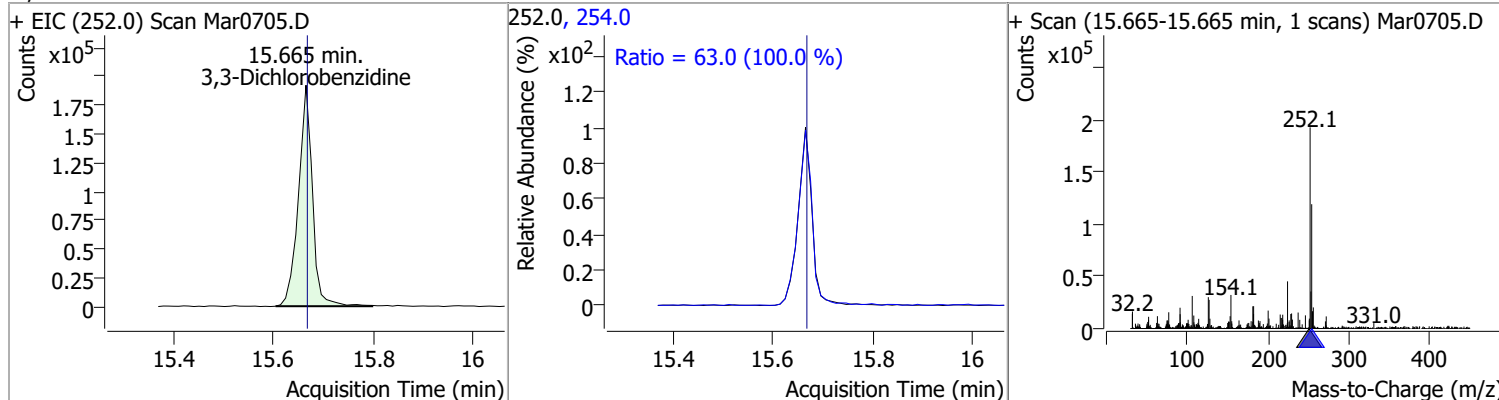
Compound	Conc.	RT	Dev(Min)	Resp.	QIon	QRatio	Lower	Upper
Benzo(a)Anthracene	72.6163	15.51	0.00	1264897	226.0	26.4	18.5	34.3
					229.0	20.7	14.5	26.8



Compound	Conc.	RT	Dev(Min)	Resp.	QIon	QRatio	Lower	Upper
Chrysene	74.0054	15.61	0.00	1386500	226.0	29.5	20.6	38.3
					229.0	19.7	13.8	25.7

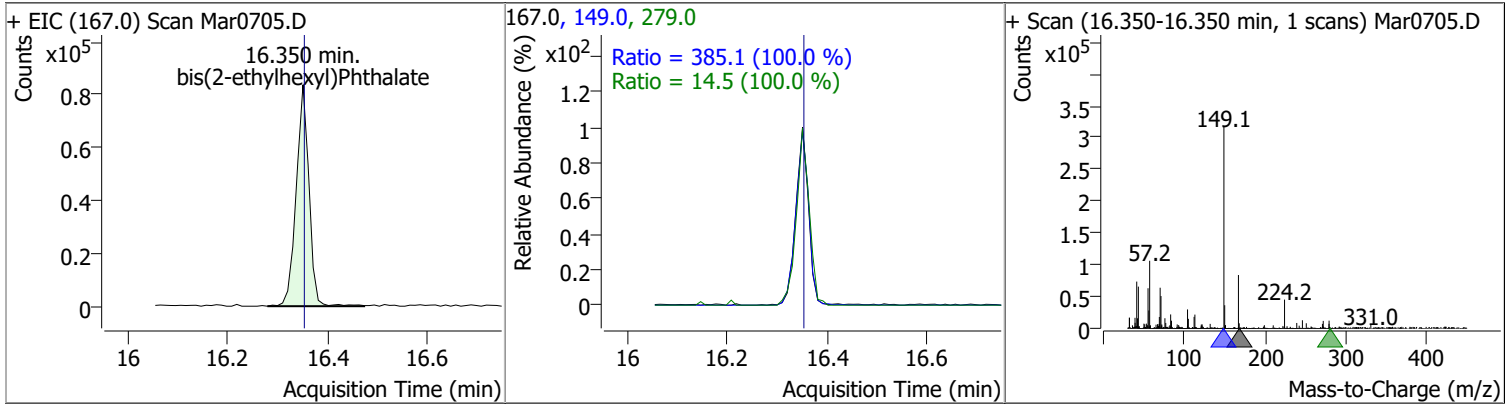


Compound	Conc.	RT	Dev(Min)	Resp.	QIon	QRatio	Lower	Upper
3,3-Dichlorobenzidine	74.5505	15.67	0.00	373157	254.0	63.0	44.1	81.9

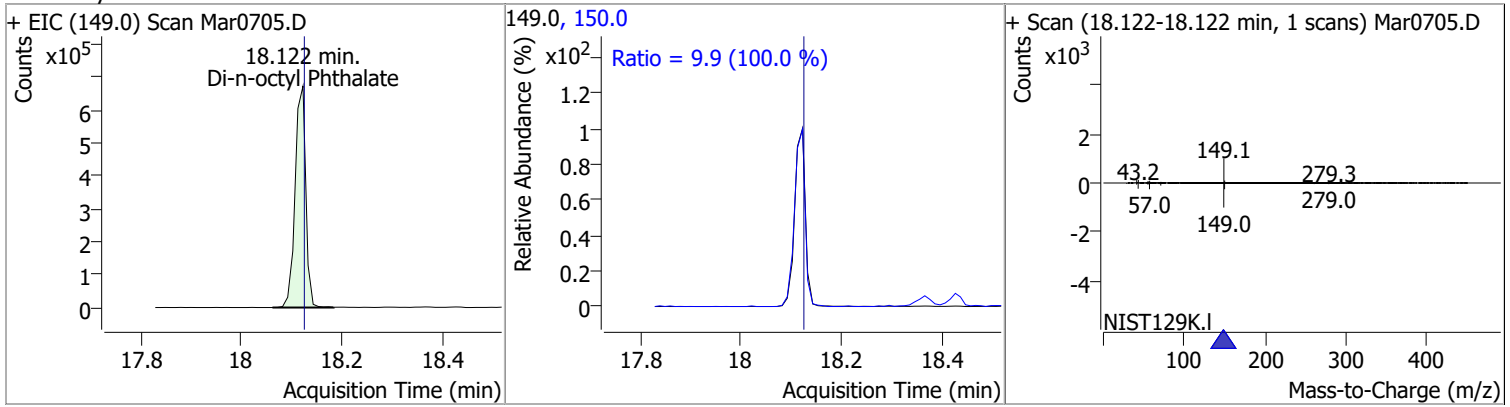


Quantitation Results Report (QT Reviewed)

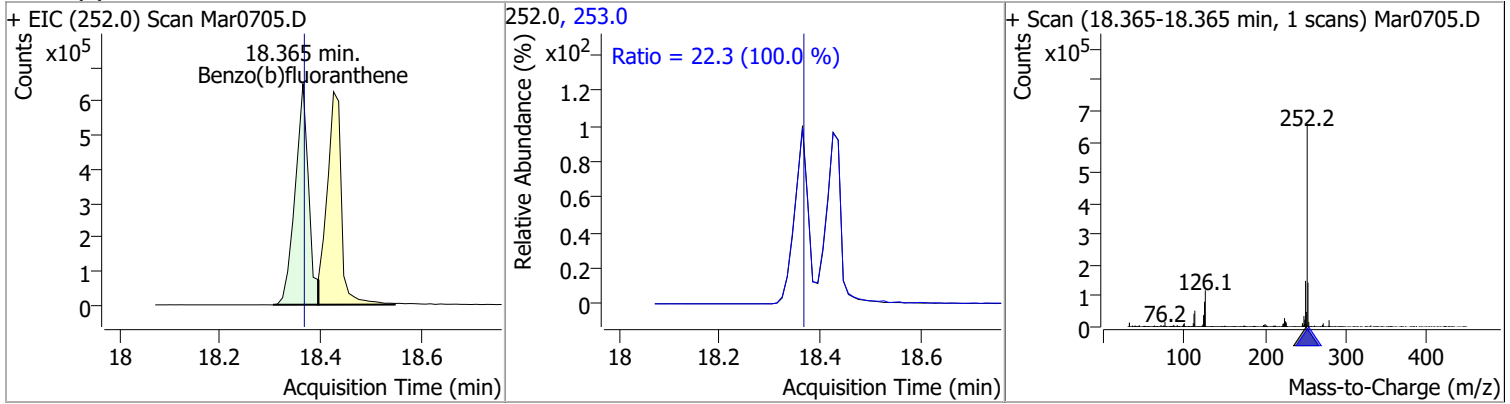
Compound	Conc.	RT	Dev(Min)	Resp.	QIon	QRatio	Lower	Upper
bis(2-ethylhexyl)Phthalate	74.5426	16.35	0.00	149439	149.0	385.1	269.6	500.6
					279.0	14.5	10.2	18.9



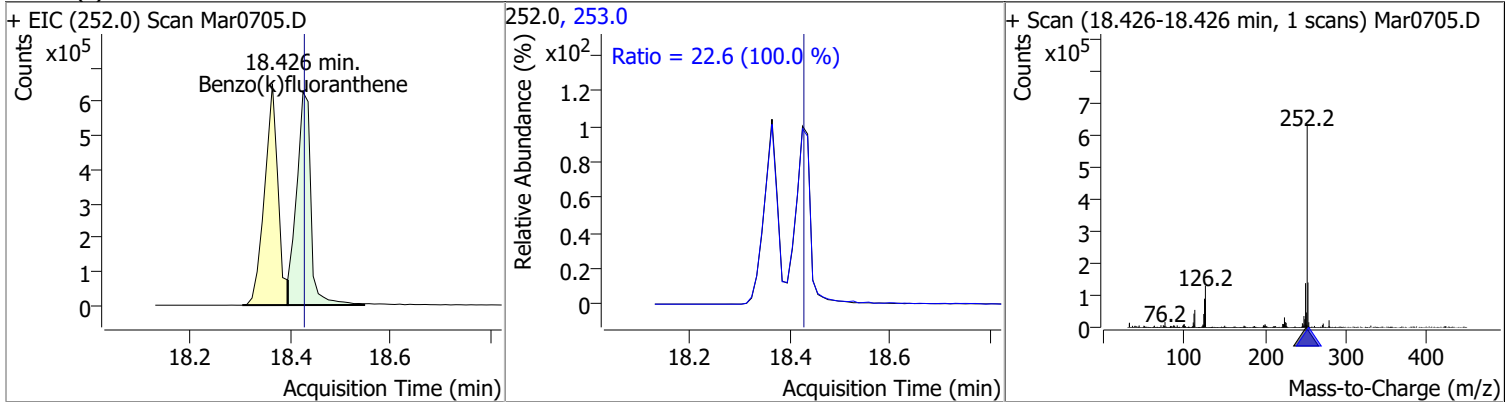
Compound	Conc.	RT	Dev(Min)	Resp.	QIon	QRatio	Lower	Upper
Di-n-octyl Phthalate	72.9334	18.12	0.00	988670	150.0	9.9	6.9	12.9



Compound	Conc.	RT	Dev(Min)	Resp.	QIon	QRatio	Lower	Upper
Benzo(b)fluoranthene	74.8024	18.37	0.00	1195116	253.0	22.3	15.6	29.0

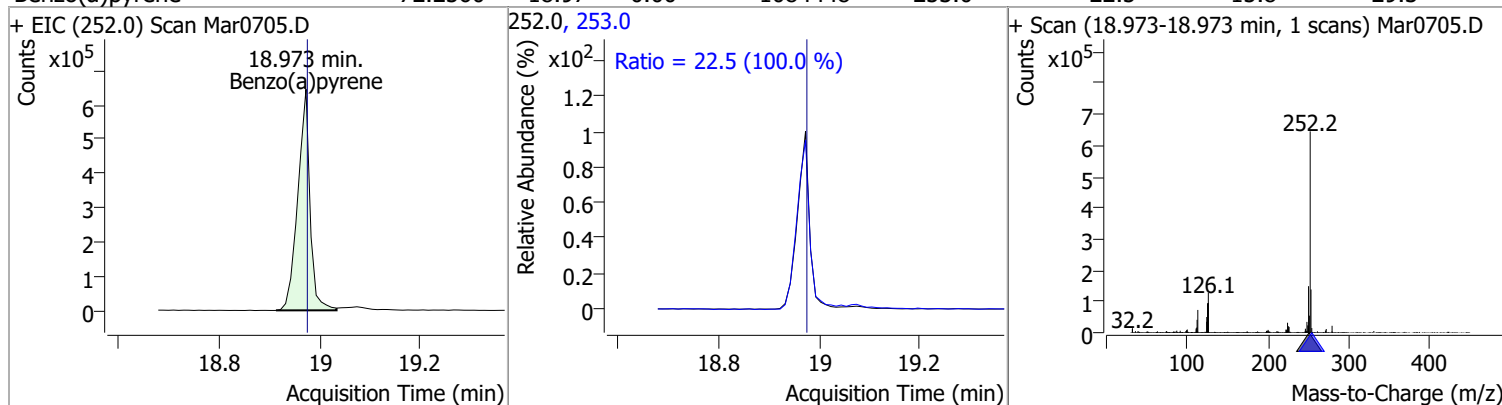


Compound	Conc.	RT	Dev(Min)	Resp.	QIon	QRatio	Lower	Upper
Benzo(k)fluoranthene	72.7962	18.43	0.00	1243376	253.0	22.6	15.8	29.4

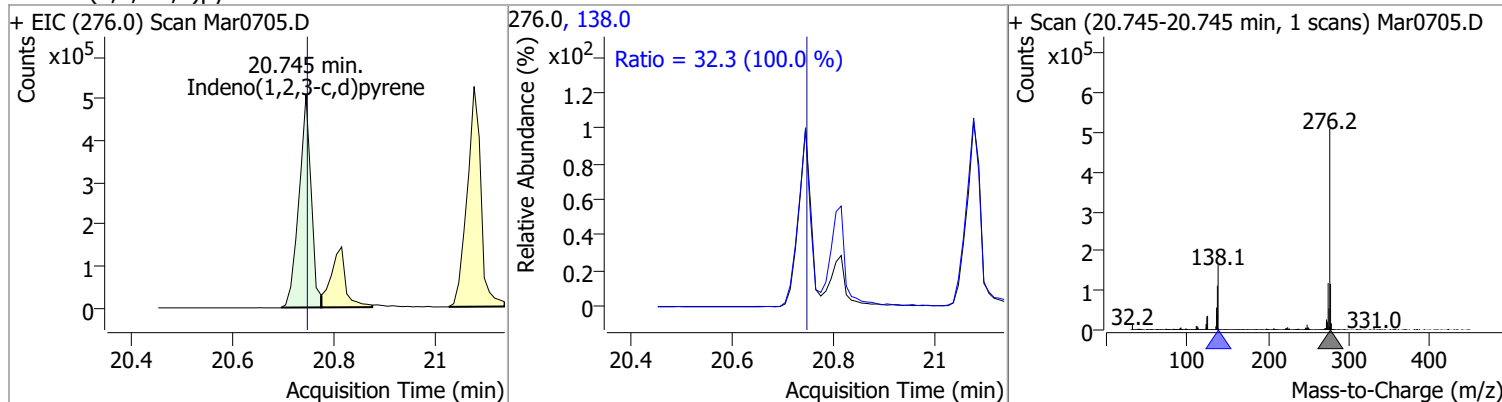


Quantitation Results Report (QT Reviewed)

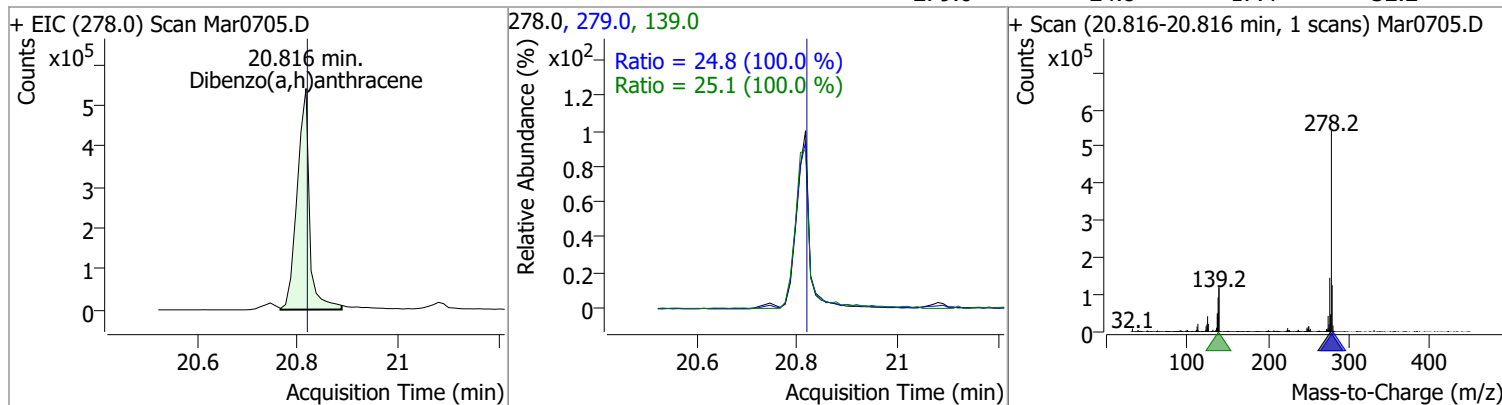
Compound	Conc.	RT	Dev(Min)	Resp.	QIon	QRatio	Lower	Upper
Benzo(a)pyrene	72.2560	18.97	0.00	1084448	253.0	22.5	15.8	29.3



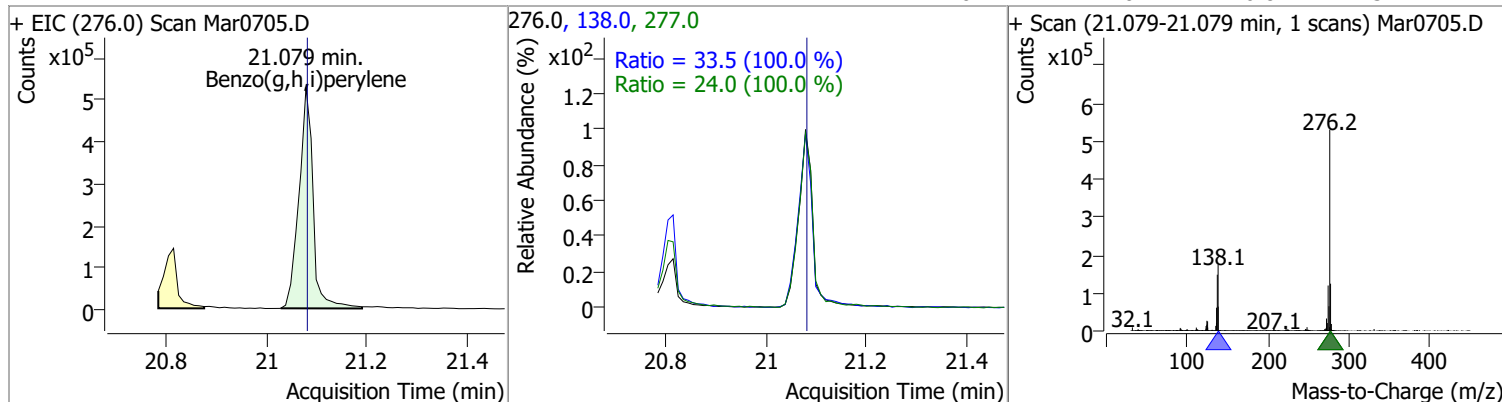
Compound	Conc.	RT	Dev(Min)	Resp.	QIon	QRatio	Lower	Upper
Indeno(1,2,3-c,d)pyrene	72.0429	20.75	0.00	848527	138.0	32.3	22.6	41.9



Compound	Conc.	RT	Dev(Min)	Resp.	QIon	QRatio	Lower	Upper
Dibenzo(a,h)anthracene	74.1124	20.82	0.00	925621	139.0	25.1	17.5	32.6
					279.0	24.8	17.4	32.2

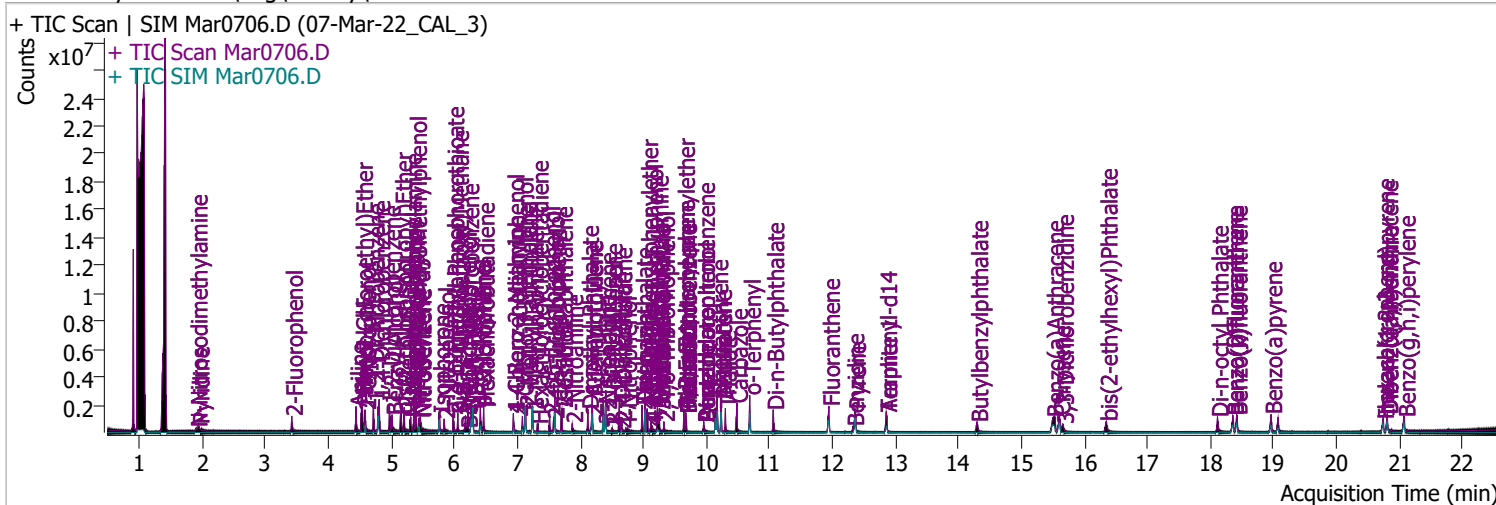


Compound	Conc.	RT	Dev(Min)	Resp.	QIon	QRatio	Lower	Upper
Benzo(g,h,i)perylene	73.6376	21.08	0.00	1026300	138.0	33.5	23.5	43.6
					277.0	24.0	16.8	31.1



Quantitation Results Report (QT Reviewed)

Data File	Mar0706.D	Operator	LIMS import
Acq. Method	BNA+SIM.M	Acq. Date-Time	3/7/2022 2:24:40 PM
Sample Name	07-Mar-22_CAL_3	Instrument	Instrument #1
Vial	6	Multiplier	1.00
DA Method File		Comment	SVOC-8270-W-LARGO
Tune File	dftppdsm.u	Tune Date	2/18/2022 9:25:00 PM
Batch Name	030722 DoD BNA cal.batch.bin	Last Calib Update	3/8/2022 10:28:55 AM
Ref Library	D:\Org\Library\NIST129K.I		



Compound	RT	QIon	Resp.	Conc.	Units	Dev(Min)
----------	----	------	-------	-------	-------	----------

Internal Standards

System Monitoring Compounds

S 2-Fluorophenol	3.418	112.0	393351	51.1089	µg/L	0.000
Spiked Amount: 200.000	Range: 10.0 - 75.0%			Recovery = 25.55%		
S Phenol-d5	4.531	99.0	507050	51.1163	µg/L	0.000
Spiked Amount: 200.000	Range: 10.0 - 65.0%			Recovery = 25.56%		
S Nitrobenzene-d5	5.440	82.0	234513	48.1989	µg/L	0.000
Spiked Amount: 100.000	Range: 32.0 - 94.0%			Recovery = 48.20%		
S 2-Fluorobiphenyl	7.594	172.0	756093	53.0590	µg/L	0.000
Spiked Amount: 100.000	Range: 28.0 - 107.0%			Recovery = 53.06%		
S 2,4,6-Tribromophenol	9.325	329.8	54528	48.7484	µg/L	-0.010
Spiked Amount: 200.000	Range: 25.0 - 140.0%			Recovery = 24.37%		*
S Terphenyl-d14	12.855	244.3	766803	50.3571	µg/L	-0.010
Spiked Amount: 100.000	Range: 32.0 - 122.0%			Recovery = 50.36%		

Target Compounds

Compound	RT	QIon	Resp.	Conc.	Units	QValue
T N-Nitrosodimethylamine	1.907	74.0	143780	52.0983	µg/L	m 93
T Pyridine	1.937	79.0	339868	50.6512	µg/L	m 99
T Aniline	4.440	93.0	682082	50.2180	µg/L	99
T bis(-2-Chloroethyl)Ether	4.531	63.0	364335	51.7411	µg/L	99
T Phenol	4.542	94.0	559169	49.3765	µg/L	98
T 2-Chlorophenol	4.583	128.0	407021	51.0766	µg/L	99
T 1,3-Dichlorobenzene	4.715	146.0	519244	48.1143	µg/L	99
T 1,4-Dichlorobenzene	4.807	146.0	529458	49.3449	µg/L	98
T 1,2-Dichlorobenzene	4.971	146.0	509972	47.5761	µg/L	97
T Benzyl Alcohol	5.012	108.0	233836	49.1512	µg/L	m 93
T bis(2-chloroisopropyl)Ether	5.154	121.0	135244	47.0355	µg/L	99
T 2-Methylphenol	5.206	107.0	355832	47.5472	µg/L	95
T N-nitroso-Di-n-propylamine	5.308	70.0	270202	46.2619	µg/L	98
T Hexachloroethane	5.359	117.0	147715	49.7209	µg/L	97
T 4Methylphenol/3Methylphenol	5.389	107.0	504367	47.7093	µg/L	100

Quantitation Results Report (QT Reviewed)

Compound	RT	QIon	Resp.	Conc.	Units	Dev(Min)	
T Nitrobenzene	5.461	123.1	118503	47.7342	µg/L	96	
T Isophorone	5.757	82.0	670763	49.2616	µg/L	99	
T 2-Nitrophenol	5.839	139.0	133464	51.7433	µg/L	98	
T 2,4-Dimethylphenol	5.982	122.0	289578	46.2536	µg/L	99	
T bis(-2-Chloroethoxy)Methane	6.054	93.0	358196	48.6962	µg/L	99	
T 2,4-Dichlorophenol	6.177	162.0	252591	49.1168	µg/L	98	
T Benzoic Acid	6.198	105.0	130988	48.0575	µg/L	97	
T 1,2,4-Trichlorobenzene	6.218	180.0	333365	49.3481	µg/L	98	
T Naphthalene	6.290	128.0	956910	47.5673	µg/L	99	
T p-Chloroaniline	6.413	127.0	370683	49.6786	µg/L	95	
T 4-Chlorophenol	6.413	130.0	110268	49.7565	µg/L	88	
T Hexachlorobutadiene	6.465	224.9	161158	48.9475	µg/L	100	
T 4-Chloro-2-Methylphenol	6.937	107.0	250577	50.9028	µg/L	99	
T 4-Chloro-3-Methylphenol	7.081	107.0	267508	50.6743	µg/L	m	98
T 2-Methylnaphthalene	7.132	141.0	558459	48.0039	µg/L	99	
T 1-Methylnaphthalene	7.245	141.0	564621	47.4094	µg/L	100	
T Hexachlorocyclopentadiene	7.317	236.9	92455	50.2244	µg/L	99	
T 2,4,6-Trichlorophenol	7.512	196.0	172774	50.8614	µg/L	m	100
T 2,4,5-Trichlorophenol	7.574	196.0	183749	48.5997	µg/L	m	98
T 2-Chloronaphthalene	7.707	162.0	654277	52.0159	µg/L	99	
T 2-Nitroaniline	7.872	65.0	87206	46.5554	µg/L	98	
T Dimethyl Phthalate	8.118	163.0	616420	47.5627	µg/L	98	
T 2,6-Dinitrotoluene	8.180	165.0	82356	50.8316	µg/L	96	
T Acenaphthylene	8.190	152.1	996481	51.1957	µg/L	99	
T 3-Nitroaniline	8.384	138.0	85522	48.7349	µg/L	98	
T Acenaphthene	8.405	154.0	604104	54.1245	µg/L	97	
T 2,4-Dinitrophenol	8.497	184.0	40840	49.8408	µg/L	96	
T Dibenzofuran	8.619	168.0	974320	53.0190	µg/L	98	
T 2,4-Dinitrotoluene	8.650	165.0	93997	48.5243	µg/L	94	
T 4-Nitrophenol	8.722	109.0	95653	51.0396	µg/L	93	
T Diethylphthalate	8.977	149.0	627322	49.1636	µg/L	99	
T Fluorene	9.029	166.0	795114	53.9002	µg/L	98	
T 4-Chlorophenyl-phenylether	9.059	204.0	324517	47.6213	µg/L	98	
T 4-Nitroaniline	9.121	138.0	81817	50.9395	µg/L	88	
T 4,6-Dinitro-2-methylphenol	9.141	198.0	56149	47.5732	µg/L	100	
T N-nitrosodiphenylamine	9.223	169.0	512834	50.4815	µg/L	95	
T Azobenzene	9.254	77.0	583294	51.3804	µg/L	96	
T 4-Bromophenyl-phenylether	9.642	248.0	181821	48.0159	µg/L	98	
T Hexachlorobenzene	9.673	283.9	182342	48.9682	µg/L	96	
T Pentachlorophenol	9.958	265.9	77216	47.9053	µg/L	94	
T Phenanthrene	10.171	178.0	1010795	47.8614	µg/L	100	
T Anthracene	10.232	178.0	948112	47.3552	µg/L	98	
T Triallate	10.302	86.0	208176	52.9154	µg/L	98	
T Carbazole	10.485	167.0	965535	49.7859	µg/L	99	
T o-Terphenyl	10.687	230.0	539115	48.9901	µg/L	99	
T Di-n-Butylphthalate	11.062	149.0	838971	49.0646	µg/L	99	
T Fluoranthene	11.943	202.0	1058180	50.7454	µg/L	98	
T Benzidine	12.328	184.0	299385	49.5298	µg/L	m	96
T Pyrene	12.359	202.0	1159837	51.1297	µg/L	98	
T Butylbenzylphthalate	14.296	149.0	268646	50.1526	µg/L	98	
T Benzo(a)Anthracene	15.502	228.0	863790	50.6151	µg/L	100	
T Chrysene	15.604	228.0	932035	50.2293	µg/L	99	
T 3,3-Dichlorobenzidine	15.655	252.0	228175	48.1529	µg/L	98	
T bis(2-ethylhexyl)Phthalate	16.350	167.0	89407	48.4298	µg/L	96	
T Di-n-octyl Phthalate	18.112	149.0	633096	50.9976	µg/L	98	

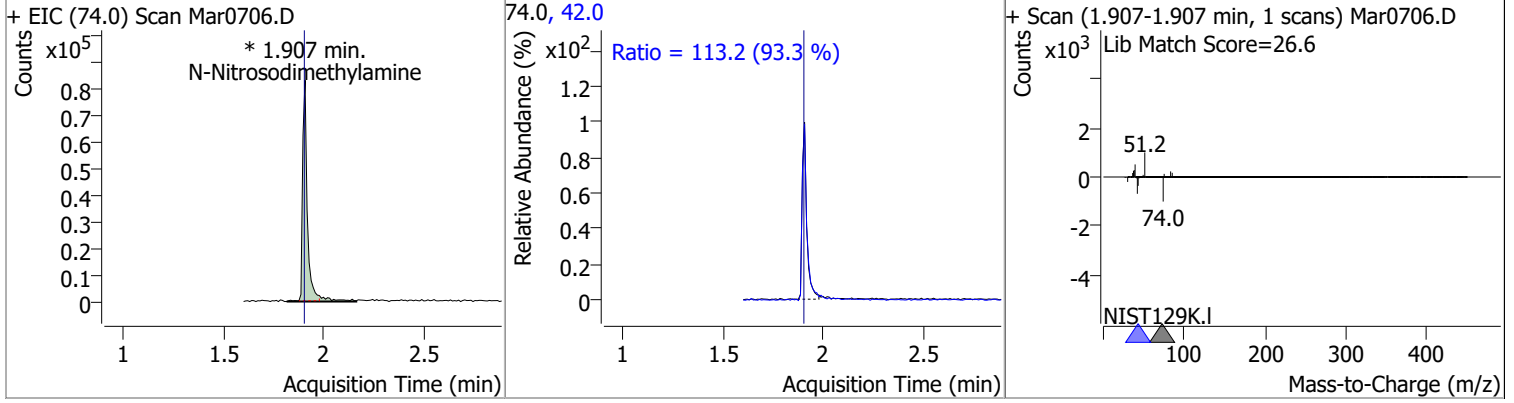
Quantitation Results Report (QT Reviewed)

Compound	RT	QIon	Resp.	Conc.	Units	Dev(Min)
T Benzo(b)fluoranthene	18.355	252.0	789633	50.5638	µg/L	100
T Benzo(k)fluoranthene	18.416	252.0	868315	52.8392	µg/L	99
T Benzo(a)pyrene	18.963	252.0	729491	51.1928	µg/L	99
T Indeno(1,2,3-c,d)pyrene	20.745	276.0	590910	52.1609	µg/L	99
T Dibenzo(a,h)anthracene	20.806	278.0	599682	51.0462	µg/L	99
T Benzo(g,h,i)perylene	21.079	276.0	699610	52.6861	µg/L	99

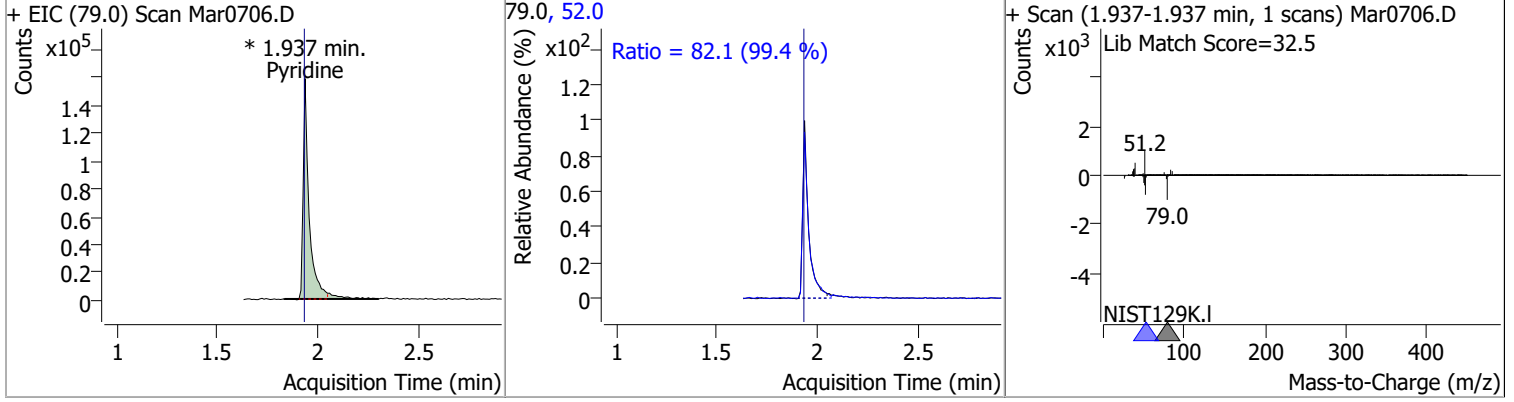
(#) = Qualifier Out of Range; (m) = Manual Integration; (+) = Area Summed; (*) = Surrogate Percent Recovery Out of Range; (d): Zeroed Peak

Quantitation Results Report (QT Reviewed)

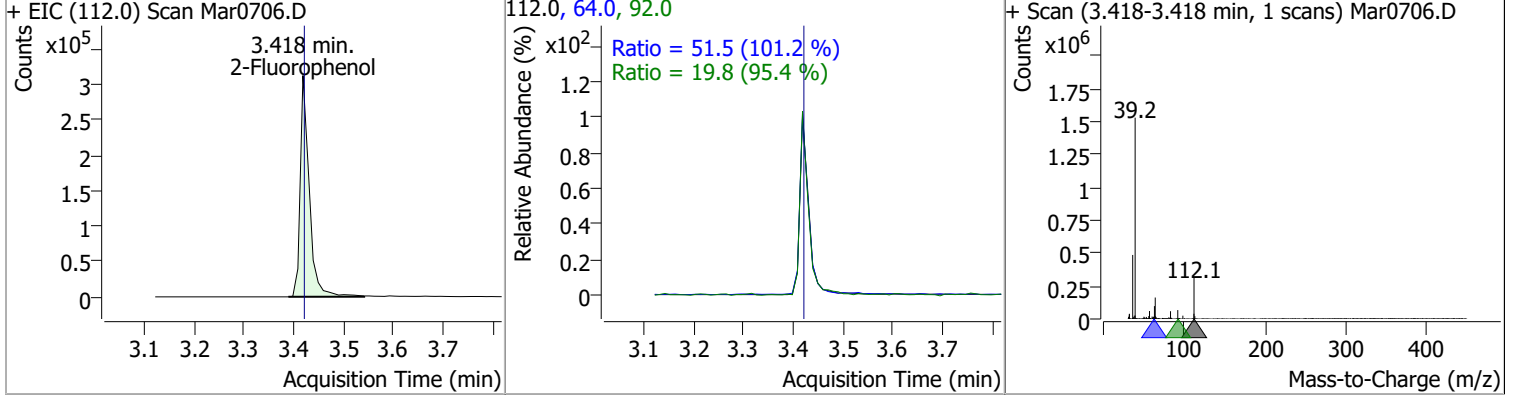
Compound	Conc.	RT	Dev(Min)	Resp.	QIon	QRatio	Lower	Upper
N-Nitrosodimethylamine	52.0983	1.91	0.01	143780 (m)	42.0	113.2	84.9	157.7



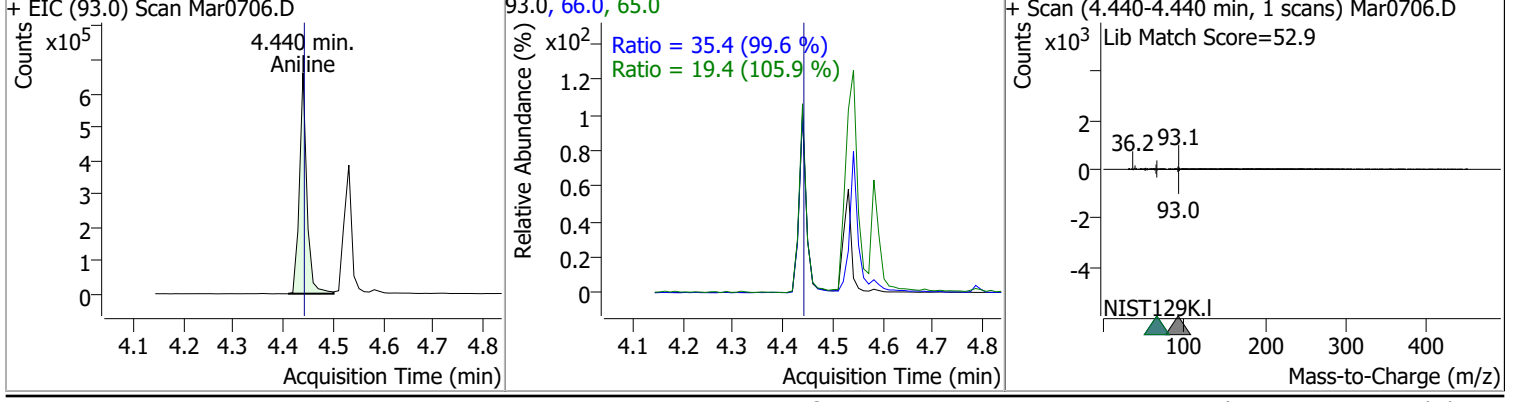
Compound	Conc.	RT	Dev(Min)	Resp.	QIon	QRatio	Lower	Upper
Pyridine	50.6512	1.94	0.01	339868 (m)	52.0	82.1	57.8	107.4



Compound	Conc.	RT	Dev(Min)	Resp.	QIon	QRatio	Lower	Upper
2-Fluorophenol	51.1089	3.42	0.00	393351	64.0	51.5	35.6	66.2
					92.0	19.8	14.5	26.9

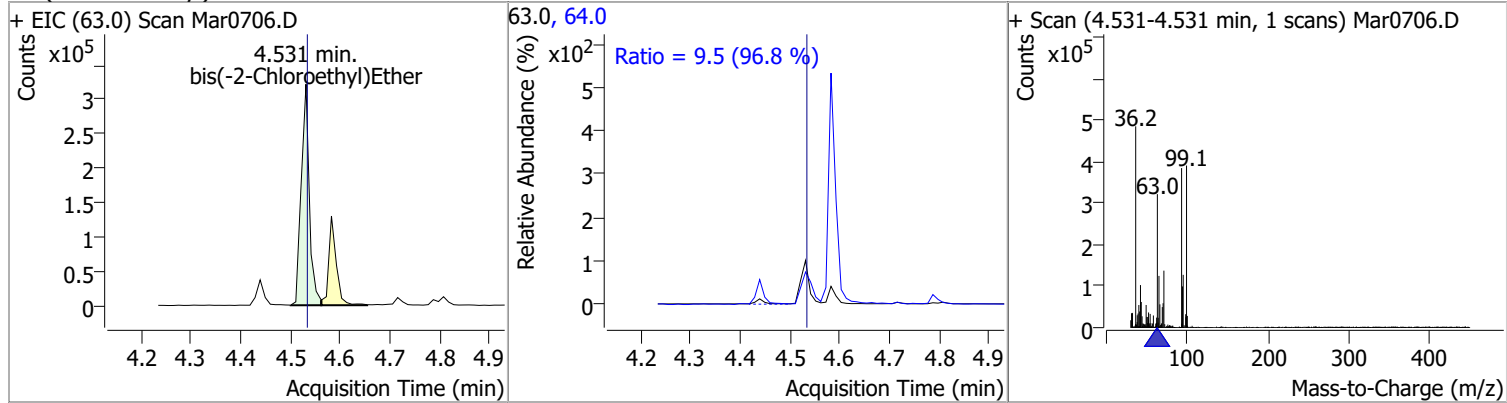


Compound	Conc.	RT	Dev(Min)	Resp.	QIon	QRatio	Lower	Upper
Aniline	50.2180	4.44	0.00	682082	66.0	35.4	24.9	46.2
					65.0	19.4	12.8	23.8

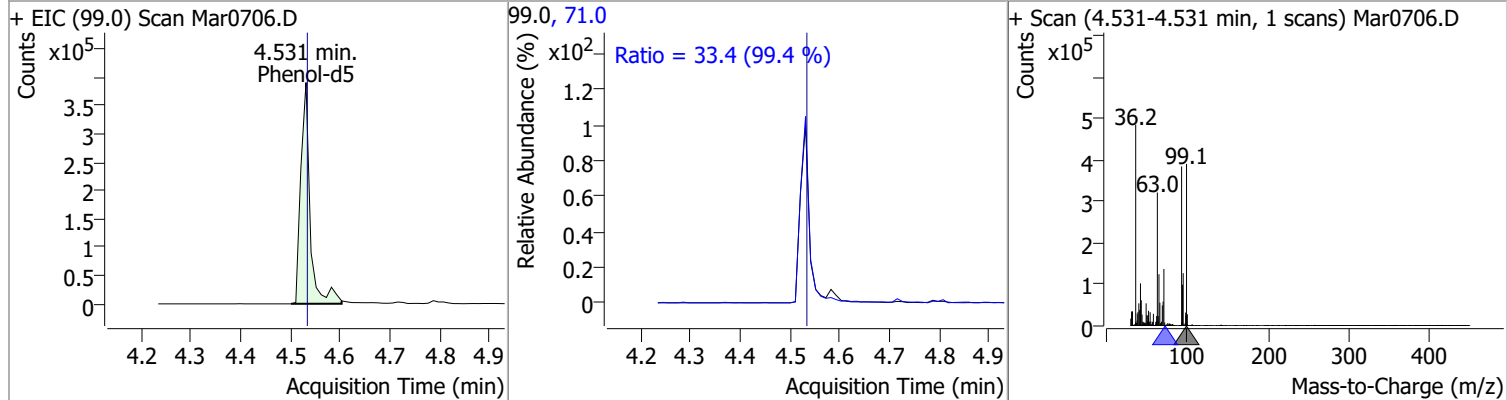


Quantitation Results Report (QT Reviewed)

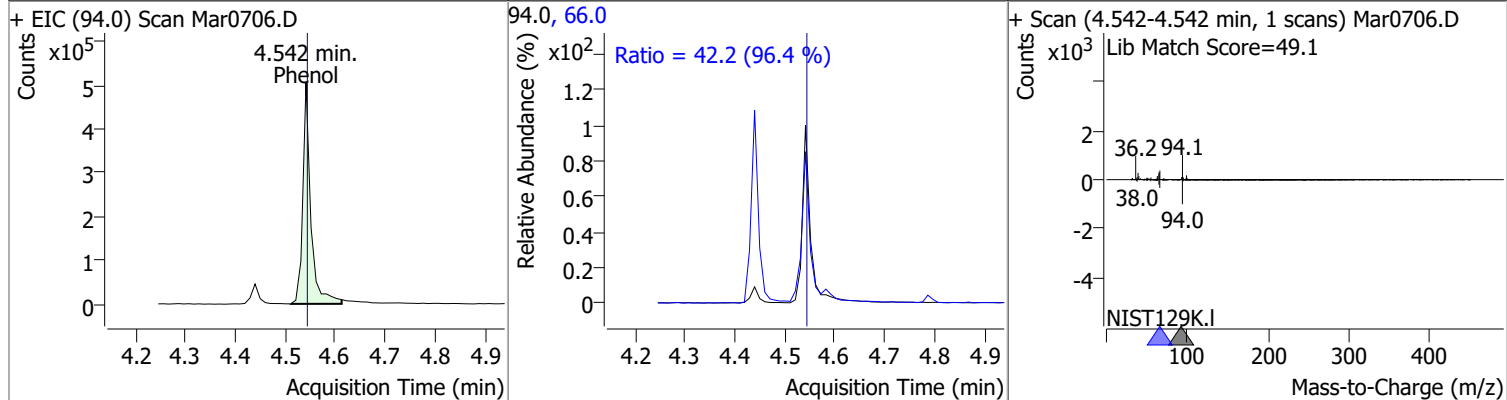
Compound	Conc.	RT	Dev(Min)	Resp.	QIon	QRatio	Lower	Upper
bis(-2-Chloroethyl)Ether	51.7411	4.53	0.00	364335	64.0	9.5	6.9	12.8



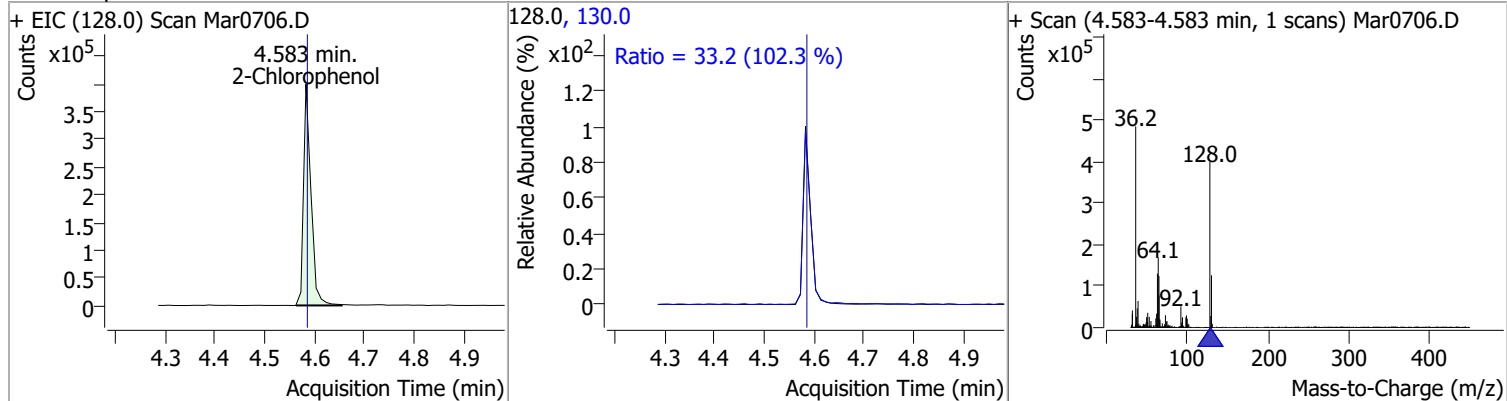
Compound	Conc.	RT	Dev(Min)	Resp.	QIon	QRatio	Lower	Upper
Phenol-d5	51.1163	4.53	0.00	507050	71.0	33.4	23.5	43.7



Compound	Conc.	RT	Dev(Min)	Resp.	QIon	QRatio	Lower	Upper
Phenol	49.3765	4.54	0.00	559169	66.0	42.2	30.6	56.8

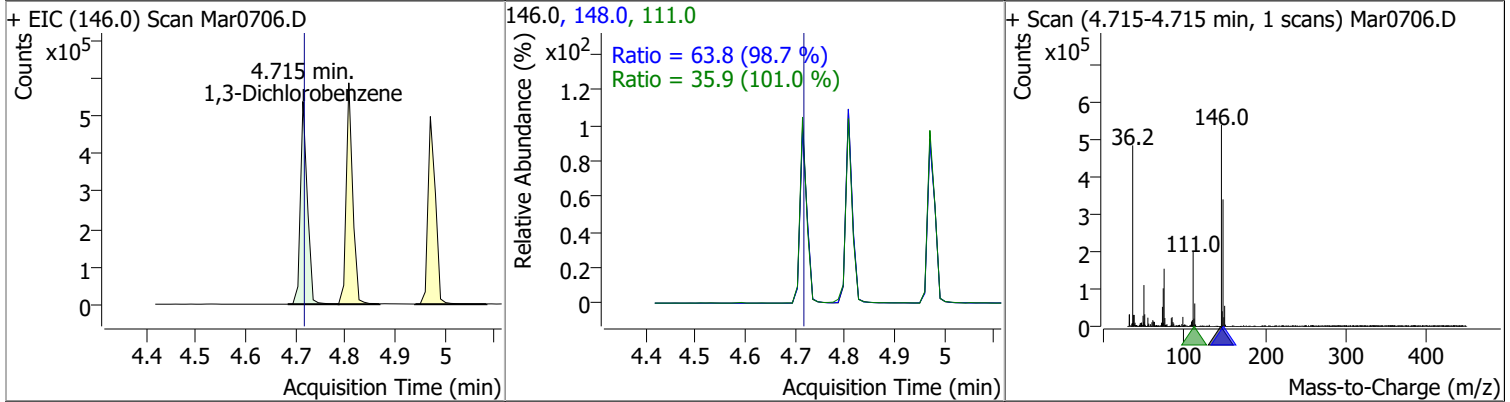


Compound	Conc.	RT	Dev(Min)	Resp.	QIon	QRatio	Lower	Upper
2-Chlorophenol	51.0766	4.58	0.00	407021	130.0	33.2	22.7	42.2

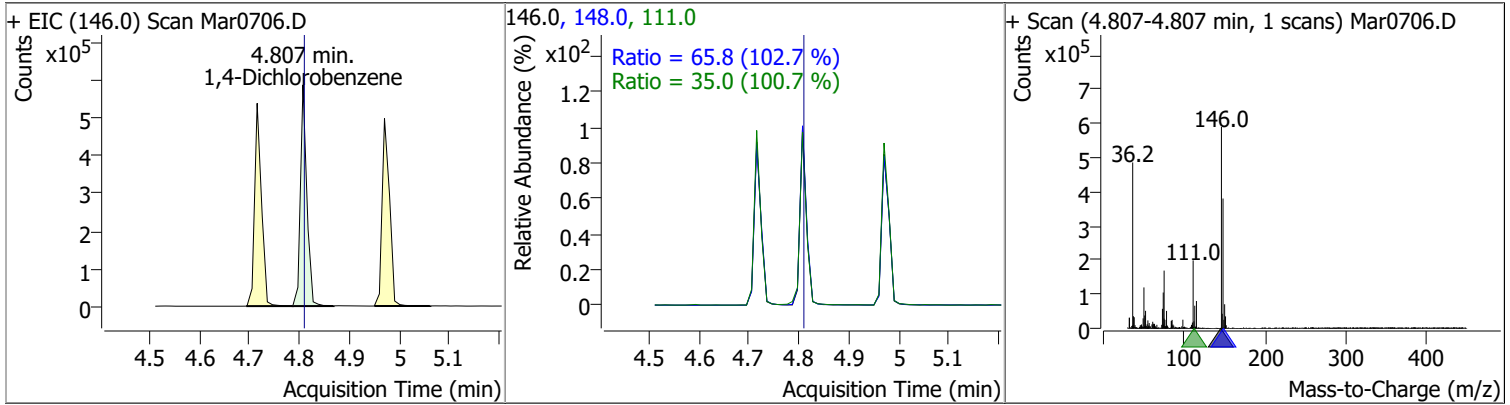


Quantitation Results Report (QT Reviewed)

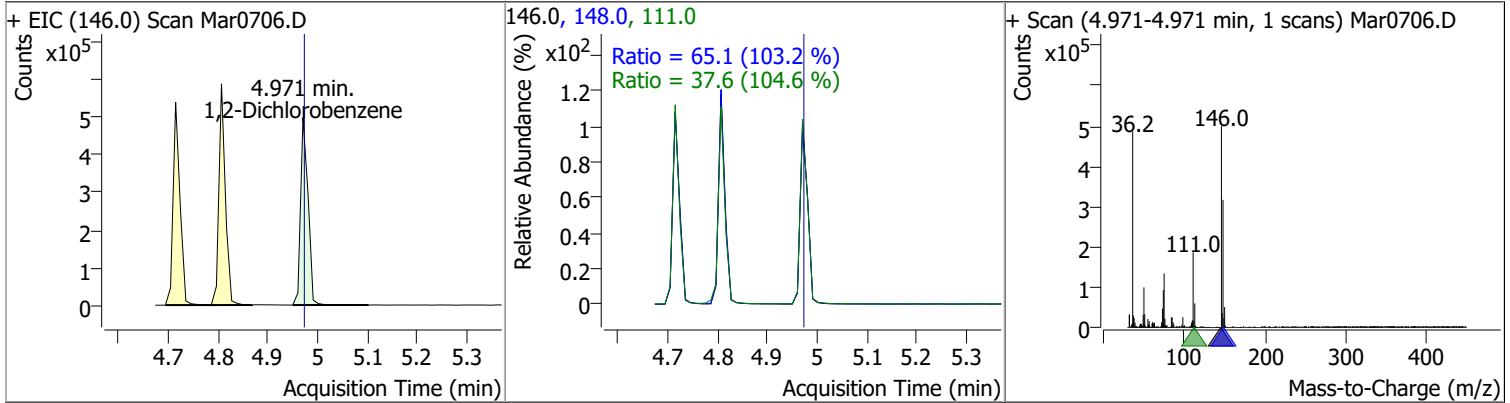
Compound	Conc.	RT	Dev(Min)	Resp.	QIon	QRatio	Lower	Upper
1,3-Dichlorobenzene	48.1143	4.72	0.00	519244	148.0	63.8	45.2	84.0
					111.0	35.9	24.9	46.2



Compound	Conc.	RT	Dev(Min)	Resp.	QIon	QRatio	Lower	Upper
1,4-Dichlorobenzene	49.3449	4.81	0.00	529458	148.0	65.8	44.8	83.2
					111.0	35.0	24.3	45.1

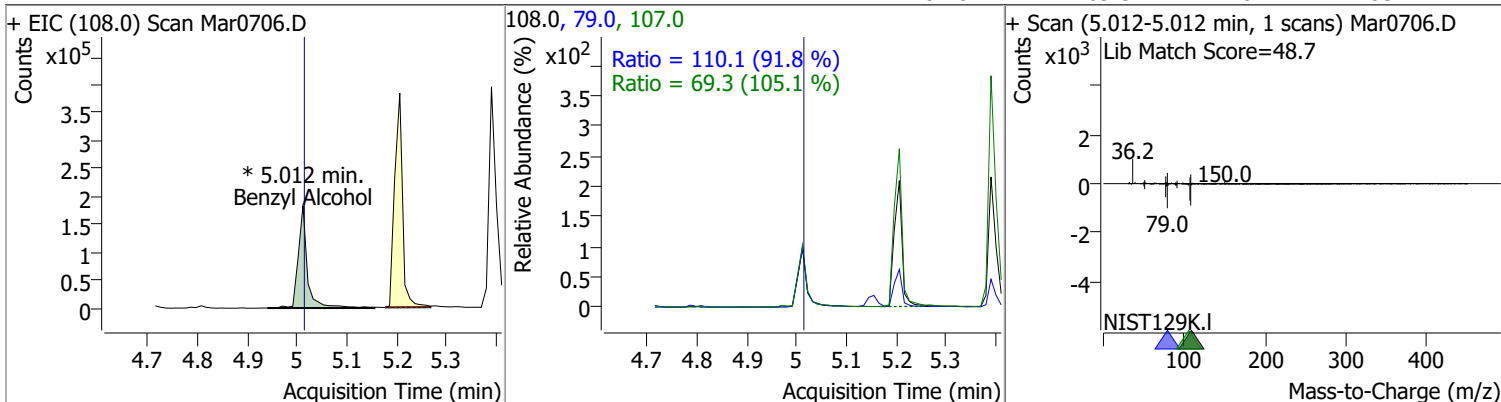


Compound	Conc.	RT	Dev(Min)	Resp.	QIon	QRatio	Lower	Upper
1,2-Dichlorobenzene	47.5761	4.97	0.00	509972	148.0	65.1	44.2	82.0
					111.0	37.6	25.1	46.7

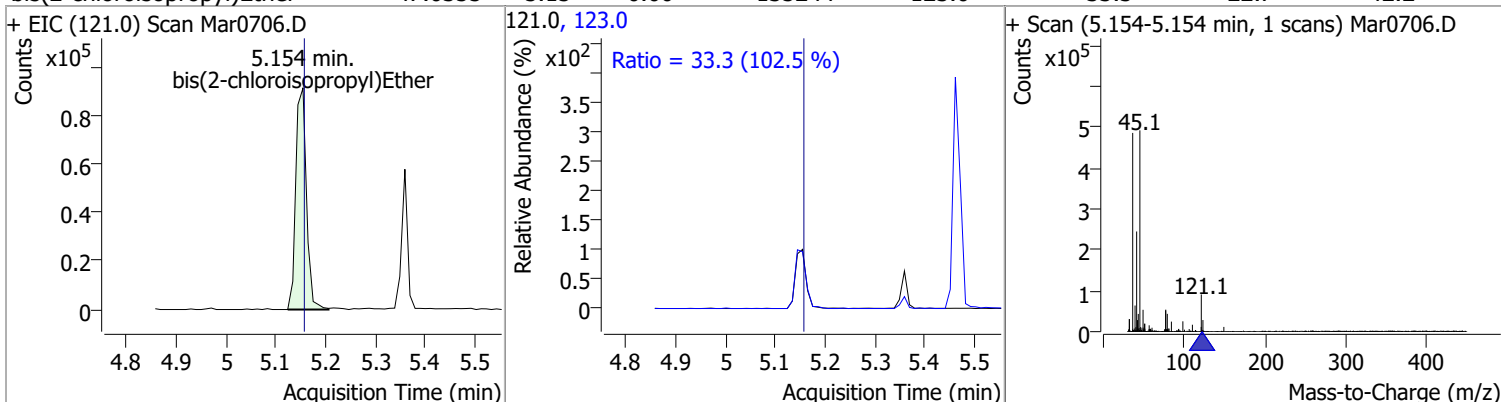


Quantitation Results Report (QT Reviewed)

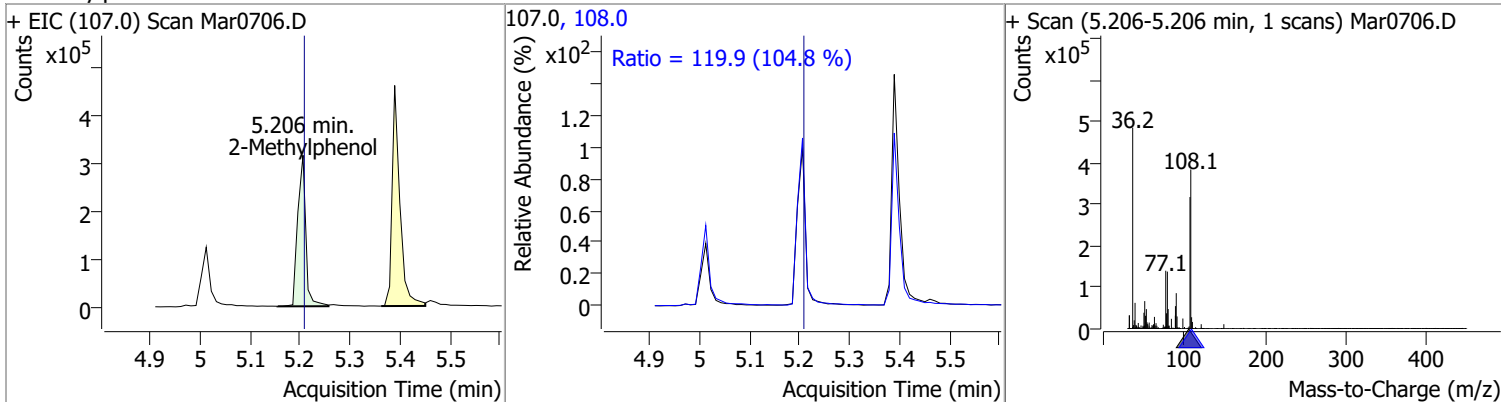
Compound	Conc.	RT	Dev(Min)	Resp.	QIon	QRatio	Lower	Upper
Benzyl Alcohol	49.1512	5.01	0.00	233836 (m)	79.0	110.1	84.0	156.0
					107.0	69.3	46.2	85.7



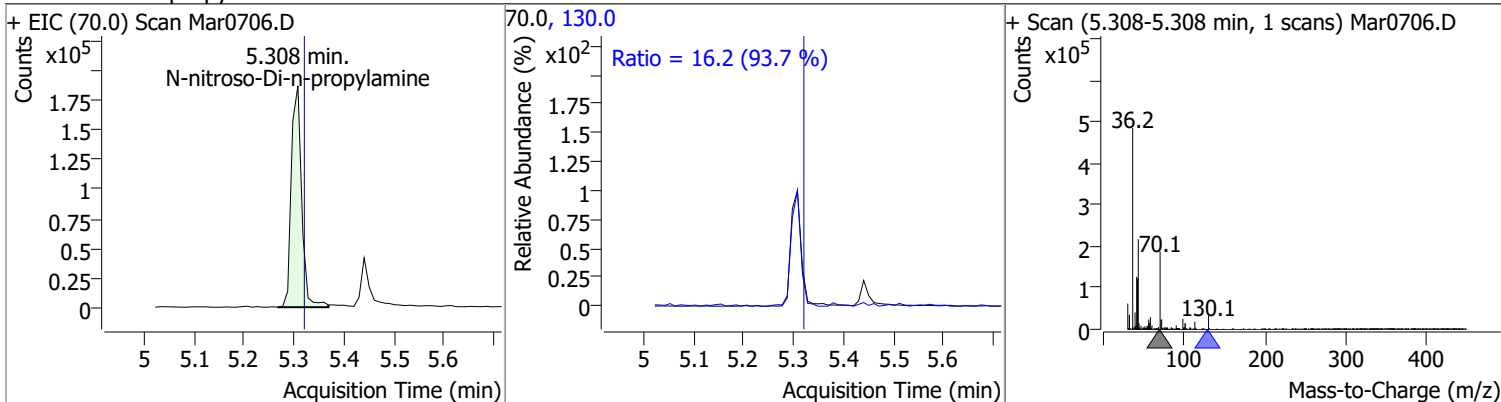
Compound	Conc.	RT	Dev(Min)	Resp.	QIon	QRatio	Lower	Upper
bis(2-chloroisopropyl)Ether	47.0355	5.15	0.00	135244	123.0	33.3	22.7	42.2



Compound	Conc.	RT	Dev(Min)	Resp.	QIon	QRatio	Lower	Upper
2-Methylphenol	47.5472	5.21	0.00	355832	108.0	119.9	80.1	148.7

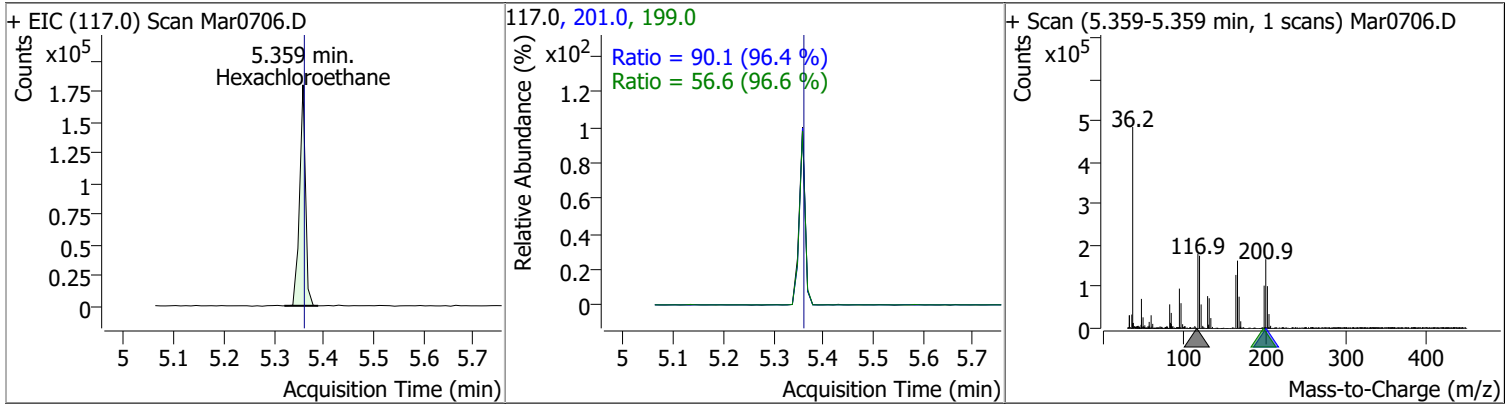


Compound	Conc.	RT	Dev(Min)	Resp.	QIon	QRatio	Lower	Upper
N-nitroso-Di-n-propylamine	46.2619	5.31	-0.01	270202	130.0	16.2	0.0	34.6

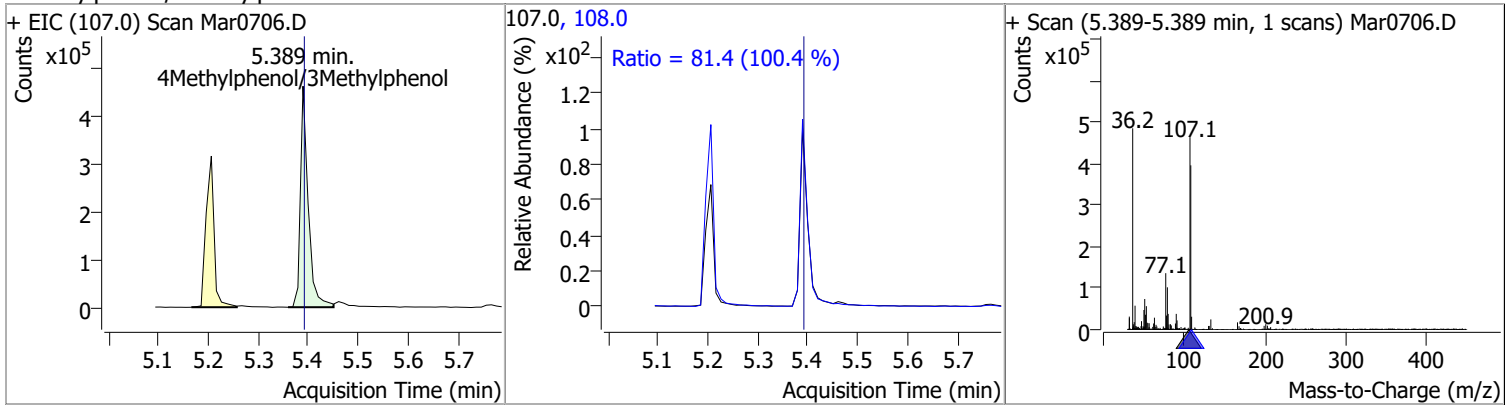


Quantitation Results Report (QT Reviewed)

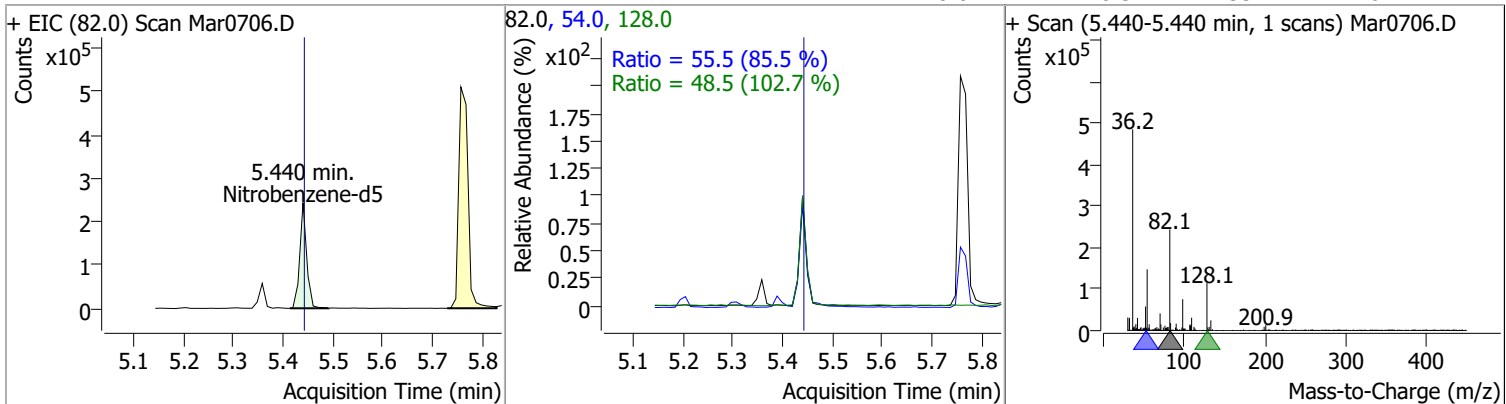
Compound	Conc.	RT	Dev(Min)	Resp.	QIon	QRatio	Lower	Upper
Hexachloroethane	49.7209	5.36	0.00	147715	201.0	90.1	65.4	121.5
					199.0	56.6	41.0	76.1



Compound	Conc.	RT	Dev(Min)	Resp.	QIon	QRatio	Lower	Upper
4Methylphenol/3Methylphenol	47.7093	5.39	0.00	504367	108.0	81.4	56.7	105.3

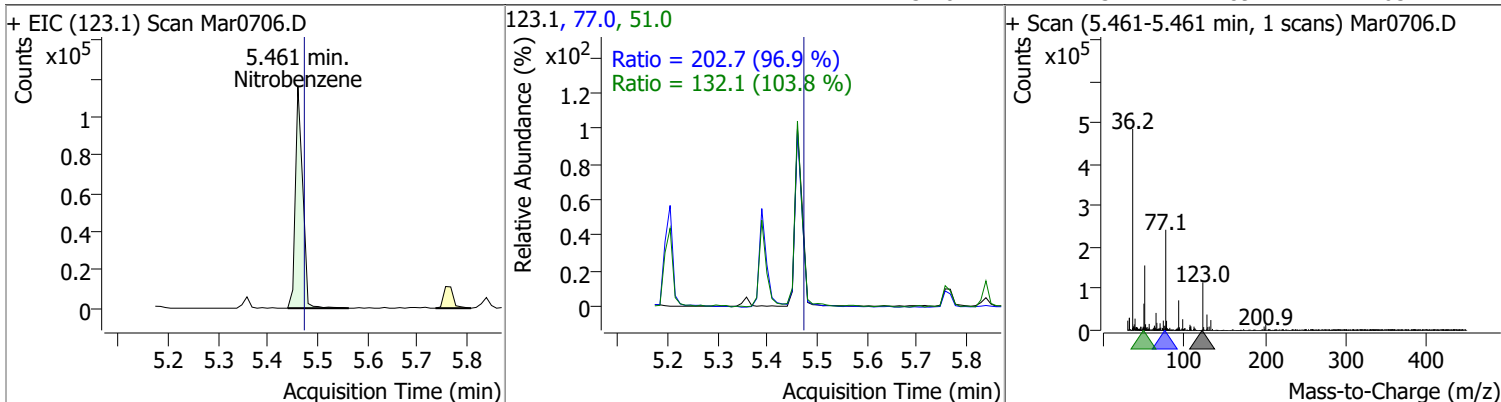


Compound	Conc.	RT	Dev(Min)	Resp.	QIon	QRatio	Lower	Upper
Nitrobenzene-d5	48.1989	5.44	0.00	234513	54.0	55.5	45.4	84.4
					128.0	48.5	33.1	61.4

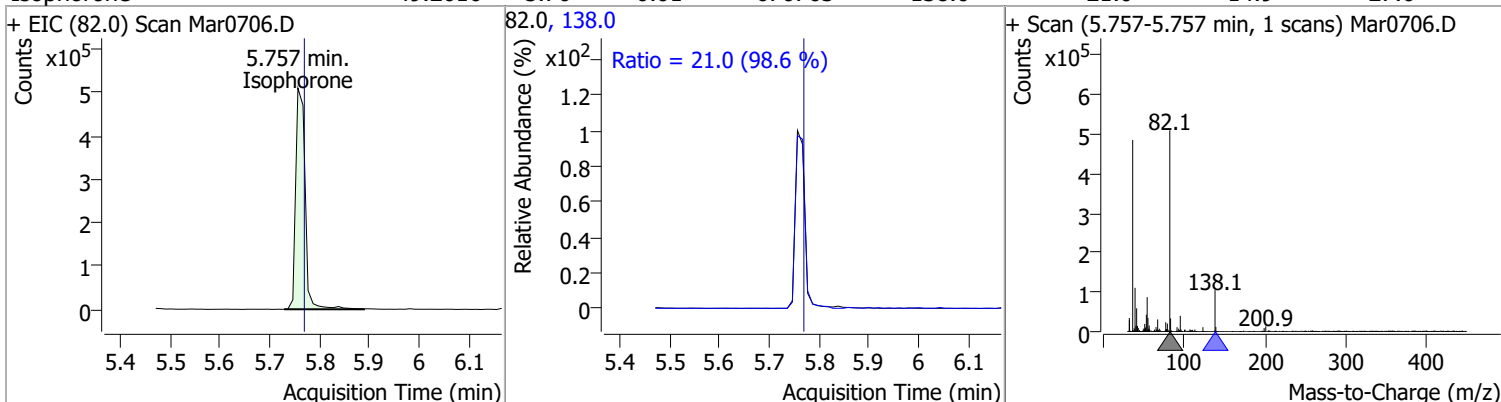


Quantitation Results Report (QT Reviewed)

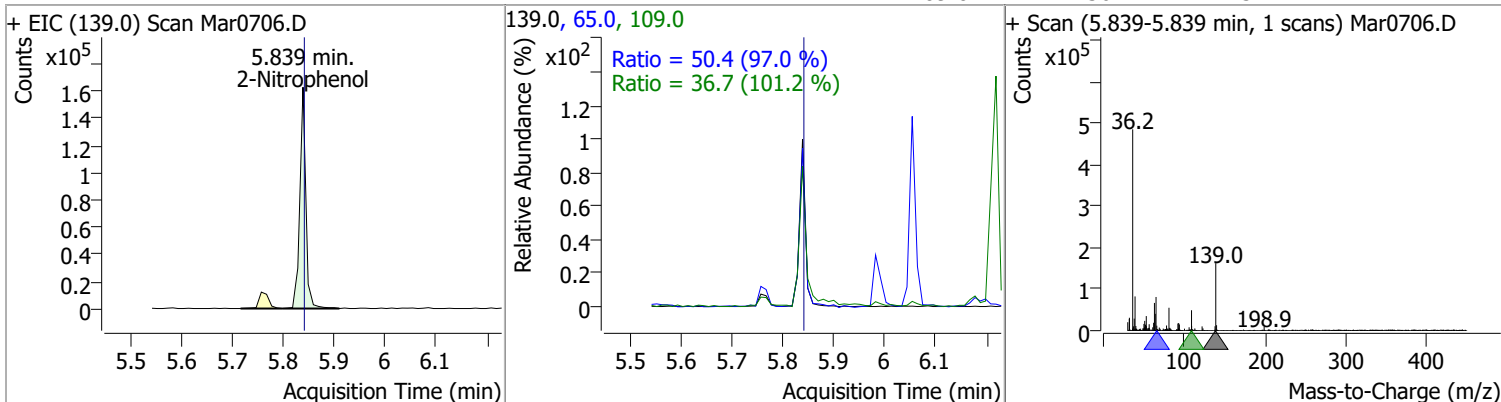
Compound	Conc.	RT	Dev(Min)	Resp.	QIon	QRatio	Lower	Upper
Nitrobenzene	47.7342	5.46	-0.01	118503	77.0	202.7	146.4	272.0
					51.0	132.1	89.1	165.4



Compound	Conc.	RT	Dev(Min)	Resp.	QIon	QRatio	Lower	Upper
Isophorone	49.2616	5.76	-0.01	670763	138.0	21.0	14.9	27.6

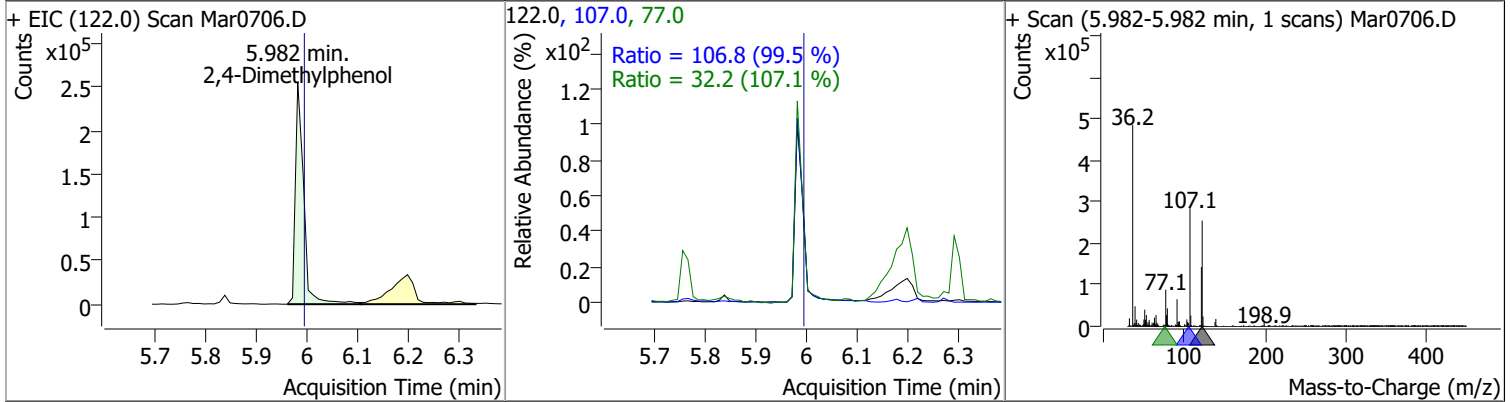


Compound	Conc.	RT	Dev(Min)	Resp.	QIon	QRatio	Lower	Upper
2-Nitrophenol	51.7433	5.84	0.00	133464	65.0	50.4	36.4	67.6
					109.0	36.7	25.4	47.1

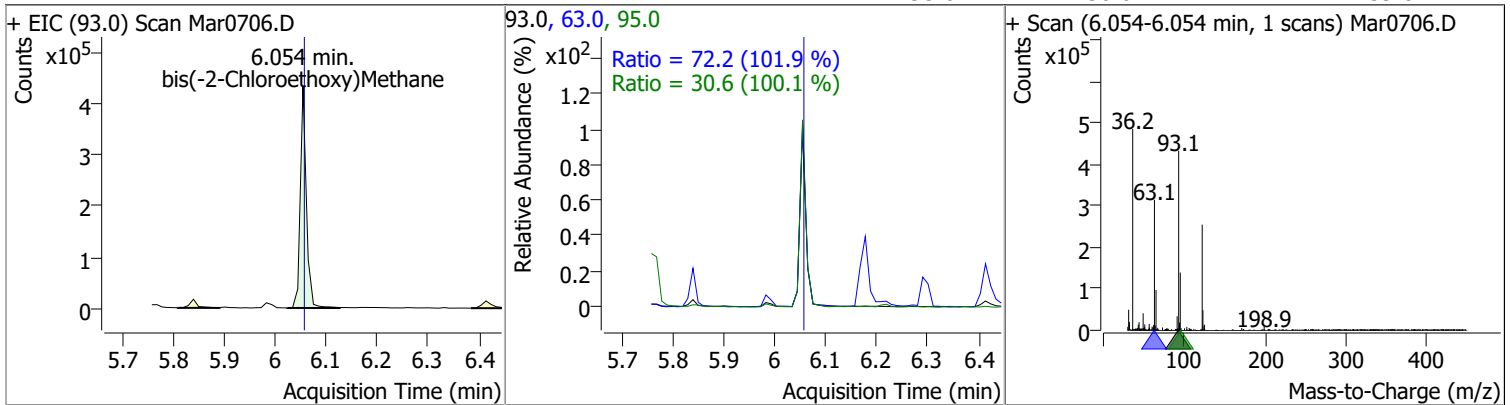


Quantitation Results Report (QT Reviewed)

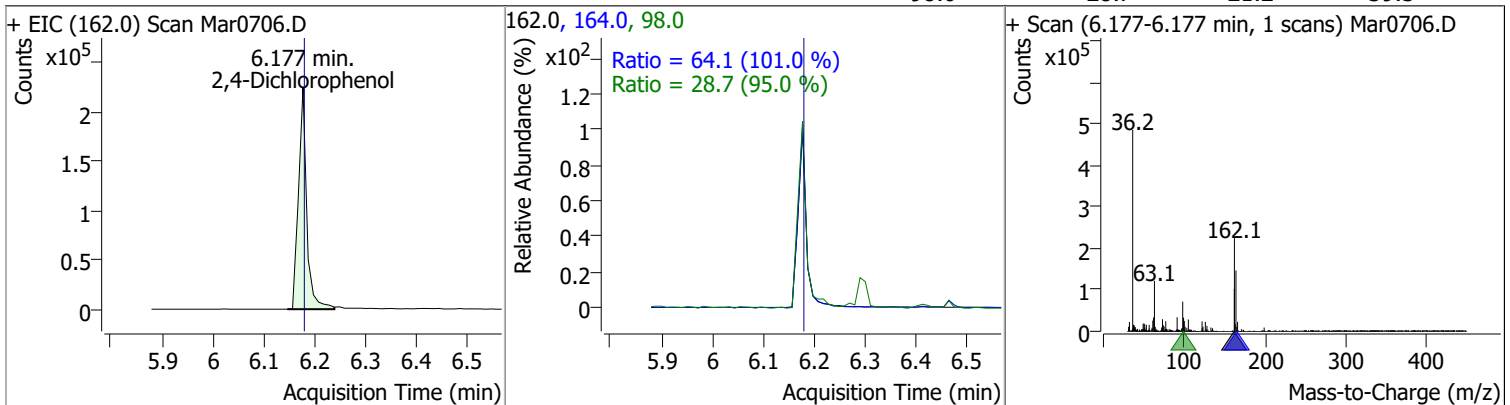
Compound	Conc.	RT	Dev(Min)	Resp.	QIon	QRatio	Lower	Upper
2,4-Dimethylphenol	46.2536	5.98	-0.01	289578	107.0	106.8	75.1	139.5
					77.0	32.2	21.1	39.2



Compound	Conc.	RT	Dev(Min)	Resp.	QIon	QRatio	Lower	Upper
bis(-2-Chloroethoxy)Methane	48.6962	6.05	0.00	358196	63.0	72.2	49.6	92.2
					95.0	30.6	21.4	39.8

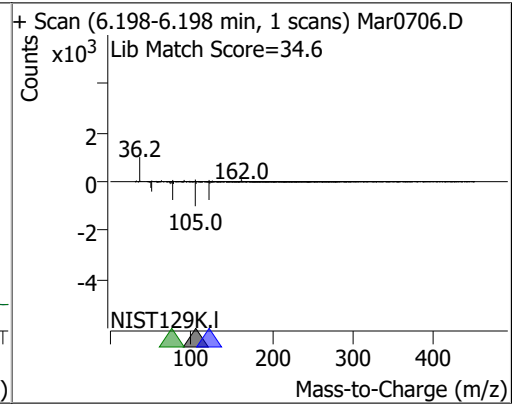
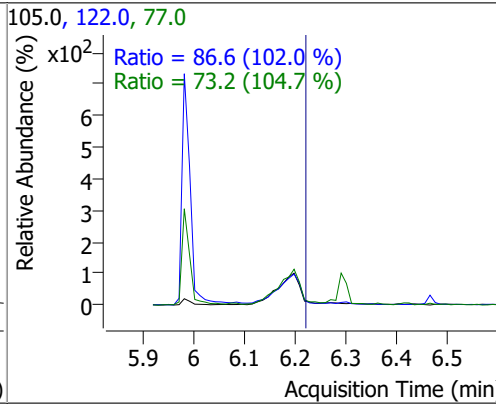
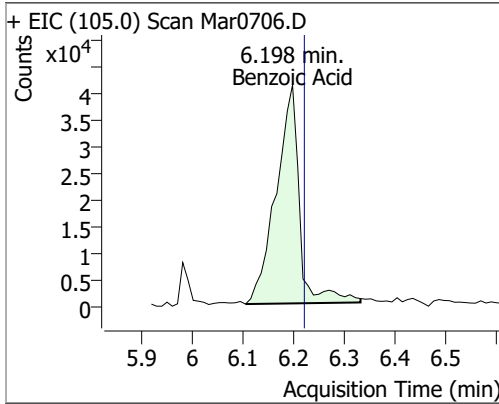


Compound	Conc.	RT	Dev(Min)	Resp.	QIon	QRatio	Lower	Upper
2,4-Dichlorophenol	49.1168	6.18	0.00	252591	164.0	64.1	44.4	82.4
					98.0	28.7	21.2	39.3

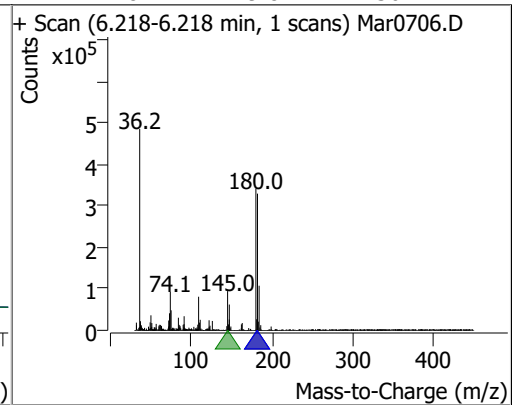
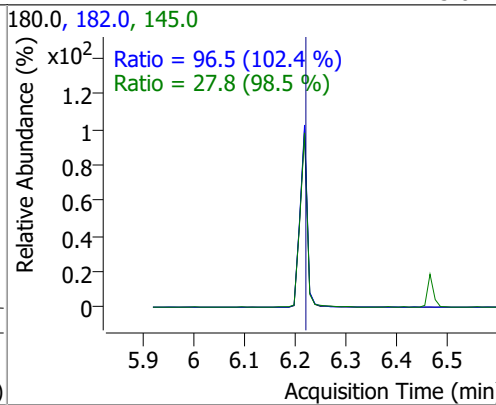
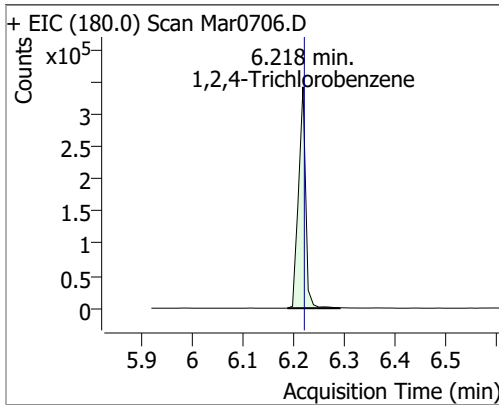


Quantitation Results Report (QT Reviewed)

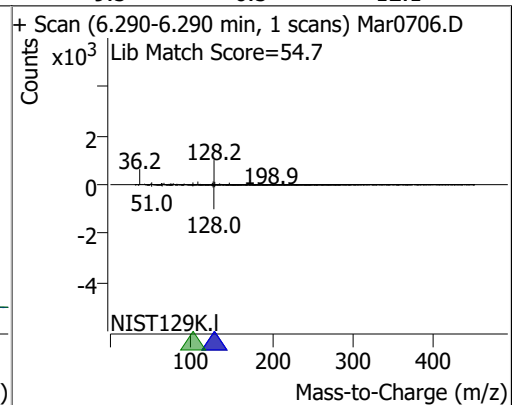
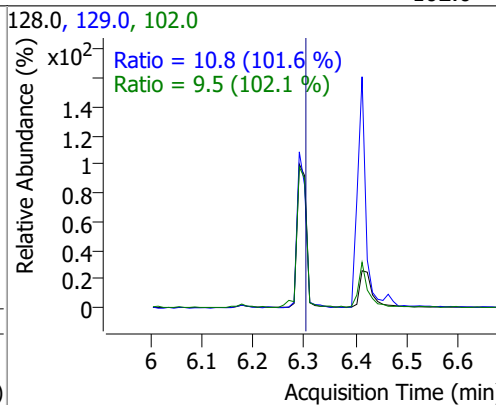
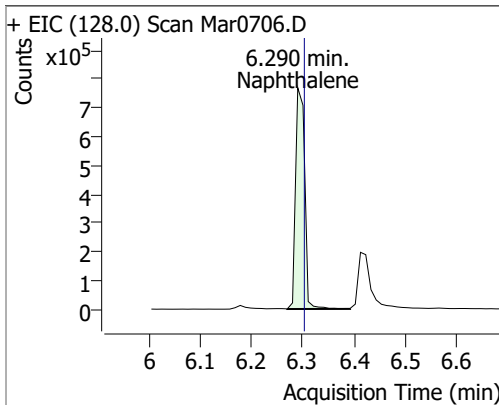
Compound	Conc.	RT	Dev(Min)	Resp.	QIon	QRatio	Lower	Upper
Benzoic Acid	48.0575	6.20	-0.02	130988	122.0	86.6	59.4	110.4
					77.0	73.2	49.0	91.0



Compound	Conc.	RT	Dev(Min)	Resp.	QIon	QRatio	Lower	Upper
1,2,4-Trichlorobenzene	49.3481	6.22	0.00	333365	182.0	96.5	66.0	122.5
					145.0	27.8	19.8	36.7

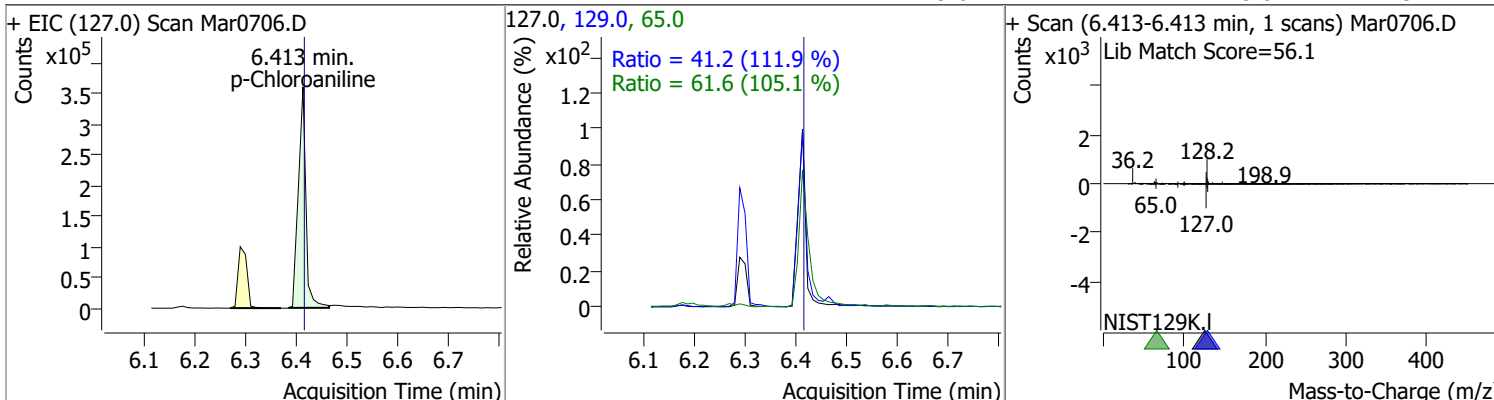


Compound	Conc.	RT	Dev(Min)	Resp.	QIon	QRatio	Lower	Upper
Naphthalene	47.5673	6.29	-0.01	956910	129.0	10.8	7.4	13.8
					102.0	9.5	6.5	12.1

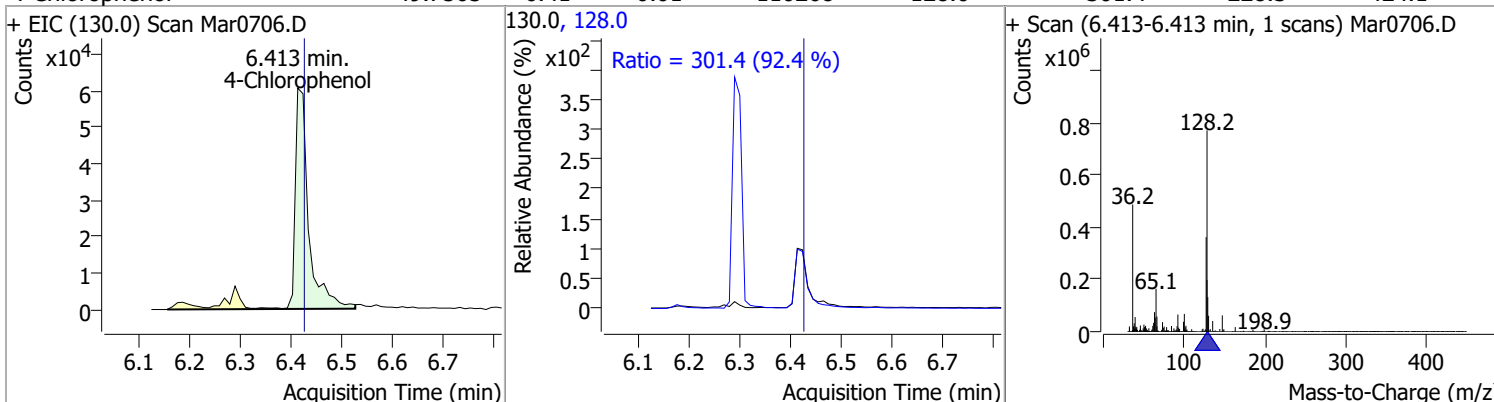


Quantitation Results Report (QT Reviewed)

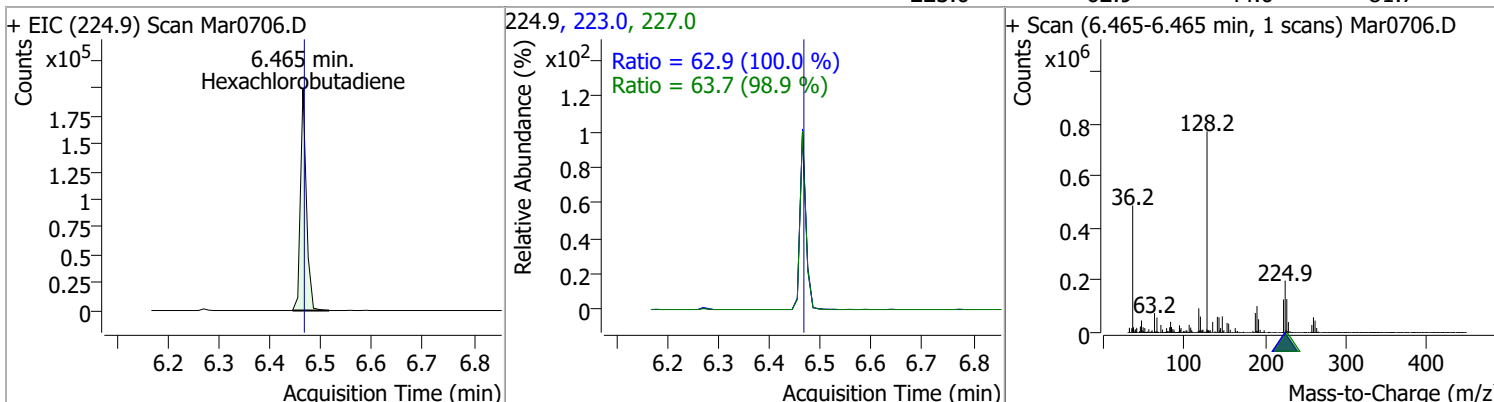
Compound	Conc.	RT	Dev(Min)	Resp.	QIon	QRatio	Lower	Upper
p-Chloroaniline	49.6786	6.41	0.00	370683	65.0	61.6	41.0	76.2
					129.0	41.2	25.8	47.9



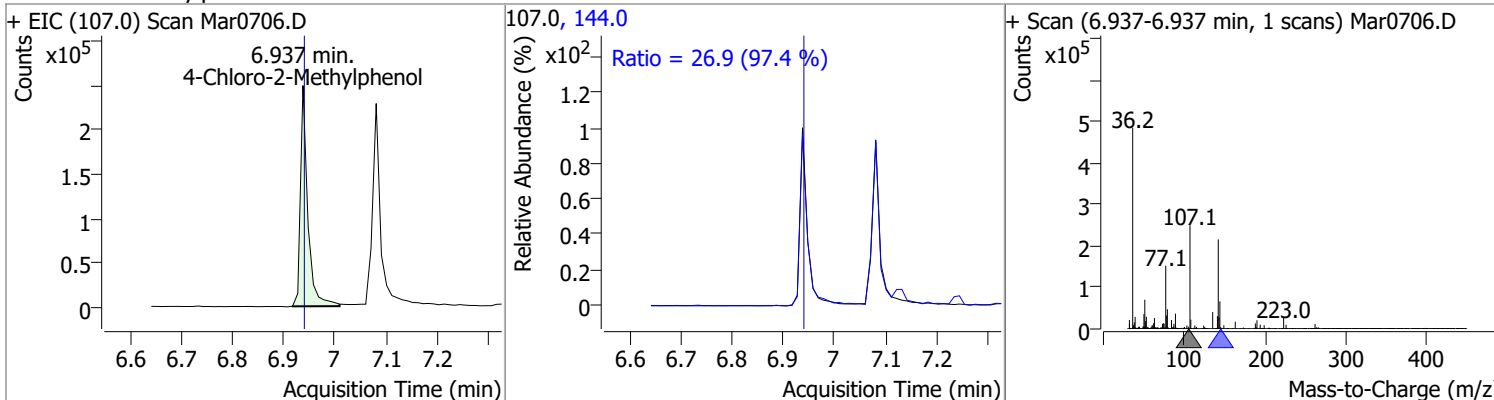
Compound	Conc.	RT	Dev(Min)	Resp.	QIon	QRatio	Lower	Upper
4-Chlorophenol	49.7565	6.41	-0.01	110268	128.0	301.4	228.3	424.1



Compound	Conc.	RT	Dev(Min)	Resp.	QIon	QRatio	Lower	Upper
Hexachlorobutadiene	48.9475	6.46	0.00	161158	227.0	63.7	45.1	83.7
					223.0	62.9	44.0	81.7

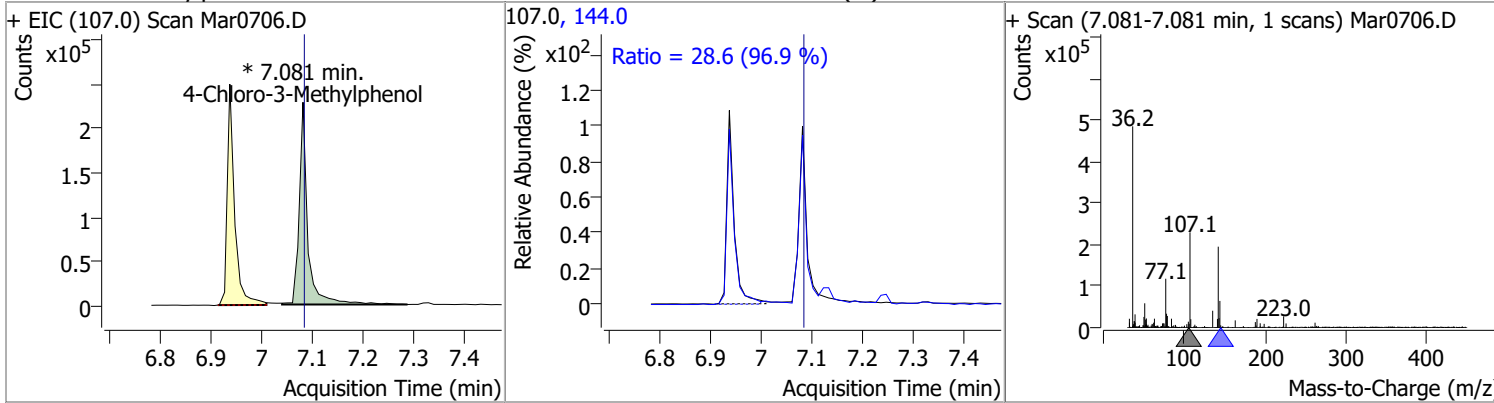


Compound	Conc.	RT	Dev(Min)	Resp.	QIon	QRatio	Lower	Upper
4-Chloro-2-Methylphenol	50.9028	6.94	0.00	250577	144.0	26.9	19.4	36.0

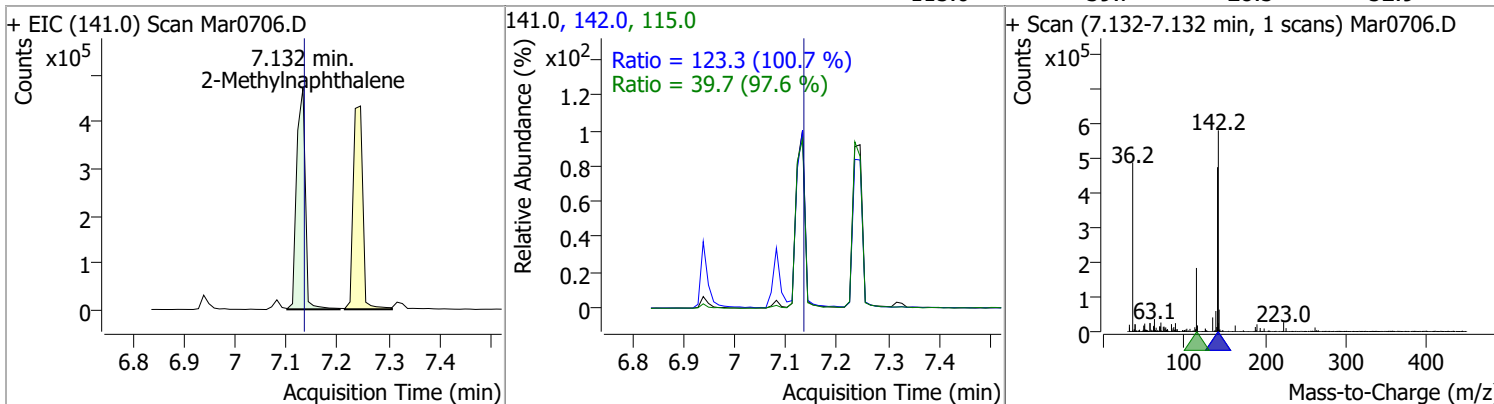


Quantitation Results Report (QT Reviewed)

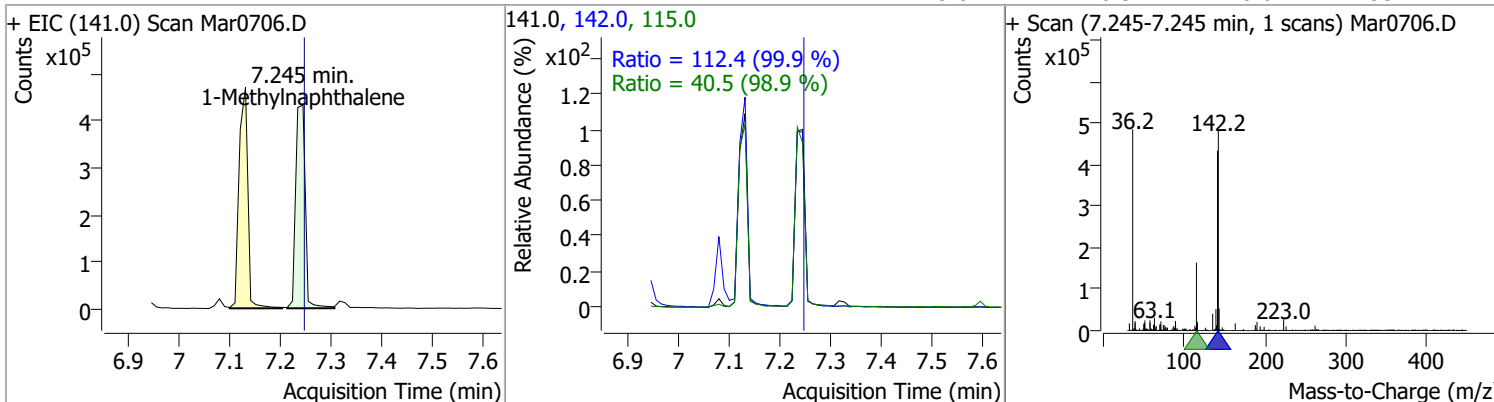
Compound	Conc.	RT	Dev(Min)	Resp.	QIon	QRatio	Lower	Upper
4-Chloro-3-Methylphenol	50.6743	7.08	0.00	267508 (m)	144.0	28.6	20.6	38.3



Compound	Conc.	RT	Dev(Min)	Resp.	QIon	QRatio	Lower	Upper
2-Methylnaphthalene	48.0039	7.13	0.00	558459	142.0	123.3	85.7	159.2
					115.0	39.7	28.5	52.9

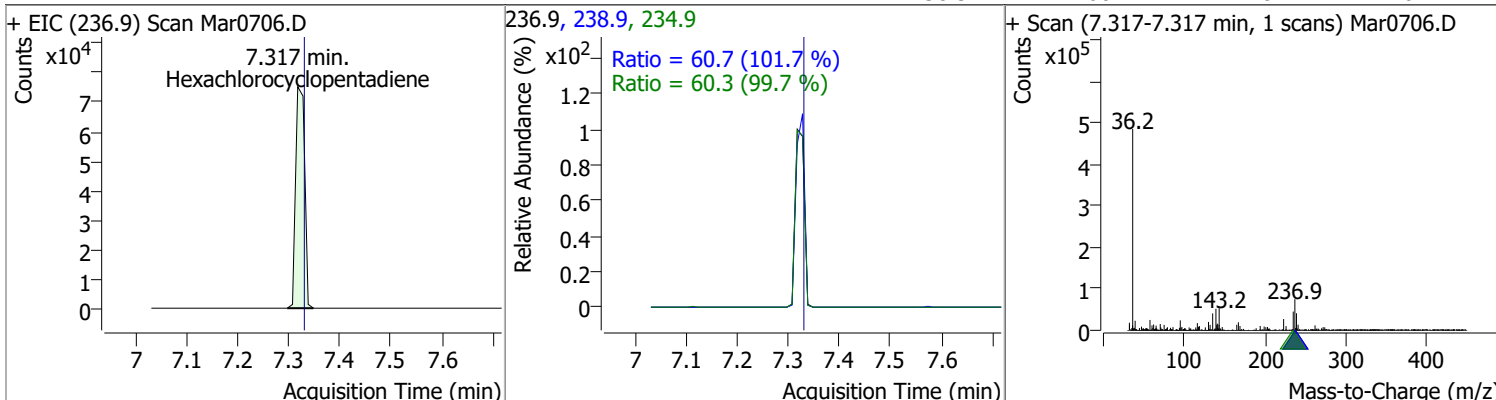


Compound	Conc.	RT	Dev(Min)	Resp.	QIon	QRatio	Lower	Upper
1-Methylnaphthalene	47.4094	7.25	0.00	564621	142.0	112.4	78.8	146.3
					115.0	40.5	28.6	53.2

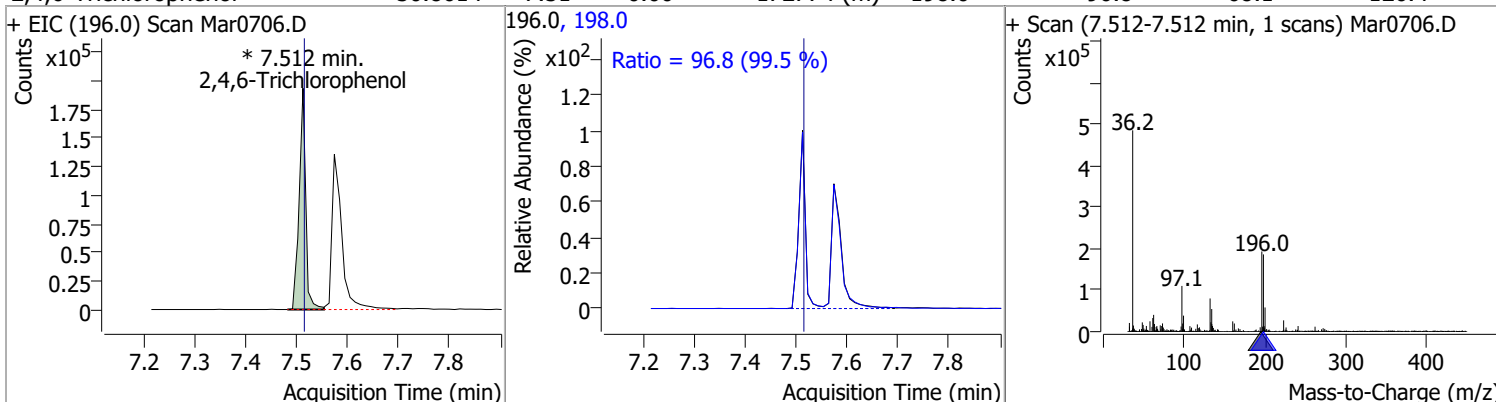


Quantitation Results Report (QT Reviewed)

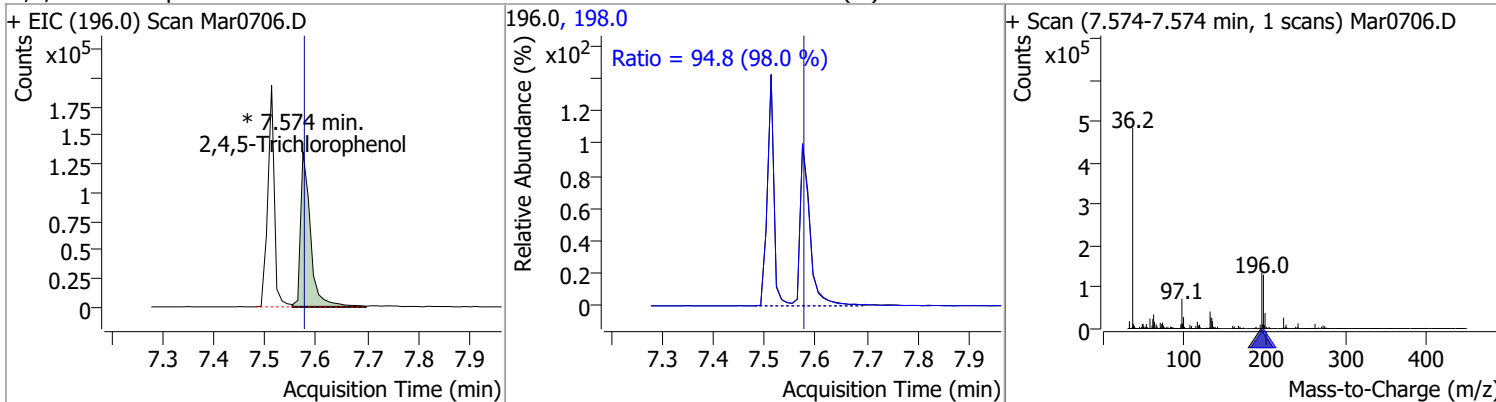
Compound	Conc.	RT	Dev(Min)	Resp.	QIon	QRatio	Lower	Upper
Hexachlorocyclopentadiene	50.2244	7.32	-0.01	92455	234.9	60.3	42.3	78.6
					238.9	60.7	41.8	77.6



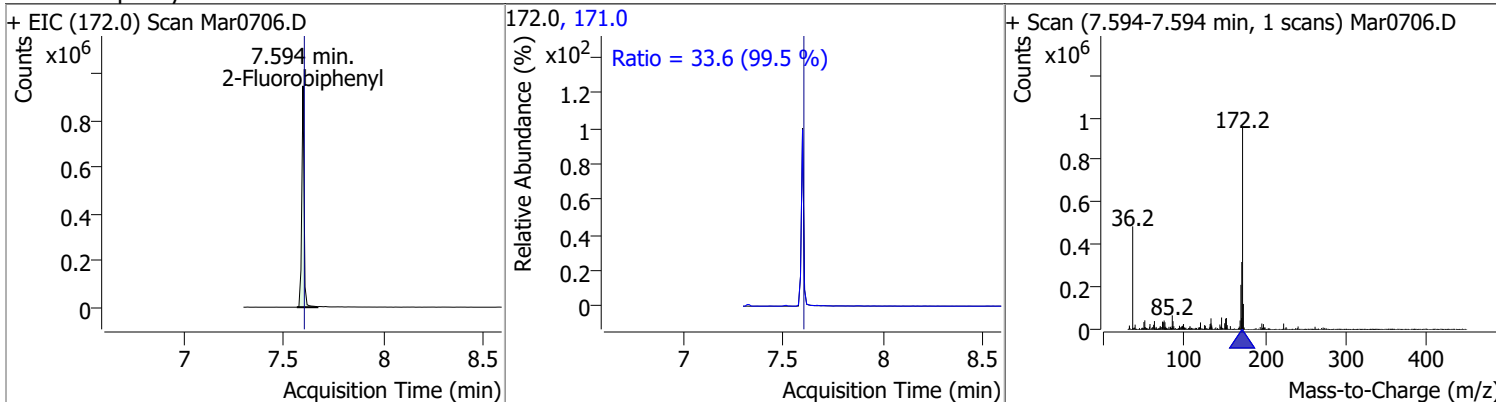
Compound	Conc.	RT	Dev(Min)	Resp.	QIon	QRatio	Lower	Upper
2,4,6-Trichlorophenol	50.8614	7.51	0.00	172774 (m)	198.0	96.8	68.1	126.4



Compound	Conc.	RT	Dev(Min)	Resp.	QIon	QRatio	Lower	Upper
2,4,5-Trichlorophenol	48.5997	7.57	0.00	183749 (m)	198.0	94.8	67.7	125.8

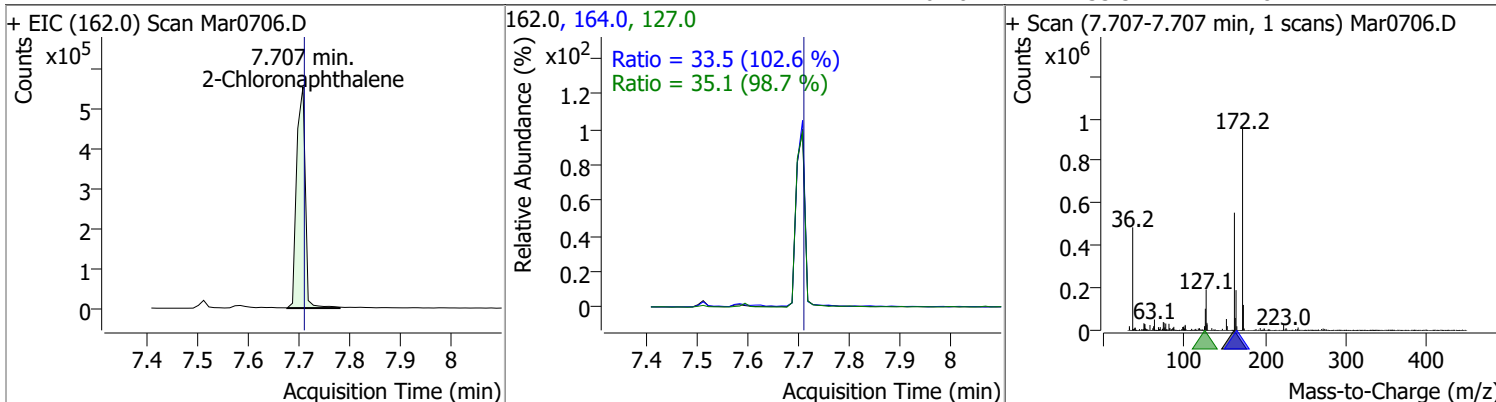


Compound	Conc.	RT	Dev(Min)	Resp.	QIon	QRatio	Lower	Upper
2-Fluorobiphenyl	53.0590	7.59	0.00	756093	171.0	33.6	23.6	43.9

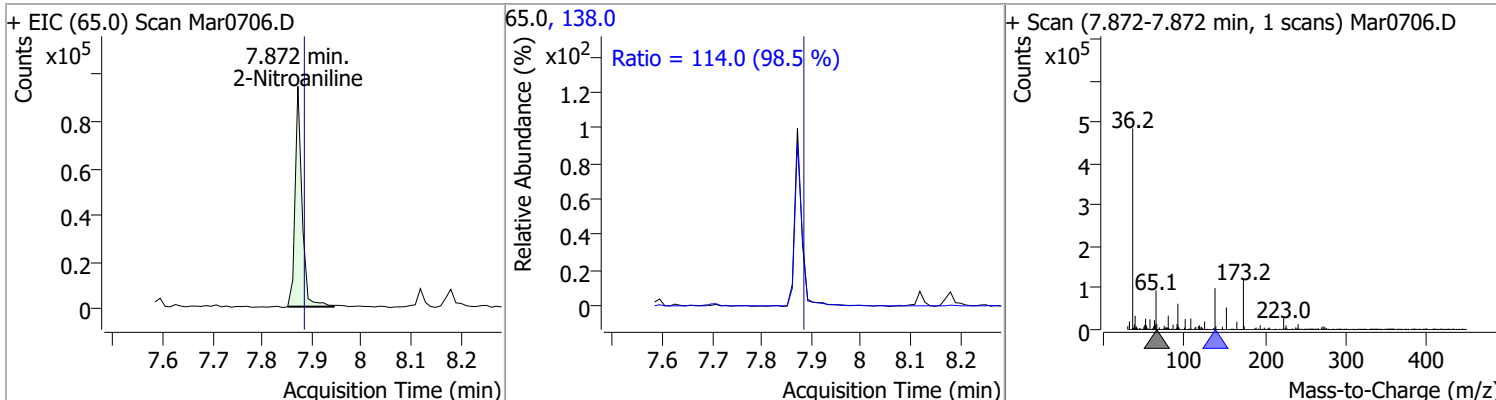


Quantitation Results Report (QT Reviewed)

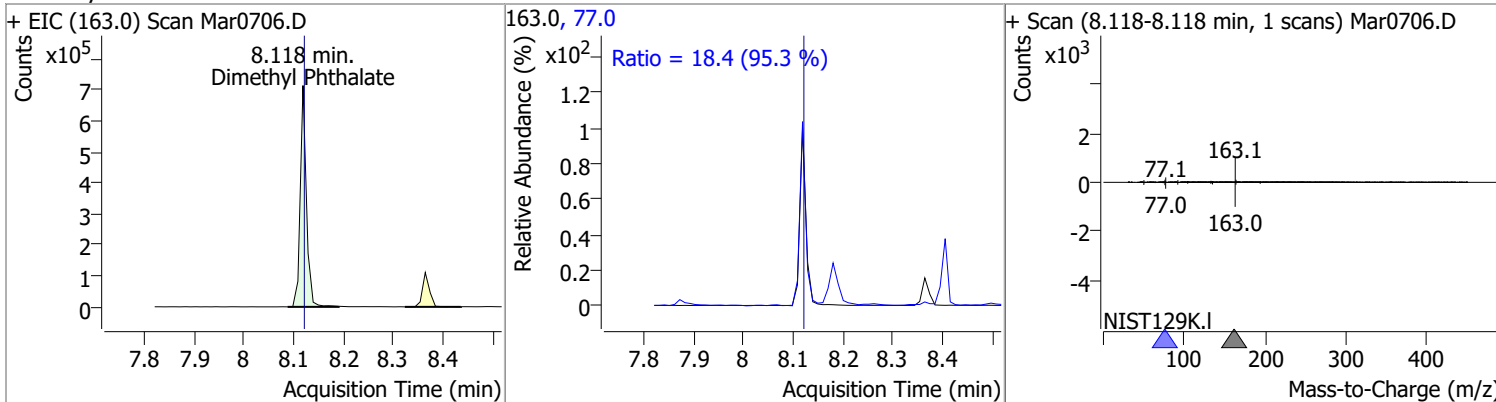
Compound	Conc.	RT	Dev(Min)	Resp.	QIon	QRatio	Lower	Upper
2-Chloronaphthalene	52.0159	7.71	0.00	654277	127.0	35.1	24.9	46.2
					164.0	33.5	22.8	42.4



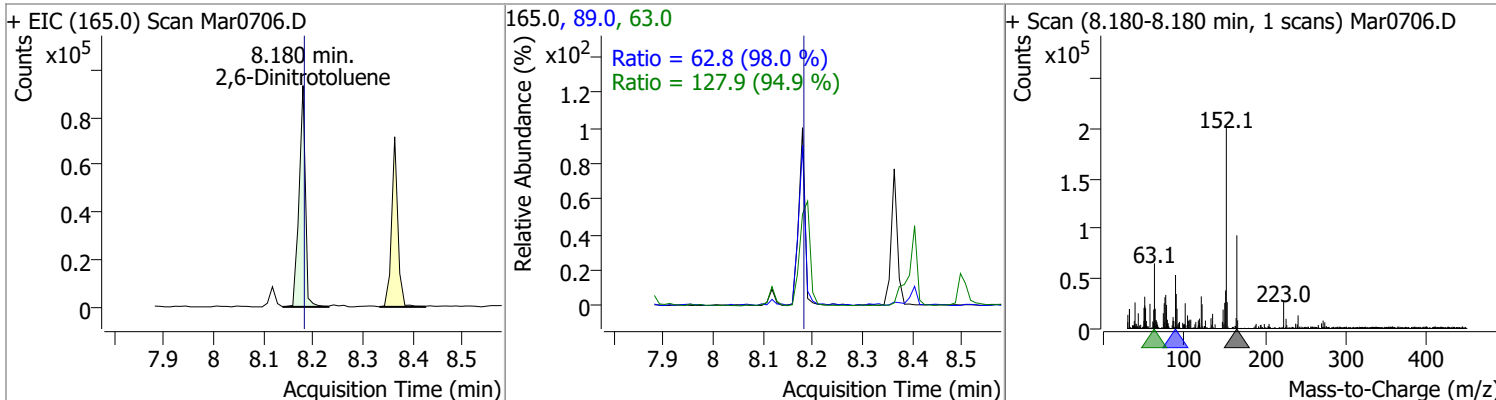
Compound	Conc.	RT	Dev(Min)	Resp.	QIon	QRatio	Lower	Upper
2-Nitroaniline	46.5554	7.87	-0.01	87206	138.0	114.0	81.0	150.5



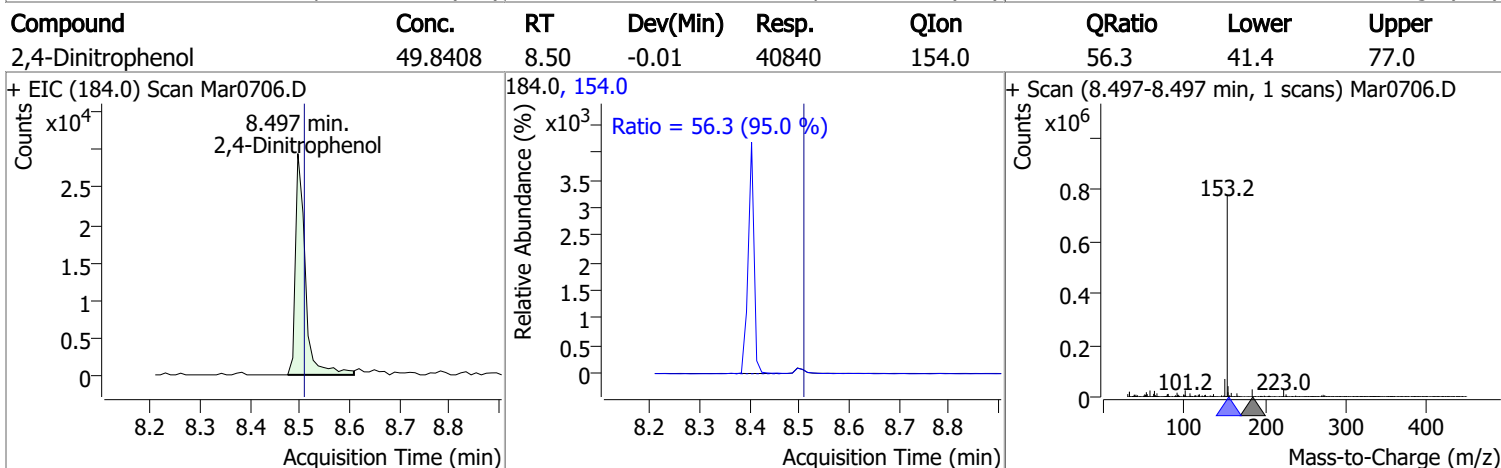
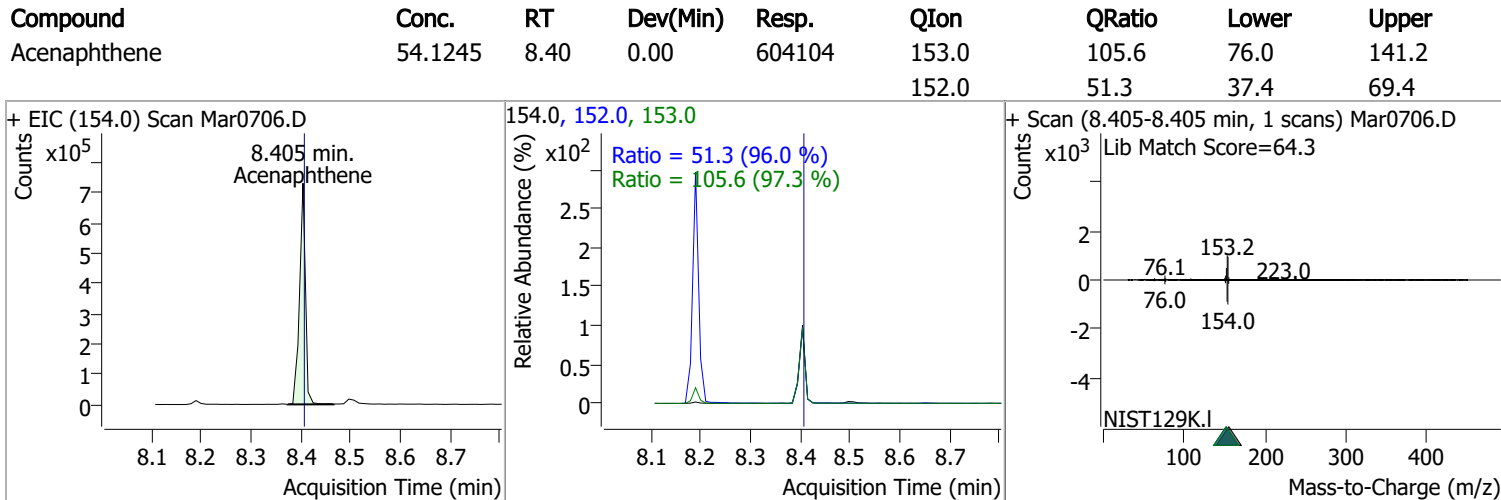
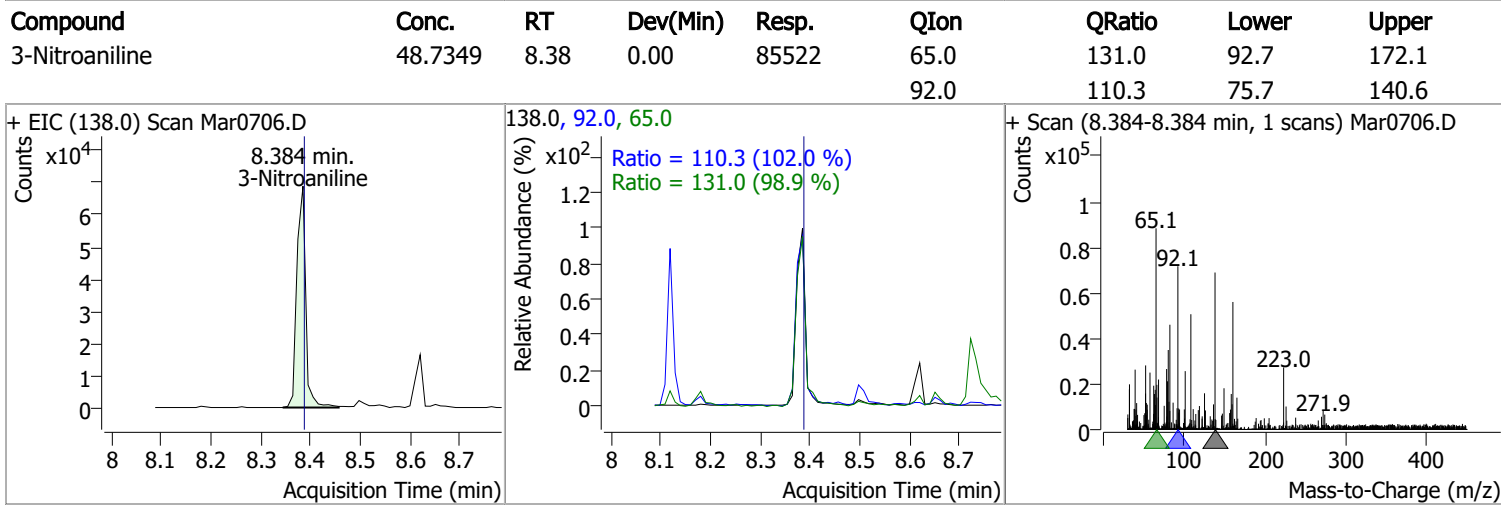
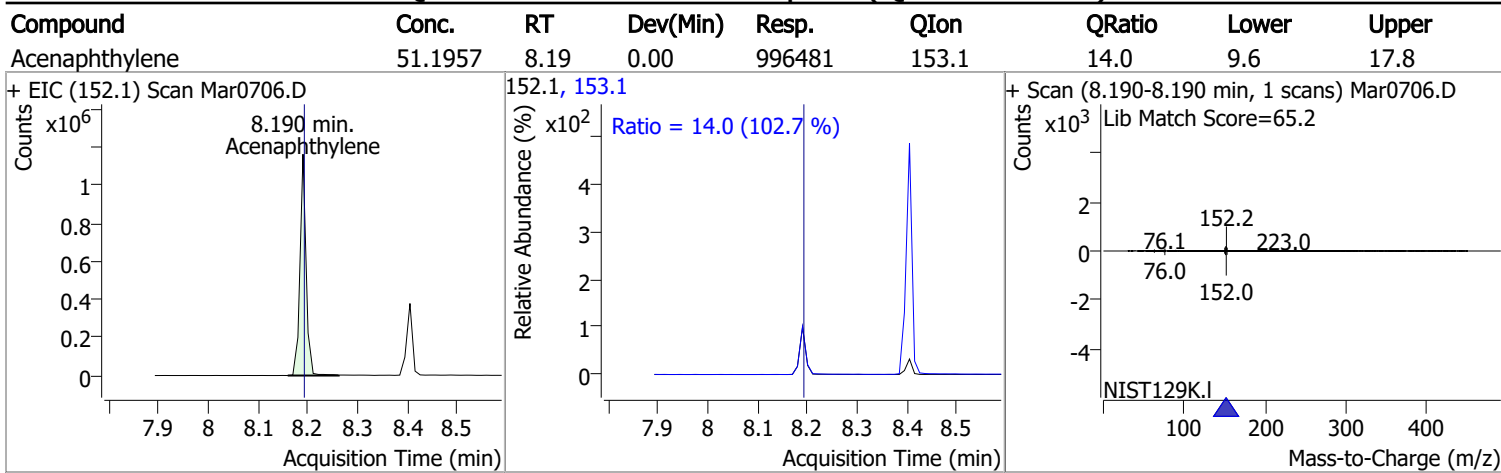
Compound	Conc.	RT	Dev(Min)	Resp.	QIon	QRatio	Lower	Upper
Dimethyl Phthalate	47.5627	8.12	0.00	616420	77.0	18.4	13.5	25.0



Compound	Conc.	RT	Dev(Min)	Resp.	QIon	QRatio	Lower	Upper
2,6-Dinitrotoluene	50.8316	8.18	0.00	82356	63.0	127.9	94.3	175.1
					89.0	62.8	44.8	83.2

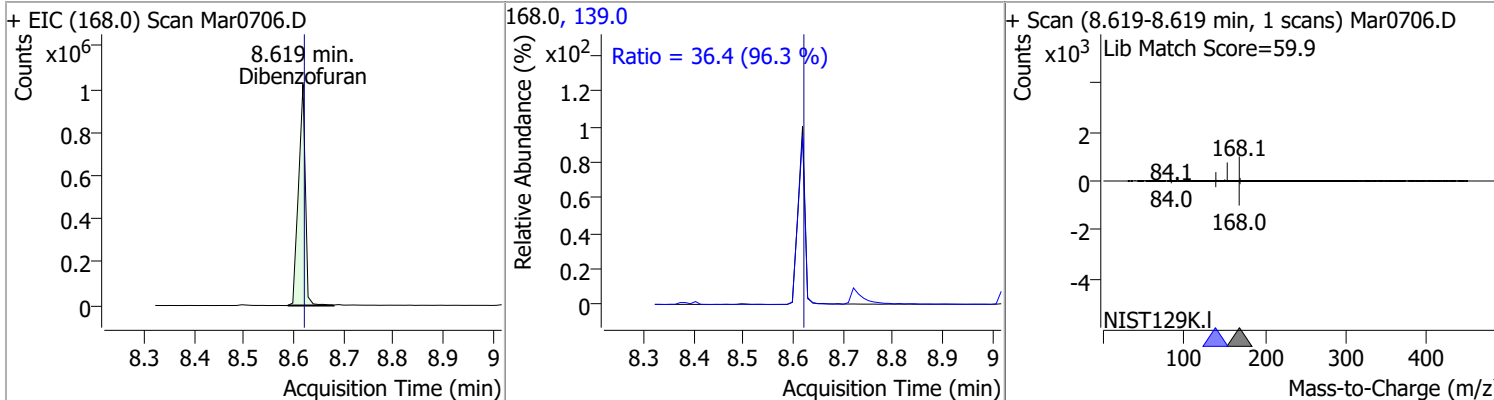


Quantitation Results Report (QT Reviewed)

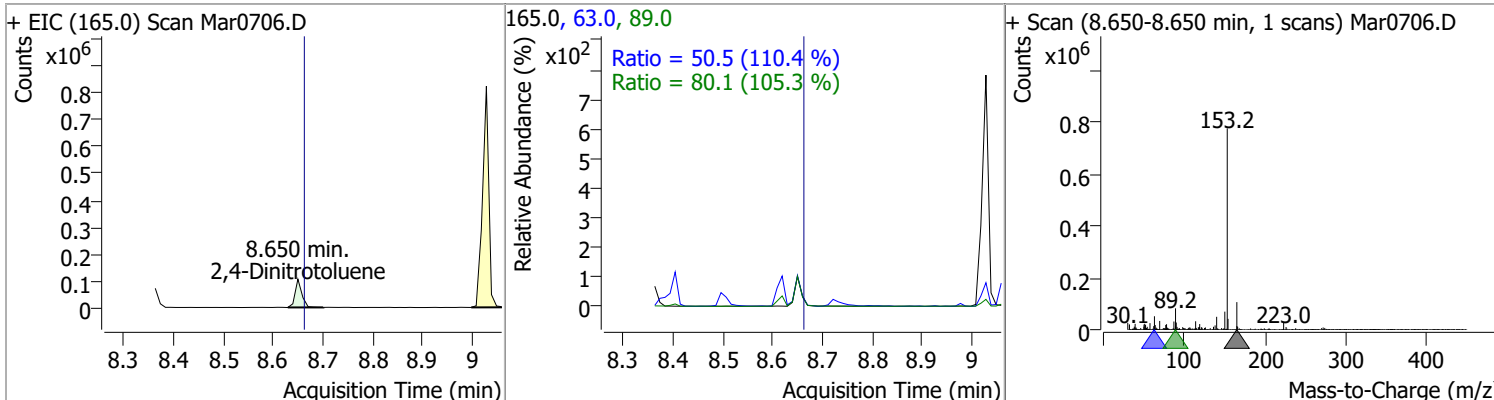


Quantitation Results Report (QT Reviewed)

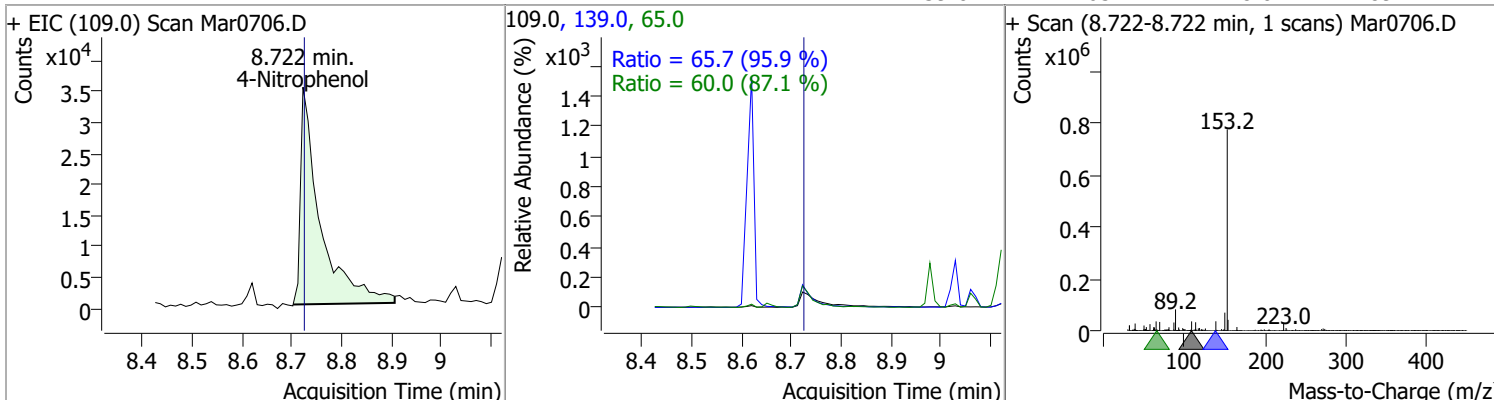
Compound	Conc.	RT	Dev(Min)	Resp.	QIon	QRatio	Lower	Upper
Dibenzofuran	53.0190	8.62	0.00	974320	139.0	36.4	26.5	49.2



Compound	Conc.	RT	Dev(Min)	Resp.	QIon	QRatio	Lower	Upper
2,4-Dinitrotoluene	48.5243	8.65	-0.01	93997	89.0	80.1	53.2	98.8
					63.0	50.5	32.1	59.5

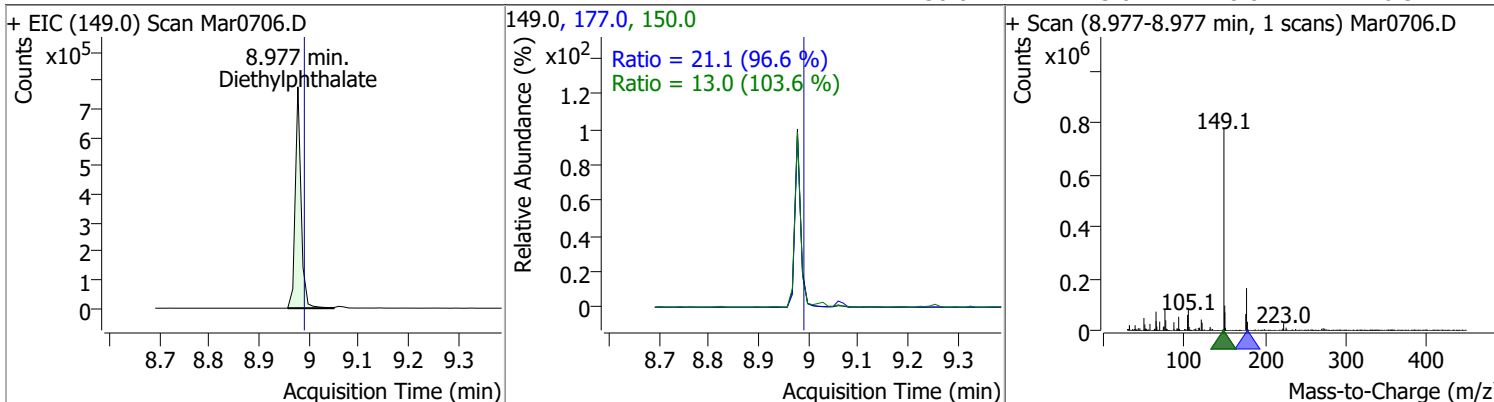


Compound	Conc.	RT	Dev(Min)	Resp.	QIon	QRatio	Lower	Upper
4-Nitrophenol	51.0396	8.72	0.00	95653	65.0	60.0	48.2	89.6
					139.0	65.7	48.0	89.1

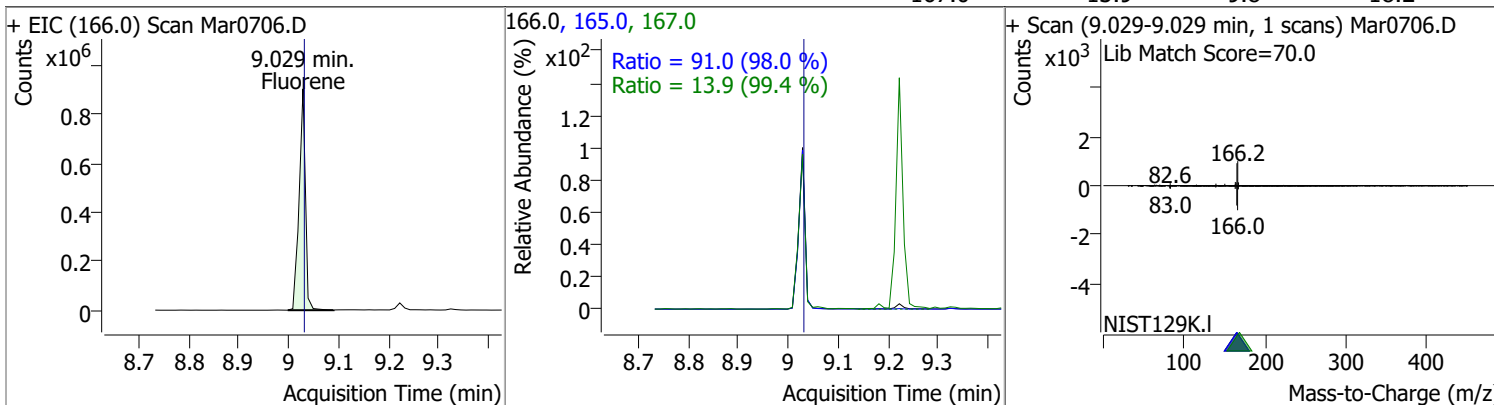


Quantitation Results Report (QT Reviewed)

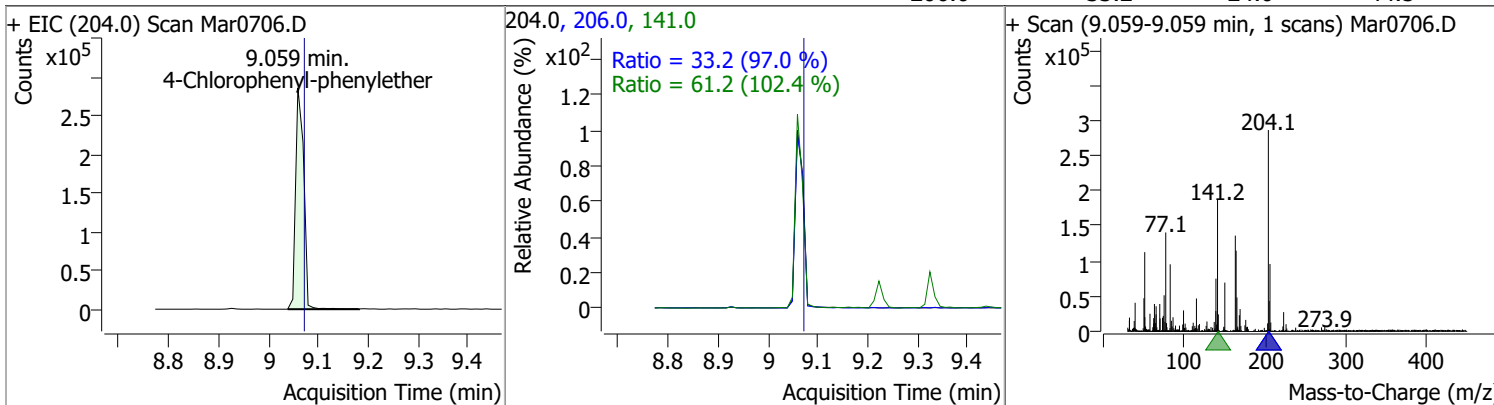
Compound	Conc.	RT	Dev(Min)	Resp.	QIon	QRatio	Lower	Upper
Diethylphthalate	49.1636	8.98	-0.01	627322	177.0	21.1	15.3	28.5
					150.0	13.0	8.8	16.3



Compound	Conc.	RT	Dev(Min)	Resp.	QIon	QRatio	Lower	Upper
Fluorene	53.9002	9.03	0.00	795114	165.0	91.0	65.0	120.6
					167.0	13.9	9.8	18.2

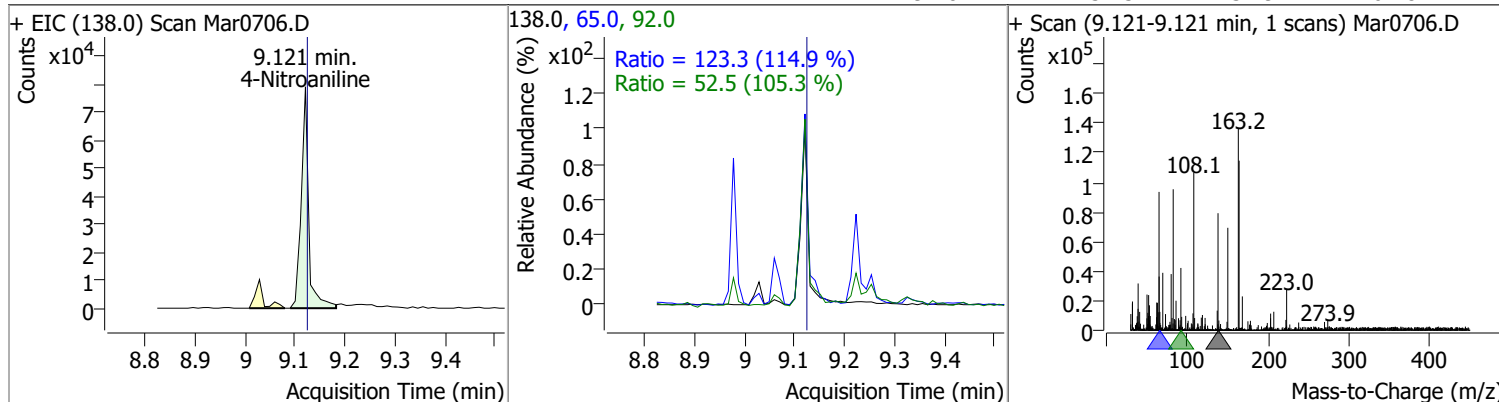


Compound	Conc.	RT	Dev(Min)	Resp.	QIon	QRatio	Lower	Upper
4-Chlorophenyl-phenylether	47.6213	9.06	-0.01	324517	141.0	61.2	41.8	77.7
					206.0	33.2	24.0	44.5

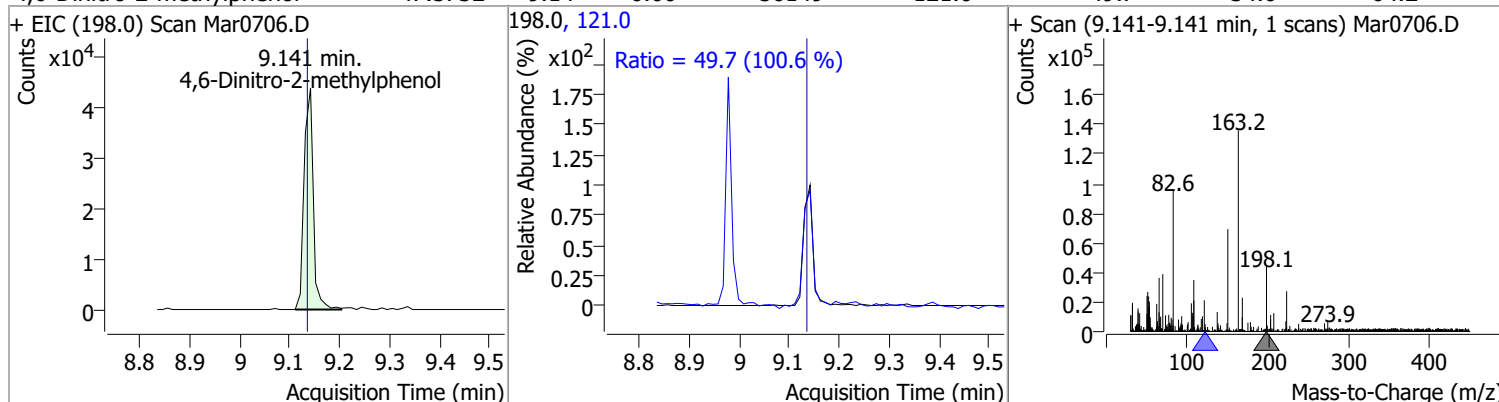


Quantitation Results Report (QT Reviewed)

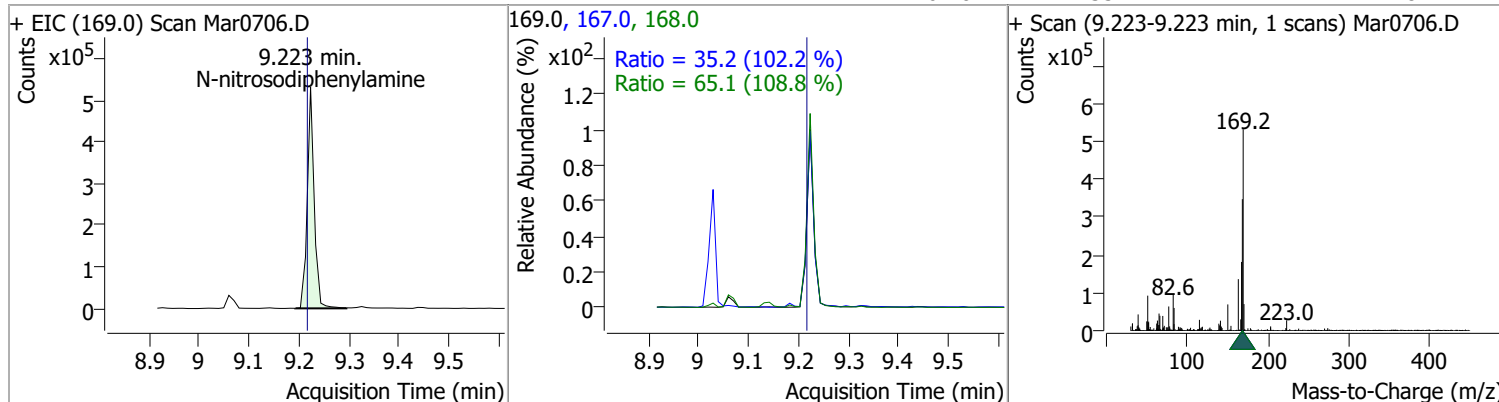
Compound	Conc.	RT	Dev(Min)	Resp.	QIon	QRatio	Lower	Upper
4-Nitroaniline	50.9395	9.12	-0.01	81817	65.0	123.3	75.1	139.5
					92.0	52.5	34.9	64.8



Compound	Conc.	RT	Dev(Min)	Resp.	QIon	QRatio	Lower	Upper
4,6-Dinitro-2-methylphenol	47.5732	9.14	0.00	56149	121.0	49.7	34.6	64.2
					121.0	49.7	34.6	64.2

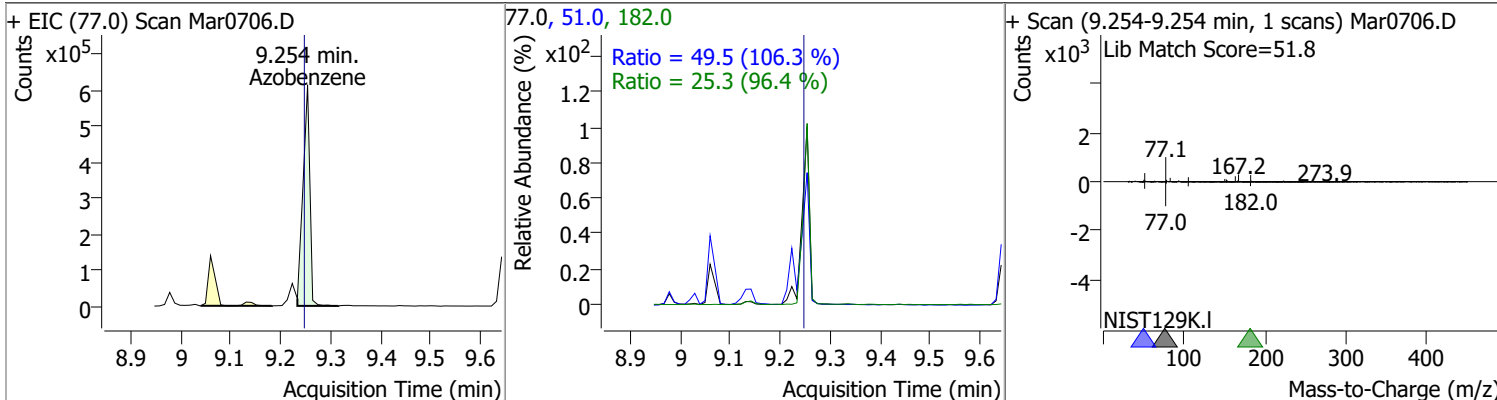


Compound	Conc.	RT	Dev(Min)	Resp.	QIon	QRatio	Lower	Upper
N-nitrosodiphenylamine	50.4815	9.22	0.00	512834	168.0	65.1	41.9	77.8
					167.0	35.2	24.1	44.8

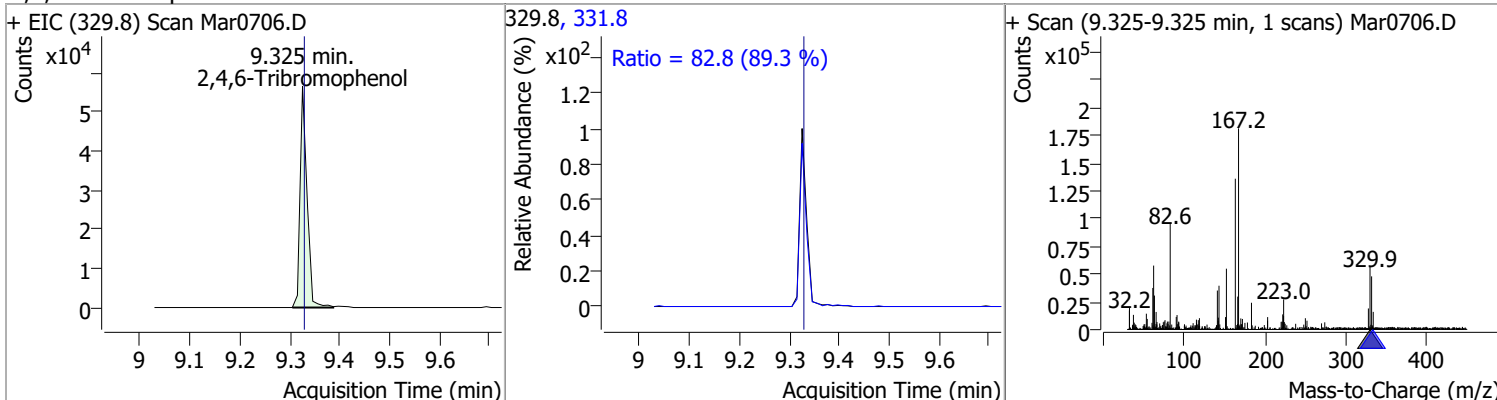


Quantitation Results Report (QT Reviewed)

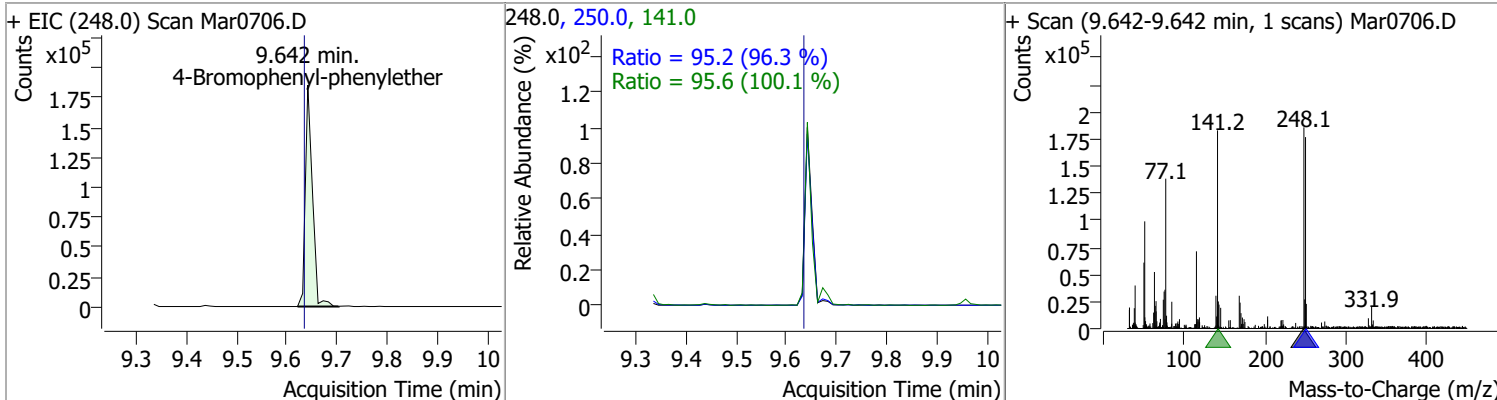
Compound	Conc.	RT	Dev(Min)	Resp.	QIon	QRatio	Lower	Upper
Azobenzene	51.3804	9.25	0.00	583294	51.0	49.5	32.6	60.6
					182.0	25.3	18.4	34.2



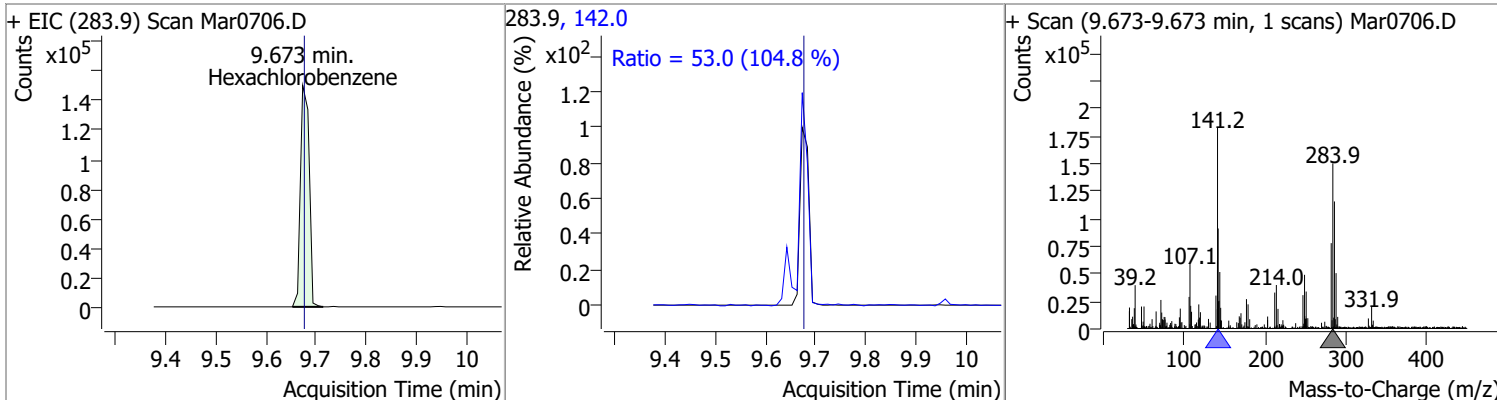
Compound	Conc.	RT	Dev(Min)	Resp.	QIon	QRatio	Lower	Upper
2,4,6-Tribromophenol	48.7484	9.33	-0.01	54528	331.8	82.8	64.9	120.4



Compound	Conc.	RT	Dev(Min)	Resp.	QIon	QRatio	Lower	Upper
4-Bromophenyl-phenylether	48.0159	9.64	0.00	181821	250.0	95.2	69.2	128.5
					141.0	95.6	66.8	124.1

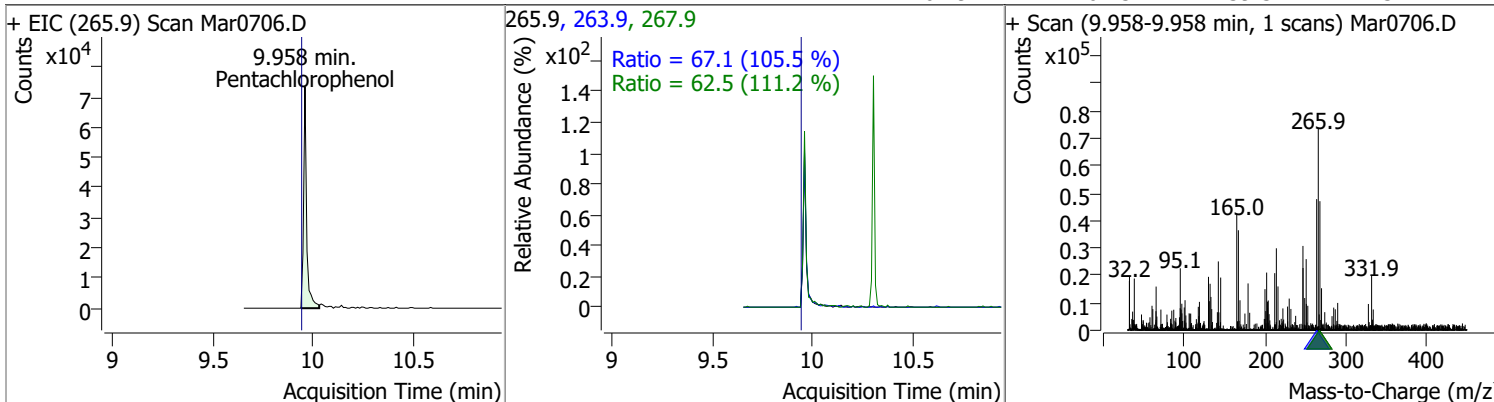


Compound	Conc.	RT	Dev(Min)	Resp.	QIon	QRatio	Lower	Upper
Hexachlorobenzene	48.9682	9.67	-0.01	182342	142.0	53.0	35.4	65.7

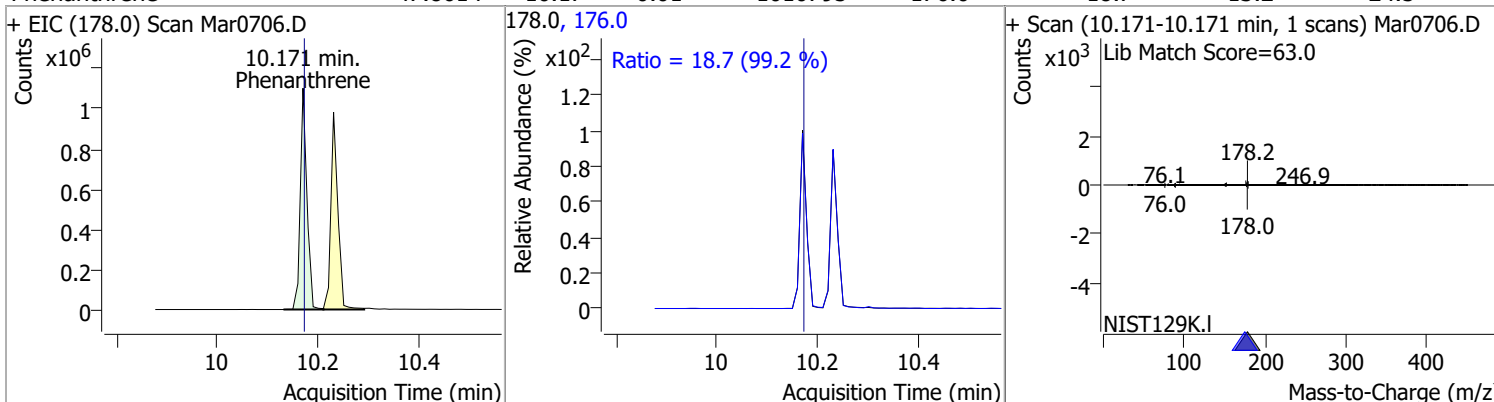


Quantitation Results Report (QT Reviewed)

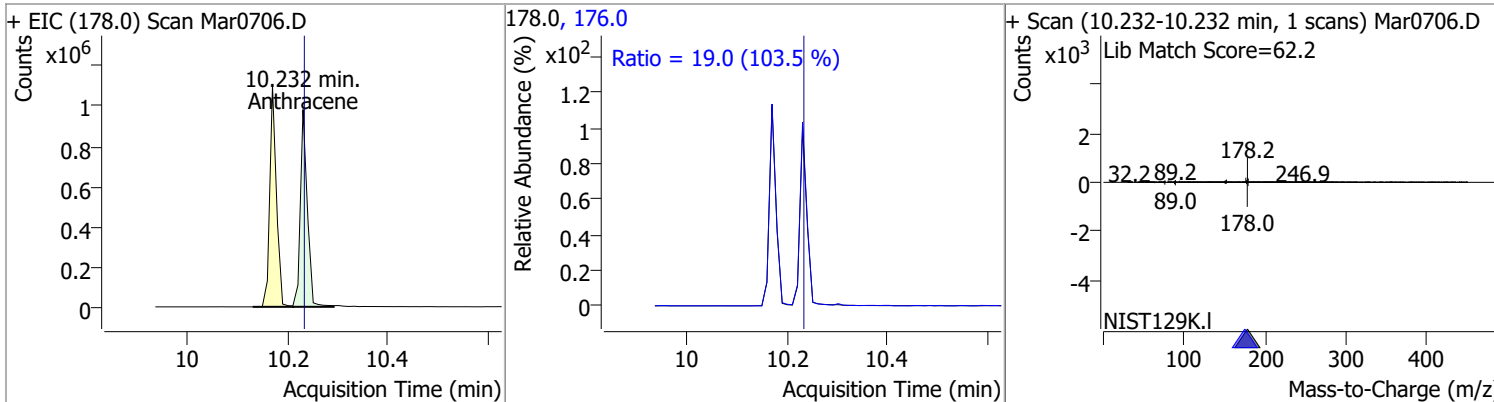
Compound	Conc.	RT	Dev(Min)	Resp.	QIon	QRatio	Lower	Upper
Pentachlorophenol	47.9053	9.96	0.00	77216	263.9	67.1	44.5	82.6
					267.9	62.5	39.3	73.1



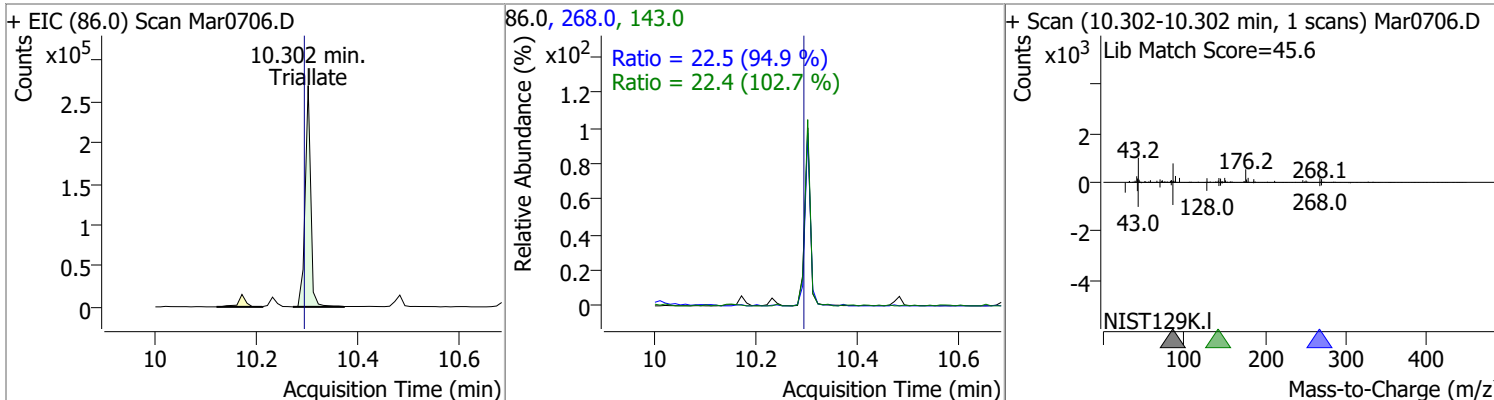
Compound	Conc.	RT	Dev(Min)	Resp.	QIon	QRatio	Lower	Upper
Phenanthrene	47.8614	10.17	-0.01	1010795	176.0	18.7	13.2	24.5



Compound	Conc.	RT	Dev(Min)	Resp.	QIon	QRatio	Lower	Upper
Anthracene	47.3552	10.23	-0.01	948112	176.0	19.0	12.8	23.8

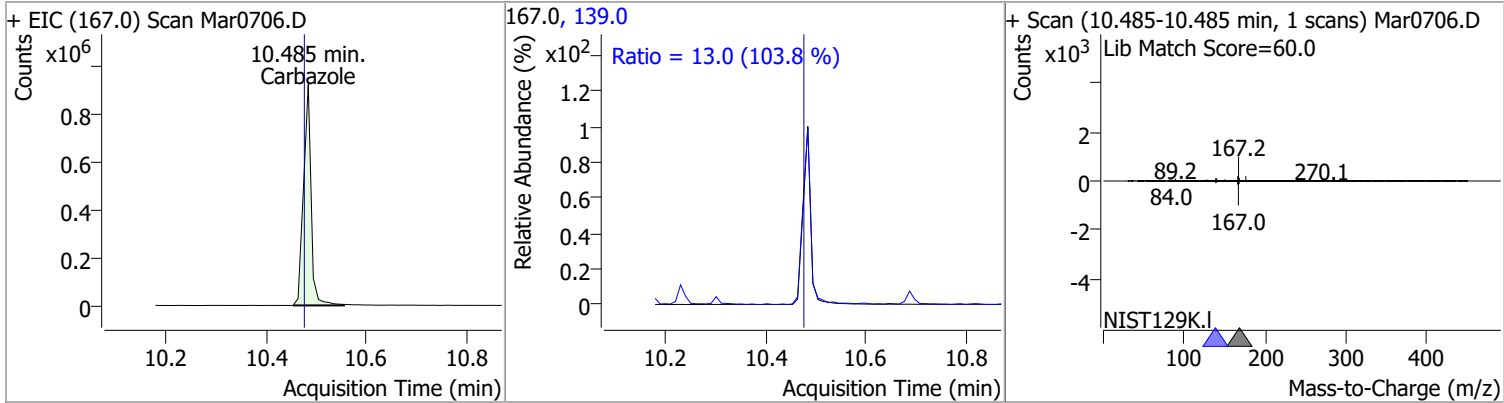


Compound	Conc.	RT	Dev(Min)	Resp.	QIon	QRatio	Lower	Upper
Triallate	52.9154	10.30	0.00	208176	268.0	22.5	16.6	30.8
					143.0	22.4	15.3	28.3

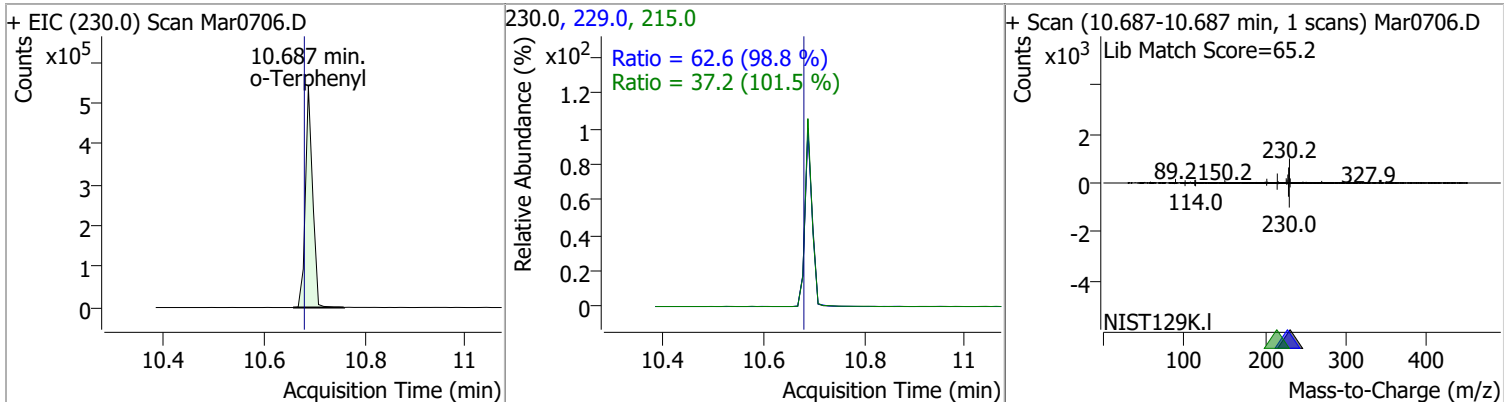


Quantitation Results Report (QT Reviewed)

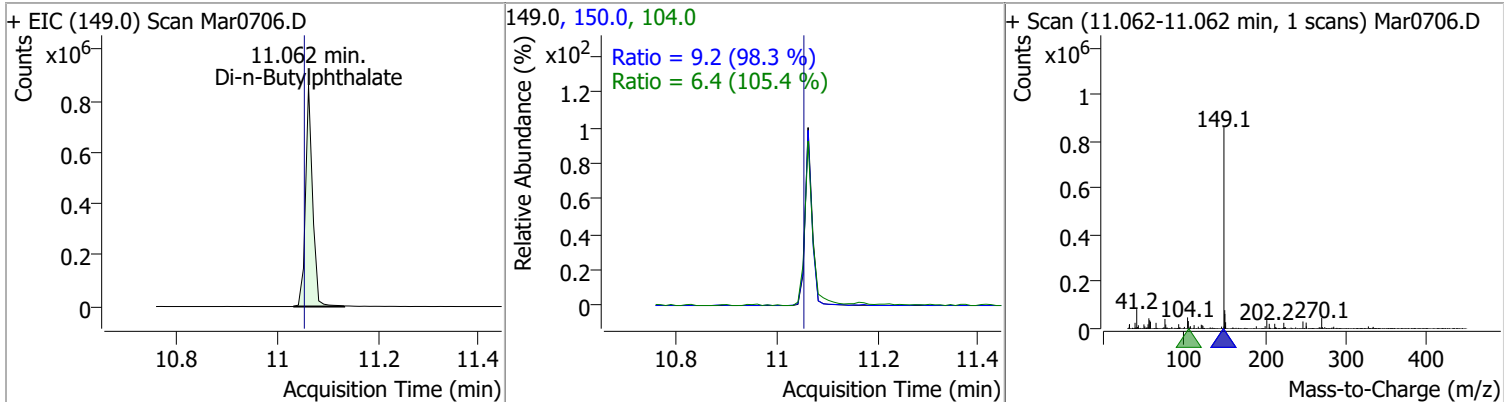
Compound	Conc.	RT	Dev(Min)	Resp.	QIon	QRatio	Lower	Upper
Carbazole	49.7859	10.48	0.00	965535	139.0	13.0	8.8	16.3



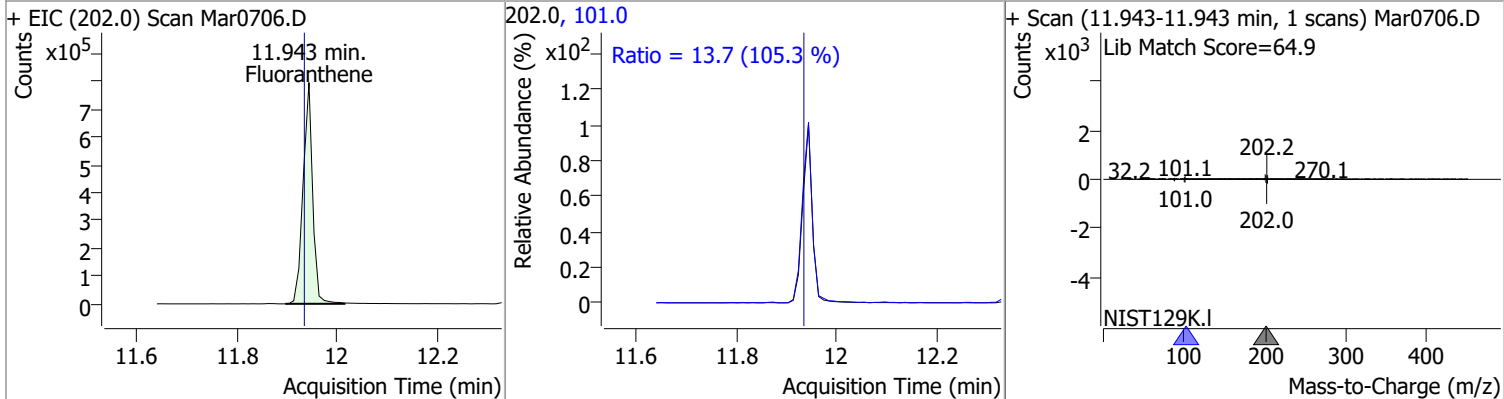
o-Terphenyl	48.9901	10.69	0.00	539115	229.0 215.0	62.6 37.2	44.4 25.7	82.4 47.7
-------------	---------	-------	------	--------	----------------	--------------	--------------	--------------



Di-n-Butylphthalate	49.0646	11.06	0.00	838971	150.0 104.0	9.2 6.4	6.5 4.2	12.1 7.9
---------------------	---------	-------	------	--------	----------------	------------	------------	-------------

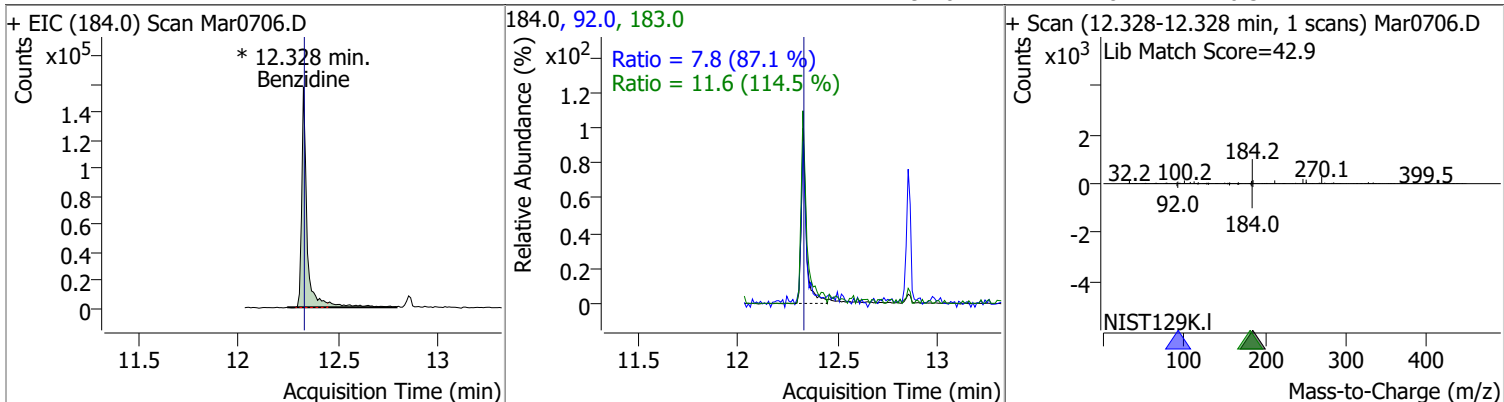


Fluoranthene	50.7454	11.94	0.00	1058180	101.0	13.7	9.1	16.9
--------------	---------	-------	------	---------	-------	------	-----	------

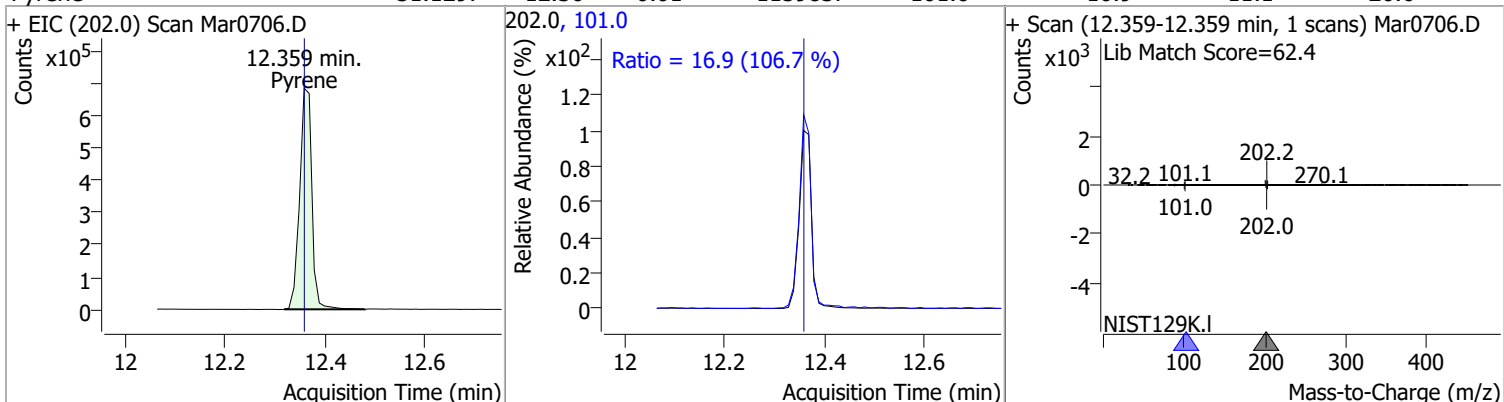


Quantitation Results Report (QT Reviewed)

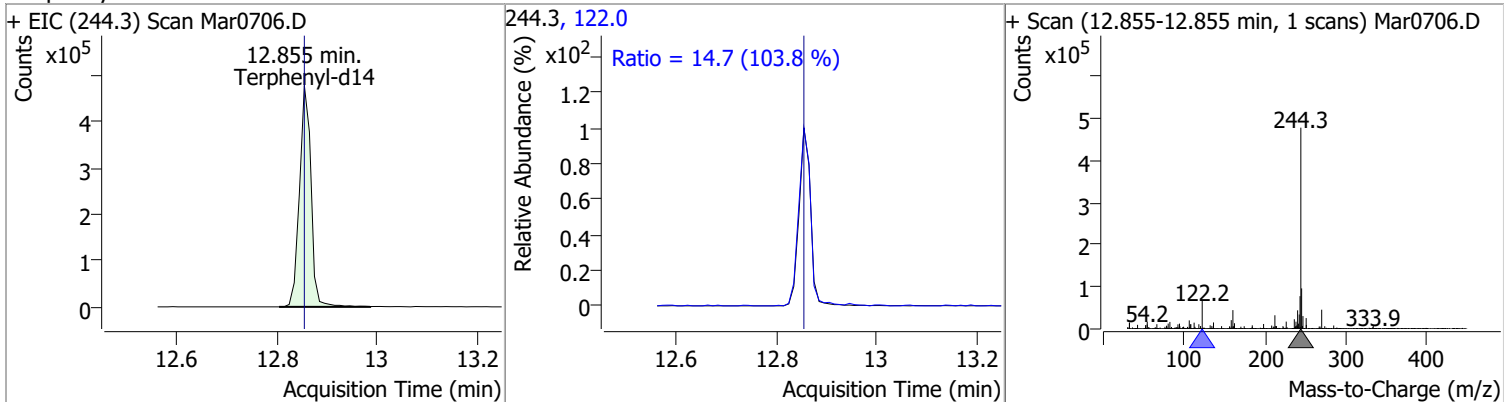
Compound	Conc.	RT	Dev(Min)	Resp.	QIon	QRatio	Lower	Upper
Benzidine	49.5298	12.33	-0.01	299385 (m)	183.0	11.6	7.1	13.1
					92.0	7.8	6.3	11.7



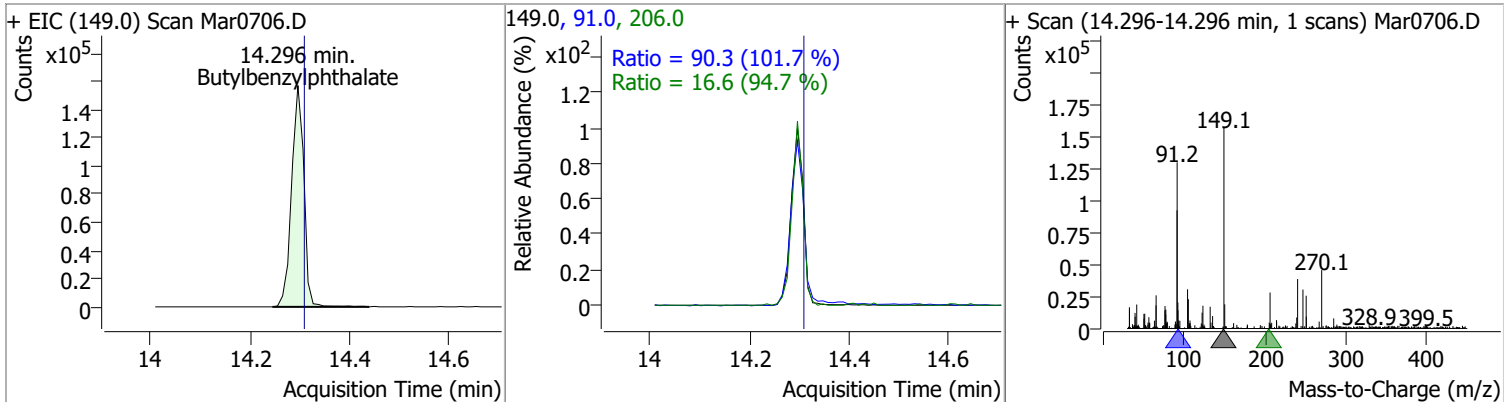
Compound	Conc.	RT	Dev(Min)	Resp.	QIon	QRatio	Lower	Upper
Pyrene	51.1297	12.36	-0.01	1159837	101.0	16.9	11.1	20.6



Compound	Conc.	RT	Dev(Min)	Resp.	QIon	QRatio	Lower	Upper
Terphenyl-d14	50.3571	12.85	-0.01	766803	122.0	14.7	9.9	18.4

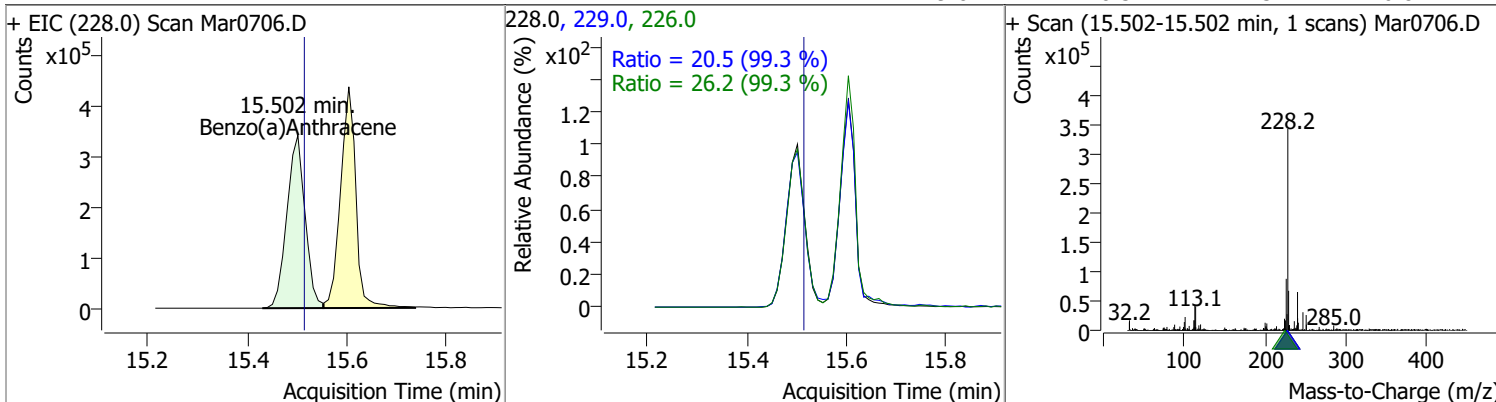


Compound	Conc.	RT	Dev(Min)	Resp.	QIon	QRatio	Lower	Upper
Butylbenzylphthalate	50.1526	14.30	-0.01	268646	91.0	90.3	62.2	115.4
					206.0	16.6	12.2	22.7

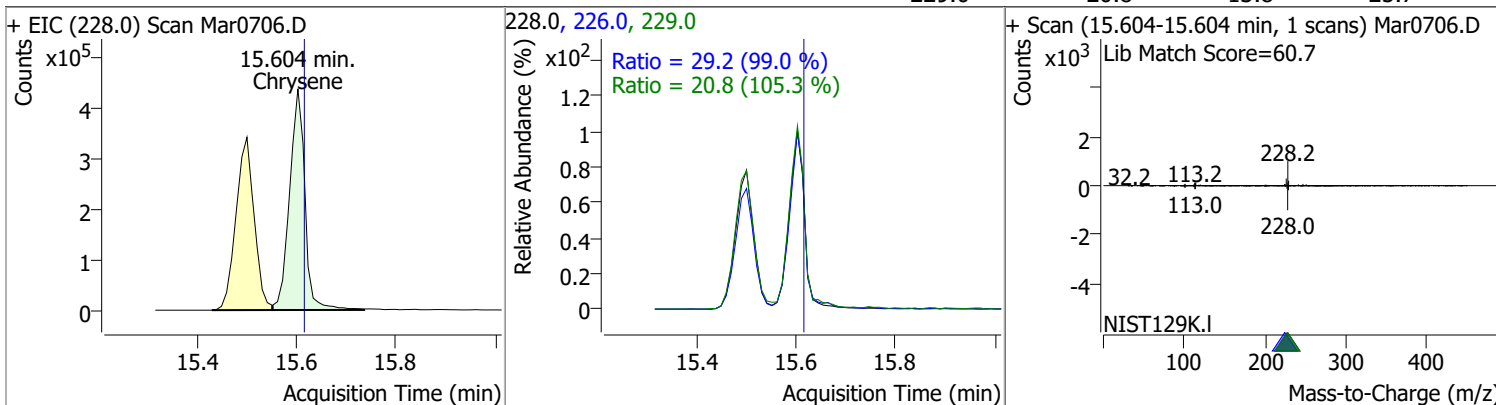


Quantitation Results Report (QT Reviewed)

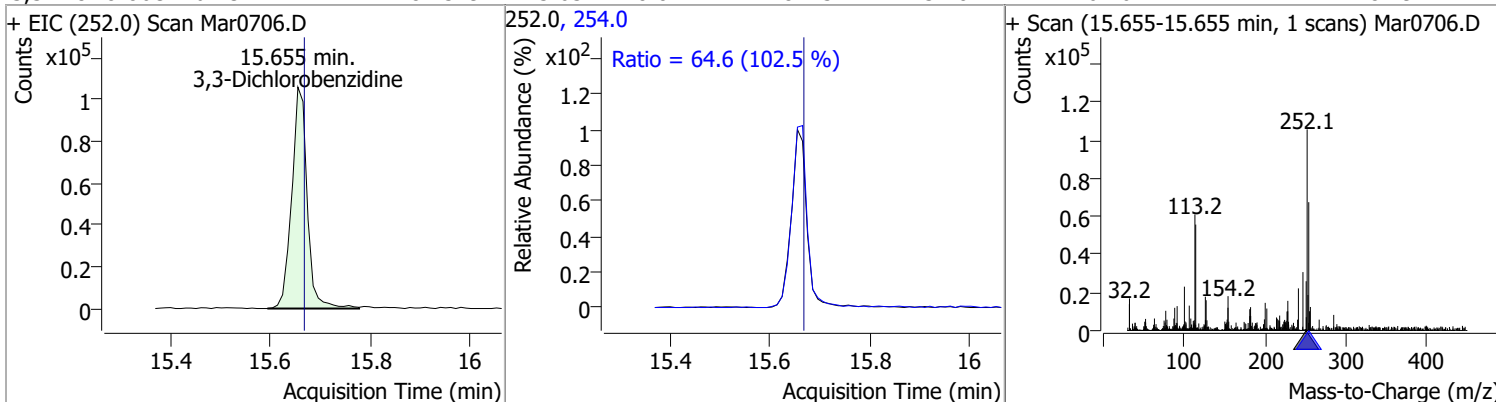
Compound	Conc.	RT	Dev(Min)	Resp.	QIon	QRatio	Lower	Upper
Benzo(a)Anthracene	50.6151	15.50	-0.01	863790	226.0	26.2	18.5	34.3
					229.0	20.5	14.5	26.8



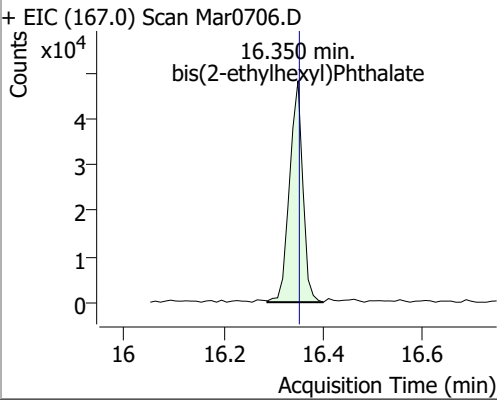
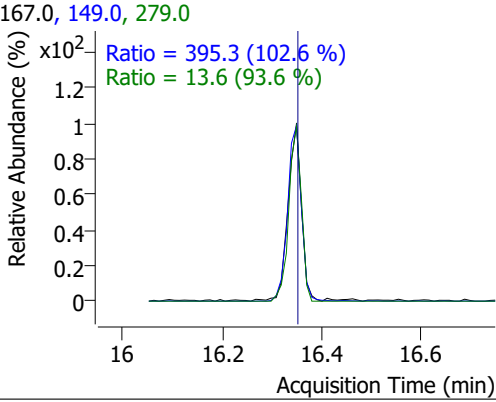
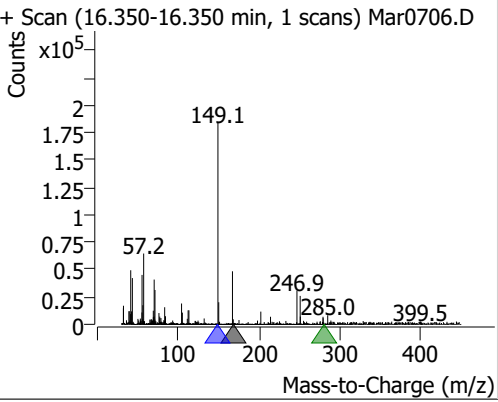
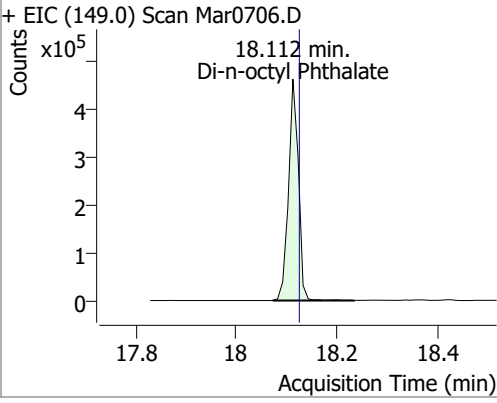
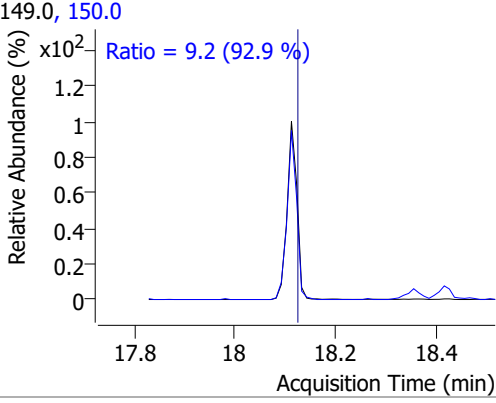
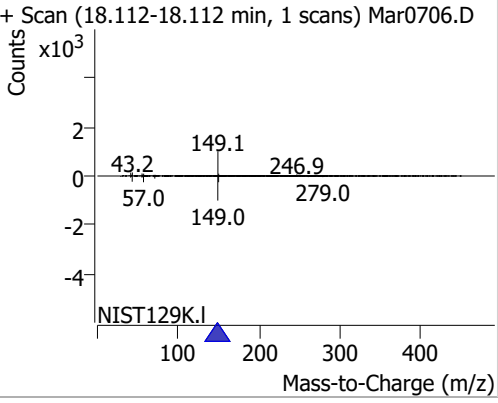
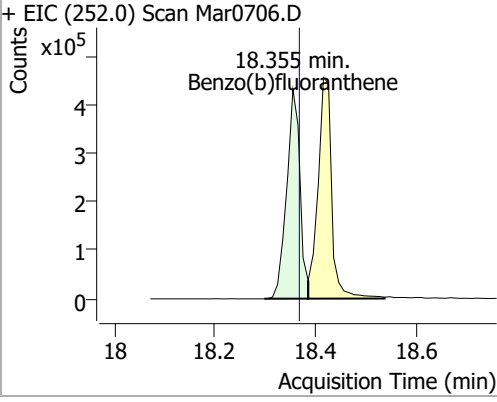
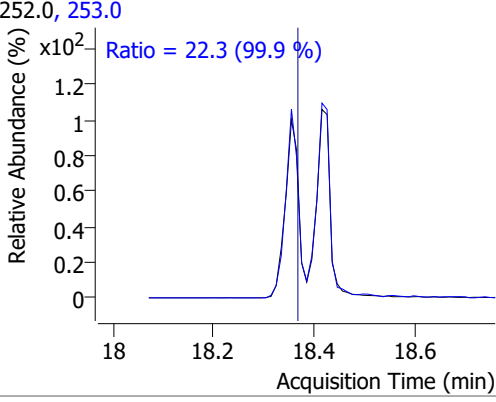
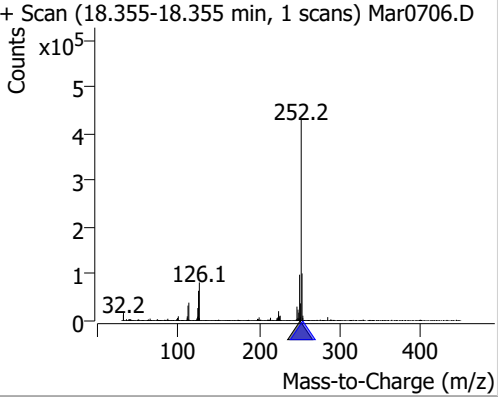
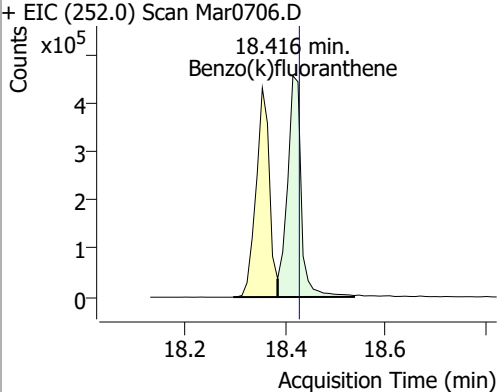
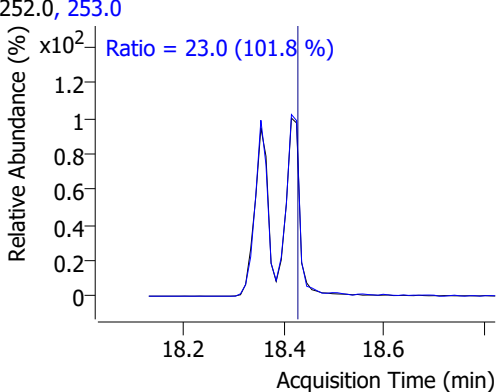
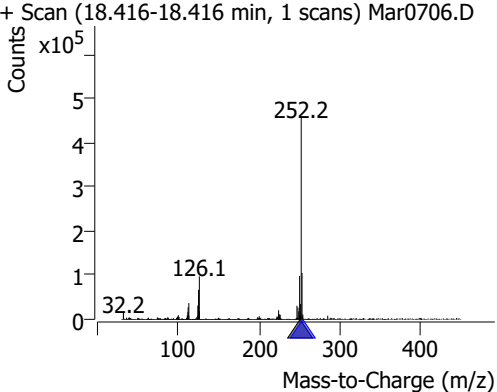
Compound	Conc.	RT	Dev(Min)	Resp.	QIon	QRatio	Lower	Upper
Chrysene	50.2293	15.60	-0.01	932035	226.0	29.2	20.6	38.3
					229.0	20.8	13.8	25.7



Compound	Conc.	RT	Dev(Min)	Resp.	QIon	QRatio	Lower	Upper
3,3-Dichlorobenzidine	48.1529	15.65	-0.01	228175	254.0	64.6	44.1	81.9

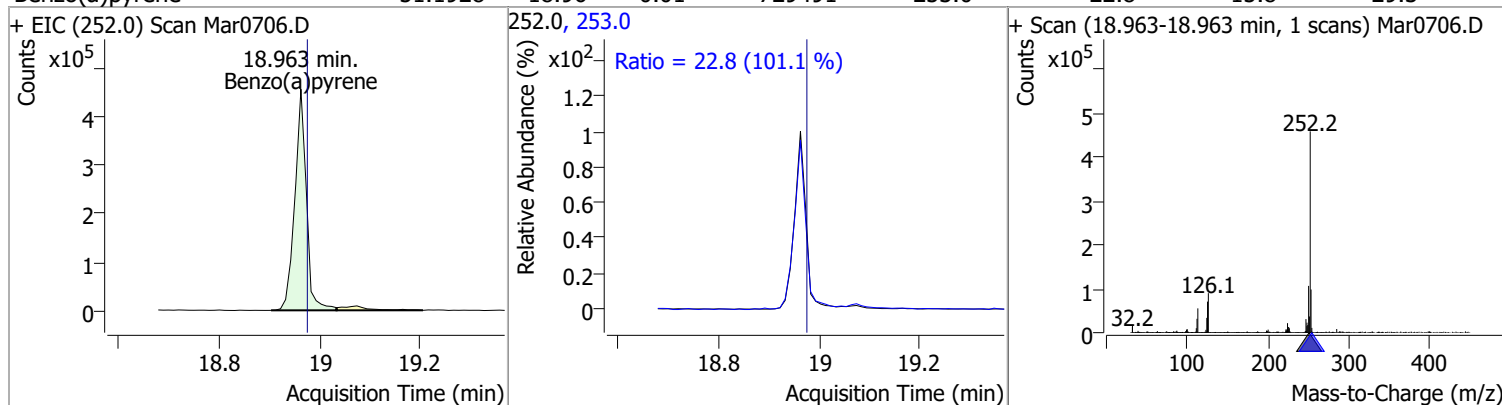


Quantitation Results Report (QT Reviewed)

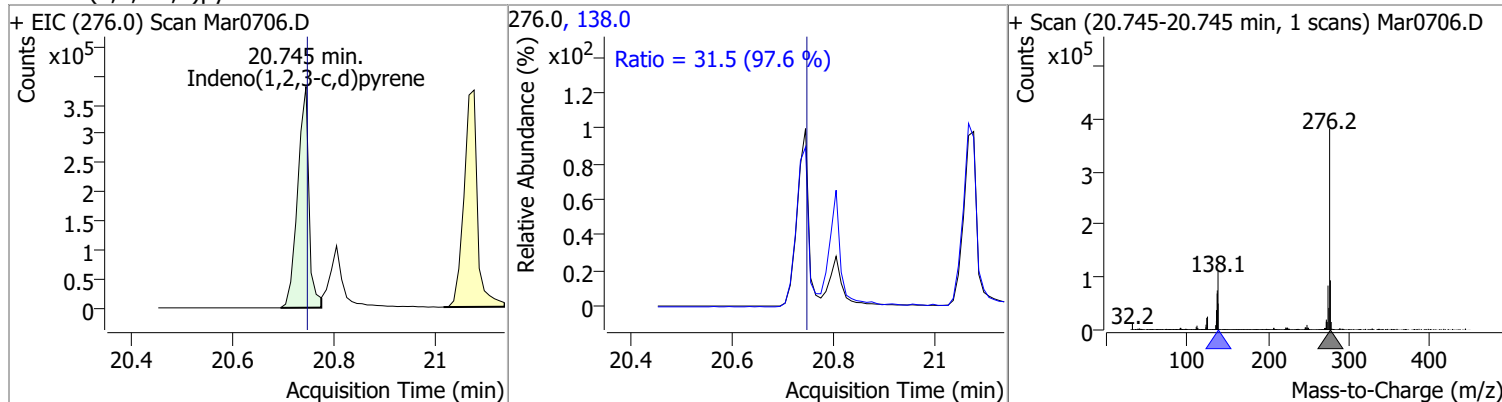
Compound	Conc.	RT	Dev(Min)	Resp.	QIon	QRatio	Lower	Upper
bis(2-ethylhexyl)Phthalate	48.4298	16.35	0.00	89407	149.0	395.3	269.6	500.6
					279.0	13.6	10.2	18.9
+ EIC (167.0) Scan Mar0706.D 			167.0, 149.0, 279.0 			+ Scan (16.350-16.350 min, 1 scans) Mar0706.D 		
Di-n-octyl Phthalate	50.9976	18.11	-0.01	633096	150.0	9.2	6.9	12.9
+ EIC (149.0) Scan Mar0706.D 			149.0, 150.0 			+ Scan (18.112-18.112 min, 1 scans) Mar0706.D 		
Benzo(b)fluoranthene	50.5638	18.36	-0.01	789633	253.0	22.3	15.6	29.0
+ EIC (252.0) Scan Mar0706.D 			252.0, 253.0 			+ Scan (18.355-18.355 min, 1 scans) Mar0706.D 		
Benzo(k)fluoranthene	52.8392	18.42	-0.01	868315	253.0	23.0	15.8	29.4
+ EIC (252.0) Scan Mar0706.D 			252.0, 253.0 			+ Scan (18.416-18.416 min, 1 scans) Mar0706.D 		

Quantitation Results Report (QT Reviewed)

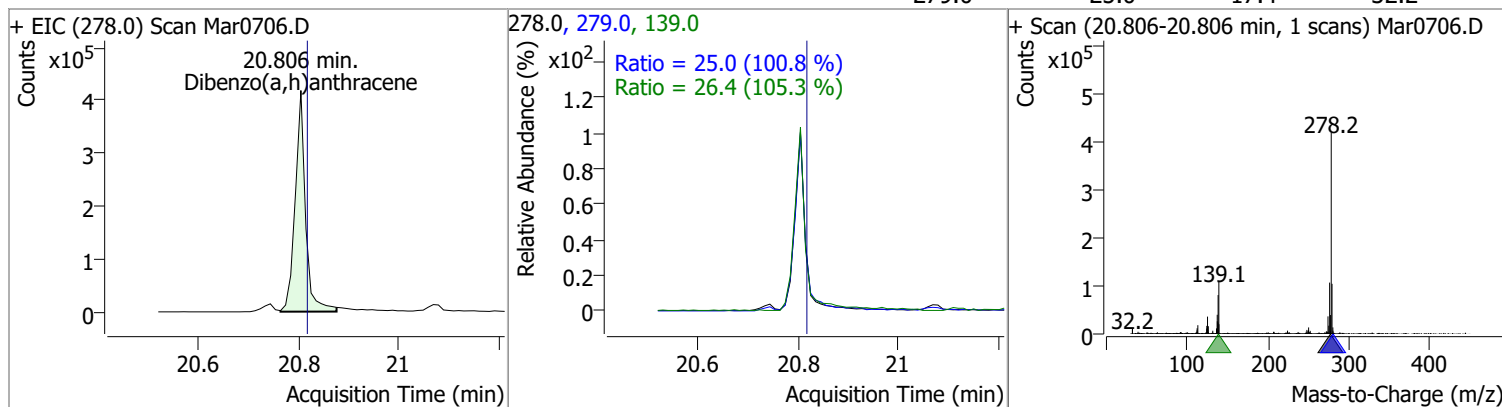
Compound	Conc.	RT	Dev(Min)	Resp.	QIon	QRatio	Lower	Upper
Benzo(a)pyrene	51.1928	18.96	-0.01	729491	253.0	22.8	15.8	29.3



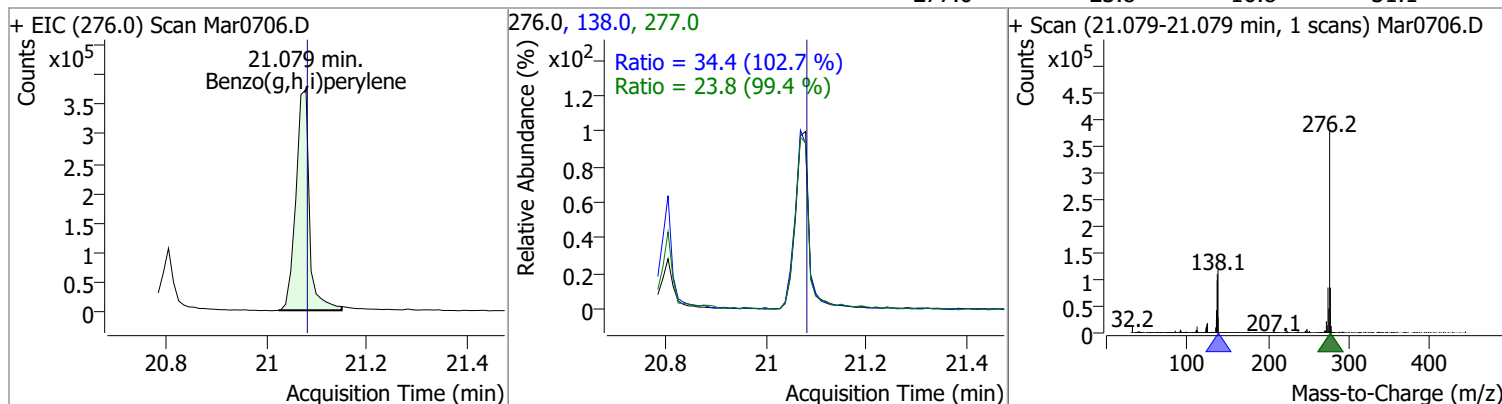
Compound	Conc.	RT	Dev(Min)	Resp.	QIon	QRatio	Lower	Upper
Indeno(1,2,3-c,d)pyrene	52.1609	20.75	0.00	590910	138.0	31.5	22.6	41.9



Compound	Conc.	RT	Dev(Min)	Resp.	QIon	QRatio	Lower	Upper
Dibenzo(a,h)anthracene	51.0462	20.81	-0.01	599682	139.0	26.4	17.5	32.6
					279.0	25.0	17.4	32.2

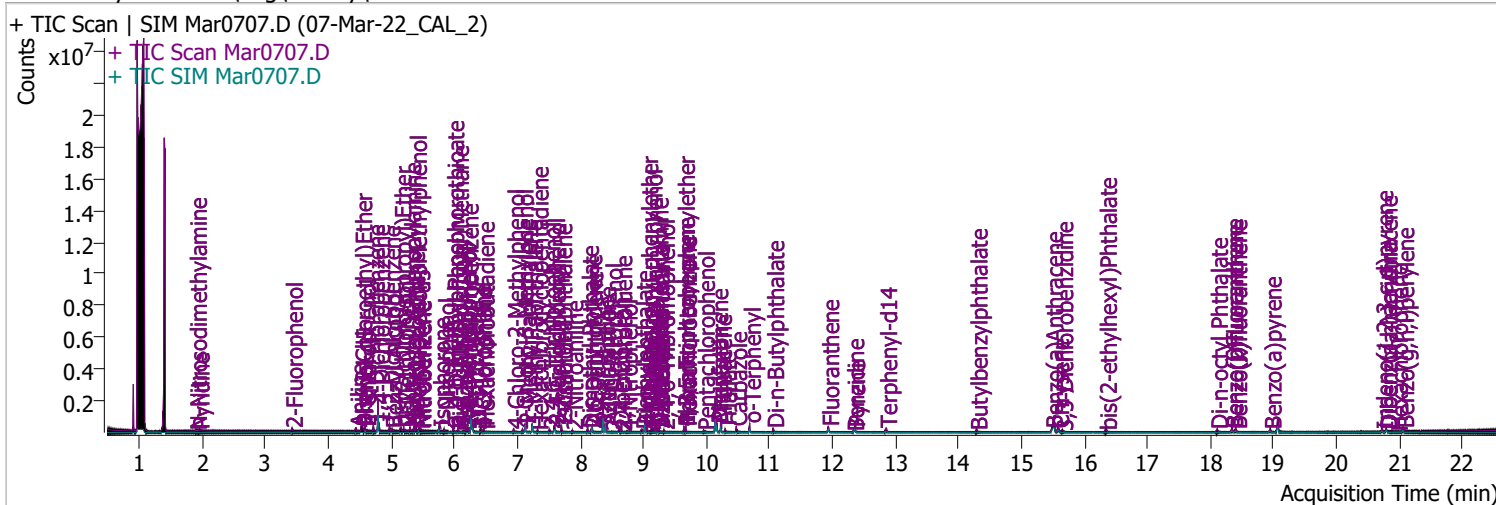


Compound	Conc.	RT	Dev(Min)	Resp.	QIon	QRatio	Lower	Upper
Benzo(g,h,i)perylene	52.6861	21.08	0.00	699610	138.0	34.4	23.5	43.6
					277.0	23.8	16.8	31.1



Quantitation Results Report (QT Reviewed)

Data File	Mar0707.D	Operator	LIMS import
Acq. Method	BNA+SIM.M	Acq. Date-Time	3/7/2022 2:56:41 PM
Sample Name	07-Mar-22_CAL_2	Instrument	Instrument #1
Vial	7	Multiplier	1.00
DA Method File		Comment	SVOC-8270-W-LARGO
Tune File	dftppdsm.u	Tune Date	2/18/2022 9:25:00 PM
Batch Name	030722 DoD BNA cal.batch.bin	Last Calib Update	3/8/2022 10:28:55 AM
Ref Library	D:\Org\Library\NIST129K.l		



Compound	RT	QIon	Resp.	Conc.	Units	Dev(Min)
----------	----	------	-------	-------	-------	----------

Internal Standards

System Monitoring Compounds

S 2-Fluorophenol	3.418	112.0	70962	9.9916	µg/L	0.000
Spiked Amount: 200.000	Range: 10.0 - 75.0%			Recovery = 5.00%		*
S Phenol-d5	4.532	99.0	90463	9.8826	µg/L	0.000
Spiked Amount: 200.000	Range: 10.0 - 65.0%			Recovery = 4.94%		*
S Nitrobenzene-d5	5.441	82.0	38999	9.1908	µg/L	0.000
Spiked Amount: 100.000	Range: 32.0 - 94.0%			Recovery = 9.19%		*
S 2-Fluorobiphenyl	7.595	172.0	144982	9.9649	µg/L	0.000
Spiked Amount: 100.000	Range: 28.0 - 107.0%			Recovery = 9.96%		*
S 2,4,6-Tribromophenol	9.325	329.8	8847	8.7340	µg/L	-0.010
Spiked Amount: 200.000	Range: 25.0 - 140.0%			Recovery = 4.37%		*
S Terphenyl-d14	12.855	244.3	144269	9.8533	µg/L	-0.010
Spiked Amount: 100.000	Range: 32.0 - 122.0%			Recovery = 9.85%		*

Target Compounds

Compound	RT	QIon	Resp.	Conc.	Units	QValue
T N-Nitrosodimethylamine	1.897	74.0	19322	8.8609	µg/L	96
T Pyridine	1.937	79.0	53196	8.3672	µg/L	98
T Aniline	4.440	93.0	122425	9.7676	µg/L	100
T bis(-2-Chloroethyl)Ether	4.521	63.0	61981	9.5387	µg/L	96
T Phenol	4.542	94.0	100965	10.1878	µg/L	88
T 2-Chlorophenol	4.583	128.0	75984	10.3329	µg/L	97
T 1,3-Dichlorobenzene	4.715	146.0	113181	10.3891	µg/L	m 99
T 1,4-Dichlorobenzene	4.807	146.0	109688	10.5621	µg/L	m 97
T 1,2-Dichlorobenzene	4.971	146.0	102236	9.7796	µg/L	94
T Benzyl Alcohol	5.001	108.0	40172	9.7739	µg/L	82
T bis(2-chloroisopropyl)Ether	5.144	121.0	29089	10.7921	µg/L	94
T 2-Methylphenol	5.195	107.0	67880	10.2493	µg/L	99
T N-nitroso-Di-n-propylamine	5.298	70.0	50427	9.5454	µg/L	97
T Hexachloroethane	5.359	117.0	27769	9.7227	µg/L	93
T 4Methylphenol/3Methylphenol	5.390	107.0	82908	9.1789	µg/L	92

Quantitation Results Report (QT Reviewed)

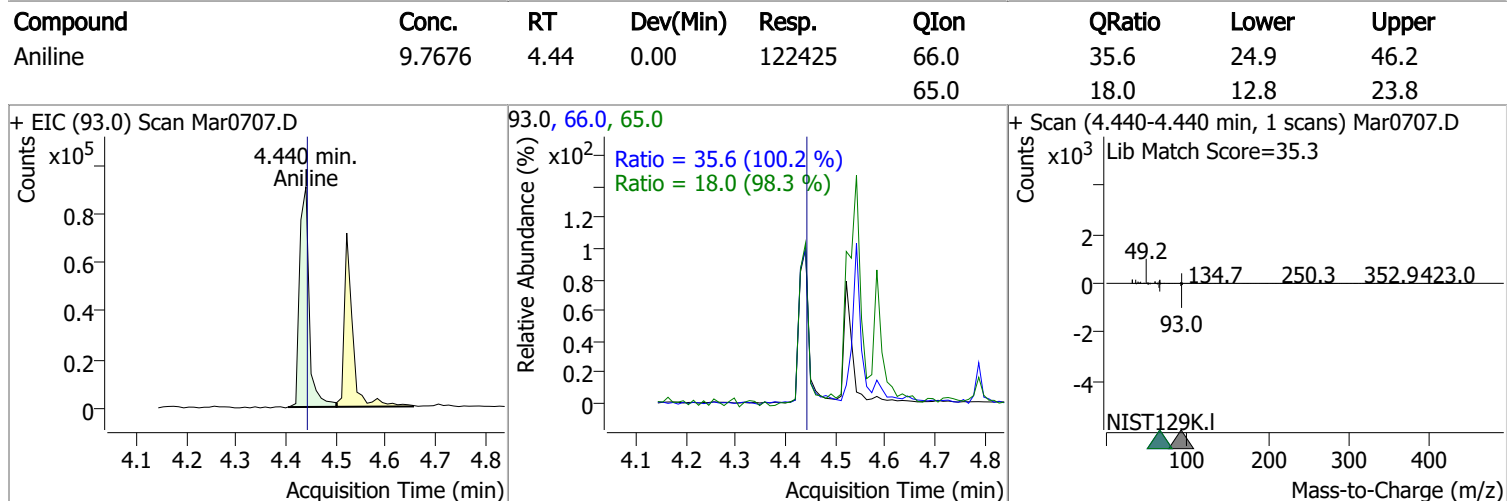
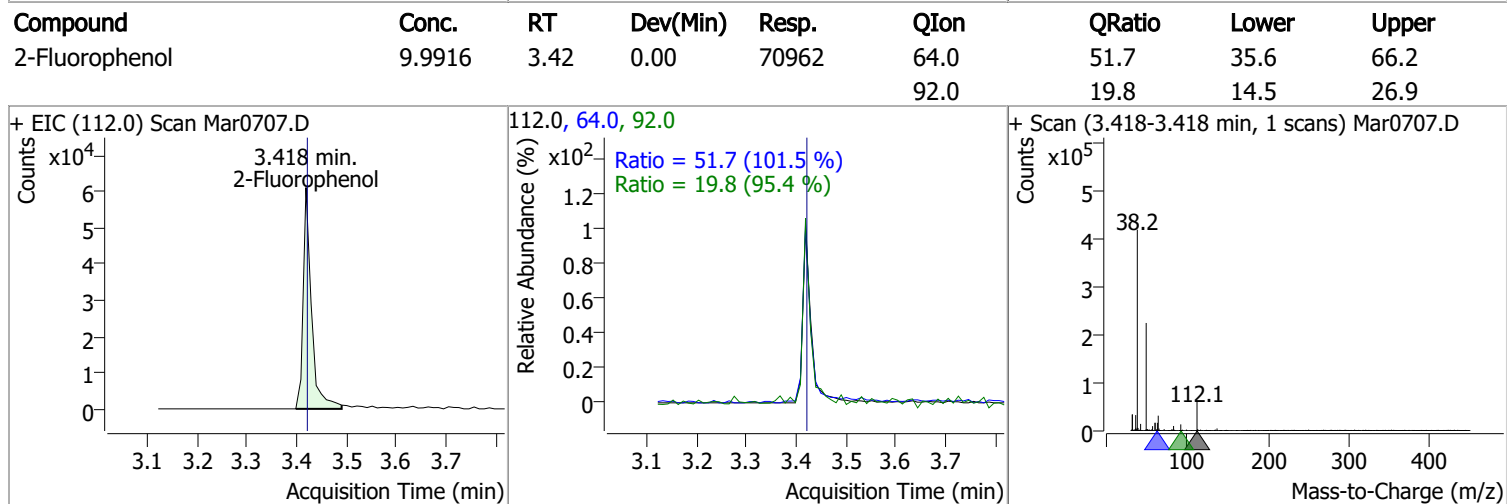
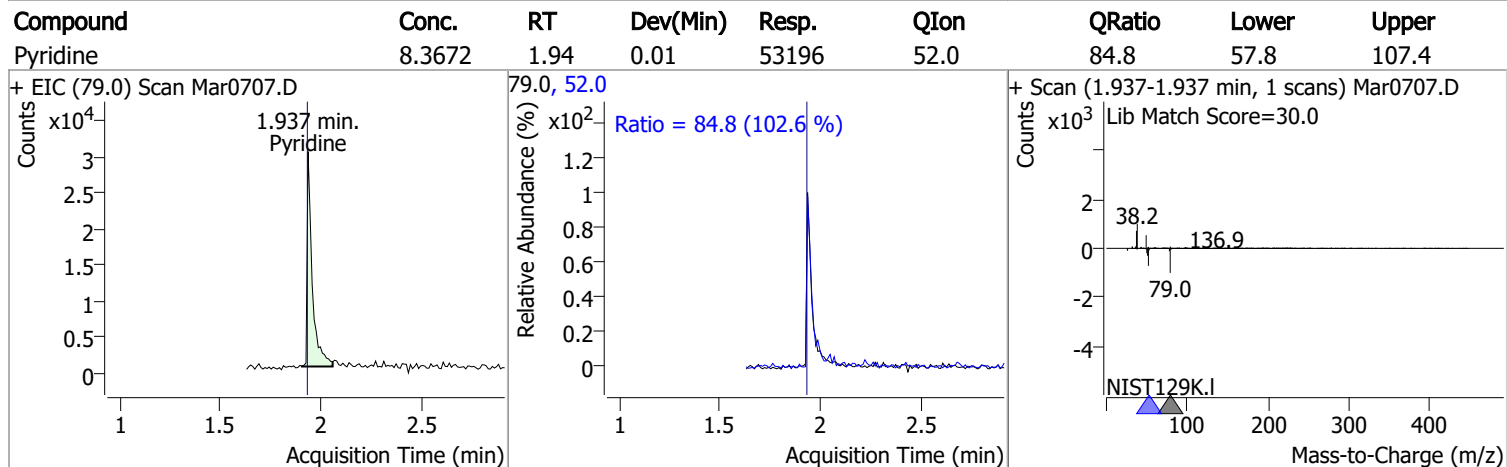
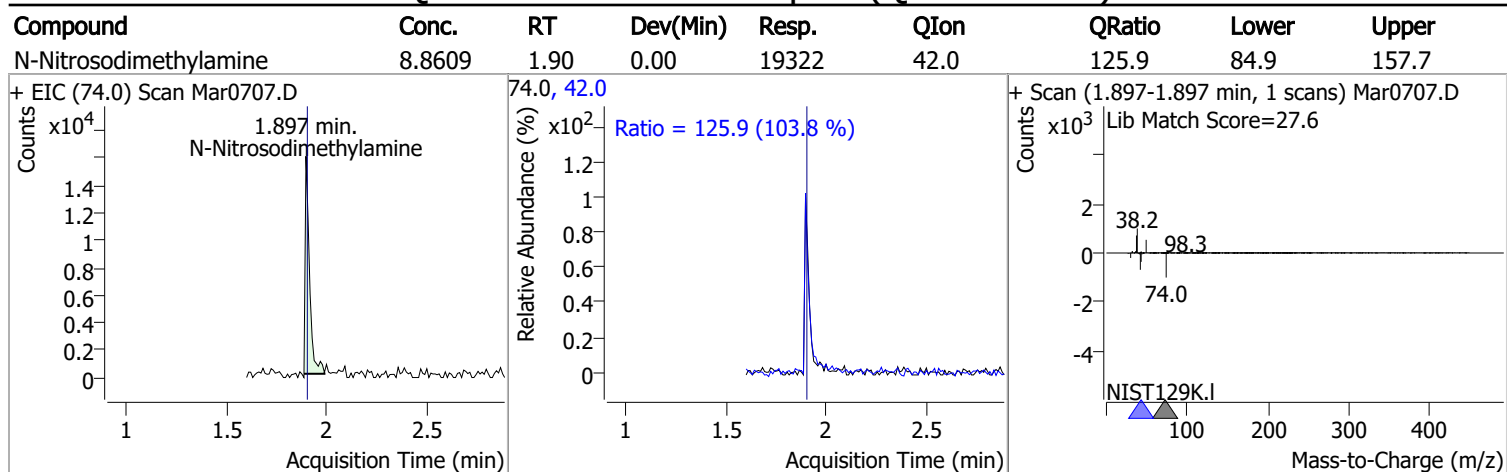
Compound	RT	QIon	Resp.	Conc.	Units	Dev(Min)
T Nitrobenzene	5.461	123.1	20984	9.3148	µg/L	95
T Isophorone	5.757	82.0	108374	8.8782	µg/L	97
T 2-Nitrophenol	5.839	139.0	21972	9.5426	µg/L	93
T 2,4-Dimethylphenol	5.982	122.0	54430	9.2001	µg/L	97
T bis(-2-Chloroethoxy)Methane	6.054	93.0	61693	9.5775	µg/L	98
T 2,4-Dichlorophenol	6.177	162.0	44384	9.2039	µg/L	99
T Benzoic Acid	6.136	105.0	18680	8.3416	µg/L #m	73
T 1,2,4-Trichlorobenzene	6.208	180.0	65356	9.7595	µg/L	98
T Naphthalene	6.290	128.0	206197	9.8598	µg/L	97
T p-Chloroaniline	6.403	127.0	70500	9.8543	µg/L	97
T 4-Chlorophenol	6.424	130.0	22020	9.6448	µg/L	76
T Hexachlorobutadiene	6.465	224.9	33417	10.0400	µg/L	96
T 4-Chloro-2-Methylphenol	6.937	107.0	46777	9.9106	µg/L	98
T 4-Chloro-3-Methylphenol	7.081	107.0	47787	8.8643	µg/L	99
T 2-Methylnaphthalene	7.122	141.0	115280	9.7289	µg/L	97
T 1-Methylnaphthalene	7.235	141.0	121414	9.8926	µg/L	98
T Hexachlorocyclopentadiene	7.317	236.9	15980	9.5322	µg/L	97
T 2,4,6-Trichlorophenol	7.512	196.0	30415	9.4390	µg/L	96
T 2,4,5-Trichlorophenol	7.584	196.0	37726	10.2044	µg/L m	99
T 2-Chloronaphthalene	7.697	162.0	122966	9.6598	µg/L	98
T 2-Nitroaniline	7.872	65.0	12530	8.0927	µg/L	87
T Dimethyl Phthalate	8.118	163.0	105896	9.1759	µg/L	96
T 2,6-Dinitrotoluene	8.169	165.0	14960	9.8362	µg/L	98
T Acenaphthylene	8.190	152.1	196901	10.0367	µg/L	98
T 3-Nitroaniline	8.374	138.0	12469	8.8081	µg/L	83
T Acenaphthene	8.394	154.0	115704	9.7040	µg/L	98
T 2,4-Dinitrophenol	8.497	184.0	4058	8.5503	µg/L #	26
T Dibenzofuran	8.609	168.0	189540	9.8395	µg/L	97
T 2,4-Dinitrotoluene	8.650	165.0	16212	9.3574	µg/L	95
T 4-Nitrophenol	8.732	109.0	15714	9.6941	µg/L	82
T Diethylphthalate	8.978	149.0	95980	8.7592	µg/L	96
T Fluorene	9.019	166.0	161699	10.1958	µg/L	99
T 4-Chlorophenyl-phenylether	9.059	204.0	66401	9.6805	µg/L	98
T 4-Nitroaniline	9.111	138.0	11083	8.3032	µg/L #	92
T 4,6-Dinitro-2-methylphenol	9.131	198.0	7154	8.3131	µg/L #	77
T N-nitrosodiphenylamine	9.223	169.0	93334	9.1379	µg/L	91
T Azobenzene	9.244	77.0	87023	9.3610	µg/L	91
T 4-Bromophenyl-phenylether	9.643	248.0	36046	9.8998	µg/L	98
T Hexachlorobenzene	9.673	283.9	36907	10.3078	µg/L #	73
T Pentachlorophenol	9.958	265.9	11745	9.2299	µg/L	96
T Phenanthrene	10.171	178.0	209326	9.7598	µg/L	100
T Anthracene	10.232	178.0	201386	9.9399	µg/L m	95
T Triallate	10.303	86.0	29165	8.6500	µg/L	95
T Carbazole	10.475	167.0	184617	9.9001	µg/L	99
T o-Terphenyl	10.687	230.0	112583	10.1474	µg/L	97
T Di-n-Butylphthalate	11.062	149.0	112503	8.5062	µg/L #	94
T Fluoranthene	11.933	202.0	212365	9.9343	µg/L	96
T Benzidine	12.328	184.0	43248	9.4880	µg/L #m	80
T Pyrene	12.349	202.0	231975	9.9195	µg/L	99
T Butylbenzylphthalate	14.286	149.0	39525	9.2268	µg/L	84
T Benzo(a)Anthracene	15.481	228.0	153746	9.5840	µg/L	98
T Chrysene	15.583	228.0	191736	10.2331	µg/L	98
T 3,3-Dichlorobenzidine	15.645	252.0	34043	8.9933	µg/L	95
T bis(2-ethylhexyl)Phthalate	16.340	167.0	13658	9.5070	µg/L	94
T Di-n-octyl Phthalate	18.102	149.0	90850	9.1645	µg/L	95

Quantitation Results Report (QT Reviewed)

Compound	RT	QIon	Resp.	Conc.	Units	Dev(Min)
T Benzo(b)fluoranthene	18.345	252.0	137726	9.1536	µg/L	98
T Benzo(k)fluoranthene	18.406	252.0	143096	9.1828	µg/L	96
T Benzo(a)pyrene	18.953	252.0	115625	9.2525	µg/L	97
T Indeno(1,2,3-c,d)pyrene	20.725	276.0	87918	8.9916	µg/L	99
T Dibenzo(a,h)anthracene	20.796	278.0	102690	9.7121	µg/L	96
T Benzo(g,h,i)perylene	21.059	276.0	122881	9.7175	µg/L	98

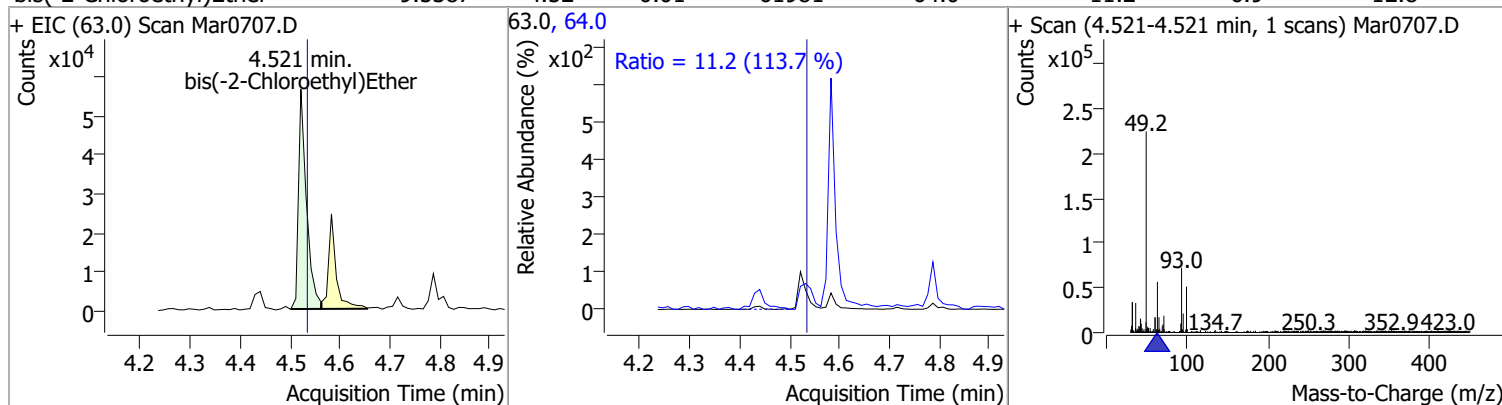
(#) = Qualifier Out of Range; (m) = Manual Integration; (+) = Area Summed; (*) = Surrogate Percent Recovery Out of Range; (d): Zeroed Peak

Quantitation Results Report (QT Reviewed)

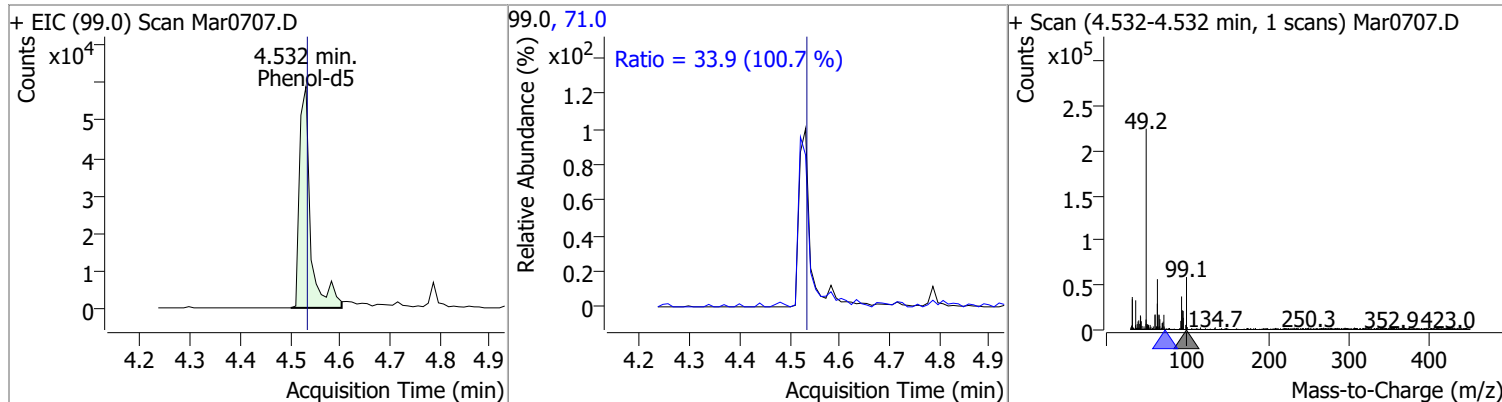


Quantitation Results Report (QT Reviewed)

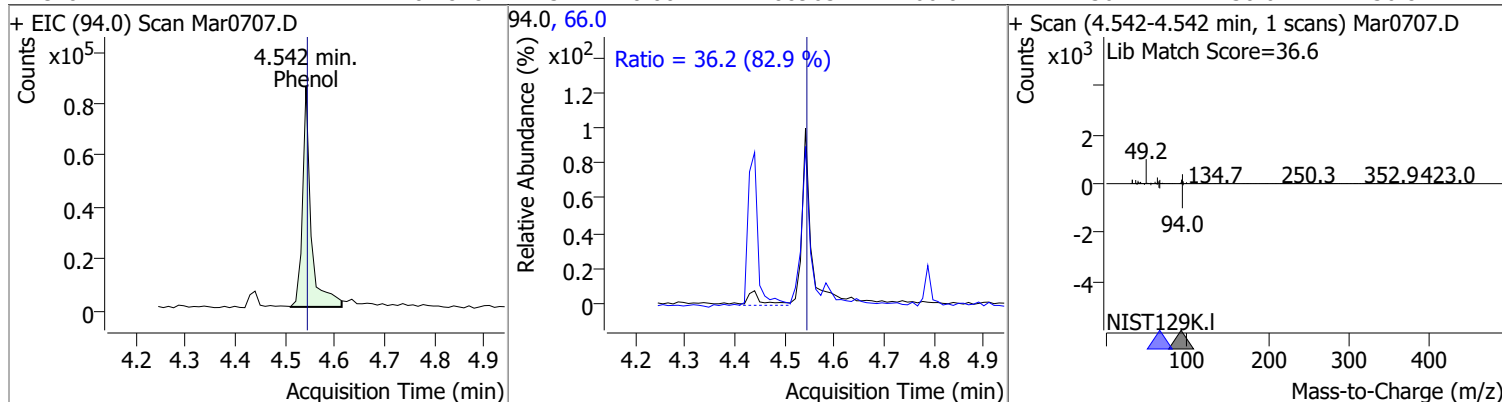
Compound	Conc.	RT	Dev(Min)	Resp.	QIon	QRatio	Lower	Upper
bis-(2-Chloroethyl)Ether	9.5387	4.52	-0.01	61981	64.0	11.2	6.9	12.8



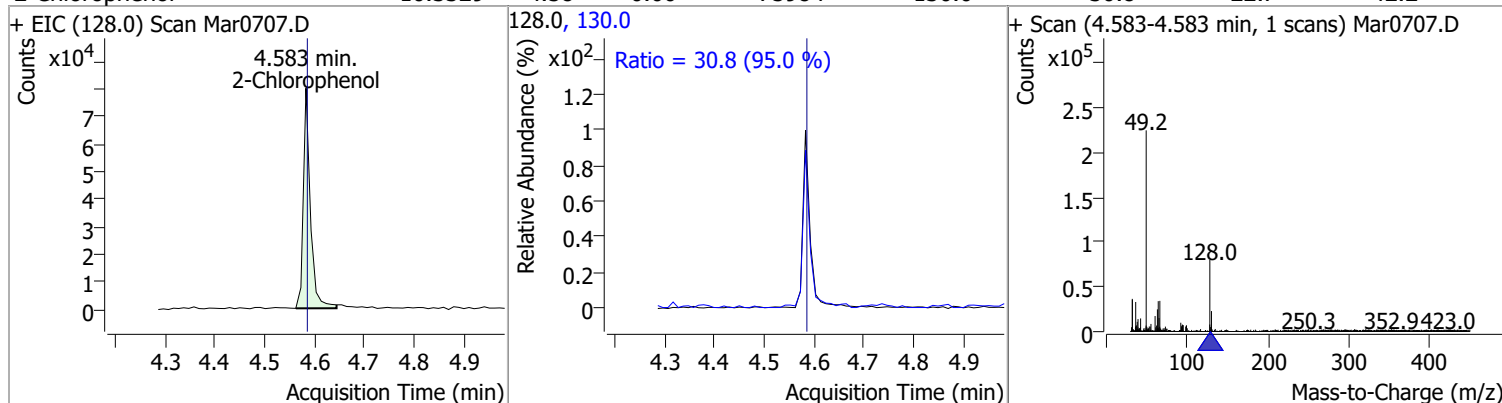
Compound	Conc.	RT	Dev(Min)	Resp.	QIon	QRatio	Lower	Upper
Phenol-d5	9.8826	4.53	0.00	90463	71.0	33.9	23.5	43.7



Compound	Conc.	RT	Dev(Min)	Resp.	QIon	QRatio	Lower	Upper
Phenol	10.1878	4.54	0.00	100965	66.0	36.2	30.6	56.8

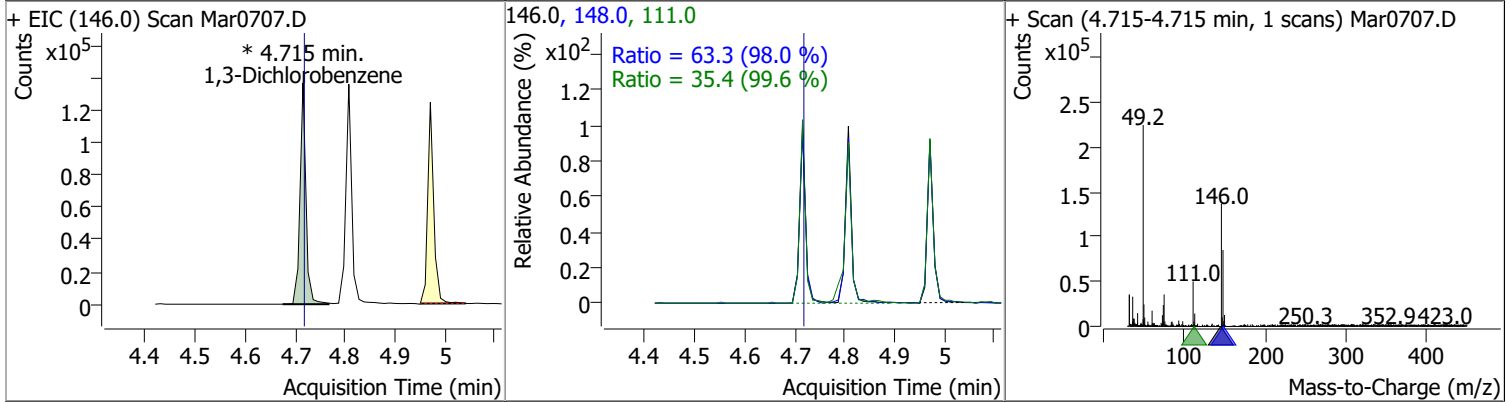


Compound	Conc.	RT	Dev(Min)	Resp.	QIon	QRatio	Lower	Upper
2-Chlorophenol	10.3329	4.58	0.00	75984	130.0	30.8	22.7	42.2

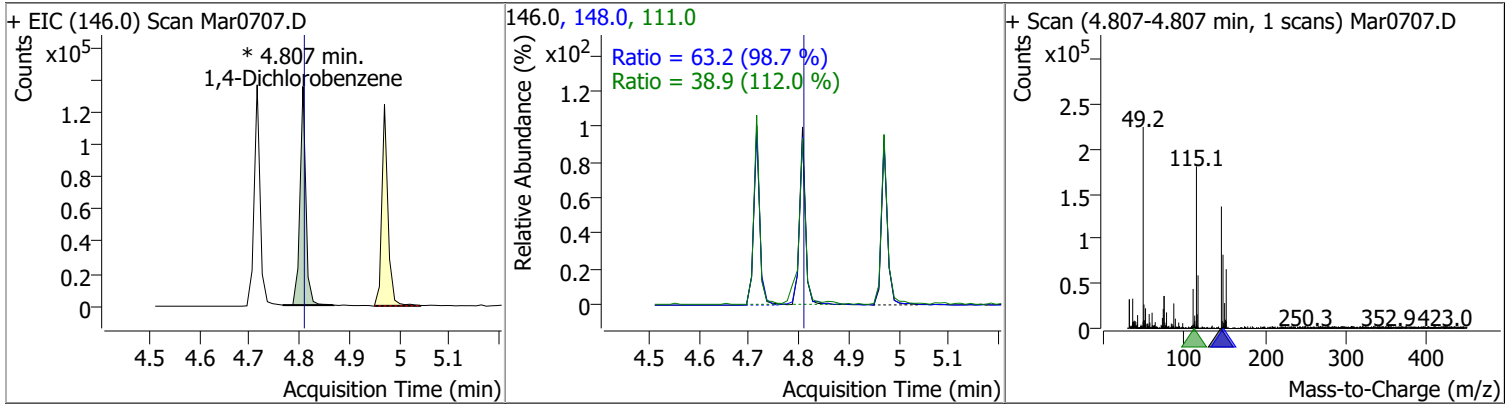


Quantitation Results Report (QT Reviewed)

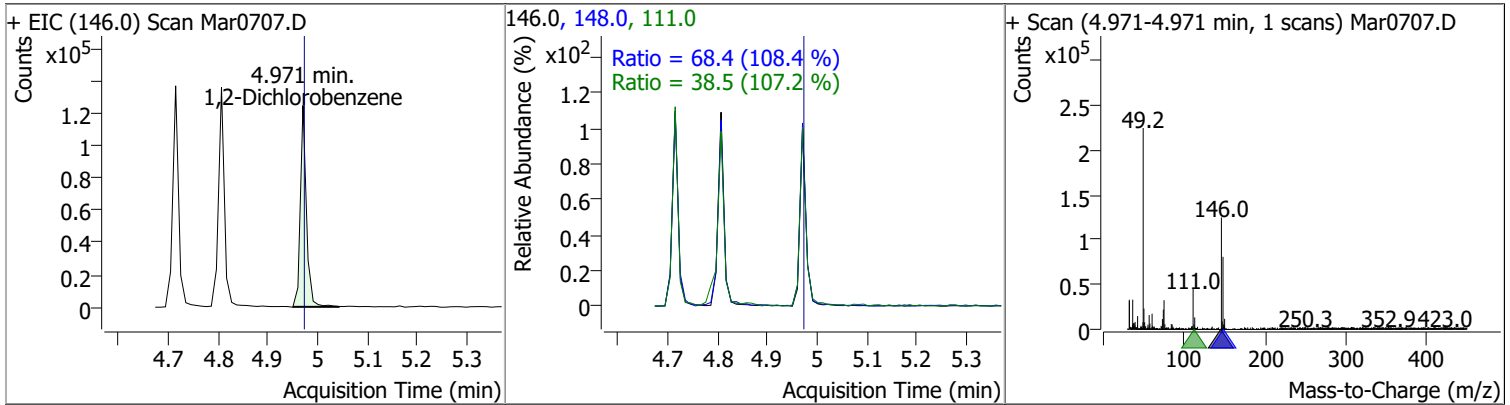
Compound	Conc.	RT	Dev(Min)	Resp.	QIon	QRatio	Lower	Upper
1,3-Dichlorobenzene	10.3891	4.72	0.00	113181 (m)	148.0	63.3	45.2	84.0
					111.0	35.4	24.9	46.2



Compound	Conc.	RT	Dev(Min)	Resp.	QIon	QRatio	Lower	Upper
1,4-Dichlorobenzene	10.5621	4.81	0.00	109688 (m)	148.0	63.2	44.8	83.2
					111.0	38.9	24.3	45.1

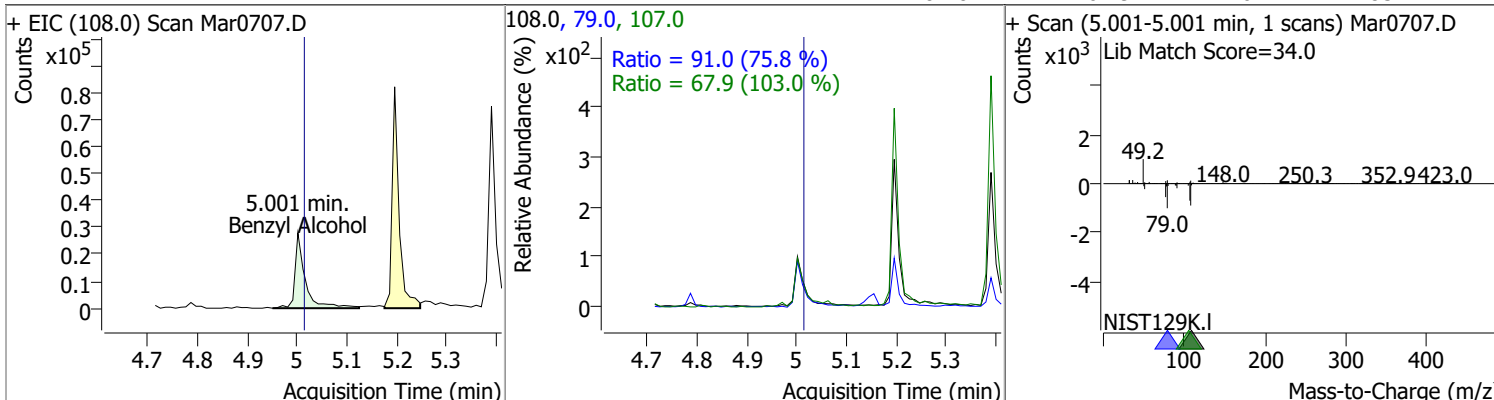


Compound	Conc.	RT	Dev(Min)	Resp.	QIon	QRatio	Lower	Upper
1,2-Dichlorobenzene	9.7796	4.97	0.00	102236	148.0	68.4	44.2	82.0
					111.0	38.5	25.1	46.7

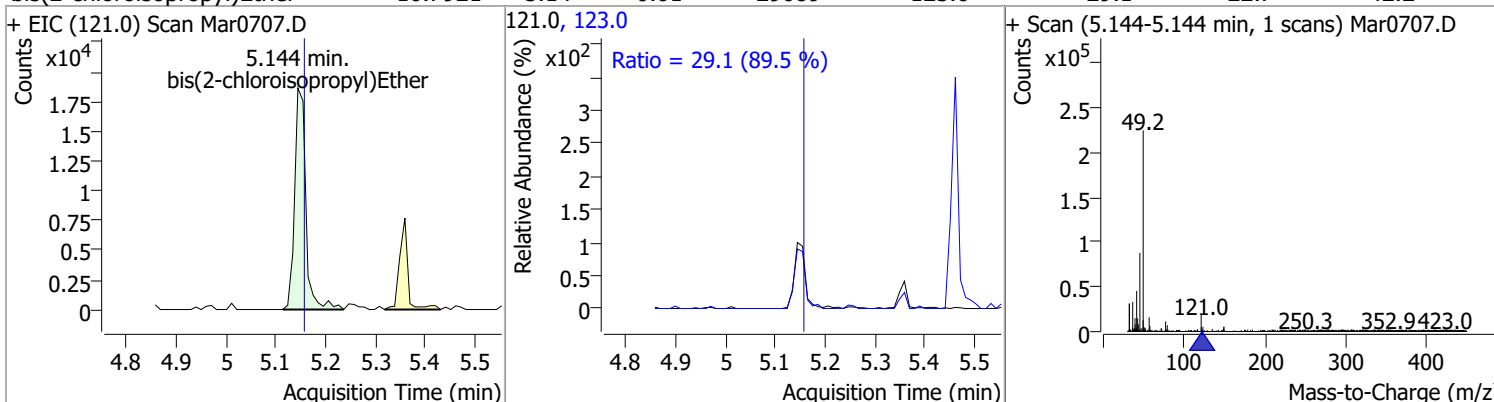


Quantitation Results Report (QT Reviewed)

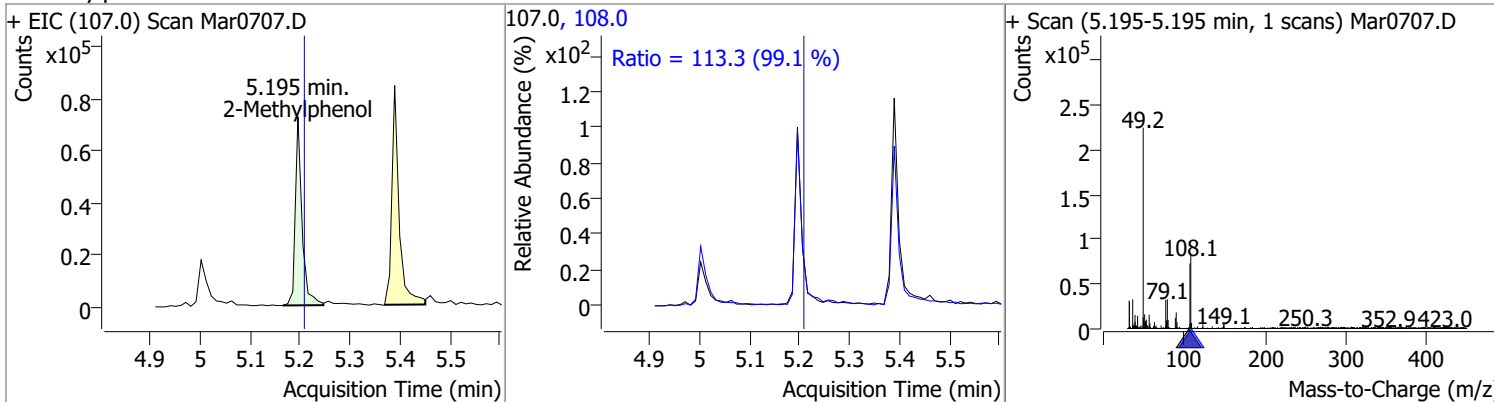
Compound	Conc.	RT	Dev(Min)	Resp.	QIon	QRatio	Lower	Upper
Benzyl Alcohol	9.7739	5.00	-0.01	40172	79.0	91.0	84.0	156.0
					107.0	67.9	46.2	85.7



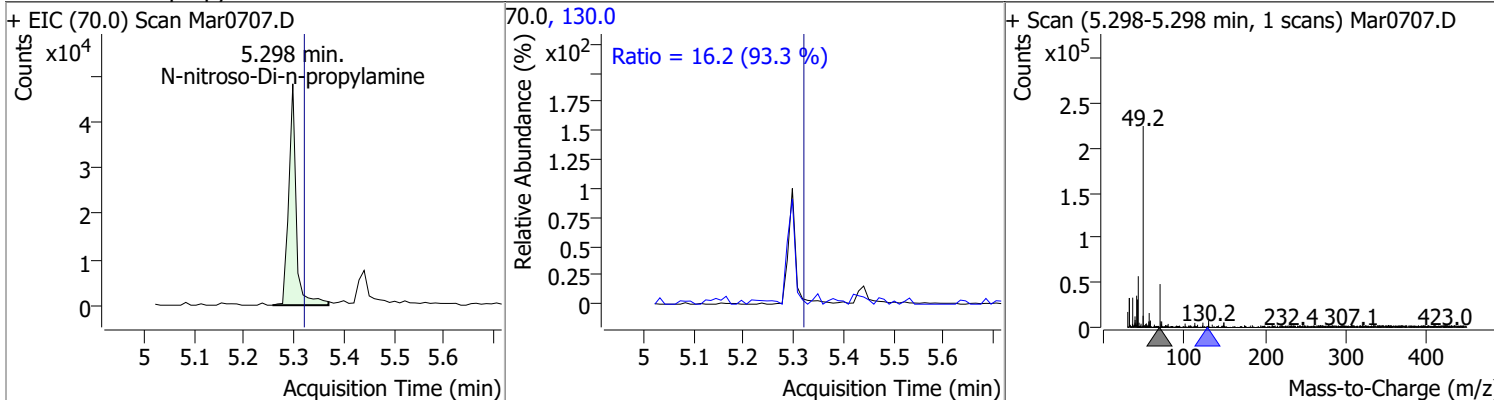
Compound	Conc.	RT	Dev(Min)	Resp.	QIon	QRatio	Lower	Upper
bis(2-chloroisopropyl)Ether	10.7921	5.14	-0.01	29089	123.0	29.1	22.7	42.2



Compound	Conc.	RT	Dev(Min)	Resp.	QIon	QRatio	Lower	Upper
2-Methylphenol	10.2493	5.20	-0.01	67880	108.0	113.3	80.1	148.7

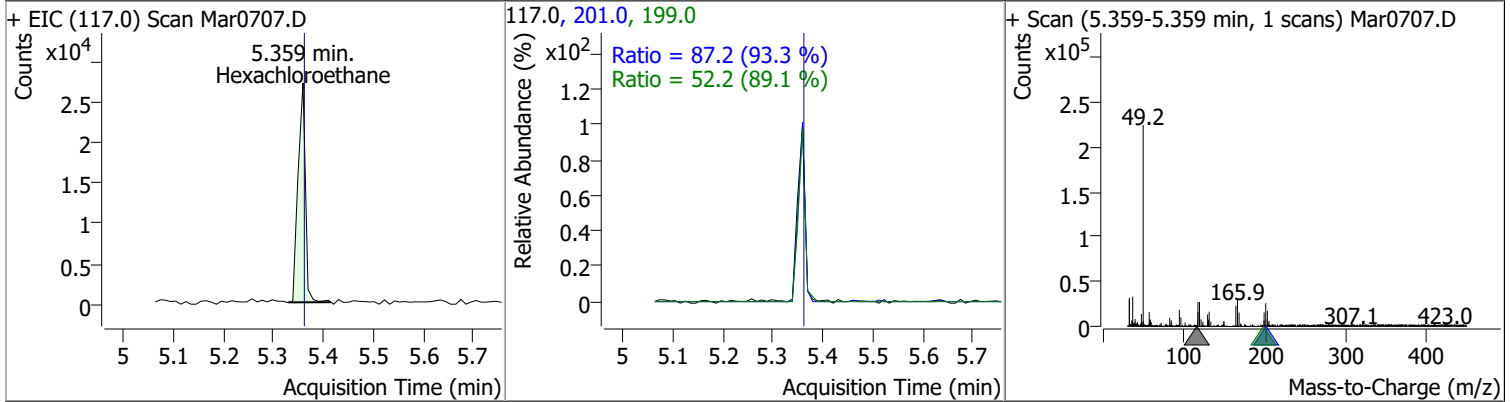


Compound	Conc.	RT	Dev(Min)	Resp.	QIon	QRatio	Lower	Upper
N-nitroso-Di-n-propylamine	9.5454	5.30	-0.02	50427	130.0	16.2	0.0	34.6

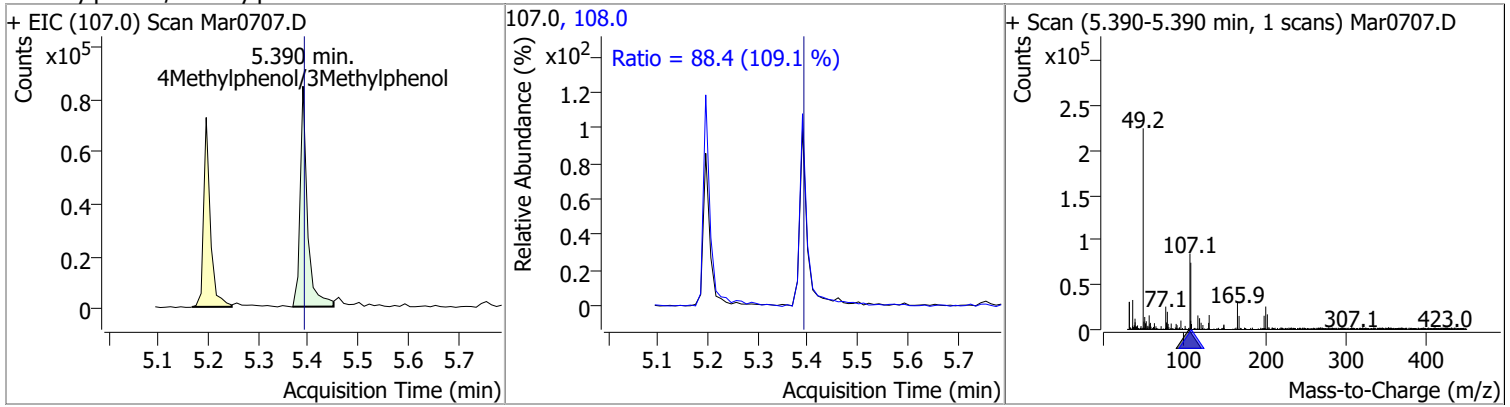


Quantitation Results Report (QT Reviewed)

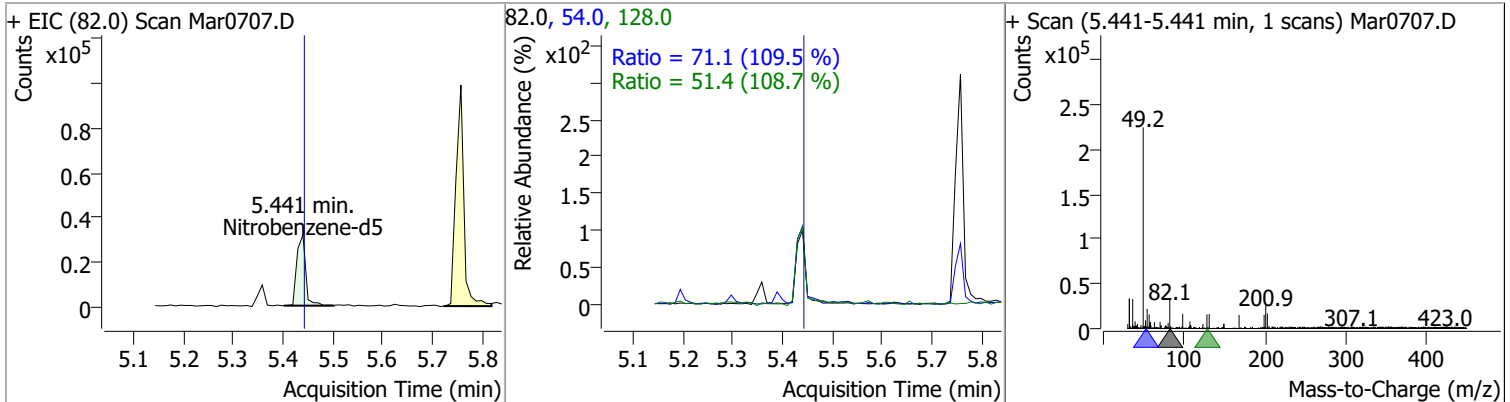
Compound	Conc.	RT	Dev(Min)	Resp.	QIon	QRatio	Lower	Upper
Hexachloroethane	9.7227	5.36	0.00	27769	201.0	87.2	65.4	121.5
					199.0	52.2	41.0	76.1



Compound	Conc.	RT	Dev(Min)	Resp.	QIon	QRatio	Lower	Upper
4Methylphenol/3Methylphenol	9.1789	5.39	0.00	82908	108.0	88.4	56.7	105.3

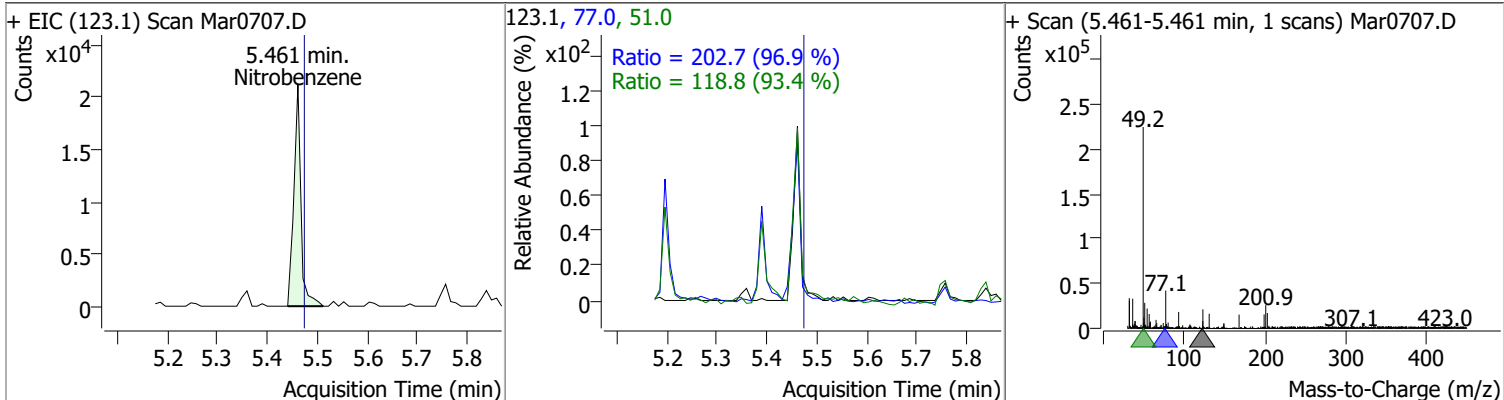


Compound	Conc.	RT	Dev(Min)	Resp.	QIon	QRatio	Lower	Upper
Nitrobenzene-d5	9.1908	5.44	0.00	38999	54.0	71.1	45.4	84.4
					128.0	51.4	33.1	61.4

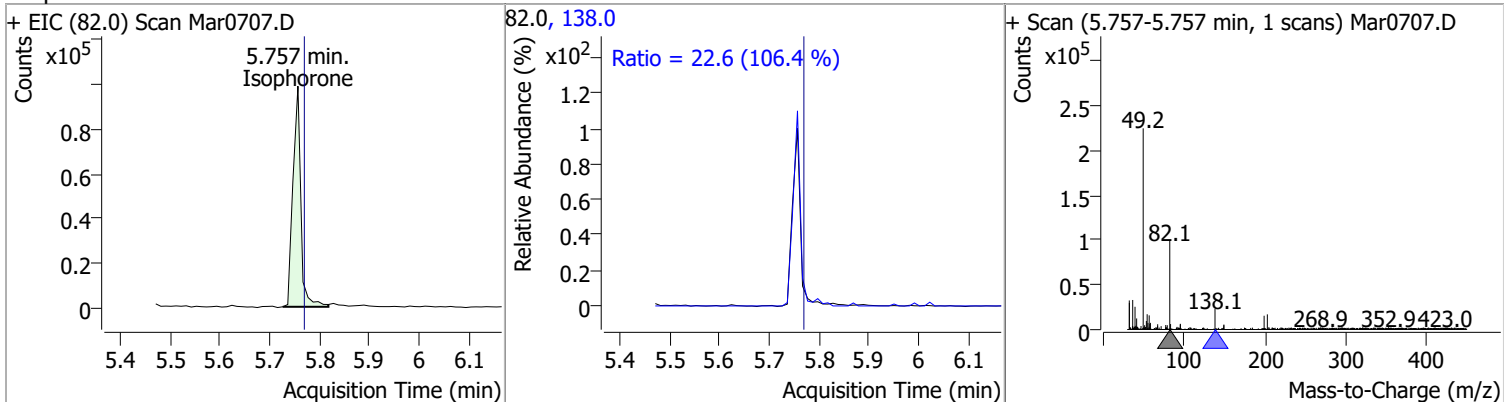


Quantitation Results Report (QT Reviewed)

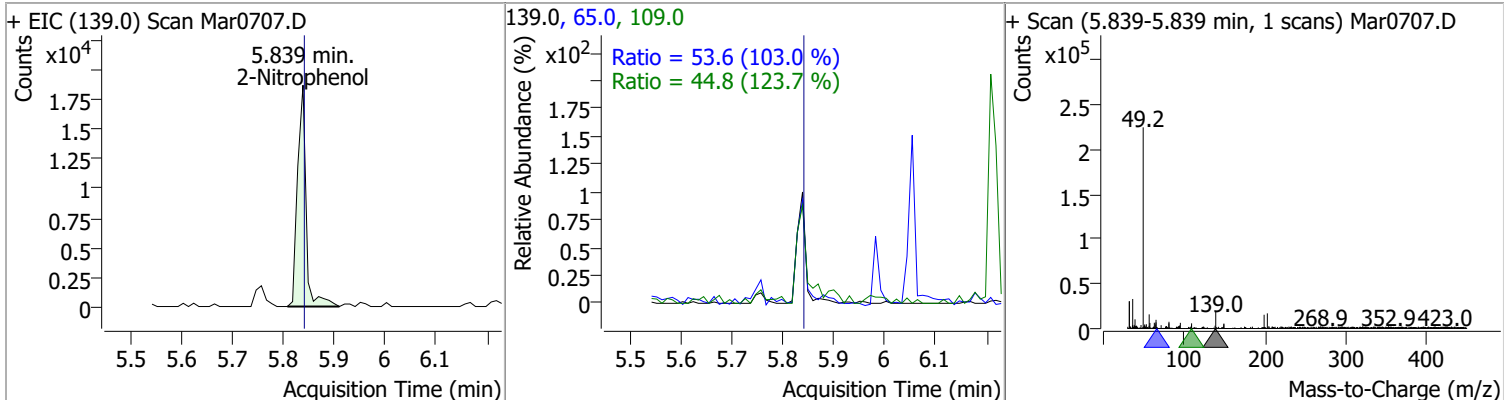
Compound	Conc.	RT	Dev(Min)	Resp.	QIon	QRatio	Lower	Upper
Nitrobenzene	9.3148	5.46	-0.01	20984	77.0	202.7	146.4	272.0
					51.0	118.8	89.1	165.4



Compound	Conc.	RT	Dev(Min)	Resp.	QIon	QRatio	Lower	Upper
Isophorone	8.8782	5.76	-0.01	108374	138.0	22.6	14.9	27.6

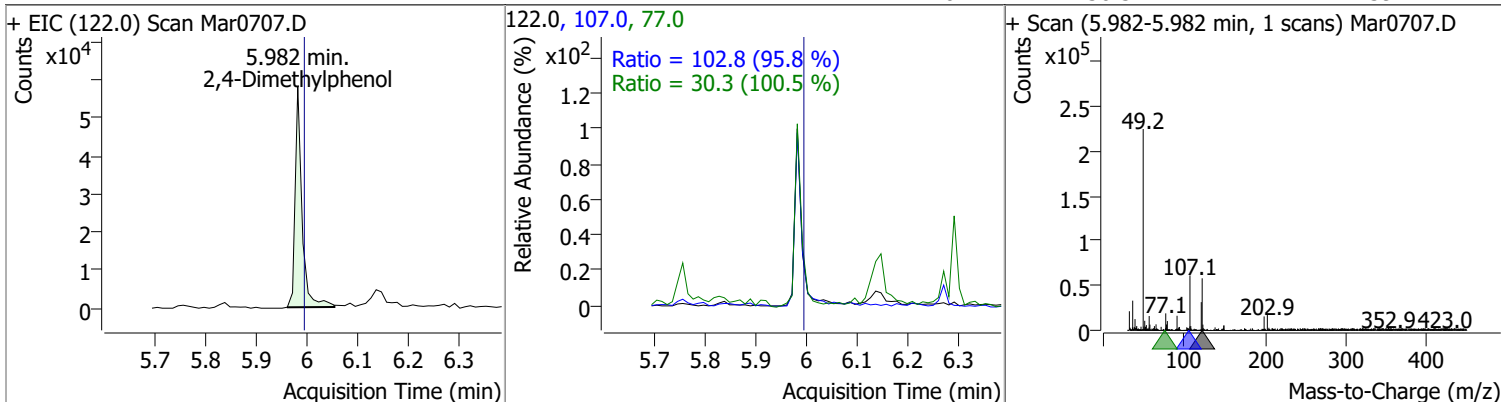


Compound	Conc.	RT	Dev(Min)	Resp.	QIon	QRatio	Lower	Upper
2-Nitrophenol	9.5426	5.84	0.00	21972	65.0	53.6	36.4	67.6
					109.0	44.8	25.4	47.1

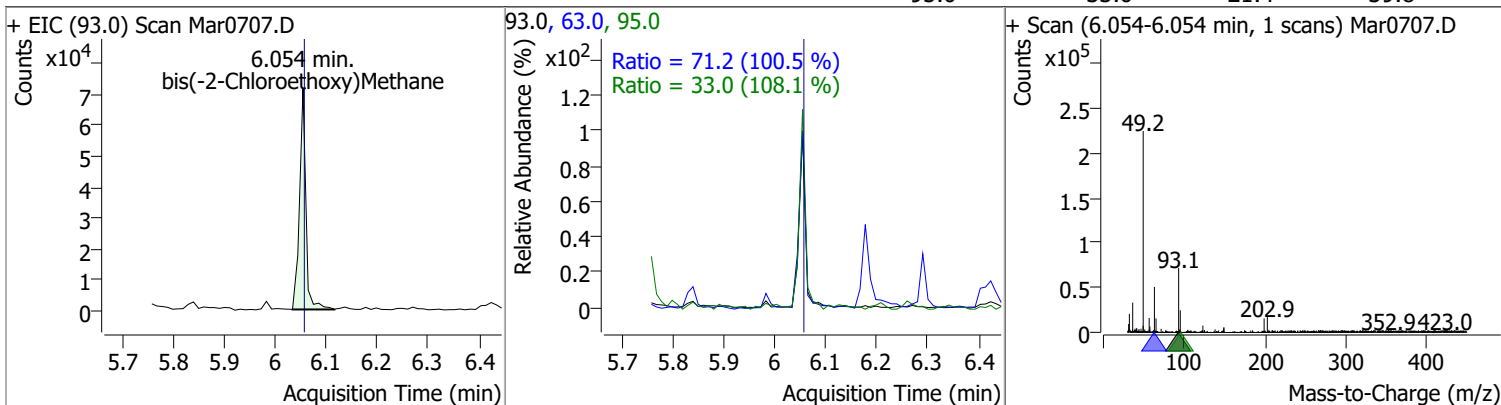


Quantitation Results Report (QT Reviewed)

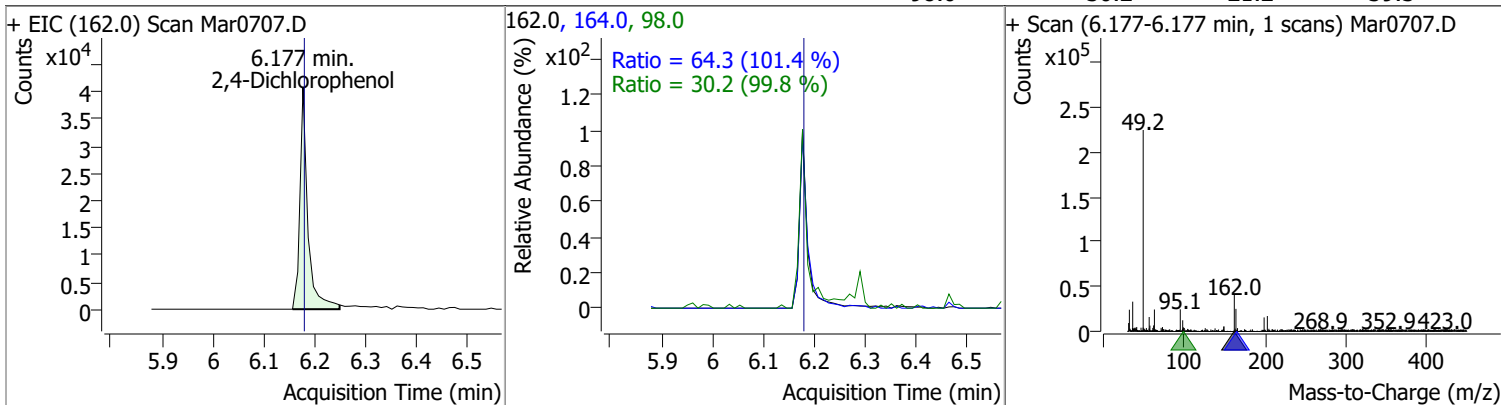
Compound	Conc.	RT	Dev(Min)	Resp.	QIon	QRatio	Lower	Upper
2,4-Dimethylphenol	9.2001	5.98	-0.01	54430	107.0	102.8	75.1	139.5
					77.0	30.3	21.1	39.2



Compound	Conc.	RT	Dev(Min)	Resp.	QIon	QRatio	Lower	Upper
bis(-2-Chloroethoxy)Methane	9.5775	6.05	0.00	61693	63.0	71.2	49.6	92.2
					95.0	33.0	21.4	39.8

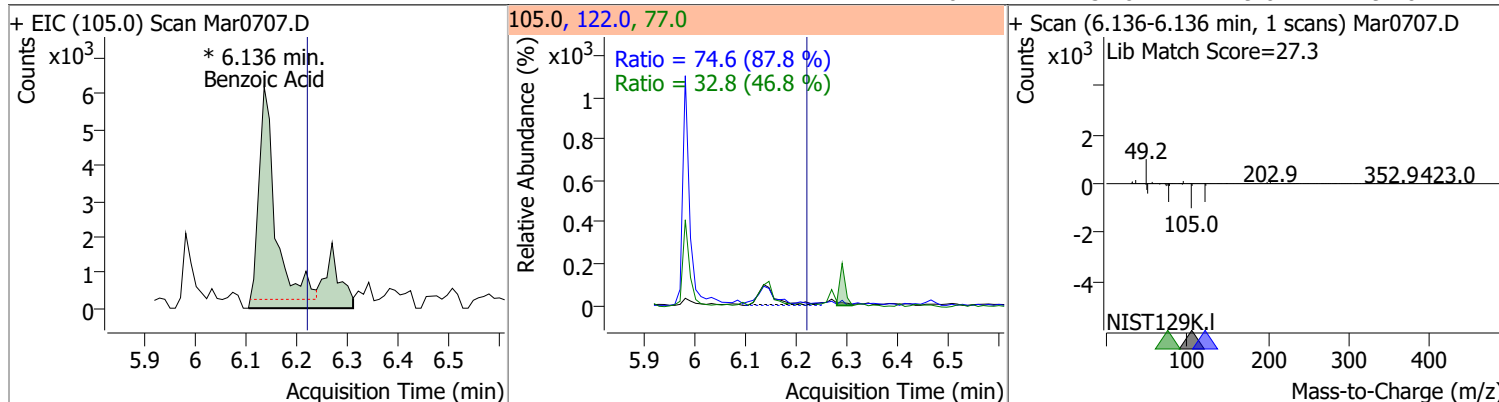


Compound	Conc.	RT	Dev(Min)	Resp.	QIon	QRatio	Lower	Upper
2,4-Dichlorophenol	9.2039	6.18	0.00	44384	164.0	64.3	44.4	82.4
					98.0	30.2	21.2	39.3

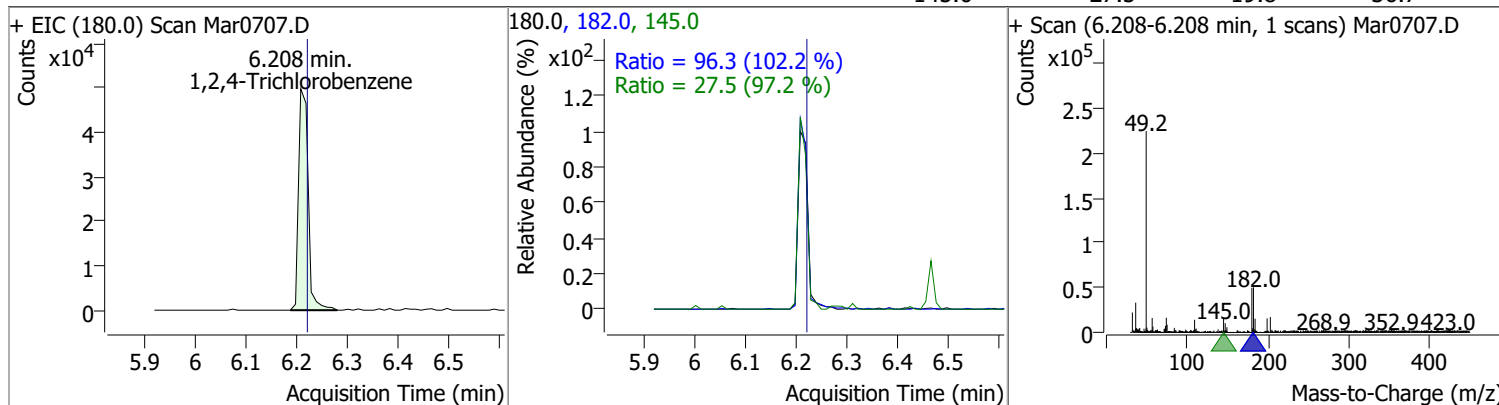


Quantitation Results Report (QT Reviewed)

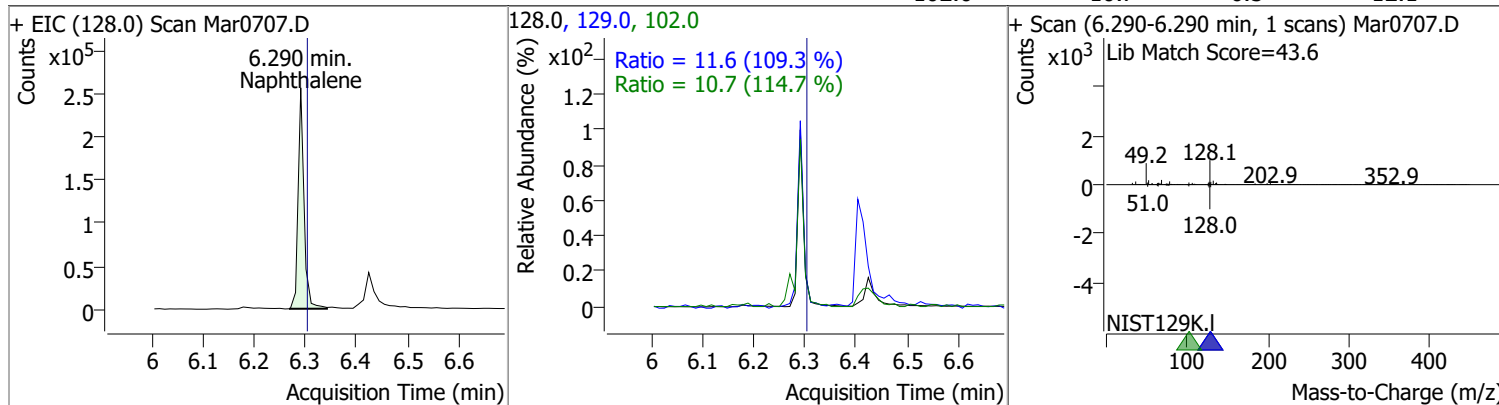
Compound	Conc.	RT	Dev(Min)	Resp.	QIon	QRatio	Lower	Upper
Benzoic Acid	8.3416	6.14	-0.08	18680 (m)	122.0	74.6	59.4	110.4
					77.0	32.8	49.0	91.0



Compound	Conc.	RT	Dev(Min)	Resp.	QIon	QRatio	Lower	Upper
1,2,4-Trichlorobenzene	9.7595	6.21	-0.01	65356	182.0	96.3	66.0	122.5
					145.0	27.5	19.8	36.7

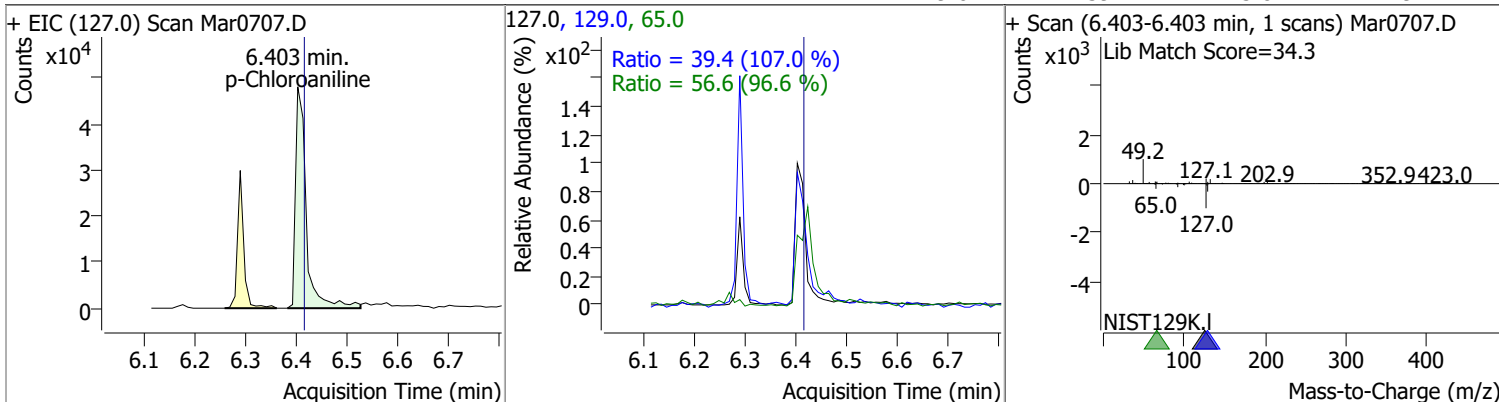


Compound	Conc.	RT	Dev(Min)	Resp.	QIon	QRatio	Lower	Upper
Naphthalene	9.8598	6.29	-0.01	206197	129.0	11.6	7.4	13.8
					102.0	10.7	6.5	12.1

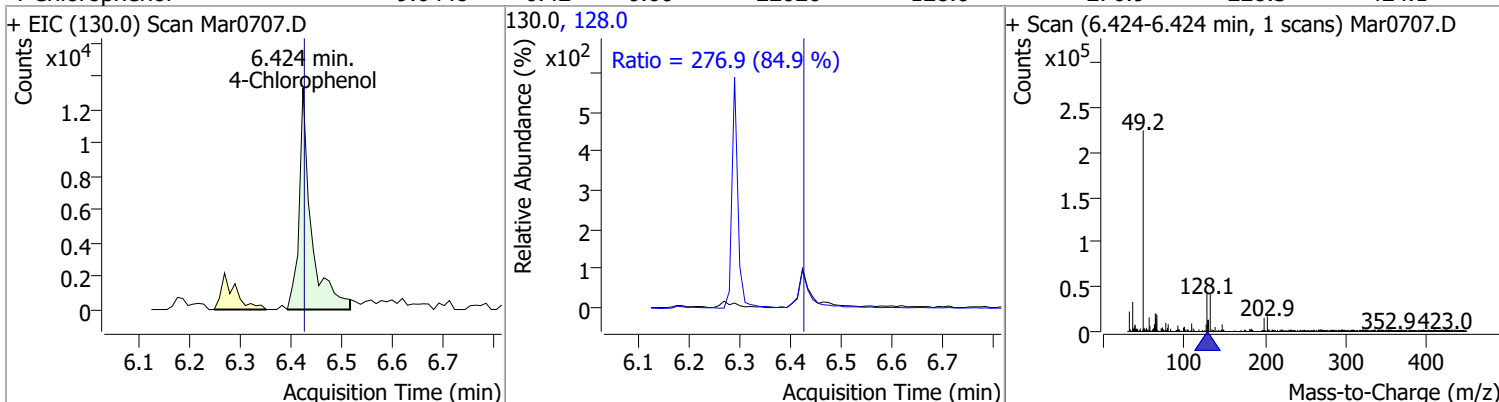


Quantitation Results Report (QT Reviewed)

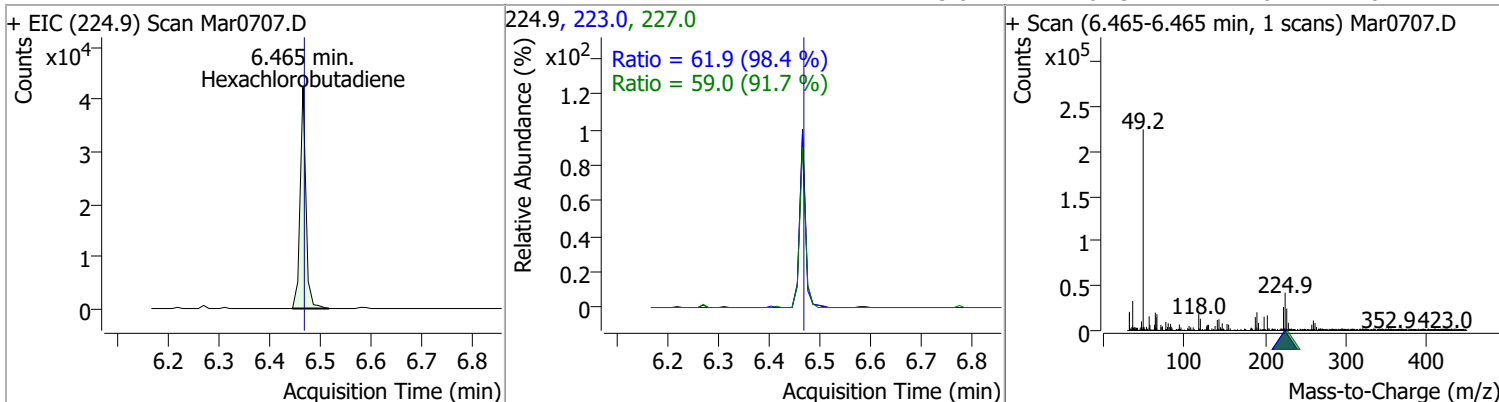
Compound	Conc.	RT	Dev(Min)	Resp.	QIon	QRatio	Lower	Upper
p-Chloroaniline	9.8543	6.40	-0.01	70500	65.0	56.6	41.0	76.2
					129.0	39.4	25.8	47.9



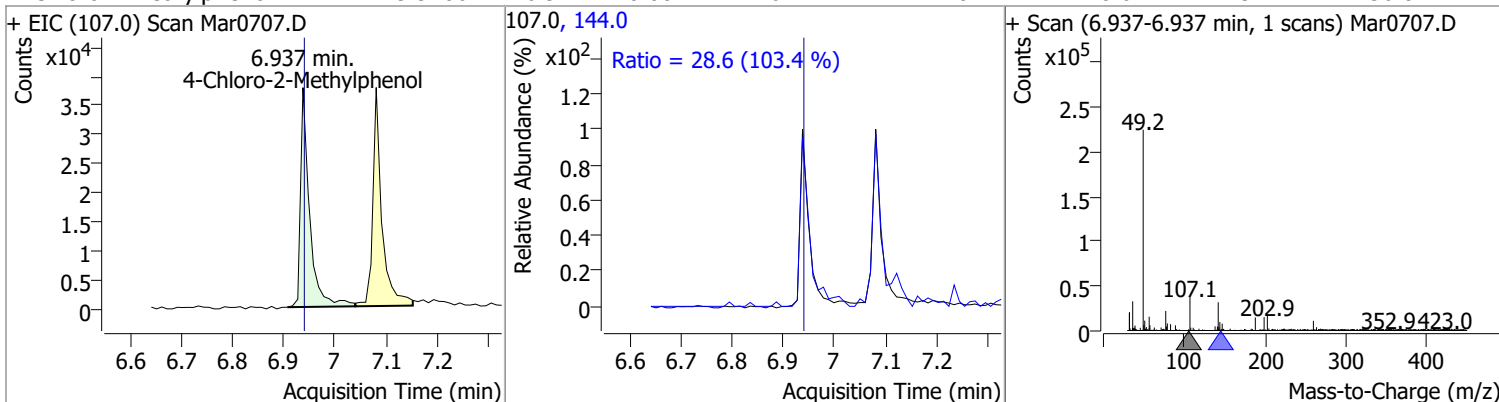
Compound	Conc.	RT	Dev(Min)	Resp.	QIon	QRatio	Lower	Upper
4-Chlorophenol	9.6448	6.42	0.00	22020	128.0	276.9	228.3	424.1



Compound	Conc.	RT	Dev(Min)	Resp.	QIon	QRatio	Lower	Upper
Hexachlorobutadiene	10.0400	6.46	0.00	33417	227.0	59.0	45.1	83.7
					223.0	61.9	44.0	81.7

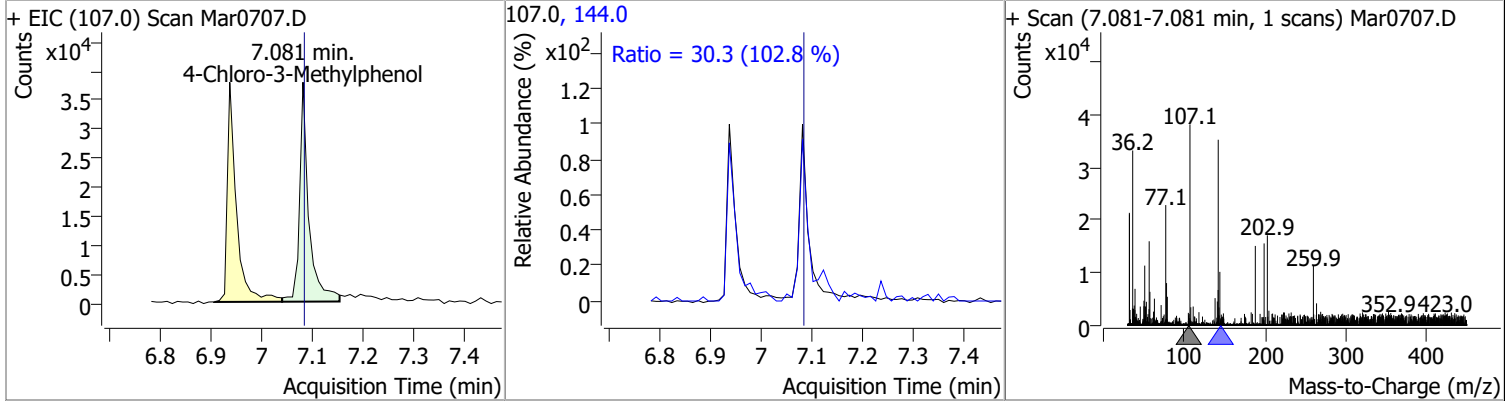


Compound	Conc.	RT	Dev(Min)	Resp.	QIon	QRatio	Lower	Upper
4-Chloro-2-Methylphenol	9.9106	6.94	0.00	46777	144.0	28.6	19.4	36.0

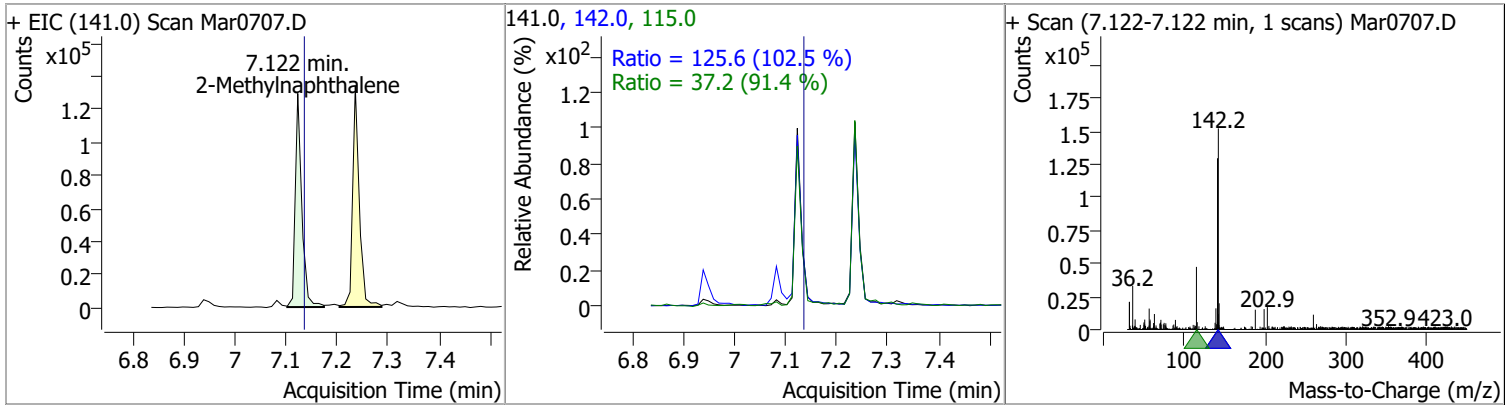


Quantitation Results Report (QT Reviewed)

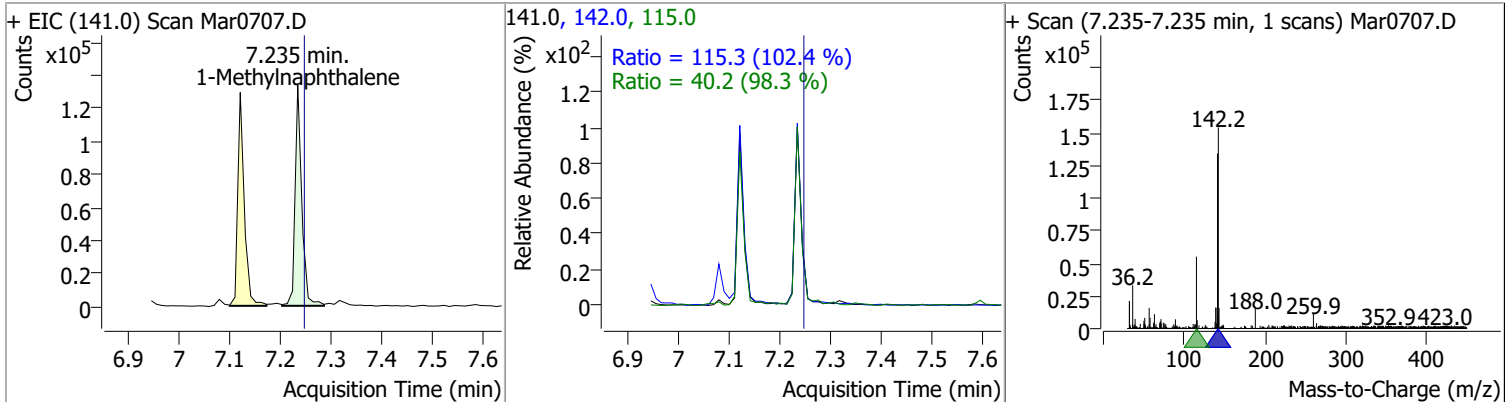
Compound	Conc.	RT	Dev(Min)	Resp.	QIon	QRatio	Lower	Upper
4-Chloro-3-Methylphenol	8.8643	7.08	0.00	47787	144.0	30.3	20.6	38.3



Compound	Conc.	RT	Dev(Min)	Resp.	QIon	QRatio	Lower	Upper
2-Methylnaphthalene	9.7289	7.12	-0.01	115280	142.0	125.6	85.7	159.2
					115.0	37.2	28.5	52.9

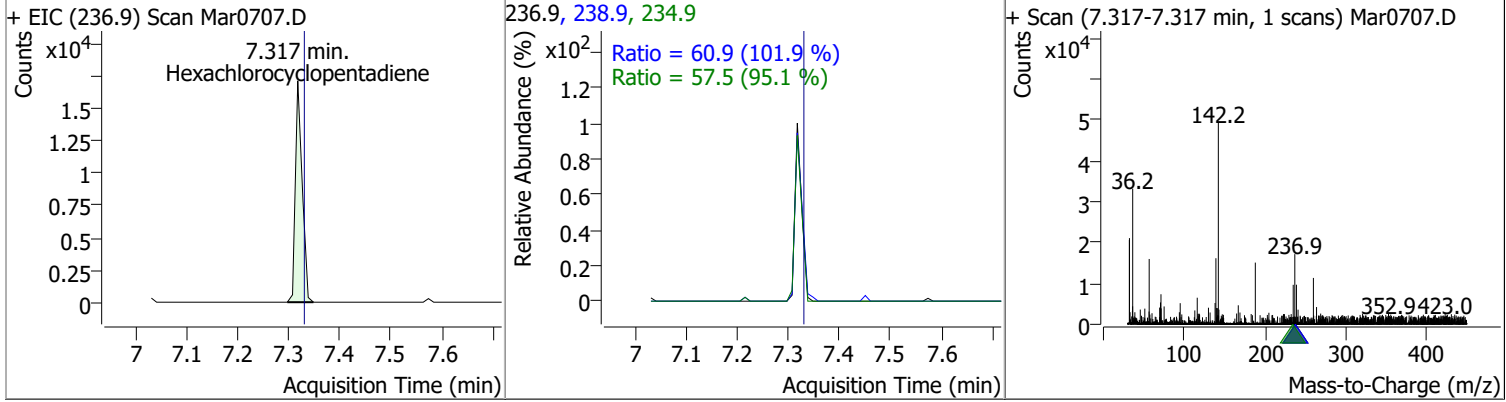


Compound	Conc.	RT	Dev(Min)	Resp.	QIon	QRatio	Lower	Upper
1-Methylnaphthalene	9.8926	7.24	-0.01	121414	142.0	115.3	78.8	146.3
					115.0	40.2	28.6	53.2

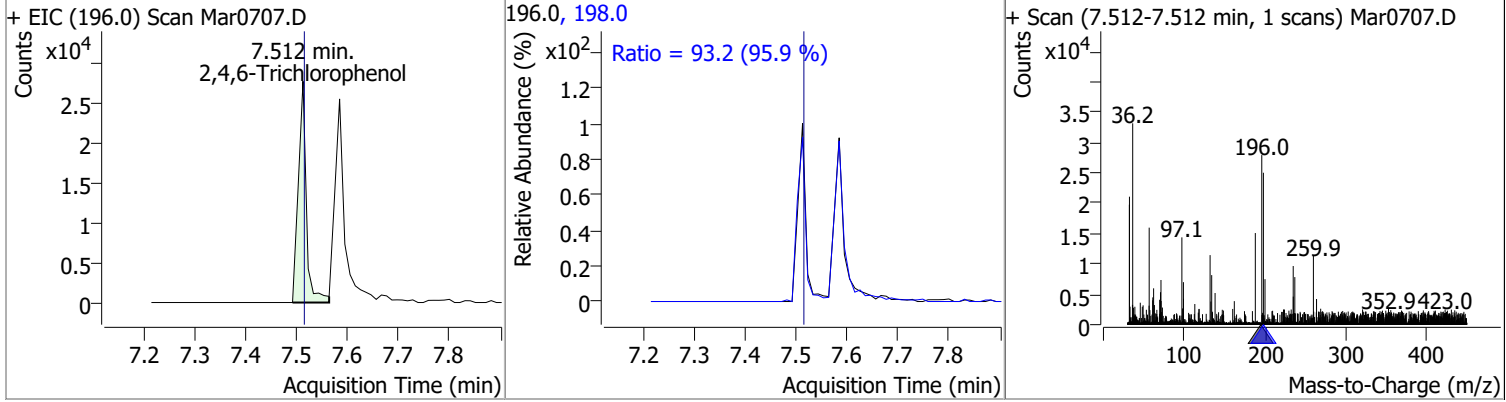


Quantitation Results Report (QT Reviewed)

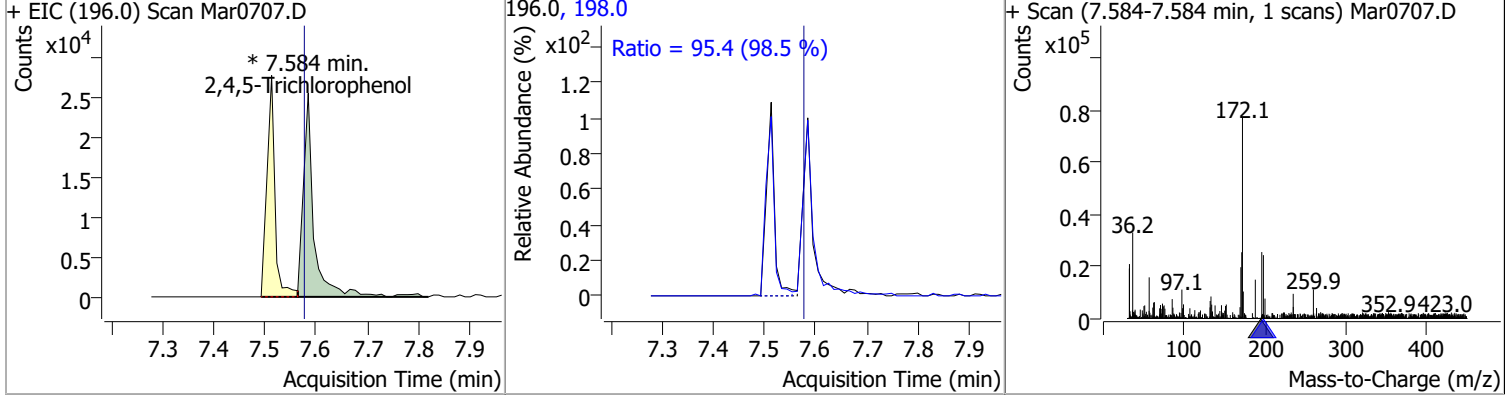
Compound	Conc.	RT	Dev(Min)	Resp.	QIon	QRatio	Lower	Upper
Hexachlorocyclopentadiene	9.5322	7.32	-0.01	15980	234.9	57.5	42.3	78.6
					238.9	60.9	41.8	77.6



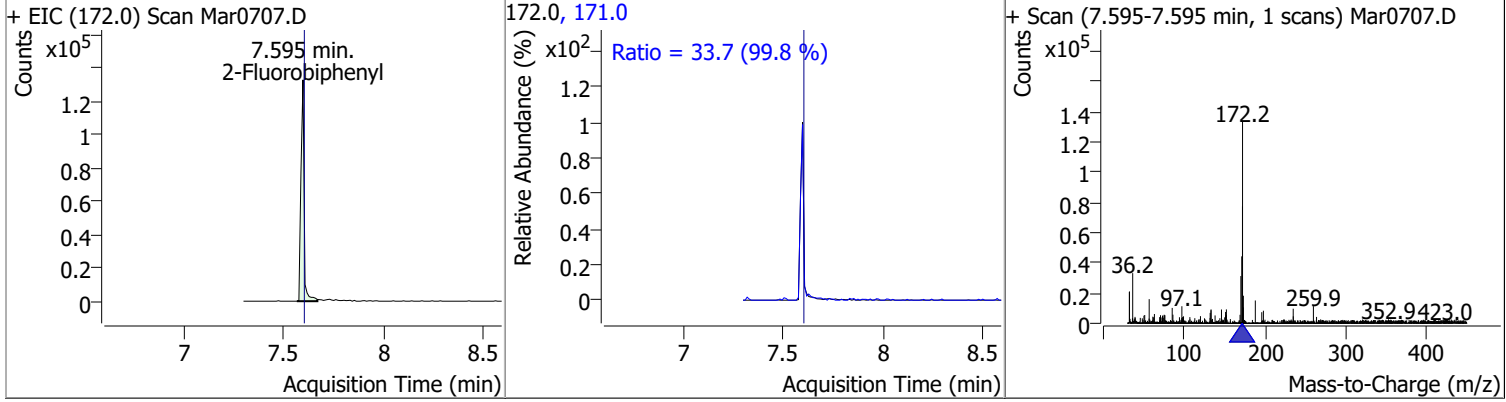
Compound	Conc.	RT	Dev(Min)	Resp.	QIon	QRatio	Lower	Upper
2,4,6-Trichlorophenol	9.4390	7.51	0.00	30415	198.0	93.2	68.1	126.4
					196.0	Ratio = 93.2 (95.9 %)		



Compound	Conc.	RT	Dev(Min)	Resp.	QIon	QRatio	Lower	Upper
2,4,5-Trichlorophenol	10.2044	7.58	0.01	37726 (m)	198.0	95.4	67.7	125.8
					196.0	Ratio = 95.4 (98.5 %)		

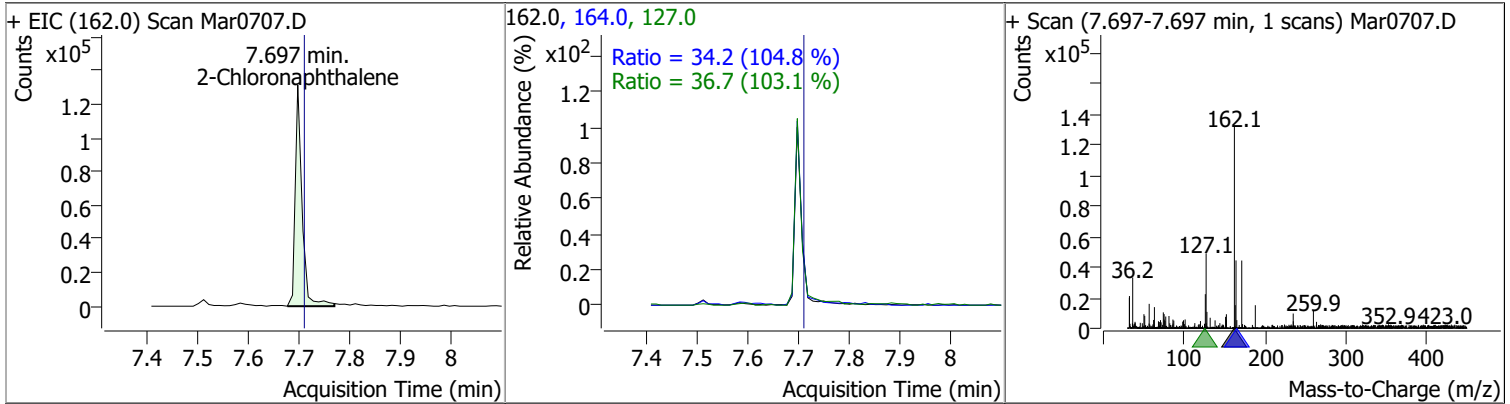


Compound	Conc.	RT	Dev(Min)	Resp.	QIon	QRatio	Lower	Upper
2-Fluorobiphenyl	9.9649	7.59	0.00	144982	171.0	33.7	23.6	43.9
					172.0	Ratio = 33.7 (99.8 %)		

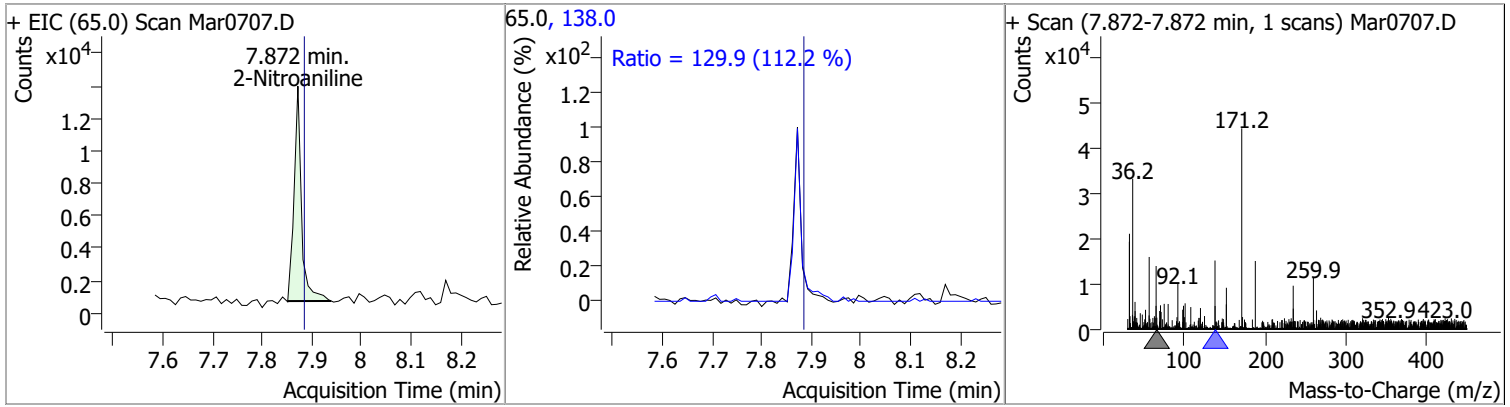


Quantitation Results Report (QT Reviewed)

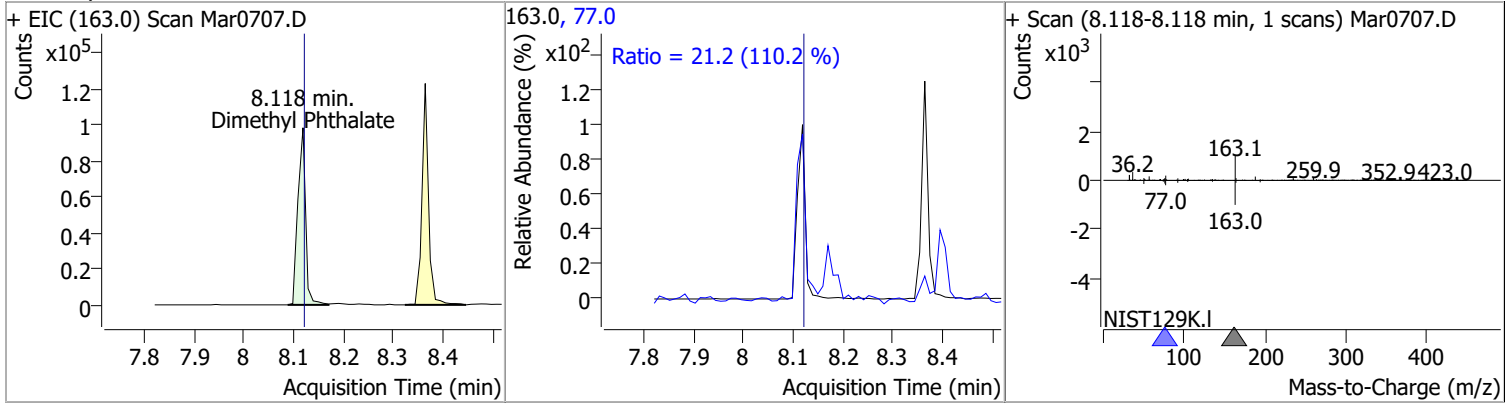
Compound	Conc.	RT	Dev(Min)	Resp.	QIon	QRatio	Lower	Upper
2-Chloronaphthalene	9.6598	7.70	-0.01	122966	127.0	36.7	24.9	46.2
					164.0	34.2	22.8	42.4



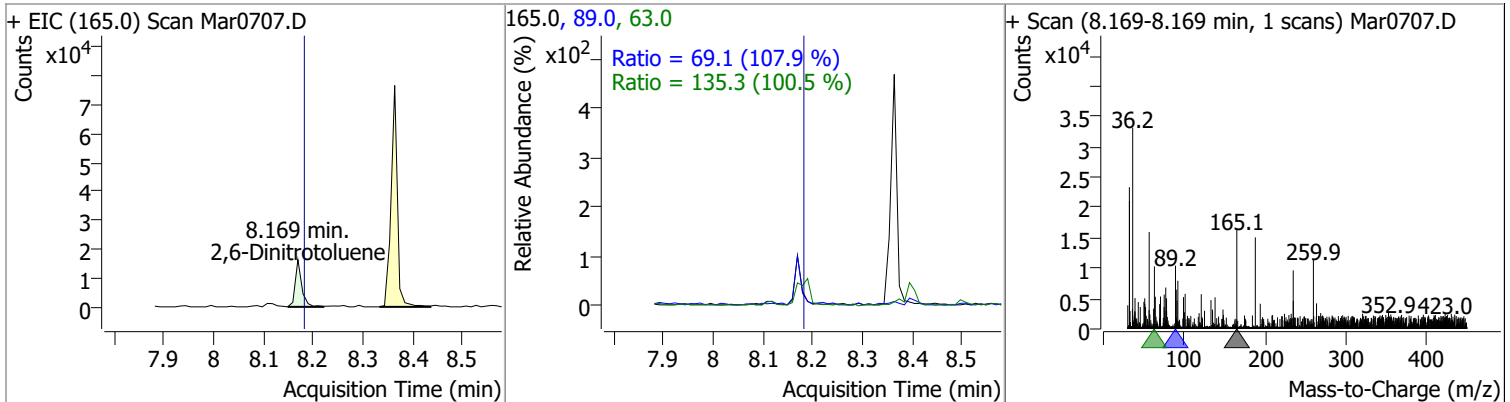
Compound	Conc.	RT	Dev(Min)	Resp.	QIon	QRatio	Lower	Upper
2-Nitroaniline	8.0927	7.87	-0.01	12530	138.0	129.9	81.0	150.5



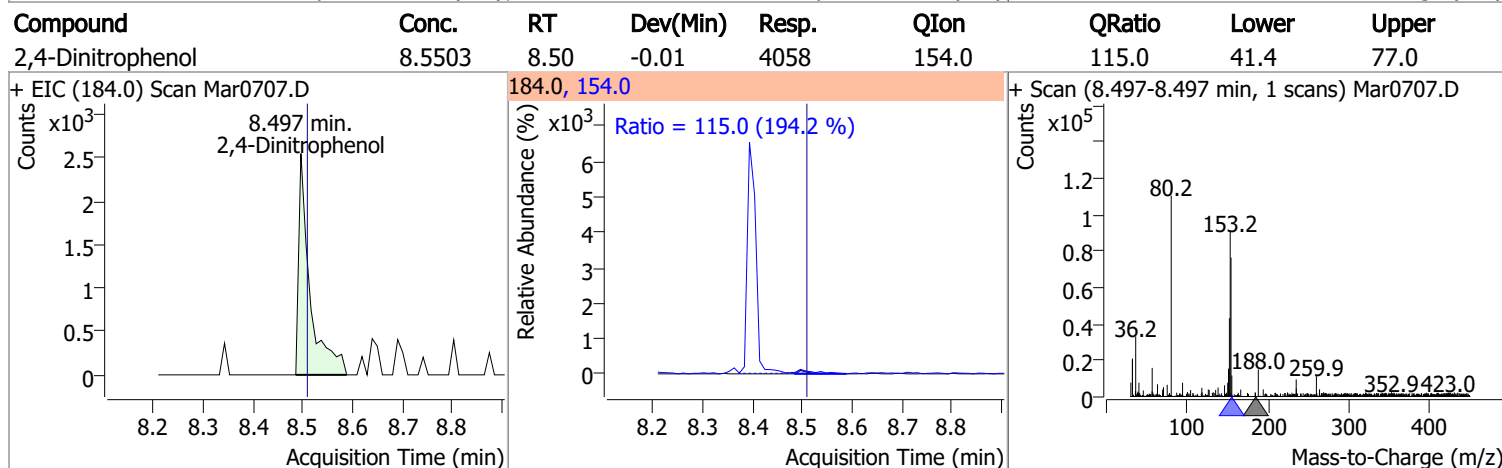
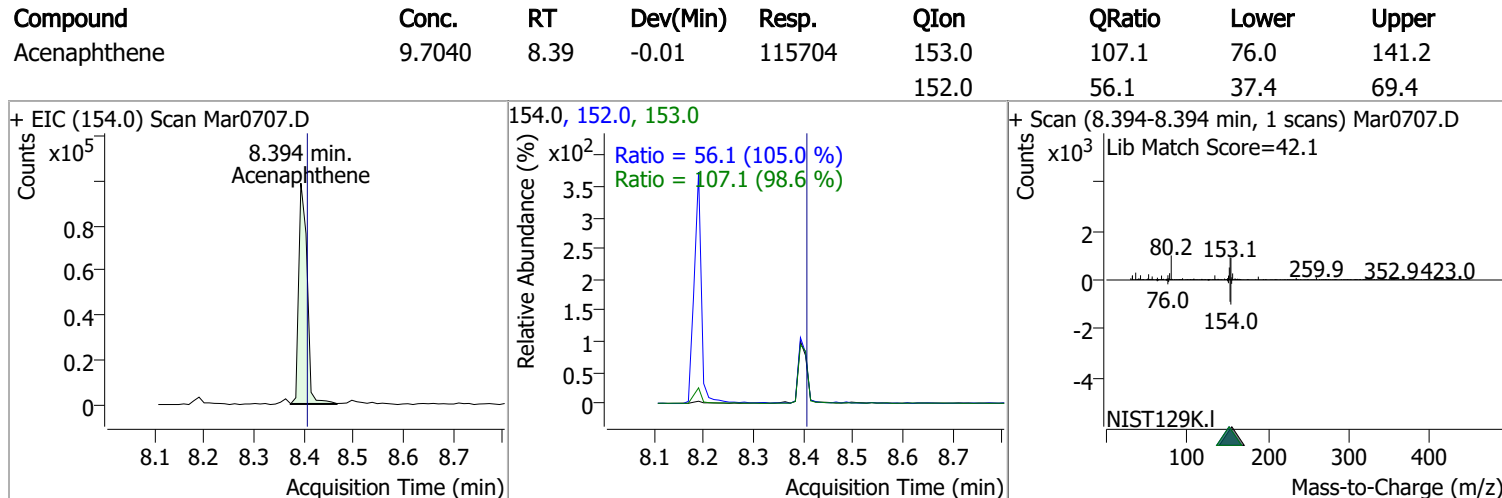
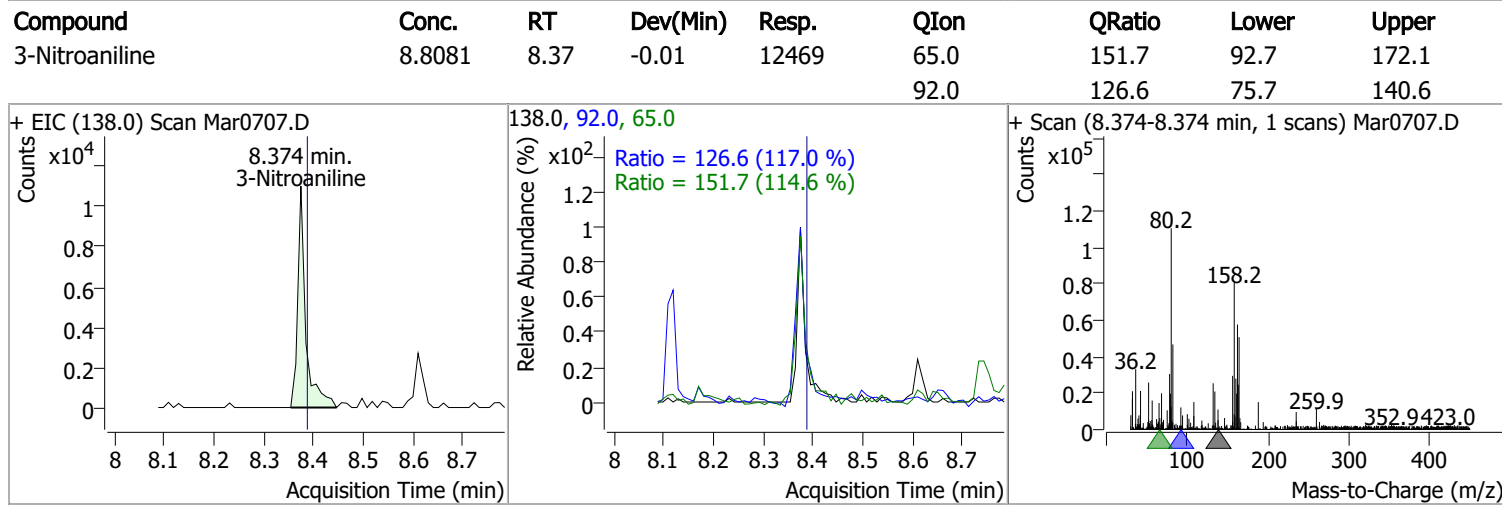
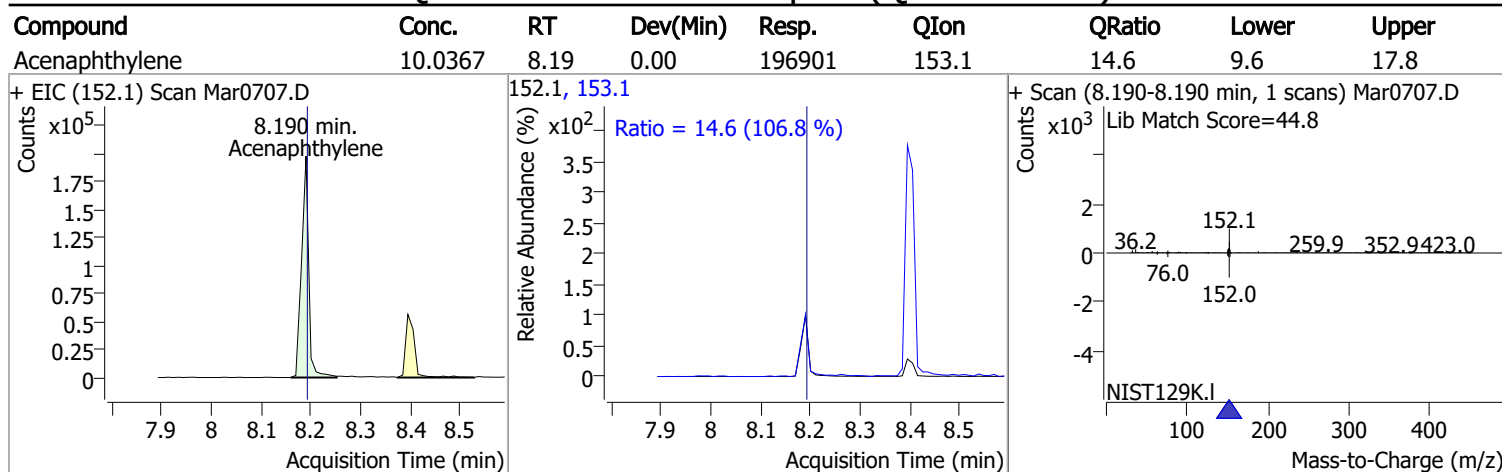
Compound	Conc.	RT	Dev(Min)	Resp.	QIon	QRatio	Lower	Upper
Dimethyl Phthalate	9.1759	8.12	0.00	105896	77.0	21.2	13.5	25.0



Compound	Conc.	RT	Dev(Min)	Resp.	QIon	QRatio	Lower	Upper
2,6-Dinitrotoluene	9.8362	8.17	-0.01	14960	63.0	135.3	94.3	175.1
					89.0	69.1	44.8	83.2

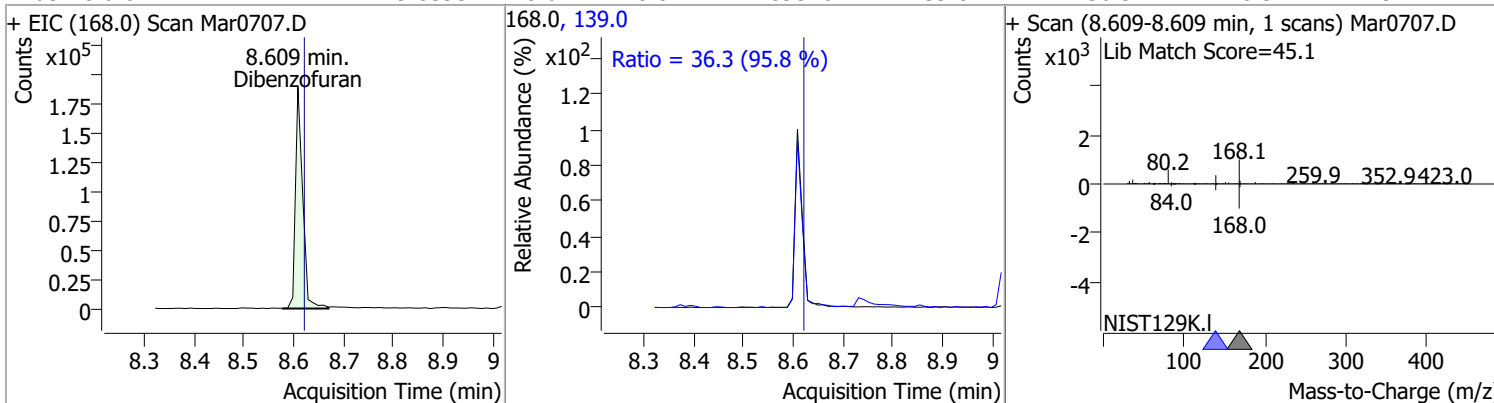


Quantitation Results Report (QT Reviewed)

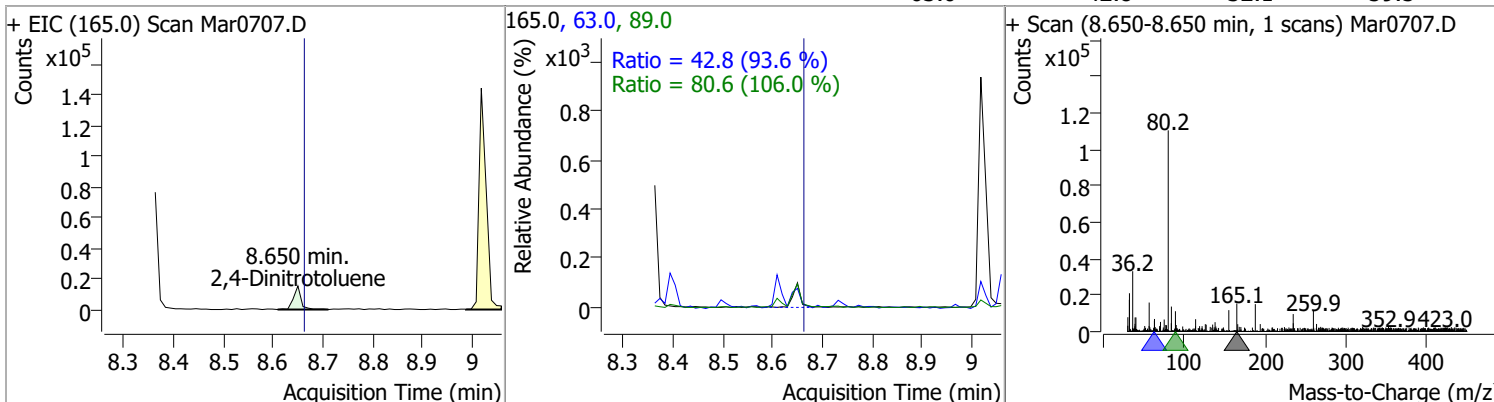


Quantitation Results Report (QT Reviewed)

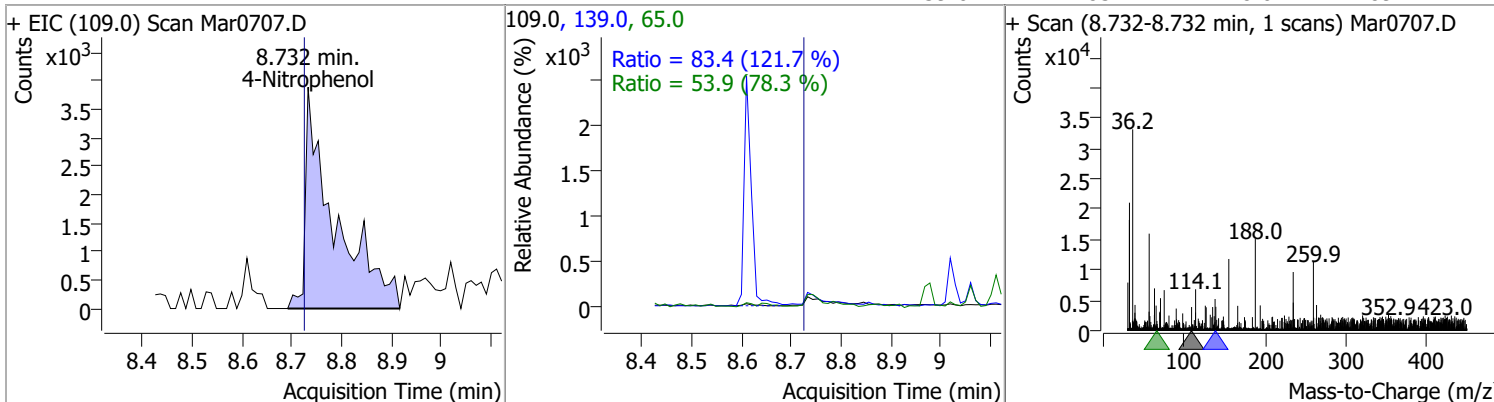
Compound	Conc.	RT	Dev(Min)	Resp.	QIon	QRatio	Lower	Upper
Dibenzofuran	9.8395	8.61	-0.01	189540	139.0	36.3	26.5	49.2



2,4-Dinitrotoluene	9.3574	8.65	-0.01	16212	89.0	80.6	53.2	98.8
					63.0	42.8	32.1	59.5

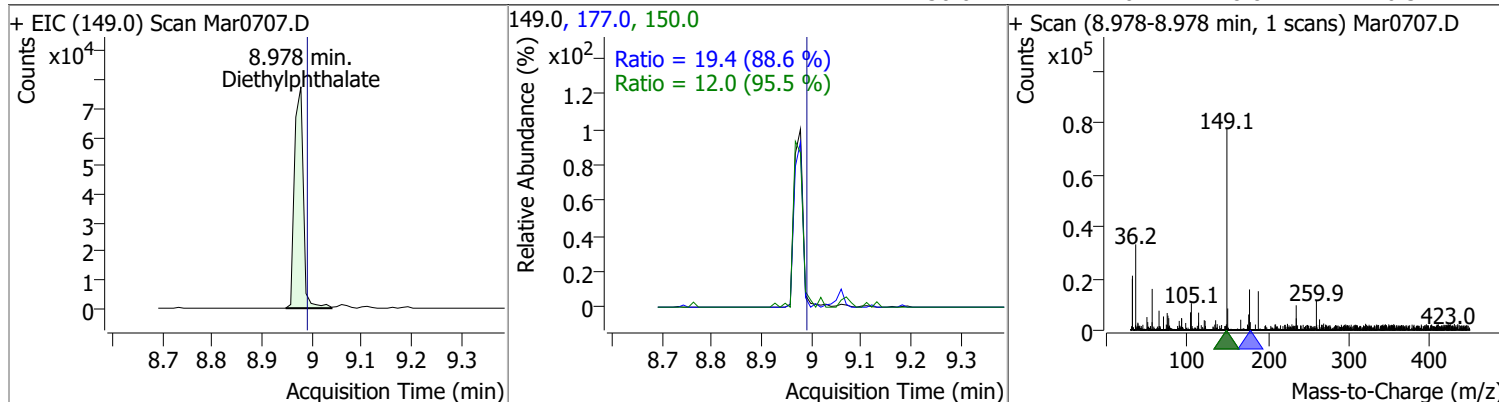


4-Nitrophenol	9.6941	8.73	0.01	15714	65.0	53.9	48.2	89.6
					139.0	83.4	48.0	89.1

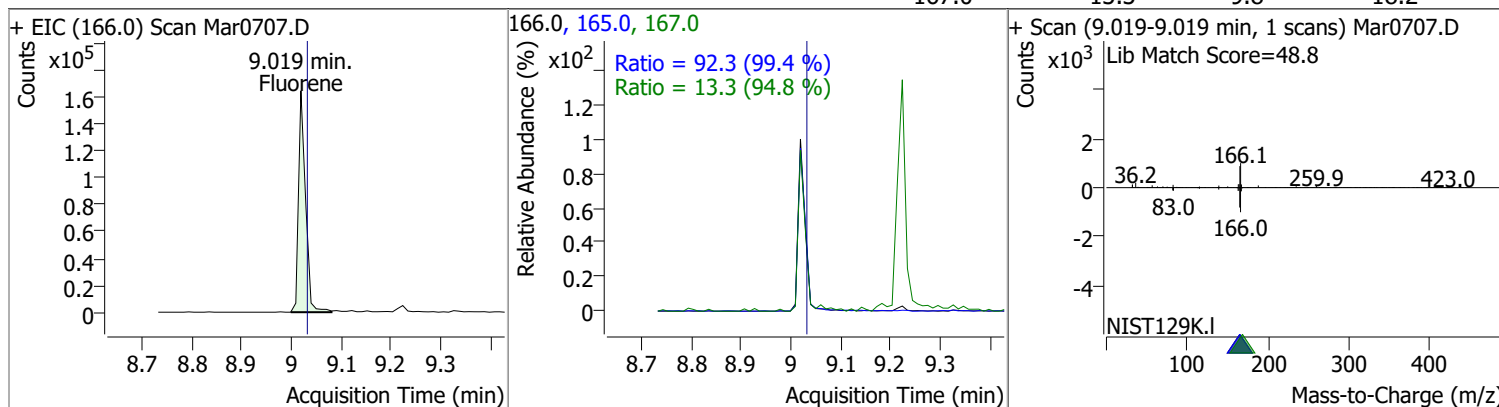


Quantitation Results Report (QT Reviewed)

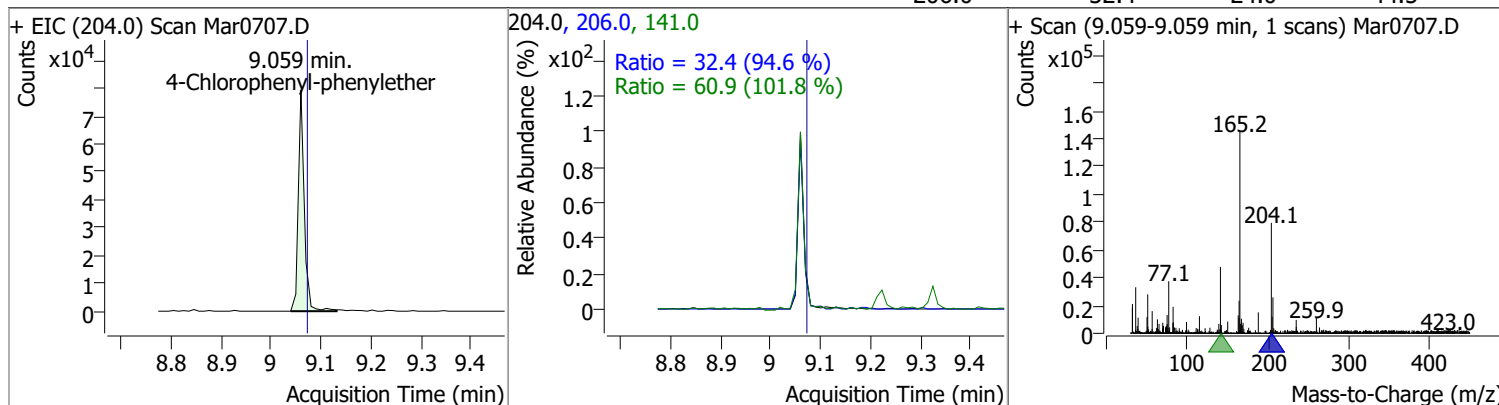
Compound	Conc.	RT	Dev(Min)	Resp.	QIon	QRatio	Lower	Upper
Diethylphthalate	8.7592	8.98	-0.01	95980	177.0	19.4	15.3	28.5
					150.0	12.0	8.8	16.3



Compound	Conc.	RT	Dev(Min)	Resp.	QIon	QRatio	Lower	Upper
Fluorene	10.1958	9.02	-0.01	161699	165.0	92.3	65.0	120.6
					167.0	13.3	9.8	18.2

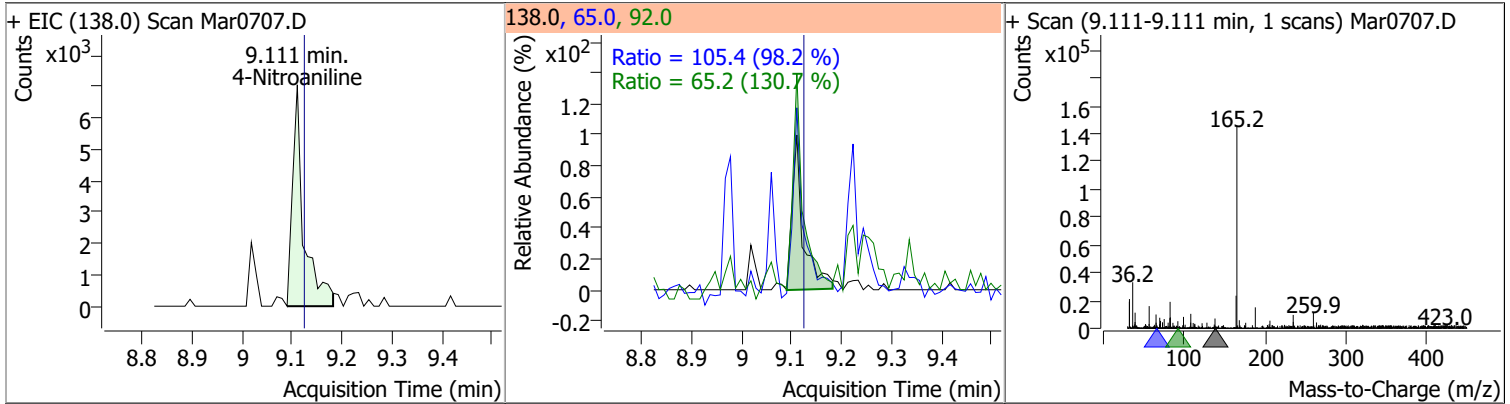


Compound	Conc.	RT	Dev(Min)	Resp.	QIon	QRatio	Lower	Upper
4-Chlorophenyl-phenylether	9.6805	9.06	-0.01	66401	141.0	60.9	41.8	77.7
					206.0	32.4	24.0	44.5

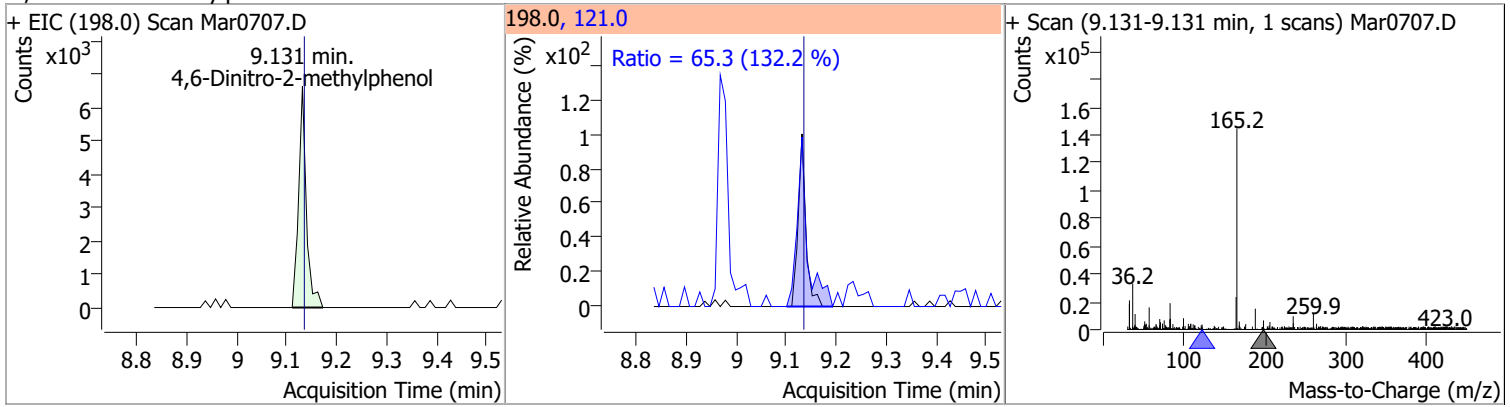


Quantitation Results Report (QT Reviewed)

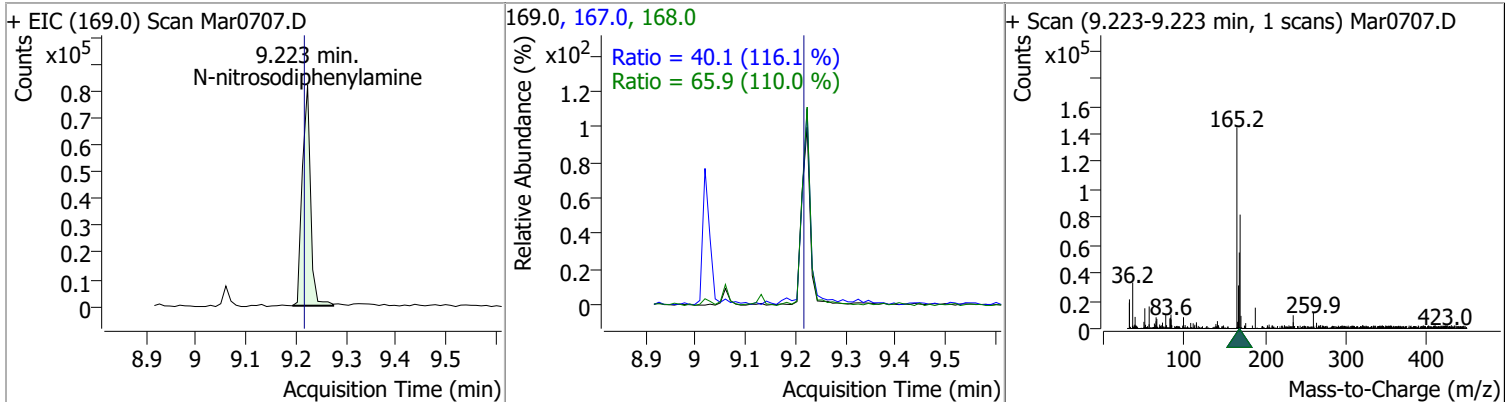
Compound	Conc.	RT	Dev(Min)	Resp.	QIon	QRatio	Lower	Upper
4-Nitroaniline	8.3032	9.11	-0.02	11083	65.0	105.4	75.1	139.5
					92.0	65.2	34.9	64.8



Compound	Conc.	RT	Dev(Min)	Resp.	QIon	QRatio	Lower	Upper
4,6-Dinitro-2-methylphenol	8.3131	9.13	-0.01	7154	121.0	65.3	34.6	64.2

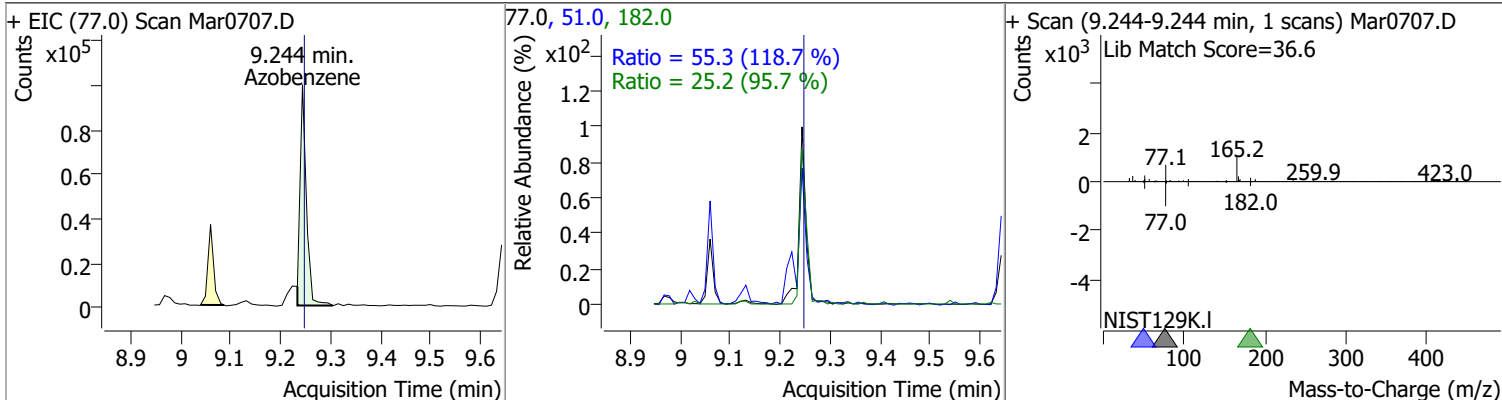


Compound	Conc.	RT	Dev(Min)	Resp.	QIon	QRatio	Lower	Upper
N-nitrosodiphenylamine	9.1379	9.22	0.00	93334	168.0	65.9	41.9	77.8
					167.0	40.1	24.1	44.8

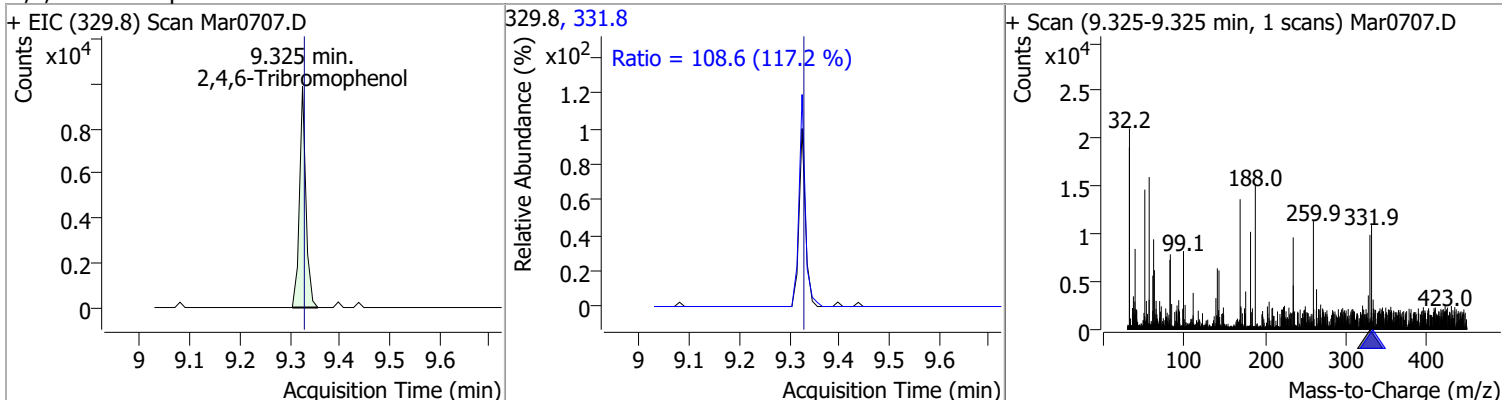


Quantitation Results Report (QT Reviewed)

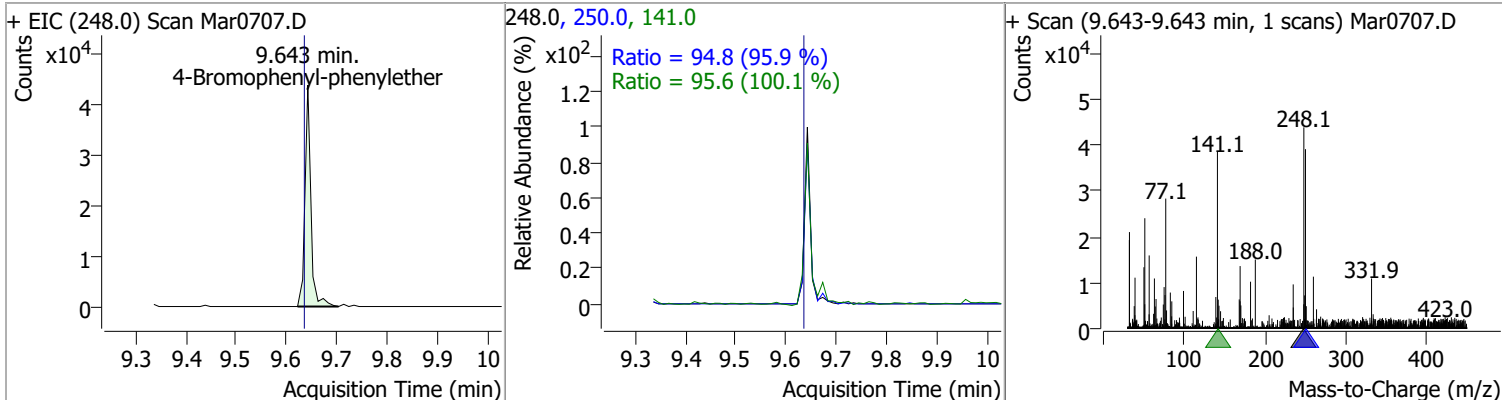
Compound	Conc.	RT	Dev(Min)	Resp.	QIon	QRatio	Lower	Upper
Azobenzene	9.3610	9.24	-0.01	87023	51.0	55.3	32.6	60.6
					182.0	25.2	18.4	34.2



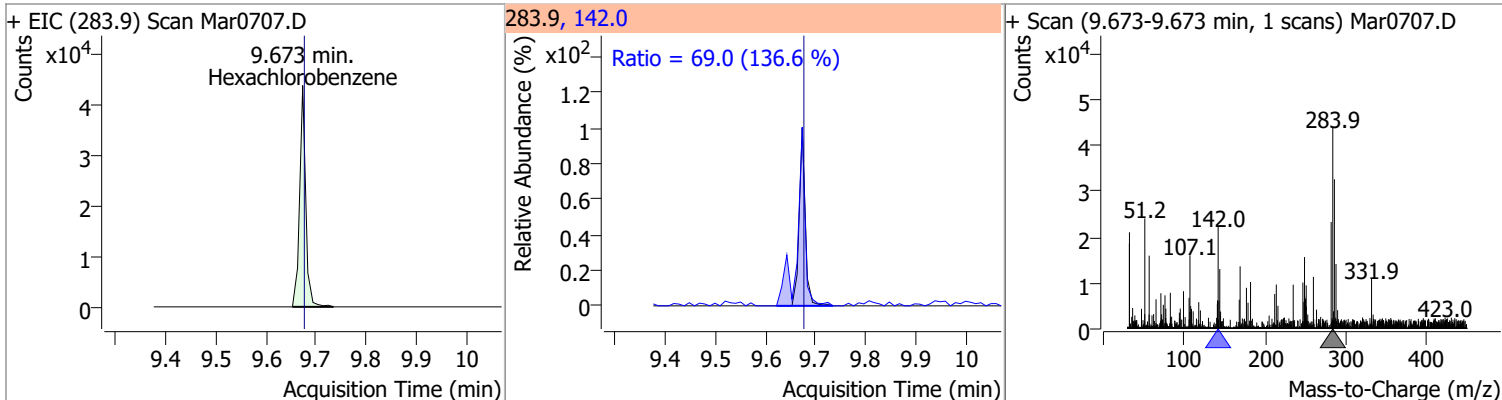
Compound	Conc.	RT	Dev(Min)	Resp.	QIon	QRatio	Lower	Upper
2,4,6-Tribromophenol	8.7340	9.33	-0.01	8847	331.8	108.6	64.9	120.4



Compound	Conc.	RT	Dev(Min)	Resp.	QIon	QRatio	Lower	Upper
4-Bromophenyl-phenylether	9.8998	9.64	0.00	36046	250.0	94.8	69.2	128.5
					141.0	95.6	66.8	124.1

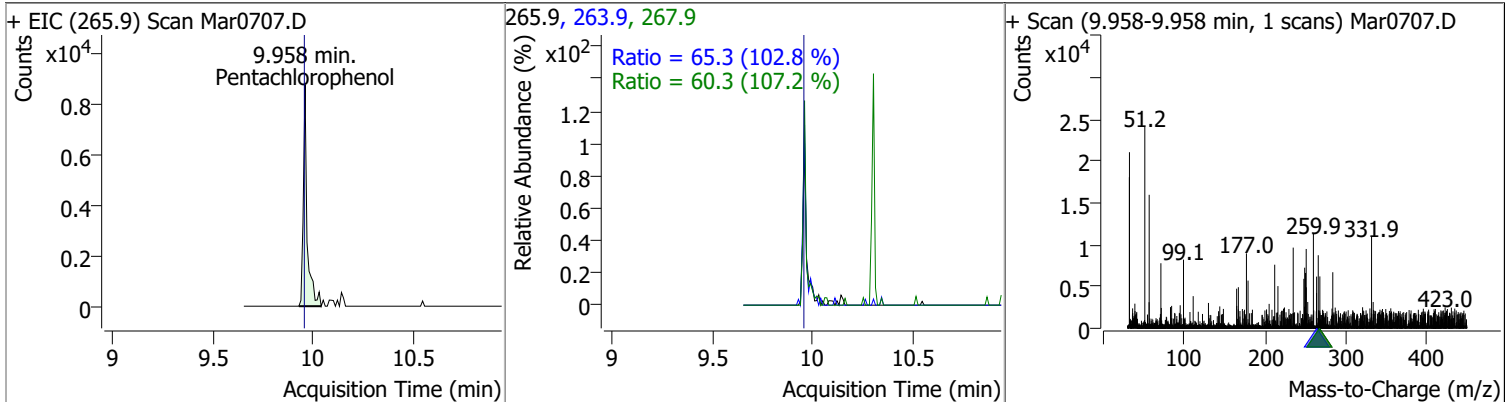


Compound	Conc.	RT	Dev(Min)	Resp.	QIon	QRatio	Lower	Upper
Hexachlorobenzene	10.3078	9.67	-0.01	36907	142.0	69.0	35.4	65.7

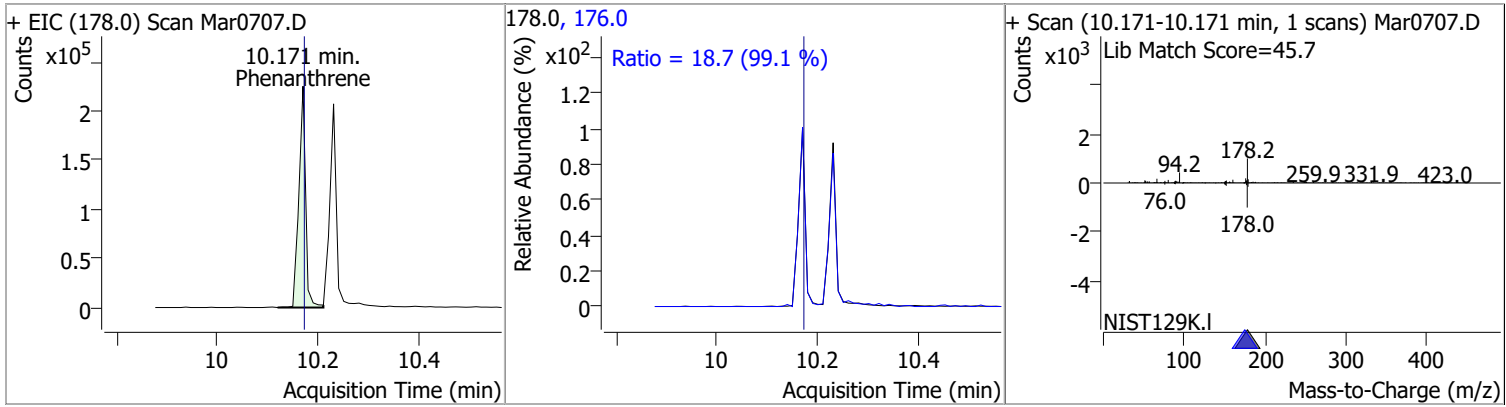


Quantitation Results Report (QT Reviewed)

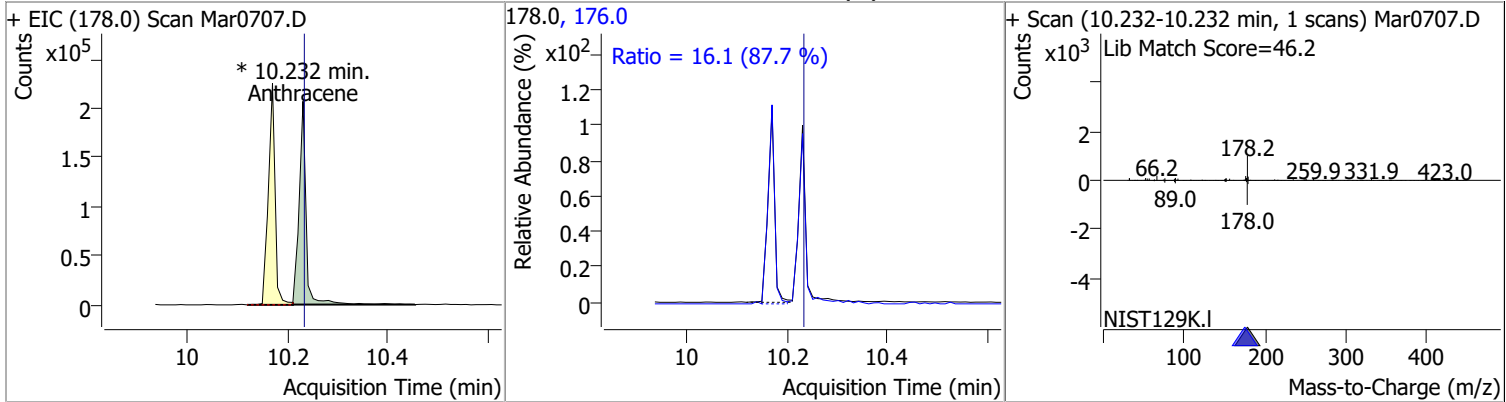
Compound	Conc.	RT	Dev(Min)	Resp.	QIon	QRatio	Lower	Upper
Pentachlorophenol	9.2299	9.96	0.00	11745	263.9	65.3	44.5	82.6
					267.9	60.3	39.3	73.1



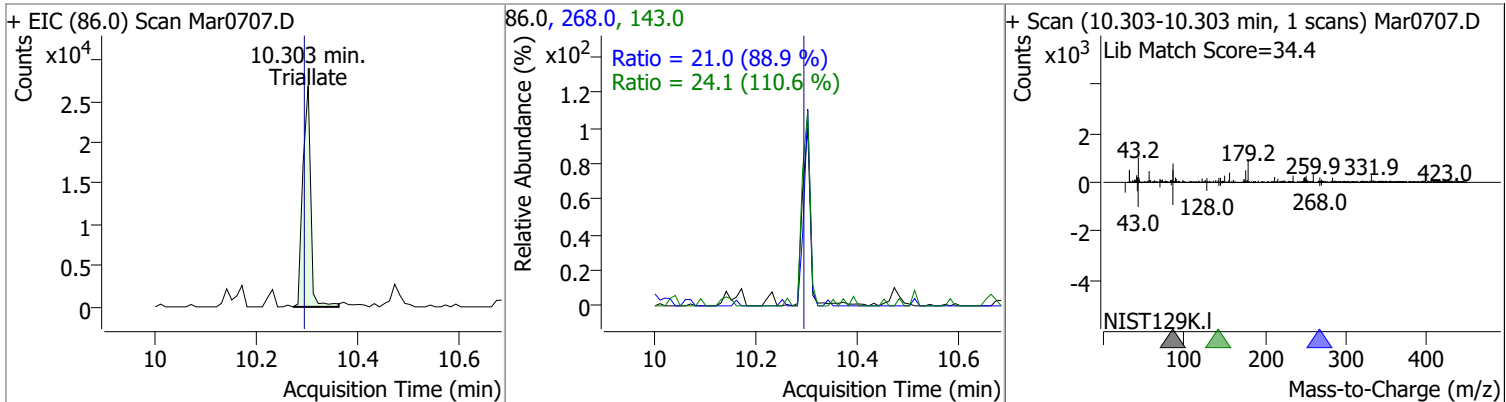
Compound	Conc.	RT	Dev(Min)	Resp.	QIon	QRatio	Lower	Upper
Phenanthrene	9.7598	10.17	-0.01	209326	176.0	18.7	13.2	24.5



Compound	Conc.	RT	Dev(Min)	Resp.	QIon	QRatio	Lower	Upper
Anthracene	9.9399	10.23	-0.01	201386 (m)	176.0	16.1	12.8	23.8

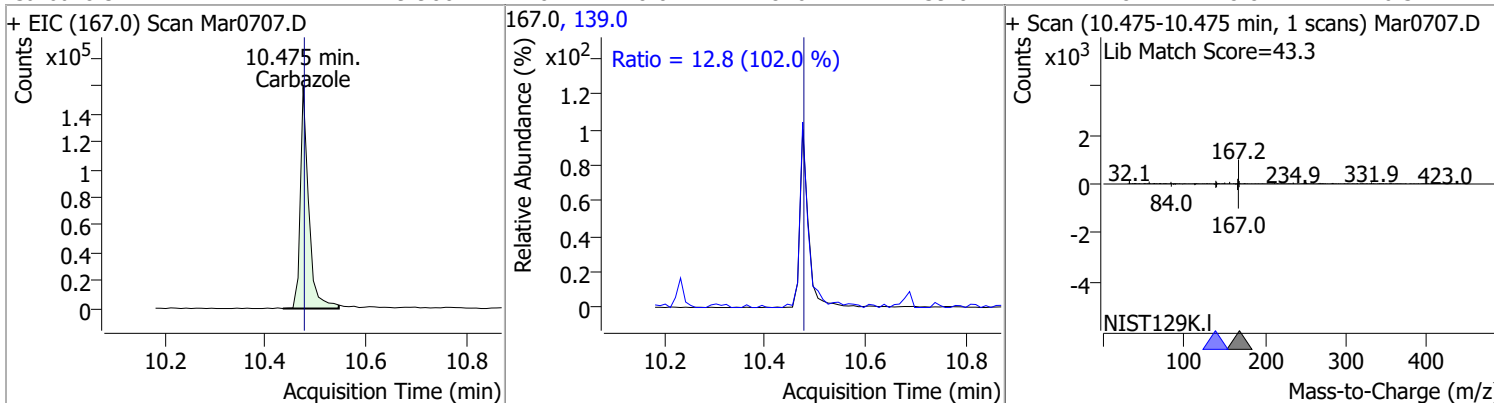


Compound	Conc.	RT	Dev(Min)	Resp.	QIon	QRatio	Lower	Upper
Triallate	8.6500	10.30	0.00	29165	268.0	21.0	16.6	30.8
					143.0	24.1	15.3	28.3

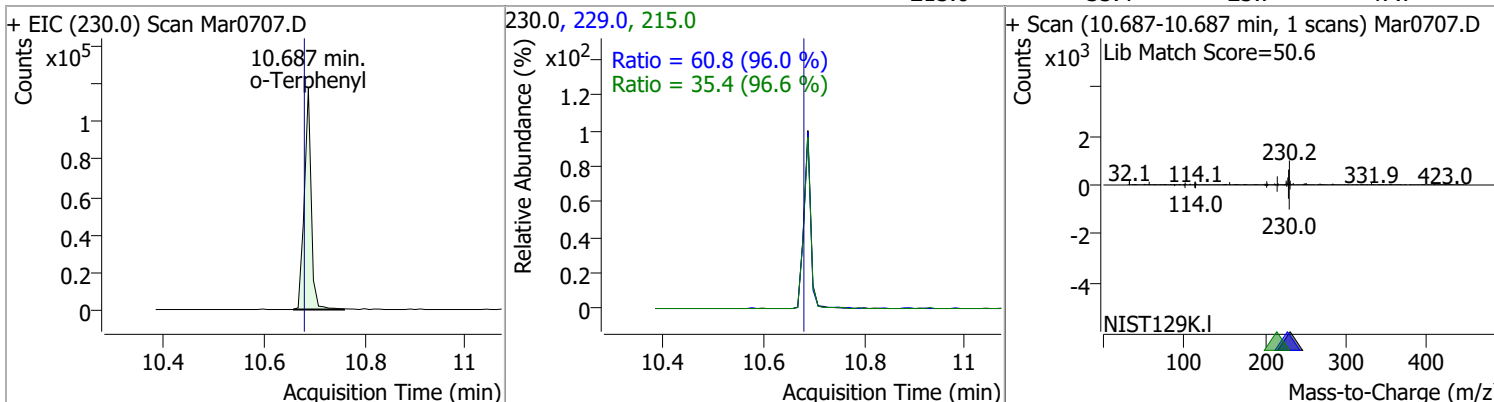


Quantitation Results Report (QT Reviewed)

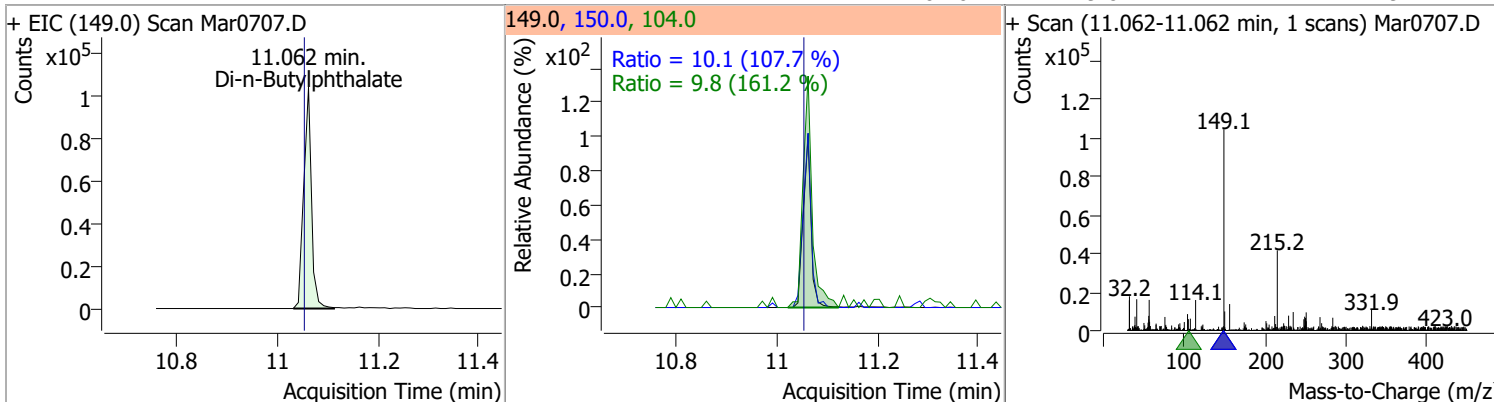
Compound	Conc.	RT	Dev(Min)	Resp.	QIon	QRatio	Lower	Upper
Carbazole	9.9001	10.47	-0.01	184617	139.0	12.8	8.8	16.3



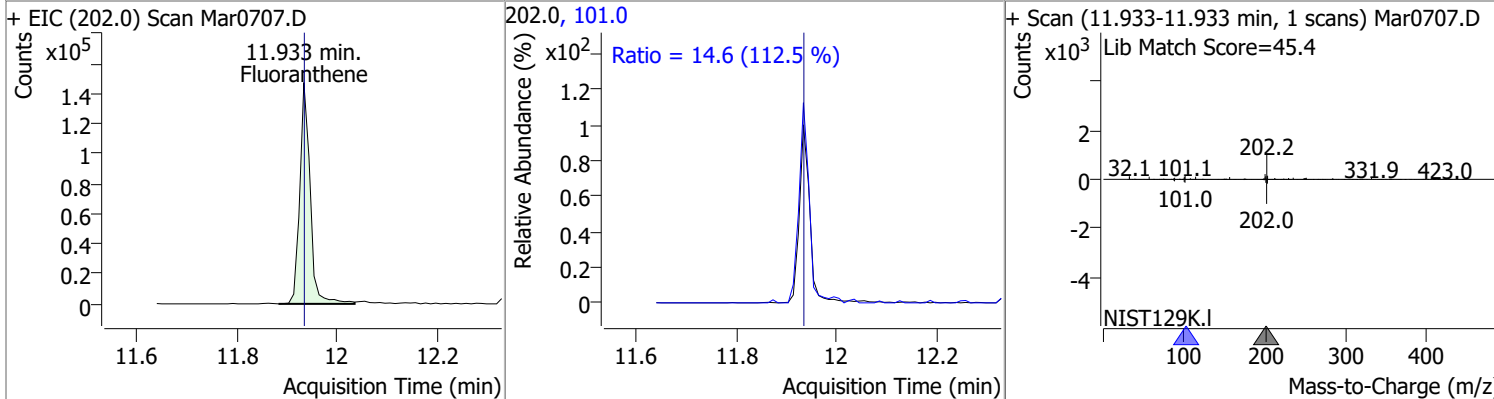
Compound	Conc.	RT	Dev(Min)	Resp.	QIon	QRatio	Lower	Upper
o-Terphenyl	10.1474	10.69	0.00	112583	229.0	60.8	44.4	82.4
					215.0	35.4	25.7	47.7



Compound	Conc.	RT	Dev(Min)	Resp.	QIon	QRatio	Lower	Upper
Di-n-Butylphthalate	8.5062	11.06	0.00	112503	150.0	10.1	6.5	12.1
					104.0	9.8	4.2	7.9

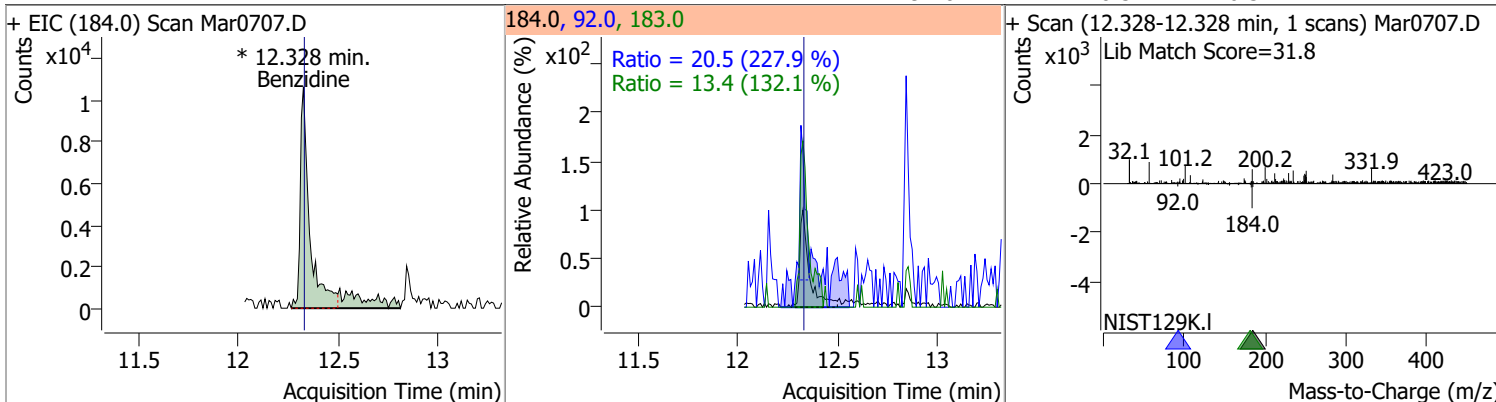


Compound	Conc.	RT	Dev(Min)	Resp.	QIon	QRatio	Lower	Upper
Fluoranthene	9.9343	11.93	-0.01	212365	101.0	14.6	9.1	16.9

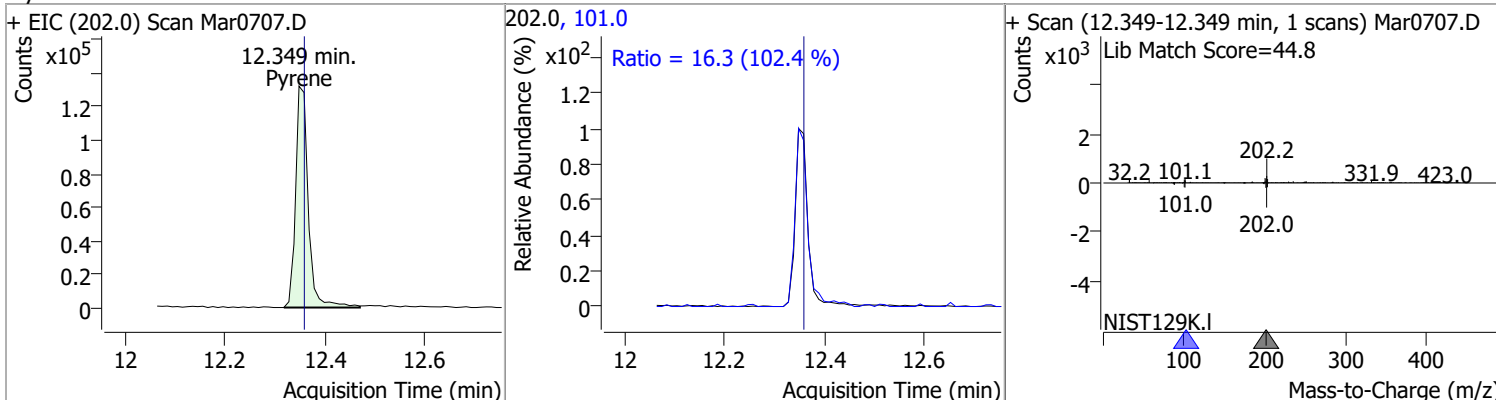


Quantitation Results Report (QT Reviewed)

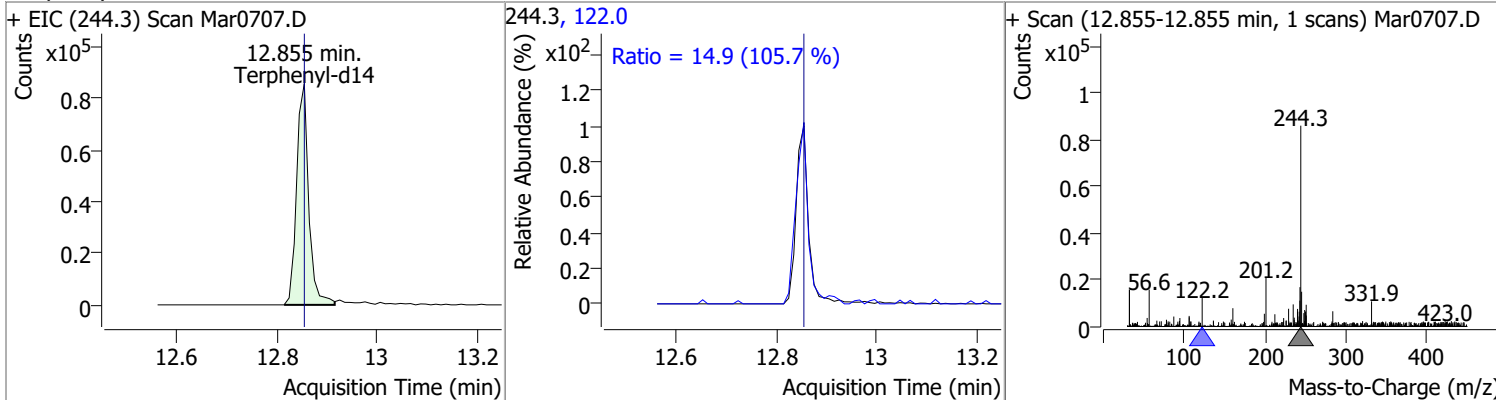
Compound	Conc.	RT	Dev(Min)	Resp.	QIon	QRatio	Lower	Upper
Benzidine	9.4880	12.33	-0.01	43248 (m)	183.0	13.4	7.1	13.1
					92.0	20.5	6.3	11.7



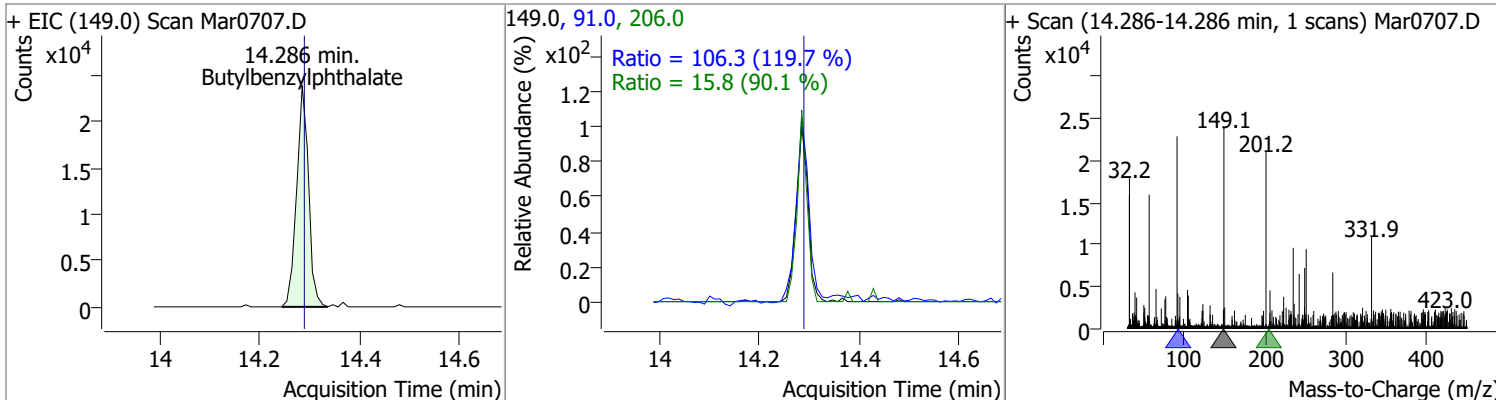
Compound	Conc.	RT	Dev(Min)	Resp.	QIon	QRatio	Lower	Upper
Pyrene	9.9195	12.35	-0.02	231975	101.0	16.3	11.1	20.6



Compound	Conc.	RT	Dev(Min)	Resp.	QIon	QRatio	Lower	Upper
Terphenyl-d14	9.8533	12.85	-0.01	144269	122.0	14.9	9.9	18.4

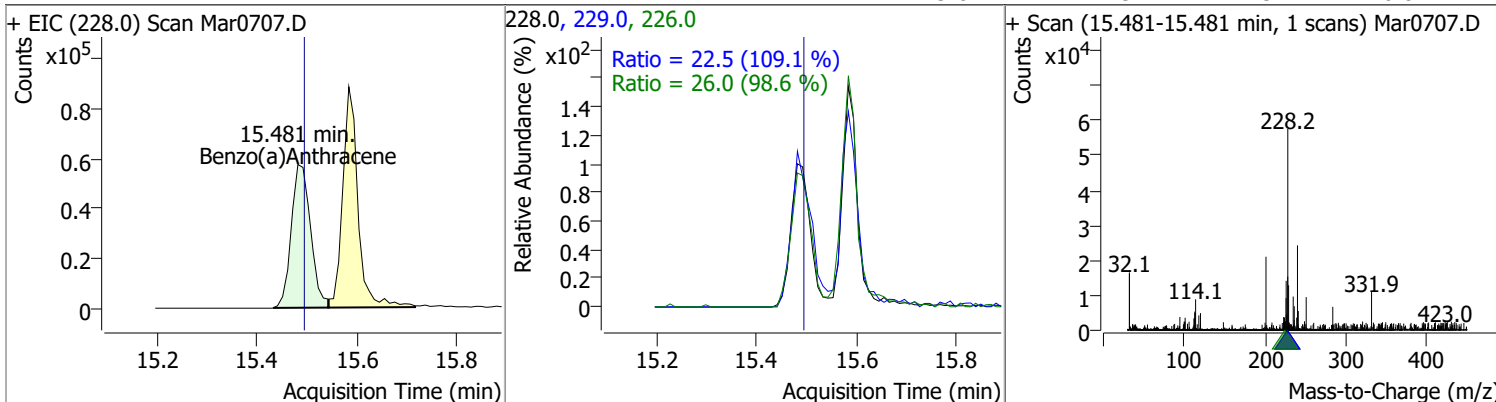


Compound	Conc.	RT	Dev(Min)	Resp.	QIon	QRatio	Lower	Upper
Butylbenzylphthalate	9.2268	14.29	-0.02	39525	91.0	106.3	62.2	115.4
					206.0	15.8	12.2	22.7

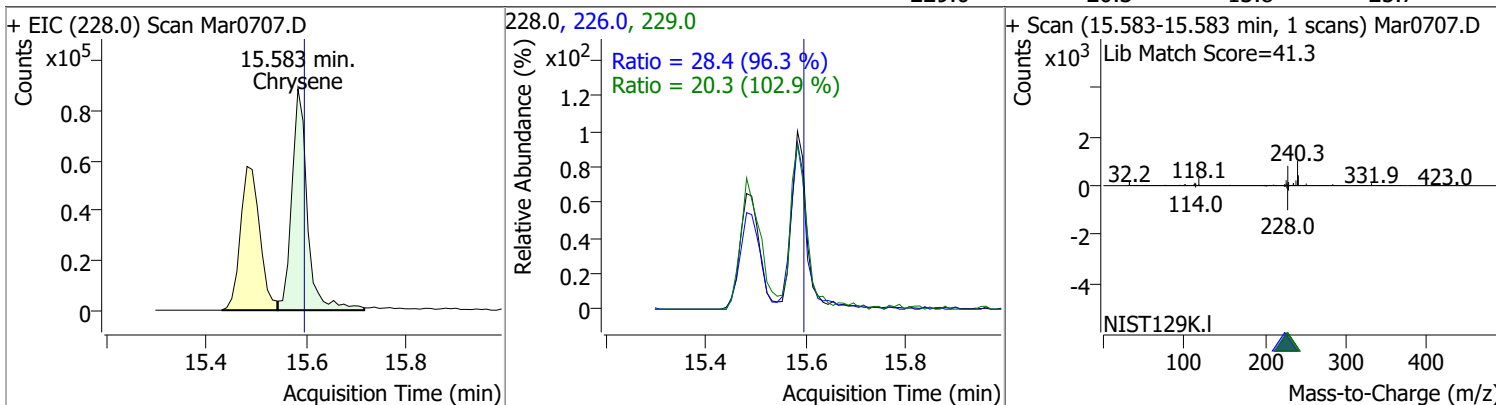


Quantitation Results Report (QT Reviewed)

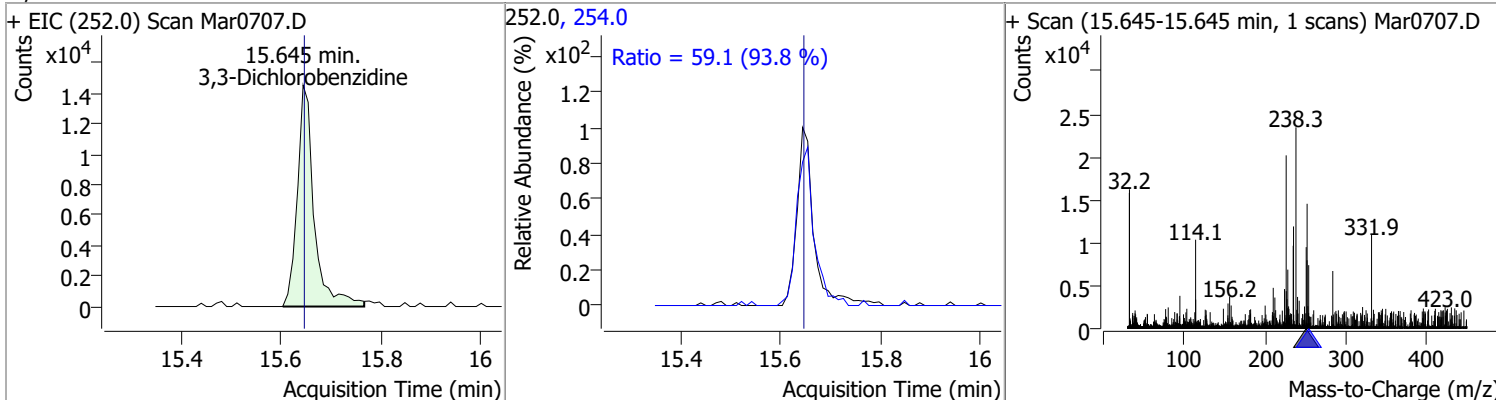
Compound	Conc.	RT	Dev(Min)	Resp.	QIon	QRatio	Lower	Upper
Benzo(a)Anthracene	9.5840	15.48	-0.03	153746	226.0	26.0	18.5	34.3
					229.0	22.5	14.5	26.8



Compound	Conc.	RT	Dev(Min)	Resp.	QIon	QRatio	Lower	Upper
Chrysene	10.2331	15.58	-0.03	191736	226.0	28.4	20.6	38.3
					229.0	20.3	13.8	25.7

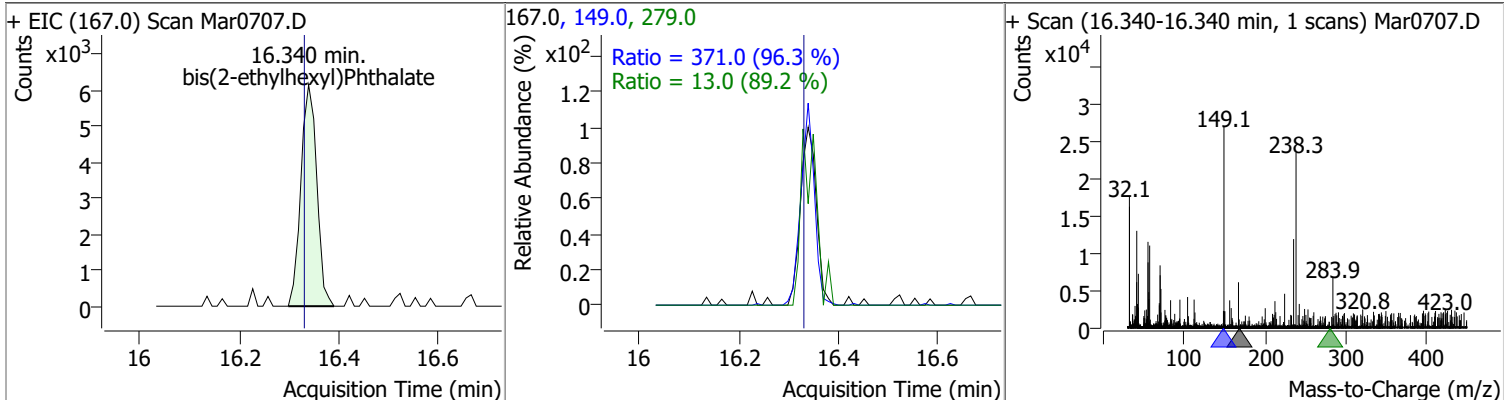


Compound	Conc.	RT	Dev(Min)	Resp.	QIon	QRatio	Lower	Upper
3,3-Dichlorobenzidine	8.9933	15.64	-0.02	34043	254.0	59.1	44.1	81.9

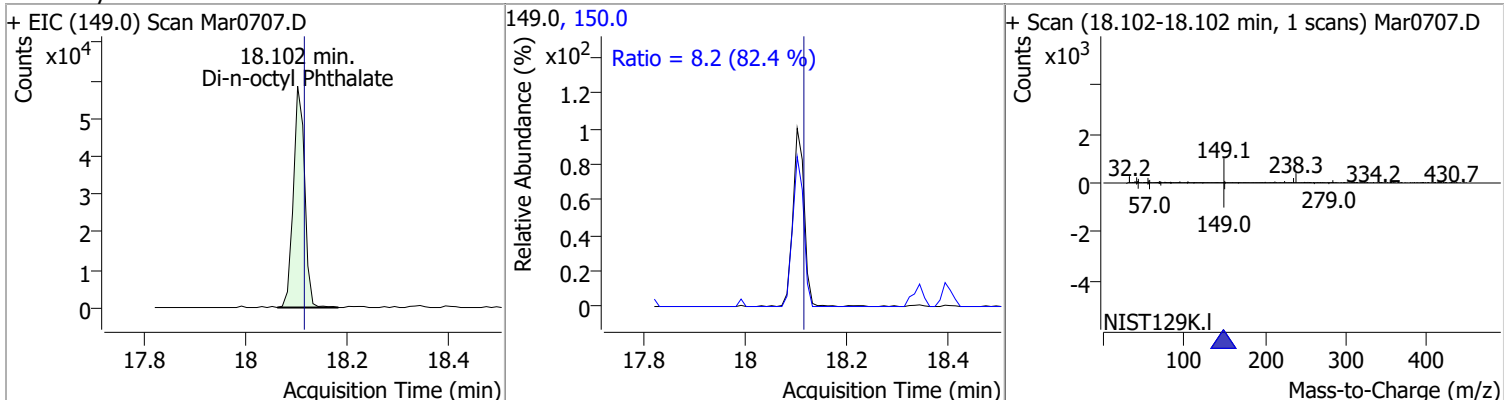


Quantitation Results Report (QT Reviewed)

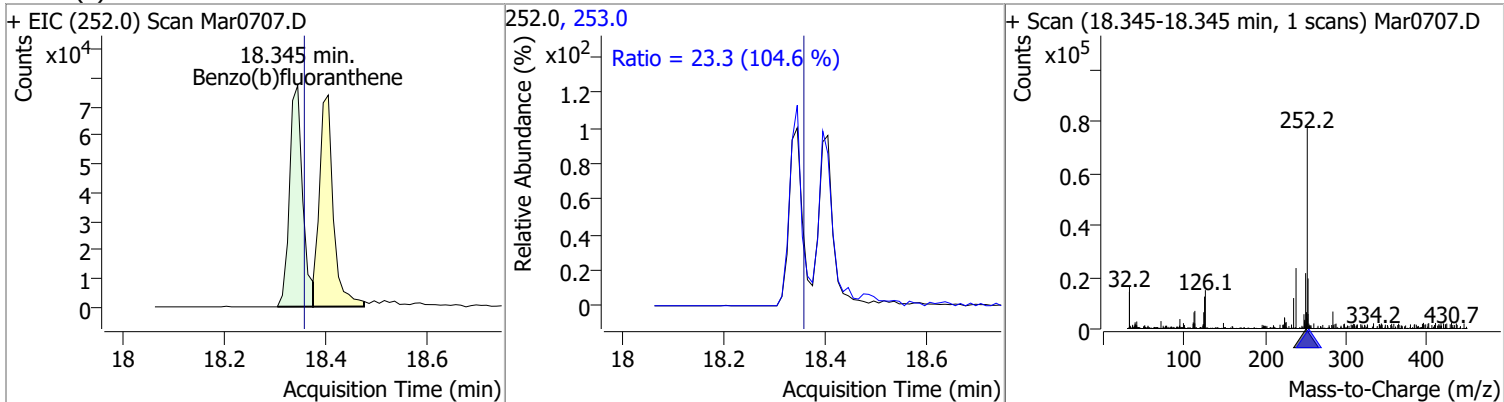
Compound	Conc.	RT	Dev(Min)	Resp.	QIon	QRatio	Lower	Upper
bis(2-ethylhexyl)Phthalate	9.5070	16.34	-0.01	13658	149.0	371.0	269.6	500.6
					279.0	13.0	10.2	18.9



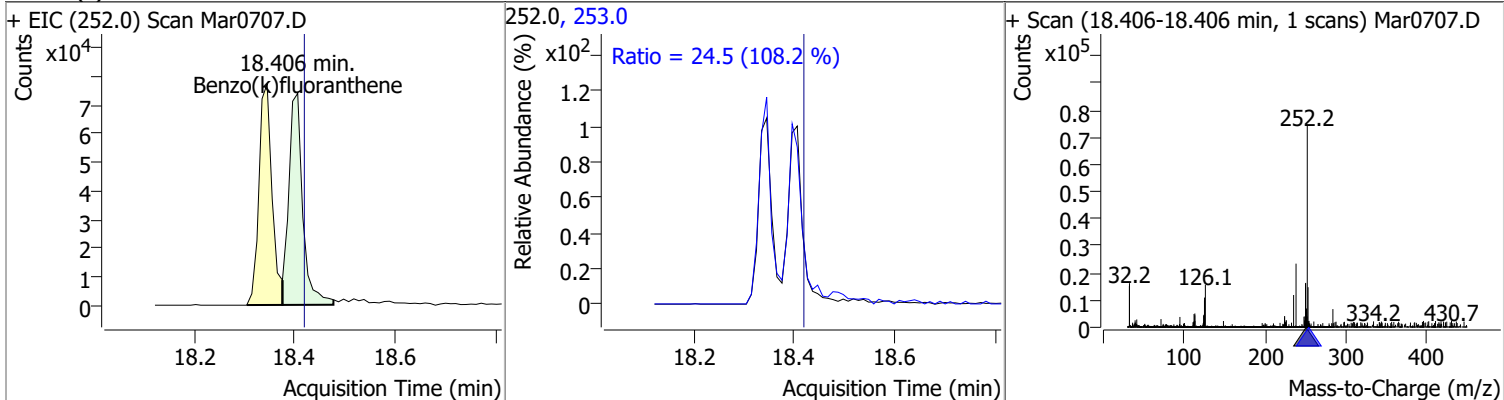
Compound	Conc.	RT	Dev(Min)	Resp.	QIon	QRatio	Lower	Upper
Di-n-octyl Phthalate	9.1645	18.10	-0.02	90850	150.0	8.2	6.9	12.9



Compound	Conc.	RT	Dev(Min)	Resp.	QIon	QRatio	Lower	Upper
Benzo(b)fluoranthene	9.1536	18.35	-0.02	137726	253.0	23.3	15.6	29.0

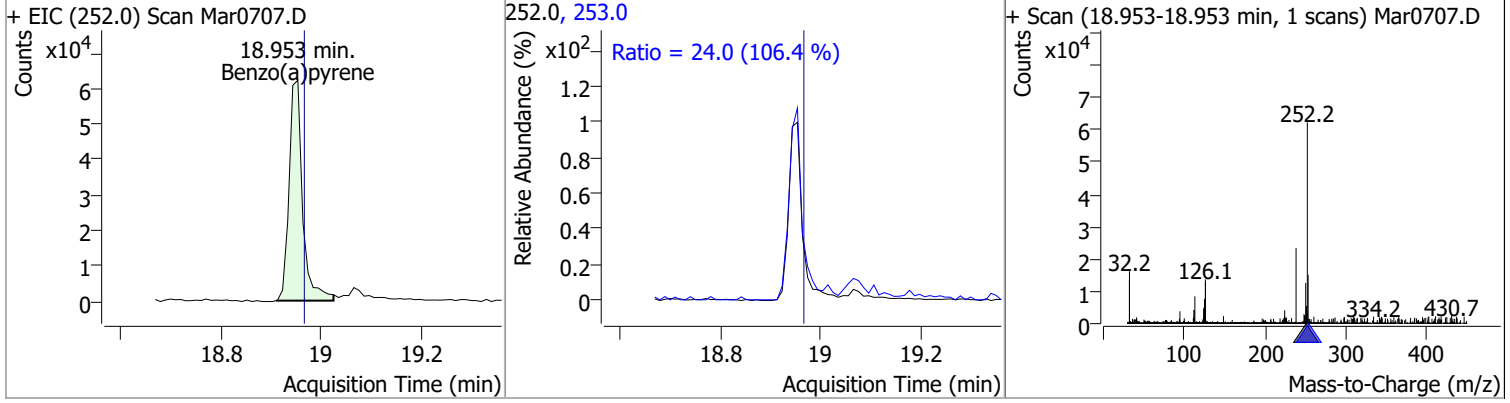


Compound	Conc.	RT	Dev(Min)	Resp.	QIon	QRatio	Lower	Upper
Benzo(k)fluoranthene	9.1828	18.41	-0.02	143096	253.0	24.5	15.8	29.4

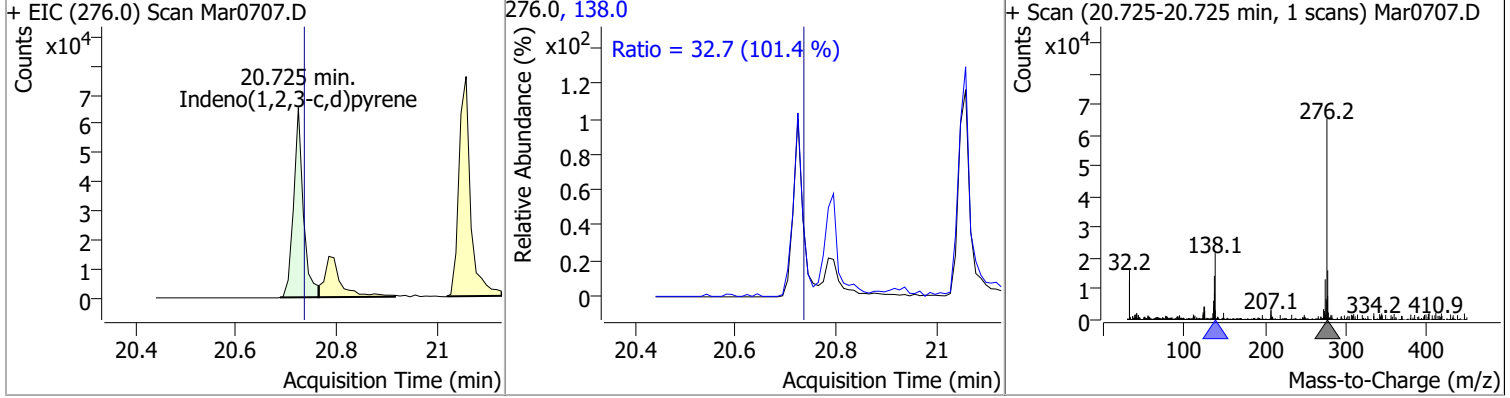


Quantitation Results Report (QT Reviewed)

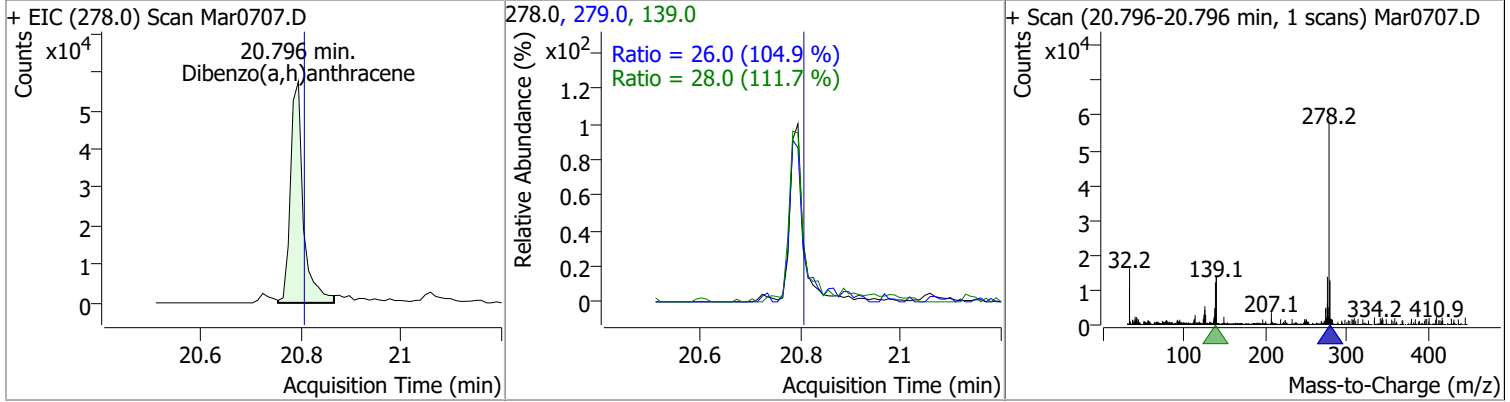
Compound	Conc.	RT	Dev(Min)	Resp.	QIon	QRatio	Lower	Upper
Benzo(a)pyrene	9.2525	18.95	-0.02	115625	253.0	24.0	15.8	29.3



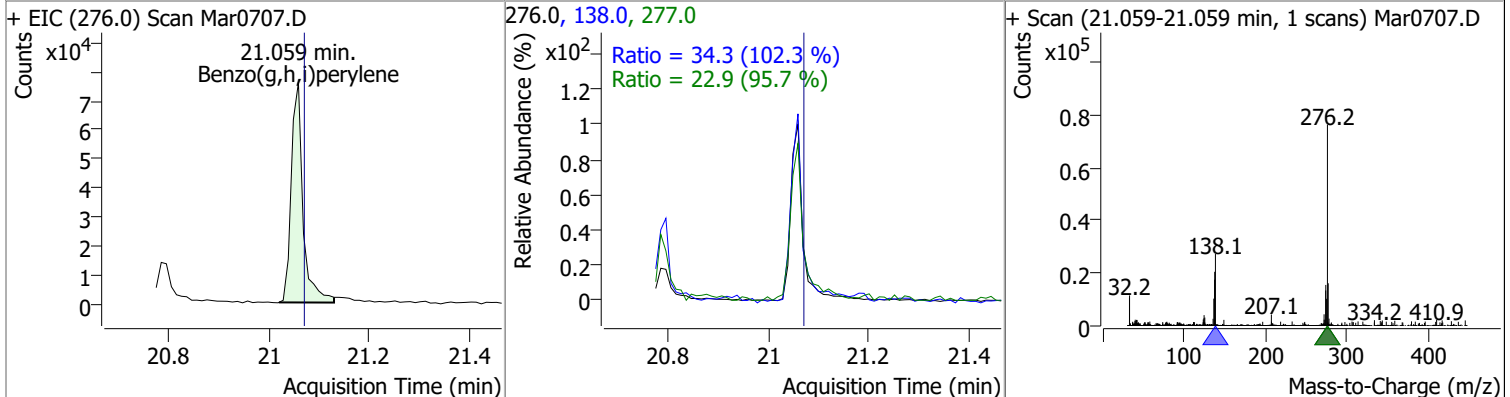
Compound	Conc.	RT	Dev(Min)	Resp.	QIon	QRatio	Lower	Upper
Indeno(1,2,3-c,d)pyrene	8.9916	20.72	-0.02	87918	138.0	32.7	22.6	41.9



Compound	Conc.	RT	Dev(Min)	Resp.	QIon	QRatio	Lower	Upper
Dibenzo(a,h)anthracene	9.7121	20.80	-0.02	102690	139.0	28.0	17.5	32.6
					279.0	26.0	17.4	32.2

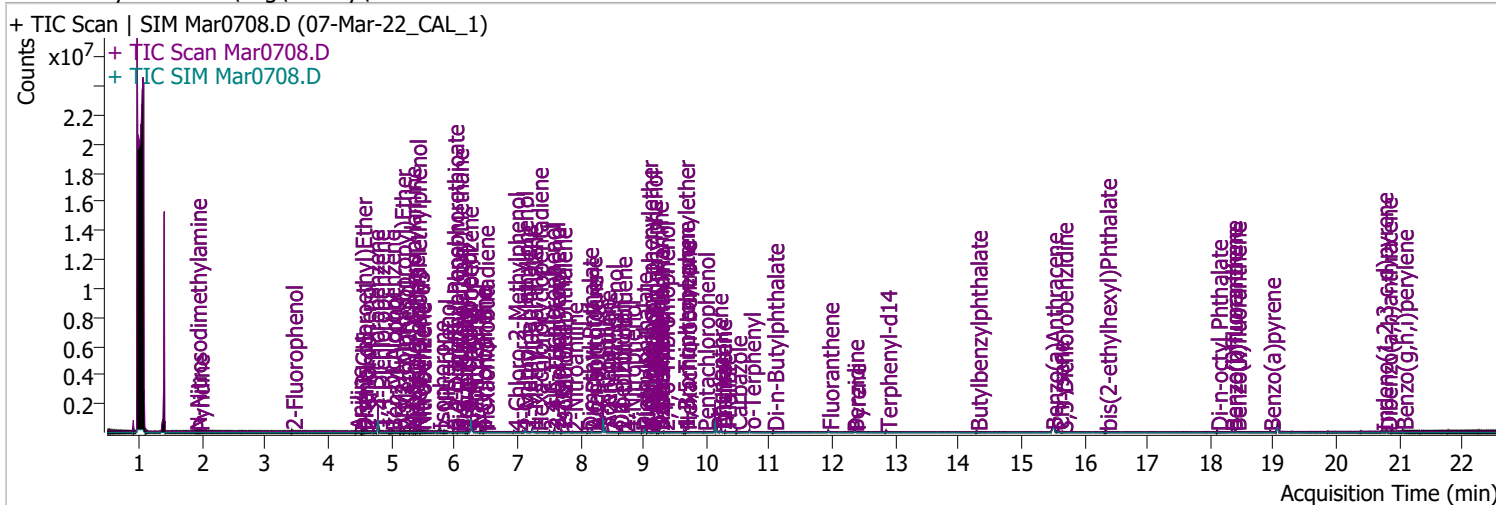


Compound	Conc.	RT	Dev(Min)	Resp.	QIon	QRatio	Lower	Upper
Benzo(g,h,i)perylene	9.7175	21.06	-0.02	122881	138.0	34.3	23.5	43.6
					277.0	22.9	16.8	31.1



Quantitation Results Report (QT Reviewed)

Data File	Mar0708.D	Operator	LIMS import
Acq. Method	BNA+SIM.M	Acq. Date-Time	3/7/2022 3:28:51 PM
Sample Name	07-Mar-22_CAL_1	Instrument	Instrument #1
Vial	8	Multiplier	1.00
DA Method File		Comment	SVOC-8270-W-LARGO
Tune File	dftppdsm.u	Tune Date	2/18/2022 9:25:00 PM
Batch Name	030722 DoD BNA cal.batch.bin	Last Calib Update	3/8/2022 10:28:55 AM
Ref Library	D:\Org\Library\NIST129K.I		



Compound	RT	QIon	Resp.	Conc.	Units	Dev(Min)
Internal Standards						
System Monitoring Compounds						
S 2-Fluorophenol	3.418	112.0	28730	4.1358	µg/L	0.000
Spiked Amount: 200.000	Range: 10.0 - 75.0%			Recovery = 2.07%	*	
S Phenol-d5	4.532	99.0	35232	3.9352	µg/L	0.000
Spiked Amount: 200.000	Range: 10.0 - 65.0%			Recovery = 1.97%	*	
S Nitrobenzene-d5	5.430	82.0	16295	4.3440	µg/L	-0.010
Spiked Amount: 100.000	Range: 32.0 - 94.0%			Recovery = 4.34%	*	
S 2-Fluorobiphenyl	7.594	172.0	62520	3.9495	µg/L	0.000
Spiked Amount: 100.000	Range: 28.0 - 107.0%			Recovery = 3.95%	*	
S 2,4,6-Tribromophenol	9.325	329.8	4180	4.5195	µg/L	-0.010
Spiked Amount: 200.000	Range: 25.0 - 140.0%			Recovery = 2.26%	*	
S Terphenyl-d14	12.855	244.3	59089	4.1406	µg/L	-0.010
Spiked Amount: 100.000	Range: 32.0 - 122.0%			Recovery = 4.14%	*	
Target Compounds						
T N-Nitrosodimethylamine	1.897	74.0	7228	4.3747	µg/L	# 60
T Pyridine	1.937	79.0	29657	4.5820	µg/L	m 76
T Aniline	4.440	93.0	46988	3.8329	µg/L	97
T bis(-2-Chloroethyl)Ether	4.521	63.0	25102	3.9496	µg/L	95
T Phenol	4.542	94.0	33523	3.9485	µg/L	m 93
T 2-Chlorophenol	4.583	128.0	29097	4.0455	µg/L	93
T 1,3-Dichlorobenzene	4.715	146.0	48971	3.9209	µg/L	m 98
T 1,4-Dichlorobenzene	4.807	146.0	42021	3.8178	µg/L	m 90
T 1,2-Dichlorobenzene	4.971	146.0	46603	4.1543	µg/L	m 98
T Benzyl Alcohol	5.001	108.0	14217	4.1247	µg/L	m 93
T bis(2-chloroisopropyl)Ether	5.144	121.0	10345	3.7895	µg/L	94
T 2-Methylphenol	5.195	107.0	22551	3.9717	µg/L	85
T N-nitroso-Di-n-propylamine	5.297	70.0	19509	4.2563	µg/L	99
T Hexachloroethane	5.359	117.0	12508	4.1273	µg/L	88
T 4Methylphenol/3Methylphenol	5.389	107.0	31498	4.3494	µg/L	91

Quantitation Results Report (QT Reviewed)

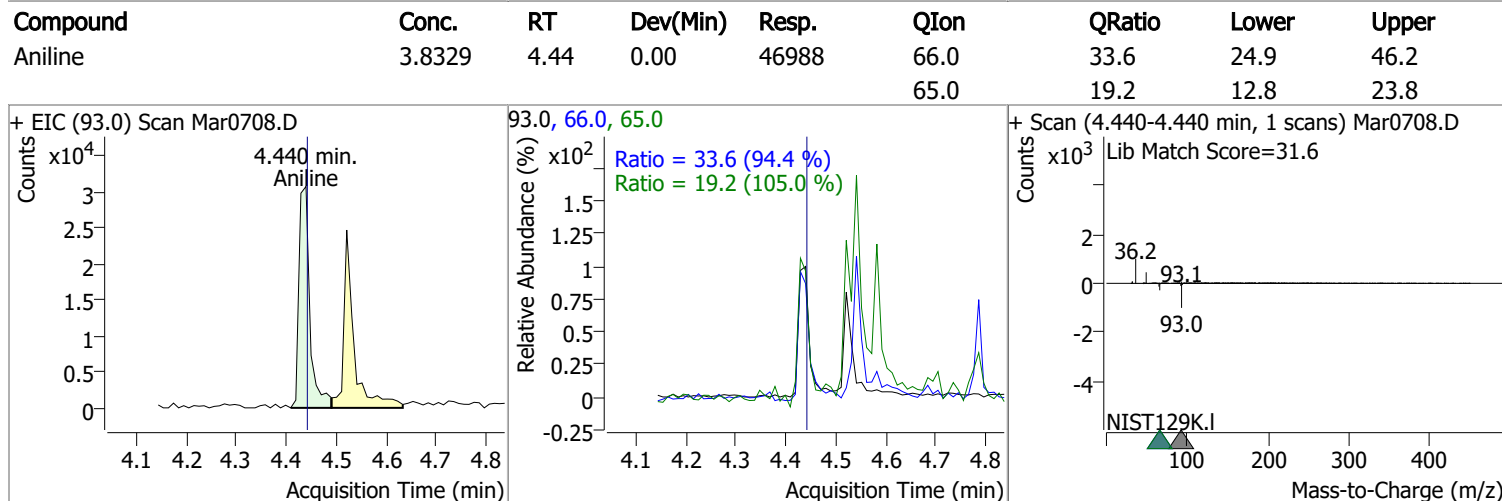
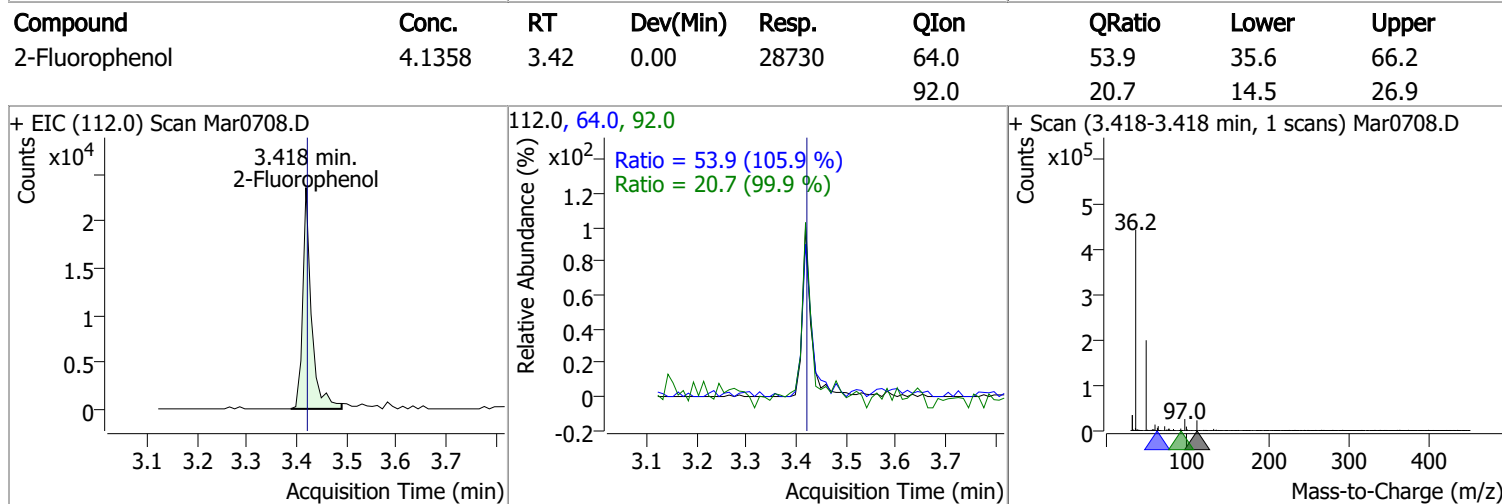
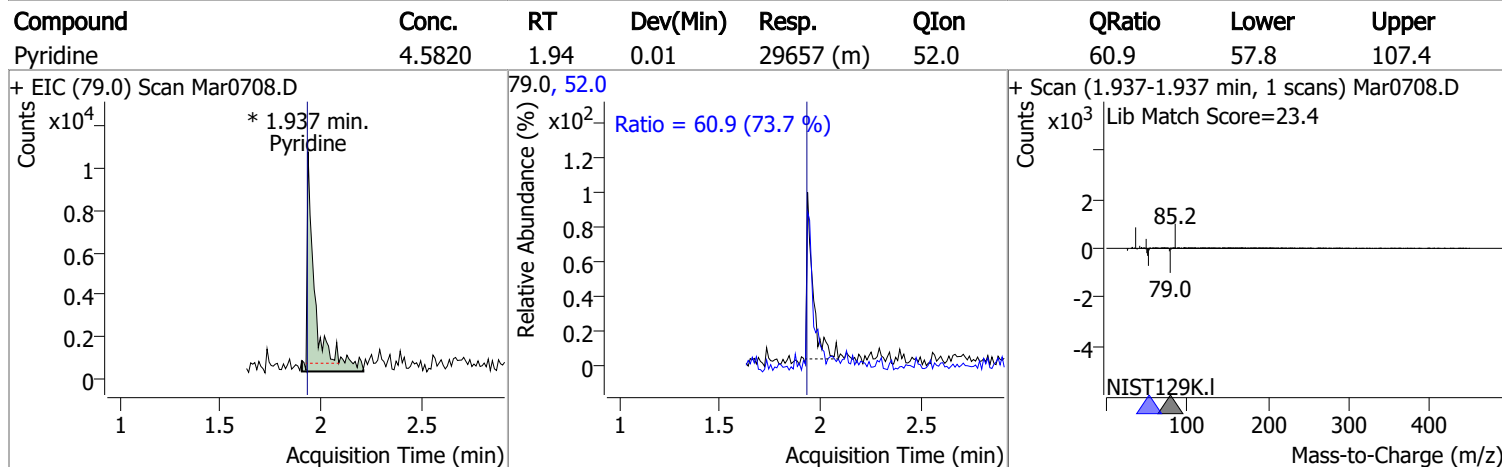
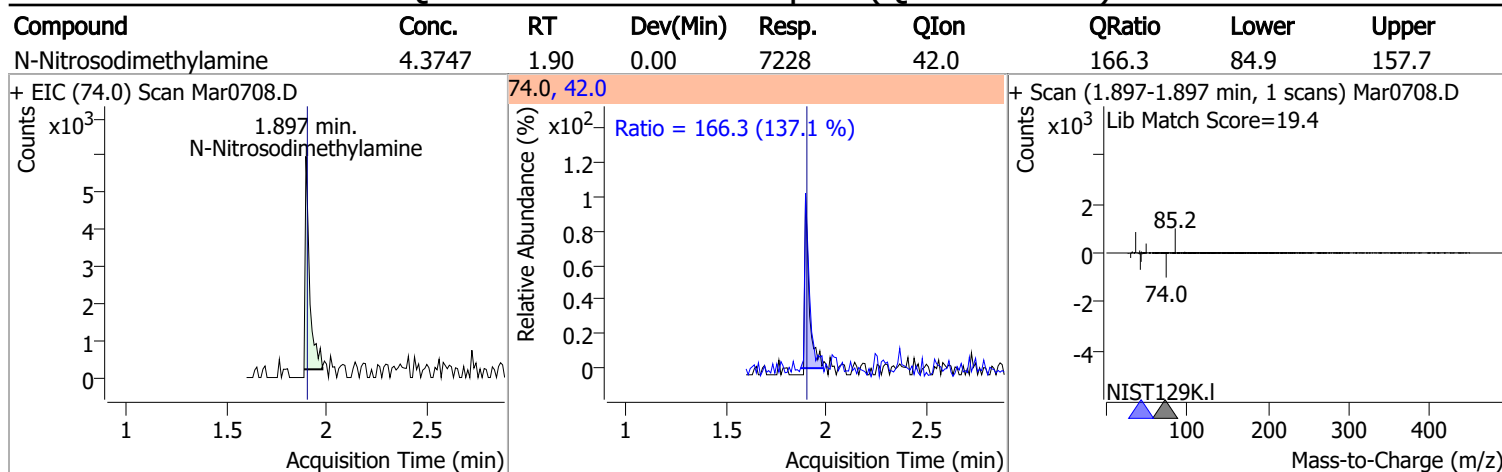
Compound	RT	QIon	Resp.	Conc.	Units	Dev(Min)
T Nitrobenzene	5.461	123.1	8709	4.2801	µg/L	94
T Isophorone	5.747	82.0	46492	4.4222	µg/L	97
T 2-Nitrophenol	5.839	139.0	8649	4.1338	µg/L #	89
T 2,4-Dimethylphenol	5.982	122.0	22324	4.3733	µg/L	93
T bis(-2-Chloroethoxy)Methane	6.054	93.0	21532	4.2263	µg/L	99
T 2,4-Dichlorophenol	6.177	162.0	18145	4.3063	µg/L	96
T Benzoic Acid	6.126	105.0	9211	4.6620	µg/L m	61
T 1,2,4-Trichlorobenzene	6.208	180.0	26546	4.1145	µg/L	96
T Naphthalene	6.290	128.0	90145	4.1113	µg/L	94
T p-Chloroaniline	6.413	127.0	27151	3.9453	µg/L #	92
T 4-Chlorophenol	6.424	130.0	10222	4.1512	µg/L	55
T Hexachlorobutadiene	6.465	224.9	13565	4.0185	µg/L	96
T 4-Chloro-2-Methylphenol	6.947	107.0	17990	3.9625	µg/L	97
T 4-Chloro-3-Methylphenol	7.081	107.0	23762	4.3919	µg/L	99
T 2-Methylnaphthalene	7.122	141.0	49323	4.1400	µg/L	96
T 1-Methylnaphthalene	7.235	141.0	49523	4.0974	µg/L	90
T Hexachlorocyclopentadiene	7.317	236.9	6771	4.1874	µg/L	96
T 2,4,6-Trichlorophenol	7.512	196.0	11296	4.1754	µg/L	91
T 2,4,5-Trichlorophenol	7.584	196.0	13486	3.9825	µg/L	91
T 2-Chloronaphthalene	7.697	162.0	51364	4.0973	µg/L	96
T 2-Nitroaniline	7.872	65.0	6115	4.7778	µg/L	85
T Dimethyl Phthalate	8.118	163.0	40565	4.3745	µg/L	89
T 2,6-Dinitrotoluene	8.169	165.0	5554	4.0989	µg/L	78
T Acenaphthylene	8.190	152.1	80847	3.9926	µg/L	93
T 3-Nitroaniline	8.374	138.0	4448	4.4952	µg/L #	49
T Acenaphthene	8.394	154.0	52928	4.0052	µg/L	96
T 2,4-Dinitrophenol	8.507	184.0	868	4.5629	µg/L #	1
T Dibenzofuran	8.609	168.0	79839	3.9758	µg/L	100
T 2,4-Dinitrotoluene	8.650	165.0	6826	4.2332	µg/L	90
T 4-Nitrophenol	8.783	109.0	6371	4.0968	µg/L	90
T Diethylphthalate	8.977	149.0	39320	4.4849	µg/L	97
T Fluorene	9.018	166.0	69725	3.8325	µg/L	100
T 4-Chlorophenyl-phenylether	9.059	204.0	28638	4.2073	µg/L	95
T 4-Nitroaniline	9.110	138.0	5636	4.5806	µg/L	84
T 4,6-Dinitro-2-methylphenol	9.131	198.0	3034	4.6859	µg/L #	78
T N-nitrosodiphenylamine	9.223	169.0	43496	4.3159	µg/L	97
T Azobenzene	9.243	77.0	32353	4.1805	µg/L	87
T 4-Bromophenyl-phenylether	9.642	248.0	14025	3.9520	µg/L	95
T Hexachlorobenzene	9.673	283.9	14577	4.1771	µg/L #	75
T Pentachlorophenol	9.958	265.9	3982	4.3327	µg/L #	78
T Phenanthrene	10.171	178.0	89130	4.1322	µg/L	100
T Anthracene	10.232	178.0	83655	4.0785	µg/L	92
T Triallate	10.302	86.0	13515	4.4050	µg/L	93
T Carbazole	10.475	167.0	77748	4.2777	µg/L	98
T o-Terphenyl	10.687	230.0	45328	3.9812	µg/L	97
T Di-n-Butylphthalate	11.062	149.0	46194	4.5795	µg/L #	95
T Fluoranthene	11.933	202.0	92711	4.0057	µg/L	96
T Benzidine	12.328	184.0	11072	4.2086	µg/L #m	62
T Pyrene	12.359	202.0	102334	4.0064	µg/L	97
T Butylbenzylphthalate	14.285	149.0	16013	4.3020	µg/L #	72
T Benzo(a)Anthracene	15.481	228.0	66111	4.1864	µg/L	97
T Chrysene	15.583	228.0	81187	3.9160	µg/L	98
T 3,3-Dichlorobenzidine	15.645	252.0	13679	4.4325	µg/L	90
T bis(2-ethylhexyl)Phthalate	16.340	167.0	4933	4.2437	µg/L #m	70
T Di-n-octyl Phthalate	18.102	149.0	37517	4.2984	µg/L	96

Quantitation Results Report (QT Reviewed)

Compound	RT	QIon	Resp.	Conc.	Units	Dev(Min)
T Benzo(b)fluoranthene	18.335	252.0	57958	3.9434	µg/L	98
T Benzo(k)fluoranthene	18.396	252.0	65963	4.2186	µg/L	98
T Benzo(a)pyrene	18.943	252.0	48740	4.2617	µg/L	98
T Indeno(1,2,3-c,d)pyrene	20.725	276.0	36461	4.3264	µg/L	97
T Dibenzo(a,h)anthracene	20.796	278.0	41975	4.0692	µg/L	97
T Benzo(g,h,i)perylene	21.049	276.0	53436	4.0200	µg/L	92

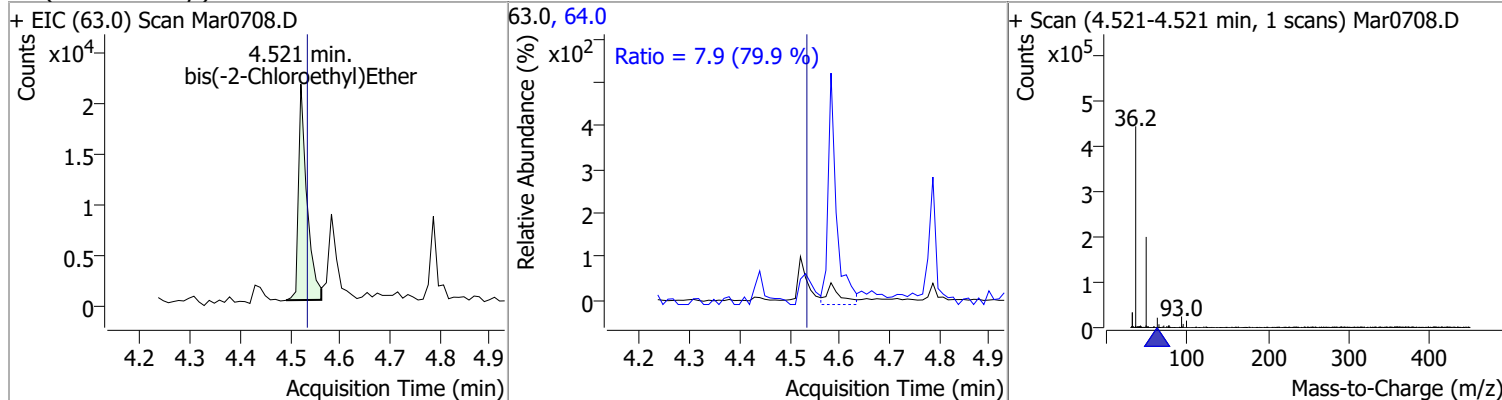
(#) = Qualifier Out of Range; (m) = Manual Integration; (+) = Area Summed; (*) = Surrogate Percent Recovery Out of Range; (d): Zeroed Peak

Quantitation Results Report (QT Reviewed)

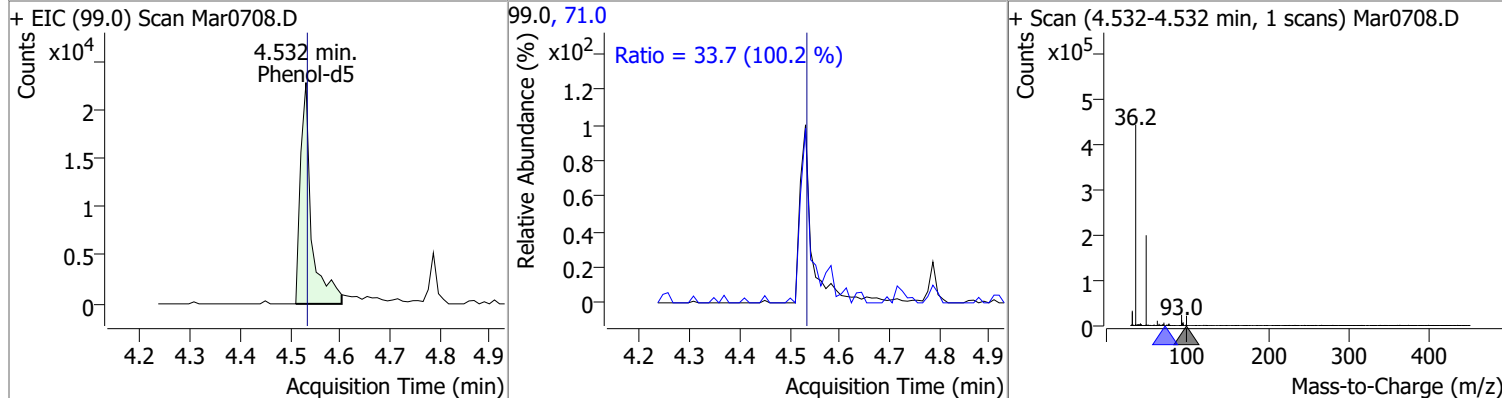


Quantitation Results Report (QT Reviewed)

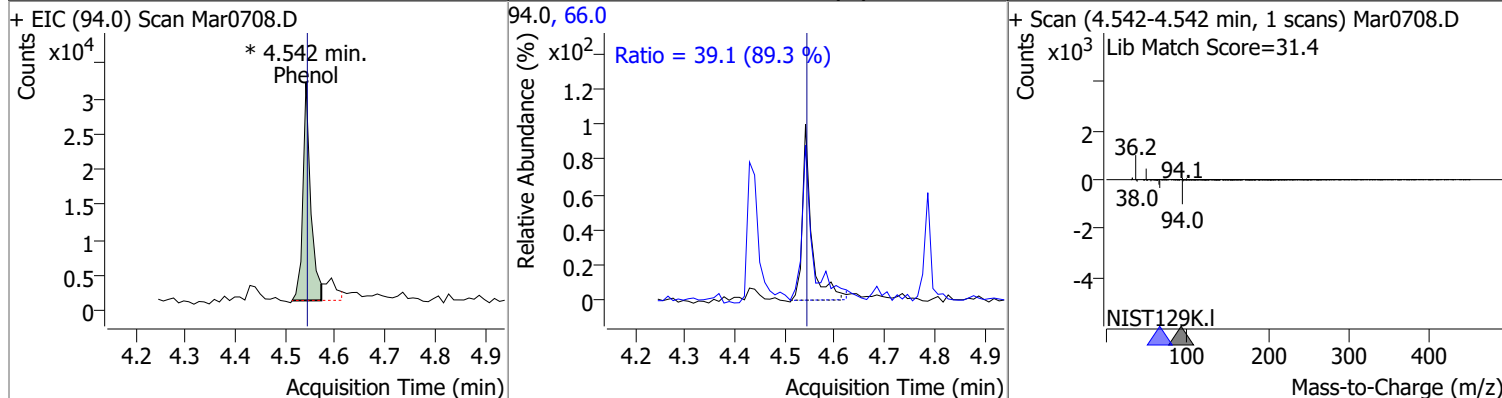
Compound	Conc.	RT	Dev(Min)	Resp.	QIon	QRatio	Lower	Upper
bis(-2-Chloroethyl)Ether	3.9496	4.52	-0.01	25102	64.0	7.9	6.9	12.8



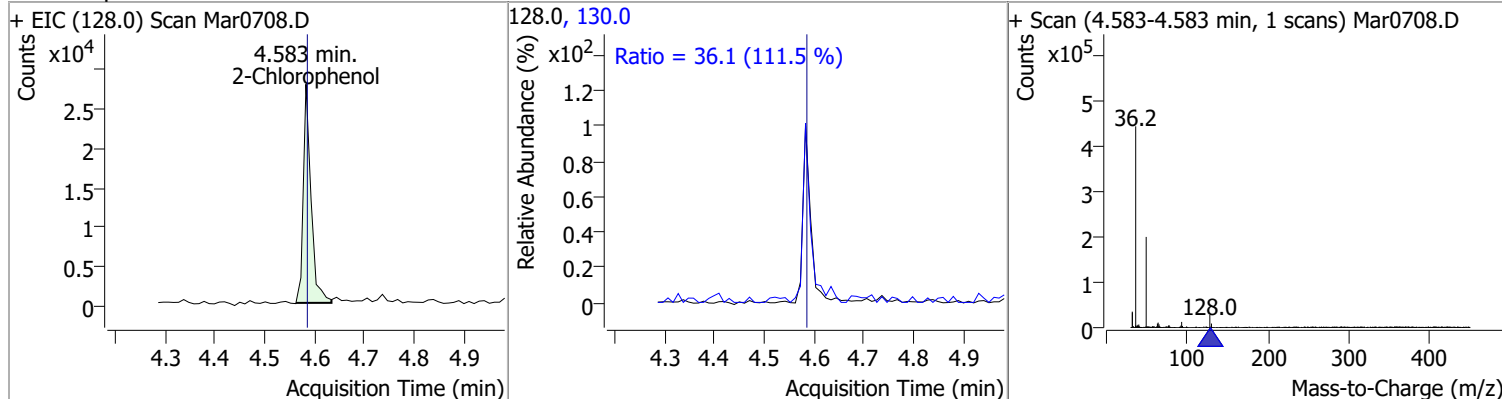
Compound	Conc.	RT	Dev(Min)	Resp.	QIon	QRatio	Lower	Upper
Phenol-d5	3.9352	4.53	0.00	35232	71.0	33.7	23.5	43.7



Compound	Conc.	RT	Dev(Min)	Resp.	QIon	QRatio	Lower	Upper
Phenol	3.9485	4.54	0.00	33523 (m)	66.0	39.1	30.6	56.8

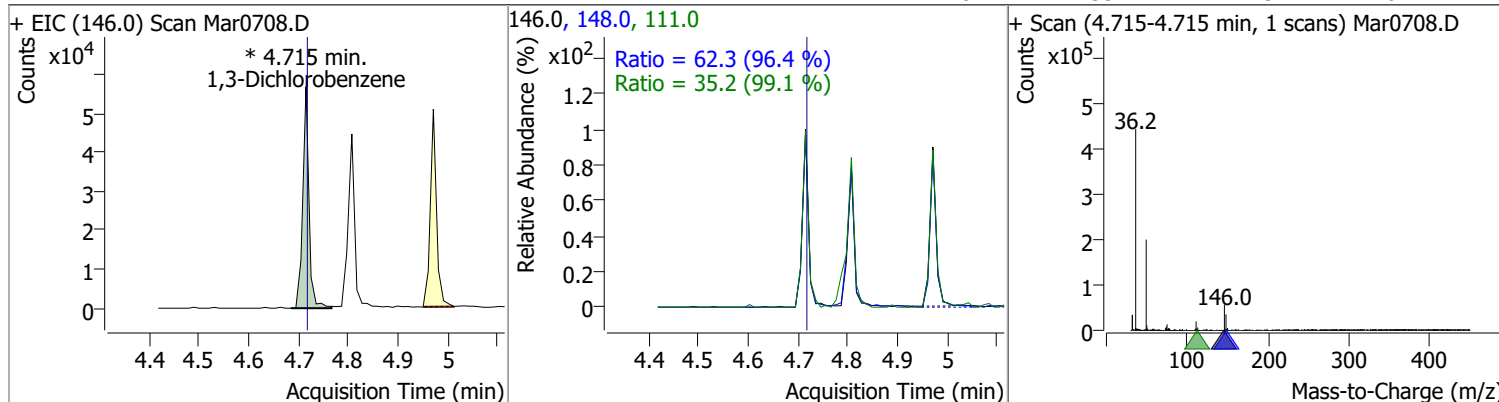


Compound	Conc.	RT	Dev(Min)	Resp.	QIon	QRatio	Lower	Upper
2-Chlorophenol	4.0455	4.58	0.00	29097	130.0	36.1	22.7	42.2

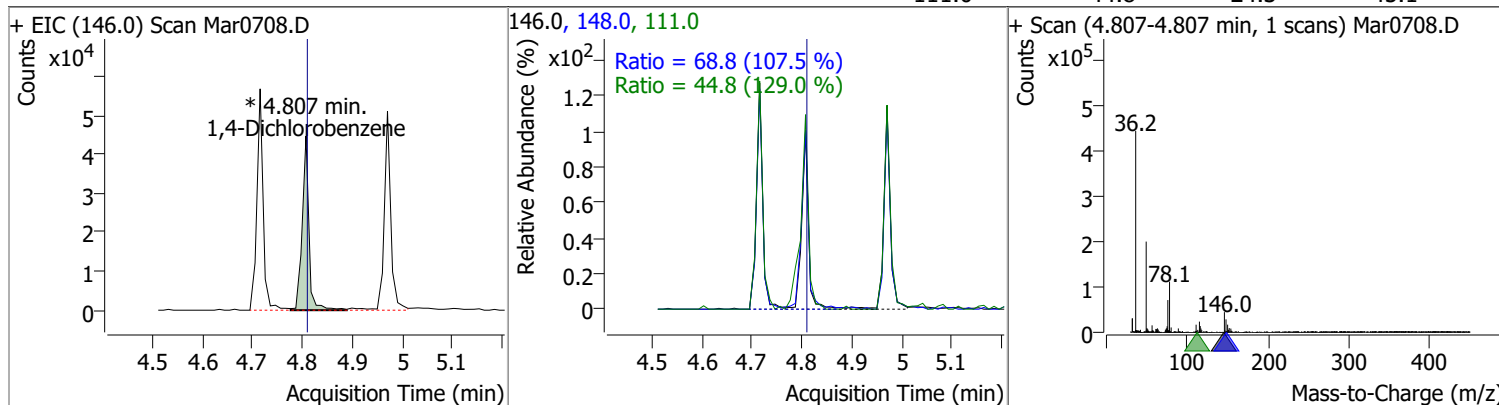


Quantitation Results Report (QT Reviewed)

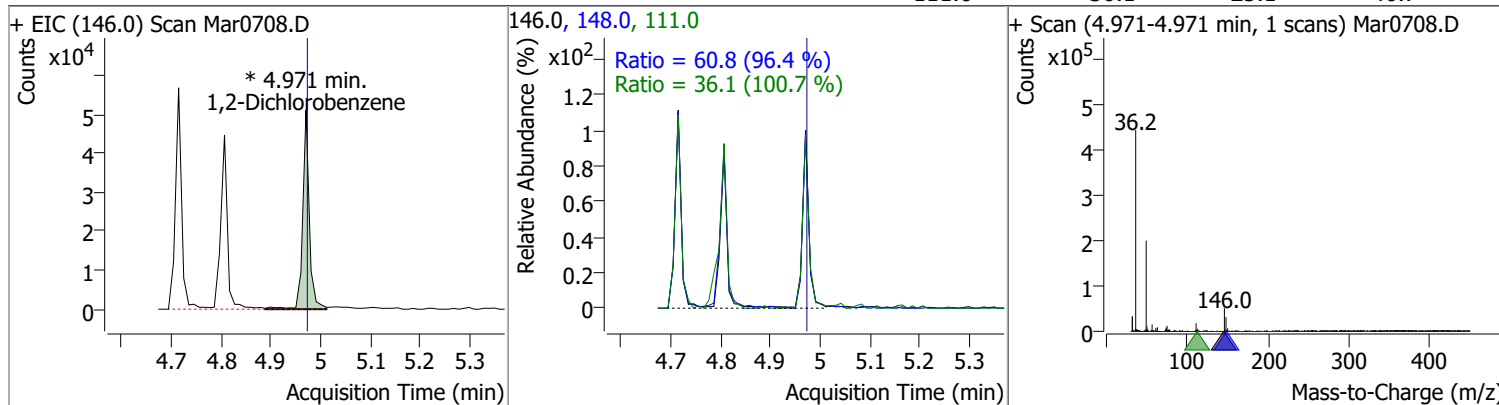
Compound	Conc.	RT	Dev(Min)	Resp.	QIon	QRatio	Lower	Upper
1,3-Dichlorobenzene	3.9209	4.72	0.00	48971 (m)	148.0	62.3	45.2	84.0
					111.0	35.2	24.9	46.2



Compound	Conc.	RT	Dev(Min)	Resp.	QIon	QRatio	Lower	Upper
1,4-Dichlorobenzene	3.8178	4.81	0.00	42021 (m)	148.0	68.8	44.8	83.2
					111.0	44.8	24.3	45.1

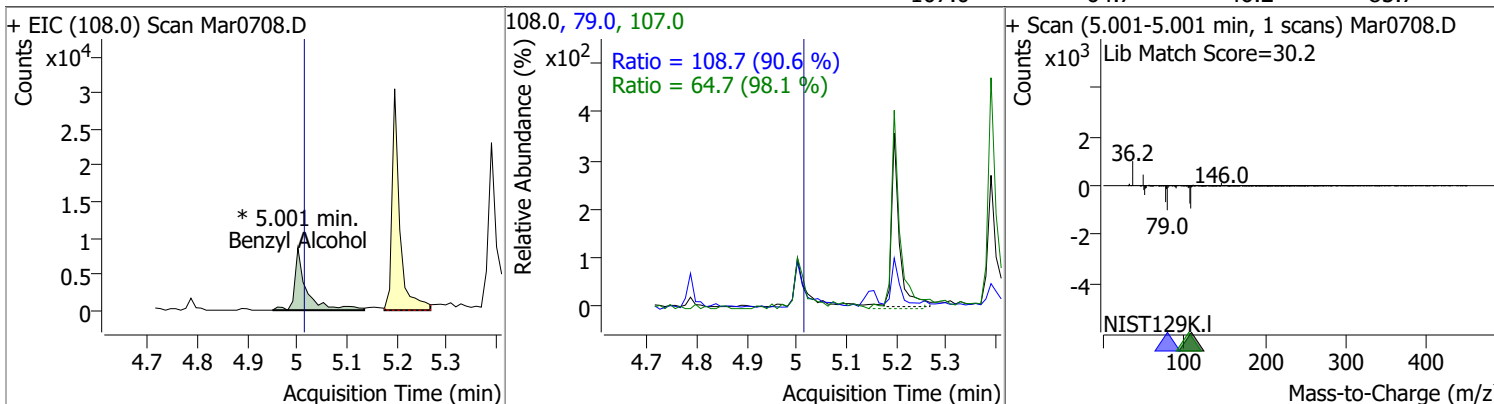


Compound	Conc.	RT	Dev(Min)	Resp.	QIon	QRatio	Lower	Upper
1,2-Dichlorobenzene	4.1543	4.97	0.00	46603 (m)	148.0	60.8	44.2	82.0
					111.0	36.1	25.1	46.7

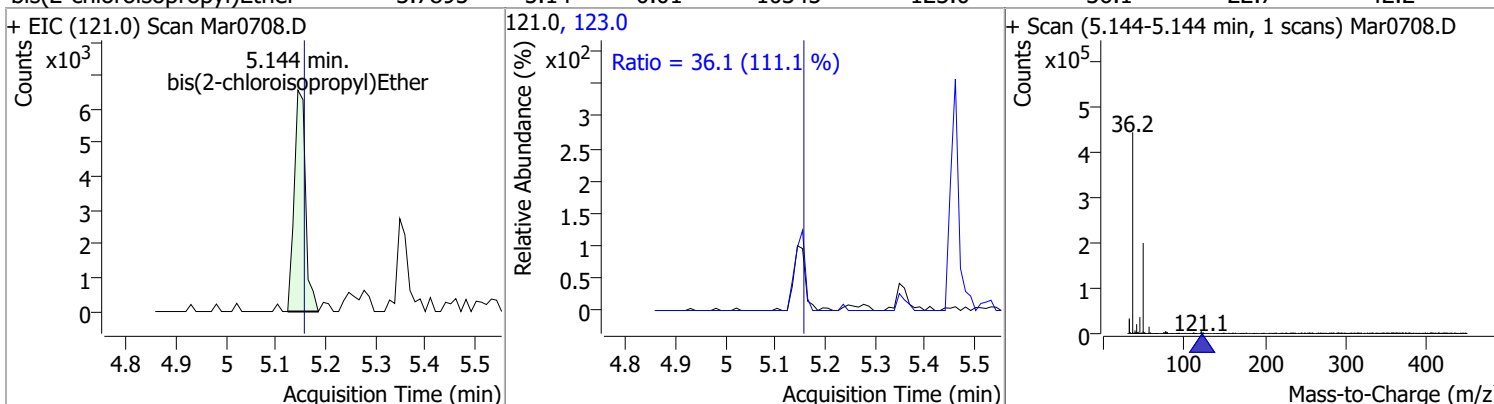


Quantitation Results Report (QT Reviewed)

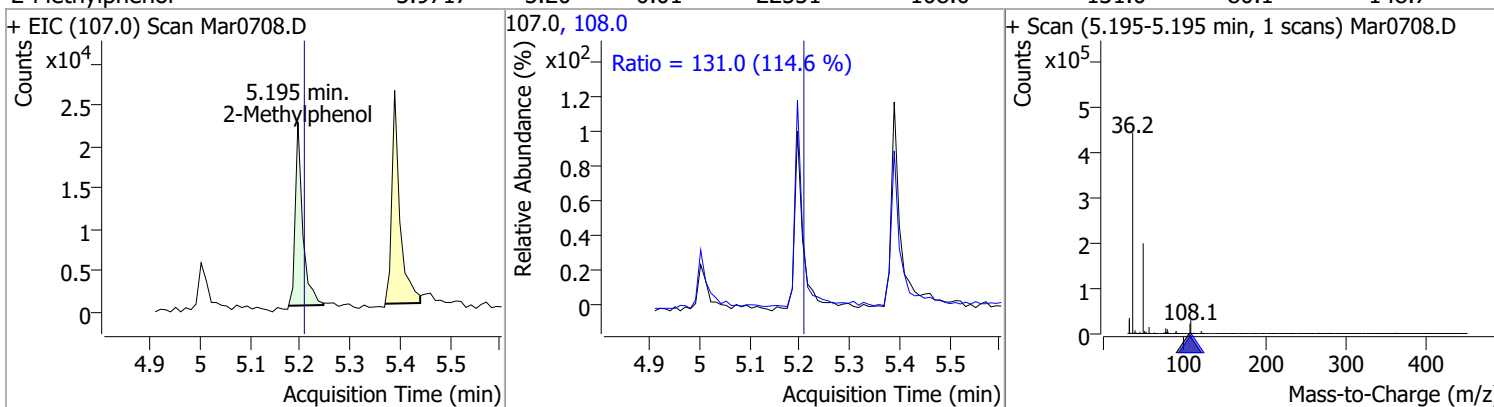
Compound	Conc.	RT	Dev(Min)	Resp.	QIon	QRatio	Lower	Upper
Benzyl Alcohol	4.1247	5.00	-0.01	14217 (m)	79.0 107.0	108.7 64.7	84.0 46.2	156.0 85.7



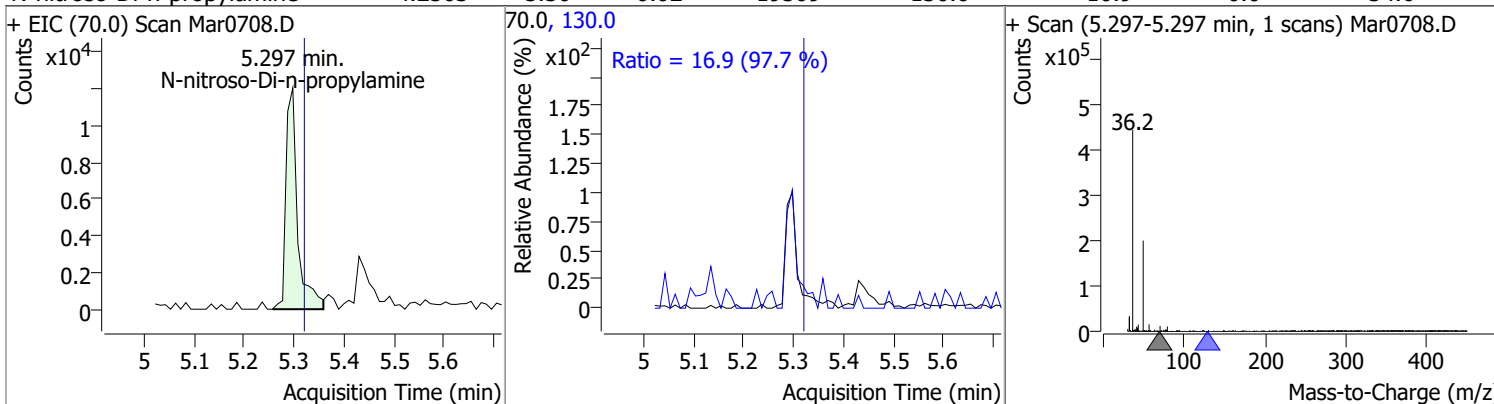
Compound	Conc.	RT	Dev(Min)	Resp.	QIon	QRatio	Lower	Upper
bis(2-chloroisopropyl)Ether	3.7895	5.14	-0.01	10345	123.0	36.1	22.7	42.2



Compound	Conc.	RT	Dev(Min)	Resp.	QIon	QRatio	Lower	Upper
2-Methylphenol	3.9717	5.20	-0.01	22551	108.0	131.0	80.1	148.7

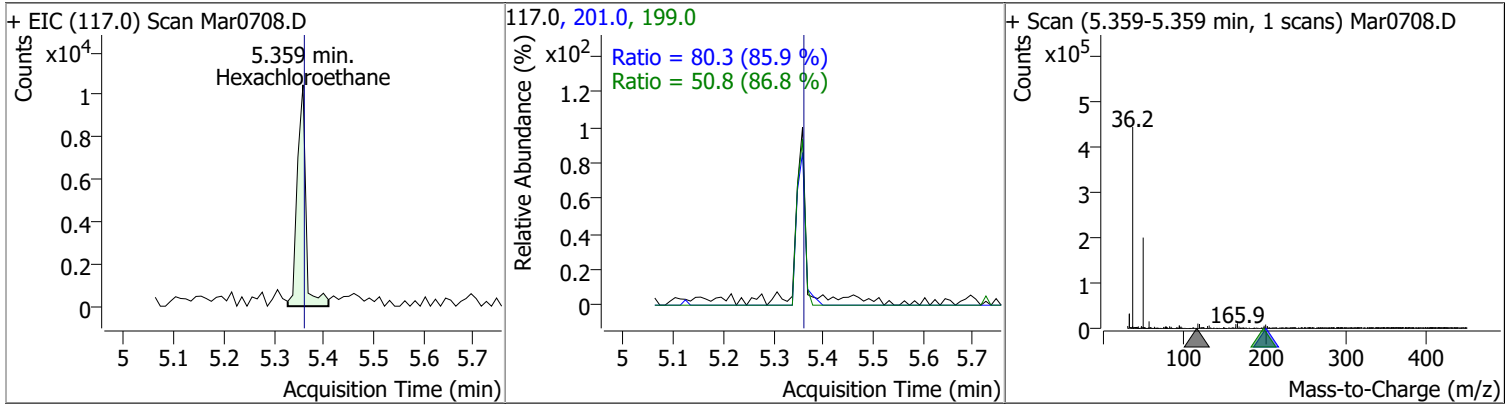


Compound	Conc.	RT	Dev(Min)	Resp.	QIon	QRatio	Lower	Upper
N-nitroso-Di-n-propylamine	4.2563	5.30	-0.02	19509	130.0	16.9	0.0	34.6

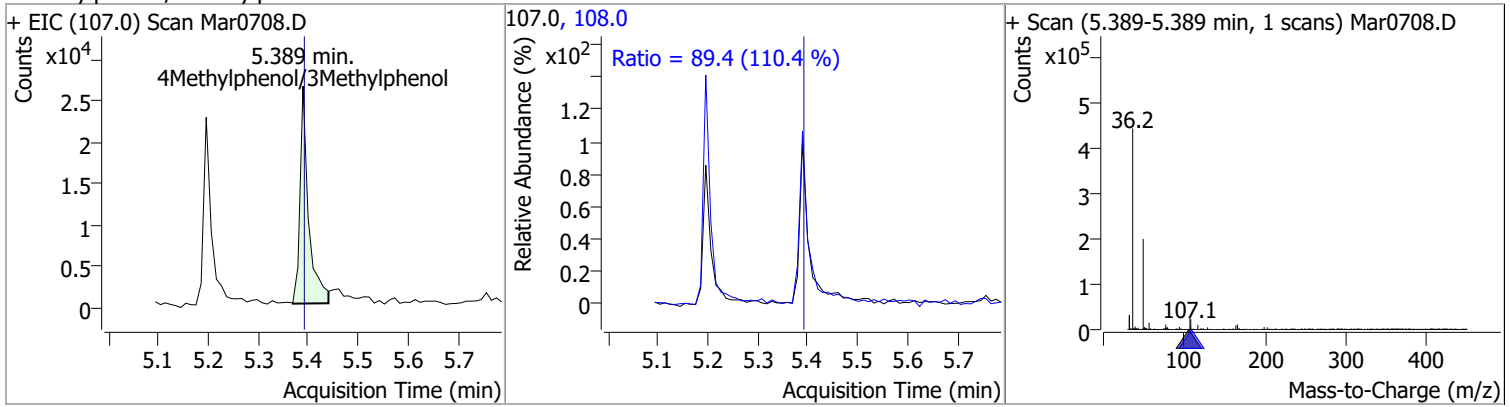


Quantitation Results Report (QT Reviewed)

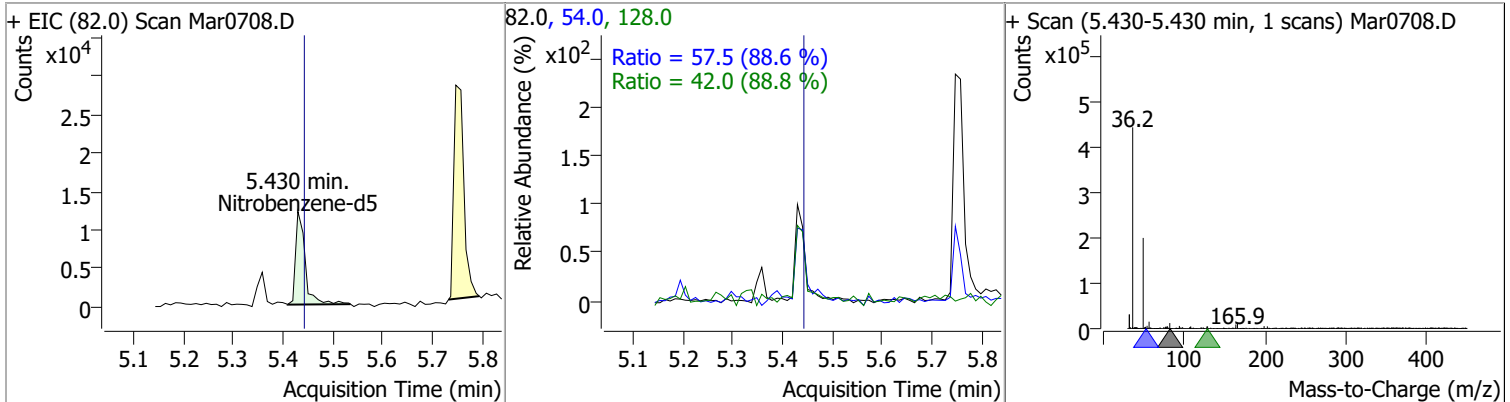
Compound	Conc.	RT	Dev(Min)	Resp.	QIon	QRatio	Lower	Upper
Hexachloroethane	4.1273	5.36	0.00	12508	201.0	80.3	65.4	121.5
					199.0	50.8	41.0	76.1



Compound	Conc.	RT	Dev(Min)	Resp.	QIon	QRatio	Lower	Upper
4Methylphenol/3Methylphenol	4.3494	5.39	0.00	31498	108.0	89.4	56.7	105.3

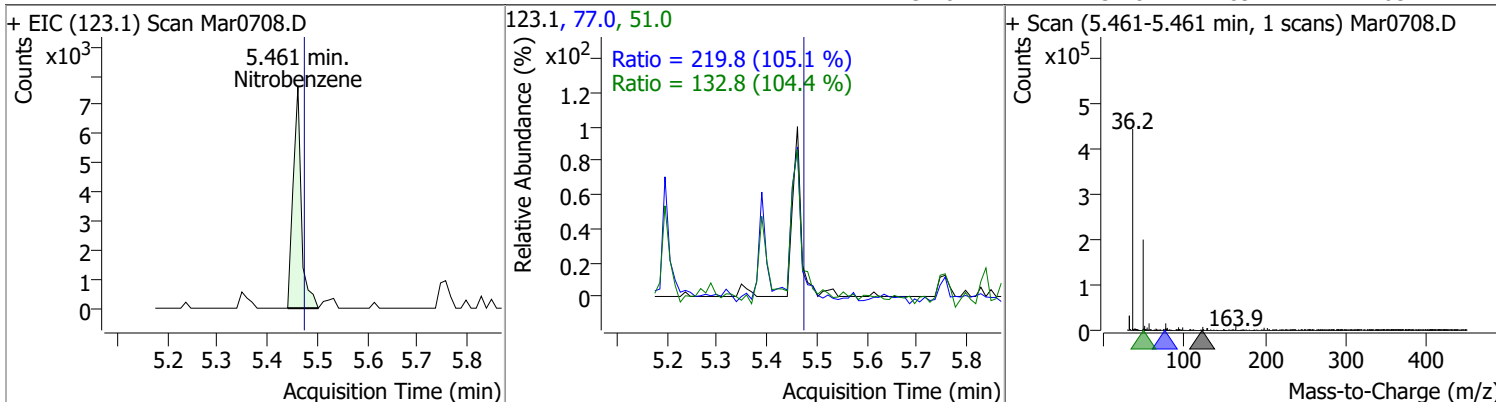


Compound	Conc.	RT	Dev(Min)	Resp.	QIon	QRatio	Lower	Upper
Nitrobenzene-d5	4.3440	5.43	-0.01	16295	54.0	57.5	45.4	84.4
					128.0	42.0	33.1	61.4

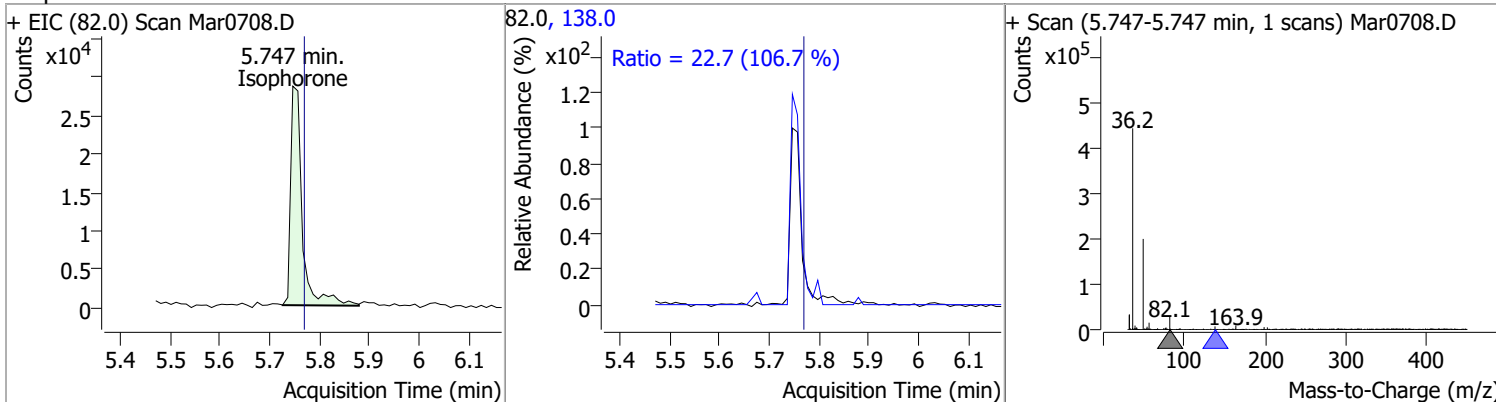


Quantitation Results Report (QT Reviewed)

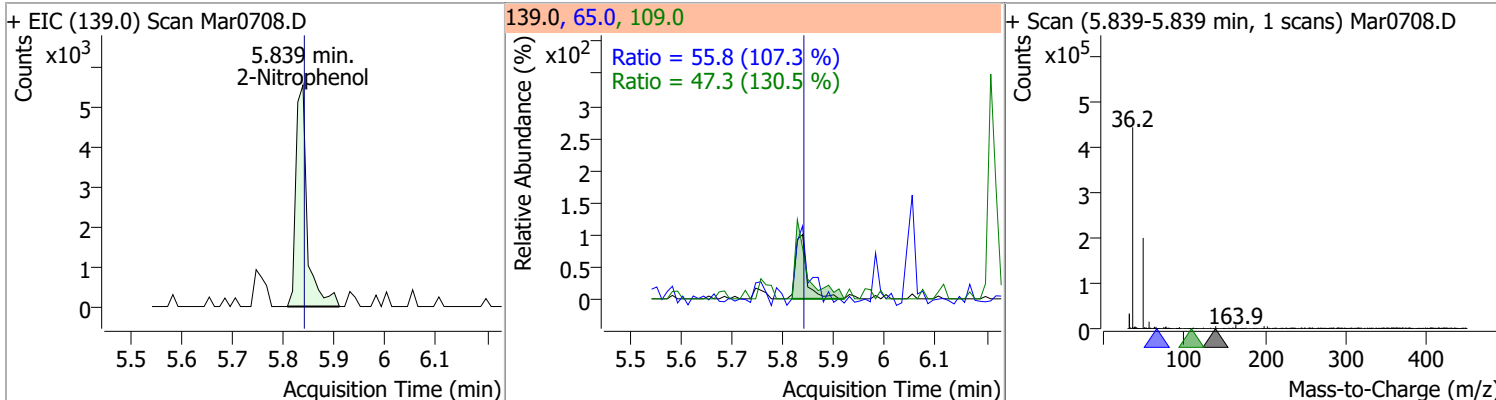
Compound	Conc.	RT	Dev(Min)	Resp.	QIon	QRatio	Lower	Upper
Nitrobenzene	4.2801	5.46	-0.01	8709	77.0	219.8	146.4	272.0
					51.0	132.8	89.1	165.4



Compound	Conc.	RT	Dev(Min)	Resp.	QIon	QRatio	Lower	Upper
Isophorone	4.4222	5.75	-0.02	46492	138.0	22.7	14.9	27.6

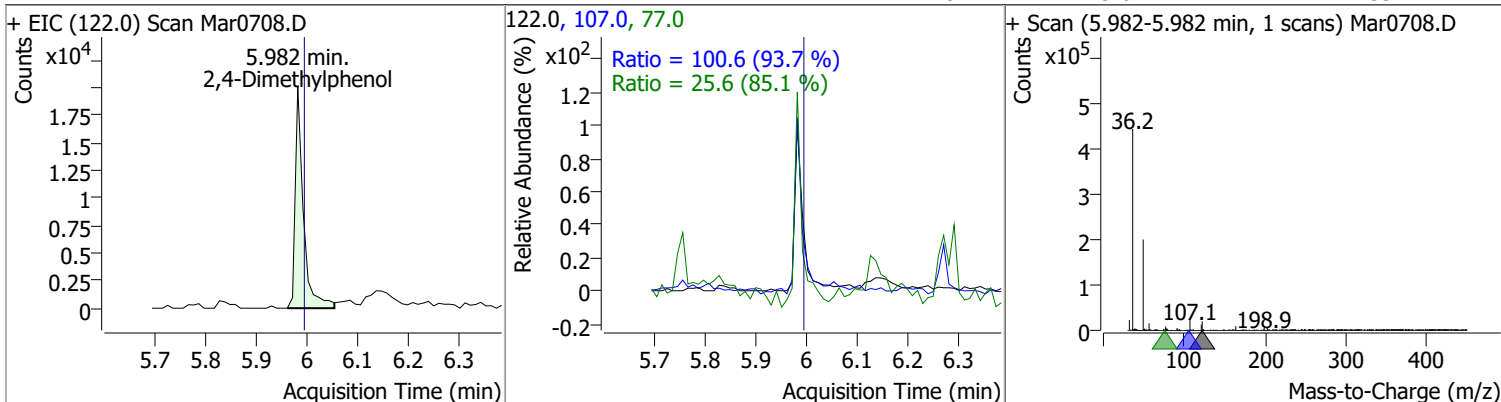


Compound	Conc.	RT	Dev(Min)	Resp.	QIon	QRatio	Lower	Upper
2-Nitrophenol	4.1338	5.84	0.00	8649	65.0	55.8	36.4	67.6
					109.0	47.3	25.4	47.1

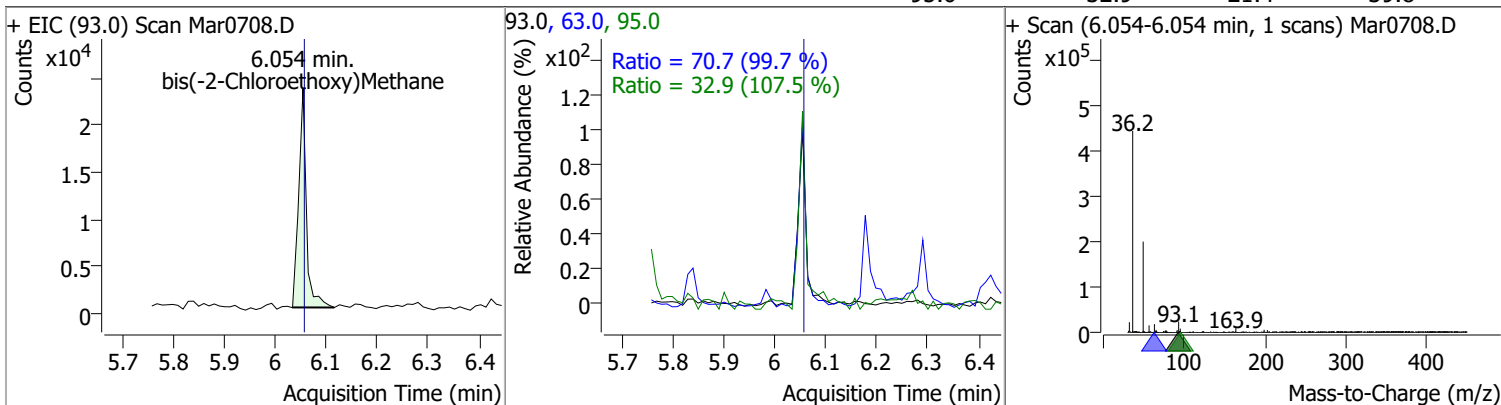


Quantitation Results Report (QT Reviewed)

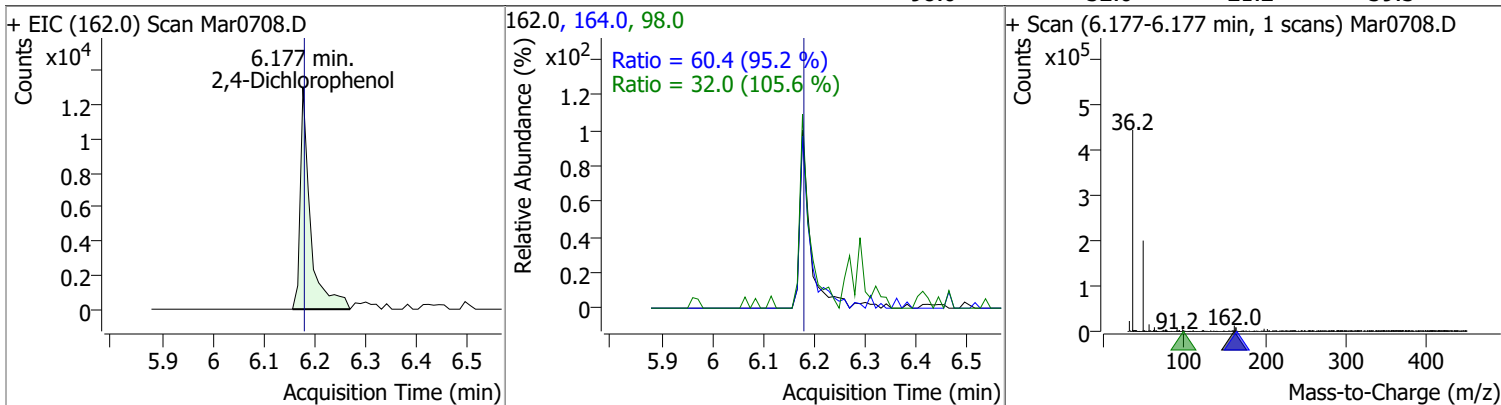
Compound	Conc.	RT	Dev(Min)	Resp.	QIon	QRatio	Lower	Upper
2,4-Dimethylphenol	4.3733	5.98	-0.01	22324	107.0	100.6	75.1	139.5
					77.0	25.6	21.1	39.2



Compound	Conc.	RT	Dev(Min)	Resp.	QIon	QRatio	Lower	Upper
bis(-2-Chloroethoxy)Methane	4.2263	6.05	0.00	21532	63.0	70.7	49.6	92.2
					95.0	32.9	21.4	39.8

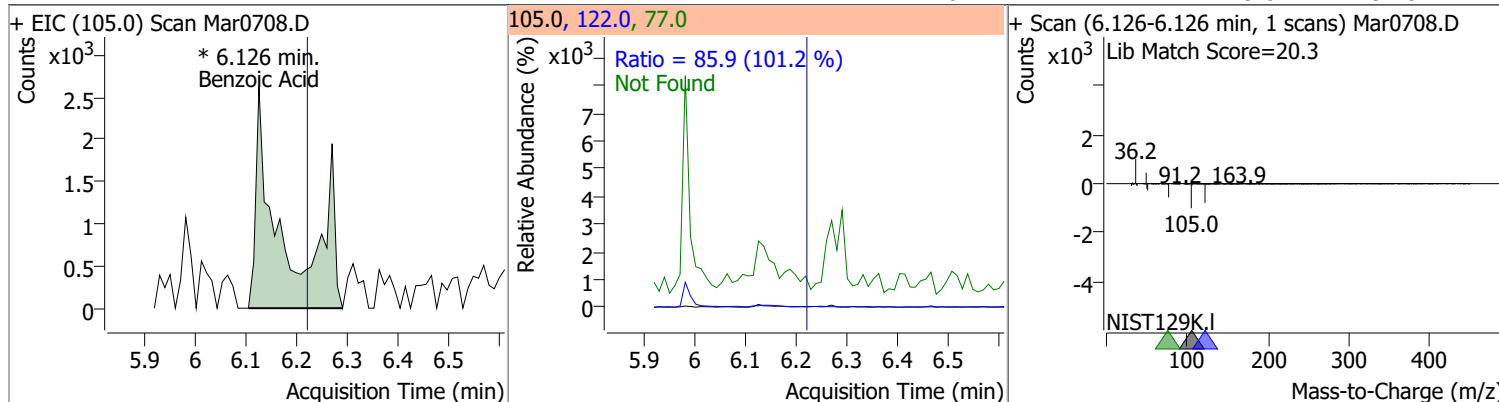


Compound	Conc.	RT	Dev(Min)	Resp.	QIon	QRatio	Lower	Upper
2,4-Dichlorophenol	4.3063	6.18	0.00	18145	164.0	60.4	44.4	82.4
					98.0	32.0	21.2	39.3

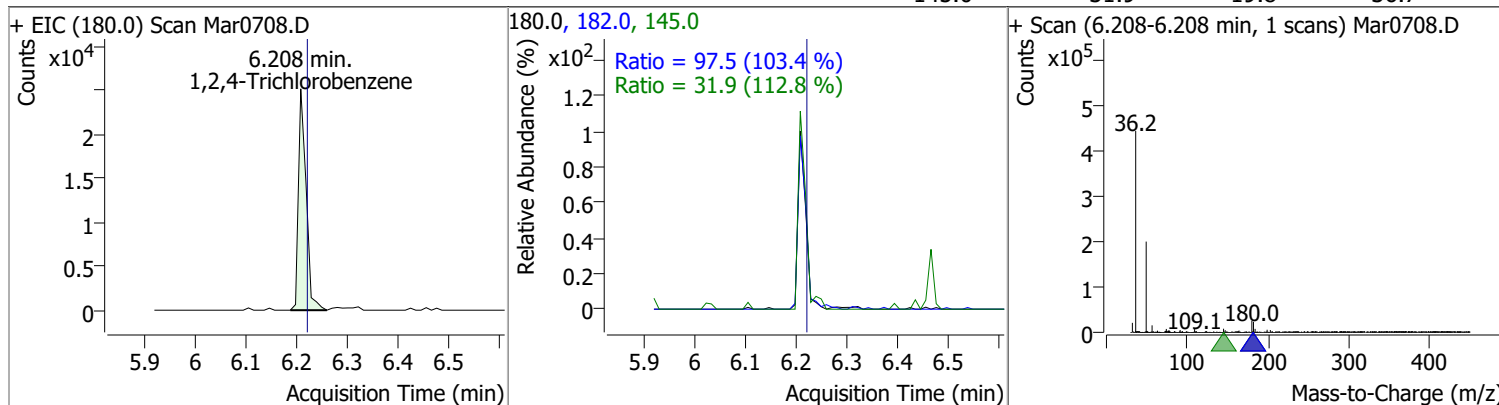


Quantitation Results Report (QT Reviewed)

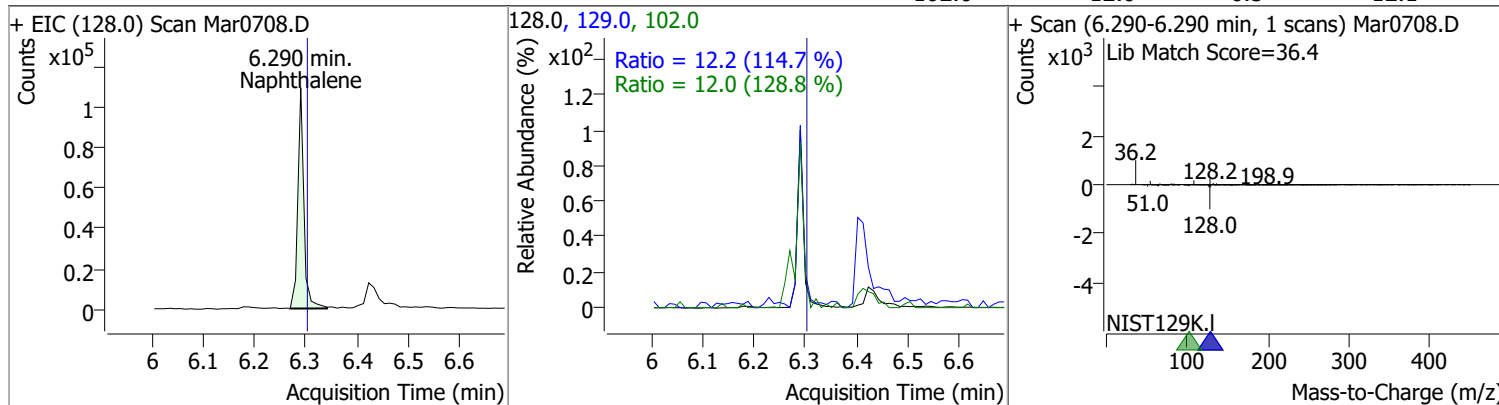
Compound	Conc.	RT	Dev(Min)	Resp.	QIon	QRatio	Lower	Upper
Benzoic Acid	4.6620	6.13	-0.09	9211 (m)	122.0	85.9	59.4	110.4
					77.0		49.0	91.0



Compound	Conc.	RT	Dev(Min)	Resp.	QIon	QRatio	Lower	Upper
1,2,4-Trichlorobenzene	4.1145	6.21	-0.01	26546	182.0	97.5	66.0	122.5
					145.0	31.9	19.8	36.7

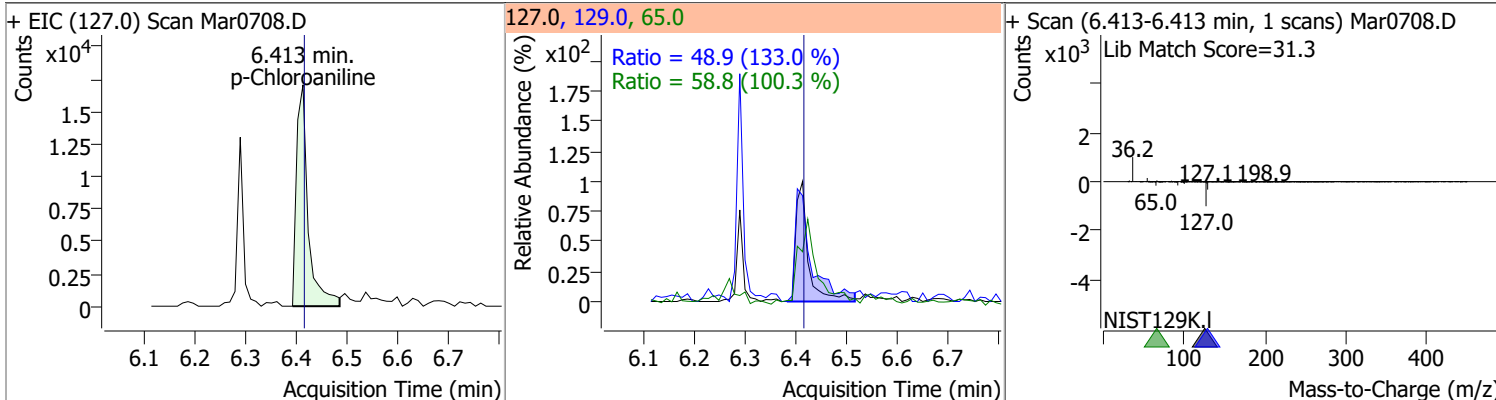


Compound	Conc.	RT	Dev(Min)	Resp.	QIon	QRatio	Lower	Upper
Naphthalene	4.1113	6.29	-0.01	90145	129.0	12.2	7.4	13.8
					102.0	12.0	6.5	12.1

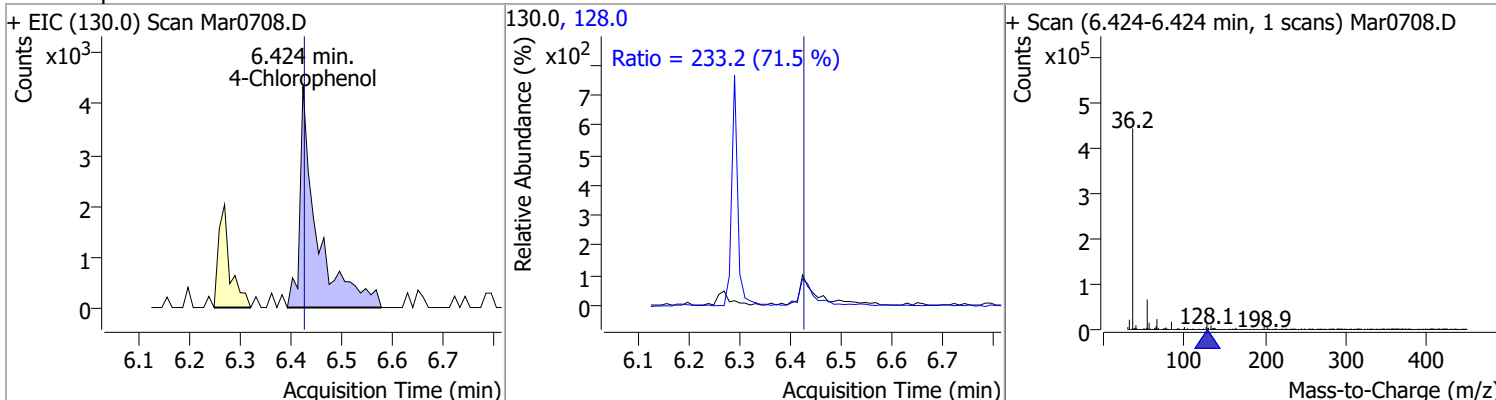


Quantitation Results Report (QT Reviewed)

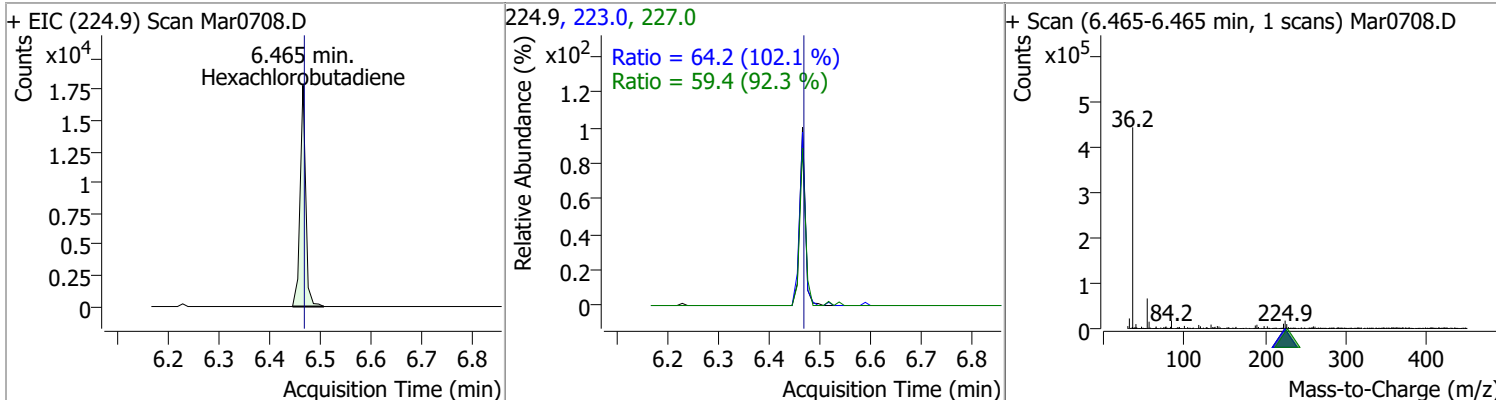
Compound	Conc.	RT	Dev(Min)	Resp.	QIon	QRatio	Lower	Upper
p-Chloroaniline	3.9453	6.41	0.00	27151	65.0	58.8	41.0	76.2
					129.0	48.9	25.8	47.9



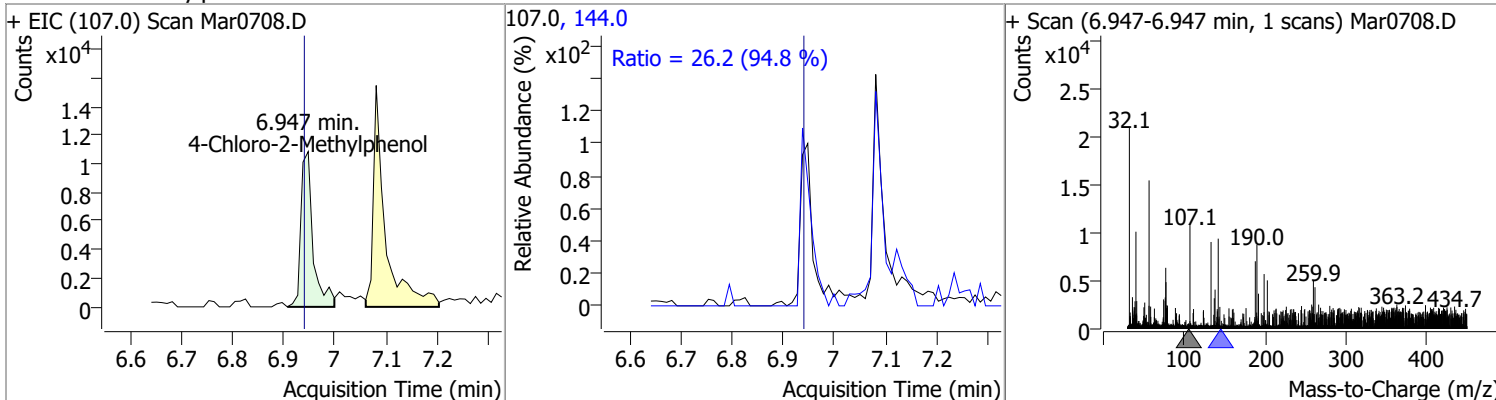
Compound	Conc.	RT	Dev(Min)	Resp.	QIon	QRatio	Lower	Upper
4-Chlorophenol	4.1512	6.42	0.00	10222	128.0	233.2	228.3	424.1



Compound	Conc.	RT	Dev(Min)	Resp.	QIon	QRatio	Lower	Upper
Hexachlorobutadiene	4.0185	6.46	0.00	13565	227.0	59.4	45.1	83.7
					223.0	64.2	44.0	81.7

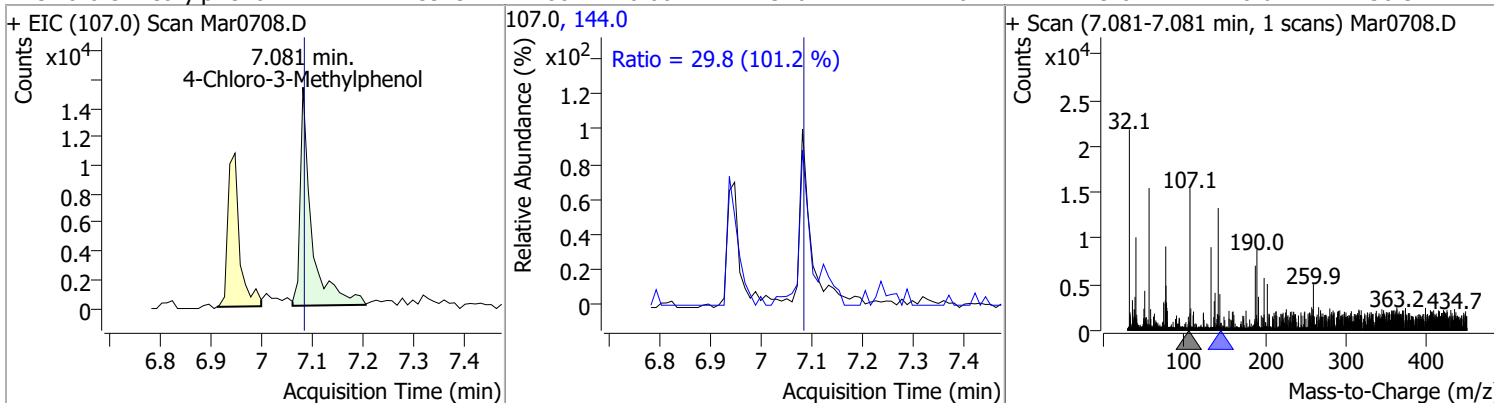


Compound	Conc.	RT	Dev(Min)	Resp.	QIon	QRatio	Lower	Upper
4-Chloro-2-Methylphenol	3.9625	6.95	0.01	17990	144.0	26.2	19.4	36.0

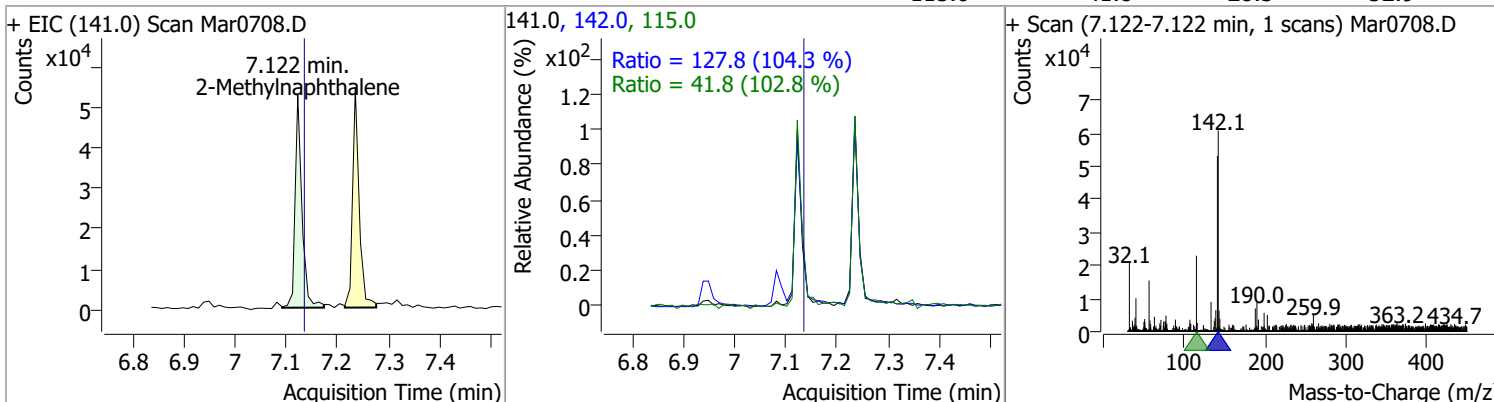


Quantitation Results Report (QT Reviewed)

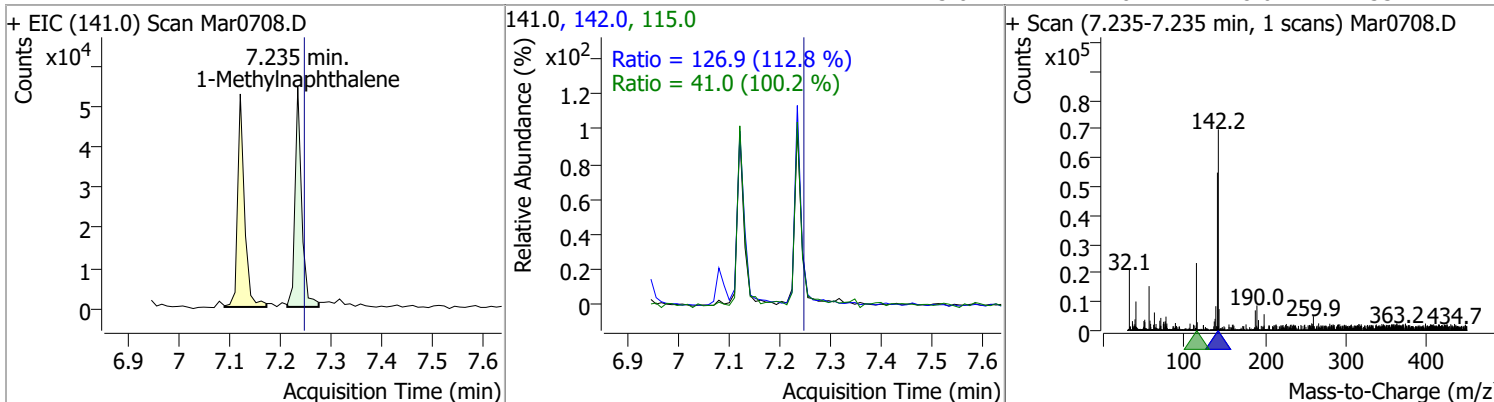
Compound	Conc.	RT	Dev(Min)	Resp.	QIon	QRatio	Lower	Upper
4-Chloro-3-Methylphenol	4.3919	7.08	0.00	23762	144.0	29.8	20.6	38.3



Compound	Conc.	RT	Dev(Min)	Resp.	QIon	QRatio	Lower	Upper
2-Methylnaphthalene	4.1400	7.12	-0.01	49323	142.0	127.8	85.7	159.2
					115.0	41.8	28.5	52.9

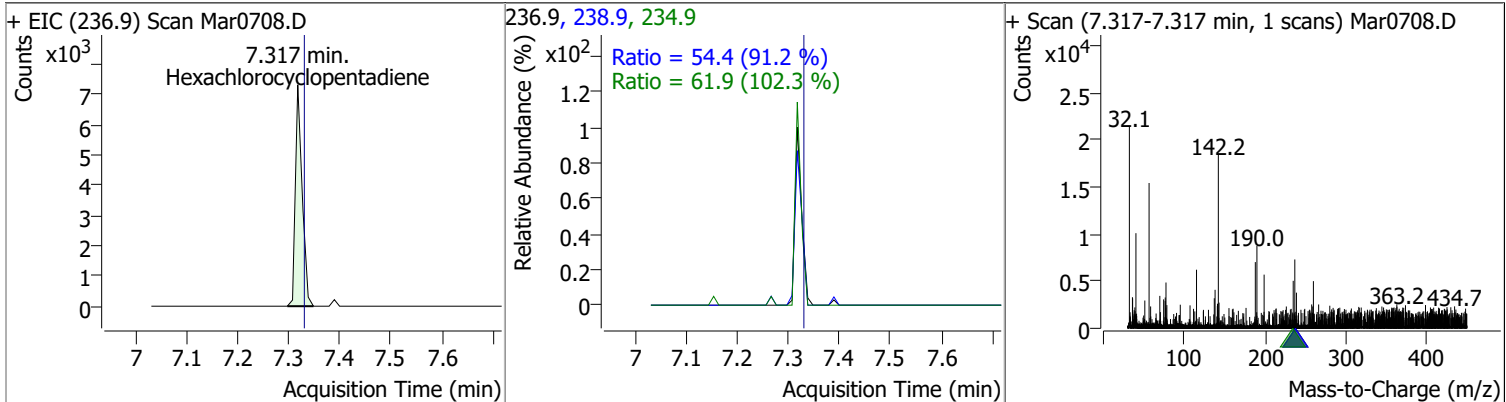


Compound	Conc.	RT	Dev(Min)	Resp.	QIon	QRatio	Lower	Upper
1-Methylnaphthalene	4.0974	7.24	-0.01	49523	142.0	126.9	78.8	146.3
					115.0	41.0	28.6	53.2

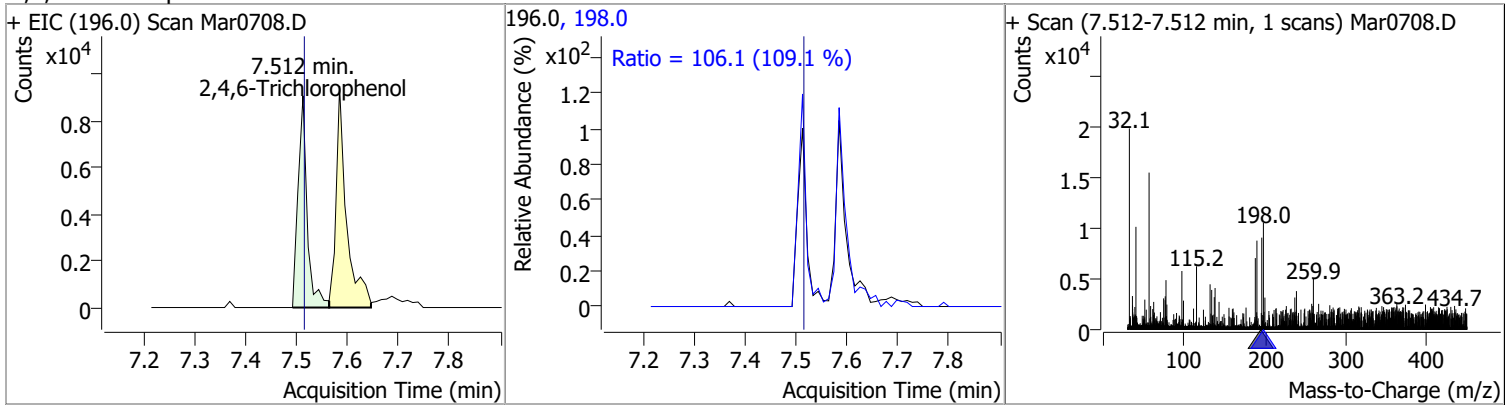


Quantitation Results Report (QT Reviewed)

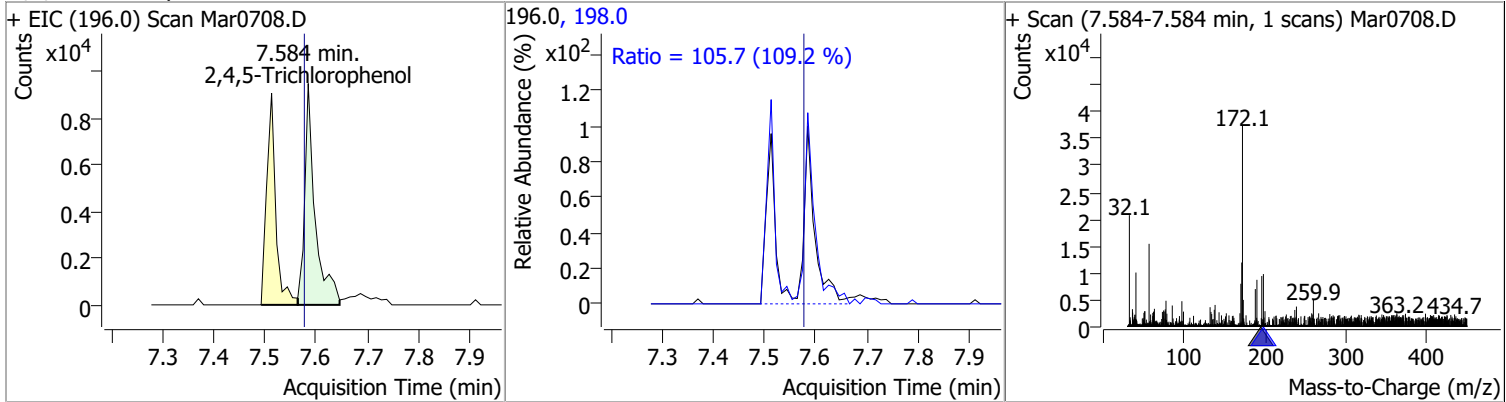
Compound	Conc.	RT	Dev(Min)	Resp.	QIon	QRatio	Lower	Upper
Hexachlorocyclopentadiene	4.1874	7.32	-0.01	6771	234.9	61.9	42.3	78.6
					238.9	54.4	41.8	77.6



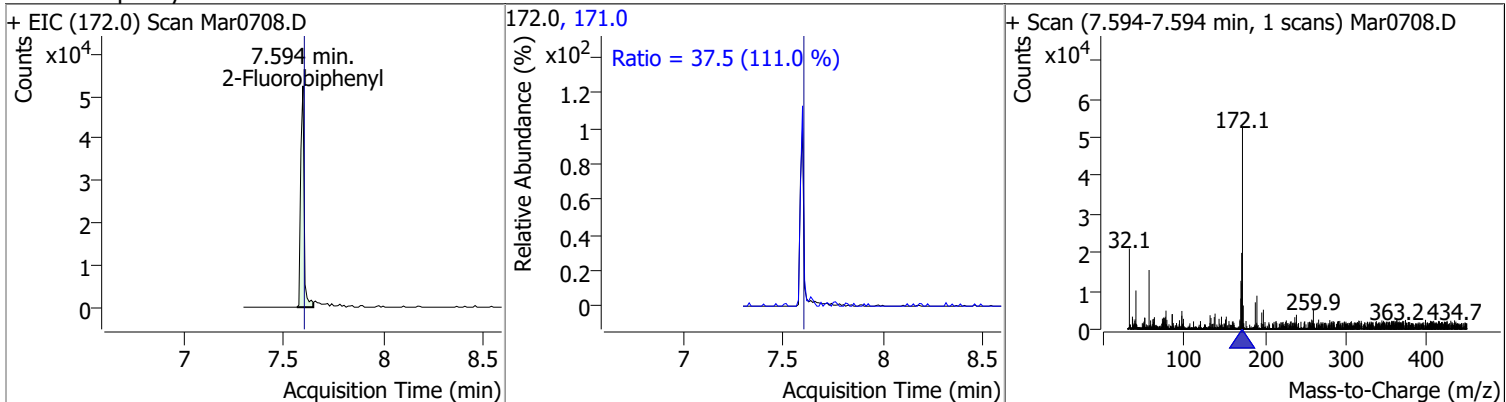
Compound	Conc.	RT	Dev(Min)	Resp.	QIon	QRatio	Lower	Upper
2,4,6-Trichlorophenol	4.1754	7.51	0.00	11296	198.0	106.1	68.1	126.4



Compound	Conc.	RT	Dev(Min)	Resp.	QIon	QRatio	Lower	Upper
2,4,5-Trichlorophenol	3.9825	7.58	0.01	13486	198.0	105.7	67.7	125.8

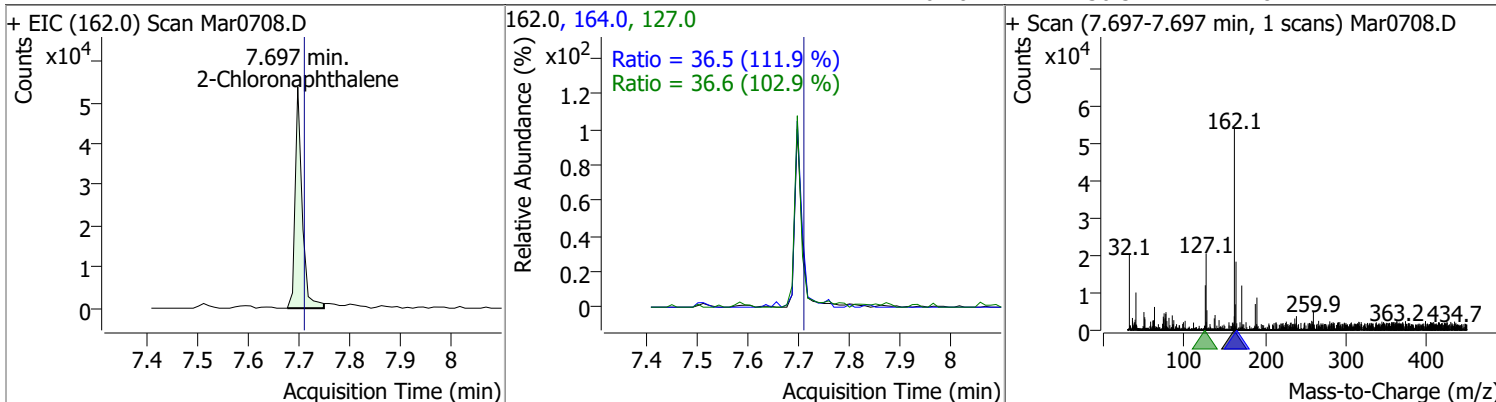


Compound	Conc.	RT	Dev(Min)	Resp.	QIon	QRatio	Lower	Upper
2-Fluorobiphenyl	3.9495	7.59	0.00	62520	171.0	37.5	23.6	43.9

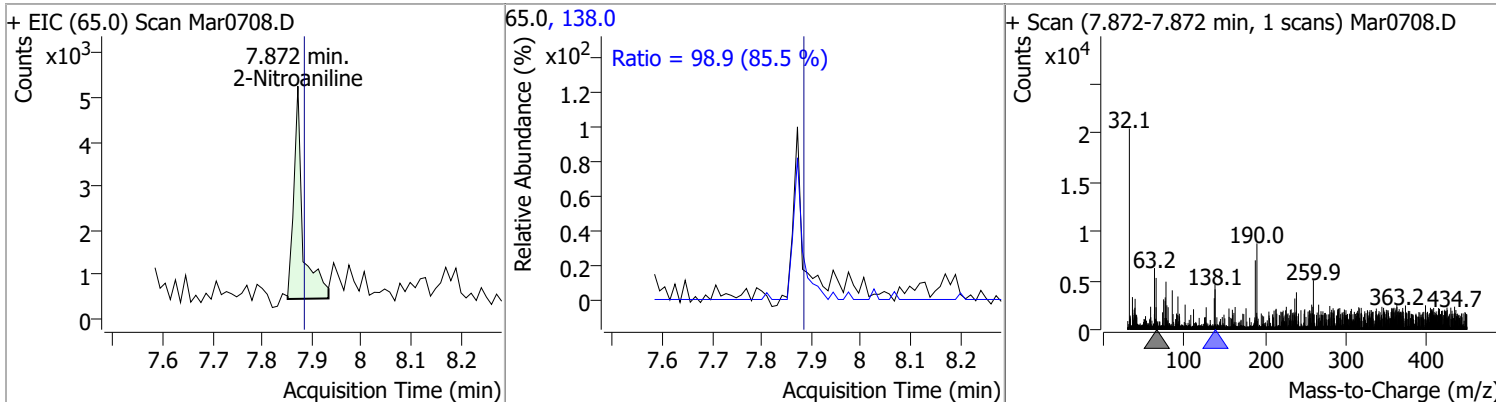


Quantitation Results Report (QT Reviewed)

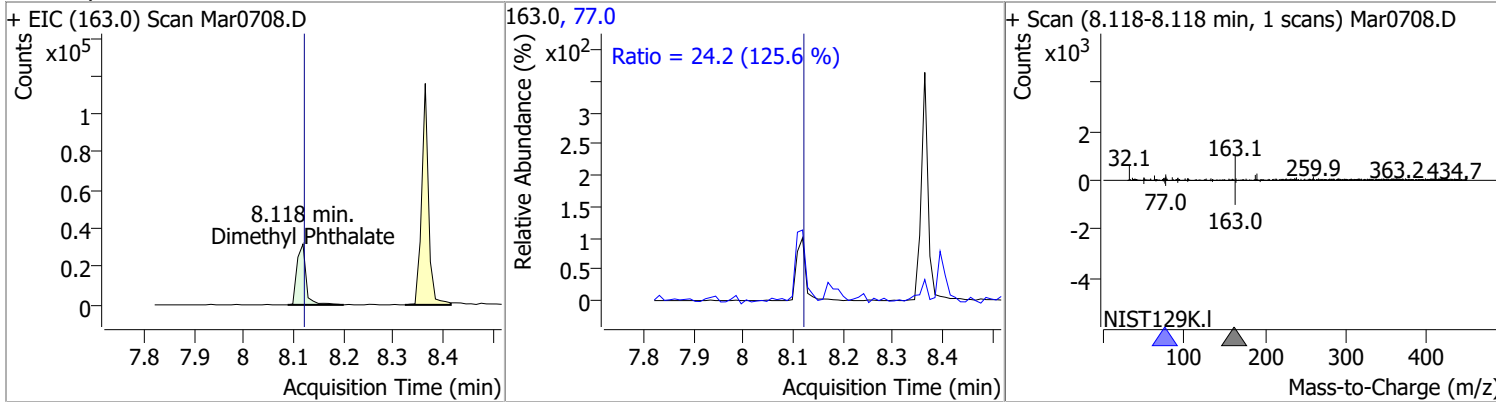
Compound	Conc.	RT	Dev(Min)	Resp.	QIon	QRatio	Lower	Upper
2-Chloronaphthalene	4.0973	7.70	-0.01	51364	127.0	36.6	24.9	46.2
					164.0	36.5	22.8	42.4



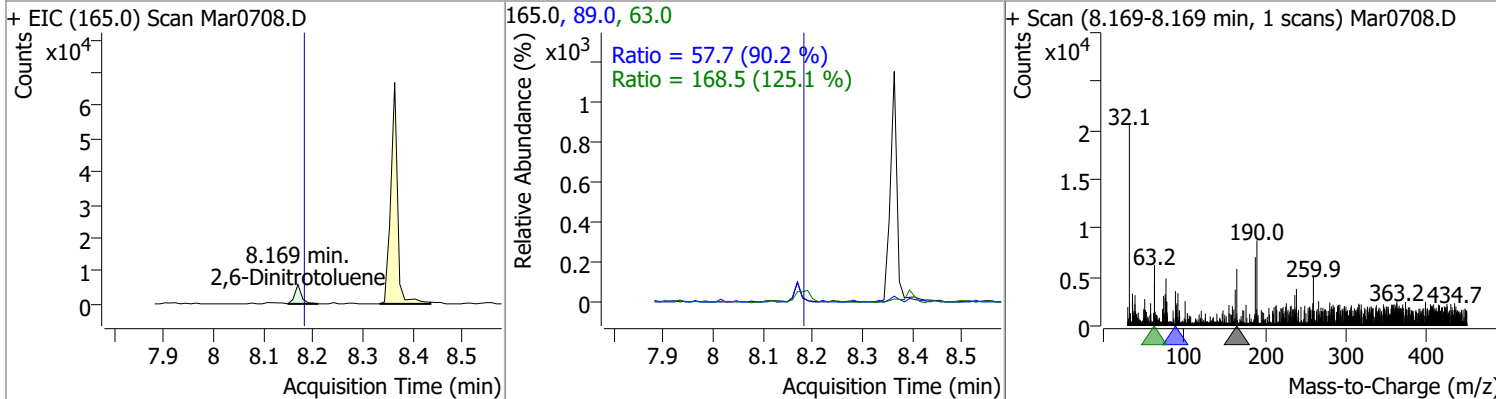
Compound	Conc.	RT	Dev(Min)	Resp.	QIon	QRatio	Lower	Upper
2-Nitroaniline	4.7778	7.87	-0.01	6115	138.0	98.9	81.0	150.5



Compound	Conc.	RT	Dev(Min)	Resp.	QIon	QRatio	Lower	Upper
Dimethyl Phthalate	4.3745	8.12	0.00	40565	77.0	24.2	13.5	25.0

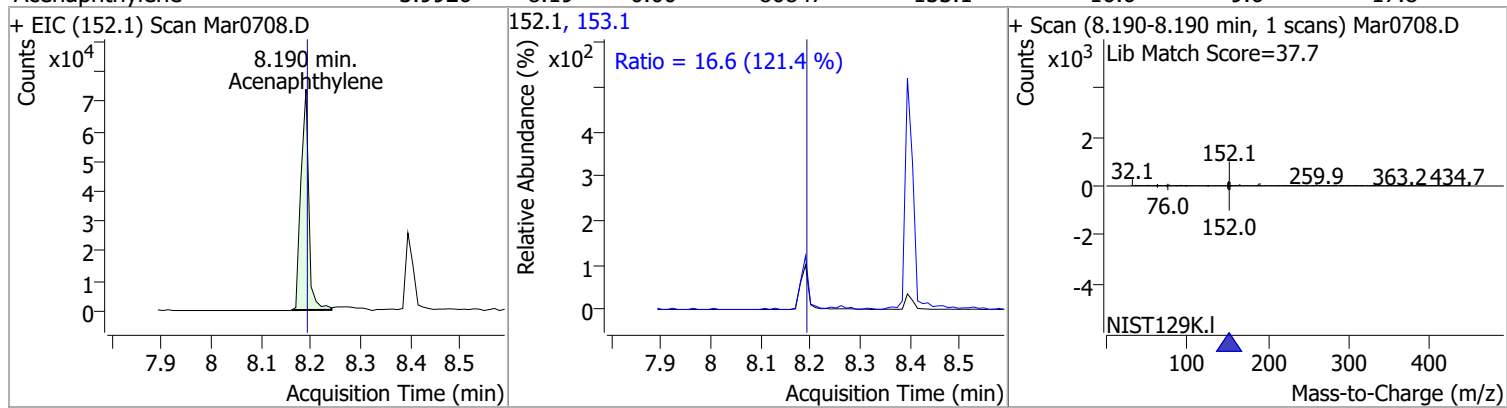


Compound	Conc.	RT	Dev(Min)	Resp.	QIon	QRatio	Lower	Upper
2,6-Dinitrotoluene	4.0989	8.17	-0.01	5554	63.0	168.5	94.3	175.1
					89.0	57.7	44.8	83.2

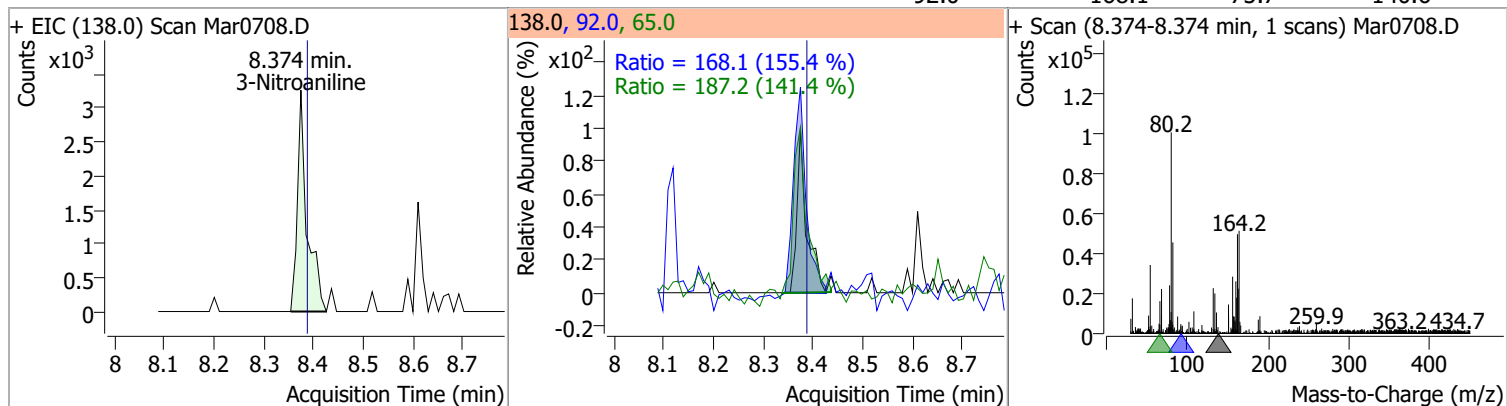


Quantitation Results Report (QT Reviewed)

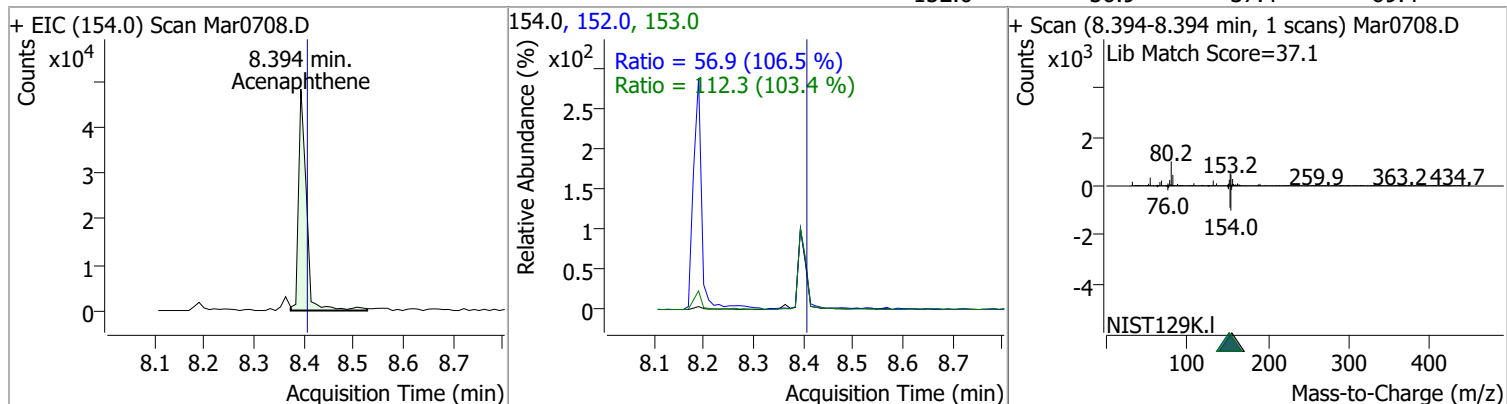
Compound	Conc.	RT	Dev(Min)	Resp.	QIon	QRatio	Lower	Upper
Acenaphthylene	3.9926	8.19	0.00	80847	153.1	16.6	9.6	17.8



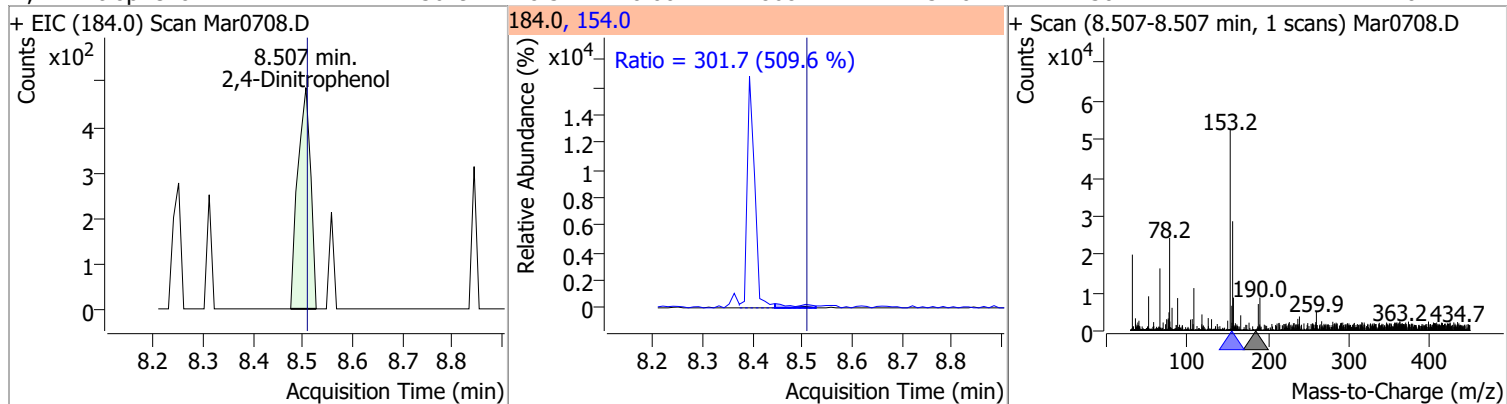
Compound	Conc.	RT	Dev(Min)	Resp.	QIon	QRatio	Lower	Upper
3-Nitroaniline	4.4952	8.37	-0.01	4448	65.0	187.2	92.7	172.1
					92.0	168.1	75.7	140.6



Compound	Conc.	RT	Dev(Min)	Resp.	QIon	QRatio	Lower	Upper
Acenaphthene	4.0052	8.39	-0.01	52928	153.0	112.3	76.0	141.2
					152.0	56.9	37.4	69.4

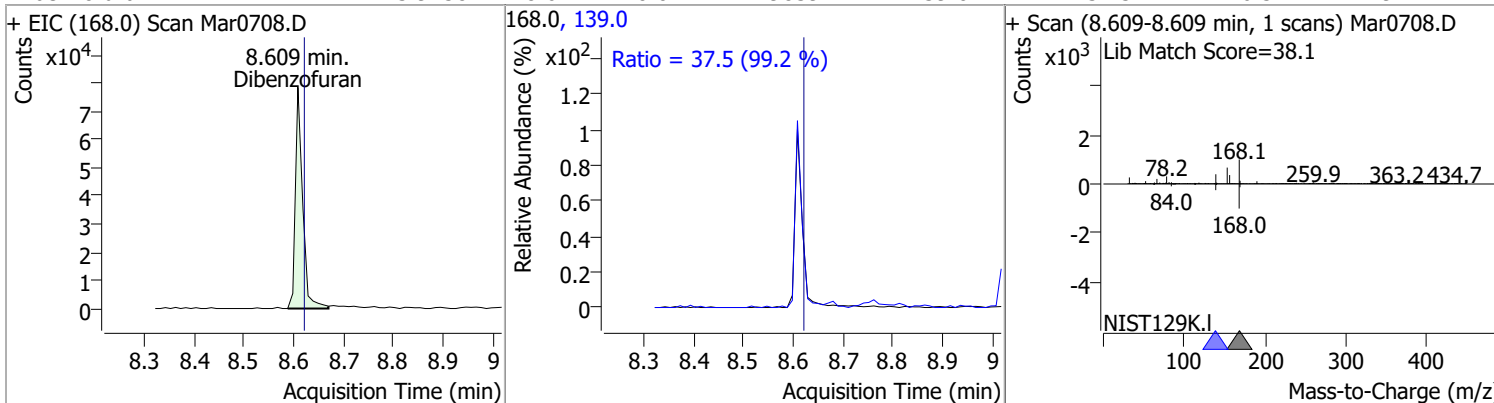


Compound	Conc.	RT	Dev(Min)	Resp.	QIon	QRatio	Lower	Upper
2,4-Dinitrophenol	4.5629	8.51	0.00	868	154.0	301.7	41.4	77.0

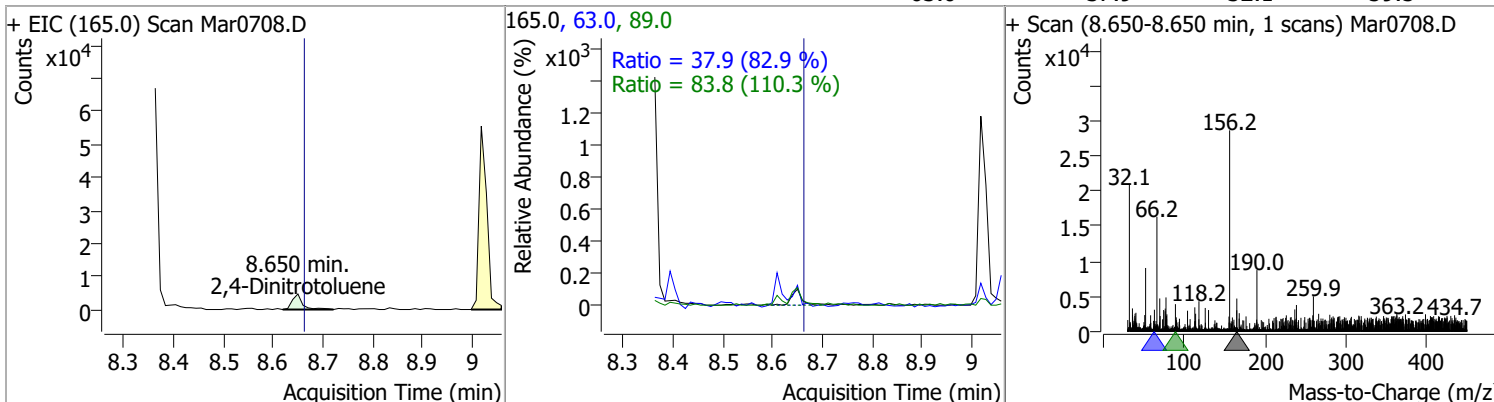


Quantitation Results Report (QT Reviewed)

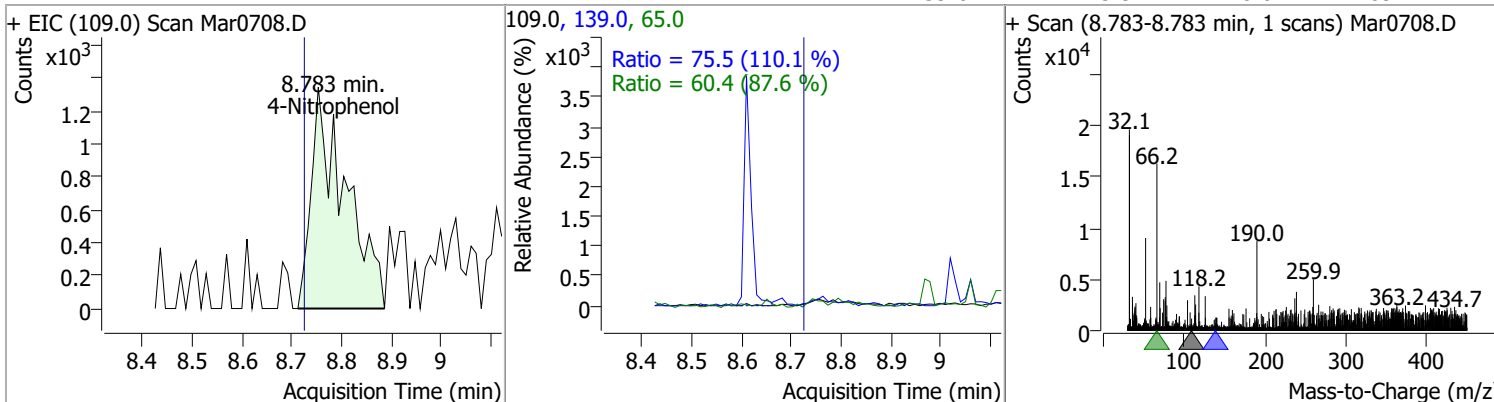
Compound	Conc.	RT	Dev(Min)	Resp.	QIon	QRatio	Lower	Upper
Dibenzofuran	3.9758	8.61	-0.01	79839	139.0	37.5	26.5	49.2



Compound	Conc.	RT	Dev(Min)	Resp.	QIon	QRatio	Lower	Upper
2,4-Dinitrotoluene	4.2332	8.65	-0.01	6826	89.0	83.8	53.2	98.8
					63.0	37.9	32.1	59.5

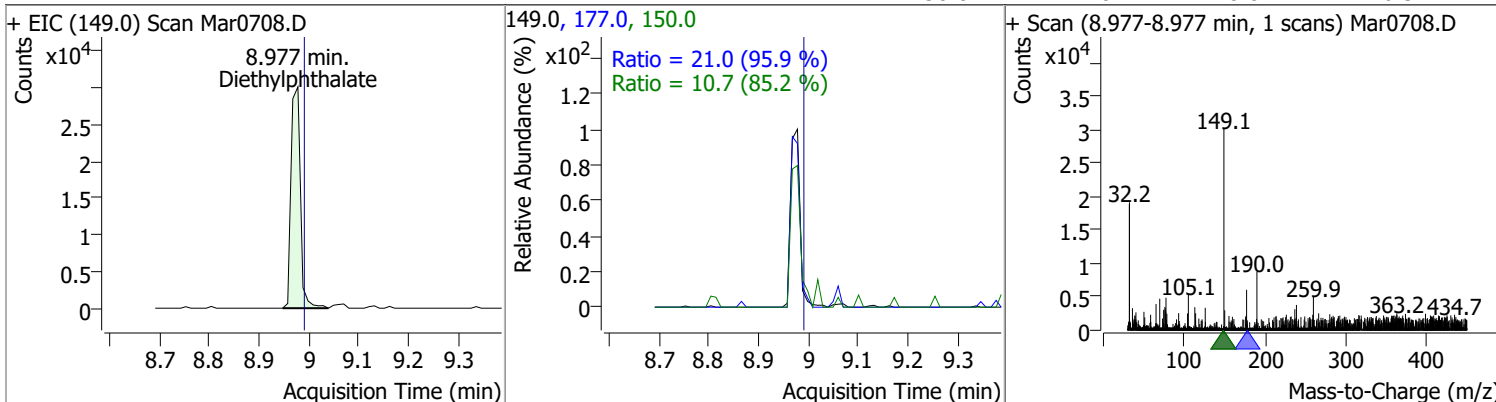


Compound	Conc.	RT	Dev(Min)	Resp.	QIon	QRatio	Lower	Upper
4-Nitrophenol	4.0968	8.78	0.06	6371	65.0	60.4	48.2	89.6
					139.0	75.5	48.0	89.1

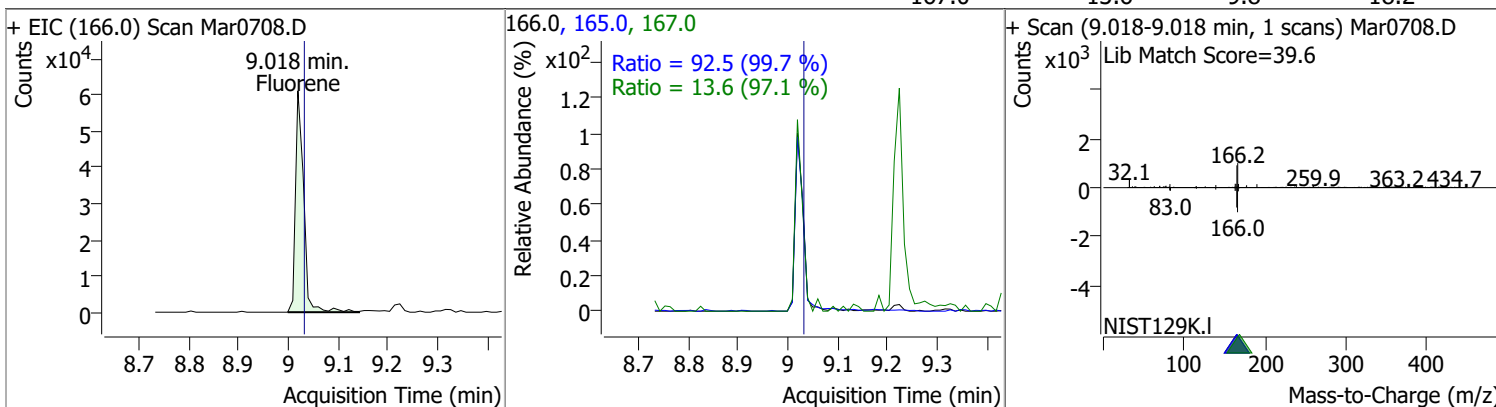


Quantitation Results Report (QT Reviewed)

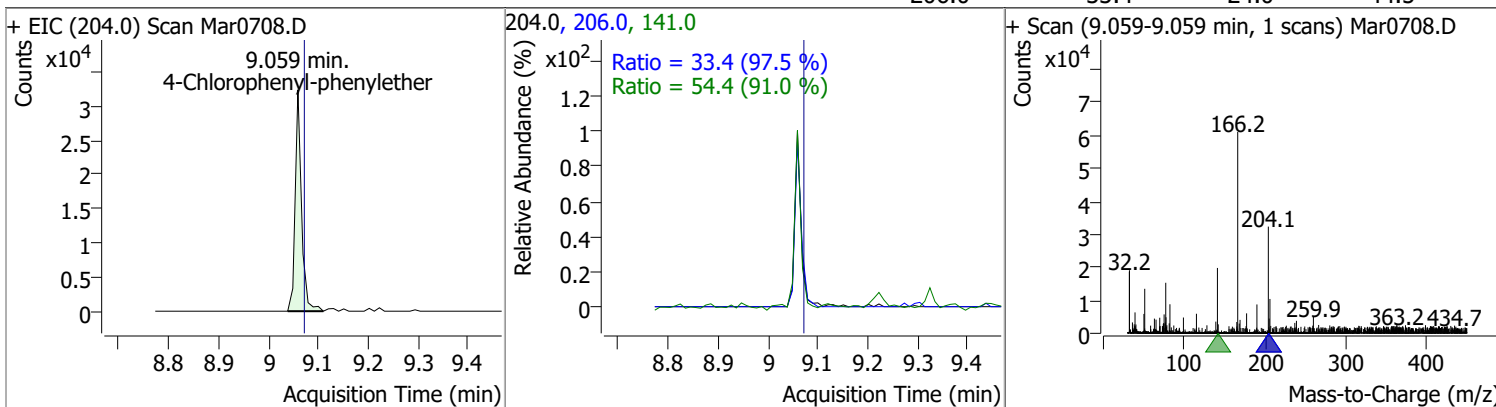
Compound	Conc.	RT	Dev(Min)	Resp.	QIon	QRatio	Lower	Upper
Diethylphthalate	4.4849	8.98	-0.01	39320	177.0	21.0	15.3	28.5
					150.0	10.7	8.8	16.3



Compound	Conc.	RT	Dev(Min)	Resp.	QIon	QRatio	Lower	Upper
Fluorene	3.8325	9.02	-0.01	69725	165.0	92.5	65.0	120.6
					167.0	13.6	9.8	18.2

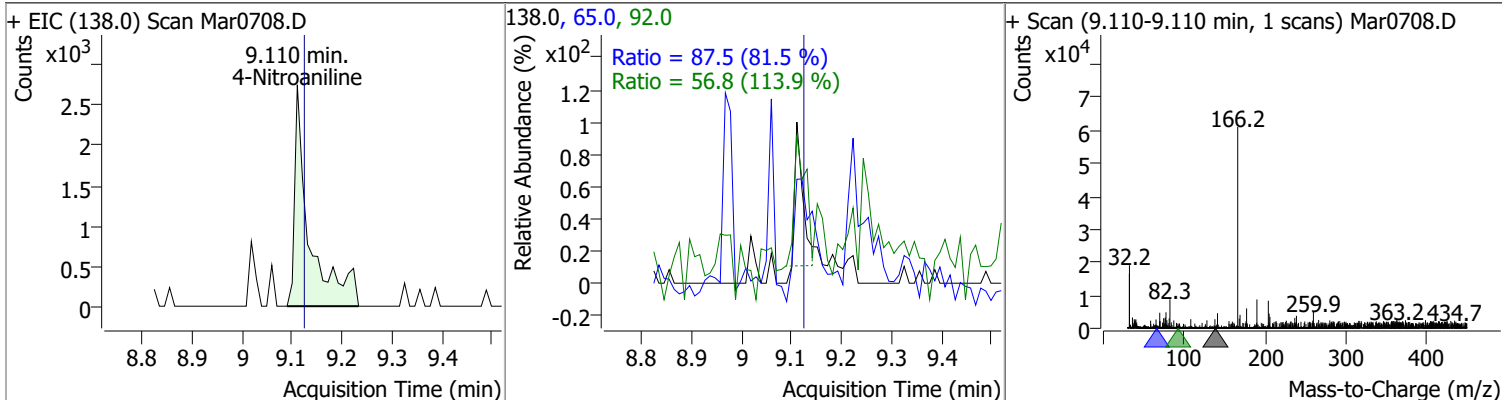


Compound	Conc.	RT	Dev(Min)	Resp.	QIon	QRatio	Lower	Upper
4-Chlorophenyl-phenylether	4.2073	9.06	-0.01	28638	141.0	54.4	41.8	77.7
					206.0	33.4	24.0	44.5

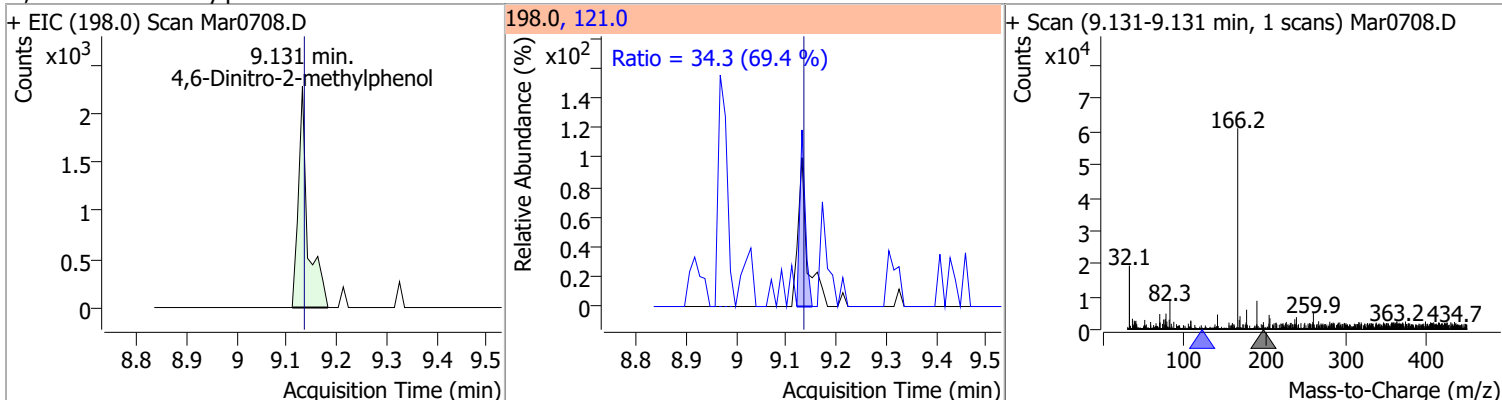


Quantitation Results Report (QT Reviewed)

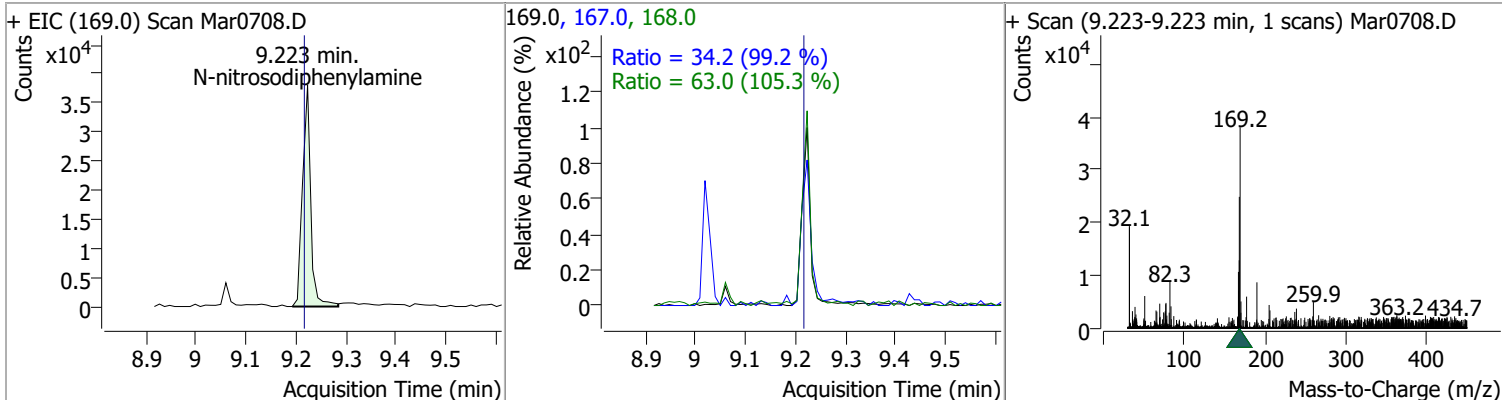
Compound	Conc.	RT	Dev(Min)	Resp.	QIon	QRatio	Lower	Upper
4-Nitroaniline	4.5806	9.11	-0.02	5636	65.0	87.5	75.1	139.5
					92.0	56.8	34.9	64.8



Compound	Conc.	RT	Dev(Min)	Resp.	QIon	QRatio	Lower	Upper
4,6-Dinitro-2-methylphenol	4.6859	9.13	-0.01	3034	121.0	34.3	34.6	64.2

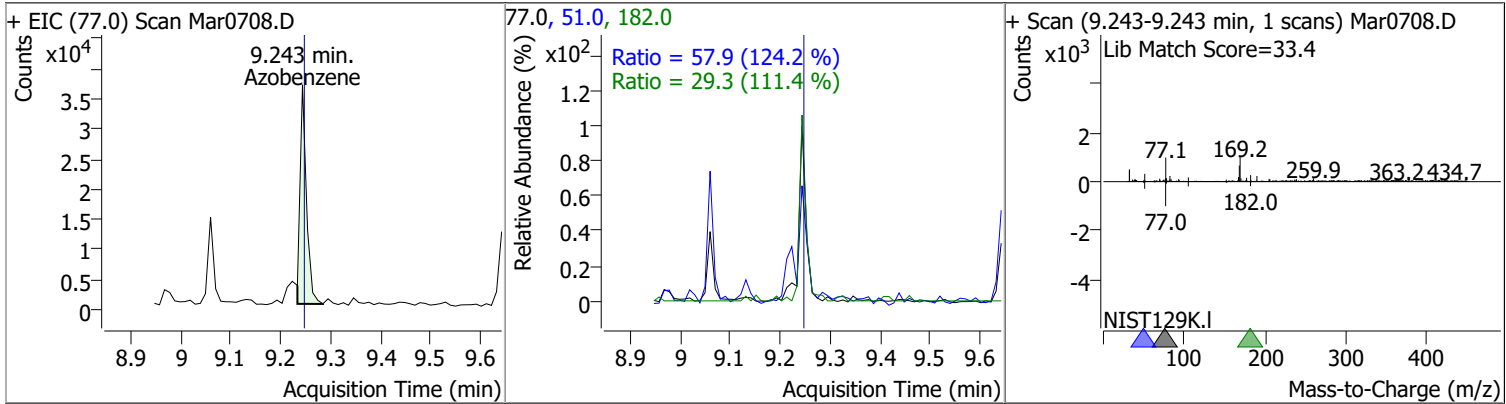


Compound	Conc.	RT	Dev(Min)	Resp.	QIon	QRatio	Lower	Upper
N-nitrosodiphenylamine	4.3159	9.22	0.00	43496	168.0	63.0	41.9	77.8
					167.0	34.2	24.1	44.8

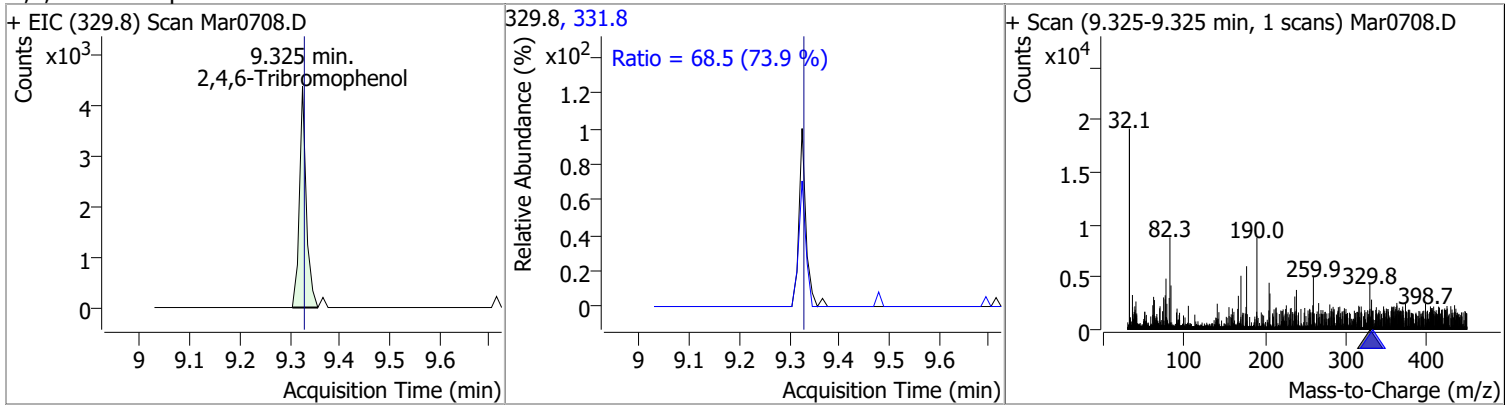


Quantitation Results Report (QT Reviewed)

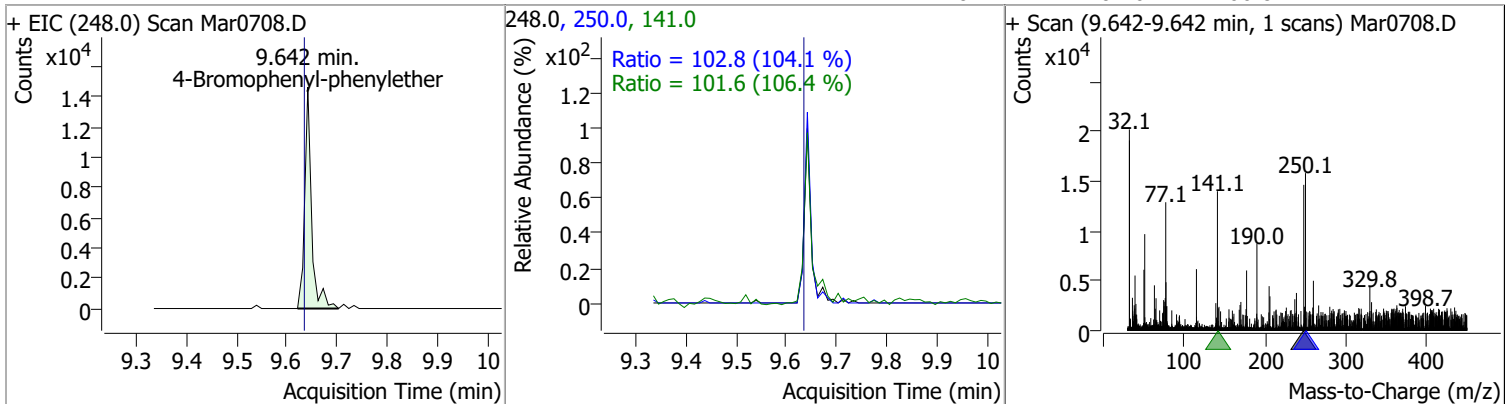
Compound	Conc.	RT	Dev(Min)	Resp.	QIon	QRatio	Lower	Upper
Azobenzene	4.1805	9.24	-0.01	32353	51.0	57.9	32.6	60.6
					182.0	29.3	18.4	34.2



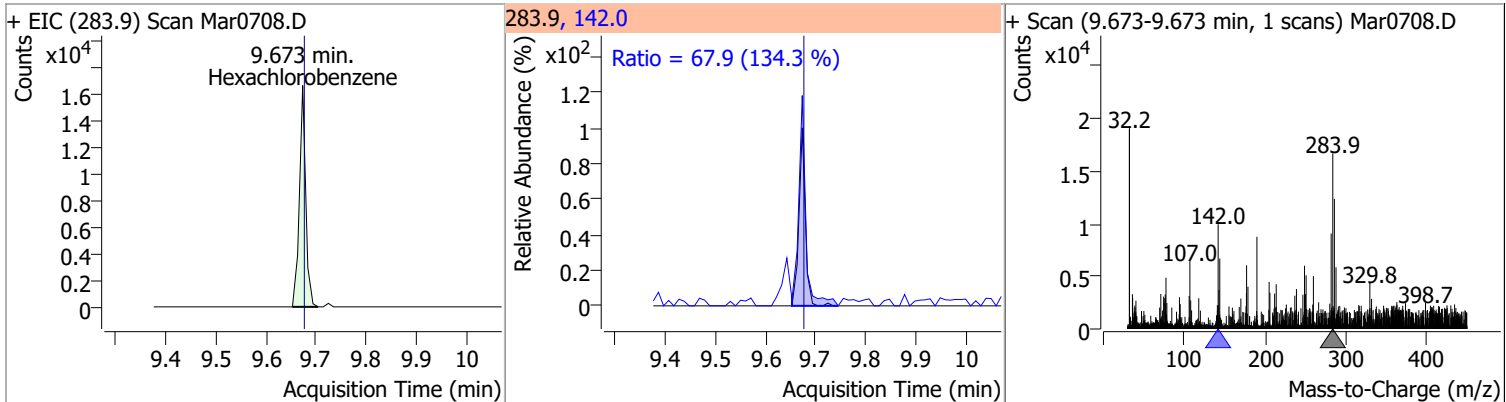
Compound	Conc.	RT	Dev(Min)	Resp.	QIon	QRatio	Lower	Upper
2,4,6-Tribromophenol	4.5195	9.33	-0.01	4180	331.8	68.5	64.9	120.4



Compound	Conc.	RT	Dev(Min)	Resp.	QIon	QRatio	Lower	Upper
4-Bromophenyl-phenylether	3.9520	9.64	0.00	14025	250.0	102.8	69.2	128.5
					141.0	101.6	66.8	124.1

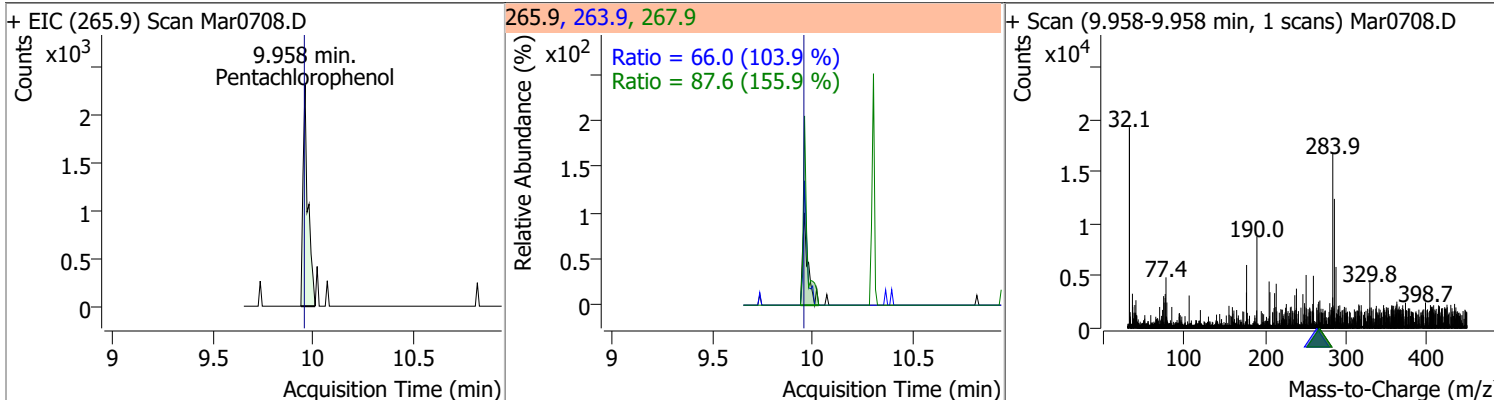


Compound	Conc.	RT	Dev(Min)	Resp.	QIon	QRatio	Lower	Upper
Hexachlorobenzene	4.1771	9.67	-0.01	14577	142.0	67.9	35.4	65.7

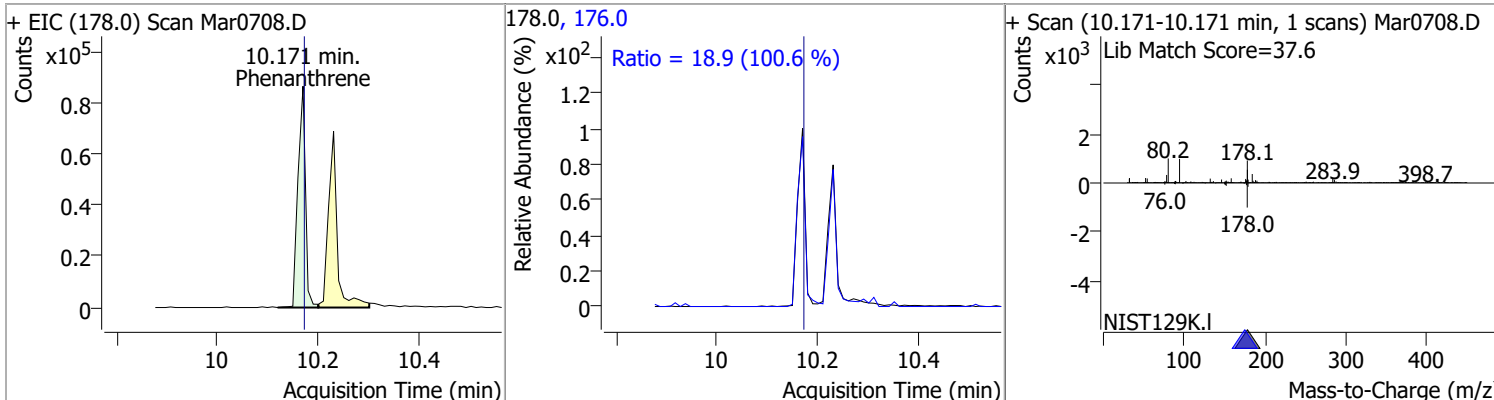


Quantitation Results Report (QT Reviewed)

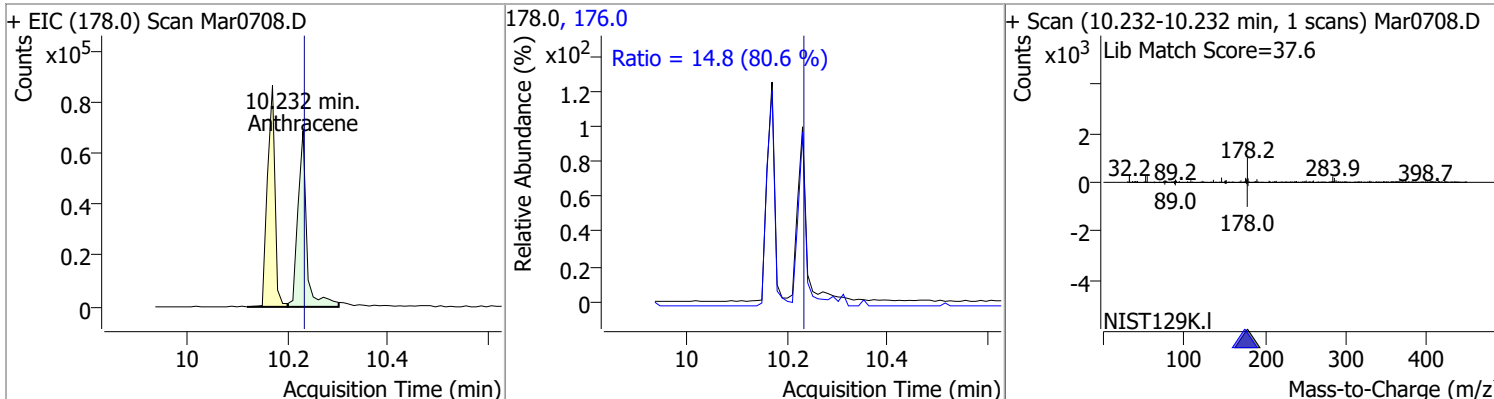
Compound	Conc.	RT	Dev(Min)	Resp.	QIon	QRatio	Lower	Upper
Pentachlorophenol	4.3327	9.96	0.00	3982	263.9	66.0	44.5	82.6
					267.9	87.6	39.3	73.1



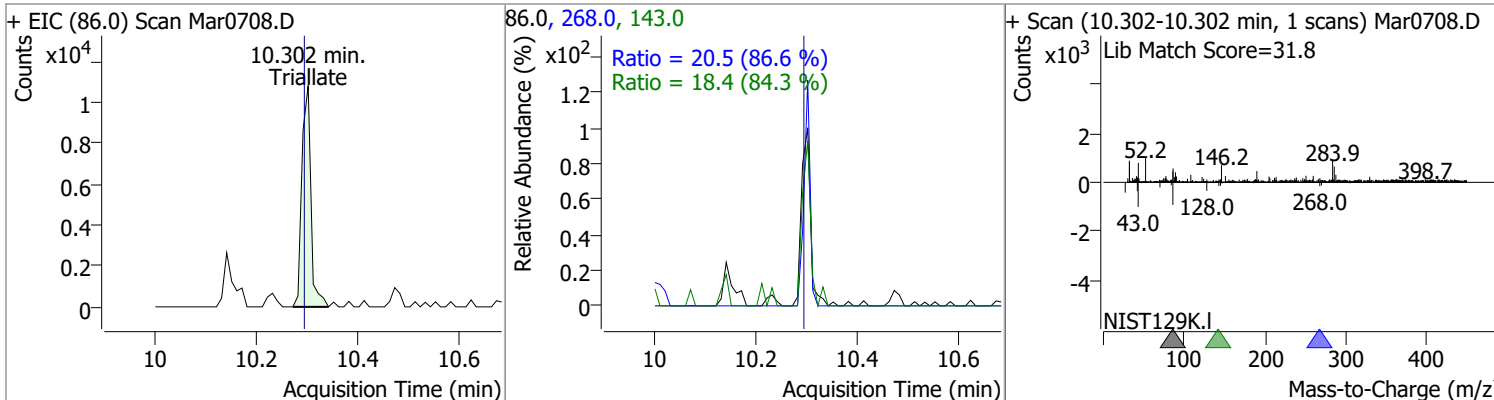
Compound	Conc.	RT	Dev(Min)	Resp.	QIon	QRatio	Lower	Upper
Phenanthrene	4.1322	10.17	-0.01	89130	176.0	18.9	13.2	24.5



Compound	Conc.	RT	Dev(Min)	Resp.	QIon	QRatio	Lower	Upper
Anthracene	4.0785	10.23	-0.01	83655	176.0	14.8	12.8	23.8

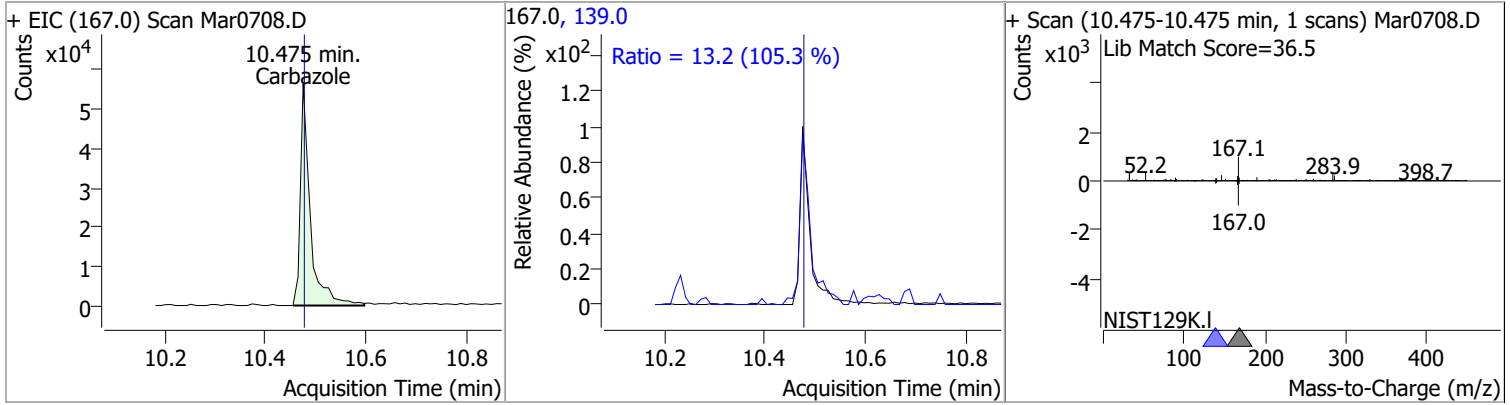


Compound	Conc.	RT	Dev(Min)	Resp.	QIon	QRatio	Lower	Upper
Triallate	4.4050	10.30	0.00	13515	268.0	20.5	16.6	30.8
					143.0	18.4	15.3	28.3

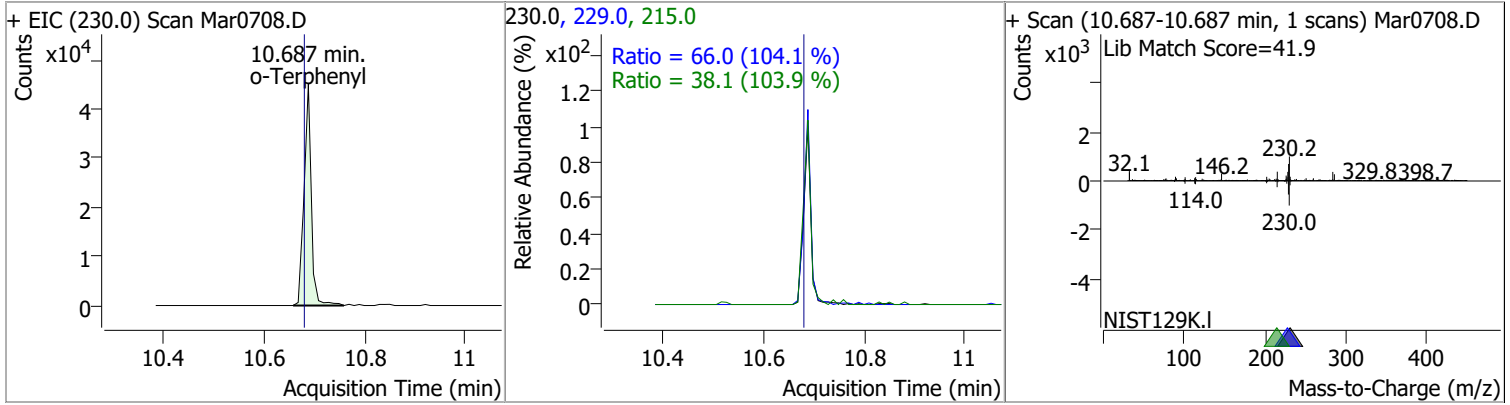


Quantitation Results Report (QT Reviewed)

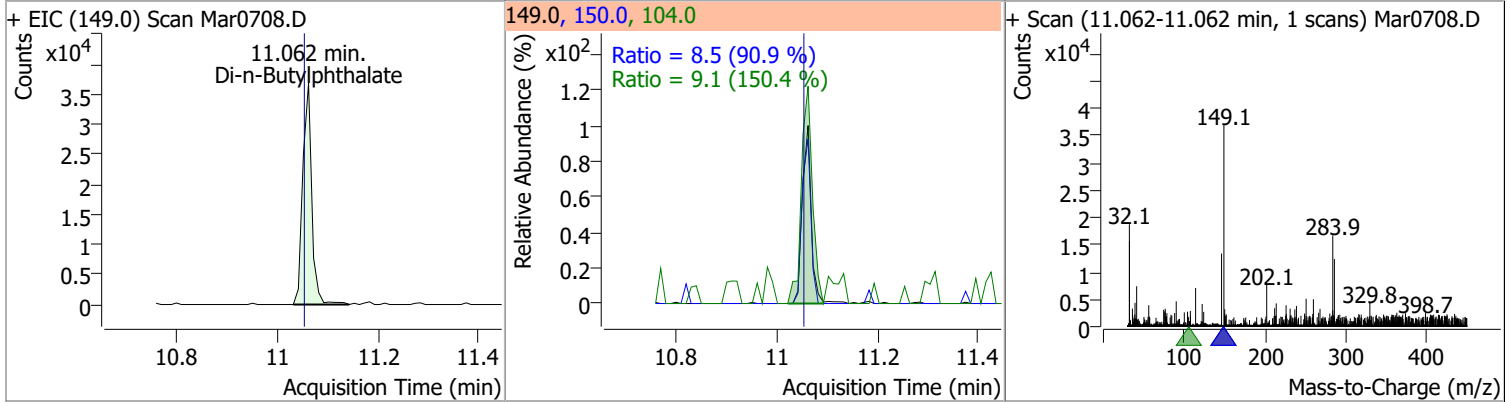
Compound	Conc.	RT	Dev(Min)	Resp.	QIon	QRatio	Lower	Upper
Carbazole	4.2777	10.47	-0.01	77748	139.0	13.2	8.8	16.3



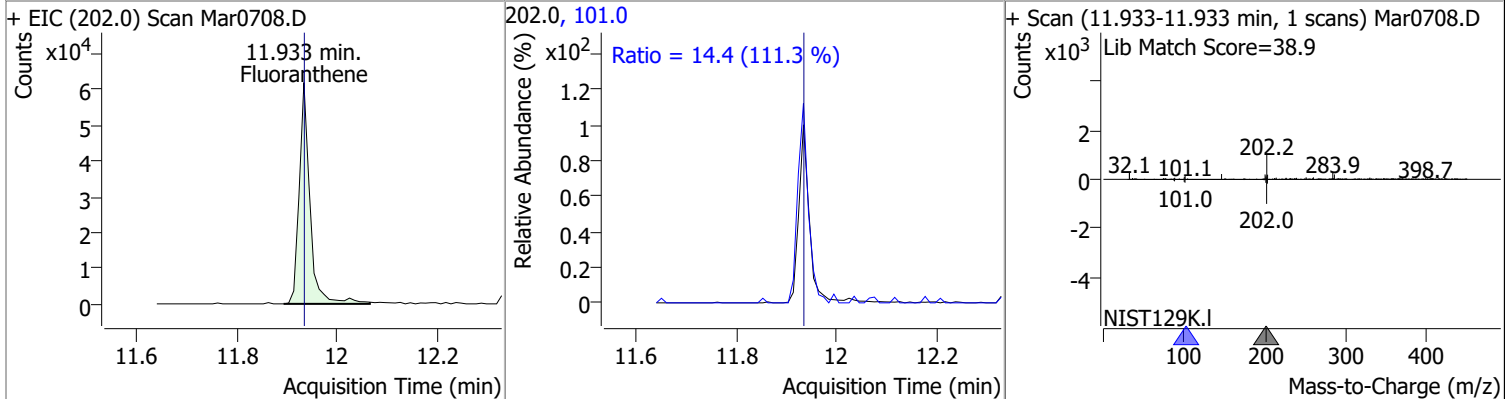
Compound	Conc.	RT	Dev(Min)	Resp.	QIon	QRatio	Lower	Upper
o-Terphenyl	3.9812	10.69	0.00	45328	229.0	66.0	44.4	82.4
					215.0	38.1	25.7	47.7



Compound	Conc.	RT	Dev(Min)	Resp.	QIon	QRatio	Lower	Upper
Di-n-Butylphthalate	4.5795	11.06	0.00	46194	150.0	8.5	6.5	12.1
					104.0	9.1	4.2	7.9

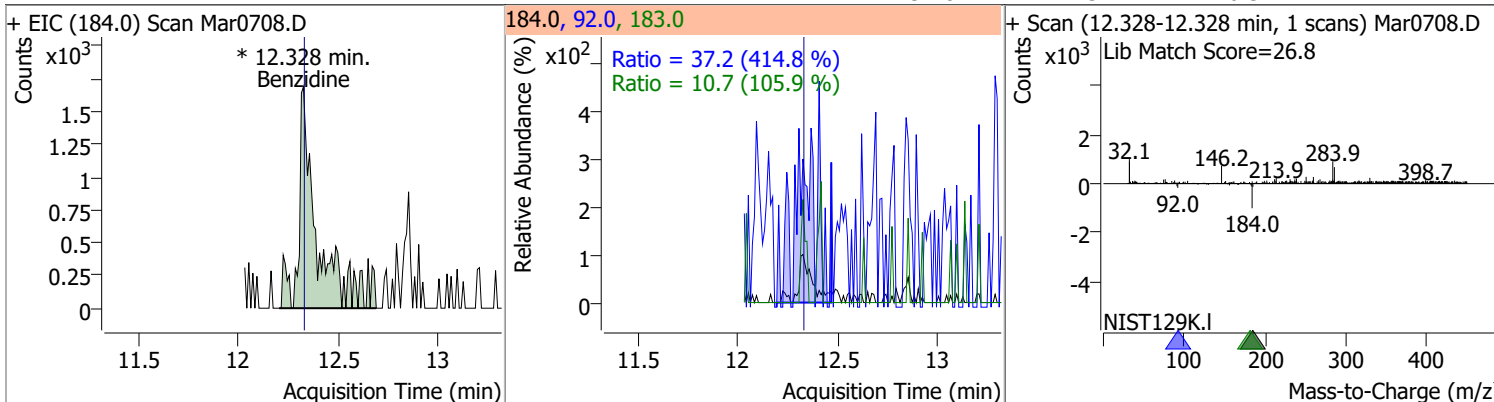


Compound	Conc.	RT	Dev(Min)	Resp.	QIon	QRatio	Lower	Upper
Fluoranthene	4.0057	11.93	-0.01	92711	101.0	14.4	9.1	16.9

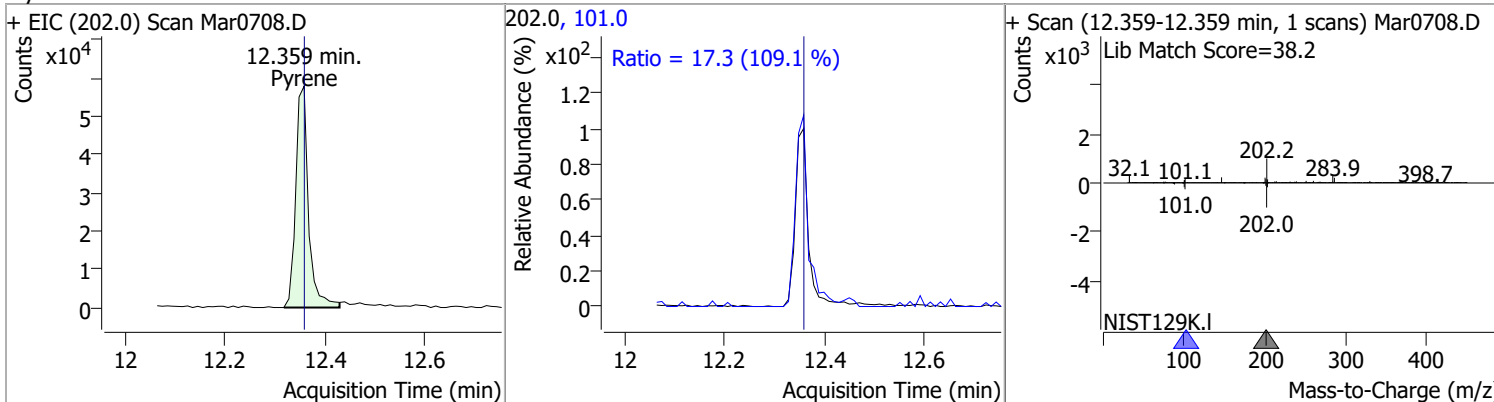


Quantitation Results Report (QT Reviewed)

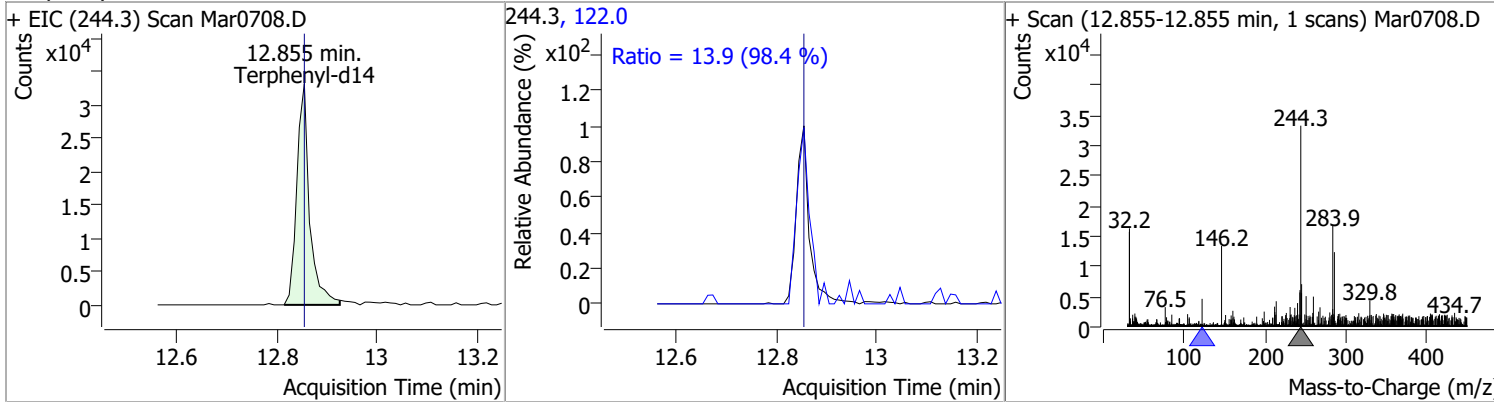
Compound	Conc.	RT	Dev(Min)	Resp.	QIon	QRatio	Lower	Upper
Benzidine	4.2086	12.33	-0.01	11072 (m)	183.0	10.7	7.1	13.1
					92.0	37.2	6.3	11.7



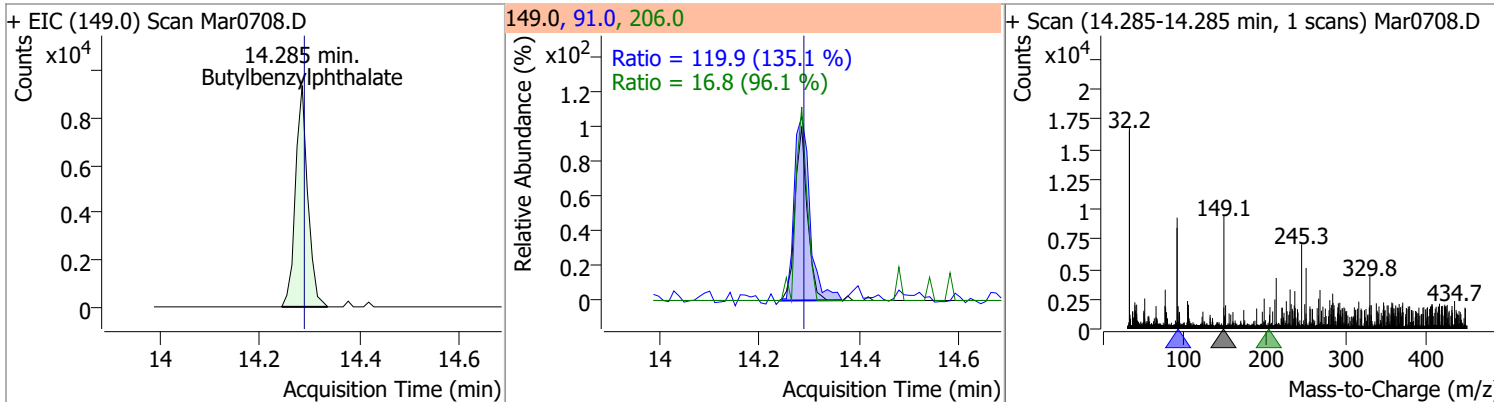
Compound	Conc.	RT	Dev(Min)	Resp.	QIon	QRatio	Lower	Upper
Pyrene	4.0064	12.36	-0.01	102334	101.0	17.3	11.1	20.6



Compound	Conc.	RT	Dev(Min)	Resp.	QIon	QRatio	Lower	Upper
Terphenyl-d14	4.1406	12.85	-0.01	59089	122.0	13.9	9.9	18.4

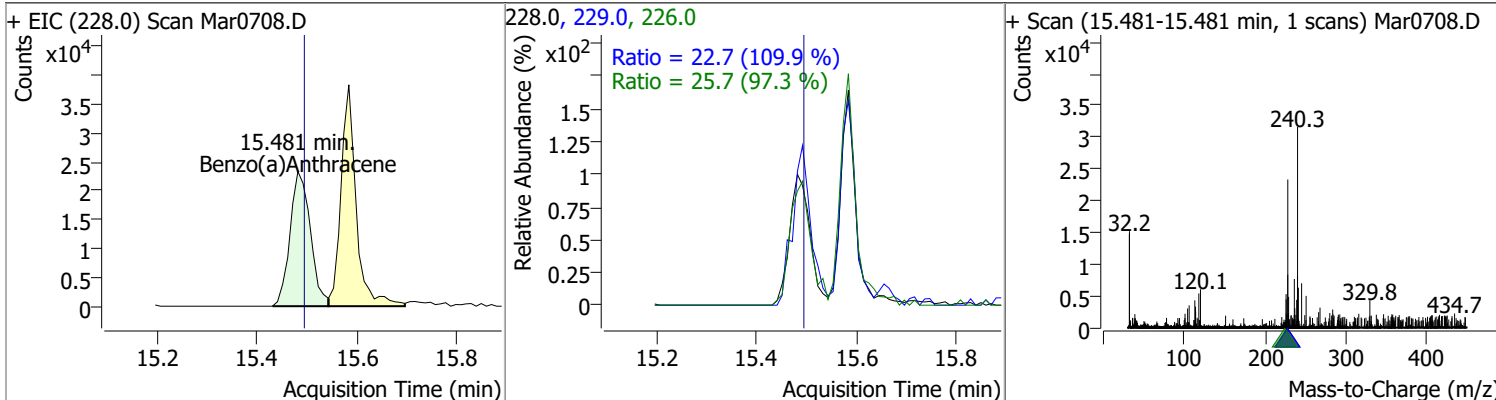


Compound	Conc.	RT	Dev(Min)	Resp.	QIon	QRatio	Lower	Upper
Butylbenzylphthalate	4.3020	14.29	-0.02	16013	91.0	119.9	62.2	115.4
					206.0	16.8	12.2	22.7

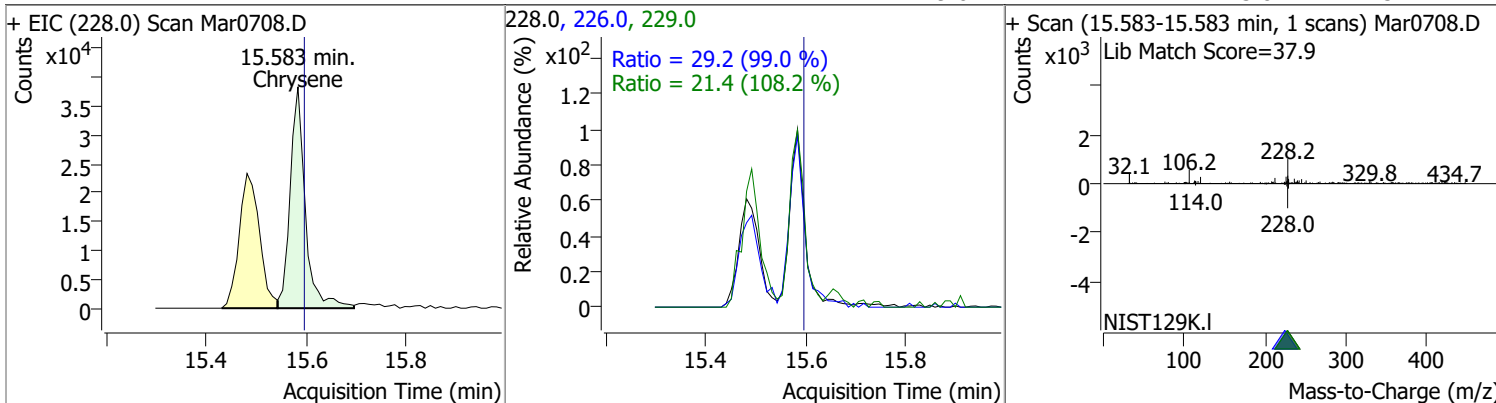


Quantitation Results Report (QT Reviewed)

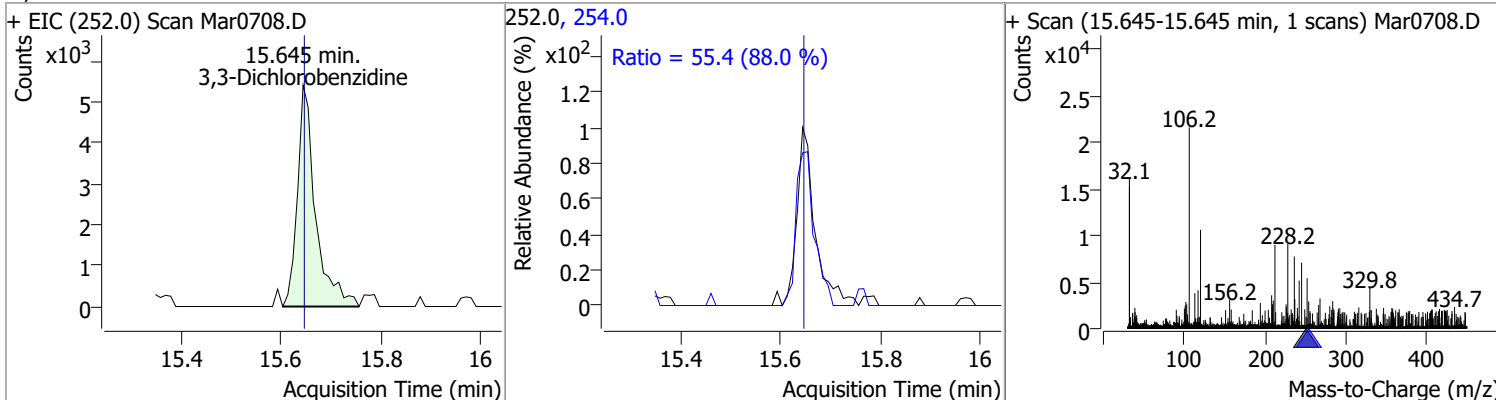
Compound	Conc.	RT	Dev(Min)	Resp.	QIon	QRatio	Lower	Upper
Benzo(a)Anthracene	4.1864	15.48	-0.03	66111	226.0	25.7	18.5	34.3
					229.0	22.7	14.5	26.8



Compound	Conc.	RT	Dev(Min)	Resp.	QIon	QRatio	Lower	Upper
Chrysene	3.9160	15.58	-0.03	81187	226.0	29.2	20.6	38.3
					229.0	21.4	13.8	25.7

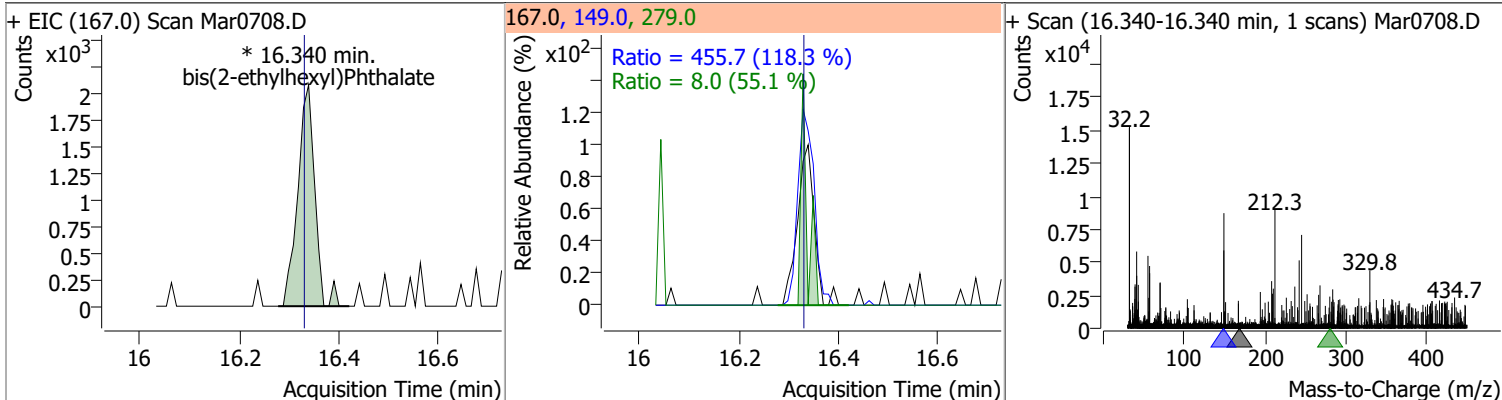


Compound	Conc.	RT	Dev(Min)	Resp.	QIon	QRatio	Lower	Upper
3,3-Dichlorobenzidine	4.4325	15.64	-0.02	13679	254.0	55.4	44.1	81.9

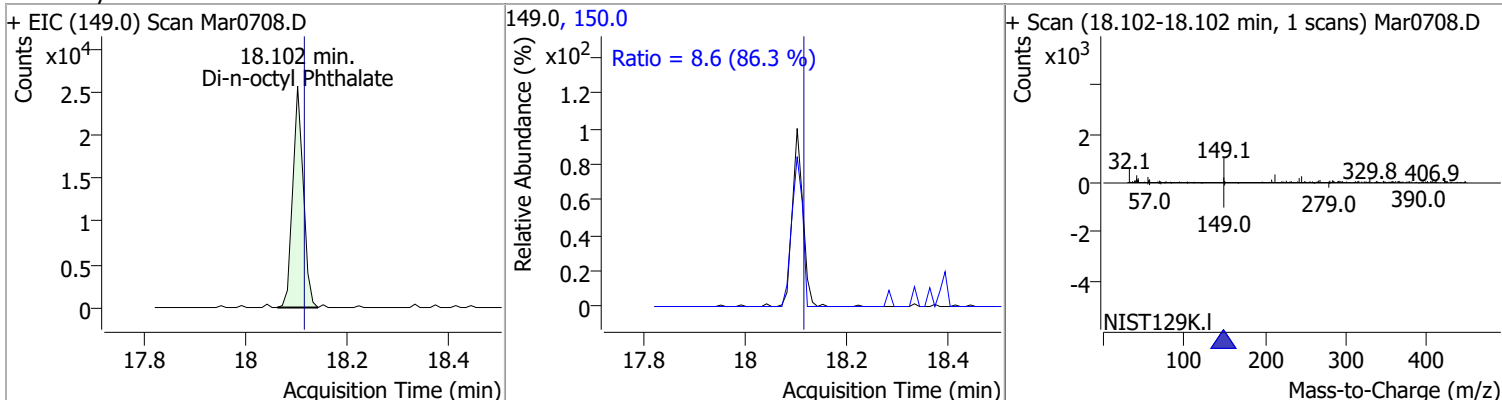


Quantitation Results Report (QT Reviewed)

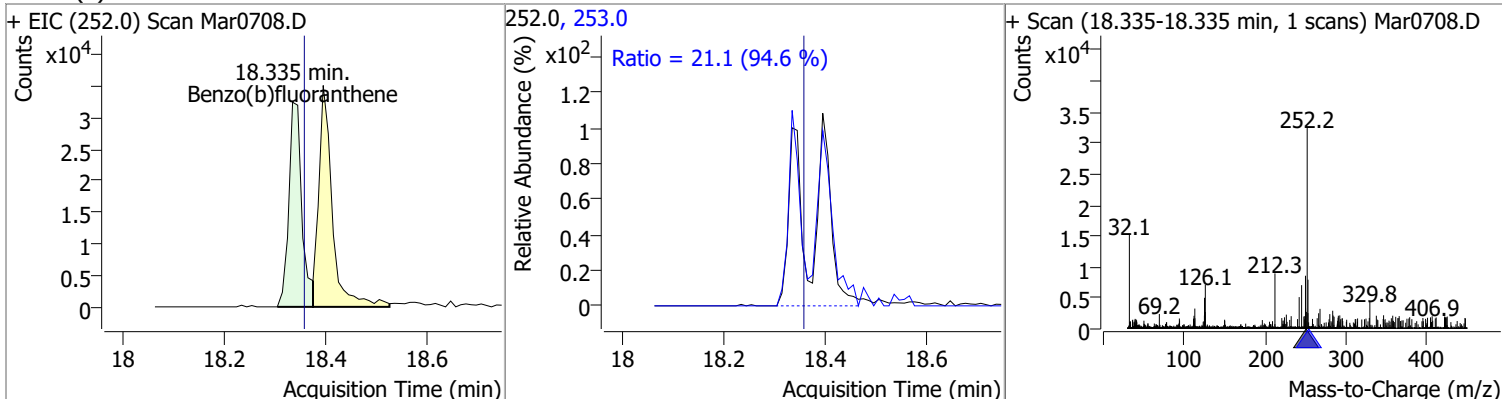
Compound	Conc.	RT	Dev(Min)	Resp.	QIon	QRatio	Lower	Upper
bis(2-ethylhexyl)Phthalate	4.2437	16.34	-0.01	4933 (m)	149.0	455.7	269.6	500.6
					279.0	8.0	10.2	18.9



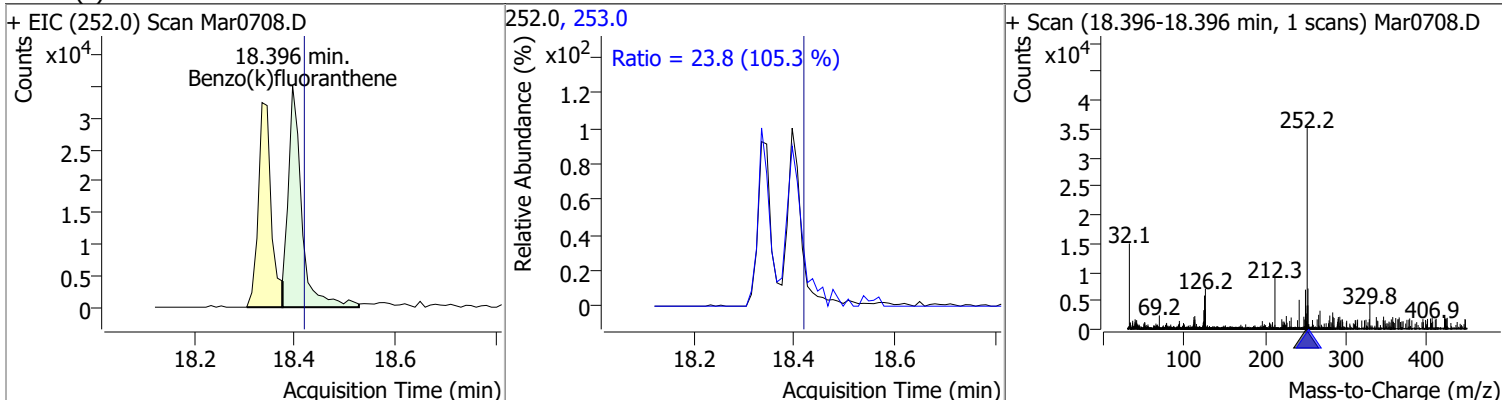
Compound	Conc.	RT	Dev(Min)	Resp.	QIon	QRatio	Lower	Upper
Di-n-octyl Phthalate	4.2984	18.10	-0.02	37517	150.0	8.6	6.9	12.9



Compound	Conc.	RT	Dev(Min)	Resp.	QIon	QRatio	Lower	Upper
Benzo(b)fluoranthene	3.9434	18.34	-0.03	57958	253.0	21.1	15.6	29.0

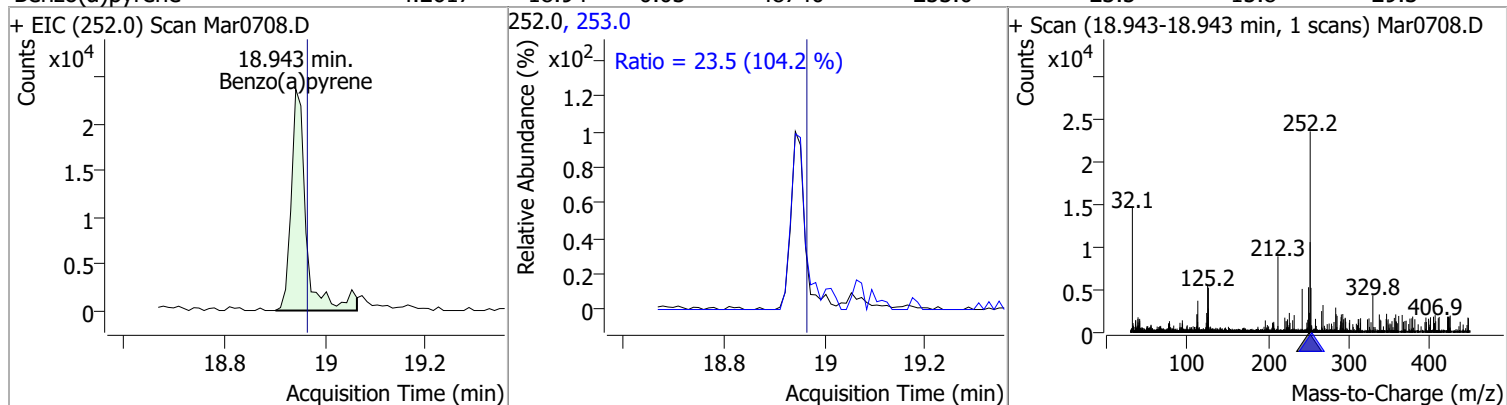


Compound	Conc.	RT	Dev(Min)	Resp.	QIon	QRatio	Lower	Upper
Benzo(k)fluoranthene	4.2186	18.40	-0.03	65963	253.0	23.8	15.8	29.4

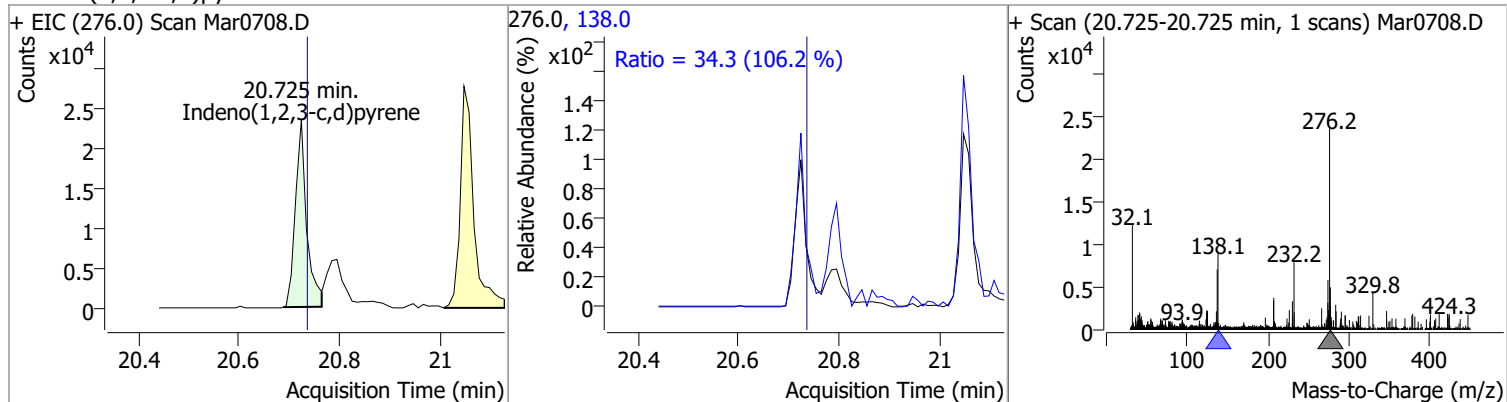


Quantitation Results Report (QT Reviewed)

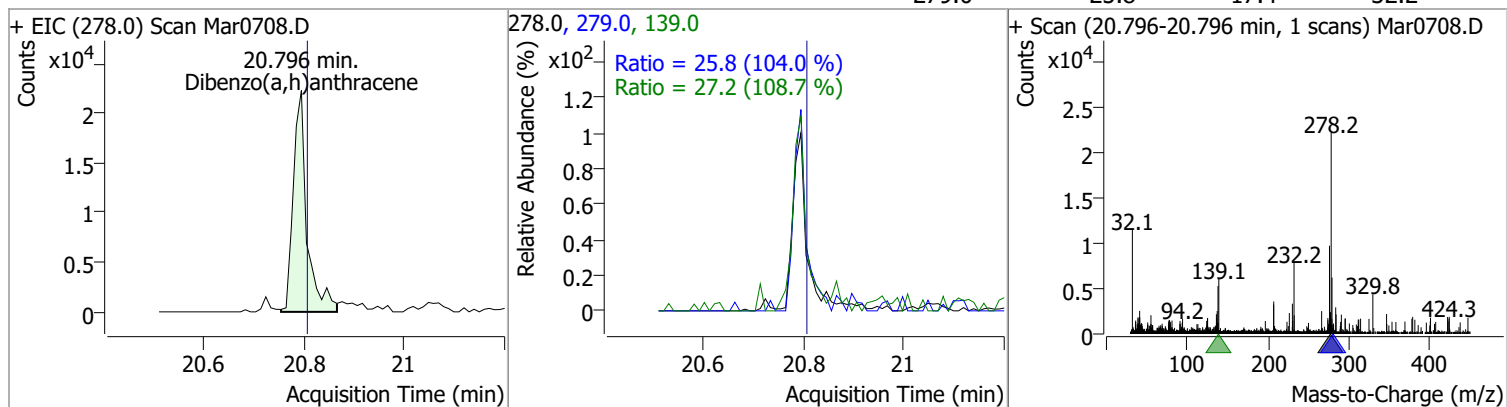
Compound	Conc.	RT	Dev(Min)	Resp.	QIon	QRatio	Lower	Upper
Benzo(a)pyrene	4.2617	18.94	-0.03	48740	253.0	23.5	15.8	29.3



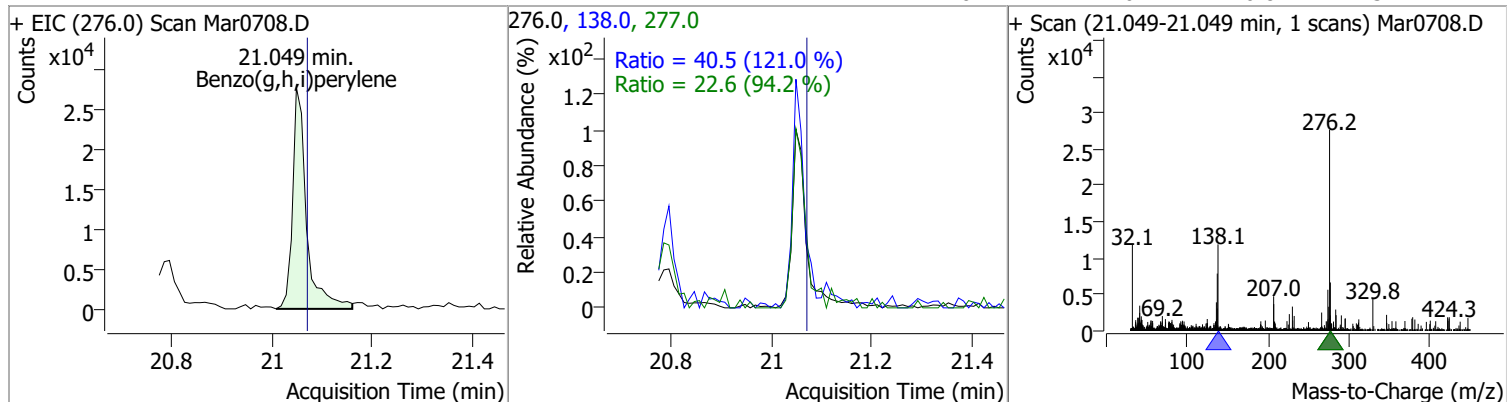
Compound	Conc.	RT	Dev(Min)	Resp.	QIon	QRatio	Lower	Upper
Indeno(1,2,3-c,d)pyrene	4.3264	20.72	-0.02	36461	138.0	34.3	22.6	41.9



Compound	Conc.	RT	Dev(Min)	Resp.	QIon	QRatio	Lower	Upper
Dibenzo(a,h)anthracene	4.0692	20.80	-0.02	41975	139.0	27.2	17.5	32.6
					279.0	25.8	17.4	32.2

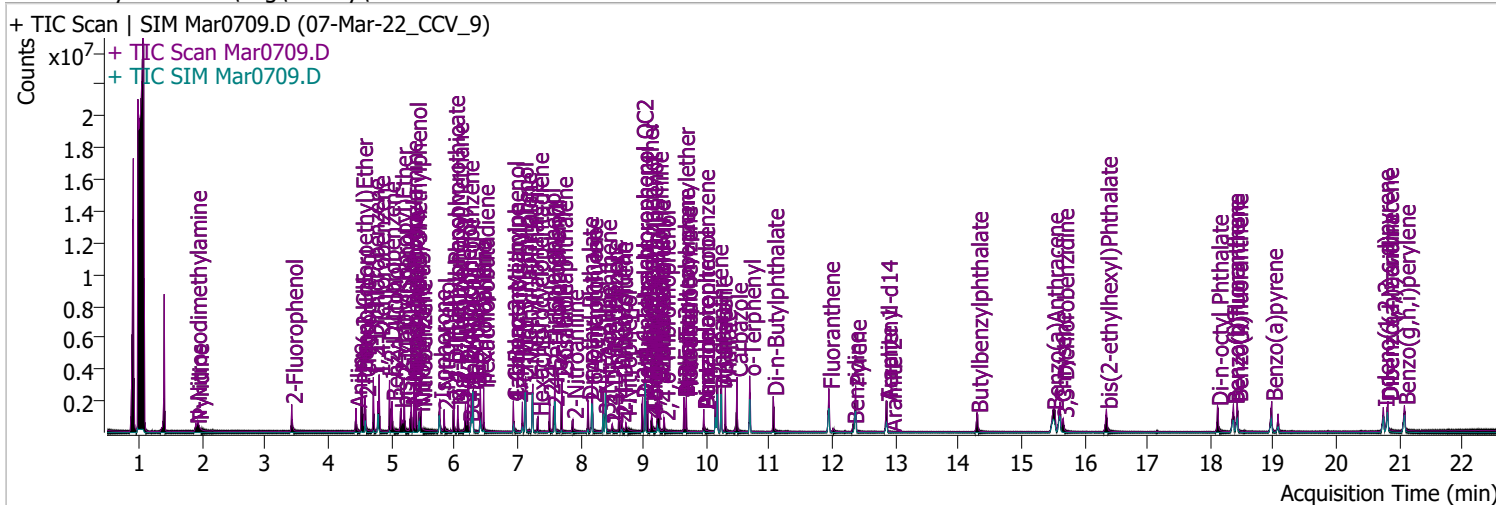


Compound	Conc.	RT	Dev(Min)	Resp.	QIon	QRatio	Lower	Upper
Benzo(g,h,i)perylene	4.0200	21.05	-0.03	53436	138.0	40.5	23.5	43.6
					277.0	22.6	16.8	31.1



Quantitation Results Report (QT Reviewed)

Data File	Mar0709.D	Operator	LIMS import
Acq. Method	BNA+SIM.M	Acq. Date-Time	3/7/2022 4:01:02 PM
Sample Name	07-Mar-22_CCV_9	Instrument	Instrument #1
Vial	9	Multiplier	1.00
DA Method File		Comment	SVOC-8270-W-LARGO
Tune File	dftppdsm.u	Tune Date	2/18/2022 9:25:00 PM
Batch Name	030722 DoD BNA cal.batch.bin	Last Calib Update	3/8/2022 10:28:55 AM
Ref Library	D:\Org\Library\NIST129K.l		



Compound	RT	QIon	Resp.	Conc.	Units	Dev(Min)
----------	----	------	-------	-------	-------	----------

Internal Standards

System Monitoring Compounds

S 2-Fluorophenol	3.418	112.0	583227	76.6686	µg/L	0.000
Spiked Amount: 200.000	Range: 10.0 - 75.0%			Recovery = 38.33%		
S Phenol-d5	4.532	99.0	787926	80.3632	µg/L	0.000
Spiked Amount: 200.000	Range: 10.0 - 65.0%			Recovery = 40.18%		
S Nitrobenzene-d5	5.441	82.0	352699	73.5175	µg/L	0.000
Spiked Amount: 100.000	Range: 32.0 - 94.0%			Recovery = 73.52%		
S 2-Fluorobiphenyl	7.595	172.0	1081108	72.7066	µg/L	0.000
Spiked Amount: 100.000	Range: 28.0 - 107.0%			Recovery = 72.71%		
S 2,4,6-Tribromophenol	9.336	329.8	83793	70.0251	µg/L	0.000
Spiked Amount: 200.000	Range: 25.0 - 140.0%			Recovery = 35.01%		
S Terphenyl-d14	12.865	244.3	1111955	68.7266	µg/L	0.000
Spiked Amount: 100.000	Range: 32.0 - 122.0%			Recovery = 68.73%		

Target Compounds

Compound	RT	QIon	Resp.	Conc.	Units	QValue
T N-Nitrosodimethylamine	1.897	74.0	230820	84.4290	µg/L	99
T Pyridine	1.927	79.0	536609	80.2046	µg/L	99
T Aniline	4.440	93.0	641197	47.7615	µg/L	m 98
T bis(-2-Chloroethyl)Ether	4.532	63.0	553433	79.5178	µg/L	99
T Phenol	4.542	94.0	869977	77.7377	µg/L	100
T 2-Chlorophenol	4.583	128.0	658507	83.6044	µg/L	100
T 1,3-Dichlorobenzene	4.715	146.0	834630	79.3294	µg/L	99
T 1,4-Dichlorobenzene	4.807	146.0	826484	78.8781	µg/L	99
T 1,2-Dichlorobenzene	4.971	146.0	825653	78.1767	µg/L	99
T Benzyl Alcohol	5.012	108.0	335484	71.5371	µg/L	99
T bis(2-chloroisopropyl)Ether	5.155	121.0	185250	65.2923	µg/L	99
T 2-Methylphenol	5.206	107.0	561300	76.5563	µg/L	95
T N-nitroso-Di-n-propylamine	5.318	70.0	453505	82.3847	µg/L	98
T Hexachloroethane	5.359	117.0	235587	79.9208	µg/L	94
T 4Methylphenol/3Methylphenol	5.389	107.0	793768	78.2785	µg/L	96

Quantitation Results Report (QT Reviewed)

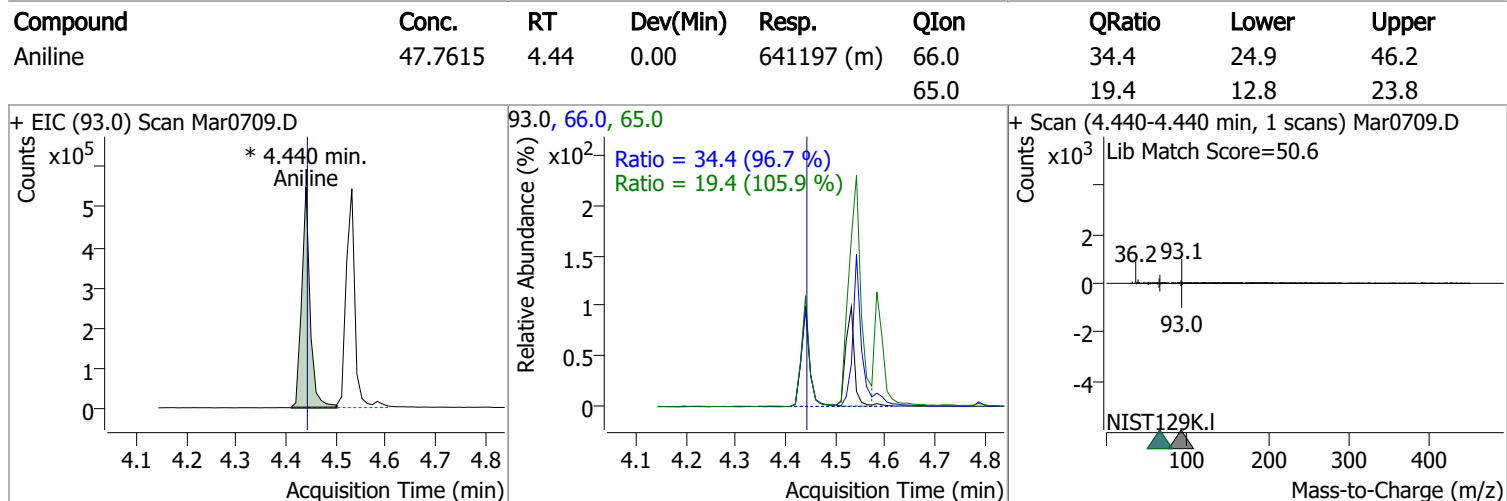
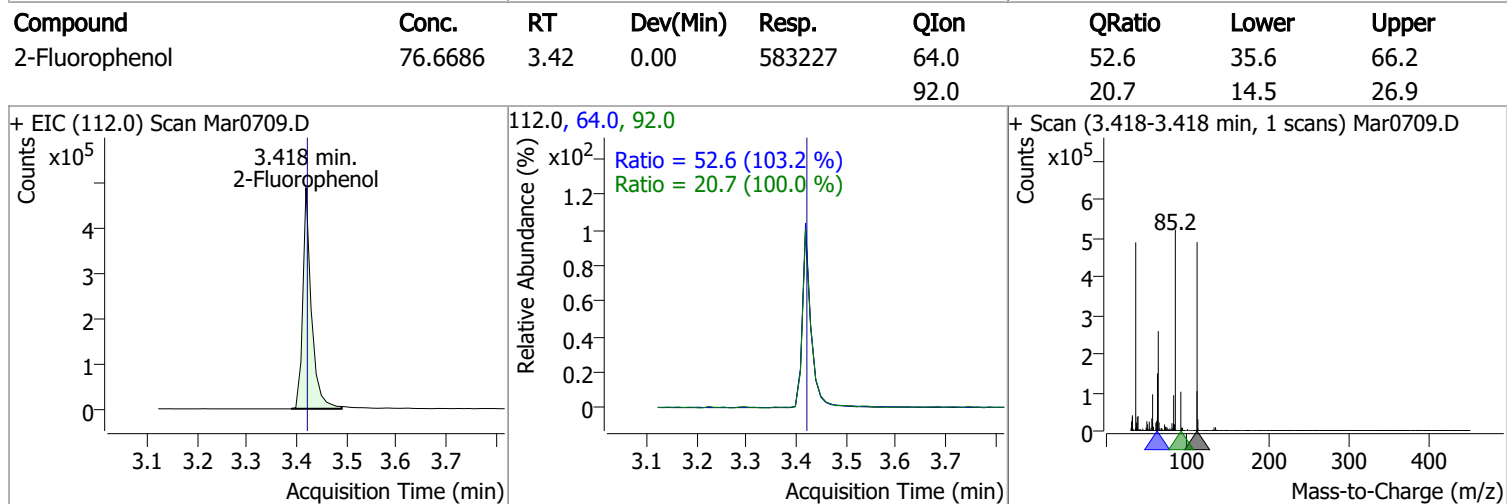
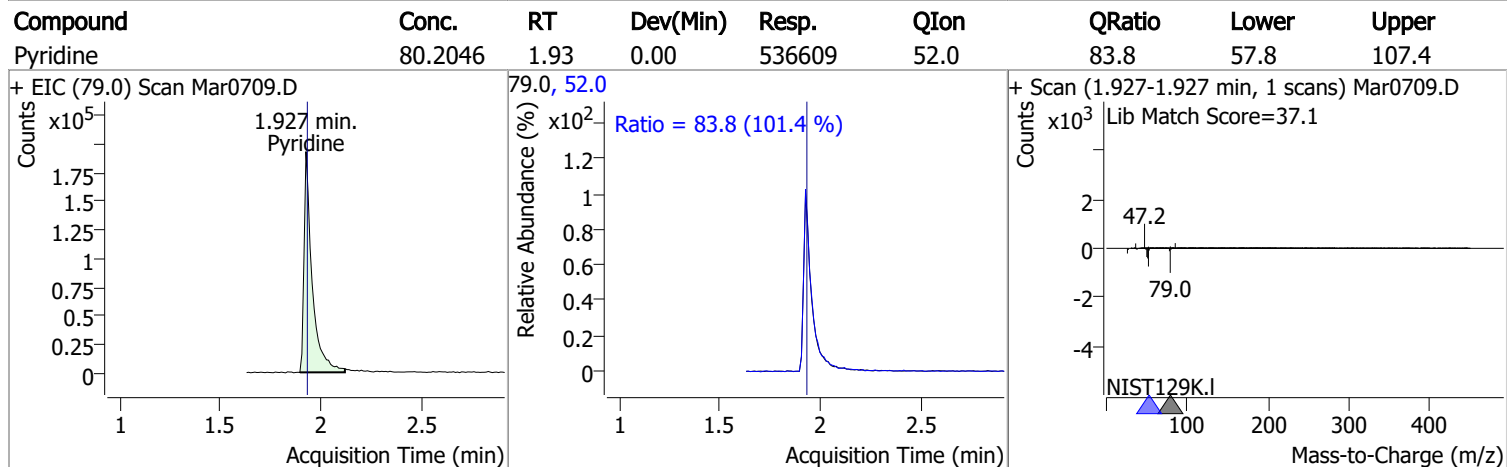
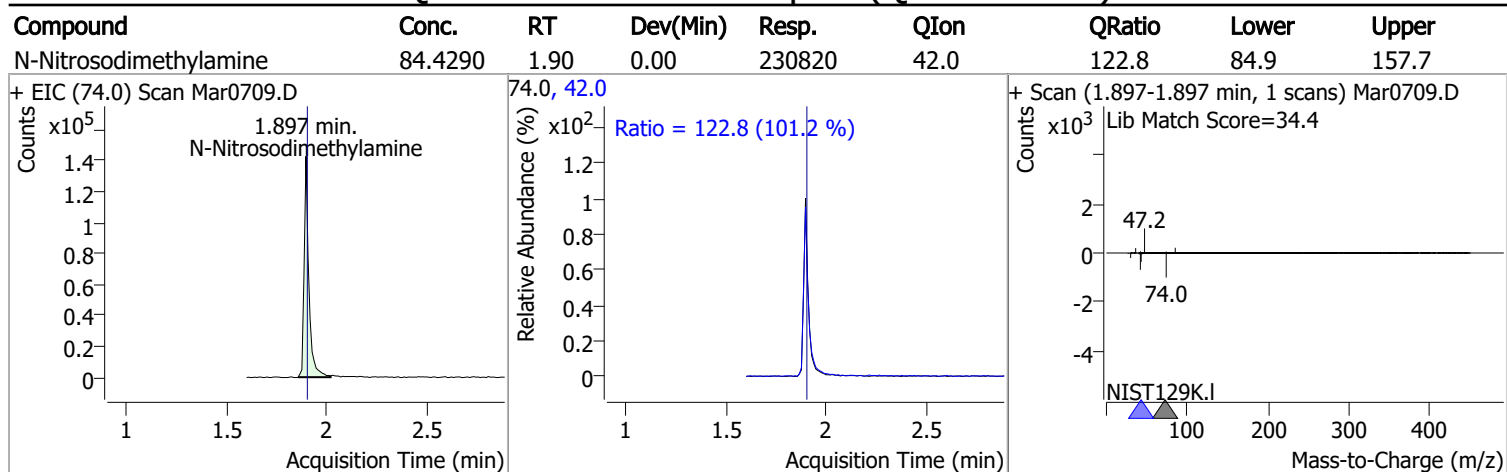
Compound	RT	QIon	Resp.	Conc.	Units	Dev(Min)	
T Nitrobenzene	5.471	123.1	192500	80.6543	µg/L	96	
T Isophorone	5.767	82.0	954539	69.3457	µg/L	99	
T 2-Nitrophenol	5.839	139.0	202739	75.6606	µg/L	98	
T 2,4-Dimethylphenol	5.992	122.0	468546	77.4789	µg/L	99	
T bis(-2-Chloroethoxy)Methane	6.054	93.0	513836	69.0285	µg/L	97	
T 2,4-Dichlorophenol	6.177	162.0	407694	80.6378	µg/L	98	
T Benzoic Acid	6.229	105.0	256304	85.9635	µg/L	98	
T 1,2,4-Trichlorobenzene	6.218	180.0	510559	76.4158	µg/L	98	
T Naphthalene	6.301	128.0	1529147	77.3220	µg/L	99	
T p-Chloroaniline	6.413	127.0	570885	75.4710	µg/L	98	
T 4-Chlorophenol	6.413	130.0	177032	79.0485	µg/L	92	
T Hexachlorobutadiene	6.465	224.9	248014	75.8703	µg/L	97	
T 4-Chloro-2-Methylphenol	6.937	107.0	356349	71.4069	µg/L	100	
T 4-Chloro-3-Methylphenol	7.081	107.0	413024	79.0098	µg/L	m	99
T 2-Methylnaphthalene	7.132	141.0	939186	82.6287	µg/L	99	
T 1-Methylnaphthalene	7.245	141.0	861479	75.0862	µg/L	98	
T Hexachlorocyclopentadiene	7.327	236.9	143803	72.4903	µg/L	97	
T 2,4,6-Trichlorophenol	7.512	196.0	280318	81.7586	µg/L	m	98
T 2,4,5-Trichlorophenol	7.574	196.0	301130	77.5878	µg/L	m	99
T 2-Chloronaphthalene	7.707	162.0	1061767	82.4853	µg/L	99	
T 2-Nitroaniline	7.882	65.0	151509	76.2969	µg/L	97	
T Dimethyl Phthalate	8.118	163.0	1034888	77.1222	µg/L	100	
T 2,6-Dinitrotoluene	8.180	165.0	127101	75.3217	µg/L	96	
T Acenaphthylene	8.190	152.1	1456149	72.0757	µg/L	99	
T 3-Nitroaniline	8.384	138.0	140891	76.9143	µg/L	99	
T Acenaphthene	8.405	154.0	947570	82.2679	µg/L	98	
T 2,4-Dinitrophenol	8.507	184.0	69763	75.9214	µg/L	98	
T Dibenzofuran	8.619	168.0	1477600	78.8824	µg/L	100	
T 2,4-Dinitrotoluene	8.660	165.0	166980	78.5298	µg/L	97	
T 4-Nitrophenol	8.722	109.0	161219	77.0751	µg/L	98	
T Diethylphthalate	8.988	149.0	1047647	78.4755	µg/L	99	
T Fluorene	9.029	166.0	1172772	77.1350	µg/L	100	
T 4-Chlorophenyl-phenylether	9.070	204.0	544446	77.4408	µg/L	99	
T 4-Nitroaniline	9.131	138.0	150848	82.3269	µg/L	96	
T 4,6-Dinitro-2-methylphenol	9.141	198.0	95706	72.4595	µg/L	95	
T N-nitrosodiphenylamine	9.223	169.0	805525	76.5728	µg/L	97	
T Azobenzene	9.254	77.0	969279	76.6056	µg/L	89	
T 4-Bromophenyl-phenylether	9.643	248.0	295428	73.4266	µg/L	97	
T Hexachlorobenzene	9.683	283.9	282037	71.2841	µg/L	95	
T Pentachlorophenol	9.958	265.9	138756	78.1264	µg/L	97	
T Phenanthrene	10.171	178.0	1673992	77.0848	µg/L	100	
T Anthracene	10.242	178.0	1572995	76.0028	µg/L	99	
T Triallate	10.303	86.0	350147	80.3954	µg/L	98	
T Carbazole	10.485	167.0	1531851	74.3388	µg/L	99	
T o-Terphenyl	10.687	230.0	842423	73.2158	µg/L	99	
T Di-n-Butylphthalate	11.062	149.0	1441936	76.8365	µg/L	99	
T Fluoranthene	11.943	202.0	1656539	75.2409	µg/L	98	
T Benzidine	12.328	184.0	418814	64.2466	µg/L	m	99
T Pyrene	12.369	202.0	1751830	73.1199	µg/L	100	
T Butylbenzylphthalate	14.296	149.0	472479	81.1698	µg/L	99	
T Benzo(a)Anthracene	15.502	228.0	1400488	80.8216	µg/L	99	
T Chrysene	15.614	228.0	1473229	79.2011	µg/L	100	
T 3,3-Dichlorobenzidine	15.665	252.0	324535	65.8566	µg/L	96	
T bis(2-ethylhexyl)Phthalate	16.350	167.0	172635	84.6874	µg/L	96	
T Di-n-octyl Phthalate	18.112	149.0	1111923	80.4461	µg/L	99	

Quantitation Results Report (QT Reviewed)

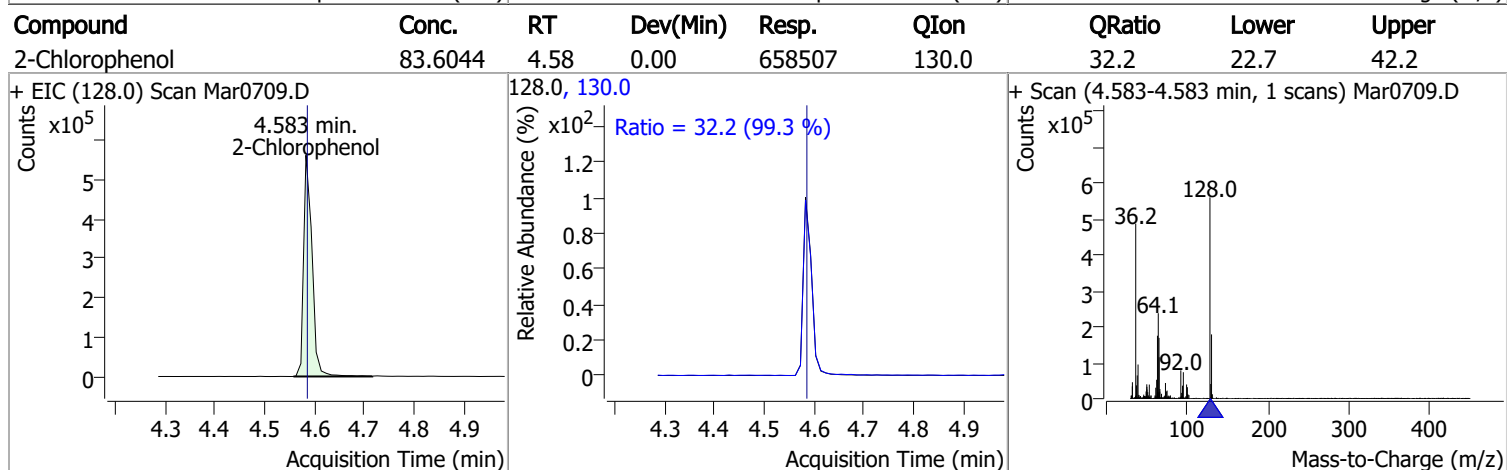
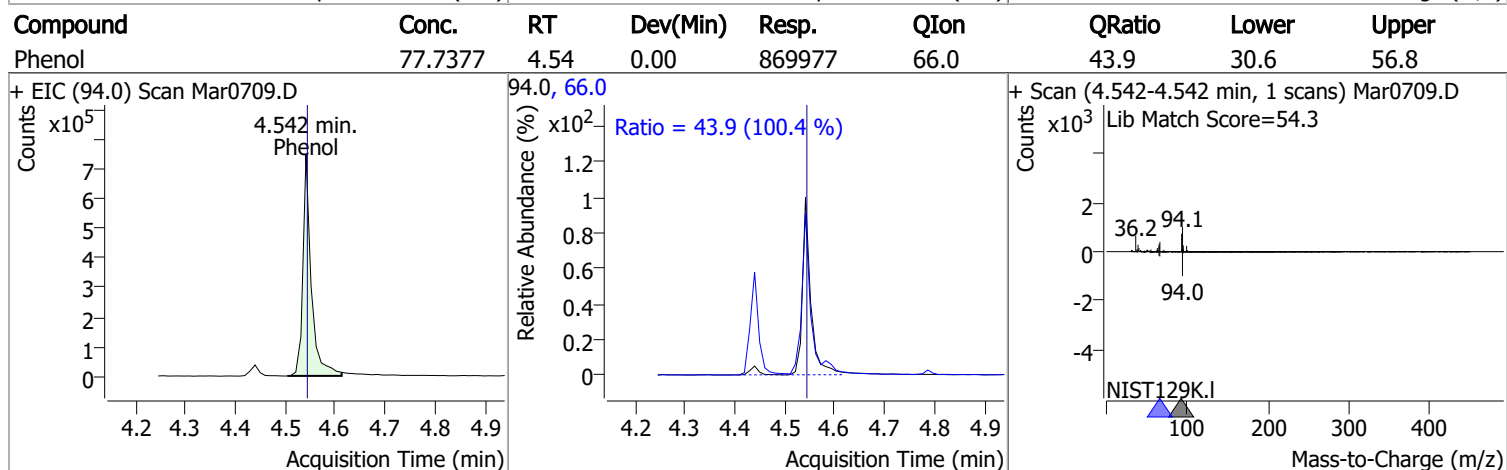
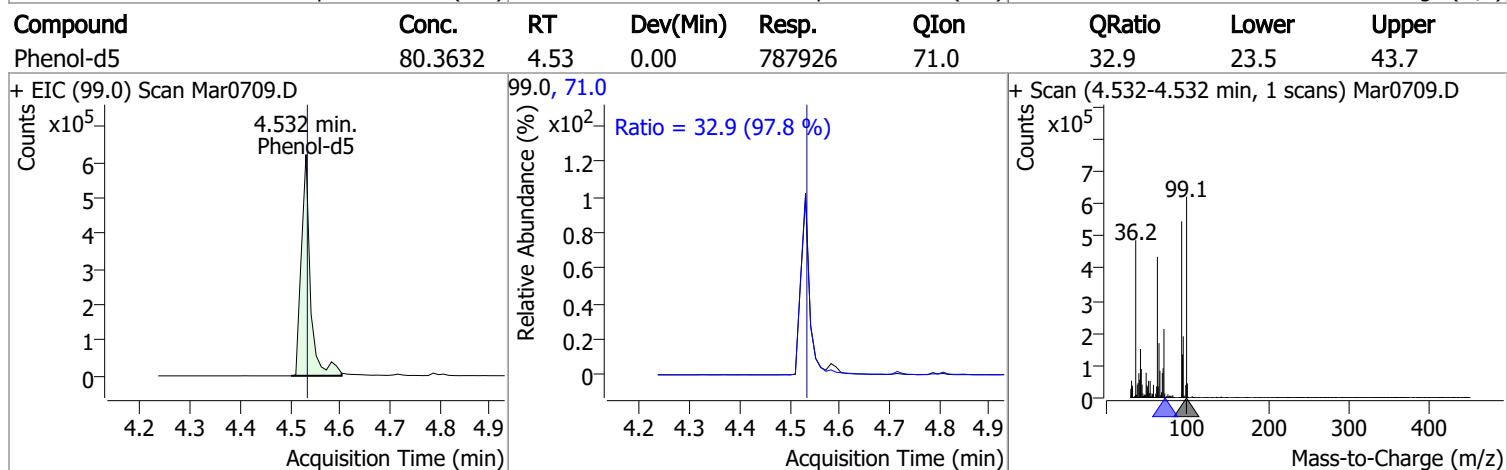
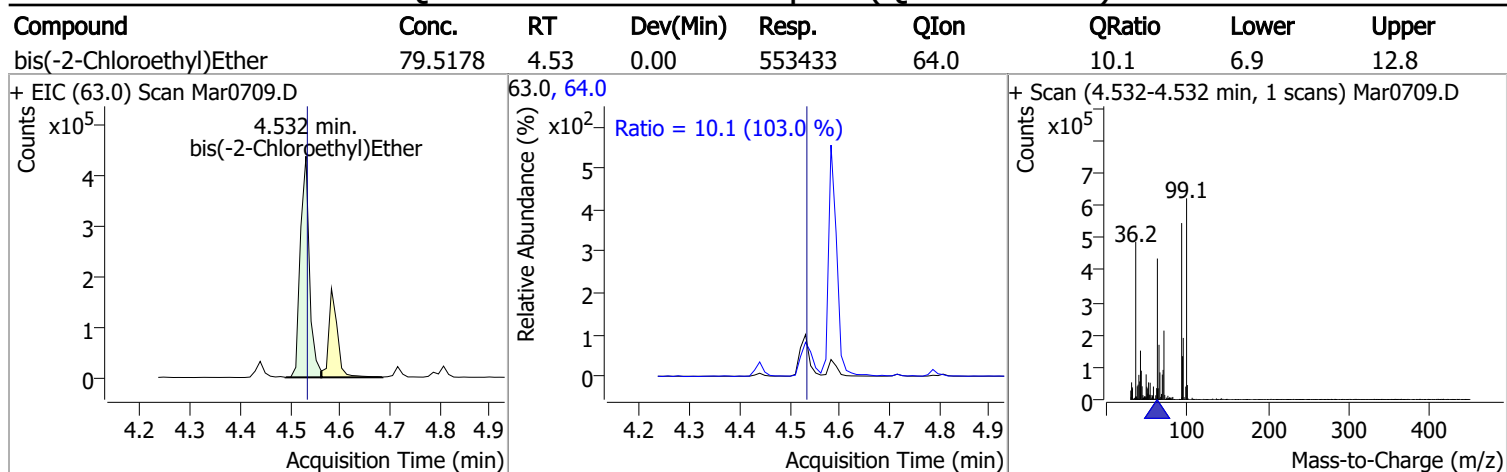
Compound	RT	QIon	Resp.	Conc.	Units	Dev(Min)
T Benzo(b)fluoranthene	18.365	252.0	1208371	75.7500	µg/L	100
T Benzo(k)fluoranthene	18.426	252.0	1308988	76.5273	µg/L	99
T Benzo(a)pyrene	18.973	252.0	1180054	78.1406	µg/L	99
T Indeno(1,2,3-c,d)pyrene	20.745	276.0	905719	76.7542	µg/L	99
T Dibenzo(a,h)anthracene	20.816	278.0	1039573	82.2666	µg/L	99
T Benzo(g,h,i)perylene	21.079	276.0	1120772	79.9127	µg/L	98

(#) = Qualifier Out of Range; (m) = Manual Integration; (+) = Area Summed; (*) = Surrogate Percent Recovery Out of Range; (d): Zeroed Peak

Quantitation Results Report (QT Reviewed)

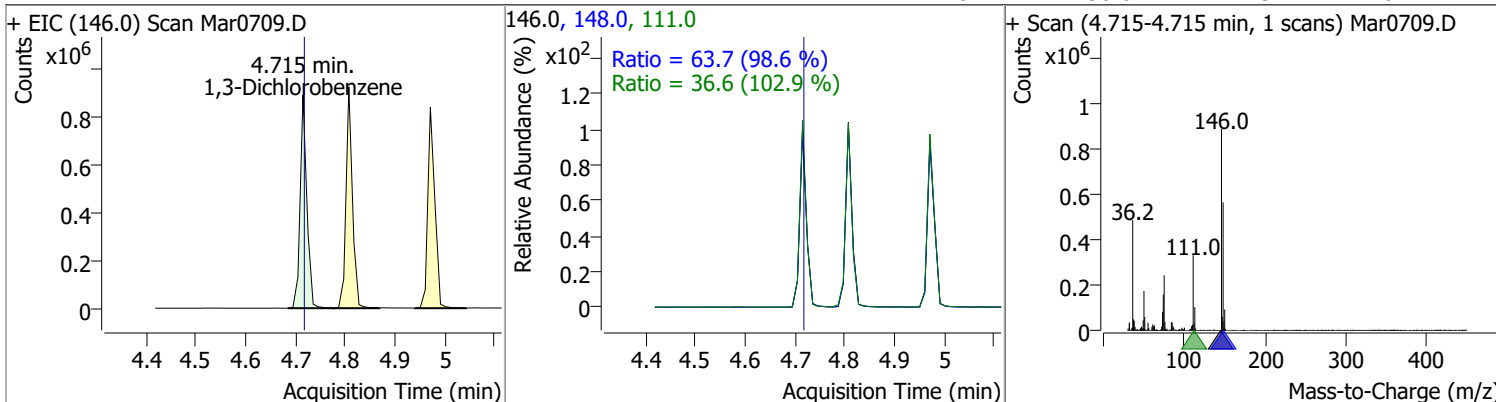


Quantitation Results Report (QT Reviewed)

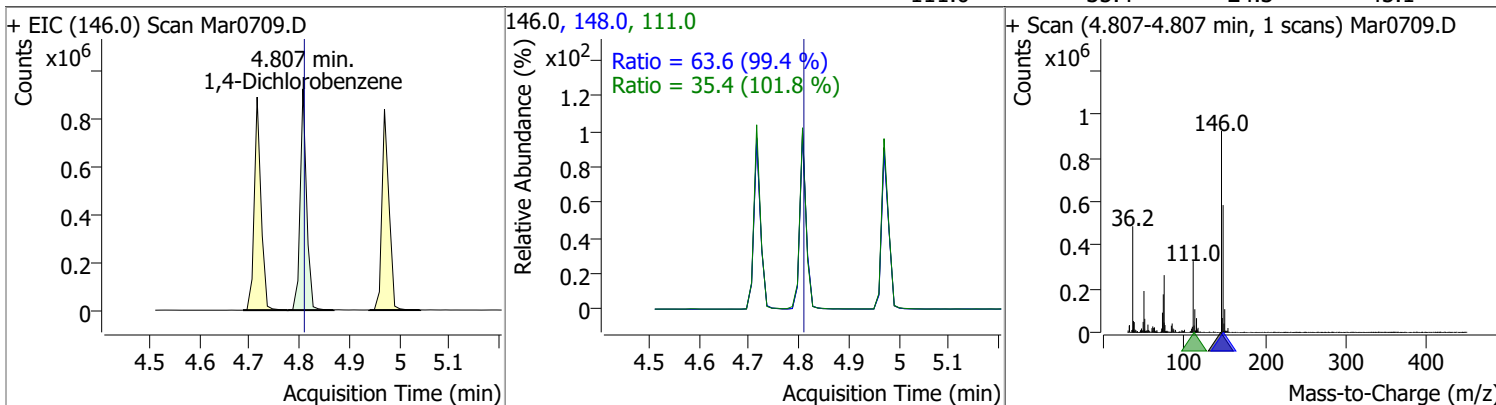


Quantitation Results Report (QT Reviewed)

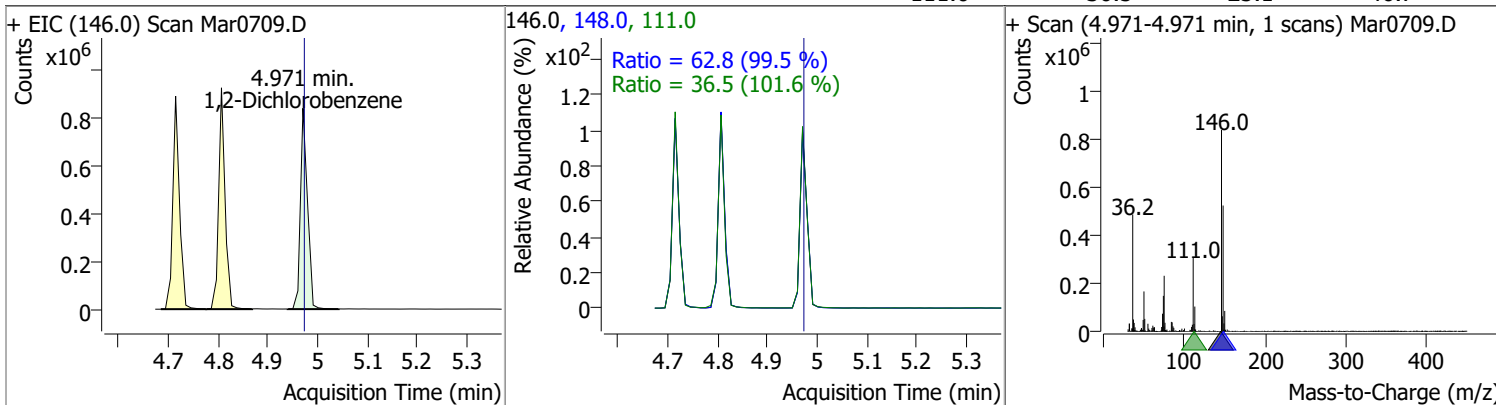
Compound	Conc.	RT	Dev(Min)	Resp.	QIon	QRatio	Lower	Upper
1,3-Dichlorobenzene	79.3294	4.72	0.00	834630	148.0	63.7	45.2	84.0
					111.0	36.6	24.9	46.2



Compound	Conc.	RT	Dev(Min)	Resp.	QIon	QRatio	Lower	Upper
1,4-Dichlorobenzene	78.8781	4.81	0.00	826484	148.0	63.6	44.8	83.2
					111.0	35.4	24.3	45.1

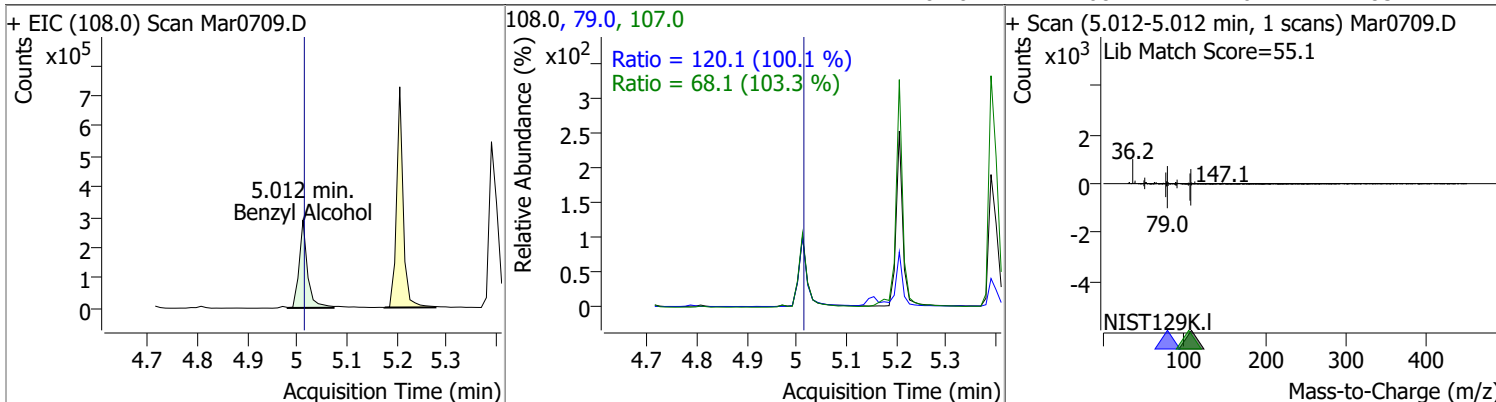


Compound	Conc.	RT	Dev(Min)	Resp.	QIon	QRatio	Lower	Upper
1,2-Dichlorobenzene	78.1767	4.97	0.00	825653	148.0	62.8	44.2	82.0
					111.0	36.5	25.1	46.7

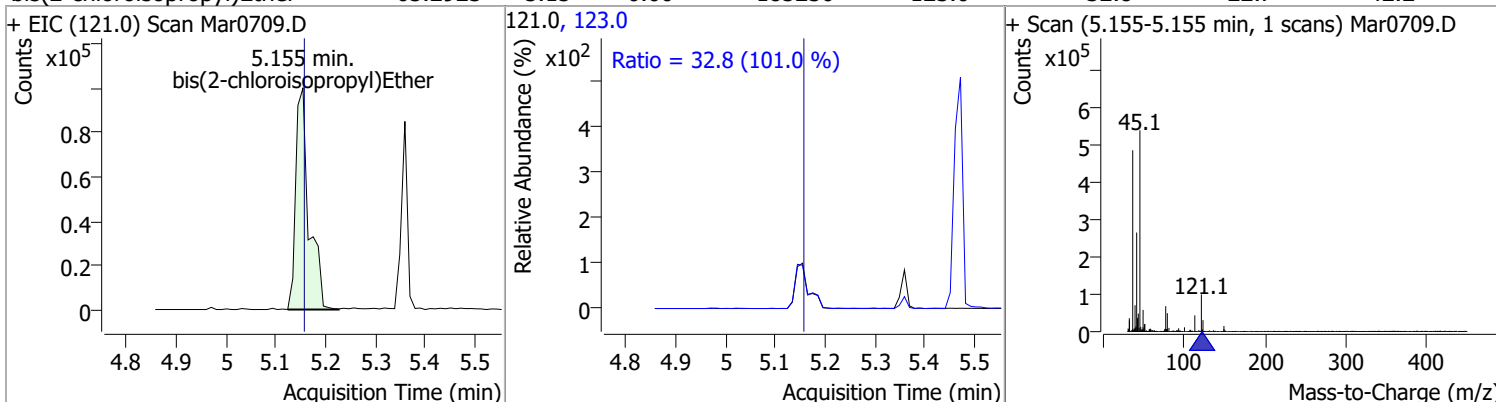


Quantitation Results Report (QT Reviewed)

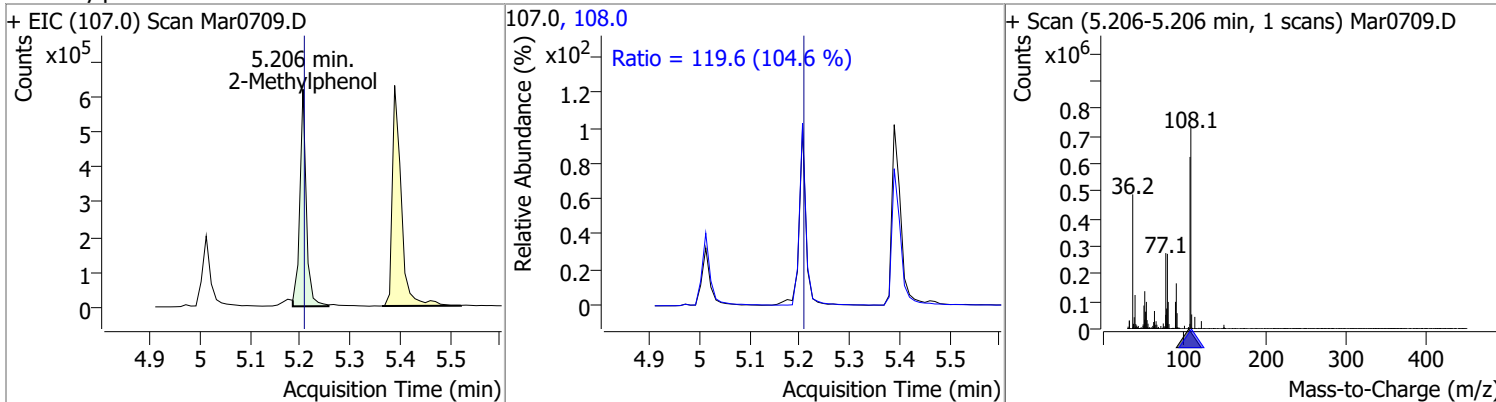
Compound	Conc.	RT	Dev(Min)	Resp.	QIon	QRatio	Lower	Upper
Benzyl Alcohol	71.5371	5.01	0.00	335484	79.0	120.1	84.0	156.0
					107.0	68.1	46.2	85.7



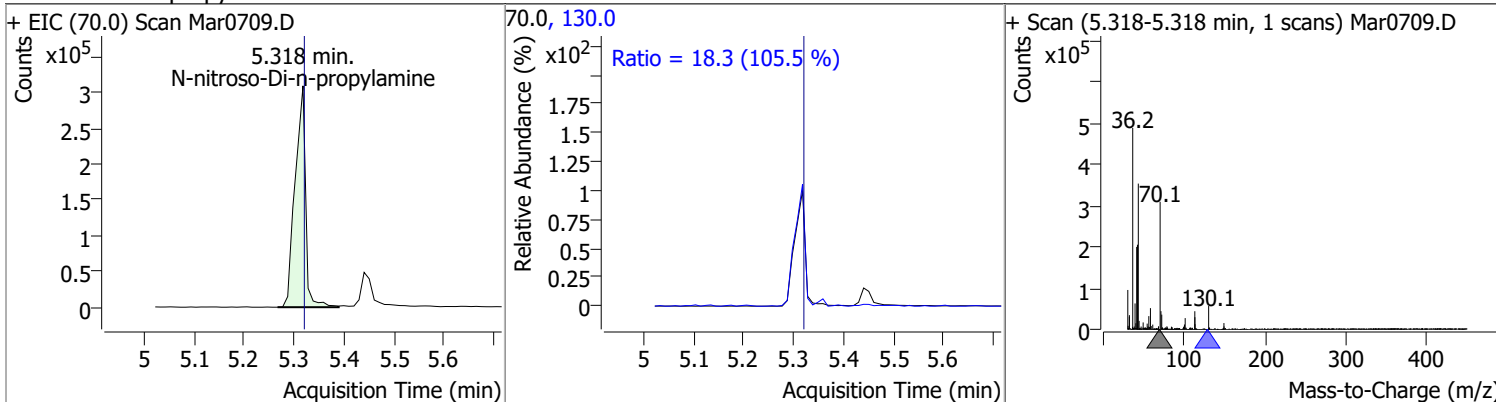
Compound	Conc.	RT	Dev(Min)	Resp.	QIon	QRatio	Lower	Upper
bis(2-chloroisopropyl)Ether	65.2923	5.15	0.00	185250	123.0	32.8	22.7	42.2



Compound	Conc.	RT	Dev(Min)	Resp.	QIon	QRatio	Lower	Upper
2-Methylphenol	76.5563	5.21	0.00	561300	108.0	119.6	80.1	148.7

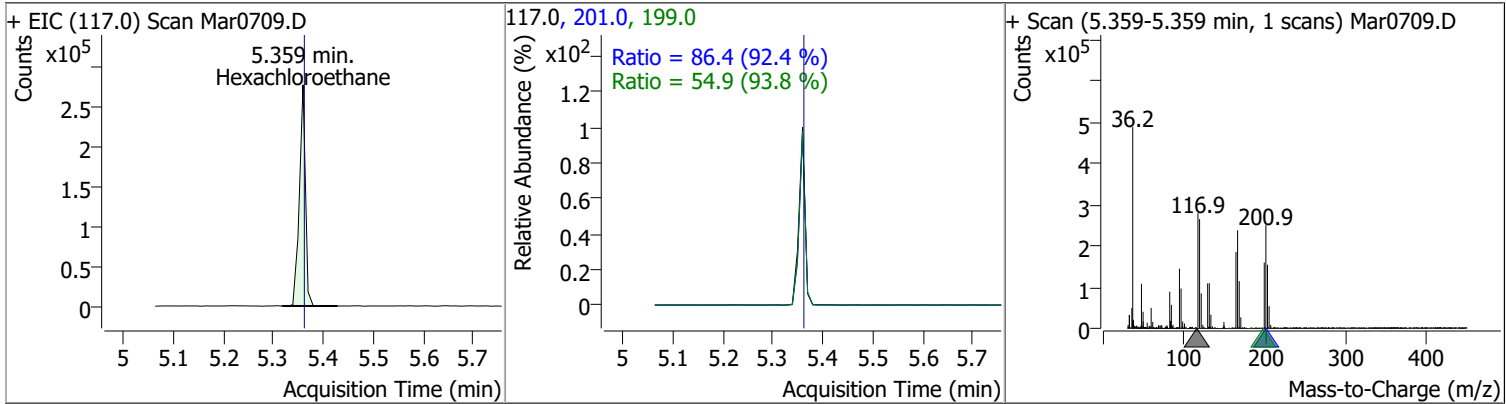


Compound	Conc.	RT	Dev(Min)	Resp.	QIon	QRatio	Lower	Upper
N-nitroso-Di-n-propylamine	82.3847	5.32	0.00	453505	130.0	18.3	0.0	34.6

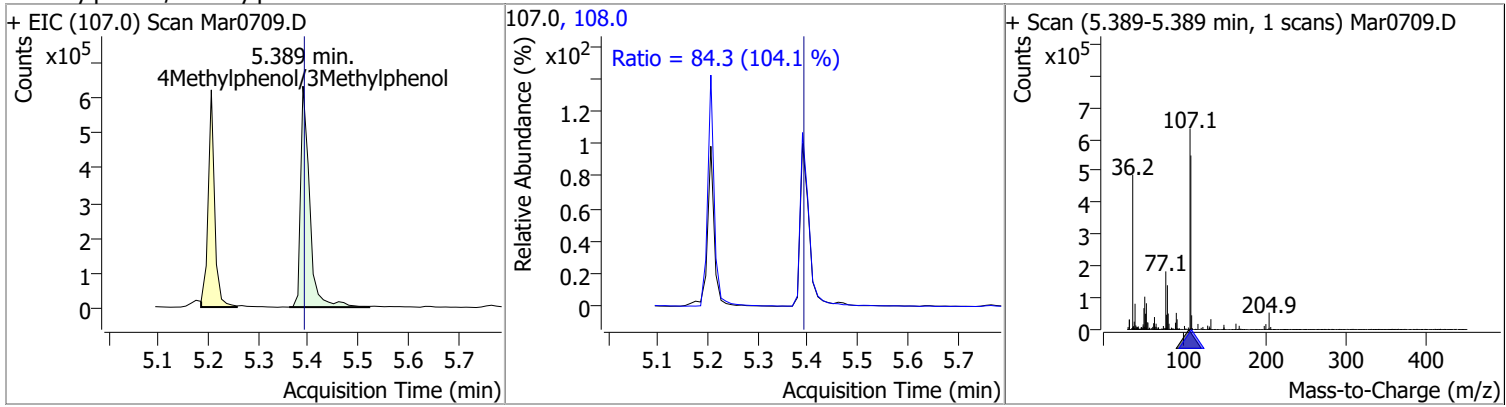


Quantitation Results Report (QT Reviewed)

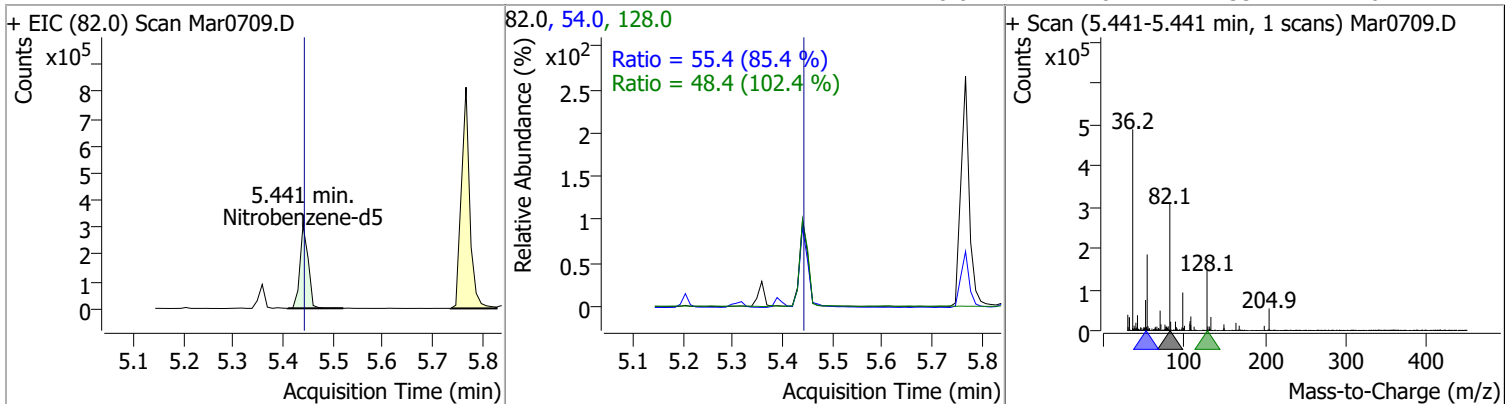
Compound	Conc.	RT	Dev(Min)	Resp.	QIon	QRatio	Lower	Upper
Hexachloroethane	79.9208	5.36	0.00	235587	201.0	86.4	65.4	121.5
					199.0	54.9	41.0	76.1



Compound	Conc.	RT	Dev(Min)	Resp.	QIon	QRatio	Lower	Upper
4Methylphenol/3Methylphenol	78.2785	5.39	0.00	793768	108.0	84.3	56.7	105.3

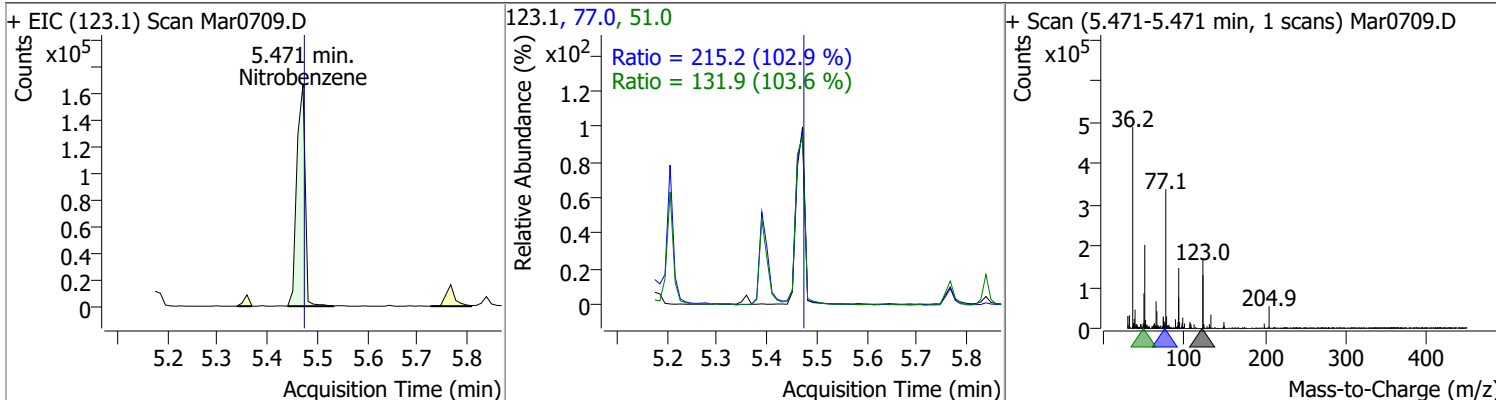


Compound	Conc.	RT	Dev(Min)	Resp.	QIon	QRatio	Lower	Upper
Nitrobenzene-d5	73.5175	5.44	0.00	352699	54.0	55.4	45.4	84.4
					128.0	48.4	33.1	61.4

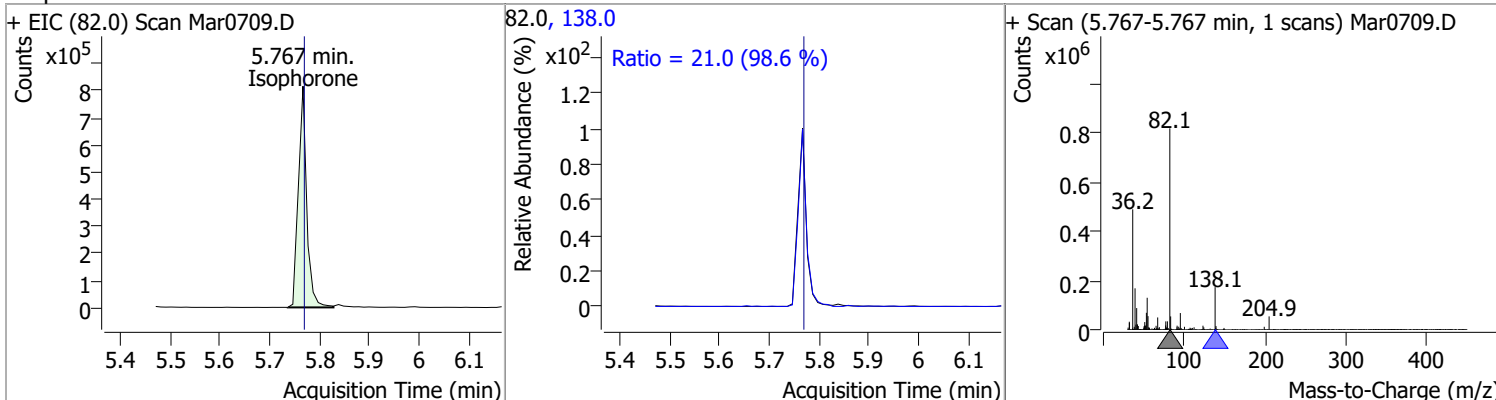


Quantitation Results Report (QT Reviewed)

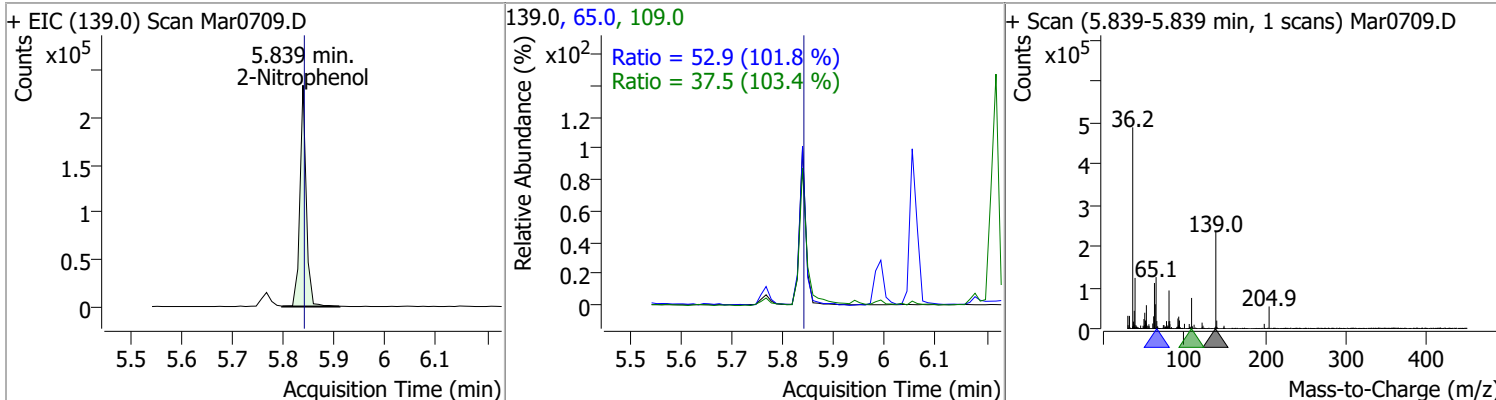
Compound	Conc.	RT	Dev(Min)	Resp.	QIon	QRatio	Lower	Upper
Nitrobenzene	80.6543	5.47	0.00	192500	77.0	215.2	146.4	272.0
					51.0	131.9	89.1	165.4



Compound	Conc.	RT	Dev(Min)	Resp.	QIon	QRatio	Lower	Upper
Isophorone	69.3457	5.77	0.00	954539	138.0	21.0	14.9	27.6

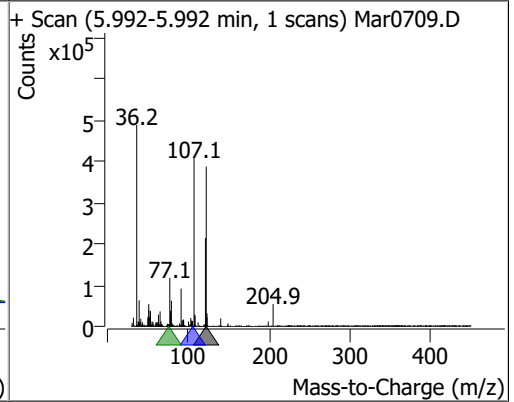
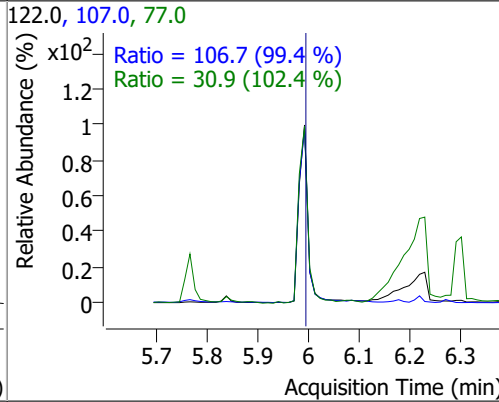
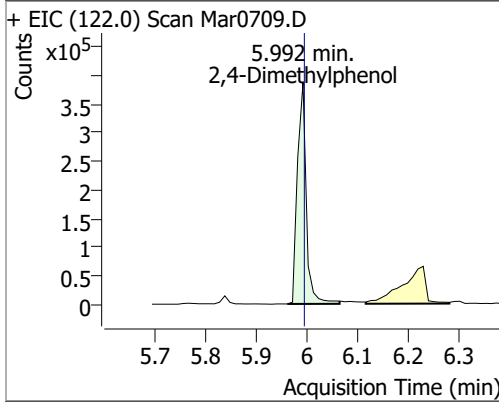


Compound	Conc.	RT	Dev(Min)	Resp.	QIon	QRatio	Lower	Upper
2-Nitrophenol	75.6606	5.84	0.00	202739	65.0	52.9	36.4	67.6
					109.0	37.5	25.4	47.1

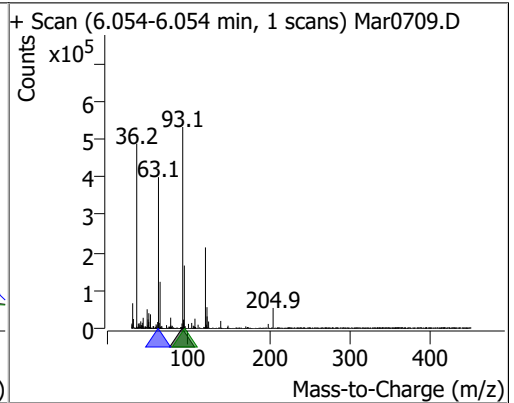
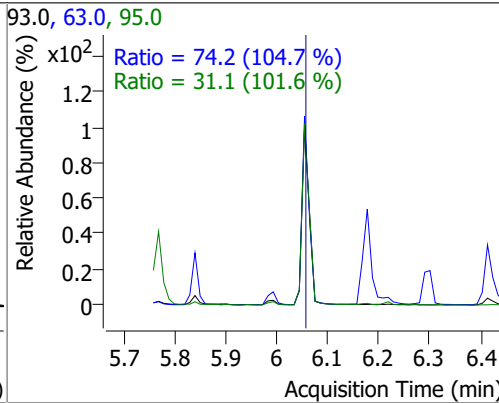
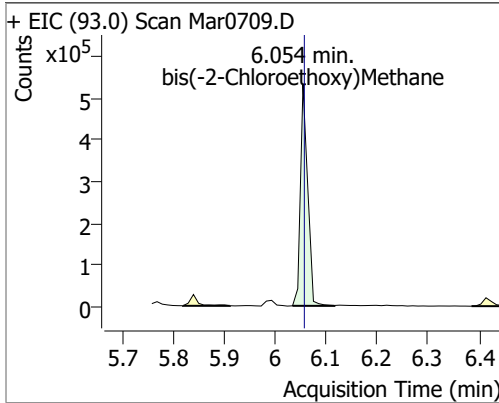


Quantitation Results Report (QT Reviewed)

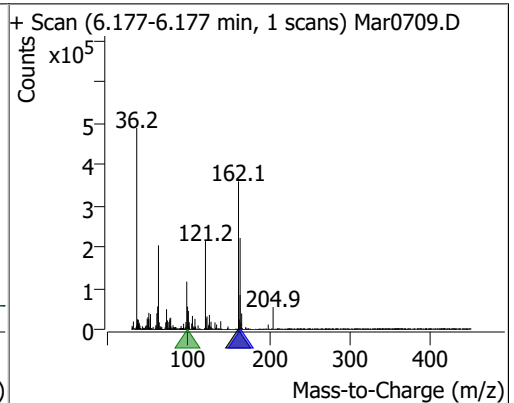
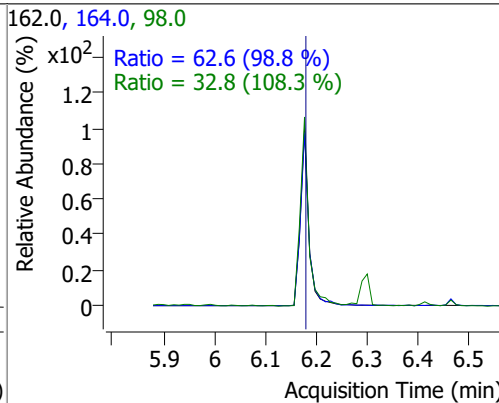
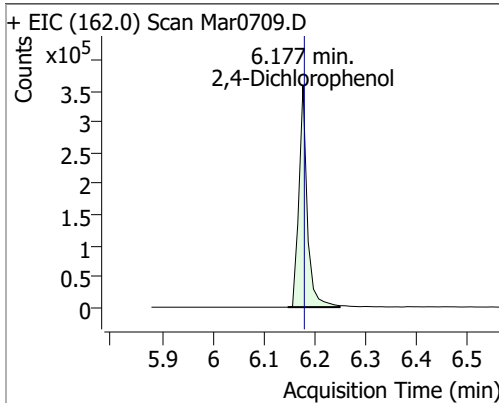
Compound	Conc.	RT	Dev(Min)	Resp.	QIon	QRatio	Lower	Upper
2,4-Dimethylphenol	77.4789	5.99	0.00	468546	107.0	106.7	75.1	139.5
					77.0	30.9	21.1	39.2



Compound	Conc.	RT	Dev(Min)	Resp.	QIon	QRatio	Lower	Upper
bis(-2-Chloroethoxy)Methane	69.0285	6.05	0.00	513836	63.0	74.2	49.6	92.2
					95.0	31.1	21.4	39.8

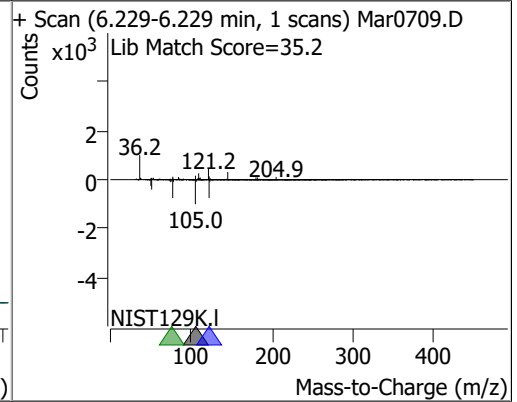
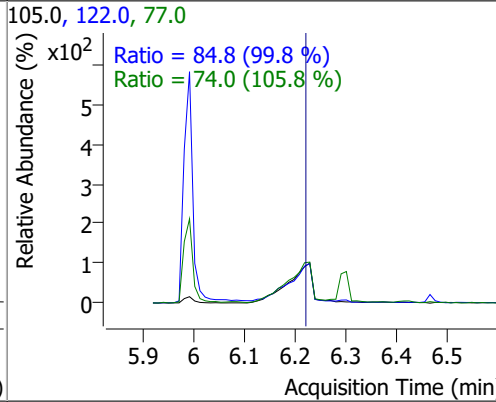
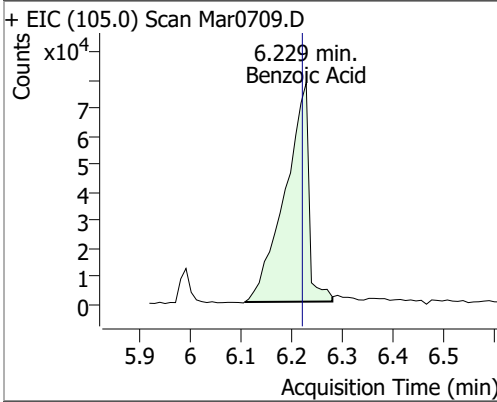


Compound	Conc.	RT	Dev(Min)	Resp.	QIon	QRatio	Lower	Upper
2,4-Dichlorophenol	80.6378	6.18	0.00	407694	164.0	62.6	44.4	82.4
					98.0	32.8	21.2	39.3

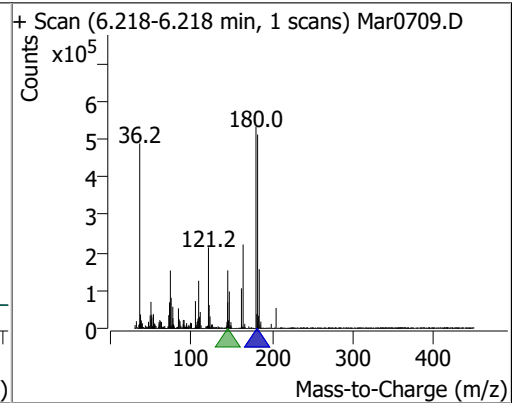
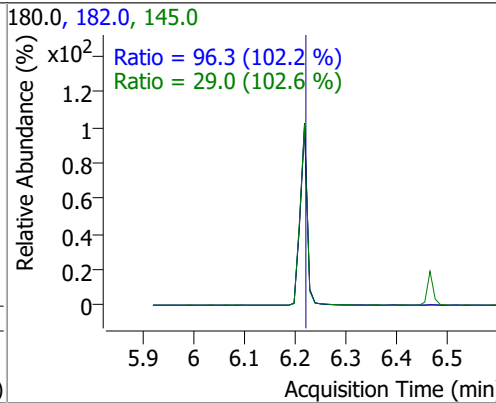
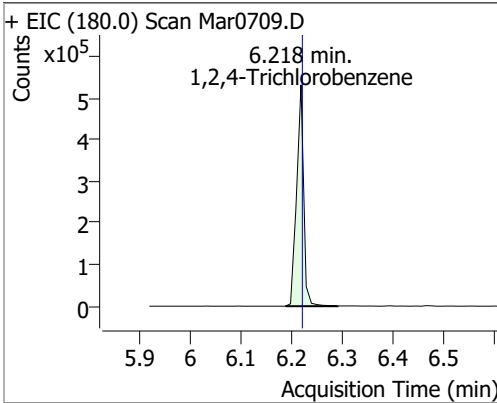


Quantitation Results Report (QT Reviewed)

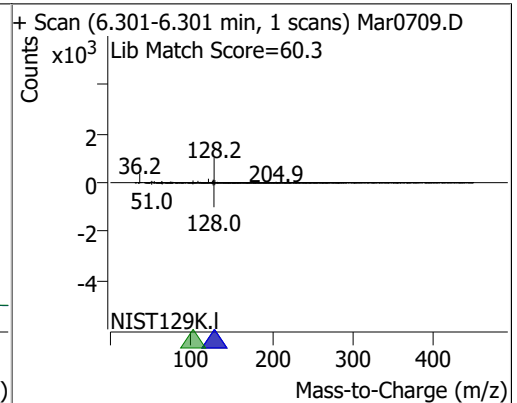
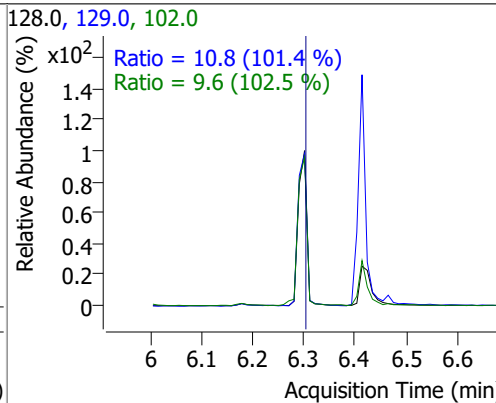
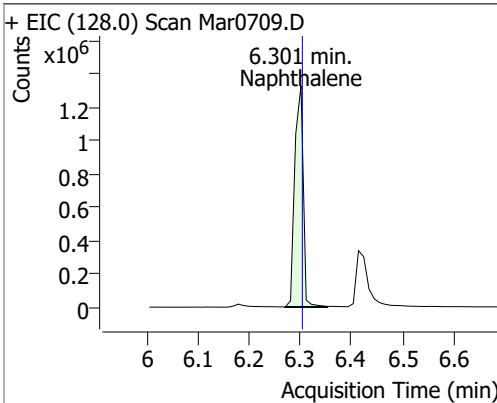
Compound	Conc.	RT	Dev(Min)	Resp.	QIon	QRatio	Lower	Upper
Benzoic Acid	85.9635	6.23	0.01	256304	122.0	84.8	59.4	110.4
					77.0	74.0	49.0	91.0



Compound	Conc.	RT	Dev(Min)	Resp.	QIon	QRatio	Lower	Upper
1,2,4-Trichlorobenzene	76.4158	6.22	0.00	510559	182.0	96.3	66.0	122.5
					145.0	29.0	19.8	36.7

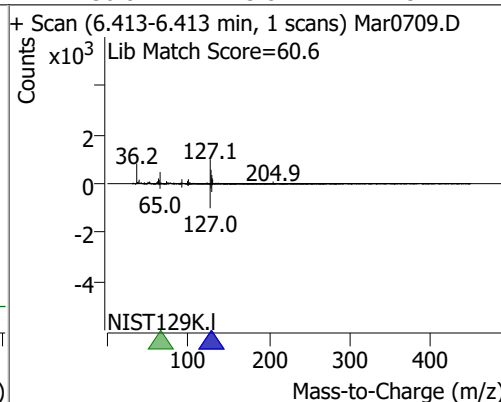
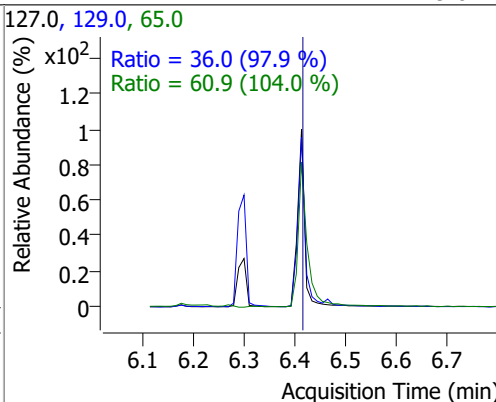
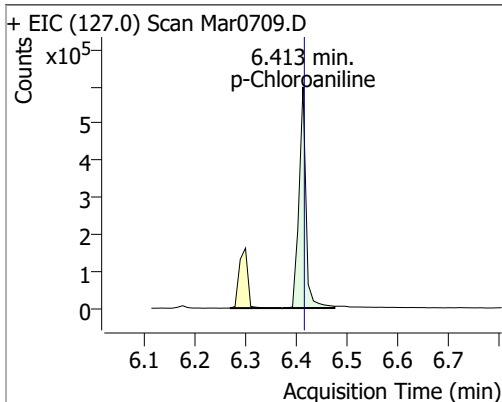


Compound	Conc.	RT	Dev(Min)	Resp.	QIon	QRatio	Lower	Upper
Naphthalene	77.3220	6.30	0.00	1529147	129.0	10.8	7.4	13.8
					102.0	9.6	6.5	12.1

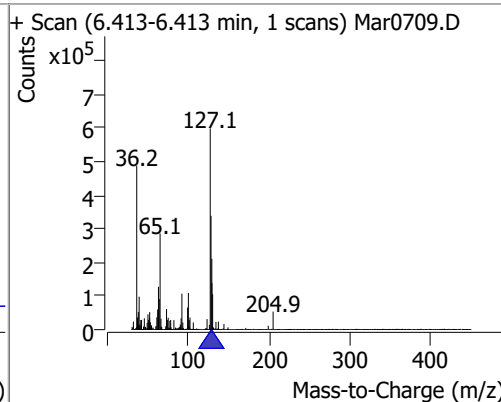
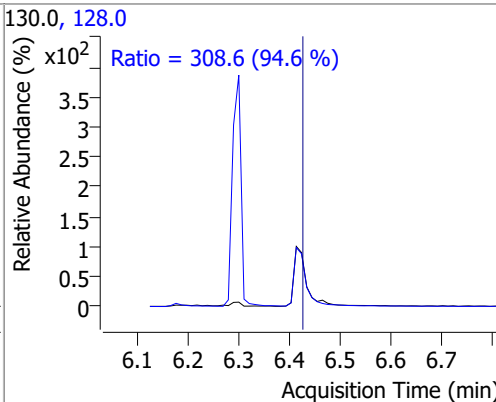
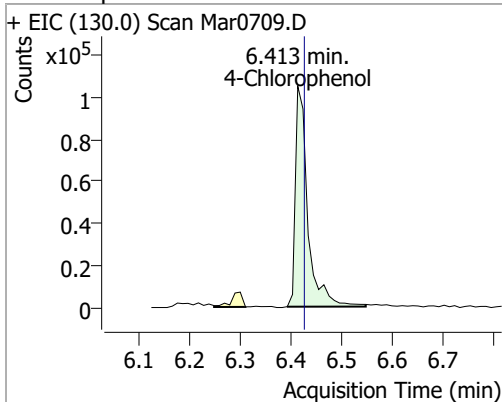


Quantitation Results Report (QT Reviewed)

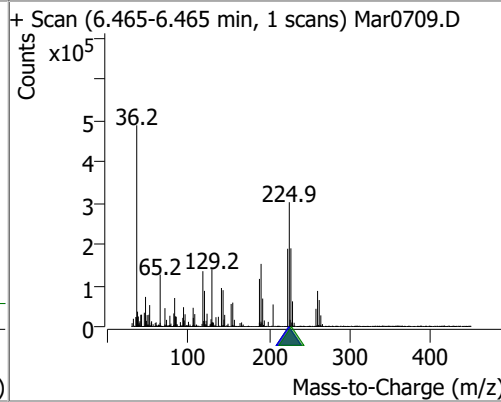
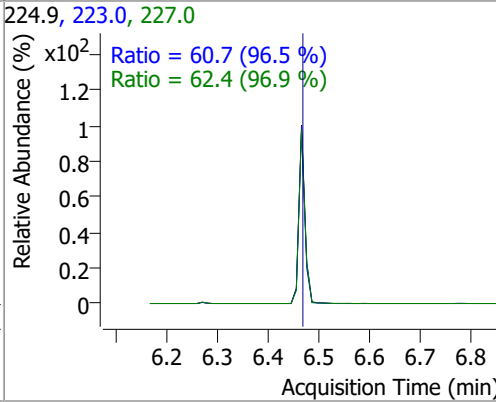
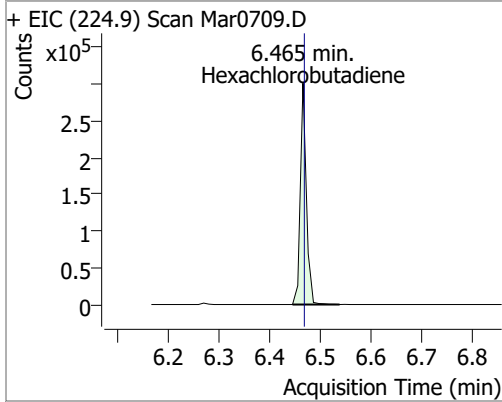
Compound	Conc.	RT	Dev(Min)	Resp.	QIon	QRatio	Lower	Upper
p-Chloroaniline	75.4710	6.41	0.00	570885	65.0	60.9	41.0	76.2
					129.0	36.0	25.8	47.9



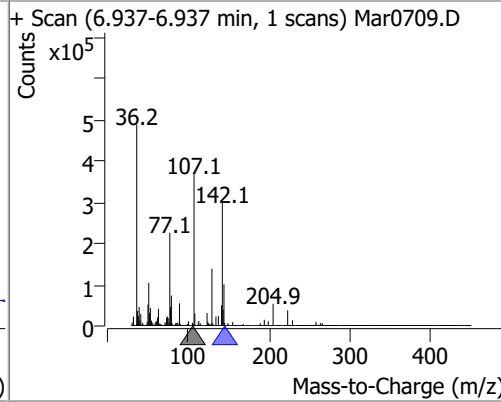
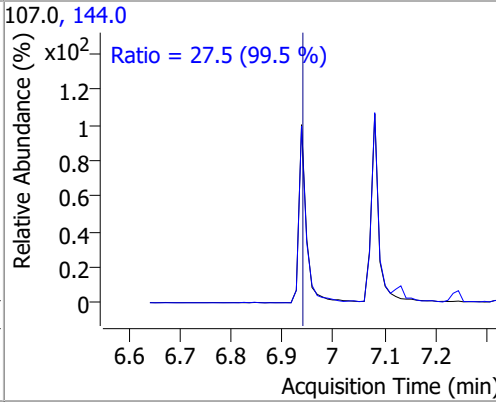
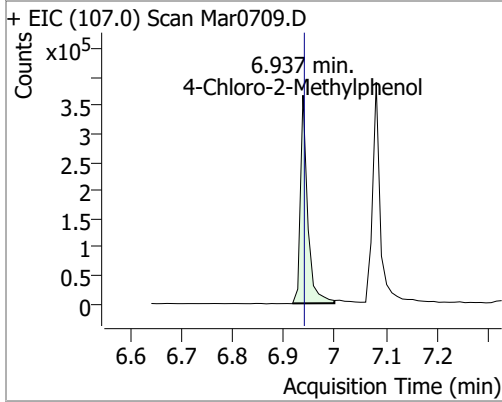
Compound	Conc.	RT	Dev(Min)	Resp.	QIon	QRatio	Lower	Upper
4-Chlorophenol	79.0485	6.41	-0.01	177032	128.0	308.6	228.3	424.1



Compound	Conc.	RT	Dev(Min)	Resp.	QIon	QRatio	Lower	Upper
Hexachlorobutadiene	75.8703	6.46	0.00	248014	227.0	62.4	45.1	83.7
					223.0	60.7	44.0	81.7

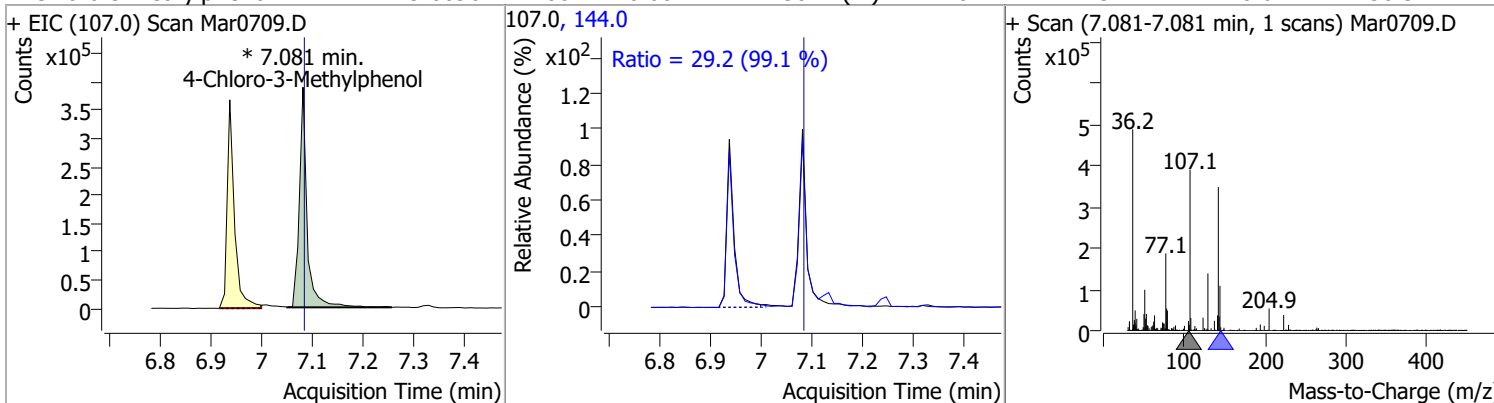


Compound	Conc.	RT	Dev(Min)	Resp.	QIon	QRatio	Lower	Upper
4-Chloro-2-Methylphenol	71.4069	6.94	0.00	356349	144.0	27.5	19.4	36.0

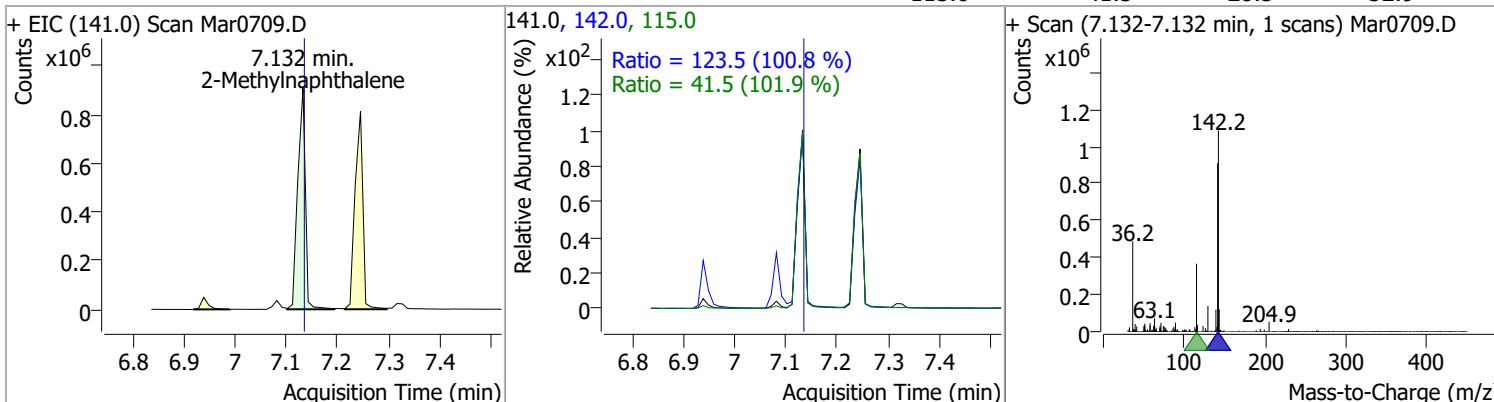


Quantitation Results Report (QT Reviewed)

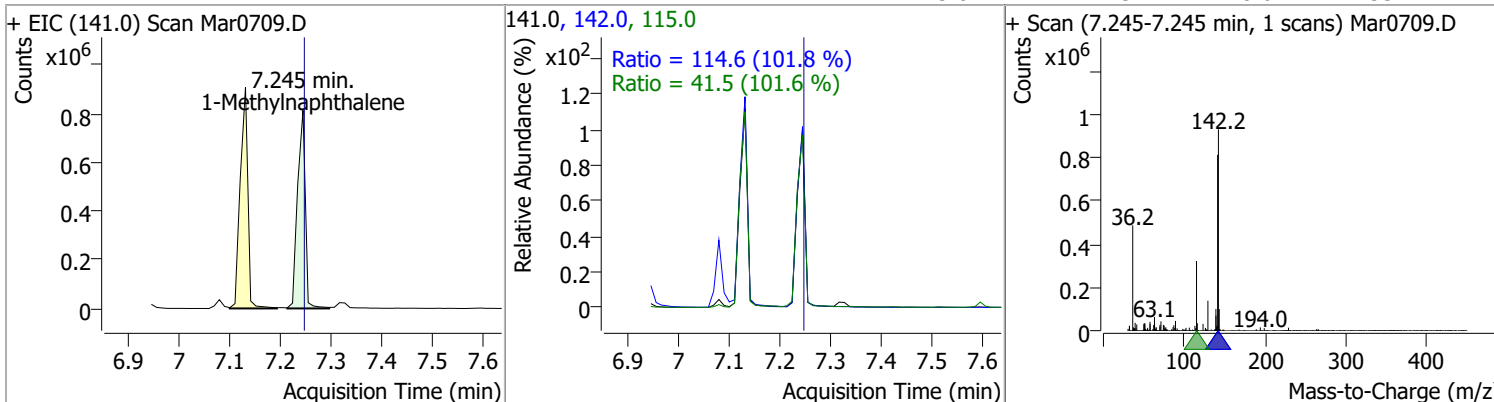
Compound	Conc.	RT	Dev(Min)	Resp.	QIon	QRatio	Lower	Upper
4-Chloro-3-Methylphenol	79.0098	7.08	0.00	413024 (m)	144.0	29.2	20.6	38.3



Compound	Conc.	RT	Dev(Min)	Resp.	QIon	QRatio	Lower	Upper
2-Methylnaphthalene	82.6287	7.13	0.00	939186	142.0	123.5	85.7	159.2
					115.0	41.5	28.5	52.9

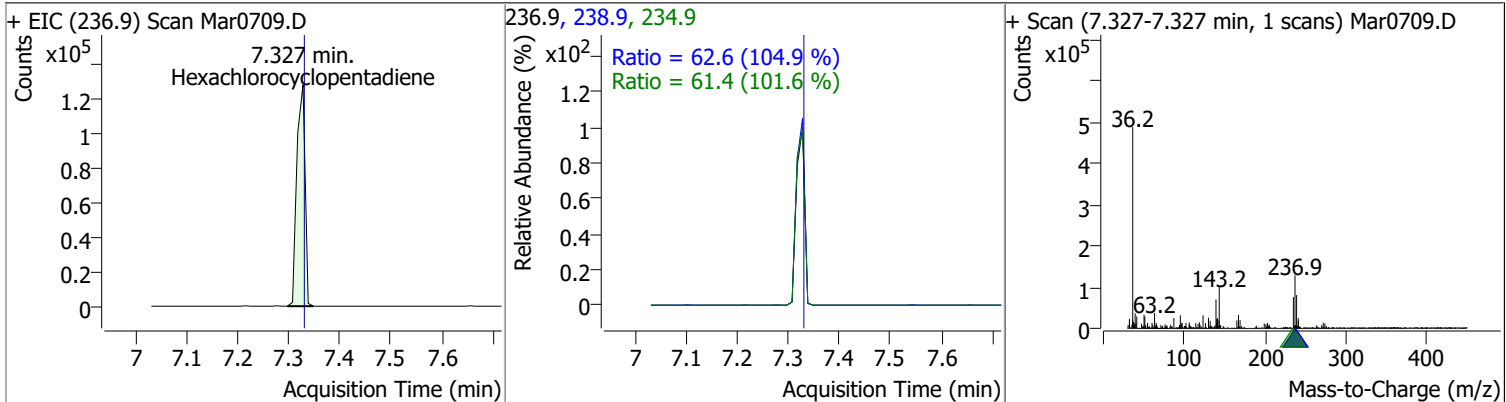


Compound	Conc.	RT	Dev(Min)	Resp.	QIon	QRatio	Lower	Upper
1-Methylnaphthalene	75.0862	7.25	0.00	861479	142.0	114.6	78.8	146.3
					115.0	41.5	28.6	53.2

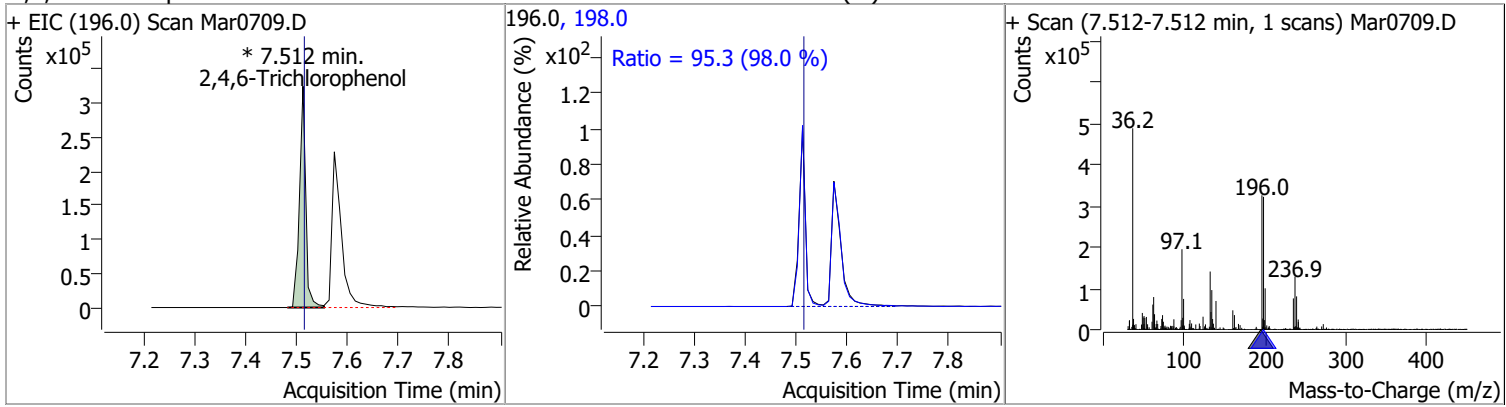


Quantitation Results Report (QT Reviewed)

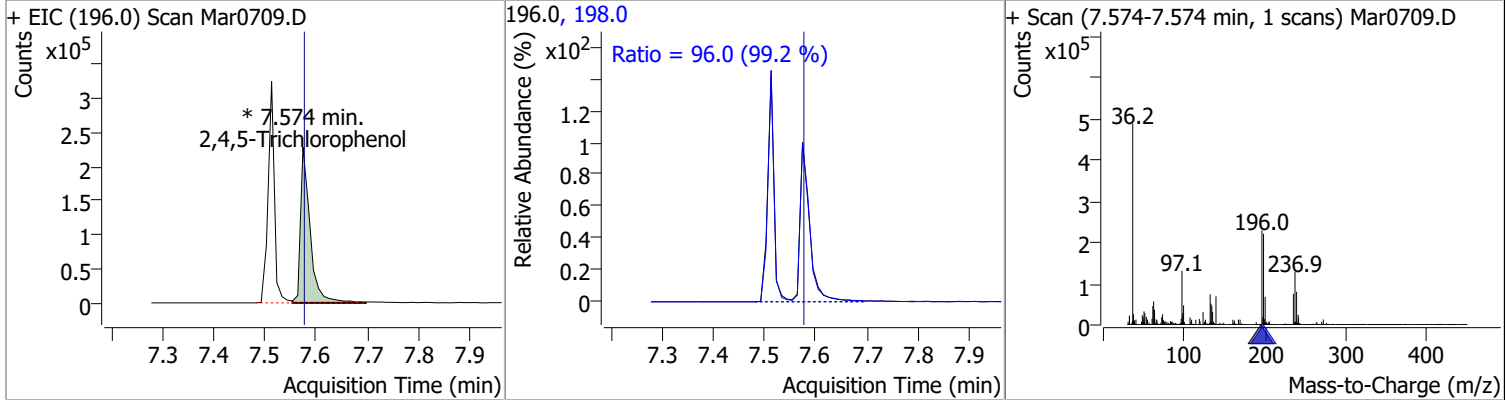
Compound	Conc.	RT	Dev(Min)	Resp.	QIon	QRatio	Lower	Upper
Hexachlorocyclopentadiene	72.4903	7.33	0.00	143803	234.9	61.4	42.3	78.6
					238.9	62.6	41.8	77.6



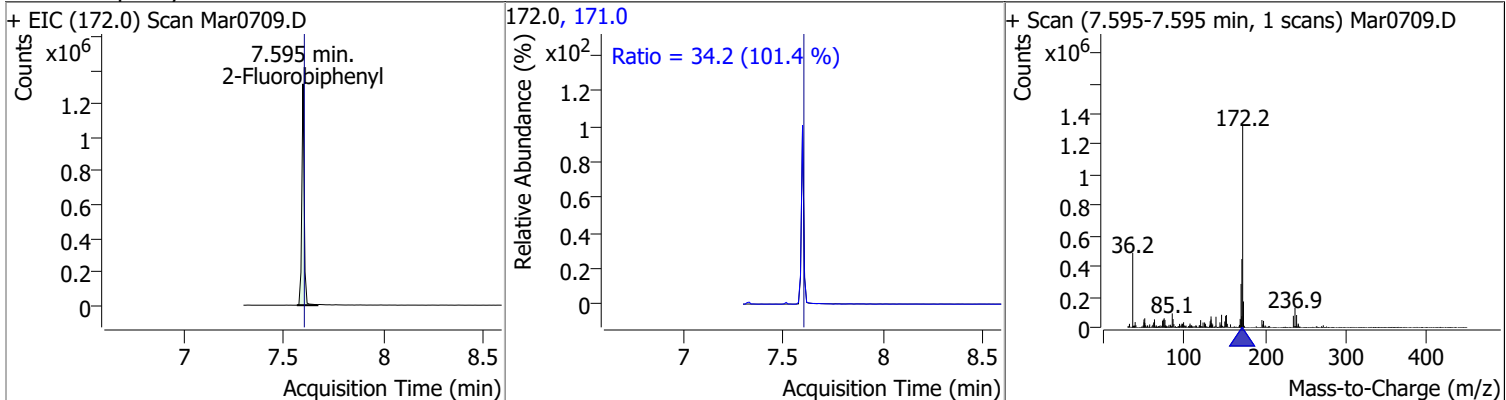
Compound	Conc.	RT	Dev(Min)	Resp.	QIon	QRatio	Lower	Upper
2,4,6-Trichlorophenol	81.7586	7.51	0.00	280318 (m)	198.0	95.3	68.1	126.4



Compound	Conc.	RT	Dev(Min)	Resp.	QIon	QRatio	Lower	Upper
2,4,5-Trichlorophenol	77.5878	7.57	0.00	301130 (m)	198.0	96.0	67.7	125.8

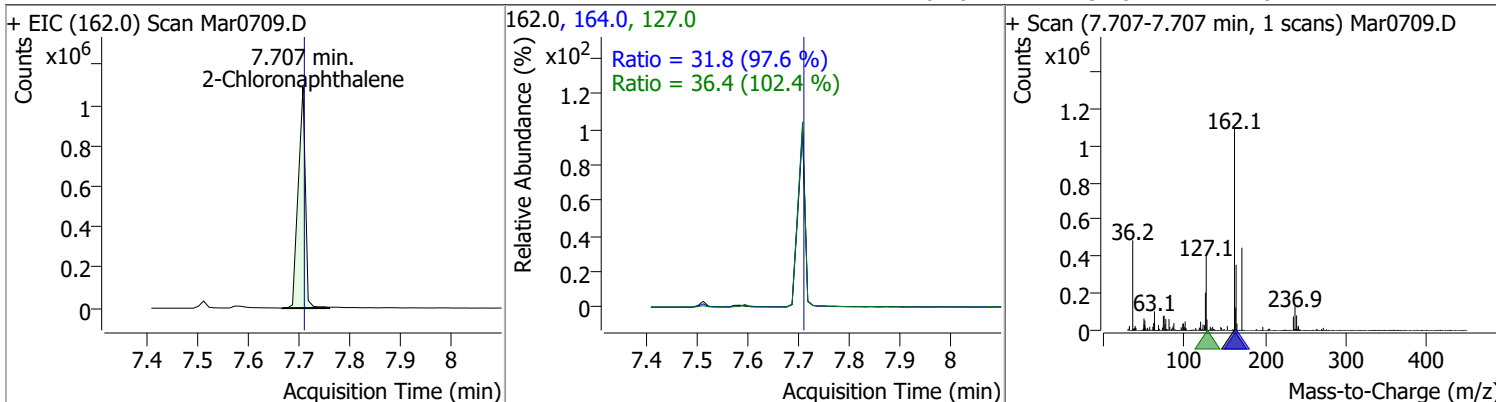


Compound	Conc.	RT	Dev(Min)	Resp.	QIon	QRatio	Lower	Upper
2-Fluorobiphenyl	72.7066	7.59	0.00	1081108	171.0	34.2	23.6	43.9

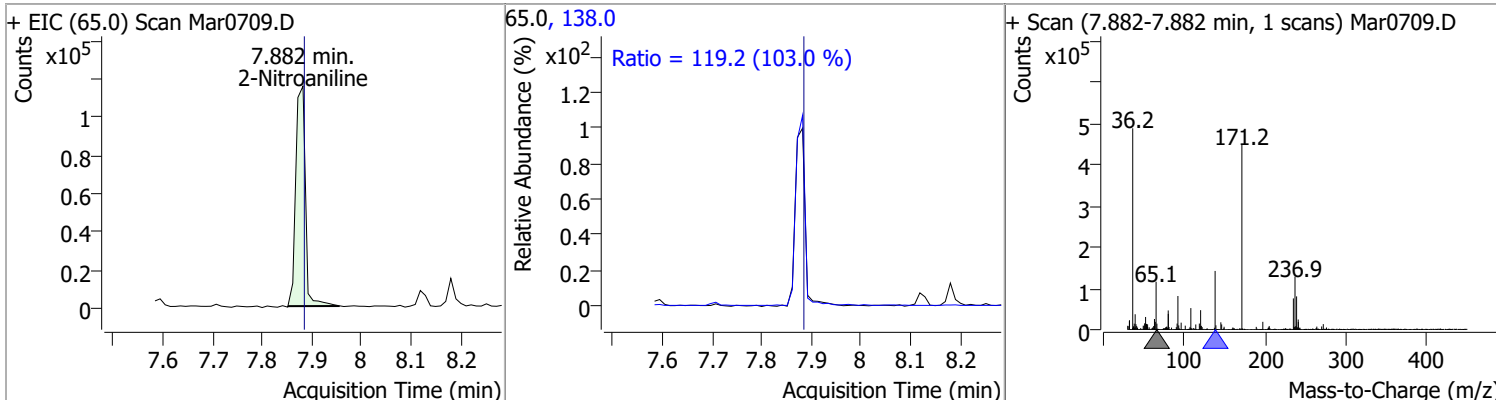


Quantitation Results Report (QT Reviewed)

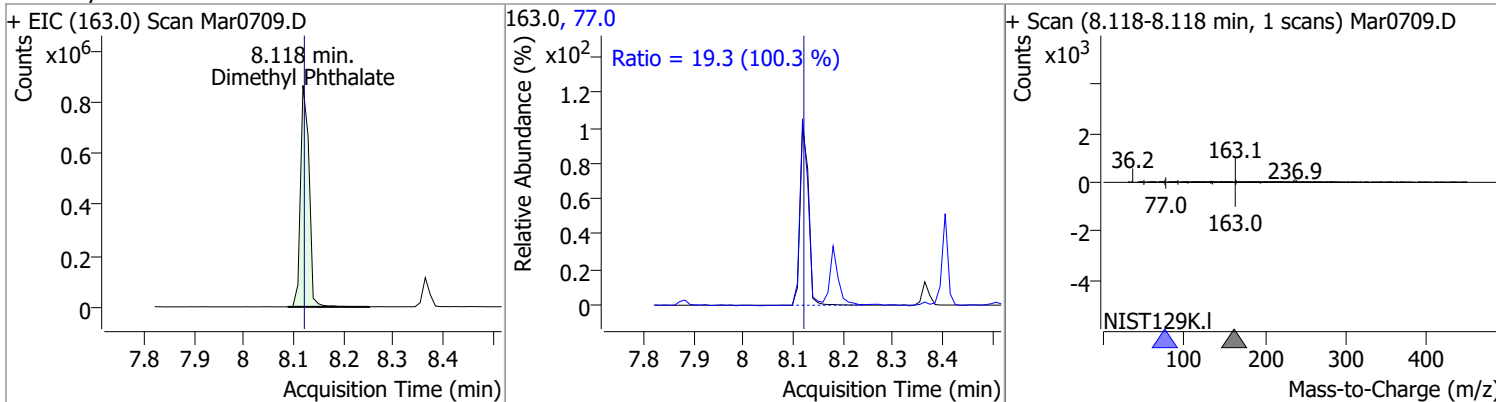
Compound	Conc.	RT	Dev(Min)	Resp.	QIon	QRatio	Lower	Upper
2-Chloronaphthalene	82.4853	7.71	0.00	1061767	127.0	36.4	24.9	46.2
					164.0	31.8	22.8	42.4



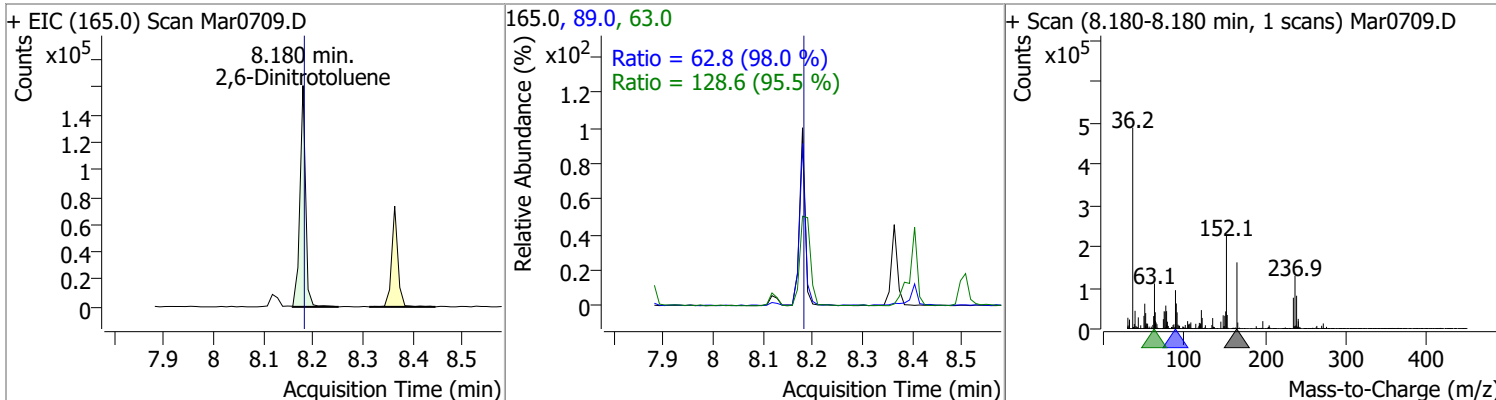
Compound	Conc.	RT	Dev(Min)	Resp.	QIon	QRatio	Lower	Upper
2-Nitroaniline	76.2969	7.88	0.00	151509	138.0	119.2	81.0	150.5



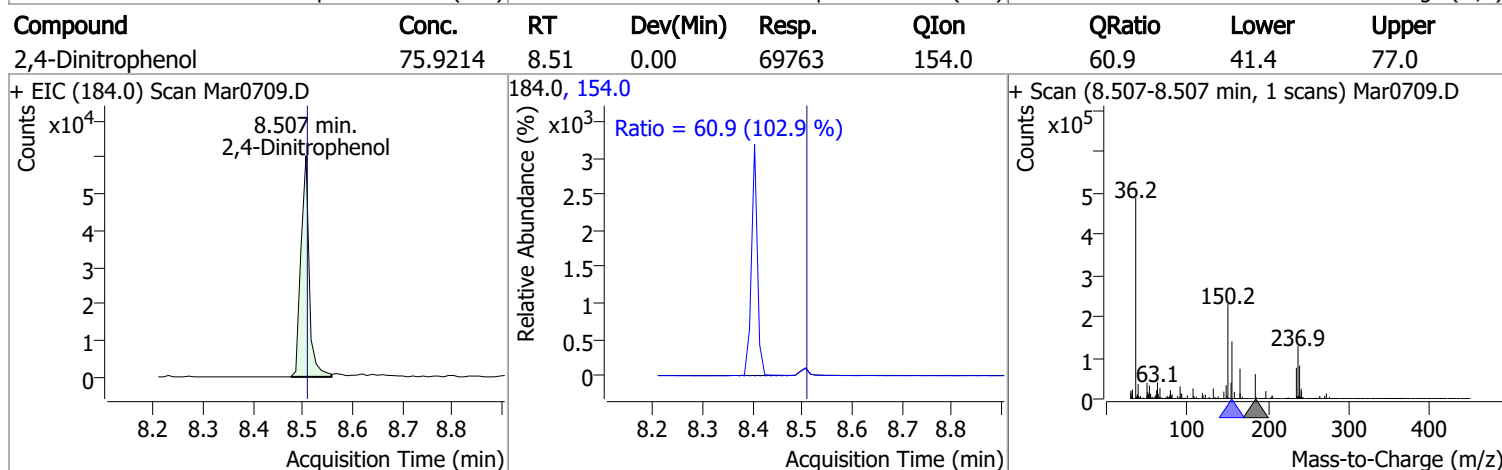
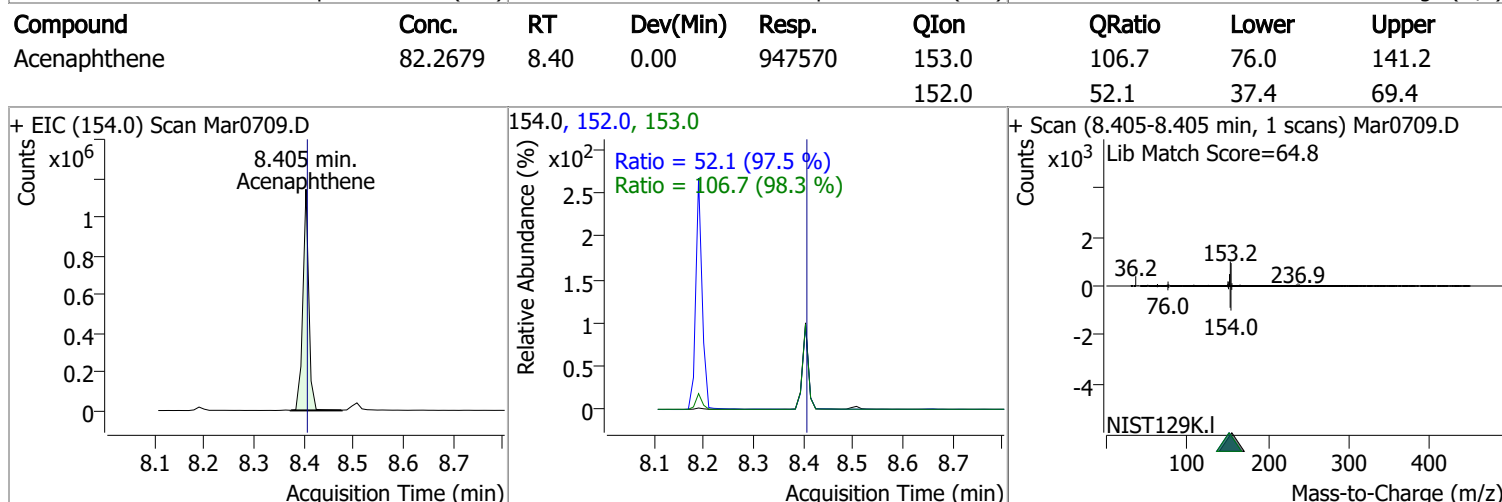
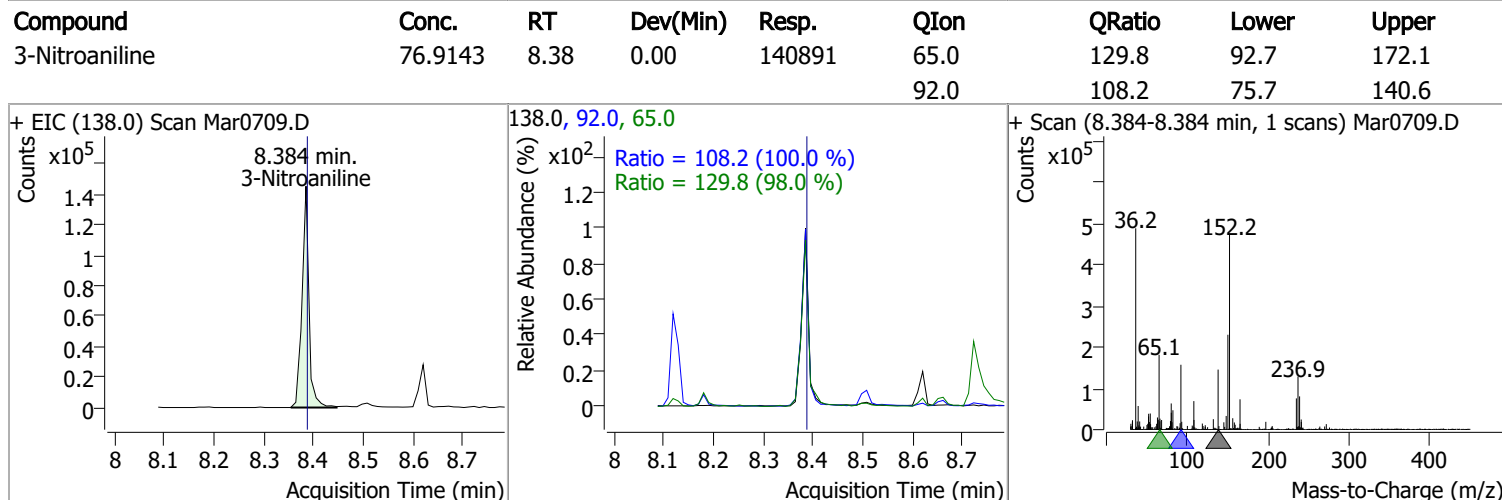
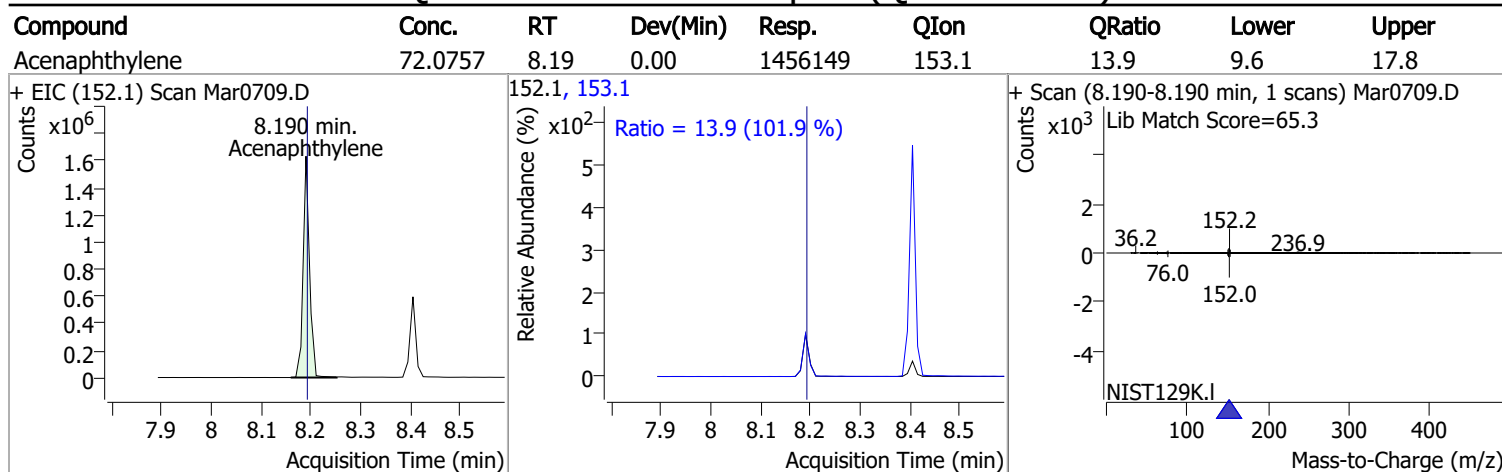
Compound	Conc.	RT	Dev(Min)	Resp.	QIon	QRatio	Lower	Upper
Dimethyl Phthalate	77.1222	8.12	0.00	1034888	77.0	19.3	13.5	25.0



Compound	Conc.	RT	Dev(Min)	Resp.	QIon	QRatio	Lower	Upper
2,6-Dinitrotoluene	75.3217	8.18	0.00	127101	63.0	128.6	94.3	175.1
					89.0	62.8	44.8	83.2

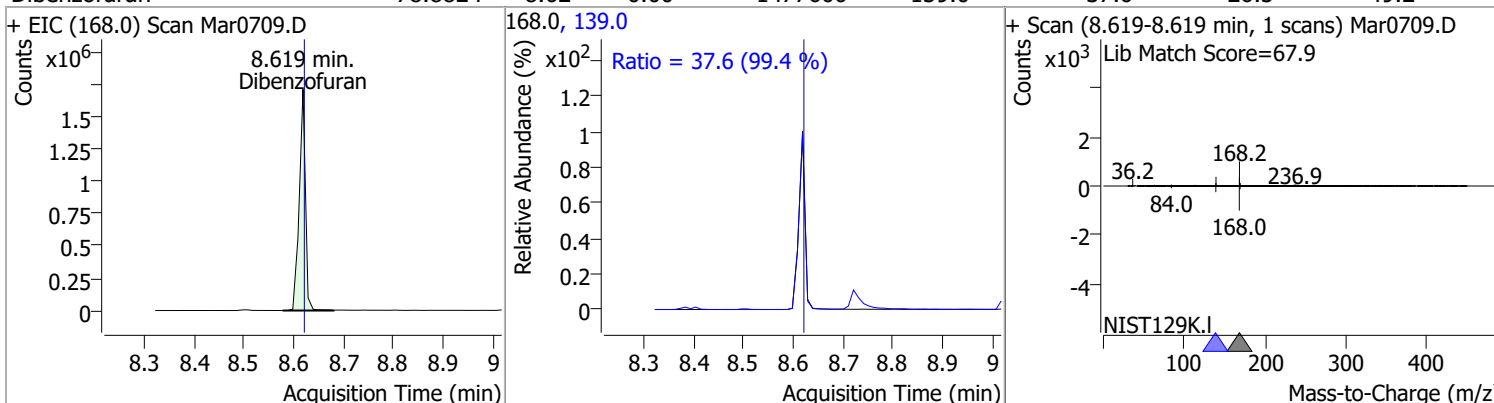


Quantitation Results Report (QT Reviewed)

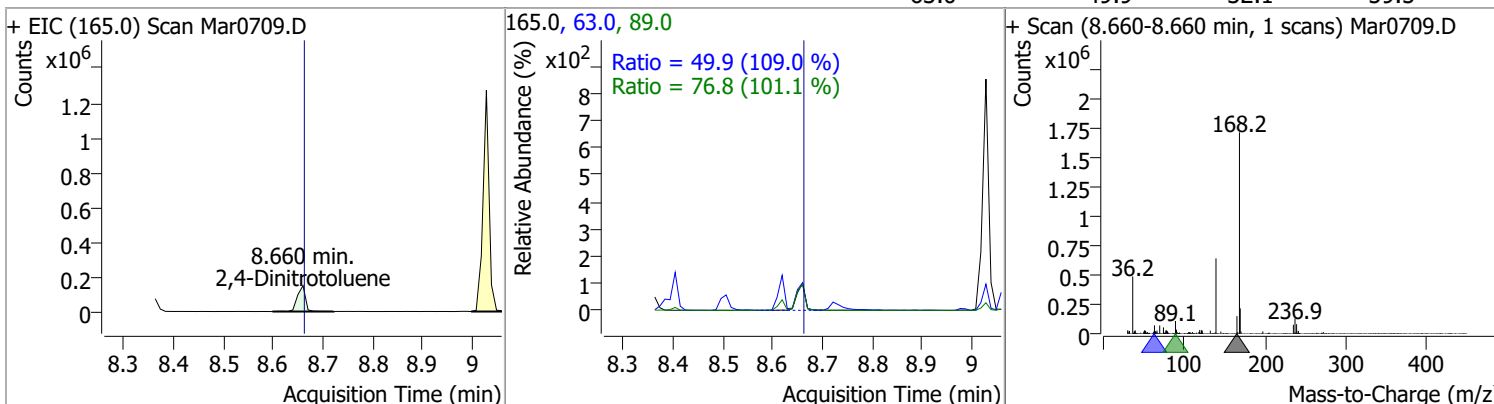


Quantitation Results Report (QT Reviewed)

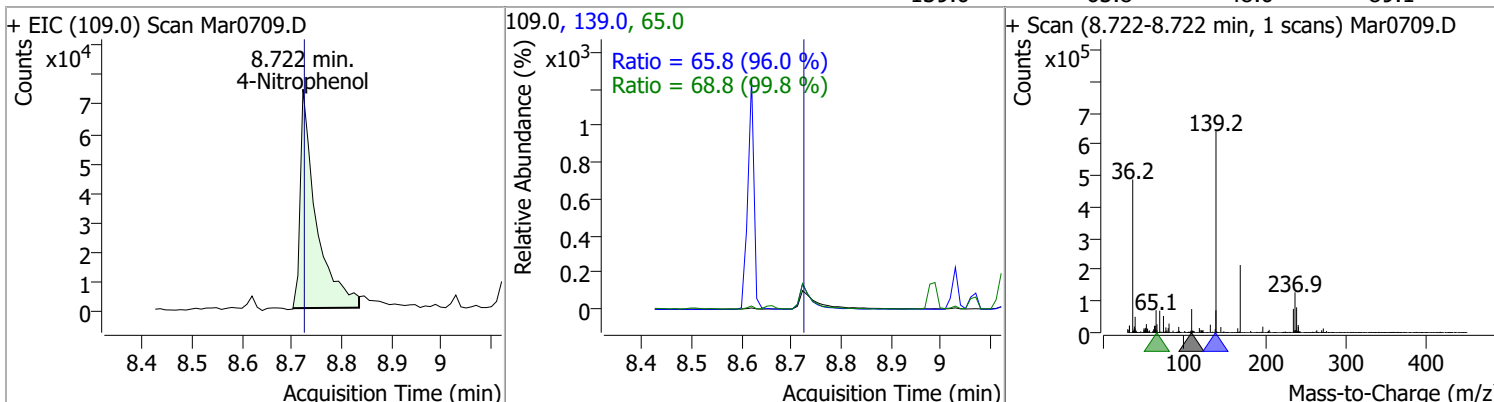
Compound	Conc.	RT	Dev(Min)	Resp.	QIon	QRatio	Lower	Upper
Dibenzofuran	78.8824	8.62	0.00	1477600	139.0	37.6	26.5	49.2



Compound	Conc.	RT	Dev(Min)	Resp.	QIon	QRatio	Lower	Upper
2,4-Dinitrotoluene	78.5298	8.66	0.00	166980	89.0	76.8	53.2	98.8
					63.0	49.9	32.1	59.5

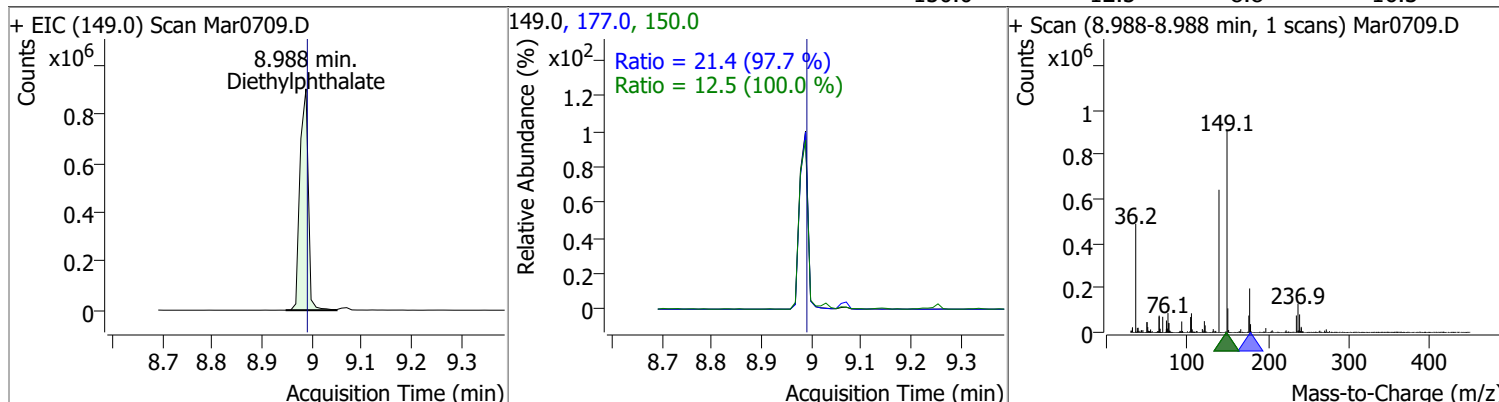


Compound	Conc.	RT	Dev(Min)	Resp.	QIon	QRatio	Lower	Upper
4-Nitrophenol	77.0751	8.72	0.00	161219	65.0	68.8	48.2	89.6
					139.0	65.8	48.0	89.1

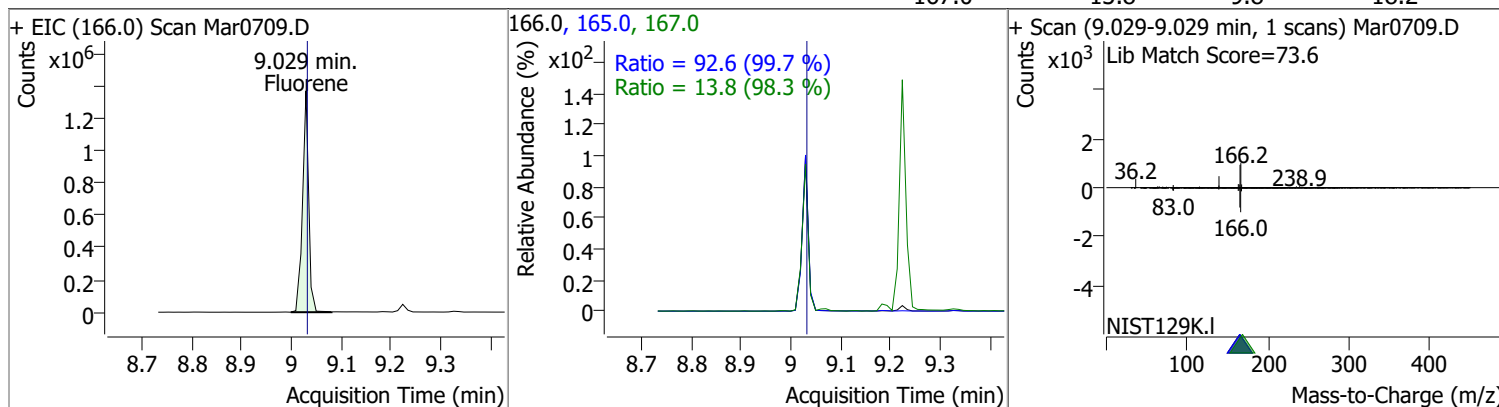


Quantitation Results Report (QT Reviewed)

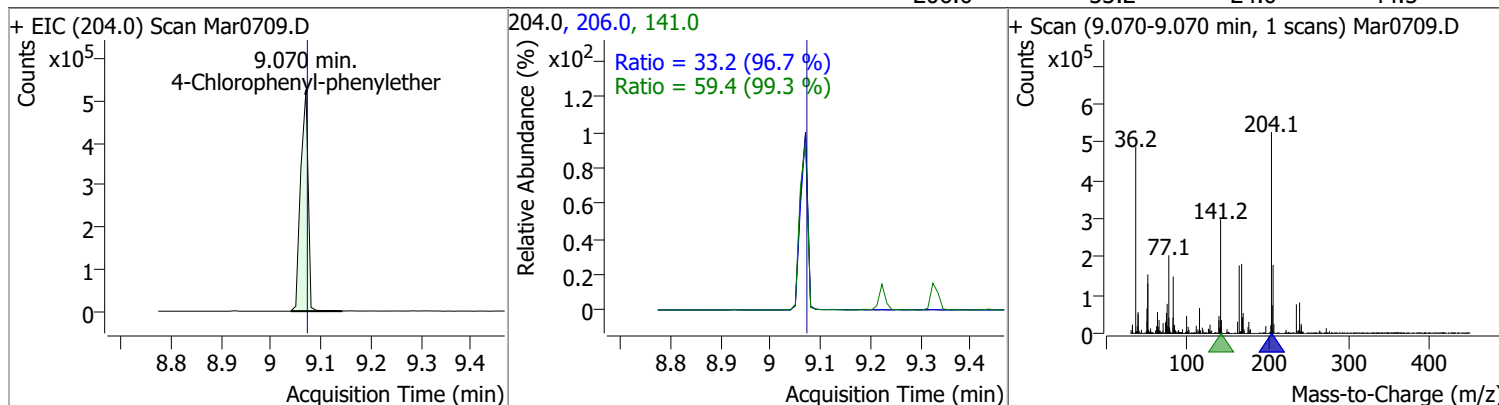
Compound	Conc.	RT	Dev(Min)	Resp.	QIon	QRatio	Lower	Upper
Diethylphthalate	78.4755	8.99	0.00	1047647	177.0	21.4	15.3	28.5
					150.0	12.5	8.8	16.3



Compound	Conc.	RT	Dev(Min)	Resp.	QIon	QRatio	Lower	Upper
Fluorene	77.1350	9.03	0.00	1172772	165.0	92.6	65.0	120.6
					167.0	13.8	9.8	18.2

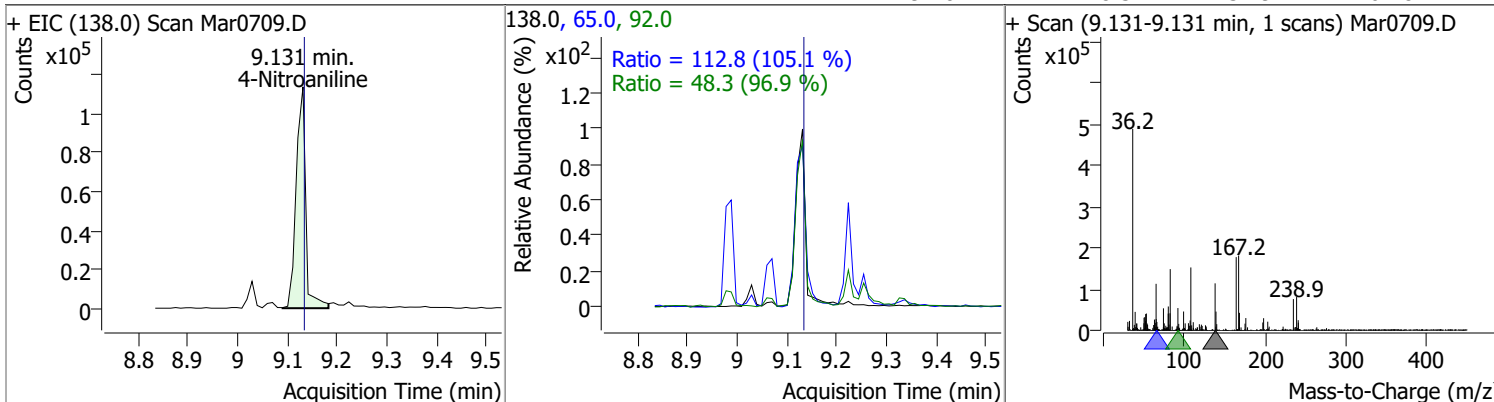


Compound	Conc.	RT	Dev(Min)	Resp.	QIon	QRatio	Lower	Upper
4-Chlorophenyl-phenylether	77.4408	9.07	0.00	544446	141.0	59.4	41.8	77.7
					206.0	33.2	24.0	44.5

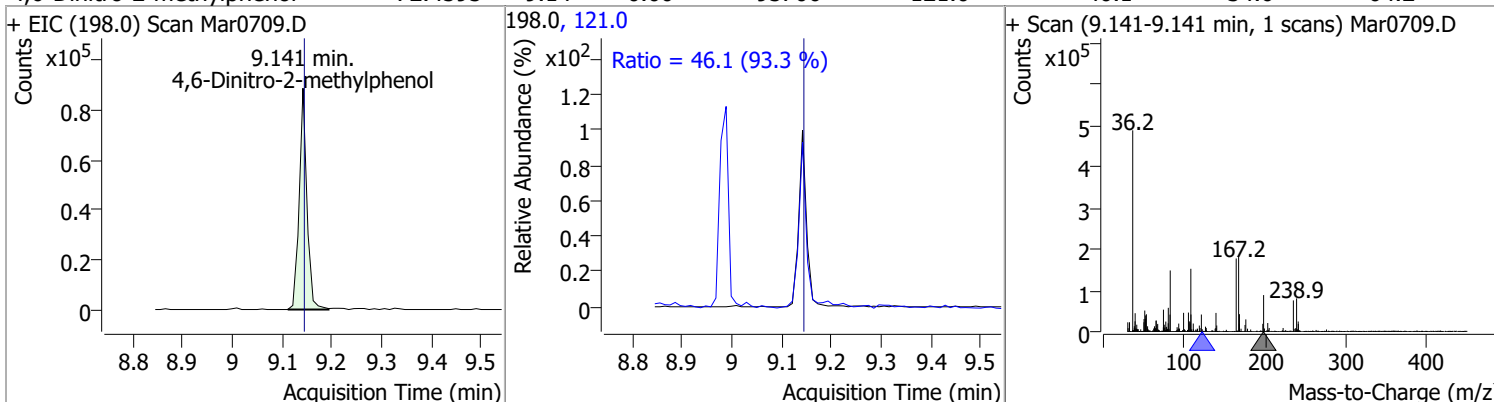


Quantitation Results Report (QT Reviewed)

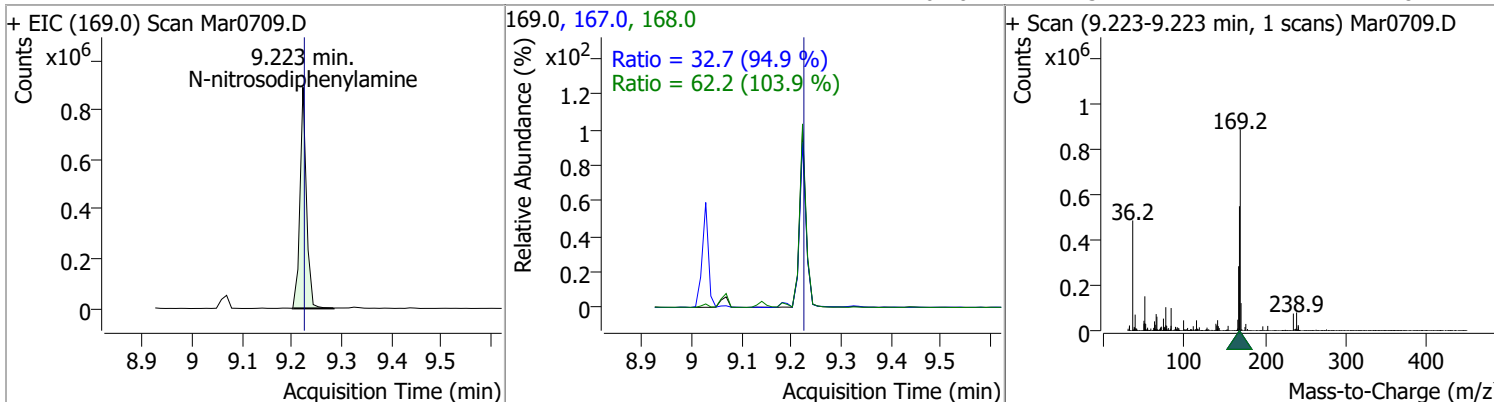
Compound	Conc.	RT	Dev(Min)	Resp.	QIon	QRatio	Lower	Upper
4-Nitroaniline	82.3269	9.13	0.00	150848	65.0	112.8	75.1	139.5
					92.0	48.3	34.9	64.8



Compound	Conc.	RT	Dev(Min)	Resp.	QIon	QRatio	Lower	Upper
4,6-Dinitro-2-methylphenol	72.4595	9.14	0.00	95706	121.0	46.1	34.6	64.2

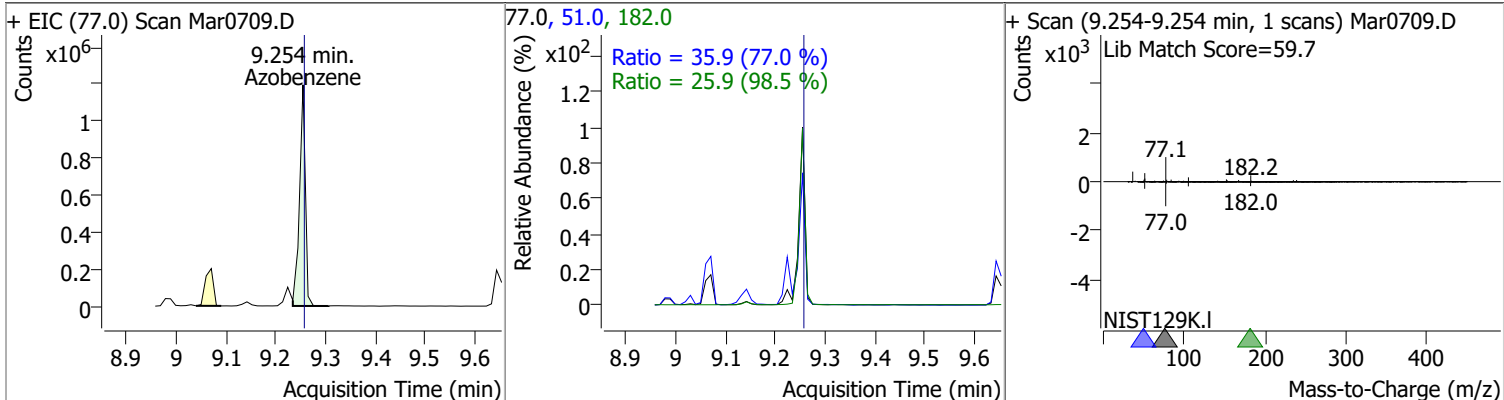


Compound	Conc.	RT	Dev(Min)	Resp.	QIon	QRatio	Lower	Upper
N-nitrosodiphenylamine	76.5728	9.22	0.00	805525	168.0	62.2	41.9	77.8
					167.0	32.7	24.1	44.8

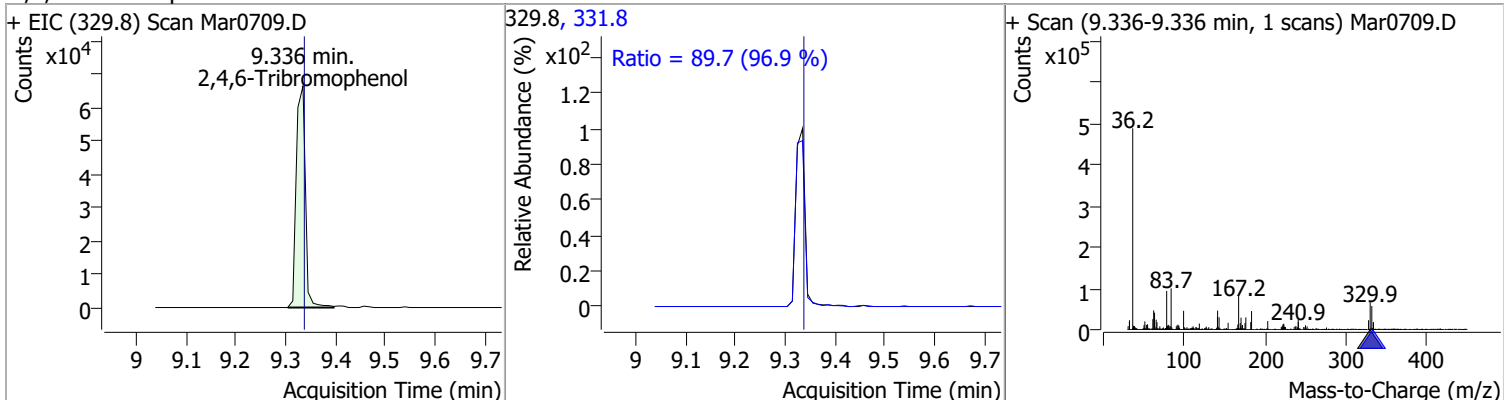


Quantitation Results Report (QT Reviewed)

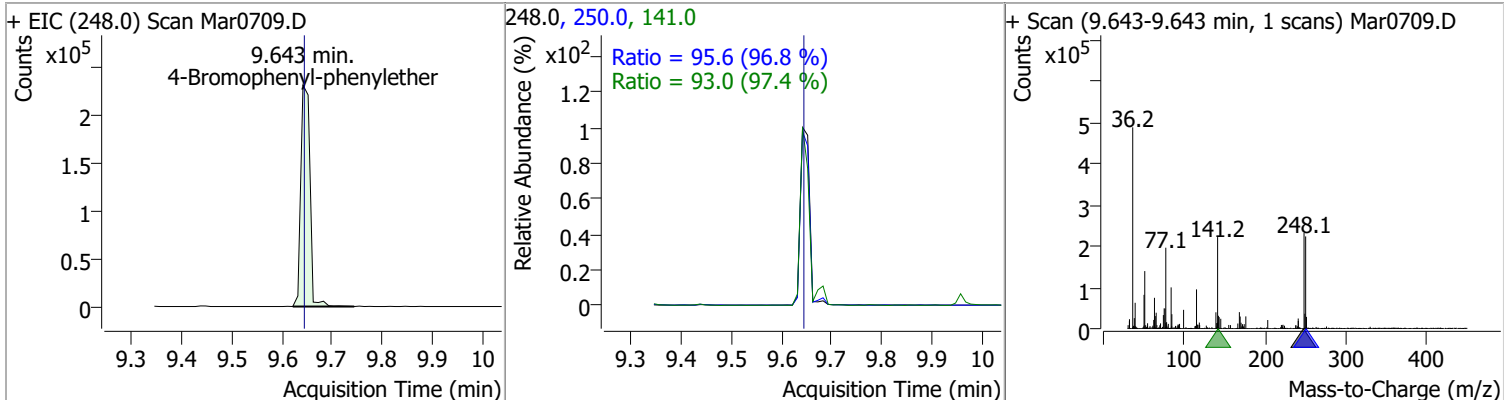
Compound	Conc.	RT	Dev(Min)	Resp.	QIon	QRatio	Lower	Upper
Azobenzene	76.6056	9.25	0.00	969279	51.0	35.9	32.6	60.6
					182.0	25.9	18.4	34.2



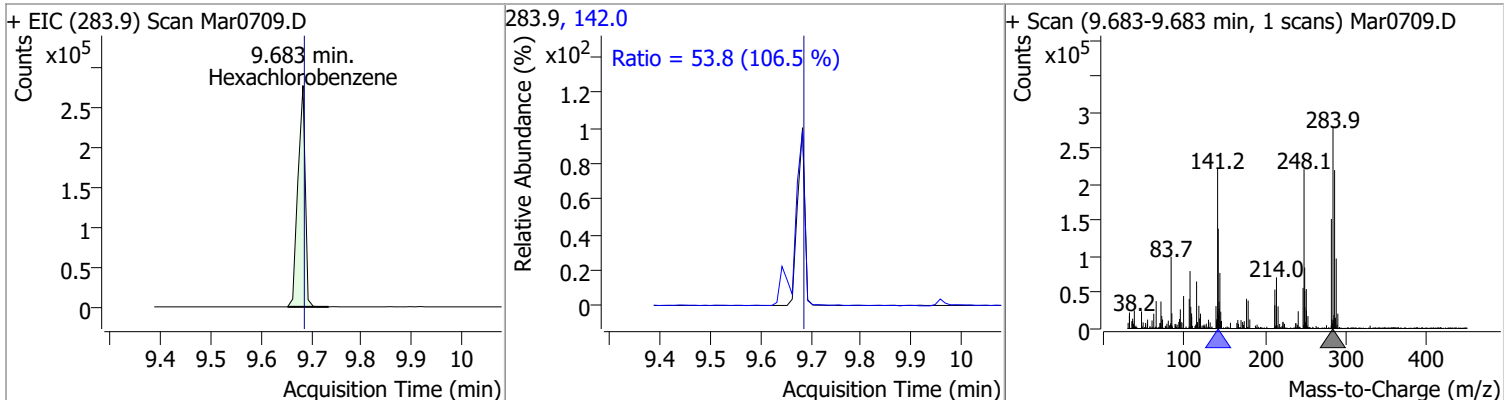
Compound	Conc.	RT	Dev(Min)	Resp.	QIon	QRatio	Lower	Upper
2,4,6-Tribromophenol	70.0251	9.34	0.00	83793	331.8	89.7	64.9	120.4



Compound	Conc.	RT	Dev(Min)	Resp.	QIon	QRatio	Lower	Upper
4-Bromophenyl-phenylether	73.4266	9.64	0.00	295428	250.0	95.6	69.2	128.5
					141.0	93.0	66.8	124.1

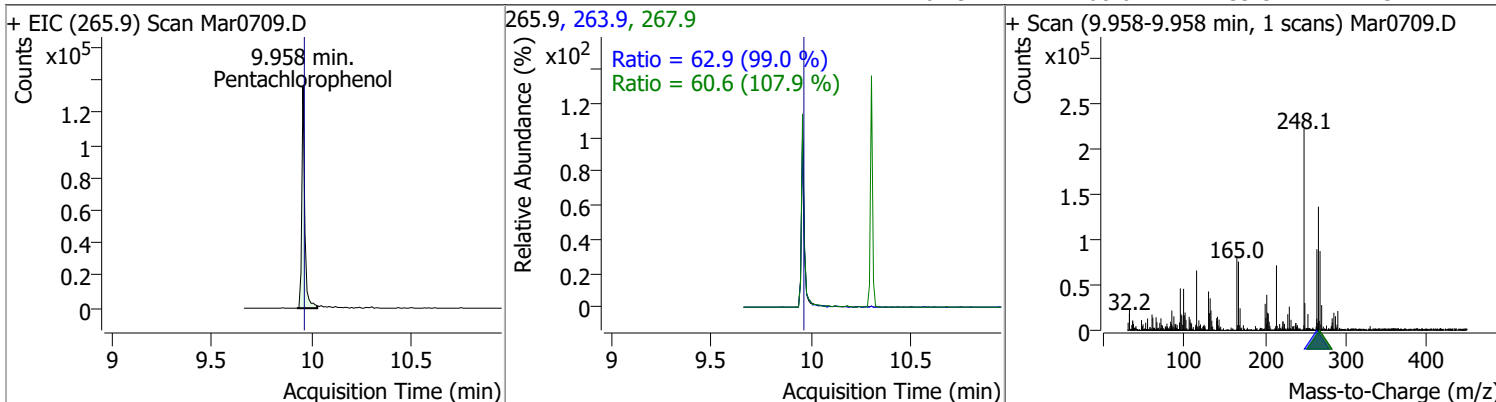


Compound	Conc.	RT	Dev(Min)	Resp.	QIon	QRatio	Lower	Upper
Hexachlorobenzene	71.2841	9.68	0.00	282037	142.0	53.8	35.4	65.7

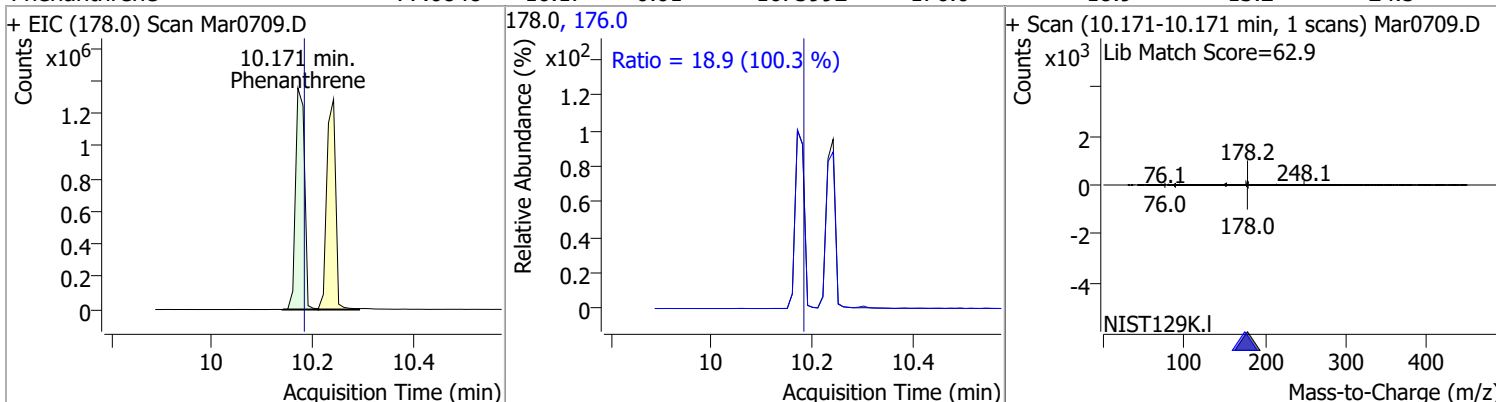


Quantitation Results Report (QT Reviewed)

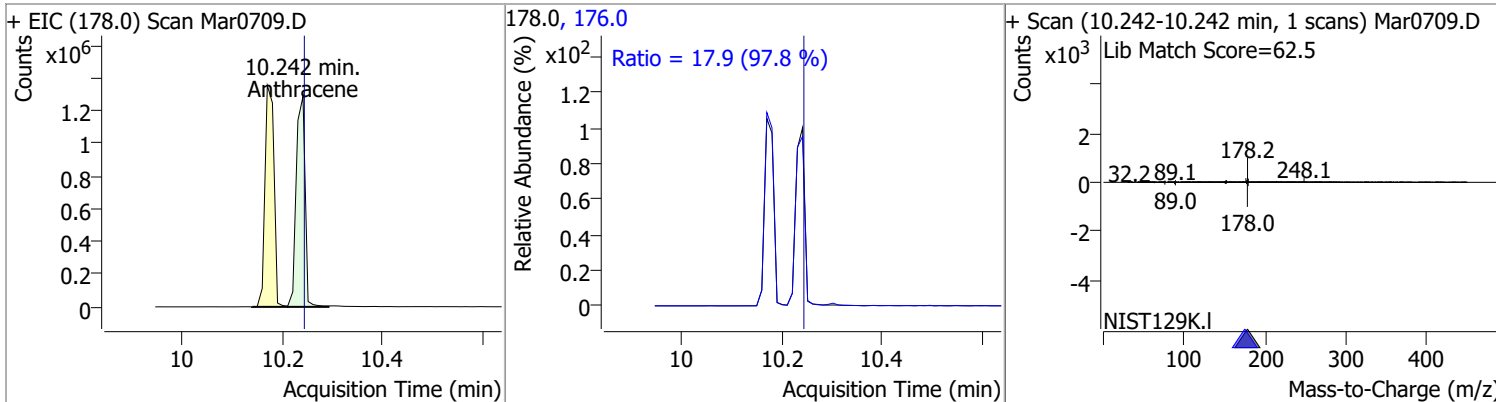
Compound	Conc.	RT	Dev(Min)	Resp.	QIon	QRatio	Lower	Upper
Pentachlorophenol	78.1264	9.96	0.00	138756	263.9	62.9	44.5	82.6
					267.9	60.6	39.3	73.1



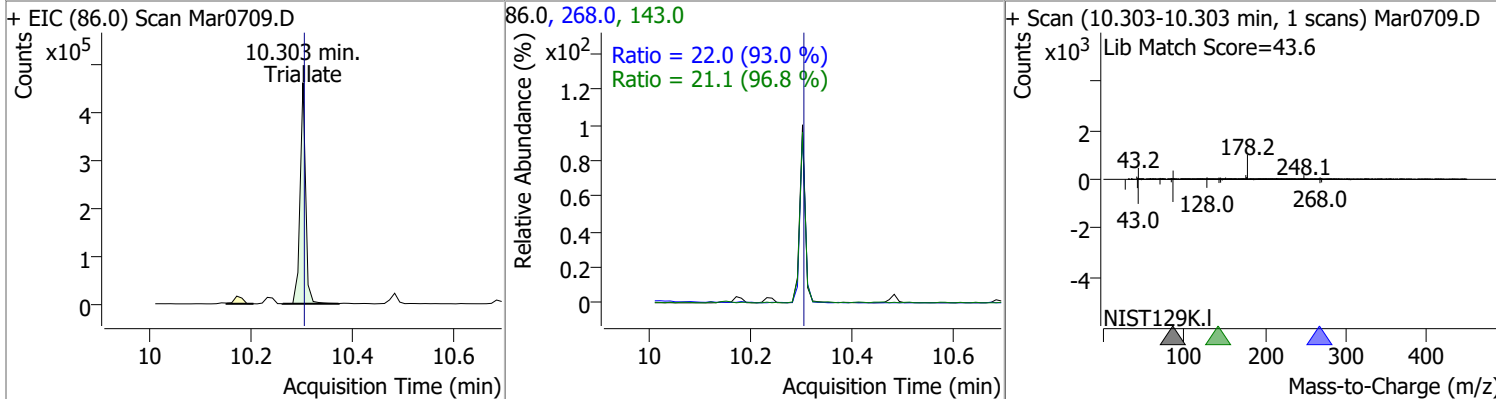
Compound	Conc.	RT	Dev(Min)	Resp.	QIon	QRatio	Lower	Upper
Phenanthrene	77.0848	10.17	-0.01	1673992	176.0	18.9	13.2	24.5



Compound	Conc.	RT	Dev(Min)	Resp.	QIon	QRatio	Lower	Upper
Anthracene	76.0028	10.24	0.00	1572995	176.0	17.9	12.8	23.8

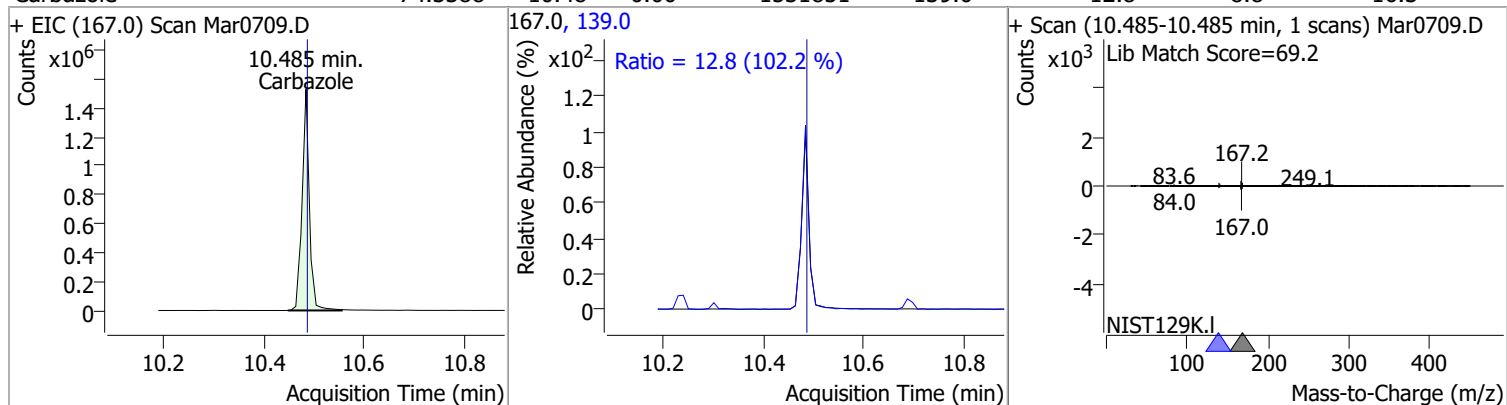


Compound	Conc.	RT	Dev(Min)	Resp.	QIon	QRatio	Lower	Upper
Triallate	80.3954	10.30	0.00	350147	268.0	22.0	16.6	30.8
					143.0	21.1	15.3	28.3

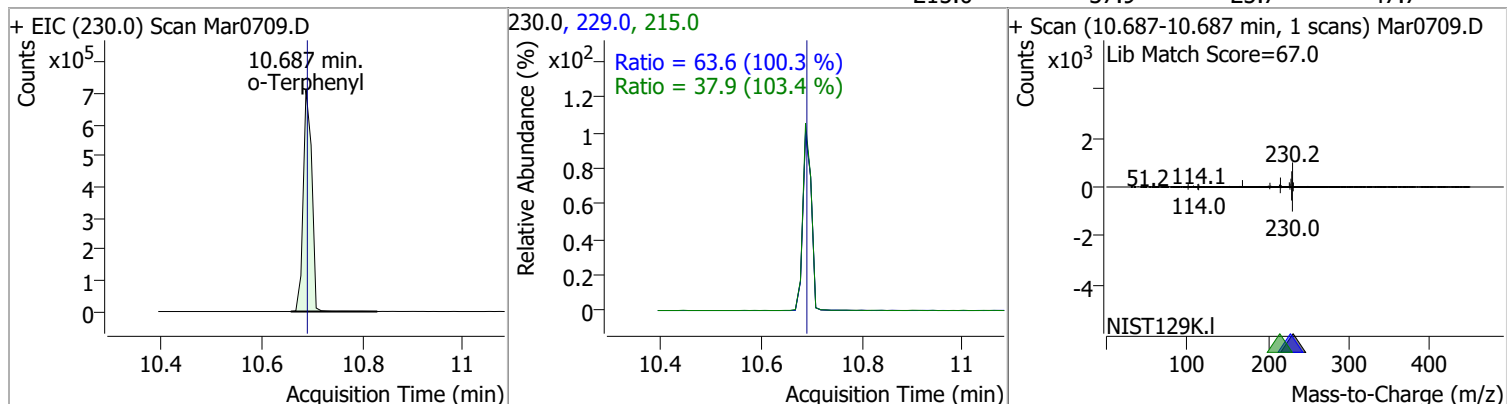


Quantitation Results Report (QT Reviewed)

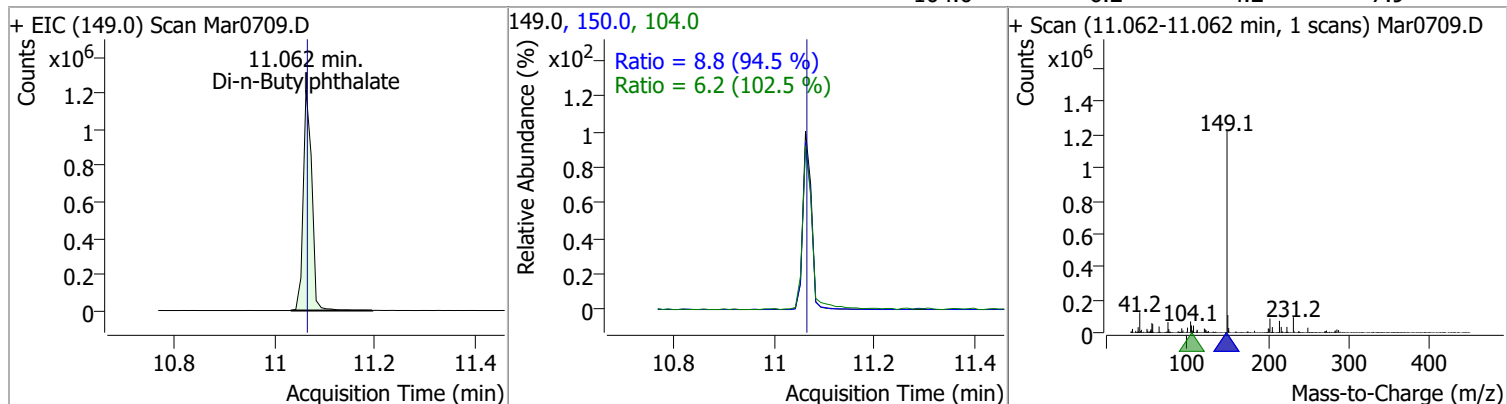
Compound	Conc.	RT	Dev(Min)	Resp.	QIon	QRatio	Lower	Upper
Carbazole	74.3388	10.48	0.00	1531851	139.0	12.8	8.8	16.3



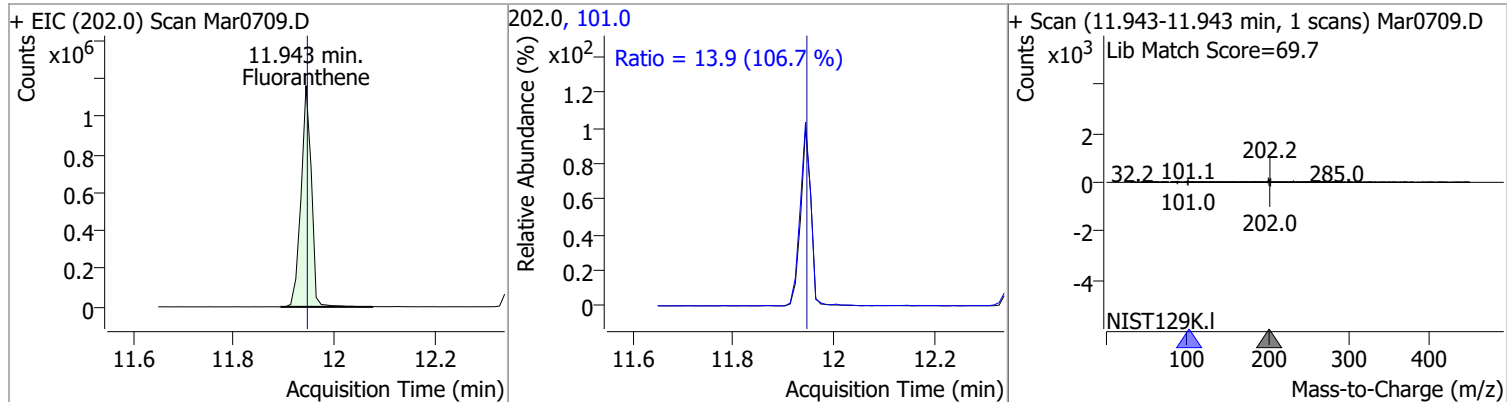
Compound	Conc.	RT	Dev(Min)	Resp.	QIon	QRatio	Lower	Upper
o-Terphenyl	73.2158	10.69	0.00	842423	229.0	63.6	44.4	82.4
					215.0	37.9	25.7	47.7



Compound	Conc.	RT	Dev(Min)	Resp.	QIon	QRatio	Lower	Upper
Di-n-Butylphthalate	76.8365	11.06	0.00	1441936	150.0	8.8	6.5	12.1
					104.0	6.2	4.2	7.9

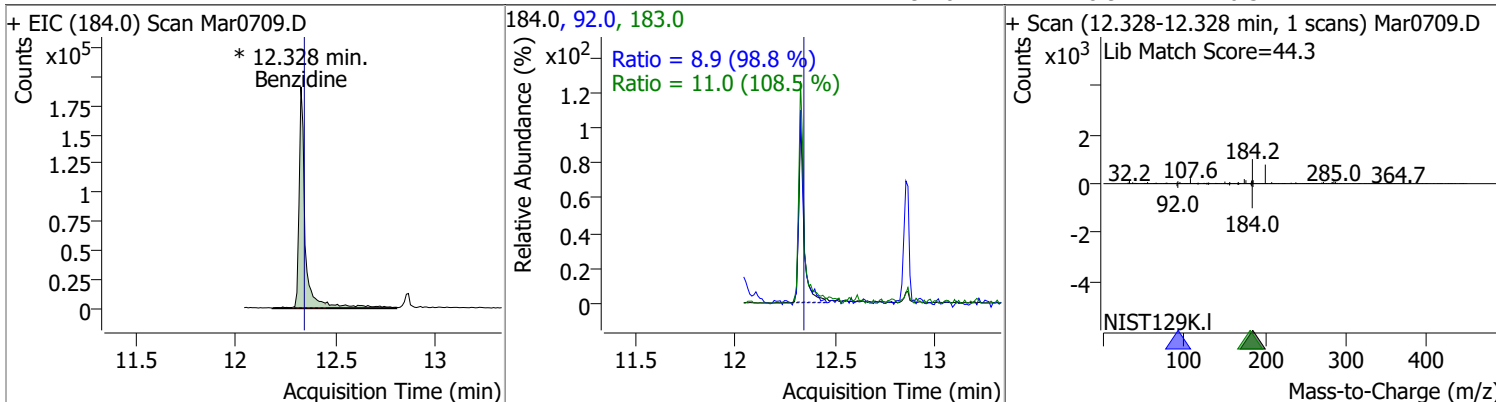


Compound	Conc.	RT	Dev(Min)	Resp.	QIon	QRatio	Lower	Upper
Fluoranthene	75.2409	11.94	0.00	1656539	101.0	13.9	9.1	16.9

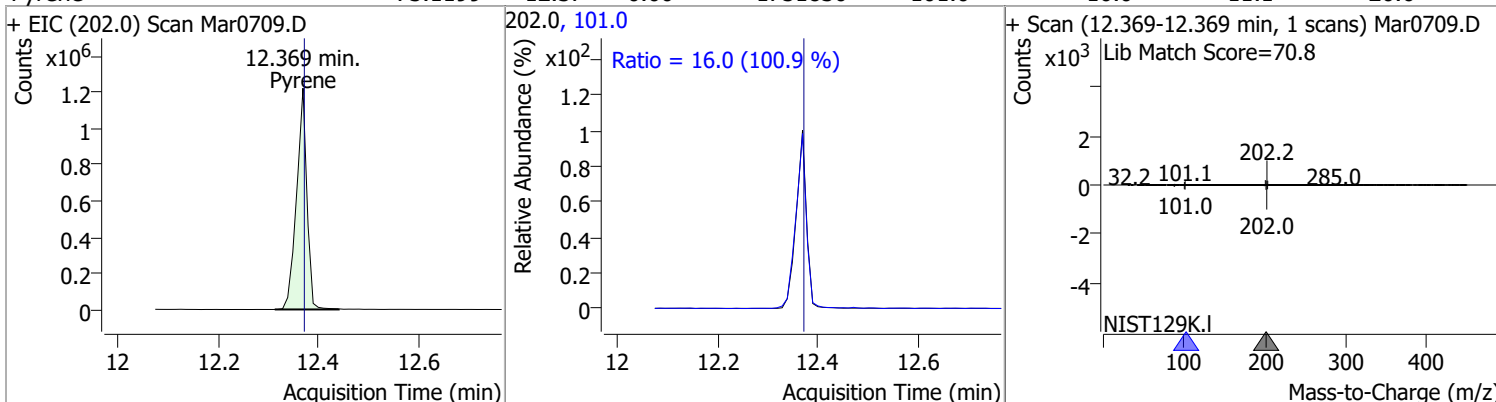


Quantitation Results Report (QT Reviewed)

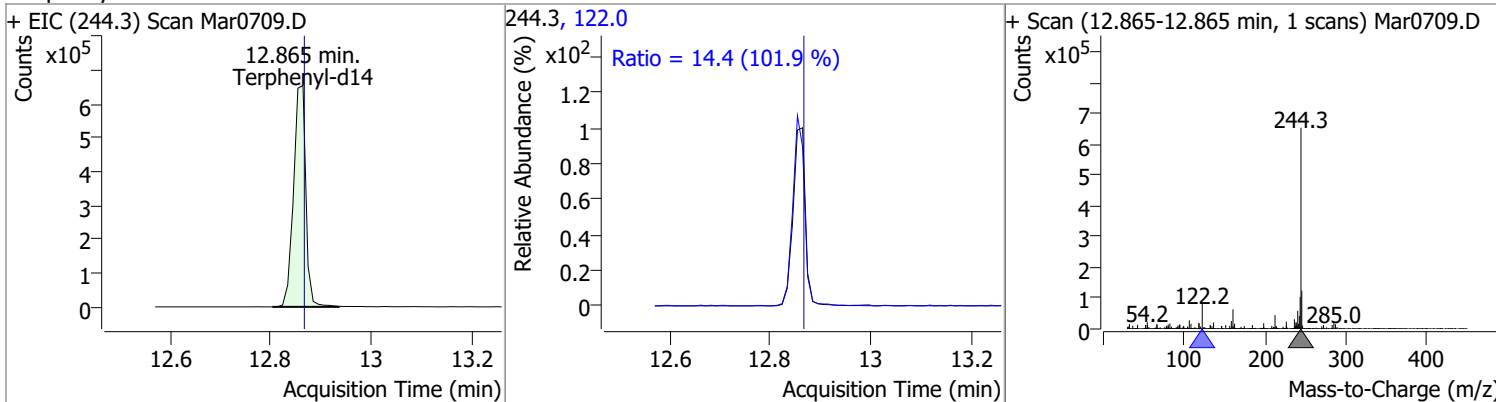
Compound	Conc.	RT	Dev(Min)	Resp.	QIon	QRatio	Lower	Upper
Benzidine	64.2466	12.33	-0.01	418814 (m)	183.0	11.0	7.1	13.1
					92.0	8.9	6.3	11.7



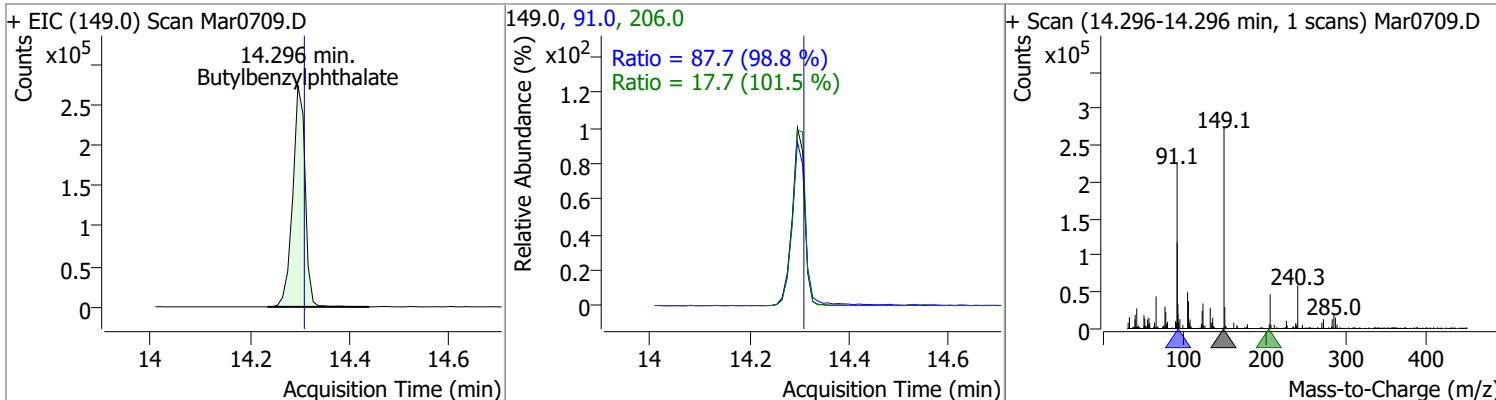
Compound	Conc.	RT	Dev(Min)	Resp.	QIon	QRatio	Lower	Upper
Pyrene	73.1199	12.37	0.00	1751830	101.0	16.0	11.1	20.6



Compound	Conc.	RT	Dev(Min)	Resp.	QIon	QRatio	Lower	Upper
Terphenyl-d14	68.7266	12.87	0.00	1111955	122.0	14.4	9.9	18.4

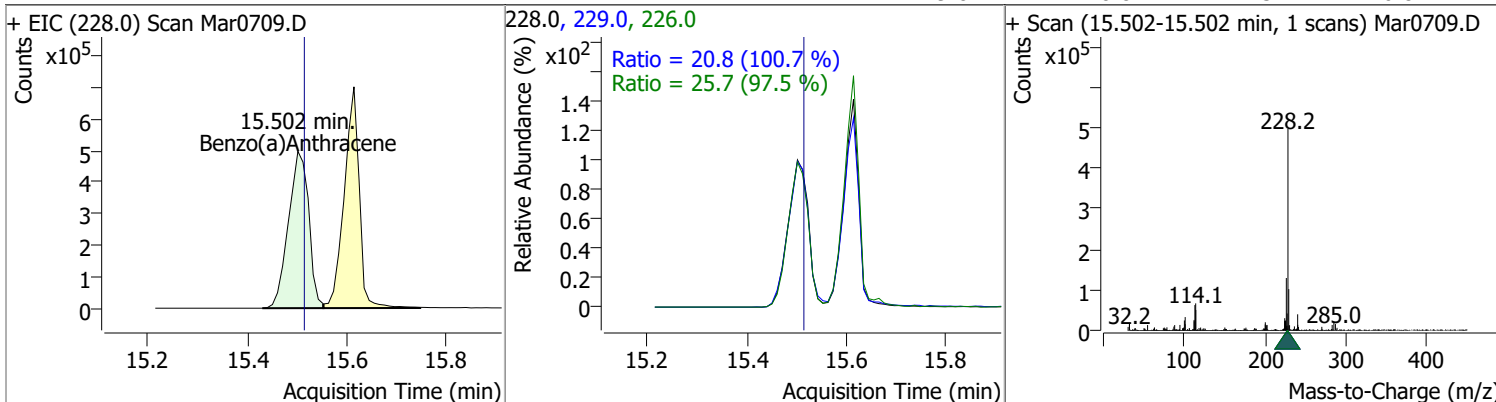


Compound	Conc.	RT	Dev(Min)	Resp.	QIon	QRatio	Lower	Upper
Butylbenzylphthalate	81.1698	14.30	-0.01	472479	91.0	87.7	62.2	115.4
					206.0	17.7	12.2	22.7

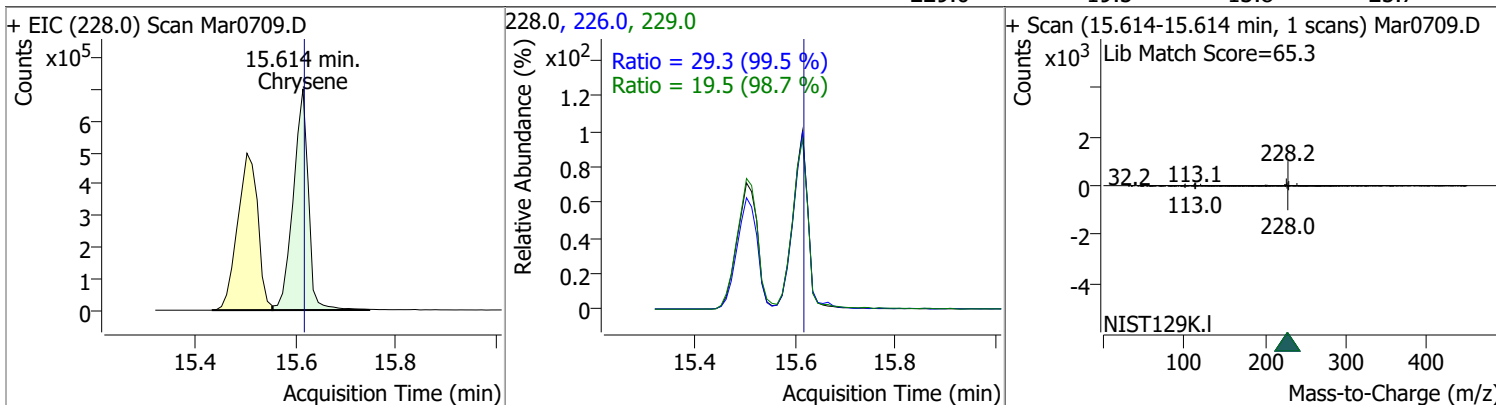


Quantitation Results Report (QT Reviewed)

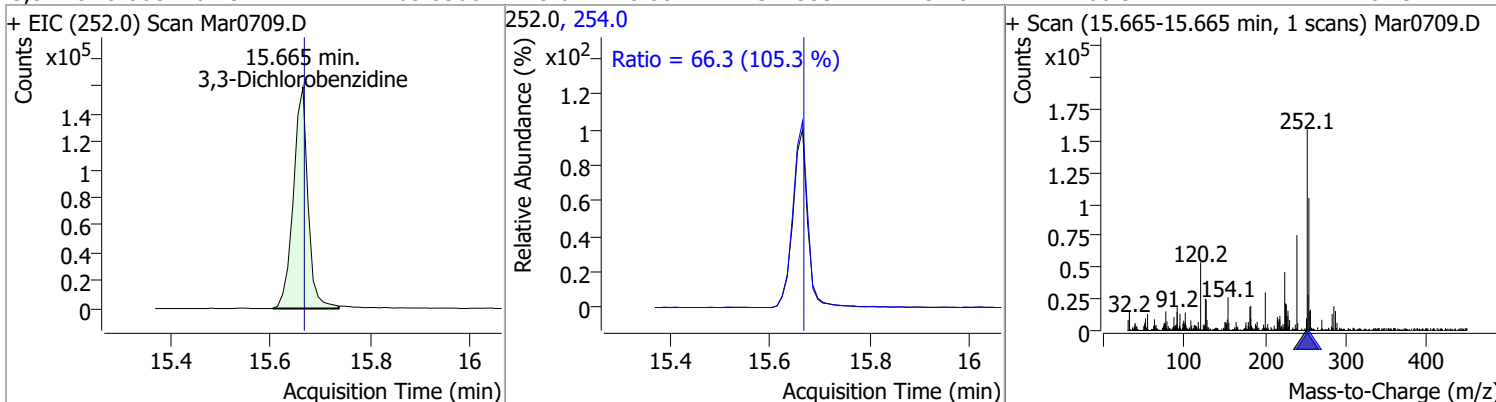
Compound	Conc.	RT	Dev(Min)	Resp.	QIon	QRatio	Lower	Upper
Benzo(a)Anthracene	80.8216	15.50	-0.01	1400488	226.0	25.7	18.5	34.3
					229.0	20.8	14.5	26.8



Compound	Conc.	RT	Dev(Min)	Resp.	QIon	QRatio	Lower	Upper
Chrysene	79.2011	15.61	0.00	1473229	226.0	29.3	20.6	38.3
					229.0	19.5	13.8	25.7

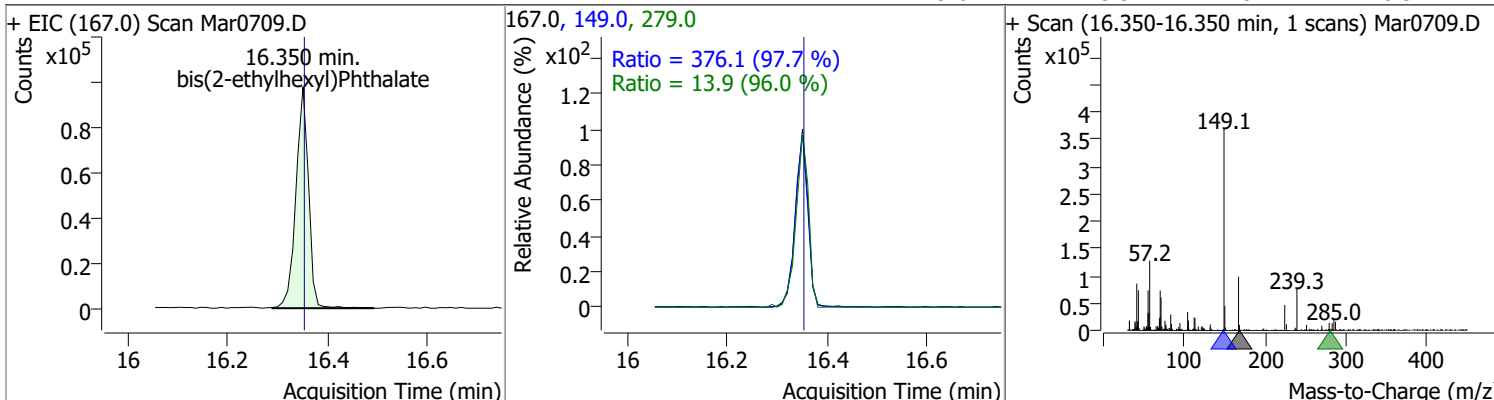


Compound	Conc.	RT	Dev(Min)	Resp.	QIon	QRatio	Lower	Upper
3,3-Dichlorobenzidine	65.8566	15.67	0.00	324535	254.0	66.3	44.1	81.9

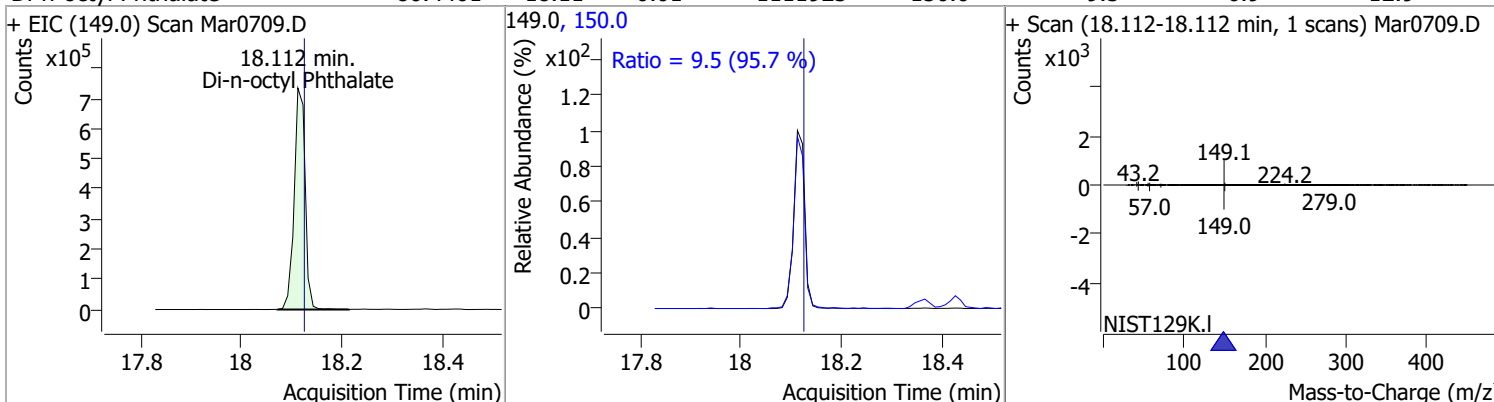


Quantitation Results Report (QT Reviewed)

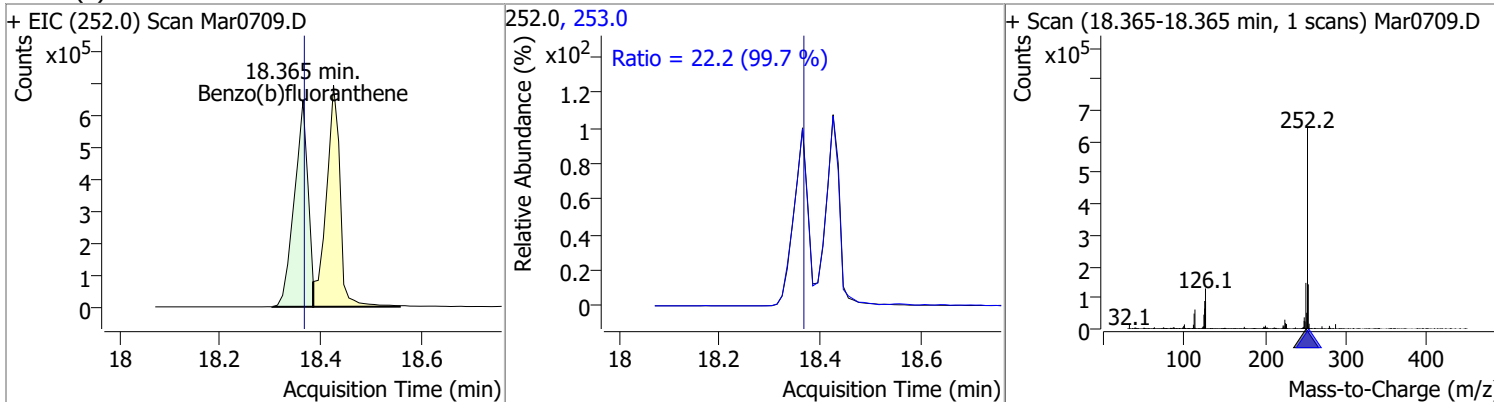
Compound	Conc.	RT	Dev(Min)	Resp.	QIon	QRatio	Lower	Upper
bis(2-ethylhexyl)Phthalate	84.6874	16.35	0.00	172635	149.0	376.1	269.6	500.6
					279.0	13.9	10.2	18.9



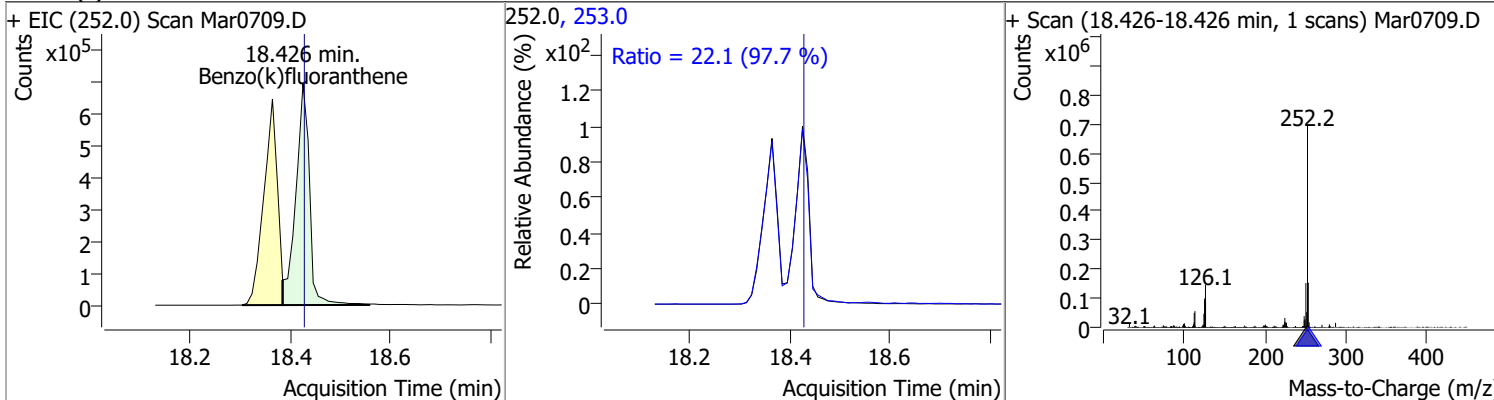
Compound	Conc.	RT	Dev(Min)	Resp.	QIon	QRatio	Lower	Upper
Di-n-octyl Phthalate	80.4461	18.11	-0.01	1111923	150.0	9.5	6.9	12.9



Compound	Conc.	RT	Dev(Min)	Resp.	QIon	QRatio	Lower	Upper
Benzo(b)fluoranthene	75.7500	18.37	0.00	1208371	253.0	22.2	15.6	29.0

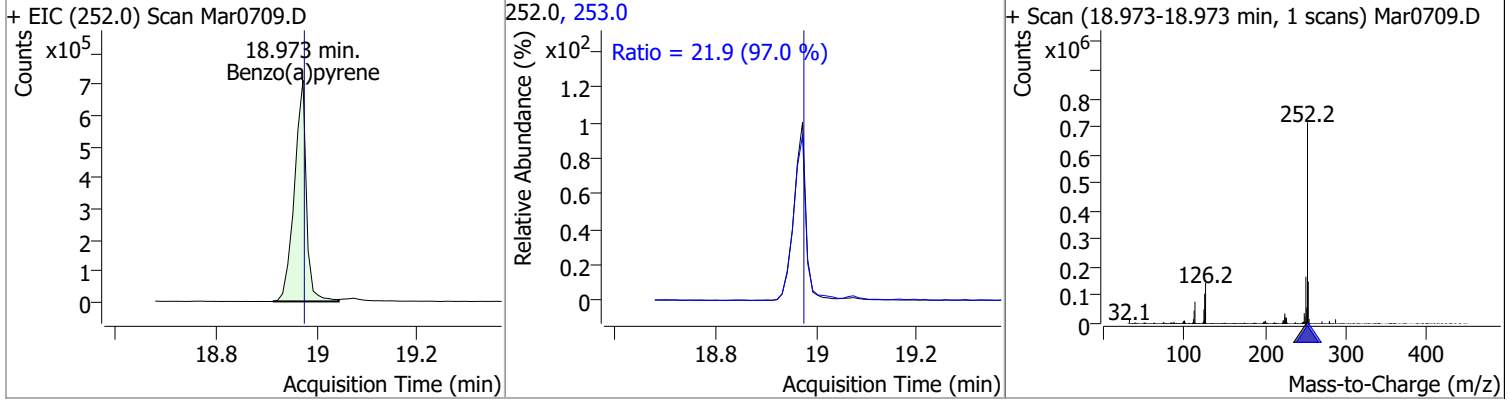


Compound	Conc.	RT	Dev(Min)	Resp.	QIon	QRatio	Lower	Upper
Benzo(k)fluoranthene	76.5273	18.43	0.00	1308988	253.0	22.1	15.8	29.4

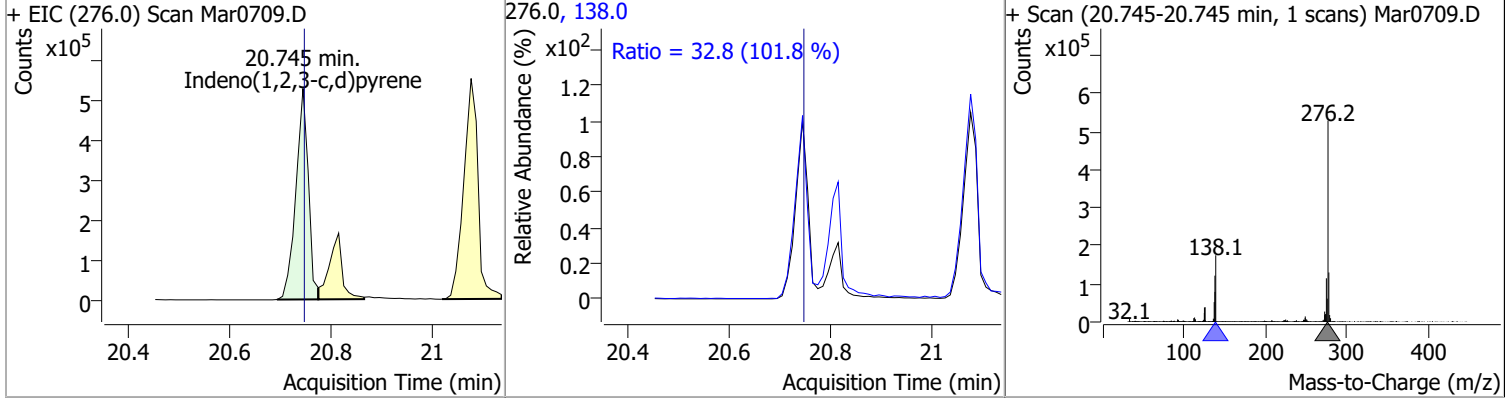


Quantitation Results Report (QT Reviewed)

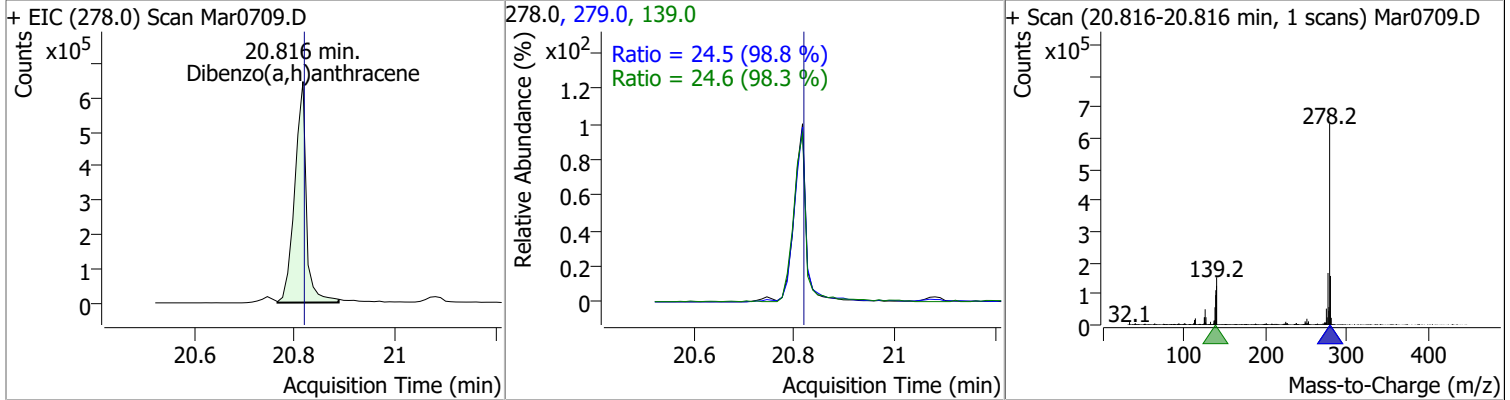
Compound	Conc.	RT	Dev(Min)	Resp.	QIon	QRatio	Lower	Upper
Benzo(a)pyrene	78.1406	18.97	0.00	1180054	253.0	21.9	15.8	29.3



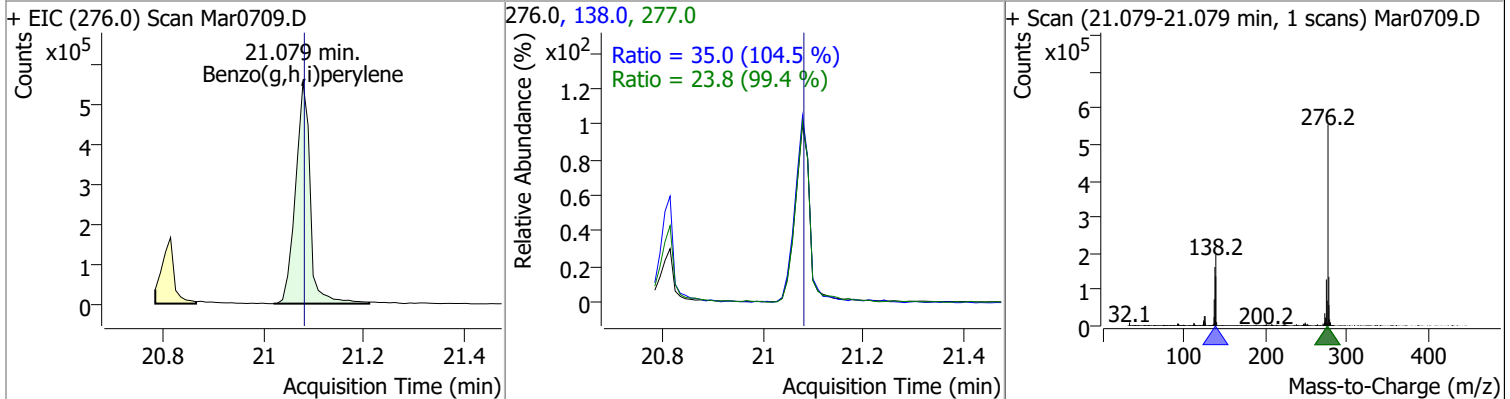
Compound	Conc.	RT	Dev(Min)	Resp.	QIon	QRatio	Lower	Upper
Indeno(1,2,3-c,d)pyrene	76.7542	20.75	0.00	905719	138.0	32.8	22.6	41.9



Compound	Conc.	RT	Dev(Min)	Resp.	QIon	QRatio	Lower	Upper
Dibenzo(a,h)anthracene	82.2666	20.82	0.00	1039573	139.0	24.6	17.5	32.6
					279.0	24.5	17.4	32.2

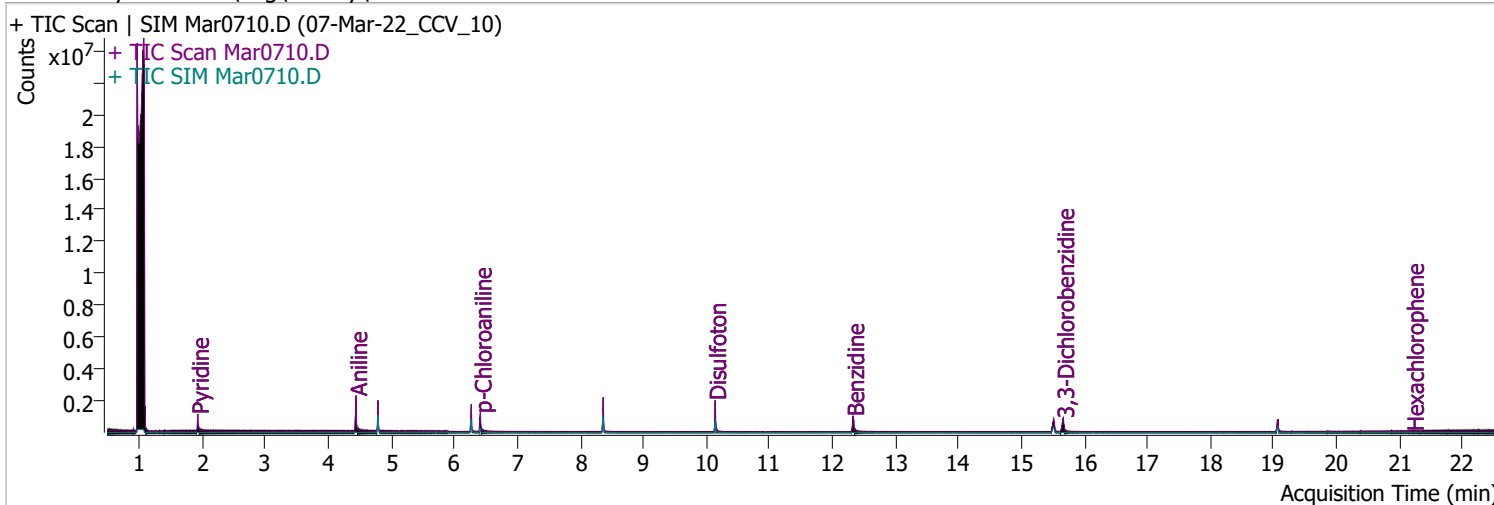


Compound	Conc.	RT	Dev(Min)	Resp.	QIon	QRatio	Lower	Upper
Benzo(g,h,i)perylene	79.9127	21.08	0.00	1120772	138.0	35.0	23.5	43.6
					277.0	23.8	16.8	31.1



Quantitation Results Report (QT Reviewed)

Data File	Mar0710.D	Operator	LIMS import
Acq. Method	BNA+SIM.M	Acq. Date-Time	3/7/2022 4:33:12 PM
Sample Name	07-Mar-22_CCV_10	Instrument	Instrument #1
Vial	10	Multiplier	1.00
DA Method File		Comment	SVOC-8270-W-LARGO
Tune File	dftppdsm.u	Tune Date	2/18/2022 9:25:00 PM
Batch Name	030722 DoD BNA cal.batch.bin	Last Calib Update	3/8/2022 10:28:55 AM
Ref Library	D:\Org\Library\NIST129K.I		



Compound	RT	QIon	Resp.	Conc.	Units	Dev(Min)
----------	----	------	-------	-------	-------	----------

Internal Standards

System Monitoring Compounds

S 2-Fluorophenol	0.000		0	N.D.		
Spiked Amount: 200.000	Range: 10.0 - 75.0%			Recovery = NA%		
S Phenol-d5	0.000		0	N.D.		
Spiked Amount: 200.000	Range: 10.0 - 65.0%			Recovery = NA%		
S Nitrobenzene-d5	0.000		0	N.D.		
Spiked Amount: 100.000	Range: 32.0 - 94.0%			Recovery = NA%		
S 2-Fluorobiphenyl	0.000		0	N.D.		
Spiked Amount: 100.000	Range: 28.0 - 107.0%			Recovery = NA%		
S 2,4,6-Tribromophenol	0.000		0	N.D.		
Spiked Amount: 200.000	Range: 25.0 - 140.0%			Recovery = NA%		
S Terphenyl-d14	0.000		0	N.D.		
Spiked Amount: 100.000	Range: 32.0 - 122.0%			Recovery = NA%		

Target Compounds

Compound	RT	QIon	Resp.	Conc.	Units	Dev(Min)	QValue
T N-Nitrosodimethylamine	0.000		0	N.D.			
T Pyridine	1.927	79.0	410947	65.1180	µg/L	m	100
T Aniline	4.440	93.0	919721	72.2807	µg/L		100
T bis(-2-Chloroethyl)Ether	4.440	63.0	0		µg/L	md	1
T Phenol	4.440	94.0	0		µg/L	md	1
T 2-Chlorophenol	0.000		0	N.D.			
T 1,3-Dichlorobenzene	0.000		0	N.D.			
T 1,4-Dichlorobenzene	0.000		0	N.D.			
T 1,2-Dichlorobenzene	0.000		0	N.D.			
T Benzyl Alcohol	0.000		0	N.D.			
T bis(2-chloroisopropyl)Ether	0.000		0	N.D.			
T 2-Methylphenol	0.000		0	N.D.			
T N-nitroso-Di-n-propylamine	0.000		0	N.D.			
T Hexachloroethane	0.000		0	N.D.			
T 4Methylphenol/3Methylphenol	0.000		0	N.D.			

Quantitation Results Report (QT Reviewed)

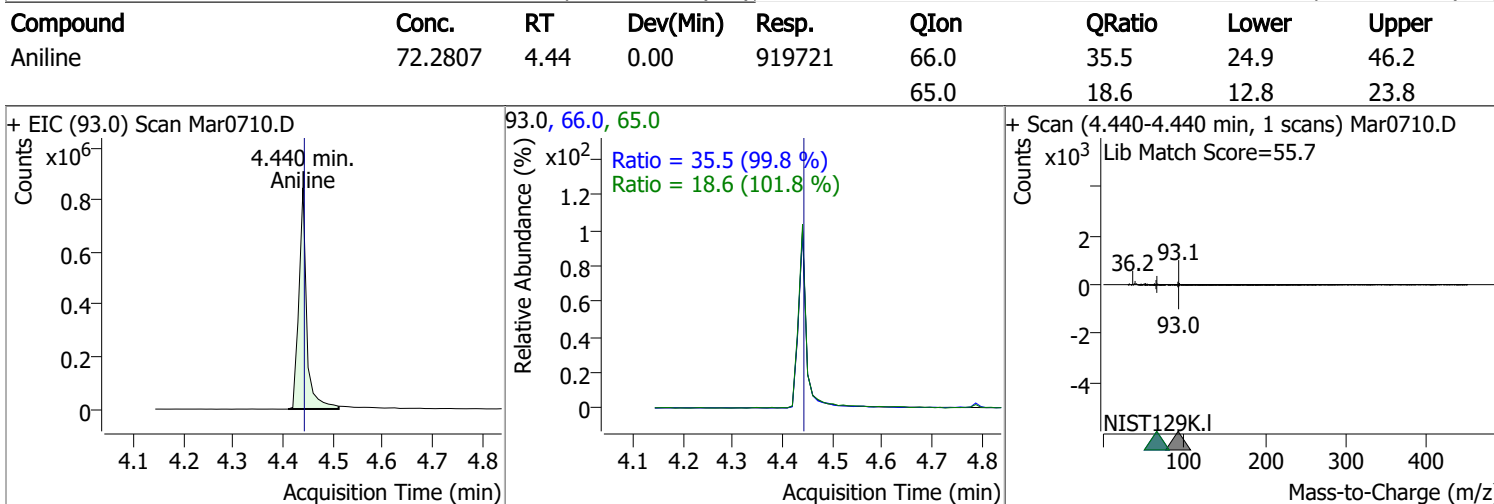
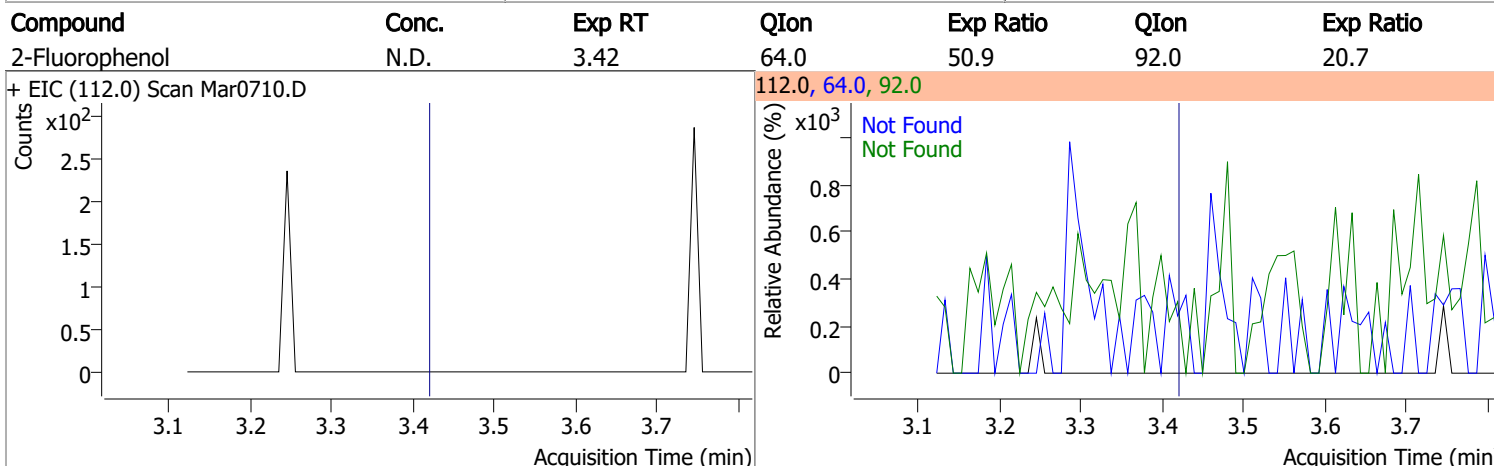
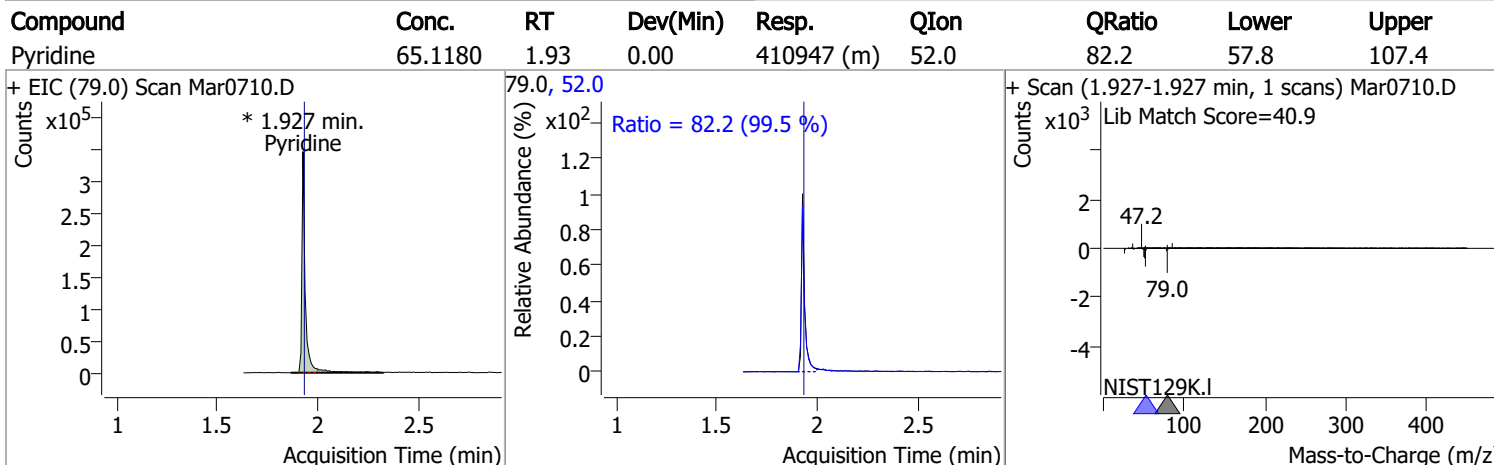
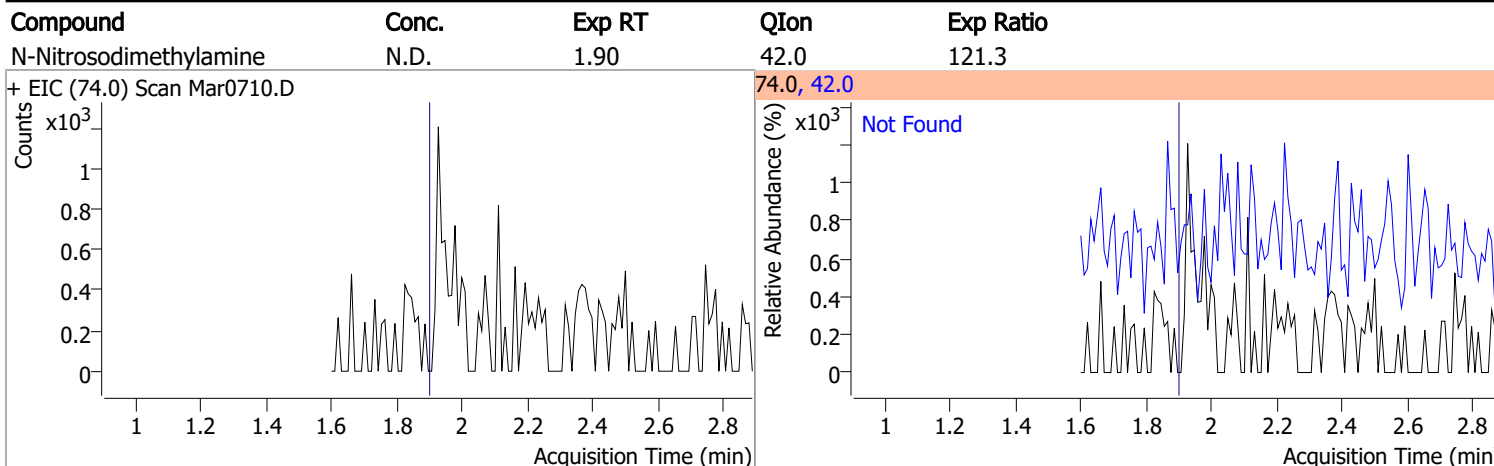
Compound	RT	QIon	Resp.	Conc.	Units	Dev(Min)
T Nitrobenzene	0.000		0	N.D.		
T Isophorone	0.000		0	N.D.		
T 2-Nitrophenol	0.000		0	N.D.		
T 2,4-Dimethylphenol	0.000		0	N.D.		
T bis(-2-Chloroethoxy)Methane	6.413	93.0	0		µg/L md	1
T 2,4-Dichlorophenol	0.000		0	N.D.		
T Benzoic Acid	0.000		0	N.D.		
T 1,2,4-Trichlorobenzene	0.000		0	N.D.		
T Naphthalene	0.000		0	N.D.		
T p-Chloroaniline	6.413	127.0	494928	69.3352	µg/L #	75
T 4-Chlorophenol	6.413	130.0	0		µg/L md	1
T Hexachlorobutadiene	0.000		0	N.D.		
T 4-Chloro-2-Methylphenol	0.000		0	N.D.		
T 4-Chloro-3-Methylphenol	0.000		0	N.D.		
T 2-Methylnaphthalene	0.000		0	N.D.		
T 1-Methylnaphthalene	0.000		0	N.D.		
T Hexachlorocyclopentadiene	0.000		0	N.D.		
T 2,4,6-Trichlorophenol	0.000		0	N.D.		
T 2,4,5-Trichlorophenol	0.000		0	N.D.		
T 2-Chloronaphthalene	0.000		0	N.D.		
T 2-Nitroaniline	0.000		0	N.D.		
T Dimethyl Phthalate	8.364	163.0	0		µg/L md	1
T 2,6-Dinitrotoluene	8.364	165.0	0		µg/L md	1
T Acenaphthylene	0.000		0	N.D.		
T 3-Nitroaniline	0.000		0	N.D.		
T Acenaphthene	0.000		0	N.D.		
T 2,4-Dinitrophenol	0.000		0	N.D.		
T Dibenzofuran	0.000		0	N.D.		
T 2,4-Dinitrotoluene	0.000		0	N.D.		
T 4-Nitrophenol	0.000		0	N.D.		
T Diethylphthalate	0.000		0	N.D.		
T Fluorene	0.000		0	N.D.		
T 4-Chlorophenyl-phenylether	0.000		0	N.D.		
T 4-Nitroaniline	0.000		0	N.D.		
T 4,6-Dinitro-2-methylphenol	0.000		0	N.D.		
T N-nitrosodiphenylamine	0.000		0	N.D.		
T Azobenzene	0.000		0	N.D.		
T 4-Bromophenyl-phenylether	0.000		0	N.D.		
T Hexachlorobenzene	0.000		0	N.D.		
T Pentachlorophenol	0.000		0	N.D.		
T Phenanthrene	0.000		0	N.D.		
T Anthracene	0.000		0	N.D.		
T Triallate	0.000		0	N.D.		
T Carbazole	0.000		0	N.D.		
T o-Terphenyl	0.000		0	N.D.		
T Di-n-Butylphthalate	0.000		0	N.D.		
T Fluoranthene	0.000		0	N.D.		
T Benzidine	12.328	184.0	671626	114.0872	µg/L	97
T Pyrene	0.000		0	N.D.		
T Butylbenzylphthalate	0.000		0	N.D.		
T Benzo(a)Anthracene	0.000		0	N.D.		
T Chrysene	0.000		0	N.D.		
T 3,3-Dichlorobenzidine	15.665	252.0	359123	79.3133	µg/L	100
T bis(2-ethylhexyl)Phthalate	0.000		0	N.D.		
T Di-n-octyl Phthalate	0.000		0	N.D.		

Quantitation Results Report (QT Reviewed)

Compound	RT	QIon	Resp.	Conc.	Units	Dev(Min)
T Benzo(b)fluoranthene	0.000		0	N.D.		
T Benzo(k)fluoranthene	0.000		0	N.D.		
T Benzo(a)pyrene	0.000		0	N.D.		
T Indeno(1,2,3-c,d)pyrene	0.000		0	N.D.		
T Dibenzo(a,h)anthracene	0.000		0	N.D.		
T Benzo(g,h,i)perylene	0.000		0	N.D.		

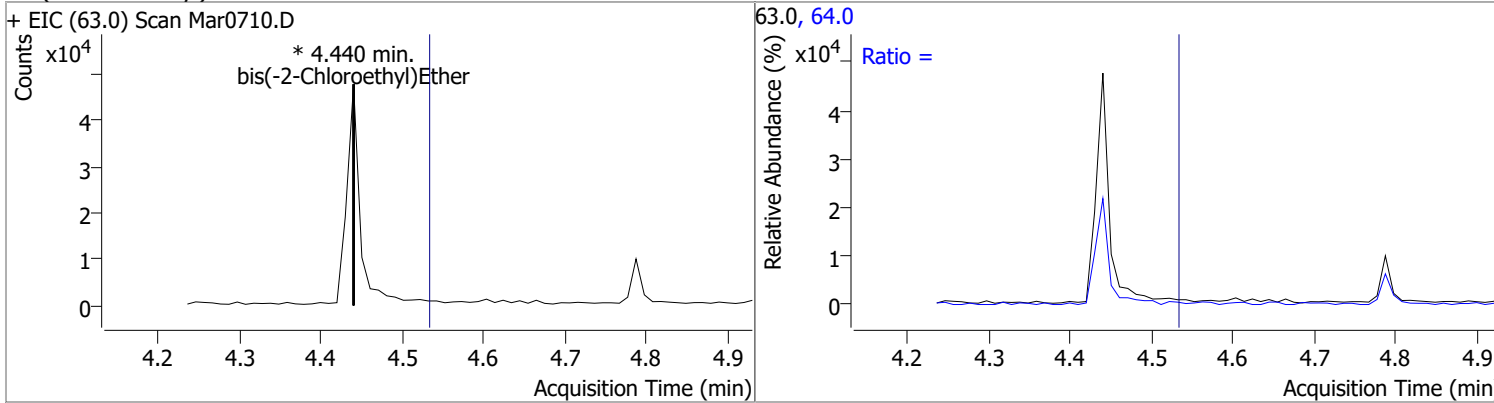
(#) = Qualifier Out of Range; (m) = Manual Integration; (+) = Area Summed; (*) = Surrogate Percent Recovery Out of Range; (d): Zeroed Peak

Quantitation Results Report (QT Reviewed)

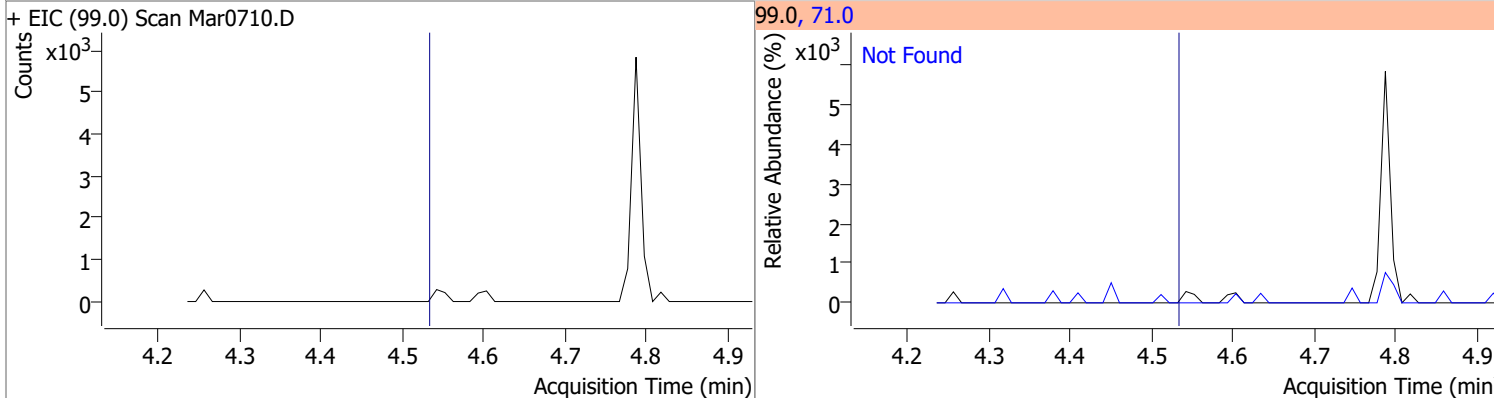


Quantitation Results Report (QT Reviewed)

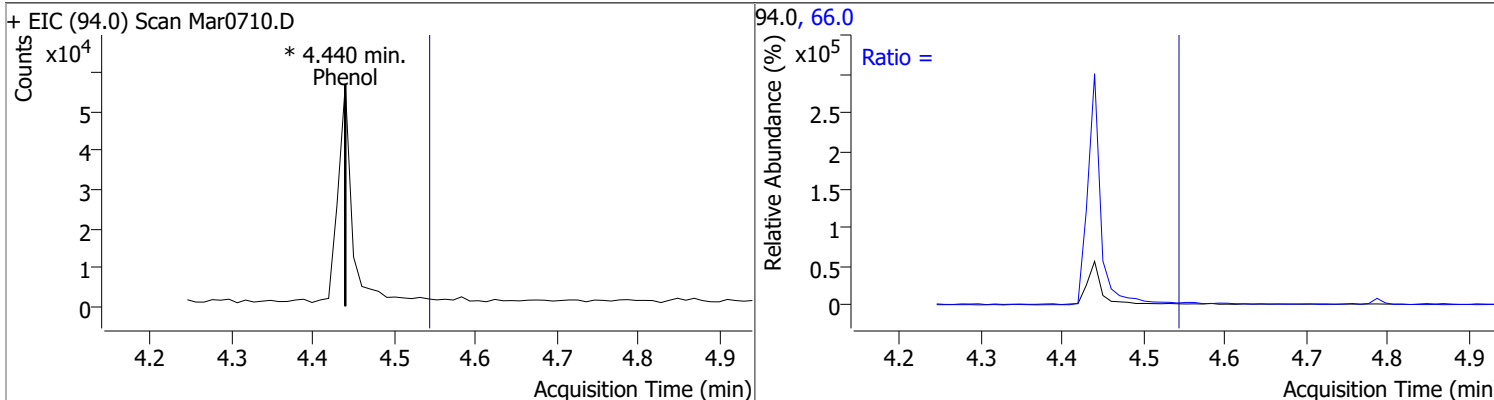
Compound	Conc.	RT	Dev(Min)	Resp.	QIon	QRatio	Lower	Upper
bis(-2-Chloroethyl)Ether		0		0	64.0		6.9	12.8



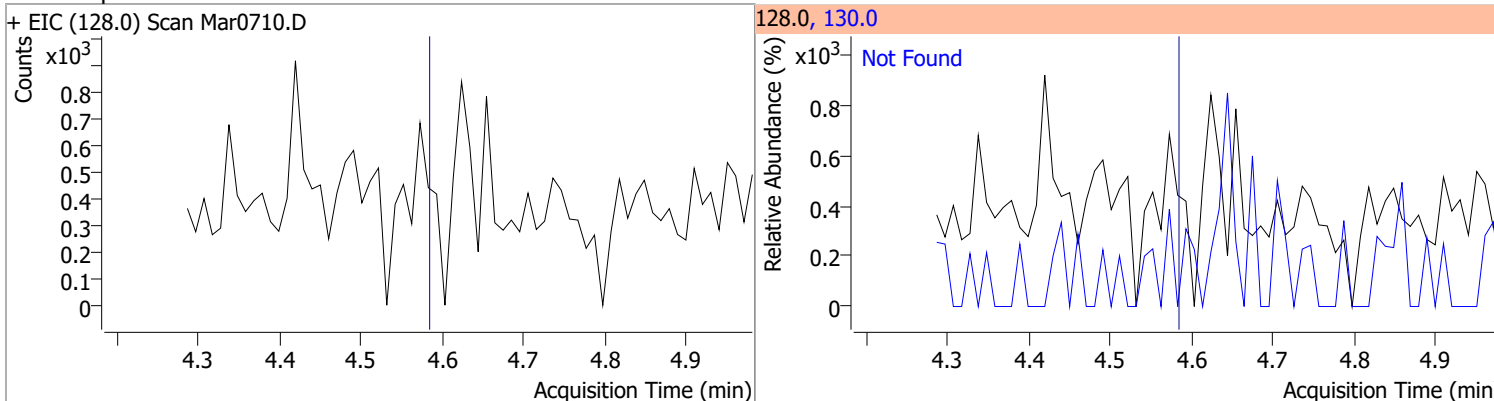
Compound	Conc.	Exp RT	QIon	Exp Ratio
Phenol-d5	N.D.	4.53	71.0	33.6



Compound	Conc.	RT	Dev(Min)	Resp.	QIon	QRatio	Lower	Upper
Phenol		0		0	66.0		30.6	56.8



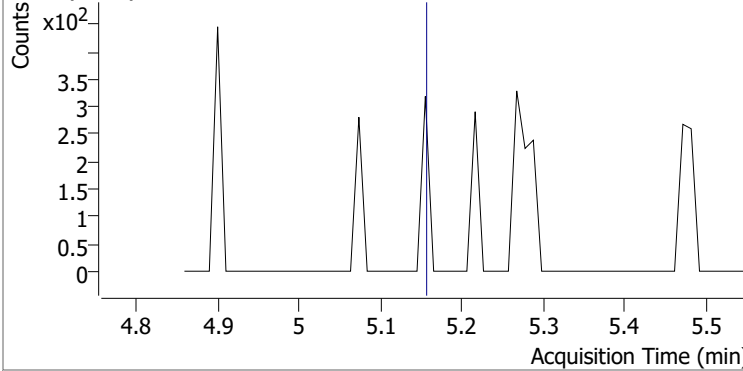
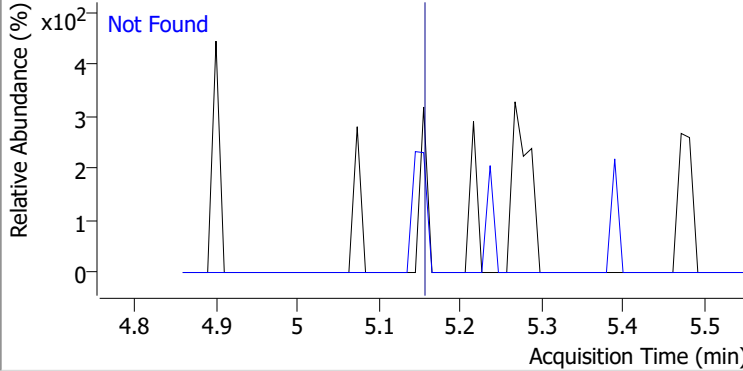
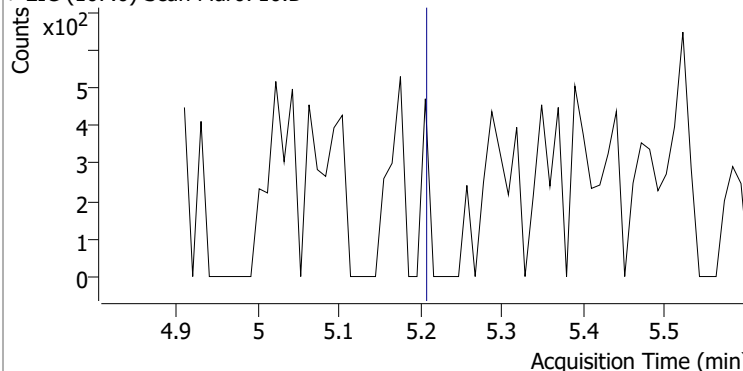
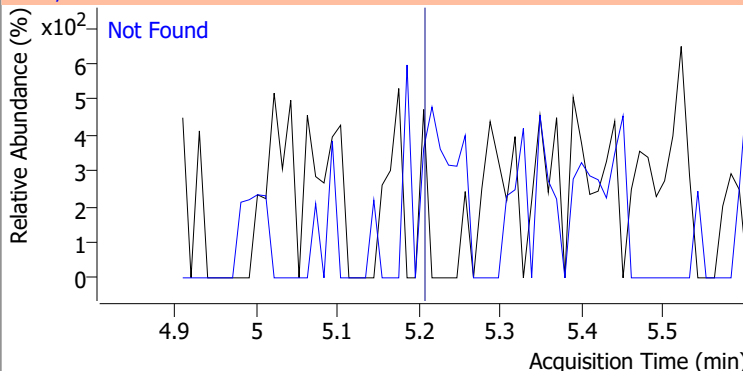
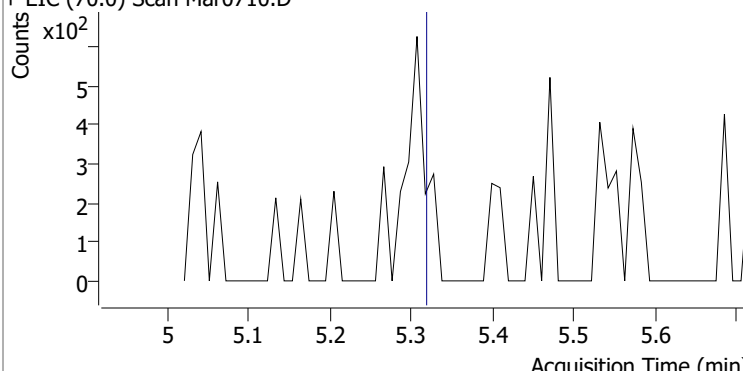
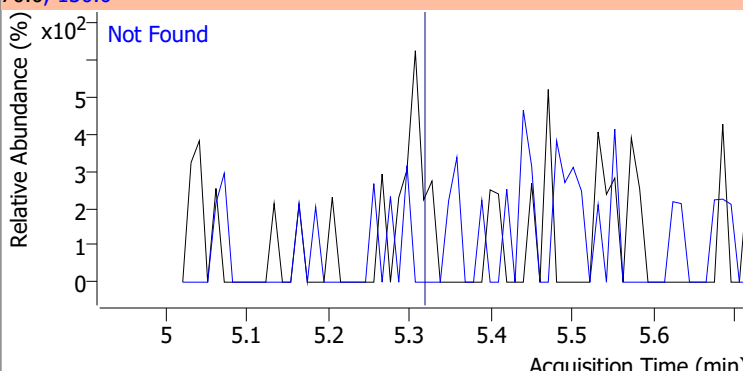
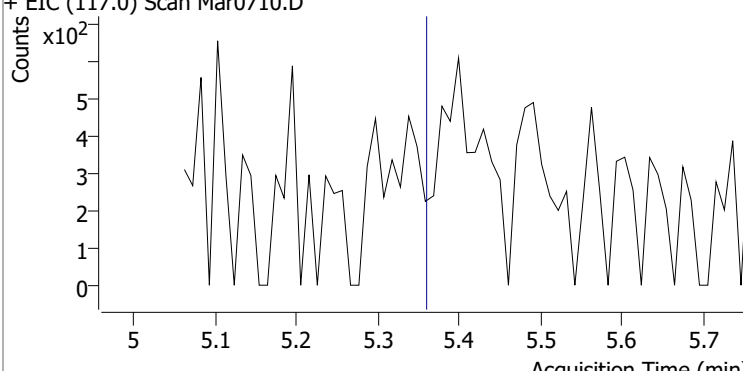
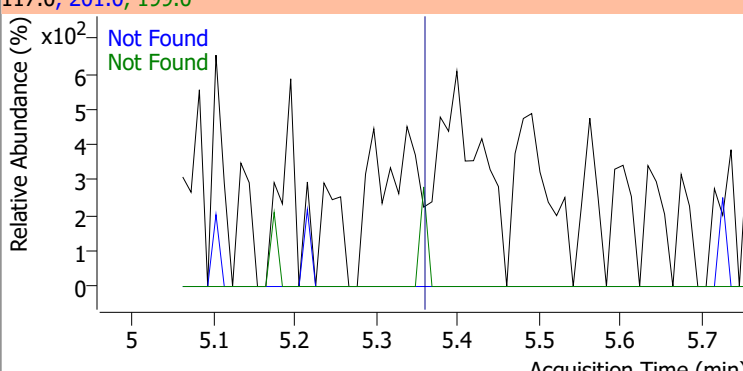
Compound	Conc.	Exp RT	QIon	Exp Ratio
2-Chlorophenol	N.D.	4.58	130.0	32.4



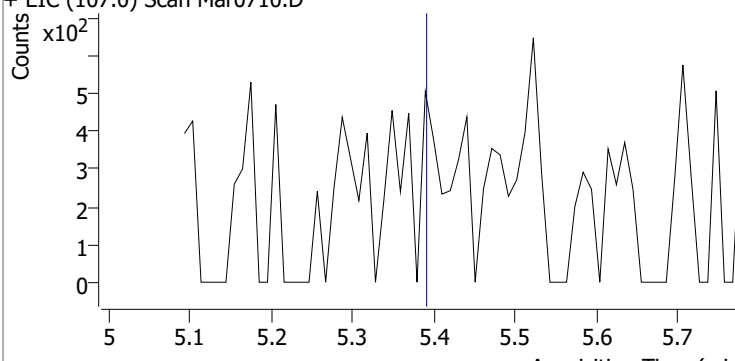
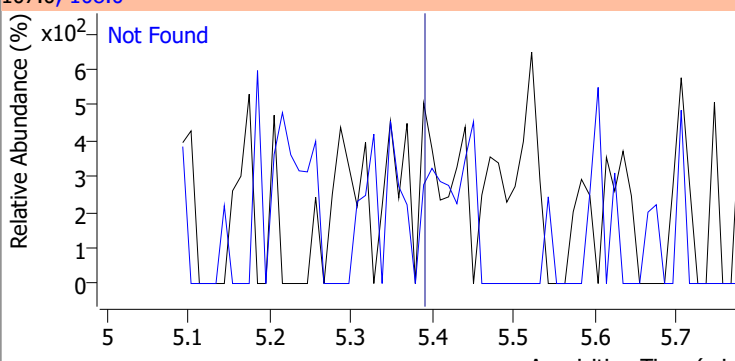
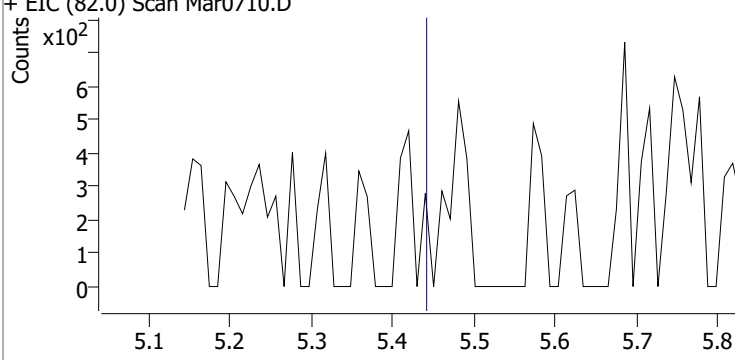
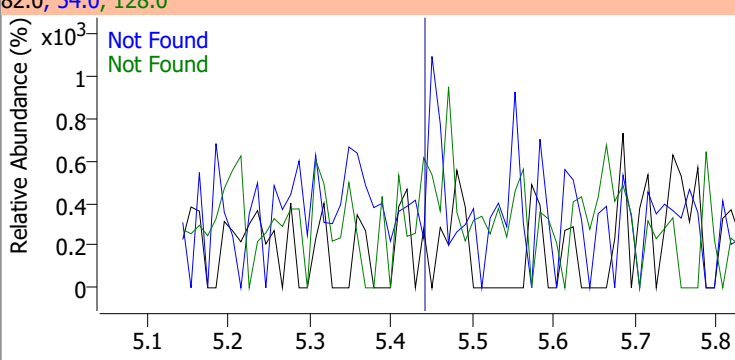
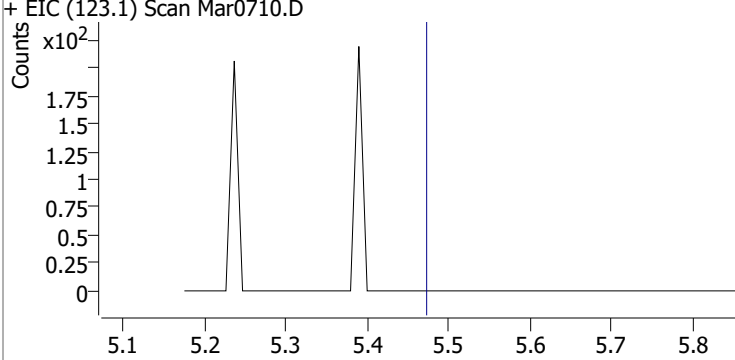
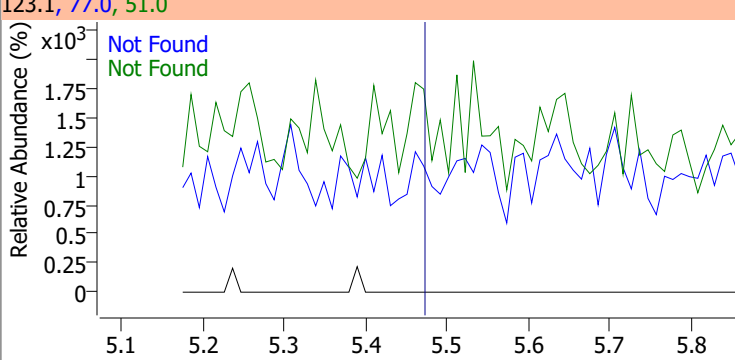
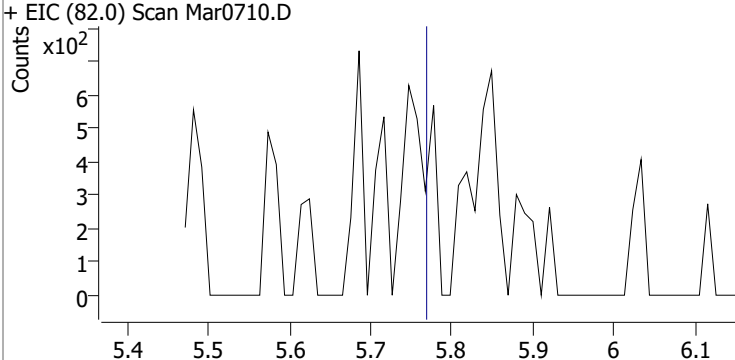
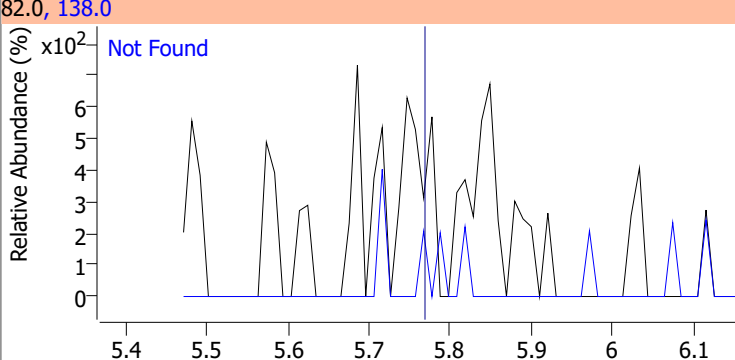
Quantitation Results Report (QT Reviewed)

Compound	Conc.	Exp RT	QIon	Exp Ratio	QIon	Exp Ratio
1,3-Dichlorobenzene	N.D.	4.72	148.0	64.6	111.0	35.5
+ EIC (146.0) Scan Mar0710.D			146.0, 148.0, 111.0			
1,4-Dichlorobenzene	N.D.	4.81	148.0	64.0	111.0	34.7
+ EIC (146.0) Scan Mar0710.D			146.0, 148.0, 111.0			
1,2-Dichlorobenzene	N.D.	4.97	148.0	63.1	111.0	35.9
+ EIC (146.0) Scan Mar0710.D			146.0, 148.0, 111.0			
Benzyl Alcohol	N.D.	5.01	79.0	120.0	107.0	65.9
+ EIC (108.0) Scan Mar0710.D			108.0, 79.0, 107.0			

Quantitation Results Report (QT Reviewed)

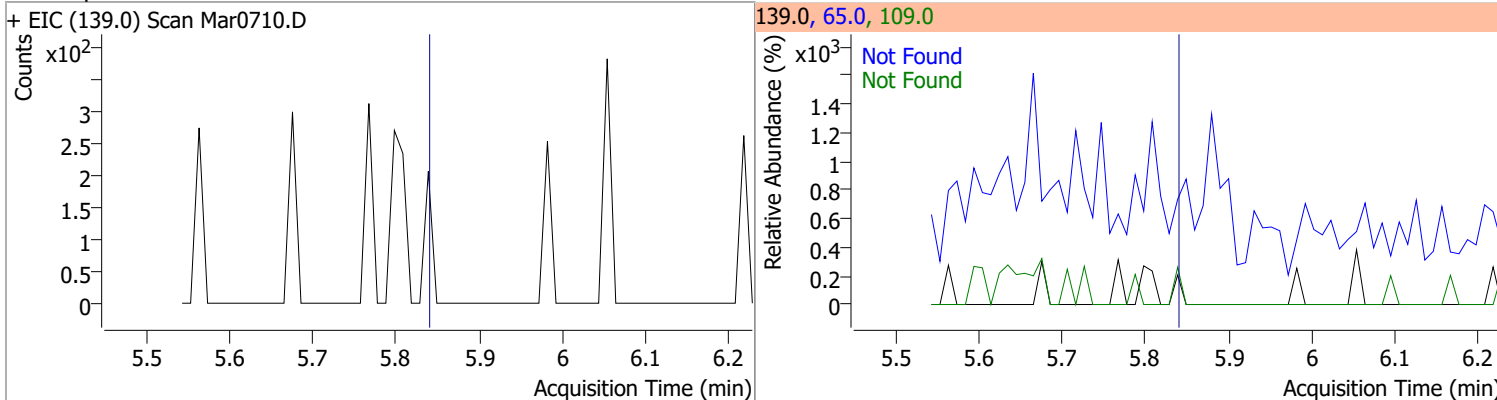
Compound	Conc.	Exp RT	QIon	Exp Ratio		
bis(2-chloroisopropyl)Ether	N.D.	5.15	123.0	32.5		
+ EIC (121.0) Scan Mar0710.D			121.0, 123.0			
						
2-Methylphenol	N.D.	5.21	108.0	114.4		
+ EIC (107.0) Scan Mar0710.D			107.0, 108.0			
						
N-nitroso-Di-n-propylamine	N.D.	5.32	130.0	17.3		
+ EIC (70.0) Scan Mar0710.D			70.0, 130.0			
						
Hexachloroethane	N.D.	5.36	201.0	93.5	QIon	Exp Ratio
+ EIC (117.0) Scan Mar0710.D			117.0, 201.0, 199.0			
						

Quantitation Results Report (QT Reviewed)

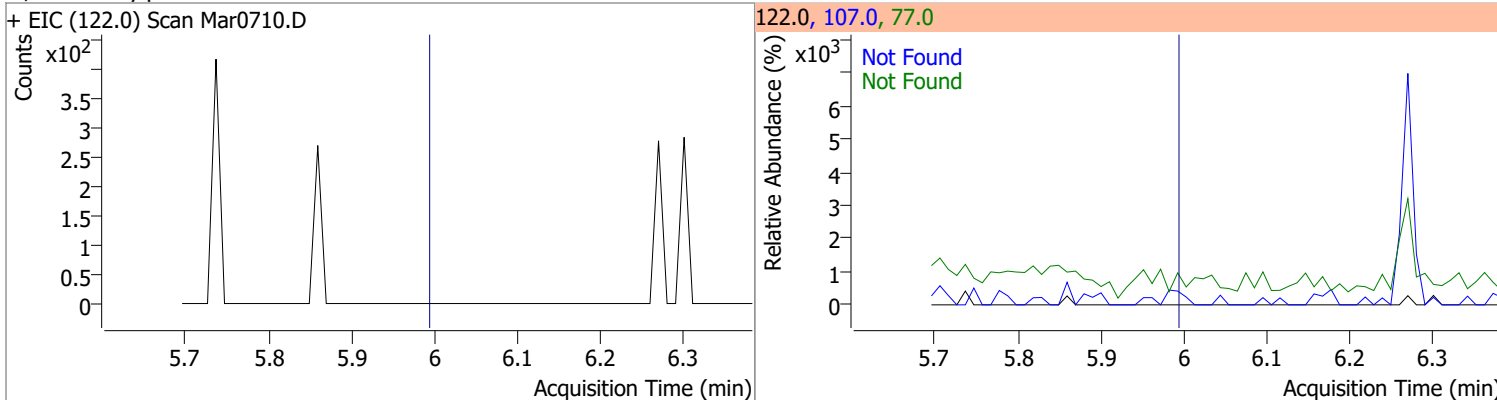
Compound	Conc.	Exp RT	QIon	Exp Ratio
4Methylphenol/3Methylphenol	N.D.	5.39	108.0	81.0
+ EIC (107.0) Scan Mar0710.D			107.0, 108.0	
				
Nitrobenzene-d5	N.D.	5.44	54.0	64.9
+ EIC (82.0) Scan Mar0710.D			82.0, 54.0, 128.0	
				
Nitrobenzene	N.D.	5.47	77.0	209.2
+ EIC (123.1) Scan Mar0710.D			123.1, 77.0, 51.0	
				
Isophorone	N.D.	5.77	138.0	21.3
+ EIC (82.0) Scan Mar0710.D			82.0, 138.0	
				

Quantitation Results Report (QT Reviewed)

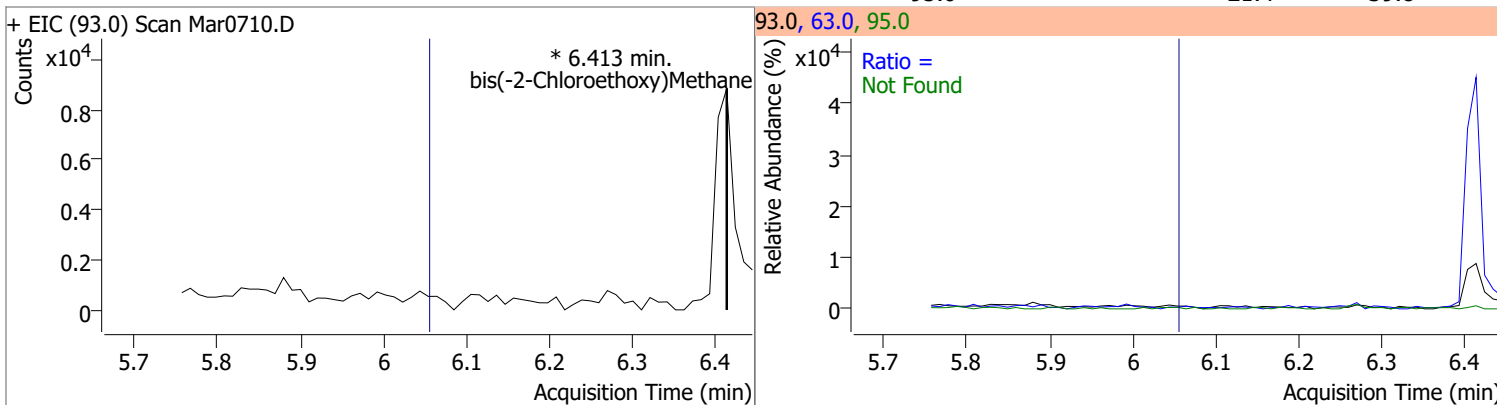
Compound	Conc.	Exp RT	QIon	Exp Ratio	QIon	Exp Ratio
2-Nitrophenol	N.D.	5.84	65.0	52.0	109.0	36.2



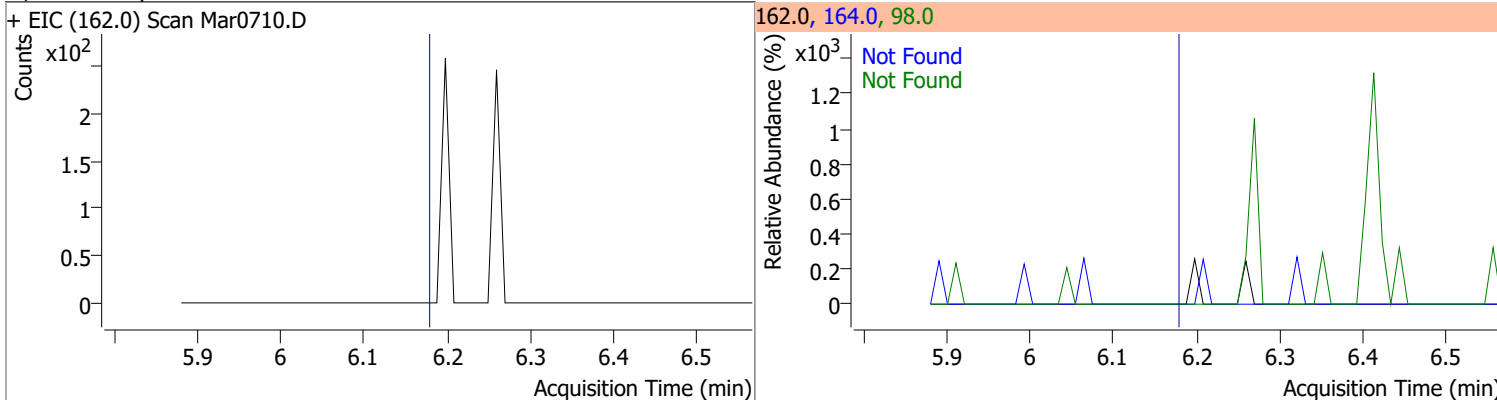
Compound	Conc.	Exp RT	QIon	Exp Ratio	QIon	Exp Ratio
2,4-Dimethylphenol	N.D.	5.99	107.0	107.3	77.0	30.1



Compound	Conc.	RT	Dev(Min)	Resp.	QIon	QRatio	Lower	Upper
bis(-2-Chloroethoxy)Methane		0		0	63.0		49.6	92.2
					95.0		21.4	39.8

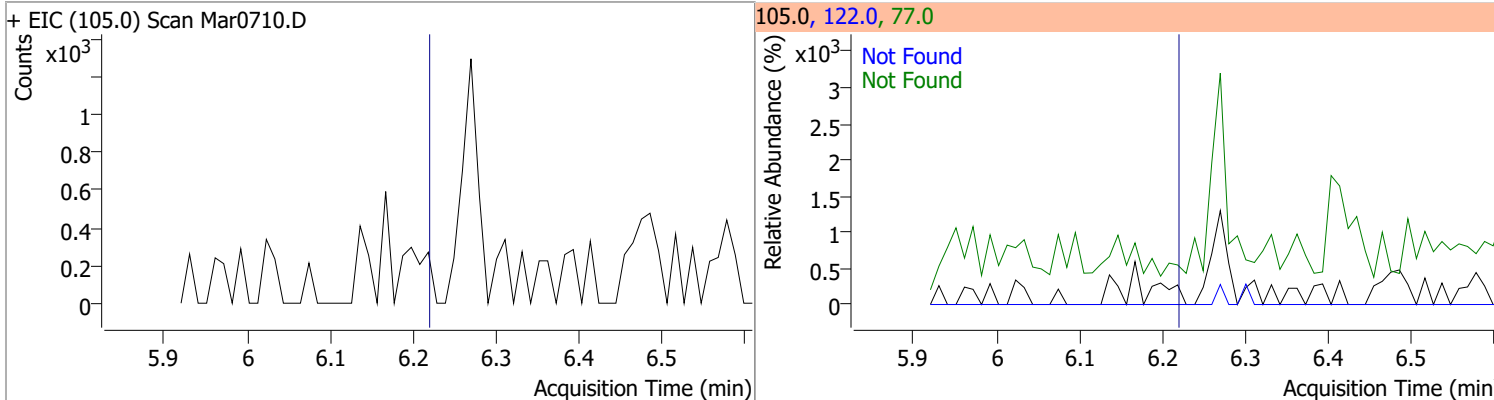


Compound	Conc.	Exp RT	QIon	Exp Ratio	QIon	Exp Ratio
2,4-Dichlorophenol	N.D.	6.18	164.0	63.4	98.0	30.3

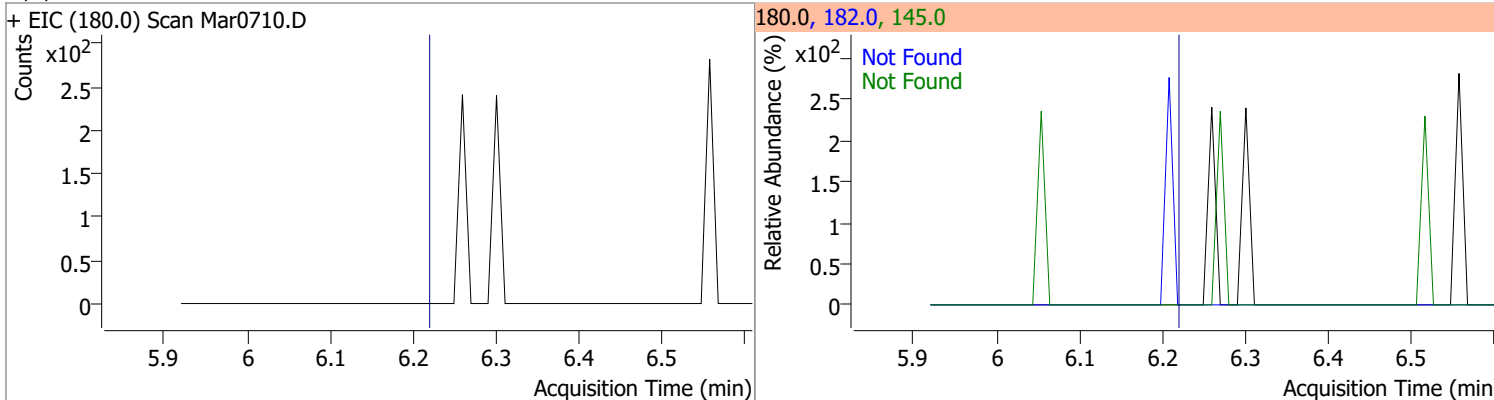


Quantitation Results Report (QT Reviewed)

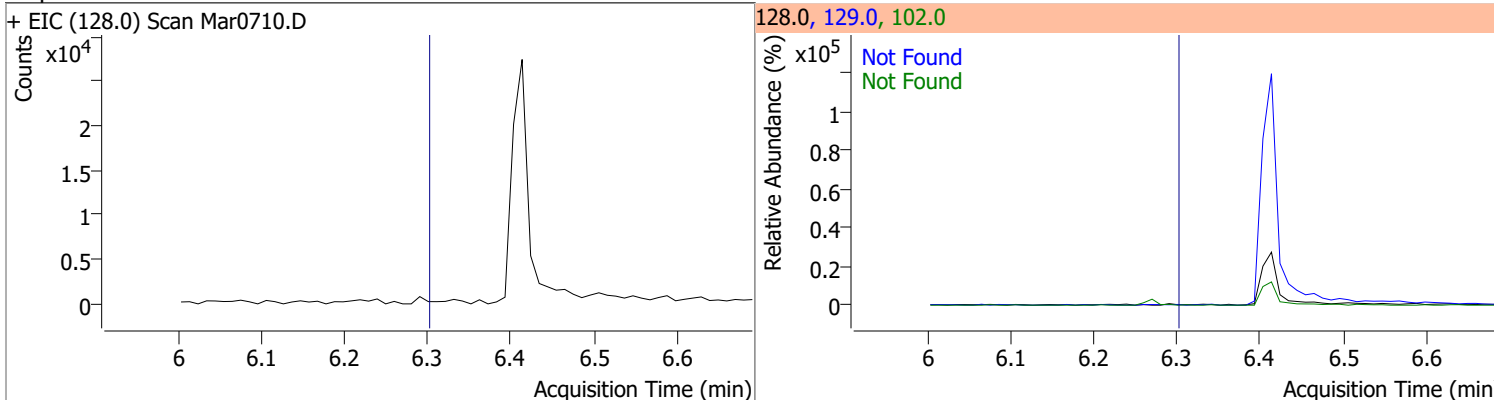
Compound	Conc.	Exp RT	QIon	Exp Ratio	QIon	Exp Ratio
Benzoic Acid	N.D.	6.22	122.0	84.9	77.0	70.0



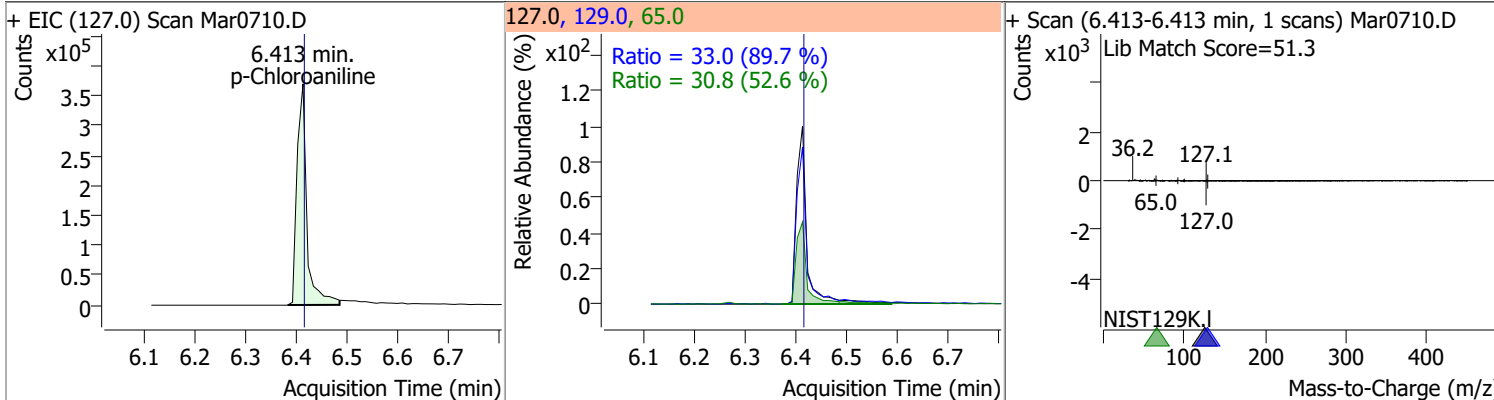
Compound	Conc.	Exp RT	QIon	Exp Ratio	QIon	Exp Ratio
1,2,4-Trichlorobenzene	N.D.	6.22	182.0	94.2	145.0	28.3



Compound	Conc.	Exp RT	QIon	Exp Ratio	QIon	Exp Ratio
Naphthalene	N.D.	6.30	129.0	10.6	102.0	9.3

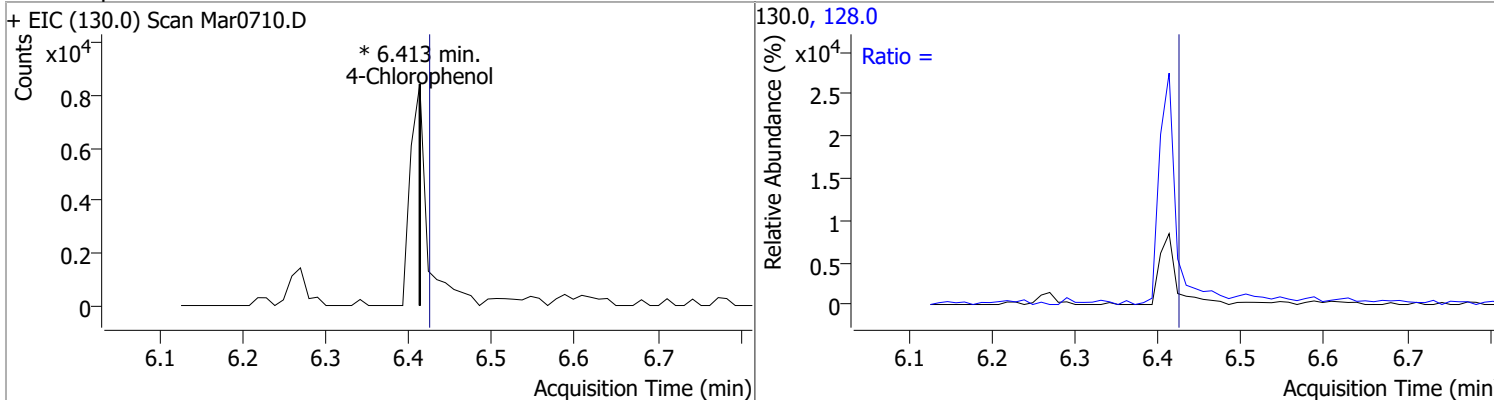


Compound	Conc.	RT	Dev(Min)	Resp.	QIon	QRatio	Lower	Upper
p-Chloroaniline	69.3352	6.41	0.00	494928	65.0	30.8	41.0	76.2
					129.0	33.0	25.8	47.9

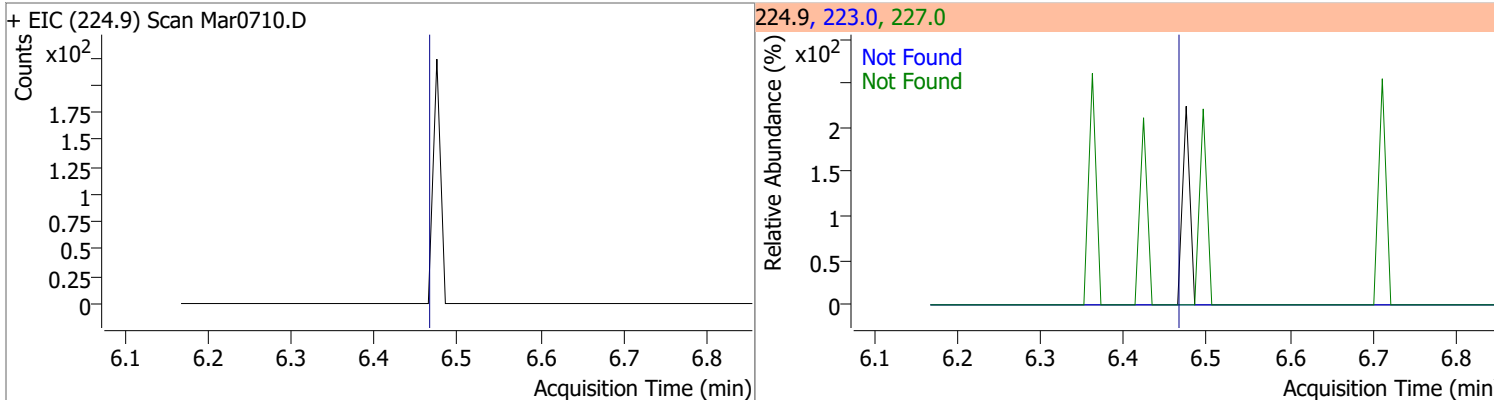


Quantitation Results Report (QT Reviewed)

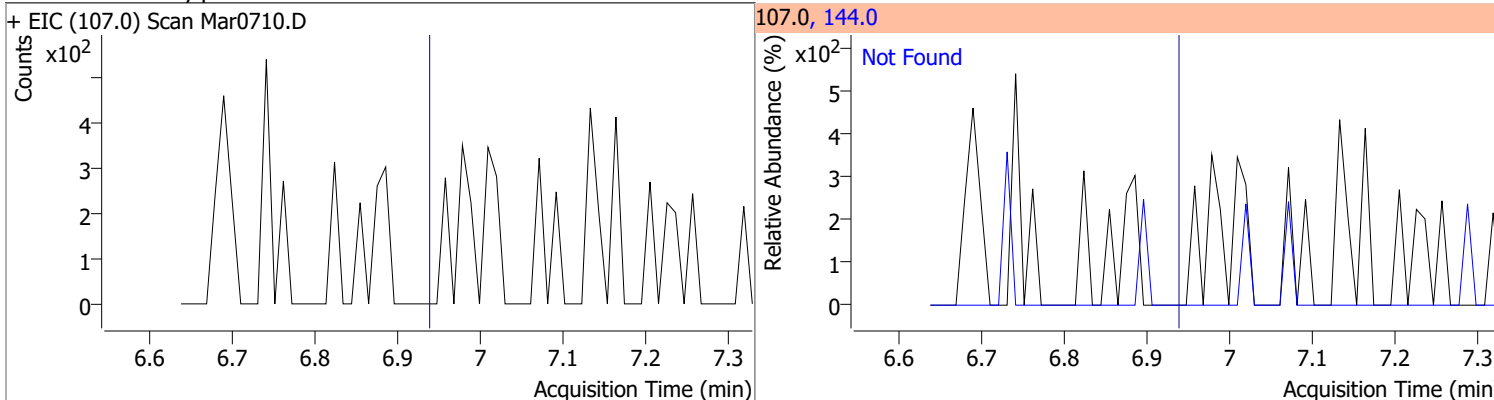
Compound	Conc.	RT	Dev(Min)	Resp.	QIon	QRatio	Lower	Upper
4-Chlorophenol		0		0	128.0		228.3	424.1



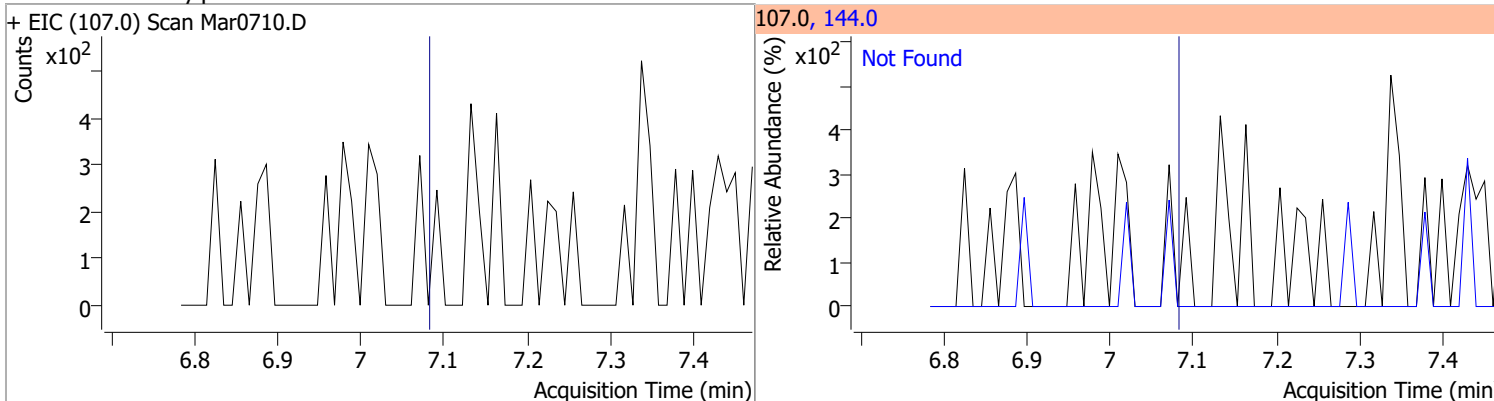
Compound	Conc.	Exp RT	QIon	Exp Ratio	QIon	Exp Ratio
Hexachlorobutadiene	N.D.	6.46	227.0	64.4	223.0	62.9



Compound	Conc.	Exp RT	QIon	Exp Ratio
4-Chloro-2-Methylphenol	N.D.	6.94	144.0	27.7

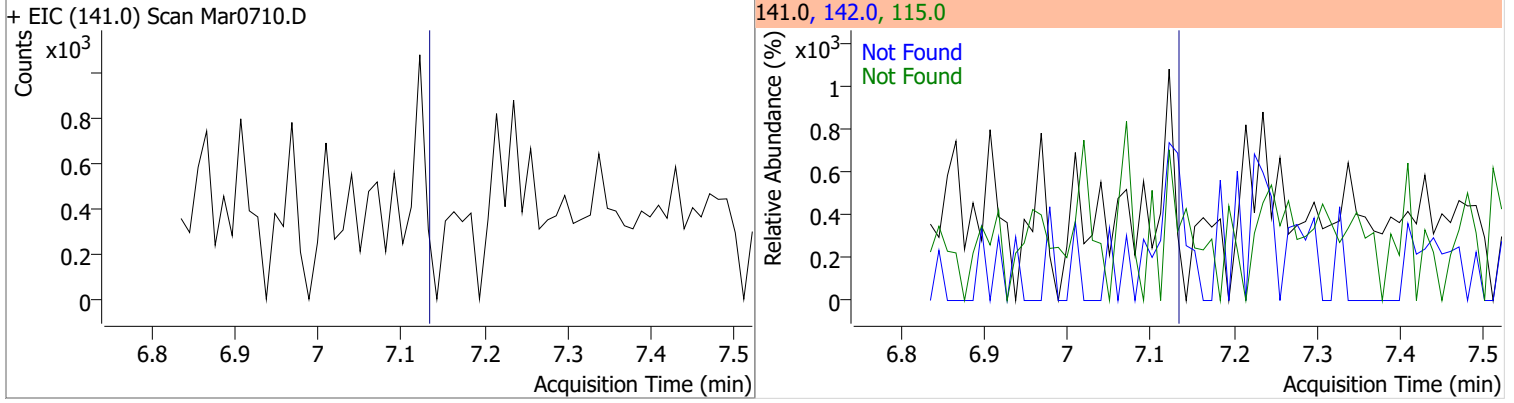


Compound	Conc.	Exp RT	QIon	Exp Ratio
4-Chloro-3-Methylphenol	N.D.	7.08	144.0	29.5

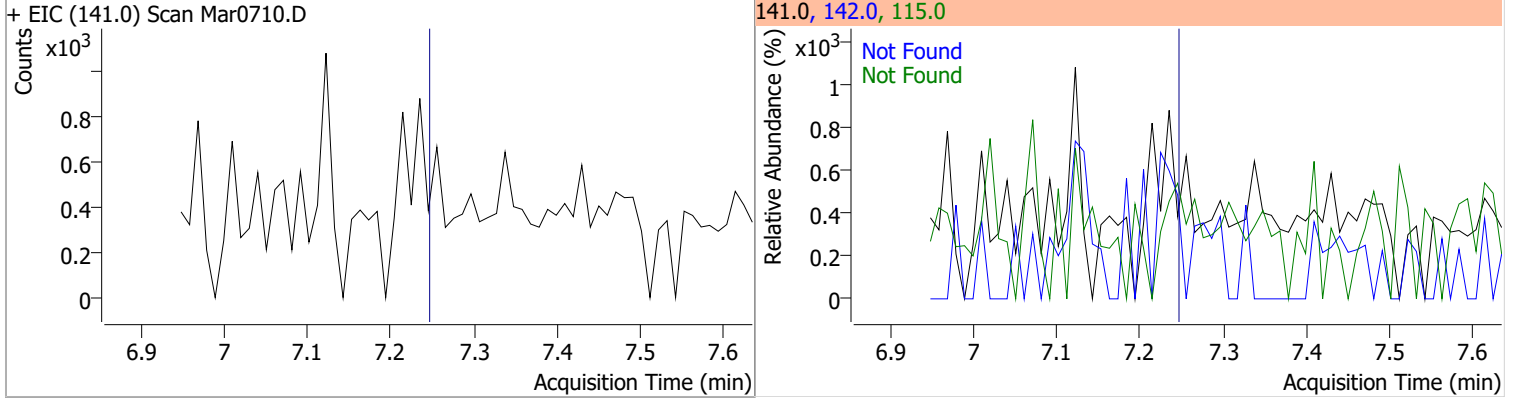


Quantitation Results Report (QT Reviewed)

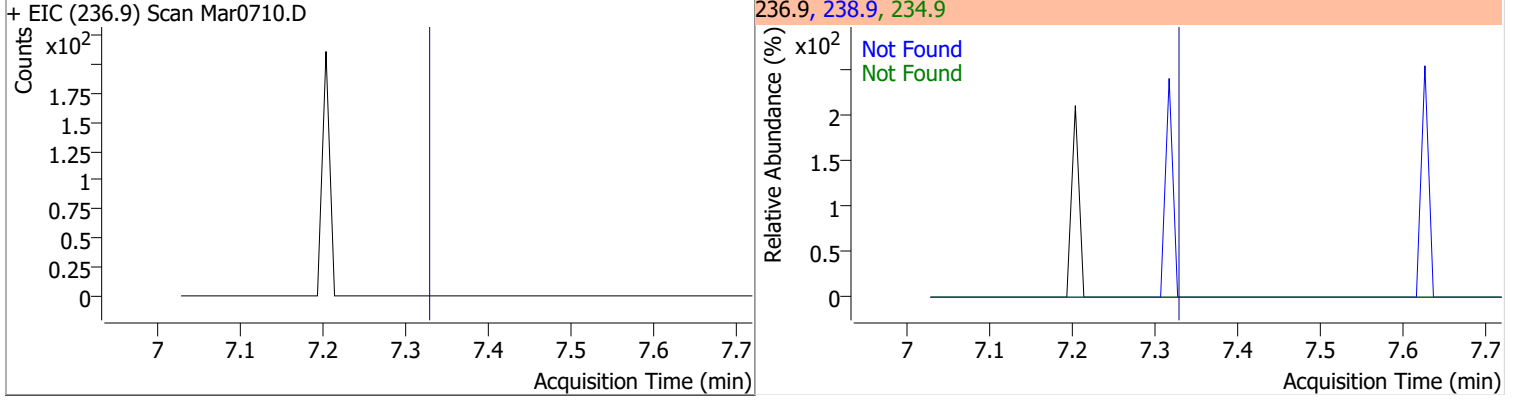
Compound	Conc.	Exp RT	QIon	Exp Ratio	QIon	Exp Ratio
2-Methylnaphthalene	N.D.	7.13	142.0	122.5	115.0	40.7



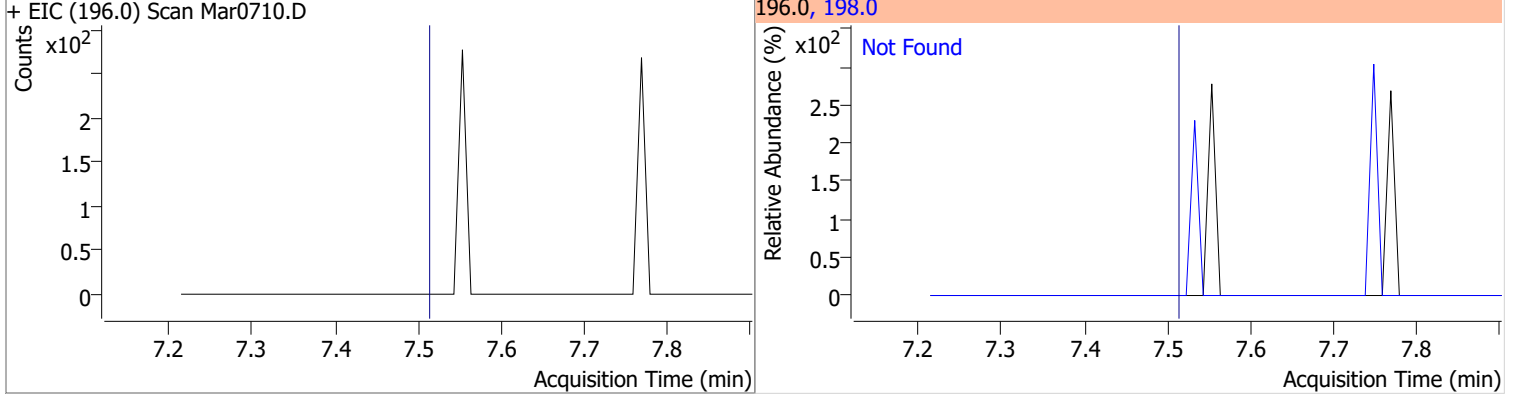
Compound	Conc.	Exp RT	QIon	Exp Ratio	QIon	Exp Ratio
1-Methylnaphthalene	N.D.	7.25	142.0	112.6	115.0	40.9



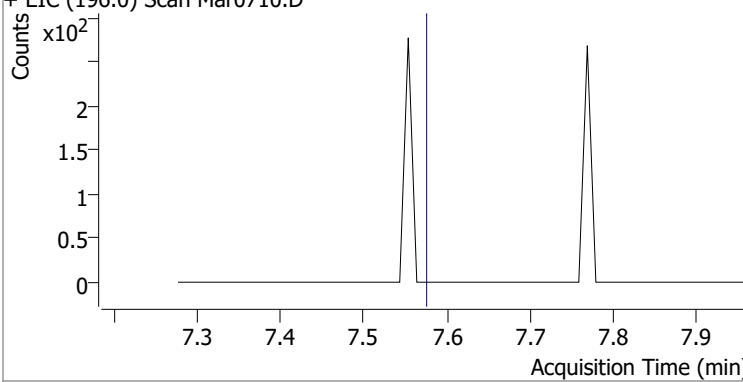
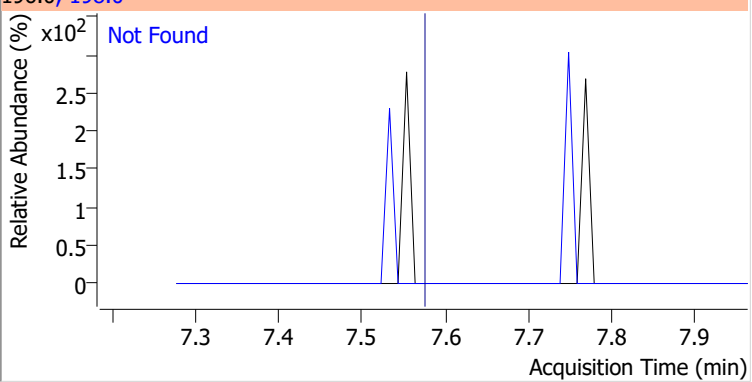
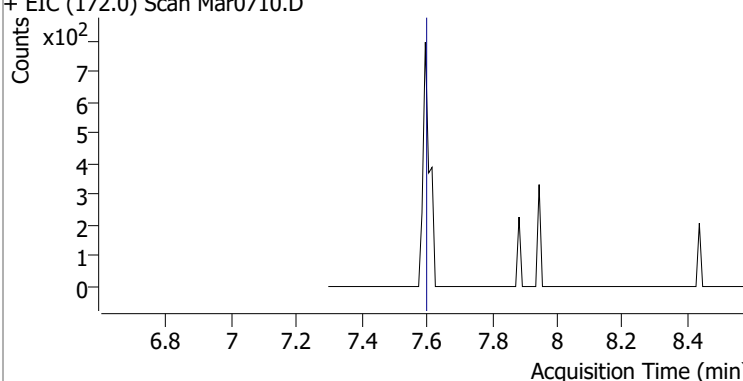
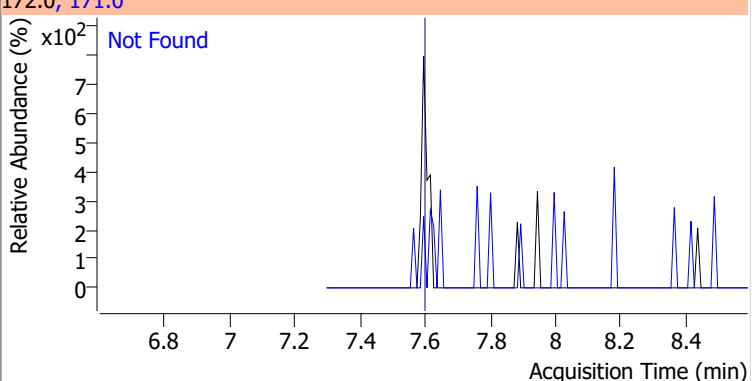
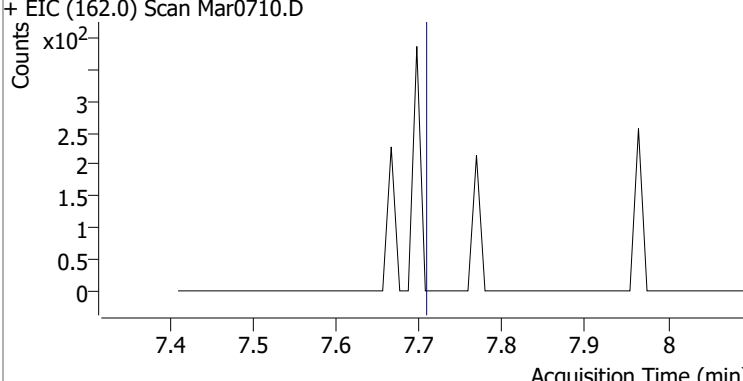
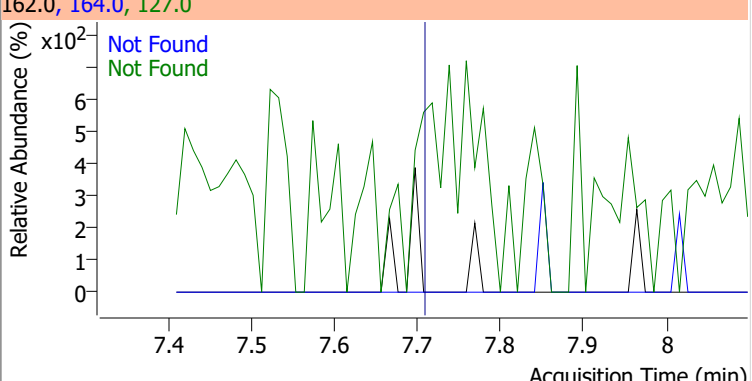
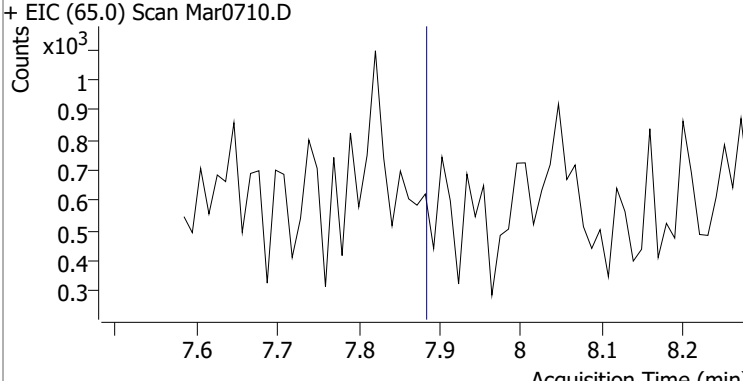
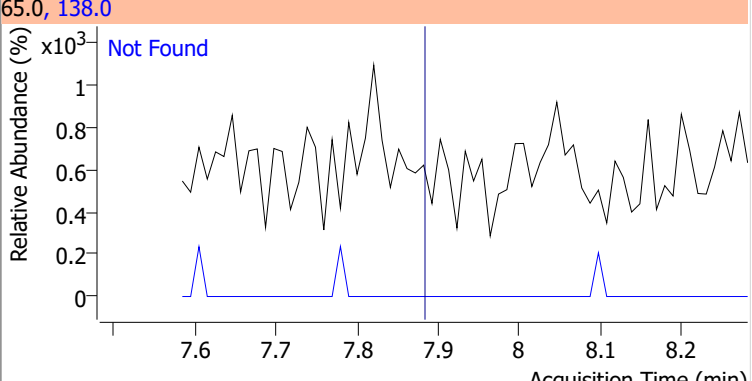
Compound	Conc.	Exp RT	QIon	Exp Ratio	QIon	Exp Ratio
Hexachlorocyclopentadiene	N.D.	7.33	234.9	60.5	238.9	59.7



Compound	Conc.	Exp RT	QIon	Exp Ratio
2,4,6-Trichlorophenol	N.D.	7.51	198.0	97.2

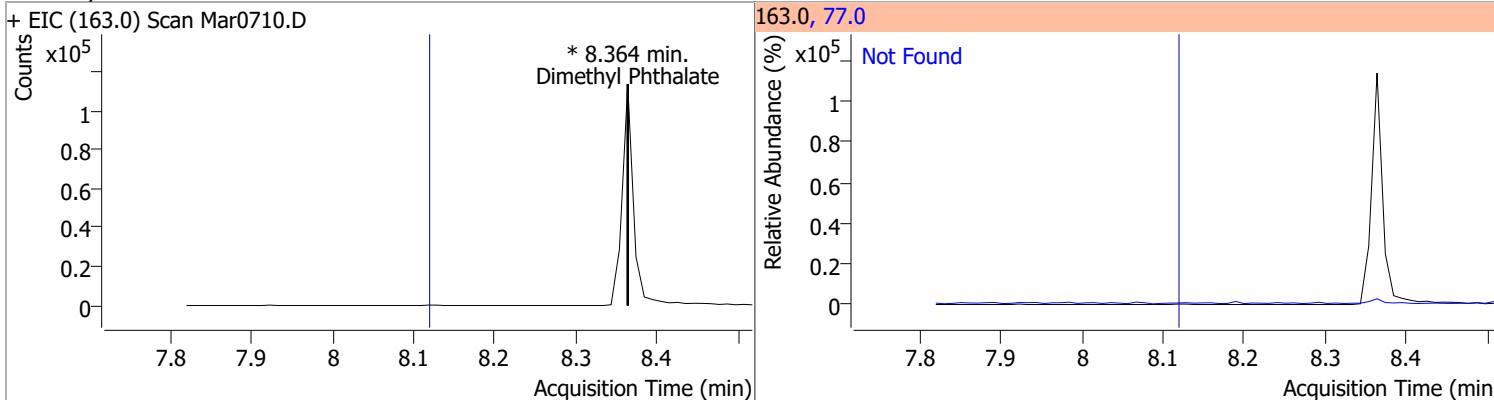


Quantitation Results Report (QT Reviewed)

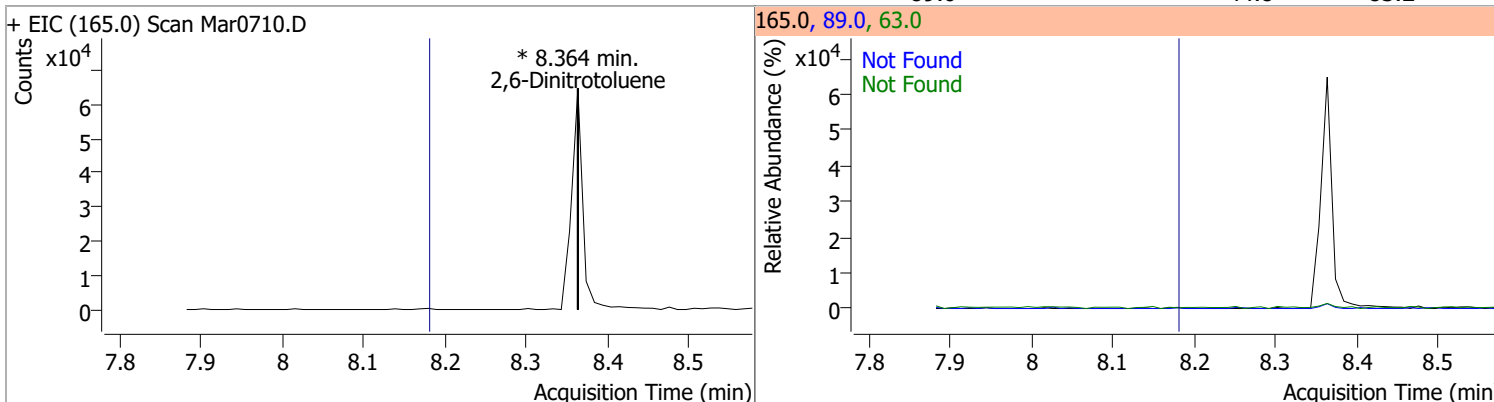
Compound	Conc.	Exp RT	QIon	Exp Ratio
2,4,5-Trichlorophenol	N.D.	7.57	198.0	96.8
+ EIC (196.0) Scan Mar0710.D			196.0, 198.0	
				
2-Fluorobiphenyl	N.D.	7.59	171.0	33.7
+ EIC (172.0) Scan Mar0710.D			172.0, 171.0	
				
2-Chloronaphthalene	N.D.	7.71	127.0	35.5
+ EIC (162.0) Scan Mar0710.D			162.0, 164.0, 127.0	
				
2-Nitroaniline	N.D.	7.88	138.0	115.7
+ EIC (65.0) Scan Mar0710.D			65.0, 138.0	
				

Quantitation Results Report (QT Reviewed)

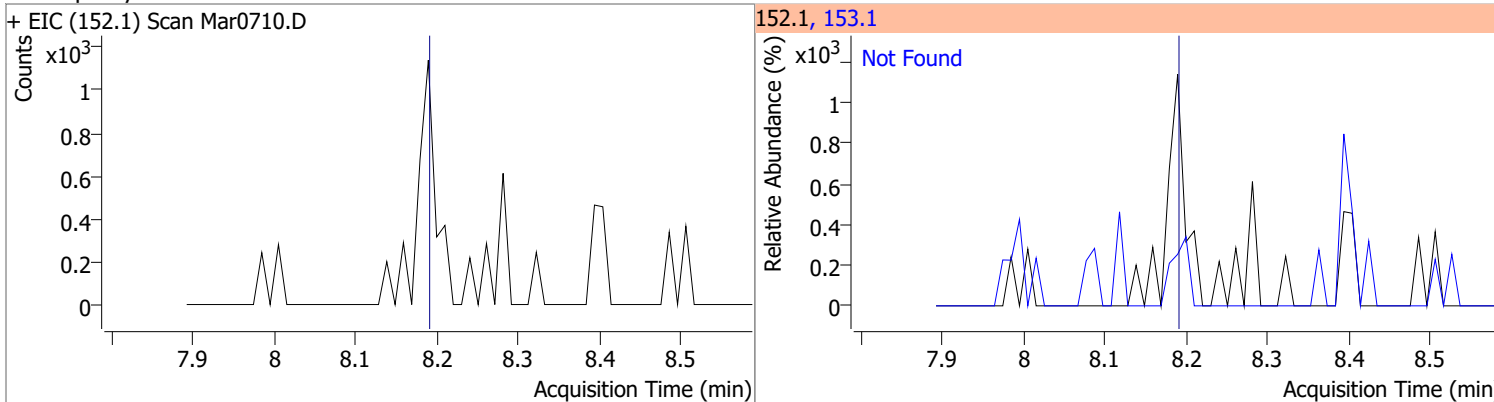
Compound	Conc.	RT	Dev(Min)	Resp.	QIon	QRatio	Lower	Upper
Dimethyl Phthalate	0	0		0	77.0		13.5	25.0



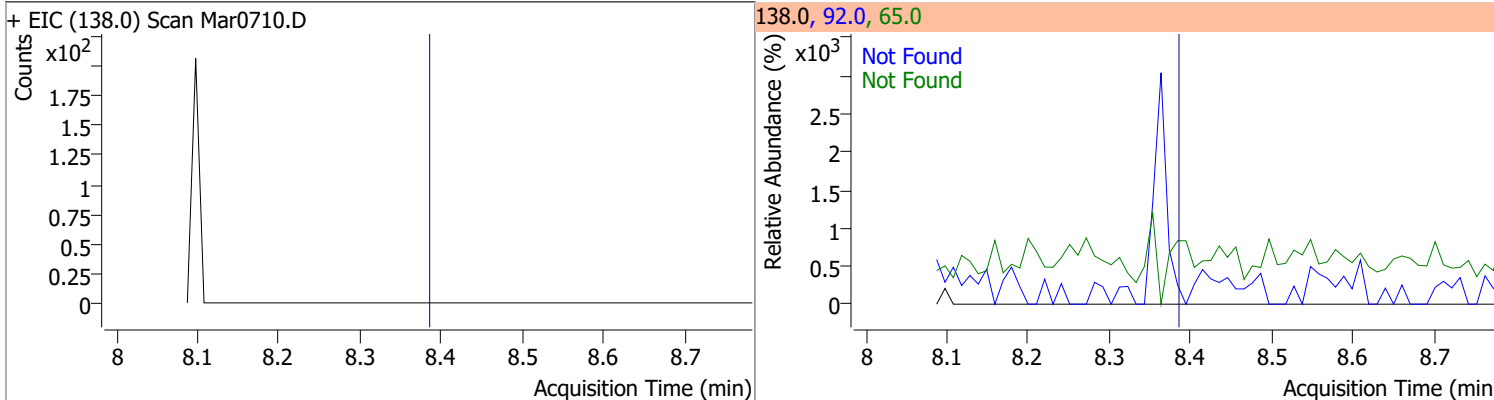
Compound	Conc.	RT	Dev(Min)	Resp.	QIon	QRatio	Lower	Upper
2,6-Dinitrotoluene	0	0		0	63.0 89.0		94.3 44.8	175.1 83.2



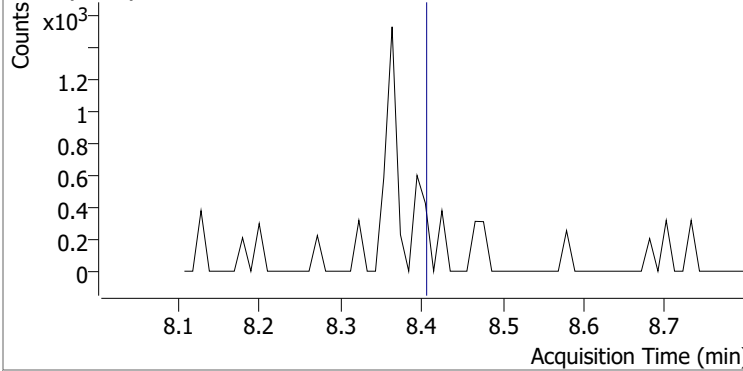
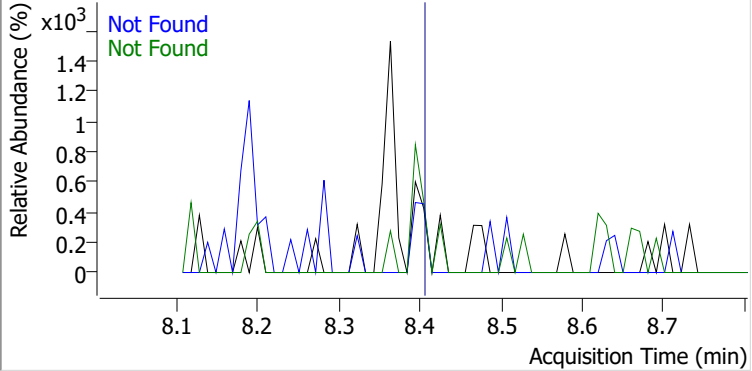
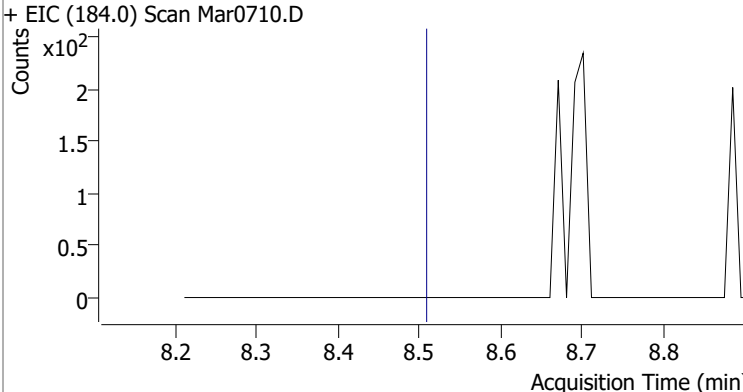
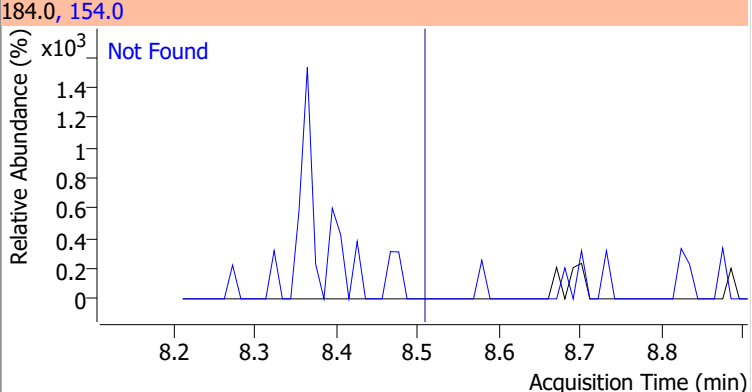
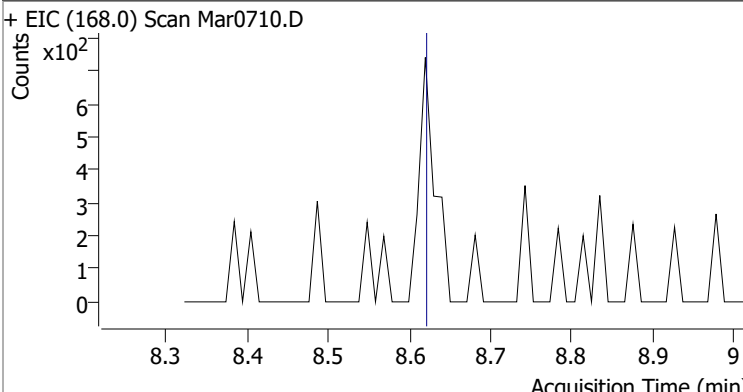
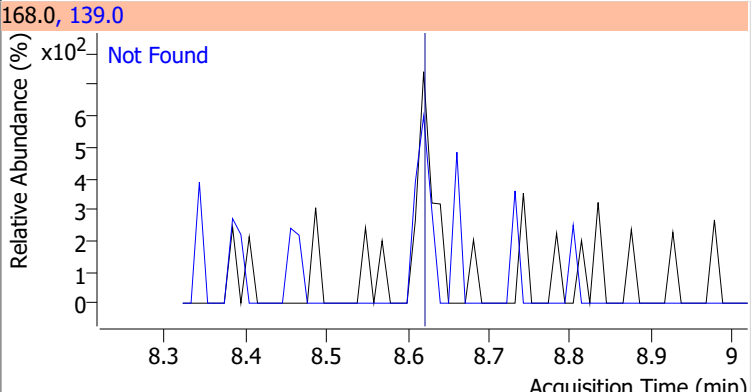
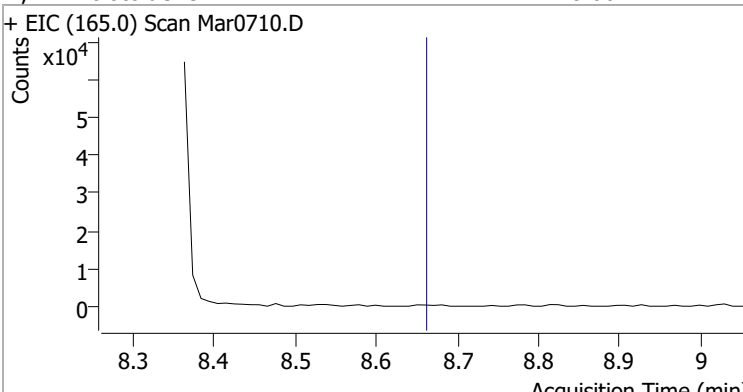
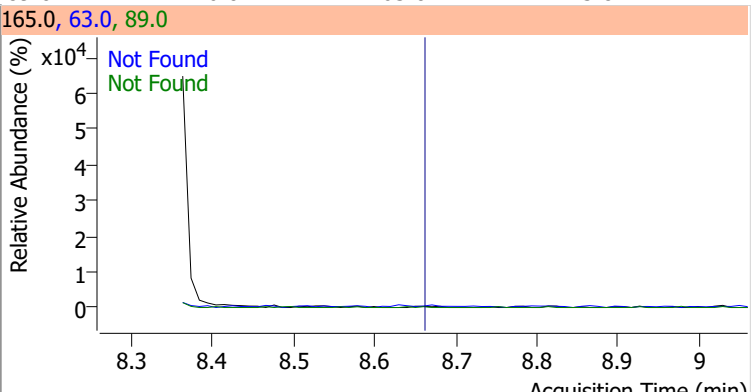
Compound	Conc.	Exp RT	QIon	Exp Ratio
Acenaphthylene	N.D.	8.19	153.1	13.7



Compound	Conc.	Exp RT	QIon	Exp Ratio	QIon	Exp Ratio
3-Nitroaniline	N.D.	8.38	65.0	132.4	92.0	108.1

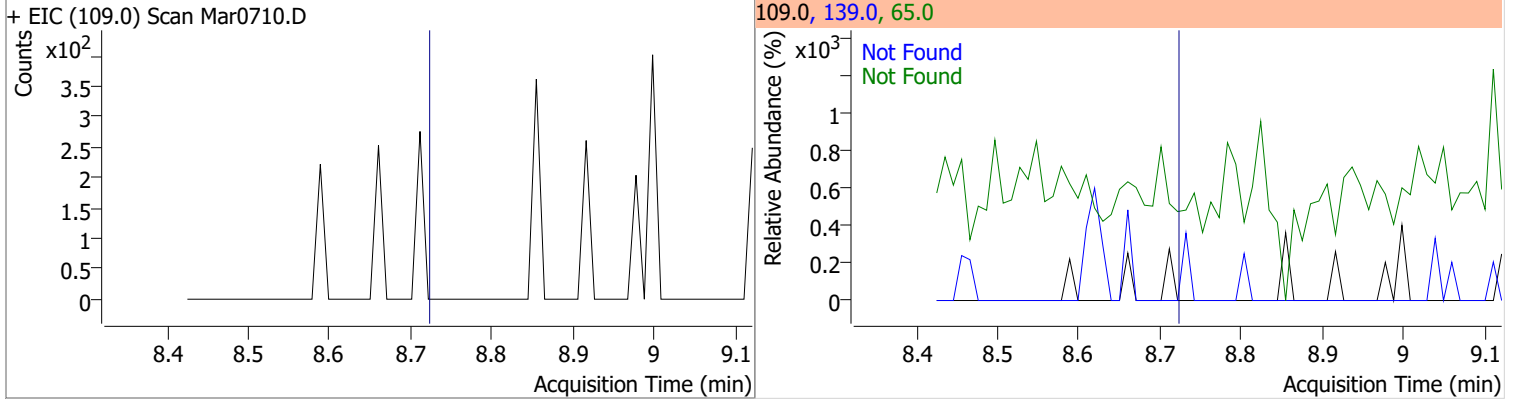


Quantitation Results Report (QT Reviewed)

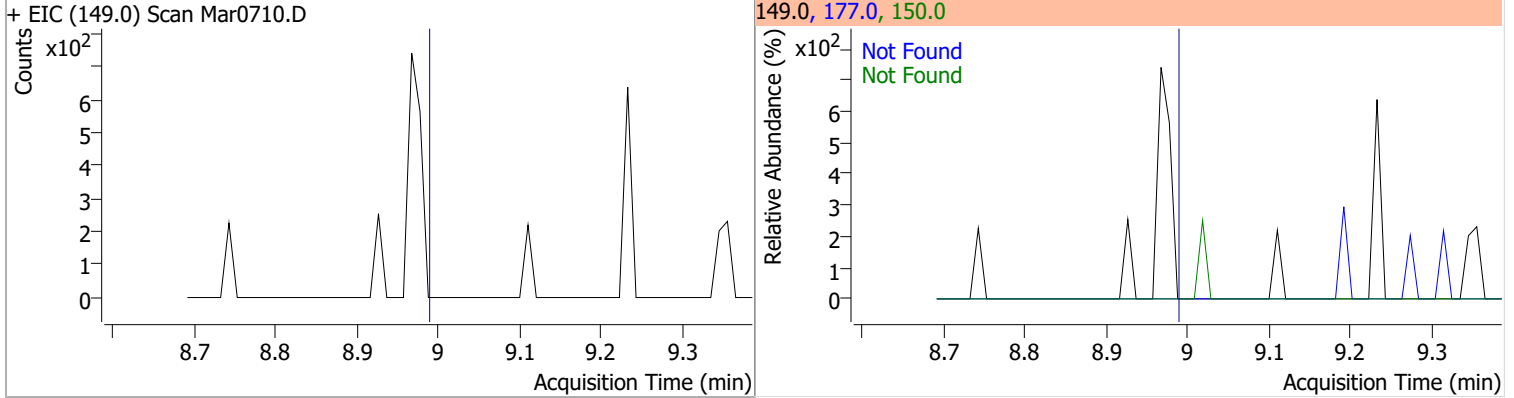
Compound	Conc.	Exp RT	QIon	Exp Ratio	QIon	Exp Ratio
Acenaphthene	N.D.	8.40	153.0	108.6	152.0	53.4
+ EIC (154.0) Scan Mar0710.D			154.0, 152.0, 153.0			
						
2,4-Dinitrophenol	N.D.	8.51	154.0	59.2		
+ EIC (184.0) Scan Mar0710.D			184.0, 154.0			
						
Dibenzofuran	N.D.	8.62	139.0	37.8		
+ EIC (168.0) Scan Mar0710.D			168.0, 139.0			
						
2,4-Dinitrotoluene	N.D.	8.66	89.0	76.0	63.0	45.8
+ EIC (165.0) Scan Mar0710.D			165.0, 63.0, 89.0			
						

Quantitation Results Report (QT Reviewed)

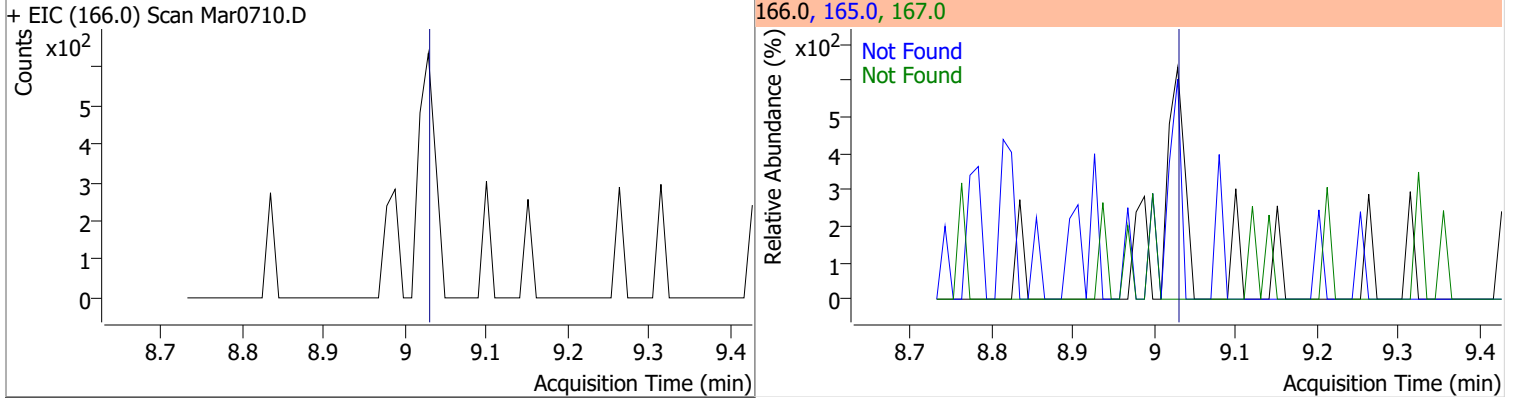
Compound	Conc.	Exp RT	QIon	Exp Ratio	QIon	Exp Ratio
4-Nitrophenol	N.D.	8.72	65.0	68.9	139.0	68.5



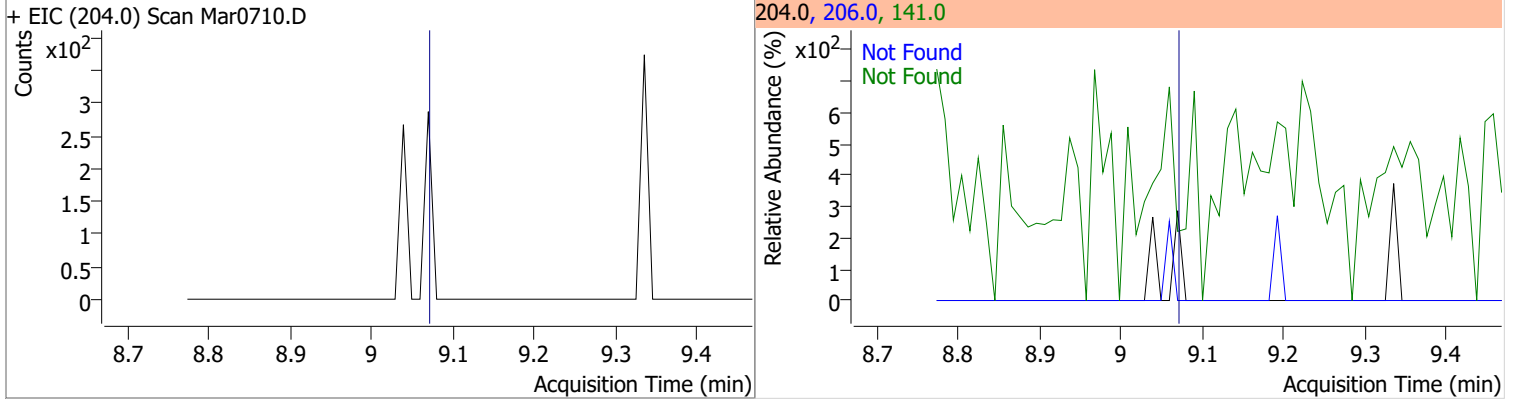
Compound	Conc.	Exp RT	QIon	Exp Ratio	QIon	Exp Ratio
Diethylphthalate	N.D.	8.99	177.0	21.9	150.0	12.5



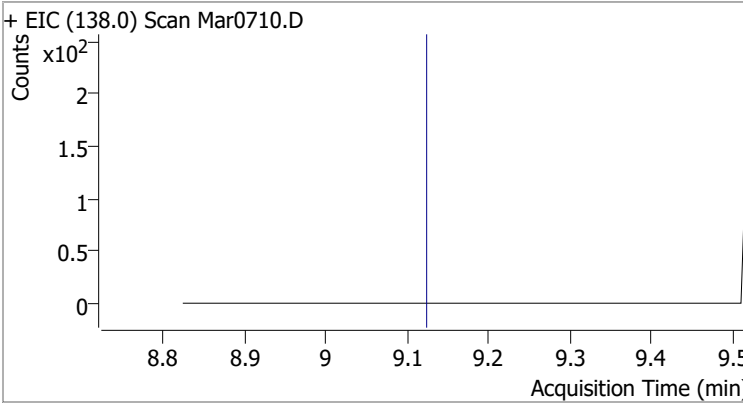
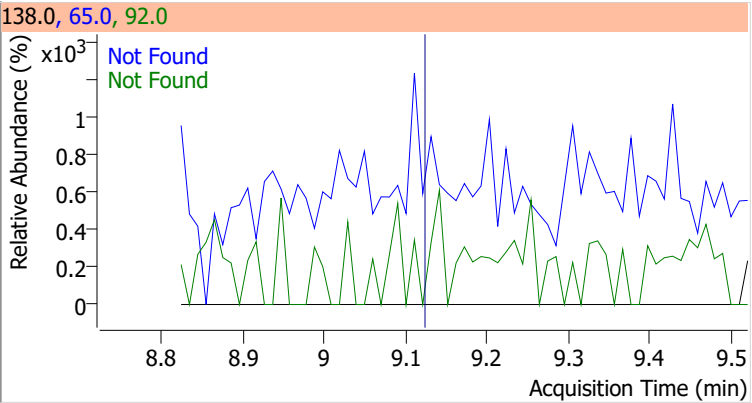
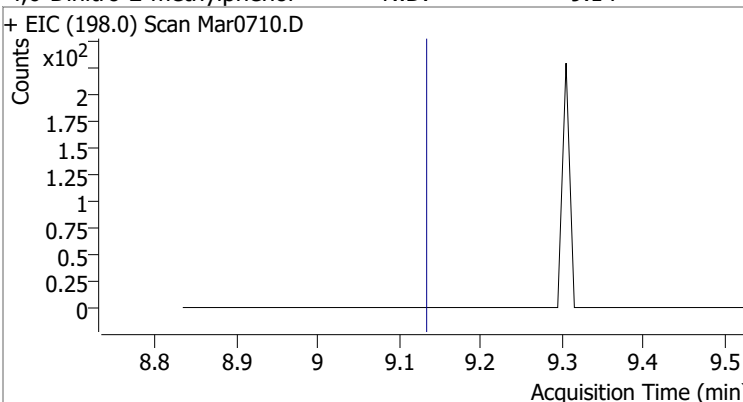
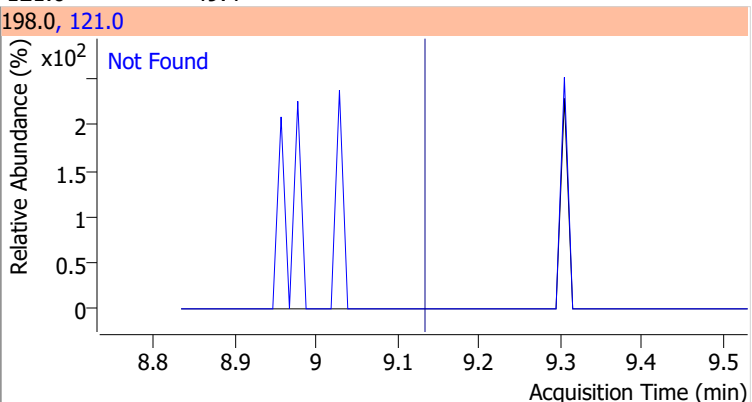
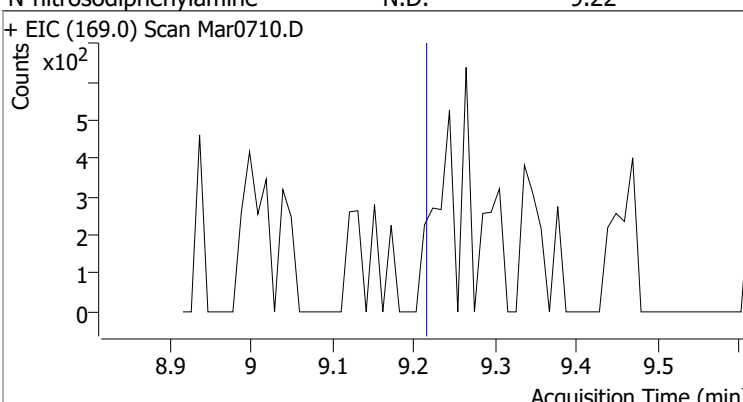
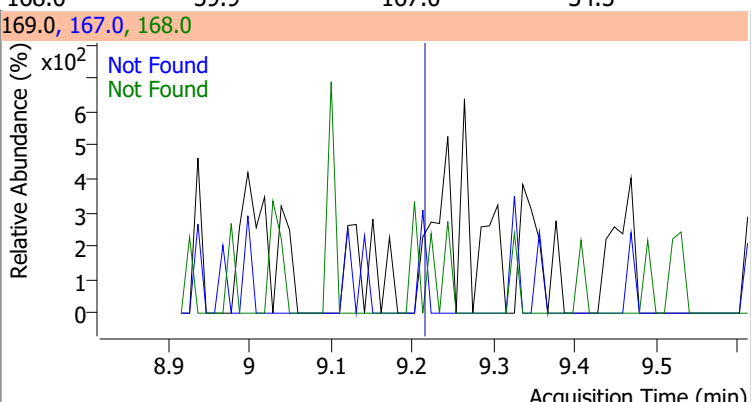
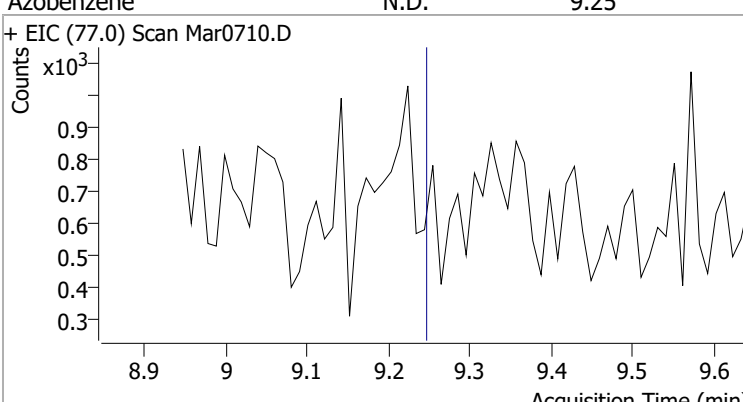
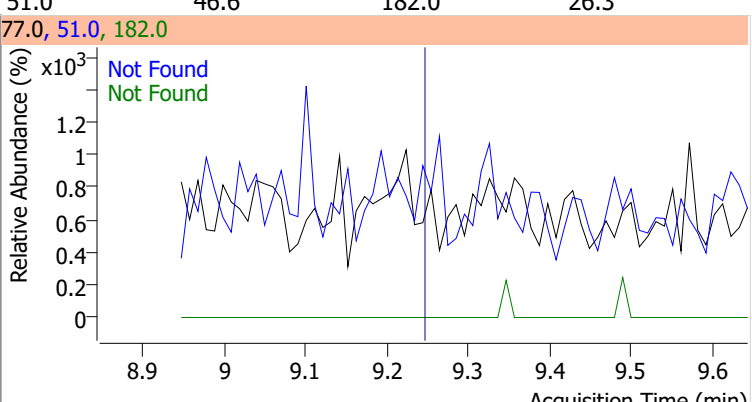
Compound	Conc.	Exp RT	QIon	Exp Ratio	QIon	Exp Ratio
Fluorene	N.D.	9.03	165.0	92.8	167.0	14.0



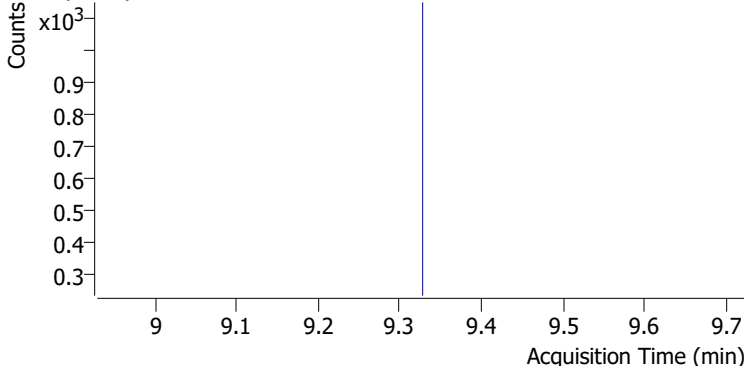
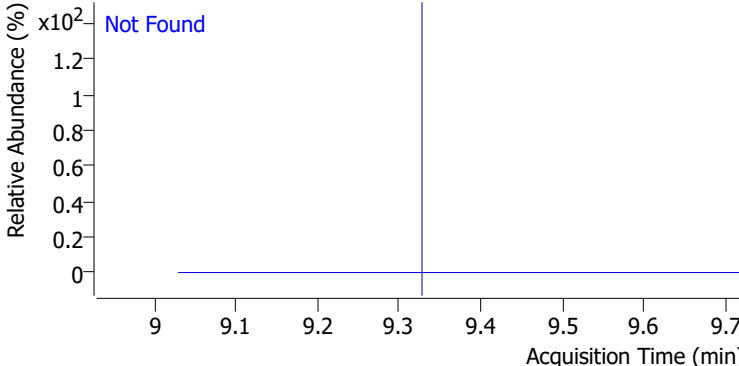
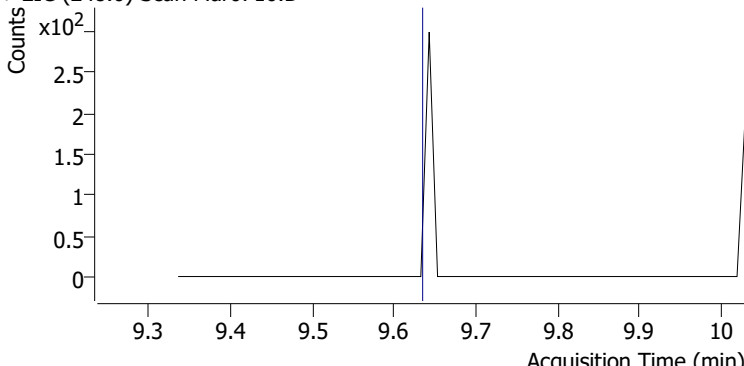
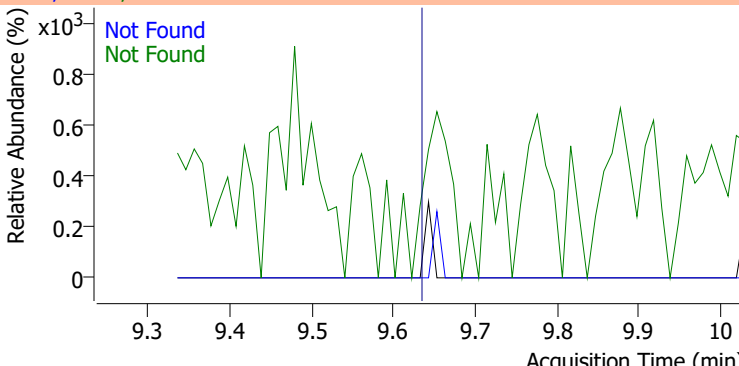
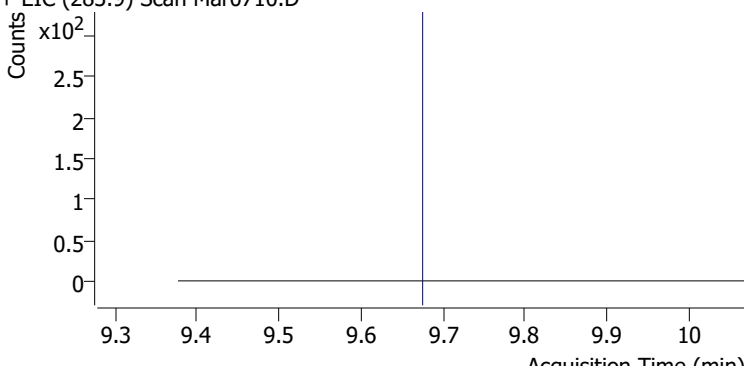
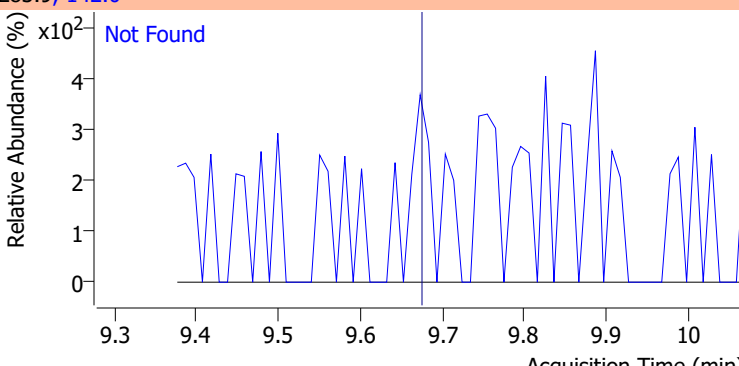
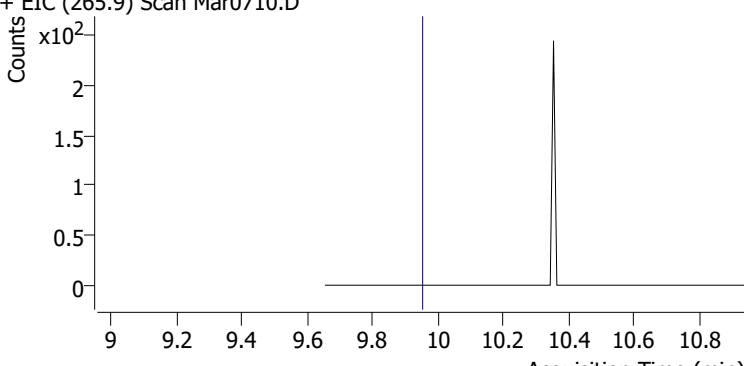
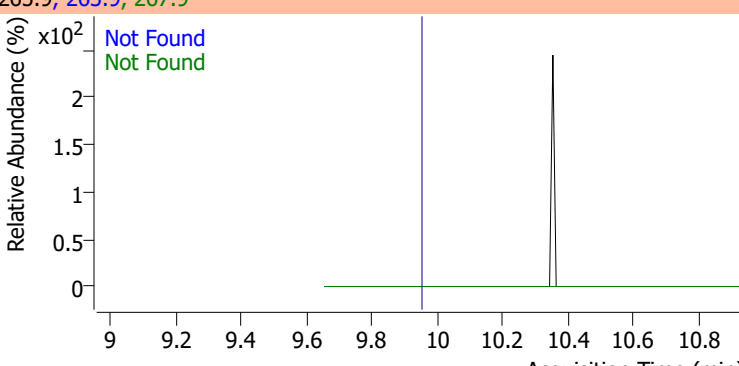
Compound	Conc.	Exp RT	QIon	Exp Ratio	QIon	Exp Ratio
4-Chlorophenyl-phenylether	N.D.	9.07	141.0	59.8	206.0	34.3



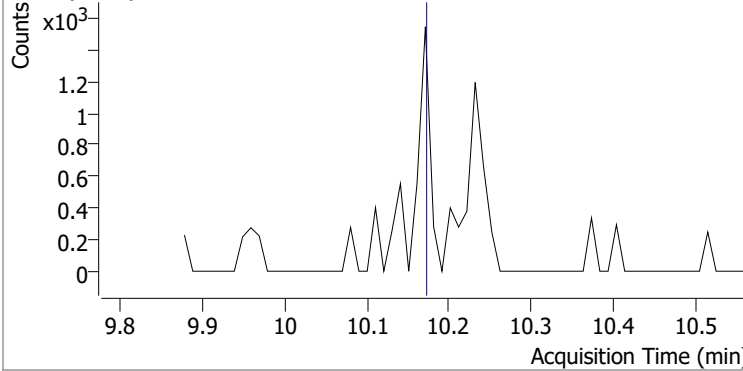
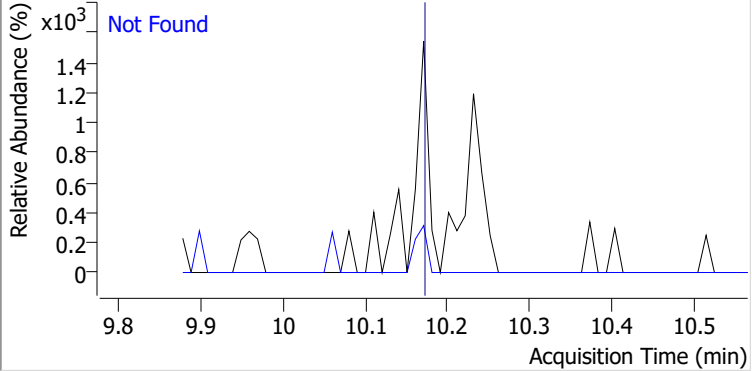
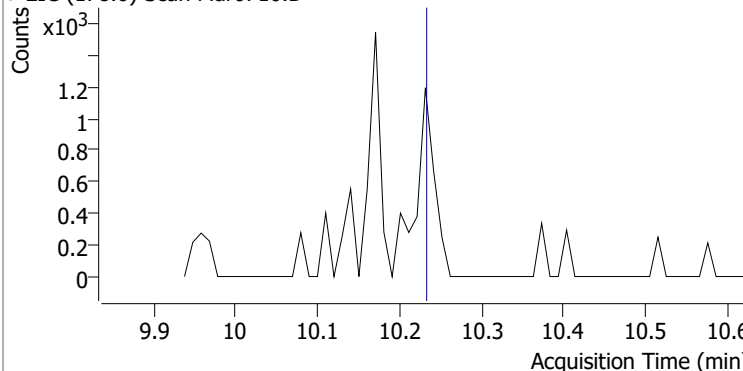
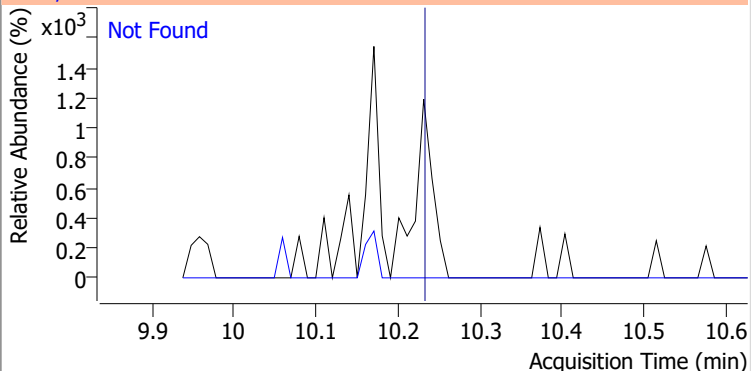
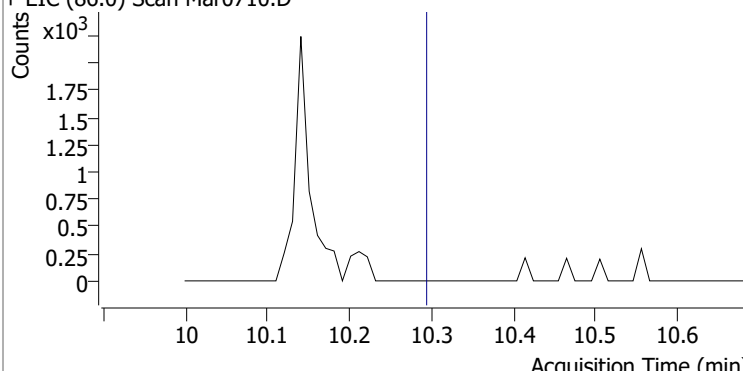
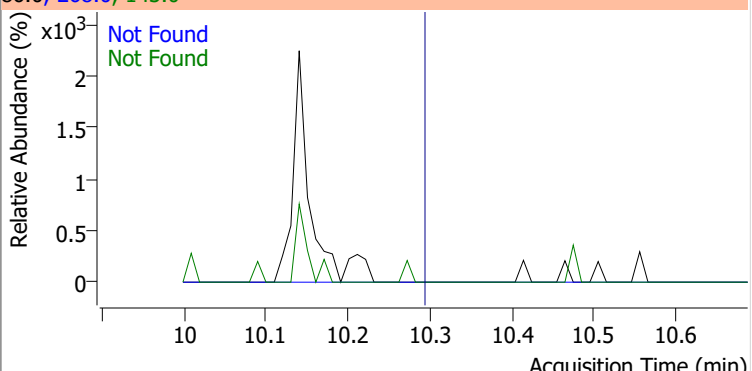
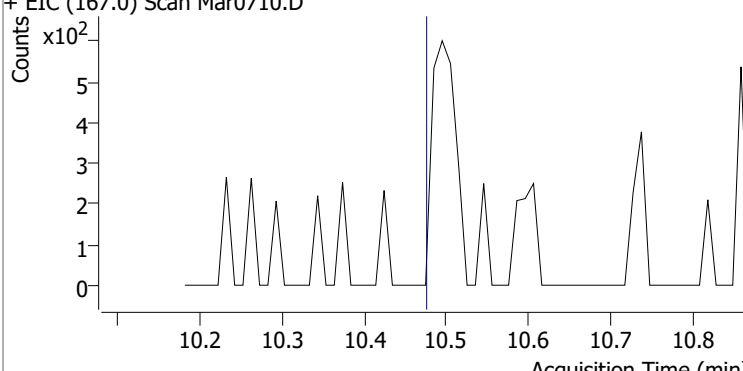
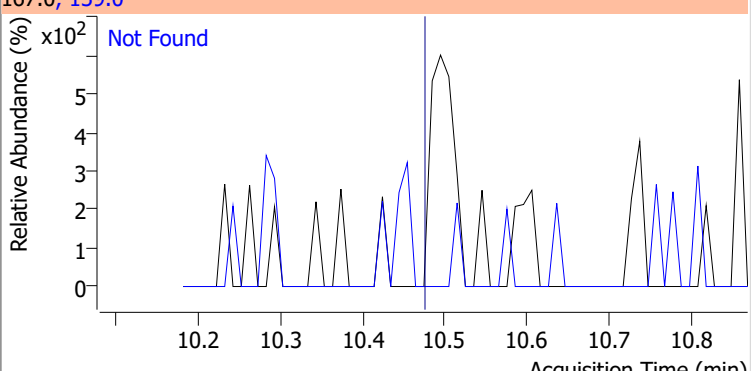
Quantitation Results Report (QT Reviewed)

Compound	Conc.	Exp RT	QIon	Exp Ratio	QIon	Exp Ratio
4-Nitroaniline	N.D.	9.13	65.0	107.3	92.0	49.9
+ EIC (138.0) Scan Mar0710.D			138.0, 65.0, 92.0			
						
4,6-Dinitro-2-methylphenol	N.D.	9.14	121.0	49.4		
+ EIC (198.0) Scan Mar0710.D			198.0, 121.0			
						
N-nitrosodiphenylamine	N.D.	9.22	168.0	59.9	167.0	34.5
+ EIC (169.0) Scan Mar0710.D			169.0, 167.0, 168.0			
						
Azobenzene	N.D.	9.25	51.0	46.6	182.0	26.3
+ EIC (77.0) Scan Mar0710.D			77.0, 51.0, 182.0			
						

Quantitation Results Report (QT Reviewed)

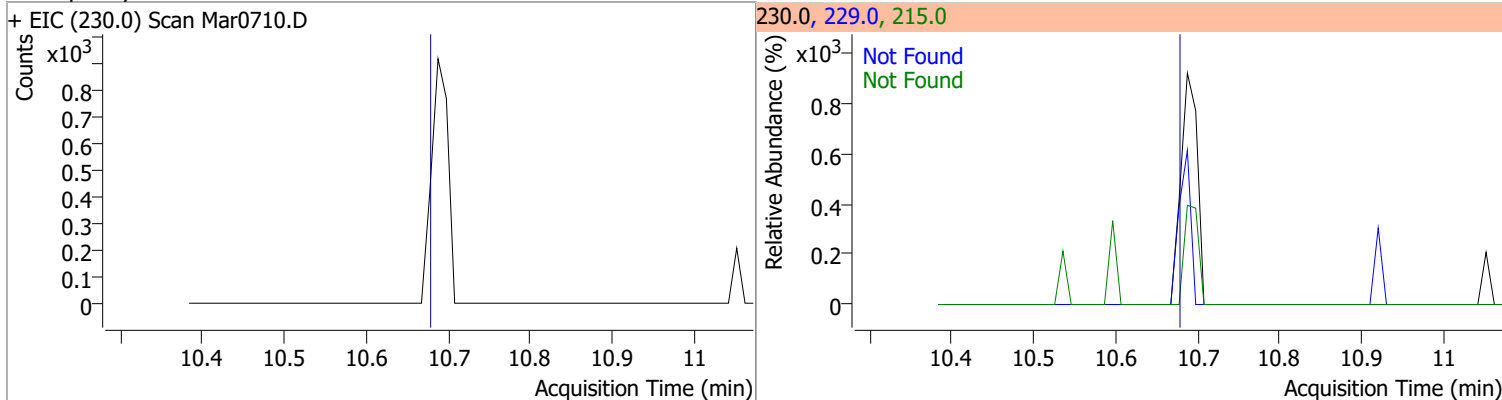
Compound	Conc.	Exp RT	QIon	Exp Ratio				
2,4,6-Tribromophenol	N.D.	9.34	331.8	92.6				
+ EIC (329.8) Scan Mar0710.D			329.8, 331.8					
								
4-Bromophenyl-phenylether	N.D.	9.64	250.0	98.8	QIon	141.0	Exp Ratio	95.5
+ EIC (248.0) Scan Mar0710.D			248.0, 250.0, 141.0					
								
Hexachlorobenzene	N.D.	9.68	142.0	50.5				
+ EIC (283.9) Scan Mar0710.D			283.9, 142.0					
								
Pentachlorophenol	N.D.	9.96	263.9	63.5	QIon	267.9	Exp Ratio	56.2
+ EIC (265.9) Scan Mar0710.D			265.9, 263.9, 267.9					
								

Quantitation Results Report (QT Reviewed)

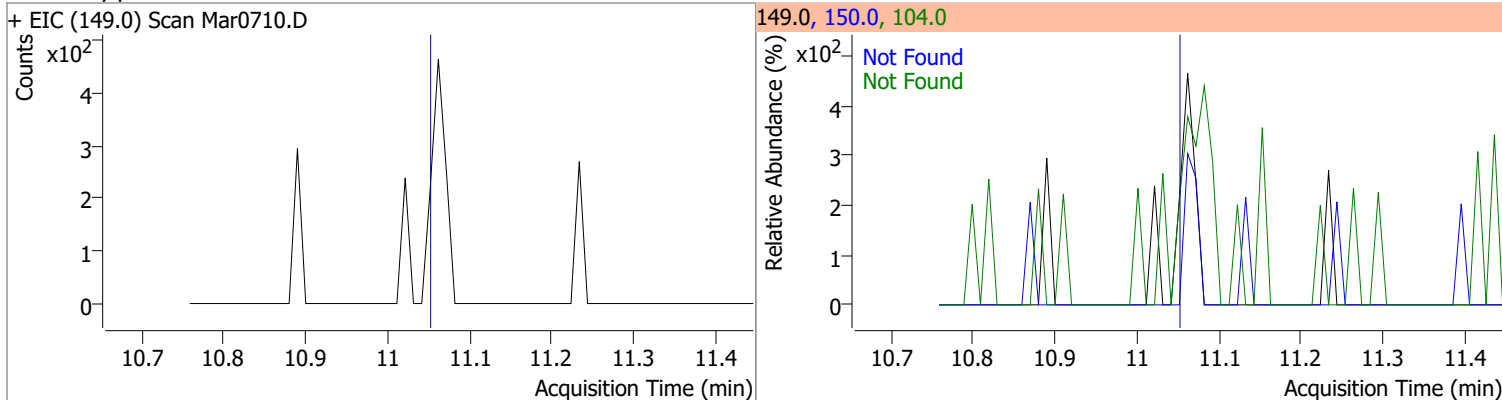
Compound	Conc.	Exp RT	QIon	Exp Ratio		
Phenanthrene	N.D.	10.18	176.0	18.8		
+ EIC (178.0) Scan Mar0710.D			178.0, 176.0			
			 Not Found			
Anthracene	N.D.	10.24	176.0	18.3		
+ EIC (178.0) Scan Mar0710.D			178.0, 176.0			
			 Not Found			
Triallate	N.D.	10.30	268.0	23.7	QIon	Exp Ratio
			143.0	21.8		
+ EIC (86.0) Scan Mar0710.D			86.0, 268.0, 143.0			
			 Not Found Not Found			
Carbazole	N.D.	10.48	139.0	12.6		
+ EIC (167.0) Scan Mar0710.D			167.0, 139.0			
			 Not Found			

Quantitation Results Report (QT Reviewed)

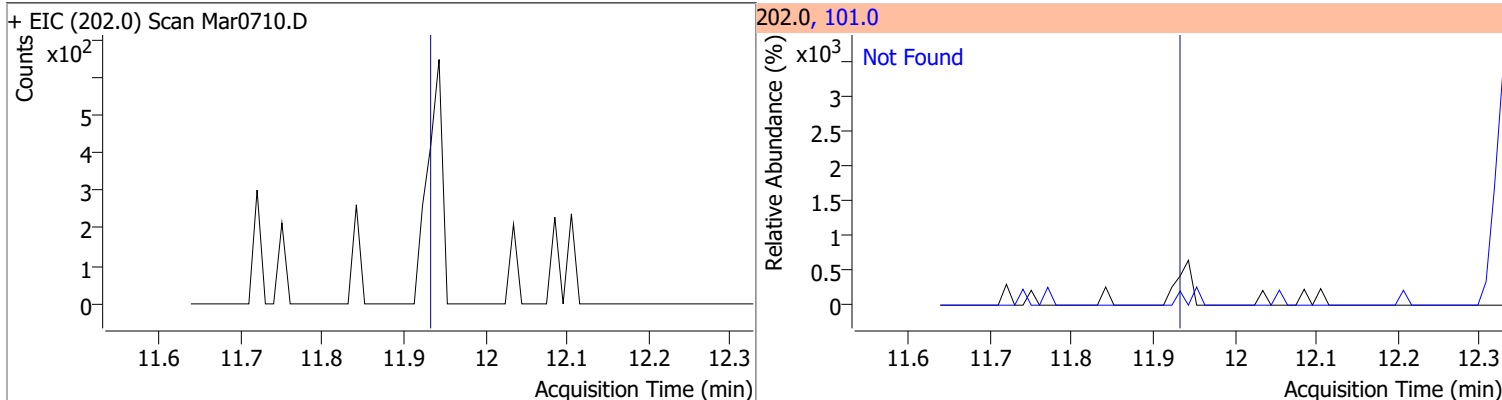
Compound	Conc.	Exp RT	QIon	Exp Ratio	QIon	Exp Ratio
o-Terphenyl	N.D.	10.69	229.0	63.4	215.0	36.7



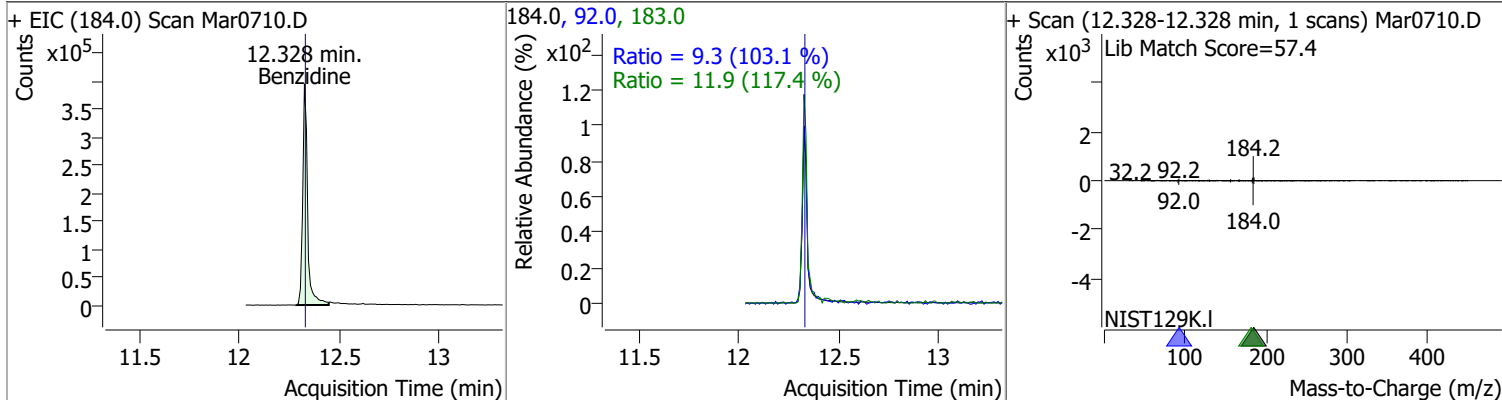
Compound	Conc.	Exp RT	QIon	Exp Ratio	QIon	Exp Ratio
Di-n-Butylphthalate	N.D.	11.06	150.0	9.3	104.0	6.1



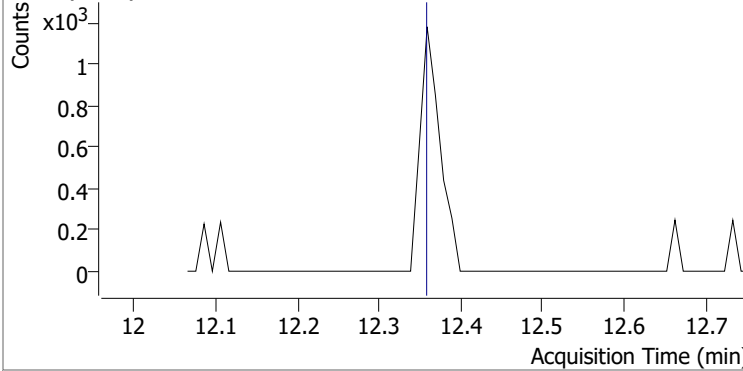
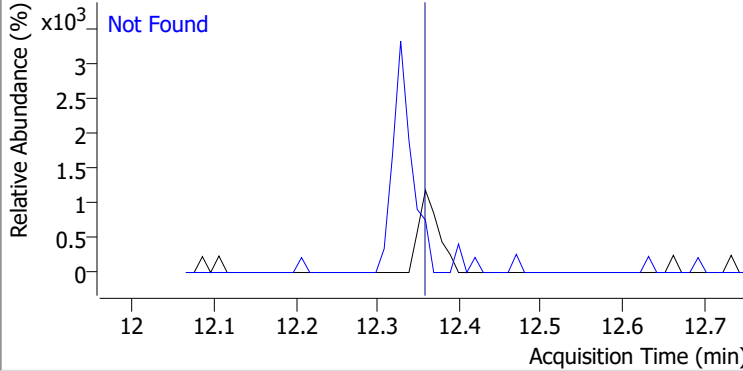
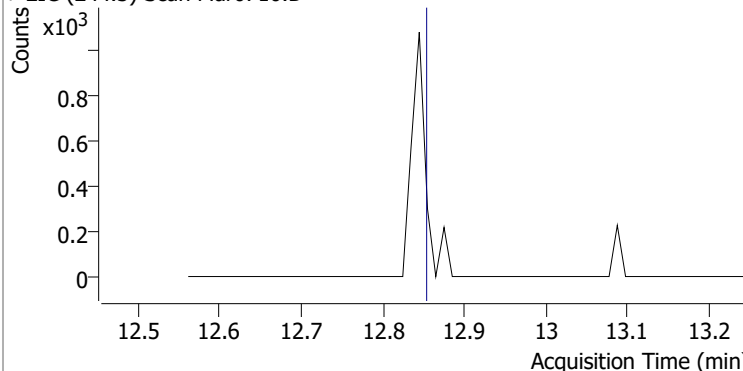
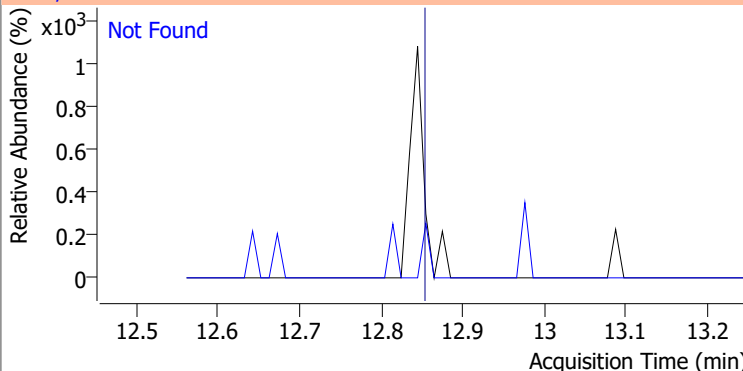
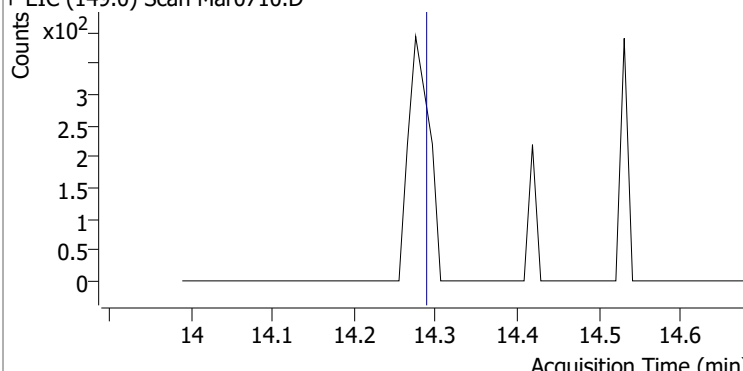
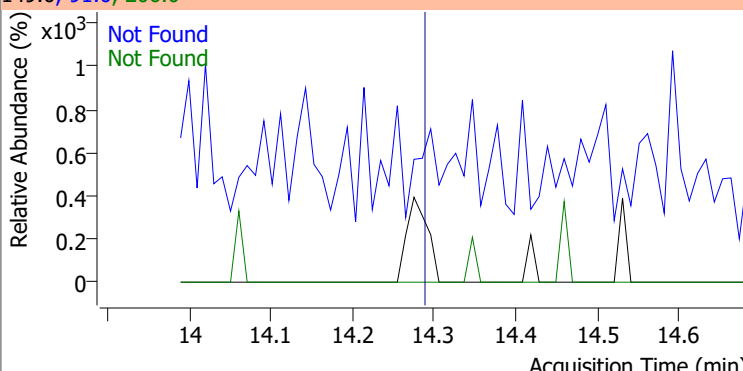
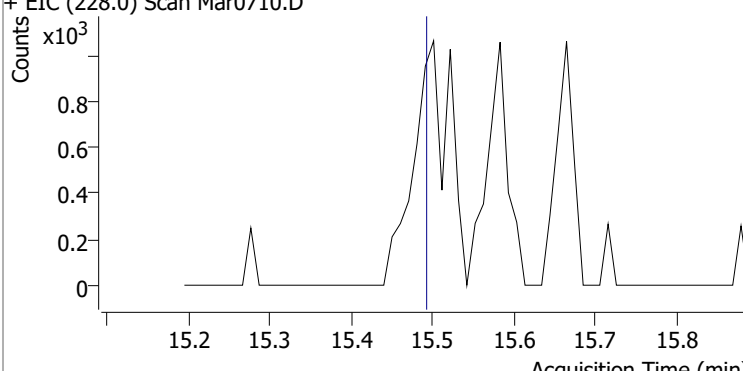
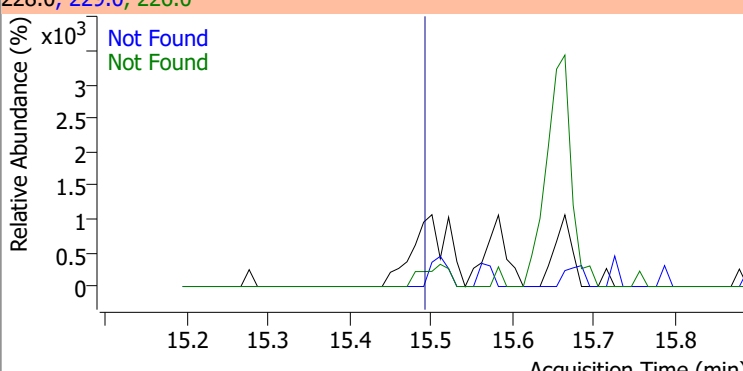
Compound	Conc.	Exp RT	QIon	Exp Ratio
Fluoranthene	N.D.	11.94	101.0	13.0



Compound	Conc.	RT	Dev(Min)	Resp.	QIon	QRatio	Lower	Upper
Benzidine	114.0872	12.33	-0.01	671626	183.0	11.9	7.1	13.1
					92.0	9.3	6.3	11.7

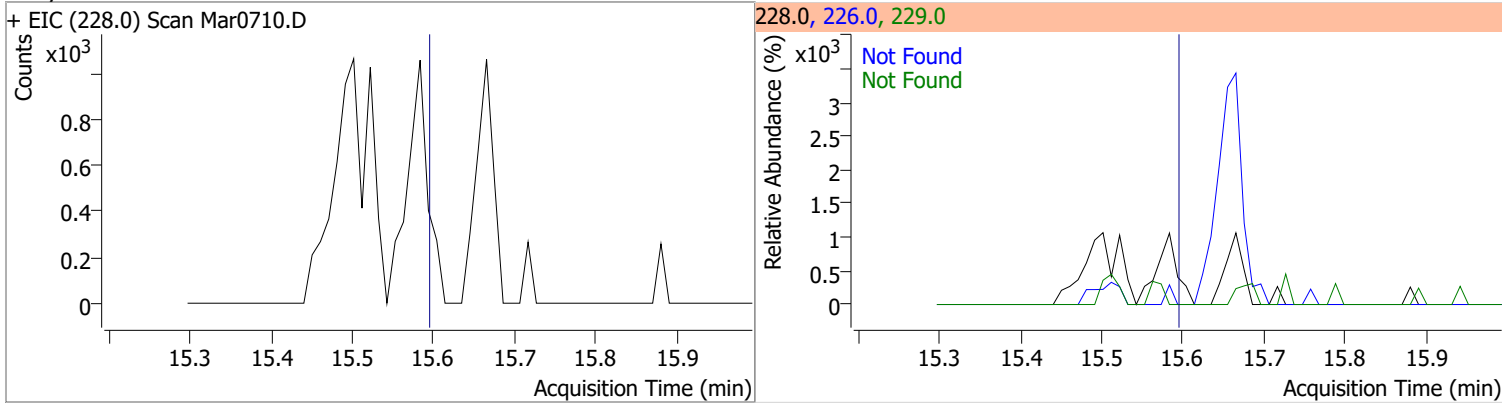


Quantitation Results Report (QT Reviewed)

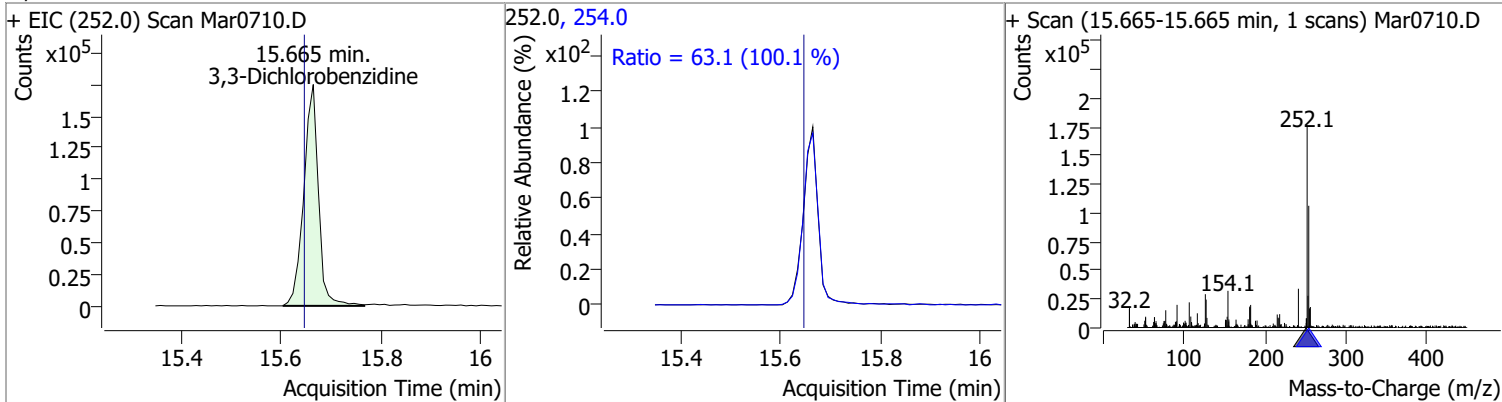
Compound	Conc.	Exp RT	QIon	Exp Ratio		
Pyrene	N.D.	12.37	101.0	15.9		
+ EIC (202.0) Scan Mar0710.D			202.0, 101.0			
						
Terphenyl-d14	N.D.	12.87	122.0	14.1		
+ EIC (244.3) Scan Mar0710.D			244.3, 122.0			
						
Butylbenzylphthalate	N.D.	14.31	91.0	88.8	QIon	Exp Ratio
			206.0	17.5		
+ EIC (149.0) Scan Mar0710.D			149.0, 91.0, 206.0			
						
Benzo(a)Anthracene	N.D.	15.51	226.0	26.4	QIon	Exp Ratio
			229.0	20.7		
+ EIC (228.0) Scan Mar0710.D			228.0, 229.0, 226.0			
						

Quantitation Results Report (QT Reviewed)

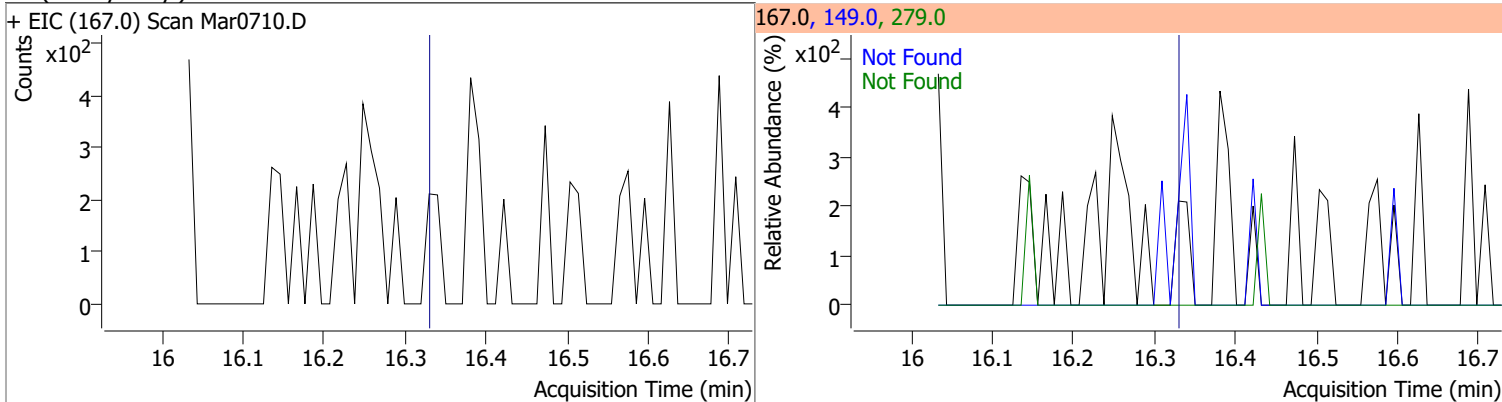
Compound	Conc.	Exp RT	QIon	Exp Ratio	QIon	Exp Ratio
Chrysene	N.D.	15.61	226.0	29.5	229.0	19.7



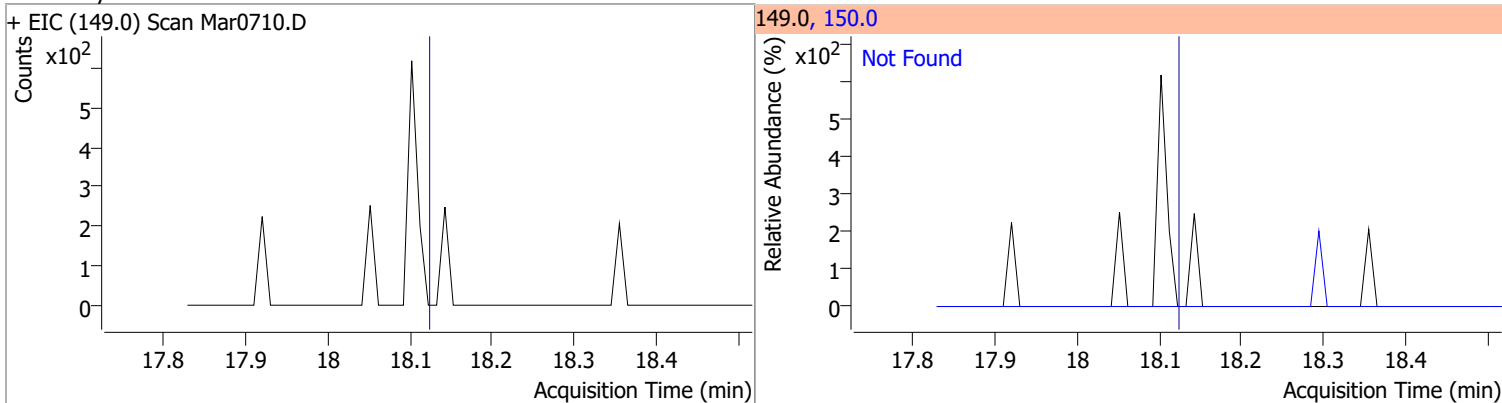
Compound	Conc.	RT	Dev(Min)	Resp.	QIon	QRatio	Lower	Upper
3,3-Dichlorobenzidine	79.3133	15.67	0.00	359123	254.0	63.1	44.1	81.9



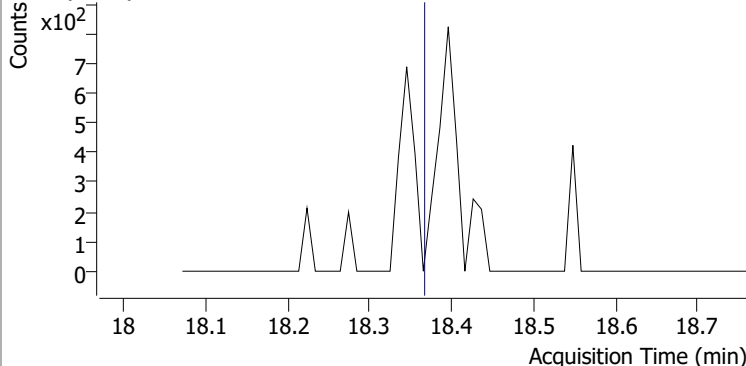
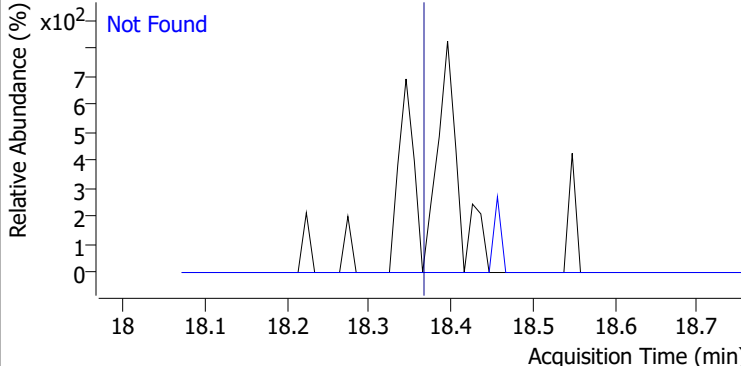
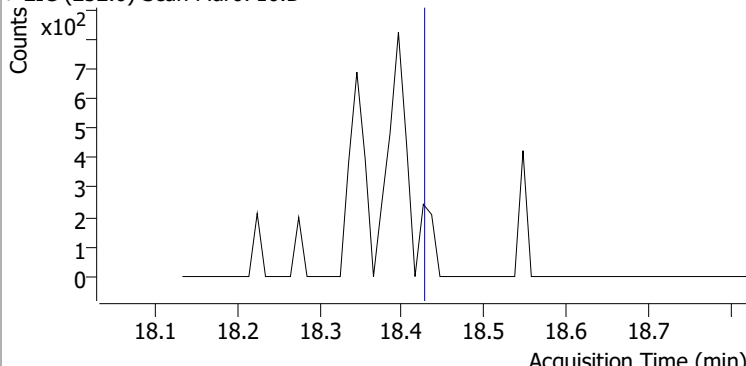
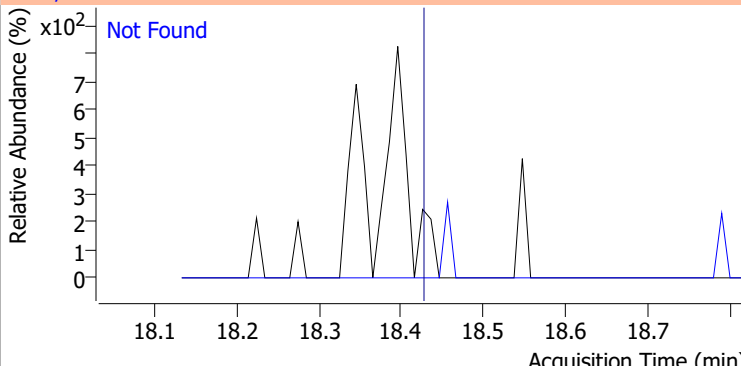
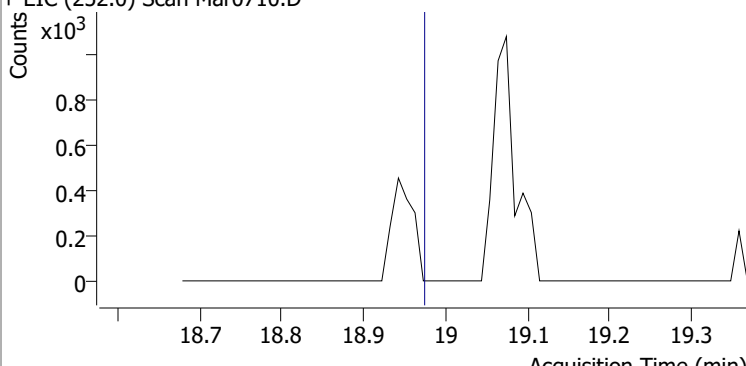
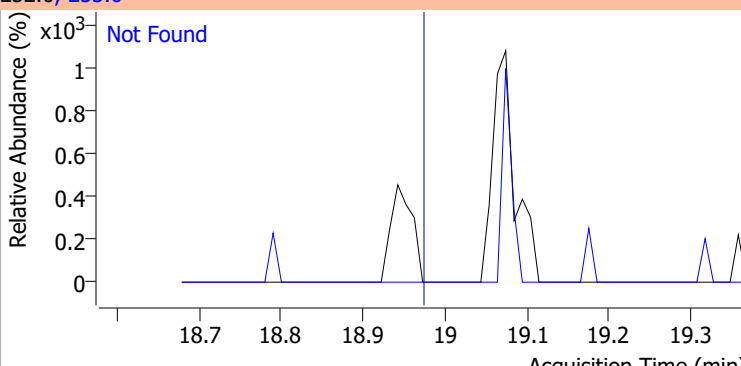
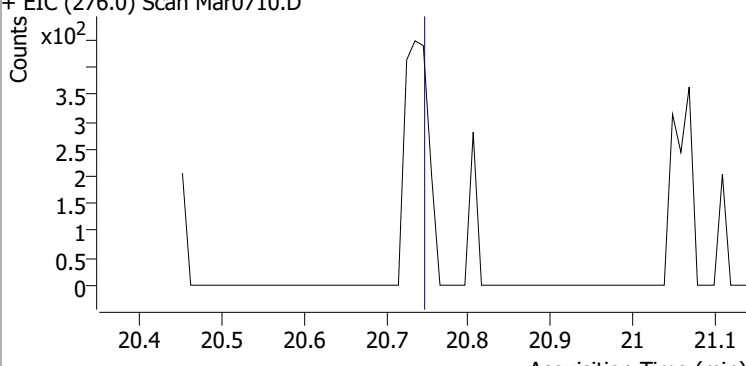
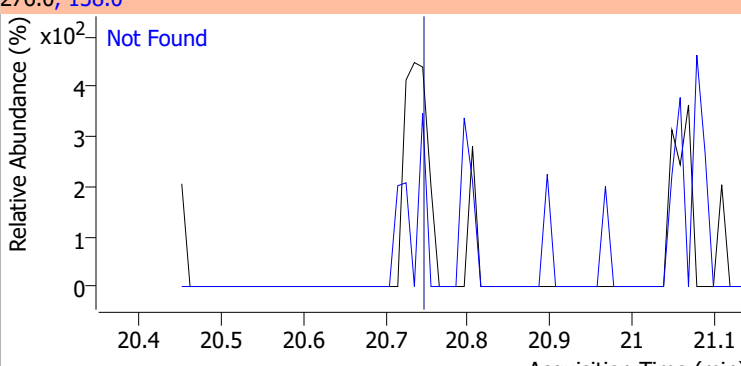
Compound	Conc.	Exp RT	QIon	Exp Ratio	QIon	Exp Ratio
bis(2-ethylhexyl)Phthalate	N.D.	16.35	149.0	385.1	279.0	14.5



Compound	Conc.	Exp RT	QIon	Exp Ratio
Di-n-octyl Phthalate	N.D.	18.12	150.0	9.9

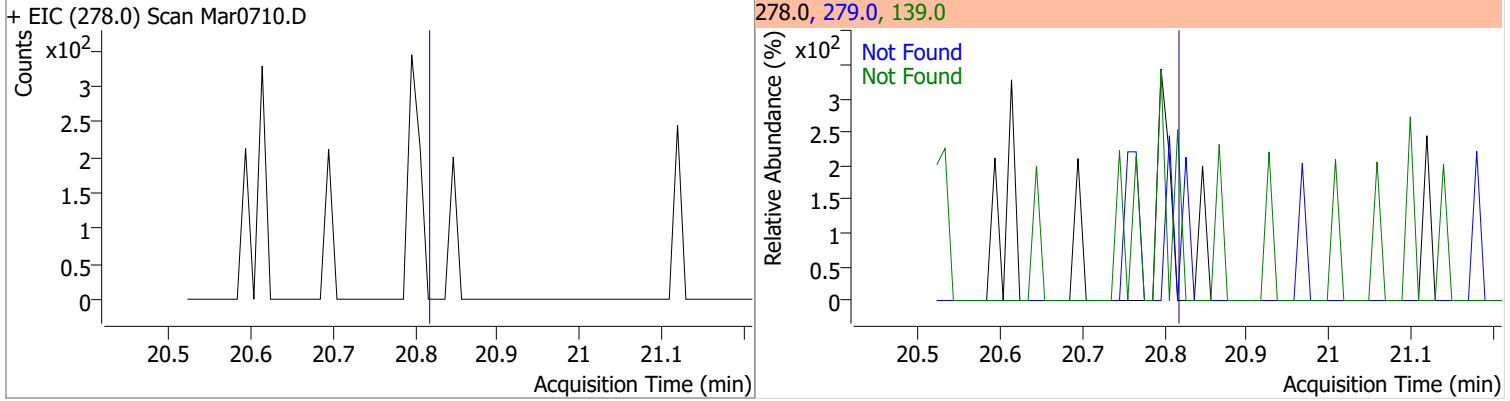


Quantitation Results Report (QT Reviewed)

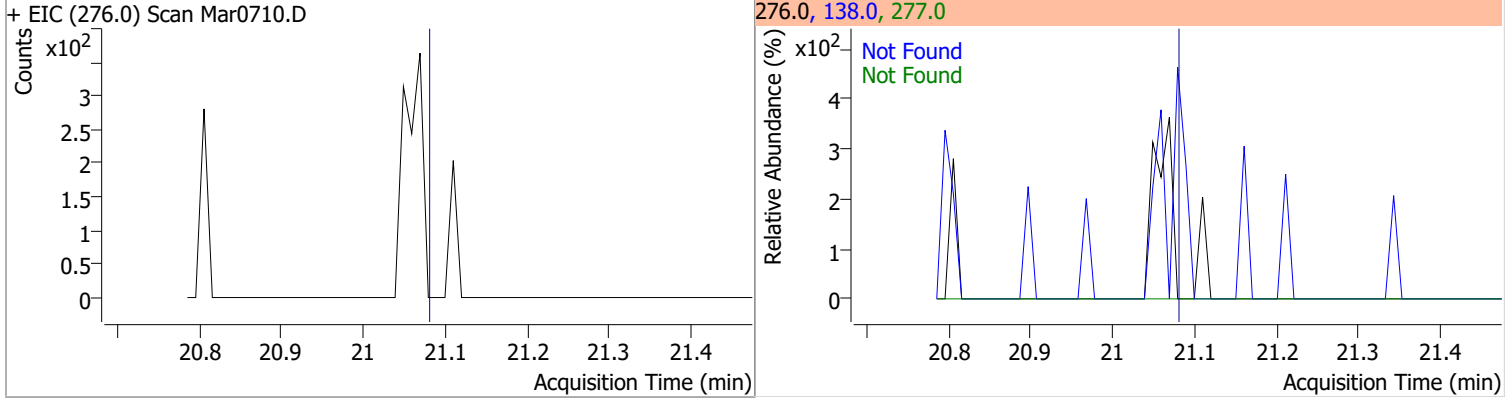
Compound	Conc.	Exp RT	QIon	Exp Ratio
Benzo(b)fluoranthene	N.D.	18.37	253.0	22.3
+ EIC (252.0) Scan Mar0710.D			252.0, 253.0	
				
Benzo(k)fluoranthene	N.D.	18.43	253.0	22.6
+ EIC (252.0) Scan Mar0710.D			252.0, 253.0	
				
Benzo(a)pyrene	N.D.	18.97	253.0	22.5
+ EIC (252.0) Scan Mar0710.D			252.0, 253.0	
				
Indeno(1,2,3-c,d)pyrene	N.D.	20.75	138.0	32.3
+ EIC (276.0) Scan Mar0710.D			276.0, 138.0	
				

Quantitation Results Report (QT Reviewed)

Compound	Conc.	Exp RT	QIon	Exp Ratio	QIon	Exp Ratio
Dibenzo(a,h)anthracene	N.D.	20.82	139.0	25.1	279.0	24.8

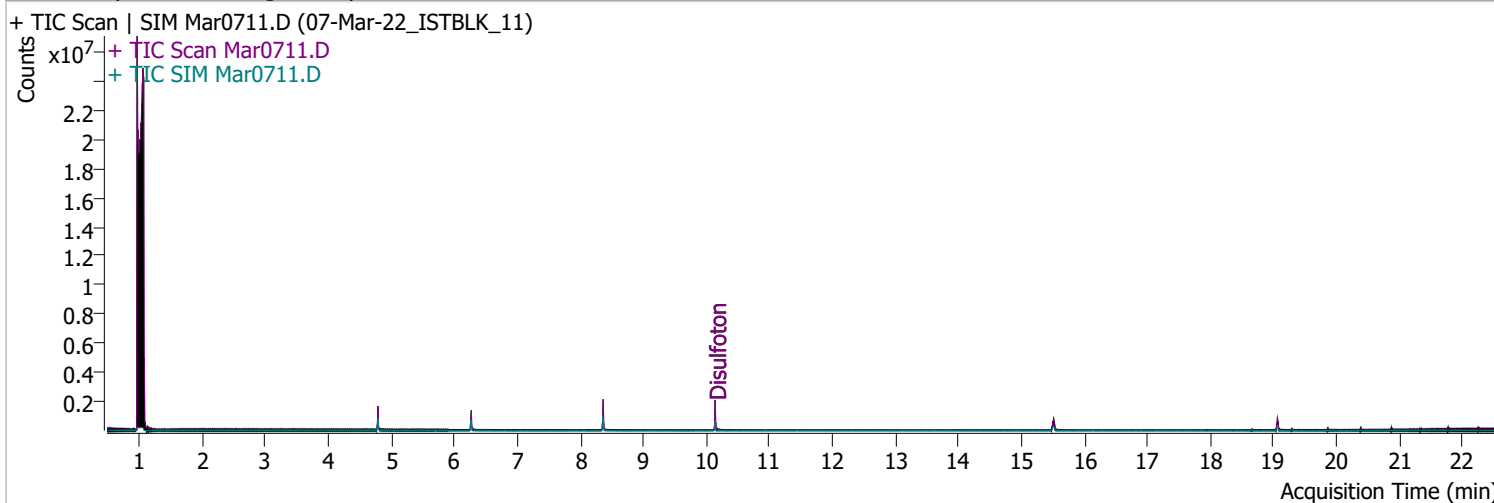


Compound	Conc.	Exp RT	QIon	Exp Ratio	QIon	Exp Ratio
Benzo(g,h,i)perylene	N.D.	21.08	138.0	33.5	277.0	24.0



Quantitation Results Report (QT Reviewed)

Data File	Mar0711.D	Operator	LIMS import
Acq. Method	BNA+SIM.M	Acq. Date-Time	3/7/2022 5:05:21 PM
Sample Name	07-Mar-22_ISTBLK_11	Instrument	Instrument #1
Vial	11	Multiplier	1.00
DA Method File		Comment	SVOC-8270-W-LARGO
Tune File	dftppdsm.u	Tune Date	2/18/2022 9:25:00 PM
Batch Name	030722 DoD BNA cal.batch.bin	Last Calib Update	3/8/2022 10:28:55 AM
Ref Library	D:\Org\Library\NIST129K.l		



Compound	RT	QIon	Resp.	Conc.	Units	Dev(Min)
----------	----	------	-------	-------	-------	----------

Internal Standards

System Monitoring Compounds

S 2-Fluorophenol	0.000	0	N.D.
Spiked Amount: 200.000	Range: 10.0 - 75.0%		Recovery = NA%
S Phenol-d5	0.000	0	N.D.
Spiked Amount: 200.000	Range: 10.0 - 65.0%		Recovery = NA%
S Nitrobenzene-d5	0.000	0	N.D.
Spiked Amount: 100.000	Range: 32.0 - 94.0%		Recovery = NA%
S 2-Fluorobiphenyl	0.000	0	N.D.
Spiked Amount: 100.000	Range: 28.0 - 107.0%		Recovery = NA%
S 2,4,6-Tribromophenol	0.000	0	N.D.
Spiked Amount: 200.000	Range: 25.0 - 140.0%		Recovery = NA%
S Terphenyl-d14	0.000	0	N.D.
Spiked Amount: 100.000	Range: 32.0 - 122.0%		Recovery = NA%

Target Compounds

				QValue
T N-Nitrosodimethylamine	0.000	0	N.D.	
T Pyridine	0.000	0	N.D.	
T Aniline	0.000	0	N.D.	
T bis(-2-Chloroethyl)Ether	0.000	0	N.D.	
T Phenol	0.000	0	N.D.	
T 2-Chlorophenol	0.000	0	N.D.	
T 1,3-Dichlorobenzene	0.000	0	N.D.	
T 1,4-Dichlorobenzene	0.000	0	N.D.	
T 1,2-Dichlorobenzene	0.000	0	N.D.	
T Benzyl Alcohol	0.000	0	N.D.	
T bis(2-chloroisopropyl)Ether	0.000	0	N.D.	
T 2-Methylphenol	0.000	0	N.D.	
T N-nitroso-Di-n-propylamine	0.000	0	N.D.	
T Hexachloroethane	0.000	0	N.D.	
T 4Methylphenol/3Methylphenol	0.000	0	N.D.	

Quantitation Results Report (QT Reviewed)

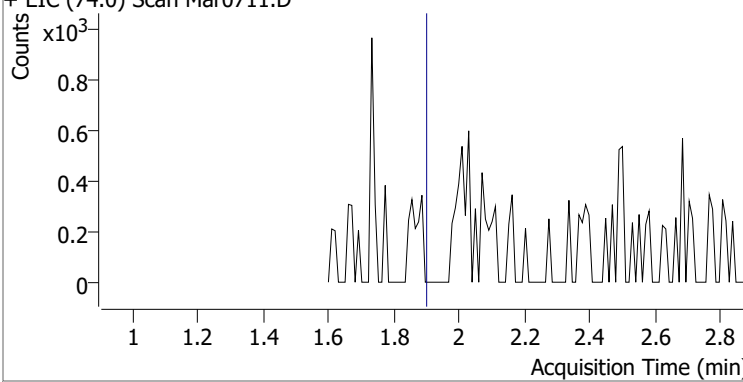
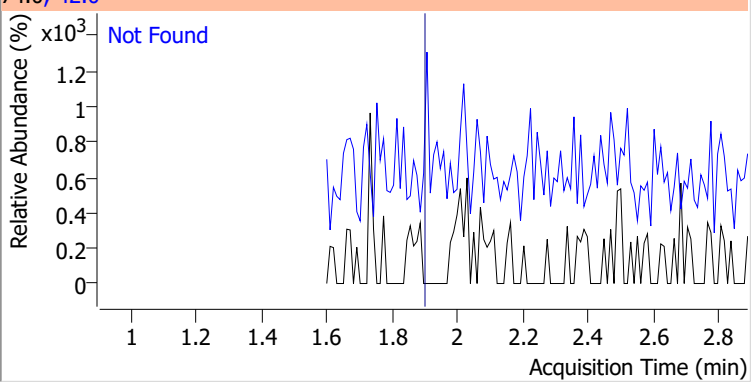
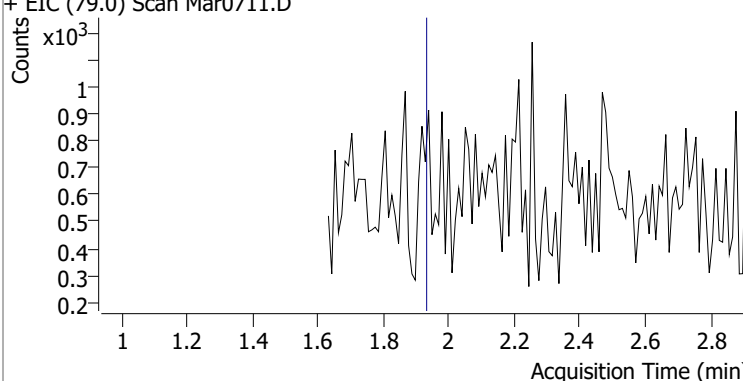
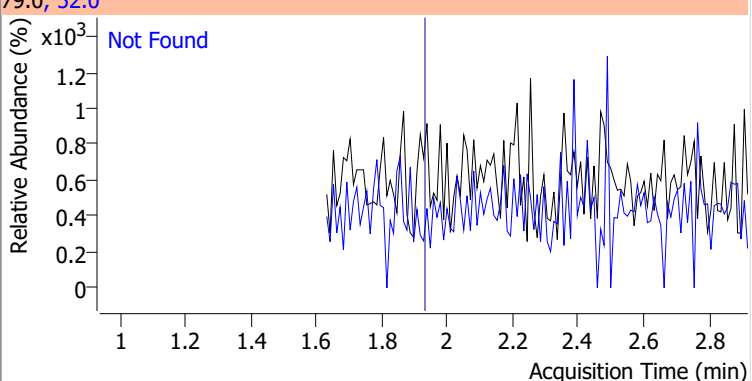
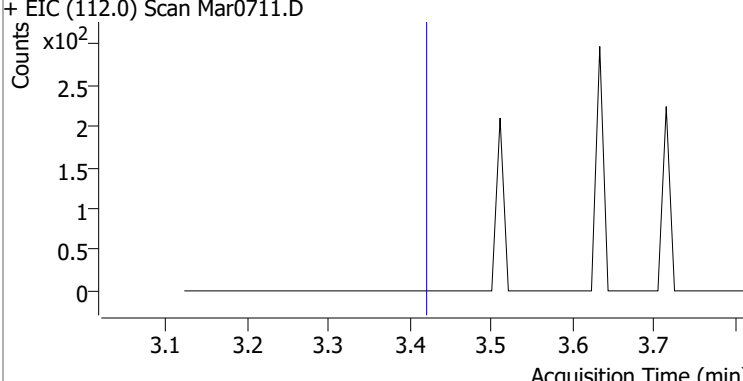
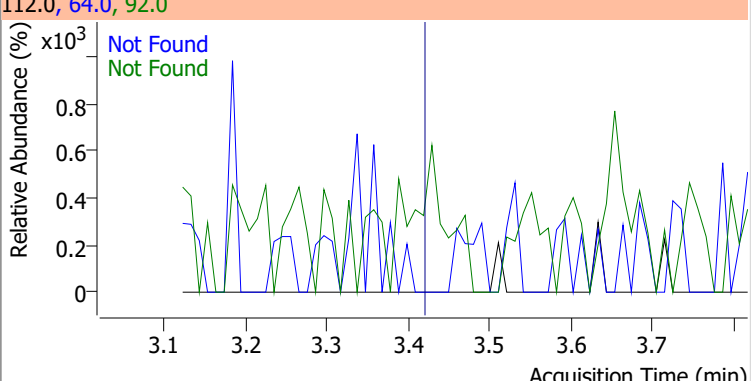
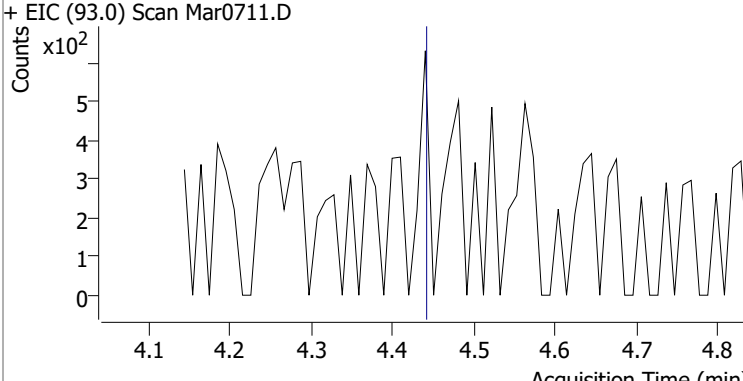
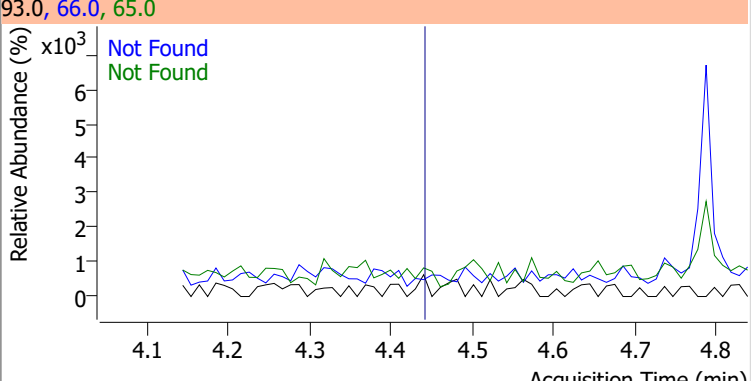
Compound	RT	QIon	Resp.	Conc.	Units	Dev(Min)
T Nitrobenzene	0.000		0	N.D.		
T Isophorone	0.000		0	N.D.		
T 2-Nitrophenol	0.000		0	N.D.		
T 2,4-Dimethylphenol	0.000		0	N.D.		
T bis(-2-Chloroethoxy)Methane	0.000		0	N.D.		
T 2,4-Dichlorophenol	0.000		0	N.D.		
T Benzoic Acid	0.000		0	N.D.		
T 1,2,4-Trichlorobenzene	0.000		0	N.D.		
T Naphthalene	0.000		0	N.D.		
T p-Chloroaniline	0.000		0	N.D.		
T 4-Chlorophenol	0.000		0	N.D.		
T Hexachlorobutadiene	0.000		0	N.D.		
T 4-Chloro-2-Methylphenol	0.000		0	N.D.		
T 4-Chloro-3-Methylphenol	0.000		0	N.D.		
T 2-Methylnaphthalene	0.000		0	N.D.		
T 1-Methylnaphthalene	0.000		0	N.D.		
T Hexachlorocyclopentadiene	0.000		0	N.D.		
T 2,4,6-Trichlorophenol	0.000		0	N.D.		
T 2,4,5-Trichlorophenol	0.000		0	N.D.		
T 2-Chloronaphthalene	0.000		0	N.D.		
T 2-Nitroaniline	0.000		0	N.D.		
T Dimethyl Phthalate	8.364	163.0	0		µg/L md	1
T 2,6-Dinitrotoluene	8.364	165.0	0		µg/L md	1
T Acenaphthylene	0.000		0	N.D.		
T 3-Nitroaniline	0.000		0	N.D.		
T Acenaphthene	0.000		0	N.D.		
T 2,4-Dinitrophenol	0.000		0	N.D.		
T Dibenzofuran	0.000		0	N.D.		
T 2,4-Dinitrotoluene	0.000		0	N.D.		
T 4-Nitrophenol	0.000		0	N.D.		
T Diethylphthalate	0.000		0	N.D.		
T Fluorene	0.000		0	N.D.		
T 4-Chlorophenyl-phenylether	0.000		0	N.D.		
T 4-Nitroaniline	0.000		0	N.D.		
T 4,6-Dinitro-2-methylphenol	0.000		0	N.D.		
T N-nitrosodiphenylamine	0.000		0	N.D.		
T Azobenzene	0.000		0	N.D.		
T 4-Bromophenyl-phenylether	0.000		0	N.D.		
T Hexachlorobenzene	0.000		0	N.D.		
T Pentachlorophenol	0.000		0	N.D.		
T Phenanthrene	0.000		0	N.D.		
T Anthracene	0.000		0	N.D.		
T Triallate	0.000		0	N.D.		
T Carbazole	0.000		0	N.D.		
T o-Terphenyl	0.000		0	N.D.		
T Di-n-Butylphthalate	0.000		0	N.D.		
T Fluoranthene	0.000		0	N.D.		
T Benzidine	0.000		0	N.D.		
T Pyrene	0.000		0	N.D.		
T Butylbenzylphthalate	0.000		0	N.D.		
T Benzo(a)Anthracene	0.000		0	N.D.		
T Chrysene	0.000		0	N.D.		
T 3,3-Dichlorobenzidine	0.000		0	N.D.		
T bis(2-ethylhexyl)Phthalate	0.000		0	N.D.		
T Di-n-octyl Phthalate	0.000		0	N.D.		

Quantitation Results Report (QT Reviewed)

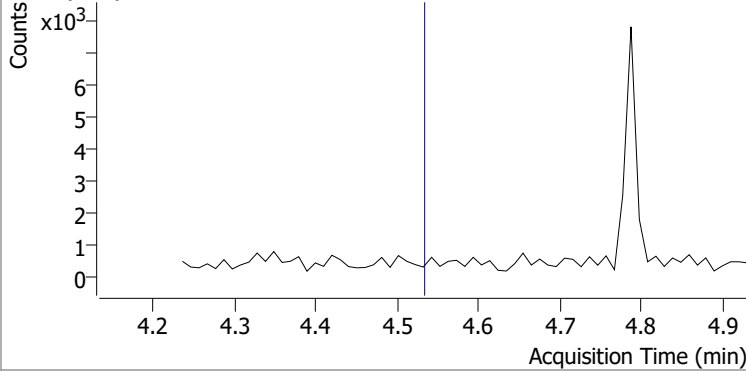
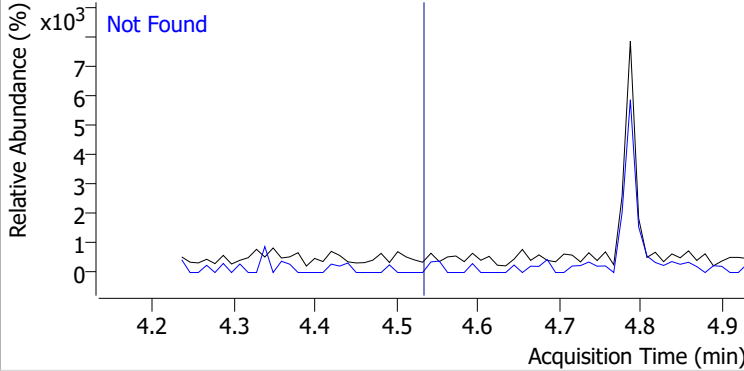
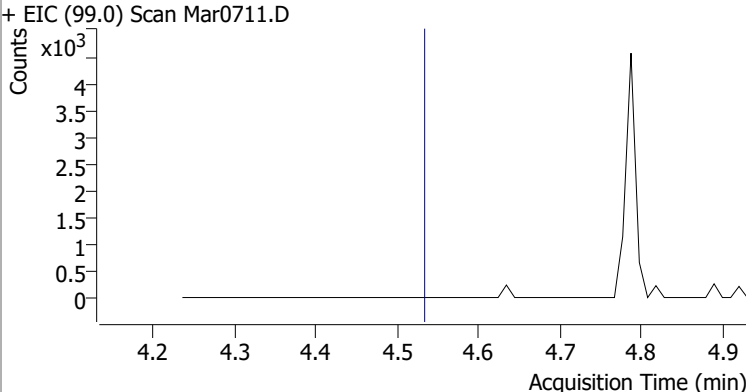
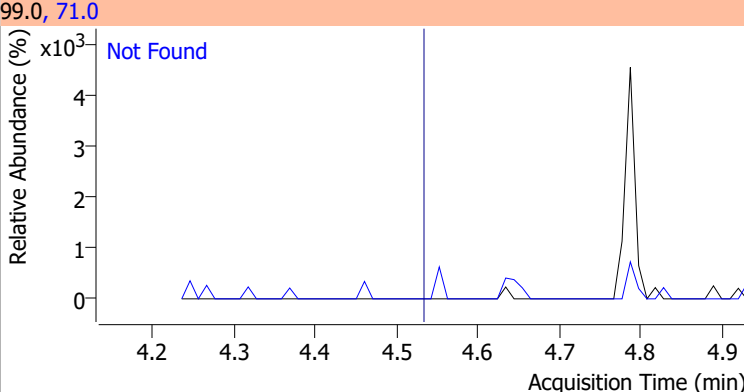
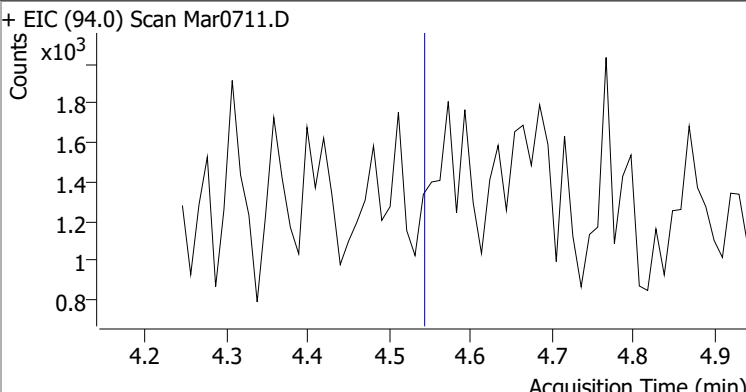
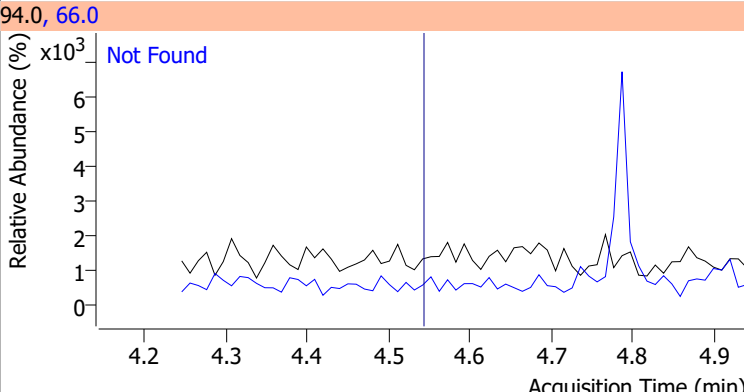
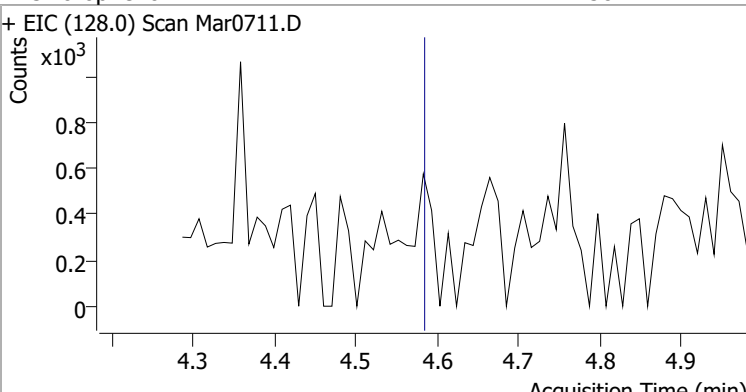
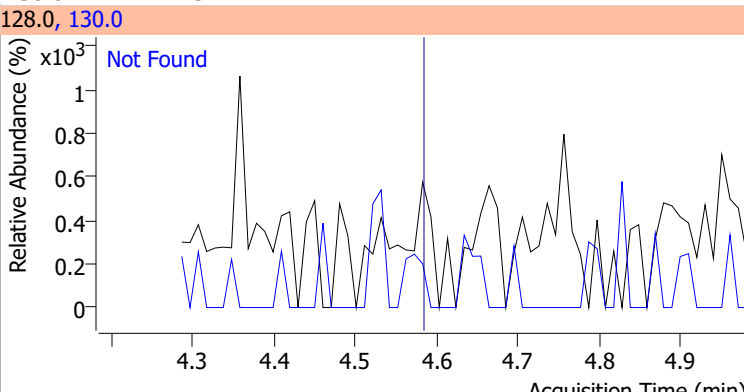
Compound	RT	QIon	Resp.	Conc.	Units	Dev(Min)
T Benzo(b)fluoranthene	0.000		0	N.D.		
T Benzo(k)fluoranthene	0.000		0	N.D.		
T Benzo(a)pyrene	0.000		0	N.D.		
T Indeno(1,2,3-c,d)pyrene	0.000		0	N.D.		
T Dibenzo(a,h)anthracene	0.000		0	N.D.		
T Benzo(g,h,i)perylene	0.000		0	N.D.		

(#) = Qualifier Out of Range; (m) = Manual Integration; (+) = Area Summed; (*) = Surrogate Percent Recovery Out of Range; (d): Zeroed Peak

Quantitation Results Report (QT Reviewed)

Compound	Conc.	Exp RT	QIon	Exp Ratio	
N-Nitrosodimethylamine	N.D.	1.90	42.0	121.3	
+ EIC (74.0) Scan Mar0711.D			74.0, 42.0		
					
Pyridine	N.D.	1.93	52.0	82.6	
+ EIC (79.0) Scan Mar0711.D			79.0, 52.0		
					
2-Fluorophenol	N.D.	3.42	64.0	50.9	QIon: 92.0, Exp Ratio: 20.7
+ EIC (112.0) Scan Mar0711.D			112.0, 64.0, 92.0		
					
Aniline	N.D.	4.44	66.0	35.6	QIon: 65.0, Exp Ratio: 18.3
+ EIC (93.0) Scan Mar0711.D			93.0, 66.0, 65.0		
					

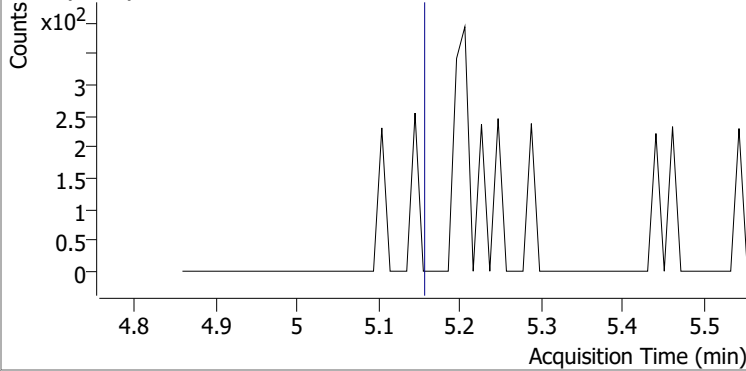
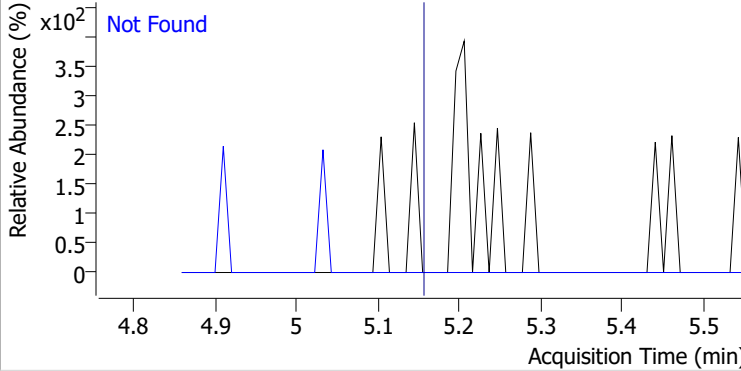
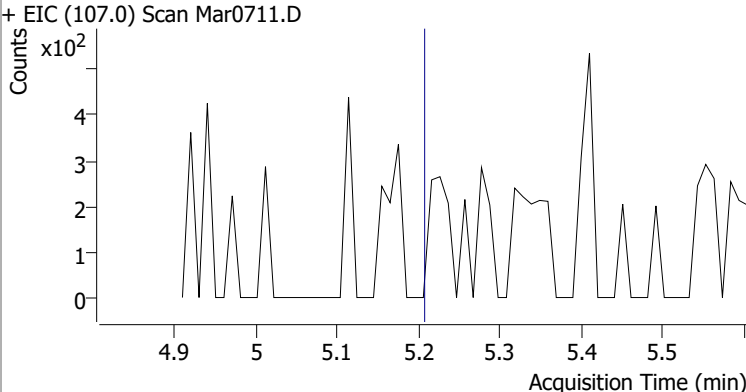
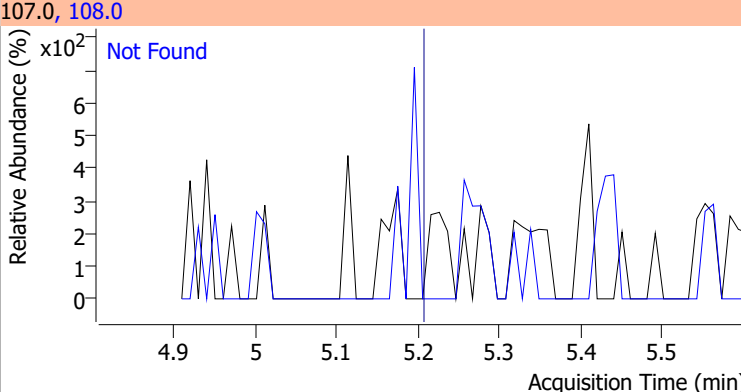
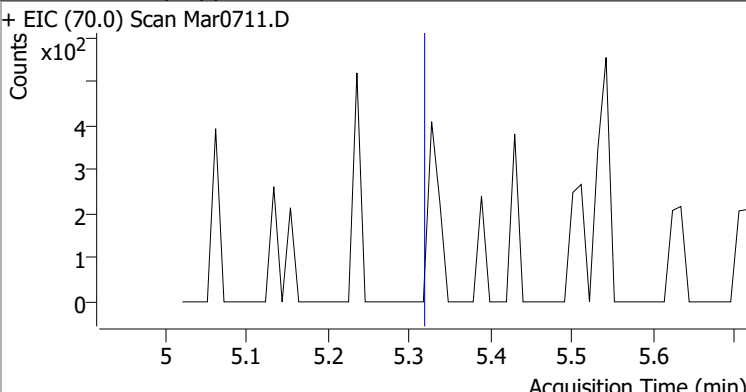
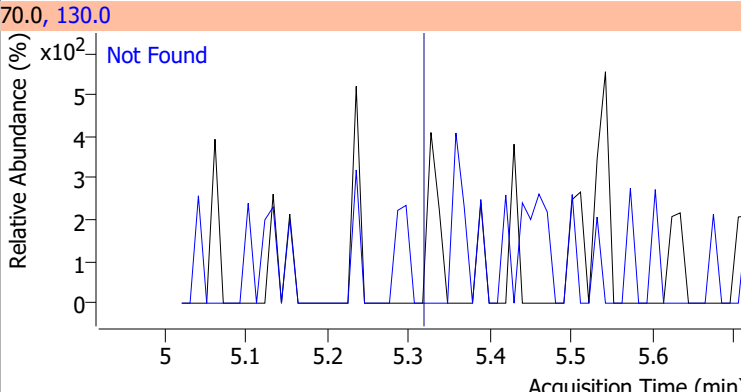
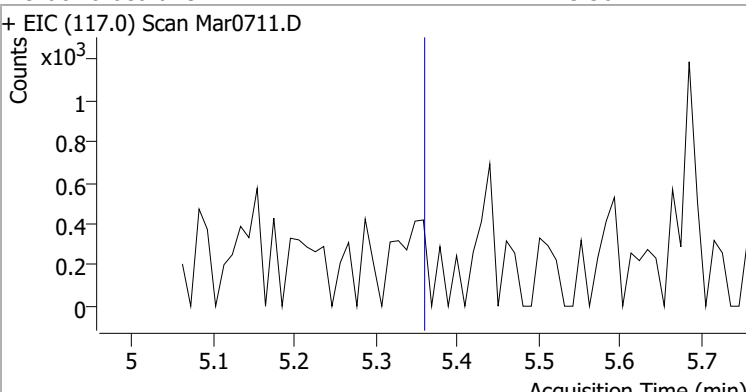
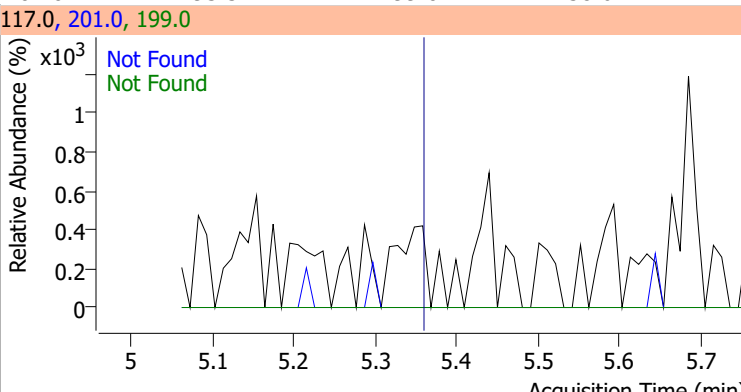
Quantitation Results Report (QT Reviewed)

Compound	Conc.	Exp RT	QIon	Exp Ratio
bis(-2-Chloroethyl)Ether	N.D.	4.53	64.0	9.8
+ EIC (63.0) Scan Mar0711.D		63.0, 64.0		
				
Phenol-d5	N.D.	4.53	71.0	33.6
+ EIC (99.0) Scan Mar0711.D		99.0, 71.0		
				
Phenol	N.D.	4.54	66.0	43.7
+ EIC (94.0) Scan Mar0711.D		94.0, 66.0		
				
2-Chlorophenol	N.D.	4.58	130.0	32.4
+ EIC (128.0) Scan Mar0711.D		128.0, 130.0		
				

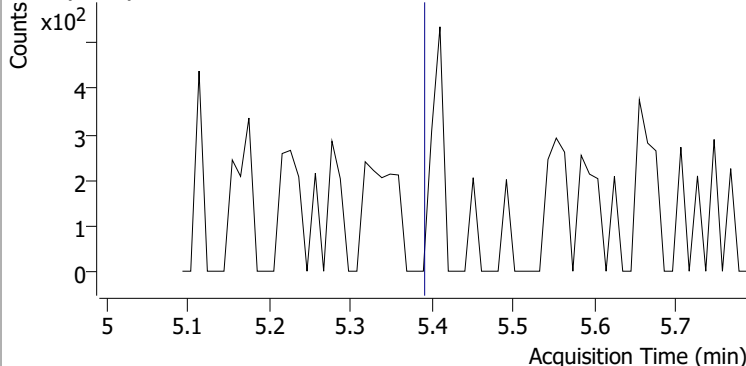
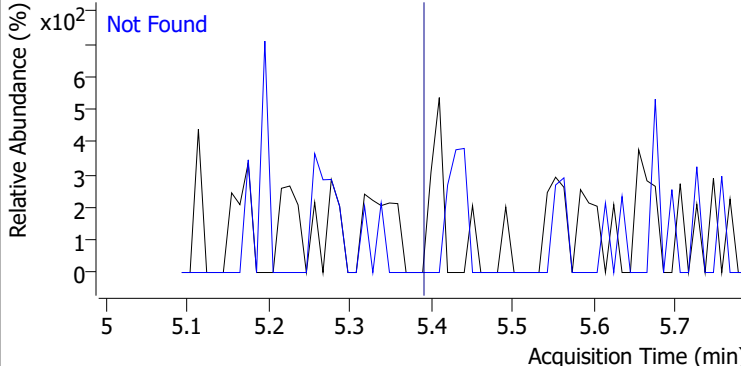
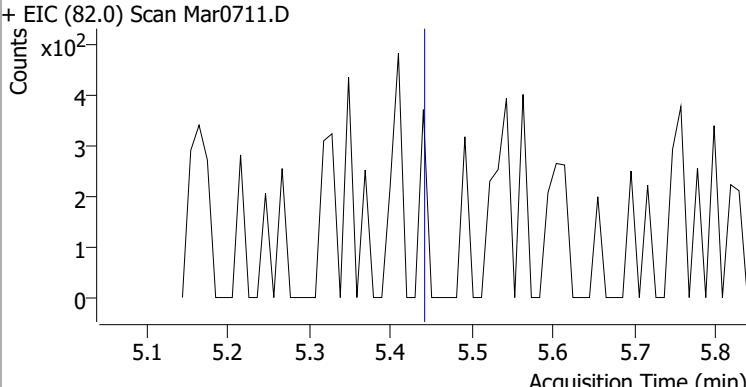
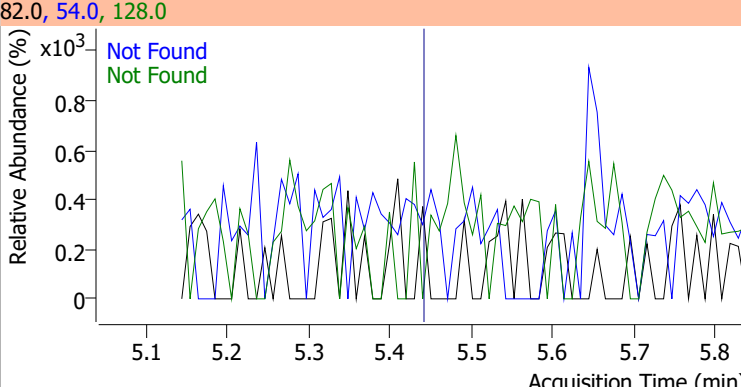
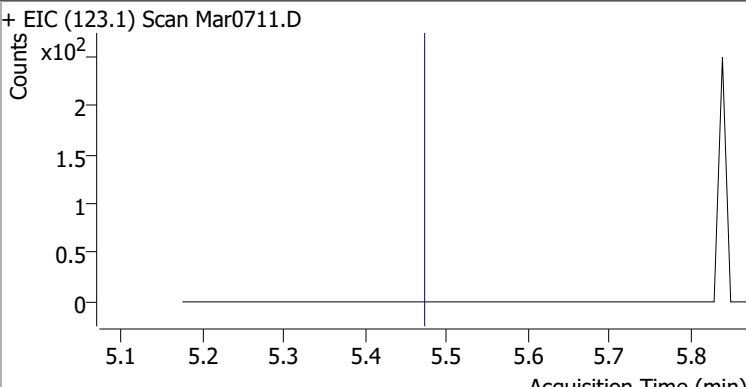
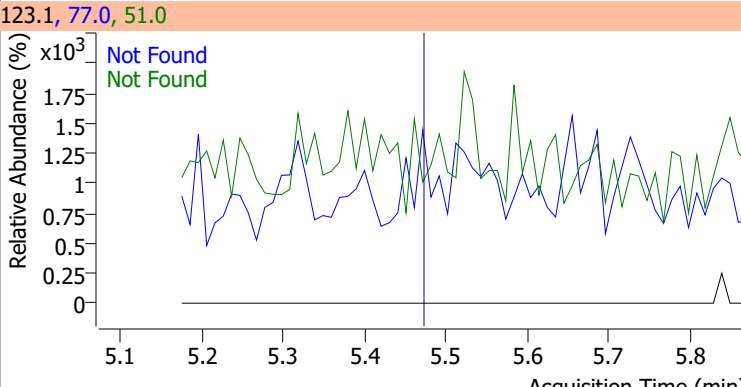
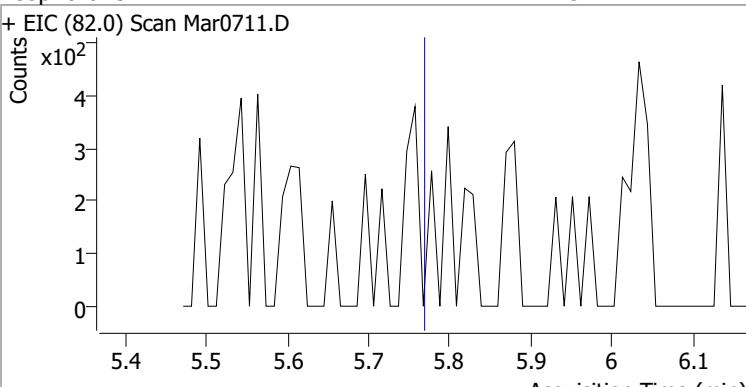
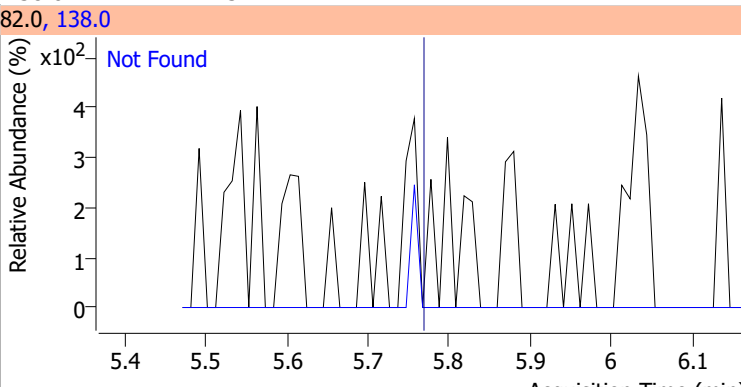
Quantitation Results Report (QT Reviewed)

Compound	Conc.	Exp RT	QIon	Exp Ratio	QIon	Exp Ratio
1,3-Dichlorobenzene	N.D.	4.72	148.0	64.6	111.0	35.5
+ EIC (146.0) Scan Mar0711.D			146.0, 148.0, 111.0			
1,4-Dichlorobenzene	N.D.	4.81	148.0	64.0	111.0	34.7
+ EIC (146.0) Scan Mar0711.D			146.0, 148.0, 111.0			
1,2-Dichlorobenzene	N.D.	4.97	148.0	63.1	111.0	35.9
+ EIC (146.0) Scan Mar0711.D			146.0, 148.0, 111.0			
Benzyl Alcohol	N.D.	5.01	79.0	120.0	107.0	65.9
+ EIC (108.0) Scan Mar0711.D			108.0, 79.0, 107.0			

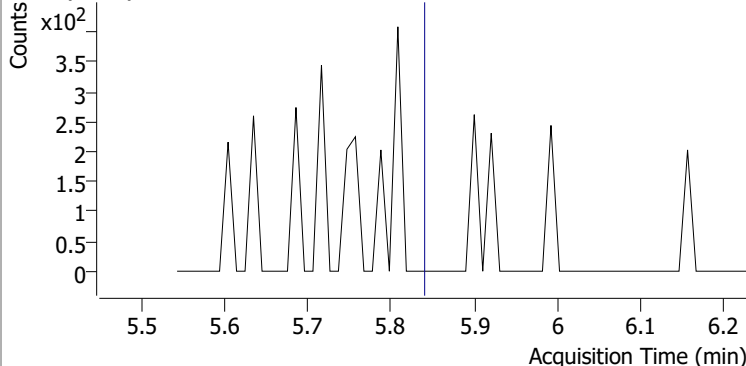
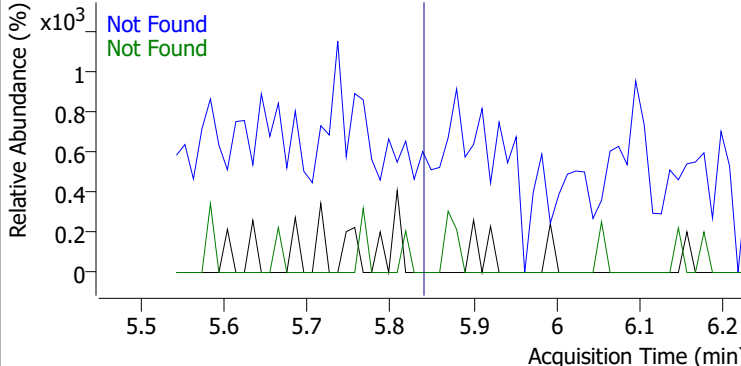
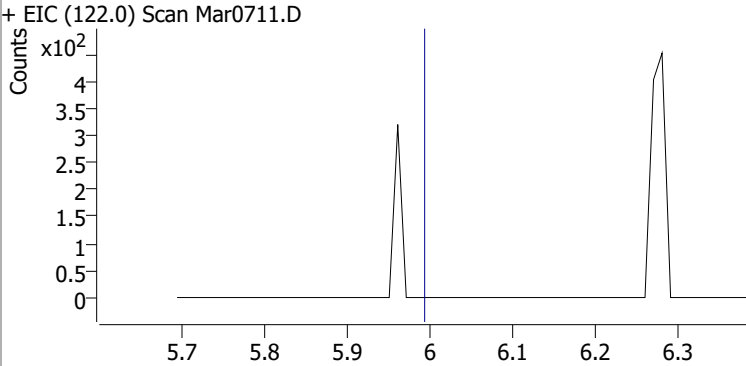
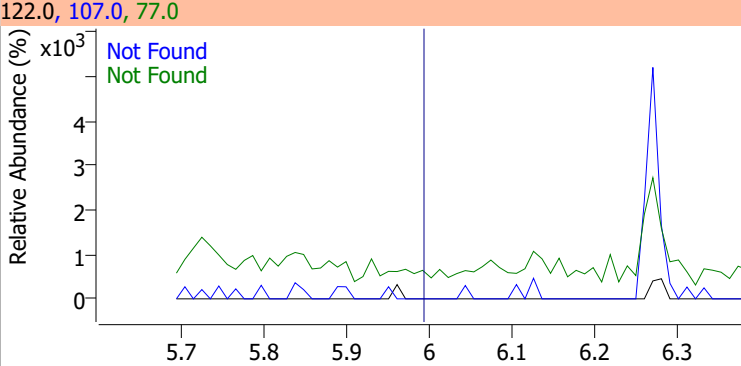
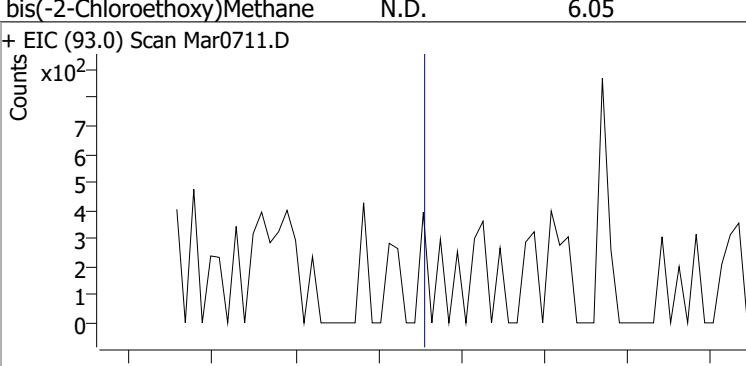
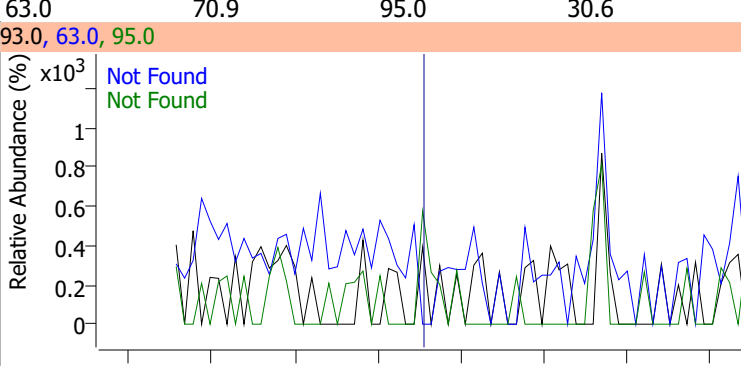

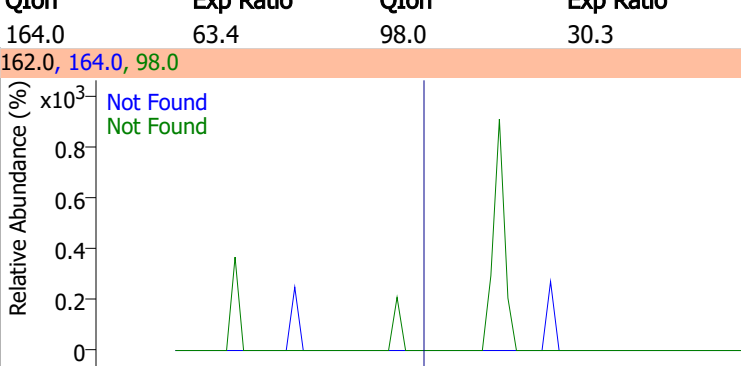
Quantitation Results Report (QT Reviewed)

Compound	Conc.	Exp RT	QIon	Exp Ratio		
bis(2-chloroisopropyl)Ether	N.D.	5.15	123.0	32.5		
+ EIC (121.0) Scan Mar0711.D			121.0, 123.0			
						
2-Methylphenol	N.D.	5.21	108.0	114.4		
+ EIC (107.0) Scan Mar0711.D			107.0, 108.0			
						
N-nitroso-Di-n-propylamine	N.D.	5.32	130.0	17.3		
+ EIC (70.0) Scan Mar0711.D			70.0, 130.0			
						
Hexachloroethane	N.D.	5.36	201.0	93.5	QIon	Exp Ratio
+ EIC (117.0) Scan Mar0711.D			117.0, 201.0, 199.0			
						

Quantitation Results Report (QT Reviewed)

Compound	Conc.	Exp RT	QIon	Exp Ratio		
4Methylphenol/3Methylphenol	N.D.	5.39	108.0	81.0		
+ EIC (107.0) Scan Mar0711.D			107.0, 108.0			
						
Nitrobenzene-d5	N.D.	5.44	54.0	64.9	128.0	47.3
+ EIC (82.0) Scan Mar0711.D			82.0, 54.0, 128.0			
						
Nitrobenzene	N.D.	5.47	77.0	209.2	51.0	127.3
+ EIC (123.1) Scan Mar0711.D			123.1, 77.0, 51.0			
						
Isophorone	N.D.	5.77	138.0	21.3		
+ EIC (82.0) Scan Mar0711.D			82.0, 138.0			
						

Quantitation Results Report (QT Reviewed)

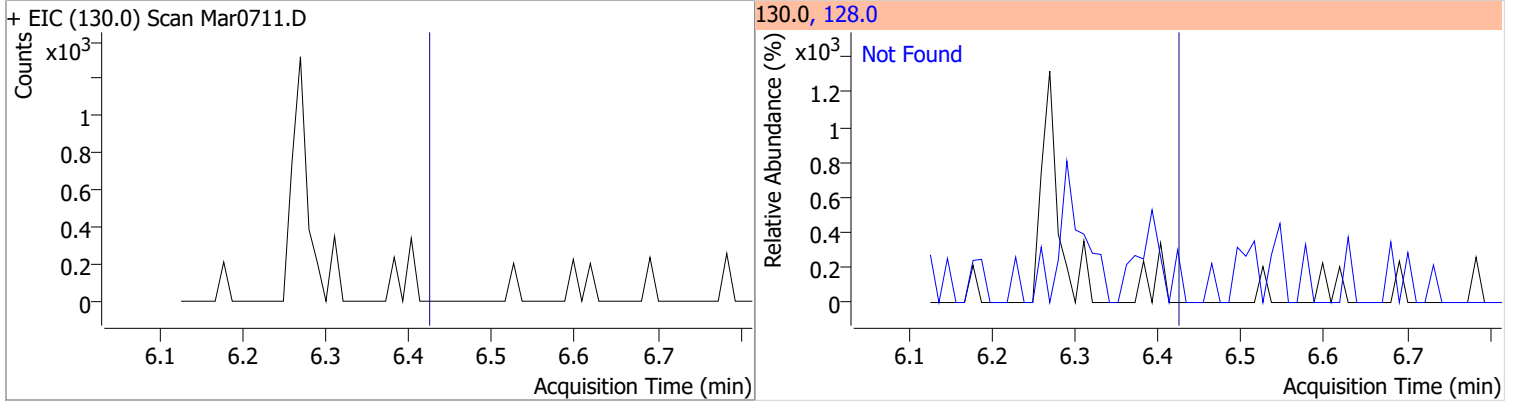
Compound	Conc.	Exp RT	QIon	Exp Ratio	QIon	Exp Ratio
2-Nitrophenol	N.D.	5.84	65.0	52.0	109.0	36.2
+ EIC (139.0) Scan Mar0711.D			139.0, 65.0, 109.0			
						
2,4-Dimethylphenol	N.D.	5.99	107.0	107.3	77.0	30.1
+ EIC (122.0) Scan Mar0711.D			122.0, 107.0, 77.0			
						
bis(-2-Chloroethoxy)Methane	N.D.	6.05	63.0	70.9	95.0	30.6
+ EIC (93.0) Scan Mar0711.D			93.0, 63.0, 95.0			
						
2,4-Dichlorophenol	N.D.	6.18	164.0	63.4	98.0	30.3
+ EIC (162.0) Scan Mar0711.D			162.0, 164.0, 98.0			
						

Quantitation Results Report (QT Reviewed)

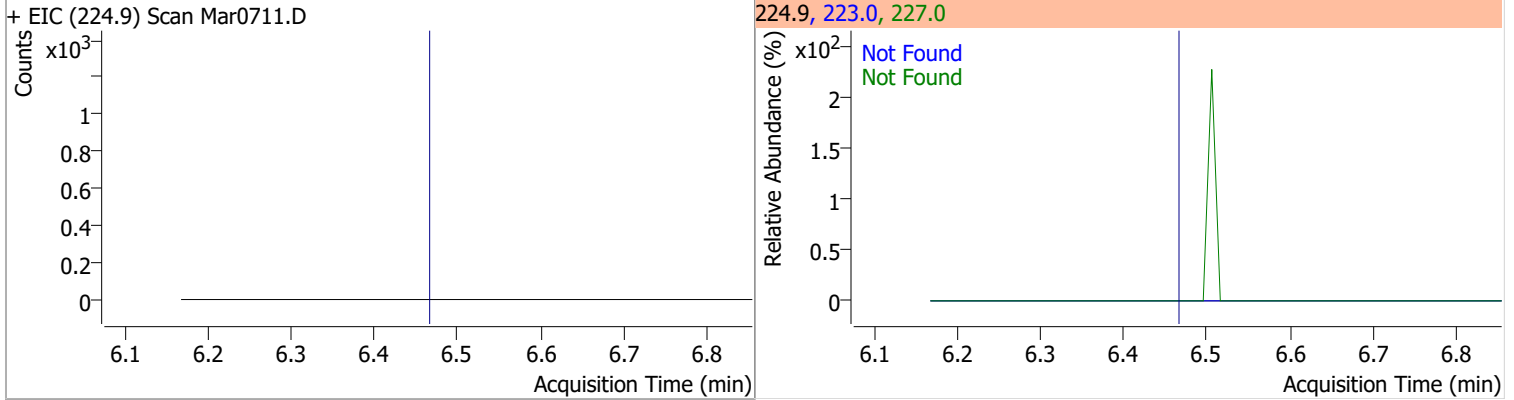
Compound	Conc.	Exp RT	QIon	Exp Ratio	QIon	Exp Ratio
Benzoic Acid	N.D.	6.22	122.0	84.9	77.0	70.0
+ EIC (105.0) Scan Mar0711.D			105.0, 122.0, 77.0			
1,2,4-Trichlorobenzene	N.D.	6.22	182.0	94.2	145.0	28.3
+ EIC (180.0) Scan Mar0711.D			180.0, 182.0, 145.0			
Naphthalene	N.D.	6.30	129.0	10.6	102.0	9.3
+ EIC (128.0) Scan Mar0711.D			128.0, 129.0, 102.0			
p-Chloroaniline	N.D.	6.41	65.0	58.6	129.0	36.8
+ EIC (127.0) Scan Mar0711.D			127.0, 129.0, 65.0			

Quantitation Results Report (QT Reviewed)

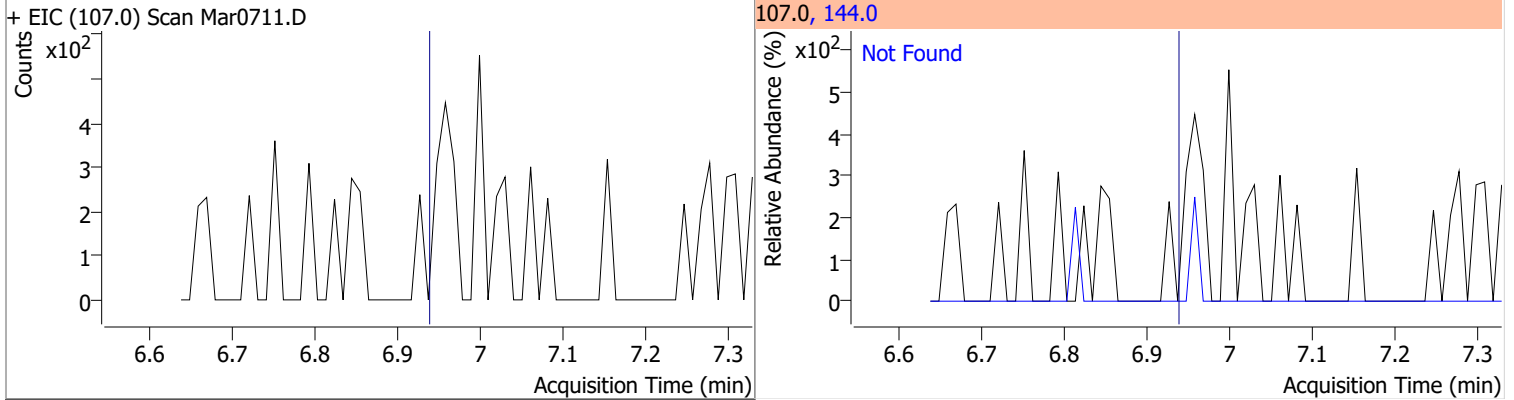
Compound	Conc.	Exp RT	QIon	Exp Ratio
4-Chlorophenol	N.D.	6.42	128.0	326.2



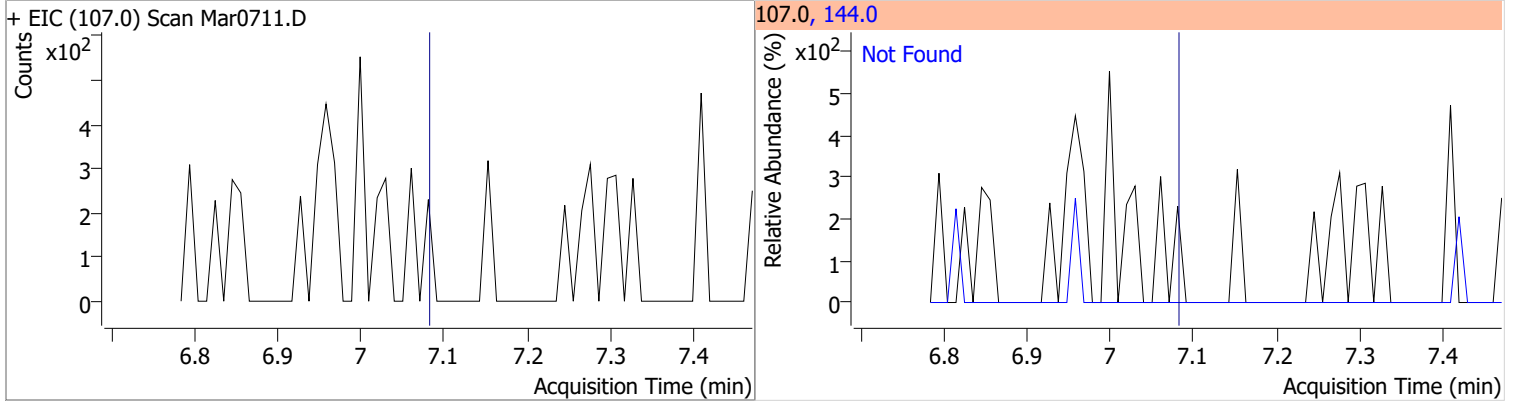
Compound	Conc.	Exp RT	QIon	Exp Ratio	QIon	Exp Ratio
Hexachlorobutadiene	N.D.	6.46	227.0	64.4	223.0	62.9



Compound	Conc.	Exp RT	QIon	Exp Ratio
4-Chloro-2-Methylphenol	N.D.	6.94	144.0	27.7

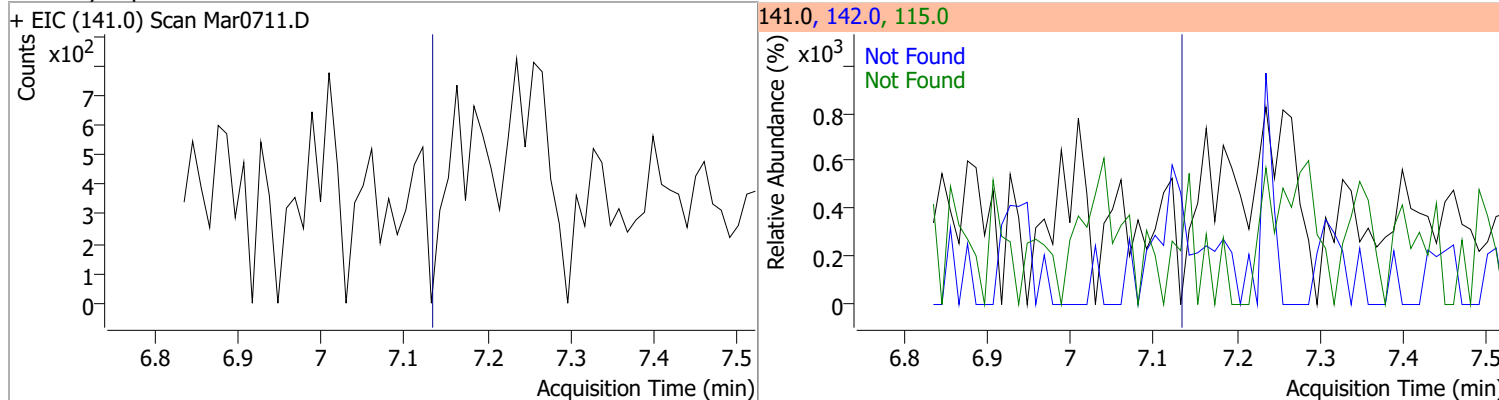


Compound	Conc.	Exp RT	QIon	Exp Ratio
4-Chloro-3-Methylphenol	N.D.	7.08	144.0	29.5

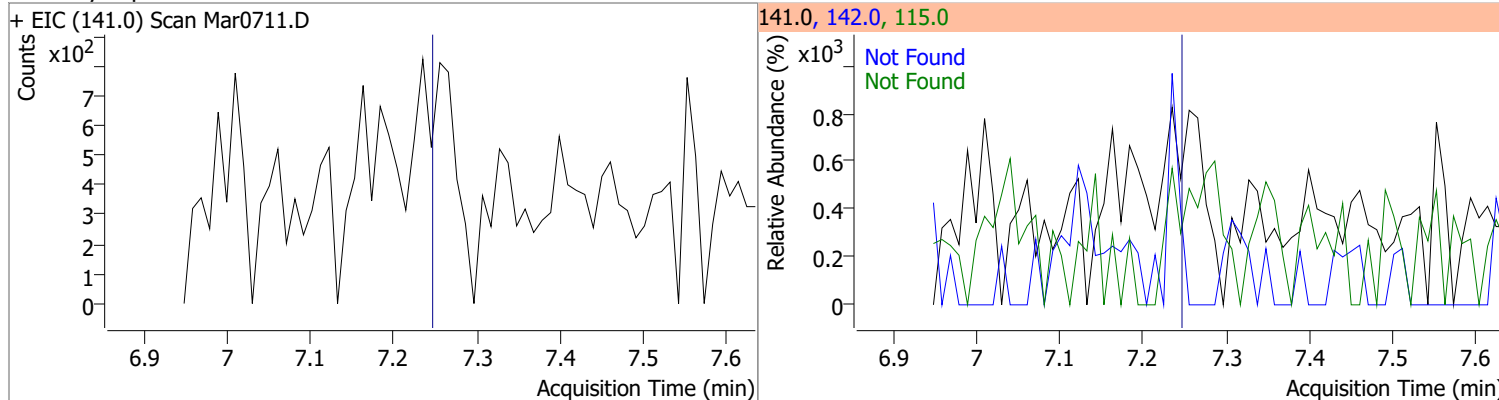


Quantitation Results Report (QT Reviewed)

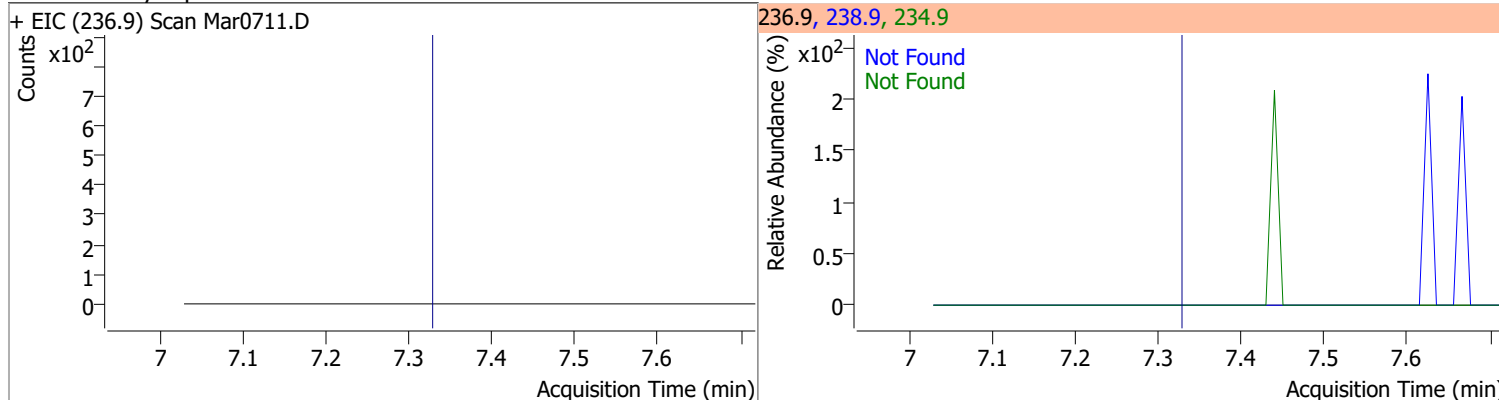
Compound	Conc.	Exp RT	QIon	Exp Ratio	QIon	Exp Ratio
2-Methylnaphthalene	N.D.	7.13	142.0	122.5	115.0	40.7



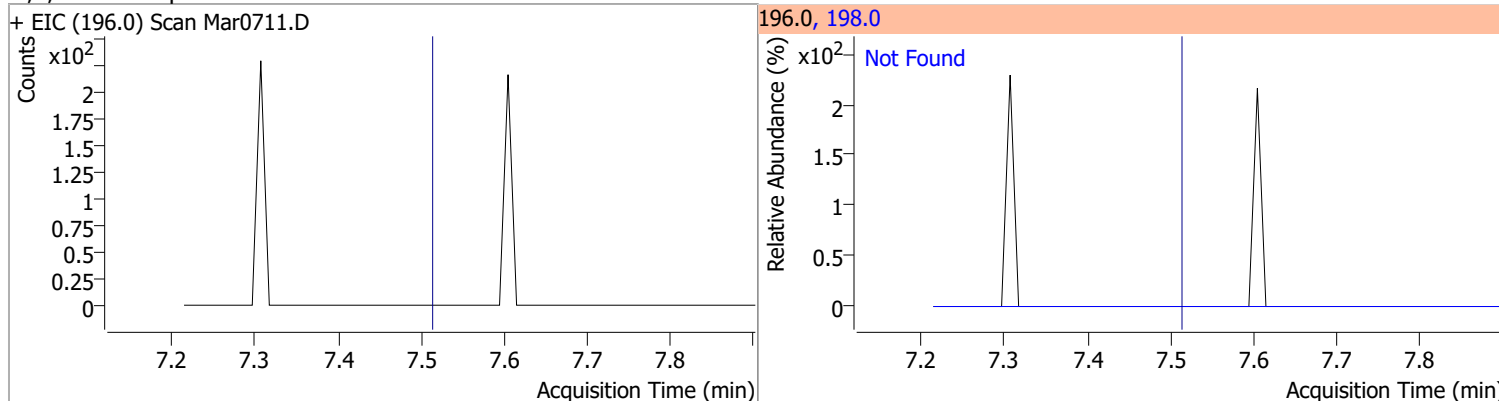
Compound	Conc.	Exp RT	QIon	Exp Ratio	QIon	Exp Ratio
1-Methylnaphthalene	N.D.	7.25	142.0	112.6	115.0	40.9



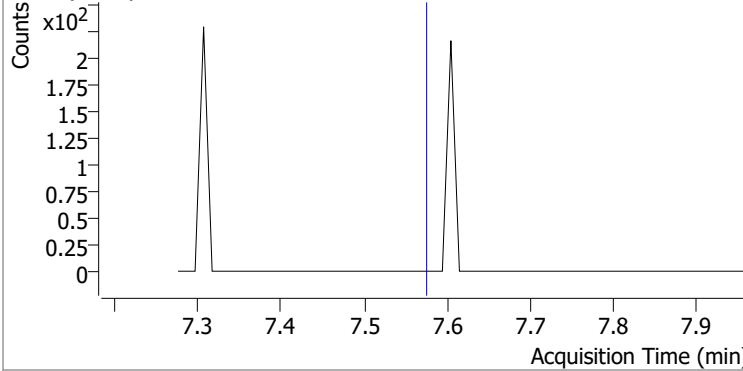
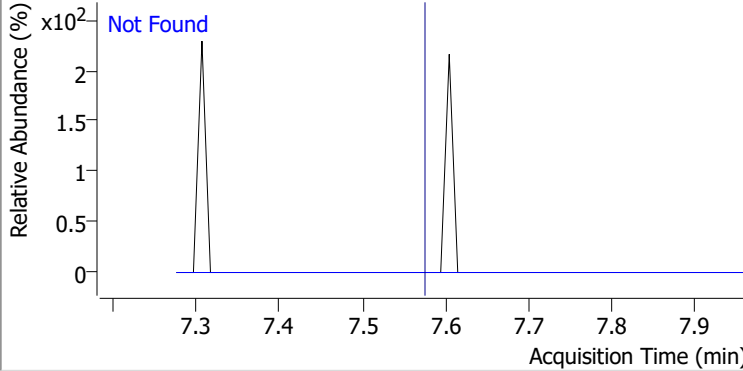
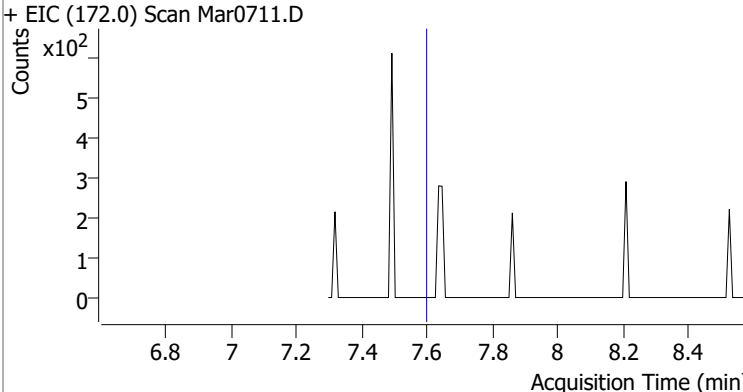
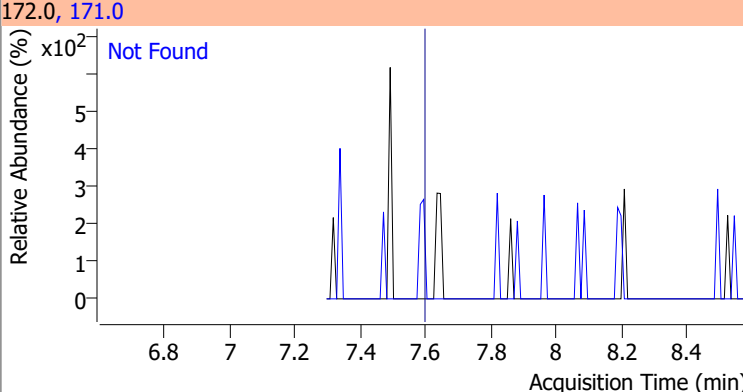
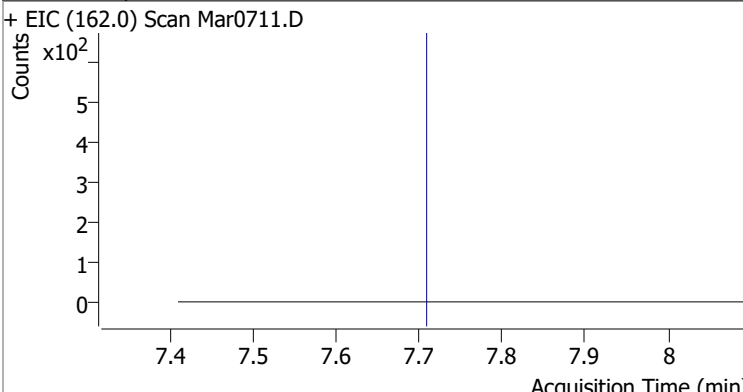
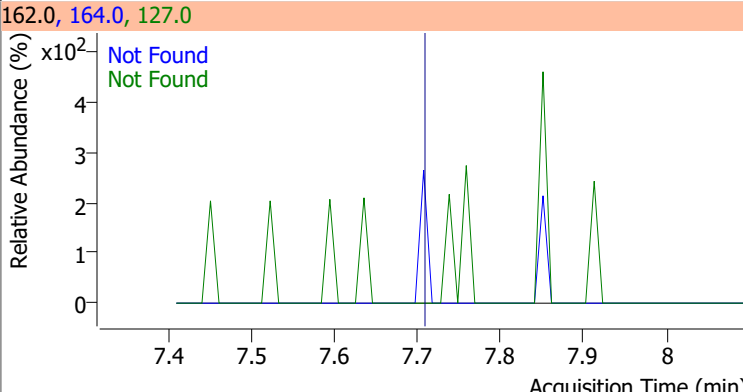
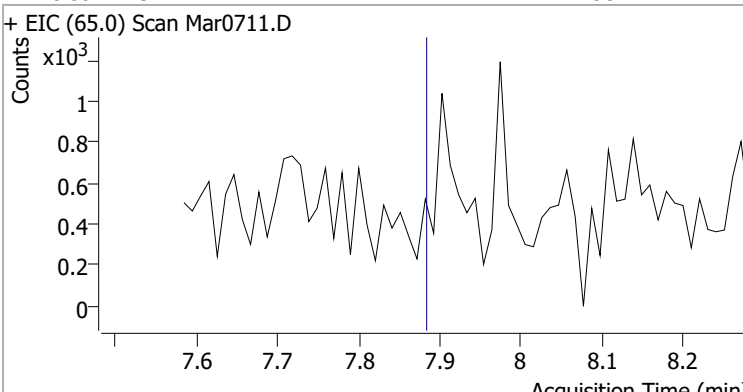
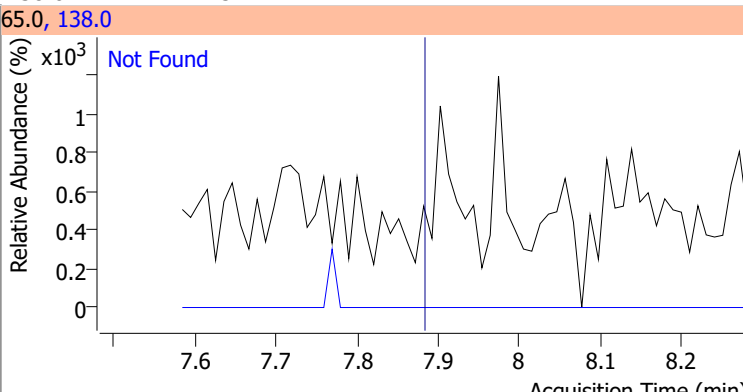
Compound	Conc.	Exp RT	QIon	Exp Ratio	QIon	Exp Ratio
Hexachlorocyclopentadiene	N.D.	7.33	234.9	60.5	238.9	59.7



Compound	Conc.	Exp RT	QIon	Exp Ratio
2,4,6-Trichlorophenol	N.D.	7.51	198.0	97.2

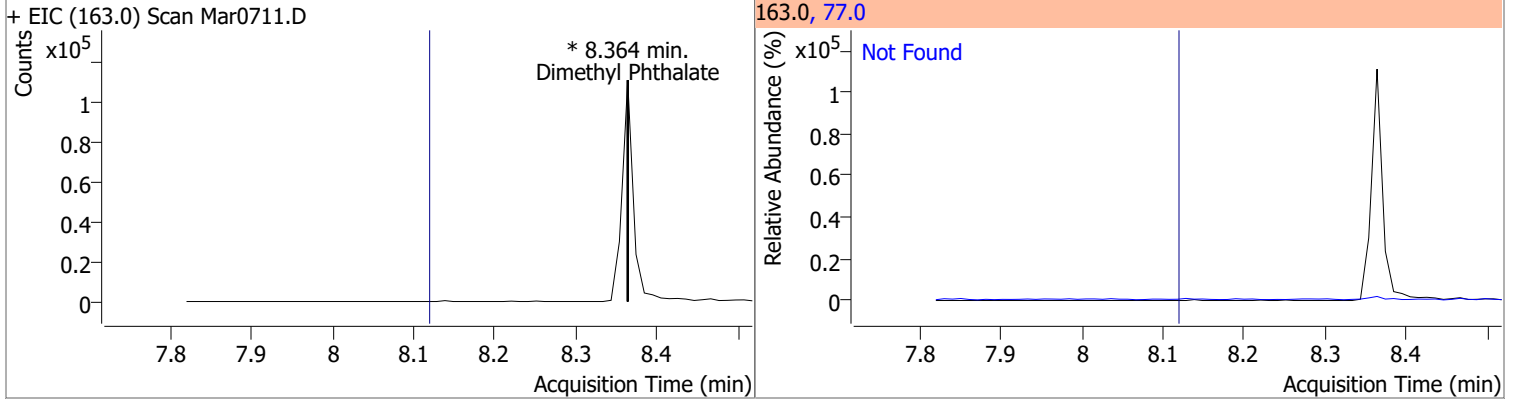


Quantitation Results Report (QT Reviewed)

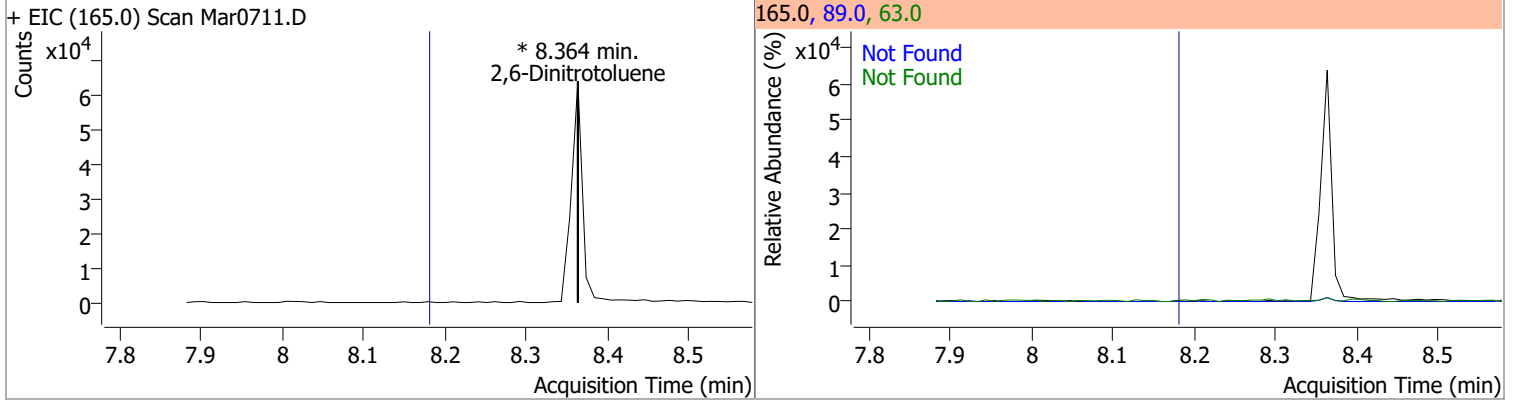
Compound	Conc.	Exp RT	QIon	Exp Ratio		
2,4,5-Trichlorophenol	N.D.	7.57	198.0	96.8		
+ EIC (196.0) Scan Mar0711.D			196.0, 198.0			
						
2-Fluorobiphenyl	N.D.	7.59	171.0	33.7		
+ EIC (172.0) Scan Mar0711.D			172.0, 171.0			
						
2-Chloronaphthalene	N.D.	7.71	127.0	35.5	QIon 164.0	Exp Ratio 32.6
+ EIC (162.0) Scan Mar0711.D			162.0, 164.0, 127.0			
						
2-Nitroaniline	N.D.	7.88	138.0	115.7		
+ EIC (65.0) Scan Mar0711.D			65.0, 138.0			
						

Quantitation Results Report (QT Reviewed)

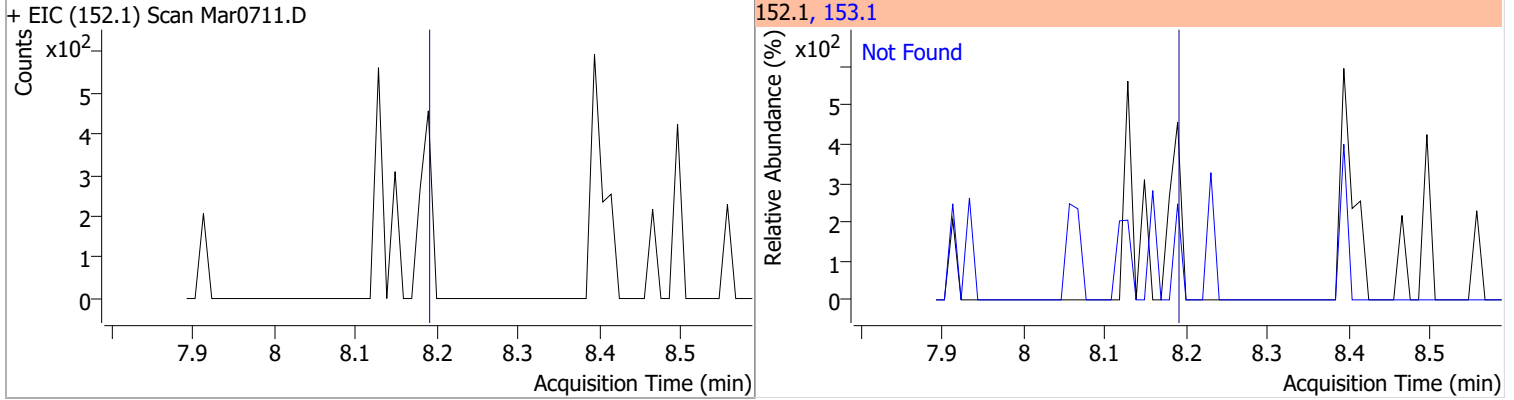
Compound	Conc.	RT	Dev(Min)	Resp.	QIon	QRatio	Lower	Upper
Dimethyl Phthalate	0	0		0	77.0		13.5	25.0



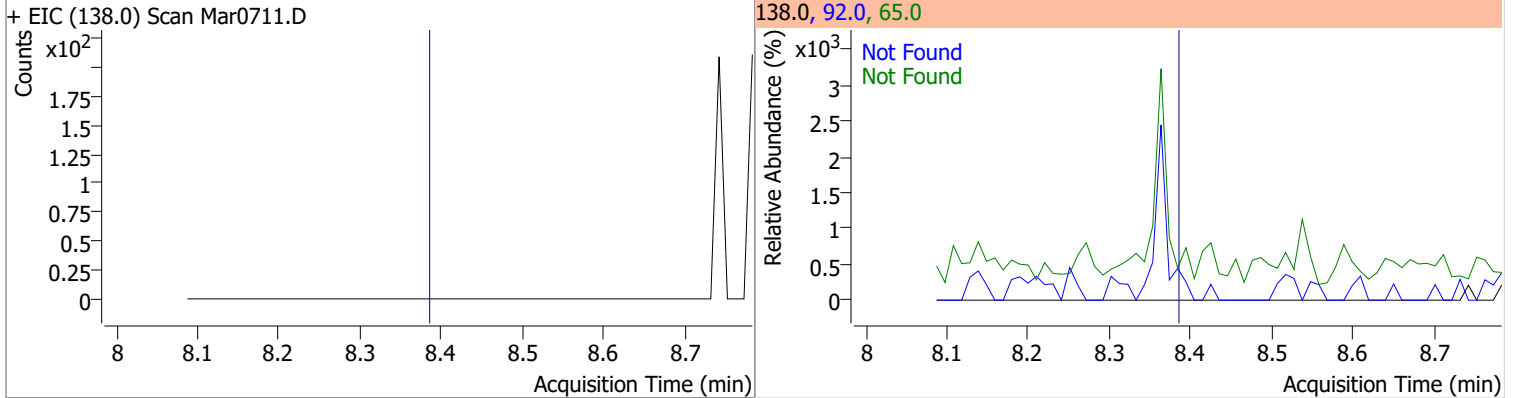
Compound	Conc.	RT	Dev(Min)	Resp.	QIon	QRatio	Lower	Upper
2,6-Dinitrotoluene	0	0		0	63.0 89.0		94.3 44.8	175.1 83.2



Compound	Conc.	Exp RT	QIon	Exp Ratio
Acenaphthylene	N.D.	8.19	153.1	13.7

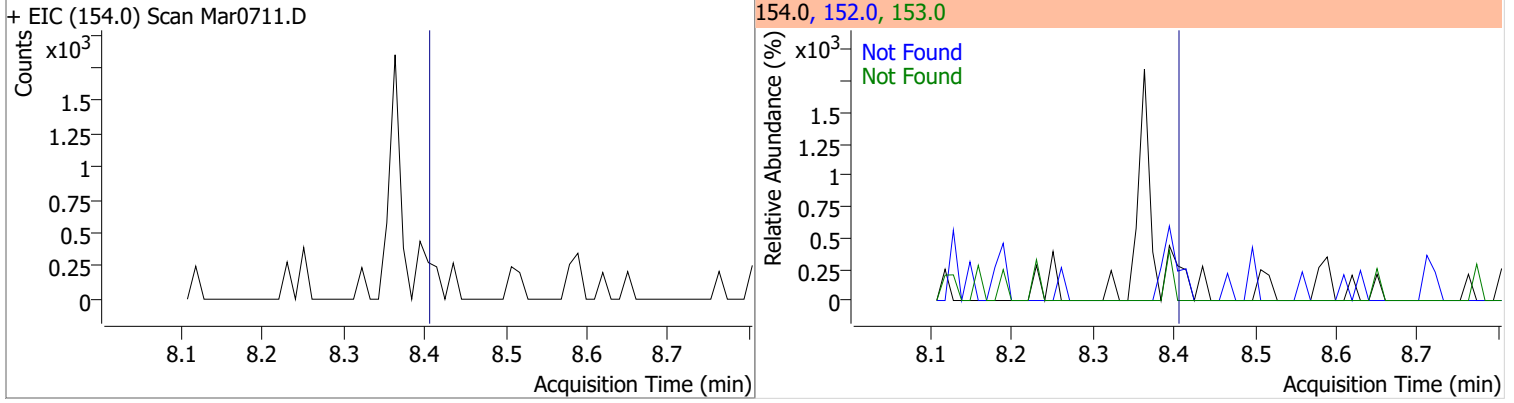


Compound	Conc.	Exp RT	QIon	Exp Ratio	QIon	Exp Ratio
3-Nitroaniline	N.D.	8.38	65.0	132.4	92.0	108.1

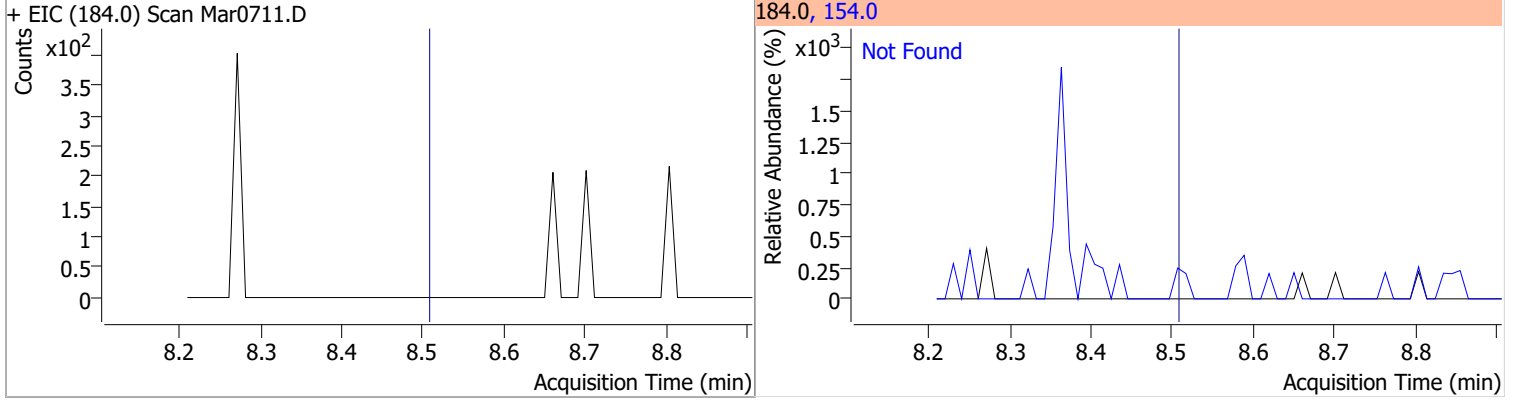


Quantitation Results Report (QT Reviewed)

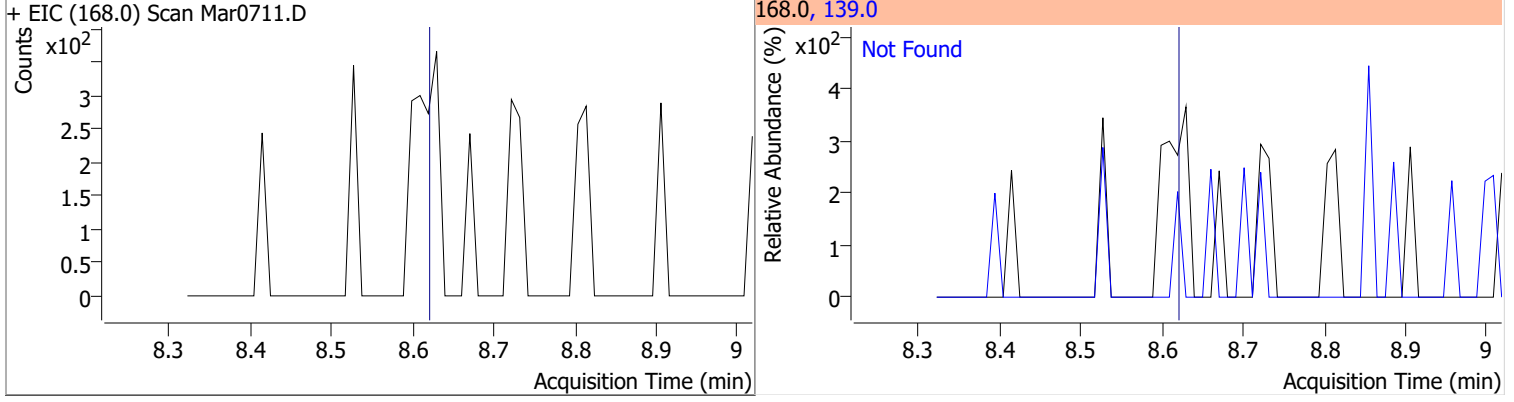
Compound	Conc.	Exp RT	QIon	Exp Ratio	QIon	Exp Ratio
Acenaphthene	N.D.	8.40	153.0	108.6	152.0	53.4



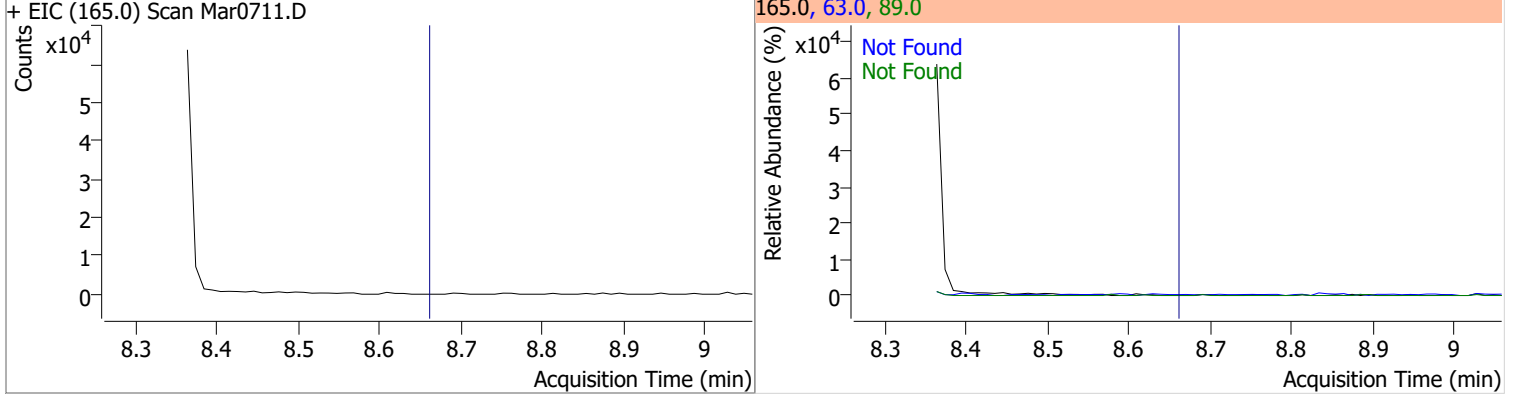
Compound	Conc.	Exp RT	QIon	Exp Ratio
2,4-Dinitrophenol	N.D.	8.51	154.0	59.2



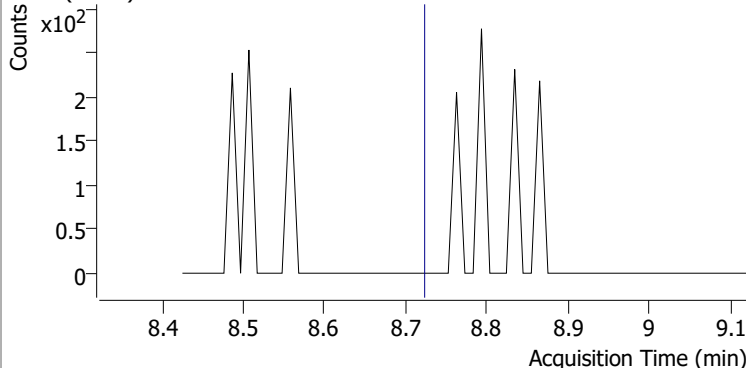
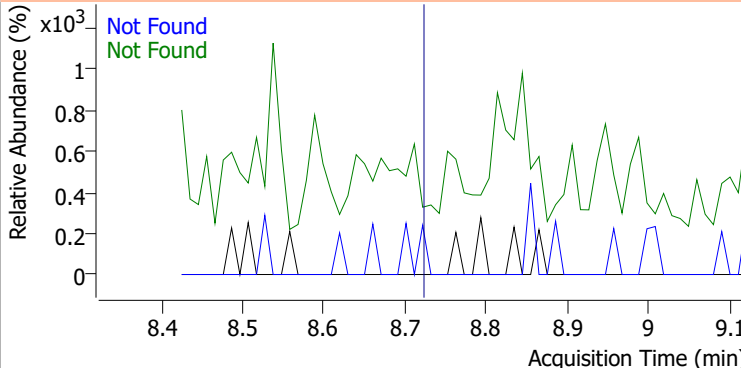
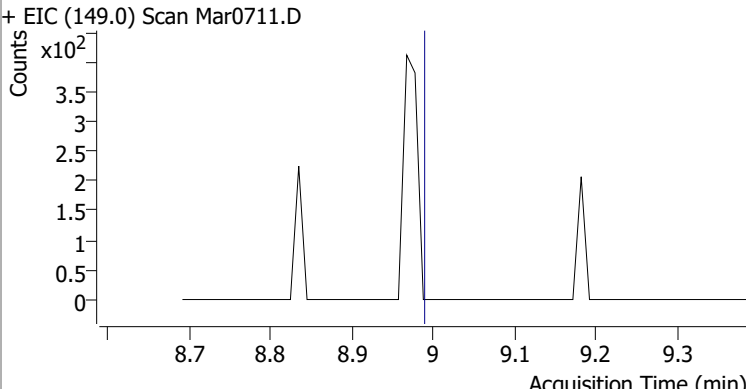
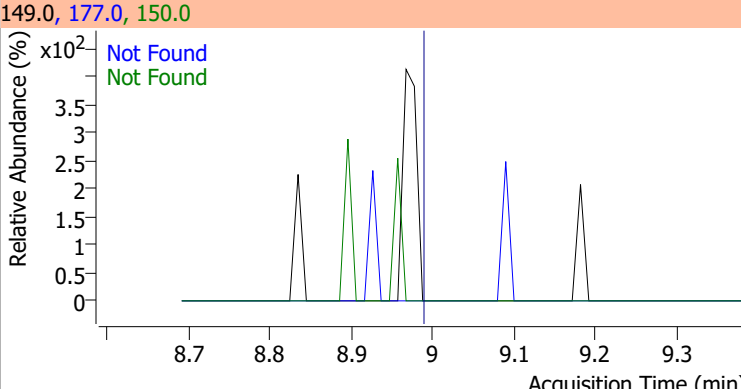
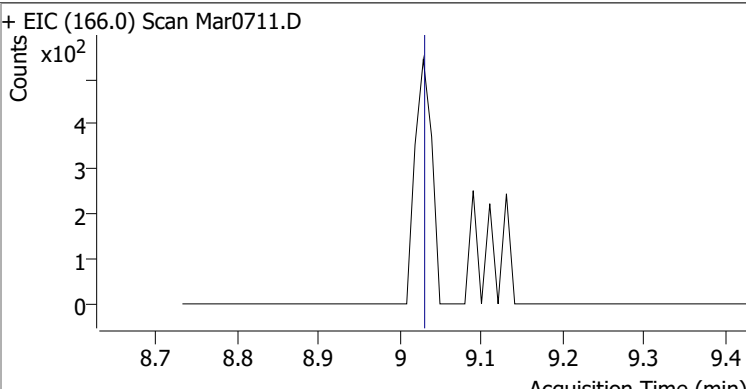
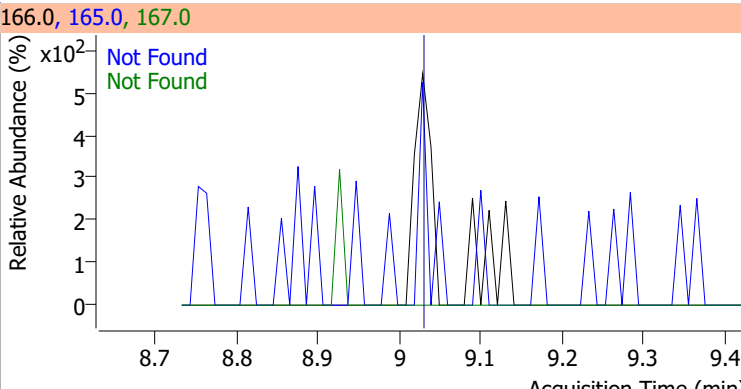
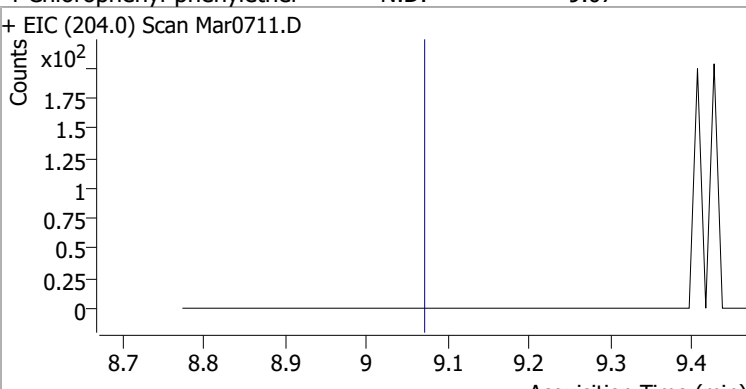
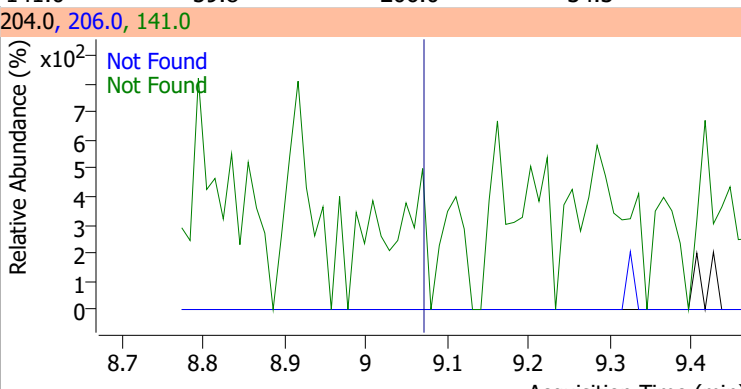
Compound	Conc.	Exp RT	QIon	Exp Ratio
Dibenzofuran	N.D.	8.62	139.0	37.8



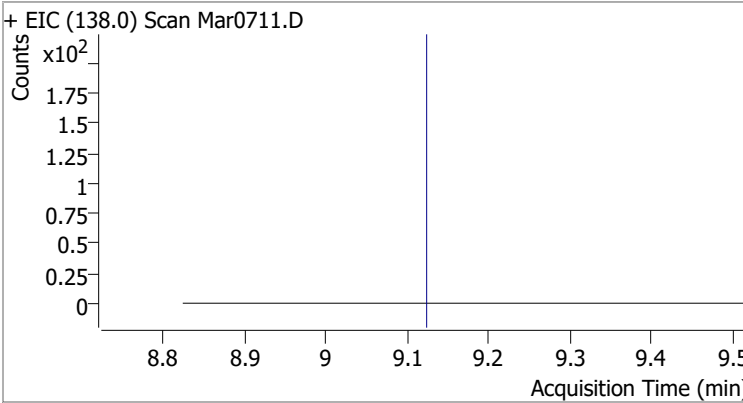
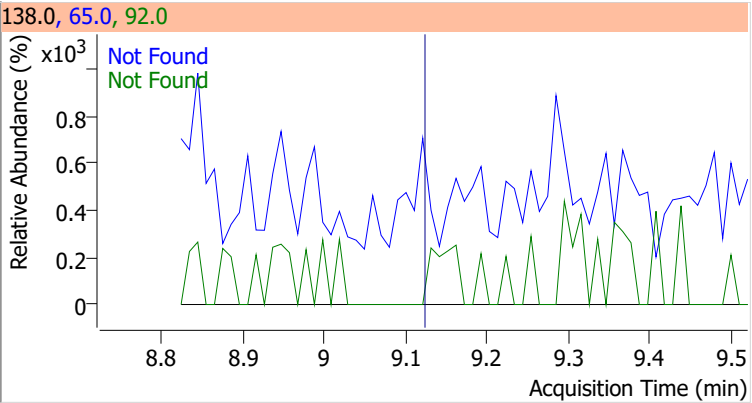
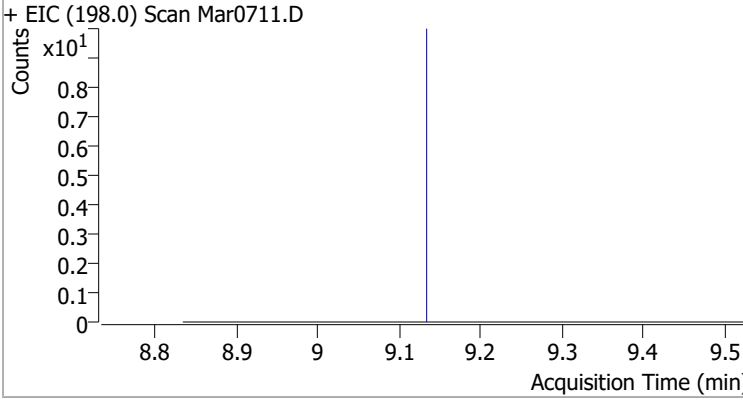
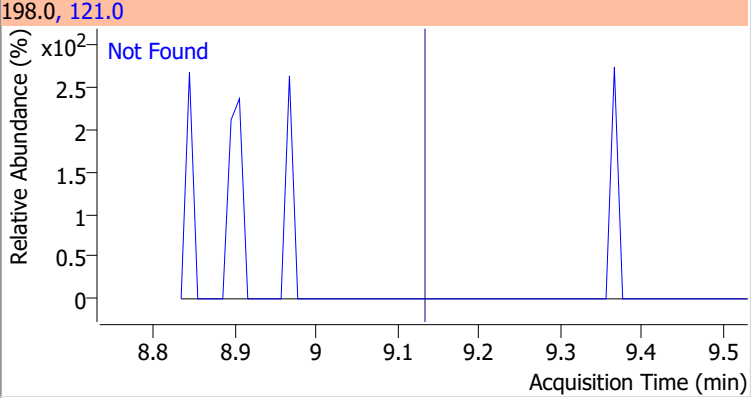
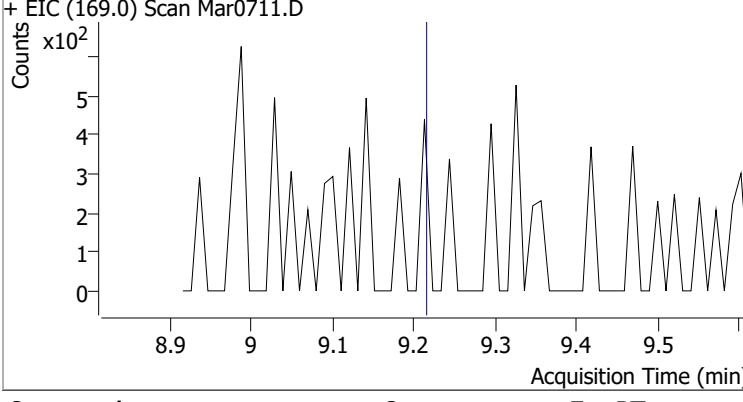
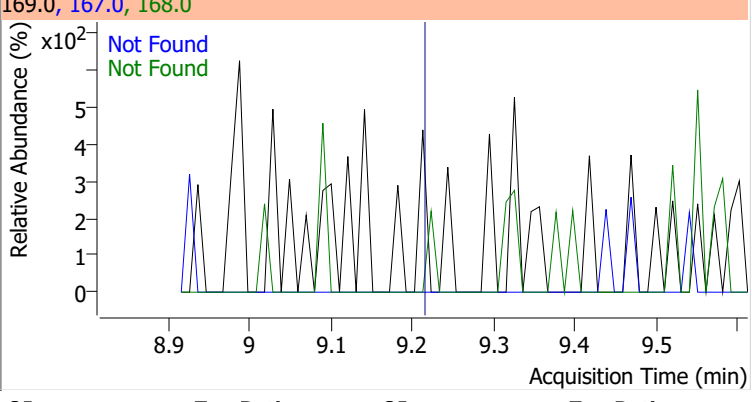
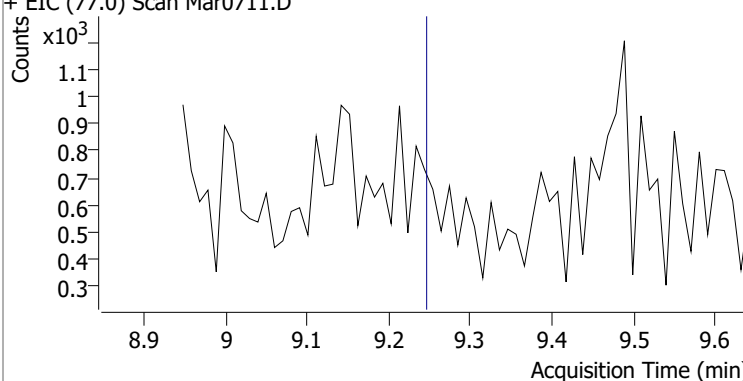
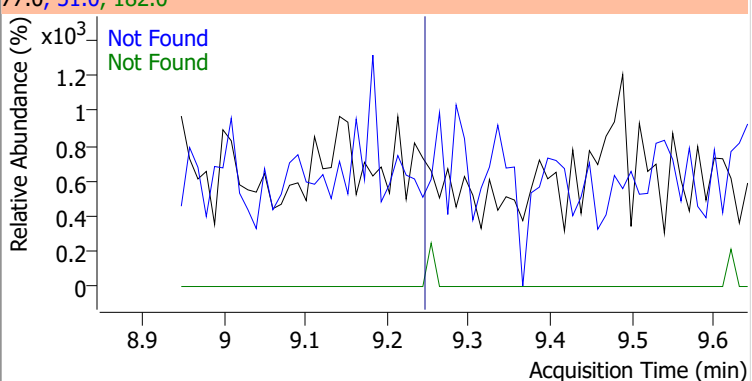
Compound	Conc.	Exp RT	QIon	Exp Ratio	QIon	Exp Ratio
2,4-Dinitrotoluene	N.D.	8.66	89.0	76.0	63.0	45.8



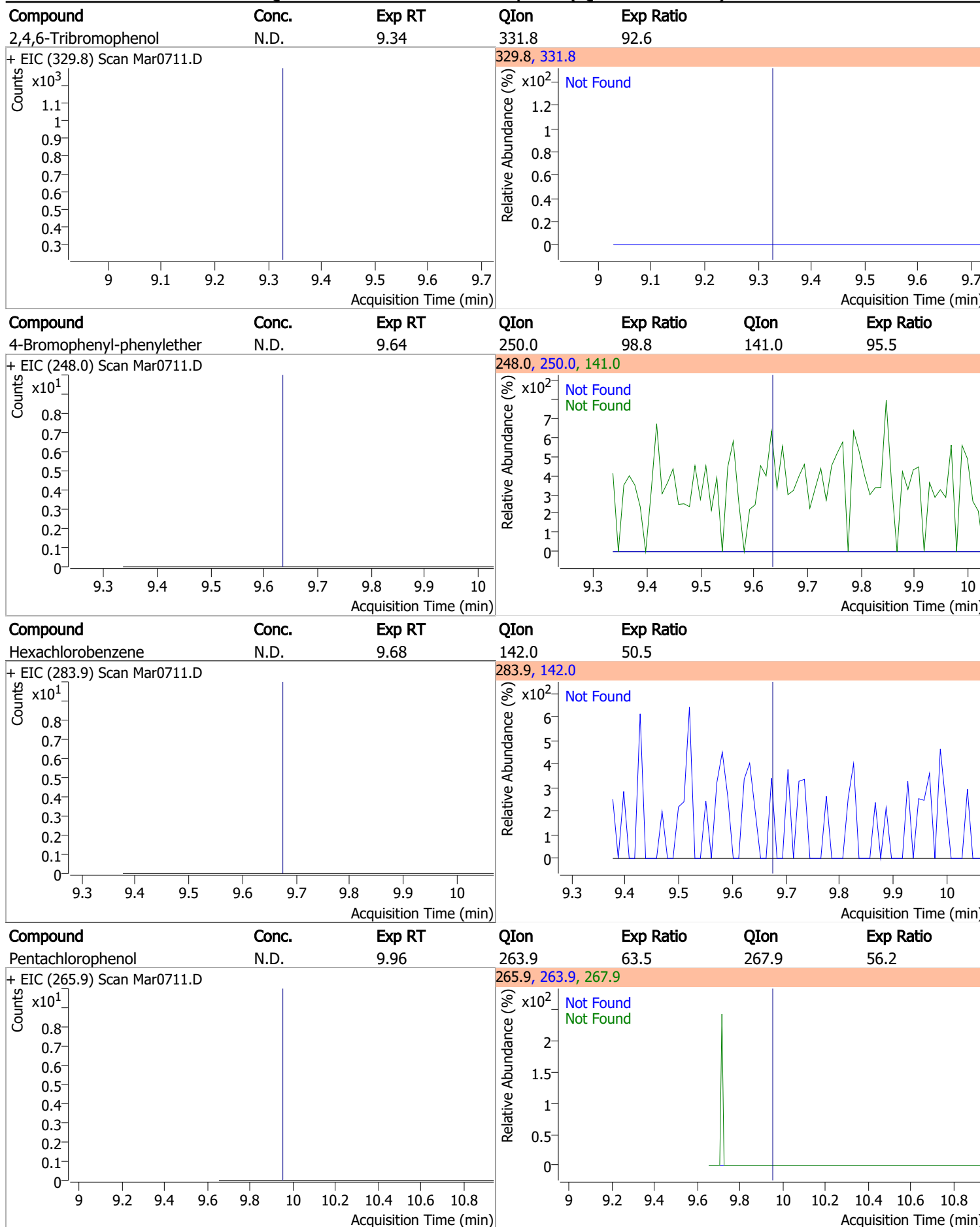
Quantitation Results Report (QT Reviewed)

Compound	Conc.	Exp RT	QIon	Exp Ratio	QIon	Exp Ratio
4-Nitrophenol	N.D.	8.72	65.0	68.9	139.0	68.5
+ EIC (109.0) Scan Mar0711.D			109.0, 139.0, 65.0			
						
Diethylphthalate	N.D.	8.99	177.0	21.9	150.0	12.5
+ EIC (149.0) Scan Mar0711.D			149.0, 177.0, 150.0			
						
Fluorene	N.D.	9.03	165.0	92.8	167.0	14.0
+ EIC (166.0) Scan Mar0711.D			166.0, 165.0, 167.0			
						
4-Chlorophenyl-phenylether	N.D.	9.07	141.0	59.8	206.0	34.3
+ EIC (204.0) Scan Mar0711.D			204.0, 206.0, 141.0			
						

Quantitation Results Report (QT Reviewed)

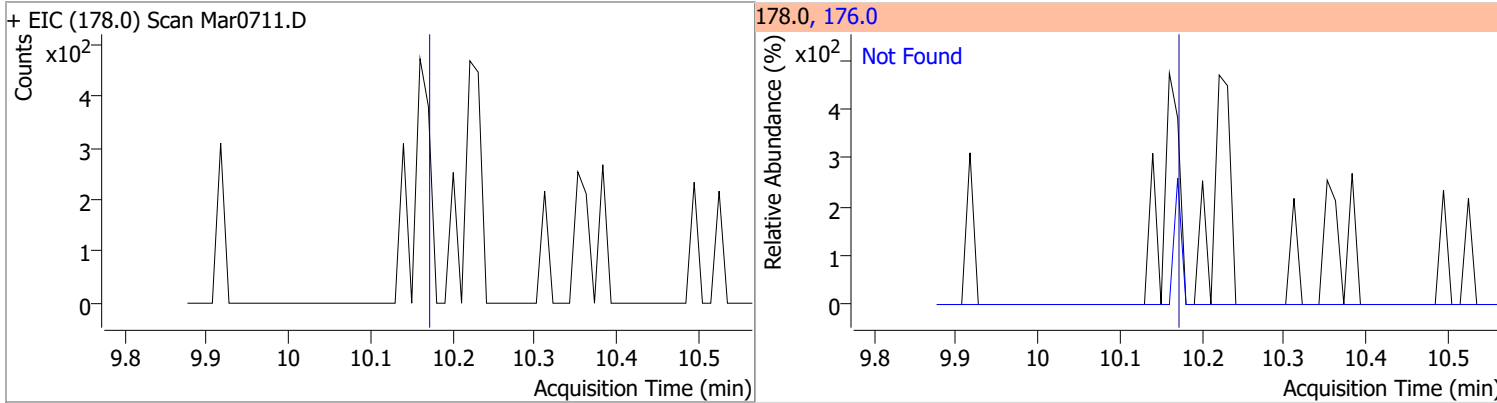
Compound	Conc.	Exp RT	QIon	Exp Ratio	QIon	Exp Ratio
4-Nitroaniline	N.D.	9.13	65.0	107.3	92.0	49.9
+ EIC (138.0) Scan Mar0711.D			138.0, 65.0, 92.0			
						
4,6-Dinitro-2-methylphenol	N.D.	9.14	121.0	49.4		
+ EIC (198.0) Scan Mar0711.D			198.0, 121.0			
						
N-nitrosodiphenylamine	N.D.	9.22	168.0	59.9	167.0	34.5
+ EIC (169.0) Scan Mar0711.D			169.0, 167.0, 168.0			
						
Azobenzene	N.D.	9.25	51.0	46.6	182.0	26.3
+ EIC (77.0) Scan Mar0711.D			77.0, 51.0, 182.0			
						

Quantitation Results Report (QT Reviewed)

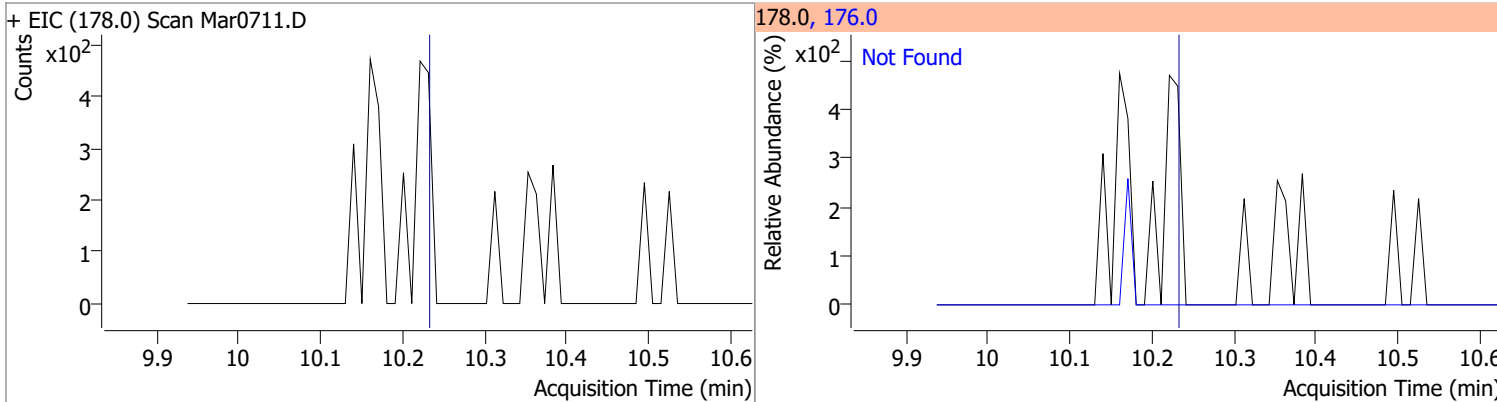


Quantitation Results Report (QT Reviewed)

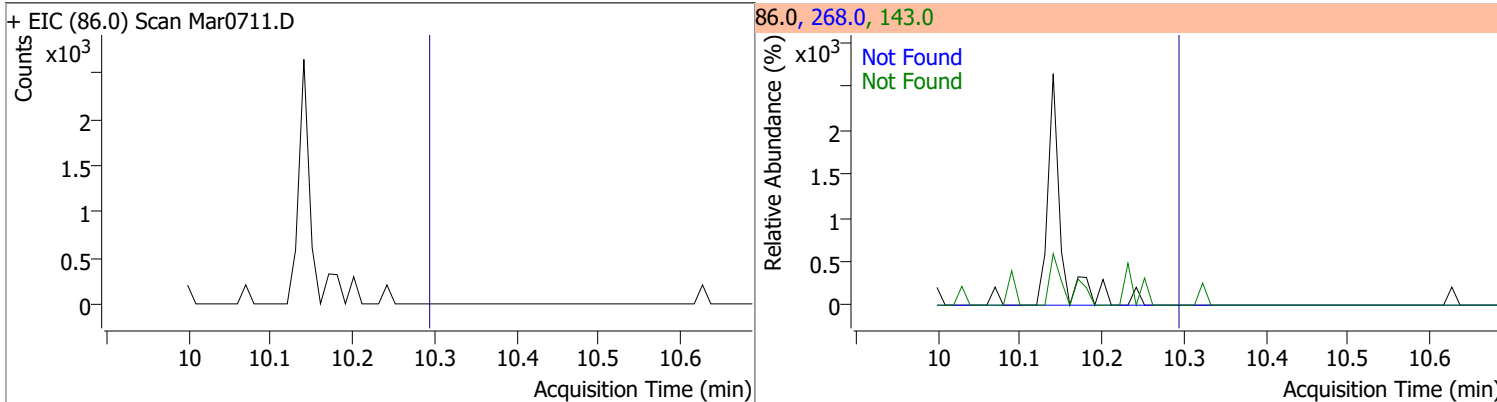
Compound	Conc.	Exp RT	QIon	Exp Ratio
Phenanthrene	N.D.	10.18	176.0	18.8



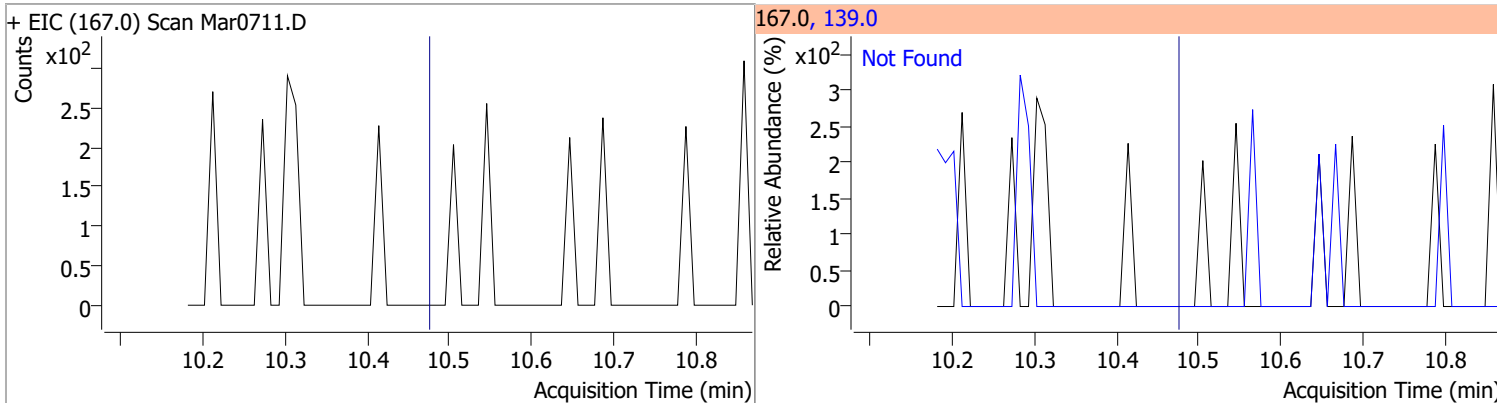
Compound	Conc.	Exp RT	QIon	Exp Ratio
Anthracene	N.D.	10.24	176.0	18.3



Compound	Conc.	Exp RT	QIon	Exp Ratio	QIon	Exp Ratio
Triallate	N.D.	10.30	268.0	23.7	143.0	21.8

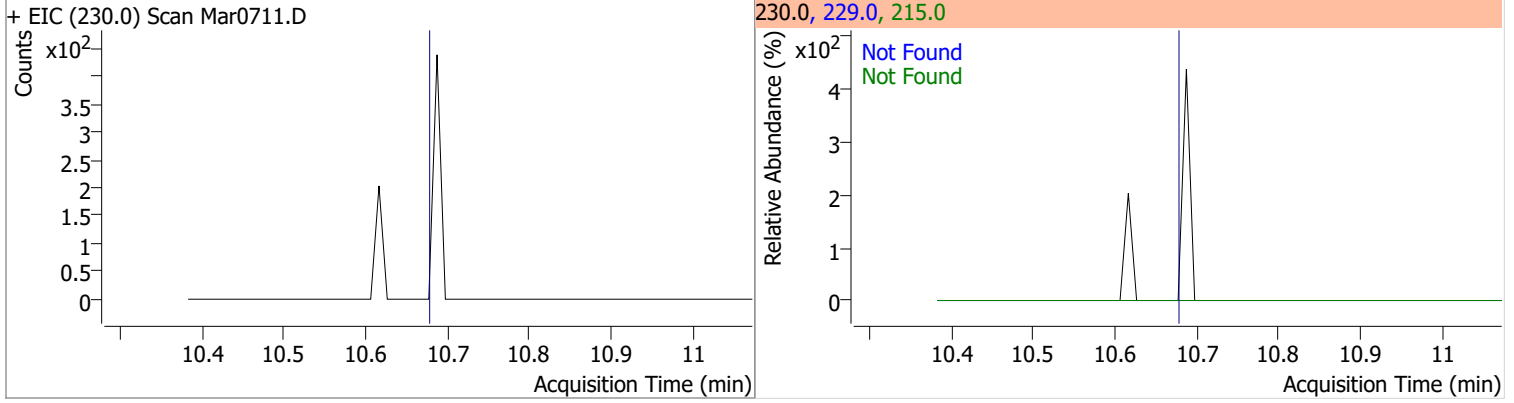


Compound	Conc.	Exp RT	QIon	Exp Ratio
Carbazole	N.D.	10.48	139.0	12.6

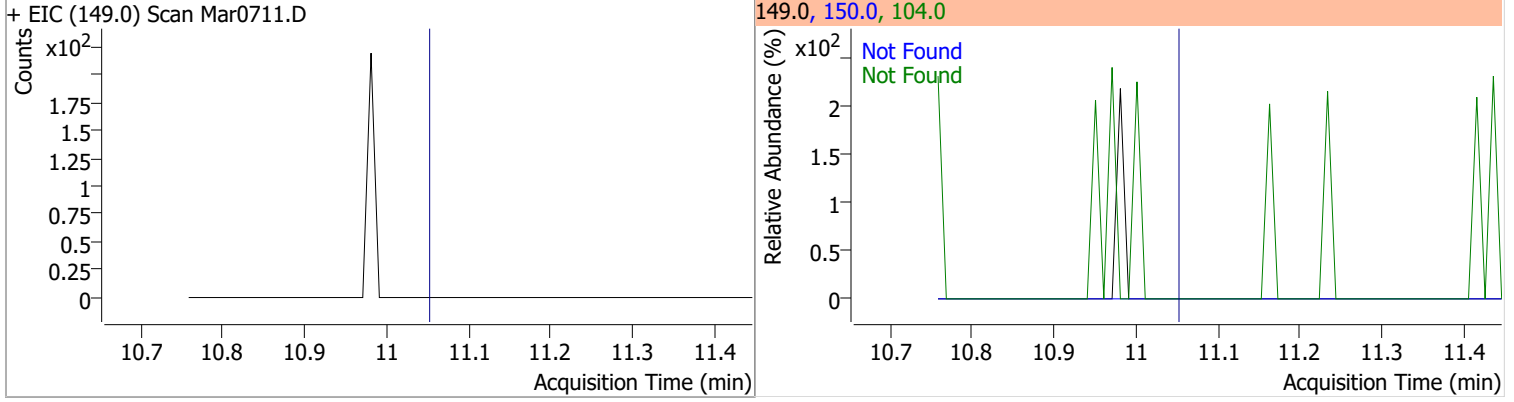


Quantitation Results Report (QT Reviewed)

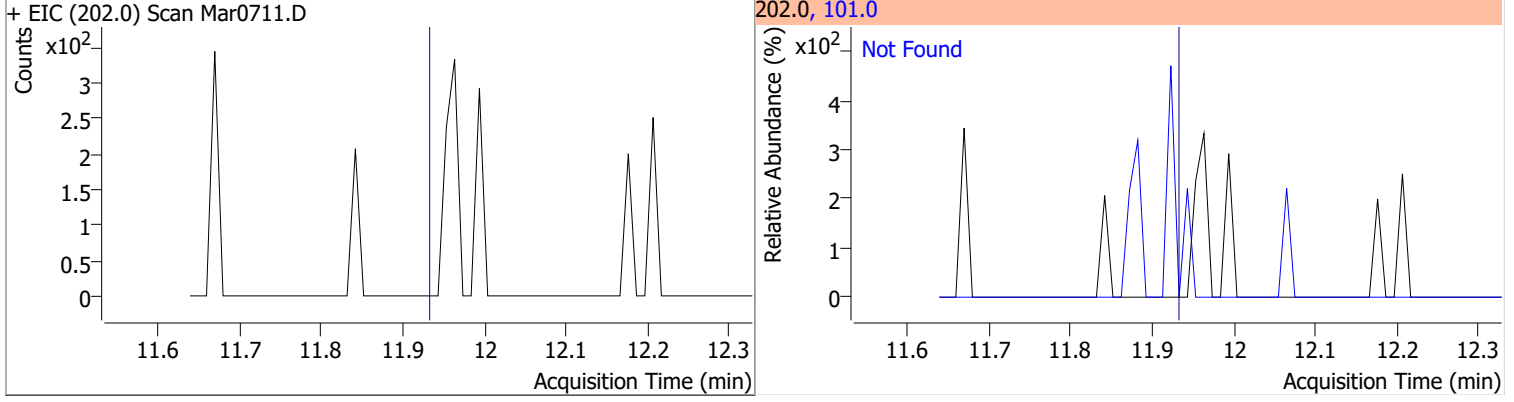
Compound	Conc.	Exp RT	QIon	Exp Ratio	QIon	Exp Ratio
o-Terphenyl	N.D.	10.69	229.0	63.4	215.0	36.7



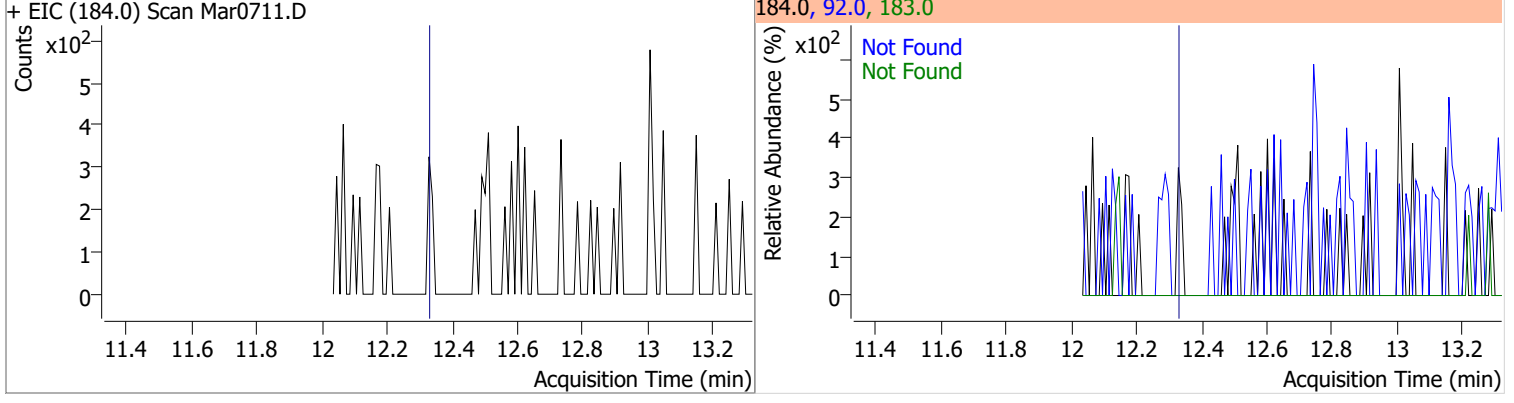
Compound	Conc.	Exp RT	QIon	Exp Ratio	QIon	Exp Ratio
Di-n-Butylphthalate	N.D.	11.06	150.0	9.3	104.0	6.1



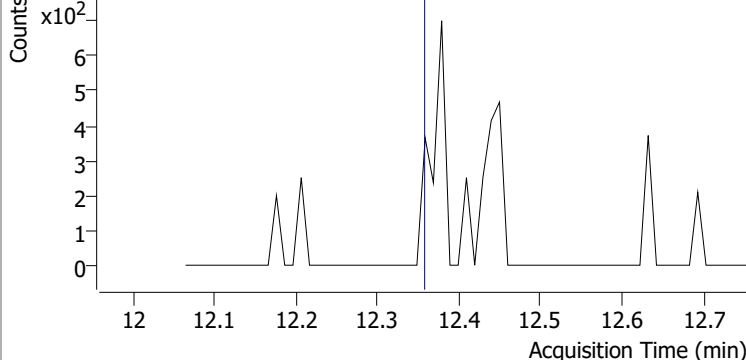
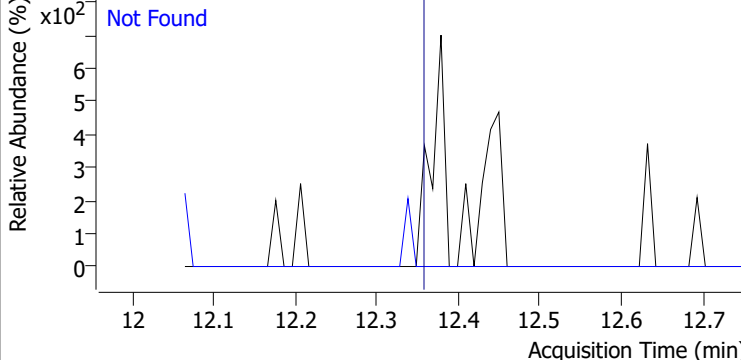
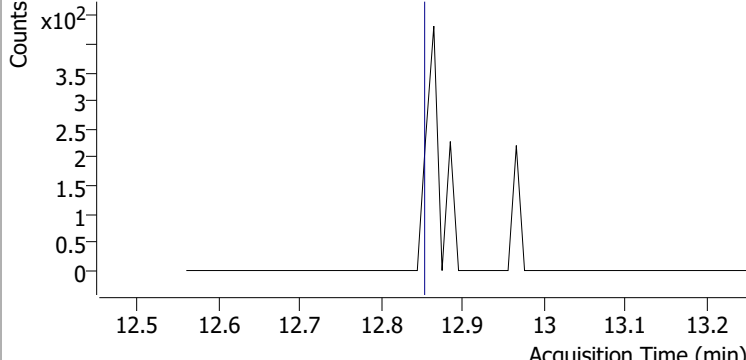
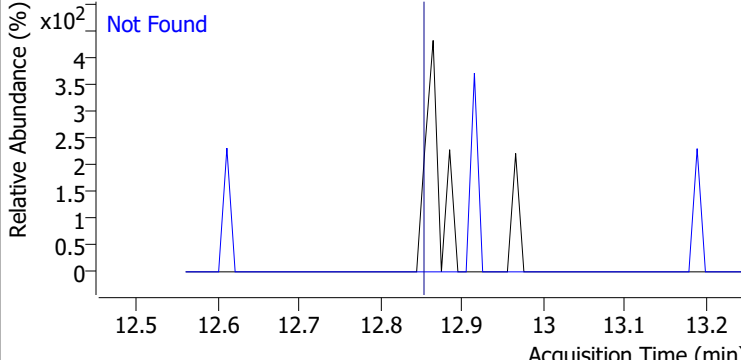
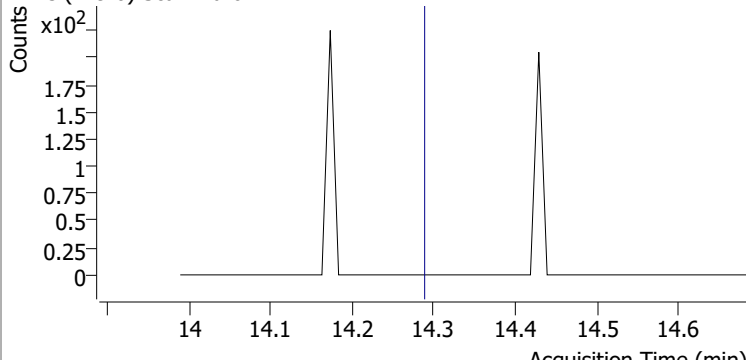
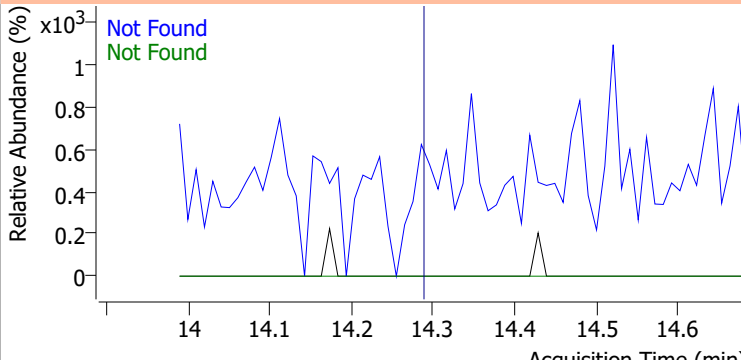
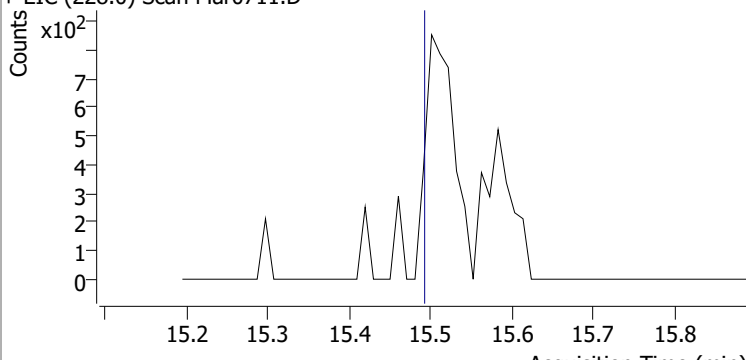
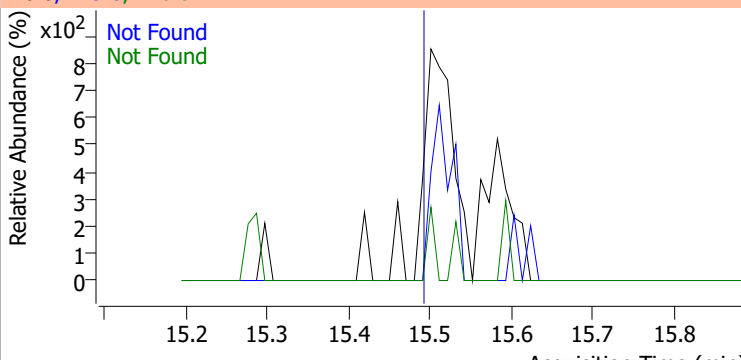
Compound	Conc.	Exp RT	QIon	Exp Ratio
Fluoranthene	N.D.	11.94	101.0	13.0



Compound	Conc.	Exp RT	QIon	Exp Ratio	QIon	Exp Ratio
Benzidine	N.D.	12.34	183.0	10.1	92.0	9.0

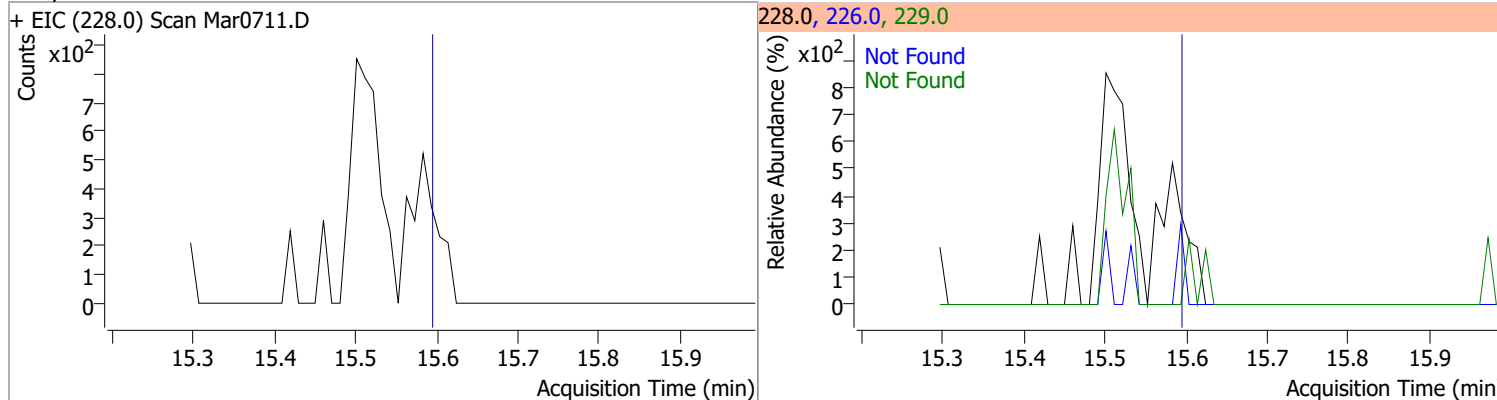


Quantitation Results Report (QT Reviewed)

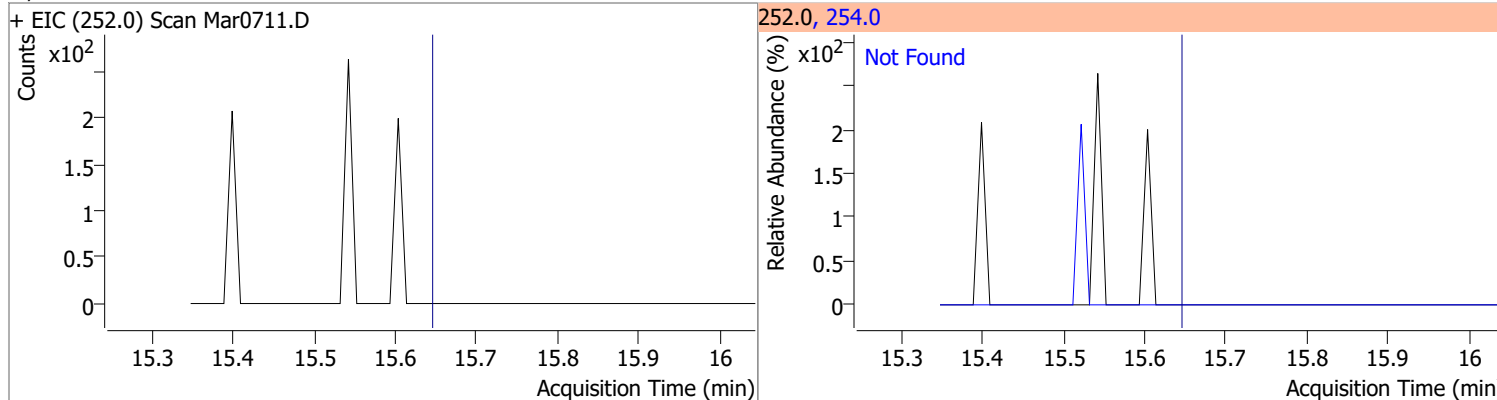
Compound	Conc.	Exp RT	QIon	Exp Ratio		
Pyrene	N.D.	12.37	101.0	15.9		
+ EIC (202.0) Scan Mar0711.D			202.0, 101.0			
						
			Not Found			
Terphenyl-d14	N.D.	12.87	122.0	14.1		
+ EIC (244.3) Scan Mar0711.D			244.3, 122.0			
						
			Not Found			
Butylbenzylphthalate	N.D.	14.31	91.0	88.8	206.0	17.5
+ EIC (149.0) Scan Mar0711.D			149.0, 91.0, 206.0			
						
			Not Found			
			Not Found			
Benzo(a)Anthracene	N.D.	15.51	226.0	26.4	229.0	20.7
+ EIC (228.0) Scan Mar0711.D			228.0, 229.0, 226.0			
						
			Not Found			
			Not Found			

Quantitation Results Report (QT Reviewed)

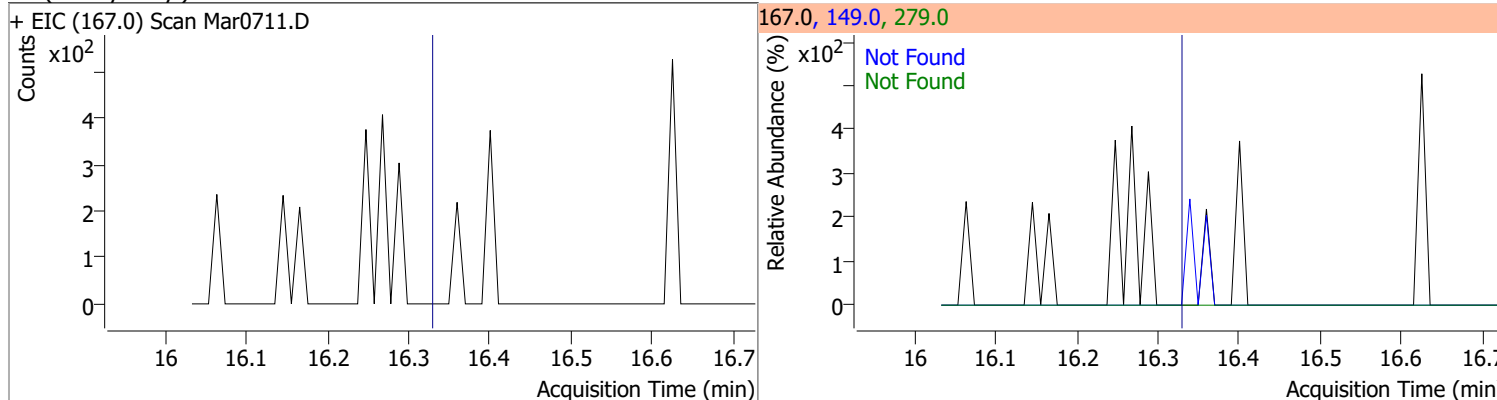
Compound	Conc.	Exp RT	QIon	Exp Ratio	QIon	Exp Ratio
Chrysene	N.D.	15.61	226.0	29.5	229.0	19.7



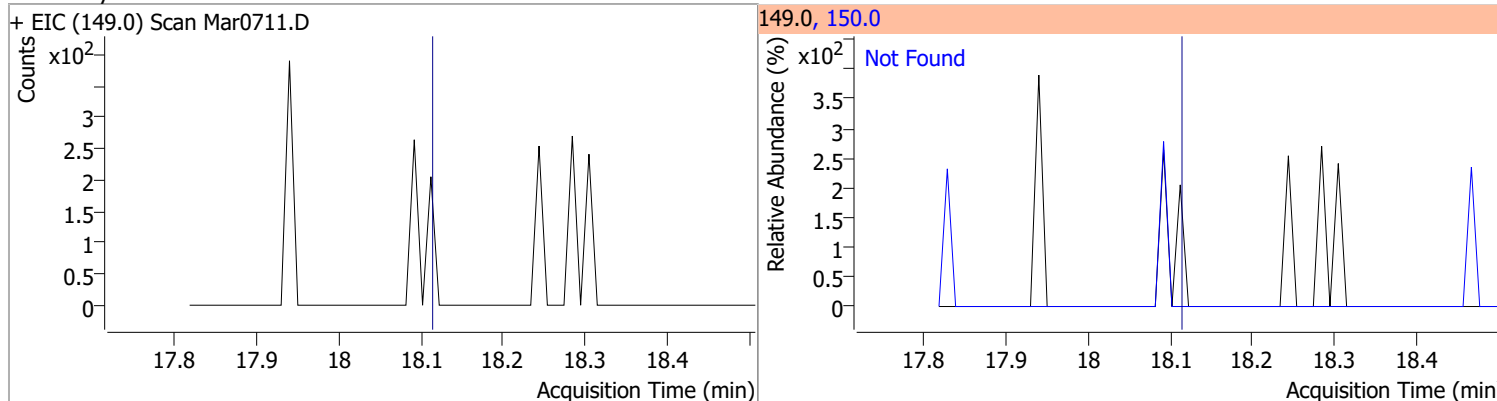
Compound	Conc.	Exp RT	QIon	Exp Ratio
3,3-Dichlorobenzidine	N.D.	15.67	254.0	63.0



Compound	Conc.	Exp RT	QIon	Exp Ratio	QIon	Exp Ratio
bis(2-ethylhexyl)Phthalate	N.D.	16.35	149.0	385.1	279.0	14.5



Compound	Conc.	Exp RT	QIon	Exp Ratio
Di-n-octyl Phthalate	N.D.	18.12	150.0	9.9

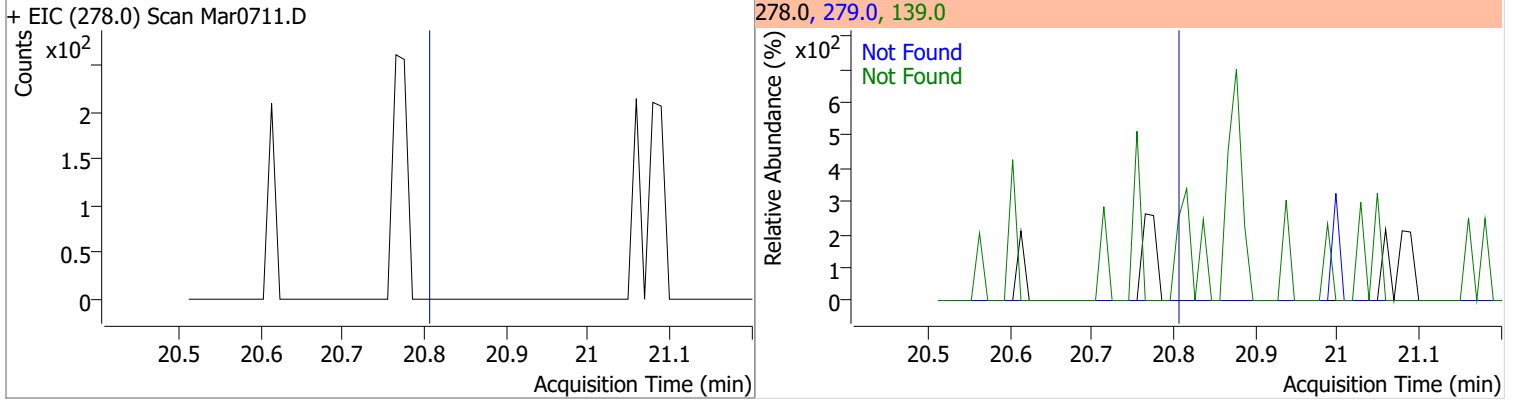


Quantitation Results Report (QT Reviewed)

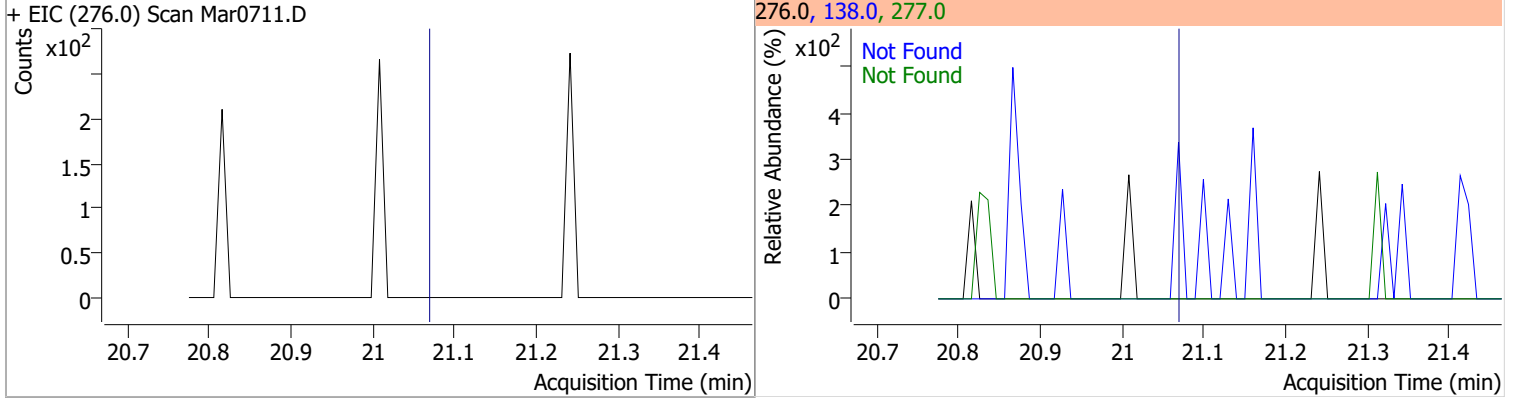
Compound	Conc.	Exp RT	QIon	Exp Ratio
Benzo(b)fluoranthene	N.D.	18.37	253.0	22.3
+ EIC (252.0) Scan Mar0711.D			252.0, 253.0	
Benzo(k)fluoranthene	N.D.	18.43	253.0	22.6
+ EIC (252.0) Scan Mar0711.D			252.0, 253.0	
Benzo(a)pyrene	N.D.	18.97	253.0	22.5
+ EIC (252.0) Scan Mar0711.D			252.0, 253.0	
Indeno(1,2,3-c,d)pyrene	N.D.	20.75	138.0	32.3
+ EIC (276.0) Scan Mar0711.D			276.0, 138.0	

Quantitation Results Report (QT Reviewed)

Compound	Conc.	Exp RT	QIon	Exp Ratio	QIon	Exp Ratio
Dibenzo(a,h)anthracene	N.D.	20.82	139.0	25.1	279.0	24.8

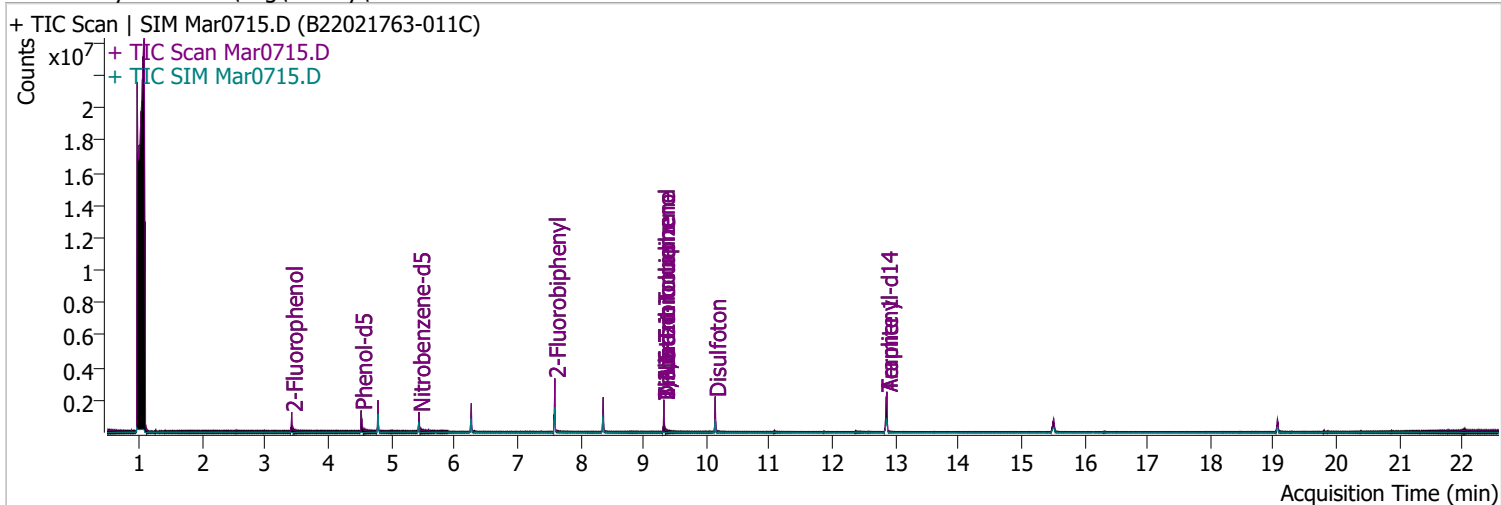


Compound	Conc.	Exp RT	QIon	Exp Ratio	QIon	Exp Ratio
Benzo(g,h,i)perylene	N.D.	21.08	138.0	33.5	277.0	24.0



Quantitation Results Report (QT Reviewed)

Data File	Mar0715.D	Operator	LIMS import
Acq. Method	BNA+SIM.M	Acq. Date-Time	3/7/2022 7:14:09 PM
Sample Name	B22021763-011C	Instrument	Instrument #1
Vial	15	Multiplier	2.00
DA Method File		Comment	SVOC-8270-W-LARGO
Tune File	dftppdsm.u	Tune Date	2/18/2022 9:25:00 PM
Batch Name	030722 DoD BNA cal.batch.bin	Last Calib Update	3/8/2022 10:28:55 AM
Ref Library	D:\Org\Library\NIST129K.l		



Compound	RT	QIon	Resp.	Conc.	Units	Dev(Min)
----------	----	------	-------	-------	-------	----------

Internal Standards

System Monitoring Compounds

S 2-Fluorophenol	3.418	112.0	370277	107.1754	µg/L	0.000
Spiked Amount: 200.000	Range: 10.0 - 75.0%			Recovery = 53.59%		
S Phenol-d5	4.521	99.0	553010	124.1918	µg/L	-0.010
Spiked Amount: 200.000	Range: 10.0 - 65.0%			Recovery = 62.10%		
S Nitrobenzene-d5	5.441	82.0	297295	136.3305	µg/L	0.000
Spiked Amount: 100.000	Range: 32.0 - 94.0%			Recovery = 136.33%		*
S 2-Fluorobiphenyl	7.595	172.0	1049313	151.1822	µg/L	m 0.000
Spiked Amount: 100.000	Range: 28.0 - 107.0%			Recovery = 151.18%		*
S 2,4,6-Tribromophenol	9.325	329.8	151016	297.7795	µg/L	-0.010
Spiked Amount: 200.000	Range: 25.0 - 140.0%			Recovery = 148.89%		*
S Terphenyl-d14	12.865	244.3	1341047	198.8287	µg/L	0.000
Spiked Amount: 100.000	Range: 32.0 - 122.0%			Recovery = 198.83%		*

Target Compounds

Compound	RT	QIon	Resp.	Conc.	Units	Dev(Min)	QValue
T N-Nitrosodimethylamine	0.000		0	N.D.			
T Pyridine	0.000		0	N.D.			
T Aniline	0.000		0	N.D.			
T bis(-2-Chloroethyl)Ether	0.000		0	N.D.			
T Phenol	0.000		0	N.D.			
T 2-Chlorophenol	0.000		0	N.D.			
T 1,3-Dichlorobenzene	0.000		0	N.D.			
T 1,4-Dichlorobenzene	0.000		0	N.D.			
T 1,2-Dichlorobenzene	0.000		0	N.D.			
T Benzyl Alcohol	0.000		0	N.D.			
T bis(2-chloroisopropyl)Ether	0.000		0	N.D.			
T 2-Methylphenol	0.000		0	N.D.			
T N-nitroso-Di-n-propylamine	5.441	70.0	0		µg/L	md	1
T Hexachloroethane	0.000		0	N.D.			
T 4Methylphenol/3Methylphenol	0.000		0	N.D.			

Quantitation Results Report (QT Reviewed)

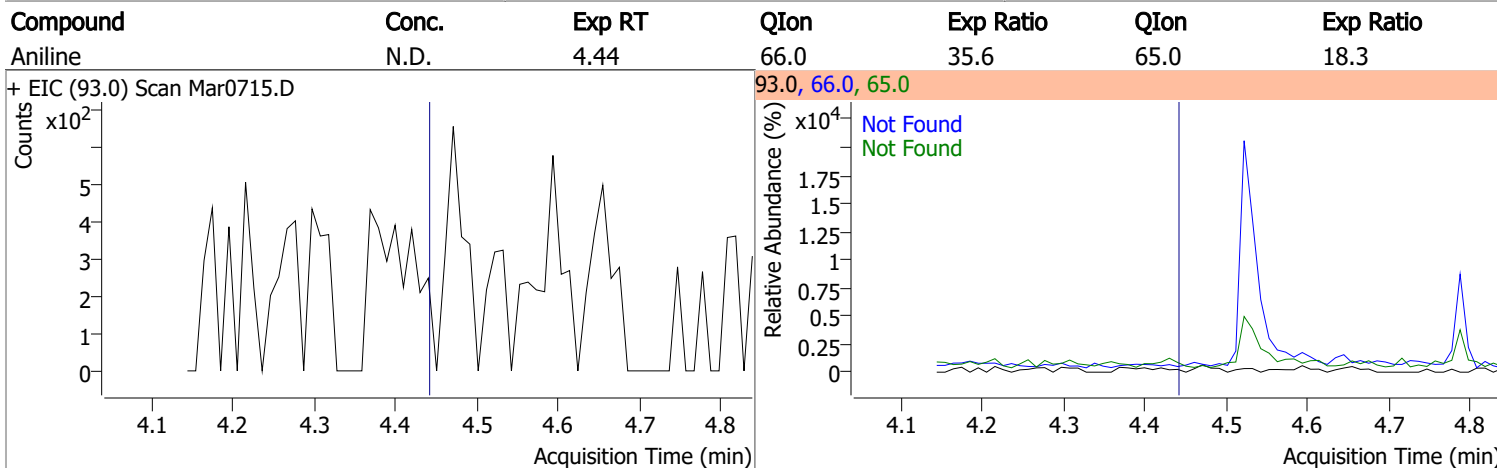
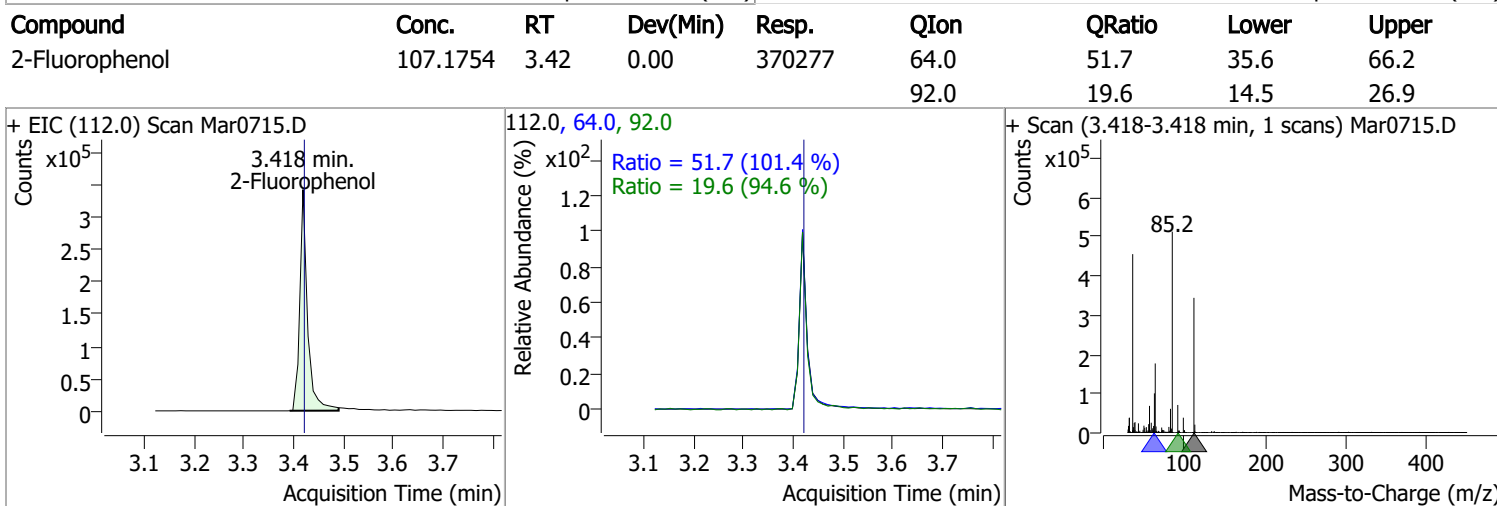
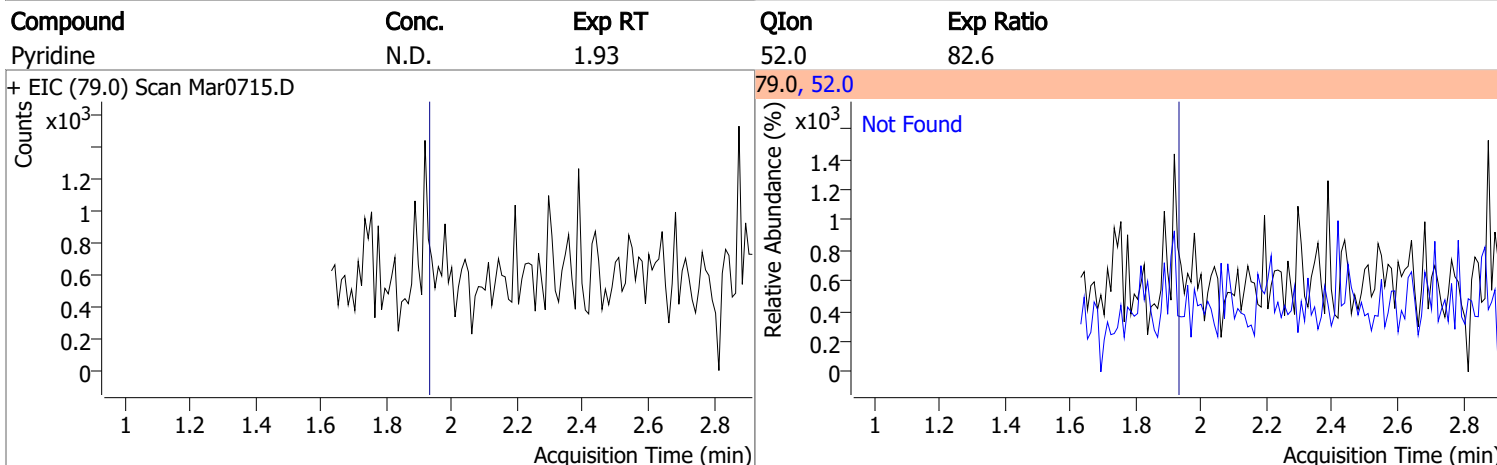
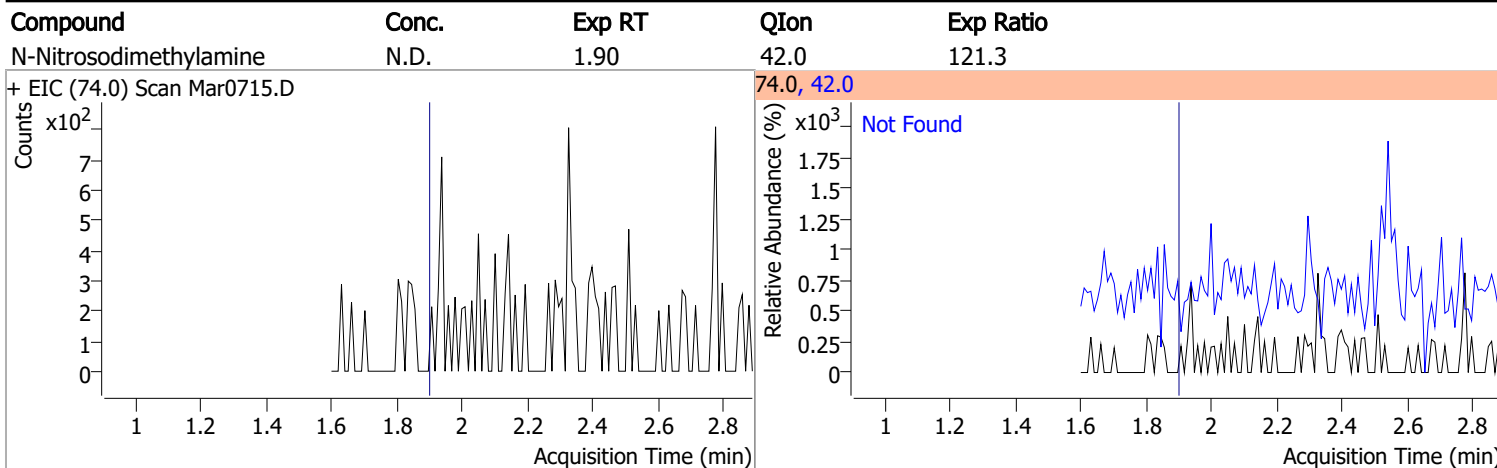
Compound	RT	QIon	Resp.	Conc.	Units	Dev(Min)
T Nitrobenzene	0.000		0	N.D.		
T Isophorone	0.000		0	N.D.		
T 2-Nitrophenol	0.000		0	N.D.		
T 2,4-Dimethylphenol	0.000		0	N.D.		
T bis(-2-Chloroethoxy)Methane	0.000		0	N.D.		
T 2,4-Dichlorophenol	0.000		0	N.D.		
T Benzoic Acid	0.000		0	N.D.		
T 1,2,4-Trichlorobenzene	0.000		0	N.D.		
T Naphthalene	0.000		0	N.D.		
T p-Chloroaniline	0.000		0	N.D.		
T 4-Chlorophenol	0.000		0	N.D.		
T Hexachlorobutadiene	0.000		0	N.D.		
T 4-Chloro-2-Methylphenol	0.000		0	N.D.		
T 4-Chloro-3-Methylphenol	0.000		0	N.D.		
T 2-Methylnaphthalene	0.000		0	N.D.		
T 1-Methylnaphthalene	0.000		0	N.D.		
T Hexachlorocyclopentadiene	0.000		0	N.D.		
T 2,4,6-Trichlorophenol	0.000		0	N.D.		
T 2,4,5-Trichlorophenol	0.000		0	N.D.		
T 2-Chloronaphthalene	0.000		0	N.D.		
T 2-Nitroaniline	0.000		0	N.D.		
T Dimethyl Phthalate	8.364	163.0	0		µg/L md	1
T 2,6-Dinitrotoluene	8.364	165.0	0		µg/L md	1
T Acenaphthylene	0.000		0	N.D.		
T 3-Nitroaniline	0.000		0	N.D.		
T Acenaphthene	0.000		0	N.D.		
T 2,4-Dinitrophenol	0.000		0	N.D.		
T Dibenzofuran	0.000		0	N.D.		
T 2,4-Dinitrotoluene	0.000		0	N.D.		
T 4-Nitrophenol	0.000		0	N.D.		
T Diethylphthalate	0.000		0	N.D.		
T Fluorene	0.000		0	N.D.		
T 4-Chlorophenyl-phenylether	0.000		0	N.D.		
T 4-Nitroaniline	0.000		0	N.D.		
T 4,6-Dinitro-2-methylphenol	0.000		0	N.D.		
T N-nitrosodiphenylamine	0.000		0	N.D.		
T Azobenzene	0.000		0	N.D.		
T 4-Bromophenyl-phenylether	0.000		0	N.D.		
T Hexachlorobenzene	0.000		0	N.D.		
T Pentachlorophenol	0.000		0	N.D.		
T Phenanthrene	0.000		0	N.D.		
T Anthracene	0.000		0	N.D.		
T Triallate	0.000		0	N.D.		
T Carbazole	0.000		0	N.D.		
T o-Terphenyl	0.000		0	N.D.		
T Di-n-Butylphthalate	0.000		0	N.D.		
T Fluoranthene	0.000		0	N.D.		
T Benzidine	12.865	184.0	0		µg/L md	1
T Pyrene	0.000		0	N.D.		
T Butylbenzylphthalate	0.000		0	N.D.		
T Benzo(a)Anthracene	0.000		0	N.D.		
T Chrysene	0.000		0	N.D.		
T 3,3-Dichlorobenzidine	0.000		0	N.D.		
T bis(2-ethylhexyl)Phthalate	0.000		0	N.D.		
T Di-n-octyl Phthalate	0.000		0	N.D.		

Quantitation Results Report (QT Reviewed)

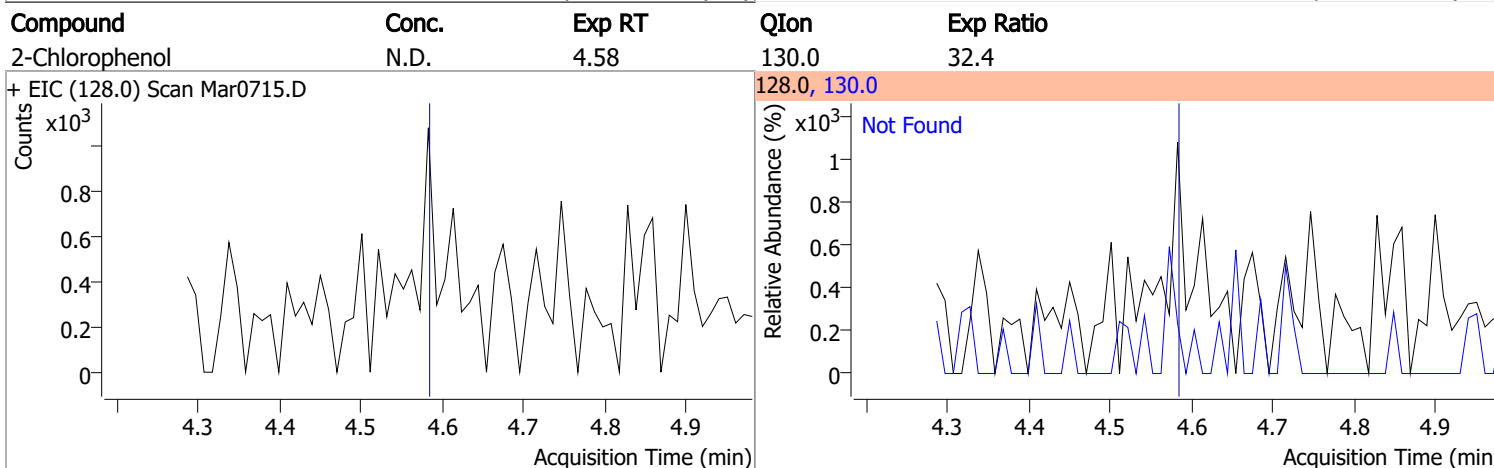
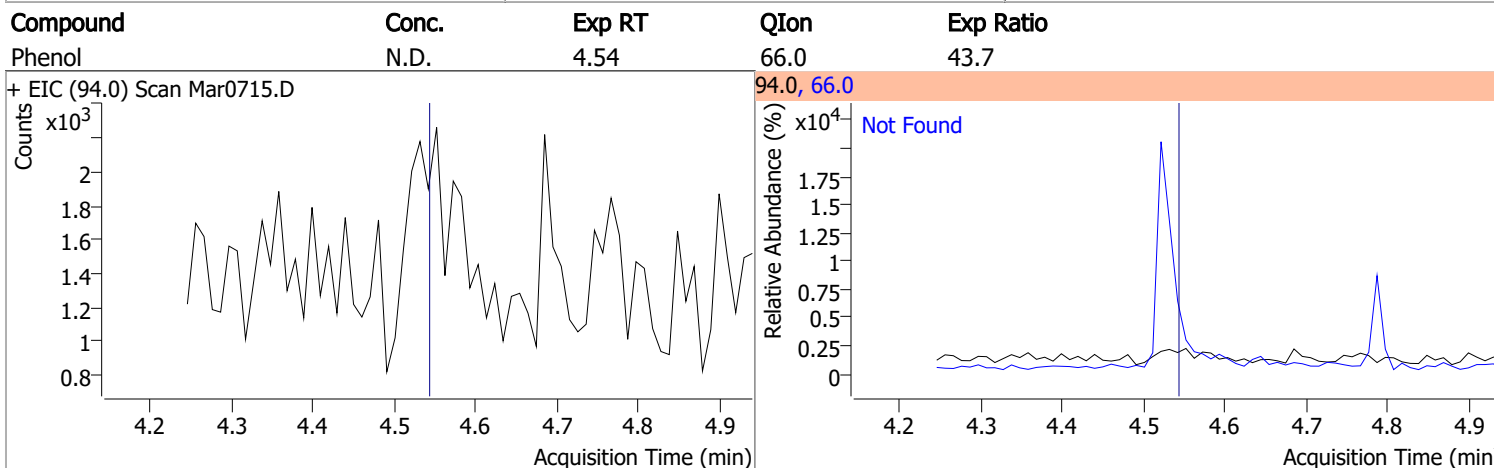
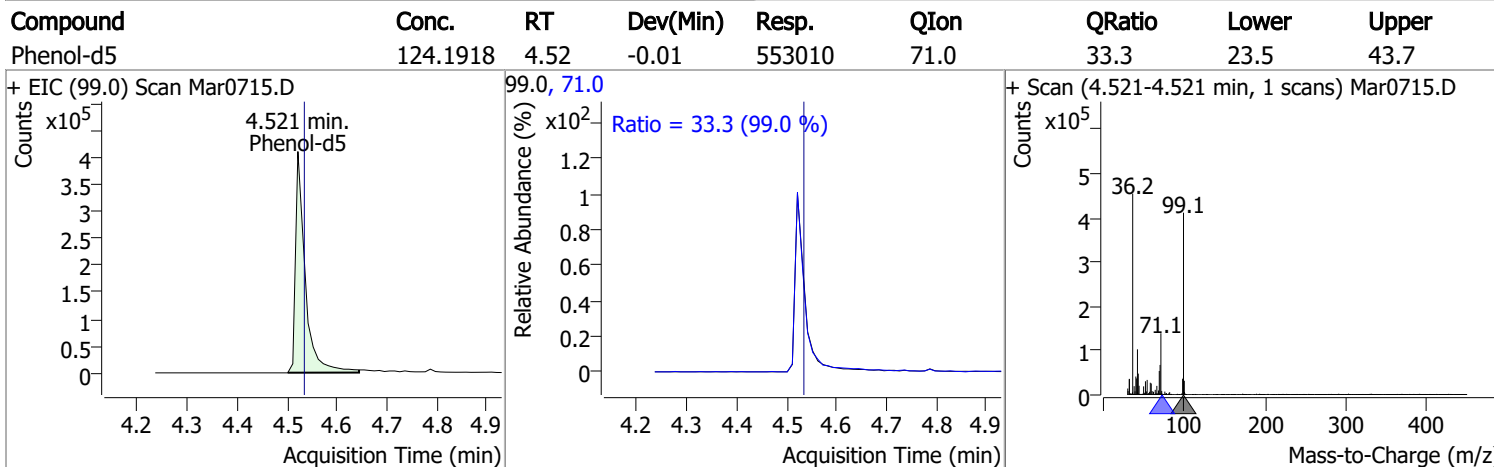
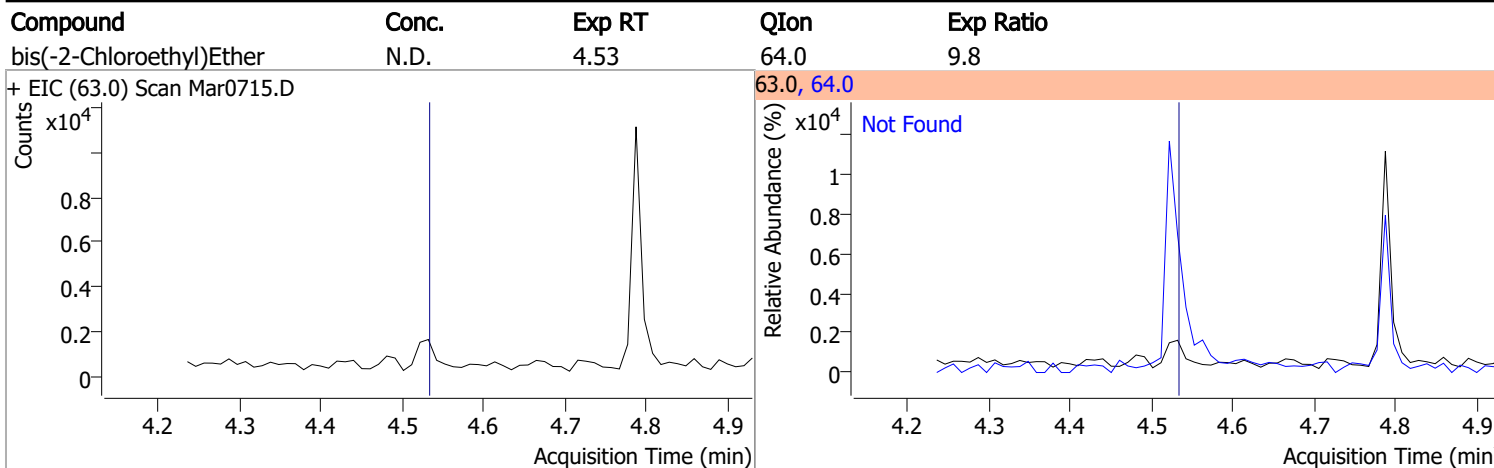
Compound	RT	QIon	Resp.	Conc.	Units	Dev(Min)
T Benzo(b)fluoranthene	0.000		0	N.D.		
T Benzo(k)fluoranthene	0.000		0	N.D.		
T Benzo(a)pyrene	0.000		0	N.D.		
T Indeno(1,2,3-c,d)pyrene	0.000		0	N.D.		
T Dibenzo(a,h)anthracene	0.000		0	N.D.		
T Benzo(g,h,i)perylene	0.000		0	N.D.		

(#) = Qualifier Out of Range; (m) = Manual Integration; (+) = Area Summed; (*) = Surrogate Percent Recovery Out of Range; (d): Zeroed Peak

Quantitation Results Report (QT Reviewed)

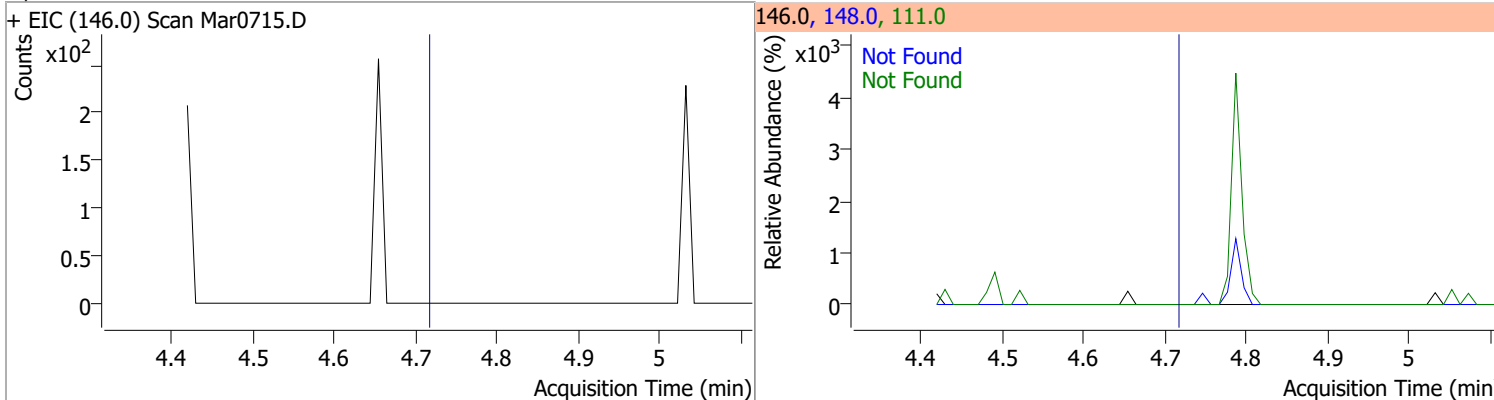


Quantitation Results Report (QT Reviewed)

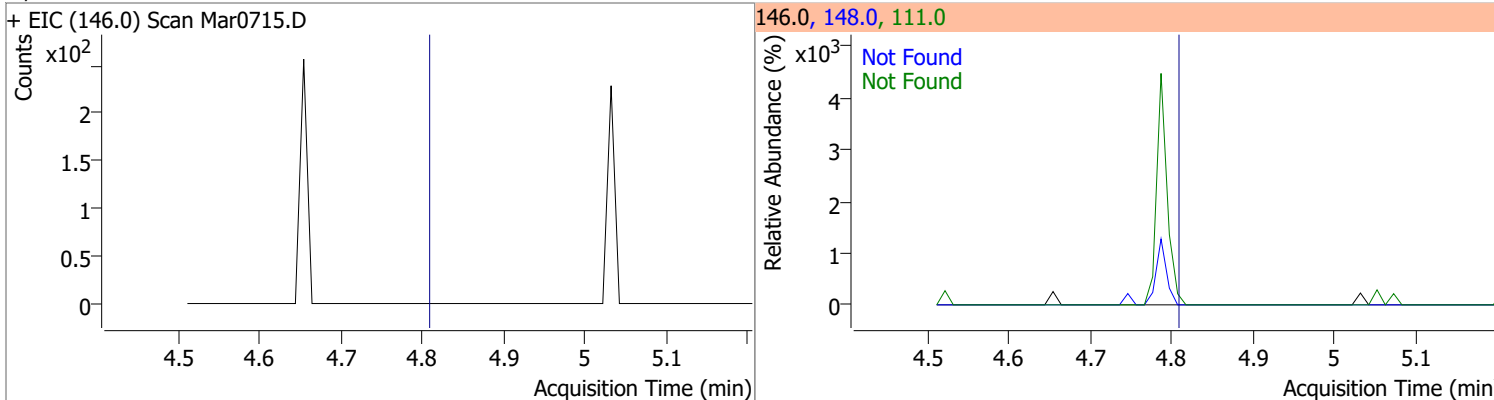


Quantitation Results Report (QT Reviewed)

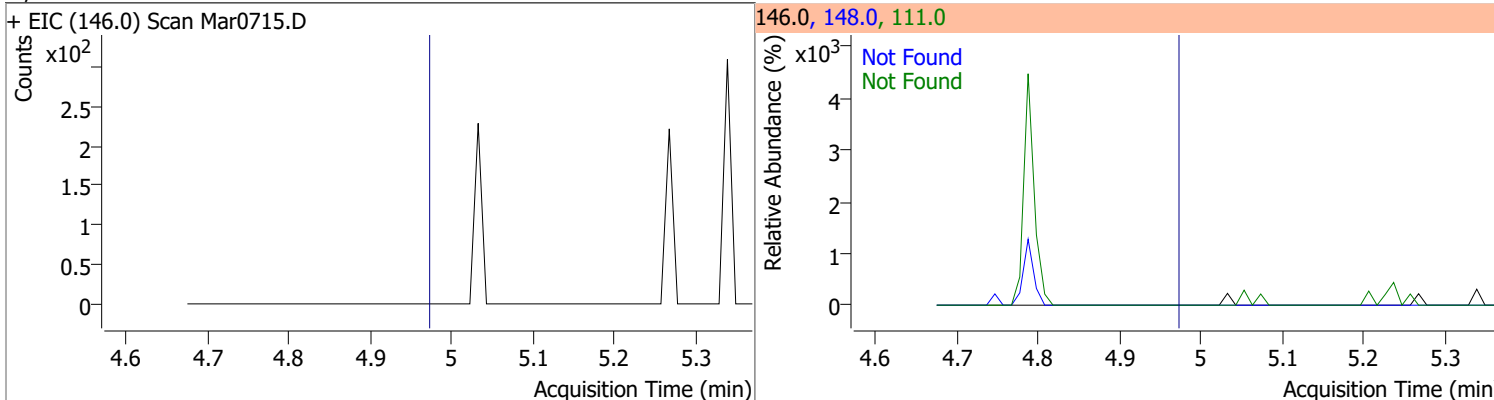
Compound	Conc.	Exp RT	QIon	Exp Ratio	QIon	Exp Ratio
1,3-Dichlorobenzene	N.D.	4.72	148.0	64.6	111.0	35.5



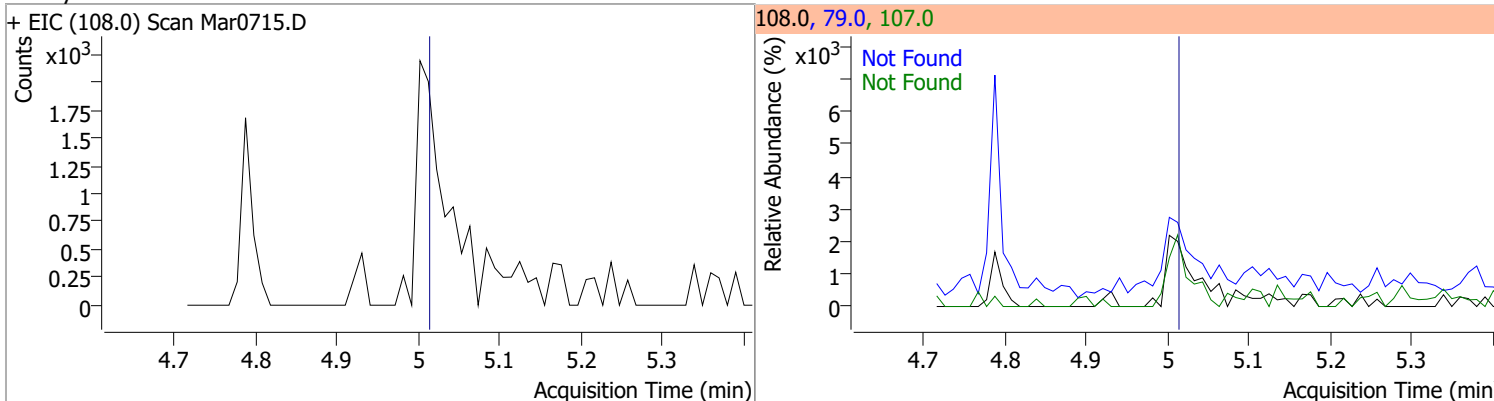
Compound	Conc.	Exp RT	QIon	Exp Ratio	QIon	Exp Ratio
1,4-Dichlorobenzene	N.D.	4.81	148.0	64.0	111.0	34.7



Compound	Conc.	Exp RT	QIon	Exp Ratio	QIon	Exp Ratio
1,2-Dichlorobenzene	N.D.	4.97	148.0	63.1	111.0	35.9

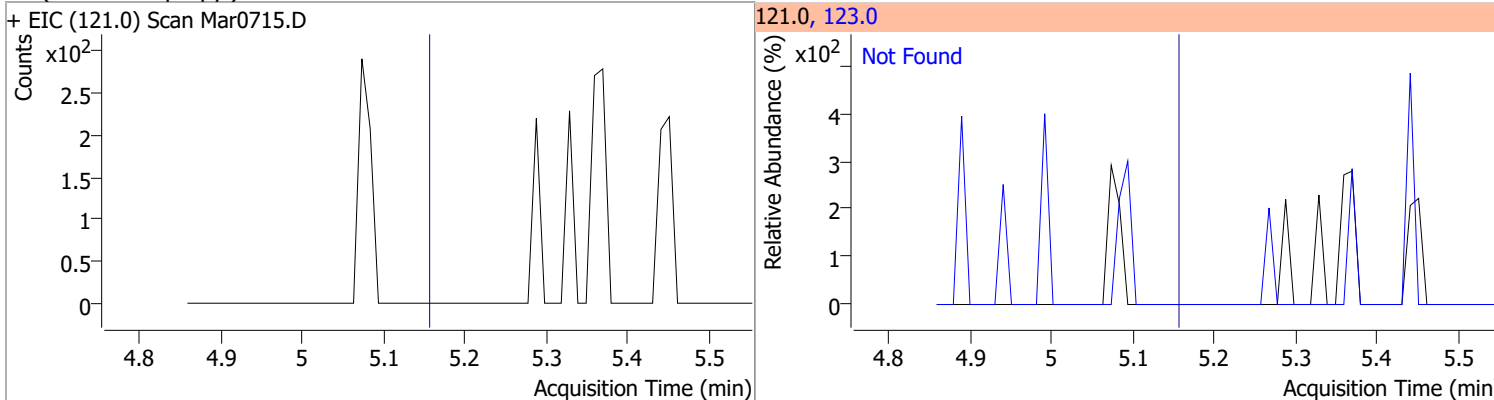


Compound	Conc.	Exp RT	QIon	Exp Ratio	QIon	Exp Ratio
Benzyl Alcohol	N.D.	5.01	79.0	120.0	107.0	65.9

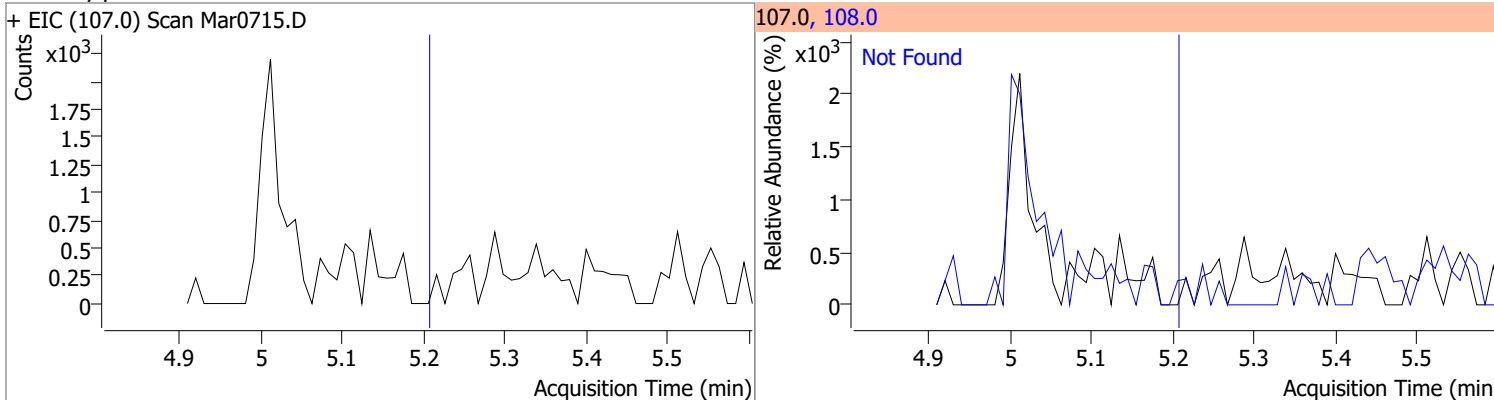


Quantitation Results Report (QT Reviewed)

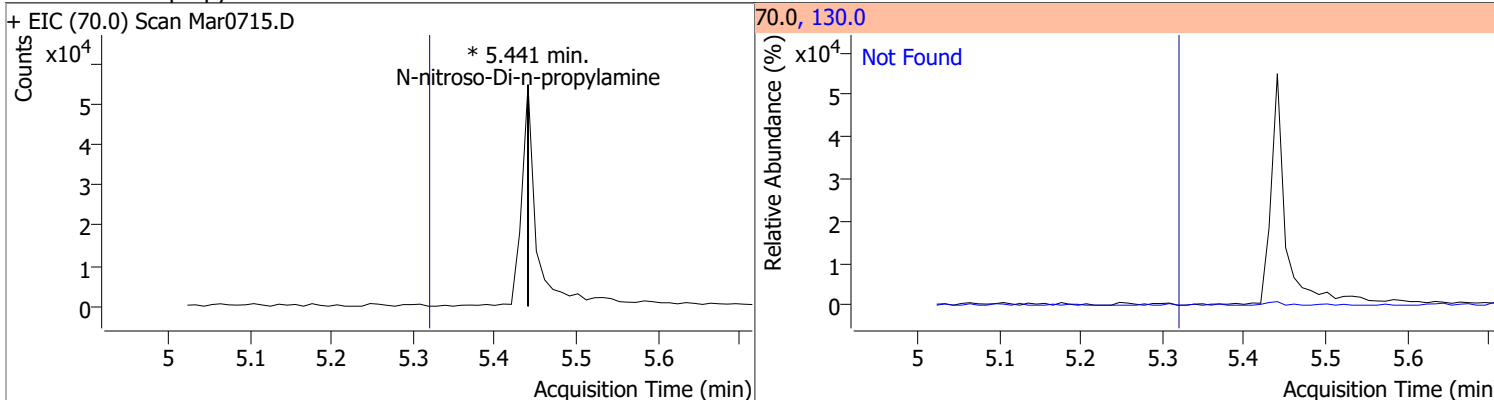
Compound	Conc.	Exp RT	QIon	Exp Ratio
bis(2-chloroisopropyl)Ether	N.D.	5.15	123.0	32.5



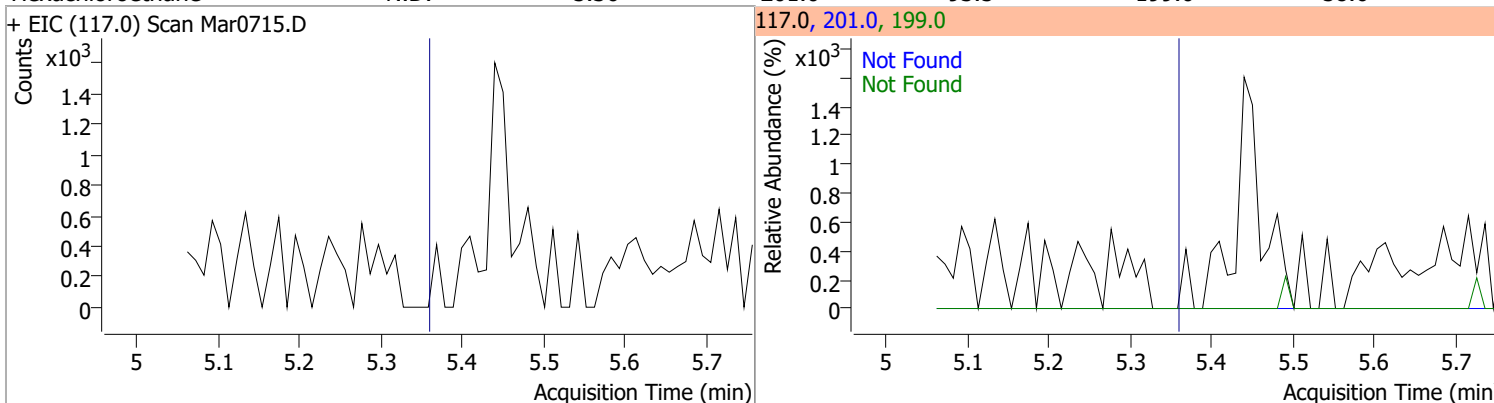
Compound	Conc.	Exp RT	QIon	Exp Ratio
2-Methylphenol	N.D.	5.21	108.0	114.4



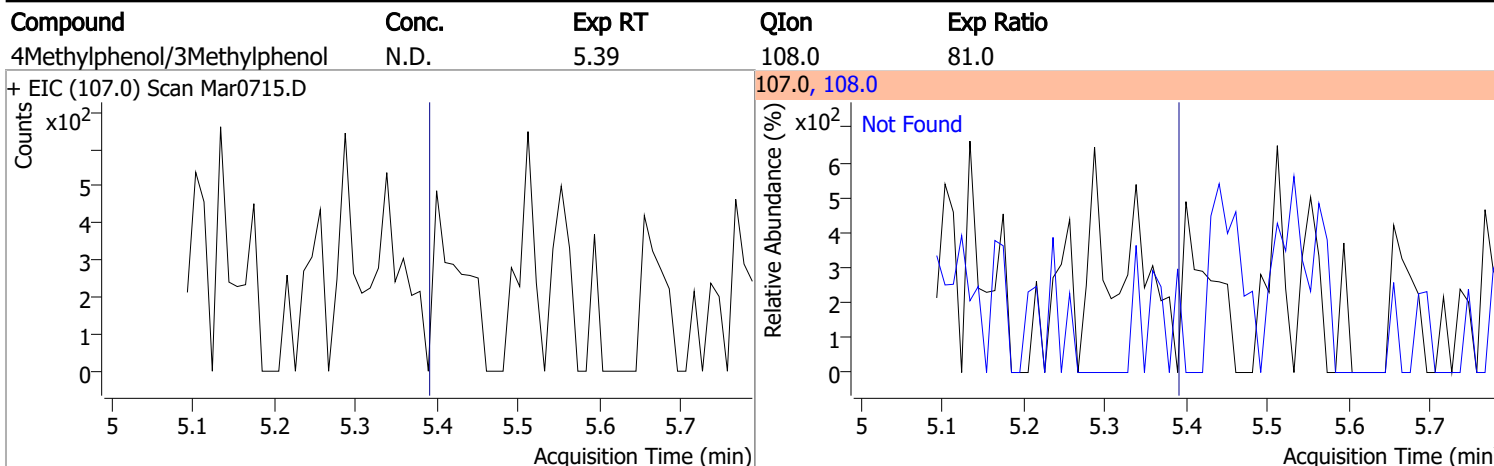
Compound	Conc.	RT	Dev(Min)	Resp.	QIon	QRatio	Lower	Upper
N-nitroso-Di-n-propylamine		0		0	130.0		0.0	34.6



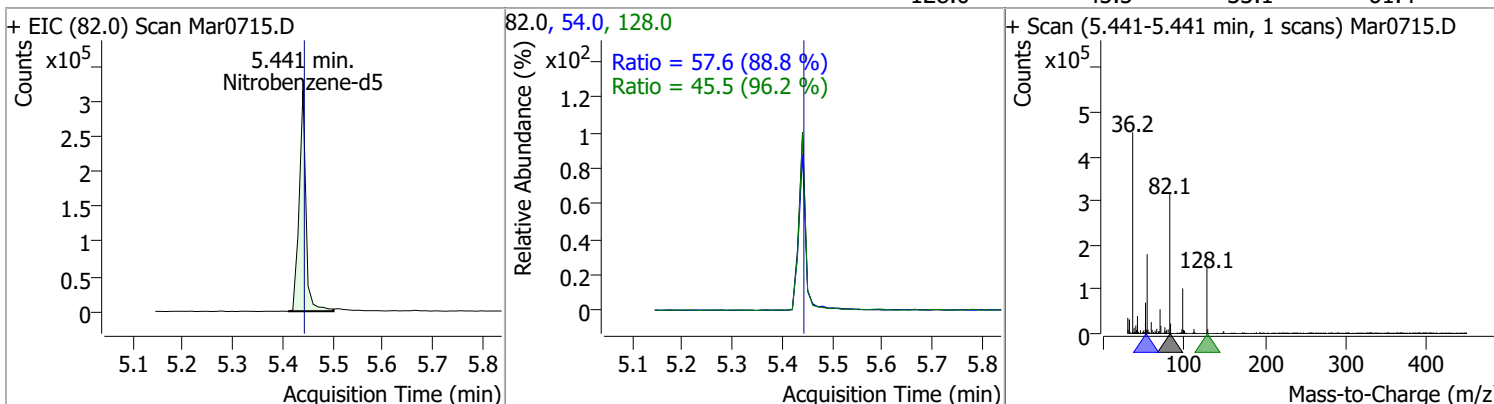
Compound	Conc.	Exp RT	QIon	Exp Ratio	QIon	Exp Ratio
Hexachloroethane	N.D.	5.36	201.0	93.5	199.0	58.6



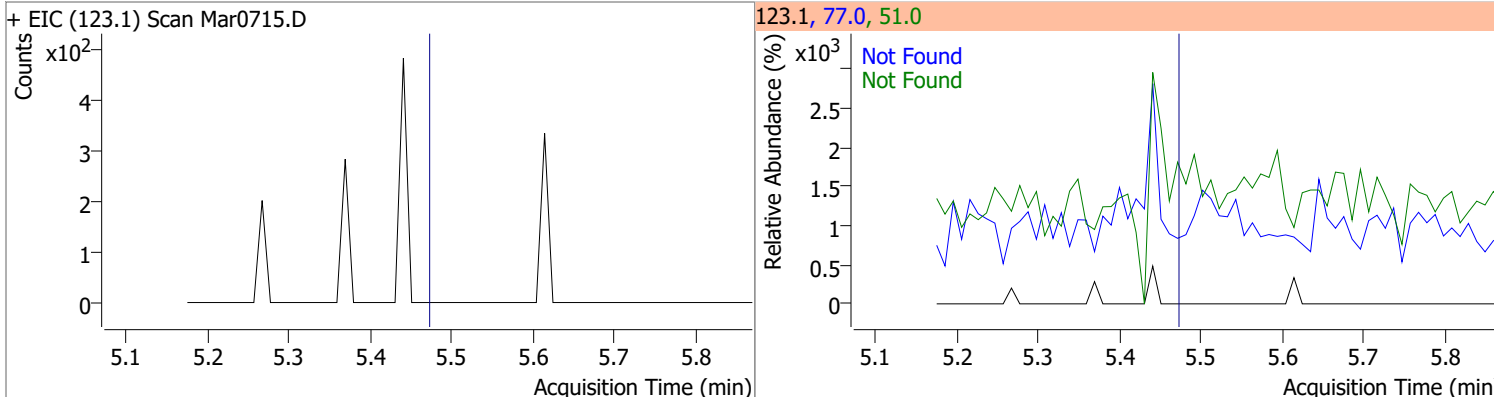
Quantitation Results Report (QT Reviewed)



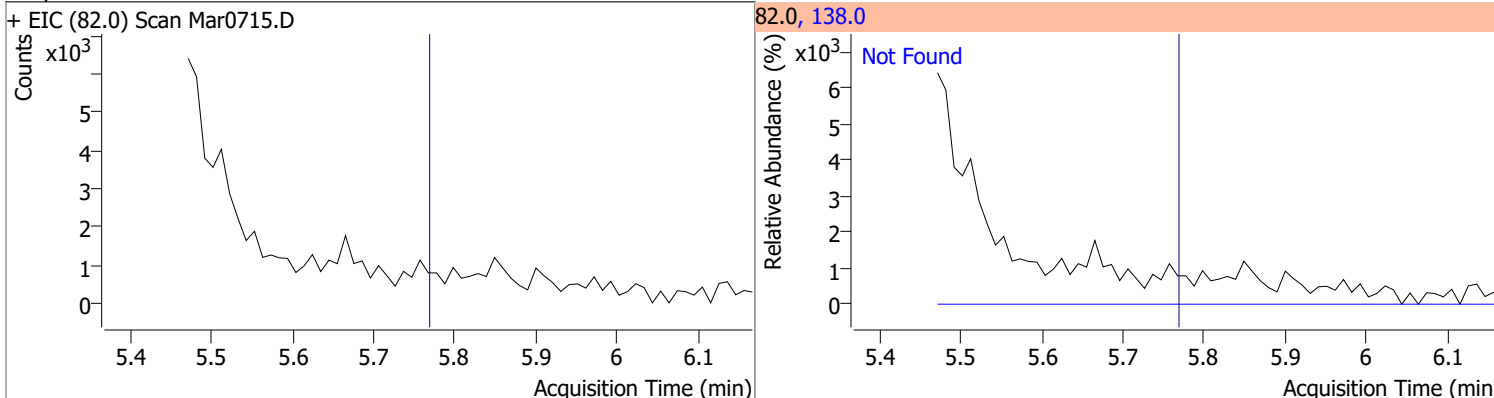
Compound	Conc.	RT	Dev(Min)	Resp.	QIon	QRatio	Lower	Upper
Nitrobenzene-d5	136.3305	5.44	0.00	297295	54.0	57.6	45.4	84.4
					128.0	45.5	33.1	61.4



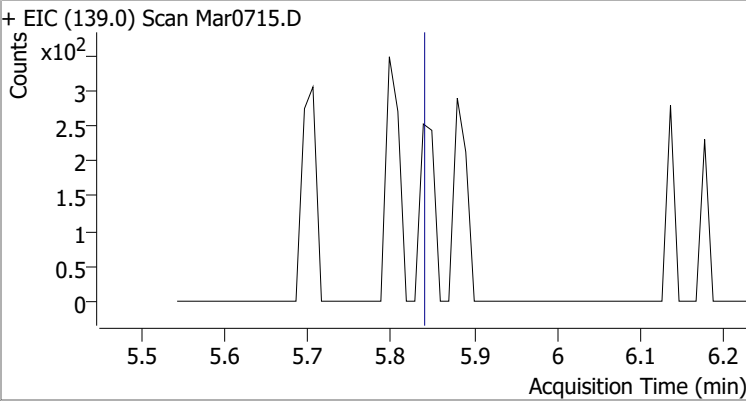
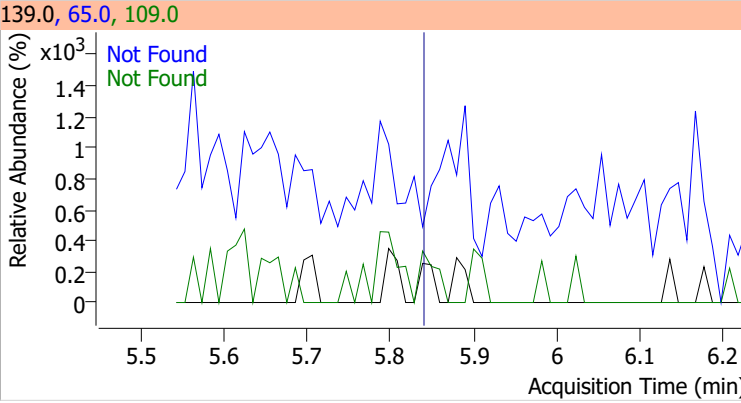
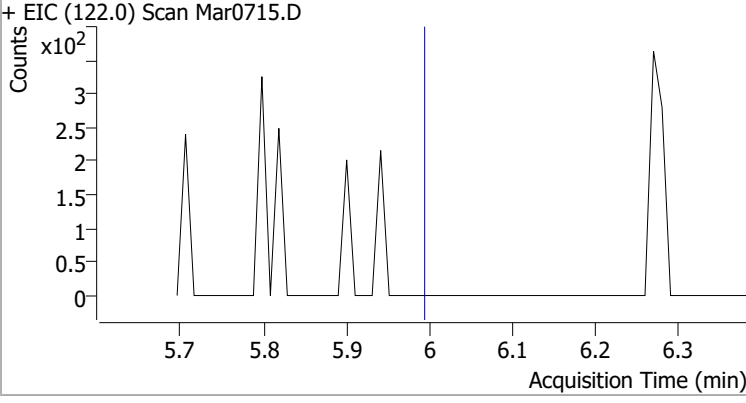
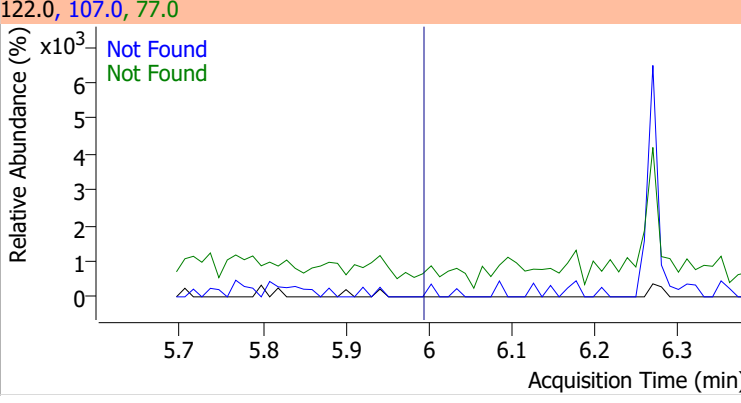
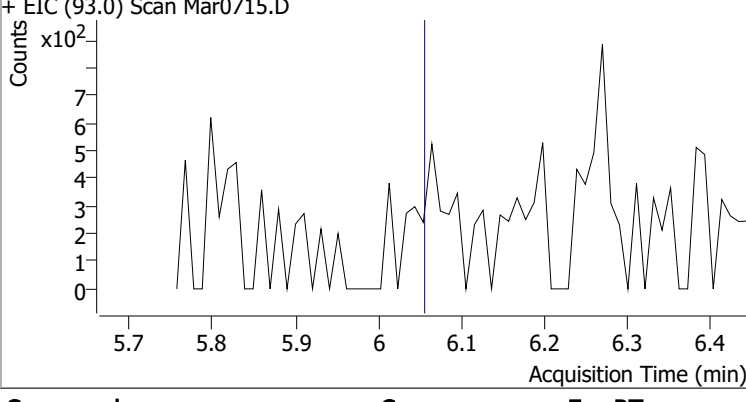
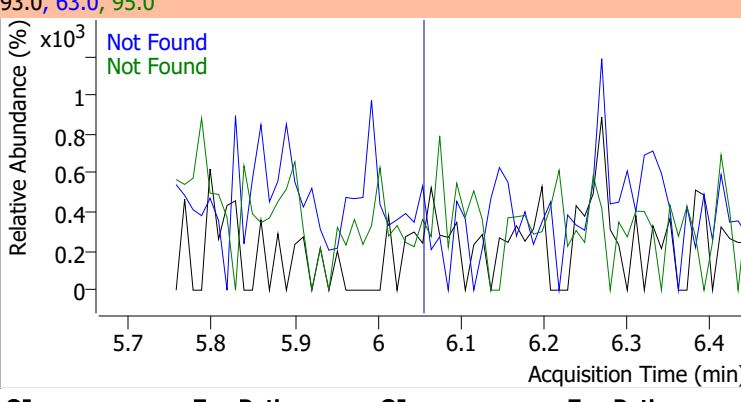
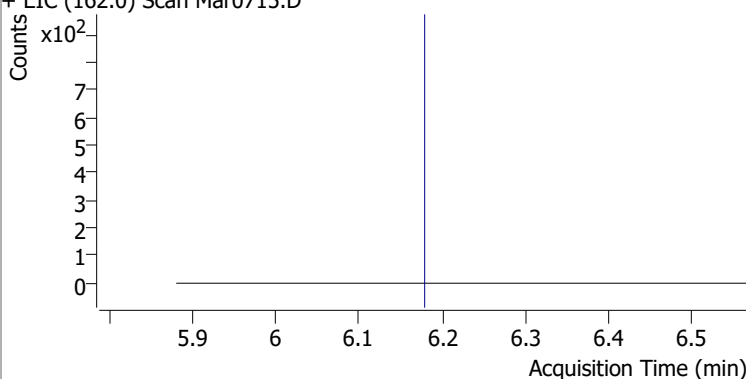
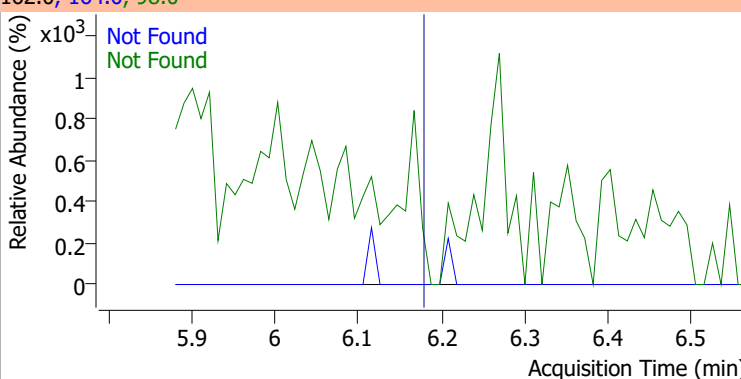
Compound	Conc.	Exp RT	QIon	Exp Ratio	QIon	Exp Ratio
Nitrobenzene	N.D.	5.47	77.0	209.2	51.0	127.3



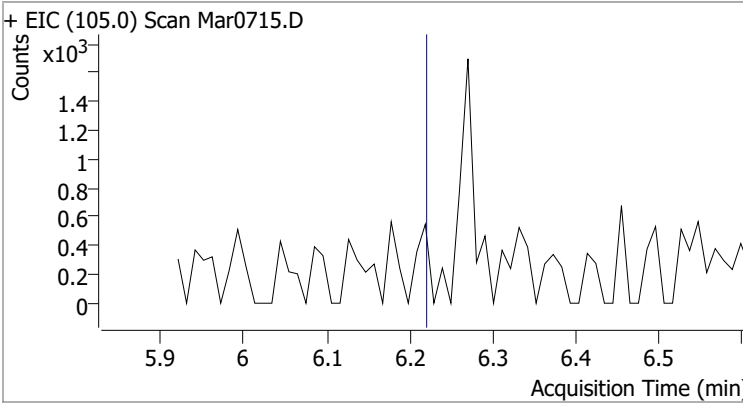
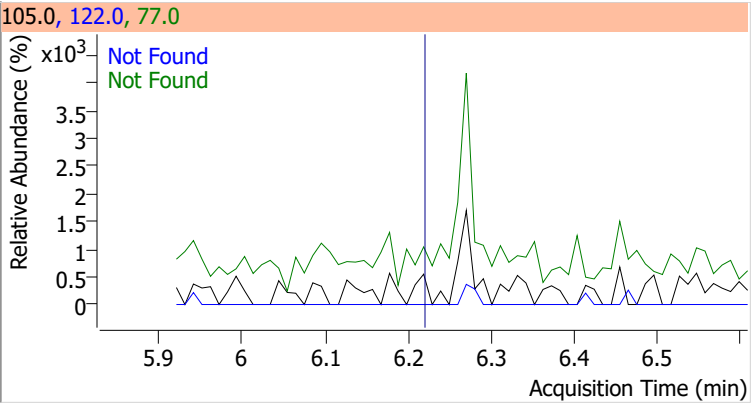
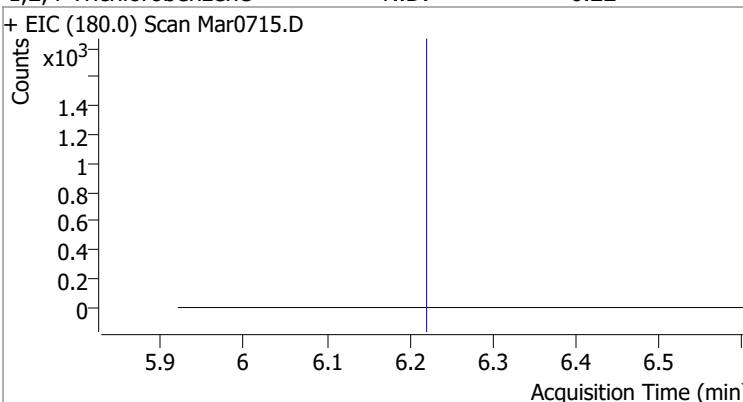
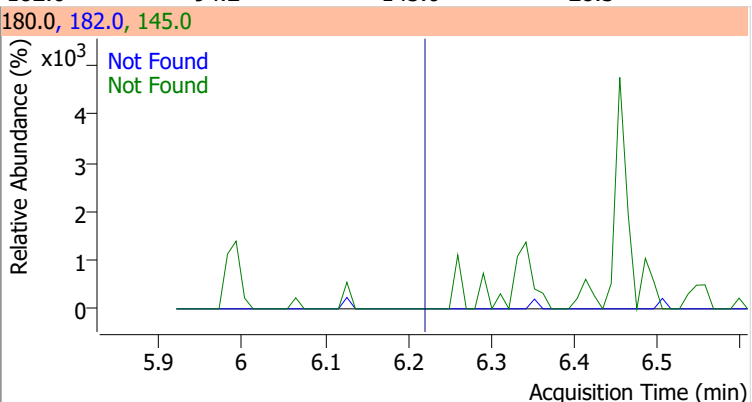
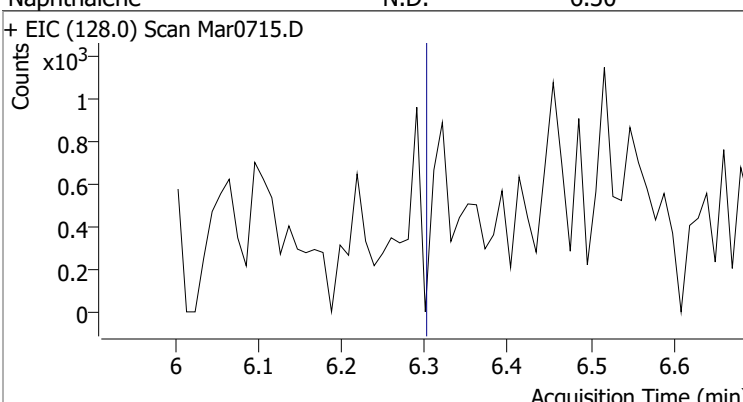
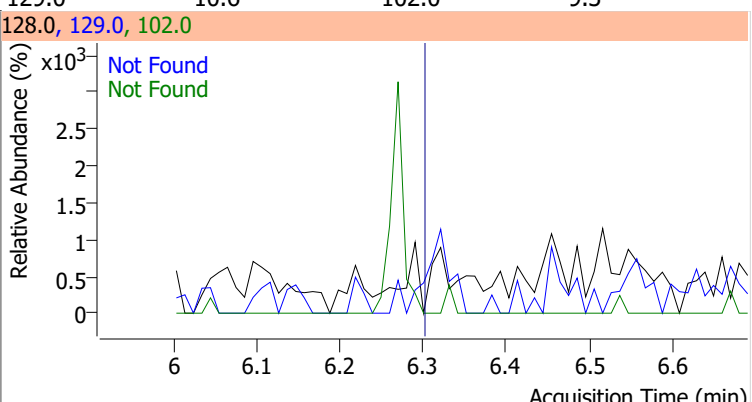
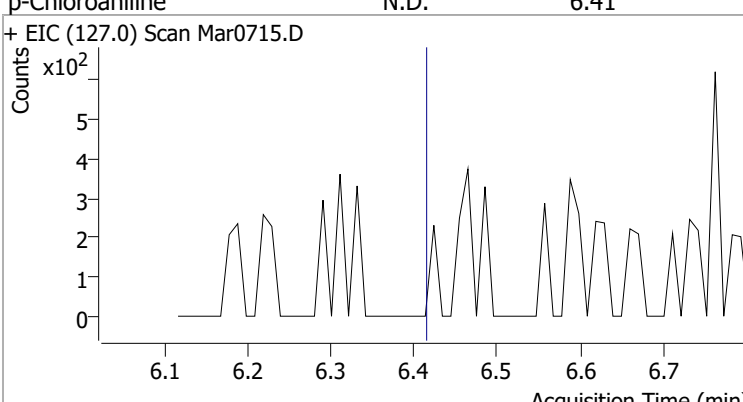
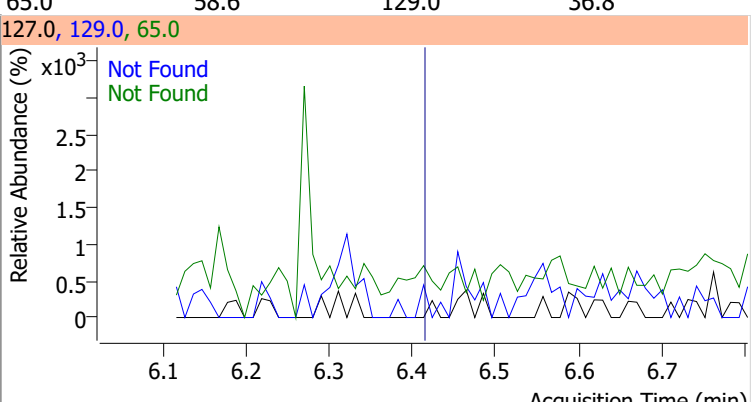
Compound	Conc.	Exp RT	QIon	Exp Ratio
Isophorone	N.D.	5.77	138.0	21.3



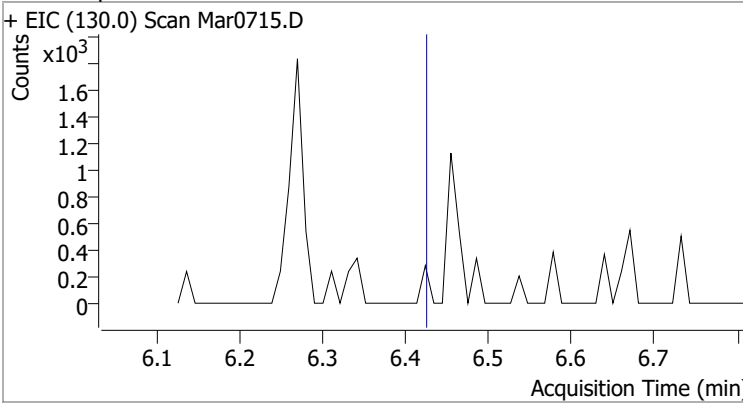
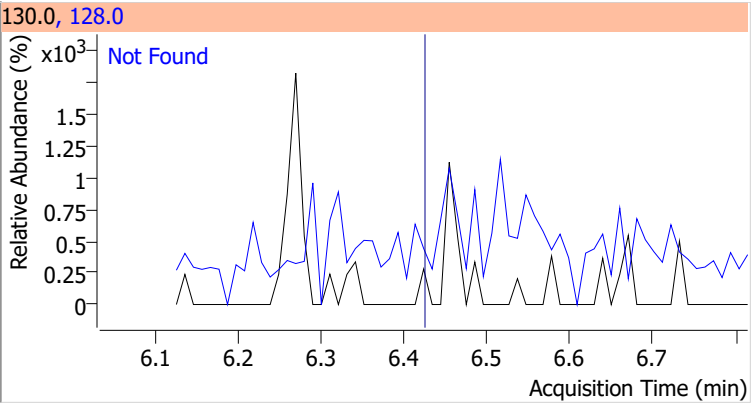
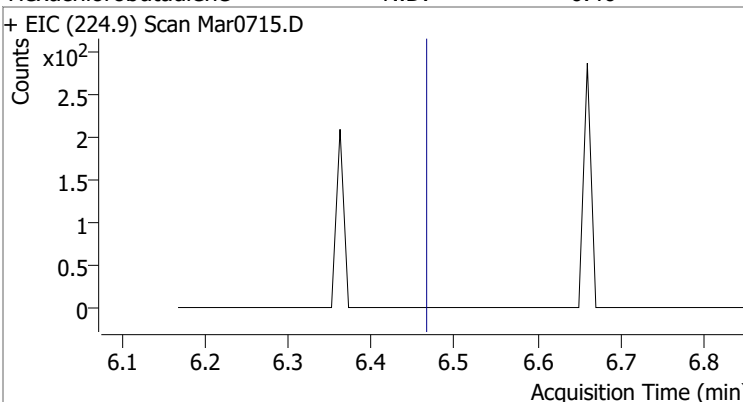
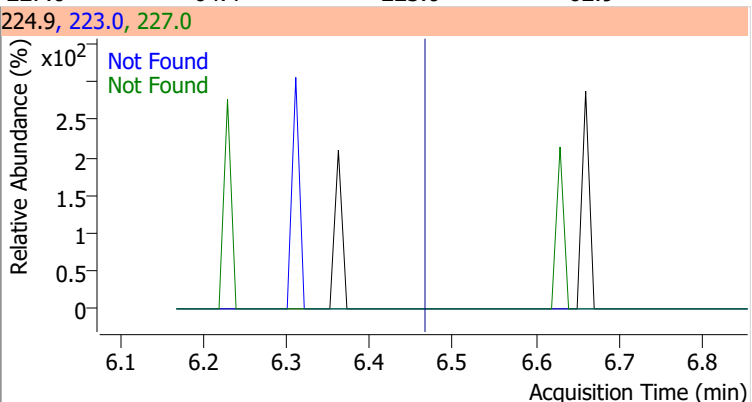
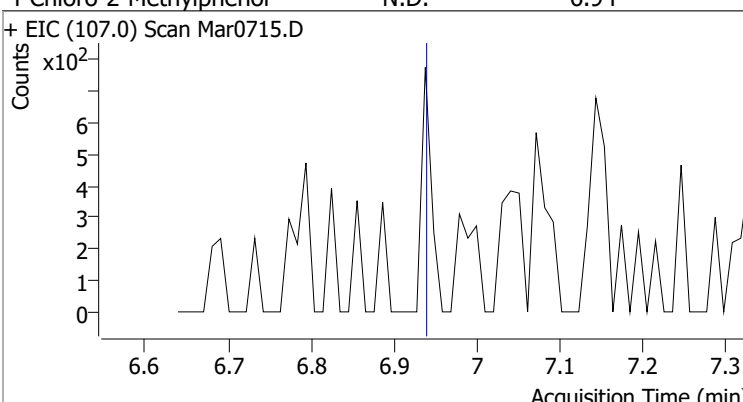
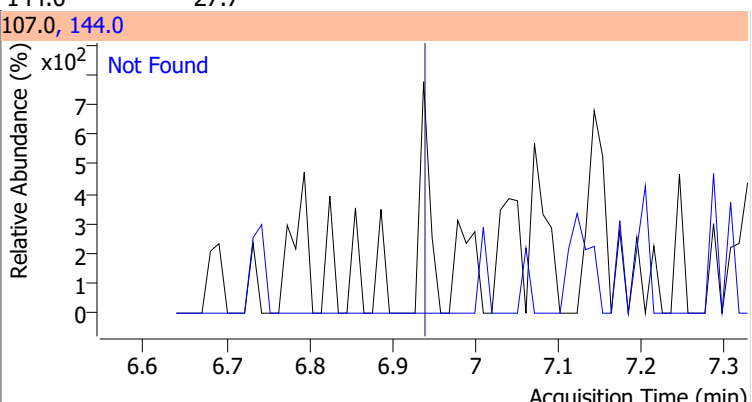
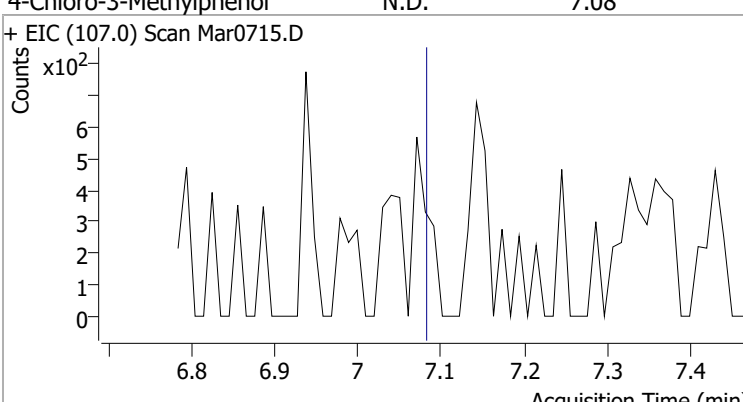
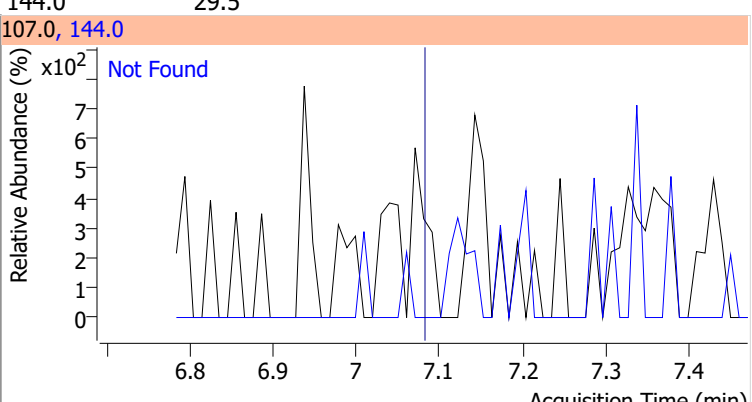
Quantitation Results Report (QT Reviewed)

Compound	Conc.	Exp RT	QIon	Exp Ratio	QIon	Exp Ratio
2-Nitrophenol	N.D.	5.84	65.0	52.0	109.0	36.2
+ EIC (139.0) Scan Mar0715.D			139.0, 65.0, 109.0			
						
2,4-Dimethylphenol	N.D.	5.99	107.0	107.3	77.0	30.1
+ EIC (122.0) Scan Mar0715.D			122.0, 107.0, 77.0			
						
bis(-2-Chloroethoxy)Methane	N.D.	6.05	63.0	70.9	95.0	30.6
+ EIC (93.0) Scan Mar0715.D			93.0, 63.0, 95.0			
						
2,4-Dichlorophenol	N.D.	6.18	164.0	63.4	98.0	30.3
+ EIC (162.0) Scan Mar0715.D			162.0, 164.0, 98.0			
						

Quantitation Results Report (QT Reviewed)

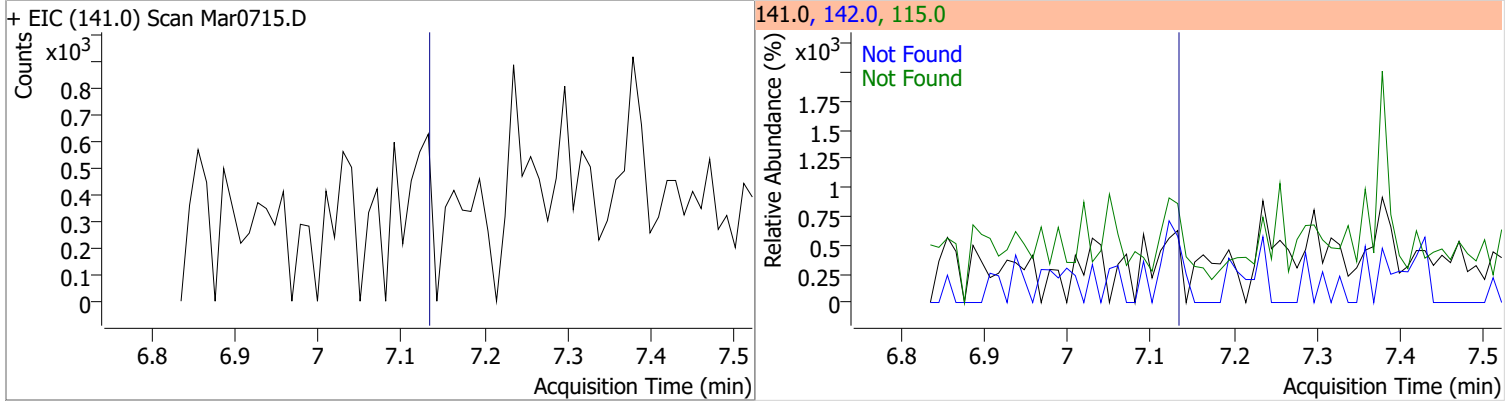
Compound	Conc.	Exp RT	QIon	Exp Ratio	QIon	Exp Ratio
Benzoic Acid	N.D.	6.22	122.0	84.9	77.0	70.0
+ EIC (105.0) Scan Mar0715.D			105.0, 122.0, 77.0			
						
1,2,4-Trichlorobenzene	N.D.	6.22	182.0	94.2	145.0	28.3
+ EIC (180.0) Scan Mar0715.D			180.0, 182.0, 145.0			
						
Naphthalene	N.D.	6.30	129.0	10.6	102.0	9.3
+ EIC (128.0) Scan Mar0715.D			128.0, 129.0, 102.0			
						
p-Chloroaniline	N.D.	6.41	65.0	58.6	129.0	36.8
+ EIC (127.0) Scan Mar0715.D			127.0, 129.0, 65.0			
						

Quantitation Results Report (QT Reviewed)

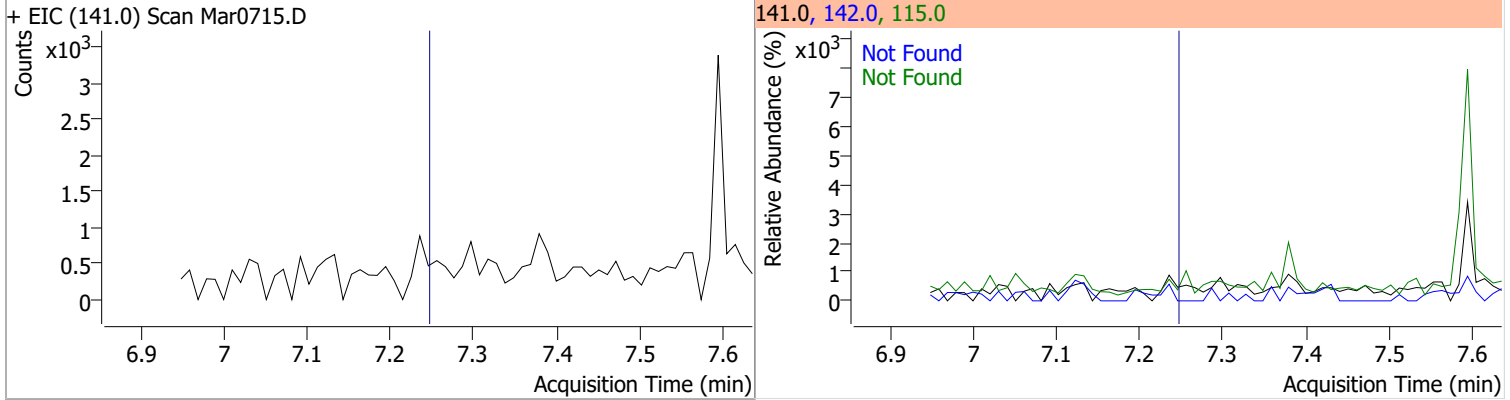
Compound	Conc.	Exp RT	QIon	Exp Ratio		
4-Chlorophenol	N.D.	6.42	128.0	326.2		
+ EIC (130.0) Scan Mar0715.D 			130.0, 128.0 			
Hexachlorobutadiene	N.D.	6.46	227.0	64.4	223.0	62.9
+ EIC (224.9) Scan Mar0715.D 			224.9, 223.0, 227.0 			
4-Chloro-2-Methylphenol	N.D.	6.94	144.0	27.7		
+ EIC (107.0) Scan Mar0715.D 			107.0, 144.0 			
4-Chloro-3-Methylphenol	N.D.	7.08	144.0	29.5		
+ EIC (107.0) Scan Mar0715.D 			107.0, 144.0 			

Quantitation Results Report (QT Reviewed)

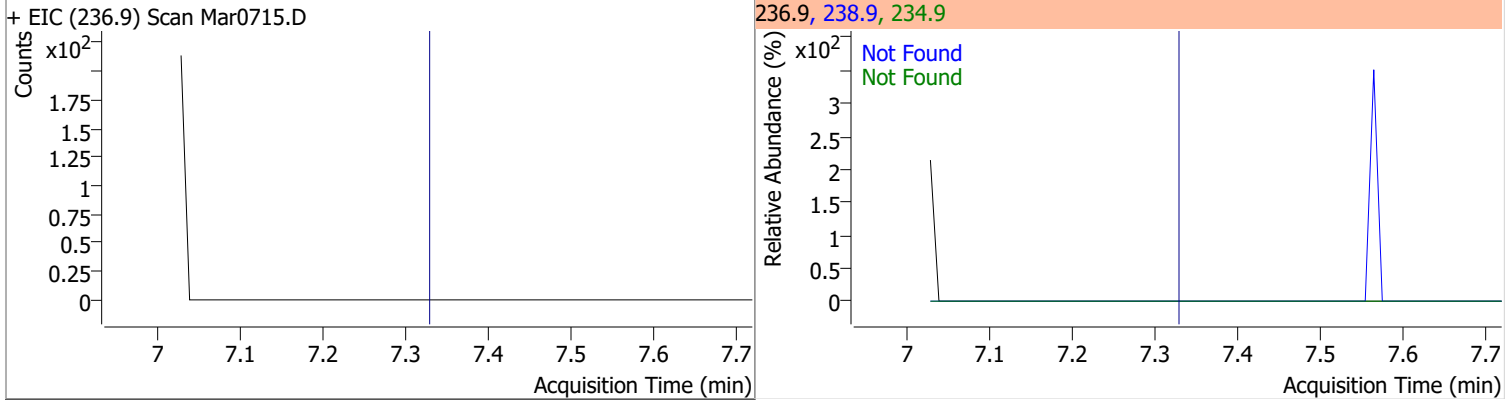
Compound	Conc.	Exp RT	QIon	Exp Ratio	QIon	Exp Ratio
2-Methylnaphthalene	N.D.	7.13	142.0	122.5	115.0	40.7



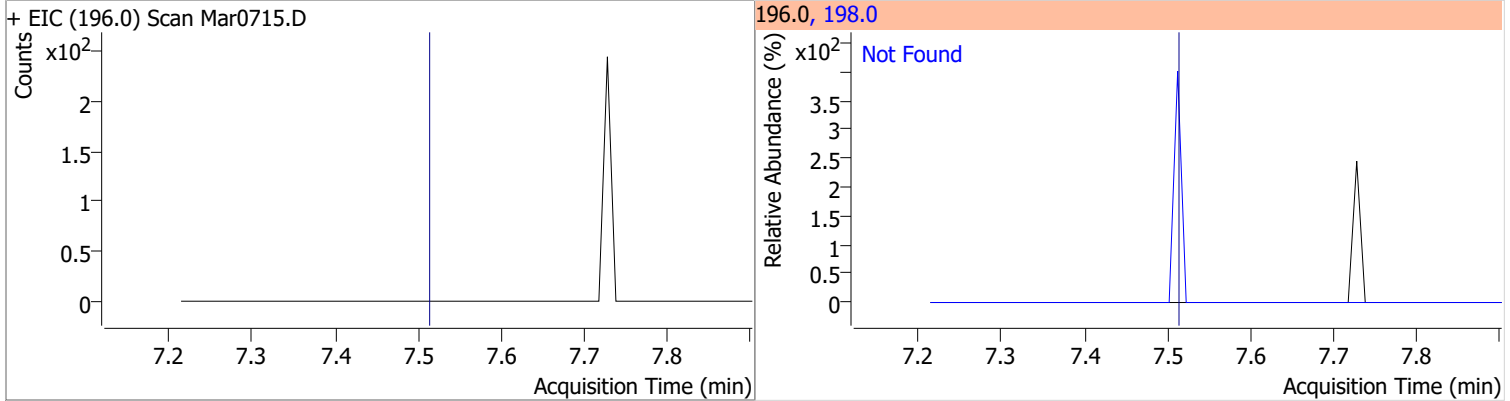
Compound	Conc.	Exp RT	QIon	Exp Ratio	QIon	Exp Ratio
1-Methylnaphthalene	N.D.	7.25	142.0	112.6	115.0	40.9



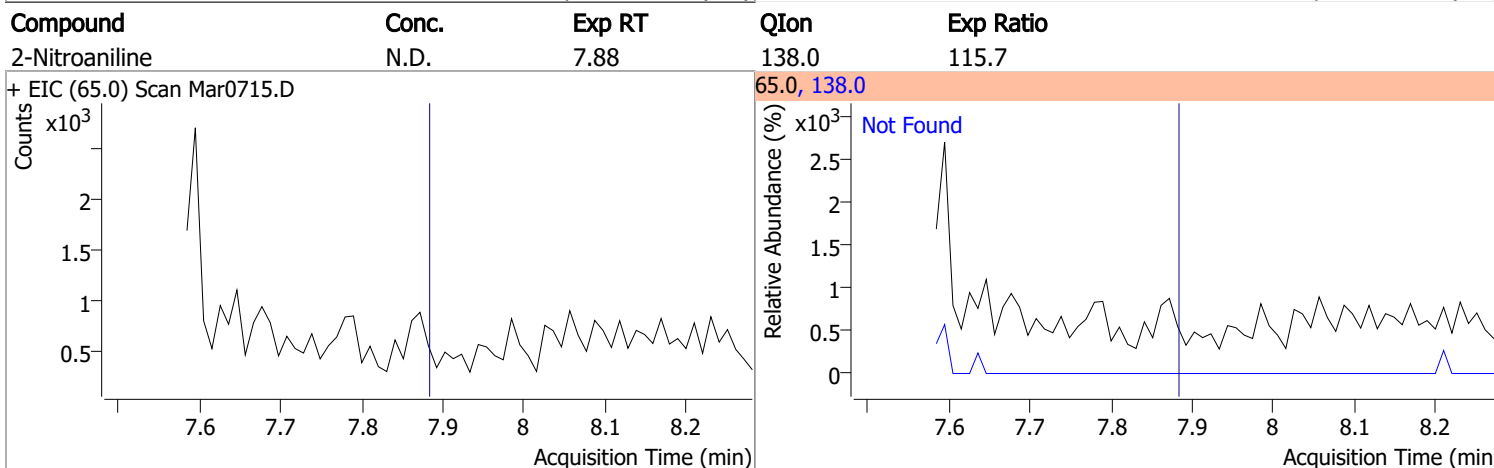
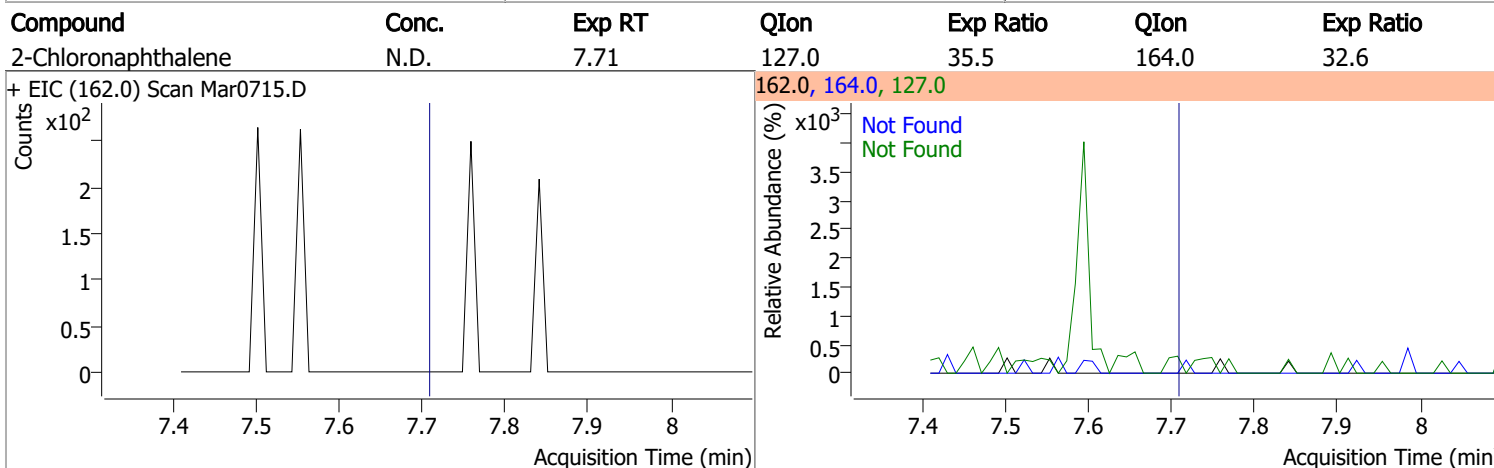
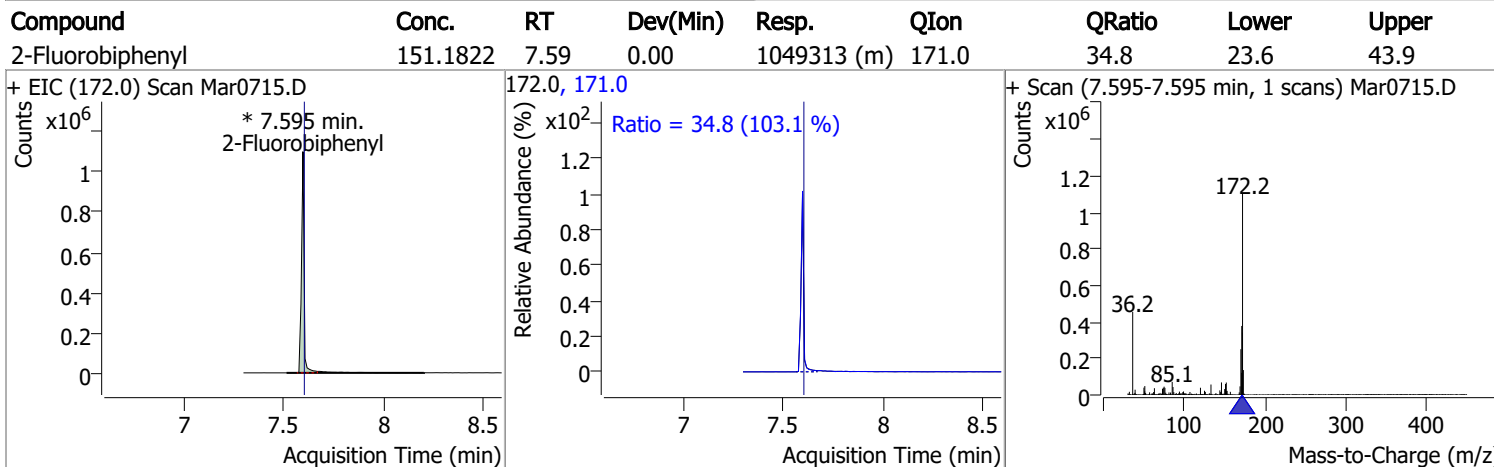
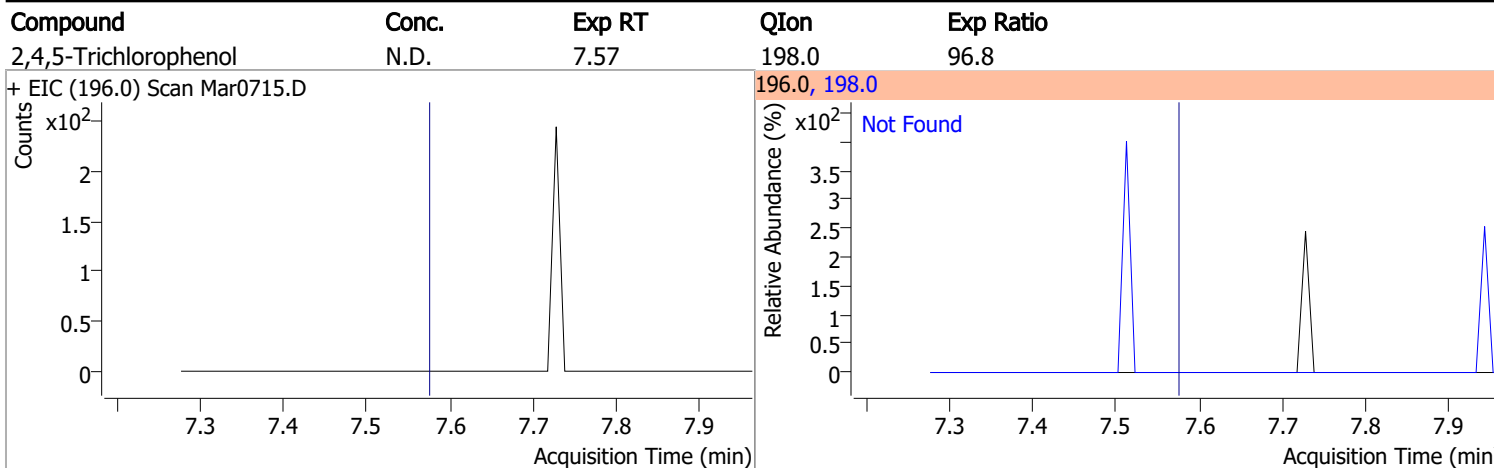
Compound	Conc.	Exp RT	QIon	Exp Ratio	QIon	Exp Ratio
Hexachlorocyclopentadiene	N.D.	7.33	234.9	60.5	238.9	59.7



Compound	Conc.	Exp RT	QIon	Exp Ratio
2,4,6-Trichlorophenol	N.D.	7.51	198.0	97.2

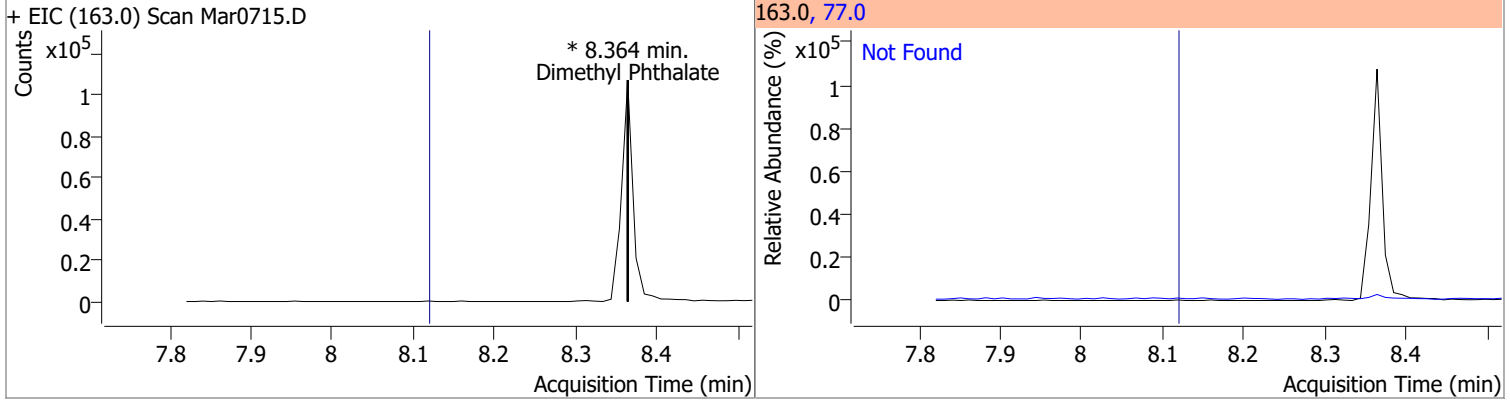


Quantitation Results Report (QT Reviewed)

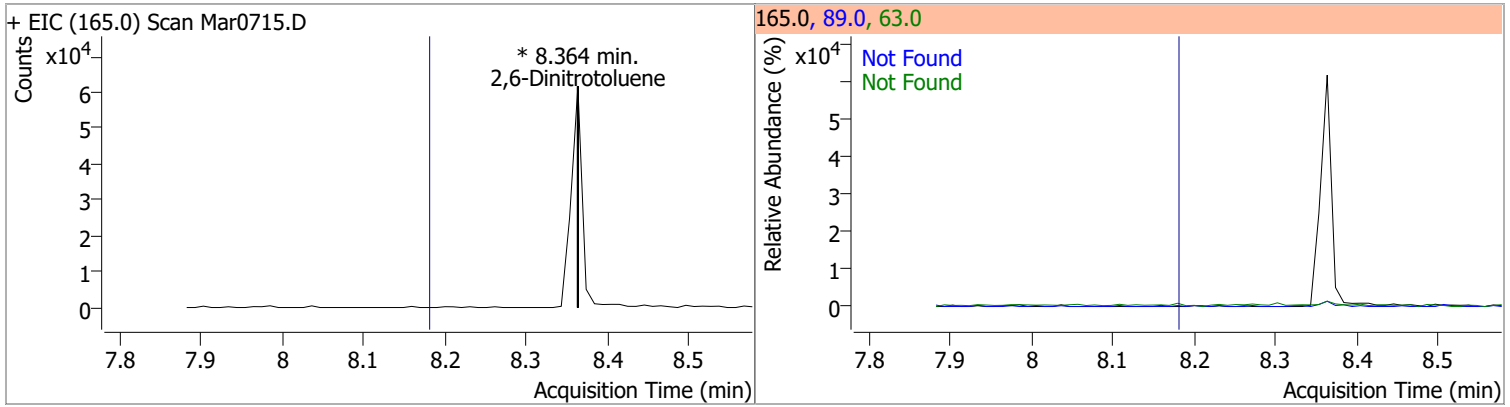


Quantitation Results Report (QT Reviewed)

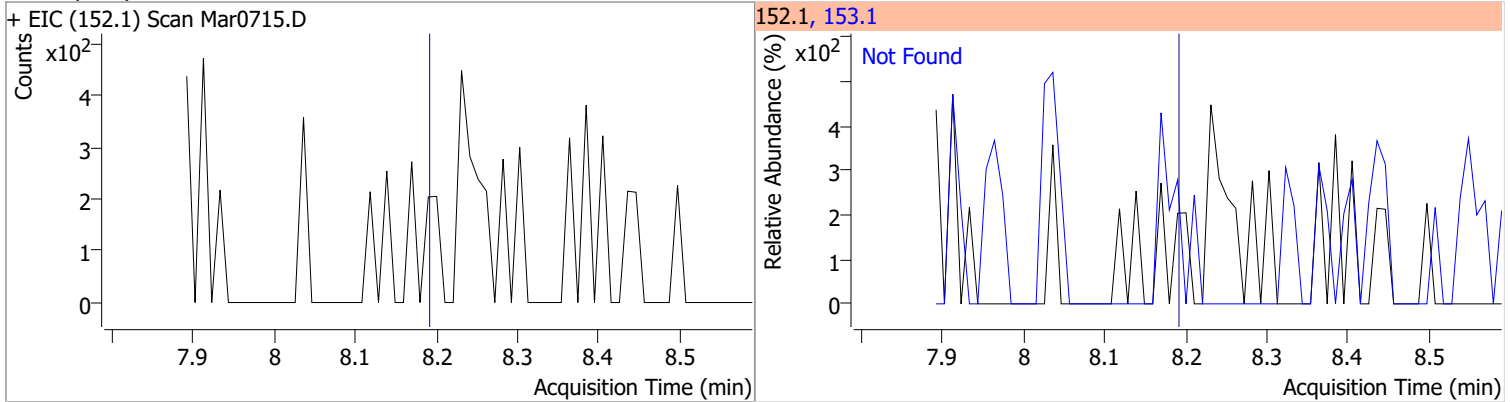
Compound	Conc.	RT	Dev(Min)	Resp.	QIon	QRatio	Lower	Upper
Dimethyl Phthalate	0	0		0	77.0		13.5	25.0



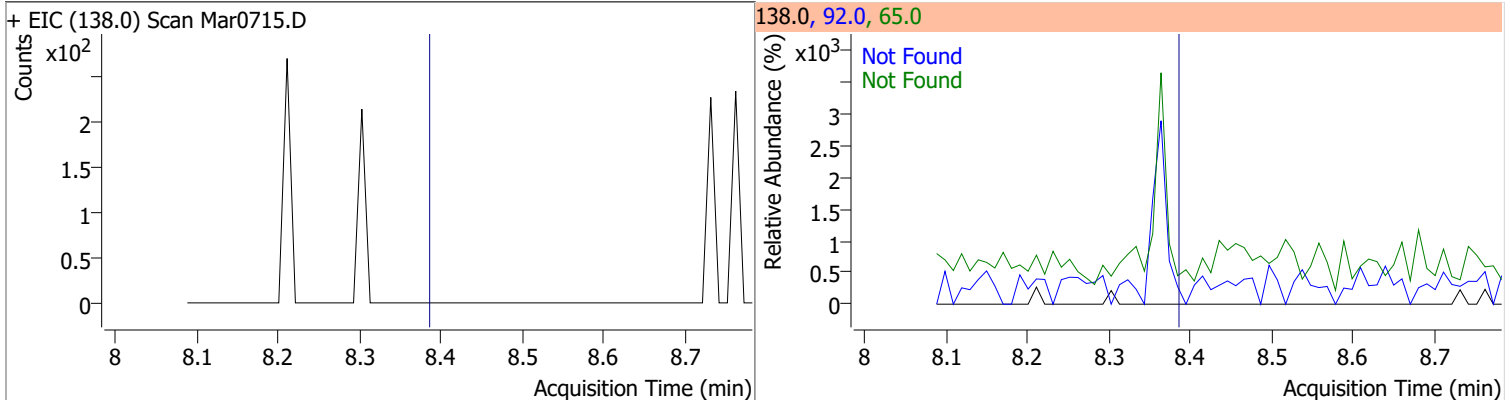
Compound	Conc.	RT	Dev(Min)	Resp.	QIon	QRatio	Lower	Upper
2,6-Dinitrotoluene	0	0		0	63.0 89.0		94.3 44.8	175.1 83.2



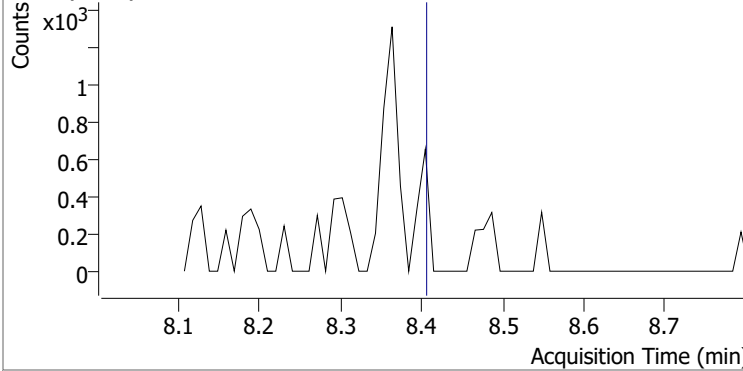
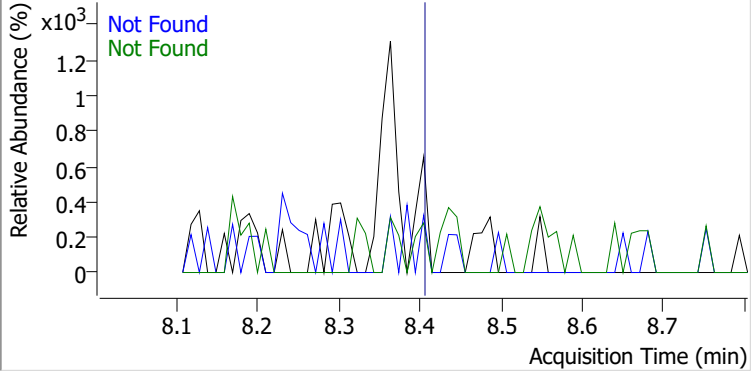
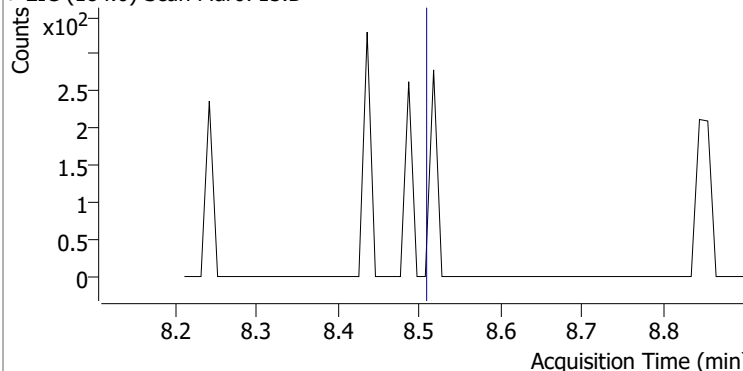
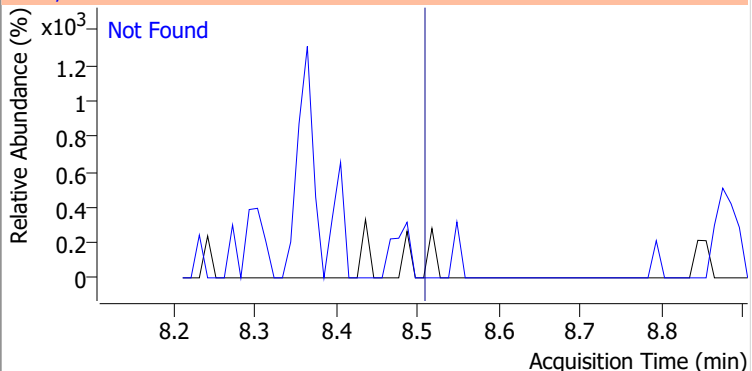
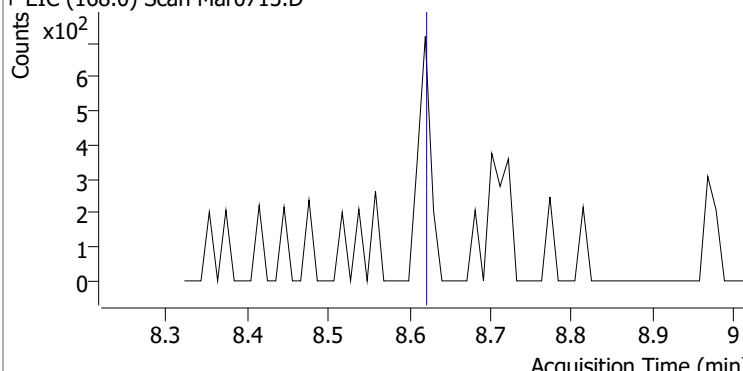
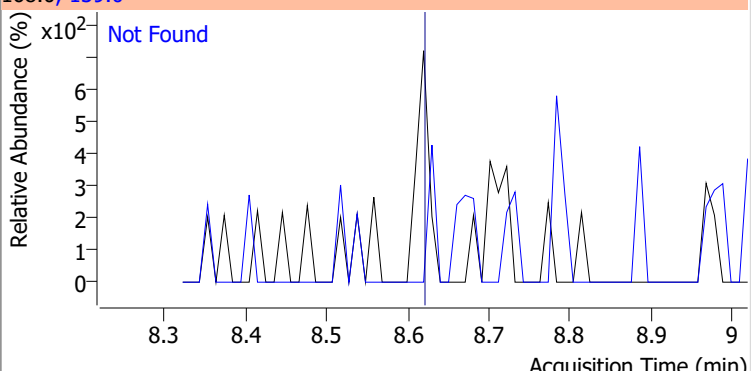
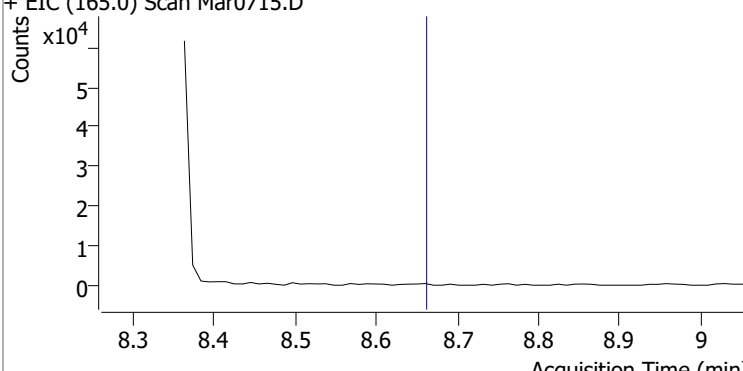
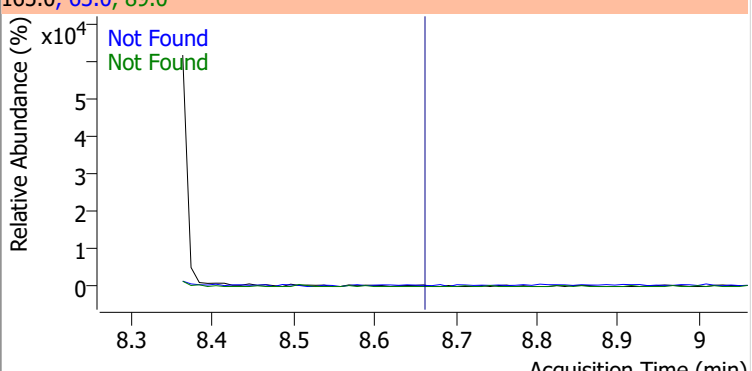
Compound	Conc.	Exp RT	QIon	Exp Ratio
Acenaphthylene	N.D.	8.19	153.1	13.7



Compound	Conc.	Exp RT	QIon	Exp Ratio	QIon	Exp Ratio
3-Nitroaniline	N.D.	8.38	65.0	132.4	92.0	108.1

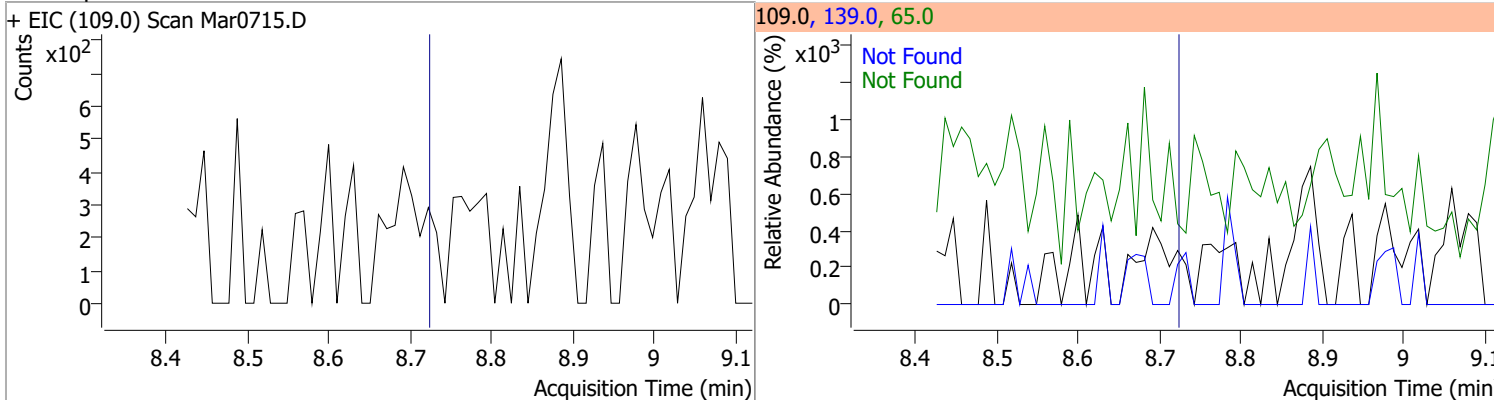


Quantitation Results Report (QT Reviewed)

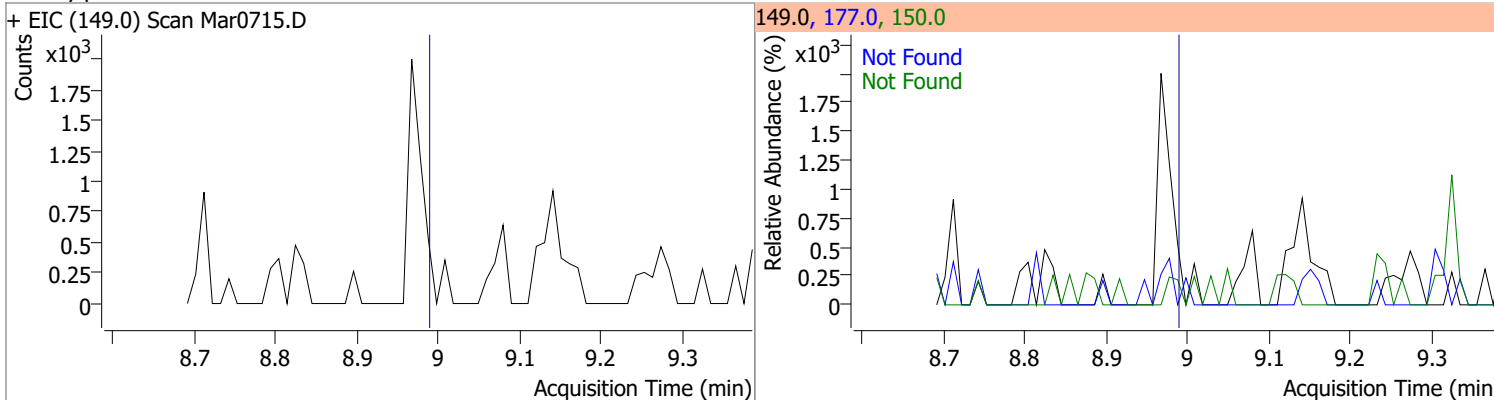
Compound	Conc.	Exp RT	QIon	Exp Ratio	QIon	Exp Ratio
Acenaphthene	N.D.	8.40	153.0	108.6	152.0	53.4
+ EIC (154.0) Scan Mar0715.D			154.0, 152.0, 153.0			
						
2,4-Dinitrophenol	N.D.	8.51	154.0	59.2		
+ EIC (184.0) Scan Mar0715.D			184.0, 154.0			
						
Dibenzofuran	N.D.	8.62	139.0	37.8		
+ EIC (168.0) Scan Mar0715.D			168.0, 139.0			
						
2,4-Dinitrotoluene	N.D.	8.66	89.0	76.0	63.0	45.8
+ EIC (165.0) Scan Mar0715.D			165.0, 63.0, 89.0			
						

Quantitation Results Report (QT Reviewed)

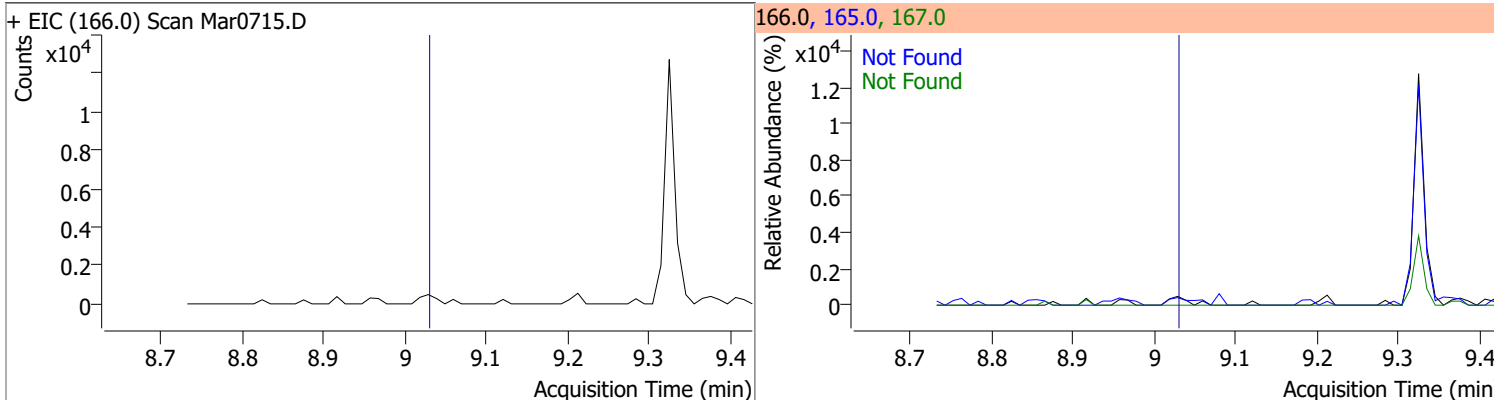
Compound	Conc.	Exp RT	QIon	Exp Ratio	QIon	Exp Ratio
4-Nitrophenol	N.D.	8.72	65.0	68.9	139.0	68.5



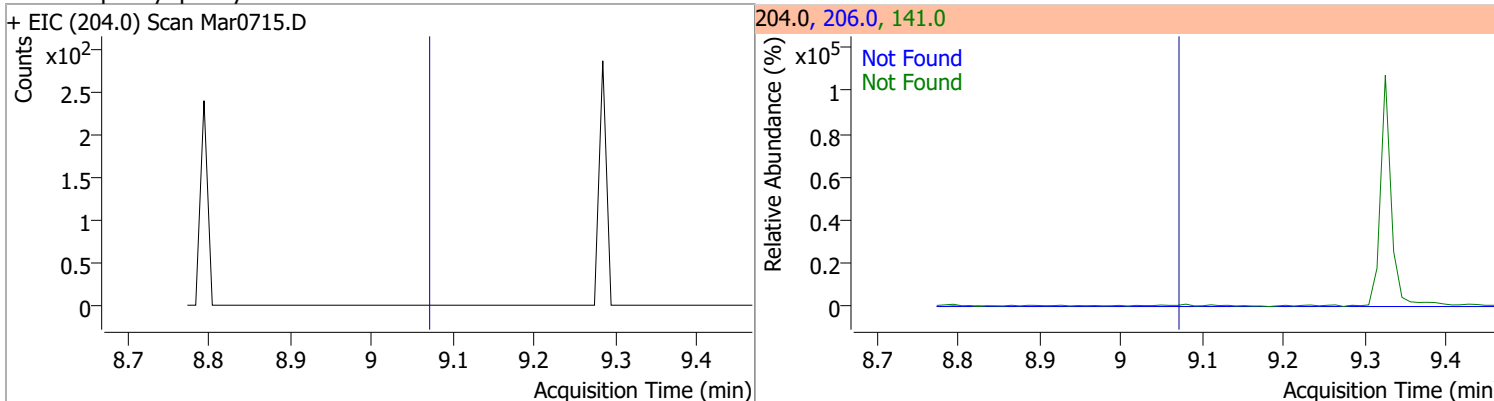
Compound	Conc.	Exp RT	QIon	Exp Ratio	QIon	Exp Ratio
Diethylphthalate	N.D.	8.99	177.0	21.9	150.0	12.5



Compound	Conc.	Exp RT	QIon	Exp Ratio	QIon	Exp Ratio
Fluorene	N.D.	9.03	165.0	92.8	167.0	14.0

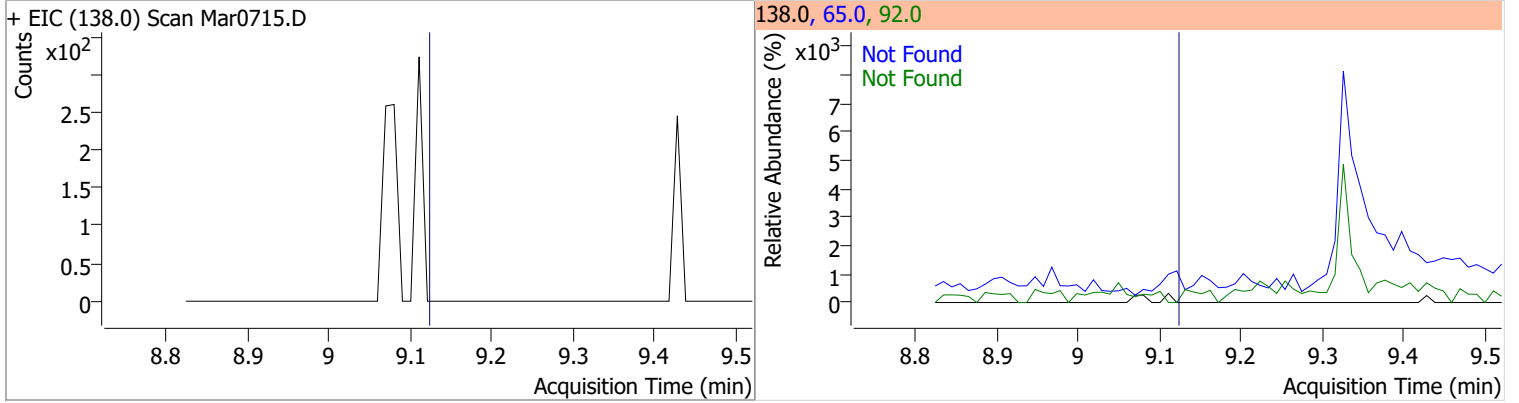


Compound	Conc.	Exp RT	QIon	Exp Ratio	QIon	Exp Ratio
4-Chlorophenyl-phenylether	N.D.	9.07	141.0	59.8	206.0	34.3

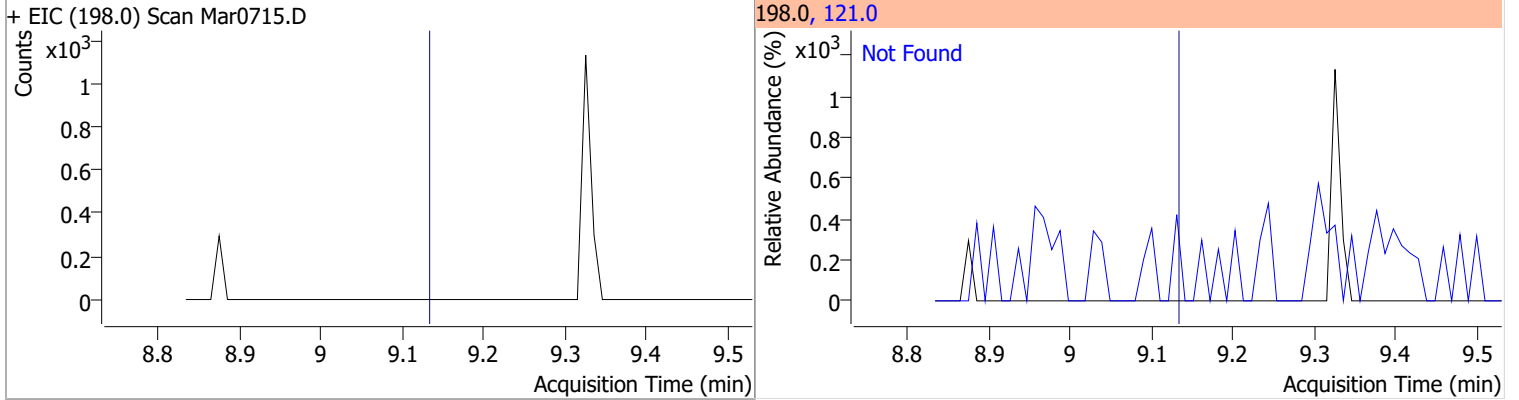


Quantitation Results Report (QT Reviewed)

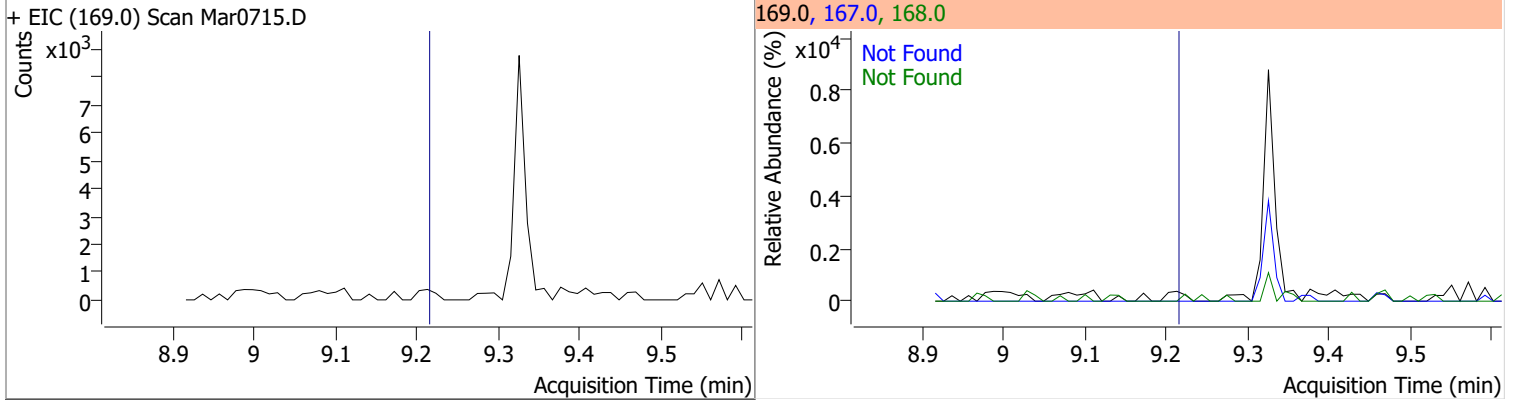
Compound	Conc.	Exp RT	QIon	Exp Ratio	QIon	Exp Ratio
4-Nitroaniline	N.D.	9.13	65.0	107.3	92.0	49.9



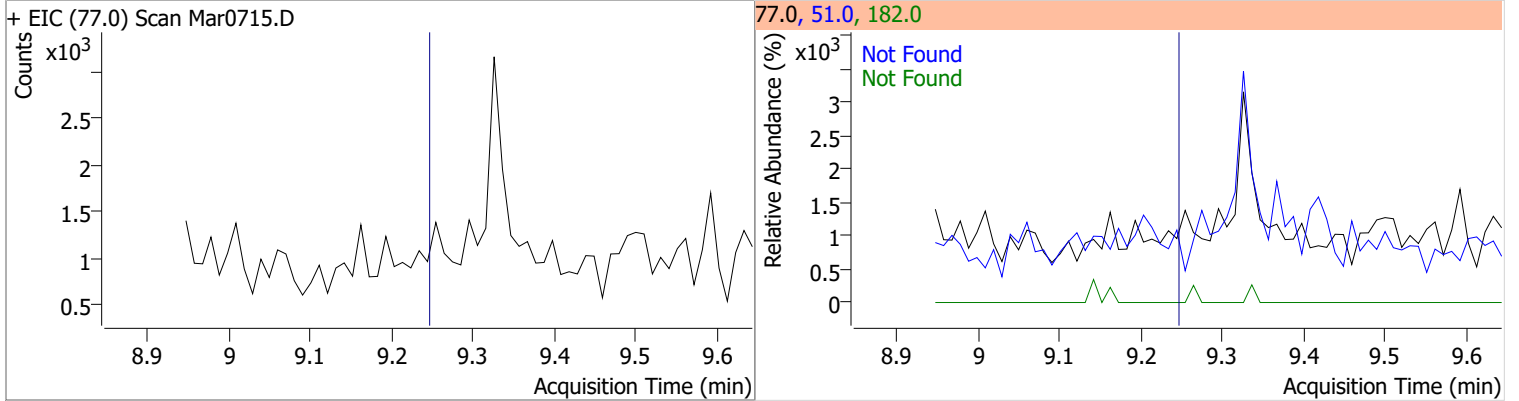
Compound	Conc.	Exp RT	QIon	Exp Ratio
4,6-Dinitro-2-methylphenol	N.D.	9.14	121.0	49.4



Compound	Conc.	Exp RT	QIon	Exp Ratio	QIon	Exp Ratio
N-nitrosodiphenylamine	N.D.	9.22	168.0	59.9	167.0	34.5

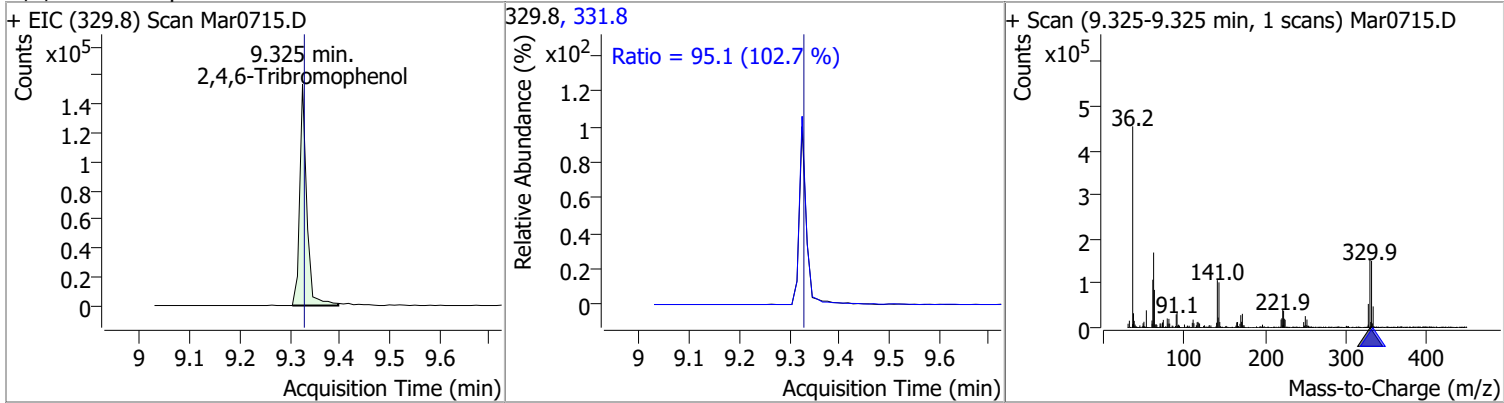


Compound	Conc.	Exp RT	QIon	Exp Ratio	QIon	Exp Ratio
Azobenzene	N.D.	9.25	51.0	46.6	182.0	26.3

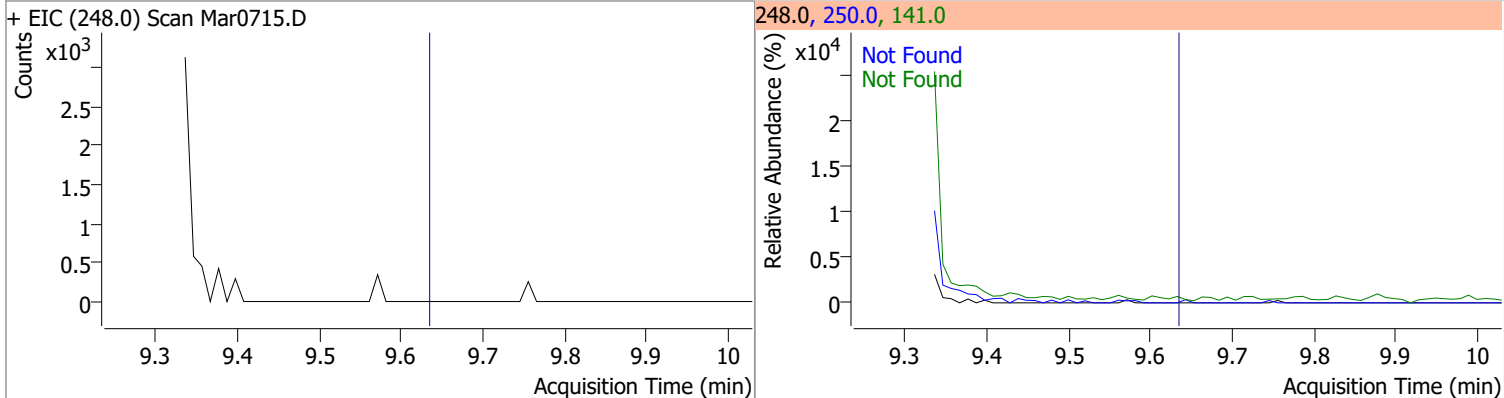


Quantitation Results Report (QT Reviewed)

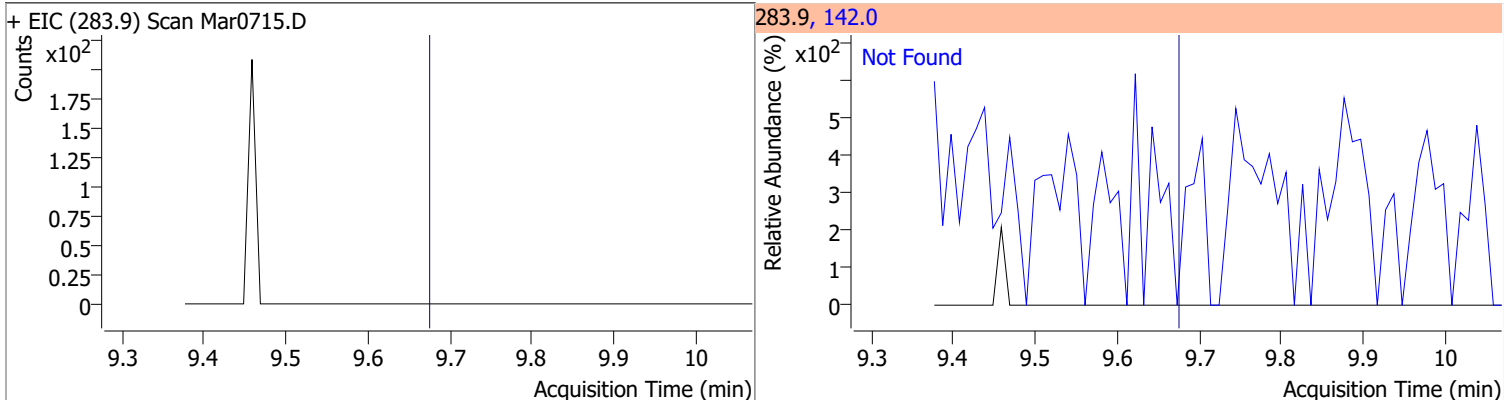
Compound	Conc.	RT	Dev(Min)	Resp.	QIon	QRatio	Lower	Upper
2,4,6-Tribromophenol	297.7795	9.33	-0.01	151016	331.8	95.1	64.9	120.4



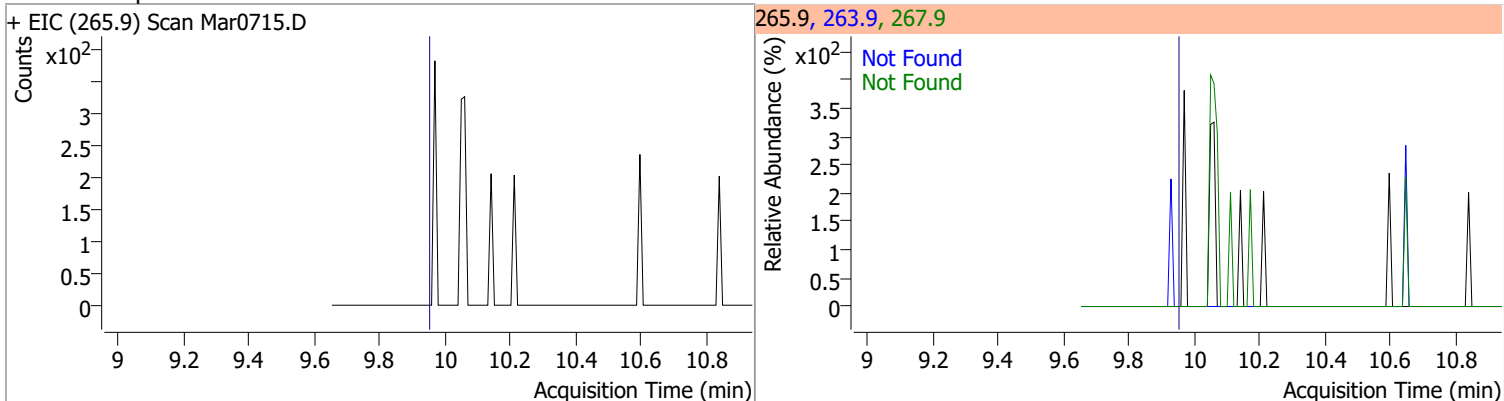
Compound	Conc.	Exp RT	QIon	Exp Ratio	QIon	Exp Ratio
4-Bromophenyl-phenylether	N.D.	9.64	250.0	98.8	141.0	95.5



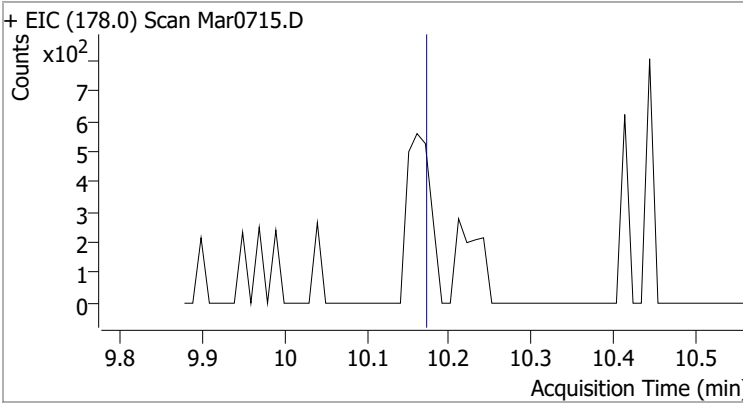
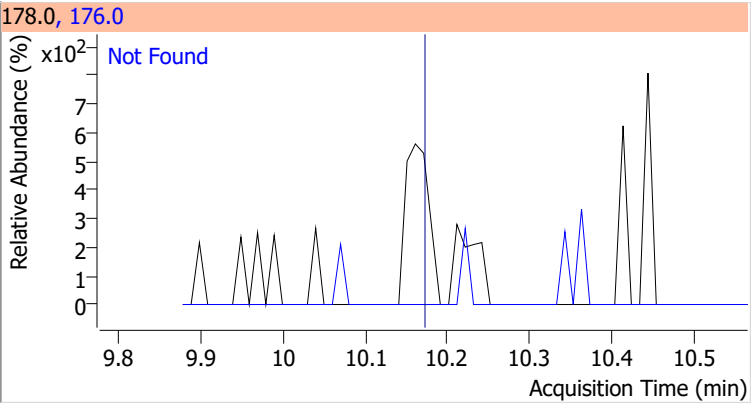
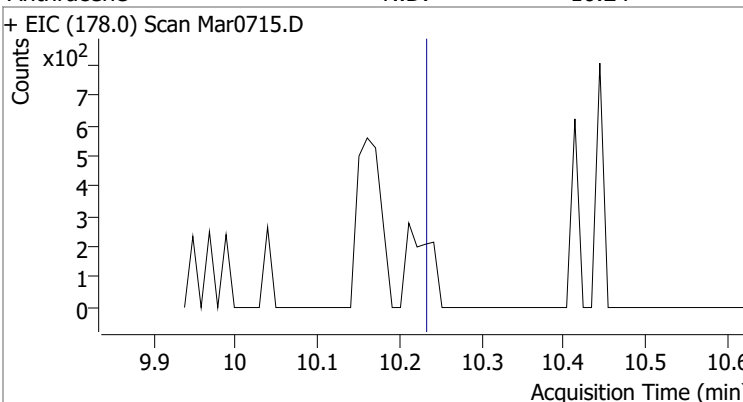
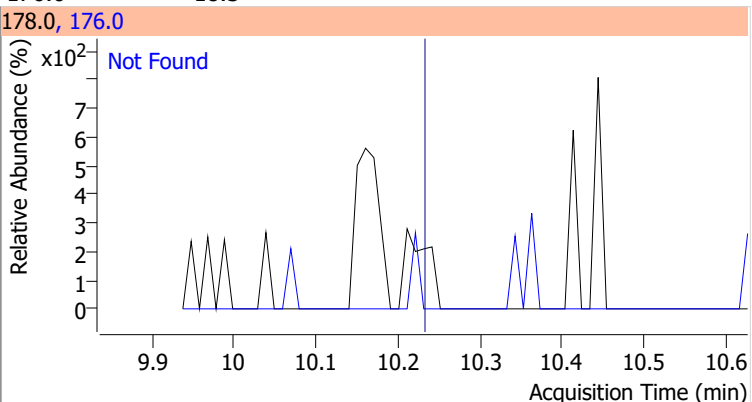
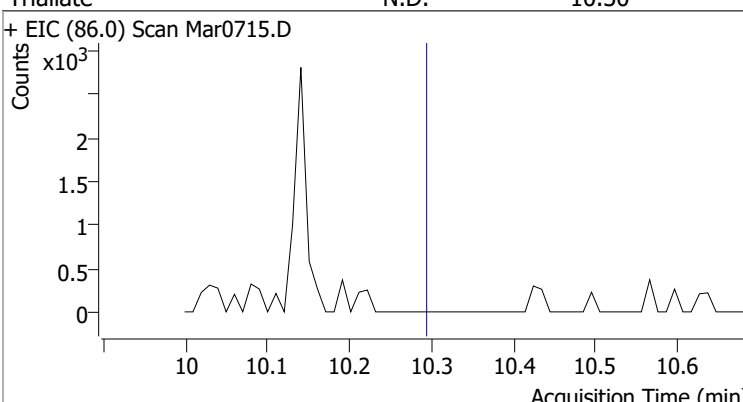
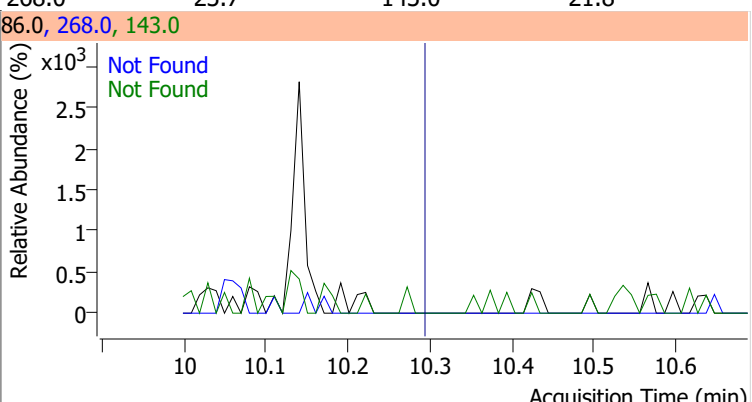
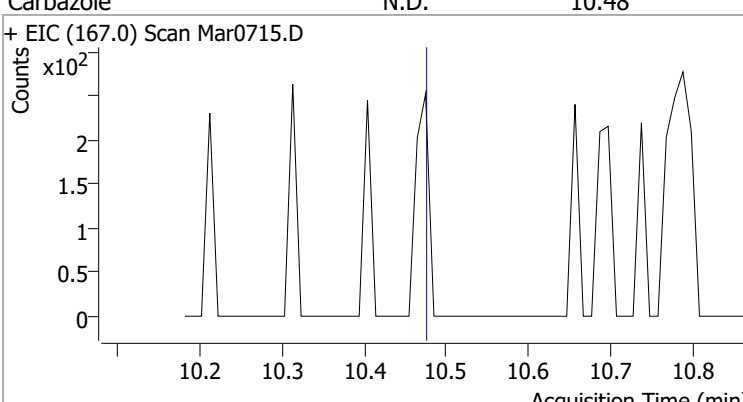
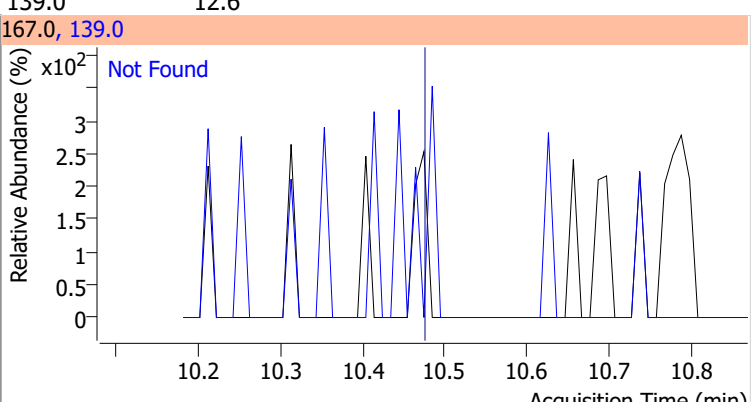
Compound	Conc.	Exp RT	QIon	Exp Ratio	QIon	Exp Ratio
Hexachlorobenzene	N.D.	9.68	142.0	50.5		



Compound	Conc.	Exp RT	QIon	Exp Ratio	QIon	Exp Ratio
Pentachlorophenol	N.D.	9.96	263.9	63.5	267.9	56.2

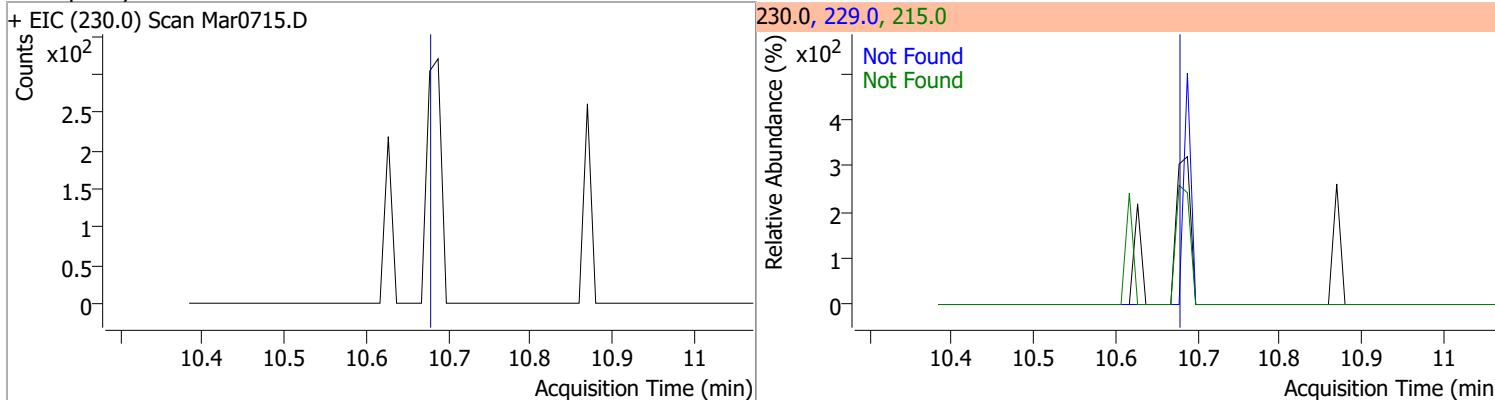


Quantitation Results Report (QT Reviewed)

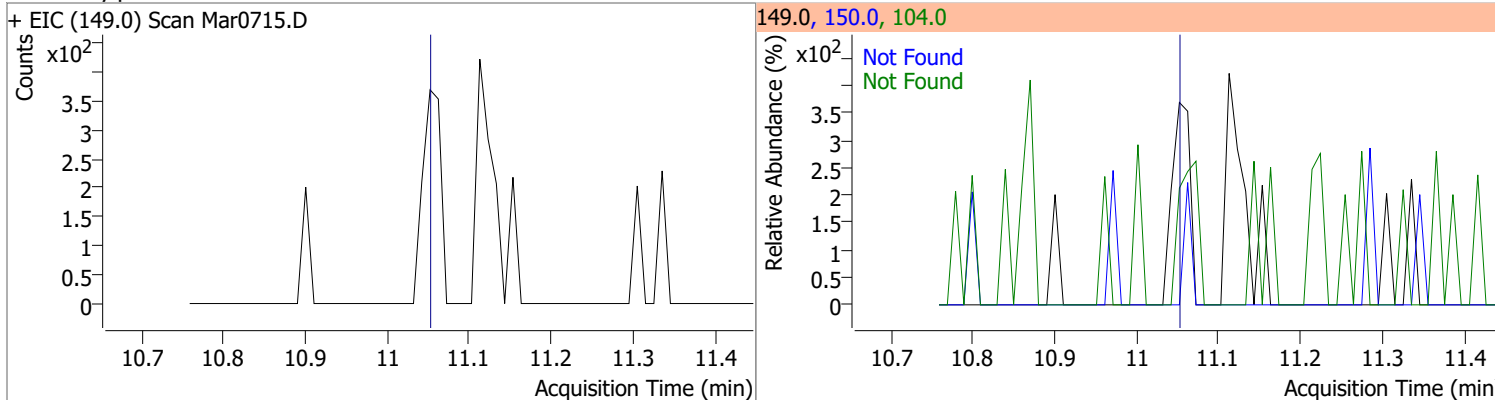
Compound	Conc.	Exp RT	QIon	Exp Ratio		
Phenanthrene	N.D.	10.18	176.0	18.8		
+ EIC (178.0) Scan Mar0715.D			178.0, 176.0			
						
Anthracene	N.D.	10.24	176.0	18.3		
+ EIC (178.0) Scan Mar0715.D			178.0, 176.0			
						
Triallate	N.D.	10.30	268.0	23.7	QIon	Exp Ratio
+ EIC (86.0) Scan Mar0715.D			86.0, 268.0, 143.0			
						
Carbazole	N.D.	10.48	139.0	12.6		
+ EIC (167.0) Scan Mar0715.D			167.0, 139.0			
						

Quantitation Results Report (QT Reviewed)

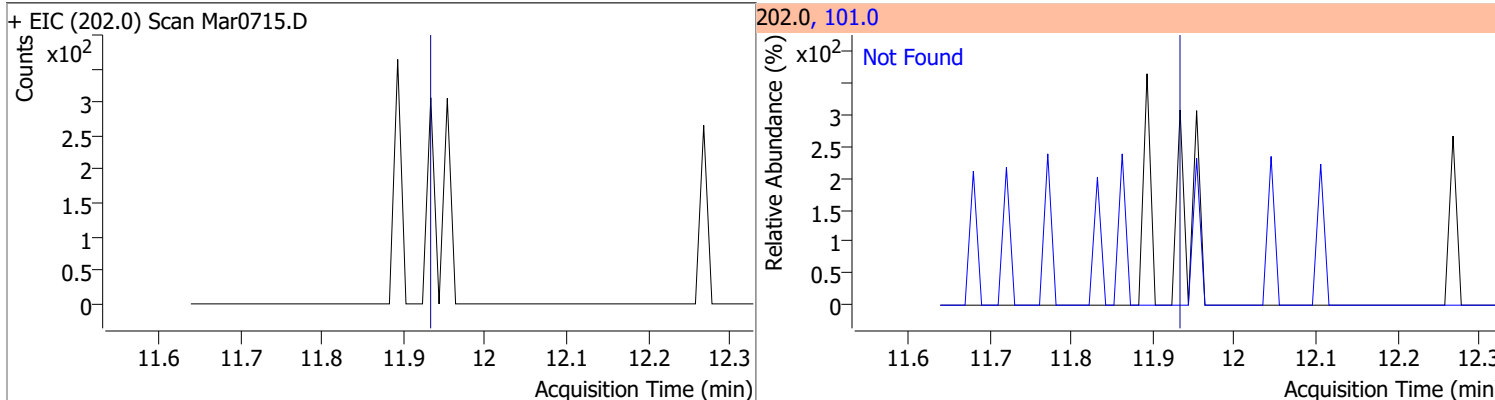
Compound	Conc.	Exp RT	QIon	Exp Ratio	QIon	Exp Ratio
o-Terphenyl	N.D.	10.69	229.0	63.4	215.0	36.7



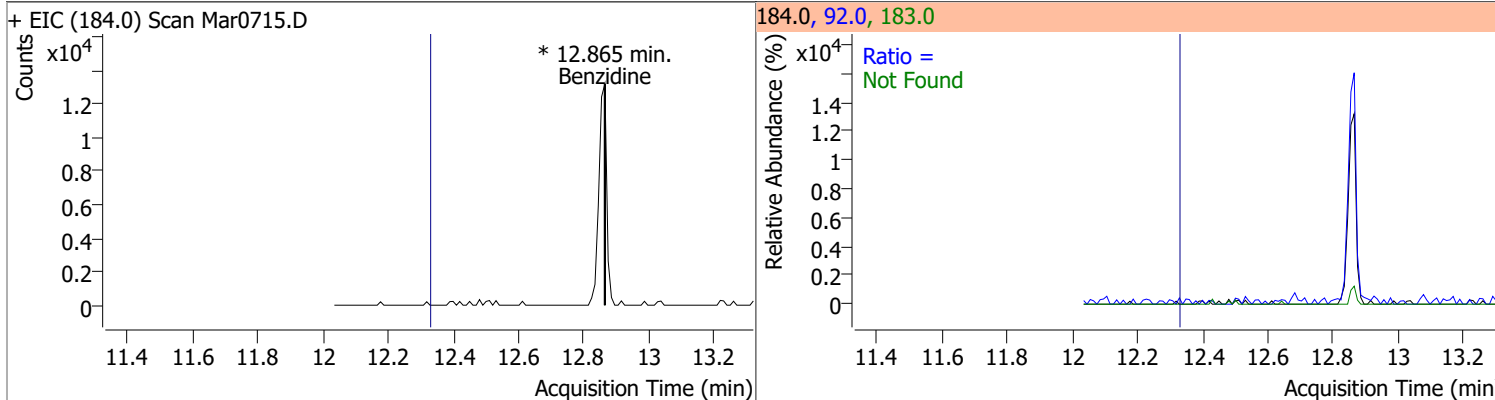
Compound	Conc.	Exp RT	QIon	Exp Ratio	QIon	Exp Ratio
Di-n-Butylphthalate	N.D.	11.06	150.0	9.3	104.0	6.1



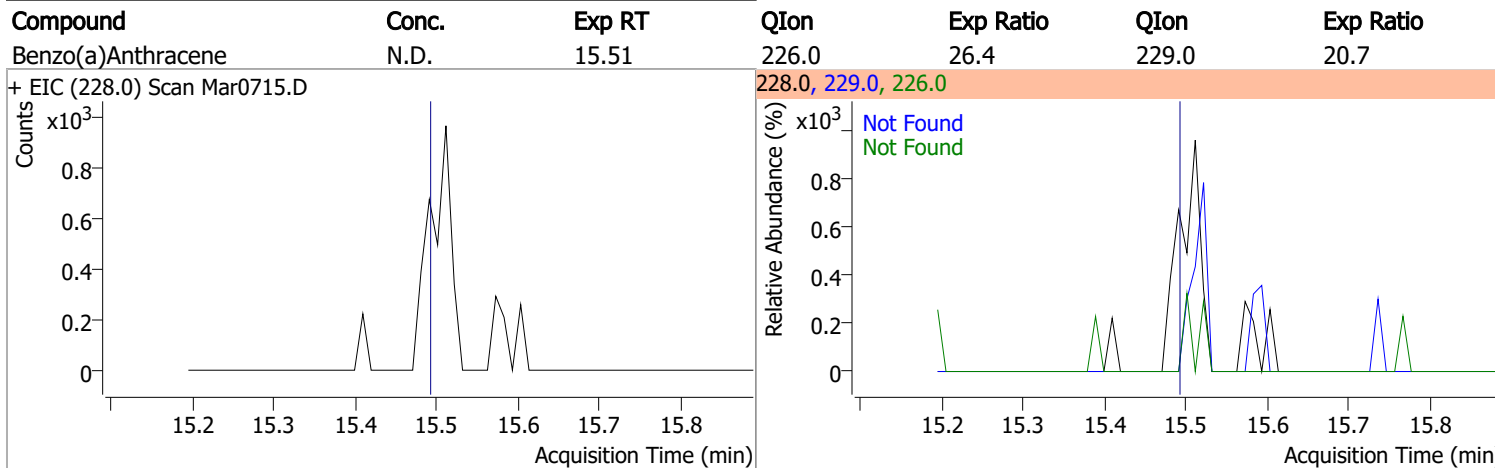
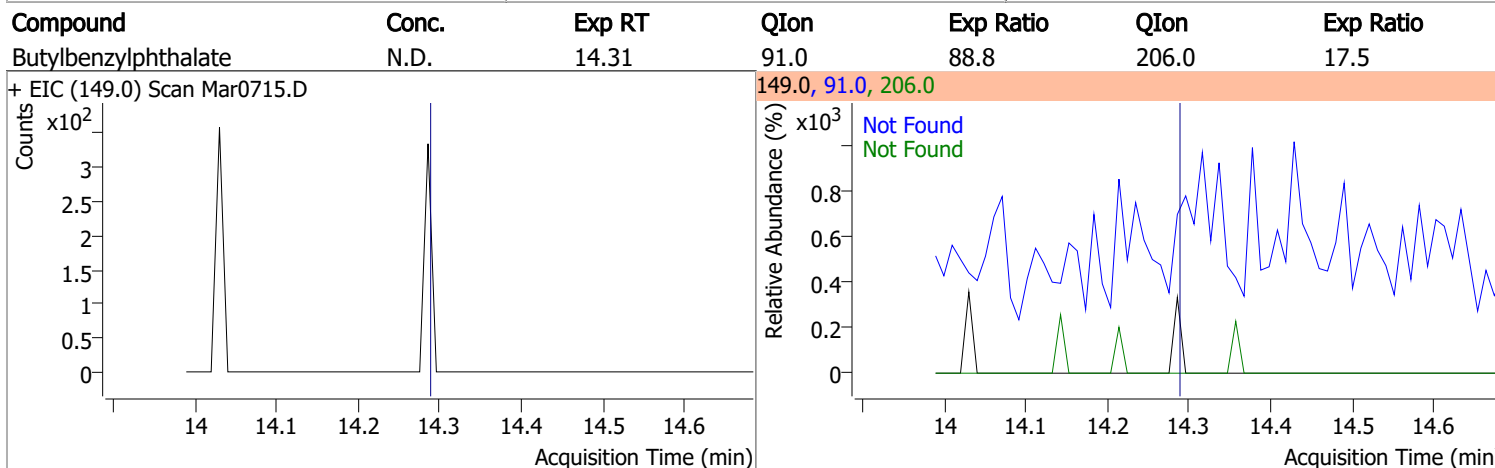
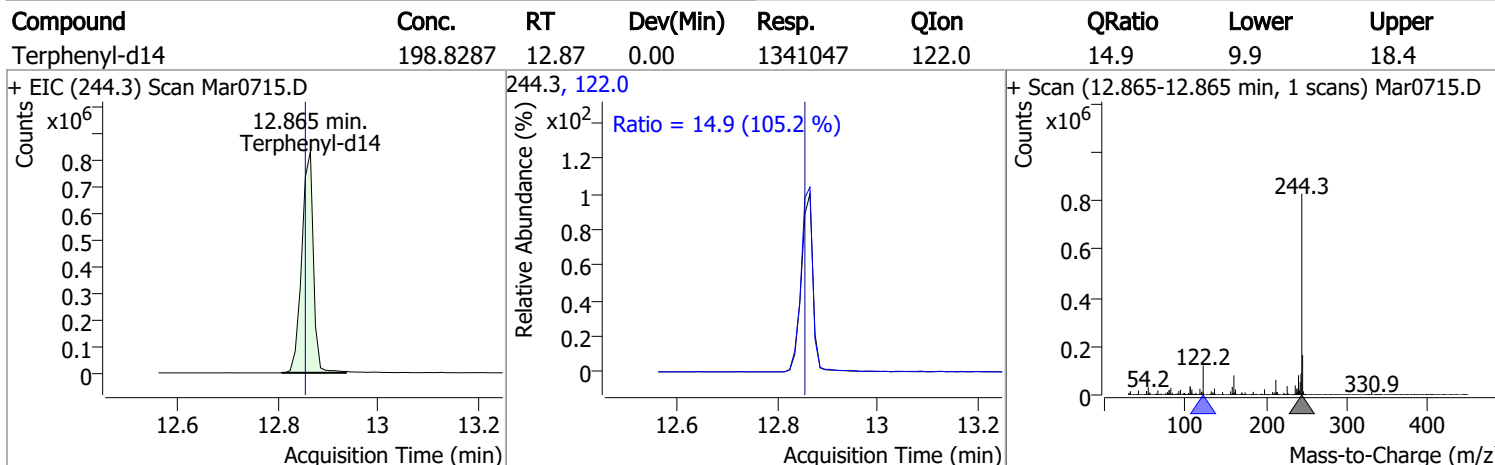
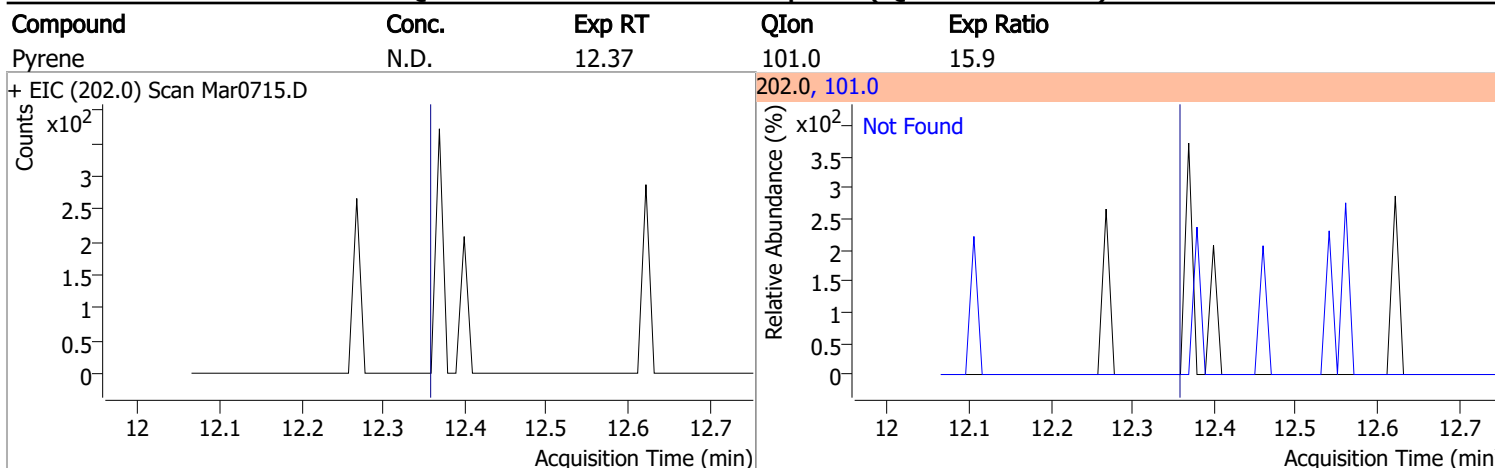
Compound	Conc.	Exp RT	QIon	Exp Ratio
Fluoranthene	N.D.	11.94	101.0	13.0



Compound	Conc.	RT	Dev(Min)	Resp.	QIon	QRatio	Lower	Upper
Benzidine		0		0	183.0		7.1	13.1
					92.0		6.3	11.7

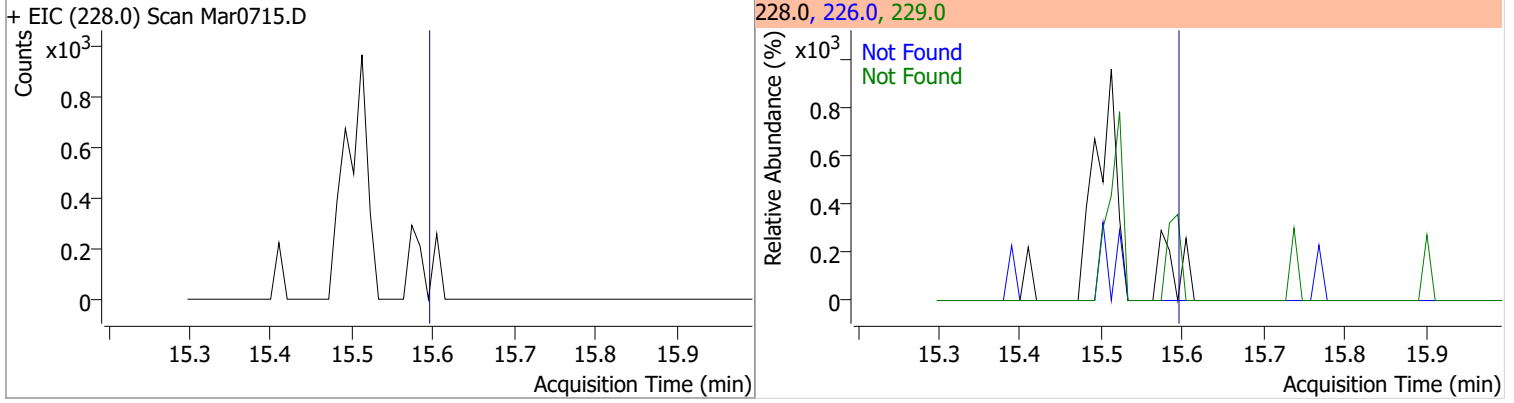


Quantitation Results Report (QT Reviewed)

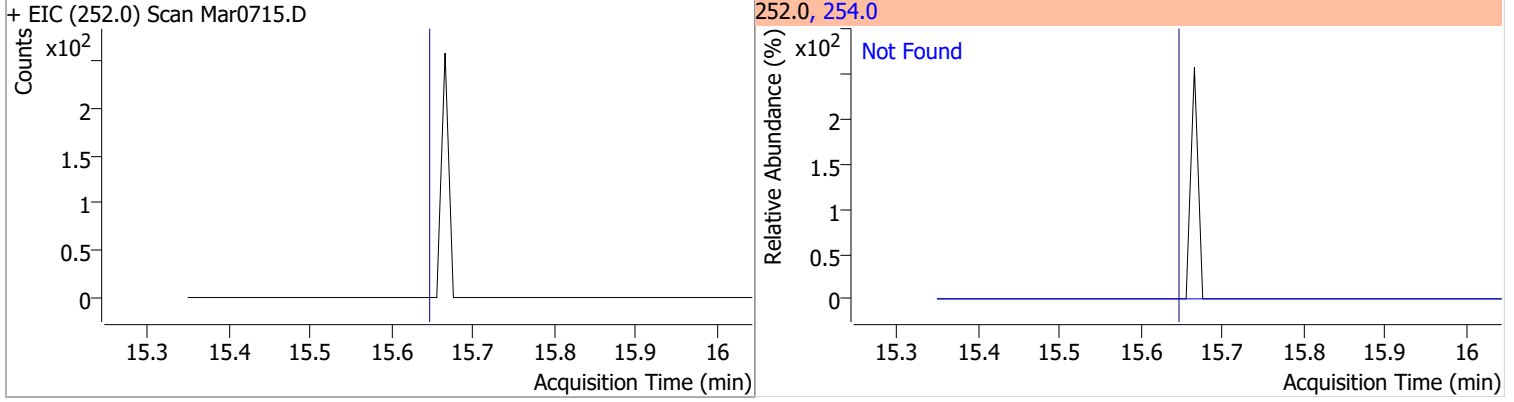


Quantitation Results Report (QT Reviewed)

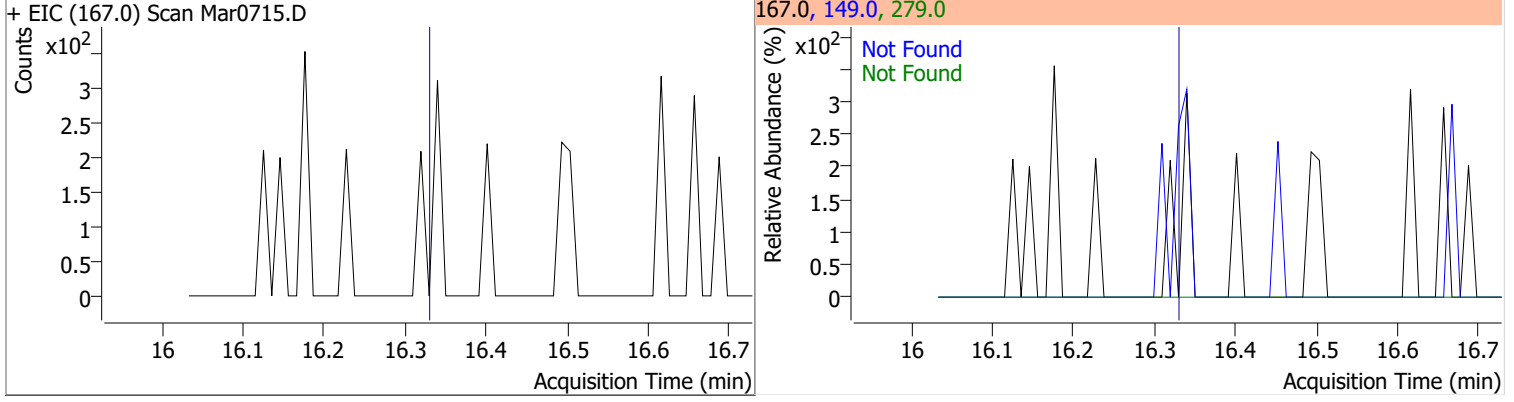
Compound	Conc.	Exp RT	QIon	Exp Ratio	QIon	Exp Ratio
Chrysene	N.D.	15.61	226.0	29.5	229.0	19.7



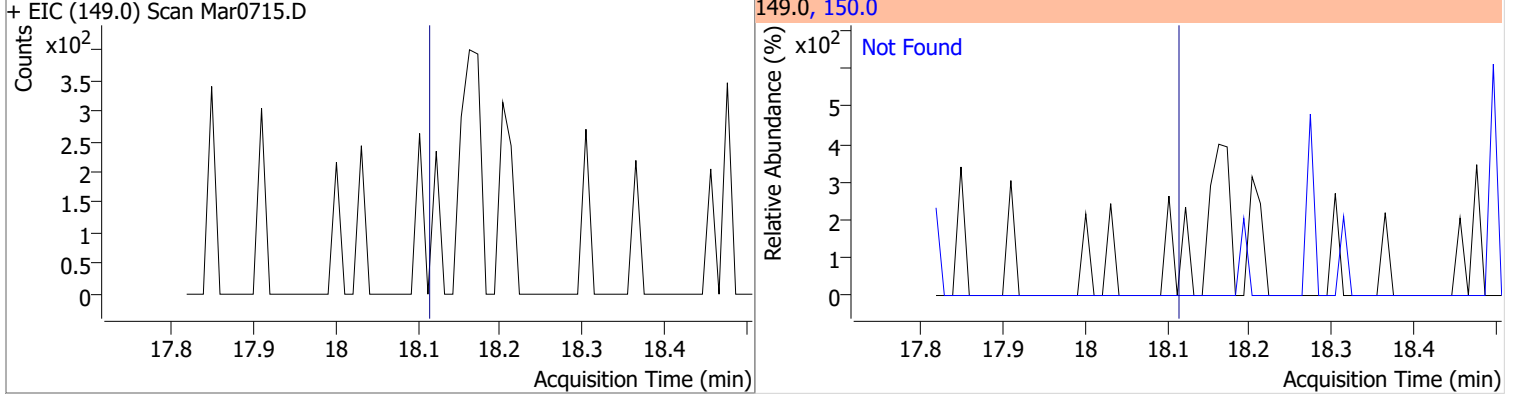
Compound	Conc.	Exp RT	QIon	Exp Ratio
3,3-Dichlorobenzidine	N.D.	15.67	254.0	63.0



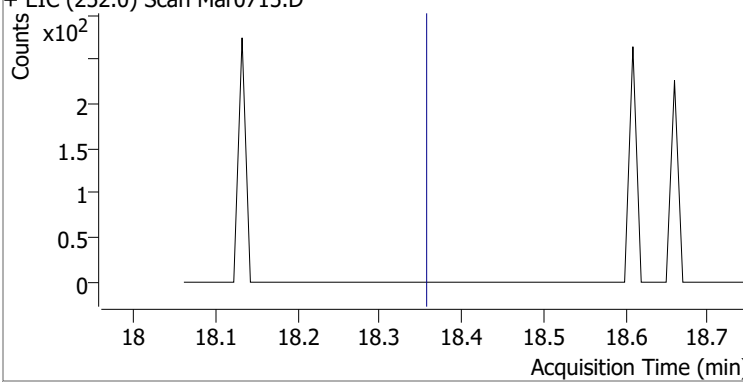
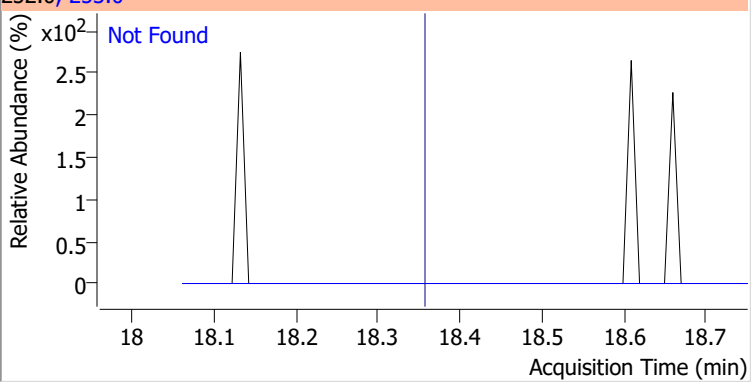
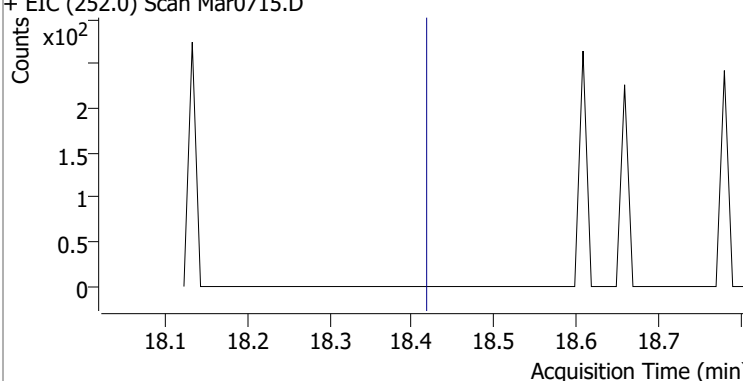
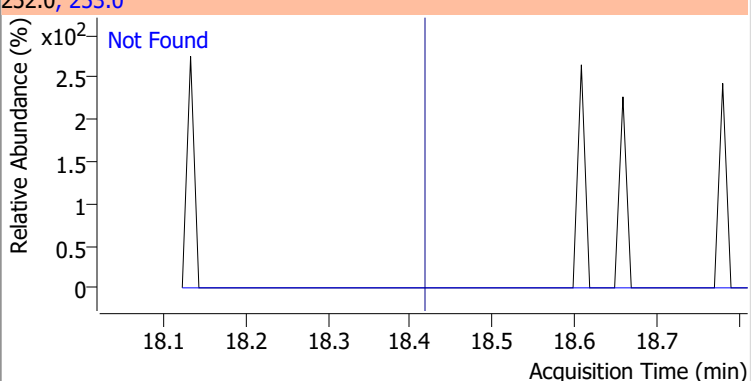
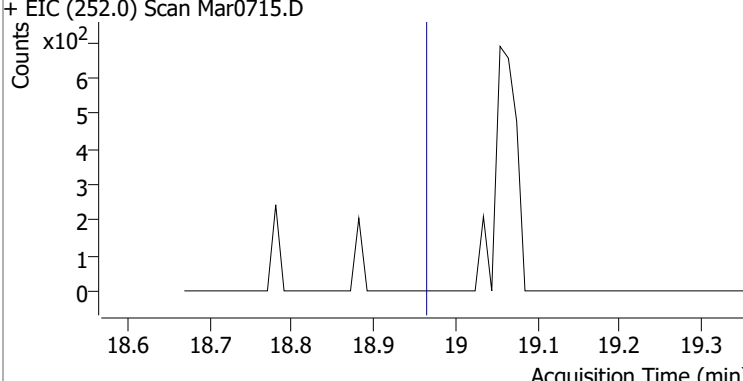
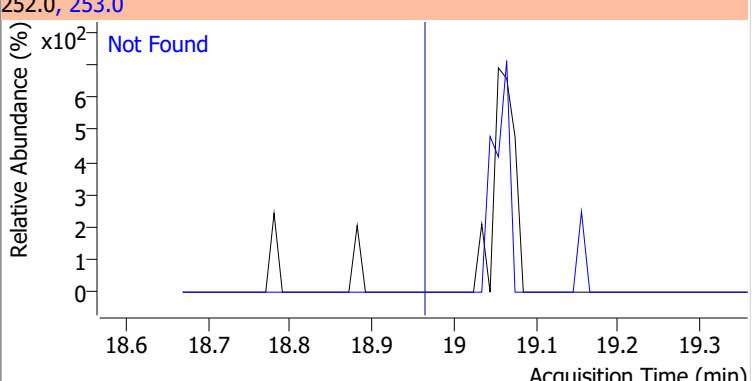
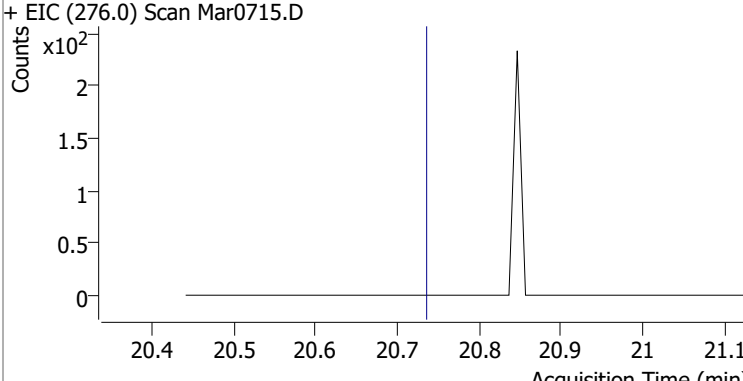
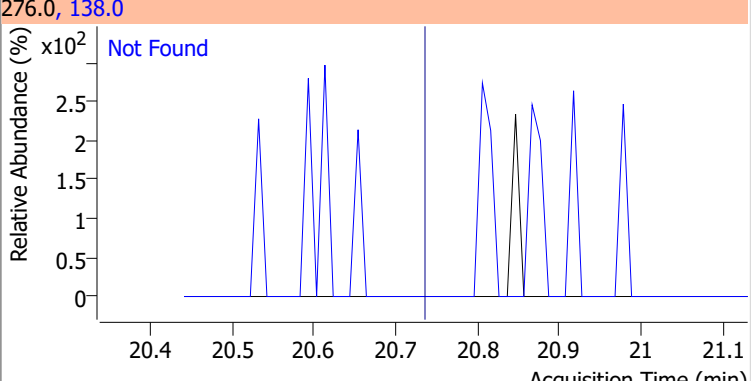
Compound	Conc.	Exp RT	QIon	Exp Ratio	QIon	Exp Ratio
bis(2-ethylhexyl)Phthalate	N.D.	16.35	149.0	385.1	279.0	14.5



Compound	Conc.	Exp RT	QIon	Exp Ratio
Di-n-octyl Phthalate	N.D.	18.12	150.0	9.9

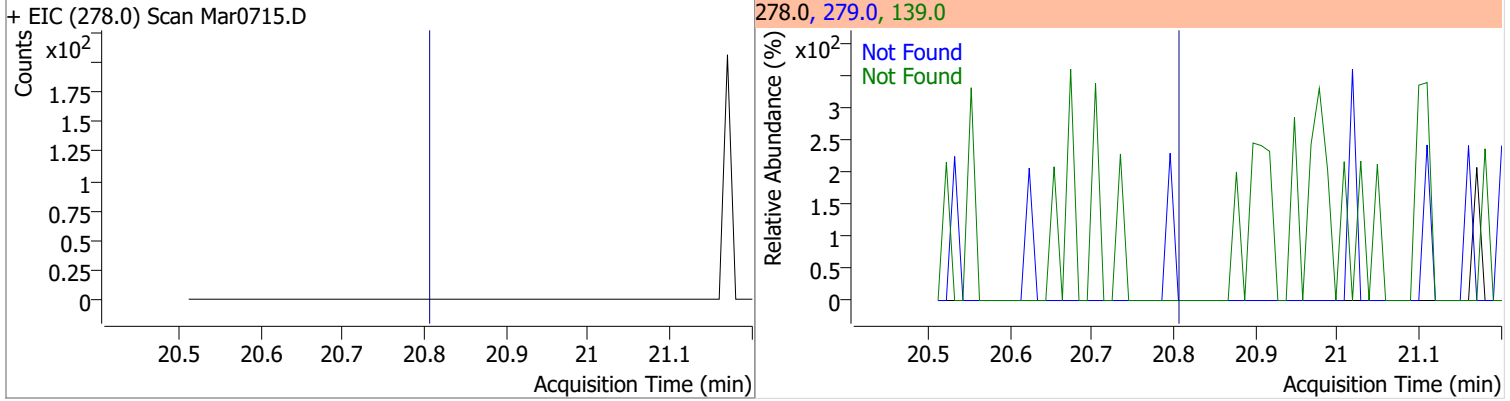


Quantitation Results Report (QT Reviewed)

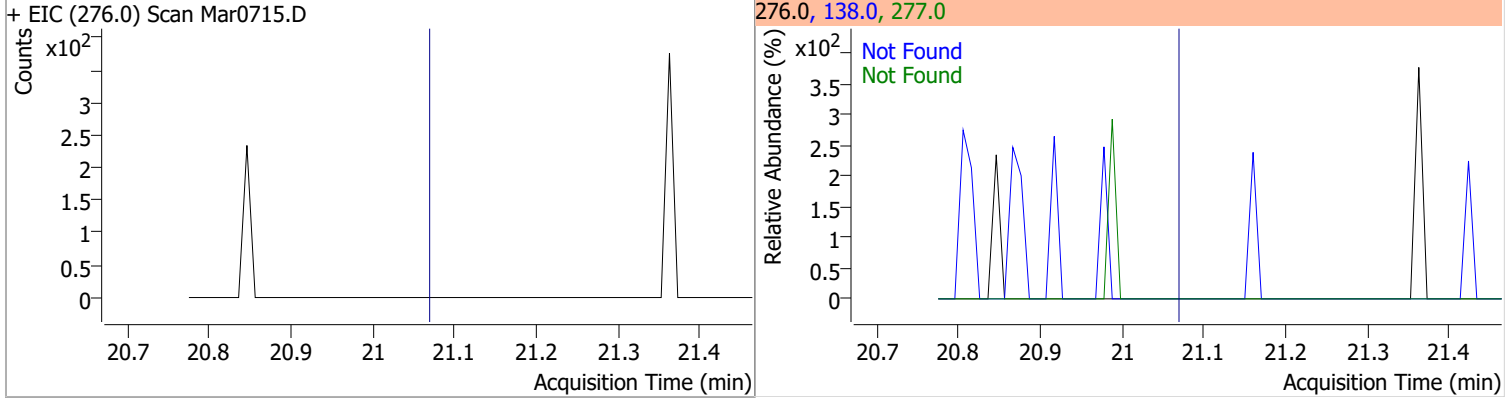
Compound	Conc.	Exp RT	QIon	Exp Ratio
Benzo(b)fluoranthene	N.D.	18.37	253.0	22.3
+ EIC (252.0) Scan Mar0715.D			252.0, 253.0	
				
Benzo(k)fluoranthene	N.D.	18.43	253.0	22.6
+ EIC (252.0) Scan Mar0715.D			252.0, 253.0	
				
Benzo(a)pyrene	N.D.	18.97	253.0	22.5
+ EIC (252.0) Scan Mar0715.D			252.0, 253.0	
				
Indeno(1,2,3-c,d)pyrene	N.D.	20.75	138.0	32.3
+ EIC (276.0) Scan Mar0715.D			276.0, 138.0	
				

Quantitation Results Report (QT Reviewed)

Compound	Conc.	Exp RT	QIon	Exp Ratio	QIon	Exp Ratio
Dibenzo(a,h)anthracene	N.D.	20.82	139.0	25.1	279.0	24.8

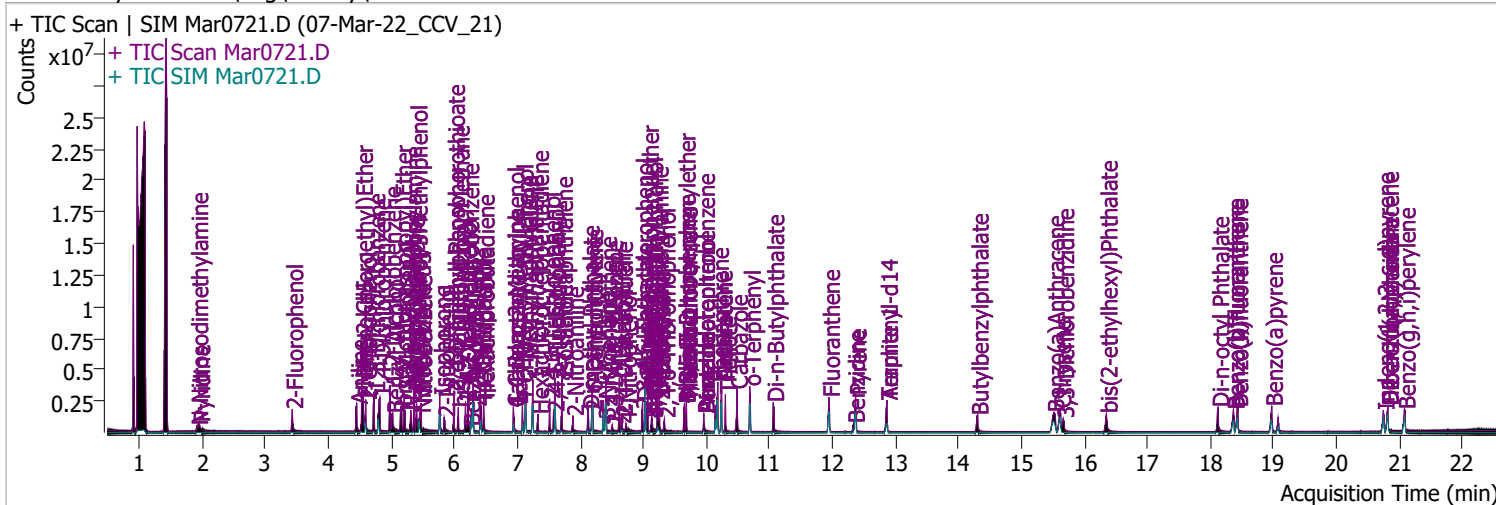


Compound	Conc.	Exp RT	QIon	Exp Ratio	QIon	Exp Ratio
Benzo(g,h,i)perylene	N.D.	21.08	138.0	33.5	277.0	24.0



Quantitation Results Report (QT Reviewed)

Data File	Mar0721.D	Operator	LIMS import
Acq. Method	BNA+SIM.M	Acq. Date-Time	3/7/2022 10:27:23 PM
Sample Name	07-Mar-22_CCV_21	Instrument	Instrument #1
Vial	21	Multiplier	1.00
DA Method File		Comment	SVOC-8270-W-LARGO
Tune File	dftppdsm.u	Tune Date	2/18/2022 9:25:00 PM
Batch Name	030722 DoD BNA cal.batch.bin	Last Calib Update	3/8/2022 10:28:55 AM
Ref Library	D:\Org\Library\NIST129K.I		



Compound	RT	QIon	Resp.	Conc.	Units	Dev(Min)
----------	----	------	-------	-------	-------	----------

Internal Standards

System Monitoring Compounds

S 2-Fluorophenol	3.429	112.0	658041	80.7035	µg/L	0.010
Spiked Amount: 200.000	Range: 10.0 - 75.0%			Recovery = 40.35%		
S Phenol-d5	4.532	99.0	878998	83.6411	µg/L	0.000
Spiked Amount: 200.000	Range: 10.0 - 65.0%			Recovery = 41.82%		
S Nitrobenzene-d5	5.451	82.0	418708	81.5454	µg/L	0.010
Spiked Amount: 100.000	Range: 32.0 - 94.0%			Recovery = 81.55%		
S 2-Fluorobiphenyl	7.594	172.0	1179414	73.4954	µg/L	0.000
Spiked Amount: 100.000	Range: 28.0 - 107.0%			Recovery = 73.50%		
S 2,4,6-Tribromophenol	9.336	329.8	101049	80.6470	µg/L	0.000
Spiked Amount: 200.000	Range: 25.0 - 140.0%			Recovery = 40.32%		
S Terphenyl-d14	12.865	244.3	1244169	73.6385	µg/L	0.000
Spiked Amount: 100.000	Range: 32.0 - 122.0%			Recovery = 73.64%		

Target Compounds

Compound	RT	QIon	Resp.	Conc.	Units	QValue
T N-Nitrosodimethylamine	1.917	74.0	230802	78.7352	µg/L	95
T Pyridine	1.948	79.0	541089	75.5676	µg/L	91
T Aniline	4.450	93.0	1133048	78.7398	µg/L	100
T bis(-2-Chloroethyl)Ether	4.532	63.0	611481	81.9675	µg/L	99
T Phenol	4.552	94.0	929619	77.4962	µg/L	98
T 2-Chlorophenol	4.593	128.0	714356	84.6141	µg/L	100
T 1,3-Dichlorobenzene	4.726	146.0	921979	81.8204	µg/L	99
T 1,4-Dichlorobenzene	4.817	146.0	879531	78.2964	µg/L	98
T 1,2-Dichlorobenzene	4.981	146.0	930337	82.1889	µg/L	99
T Benzyl Alcohol	5.022	108.0	403244	80.3832	µg/L	m 93
T bis(2-chloroisopropyl)Ether	5.155	121.0	240957	79.3040	µg/L	99
T 2-Methylphenol	5.206	107.0	610927	77.7754	µg/L	97
T N-nitroso-Di-n-propylamine	5.308	70.0	446130	74.7904	µg/L	97
T Hexachloroethane	5.359	117.0	254111	80.4175	µg/L	94
T 4Methylphenol/3Methylphenol	5.400	107.0	883106	81.5602	µg/L	m 98

Quantitation Results Report (QT Reviewed)

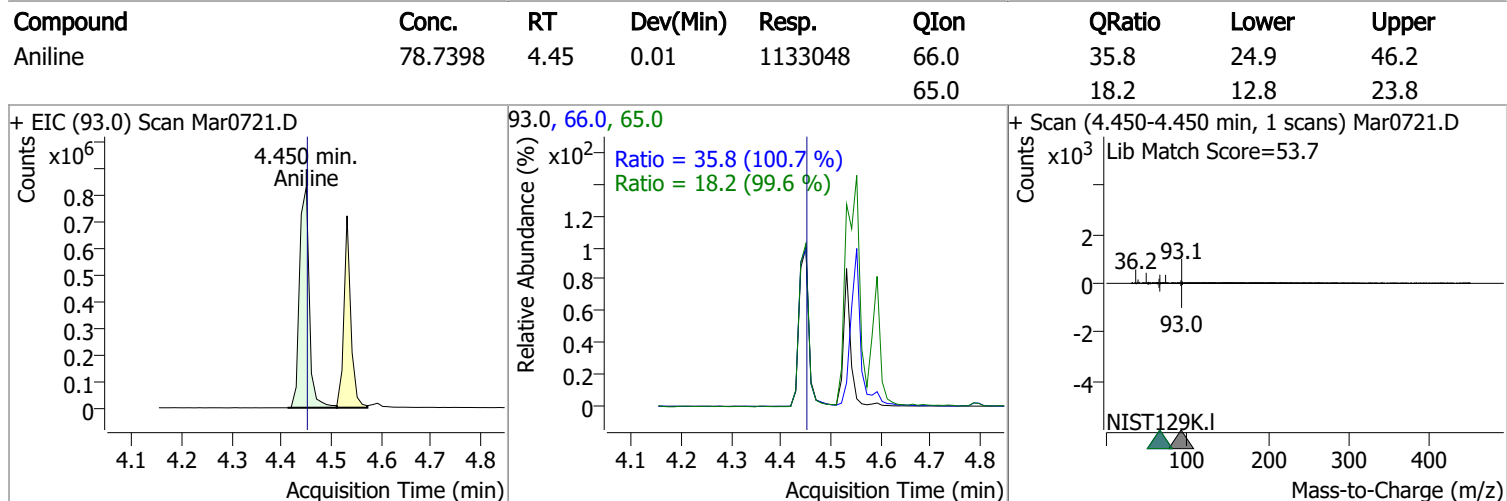
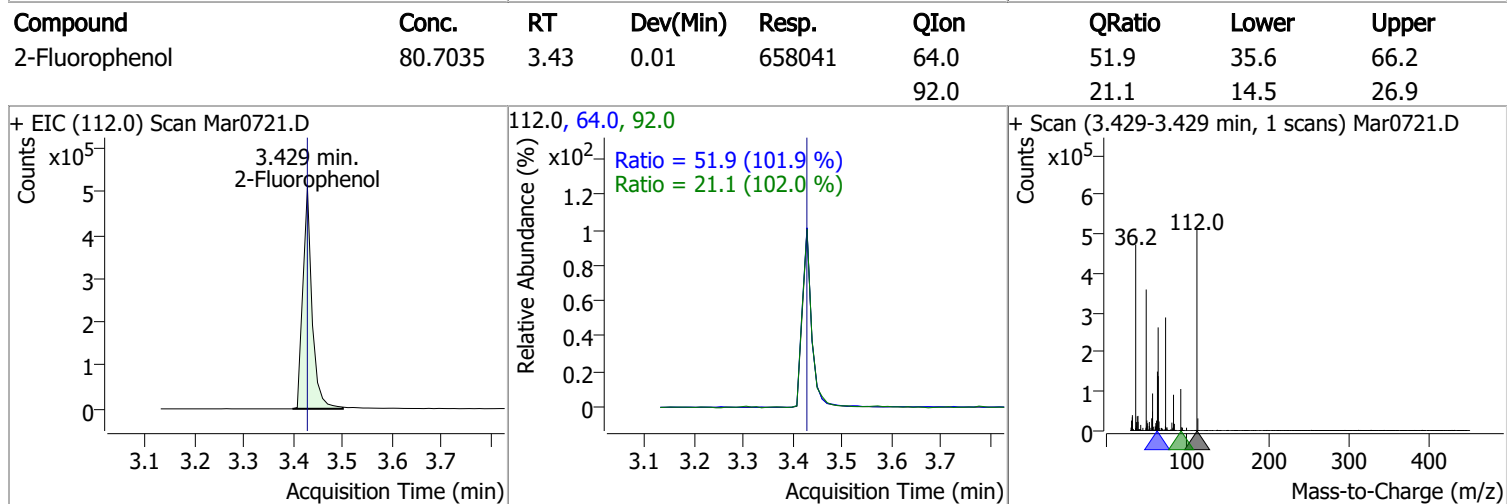
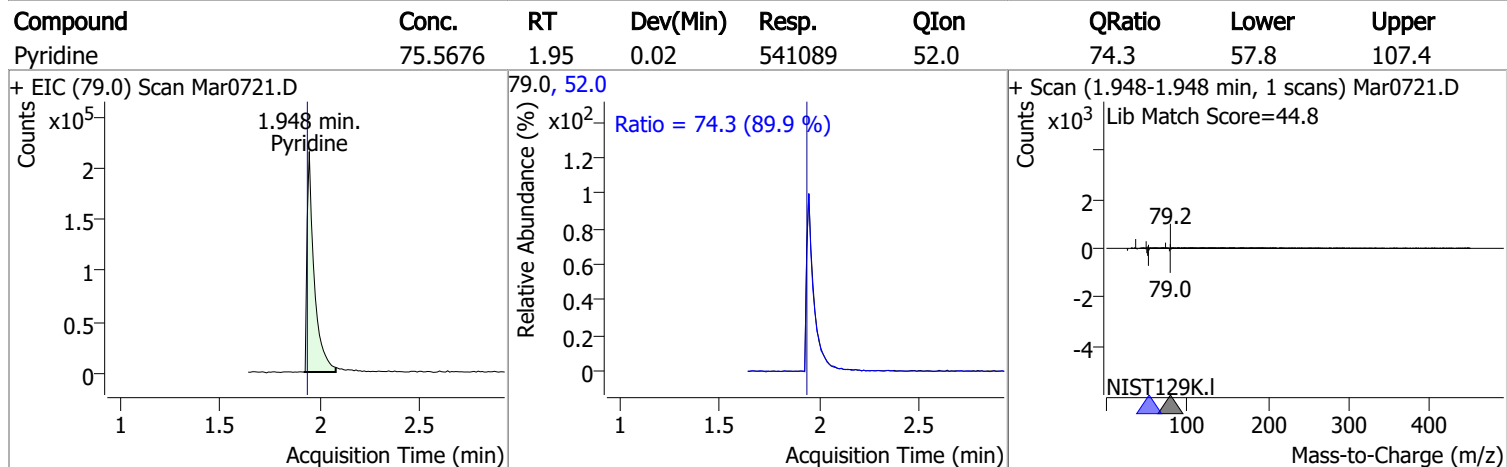
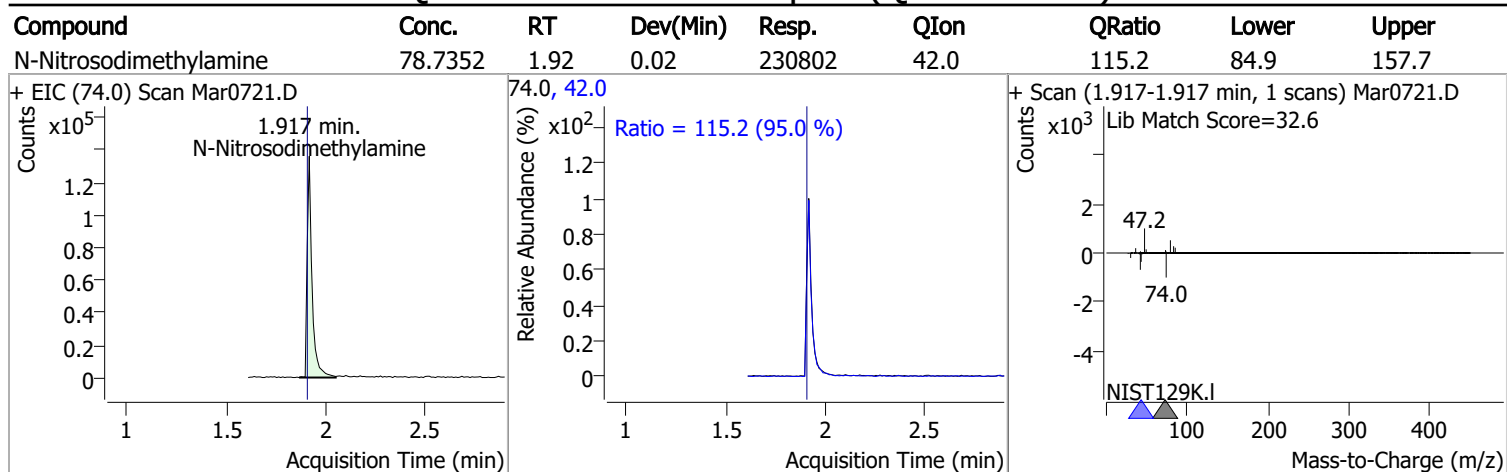
Compound	RT	QIon	Resp.	Conc.	Units	Dev(Min)
T Nitrobenzene	5.471	123.1	212679	83.3418	µg/L	93
T Isophorone	5.767	82.0	1077261	73.5384	µg/L	99
T 2-Nitrophenol	5.839	139.0	236155	82.2078	µg/L	95
T 2,4-Dimethylphenol	5.992	122.0	511459	79.6963	µg/L	96
T bis(-2-Chloroethoxy)Methane	6.064	93.0	635160	80.3131	µg/L	98
T 2,4-Dichlorophenol	6.177	162.0	462756	86.4658	µg/L	97
T Benzoic Acid	6.239	105.0	296738	92.3362	µg/L	97
T 1,2,4-Trichlorobenzene	6.218	180.0	549866	77.3245	µg/L	99
T Naphthalene	6.300	128.0	1699758	80.9740	µg/L	99
T p-Chloroaniline	6.413	127.0	633566	78.6286	µg/L	96
T 4-Chlorophenol	6.424	130.0	190330	79.7835	µg/L	95
T Hexachlorobutadiene	6.465	224.9	271241	78.0199	µg/L	98
T 4-Chloro-2-Methylphenol	6.937	107.0	439462	82.6689	µg/L	97
T 4-Chloro-3-Methylphenol	7.081	107.0	452096	81.3403	µg/L	100
T 2-Methylnaphthalene	7.132	141.0	969238	79.8143	µg/L	98
T 1-Methylnaphthalene	7.245	141.0	934688	76.7129	µg/L	m 98
T Hexachlorocyclopentadiene	7.327	236.9	168865	77.9739	µg/L	99
T 2,4,6-Trichlorophenol	7.512	196.0	286774	77.3822	µg/L	95
T 2,4,5-Trichlorophenol	7.574	196.0	342203	81.7446	µg/L	99
T 2-Chloronaphthalene	7.707	162.0	1128940	81.3319	µg/L	99
T 2-Nitroaniline	7.882	65.0	185913	86.0032	µg/L	96
T Dimethyl Phthalate	8.128	163.0	1083817	74.9430	µg/L	99
T 2,6-Dinitrotoluene	8.180	165.0	126710	69.8892	µg/L	96
T Acenaphthylene	8.190	152.1	1617833	74.1526	µg/L	99
T 3-Nitroaniline	8.384	138.0	140573	71.3713	µg/L	98
T Acenaphthene	8.405	154.0	925233	74.6922	µg/L	99
T 2,4-Dinitrophenol	8.507	184.0	76791	77.1952	µg/L	100
T Dibenzofuran	8.619	168.0	1518496	75.1410	µg/L	99
T 2,4-Dinitrotoluene	8.660	165.0	188136	81.5100	µg/L	98
T 4-Nitrophenol	8.722	109.0	183465	80.4669	µg/L	98
T Diethylphthalate	8.988	149.0	1107048	76.9714	µg/L	99
T Fluorene	9.029	166.0	1202544	73.4485	µg/L	100
T 4-Chlorophenyl-phenylether	9.070	204.0	572874	75.6029	µg/L	98
T 4-Nitroaniline	9.131	138.0	163614	85.0166	µg/L	92
T 4,6-Dinitro-2-methylphenol	9.141	198.0	103489	74.7182	µg/L	98
T N-nitrosodiphenylamine	9.223	169.0	843076	76.7592	µg/L	96
T Azobenzene	9.254	77.0	1094943	82.0739	µg/L	99
T 4-Bromophenyl-phenylether	9.653	248.0	310767	73.9647	µg/L	97
T Hexachlorobenzene	9.683	283.9	314124	76.0285	µg/L	# 76
T Pentachlorophenol	9.958	265.9	153840	82.5808	µg/L	95
T Phenanthrene	10.181	178.0	1779173	78.5872	µg/L	100
T Anthracene	10.242	178.0	1784890	83.1446	µg/L	99
T Triallate	10.302	86.0	380946	83.4019	µg/L	99
T Carbazole	10.485	167.0	1560887	72.5368	µg/L	99
T o-Terphenyl	10.687	230.0	889611	74.0801	µg/L	98
T Di-n-Butylphthalate	11.062	149.0	1605910	81.5710	µg/L	100
T Fluoranthene	11.943	202.0	1768968	76.9665	µg/L	98
T Benzidine	12.338	184.0	449429	65.9295	µg/L	m 98
T Pyrene	12.369	202.0	1908163	76.3168	µg/L	99
T Butylbenzylphthalate	14.306	149.0	527698	85.7915	µg/L	98
T Benzo(a)Anthracene	15.512	228.0	1393080	76.7996	µg/L	100
T Chrysene	15.614	228.0	1515983	77.8159	µg/L	100
T 3,3-Dichlorobenzidine	15.665	252.0	439904	83.5418	µg/L	99
T bis(2-ethylhexyl)Phthalate	16.350	167.0	182143	85.2544	µg/L	98
T Di-n-octyl Phthalate	18.122	149.0	1287171	85.5043	µg/L	99

Quantitation Results Report (QT Reviewed)

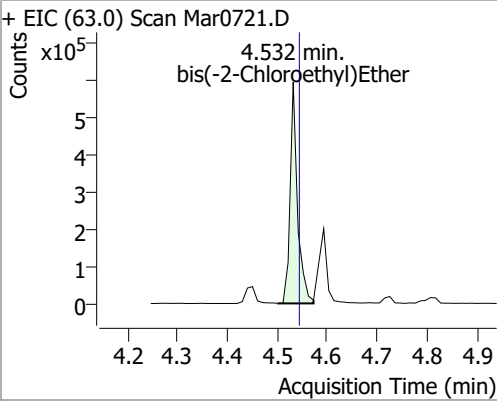
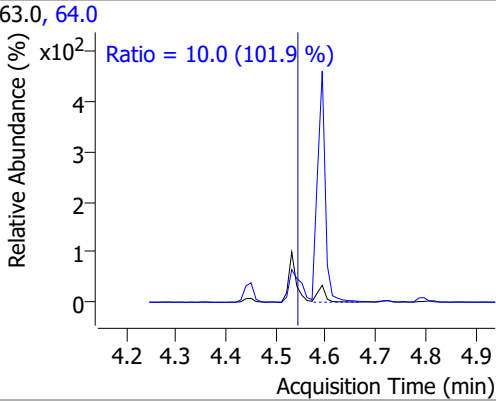
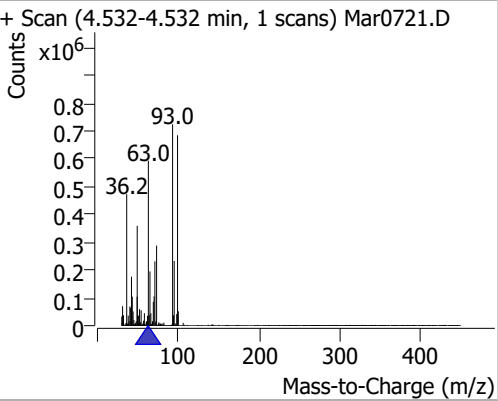
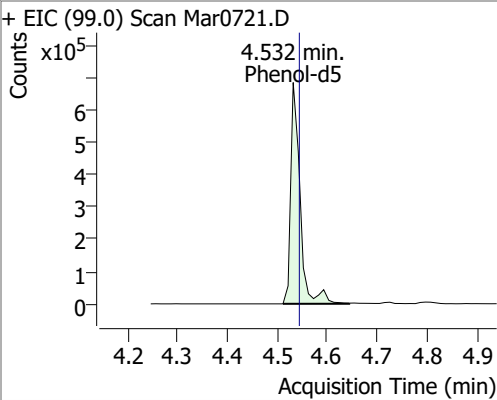
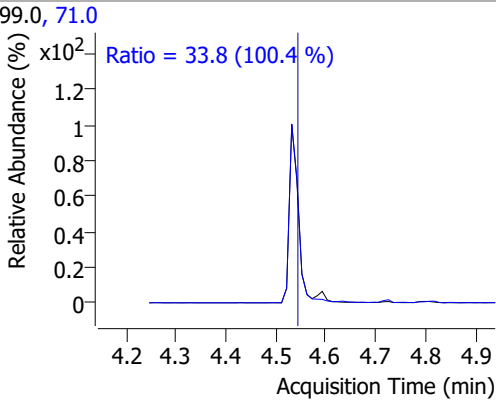
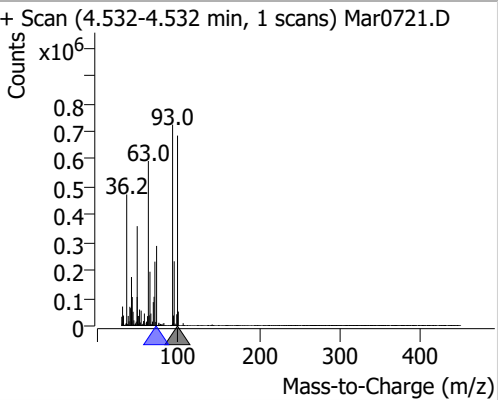
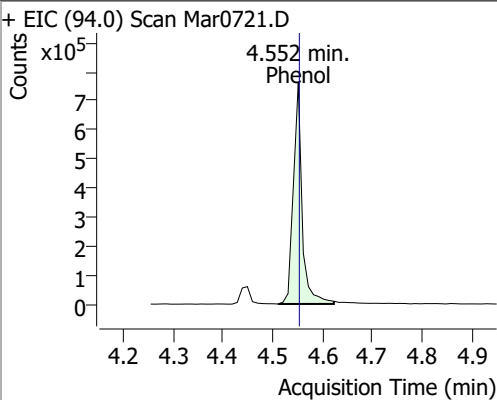
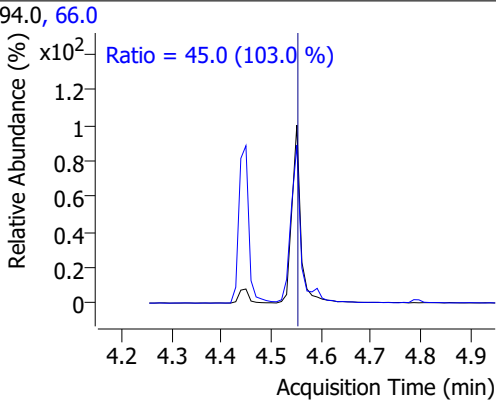
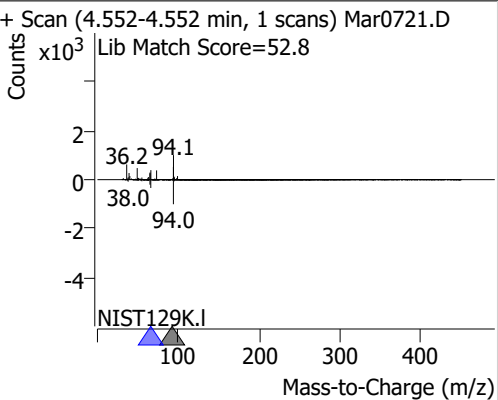
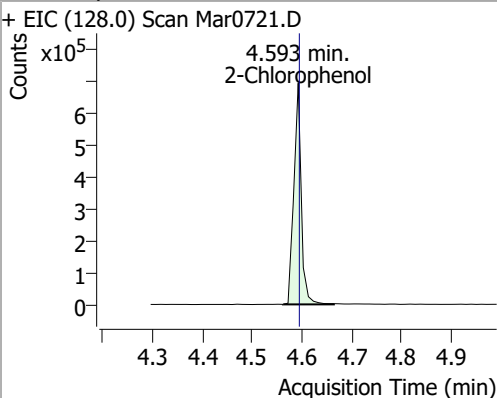
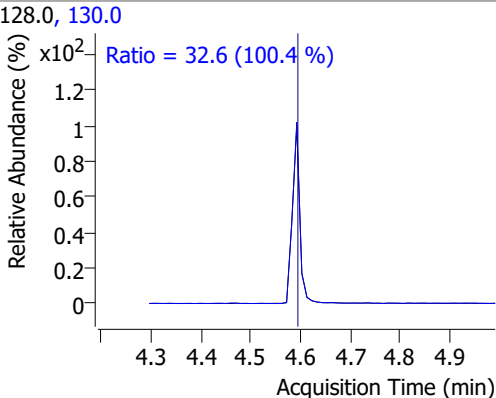
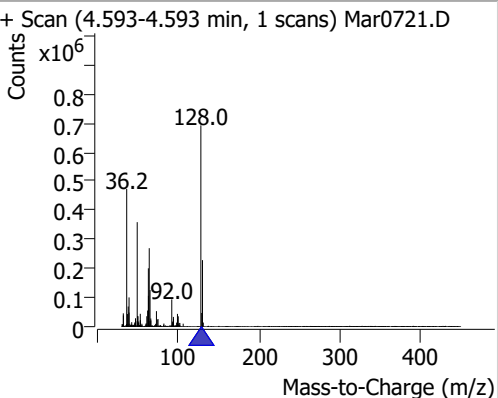
Compound	RT	QIon	Resp.	Conc.	Units	Dev(Min)
T Benzo(b)fluoranthene	18.365	252.0	1348708	78.7099	µg/L	99
T Benzo(k)fluoranthene	18.426	252.0	1394858	75.9523	µg/L	99
T Benzo(a)pyrene	18.973	252.0	1249452	77.1259	µg/L	99
T Indeno(1,2,3-c,d)pyrene	20.745	276.0	1039757	81.7398	µg/L m	100
T Dibenzo(a,h)anthracene	20.816	278.0	1092812	80.7118	µg/L	98
T Benzo(g,h,i)perylene	21.079	276.0	1242620	82.2429	µg/L	99

(#) = Qualifier Out of Range; (m) = Manual Integration; (+) = Area Summed; (*) = Surrogate Percent Recovery Out of Range; (d): Zeroed Peak

Quantitation Results Report (QT Reviewed)

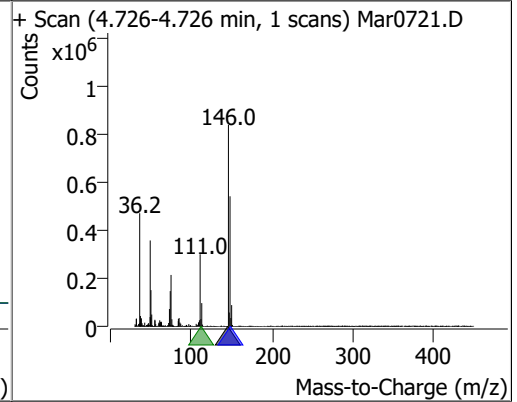
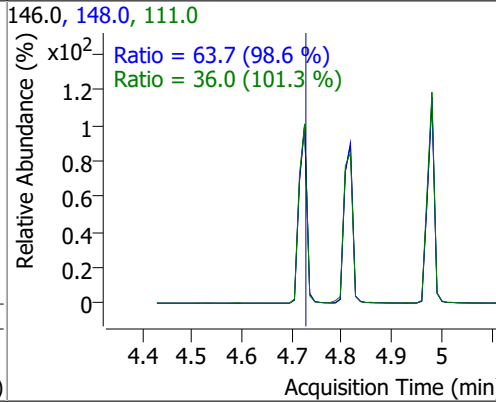
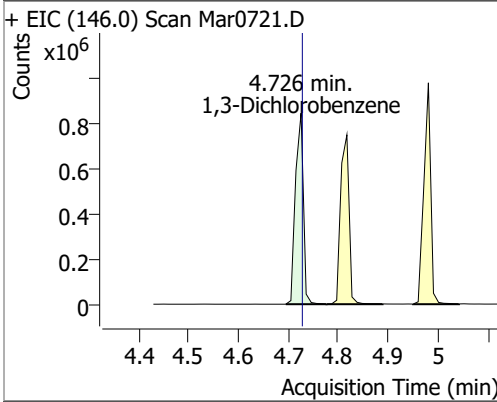


Quantitation Results Report (QT Reviewed)

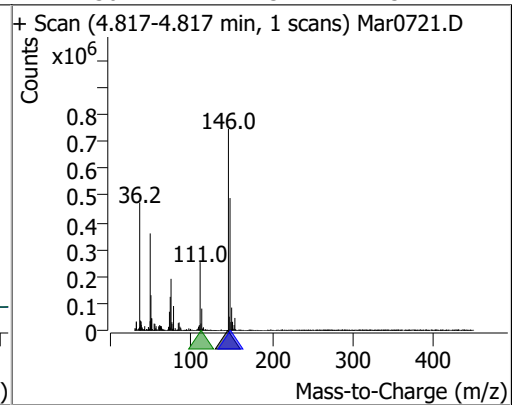
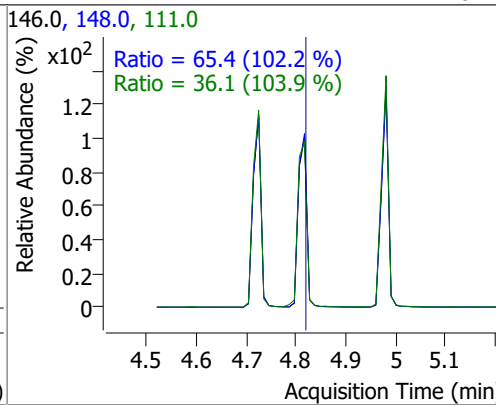
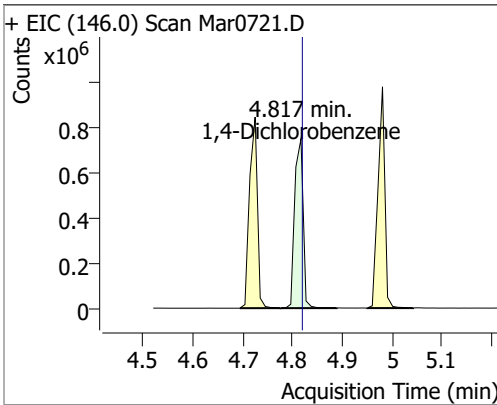
Compound	Conc.	RT	Dev(Min)	Resp.	QIon	QRatio	Lower	Upper
bis(-2-Chloroethyl)Ether	81.9675	4.53	0.00	611481	64.0	10.0	6.9	12.8
+ EIC (63.0) Scan Mar0721.D			63.0, 64.0			+ Scan (4.532-4.532 min, 1 scans) Mar0721.D		
								
Phenol-d5	83.6411	4.53	0.00	878998	71.0	33.8	23.5	43.7
+ EIC (99.0) Scan Mar0721.D			99.0, 71.0			+ Scan (4.532-4.532 min, 1 scans) Mar0721.D		
								
Phenol	77.4962	4.55	0.01	929619	66.0	45.0	30.6	56.8
+ EIC (94.0) Scan Mar0721.D			94.0, 66.0			+ Scan (4.552-4.552 min, 1 scans) Mar0721.D		
								
2-Chlorophenol	84.6141	4.59	0.01	714356	130.0	32.6	22.7	42.2
+ EIC (128.0) Scan Mar0721.D			128.0, 130.0			+ Scan (4.593-4.593 min, 1 scans) Mar0721.D		
								

Quantitation Results Report (QT Reviewed)

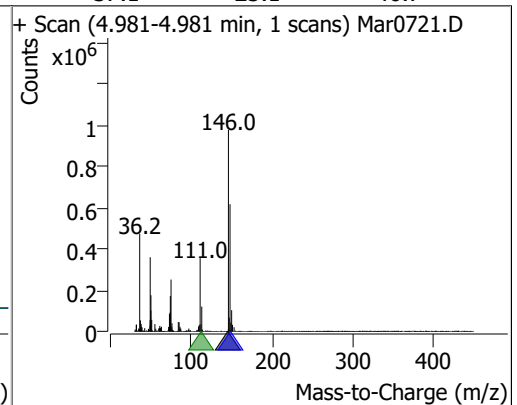
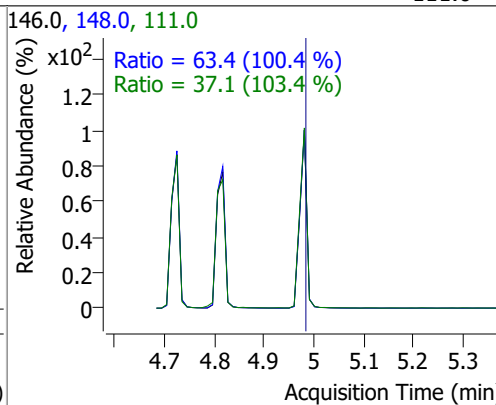
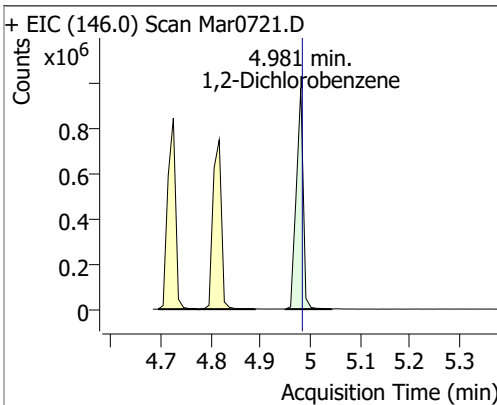
Compound	Conc.	RT	Dev(Min)	Resp.	QIon	QRatio	Lower	Upper
1,3-Dichlorobenzene	81.8204	4.73	0.01	921979	148.0	63.7	45.2	84.0
					111.0	36.0	24.9	46.2



Compound	Conc.	RT	Dev(Min)	Resp.	QIon	QRatio	Lower	Upper
1,4-Dichlorobenzene	78.2964	4.82	0.01	879531	148.0	65.4	44.8	83.2
					111.0	36.1	24.3	45.1

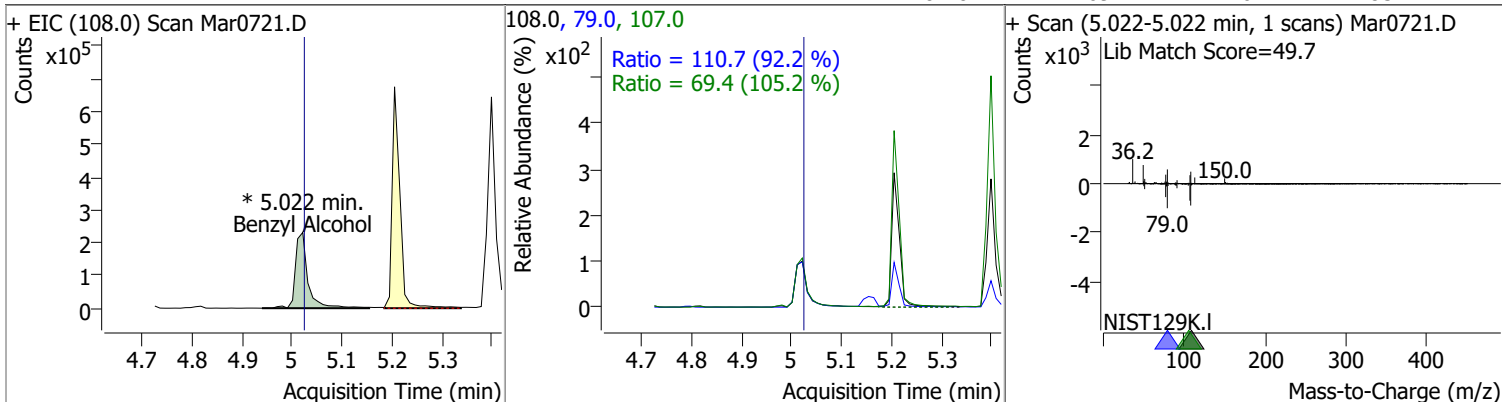


Compound	Conc.	RT	Dev(Min)	Resp.	QIon	QRatio	Lower	Upper
1,2-Dichlorobenzene	82.1889	4.98	0.01	930337	148.0	63.4	44.2	82.0
					111.0	37.1	25.1	46.7

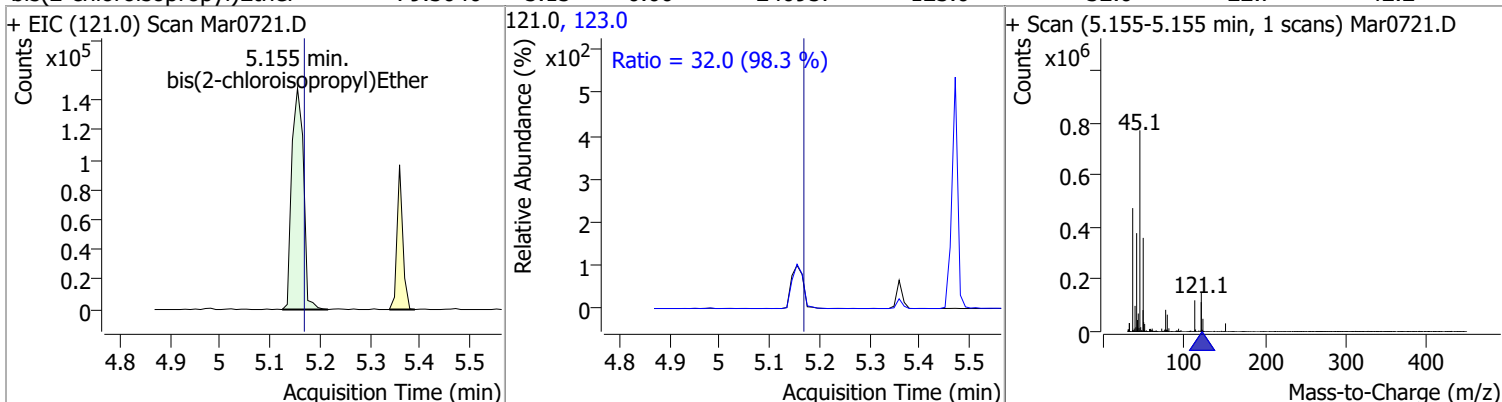


Quantitation Results Report (QT Reviewed)

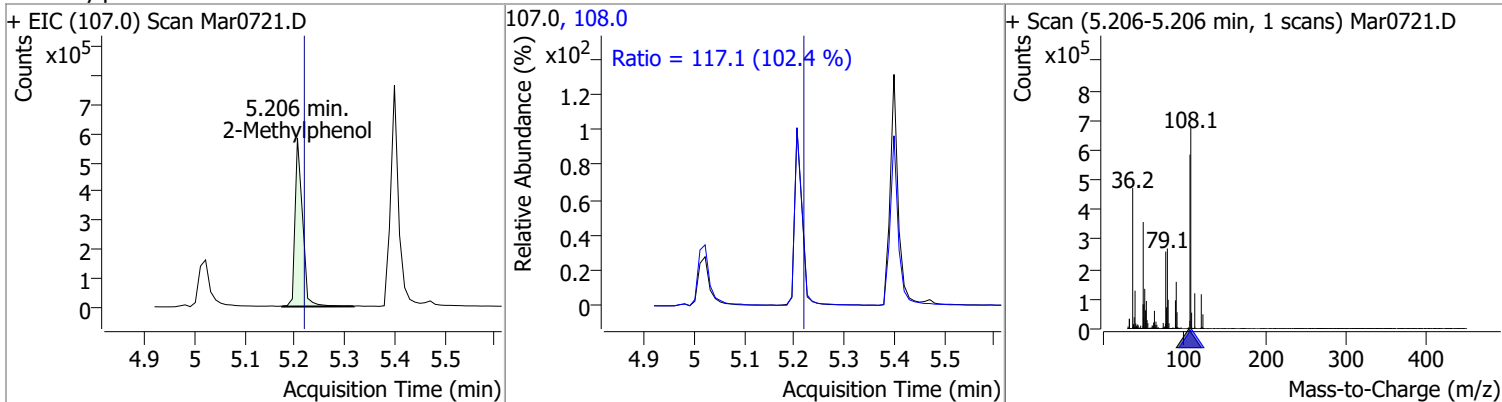
Compound	Conc.	RT	Dev(Min)	Resp.	QIon	QRatio	Lower	Upper
Benzyl Alcohol	80.3832	5.02	0.01	403244 (m)	79.0	110.7	84.0	156.0
					107.0	69.4	46.2	85.7



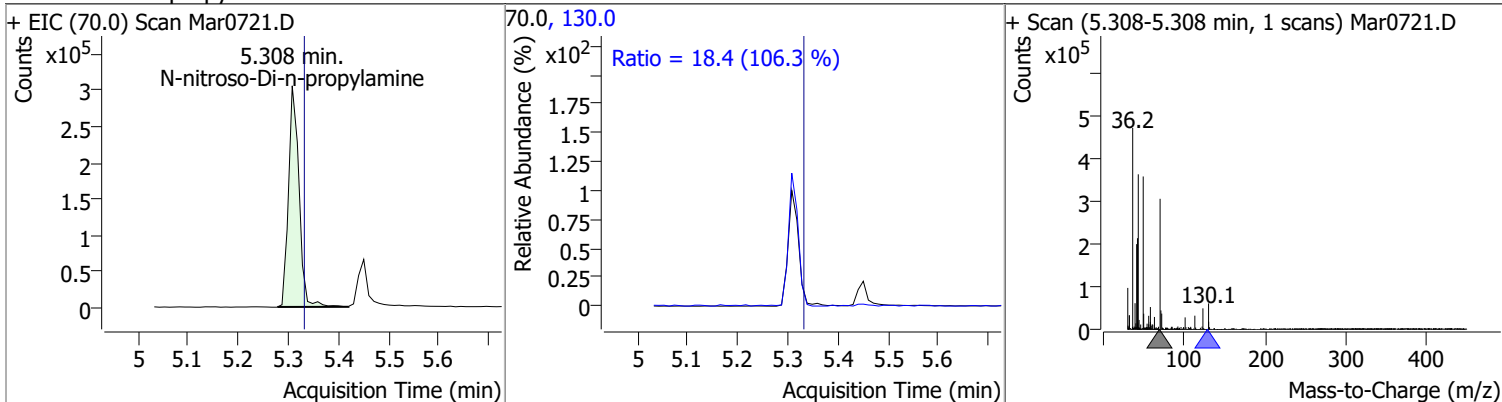
Compound	Conc.	RT	Dev(Min)	Resp.	QIon	QRatio	Lower	Upper
bis(2-chloroisopropyl)Ether	79.3040	5.15	0.00	240957	123.0	32.0	22.7	42.2



Compound	Conc.	RT	Dev(Min)	Resp.	QIon	QRatio	Lower	Upper
2-Methylphenol	77.7754	5.21	0.00	610927	108.0	117.1	80.1	148.7

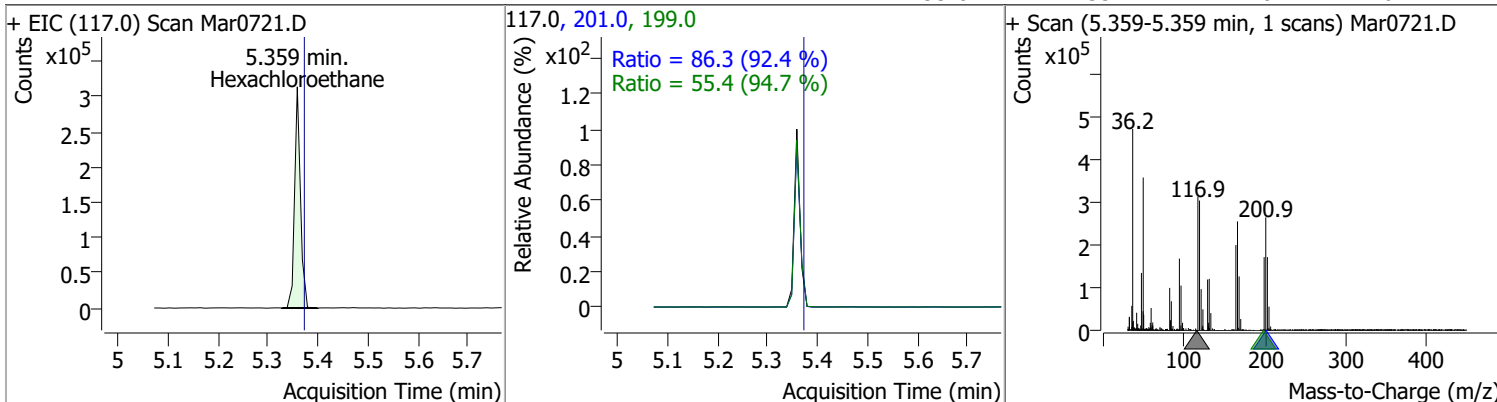


Compound	Conc.	RT	Dev(Min)	Resp.	QIon	QRatio	Lower	Upper
N-nitroso-Di-n-propylamine	74.7904	5.31	-0.01	446130	130.0	18.4	0.0	34.6

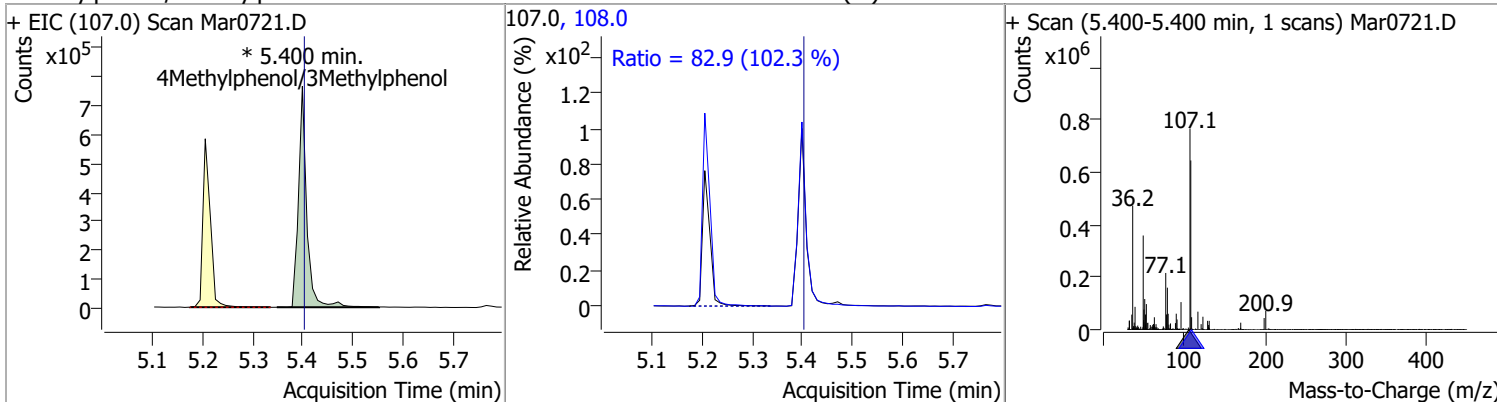


Quantitation Results Report (QT Reviewed)

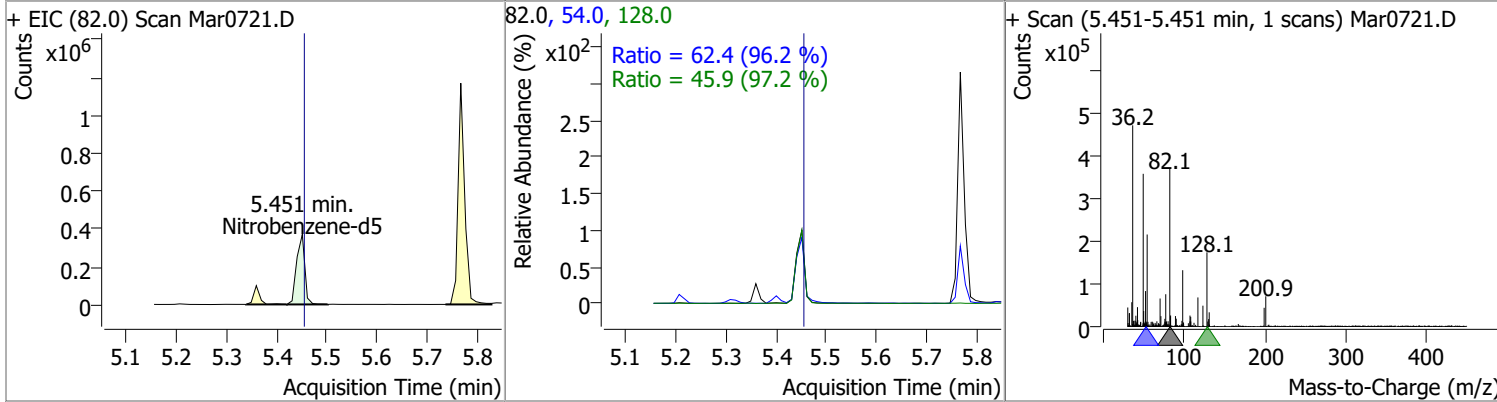
Compound	Conc.	RT	Dev(Min)	Resp.	QIon	QRatio	Lower	Upper
Hexachloroethane	80.4175	5.36	0.00	254111	201.0	86.3	65.4	121.5
					199.0	55.4	41.0	76.1



Compound	Conc.	RT	Dev(Min)	Resp.	QIon	QRatio	Lower	Upper
4Methylphenol/3Methylphenol	81.5602	5.40	0.01	883106 (m)	108.0	82.9	56.7	105.3

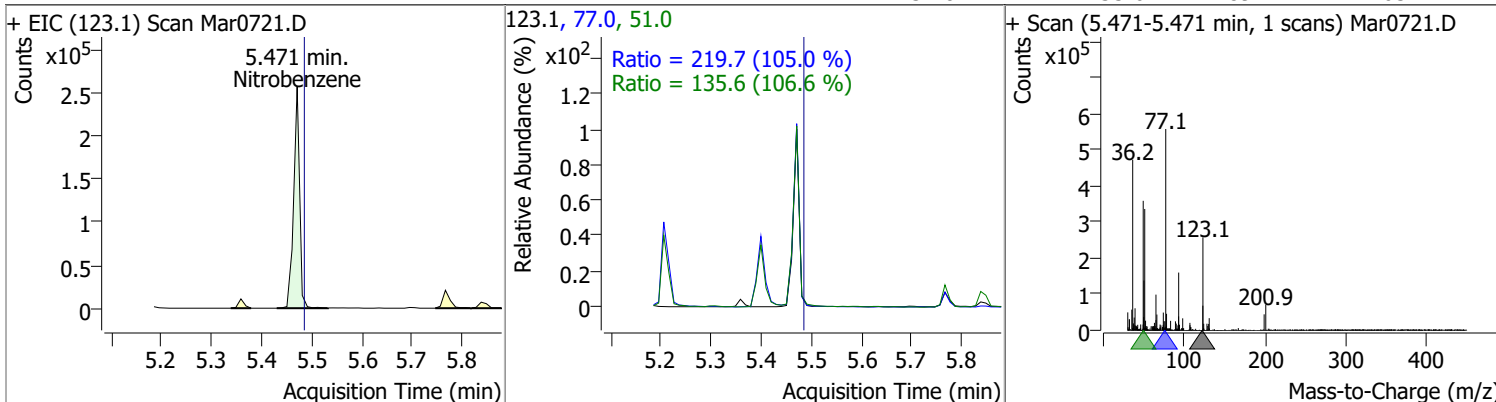


Compound	Conc.	RT	Dev(Min)	Resp.	QIon	QRatio	Lower	Upper
Nitrobenzene-d5	81.5454	5.45	0.01	418708	54.0	62.4	45.4	84.4
					128.0	45.9	33.1	61.4

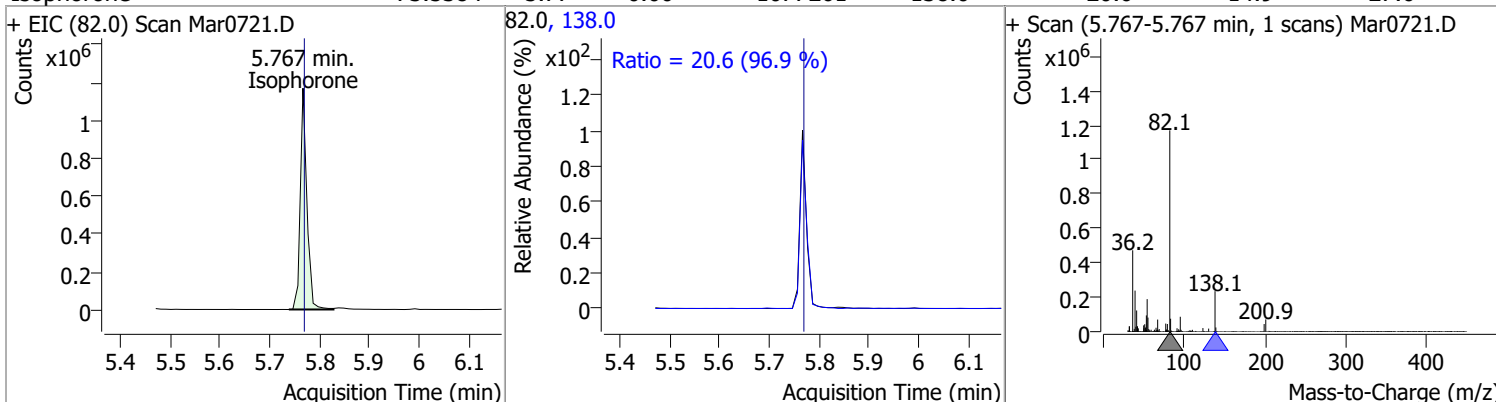


Quantitation Results Report (QT Reviewed)

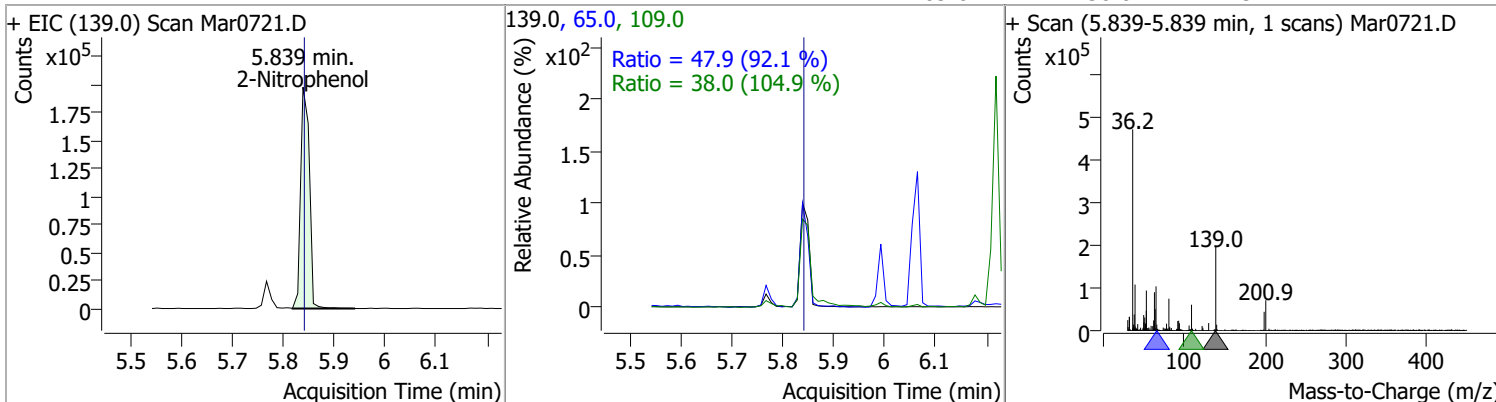
Compound	Conc.	RT	Dev(Min)	Resp.	QIon	QRatio	Lower	Upper
Nitrobenzene	83.3418	5.47	0.00	212679	77.0	219.7	146.4	272.0
					51.0	135.6	89.1	165.4



Compound	Conc.	RT	Dev(Min)	Resp.	QIon	QRatio	Lower	Upper
Isophorone	73.5384	5.77	0.00	1077261	138.0	20.6	14.9	27.6

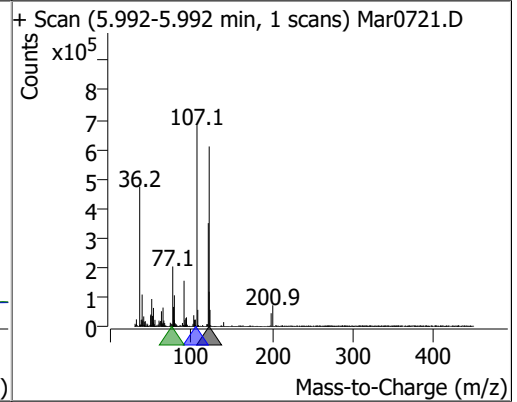
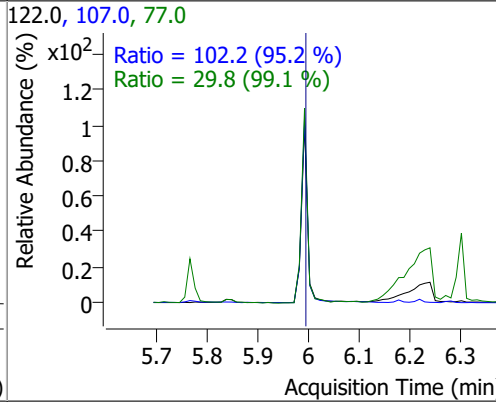
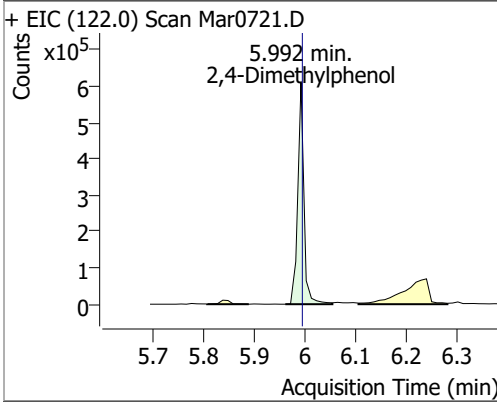


Compound	Conc.	RT	Dev(Min)	Resp.	QIon	QRatio	Lower	Upper
2-Nitrophenol	82.2078	5.84	0.00	236155	65.0	47.9	36.4	67.6
					109.0	38.0	25.4	47.1

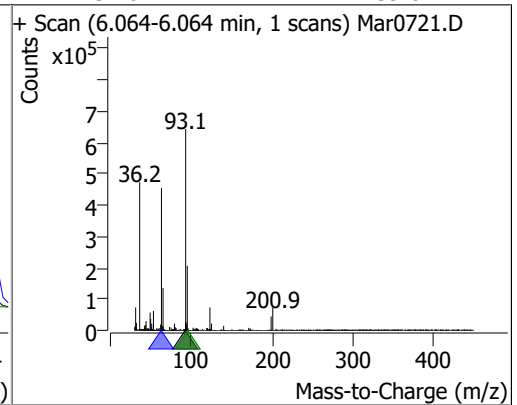
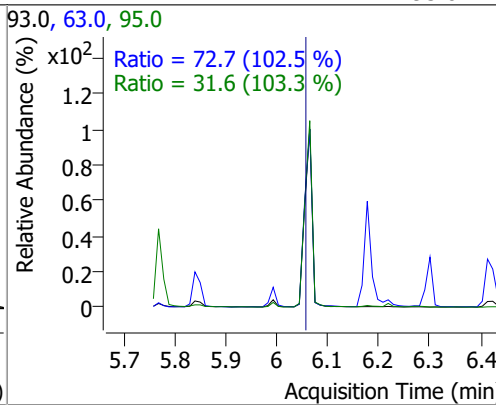
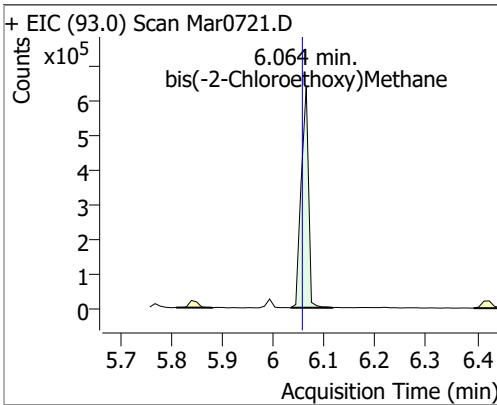


Quantitation Results Report (QT Reviewed)

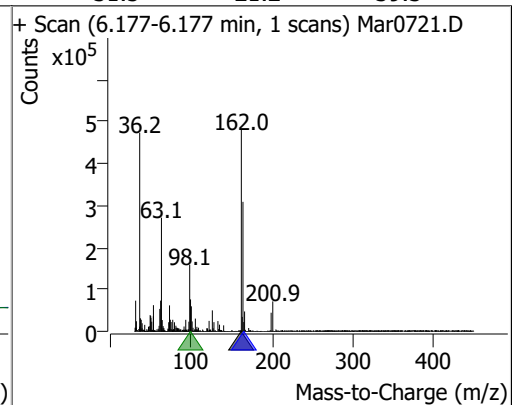
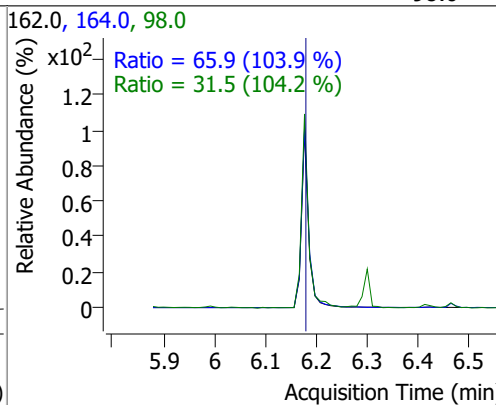
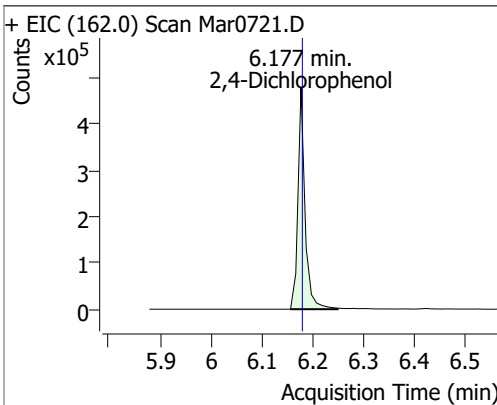
Compound	Conc.	RT	Dev(Min)	Resp.	QIon	QRatio	Lower	Upper
2,4-Dimethylphenol	79.6963	5.99	0.00	511459	107.0	102.2	75.1	139.5
					77.0	29.8	21.1	39.2



Compound	Conc.	RT	Dev(Min)	Resp.	QIon	QRatio	Lower	Upper
bis(-2-Chloroethoxy)Methane	80.3131	6.06	0.01	635160	63.0	72.7	49.6	92.2
					95.0	31.6	21.4	39.8

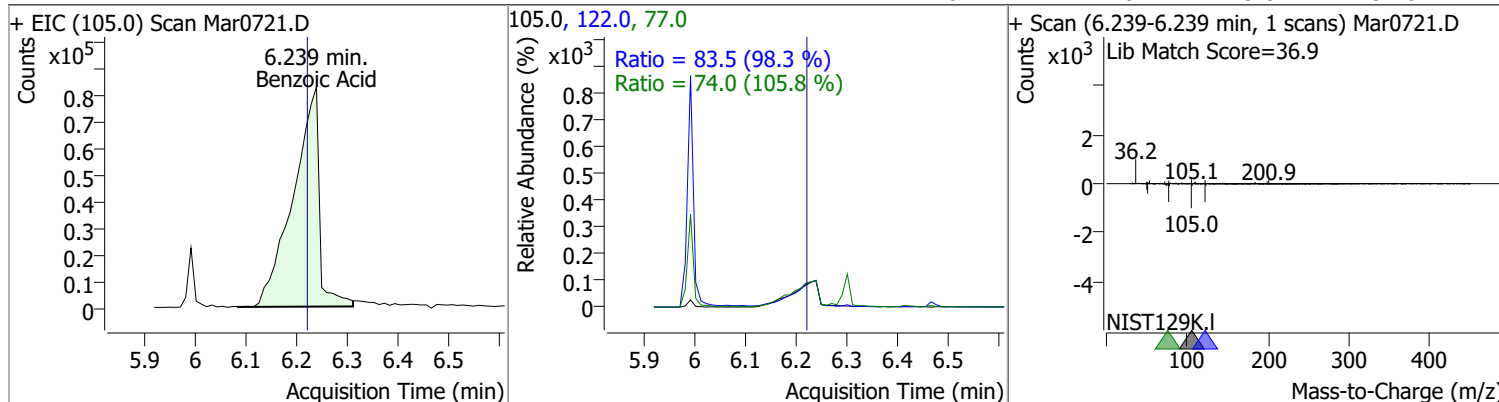


Compound	Conc.	RT	Dev(Min)	Resp.	QIon	QRatio	Lower	Upper
2,4-Dichlorophenol	86.4658	6.18	0.00	462756	164.0	65.9	44.4	82.4
					98.0	31.5	21.2	39.3

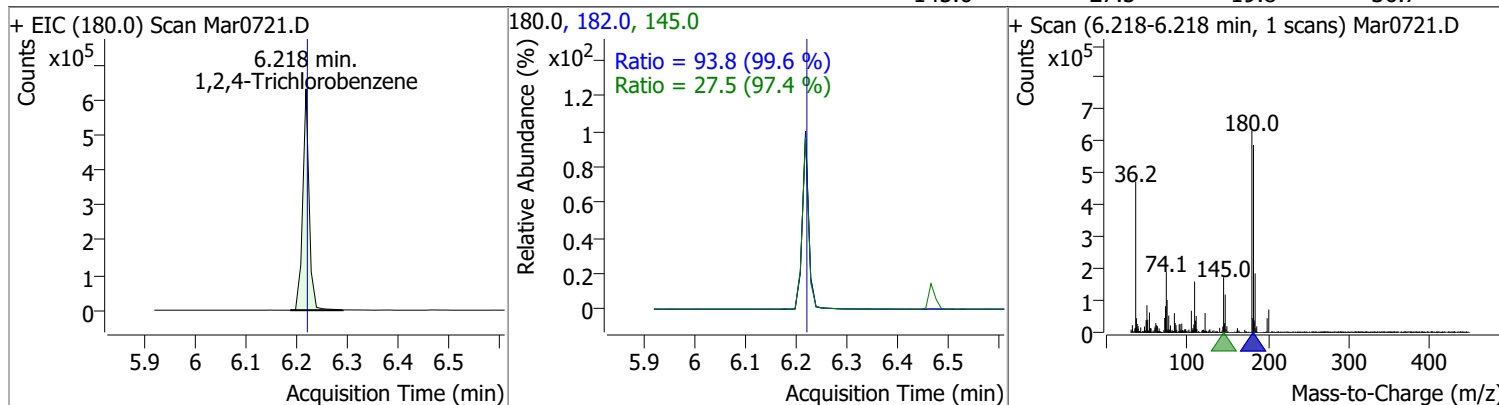


Quantitation Results Report (QT Reviewed)

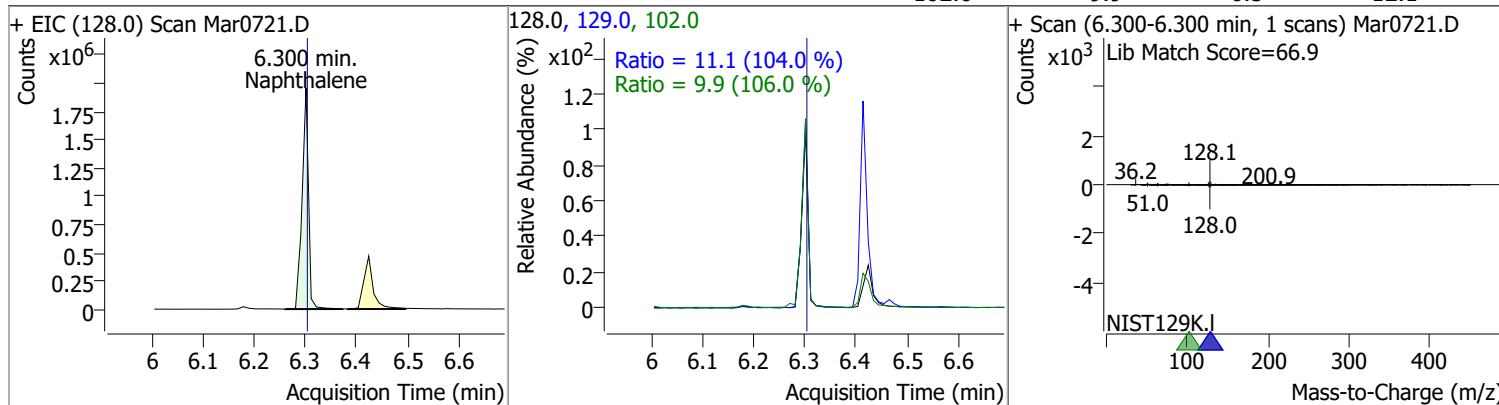
Compound	Conc.	RT	Dev(Min)	Resp.	QIon	QRatio	Lower	Upper
Benzoic Acid	92.3362	6.24	0.02	296738	122.0	83.5	59.4	110.4
					77.0	74.0	49.0	91.0



Compound	Conc.	RT	Dev(Min)	Resp.	QIon	QRatio	Lower	Upper
1,2,4-Trichlorobenzene	77.3245	6.22	0.00	549866	182.0	93.8	66.0	122.5
					145.0	27.5	19.8	36.7

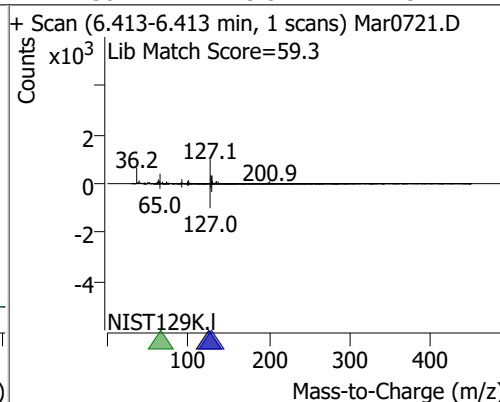
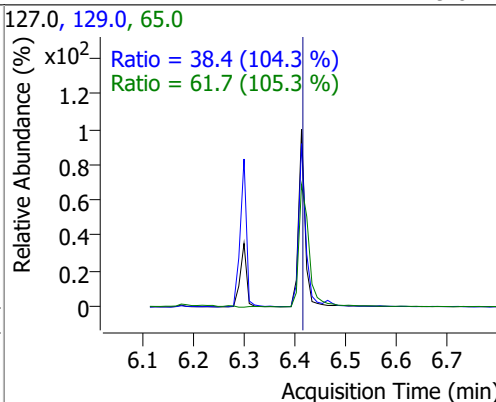
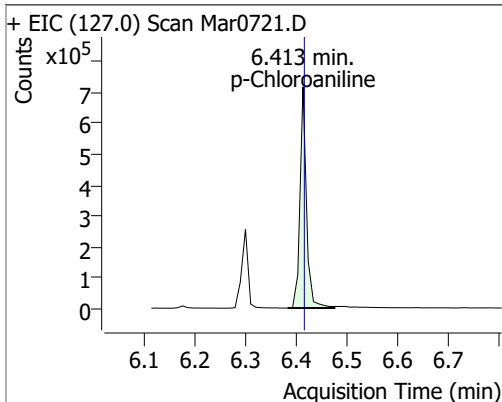


Compound	Conc.	RT	Dev(Min)	Resp.	QIon	QRatio	Lower	Upper
Naphthalene	80.9740	6.30	0.00	1699758	129.0	11.1	7.4	13.8
					102.0	9.9	6.5	12.1

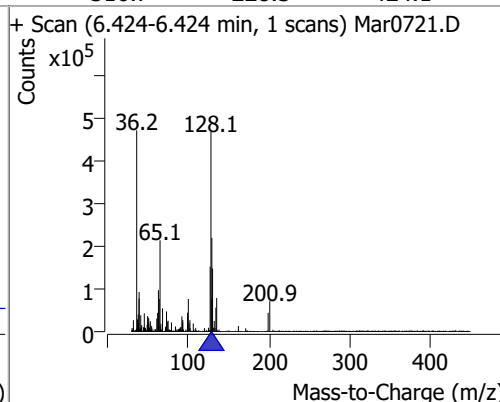
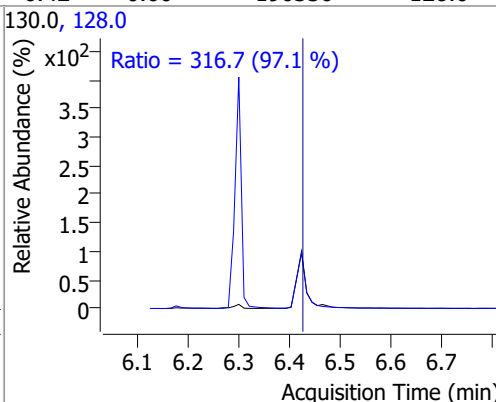
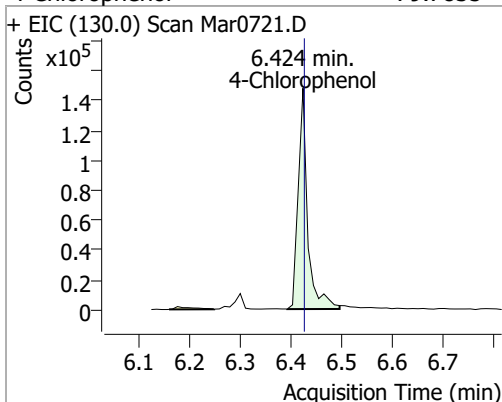


Quantitation Results Report (QT Reviewed)

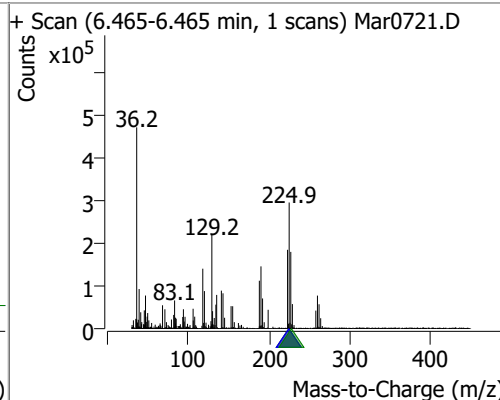
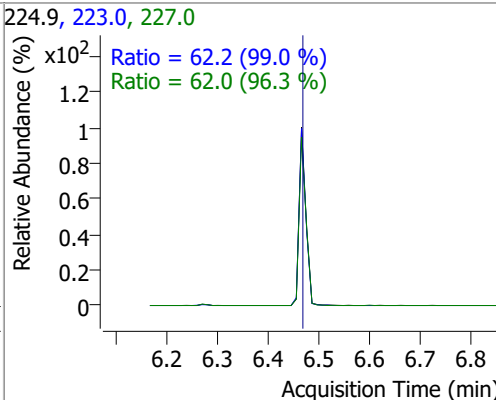
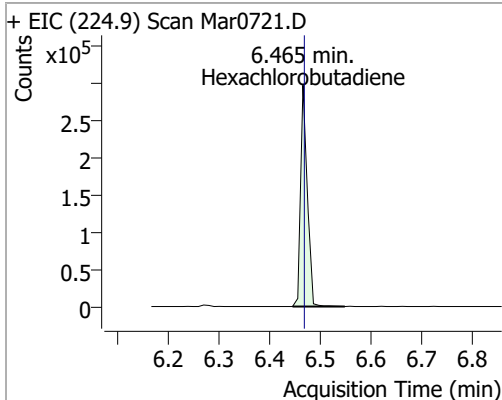
Compound	Conc.	RT	Dev(Min)	Resp.	QIon	QRatio	Lower	Upper
p-Chloroaniline	78.6286	6.41	0.00	633566	65.0	61.7	41.0	76.2
					129.0	38.4	25.8	47.9



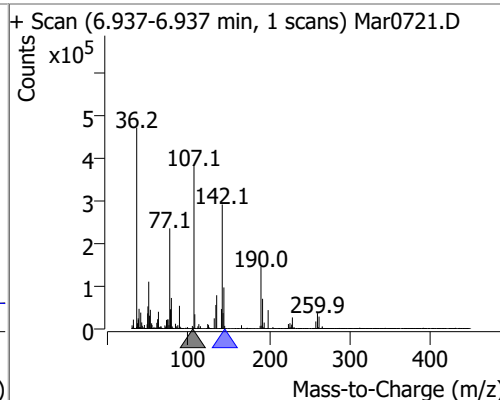
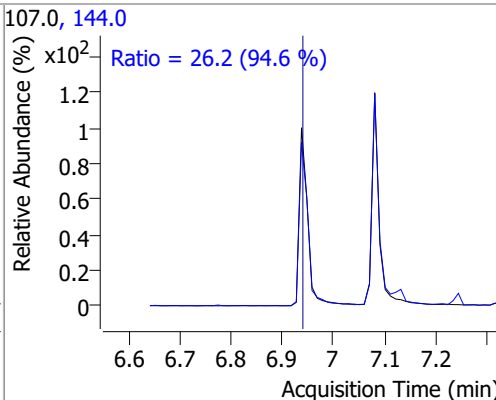
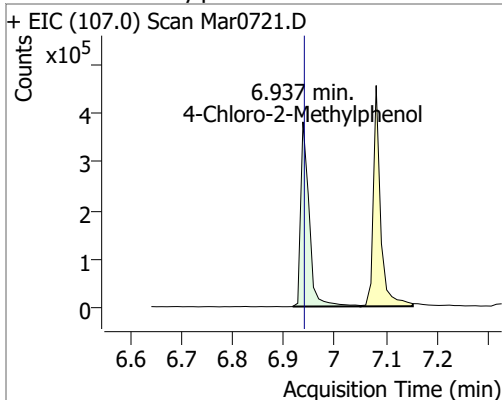
Compound	Conc.	RT	Dev(Min)	Resp.	QIon	QRatio	Lower	Upper
4-Chlorophenol	79.7835	6.42	0.00	190330	128.0	316.7	228.3	424.1



Compound	Conc.	RT	Dev(Min)	Resp.	QIon	QRatio	Lower	Upper
Hexachlorobutadiene	78.0199	6.46	0.00	271241	227.0	62.0	45.1	83.7
					223.0	62.2	44.0	81.7

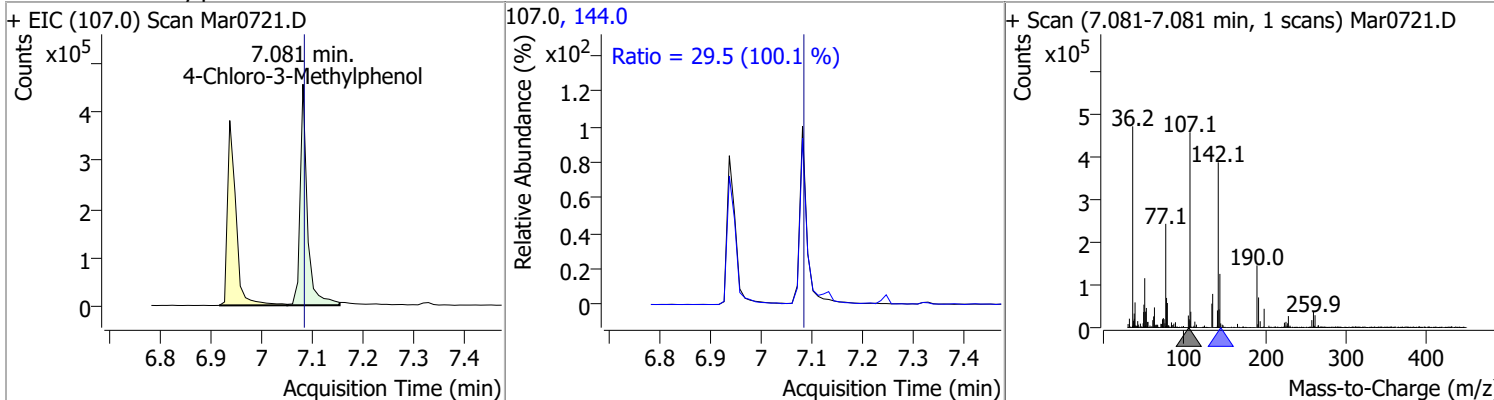


Compound	Conc.	RT	Dev(Min)	Resp.	QIon	QRatio	Lower	Upper
4-Chloro-2-Methylphenol	82.6689	6.94	0.00	439462	144.0	26.2	19.4	36.0

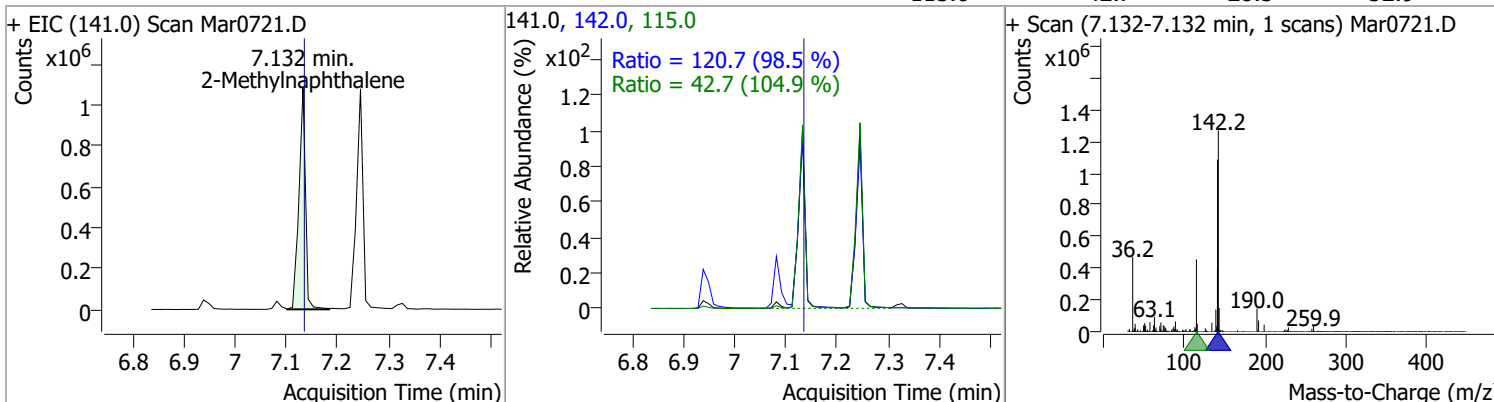


Quantitation Results Report (QT Reviewed)

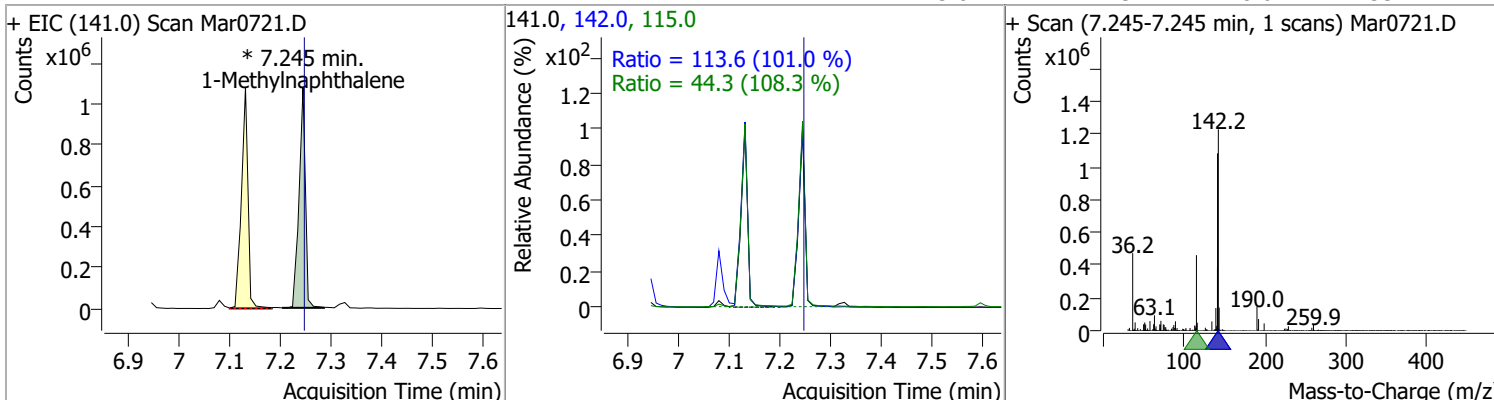
Compound	Conc.	RT	Dev(Min)	Resp.	QIon	QRatio	Lower	Upper
4-Chloro-3-Methylphenol	81.3403	7.08	0.00	452096	144.0	29.5	20.6	38.3



Compound	Conc.	RT	Dev(Min)	Resp.	QIon	QRatio	Lower	Upper
2-Methylnaphthalene	79.8143	7.13	0.00	969238	142.0	120.7	85.7	159.2
					115.0	42.7	28.5	52.9

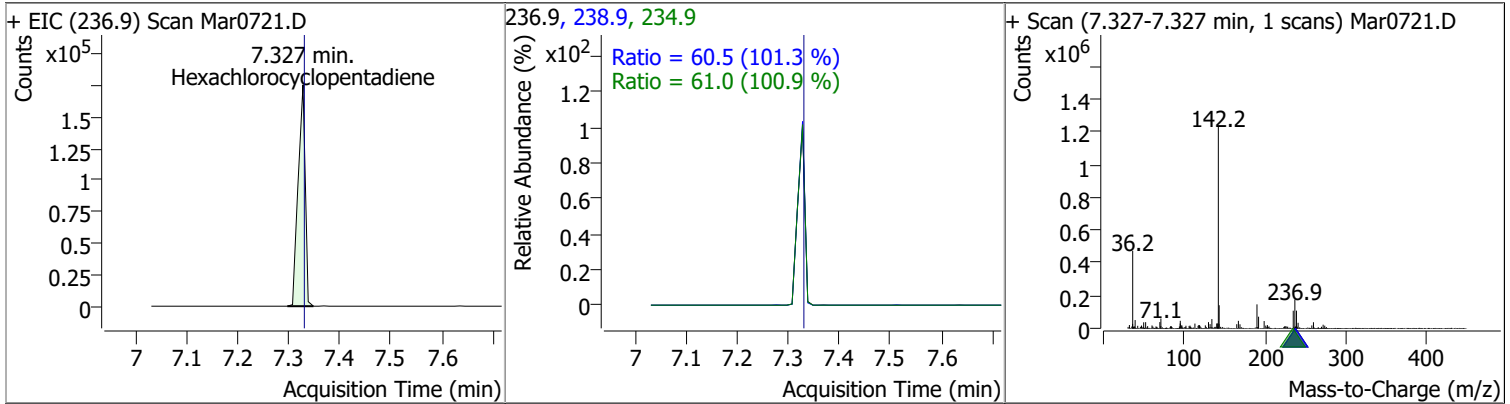


Compound	Conc.	RT	Dev(Min)	Resp.	QIon	QRatio	Lower	Upper
1-Methylnaphthalene	76.7129	7.25	0.00	934688 (m)	142.0	113.6	78.8	146.3
					115.0	44.3	28.6	53.2

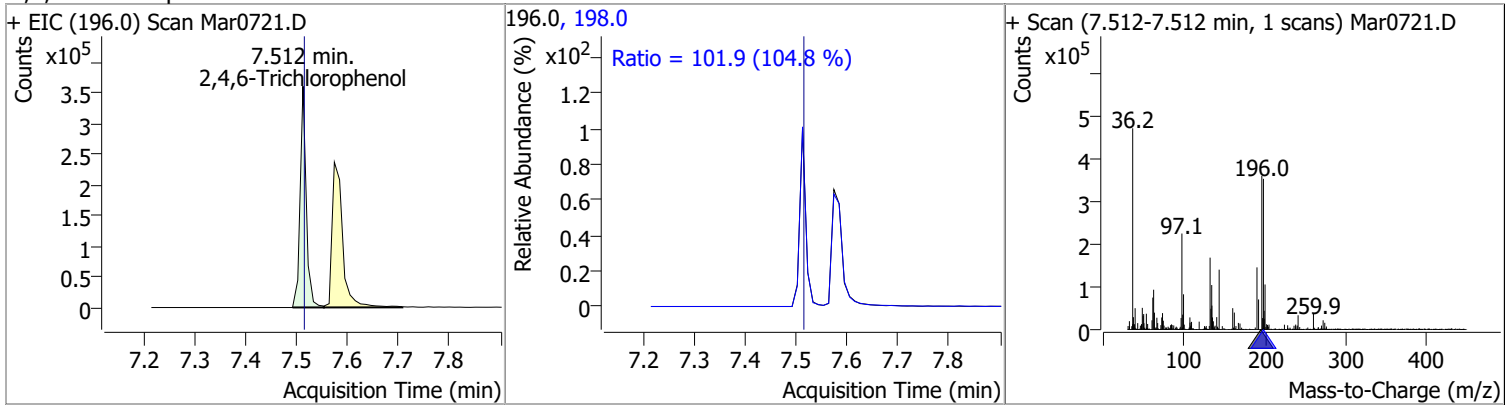


Quantitation Results Report (QT Reviewed)

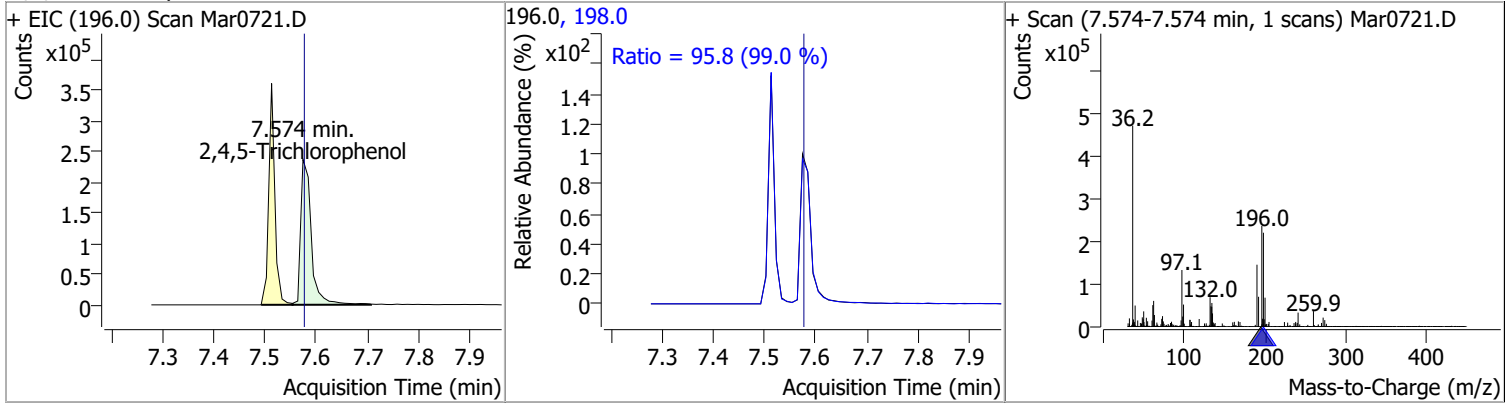
Compound	Conc.	RT	Dev(Min)	Resp.	QIon	QRatio	Lower	Upper
Hexachlorocyclopentadiene	77.9739	7.33	0.00	168865	234.9	61.0	42.3	78.6
					238.9	60.5	41.8	77.6



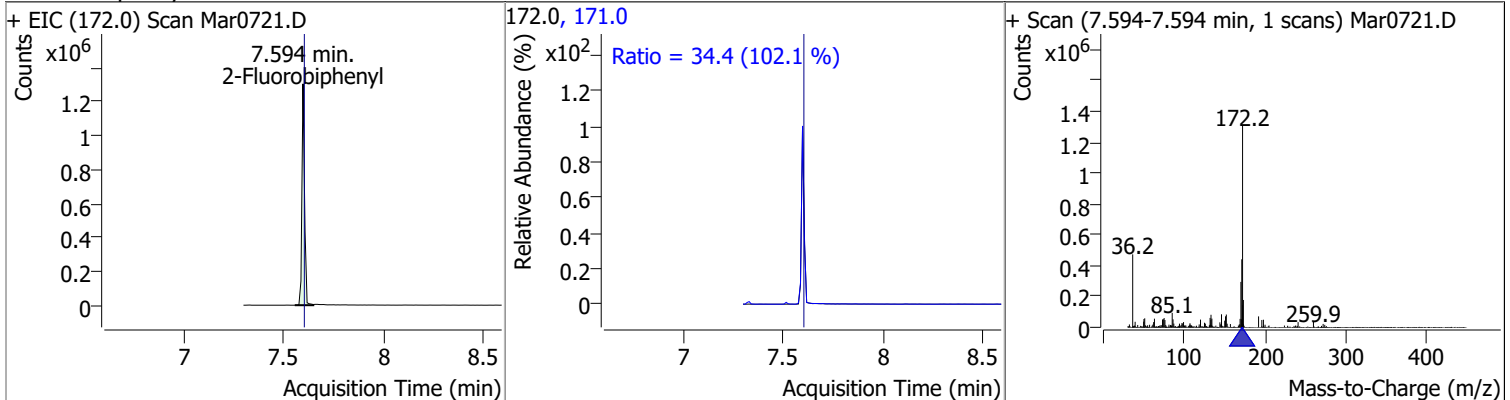
Compound	Conc.	RT	Dev(Min)	Resp.	QIon	QRatio	Lower	Upper
2,4,6-Trichlorophenol	77.3822	7.51	0.00	286774	198.0	101.9	68.1	126.4
					196.0	101.9	68.1	126.4



Compound	Conc.	RT	Dev(Min)	Resp.	QIon	QRatio	Lower	Upper
2,4,5-Trichlorophenol	81.7446	7.57	0.00	342203	198.0	95.8	67.7	125.8
					196.0	95.8	67.7	125.8

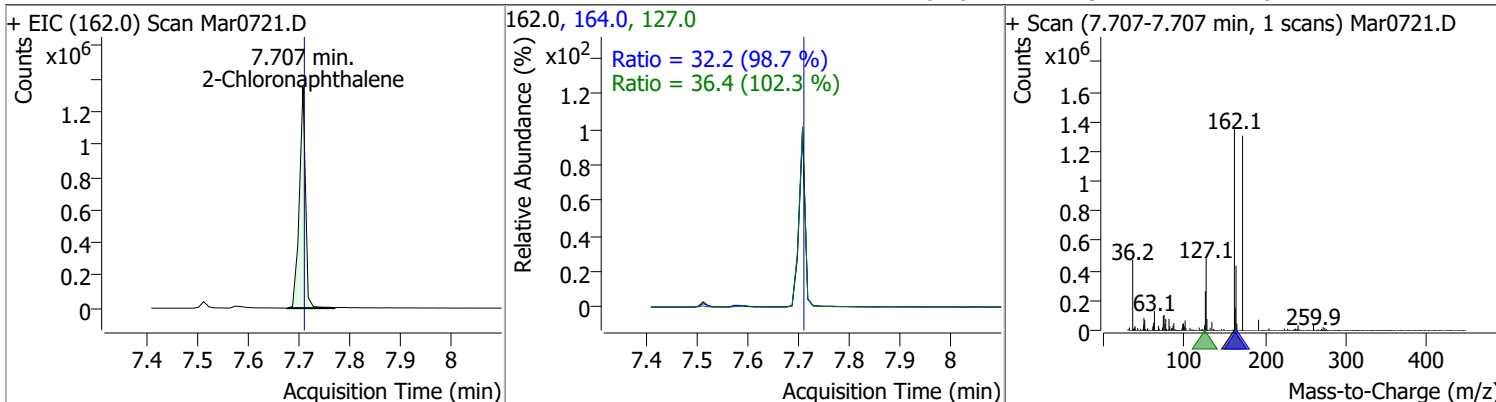


Compound	Conc.	RT	Dev(Min)	Resp.	QIon	QRatio	Lower	Upper
2-Fluorobiphenyl	73.4954	7.59	0.00	1179414	171.0	34.4	23.6	43.9
					172.0	34.4	23.6	43.9

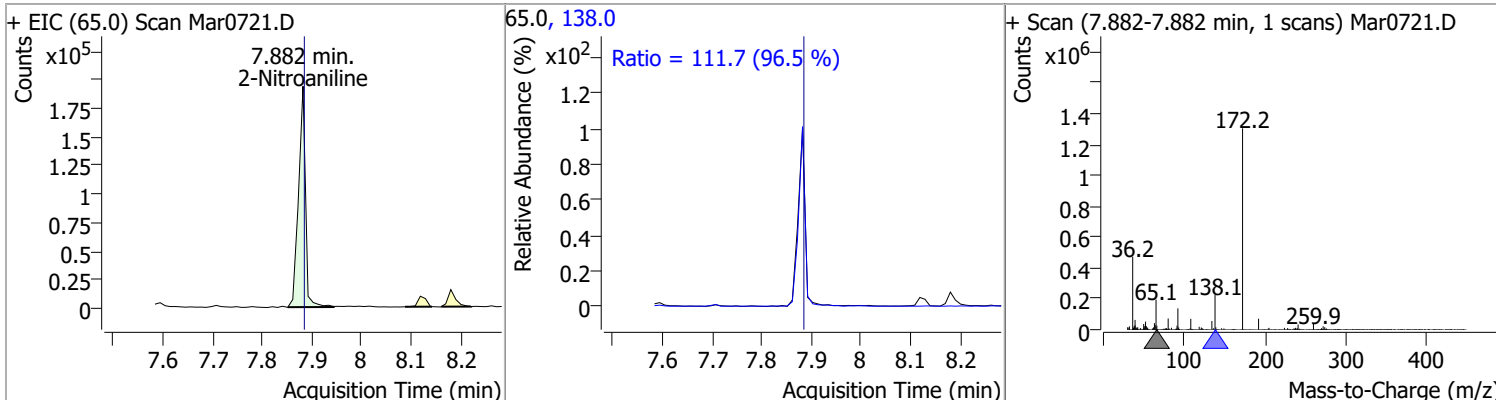


Quantitation Results Report (QT Reviewed)

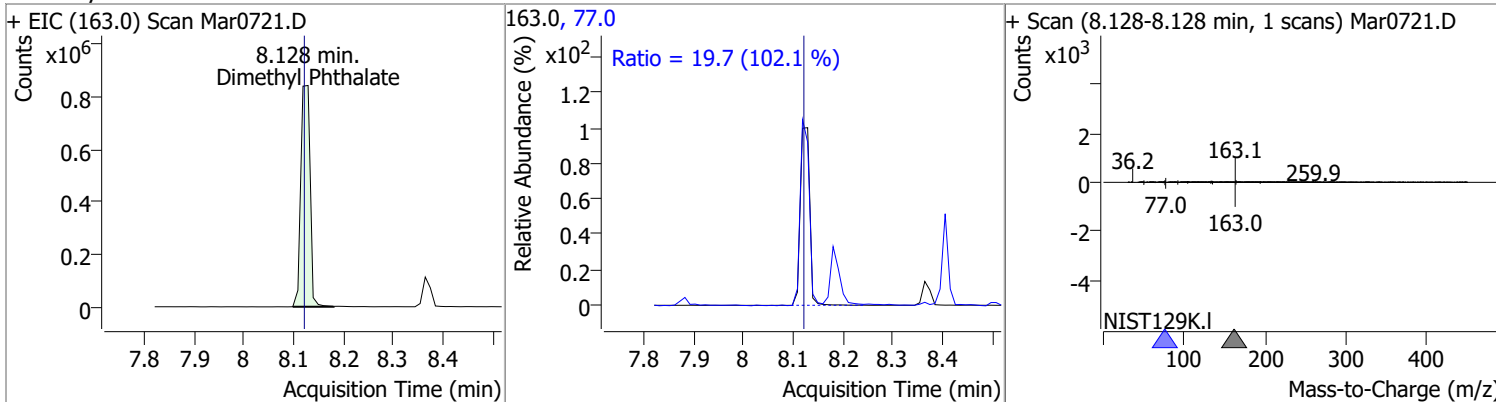
Compound	Conc.	RT	Dev(Min)	Resp.	QIon	QRatio	Lower	Upper
2-Chloronaphthalene	81.3319	7.71	0.00	1128940	127.0	36.4	24.9	46.2
					164.0	32.2	22.8	42.4



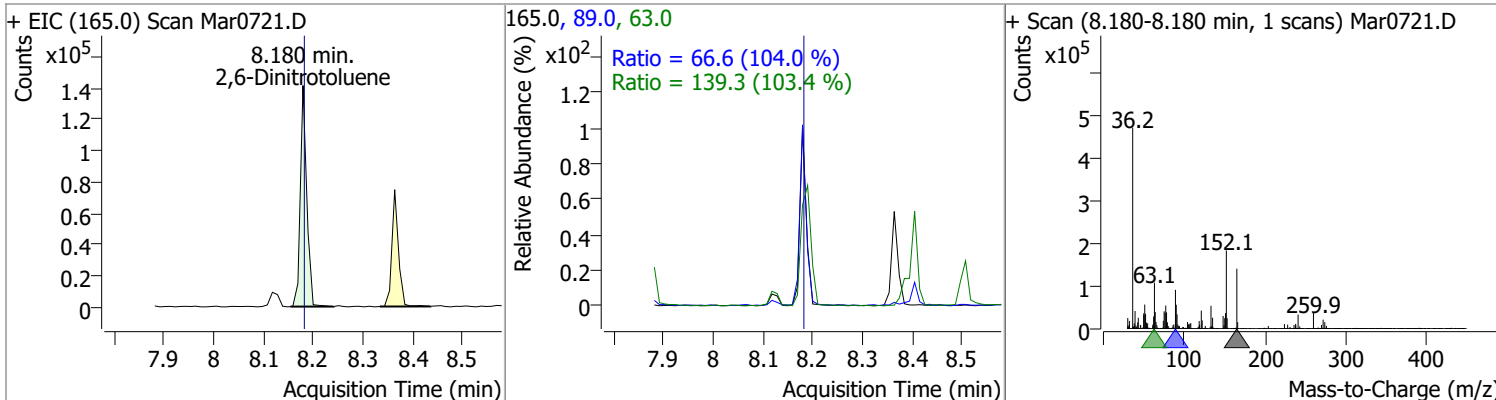
Compound	Conc.	RT	Dev(Min)	Resp.	QIon	QRatio	Lower	Upper
2-Nitroaniline	86.0032	7.88	0.00	185913	138.0	111.7	81.0	150.5



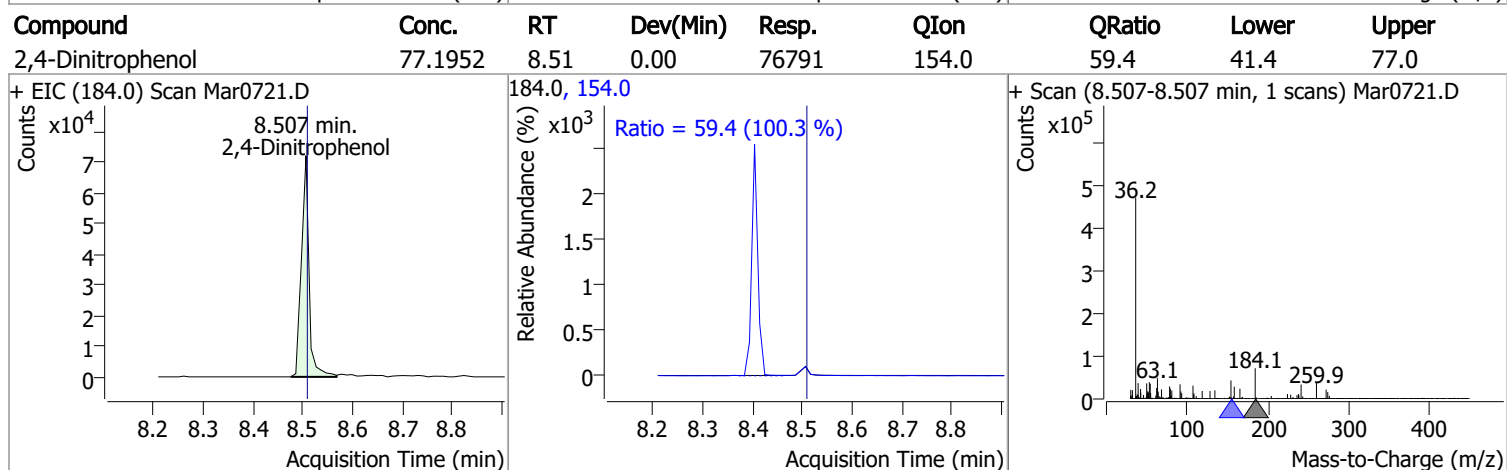
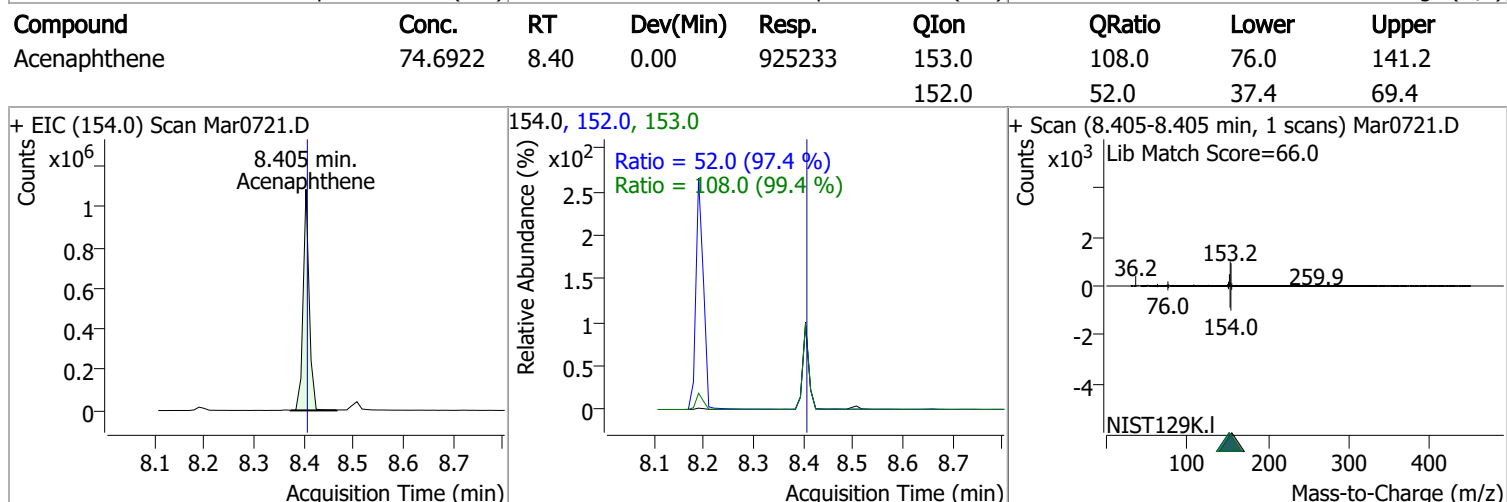
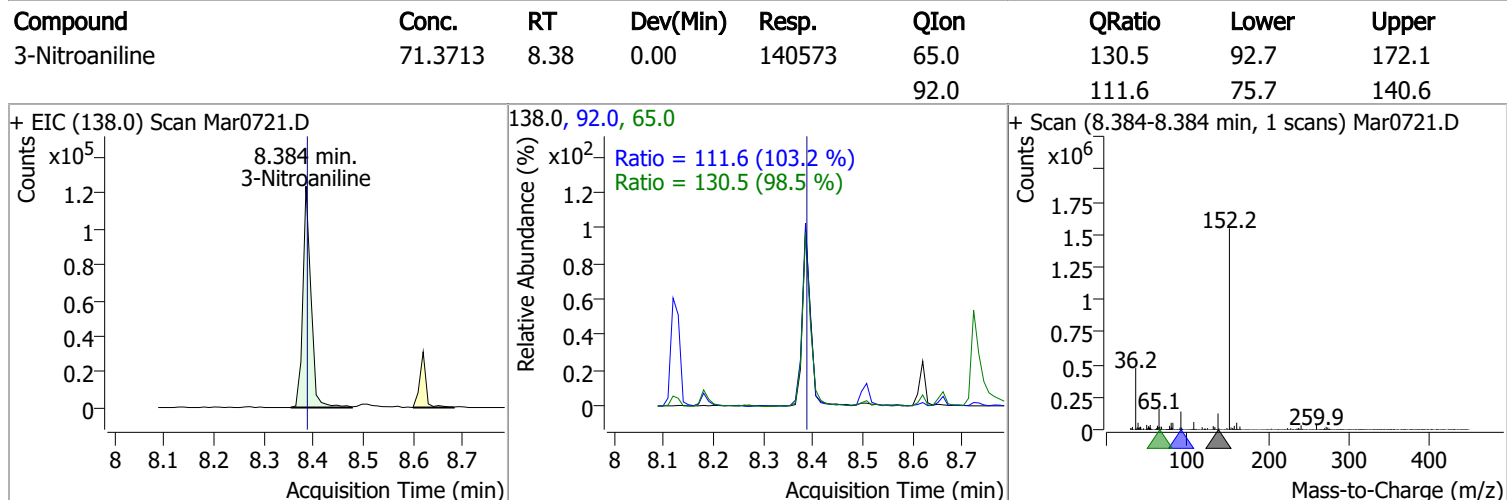
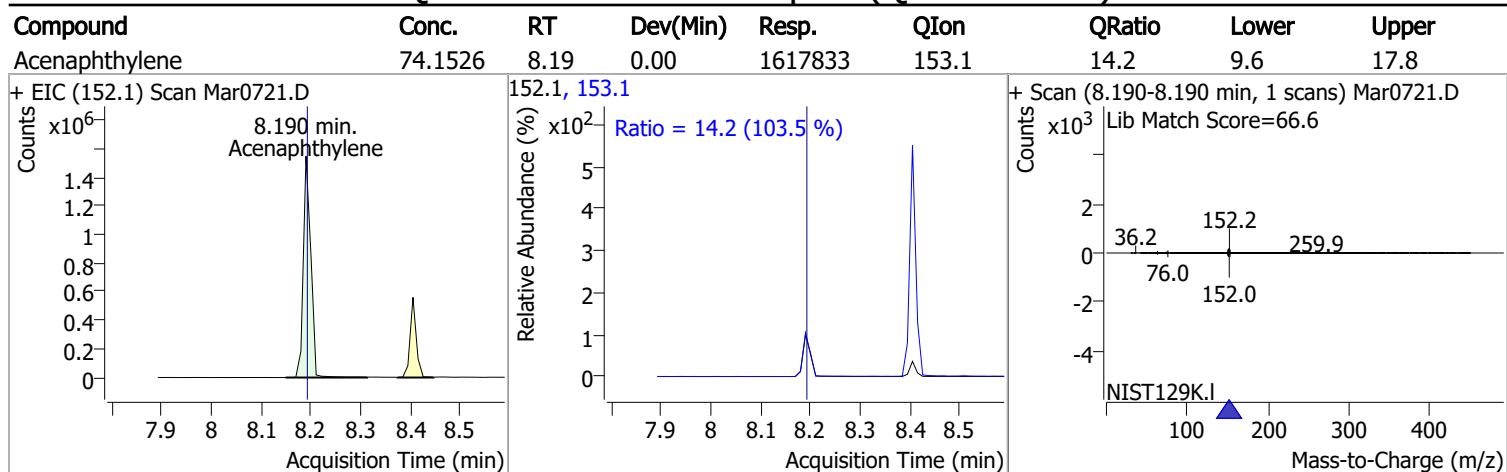
Compound	Conc.	RT	Dev(Min)	Resp.	QIon	QRatio	Lower	Upper
Dimethyl Phthalate	74.9430	8.13	0.01	1083817	77.0	19.7	13.5	25.0



Compound	Conc.	RT	Dev(Min)	Resp.	QIon	QRatio	Lower	Upper
2,6-Dinitrotoluene	69.8892	8.18	0.00	126710	63.0	139.3	94.3	175.1
					89.0	66.6	44.8	83.2

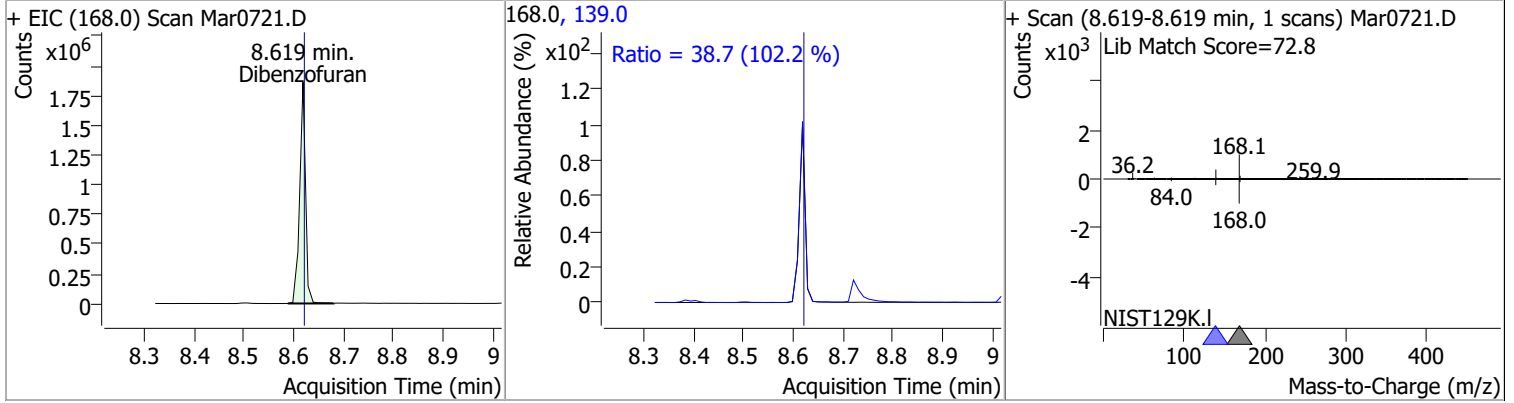


Quantitation Results Report (QT Reviewed)

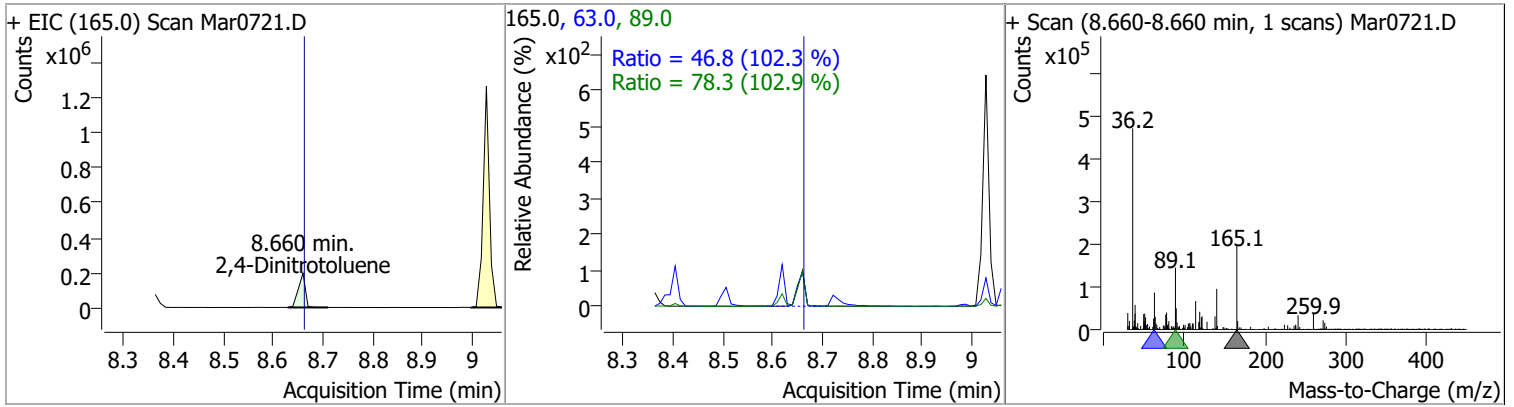


Quantitation Results Report (QT Reviewed)

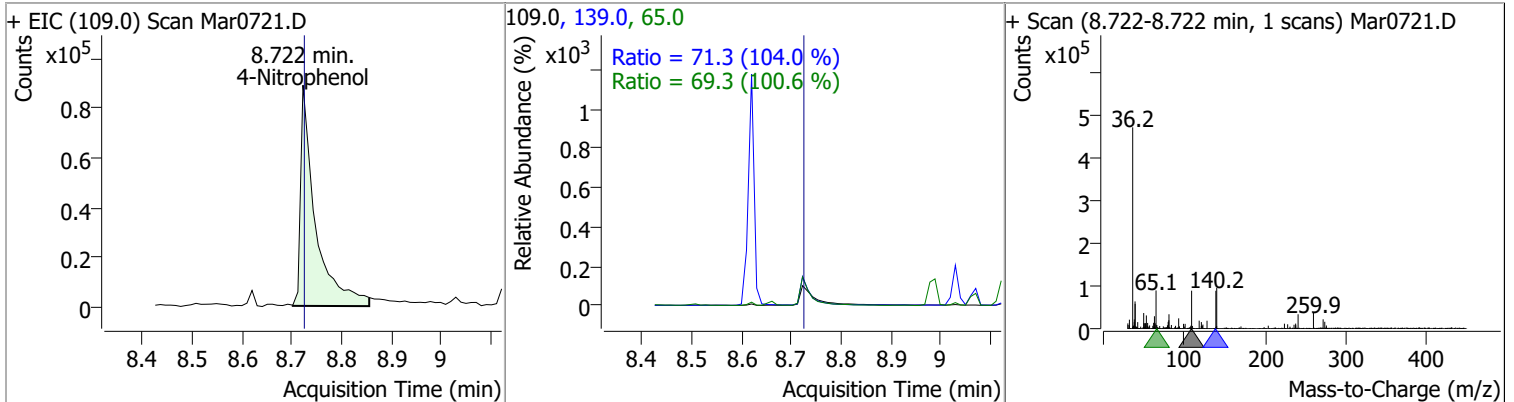
Compound	Conc.	RT	Dev(Min)	Resp.	QIon	QRatio	Lower	Upper
Dibenzofuran	75.1410	8.62	0.00	1518496	139.0	38.7	26.5	49.2



Compound	Conc.	RT	Dev(Min)	Resp.	QIon	QRatio	Lower	Upper
2,4-Dinitrotoluene	81.5100	8.66	0.00	188136	89.0	78.3	53.2	98.8
					63.0	46.8	32.1	59.5

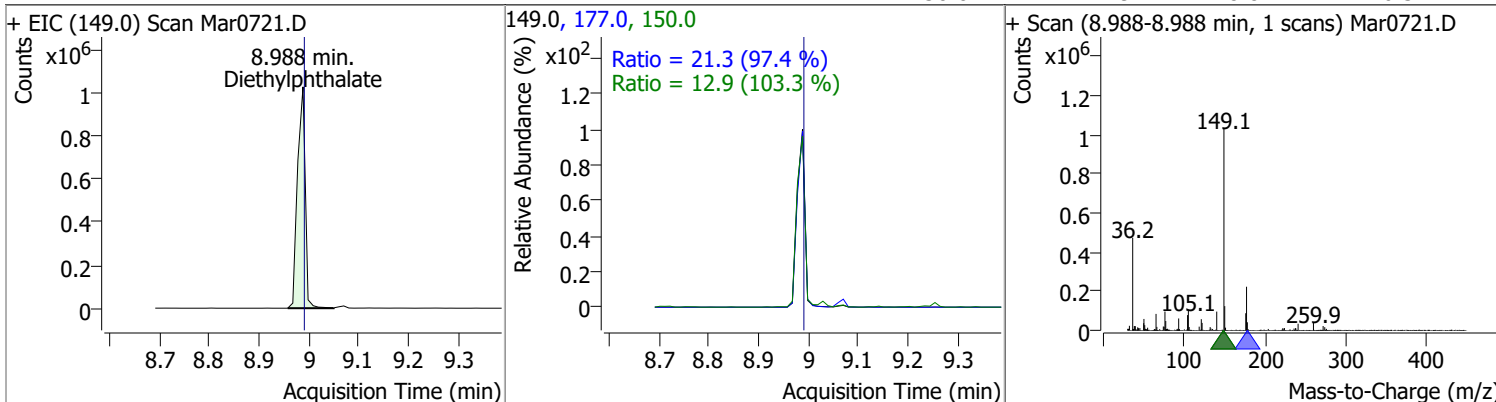


Compound	Conc.	RT	Dev(Min)	Resp.	QIon	QRatio	Lower	Upper
4-Nitrophenol	80.4669	8.72	0.00	183465	65.0	69.3	48.2	89.6
					139.0	71.3	48.0	89.1

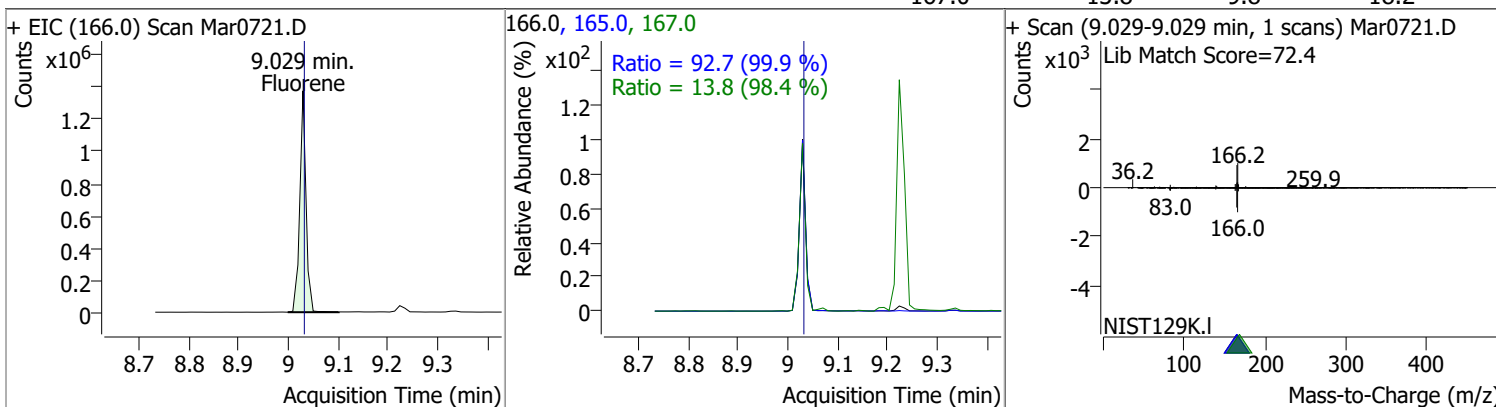


Quantitation Results Report (QT Reviewed)

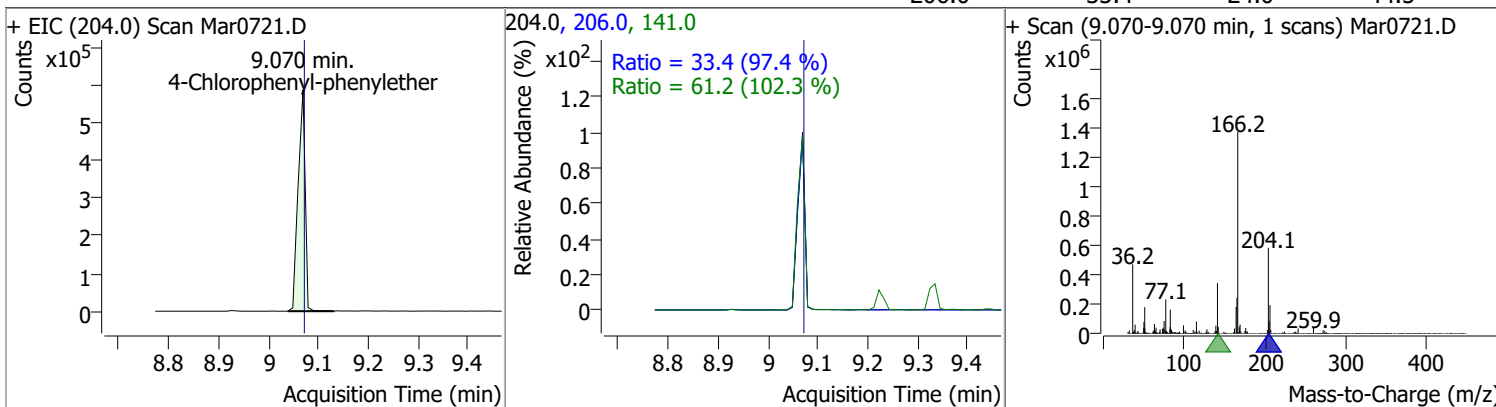
Compound	Conc.	RT	Dev(Min)	Resp.	QIon	QRatio	Lower	Upper
Diethylphthalate	76.9714	8.99	0.00	1107048	177.0	21.3	15.3	28.5
					150.0	12.9	8.8	16.3



Compound	Conc.	RT	Dev(Min)	Resp.	QIon	QRatio	Lower	Upper
Fluorene	73.4485	9.03	0.00	1202544	165.0	92.7	65.0	120.6
					167.0	13.8	9.8	18.2

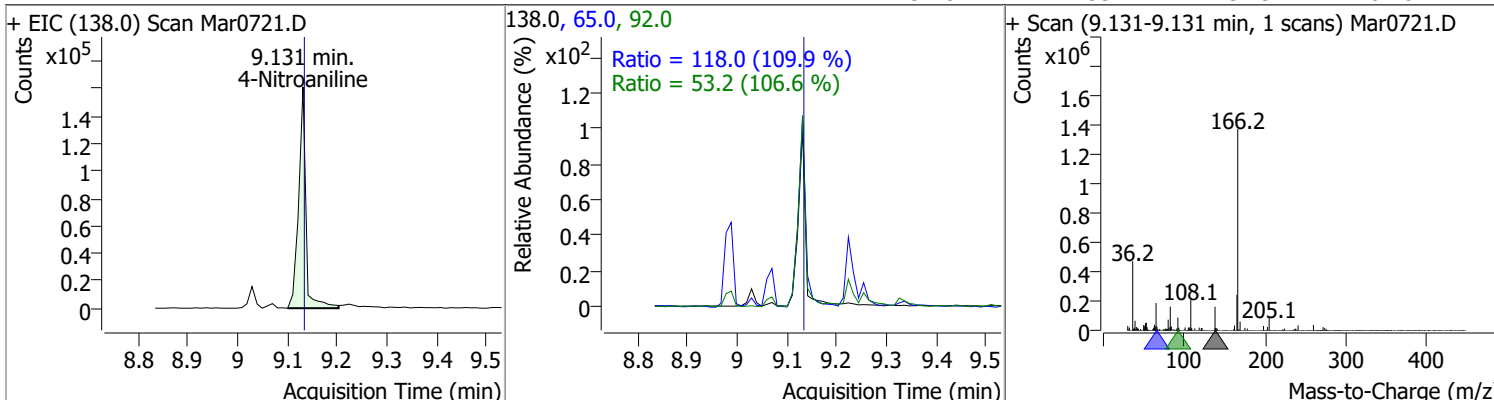


Compound	Conc.	RT	Dev(Min)	Resp.	QIon	QRatio	Lower	Upper
4-Chlorophenyl-phenylether	75.6029	9.07	0.00	572874	141.0	61.2	41.8	77.7
					206.0	33.4	24.0	44.5

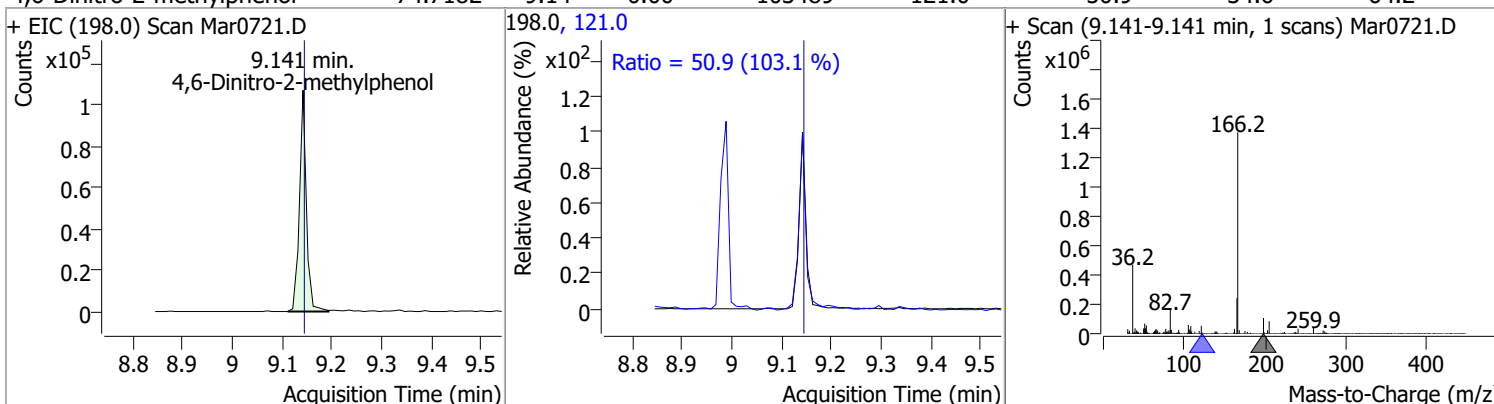


Quantitation Results Report (QT Reviewed)

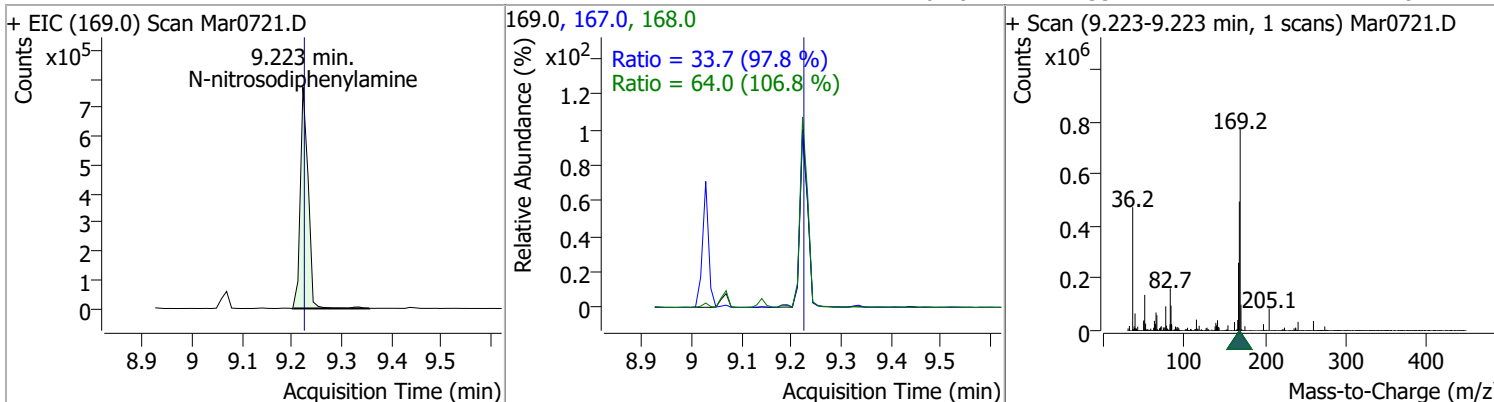
Compound	Conc.	RT	Dev(Min)	Resp.	QIon	QRatio	Lower	Upper
4-Nitroaniline	85.0166	9.13	0.00	163614	65.0	118.0	75.1	139.5
					92.0	53.2	34.9	64.8



Compound	Conc.	RT	Dev(Min)	Resp.	QIon	QRatio	Lower	Upper
4,6-Dinitro-2-methylphenol	74.7182	9.14	0.00	103489	121.0	50.9	34.6	64.2

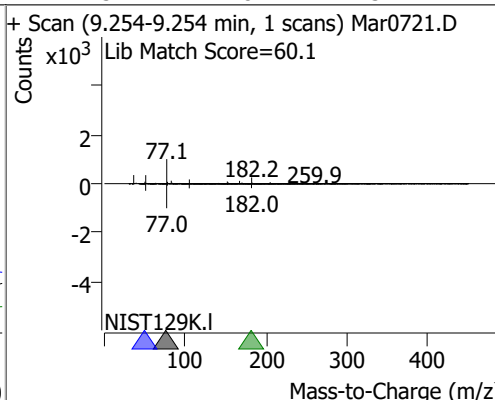
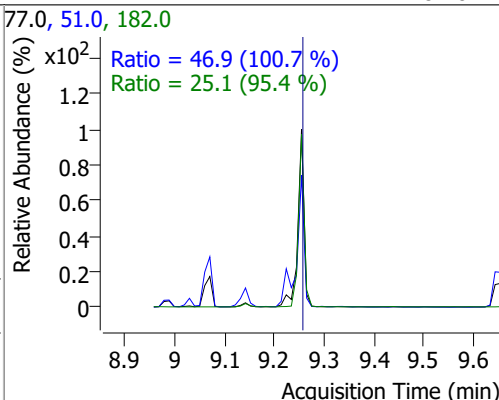
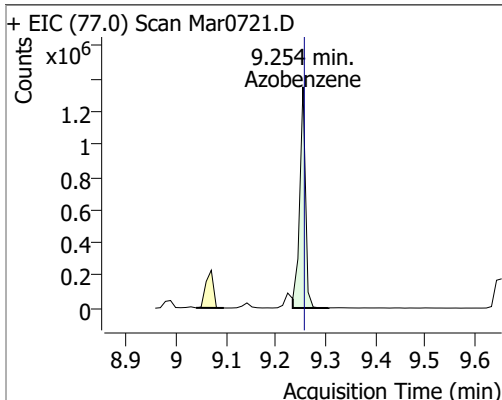


Compound	Conc.	RT	Dev(Min)	Resp.	QIon	QRatio	Lower	Upper
N-nitrosodiphenylamine	76.7592	9.22	0.00	843076	168.0	64.0	41.9	77.8
					167.0	33.7	24.1	44.8

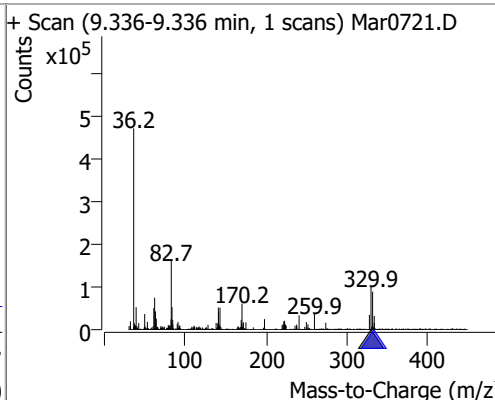
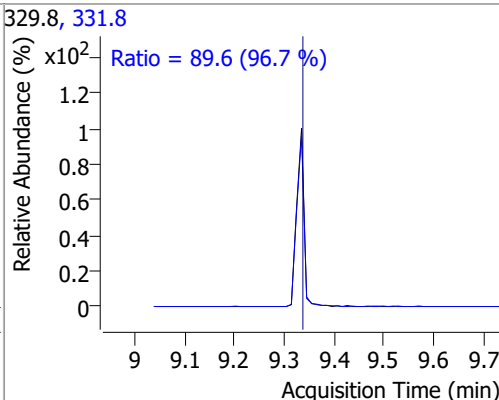
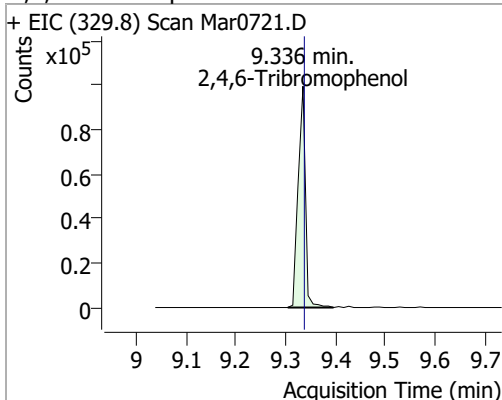


Quantitation Results Report (QT Reviewed)

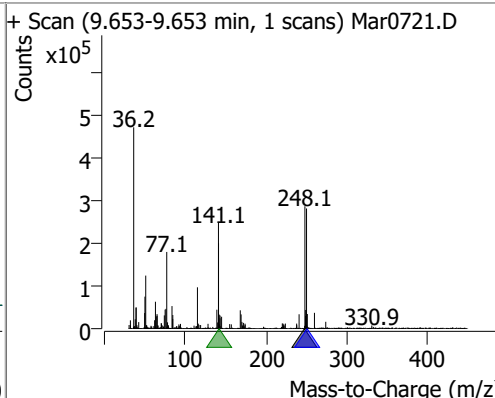
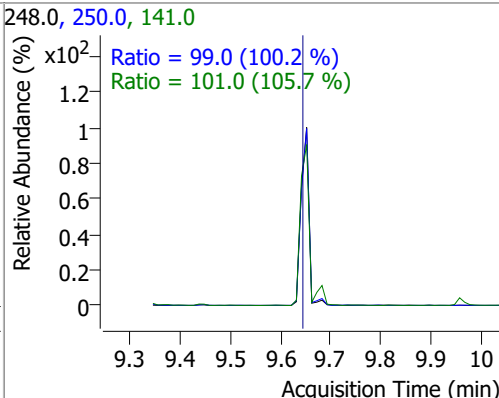
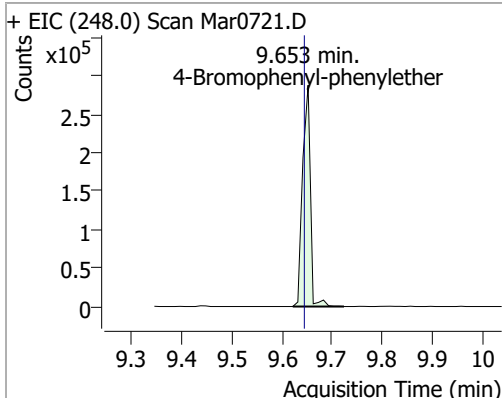
Compound	Conc.	RT	Dev(Min)	Resp.	QIon	QRatio	Lower	Upper
Azobenzene	82.0739	9.25	0.00	1094943	51.0	46.9	32.6	60.6
					182.0	25.1	18.4	34.2



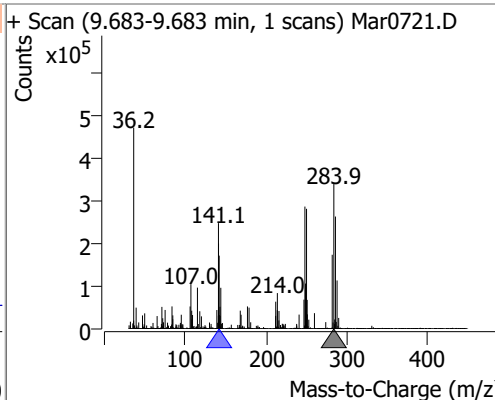
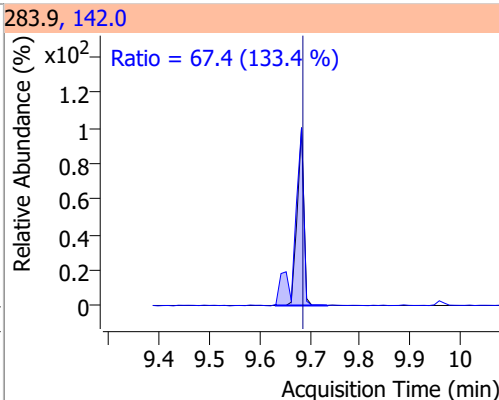
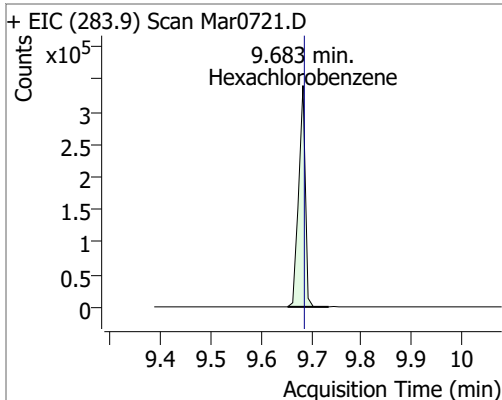
Compound	Conc.	RT	Dev(Min)	Resp.	QIon	QRatio	Lower	Upper
2,4,6-Tribromophenol	80.6470	9.34	0.00	101049	331.8	89.6	64.9	120.4



Compound	Conc.	RT	Dev(Min)	Resp.	QIon	QRatio	Lower	Upper
4-Bromophenyl-phenylether	73.9647	9.65	0.01	310767	250.0	99.0	69.2	128.5
					141.0	101.0	66.8	124.1

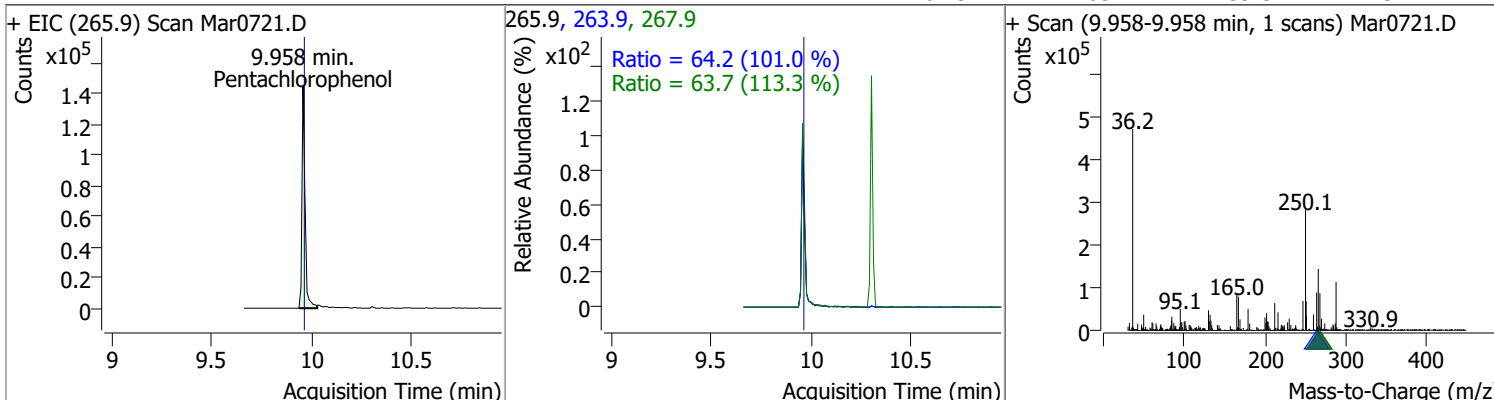


Compound	Conc.	RT	Dev(Min)	Resp.	QIon	QRatio	Lower	Upper
Hexachlorobenzene	76.0285	9.68	0.00	314124	142.0	67.4	35.4	65.7

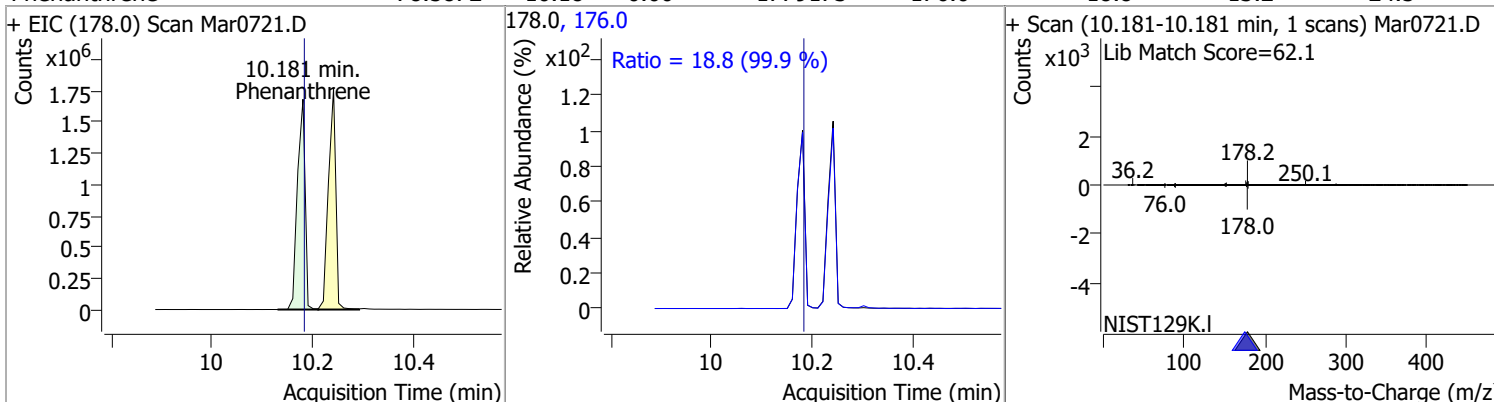


Quantitation Results Report (QT Reviewed)

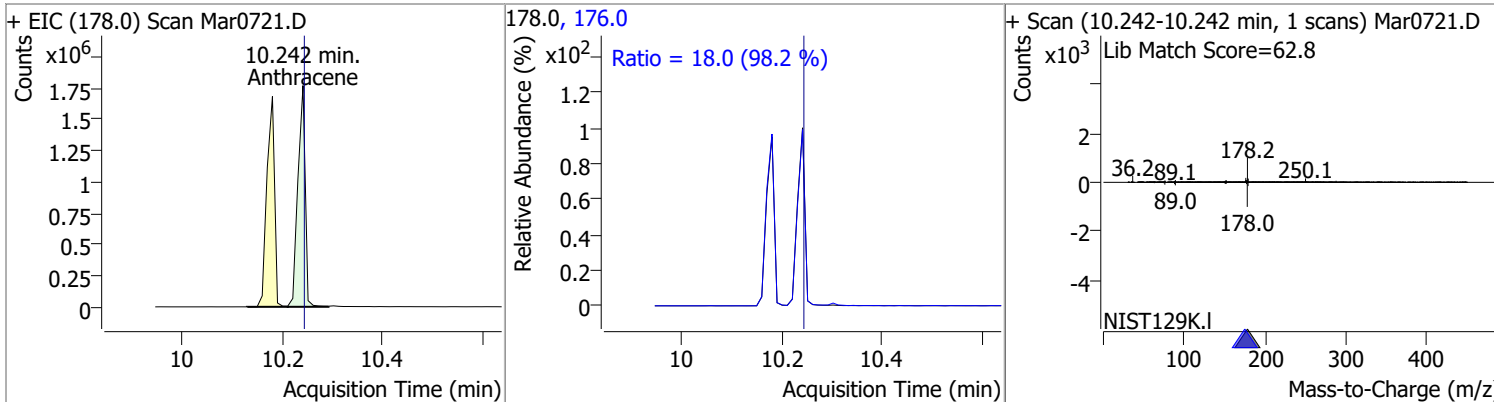
Compound	Conc.	RT	Dev(Min)	Resp.	QIon	QRatio	Lower	Upper
Pentachlorophenol	82.5808	9.96	0.00	153840	263.9	64.2	44.5	82.6
					267.9	63.7	39.3	73.1



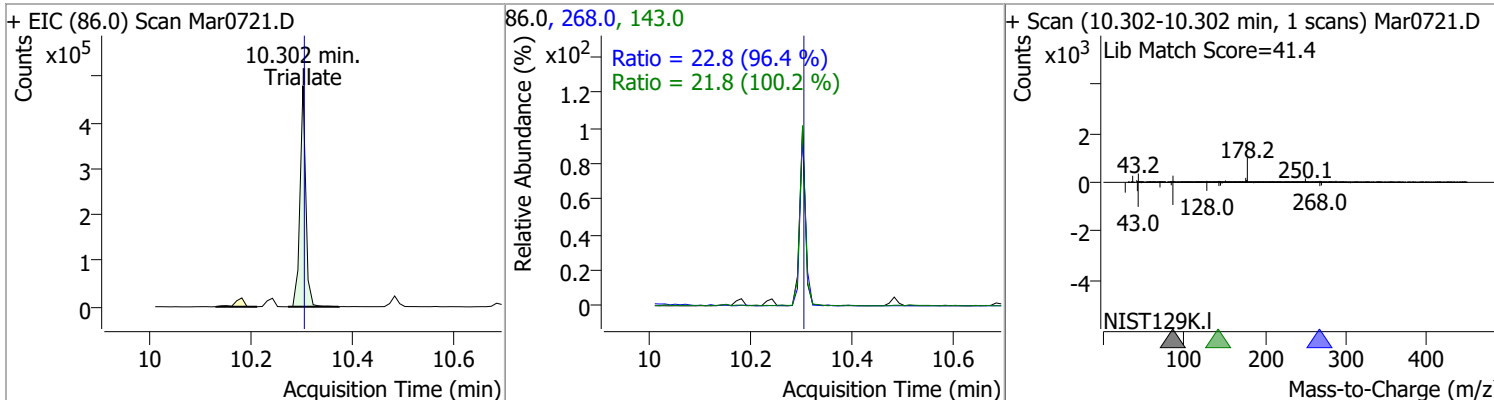
Compound	Conc.	RT	Dev(Min)	Resp.	QIon	QRatio	Lower	Upper
Phenanthrene	78.5872	10.18	0.00	1779173	176.0	18.8	13.2	24.5



Compound	Conc.	RT	Dev(Min)	Resp.	QIon	QRatio	Lower	Upper
Anthracene	83.1446	10.24	0.00	1784890	176.0	18.0	12.8	23.8

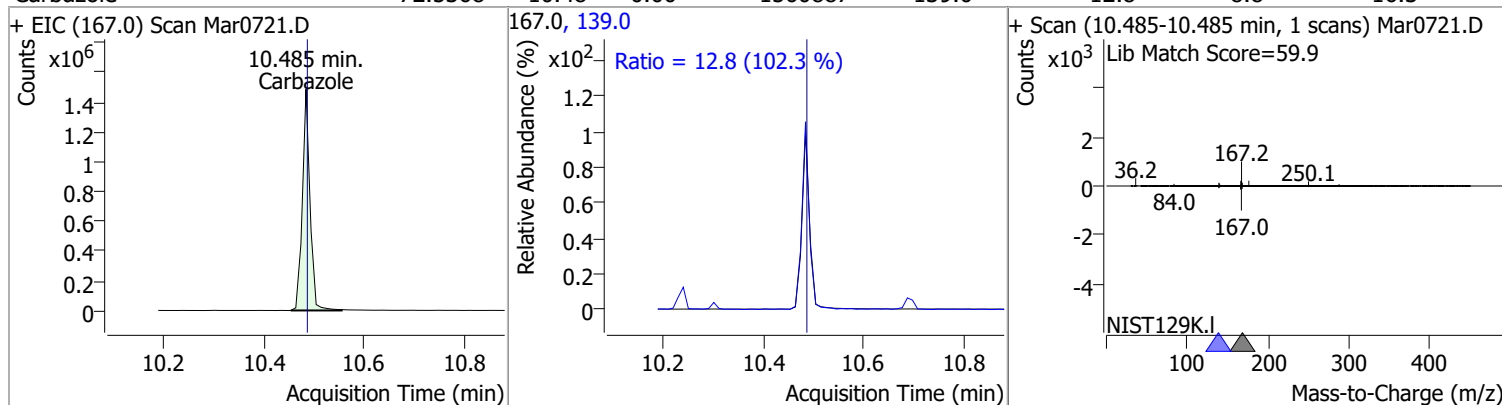


Compound	Conc.	RT	Dev(Min)	Resp.	QIon	QRatio	Lower	Upper
Triallate	83.4019	10.30	0.00	380946	268.0	22.8	16.6	30.8
					143.0	21.8	15.3	28.3

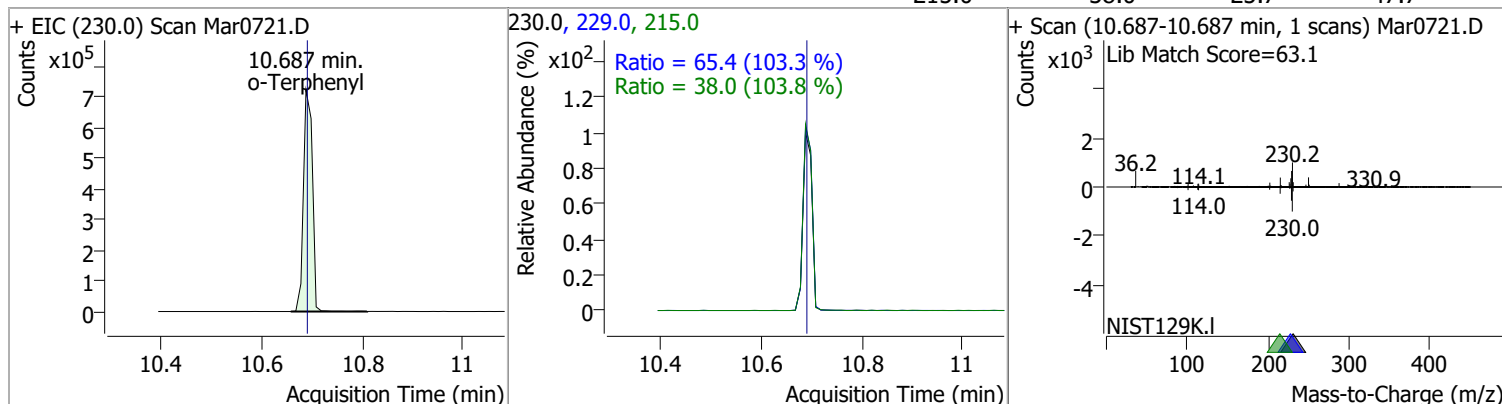


Quantitation Results Report (QT Reviewed)

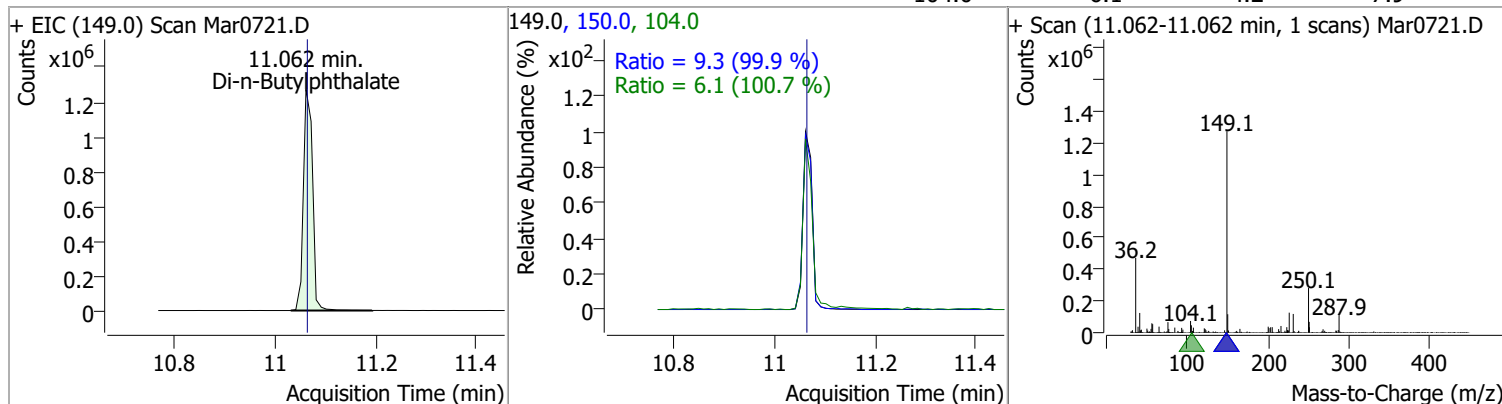
Compound	Conc.	RT	Dev(Min)	Resp.	QIon	QRatio	Lower	Upper
Carbazole	72.5368	10.48	0.00	1560887	139.0	12.8	8.8	16.3



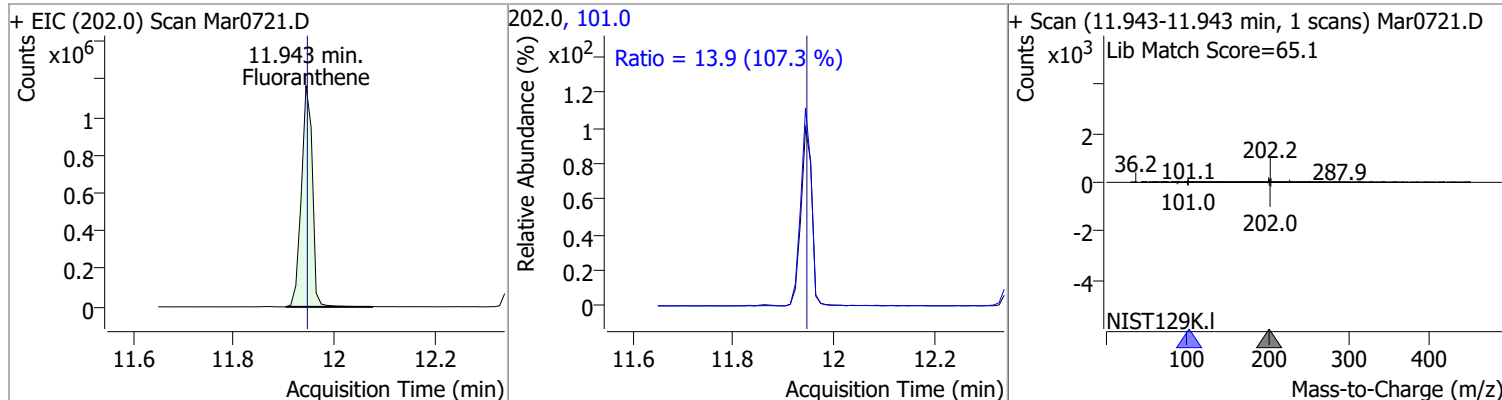
Compound	Conc.	RT	Dev(Min)	Resp.	QIon	QRatio	Lower	Upper
o-Terphenyl	74.0801	10.69	0.00	889611	229.0 215.0	65.4 38.0	44.4 25.7	82.4 47.7



Compound	Conc.	RT	Dev(Min)	Resp.	QIon	QRatio	Lower	Upper
Di-n-Butylphthalate	81.5710	11.06	0.00	1605910	150.0 104.0	9.3 6.1	6.5 4.2	12.1 7.9

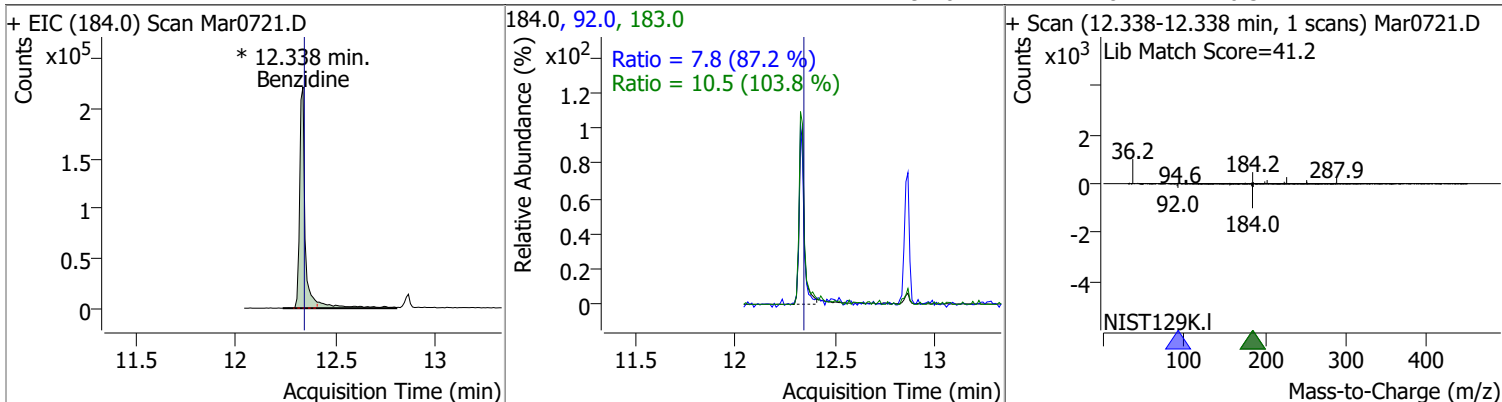


Compound	Conc.	RT	Dev(Min)	Resp.	QIon	QRatio	Lower	Upper
Fluoranthene	76.9665	11.94	0.00	1768968	101.0	13.9	9.1	16.9

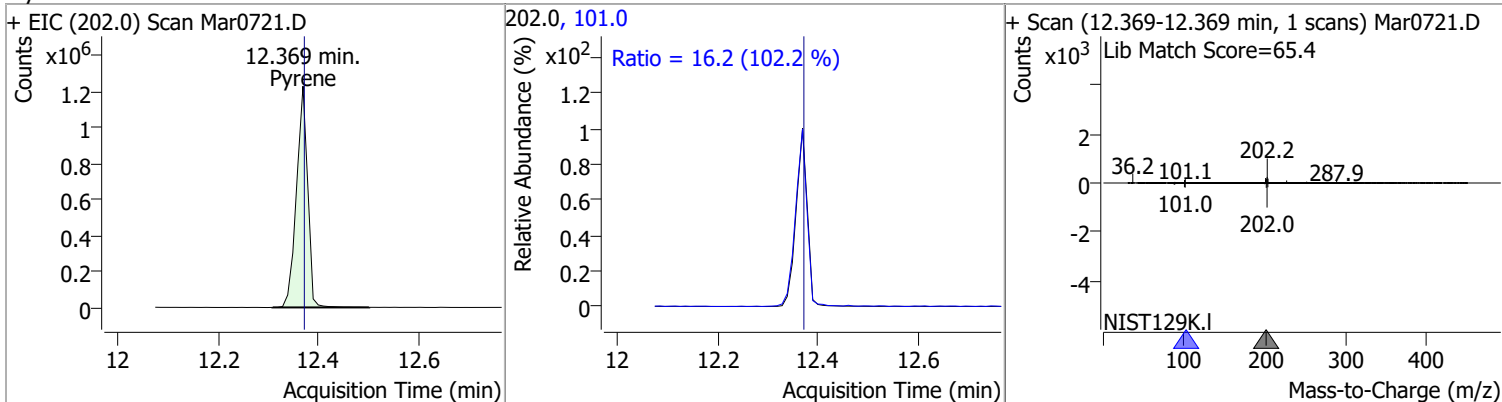


Quantitation Results Report (QT Reviewed)

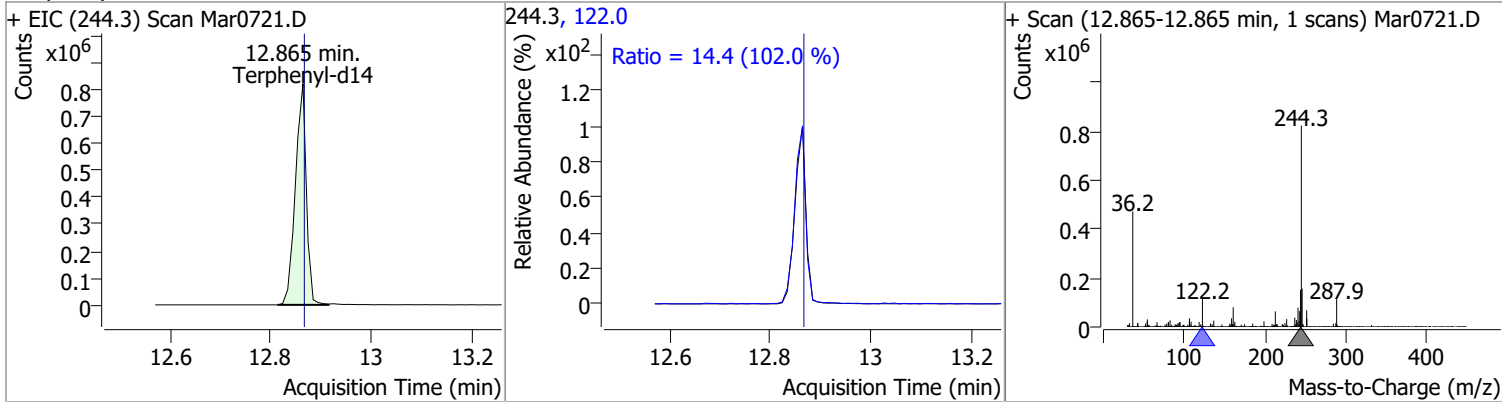
Compound	Conc.	RT	Dev(Min)	Resp.	QIon	QRatio	Lower	Upper
Benzidine	65.9295	12.34	0.00	449429 (m)	183.0	10.5	7.1	13.1
					92.0	7.8	6.3	11.7



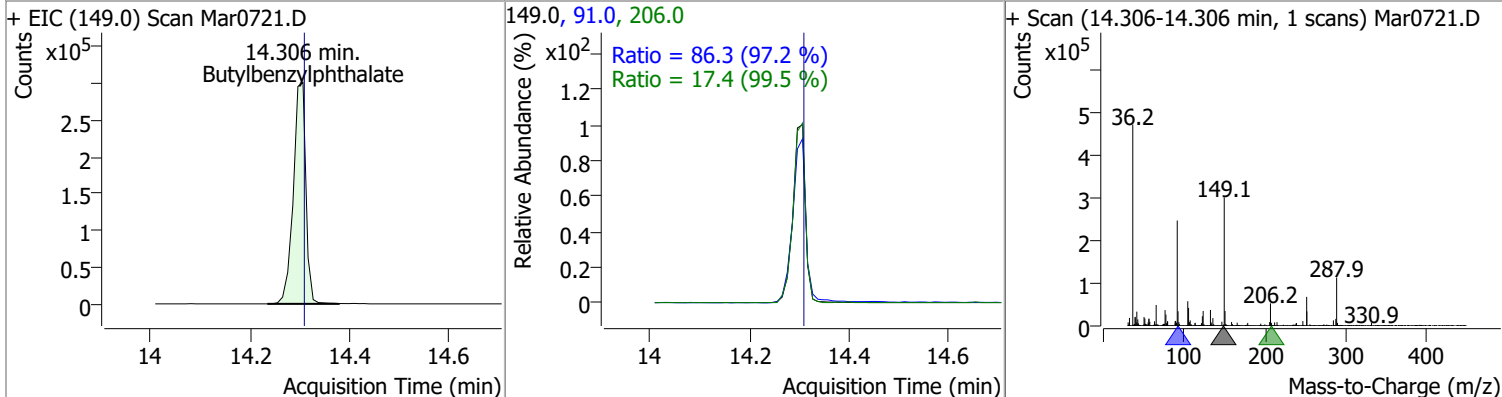
Compound	Conc.	RT	Dev(Min)	Resp.	QIon	QRatio	Lower	Upper
Pyrene	76.3168	12.37	0.00	1908163	101.0	16.2	11.1	20.6



Compound	Conc.	RT	Dev(Min)	Resp.	QIon	QRatio	Lower	Upper
Terphenyl-d14	73.6385	12.87	0.00	1244169	122.0	14.4	9.9	18.4

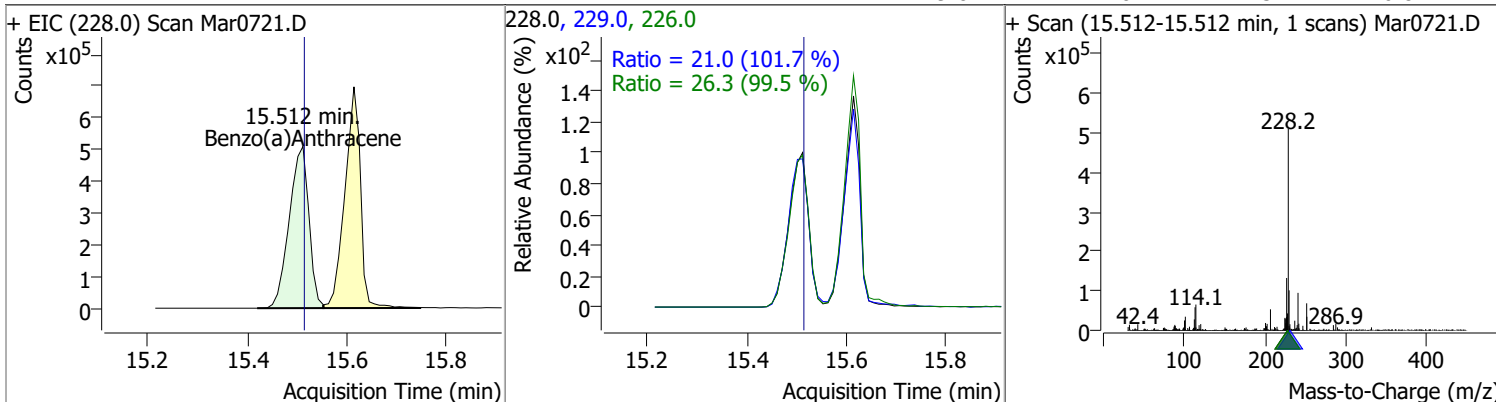


Compound	Conc.	RT	Dev(Min)	Resp.	QIon	QRatio	Lower	Upper
Butylbenzylphthalate	85.7915	14.31	0.00	527698	91.0	86.3	62.2	115.4
					206.0	17.4	12.2	22.7

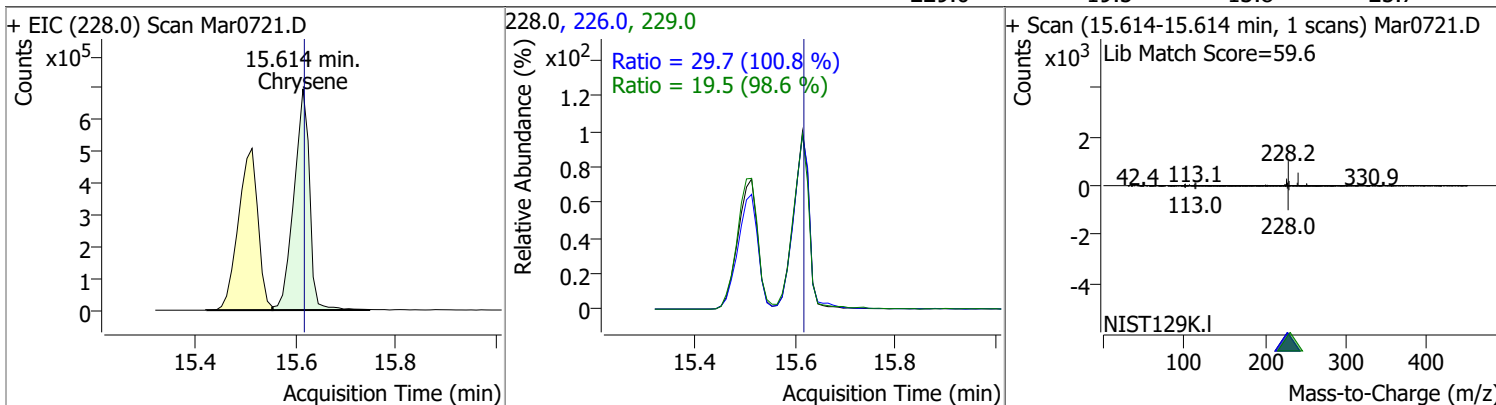


Quantitation Results Report (QT Reviewed)

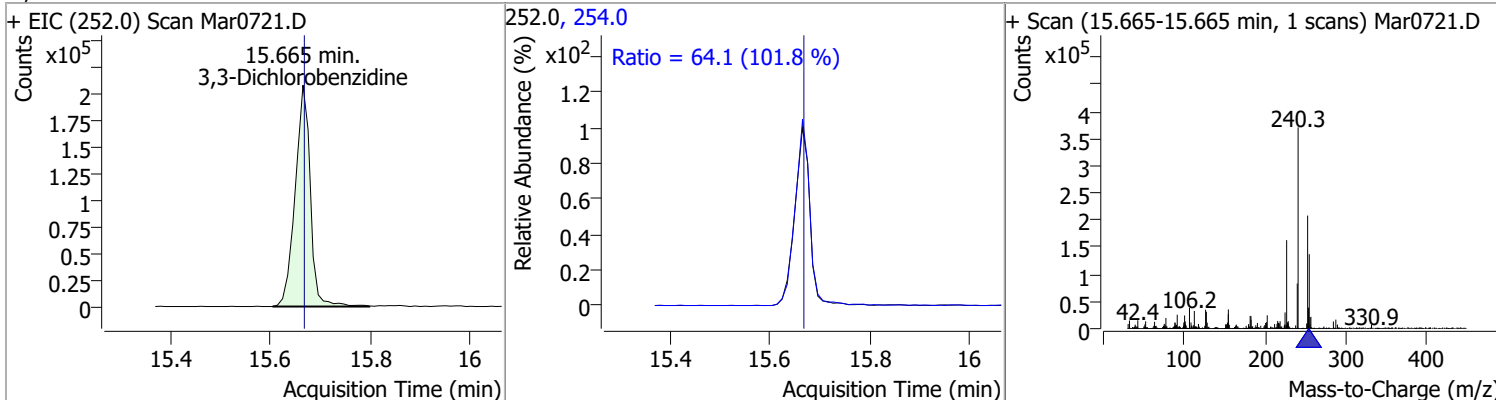
Compound	Conc.	RT	Dev(Min)	Resp.	QIon	QRatio	Lower	Upper
Benzo(a)Anthracene	76.7996	15.51	0.00	1393080	226.0	26.3	18.5	34.3
					229.0	21.0	14.5	26.8



Compound	Conc.	RT	Dev(Min)	Resp.	QIon	QRatio	Lower	Upper
Chrysene	77.8159	15.61	0.00	1515983	226.0	29.7	20.6	38.3
					229.0	19.5	13.8	25.7

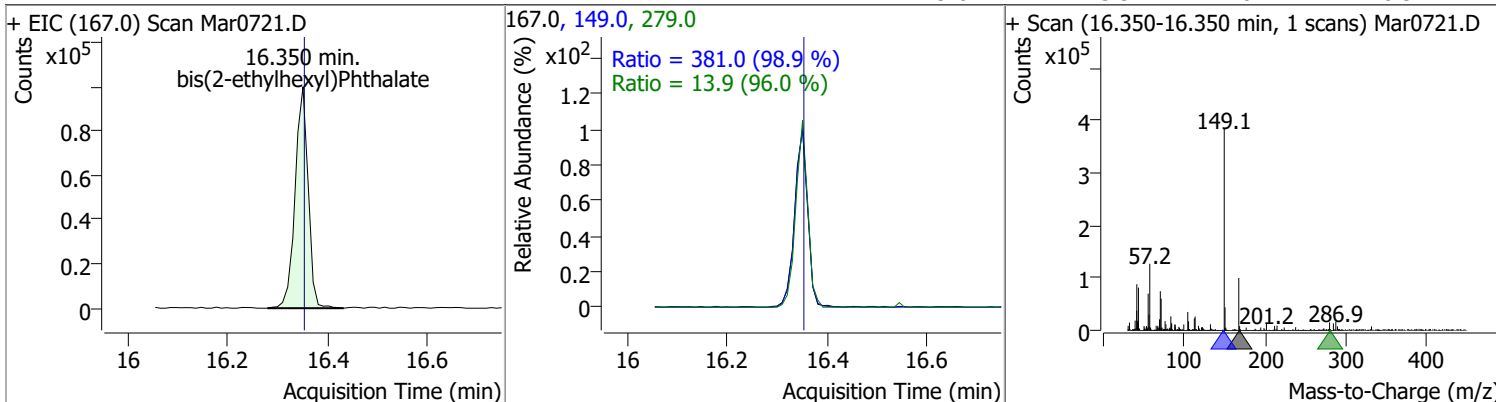


Compound	Conc.	RT	Dev(Min)	Resp.	QIon	QRatio	Lower	Upper
3,3-Dichlorobenzidine	83.5418	15.67	0.00	439904	254.0	64.1	44.1	81.9

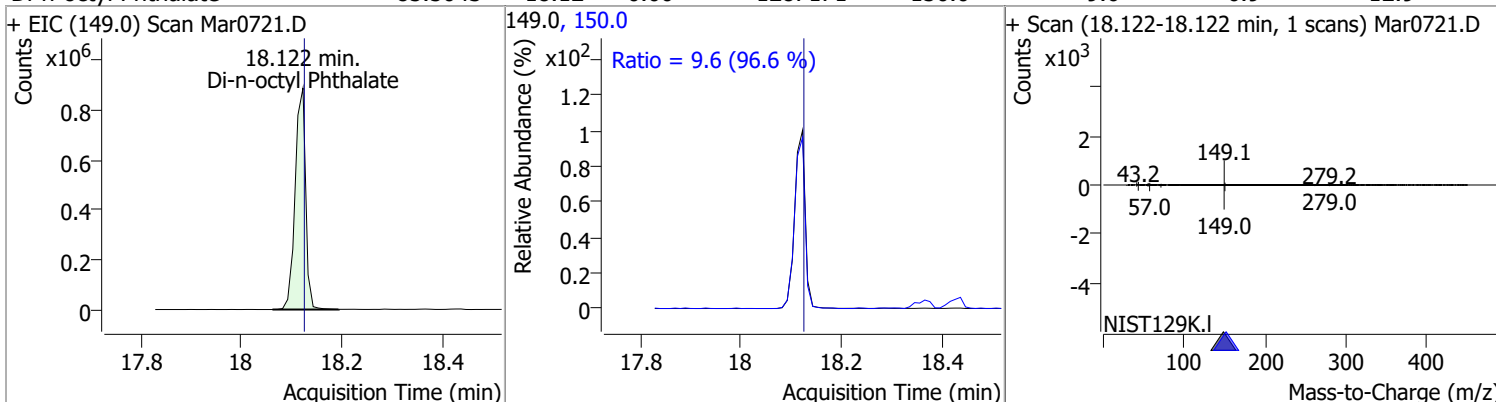


Quantitation Results Report (QT Reviewed)

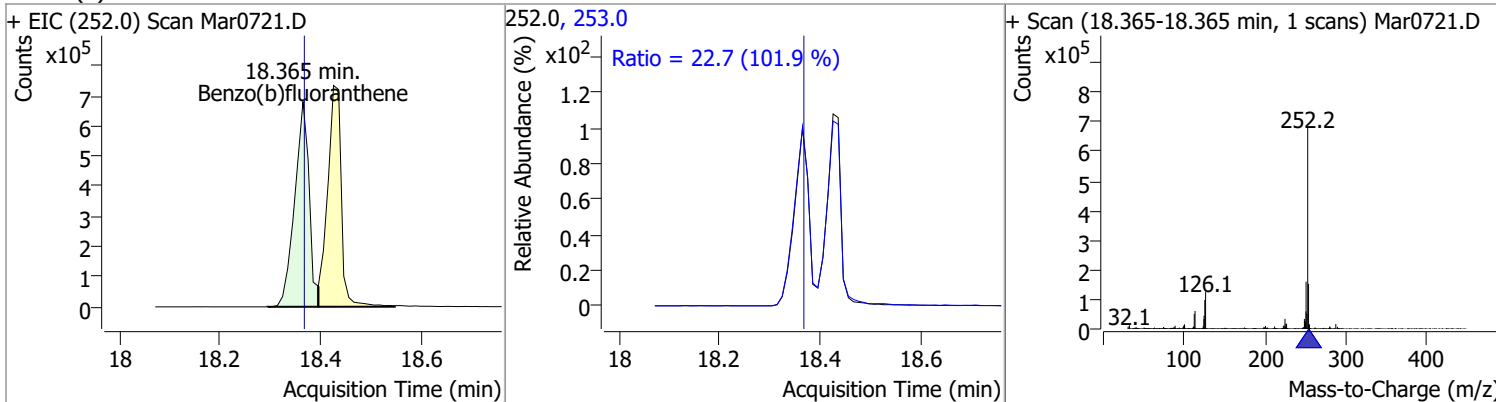
Compound	Conc.	RT	Dev(Min)	Resp.	QIon	QRatio	Lower	Upper
bis(2-ethylhexyl)Phthalate	85.2544	16.35	0.00	182143	149.0	381.0	269.6	500.6
					279.0	13.9	10.2	18.9



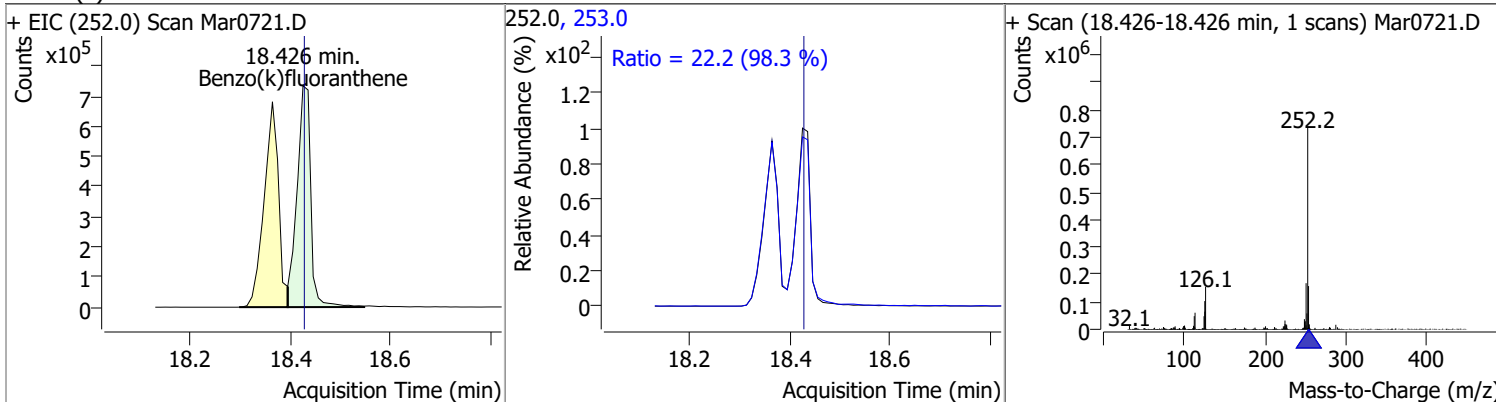
Compound	Conc.	RT	Dev(Min)	Resp.	QIon	QRatio	Lower	Upper
Di-n-octyl Phthalate	85.5043	18.12	0.00	1287171	150.0	9.6	6.9	12.9



Compound	Conc.	RT	Dev(Min)	Resp.	QIon	QRatio	Lower	Upper
Benzo(b)fluoranthene	78.7099	18.37	0.00	1348708	253.0	22.7	15.6	29.0

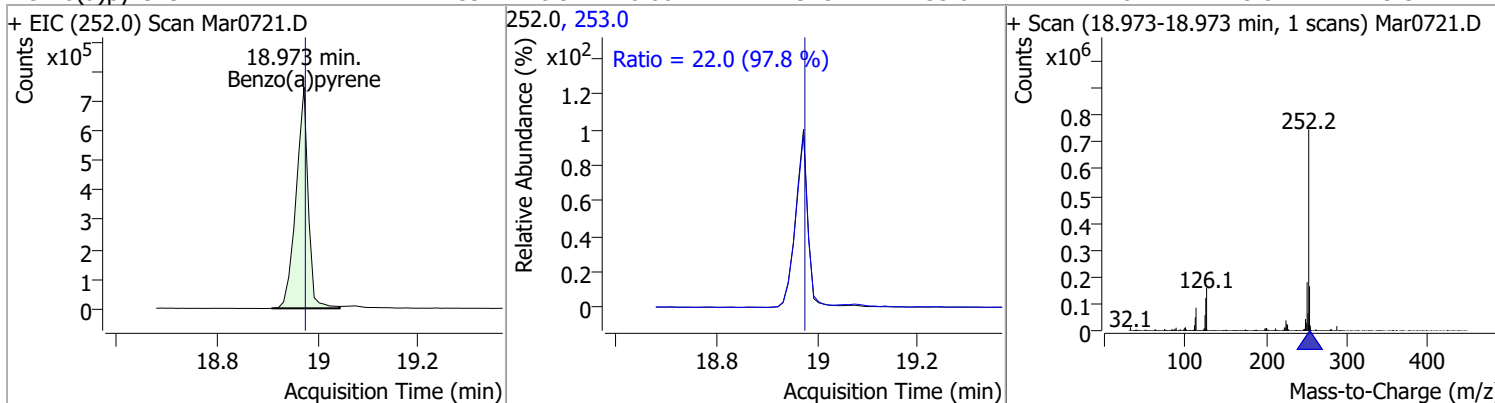


Compound	Conc.	RT	Dev(Min)	Resp.	QIon	QRatio	Lower	Upper
Benzo(k)fluoranthene	75.9523	18.43	0.00	1394858	253.0	22.2	15.8	29.4

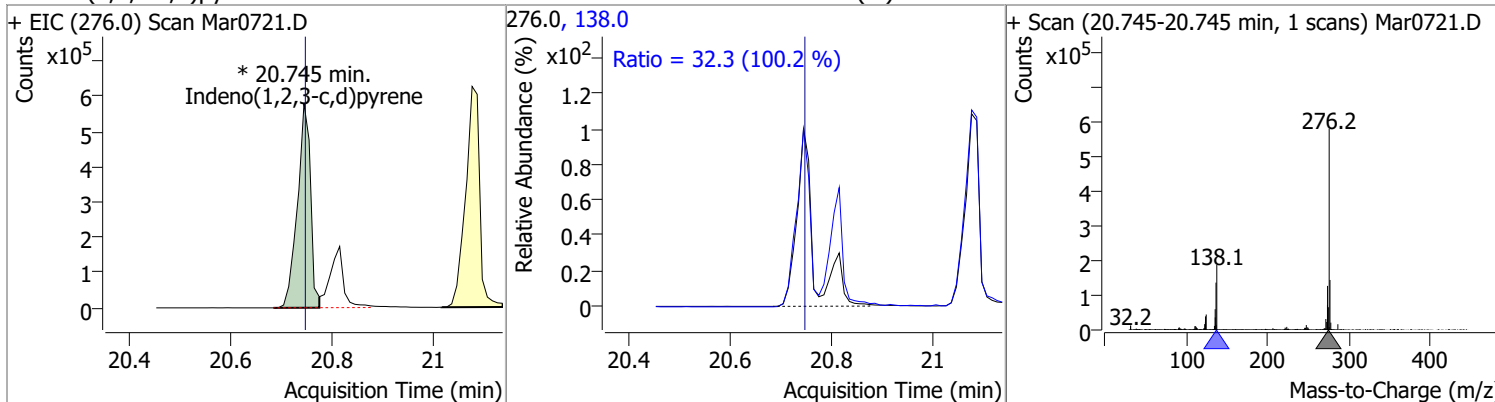


Quantitation Results Report (QT Reviewed)

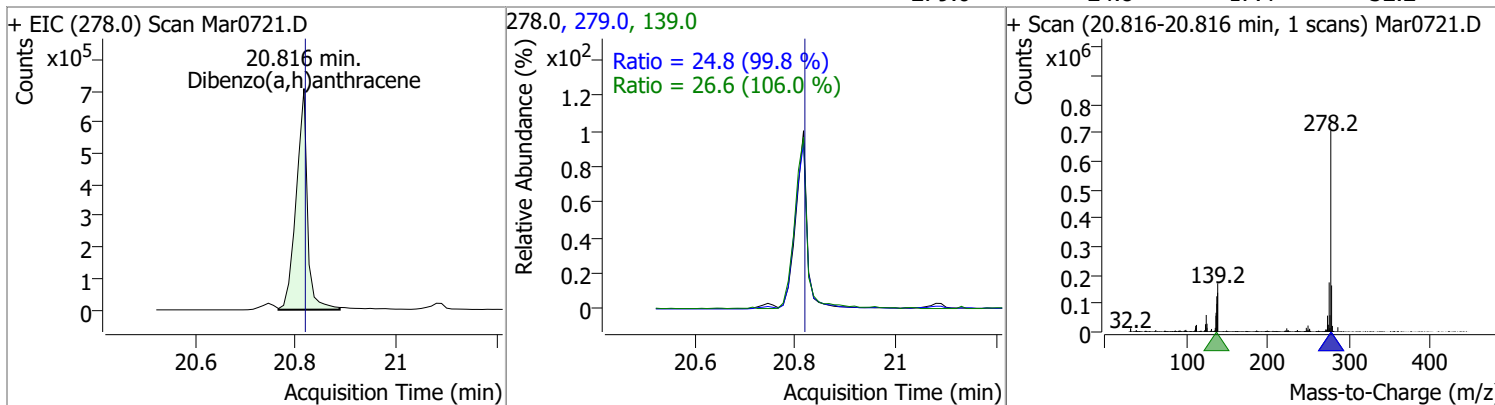
Compound	Conc.	RT	Dev(Min)	Resp.	QIon	QRatio	Lower	Upper
Benzo(a)pyrene	77.1259	18.97	0.00	1249452	253.0	22.0	15.8	29.3



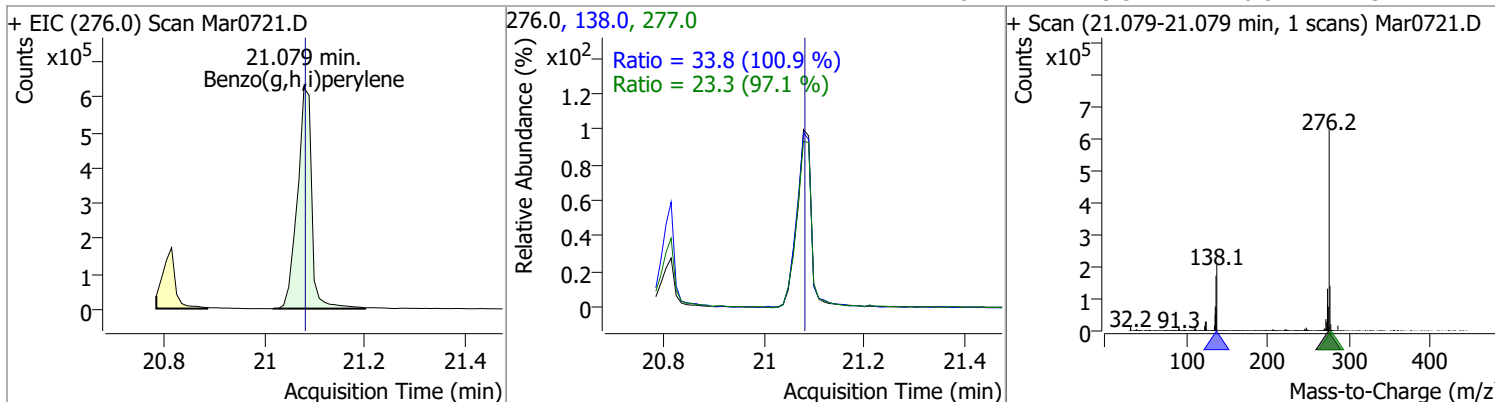
Compound	Conc.	RT	Dev(Min)	Resp.	QIon	QRatio	Lower	Upper
Indeno(1,2,3-c,d)pyrene	81.7398	20.75	0.00	1039757 (m)	138.0	32.3	22.6	41.9



Compound	Conc.	RT	Dev(Min)	Resp.	QIon	QRatio	Lower	Upper
Dibenzo(a,h)anthracene	80.7118	20.82	0.00	1092812	139.0	26.6	17.5	32.6
					279.0	24.8	17.4	32.2



Compound	Conc.	RT	Dev(Min)	Resp.	QIon	QRatio	Lower	Upper
Benzo(g,h,i)perylene	82.2429	21.08	0.00	1242620	138.0	33.8	23.5	43.6
					277.0	23.3	16.8	31.1



Audit Trail report

Batch name and path: D:\Org\Data\SV5973N.I\sd030722\DoD BNA cal 1\QuantResults\030722 DoD BNA cal.batch.bin
Quant batch version: 10.0
Quant reporting version: 10.0

Name	User	Time	Action	Reason	Comment	Succeed	Exception
CmdNewBatchTable	BL2000\sean	3/7/2022 12:32:39 PM	Create new batch \\MASSHUNTER\Org\Data\SV5973N.I\sd030722\DoD BNA cal 1\030722 DoD BNA cal.batch.bin			✓	
CmdImportSamplesFromWorklist	BL2000\sean	3/7/2022 12:32:46 PM	Add samples from worklist: \\MASSHUNTER\Org\Data\SV5973N.I\sd030722\DoD BNA cal 1\Mar0701.D			✓	
CmdSetSampleAttribute	BL2000\sean	3/7/2022 12:32:57 PM	Set SampleType = TuneCheck for sample Mar0701.D; previous value = Sample			✓	
CmdSaveBatchTable	BL2000\sean	3/7/2022 12:33:27 PM	Save batch \\MASSHUNTER\Org\Data\SV5973N.I\sd030722\DoD BNA cal 1\QuantResults\030722 DoD BNA cal.batch.bin			✓	
CmdSaveBatchTable	BL2000\sean	3/7/2022 12:34:28 PM	Save batch \\MASSHUNTER\Org\Data\SV5973N.I\sd030722\DoD BNA cal 1\QuantResults\030722 DoD BNA cal.batch.bin			✓	
CmdOpenBatchTable	BL2000\sean	3/7/2022 1:17:50 PM	Open batch \\MASSHUNTER\Org\Data\SV5973N.I\sd030722\DoD BNA cal 1\030722 DoD BNA cal.batch.bin			✓	
CmdImportSamplesFromWorklist	BL2000\sean	3/7/2022 1:18:43 PM	Add samples from worklist: \\MASSHUNTER\Org\Data\SV5973N.I\sd030722\DoD BNA cal 1\Mar0703.D, \\MASSHUNTER\Org\Data\SV5973N.I\sd030722\DoD BNA cal 1\Mar0702.D			✓	
CmdOpenAndApplyMethodFromBatch	BL2000\sean	3/7/2022 1:19:10 PM	Open and apply method from batch: \\MASSHUNTER\Org\Data\SV5973N.I\sd030322\App2A App2B Famphur 2\030322 App2A App2B Famphur.batch.bin			✓	
CmdSetSampleAttribute	BL2000\sean	3/7/2022 1:19:17 PM	Set SampleType = Calibration for sample Mar0702.D; previous value = Sample			✓	
CmdSetSampleAttribute	BL2000\sean	3/7/2022 1:19:20 PM	Set LevelName = 7 for sample Mar0702.D; previous value =			✓	
CmdSetSampleAttribute	BL2000\sean	3/7/2022 1:19:24 PM	Set SampleType = Calibration for sample Mar0703.D; previous value = Sample			✓	
CmdSetSampleAttribute	BL2000\sean	3/7/2022 1:19:27 PM	Set LevelName = 6 for sample Mar0703.D; previous value =			✓	
CmdQuantitate	BL2000\sean	3/7/2022 1:19:37 PM	Quantitate all compounds in all samples			✓	

Audit Trail report

Name	User	Time	Action	Reason	Comment	Succeed	Exception
CmdManuallyIntegrateSplit	BL2000\sean	3/7/2022 1:21:23 PM	Split qualifier 77.0 of compound Benzoic Acid in sample Mar0703.D and keep left peak, new integration is from x, y = 6.116, 2338.72697984079 to 6.280, 2501.69612485991 and new response = 271755, previous integration is from x, y = 6.116, 2339 to 6.352, 2573 and previous response = 358835.			✓	
CmdManuallyIntegrateApplyTargetRtToQualifier	BL2000\sean	3/7/2022 1:21:34 PM	Apply target integration range 4.501-4.573 to qualifier 64.0 for compound bis(-2-Chloroethyl)Ether in sample Mar0703.D, new integration is from x, y = 4.501, 629 to 4.573, 9440 and new response = 72284; previous integration is from x, y = 4.562, 364 to 4.644, 384 and previous response = 391276.			✓	
CmdManuallyIntegrateDropBaseline	BL2000\sean	3/7/2022 1:21:35 PM	Drop baseline for qualifier 64.0 of compound bis(-2-Chloroethyl)Ether in sample Mar0703.D to y = 629, new integration is from x, y = 4.501, 629 to 4.573, 629 and new response = 91179; previous integration is from x, y = 4.501, 629 to 4.573, 9440 and previous response = 72284.			✓	
CmdManuallyIntegrateApplyTargetRtToQualifier	BL2000\sean	3/7/2022 1:21:50 PM	Apply target integration range 5.369-5.461 to qualifier 108.0 for compound 4Methylphenol/3Methylphenol in sample Mar0703.D, new integration is from x, y = 5.369, 3563 to 5.461, 11910 and new response = 1013997; previously no peak.			✓	
CmdManuallyIntegrateDropBaseline	BL2000\sean	3/7/2022 1:21:51 PM	Drop baseline for qualifier 108.0 of compound 4Methylphenol/3Methylphenol in sample Mar0703.D to y = 3563, new integration is from x, y = 5.369, 3563 to 5.461, 3563 and new response = 1036953; previous integration is from x, y = 5.369, 3563 to 5.461, 11910 and previous response = 1013997.			✓	
CmdManuallyIntegrateSplit	BL2000\sean	3/7/2022 1:22:01 PM	Split qualifier 77.0 of compound Nitrobenzene in sample Mar0703.D and keep right peak, new integration is from x, y = 5.441, 3143.56580170258 to 5.543, 2931.63971087804 and new response = 585642, previous integration is from x, y = 5.368, 3295 to 5.543, 2932 and previous response = 936495.			✓	

Audit Trail report

Name	User	Time	Action	Reason	Comment	Succeed	Exception
CmdManuallyIntegrateApplyTargetRtToQualifier	BL2000\sean	3/7/2022 1:23:46 PM	Apply target integration range 6.270-6.373 to qualifier 129.0 for compound Naphthalene in sample Mar0703.D, new integration is from x, y = 6.270, 993 to 6.373, 967 and new response = 243912; previously no peak.			✓	
CmdManuallyIntegrateDropBaseline	BL2000\sean	3/7/2022 1:23:46 PM	Drop baseline for qualifier 129.0 of compound Naphthalene in sample Mar0703.D to y = 967, new integration is from x, y = 6.270, 967 to 6.373, 967 and new response = 243992; previous integration is from x, y = 6.270, 993 to 6.373, 967 and previous response = 243912.			✓	
CmdManuallyIntegrateSplit	BL2000\sean	3/7/2022 1:23:55 PM	Split qualifier 129.0 of compound p-Chloroaniline in sample Mar0703.D and keep right peak, new integration is from x, y = 6.393, 553.910942140652 to 6.527, 646.40432400122 and new response = 358264, previous integration is from x, y = 6.148, 384 to 6.527, 646 and previous response = 611715.			✓	
CmdManuallyIntegrateSplit	BL2000\sean	3/7/2022 1:23:57 PM	Split qualifier 129.0 of compound p-Chloroaniline in sample Mar0703.D and keep left peak, new integration is from x, y = 6.393, 553.910942140652 to 6.444, 589.487984526721 and new response = 331244, previous integration is from x, y = 6.393, 554 to 6.527, 646 and previous response = 358264.			✓	
CmdManuallyIntegrateSplit	BL2000\sean	3/7/2022 1:24:29 PM	Split peak for compound 2-Methylnaphthalene in sample Mar0703.D and keep left peak, new integration is from x, y = 7.052, 939.830055493692 to 7.215, 1271.13483581187 and new response = 1353437, previous integration is from x, y = 7.052, 940 to 7.307, 1459 and previous response = 2633817.			✓	
CmdManuallyIntegrateSplit	BL2000\sean	3/7/2022 1:24:30 PM	Split peak for compound 2-Methylnaphthalene in sample Mar0703.D and keep right peak, new integration is from x, y = 7.102, 1041.06729926037 to 7.215, 1271.13483581187 and new response = 1306974, previous integration is from x, y = 7.052, 940 to 7.215, 1271 and previous response = 1353437.			✓	
CmdSetTargetCompoundAttribute	BL2000\sean	3/7/2022 1:24:33 PM	Set UserAnnotation = CO for compound 2-Methylnaphthalene in sample Mar0703.D; previous value =			✓	

Audit Trail report

Name	User	Time	Action	Reason	Comment	Succeed	Exception
CmdManuallyIntegrateSplit	BL2000\sean	3/7/2022 1:24:37 PM	Split peak for compound 1-Methylnaphthalene in sample Mar0703.D and keep right peak, new integration is from x, y = 7.215, 1295.52392623536 to 7.307, 1342.67284336455 and new response = 1280676, previous integration is from x, y = 7.061, 1217 to 7.307, 1343 and previous response = 2631820.			✓	
CmdSetTargetCompoundAttribute	BL2000\sean	3/7/2022 1:24:39 PM	Set UserAnnotation = CO for compound 1-Methylnaphthalene in sample Mar0703.D; previous value =			✓	
CmdManuallyIntegrateApplyTargetRtToQualifier	BL2000\sean	3/7/2022 1:24:40 PM	Apply target integration range 7.215-7.307 to qualifier 142.0 for compound 1-Methylnaphthalene in sample Mar0703.D, new integration is from x, y = 7.215, 8565 to 7.307, 9434 and new response = 1423118; previous integration is from x, y = 7.112, 3569 to 7.204, 3357 and previous response = 1569692.			✓	
CmdManuallyIntegrateDropBaseline	BL2000\sean	3/7/2022 1:24:41 PM	Drop baseline for qualifier 142.0 of compound 1-Methylnaphthalene in sample Mar0703.D to y = 8565, new integration is from x, y = 7.215, 8565 to 7.307, 8565 and new response = 1425528; previous integration is from x, y = 7.215, 8565 to 7.307, 9434 and previous response = 1423118.			✓	
CmdManuallyIntegrateApplyTargetRtToQualifier	BL2000\sean	3/7/2022 1:24:42 PM	Apply target integration range 7.215-7.307 to qualifier 115.0 for compound 1-Methylnaphthalene in sample Mar0703.D, new integration is from x, y = 7.215, 2793 to 7.307, 2588 and new response = 527032; previously no peak.			✓	
CmdManuallyIntegrateDropBaseline	BL2000\sean	3/7/2022 1:24:43 PM	Drop baseline for qualifier 115.0 of compound 1-Methylnaphthalene in sample Mar0703.D to y = 2588, new integration is from x, y = 7.215, 2588 to 7.307, 2588 and new response = 527600; previous integration is from x, y = 7.215, 2793 to 7.307, 2588 and previous response = 527032.			✓	
CmdManuallyIntegrateApplyTargetRtToQualifier	BL2000\sean	3/7/2022 1:24:57 PM	Apply target integration range 8.149-8.251 to qualifier 153.1 for compound Acenaphthylene in sample Mar0703.D, new integration is from x, y = 8.149, 0 to 8.251, 1753 and new response = 337891; previously no peak.			✓	

Audit Trail report

Name	User	Time	Action	Reason	Comment	Succeed	Exception
CmdManuallyIntegrateDropBaseline	BL2000\sean	3/7/2022 1:24:57 PM	Drop baseline for qualifier 153.1 of compound Acenaphthylene in sample Mar0703.D to y = 0, new integration is from x, y = 8.149, 0 to 8.251, 0 and new response = 343271; previous integration is from x, y = 8.149, 0 to 8.251, 1753 and previous response = 337891.			✓	
CmdManuallyIntegrateSplit	BL2000\sean	3/7/2022 1:25:33 PM	Split peak for compound Acenaphthene in sample Mar0703.D and keep left peak, new integration is from x, y = 8.374, 847.840072674029 to 8.466, 1051.14432449471 and new response = 1376514, previous integration is from x, y = 8.374, 848 to 8.538, 1209 and previous response = 1459531.			✓	
CmdManuallyIntegrateApplyTargetRtToQualifier	BL2000\sean	3/7/2022 1:25:42 PM	Apply target integration range 8.476-8.579 to qualifier 154.0 for compound 2,4-Dinitrophenol in sample Mar0703.D, new integration is from x, y = 8.476, 4327 to 8.579, 2814 and new response = 72628; previous integration is from x, y = 8.374, 863 to 8.538, 1023 and previous response = 1460369.			✓	
CmdManuallyIntegrateDropBaseline	BL2000\sean	3/7/2022 1:25:43 PM	Drop baseline for qualifier 154.0 of compound 2,4-Dinitrophenol in sample Mar0703.D to y = 2814, new integration is from x, y = 8.476, 2814 to 8.579, 2814 and new response = 77272; previous integration is from x, y = 8.476, 4327 to 8.579, 2814 and previous response = 72628.			✓	
CmdManuallyIntegrateApplyTargetRtToQualifier	BL2000\sean	3/7/2022 1:25:48 PM	Apply target integration range 8.703-8.865 to qualifier 139.0 for compound 4-Nitrophenol in sample Mar0703.D, new integration is from x, y = 8.703, 1576 to 8.865, 1891 and new response = 176771; previously no peak.			✓	
CmdManuallyIntegrateDropBaseline	BL2000\sean	3/7/2022 1:25:49 PM	Drop baseline for qualifier 139.0 of compound 4-Nitrophenol in sample Mar0703.D to y = 1576, new integration is from x, y = 8.703, 1576 to 8.865, 1576 and new response = 178308; previous integration is from x, y = 8.703, 1576 to 8.865, 1891 and previous response = 176771.			✓	

Audit Trail report

Name	User	Time	Action	Reason	Comment	Succeed	Exception
CmdManuallyIntegrateSplit	BL2000\sean	3/7/2022 1:26:30 PM	Split qualifier 63.0 of compound 2,4-Dinitrotoluene in sample Mar0703.D and keep right peak, new integration is from x, y = 8.640, 2006.91496435898 to 8.691, 1976.35944583558 and new response = 110753, previous integration is from x, y = 8.599, 2031 to 8.691, 1976 and previous response = 213373.			✓	
CmdManuallyIntegratePeak	BL2000\sean	3/7/2022 1:26:53 PM	Manually integrate compound Anthracene in sample Mar0703.D, from x, y = 10.110, 1266000 to 10.323, 1472311, result = -12776635; previous integration is from x, y = 10.141, 0 to 10.211, 0 and previous response = 2396283.			✓	
CmdManuallyIntegrateSnapBaseline	BL2000\sean	3/7/2022 1:26:55 PM	Snap baseline for compound Anthracene in sample Mar0703.D, from x = 10.110 to x = 10.323, new integration is from x, y = 10.110, 0 to 10.323, 4215 and new response = 4669636; previous integration is from x, y = 10.110, 1266000 to 10.323, 1472311 and previous response = -12776635.			✓	
CmdManuallyIntegrateDropBaseline	BL2000\sean	3/7/2022 1:26:55 PM	Drop baseline for compound Anthracene in sample Mar0703.D to y = 0, new integration is from x, y = 10.110, 0 to 10.323, 0 and new response = 4696532; previous integration is from x, y = 10.110, 0 to 10.323, 4215 and previous response = 4669636.			✓	
CmdManuallyIntegrateSplit	BL2000\sean	3/7/2022 1:26:56 PM	Split peak for compound Anthracene in sample Mar0703.D and keep right peak, new integration is from x, y = 10.211, 0 to 10.323, 0 and new response = 2299930, previous integration is from x, y = 10.110, 0 to 10.323, 0 and previous response = 4696532.			✓	
CmdManuallyIntegrateApplyTargetRtToQualifier	BL2000\sean	3/7/2022 1:27:00 PM	Apply target integration range 10.211-10.323 to qualifier 176.0 for compound Anthracene in sample Mar0703.D, new integration is from x, y = 10.211, 988 to 10.323, 736 and new response = 425128; previously no peak.			✓	
CmdSaveBatchTable	BL2000\sean	3/7/2022 1:27:59 PM	Save batch \\MASSHUNTER\Org\Data\SV5973N.I\sd030722\DoD BNA cal 1\QuantResults\030722 DoD BNA cal.batch.bin			✓	

Audit Trail report

Name	User	Time	Action	Reason	Comment	Succeed	Exception
CmdSaveBatchTable	BL2000\sean	3/7/2022 1:28:53 PM	Save batch \\MASSHUNTER\Org\Data\SV5973N.I\sd030722\DoD BNA cal 1\QuantResults\030722 DoD BNA cal.batch.bin			✓	
CmdManuallyIntegrateApplyTargetRtToQualifier	BL2000\sean	3/7/2022 1:29:20 PM	Apply target integration range 4.491-4.572 to qualifier 64.0 for compound bis(-2-Chloroethyl)Ether in sample Mar0702.D, new integration is from x, y = 4.491, 755 to 4.572, 19200 and new response = 61272; previous integration is from x, y = 4.388, 82 to 4.479, 196 and previous response = 54175.			✓	
CmdManuallyIntegrateDropBaseline	BL2000\sean	3/7/2022 1:29:21 PM	Drop baseline for qualifier 64.0 of compound bis(-2-Chloroethyl)Ether in sample Mar0702.D to y = 755, new integration is from x, y = 4.491, 755 to 4.572, 755 and new response = 106481; previous integration is from x, y = 4.491, 755 to 4.572, 19200 and previous response = 61272.			✓	
CmdManuallyIntegrateApplyTargetRtToQualifier	BL2000\sean	3/7/2022 1:29:36 PM	Apply target integration range 5.369-5.451 to qualifier 108.0 for compound 4Methylphenol/3Methylphenol in sample Mar0702.D, new integration is from x, y = 5.369, 4839 to 5.451, 19816 and new response = 1084980; previously no peak.			✓	
CmdManuallyIntegrateDropBaseline	BL2000\sean	3/7/2022 1:29:37 PM	Drop baseline for qualifier 108.0 of compound 4Methylphenol/3Methylphenol in sample Mar0702.D to y = 4839, new integration is from x, y = 5.369, 4839 to 5.451, 4839 and new response = 1121689; previous integration is from x, y = 5.369, 4839 to 5.451, 19816 and previous response = 1084980.			✓	
CmdManuallyIntegrateSplit	BL2000\sean	3/7/2022 1:30:35 PM	Split qualifier 77.0 of compound Nitrobenzene in sample Mar0702.D and keep right peak, new integration is from x, y = 5.440, 4183.401418058 to 5.604, 3565.42575007138 and new response = 701179, previous integration is from x, y = 5.372, 4441 to 5.604, 3565 and previous response = 1082266.			✓	
CmdManuallyIntegrateSplit	BL2000\sean	3/7/2022 1:30:38 PM	Split qualifier 51.0 of compound Nitrobenzene in sample Mar0702.D and keep right peak, new integration is from x, y = 5.440, 3296.10141828821 to 5.604, 2963.35213559614 and new response = 430384, previous integration is from x, y = 5.370, 3440 to 5.604, 2963 and previous response = 625574.			✓	

Audit Trail report

Name	User	Time	Action	Reason	Comment	Succeed	Exception
CmdManuallyIntegrateApplyTargetRtToQualifier	BL2000\sean	3/7/2022 1:30:52 PM	Apply target integration range 6.270-6.372 to qualifier 129.0 for compound Naphthalene in sample Mar0702.D, new integration is from x, y = 6.270, 1042 to 6.372, 1361 and new response = 286996; previously no peak.			✓	
CmdManuallyIntegrateDropBaseline	BL2000\sean	3/7/2022 1:30:53 PM	Drop baseline for qualifier 129.0 of compound Naphthalene in sample Mar0702.D to y = 1042, new integration is from x, y = 6.270, 1042 to 6.372, 1042 and new response = 287979; previous integration is from x, y = 6.270, 1042 to 6.372, 1361 and previous response = 286996.			✓	
CmdManuallyIntegrateSplit	BL2000\sean	3/7/2022 1:30:59 PM	Split qualifier 129.0 of compound p-Chloroaniline in sample Mar0702.D and keep right peak, new integration is from x, y = 6.393, 621.355529466316 to 6.537, 750.144962329087 and new response = 424158, previous integration is from x, y = 6.157, 410 to 6.537, 750 and previous response = 724413.			✓	
CmdManuallyIntegrateSplit	BL2000\sean	3/7/2022 1:31:00 PM	Split qualifier 129.0 of compound p-Chloroaniline in sample Mar0702.D and keep left peak, new integration is from x, y = 6.393, 621.355529466316 to 6.444, 667.350689156845 and new response = 393204, previous integration is from x, y = 6.393, 621 to 6.537, 750 and previous response = 424158.			✓	
CmdManuallyIntegratePeak	BL2000\sean	3/7/2022 1:31:09 PM	Manually integrate compound 1-Methylnaphthalene in sample Mar0702.D, from x, y = 7.214, 1383575 to 7.286, 1550667, result = -4897171; previous integration is from x, y = 7.101, 1548 to 7.204, 1678 and previous response = 1525950.			✓	
CmdManuallyIntegrateSnapBaseline	BL2000\sean	3/7/2022 1:31:10 PM	Snap baseline for compound 1-Methylnaphthalene in sample Mar0702.D, from x = 7.214 to x = 7.286, new integration is from x, y = 7.214, 5197 to 7.286, 11502 and new response = 1394510; previous integration is from x, y = 7.214, 1383575 to 7.286, 1550667 and previous response = -4897171.			✓	

Audit Trail report

Name	User	Time	Action	Reason	Comment	Succeed	Exception
CmdManuallyIntegrateDropBaseline	BL2000\sean	3/7/2022 1:31:11 PM	Drop baseline for compound 1-Methylnaphthalene in sample Mar0702.D to y = 5197, new integration is from x, y = 7.214, 5197 to 7.286, 5197 and new response = 1408106; previous integration is from x, y = 7.214, 5197 to 7.286, 11502 and previous response = 1394510.			✓	
CmdSetTargetCompoundAttribute	BL2000\sean	3/7/2022 1:31:13 PM	Set UserAnnotation = CO for compound 1-Methylnaphthalene in sample Mar0702.D; previous value =			✓	
CmdManuallyIntegrateApplyTargetRtToQualifier	BL2000\sean	3/7/2022 1:31:15 PM	Apply target integration range 7.214-7.286 to qualifier 142.0 for compound 1-Methylnaphthalene in sample Mar0702.D, new integration is from x, y = 7.214, 10509 to 7.286, 14715 and new response = 1554171; previously no peak.			✓	
CmdManuallyIntegrateApplyTargetRtToQualifier	BL2000\sean	3/7/2022 1:31:17 PM	Apply target integration range 7.214-7.286 to qualifier 115.0 for compound 1-Methylnaphthalene in sample Mar0702.D, new integration is from x, y = 7.214, 3981 to 7.286, 4760 and new response = 609497; previously no peak.			✓	
CmdManuallyIntegrateApplyTargetRtToQualifier	BL2000\sean	3/7/2022 1:31:47 PM	Apply target integration range 8.477-8.568 to qualifier 154.0 for compound 2,4-Dinitrophenol in sample Mar0702.D, new integration is from x, y = 8.477, 3571 to 8.568, 3562 and new response = 95261; previous integration is from x, y = 8.374, 948 to 8.476, 1050 and previous response = 1647793.			✓	
CmdManuallyIntegrateDropBaseline	BL2000\sean	3/7/2022 1:31:48 PM	Drop baseline for qualifier 154.0 of compound 2,4-Dinitrophenol in sample Mar0702.D to y = 3562, new integration is from x, y = 8.477, 3562 to 8.568, 3562 and new response = 95286; previous integration is from x, y = 8.477, 3571 to 8.568, 3562 and previous response = 95261.			✓	
CmdManuallyIntegrateSplit	BL2000\sean	3/7/2022 1:31:53 PM	Split qualifier 139.0 of compound Dibenzofuran in sample Mar0702.D and keep left peak, new integration is from x, y = 8.589, 497.212372979342 to 8.701, 822.029271931432 and new response = 993574, previous integration is from x, y = 8.589, 497 to 8.752, 970 and previous response = 1178238.			✓	

Audit Trail report

Name	User	Time	Action	Reason	Comment	Succeed	Exception
CmdManuallyIntegrateApplyTargetRtToQualifier	BL2000\sean	3/7/2022 1:31:57 PM	Apply target integration range 8.703-8.865 to qualifier 139.0 for compound 4-Nitrophenol in sample Mar0702.D, new integration is from x, y = 8.703, 1514 to 8.865, 2166 and new response = 221885; previously no peak.			✓	
CmdManuallyIntegrateDropBaseline	BL2000\sean	3/7/2022 1:31:58 PM	Drop baseline for qualifier 139.0 of compound 4-Nitrophenol in sample Mar0702.D to y = 1514, new integration is from x, y = 8.703, 1514 to 8.865, 1514 and new response = 225048; previous integration is from x, y = 8.703, 1514 to 8.865, 2166 and previous response = 221885.			✓	
CmdManuallyIntegrateSplit	BL2000\sean	3/7/2022 1:32:02 PM	Split qualifier 63.0 of compound 2,4-Dinitrotoluene in sample Mar0702.D and keep left peak, new integration is from x, y = 8.640, 2215.21896179004 to 8.701, 2125.09173825457 and new response = 143873, previous integration is from x, y = 8.640, 2215 to 8.793, 1990 and previous response = 212900.			✓	
CmdManuallyIntegrateSplit	BL2000\sean	3/7/2022 1:32:10 PM	Split qualifier 65.0 of compound 4-Nitroaniline in sample Mar0702.D and keep left peak, new integration is from x, y = 9.102, 2836.2063666009 to 9.202, 2952.60662896249 and new response = 306558, previous integration is from x, y = 9.102, 2836 to 9.243, 3000 and previous response = 411767.			✓	
CmdManuallyIntegrateSplit	BL2000\sean	3/7/2022 1:32:25 PM	Split peak for compound Phenanthrene in sample Mar0702.D and keep left peak, new integration is from x, y = 10.110, 0 to 10.211, 0 and new response = 2776313, previous integration is from x, y = 10.110, 0 to 10.292, 0 and previous response = 5457298.			✓	
CmdManuallyIntegrateSplit	BL2000\sean	3/7/2022 1:32:26 PM	Split qualifier 176.0 of compound Phenanthrene in sample Mar0702.D and keep left peak, new integration is from x, y = 10.130, 0 to 10.211, 0 and new response = 519704, previous integration is from x, y = 10.130, 0 to 10.282, 0 and previous response = 999297.			✓	
CmdSetTargetCompoundAttribute	BL2000\sean	3/7/2022 1:32:28 PM	Set UserAnnotation = CO for compound Phenanthrene in sample Mar0702.D; previous value =			✓	

Audit Trail report

Name	User	Time	Action	Reason	Comment	Succeed	Exception
CmdManuallyIntegrateSplit	BL2000\sean	3/7/2022 1:32:31 PM	Split peak for compound Anthracene in sample Mar0702.D and keep right peak, new integration is from x, y = 10.211, 0 to 10.292, 0 and new response = 2680985, previous integration is from x, y = 10.110, 0 to 10.292, 0 and previous response = 5457298.			✓	
CmdSetTargetCompoundAttribute	BL2000\sean	3/7/2022 1:32:32 PM	Set UserAnnotation = CO for compound Anthracene in sample Mar0702.D; previous value =			✓	
CmdManuallyIntegrateSplit	BL2000\sean	3/7/2022 1:32:33 PM	Split qualifier 176.0 of compound Anthracene in sample Mar0702.D and keep right peak, new integration is from x, y = 10.211, 0 to 10.282, 0 and new response = 479593, previous integration is from x, y = 10.130, 0 to 10.282, 0 and previous response = 999297.			✓	
CmdSaveBatchTable	BL2000\sean	3/7/2022 1:35:08 PM	Save batch \\MASSHUNTER\Org\Data\SV5973N.I\sd030722\DoD BNA cal 1\QuantResults\030722 DoD BNA cal.batch.bin			✓	
CmdSaveBatchTable	BL2000\sean	3/7/2022 1:35:12 PM	Save batch \\MASSHUNTER\Org\Data\SV5973N.I\sd030722\DoD BNA cal 1\QuantResults\030722 DoD BNA cal.batch.bin			✓	
CmdSaveBatchTable	BL2000\sean	3/7/2022 1:36:06 PM	Save batch \\MASSHUNTER\Org\Data\SV5973N.I\sd030722\DoD BNA cal 1\QuantResults\030722 DoD BNA cal.batch.bin			✓	
CmdSaveBatchTable	BL2000\sean	3/7/2022 1:52:52 PM	Save batch \\MASSHUNTER\Org\Data\SV5973N.I\sd030722\DoD BNA cal 1\QuantResults\030722 DoD BNA cal.batch.bin			✓	
CmdOpenBatchTable	BL2000\sean	3/8/2022 7:39:27 AM	Open batch \\MASSHUNTER\Org\Data\SV5973N.I\sd030722\DoD BNA cal 1\030722 DoD BNA cal.batch.bin			✓	

Audit Trail report

Name	User	Time	Action	Reason	Comment	Succeed	Exception
CmdImportSamplesFromWorklist	BL2000\sean	3/8/2022 7:40:48 AM	Add samples from worklist: \\MASSHUNTER\Org\Data\SV5973N.I\sd030722\DoD BNA cal 1\Mar0709.D, \\MASSHUNTER\Org\Data\SV5973N.I\sd030722\DoD BNA cal 1\Mar0708.D, \\MASSHUNTER\Org\Data\SV5973N.I\sd030722\DoD BNA cal 1\Mar0707.D, \\MASSHUNTER\Org\Data\SV5973N.I\sd030722\DoD BNA cal 1\Mar0706.D, \\MASSHUNTER\Org\Data\SV5973N.I\sd030722\DoD BNA cal 1\Mar0705.D, \\MASSHUNTER\Org\Data\SV5973N.I\sd030722\DoD BNA cal 1\Mar0704.D			✓	
CmdSetSampleAttribute	BL2000\sean	3/8/2022 7:46:17 AM	Set SampleType = Calibration for sample Mar0704.D; previous value = Sample			✓	
CmdSetSampleAttribute	BL2000\sean	3/8/2022 7:46:21 AM	Set LevelName = 5 for sample Mar0704.D; previous value =			✓	
CmdSetSampleAttribute	BL2000\sean	3/8/2022 7:46:25 AM	Set SampleType = Calibration for sample Mar0705.D; previous value = Sample			✓	
CmdSetSampleAttribute	BL2000\sean	3/8/2022 7:46:30 AM	Set LevelName = 4 for sample Mar0705.D; previous value =			✓	
CmdSetSampleAttribute	BL2000\sean	3/8/2022 7:46:34 AM	Set SampleType = Calibration for sample Mar0706.D; previous value = Sample			✓	
CmdSetSampleAttribute	BL2000\sean	3/8/2022 7:46:39 AM	Set LevelName = 3 for sample Mar0706.D; previous value =			✓	
CmdSetSampleAttribute	BL2000\sean	3/8/2022 7:46:43 AM	Set SampleType = Calibration for sample Mar0707.D; previous value = Sample			✓	
CmdSetSampleAttribute	BL2000\sean	3/8/2022 7:46:49 AM	Set LevelName = 2 for sample Mar0707.D; previous value =			✓	
CmdSetSampleAttribute	BL2000\sean	3/8/2022 7:46:53 AM	Set SampleType = Calibration for sample Mar0708.D; previous value = Sample			✓	
CmdSetSampleAttribute	BL2000\sean	3/8/2022 7:46:57 AM	Set LevelName = 1 for sample Mar0708.D; previous value =			✓	
CmdSetSampleAttribute	BL2000\sean	3/8/2022 7:47:02 AM	Set SampleType = QC for sample Mar0709.D; previous value = Sample			✓	
CmdSetSampleAttribute	BL2000\sean	3/8/2022 7:47:08 AM	Set LevelName = ICV for sample Mar0709.D; previous value =			✓	
CmdQuantitate	BL2000\sean	3/8/2022 7:47:30 AM	Quantitate all compounds in all samples			✓	
CmdSaveBatchTable	BL2000\sean	3/8/2022 8:32:37 AM	Save batch \\MASSHUNTER\Org\Data\SV5973N.I\sd030722\DoD BNA cal 1\QuantResults\030722 DoD BNA cal.batch.bin			✓	

Audit Trail report

Name	User	Time	Action	Reason	Comment	Succeed	Exception
CmdOpenBatchTable	BL2000\sean	3/8/2022 8:37:58 AM	Open batch \\MASSHUNTER\Org\Data\SV5973N.I\sd030722\DoD BNA cal 1\030722 DoD BNA cal.batch.bin			✓	
CmdSelectPeak	BL2000\sean	3/8/2022 8:38:47 AM	Select peak for compound bis(-2-Chloroethyl)Ether in sample Mar0705.D			✓	
CmdManuallyIntegrateDropBaseline	BL2000\sean	3/8/2022 8:38:50 AM	Drop baseline for compound bis(-2-Chloroethyl)Ether in sample Mar0705.D to y = 849, new integration is from x, y = 4.501, 849 to 4.562, 849 and new response = 526687; previous integration is from x, y = 4.501, 849 to 4.562, 888 and previous response = 526614.			✓	
CmdManuallyIntegrateApplyTargetRtToQualifier	BL2000\sean	3/8/2022 8:38:52 AM	Apply target integration range 4.501-4.562 to qualifier 64.0 for compound bis(-2-Chloroethyl)Ether in sample Mar0705.D, new integration is from x, y = 4.501, 766 to 4.562, 3208 and new response = 47354; previous integration is from x, y = 4.399, 344 to 4.481, 358 and previous response = 24816.			✓	
CmdManuallyIntegrateDropBaseline	BL2000\sean	3/8/2022 8:38:53 AM	Drop baseline for qualifier 64.0 of compound bis(-2-Chloroethyl)Ether in sample Mar0705.D to y = 766, new integration is from x, y = 4.501, 766 to 4.562, 766 and new response = 51843; previous integration is from x, y = 4.501, 766 to 4.562, 3208 and previous response = 47354.			✓	
CmdSetTargetCompoundAttribute	BL2000\sean	3/8/2022 8:38:56 AM	Set UserAnnotation = CO for compound bis(-2-Chloroethyl)Ether in sample Mar0705.D; previous value =			✓	
CmdManuallyIntegrateApplyTargetRtToQualifier	BL2000\sean	3/8/2022 8:41:19 AM	Apply target integration range 4.981-5.083 to qualifier 107.0 for compound Benzyl Alcohol in sample Mar0705.D, new integration is from x, y = 4.981, 3746 to 5.083, 3375 and new response = 217883; previously no peak.			✓	
CmdManuallyIntegrateApplyTargetRtToQualifier	BL2000\sean	3/8/2022 8:41:25 AM	Apply target integration range 5.166-5.277 to qualifier 108.0 for compound 2-Methylphenol in sample Mar0705.D, new integration is from x, y = 5.166, 1530 to 5.277, 5015 and new response = 621705; previous integration is from x, y = 4.981, 681 to 5.083, 1386 and previous response = 330468.			✓	

Audit Trail report

Name	User	Time	Action	Reason	Comment	Succeed	Exception
CmdManuallyIntegrateApplyTargetRtToQualifier	BL2000\sean	3/8/2022 8:41:46 AM	Apply target integration range 6.372-6.465 to qualifier 129.0 for compound p-Chloroaniline in sample Mar0705.D, new integration is from x, y = 6.372, 865 to 6.465, 10034 and new response = 185544; previously no peak.			✓	
CmdManuallyIntegrateDropBaseline	BL2000\sean	3/8/2022 8:41:47 AM	Drop baseline for qualifier 129.0 of compound p-Chloroaniline in sample Mar0705.D to y = 865, new integration is from x, y = 6.372, 865 to 6.465, 865 and new response = 210970; previous integration is from x, y = 6.372, 865 to 6.465, 10034 and previous response = 185544.			✓	
CmdManuallyIntegratePeak	BL2000\sean	3/8/2022 8:41:55 AM	Manually integrate compound 1-Methylnaphthalene in sample Mar0705.D, from x, y = 7.215, 571939 to 7.286, 604849, result = -1679887; previous integration is from x, y = 7.102, 1028 to 7.204, 1091 and previous response = 846401.			✓	
CmdManuallyIntegrateSnapBaseline	BL2000\sean	3/8/2022 8:41:57 AM	Snap baseline for compound 1-Methylnaphthalene in sample Mar0705.D, from x = 7.215 to x = 7.286, new integration is from x, y = 7.215, 3483 to 7.286, 7491 and new response = 834774; previous integration is from x, y = 7.215, 571939 to 7.286, 604849 and previous response = -1679887.			✓	
CmdManuallyIntegrateDropBaseline	BL2000\sean	3/8/2022 8:41:57 AM	Drop baseline for compound 1-Methylnaphthalene in sample Mar0705.D to y = 3483, new integration is from x, y = 7.215, 3483 to 7.286, 3483 and new response = 843419; previous integration is from x, y = 7.215, 3483 to 7.286, 7491 and previous response = 834774.			✓	
CmdManuallyIntegrateApplyTargetRtToQualifier	BL2000\sean	3/8/2022 8:41:59 AM	Apply target integration range 7.215-7.286 to qualifier 142.0 for compound 1-Methylnaphthalene in sample Mar0705.D, new integration is from x, y = 7.215, 5635 to 7.286, 8374 and new response = 949425; previously no peak.			✓	
CmdManuallyIntegrateApplyTargetRtToQualifier	BL2000\sean	3/8/2022 8:42:00 AM	Apply target integration range 7.215-7.286 to qualifier 115.0 for compound 1-Methylnaphthalene in sample Mar0705.D, new integration is from x, y = 7.215, 2212 to 7.286, 3064 and new response = 344919; previously no peak.			✓	

Audit Trail report

Name	User	Time	Action	Reason	Comment	Succeed	Exception
CmdManuallyIntegrateSplit	BL2000\sean	3/8/2022 8:42:13 AM	Split peak for compound 2,4,6-Trichlorophenol in sample Mar0705.D and keep left peak, new integration is from x, y = 7.482, 2.94218838114011 to 7.553, 61.4759993340972 and new response = 248408, previous integration is from x, y = 7.482, 3 to 7.697, 179 and previous response = 522195.			✓	
CmdSetTargetCompoundAttribute	BL2000\sean	3/8/2022 8:42:14 AM	Set UserAnnotation = CO for compound 2,4,6-Trichlorophenol in sample Mar0705.D; previous value =			✓	
CmdManuallyIntegrateSplit	BL2000\sean	3/8/2022 8:42:16 AM	Split qualifier 198.0 of compound 2,4,6-Trichlorophenol in sample Mar0705.D and keep left peak, new integration is from x, y = 7.484, 60.4751533170074 to 7.553, 90.0676578276873 and new response = 241555, previous integration is from x, y = 7.484, 60 to 7.707, 156 and previous response = 506376.			✓	
CmdManuallyIntegrateSplit	BL2000\sean	3/8/2022 8:42:20 AM	Split peak for compound 2,4,5-Trichlorophenol in sample Mar0705.D and keep right peak, new integration is from x, y = 7.553, 0 to 7.697, 0 and new response = 274892, previous integration is from x, y = 7.482, 0 to 7.697, 0 and previous response = 523438.			✓	
CmdSetTargetCompoundAttribute	BL2000\sean	3/8/2022 8:42:21 AM	Set UserAnnotation = CO for compound 2,4,5-Trichlorophenol in sample Mar0705.D; previous value =			✓	
CmdManuallyIntegrateSplit	BL2000\sean	3/8/2022 8:42:23 AM	Split qualifier 198.0 of compound 2,4,5-Trichlorophenol in sample Mar0705.D and keep right peak, new integration is from x, y = 7.553, 0 to 7.707, 0 and new response = 266005, previous integration is from x, y = 7.482, 0 to 7.707, 0 and previous response = 507882.			✓	
CmdManuallyIntegrateSplit	BL2000\sean	3/8/2022 8:42:31 AM	Split qualifier 77.0 of compound Dimethyl Phthalate in sample Mar0705.D and keep left peak, new integration is from x, y = 8.098, 1312.58172506522 to 8.159, 1422.16388410797 and new response = 184087, previous integration is from x, y = 8.098, 1313 to 8.241, 1568 and previous response = 236257.			✓	
CmdManuallyIntegrateApplyTargetRtToQualifier	BL2000\sean	3/8/2022 8:42:35 AM	Apply target integration range 8.149-8.261 to qualifier 153.1 for compound Acenaphthylene in sample Mar0705.D, new integration is from x, y = 8.149, 0 to 8.261, 1281 and new response = 187927; previously no peak.			✓	

Audit Trail report

Name	User	Time	Action	Reason	Comment	Succeed	Exception
CmdManuallyIntegratePeak	BL2000\sean	3/8/2022 8:42:39 AM	Manually integrate compound 2,6-Dinitrotoluene in sample Mar0705.D, from x, y = 8.149, 35294 to 8.261, 46443, result = -163201; previous integration is from x, y = 8.099, 332 to 8.144, 354 and previous response = 9209.			✓	
CmdManuallyIntegrateSnapBaseline	BL2000\sean	3/8/2022 8:42:40 AM	Snap baseline for compound 2,6-Dinitrotoluene in sample Mar0705.D, from x = 8.149 to x = 8.261, new integration is from x, y = 8.149, 0 to 8.261, 365 and new response = 111510; previous integration is from x, y = 8.149, 35294 to 8.261, 46443 and previous response = -163201.			✓	
CmdManuallyIntegrateDropBaseline	BL2000\sean	3/8/2022 8:42:41 AM	Drop baseline for compound 2,6-Dinitrotoluene in sample Mar0705.D to y = 0, new integration is from x, y = 8.149, 0 to 8.261, 0 and new response = 112742; previous integration is from x, y = 8.149, 0 to 8.261, 365 and previous response = 111510.			✓	
CmdSetTargetCompoundAttribute	BL2000\sean	3/8/2022 8:42:43 AM	Set UserAnnotation = CO for compound 2,6-Dinitrotoluene in sample Mar0705.D; previous value =			✓	
CmdManuallyIntegrateApplyTargetRtToQualifier	BL2000\sean	3/8/2022 8:42:51 AM	Apply target integration range 8.476-8.568 to qualifier 154.0 for compound 2,4-Dinitrophenol in sample Mar0705.D, new integration is from x, y = 8.476, 2400 to 8.568, 2017 and new response = 37221; previous integration is from x, y = 8.374, 596 to 8.466, 640 and previous response = 805933.			✓	
CmdManuallyIntegrateDropBaseline	BL2000\sean	3/8/2022 8:42:51 AM	Drop baseline for qualifier 154.0 of compound 2,4-Dinitrophenol in sample Mar0705.D to y = 2017, new integration is from x, y = 8.476, 2017 to 8.568, 2017 and new response = 38279; previous integration is from x, y = 8.476, 2400 to 8.568, 2017 and previous response = 37221.			✓	
CmdManuallyIntegrateSplit	BL2000\sean	3/8/2022 8:42:58 AM	Split qualifier 63.0 of compound 2,4-Dinitrotoluene in sample Mar0705.D and keep right peak, new integration is from x, y = 8.640, 1534.44343238995 to 8.701, 1461.41533900859 and new response = 74885, previous integration is from x, y = 8.595, 1587 to 8.701, 1461 and previous response = 144481.			✓	
CmdSaveBatchTable	BL2000\sean	3/8/2022 8:43:45 AM	Save batch \\MASSHUNTER\Org\Data\SV5973N.I\sd030722\DoD BNA cal 1\QuantResults\030722 DoD BNA cal.batch.bin			✓	

Audit Trail report

Name	User	Time	Action	Reason	Comment	Succeed	Exception
CmdUpdateRetentionTimes	BL2000\sean	3/8/2022 8:44:11 AM	Update retention time for compound Perylene-d12; Chrysene-d12; Phenanthrene-d10; Acenaphthene-d10; Naphthalene-d8; Terphenyl-d14; 2,4,6-Tribromophenol; 2-Fluorobiphenyl; Nitrobenzene-d5; Phenol-d5; 2-Fluorophenol; Benzo(g,h,i)perylene; Dibenzo(a,h)anthracene; Indeno(1,2,3-c,d)pyrene; Benzo(a)pyrene; Benzo(k)fluoranthene; Benzo(b)fluoranthene; Di-n-octyl Phthalate; bis(2-ethylhexyl)Phthalate; 3,3-Dichlorobenzidine; Chrysene; Benzo(a)Anthracene; Butylbenzylphthalate; Pyrene; Benzidine; Fluoranthene; Di-n-Butylphthalate; Triallate; Anthracene; Phenanthrene; Pentachlorophenol; Hexachlorobenzene; 4-Bromophenylphenylether; Azobenzene; N-nitrosodiphenylamine; 4,6-Dinitro-2-methylphenol; 4-Nitroaniline; Diethylphthalate; 4-Chlorophenylphenylether; Fluorene; 2,4-Dinitrotoluene; 4-Nitrophenol; Dibenzofuran; 2,4-Dinitrophenol; 3-Nitroaniline; Acenaphthene; 2,6-Dinitrotoluene; Acenaphthylene; Dimethyl Phthalate; 2-Nitroaniline; 2-Chloronaphthalene; 2,4,5-Trichlorophenol; 2,4,6-Trichlorophenol; Hexachlorocyclopentadiene; 4-Chloro-2-Methylphenol; 1-Methylnaphthalene; 2-Methylnaphthalene; 4-Chloro-3-Methylphenol; Hexachlorobutadiene; p-Chloroaniline; 4-Chlorophenol; Naphthalene; 1,2,4-Trichlorobenzene; 2,4-Dichlorophenol; bis(-2-Chloroethoxy)Methane; 2,4-Dimethylphenol; 2-Nitrophenol; Isophorone; Nitrobenzene; N-nitroso-Di-n-propylamine; Hexachloroethane; 4Methylphenol/3Methylphenol; 2-Methylphenol; bis(2-chloroisopropyl)Ether; Benzyl Alcohol; 1,2-Dichlorobenzene; 1,4-Dichlorobenzene; 1,3-Dichlorobenzene; 2-Chlorophenol; bis(-2-Chloroethyl)Ether; Phenol; Aniline; Pyridine; Carbazole; Benzoic Acid; o-Terphenyl; N-Nitrosodimethylamine; 1,4-Dichlorobenzene-d4;			✓	
CmdQuantitate	BL2000\sean	3/8/2022 8:44:46 AM	Quantitate all compounds in all samples			✓	
CmdSelectPeak	BL2000\sean	3/8/2022 8:46:20 AM	Select peak for compound 1,3-Dichlorobenzene in sample Mar0705.D			✓	

Audit Trail report

Name	User	Time	Action	Reason	Comment	Succeed	Exception
CmdManuallyIntegratePeak	BL2000\sean	3/8/2022 8:46:31 AM	Manually integrate compound 2-Methylphenol in sample Mar0705.D, from x, y = 5.155, 359879 to 5.318, 436162, result = -3338037; previous integration is from x, y = 5.369, 1893 to 5.522, 2506 and previous response = 756717.			✓	
CmdManuallyIntegrateSnapBaseline	BL2000\sean	3/8/2022 8:46:33 AM	Snap baseline for compound 2-Methylphenol in sample Mar0705.D, from x = 5.155 to x = 5.318, new integration is from x, y = 5.155, 2135 to 5.318, 3019 and new response = 539290; previous integration is from x, y = 5.155, 359879 to 5.318, 436162 and previous response = -3338037.			✓	
CmdManuallyIntegrateDropBaseline	BL2000\sean	3/8/2022 8:46:34 AM	Drop baseline for compound 2-Methylphenol in sample Mar0705.D to y = 2135, new integration is from x, y = 5.155, 2135 to 5.318, 2135 and new response = 543624; previous integration is from x, y = 5.155, 2135 to 5.318, 3019 and previous response = 539290.			✓	
CmdSetTargetCompoundAttribute	BL2000\sean	3/8/2022 8:46:36 AM	Set UserAnnotation = CO for compound 2-Methylphenol in sample Mar0705.D; previous value =			✓	
CmdManuallyIntegratePeak	BL2000\sean	3/8/2022 8:57:27 AM	Manually integrate compound Pentachlorophenol in sample Mar0705.D, from x, y = 9.857, 67195 to 10.292, 76454, result = -1748842; previous integration is from x, y = 9.938, 0 to 10.029, 0 and previous response = 120219.			✓	
CmdManuallyIntegrateSnapBaseline	BL2000\sean	3/8/2022 8:57:28 AM	Snap baseline for compound Pentachlorophenol in sample Mar0705.D, from x = 9.857 to x = 10.292, new integration is from x, y = 9.857, 0 to 10.292, 0 and new response = 128078; previous integration is from x, y = 9.857, 67195 to 10.292, 76454 and previous response = -1748842.			✓	
CmdManuallyIntegrateDropBaseline	BL2000\sean	3/8/2022 8:57:29 AM	Drop baseline for compound Pentachlorophenol in sample Mar0705.D to y = 0, new integration is from x, y = 9.857, 0 to 10.292, 0 and new response = 128078; previous integration is from x, y = 9.857, 0 to 10.292, 0 and previous response = 128078.			✓	

Audit Trail report

Name	User	Time	Action	Reason	Comment	Succeed	Exception
CmdManuallyIntegrateApplyTargetRtToQualifier	BL2000\sean	3/8/2022 8:57:31 AM	Apply target integration range 9.857-10.292 to qualifier 263.9 for compound Pentachlorophenol in sample Mar0705.D, new integration is from x, y = 9.857, 0 to 10.292, 0 and new response = 81385; previous integration is from x, y = 9.938, 0 to 10.029, 0 and previous response = 76200.			✓	
CmdManuallyIntegrateDropBaseline	BL2000\sean	3/8/2022 8:57:32 AM	Drop baseline for qualifier 263.9 of compound Pentachlorophenol in sample Mar0705.D to y = 0, new integration is from x, y = 9.857, 0 to 10.292, 0 and new response = 81385; previous integration is from x, y = 9.857, 0 to 10.292, 0 and previous response = 81385.			✓	
CmdManuallyIntegratePeak	BL2000\sean	3/8/2022 8:57:44 AM	Manually integrate compound Benzidine in sample Mar0705.D, from x, y = 12.227, 151197 to 12.774, 157444, result = -4572976; previous integration is from x, y = 12.278, 508 to 12.399, 511 and previous response = 412313.			✓	
CmdManuallyIntegrateSnapBaseline	BL2000\sean	3/8/2022 8:57:45 AM	Snap baseline for compound Benzidine in sample Mar0705.D, from x = 12.227 to x = 12.774, new integration is from x, y = 12.227, 416 to 12.774, 1568 and new response = 458806; previous integration is from x, y = 12.227, 151197 to 12.774, 157444 and previous response = -4572976.			✓	
CmdManuallyIntegrateDropBaseline	BL2000\sean	3/8/2022 8:57:45 AM	Drop baseline for compound Benzidine in sample Mar0705.D to y = 416, new integration is from x, y = 12.227, 416 to 12.774, 416 and new response = 477708; previous integration is from x, y = 12.227, 416 to 12.774, 1568 and previous response = 458806.			✓	
CmdManuallyIntegrateApplyTargetRtToQualifier	BL2000\sean	3/8/2022 8:57:48 AM	Apply target integration range 12.227-12.774 to qualifier 92.0 for compound Benzidine in sample Mar0705.D, new integration is from x, y = 12.227, 315 to 12.774, 335 and new response = 42551; previous integration is from x, y = 12.299, 510 to 12.399, 510 and previous response = 33962.			✓	
CmdManuallyIntegrateDropBaseline	BL2000\sean	3/8/2022 8:57:48 AM	Drop baseline for qualifier 92.0 of compound Benzidine in sample Mar0705.D to y = 315, new integration is from x, y = 12.227, 315 to 12.774, 315 and new response = 42879; previous integration is from x, y = 12.227, 315 to 12.774, 335 and previous response = 42551.			✓	

Audit Trail report

Name	User	Time	Action	Reason	Comment	Succeed	Exception
CmdSaveBatchTable	BL2000\sean	3/8/2022 8:58:14 AM	Save batch \\MASSHUNTER\Org\Data\SV5973N.I\sd030722\DoD BNA cal 1\QuantResults\030722 DoD BNA cal.batch.bin			✓	
CmdUpdateRetentionTimes	BL2000\sean	3/8/2022 8:58:57 AM	Update retention time for compound Perylene-d12; Chrysene-d12; Phenanthrene-d10; Acenaphthene-d10; Naphthalene-d8; Terphenyl-d14; 2,4,6-Tribromophenol; 2-Fluorobiphenyl; Nitrobenzene-d5; Phenol-d5; 2-Fluorophenol; Benzo(g,h,i)perylene; Dibenzo(a,h)anthracene; Indeno(1,2,3-c,d)pyrene; Benzo(a)pyrene; Benzo(k)fluoranthene; Benzo(b)fluoranthene; Di-n-octyl Phthalate; bis(2-ethylhexyl)Phthalate; 3,3-Dichlorobenzidine; Chrysene; Benzo(a)Anthracene; Butylbenzylphthalate; Pyrene; Benzidine; Fluoranthene; Di-n-Butylphthalate; Triallate; Anthracene; Phenanthrene; Pentachlorophenol; Hexachlorobenzene; 4-Bromophenylphenylether; Azobenzene; N-nitrosodiphenylamine; 4,6-Dinitro-2-methylphenol; 4-Nitroaniline; Diethylphthalate; 4-Chlorophenylphenylether; Fluorene; 2,4-Dinitrotoluene; 4-Nitrophenol; Dibenzofuran; 2,4-Dinitrophenol; 3-Nitroaniline; Acenaphthene; 2,6-Dinitrotoluene; Acenaphthylene; Dimethyl Phthalate; 2-Nitroaniline; 2-Chloronaphthalene; 2,4,5-Trichlorophenol; 2,4,6-Trichlorophenol; Hexachlorocyclopentadiene; 4-Chloro-2-Methylphenol; 1-Methylnaphthalene; 2-Methylnaphthalene; 4-Chloro-3-Methylphenol; Hexachlorobutadiene; p-Chloroaniline; 4-Chlorophenol; Naphthalene; 1,2,4-Trichlorobenzene; 2,4-Dichlorophenol; bis(-2-Chloroethoxy)Methane; 2,4-Dimethylphenol; 2-Nitrophenol; Isophorone; Nitrobenzene; N-nitroso-Di-n-propylamine; Hexachloroethane; 4Methylphenol/3Methylphenol; 2-Methylphenol; bis(2-chloroisopropyl)Ether; Benzyl Alcohol; 1,2-Dichlorobenzene; 1,4-Dichlorobenzene; 1,3-Dichlorobenzene; 2-Chlorophenol; bis(-2-Chloroethyl)Ether; Phenol; Aniline; Pyridine; Carbazole; Benzoic Acid; o-Terphenyl; N-Nitrosodimethylamine; 1,4-Dichlorobenzene-d4;			✓	

Audit Trail report

Name	User	Time	Action	Reason	Comment	Succeed	Exception
CmdQuantitate	BL2000\sean	3/8/2022 9:00:57 AM	Quantitate all compounds in all samples			✓	
CmdSaveBatchTable	BL2000\sean	3/8/2022 9:02:23 AM	Save batch \\MASSHUNTER\Org\Data\SV5973N.I\ sd030722\DoD BNA cal 1\QuantResults\030722 DoD BNA cal.batch.bin			✓	

Audit Trail report

Name	User	Time	Action	Reason	Comment	Succeed	Exception
CmdUpdateQualifierRatios	BL2000\sean	3/8/2022 9:03:03 AM	Update qualifier ratios for compound Perylene-d12; Update qualifier ratios for compound Chrysene-d12; Update qualifier ratios for compound Phenanthrene-d10; Update qualifier ratios for compound Acenaphthene-d10; Update qualifier ratios for compound Naphthalene-d8; Update qualifier ratios for compound Terphenyl-d14; Update qualifier ratios for compound 2,4,6-Tribromophenol; Update qualifier ratios for compound 2-Fluorobiphenyl; Update qualifier ratios for compound Nitrobenzene-d5; Update qualifier ratios for compound Phenol-d5; Update qualifier ratios for compound 2-Fluorophenol; Update qualifier ratios for compound Benzo(g,h,i)perylene; Update qualifier ratios for compound Dibenzo(a,h)anthracene; Update qualifier ratios for compound Indeno(1,2,3-c,d)pyrene; Update qualifier ratios for compound Benzo(a)pyrene; Update qualifier ratios for compound Benzo(k)fluoranthene; Update qualifier ratios for compound Benzo(b)fluoranthene; Update qualifier ratios for compound Di-n-octyl Phthalate; Update qualifier ratios for compound bis(2-ethylhexyl)Phthalate; Update qualifier ratios for compound 3,3-Dichlorobenzidine; Update qualifier ratios for compound Chrysene; Update qualifier ratios for compound Benzo(a)Anthracene; Update qualifier ratios for compound Butylbenzylphthalate; Update qualifier ratios for compound Pyrene; Update qualifier ratios for compound Benzidine; Update qualifier ratios for compound Fluoranthene; Update qualifier ratios for compound Di-n-Butylphthalate; Update qualifier ratios for compound Triallate; Update qualifier ratios for compound Anthracene; Update qualifier ratios for compound Phenanthrene; Update qualifier ratios for compound Pentachlorophenol; Update qualifier ratios for compound Hexachlorobenzene; Update qualifier ratios for compound 4-Bromophenylphenylether; Update qualifier ratios for compound Azobenzene; Update qualifier ratios for compound N-nitrosodiphenylamine; Update qualifier ratios for compound 4,6-Dinitro-2-			✓	

Audit Trail report

Name	User	Time	Action	Reason	Comment	Succeed	Exception
			methylphenol; Update qualifier ratios for compound 4-Nitroaniline; Update qualifier ratios for compound Diethylphthalate; Update qualifier ratios for compound 4-Chlorophenylphenylether; Update qualifier ratios for compound Fluorene; Update qualifier ratios for compound 2,4-Dinitrotoluene; Update qualifier ratios for compound 4-Nitrophenol; Update qualifier ratios for compound Dibenzofuran; Update qualifier ratios for compound 2,4-Dinitrophenol; Update qualifier ratios for compound 3-Nitroaniline; Update qualifier ratios for compound Acenaphthene; Update qualifier ratios for compound 2,6-Dinitrotoluene; Update qualifier ratios for compound Acenaphthylene; Update qualifier ratios for compound Dimethyl Phthalate; Update qualifier ratios for compound 2-Nitroaniline; Update qualifier ratios for compound 2-Chloronaphthalene; Update qualifier ratios for compound 2,4,5-Trichlorophenol; Update qualifier ratios for compound 2,4,6-Trichlorophenol; Update qualifier ratios for compound Hexachlorocyclopentadiene; Update qualifier ratios for compound 4-Chloro-2-Methylphenol; Update qualifier ratios for compound 1-Methylnaphthalene; Update qualifier ratios for compound 2-Methylnaphthalene; Update qualifier ratios for compound 4-Chloro-3-Methylphenol; Update qualifier ratios for compound Hexachlorobutadiene; Update qualifier ratios for compound p-Chloroaniline; Update qualifier ratios for compound 4-Chlorophenol; Update qualifier ratios for compound Naphthalene; Update qualifier ratios for compound 1,2,4-Trichlorobenzene; Update qualifier ratios for compound 2,4-Dichlorophenol; Update qualifier ratios for compound bis(-2-Chloroethoxy)Methane; Update qualifier ratios for compound 2,4-Dimethylphenol; Update qualifier ratios for compound 2-Nitrophenol; Update qualifier ratios for compound Isophorone; Update qualifier ratios for compound Nitrobenzene; Update qualifier ratios for compound N-nitroso-Di-n-propylamine; Update qualifier ratios for compound Hexachloroethane; Update qualifier ratios for compound 4Methylphenol/3Methylphenol; Update				

Audit Trail report

Name	User	Time	Action	Reason	Comment	Succeed	Exception
			qualifier ratios for compound 2-Methylphenol; Update qualifier ratios for compound bis(2-chloroisopropyl)Ether; Update qualifier ratios for compound Benzyl Alcohol; Update qualifier ratios for compound 1,2-Dichlorobenzene; Update qualifier ratios for compound 1,4-Dichlorobenzene; Update qualifier ratios for compound 1,3-Dichlorobenzene; Update qualifier ratios for compound 2-Chlorophenol; Update qualifier ratios for compound bis(-2-Chloroethyl)Ether; Update qualifier ratios for compound Phenol; Update qualifier ratios for compound Aniline; Update qualifier ratios for compound Pyridine; Update qualifier ratios for compound Carbazole; Update qualifier ratios for compound Benzoic Acid; Update qualifier ratios for compound o-Terphenyl; Update qualifier ratios for compound N-Nitrosodimethylamine; Update qualifier ratios for compound 1,4-Dichlorobenzene-d4;				
CmdQuantitate	BL2000\sean	3/8/2022 9:03:45 AM	Quantitate all compounds in all samples			✓	
CmdQuantitate	BL2000\sean	3/8/2022 9:29:13 AM	Quantitate all compounds in all samples			✓	
CmdSaveBatchTable	BL2000\sean	3/8/2022 9:43:02 AM	Save batch \\MASSHUNTER\Org\Data\SV5973N.I\sd030722\DoD BNA cal 1\QuantResults\030722 DoD BNA cal.batch.bin			✓	
CmdManuallyIntegratePeak	BL2000\sean	3/8/2022 9:43:17 AM	Manually integrate compound Pyridine in sample Mar0708.D, from x, y = 1.907, 374 to 2.213, 374, result = 29657; previous integration is from x, y = 1.927, 763 to 2.091, 763 and previous response = 18798.			✓	
CmdSetTargetCompoundAttribute	BL2000\sean	3/8/2022 9:43:18 AM	Set UserAnnotation = BA for compound Pyridine in sample Mar0708.D; previous value =			✓	
CmdManuallyIntegrateSplit	BL2000\sean	3/8/2022 9:43:32 AM	Split peak for compound Phenol in sample Mar0708.D and keep left peak, new integration is from x, y = 4.514, 1413.44154304255 to 4.572, 1429.22280842815 and new response = 33523, previous integration is from x, y = 4.514, 1413 to 4.613, 1440 and previous response = 38704.			✓	
CmdSetTargetCompoundAttribute	BL2000\sean	3/8/2022 9:43:33 AM	Set UserAnnotation = CO for compound Phenol in sample Mar0708.D; previous value =			✓	

Audit Trail report

Name	User	Time	Action	Reason	Comment	Succeed	Exception
CmdManuallyIntegrateSplit	BL2000\sean	3/8/2022 9:43:35 AM	Split qualifier 66.0 of compound Phenol in sample Mar0708.D and keep left peak, new integration is from x, y = 4.511, 614.607798309652 to 4.562, 637.759094483112 and new response = 13095, previous integration is from x, y = 4.511, 615 to 4.623, 666 and previous response = 17615.			✓	
CmdManuallyIntegrateApplyTargetRtToQualifier	BL2000\sean	3/8/2022 9:43:44 AM	Apply target integration range 4.491-4.562 to qualifier 64.0 for compound bis(-2-Chloroethyl)Ether in sample Mar0708.D, new integration is from x, y = 4.491, 213 to 4.562, 414 and new response = 1547; previous integration is from x, y = 4.562, 0 to 4.634, 0 and previous response = 13198.			✓	
CmdManuallyIntegrateDropBaseline	BL2000\sean	3/8/2022 9:43:45 AM	Drop baseline for qualifier 64.0 of compound bis(-2-Chloroethyl)Ether in sample Mar0708.D to y = 213, new integration is from x, y = 4.491, 213 to 4.562, 213 and new response = 1973; previous integration is from x, y = 4.491, 213 to 4.562, 414 and previous response = 1547.			✓	
CmdManuallyIntegratePeak	BL2000\sean	3/8/2022 9:43:51 AM	Manually integrate compound 1,3-Dichlorobenzene in sample Mar0708.D, from x, y = 4.685, 45960 to 4.766, 51964, result = -191043; previous integration is from x, y = 4.950, 348 to 5.012, 400 and previous response = 41070.			✓	
CmdManuallyIntegrateSnapBaseline	BL2000\sean	3/8/2022 9:43:52 AM	Snap baseline for compound 1,3-Dichlorobenzene in sample Mar0708.D, from x = 4.685 to x = 4.766, new integration is from x, y = 4.685, 0 to 4.766, 486 and new response = 47780; previous integration is from x, y = 4.685, 45960 to 4.766, 51964 and previous response = -191043.			✓	
CmdManuallyIntegrateDropBaseline	BL2000\sean	3/8/2022 9:43:53 AM	Drop baseline for compound 1,3-Dichlorobenzene in sample Mar0708.D to y = 0, new integration is from x, y = 4.685, 0 to 4.766, 0 and new response = 48971; previous integration is from x, y = 4.685, 0 to 4.766, 486 and previous response = 47780.			✓	
CmdManuallyIntegrateApplyTargetRtToQualifier	BL2000\sean	3/8/2022 9:44:19 AM	Apply target integration range 4.685-4.766 to qualifier 148.0 for compound 1,3-Dichlorobenzene in sample Mar0708.D, new integration is from x, y = 4.685, 0 to 4.766, 346 and new response = 29674; previously no peak.			✓	

Audit Trail report

Name	User	Time	Action	Reason	Comment	Succeed	Exception
CmdManuallyIntegrateDropBaseline	BL2000\sean	3/8/2022 9:44:20 AM	Drop baseline for qualifier 148.0 of compound 1,3-Dichlorobenzene in sample Mar0708.D to y = 0, new integration is from x, y = 4.685, 0 to 4.766, 0 and new response = 30522; previous integration is from x, y = 4.685, 0 to 4.766, 346 and previous response = 29674.			✓	
CmdManuallyIntegrateSplit	BL2000\sean	3/8/2022 9:44:25 AM	Split peak for compound 1,4-Dichlorobenzene in sample Mar0708.D and keep left peak, new integration is from x, y = 4.695, 0 to 4.889, 0 and new response = 91265, previous integration is from x, y = 4.695, 0 to 5.012, 0 and previous response = 137868.			✓	
CmdManuallyIntegrateSplit	BL2000\sean	3/8/2022 9:44:25 AM	Split peak for compound 1,4-Dichlorobenzene in sample Mar0708.D and keep right peak, new integration is from x, y = 4.777, 0 to 4.889, 0 and new response = 42021, previous integration is from x, y = 4.695, 0 to 4.889, 0 and previous response = 91265.			✓	
CmdSetTargetCompoundAttribute	BL2000\sean	3/8/2022 9:44:28 AM	Set UserAnnotation = CO for compound 1,4-Dichlorobenzene in sample Mar0708.D; previous value =			✓	
CmdManuallyIntegrateSplit	BL2000\sean	3/8/2022 9:44:30 AM	Split qualifier 148.0 of compound 1,4-Dichlorobenzene in sample Mar0708.D and keep right peak, new integration is from x, y = 4.756, 0 to 4.869, 0 and new response = 28908, previous integration is from x, y = 4.695, 0 to 4.869, 0 and previous response = 59242.			✓	
CmdManuallyIntegrateSplit	BL2000\sean	3/8/2022 9:46:14 AM	Split peak for compound 1,2-Dichlorobenzene in sample Mar0708.D and keep right peak, new integration is from x, y = 4.889, 0 to 5.012, 0 and new response = 46603, previous integration is from x, y = 4.695, 0 to 5.012, 0 and previous response = 137868.			✓	
CmdSetTargetCompoundAttribute	BL2000\sean	3/8/2022 9:46:15 AM	Set UserAnnotation = CO for compound 1,2-Dichlorobenzene in sample Mar0708.D; previous value =			✓	
CmdManuallyIntegratePeak	BL2000\sean	3/8/2022 9:46:21 AM	Manually integrate compound Benzyl Alcohol in sample Mar0708.D, from x, y = 4.950, 26720 to 5.134, 34057, result = -321004; previous integration is from x, y = 5.175, 0 to 5.267, 0 and previous response = 33160.			✓	

Audit Trail report

Name	User	Time	Action	Reason	Comment	Succeed	Exception
CmdManuallyIntegrateSnapBaseline	BL2000\sean	3/8/2022 9:46:22 AM	Snap baseline for compound Benzyl Alcohol in sample Mar0708.D, from x = 4.950 to x = 5.134, new integration is from x, y = 4.950, 0 to 5.134, 275 and new response = 12700; previous integration is from x, y = 4.950, 26720 to 5.134, 34057 and previous response = -321004.			✓	
CmdManuallyIntegrateDropBaseline	BL2000\sean	3/8/2022 9:46:22 AM	Drop baseline for compound Benzyl Alcohol in sample Mar0708.D to y = 0, new integration is from x, y = 4.950, 0 to 5.134, 0 and new response = 14217; previous integration is from x, y = 4.950, 0 to 5.134, 275 and previous response = 12700.			✓	
CmdSetTargetCompoundAttribute	BL2000\sean	3/8/2022 9:46:24 AM	Set UserAnnotation = CO for compound Benzyl Alcohol in sample Mar0708.D; previous value =			✓	
CmdManuallyIntegrateApplyTargetRtToQualifier	BL2000\sean	3/8/2022 9:46:25 AM	Apply target integration range 4.950-5.134 to qualifier 79.0 for compound Benzyl Alcohol in sample Mar0708.D, new integration is from x, y = 4.950, 550 to 5.134, 2124 and new response = 6772; previously no peak.			✓	
CmdManuallyIntegrateApplyTargetRtToQualifier	BL2000\sean	3/8/2022 9:46:27 AM	Apply target integration range 4.950-5.134 to qualifier 107.0 for compound Benzyl Alcohol in sample Mar0708.D, new integration is from x, y = 4.950, 538 to 5.134, 236 and new response = 7534; previously no peak.			✓	
CmdManuallyIntegrateDropBaseline	BL2000\sean	3/8/2022 9:46:30 AM	Drop baseline for qualifier 107.0 of compound Benzyl Alcohol in sample Mar0708.D to y = 236, new integration is from x, y = 4.950, 236 to 5.134, 236 and new response = 9199; previous integration is from x, y = 4.950, 538 to 5.134, 236 and previous response = 7534.			✓	
CmdManuallyIntegrateDropBaseline	BL2000\sean	3/8/2022 9:46:31 AM	Drop baseline for qualifier 79.0 of compound Benzyl Alcohol in sample Mar0708.D to y = 550, new integration is from x, y = 4.950, 550 to 5.134, 550 and new response = 15453; previous integration is from x, y = 4.950, 550 to 5.134, 2124 and previous response = 6772.			✓	
CmdManuallyIntegrateApplyTargetRtToQualifier	BL2000\sean	3/8/2022 9:47:02 AM	Apply target integration range 6.393-6.578 to qualifier 128.0 for compound 4-Chlorophenol in sample Mar0708.D, new integration is from x, y = 6.393, 704 to 6.578, 787 and new response = 23374; previously no peak.			✓	

Audit Trail report

Name	User	Time	Action	Reason	Comment	Succeed	Exception
CmdManuallyIntegrateDropBaseline	BL2000\sean	3/8/2022 9:47:03 AM	Drop baseline for qualifier 128.0 of compound 4-Chlorophenol in sample Mar0708.D to y = 704, new integration is from x, y = 6.393, 704 to 6.578, 704 and new response = 23834; previous integration is from x, y = 6.393, 704 to 6.578, 787 and previous response = 23374.			✓	
CmdManuallyIntegrateApplyTargetRtToQualifier	BL2000\sean	3/8/2022 9:47:17 AM	Apply target integration range 7.492-7.564 to qualifier 198.0 for compound 2,4,6-Trichlorophenol in sample Mar0708.D, new integration is from x, y = 7.492, 0 to 7.564, 390 and new response = 11144; previously no peak.			✓	
CmdManuallyIntegrateDropBaseline	BL2000\sean	3/8/2022 9:47:18 AM	Drop baseline for qualifier 198.0 of compound 2,4,6-Trichlorophenol in sample Mar0708.D to y = 0, new integration is from x, y = 7.492, 0 to 7.564, 0 and new response = 11985; previous integration is from x, y = 7.492, 0 to 7.564, 390 and previous response = 11144.			✓	
CmdManuallyIntegrateSplit	BL2000\sean	3/8/2022 9:47:25 AM	Split qualifier 198.0 of compound 2,4,5-Trichlorophenol in sample Mar0708.D and keep right peak, new integration is from x, y = 7.553, 0 to 7.666, 0 and new response = 14254, previous integration is from x, y = 7.492, 0 to 7.666, 0 and previous response = 26050.			✓	
CmdManuallyIntegrateSplit	BL2000\sean	3/8/2022 9:47:40 AM	Split qualifier 154.0 of compound 2,4-Dinitrophenol in sample Mar0708.D and keep right peak, new integration is from x, y = 8.446, 0 to 8.527, 0 and new response = 2618, previous integration is from x, y = 8.374, 0 to 8.527, 0 and previous response = 52928.			✓	
CmdManuallyIntegrateApplyTargetRtToQualifier	BL2000\sean	3/8/2022 9:47:47 AM	Apply target integration range 8.712-8.885 to qualifier 139.0 for compound 4-Nitrophenol in sample Mar0708.D, new integration is from x, y = 8.712, 0 to 8.885, 0 and new response = 4808; previous integration is from x, y = 8.589, 0 to 8.660, 0 and previous response = 29960.			✓	
CmdManuallyIntegrateDropBaseline	BL2000\sean	3/8/2022 9:47:48 AM	Drop baseline for qualifier 139.0 of compound 4-Nitrophenol in sample Mar0708.D to y = 0, new integration is from x, y = 8.712, 0 to 8.885, 0 and new response = 4808; previous integration is from x, y = 8.712, 0 to 8.885, 0 and previous response = 4808.			✓	

Audit Trail report

Name	User	Time	Action	Reason	Comment	Succeed	Exception
CmdManuallyIntegrateApplyTargetRtToQualifier	BL2000\sean	3/8/2022 9:47:50 AM	Apply target integration range 8.712-8.885 to qualifier 65.0 for compound 4-Nitrophenol in sample Mar0708.D, new integration is from x, y = 8.712, 828 to 8.885, 618 and new response = 2749; previously no peak.			✓	
CmdManuallyIntegrateDropBaseline	BL2000\sean	3/8/2022 9:47:51 AM	Drop baseline for qualifier 65.0 of compound 4-Nitrophenol in sample Mar0708.D to y = 618, new integration is from x, y = 8.712, 618 to 8.885, 618 and new response = 3845; previous integration is from x, y = 8.712, 828 to 8.885, 618 and previous response = 2749.			✓	
CmdManuallyIntegrateSplit	BL2000\sean	3/8/2022 9:47:57 AM	Split qualifier 63.0 of compound 2,4-Dinitrotoluene in sample Mar0708.D and keep right peak, new integration is from x, y = 8.591, 457.126733397037 to 8.660, 446.838814842433 and new response = 6474, previous integration is from x, y = 8.591, 457 to 8.660, 447 and previous response = 6474.			✓	
CmdManuallyIntegrateQualifierPeak	BL2000\sean	3/8/2022 9:48:02 AM	Manually integrate qualifier 63.0 of compound 2,4-Dinitrotoluene in sample Mar0708.D, from x, y = 8.630, 719 to 8.660, 447, result = 2339; previous integration is from x, y = 8.591, 457 to 8.660, 447 and previous response = 6474.			✓	
CmdManuallyIntegrateDropBaseline	BL2000\sean	3/8/2022 9:48:03 AM	Drop baseline for qualifier 63.0 of compound 2,4-Dinitrotoluene in sample Mar0708.D to y = 447, new integration is from x, y = 8.630, 447 to 8.660, 447 and new response = 2590; previous integration is from x, y = 8.630, 719 to 8.660, 447 and previous response = 2339.			✓	
CmdManuallyIntegrateQualifierPeak	BL2000\sean	3/8/2022 9:48:06 AM	Manually integrate qualifier 89.0 of compound 2,4-Dinitrotoluene in sample Mar0708.D, from x, y = 8.630, 175 to 8.701, 0, result = 5346; previous integration is from x, y = 8.579, 0 to 8.701, 0 and previous response = 8058.			✓	
CmdManuallyIntegrateDropBaseline	BL2000\sean	3/8/2022 9:48:08 AM	Drop baseline for qualifier 89.0 of compound 2,4-Dinitrotoluene in sample Mar0708.D to y = 0, new integration is from x, y = 8.630, 0 to 8.701, 0 and new response = 5721; previous integration is from x, y = 8.630, 175 to 8.701, 0 and previous response = 5346.			✓	

Audit Trail report

Name	User	Time	Action	Reason	Comment	Succeed	Exception
CmdManuallyIntegrateQualifierPeak	BL2000\sean	3/8/2022 9:48:19 AM	Manually integrate qualifier 92.0 of compound 4-Nitroaniline in sample Mar0708.D, from x, y = 9.080, 140 to 9.172, 140, result = 3202; previous integration is from x, y = 9.088, 286 to 9.141, 291 and previous response = 1777.			✓	
CmdManuallyIntegrateQualifierPeak	BL2000\sean	3/8/2022 9:48:25 AM	Manually integrate qualifier 121.0 of compound 4,6-Dinitro-2-methylphenol in sample Mar0708.D, from x, y = 9.121, 0 to 9.151, 0, result = 1039; previous integration is from x, y = 8.957, 0 to 8.998, 0 and previous response = 2131.			✓	
CmdManuallyIntegrateApplyTargetRtToQualifier	BL2000\sean	3/8/2022 9:48:38 AM	Apply target integration range 10.201-10.302 to qualifier 176.0 for compound Anthracene in sample Mar0708.D, new integration is from x, y = 10.201, 328 to 10.302, 320 and new response = 12359; previously no peak.			✓	
CmdManuallyIntegratePeak	BL2000\sean	3/8/2022 9:48:51 AM	Manually integrate compound Benzidine in sample Mar0708.D from x, y = 12.207, 0 to 12.693, 0; result = 11072			✓	
CmdManuallyIntegrateQualifierPeak	BL2000\sean	3/8/2022 9:48:55 AM	Manually integrate qualifier 92.0 of compound Benzidine in sample Mar0708.D from x, y = 12.217, 0 to 12.784, -1; result = 8574			✓	
CmdManuallyIntegrateQualifierPeak	BL2000\sean	3/8/2022 9:48:59 AM	Manually integrate qualifier 92.0 of compound Benzidine in sample Mar0708.D, from x, y = 12.197, 23 to 12.470, 15, result = 4053; previous integration is from x, y = 12.217, 0 to 12.784, -1 and previous response = 8574.			✓	
CmdManuallyIntegrateDropBaseline	BL2000\sean	3/8/2022 9:49:00 AM	Drop baseline for qualifier 92.0 of compound Benzidine in sample Mar0708.D to y = 15, new integration is from x, y = 12.197, 15 to 12.470, 15 and new response = 4123; previous integration is from x, y = 12.197, 23 to 12.470, 15 and previous response = 4053.			✓	
CmdManuallyIntegrateQualifierPeak	BL2000\sean	3/8/2022 9:49:02 AM	Manually integrate qualifier 183.0 of compound Benzidine in sample Mar0708.D from x, y = 12.267, 0 to 12.440, 0; result = 1185			✓	
CmdManuallyIntegratePeak	BL2000\sean	3/8/2022 9:49:14 AM	Manually integrate compound bis(2-ethylhexyl)Phthalate in sample Mar0708.D from x, y = 16.278, 0 to 16.421, 0; result = 4933			✓	

Audit Trail report

Name	User	Time	Action	Reason	Comment	Succeed	Exception
CmdManuallyIntegrateApplyTargetRtToQualifier	BL2000\sean	3/8/2022 9:49:17 AM	Apply target integration range 16.278-16.421 to qualifier 279.0 for compound bis(2-ethylhexyl)Phthalate in sample Mar0708.D, new integration is from x, y = 16.278, 0 to 16.421, 0 and new response = 395; previously no peak.			✓	
CmdManuallyIntegrateDropBaseline	BL2000\sean	3/8/2022 9:49:18 AM	Drop baseline for qualifier 279.0 of compound bis(2-ethylhexyl)Phthalate in sample Mar0708.D to y = 0, new integration is from x, y = 16.278, 0 to 16.421, 0 and new response = 395; previous integration is from x, y = 16.278, 0 to 16.421, 0 and previous response = 395.			✓	
CmdManuallyIntegrateSplit	BL2000\sean	3/8/2022 9:49:26 AM	Split qualifier 253.0 of compound Benzo(b)fluoranthene in sample Mar0708.D and keep left peak, new integration is from x, y = 18.305, 0 to 18.365, 0 and new response = 12234, previous integration is from x, y = 18.305, 0 to 18.467, 0 and previous response = 27778.			✓	
CmdManuallyIntegrateApplyTargetRtToQualifier	BL2000\sean	3/8/2022 9:49:31 AM	Apply target integration range 18.376-18.527 to qualifier 253.0 for compound Benzo(k)fluoranthene in sample Mar0708.D, new integration is from x, y = 18.376, 1257 to 18.527, 0 and new response = 9973; previously no peak.			✓	
CmdManuallyIntegrateDropBaseline	BL2000\sean	3/8/2022 9:49:32 AM	Drop baseline for qualifier 253.0 of compound Benzo(k)fluoranthene in sample Mar0708.D to y = 0, new integration is from x, y = 18.376, 0 to 18.527, 0 and new response = 15701; previous integration is from x, y = 18.376, 1257 to 18.527, 0 and previous response = 9973.			✓	
CmdManuallyIntegrateSplit	BL2000\sean	3/8/2022 9:50:51 AM	Split peak for compound Aniline in sample Mar0709.D and keep left peak, new integration is from x, y = 4.409, 497.718724961604 to 4.501, 625.904650925161 and new response = 641197, previous integration is from x, y = 4.409, 498 to 4.603, 768 and previous response = 1304451.			✓	
CmdSetTargetCompoundAttribute	BL2000\sean	3/8/2022 9:50:54 AM	Set UserAnnotation = CO for compound Aniline in sample Mar0709.D; previous value =			✓	

Audit Trail report

Name	User	Time	Action	Reason	Comment	Succeed	Exception
CmdManuallyIntegrateSplit	BL2000\sean	3/8/2022 9:50:56 AM	Split qualifier 66.0 of compound Aniline in sample Mar0709.D and keep left peak, new integration is from x, y = 4.410, 1030.77415658837 to 4.511, 1218.35347510792 and new response = 220469, previous integration is from x, y = 4.410, 1031 to 4.613, 1407 and previous response = 599478.			✓	
CmdManuallyIntegrateApplyTargetRtToQualifier	BL2000\sean	3/8/2022 9:50:58 AM	Apply target integration range 4.409-4.501 to qualifier 65.0 for compound Aniline in sample Mar0709.D, new integration is from x, y = 4.409, 721 to 4.501, 1932 and new response = 120787; previous integration is from x, y = 4.501, 991 to 4.572, 1055 and previous response = 383891.			✓	
CmdManuallyIntegrateDropBaseline	BL2000\sean	3/8/2022 9:50:59 AM	Drop baseline for qualifier 65.0 of compound Aniline in sample Mar0709.D to y = 721, new integration is from x, y = 4.409, 721 to 4.501, 721 and new response = 124125; previous integration is from x, y = 4.409, 721 to 4.501, 1932 and previous response = 120787.			✓	
CmdManuallyIntegrateSplit	BL2000\sean	3/8/2022 9:51:04 AM	Split qualifier 66.0 of compound Phenol in sample Mar0709.D and keep right peak, new integration is from x, y = 4.511, 978.299629860683 to 4.613, 1077.85734204135 and new response = 381895, previous integration is from x, y = 4.409, 879 to 4.613, 1078 and previous response = 602324.			✓	
CmdManuallyIntegrateApplyTargetRtToQualifier	BL2000\sean	3/8/2022 9:51:29 AM	Apply target integration range 4.981-5.073 to qualifier 107.0 for compound Benzyl Alcohol in sample Mar0709.D, new integration is from x, y = 4.981, 2303 to 5.073, 4846 and new response = 221527; previously no peak.			✓	
CmdManuallyIntegrateDropBaseline	BL2000\sean	3/8/2022 9:51:30 AM	Drop baseline for qualifier 107.0 of compound Benzyl Alcohol in sample Mar0709.D to y = 2303, new integration is from x, y = 4.981, 2303 to 5.073, 2303 and new response = 228539; previous integration is from x, y = 4.981, 2303 to 5.073, 4846 and previous response = 221527.			✓	
CmdManuallyIntegrateApplyTargetRtToQualifier	BL2000\sean	3/8/2022 9:51:49 AM	Apply target integration range 6.392-6.547 to qualifier 128.0 for compound 4-Chlorophenol in sample Mar0709.D, new integration is from x, y = 6.392, 2679 to 6.547, 4063 and new response = 539874; previously no peak.			✓	

Audit Trail report

Name	User	Time	Action	Reason	Comment	Succeed	Exception
CmdManuallyIntegrateDropBaseline	BL2000\sean	3/8/2022 9:51:50 AM	Drop baseline for qualifier 128.0 of compound 4-Chlorophenol in sample Mar0709.D to y = 2679, new integration is from x, y = 6.392, 2679 to 6.547, 2679 and new response = 546305; previous integration is from x, y = 6.392, 2679 to 6.547, 4063 and previous response = 539874.			✓	
CmdManuallyIntegrateApplyTargetRtToQualifier	BL2000\sean	3/8/2022 9:51:55 AM	Apply target integration range 6.372-6.475 to qualifier 129.0 for compound p-Chloroaniline in sample Mar0709.D, new integration is from x, y = 6.372, 465 to 6.475, 3415 and new response = 208256; previously no peak.			✓	
CmdManuallyIntegrateDropBaseline	BL2000\sean	3/8/2022 9:51:56 AM	Drop baseline for qualifier 129.0 of compound p-Chloroaniline in sample Mar0709.D to y = 465, new integration is from x, y = 6.372, 465 to 6.475, 465 and new response = 217344; previous integration is from x, y = 6.372, 465 to 6.475, 3415 and previous response = 208256.			✓	
CmdManuallyIntegrateSplit	BL2000\sean	3/8/2022 9:51:58 AM	Split qualifier 129.0 of compound p-Chloroaniline in sample Mar0709.D and keep left peak, new integration is from x, y = 6.372, 465 to 6.444, 465 and new response = 205766, previous integration is from x, y = 6.372, 465 to 6.475, 465 and previous response = 217344.			✓	
CmdManuallyIntegratePeak	BL2000\sean	3/8/2022 9:52:06 AM	Manually integrate compound 4-Chloro-3-Methylphenol in sample Mar0709.D, from x, y = 7.050, 316865 to 7.256, 339746, result = -3606846; previous integration is from x, y = 6.917, 550 to 6.999, 660 and previous response = 358026.			✓	
CmdManuallyIntegrateSnapBaseline	BL2000\sean	3/8/2022 9:52:07 AM	Snap baseline for compound 4-Chloro-3-Methylphenol in sample Mar0709.D, from x = 7.050 to x = 7.256, new integration is from x, y = 7.050, 2806 to 7.256, 2123 and new response = 408816; previous integration is from x, y = 7.050, 316865 to 7.256, 339746 and previous response = -3606846.			✓	
CmdManuallyIntegrateDropBaseline	BL2000\sean	3/8/2022 9:52:08 AM	Drop baseline for compound 4-Chloro-3-Methylphenol in sample Mar0709.D to y = 2123, new integration is from x, y = 7.050, 2123 to 7.256, 2123 and new response = 413024; previous integration is from x, y = 7.050, 2806 to 7.256, 2123 and previous response = 408816.			✓	

Audit Trail report

Name	User	Time	Action	Reason	Comment	Succeed	Exception
CmdManuallyIntegrateApplyTargetRtToQualifier	BL2000\sean	3/8/2022 9:52:10 AM	Apply target integration range 7.050-7.256 to qualifier 144.0 for compound 4-Chloro-3-Methylphenol in sample Mar0709.D, new integration is from x, y = 7.050, 638 to 7.256, 722 and new response = 127784; previously no peak.			✓	
CmdManuallyIntegrateDropBaseline	BL2000\sean	3/8/2022 9:52:11 AM	Drop baseline for qualifier 144.0 of compound 4-Chloro-3-Methylphenol in sample Mar0709.D to y = 638, new integration is from x, y = 7.050, 638 to 7.256, 638 and new response = 128302; previous integration is from x, y = 7.050, 638 to 7.256, 722 and previous response = 127784.			✓	
CmdManuallyIntegrateSnapBaseline	BL2000\sean	3/8/2022 9:52:11 AM	Snap baseline for qualifier 144.0 of compound 4-Chloro-3-Methylphenol in sample Mar0709.D from x = 7.050 to x = 7.256, new integration is from x, y = 7.050, 638 to 7.256, 722 and new response = 127784; previous integration is from x, y = 7.050, 638 to 7.256, 638 and previous response = 128302.			✓	
CmdManuallyIntegrateSplit	BL2000\sean	3/8/2022 9:52:13 AM	Split qualifier 144.0 of compound 4-Chloro-3-Methylphenol in sample Mar0709.D and keep left peak, new integration is from x, y = 7.050, 638 to 7.215, 705.198636806232 and new response = 120715, previous integration is from x, y = 7.050, 638 to 7.256, 722 and previous response = 127784.			✓	
CmdManuallyIntegrateSplit	BL2000\sean	3/8/2022 9:52:23 AM	Split peak for compound 2,4,6-Trichlorophenol in sample Mar0709.D and keep left peak, new integration is from x, y = 7.482, 0 to 7.553, 0 and new response = 280318, previous integration is from x, y = 7.482, 0 to 7.697, 0 and previous response = 581448.			✓	
CmdSetTargetCompoundAttribute	BL2000\sean	3/8/2022 9:52:24 AM	Set UserAnnotation = CO for compound 2,4,6-Trichlorophenol in sample Mar0709.D; previous value =			✓	
CmdManuallyIntegrateSplit	BL2000\sean	3/8/2022 9:52:26 AM	Split qualifier 198.0 of compound 2,4,6-Trichlorophenol in sample Mar0709.D and keep left peak, new integration is from x, y = 7.483, 68.2381626061106 to 7.553, 102.304412928124 and new response = 267232, previous integration is from x, y = 7.483, 68 to 7.697, 171 and previous response = 556284.			✓	

Audit Trail report

Name	User	Time	Action	Reason	Comment	Succeed	Exception
CmdManuallyIntegrateSplit	BL2000\sean	3/8/2022 9:52:29 AM	Split peak for compound 2,4,5-Trichlorophenol in sample Mar0709.D and keep right peak, new integration is from x, y = 7.553, 0 to 7.697, 0 and new response = 301130, previous integration is from x, y = 7.482, 0 to 7.697, 0 and previous response = 581448.			✓	
CmdSetTargetCompoundAttribute	BL2000\sean	3/8/2022 9:52:30 AM	Set UserAnnotation = CO for compound 2,4,5-Trichlorophenol in sample Mar0709.D; previous value =			✓	
CmdManuallyIntegrateSplit	BL2000\sean	3/8/2022 9:52:32 AM	Split qualifier 198.0 of compound 2,4,5-Trichlorophenol in sample Mar0709.D and keep right peak, new integration is from x, y = 7.553, 98.892486134386 to 7.697, 178.785137712802 and new response = 289187, previous integration is from x, y = 7.483, 59 to 7.697, 179 and previous response = 556288.			✓	
CmdManuallyIntegrateSplit	BL2000\sean	3/8/2022 9:52:40 AM	Split qualifier 77.0 of compound Dimethyl Phthalate in sample Mar0709.D and keep left peak, new integration is from x, y = 8.098, 1459.93513940488 to 8.159, 1508.85272212254 and new response = 200013, previous integration is from x, y = 8.098, 1460 to 8.241, 1574 and previous response = 258544.			✓	
CmdManuallyIntegrateApplyTargetRtToQualifier	BL2000\sean	3/8/2022 9:52:48 AM	Apply target integration range 8.374-8.476 to qualifier 152.0 for compound Acenaphthene in sample Mar0709.D, new integration is from x, y = 8.374, 1494 to 8.476, 1730 and new response = 492904; previously no peak.			✓	
CmdManuallyIntegrateDropBaseline	BL2000\sean	3/8/2022 9:52:49 AM	Drop baseline for qualifier 152.0 of compound Acenaphthene in sample Mar0709.D to y = 1494, new integration is from x, y = 8.374, 1494 to 8.476, 1494 and new response = 493629; previous integration is from x, y = 8.374, 1494 to 8.476, 1730 and previous response = 492904.			✓	
CmdManuallyIntegrateApplyTargetRtToQualifier	BL2000\sean	3/8/2022 9:52:55 AM	Apply target integration range 8.476-8.558 to qualifier 154.0 for compound 2,4-Dinitrophenol in sample Mar0709.D, new integration is from x, y = 8.476, 2135 to 8.558, 2674 and new response = 41173; previous integration is from x, y = 8.374, 633 to 8.476, 654 and previous response = 947024.			✓	

Audit Trail report

Name	User	Time	Action	Reason	Comment	Succeed	Exception
CmdManuallyIntegrateDropBaseline	BL2000\sean	3/8/2022 9:52:56 AM	Drop baseline for qualifier 154.0 of compound 2,4-Dinitrophenol in sample Mar0709.D to y = 2135, new integration is from x, y = 8.476, 2135 to 8.558, 2135 and new response = 42496; previous integration is from x, y = 8.476, 2135 to 8.558, 2674 and previous response = 41173.			✓	
CmdManuallyIntegrateApplyTargetRtToQualifier	BL2000\sean	3/8/2022 9:53:01 AM	Apply target integration range 8.702-8.834 to qualifier 139.0 for compound 4-Nitrophenol in sample Mar0709.D, new integration is from x, y = 8.702, 1634 to 8.834, 1526 and new response = 105645; previously no peak.			✓	
CmdManuallyIntegrateDropBaseline	BL2000\sean	3/8/2022 9:53:02 AM	Drop baseline for qualifier 139.0 of compound 4-Nitrophenol in sample Mar0709.D to y = 1526, new integration is from x, y = 8.702, 1526 to 8.834, 1526 and new response = 106077; previous integration is from x, y = 8.702, 1634 to 8.834, 1526 and previous response = 105645.			✓	
CmdManuallyIntegrateSplit	BL2000\sean	3/8/2022 9:53:07 AM	Split qualifier 63.0 of compound 2,4-Dinitrotoluene in sample Mar0709.D and keep right peak, new integration is from x, y = 8.630, 1290.49842620704 to 8.701, 1287.34194282387 and new response = 83325, previous integration is from x, y = 8.568, 1293 to 8.701, 1287 and previous response = 159755.			✓	
CmdSaveBatchTable	BL2000\sean	3/8/2022 9:54:00 AM	Save batch \\MASSHUNTER\Org\Data\SV5973N.I\sd030722\DoD BNA cal 1\QuantResults\030722 DoD BNA cal.batch.bin			✓	
CmdSaveBatchTable	BL2000\sean	3/8/2022 9:55:01 AM	Save batch \\MASSHUNTER\Org\Data\SV5973N.I\sd030722\DoD BNA cal 1\QuantResults\030722 DoD BNA cal.batch.bin			✓	
CmdManuallyIntegratePeak	BL2000\sean	3/8/2022 9:55:21 AM	Manually integrate compound Benzoic Acid in sample Mar0707.D, from x, y = 6.105, 0 to 6.311, 74, result = 18224; previous integration is from x, y = 6.109, 246 to 6.239, 249 and previous response = 12922.			✓	
CmdManuallyIntegrateDropBaseline	BL2000\sean	3/8/2022 9:55:25 AM	Drop baseline for qualifier 122.0 of compound Benzoic Acid in sample Mar0707.D to y = 0, new integration is from x, y = 6.095, 0 to 6.249, 0 and new response = 13931; previous integration is from x, y = 6.095, 0 to 6.249, 0 and previous response = 13931.			✓	

Audit Trail report

Name	User	Time	Action	Reason	Comment	Succeed	Exception
CmdManuallyIntegrateDropBaseline	BL2000\sean	3/8/2022 9:55:30 AM	Drop baseline for compound Benzoic Acid in sample Mar0707.D to y = 0, new integration is from x, y = 6.105, 0 to 6.311, 0 and new response = 18680; previous integration is from x, y = 6.105, 0 to 6.311, 74 and previous response = 18224.			✓	
CmdSetTargetCompoundAttribute	BL2000\sean	3/8/2022 9:55:32 AM	Set UserAnnotation = BA for compound Benzoic Acid in sample Mar0707.D; previous value =			✓	
CmdManuallyIntegrateApplyTargetRtToQualifier	BL2000\sean	3/8/2022 9:55:42 AM	Apply target integration range 4.511-4.613 to qualifier 66.0 for compound Phenol in sample Mar0707.D, new integration is from x, y = 4.511, 1106 to 4.613, 1891 and new response = 40996; previous integration is from x, y = 4.409, 672 to 4.511, 675 and previous response = 44220.			✓	
CmdManuallyIntegrateDropBaseline	BL2000\sean	3/8/2022 9:55:43 AM	Drop baseline for qualifier 66.0 of compound Phenol in sample Mar0707.D to y = 1106, new integration is from x, y = 4.511, 1106 to 4.613, 1106 and new response = 43402; previous integration is from x, y = 4.511, 1106 to 4.613, 1891 and previous response = 40996.			✓	
CmdManuallyIntegrateSplit	BL2000\sean	3/8/2022 9:55:44 AM	Split qualifier 66.0 of compound Phenol in sample Mar0707.D and keep left peak, new integration is from x, y = 4.511, 1106 to 4.562, 1106 and new response = 36592, previous integration is from x, y = 4.511, 1106 to 4.613, 1106 and previous response = 43402.			✓	
CmdManuallyIntegrateApplyTargetRtToQualifier	BL2000\sean	3/8/2022 9:55:52 AM	Apply target integration range 4.501-4.562 to qualifier 64.0 for compound bis(-2-Chloroethyl)Ether in sample Mar0707.D, new integration is from x, y = 4.501, 0 to 4.562, 409 and new response = 6189; previous integration is from x, y = 4.399, 0 to 4.501, 0 and previous response = 5151.			✓	
CmdManuallyIntegrateDropBaseline	BL2000\sean	3/8/2022 9:55:52 AM	Drop baseline for qualifier 64.0 of compound bis(-2-Chloroethyl)Ether in sample Mar0707.D to y = 0, new integration is from x, y = 4.501, 0 to 4.562, 0 and new response = 6937; previous integration is from x, y = 4.501, 0 to 4.562, 409 and previous response = 6189.			✓	

Audit Trail report

Name	User	Time	Action	Reason	Comment	Succeed	Exception
CmdManuallyIntegratePeak	BL2000\sean	3/8/2022 9:56:00 AM	Manually integrate compound 1,3-Dichlorobenzene in sample Mar0707.D, from x, y = 4.675, 132248 to 4.767, 139014, result = -634826; previous integration is from x, y = 4.951, 397 to 5.042, 485 and previous response = 101050.			✓	
CmdManuallyIntegrateSnapBaseline	BL2000\sean	3/8/2022 9:56:01 AM	Snap baseline for compound 1,3-Dichlorobenzene in sample Mar0707.D, from x = 4.675 to x = 4.767, new integration is from x, y = 4.675, 0 to 4.767, 677 and new response = 111314; previous integration is from x, y = 4.675, 132248 to 4.767, 139014 and previous response = -634826.			✓	
CmdManuallyIntegrateDropBaseline	BL2000\sean	3/8/2022 9:56:02 AM	Drop baseline for compound 1,3-Dichlorobenzene in sample Mar0707.D to y = 0, new integration is from x, y = 4.675, 0 to 4.767, 0 and new response = 113181; previous integration is from x, y = 4.675, 0 to 4.767, 677 and previous response = 111314.			✓	
CmdSetTargetCompoundAttribute	BL2000\sean	3/8/2022 9:56:03 AM	Set UserAnnotation = CO for compound 1,3-Dichlorobenzene in sample Mar0707.D; previous value =			✓	
CmdManuallyIntegrateSplit	BL2000\sean	3/8/2022 9:56:05 AM	Split qualifier 111.0 of compound 1,3-Dichlorobenzene in sample Mar0707.D and keep left peak, new integration is from x, y = 4.695, 0 to 4.767, 0 and new response = 40063, previous integration is from x, y = 4.695, 0 to 4.889, 0 and previous response = 82703.			✓	
CmdManuallyIntegratePeak	BL2000\sean	3/8/2022 9:56:09 AM	Manually integrate compound 1,4-Dichlorobenzene in sample Mar0707.D, from x, y = 4.767, 81987 to 4.869, 92619, result = -421158; previous integration is from x, y = 4.951, 194 to 5.042, 245 and previous response = 102225.			✓	
CmdManuallyIntegrateSnapBaseline	BL2000\sean	3/8/2022 9:56:11 AM	Snap baseline for compound 1,4-Dichlorobenzene in sample Mar0707.D, from x = 4.767 to x = 4.869, new integration is from x, y = 4.767, 677 to 4.869, 699 and new response = 109620; previous integration is from x, y = 4.767, 81987 to 4.869, 92619 and previous response = -421158.			✓	

Audit Trail report

Name	User	Time	Action	Reason	Comment	Succeed	Exception
CmdManuallyIntegrateDropBaseline	BL2000\sean	3/8/2022 9:56:11 AM	Drop baseline for compound 1,4-Dichlorobenzene in sample Mar0707.D to y = 677, new integration is from x, y = 4.767, 677 to 4.869, 677 and new response = 109688; previous integration is from x, y = 4.767, 677 to 4.869, 699 and previous response = 109620.			✓	
CmdSetTargetCompoundAttribute	BL2000\sean	3/8/2022 9:56:13 AM	Set UserAnnotation = CO for compound 1,4-Dichlorobenzene in sample Mar0707.D; previous value =			✓	
CmdManuallyIntegrateApplyTargetRtToQualifier	BL2000\sean	3/8/2022 9:56:15 AM	Apply target integration range 4.767-4.869 to qualifier 148.0 for compound 1,4-Dichlorobenzene in sample Mar0707.D, new integration is from x, y = 4.767, 471 to 4.869, 245 and new response = 69333; previous integration is from x, y = 4.695, 0 to 4.756, 0 and previous response = 71696.			✓	
CmdManuallyIntegrateSplit	BL2000\sean	3/8/2022 9:56:18 AM	Split qualifier 111.0 of compound 1,4-Dichlorobenzene in sample Mar0707.D and keep right peak, new integration is from x, y = 4.767, 0 to 4.889, 0 and new response = 42640, previous integration is from x, y = 4.695, 0 to 4.889, 0 and previous response = 82703.			✓	
CmdManuallyIntegrateApplyTargetRtToQualifier	BL2000\sean	3/8/2022 9:56:28 AM	Apply target integration range 4.950-5.124 to qualifier 107.0 for compound Benzyl Alcohol in sample Mar0707.D, new integration is from x, y = 4.950, 216 to 5.124, 738 and new response = 24565; previously no peak.			✓	
CmdManuallyIntegrateDropBaseline	BL2000\sean	3/8/2022 9:56:29 AM	Drop baseline for qualifier 107.0 of compound Benzyl Alcohol in sample Mar0707.D to y = 216, new integration is from x, y = 4.950, 216 to 5.124, 216 and new response = 27284; previous integration is from x, y = 4.950, 216 to 5.124, 738 and previous response = 24565.			✓	
CmdManuallyIntegrateApplyTargetRtToQualifier	BL2000\sean	3/8/2022 9:56:50 AM	Apply target integration range 6.393-6.516 to qualifier 128.0 for compound 4-Chlorophenol in sample Mar0707.D, new integration is from x, y = 6.393, 1054 to 6.516, 1874 and new response = 57950; previously no peak.			✓	
CmdManuallyIntegrateDropBaseline	BL2000\sean	3/8/2022 9:56:51 AM	Drop baseline for qualifier 128.0 of compound 4-Chlorophenol in sample Mar0707.D to y = 1054, new integration is from x, y = 6.393, 1054 to 6.516, 1054 and new response = 60981; previous integration is from x, y = 6.393, 1054 to 6.516, 1874 and previous response = 57950.			✓	

Audit Trail report

Name	User	Time	Action	Reason	Comment	Succeed	Exception
CmdManuallyIntegratePeak	BL2000\sean	3/8/2022 9:57:08 AM	Manually integrate compound 2,4,5-Trichlorophenol in sample Mar0707.D, from x, y = 7.461, 26830 to 7.820, 24831, result = -488912; previous integration is from x, y = 7.492, 0 to 7.564, 0 and previous response = 30415.			✓	
CmdManuallyIntegrateSnapBaseline	BL2000\sean	3/8/2022 9:57:08 AM	Snap baseline for compound 2,4,5-Trichlorophenol in sample Mar0707.D, from x = 7.461 to x = 7.820, new integration is from x, y = 7.461, 0 to 7.820, 0 and new response = 68141; previous integration is from x, y = 7.461, 26830 to 7.820, 24831 and previous response = -488912.			✓	
CmdManuallyIntegrateDropBaseline	BL2000\sean	3/8/2022 9:57:09 AM	Drop baseline for compound 2,4,5-Trichlorophenol in sample Mar0707.D to y = 0, new integration is from x, y = 7.461, 0 to 7.820, 0 and new response = 68141; previous integration is from x, y = 7.461, 0 to 7.820, 0 and previous response = 68141.			✓	
CmdManuallyIntegrateSplit	BL2000\sean	3/8/2022 9:57:11 AM	Split peak for compound 2,4,5-Trichlorophenol in sample Mar0707.D and keep right peak, new integration is from x, y = 7.564, 0 to 7.820, 0 and new response = 37726, previous integration is from x, y = 7.461, 0 to 7.820, 0 and previous response = 68141.			✓	
CmdManuallyIntegrateApplyTargetRtToQualifier	BL2000\sean	3/8/2022 9:57:14 AM	Apply target integration range 7.564-7.820 to qualifier 198.0 for compound 2,4,5-Trichlorophenol in sample Mar0707.D, new integration is from x, y = 7.564, 635 to 7.820, 0 and new response = 31086; previously no peak.			✓	
CmdManuallyIntegrateDropBaseline	BL2000\sean	3/8/2022 9:57:14 AM	Drop baseline for qualifier 198.0 of compound 2,4,5-Trichlorophenol in sample Mar0707.D to y = 0, new integration is from x, y = 7.564, 0 to 7.820, 0 and new response = 35977; previous integration is from x, y = 7.564, 635 to 7.820, 0 and previous response = 31086.			✓	
CmdManuallyIntegrateApplyTargetRtToQualifier	BL2000\sean	3/8/2022 9:57:22 AM	Apply target integration range 8.159-8.251 to qualifier 153.1 for compound Acenaphthylene in sample Mar0707.D, new integration is from x, y = 8.159, 0 to 8.251, 453 and new response = 27506; previously no peak.			✓	

Audit Trail report

Name	User	Time	Action	Reason	Comment	Succeed	Exception
CmdManuallyIntegrateDropBaseline	BL2000\sean	3/8/2022 9:57:23 AM	Drop baseline for qualifier 153.1 of compound Acenaphthylene in sample Mar0707.D to y = 0, new integration is from x, y = 8.159, 0 to 8.251, 0 and new response = 28757; previous integration is from x, y = 8.159, 0 to 8.251, 453 and previous response = 27506.			✓	
CmdManuallyIntegrateApplyTargetRtToQualifier	BL2000\sean	3/8/2022 9:57:34 AM	Apply target integration range 8.487-8.589 to qualifier 154.0 for compound 2,4-Dinitrophenol in sample Mar0707.D, new integration is from x, y = 8.487, 675 to 8.589, 0 and new response = 2595; previous integration is from x, y = 8.374, 248 to 8.527, 241 and previous response = 118405.			✓	
CmdManuallyIntegrateDropBaseline	BL2000\sean	3/8/2022 9:57:35 AM	Drop baseline for qualifier 154.0 of compound 2,4-Dinitrophenol in sample Mar0707.D to y = 0, new integration is from x, y = 8.487, 0 to 8.589, 0 and new response = 4666; previous integration is from x, y = 8.487, 675 to 8.589, 0 and previous response = 2595.			✓	
CmdManuallyIntegrateApplyTargetRtToQualifier	BL2000\sean	3/8/2022 9:57:44 AM	Apply target integration range 8.691-8.916 to qualifier 139.0 for compound 4-Nitrophenol in sample Mar0707.D, new integration is from x, y = 8.691, 372 to 8.916, 0 and new response = 10588; previous integration is from x, y = 8.589, 0 to 8.681, 0 and previous response = 68709.			✓	
CmdManuallyIntegrateDropBaseline	BL2000\sean	3/8/2022 9:57:45 AM	Drop baseline for qualifier 139.0 of compound 4-Nitrophenol in sample Mar0707.D to y = 0, new integration is from x, y = 8.691, 0 to 8.916, 0 and new response = 13100; previous integration is from x, y = 8.691, 372 to 8.916, 0 and previous response = 10588.			✓	
CmdManuallyIntegrateSplit	BL2000\sean	3/8/2022 9:57:49 AM	Split qualifier 63.0 of compound 2,4-Dinitrotoluene in sample Mar0707.D and keep right peak, new integration is from x, y = 8.586, 540.461518282846 to 8.679, 541.894909462177 and new response = 15523, previous integration is from x, y = 8.586, 540 to 8.679, 542 and previous response = 15523.			✓	
CmdManuallyIntegrateQualifierPeak	BL2000\sean	3/8/2022 9:57:52 AM	Manually integrate qualifier 63.0 of compound 2,4-Dinitrotoluene in sample Mar0707.D, from x, y = 8.630, 704 to 8.679, 542, result = 6708; previous integration is from x, y = 8.586, 540 to 8.679, 542 and previous response = 15523.			✓	

Audit Trail report

Name	User	Time	Action	Reason	Comment	Succeed	Exception
CmdManuallyIntegrateDropBaseline	BL2000\sean	3/8/2022 9:57:54 AM	Drop baseline for qualifier 63.0 of compound 2,4-Dinitrotoluene in sample Mar0707.D to y = 542, new integration is from x, y = 8.630, 542 to 8.679, 542 and new response = 6945; previous integration is from x, y = 8.630, 704 to 8.679, 542 and previous response = 6708.			✓	
CmdManuallyIntegratePeak	BL2000\sean	3/8/2022 9:58:16 AM	Manually integrate compound Anthracene in sample Mar0707.D, from x, y = 10.100, 75780 to 10.454, 64039, result = -1071618; previous integration is from x, y = 10.120, 0 to 10.211, 0 and previous response = 209326.			✓	
CmdManuallyIntegrateSnapBaseline	BL2000\sean	3/8/2022 9:58:18 AM	Snap baseline for compound Anthracene in sample Mar0707.D, from x = 10.100 to x = 10.454, new integration is from x, y = 10.100, 291 to 10.454, 319 and new response = 408873; previous integration is from x, y = 10.100, 75780 to 10.454, 64039 and previous response = -1071618.			✓	
CmdManuallyIntegrateDropBaseline	BL2000\sean	3/8/2022 9:58:19 AM	Drop baseline for compound Anthracene in sample Mar0707.D to y = 291, new integration is from x, y = 10.100, 291 to 10.454, 291 and new response = 409171; previous integration is from x, y = 10.100, 291 to 10.454, 319 and previous response = 408873.			✓	
CmdManuallyIntegrateSplit	BL2000\sean	3/8/2022 9:58:20 AM	Split peak for compound Anthracene in sample Mar0707.D and keep right peak, new integration is from x, y = 10.211, 291 to 10.454, 291 and new response = 201386, previous integration is from x, y = 10.100, 291 to 10.454, 291 and previous response = 409171.			✓	
CmdSetTargetCompoundAttribute	BL2000\sean	3/8/2022 9:58:22 AM	Set UserAnnotation = CO for compound Anthracene in sample Mar0707.D; previous value =			✓	
CmdManuallyIntegrateApplyTargetRtToQualifier	BL2000\sean	3/8/2022 9:58:24 AM	Apply target integration range 10.211-10.454 to qualifier 176.0 for compound Anthracene in sample Mar0707.D, new integration is from x, y = 10.211, 663 to 10.454, 388 and new response = 30369; previously no peak.			✓	

Audit Trail report

Name	User	Time	Action	Reason	Comment	Succeed	Exception
CmdManuallyIntegrateDropBaseline	BL2000\sean	3/8/2022 9:58:25 AM	Drop baseline for qualifier 176.0 of compound Anthracene in sample Mar0707.D to y = 388, new integration is from x, y = 10.211, 388 to 10.454, 388 and new response = 32374; previous integration is from x, y = 10.211, 663 to 10.454, 388 and previous response = 30369.			✓	
CmdManuallyIntegratePeak	BL2000\sean	3/8/2022 9:58:40 AM	Manually integrate compound Benzidine in sample Mar0707.D, from x, y = 12.268, 0 to 12.814, 0, result = 43248; previous integration is from x, y = 12.268, 0 to 12.500, 0 and previous response = 34714.			✓	
CmdManuallyIntegrateQualifierPeak	BL2000\sean	3/8/2022 9:58:44 AM	Manually integrate qualifier 92.0 of compound Benzidine in sample Mar0707.D, from x, y = 12.217, 0 to 12.561, 0, result = 8847; previous integration is from x, y = 12.308, 268 to 12.359, 268 and previous response = 2570.			✓	
CmdSaveBatchTable	BL2000\sean	3/8/2022 9:59:13 AM	Save batch \\MASSHUNTER\Org\Data\SV5973N.I\sd030722\DoD BNA cal 1\QuantResults\030722 DoD BNA cal.batch.bin			✓	
CmdManuallyIntegratePeak	BL2000\sean	3/8/2022 9:59:30 AM	Manually integrate compound N-Nitrosodimethylamine in sample Mar0706.D, from x, y = 1.815, 0 to 2.162, 293, result = 140728; previous integration is from x, y = 1.876, 291 to 1.978, 295 and previous response = 131394.			✓	
CmdManuallyIntegrateDropBaseline	BL2000\sean	3/8/2022 9:59:31 AM	Drop baseline for compound N-Nitrosodimethylamine in sample Mar0706.D to y = 0, new integration is from x, y = 1.815, 0 to 2.162, 0 and new response = 143780; previous integration is from x, y = 1.815, 0 to 2.162, 293 and previous response = 140728.			✓	
CmdSetTargetCompoundAttribute	BL2000\sean	3/8/2022 9:59:33 AM	Set UserAnnotation = BA for compound N-Nitrosodimethylamine in sample Mar0706.D; previous value =			✓	
CmdManuallyIntegratePeak	BL2000\sean	3/8/2022 9:59:42 AM	Manually integrate compound Pyridine in sample Mar0706.D, from x, y = 1.835, 128525 to 2.305, 131634, result = -3297813; previous integration is from x, y = 1.907, 970 to 2.050, 981 and previous response = 320663.			✓	

Audit Trail report

Name	User	Time	Action	Reason	Comment	Succeed	Exception
CmdManuallyIntegrateSnapBaseline	BL2000\sean	3/8/2022 9:59:43 AM	Snap baseline for compound Pyridine in sample Mar0706.D, from x = 1.835 to x = 2.305, new integration is from x, y = 1.835, 1255 to 2.305, 1033 and new response = 336739; previous integration is from x, y = 1.835, 128525 to 2.305, 131634 and previous response = -3297813.			✓	
CmdManuallyIntegrateDropBaseline	BL2000\sean	3/8/2022 9:59:44 AM	Drop baseline for compound Pyridine in sample Mar0706.D to y = 1033, new integration is from x, y = 1.835, 1033 to 2.305, 1033 and new response = 339868; previous integration is from x, y = 1.835, 1255 to 2.305, 1033 and previous response = 336739.			✓	
CmdManuallyIntegrateApplyTargetRtToQualifier	BL2000\sean	3/8/2022 9:59:46 AM	Apply target integration range 1.835-2.305 to qualifier 52.0 for compound Pyridine in sample Mar0706.D, new integration is from x, y = 1.835, 742 to 2.305, 814 and new response = 278015; previous integration is from x, y = 1.907, 801 to 2.070, 801 and previous response = 264281.			✓	
CmdManuallyIntegrateDropBaseline	BL2000\sean	3/8/2022 9:59:47 AM	Drop baseline for qualifier 52.0 of compound Pyridine in sample Mar0706.D to y = 742, new integration is from x, y = 1.835, 742 to 2.305, 742 and new response = 279030; previous integration is from x, y = 1.835, 742 to 2.305, 814 and previous response = 278015.			✓	
CmdManuallyIntegrateApplyTargetRtToQualifier	BL2000\sean	3/8/2022 9:59:51 AM	Apply target integration range 4.410-4.501 to qualifier 65.0 for compound Aniline in sample Mar0706.D, new integration is from x, y = 4.410, 596 to 4.501, 2567 and new response = 126652; previously no peak.			✓	
CmdManuallyIntegrateDropBaseline	BL2000\sean	3/8/2022 9:59:52 AM	Drop baseline for qualifier 65.0 of compound Aniline in sample Mar0706.D to y = 596, new integration is from x, y = 4.410, 596 to 4.501, 596 and new response = 132044; previous integration is from x, y = 4.410, 596 to 4.501, 2567 and previous response = 126652.			✓	
CmdManuallyIntegrateApplyTargetRtToQualifier	BL2000\sean	3/8/2022 9:59:58 AM	Apply target integration range 4.501-4.562 to qualifier 64.0 for compound bis(-2-Chloroethyl)Ether in sample Mar0706.D, new integration is from x, y = 4.501, 495 to 4.562, 2224 and new response = 31553; previous integration is from x, y = 4.419, 253 to 4.501, 295 and previous response = 18884.			✓	

Audit Trail report

Name	User	Time	Action	Reason	Comment	Succeed	Exception
CmdManuallyIntegrateDropBaseline	BL2000\sean	3/8/2022 9:59:59 AM	Drop baseline for qualifier 64.0 of compound bis(-2-Chloroethyl)Ether in sample Mar0706.D to y = 495, new integration is from x, y = 4.501, 495 to 4.562, 495 and new response = 34732; previous integration is from x, y = 4.501, 495 to 4.562, 2224 and previous response = 31553.			✓	
CmdManuallyIntegratePeak	BL2000\sean	3/8/2022 10:00:09 AM	Manually integrate compound Benzyl Alcohol in sample Mar0706.D, from x, y = 4.940, 371714 to 5.154, 396901, result = -4708463; previous integration is from x, y = 5.176, 1356 to 5.267, 1741 and previous response = 422118.			✓	
CmdManuallyIntegrateSnapBaseline	BL2000\sean	3/8/2022 10:00:10 AM	Snap baseline for compound Benzyl Alcohol in sample Mar0706.D, from x = 4.940 to x = 5.154, new integration is from x, y = 4.940, 261 to 5.154, 1796 and new response = 223959; previous integration is from x, y = 4.940, 371714 to 5.154, 396901 and previous response = -4708463.			✓	
CmdManuallyIntegrateDropBaseline	BL2000\sean	3/8/2022 10:00:11 AM	Drop baseline for compound Benzyl Alcohol in sample Mar0706.D to y = 261, new integration is from x, y = 4.940, 261 to 5.154, 261 and new response = 233836; previous integration is from x, y = 4.940, 261 to 5.154, 1796 and previous response = 223959.			✓	
CmdSetTargetCompoundAttribute	BL2000\sean	3/8/2022 10:00:12 AM	Set UserAnnotation = CO for compound Benzyl Alcohol in sample Mar0706.D; previous value =			✓	
CmdManuallyIntegrateApplyTargetRtToQualifier	BL2000\sean	3/8/2022 10:00:15 AM	Apply target integration range 4.940-5.154 to qualifier 107.0 for compound Benzyl Alcohol in sample Mar0706.D, new integration is from x, y = 4.940, 344 to 5.154, 1293 and new response = 155956; previously no peak.			✓	
CmdManuallyIntegrateDropBaseline	BL2000\sean	3/8/2022 10:00:15 AM	Drop baseline for qualifier 107.0 of compound Benzyl Alcohol in sample Mar0706.D to y = 344, new integration is from x, y = 4.940, 344 to 5.154, 344 and new response = 162062; previous integration is from x, y = 4.940, 344 to 5.154, 1293 and previous response = 155956.			✓	
CmdManuallyIntegrateApplyTargetRtToQualifier	BL2000\sean	3/8/2022 10:00:37 AM	Apply target integration range 6.383-6.526 to qualifier 128.0 for compound 4-Chlorophenol in sample Mar0706.D, new integration is from x, y = 6.383, 2701 to 6.526, 3981 and new response = 326779; previously no peak.			✓	

Audit Trail report

Name	User	Time	Action	Reason	Comment	Succeed	Exception
CmdManuallyIntegrateDropBaseline	BL2000\sean	3/8/2022 10:00:38 AM	Drop baseline for qualifier 128.0 of compound 4-Chlorophenol in sample Mar0706.D to y = 2701, new integration is from x, y = 6.383, 2701 to 6.526, 2701 and new response = 332300; previous integration is from x, y = 6.383, 2701 to 6.526, 3981 and previous response = 326779.			✓	
CmdManuallyIntegratePeak	BL2000\sean	3/8/2022 10:00:47 AM	Manually integrate compound 4-Chloro-3-Methylphenol in sample Mar0706.D, from x, y = 7.040, 178848 to 7.286, 206579, result = -2564919; previous integration is from x, y = 6.914, 479 to 7.009, 618 and previous response = 251552.			✓	
CmdManuallyIntegrateSnapBaseline	BL2000\sean	3/8/2022 10:00:48 AM	Snap baseline for compound 4-Chloro-3-Methylphenol in sample Mar0706.D, from x = 7.040 to x = 7.286, new integration is from x, y = 7.040, 2679 to 7.286, 1178 and new response = 256410; previous integration is from x, y = 7.040, 178848 to 7.286, 206579 and previous response = -2564919.			✓	
CmdManuallyIntegrateDropBaseline	BL2000\sean	3/8/2022 10:00:49 AM	Drop baseline for compound 4-Chloro-3-Methylphenol in sample Mar0706.D to y = 1178, new integration is from x, y = 7.040, 1178 to 7.286, 1178 and new response = 267508; previous integration is from x, y = 7.040, 2679 to 7.286, 1178 and previous response = 256410.			✓	
CmdSetTargetCompoundAttribute	BL2000\sean	3/8/2022 10:00:50 AM	Set UserAnnotation = CO for compound 4-Chloro-3-Methylphenol in sample Mar0706.D; previous value =			✓	
CmdManuallyIntegrateApplyTargetRtToQualifier	BL2000\sean	3/8/2022 10:00:52 AM	Apply target integration range 7.040-7.286 to qualifier 144.0 for compound 4-Chloro-3-Methylphenol in sample Mar0706.D, new integration is from x, y = 7.040, 812 to 7.286, 475 and new response = 77923; previously no peak.			✓	
CmdManuallyIntegrateDropBaseline	BL2000\sean	3/8/2022 10:00:53 AM	Drop baseline for qualifier 144.0 of compound 4-Chloro-3-Methylphenol in sample Mar0706.D to y = 475, new integration is from x, y = 7.040, 475 to 7.286, 475 and new response = 80415; previous integration is from x, y = 7.040, 812 to 7.286, 475 and previous response = 77923.			✓	
CmdManuallyIntegrateSplit	BL2000\sean	3/8/2022 10:00:55 AM	Split qualifier 144.0 of compound 4-Chloro-3-Methylphenol in sample Mar0706.D and keep left peak, new integration is from x, y = 7.040, 475 to 7.225, 475 and new response = 76384, previous integration is from x, y = 7.040, 475 to 7.286, 475 and previous response = 80415.			✓	

Audit Trail report

Name	User	Time	Action	Reason	Comment	Succeed	Exception
CmdManuallyIntegrateSplit	BL2000\sean	3/8/2022 10:01:08 AM	Split peak for compound 2,4,6-Trichlorophenol in sample Mar0706.D and keep left peak, new integration is from x, y = 7.481, 0 to 7.553, 0 and new response = 172774, previous integration is from x, y = 7.481, 0 to 7.697, 0 and previous response = 356523.			✓	
CmdSetTargetCompoundAttribute	BL2000\sean	3/8/2022 10:01:08 AM	Set UserAnnotation = CO for compound 2,4,6-Trichlorophenol in sample Mar0706.D; previous value =			✓	
CmdManuallyIntegrateSplit	BL2000\sean	3/8/2022 10:01:10 AM	Split qualifier 198.0 of compound 2,4,6-Trichlorophenol in sample Mar0706.D and keep left peak, new integration is from x, y = 7.481, 0 to 7.553, 0 and new response = 167251, previous integration is from x, y = 7.481, 0 to 7.687, 0 and previous response = 341501.			✓	
CmdManuallyIntegrateSplit	BL2000\sean	3/8/2022 10:01:14 AM	Split peak for compound 2,4,5-Trichlorophenol in sample Mar0706.D and keep right peak, new integration is from x, y = 7.553, 0 to 7.697, 0 and new response = 183749, previous integration is from x, y = 7.481, 0 to 7.697, 0 and previous response = 356523.			✓	
CmdSetTargetCompoundAttribute	BL2000\sean	3/8/2022 10:01:15 AM	Set UserAnnotation = CO for compound 2,4,5-Trichlorophenol in sample Mar0706.D; previous value =			✓	
CmdManuallyIntegrateSplit	BL2000\sean	3/8/2022 10:01:17 AM	Split qualifier 198.0 of compound 2,4,5-Trichlorophenol in sample Mar0706.D and keep right peak, new integration is from x, y = 7.553, 0 to 7.687, 0 and new response = 174250, previous integration is from x, y = 7.481, 0 to 7.687, 0 and previous response = 341501.			✓	
CmdManuallyIntegrateApplyTargetRtToQualifier	BL2000\sean	3/8/2022 10:01:27 AM	Apply target integration range 8.374-8.466 to qualifier 152.0 for compound Acenaphthene in sample Mar0706.D, new integration is from x, y = 8.374, 958 to 8.466, 1753 and new response = 307516; previously no peak.			✓	
CmdManuallyIntegrateDropBaseline	BL2000\sean	3/8/2022 10:01:28 AM	Drop baseline for qualifier 152.0 of compound Acenaphthene in sample Mar0706.D to y = 958, new integration is from x, y = 8.374, 958 to 8.466, 958 and new response = 309712; previous integration is from x, y = 8.374, 958 to 8.466, 1753 and previous response = 307516.			✓	

Audit Trail report

Name	User	Time	Action	Reason	Comment	Succeed	Exception
CmdManuallyIntegrateApplyTargetRtToQualifier	BL2000\sean	3/8/2022 10:01:34 AM	Apply target integration range 8.476-8.609 to qualifier 154.0 for compound 2,4-Dinitrophenol in sample Mar0706.D, new integration is from x, y = 8.476, 1748 to 8.609, 1328 and new response = 21303; previous integration is from x, y = 8.374, 534 to 8.466, 553 and previous response = 603885.			✓	
CmdManuallyIntegrateDropBaseline	BL2000\sean	3/8/2022 10:01:35 AM	Drop baseline for qualifier 154.0 of compound 2,4-Dinitrophenol in sample Mar0706.D to y = 1328, new integration is from x, y = 8.476, 1328 to 8.609, 1328 and new response = 22979; previous integration is from x, y = 8.476, 1748 to 8.609, 1328 and previous response = 21303.			✓	
CmdManuallyIntegrateApplyTargetRtToQualifier	BL2000\sean	3/8/2022 10:01:42 AM	Apply target integration range 8.702-8.906 to qualifier 139.0 for compound 4-Nitrophenol in sample Mar0706.D, new integration is from x, y = 8.702, 557 to 8.906, 1088 and new response = 59600; previously no peak.			✓	
CmdManuallyIntegrateDropBaseline	BL2000\sean	3/8/2022 10:01:42 AM	Drop baseline for qualifier 139.0 of compound 4-Nitrophenol in sample Mar0706.D to y = 557, new integration is from x, y = 8.702, 557 to 8.906, 557 and new response = 62849; previous integration is from x, y = 8.702, 557 to 8.906, 1088 and previous response = 59600.			✓	
CmdManuallyIntegrateApplyTargetRtToQualifier	BL2000\sean	3/8/2022 10:01:49 AM	Apply target integration range 8.998-9.090 to qualifier 167.0 for compound Fluorene in sample Mar0706.D, new integration is from x, y = 8.998, 0 to 9.090, 356 and new response = 109824; previous integration is from x, y = 9.141, 0 to 9.284, 0 and previous response = 180681.			✓	
CmdManuallyIntegrateDropBaseline	BL2000\sean	3/8/2022 10:01:50 AM	Drop baseline for qualifier 167.0 of compound Fluorene in sample Mar0706.D to y = 0, new integration is from x, y = 8.998, 0 to 9.090, 0 and new response = 110808; previous integration is from x, y = 8.998, 0 to 9.090, 356 and previous response = 109824.			✓	
CmdManuallyIntegrateApplyTargetRtToQualifier	BL2000\sean	3/8/2022 10:01:57 AM	Apply target integration range 9.090-9.182 to qualifier 65.0 for compound 4-Nitroaniline in sample Mar0706.D, new integration is from x, y = 9.090, 1522 to 9.182, 3324 and new response = 95892; previously no peak.			✓	

Audit Trail report

Name	User	Time	Action	Reason	Comment	Succeed	Exception
CmdManuallyIntegrateDropBaseline	BL2000\sean	3/8/2022 10:01:57 AM	Drop baseline for qualifier 65.0 of compound 4-Nitroaniline in sample Mar0706.D to y = 1522, new integration is from x, y = 9.090, 1522 to 9.182, 1522 and new response = 100869; previous integration is from x, y = 9.090, 1522 to 9.182, 3324 and previous response = 95892.			✓	
CmdManuallyIntegratePeak	BL2000\sean	3/8/2022 10:02:18 AM	Manually integrate compound Benzidine in sample Mar0706.D, from x, y = 12.247, 86675 to 12.794, 95585, result = -2670159; previous integration is from x, y = 12.288, 474 to 12.450, 540 and previous response = 275994.			✓	
CmdManuallyIntegrateSnapBaseline	BL2000\sean	3/8/2022 10:02:19 AM	Snap baseline for compound Benzidine in sample Mar0706.D, from x = 12.247 to x = 12.794, new integration is from x, y = 12.247, 639 to 12.794, 1066 and new response = 292378; previous integration is from x, y = 12.247, 86675 to 12.794, 95585 and previous response = -2670159.			✓	
CmdManuallyIntegrateDropBaseline	BL2000\sean	3/8/2022 10:02:20 AM	Drop baseline for compound Benzidine in sample Mar0706.D to y = 639, new integration is from x, y = 12.247, 639 to 12.794, 639 and new response = 299385; previous integration is from x, y = 12.247, 639 to 12.794, 1066 and previous response = 292378.			✓	
CmdSetTargetCompoundAttribute	BL2000\sean	3/8/2022 10:02:23 AM	Set UserAnnotation = BA for compound Benzidine in sample Mar0706.D; previous value =			✓	
CmdSaveBatchTable	BL2000\sean	3/8/2022 10:02:49 AM	Save batch \\MASSHUNTER\Org\Data\SV5973N.I\sd030722\DoD BNA cal 1\QuantResults\030722 DoD BNA cal.batch.bin			✓	
CmdManuallyIntegrateSplit	BL2000\sean	3/8/2022 10:03:03 AM	Split qualifier 77.0 of compound Benzoic Acid in sample Mar0704.D and keep left peak, new integration is from x, y = 6.107, 1952.41316779024 to 6.280, 2112.48895828707 and new response = 242865, previous integration is from x, y = 6.107, 1952 to 6.321, 2150 and previous response = 315185.			✓	
CmdManuallyIntegrateSplit	BL2000\sean	3/8/2022 10:03:09 AM	Split peak for compound Aniline in sample Mar0704.D and keep left peak, new integration is from x, y = 4.409, 649.800932057398 to 4.501, 861.031100693824 and new response = 1401055, previous integration is from x, y = 4.409, 650 to 4.572, 1025 and previous response = 2225702.			✓	

Audit Trail report

Name	User	Time	Action	Reason	Comment	Succeed	Exception
CmdSetTargetCompoundAttribute	BL2000\sean	3/8/2022 10:03:10 AM	Set UserAnnotation = CO for compound Aniline in sample Mar0704.D; previous value =			✓	
CmdManuallyIntegrateApplyTargetRtToQualifier	BL2000\sean	3/8/2022 10:03:16 AM	Apply target integration range 4.501-4.572 to qualifier 64.0 for compound bis(-2-Chloroethyl)Ether in sample Mar0704.D, new integration is from x, y = 4.501, 650 to 4.572, 12803 and new response = 47825; previous integration is from x, y = 4.562, 405 to 4.654, 417 and previous response = 331691.			✓	
CmdManuallyIntegrateDropBaseline	BL2000\sean	3/8/2022 10:03:17 AM	Drop baseline for qualifier 64.0 of compound bis(-2-Chloroethyl)Ether in sample Mar0704.D to y = 650, new integration is from x, y = 4.501, 650 to 4.572, 650 and new response = 73893; previous integration is from x, y = 4.501, 650 to 4.572, 12803 and previous response = 47825.			✓	
CmdManuallyIntegrateApplyTargetRtToQualifier	BL2000\sean	3/8/2022 10:03:45 AM	Apply target integration range 6.270-6.372 to qualifier 129.0 for compound Naphthalene in sample Mar0704.D, new integration is from x, y = 6.270, 809 to 6.372, 514 and new response = 224278; previously no peak.			✓	
CmdManuallyIntegrateDropBaseline	BL2000\sean	3/8/2022 10:03:46 AM	Drop baseline for qualifier 129.0 of compound Naphthalene in sample Mar0704.D to y = 514, new integration is from x, y = 6.270, 514 to 6.372, 514 and new response = 225187; previous integration is from x, y = 6.270, 809 to 6.372, 514 and previous response = 224278.			✓	
CmdManuallyIntegratePeak	BL2000\sean	3/8/2022 10:03:58 AM	Manually integrate compound 1-Methylnaphthalene in sample Mar0704.D, from x, y = 7.214, 751020 to 7.297, 881012, result = -2891577; previous integration is from x, y = 7.102, 1413 to 7.204, 1462 and previous response = 1130239.			✓	
CmdManuallyIntegrateSnapBaseline	BL2000\sean	3/8/2022 10:04:00 AM	Snap baseline for compound 1-Methylnaphthalene in sample Mar0704.D, from x = 7.214 to x = 7.297, new integration is from x, y = 7.214, 4653 to 7.297, 5897 and new response = 1104566; previous integration is from x, y = 7.214, 751020 to 7.297, 881012 and previous response = -2891577.			✓	

Audit Trail report

Name	User	Time	Action	Reason	Comment	Succeed	Exception
CmdManuallyIntegrateDropBaseline	BL2000\sean	3/8/2022 10:04:01 AM	Drop baseline for compound 1-Methylnaphthalene in sample Mar0704.D to y = 4653, new integration is from x, y = 7.214, 4653 to 7.297, 4653 and new response = 1107632; previous integration is from x, y = 7.214, 4653 to 7.297, 5897 and previous response = 1104566.			✓	
CmdSetTargetCompoundAttribute	BL2000\sean	3/8/2022 10:04:02 AM	Set UserAnnotation = CO for compound 1-Methylnaphthalene in sample Mar0704.D; previous value =			✓	
CmdManuallyIntegrateApplyTargetRtToQualifier	BL2000\sean	3/8/2022 10:04:03 AM	Apply target integration range 7.214-7.297 to qualifier 142.0 for compound 1-Methylnaphthalene in sample Mar0704.D, new integration is from x, y = 7.214, 7386 to 7.297, 9294 and new response = 1271720; previously no peak.			✓	
CmdManuallyIntegrateApplyTargetRtToQualifier	BL2000\sean	3/8/2022 10:04:05 AM	Apply target integration range 7.214-7.297 to qualifier 115.0 for compound 1-Methylnaphthalene in sample Mar0704.D, new integration is from x, y = 7.214, 2833 to 7.297, 3764 and new response = 463020; previously no peak.			✓	
CmdManuallyIntegrateApplyTargetRtToQualifier	BL2000\sean	3/8/2022 10:04:18 AM	Apply target integration range 8.159-8.323 to qualifier 153.1 for compound Acenaphthylene in sample Mar0704.D, new integration is from x, y = 8.159, 225 to 8.323, 1456 and new response = 265353; previously no peak.			✓	
CmdManuallyIntegrateDropBaseline	BL2000\sean	3/8/2022 10:04:19 AM	Drop baseline for qualifier 153.1 of compound Acenaphthylene in sample Mar0704.D to y = 225, new integration is from x, y = 8.159, 225 to 8.323, 225 and new response = 271398; previous integration is from x, y = 8.159, 225 to 8.323, 1456 and previous response = 265353.			✓	
CmdManuallyIntegrateApplyTargetRtToQualifier	BL2000\sean	3/8/2022 10:04:31 AM	Apply target integration range 8.476-8.579 to qualifier 154.0 for compound 2,4-Dinitrophenol in sample Mar0704.D, new integration is from x, y = 8.476, 3171 to 8.579, 2092 and new response = 62523; previous integration is from x, y = 8.374, 802 to 8.476, 842 and previous response = 1053921.			✓	
CmdManuallyIntegrateDropBaseline	BL2000\sean	3/8/2022 10:04:32 AM	Drop baseline for qualifier 154.0 of compound 2,4-Dinitrophenol in sample Mar0704.D to y = 2092, new integration is from x, y = 8.476, 2092 to 8.579, 2092 and new response = 65834; previous integration is from x, y = 8.476, 3171 to 8.579, 2092 and previous response = 62523.			✓	

Audit Trail report

Name	User	Time	Action	Reason	Comment	Succeed	Exception
CmdManuallyIntegrateSplit	BL2000\sean	3/8/2022 10:04:37 AM	Split qualifier 63.0 of compound 2,4-Dinitrotoluene in sample Mar0704.D and keep right peak, new integration is from x, y = 8.640, 1902.72481604569 to 8.691, 1863.27438297018 and new response = 102835, previous integration is from x, y = 8.599, 1934 to 8.691, 1863 and previous response = 199506.			✓	
CmdManuallyIntegratePeak	BL2000\sean	3/8/2022 10:04:55 AM	Manually integrate compound Anthracene in sample Mar0704.D, from x, y = 10.211, 1677497 to 10.282, 1827762, result = -5357663; previous integration is from x, y = 10.130, 0 to 10.211, 0 and previous response = 2176599.			✓	
CmdManuallyIntegrateSnapBaseline	BL2000\sean	3/8/2022 10:04:57 AM	Snap baseline for compound Anthracene in sample Mar0704.D, from x = 10.211 to x = 10.282, new integration is from x, y = 10.211, 5238 to 10.282, 7997 and new response = 2069872; previous integration is from x, y = 10.211, 1677497 to 10.282, 1827762 and previous response = -5357663.			✓	
CmdManuallyIntegrateDropBaseline	BL2000\sean	3/8/2022 10:04:58 AM	Drop baseline for compound Anthracene in sample Mar0704.D to y = 5238, new integration is from x, y = 10.211, 5238 to 10.282, 5238 and new response = 2075741; previous integration is from x, y = 10.211, 5238 to 10.282, 7997 and previous response = 2069872.			✓	
CmdSetTargetCompoundAttribute	BL2000\sean	3/8/2022 10:04:59 AM	Set UserAnnotation = CO for compound Anthracene in sample Mar0704.D; previous value =			✓	
CmdManuallyIntegrateApplyTargetRtToQualifier	BL2000\sean	3/8/2022 10:05:00 AM	Apply target integration range 10.211-10.282 to qualifier 176.0 for compound Anthracene in sample Mar0704.D, new integration is from x, y = 10.211, 1144 to 10.282, 1571 and new response = 383625; previously no peak.			✓	
CmdManuallyIntegrateDropBaseline	BL2000\sean	3/8/2022 10:05:01 AM	Drop baseline for qualifier 176.0 of compound Anthracene in sample Mar0704.D to y = 1144, new integration is from x, y = 10.211, 1144 to 10.282, 1144 and new response = 384533; previous integration is from x, y = 10.211, 1144 to 10.282, 1571 and previous response = 383625.			✓	
CmdSaveBatchTable	BL2000\sean	3/8/2022 10:05:34 AM	Save batch \\MASSHUNTER\Org\Data\SV5973N.I\sd030722\DoD BNA cal 1\QuantResults\030722 DoD BNA cal.batch.bin			✓	

Audit Trail report

Name	User	Time	Action	Reason	Comment	Succeed	Exception
CmdCalibrate	BL2000\sean	3/8/2022 10:06:11 AM	Replace level ICV with QC sample Mar0709.D for compounds {Terphenyl-d14, 2,4,6-Tribromophenol, 2-Fluorobiphenyl, Nitrobenzene-d5, Phenol-d5, 2-Fluorophenol, Benzo(g,h,i)perylene, Dibenzo(a,h)anthracene, Indeno(1,2,3-c,d)pyrene, Benzo(a)pyrene, Benzo(k)fluoranthene, Benzo(b)fluoranthene, Di-n-octyl Phthalate, bis(2-ethylhexyl)Phthalate, 3,3-Dichlorobenzidine, Chrysene, Benzo(a)Anthracene, Butylbenzylphthalate, Pyrene, Benzidine, Fluoranthene, Di-n-Butylphthalate, Triallate, Anthracene, Phenanthrene, Pentachlorophenol, Hexachlorobenzene, 4-Bromophenylphenylether, Azobenzene, N-nitrosodiphenylamine, 4,6-Dinitro-2-methylphenol, 4-Nitroaniline, Diethylphthalate, 4-Chlorophenylphenylether, Fluorene, 2,4-Dinitrotoluene, 4-Nitrophenol, Dibenzofuran, 2,4-Dinitrophenol, 3-Nitroaniline, Acenaphthene, 2,6-Dinitrotoluene, Acenaphthylene, Dimethyl Phthalate, 2-Nitroaniline, 2-Chloronaphthalene, 2,4,5-Trichlorophenol, 2,4,6-Trichlorophenol, Hexachlorocyclopentadiene, 4-Chloro-2-Methylphenol, 1-Methylnaphthalene, 2-Methylnaphthalene, 4-Chloro-3-Methylphenol, Hexachlorobutadiene, p-Chloroaniline, 4-Chlorophenol, Naphthalene, 1,2,4-Trichlorobenzene, 2,4-Dichlorophenol, bis(-2-Chloroethoxy)Methane, 2,4-Dimethylphenol, 2-Nitrophenol, Isophorone, Nitrobenzene, N-nitroso-Di-n-propylamine, Hexachloroethane, 4Methylphenol/3Methylphenol, 2-Methylphenol, bis(2-chloroisopropyl)Ether, Benzyl Alcohol, 1,2-Dichlorobenzene, 1,4-Dichlorobenzene, 1,3-Dichlorobenzene, 2-Chlorophenol, bis(-2-Chloroethyl)Ether, Phenol, Aniline, Pyridine, Carbazole, Benzoic Acid, o-Terphenyl, N-Nitrosodimethylamine}; Replace level 1 with Calibration sample Mar0708.D for compounds {Terphenyl-d14, 2,4,6-Tribromophenol, 2-Fluorobiphenyl, Nitrobenzene-d5, Phenol-d5, 2-Fluorophenol, Benzo(g,h,i)perylene, Dibenzo(a,h)anthracene, Indeno(1,2,3-c,d)pyrene,			✓	

Audit Trail report

Name	User	Time	Action	Reason	Comment	Succeed	Exception
			Benzo(a)pyrene, Benzo(k)fluoranthene, Benzo(b)fluoranthene, Di-n-octyl Phthalate, bis(2-ethylhexyl)Phthalate, 3,3-Dichlorobenzidine, Chrysene, Benzo(a)Anthracene, Butylbenzylphthalate, Pyrene, Benzidine, Fluoranthene, Di-n- Butylphthalate, Triallate, Anthracene, Phenanthrene, Pentachlorophenol, Hexachlorobenzene, 4-Bromophenyl- phenylether, Azobenzene, N- nitrosodiphenylamine, 4,6-Dinitro-2- methylphenol, 4-Nitroaniline, Diethylphthalate, 4-Chlorophenyl- phenylether, Fluorene, 2,4- Dinitrotoluene, 4-Nitrophenol, Dibenzofuran, 2,4-Dinitrophenol, 3- Nitroaniline, Acenaphthene, 2,6- Dinitrotoluene, Acenaphthylene, Dimethyl Phthalate, 2-Nitroaniline, 2- Chloronaphthalene, 2,4,5- Trichlorophenol, 2,4,6-Trichlorophenol, Hexachlorocyclopentadiene, 4-Chloro- 2-Methylphenol, 1-Methylnaphthalene, 2-Methylnaphthalene, 4-Chloro-3- Methylphenol, Hexachlorobutadiene, p- Chloroaniline, 4-Chlorophenol, Naphthalene, 1,2,4-Trichlorobenzene, 2,4-Dichlorophenol, bis(-2- Chloroethoxy)Methane, 2,4- Dimethylphenol, 2-Nitrophenol, Isophorone, Nitrobenzene, N-nitroso- Di-n-propylamine, Hexachloroethane, 4Methylphenol/3Methylphenol, 2- Methylphenol, bis(2- chloroisopropyl)Ether, Benzyl Alcohol, 1,2-Dichlorobenzene, 1,4- Dichlorobenzene, 1,3-Dichlorobenzene, 2-Chlorophenol, bis(-2- Chloroethyl)Ether, Phenol, Aniline, Pyridine, Carbazole, Benzoic Acid, o- Terphenyl, N-Nitrosodimethylamine}; Replace level 2 with Calibration sample Mar0707.D for compounds {Terphenyl- d14, 2,4,6-Tribromophenol, 2- Fluorobiphenyl, Nitrobenzene-d5, Phenol-d5, 2-Fluorophenol, Benzo(g,h,i)perylene, Dibenzo(a,h)anthracene, Indeno(1,2,3-c,d)pyrene, Benzo(a)pyrene, Benzo(k)fluoranthene, Benzo(b)fluoranthene, Di-n-octyl Phthalate, bis(2-ethylhexyl)Phthalate, 3,3-Dichlorobenzidine, Chrysene, Benzo(a)Anthracene, Butylbenzylphthalate, Pyrene, Benzidine, Fluoranthene, Di-n-				

Audit Trail report

Name	User	Time	Action	Reason	Comment	Succeed	Exception
			Butylphthalate, Triallate, Anthracene, Phenanthrene, Pentachlorophenol, Hexachlorobenzene, 4-Bromophenylphenylether, Azobenzene, N-nitrosodiphenylamine, 4,6-Dinitro-2-methylphenol, 4-Nitroaniline, Diethylphthalate, 4-Chlorophenylphenylether, Fluorene, 2,4-Dinitrotoluene, 4-Nitrophenol, Dibenzofuran, 2,4-Dinitrophenol, 3-Nitroaniline, Acenaphthene, 2,6-Dinitrotoluene, Acenaphthylene, Dimethyl Phthalate, 2-Nitroaniline, 2-Chloronaphthalene, 2,4,5-Trichlorophenol, 2,4,6-Trichlorophenol, Hexachlorocyclopentadiene, 4-Chloro-2-Methylphenol, 1-Methylnaphthalene, 2-Methylnaphthalene, 4-Chloro-3-Methylphenol, Hexachlorobutadiene, p-Chloroaniline, 4-Chlorophenol, Naphthalene, 1,2,4-Trichlorobenzene, 2,4-Dichlorophenol, bis(-2-Chloroethoxy)Methane, 2,4-Dimethylphenol, 2-Nitrophenol, Isophorone, Nitrobenzene, N-nitroso-Di-n-propylamine, Hexachloroethane, 4Methylphenol/3Methylphenol, 2-Methylphenol, bis(2-chloroisopropyl)Ether, Benzyl Alcohol, 1,2-Dichlorobenzene, 1,4-Dichlorobenzene, 1,3-Dichlorobenzene, 2-Chlorophenol, bis(-2-Chloroethyl)Ether, Phenol, Aniline, Pyridine, Carbazole, Benzoic Acid, o-Terphenyl, N-Nitrosodimethylamine}; Replace level 3 with Calibration sample Mar0706.D for compounds {Terphenyl-d14, 2,4,6-Tribromophenol, 2-Fluorobiphenyl, Nitrobenzene-d5, Phenol-d5, 2-Fluorophenol, Benzo(g,h,i)perylene, Dibenzo(a,h)anthracene, Indeno(1,2,3-c,d)pyrene, Benzo(a)pyrene, Benzo(k)fluoranthene, Benzo(b)fluoranthene, Di-n-octyl Phthalate, bis(2-ethylhexyl)Phthalate, 3,3-Dichlorobenzidine, Chrysene, Benzo(a)Anthracene, Butylbenzylphthalate, Pyrene, Benzidine, Fluoranthene, Di-n-Butylphthalate, Triallate, Anthracene, Phenanthrene, Pentachlorophenol, Hexachlorobenzene, 4-Bromophenylphenylether, Azobenzene, N-nitrosodiphenylamine, 4,6-Dinitro-2-methylphenol, 4-Nitroaniline, Diethylphthalate, 4-Chlorophenylphenylether, Fluorene, 2,4-				

Audit Trail report

Name	User	Time	Action	Reason	Comment	Succeed	Exception
			Dinitrotoluene, 4-Nitrophenol, Dibenzofuran, 2,4-Dinitrophenol, 3-Nitroaniline, Acenaphthene, 2,6-Dinitrotoluene, Acenaphthylene, Dimethyl Phthalate, 2-Nitroaniline, 2-Chloronaphthalene, 2,4,5-Trichlorophenol, 2,4,6-Trichlorophenol, Hexachlorocyclopentadiene, 4-Chloro-2-Methylphenol, 1-Methylnaphthalene, 2-Methylnaphthalene, 4-Chloro-3-Methylphenol, Hexachlorobutadiene, p-Chloroaniline, 4-Chlorophenol, Naphthalene, 1,2,4-Trichlorobenzene, 2,4-Dichlorophenol, bis(-2-Chloroethoxy)Methane, 2,4-Dimethylphenol, 2-Nitrophenol, Isophorone, Nitrobenzene, N-nitroso-Di-n-propylamine, Hexachloroethane, 4Methylphenol/3Methylphenol, 2-Methylphenol, bis(2-chloroisopropyl)Ether, Benzyl Alcohol, 1,2-Dichlorobenzene, 1,4-Dichlorobenzene, 1,3-Dichlorobenzene, 2-Chlorophenol, bis(-2-Chloroethyl)Ether, Phenol, Aniline, Pyridine, Carbazole, Benzoic Acid, o-Terphenyl, N-Nitrosodimethylamine}; Replace level 4 with Calibration sample Mar0705.D for compounds {Terphenyl-d14, 2,4,6-Tribromophenol, 2-Fluorobiphenyl, Nitrobenzene-d5, Phenol-d5, 2-Fluorophenol, Benzo(g,h,i)perylene, Dibenzo(a,h)anthracene, Indeno(1,2,3-c,d)pyrene, Benzo(a)pyrene, Benzo(k)fluoranthene, Benzo(b)fluoranthene, Di-n-octyl Phthalate, bis(2-ethylhexyl)Phthalate, 3,3-Dichlorobenzidine, Chrysene, Benzo(a)Anthracene, Butylbenzylphthalate, Pyrene, Benzidine, Fluoranthene, Di-n-Butylphthalate, Triallate, Anthracene, Phenanthrene, Pentachlorophenol, Hexachlorobenzene, 4-Bromophenylphenylether, Azobenzene, N-nitrosodiphenylamine, 4,6-Dinitro-2-methylphenol, 4-Nitroaniline, Diethylphthalate, 4-Chlorophenylphenylether, Fluorene, 2,4-Dinitrotoluene, 4-Nitrophenol, Dibenzofuran, 2,4-Dinitrophenol, 3-Nitroaniline, Acenaphthene, 2,6-Dinitrotoluene, Acenaphthylene, Dimethyl Phthalate, 2-Nitroaniline, 2-Chloronaphthalene, 2,4,5-Trichlorophenol, 2,4,6-Trichlorophenol, Hexachlorocyclopentadiene, 4-Chloro-				

Audit Trail report

Name	User	Time	Action	Reason	Comment	Succeed	Exception
			2-Methylphenol, 1-Methylnaphthalene, 2-Methylnaphthalene, 4-Chloro-3-Methylphenol, Hexachlorobutadiene, p-Chloroaniline, 4-Chlorophenol, Naphthalene, 1,2,4-Trichlorobenzene, 2,4-Dichlorophenol, bis(-2-Chloroethoxy)Methane, 2,4-Dimethylphenol, 2-Nitrophenol, Isophorone, Nitrobenzene, N-nitroso-Di-n-propylamine, Hexachloroethane, 4Methylphenol/3Methylphenol, 2-Methylphenol, bis(2-chloroisopropyl)Ether, Benzyl Alcohol, 1,2-Dichlorobenzene, 1,4-Dichlorobenzene, 1,3-Dichlorobenzene, 2-Chlorophenol, bis(-2-Chloroethyl)Ether, Phenol, Aniline, Pyridine, Carbazole, Benzoic Acid, o-Terphenyl, N-Nitrosodimethylamine}; Replace level 5 with Calibration sample Mar0704.D for compounds {Terphenyl-d14, 2,4,6-Tribromophenol, 2-Fluorobiphenyl, Nitrobenzene-d5, Phenol-d5, 2-Fluorophenol, Benzo(g,h,i)perylene, Dibenzo(a,h)anthracene, Indeno(1,2,3-c,d)pyrene, Benzo(a)pyrene, Benzo(k)fluoranthene, Benzo(b)fluoranthene, Di-n-octyl Phthalate, bis(2-ethylhexyl)Phthalate, 3,3-Dichlorobenzidine, Chrysene, Benzo(a)Anthracene, Butylbenzylphthalate, Pyrene, Benzidine, Fluoranthene, Di-n-Butylphthalate, Triallate, Anthracene, Phenanthrene, Pentachlorophenol, Hexachlorobenzene, 4-Bromophenylphenylether, Azobenzene, N-nitrosodiphenylamine, 4,6-Dinitro-2-methylphenol, 4-Nitroaniline, Diethylphthalate, 4-Chlorophenylphenylether, Fluorene, 2,4-Dinitrotoluene, 4-Nitrophenol, Dibenzofuran, 2,4-Dinitrophenol, 3-Nitroaniline, Acenaphthene, 2,6-Dinitrotoluene, Acenaphthylene, Dimethyl Phthalate, 2-Nitroaniline, 2-Chloronaphthalene, 2,4,5-Trichlorophenol, 2,4,6-Trichlorophenol, Hexachlorocyclopentadiene, 4-Chloro-2-Methylphenol, 1-Methylnaphthalene, 2-Methylnaphthalene, 4-Chloro-3-Methylphenol, Hexachlorobutadiene, p-Chloroaniline, 4-Chlorophenol, Naphthalene, 1,2,4-Trichlorobenzene, 2,4-Dichlorophenol, bis(-2-Chloroethoxy)Methane, 2,4-Dimethylphenol, 2-Nitrophenol,				

Audit Trail report

Name	User	Time	Action	Reason	Comment	Succeed	Exception
			Isophorone, Nitrobenzene, N-nitroso-Di-n-propylamine, Hexachloroethane, 4Methylphenol/3Methylphenol, 2-Methylphenol, bis(2-chloroisopropyl)Ether, Benzyl Alcohol, 1,2-Dichlorobenzene, 1,4-Dichlorobenzene, 1,3-Dichlorobenzene, 2-Chlorophenol, bis(-2-Chloroethyl)Ether, Phenol, Aniline, Pyridine, Carbazole, Benzoic Acid, o-Terphenyl, N-Nitrosodimethylamine}; Replace level 6 with Calibration sample Mar0703.D for compounds {Terphenyl-d14, 2,4,6-Tribromophenol, 2-Fluorobiphenyl, Nitrobenzene-d5, Phenol-d5, 2-Fluorophenol, Benzo(g,h,i)perylene, Dibenzo(a,h)anthracene, Indeno(1,2,3-c,d)pyrene, Benzo(a)pyrene, Benzo(k)fluoranthene, Benzo(b)fluoranthene, Di-n-octyl Phthalate, bis(2-ethylhexyl)Phthalate, 3,3-Dichlorobenzidine, Chrysene, Benzo(a)Anthracene, Butylbenzylphthalate, Pyrene, Benzidine, Fluoranthene, Di-n-Butylphthalate, Triallate, Anthracene, Phenanthrene, Pentachlorophenol, Hexachlorobenzene, 4-Bromophenylphenylether, Azobenzene, N-nitrosodiphenylamine, 4,6-Dinitro-2-methylphenol, 4-Nitroaniline, Diethylphthalate, 4-Chlorophenylphenylether, Fluorene, 2,4-Dinitrotoluene, 4-Nitrophenol, Dibenzofuran, 2,4-Dinitrophenol, 3-Nitroaniline, Acenaphthene, 2,6-Dinitrotoluene, Acenaphthylene, Dimethyl Phthalate, 2-Nitroaniline, 2-Chloronaphthalene, 2,4,5-Trichlorophenol, 2,4,6-Trichlorophenol, Hexachlorocyclopentadiene, 4-Chloro-2-Methylphenol, 1-Methylnaphthalene, 2-Methylnaphthalene, 4-Chloro-3-Methylphenol, Hexachlorobutadiene, p-Chloroaniline, 4-Chlorophenol, Naphthalene, 1,2,4-Trichlorobenzene, 2,4-Dichlorophenol, bis(-2-Chloroethoxy)Methane, 2,4-Dimethylphenol, 2-Nitrophenol, Isophorone, Nitrobenzene, N-nitroso-Di-n-propylamine, Hexachloroethane, 4Methylphenol/3Methylphenol, 2-Methylphenol, bis(2-chloroisopropyl)Ether, Benzyl Alcohol, 1,2-Dichlorobenzene, 1,4-Dichlorobenzene, 1,3-Dichlorobenzene, 2-Chlorophenol, bis(-2-				

Audit Trail report

Name	User	Time	Action	Reason	Comment	Succeed	Exception
			Chloroethyl)Ether, Phenol, Aniline, Pyridine, Carbazole, Benzoic Acid, o-Terphenyl, N-Nitrosodimethylamine}; Replace level 7 with Calibration sample Mar0702.D for compounds {Terphenyl-d14, 2,4,6-Tribromophenol, 2-Fluorobiphenyl, Nitrobenzene-d5, Phenol-d5, 2-Fluorophenol, Benzo(g,h,i)perylene, Dibenzo(a,h)anthracene, Indeno(1,2,3-c,d)pyrene, Benzo(a)pyrene, Benzo(k)fluoranthene, Benzo(b)fluoranthene, Di-n-octyl Phthalate, bis(2-ethylhexyl)Phthalate, 3,3-Dichlorobenzidine, Chrysene, Benzo(a)Anthracene, Butylbenzylphthalate, Pyrene, Benzidine, Fluoranthene, Di-n-Butylphthalate, Triallate, Anthracene, Phenanthrene, Pentachlorophenol, Hexachlorobenzene, 4-Bromophenylphenylether, Azobenzene, N-nitrosodiphenylamine, 4,6-Dinitro-2-methylphenol, 4-Nitroaniline, Diethylphthalate, 4-Chlorophenylphenylether, Fluorene, 2,4-Dinitrotoluene, 4-Nitrophenol, Dibenzofuran, 2,4-Dinitrophenol, 3-Nitroaniline, Acenaphthene, 2,6-Dinitrotoluene, Acenaphthylene, Dimethyl Phthalate, 2-Nitroaniline, 2-Chloronaphthalene, 2,4,5-Trichlorophenol, 2,4,6-Trichlorophenol, Hexachlorocyclopentadiene, 4-Chloro-2-Methylphenol, 1-Methylnaphthalene, 2-Methylnaphthalene, 4-Chloro-3-Methylphenol, Hexachlorobutadiene, p-Chloroaniline, 4-Chlorophenol, Naphthalene, 1,2,4-Trichlorobenzene, 2,4-Dichlorophenol, bis(-2-Chloroethoxy)Methane, 2,4-Dimethylphenol, 2-Nitrophenol, Isophorone, Nitrobenzene, N-nitroso-Di-n-propylamine, Hexachloroethane, 4Methylphenol/3Methylphenol, 2-Methylphenol, bis(2-chloroisopropyl)Ether, Benzyl Alcohol, 1,2-Dichlorobenzene, 1,4-Dichlorobenzene, 1,3-Dichlorobenzene, 2-Chlorophenol, bis(-2-Chloroethyl)Ether, Phenol, Aniline, Pyridine, Carbazole, Benzoic Acid, o-Terphenyl, N-Nitrosodimethylamine};				
CmdQuantitate	BL2000\sean	3/8/2022 10:06:34 AM	Quantitate all compounds in all samples			✓	

Audit Trail report

Name	User	Time	Action	Reason	Comment	Succeed	Exception
CmdSetTargetCompoundAttribute	BL2000\sean	3/8/2022 10:08:09 AM	Set CurveFit = fitAverageOfResponseFactors for compound 2-Fluorophenol in all samples; previous value = fitQuadratic			✓	
CmdSetTargetCompoundAttribute	BL2000\sean	3/8/2022 10:08:11 AM	Set CurveFitOrigin = originIgnore for compound 2-Fluorophenol in all samples; previous value = originInclude			✓	
CmdSetTargetCompoundAttribute	BL2000\sean	3/8/2022 10:08:12 AM	Set CurveFitWeight = weightEqual for compound 2-Fluorophenol in all samples; previous value = weightOneOverX			✓	
CmdSetTargetCompoundAttribute	BL2000\sean	3/8/2022 10:08:18 AM	Set CurveFit = fitAverageOfResponseFactors for compound Aniline in all samples; previous value = fitQuadratic			✓	
CmdSetTargetCompoundAttribute	BL2000\sean	3/8/2022 10:08:20 AM	Set CurveFitOrigin = originIgnore for compound Aniline in all samples; previous value = originInclude			✓	
CmdSetTargetCompoundAttribute	BL2000\sean	3/8/2022 10:08:22 AM	Set CurveFitWeight = weightEqual for compound Aniline in all samples; previous value = weightOneOverX			✓	
CmdSetTargetCompoundAttribute	BL2000\sean	3/8/2022 10:08:42 AM	Set CurveFit = fitAverageOfResponseFactors for compound bis(-2-Chloroethyl)Ether in all samples; previous value = fitQuadratic			✓	
CmdSetTargetCompoundAttribute	BL2000\sean	3/8/2022 10:08:45 AM	Set CurveFitOrigin = originIgnore for compound bis(-2-Chloroethyl)Ether in all samples; previous value = originInclude			✓	
CmdSetTargetCompoundAttribute	BL2000\sean	3/8/2022 10:08:48 AM	Set CurveFitWeight = weightEqual for compound bis(-2-Chloroethyl)Ether in all samples; previous value = weightOneOverX			✓	
CmdSetTargetCompoundAttribute	BL2000\sean	3/8/2022 10:08:54 AM	Set CurveFit = fitAverageOfResponseFactors for compound Phenol-d5 in all samples; previous value = fitQuadratic			✓	
CmdSetTargetCompoundAttribute	BL2000\sean	3/8/2022 10:08:55 AM	Set CurveFitOrigin = originIgnore for compound Phenol-d5 in all samples; previous value = originInclude			✓	
CmdSetTargetCompoundAttribute	BL2000\sean	3/8/2022 10:08:57 AM	Set CurveFitWeight = weightEqual for compound Phenol-d5 in all samples; previous value = weightOneOverX			✓	
CmdSetTargetCompoundAttribute	BL2000\sean	3/8/2022 10:17:21 AM	Set CurveFit = fitAverageOfResponseFactors for compound 2-Chlorophenol in all samples; previous value = fitQuadratic			✓	
CmdSetTargetCompoundAttribute	BL2000\sean	3/8/2022 10:17:22 AM	Set CurveFitOrigin = originIgnore for compound 2-Chlorophenol in all samples; previous value = originInclude			✓	

Audit Trail report

Name	User	Time	Action	Reason	Comment	Succeed	Exception
CmdSetTargetCompoundAttribute	BL2000\sean	3/8/2022 10:17:24 AM	Set CurveFitWeight = weightEqual for compound 2-Chlorophenol in all samples; previous value = weightOneOverX			✓	
CmdManuallyIntegratePeak	BL2000\sean	3/8/2022 10:18:14 AM	Manually integrate compound Benzoic Acid in sample Mar0708.D from x, y = 6.105, 0 to 6.290, 0; result = 9211			✓	

Audit Trail report

Name	User	Time	Action	Reason	Comment	Succeed	Exception
CmdCalibrate	BL2000\sean	3/8/2022 10:18:46 AM	Replace level ICV with QC sample Mar0709.D for compounds {Terphenyl-d14, 2,4,6-Tribromophenol, 2-Fluorobiphenyl, Nitrobenzene-d5, Phenol-d5, 2-Fluorophenol, Benzo(g,h,i)perylene, Dibenzo(a,h)anthracene, Indeno(1,2,3-c,d)pyrene, Benzo(a)pyrene, Benzo(k)fluoranthene, Benzo(b)fluoranthene, Di-n-octyl Phthalate, bis(2-ethylhexyl)Phthalate, 3,3-Dichlorobenzidine, Chrysene, Benzo(a)Anthracene, Butylbenzylphthalate, Pyrene, Benzidine, Fluoranthene, Di-n-Butylphthalate, Triallate, Anthracene, Phenanthrene, Pentachlorophenol, Hexachlorobenzene, 4-Bromophenylphenylether, Azobenzene, N-nitrosodiphenylamine, 4,6-Dinitro-2-methylphenol, 4-Nitroaniline, Diethylphthalate, 4-Chlorophenylphenylether, Fluorene, 2,4-Dinitrotoluene, 4-Nitrophenol, Dibenzofuran, 2,4-Dinitrophenol, 3-Nitroaniline, Acenaphthene, 2,6-Dinitrotoluene, Acenaphthylene, Dimethyl Phthalate, 2-Nitroaniline, 2-Chloronaphthalene, 2,4,5-Trichlorophenol, 2,4,6-Trichlorophenol, Hexachlorocyclopentadiene, 4-Chloro-2-Methylphenol, 1-Methylnaphthalene, 2-Methylnaphthalene, 4-Chloro-3-Methylphenol, Hexachlorobutadiene, p-Chloroaniline, 4-Chlorophenol, Naphthalene, 1,2,4-Trichlorobenzene, 2,4-Dichlorophenol, bis(-2-Chloroethoxy)Methane, 2,4-Dimethylphenol, 2-Nitrophenol, Isophorone, Nitrobenzene, N-nitroso-Di-n-propylamine, Hexachloroethane, 4Methylphenol/3Methylphenol, 2-Methylphenol, bis(2-chloroisopropyl)Ether, Benzyl Alcohol, 1,2-Dichlorobenzene, 1,4-Dichlorobenzene, 1,3-Dichlorobenzene, 2-Chlorophenol, bis(-2-Chloroethyl)Ether, Phenol, Aniline, Pyridine, Carbazole, Benzoic Acid, o-Terphenyl, N-Nitrosodimethylamine}; Replace level 1 with Calibration sample Mar0708.D for compounds {Terphenyl-d14, 2,4,6-Tribromophenol, 2-Fluorobiphenyl, Nitrobenzene-d5, Phenol-d5, 2-Fluorophenol, Benzo(g,h,i)perylene, Dibenzo(a,h)anthracene, Indeno(1,2,3-c,d)pyrene,			✓	

Audit Trail report

Name	User	Time	Action	Reason	Comment	Succeed	Exception
			Benzo(a)pyrene, Benzo(k)fluoranthene, Benzo(b)fluoranthene, Di-n-octyl Phthalate, bis(2-ethylhexyl)Phthalate, 3,3-Dichlorobenzidine, Chrysene, Benzo(a)Anthracene, Butylbenzylphthalate, Pyrene, Benzidine, Fluoranthene, Di-n- Butylphthalate, Triallate, Anthracene, Phenanthrene, Pentachlorophenol, Hexachlorobenzene, 4-Bromophenyl- phenylether, Azobenzene, N- nitrosodiphenylamine, 4,6-Dinitro-2- methylphenol, 4-Nitroaniline, Diethylphthalate, 4-Chlorophenyl- phenylether, Fluorene, 2,4- Dinitrotoluene, 4-Nitrophenol, Dibenzofuran, 2,4-Dinitrophenol, 3- Nitroaniline, Acenaphthene, 2,6- Dinitrotoluene, Acenaphthylene, Dimethyl Phthalate, 2-Nitroaniline, 2- Chloronaphthalene, 2,4,5- Trichlorophenol, 2,4,6-Trichlorophenol, Hexachlorocyclopentadiene, 4-Chloro- 2-Methylphenol, 1-Methylnaphthalene, 2-Methylnaphthalene, 4-Chloro-3- Methylphenol, Hexachlorobutadiene, p- Chloroaniline, 4-Chlorophenol, Naphthalene, 1,2,4-Trichlorobenzene, 2,4-Dichlorophenol, bis(-2- Chloroethoxy)Methane, 2,4- Dimethylphenol, 2-Nitrophenol, Isophorone, Nitrobenzene, N-nitroso- Di-n-propylamine, Hexachloroethane, 4Methylphenol/3Methylphenol, 2- Methylphenol, bis(2- chloroisopropyl)Ether, Benzyl Alcohol, 1,2-Dichlorobenzene, 1,4- Dichlorobenzene, 1,3-Dichlorobenzene, 2-Chlorophenol, bis(-2- Chloroethyl)Ether, Phenol, Aniline, Pyridine, Carbazole, Benzoic Acid, o- Terphenyl, N-Nitrosodimethylamine}; Replace level 2 with Calibration sample Mar0707.D for compounds {Terphenyl- d14, 2,4,6-Tribromophenol, 2- Fluorobiphenyl, Nitrobenzene-d5, Phenol-d5, 2-Fluorophenol, Benzo(g,h,i)perylene, Dibenzo(a,h)anthracene, Indeno(1,2,3-c,d)pyrene, Benzo(a)pyrene, Benzo(k)fluoranthene, Benzo(b)fluoranthene, Di-n-octyl Phthalate, bis(2-ethylhexyl)Phthalate, 3,3-Dichlorobenzidine, Chrysene, Benzo(a)Anthracene, Butylbenzylphthalate, Pyrene, Benzidine, Fluoranthene, Di-n-				

Audit Trail report

Name	User	Time	Action	Reason	Comment	Succeed	Exception
			Butylphthalate, Triallate, Anthracene, Phenanthrene, Pentachlorophenol, Hexachlorobenzene, 4-Bromophenylphenylether, Azobenzene, N-nitrosodiphenylamine, 4,6-Dinitro-2-methylphenol, 4-Nitroaniline, Diethylphthalate, 4-Chlorophenylphenylether, Fluorene, 2,4-Dinitrotoluene, 4-Nitrophenol, Dibenzofuran, 2,4-Dinitrophenol, 3-Nitroaniline, Acenaphthene, 2,6-Dinitrotoluene, Acenaphthylene, Dimethyl Phthalate, 2-Nitroaniline, 2-Chloronaphthalene, 2,4,5-Trichlorophenol, 2,4,6-Trichlorophenol, Hexachlorocyclopentadiene, 4-Chloro-2-Methylphenol, 1-Methylnaphthalene, 2-Methylnaphthalene, 4-Chloro-3-Methylphenol, Hexachlorobutadiene, p-Chloroaniline, 4-Chlorophenol, Naphthalene, 1,2,4-Trichlorobenzene, 2,4-Dichlorophenol, bis(-2-Chloroethoxy)Methane, 2,4-Dimethylphenol, 2-Nitrophenol, Isophorone, Nitrobenzene, N-nitroso-Di-n-propylamine, Hexachloroethane, 4Methylphenol/3Methylphenol, 2-Methylphenol, bis(2-chloroisopropyl)Ether, Benzyl Alcohol, 1,2-Dichlorobenzene, 1,4-Dichlorobenzene, 1,3-Dichlorobenzene, 2-Chlorophenol, bis(-2-Chloroethyl)Ether, Phenol, Aniline, Pyridine, Carbazole, Benzoic Acid, o-Terphenyl, N-Nitrosodimethylamine}; Replace level 3 with Calibration sample Mar0706.D for compounds {Terphenyl-d14, 2,4,6-Tribromophenol, 2-Fluorobiphenyl, Nitrobenzene-d5, Phenol-d5, 2-Fluorophenol, Benzo(g,h,i)perylene, Dibenzo(a,h)anthracene, Indeno(1,2,3-c,d)pyrene, Benzo(a)pyrene, Benzo(k)fluoranthene, Benzo(b)fluoranthene, Di-n-octyl Phthalate, bis(2-ethylhexyl)Phthalate, 3,3-Dichlorobenzidine, Chrysene, Benzo(a)Anthracene, Butylbenzylphthalate, Pyrene, Benzidine, Fluoranthene, Di-n-Butylphthalate, Triallate, Anthracene, Phenanthrene, Pentachlorophenol, Hexachlorobenzene, 4-Bromophenylphenylether, Azobenzene, N-nitrosodiphenylamine, 4,6-Dinitro-2-methylphenol, 4-Nitroaniline, Diethylphthalate, 4-Chlorophenylphenylether, Fluorene, 2,4-				

Audit Trail report

Name	User	Time	Action	Reason	Comment	Succeed	Exception
			Dinitrotoluene, 4-Nitrophenol, Dibenzofuran, 2,4-Dinitrophenol, 3-Nitroaniline, Acenaphthene, 2,6-Dinitrotoluene, Acenaphthylene, Dimethyl Phthalate, 2-Nitroaniline, 2-Chloronaphthalene, 2,4,5-Trichlorophenol, 2,4,6-Trichlorophenol, Hexachlorocyclopentadiene, 4-Chloro-2-Methylphenol, 1-Methylnaphthalene, 2-Methylnaphthalene, 4-Chloro-3-Methylphenol, Hexachlorobutadiene, p-Chloroaniline, 4-Chlorophenol, Naphthalene, 1,2,4-Trichlorobenzene, 2,4-Dichlorophenol, bis(-2-Chloroethoxy)Methane, 2,4-Dimethylphenol, 2-Nitrophenol, Isophorone, Nitrobenzene, N-nitroso-Di-n-propylamine, Hexachloroethane, 4Methylphenol/3Methylphenol, 2-Methylphenol, bis(2-chloroisopropyl)Ether, Benzyl Alcohol, 1,2-Dichlorobenzene, 1,4-Dichlorobenzene, 1,3-Dichlorobenzene, 2-Chlorophenol, bis(-2-Chloroethyl)Ether, Phenol, Aniline, Pyridine, Carbazole, Benzoic Acid, o-Terphenyl, N-Nitrosodimethylamine}; Replace level 4 with Calibration sample Mar0705.D for compounds {Terphenyl-d14, 2,4,6-Tribromophenol, 2-Fluorobiphenyl, Nitrobenzene-d5, Phenol-d5, 2-Fluorophenol, Benzo(g,h,i)perylene, Dibenzo(a,h)anthracene, Indeno(1,2,3-c,d)pyrene, Benzo(a)pyrene, Benzo(k)fluoranthene, Benzo(b)fluoranthene, Di-n-octyl Phthalate, bis(2-ethylhexyl)Phthalate, 3,3-Dichlorobenzidine, Chrysene, Benzo(a)Anthracene, Butylbenzylphthalate, Pyrene, Benzidine, Fluoranthene, Di-n-Butylphthalate, Triallate, Anthracene, Phenanthrene, Pentachlorophenol, Hexachlorobenzene, 4-Bromophenylphenylether, Azobenzene, N-nitrosodiphenylamine, 4,6-Dinitro-2-methylphenol, 4-Nitroaniline, Diethylphthalate, 4-Chlorophenylphenylether, Fluorene, 2,4-Dinitrotoluene, 4-Nitrophenol, Dibenzofuran, 2,4-Dinitrophenol, 3-Nitroaniline, Acenaphthene, 2,6-Dinitrotoluene, Acenaphthylene, Dimethyl Phthalate, 2-Nitroaniline, 2-Chloronaphthalene, 2,4,5-Trichlorophenol, 2,4,6-Trichlorophenol, Hexachlorocyclopentadiene, 4-Chloro-				

Audit Trail report

Name	User	Time	Action	Reason	Comment	Succeed	Exception
			2-Methylphenol, 1-Methylnaphthalene, 2-Methylnaphthalene, 4-Chloro-3- Methylphenol, Hexachlorobutadiene, p- Chloroaniline, 4-Chlorophenol, Naphthalene, 1,2,4-Trichlorobenzene, 2,4-Dichlorophenol, bis(-2- Chloroethoxy)Methane, 2,4- Dimethylphenol, 2-Nitrophenol, Isophorone, Nitrobenzene, N-nitroso- Di-n-propylamine, Hexachloroethane, 4Methylphenol/3Methylphenol, 2- Methylphenol, bis(2- chloroisopropyl)Ether, Benzyl Alcohol, 1,2-Dichlorobenzene, 1,4- Dichlorobenzene, 1,3-Dichlorobenzene, 2-Chlorophenol, bis(-2- Chloroethyl)Ether, Phenol, Aniline, Pyridine, Carbazole, Benzoic Acid, o- Terphenyl, N-Nitrosodimethylamine}; Replace level 5 with Calibration sample Mar0704.D for compounds {Terphenyl- d14, 2,4,6-Tribromophenol, 2- Fluorobiphenyl, Nitrobenzene-d5, Phenol-d5, 2-Fluorophenol, Benzo(g,h,i)perylene, Dibenzo(a,h)anthracene, Indeno(1,2,3-c,d)pyrene, Benzo(a)pyrene, Benzo(k)fluoranthene, Benzo(b)fluoranthene, Di-n-octyl Phthalate, bis(2-ethylhexyl)Phthalate, 3,3-Dichlorobenzidine, Chrysene, Benzo(a)Anthracene, Butylbenzylphthalate, Pyrene, Benzidine, Fluoranthene, Di-n- Butylphthalate, Triallate, Anthracene, Phenanthrene, Pentachlorophenol, Hexachlorobenzene, 4-Bromophenyl- phenylether, Azobenzene, N- nitrosodiphenylamine, 4,6-Dinitro-2- methylphenol, 4-Nitroaniline, Diethylphthalate, 4-Chlorophenyl- phenylether, Fluorene, 2,4- Dinitrotoluene, 4-Nitrophenol, Dibenzofuran, 2,4-Dinitrophenol, 3- Nitroaniline, Acenaphthene, 2,6- Dinitrotoluene, Acenaphthylene, Dimethyl Phthalate, 2-Nitroaniline, 2- Chloronaphthalene, 2,4,5- Trichlorophenol, 2,4,6-Trichlorophenol, Hexachlorocyclopentadiene, 4-Chloro- 2-Methylphenol, 1-Methylnaphthalene, 2-Methylnaphthalene, 4-Chloro-3- Methylphenol, Hexachlorobutadiene, p- Chloroaniline, 4-Chlorophenol, Naphthalene, 1,2,4-Trichlorobenzene, 2,4-Dichlorophenol, bis(-2- Chloroethoxy)Methane, 2,4- Dimethylphenol, 2-Nitrophenol,				

Audit Trail report

Name	User	Time	Action	Reason	Comment	Succeed	Exception
			Isophorone, Nitrobenzene, N-nitroso-Di-n-propylamine, Hexachloroethane, 4Methylphenol/3Methylphenol, 2-Methylphenol, bis(2-chloroisopropyl)Ether, Benzyl Alcohol, 1,2-Dichlorobenzene, 1,4-Dichlorobenzene, 1,3-Dichlorobenzene, 2-Chlorophenol, bis(-2-Chloroethyl)Ether, Phenol, Aniline, Pyridine, Carbazole, Benzoic Acid, o-Terphenyl, N-Nitrosodimethylamine}; Replace level 6 with Calibration sample Mar0703.D for compounds {Terphenyl-d14, 2,4,6-Tribromophenol, 2-Fluorobiphenyl, Nitrobenzene-d5, Phenol-d5, 2-Fluorophenol, Benzo(g,h,i)perylene, Dibenzo(a,h)anthracene, Indeno(1,2,3-c,d)pyrene, Benzo(a)pyrene, Benzo(k)fluoranthene, Benzo(b)fluoranthene, Di-n-octyl Phthalate, bis(2-ethylhexyl)Phthalate, 3,3-Dichlorobenzidine, Chrysene, Benzo(a)Anthracene, Butylbenzylphthalate, Pyrene, Benzidine, Fluoranthene, Di-n-Butylphthalate, Triallate, Anthracene, Phenanthrene, Pentachlorophenol, Hexachlorobenzene, 4-Bromophenylphenylether, Azobenzene, N-nitrosodiphenylamine, 4,6-Dinitro-2-methylphenol, 4-Nitroaniline, Diethylphthalate, 4-Chlorophenylphenylether, Fluorene, 2,4-Dinitrotoluene, 4-Nitrophenol, Dibenzofuran, 2,4-Dinitrophenol, 3-Nitroaniline, Acenaphthene, 2,6-Dinitrotoluene, Acenaphthylene, Dimethyl Phthalate, 2-Nitroaniline, 2-Chloronaphthalene, 2,4,5-Trichlorophenol, 2,4,6-Trichlorophenol, Hexachlorocyclopentadiene, 4-Chloro-2-Methylphenol, 1-Methylnaphthalene, 2-Methylnaphthalene, 4-Chloro-3-Methylphenol, Hexachlorobutadiene, p-Chloroaniline, 4-Chlorophenol, Naphthalene, 1,2,4-Trichlorobenzene, 2,4-Dichlorophenol, bis(-2-Chloroethoxy)Methane, 2,4-Dimethylphenol, 2-Nitrophenol, Isophorone, Nitrobenzene, N-nitroso-Di-n-propylamine, Hexachloroethane, 4Methylphenol/3Methylphenol, 2-Methylphenol, bis(2-chloroisopropyl)Ether, Benzyl Alcohol, 1,2-Dichlorobenzene, 1,4-Dichlorobenzene, 1,3-Dichlorobenzene, 2-Chlorophenol, bis(-2-				

Audit Trail report

Name	User	Time	Action	Reason	Comment	Succeed	Exception
			Chloroethyl)Ether, Phenol, Aniline, Pyridine, Carbazole, Benzoic Acid, o-Terphenyl, N-Nitrosodimethylamine}; Replace level 7 with Calibration sample Mar0702.D for compounds {Terphenyl-d14, 2,4,6-Tribromophenol, 2-Fluorobiphenyl, Nitrobenzene-d5, Phenol-d5, 2-Fluorophenol, Benzo(g,h,i)perylene, Dibenzo(a,h)anthracene, Indeno(1,2,3-c,d)pyrene, Benzo(a)pyrene, Benzo(k)fluoranthene, Benzo(b)fluoranthene, Di-n-octyl Phthalate, bis(2-ethylhexyl)Phthalate, 3,3-Dichlorobenzidine, Chrysene, Benzo(a)Anthracene, Butylbenzylphthalate, Pyrene, Benzidine, Fluoranthene, Di-n-Butylphthalate, Triallate, Anthracene, Phenanthrene, Pentachlorophenol, Hexachlorobenzene, 4-Bromophenylphenylether, Azobenzene, N-nitrosodiphenylamine, 4,6-Dinitro-2-methylphenol, 4-Nitroaniline, Diethylphthalate, 4-Chlorophenylphenylether, Fluorene, 2,4-Dinitrotoluene, 4-Nitrophenol, Dibenzofuran, 2,4-Dinitrophenol, 3-Nitroaniline, Acenaphthene, 2,6-Dinitrotoluene, Acenaphthylene, Dimethyl Phthalate, 2-Nitroaniline, 2-Chloronaphthalene, 2,4,5-Trichlorophenol, 2,4,6-Trichlorophenol, Hexachlorocyclopentadiene, 4-Chloro-2-Methylphenol, 1-Methylnaphthalene, 2-Methylnaphthalene, 4-Chloro-3-Methylphenol, Hexachlorobutadiene, p-Chloroaniline, 4-Chlorophenol, Naphthalene, 1,2,4-Trichlorobenzene, 2,4-Dichlorophenol, bis(-2-Chloroethoxy)Methane, 2,4-Dimethylphenol, 2-Nitrophenol, Isophorone, Nitrobenzene, N-nitroso-Di-n-propylamine, Hexachloroethane, 4Methylphenol/3Methylphenol, 2-Methylphenol, bis(2-chloroisopropyl)Ether, Benzyl Alcohol, 1,2-Dichlorobenzene, 1,4-Dichlorobenzene, 1,3-Dichlorobenzene, 2-Chlorophenol, bis(-2-Chloroethyl)Ether, Phenol, Aniline, Pyridine, Carbazole, Benzoic Acid, o-Terphenyl, N-Nitrosodimethylamine};				
CmdQuantitate	BL2000\sean	3/8/2022 10:19:06 AM	Quantitate all compounds in all samples			✓	

Audit Trail report

Name	User	Time	Action	Reason	Comment	Succeed	Exception
CmdSetTargetCompoundAttribute	BL2000\sean	3/8/2022 10:19:25 AM	Set CurveFit = fitAverageOfResponseFactors for compound p-Chloroaniline in all samples; previous value = fitQuadratic			✓	
CmdSetTargetCompoundAttribute	BL2000\sean	3/8/2022 10:19:27 AM	Set CurveFitOrigin = originIgnore for compound p-Chloroaniline in all samples; previous value = originInclude			✓	
CmdSetTargetCompoundAttribute	BL2000\sean	3/8/2022 10:19:28 AM	Set CurveFitWeight = weightEqual for compound p-Chloroaniline in all samples; previous value = weightOneOverX			✓	
CmdSetTargetCompoundAttribute	BL2000\sean	3/8/2022 10:19:38 AM	Set CurveFit = fitAverageOfResponseFactors for compound 4-Chloro-2-Methylphenol in all samples; previous value = fitQuadratic			✓	
CmdSetTargetCompoundAttribute	BL2000\sean	3/8/2022 10:19:40 AM	Set CurveFitOrigin = originIgnore for compound 4-Chloro-2-Methylphenol in all samples; previous value = originInclude			✓	
CmdSetTargetCompoundAttribute	BL2000\sean	3/8/2022 10:19:41 AM	Set CurveFitWeight = weightEqual for compound 4-Chloro-2-Methylphenol in all samples; previous value = weightOneOverX			✓	
CmdSetTargetCompoundAttribute	BL2000\sean	3/8/2022 10:19:45 AM	Set CurveFit = fitQuadratic for compound 4-Chloro-3-Methylphenol in all samples; previous value = fitAverageOfResponseFactors			✓	
CmdSetTargetCompoundAttribute	BL2000\sean	3/8/2022 10:19:47 AM	Set CurveFitOrigin = originInclude for compound 4-Chloro-3-Methylphenol in all samples; previous value = originIgnore			✓	
CmdSetTargetCompoundAttribute	BL2000\sean	3/8/2022 10:19:49 AM	Set CurveFitWeight = weightOneOverX for compound 4-Chloro-3-Methylphenol in all samples; previous value = weightEqual			✓	
CmdManuallyIntegratePeak	BL2000\sean	3/8/2022 10:20:53 AM	Manually integrate compound 2,6-Dinitrotoluene in sample Mar0702.D, from x, y = 8.159, 55 to 8.251, 0, result = 230169; previous integration is from x, y = 8.160, 626 to 8.231, 377 and previous response = 226556.			✓	
CmdManuallyIntegrateSnapBaseline	BL2000\sean	3/8/2022 10:20:55 AM	Snap baseline for compound 2,6-Dinitrotoluene in sample Mar0702.D, from x = 8.159 to x = 8.251, new integration is from x, y = 8.159, 0 to 8.251, 0 and new response = 230320; previous integration is from x, y = 8.159, 55 to 8.251, 0 and previous response = 230169.			✓	

Audit Trail report

Name	User	Time	Action	Reason	Comment	Succeed	Exception
CmdManuallyIntegrate DropBaseline	BL2000\sean	3/8/2022 10:20:56 AM	Drop baseline for compound 2,6-Dinitrotoluene in sample Mar0702.D to y = 0, new integration is from x, y = 8.159, 0 to 8.251, 0 and new response = 230320; previous integration is from x, y = 8.159, 0 to 8.251, 0 and previous response = 230320.			✓	
CmdSetTargetCompoundAttribute	BL2000\sean	3/8/2022 10:20:56 AM	Set UserAnnotation = BA for compound 2,6-Dinitrotoluene in sample Mar0702.D; previous value =			✓	
CmdSetTargetCompoundAttribute	BL2000\sean	3/8/2022 10:20:57 AM	Set UserAnnotation = BA for compound 2,6-Dinitrotoluene in sample Mar0702.D; previous value = BA			✓	

Audit Trail report

Name	User	Time	Action	Reason	Comment	Succeed	Exception
CmdCalibrate	BL2000\sean	3/8/2022 10:21:28 AM	Replace level ICV with QC sample Mar0709.D for compounds {Terphenyl-d14, 2,4,6-Tribromophenol, 2-Fluorobiphenyl, Nitrobenzene-d5, Phenol-d5, 2-Fluorophenol, Benzo(g,h,i)perylene, Dibenzo(a,h)anthracene, Indeno(1,2,3-c,d)pyrene, Benzo(a)pyrene, Benzo(k)fluoranthene, Benzo(b)fluoranthene, Di-n-octyl Phthalate, bis(2-ethylhexyl)Phthalate, 3,3-Dichlorobenzidine, Chrysene, Benzo(a)Anthracene, Butylbenzylphthalate, Pyrene, Benzidine, Fluoranthene, Di-n-Butylphthalate, Triallate, Anthracene, Phenanthrene, Pentachlorophenol, Hexachlorobenzene, 4-Bromophenylphenylether, Azobenzene, N-nitrosodiphenylamine, 4,6-Dinitro-2-methylphenol, 4-Nitroaniline, Diethylphthalate, 4-Chlorophenylphenylether, Fluorene, 2,4-Dinitrotoluene, 4-Nitrophenol, Dibenzofuran, 2,4-Dinitrophenol, 3-Nitroaniline, Acenaphthene, 2,6-Dinitrotoluene, Acenaphthylene, Dimethyl Phthalate, 2-Nitroaniline, 2-Chloronaphthalene, 2,4,5-Trichlorophenol, 2,4,6-Trichlorophenol, Hexachlorocyclopentadiene, 4-Chloro-2-Methylphenol, 1-Methylnaphthalene, 2-Methylnaphthalene, 4-Chloro-3-Methylphenol, Hexachlorobutadiene, p-Chloroaniline, 4-Chlorophenol, Naphthalene, 1,2,4-Trichlorobenzene, 2,4-Dichlorophenol, bis(-2-Chloroethoxy)Methane, 2,4-Dimethylphenol, 2-Nitrophenol, Isophorone, Nitrobenzene, N-nitroso-Di-n-propylamine, Hexachloroethane, 4Methylphenol/3Methylphenol, 2-Methylphenol, bis(2-chloroisopropyl)Ether, Benzyl Alcohol, 1,2-Dichlorobenzene, 1,4-Dichlorobenzene, 1,3-Dichlorobenzene, 2-Chlorophenol, bis(-2-Chloroethyl)Ether, Phenol, Aniline, Pyridine, Carbazole, Benzoic Acid, o-Terphenyl, N-Nitrosodimethylamine}; Replace level 1 with Calibration sample Mar0708.D for compounds {Terphenyl-d14, 2,4,6-Tribromophenol, 2-Fluorobiphenyl, Nitrobenzene-d5, Phenol-d5, 2-Fluorophenol, Benzo(g,h,i)perylene, Dibenzo(a,h)anthracene, Indeno(1,2,3-c,d)pyrene,			✓	

Audit Trail report

Name	User	Time	Action	Reason	Comment	Succeed	Exception
			Benzo(a)pyrene, Benzo(k)fluoranthene, Benzo(b)fluoranthene, Di-n-octyl Phthalate, bis(2-ethylhexyl)Phthalate, 3,3-Dichlorobenzidine, Chrysene, Benzo(a)Anthracene, Butylbenzylphthalate, Pyrene, Benzidine, Fluoranthene, Di-n- Butylphthalate, Triallate, Anthracene, Phenanthrene, Pentachlorophenol, Hexachlorobenzene, 4-Bromophenyl- phenylether, Azobenzene, N- nitrosodiphenylamine, 4,6-Dinitro-2- methylphenol, 4-Nitroaniline, Diethylphthalate, 4-Chlorophenyl- phenylether, Fluorene, 2,4- Dinitrotoluene, 4-Nitrophenol, Dibenzofuran, 2,4-Dinitrophenol, 3- Nitroaniline, Acenaphthene, 2,6- Dinitrotoluene, Acenaphthylene, Dimethyl Phthalate, 2-Nitroaniline, 2- Chloronaphthalene, 2,4,5- Trichlorophenol, 2,4,6-Trichlorophenol, Hexachlorocyclopentadiene, 4-Chloro- 2-Methylphenol, 1-Methylnaphthalene, 2-Methylnaphthalene, 4-Chloro-3- Methylphenol, Hexachlorobutadiene, p- Chloroaniline, 4-Chlorophenol, Naphthalene, 1,2,4-Trichlorobenzene, 2,4-Dichlorophenol, bis(-2- Chloroethoxy)Methane, 2,4- Dimethylphenol, 2-Nitrophenol, Isophorone, Nitrobenzene, N-nitroso- Di-n-propylamine, Hexachloroethane, 4Methylphenol/3Methylphenol, 2- Methylphenol, bis(2- chloroisopropyl)Ether, Benzyl Alcohol, 1,2-Dichlorobenzene, 1,4- Dichlorobenzene, 1,3-Dichlorobenzene, 2-Chlorophenol, bis(-2- Chloroethyl)Ether, Phenol, Aniline, Pyridine, Carbazole, Benzoic Acid, o- Terphenyl, N-Nitrosodimethylamine}; Replace level 2 with Calibration sample Mar0707.D for compounds {Terphenyl- d14, 2,4,6-Tribromophenol, 2- Fluorobiphenyl, Nitrobenzene-d5, Phenol-d5, 2-Fluorophenol, Benzo(g,h,i)perylene, Dibenzo(a,h)anthracene, Indeno(1,2,3-c,d)pyrene, Benzo(a)pyrene, Benzo(k)fluoranthene, Benzo(b)fluoranthene, Di-n-octyl Phthalate, bis(2-ethylhexyl)Phthalate, 3,3-Dichlorobenzidine, Chrysene, Benzo(a)Anthracene, Butylbenzylphthalate, Pyrene, Benzidine, Fluoranthene, Di-n-				

Audit Trail report

Name	User	Time	Action	Reason	Comment	Succeed	Exception
			Butylphthalate, Triallate, Anthracene, Phenanthrene, Pentachlorophenol, Hexachlorobenzene, 4-Bromophenylphenylether, Azobenzene, N-nitrosodiphenylamine, 4,6-Dinitro-2-methylphenol, 4-Nitroaniline, Diethylphthalate, 4-Chlorophenylphenylether, Fluorene, 2,4-Dinitrotoluene, 4-Nitrophenol, Dibenzofuran, 2,4-Dinitrophenol, 3-Nitroaniline, Acenaphthene, 2,6-Dinitrotoluene, Acenaphthylene, Dimethyl Phthalate, 2-Nitroaniline, 2-Chloronaphthalene, 2,4,5-Trichlorophenol, 2,4,6-Trichlorophenol, Hexachlorocyclopentadiene, 4-Chloro-2-Methylphenol, 1-Methylnaphthalene, 2-Methylnaphthalene, 4-Chloro-3-Methylphenol, Hexachlorobutadiene, p-Chloroaniline, 4-Chlorophenol, Naphthalene, 1,2,4-Trichlorobenzene, 2,4-Dichlorophenol, bis(-2-Chloroethoxy)Methane, 2,4-Dimethylphenol, 2-Nitrophenol, Isophorone, Nitrobenzene, N-nitroso-Di-n-propylamine, Hexachloroethane, 4Methylphenol/3Methylphenol, 2-Methylphenol, bis(2-chloroisopropyl)Ether, Benzyl Alcohol, 1,2-Dichlorobenzene, 1,4-Dichlorobenzene, 1,3-Dichlorobenzene, 2-Chlorophenol, bis(-2-Chloroethyl)Ether, Phenol, Aniline, Pyridine, Carbazole, Benzoic Acid, o-Terphenyl, N-Nitrosodimethylamine}; Replace level 3 with Calibration sample Mar0706.D for compounds {Terphenyl-d14, 2,4,6-Tribromophenol, 2-Fluorobiphenyl, Nitrobenzene-d5, Phenol-d5, 2-Fluorophenol, Benzo(g,h,i)perylene, Dibenzo(a,h)anthracene, Indeno(1,2,3-c,d)pyrene, Benzo(a)pyrene, Benzo(k)fluoranthene, Benzo(b)fluoranthene, Di-n-octyl Phthalate, bis(2-ethylhexyl)Phthalate, 3,3-Dichlorobenzidine, Chrysene, Benzo(a)Anthracene, Butylbenzylphthalate, Pyrene, Benzidine, Fluoranthene, Di-n-Butylphthalate, Triallate, Anthracene, Phenanthrene, Pentachlorophenol, Hexachlorobenzene, 4-Bromophenylphenylether, Azobenzene, N-nitrosodiphenylamine, 4,6-Dinitro-2-methylphenol, 4-Nitroaniline, Diethylphthalate, 4-Chlorophenylphenylether, Fluorene, 2,4-				

Audit Trail report

Name	User	Time	Action	Reason	Comment	Succeed	Exception
			Dinitrotoluene, 4-Nitrophenol, Dibenzofuran, 2,4-Dinitrophenol, 3-Nitroaniline, Acenaphthene, 2,6-Dinitrotoluene, Acenaphthylene, Dimethyl Phthalate, 2-Nitroaniline, 2-Chloronaphthalene, 2,4,5-Trichlorophenol, 2,4,6-Trichlorophenol, Hexachlorocyclopentadiene, 4-Chloro-2-Methylphenol, 1-Methylnaphthalene, 2-Methylnaphthalene, 4-Chloro-3-Methylphenol, Hexachlorobutadiene, p-Chloroaniline, 4-Chlorophenol, Naphthalene, 1,2,4-Trichlorobenzene, 2,4-Dichlorophenol, bis(-2-Chloroethoxy)Methane, 2,4-Dimethylphenol, 2-Nitrophenol, Isophorone, Nitrobenzene, N-nitroso-Di-n-propylamine, Hexachloroethane, 4Methylphenol/3Methylphenol, 2-Methylphenol, bis(2-chloroisopropyl)Ether, Benzyl Alcohol, 1,2-Dichlorobenzene, 1,4-Dichlorobenzene, 1,3-Dichlorobenzene, 2-Chlorophenol, bis(-2-Chloroethyl)Ether, Phenol, Aniline, Pyridine, Carbazole, Benzoic Acid, o-Terphenyl, N-Nitrosodimethylamine}; Replace level 4 with Calibration sample Mar0705.D for compounds {Terphenyl-d14, 2,4,6-Tribromophenol, 2-Fluorobiphenyl, Nitrobenzene-d5, Phenol-d5, 2-Fluorophenol, Benzo(g,h,i)perylene, Dibenzo(a,h)anthracene, Indeno(1,2,3-c,d)pyrene, Benzo(a)pyrene, Benzo(k)fluoranthene, Benzo(b)fluoranthene, Di-n-octyl Phthalate, bis(2-ethylhexyl)Phthalate, 3,3-Dichlorobenzidine, Chrysene, Benzo(a)Anthracene, Butylbenzylphthalate, Pyrene, Benzidine, Fluoranthene, Di-n-Butylphthalate, Triallate, Anthracene, Phenanthrene, Pentachlorophenol, Hexachlorobenzene, 4-Bromophenylphenylether, Azobenzene, N-nitrosodiphenylamine, 4,6-Dinitro-2-methylphenol, 4-Nitroaniline, Diethylphthalate, 4-Chlorophenylphenylether, Fluorene, 2,4-Dinitrotoluene, 4-Nitrophenol, Dibenzofuran, 2,4-Dinitrophenol, 3-Nitroaniline, Acenaphthene, 2,6-Dinitrotoluene, Acenaphthylene, Dimethyl Phthalate, 2-Nitroaniline, 2-Chloronaphthalene, 2,4,5-Trichlorophenol, 2,4,6-Trichlorophenol, Hexachlorocyclopentadiene, 4-Chloro-				

Audit Trail report

Name	User	Time	Action	Reason	Comment	Succeed	Exception
			2-Methylphenol, 1-Methylnaphthalene, 2-Methylnaphthalene, 4-Chloro-3-Methylphenol, Hexachlorobutadiene, p-Chloroaniline, 4-Chlorophenol, Naphthalene, 1,2,4-Trichlorobenzene, 2,4-Dichlorophenol, bis(-2-Chloroethoxy)Methane, 2,4-Dimethylphenol, 2-Nitrophenol, Isophorone, Nitrobenzene, N-nitroso-Di-n-propylamine, Hexachloroethane, 4Methylphenol/3Methylphenol, 2-Methylphenol, bis(2-chloroisopropyl)Ether, Benzyl Alcohol, 1,2-Dichlorobenzene, 1,4-Dichlorobenzene, 1,3-Dichlorobenzene, 2-Chlorophenol, bis(-2-Chloroethyl)Ether, Phenol, Aniline, Pyridine, Carbazole, Benzoic Acid, o-Terphenyl, N-Nitrosodimethylamine}; Replace level 5 with Calibration sample Mar0704.D for compounds {Terphenyl-d14, 2,4,6-Tribromophenol, 2-Fluorobiphenyl, Nitrobenzene-d5, Phenol-d5, 2-Fluorophenol, Benzo(g,h,i)perylene, Dibenzo(a,h)anthracene, Indeno(1,2,3-c,d)pyrene, Benzo(a)pyrene, Benzo(k)fluoranthene, Benzo(b)fluoranthene, Di-n-octyl Phthalate, bis(2-ethylhexyl)Phthalate, 3,3-Dichlorobenzidine, Chrysene, Benzo(a)Anthracene, Butylbenzylphthalate, Pyrene, Benzidine, Fluoranthene, Di-n-Butylphthalate, Triallate, Anthracene, Phenanthrene, Pentachlorophenol, Hexachlorobenzene, 4-Bromophenylphenylether, Azobenzene, N-nitrosodiphenylamine, 4,6-Dinitro-2-methylphenol, 4-Nitroaniline, Diethylphthalate, 4-Chlorophenylphenylether, Fluorene, 2,4-Dinitrotoluene, 4-Nitrophenol, Dibenzofuran, 2,4-Dinitrophenol, 3-Nitroaniline, Acenaphthene, 2,6-Dinitrotoluene, Acenaphthylene, Dimethyl Phthalate, 2-Nitroaniline, 2-Chloronaphthalene, 2,4,5-Trichlorophenol, 2,4,6-Trichlorophenol, Hexachlorocyclopentadiene, 4-Chloro-2-Methylphenol, 1-Methylnaphthalene, 2-Methylnaphthalene, 4-Chloro-3-Methylphenol, Hexachlorobutadiene, p-Chloroaniline, 4-Chlorophenol, Naphthalene, 1,2,4-Trichlorobenzene, 2,4-Dichlorophenol, bis(-2-Chloroethoxy)Methane, 2,4-Dimethylphenol, 2-Nitrophenol,				

Audit Trail report

Name	User	Time	Action	Reason	Comment	Succeed	Exception
			Isophorone, Nitrobenzene, N-nitroso-Di-n-propylamine, Hexachloroethane, 4Methylphenol/3Methylphenol, 2-Methylphenol, bis(2-chloroisopropyl)Ether, Benzyl Alcohol, 1,2-Dichlorobenzene, 1,4-Dichlorobenzene, 1,3-Dichlorobenzene, 2-Chlorophenol, bis(-2-Chloroethyl)Ether, Phenol, Aniline, Pyridine, Carbazole, Benzoic Acid, o-Terphenyl, N-Nitrosodimethylamine}; Replace level 6 with Calibration sample Mar0703.D for compounds {Terphenyl-d14, 2,4,6-Tribromophenol, 2-Fluorobiphenyl, Nitrobenzene-d5, Phenol-d5, 2-Fluorophenol, Benzo(g,h,i)perylene, Dibenzo(a,h)anthracene, Indeno(1,2,3-c,d)pyrene, Benzo(a)pyrene, Benzo(k)fluoranthene, Benzo(b)fluoranthene, Di-n-octyl Phthalate, bis(2-ethylhexyl)Phthalate, 3,3-Dichlorobenzidine, Chrysene, Benzo(a)Anthracene, Butylbenzylphthalate, Pyrene, Benzidine, Fluoranthene, Di-n-Butylphthalate, Triallate, Anthracene, Phenanthrene, Pentachlorophenol, Hexachlorobenzene, 4-Bromophenylphenylether, Azobenzene, N-nitrosodiphenylamine, 4,6-Dinitro-2-methylphenol, 4-Nitroaniline, Diethylphthalate, 4-Chlorophenylphenylether, Fluorene, 2,4-Dinitrotoluene, 4-Nitrophenol, Dibenzofuran, 2,4-Dinitrophenol, 3-Nitroaniline, Acenaphthene, 2,6-Dinitrotoluene, Acenaphthylene, Dimethyl Phthalate, 2-Nitroaniline, 2-Chloronaphthalene, 2,4,5-Trichlorophenol, 2,4,6-Trichlorophenol, Hexachlorocyclopentadiene, 4-Chloro-2-Methylphenol, 1-Methylnaphthalene, 2-Methylnaphthalene, 4-Chloro-3-Methylphenol, Hexachlorobutadiene, p-Chloroaniline, 4-Chlorophenol, Naphthalene, 1,2,4-Trichlorobenzene, 2,4-Dichlorophenol, bis(-2-Chloroethoxy)Methane, 2,4-Dimethylphenol, 2-Nitrophenol, Isophorone, Nitrobenzene, N-nitroso-Di-n-propylamine, Hexachloroethane, 4Methylphenol/3Methylphenol, 2-Methylphenol, bis(2-chloroisopropyl)Ether, Benzyl Alcohol, 1,2-Dichlorobenzene, 1,4-Dichlorobenzene, 1,3-Dichlorobenzene, 2-Chlorophenol, bis(-2-				

Audit Trail report

Name	User	Time	Action	Reason	Comment	Succeed	Exception
			Chloroethyl)Ether, Phenol, Aniline, Pyridine, Carbazole, Benzoic Acid, o-Terphenyl, N-Nitrosodimethylamine}; Replace level 7 with Calibration sample Mar0702.D for compounds {Terphenyl-d14, 2,4,6-Tribromophenol, 2-Fluorobiphenyl, Nitrobenzene-d5, Phenol-d5, 2-Fluorophenol, Benzo(g,h,i)perylene, Dibenzo(a,h)anthracene, Indeno(1,2,3-c,d)pyrene, Benzo(a)pyrene, Benzo(k)fluoranthene, Benzo(b)fluoranthene, Di-n-octyl Phthalate, bis(2-ethylhexyl)Phthalate, 3,3-Dichlorobenzidine, Chrysene, Benzo(a)Anthracene, Butylbenzylphthalate, Pyrene, Benzidine, Fluoranthene, Di-n-Butylphthalate, Triallate, Anthracene, Phenanthrene, Pentachlorophenol, Hexachlorobenzene, 4-Bromophenylphenylether, Azobenzene, N-nitrosodiphenylamine, 4,6-Dinitro-2-methylphenol, 4-Nitroaniline, Diethylphthalate, 4-Chlorophenylphenylether, Fluorene, 2,4-Dinitrotoluene, 4-Nitrophenol, Dibenzofuran, 2,4-Dinitrophenol, 3-Nitroaniline, Acenaphthene, 2,6-Dinitrotoluene, Acenaphthylene, Dimethyl Phthalate, 2-Nitroaniline, 2-Chloronaphthalene, 2,4,5-Trichlorophenol, 2,4,6-Trichlorophenol, Hexachlorocyclopentadiene, 4-Chloro-2-Methylphenol, 1-Methylnaphthalene, 2-Methylnaphthalene, 4-Chloro-3-Methylphenol, Hexachlorobutadiene, p-Chloroaniline, 4-Chlorophenol, Naphthalene, 1,2,4-Trichlorobenzene, 2,4-Dichlorophenol, bis(-2-Chloroethoxy)Methane, 2,4-Dimethylphenol, 2-Nitrophenol, Isophorone, Nitrobenzene, N-nitroso-Di-n-propylamine, Hexachloroethane, 4Methylphenol/3Methylphenol, 2-Methylphenol, bis(2-chloroisopropyl)Ether, Benzyl Alcohol, 1,2-Dichlorobenzene, 1,4-Dichlorobenzene, 1,3-Dichlorobenzene, 2-Chlorophenol, bis(-2-Chloroethyl)Ether, Phenol, Aniline, Pyridine, Carbazole, Benzoic Acid, o-Terphenyl, N-Nitrosodimethylamine};				
CmdQuantitate	BL2000\sean	3/8/2022 10:21:49 AM	Quantitate all compounds in all samples			✓	

Audit Trail report

Name	User	Time	Action	Reason	Comment	Succeed	Exception
CmdSetTargetCompoundAttribute	BL2000\sean	3/8/2022 10:23:29 AM	Set CurveFit = fitAverageOfResponseFactors for compound 4-Bromophenyl-phenylether in all samples; previous value = fitQuadratic			✓	
CmdSetTargetCompoundAttribute	BL2000\sean	3/8/2022 10:23:30 AM	Set CurveFitOrigin = originIgnore for compound 4-Bromophenyl-phenylether in all samples; previous value = originInclude			✓	
CmdSetTargetCompoundAttribute	BL2000\sean	3/8/2022 10:23:32 AM	Set CurveFitWeight = weightEqual for compound 4-Bromophenyl-phenylether in all samples; previous value = weightOneOverX			✓	
CmdSetTargetCompoundAttribute	BL2000\sean	3/8/2022 10:24:29 AM	Set CurveFit = fitAverageOfResponseFactors for compound Hexachlorobenzene in all samples; previous value = fitQuadratic			✓	
CmdSetTargetCompoundAttribute	BL2000\sean	3/8/2022 10:24:30 AM	Set CurveFitOrigin = originIgnore for compound Hexachlorobenzene in all samples; previous value = originInclude			✓	
CmdSetTargetCompoundAttribute	BL2000\sean	3/8/2022 10:24:32 AM	Set CurveFitWeight = weightEqual for compound Hexachlorobenzene in all samples; previous value = weightOneOverX			✓	
CmdSetTargetCompoundAttribute	BL2000\sean	3/8/2022 10:24:40 AM	Set CurveFit = fitQuadratic for compound Anthracene in all samples; previous value = fitAverageOfResponseFactors			✓	
CmdSetTargetCompoundAttribute	BL2000\sean	3/8/2022 10:24:41 AM	Set CurveFitOrigin = originInclude for compound Anthracene in all samples; previous value = originIgnore			✓	
CmdSetTargetCompoundAttribute	BL2000\sean	3/8/2022 10:24:43 AM	Set CurveFitWeight = weightOneOverX for compound Anthracene in all samples; previous value = weightEqual			✓	
CmdSetTargetCompoundAttribute	BL2000\sean	3/8/2022 10:26:06 AM	Set CurveFit = fitAverageOfResponseFactors for compound Carbazole in all samples; previous value = fitQuadratic			✓	
CmdSetTargetCompoundAttribute	BL2000\sean	3/8/2022 10:26:08 AM	Set CurveFitOrigin = originIgnore for compound Carbazole in all samples; previous value = originInclude			✓	
CmdSetTargetCompoundAttribute	BL2000\sean	3/8/2022 10:26:10 AM	Set CurveFitWeight = weightEqual for compound Carbazole in all samples; previous value = weightOneOverX			✓	
CmdManuallyIntegratePeak	BL2000\sean	3/8/2022 10:27:00 AM	Manually integrate compound Benzidine in sample Mar0709.D, from x, y = 12.186, 106 to 12.804, 553, result = 410532; previous integration is from x, y = 12.288, 547 to 12.450, 557 and previous response = 369384.			✓	

Audit Trail report

Name	User	Time	Action	Reason	Comment	Succeed	Exception
CmdManuallyIntegrateDropBaseline	BL2000\sean	3/8/2022 10:27:02 AM	Drop baseline for compound Benzidine in sample Mar0709.D to y = 106, new integration is from x, y = 12.186, 106 to 12.804, 106 and new response = 418814; previous integration is from x, y = 12.186, 106 to 12.804, 553 and previous response = 410532.			✓	
CmdSetTargetCompoundAttribute	BL2000\sean	3/8/2022 10:27:05 AM	Set UserAnnotation = BA for compound Benzidine in sample Mar0709.D; previous value =			✓	
CmdManuallyIntegrateApplyTargetRtToQualifier	BL2000\sean	3/8/2022 10:27:08 AM	Apply target integration range 12.186-12.804 to qualifier 92.0 for compound Benzidine in sample Mar0709.D, new integration is from x, y = 12.186, 400 to 12.804, 629 and new response = 32905; previous integration is from x, y = 12.292, 507 to 12.458, 474 and previous response = 32349.			✓	
CmdManuallyIntegrateDropBaseline	BL2000\sean	3/8/2022 10:27:09 AM	Drop baseline for qualifier 92.0 of compound Benzidine in sample Mar0709.D to y = 400, new integration is from x, y = 12.186, 400 to 12.804, 400 and new response = 37150; previous integration is from x, y = 12.186, 400 to 12.804, 629 and previous response = 32905.			✓	
CmdSaveBatchTable	BL2000\sean	3/8/2022 10:27:21 AM	Save batch \\MASSHUNTER\Org\Data\SV5973N.I\sd030722\DoD BNA cal 1\QuantResults\030722 DoD BNA cal.batch.bin			✓	
CmdSetTargetCompoundAttribute	BL2000\sean	3/8/2022 10:27:51 AM	Set CurveFit = fitAverageOfResponseFactors for compound Benzo(b)fluoranthene in all samples; previous value = fitQuadratic			✓	
CmdSetTargetCompoundAttribute	BL2000\sean	3/8/2022 10:27:53 AM	Set CurveFitOrigin = originIgnore for compound Benzo(b)fluoranthene in all samples; previous value = originInclude			✓	
CmdSetTargetCompoundAttribute	BL2000\sean	3/8/2022 10:27:54 AM	Set CurveFitWeight = weightEqual for compound Benzo(b)fluoranthene in all samples; previous value = weightOneOverX			✓	
CmdSaveBatchTable	BL2000\sean	3/8/2022 10:28:07 AM	Save batch \\MASSHUNTER\Org\Data\SV5973N.I\sd030722\DoD BNA cal 1\QuantResults\030722 DoD BNA cal.batch.bin			✓	
CmdSaveBatchTable	BL2000\sean	3/8/2022 10:28:20 AM	Save batch \\MASSHUNTER\Org\Data\SV5973N.I\sd030722\DoD BNA cal 1\QuantResults\030722 DoD BNA cal.batch.bin			✓	

Audit Trail report

Name	User	Time	Action	Reason	Comment	Succeed	Exception
CmdCalibrate	BL2000\sean	3/8/2022 10:28:56 AM	Replace level ICV with QC sample Mar0709.D for compounds {Terphenyl-d14, 2,4,6-Tribromophenol, 2-Fluorobiphenyl, Nitrobenzene-d5, Phenol-d5, 2-Fluorophenol, Benzo(g,h,i)perylene, Dibenzo(a,h)anthracene, Indeno(1,2,3-c,d)pyrene, Benzo(a)pyrene, Benzo(k)fluoranthene, Benzo(b)fluoranthene, Di-n-octyl Phthalate, bis(2-ethylhexyl)Phthalate, 3,3-Dichlorobenzidine, Chrysene, Benzo(a)Anthracene, Butylbenzylphthalate, Pyrene, Benzidine, Fluoranthene, Di-n-Butylphthalate, Triallate, Anthracene, Phenanthrene, Pentachlorophenol, Hexachlorobenzene, 4-Bromophenylphenylether, Azobenzene, N-nitrosodiphenylamine, 4,6-Dinitro-2-methylphenol, 4-Nitroaniline, Diethylphthalate, 4-Chlorophenylphenylether, Fluorene, 2,4-Dinitrotoluene, 4-Nitrophenol, Dibenzofuran, 2,4-Dinitrophenol, 3-Nitroaniline, Acenaphthene, 2,6-Dinitrotoluene, Acenaphthylene, Dimethyl Phthalate, 2-Nitroaniline, 2-Chloronaphthalene, 2,4,5-Trichlorophenol, 2,4,6-Trichlorophenol, Hexachlorocyclopentadiene, 4-Chloro-2-Methylphenol, 1-Methylnaphthalene, 2-Methylnaphthalene, 4-Chloro-3-Methylphenol, Hexachlorobutadiene, p-Chloroaniline, 4-Chlorophenol, Naphthalene, 1,2,4-Trichlorobenzene, 2,4-Dichlorophenol, bis(-2-Chloroethoxy)Methane, 2,4-Dimethylphenol, 2-Nitrophenol, Isophorone, Nitrobenzene, N-nitroso-Di-n-propylamine, Hexachloroethane, 4Methylphenol/3Methylphenol, 2-Methylphenol, bis(2-chloroisopropyl)Ether, Benzyl Alcohol, 1,2-Dichlorobenzene, 1,4-Dichlorobenzene, 1,3-Dichlorobenzene, 2-Chlorophenol, bis(-2-Chloroethyl)Ether, Phenol, Aniline, Pyridine, Carbazole, Benzoic Acid, o-Terphenyl, N-Nitrosodimethylamine}; Replace level 1 with Calibration sample Mar0708.D for compounds {Terphenyl-d14, 2,4,6-Tribromophenol, 2-Fluorobiphenyl, Nitrobenzene-d5, Phenol-d5, 2-Fluorophenol, Benzo(g,h,i)perylene, Dibenzo(a,h)anthracene, Indeno(1,2,3-c,d)pyrene,			✓	

Audit Trail report

Name	User	Time	Action	Reason	Comment	Succeed	Exception
			Benzo(a)pyrene, Benzo(k)fluoranthene, Benzo(b)fluoranthene, Di-n-octyl Phthalate, bis(2-ethylhexyl)Phthalate, 3,3-Dichlorobenzidine, Chrysene, Benzo(a)Anthracene, Butylbenzylphthalate, Pyrene, Benzidine, Fluoranthene, Di-n- Butylphthalate, Triallate, Anthracene, Phenanthrene, Pentachlorophenol, Hexachlorobenzene, 4-Bromophenyl- phenylether, Azobenzene, N- nitrosodiphenylamine, 4,6-Dinitro-2- methylphenol, 4-Nitroaniline, Diethylphthalate, 4-Chlorophenyl- phenylether, Fluorene, 2,4- Dinitrotoluene, 4-Nitrophenol, Dibenzofuran, 2,4-Dinitrophenol, 3- Nitroaniline, Acenaphthene, 2,6- Dinitrotoluene, Acenaphthylene, Dimethyl Phthalate, 2-Nitroaniline, 2- Chloronaphthalene, 2,4,5- Trichlorophenol, 2,4,6-Trichlorophenol, Hexachlorocyclopentadiene, 4-Chloro- 2-Methylphenol, 1-Methylnaphthalene, 2-Methylnaphthalene, 4-Chloro-3- Methylphenol, Hexachlorobutadiene, p- Chloroaniline, 4-Chlorophenol, Naphthalene, 1,2,4-Trichlorobenzene, 2,4-Dichlorophenol, bis(-2- Chloroethoxy)Methane, 2,4- Dimethylphenol, 2-Nitrophenol, Isophorone, Nitrobenzene, N-nitroso- Di-n-propylamine, Hexachloroethane, 4Methylphenol/3Methylphenol, 2- Methylphenol, bis(2- chloroisopropyl)Ether, Benzyl Alcohol, 1,2-Dichlorobenzene, 1,4- Dichlorobenzene, 1,3-Dichlorobenzene, 2-Chlorophenol, bis(-2- Chloroethyl)Ether, Phenol, Aniline, Pyridine, Carbazole, Benzoic Acid, o- Terphenyl, N-Nitrosodimethylamine}; Replace level 2 with Calibration sample Mar0707.D for compounds {Terphenyl- d14, 2,4,6-Tribromophenol, 2- Fluorobiphenyl, Nitrobenzene-d5, Phenol-d5, 2-Fluorophenol, Benzo(g,h,i)perylene, Dibenzo(a,h)anthracene, Indeno(1,2,3-c,d)pyrene, Benzo(a)pyrene, Benzo(k)fluoranthene, Benzo(b)fluoranthene, Di-n-octyl Phthalate, bis(2-ethylhexyl)Phthalate, 3,3-Dichlorobenzidine, Chrysene, Benzo(a)Anthracene, Butylbenzylphthalate, Pyrene, Benzidine, Fluoranthene, Di-n-				

Audit Trail report

Name	User	Time	Action	Reason	Comment	Succeed	Exception
			Butylphthalate, Triallate, Anthracene, Phenanthrene, Pentachlorophenol, Hexachlorobenzene, 4-Bromophenylphenylether, Azobenzene, N-nitrosodiphenylamine, 4,6-Dinitro-2-methylphenol, 4-Nitroaniline, Diethylphthalate, 4-Chlorophenylphenylether, Fluorene, 2,4-Dinitrotoluene, 4-Nitrophenol, Dibenzofuran, 2,4-Dinitrophenol, 3-Nitroaniline, Acenaphthene, 2,6-Dinitrotoluene, Acenaphthylene, Dimethyl Phthalate, 2-Nitroaniline, 2-Chloronaphthalene, 2,4,5-Trichlorophenol, 2,4,6-Trichlorophenol, Hexachlorocyclopentadiene, 4-Chloro-2-Methylphenol, 1-Methylnaphthalene, 2-Methylnaphthalene, 4-Chloro-3-Methylphenol, Hexachlorobutadiene, p-Chloroaniline, 4-Chlorophenol, Naphthalene, 1,2,4-Trichlorobenzene, 2,4-Dichlorophenol, bis(-2-Chloroethoxy)Methane, 2,4-Dimethylphenol, 2-Nitrophenol, Isophorone, Nitrobenzene, N-nitroso-Di-n-propylamine, Hexachloroethane, 4Methylphenol/3Methylphenol, 2-Methylphenol, bis(2-chloroisopropyl)Ether, Benzyl Alcohol, 1,2-Dichlorobenzene, 1,4-Dichlorobenzene, 1,3-Dichlorobenzene, 2-Chlorophenol, bis(-2-Chloroethyl)Ether, Phenol, Aniline, Pyridine, Carbazole, Benzoic Acid, o-Terphenyl, N-Nitrosodimethylamine}; Replace level 3 with Calibration sample Mar0706.D for compounds {Terphenyl-d14, 2,4,6-Tribromophenol, 2-Fluorobiphenyl, Nitrobenzene-d5, Phenol-d5, 2-Fluorophenol, Benzo(g,h,i)perylene, Dibenzo(a,h)anthracene, Indeno(1,2,3-c,d)pyrene, Benzo(a)pyrene, Benzo(k)fluoranthene, Benzo(b)fluoranthene, Di-n-octyl Phthalate, bis(2-ethylhexyl)Phthalate, 3,3-Dichlorobenzidine, Chrysene, Benzo(a)Anthracene, Butylbenzylphthalate, Pyrene, Benzidine, Fluoranthene, Di-n-Butylphthalate, Triallate, Anthracene, Phenanthrene, Pentachlorophenol, Hexachlorobenzene, 4-Bromophenylphenylether, Azobenzene, N-nitrosodiphenylamine, 4,6-Dinitro-2-methylphenol, 4-Nitroaniline, Diethylphthalate, 4-Chlorophenylphenylether, Fluorene, 2,4-				

Audit Trail report

Name	User	Time	Action	Reason	Comment	Succeed	Exception
			Dinitrotoluene, 4-Nitrophenol, Dibenzofuran, 2,4-Dinitrophenol, 3-Nitroaniline, Acenaphthene, 2,6-Dinitrotoluene, Acenaphthylene, Dimethyl Phthalate, 2-Nitroaniline, 2-Chloronaphthalene, 2,4,5-Trichlorophenol, 2,4,6-Trichlorophenol, Hexachlorocyclopentadiene, 4-Chloro-2-Methylphenol, 1-Methylnaphthalene, 2-Methylnaphthalene, 4-Chloro-3-Methylphenol, Hexachlorobutadiene, p-Chloroaniline, 4-Chlorophenol, Naphthalene, 1,2,4-Trichlorobenzene, 2,4-Dichlorophenol, bis(-2-Chloroethoxy)Methane, 2,4-Dimethylphenol, 2-Nitrophenol, Isophorone, Nitrobenzene, N-nitroso-Di-n-propylamine, Hexachloroethane, 4Methylphenol/3Methylphenol, 2-Methylphenol, bis(2-chloroisopropyl)Ether, Benzyl Alcohol, 1,2-Dichlorobenzene, 1,4-Dichlorobenzene, 1,3-Dichlorobenzene, 2-Chlorophenol, bis(-2-Chloroethyl)Ether, Phenol, Aniline, Pyridine, Carbazole, Benzoic Acid, o-Terphenyl, N-Nitrosodimethylamine}; Replace level 4 with Calibration sample Mar0705.D for compounds {Terphenyl-d14, 2,4,6-Tribromophenol, 2-Fluorobiphenyl, Nitrobenzene-d5, Phenol-d5, 2-Fluorophenol, Benzo(g,h,i)perylene, Dibenzo(a,h)anthracene, Indeno(1,2,3-c,d)pyrene, Benzo(a)pyrene, Benzo(k)fluoranthene, Benzo(b)fluoranthene, Di-n-octyl Phthalate, bis(2-ethylhexyl)Phthalate, 3,3-Dichlorobenzidine, Chrysene, Benzo(a)Anthracene, Butylbenzylphthalate, Pyrene, Benzidine, Fluoranthene, Di-n-Butylphthalate, Triallate, Anthracene, Phenanthrene, Pentachlorophenol, Hexachlorobenzene, 4-Bromophenylphenylether, Azobenzene, N-nitrosodiphenylamine, 4,6-Dinitro-2-methylphenol, 4-Nitroaniline, Diethylphthalate, 4-Chlorophenylphenylether, Fluorene, 2,4-Dinitrotoluene, 4-Nitrophenol, Dibenzofuran, 2,4-Dinitrophenol, 3-Nitroaniline, Acenaphthene, 2,6-Dinitrotoluene, Acenaphthylene, Dimethyl Phthalate, 2-Nitroaniline, 2-Chloronaphthalene, 2,4,5-Trichlorophenol, 2,4,6-Trichlorophenol, Hexachlorocyclopentadiene, 4-Chloro-				

Audit Trail report

Name	User	Time	Action	Reason	Comment	Succeed	Exception
			2-Methylphenol, 1-Methylnaphthalene, 2-Methylnaphthalene, 4-Chloro-3-Methylphenol, Hexachlorobutadiene, p-Chloroaniline, 4-Chlorophenol, Naphthalene, 1,2,4-Trichlorobenzene, 2,4-Dichlorophenol, bis(-2-Chloroethoxy)Methane, 2,4-Dimethylphenol, 2-Nitrophenol, Isophorone, Nitrobenzene, N-nitroso-Di-n-propylamine, Hexachloroethane, 4Methylphenol/3Methylphenol, 2-Methylphenol, bis(2-chloroisopropyl)Ether, Benzyl Alcohol, 1,2-Dichlorobenzene, 1,4-Dichlorobenzene, 1,3-Dichlorobenzene, 2-Chlorophenol, bis(-2-Chloroethyl)Ether, Phenol, Aniline, Pyridine, Carbazole, Benzoic Acid, o-Terphenyl, N-Nitrosodimethylamine}; Replace level 5 with Calibration sample Mar0704.D for compounds {Terphenyl-d14, 2,4,6-Tribromophenol, 2-Fluorobiphenyl, Nitrobenzene-d5, Phenol-d5, 2-Fluorophenol, Benzo(g,h,i)perylene, Dibenzo(a,h)anthracene, Indeno(1,2,3-c,d)pyrene, Benzo(a)pyrene, Benzo(k)fluoranthene, Benzo(b)fluoranthene, Di-n-octyl Phthalate, bis(2-ethylhexyl)Phthalate, 3,3-Dichlorobenzidine, Chrysene, Benzo(a)Anthracene, Butylbenzylphthalate, Pyrene, Benzidine, Fluoranthene, Di-n-Butylphthalate, Triallate, Anthracene, Phenanthrene, Pentachlorophenol, Hexachlorobenzene, 4-Bromophenylphenylether, Azobenzene, N-nitrosodiphenylamine, 4,6-Dinitro-2-methylphenol, 4-Nitroaniline, Diethylphthalate, 4-Chlorophenylphenylether, Fluorene, 2,4-Dinitrotoluene, 4-Nitrophenol, Dibenzofuran, 2,4-Dinitrophenol, 3-Nitroaniline, Acenaphthene, 2,6-Dinitrotoluene, Acenaphthylene, Dimethyl Phthalate, 2-Nitroaniline, 2-Chloronaphthalene, 2,4,5-Trichlorophenol, 2,4,6-Trichlorophenol, Hexachlorocyclopentadiene, 4-Chloro-2-Methylphenol, 1-Methylnaphthalene, 2-Methylnaphthalene, 4-Chloro-3-Methylphenol, Hexachlorobutadiene, p-Chloroaniline, 4-Chlorophenol, Naphthalene, 1,2,4-Trichlorobenzene, 2,4-Dichlorophenol, bis(-2-Chloroethoxy)Methane, 2,4-Dimethylphenol, 2-Nitrophenol,				

Audit Trail report

Name	User	Time	Action	Reason	Comment	Succeed	Exception
			Isophorone, Nitrobenzene, N-nitroso-Di-n-propylamine, Hexachloroethane, 4Methylphenol/3Methylphenol, 2-Methylphenol, bis(2-chloroisopropyl)Ether, Benzyl Alcohol, 1,2-Dichlorobenzene, 1,4-Dichlorobenzene, 1,3-Dichlorobenzene, 2-Chlorophenol, bis(-2-Chloroethyl)Ether, Phenol, Aniline, Pyridine, Carbazole, Benzoic Acid, o-Terphenyl, N-Nitrosodimethylamine}; Replace level 6 with Calibration sample Mar0703.D for compounds {Terphenyl-d14, 2,4,6-Tribromophenol, 2-Fluorobiphenyl, Nitrobenzene-d5, Phenol-d5, 2-Fluorophenol, Benzo(g,h,i)perylene, Dibenzo(a,h)anthracene, Indeno(1,2,3-c,d)pyrene, Benzo(a)pyrene, Benzo(k)fluoranthene, Benzo(b)fluoranthene, Di-n-octyl Phthalate, bis(2-ethylhexyl)Phthalate, 3,3-Dichlorobenzidine, Chrysene, Benzo(a)Anthracene, Butylbenzylphthalate, Pyrene, Benzidine, Fluoranthene, Di-n-Butylphthalate, Triallate, Anthracene, Phenanthrene, Pentachlorophenol, Hexachlorobenzene, 4-Bromophenylphenylether, Azobenzene, N-nitrosodiphenylamine, 4,6-Dinitro-2-methylphenol, 4-Nitroaniline, Diethylphthalate, 4-Chlorophenylphenylether, Fluorene, 2,4-Dinitrotoluene, 4-Nitrophenol, Dibenzofuran, 2,4-Dinitrophenol, 3-Nitroaniline, Acenaphthene, 2,6-Dinitrotoluene, Acenaphthylene, Dimethyl Phthalate, 2-Nitroaniline, 2-Chloronaphthalene, 2,4,5-Trichlorophenol, 2,4,6-Trichlorophenol, Hexachlorocyclopentadiene, 4-Chloro-2-Methylphenol, 1-Methylnaphthalene, 2-Methylnaphthalene, 4-Chloro-3-Methylphenol, Hexachlorobutadiene, p-Chloroaniline, 4-Chlorophenol, Naphthalene, 1,2,4-Trichlorobenzene, 2,4-Dichlorophenol, bis(-2-Chloroethoxy)Methane, 2,4-Dimethylphenol, 2-Nitrophenol, Isophorone, Nitrobenzene, N-nitroso-Di-n-propylamine, Hexachloroethane, 4Methylphenol/3Methylphenol, 2-Methylphenol, bis(2-chloroisopropyl)Ether, Benzyl Alcohol, 1,2-Dichlorobenzene, 1,4-Dichlorobenzene, 1,3-Dichlorobenzene, 2-Chlorophenol, bis(-2-				

Audit Trail report

Name	User	Time	Action	Reason	Comment	Succeed	Exception
			Chloroethyl)Ether, Phenol, Aniline, Pyridine, Carbazole, Benzoic Acid, o-Terphenyl, N-Nitrosodimethylamine}; Replace level 7 with Calibration sample Mar0702.D for compounds {Terphenyl-d14, 2,4,6-Tribromophenol, 2-Fluorobiphenyl, Nitrobenzene-d5, Phenol-d5, 2-Fluorophenol, Benzo(g,h,i)perylene, Dibenzo(a,h)anthracene, Indeno(1,2,3-c,d)pyrene, Benzo(a)pyrene, Benzo(k)fluoranthene, Benzo(b)fluoranthene, Di-n-octyl Phthalate, bis(2-ethylhexyl)Phthalate, 3,3-Dichlorobenzidine, Chrysene, Benzo(a)Anthracene, Butylbenzylphthalate, Pyrene, Benzidine, Fluoranthene, Di-n-Butylphthalate, Triallate, Anthracene, Phenanthrene, Pentachlorophenol, Hexachlorobenzene, 4-Bromophenylphenylether, Azobenzene, N-nitrosodiphenylamine, 4,6-Dinitro-2-methylphenol, 4-Nitroaniline, Diethylphthalate, 4-Chlorophenylphenylether, Fluorene, 2,4-Dinitrotoluene, 4-Nitrophenol, Dibenzofuran, 2,4-Dinitrophenol, 3-Nitroaniline, Acenaphthene, 2,6-Dinitrotoluene, Acenaphthylene, Dimethyl Phthalate, 2-Nitroaniline, 2-Chloronaphthalene, 2,4,5-Trichlorophenol, 2,4,6-Trichlorophenol, Hexachlorocyclopentadiene, 4-Chloro-2-Methylphenol, 1-Methylnaphthalene, 2-Methylnaphthalene, 4-Chloro-3-Methylphenol, Hexachlorobutadiene, p-Chloroaniline, 4-Chlorophenol, Naphthalene, 1,2,4-Trichlorobenzene, 2,4-Dichlorophenol, bis(-2-Chloroethoxy)Methane, 2,4-Dimethylphenol, 2-Nitrophenol, Isophorone, Nitrobenzene, N-nitroso-Di-n-propylamine, Hexachloroethane, 4Methylphenol/3Methylphenol, 2-Methylphenol, bis(2-chloroisopropyl)Ether, Benzyl Alcohol, 1,2-Dichlorobenzene, 1,4-Dichlorobenzene, 1,3-Dichlorobenzene, 2-Chlorophenol, bis(-2-Chloroethyl)Ether, Phenol, Aniline, Pyridine, Carbazole, Benzoic Acid, o-Terphenyl, N-Nitrosodimethylamine};				
CmdSaveBatchTable	BL2000\sean	3/8/2022 10:29:22 AM	Save batch \\MASSHUNTER\Org\Data\SV5973N.I\sd030722\DoD BNA cal 1\QuantResults\030722 DoD BNA cal.batch.bin			✓	

Audit Trail report

Name	User	Time	Action	Reason	Comment	Succeed	Exception
CmdQuantitate	BL2000\sean	3/8/2022 10:29:44 AM	Quantitate all compounds in all samples			✓	
CmdSaveBatchTable	BL2000\sean	3/8/2022 10:30:11 AM	Save batch \\MASSHUNTER\Org\Data\SV5973N.I\sd030722\DoD BNA cal 1\QuantResults\030722 DoD BNA cal.batch.bin			✓	
CmdImportSamplesFromWorklist	BL2000\sean	3/8/2022 10:32:42 AM	Add samples from worklist: \\MASSHUNTER\Org\Data\SV5973N.I\sd030722\DoD BNA cal 1\Mar0721.D, \\MASSHUNTER\Org\Data\SV5973N.I\sd030722\DoD BNA cal 1\Mar0720.D, \\MASSHUNTER\Org\Data\SV5973N.I\sd030722\DoD BNA cal 1\Mar0719.D, \\MASSHUNTER\Org\Data\SV5973N.I\sd030722\DoD BNA cal 1\Mar0718.D, \\MASSHUNTER\Org\Data\SV5973N.I\sd030722\DoD BNA cal 1\Mar0717.D, \\MASSHUNTER\Org\Data\SV5973N.I\sd030722\DoD BNA cal 1\Mar0716.D, \\MASSHUNTER\Org\Data\SV5973N.I\sd030722\DoD BNA cal 1\Mar0715.D, \\MASSHUNTER\Org\Data\SV5973N.I\sd030722\DoD BNA cal 1\Mar0714.D, \\MASSHUNTER\Org\Data\SV5973N.I\sd030722\DoD BNA cal 1\Mar0713.D, \\MASSHUNTER\Org\Data\SV5973N.I\sd030722\DoD BNA cal 1\Mar0712.D, \\MASSHUNTER\Org\Data\SV5973N.I\sd030722\DoD BNA cal 1\Mar0711.D, \\MASSHUNTER\Org\Data\SV5973N.I\sd030722\DoD BNA cal 1\Mar0710.D			✓	
CmdSetSampleAttribute	BL2000\sean	3/8/2022 10:34:00 AM	Set SampleType = CC for sample Mar0721.D; previous value = Sample			✓	
CmdSetSampleAttribute	BL2000\sean	3/8/2022 10:34:24 AM	Set LevelName = CCV for sample Mar0721.D; previous value =			✓	
CmdQuantitate	BL2000\sean	3/8/2022 10:35:31 AM	Quantitate all compounds in all samples			✓	
CmdManuallyIntegrateApplyTargetRtToQualifier	BL2000\sean	3/8/2022 10:40:09 AM	Apply target integration range 4.501-4.572 to qualifier 64.0 for compound bis(-2-Chloroethyl)Ether in sample Mar0721.D, new integration is from x, y = 4.501, 435 to 4.572, 3369 and new response = 55029; previous integration is from x, y = 4.572, 413 to 4.664, 469 and previous response = 290733.			✓	
CmdManuallyIntegrateDropBaseline	BL2000\sean	3/8/2022 10:40:10 AM	Drop baseline for qualifier 64.0 of compound bis(-2-Chloroethyl)Ether in sample Mar0721.D to y = 435, new integration is from x, y = 4.501, 435 to 4.572, 435 and new response = 61322; previous integration is from x, y = 4.501, 435 to 4.572, 3369 and previous response = 55029.			✓	

Audit Trail report

Name	User	Time	Action	Reason	Comment	Succeed	Exception
CmdManuallyIntegratePeak	BL2000\sean	3/8/2022 10:41:04 AM	Manually integrate compound Benzyl Alcohol in sample Mar0721.D, from x, y = 4.940, 409189 to 5.155, 542687, result = -5721606; previous integration is from x, y = 5.185, 0 to 5.338, 0 and previous response = 729260.			✓	
CmdManuallyIntegrateSnapBaseline	BL2000\sean	3/8/2022 10:41:05 AM	Snap baseline for compound Benzyl Alcohol in sample Mar0721.D, from x = 4.940 to x = 5.155, new integration is from x, y = 4.940, 0 to 5.155, 2695 and new response = 385903; previous integration is from x, y = 4.940, 409189 to 5.155, 542687 and previous response = -5721606.			✓	
CmdManuallyIntegrateDropBaseline	BL2000\sean	3/8/2022 10:41:07 AM	Drop baseline for compound Benzyl Alcohol in sample Mar0721.D to y = 0, new integration is from x, y = 4.940, 0 to 5.155, 0 and new response = 403244; previous integration is from x, y = 4.940, 0 to 5.155, 2695 and previous response = 385903.			✓	
CmdSetTargetCompoundAttribute	BL2000\sean	3/8/2022 10:41:08 AM	Set UserAnnotation = CO for compound Benzyl Alcohol in sample Mar0721.D; previous value =			✓	
CmdManuallyIntegrateApplyTargetRtToQualifier	BL2000\sean	3/8/2022 10:41:10 AM	Apply target integration range 4.940-5.155 to qualifier 107.0 for compound Benzyl Alcohol in sample Mar0721.D, new integration is from x, y = 4.940, 0 to 5.155, 3085 and new response = 259931; previously no peak.			✓	
CmdManuallyIntegrateDropBaseline	BL2000\sean	3/8/2022 10:41:11 AM	Drop baseline for qualifier 107.0 of compound Benzyl Alcohol in sample Mar0721.D to y = 0, new integration is from x, y = 4.940, 0 to 5.155, 0 and new response = 279782; previous integration is from x, y = 4.940, 0 to 5.155, 3085 and previous response = 259931.			✓	
CmdManuallyIntegratePeak	BL2000\sean	3/8/2022 10:41:19 AM	Manually integrate compound 4Methylphenol/3Methylphenol in sample Mar0721.D, from x, y = 5.349, 513252 to 5.553, 538190, result = -5530549; previous integration is from x, y = 5.175, 2577 to 5.336, 2340 and previous response = 600836.			✓	
CmdManuallyIntegrateSnapBaseline	BL2000\sean	3/8/2022 10:41:20 AM	Snap baseline for compound 4Methylphenol/3Methylphenol in sample Mar0721.D, from x = 5.349 to x = 5.553, new integration is from x, y = 5.349, 2371 to 5.553, 3267 and new response = 877616; previous integration is from x, y = 5.349, 513252 to 5.553, 538190 and previous response = -5530549.			✓	

Audit Trail report

Name	User	Time	Action	Reason	Comment	Succeed	Exception
CmdManuallyIntegrateDropBaseline	BL2000\sean	3/8/2022 10:41:21 AM	Drop baseline for compound 4Methylphenol/3Methylphenol in sample Mar0721.D to y = 2371, new integration is from x, y = 5.349, 2371 to 5.553, 2371 and new response = 883106; previous integration is from x, y = 5.349, 2371 to 5.553, 3267 and previous response = 877616.			✓	
CmdManuallyIntegrateApplyTargetRtToQualifier	BL2000\sean	3/8/2022 10:41:24 AM	Apply target integration range 5.349-5.553 to qualifier 108.0 for compound 4Methylphenol/3Methylphenol in sample Mar0721.D, new integration is from x, y = 5.349, 2725 to 5.553, 2870 and new response = 731269; previously no peak.			✓	
CmdManuallyIntegrateDropBaseline	BL2000\sean	3/8/2022 10:41:25 AM	Drop baseline for qualifier 108.0 of compound 4Methylphenol/3Methylphenol in sample Mar0721.D to y = 2725, new integration is from x, y = 5.349, 2725 to 5.553, 2725 and new response = 732157; previous integration is from x, y = 5.349, 2725 to 5.553, 2870 and previous response = 731269.			✓	
CmdManuallyIntegrateApplyTargetRtToQualifier	BL2000\sean	3/8/2022 10:41:43 AM	Apply target integration range 6.259-6.372 to qualifier 129.0 for compound Naphthalene in sample Mar0721.D, new integration is from x, y = 6.259, 919 to 6.372, 778 and new response = 187488; previously no peak.			✓	
CmdManuallyIntegrateDropBaseline	BL2000\sean	3/8/2022 10:41:44 AM	Drop baseline for qualifier 129.0 of compound Naphthalene in sample Mar0721.D to y = 778, new integration is from x, y = 6.259, 778 to 6.372, 778 and new response = 187966; previous integration is from x, y = 6.259, 919 to 6.372, 778 and previous response = 187488.			✓	
CmdManuallyIntegrateSplit	BL2000\sean	3/8/2022 10:41:55 AM	Split qualifier 115.0 of compound 2-Methylnaphthalene in sample Mar0721.D and keep left peak, new integration is from x, y = 7.052, 587.02103225807 to 7.194, 648.756945539705 and new response = 413642, previous integration is from x, y = 7.052, 587 to 7.307, 698 and previous response = 827793.			✓	
CmdManuallyIntegratePeak	BL2000\sean	3/8/2022 10:42:00 AM	Manually integrate compound 1-Methylnaphthalene in sample Mar0721.D, from x, y = 7.204, 641780 to 7.286, 733559, result = -2434692; previous integration is from x, y = 7.102, 1120 to 7.184, 1128 and previous response = 968453.			✓	

Audit Trail report

Name	User	Time	Action	Reason	Comment	Succeed	Exception
CmdManuallyIntegrateSnapBaseline	BL2000\sean	3/8/2022 10:42:02 AM	Snap baseline for compound 1-Methylnaphthalene in sample Mar0721.D, from x = 7.204 to x = 7.286, new integration is from x, y = 7.204, 4087 to 7.286, 7029 and new response = 927438; previous integration is from x, y = 7.204, 641780 to 7.286, 733559 and previous response = -2434692.			✓	
CmdManuallyIntegrateDropBaseline	BL2000\sean	3/8/2022 10:42:03 AM	Drop baseline for compound 1-Methylnaphthalene in sample Mar0721.D to y = 4087, new integration is from x, y = 7.204, 4087 to 7.286, 4087 and new response = 934688; previous integration is from x, y = 7.204, 4087 to 7.286, 7029 and previous response = 927438.			✓	
CmdManuallyIntegrateApplyTargetRtToQualifier	BL2000\sean	3/8/2022 10:42:05 AM	Apply target integration range 7.204-7.286 to qualifier 142.0 for compound 1-Methylnaphthalene in sample Mar0721.D, new integration is from x, y = 7.204, 5491 to 7.286, 8249 and new response = 1062227; previously no peak.			✓	
CmdManuallyIntegrateSplit	BL2000\sean	3/8/2022 10:42:07 AM	Split qualifier 115.0 of compound 1-Methylnaphthalene in sample Mar0721.D and keep right peak, new integration is from x, y = 7.194, 701.270896412175 to 7.307, 767.15807651386 and new response = 413909, previous integration is from x, y = 7.052, 619 to 7.307, 767 and previous response = 827039.			✓	
CmdManuallyIntegrateSplit	BL2000\sean	3/8/2022 10:42:20 AM	Split qualifier 77.0 of compound Dimethyl Phthalate in sample Mar0721.D and keep left peak, new integration is from x, y = 8.098, 1404.94777351484 to 8.159, 1430.13776765446 and new response = 213122, previous integration is from x, y = 8.098, 1405 to 8.241, 1464 and previous response = 277039.			✓	
CmdManuallyIntegrateApplyTargetRtToQualifier	BL2000\sean	3/8/2022 10:42:24 AM	Apply target integration range 8.149-8.313 to qualifier 153.1 for compound Acenaphthylene in sample Mar0721.D, new integration is from x, y = 8.149, 0 to 8.313, 982 and new response = 224154; previously no peak.			✓	
CmdManuallyIntegrateDropBaseline	BL2000\sean	3/8/2022 10:42:25 AM	Drop baseline for qualifier 153.1 of compound Acenaphthylene in sample Mar0721.D to y = 0, new integration is from x, y = 8.149, 0 to 8.313, 0 and new response = 228977; previous integration is from x, y = 8.149, 0 to 8.313, 982 and previous response = 224154.			✓	

Audit Trail report

Name	User	Time	Action	Reason	Comment	Succeed	Exception
CmdManuallyIntegrateApplyTargetRtToQualifier	BL2000\sean	3/8/2022 10:43:21 AM	Apply target integration range 8.476-8.568 to qualifier 154.0 for compound 2,4-Dinitrophenol in sample Mar0721.D, new integration is from x, y = 8.476, 2801 to 8.568, 2132 and new response = 43739; previous integration is from x, y = 8.374, 731 to 8.466, 743 and previous response = 924358.			✓	
CmdManuallyIntegrateDropBaseline	BL2000\sean	3/8/2022 10:43:22 AM	Drop baseline for qualifier 154.0 of compound 2,4-Dinitrophenol in sample Mar0721.D to y = 2132, new integration is from x, y = 8.476, 2132 to 8.568, 2132 and new response = 45587; previous integration is from x, y = 8.476, 2801 to 8.568, 2132 and previous response = 43739.			✓	
CmdManuallyIntegrateSplit	BL2000\sean	3/8/2022 10:43:30 AM	Split qualifier 63.0 of compound 2,4-Dinitrotoluene in sample Mar0721.D and keep right peak, new integration is from x, y = 8.640, 1546.42023035386 to 8.697, 1468.04948414549 and new response = 88120, previous integration is from x, y = 8.589, 1617 to 8.697, 1468 and previous response = 172650.			✓	
CmdManuallyIntegratePeak	BL2000\sean	3/8/2022 10:43:58 AM	Manually integrate compound Benzidine in sample Mar0721.D, from x, y = 12.237, 0 to 12.804, 721, result = 437160; previous integration is from x, y = 12.290, 127 to 12.409, 187 and previous response = 399236.			✓	
CmdManuallyIntegrateSnapBaseline	BL2000\sean	3/8/2022 10:44:00 AM	Snap baseline for compound Benzidine in sample Mar0721.D, from x = 12.237 to x = 12.804, new integration is from x, y = 12.237, 0 to 12.804, 721 and new response = 437160; previous integration is from x, y = 12.237, 0 to 12.804, 721 and previous response = 437160.			✓	
CmdManuallyIntegrateDropBaseline	BL2000\sean	3/8/2022 10:44:01 AM	Drop baseline for compound Benzidine in sample Mar0721.D to y = 0, new integration is from x, y = 12.237, 0 to 12.804, 0 and new response = 449429; previous integration is from x, y = 12.237, 0 to 12.804, 721 and previous response = 437160.			✓	
CmdSetTargetCompoundAttribute	BL2000\sean	3/8/2022 10:44:02 AM	Set UserAnnotation = BA for compound Benzidine in sample Mar0721.D; previous value =			✓	

Audit Trail report

Name	User	Time	Action	Reason	Comment	Succeed	Exception
CmdManuallyIntegrateSplit	BL2000\sean	3/8/2022 10:44:19 AM	Split peak for compound Indeno(1,2,3-c,d)pyrene in sample Mar0721.D and keep left peak, new integration is from x, y = 20.684, 1.86567305130302 to 20.775, 475.030666201829 and new response = 1039757, previous integration is from x, y = 20.684, 2 to 20.877, 1001 and previous response = 1363185.			✓	
CmdSetTargetCompoundAttribute	BL2000\sean	3/8/2022 10:44:20 AM	Set UserAnnotation = CO for compound Indeno(1,2,3-c,d)pyrene in sample Mar0721.D; previous value =			✓	
CmdSaveBatchTable	BL2000\sean	3/8/2022 10:44:35 AM	Save batch \\MASSHUNTER\Org\Data\SV5973N.I\sd030722\DoD BNA cal 1\QuantResults\030722 DoD BNA cal.batch.bin			✓	
CmdManuallyIntegratePeak	BL2000\sean	3/8/2022 10:44:57 AM	Manually integrate compound Pyridine in sample Mar0710.D, from x, y = 1.866, 321954 to 2.326, 315191, result = -8356189; previous integration is from x, y = 1.905, 719 to 1.999, 750 and previous response = 375930.			✓	
CmdManuallyIntegrateSnapBaseline	BL2000\sean	3/8/2022 10:44:58 AM	Snap baseline for compound Pyridine in sample Mar0710.D, from x = 1.866 to x = 2.326, new integration is from x, y = 1.866, 646 to 2.326, 1255 and new response = 402550; previous integration is from x, y = 1.866, 321954 to 2.326, 315191 and previous response = -8356189.			✓	
CmdManuallyIntegrateDropBaseline	BL2000\sean	3/8/2022 10:44:59 AM	Drop baseline for compound Pyridine in sample Mar0710.D to y = 646, new integration is from x, y = 1.866, 646 to 2.326, 646 and new response = 410947; previous integration is from x, y = 1.866, 646 to 2.326, 1255 and previous response = 402550.			✓	
CmdManuallyIntegrateApplyTargetRtToQualifier	BL2000\sean	3/8/2022 10:45:01 AM	Apply target integration range 1.866-2.326 to qualifier 52.0 for compound Pyridine in sample Mar0710.D, new integration is from x, y = 1.866, 437 to 2.326, 1176 and new response = 327499; previous integration is from x, y = 1.907, 480 to 1.999, 500 and previous response = 294026.			✓	
CmdManuallyIntegrateDropBaseline	BL2000\sean	3/8/2022 10:45:02 AM	Drop baseline for qualifier 52.0 of compound Pyridine in sample Mar0710.D to y = 437, new integration is from x, y = 1.866, 437 to 2.326, 437 and new response = 337688; previous integration is from x, y = 1.866, 437 to 2.326, 1176 and previous response = 327499.			✓	

Audit Trail report

Name	User	Time	Action	Reason	Comment	Succeed	Exception
CmdManuallyIntegrateApplyTargetRtToQualifier	BL2000\sean	3/8/2022 10:45:07 AM	Apply target integration range 6.383-6.485 to qualifier 65.0 for compound p-Chloroaniline in sample Mar0710.D, new integration is from x, y = 6.383, 237 to 6.485, 3290 and new response = 133476; previous integration is from x, y = 6.384, 628 to 6.485, 720 and previous response = 139701.			✓	
CmdManuallyIntegrateDropBaseline	BL2000\sean	3/8/2022 10:45:08 AM	Drop baseline for qualifier 65.0 of compound p-Chloroaniline in sample Mar0710.D to y = 237, new integration is from x, y = 6.383, 237 to 6.485, 237 and new response = 142821; previous integration is from x, y = 6.383, 237 to 6.485, 3290 and previous response = 133476.			✓	
CmdManuallyIntegrateQualifierPeak	BL2000\sean	3/8/2022 10:45:12 AM	Manually integrate qualifier 65.0 of compound p-Chloroaniline in sample Mar0710.D, from x, y = 6.372, 35362 to 6.588, 33049, result = -284086; previous integration is from x, y = 6.383, 237 to 6.485, 237 and previous response = 142821.			✓	
CmdManuallyIntegrateSnapBaseline	BL2000\sean	3/8/2022 10:45:14 AM	Snap baseline for qualifier 65.0 of compound p-Chloroaniline in sample Mar0710.D from x = 6.372 to x = 6.588, new integration is from x, y = 6.372, 456 to 6.588, 1457 and new response = 146156; previous integration is from x, y = 6.372, 35362 to 6.588, 33049 and previous response = -284086.			✓	
CmdManuallyIntegrateDropBaseline	BL2000\sean	3/8/2022 10:45:15 AM	Drop baseline for qualifier 65.0 of compound p-Chloroaniline in sample Mar0710.D to y = 456, new integration is from x, y = 6.372, 456 to 6.588, 456 and new response = 152632; previous integration is from x, y = 6.372, 456 to 6.588, 1457 and previous response = 146156.			✓	
CmdZeroOutPeak	BL2000\sean	3/8/2022 10:45:31 AM	Zero out primary peak of compound 2,6-Dinitrotoluene in sample Mar0710.D			✓	
CmdSetTargetCompoundAttribute	BL2000\sean	3/8/2022 10:45:32 AM	Set UserAnnotation = INT for compound 2,6-Dinitrotoluene in sample Mar0710.D; previous value =			✓	
CmdZeroOutPeak	BL2000\sean	3/8/2022 10:45:34 AM	Zero out primary peak of compound Dimethyl Phthalate in sample Mar0710.D			✓	
CmdSetTargetCompoundAttribute	BL2000\sean	3/8/2022 10:45:34 AM	Set UserAnnotation = INT for compound Dimethyl Phthalate in sample Mar0710.D; previous value =			✓	
CmdZeroOutPeak	BL2000\sean	3/8/2022 10:45:37 AM	Zero out primary peak of compound bis(-2-Chloroethyl)Ether in sample Mar0710.D			✓	

Audit Trail report

Name	User	Time	Action	Reason	Comment	Succeed	Exception
CmdSetTargetCompoundAttribute	BL2000\sean	3/8/2022 10:45:38 AM	Set UserAnnotation = INT for compound bis(-2-Chloroethyl)Ether in sample Mar0710.D; previous value =			✓	
CmdZeroOutPeak	BL2000\sean	3/8/2022 10:45:40 AM	Zero out primary peak of compound Phenol in sample Mar0710.D			✓	
CmdSetTargetCompoundAttribute	BL2000\sean	3/8/2022 10:45:40 AM	Set UserAnnotation = INT for compound Phenol in sample Mar0710.D; previous value =			✓	
CmdZeroOutPeak	BL2000\sean	3/8/2022 10:45:42 AM	Zero out primary peak of compound 4-Chlorophenol in sample Mar0710.D			✓	
CmdSetTargetCompoundAttribute	BL2000\sean	3/8/2022 10:45:44 AM	Set UserAnnotation = INT for compound 4-Chlorophenol in sample Mar0710.D; previous value =			✓	
CmdZeroOutPeak	BL2000\sean	3/8/2022 10:45:46 AM	Zero out primary peak of compound bis(-2-Chloroethoxy)Methane in sample Mar0710.D			✓	
CmdSetTargetCompoundAttribute	BL2000\sean	3/8/2022 10:45:47 AM	Set UserAnnotation = INT for compound bis(-2-Chloroethoxy)Methane in sample Mar0710.D; previous value =			✓	
CmdSaveBatchTable	BL2000\sean	3/8/2022 10:45:53 AM	Save batch \\MASSHUNTER\Org\Data\SV5973N.I\sd030722\DoD BNA cal 1\QuantResults\030722 DoD BNA cal.batch.bin			✓	
CmdZeroOutPeak	BL2000\sean	3/8/2022 10:46:03 AM	Zero out primary peak of compound 2,6-Dinitrotoluene in sample Mar0711.D			✓	
CmdSetTargetCompoundAttribute	BL2000\sean	3/8/2022 10:46:05 AM	Set UserAnnotation = INT for compound 2,6-Dinitrotoluene in sample Mar0711.D; previous value =			✓	
CmdZeroOutPeak	BL2000\sean	3/8/2022 10:46:07 AM	Zero out primary peak of compound Dimethyl Phthalate in sample Mar0711.D			✓	
CmdSetTargetCompoundAttribute	BL2000\sean	3/8/2022 10:46:08 AM	Set UserAnnotation = INT for compound Dimethyl Phthalate in sample Mar0711.D; previous value =			✓	
CmdZeroOutPeak	BL2000\sean	3/8/2022 10:46:21 AM	Zero out primary peak of compound 2,6-Dinitrotoluene in sample Mar0712.D			✓	
CmdSetTargetCompoundAttribute	BL2000\sean	3/8/2022 10:46:22 AM	Set UserAnnotation = CO for compound 2,6-Dinitrotoluene in sample Mar0712.D; previous value =			✓	
CmdSaveBatchTable	BL2000\sean	3/8/2022 10:46:37 AM	Save batch \\MASSHUNTER\Org\Data\SV5973N.I\sd030722\DoD BNA cal 1\QuantResults\030722 DoD BNA cal.batch.bin			✓	
CmdStartMethodEditing	BL2000\sean	3/8/2022 10:46:42 AM	Start method editing			✓	
CmdImportMethodFromSample	BL2000\sean	3/8/2022 10:46:43 AM	Import method from sample Mar0712.D			✓	

Audit Trail report

Name	User	Time	Action	Reason	Comment	Succeed	Exception
CmdSetMethodTargetCompoundAttribute	BL2000\sean	3/8/2022 10:47:10 AM	Set RightRetentionTimeDelta = 1 for compound 2-Fluorobiphenyl; previous value = 0.4			✓	
CmdApplyMethodToAllSamples	BL2000\sean	3/8/2022 10:47:42 AM	Apply method to all samples			✓	
CmdMethodClear	BL2000\sean	3/8/2022 10:47:43 AM	Clear method			✓	
CmdEndMethodEditing	BL2000\sean	3/8/2022 10:47:44 AM	End method editing			✓	
CmdQuantitate	BL2000\sean	3/8/2022 10:48:55 AM	Quantitate all compounds in all samples			✓	
CmdManuallyIntegratePeak	BL2000\sean	3/8/2022 10:49:46 AM	Manually integrate compound 2-Fluorobiphenyl in sample Mar0712.D, from x, y = 7.461, -286 to 8.589, -320, result = 533191; previous integration is from x, y = 7.564, 0 to 7.656, 0 and previous response = 459028.			✓	
CmdManuallyIntegrateSnapBaseline	BL2000\sean	3/8/2022 10:49:47 AM	Snap baseline for compound 2-Fluorobiphenyl in sample Mar0712.D, from x = 7.461 to x = 8.589, new integration is from x, y = 7.461, 0 to 8.589, 0 and new response = 512681; previous integration is from x, y = 7.461, -286 to 8.589, -320 and previous response = 533191.			✓	
CmdSetTargetCompoundAttribute	BL2000\sean	3/8/2022 10:49:50 AM	Set UserAnnotation = BA for compound 2-Fluorobiphenyl in sample Mar0712.D; previous value =			✓	
CmdManuallyIntegrateApplyTargetRtToQualifier	BL2000\sean	3/8/2022 10:49:53 AM	Apply target integration range 7.461-8.589 to qualifier 171.0 for compound 2-Fluorobiphenyl in sample Mar0712.D, new integration is from x, y = 7.461, 220 to 8.589, 241 and new response = 166916; previous integration is from x, y = 7.564, 0 to 7.666, 0 and previous response = 161812.			✓	
CmdManuallyIntegrateDropBaseline	BL2000\sean	3/8/2022 10:49:54 AM	Drop baseline for qualifier 171.0 of compound 2-Fluorobiphenyl in sample Mar0712.D to y = 220, new integration is from x, y = 7.461, 220 to 8.589, 220 and new response = 167627; previous integration is from x, y = 7.461, 220 to 8.589, 241 and previous response = 166916.			✓	
CmdClearManualIntegration	BL2000\sean	3/8/2022 10:53:14 AM	Clear manual integration of qualifier 171.0 for compound 2-Fluorobiphenyl in sample Mar0712.D			✓	
CmdClearManualIntegration	BL2000\sean	3/8/2022 10:53:17 AM	Clear manual integration of target signal for compound 2-Fluorobiphenyl in sample Mar0712.D			✓	
CmdSetTargetCompoundAttribute	BL2000\sean	3/8/2022 10:53:17 AM	Set UserAnnotation = for compound 2-Fluorobiphenyl in sample Mar0712.D; previous value = BA			✓	

Audit Trail report

Name	User	Time	Action	Reason	Comment	Succeed	Exception
CmdManuallyIntegratePeak	BL2000\sean	3/8/2022 10:53:26 AM	Manually integrate compound 2-Fluorobiphenyl in sample Mar0712.D, from x, y = 7.564, 0 to 8.589, 0, result = 512681; previous integration is from x, y = 7.564, 0 to 7.656, 0 and previous response = 459028.			✓	
CmdSetTargetCompoundAttribute	BL2000\sean	3/8/2022 10:53:28 AM	Set UserAnnotation = BA for compound 2-Fluorobiphenyl in sample Mar0712.D; previous value =			✓	
CmdManuallyIntegrateApplyTargetRtToQualifier	BL2000\sean	3/8/2022 10:53:30 AM	Apply target integration range 7.564-8.589 to qualifier 171.0 for compound 2-Fluorobiphenyl in sample Mar0712.D, new integration is from x, y = 7.564, 0 to 8.589, 241 and new response = 174615; previous integration is from x, y = 7.564, 0 to 7.666, 0 and previous response = 161812.			✓	
CmdManuallyIntegrateDropBaseline	BL2000\sean	3/8/2022 10:53:31 AM	Drop baseline for qualifier 171.0 of compound 2-Fluorobiphenyl in sample Mar0712.D to y = 0, new integration is from x, y = 7.564, 0 to 8.589, 0 and new response = 182027; previous integration is from x, y = 7.564, 0 to 8.589, 241 and previous response = 174615.			✓	
CmdZeroOutPeak	BL2000\sean	3/8/2022 10:53:41 AM	Zero out primary peak of compound N-nitroso-Di-n-propylamine in sample Mar0712.D			✓	
CmdSetTargetCompoundAttribute	BL2000\sean	3/8/2022 10:53:43 AM	Set UserAnnotation = INT for compound N-nitroso-Di-n-propylamine in sample Mar0712.D; previous value =			✓	
CmdZeroOutPeak	BL2000\sean	3/8/2022 10:53:45 AM	Zero out primary peak of compound Dimethyl Phthalate in sample Mar0712.D			✓	
CmdZeroOutPeak	BL2000\sean	3/8/2022 10:53:47 AM	Zero out primary peak of compound Benzidine in sample Mar0712.D			✓	
CmdSetTargetCompoundAttribute	BL2000\sean	3/8/2022 10:53:48 AM	Set UserAnnotation = INT for compound Benzidine in sample Mar0712.D; previous value =			✓	
CmdZeroOutPeak	BL2000\sean	3/8/2022 10:53:59 AM	Zero out primary peak of compound 2,6-Dinitrotoluene in sample Mar0713.D			✓	
CmdSetTargetCompoundAttribute	BL2000\sean	3/8/2022 10:54:00 AM	Set UserAnnotation = INT for compound 2,6-Dinitrotoluene in sample Mar0713.D; previous value =			✓	
CmdManuallyIntegratePeak	BL2000\sean	3/8/2022 10:54:14 AM	Manually integrate compound 2-Fluorobiphenyl in sample Mar0713.D, from x, y = 7.656, 67 to 8.569, 0, result = 54617; previous integration is from x, y = 7.564, 0 to 7.656, 0 and previous response = 504555.			✓	

Audit Trail report

Name	User	Time	Action	Reason	Comment	Succeed	Exception
CmdClearManualIntegration	BL2000\sean	3/8/2022 10:54:17 AM	Clear manual integration of target signal for compound 2-Fluorobiphenyl in sample Mar0713.D			✓	
CmdManuallyIntegratePeak	BL2000\sean	3/8/2022 10:54:22 AM	Manually integrate compound 2-Fluorobiphenyl in sample Mar0713.D, from x, y = 7.564, 0 to 8.579, 0, result = 560993; previous integration is from x, y = 7.564, 0 to 7.656, 0 and previous response = 504555.			✓	
CmdSetTargetCompoundAttribute	BL2000\sean	3/8/2022 10:54:23 AM	Set UserAnnotation = CO for compound 2-Fluorobiphenyl in sample Mar0713.D; previous value =			✓	
CmdManuallyIntegrateApplyTargetRtToQualifier	BL2000\sean	3/8/2022 10:54:26 AM	Apply target integration range 7.564-8.579 to qualifier 171.0 for compound 2-Fluorobiphenyl in sample Mar0713.D, new integration is from x, y = 7.564, 0 to 8.579, 232 and new response = 182602; previous integration is from x, y = 7.564, 0 to 7.667, 0 and previous response = 169519.			✓	
CmdManuallyIntegrateDropBaseline	BL2000\sean	3/8/2022 10:54:27 AM	Drop baseline for qualifier 171.0 of compound 2-Fluorobiphenyl in sample Mar0713.D to y = 0, new integration is from x, y = 7.564, 0 to 8.579, 0 and new response = 189666; previous integration is from x, y = 7.564, 0 to 8.579, 232 and previous response = 182602.			✓	
CmdZeroOutPeak	BL2000\sean	3/8/2022 10:54:32 AM	Zero out primary peak of compound Dimethyl Phthalate in sample Mar0713.D			✓	
CmdSetTargetCompoundAttribute	BL2000\sean	3/8/2022 10:54:33 AM	Set UserAnnotation = INT for compound Dimethyl Phthalate in sample Mar0713.D; previous value =			✓	
CmdZeroOutPeak	BL2000\sean	3/8/2022 10:54:36 AM	Zero out primary peak of compound N-nitroso-Di-n-propylamine in sample Mar0713.D			✓	
CmdSetTargetCompoundAttribute	BL2000\sean	3/8/2022 10:54:37 AM	Set UserAnnotation = INT for compound N-nitroso-Di-n-propylamine in sample Mar0713.D; previous value =			✓	
CmdZeroOutPeak	BL2000\sean	3/8/2022 10:54:40 AM	Zero out primary peak of compound Benzidine in sample Mar0713.D			✓	
CmdSetTargetCompoundAttribute	BL2000\sean	3/8/2022 10:54:41 AM	Set UserAnnotation = INT for compound Benzidine in sample Mar0713.D; previous value =			✓	
CmdZeroOutPeak	BL2000\sean	3/8/2022 10:54:54 AM	Zero out primary peak of compound 2,6-Dinitrotoluene in sample Mar0714.D			✓	
CmdSetTargetCompoundAttribute	BL2000\sean	3/8/2022 10:54:55 AM	Set UserAnnotation = INT for compound 2,6-Dinitrotoluene in sample Mar0714.D; previous value =			✓	

Audit Trail report

Name	User	Time	Action	Reason	Comment	Succeed	Exception
CmdZeroOutPeak	BL2000\sean	3/8/2022 10:54:57 AM	Zero out primary peak of compound N-nitroso-Di-n-propylamine in sample Mar0714.D			✓	
CmdZeroOutPeak	BL2000\sean	3/8/2022 10:55:00 AM	Zero out primary peak of compound Benzidine in sample Mar0714.D			✓	
CmdSetTargetCompoundAttribute	BL2000\sean	3/8/2022 10:55:02 AM	Set UserAnnotation = INT for compound Benzidine in sample Mar0714.D; previous value =			✓	
CmdZeroOutPeak	BL2000\sean	3/8/2022 10:55:04 AM	Zero out primary peak of compound Dimethyl Phthalate in sample Mar0714.D			✓	
CmdSetTargetCompoundAttribute	BL2000\sean	3/8/2022 10:55:05 AM	Set UserAnnotation = INT for compound Dimethyl Phthalate in sample Mar0714.D; previous value =			✓	
CmdZeroOutPeak	BL2000\sean	3/8/2022 10:55:08 AM	Zero out primary peak of compound 4,6-Dinitro-2-methylphenol in sample Mar0714.D			✓	
CmdSetTargetCompoundAttribute	BL2000\sean	3/8/2022 10:55:09 AM	Set UserAnnotation = INT for compound 4,6-Dinitro-2-methylphenol in sample Mar0714.D; previous value =			✓	
CmdZeroOutPeak	BL2000\sean	3/8/2022 10:55:11 AM	Zero out primary peak of compound Hexachloroethane in sample Mar0714.D			✓	
CmdSetTargetCompoundAttribute	BL2000\sean	3/8/2022 10:55:12 AM	Set UserAnnotation = INT for compound Hexachloroethane in sample Mar0714.D; previous value =			✓	
CmdManuallyIntegratePeak	BL2000\sean	3/8/2022 10:55:35 AM	Manually integrate compound 2-Fluorobiphenyl in sample Mar0715.D, from x, y = 7.512, -16771 to 8.200, -22318, result = 1855780; previous integration is from x, y = 7.564, 0 to 7.666, 0 and previous response = 985163.			✓	
CmdManuallyIntegrateSnapshotBaseline	BL2000\sean	3/8/2022 10:55:36 AM	Snap baseline for compound 2-Fluorobiphenyl in sample Mar0715.D, from x = 7.512 to x = 8.200, new integration is from x, y = 7.512, 0 to 8.200, 862 and new response = 1031529; previous integration is from x, y = 7.512, -16771 to 8.200, -22318 and previous response = 1855780.			✓	
CmdManuallyIntegrateDropBaseline	BL2000\sean	3/8/2022 10:55:37 AM	Drop baseline for compound 2-Fluorobiphenyl in sample Mar0715.D to y = 0, new integration is from x, y = 7.512, 0 to 8.200, 0 and new response = 1049313; previous integration is from x, y = 7.512, 0 to 8.200, 862 and previous response = 1031529.			✓	

Audit Trail report

Name	User	Time	Action	Reason	Comment	Succeed	Exception
CmdManuallyIntegrateApplyTargetRtToQualifier	BL2000\sean	3/8/2022 10:55:41 AM	Apply target integration range 7.512-8.200 to qualifier 171.0 for compound 2-Fluorobiphenyl in sample Mar0715.D, new integration is from x, y = 7.512, 0 to 8.200, 0 and new response = 365081; previous integration is from x, y = 7.565, 306 to 7.666, 306 and previous response = 339083.			✓	
CmdManuallyIntegrateDropBaseline	BL2000\sean	3/8/2022 10:55:42 AM	Drop baseline for qualifier 171.0 of compound 2-Fluorobiphenyl in sample Mar0715.D to y = 0, new integration is from x, y = 7.512, 0 to 8.200, 0 and new response = 365081; previous integration is from x, y = 7.512, 0 to 8.200, 0 and previous response = 365081.			✓	
CmdZeroOutPeak	BL2000\sean	3/8/2022 10:55:45 AM	Zero out primary peak of compound 2,6-Dinitrotoluene in sample Mar0715.D			✓	
CmdSetTargetCompoundAttribute	BL2000\sean	3/8/2022 10:55:46 AM	Set UserAnnotation = INT for compound 2,6-Dinitrotoluene in sample Mar0715.D; previous value =			✓	
CmdZeroOutPeak	BL2000\sean	3/8/2022 10:55:48 AM	Zero out primary peak of compound N-nitroso-Di-n-propylamine in sample Mar0715.D			✓	
CmdSetTargetCompoundAttribute	BL2000\sean	3/8/2022 10:55:49 AM	Set UserAnnotation = INT for compound N-nitroso-Di-n-propylamine in sample Mar0715.D; previous value =			✓	
CmdZeroOutPeak	BL2000\sean	3/8/2022 10:55:52 AM	Zero out primary peak of compound Dimethyl Phthalate in sample Mar0715.D			✓	
CmdSetTargetCompoundAttribute	BL2000\sean	3/8/2022 10:55:53 AM	Set UserAnnotation = INT for compound Dimethyl Phthalate in sample Mar0715.D; previous value =			✓	
CmdZeroOutPeak	BL2000\sean	3/8/2022 10:55:55 AM	Zero out primary peak of compound Benzidine in sample Mar0715.D			✓	
CmdSetTargetCompoundAttribute	BL2000\sean	3/8/2022 10:55:56 AM	Set UserAnnotation = INT for compound Benzidine in sample Mar0715.D; previous value =			✓	
CmdZeroOutPeak	BL2000\sean	3/8/2022 10:56:09 AM	Zero out primary peak of compound 2,6-Dinitrotoluene in sample Mar0716.D			✓	
CmdSetTargetCompoundAttribute	BL2000\sean	3/8/2022 10:56:10 AM	Set UserAnnotation = INT for compound 2,6-Dinitrotoluene in sample Mar0716.D; previous value =			✓	
CmdZeroOutPeak	BL2000\sean	3/8/2022 10:56:12 AM	Zero out primary peak of compound N-nitroso-Di-n-propylamine in sample Mar0716.D			✓	

Audit Trail report

Name	User	Time	Action	Reason	Comment	Succeed	Exception
CmdSetTargetCompoundAttribute	BL2000\sean	3/8/2022 10:56:14 AM	Set UserAnnotation = INT for compound N-nitroso-Di-n-propylamine in sample Mar0716.D; previous value =			✓	
CmdZeroOutPeak	BL2000\sean	3/8/2022 10:56:15 AM	Zero out primary peak of compound Dimethyl Phthalate in sample Mar0716.D			✓	
CmdSetTargetCompoundAttribute	BL2000\sean	3/8/2022 10:56:17 AM	Set UserAnnotation = INT for compound Dimethyl Phthalate in sample Mar0716.D; previous value =			✓	
CmdZeroOutPeak	BL2000\sean	3/8/2022 10:56:18 AM	Zero out primary peak of compound Benzidine in sample Mar0716.D			✓	
CmdSetTargetCompoundAttribute	BL2000\sean	3/8/2022 10:56:19 AM	Set UserAnnotation = INT for compound Benzidine in sample Mar0716.D; previous value =			✓	
CmdZeroOutPeak	BL2000\sean	3/8/2022 10:56:21 AM	Zero out primary peak of compound bis(2-ethylhexyl)Phthalate in sample Mar0716.D			✓	
CmdClearManualIntegration	BL2000\sean	3/8/2022 10:56:24 AM	Clear manual integration of target signal for compound bis(2-ethylhexyl)Phthalate in sample Mar0716.D			✓	
CmdZeroOutPeak	BL2000\sean	3/8/2022 10:56:59 AM	Zero out primary peak of compound 2,6-Dinitrotoluene in sample Mar0717.D			✓	
CmdSetTargetCompoundAttribute	BL2000\sean	3/8/2022 10:57:00 AM	Set UserAnnotation = INT for compound 2,6-Dinitrotoluene in sample Mar0717.D; previous value =			✓	
CmdZeroOutPeak	BL2000\sean	3/8/2022 10:57:02 AM	Zero out primary peak of compound N-nitroso-Di-n-propylamine in sample Mar0717.D			✓	
CmdSetTargetCompoundAttribute	BL2000\sean	3/8/2022 10:57:03 AM	Set UserAnnotation = INT for compound N-nitroso-Di-n-propylamine in sample Mar0717.D; previous value =			✓	
CmdZeroOutPeak	BL2000\sean	3/8/2022 10:57:05 AM	Zero out primary peak of compound Dimethyl Phthalate in sample Mar0717.D			✓	
CmdSetTargetCompoundAttribute	BL2000\sean	3/8/2022 10:57:06 AM	Set UserAnnotation = INT for compound Dimethyl Phthalate in sample Mar0717.D; previous value =			✓	
CmdZeroOutPeak	BL2000\sean	3/8/2022 10:57:08 AM	Zero out primary peak of compound Benzidine in sample Mar0717.D			✓	
CmdSetTargetCompoundAttribute	BL2000\sean	3/8/2022 10:57:09 AM	Set UserAnnotation = INT for compound Benzidine in sample Mar0717.D; previous value =			✓	
CmdZeroOutPeak	BL2000\sean	3/8/2022 10:57:17 AM	Zero out primary peak of compound 2,6-Dinitrotoluene in sample Mar0718.D			✓	
CmdSetTargetCompoundAttribute	BL2000\sean	3/8/2022 10:57:18 AM	Set UserAnnotation = INT for compound 2,6-Dinitrotoluene in sample Mar0718.D; previous value =			✓	

Audit Trail report

Name	User	Time	Action	Reason	Comment	Succeed	Exception
CmdZeroOutPeak	BL2000\sean	3/8/2022 10:57:22 AM	Zero out primary peak of compound Dimethyl Phthalate in sample Mar0718.D			✓	
CmdSetTargetCompoundAttribute	BL2000\sean	3/8/2022 10:57:23 AM	Set UserAnnotation = INT for compound Dimethyl Phthalate in sample Mar0718.D; previous value =			✓	
CmdZeroOutPeak	BL2000\sean	3/8/2022 10:57:24 AM	Zero out primary peak of compound N-nitroso-Di-n-propylamine in sample Mar0718.D			✓	
CmdSetTargetCompoundAttribute	BL2000\sean	3/8/2022 10:57:25 AM	Set UserAnnotation = INT for compound N-nitroso-Di-n-propylamine in sample Mar0718.D; previous value =			✓	
CmdZeroOutPeak	BL2000\sean	3/8/2022 10:57:28 AM	Zero out primary peak of compound Benzidine in sample Mar0718.D			✓	
CmdSetTargetCompoundAttribute	BL2000\sean	3/8/2022 10:57:29 AM	Set UserAnnotation = INT for compound Benzidine in sample Mar0718.D; previous value =			✓	
CmdZeroOutPeak	BL2000\sean	3/8/2022 10:57:43 AM	Zero out primary peak of compound 2,6-Dinitrotoluene in sample Mar0719.D			✓	
CmdSetTargetCompoundAttribute	BL2000\sean	3/8/2022 10:57:45 AM	Set UserAnnotation = INT for compound 2,6-Dinitrotoluene in sample Mar0719.D; previous value =			✓	
CmdZeroOutPeak	BL2000\sean	3/8/2022 10:57:47 AM	Zero out primary peak of compound N-nitroso-Di-n-propylamine in sample Mar0719.D			✓	
CmdSetTargetCompoundAttribute	BL2000\sean	3/8/2022 10:57:49 AM	Set UserAnnotation = INT for compound N-nitroso-Di-n-propylamine in sample Mar0719.D; previous value =			✓	
CmdZeroOutPeak	BL2000\sean	3/8/2022 10:57:51 AM	Zero out primary peak of compound Dimethyl Phthalate in sample Mar0719.D			✓	
CmdSetTargetCompoundAttribute	BL2000\sean	3/8/2022 10:57:52 AM	Set UserAnnotation = INT for compound Dimethyl Phthalate in sample Mar0719.D; previous value =			✓	
CmdZeroOutPeak	BL2000\sean	3/8/2022 10:57:55 AM	Zero out primary peak of compound Benzidine in sample Mar0719.D			✓	
CmdSetTargetCompoundAttribute	BL2000\sean	3/8/2022 10:57:56 AM	Set UserAnnotation = INT for compound Benzidine in sample Mar0719.D; previous value =			✓	
CmdZeroOutPeak	BL2000\sean	3/8/2022 10:57:58 AM	Zero out primary peak of compound 4,6-Dinitro-2-methylphenol in sample Mar0719.D			✓	
CmdSetTargetCompoundAttribute	BL2000\sean	3/8/2022 10:57:59 AM	Set UserAnnotation = INT for compound 4,6-Dinitro-2-methylphenol in sample Mar0719.D; previous value =			✓	
CmdZeroOutPeak	BL2000\sean	3/8/2022 10:58:01 AM	Zero out primary peak of compound 4-Chlorophenol in sample Mar0719.D			✓	

Audit Trail report

Name	User	Time	Action	Reason	Comment	Succeed	Exception
CmdSetTargetCompoundAttribute	BL2000\sean	3/8/2022 10:58:03 AM	Set UserAnnotation = INT for compound 4-Chlorophenol in sample Mar0719.D; previous value =			✓	
CmdZeroOutPeak	BL2000\sean	3/8/2022 10:58:13 AM	Zero out primary peak of compound Benzidine in sample Mar0720.D			✓	
CmdSetTargetCompoundAttribute	BL2000\sean	3/8/2022 10:58:14 AM	Set UserAnnotation = INT for compound Benzidine in sample Mar0720.D; previous value =			✓	
CmdZeroOutPeak	BL2000\sean	3/8/2022 10:58:16 AM	Zero out primary peak of compound N-nitroso-Di-n-propylamine in sample Mar0720.D			✓	
CmdSetTargetCompoundAttribute	BL2000\sean	3/8/2022 10:58:17 AM	Set UserAnnotation = INT for compound N-nitroso-Di-n-propylamine in sample Mar0720.D; previous value =			✓	
CmdZeroOutPeak	BL2000\sean	3/8/2022 10:58:20 AM	Zero out primary peak of compound Dimethyl Phthalate in sample Mar0720.D			✓	
CmdSetTargetCompoundAttribute	BL2000\sean	3/8/2022 10:58:21 AM	Set UserAnnotation = INT for compound Dimethyl Phthalate in sample Mar0720.D; previous value =			✓	
CmdZeroOutPeak	BL2000\sean	3/8/2022 10:58:26 AM	Zero out primary peak of compound 2,6-Dinitrotoluene in sample Mar0720.D			✓	
CmdSetTargetCompoundAttribute	BL2000\sean	3/8/2022 10:58:27 AM	Set UserAnnotation = INT for compound 2,6-Dinitrotoluene in sample Mar0720.D; previous value =			✓	
CmdSaveBatchTable	BL2000\sean	3/8/2022 10:58:43 AM	Save batch \\MASSHUNTER\Org\Data\SV5973N.I\sd030722\DoD BNA cal 1\QuantResults\030722 DoD BNA cal.batch.bin			✓	
CmdSaveBatchTable	BL2000\sean	3/8/2022 10:59:36 AM	Save batch \\MASSHUNTER\Org\Data\SV5973N.I\sd030722\DoD BNA cal 1\QuantResults\030722 DoD BNA cal.batch.bin			✓	
CmdOpenBatchTable	BL2000\sean	3/8/2022 12:37:46 PM	Open batch D:\Org\Data\SV5973N.I\sd030722\DoD BNA cal 1\030722 DoD BNA cal.batch.bin			✓	
CmdQuantitate	BL2000\sean	3/8/2022 12:39:06 PM	Quantitate all compounds in all samples			✓	
CmdSetSampleAttribute	BL2000\sean	3/8/2022 12:47:55 PM	Set SampleApproved = True for sample Mar0701.D; previous value = False			✓	
CmdSetSampleAttribute	BL2000\sean	3/8/2022 12:47:57 PM	Set SampleApproved = True for sample Mar0702.D; previous value = False			✓	
CmdSetSampleAttribute	BL2000\sean	3/8/2022 12:47:59 PM	Set SampleApproved = True for sample Mar0703.D; previous value = False			✓	

Audit Trail report

Name	User	Time	Action	Reason	Comment	Succeed	Exception
CmdSetSampleAttribute	BL2000\sean	3/8/2022 12:48:00 PM	Set SampleApproved = True for sample Mar0704.D; previous value = False			✓	
CmdSetSampleAttribute	BL2000\sean	3/8/2022 12:48:02 PM	Set SampleApproved = True for sample Mar0705.D; previous value = False			✓	
CmdSetSampleAttribute	BL2000\sean	3/8/2022 12:48:03 PM	Set SampleApproved = True for sample Mar0706.D; previous value = False			✓	
CmdSetSampleAttribute	BL2000\sean	3/8/2022 12:48:04 PM	Set SampleApproved = True for sample Mar0707.D; previous value = False			✓	
CmdSetSampleAttribute	BL2000\sean	3/8/2022 12:48:05 PM	Set SampleApproved = True for sample Mar0708.D; previous value = False			✓	
CmdSetSampleAttribute	BL2000\sean	3/8/2022 12:48:05 PM	Set SampleApproved = True for sample Mar0709.D; previous value = False			✓	
CmdSetSampleAttribute	BL2000\sean	3/8/2022 12:48:06 PM	Set SampleApproved = True for sample Mar0710.D; previous value = False			✓	
CmdSetSampleAttribute	BL2000\sean	3/8/2022 12:48:10 PM	Set SampleApproved = True for sample Mar0711.D; previous value = False			✓	
CmdSetSampleAttribute	BL2000\sean	3/8/2022 12:48:17 PM	Set SampleApproved = True for sample Mar0715.D; previous value = False			✓	
CmdSetSampleAttribute	BL2000\sean	3/8/2022 12:48:23 PM	Set SampleApproved = True for sample Mar0721.D; previous value = False			✓	
CmdQuantitate	BL2000\sean	3/8/2022 12:49:10 PM	Quantitate all compounds in all samples			✓	
CmdSaveBatchTable	BL2000\sean	3/8/2022 12:52:48 PM	Save batch D:\Org\Data\SV5973N.I\sd030722\DoD BNA cal 1\QuantResults\030722 DoD BNA cal.batch.bin			✓	
GenerateReport	BL2000\sean	3/8/2022 12:53:39 PM	Generates report - Method: D:\Org\reports\LevelIV_Reports\Tests_for_LevelIV\CC_mid_rpt.m, Output Path: D:\Org\Data\SV5973N.I\sd030722\DoD BNA cal 1\QuantReports\030722 DoD BNA cal			✓	
GenerateReport	BL2000\sean	3/8/2022 12:55:49 PM	Generates report - Method: D:\Org\reports\LevelIV_Reports\Calibration\01_Init_Cal+Gen_Calibration+Gen_ResultsSummary.m, Output Path: D:\Org\Data\SV5973N.I\sd030722\DoD BNA cal 1\QuantReports\030722 DoD BNA cal-1			✓	

Continuing Calibration Report

Batch Name D:\Org\Data\SV5973N.I\sd030722\DoD BNA cal 1\QuantResults\030722 DoD BNA cal.batch.bin
Method File
Daily CC \\MASSHUNTER\Org\Data\SV5973N.I\sd030722\DoD BNA cal 1Mar0721.D

Level name	Injection Time	Calibration Files
1	3/7/2022 3:28:51 PM	\\MASSHUNTER\Org\Data\SV5973N.I\sd030722\DoD BNA cal 1\Mar0708.D
2	3/7/2022 2:56:41 PM	\\MASSHUNTER\Org\Data\SV5973N.I\sd030722\DoD BNA cal 1\Mar0707.D
3	3/7/2022 2:24:40 PM	\\MASSHUNTER\Org\Data\SV5973N.I\sd030722\DoD BNA cal 1\Mar0706.D
4	3/7/2022 1:52:29 PM	\\MASSHUNTER\Org\Data\SV5973N.I\sd030722\DoD BNA cal 1\Mar0705.D
5	3/7/2022 1:20:13 PM	\\MASSHUNTER\Org\Data\SV5973N.I\sd030722\DoD BNA cal 1\Mar0704.D
6	3/7/2022 12:47:55 PM	\\MASSHUNTER\Org\Data\SV5973N.I\sd030722\DoD BNA cal 1\Mar0703.D
7	3/7/2022 12:15:45 PM	\\MASSHUNTER\Org\Data\SV5973N.I\sd030722\DoD BNA cal 1\Mar0702.D
CCV	3/3/2022 5:00:47 PM	\\MASSHUNTER\Org\Data\SV5973N.I\sd030322\DoD BNA 1\Mar0302.D <=====

ISTD Compound:	Avg Resp	Mid Resp	CC Resp	Area%	A/M
1,4-Dichlorobenzene-d4	297196	307612	325897	105.94	M
Naphthalene-d8	854078	871312	940919	107.99	M
Acenaphthene-d10	474066	480622	530382	110.35	M
Phenanthrene-d10	855278	856549	950394	110.96	M
Chrysene-d12	630362	628187	667695	106.29	M
Perylene-d12	470987	470584	516345	109.72	M

Target Compound	AvgRF/R2	CC RF	Exp. Conc	Calc. Conc	%Dev	Area%	Curve Fit
-----ISTD-----							
1,4-Dichlorobenzene-d4							
N-Nitrosodimethylamine	0.9988	0.3777	75.00	78.74	-4.98	160.52	Quadratic
Pyridine	0.9988	0.8855	75.00	75.57	-0.76	159.21	Quadratic
2-Fluorophenol	1.0008	1.0769	75.00	80.70	-7.60	167.29	Avg RF
Aniline	1.7662	1.8542	75.00	78.74	-4.99	166.12	Avg RF
bis(-2-Chloroethyl)Ether	0.9156	1.0007	75.00	81.97	-9.29	167.83	Avg RF
Phenol-d5	1.2899	1.4385	75.00	83.64	-11.52	173.36	Avg RF
Phenol	1.0000	1.5213	75.00	77.50	-3.33	166.25	Quadratic
2-Chlorophenol	1.0362	1.1691	75.00	84.61	-12.82	175.51	Avg RF
1,3-Dichlorobenzene	0.9994	1.5088	75.00	81.82	-9.09	177.56	Quadratic
1,4-Dichlorobenzene	0.9998	1.4394	75.00	78.30	-4.40	166.12	Quadratic
1,2-Dichlorobenzene	0.9989	1.5225	75.00	82.19	-9.59	182.43	Quadratic
Benzyl Alcohol	0.9990	0.6599	75.00	80.38	-7.18	172.45	Quadratic
bis(2-chloroisopropyl)Ether	0.9991	0.3943	75.00	79.30	-5.74	178.16	Quadratic
2-Methylphenol	0.9993	0.9998	75.00	77.78	-3.70	171.69	Quadratic
N-nitroso-Di-n-propylamine	0.9974	0.7301	75.00	74.79	0.28	165.11	Quadratic
Hexachloroethane	0.9994	0.4159	75.00	80.42	-7.22	172.03	Quadratic
4Methylphenol/3Methylphenol	0.9984	1.4452	75.00	81.56	-8.75	175.09	Quadratic
Nitrobenzene-d5	0.9988	0.6852	75.00	81.55	-8.73	178.54	Quadratic
Nitrobenzene	0.9990	0.3481	75.00	83.34	-11.12	179.47	Quadratic
-----ISTD-----							
Naphthalene-d8							
Isophorone	0.9991	0.6106	75.00	73.54	1.95	160.60	Quadratic
2-Nitrophenol	0.9995	0.1339	75.00	82.21	-9.61	176.94	Quadratic
2,4-Dimethylphenol	0.9972	0.2899	75.00	79.70	-6.26	176.62	Quadratic
bis(-2-Chloroethoxy)Methane	0.9964	0.3600	75.00	80.31	-7.08	177.32	Quadratic
2,4-Dichlorophenol	0.9975	0.2623	75.00	86.47	-15.29	183.20	Quadratic
Benzoic Acid	0.9986	0.1682	75.00	92.34	-23.11	226.54	Quadratic
1,2,4-Trichlorobenzene	0.9995	0.3117	75.00	77.32	-3.10	164.94	Quadratic
Naphthalene	0.9991	0.9635	75.00	80.97	-7.97	177.63	Quadratic
p-Chloroaniline	0.3425	0.3591	75.00	78.63	-4.84	170.92	Avg RF
4-Chlorophenol	0.9993	0.1079	75.00	79.78	-6.38	172.61	Quadratic
Hexachlorobutadiene	0.9997	0.1537	75.00	78.02	-4.03	168.31	Quadratic
4-Chloro-2-Methylphenol	0.2260	0.2491	75.00	82.67	-10.23	175.38	Avg RF

Continuing Calibration Report

Target Compound	AvgRF/R2	CC RF	Exp. Conc	Calc. Conc	%Dev	Area%	Curve Fit
4-Chloro-3-Methylphenol	0.9994	0.2563	75.00	81.34	-8.45	169.00	Quadratic
2-Methylnaphthalene	0.9995	0.5494	75.00	79.81	-6.42	173.56	Quadratic
1-Methylnaphthalene	0.9990	0.5298	75.00	76.71	-2.28	165.54	Quadratic
Acenaphthene-d10	-----ISTD-----						
Hexachlorocyclopentadiene	0.9990	0.1698	75.00	77.97	-3.97	182.65	Quadratic
2,4,6-Trichlorophenol	0.9998	0.2884	75.00	77.38	-3.18	165.98	Quadratic
2,4,5-Trichlorophenol	0.9988	0.3441	75.00	81.74	-8.99	186.23	Quadratic
2-Fluorobiphenyl	0.9985	1.1860	75.00	73.50	2.01	156.25	Quadratic
2-Chloronaphthalene	1.0468	1.1352	75.00	81.33	-8.44	172.55	Avg RF
2-Nitroaniline	0.9963	0.1869	75.00	86.00	-14.67	213.19	Quadratic
Dimethyl Phthalate	0.9982	1.0898	75.00	74.94	0.08	175.82	Quadratic
2,6-Dinitrotoluene	0.9911	0.1274	75.00	69.89	6.81	153.86	Quadratic
Acenaphthylene	0.9980	1.6268	75.00	74.15	1.13	162.35	Quadratic
3-Nitroaniline	0.9949	0.1414	75.00	71.37	4.84	164.37	Quadratic
Acenaphthene	0.9969	0.9304	75.00	74.69	0.41	153.16	Quadratic
2,4-Dinitrophenol	0.9987	0.0772	75.00	77.20	-2.93	188.03	Quadratic
Dibenzofuran	0.9990	1.5269	75.00	75.14	-0.19	155.85	Quadratic
2,4-Dinitrotoluene	0.9976	0.1892	75.00	81.51	-8.68	200.15	Quadratic
4-Nitrophenol	0.9993	0.1845	75.00	80.47	-7.29	191.80	Quadratic
Diethylphthalate	0.9980	1.1132	75.00	76.97	-2.63	176.47	Quadratic
Fluorene	0.9983	1.2092	75.00	73.45	2.07	151.24	Quadratic
4-Chlorophenyl-phenylether	0.9978	0.5761	75.00	75.60	-0.80	176.53	Quadratic
Phenanthrene-d10	-----ISTD-----						
4-Nitroaniline	0.9926	0.0918	75.00	85.02	-13.36	199.98	Quadratic
4,6-Dinitro-2-methylphenol	0.9978	0.0581	75.00	74.72	0.38	184.31	Quadratic
N-nitrosodiphenylamine	0.9988	0.4731	75.00	76.76	-2.35	164.40	Quadratic
Azobenzene	0.9994	0.6144	75.00	82.07	-9.43	187.72	Quadratic
2,4,6-Tribromophenol	0.9971	0.0567	75.00	80.65	-7.53	185.32	Quadratic
4-Bromophenyl-phenylether	0.1768	0.1744	75.00	73.96	1.38	170.92	Avg RF
Hexachlorobenzene	0.1739	0.1763	75.00	76.03	-1.37	172.27	Avg RF
Pentachlorophenol	0.9990	0.0863	75.00	82.58	-10.11	199.23	Quadratic
Phenanthrene	0.9990	0.9984	75.00	78.59	-4.78	176.02	Quadratic
Anthracene	0.9989	1.0016	75.00	83.14	-10.86	188.26	Quadratic
Triallate	0.9990	0.2138	75.00	83.40	-11.20	182.99	Quadratic
Carbazole	0.9057	0.8759	75.00	72.54	3.28	161.66	Avg RF
o-Terphenyl	0.9994	0.4992	75.00	74.08	1.23	165.01	Quadratic
Di-n-Butylphthalate	0.9982	0.9012	75.00	81.57	-8.76	191.41	Quadratic
Fluoranthene	0.9998	0.9927	75.00	76.97	-2.62	167.17	Quadratic
Benzidine	0.9927	0.2522	75.00	65.93	12.09	150.12	Quadratic
Pyrene	0.9997	1.0708	75.00	76.32	-1.76	164.52	Quadratic
Terphenyl-d14	0.7111	0.6982	75.00	73.64	1.82	162.25	Avg RF
Chrysene-d12	-----ISTD-----						
Butylbenzylphthalate	0.9993	0.4215	75.00	85.79	-14.39	196.43	Quadratic
Benzo(a)Anthracene	1.0867	1.1127	75.00	76.80	-2.40	161.28	Avg RF
Chrysene	0.9999	1.2109	75.00	77.82	-3.75	162.65	Quadratic
3,3-Dichlorobenzidine	0.9986	0.3514	75.00	83.54	-11.39	192.79	Quadratic
bis(2-ethylhexyl)Phthalate	0.9993	0.1455	75.00	85.25	-13.67	203.72	Quadratic
Perylene-d12	-----ISTD-----						
Di-n-octyl Phthalate	0.9995	1.3295	75.00	85.50	-14.01	203.31	Quadratic
Benzo(b)fluoranthene	1.3274	1.3931	75.00	78.71	-4.95	170.80	Avg RF
Benzo(k)fluoranthene	0.9985	1.4408	75.00	75.95	-1.27	160.64	Quadratic
Benzo(a)pyrene	0.9992	1.2906	75.00	77.13	-2.83	171.28	Quadratic
Indeno(1,2,3-c,d)pyrene	0.9990	1.0740	75.00	81.74	-8.99	175.96	Quadratic
Dibenzo(a,h)anthracene	0.9989	1.1288	75.00	80.71	-7.62	182.23	Quadratic
Benzo(g,h,i)perylene	0.9989	1.2835	75.00	82.24	-9.66	177.62	Quadratic

A -- against Average; M -- against Mid Point; P -- against Previous CC in the Method;



Prep Batch 164073 Standards Traceability Report

Spike ID: sv83514

Spike Name: Additional

Prep Date: 9/22/2021

Exp Date: 10/1/2022

Department: GCMSPR

Vendor: AccuStandard

Lot Number: 22002155-02

Balance ID:

Comments: 12x1mL ampules

Type: Primary

Prep By: Ryan F. Bengel

Status: Open

Final Volume: 1 mL

Chemical/Solvent Used	Bottle No	Amt	Units	Expires
Custom Semi-Volatile Standard	14279	1	mL	10/1/2022

Stock Source	Base Units	Amount Added
--------------	------------	--------------



Prep Batch 164073 Standards Traceability Report

Spike ID: sv83604
Spike Name: BN Surr
Prep Date: 10/25/2021
Exp Date: 7/31/2027
Department: GCMSPR
Vendor: Restek
Lot Number: A0175748
Balance ID:
Comments: 6 ampules

Type: Primary
Prep By: Ryan F. Bengel
Status: New

Final Volume: 5 mL

Chemical/Solvent Used	Bottle No	Amt	Units	Expires
B/N Surrogate Mix (4/89 SOW)	14431	5	mL	7/31/2027
Stock Source	Base Units	Amount Added		



Prep Batch 164073 Standards Traceability Report

Spike ID: sv83608

Spike Name: 625 LCS

Prep Date: 11/29/2021

Exp Date: 9/15/2026

Department: GCMSPR

Vendor:

Lot Number:

Balance ID:

Comments: 20x1 mL ampule

Type: Secondary

Prep By: Ryan F. Benge

Status: New

Final Volume: mL

Chemical/Solvent Used	Bottle No	Amt	Units	Expires
CLP Semi-volatile calibration standard	14546		mL	9/15/2026
Stock Source	Base Units	Amount Added		



Prep Batch 164073 Standards Traceability Report

Spike ID: sv83609

Spike Name: AE Surrogate

Prep Date: 11/29/2021

Exp Date: 3/6/2023

Department: GCMSPR

Vendor:

Lot Number:

Balance ID:

Comments: 5x1 mL ampule

Type: Secondary

Prep By: Ryan F. Benge

Status: New

Final Volume: mL

Chemical/Solvent Used	Bottle No	Amt	Units	Expires
Acid Surrogate	14527		mL	3/6/2023
Stock Source	Base Units	Amount Added		



Prep Batch 164073 Standards Traceability Report

Spike ID: sv92706

Spike Name: BNA Surr

Prep Date: 12/22/2021

Exp Date: 3/31/2022

Department: GCMSPR

Vendor:

Lot Number:

Balance ID:

Comments: 2000/1000ug/mL

Type: Tertiary

Prep By: Zachary B. Zaccardi

Status: New

Final Volume: 25 mL

Chemical/Solvent Used	Bottle No	Amt	Units	Expires
Acetone DZ963	13755	17.5	mL	3/31/2022

Stock Source	Base Units	Amount Added
sv83609	ug/mL	2.5 mL
sv83604	ug/mL	5 mL



Prep Batch 164073 Standards Traceability Report

Spike ID: sv92717

Spike Name: LL BNA Surr

Prep Date: 1/14/2022

Exp Date: 3/31/2022

Department: GCMSPR

Vendor:

Lot Number:

Balance ID:

Comments: 100/50 ug/mL

Type: Tertiary

Prep By: Zachary B. Zaccardi

Status: New

Final Volume: 4 mL

Chemical/Solvent Used	Bottle No	Amt	Units	Expires
Acetone DZ963	13755	3.8	mL	3/31/2022

Stock Source	Base Units	Amount Added
sv92706	ug/mL	0.2 mL



Prep Batch 164073 Standards Traceability Report

Spike ID: sv92807

Spike Name: AE Surrogate

Prep Date: 2/3/2022

Exp Date: 3/6/2023

Department: GCMSPR

Vendor:

Lot Number:

Balance ID:

Comments: 5x1 mL ampule

Type: Secondary

Prep By: Zachary B. Zaccardi

Status: New

Final Volume: mL

Chemical/Solvent Used	Bottle No	Amt	Units	Expires
Acid Surrogate	14587		mL	3/6/2023
Stock Source	Base Units	Amount Added		



Prep Batch 164073 Standards Traceability Report

Spike ID: sv92809

Spike Name: LCS/Add Extractions

Prep Date: 2/7/2022

Exp Date: 7/22/2022

Department: GCMSPR

Vendor:

Lot Number:

Balance ID:

Comments: 100ug/mL. Spike 1mL into water.

Type: Secondary

Prep By: Zachary B. Zaccardi

Status: New

Final Volume: 25 mL

Chemical/Solvent Used	Bottle No	Amt	Units	Expires
Acetone DZ509	13553	21.25	mL	7/22/2022

Stock Source	Base Units	Amount Added
sv83514	ug/mL	1.25 mL
sv83608	ug/mL	2.5 mL



Prep Batch 164073 Standards Traceability Report

Spike ID: sv92811
Spike Name: BNA Surr
Prep Date: 2/7/2022
Exp Date: 7/22/2022
Department: GCMSPR
Vendor:
Lot Number:
Balance ID:
Comments: 2000/1000ug/mL

Type: Tertiary
Prep By: Zachary B. Zaccardi
Status: New

Final Volume: 25 mL

Chemical/Solvent Used	Bottle No	Amt	Units	Expires
Acetone DZ509	13553	17.5	mL	7/22/2022

Stock Source	Base Units	Amount Added
sv92807	ug/mL	2.5 mL
sv83604	ug/mL	5 mL

4444

ID #: 13553

Opened: _____

Acetone DZ509

Expires: 7/22/2022

Rec'd: 2/16/2021

Energy Laboratories Inc 1120 So. 27th Street
Billings MT 59107

Honeywell

CERTIFICATE OF ANALYSIS

Honeywell Burdick & Jackson®

1953 South Harvey Street
Muskegon, MI 49442
Phone: (800) 368-0050
Fax: (231) 728-8226
lab.honeywell.com

Brand: Research Chemicals - B&J
Product: 010
Lot No.: DZ509
Production Date: 22-Jul-2020
Best Before: 22-Jul-2022

Acetone, B&J Brand™, >99.9%
for HPLC, GC, pesticide residue analysis and spectrophotometry

Parameter	Specification		Result	Units
	Min.	Max.		
Water by Karl Fischer Titration		0.50	0.24	%
UV Cutoff		330	328	nm
Refractive Index (20°C)	1.3583	1.3589	1.3587	
Residue		1	<0.5	mg/L
GC Analysis (excluding water)	99.9		99.98	%
Electron Capture GC		10	<10	ng/L
UV Absorbance @ 340 nm		0.060	0.0511	AU
UV Absorbance @ 350 nm		0.010	0.0007	AU
UV Absorbance @ 375 nm		0.005	<0.0001	AU
UV Absorbance @ 400 nm		0.005	0.0004	AU

Honeywell
Quality Control Approval

Janna Dickinson

Muskegon 7/22/2020 LIMS Sample No.: AL02344

ID #: 13755

Opened: _____

Acetone DZ963

Expires: 9/24/2022

Rec'd: 4/13/2021

Energy Laboratories Inc 1120 So. 27th Street
Billings MT 59107

Honeywell

CERTIFICATE OF ANALYSIS

Honeywell Burdick & Jackson®

1953 South Harvey Street
Muskegon, MI 49442
Phone: (800) 368-0050
Fax: (231) 728-8226
lab.honeywell.com

Brand: Research Chemicals - B&J
Product: 010
Lot No.: DZ963
Production Date: 24-Sep-2020
Best Before: 24-Sep-2022

Acetone, B&J Brand™, >99.9%
for HPLC, GC, pesticide residue analysis and spectrophotometry

Parameter	Specification		Result	Units
	Min.	Max.		
Water by Karl Fischer Titration		0.50	0.45	%
UV Cutoff		330	328	nm
Refractive Index (20°C)	1.3583	1.3589	1.3585	
Residue		1	<0.5	mg/L
GC Analysis (excluding water)	99.9		99.98	%
Electron Capture GC		10	<10	ng/L
UV Absorbance @ 340 nm		0.060	0.0482	AU
UV Absorbance @ 350 nm		0.010	0.0047	AU
UV Absorbance @ 375 nm		0.005	<0.0001	AU
UV Absorbance @ 400 nm		0.005	<0.0001	AU

Honeywell
Quality Control Approval

Janna Dickinson

Muskegon 9/24/2020 LIMS Sample No.: AL03008

CERTIFICATE OF ANALYSIS

Catalog No: S-14500-R2
Description: Custom Semi-Volatile Standard
Lot: 220021255-02
Solvent: Dichloromethane
Hazards: Refer to SDS for complete safety information

Date Certified: Aug 31, 2021
Expiration: Oct 1, 2022
Sample Size: 1 mL
Components: 10
Storage Condition: Freeze (<-10 °C)/Sonicate



Certified Reference Material



Component	CAS #	Purity % (GC/MS)	Prepared Concentration ² (µg/mL)	Certified Analyte Concentration ¹ (µg/mL)
Pyridine				
4-Chlorophenol	110-86-1	98.7	2026	2000
1-Methylnaphthalene	106-48-9	100.0	2019	2019
N-Nitrosodiphenylamine	90-12-0	98.5	2003	1973
4-Chloro-2-methylphenol	86-30-6	100.0	2022	2022
Benzoic acid	1570-64-5	97.0	2069*	2007
Aniline	65-85-0	99.5	2010	2000
Benzyl alcohol	62-53-3	98.0	2002	1962
Triallate	100-51-6	99.9	2011	2009
o-Terphenyl	2303-17-5	99.9	2013	2011
	84-15-1	99.9	2019	2017

ID #: 14279
Opened:
Custom Semi-Volatile Standard
Expires: 10/1/2022
Rec'd: 9/16/2021
Enerav Laboratories Inc 1120 So. 27th Street
Billings MT 59107

This Certified Reference Material was verified in accordance with ISO/IEC 17025

* Weight compensated to 100% purity.

A product with a suffix (-1A, -2B, etc. or -01, -02, etc.) on its lot number has had its expiration date extended and is identical to the same lot number without the suffix.

² All weights are traceable through NIST, Test No. 684/289871-17

¹ Certified Analyte Concentration = Purity x Prepared Concentration.


The Uncertainty associated with the certified concentration reported on this certificate is ±2.4%. This value is the combined expanded uncertainty and represents an estimated standard deviation equal to the positive square root of the total variation of the uncertainty of components. A normal distribution is assumed and a coverage factor of K=2 is chosen using approximately a 95% confidence level.

Labels and certificates follow U.S. Conventions in reporting numerical values: A comma (,) is used to separate units of one-thousand or greater. A period (.) is used as a decimal place marker.

The information on this certificate may not be reproduced without the express permission of the manufacturer. See reverse side for additional information

Hazard Information: Please refer to the SDS for information regarding the hazards associated with using this material.

This product was prepared according to in-house procedures and is guaranteed to be homogeneous.

Certified By: 
Larry Decker, Organic QC Manager

For use in routine laboratory analysis.



CERTIFIED REFERENCE MATERIAL

110 Benner Circle
Bellefonte, PA 16823-8812
Tel: (800)356-1688
Fax: (814)353-1309

www.restek.com

Certificate of Analysis



FOR LABORATORY USE ONLY-READ SDS PRIOR TO USE.

This Reference Material is intended for Laboratory Use Only as a standard for the qualitative and/or quantitative determination of the analyte(s) listed.

Catalog No. : 31086

Lot No.: A0175748

Description : B/N Surrogate Mix (4/89 SOW)

Base Neutral Surrogate 5000µg/mL, Methylene Chloride, 5mL/ampul

Container Size : 5 mL

Pkg Amt: > 5 mL

Expiration Date : July 31, 2027

Storage: 10°C or colder

Handling: Sonicate prior to use.

Ship: Ambient

ID #: **14431**

Opened: _____

B/N Surrogate Mix (4/89 SOW)

Expires: **7/31/2027**

Rec'd: 10/25/2021

Energy Laboratories Inc. 1120 So. 27th Street
Billings MT 59107

CERTIFIED VALUES

Elution Order	Compound	Grav. Conc. (weight/volume)	Expanded Uncertainty (95% C.L.; K=2)	
1	Nitrobenzene-d5 CAS # 4165-60-0 Purity 99% (Lot PR-29940A)	5,027.3 µg/mL	+/- 29.2293 µg/mL	Gravimetric
			+/- 226.4341 µg/mL	Unstressed
			+/- 251.2566 µg/mL	Stressed
2	2-Fluorobiphenyl CAS # 321-60-8 Purity 99% (Lot 00019169)	5,001.1 µg/mL	+/- 29.0767 µg/mL	Gravimetric
			+/- 225.2518 µg/mL	Unstressed
			+/- 249.9447 µg/mL	Stressed
3	p-Terphenyl-d14 CAS # 1718-51-0 Purity 99% (Lot PR-30504)	5,001.4 µg/mL	+/- 29.0787 µg/mL	Gravimetric
			+/- 225.2668 µg/mL	Unstressed
			+/- 249.9613 µg/mL	Stressed

Solvent: Methylene chloride
CAS # 75-09-2
Purity 99%

Tech Tips:

Due to the limited solubility of p-terphenyl-d14 in methanol, we do not recommend that this mixture be diluted in methanol.

Column:

30m x 0.25mm x 0.25µm
Rtx-5 (cat.#10223)

Carrier Gas:

hydrogen-constant pressure 10 psi.

Temp. Program:

40°C (hold 2 min.) to 330°C
@ 10°C/min. (hold 10 min.)

Inj. Temp:

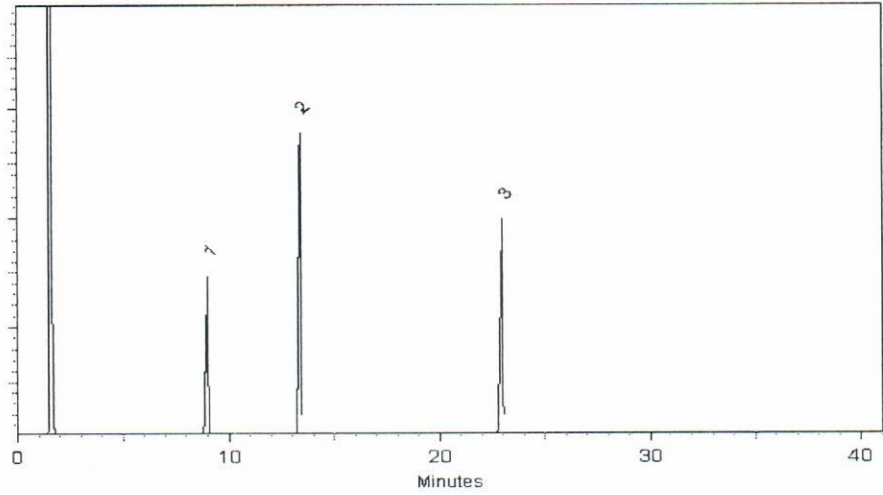
250°C

Det. Temp:

330°C

Det. Type:

FID



This chromatogram represents a general set of testing conditions chosen for product acceptance. For optimal results in your lab, conditions should be adjusted for your specific instrument, method, and application.

Sam Moodler
Sam Moodler - Operations Tech I

Date Mixed: 25-Aug-2021

Balance: B345965662

Marline Cowan
Marline Cowan - Operations Tech I

Date Passed: 27-Aug-2021

Manufactured under Restek's ISO 9001:2015
Registered Quality System
Certificate #FM 80397

General Certified Reference Material Notes

Expiration Notes:

- Expiration date valid for unopened ampul stored in compliance with the recommended conditions.
- Uncertainty, concentration, and expiration of the CRM are based on the unopened product being stored according to the recommended condition found in the storage field.

Purity Notes:

- Purity and/or chemical identity are determined by one or more of the following techniques: GC/FID, HPLC, GC/μECD, GC/MS, LC/MS, RI, and/or melting point.
- Compounds with a listed purity of less than 99% have been weight corrected to compensate for impurities and/or salts. A correction factor is used to calculate the amount of compound necessary to achieve the desired concentration of the parent compound in solution.
- Purity of isomeric compounds is reported as the sum of the isomers.
- Purity values are rounded to the nearest whole number.

Certified Uncertainty Value Notes:

- The uncertainties are determined in accordance with ISO 17034 and Guide 35. The certified combined stressed uncertainty value (includes gravimetric uncertainty, homogeneity between-ampul uncertainty, storage stability uncertainty and shipping stability uncertainty and were combined using the following formula:

$$U_{combined\ stressed} = k \sqrt{U_{gravimetric}^2 + U_{homogeneity}^2 + U_{storage\ stability}^2 + U_{shipping\ stability}^2}$$

k is a coverage factor of 2, which gives a level of confidence of approximately 95%.

- It is important to note that the shipping stability uncertainty was obtained under temperature extremes for specific time intervals; therefore, the certified combined stressed uncertainty value should only be applied to the product if it was stored at non-standard temperature conditions up to and including 7 days. Contact Restek Technical Service at www.restek.com/Contact-Us for use recommendations if your shipment was in-transit for more than 7 days at non-standard temperature conditions.
- Apply the certified combined unstressed uncertainty value if the product was received under standard shipping conditions. Apply the certified combined stressed uncertainty value if the product was received under non-standard conditions as specified below.

Label Conditions	Standard Conditions	Non-Standard Conditions
25°C Nominal (Room Temperature)	< 60°C	≥ 60°C up to 7 days
10°C or colder (Refrigerate)	< 40°C	≥ 40°C up to 7 days
0°C or colder (Freezer) -20°C or colder (Deep Freezer)	< 25°C	≥ 25°C up to 7 days

- Separate (not combined) uncertainty values for gravimetric uncertainty are also displayed on the certificate, if needed, separate homogeneity between-ampul uncertainty, storage stability uncertainty and shipping stability uncertainty values are available by contacting Restek Technical Service at www.restek.com/Contact-Us.
- The packaged amount is the minimum sample size for which uncertainty is valid. The ampules are over-filled to ensure that the minimum packaged amount can be sufficiently transferred.

Manufacturing Notes:

- Concentration is based upon gravimetric preparation using either a balance whose calibration has been verified daily using NIST traceable weights, and/or dilutions with Class A glassware.

Handling Notes:

- Stability of the unopened product, when stored in compliance with the recommended conditions, is guaranteed through the expiration displayed on the product label and certificate. Contact Restek for additional opened product stability information, with the knowledge/understanding that open product stability is subject to the specific handling and environmental conditions to which the product is exposed. For your convenience Restek supplies deactivated vials with most standards packed in 2mL ampules. Larger volume deactivated vials are available through Restek as a custom ordered item. Additionally, Restek sells DMDCS for the purpose of glassware deactivation as catalog number 31861, which includes complete instructions.

CERTIFICATE OF ANALYSIS

Catalog No: CLP-AS-10X
Description: Acid Surrogate
Lot: 220031065
Solvent: Methanol
Hazards: Refer to SDS for complete safety information

Date Certified: Mar 6, 2020
Expiration: Mar 6, 2023
Sample Size: 1 mL
Components: 3
Storage Condition: Ambient (>5 °C)



Signal Word: Danger

Certified Reference Material



Component	CAS #	Purity % (GC/MS)	Prepared Concentration ² (mg/mL)	Certified Analyte Concentration ¹ (mg/mL)
2-Fluorophenol	367-12-4	99.8	20.20	20.16
Phenol-d5	4165-62-2	99.9	20.05	20.03
2,4,6-Tribromophenol	118-79-6	99.9	20.19	20.17

ID #: 14527
Opened: _____
Acid Surrogate
Expires: 3/6/2023
Rec'd: 11/17/2021
Energy Laboratories Inc 1120 So. 27th Street
Billings MT 59107

A product with a suffix (-1A, -2B, etc. or -01, -02, etc.) on its lot number has had its expiration date extended and is identical to the same lot number without the suffix.

² All weights are traceable through NIST, Test No. 684/289871-17

¹ Certified Analyte Concentration = Purity x Prepared Concentration.

The Uncertainty associated with the certified concentration reported on this certificate is $\pm 2.4\%$. This value is the combined expanded uncertainty and represents an estimated standard deviation equal to the positive square root of the total variation of the uncertainty of components. A normal distribution is assumed and a coverage factor of K=2 is chosen using approximately a 95% confidence level.

Labels and certificates follow U.S. Conventions in reporting numerical values: A comma (,) is used to separate units of one-thousand or greater. A period (.) is used as a decimal place marker.

The information on this certificate may not be reproduced without the express permission of the manufacturer. See reverse side for additional information

Hazard Information: Please refer to the SDS for information regarding the hazards associated with using this material.

This product was prepared according to in-house procedures and is guaranteed to be homogeneous.

Certified By: 

Larry Decker, Organic QC Manager

CERTIFIED WEIGHT REPORT

Part Number: **92180**
Lot Number: **091521**
Description: **CLP Semi-Volatile Calibration Standard**
64 components
Expiration Date: **091526**
Recommended Storage: **Freezer (0 °C)**
Nominal Concentration (µg/mL): **1000**
NIST Test ID#: **6UTB**

Solvent: **Methylene chloride**
Lot#: **104929**

Formulated By: *Prashant Chauhan* **091521**
DATE
Reviewed By: *Pedro L. Rentas* **091521**
DATE

Weight(s) shown below were combined and diluted to (mL):
100.0 0.003 5E-05 Balance Uncertainty
Flask Uncertainty

Compound	(RM#)	Lot Number	Dil. Factor	Initial Vol. (mL)	Initial Conc. (µg/mL)	Nominal Conc. (µg/mL)	Purity (%)	Uncertainty Purity (%)	Uncertainty Pipette (mL)	Target Weight(g)	Actual Weight(g)	Actual Conc. (µg/mL)	Expanded Uncertainty (+/-) (µg/mL)	SDS Information (Solvent Safety Info. On Attached pg.)		
														CAS#	OSHA PEL (TWA)	LOSO
1. 2,2'-Oxybis(1-chloropropane)	(0078)	012016AR	NA	NA	NA	1000	98.9	0.2	NA	0.10112	0.10129	1001.7	4.2	108-60-1	N/A	ori-rat 240mg/kg
2. Hexachlorobenzene	(0195)	051697	NA	NA	NA	1000	99	0.2	NA	0.10102	0.10128	1002.6	4.2	118-74-1	N/A	ori-rat 10µg/kg
3. bis(2-Chloroethoxy) methane	10111	011214	0.05	5.00	20018.4	1000	NA	NA	0.017	NA	NA	1000.8	8.0	111-91-1	N/A	ori-rat 10µg/kg
4. bis(2-Chloroethyl) ether	10111	011214	0.05	5.00	20014.3	1000	NA	NA	0.017	NA	NA	1000.5	8.0	111-44-4	15 ppm (90mg/m3/8H)(skin)	ori-rat 75mg/kg
5. bis(2-Ethylhexyl) phthalate	10111	011214	0.05	5.00	20008.8	1000	NA	NA	0.017	NA	NA	1000.3	8.0	117-81-7	5mg/m3/8H	ori-rat 30600mg/kg
6. 4-Bromophenyl phenyl ether	10111	011214	0.05	5.00	20011.3	1000	NA	NA	0.017	NA	NA	1000.5	8.0	101-55-3	N/A	ori-rat 2330mg/kg
7. Benzyl butyl phthalate	10111	011214	0.05	5.00	20009.5	1000	NA	NA	0.017	NA	NA	1000.4	8.0	7005-72-3	N/A	ori-rat 2330mg/kg
8. 4-Chlorophenyl phenyl ether	10111	011214	0.05	5.00	20015.7	1000	NA	NA	0.017	NA	NA	1000.7	8.0	84-66-2	5mg/m3/8H	ori-rat 8600mg/kg
9. Diethyl phthalate	10111	011214	0.05	5.00	20011.6	1000	NA	NA	0.017	NA	NA	1000.5	8.0	131-11-3	5mg/m3/8H	ori-rat 6800mg/kg
10. Dimethyl phthalate	10111	011214	0.05	5.00	20012.2	1000	NA	NA	0.017	NA	NA	1000.5	8.0	84-74-2	5mg/m3/8H	ori-rat 8000mg/kg
11. Di-n-butyl phthalate	10111	011214	0.05	5.00	20010.0	1000	NA	NA	0.017	NA	NA	1000.4	8.0	117-84-0	N/A	ori-rat 47000mg/kg
12. Di-n-octyl phthalate	10111	011214	0.05	5.00	20010.5	1000	NA	NA	0.017	NA	NA	1000.4	8.0	62-75-9	N/A	ori-rat 47000mg/kg
13. N-Nitrosodimethylamine	10111	011214	0.05	5.00	20003.9	1000	NA	NA	0.017	NA	NA	1000.4	8.0	127-67-8	N/A	ori-rat 58mg/kg
14. N-Nitroso-n-propylamine	10111	011214	0.05	5.00	20003.9	1000	NA	NA	0.017	NA	NA	1000.4	8.0	127-67-8	N/A	ori-rat 4800mg/kg
15. 1,2-Diphenylhydrazine (as Azobenzene)	10112	042820	0.05	5.00	20002.3	1000	NA	NA	0.017	NA	NA	1000.1	8.1	103-33-3	N/A	ori-rat 1000mg/kg
16. 2-Chloronaphthalene	10112	042820	0.05	5.00	20005.4	1000	NA	NA	0.017	NA	NA	1000.2	8.0	91-58-7	N/A	ori-rat 2078mg/kg
17. 1,2-Dichlorobenzene	10112	042820	0.05	5.00	20003.7	1000	NA	NA	0.017	NA	NA	1000.2	8.0	95-50-1	50 ppm (300mg/m3) (CL)	ori-rat 500mg/kg
18. 1,3-Dichlorobenzene	10112	042820	0.05	5.00	20005.4	1000	NA	NA	0.017	NA	NA	1000.1	8.0	541-73-1	N/A	ori-rat 1062mg/kg
19. 1,4-Dichlorobenzene	10112	042820	0.05	5.00	20003.3	1000	NA	NA	0.017	NA	NA	1000.2	8.0	106-46-7	75 ppm (450mg/m3/8H)	ori-rat 500mg/kg
20. 2,4-Dinitrotoluene	10112	042820	0.05	5.00	20002.4	1000	NA	NA	0.017	NA	NA	1000.1	8.1	121-14-2	1.5mg/m3/8H (skin)	ori-rat 268mg/kg
21. 2,6-Dinitrotoluene	10112	042820	0.05	5.00	20009.4	1000	NA	NA	0.017	NA	NA	1000.0	8.0	806-20-2	1.5mg/m3/8H (skin)	ori-rat 177mg/kg
22. Hexachloro-1,3-butadiene	10112	042820	0.05	5.00	20001.8	1000	NA	NA	0.017	NA	NA	1000.4	12.4	87-68-3	0.02 ppm (0.24mg/m3/8H)	ori-rat 82mg/kg
23. Hexachlorocyclopentadiene	10112	042820	0.05	5.00	20002.4	1000	NA	NA	0.017	NA	NA	1000.0	8.0	77-47-4	0.01 ppm (0.1mg/m3/8H)	ori-rat 1300mg/kg
24. Hexachloroethane	10112	042820	0.05	5.00	20003.8	1000	NA	NA	0.017	NA	NA	1000.0	8.0	67-72-1	1 ppm (10mg/m3/8H)(skin)	ori-rat 4970mg/kg
25. Isophorone	10112	042820	0.05	5.00	20004.9	1000	NA	NA	0.017	NA	NA	1000.1	8.1	78-59-1	25 ppm	ori-rat 2330mg/kg
26. Nitrobenzene	10112	042820	0.05	5.00	20002.0	1000	NA	NA	0.017	NA	NA	1000.1	8.0	98-95-3	1 ppm (5mg/m3/8H)(skin)	ori-rat 780mg/kg
27. 1,2,4-Trichlorobenzene	10112	042820	0.05	5.00	20010.2	1000	NA	NA	0.017	NA	NA	1000.0	8.0	120-82-1	5 ppm (CL) (40mg/m3)	ori-rat 756mg/kg
28. o-Cresol (2-Methylphenol)	10114	081919	0.05	5.00	20061.2	1000	NA	NA	0.017	NA	NA	1000.4	8.0	95-48-7	5 ppm (22mg/m3/8H)(skin)	ori-rat 121mg/kg
29. p-Cresol (4-Methylphenol)	10114	081919	0.05	5.00	20023.2	1000	NA	NA	0.017	NA	NA	1003.0	8.0	106-44-5	5 ppm (22mg/m3/8H)(skin)	ori-rat 207mg/kg
30. 2,4,5-Trichlorophenol	10115	060512	0.05	5.00	20009.6	1000	NA	NA	0.017	NA	NA	1001.1	8.0	95-95-4	N/A	ori-rat 820mg/kg
31. 4-Chloroaniline	10115	060512	0.05	5.00	20020.2	1000	NA	NA	0.017	NA	NA	1000.9	8.0	132-64-9	N/A	ori-rat 310mg/kg
32. Dibenzofuran	10115	060512	0.05	5.00	20012.9	1000	NA	NA	0.017	NA	NA	1000.5	8.1	91-57-6	N/A	ori-rat 1630mg/kg
33. 2-Methylnaphthalene	10115	060512	0.05	5.00	20011.8	1000	NA	NA	0.017	NA	NA	1000.5	8.0	88-74-4	N/A	ori-rat 1600mg/kg
34. 2-Nitroaniline	10115	060512	0.05	5.00	20018.6	1000	NA	NA	0.017	NA	NA	1000.8	8.0	99-09-2	N/A	ori-rat 535mg/kg
35. 3-Nitroaniline	10115	060512	0.05	5.00	20014.9	1000	NA	NA	0.017	NA	NA	1000.8	8.0	100-01-6	1 ppm (6mg/m3/8H)(skin)	ori-rat 750mg/kg
36. 4-Nitroaniline	10118	072120	0.05	5.00	20003.1	1000	NA	NA	0.017	NA	NA	1000.0	8.0	95-57-8	N/A	ori-rat 1830mg/kg
37. 4-Chloro-3-methylphenol	10118	072120	0.05	5.00	20003.7	1000	NA	NA	0.017	NA	NA	1000.1	8.0	100-01-6	1 ppm (6mg/m3/8H)(skin)	ori-rat 670mg/kg
38. 2-Chlorophenol	10118	072120	0.05	5.00	20002.9	1000	NA	NA	0.017	NA	NA	1000.0	8.0	120-83-2	N/A	ori-rat 580mg/kg
39. 2,4-Dichlorophenol	10118	072120	0.05	5.00	20003.1	1000	NA	NA	0.017	NA	NA	1000.1	8.1	105-67-9	N/A	ori-rat 3200mg/kg
40. 2,4-Dimethylphenol	10118	072120	0.05	5.00	20003.7	1000	NA	NA	0.017	NA	NA	1000.0	8.0	51-28-5	N/A	ori-rat 30mg/kg
41. 2,4-Dinitrophenol	10118	072120	0.05	5.00	20002.0	1000	NA	NA	0.017	NA	NA	1000.0	8.0	88-75-5	N/A	ori-rat 334mg/kg
42. 4,6-Dinitro-2-methylphenol	10118	072120	0.05	5.00	20002.8	1000	NA	NA	0.017	NA	NA	1000.0	8.0	100-02-7	N/A	ori-rat 250mg/kg
43. 2-Nitrophenol	10118	072120	0.05	5.00	20003.9	1000	NA	NA	0.017	NA	NA	1000.0	8.0	87-86-5	0.5mg/m3/8H (skin)	ori-rat 27mg/kg
44. 4-Nitrophenol	10118	072120	0.05	5.00	20004.2	1000	NA	NA	0.017	NA	NA	1000.1	8.0	108-95-2	5 ppm (19mg/m3/8H)(skin)	ori-rat 317mg/kg
45. Pentachlorophenol	10118	072120	0.05	5.00	20001.2	1000	NA	NA	0.018	NA	NA	1000.5	4.1	83-32-9	N/A	ori-rat 820mg/kg
46. Phenol	10118	072120	0.05	5.00	20001.2	1000	NA	NA	0.018	NA	NA	1000.0	4.2	208-96-8	N/A	ori-rat 800mg/kg
47. 2,4,6-Trichlorophenol	10118	072120	0.05	5.00	20003.3	1000	NA	NA	0.018	NA	NA	1000.1	4.1	120-12-7	0.2mg/m3 (8H)	ori-rat 430mg/kg
48. Acenaphthene	1007	042420	0.50	50.00	2000.3	1000	NA	NA	0.018	NA	NA	1000.6	4.2	56-55-3	N/A	ori-rat 50mg/kg
49. Acenaphthylene	1007	042420	0.50	50.00	2000.9	1000	NA	NA	0.018	NA	NA	1000.4	4.1	50-32-8	0.2mg/m3 (8H)	ori-rat 50mg/kg
50. Anthracene	1007	042420	0.50	50.00	2001.2	1000	NA	NA	0.018	NA	NA	1000.5	4.1	205-99-2	N/A	ori-rat 50mg/kg
51. Benzo(a)anthracene	1007	042420	0.50	50.00	2000.3	1000	NA	NA	0.018	NA	NA	1000.5	4.1	207-08-9	N/A	ori-rat 50mg/kg
52. Benzo(a)pyrene	1007	042420	0.50	50.00	2000.3	1000	NA	NA	0.018	NA	NA	1000.5	4.1	191-24-2	N/A	ori-rat 50mg/kg
53. Benzo(b)fluoranthene	1007	042420	0.50	50.00	2000.8	1000	NA	NA	0.018	NA	NA	1000.4	4.2	86-74-8	N/A	ori-rat 200mg/kg
54. Benzo(k)fluoranthene	1007	042420	0.50	50.00	2000.8	1000	NA	NA	0.018	NA	NA	1000.3	4.2	218-01-9	0.2mg/m3	ori-rat 200mg/kg
55. Benzo(g,h)perylene	1007	042420	0.50	50.00	2000.9	1000	NA	NA	0.018	NA	NA	1000.3	4.2	53-70-3	0.2mg/m3	ori-rat 200mg/kg
56. Carbazole	1007	042420	0.50	50.00	2000.9	1000	NA	NA	0.018	NA	NA	1000.1	4.2	206-44-0	N/A	ori-rat 2000mg/kg
57. Chrysene	1007	042420	0.50	50.00	2000.9	1000	NA	NA	0.018	NA	NA	1000.4	4.1	86-73-7	N/A	ori-rat 200mg/kg
58. Dibenzo(a,h)anthracene	1007	042420	0.50	50.00	2000.9	1000	NA	NA	0.018	NA	NA	1000.4	4.1	193-39-5	N/A	ori-rat 490mg/kg
59. Fluoranthene	1007	042420	0.50	50.00	2000.9	1000	NA	NA	0.018	NA	NA	1000.4	4.1	91-20-3	10 ppm (50mg/m3/8H)	ori-rat 490mg/kg
60. Fluorene	1007	042420	0.50	50.00	2000.9	1000	NA	NA	0.018	NA	NA	1000.4	4.1	85-01-8	0.2mg/m3/8H	ori-rat 700mg/kg
61. Indeno(1,2,3-cd)pyrene	1007	042420	0.50	50.00	2001.											



Method GC8MSD-2.M: Column:SBB-5 (30m X 0.25mm ID X 0.25µm film thickness) Temp 1 = 50°C (1min.), Temp 2 = 300°C (14 min.), Rate = 10°C/min., Injector B = 250°C, Detector B = 290°C, Split Ratio = 100:1, Scan Rate = 2. Analysis performed by Melissa Stonier.



Peak No	Name	MSD RT (min.)
1	N-nitrosodimethylamine	2.67
2	Phenol	6.05
3	bis(2-Chloroethyl)ether	6.20
4	2-Chlorophenol	6.26
5	1,3-Dichlorobenzene	6.55
6	1,4-Dichlorobenzene	6.63
7	1,2-Dichlorobenzene	7.04
8	o-Cresol (2-methylphenol)	7.29
9	bis(2-Chloroisopropyl)ether	7.34
10	p-Cresol (4-methylphenol)/N-nitrosodi-n-propylamine	7.63
11	Hexachloroethane	7.70
12	Nitrobenzene	7.92
13	Isophorone	8.49
14	2-Nitrophenol	8.66
15	2,4-Dimethylphenol	8.84
16	bis(2-Chloroethoxy)methane	9.07
17	2,4-Dichlorophenol	9.22
18	1,2,4-Trichlorobenzene	9.41
19	Naphthalene	9.54
20	4-Chloroaniline	9.76
21	Hexachloro-1,3-Butadiene	10.03
22	4-Chloro-3-methylphenol	11.02
23	2-Methylnaphthalene	11.24
24	Hexachlorocyclopentadiene	11.84
25	2,4,6-Trichlorophenol	12.04
26	2,4,5-Trichlorophenol	12.13
27	2-Chloronaphthalene	12.45
28	2-Nitroaniline	12.84
29	Dimethyl phthalate	13.45
30	Acenaphthylene	13.50
31	2,6-Dinitrotoluene	13.59
32	3-Nitroaniline	13.91
33	Acenaphthene	13.99
34	2,4-Dinitrophenol	14.16
35	Dibenzofuran/4-Nitrophenol	14.40
36	2,4-Dinitrotoluene	14.57
37	Diethyl phthalate/fluorene	15.27
38	4-Chlorophenyl phenyl ether	15.33
39	4-Nitroaniline	15.52
40	4,6-Dinitro-2-methylphenol	15.60
41	Azobenzene	15.73
42	4-Bromophenyl phenyl ether	16.56
43	Hexachlorobenzene	16.89
44	Pentachlorophenol	17.70
45	Phenanthrene	17.82
46	Anthracene	17.82
47	Carbazole	18.27
48	Di-n-butyl phthalate	19.45
49	Fluoranthene	20.75
50	Pyrene	21.31
51	Benzyl butyl phthalate	23.23
52	Benzo(a)anthracene	24.40
53	Chrysene	24.51
54	bis(2-Ethylhexyl)phthalate	24.82
55	Di-n-octyl phthalate	26.30
56	Benzo(b)fluoranthene	27.07
57	Benzo(k)fluoranthene	27.15
58	Benzo(a)pyrene	27.92
59	Indeno(1,2,3-cd)pyrene/Dibenz(a,h)anthracene	31.68
60	Benzo(g,h,i)perylene	32.61



Analytical RunID SV5973N.I_220218A Standards Traceability Report

Spike ID: sv100507

Spike Name: BNA mix

Prep Date: 6/9/2021

Exp Date: 3/31/2022

Department: GCMSSEMI

Vendor:

Lot Number:

Balance ID:

Comments: 200 ug/mL

Type: Secondary

Prep By: Sean McGrew

Status: New

Final Volume: 1.5 mL

Chemical/Solvent Used	Bottle No	Amt	Units	Expires
Dichloromethane EA342	13510	0.51	mL	3/31/2022

Stock Source	Base Units	Amount Added
sv82908	ug/mL	0.03 mL
sv83301	ug/mL	0.15 mL
sv83406	ug/mL	0.15 mL
sv83419	ug/mL	0.15 mL
sv82913	ug/mL	0.15 mL
sv83410	ug/mL	0.15 mL
sv83407	ug/mL	0.06 mL
sv83201	ug/mL	0.15 mL



Analytical RunID SV5973N.I_220218A Standards Traceability Report

Spike ID: sv100516

Spike Name: BNA Internals 2000 ug/mL

Prep Date: 7/25/2021

Exp Date: 6/30/2023

Department: GCMSSEMI

Vendor: Chemservice

Lot Number: 8443500

Balance ID:

Comments:

Type: Secondary

Prep By: John P. Heine

Status: New

Final Volume: 2.12 mL

Chemical/Solvent Used	Bottle No	Amt	Units	Expires
Dichloromethane EA342	13510	1.06	mL	6/30/2023

Stock Source	Base Units	Amount Added
sv83506	ug/mL	1.06 mL



Analytical RunID SV5973N.I_220218A Standards Traceability Report

Spike ID: sv100610
Spike Name: QC2/TEL
Prep Date: 8/3/2021
Exp Date: 8/3/2022
Department: GCMSSEMI
Vendor:
Lot Number:
Balance ID:
Comments:

Type: Secondary
Prep By: Sean McGrew
Status: New

Final Volume: 1.5 mL

Chemical/Solvent Used	Bottle No	Amt	Units	Expires
Dichloromethane EA342	13510	1.2	mL	8/3/2022

Stock Source	Base Units	Amount Added
sv83015	ug/mL	0.15 mL
sv83509	ug/mL	0.15 mL



Analytical RunID SV5973N.I_220218A Standards Traceability Report

Spike ID: sv100714

Spike Name: BNA 2nd source

Prep Date: 12/20/2021

Exp Date: 10/1/2022

Department: GCMSSEMI

Vendor:

Lot Number:

Balance ID:

Comments: 200 ug/mL

Type: Secondary

Prep By: Sean McGrew

Status: New

Final Volume: 1 mL

Chemical/Solvent Used	Bottle No	Amt	Units	Expires
Dichloromethane EA342	13510	0.54	mL	10/1/2022

Stock Source	Base Units	Amount Added
sv83514	ug/mL	0.1 mL
sv82702	ug/mL	0.02 mL
sv83218	ug/mL	0.1 mL
sv83408	ug/mL	0.2 mL
sv83411	ug/mL	0.04 mL



Analytical RunID SV5973N.I_220218A Standards Traceability Report

Standard ID: sv82702

Standard Name: AE Surr

Prep Date: 8/28/2018

Exp Date: 4/30/2023

Department: GCMSPR

Vendor: Restek

Lot Number: A0137474

Balance ID:

Comments:

Type: Primary

Prep By: Craig A. Bardelli

Status: New

Final Volume: mL

Chemical/Solvent Used	Bottle No	Amt	Units	Expires
Acid Surrogate Standard Mix (4/89)	10707	1	mL	4/30/2023
Stock Source	Base Units	Amount Added		



Analytical RunID SV5973N.I_220218A Standards Traceability Report

Spike ID: sv82908

Spike Name: AE surr

Prep Date: 4/10/2019

Exp Date: 3/31/2022

Department: GCMSSEMI

Vendor: Sigma-Aldrich

Lot Number: LRAC2239

Balance ID:

Comments:

Type: Primary

Prep By: Sean McGrew

Status: New

Final Volume: mL

Chemical/Solvent Used	Bottle No	Amt	Units	Expires
EPA 8270 Acids Surrogate Spike Mix HC	11383		mL	3/31/2022
Stock Source	Base Units	Amount Added		



Analytical RunID SV5973N.I_220218A Standards Traceability Report

Spike ID: sv82913

Spike Name: BNA Custom for cal

Prep Date: 5/2/2019

Exp Date: 5/28/2023

Department: GCMSSEMI

Vendor: AccuStandard

Lot Number: 219041483

Balance ID:

Comments:

Type: Primary

Prep By: Sean McGrew

Status: New

Final Volume: 1 mL

Chemical/Solvent Used	Bottle No	Amt	Units	Expires
Custom BNA Mix	11451		mL	5/28/2023
Stock Source	Base Units	Amount Added		



Analytical RunID SV5973N.I_220218A Standards Traceability Report

Spike ID: sv83015

Spike Name: TEL

Prep Date: 9/27/2019

Exp Date: 5/8/2023

Department: GCMSSEMI

Vendor: Absolute Standards

Lot Number: 050818

Balance ID:

Comments:

Type: Primary

Prep By: Sean McGrew

Status: New

Final Volume: mL

Chemical/Solvent Used	Bottle No	Amt	Units	Expires
Tetraethyllead	11760		mL	5/8/2023
Stock Source	Base Units	Amount Added		



Analytical RunID SV5973N.I_220218A Standards Traceability Report

Spike ID: sv83201

Spike Name: Phenols mix

Prep Date: 3/17/2020

Exp Date: 1/31/2028

Department: GCMSSEMI

Vendor: Restek

Lot Number: A0157111

Balance ID:

Comments:

Type: Primary

Prep By: Sean McGrew

Status: New

Final Volume: 1 mL

Chemical/Solvent Used	Bottle No	Amt	Units	Expires
604 Phenols Calibration Mix	12512		mL	1/31/2028

Stock Source	Base Units	Amount Added
--------------	------------	--------------



Analytical RunID SV5973N.I_220218A Standards Traceability Report

Spike ID: SV83202

Spike Name: BNA 2nd source short

Prep Date: 3/24/2020

Exp Date: 3/16/2023

Department: GCMSSEMI

Vendor: Absolute Standards

Lot Number: 031620

Balance ID:

Comments:

Type: Primary

Prep By: Sean McGrew

Status: New

Final Volume: 1 mL

Chemical/Solvent Used	Bottle No	Amt	Units	Expires
BNA 2nd Source Standard Rev 1	12532		mL	3/16/2023
Stock Source	Base Units	Amount Added		



Analytical RunID SV5973N.I_220218A Standards Traceability Report

Spike ID: sv83218

Spike Name: Benzidines

Prep Date: 7/7/2020

Exp Date: 5/1/2024

Department: GCMSSEMI

Vendor: AccuStandard

Lot Number: 220041353

Balance ID:

Comments: 2000 ug/mL 12839

Type: Primary

Prep By: John P. Heine

Status: New

Final Volume: 1 mL

Chemical/Solvent Used	Bottle No	Amt	Units	Expires
Benzidine & 3,3'-Dichlorobenzidine	12839	1	mL	5/1/2024

Stock Source	Base Units	Amount Added
--------------	------------	--------------



Analytical RunID SV5973N.I_220218A Standards Traceability Report

Spike ID: sv83301

Spike Name: PAH Mix

Prep Date: 7/13/2020

Exp Date: 9/30/2022

Department: GCMSSEMI

Vendor: Sigma-Aldrich

Lot Number: LRAC3877

Balance ID:

Comments: 4 x 1mL

Type: Primary

Prep By: John P. Heine

Status: New

Final Volume: 6 mL

Chemical/Solvent Used	Bottle No	Amt	Units	Expires
TCL PAH Mix	12846	6	mL	9/30/2022
Stock Source	Base Units	Amount Added		



Analytical RunID SV5973N.I_220218A Standards Traceability Report

Spike ID: sv83406

Spike Name: BN mix 2000ug/mL

Prep Date: 1/20/2021

Exp Date: 1/31/2023

Department: GCMSSEMI

Vendor: Sigma-Aldrich

Lot Number: LRAC4915

Balance ID:

Comments:

Type: Primary

Prep By: Sean McGrew

Status: New

Final Volume: 1 mL

Chemical/Solvent Used	Bottle No	Amt	Units	Expires
TCL Base-Neutrals Mix	13494	1	mL	1/31/2023

Stock Source	Base Units	Amount Added
--------------	------------	--------------



Analytical RunID SV5973N.I_220218A Standards Traceability Report

Standard ID: sv83407

Standard Name: BN Surr 5000 ug/mL

Prep Date: 12/14/2020

Exp Date: 10/31/2026

Department: GCMSSEMI

Vendor: Restek

Lot Number: A0166081

Balance ID:

Comments:

Type: Primary

Prep By: John P. Heine

Status: New

Final Volume: 5 mL

Chemical/Solvent Used	Bottle No	Amt	Units	Expires
B/N Surrogate Mix (4/89 SOW)	13328	1	mL	10/31/2026
Stock Source	Base Units	Amount Added		



Analytical RunID SV5973N.I_220218A Standards Traceability Report

Spike ID: sv83408

Spike Name: 625 LCS Spk

Prep Date: 2/9/2021

Exp Date: 2/2/2026

Department: GCMSPR

Vendor: Absolute Standards

Lot Number: 050120

Balance ID:

Comments: 12x1mL ampules

Type: Primary

Prep By: Ryan F. Benge

Status: Open

Final Volume: 1 mL

Chemical/Solvent Used	Bottle No	Amt	Units	Expires
CLP Semi-Volatiel Calibration Standard	13539	1	mL	2/2/2026

Stock Source	Base Units	Amount Added
--------------	------------	--------------



Analytical RunID SV5973N.I_220218A Standards Traceability Report

Spike ID: sv83410

Spike Name: H.S. Mix

Prep Date: 4/7/2021

Exp Date: 2/28/2024

Department: GCMSSEMI

Vendor: Sigma-Aldrich

Lot Number: LRAC9004

Balance ID:

Comments: 2000 ug/mL

Type: Primary

Prep By: Sean McGrew

Status: New

Final Volume: mL

Chemical/Solvent Used	Bottle No	Amt	Units	Expires
EPA TCL Hazardous Substances Mix (12 cmpds)	13691		mL	2/28/2024

Stock Source	Base Units	Amount Added
--------------	------------	--------------



Analytical RunID SV5973N.I_220218A Standards Traceability Report

Spike ID: sv83411

Spike Name: BN surr

Prep Date: 4/7/2021

Exp Date: 11/20/2026

Department: GCMSSEMI

Vendor: Restek

Lot Number: A6167670

Balance ID:

Comments: 5000 ug/mL

Type: Primary

Prep By: Sean McGrew

Status: New

Final Volume: mL

Chemical/Solvent Used	Bottle No	Amt	Units	Expires
B/N Surrogate Mix (4/89 SOW)	13666		mL	11/20/2026
Stock Source	Base Units	Amount Added		



Analytical RunID SV5973N.I_220218A Standards Traceability Report

Spike ID: sv83419

Spike Name: Benzidines CAL 2000ug/mL

Prep Date: 5/18/2021

Exp Date: 4/30/2023

Department: GCMSSEMI

Vendor: Agilent

Lot Number: 0006592783

Balance ID:

Comments: 2000 ug/mL

Type: Primary

Prep By: John P. Heine

Status: New

Final Volume: 1 mL

Chemical/Solvent Used	Bottle No	Amt	Units	Expires
Benzidines Standard	13854	1	mL	4/30/2023
Stock Source	Base Units	Amount Added		



Analytical RunID SV5973N.I_220218A Standards Traceability Report

Standard ID: sv83506

Standard Name: BNA Internals 4000 ug/mL

Prep Date: 6/18/2021

Exp Date: 6/30/2023

Department: GCMSSEMI

Vendor: Chemservice

Lot Number: 8443500

Balance ID:

Comments:

Type: Secondary

Prep By: John P. Heine

Status: New

Final Volume: 8 mL

Chemical/Solvent Used	Bottle No	Amt	Units	Expires
Mixture #8-Internal Standards	13968	8	mL	6/30/2023
Stock Source	Base Units	Amount Added		



Analytical RunID SV5973N.I_220218A Standards Traceability Report

Spike ID: sv83509

Spike Name: QC2 2nd source

Prep Date: 7/12/2021

Exp Date: 5/7/2026

Department: GCMSSEMI

Vendor: Absolute Standards

Lot Number: 050721

Balance ID:

Comments:

Type: Primary

Prep By: John P. Heine

Status: New

Final Volume: mL

Chemical/Solvent Used	Bottle No	Amt	Units	Expires
Semi-Volatile Mix	13964	6	mL	5/7/2026
Stock Source	Base Units	Amount Added		



Analytical RunID SV5973N.I_220218A Standards Traceability Report

Spike ID: sv83514

Spike Name: Additional

Prep Date: 9/22/2021

Exp Date: 10/1/2022

Department: GCMSPR

Vendor: AccuStandard

Lot Number: 22002155-02

Balance ID:

Comments: 12x1mL ampules

Type: Primary

Prep By: Ryan F. Bengel

Status: Open

Final Volume: 1 mL

Chemical/Solvent Used	Bottle No	Amt	Units	Expires
Custom Semi-Volatile Standard	14279	1	mL	10/1/2022

Stock Source	Base Units	Amount Added
--------------	------------	--------------



Analytical RunID SV5973N.I_220218A Standards Traceability Report

Spike ID: sv90820

Spike Name: BNA 2nd source short (new)

Prep Date: 3/24/2020

Exp Date: 3/16/2023

Department: GCMSSEMI

Vendor:

Lot Number:

Balance ID:

Comments: 200 ug/mL

Type: Secondary

Prep By: Sean McGrew

Status: New

Final Volume: 1.5 mL

Chemical/Solvent Used	Bottle No	Amt	Units	Expires
Dichloromethane DX975	12485	1.35	mL	3/16/2023

Stock Source	Base Units	Amount Added
sv83202	ug/mL	0.15 mL

RESTEK CERTIFIED REFERENCE MATERIAL

110 Benner Circle
 Bellefonte, PA 16823-8812
 Tel: (800)356-1688
 Fax: (814)353-1309

www.restek.com

Certificate of Analysis



FOR LABORATORY USE ONLY-READ SDS PRIOR TO USE.

This Reference Material is intended for Laboratory Use Only as a standard for the qualitative and/or quantitative determination of the analyte(s) listed.

Catalog No. : 31063 Lot No.: A0137474
 Description : Acid Surrogate Standard Mix (4/89)
 Acid Surrogate Standard Mix (4/89) 10,000 µg/mL, Methanol, 1mL/ampul
 Container Size : 2 mL Pkg Amt: > 1 mL
 Expiration Date : April 30, 2023 Storage: 10°C or colder

CERTIFIED VALUES

Elution Order	Compound	Grav. Conc. (weight/volume)	Expanded Uncertainty (35% C.L.; K=2)			
1	2-Fluorophenol	10,046.4 µg/mL (Lot STBD7945V)	+/-	58.8239	µg/mL	Gravimetric
	CAS # 367-12-4		+/-	293.2702	µg/mL	Unstressed
	Purity 99%		+/-	355.8400	µg/mL	Stressed
2	Phenol-d6	10,023.6 µg/mL (Lot PR-27801)	+/-	58.6904	µg/mL	Gravimetric
	CAS # 13127-88-3		+/-	292.6047	µg/mL	Unstressed
	Purity 99%		+/-	355.0324	µg/mL	Stressed
3	2,4,6-Tribromophenol	10,057.2 µg/mL (Lot 29699MJV)	+/-	58.8871	µg/mL	Gravimetric
	CAS # 118-79-6		+/-	293.5855	µg/mL	Unstressed
	Purity 99%		+/-	356.2225	µg/mL	Stressed
Solvent:	Methanol					
	CAS # 67-56-1					
	Purity 99%					

ID #: 10707
 Opened:
 Acid Surrogate Standard Mix (4/89)
 Expires: 4/30/2023
 Rec'd: 8/24/2018
 Energy Laboratories Inc 1120 So 27th Street
 Billings MT 59107

Certificate of Analysis

EPA 8270 ACIDS SURROGATE SPIKE MIX
HC, 1X1ML, 10MG/ML, METHANOL

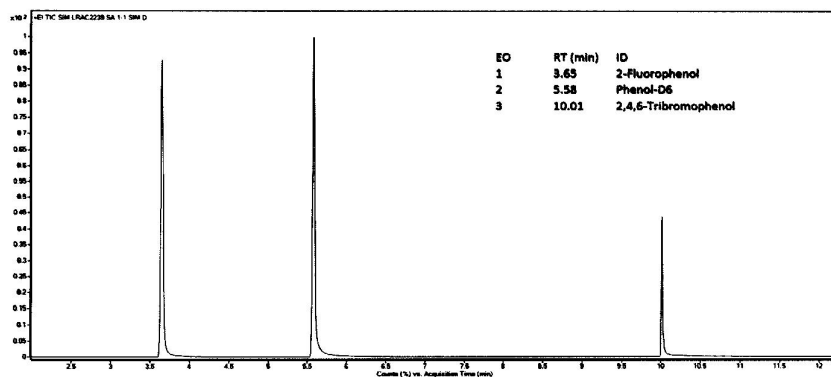
*Certified
Reference
Material*

Description

Product ID 47260-U
Lot LRAC2239
Expiration Date March 2022
Manufacturing Date March 2019
Storage Conditions Room Temperature
Solvent/Matrix METHANOL

Certified Values

Analyte	Units	Certified Value ^{1,4}	Raw Material Purity, %	Analytical Value	Elution order	Raw Material Lot	CAS
2-FLUOROPHENOL	µg/mL	9930 ± 288	99.9	10037	1	LB92543	367-12-4
PHENOL-D6	µg/mL	9930 ± 290	99.4	9900	2	LB91168	13127-88-3
2,4,6-TRIBROMOPHENOL	µg/mL	9930 ± 318	99.7	9900	3	LB81262	118-79-6



Additional Information:

Analytical Method Parameters:

Column: SLB-5MS, 30 m x 0.25 mm x 0.25 µm df, Flow: 1.0 ml/min
Inlet: 200 °C, Injection Mode: Split, 60:1
80 °C (5 min) to 250 °C (3 min) at 40 °C/min
Detector: MSD, SIM, Transfer line: 250 °C
Injection Volume: 0.5 µL

ID #: 11383

Opened:

EPA 8270 Acids Surrogate Spike Mix HC

Expires: 3/31/2022

Rec'd: 4/10/2019

Energry Laboratories Inc 1120 So. 27th Street
Billings MT 59107



SIGMA-ALDRICH
2601 Soldier Springs Rd. Laramie, Wyoming 82070 USA
307.745.5432
rntechgroup@sigmaaldrich.com www.sigma-aldrich.com

125 Market Street
New Haven, CT 06513
USA



AccuStandard®

Tel (203)786-5290
Fax (203)786-5287
www.AccuStandard.com

CERTIFICATE OF ANALYSIS

Catalog No: S-6237A-R1
Description: Custom BNA Mix
Lot: 219041483
Solvent: Dichloromethane
Hazards: Refer to SDS for complete safety information

Date Certified: Apr 24, 2019
Expiration: May 24, 2021
Sample Size: 1 mL
Components: 6
Storage Condition: Ambient (>5 °C)



Signal Word: Warning

Certified Reference Material



Component	CAS #	Purity % (GC/MS)	Prepared Concentration ² (µg/mL)	Certified Analyte Concentration ¹ (µg/mL)
4-Chloro-2-methylphenol	1570-64-5	97.0	2068*	2006
4-Chlorophenol	106-48-9	98.6	2000	1972
1-Methylnaphthalene	90-12-0	98.4	2000	1968
Pyridine	110-86-1	98.7	2008	1982
o-Terphenyl	84-15-1	99.9	2000	1998
Triallate	2303-17-5	99.6	2004	2002

ID #: 11451

Opened:

Custom BNA Mix

Expires: 5/24/2021

Rec'd: 5/2/2019

Enerov Laboratories, Inc. 1120 So. 27th Street
Billings MT 59107

* Weight compensated to 100% purity.

A product with a suffix (-1A, -2B, etc. or -01, -02, etc.) on its lot number has had its expiration date extended and is identical to the same lot number without the suffix.

² All weights are traceable through NIST, Test No. 684/289871-17

¹ Certified Analyte Concentration = Purity x Prepared Concentration.

The Uncertainty associated with the certified concentration reported on this certificate is ±2.4%. This value is the combined expanded uncertainty and represents an estimated standard deviation equal to the positive square root of the total variation of the uncertainty of components. A normal distribution is assumed and a coverage factor of K=2 is chosen using approximately a 95% confidence level.

Labels and certificates follow U.S. Conventions in reporting numerical values: A comma (,) is used to separate units of one-thousand or greater. A period (.) is used as a decimal place marker.

The information on this certificate may not be reproduced without the express permission of the manufacturer. See reverse side for additional information

Certified By:

Larry Decker, Organic QC Manager

Page 1 of 1

For use in routine laboratory analysis.

AccuStandard is accredited to ISO 17034, ISO/IEC 17025 and certified to ISO 9001:2015

QR-ORG/NO-001
Rev. 5/18



CERTIFIED WEIGHT REPORT

Part Number: **93726**
Lot Number: **050818**
Description: **Tetrahydrofuran**

Solvent(s):
Methylene chloride
Lot#
76782

Expiration Date: **050823**
Recommended Storage: **Refrigerate (4 °C)**
Nominal Concentration (ug/mL): **2000**
Nominal Concentration (mg/L): **2894196**
NIST Test ID#:

SE-06 Balance Uncertainty
0.010 Peak Uncertainty

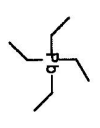

Formulated By: *Justin Diprold*
Reviewed By: *Pedro L. Ramos*
DATE: **050818**

Weight(s) shown below were combined and diluted to (mL):
Expanded (Solvent Safety Info. On Attached pg.)
Nominal Conc (ug/mL) (%) Purity Uncertainty Target Weight (g) Actual Weight (g) Actual Conc (ug/mL) (47) (ug/mL) CAS# (SMILES) (IWM) (M) (LSD)

Compound	Lot	Nominal Conc (ug/mL)	(%) Purity	Uncertainty	Target Weight (g)	Actual Weight (g)	Actual Conc (ug/mL)	(47) (ug/mL)	CAS#	(SMILES)	(IWM)	(M)	(LSD)
1. Tetrahydrofuran	1412	1530900	2000	99.99	0.2	0.10001	0.10025	2004.7	8.3	78-00-2	0.075(mg/mL)(Water)	0.18	1200.0ug/g

Method GC/MS/MS-D: Column: Vocol (60m X 0.25mm ID X 1.5µm film thickness), Temp. 1 = 35°C (10min.), Temp. 2 = 200°C (8.75 min.), Rate = 4°C/min., Injector Temp = 200°C, Detector Temp = 200°C, Analyst performed by Candice Warren.

TIC: [BSB371412.D] Scan 3155 (48.054 min): [BSB371412.D]



ID #: 11760
Opened: _____
Tetrahydrofuran
Expire: 5/8/2023
Rec'd: 8/9/2019
Energy Laboratories, Inc. 1130 So. 27th Street
Birmingham, AL 35202

* The certified value is the concentration calculated from gravimetric and volumetric measurements unless otherwise stated.
* Standards are prepared gravimetrically using balances that are calibrated with weights traceable to NIST (see above).
* All standards are certified to ±0.5% of the stated value, unless otherwise stated.
* All standards are certified to ±0.5% of the stated value, unless otherwise stated.
* All standards are certified to ±0.5% of the stated value, unless otherwise stated.
* All standards are certified to ±0.5% of the stated value, unless otherwise stated.
* NIST Technical Note 1297, U.S. Government Printing Office, Washington, DC, (1994).

2

Honeywell

CERTIFICATE OF ANALYSIS

Honeywell Burdick & Jackson®
1953 South Harvey Street
Muskegon, MI 49442
Phone: (800) 368-0050
Fax: (231) 728-8226
www.lab-honeywell.com

Brand: Research Chemicals - B&J
Product: CS299AA-200
Lot No.: DX975
Production Date: 16-Dec-2019
Best Before: 15-Dec-2021

Dichloromethane, Custom, Contains Amylene Preservative, >99.9%
for pesticide residue analysis

Parameter	Specification		Result	Units
	Min.	Max.		
Water by Karl Fischer Titration		0.010	0.0014	%
UV Cutoff		233	230	nm
Refractive Index (20°C)	1.4236	1.4246	1.4243	
Residue		1	<0.5	mg/L
GC Analysis	99.9		>99.99	%
Acidity (as HCl)		1	<1	mg/L
Chloride		10	<10	mg/L
Electron Capture GC		10	<10	ng/L
Flame Ionization GC		5	<5	ppb
UV Absorbance @ 240 nm		0.100	0.0898	AU
UV Absorbance @ 250 nm		0.010	0.0097	AU
UV Absorbance @ 300 nm		0.005	0.0004	AU
UV Absorbance @ 400 nm		0.005	0.0020	AU

ID #: 12485
Opened:
Dichloromethane DX975
Expires: 12/15/2021
Rec'd: 3/10/2020
Energy Laboratories Inc 1120 So. 27th Street
Billings MT 59107

Honeywell
Quality Control Approval

Muskegon 12/16/2019 LIMS Sample No.: AK03676

RESTEK® CERTIFIED REFERENCE MATERIAL

110 Benner Circle
 Bellefonte, PA 16823-8812
 Tel: (800)356-1688
 Fax: (814)353-1309

www.restek.com

Certificate of Analysis



FOR LABORATORY USE ONLY-READ SDS PRIOR TO USE.

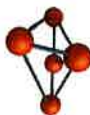
This Reference Material is intended for Laboratory Use Only as a standard for the qualitative and/or quantitative determination of the analyte(s) listed.

Catalog No.: 31029 Lot No.: A0157111
 Description: 604 Phenols Calibration Mix
 604 Calibration Std Phenols 2000µg/mL, Methanol, 1mL/ampul
 Container Size: 2 mL Pkg Amt: > 1 mL
 Expiration Date: January 31, 2028 Storage: 10°C or colder

ID #: 12512
 Opened: _____
 604 Phenols Calibration Mix
 Expires: 1/31/2028
 Rec'd: 3/17/2020
 Energy Laboratories Inc 1120 So. 27th Street
 Billings MT 59107

CERTIFIED VALUES

Elution Order	Compound	Grav. Conc. (weight/volume)	Expanded Uncertainty (95% C.L., K=2)		
1	Phenol CAS # 108-95-2 Purity 99% (Lot SHBF9719V)	2,004.0 µg/mL	+/-	11.9032 µg/mL	Gravimetric
			+/-	58.5341 µg/mL	Unstressed
			+/-	71.0092 µg/mL	Stressed
2	2-Chlorophenol CAS # 95-57-8 Purity 99% (Lot STBH7290)	2,000.0 µg/mL	+/-	11.8794 µg/mL	Gravimetric
			+/-	58.4173 µg/mL	Unstressed
			+/-	70.8674 µg/mL	Stressed
3	2-Nitrophenol CAS # 88-75-5 Purity 99% (Lot BCBH7602V)	2,000.0 µg/mL	+/-	11.8794 µg/mL	Gravimetric
			+/-	58.4173 µg/mL	Unstressed
			+/-	70.8674 µg/mL	Stressed
4	2,4-Dimethylphenol CAS # 105-67-9 Purity 99% (Lot 10165155)	2,000.0 µg/mL	+/-	11.8794 µg/mL	Gravimetric
			+/-	58.4173 µg/mL	Unstressed
			+/-	70.8674 µg/mL	Stressed
5	2,4-Dichlorophenol CAS # 120-83-2 Purity 99% (Lot BCBJ8113V)	2,004.0 µg/mL	+/-	11.9032 µg/mL	Gravimetric
			+/-	58.5341 µg/mL	Unstressed
			+/-	71.0092 µg/mL	Stressed
6	4-Chloro-3-methylphenol CAS # 59-50-7 Purity 99% (Lot STBC7309V)	2,004.0 µg/mL	+/-	11.9032 µg/mL	Gravimetric
			+/-	58.5341 µg/mL	Unstressed
			+/-	71.0092 µg/mL	Stressed
7	2,4,6-Trichlorophenol CAS # 88-06-2 Purity 99% (Lot STBH7520)	2,002.0 µg/mL	+/-	11.8913 µg/mL	Gravimetric
			+/-	58.4757 µg/mL	Unstressed
			+/-	70.9383 µg/mL	Stressed



CERTIFIED WEIGHT REPORT

Part Number: 64480
Lot Number: 031620
Description: BNA 2nd Source Standard Rev 1

Solvent: Methylene chloride
Lot# 104929

Formulated By:	Gabriel Holland	DATE	031620
Reviewed By:	Pedro L. Rerras	DATE	031620

Expiration Date: 031623
Recommended Storage: Refrigerate (4 °C)
Nominal Concentration (µg/mL): 2000
NIST Test ID#: 6UTB

Weight(s) shown below were combined and diluted to (mL): 20.0
SE-05 Balance Uncertainty: 0.003
Flask Uncertainty:

SDS Information

Compound	RM#	Lot Number	Nominal Conc (µg/mL)	Purity (%)	Uncertainty Purity	Target Weight(g)	Actual Weight(g)	Actual Conc (µg/mL)	Expanded Uncertainty (±) (µg/mL)	CAS#	OSHA PEL (TWA)	LDSO
1. Aniline	11	039291TV	2000	99	0.2	0.04043	0.04075	2015.9	9.6	62-53-3	5 ppm (8H)	or-hat 250mg/kg
2. Benzidine	27	SLBH53ZTV	2000	98	0.2	0.04084	0.04088	2001.9	9.5	92-87-5	N/A	or-hat 309mg/kg
3. 4-Chloroaniline	67	052897	2000	98	0.2	0.04084	0.04094	2004.9	9.6	106-47-8	N/A	or-hat 310mg/kg
4. 3,3'-Dichlorobenzidine	130	040919	2000	98	0.2	0.04084	0.04087	2001.5	9.5	91-94-1	Cancer Suspect Agent	or-hat 3.82µg/kg
5. Pyridine	260	SHBG3194V	2000	99.8	0.2	0.04010	0.04030	2009.8	9.5	110-86-1	5 ppm (15mg/m3/8H)	or-hat 891mg/kg

- The certified value is the concentration calculated from gravimetric and volumetric measurements unless otherwise stated.
- Standards are prepared gravimetrically using balances that are calibrated with weights traceable to NIST (see above).
- Standards are certified (+/-) 0.5% of the stated value, unless otherwise stated.
- All Standards, after opening ampule, should be stored with caps tight and under appropriate laboratory conditions.
- Uncertainty Reference: Taylor, B. N. and Kuyat, C. E., "Guidelines for Evaluating and Expressing the Uncertainty of NIST Measurement Results," NIST Technical Note 1297, U.S. Government Printing Office, Washington, DC, (1994).

ID #: 12532
Opened: _____
BNA 2nd Source Standard Rev 1
Expires: 3/16/2023
Rec'd: 3/23/2020
Energy Laboratories Inc 1120 So 27th Street
Billings MT 59107

Certificate of Analysis

Certified
Reference
Material

TCL PAH

MIX,1X1ML,2000UG/ML,BENZENE:DICHLOROMETHANE

Description

Product ID CRM48905
Lot LRAC3877
Expiration Date September 2022
Manufacturing Date September 2019
Storage Conditions Refrigerate
Solvent/Matrix methylene chloride: benzene (1:1)

Certified Values

Analyte	Certified Value ^{1,4}	Units	Raw Material Purity,%	Analytical Value ⁶	Elution order	Raw Material Lot	CAS
NAPHTHALENE	2000 ± 32	µg/mL	100.0	2022	01	01112017-5	91-20-
ACENAPHTHYLENE	2000 ± 66	µg/mL	99.8	2005	02	LC21494	208-96-
ACENAPHTHENE	2000 ± 63	µg/mL	99.9	2031	03	MKCC8329	83-32-'
FLUORENE	2000 ± 90	µg/mL	99.4	2009	04	LC19126	86-73-'
PHENANTHRENE	2000 ± 56	µg/mL	99.6	2043	05	MKCD3760	85-01-i
ANTHRACENE	2000 ± 39	µg/mL	99.9	2005	06	LC14310	120-12-
FLUORANTHENE	2000 ± 69	µg/mL	98.5	2031	07	LB99099	206-44-
PYRENE	2000 ± 68	µg/mL	91.6	2078	08	LB70761	129-00-
BENZO (A) ANTHRACENE	2000 ± 63	µg/mL	99.9	2002	09	LC19271	56-55-:
CHRYSENE	2000 ± 59	µg/mL	99.0	2026	10	21L74	218-01-
BENZO (B) FLUORANTHENE	2000 ± 62	µg/mL	99.5	1998	11	LB95773	205-99-
BENZO (K) FLUORANTHENE	2000 ± 62	µg/mL	99.9	2043	12	0000029501	207-08-
BENZO(A)PYRENE	2002 ± 64	µg/mL	99.6	2037	13	LB73826	50-32-i
DIBENZ (A,H) ANTHRACENE	2000 ± 64	µg/mL	99.0	2050	14	0012014	53-70-:
BENZO (G,I,I) PERYLENE	2000 ± 67	µg/mL	98.5	2059	15	LC19498	191-24-
INDENO (1,2,3-CD) PYRENE	2000 ± 64	µg/mL	99.5	1995	16	ER082107-02	193-39-

ID #: 12846

Opened: _____

TCL PAH

Expires: 9/30/2022

Rec'd: 7/13/2020

Eneray Laboratories Inc 1120 So. 27th Street
Billings MT 59107

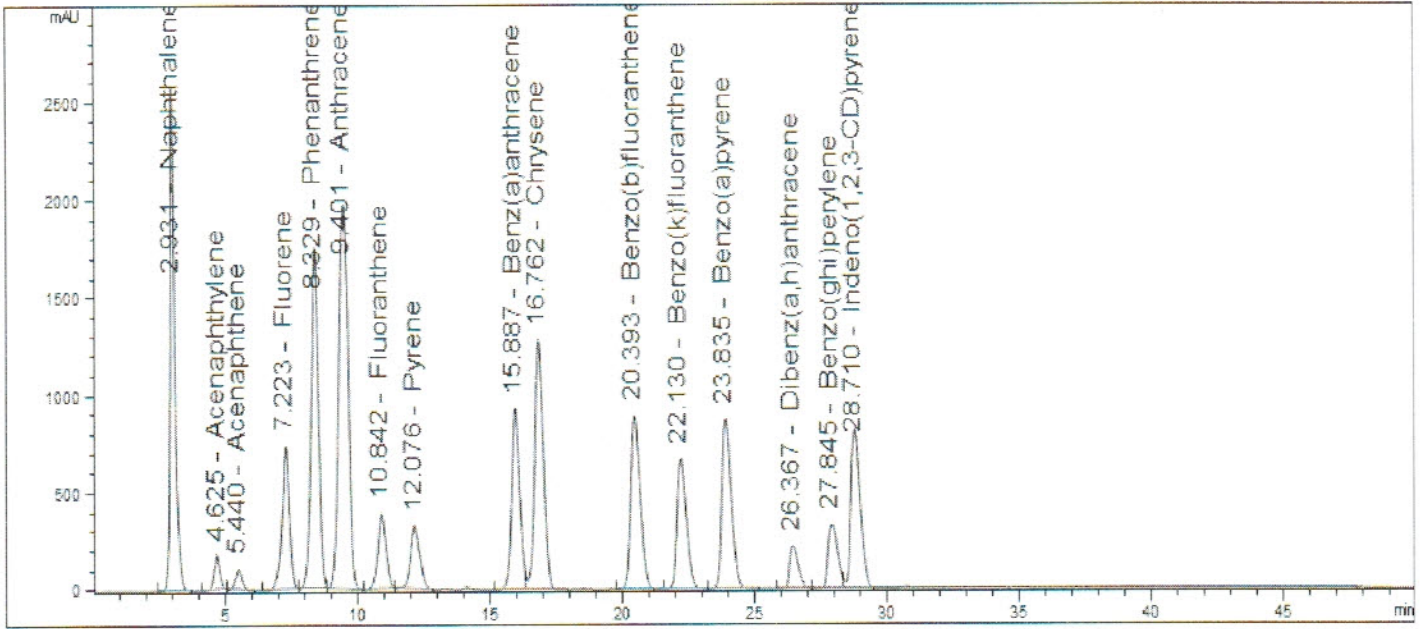


SIGMA-ALDRICH
2931 Soldier Springs Rd. Laramie, Wyoming 82070 USA
307-742-5452
rtctechgroup@sial.com www.sigma-aldrich.com

Description

Lot LRAC3877
 Expiration Date September 2022
 Manufacturing Date September 2019
 Storage Conditions Refrigerate
 Solvent/Matrix methylene chloride: benzene (1:1)

Informational Values



Additional Information:

Analytical Method Parameters:
 Column: Supelco LC-PAH, 250 mm x 4.6mm, 5µm particle size
 Mobile Phase A: Water
 Mobile Phase B: Acetonitrile
 Detector: UV/DAD/VWD, Wavelength: 254 nm
 Flow Rate: 1.7 mL/min
 Column Temperature: 30 °C
 Injection Volume: 2 µL

Gradient

TIME (min)	A%	B%
0	40	60
5	40	60
30	0	100
45	0	100
50	40	60

Certificate of Analysis

Certified
Reference
Material

TCL PAH

MIX,1X1ML,2000UG/ML,BENZENE:DICHLOROMETHANE

Description

Product ID CRM48905
Lot LRAC3877
Expiration Date September 2022
Manufacturing Date September 2019
Storage Conditions Refrigerate
Solvent/Matrix methylene chloride: benzene (1:1)

1 Metrological traceability: Traceable to the SI and higher order standards from NIST through an unbroken chain of comparisons. The balance used to weigh raw materials is accurate to +/-0.0001 g and calibrated regularly using mass standards traceable to NIST. All dilutions were performed gravimetrically. Additionally, individual analytes are traceable to NIST SRMs where available and specified above.
4 Ucrm - Uncertainty values in this document are expressed as Expanded Uncertainty (Ucrm) corresponding to the 95% confidence interval. Ucrm is derived from the combined standard uncertainty multiplied by the coverage factor k, which is obtained from a t-distribution and degrees of freedom. The components of combined standard uncertainty include the uncertainties due to characterization, homogeneity, long term stability, and short term stability (transport). The components due to stability are generally considered to be negligible unless otherwise indicated by stability studies. The mathematical representation of the Ucrm calculation is as follows:

$$u_{CRM} = \sqrt{u_{char}^2 + u_{homogeneity}^2 + u_{stability}^2}$$

k: Coverage factor derived from a t-distribution table, based on the degrees of freedom of the data set. Assume 2.0 for a **Confidence interval = 95%**

6 Analytical Value- For QC verification of the certified value only- not to be used in calculations. Represents the analytical data obtained by comparison to a standard as analyzed by the method described in the CoA or another acceptable method. The result may differ from the certified value and UCRM based on method uncertainty as well as the uncertainty associated with the standard used for comparison.

Traceability: The standard was manufactured under an ISO/IEC 17025:2017 certified quality system. The balance used to weigh raw materials is accurate to +/- 0.0001g and calibrated regularly using mass standards traceable to NIST. All dilutions were performed gravimetrically. Additionally, individual analytes are traceable to NIST SRMs where available and specified above.

Homogeneity: Homogeneity was assessed in accordance with ISO 17034:2016. Completed units were sampled using a random stratified sampling protocol. The results of chemical analysis were then compared using a one-way analysis of variance approach as described by TNI EL-V3-2009 Appendix A.2. See Instructions for minimum sub-sample size.


Expiration is at end of month given on certificate and label.

THIS PRODUCT WAS DESIGNED, PRODUCED AND VERIFIED FOR ACCURACY AND STABILITY IN ACCORDANCE WITH **ISO/IEC 17025:2017 (ANAB Cert AT-1467)** and **ISO 17034:2016 (ANAB Cert AR-1470)**.

MSDS reports for components comprising greater than 1.0% of the solution or 0.1% for components known to be carcinogens are available upon request.



Andy Ommen - QC Manager



Mark Pooler - QA Supervisor

Certification Date October 17, 2019
Version 0-10172019



SIGMA-ALDRICH

2931 Soldier Springs Rd. Laramie, Wyoming 82070 USA
307-742-5452
rtctechgroup@sial.com www.sigma-aldrich.com



CERTIFIED REFERENCE MATERIAL

110 Benner Circle
Bellefonte, PA 16823-8812
Tel: (800)356-1688
Fax: (814)353-1309

www.restek.com

Certificate of Analysis



FOR LABORATORY USE ONLY-READ SDS PRIOR TO USE.

This Reference Material is intended for Laboratory Use Only as a standard for the qualitative and/or quantitative determination of the analyte(s) listed.

Catalog No. : 31086 **Lot No.:** A0166081

Description : B/N Surrogate Mix (4/89 SOW)
Base Neutral Surrogate 5000µg/mL, Methylene Chloride, 5mL/ampul

Container Size : 5 mL **Pkg Amt:** > 5 mL

Expiration Date : October 31, 2026 **Storage:** 10°C or colder

Handling: Sonicate prior to use. **Ship:** Ambient

ID #: 13328
Opened: _____
B/N Surrogate Mix (4/89 SOW)
Expires: 10/31/2026
Rec'd: 12/14/2020
Enerav Laboratories Inc 1120 So. 27th Street
Billings MT 59107

CERTIFIED VALUES

Elution Order	Compound	Grav. Conc. (weight/volume)	Expanded Uncertainty (95% C.L.; K=2)			
1	Nitrobenzene-d5 CAS # 4165-60-0 (Lot PR-29940B) Purity 99%	5,017.7 µg/mL	+/-	29.1731	µg/mL	Gravimetric
			+/-	225.9987	µg/mL	Unstressed
			+/-	250.7735	µg/mL	Stressed
2	2-Fluorobiphenyl CAS # 321-60-8 (Lot 00019169) Purity 99%	5,049.7 µg/mL	+/-	29.3592	µg/mL	Gravimetric
			+/-	227.4400	µg/mL	Unstressed
			+/-	252.3728	µg/mL	Stressed
3	p-Terphenyl-d14 CAS # 1718-51-0 (Lot PR-27278) Purity 99%	5,029.9 µg/mL	+/-	29.2444	µg/mL	Gravimetric
			+/-	226.5505	µg/mL	Unstressed
			+/-	251.3857	µg/mL	Stressed

Solvent: Methylene chloride
CAS # 75-09-2
Purity 99%

Tech Tips:

Due to the limited solubility of p-terphenyl-d14 in methanol, we do not recommend that this mixture be diluted in methanol.

Column:

30m x 0.25mm x 0.25µm
Rtx-5 (cat.#10223)

Carrier Gas:

hydrogen-constant pressure 10 psi.

Temp. Program:

40°C (hold 2 min.) to 330°C
@ 10°C/min. (hold 10 min.)

Inj. Temp:

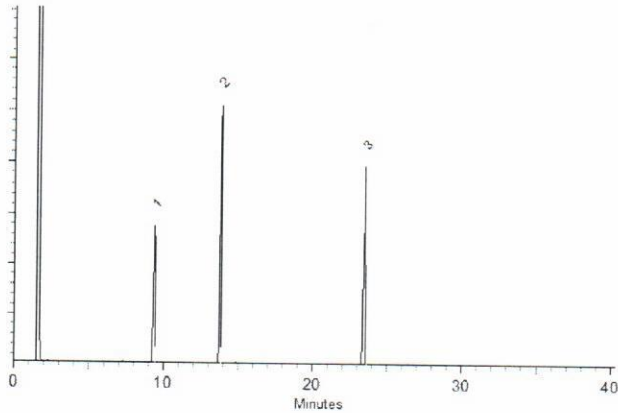
250°C

Det. Temp:

330°C

Det. Type:

FID



This chromatogram represents a general set of testing conditions chosen for product acceptance. For optimal results in your lab, conditions should be adjusted for your specific instrument, method, and application.

Dalton Stover - Operations Technician I

Date Mixed: 04-Nov-2020

Balance: 1128353505

Justine Albertson - Operations Tech-ARM QC

Date Passed: 06-Nov-2020

Manufactured under Restek's ISO 9001:2015
Registered Quality System
Certificate #FM 80397

General Certified Reference Material Notes

Expiration Notes:

- Expiration date valid for unopened ampul stored in compliance with the recommended conditions.
- Uncertainty, concentration, and expiration of the CRM are based on the unopened product being stored according to the recommended condition found in the storage field.

Purity Notes:

- Purity and/or chemical identity are determined by one or more of the following techniques: GC/FID, HPLC, GC/μECD, GC/MS, LC/MS, RI, and/or melting point.
- Compounds with a listed purity of less than 99% have been weight corrected to compensate for impurities and/or salts. A correction factor is used to calculate the amount of compound necessary to achieve the desired concentration of the parent compound in solution.
- Purity of isomeric compounds is reported as the sum of the isomers.
- Purity values are rounded to the nearest whole number.

Certified Uncertainty Value Notes:

- The uncertainties are determined in accordance with ISO 17034 and Guide 35. The certified combined stressed uncertainty value (includes gravimetric uncertainty, homogeneity between-ampul uncertainty, storage stability uncertainty and shipping stability uncertainty and were combined using the following formula:

$$U_{combined\ stressed} = k \sqrt{U_{gravimetric}^2 + U_{homogeneity}^2 + U_{storage\ stability}^2 + U_{shipping\ stability}^2}$$

k is a coverage factor of 2, which gives a level of confidence of approximately 95%.

- It is important to note that the shipping stability uncertainty was obtained under temperature extremes for specific time intervals; therefore, the certified combined stressed uncertainty value should only be applied to the product if it was stored at non-standard temperature conditions up to and including 7 days. Contact Restek Technical Service at www.restek.com/Contact-Us for use recommendations if your shipment was in-transit for more than 7 days at non-standard temperature conditions.
- Apply the certified combined unstressed uncertainty value if the product was received under standard shipping conditions. Apply the certified combined stressed uncertainty value if the product was received under non-standard conditions as specified below.

Label Conditions	Standard Conditions	Non-Standard Conditions
25°C Nominal (Room Temperature)	< 60°C	≥ 60°C up to 7 days
10°C or colder (Refrigerate)	< 40°C	≥ 40°C up to 7 days
0°C or colder (Freezer) -20°C or colder (Deep Freezer)	< 25°C	≥ 25°C up to 7 days

- Separate (not combined) uncertainty values for gravimetric uncertainty are also displayed on the certificate, if needed, separate homogeneity between-ampul uncertainty, storage stability uncertainty and shipping stability uncertainty values are available by contacting Restek Technical Service at www.restek.com/Contact-Us.
- The packaged amount is the minimum sample size for which uncertainty is valid. The ampules are over-filled to ensure that the minimum packaged amount can be sufficiently transferred.

Manufacturing Notes:

- Concentration is based upon gravimetric preparation using either a balance whose calibration has been verified daily using NIST traceable weights, and/or dilutions with Class A glassware.

Handling Notes:

- Stability of the unopened product, when stored in compliance with the recommended conditions, is guaranteed through the expiration displayed on the product label and certificate. Contact Restek for additional opened product stability information, with the knowledge/understanding that open product stability is subject to the specific handling and environmental conditions to which the product is exposed. For your convenience Restek supplies deactivated vials with most standards packed in 2mL ampules. Larger volume deactivated vials are available through Restek as a custom ordered item. Additionally, Restek sells DMDCS for the purpose of glassware deactivation as catalog number 31861, which includes complete instructions.

Certificate of Analysis

*Certified
Reference
Material*

TCL BASE-NEUTRALS
MIX, 1X1ML, 2000UG/ML, DICHLOROMETHANE

Description

Product ID 47991-U
Lot LRAC4915
Expiration Date January 2023
Manufacturing Date January 2020
Storage Conditions Refrigerate
Solvent/Matrix DICHLOROMETHANE

ID #: 13494

Opened: _____

TCL Base-Neutrals Mix

Expires: 1/31/2023

Rec'd: 1/20/2021

Energy Laboratories Inc 1120 So. 27th Street

Billings MT 59107

Certified Values

Analyte	Certified Value ^{1,4}	Units	Raw Material Purity, %	Elution order	Raw Material Lot	CAS
N-NITROSODIMETHYLAMINE	1999 ± 39	µg/mL	98.1	1	11-RFS-142-1	62-75-9
BIS (2-CHLOROETHYL) ETHER	2003 ± 42	µg/mL	99.4	2	06413MS	111-44-4
1,3-DICHLOROBENZENE	2001 ± 47	µg/mL	99.6	3	11221HC	541-73-1
1,4-DICHLOROBENZENE	2000 ± 66	µg/mL	99.9	4	MKBG7690V	106-46-7
1,2-DICHLOROBENZENE	2005 ± 65	µg/mL	99.4	5	LB58923	95-50-1
BIS (2-CHLOROISOPROPYL) ETHER	2000 ± 45	µg/mL	96.7	6	LC19632	108-60-1
N-NITROSODI-N-PROPYLAMINE	2001 ± 36	µg/mL	100.0	7	2D5VJ-PB	621-64-7
HEXACHLOROETHANE	2000 ± 125	µg/mL	99.9	8	12719A0	67-72-1
NITROBENZENE	2000 ± 53	µg/mL	99.9	9	LB47070	98-95-3
ISOPHORONE	1999 ± 34	µg/mL	99.5	10	LC14006	78-59-1
BIS (2-CHLOROETHOXY) METHANE	2000 ± 33	µg/mL	98.7	11	LB46081	111-91-1
1,2,4-TRICHLOROBENZENE	2003 ± 91	µg/mL	99.9	12	447	120-82-1
HEXACHLOROBUTADIENE	1999 ± 97	µg/mL	97.2	13	MKCG6212	87-68-3
HEXACHLOROCYCLOPENTADIENE	2001 ± 111	µg/mL	96.0	14	LB95525	77-47-4
2-CHLORONAPHTHALENE	2000 ± 120	µg/mL	99.9	15	LC11403	91-58-7
DIMETHYL PHTHALATE	2006 ± 44	µg/mL	99.9	16	LB30494	131-11-3
2,6-DINITROTOLUENE	2000 ± 91	µg/mL	99.2	17	11231AN	606-20-2
2,4-DINITROTOLUENE	2000 ± 71	µg/mL	98.9	18	12316HF	121-14-2
DIETHYL PHTHALATE	1998 ± 51	µg/mL	99.9	19	207	84-66-2
4-CHLOROPHENYLPHENYL ETHER	2006 ± 52	µg/mL	99.3	20	JS00081	7005-72-3
N-NITROSODIPHENYLAMINE	2000 ± 72	µg/mL	95.5	21	LC07185	86-30-6
AZOBENZENE	2000 ± 48	µg/mL	98.2	22	BCBS6535V	103-33-3
4-BROMOPHENYLPHENYL ETHER	2006 ± 48	µg/mL	99.0	23	05916LS	101-55-3



SIGMA-ALDRICH®

2931 Soldier Springs Rd. Laramie, Wyoming 82070 USA

800-325-5832

TechService@milliporesigma.com www.sigma-aldrich.com

Description

Lot **LRAC4915**

Expiration Date January 2023


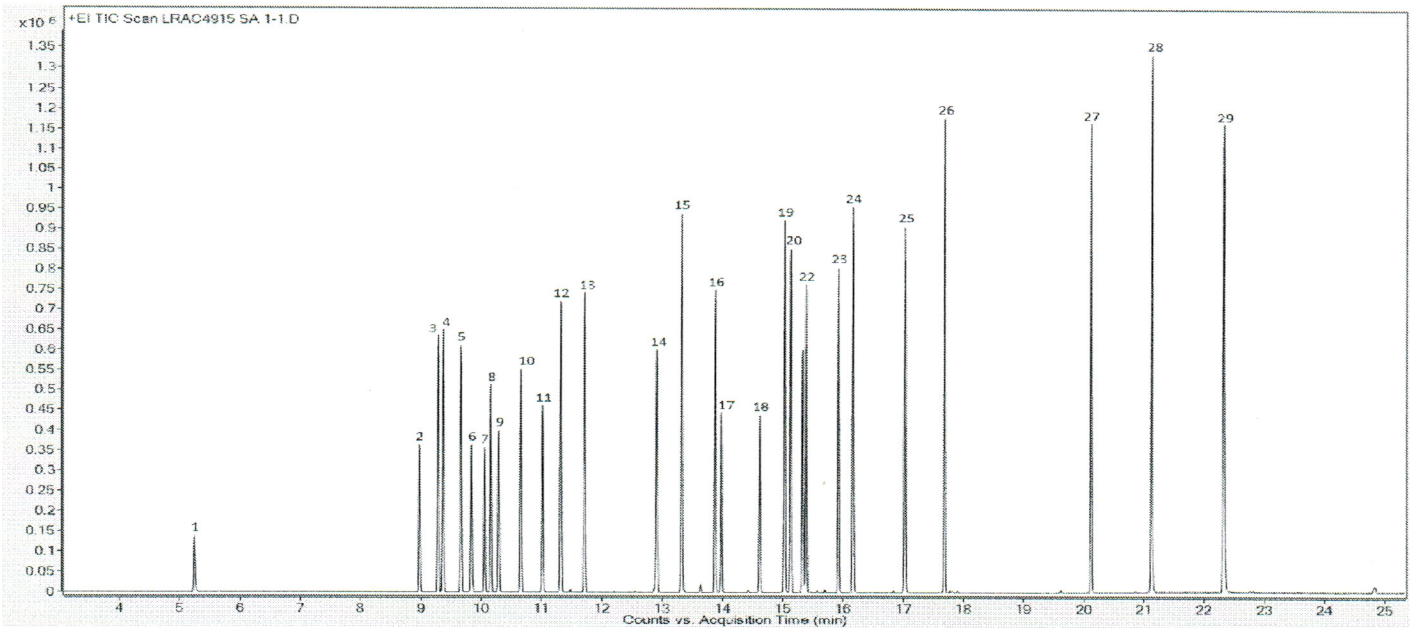
Manufacturing Date January 2020

Storage Conditions Refrigerate

Solvent/Matrix DICHLOROMETHANE

HEXACHLOROBENZENE	2000 ± 116	µg/mL	98.0	24	1-AWT-44-1	118-74-1
CARBAZOLE	2000 ± 117	µg/mL	98.1	25	LC13236	86-74-8
DI-N-BUTYL PHTHALATE	1999 ± 81	µg/mL	99.9	26	10202KN	84-74-2
BENZYL BUTYL PHTHALATE	2001 ± 40	µg/mL	99.0	27	1628	85-68-7
BIS (2-ETHYLHEXYL) PHTHALATE	1999 ± 51	µg/mL	99.7	28	LB39572	117-81-7
DI-N-OCTYL PHTHALATE	2004 ± 51	µg/mL	98.3	29	BCBR9722V	117-84-0

Informational Values



Certificate of Analysis

TCL BASE-NEUTRALS

MIX, 1X1ML, 2000UG/ML, DICHLOROMETHANE

Certified
Reference
Material

Description

Product ID 47991-U

Lot LRAC4915

Expiration Date January 2023

Manufacturing Date January 2020

Storage Conditions Refrigerate

Solvent/Matrix DICHLOROMETHANE

ELUTION DETAILS

EO	RT(MIN)	ANALYTE
1	5.25	N-nitrosodimethylamine
2	8.98	Bis-(2-chloroethyl) ether
3	9.29	1,3-dichlorobenzene
4	9.37	1,4-dichlorobenzene
5	9.67	1,2-dichlorobenzene
6	9.84	Bis-(2-chloroisopropyl) ether
7	10.06	N-nitrosodipropylamine
8	10.16	Hexachloroethane
9	10.29	Nitrobenzene
10	10.66	Isophorone
11	11.02	Bis-(2-chloroethoxy) methane
12	11.32	1,2,4-trichlorobenzene
13	11.72	Hexachlorobutadiene
14	12.91	Hexachlorocyclopentadiene
15	13.33	2-chloronaphthalene
16	13.88	Dimethyl phthalate
17	13.99	2,6-dinitrotoluene
18	14.62	2,4-dinitrotoluene
19	15.03	Diethyl Phthalate
20	15.13	4-chlorodiphenylether
21	15.33	N-nitrosodipheylamine
22	15.39	Azobenzene
23	15.93	4-bromodiphenylether
24	16.17	Hexachlorobenzene
25	17.04	Carbazole
26	17.69	Dibutyl phthalate
27	20.12	Benzyl butyl phthalate
28	21.13	Bis-(2-ethylhexyl) phthalate
29	22.33	Di-n-octyl phthalate

Additional Information:

Analytical Method Parameters:

Column: SPB-5, 30 m x 0.25 mm I.D., 0.25 µm film thickness (Column #230)

Carrier Gas: He, Flow: 0.8 mL/min

Inlet Temperature: 240 °C, Injection Volume: 0.5 µL

Injection Mode: Split with Split Ratio 70:1

Temperature Program: 40 °C (Hold 3 min) @ 15 °C/min to 300 °C (Hold 5 min)

Detector: MSD, Mode: FS, Mass Range: 40-400 m/z, Scan Rate: 4 scans/sec Solvent delay: 3.0 min

Detector Temperature: Transfer line: 300 °C, Ion Source: 230 °C, and Quadrupole: 150 °C



SIGMA-ALDRICH®

2931 Soldier Springs Rd. Laramie, Wyoming 82070 USA
800-325-5832
TechService@milliporesigma.com www.sigma-aldrich.com

Description

Lot **LRAC4915**
Expiration Date January 2023
Manufacturing Date January 2020
Storage Conditions Refrigerate
Solvent/Matrix DICHLOROMETHANE

1 Metrological traceability: Traceable to the SI and higher order standards from NIST through an unbroken chain of comparisons. The balance used to weigh raw materials is accurate to +/-0.0001 g and calibrated regularly using mass standards traceable to NIST. All dilutions were performed gravimetrically. Additionally, individual analytes are traceable to NIST SRMs where available and specified above.
4 Ucrm - Uncertainty values in this document are expressed as Expanded Uncertainty (Ucrm) corresponding to the 95% confidence interval. Ucrm is derived from the combined standard uncertainty multiplied by the coverage factor k, which is obtained from a t-distribution and degrees of freedom. The components of combined standard uncertainty include the uncertainties due to characterization, homogeneity, long term stability, and short term stability (transport). The components due to stability are generally considered to be negligible unless otherwise indicated by stability studies. The mathematical representation of the Ucrm calculation is as follows:

$$U_{CRM} = \sqrt{U_{char}^2 + U_{homogeneity}^2 + U_{stability}^2}$$

k: Coverage factor derived from a t-distribution table, based on the degrees of freedom of the data set. Assume 2.0 for a **Confidence Interval = 95%**

6 Analytical Value- For QC verification of the certified value only- not to be used in calculations. Represents the analytical data obtained by comparison to a standard as analyzed by the method described in the CoA or another acceptable method. The result may differ from the certified value and UCRM based on method uncertainty as well as the uncertainty associated with the standard used for comparison.


Traceability: The standard was manufactured under an ISO/IEC 17025:2017 certified quality system. The balance used to weigh raw materials is accurate to +/- 0.0001g and calibrated regularly using mass standards traceable to NIST. All dilutions were performed gravimetrically. Additionally, individual analytes are traceable to NIST SRMs where available and specified above.

Homogeneity: Homogeneity was assessed in accordance with ISO 17034:2016. Completed units were sampled using a random stratified sampling protocol. The results of chemical analysis were then compared using a one-way analysis of variance approach as described by TNI EL-V3-2009 Appendix A.2. See Instructions for minimum sub-sample size.

Expiration is at end of month given on certificate and label.

MSDS reports for components comprising greater than 1.0% of the solution or 0.1% for components known to be carcinogens are available upon request.

THIS PRODUCT WAS DESIGNED, PRODUCED AND VERIFIED FOR ACCURACY AND STABILITY IN ACCORDANCE WITH **ISO/IEC 17025:2017 (ANAB Cert AT-1467)** and **ISO 17034:2016 (ANAB Cert AR-1470)**.



Andy Ommen - QC Manager



Mark Pooler - QA Supervisor

Certification Date February 28, 2020
Version 0-2282020



ID #: 13510

Opened: _____

Dichloromethane EA342

Expires: 11/17/2022

Rec'd: 1/26/2021

Energy Laboratories Inc 1120 So 27th Street
Billings MT 59107

Honeywell

CERTIFICATE OF ANALYSIS

Honeywell Burdick & Jackson®

1953 South Harvey Street
Muskegon, MI 49442
Phone: (800) 368-0050
Fax: (231) 728-8226
lab.honeywell.com

Brand: Research Chemicals - B&J
Product: CS299AA-200
Lot No.: EA342
Production Date: 17-Nov-2020
Best Before: 17-Nov-2022

Dichloromethane, Custom, Contains Amylene Preservative, >99.9%
for pesticide residue analysis

Parameter	Specification		Result	Units
	Min.	Max.		
Water by Karl Fischer Titration		0.010	0.0016	%
UV Cutoff		233	230	nm
Refractive Index (20°C)	1.4236	1.4246	1.4241	
Residue		1	<0.5	mg/L
GC Analysis	99.9		>99.99	%
Acidity (as HCl)		1	<1	mg/L
Chloride		10	<10	mg/L
Electron Capture GC		10	<10	ng/L
Flame Ionization GC		5	<5	ppb
UV Absorbance @ 240 nm		0.100	0.0920	AU
UV Absorbance @ 250 nm		0.010	0.0099	AU
UV Absorbance @ 300 nm		0.005	0.0008	AU
UV Absorbance @ 400 nm		0.005	0.0028	AU

**Honeywell
Quality Control Approval**

Muskegon 11/17/2020 LIMS Sample No.: AL03611



CERTIFIED WEIGHT REPORT

Part Number: 92180
Lot Number: 020221
Description: CLP Semi-Volatile Calibration Standard
64 components
Expiration Date: 020228
Recommended Storage: Freezer (0 °C)
Nominal Concentration (µg/mL): 1000
NIST Test ID#: 23060

Solvent: Methylene chloride
Lot#: 104929

Eli Aliaga 020221
Formulated By: Eli Aliaga **DATE**
Pedro L. Rentas 020221
Reviewed By: Pedro L. Rentas **DATE**

Weight(s) shown below were combined and diluted to (mL): 100.0 0.003 Balance Uncertainty 5E-05 Flask Uncertainty

Compound	(RM#)	Lot	Dil.	Initial	Initial	Nominal	Purity	Uncertainty	Uncertainty	Target	Actual	Actual	Expanded			SDS Information	
													Uncertainty	(Solvent Safety Info. On Attached pg.)	CAS#	OSHA PEL (TWA)	LD50
	Part Number	Number	Factor	Vol. (mL)	Conc. (µg/mL)	Conc. (µg/mL)	(%)	Purity (%)	Pipette (mL)	Weight (g)	Weight (g)	Conc. (µg/mL)	(+/-) (µg/mL)				
1. 2,2'-Oxybis(1-chloropropane)	(0078)	012016AR	NA	NA	NA	1000	98.9	0.2	NA	0.10112	0.10135	1002.3	4.2	108-60-1	NA	ori-rat 240mg/kg	
2. Hexachlorobenzene	(0195)	051897	NA	NA	NA	1000	99	0.2	NA	0.10102	0.10121	1001.9	4.2	118-74-1	NA	ori-rat 10g/kg	
3. bis(2-Chloroethoxy) methane	10111	011214	0.05	5.00	20018.4	1000	NA	NA	0.017	NA	NA	1000.8	8.0	111-91-1	NA	N/A	
4. bis(2-Chloroethyl) ether	10111	011214	0.05	5.00	20012.4	1000	NA	NA	0.017	NA	NA	1000.5	8.0	111-44-4	15 ppm (90mg/m3/8H)(skin)	ori-rat 75mg/kg	
5. bis(2-Ethylhexyl) phthalate	10111	011214	0.05	5.00	20014.3	1000	NA	NA	0.017	NA	NA	1000.6	8.0	117-81-7	5mg/m3/8H	ori-rat 3060mg/kg	
6. 4-Bromophenyl phenyl ether	10111	011214	0.05	5.00	20008.8	1000	NA	NA	0.017	NA	NA	1000.3	8.0	101-55-3	NA	N/A	
7. Benzyl butyl phthalate	10111	011214	0.05	5.00	20011.3	1000	NA	NA	0.017	NA	NA	1000.5	8.0	85-68-7	NA	ori-rat 2330mg/kg	
8. 4-Chlorophenyl phenyl ether	10111	011214	0.05	5.00	20009.5	1000	NA	NA	0.017	NA	NA	1000.4	8.0	7005-72-3	NA	N/A	
9. Diethyl phthalate	10111	011214	0.05	5.00	20013.6	1000	NA	NA	0.017	NA	NA	1000.6	8.0	84-66-2	5mg/m3/8H	ori-rat 8600mg/kg	
10. Dimethyl phthalate	10111	011214	0.05	5.00	20015.7	1000	NA	NA	0.017	NA	NA	1000.7	8.0	131-11-3	5mg/m3/8H	ori-rat 6800mg/kg	
11. Di-n-butyl phthalate	10111	011214	0.05	5.00	20011.6	1000	NA	NA	0.017	NA	NA	1000.5	8.0	84-74-2	5mg/m3/8H	ori-rat 8000mg/kg	
12. Di-n-octyl phthalate	10111	011214	0.05	5.00	20012.2	1000	NA	NA	0.017	NA	NA	1000.5	8.0	117-84-0	NA	ori-rat 4700mg/kg	
13. N-Nitrosodimethylamine	10111	011214	0.05	5.00	20010.0	1000	NA	NA	0.017	NA	NA	1000.4	8.0	62-75-9	NA	ori-rat 58mg/kg	
14. N-Nitrosodi-n-propylamine	10111	011214	0.05	5.00	20010.5	1000	NA	NA	0.017	NA	NA	1000.4	8.0	621-64-7	NA	ori-rat 460mg/kg	
15. 1,2-Diphenylhydrazine (as Azobenzene)	10112	042820	0.05	5.00	20003.9	1000	NA	NA	0.017	NA	NA	1000.1	8.1	103-33-3	NA	ori-rat 1000mg/kg	
16. 2-Chloronaphthalene	10112	042820	0.05	5.00	20002.3	1000	NA	NA	0.017	NA	NA	1000.0	8.0	91-58-7	NA	ori-rat 2078mg/kg	
17. 1,2-Dichlorobenzene	10112	042820	0.05	5.00	20005.4	1000	NA	NA	0.017	NA	NA	1000.2	8.0	95-50-1	50 ppm (300mg/m3) (CL)	ori-rat 500mg/kg	
18. 1,3-Dichlorobenzene	10112	042820	0.05	5.00	20009.7	1000	NA	NA	0.017	NA	NA	1000.1	8.0	541-73-1	NA	ipr-mus 1062mg/kg	
19. 1,4-Dichlorobenzene	10112	042820	0.05	5.00	20005.4	1000	NA	NA	0.017	NA	NA	1000.2	8.0	108-46-7	75 ppm (450mg/m3/8H)	ori-rat 500mg/kg	
20. 2,4-Dinitrotoluene	10112	042820	0.05	5.00	20003.3	1000	NA	NA	0.017	NA	NA	1000.1	8.1	121-14-2	1.5mg/m3/8H (skin)	ori-rat 268mg/kg	
21. 2,6-Dinitrotoluene	10112	042820	0.05	5.00	20002.4	1000	NA	NA	0.017	NA	NA	1000.0	8.0	606-20-2	1.5mg/m3/8H (skin)	ori-rat 177mg/kg	
22. Hexachloro-1,3-butadiene	10112	042820	0.05	5.00	20009.4	1000	NA	NA	0.017	NA	NA	1000.4	12.4	87-68-3	0.02 ppm (0.24mg/m3/8H)	ori-rat 82mg/kg	
23. Hexachlorocyclopentadiene	10112	042820	0.05	5.00	20001.8	1000	NA	NA	0.017	NA	NA	1000.0	8.0	77-47-4	0.01 ppm (0.1mg/m3/8H)	ori-rat 1300mg/kg	
24. Hexachloroethane	10112	042820	0.05	5.00	20002.4	1000	NA	NA	0.017	NA	NA	1000.0	8.0	67-72-1	1 ppm (10mg/m3/8H)(skin)	ori-ggq 4070mg/kg	
25. Isophorone	10112	042820	0.05	5.00	20003.8	1000	NA	NA	0.017	NA	NA	1000.1	8.1	78-59-1	25 ppm	ori-rat 2330mg/kg	
26. Nitrobenzene	10112	042820	0.05	5.00	20004.9	1000	NA	NA	0.017	NA	NA	1000.1	8.0	98-95-3	1 ppm (8mg/m3/8H)(skin)	ori-rat 780mg/kg	
27. 1,2,4-Trichlorobenzene	10112	042820	0.05	5.00	20002.0	1000	NA	NA	0.017	NA	NA	1000.0	8.0	120-82-1	5 ppm (CL) (40mg/m3)	ori-rat 758mg/kg	
28. o-Cresol (2-Methylphenol)	10114	081919	0.05	5.00	20010.2	1000	NA	NA	0.017	NA	NA	1000.4	8.0	95-48-7	5 ppm (22mg/m3/8H)(skin)	ori-rat 121mg/kg	
29. p-Cresol (4-Methylphenol)	10114	081919	0.05	5.00	20061.2	1000	NA	NA	0.017	NA	NA	1003.0	8.0	106-44-5	5 ppm (22mg/m3/8H)(skin)	ori-rat 207mg/kg	
30. 2,4,5-Trichlorophenol	10114	081919	0.05	5.00	20023.2	1000	NA	NA	0.017	NA	NA	1001.1	8.0	95-95-4	NA	ori-rat 820mg/kg	
31. 4-Chloroaniline	10115	080512	0.05	5.00	20009.6	1000	NA	NA	0.017	NA	NA	1000.4	8.0	106-47-8	NA	ori-rat 310mg/kg	
32. Dibenzofuran	10115	080512	0.05	5.00	20020.2	1000	NA	NA	0.017	NA	NA	1000.9	8.0	132-64-9	NA	N/A	
33. 2-Methylnaphthalene	10115	080512	0.05	5.00	20012.9	1000	NA	NA	0.017	NA	NA	1000.5	8.1	91-57-6	NA	ori-rat 1630mg/kg	
34. 2-Nitroaniline	10115	080512	0.05	5.00	20011.8	1000	NA	NA	0.017	NA	NA	1000.5	8.0	88-74-4	NA	ori-rat 1600mg/kg	
35. 3-Nitroaniline	10115	080512	0.05	5.00	20018.6	1000	NA	NA	0.017	NA	NA	1000.8	8.0	99-09-2	NA	ori-rat 535mg/kg	
36. 4-Nitroaniline	10115	080512	0.05	5.00	20014.9	1000	NA	NA	0.017	NA	NA	1000.6	8.0	100-01-6	1 ppm (8mg/m3/8H)(skin)	ori-rat 750mg/kg	
37. 4-Chloro-3-methylphenol	10118	072120	0.05	5.00	20003.9	1000	NA	NA	0.017	NA	NA	1000.1	8.0	59-50-7	NA	ori-rat 1830mg/kg	
38. 2-Chlorophenol	10118	072120	0.05	5.00	20002.9	1000	NA	NA	0.017	NA	NA	1000.0	8.0	95-57-8	NA	ori-rat 670mg/kg	
39. 2,4-Dichlorophenol	10118	072120	0.05	5.00	20003.1	1000	NA	NA	0.017	NA	NA	1000.1	8.0	120-83-2	NA	ori-rat 590mg/kg	
40. 2,4-Dimethylphenol	10118	072120	0.05	5.00	20003.3	1000	NA	NA	0.017	NA	NA	1000.1	8.1	105-67-9	NA	ori-rat 3200mg/kg	
41. 2,4-Dinitrophenol	10118	072120	0.05	5.00	20001.8	1000	NA	NA	0.017	NA	NA	1000.0	8.0	51-28-5	NA	ori-rat 30mg/kg	
42. 4,6-Dinitro-2-methylphenol	10118	072120	0.05	5.00	20002.5	1000	NA	NA	0.017	NA	NA	1000.0	8.0	534-52-1	NA	N/A	
43. 2-Nitrophenol	10118	072120	0.05	5.00	20003.7	1000	NA	NA	0.017	NA	NA	1000.1	8.0	88-75-5	NA	ori-rat 334mg/kg	
44. 4-Nitrophenol	10118	072120	0.05	5.00	20002.0	1000	NA	NA	0.017	NA	NA	1000.0	8.0	100-02-7	NA	ori-rat 250mg/kg	
45. Pentachlorophenol	10118	072120	0.05	5.00	20002.8	1000	NA	NA	0.017	NA	NA	1000.0	8.0	87-86-5	0.5mg/m3/8H (skin)	ori-rat 27mg/kg	
46. Phenol	10118	072120	0.05	5.00	20003.9	1000	NA	NA	0.017	NA	NA	1000.1	8.0	108-95-2	5 ppm (18mg/m3/8H)(skin)	ori-rat 317mg/kg	
47. 2,4,6-Trichlorophenol	10118	072120	0.05	5.00	20004.2	1000	NA	NA	0.017	NA	NA	1000.1	8.0	88-06-2	NA	ori-rat 820mg/kg	
48. Acenaphthene	10007	042420	0.50	50.00	2001.2	1000	NA	NA	0.018	NA	NA	1000.5	4.1	83-32-9	NA	ipr-rat 600mg/kg	
49. Acenaphthylene	10007	042420	0.50	50.00	2000.2	1000	NA	NA	0.018	NA	NA	1000.0	4.2	208-96-8	NA	N/A	
50. Anthracene	10007	042420	0.50	50.00	2000.3	1000	NA	NA	0.018	NA	NA	1000.1	4.1	120-12-7	0.2mg/m3 (8H)	ipr-mus 430mg/kg	
51. Benzo(a)anthracene	10007	042420	0.50	50.00	2001.3	1000	NA	NA	0.018	NA	NA	1000.6	4.2	56-55-3	NA	N/A	
52. Benzo(a)pyrene	10007	042420	0.50	50.00	2000.0	1000	NA	NA	0.018	NA	NA	999.9	4.1	50-32-8	0.2mg/m3 (8H)	scu-rat 50mg/kg	
53. Benzo(b)fluoranthene	10007	042420	0.50	50.00	2000.9	1000	NA	NA	0.018	NA	NA	1000.4	4.1	205-99-2	NA	N/A	
54. Benzo(k)fluoranthene	10007	042420	0.50	50.00	2001.2	1000	NA	NA	0.018	NA	NA	1000.5	4.1	207-08-9	NA	N/A	
55. Benzo(g,h,i)perylene	10007	042420	0.50	50.00	2000.0	1000	NA	NA	0.018	NA	NA	999.9	4.1	191-24-2	NA	N/A	
56. Carbazole	10007	042420	0.50	50.00	2000.3	1000	NA	NA	0.018	NA	NA	1000.0	4.2	86-74-8	NA	ipr-mus 200mg/kg	
57. Chrysene	10007	042420	0.50	50.00	2000.8	1000	NA	NA	0.018	NA	NA	1000.3	4.2	218-01-9	0.2mg/m3	N/A	
58. Dibenzo(a,h)anthracene	10007	042420	0.50	50.00	2000.8	1000	NA	NA	0.018	NA	NA	1000.3	4.2	53-70-3	0.2mg/m3	N/A	
59. Fluoranthene	10007	042420	0.50	50.00	2000.3	1000	NA	NA	0.018	NA	NA	1000.1	4.2	206-44-0	NA	ori-rat 2000mg/kg	
60. Fluorene	10007	042420	0.50	50.00	2000.9	1000	NA	NA	0.018	NA	NA	1000.3	4.2	86-73-7	NA	ipr-mus 2 g/kg	
61. Indeno(1,2,3-cd)pyrene	10007	042420	0.50	50.00	2000.1	1000	NA	NA	0.018	NA	NA	1000.0	4.1	193-39-5	NA	N/A	
62. Naphthalene	10007	042420	0.50	50.00	2000.9	1000	NA	NA	0.018	NA	NA	1000.4	4.1	91-20-3	10 ppm (50mg/m3/8H)	ori-rat 490mg/kg	
63. Phenanthrene	10007	042420	0.50	50.00	2000.9	1000	NA	NA	0.018	NA	NA	1000.4	4.1	85-01-8	0.2mg/m3/8H	ori-mus 700mg/kg	
64. Pyrene	10007	042420	0.50	50.00	2001.0	1000	NA	NA	0.018	NA	NA	1000.4	4.2	129-00-0	0.2mg/m3/8H	ori-rat 2700mg/kg	

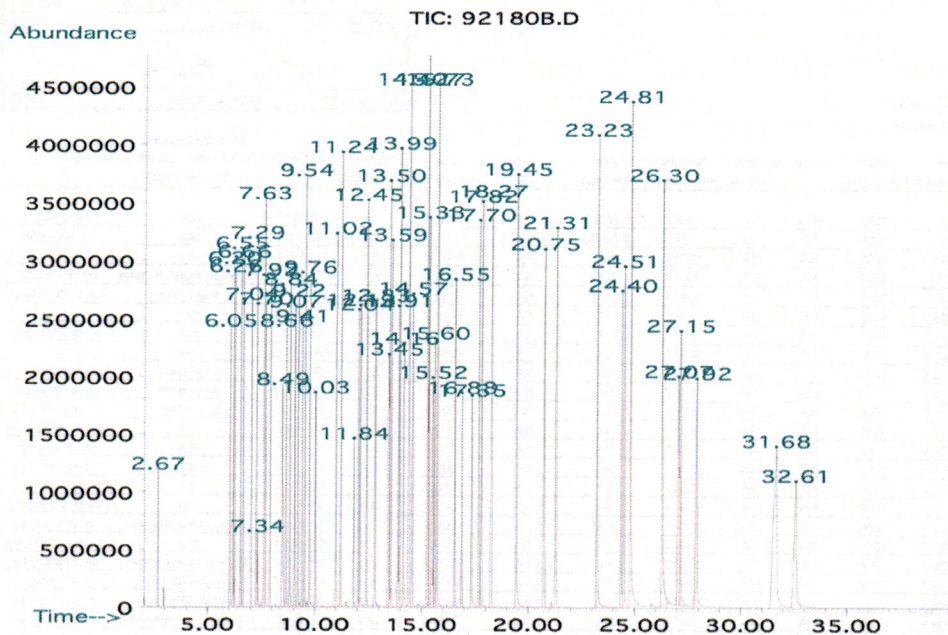
* The certified value is the concentration calculated from gravimetric and volumetric measurements unless otherwise stated.
* Standards are prepared gravimetrically using balances that are calibrated with weights traceable to NIST (see above).
* Standards are certified (±) 0.5% of the stated value, unless otherwise stated.
* All Standards, after opening ampule, should be stored with caps tight and under appropriate laboratory conditions.
* Uncertainty Reference: Taylor, B.N. and Kuyat, C.E., "Guidelines for Evaluating and Expressing the Uncertainty of NIST Measurement Result," NIST Technical Note 1297, U.S. Government Printing Office, Washington, DC, (1994).

ID #: 13539

Opened: _____
CLP Semi-Volatile Calibration Standard
Expires: 2/2/2026
Rec'd: 2/5/2021
Energy Laboratories Inc 1120 So. 27th Street
Billings MT 59107



Method GC8MSD-2.M: Column:SBB-5 (30m X 0.25mm ID X 0.25µm film thickness) Temp 1 = 50°C (1min.), Temp 2 = 300°C (14 min.), Rate = 10°C/min., Injector B= 250°C, Detector B = 290°C, Split Ratio = 100:1, Scan Rate = 2. Analysis performed by Melissa Stonier.



Peak No	Name	MSD RT (min.)
1	N-nitrosodimethylamine	2.67
2	Phenol	6.05
3	bis(2-Chloroethyl)ether	6.20
4	2-Chlorophenol	6.26
5	1,3-Dichlorobenzene	6.55
6	1,4-Dichlorobenzene	6.63
7	1,2-Dichlorobenzene	7.04
8	o-Cresol (2-methylphenol)	7.29
9	bis(2-Chloroisopropyl)ether	7.34
10	p-Cresol (4-methylphenol)/N-nitrosodi-n-propylamine	7.63
11	Hexachloroethane	7.70
12	Nitrobenzene	7.92
13	Isophorone	8.49
14	2-Nitrophenol	8.66
15	2,4-Dimethylphenol	8.84
16	bis(2-Chloroethoxy)methane	9.07
17	2,4-Dichlorophenol	9.22
18	1,2,4-Trichlorobenzene	9.41
19	Naphthalene	9.54
20	4-Chloroaniline	9.76
21	Hexachloro-1,3-butadiene	10.03
22	4-Chloro-3-methylphenol	11.02
23	2-Methylnaphthalene	11.24
24	Hexachlorocyclopentadiene	11.84
25	2,4,6-Trichlorophenol	12.04
26	2,4,5-Trichlorophenol	12.13
27	2-Chloronaphthalene	12.45
28	2-Nitroaniline	12.84
29	Dimethyl phthalate	13.45
30	Acenaphthylene	13.50
31	2,6-Dinitrotoluene	13.59
32	3-Nitroaniline	13.91
33	Acenaphthene	13.99
34	2,4-Dinitrophenol	14.16
35	Dibenzofuran/4-Nitrophenol	14.40
36	2,4-Dinitrotoluene	14.57
37	Diethyl phthalate/Fluorene	15.27
38	4-Chlorophenyl phenyl ether	15.33
39	4-Nitroaniline	15.52
40	4,6-Dinitro-2-methylphenol	15.60
41	Azobenzene	15.73
42	4-Bromophenyl phenyl ether	16.56
43	Hexachlorobenzene	16.89
44	Pentachlorophenol	13.35
45	Phenanthrene	17.70
46	Anthracene	17.82
47	Carbazole	18.27
48	Di-n-butyl phthalate	19.45
49	Fluoranthene	20.75
50	Pyrene	21.31
51	Benzyl butyl phthalate	23.23
52	Benzo(a)anthracene	24.40
53	Chrysene	24.51
54	bis(2-Ethylhexyl)phthalate	24.82
55	Di-n-octyl phthalate	26.30
56	Benzo(b)fluoranthene	27.07
57	Benzo(k)fluoranthene	27.15
58	Benzo(a)pyrene	27.92
59	Indeno(1,2,3-cd)pyrene/Dibenzo(a,h)anthracene	31.68
60	Benzo(g,h)perylene	32.61



CERTIFIED REFERENCE MATERIAL

110 Benner Circle
Bellefonte, PA 16823-8812
Tel: (800)356-1688
Fax: (814)353-1309

www.restek.com

Certificate of Analysis



FOR LABORATORY USE ONLY-READ SDS PRIOR TO USE.

This Reference Material is intended for Laboratory Use Only as a standard for the qualitative and/or quantitative determination of the analyte(s) listed.

Catalog No. : 31062 **Lot No.:** A0167670

Description : B/N Surrogate Mix (4/89 SOW)
Base Neutral Surrogate 4/89(SOW) 5000µg/mL, Methylene Chloride, 1mL/ampul

Container Size : 2 mL **Pkg Amt:** > 1 mL

Expiration Date : November 30, 2026 **Storage:** 10°C or colder

Handling: Sonicate prior to use. **Ship:** Ambient

CERTIFIED VALUES

Elution Order	Compound	Grav. Conc. (weight/volume)	Expanded Uncertainty (95% C.L.; K=2)			
1	Nitrobenzene-d5 CAS # 4165-60-0 Purity 99% (Lot PR-29940B)	5,014.0 µg/mL	+/-	29.3583	µg/mL	Gravimetric
			+/-	225.8621	µg/mL	Unstressed
			+/-	250.6163	µg/mL	Stressed
2	2-Fluorobiphenyl CAS # 321-60-8 Purity 99% (Lot 00019169)	5,019.6 µg/mL	+/-	29.3911	µg/mL	Gravimetric
			+/-	226.1143	µg/mL	Unstressed
			+/-	250.8962	µg/mL	Stressed
3	p-Terphenyl-d14 CAS # 1718-51-0 Purity 99% (Lot PR-27278)	5,020.6 µg/mL	+/-	29.3967	µg/mL	Gravimetric
			+/-	226.1576	µg/mL	Unstressed
			+/-	250.9442	µg/mL	Stressed

Solvent: Methylene chloride
CAS # 75-09-2
Purity 99%

ID #: 13666

Opened: _____
B/N Surrogate Mix (4/89 SOW)
Expires: 11/30/2026
Rec'd: 3/19/2021
Energy Laboratories Inc 1120 So. 27th Street
Billings MT 59107

Tech Tips:

Due to the limited solubility of p-terphenyl-d14 in methanol, we do not recommend that this mixture be diluted in methanol.

Column:

30m x 0.25mm x 0.25µm
Rtx-5 (cat.#10223)

Carrier Gas:

hydrogen-constant pressure 10 psi.

Temp. Program:

75°C (hold 1 min.) to 330°C
@ 20°C/min. (hold 10 min.)

Inj. Temp:

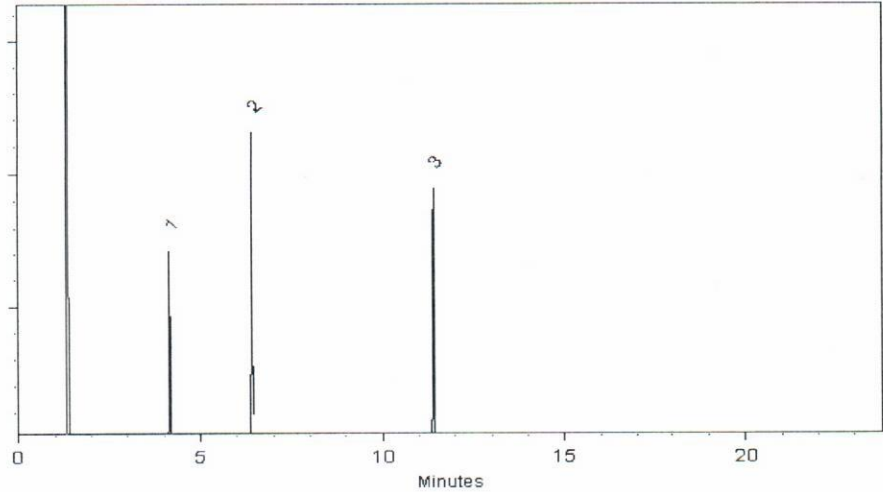
250°C

Det. Temp:

330°C

Det. Type:

FID



This chromatogram represents a general set of testing conditions chosen for product acceptance. For optimal results in your lab, conditions should be adjusted for your specific instrument, method, and application.


Katelyn McGinni - Operations Tech I

Date Mixed: 30-Dec-2020 Balance: 1128353505


Alexis Shelow - Operations Tech I

Date Passed: 06-Jan-2021

Manufactured under Restek's ISO 9001:2015
Registered Quality System
Certificate #FM 80397

General Certified Reference Material Notes

Expiration Notes:

- Expiration date valid for unopened ampul stored in compliance with the recommended conditions.
- Uncertainty, concentration, and expiration of the CRM are based on the unopened product being stored according to the recommended condition found in the storage field.

Purity Notes:

- Purity and/or chemical identity are determined by one or more of the following techniques: GC/FID, HPLC, GC/μECD, GC/MS, LC/MS, RI, and/or melting point.
- Compounds with a listed purity of less than 99% have been weight corrected to compensate for impurities and/or salts. A correction factor is used to calculate the amount of compound necessary to achieve the desired concentration of the parent compound in solution.
- Purity of isomeric compounds is reported as the sum of the isomers.
- Purity values are rounded to the nearest whole number.

Certified Uncertainty Value Notes:

- The uncertainties are determined in accordance with ISO 17034 and Guide 35. The certified combined stressed uncertainty value (includes gravimetric uncertainty, homogeneity between-ampul uncertainty, storage stability uncertainty and shipping stability uncertainty and were combined using the following formula:

$$U_{combined\ stressed} = k \sqrt{U_{gravimetric}^2 + U_{homogeneity}^2 + U_{storage\ stability}^2 + U_{shipping\ stability}^2}$$

k is a coverage factor of 2, which gives a level of confidence of approximately 95%.

- It is important to note that the shipping stability uncertainty was obtained under temperature extremes for specific time intervals; therefore, the certified combined stressed uncertainty value should only be applied to the product if it was stored at non-standard temperature conditions up to and including 7 days. Contact Restek Technical Service at www.restek.com/Contact-Us for use recommendations if your shipment was in-transit for more than 7 days at non-standard temperature conditions.
- Apply the certified combined unstressed uncertainty value if the product was received under standard shipping conditions. Apply the certified combined stressed uncertainty value if the product was received under non-standard conditions as specified below.

Label Conditions	Standard Conditions	Non-Standard Conditions
25°C Nominal (Room Temperature)	< 60°C	≥ 60°C up to 7 days
10°C or colder (Refrigerate)	< 40°C	≥ 40°C up to 7 days
0°C or colder (Freezer) -20°C or colder (Deep Freezer)	< 25°C	≥ 25°C up to 7 days

- Separate (not combined) uncertainty values for gravimetric uncertainty are also displayed on the certificate, if needed, separate homogeneity between-ampul uncertainty, storage stability uncertainty and shipping stability uncertainty values are available by contacting Restek Technical Service at www.restek.com/Contact-Us.
- The packaged amount is the minimum sample size for which uncertainty is valid. The ampules are over-filled to ensure that the minimum packaged amount can be sufficiently transferred.

Manufacturing Notes:

- Concentration is based upon gravimetric preparation using either a balance whose calibration has been verified daily using NIST traceable weights, and/or dilutions with Class A glassware.

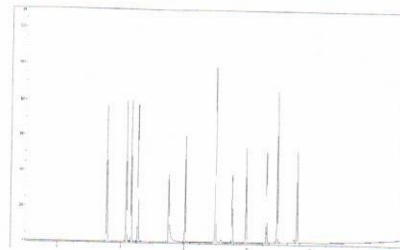
Handling Notes:

- Stability of the unopened product, when stored in compliance with the recommended conditions, is guaranteed through the expiration displayed on the product label and certificate. Contact Restek for additional opened product stability information, with the knowledge/understanding that open product stability is subject to the specific handling and environmental conditions to which the product is exposed. For your convenience Restek supplies deactivated vials with most standards packed in 2mL ampules. Larger volume deactivated vials are available through Restek as a custom ordered item. Additionally, Restek sells DMDCS for the purpose of glassware deactivation as catalog number 31861, which includes complete instructions.

Certificate of Analysis - Certified Reference Material

EPA TCL Hazardous Substances Mix (12 cmpds)

Product no.: 47990-U
Lot no.: LRAC9004
Expiry Date: February 2024
Manufacturing Date: February 2021
Storage: Refrigerate
Solvent/Matrix: Dichloromethane
Certificate version: LRAC9004.01 (Note: Certificates may be updated due to the availability of new data. Check our website at: www.sigma-aldrich.com for the most current version.)



Certified Values:

Analyte	Certified Value	Units	Raw Material Purity, %	Raw Material Elution order	Raw Material Lot
ANILINE CAS# 62-53-3	2022 ± 25	µg/mL	99.9	01	LA41596
BENZYL ALCOHOL CAS# 100-51-6	2022 ± 15	µg/mL	99.7	02	LB99705
2-METHYLPHENOL CAS# 95-48-7	2022 ± 14	µg/mL	99.9	03	LB91878
4-METHYLPHENOL CAS# 106-44-5	2022 ± 17	µg/mL	99.9	04	LB32518
BENZOIC ACID CAS# 65-85-0	2021 ± 27	µg/mL	98.8	05	442-137B
4-CHLOROANILINE CAS# 106-47-8	2022 ± 32	µg/mL	100.0	06	MKBZ6909V
2,4,5-TRICHLOROPHENOL CAS# 95-95-4	2022 ± 18	µg/mL	99.9	07	JS00008
2-METHYLNAPHTHALENE CAS# 91-57-6	2021 ± 11	µg/mL	98.2	08	LB97828
2-NITROANILINE CAS# 88-74-4	2022 ± 12	µg/mL	99.9	09	07411KN
3-NITROANILINE CAS# 99-09-2	2022 ± 15	µg/mL	99.9	10	LC09264
DIBENZOFURAN CAS# 132-64-9	2021 ± 10	µg/mL	98.8	11	LB78814
4-NITROANILINE CAS# 100-01-6	2022 ± 23	µg/mL	99.9	12	15609AA

ID #: 13691

Opened:

EPA TCL Hazardous Substances Mix (12 cmp)

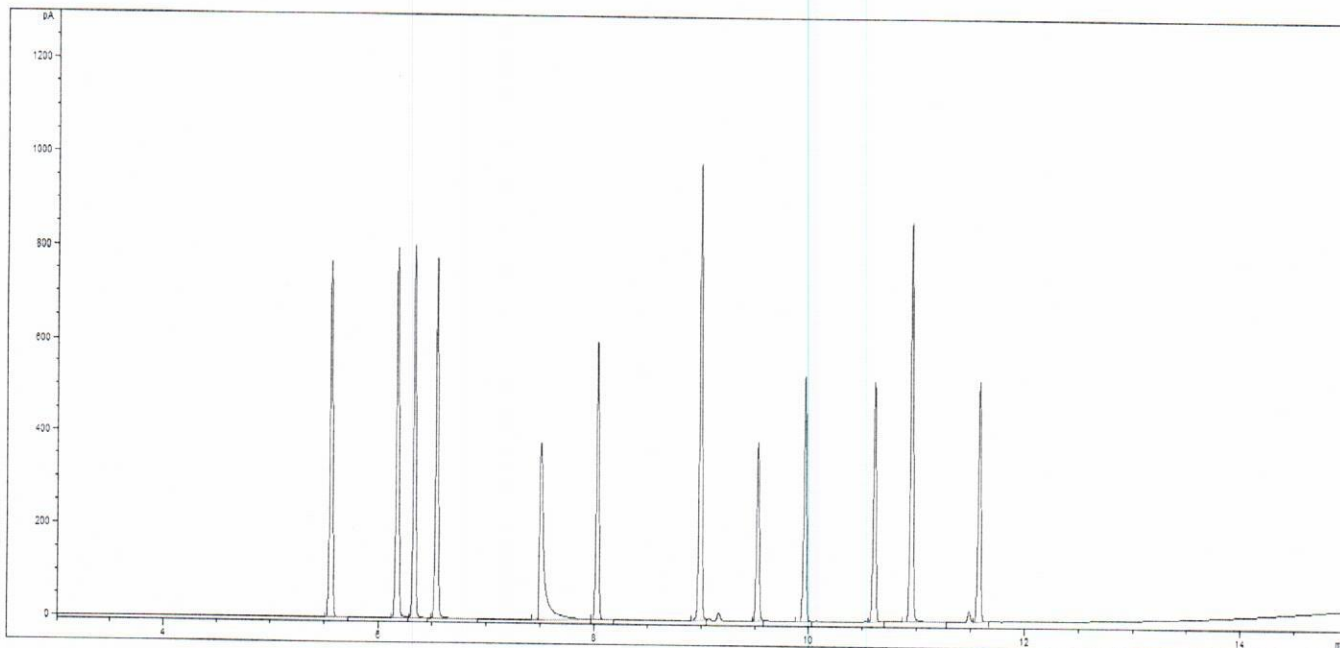
Expires: 2/28/2024

Rec'd: 3/26/2021

Energv Laboratories Inc 1120 So. 27th Street
Billings MT 59107



Informational Values:



Additional Information:

Analytical Method Parameters:
Column: SPB-5, 30 m x 0.53 mm I.D., 1.5 µm film thickness (Column #214)
Carrier Gas: H2, Flow: 4.5 mL/min
Inlet Temperature: 240 °C, Injection Volume: 1 µL
Injection Mode: Split, Split Ratio: 25:1
Temperature Program: 80 °C (Hold 2 min) @ 15 °C/min to 280 °C (Hold 2 min)
Detector: FID
Detector Temperature: 310 °C

Metrological traceability:

Traceable to the SI and higher order standards from NIST through an unbroken chain of comparisons. The balance used to weigh raw materials is accurate to +/-0.0001 g and calibrated regularly using mass standards traceable to NIST. All dilutions were performed gravimetrically. Additionally, individual analytes are traceable to NIST SRMs where available and specified above.

Measurement method:

Where applicable, the assigned value is based on a purity determination by mass balance and gravimetrically prepared value.

Intended use:

Intended for R&D and Analytical Use only. Not for drug, household or other uses.

Minimum sample size:

1 µL

Packaging:

1 ML IN AMBER AMPULE

Instructions for handling and correct use:

Use on the as is basis. The internal pressure of the container may be slightly different from the atmospheric pressure at the user's location. Open slowly and carefully to avoid dispersion of the material.

Health and safety information:

All chemical reference materials should be considered potentially hazardous and should be used only by qualified laboratory personnel. Please refer to the Safety Data Sheet for detailed information about the nature of any hazard and appropriate precautions to be taken.

Accreditation:

Sigma-Aldrich RTC is accredited by the US accreditation authority ANAB as a registered reference material producer AR-1470 in accordance with ISO 17034.

Certificate issue date:

26-Feb-2021



Andy Ommen - QC Manager

Mark Pooler - QA Supervisor

Details on metrological traceability:

This standard has been gravimetrically prepared using balances that have been fully qualified and calibrated to ISO 17025 requirements. All calibrations utilize NIST traceable weights which are calibrated externally by a qualified ISO 17025 accredited calibration laboratory to NIST standards. Qualification of each balance includes the assignment of a minimum weighing by a qualified and ISO 17025 accredited calibration vendor taking into consideration the balance and installed environmental conditions to ensure compliance with USP tolerances of NMT 0.10% relative error. Fill volume to predetermined specifications is gravimetrically verified throughout the dispensing process using qualified and calibrated balances. Further traceability to a corresponding Primary Standard may be achieved through a direct comparison assay. Where a Primary Standard is available, the assay value will be included in the specified section of the COA.

Details on metrological traceability:

Ucrm - Uncertainty values in this document are expressed as Expanded Uncertainty (Ucrm) corresponding to the 95% confidence interval. Ucrm is derived from the combined standard uncertainty multiplied by the coverage factor k , which is obtained from a t -distribution and degrees of freedom. The components of combined standard uncertainty include the uncertainties due to characterization, homogeneity, long term stability, and short term stability (transport). The components due to stability are generally considered to be negligible unless otherwise indicated by stability studies. The mathematical

$$u_{CRM} = \sqrt{u_{char}^2 + u_{homogeneity}^2 + u_{stability}^2}$$

Homogeneity assessment:

Homogeneity was assessed in accordance with ISO Guide 35. Completed units were sampled using a random stratified sampling protocol. The results of chemical analysis were then compared by Single Factor Analysis of Variance (ANOVA). The uncertainty due to homogeneity was derived from the ANOVA. Heterogeneity was not detected under the conditions of the ANOVA.

Stability assessment:

Significance of the stability assessment will be demonstrated if the analytical result of the study and the range of values represented by the Expanded Uncertainty do not overlap the result of the original assay and the range of its values represented by the Expanded Uncertainty. The method employed will usually be the same method used to characterize the assay value in the initial

Certificate of analysis revision history:

Certificate version	Date	Reason for version
LRAC9004.01	26-Feb-2021	Original Release Date

Disclaimer: The purchaser is required to determine the suitability of this product for any particular application. Sigma-Aldrich RTC makes no warranty of any kind, express or implied, other than its products meet all quality control standards set by Sigma-Aldrich RTC. We do not guarantee that the product can be used for any particular application.

The vibrant M, Supelco, TraceCERT and Sigma-Aldrich are trademarks of Merck KGaA, Darmstadt, Germany or its affiliates. All other trademarks are the property of their respective owners. Detailed information on trademarks is available via publicly accessible resources. © 2018 Merck KGaA, Darmstadt, Germany and/or its affiliates. All Rights Reserved.

The life science business of Merck KGaA, Darmstadt, Germany operates as MilliporeSigma in the US and Canada.



Certificate of Analysis

Product Name: Benzidines Standard

Product Number: US-290-1

Lot Number: 0006592783

Lot Issue Date: 03-Mar-2021

Expiration Date: 30-Apr-2023

Description:

This analytical reference material (RM) was manufactured and verified in accordance with an ISO 9001 registered quality system and analyte concentrations were verified by an ISO 17025 accredited laboratory. The concentration and uncertainty value at the 95% confidence level for each analyte, determined gravimetrically, is listed below.

Analyte	CAS#	Analyte Lot	Concentration ± Uncertainty
benzidine	000092-87-5	RM10200	2004 ± 10 µg/mL
3,3'-dichlorobenzidine	000091-94-1	RM12559	2001 ± 10 µg/mL

Matrix: methylene chloride (dichloromethane)

Storage Conditions: Store at Room Temperature (15° to 30°C).

Traceability:

The balances used for these measurements are calibrated with weights traceable to NIST in compliance with ANSI/NCCL Z540.3, ISO 9001, ISO 17025, and ISO 17034. Calibrated Class A glassware is used for volumetric measurements. Thermometers are calibrated against a NIST traceable thermometer in accordance with NIST Special Publication 1088.

Homogeneity:

This RM was unitized according to an in-house procedure and is guaranteed to be homogeneous. There is no minimum sub-sample size required.

Intended Use:

This RM is intended for the preparation of working reference samples for use in routine laboratory analyses, calibration of instruments, validation of analytical methods, assessments of measurement methods, and continuing calibration verification.

Instructions for Use:

Sample aliquots for analysis should be withdrawn at 20°C to 25°C immediately after opening the container and should be processed without delay for the certified values to be valid within the stated uncertainties.

Hazards:

Refer to the Safety Data Sheet on www.agilent.com for information regarding this RM.

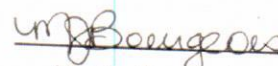
Expiration of Certification:

The certification of this RM is valid until the expiration date specified above, provided the RM is handled and stored in accordance with the instructions given in this certificate. This certification is nullified if the RM is damaged, contaminated, or otherwise modified.

Maintenance of Certification:

If substantive changes are noted that affect the certification before the expiration of this certificate, Agilent will notify the purchaser.

Sample lot approver:



Monica Bourgeois

QMS Representative

ISO 17034 Cert
No. AR-1936

RM was produced in accordance with the LRQA registered ISO 9001:2015 Quality Management System. Cert # 10303760

Page: 1 of 1

www.agilent.com/quality/
CSD-QA-015.1ISO 17025 Cert
No. AT-1937



Certified Reference Material CRM



ANAB ISO 17034 Accredited
AR-1539 Certificate Number
https://Absolutestandards.com

CERTIFIED WEIGHT REPORT

Part Number: 95230
Lot Number: 050721
Description: Semi-Volatile Mix
11 components
Expiration Date: 050726
Recommended Storage: Refrigerate (4 °C)
Nominal Concentration (µg/mL): 2000
NIST Test ID#: 6UTB

Solvent(s): Methylene chloride
Lot# 105345

		050721
Formulated By:	Prashant Chauhan	DATE
		050721
Reviewed By:	Pedro L. Rentas	DATE

Weight(s) shown below were combined and diluted to (mL): 50.0
5E-05 Balance Uncertainty
0.058 Flask Uncertainty

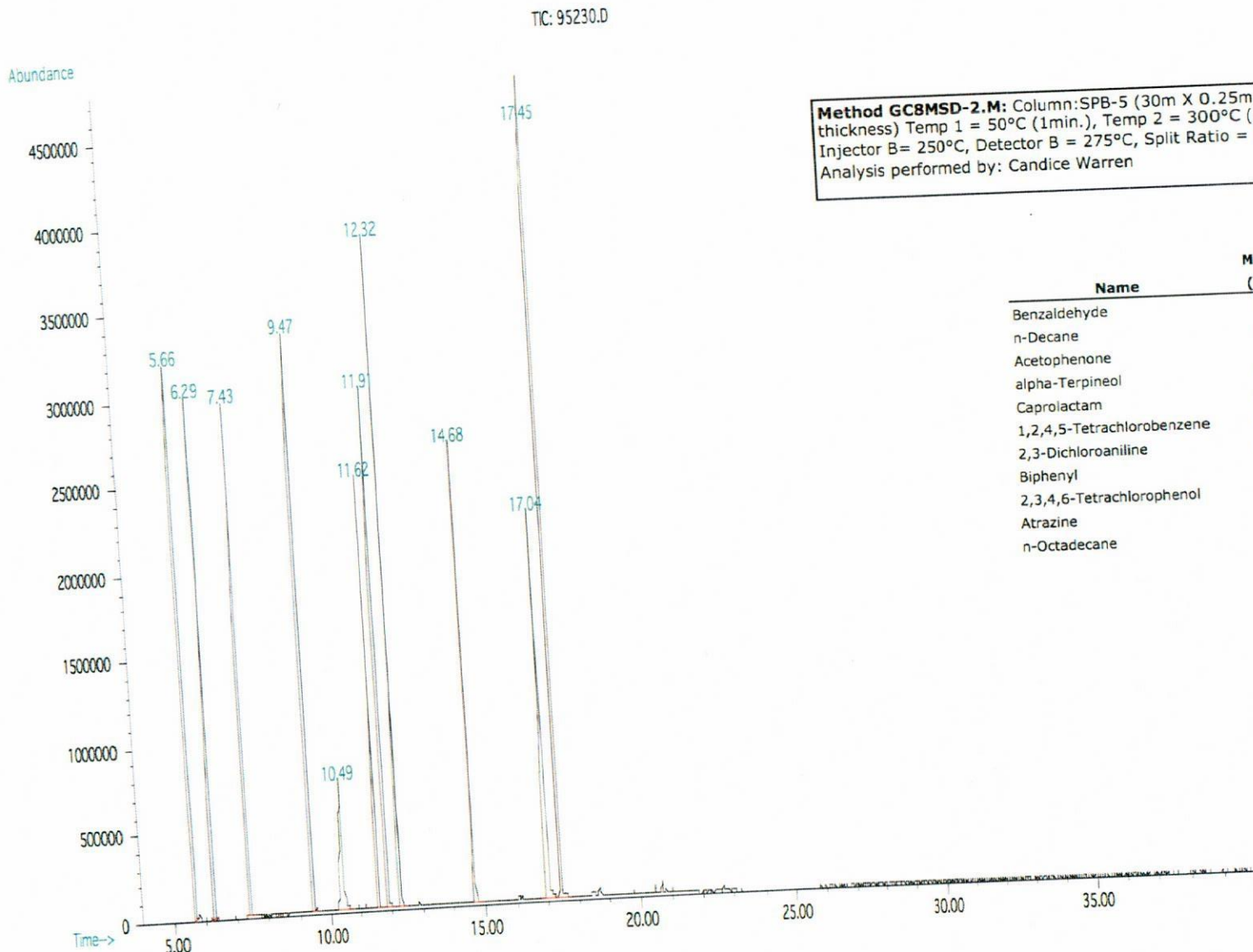
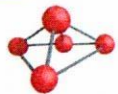
Compound	RM#	Lot Number	Nominal Conc (µg/mL)	Purity (%)	Uncertainty Purity	Target Weight (g)	Actual Weight (g)	Actual Conc (µg/mL)	Expanded Uncertainty (+/-) (µg/mL)	SDS Information (Solvent Safety Info. On Attached pg.)		
										CAS#	OSHA PEL (TWA)	LD50
1. Acetophenone	434	04511JX	2000	99	0.2	0.10106	0.10122	2003.1	9.6	98-86-2	N/A	ori-rat 815mg/kg
2. Atrazine	23	BCBZ3835	2000	99.1	0.2	0.10096	0.10120	2004.7	9.6	1912-24-9	5mg/m3	ori-rat 1960mg/kg
3. Benzaldehyde	1707	22496TMV	2000	99.5	0.2	0.10056	0.10073	2003.5	9.5	100-52-7	N/A	ori-rat 1300mg/kg
4. Biphenyl	556	MKBS5244V	2000	99.5	0.2	0.10056	0.10070	2002.9	9.5	92-52-4	0.2 ppm(1mg/m3/8H)	ori-rat 2400mg/kg
5. ε-Caprolactam	1695	MKBK9562V	2000	99	0.5	0.10106	0.10116	2001.9	20.8	105-60-2	1 mg/m3	ori-rat 1210 mg/kg
6. n-Decane	106	00936AA	2000	99	0.2	0.10106	0.10116	2001.9	9.6	124-18-5	N/A	N/A
7. 2,3-Dichloroaniline	1131	05612AI	2000	99	0.2	0.10106	0.10121	2002.9	9.6	608-27-5	N/A	N/A
8. n-Octadecane	971	MKCG6046	2000	100	0.2	0.10005	0.10015	2002.0	9.5	593-45-3	N/A	N/A
9. alpha-Terpineol	1752	GG01	2000	95	0.2	0.10532	0.10545	2002.5	9.8	96-55-5	N/A	N/A
10. 1,2,4,5-Tetrachlorobenzene	274	10408AS	2000	98	0.2	0.10209	0.10220	2002.1	9.6	95-94-3	N/A	ori-rat 1500mg/kg
11. 2,3,4,6-Tetrachlorophenol	477	100317	2000	99.3	0.2	0.10076	0.10095	2003.8	9.5	58-90-2	N/A	ori-rat 140mg/kg

ID #: 13964

Opened: _____
Semi-Volatile Mix
Expires: 5/7/2026
Rec'd: 6/17/2021
Energy Laboratories Inc 1120 So. 27th Street
Billings MT 59107

- The certified value is the concentration calculated from gravimetric and volumetric measurements unless otherwise stated.
- Standards are prepared gravimetrically using balances that are calibrated with weights traceable to NIST (see above).
- Standards are certified (+/-) 0.5% of the stated value, unless otherwise stated.
- All Standards, after opening ampule, should be stored with caps tight and under appropriate laboratory conditions.
- Uncertainty Reference: Taylor, B.N. and Kuyat, C.E., "Guidelines for Evaluating and Expressing the Uncertainty of NIST Measurement Result," NIST Technical Note 1297, U.S. Government Printing Office, Washington, DC, (1994).

Part # 95230 Lot # 050721



Method GC8MSD-2.M: Column:SPB-5 (30m X 0.25mm ID X 0.25µm film thickness) Temp 1 = 50°C (1min.), Temp 2 = 300°C (14min.), Rate = 10°C/min., Injector B = 250°C, Detector B = 275°C, Split Ratio = 100:1, Scan Rate = 2.
Analysis performed by: Candice Warren

Name	MSD RT (min.)
Benzaldehyde	5.66
n-Decane	6.29
Acetophenone	7.43
alpha-Terpineol	9.47
Caprolactam	10.49
1,2,4,5-Tetrachlorobenzene	11.62
2,3-Dichloroaniline	11.91
Biphenyl	12.32
2,3,4,6-Tetrachlorophenol	14.68
Atrazine	17.04
n-Octadecane	17.45

John

660 Tower Lane • P.O. Box 599 • West Chester, PA 19381-0599
1-800-452-9994 • 1-610-692-3026 • Fax 1-610-692-8729
info@chemservice.com • www.chemservice.com

CERTIFICATE OF ANALYSIS

Mixture #8-Internal Standards

CONCENTRATION 4000ug/ml in Methylene chloride
CATALOG NUMBER M-PPHC8X12-1ML
LOT NUMBER 11925100
DATE CERTIFIED 06/09/21
EXPIRATION DATE 06/30/23
STORAGE Store at room temperature (20 - 25 °C).
HANDLING See Safety Data Sheet
INTENDED USE For laboratory use only.
ISO 17034:2016 CERTIFIED [X]

ID	Analyte	CAS	Weight Analyte (mg)	Lot	Purity	Certified Concentration (ug/mL)
N-11000	Acenaphthene-d10	15067-26-2	804.000	00026778	99.5	3999.9
N-11467	Chrysene-d12	1719-03-5	809.700	00025144	99.5	4028.3
N-10217	1,4-Dichlorobenzene-d4	3855-82-1	804.000	00027328	99.5	3999.9
N-12645	Naphthalene-d8	1146-65-2	807.500	00029881	99.3	4009.2
N-12851	Perylene-d12	1520-96-3	805.100	00024295	99.5	4005.4
N-12856	Phenanthrene-d10	1517-22-2	808.700	00027331	99.0	4003.1

Analytical Test	Value
CONCENTRATION (GC/FID)	VERIFIED

ID #: 13968
Opened: _____
Mixture #8-Internal Standards
Expires: 6/30/2023
Rec'd: 6/18/2021
Energy Laboratories Inc 1120 So. 27th Street
Billings MT 59107

COA Form
Revision 3 (3/2015)



Print Date: 06/14/21

CHEM SERVICE INC.

660 Tower Lane • P.O. Box 599 • West Chester, PA 19381-0599
1-800-452-9994 • 1-610-692-3026 • Fax 1-610-692-8729
info@chemservice.com • www.chemservice.com

Instructions for Use:

Shake mixture prior to use. If particles are present, sonicate for homogeneity. If sample is diluted to lower concentrations, Class A volumetric glassware must be used.


Minimum Sample Size- 0.2 uL for Direct Injection.

Chem Service Inc. guarantees the expanded uncertainty of the above analytes to be +/- 2.0% of the certified concentrations based on gravimetric preparation. The test results published in this report were obtained using equipment capable of producing results that are traceable to NIST and through NIST to the International System of Units (SI). The reported expanded uncertainty of measurement is stated as the combined standard uncertainty of measurement multiplied by the coverage factor k ($k=2$) such that the coverage probability corresponds to approximately 95%. For certified reference materials, homogeneity and thermal stability testing are available upon request.

Certified By:

Mary Beth O'Donnell

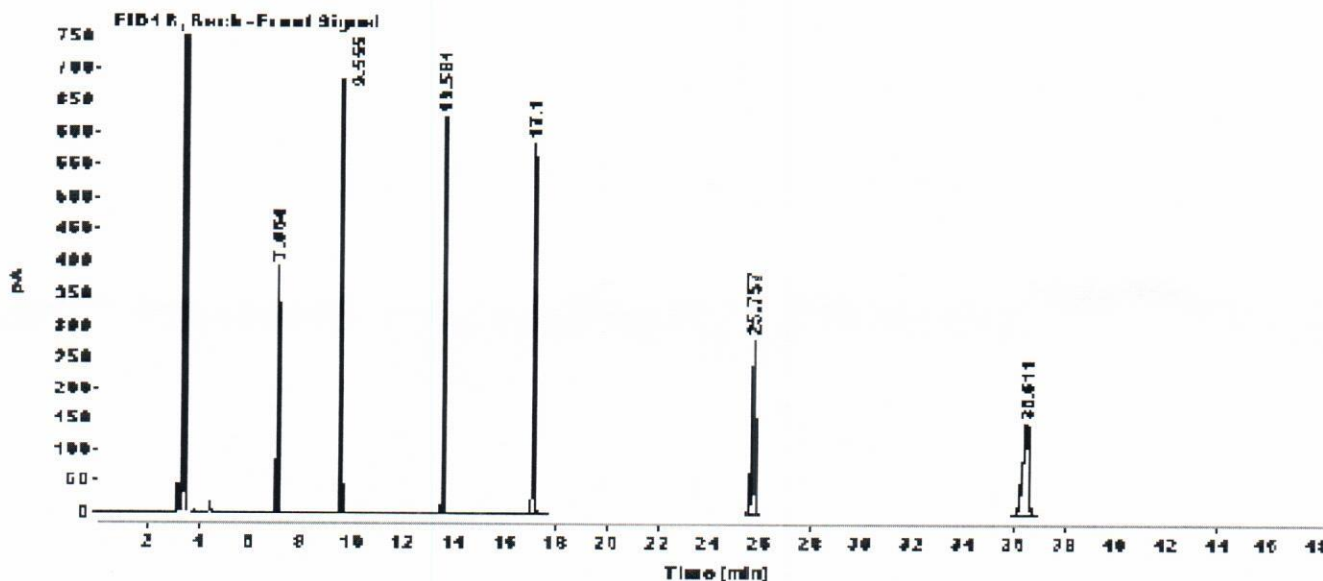
Mary Beth O'Donnell
CSM/TC



CERTIFICATE OF ANALYSIS


Gas Chromatography / Flame Ionization Detector (GC/FID)

Data file: C:\CHEM32\1\DATA\2021 DATA\0621\1\M-PPHC8X12.D
 Sample name: M-PPHC8X12
 Acq. method: SCREEN-BACK.M
 Instrument: GC3
 Injection date: 6/9/2021 11:58:12 AM
 Column name: RTX-5MS (30m x 0.25mm x 0.5µm)
 Location: 201
 Injection Vol: 1.000
 # Of Injections: 1



Signal: FID1 B, Back - Front Signal

RT [min]	Type	Width [min]	Area	Height	Area%
7.064	BB	0.0442	1119.2875	393.3396	8.4245
9.555	BV R	0.0512	2239.5649	684.7053	16.8565
13.581	BB	0.0598	2394.9761	624.3607	18.0262
17.100	BB	0.0685	2531.9221	584.9907	19.0569
25.757	BB	0.1314	2450.2429	284.7773	18.4422
36.511	BB	0.2375	2550.0964	149.1623	19.1937
Sum			13286.0900		



CERTIFICATE OF ANALYSIS

Catalog No: S-14500-R2
Description: Custom Semi-Volatile Standard
Lot: 220021255-02
Solvent: Dichloromethane
Hazards: Refer to SDS for complete safety information

Date Certified: Aug 31, 2021
Expiration: Oct 1, 2022
Sample Size: 1 mL
Components: 10
Storage Condition: Freeze (<-10 °C)/Sonicate



Signal Word: Warning

Certified Reference Material



AR-1463

Component	CAS #	Purity % (GC/MS)	Prepared Concentration ² (µg/mL)	Certified Analyte Concentration ¹ (µg/mL)
Pyridine				
4-Chlorophenol	110-86-1	98.7	2026	2000
1-Methylnaphthalene	106-48-9	100.0	2019	2019
N-Nitrosodiphenylamine	90-12-0	98.5	2003	1973
4-Chloro-2-methylphenol	86-30-6	100.0	2022	2022
Benzoic acid	1570-64-5	97.0	2069*	2007
Aniline	65-85-0	99.5	2010	2000
Benzyl alcohol	62-53-3	98.0	2002	1962
Triallate	100-51-6	99.9	2011	2009
o-Terphenyl	2303-17-5	99.9	2013	2011
	84-15-1	99.9	2019	2017

ID #: 14279
Opened: _____
Custom Semi-Volatile Standard
Expires: 10/1/2022
Rec'd: 9/16/2021
Enerav Laboratories Inc 1120 So. 27th Street
Billings MT 59107

This Certified Reference Material was verified in accordance with ISO/IEC 17025

* Weight compensated to 100% purity.

A product with a suffix (-1A, -2B, etc. or -01, -02, etc.) on its lot number has had its expiration date extended and is identical to the same lot number without the suffix.

² All weights are traceable through NIST, Test No. 684/289871-17

¹ Certified Analyte Concentration = Purity x Prepared Concentration.


The Uncertainty associated with the certified concentration reported on this certificate is ±2.4%. This value is the combined expanded uncertainty and represents an estimated standard deviation equal to the positive square root of the total variation of the uncertainty of components. A normal distribution is assumed and a coverage factor of K=2 is chosen using approximately a 95% confidence level.

Labels and certificates follow U.S. Conventions in reporting numerical values: A comma (,) is used to separate units of one-thousand or greater. A period (.) is used as a decimal place marker.

The information on this certificate may not be reproduced without the express permission of the manufacturer. See reverse side for additional information

Hazard Information: Please refer to the SDS for information regarding the hazards associated with using this material.

This product was prepared according to in-house procedures and is guaranteed to be homogeneous.

Certified By: 
Larry Decker, Organic QC Manager

For use in routine laboratory analysis.

CERTIFICATE OF ANALYSIS

Catalog No: Z-014F
Description: Benzidine & 3,3'-Dichlorobenzidine
Lot: 220041353
Solvent: Methanol
Hazards: Refer to SDS for complete safety information

Date Certified: May 1, 2020
Expiration: May 1, 2024
Sample Size: 1 mL
Components: 2
Storage Condition: Ambient (>5 °C)



Signal Word: Danger

Certified Reference Material



Component	CAS #	Purity % (GC/MS)	Prepared Concentration ² (µg/mL)	Certified Analyte Concentration ¹ (µg/mL)
Benzidine **	92-87-5	99.9	2004	2002
3,3'-Dichlorobenzidine **	91-94-1	100.0	2001	2001

ID #: 12839

Opened: _____
Benzidine & 3,3'-Dichlorobenzidine
Expires: 5/1/2024
Rec'd: 7/7/2020
Energy Laboratories Inc 1120 So. 27th Street
Billings MT 59107

**Benzidine and 3,3'-Dichlorobenzidine are subject to oxidative degradation

**Benzidine and 3,3'-Dichlorobenzidine are subject to oxidative degradation

A product with a suffix (-1A, -2B, etc. or -01, -02, etc.) on its lot number has had its expiration date extended and is identical to the same lot number without the suffix.

² All weights are traceable through NIST, Test No. 684/289871-17

¹ Certified Analyte Concentration = Purity x Prepared Concentration.

The Uncertainty associated with the certified concentration reported on this certificate is $\pm 2.4\%$. This value is the combined expanded uncertainty and represents an estimated standard deviation equal to the positive square root of the total variation of the uncertainty of components. A normal distribution is assumed and a coverage factor of $K=2$ is chosen using approximately a 95% confidence level.

Labels and certificates follow U.S. Conventions in reporting numerical values: A comma (,) is used to separate units of one-thousand or greater. A period (.) is used as a decimal place marker.

The information on this certificate may not be reproduced without the express permission of the manufacturer. See reverse side for additional information

Certified By: _____

Larry Decker, Organic QC Manager

CERTIFICATE OF ANALYSIS

Catalog No: Z-014F
Description: Benzidine & 3,3'-Dichlorobenzidine
Lot: 220041353
Solvent: Methanol

Date Certified: May 1, 2020
Expiration: May 1, 2024
Sample Size: 1 mL
Components: 2

I-TEST

AccuStandard, Inc.
 Statistical Report for CLP (SOW 1997)
 1-May-2020

QR-CO-003 rev. 3/16

Z-014F 220041353		Z-014F 220031213		NOTES:																	
Peak	Run #1	Run #2	Run #3	Run #4	Mean	Std Dev	% RSD	Run #1	Run #2	Run #3	Run #4	Mean	Std Dev	% RSD	L.025	U.025	Component	# of	10 % error		
# Component																					
1 Benzidine (92-87-5)	90	83	79	78	83	5.45	6.60%	84	84	80	76	81	3.83	4.73%	0.45	23.7	Benzidine (92-87-5)	21.3	4	2000	2 %
2 3,3'-Dichlorobenzidine (91-94-1)	104	96	93	91	96	5.72	5.95%	98	99	94	89	95	4.27	6.51%	0.35	20.9	3,3'-Dichlorobenzidine (91-94-1)	15.8	4	2000	1 %

AccuStandard


CERTIFICATE OF ANALYSIS

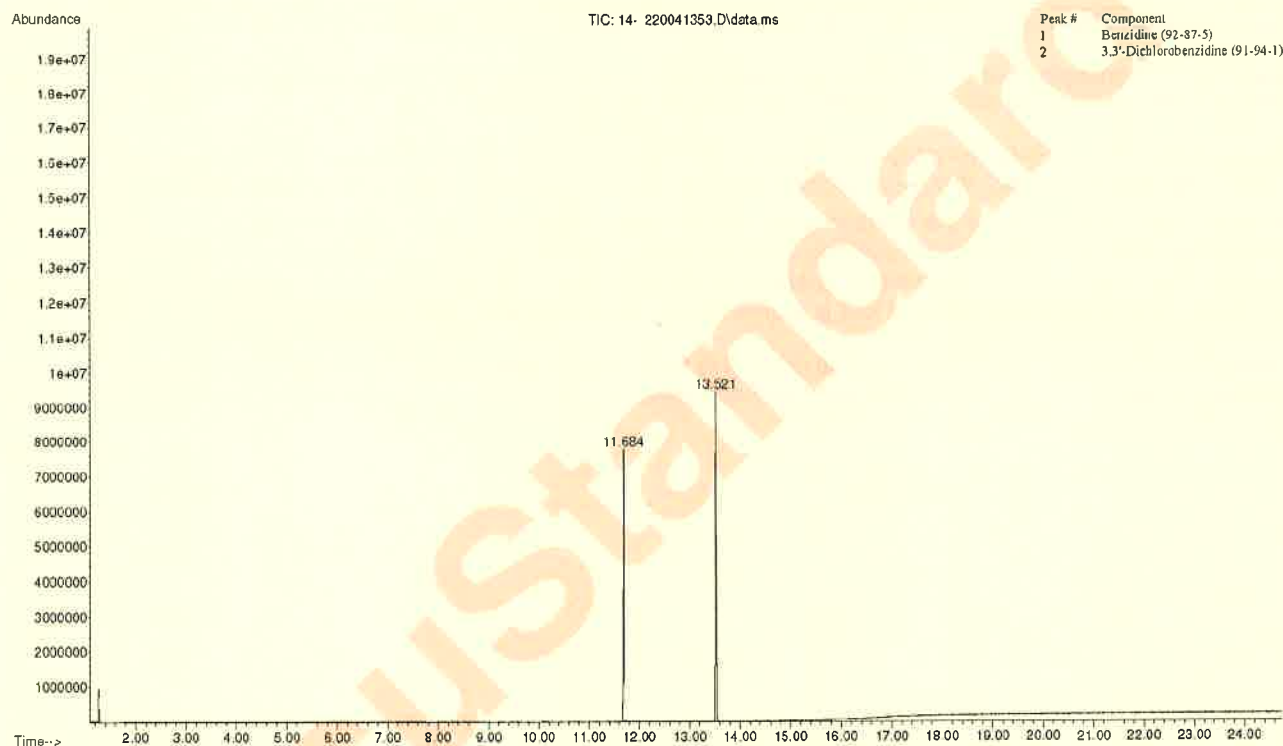
Catalog No: Z-014F
Description: Benzidine & 3,3'-Dichlorobenzidine
Lot: 220041353
Solvent: Methanol

Date Certified: May 1, 2020
Expiration: May 1, 2024
Sample Size: 1 mL
Components: 2

Chromatogram

File :D:\MassHunter\GCMS\1\DATA\043020\14- 220041353.D
Operator : Organic QC Lab
Acquired : 30 Apr 2020 17:16 using AcqMethod CHICK_2019_S100.M
Instrument : GCMS 6
Sample Name: Z-014F (220041353)
Misc Info : Z-014F @2000ug/mL in Methanol
Vial Number: 138

 **AccuStandard®**
Leader in Analytical Reference Standards
Column: DB-5MS, 30m, 0.25 ID, 0.25 um
Oven Program: 80c 17c/min to 340c, 8min
GC Parameters: Cons. Split, 12psi constant flow
Split 100:1, 1uL inj.; GC/MS; INJ 270c



CERTIFICATE OF ANALYSIS

Catalog No: Z-014F
Description: Benzidine & 3,3'-Dichlorobenzidine
Lot: 220041353
Solvent: Methanol

Date Certified: May 1, 2020
Expiration: May 1, 2024
Sample Size: 1 mL
Components: 2

RAW DATA

Data Path : D:\MassHunter\GCMS\1\DATA\043020\
Data File : 14- 220041353.D
Acq On : 30 Apr 20 05:16 pm
Operator : Organic QC Lab
Sample : Z-014F (220041353)
Misc : Z-014F @2000ug/mL in Methanol
ALS Vial : 138 Sample Multiplier: 1

Integration Parameters: events.e
Integrator: ChemStation

Method : D:\MassHunter\GCMS\1\methods\CHICK_2019.M
Title :

Signal : TIC: 14- 220041353.D\data.ms

peak #	R.T. min	first scan	max scan	last scan	PK TY	peak height	corr. area	corr. % max.	% of total
1	11.684	2371	2386	2399	PV	7555441	90932217	86.94%	46.506%
2	13.521	2790	2799	2825	BB	9071921	104594086	100.00%	53.494%



Analytical RunID SV5973N.I_220303A Standards Traceability Report

Spike ID: sv100507
Spike Name: BNA mix
Prep Date: 6/9/2021
Exp Date: 3/31/2022
Department: GCMSSEMI
Vendor:
Lot Number:
Balance ID:
Comments: 200 ug/mL

Type: Secondary
Prep By: Sean McGrew
Status: New

Final Volume: 1.5 mL

Chemical/Solvent Used	Bottle No	Amt	Units	Expires
Dichloromethane EA342	13510	0.51	mL	3/31/2022

Stock Source	Base Units	Amount Added
sv82908	ug/mL	0.03 mL
sv83301	ug/mL	0.15 mL
sv83406	ug/mL	0.15 mL
sv83419	ug/mL	0.15 mL
sv82913	ug/mL	0.15 mL
sv83410	ug/mL	0.15 mL
sv83407	ug/mL	0.06 mL
sv83201	ug/mL	0.15 mL



Analytical RunID SV5973N.I_220303A Standards Traceability Report

Spike ID: sv100516

Spike Name: BNA Internals 2000 ug/mL

Prep Date: 7/25/2021

Exp Date: 6/30/2023

Department: GCMSSEMI

Vendor: Chemservice

Lot Number: 8443500

Balance ID:

Comments:

Type: Secondary

Prep By: John P. Heine

Status: New

Final Volume: 2.12 mL

Chemical/Solvent Used	Bottle No	Amt	Units	Expires
Dichloromethane EA342	13510	1.06	mL	6/30/2023

Stock Source	Base Units	Amount Added
sv83506	ug/mL	1.06 mL



Analytical RunID SV5973N.I_220303A Standards Traceability Report

Spike ID: sv100714

Spike Name: BNA 2nd source

Prep Date: 12/20/2021

Exp Date: 10/1/2022

Department: GCMSSEMI

Vendor:

Lot Number:

Balance ID:

Comments: 200 ug/mL

Type: Secondary

Prep By: Sean McGrew

Status: New

Final Volume: 1 mL

Chemical/Solvent Used	Bottle No	Amt	Units	Expires
Dichloromethane EA342	13510	0.54	mL	10/1/2022

Stock Source	Base Units	Amount Added
sv83514	ug/mL	0.1 mL
sv82702	ug/mL	0.02 mL
sv83218	ug/mL	0.1 mL
sv83408	ug/mL	0.2 mL
sv83411	ug/mL	0.04 mL



Analytical RunID SV5973N.I_220303A Standards Traceability Report

Standard ID: sv82702
Standard Name: AE Surr
Prep Date: 8/28/2018
Exp Date: 4/30/2023
Department: GCMSPR
Vendor: Restek
Lot Number: A0137474
Balance ID:
Comments:

Type: Primary
Prep By: Craig A. Bardelli
Status: New

Final Volume: mL

Chemical/Solvent Used	Bottle No	Amt	Units	Expires
Acid Surrogate Standard Mix (4/89)	10707	1	mL	4/30/2023
Stock Source	Base Units	Amount Added		



Analytical RunID SV5973N.I_220303A Standards Traceability Report

Spike ID: sv82908

Spike Name: AE surr

Prep Date: 4/10/2019

Exp Date: 3/31/2022

Department: GCMSSEMI

Vendor: Sigma-Aldrich

Lot Number: LRAC2239

Balance ID:

Comments:

Type: Primary

Prep By: Sean McGrew

Status: New

Final Volume: mL

Chemical/Solvent Used	Bottle No	Amt	Units	Expires
EPA 8270 Acids Surrogate Spike Mix HC	11383		mL	3/31/2022
Stock Source	Base Units	Amount Added		



Analytical RunID SV5973N.I_220303A Standards Traceability Report

Spike ID: sv82913

Spike Name: BNA Custom for cal

Prep Date: 5/2/2019

Exp Date: 5/28/2023

Department: GCMSSEMI

Vendor: AccuStandard

Lot Number: 219041483

Balance ID:

Comments:

Type: Primary

Prep By: Sean McGrew

Status: New

Final Volume: 1 mL

Chemical/Solvent Used	Bottle No	Amt	Units	Expires
Custom BNA Mix	11451		mL	5/28/2023
Stock Source	Base Units	Amount Added		



Analytical RunID SV5973N.I_220303A Standards Traceability Report

Spike ID: sv83201

Spike Name: Phenols mix

Prep Date: 3/17/2020

Exp Date: 1/31/2028

Department: GCMSSEMI

Vendor: Restek

Lot Number: A0157111

Balance ID:

Comments:

Type: Primary

Prep By: Sean McGrew

Status: New

Final Volume: 1 mL

Chemical/Solvent Used	Bottle No	Amt	Units	Expires
604 Phenols Calibration Mix	12512		mL	1/31/2028
Stock Source	Base Units	Amount Added		



Analytical RunID SV5973N.I_220303A Standards Traceability Report

Spike ID: SV83202

Spike Name: BNA 2nd source short

Prep Date: 3/24/2020

Exp Date: 3/16/2023

Department: GCMSSEMI

Vendor: Absolute Standards

Lot Number: 031620

Balance ID:

Comments:

Type: Primary

Prep By: Sean McGrew

Status: New

Final Volume: 1 mL

Chemical/Solvent Used	Bottle No	Amt	Units	Expires
BNA 2nd Source Standard Rev 1	12532		mL	3/16/2023
Stock Source	Base Units	Amount Added		



Analytical RunID SV5973N.I_220303A Standards Traceability Report

Spike ID: sv83218

Spike Name: Benzidines

Prep Date: 7/7/2020

Exp Date: 5/1/2024

Department: GCMSSEMI

Vendor: AccuStandard

Lot Number: 220041353

Balance ID:

Comments: 2000 ug/mL 12839

Type: Primary

Prep By: John P. Heine

Status: New

Final Volume: 1 mL

Chemical/Solvent Used	Bottle No	Amt	Units	Expires
Benzidine & 3,3'-Dichlorobenzidine	12839	1	mL	5/1/2024

Stock Source	Base Units	Amount Added
--------------	------------	--------------



Analytical RunID SV5973N.I_220303A Standards Traceability Report

Spike ID: sv83301

Spike Name: PAH Mix

Prep Date: 7/13/2020

Exp Date: 9/30/2022

Department: GCMSSEMI

Vendor: Sigma-Aldrich

Lot Number: LRAC3877

Balance ID:

Comments: 4 x 1mL

Type: Primary

Prep By: John P. Heine

Status: New

Final Volume: 6 mL

Chemical/Solvent Used	Bottle No	Amt	Units	Expires
TCL PAH Mix	12846	6	mL	9/30/2022
Stock Source	Base Units	Amount Added		



Analytical RunID SV5973N.I_220303A Standards Traceability Report

Spike ID: sv83406

Spike Name: BN mix 2000ug/mL

Prep Date: 1/20/2021

Exp Date: 1/31/2023

Department: GCMSSEMI

Vendor: Sigma-Aldrich

Lot Number: LRAC4915

Balance ID:

Comments:

Type: Primary

Prep By: Sean McGrew

Status: New

Final Volume: 1 mL

Chemical/Solvent Used	Bottle No	Amt	Units	Expires
TCL Base-Neutrals Mix	13494	1	mL	1/31/2023
Stock Source	Base Units	Amount Added		



Analytical RunID SV5973N.I_220303A Standards Traceability Report

Standard ID: sv83407

Standard Name: BN Surr 5000 ug/mL

Prep Date: 12/14/2020

Exp Date: 10/31/2026

Department: GCMSSEMI

Vendor: Restek

Lot Number: A0166081

Balance ID:

Comments:

Type: Primary

Prep By: John P. Heine

Status: New

Final Volume: 5 mL

Chemical/Solvent Used	Bottle No	Amt	Units	Expires
B/N Surrogate Mix (4/89 SOW)	13328	1	mL	10/31/2026
Stock Source	Base Units	Amount Added		



Analytical RunID SV5973N.I_220303A Standards Traceability Report

Spike ID: sv83408

Spike Name: 625 LCS Spk

Prep Date: 2/9/2021

Exp Date: 2/2/2026

Department: GCMSPR

Vendor: Absolute Standards

Lot Number: 050120

Balance ID:

Comments: 12x1mL ampules

Type: Primary

Prep By: Ryan F. Benge

Status: Open

Final Volume: 1 mL

Chemical/Solvent Used	Bottle No	Amt	Units	Expires
CLP Semi-Volatiel Calibration Standard	13539	1	mL	2/2/2026

Stock Source	Base Units	Amount Added
--------------	------------	--------------



Analytical RunID SV5973N.I_220303A Standards Traceability Report

Spike ID: sv83410

Spike Name: H.S. Mix

Prep Date: 4/7/2021

Exp Date: 2/28/2024

Department: GCMSSEMI

Vendor: Sigma-Aldrich

Lot Number: LRAC9004

Balance ID:

Comments: 2000 ug/mL

Type: Primary

Prep By: Sean McGrew

Status: New

Final Volume: mL

Chemical/Solvent Used	Bottle No	Amt	Units	Expires
EPA TCL Hazardous Substances Mix (12 cmpds)	13691		mL	2/28/2024

Stock Source	Base Units	Amount Added
--------------	------------	--------------



Analytical RunID SV5973N.I_220303A Standards Traceability Report

Spike ID: sv83411

Spike Name: BN surr

Prep Date: 4/7/2021

Exp Date: 11/20/2026

Department: GCMSSEMI

Vendor: Restek

Lot Number: A6167670

Balance ID:

Comments: 5000 ug/mL

Type: Primary

Prep By: Sean McGrew

Status: New

Final Volume: mL

Chemical/Solvent Used	Bottle No	Amt	Units	Expires
B/N Surrogate Mix (4/89 SOW)	13666		mL	11/20/2026
Stock Source	Base Units	Amount Added		



Analytical RunID SV5973N.I_220303A Standards Traceability Report

Spike ID: sv83419

Spike Name: Benzidines CAL 2000ug/mL

Prep Date: 5/18/2021

Exp Date: 4/30/2023

Department: GCMSSEMI

Vendor: Agilent

Lot Number: 0006592783

Balance ID:

Comments: 2000 ug/mL

Type: Primary

Prep By: John P. Heine

Status: New

Final Volume: 1 mL

Chemical/Solvent Used	Bottle No	Amt	Units	Expires
Benzidines Standard	13854	1	mL	4/30/2023
Stock Source	Base Units	Amount Added		



Analytical RunID SV5973N.I_220303A Standards Traceability Report

Standard ID: sv83506

Standard Name: BNA Internals 4000 ug/mL

Prep Date: 6/18/2021

Exp Date: 6/30/2023

Department: GCMSSEMI

Vendor: Chemservice

Lot Number: 8443500

Balance ID:

Comments:

Type: Secondary

Prep By: John P. Heine

Status: New

Final Volume: 8 mL

Chemical/Solvent Used	Bottle No	Amt	Units	Expires
Mixture #8-Internal Standards	13968	8	mL	6/30/2023
Stock Source	Base Units	Amount Added		



Analytical RunID SV5973N.I_220303A Standards Traceability Report

Spike ID: sv83514

Spike Name: Additional

Prep Date: 9/22/2021

Exp Date: 10/1/2022

Department: GCMSPR

Vendor: AccuStandard

Lot Number: 22002155-02

Balance ID:

Comments: 12x1mL ampules

Type: Primary

Prep By: Ryan F. Bengel

Status: Open

Final Volume: 1 mL

Chemical/Solvent Used	Bottle No	Amt	Units	Expires
Custom Semi-Volatile Standard	14279	1	mL	10/1/2022

Stock Source	Base Units	Amount Added
--------------	------------	--------------



Analytical RunID SV5973N.I_220303A Standards Traceability Report

Spike ID: sv90820

Spike Name: BNA 2nd source short (new)

Prep Date: 3/24/2020

Exp Date: 3/16/2023

Department: GCMSSEMI

Vendor:

Lot Number:

Balance ID:

Comments: 200 ug/mL

Type: Secondary

Prep By: Sean McGrew

Status: New

Final Volume: 1.5 mL

Chemical/Solvent Used	Bottle No	Amt	Units	Expires
Dichloromethane DX975	12485	1.35	mL	3/16/2023

Stock Source	Base Units	Amount Added
sv83202	ug/mL	0.15 mL

RESTEK CERTIFIED REFERENCE MATERIAL

110 Benner Circle
 Bellefonte, PA 16823-8812
 Tel: (800)356-1688
 Fax: (814)353-1309

www.restek.com

Certificate of Analysis



FOR LABORATORY USE ONLY-READ SDS PRIOR TO USE.

This Reference Material is intended for Laboratory Use Only as a standard for the qualitative and/or quantitative determination of the analyte(s) listed.

Catalog No. : 31063 Lot No.: A0137474
 Description : Acid Surrogate Standard Mix (4/89)
 Acid Surrogate Standard Mix (4/89) 10,000 µg/mL, Methanol, 1mL/ampul
 Container Size : 2 mL Pkg Amt: > 1 mL
 Expiration Date : April 30, 2023 Storage: 10°C or colder

CERTIFIED VALUES

Elution Order	Compound	Grav. Conc. (weight/volume)	Expanded Uncertainty (35 % C.L.; K=2)			
1	2-Fluorophenol	10,046.4 µg/mL (Lot STBD7945V)	+/-	58.8239	µg/mL	Gravimetric
	CAS # 367-12-4		+/-	293.2702	µg/mL	Unstressed
	Purity 99%		+/-	355.8400	µg/mL	Stressed
2	Phenol-d6	10,023.6 µg/mL (Lot PR-27801)	+/-	58.6904	µg/mL	Gravimetric
	CAS # 13127-88-3		+/-	292.6047	µg/mL	Unstressed
	Purity 99%		+/-	355.0324	µg/mL	Stressed
3	2,4,6-Tribromophenol	10,057.2 µg/mL (Lot 29699MJV)	+/-	58.8871	µg/mL	Gravimetric
	CAS # 118-79-6		+/-	293.5855	µg/mL	Unstressed
	Purity 99%		+/-	356.2225	µg/mL	Stressed
Solvent:	Methanol					
	CAS # 67-56-1					
	Purity 99%					

ID #: 10707
 Opened:
 Acid Surrogate Standard Mix (4/89)
 Expires: 4/30/2023
 Rec'd: 8/24/2018
 Energy Laboratories Inc 1120 So 27th Street
 Billings MT 59107

Certificate of Analysis

EPA 8270 ACIDS SURROGATE SPIKE MIX
HC, 1X1ML, 10MG/ML, METHANOL

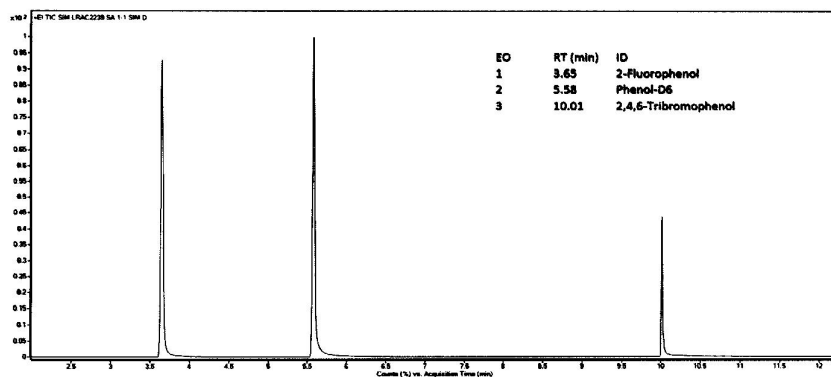
*Certified
Reference
Material*

Description

Product ID 47260-U
Lot LRAC2239
Expiration Date March 2022
Manufacturing Date March 2019
Storage Conditions Room Temperature
Solvent/Matrix METHANOL

Certified Values

Analyte	Units	Certified Value ^{1,4}	Raw Material Purity, %	Analytical Value	Elution order	Raw Material Lot	CAS
2-FLUOROPHENOL	µg/mL	9930 ± 288	99.9	10037	1	LB92543	367-12-4
PHENOL-D6	µg/mL	9930 ± 290	99.4	9900	2	LB91168	13127-88-3
2,4,6-TRIBROMOPHENOL	µg/mL	9930 ± 318	99.7	9900	3	LB81262	118-79-6



Additional Information:

Analytical Method Parameters:

Column: SLB-5MS, 30 m x 0.25 mm x 0.25 µm df, Flow: 1.0 ml/min
Inlet: 200 °C, Injection Mode: Split, 60:1
80 °C (5 min) to 250 °C (3 min) at 40 °C/min
Detector: MSD, SIM, Transfer line: 250 °C
Injection Volume: 0.5 µL

ID #: 11383

Opened:

EPA 8270 Acids Surrogate Spike Mix HC

Expires: 3/31/2022

Rec'd: 4/10/2019

Energry Laboratories Inc 1120 So. 27th Street
Billings MT 59107



SIGMA-ALDRICH
2601 Soldier Springs Rd. Laramie, Wyoming 82070 USA
307.745.5432
rntechgroup@sigmaaldrich.com www.sigma-aldrich.com

125 Market Street
New Haven, CT 06513
USA



AccuStandard®

Tel (203)786-5290
Fax (203)786-5287
www.AccuStandard.com

CERTIFICATE OF ANALYSIS

Catalog No: S-6237A-R1
Description: Custom BNA Mix
Lot: 219041483
Solvent: Dichloromethane
Hazards: Refer to SDS for complete safety information

Date Certified: Apr 24, 2019
Expiration: May 24, 2021
Sample Size: 1 mL
Components: 6
Storage Condition: Ambient (>5 °C)



Signal Word: Warning

Certified Reference Material



Component	CAS #	Purity % (GC/MS)	Prepared Concentration ² (µg/mL)	Certified Analyte Concentration ¹ (µg/mL)
4-Chloro-2-methylphenol	1570-64-5	97.0	2068*	2006
4-Chlorophenol	106-48-9	98.6	2000	1972
1-Methylnaphthalene	90-12-0	98.4	2000	1968
Pyridine	110-86-1	98.7	2008	1982
o-Terphenyl	84-15-1	99.9	2000	1998
Triallate	2303-17-5	99.6	2004	2002

ID #: 11451

Opened:

Custom BNA Mix

Expires: 5/24/2021

Rec'd: 5/2/2019

Enerov Laboratories, Inc. 1120 So. 27th Street
Billings MT 59107

* Weight compensated to 100% purity.

A product with a suffix (-1A, -2B, etc. or -01, -02, etc.) on its lot number has had its expiration date extended and is identical to the same lot number without the suffix.

² All weights are traceable through NIST, Test No. 684/289871-17

¹ Certified Analyte Concentration = Purity x Prepared Concentration.

The Uncertainty associated with the certified concentration reported on this certificate is ±2.4%. This value is the combined expanded uncertainty and represents an estimated standard deviation equal to the positive square root of the total variation of the uncertainty of components. A normal distribution is assumed and a coverage factor of K=2 is chosen using approximately a 95% confidence level.

Labels and certificates follow U.S. Conventions in reporting numerical values: A comma (,) is used to separate units of one-thousand or greater. A period (.) is used as a decimal place marker.

The information on this certificate may not be reproduced without the express permission of the manufacturer. See reverse side for additional information

Certified By:

Larry Decker, Organic QC Manager

Page 1 of 1

For use in routine laboratory analysis.

AccuStandard is accredited to ISO 17034, ISO/IEC 17025 and certified to ISO 9001:2015

QR-ORG/NO-001
Rev. 5/18



CERTIFIED WEIGHT REPORT

Part Number: **93726**
Lot Number: **050818**
Description: **Tetraethyllead**
Expiration Date: **050823**
Recommended Storage: **Refrigerate (4 °C)**
Nominal Concentration (µg/mL): **2000**
NIST Test ID#: **2684186**
Weight(s) shown below were combined and diluted to (mL): **50.0**

Solvent(s): **Methylene chloride**
Lot#: **76782**

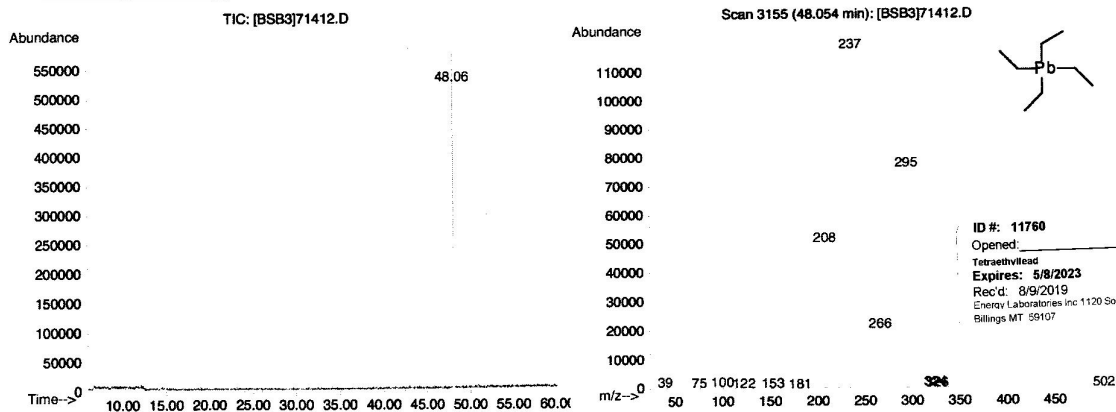
<i>Justin Dippold</i>		050818
Formulated By:	Justin Dippold	DATE
<i>Pedro L. Rentas</i>		050818
Reviewed By:	Pedro L. Rentas	DATE

5E-06 Balance Uncertainty
0.010 Flask Uncertainty

Expanded SDS Information
(Solvent Safety Info. On Attached pg.)

Compound	RM#	Lot Number	Nominal Conc (µg/mL)	Purity (%)	Uncertainty Purity	Target Weight (g)	Actual Weight (g)	Actual Conc (µg/mL)	Expanded Uncertainty (-) (µg/mL)	CASE	OSHA PEL (TWA)	LD50
1. Tetraethyllead	1412	15308DO	2000	99.99	0.2	0.10001	0.10025	2004.7	8.3	78-00-2	0.075mg/m ³ (skin)	ori-rat 12300ug/kg

Method GC6MSD-1: Column: Vocol (60m X 0.25mm ID X 1.5µm film thickness). Temp. 1 = 35°C (10min.), Temp. 2 = 200°C (8.75 min.), Rate = 4°C/min., Injector Temp = 200°C, Detector Temp. = 220°C. Analysis performed by Candice Warren.



ID #: 11760
Opened: _____
Tetraethyllead
Expires: 5/8/2023
Rec'd: 8/9/2019
Energy Laboratories Inc 1120 So. 27th Street
Billings MT 59107

* The certified value is the concentration calculated from gravimetric and volumetric measurements unless otherwise stated.
* Standards are prepared gravimetrically using balances that are calibrated with weights traceable to NIST (see above).
* Standards are certified (+/-) 0.5% of the stated value, unless otherwise stated.
* All Standards, after opening sample, should be stored with caps tight and under appropriate laboratory conditions.
* Uncertainty Reference: Taylor, B.N. and Kuyat, C.E., "Guidelines for Evaluating and Expressing the Uncertainty of NIST Measurement Result," NIST Technical Note 1297, U.S. Government Printing Office, Washington, DC, (1994).

2

Honeywell

CERTIFICATE OF ANALYSIS

Honeywell Burdick & Jackson®
1953 South Harvey Street
Muskegon, MI 49442
Phone: (800) 368-0050
Fax: (231) 728-8226
www.lab-honeywell.com

Brand: Research Chemicals - B&J
Product: CS299AA-200
Lot No.: DX975
Production Date: 16-Dec-2019
Best Before: 15-Dec-2021

Dichloromethane, Custom, Contains Amylene Preservative, >99.9%
for pesticide residue analysis

Parameter	Specification		Result	Units
	Min.	Max.		
Water by Karl Fischer Titration		0.010	0.0014	%
UV Cutoff		233	230	nm
Refractive Index (20°C)	1.4236	1.4246	1.4243	
Residue		1	<0.5	mg/L
GC Analysis	99.9		>99.99	%
Acidity (as HCl)		1	<1	mg/L
Chloride		10	<10	mg/L
Electron Capture GC		10	<10	ng/L
Flame Ionization GC		5	<5	ppb
UV Absorbance @ 240 nm		0.100	0.0898	AU
UV Absorbance @ 250 nm		0.010	0.0097	AU
UV Absorbance @ 300 nm		0.005	0.0004	AU
UV Absorbance @ 400 nm		0.005	0.0020	AU

ID #: 12485
Opened:
Dichloromethane DX975
Expires: 12/15/2021
Rec'd: 3/10/2020
Energy Laboratories Inc 1120 So. 27th Street
Billings MT 59107

Honeywell
Quality Control Approval

Muskegon 12/16/2019 LIMS Sample No.: AK03676

RESTEK® CERTIFIED REFERENCE MATERIAL

110 Benner Circle
 Bellefonte, PA 16823-8812
 Tel: (800)356-1688
 Fax: (814)353-1309

www.restek.com

Certificate of Analysis



FOR LABORATORY USE ONLY-READ SDS PRIOR TO USE.

This Reference Material is intended for Laboratory Use Only as a standard for the qualitative and/or quantitative determination of the analyte(s) listed.

Catalog No. : 31029 Lot No.: A0157111
 Description : 604 Phenols Calibration Mix
 604 Calibration Std Phenols 2000µg/mL, Methanol, 1mL/ampul
 Container Size : 2 mL Pkg Amt: > 1 mL
 Expiration Date : January 31, 2028 Storage: 10°C or colder

ID #: 12512
 Opened: _____
 604 Phenols Calibration Mix
 Expires: 1/31/2028
 Rec'd: 3/17/2020
 Energy Laboratories Inc 1120 So. 27th Street
 Billings MT 59107

CERTIFIED VALUES

Elution Order	Compound		Grav. Conc. (weight/volume)	Expanded Uncertainty (95% C.L., K=2)			
1	Phenol	(Lot SHBF9719V)	2,004.0 µg/mL	+/-	11.9032	µg/mL	Gravimetric Unstressed Stressed
	CAS # 108-95-2			+/-	58.5341	µg/mL	
	Purity 99%			+/-	71.0092	µg/mL	
2	2-Chlorophenol	(Lot STBH7290)	2,000.0 µg/mL	+/-	11.8794	µg/mL	Gravimetric Unstressed Stressed
	CAS # 95-57-8			+/-	58.4173	µg/mL	
	Purity 99%			+/-	70.8674	µg/mL	
3	2-Nitrophenol	(Lot BCBH7602V)	2,000.0 µg/mL	+/-	11.8794	µg/mL	Gravimetric Unstressed Stressed
	CAS # 88-75-5			+/-	58.4173	µg/mL	
	Purity 99%			+/-	70.8674	µg/mL	
4	2,4-Dimethylphenol	(Lot 10165155)	2,000.0 µg/mL	+/-	11.8794	µg/mL	Gravimetric Unstressed Stressed
	CAS # 105-67-9			+/-	58.4173	µg/mL	
	Purity 99%			+/-	70.8674	µg/mL	
5	2,4-Dichlorophenol	(Lot BCBJ8113V)	2,004.0 µg/mL	+/-	11.9032	µg/mL	Gravimetric Unstressed Stressed
	CAS # 120-83-2			+/-	58.5341	µg/mL	
	Purity 99%			+/-	71.0092	µg/mL	
6	4-Chloro-3-methylphenol	(Lot STBC7309V)	2,004.0 µg/mL	+/-	11.9032	µg/mL	Gravimetric Unstressed Stressed
	CAS # 59-50-7			+/-	58.5341	µg/mL	
	Purity 99%			+/-	71.0092	µg/mL	
7	2,4,6-Trichlorophenol	(Lot STBH7520)	2,002.0 µg/mL	+/-	11.8913	µg/mL	Gravimetric Unstressed Stressed
	CAS # 88-06-2			+/-	58.4757	µg/mL	
	Purity 99%			+/-	70.9383	µg/mL	



CERTIFIED WEIGHT REPORT

Part Number: 64480
Lot Number: 031620
Description: BNA 2nd Source Standard Rev 1
5 components
Expiration Date: 031623
Recommended Storage: Refrigerate (4 °C)
Nominal Concentration (µg/mL): 2000
NIST Test ID#: 6UTB

Solvent: Methylene chloride
Lot# 104929

<i>Gabriel Helland</i>		031620
Formulated By:	Gabriel Helland	DATE
<i>Pedro L. Rentas</i>		031620
Reviewed By:	Pedro L. Rentas	DATE

Weight(s) shown below were combined and diluted to (mL): 20.0 0.003
5E-05 Balance Uncertainty
0.003 Flask Uncertainty

Compound	RM#	Lot Number	Nominal Conc (µg/mL)	Purity (%)	Uncertainty Purity	Target Weight(g)	Actual Weight(g)	Actual Conc (µg/mL)	Expanded Uncertainty (+/-) (µg/mL)	SDS Information (Solvent Safety Info. On Attached pg.)		
										CAS#	OSHA PEL (TWA)	LD50
1. Aniline	11	03929TV	2000	99	0.2	0.04043	0.04075	2015.9	9.6	62-53-3	5 ppm (8H)	ori-rat 250mg/kg
2. Benzidine	27	SLBH5327V	2000	98	0.2	0.04084	0.04088	2001.9	9.5	92-87-5	N/A	ori-rat 309mg/kg
3. 4-Chloroaniline	67	052597	2000	98	0.2	0.04084	0.04094	2004.9	9.6	106-47-8	N/A	ori-rat 310mg/kg
4. 3,3'-Dichlorobenzidine	130	040919	2000	98	0.2	0.04084	0.04087	2001.5	9.5	91-94-1	Cancer Suspect Agent	ori-rat 3.82g/kg
5. Pyridine	260	SHBG3194V	2000	99.8	0.2	0.04010	0.04030	2009.8	9.5	110-86-1	5 ppm (15mg/m3/8H)	ori-rat 891mg/kg

ID #: 12532

Opened: _____

BNA 2nd Source Standard Rev 1

Expires: 3/16/2023

Rec'd: 3/23/2020

Energy Laboratories Inc 1120 So 27th Street
Billings MT 59107

- The certified value is the concentration calculated from gravimetric and volumetric measurements unless otherwise stated.
- Standards are prepared gravimetrically using balances that are calibrated with weights traceable to NIST (see above).
- Standards are certified (+/-) 0.5% of the stated value, unless otherwise stated.
- All Standards, after opening ampule, should be stored with caps tight and under appropriate laboratory conditions.
- Uncertainty Reference: Taylor, B.N. and Kuyat, C.E., "Guidelines for Evaluating and Expressing the Uncertainty of NIST Measurement Result," NIST Technical Note 1297, U.S. Government Printing Office, Washington, DC, (1994).

Certificate of Analysis

Certified
Reference
Material

TCL PAH

MIX,1X1ML,2000UG/ML,BENZENE:DICHLOROMETHANE

Description

Product ID CRM48905
Lot LRAC3877
Expiration Date September 2022
Manufacturing Date September 2019
Storage Conditions Refrigerate
Solvent/Matrix methylene chloride: benzene (1:1)

Certified Values

Analyte	Certified Value ^{1,4}	Units	Raw Material Purity,%	Analytical Value ⁶	Elution order	Raw Material Lot	CAS
NAPHTHALENE	2000 ± 32	µg/mL	100.0	2022	01	01112017-5	91-20-
ACENAPHTHYLENE	2000 ± 66	µg/mL	99.8	2005	02	LC21494	208-96-
ACENAPHTHENE	2000 ± 63	µg/mL	99.9	2031	03	MKCC8329	83-32-'
FLUORENE	2000 ± 90	µg/mL	99.4	2009	04	LC19126	86-73-'
PHENANTHRENE	2000 ± 56	µg/mL	99.6	2043	05	MKCD3760	85-01-i
ANTHRACENE	2000 ± 39	µg/mL	99.9	2005	06	LC14310	120-12-
FLUORANTHENE	2000 ± 69	µg/mL	98.5	2031	07	LB99099	206-44-
PYRENE	2000 ± 68	µg/mL	91.6	2078	08	LB70761	129-00-
BENZO (A) ANTHRACENE	2000 ± 63	µg/mL	99.9	2002	09	LC19271	56-55-;
CHRYSENE	2000 ± 59	µg/mL	99.0	2026	10	21L74	218-01-
BENZO (B) FLUORANTHENE	2000 ± 62	µg/mL	99.5	1998	11	LB95773	205-99-
BENZO (K) FLUORANTHENE	2000 ± 62	µg/mL	99.9	2043	12	0000029501	207-08-
BENZO(A)PYRENE	2002 ± 64	µg/mL	99.6	2037	13	LB73826	50-32-i
DIBENZ (A,H) ANTHRACENE	2000 ± 64	µg/mL	99.0	2050	14	0012014	53-70-
BENZO (G,I,I) PERYLENE	2000 ± 67	µg/mL	98.5	2059	15	LC19498	191-24-
INDENO (1,2,3-CD) PYRENE	2000 ± 64	µg/mL	99.5	1995	16	ER082107-02	193-39-

ID #: 12846

Opened: _____

TCL PAH

Expires: 9/30/2022

Rec'd: 7/13/2020

Eneray Laboratories Inc 1120 So. 27th Street
Billings MT 59107

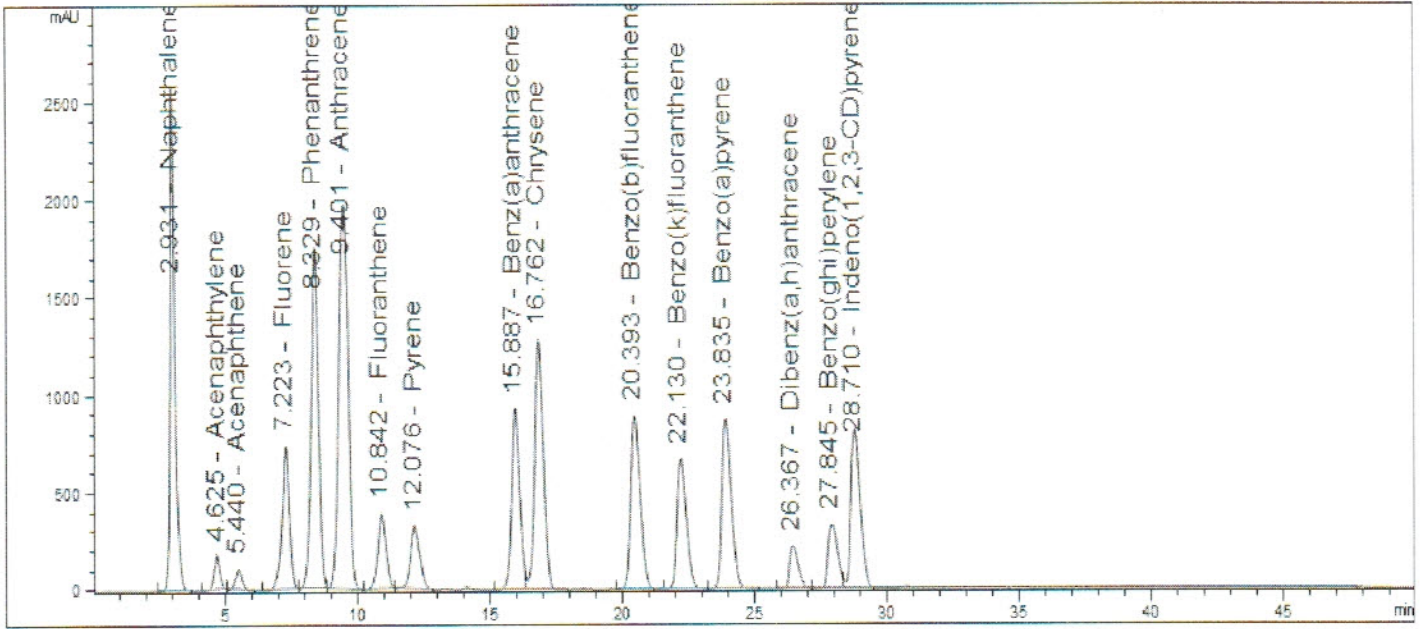


SIGMA-ALDRICH
2931 Soldier Springs Rd. Laramie, Wyoming 82070 USA
307-742-5452
rtctechgroup@sial.com www.sigma-aldrich.com

Description

Lot LRAC3877
 Expiration Date September 2022
 Manufacturing Date September 2019
 Storage Conditions Refrigerate
 Solvent/Matrix methylene chloride: benzene (1:1)

Informational Values



Additional Information:

Analytical Method Parameters:
 Column: Supelco LC-PAH, 250 mm x 4.6mm, 5µm particle size
 Mobile Phase A: Water
 Mobile Phase B: Acetonitrile
 Detector: UV/DAD/VWD, Wavelength: 254 nm
 Flow Rate: 1.7 mL/min
 Column Temperature: 30 °C
 Injection Volume: 2 µL

Gradient

TIME (min)	A%	B%
0	40	60
5	40	60
30	0	100
45	0	100
50	40	60

Certificate of Analysis

Certified
Reference
Material

TCL PAH

MIX,1X1ML,2000UG/ML,BENZENE:DICHLOROMETHANE

Description

Product ID CRM48905
Lot LRAC3877
Expiration Date September 2022
Manufacturing Date September 2019
Storage Conditions Refrigerate
Solvent/Matrix methylene chloride: benzene (1:1)

1 Metrological traceability: Traceable to the SI and higher order standards from NIST through an unbroken chain of comparisons. The balance used to weigh raw materials is accurate to +/-0.0001 g and calibrated regularly using mass standards traceable to NIST. All dilutions were performed gravimetrically. Additionally, individual analytes are traceable to NIST SRMs where available and specified above.
4 Ucrm - Uncertainty values in this document are expressed as Expanded Uncertainty (Ucrm) corresponding to the 95% confidence interval. Ucrm is derived from the combined standard uncertainty multiplied by the coverage factor k, which is obtained from a t-distribution and degrees of freedom. The components of combined standard uncertainty include the uncertainties due to characterization, homogeneity, long term stability, and short term stability (transport). The components due to stability are generally considered to be negligible unless otherwise indicated by stability studies. The mathematical representation of the Ucrm calculation is as follows:

$$u_{CRM} = \sqrt{u_{char}^2 + u_{homogeneity}^2 + u_{stability}^2}$$

k: Coverage factor derived from a t-distribution table, based on the degrees of freedom of the data set. Assume 2.0 for a **Confidence interval = 95%**

6 Analytical Value- For QC verification of the certified value only- not to be used in calculations. Represents the analytical data obtained by comparison to a standard as analyzed by the method described in the CoA or another acceptable method. The result may differ from the certified value and UCRM based on method uncertainty as well as the uncertainty associated with the standard used for comparison.

Traceability: The standard was manufactured under an ISO/IEC 17025:2017 certified quality system. The balance used to weigh raw materials is accurate to +/- 0.0001g and calibrated regularly using mass standards traceable to NIST. All dilutions were performed gravimetrically. Additionally, individual analytes are traceable to NIST SRMs where available and specified above.

Homogeneity: Homogeneity was assessed in accordance with ISO 17034:2016. Completed units were sampled using a random stratified sampling protocol. The results of chemical analysis were then compared using a one-way analysis of variance approach as described by TNI EL-V3-2009 Appendix A.2. See Instructions for minimum sub-sample size.

Expiration is at end of month given on certificate and label.

THIS PRODUCT WAS DESIGNED, PRODUCED AND VERIFIED FOR ACCURACY AND STABILITY IN ACCORDANCE WITH **ISO/IEC 17025:2017 (ANAB Cert AT-1467)** and **ISO 17034:2016 (ANAB Cert AR-1470)**.

MSDS reports for components comprising greater than 1.0% of the solution or 0.1% for components known to be carcinogens are available upon request.



Andy Ommen - QC Manager



Mark Pooler - QA Supervisor

Certification Date October 17, 2019
Version 0-10172019



SIGMA-ALDRICH

2931 Soldier Springs Rd. Laramie, Wyoming 82070 USA
307-742-5452
rtctechgroup@sial.com www.sigma-aldrich.com



CERTIFIED REFERENCE MATERIAL

110 Benner Circle
Bellefonte, PA 16823-8812
Tel: (800)356-1688
Fax: (814)353-1309

www.restek.com

Certificate of Analysis



FOR LABORATORY USE ONLY-READ SDS PRIOR TO USE.

This Reference Material is intended for Laboratory Use Only as a standard for the qualitative and/or quantitative determination of the analyte(s) listed.

Catalog No. : 31086 **Lot No.:** A0166081

Description : B/N Surrogate Mix (4/89 SOW)
Base Neutral Surrogate 5000µg/mL, Methylene Chloride, 5mL/ampul

Container Size : 5 mL **Pkg Amt:** > 5 mL

Expiration Date : October 31, 2026 **Storage:** 10°C or colder

Handling: Sonicate prior to use. **Ship:** Ambient

ID #: 13328
Opened: _____
B/N Surrogate Mix (4/89 SOW)
Expires: 10/31/2026
Rec'd: 12/14/2020
Enerav Laboratories Inc 1120 So. 27th Street
Billings MT 59107

CERTIFIED VALUES

Elution Order	Compound	Grav. Conc. (weight/volume)	Expanded Uncertainty (95% C.L.; K=2)		
1	Nitrobenzene-d5 CAS # 4165-60-0 (Lot PR-29940B) Purity 99%	5,017.7 µg/mL	+/- 29.1731	µg/mL	Gravimetric
			+/- 225.9987	µg/mL	Unstressed
			+/- 250.7735	µg/mL	Stressed
2	2-Fluorobiphenyl CAS # 321-60-8 (Lot 00019169) Purity 99%	5,049.7 µg/mL	+/- 29.3592	µg/mL	Gravimetric
			+/- 227.4400	µg/mL	Unstressed
			+/- 252.3728	µg/mL	Stressed
3	p-Terphenyl-d14 CAS # 1718-51-0 (Lot PR-27278) Purity 99%	5,029.9 µg/mL	+/- 29.2444	µg/mL	Gravimetric
			+/- 226.5505	µg/mL	Unstressed
			+/- 251.3857	µg/mL	Stressed

Solvent: Methylene chloride
CAS # 75-09-2
Purity 99%

Tech Tips:

Due to the limited solubility of p-terphenyl-d14 in methanol, we do not recommend that this mixture be diluted in methanol.

Column:

30m x 0.25mm x 0.25µm
Rtx-5 (cat.#10223)

Carrier Gas:

hydrogen-constant pressure 10 psi.

Temp. Program:

40°C (hold 2 min.) to 330°C
@ 10°C/min. (hold 10 min.)

Inj. Temp:

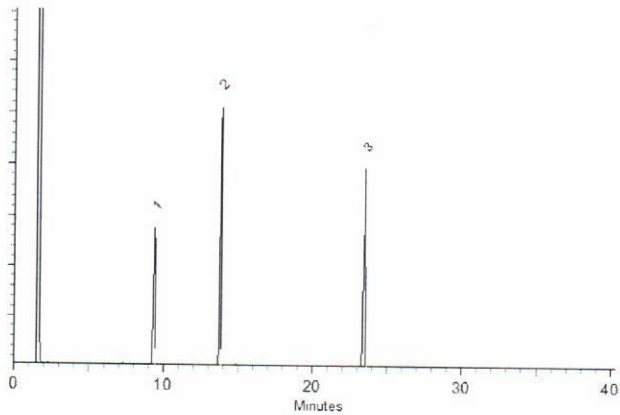
250°C

Det. Temp:

330°C

Det. Type:

FID



This chromatogram represents a general set of testing conditions chosen for product acceptance. For optimal results in your lab, conditions should be adjusted for your specific instrument, method, and application.

Dalton Stover - Operations Technician I

Date Mixed: 04-Nov-2020

Balance: 1128353505

Justine Albertson - Operations Tech-ARM QC

Date Passed: 06-Nov-2020

Manufactured under Restek's ISO 9001:2015
Registered Quality System
Certificate #FM 80397

General Certified Reference Material Notes

Expiration Notes:

- Expiration date valid for unopened ampul stored in compliance with the recommended conditions.
- Uncertainty, concentration, and expiration of the CRM are based on the unopened product being stored according to the recommended condition found in the storage field.

Purity Notes:

- Purity and/or chemical identity are determined by one or more of the following techniques: GC/FID, HPLC, GC/μECD, GC/MS, LC/MS, RI, and/or melting point.
- Compounds with a listed purity of less than 99% have been weight corrected to compensate for impurities and/or salts. A correction factor is used to calculate the amount of compound necessary to achieve the desired concentration of the parent compound in solution.
- Purity of isomeric compounds is reported as the sum of the isomers.
- Purity values are rounded to the nearest whole number.

Certified Uncertainty Value Notes:

- The uncertainties are determined in accordance with ISO 17034 and Guide 35. The certified combined stressed uncertainty value (includes gravimetric uncertainty, homogeneity between-ampul uncertainty, storage stability uncertainty and shipping stability uncertainty and were combined using the following formula:

$$U_{combined\ stressed} = k \sqrt{U_{gravimetric}^2 + U_{homogeneity}^2 + U_{storage\ stability}^2 + U_{shipping\ stability}^2}$$

k is a coverage factor of 2, which gives a level of confidence of approximately 95%.

- It is important to note that the shipping stability uncertainty was obtained under temperature extremes for specific time intervals; therefore, the certified combined stressed uncertainty value should only be applied to the product if it was stored at non-standard temperature conditions up to and including 7 days. Contact Restek Technical Service at www.restek.com/Contact-Us for use recommendations if your shipment was in-transit for more than 7 days at non-standard temperature conditions.
- Apply the certified combined unstressed uncertainty value if the product was received under standard shipping conditions. Apply the certified combined stressed uncertainty value if the product was received under non-standard conditions as specified below.

Label Conditions	Standard Conditions	Non-Standard Conditions
25°C Nominal (Room Temperature)	< 60°C	≥ 60°C up to 7 days
10°C or colder (Refrigerate)	< 40°C	≥ 40°C up to 7 days
0°C or colder (Freezer) -20°C or colder (Deep Freezer)	< 25°C	≥ 25°C up to 7 days

- Separate (not combined) uncertainty values for gravimetric uncertainty are also displayed on the certificate, if needed, separate homogeneity between-ampul uncertainty, storage stability uncertainty and shipping stability uncertainty values are available by contacting Restek Technical Service at www.restek.com/Contact-Us.
- The packaged amount is the minimum sample size for which uncertainty is valid. The ampules are over-filled to ensure that the minimum packaged amount can be sufficiently transferred.

Manufacturing Notes:

- Concentration is based upon gravimetric preparation using either a balance whose calibration has been verified daily using NIST traceable weights, and/or dilutions with Class A glassware.

Handling Notes:

- Stability of the unopened product, when stored in compliance with the recommended conditions, is guaranteed through the expiration displayed on the product label and certificate. Contact Restek for additional opened product stability information, with the knowledge/understanding that open product stability is subject to the specific handling and environmental conditions to which the product is exposed. For your convenience Restek supplies deactivated vials with most standards packed in 2mL ampules. Larger volume deactivated vials are available through Restek as a custom ordered item. Additionally, Restek sells DMDCS for the purpose of glassware deactivation as catalog number 31861, which includes complete instructions.

Certificate of Analysis

TCL BASE-NEUTRALS
MIX, 1X1ML, 2000UG/ML, DICHLOROMETHANE

Certified
Reference
Material

Description

Product ID 47991-U
Lot LRAC4915
Expiration Date January 2023
Manufacturing Date January 2020
Storage Conditions Refrigerate
Solvent/Matrix DICHLOROMETHANE

ID #: 13494

Opened: _____

TCL Base-Neutrals Mix

Expires: 1/31/2023

Rec'd: 1/20/2021

Energy Laboratories Inc 1120 So. 27th Street

Billings MT 59107

Certified Values

Analyte	Certified Value ^{1,4}	Units	Raw Material Purity, %	Elution order	Raw Material Lot	CAS
N-NITROSODIMETHYLAMINE	1999 ± 39	µg/mL	98.1	1	11-RFS-142-1	62-75-9
BIS (2-CHLOROETHYL) ETHER	2003 ± 42	µg/mL	99.4	2	06413MS	111-44-4
1,3-DICHLOROBENZENE	2001 ± 47	µg/mL	99.6	3	11221HC	541-73-1
1,4-DICHLOROBENZENE	2000 ± 66	µg/mL	99.9	4	MKBG7690V	106-46-7
1,2-DICHLOROBENZENE	2005 ± 65	µg/mL	99.4	5	LB58923	95-50-1
BIS (2-CHLOROISOPROPYL) ETHER	2000 ± 45	µg/mL	96.7	6	LC19632	108-60-1
N-NITROSODI-N-PROPYLAMINE	2001 ± 36	µg/mL	100.0	7	2D5VJ-PB	621-64-7
HEXACHLOROETHANE	2000 ± 125	µg/mL	99.9	8	12719A0	67-72-1
NITROBENZENE	2000 ± 53	µg/mL	99.9	9	LB47070	98-95-3
ISOPHORONE	1999 ± 34	µg/mL	99.5	10	LC14006	78-59-1
BIS (2-CHLOROETHOXY) METHANE	2000 ± 33	µg/mL	98.7	11	LB46081	111-91-1
1,2,4-TRICHLOROBENZENE	2003 ± 91	µg/mL	99.9	12	447	120-82-1
HEXACHLOROBUTADIENE	1999 ± 97	µg/mL	97.2	13	MKCG6212	87-68-3
HEXACHLOROCYCLOPENTADIENE	2001 ± 111	µg/mL	96.0	14	LB95525	77-47-4
2-CHLORONAPHTHALENE	2000 ± 120	µg/mL	99.9	15	LC11403	91-58-7
DIMETHYL PHTHALATE	2006 ± 44	µg/mL	99.9	16	LB30494	131-11-3
2,6-DINITROTOLUENE	2000 ± 91	µg/mL	99.2	17	11231AN	606-20-2
2,4-DINITROTOLUENE	2000 ± 71	µg/mL	98.9	18	12316HF	121-14-2
DIETHYL PHTHALATE	1998 ± 51	µg/mL	99.9	19	207	84-66-2
4-CHLOROPHENYLPHENYL ETHER	2006 ± 52	µg/mL	99.3	20	JS00081	7005-72-3
N-NITROSODIPHENYLAMINE	2000 ± 72	µg/mL	95.5	21	LC07185	86-30-6
AZOBENZENE	2000 ± 48	µg/mL	98.2	22	BCBS6535V	103-33-3
4-BROMOPHENYLPHENYL ETHER	2006 ± 48	µg/mL	99.0	23	05916LS	101-55-3



SIGMA-ALDRICH

2931 Soldier Springs Rd. Laramie, Wyoming 82070 USA

800-325-5832

TechService@milliporesigma.com www.sigma-aldrich.com

Description

Lot **LRAC4915**

Expiration Date January 2023


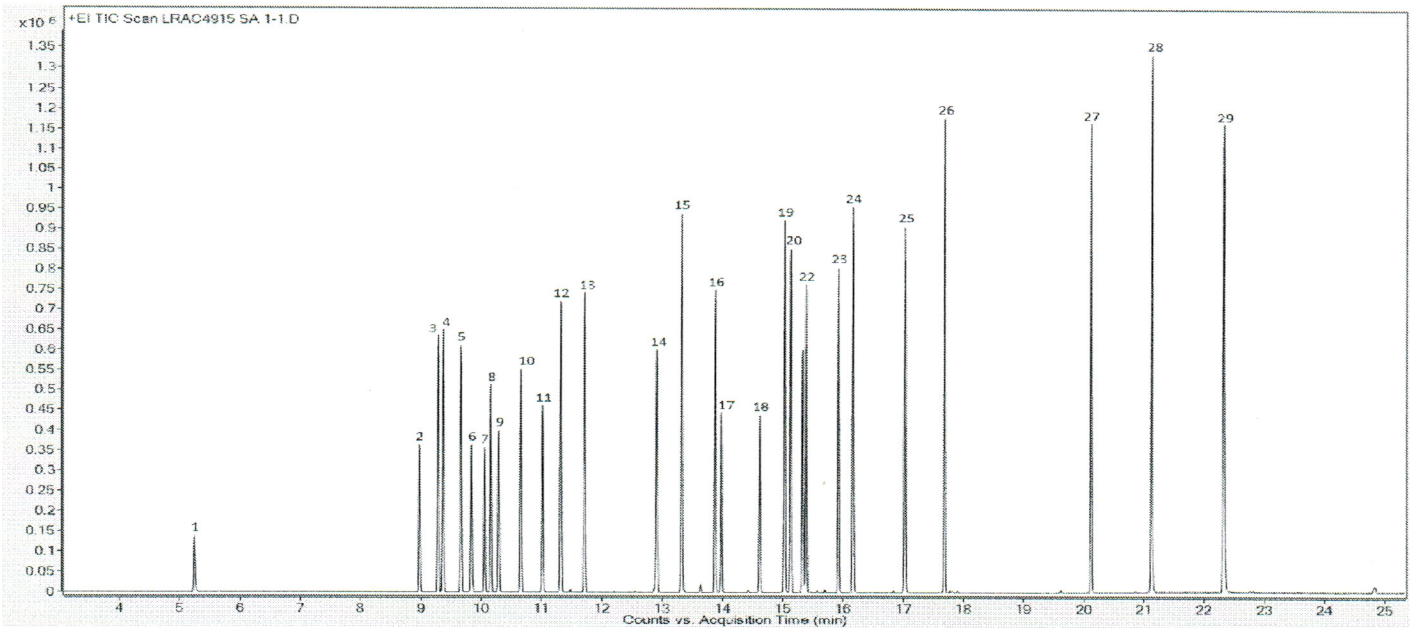
Manufacturing Date January 2020

Storage Conditions Refrigerate

Solvent/Matrix DICHLOROMETHANE

HEXACHLOROBENZENE	2000 ± 116	µg/mL	98.0	24	1-AWT-44-1	118-74-1
CARBAZOLE	2000 ± 117	µg/mL	98.1	25	LC13236	86-74-8
DI-N-BUTYL PHTHALATE	1999 ± 81	µg/mL	99.9	26	10202KN	84-74-2
BENZYL BUTYL PHTHALATE	2001 ± 40	µg/mL	99.0	27	1628	85-68-7
BIS (2-ETHYLHEXYL) PHTHALATE	1999 ± 51	µg/mL	99.7	28	LB39572	117-81-7
DI-N-OCTYL PHTHALATE	2004 ± 51	µg/mL	98.3	29	BCBR9722V	117-84-0

Informational Values



Certificate of Analysis

TCL BASE-NEUTRALS

MIX, 1X1ML, 2000UG/ML, DICHLOROMETHANE

Certified
Reference
Material

Description

Product ID 47991-U

Lot LRAC4915

Expiration Date January 2023

Manufacturing Date January 2020

Storage Conditions Refrigerate

Solvent/Matrix DICHLOROMETHANE

ELUTION DETAILS

EO	RT(MIN)	ANALYTE
1	5.25	N-nitrosodimethylamine
2	8.98	Bis-(2-chloroethyl) ether
3	9.29	1,3-dichlorobenzene
4	9.37	1,4-dichlorobenzene
5	9.67	1,2-dichlorobenzene
6	9.84	Bis-(2-chloroisopropyl) ether
7	10.06	N-nitrosodipropylamine
8	10.16	Hexachloroethane
9	10.29	Nitrobenzene
10	10.66	Isophorone
11	11.02	Bis-(2-chloroethoxy) methane
12	11.32	1,2,4-trichlorobenzene
13	11.72	Hexachlorobutadiene
14	12.91	Hexachlorocyclopentadiene
15	13.33	2-chloronaphthalene
16	13.88	Dimethyl phthalate
17	13.99	2,6-dinitrotoluene
18	14.62	2,4-dinitrotoluene
19	15.03	Diethyl Phthalate
20	15.13	4-chlorodiphenylether
21	15.33	N-nitrosodipheylamine
22	15.39	Azobenzene
23	15.93	4-bromodiphenylether
24	16.17	Hexachlorobenzene
25	17.04	Carbazole
26	17.69	Dibutyl phthalate
27	20.12	Benzyl butyl phthalate
28	21.13	Bis-(2-ethylhexyl) phthalate
29	22.33	Di-n-octyl phthalate

Additional Information:

Analytical Method Parameters:

Column: SPB-5, 30 m x 0.25 mm I.D., 0.25 µm film thickness (Column #230)

Carrier Gas: He, Flow: 0.8 mL/min

Inlet Temperature: 240 °C, Injection Volume: 0.5 µL

Injection Mode: Split with Split Ratio 70:1

Temperature Program: 40 °C (Hold 3 min) @ 15 °C/min to 300 °C (Hold 5 min)

Detector: MSD, Mode: FS, Mass Range: 40-400 m/z, Scan Rate: 4 scans/sec Solvent delay: 3.0 min

Detector Temperature: Transfer line: 300 °C, Ion Source: 230 °C, and Quadrupole: 150 °C



SIGMA-ALDRICH®

2931 Soldier Springs Rd. Laramie, Wyoming 82070 USA
800-325-5832
TechService@milliporesigma.com www.sigma-aldrich.com

Description

Lot **LRAC4915**
Expiration Date January 2023
Manufacturing Date January 2020
Storage Conditions Refrigerate
Solvent/Matrix DICHLOROMETHANE

1 Metrological traceability: Traceable to the SI and higher order standards from NIST through an unbroken chain of comparisons. The balance used to weigh raw materials is accurate to +/-0.0001 g and calibrated regularly using mass standards traceable to NIST. All dilutions were performed gravimetrically. Additionally, individual analytes are traceable to NIST SRMs where available and specified above.
4 Ucrm - Uncertainty values in this document are expressed as Expanded Uncertainty (Ucrm) corresponding to the 95% confidence interval. Ucrm is derived from the combined standard uncertainty multiplied by the coverage factor k, which is obtained from a t-distribution and degrees of freedom. The components of combined standard uncertainty include the uncertainties due to characterization, homogeneity, long term stability, and short term stability (transport). The components due to stability are generally considered to be negligible unless otherwise indicated by stability studies. The mathematical representation of the Ucrm calculation is as follows:

$$U_{CRM} = \sqrt{U_{char}^2 + U_{homogeneity}^2 + U_{stability}^2}$$

k: Coverage factor derived from a t-distribution table, based on the degrees of freedom of the data set. Assume 2.0 for a **Confidence Interval = 95%**

6 Analytical Value- For QC verification of the certified value only- not to be used in calculations. Represents the analytical data obtained by comparison to a standard as analyzed by the method described in the CoA or another acceptable method. The result may differ from the certified value and UCRM based on method uncertainty as well as the uncertainty associated with the standard used for comparison.


Traceability: The standard was manufactured under an ISO/IEC 17025:2017 certified quality system. The balance used to weigh raw materials is accurate to +/- 0.0001g and calibrated regularly using mass standards traceable to NIST. All dilutions were performed gravimetrically. Additionally, individual analytes are traceable to NIST SRMs where available and specified above.

Homogeneity: Homogeneity was assessed in accordance with ISO 17034:2016. Completed units were sampled using a random stratified sampling protocol. The results of chemical analysis were then compared using a one-way analysis of variance approach as described by TNI EL-V3-2009 Appendix A.2. See Instructions for minimum sub-sample size.

Expiration is at end of month given on certificate and label.

MSDS reports for components comprising greater than 1.0% of the solution or 0.1% for components known to be carcinogens are available upon request.

THIS PRODUCT WAS DESIGNED, PRODUCED AND VERIFIED FOR ACCURACY AND STABILITY IN ACCORDANCE WITH **ISO/IEC 17025:2017 (ANAB Cert AT-1467)** and **ISO 17034:2016 (ANAB Cert AR-1470)**.



Andy Ommen - QC Manager



Mark Pooler - QA Supervisor

Certification Date February 28, 2020

Version 0-2282020



ID #: 13510

Opened: _____

Dichloromethane EA342

Expires: 11/17/2022

Rec'd: 1/26/2021

Energy Laboratories Inc 1120 So 27th Street
Billings MT 59107

Honeywell

CERTIFICATE OF ANALYSIS

Honeywell Burdick & Jackson®

1953 South Harvey Street
Muskegon, MI 49442
Phone: (800) 368-0050
Fax: (231) 728-8226
lab.honeywell.com

Brand: Research Chemicals - B&J
Product: CS299AA-200
Lot No.: EA342
Production Date: 17-Nov-2020
Best Before: 17-Nov-2022

Dichloromethane, Custom, Contains Amylene Preservative, >99.9%
for pesticide residue analysis

Parameter	Specification		Result	Units
	Min.	Max.		
Water by Karl Fischer Titration		0.010	0.0016	%
UV Cutoff		233	230	nm
Refractive Index (20°C)	1.4236	1.4246	1.4241	
Residue		1	<0.5	mg/L
GC Analysis	99.9		>99.99	%
Acidity (as HCl)		1	<1	mg/L
Chloride		10	<10	mg/L
Electron Capture GC		10	<10	ng/L
Flame Ionization GC		5	<5	ppb
UV Absorbance @ 240 nm		0.100	0.0920	AU
UV Absorbance @ 250 nm		0.010	0.0099	AU
UV Absorbance @ 300 nm		0.005	0.0008	AU
UV Absorbance @ 400 nm		0.005	0.0028	AU

**Honeywell
Quality Control Approval**

Muskegon 11/17/2020 LIMS Sample No.: AL03611



CERTIFIED WEIGHT REPORT

Part Number: 92180
Lot Number: 020221
Description: CLP Semi-Volatile Calibration Standard
64 components
Expiration Date: 020228
Recommended Storage: Freezer (0 °C)
Nominal Concentration (µg/mL): 1000
NIST Test ID#: 23060

Solvent: Methylene chloride **Lot# 104929**

Eli Aliaga 020221
Formulated By: Eli Aliaga **DATE**
Pedro L. Rentas 020221
Reviewed By: Pedro L. Rentas **DATE**

Weight(s) shown below were combined and diluted to (mL): 100.0 0.003 Balance Uncertainty 5E-05 Flask Uncertainty

Compound	(RM#) Part Number	Lot Number	Dil. Factor	Initial Vol. (mL)	Initial Conc. (µg/mL)	Nominal Conc. (µg/mL)	Purity (%)	Uncertainty Purity (%)	Uncertainty Pipette (mL)	Target Weight (g)	Actual Weight (g)	Actual Conc. (µg/mL)	Expanded Uncertainty (Solvent Safety Info. On Attached pg.)		CAS#	OSHA PEL (TWA)	LDSO
													(+/-) (µg/mL)	(µg/mL)			
1. 2,2'-Oxybis(1-chloropropane)	(0078)	012016AR	NA	NA	NA	1000	98.9	0.2	NA	0.10112	0.10135	1002.3	4.2	108-60-1	NA	ori-rat 240mg/kg	
2. Hexachlorobenzene	(0195)	051897	NA	NA	NA	1000	99	0.2	NA	0.10102	0.10121	1001.9	4.2	118-74-1	NA	ori-rat 10g/kg	
3. bis(2-Chloroethoxy) methane	10111	011214	0.05	5.00	20018.4	1000	NA	NA	0.017	NA	NA	1000.8	8.0	111-91-1	NA	N/A	
4. bis(2-Chloroethyl) ether	10111	011214	0.05	5.00	20012.4	1000	NA	NA	0.017	NA	NA	1000.5	8.0	111-44-4	15 ppm (90mg/m3/8H)(skin)	ori-rat 75mg/kg	
5. bis(2-Ethylhexyl) phthalate	10111	011214	0.05	5.00	20014.3	1000	NA	NA	0.017	NA	NA	1000.6	8.0	117-81-7	5mg/m3/8H	ori-rat 3060mg/kg	
6. 4-Bromophenyl phenyl ether	10111	011214	0.05	5.00	20008.8	1000	NA	NA	0.017	NA	NA	1000.3	8.0	101-55-3	NA	N/A	
7. Benzyl butyl phthalate	10111	011214	0.05	5.00	20011.3	1000	NA	NA	0.017	NA	NA	1000.5	8.0	85-88-7	NA	ori-rat 2330mg/kg	
8. 4-Chlorophenyl phenyl ether	10111	011214	0.05	5.00	20009.5	1000	NA	NA	0.017	NA	NA	1000.4	8.0	7005-72-3	NA	N/A	
9. Diethyl phthalate	10111	011214	0.05	5.00	20013.6	1000	NA	NA	0.017	NA	NA	1000.6	8.0	84-66-2	5mg/m3/8H	ori-rat 8600mg/kg	
10. Dimethyl phthalate	10111	011214	0.05	5.00	20015.7	1000	NA	NA	0.017	NA	NA	1000.7	8.0	131-11-3	5mg/m3/8H	ori-rat 6800mg/kg	
11. Di-n-butyl phthalate	10111	011214	0.05	5.00	20011.6	1000	NA	NA	0.017	NA	NA	1000.5	8.0	84-74-2	5mg/m3/8H	ori-rat 8000mg/kg	
12. Di-n-octyl phthalate	10111	011214	0.05	5.00	20012.2	1000	NA	NA	0.017	NA	NA	1000.5	8.0	117-84-0	NA	ori-rat 4700mg/kg	
13. N-Nitrosodimethylamine	10111	011214	0.05	5.00	20010.0	1000	NA	NA	0.017	NA	NA	1000.4	8.0	62-75-9	NA	ori-rat 58mg/kg	
14. N-Nitrosodi-n-propylamine	10111	011214	0.05	5.00	20010.5	1000	NA	NA	0.017	NA	NA	1000.4	8.0	621-64-7	NA	ori-rat 460mg/kg	
15. 1,2-Diphenylhydrazine (as Azobenzene)	10112	042820	0.05	5.00	20003.9	1000	NA	NA	0.017	NA	NA	1000.1	8.1	103-33-3	NA	ori-rat 1000mg/kg	
16. 2-Chloronaphthalene	10112	042820	0.05	5.00	20002.3	1000	NA	NA	0.017	NA	NA	1000.0	8.0	91-58-7	NA	ori-rat 2078mg/kg	
17. 1,2-Dichlorobenzene	10112	042820	0.05	5.00	20005.4	1000	NA	NA	0.017	NA	NA	1000.2	8.0	95-50-1	50 ppm (300mg/m3) (CL)	ori-rat 500mg/kg	
18. 1,3-Dichlorobenzene	10112	042820	0.05	5.00	20009.7	1000	NA	NA	0.017	NA	NA	1000.1	8.0	541-73-1	NA	ipr-mus 1062mg/kg	
19. 1,4-Dichlorobenzene	10112	042820	0.05	5.00	20005.4	1000	NA	NA	0.017	NA	NA	1000.2	8.0	108-46-7	75 ppm (450mg/m3/8H)	ori-rat 500mg/kg	
20. 2,4-Dinitrotoluene	10112	042820	0.05	5.00	20003.3	1000	NA	NA	0.017	NA	NA	1000.1	8.1	121-14-2	1.5mg/m3/8H (skin)	ori-rat 268mg/kg	
21. 2,6-Dinitrotoluene	10112	042820	0.05	5.00	20002.4	1000	NA	NA	0.017	NA	NA	1000.0	8.0	606-20-2	1.5mg/m3/8H (skin)	ori-rat 177mg/kg	
22. Hexachloro-1,3-butadiene	10112	042820	0.05	5.00	20009.4	1000	NA	NA	0.017	NA	NA	1000.4	12.4	87-68-3	0.02 ppm (0.24mg/m3/8H)	ori-rat 82mg/kg	
23. Hexachlorocyclopentadiene	10112	042820	0.05	5.00	20001.8	1000	NA	NA	0.017	NA	NA	1000.0	8.0	77-47-4	0.01 ppm (0.1mg/m3/8H)	ori-rat 1300mg/kg	
24. Hexachloroethane	10112	042820	0.05	5.00	20002.4	1000	NA	NA	0.017	NA	NA	1000.0	8.0	67-72-1	1 ppm (10mg/m3/8H)(skin)	ori-ggq 4070mg/kg	
25. Isophorone	10112	042820	0.05	5.00	20003.8	1000	NA	NA	0.017	NA	NA	1000.1	8.1	78-59-1	25 ppm	ori-rat 2330mg/kg	
26. Nitrobenzene	10112	042820	0.05	5.00	20004.9	1000	NA	NA	0.017	NA	NA	1000.1	8.0	98-95-3	1 ppm (8mg/m3/8H)(skin)	ori-rat 780mg/kg	
27. 1,2,4-Trichlorobenzene	10112	042820	0.05	5.00	20002.0	1000	NA	NA	0.017	NA	NA	1000.0	8.0	120-82-1	5 ppm (CL) (40mg/m3)	ori-rat 758mg/kg	
28. o-Cresol (2-Methylphenol)	10114	081919	0.05	5.00	20010.2	1000	NA	NA	0.017	NA	NA	1000.4	8.0	95-48-7	5 ppm (22mg/m3/8H)(skin)	ori-rat 121mg/kg	
29. p-Cresol (4-Methylphenol)	10114	081919	0.05	5.00	20061.2	1000	NA	NA	0.017	NA	NA	1003.0	8.0	106-44-5	5 ppm (22mg/m3/8H)(skin)	ori-rat 207mg/kg	
30. 2,4,5-Trichlorophenol	10114	081919	0.05	5.00	20023.2	1000	NA	NA	0.017	NA	NA	1001.1	8.0	95-95-4	NA	ori-rat 820mg/kg	
31. 4-Chloroaniline	10115	080512	0.05	5.00	20009.6	1000	NA	NA	0.017	NA	NA	1000.4	8.0	106-47-8	NA	ori-rat 310mg/kg	
32. Dibenzofuran	10115	080512	0.05	5.00	20020.2	1000	NA	NA	0.017	NA	NA	1000.9	8.0	132-64-9	NA	N/A	
33. 2-Methylnaphthalene	10115	080512	0.05	5.00	20012.9	1000	NA	NA	0.017	NA	NA	1000.5	8.1	91-57-6	NA	ori-rat 1630mg/kg	
34. 2-Nitroaniline	10115	080512	0.05	5.00	20011.8	1000	NA	NA	0.017	NA	NA	1000.5	8.0	88-74-4	NA	ori-rat 1600mg/kg	
35. 3-Nitroaniline	10115	080512	0.05	5.00	20018.6	1000	NA	NA	0.017	NA	NA	1000.8	8.0	99-09-2	NA	ori-rat 535mg/kg	
36. 4-Nitroaniline	10115	080512	0.05	5.00	20014.9	1000	NA	NA	0.017	NA	NA	1000.6	8.0	100-01-6	1 ppm (8mg/m3/8H)(skin)	ori-rat 750mg/kg	
37. 4-Chloro-3-methylphenol	10118	072120	0.05	5.00	20003.9	1000	NA	NA	0.017	NA	NA	1000.1	8.0	59-50-7	NA	ori-rat 1830mg/kg	
38. 2-Chlorophenol	10118	072120	0.05	5.00	20002.9	1000	NA	NA	0.017	NA	NA	1000.0	8.0	95-57-8	NA	ori-rat 670mg/kg	
39. 2,4-Dichlorophenol	10118	072120	0.05	5.00	20003.1	1000	NA	NA	0.017	NA	NA	1000.1	8.0	120-83-2	NA	ori-rat 580mg/kg	
40. 2,4-Dimethylphenol	10118	072120	0.05	5.00	20003.3	1000	NA	NA	0.017	NA	NA	1000.1	8.1	105-67-9	NA	ori-rat 3200mg/kg	
41. 2,4-Dinitrophenol	10118	072120	0.05	5.00	20001.8	1000	NA	NA	0.017	NA	NA	1000.0	8.0	51-28-5	NA	ori-rat 30mg/kg	
42. 4,6-Dinitro-2-methylphenol	10118	072120	0.05	5.00	20002.5	1000	NA	NA	0.017	NA	NA	1000.0	8.0	534-52-1	NA	N/A	
43. 2-Nitrophenol	10118	072120	0.05	5.00	20003.7	1000	NA	NA	0.017	NA	NA	1000.1	8.0	88-75-5	NA	ori-rat 334mg/kg	
44. 4-Nitrophenol	10118	072120	0.05	5.00	20002.0	1000	NA	NA	0.017	NA	NA	1000.0	8.0	100-02-7	NA	ori-rat 250mg/kg	
45. Pentachlorophenol	10118	072120	0.05	5.00	20002.8	1000	NA	NA	0.017	NA	NA	1000.0	8.0	87-86-5	0.5mg/m3/8H (skin)	ori-rat 27mg/kg	
46. Phenol	10118	072120	0.05	5.00	20003.9	1000	NA	NA	0.017	NA	NA	1000.1	8.0	108-95-2	5 ppm (18mg/m3/8H)(skin)	ori-rat 317mg/kg	
47. 2,4,6-Trichlorophenol	10118	072120	0.05	5.00	20004.2	1000	NA	NA	0.017	NA	NA	1000.1	8.0	88-06-2	NA	ori-rat 820mg/kg	
48. Acenaphthene	10007	042420	0.50	50.00	2001.2	1000	NA	NA	0.018	NA	NA	1000.5	4.1	83-32-9	NA	ipr-rat 600mg/kg	
49. Acenaphthylene	10007	042420	0.50	50.00	2000.2	1000	NA	NA	0.018	NA	NA	1000.0	4.2	208-96-8	NA	N/A	
50. Anthracene	10007	042420	0.50	50.00	2000.3	1000	NA	NA	0.018	NA	NA	1000.1	4.1	120-12-7	0.2mg/m3 (8H)	ipr-mus 430mg/kg	
51. Benzo(a)anthracene	10007	042420	0.50	50.00	2001.3	1000	NA	NA	0.018	NA	NA	1000.6	4.2	56-55-3	NA	N/A	
52. Benzo(a)pyrene	10007	042420	0.50	50.00	2000.0	1000	NA	NA	0.018	NA	NA	999.9	4.1	50-32-8	0.2mg/m3 (8H)	scu-rat 50mg/kg	
53. Benzo(b)fluoranthene	10007	042420	0.50	50.00	2000.9	1000	NA	NA	0.018	NA	NA	1000.4	4.1	205-99-2	NA	N/A	
54. Benzo(k)fluoranthene	10007	042420	0.50	50.00	2001.2	1000	NA	NA	0.018	NA	NA	1000.5	4.1	207-08-9	NA	N/A	
55. Benzo(g,h,i)perylene	10007	042420	0.50	50.00	2000.0	1000	NA	NA	0.018	NA	NA	999.9	4.1	191-24-2	NA	N/A	
56. Carbazole	10007	042420	0.50	50.00	2000.3	1000	NA	NA	0.018	NA	NA	1000.0	4.2	86-74-8	NA	ipr-mus 200mg/kg	
57. Chrysene	10007	042420	0.50	50.00	2000.8	1000	NA	NA	0.018	NA	NA	1000.3	4.2	218-01-9	0.2mg/m3	N/A	
58. Dibenzo(a,h)anthracene	10007	042420	0.50	50.00	2000.8	1000	NA	NA	0.018	NA	NA	1000.3	4.2	53-70-3	0.2mg/m3	N/A	
59. Fluoranthene	10007	042420	0.50	50.00	2000.3	1000	NA	NA	0.018	NA	NA	1000.1	4.2	206-44-0	NA	ori-rat 2000mg/kg	
60. Fluorene	10007	042420	0.50	50.00	2000.9	1000	NA	NA	0.018	NA	NA	1000.3	4.2	86-73-7	NA	ipr-mus 2 µg/kg	
61. Indeno(1,2,3-cd)pyrene	10007	042420	0.50	50.00	2000.1	1000	NA	NA	0.018	NA	NA	1000.0	4.1	193-39-5	NA	N/A	
62. Naphthalene	10007	042420	0.50	50.00	2000.9	1000	NA	NA	0.018	NA	NA	1000.4	4.1	91-20-3	10 ppm (50mg/m3/8H)	ori-rat 480mg/kg	
63. Phenanthrene	10007	042420	0.50	50.00	2000.9	1000	NA	NA	0.018	NA	NA	1000.4	4.1	85-01-8	0.2mg/m3/8H	ori-mus 700mg/kg	
64. Pyrene	10007	042420	0.50	50.00	2001.0	1000	NA	NA	0.018	NA	NA	1000.4	4.2	129-00-0	0.2mg/m3/8H	ori-rat 2700mg/kg	

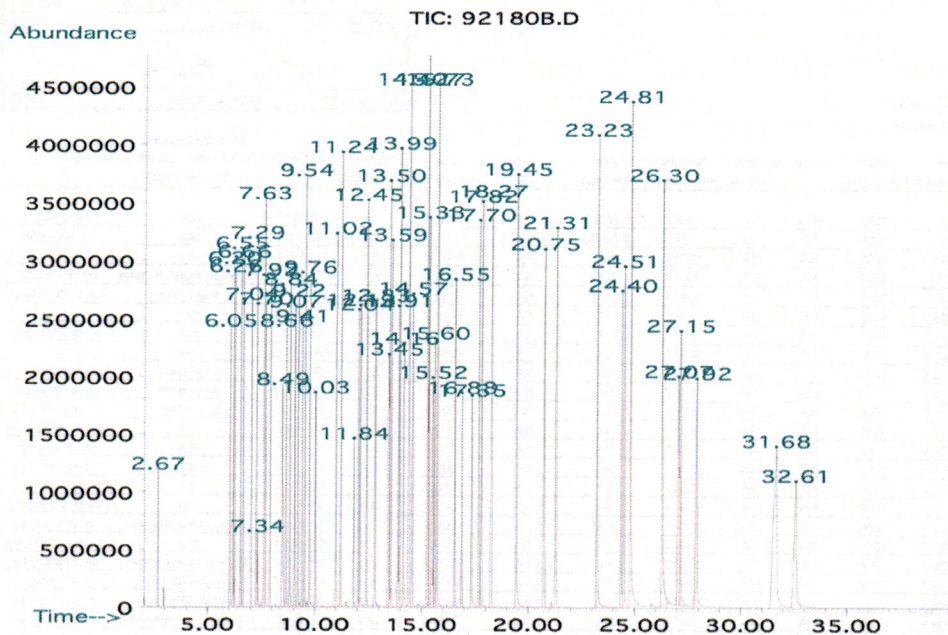
* The certified value is the concentration calculated from gravimetric and volumetric measurements unless otherwise stated.
* Standards are prepared gravimetrically using balances that are calibrated with weights traceable to NIST (see above).
* Standards are certified (±) 0.5% of the stated value, unless otherwise stated.
* All Standards, after opening ampule, should be stored with caps tight and under appropriate laboratory conditions.
* Uncertainty Reference: Taylor, B.N. and Kuyat, C.E., "Guidelines for Evaluating and Expressing the Uncertainty of NIST Measurement Result," NIST Technical Note 1297, U.S. Government Printing Office, Washington, DC, (1994).

ID #: 13539

Opened:
CLP Semi-Volatile Calibration Standard
Expires: 2/2/2026
Rec'd: 2/5/2021
Energy Laboratories Inc 1120 So. 27th Street
Billings MT 59107



Method GC8MSD-2.M: Column:SBB-5 (30m X 0.25mm ID X 0.25µm film thickness) Temp 1 = 50°C (1min.), Temp 2 = 300°C (14 min.), Rate = 10°C/min., Injector B= 250°C, Detector B = 290°C, Split Ratio = 100:1, Scan Rate = 2. Analysis performed by Melissa Stonier.



Peak No	Name	MSD RT (min.)
1	N-nitrosodimethylamine	2.67
2	Phenol	6.05
3	bis(2-Chloroethyl)ether	6.20
4	2-Chlorophenol	6.26
5	1,3-Dichlorobenzene	6.55
6	1,4-Dichlorobenzene	6.63
7	1,2-Dichlorobenzene	7.04
8	o-Cresol (2-methylphenol)	7.29
9	bis(2-Chloroisopropyl)ether	7.34
10	p-Cresol (4-methylphenol)/N-nitrosodi-n-propylamine	7.63
11	Hexachloroethane	7.70
12	Nitrobenzene	7.92
13	Isophorone	8.49
14	2-Nitrophenol	8.66
15	2,4-Dimethylphenol	8.84
16	bis(2-Chloroethoxy)methane	9.07
17	2,4-Dichlorophenol	9.22
18	1,2,4-Trichlorobenzene	9.41
19	Naphthalene	9.54
20	4-Chloroaniline	9.76
21	Hexachloro-1,3-butadiene	10.03
22	4-Chloro-3-methylphenol	11.02
23	2-Methylnaphthalene	11.24
24	Hexachlorocyclopentadiene	11.84
25	2,4,6-Trichlorophenol	12.04
26	2,4,5-Trichlorophenol	12.13
27	2-Chloronaphthalene	12.45
28	2-Nitroaniline	12.84
29	Dimethyl phthalate	13.45
30	Acenaphthylene	13.50
31	2,6-Dinitrotoluene	13.59
32	3-Nitroaniline	13.91
33	Acenaphthene	13.99
34	2,4-Dinitrophenol	14.16
35	Dibenzofuran/4-Nitrophenol	14.40
36	2,4-Dinitrotoluene	14.57
37	Diethyl phthalate/Fluorene	15.27
38	4-Chlorophenyl phenyl ether	15.33
39	4-Nitroaniline	15.52
40	4,6-Dinitro-2-methylphenol	15.60
41	Azobenzene	15.73
42	4-Bromophenyl phenyl ether	16.56
43	Hexachlorobenzene	16.89
44	Pentachlorophenol	13.35
45	Phenanthrene	17.70
46	Anthracene	17.82
47	Carbazole	18.27
48	Di-n-butyl phthalate	19.45
49	Fluoranthene	20.75
50	Pyrene	21.31
51	Benzyl butyl phthalate	23.23
52	Benzo(a)anthracene	24.40
53	Chrysene	24.51
54	bis(2-Ethylhexyl)phthalate	24.82
55	Di-n-octyl phthalate	26.30
56	Benzo(b)fluoranthene	27.07
57	Benzo(k)fluoranthene	27.15
58	Benzo(a)pyrene	27.92
59	Indeno(1,2,3-cd)pyrene/Dibenzo(a,h)anthracene	31.68
60	Benzo(g,h)perylene	32.61



CERTIFIED REFERENCE MATERIAL

110 Benner Circle
Bellefonte, PA 16823-8812
Tel: (800)356-1688
Fax: (814)353-1309

www.restek.com

Certificate of Analysis



FOR LABORATORY USE ONLY-READ SDS PRIOR TO USE.

This Reference Material is intended for Laboratory Use Only as a standard for the qualitative and/or quantitative determination of the analyte(s) listed.

Catalog No. : 31062 **Lot No.:** A0167670

Description : B/N Surrogate Mix (4/89 SOW)
Base Neutral Surrogate 4/89(SOW) 5000µg/mL, Methylene Chloride, 1mL/ampul

Container Size : 2 mL **Pkg Amt:** > 1 mL

Expiration Date : November 30, 2026 **Storage:** 10°C or colder

Handling: Sonicate prior to use. **Ship:** Ambient

CERTIFIED VALUES

Elution Order	Compound	Grav. Conc. (weight/volume)	Expanded Uncertainty (95% C.L.; K=2)			
1	Nitrobenzene-d5 CAS # 4165-60-0 Purity 99% (Lot PR-29940B)	5,014.0 µg/mL	+/- 29.3583	µg/mL	Gravimetric	
			+/- 225.8621	µg/mL	Unstressed	
			+/- 250.6163	µg/mL	Stressed	
2	2-Fluorobiphenyl CAS # 321-60-8 Purity 99% (Lot 00019169)	5,019.6 µg/mL	+/- 29.3911	µg/mL	Gravimetric	
			+/- 226.1143	µg/mL	Unstressed	
			+/- 250.8962	µg/mL	Stressed	
3	p-Terphenyl-d14 CAS # 1718-51-0 Purity 99% (Lot PR-27278)	5,020.6 µg/mL	+/- 29.3967	µg/mL	Gravimetric	
			+/- 226.1576	µg/mL	Unstressed	
			+/- 250.9442	µg/mL	Stressed	

Solvent: Methylene chloride
CAS # 75-09-2
Purity 99%

ID #: 13666

Opened: _____

B/N Surrogate Mix (4/89 SOW)

Expires: 11/30/2026

Rec'd: 3/19/2021

Energry Laboratories Inc 1120 So. 27th Street
Billings MT 59107

Tech Tips:

Due to the limited solubility of p-terphenyl-d14 in methanol, we do not recommend that this mixture be diluted in methanol.

Column:

30m x 0.25mm x 0.25µm
Rtx-5 (cat.#10223)

Carrier Gas:

hydrogen-constant pressure 10 psi.

Temp. Program:

75°C (hold 1 min.) to 330°C
@ 20°C/min. (hold 10 min.)

Inj. Temp:

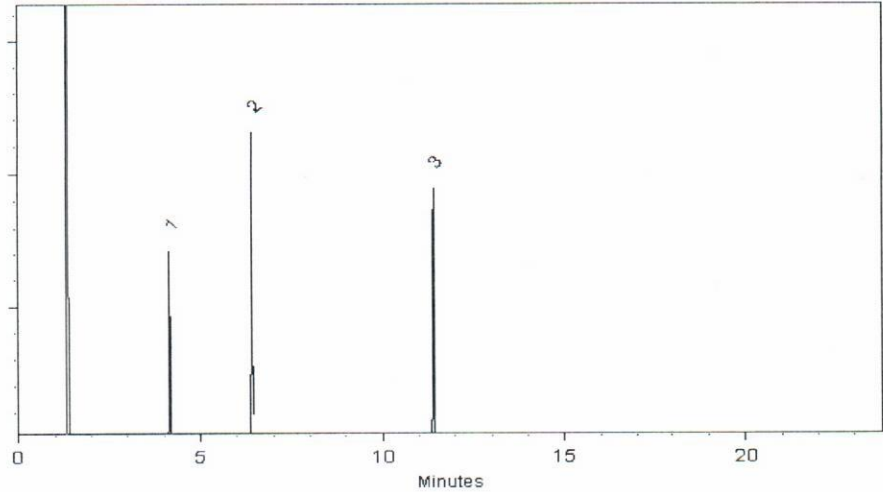
250°C

Det. Temp:

330°C

Det. Type:

FID



This chromatogram represents a general set of testing conditions chosen for product acceptance. For optimal results in your lab, conditions should be adjusted for your specific instrument, method, and application.


Katelyn McGinni - Operations Tech I

Date Mixed: 30-Dec-2020 Balance: 1128353505


Alexis Shelow - Operations Tech I

Date Passed: 06-Jan-2021

Manufactured under Restek's ISO 9001:2015
Registered Quality System
Certificate #FM 80397

General Certified Reference Material Notes

Expiration Notes:

- Expiration date valid for unopened ampul stored in compliance with the recommended conditions.
- Uncertainty, concentration, and expiration of the CRM are based on the unopened product being stored according to the recommended condition found in the storage field.

Purity Notes:

- Purity and/or chemical identity are determined by one or more of the following techniques: GC/FID, HPLC, GC/ μ ECD, GC/MS, LC/MS, RI, and/or melting point.
- Compounds with a listed purity of less than 99% have been weight corrected to compensate for impurities and/or salts. A correction factor is used to calculate the amount of compound necessary to achieve the desired concentration of the parent compound in solution.
- Purity of isomeric compounds is reported as the sum of the isomers.
- Purity values are rounded to the nearest whole number.

Certified Uncertainty Value Notes:

- The uncertainties are determined in accordance with ISO 17034 and Guide 35. The certified combined stressed uncertainty value (includes gravimetric uncertainty, homogeneity between-ampul uncertainty, storage stability uncertainty and shipping stability uncertainty and were combined using the following formula:

$$U_{combined\ stressed} = k \sqrt{U_{gravimetric}^2 + U_{homogeneity}^2 + U_{storage\ stability}^2 + U_{shipping\ stability}^2}$$

k is a coverage factor of 2, which gives a level of confidence of approximately 95%.

- It is important to note that the shipping stability uncertainty was obtained under temperature extremes for specific time intervals; therefore, the certified combined stressed uncertainty value should only be applied to the product if it was stored at non-standard temperature conditions up to and including 7 days. Contact Restek Technical Service at www.restek.com/Contact-Us for use recommendations if your shipment was in-transit for more than 7 days at non-standard temperature conditions.
- Apply the certified combined unstressed uncertainty value if the product was received under standard shipping conditions. Apply the certified combined stressed uncertainty value if the product was received under non-standard conditions as specified below.

Label Conditions	Standard Conditions	Non-Standard Conditions
25°C Nominal (Room Temperature)	< 60°C	≥ 60°C up to 7 days
10°C or colder (Refrigerate)	< 40°C	≥ 40°C up to 7 days
0°C or colder (Freezer) -20°C or colder (Deep Freezer)	< 25°C	≥ 25°C up to 7 days

- Separate (not combined) uncertainty values for gravimetric uncertainty are also displayed on the certificate, if needed, separate homogeneity between-ampul uncertainty, storage stability uncertainty and shipping stability uncertainty values are available by contacting Restek Technical Service at www.restek.com/Contact-Us.
- The packaged amount is the minimum sample size for which uncertainty is valid. The ampules are over-filled to ensure that the minimum packaged amount can be sufficiently transferred.

Manufacturing Notes:

- Concentration is based upon gravimetric preparation using either a balance whose calibration has been verified daily using NIST traceable weights, and/or dilutions with Class A glassware.

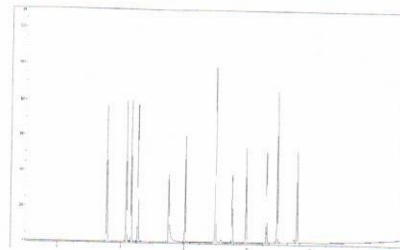
Handling Notes:

- Stability of the unopened product, when stored in compliance with the recommended conditions, is guaranteed through the expiration displayed on the product label and certificate. Contact Restek for additional opened product stability information, with the knowledge/understanding that open product stability is subject to the specific handling and environmental conditions to which the product is exposed. For your convenience Restek supplies deactivated vials with most standards packed in 2mL ampules. Larger volume deactivated vials are available through Restek as a custom ordered item. Additionally, Restek sells DMDCS for the purpose of glassware deactivation as catalog number 31861, which includes complete instructions.

Certificate of Analysis - Certified Reference Material

EPA TCL Hazardous Substances Mix (12 cmpds)

Product no.: 47990-U
Lot no.: LRAC9004
Expiry Date: February 2024
Manufacturing Date: February 2021
Storage: Refrigerate
Solvent/Matrix: Dichloromethane
Certificate version: LRAC9004.01 (Note: Certificates may be updated due to the availability of new data. Check our website at: www.sigma-aldrich.com for the most current version.)



Certified Values:

Analyte	Certified Value	Units	Raw Material Purity, %	Raw Material Elution order	Raw Material Lot
ANILINE CAS# 62-53-3	2022 ± 25	µg/mL	99.9	01	LA41596
BENZYL ALCOHOL CAS# 100-51-6	2022 ± 15	µg/mL	99.7	02	LB99705
2-METHYLPHENOL CAS# 95-48-7	2022 ± 14	µg/mL	99.9	03	LB91878
4-METHYLPHENOL CAS# 106-44-5	2022 ± 17	µg/mL	99.9	04	LB32518
BENZOIC ACID CAS# 65-85-0	2021 ± 27	µg/mL	98.8	05	442-137B
4-CHLOROANILINE CAS# 106-47-8	2022 ± 32	µg/mL	100.0	06	MKBZ6909V
2,4,5-TRICHLOROPHENOL CAS# 95-95-4	2022 ± 18	µg/mL	99.9	07	JS00008
2-METHYLNAPHTHALENE CAS# 91-57-6	2021 ± 11	µg/mL	98.2	08	LB97828
2-NITROANILINE CAS# 88-74-4	2022 ± 12	µg/mL	99.9	09	07411KN
3-NITROANILINE CAS# 99-09-2	2022 ± 15	µg/mL	99.9	10	LC09264
DIBENZOFURAN CAS# 132-64-9	2021 ± 10	µg/mL	98.8	11	LB78814
4-NITROANILINE CAS# 100-01-6	2022 ± 23	µg/mL	99.9	12	15609AA

ID #: 13691

Opened:

EPA TCL Hazardous Substances Mix (12 cmp)

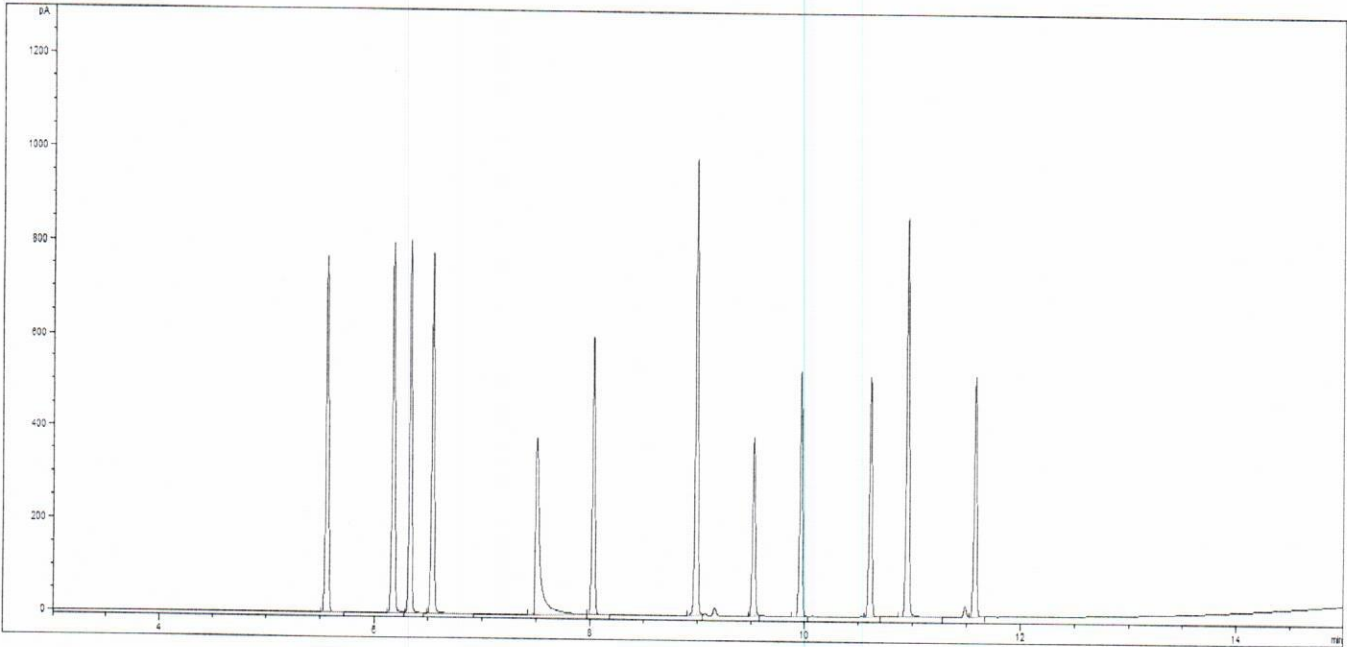
Expires: 2/28/2024

Rec'd: 3/26/2021

Energv Laboratories Inc 1120 So. 27th Street
Billings MT 59107



Informational Values:



Additional Information:

Analytical Method Parameters:
Column: SPB-5, 30 m x 0.53 mm I.D., 1.5 µm film thickness (Column #214)
Carrier Gas: H2, Flow: 4.5 mL/min
Inlet Temperature: 240 °C, Injection Volume: 1 µL
Injection Mode: Split, Split Ratio: 25:1
Temperature Program: 80 °C (Hold 2 min) @ 15 °C/min to 280 °C (Hold 2 min)
Detector: FID
Detector Temperature: 310 °C

Metrological traceability:

Traceable to the SI and higher order standards from NIST through an unbroken chain of comparisons. The balance used to weigh raw materials is accurate to +/-0.0001 g and calibrated regularly using mass standards traceable to NIST. All dilutions were performed gravimetrically. Additionally, individual analytes are traceable to NIST SRMs where available and specified above.

Measurement method:

Where applicable, the assigned value is based on a purity determination by mass balance and gravimetrically prepared value.

Intended use:

Intended for R&D and Analytical Use only. Not for drug, household or other uses.

Minimum sample size:

1 µL

Packaging:

1 ML IN AMBER AMPULE

Instructions for handling and correct use:

Use on the as is basis. The internal pressure of the container may be slightly different from the atmospheric pressure at the user`s location. Open slowly and carefully to avoid dispersion of the material.

Health and safety information:

All chemical reference materials should be considered potentially hazardous and should be used only by qualified laboratory personnel. Please refer to the Safety Data Sheet for detailed information about the nature of any hazard and appropriate precautions to be taken.

Accreditation:

Sigma-Aldrich RTC is accredited by the US accreditation authority ANAB as a registered reference material producer AR-1470 in accordance with ISO 17034.

Certificate issue date:

26-Feb-2021



Andy Ommen - QC Manager

Mark Pooler - QA Supervisor

Details on metrological traceability:

This standard has been gravimetrically prepared using balances that have been fully qualified and calibrated to ISO 17025 requirements. All calibrations utilize NIST traceable weights which are calibrated externally by a qualified ISO 17025 accredited calibration laboratory to NIST standards. Qualification of each balance includes the assignment of a minimum weighing by a qualified and ISO 17025 accredited calibration vendor taking into consideration the balance and installed environmental conditions to ensure compliance with USP tolerances of NMT 0.10% relative error. Fill volume to predetermined specifications is gravimetrically verified throughout the dispensing process using qualified and calibrated balances. Further traceability to a corresponding Primary Standard may be achieved through a direct comparison assay. Where a Primary Standard is available, the assay value will be included in the specified section of the COA.

Details on metrological traceability:

Ucrm - Uncertainty values in this document are expressed as Expanded Uncertainty (Ucrm) corresponding to the 95% confidence interval. Ucrm is derived from the combined standard uncertainty multiplied by the coverage factor k, which is obtained from a t-distribution and degrees of freedom. The components of combined standard uncertainty include the uncertainties due to characterization, homogeneity, long term stability, and short term stability (transport). The components due to stability are generally considered to be negligible unless otherwise indicated by stability studies. The mathematical

$$u_{CRM} = \sqrt{u_{char}^2 + u_{homogeneity}^2 + u_{stability}^2}$$

Homogeneity assessment:

Homogeneity was assessed in accordance with ISO Guide 35. Completed units were sampled using a random stratified sampling protocol. The results of chemical analysis were then compared by Single Factor Analysis of Variance (ANOVA). The uncertainty due to homogeneity was derived from the ANOVA. Heterogeneity was not detected under the conditions of the ANOVA.

Stability assessment:

Significance of the stability assessment will be demonstrated if the analytical result of the study and the range of values represented by the Expanded Uncertainty do not overlap the result of the original assay and the range of its values represented by the Expanded Uncertainty. The method employed will usually be the same method used to characterize the assay value in the initial

Certificate of analysis revision history:

Certificate version	Date	Reason for version
LRAC9004.01	26-Feb-2021	Original Release Date

Disclaimer: The purchaser is required to determine the suitability of this product for any particular application. Sigma-Aldrich RTC makes no warranty of any kind, express or implied, other than its products meet all quality control standards set by Sigma-Aldrich RTC. We do not guarantee that the product can be used for any particular application.

The vibrant M, Supelco, TraceCERT and Sigma-Aldrich are trademarks of Merck KGaA, Darmstadt, Germany or its affiliates. All other trademarks are the property of their respective owners. Detailed information on trademarks is available via publicly accessible resources. © 2018 Merck KGaA, Darmstadt, Germany and/or its affiliates. All Rights Reserved.

The life science business of Merck KGaA, Darmstadt, Germany operates as MilliporeSigma in the US and Canada.



Certificate of Analysis

Product Name: Benzidines Standard

Product Number: US-290-1

Lot Number: 0006592783

Lot Issue Date: 03-Mar-2021

Expiration Date: 30-Apr-2023

Description:

This analytical reference material (RM) was manufactured and verified in accordance with an ISO 9001 registered quality system and analyte concentrations were verified by an ISO 17025 accredited laboratory. The concentration and uncertainty value at the 95% confidence level for each analyte, determined gravimetrically, is listed below.

Analyte	CAS#	Analyte Lot	Concentration ± Uncertainty
benzidine	000092-87-5	RM10200	2004 ± 10 µg/mL
3,3'-dichlorobenzidine	000091-94-1	RM12559	2001 ± 10 µg/mL

Matrix: methylene chloride (dichloromethane)

Storage Conditions: Store at Room Temperature (15° to 30°C).

Traceability:

The balances used for these measurements are calibrated with weights traceable to NIST in compliance with ANSI/NCCL Z540.3, ISO 9001, ISO 17025, and ISO 17034. Calibrated Class A glassware is used for volumetric measurements. Thermometers are calibrated against a NIST traceable thermometer in accordance with NIST Special Publication 1088.

Homogeneity:

This RM was unitized according to an in-house procedure and is guaranteed to be homogeneous. There is no minimum sub-sample size required.

Intended Use:

This RM is intended for the preparation of working reference samples for use in routine laboratory analyses, calibration of instruments, validation of analytical methods, assessments of measurement methods, and continuing calibration verification.

Instructions for Use:

Sample aliquots for analysis should be withdrawn at 20°C to 25°C immediately after opening the container and should be processed without delay for the certified values to be valid within the stated uncertainties.

Hazards:

Refer to the Safety Data Sheet on www.agilent.com for information regarding this RM.

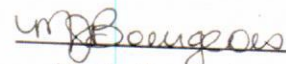
Expiration of Certification:

The certification of this RM is valid until the expiration date specified above, provided the RM is handled and stored in accordance with the instructions given in this certificate. This certification is nullified if the RM is damaged, contaminated, or otherwise modified.

Maintenance of Certification:

If substantive changes are noted that affect the certification before the expiration of this certificate, Agilent will notify the purchaser.

Sample lot approver:



Monica Bourgeois

QMS Representative

ISO 17034 Cert
No. AR-1936

RM was produced in accordance with the LRQA registered ISO 9001:2015 Quality Management System. Cert # 10303760

Page: 1 of 1

www.agilent.com/quality/
CSD-QA-015.1ISO 17025 Cert
No. AT-1937



Certified Reference Material CRM



ANAB ISO 17034 Accredited
AR-1539 Certificate Number
https://Absolutestandards.com

CERTIFIED WEIGHT REPORT

Part Number: 95230
Lot Number: 050721
Description: Semi-Volatile Mix
11 components
Expiration Date: 050726
Recommended Storage: Refrigerate (4 °C)
Nominal Concentration (µg/mL): 2000
NIST Test ID#: 6UTB

Solvent(s): Methylene chloride
Lot# 105345

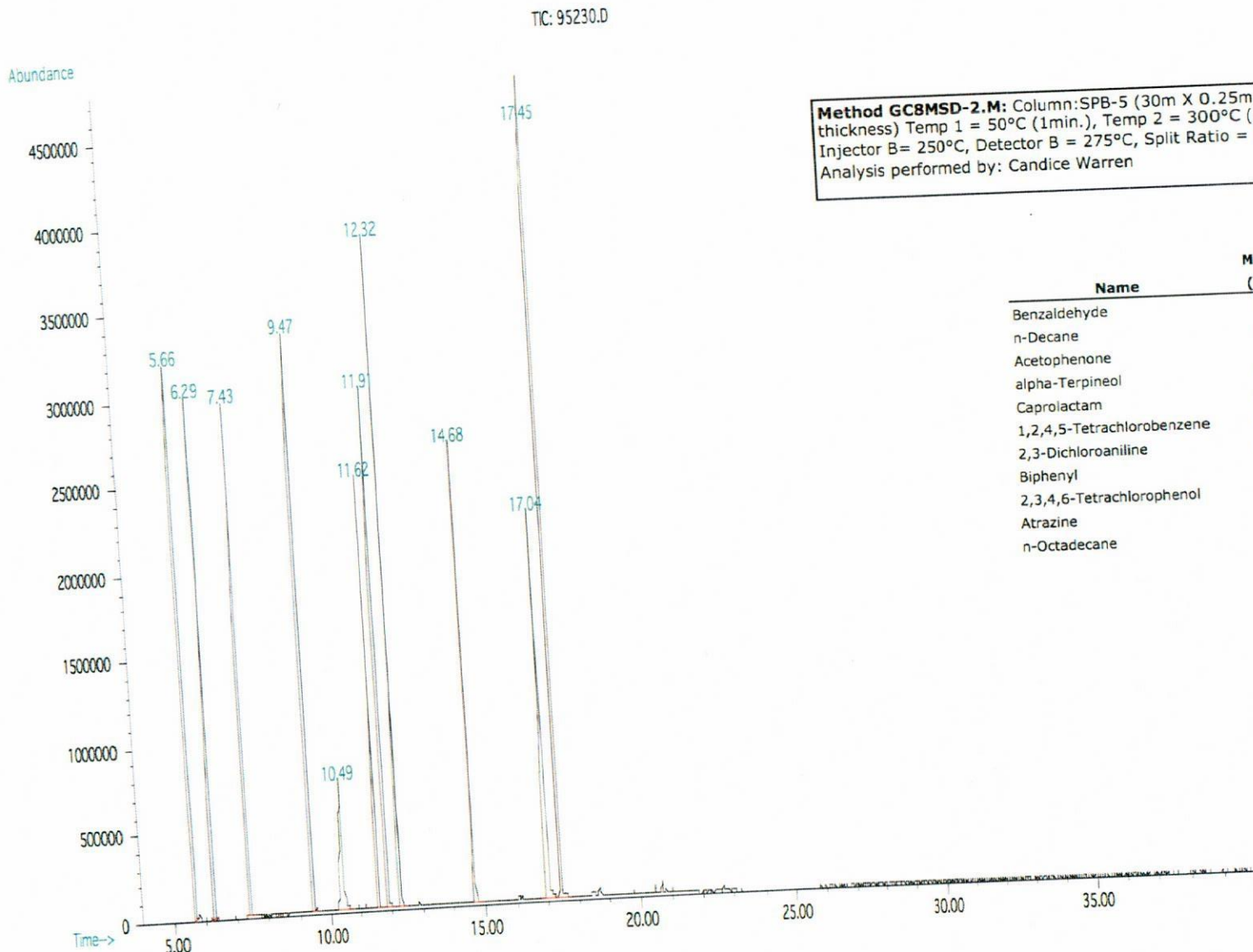
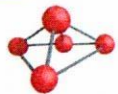
Weight(s) shown below were combined and diluted to (mL): 50.0
5E-05 Balance Uncertainty
0.058 Flask Uncertainty

<i>Prashant Chauhan</i>		050721
Formulated By:	Prashant Chauhan	DATE
<i>Pedro L. Rentas</i>		050721
Reviewed By:	Pedro L. Rentas	DATE

Compound	RM#	Lot Number	Nominal Conc (µg/mL)	Purity (%)	Uncertainty Purity	Target Weight (g)	Actual Weight (g)	Actual Conc (µg/mL)	Expanded Uncertainty (+/-) (µg/mL)	SDS Information (Solvent Safety Info. On Attached pg.)		
										CAS#	OSHA PEL (TWA)	LD50
1. Acetophenone	434	04511JX	2000	99	0.2	0.10106	0.10122	2003.1	9.6	98-86-2	N/A	ori-rat 815mg/kg
2. Atrazine	23	BCBZ3835	2000	99.1	0.2	0.10096	0.10120	2004.7	9.6	1912-24-9	5mg/m3	ori-rat 1960mg/kg
3. Benzaldehyde	1707	22496TMV	2000	99.5	0.2	0.10056	0.10073	2003.5	9.5	100-52-7	N/A	ori-rat 1300mg/kg
4. Biphenyl	556	MKBS5244V	2000	99.5	0.2	0.10056	0.10070	2002.9	9.5	92-52-4	0.2 ppm(1mg/m3/8H)	ori-rat 2400mg/kg
5. ε-Caprolactam	1695	MKBK9562V	2000	99	0.5	0.10106	0.10116	2001.9	20.8	105-60-2	1 mg/m3	ori-rat 1210 mg/kg
6. n-Decane	106	00936AA	2000	99	0.2	0.10106	0.10116	2001.9	9.6	124-18-5	N/A	N/A
7. 2,3-Dichloroaniline	1131	05612AI	2000	99	0.2	0.10106	0.10121	2002.9	9.6	608-27-5	N/A	N/A
8. n-Octadecane	971	MKCG6046	2000	100	0.2	0.10005	0.10015	2002.0	9.5	593-45-3	N/A	N/A
9. alpha-Terpineol	1752	GG01	2000	95	0.2	0.10532	0.10545	2002.5	9.8	98-55-5	N/A	N/A
10. 1,2,4,5-Tetrachlorobenzene	274	10408AS	2000	98	0.2	0.10209	0.10220	2002.1	9.6	95-94-3	N/A	ori-rat 1500mg/kg
11. 2,3,4,6-Tetrachlorophenol	477	100317	2000	99.3	0.2	0.10076	0.10095	2003.8	9.5	58-90-2	N/A	ori-rat 140mg/kg

ID #: 13964
Opened: _____
Semi-Volatile Mix
Expires: 5/7/2026
Rec'd: 6/17/2021
Energy Laboratories Inc 1120 So. 27th Street
Billings MT 59107

- The certified value is the concentration calculated from gravimetric and volumetric measurements unless otherwise stated.
- Standards are prepared gravimetrically using balances that are calibrated with weights traceable to NIST (see above).
- Standards are certified (+/-) 0.5% of the stated value, unless otherwise stated.
- All Standards, after opening ampule, should be stored with caps tight and under appropriate laboratory conditions.
- Uncertainty Reference: Taylor, B.N. and Kuyat, C.E., "Guidelines for Evaluating and Expressing the Uncertainty of NIST Measurement Result," NIST Technical Note 1297, U.S. Government Printing Office, Washington, DC, (1994).



John

660 Tower Lane • P.O. Box 599 • West Chester, PA 19381-0599
1-800-452-9994 • 1-610-692-3026 • Fax 1-610-692-8729
info@chemservice.com • www.chemservice.com

CERTIFICATE OF ANALYSIS

Mixture #8-Internal Standards

CONCENTRATION 4000ug/ml in Methylene chloride
CATALOG NUMBER M-PPHC8X12-1ML
LOT NUMBER 11925100
DATE CERTIFIED 06/09/21
EXPIRATION DATE 06/30/23
STORAGE Store at room temperature (20 - 25 °C).
HANDLING See Safety Data Sheet
INTENDED USE For laboratory use only.
ISO 17034:2016 CERTIFIED [X]

ID	Analyte	CAS	Weight Analyte (mg)	Lot	Purity	Certified Concentration (ug/mL)
N-11000	Acenaphthene-d10	15067-26-2	804.000	00026778	99.5	3999.9
N-11467	Chrysene-d12	1719-03-5	809.700	00025144	99.5	4028.3
N-10217	1,4-Dichlorobenzene-d4	3855-82-1	804.000	00027328	99.5	3999.9
N-12645	Naphthalene-d8	1146-65-2	807.500	00029881	99.3	4009.2
N-12851	Perylene-d12	1520-96-3	805.100	00024295	99.5	4005.4
N-12856	Phenanthrene-d10	1517-22-2	808.700	00027331	99.0	4003.1

Analytical Test	Value
CONCENTRATION (GC/FID)	VERIFIED

ID #: 13968
Opened: _____
Mixture #8-Internal Standards
Expires: 6/30/2023
Rec'd: 6/18/2021
Enerqa Laboratories Inc 1120 So. 27th Street
Billings MT 59107

COA Form
Revision 3 (3/2015)



Print Date: 06/14/21

CHEM SERVICE INC.

660 Tower Lane • P.O. Box 599 • West Chester, PA 19381-0599
1-800-452-9994 • 1-610-692-3026 • Fax 1-610-692-8729
info@chemservice.com • www.chemservice.com

Instructions for Use:

Shake mixture prior to use. If particles are present, sonicate for homogeneity. If sample is diluted to lower concentrations, Class A volumetric glassware must be used.


Minimum Sample Size- 0.2 uL for Direct Injection.

Chem Service Inc. guarantees the expanded uncertainty of the above analytes to be +/- 2.0% of the certified concentrations based on gravimetric preparation. The test results published in this report were obtained using equipment capable of producing results that are traceable to NIST and through NIST to the International System of Units (SI). The reported expanded uncertainty of measurement is stated as the combined standard uncertainty of measurement multiplied by the coverage factor k ($k=2$) such that the coverage probability corresponds to approximately 95%. For certified reference materials, homogeneity and thermal stability testing are available upon request.

Certified By:

Mary Beth O'Donnell

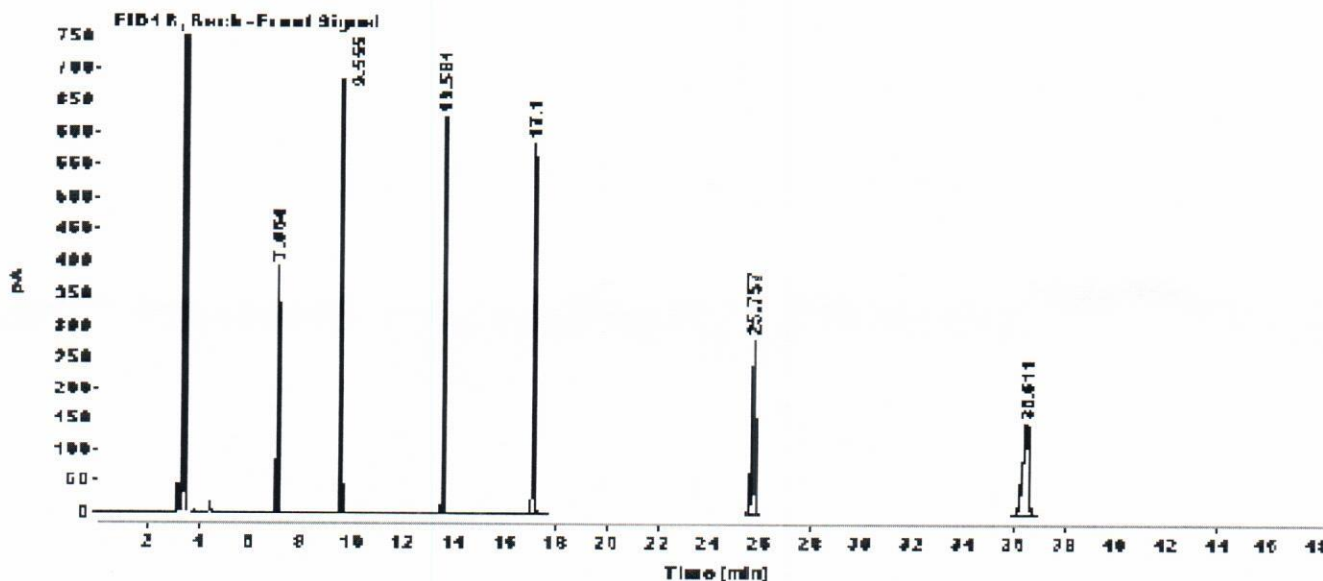
Mary Beth O'Donnell
CSM/TC



CERTIFICATE OF ANALYSIS


Gas Chromatography / Flame Ionization Detector (GC/FID)

Data file: C:\CHEM32\1\DATA\2021 DATA\0621\1\M-PPHC8X12.D
 Sample name: M-PPHC8X12
 Acq. method: SCREEN-BACK.M
 Instrument: GC3
 Injection date: 6/9/2021 11:58:12 AM
 Column name: RTX-5MS (30m x 0.25mm x 0.5µm)
 Location: 201
 Injection Vol: 1.000
 # Of Injections: 1



Signal: FID1 B, Back - Front Signal

RT [min]	Type	Width [min]	Area	Height	Area%
7.064	BB	0.0442	1119.2875	393.3396	8.4245
9.555	BV R	0.0512	2239.5649	684.7053	16.8565
13.581	BB	0.0598	2394.9761	624.3607	18.0262
17.100	BB	0.0685	2531.9221	584.9907	19.0569
25.757	BB	0.1314	2450.2429	284.7773	18.4422
36.511	BB	0.2375	2550.0964	149.1623	19.1937
Sum			13286.0900		



CERTIFICATE OF ANALYSIS

Catalog No: S-14500-R2
Description: Custom Semi-Volatile Standard
Lot: 220021255-02
Solvent: Dichloromethane
Hazards: Refer to SDS for complete safety information

Date Certified: Aug 31, 2021
Expiration: Oct 1, 2022
Sample Size: 1 mL
Components: 10
Storage Condition: Freeze (<-10 °C)/Sonicate



Signal Word: Warning

Certified Reference Material



AR-1463

Component	CAS #	Purity % (GC/MS)	Prepared Concentration ² (µg/mL)	Certified Analyte Concentration ¹ (µg/mL)
Pyridine				
4-Chlorophenol	110-86-1	98.7	2026	2000
1-Methylnaphthalene	106-48-9	100.0	2019	2019
N-Nitrosodiphenylamine	90-12-0	98.5	2003	1973
4-Chloro-2-methylphenol	86-30-6	100.0	2022	2022
Benzoic acid	1570-64-5	97.0	2069*	2007
Aniline	65-85-0	99.5	2010	2000
Benzyl alcohol	62-53-3	98.0	2002	1962
Triallate	100-51-6	99.9	2011	2009
o-Terphenyl	2303-17-5	99.9	2013	2011
	84-15-1	99.9	2019	2017

ID #: 14279
Opened: _____
Custom Semi-Volatile Standard
Expires: 10/1/2022
Rec'd: 9/16/2021
Enerav Laboratories Inc 1120 So. 27th Street
Billings MT 59107

This Certified Reference Material was verified in accordance with ISO/IEC 17025

* Weight compensated to 100% purity.

A product with a suffix (-1A, -2B, etc. or -01, -02, etc.) on its lot number has had its expiration date extended and is identical to the same lot number without the suffix.

² All weights are traceable through NIST, Test No. 684/289871-17

¹ Certified Analyte Concentration = Purity x Prepared Concentration.

The Uncertainty associated with the certified concentration reported on this certificate is ±2.4%. This value is the combined expanded uncertainty and represents an estimated standard deviation equal to the positive square root of the total variation of the uncertainty of components. A normal distribution is assumed and a coverage factor of K=2 is chosen using approximately a 95% confidence level.

Labels and certificates follow U.S. Conventions in reporting numerical values: A comma (,) is used to separate units of one-thousand or greater. A period (.) is used as a decimal place marker.

The information on this certificate may not be reproduced without the express permission of the manufacturer. See reverse side for additional information

Hazard Information: Please refer to the SDS for information regarding the hazards associated with using this material.

This product was prepared according to in-house procedures and is guaranteed to be homogeneous.

Certified By:



Larry Decker, Organic QC Manager

CERTIFICATE OF ANALYSIS

Catalog No: Z-014F
Description: Benzidine & 3,3'-Dichlorobenzidine
Lot: 220041353
Solvent: Methanol
Hazards: Refer to SDS for complete safety information

Date Certified: May 1, 2020
Expiration: May 1, 2024
Sample Size: 1 mL
Components: 2
Storage Condition: Ambient (>5 °C)



Signal Word: Danger

Certified Reference Material



Component	CAS #	Purity % (GC/MS)	Prepared Concentration ² (µg/mL)	Certified Analyte Concentration ¹ (µg/mL)
Benzidine **	92-87-5	99.9	2004	2002
3,3'-Dichlorobenzidine **	91-94-1	100.0	2001	2001

ID #: 12839

Opened: _____
Benzidine & 3,3'-Dichlorobenzidine
Expires: 5/1/2024
Rec'd: 7/7/2020
Energy Laboratories Inc 1120 So. 27th Street
Billings MT 59107

**Benzidine and 3,3'-Dichlorobenzidine are subject to oxidative degradation

**Benzidine and 3,3'-Dichlorobenzidine are subject to oxidative degradation

A product with a suffix (-1A, -2B, etc. or -01, -02, etc.) on its lot number has had its expiration date extended and is identical to the same lot number without the suffix.

² All weights are traceable through NIST, Test No. 684/289871-17

¹ Certified Analyte Concentration = Purity x Prepared Concentration.

The Uncertainty associated with the certified concentration reported on this certificate is $\pm 2.4\%$. This value is the combined expanded uncertainty and represents an estimated standard deviation equal to the positive square root of the total variation of the uncertainty of components. A normal distribution is assumed and a coverage factor of K=2 is chosen using approximately a 95% confidence level.

Labels and certificates follow U.S. Conventions in reporting numerical values: A comma (,) is used to separate units of one-thousand or greater. A period (.) is used as a decimal place marker.

The information on this certificate may not be reproduced without the express permission of the manufacturer. See reverse side for additional information

Certified By: _____

Larry Decker, Organic QC Manager

CERTIFICATE OF ANALYSIS

Catalog No: Z-014F
Description: Benzidine & 3,3'-Dichlorobenzidine
Lot: 220041353
Solvent: Methanol

Date Certified: May 1, 2020
Expiration: May 1, 2024
Sample Size: 1 mL
Components: 2

I-TEST

AccuStandard, Inc.
Statistical Report for CLP (SOW 1997)
1-May-2020

QR-CCO-003 rev. 3/16

		Z-014F 220041353							Z-014F 220031213							NOTES:						
Peak	# Component	Run #1	Run #2	Run #3	Run #4	Mean	Std Dev	% RSD	Run #1	Run #2	Run #3	Run #4	Mean	Std Dev	% RSD	L.025	U.025	Component	# of	10 % error		
																test	220041353	220031213	Runs	check of		
1	Benzidine (92-87-5)	90	83	79	78	83	5.45	6.60%	84	84	80	76	81	3.83	4.73%	0.45	23.7	Benzidine (92-87-5)	11.3	4	2000	2 %
2	3,3'-Dichlorobenzidine (91-94-1)	104	96	93	91	96	5.72	5.95%	98	99	94	89	95	4.27	4.51%	0.35	20.9	3,3'-Dichlorobenzidine (91-94-1)	15.8	4	2000	1 %

AccuStandard


CERTIFICATE OF ANALYSIS

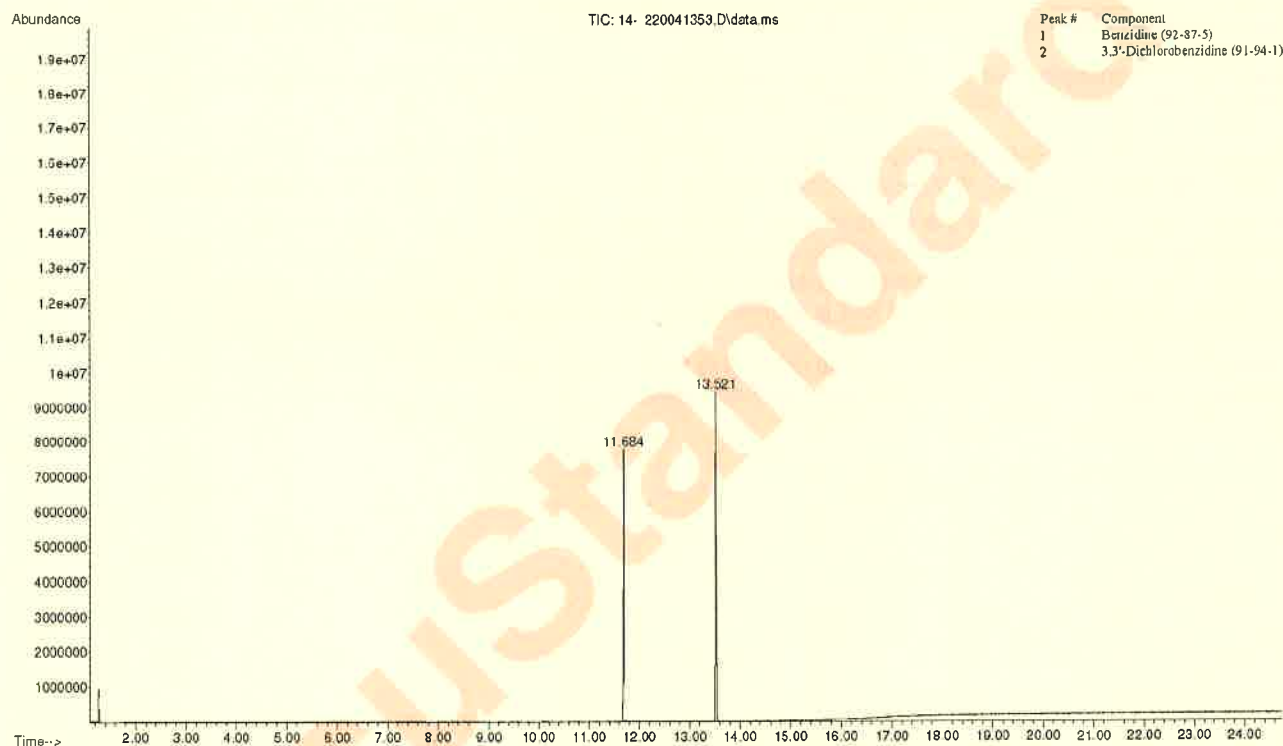
Catalog No: Z-014F
Description: Benzidine & 3,3'-Dichlorobenzidine
Lot: 220041353
Solvent: Methanol

Date Certified: May 1, 2020
Expiration: May 1, 2024
Sample Size: 1 mL
Components: 2

Chromatogram

File :D:\MassHunter\GCMS\1\DATA\043020\14- 220041353.D
Operator : Organic QC Lab
Acquired : 30 Apr 2020 17:16 using AcqMethod CHICK_2019_S100.M
Instrument : GCMS 6
Sample Name: Z-014F (220041353)
Misc Info : Z-014F @2000ug/mL in Methanol
Vial Number: 138

 **AccuStandard®**
Leader in Analytical Reference Standards
Column: DB-5MS, 30m, 0.25 ID, 0.25 um
Oven Program: 80c 17c/min to 340c, 8min
GC Parameters: Cons. Split, 12psi constant flow
Split 100:1, 1uL inj.; GC/MS; INJ 270c



CERTIFICATE OF ANALYSIS

Catalog No: Z-014F
Description: Benzidine & 3,3'-Dichlorobenzidine
Lot: 220041353
Solvent: Methanol

Date Certified: May 1, 2020
Expiration: May 1, 2024
Sample Size: 1 mL
Components: 2

RAW DATA

Data Path : D:\MassHunter\GCMS\1\DATA\043020\
Data File : 14- 220041353.D
Acq On : 30 Apr 20 05:16 pm
Operator : Organic QC Lab
Sample : Z-014F (220041353)
Misc : Z-014F @2000ug/mL in Methanol
ALS Vial : 138 Sample Multiplier: 1

Integration Parameters: events.e
Integrator: ChemStation

Method : D:\MassHunter\GCMS\1\methods\CHICK_2019.M
Title :

Signal : TIC: 14- 220041353.D\data.ms

peak #	R.T. min	first scan	max scan	last scan	PK TY	peak height	corr. area	corr. % max.	% of total
1	11.684	2371	2386	2399	PV	7555441	90932217	86.94%	46.506%
2	13.521	2790	2799	2825	BB	9071921	104594086	100.00%	53.494%



Analytical RunID SV5973N.I_220307A Standards Traceability Report

Spike ID: sv100507
Spike Name: BNA mix
Prep Date: 6/9/2021
Exp Date: 3/31/2022
Department: GCMSSEMI
Vendor:
Lot Number:
Balance ID:
Comments: 200 ug/mL

Type: Secondary
Prep By: Sean McGrew
Status: New

Final Volume: 1.5 mL

Chemical/Solvent Used	Bottle No	Amt	Units	Expires
Dichloromethane EA342	13510	0.51	mL	3/31/2022

Stock Source	Base Units	Amount Added
sv82908	ug/mL	0.03 mL
sv83301	ug/mL	0.15 mL
sv83406	ug/mL	0.15 mL
sv83419	ug/mL	0.15 mL
sv82913	ug/mL	0.15 mL
sv83410	ug/mL	0.15 mL
sv83407	ug/mL	0.06 mL
sv83201	ug/mL	0.15 mL



Analytical RunID SV5973N.I_220307A Standards Traceability Report

Spike ID: sv100516

Spike Name: BNA Internals 2000 ug/mL

Prep Date: 7/25/2021

Exp Date: 6/30/2023

Department: GCMSSEMI

Vendor: Chemservice

Lot Number: 8443500

Balance ID:

Comments:

Type: Secondary

Prep By: John P. Heine

Status: New

Final Volume: 2.12 mL

Chemical/Solvent Used	Bottle No	Amt	Units	Expires
Dichloromethane EA342	13510	1.06	mL	6/30/2023

Stock Source	Base Units	Amount Added
sv83506	ug/mL	1.06 mL



Analytical RunID SV5973N.I_220307A Standards Traceability Report

Spike ID: sv100714

Spike Name: BNA 2nd source

Prep Date: 12/20/2021

Exp Date: 10/1/2022

Department: GCMSSEMI

Vendor:

Lot Number:

Balance ID:

Comments: 200 ug/mL

Type: Secondary

Prep By: Sean McGrew

Status: New

Final Volume: 1 mL

Chemical/Solvent Used	Bottle No	Amt	Units	Expires
Dichloromethane EA342	13510	0.54	mL	10/1/2022

Stock Source	Base Units	Amount Added
sv83514	ug/mL	0.1 mL
sv82702	ug/mL	0.02 mL
sv83218	ug/mL	0.1 mL
sv83408	ug/mL	0.2 mL
sv83411	ug/mL	0.04 mL



Analytical RunID SV5973N.I_220307A Standards Traceability Report

Standard ID: sv82702

Standard Name: AE Surr

Prep Date: 8/28/2018

Exp Date: 4/30/2023

Department: GCMSPR

Vendor: Restek

Lot Number: A0137474

Balance ID:

Comments:

Type: Primary

Prep By: Craig A. Bardelli

Status: New

Final Volume: mL

Chemical/Solvent Used	Bottle No	Amt	Units	Expires
Acid Surrogate Standard Mix (4/89)	10707	1	mL	4/30/2023
Stock Source	Base Units	Amount Added		



Analytical RunID SV5973N.I_220307A Standards Traceability Report

Spike ID: sv82908

Spike Name: AE surr

Prep Date: 4/10/2019

Exp Date: 3/31/2022

Department: GCMSSEMI

Vendor: Sigma-Aldrich

Lot Number: LRAC2239

Balance ID:

Comments:

Type: Primary

Prep By: Sean McGrew

Status: New

Final Volume: mL

Chemical/Solvent Used	Bottle No	Amt	Units	Expires
EPA 8270 Acids Surrogate Spike Mix HC	11383		mL	3/31/2022
Stock Source	Base Units	Amount Added		



Analytical RunID SV5973N.I_220307A Standards Traceability Report

Spike ID: sv82913

Spike Name: BNA Custom for cal

Prep Date: 5/2/2019

Exp Date: 5/28/2023

Department: GCMSSEMI

Vendor: AccuStandard

Lot Number: 219041483

Balance ID:

Comments:

Type: Primary

Prep By: Sean McGrew

Status: New

Final Volume: 1 mL

Chemical/Solvent Used	Bottle No	Amt	Units	Expires
Custom BNA Mix	11451		mL	5/28/2023
Stock Source	Base Units	Amount Added		



Analytical RunID SV5973N.I_220307A Standards Traceability Report

Spike ID: sv83201

Spike Name: Phenols mix

Prep Date: 3/17/2020

Exp Date: 1/31/2028

Department: GCMSSEMI

Vendor: Restek

Lot Number: A0157111

Balance ID:

Comments:

Type: Primary

Prep By: Sean McGrew

Status: New

Final Volume: 1 mL

Chemical/Solvent Used	Bottle No	Amt	Units	Expires
604 Phenols Calibration Mix	12512		mL	1/31/2028
Stock Source	Base Units	Amount Added		



Analytical RunID SV5973N.I_220307A Standards Traceability Report

Spike ID: SV83202

Spike Name: BNA 2nd source short

Prep Date: 3/24/2020

Exp Date: 3/16/2023

Department: GCMSSEMI

Vendor: Absolute Standards

Lot Number: 031620

Balance ID:

Comments:

Type: Primary

Prep By: Sean McGrew

Status: New

Final Volume: 1 mL

Chemical/Solvent Used	Bottle No	Amt	Units	Expires
BNA 2nd Source Standard Rev 1	12532		mL	3/16/2023
Stock Source	Base Units	Amount Added		



Analytical RunID SV5973N.I_220307A Standards Traceability Report

Spike ID: sv83218

Spike Name: Benzidines

Prep Date: 7/7/2020

Exp Date: 5/1/2024

Department: GCMSSEMI

Vendor: AccuStandard

Lot Number: 220041353

Balance ID:

Comments: 2000 ug/mL 12839

Type: Primary

Prep By: John P. Heine

Status: New

Final Volume: 1 mL

Chemical/Solvent Used	Bottle No	Amt	Units	Expires
Benzidine & 3,3'-Dichlorobenzidine	12839	1	mL	5/1/2024

Stock Source	Base Units	Amount Added
--------------	------------	--------------



Analytical RunID SV5973N.I_220307A Standards Traceability Report

Spike ID: sv83301

Spike Name: PAH Mix

Prep Date: 7/13/2020

Exp Date: 9/30/2022

Department: GCMSSEMI

Vendor: Sigma-Aldrich

Lot Number: LRAC3877

Balance ID:

Comments: 4 x 1mL

Type: Primary

Prep By: John P. Heine

Status: New

Final Volume: 6 mL

Chemical/Solvent Used	Bottle No	Amt	Units	Expires
TCL PAH Mix	12846	6	mL	9/30/2022
Stock Source	Base Units	Amount Added		



Analytical RunID SV5973N.I_220307A Standards Traceability Report

Spike ID: sv83406

Spike Name: BN mix 2000ug/mL

Prep Date: 1/20/2021

Exp Date: 1/31/2023

Department: GCMSSEMI

Vendor: Sigma-Aldrich

Lot Number: LRAC4915

Balance ID:

Comments:

Type: Primary

Prep By: Sean McGrew

Status: New

Final Volume: 1 mL

Chemical/Solvent Used	Bottle No	Amt	Units	Expires
TCL Base-Neutrals Mix	13494	1	mL	1/31/2023

Stock Source	Base Units	Amount Added
--------------	------------	--------------



Analytical RunID SV5973N.I_220307A Standards Traceability Report

Standard ID: sv83407

Standard Name: BN Surr 5000 ug/mL

Prep Date: 12/14/2020

Exp Date: 10/31/2026

Department: GCMSSEMI

Vendor: Restek

Lot Number: A0166081

Balance ID:

Comments:

Type: Primary

Prep By: John P. Heine

Status: New

Final Volume: 5 mL

Chemical/Solvent Used	Bottle No	Amt	Units	Expires
B/N Surrogate Mix (4/89 SOW)	13328	1	mL	10/31/2026
Stock Source	Base Units	Amount Added		



Analytical RunID SV5973N.I_220307A Standards Traceability Report

Spike ID: sv83408

Spike Name: 625 LCS Spk

Prep Date: 2/9/2021

Exp Date: 2/2/2026

Department: GCMSPR

Vendor: Absolute Standards

Lot Number: 050120

Balance ID:

Comments: 12x1mL ampules

Type: Primary

Prep By: Ryan F. Benge

Status: Open

Final Volume: 1 mL

Chemical/Solvent Used	Bottle No	Amt	Units	Expires
CLP Semi-Volatiel Calibration Standard	13539	1	mL	2/2/2026

Stock Source	Base Units	Amount Added
--------------	------------	--------------



Analytical RunID SV5973N.I_220307A Standards Traceability Report

Spike ID: sv83410

Spike Name: H.S. Mix

Prep Date: 4/7/2021

Exp Date: 2/28/2024

Department: GCMSSEMI

Vendor: Sigma-Aldrich

Lot Number: LRAC9004

Balance ID:

Comments: 2000 ug/mL

Type: Primary

Prep By: Sean McGrew

Status: New

Final Volume: mL

Chemical/Solvent Used	Bottle No	Amt	Units	Expires
EPA TCL Hazardous Substances Mix (12 cmpds)	13691		mL	2/28/2024
Stock Source	Base Units	Amount Added		



Analytical RunID SV5973N.I_220307A Standards Traceability Report

Spike ID: sv83411

Spike Name: BN surr

Prep Date: 4/7/2021

Exp Date: 11/20/2026

Department: GCMSSEMI

Vendor: Restek

Lot Number: A6167670

Balance ID:

Comments: 5000 ug/mL

Type: Primary

Prep By: Sean McGrew

Status: New

Final Volume: mL

Chemical/Solvent Used	Bottle No	Amt	Units	Expires
B/N Surrogate Mix (4/89 SOW)	13666		mL	11/20/2026
Stock Source	Base Units	Amount Added		



Analytical RunID SV5973N.I_220307A Standards Traceability Report

Spike ID: sv83419

Spike Name: Benzidines CAL 2000ug/mL

Prep Date: 5/18/2021

Exp Date: 4/30/2023

Department: GCMSSEMI

Vendor: Agilent

Lot Number: 0006592783

Balance ID:

Comments: 2000 ug/mL

Type: Primary

Prep By: John P. Heine

Status: New

Final Volume: 1 mL

Chemical/Solvent Used	Bottle No	Amt	Units	Expires
Benzidines Standard	13854	1	mL	4/30/2023
Stock Source	Base Units	Amount Added		



Analytical RunID SV5973N.I_220307A Standards Traceability Report

Standard ID: sv83506

Standard Name: BNA Internals 4000 ug/mL

Prep Date: 6/18/2021

Exp Date: 6/30/2023

Department: GCMSSEMI

Vendor: Chemservice

Lot Number: 8443500

Balance ID:

Comments:

Type: Secondary

Prep By: John P. Heine

Status: New

Final Volume: 8 mL

Chemical/Solvent Used	Bottle No	Amt	Units	Expires
Mixture #8-Internal Standards	13968	8	mL	6/30/2023
Stock Source	Base Units	Amount Added		



Analytical RunID SV5973N.I_220307A Standards Traceability Report

Spike ID: sv83514

Spike Name: Additional

Prep Date: 9/22/2021

Exp Date: 10/1/2022

Department: GCMSPR

Vendor: AccuStandard

Lot Number: 22002155-02

Balance ID:

Comments: 12x1mL ampules

Type: Primary

Prep By: Ryan F. Bengel

Status: Open

Final Volume: 1 mL

Chemical/Solvent Used	Bottle No	Amt	Units	Expires
Custom Semi-Volatile Standard	14279	1	mL	10/1/2022

Stock Source	Base Units	Amount Added
--------------	------------	--------------



Analytical RunID SV5973N.I_220307A Standards Traceability Report

Spike ID: sv90820

Spike Name: BNA 2nd source short (new)

Prep Date: 3/24/2020

Exp Date: 3/16/2023

Department: GCMSSEMI

Vendor:

Lot Number:

Balance ID:

Comments: 200 ug/mL

Type: Secondary

Prep By: Sean McGrew

Status: New

Final Volume: 1.5 mL

Chemical/Solvent Used	Bottle No	Amt	Units	Expires
Dichloromethane DX975	12485	1.35	mL	3/16/2023

Stock Source	Base Units	Amount Added
sv83202	ug/mL	0.15 mL

RESTEK CERTIFIED REFERENCE MATERIAL

110 Benner Circle
 Bellefonte, PA 16823-8812
 Tel: (800)356-1688
 Fax: (814)353-1309

www.restek.com

Certificate of Analysis



FOR LABORATORY USE ONLY-READ SDS PRIOR TO USE.

This Reference Material is intended for Laboratory Use Only as a standard for the qualitative and/or quantitative determination of the analyte(s) listed.

Catalog No. : 31063 Lot No.: A0137474
 Description : Acid Surrogate Standard Mix (4/89)
 Acid Surrogate Standard Mix (4/89) 10,000 µg/mL, Methanol, 1mL/ampul
 Container Size : 2 mL Pkg Amt: > 1 mL
 Expiration Date : April 30, 2023 Storage: 10°C or colder

CERTIFIED VALUES

Elution Order	Compound	Grav. Conc. (weight/volume)	Expanded Uncertainty (35 % C.L.; K=2)			
1	2-Fluorophenol	10,046.4 µg/mL (Lot STBD7945V)	+/-	58.8239	µg/mL	Gravimetric
	CAS # 367-12-4		+/-	293.2702	µg/mL	Unstressed
	Purity 99%		+/-	355.8400	µg/mL	Stressed
2	Phenol-d6	10,023.6 µg/mL (Lot PR-27801)	+/-	58.6904	µg/mL	Gravimetric
	CAS # 13127-88-3		+/-	292.6047	µg/mL	Unstressed
	Purity 99%		+/-	355.0324	µg/mL	Stressed
3	2,4,6-Tribromophenol	10,057.2 µg/mL (Lot 29699MJV)	+/-	58.8871	µg/mL	Gravimetric
	CAS # 118-79-6		+/-	293.5855	µg/mL	Unstressed
	Purity 99%		+/-	356.2225	µg/mL	Stressed
Solvent:	Methanol					
	CAS # 67-56-1					
	Purity 99%					

ID #: 10707
 Opened:
 Acid Surrogate Standard Mix (4/89)
 Expires: 4/30/2023
 Rec'd: 8/24/2018
 Energy Laboratories Inc 1120 So 27th Street
 Billings MT 59107

Certificate of Analysis

EPA 8270 ACIDS SURROGATE SPIKE MIX
HC, 1X1ML, 10MG/ML, METHANOL

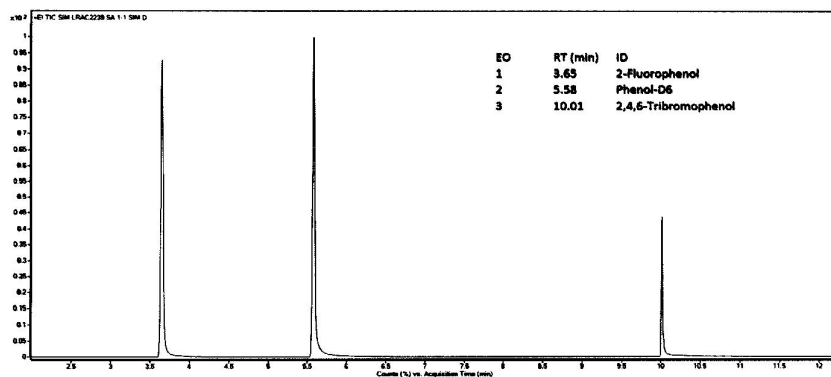
*Certified
Reference
Material*

Description

Product ID 47260-U
Lot LRAC2239
Expiration Date March 2022
Manufacturing Date March 2019
Storage Conditions Room Temperature
Solvent/Matrix METHANOL

Certified Values

Analyte	Units	Certified Value ^{1,4}	Raw Material Purity, %	Analytical Value	Elution order	Raw Material Lot	CAS
2-FLUOROPHENOL	µg/mL	9930 ± 288	99.9	10037	1	LB92543	367-12-4
PHENOL-D6	µg/mL	9930 ± 290	99.4	9900	2	LB91168	13127-88-3
2,4,6-TRIBROMOPHENOL	µg/mL	9930 ± 318	99.7	9900	3	LB81262	118-79-6



Additional Information:

Analytical Method Parameters:

Column: SLB-5MS, 30 m x 0.25 mm x 0.25 µm df, Flow: 1.0 ml/min
Inlet: 200 °C, Injection Mode: Split, 60:1
80 °C (5 min) to 250 °C (3 min) at 40 °C/min
Detector: MSD, SIM, Transfer line: 250 °C
Injection Volume: 0.5 µL

ID #: 11383

Opened:

EPA 8270 Acids Surrogate Spike Mix HC

Expires: 3/31/2022

Rec'd: 4/10/2019

Energex Laboratories Inc 1120 So. 27th Street
Billings MT 59107



SIGMA-ALDRICH
2601 Soldier Springs Rd. Laramie, Wyoming 82070 USA
307.745.5432
rntechgroup@sigma.com www.sigma-aldrich.com

125 Market Street
New Haven, CT 06513
USA



AccuStandard®

CERTIFICATE OF ANALYSIS

Tel (203)786-5290
Fax (203)786-5287
www.AccuStandard.com

Catalog No: S-6237A-R1
Description: Custom BNA Mix
Lot: 219041483
Solvent: Dichloromethane
Hazards: Refer to SDS for complete safety information

Date Certified: Apr 24, 2019
Expiration: May 24, 2021
Sample Size: 1 mL
Components: 6
Storage Condition: Ambient (>5 °C)



Signal Word: Warning

Certified Reference Material



Component	CAS #	Purity % (GC/MS)	Prepared Concentration ² (µg/mL)	Certified Analyte Concentration ¹ (µg/mL)
4-Chloro-2-methylphenol	1570-64-5	97.0	2068*	2006
4-Chlorophenol	106-48-9	98.6	2000	1972
1-Methylnaphthalene	90-12-0	98.4	2000	1968
Pyridine	110-86-1	98.7	2008	1982
o-Terphenyl	84-15-1	99.9	2000	1998
Triallate	2303-17-5	99.6	2004	2002

ID #: 11451

Opened:

Custom BNA Mix

Expires: 5/24/2021

Rec'd: 5/2/2019

Enerov Laboratories, Inc. 1120 So. 27th Street
Billings MT 59107

* Weight compensated to 100% purity.

A product with a suffix (-1A, -2B, etc. or -01, -02, etc.) on its lot number has had its expiration date extended and is identical to the same lot number without the suffix.

² All weights are traceable through NIST, Test No. 684/289871-17

¹ Certified Analyte Concentration = Purity x Prepared Concentration.

The Uncertainty associated with the certified concentration reported on this certificate is ±2.4%. This value is the combined expanded uncertainty and represents an estimated standard deviation equal to the positive square root of the total variation of the uncertainty of components. A normal distribution is assumed and a coverage factor of K=2 is chosen using approximately a 95% confidence level.

Labels and certificates follow U.S. Conventions in reporting numerical values: A comma (,) is used to separate units of one-thousand or greater. A period (.) is used as a decimal place marker.

The information on this certificate may not be reproduced without the express permission of the manufacturer. See reverse side for additional information

Certified By:
Larry Decker, Organic QC Manager

Page 1 of 1

For use in routine laboratory analysis.

AccuStandard is accredited to ISO 17034, ISO/IEC 17025 and certified to ISO 9001:2015

QR-ORG/NO-001
Rev. 5/18



CERTIFIED WEIGHT REPORT

Part Number: **93726**
Lot Number: **050818**
Description: **Tetraethyllead**
Expiration Date: **050823**
Recommended Storage: **Refrigerate (4 °C)**
Nominal Concentration (µg/mL): **2000**
NIST Test ID#: **2684186**
Weight(s) shown below were combined and diluted to (mL): **50.0**

Solvent(s): **Methylene chloride**
Lot#: **76782**

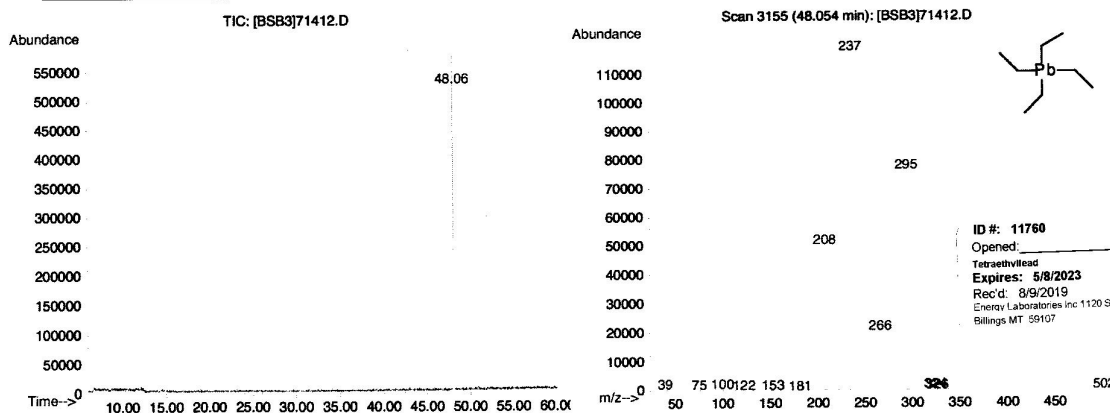
<i>Justin Dippold</i>		050818
Formulated By:	Justin Dippold	DATE
<i>Pedro L. Rentas</i>		050818
Reviewed By:	Pedro L. Rentas	DATE

5E-06 Balance Uncertainty
0.010 Flask Uncertainty

Expanded SDS Information
(Solvent Safety Info. On Attached pg.)

Compound	RM#	Lot Number	Nominal Conc (µg/mL)	Purity (%)	Uncertainty Purity	Target Weight (g)	Actual Weight (g)	Actual Conc (µg/mL)	Expanded Uncertainty (-) (µg/mL)	CASE	OSHA PEL (TWA)	LD50
1. Tetraethyllead	1412	15308DO	2000	99.99	0.2	0.10001	0.10025	2004.7	8.3	78-00-2	0.075mg/m ³ (skin)	ori-rat 12300ug/kg

Method GC6MSD-1: Column: Vocol (60m X 0.25mm ID X 1.5µm film thickness). Temp. 1 = 35°C (10min.), Temp. 2 = 200°C (8.75 min.), Rate = 4°C/min., Injector Temp = 200°C, Detector Temp. = 220°C. Analysis performed by Candice Warren.



ID #: 11760
Opened: _____
Tetraethyllead
Expires: 5/8/2023
Rec'd: 8/9/2019
Energy Laboratories Inc 1120 So. 27th Street
Billings MT 59107

* The certified value is the concentration calculated from gravimetric and volumetric measurements unless otherwise stated.
* Standards are prepared gravimetrically using balances that are calibrated with weights traceable to NIST (see above).
* Standards are certified (+/-) 0.5% of the stated value, unless otherwise stated.
* All Standards, after opening sample, should be stored with caps tight and under appropriate laboratory conditions.
* Uncertainty Reference: Taylor, B.N. and Kuyat, C.E., "Guidelines for Evaluating and Expressing the Uncertainty of NIST Measurement Result," NIST Technical Note 1297, U.S. Government Printing Office, Washington, DC, (1994).

2

Honeywell

CERTIFICATE OF ANALYSIS

Honeywell Burdick & Jackson®
1953 South Harvey Street
Muskegon, MI 49442
Phone: (800) 368-0050
Fax: (231) 728-8226
www.lab-honeywell.com

Brand: Research Chemicals - B&J
Product: CS299AA-200
Lot No.: DX975
Production Date: 16-Dec-2019
Best Before: 15-Dec-2021

Dichloromethane, Custom, Contains Amylene Preservative, >99.9%
for pesticide residue analysis

Parameter	Specification		Result	Units
	Min.	Max.		
Water by Karl Fischer Titration		0.010	0.0014	%
UV Cutoff		233	230	nm
Refractive Index (20°C)	1.4236	1.4246	1.4243	
Residue		1	<0.5	mg/L
GC Analysis	99.9		>99.99	%
Acidity (as HCl)		1	<1	mg/L
Chloride		10	<10	mg/L
Electron Capture GC		10	<10	ng/L
Flame Ionization GC		5	<5	ppb
UV Absorbance @ 240 nm		0.100	0.0898	AU
UV Absorbance @ 250 nm		0.010	0.0097	AU
UV Absorbance @ 300 nm		0.005	0.0004	AU
UV Absorbance @ 400 nm		0.005	0.0020	AU

ID #: 12485
Opened:
Dichloromethane DX975
Expires: 12/15/2021
Rec'd: 3/10/2020
Energy Laboratories Inc 1120 So. 27th Street
Billings MT 59107

Honeywell
Quality Control Approval

Muskegon 12/16/2019 LIMS Sample No.: AK03676

RESTEK® CERTIFIED REFERENCE MATERIAL

110 Benner Circle
 Bellefonte, PA 16823-8812
 Tel: (800)356-1688
 Fax: (814)353-1309

www.restek.com

Certificate of Analysis



FOR LABORATORY USE ONLY-READ SDS PRIOR TO USE.

This Reference Material is intended for Laboratory Use Only as a standard for the qualitative and/or quantitative determination of the analyte(s) listed.

Catalog No.: 31029 Lot No.: A0157111
 Description: 604 Phenols Calibration Mix
 604 Calibration Std Phenols 2000µg/mL, Methanol, 1mL/ampul
 Container Size: 2 mL Pkg Amt: > 1 mL
 Expiration Date: January 31, 2028 Storage: 10°C or colder

ID #: 12512
 Opened: _____
 604 Phenols Calibration Mix
 Expires: 1/31/2028
 Rec'd: 3/17/2020
 Energy Laboratories Inc 1120 So. 27th Street
 Billings MT 59107

CERTIFIED VALUES

Elution Order	Compound	Grav. Conc. (weight/volume)	Expanded Uncertainty (95% C.L., K=2)		
1	Phenol CAS # 108-95-2 Purity 99% (Lot SHBF9719V)	2,004.0 µg/mL	+/-	11.9032 µg/mL	Gravimetric
			+/-	58.5341 µg/mL	Unstressed
			+/-	71.0092 µg/mL	Stressed
2	2-Chlorophenol CAS # 95-57-8 Purity 99% (Lot STBH7290)	2,000.0 µg/mL	+/-	11.8794 µg/mL	Gravimetric
			+/-	58.4173 µg/mL	Unstressed
			+/-	70.8674 µg/mL	Stressed
3	2-Nitrophenol CAS # 88-75-5 Purity 99% (Lot BCBH7602V)	2,000.0 µg/mL	+/-	11.8794 µg/mL	Gravimetric
			+/-	58.4173 µg/mL	Unstressed
			+/-	70.8674 µg/mL	Stressed
4	2,4-Dimethylphenol CAS # 105-67-9 Purity 99% (Lot 10165155)	2,000.0 µg/mL	+/-	11.8794 µg/mL	Gravimetric
			+/-	58.4173 µg/mL	Unstressed
			+/-	70.8674 µg/mL	Stressed
5	2,4-Dichlorophenol CAS # 120-83-2 Purity 99% (Lot BCBJ8113V)	2,004.0 µg/mL	+/-	11.9032 µg/mL	Gravimetric
			+/-	58.5341 µg/mL	Unstressed
			+/-	71.0092 µg/mL	Stressed
6	4-Chloro-3-methylphenol CAS # 59-50-7 Purity 99% (Lot STBC7309V)	2,004.0 µg/mL	+/-	11.9032 µg/mL	Gravimetric
			+/-	58.5341 µg/mL	Unstressed
			+/-	71.0092 µg/mL	Stressed
7	2,4,6-Trichlorophenol CAS # 88-06-2 Purity 99% (Lot STBH7520)	2,002.0 µg/mL	+/-	11.8913 µg/mL	Gravimetric
			+/-	58.4757 µg/mL	Unstressed
			+/-	70.9383 µg/mL	Stressed



CERTIFIED WEIGHT REPORT

Part Number: 64480
Lot Number: 031620
Description: BNA 2nd Source Standard Rev 1
5 components
Expiration Date: 031623
Recommended Storage: Refrigerate (4 °C)
Nominal Concentration (µg/mL): 2000
NIST Test ID#: 6UTB

Solvent: Methylene chloride
Lot# 104929

<i>Gabriel Helland</i>		031620
Formulated By:	Gabriel Helland	DATE
<i>Pedro L. Rentas</i>		031620
Reviewed By:	Pedro L. Rentas	DATE

Weight(s) shown below were combined and diluted to (mL): 20.0 0.003
5E-05 Balance Uncertainty
0.003 Flask Uncertainty

Compound	RM#	Lot Number	Nominal Conc (µg/mL)	Purity (%)	Uncertainty Purity	Target Weight(g)	Actual Weight(g)	Actual Conc (µg/mL)	Expanded Uncertainty (+/-) (µg/mL)	SDS Information (Solvent Safety Info. On Attached pg.)		
										CAS#	OSHA PEL (TWA)	LD50
1. Aniline	11	03929TV	2000	99	0.2	0.04043	0.04075	2015.9	9.6	62-53-3	5 ppm (8H)	ori-rat 250mg/kg
2. Benzidine	27	SLBH5327V	2000	98	0.2	0.04084	0.04088	2001.9	9.5	92-87-5	N/A	ori-rat 309mg/kg
3. 4-Chloroaniline	67	052597	2000	98	0.2	0.04084	0.04094	2004.9	9.6	106-47-8	N/A	ori-rat 310mg/kg
4. 3,3'-Dichlorobenzidine	130	040919	2000	98	0.2	0.04084	0.04087	2001.5	9.5	91-94-1	Cancer Suspect Agent	ori-rat 3.82g/kg
5. Pyridine	260	SHBG3194V	2000	99.8	0.2	0.04010	0.04030	2009.8	9.5	110-86-1	5 ppm (15mg/m3/8H)	ori-rat 891mg/kg

ID #: 12532

Opened: _____

BNA 2nd Source Standard Rev 1

Expires: 3/16/2023

Rec'd: 3/23/2020

Energy Laboratories Inc 1120 So 27th Street
Billings MT 59107

- The certified value is the concentration calculated from gravimetric and volumetric measurements unless otherwise stated.
- Standards are prepared gravimetrically using balances that are calibrated with weights traceable to NIST (see above).
- Standards are certified (+/-) 0.5% of the stated value, unless otherwise stated.
- All Standards, after opening ampule, should be stored with caps tight and under appropriate laboratory conditions.
- Uncertainty Reference: Taylor, B.N. and Kuyat, C.E., "Guidelines for Evaluating and Expressing the Uncertainty of NIST Measurement Result," NIST Technical Note 1297, U.S. Government Printing Office, Washington, DC, (1994).

Certificate of Analysis

Certified
Reference
Material

TCL PAH

MIX,1X1ML,2000UG/ML,BENZENE:DICHLOROMETHANE

Description

Product ID CRM48905
Lot LRAC3877
Expiration Date September 2022
Manufacturing Date September 2019
Storage Conditions Refrigerate
Solvent/Matrix methylene chloride: benzene (1:1)

Certified Values

Analyte	Certified Value ^{1,4}	Units	Raw Material Purity,%	Analytical Value ⁶	Elution order	Raw Material Lot	CAS
NAPHTHALENE	2000 ± 32	µg/mL	100.0	2022	01	01112017-5	91-20-
ACENAPHTHYLENE	2000 ± 66	µg/mL	99.8	2005	02	LC21494	208-96-
ACENAPHTHENE	2000 ± 63	µg/mL	99.9	2031	03	MKCC8329	83-32-
FLUORENE	2000 ± 90	µg/mL	99.4	2009	04	LC19126	86-73-
PHENANTHRENE	2000 ± 56	µg/mL	99.6	2043	05	MKCD3760	85-01-
ANTHRACENE	2000 ± 39	µg/mL	99.9	2005	06	LC14310	120-12-
FLUORANTHENE	2000 ± 69	µg/mL	98.5	2031	07	LB99099	206-44-
PYRENE	2000 ± 68	µg/mL	91.6	2078	08	LB70761	129-00-
BENZO (A) ANTHRACENE	2000 ± 63	µg/mL	99.9	2002	09	LC19271	56-55-
CHRYSENE	2000 ± 59	µg/mL	99.0	2026	10	21L74	218-01-
BENZO (B) FLUORANTHENE	2000 ± 62	µg/mL	99.5	1998	11	LB95773	205-99-
BENZO (K) FLUORANTHENE	2000 ± 62	µg/mL	99.9	2043	12	0000029501	207-08-
BENZO(A)PYRENE	2002 ± 64	µg/mL	99.6	2037	13	LB73826	50-32-
DIBENZ (A,H) ANTHRACENE	2000 ± 64	µg/mL	99.0	2050	14	0012014	53-70-
BENZO (G,I,I) PERYLENE	2000 ± 67	µg/mL	98.5	2059	15	LC19498	191-24-
INDENO (1,2,3-CD) PYRENE	2000 ± 64	µg/mL	99.5	1995	16	ER082107-02	193-39-

ID #: 12846

Opened: _____

TCL PAH

Expires: 9/30/2022

Rec'd: 7/13/2020

Eneray Laboratories Inc 1120 So. 27th Street
Billings MT 59107



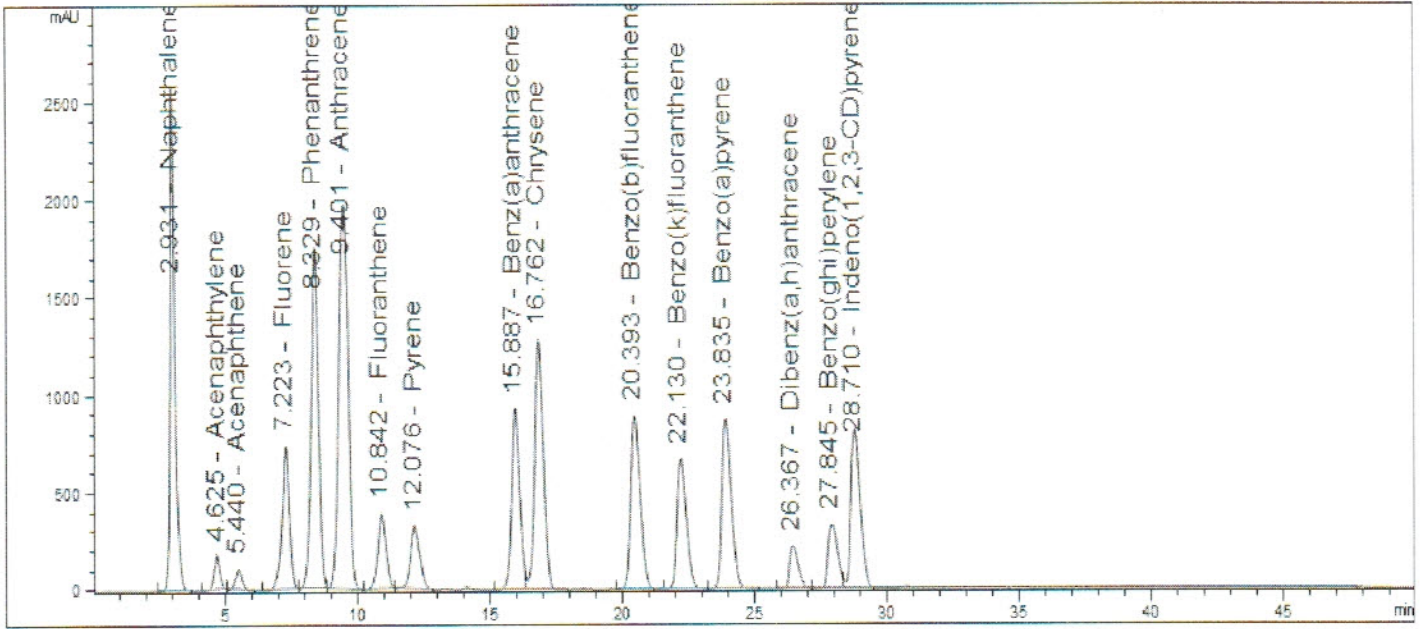
SIGMA-ALDRICH

2931 Soldier Springs Rd. Laramie, Wyoming 82070 USA
307-742-5452
rtctechgroup@sial.com www.sigma-aldrich.com

Description

Lot LRAC3877
 Expiration Date September 2022
 Manufacturing Date September 2019
 Storage Conditions Refrigerate
 Solvent/Matrix methylene chloride: benzene (1:1)

Informational Values



Additional Information:

Analytical Method Parameters:
 Column: Supelco LC-PAH, 250 mm x 4.6mm, 5µm particle size
 Mobile Phase A: Water
 Mobile Phase B: Acetonitrile
 Detector: UV/DAD/VWD, Wavelength: 254 nm
 Flow Rate: 1.7 mL/min
 Column Temperature: 30 °C
 Injection Volume: 2 µL

Gradient

TIME (min)	A%	B%
0	40	60
5	40	60
30	0	100
45	0	100
50	40	60

Certificate of Analysis

Certified
Reference
Material

TCL PAH

MIX,1X1ML,2000UG/ML,BENZENE:DICHLOROMETHANE

Description

Product ID CRM48905
Lot LRAC3877
Expiration Date September 2022
Manufacturing Date September 2019
Storage Conditions Refrigerate
Solvent/Matrix methylene chloride: benzene (1:1)

1 Metrological traceability: Traceable to the SI and higher order standards from NIST through an unbroken chain of comparisons. The balance used to weigh raw materials is accurate to +/-0.0001 g and calibrated regularly using mass standards traceable to NIST. All dilutions were performed gravimetrically. Additionally, individual analytes are traceable to NIST SRMs where available and specified above.
4 Ucrm - Uncertainty values in this document are expressed as Expanded Uncertainty (Ucrm) corresponding to the 95% confidence interval. Ucrm is derived from the combined standard uncertainty multiplied by the coverage factor k, which is obtained from a t-distribution and degrees of freedom. The components of combined standard uncertainty include the uncertainties due to characterization, homogeneity, long term stability, and short term stability (transport). The components due to stability are generally considered to be negligible unless otherwise indicated by stability studies. The mathematical representation of the Ucrm calculation is as follows:

$$u_{CRM} = \sqrt{u_{char}^2 + u_{homogeneity}^2 + u_{stability}^2}$$

k: Coverage factor derived from a t-distribution table, based on the degrees of freedom of the data set. Assume 2.0 for a **Confidence interval = 95%**

6 Analytical Value- For QC verification of the certified value only- not to be used in calculations. Represents the analytical data obtained by comparison to a standard as analyzed by the method described in the CoA or another acceptable method. The result may differ from the certified value and UCRM based on method uncertainty as well as the uncertainty associated with the standard used for comparison.

Traceability: The standard was manufactured under an ISO/IEC 17025:2017 certified quality system. The balance used to weigh raw materials is accurate to +/- 0.0001g and calibrated regularly using mass standards traceable to NIST. All dilutions were performed gravimetrically. Additionally, individual analytes are traceable to NIST SRMs where available and specified above.

Homogeneity: Homogeneity was assessed in accordance with ISO 17034:2016. Completed units were sampled using a random stratified sampling protocol. The results of chemical analysis were then compared using a one-way analysis of variance approach as described by TNI EL-V3-2009 Appendix A.2. See Instructions for minimum sub-sample size.


Expiration is at end of month given on certificate and label.

THIS PRODUCT WAS DESIGNED, PRODUCED AND VERIFIED FOR ACCURACY AND STABILITY IN ACCORDANCE WITH **ISO/IEC 17025:2017 (ANAB Cert AT-1467)** and **ISO 17034:2016 (ANAB Cert AR-1470)**.

MSDS reports for components comprising greater than 1.0% of the solution or 0.1% for components known to be carcinogens are available upon request.



Andy Ommen - QC Manager



Mark Pooler - QA Supervisor

Certification Date October 17, 2019
Version 0-10172019



SIGMA-ALDRICH

2931 Soldier Springs Rd. Laramie, Wyoming 82070 USA
307-742-5452
rtctechgroup@sial.com www.sigma-aldrich.com



CERTIFIED REFERENCE MATERIAL

110 Benner Circle
Bellefonte, PA 16823-8812
Tel: (800)356-1688
Fax: (814)353-1309

www.restek.com

Certificate of Analysis



FOR LABORATORY USE ONLY-READ SDS PRIOR TO USE.

This Reference Material is intended for Laboratory Use Only as a standard for the qualitative and/or quantitative determination of the analyte(s) listed.

Catalog No. : 31086 **Lot No.:** A0166081

Description : B/N Surrogate Mix (4/89 SOW)

Base Neutral Surrogate 5000µg/mL, Methylene Chloride, 5mL/ampul

Container Size : 5 mL **Pkg Amt:** > 5 mL

Expiration Date : October 31, 2026 **Storage:** 10°C or colder

Handling: Sonicate prior to use. **Ship:** Ambient

ID #: 13328

Opened: _____

B/N Surrogate Mix (4/89 SOW)

Expires: 10/31/2026

Rec'd: 12/14/2020

Energav Laboratories Inc 1120 So. 27th Street
Billings MT 59107

CERTIFIED VALUES

Elution Order	Compound	Grav. Conc. (weight/volume)	Expanded Uncertainty (95% C.L.; K=2)		
1	Nitrobenzene-d5 CAS # 4165-60-0 (Lot PR-29940B) Purity 99%	5,017.7 µg/mL	+/- 29.1731	µg/mL	Gravimetric
			+/- 225.9987	µg/mL	Unstressed
			+/- 250.7735	µg/mL	Stressed
2	2-Fluorobiphenyl CAS # 321-60-8 (Lot 00019169) Purity 99%	5,049.7 µg/mL	+/- 29.3592	µg/mL	Gravimetric
			+/- 227.4400	µg/mL	Unstressed
			+/- 252.3728	µg/mL	Stressed
3	p-Terphenyl-d14 CAS # 1718-51-0 (Lot PR-27278) Purity 99%	5,029.9 µg/mL	+/- 29.2444	µg/mL	Gravimetric
			+/- 226.5505	µg/mL	Unstressed
			+/- 251.3857	µg/mL	Stressed

Solvent: Methylene chloride
CAS # 75-09-2
Purity 99%

Tech Tips:

Due to the limited solubility of p-terphenyl-d14 in methanol, we do not recommend that this mixture be diluted in methanol.

Column:

30m x 0.25mm x 0.25µm
Rtx-5 (cat.#10223)

Carrier Gas:

hydrogen-constant pressure 10 psi.

Temp. Program:

40°C (hold 2 min.) to 330°C
@ 10°C/min. (hold 10 min.)

Inj. Temp:

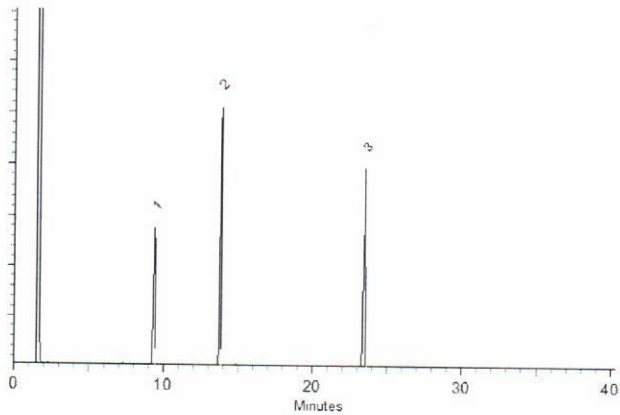
250°C

Det. Temp:

330°C

Det. Type:

FID



This chromatogram represents a general set of testing conditions chosen for product acceptance. For optimal results in your lab, conditions should be adjusted for your specific instrument, method, and application.

Dalton Stover - Operations Technician I

Date Mixed: 04-Nov-2020

Balance: 1128353505

Justine Albertson - Operations Tech-ARM QC

Date Passed: 06-Nov-2020

Manufactured under Restek's ISO 9001:2015
Registered Quality System
Certificate #FM 80397

General Certified Reference Material Notes

Expiration Notes:

- Expiration date valid for unopened ampul stored in compliance with the recommended conditions.
- Uncertainty, concentration, and expiration of the CRM are based on the unopened product being stored according to the recommended condition found in the storage field.

Purity Notes:

- Purity and/or chemical identity are determined by one or more of the following techniques: GC/FID, HPLC, GC/μECD, GC/MS, LC/MS, RI, and/or melting point.
- Compounds with a listed purity of less than 99% have been weight corrected to compensate for impurities and/or salts. A correction factor is used to calculate the amount of compound necessary to achieve the desired concentration of the parent compound in solution.
- Purity of isomeric compounds is reported as the sum of the isomers.
- Purity values are rounded to the nearest whole number.

Certified Uncertainty Value Notes:

- The uncertainties are determined in accordance with ISO 17034 and Guide 35. The certified combined stressed uncertainty value (includes gravimetric uncertainty, homogeneity between-ampul uncertainty, storage stability uncertainty and shipping stability uncertainty and were combined using the following formula:

$$U_{combined\ stressed} = k \sqrt{U_{gravimetric}^2 + U_{homogeneity}^2 + U_{storage\ stability}^2 + U_{shipping\ stability}^2}$$

k is a coverage factor of 2, which gives a level of confidence of approximately 95%.

- It is important to note that the shipping stability uncertainty was obtained under temperature extremes for specific time intervals; therefore, the certified combined stressed uncertainty value should only be applied to the product if it was stored at non-standard temperature conditions up to and including 7 days. Contact Restek Technical Service at www.restek.com/Contact-Us for use recommendations if your shipment was in-transit for more than 7 days at non-standard temperature conditions.
- Apply the certified combined unstressed uncertainty value if the product was received under standard shipping conditions. Apply the certified combined stressed uncertainty value if the product was received under non-standard conditions as specified below.

Label Conditions	Standard Conditions	Non-Standard Conditions
25°C Nominal (Room Temperature)	< 60°C	≥ 60°C up to 7 days
10°C or colder (Refrigerate)	< 40°C	≥ 40°C up to 7 days
0°C or colder (Freezer) -20°C or colder (Deep Freezer)	< 25°C	≥ 25°C up to 7 days

- Separate (not combined) uncertainty values for gravimetric uncertainty are also displayed on the certificate, if needed, separate homogeneity between-ampul uncertainty, storage stability uncertainty and shipping stability uncertainty values are available by contacting Restek Technical Service at www.restek.com/Contact-Us.
- The packaged amount is the minimum sample size for which uncertainty is valid. The ampules are over-filled to ensure that the minimum packaged amount can be sufficiently transferred.

Manufacturing Notes:

- Concentration is based upon gravimetric preparation using either a balance whose calibration has been verified daily using NIST traceable weights, and/or dilutions with Class A glassware.

Handling Notes:

- Stability of the unopened product, when stored in compliance with the recommended conditions, is guaranteed through the expiration displayed on the product label and certificate. Contact Restek for additional opened product stability information, with the knowledge/understanding that open product stability is subject to the specific handling and environmental conditions to which the product is exposed. For your convenience Restek supplies deactivated vials with most standards packed in 2mL ampules. Larger volume deactivated vials are available through Restek as a custom ordered item. Additionally, Restek sells DMDCS for the purpose of glassware deactivation as catalog number 31861, which includes complete instructions.

Certificate of Analysis

Certified
Reference
Material

TCL BASE-NEUTRALS
MIX, 1X1ML, 2000UG/ML, DICHLOROMETHANE

Description

Product ID 47991-U
Lot LRAC4915
Expiration Date January 2023
Manufacturing Date January 2020
Storage Conditions Refrigerate
Solvent/Matrix DICHLOROMETHANE

ID #: 13494

Opened: _____

TCL Base-Neutrals Mix

Expires: 1/31/2023

Rec'd: 1/20/2021

Energy Laboratories Inc 1120 So. 27th Street
Billings MT 59107

Certified Values

Analyte	Certified Value ^{1,4}	Units	Raw Material Purity, %	Elution order	Raw Material Lot	CAS
N-NITROSODIMETHYLAMINE	1999 ± 39	µg/mL	98.1	1	11-RFS-142-1	62-75-9
BIS (2-CHLOROETHYL) ETHER	2003 ± 42	µg/mL	99.4	2	06413MS	111-44-4
1,3-DICHLOROBENZENE	2001 ± 47	µg/mL	99.6	3	11221HC	541-73-1
1,4-DICHLOROBENZENE	2000 ± 66	µg/mL	99.9	4	MKBG7690V	106-46-7
1,2-DICHLOROBENZENE	2005 ± 65	µg/mL	99.4	5	LB58923	95-50-1
BIS (2-CHLOROISOPROPYL) ETHER	2000 ± 45	µg/mL	96.7	6	LC19632	108-60-1
N-NITROSODI-N-PROPYLAMINE	2001 ± 36	µg/mL	100.0	7	2D5VJ-PB	621-64-7
HEXACHLOROETHANE	2000 ± 125	µg/mL	99.9	8	12719A0	67-72-1
NITROBENZENE	2000 ± 53	µg/mL	99.9	9	LB47070	98-95-3
ISOPHORONE	1999 ± 34	µg/mL	99.5	10	LC14006	78-59-1
BIS (2-CHLOROETHOXY) METHANE	2000 ± 33	µg/mL	98.7	11	LB46081	111-91-1
1,2,4-TRICHLOROBENZENE	2003 ± 91	µg/mL	99.9	12	447	120-82-1
HEXACHLOROBUTADIENE	1999 ± 97	µg/mL	97.2	13	MKCG6212	87-68-3
HEXACHLOROCYCLOPENTADIENE	2001 ± 111	µg/mL	96.0	14	LB95525	77-47-4
2-CHLORONAPHTHALENE	2000 ± 120	µg/mL	99.9	15	LC11403	91-58-7
DIMETHYL PHTHALATE	2006 ± 44	µg/mL	99.9	16	LB30494	131-11-3
2,6-DINITROTOLUENE	2000 ± 91	µg/mL	99.2	17	11231AN	606-20-2
2,4-DINITROTOLUENE	2000 ± 71	µg/mL	98.9	18	12316HF	121-14-2
DIETHYL PHTHALATE	1998 ± 51	µg/mL	99.9	19	207	84-66-2
4-CHLOROPHENYLPHENYL ETHER	2006 ± 52	µg/mL	99.3	20	JS00081	7005-72-3
N-NITROSODIPHENYLAMINE	2000 ± 72	µg/mL	95.5	21	LC07185	86-30-6
AZOBENZENE	2000 ± 48	µg/mL	98.2	22	BCBS6535V	103-33-3
4-BROMOPHENYLPHENYL ETHER	2006 ± 48	µg/mL	99.0	23	05916LS	101-55-3



SIGMA-ALDRICH

2931 Soldier Springs Rd. Laramie, Wyoming 82070 USA
800-325-5832
TechService@milliporesigma.com www.sigma-aldrich.com

Description

Lot **LRAC4915**

Expiration Date January 2023


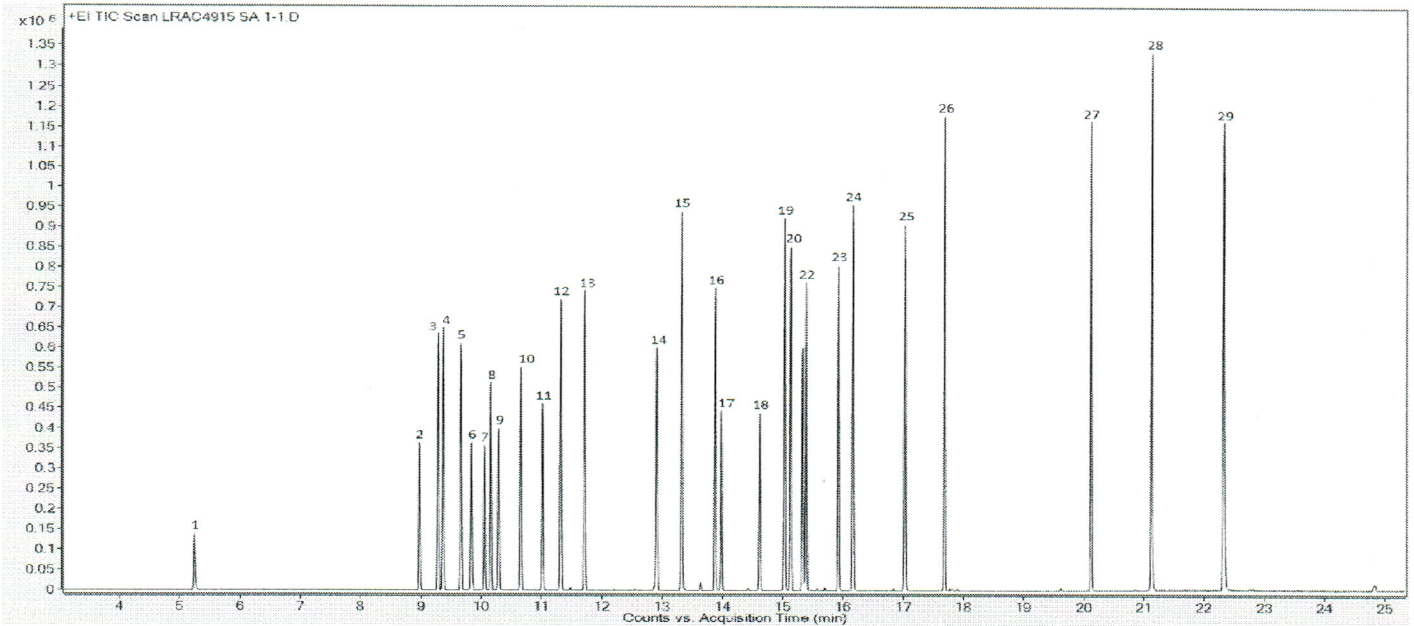
Manufacturing Date January 2020

Storage Conditions Refrigerate

Solvent/Matrix DICHLOROMETHANE

HEXACHLOROBENZENE	2000 ± 116	µg/mL	98.0	24	1-AWT-44-1	118-74-1
CARBAZOLE	2000 ± 117	µg/mL	98.1	25	LC13236	86-74-8
DI-N-BUTYL PHTHALATE	1999 ± 81	µg/mL	99.9	26	10202KN	84-74-2
BENZYL BUTYL PHTHALATE	2001 ± 40	µg/mL	99.0	27	1628	85-68-7
BIS (2-ETHYLHEXYL) PHTHALATE	1999 ± 51	µg/mL	99.7	28	LB39572	117-81-7
DI-N-OCTYL PHTHALATE	2004 ± 51	µg/mL	98.3	29	BCBR9722V	117-84-0

Informational Values



Certificate of Analysis

TCL BASE-NEUTRALS

MIX,1X1ML,2000UG/ML,DICHLOROMETHANE

Certified
Reference
Material

Description

Product ID 47991-U

Lot LRAC4915

Expiration Date January 2023

Manufacturing Date January 2020

Storage Conditions Refrigerate

Solvent/Matrix DICHLOROMETHANE

ELUTION DETAILS

EO	RT(MIN)	ANALYTE
1	5.25	N-nitrosodimethylamine
2	8.98	Bis-(2-chloroethyl) ether
3	9.29	1,3-dichlorobenzene
4	9.37	1,4-dichlorobenzene
5	9.67	1,2-dichlorobenzene
6	9.84	Bis-(2-chloroisopropyl) ether
7	10.06	N-nitrosodipropylamine
8	10.16	Hexachloroethane
9	10.29	Nitrobenzene
10	10.66	Isophorone
11	11.02	Bis-(2-chloroethoxy) methane
12	11.32	1,2,4-trichlorobenzene
13	11.72	Hexachlorobutadiene
14	12.91	Hexachlorocyclopentadiene
15	13.33	2-chloronaphthalene
16	13.88	Dimethyl phthalate
17	13.99	2,6-dinitrotoluene
18	14.62	2,4-dinitrotoluene
19	15.03	Diethyl Phthalate
20	15.13	4-chlorodiphenylether
21	15.33	N-nitrosodipheylamine
22	15.39	Azobenzene
23	15.93	4-bromodiphenylether
24	16.17	Hexachlorobenzene
25	17.04	Carbazole
26	17.69	Dibutyl phthalate
27	20.12	Benzyl butyl phthalate
28	21.13	Bis-(2-ethylhexyl) phthalate
29	22.33	Di-n-octyl phthalate

Additional Information:

Analytical Method Parameters:

Column: SPB-5, 30 m × 0.25 mm I.D., 0.25 µm film thickness (Column #230)

Carrier Gas: He, Flow: 0.8 mL/min

Inlet Temperature: 240 °C, Injection Volume: 0.5 µL

Injection Mode: Split with Split Ratio 70:1

Temperature Program: 40 °C (Hold 3 min) @ 15 °C/min to 300 °C (Hold 5 min)

Detector: MSD, Mode: FS, Mass Range: 40-400 m/z, Scan Rate: 4 scans/sec Solvent delay: 3.0 min

Detector Temperature: Transfer line: 300 °C, Ion Source: 230 °C, and Quadrupole: 150 °C



SIGMA-ALDRICH®

2931 Soldier Springs Rd. Laramie, Wyoming 82070 USA
800-325-5832
TechService@milliporesigma.com www.sigma-aldrich.com

Description

Lot **LRAC4915**
Expiration Date January 2023
Manufacturing Date January 2020
Storage Conditions Refrigerate
Solvent/Matrix DICHLOROMETHANE

1 Metrological traceability: Traceable to the SI and higher order standards from NIST through an unbroken chain of comparisons. The balance used to weigh raw materials is accurate to +/-0.0001 g and calibrated regularly using mass standards traceable to NIST. All dilutions were performed gravimetrically. Additionally, individual analytes are traceable to NIST SRMs where available and specified above.
4 Ucrm - Uncertainty values in this document are expressed as Expanded Uncertainty (Ucrm) corresponding to the 95% confidence interval. Ucrm is derived from the combined standard uncertainty multiplied by the coverage factor k, which is obtained from a t-distribution and degrees of freedom. The components of combined standard uncertainty include the uncertainties due to characterization, homogeneity, long term stability, and short term stability (transport). The components due to stability are generally considered to be negligible unless otherwise indicated by stability studies. The mathematical representation of the Ucrm calculation is as follows:

$$U_{CRM} = \sqrt{U_{char}^2 + U_{homogeneity}^2 + U_{stability}^2}$$

k: Coverage factor derived from a t-distribution table, based on the degrees of freedom of the data set. Assume 2.0 for a **Confidence Interval = 95%**

6 Analytical Value- For QC verification of the certified value only- not to be used in calculations. Represents the analytical data obtained by comparison to a standard as analyzed by the method described in the CoA or another acceptable method. The result may differ from the certified value and UCRM based on method uncertainty as well as the uncertainty associated with the standard used for comparison.


Traceability: The standard was manufactured under an ISO/IEC 17025:2017 certified quality system. The balance used to weigh raw materials is accurate to +/- 0.0001g and calibrated regularly using mass standards traceable to NIST. All dilutions were performed gravimetrically. Additionally, individual analytes are traceable to NIST SRMs where available and specified above.

Homogeneity: Homogeneity was assessed in accordance with ISO 17034:2016. Completed units were sampled using a random stratified sampling protocol. The results of chemical analysis were then compared using a one-way analysis of variance approach as described by TNI EL-V3-2009 Appendix A.2. See Instructions for minimum sub-sample size.

Expiration is at end of month given on certificate and label.

MSDS reports for components comprising greater than 1.0% of the solution or 0.1% for components known to be carcinogens are available upon request.

THIS PRODUCT WAS DESIGNED, PRODUCED AND VERIFIED FOR ACCURACY AND STABILITY IN ACCORDANCE WITH **ISO/IEC 17025:2017 (ANAB Cert AT-1467)** and **ISO 17034:2016 (ANAB Cert AR-1470)**.



Andy Ommen - QC Manager



Mark Pooler - QA Supervisor

Certification Date February 28, 2020
Version 0-2282020



ID #: 13510

Opened: _____

Dichloromethane EA342

Expires: 11/17/2022

Rec'd: 1/26/2021

Energy Laboratories Inc 1120 So 27th Street
Billings MT 59107

Honeywell

CERTIFICATE OF ANALYSIS

Honeywell Burdick & Jackson®

1953 South Harvey Street
Muskegon, MI 49442
Phone: (800) 368-0050
Fax: (231) 728-8226
lab.honeywell.com

Brand: Research Chemicals - B&J
Product: CS299AA-200
Lot No.: EA342
Production Date: 17-Nov-2020
Best Before: 17-Nov-2022

Dichloromethane, Custom, Contains Amylene Preservative, >99.9%
for pesticide residue analysis

Parameter	Specification		Result	Units
	Min.	Max.		
Water by Karl Fischer Titration		0.010	0.0016	%
UV Cutoff		233	230	nm
Refractive Index (20°C)	1.4236	1.4246	1.4241	
Residue		1	<0.5	mg/L
GC Analysis	99.9		>99.99	%
Acidity (as HCl)		1	<1	mg/L
Chloride		10	<10	mg/L
Electron Capture GC		10	<10	ng/L
Flame Ionization GC		5	<5	ppb
UV Absorbance @ 240 nm		0.100	0.0920	AU
UV Absorbance @ 250 nm		0.010	0.0099	AU
UV Absorbance @ 300 nm		0.005	0.0008	AU
UV Absorbance @ 400 nm		0.005	0.0028	AU

**Honeywell
Quality Control Approval**

Muskegon 11/17/2020 LIMS Sample No.: AL03611



CERTIFIED WEIGHT REPORT

Part Number: 92180
Lot Number: 020221
Description: CLP Semi-Volatile Calibration Standard
64 components
Expiration Date: 020228
Recommended Storage: Freezer (0 °C)
Nominal Concentration (µg/mL): 1000
NIST Test ID#: 23060

Solvent: Methylene chloride
Lot#: 104929

Eli Aliaga 020221
Formulated By: **Eli Aliaga** DATE
Pedro L. Rentas 020221
Reviewed By: **Pedro L. Rentas** DATE

Weight(s) shown below were combined and diluted to (mL): 100.0 0.003 Balance Uncertainty 5E-05 Flask Uncertainty

Compound	(RM#)	Lot	Dil.	Initial	Initial	Nominal	Purity	Uncertainty	Uncertainty	Target	Actual	Actual	Expanded			SDS Information	
													Uncertainty	(Solvent Safety Info. On Attached pg.)	CAS#	OSHA PEL (TWA)	LD50
	Part Number	Number	Factor	Vol. (mL)	Conc. (µg/mL)	Conc. (µg/mL)	(%)	Purity (%)	Pipette (mL)	Weight (g)	Weight (g)	Conc. (µg/mL)	(+/-) (µg/mL)				
1. 2,2'-Oxybis(1-chloropropane)	(0078)	012016AR	NA	NA	NA	1000	98.9	0.2	NA	0.10112	0.10135	1002.3	4.2	108-60-1	NA	ori-rat 240mg/kg	
2. Hexachlorobenzene	(0195)	051897	NA	NA	NA	1000	99	0.2	NA	0.10102	0.10121	1001.9	4.2	118-74-1	NA	ori-rat 10g/kg	
3. bis(2-Chloroethoxy) methane	10111	011214	0.05	5.00	20018.4	1000	NA	NA	0.017	NA	NA	1000.8	8.0	111-91-1	NA	N/A	
4. bis(2-Chloroethyl) ether	10111	011214	0.05	5.00	20012.4	1000	NA	NA	0.017	NA	NA	1000.5	8.0	111-44-4	15 ppm (90mg/m3/8H)(skin)	ori-rat 75mg/kg	
5. bis(2-Ethylhexyl) phthalate	10111	011214	0.05	5.00	20014.3	1000	NA	NA	0.017	NA	NA	1000.6	8.0	117-81-7	5mg/m3/8H	ori-rat 3060mg/kg	
6. 4-Bromophenyl phenyl ether	10111	011214	0.05	5.00	20008.8	1000	NA	NA	0.017	NA	NA	1000.3	8.0	101-55-3	NA	N/A	
7. Benzyl butyl phthalate	10111	011214	0.05	5.00	20011.3	1000	NA	NA	0.017	NA	NA	1000.5	8.0	85-68-7	NA	ori-rat 2330mg/kg	
8. 4-Chlorophenyl phenyl ether	10111	011214	0.05	5.00	20009.5	1000	NA	NA	0.017	NA	NA	1000.4	8.0	7005-72-3	NA	N/A	
9. Diethyl phthalate	10111	011214	0.05	5.00	20013.6	1000	NA	NA	0.017	NA	NA	1000.6	8.0	84-66-2	5mg/m3/8H	ori-rat 8600mg/kg	
10. Dimethyl phthalate	10111	011214	0.05	5.00	20015.7	1000	NA	NA	0.017	NA	NA	1000.7	8.0	131-11-3	5mg/m3/8H	ori-rat 6800mg/kg	
11. Di-n-butyl phthalate	10111	011214	0.05	5.00	20011.6	1000	NA	NA	0.017	NA	NA	1000.5	8.0	84-74-2	5mg/m3/8H	ori-rat 8000mg/kg	
12. Di-n-octyl phthalate	10111	011214	0.05	5.00	20012.2	1000	NA	NA	0.017	NA	NA	1000.5	8.0	117-84-0	NA	ori-rat 4700mg/kg	
13. N-Nitrosodimethylamine	10111	011214	0.05	5.00	20010.0	1000	NA	NA	0.017	NA	NA	1000.4	8.0	62-75-9	NA	ori-rat 58mg/kg	
14. N-Nitrosodi-n-propylamine	10111	011214	0.05	5.00	20010.5	1000	NA	NA	0.017	NA	NA	1000.4	8.0	621-64-7	NA	ori-rat 460mg/kg	
15. 1,2-Diphenylhydrazine (as Azobenzene)	10112	042820	0.05	5.00	20003.9	1000	NA	NA	0.017	NA	NA	1000.1	8.1	103-33-3	NA	ori-rat 1000mg/kg	
16. 2-Chloronaphthalene	10112	042820	0.05	5.00	20002.3	1000	NA	NA	0.017	NA	NA	1000.0	8.0	91-58-7	NA	ori-rat 2078mg/kg	
17. 1,2-Dichlorobenzene	10112	042820	0.05	5.00	20005.4	1000	NA	NA	0.017	NA	NA	1000.2	8.0	95-50-1	50 ppm (300mg/m3) (CL)	ori-rat 500mg/kg	
18. 1,3-Dichlorobenzene	10112	042820	0.05	5.00	20007.7	1000	NA	NA	0.017	NA	NA	1000.1	8.0	541-73-1	NA	ipr-mus 1062mg/kg	
19. 1,4-Dichlorobenzene	10112	042820	0.05	5.00	20005.4	1000	NA	NA	0.017	NA	NA	1000.2	8.0	108-46-7	75 ppm (450mg/m3/8H)	ori-rat 500mg/kg	
20. 2,4-Dinitrotoluene	10112	042820	0.05	5.00	20003.3	1000	NA	NA	0.017	NA	NA	1000.1	8.1	121-14-2	1.5mg/m3/8H (skin)	ori-rat 268mg/kg	
21. 2,6-Dinitrotoluene	10112	042820	0.05	5.00	20002.4	1000	NA	NA	0.017	NA	NA	1000.0	8.0	606-20-2	1.5mg/m3/8H (skin)	ori-rat 177mg/kg	
22. Hexachloro-1,3-butadiene	10112	042820	0.05	5.00	20009.4	1000	NA	NA	0.017	NA	NA	1000.4	12.4	87-68-3	0.02 ppm (0.24mg/m3/8H)	ori-rat 82mg/kg	
23. Hexachlorocyclopentadiene	10112	042820	0.05	5.00	20001.8	1000	NA	NA	0.017	NA	NA	1000.0	8.0	77-47-4	0.01 ppm (0.1mg/m3/8H)	ori-rat 1300mg/kg	
24. Hexachloroethane	10112	042820	0.05	5.00	20002.4	1000	NA	NA	0.017	NA	NA	1000.0	8.0	67-72-1	1 ppm (10mg/m3/8H)(skin)	ori-ggq 4070mg/kg	
25. Isophorone	10112	042820	0.05	5.00	20003.8	1000	NA	NA	0.017	NA	NA	1000.1	8.1	78-59-1	25 ppm	ori-rat 2330mg/kg	
26. Nitrobenzene	10112	042820	0.05	5.00	20004.9	1000	NA	NA	0.017	NA	NA	1000.1	8.0	98-95-3	1 ppm (8mg/m3/8H)(skin)	ori-rat 780mg/kg	
27. 1,2,4-Trichlorobenzene	10112	042820	0.05	5.00	20002.0	1000	NA	NA	0.017	NA	NA	1000.0	8.0	120-82-1	5 ppm (CL) (40mg/m3)	ori-rat 758mg/kg	
28. o-Cresol (2-Methylphenol)	10114	081919	0.05	5.00	20010.2	1000	NA	NA	0.017	NA	NA	1000.4	8.0	95-48-7	5 ppm (22mg/m3/8H)(skin)	ori-rat 121mg/kg	
29. p-Cresol (4-Methylphenol)	10114	081919	0.05	5.00	20061.2	1000	NA	NA	0.017	NA	NA	1003.0	8.0	106-44-5	5 ppm (22mg/m3/8H)(skin)	ori-rat 207mg/kg	
30. 2,4,5-Trichlorophenol	10114	081919	0.05	5.00	20023.2	1000	NA	NA	0.017	NA	NA	1001.1	8.0	95-95-4	NA	ori-rat 820mg/kg	
31. 4-Chloroaniline	10115	080512	0.05	5.00	20009.6	1000	NA	NA	0.017	NA	NA	1000.4	8.0	106-47-8	NA	ori-rat 310mg/kg	
32. Dibenzofuran	10115	080512	0.05	5.00	20020.2	1000	NA	NA	0.017	NA	NA	1000.9	8.0	132-64-9	NA	N/A	
33. 2-Methylnaphthalene	10115	080512	0.05	5.00	20012.9	1000	NA	NA	0.017	NA	NA	1000.5	8.1	91-57-6	NA	ori-rat 1630mg/kg	
34. 2-Nitroaniline	10115	080512	0.05	5.00	20011.8	1000	NA	NA	0.017	NA	NA	1000.5	8.0	88-74-4	NA	ori-rat 1600mg/kg	
35. 3-Nitroaniline	10115	080512	0.05	5.00	20018.6	1000	NA	NA	0.017	NA	NA	1000.8	8.0	99-09-2	NA	ori-rat 535mg/kg	
36. 4-Nitroaniline	10115	080512	0.05	5.00	20014.9	1000	NA	NA	0.017	NA	NA	1000.6	8.0	100-01-6	1 ppm (8mg/m3/8H)(skin)	ori-rat 750mg/kg	
37. 4-Chloro-3-methylphenol	10118	072120	0.05	5.00	20003.9	1000	NA	NA	0.017	NA	NA	1000.1	8.0	59-50-7	NA	ori-rat 1830mg/kg	
38. 2-Chlorophenol	10118	072120	0.05	5.00	20002.9	1000	NA	NA	0.017	NA	NA	1000.0	8.0	95-57-8	NA	ori-rat 670mg/kg	
39. 2,4-Dichlorophenol	10118	072120	0.05	5.00	20003.1	1000	NA	NA	0.017	NA	NA	1000.1	8.0	120-83-2	NA	ori-rat 590mg/kg	
40. 2,4-Dimethylphenol	10118	072120	0.05	5.00	20003.3	1000	NA	NA	0.017	NA	NA	1000.1	8.1	105-67-9	NA	ori-rat 3200mg/kg	
41. 2,4-Dinitrophenol	10118	072120	0.05	5.00	20001.8	1000	NA	NA	0.017	NA	NA	1000.0	8.0	51-28-5	NA	ori-rat 30mg/kg	
42. 4,6-Dinitro-2-methylphenol	10118	072120	0.05	5.00	20002.5	1000	NA	NA	0.017	NA	NA	1000.0	8.0	534-52-1	NA	N/A	
43. 2-Nitrophenol	10118	072120	0.05	5.00	20003.7	1000	NA	NA	0.017	NA	NA	1000.1	8.0	88-75-5	NA	ori-rat 334mg/kg	
44. 4-Nitrophenol	10118	072120	0.05	5.00	20002.0	1000	NA	NA	0.017	NA	NA	1000.0	8.0	100-02-7	NA	ori-rat 250mg/kg	
45. Pentachlorophenol	10118	072120	0.05	5.00	20002.8	1000	NA	NA	0.017	NA	NA	1000.0	8.0	87-86-5	0.5mg/m3/8H (skin)	ori-rat 27mg/kg	
46. Phenol	10118	072120	0.05	5.00	20003.9	1000	NA	NA	0.017	NA	NA	1000.1	8.0	108-95-2	5 ppm (18mg/m3/8H)(skin)	ori-rat 317mg/kg	
47. 2,4,6-Trichlorophenol	10118	072120	0.05	5.00	20004.2	1000	NA	NA	0.017	NA	NA	1000.1	8.0	88-06-2	NA	ori-rat 820mg/kg	
48. Acenaphthene	10007	042420	0.50	50.00	2001.2	1000	NA	NA	0.018	NA	NA	1000.5	4.1	83-32-9	NA	ipr-rat 600mg/kg	
49. Acenaphthylene	10007	042420	0.50	50.00	2000.2	1000	NA	NA	0.018	NA	NA	1000.0	4.2	208-96-8	NA	N/A	
50. Anthracene	10007	042420	0.50	50.00	2000.3	1000	NA	NA	0.018	NA	NA	1000.1	4.1	120-12-7	0.2mg/m3 (8H)	ipr-mus 430mg/kg	
51. Benzo(a)anthracene	10007	042420	0.50	50.00	2001.3	1000	NA	NA	0.018	NA	NA	1000.6	4.2	56-55-3	NA	N/A	
52. Benzo(a)pyrene	10007	042420	0.50	50.00	2000.0	1000	NA	NA	0.018	NA	NA	999.9	4.1	50-32-8	0.2mg/m3 (8H)	scu-rat 50mg/kg	
53. Benzo(b)fluoranthene	10007	042420	0.50	50.00	2000.9	1000	NA	NA	0.018	NA	NA	1000.4	4.1	205-99-2	NA	N/A	
54. Benzo(k)fluoranthene	10007	042420	0.50	50.00	2001.2	1000	NA	NA	0.018	NA	NA	1000.5	4.1	207-08-9	NA	N/A	
55. Benzo(g,h,i)perylene	10007	042420	0.50	50.00	2000.0	1000	NA	NA	0.018	NA	NA	999.9	4.1	191-24-2	NA	N/A	
56. Carbazole	10007	042420	0.50	50.00	2000.3	1000	NA	NA	0.018	NA	NA	1000.0	4.2	86-74-8	NA	ipr-mus 200mg/kg	
57. Chrysene	10007	042420	0.50	50.00	2000.8	1000	NA	NA	0.018	NA	NA	1000.3	4.2	218-01-9	0.2mg/m3	N/A	
58. Dibenzo(a,h)anthracene	10007	042420	0.50	50.00	2000.8	1000	NA	NA	0.018	NA	NA	1000.3	4.2	53-70-3	0.2mg/m3	N/A	
59. Fluoranthene	10007	042420	0.50	50.00	2000.3	1000	NA	NA	0.018	NA	NA	1000.1	4.2	206-44-0	NA	ori-rat 2000mg/kg	
60. Fluorene	10007	042420	0.50	50.00	2000.9	1000	NA	NA	0.018	NA	NA	1000.3	4.2	86-73-7	NA	ipr-mus 2 g/kg	
61. Indeno(1,2,3-cd)pyrene	10007	042420	0.50	50.00	2000.1	1000	NA	NA	0.018	NA	NA	1000.0	4.1	193-39-5	NA	N/A	
62. Naphthalene	10007	042420	0.50	50.00	2000.9	1000	NA	NA	0.018	NA	NA	1000.4	4.1	91-20-3	10 ppm (50mg/m3/8H)	ori-rat 490mg/kg	
63. Phenanthrene	10007	042420	0.50	50.00	2000.9	1000	NA	NA	0.018	NA	NA	1000.4	4.1	85-01-8	0.2mg/m3/8H	ori-mus 700mg/kg	
64. Pyrene	10007	042420	0.50	50.00	2001.0	1000	NA	NA	0.018	NA	NA	1000.4	4.2	129-00-0	0.2mg/m3/8H	ori-rat 2700mg/kg	

* The certified value is the concentration calculated from gravimetric and volumetric measurements unless otherwise stated.
* Standards are prepared gravimetrically using balances that are calibrated with weights traceable to NIST (see above).
* Standards are certified (±) 0.5% of the stated value, unless otherwise stated.
* All Standards, after opening ampule, should be stored with caps tight and under appropriate laboratory conditions.
* Uncertainty Reference: Taylor, B.N. and Kuyat, C.E., "Guidelines for Evaluating and Expressing the Uncertainty of NIST Measurement Result," NIST Technical Note 1297, U.S. Government Printing Office, Washington, DC, (1994).

ID #: 13539

Opened: _____
CLP Semi-Volatile Calibration Standard
Expires: 2/2/2026
Rec'd: 2/5/2021
Energy Laboratories Inc 1120 So. 27th Street
Billings MT 59107



CERTIFIED REFERENCE MATERIAL

110 Benner Circle
Bellefonte, PA 16823-8812
Tel: (800)356-1688
Fax: (814)353-1309

www.restek.com

Certificate of Analysis



FOR LABORATORY USE ONLY-READ SDS PRIOR TO USE.

This Reference Material is intended for Laboratory Use Only as a standard for the qualitative and/or quantitative determination of the analyte(s) listed.

Catalog No. : 31062 **Lot No.:** A0167670

Description : B/N Surrogate Mix (4/89 SOW)
Base Neutral Surrogate 4/89(SOW) 5000µg/mL, Methylene Chloride, 1mL/ampul

Container Size : 2 mL **Pkg Amt:** > 1 mL

Expiration Date : November 30, 2026 **Storage:** 10°C or colder

Handling: Sonicate prior to use. **Ship:** Ambient

CERTIFIED VALUES

Elution Order	Compound	Grav. Conc. (weight/volume)	Expanded Uncertainty (95% C.L.; K=2)			
1	Nitrobenzene-d5 CAS # 4165-60-0 Purity 99% (Lot PR-29940B)	5,014.0 µg/mL	+/-	29.3583	µg/mL	Gravimetric
			+/-	225.8621	µg/mL	Unstressed
			+/-	250.6163	µg/mL	Stressed
2	2-Fluorobiphenyl CAS # 321-60-8 Purity 99% (Lot 00019169)	5,019.6 µg/mL	+/-	29.3911	µg/mL	Gravimetric
			+/-	226.1143	µg/mL	Unstressed
			+/-	250.8962	µg/mL	Stressed
3	p-Terphenyl-d14 CAS # 1718-51-0 Purity 99% (Lot PR-27278)	5,020.6 µg/mL	+/-	29.3967	µg/mL	Gravimetric
			+/-	226.1576	µg/mL	Unstressed
			+/-	250.9442	µg/mL	Stressed

Solvent: Methylene chloride
CAS # 75-09-2
Purity 99%

ID #: 13666

Opened: _____

B/N Surrogate Mix (4/89 SOW)

Expires: 11/30/2026

Rec'd: 3/19/2021

Energry Laboratories Inc 1120 So. 27th Street
Billings MT 59107

Tech Tips:

Due to the limited solubility of p-terphenyl-d14 in methanol, we do not recommend that this mixture be diluted in methanol.

Column:

30m x 0.25mm x 0.25µm
Rtx-5 (cat.#10223)

Carrier Gas:

hydrogen-constant pressure 10 psi.

Temp. Program:

75°C (hold 1 min.) to 330°C
@ 20°C/min. (hold 10 min.)

Inj. Temp:

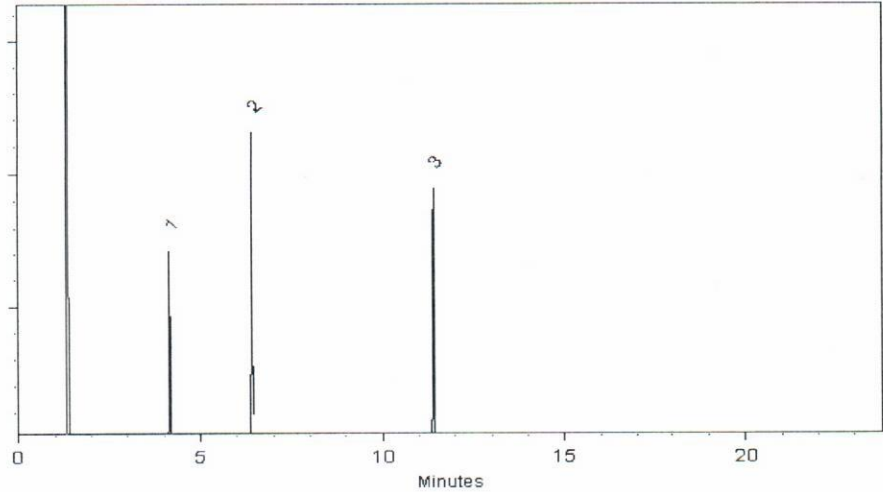
250°C

Det. Temp:

330°C

Det. Type:

FID



This chromatogram represents a general set of testing conditions chosen for product acceptance. For optimal results in your lab, conditions should be adjusted for your specific instrument, method, and application.


Katelyn McGinni - Operations Tech I

Date Mixed: 30-Dec-2020 Balance: 1128353505


Alexis Shelow - Operations Tech I

Date Passed: 06-Jan-2021

Manufactured under Restek's ISO 9001:2015
Registered Quality System
Certificate #FM 80397

General Certified Reference Material Notes

Expiration Notes:

- Expiration date valid for unopened ampul stored in compliance with the recommended conditions.
- Uncertainty, concentration, and expiration of the CRM are based on the unopened product being stored according to the recommended condition found in the storage field.

Purity Notes:

- Purity and/or chemical identity are determined by one or more of the following techniques: GC/FID, HPLC, GC/μECD, GC/MS, LC/MS, RI, and/or melting point.
- Compounds with a listed purity of less than 99% have been weight corrected to compensate for impurities and/or salts. A correction factor is used to calculate the amount of compound necessary to achieve the desired concentration of the parent compound in solution.
- Purity of isomeric compounds is reported as the sum of the isomers.
- Purity values are rounded to the nearest whole number.

Certified Uncertainty Value Notes:

- The uncertainties are determined in accordance with ISO 17034 and Guide 35. The certified combined stressed uncertainty value (includes gravimetric uncertainty, homogeneity between-ampul uncertainty, storage stability uncertainty and shipping stability uncertainty and were combined using the following formula:

$$U_{combined\ stressed} = k \sqrt{U_{gravimetric}^2 + U_{homogeneity}^2 + U_{storage\ stability}^2 + U_{shipping\ stability}^2}$$

k is a coverage factor of 2, which gives a level of confidence of approximately 95%.

- It is important to note that the shipping stability uncertainty was obtained under temperature extremes for specific time intervals; therefore, the certified combined stressed uncertainty value should only be applied to the product if it was stored at non-standard temperature conditions up to and including 7 days. Contact Restek Technical Service at www.restek.com/Contact-Us for use recommendations if your shipment was in-transit for more than 7 days at non-standard temperature conditions.
- Apply the certified combined unstressed uncertainty value if the product was received under standard shipping conditions. Apply the certified combined stressed uncertainty value if the product was received under non-standard conditions as specified below.

Label Conditions	Standard Conditions	Non-Standard Conditions
25°C Nominal (Room Temperature)	< 60°C	≥ 60°C up to 7 days
10°C or colder (Refrigerate)	< 40°C	≥ 40°C up to 7 days
0°C or colder (Freezer) -20°C or colder (Deep Freezer)	< 25°C	≥ 25°C up to 7 days

- Separate (not combined) uncertainty values for gravimetric uncertainty are also displayed on the certificate, if needed, separate homogeneity between-ampul uncertainty, storage stability uncertainty and shipping stability uncertainty values are available by contacting Restek Technical Service at www.restek.com/Contact-Us.
- The packaged amount is the minimum sample size for which uncertainty is valid. The ampules are over-filled to ensure that the minimum packaged amount can be sufficiently transferred.

Manufacturing Notes:

- Concentration is based upon gravimetric preparation using either a balance whose calibration has been verified daily using NIST traceable weights, and/or dilutions with Class A glassware.

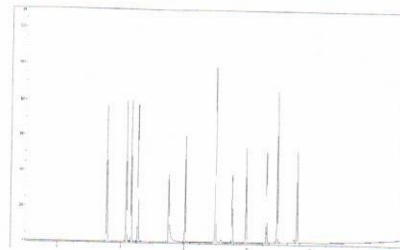
Handling Notes:

- Stability of the unopened product, when stored in compliance with the recommended conditions, is guaranteed through the expiration displayed on the product label and certificate. Contact Restek for additional opened product stability information, with the knowledge/understanding that open product stability is subject to the specific handling and environmental conditions to which the product is exposed. For your convenience Restek supplies deactivated vials with most standards packed in 2mL ampules. Larger volume deactivated vials are available through Restek as a custom ordered item. Additionally, Restek sells DMDCS for the purpose of glassware deactivation as catalog number 31861, which includes complete instructions.

Certificate of Analysis - Certified Reference Material

EPA TCL Hazardous Substances Mix (12 cmpds)

Product no.: 47990-U
Lot no.: LRAC9004
Expiry Date: February 2024
Manufacturing Date: February 2021
Storage: Refrigerate
Solvent/Matrix: Dichloromethane
Certificate version: LRAC9004.01 (Note: Certificates may be updated due to the availability of new data. Check our website at: www.sigma-aldrich.com for the most current version.)



Certified Values:

Analyte	Certified Value	Units	Raw Material Purity, %	Raw Material Elution order	Raw Material Lot
ANILINE CAS# 62-53-3	2022 ± 25	µg/mL	99.9	01	LA41596
BENZYL ALCOHOL CAS# 100-51-6	2022 ± 15	µg/mL	99.7	02	LB99705
2-METHYLPHENOL CAS# 95-48-7	2022 ± 14	µg/mL	99.9	03	LB91878
4-METHYLPHENOL CAS# 106-44-5	2022 ± 17	µg/mL	99.9	04	LB32518
BENZOIC ACID CAS# 65-85-0	2021 ± 27	µg/mL	98.8	05	442-137B
4-CHLOROANILINE CAS# 106-47-8	2022 ± 32	µg/mL	100.0	06	MKBZ6909V
2,4,5-TRICHLOROPHENOL CAS# 95-95-4	2022 ± 18	µg/mL	99.9	07	JS00008
2-METHYLNAPHTHALENE CAS# 91-57-6	2021 ± 11	µg/mL	98.2	08	LB97828
2-NITROANILINE CAS# 88-74-4	2022 ± 12	µg/mL	99.9	09	07411KN
3-NITROANILINE CAS# 99-09-2	2022 ± 15	µg/mL	99.9	10	LC09264
DIBENZOFURAN CAS# 132-64-9	2021 ± 10	µg/mL	98.8	11	LB78814
4-NITROANILINE CAS# 100-01-6	2022 ± 23	µg/mL	99.9	12	15609AA

ID #: 13691

Opened:

EPA TCL Hazardous Substances Mix (12 cmp)

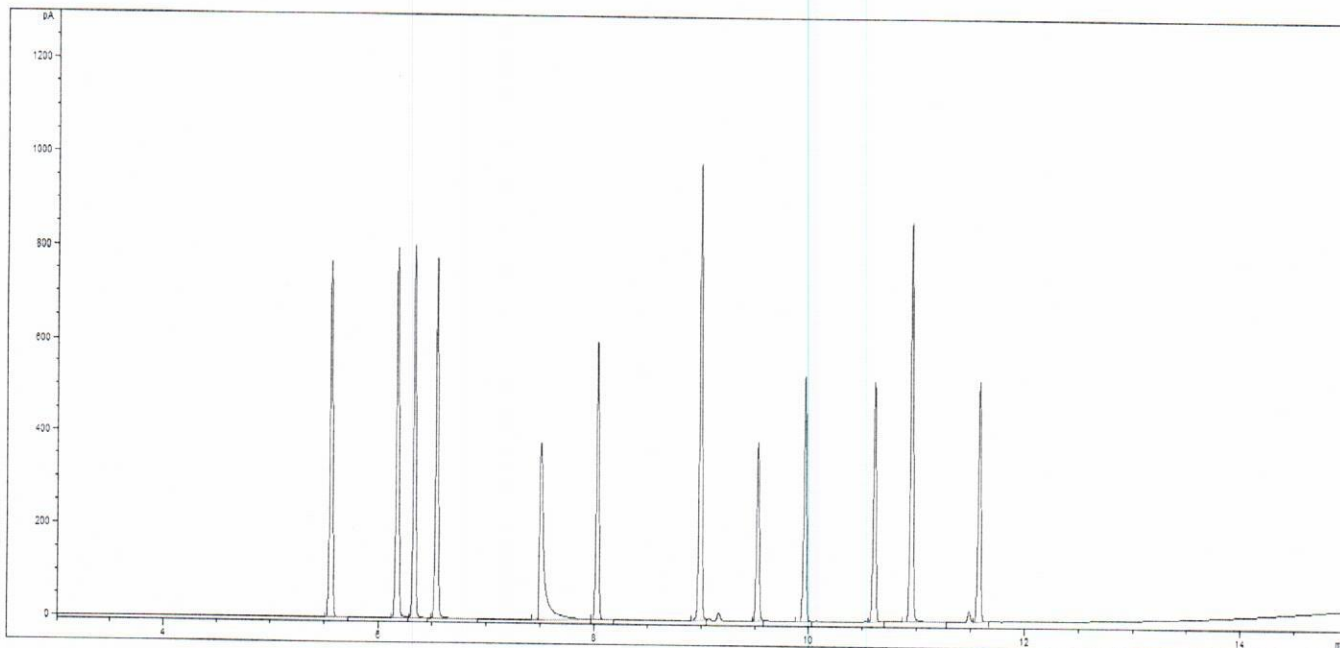
Expires: 2/28/2024

Rec'd: 3/26/2021

Energv Laboratories Inc 1120 So. 27th Street
Billings MT 59107



Informational Values:



Additional Information:

Analytical Method Parameters:
Column: SPB-5, 30 m x 0.53 mm I.D., 1.5 µm film thickness (Column #214)
Carrier Gas: H2, Flow: 4.5 mL/min
Inlet Temperature: 240 °C, Injection Volume: 1 µL
Injection Mode: Split, Split Ratio: 25:1
Temperature Program: 80 °C (Hold 2 min) @ 15 °C/min to 280 °C (Hold 2 min)
Detector: FID
Detector Temperature: 310 °C

Metrological traceability:

Traceable to the SI and higher order standards from NIST through an unbroken chain of comparisons. The balance used to weigh raw materials is accurate to +/-0.0001 g and calibrated regularly using mass standards traceable to NIST. All dilutions were performed gravimetrically. Additionally, individual analytes are traceable to NIST SRMs where available and specified above.

Measurement method:

Where applicable, the assigned value is based on a purity determination by mass balance and gravimetrically prepared value.

Intended use:

Intended for R&D and Analytical Use only. Not for drug, household or other uses.

Minimum sample size:

1 µL

Packaging:

1 ML IN AMBER AMPULE

Instructions for handling and correct use:

Use on the as is basis. The internal pressure of the container may be slightly different from the atmospheric pressure at the user`s location. Open slowly and carefully to avoid dispersion of the material.

Health and safety information:

All chemical reference materials should be considered potentially hazardous and should be used only by qualified laboratory personnel. Please refer to the Safety Data Sheet for detailed information about the nature of any hazard and appropriate precautions to be taken.

Accreditation:

Sigma-Aldrich RTC is accredited by the US accreditation authority ANAB as a registered reference material producer AR-1470 in accordance with ISO 17034.

Certificate issue date:

26-Feb-2021



Andy Ommen - QC Manager

Mark Pooler - QA Supervisor

Details on metrological traceability:

This standard has been gravimetrically prepared using balances that have been fully qualified and calibrated to ISO 17025 requirements. All calibrations utilize NIST traceable weights which are calibrated externally by a qualified ISO 17025 accredited calibration laboratory to NIST standards. Qualification of each balance includes the assignment of a minimum weighing by a qualified and ISO 17025 accredited calibration vendor taking into consideration the balance and installed environmental conditions to ensure compliance with USP tolerances of NMT 0.10% relative error. Fill volume to predetermined specifications is gravimetrically verified throughout the dispensing process using qualified and calibrated balances. Further traceability to a corresponding Primary Standard may be achieved through a direct comparison assay. Where a Primary Standard is available, the assay value will be included in the specified section of the COA.

Details on metrological traceability:

Ucrm - Uncertainty values in this document are expressed as Expanded Uncertainty (Ucrm) corresponding to the 95% confidence interval. Ucrm is derived from the combined standard uncertainty multiplied by the coverage factor k, which is obtained from a t-distribution and degrees of freedom. The components of combined standard uncertainty include the uncertainties due to characterization, homogeneity, long term stability, and short term stability (transport). The components due to stability are generally considered to be negligible unless otherwise indicated by stability studies. The mathematical

$$u_{CRM} = \sqrt{u_{char}^2 + u_{homogeneity}^2 + u_{stability}^2}$$

Homogeneity assessment:

Homogeneity was assessed in accordance with ISO Guide 35. Completed units were sampled using a random stratified sampling protocol. The results of chemical analysis were then compared by Single Factor Analysis of Variance (ANOVA). The uncertainty due to homogeneity was derived from the ANOVA. Heterogeneity was not detected under the conditions of the ANOVA.

Stability assessment:

Significance of the stability assessment will be demonstrated if the analytical result of the study and the range of values represented by the Expanded Uncertainty do not overlap the result of the original assay and the range of its values represented by the Expanded Uncertainty. The method employed will usually be the same method used to characterize the assay value in the initial

Certificate of analysis revision history:

Certificate version	Date	Reason for version
LRAC9004.01	26-Feb-2021	Original Release Date

Disclaimer: The purchaser is required to determine the suitability of this product for any particular application. Sigma-Aldrich RTC makes no warranty of any kind, express or implied, other than its products meet all quality control standards set by Sigma-Aldrich RTC. We do not guarantee that the product can be used for any particular application.

The vibrant M, Supelco, TraceCERT and Sigma-Aldrich are trademarks of Merck KGaA, Darmstadt, Germany or its affiliates. All other trademarks are the property of their respective owners. Detailed information on trademarks is available via publicly accessible resources. © 2018 Merck KGaA, Darmstadt, Germany and/or its affiliates. All Rights Reserved.

The life science business of Merck KGaA, Darmstadt, Germany operates as MilliporeSigma in the US and Canada.



Certificate of Analysis

Product Name: Benzidines Standard
Product Number: US-290-1
Lot Number: 0006592783

Lot Issue Date: 03-Mar-2021
Expiration Date: 30-Apr-2023

Description:

This analytical reference material (RM) was manufactured and verified in accordance with an ISO 9001 registered quality system and analyte concentrations were verified by an ISO 17025 accredited laboratory. The concentration and uncertainty value at the 95% confidence level for each analyte, determined gravimetrically, is listed below.

Analyte	CAS#	Analyte Lot	Concentration ± Uncertainty
benzidine	000092-87-5	RM10200	2004 ± 10 µg/mL
3,3'-dichlorobenzidine	000091-94-1	RM12559	2001 ± 10 µg/mL

Matrix: methylene chloride (dichloromethane)

Storage Conditions: Store at Room Temperature (15° to 30°C).

Traceability:

The balances used for these measurements are calibrated with weights traceable to NIST in compliance with ANSI/NCCL Z540.3, ISO 9001, ISO 17025, and ISO 17034. Calibrated Class A glassware is used for volumetric measurements. Thermometers are calibrated against a NIST traceable thermometer in accordance with NIST Special Publication 1088.

Homogeneity:

This RM was unitized according to an in-house procedure and is guaranteed to be homogeneous. There is no minimum sub-sample size required.

Intended Use:

This RM is intended for the preparation of working reference samples for use in routine laboratory analyses, calibration of instruments, validation of analytical methods, assessments of measurement methods, and continuing calibration verification.

Instructions for Use:

Sample aliquots for analysis should be withdrawn at 20°C to 25°C immediately after opening the container and should be processed without delay for the certified values to be valid within the stated uncertainties.

Hazards:

Refer to the Safety Data Sheet on www.agilent.com for information regarding this RM.

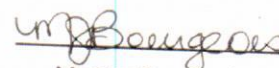
Expiration of Certification:

The certification of this RM is valid until the expiration date specified above, provided the RM is handled and stored in accordance with the instructions given in this certificate. This certification is nullified if the RM is damaged, contaminated, or otherwise modified.

Maintenance of Certification:

If substantive changes are noted that affect the certification before the expiration of this certificate, Agilent will notify the purchaser.

Sample lot approver:



Monica Bourgeois
 QMS Representative



ISO 17034 Cert
 No. AR-1936

RM was produced in accordance with the LRQA registered ISO 9001:2015 Quality Management System. Cert # 10303760

Page: 1 of 1

www.agilent.com/quality/
 CSD-QA-015.1



ISO 17025 Cert
 No. AT-1937



Certified Reference Material CRM



ANAB ISO 17034 Accredited
AR-1539 Certificate Number
https://Absolutestandards.com

CERTIFIED WEIGHT REPORT

Part Number: 95230
Lot Number: 050721
Description: Semi-Volatile Mix
11 components
Expiration Date: 050726
Recommended Storage: Refrigerate (4 °C)
Nominal Concentration (µg/mL): 2000
NIST Test ID#: 6UTB

Solvent(s): Methylene chloride
Lot# 105345

		050721
Formulated By:	Prashant Chauhan	DATE
		050721
Reviewed By:	Pedro L. Rentas	DATE

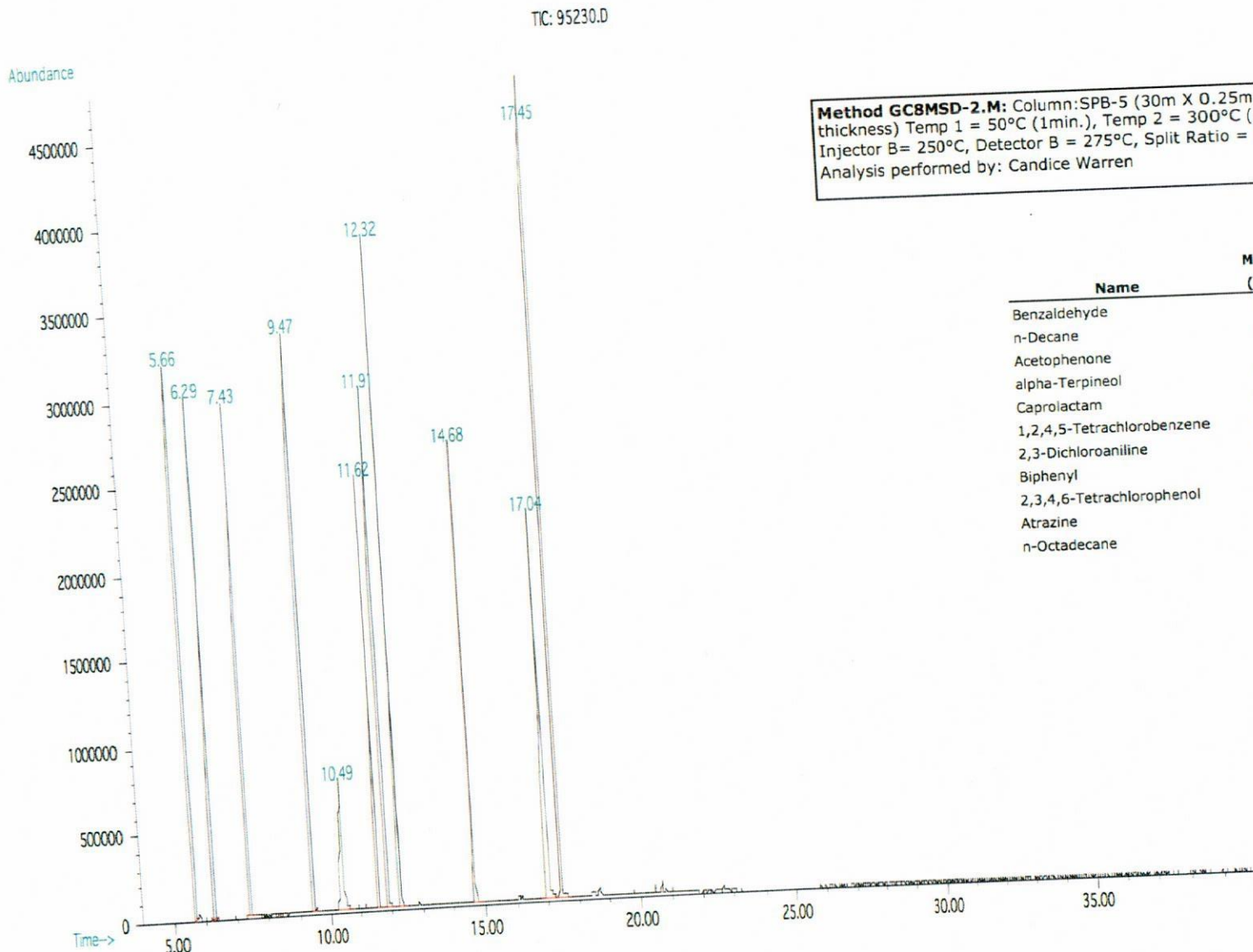
Weight(s) shown below were combined and diluted to (mL): 50.0
5E-05 Balance Uncertainty
0.058 Flask Uncertainty

Compound	RM#	Lot Number	Nominal Conc (µg/mL)	Purity (%)	Uncertainty Purity	Target Weight (g)	Actual Weight (g)	Actual Conc (µg/mL)	Expanded Uncertainty (+/-) (µg/mL)	SDS Information (Solvent Safety Info. On Attached pg.)		
										CAS#	OSHA PEL (TWA)	LD50
1. Acetophenone	434	04511JX	2000	99	0.2	0.10106	0.10122	2003.1	9.6	98-86-2	N/A	ori-rat 815mg/kg
2. Atrazine	23	BCBZ3835	2000	99.1	0.2	0.10096	0.10120	2004.7	9.6	1912-24-9	5mg/m3	ori-rat 1960mg/kg
3. Benzaldehyde	1707	22496TMV	2000	99.5	0.2	0.10056	0.10073	2003.5	9.5	100-52-7	N/A	ori-rat 1300mg/kg
4. Biphenyl	556	MKBS5244V	2000	99.5	0.2	0.10056	0.10070	2002.9	9.5	92-52-4	0.2 ppm(1mg/m3/8H)	ori-rat 2400mg/kg
5. ε-Caprolactam	1695	MKBK9562V	2000	99	0.5	0.10106	0.10116	2001.9	20.8	105-60-2	1 mg/m3	ori-rat 1210 mg/kg
6. n-Decane	106	00936AA	2000	99	0.2	0.10106	0.10116	2001.9	9.6	124-18-5	N/A	N/A
7. 2,3-Dichloroaniline	1131	05612AI	2000	99	0.2	0.10106	0.10121	2002.9	9.6	608-27-5	N/A	N/A
8. n-Octadecane	971	MKCG6046	2000	100	0.2	0.10005	0.10015	2002.0	9.5	593-45-3	N/A	N/A
9. alpha-Terpineol	1752	GG01	2000	95	0.2	0.10532	0.10545	2002.5	9.8	96-55-5	N/A	N/A
10. 1,2,4,5-Tetrachlorobenzene	274	10408AS	2000	98	0.2	0.10209	0.10220	2002.1	9.6	95-94-3	N/A	ori-rat 1500mg/kg
11. 2,3,4,6-Tetrachlorophenol	477	100317	2000	99.3	0.2	0.10076	0.10095	2003.8	9.5	58-90-2	N/A	ori-rat 140mg/kg

ID #: 13964

Opened: _____
Semi-Volatile Mix
Expires: 5/7/2026
Rec'd: 6/17/2021
Energy Laboratories Inc 1120 So. 27th Street
Billings MT 59107

- The certified value is the concentration calculated from gravimetric and volumetric measurements unless otherwise stated.
- Standards are prepared gravimetrically using balances that are calibrated with weights traceable to NIST (see above).
- Standards are certified (+/-) 0.5% of the stated value, unless otherwise stated.
- All Standards, after opening ampule, should be stored with caps tight and under appropriate laboratory conditions.
- Uncertainty Reference: Taylor, B.N. and Kuyat, C.E., "Guidelines for Evaluating and Expressing the Uncertainty of NIST Measurement Result," NIST Technical Note 1297, U.S. Government Printing Office, Washington, DC, (1994).



Method GC8MSD-2.M: Column:SPB-5 (30m X 0.25mm ID X 0.25µm film thickness) Temp 1 = 50°C (1min.), Temp 2 = 300°C (14min.), Rate = 10°C/min., Injector B= 250°C, Detector B = 275°C, Split Ratio = 100:1, Scan Rate = 2.
Analysis performed by: Candice Warren

Name	MSD RT (min.)
Benzaldehyde	5.66
n-Decane	6.29
Acetophenone	7.43
alpha-Terpineol	9.47
Caprolactam	10.49
1,2,4,5-Tetrachlorobenzene	11.62
2,3-Dichloroaniline	11.91
Biphenyl	12.32
2,3,4,6-Tetrachlorophenol	14.68
Atrazine	17.04
n-Octadecane	17.45

John

660 Tower Lane • P.O. Box 599 • West Chester, PA 19381-0599
1-800-452-9994 • 1-610-692-3026 • Fax 1-610-692-8729
info@chemservice.com • www.chemservice.com

CERTIFICATE OF ANALYSIS

Mixture #8-Internal Standards

CONCENTRATION 4000ug/ml in Methylene chloride
CATALOG NUMBER M-PPHC8X12-1ML
LOT NUMBER 11925100
DATE CERTIFIED 06/09/21
EXPIRATION DATE 06/30/23
STORAGE Store at room temperature (20 - 25 °C).
HANDLING See Safety Data Sheet
INTENDED USE For laboratory use only.
ISO 17034:2016 CERTIFIED [X]

ID	Analyte	CAS	Weight Analyte (mg)	Lot	Purity	Certified Concentration (ug/mL)
N-11000	Acenaphthene-d10	15067-26-2	804.000	00026778	99.5	3999.9
N-11467	Chrysene-d12	1719-03-5	809.700	00025144	99.5	4028.3
N-10217	1,4-Dichlorobenzene-d4	3855-82-1	804.000	00027328	99.5	3999.9
N-12645	Naphthalene-d8	1146-65-2	807.500	00029881	99.3	4009.2
N-12851	Perylene-d12	1520-96-3	805.100	00024295	99.5	4005.4
N-12856	Phenanthrene-d10	1517-22-2	808.700	00027331	99.0	4003.1

Analytical Test	Value
CONCENTRATION (GC/FID)	VERIFIED

ID #: 13968
Opened: _____
Mixture #8-Internal Standards
Expires: 6/30/2023
Rec'd: 6/18/2021
Enerqa Laboratories Inc 1120 So. 27th Street
Billings MT 59107

COA Form
Revision 3 (3/2015)



Print Date: 06/14/21

CHEM SERVICE INC.

660 Tower Lane • P.O. Box 599 • West Chester, PA 19381-0599
1-800-452-9994 • 1-610-692-3026 • Fax 1-610-692-8729
info@chemservice.com • www.chemservice.com

Instructions for Use:

Shake mixture prior to use. If particles are present, sonicate for homogeneity. If sample is diluted to lower concentrations, Class A volumetric glassware must be used.


Minimum Sample Size- 0.2 uL for Direct Injection.

Chem Service Inc. guarantees the expanded uncertainty of the above analytes to be +/- 2.0% of the certified concentrations based on gravimetric preparation. The test results published in this report were obtained using equipment capable of producing results that are traceable to NIST and through NIST to the International System of Units (SI). The reported expanded uncertainty of measurement is stated as the combined standard uncertainty of measurement multiplied by the coverage factor k ($k=2$) such that the coverage probability corresponds to approximately 95%. For certified reference materials, homogeneity and thermal stability testing are available upon request.

Certified By:

Mary Beth O'Donnell

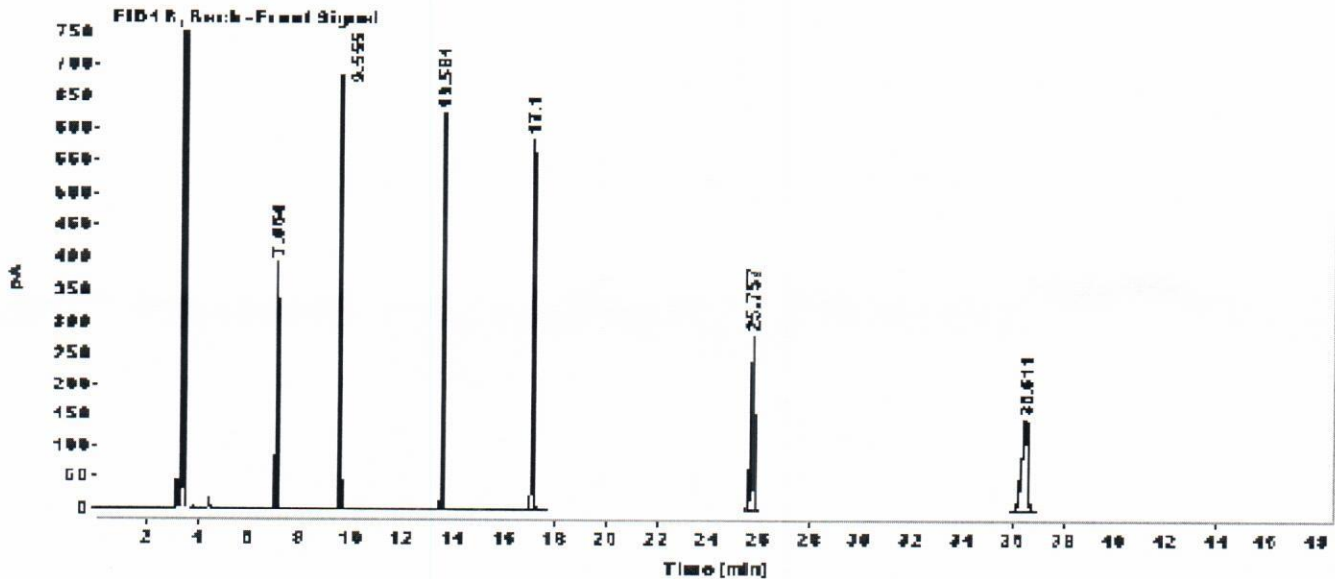
Mary Beth O'Donnell
CSM/TC



CERTIFICATE OF ANALYSIS


Gas Chromatography / Flame Ionization Detector (GC/FID)

Data file: C:\CHEM32\1\DATA\2021 DATA\0621\1\M-PPHC8X12.D
 Sample name: M-PPHC8X12
 Acq. method: SCREEN-BACK.M
 Instrument: GC3
 Injection date: 6/9/2021 11:56:12 AM
 Column name: RTX-5MS (30m x 0.25mm x 0.5µm)
 Location: 201
 Injection Vol: 1.000
 # Of Injections: 1



Signal: FID1 B, Back - Front Signal

RT [min]	Type	Width [min]	Area	Height	Area%
7.064	BB	0.0442	1119.2875	393.3396	8.4245
9.555	BV R	0.0512	2239.5649	684.7053	16.8565
13.581	BB	0.0598	2394.9761	624.3607	18.0262
17.100	BB	0.0685	2531.9221	584.9907	19.0569
25.757	BB	0.1314	2450.2429	284.7773	18.4422
36.511	BB	0.2375	2550.0964	149.1623	19.1937
Sum			13286.0900		



CERTIFICATE OF ANALYSIS

Catalog No: S-14500-R2
Description: Custom Semi-Volatile Standard
Lot: 220021255-02
Solvent: Dichloromethane
Hazards: Refer to SDS for complete safety information

Date Certified: Aug 31, 2021
Expiration: Oct 1, 2022
Sample Size: 1 mL
Components: 10
Storage Condition: Freeze (<-10 °C)/Sonicate



Signal Word: Warning

Certified Reference Material



AR-1463

Component	CAS #	Purity % (GC/MS)	Prepared Concentration ² (µg/mL)	Certified Analyte Concentration ¹ (µg/mL)
Pyridine				
4-Chlorophenol	110-86-1	98.7	2026	2000
1-Methylnaphthalene	106-48-9	100.0	2019	2019
N-Nitrosodiphenylamine	90-12-0	98.5	2003	1973
4-Chloro-2-methylphenol	86-30-6	100.0	2022	2022
Benzoic acid	1570-64-5	97.0	2069*	2007
Aniline	65-85-0	99.5	2010	2000
Benzyl alcohol	62-53-3	98.0	2002	1962
Triallate	100-51-6	99.9	2011	2009
o-Terphenyl	2303-17-5	99.9	2013	2011
	84-15-1	99.9	2019	2017

ID #: 14279
Opened: _____
Custom Semi-Volatile Standard
Expires: 10/1/2022
Rec'd: 9/16/2021
Enerav Laboratories Inc 1120 So. 27th Street
Billings MT 59107

This Certified Reference Material was verified in accordance with ISO/IEC 17025

* Weight compensated to 100% purity.

A product with a suffix (-1A, -2B, etc. or -01, -02, etc.) on its lot number has had its expiration date extended and is identical to the same lot number without the suffix.

² All weights are traceable through NIST, Test No. 684/289871-17

¹ Certified Analyte Concentration = Purity x Prepared Concentration.


The Uncertainty associated with the certified concentration reported on this certificate is ±2.4%. This value is the combined expanded uncertainty and represents an estimated standard deviation equal to the positive square root of the total variation of the uncertainty of components. A normal distribution is assumed and a coverage factor of K=2 is chosen using approximately a 95% confidence level.

Labels and certificates follow U.S. Conventions in reporting numerical values: A comma (,) is used to separate units of one-thousand or greater. A period (.) is used as a decimal place marker.

The information on this certificate may not be reproduced without the express permission of the manufacturer. See reverse side for additional information

Hazard Information: Please refer to the SDS for information regarding the hazards associated with using this material.

This product was prepared according to in-house procedures and is guaranteed to be homogeneous.

Certified By: 
Larry Decker, Organic QC Manager

CERTIFICATE OF ANALYSIS

Catalog No: Z-014F
Description: Benzidine & 3,3'-Dichlorobenzidine
Lot: 220041353
Solvent: Methanol
Hazards: Refer to SDS for complete safety information

Date Certified: May 1, 2020
Expiration: May 1, 2024
Sample Size: 1 mL
Components: 2
Storage Condition: Ambient (>5 °C)



Signal Word: Danger

Certified Reference Material



Component	CAS #	Purity % (GC/MS)	Prepared Concentration ² (µg/mL)	Certified Analyte Concentration ¹ (µg/mL)
Benzidine **	92-87-5	99.9	2004	2002
3,3'-Dichlorobenzidine **	91-94-1	100.0	2001	2001

ID #: 12839

Opened: _____
Benzidine & 3,3'-Dichlorobenzidine
Expires: 5/1/2024
Rec'd: 7/7/2020
Energy Laboratories Inc 1120 So. 27th Street
Billings MT 59107

**Benzidine and 3,3'-Dichlorobenzidine are subject to oxidative degradation

**Benzidine and 3,3'-Dichlorobenzidine are subject to oxidative degradation

A product with a suffix (-1A, -2B, etc. or -01, -02, etc.) on its lot number has had its expiration date extended and is identical to the same lot number without the suffix.

² All weights are traceable through NIST, Test No. 684/289871-17


¹ Certified Analyte Concentration = Purity x Prepared Concentration.

The Uncertainty associated with the certified concentration reported on this certificate is $\pm 2.4\%$. This value is the combined expanded uncertainty and represents an estimated standard deviation equal to the positive square root of the total variation of the uncertainty of components. A normal distribution is assumed and a coverage factor of K=2 is chosen using approximately a 95% confidence level.

Labels and certificates follow U.S. Conventions in reporting numerical values: A comma (,) is used to separate units of one-thousand or greater. A period (.) is used as a decimal place marker.

The information on this certificate may not be reproduced without the express permission of the manufacturer. See reverse side for additional information

Certified By: _____


Larry Decker, Organic QC Manager

CERTIFICATE OF ANALYSIS

Catalog No: Z-014F
Description: Benzidine & 3,3'-Dichlorobenzidine
Lot: 220041353
Solvent: Methanol

Date Certified: May 1, 2020
Expiration: May 1, 2024
Sample Size: 1 mL
Components: 2

I-TEST

AccuStandard, Inc.
 Statistical Report for CLP (SOW 1997)
 1-May-2020

QR-CCO-003 rev. 3/16

Z-014F 220041353		Z-014F 220031213										NOTES:									
Peak	Run #1	Run #2	Run #3	Run #4	Mean	Std Dev	% RSD	Run #1	Run #2	Run #3	Run #4	Mean	Std Dev	% RSD	L029 test	CI	Q	# of Runs	10 % error check of conc. means		
1 Benzidine (92-87-5)	90	83	79	78	83	5.45	6.60%	84	84	80	76	81	3.83	4.73%	0.45	23.7	Benzidine (92-87-5)	21.3	4	2000	2 %
2 3,3'-Dichlorobenzidine (91-94-1)	104	96	93	91	96	5.72	5.95%	98	99	94	89	95	4.27	4.51%	0.35	20.9	3,3'-Dichlorobenzidine (91-94-1)	15.8	4	2000	1 %

AccuStandard


CERTIFICATE OF ANALYSIS

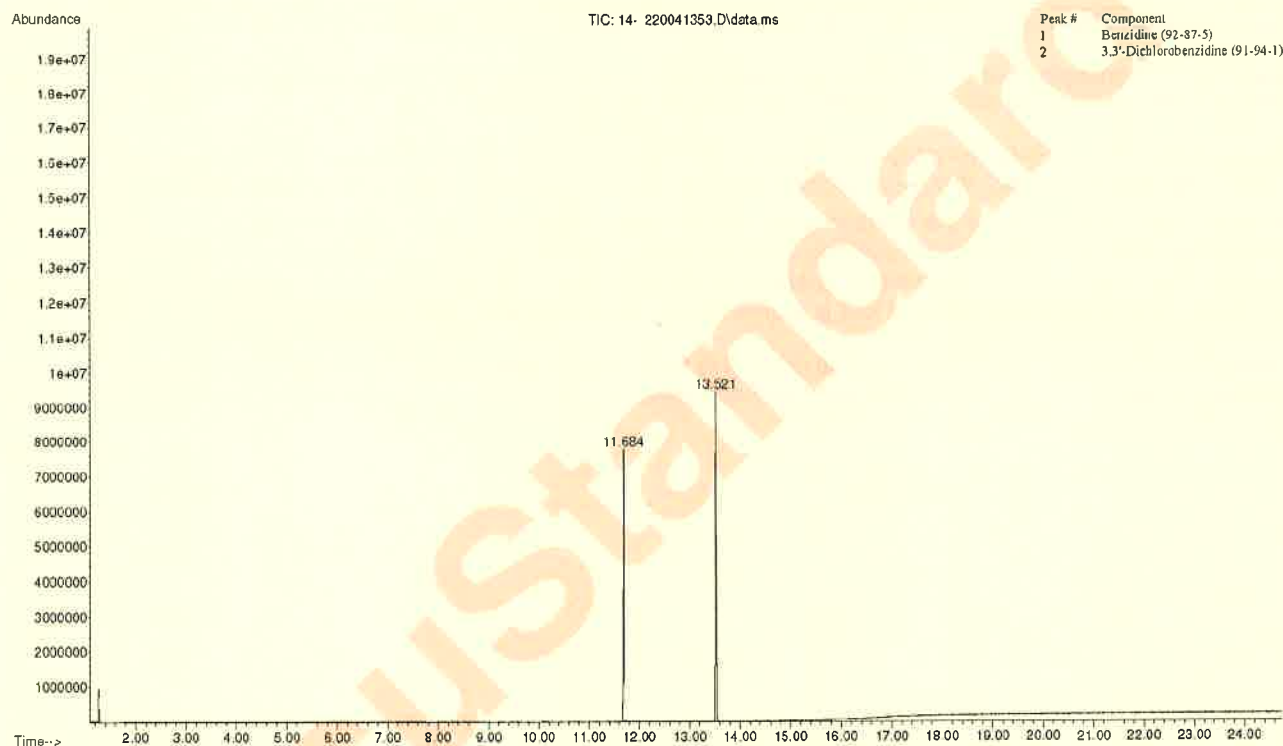
Catalog No: Z-014F
Description: Benzidine & 3,3'-Dichlorobenzidine
Lot: 220041353
Solvent: Methanol

Date Certified: May 1, 2020
Expiration: May 1, 2024
Sample Size: 1 mL
Components: 2

Chromatogram

File :D:\MassHunter\GCMS\1\DATA\043020\14- 220041353.D
Operator : Organic QC Lab
Acquired : 30 Apr 2020 17:16 using AcqMethod CHICK_2019_S100.M
Instrument : GCMS 6
Sample Name: Z-014F (220041353)
Misc Info : Z-014F @2000ug/mL in Methanol
Vial Number: 138

 **AccuStandard®**
Leader in Analytical Reference Standards
Column: DB-5MS, 30m, 0.25 ID, 0.25 um
Oven Program: 80c 17c/min to 340c, 8min
GC Parameters: Cons. Split, 12psi constant flow
Split 100:1, 1uL inj.; GC/MS; INJ 270c



CERTIFICATE OF ANALYSIS

Catalog No: Z-014F
Description: Benzidine & 3,3'-Dichlorobenzidine
Lot: 220041353
Solvent: Methanol

Date Certified: May 1, 2020
Expiration: May 1, 2024
Sample Size: 1 mL
Components: 2

RAW DATA

Data Path : D:\MassHunter\GCMS\1\DATA\043020\
Data File : 14- 220041353.D
Acq On : 30 Apr 20 05:16 pm
Operator : Organic QC Lab
Sample : Z-014F (220041353)
Misc : Z-014F @2000ug/mL in Methanol
ALS Vial : 138 Sample Multiplier: 1

Integration Parameters: events.e
Integrator: ChemStation

Method : D:\MassHunter\GCMS\1\methods\CHICK_2019.M
Title :

Signal : TIC: 14- 220041353.D\data.ms

peak #	R.T. min	first scan	max scan	last scan	PK TY	peak height	corr. area	corr. % max.	% of total
1	11.684	2371	2386	2399	PV	7555441	90932217	86.94%	46.506%
2	13.521	2790	2799	2825	BB	9071921	104594086	100.00%	53.494%